

Pittsburgh Pirates - 1966

Batter	1	2	3	4	5	6	7	8	9	10	11	12	13	AB R H RBI BB SO LOB	TOP											
Matty Alou, L OBP: 0.167, SLG: 0.167 (1, 8)	F3		K			1-3		4-3		G3			FC6-4 1B	6 0 1 0 0 1 2	Pittsburgh Pirates @ Atlanta Braves Atlanta Stadium, Atlanta, GA Tue Apr 12 1966, 6:05 PM EST Att. 50,671 - Unknown											
Gene Alley, R OBP: 0.333, SLG: 0.333 (1, 6)	FC1-4 1B			E6 G4-6-3 1B		K		K			WP 1B		F9	6 0 2 0 0 2 1												
Roberto Clemente, R OBP: 0.333, SLG: 0.333 (1, 9)	FC1-4 1-2f			G4-6-3 1B					F9		K 1-2		FC6-4 HR	6 1 2 0 0 1 3												
Willie Stargell, L OBP: 0.187, SLG: 0.667 (1, 7)	K			G4-6-3 1-2f 2-3		K			5-3		F9		HR	6 1 1 2 0 2 5												
Donn Clendenon, R (1, 3)			K	CS BB				K			FC6-4 2-3 BB		K	4 0 0 0 2 4 0												
Bill Mazerowski, R OBP: 0.400, SLG: 0.400 (1, 4)		6-3		CS 1-2	G5-4-3 1B		6-3			SH2-3 1B	FC6-4 1-2f			5 0 2 0 0 0 2												
Bob Bailey, R (1, 5)		F1			G5-4-3 1-2f		F7			SH2-3 1-2		6-3		4 0 0 0 0 0 1												
Jim Pagliaroni, R OBP: 0.400, SLG: 1.000 (1, 2)			G3					HR		F9		F7		5 1 2 1 0 0 1												
Bob Veale, S (1, 1)			K				F7					F7		3 0 0 0 0 2 1												
Roy Face, R (9, 1)								K						0 0 0 0 0 0 0												
Jerry Lynch, L (10, PH)														0 0 0 0 1 0 0												
Manny Mota, R (10, PR)														0 0 0 0 0 0 0												
Don Schwall, R (10, 1)										IBB				1 0 0 0 0 0 0												
Inning Stats	R: 0 E: 0 K: 1 S: 6	H: 1 LOB: 1 BB: 0 P: 6	R: 0 E: 0 K: 1 S: 5	H: 0 LOB: 0 BB: 0 P: 5	R: 0 E: 0 K: 2 S: 7	H: 0 LOB: 0 BB: 0 P: 7	R: 0 E: 1 K: 0 S: 3	H: 1 LOB: 1 BB: 1 P: 7	R: 0 E: 0 K: 0 S: 4	H: 2 LOB: 1 BB: 0 P: 4	R: 0 E: 0 K: 2 S: 8	H: 1 LOB: 1 BB: 0 P: 8	R: 0 E: 0 K: 1 S: 5	H: 0 LOB: 0 BB: 0 P: 5	R: 0 E: 0 K: 0 S: 4	H: 1 LOB: 2 BB: 1 P: 8	R: 0 E: 0 K: 1 S: 6	H: 1 LOB: 1 BB: 1 P: 10	R: 0 E: 0 K: 0 S: 3	H: 0 LOB: 0 BB: 0 P: 3	R: 2 E: 0 K: 1 S: 7	H: 2 LOB: 0 BB: 0 P: 7	1B: 8 2B: 0 3B: 0 HR: 2	SF: 0 SAC: 1 DP: 2 HBP: 0	WP: 2 PB: 0 SB: 0 CS: 1	PA: 51
PITCHER Tony Cloninger, R ERA: 2.08 (1, 1)	IP: 13.0 WLS: L BF: 50 H: 10 R: 3 ER: 3 SO: 12 BB: 2 IBB: 1 HBP: 0 BLK: 0 WP: 2 HR: 2 S: 71 P: 83 ERA: 2.08 WHIP: 0.923																									

livebaseballscorecards.com

AB	46
R	3
H	10
RBI	3
BB	3
SO	12
LOB	16



Batter	1	2	3	4	5	6	7	8	9	10	11	12	13
Felipe Alou, R OBP: 0.500, SLG: 0.400 (1, 8) X	0-0 F8			0-0 F6		0-0 1B		0-0 F5		4-0 G6-3 BB		0-0 1B	
Eddie Mathews, L (1, 5) X	0-0 F9			0-3 K		0-3 K		0-3 K		0-0 G6-3		0-0 F3	
Hank Aaron, R OBP: 0.167, SLG: 0.167 (1, 9) X	0-0 F8			0-0 5-3		0-0 F5		0-0 F7		0-0 SH1-3 S 1B		0-3 K	
Rico Carty, R OBP: 0.500, SLG: 0.400 (1, 7) X		0-0 G1-4-3 1B		0-0 5-3		0-0 1B		0-0 F3		0-0 SH1-3 BB		0-0 4-3	
Joe Torre, R OBP: 0.600, SLG: 2.000 (1, 2) X		0-0 G1-4-3		0-0 HR		0-0 F9		4-0 BB BB BB		0-0 SH1-3		0-0 HR	
Denis Menke, R (1, 6) X		4-0 CS BB		0-0 F7		0-0 F9		4-0 BB BB		4-0 FC5-4 IBB		0-3 K	
Lee Thomas, L (1, 3) X		0-0 CS	0-3 K	0-0 4-3		0-0 F4		4-0 BB BB		0-3 K		0-0 6-3	
Frank Bolling, R OBP: 0.200, SLG: 0.200 (1, 4) X			0-0 F9		0-0 F3		0-0 SH2-4 1B		0-0 F8		0-0 FC5-4		
Tony Cloninger, R (1, 1) X			0-0 1-3		4-0 1B BB		0-0 SH2-4		0-0 6-3		0-0 F8		

AB R H RBI BB SO LOB

5	0	2	0	1	0	1
6	0	0	0	0	3	5
6	0	1	0	0	1	3
5	0	2	0	1	0	0
4	2	2	2	1	0	2
3	0	0	0	3	1	1
5	0	0	0	1	2	4
5	0	1	0	0	0	6
3	0	0	0	1	0	0

BOTTOM

Pittsburgh Pirates @ Atlanta Braves
Atlanta Stadium, Atlanta, GA
Tue Apr 12 1966, 6:05 PM EST
Att: 50,671 - Unknown

livebaseballscorecards.com

AB	42
R	2
H	8
RBI	2
BB	8
SO	7
LOB	22



Inning Stats	R: 0	H: 0	E: 0	K: 0	S: 3	LOB: 0	BB: 0	P: 3	R: 0	H: 1	E: 0	K: 0	S: 2	LOB: 0	BB: 1	P: 6	R: 0	H: 0	E: 0	K: 1	S: 5	LOB: 0	BB: 0	P: 5	R: 0	H: 0	E: 0	K: 1	S: 5	LOB: 0	BB: 0	P: 5	R: 1	H: 1	E: 0	K: 0	S: 4	LOB: 0	BB: 0	P: 4	R: 0	H: 1	E: 0	K: 1	S: 6	LOB: 2	BB: 1	P: 10	R: 0	H: 1	E: 0	K: 1	S: 6	LOB: 1	BB: 0	P: 6	R: 0	H: 0	E: 0	K: 0	S: 3	LOB: 3	BB: 3	P: 15	R: 0	H: 0	E: 0	K: 1	S: 6	LOB: 0	BB: 1	P: 6	R: 0	H: 1	E: 0	K: 1	S: 6	LOB: 3	BB: 2	P: 14	R: 0	H: 1	E: 0	K: 1	S: 6	LOB: 1	BB: 0	P: 6	R: 1	H: 1	E: 0	K: 1	S: 6	LOB: 0	BB: 0	P: 6	1B: 6	2B: 0	3B: 0	HR: 2	SF: 0	SAC: 2	DP: 2	HBP: 0	WP: 1	PA: 53
--------------	------	------	------	------	------	--------	-------	------	------	------	------	------	------	--------	-------	------	------	------	------	------	------	--------	-------	------	------	------	------	------	------	--------	-------	------	------	------	------	------	------	--------	-------	------	------	------	------	------	------	--------	-------	-------	------	------	------	------	------	--------	-------	------	------	------	------	------	------	--------	-------	-------	------	------	------	------	------	--------	-------	------	------	------	------	------	------	--------	-------	-------	------	------	------	------	------	--------	-------	------	------	------	------	------	------	--------	-------	------	-------	-------	-------	-------	-------	--------	-------	--------	-------	--------

PITCHER	IP	WLS	BF	H	R	ER	SO	BB	IBB	HBP	BLK	WP	HR	S	P	ERA	WHIP
Bob Veale, L ERA: 1.04 (1, 1)	8.2		34	5	1	1	4	5	0	0	0	1	1	37	57	1.04	1.154
Roy Face, R ERA: (9, 1)	0.1		1	0	0	0	0	0	0	0	0	0	0	1	1	0.00	0.000
Don Schwall, R ERA: 2.25 (10, 1)	4.0	W	17	3	1	1	3	2	1	0	0	0	1	20	32	2.25	1.250

PITCHER	IP	WLS	BF	H	R	ER	SO	BB	IBB	HBP	BLK	WP	HR	S	P	ERA	WHIP
---------	----	-----	----	---	---	----	----	----	-----	-----	-----	----	----	---	---	-----	------

Batter	1	2	3	4	5	6	7	8	9	AB R H RBI BB SO LOB	TOP											
Matty Alou, L (1, 8) OBP: 0.273, SLG: 0.545	0-0 F8		0-0 F9		0-0 F7		0-0 1-H 3B		0-0 2B	5 0 2 1 0 0 0	Pittsburgh Pirates @ Atlanta Braves Atlanta Stadium, Atlanta, GA Wed Apr 13 1966, 6:05 PM EST Att: 12,721 - Unknown livebaseballscorecards.com											
Gene Alley, R (1, 6) OBP: 0.400, SLG: 0.400	0-0 PB 1B		0-0 E S HR 1B		0-0 5-3		0-0 6-3			4 2 2 0 0 0 1												
Roberto Clemente, R (1, 9) OBP: 0.200, SLG: 0.200	0-0 5-3		0-3 K		0-0 4-3					4 0 0 0 0 1 2												
Willie Stargell, L (1, 7) OBP: 0.500, SLG: 1.111	0-0 2-H 1B		0-0 HR		0-0 G6-4-3 1B		4-0 HR BB			3 2 3 3 1 0 0												
Donn Clendenon, R (1, 3) OBP: 0.300, SLG: 0.500	0-0 1-3		0-0 P3		0-0 F9		0-0 1-H HR			4 1 1 2 0 0 2												
Bill Mazerowski, R (1, 4) OBP: 0.222, SLG: 0.222		0-0 F7		0-0 5-3		0-0 G6-4-3		0-0 F8		4 0 0 0 0 0 1												
Bob Bailey, R (1, 5)		0-0 P2		0-0 6-3		0-0 6-3		0-3 K		4 0 0 0 0 1 0												
Jim Pagliaroni, R (1, 2) OBP: 0.444, SLG: 0.889		0-0 1B		0-0 1B 2B		0-0 6-3		0-3 K		4 0 2 0 0 1 0												
Vern Law, R (1, 1) OBP: 0.500, SLG: 0.500		0-0 P2		0-0 2-H 1B		0-0 3B 1B		0-0 F8		4 1 2 0 0 0 1												
Inning Stats	R: 1 E: 1 K: 0 S: 5	H: 2 LOB: 1 BB: 0 P: 5	R: 0 E: 0 K: 0 S: 4	H: 1 LOB: 1 BB: 0 P: 4	R: 2 E: 1 K: 1 S: 7	H: 2 LOB: 0 BB: 0 P: 7	R: 0 E: 0 K: 0 S: 4	H: 2 LOB: 2 BB: 0 P: 4	R: 0 E: 0 K: 0 S: 3	H: 1 LOB: 0 BB: 0 P: 3	R: 0 E: 0 K: 0 S: 3	H: 1 LOB: 0 BB: 0 P: 3	R: 1 E: 0 K: 0 S: 5	H: 2 LOB: 1 BB: 0 P: 5	R: 2 E: 0 K: 1 S: 6	H: 1 LOB: 0 BB: 1 P: 10	R: 0 E: 0 K: 1 S: 5	H: 1 LOB: 1 BB: 0 P: 5	1B: 7 2B: 2 3B: 1 HR: 2	SF: 0 SAC: 0 DP: 1 HBP: 0	WP: 0 PB: 1 SB: 1 CS: 0	PA: 37
PITCHER	IP WLS BF H R ER SO BB IBB HBP BLK WP HR S P ERA WHIP																					
Ken Johnson, R (1, 1) ERA: 9.0	3.0 L 14 5 3 3 1 0 0 0 0 0 0 1 16 16 9.00 1.667																					
Clay Carroll, R (4, 1) ERA:	3.0 10 3 0 0 0 0 0 0 0 0 0 0 10 10 0.00 1.000																					
Phil Niekro, R (7, 1) ERA: 13.5	2.0 10 3 3 3 1 1 0 0 0 0 1 11 15 13.50 2.000																					
Chi-Chi Oливо, R (9, 1) ERA:	1.0 3 1 0 0 0 1 0 0 0 0 0 0 5 5 0.00 1.000																					

Batter	1	2	3	4	5	6	7	8	9	AB R H RBI BB SO LOB
Felipe Alou, R OBP: 0.400, SLG: 0.333 (1, 8) x	0-0 6-3 ①			x 0-0 F8 ①		x 0-0 1B		x 0-0 F7 ①	x 0-0 F7 ①	4 0 1 0 0 0 0
Eddie Mathews, L OBP: 0.100, SLG: 0.100 (1, 5) x	0-0 1-3 ②			x 0-0 1B		x 0-0 F9 ③		x 0-3 K ②	x 0-3 K ②	4 0 1 0 0 1 1
Hank Aaron, R OBP: 0.100, SLG: 0.100 (1, 9) x	0-0 F3 ③			s s 0-3 K ③			x 0-0 F7 ①	x 0-0 F8 ③	x 0-0 F8 ③	4 0 0 0 0 1 1
Rico Carty, R OBP: 0.333, SLG: 0.250 (1, 7) x		x 0-0 F8 ①			x 0-0 6-3 ①		x 0-3 K ②			3 0 0 0 0 1 0
Joe Torre, R OBP: 0.375, SLG: 1.143 (1, 2) x		s s 0-3 K ②			x 0-0 5-3 ②		x 0-0 P3 ③			3 0 0 0 0 1 0
Lee Thomas, L OBP: 0.222, SLG: 0.125 (1, 3) x		x 0-0 6-3 ③			x 0-0 1B			x 0-0 P3 ①		3 0 1 0 0 0 0
Denis Menke, R (1, 6) x			x 0-0 3-1 ①		x 0-0 4-3 ③			x 0-0 F8 ②		3 0 0 0 0 0 1
Frank Bolling, R OBP: 0.250, SLG: 0.250 (1, 4) x			x 0-0 F7 ②			x 0-0 6-3 ①		x 0-0 1B		3 0 1 0 0 0 0
Ken Johnson, R (1, 1) x Adrian Garrett, L (3, PH) Clay Carroll, R (4, 1) Marty Keough, L (6, PH) Phil Niekro, R (7, 1) Miguel de la Hoz, R (8, PH) Chi-Chi Olivo, R (9, 1)			x 0-0 P2 ③			x 0-0 F8 ②		x 0-0 1-3 ③		0 0 0 0 0 0 0 1 0 0 0 0 0 0 0 0 0 0 0 0 0 1 0 0 0 0 0 0 0 0 0 0 0 0 0 1 0 0 0 0 0 1 0 0 0 0 0 0 0

Inning Stats	R: 0 E: 0 K: 0 S: 3	H: 0 LOB: 0 BB: 0 P: 3	R: 0 E: 0 K: 1 S: 5	H: 0 LOB: 0 BB: 0 P: 5	R: 0 E: 0 K: 0 S: 3	H: 0 LOB: 0 BB: 0 P: 3	R: 0 E: 0 K: 1 S: 5	H: 1 LOB: 0 BB: 0 P: 5	R: 0 E: 0 K: 0 S: 4	H: 1 LOB: 1 BB: 0 P: 4	R: 0 E: 0 K: 1 S: 5	H: 0 LOB: 0 BB: 0 P: 5	R: 0 E: 0 K: 0 S: 4	H: 1 LOB: 1 BB: 0 P: 4	R: 0 E: 0 K: 1 S: 5	H: 0 LOB: 0 BB: 0 P: 5	1B: 4 2B: 0 3B: 0 HR: 0	SF: 0 SAC: 0 DP: 0 HBP: 0
--------------	------------------------------	---------------------------------	------------------------------	---------------------------------	------------------------------	---------------------------------	------------------------------	---------------------------------	------------------------------	---------------------------------	------------------------------	---------------------------------	------------------------------	---------------------------------	------------------------------	---------------------------------	----------------------------------	------------------------------------


PITCHER	IP	WLS	BF	H	R	ER	SO	BB	IBB	HBP	BLK	WP	HR	S	P	ERA	WHIP
Vern Law, R ERA: (1, 1)	9.0	W	30	4	0	0	4	0	0	0	0	0	0	38	38	0.00	0.444

BOTTOM

Pittsburgh Pirates @ Atlanta Braves
Atlanta Stadium, Atlanta, GA

Wed Apr 13 1966, 6:05 PM EST
Att. 12,721 - Unknown

AB	30
R	0
H	4
RBI	0
BB	0
SO	4
LOB	4



Batter	1	2	3	4	5	6	7	8	9	AB R H RBI BB SO LOB	TOP											
Lou Brock, L (1, 9) OBP: 0.438, SLG: 0.571	0-0 P6		0-0 4-3 1B S		0-0 FC1-6 1B	0-0 1-H HR		0-3 1-2 K		5 2 3 2 0 1 1												
Julian Javier, R (1, 4) OBP: 0.188, SLG: 0.267	0-0 P6		0-0 4-3 1-3		0-0 FC1-6 1-2f E	0-0 6-3			0-0 L8	5 1 0 0 0 0 2												
Curt Flood, R (1, 8) OBP: 0.714, SLG: 0.667	0-0 S 1B		0-0 G5-4-3 1B		0-0 1-H 1B	0-0 5-3			0-0 1-4-3	5 1 3 2 0 0 0												
Tim McCarver, L (1, 2) OBP: 0.286, SLG: 0.182	0-3 1-2 K		0-0 G5-4-3 1-2f		4-0 E 1B FC4-6 IBB		0-0 G3		4-0 BB	3 1 0 0 2 1 2												
Charley Smith, R (1, 5) OBP: 0.357, SLG: 0.786		0-0 E5 1B		0-0 L7	0-0 E7 1-3 2-H 1B FC4-6		0-0 1B 3B		0-0 F8	5 1 2 1 0 0 1												
George Kernek, L (1, 3) OBP: 0.500, SLG: 0.444		0-0 S 1B		0-0 HR 1B	0-0 FC4-6 1-2f 3-H		0-0 G5-4-3 1B			4 1 3 2 0 0 1												
Alex Johnson, R (1, 7) OBP: 0.308, SLG: 0.538 Mike Shannon, R (7, 7)		0-3 K 1-2		0-0 HR 1-H	0-0 F9		0-0 G5-4-3 1-2f			4 1 1 2 0 1 4 0 0 0 0 0 0 0												
Jerry Buchek, R (1, 6) OBP: 0.231, SLG: 0.182		0-0 F9		0-3 K		0-0 FC1-6 1B		4-0 CS BB		3 0 1 0 1 1 2												
Bob Gibson, R (1, 1)		0-0 P6		0-3 K		0-0 FC1-6 1-2f HR		0-0 F3		4 1 0 0 0 1 4												
Inning Stats	R: 0 E: 0 K: 1 S: 6	H: 1 LOB: 1 BB: 0 P: 6	R: 0 E: 1 K: 1 S: 7	H: 1 LOB: 2 BB: 0 P: 7	R: 1 E: 0 K: 0 S: 4	H: 2 LOB: 0 BB: 0 P: 4	R: 2 E: 0 K: 2 S: 9	H: 2 LOB: 0 BB: 0 P: 9	R: 3 E: 2 K: 0 S: 6	H: 3 LOB: 1 BB: 1 P: 10	R: 2 E: 0 K: 0 S: 5	H: 2 LOB: 0 BB: 0 P: 5	R: 1 E: 0 K: 0 S: 4	H: 2 LOB: 0 BB: 0 P: 4	R: 0 E: 0 K: 1 S: 4	H: 0 LOB: 1 BB: 1 P: 8	R: 0 E: 0 K: 0 S: 3	H: 0 LOB: 1 BB: 1 P: 7	1B: 10 2B: 1 3B: 1 HR: 2	SF: 0 SAC: 0 DP: 3 HBP: 0	WP: 0 PB: 0 SB: 4 CS: 1	PA: 41
PITCHER	IP WLS BF H R ER SO BB IBB HBP BLK WP HR S P ERA WHIP																					
Don Cardwell, R (1, 1) ERA: 10.38	4.1 L 23 9 6 5 4 0 0 0 0 0 0 1 30 34 10.38 2.077																					
Woodie Fryman, L (5, 1) ERA:	0.2 2 0 0 0 0 0 0 0 0 0 0 0 2 2 0.00 0.000																					
Al McBean, R (6, 1) ERA: 13.5	2.0 9 4 3 3 0 0 0 0 0 0 0 1 9 9 13.50 2.000																					
Bob Purkey, R (8, 1) ERA:	2.0 7 0 0 0 0 1 2 0 0 0 0 0 7 15 0.00 1.000																					

St. Louis Cardinals @ Pittsburgh Pirates
 Forbes Field, Pittsburgh, PA
 Fri Apr 15 1966, 3:33 AM EST
 Att. 32,231 - Unknown

livebaseballscorecards.com

AB 38
 R 9
 H 13
 RBI 9
 BB 3
 SO 5
 LOB 17



Batter	1	2	3	4	5	6	7	8	9	AB R H RBI BB SO LOB	TOP											
Lou Brock, L (1, 9) OBP: 0.381, SLG: 0.474	0-0 1-3		0-0 F8		0-0 FC1-6 1B		0-0 E 1B		0-0 P6	5 1 1 0 0 0 3												
Julian Javier, R (1, 4) OBP: 0.286, SLG: 0.350	0-0 S 1B		0-0 1-2 1B		0-0 1-H 1B		0-0 1-2		0-0 G1-4-3 1-2f	5 1 3 1 0 0 2												
Curt Flood, R (1, 8) OBP: 0.611, SLG: 0.563	0-3 K 1-2		0-0 F8		0-0 2-H 1B		0-0 CS 1B		0-0 6-3	4 0 1 1 0 1 4												
Tim McCarver, L (1, 2) OBP: 0.222, SLG: 0.133	0-0 4-3			0-0 4-3	0-0 CS 1-2	0-0 G3		0-0 3-1		4 0 0 0 0 0 1												
Charley Smith, R (1, 5) OBP: 0.444, SLG: 0.889		0-0 F8		0-0 FC6-4 1B		0-0 2B		0-0 4-3 1B 2B		4 1 3 0 0 0 0												
George Kerek, L (1, 3) OBP: 0.429, SLG: 0.333		0-0 L6		0-0 L9		4-0 BB		0-0 4-3 2-3		3 0 0 0 1 0 2												
Alex Johnson, R (1, 7) OBP: 0.294, SLG: 0.471		0-0 1-3		0-0 FC6-4 1-2f		0-0 F8		0-0 3-H 1B		4 0 1 1 0 0 3												
Jerry Buchek, R (1, 6) OBP: 0.250, SLG: 0.214			0-0 5-3		0-0 FC1-6 1B	0-0 P3		0-0 P5		3 0 1 0 0 0 2												
Tito Francona, L (8, PH) OBP: 0.333, SLG: 0.333										1 0 0 0 0 0 1												
Dal Maxvill, R (8, 6)										0 0 0 0 0 0 0												
Ray Washburn, R (1, 1) OBP: 0.333, SLG: 0.333			0-0 1B		0-3 K		0-0 1-3		0-0 G1-4-3 BB	3 0 1 0 0 1 1												
Joe Hoerner, R (7, 1)										0 0 0 0 0 0 0												
Bob Skinner, L (9, PH)										0 0 0 0 1 0 0												
Inning Stats	R: 0 E: 0 K: 1 S: 6	H: 1 LOB: 1 BB: 0 P: 6	R: 0 E: 0 K: 0 S: 3	H: 0 LOB: 0 BB: 0 P: 3	R: 0 E: 0 K: 0 S: 5	H: 2 LOB: 2 BB: 0 P: 5	R: 0 E: 0 K: 0 S: 4	H: 1 LOB: 1 BB: 0 P: 4	R: 2 E: 0 K: 1 S: 7	H: 3 LOB: 0 BB: 0 P: 7	R: 0 E: 0 K: 0 S: 4	H: 1 LOB: 2 BB: 1 P: 8	R: 0 E: 1 K: 0 S: 4	H: 1 LOB: 1 BB: 0 P: 4	R: 1 E: 0 K: 0 S: 5	H: 2 LOB: 1 BB: 0 P: 5	R: 0 E: 0 K: 0 S: 2	H: 0 LOB: 0 BB: 1 P: 6	1B: 9 2B: 2 3B: 0 HR: 0	SF: 0 SAC: 0 DP: 1 HBP: 0	WP: 0 PB: 0 SB: 2 CS: 1	PA: 39
PITCHER	IP WLS BF H R ER SO BB IBB HBP BLK WP HR S P ERA WHIP																				PITCHER	IP WLS BF H R ER SO BB IBB HBP BLK WP HR S P ERA WHIP
Tommie Sisk, R (1, 1) ERA: 2.57	7.0 W 30 9 2 2 2 1 0 0 0 0 0 33 37 2.57 1.429																					
Don Schwall, R (8, 1) ERA: 3.6	1.0 6 2 1 1 0 1 0 0 0 0 0 5 9 9.00 3.000																					
Luke Walker, L (9, 1) ERA:	0.1 1 0 0 0 0 0 0 0 0 0 0 1 1 0.00 0.000																					
Roy Face, R (9, 1) ERA:	0.2 S 1 0 0 0 0 0 0 0 0 0 1 1 0.00 0.000																					

St. Louis Cardinals @ Pittsburgh Pirates
 Forbes Field, Pittsburgh, PA
 Sat Apr 16 1966, 3:33 AM EST
 Att. 8,622 - Unknown

AB	36
R	3
H	11
RBI	3
BB	2
SO	2
LOB	19



1B	9	SF	0
2B	2	SAC	0
3B	0	DP	1
HR	0	HBP	0

Batter	1	2	3	4	5	6	7	8	9	AB R H RBI BB SO LOB	TOP
Tommy Harper, R (1, 8) OBP: 0.304, SLG: 0.273	0-0 G1-6-3 1B		0-0 5-3		0-0 FC6-4-2 1B			0-0 4-3 G3 1B		4 1 3 0 0 0 1	<p>Cincinnati Reds @ Pittsburgh Pirates</p> <p>Forbes Field, Pittsburgh, PA</p> <p>Tue Apr 19 1966, 6:05 PM EST</p> <p>Att. 3,750 - Unknown</p>
Pete Rose, S (1, 5) OBP: 0.261, SLG: 0.261	0-0 G1-6-3 1-2f		0-0 FC5-4		0-0 FC6-4-2 WP			0-0 G3		4 0 0 0 0 0 5	
Vada Pinson, L (1, 9) OBP: 0.476, SLG: 0.750	0-3 K		0-0 F7		0-0 4-3			0-0 4-3		4 0 0 0 0 1 3	
Gordy Coleman, L (1, 3) OBP: 0.167, SLG: 0.167		0-0 HR 1B		0-0 4-3				0-0 4-3		4 1 2 1 0 0 0	
Deron Johnson, R (1, 7) OBP: 0.150, SLG: 0.056		0-0 F8		0-0 4-3				0-0 F8		4 0 0 0 0 0 2	
Leo Cardenas, R (1, 6) OBP: 0.350, SLG: 0.579		0-0 F9		4-0 1B BB				0-0 F9		3 0 0 0 1 0 1	
Tommy Helms, R (1, 4) OBP: 0.400, SLG: 0.556		0-0 1-H HR		0-0 1-3 1B				0-0 F9		4 1 2 2 0 0 0	
Johnny Edwards, L (1, 2)		0-0 4-3		0-0 F3				0-0 4-3		4 0 0 0 0 0 2	
Sammy Ellis, L (1, 1) OBP: 0.400, SLG: 0.250			4-0 FC5-4 5-3 BB		0-0 E1 1B WP			0-3 K		1 0 0 0 1 0 0	
John Tsitouris, R (6, 1)										0 0 0 0 0 0 0	
Mel Queen, L (7, PH)										1 0 0 0 0 1 0	
Billy McCool, R (7, 1)										0 0 0 0 0 0 0	
Inning Stats	R: 0 H: 1 E: 0 LOB: 0 K: 1 BB: 0 S: 5 P: 5	R: 2 H: 2 E: 0 LOB: 0 K: 0 BB: 0 S: 5 P: 5	R: 0 H: 0 E: 0 LOB: 1 K: 0 BB: 1 S: 3 P: 7	R: 0 H: 1 E: 0 LOB: 2 K: 0 BB: 1 S: 4 P: 8	R: 0 H: 1 E: 1 LOB: 1 K: 0 BB: 0 S: 4 P: 4	R: 0 H: 0 E: 0 LOB: 0 K: 0 BB: 0 S: 3 P: 3	R: 0 H: 0 E: 0 LOB: 0 K: 1 BB: 0 S: 5 P: 5	R: 1 H: 2 E: 0 LOB: 1 K: 0 BB: 0 S: 5 P: 5	R: 0 H: 0 E: 0 LOB: 0 K: 0 BB: 0 S: 3 P: 3	1B: 6 SF: 0 2B: 1 SAC: 0 3B: 0 DP: 2 HR: 1 HBP: 0	WP: 2 PA: 35 PB: 0 SB: 0 CS: 0
PITCHER Steve Blass, R (1, 1) ERA: 3.0	IP WLS BF H R ER SO BB IBB HBP BLK WP HR S P ERA WHIP										
	9.0 W 35 7 3 3 2 2 0 0 0 2 1 37 45 3.00 1.000										

livebaseballscorecards.com

AB	33
R	3
H	7
RBI	3
BB	2
SO	2
LOB	14



Batter	1	2	3	4	5	6	7	8	9	AB	R	H	RBI	BB	SO	LOB
Matty Alou, L OBP: 0.400, SLG: 0.667 (1, 8)	0-0 SH1-3 1B		0-0 3B 1B	4-0 WP BB		4-0 1B SH3 1B BB	0-0 1-2 1B			3	2	3	0	2	0	0
Gene Alley, R OBP: 0.367, SLG: 0.500 (1, 6)	0-0 SH1-3 1-2		0-0 3B 1-H 3B	0-0 6-3 1-2		0-0 SH3 1-2	0-3 K			3	1	1	1	0	1	3
Roberto Clemente, R OBP: 0.313, SLG: 0.452 (1, 9)	4-0 BB		0-0 1B 3-H 3B	0-0 4-3		0-0 1B 2-3 1B		0-3 K		4	2	2	1	1	1	1
Willie Stargell, L OBP: 0.484, SLG: 0.667 (1, 7)	0-0 F7		0-0 F6		0-0 2B	0-0 G5-3 1-3 1B 3-H 1B		0-0 1B 1B		5	1	3	1	0	0	3
Donn Clendenon, R OBP: 0.406, SLG: 0.407 (1, 3)	0-0 F7		0-0 1B 3-H 1B		0-0 G3 2B 1B	0-0 1-2 3-H 1B		0-0 1B 1-2 1B		5	1	4	2	0	0	2
Bill Mazeroski, R OBP: 0.290, SLG: 0.276 (1, 4)		0-0 FC5-4 1B	0-0 F9		0-0 G3 1-2	0-0 G5-3 2-3f		0-0 BB 1-3 2-H 1B		5	0	2	1	0	0	4
Bob Bailey, R OBP: 0.250, SLG: 0.308 (1, 5)		0-0 FC5-4 1-2f	0-0 1B 1-2		0-0 2B		0-0 F8	4-0 BB 1-2 BB		4	0	2	1	1	0	1
Jesse Gonder, L OBP: 0.286, SLG: 0.167 (1, 2)		0-0 F7	0-3 K		4-0 IBB		0-0 E5 1B	0-0 F2		2	0	0	0	1	1	3
Jerry May, R (7, PH)		0-0 F7								2	0	0	0	0	0	3
Jerry May, R (8, 2)										2	0	0	0	0	0	3
Steve Blass, R (1, 1)		0-0 F8		0-3 K	0-0 4-3		0-3 K	0-3 K		5	0	0	0	0	3	7

Inning Stats	R: 0	H: 1	R: 0	H: 1	R: 3	H: 5	R: 0	H: 0	R: 1	H: 3	R: 2	H: 3	R: 0	H: 1	R: 1	H: 3	R: 1	H: 3	1B: 13	SF: 0	WP: 1	PA: 45
	E: 0	LOB: 2	E: 0	LOB: 1	E: 0	LOB: 2	E: 0	LOB: 1	E: 0	LOB: 2	E: 0	LOB: 1	E: 1	LOB: 2	E: 0	LOB: 3	E: 0	LOB: 3	2B: 2	SAC: 2	PB: 0	
	K: 0	BB: 1	K: 0	BB: 0	K: 1	BB: 0	K: 1	BB: 1	K: 0	BB: 1	K: 2	BB: 1	K: 2	BB: 0	K: 2	BB: 1	K: 2	BB: 1	3B: 2	DP: 1	SB: 0	
	S: 4	P: 8	S: 4	P: 4	S: 10	P: 10	S: 5	P: 9	S: 5	P: 9	S: 5	P: 9	S: 9	P: 9	S: 10	P: 14	S: 10	P: 14	HR: 0	HBP: 0	CS: 0	

PITCHER	IP	WLS	BF	H	R	ER	SO	BB	IBB	HBP	BLK	WP	HR	S	P	ERA	WHIP
Sammy Ellis, R ERA: 4.15 (1, 1)	5.0	L	27	10	4	4	2	2	1	0	0	1	0	28	40	7.20	2.400
John Tsitouris, R ERA: 18.0 (6, 1)	1.0		6	3	2	2	0	1	0	0	0	0	0	5	9	18.00	4.000
Billy McCool, L ERA: 4.5 (7, 1)	2.0		12	4	1	1	4	1	0	0	0	0	0	19	23	4.50	2.500

BOTTOM

Cincinnati Reds @ Pittsburgh Pirates

Forbes Field, Pittsburgh, PA

Tue Apr 19 1966, 6:05 PM EST
Att. 3,750 - Unknown

AB	38
R	7
H	17
RBI	7
BB	5
SO	6
LOB	27

P

WP	PA	ERA	WHIP
1	45		

Batter	1	2	3	4	5	6	7	8	9	AB R H RBI BB SO LOB	TOP								
Tommy Harper, R OBP: 0.296, SLG: 0.269 (1, 8) (9, 7)	0-0 5-3			0-0 3-1		0-0 FC4-3-6 1-2f			0-0 3B 1B	4 1 1 0 0 0 1									
Pete Rose, S OBP: 0.259, SLG: 0.333 (1, 5)	0-0 6-3			0-0 4-3		0-0 1-3			0-0 1-H 3B	4 0 1 1 0 0 1									
Vada Pinson, L OBP: 0.400, SLG: 0.625 (1, 9) (9, 8)	0-0 1-3			0-0 6-3			0-0 3-1		0-0 4-3	4 0 0 0 0 0 1									
Gordy Coleman, L OBP: 0.125, SLG: 0.125 Mel Queen, L (1, 3) (9, 9)		0-0 F7		0-3 K			0-0 2-3		0-3 K	4 0 0 0 0 2 1 0 0 0 0 0 0 0									
Deron Johnson, R OBP: 0.208, SLG: 0.273 (1, 7) (9, 3)		0-0 6-3		0-0 G1 1B			0-0 HR		0-3 K	4 1 2 1 0 1 1									
Leo Cardenas, R OBP: 0.304, SLG: 0.500 (1, 6)		0-0 5-3		0-0 G1 1-2			0-0 F8			3 0 0 0 0 0 1									
Tommy Helms, R OBP: 0.348, SLG: 0.476 (1, 4)			0-0 6-3		0-0 F7			0-0 F8		3 0 0 0 0 0 1									
Johnny Edwards, L (1, 2)			0-0 4-3			0-0 F8		0-0 1-3		3 0 0 0 0 0 0									
Jim Maloney, L OBP: 0.333, SLG: 0.333 Art Shamsky, L (8, PH) Jack Baldschun, R (8, 1) Ted Davidson, R (9, 1)			0-0 1-3			0-0 FC4-3-6 1B		0-0 F9		2 0 1 0 0 0 0 1 0									
Inning Stats	R: 0 E: 0 K: 0 S: 3	H: 0 LOB: 0 BB: 0 P: 3	R: 0 E: 0 K: 0 S: 3	H: 0 LOB: 0 BB: 0 P: 3	R: 0 E: 0 K: 0 S: 3	H: 0 LOB: 0 BB: 0 P: 3	R: 0 E: 0 K: 1 S: 6	H: 1 LOB: 1 BB: 0 P: 6	R: 1 E: 0 K: 0 S: 4	H: 1 LOB: 0 BB: 0 P: 4	R: 0 E: 0 K: 0 S: 3	H: 0 LOB: 0 BB: 0 P: 3	R: 1 E: 0 K: 2 S: 9	H: 2 LOB: 1 BB: 0 P: 9	1B: 3 2B: 0 3B: 1 HR: 1	SF: 0 SAC: 0 DP: 0 HBP: 0	WP: 0 PB: 0 SB: 0 CS: 0	PA: 32	
PITCHER Don Cardwell, R ERA: 5.11 Roy Face, R ERA:	IP 8.0 1.0	WLS 28 W	BF 28 4	H 4 1	R 2 0	ER 2 0	SO 1 2	BB 0 0	IBB 0 0	HBP 0 0	BLK 0 0	WP 0 0	HR 1 0	S 30 8	P 30 8	ERA 2.25 0.00	WHIP 0.500 1.000		

Cincinnati Reds @ Pittsburgh Pirates
 Forbes Field, Pittsburgh, PA
 Wed Apr 20 1966, 6:05 PM EST
 Att. 8,654 - Unknown

livebaseballscorecards.com

AB	32
R	2
H	5
RBI	2
BB	0
SO	3
LOB	7



Batter	1	2	3	4	5	6	7	8	9
Matty Alou, L OBP: 0.382, SLG: 0.613 (1, 8)	0-0 F9		0-0 F9			0-0 SH3-4 1B	0-3 K		
Gene Alley, R OBP: 0.364, SLG: 0.467 (1, 6)	0-3 K			4-0 S 1B BB		0-0 SH3-4 1-2		0-0 1-3	
Roberto Clemente, R OBP: 0.306, SLG: 0.429 (1, 9)	0-3 K			0-3 K		0-0 S 1B 2-H		0-0 F4	
Willie Stargell, L OBP: 0.429, SLG: 0.581 (1, 7)		0-3 K		0-3 K		0-0 F5		0-3 K	
Donn Clendenon, R OBP: 0.444, SLG: 0.433 (1, 3)		0-0 6-3		0-0 S 1B 1-H		4-0 1-2 BB			0-0 1B SF8 1B
Bill Mazerowski, R OBP: 0.286, SLG: 0.273 (1, 4)		0-3 K		0-3 K 1-2		0-0 F8			0-0 1B IBB 1B
Bob Bailey, R OBP: 0.313, SLG: 0.321 (1, 5)			4-0 FC4-6 BB		0-0 F7		0-0 FC3-6 1B		4-0 1-2 IBB
Jesse Gonder, L OBP: 0.200, SLG: 0.111 Jerry May, R Jerry Lynch, L Jose Pagan, R OBP: 0.667, SLG: 1.500 (1, 2) (8, 2) (9, PH) (9, PH)			0-0 FC4-6		0-3 K		0-0 FC3-6 1-2f		0-0 SF8 3-H
Don Cardwell, R Roy Face, R (1, 1) (9, 1)			0-0 FC 1-2f		0-3 K		0-0 FC3-6 1-2f		

AB	R	H	RBI	BB	SO	LOB
4	1	1	0	0	1	2
2	1	0	0	1	1	0
4	0	1	1	0	2	1
4	0	0	0	0	3	2
3	1	2	1	1	0	0
4	0	1	0	0	2	3
2	0	1	0	2	0	0
3	0	0	0	0	1	2
0	0	0	0	0	0	0
0	0	0	0	0	0	0
0	0	0	1	0	0	0
3	0	0	0	0	1	2
0	0	0	0	0	0	0

BOTTOM	
AB	29
R	3
H	6
RBI	3
BB	4
SO	11
LOB	12
	

Cincinnati Reds @ Pittsburgh Pirates
Forbes Field, Pittsburgh, PA
 Wed Apr 20 1966, 6:05 PM EST
 Att. 8,654 - Unknown

Inning Stats		R: 0	H: 0	R: 0	H: 0	R: 0	H: 0	R: 1	H: 2	R: 0	H: 1	R: 0	H: 0	R: 0	H: 0	R: 0	H: 0	R: 1	H: 2	R: 0	H: 0	R: 1	H: 2	1B: 6	SF: 1	WP: 0	PA: 35								
		E: 0	LOB: 0	E: 0	LOB: 0	E: 0	LOB: 1	E: 0	LOB: 2	E: 0	LOB: 1	E: 0	LOB: 0	E: 0	LOB: 0	E: 0	LOB: 2	E: 0	LOB: 2	E: 0	LOB: 0	E: 0	LOB: 2	2B: 0	SAC: 1	PB: 0									
		K: 2	BB: 0	K: 2	BB: 0	K: 0	BB: 1	K: 3	BB: 1	K: 1	BB: 0	K: 1	BB: 0	K: 1	BB: 0	K: 0	BB: 1	K: 0	BB: 1	K: 0	BB: 0	K: 0	BB: 1	3B: 0	DP: 0	SB: 3									
		S: 7	P: 7	S: 7	P: 7	S: 3	P: 7	S: 10	P: 9	S: 6	P: 6	S: 5	P: 5	S: 3	P: 7	S: 0	P: 7	S: 3	P: 7	S: 5	P: 5	S: 3	P: 7	HR: 0	HBP: 0	CS: 0									
PITCHER		IP	WLS	BF	H	R	ER	SO	BB	IBB	HBP	BLK	WP	HR	S	P	ERA	WHIP																	
Jim Maloney, R ERA: 1.13 (1, 1)	7.0			28	4	2	2	10	3	0	0	0	0	0	45	57	2.57	1.000																	
Jack Baldschun, R ERA: 20.25 (8, 1)	1.0	L		6	2	1	1	1	0	1	0	0	0	0	7	11	9.00	2.000																	
Ted Davidson, L ERA: (9, 1)	0.1			1	0	0	0	0	0	0	0	0	0	0	1	1	0.00	0.000																	

Batter	1	2	3	4	5	6	7	8	9	AB R H RBI BB SO LOB	TOP	
Tommy Harper, R (1, 8) OBP: 0.323, SLG: 0.276	0-0 E S 1B		0-3 K		0-0 5-3		4-0 1-2 BB			3 1 1 0 1 1 0	Cincinnati Reds @ Pittsburgh Pirates Forbes Field, Pittsburgh, PA Thu Apr 21 1966, 6:05 PM EST Att. 5,727 - Unknown	
Pete Rose, S (1, 5) OBP: 0.226, SLG: 0.290	0-0 1-3		0-0 1-3		0-0 5-3		0-0 F9			4 0 0 0 0 0 3		
Vada Pinson, L (1, 9) OBP: 0.345, SLG: 0.536	0-0 F8		0-3 K		0-3 K			0-0 F9		4 0 0 0 0 2 1		
Tony Perez, R (1, 3) OBP: 0.545, SLG: 0.375	0-0 1B			0-0 5-3		0-0 G1-4-3 1B		0-0 F7		4 0 2 1 0 0 0		
Deron Johnson, R (1, 7) OBP: 0.250, SLG: 0.280	0-0 F8			0-0 2B 1B		0-0 G1-4-3 1-2f		4-0 BB		3 0 1 0 1 0 2		
Leo Cardenas, R (1, 6) OBP: 0.296, SLG: 0.500		0-0 F8		0-0 1-3 2B		0-0 6-3		0-0 6-3		4 0 1 0 0 0 1		
Tommy Helms, R (1, 4) OBP: 0.370, SLG: 0.458				0-0 4-0 IBB		0-0 E5		0-0 5-3		3 0 1 0 1 0 0		
Johnny Edwards, L (1, 2) Lee May, R (7, PH) Jimmie Coker, R (7, 2)		0-3 K		0-3 K		0-3 K		0-0 F9		2 0 0 0 0 2 4 1 0 0 0 0 1 1 1 0 0 0 0 0 0		
Milt Pappas, R (1, 1) Dick Simpson, R (7, PH) Don Nottebart, R (7, 1) Billy McCool, R (8, 1) Giraldo Ruiz, S (9, PH)		0-3 K		0-3 K		0-3 K		0-0 2-3		2 0 0 0 0 2 4 1 0 0 0 0 1 1 0 0 0 0 0 0 0 0 0 0 0 0 0 0 1 0 0 0 0 0 0		
Inning Stats	R: 1 H: 2 E: 0 LOB: 1 K: 0 BB: 0 S: 5 P: 5	R: 0 H: 1 E: 1 LOB: 1 K: 2 BB: 0 S: 8 P: 8	R: 0 H: 0 E: 0 LOB: 0 K: 2 BB: 0 S: 7 P: 7	R: 0 H: 2 E: 0 LOB: 3 K: 2 BB: 1 S: 9 P: 13	R: 0 H: 0 E: 0 LOB: 0 K: 1 BB: 0 S: 5 P: 5	R: 0 H: 1 E: 0 LOB: 0 K: 0 BB: 0 S: 3 P: 3	R: 0 H: 0 E: 1 LOB: 2 K: 2 BB: 1 S: 8 P: 12	R: 0 H: 0 E: 0 LOB: 1 K: 0 BB: 1 S: 3 P: 7	R: 0 H: 0 E: 0 LOB: 0 K: 0 BB: 0 S: 3 P: 3	1B: 5 SF: 0 2B: 1 SAC: 0 3B: 0 DP: 1 HR: 0 HBP: 0	WP: 0 PA: 36 PB: 0 SB: 2 CS: 0	
PITCHER Bob Veale, L (1, 1) ERA: 2.63	IP WLS BF H R ER SO BB IBB HBP BLK WP HR S P ERA WHIP	9.0 W 36 6 1 1 9 2 1 0 0 0 0 0 51 63 1.00 0.889										

livebaseballscorecards.com

AB	33
R	1
H	6
RBI	1
BB	3
SO	9
LOB	17



Batter	1	2	3	4	5	6	7	8	9
Matty Alou, L OBP: 0.395, SLG: 0.657 (1, 8)	0-0 F1		0-0 1B			0-0 SH1-3 3B		0-0 F7	
Gene Alley, R OBP: 0.361, SLG: 0.455 (1, 6)	0-3 K		0-0 4-3			0-0 SH1-3		0-0 1B	
Roberto Clemente, R OBP: 0.325, SLG: 0.436 (1, 9)	0-0 4-3				0-3 K	0-0 1B 1B		0-0 1B	
Willie Stargell, L OBP: 0.421, SLG: 0.559 (1, 7)		0-0 4-3		0-0 6-3		0-0 1B		0-0 F9	
Jose Pagan, R OBP: 0.500, SLG: 1.000 (8, PH)						1-2 1B			
Manny Mota, R OBP: 0.667, SLG: 1.333 (9, 7)									
Donn Clendenon, R OBP: 0.410, SLG: 0.394 (1, 3)		0-3 K		0-3 K		0-0 4-3			
Bill Mazaroski, R OBP: 0.289, SLG: 0.257 (1, 4)		4-0 BB			0-0 F8		0-0 4-3		
Bob Bailey, R OBP: 0.286, SLG: 0.290 (1, 5)		0-3 K			0-0 G3		0-0 1-3		
Jesse Gonder, L OBP: 0.231, SLG: 0.417 (1, 2)			0-0 HR		0-3 K		0-3 K		
Bob Veale, S OBP: 0.111, SLG: 0.111 (1, 1)			0-0 4-3			0-3 K		0-0 F4	

Inning Stats	R: 0	H: 0	E: 0	K: 1	S: 5	LOB: 0	BB: 0	P: 5	R: 0	H: 0	E: 0	K: 2	S: 7	LOB: 0	BB: 0	P: 7	R: 0	H: 0	E: 0	K: 1	S: 5	LOB: 0	BB: 0	P: 5	R: 1	H: 3	E: 0	K: 1	S: 8	LOB: 2	BB: 0	P: 8	R: 0	H: 0	E: 0	K: 1	S: 5	LOB: 0	BB: 0	P: 5	R: 0	H: 2	E: 0	K: 0	S: 5	LOB: 2	BB: 0	P: 5
	0	0	0	1	5	0	0	5	0	0	0	2	7	0	0	7	0	0	0	0	0	5	0	0	0	1	3	0	1	8	2	0	8	0	0	0	5	0	0	5	0	2	0	5	0	2	0	5

PITCHER	IP	WLS	BF	H	R	ER	SO	BB	IBB	HBP	BLK	WP	HR	S	P	ERA	WHIP
Milt Pappas, R ERA: 3.0 (1, 1)	6.0	L	23	5	2	2	7	1	0	0	0	0	1	36	40	3.00	1.000
Don Nottebart, R ERA: (7, 1)	1.2		7	2	0	0	1	0	0	0	0	0	0	9	9	0.00	1.200
Billy McCool, L ERA: 3.86 (8, 1)	0.1		1	0	0	0	0	0	0	0	0	0	0	1	1	0.00	0.000

AB R H RBI BB SO LOB

4	1	2	0	0	0	0
3	0	1	1	0	1	0
4	0	2	0	0	1	0
3	0	1	0	0	0	0
1	0	0	0	0	0	2
0	0	0	0	0	0	0
3	0	0	0	0	2	2
2	0	0	0	1	0	0
3	0	0	0	0	1	1
3	1	1	1	0	2	0
3	0	0	0	0	1	0

WP	HR	S	P	ERA	WHIP
0	0	0	31	0.00	1.000
0	0	0	0	0.00	1.200
0	0	0	0	0.00	0.000

Cincinnati Reds @ Pittsburgh Pirates
 Forbes Field, Pittsburgh, PA
 Thu Apr 21 1966, 6:05 PM EST
 Att. 5,727 - Unknown

livebaseballscorecards.com

AB	29
R	2
H	7
RBI	2
BB	1
SO	8
LOB	5



Batter	1	2	3	4	5	6	7	8	9
Lou Brock, L OBP: 0.375, SLG: 0.421 (1, 9)	0-0 4-3	0-0 CS 1B			0-0 HR 1B		0-0 1-3		
Julian Javier, R OBP: 0.250, SLG: 0.222 (1, 4)	0-0 6-3	0-0 CS 1-2	0-0 G3		4-0 HR BB			0-0 P6	
Curt Flood, R OBP: 0.444, SLG: 0.588 (1, 8)	0-0 P3		0-0 1-3		0-0 HR 1-H 2-H			0-0 5-3	
Alex Johnson, R OBP: 0.242, SLG: 0.290 (1, 7)		0-0 F9	0-3 K		0-3 K			0-0 F8	
Mike Shannon, R OBP: 0.500, SLG: 0.500 (9, 7)									
Charley Smith, R OBP: 0.515, SLG: 0.733 (1, 5)		4-0 1B BB		0-0 G4-6-3 1B			0-0 6-3		
George Kerek, L OBP: 0.423, SLG: 0.435 (1, 3)		0-0 1B 1B		0-0 F7			0-0 5-3		
Jerry Buchek, R OBP: 0.267, SLG: 0.308 (1, 6)		0-0 1B E 1B		0-0 G4-6-3 1-2f			0-0 5-3		
Pat Corrales, R OBP: 0.250, SLG: 0.250 (1, 2)		0-0 E2 1B 1B			0-0 5-3		0-0 4-3		
Ray Washburn, R OBP: 0.200, SLG: 0.200 (1, 1)		0-3 K			0-0 1-3		0-3 K		
Al Jackson, L (7, 1)									
Dennis Aust, R (7, 1)									

AB	R	H	RBI	BB	SO	LOB
4	1	2	1	0	0	0
3	1	0	0	1	0	0
4	1	1	3	0	0	0
4	0	0	0	0	2	0
0	0	0	0	0	0	0
2	1	1	0	1	0	0
3	1	1	0	0	0	1
3	1	1	1	0	0	1
3	1	1	1	0	0	0
2	0	0	0	0	1	1
0	0	0	0	0	0	0
1	0	0	0	0	1	0

BOTTOM

Pittsburgh Pirates @ St. Louis Cardinals
 Sportsman's Park, St. Louis, MO
 Fri Apr 22 1966, 7:05 PM EST
 Att. 19,785 - Unknown

livebaseballscorecards.com

AB	29
R	7
H	7
RBI	6
BB	2
SO	4
LOB	3



1B: 6	SF: 0
2B: 0	SAC: 0
3B: 0	DP: 1
HR: 1	HBP: 0

WP: 0	PA: 32
PB: 0	
SB: 1	
CS: 1	

Inning Stats	R	H	E	K	S	P	IP	WLS	BF	H	R	ER	SO	BB	IBB	HBP	BLK	WP	HR	S	P	ERA	WHIP
	0	0	0	0	3		1.1		8	3	4	0	0	1	0	0	0	0	0	7	11	20.25	3.000
	0	0	0	0	3		2.2		8	2	0	0	2	0	0	0	0	0	0	12	12	0.00	0.750
	0	0	0	0	3		2.0	L	9	2	3	3	1	1	0	0	0	0	1	10	14	13.50	1.500
	0	0	0	0	3		1.0		3	0	0	0	1	0	0	0	0	0	5	5	0.00	0.000	
	0	0	0	0	3		1.0		3	0	0	0	0	0	0	0	0	0	3	3	0.00	0.000	

PITCHER	IP	WLS	BF	H	R	ER	SO	BB	IBB	HBP	BLK	WP	HR	S	P	ERA	WHIP
Tommie Sisk, R ERA: 5.4 (1, 1)	1.1		8	3	4	3	0	1	0	0	0	0	0	7	11	20.25	3.000
Al McBean, R ERA: 4.76 (2, 1)	2.2		8	2	0	0	2	0	0	0	0	0	0	12	12	0.00	0.750
Pete Mikkelsen, R ERA: 5.79 (5, 1)	2.0	L	9	2	3	3	1	1	0	0	0	0	1	10	14	13.50	1.500
Bob Purkey, R ERA: (7, 1)	1.0		3	0	0	0	1	0	0	0	0	0	0	5	5	0.00	0.000
Don Schwall, R ERA: 3.0 (8, 1)	1.0		3	0	0	0	0	0	0	0	0	0	0	3	3	0.00	0.000

Batter	1	2	3	4	5	6	7	8	9	AB R H RBI BB SO LOB
--------	---	---	---	---	---	---	---	---	---	----------------------

Matty Alou, L (1, 8) OBP: 0.375, SLG: 0.578	0-0 E9		0-0 F7		0-0 F2		0-3 K		0-0 3-1	5 0 0 0 0 1 1
--	-----------	--	-----------	--	-----------	--	----------	--	------------	---------------

Jose Pagan, R (1, 6) OBP: 0.333, SLG: 0.727	0-0 F9		0-3 K		0-0 F9		0-0 L7		0-0 HR	5 1 1 1 0 1 1
--	-----------	--	----------	--	-----------	--	-----------	--	-----------	---------------

Roberto Clemente, R (1, 9) OBP: 0.340, SLG: 0.417	0-3 K		0-3 K		0-0 F5		0-0 F2		0-0 1B	5 0 1 0 0 2 1
--	----------	--	----------	--	-----------	--	-----------	--	-----------	---------------

Willie Stargell, L (1, 7) OBP: 0.457, SLG: 0.650	4-0 BB			4-0 G6-4-3 BB	0-0 FC5 1B		0-0 1B	0-0 2B	0-3 K	3 1 2 0 2 1 1
---	-----------	--	--	---------------------	------------------	--	-----------	-----------	----------	---------------

Donn Clendenon, R (1, 3) OBP: 0.362, SLG: 0.341	0-3 K			0-0 G6-4-3 1-2f	0-0 E4 1-2		0-0 1B			4 0 1 1 0 1 4
--	----------	--	--	-----------------------	------------------	--	-----------	--	--	---------------

Bill Mazeroski, R (1, 4) OBP: 0.261, SLG: 0.214		0-0 F9		4-0 BB	0-0 FC5 2-3f		0-0 L1			3 0 0 0 1 0 3
--	--	-----------	--	-----------	--------------------	--	-----------	--	--	---------------

Bob Bailey, R (1, 5) OBP: 0.326, SLG: 0.474		0-0 HR		0-0 P6		0-3 K		0-0 HR		4 2 2 2 0 1 1
--	--	-----------	--	-----------	--	----------	--	-----------	--	---------------

Jim Pagliaroni, R (1, 2) OBP: 0.400, SLG: 0.652		0-0 5-3		4-0 BB	0-0 P6		0-0 HR			3 1 1 1 1 0 0
--	--	------------	--	-----------	-----------	--	-----------	--	--	---------------

Steve Blass, R (1, 1) Woodie Fryman, R (6, 1) Al McBean, R (6, 1) Dave Roberts, L (7, PH) Pete Mikkelsen, R (7, 1) Jerry Lynch, L (9, PH) Manny Mota, R (9, PH) Roy Face, R (9, 1)		0-0 F8		0-3 K	0-0 2B		0-0 2-3			2 0 0 0 0 0 1 1 0 0 0 0 0 0 0 0 0 0 0 0 0 0 0 0 1 0 0 1 0 1 0 0 0 0 0 0 0 0 0 0 0 0 0 0 0
---	--	-----------	--	----------	-----------	--	------------	--	--	--

Inning Stats	R: 0 E: 1 K: 2 S: 8	H: 0 LOB: 2 BB: 1 P: 12	R: 1 E: 0 K: 0 S: 4	H: 1 LOB: 0 BB: 0 P: 4	R: 0 E: 0 K: 2 S: 7	H: 0 LOB: 0 BB: 0 P: 7	R: 0 E: 0 K: 0 S: 2	H: 0 LOB: 1 BB: 2 P: 10	R: 0 E: 0 K: 1 S: 4	H: 0 LOB: 0 BB: 1 P: 8	R: 0 E: 1 K: 0 S: 5	H: 1 LOB: 2 BB: 0 P: 5	R: 0 E: 0 K: 2 S: 8	H: 1 LOB: 1 BB: 0 P: 8	R: 1 E: 0 K: 0 S: 5	H: 2 LOB: 1 BB: 0 P: 5	R: 3 E: 0 K: 1 S: 9	H: 4 LOB: 1 BB: 0 P: 9	1B: 3 2B: 2 3B: 0 HR: 4	SF: 0 SAC: 0 DP: 1 HBP: 0	WP: 0 PB: 0 SB: 1 CS: 1	PA: 40
--------------	------------------------------	----------------------------------	------------------------------	---------------------------------	------------------------------	---------------------------------	------------------------------	----------------------------------	------------------------------	---------------------------------	------------------------------	---------------------------------	------------------------------	---------------------------------	------------------------------	---------------------------------	------------------------------	---------------------------------	----------------------------------	------------------------------------	----------------------------------	--------

PITCHER	IP	WLS	BF	H	R	ER	SO	BB	IBB	HBP	BLK	WP	HR	S	P	ERA	WHIP
Nelson Briles, R (1, 1) ERA: 3.38	8.0		34	6	3	3	7	4	0	0	0	0	2	44	60	3.38	1.250
Dennis Aust, R (9, 1) ERA: 2.45	0.0		1	1	1	1	0	0	0	0	0	0	1	1	1	∞	∞
Hal Woodeshick, L (9, 1) ERA: 6.75	0.2	L	4	2	1	1	0	0	0	0	0	0	1	4	4	13.50	3.000
Joe Hoerner, L (9, 1) ERA: 2.45	0.1		1	0	0	0	1	0	0	0	0	0	0	3	3	0.00	0.000

TOP

Pittsburgh Pirates @ St. Louis Cardinals
Sportsman's Park, St. Louis, MO

Sat Apr 23 1966, 7:05 PM EST
Att: 11,508 - Unknown

AB	36
R	5
H	9
RBI	5
BB	4
SO	8
LOB	13

livebaseballscores.com

Batter	1	2	3	4	5	6	7	8	9	AB	R	H	RBI	BB	SO	LOB
Lou Brock, L (1, 9) OBP: 0.356, SLG: 0.465	0-0 HR	0-3 K			0-3 K		0-3 K		0-0 F9	5	1	1	1	0	3	1
Julian Javier, R (1, 4) OBP: 0.227, SLG: 0.200	0-0 F3		0-0 F7		0-3 K		0-3 K			4	0	0	0	0	2	0
Curt Flood, R (1, 8) OBP: 0.475, SLG: 0.595	0-0 E 1B		4-0 FC5-4 BB			0-0 1B SF9 1B		0-0 F7		3	2	2	0	1	0	0
Alex Johnson, R (1, 7) OBP: 0.250, SLG: 0.353	0-0 E6 3B		0-0 FC5-4		0-3 K			0-0 2B 1B		3	1	1	1	0	1	2
Mike Shannon, R (8, 7) OBP: 0.600, SLG: 0.600			1-2							1	0	1	0	0	0	0
Charley Smith, R (1, 5) OBP: 0.514, SLG: 0.735	0-0 F8		0-0 5-3		0-0 BB 1B			0-0 2B		4	0	2	0	0	0	1
George Kerek, L (1, 3) OBP: 0.393, SLG: 0.400	0-0 6-3			0-0 4-3		0-0 SF9		4-0 G6-4-3 IBB		2	0	0	0	0	0	0
Phil Gagliano, R (6, PH)						3-H				0	0	0	1	0	0	0
Tito Francona, L (7, 3) OBP: 0.333, SLG: 0.200										0	0	0	0	1	0	0
Dal Maxvill, R (1, 6)		0-0 5-3		0-0 F3		4-0 BB 1B		0-0 G6-4-3		3	0	0	0	1	0	3
Pat Corrales, R (1, 2) OBP: 0.182, SLG: 0.182		0-0 P4		0-0 6-3		0-0 5-3			0-3 K	3	0	0	0	0	0	2
Bob Skinner, L (9, PH)										1	0	0	0	0	1	0
Nelson Briles, R (1, 1)		4-0 WP BB			0-0 6-3		0-3 K		0-3 K	2	0	0	0	1	1	0
Dennis Aust, R (9, 1)										0	0	0	0	0	0	0
Hal Woodeshick, R (9, 1)										0	0	0	0	0	0	0
Joe Hoerner, R (9, 1)										0	0	0	0	0	0	0
Tim McCarver, L (9, PH) OBP: 0.240, SLG: 0.273										1	0	0	0	0	1	0

Inning Stats	R: 3	H: 3	LOB: 0	K: 0	P: 6	R: 0	H: 0	LOB: 1	K: 1	P: 9	R: 0	H: 0	LOB: 0	K: 0	P: 3	R: 0	H: 0	LOB: 0	K: 2	P: 7	R: 1	H: 2	LOB: 2	K: 1	P: 11	R: 0	H: 0	LOB: 0	K: 3	P: 9	R: 0	H: 2	LOB: 2	K: 0	P: 8	R: 0	H: 0	LOB: 0	K: 2	P: 7	1B: 4	SF: 1	2B: 1	SAC: 0	3B: 1	DP: 1	HR: 1	HBP: 0
--------------	------	------	--------	------	------	------	------	--------	------	------	------	------	--------	------	------	------	------	--------	------	------	------	------	--------	------	-------	------	------	--------	------	------	------	------	--------	------	------	------	------	--------	------	------	-------	-------	-------	--------	-------	-------	-------	--------

PITCHER	IP	WLS	BF	H	R	ER	SO	BB	IBB	HBP	BLK	WP	HR	S	P	ERA	WHIP
Steve Blass, R (1, 1) ERA: 4.4	5.1		23	5	4	4	4	2	0	0	0	1	1	29	37	6.75	1.312
Woodie Fryman, L (6, 1) ERA:	0.1		2	0	0	0	0	1	0	0	0	0	0	1	5	0.00	3.000
Al McBean, R (6, 1) ERA: 4.5	0.1		1	0	0	0	0	0	0	0	0	0	0	1	1	0.00	0.000
Pete Mikkelsen, R (7, 1) ERA: 4.05	2.0	W	8	2	0	0	3	0	1	0	0	0	0	13	17	0.00	1.000
Roy Face, R (9, 1) ERA:	1.0	S	3	0	0	0	2	0	0	0	0	0	0	7	7	0.00	0.000

BOTTOM

Pittsburgh Pirates @ St. Louis Cardinals
Sportsman's Park, St. Louis, MO

Sat Apr 23 1966, 7:05 PM EST
Att. 11,508 - Unknown

AB	32
R	4
H	7
RBI	3
BB	4
SO	9
LOB	9

livebaseballscorecards.com

WP: 1 PA: 37
PB: 0
SB: 0
CS: 0



Batter	1	2	3	4	5	6	7	8	9	AB R H RBI BB SO LOB	TOP		
Manny Mota, R OBP: 0.400, SLG: 0.600 (1, 8) X	0-0 SH5-3 6-3 1B		0-3 K		0-0 4-3		0-3 K			4 1 1 0 0 2 0			
Jose Pagan, R OBP: 0.333, SLG: 0.643 (1, 7) X	0-0 SH5-3 1-2		0-3 K		0-0 1B			0-0 F8		3 0 1 0 0 1 0			
Roberto Clemente, R OBP: 0.352, SLG: 0.442 (1, 9) X	0-0 6-3 2-H		0-0 WP 1B		0-3 K			0-0 2B		4 0 2 1 0 1 1			
Donn Clendenon, R OBP: 0.333, SLG: 0.311 (1, 3) S S S	0-3 K		0-0 4-3 1-2		0-0 L7			0-0 6-3		4 0 0 0 0 1 2			
Jim Pagliaroni, R OBP: 0.379, SLG: 0.577 (1, 2) B B B B Jerry May, R (8, 2)		4-0 FC6-4 BB		0-0 F9		0-0 E6 FC5		0-0 6-3		3 0 0 0 1 0 1 0 0 0 0 0 0 0			
Bill Mazerowski, R OBP: 0.260, SLG: 0.217 (1, 4) X		0-0 FC6-4 E 1-2f 5-3		0-0 BB 1B		0-0 F5		0-0 5-3		4 1 1 0 0 0 2			
Bob Bailey, R OBP: 0.319, SLG: 0.439 (1, 5) X		0-0 E6 1-3		4-0 G6-4-3 BB		0-0 FC5 2-3		0-0 F2		3 0 0 0 1 0 2			
Andre Rodgers, R OBP: 0.400, SLG: 0.250 (1, 6) X		0-0 5-3 3-H		0-0 G6-4-3 1-2f		0-0 5-3		4-0 BB		3 0 0 1 1 0 3			
Don Cardwell, R (1, 1) Bob Purkey, R (3, 1) Matty Alou, L (7, PH) OBP: 0.957, SLG: 0.565 Luke Walker, L (7, 1) Al McBean, R (7, 1) Jerry Lynch, L (9, PH)		0-0 F7		0-3 K		0-0 4-3		0-0 4-3		1 0 0 0 0 0 0 1 1 0 0 0 0 0 1 0 1 0 1 0 0 0 0 0 0 1			
Inning Stats	R: 1 H: 1 E: 0 LOB: 0 K: 1 BB: 0 S: 6 P: 6	R: 1 H: 0 E: 1 LOB: 1 K: 0 BB: 1 S: 4 P: 8	R: 0 H: 1 E: 0 LOB: 1 K: 2 BB: 0 S: 8 P: 8	R: 0 H: 1 E: 0 LOB: 1 K: 0 BB: 1 S: 3 P: 7	R: 0 H: 1 E: 0 LOB: 1 K: 2 BB: 0 S: 8 P: 8	R: 0 H: 0 E: 1 LOB: 1 K: 0 BB: 0 S: 4 P: 4	R: 0 H: 0 E: 0 LOB: 0 K: 1 BB: 0 S: 5 P: 5	R: 0 H: 1 E: 0 LOB: 1 K: 0 BB: 0 S: 4 P: 4	R: 0 H: 0 E: 0 LOB: 1 K: 0 BB: 1 S: 3 P: 7	1B: 4 SF: 0 2B: 1 SAC: 1 3B: 0 DP: 1 HR: 0 HBP: 0	WP: 1 PA: 36 PB: 0 SB: 1 CS: 0		
PITCHER	IP WLS BF H R ER SO BB IBB HBP BLK WP HR S P ERA WHIP											PITCHER	IP WLS BF H R ER SO BB IBB HBP BLK WP HR S P ERA WHIP
Ray Sadecki, L (1, 1) ERA: 0.96	7.1 W 30 5 2 1 6 2 0 0 0 1 0 40 48 1.23 0.955												
Tracy Stallard, R (8, 1) ERA: 4.5	1.2 S 6 0 0 0 0 1 0 0 0 0 0 5 9 0.00 0.600												

Pittsburgh Pirates @ St. Louis Cardinals
Sportsman's Park, St. Louis, MO
Sun Apr 24 1966, 4:33 AM EDT
Att. 11,217 - Unknown

livebaseballscorecards.com

AB 32
R 2
H 5
RBI 2
BB 3
SO 6
LOB 13



Batter	1	2	3	4	5	6	7	8	9	AB	R	H	RBI	BB	SO	LOB
Lou Brock, L OBP: 0.347, SLG: 0.468 (1, 9)	0-0 F8	0-0 F9			0-0 P5		0-0 2B			4	0	1	1	0	0	0
Julian Javier, R OBP: 0.229, SLG: 0.186 (1, 4)	0-0 5-3		0-0 F7		0-0 4-3		4-0 BB			3	0	0	0	1	0	0
Curt Flood, R OBP: 0.455, SLG: 0.561 (1, 8)	0-0 2B 1B		0-0 5-3		0-0 5-3		0-0 L1			4	1	1	0	0	0	1
Tim McCarver, L OBP: 0.276, SLG: 0.385 (1, 2)	0-0 1-H 2B		0-0 1-3		0-0 4-3		0-0 SH3-4 2B			4	0	2	1	0	0	0
Charley Smith, R OBP: 0.525, SLG: 0.730 (1, 5)	0-0 F7			0-0 E1 F8 1B 1B		0-0 FC6-4 1B		0-0 SH3-4 2-3		3	1	2	0	0	0	1
George Kereck, L OBP: 0.344, SLG: 0.345 (1, 3)		0-0 F3		0-0 F8 2-3		0-0 F3		0-3 K		4	0	0	0	0	1	3
Alex Johnson, R OBP: 0.275, SLG: 0.351 Mike Shannon, R OBP: 0.600, SLG: 0.600 (1, 7) (9, 7)		0-3 K		0-0 1B 1B		0-0 FC6-4 1-2f		4-0 IBB		3	0	1	1	1	1	1
Dal Maxvill, R OBP: 0.333, SLG: 0.375 (1, 6)		0-0 HR 2B		0-0 1-2 1B		0-3 K		0-3 K		4	1	2	0	0	2	2
Ray Sadecki, L OBP: 0.667, SLG: 1.667 Tracy Stallard, R (8, 1)		0-0 2-H HR		0-0 5-3		0-0 WP 2B 1B				3	2	2	2	0	0	1

Inning Stats	R: 1	H: 2	E: 0	K: 5	S: 5	LOB: 1	BB: 0	P: 5	R: 2	H: 2	E: 0	K: 1	S: 7	LOB: 0	BB: 0	P: 7	R: 0	H: 0	E: 0	K: 0	S: 3	LOB: 0	BB: 0	P: 3	R: 1	H: 3	E: 1	K: 0	S: 5	LOB: 1	BB: 0	P: 5	R: 0	H: 0	E: 0	K: 0	S: 3	LOB: 0	BB: 0	P: 3	R: 0	H: 1	E: 0	K: 0	S: 4	LOB: 1	BB: 0	P: 4	R: 1	H: 2	E: 0	K: 1	S: 6	LOB: 1	BB: 1	P: 10	R: 0	H: 1	E: 0	K: 2	S: 8	LOB: 2	BB: 1	P: 12
--------------	------	------	------	------	------	--------	-------	------	------	------	------	------	------	--------	-------	------	------	------	------	------	------	--------	-------	------	------	------	------	------	------	--------	-------	------	------	------	------	------	------	--------	-------	------	------	------	------	------	------	--------	-------	------	------	------	------	------	------	--------	-------	-------	------	------	------	------	------	--------	-------	-------


PITCHER	IP	WLS	BF	H	R	ER	SO	BB	IBB	HBP	BLK	WP	HR	S	P	ERA	WHIP
Don Cardwell, R ERA: 6.28 (1, 1)	2.0	L	10	4	3	3	1	0	0	0	0	0	1	12	12	13.50	2.000
Bob Purkey, R ERA: 1.04 (3, 1)	4.0		15	4	1	1	0	0	0	0	0	0	0	15	15	2.25	1.000
Luke Walker, L ERA: 5.4 (7, 1)	0.2		4	2	1	1	1	1	0	0	0	1	0	5	9	13.50	4.500
Al McBean, R ERA: 3.68 (7, 1)	1.1		6	1	0	0	2	0	1	0	0	0	0	9	13	0.00	0.750

BOTTOM

Pittsburgh Pirates @ St. Louis Cardinals
Sportsman's Park, St. Louis, MO

Sun Apr 24 1966, 4:33 AM EDT
Att. 11,217 - Unknown

AB	32
R	5
H	11
RBI	5
BB	2
SO	4
LOB	9



WP	HR	S	P	ERA	WHIP
1B: 6	SF: 0	WP: 1	PA: 35		
2B: 4	SAC: 1	PB: 0			
3B: 0	DP: 0	SB: 0			
HR: 1	HBP: 0	CS: 0			

Batter	1	2	3	4	5	6	7	8	9	AB R H RBI BB SO LOB	TOP																
Tony Taylor, R OBP: 0.233, SLG: 0.214 (1, 4)	0-0 4-3		0-0 1-2 1B			0-0 1B BB 1B	0-0 SH5-3		0-0 G3	4 1 2 0 0 0 1																	
Johnny Callison, L OBP: 0.261, SLG: 0.326 (1, 9)	0-0 F7		0-3 K			0-0 1B BB 1B	0-0 6-3			4 1 1 0 0 1 3																	
Dick Groat, R OBP: 0.297, SLG: 0.314 Bobby Wine, R OBP: 0.167, SLG: 0.167 (1, 6) (7, 6)	0-0 L9			0-0 6-3		0-0 1B BB 1B	0-0 F9			4 1 1 0 0 0 1 0 0 0 0 0 0 0																	
Dick Allen, R OBP: 0.413, SLG: 0.690 (1, 5)		0-3 K2-3		0-0 HR		4-0 1B 1B BB		0-3 K		3 2 1 2 1 2 0																	
Cookie Rojas, R OBP: 0.372, SLG: 0.415 (1, 7)		0-3 K		0-0 5-3		0-0 1B 1B		0-3 K		4 0 1 2 0 2 0																	
Harvey Kuenn, R OBP: 0.333, SLG: 0.333 John Briggs, L OBP: 0.333, SLG: 0.571 (1, 3) (6, PR) (6, 8)		0-0 6-3		0-3 K		0-0 1B 1B G6-4-3		0-3 K		3 0 1 1 0 1 0 1 0 0 0 0 1 0																	
Jackie Brandt, R OBP: 0.263, SLG: 0.222 Bill White, L OBP: 0.238, SLG: 0.176 (1, 8) (6, PH) (6, 3)			0-3 K		0-3 K	0-3 K		0-0 6-3		2 0 0 0 0 2 0 2 0 0 0 0 1 2	AB 35 R 5 H 9 RBI 5 BB 1 SO 12 LOB 10																
Bob Uecker, R OBP: 0.167, SLG: 0.067 (1, 2)			0-0 6-3		0-0 F8	0-0 G6-4-3		0-0 E1		4 0 0 0 0 0 2																	
Jim Bunning, R OBP: 0.250, SLG: 0.250 (1, 1)			0-0 1B 1B		0-3 K		0-0 6-3 SH5-3 1B		0-3 K	4 0 2 0 0 2 1																	
Inning Stats	R: 0 E: 0 K: 0 S: 3	H: 0 LOB: 0 BB: 0 P: 3	R: 0 E: 0 K: 2 S: 7	H: 0 LOB: 0 BB: 0 P: 7	R: 0 E: 0 K: 2 S: 9	H: 2 LOB: 2 BB: 0 P: 9	R: 1 E: 0 K: 1 S: 6	H: 1 LOB: 0 BB: 0 P: 6	R: 0 E: 0 K: 2 S: 7	H: 0 LOB: 0 BB: 0 P: 7	R: 4 E: 0 K: 1 S: 9	H: 5 LOB: 2 BB: 1 P: 13	R: 0 E: 0 K: 0 S: 4	H: 1 LOB: 1 BB: 0 P: 4	R: 0 E: 0 K: 3 S: 9	H: 0 LOB: 0 BB: 0 P: 9	R: 0 E: 1 K: 1 S: 6	H: 0 LOB: 1 BB: 0 P: 6	1B: 8 2B: 0 3B: 0 HR: 1	SF: 0 SAC: 1 DP: 1 HBP: 0	WP: 0 PB: 0 SB: 0 CS: 0	PA: 37					
PITCHER	IP	WLS	BF	H	R	ER	SO	BB	IBB	HBP	BLK	WP	HR	S	P	ERA	WHIP										
Bob Veale, L ERA: 3.72 (1, 1)	5.0	L	24	8	5	5	7	1	0	0	0	0	1	37	41	9.00	1.800										
Pete Mikkelsen, R ERA: 3.52 (6, 1)	1.0		2	0	0	0	1	0	0	0	0	0	0	4	4	0.00	0.000										
Woodie Fryman, L ERA: (7, 1)	2.0		7	1	0	0	3	0	0	0	0	0	0	13	13	0.00	0.500										
Luke Walker, L ERA: 4.15 (9, 1)	1.0		4	0	0	0	1	0	0	0	0	0	0	6	6	0.00	0.000										

Philadelphia Phillies @ Pittsburgh Pirates
 Forbes Field, Pittsburgh, PA
 Mon Apr 25 1966, 7:05 PM EDT
 Att. 9,564 - Unknown

livebaseballscorecards.com



Batter	1	2	3	4	5	6	7	8	9	AB R H RBI BB SO LOB
--------	---	---	---	---	---	---	---	---	---	----------------------

Matty Alou, L OBP: 0.358, SLG: 0.540 (1, 8)	0-3 K		0-0 E S 1-2 CS 1B			0-0 FC6-4			0-0 P4	4 0 1 0 0 1 1
Jose Pagan, R OBP: 0.316, SLG: 0.667 (1, 6)	0-0 3B		0-3 K			0-3 K			0-0 1-3	4 0 1 0 0 2 3
Roberto Clemente, R OBP: 0.345, SLG: 0.429 (1, 9)	0-3 K					0-0 6-3 1B			0-0 6-3	4 0 1 0 0 1 2
Willie Stargell, L OBP: 0.449, SLG: 0.619 (1, 7)	4-0 S BB					0-0 G6-3 1-2f				2 0 0 0 1 1 1
Dave Roberts, L OBP: 0.286, SLG: 0.429 (1, 3)	0-3 K					0-0 P4				3 0 0 0 0 1 2
Bill Mazerowski, R OBP: 0.245, SLG: 0.204 (1, 4)						0-0 4-1				3 0 0 0 0 0 0
Bob Bailey, R OBP: 0.300, SLG: 0.409 (1, 5)						0-0 6-3				3 0 0 0 0 0 0
Jesse Gonder, L OBP: 0.150, SLG: 0.263 (1, 2)						0-3 K				3 0 0 0 0 1 0
Bob Veale, S OBP: 0.200, SLG: 0.200 Pete Mikkelsen, R (6, 1) Manny Mota, R OBP: 0.455, SLG: 0.636 (6, PH) Woodie Fryman, R (7, 1) Jerry Lynch, L (8, PH) Luke Walker, L (9, 1)						0-0 K 1B				1 0 1 0 0 0 0 0 0 0 0 0 0 0 1 0 1 0 0 0 0 0 0 0 0 0 0 0 1 0 0 0 0 0 0 0 0 0 0 0 0 0

Inning Stats	R: 0 E: 0 K: 3 S: 10	H: 1 LOB: 2 BB: 1 P: 14	R: 0 E: 0 K: 0 S: 3	H: 0 LOB: 0 BB: 0 P: 3	R: 0 E: 1 K: 1 S: 5	H: 2 LOB: 1 BB: 0 P: 5	R: 0 E: 0 K: 0 S: 3	H: 1 LOB: 0 BB: 0 P: 3	R: 0 E: 0 K: 1 S: 5	H: 0 LOB: 0 BB: 0 P: 5	R: 0 E: 0 K: 1 S: 6	H: 1 LOB: 1 BB: 0 P: 6	R: 0 E: 0 K: 1 S: 5	H: 0 LOB: 0 BB: 0 P: 5	R: 0 E: 0 K: 0 S: 3	H: 0 LOB: 0 BB: 0 P: 3	R: 0 E: 0 K: 0 S: 3	H: 0 LOB: 0 BB: 0 P: 3	1B: 4 2B: 1 3B: 1 HR: 0	SF: 0 SAC: 0 DP: 2 HBP: 0	WP: 0 PB: 0 SB: 2 CS: 1	PA: 30
--------------	-------------------------------	----------------------------------	------------------------------	---------------------------------	------------------------------	---------------------------------	------------------------------	---------------------------------	------------------------------	---------------------------------	------------------------------	---------------------------------	------------------------------	---------------------------------	------------------------------	---------------------------------	------------------------------	---------------------------------	----------------------------------	------------------------------------	----------------------------------	--------

PITCHER	IP	WLS	BF	H	R	ER	SO	BB	IBB	HBP	BLK	WP	HR	S	P	ERA	WHIP	PITCHER	IP	WLS	BF	H	R	ER	SO	BB	IBB	HBP	BLK	WP	HR	S	P	ERA	WHIP	
Jim Bunning, R ERA: 1.13 (1, 1)	9.0	W	30	5	0	0	7	1	0	0	0	0	0	43	47	0.00	0.667																			

BOTTOM

Philadelphia Phillies @ Pittsburgh Pirates
 Forbes Field, Pittsburgh, PA
 Mon Apr 25 1966, 7:05 PM EDT
 Att. 9,564 - Unknown

AB	29
R	0
H	5
RBI	0
BB	1
SO	7
LOB	9



WP: 0	PA: 30
PB: 0	
SB: 2	
CS: 1	

Batter	1	2	3	4	5	6	7	8	9	AB R H RBI BB SO LOB	TOP							
Matty Alou, L (1, 8) OBP: 0.358, SLG: 0.540										0 0 0 0 0 0 0 0	Pittsburgh Pirates @ Chicago Cubs Wrigley Field, Chicago, IL Thu Apr 28 1966, 3:33 AM CDT Att. 3,076 - Unknown livebaseballscorecards.com							
Jose Pagan, R (1, 6) OBP: 0.316, SLG: 0.667										0 0 0 0 0 0 0 0								
Roberto Clemente, R (1, 9) OBP: 0.345, SLG: 0.429										0 0 0 0 0 0 0 0								
Willie Stargell, L (1, 7) OBP: 0.449, SLG: 0.619										0 0 0 0 0 0 0 0								
Donn Clendenon, R (1, 3) OBP: 0.333, SLG: 0.311										0 0 0 0 0 0 0 0								
Bill Mazeroski, R (1, 4) OBP: 0.245, SLG: 0.204										0 0 0 0 0 0 0 0								
Bob Bailey, R (1, 5) OBP: 0.300, SLG: 0.409										0 0 0 0 0 0 0 0								
Jim Pagliaroni, R (1, 2) OBP: 0.379, SLG: 0.577										0 0 0 0 0 0 0 0								
Tommie Sisk, R (1, 1) OBP: 0.500, SLG: 0.333	0 0 0 0 0 0 0 0	AB 0 R 0 H 0 RBI 0 BB 0 SO 0 LOB 0																
Inning Stats										1B: 0 SF: 0 2B: 0 SAC: 0 3B: 0 DP: 0 HR: 0 HBP: 0 WP: 0 PA: 0 PB: 0 SB: 0 CS: 0								
PITCHER Bill Hands, R (1, 1) ERA: 2.93	IP	WLS	BF	H	R	ER	SO	BB	IBB	HBP	BLK	WP	HR	S	P	ERA	WHIP	PITCHER IP WLS BF H R ER SO BB IBB HBP BLK WP HR S P ERA WHIP


Batter	1	2	3	4	5	6	7	8	9	AB R H RBI BB SO LOB	BOTTOM
--------	---	---	---	---	---	---	---	---	---	----------------------	--------

Adolfo Phillips, R (1, 8) <small>OBP: 0.400, SLG: 0.529</small>										0 0 0 0 0 0 0 0
Glenn Beckert, R (1, 4) <small>OBP: 0.288, SLG: 0.306</small>										0 0 0 0 0 0 0 0
Billy Williams, L (1, 9) <small>OBP: 0.250, SLG: 0.229</small>										0 0 0 0 0 0 0 0
Ron Santo, R (1, 5) <small>OBP: 0.481, SLG: 0.439</small>										0 0 0 0 0 0 0 0
John Herrnstein, L (1, 3) <small>OBP: 0.300, SLG: 0.176</small>										0 0 0 0 0 0 0 0
Byron Browne, R (1, 7) <small>OBP: 0.417, SLG: 0.696</small>										0 0 0 0 0 0 0 0
Randy Hundley, R (1, 2) <small>OBP: 0.261, SLG: 0.455</small>										0 0 0 0 0 0 0 0
Don Kessinger, S (1, 6) <small>OBP: 0.417, SLG: 0.450</small>										0 0 0 0 0 0 0 0
Bill Hands, R (1, 1)										0 0 0 0 0 0 0 0
Inning Stats										1B: 0 SF: 0 2B: 0 SAC: 0 3B: 0 DP: 0 HR: 0 HBP: 0

Pittsburgh Pirates @ Chicago Cubs
 Wrigley Field, Chicago, IL
 Thu Apr 28 1966, 3:33 AM CDT
 Att. 3,076 - Unknown

livebaseballscorecards.com

AB	0
R	0
H	0
RBI	0
BB	0
SO	0
LOB	0



WP: 0	PA: 0
PB: 0	
SB: 0	
CS: 0	

PITCHER Tommie Sisk, R (1, 1) <small>ERA: 5.4</small>	IP WLS BF H R ER SO BB IBB HBP BLK WP HR S P ERA WHIP 0.0 0 0 0 0 0 0 0 0 0 0 0 0 0 0 0 0	PITCHER IP WLS BF H R ER SO BB IBB HBP BLK WP HR S P ERA WHIP	
---	--	---	--

Batter	1	2	3	4	5	6	7	8	9	10	11	AB R H RBI BB SO LOB	TOP				
Ron Hunt, R OBP: 0.340, SLG: 0.341 (1, 4)	0-3 K		x 0-0 G6-3 1B			x 0-0 4-3		x 0-0 5-3		B B B B 4-0 1-3 BB	B B B B 4-0 1B WP BB	4 1 1 0 2 1 0					
Roy McMillan, R OBP: 0.275, SLG: 0.270 (1, 6)	0-0 1B 1B		x 0-0 G6-3			x 0-3 K		x 0-0 6-3		1-2 0-0 1-3 BB	0-0 WP PB 1B	6 1 2 2 0 1 2					
Ken Boyer, R OBP: 0.417, SLG: 0.651 (1, 5)	0-0 1B 1-2 1B					x 0-0 F8				0-0 G3 2B	4-0 1-3 IBB	0-0 L7	5 0 2 0 1 1 1				
Ed Kranepool, L OBP: 0.357, SLG: 0.595 (1, 3)	0-3 K					B B B B 4-0 L3 BB		x 0-0 3-1		x 0-0 G3	0-0 4-3		4 0 0 0 1 1 5				
Johnny Lewis, L OBP: 0.333, SLG: 0.292 Cleon Jones, R OBP: 0.367, SLG: 0.552 Billy Murphy, R (9, 8)	0-0 1-3 2-H 1B					x 0-0 L3		x 0-0 1B 1B		B B B B 0-3 K	B B B B 0-3 K		3 0 2 1 0 0 1 1 0 0 0 0 1 1 1 0 0 0 0 1 0				
Al Luplow, L OBP: 0.261, SLG: 0.227 Jim Hickman, R OBP: 0.276, SLG: 0.222 (9, 9)						x 0-0 1-3		x 0-0 1-2 FC5-4 1B		B B B B 4-0 BB BB	B B B B 0-0 6-3		3 0 2 0 0 0 0 1 0 0 0 1 0 0				
Ron Swoboda, R OBP: 0.250, SLG: 0.143 (1, 7)						x 0-0 F2		x 0-0 6-3		B B B B 4-0 1-2 BB	B B B B 4-0 1B BB		3 1 0 0 2 0 3				
Jerry Grote, R OBP: 0.375, SLG: 0.263 (1, 2)						x 0-0 G6-4-3 1-2f 1B		x 0-0 FC5-4 1-2f 1B		x 0-0 P5	x 0-0 P5		4 1 1 0 1 0 6				
Rob Gardner, R Eddie Bressoud, R Dick Selma, R Chuck Hiller, L Darrell Sutherland, R (11, 1)						x 0-0 5-3		x 0-0 FC6-4 1-2f 1B		x 0-0 6-3	x 0-0 4-3		3 0 0 0 0 0 1 1 0 0 0 0 0 0 0 0 0 0 0 0 0 1 1 1 1 0 0 0 0 0 0 0 0 0 0				
Inning Stats	R: 1 H: 3 E: 0 LOB: 2 K: 2 BB: 0 S: 9 P: 9	R: 0 H: 1 E: 0 LOB: 0 K: 0 BB: 0 S: 3 P: 3	R: 0 H: 1 E: 0 LOB: 0 K: 0 BB: 0 S: 3 P: 3	R: 0 H: 0 E: 0 LOB: 0 K: 1 BB: 1 S: 4 P: 8	R: 0 H: 1 E: 0 LOB: 1 K: 0 BB: 0 S: 4 P: 4	R: 0 H: 0 E: 0 LOB: 0 K: 1 BB: 0 S: 5 P: 5	R: 0 H: 2 E: 0 LOB: 2 K: 0 BB: 0 S: 5 P: 5	R: 0 H: 0 E: 0 LOB: 0 K: 0 BB: 0 S: 3 P: 3	R: 0 H: 1 E: 0 LOB: 3 K: 1 BB: 2 S: 6 P: 14	R: 0 H: 0 E: 0 LOB: 2 K: 0 BB: 2 S: 3 P: 11	R: 4 H: 2 E: 0 LOB: 1 K: 1 BB: 3 S: 7 P: 19	1B: 10 SF: 0 2B: 2 SAC: 0 3B: 0 DP: 3 HR: 0 HBP: 0	WP: 1 PA: 48 PB: 1 SB: 0 CS: 0				
PITCHER	IP WLS BF H R ER SO BB IBB HBP BLK WP HR S P ERA WHIP																
Steve Blass, R ERA: 3.22 (1, 1)	8.0	30	9	1	1	4	1	0	0	0	0	0	0	37	41	1.12	1.250
Luke Walker, L ERA: 6.43 (9, 1)	2.2	L	15	1	3	3	2	4	2	0	0	0	0	13	37	10.12	1.875
Pete Mikkelsen, R ERA: 4.32 (11, 1)	0.0		1	0	0	0	0	1	0	0	0	0	0	4	∞	∞	
Al McBean, R ERA: 3.24 (11, 1)	0.1		2	1	1	1	0	0	0	0	0	1	0	2	2	27.00	3.000

New York Mets @ Pittsburgh Pirates
Forbes Field, Pittsburgh, PA
 Fri Apr 29 1966, 7:05 PM EDT
 Att: 8,665 - Unknown

livebaseballscorecards.com

AB	40
R	5
H	11
RBI	4
BB	8
SO	6
LOB	20



Batter	1	2	3	4	5	6	7	8	9	AB R H RBI BB SO LOB	TOP
Ron Hunt, R (1, 4) OBP: 0.315, SLG: 0.313 Dave Eilers, R (8, 1)	0-0 F8		0-3 K			0-0 6-3		0-0 5-3		4 0 0 0 0 1 2 0 0 0 0 0 0 0	
Roy McMillan, R (1, 6) OBP: 0.256, SLG: 0.250 Chuck Hiller, L (8, 4)	0-3 K		0-0 L6			0-0 4-3			0-0 BB 1B	3 0 0 0 0 1 1 1 0 1 0 0 0 0	
Ken Boyer, R (1, 5) OBP: 0.423, SLG: 0.630	0-0 1B				0-0 6-3		0-0 F3		4-0 BB 1-2 BB	3 0 1 0 1 0 0	
Jim Hickman, R (1, 9) OBP: 0.242, SLG: 0.194	0-3 K				0-0 F7		0-0 6-3		0-3 K	4 0 0 0 0 2 3	
Ron Swoboda, R (1, 7) OBP: 0.214, SLG: 0.120		0-0 E3 G5-4-3			0-0 6-3		0-0 1-3		0-0 G6-3 1-2f	4 0 0 0 0 0 2	
Ed Kranepool, L (1, 3) OBP: 0.333, SLG: 0.550		0-3 K			0-0 F7		0-3 K			3 0 0 0 0 2 1	
Jerry Grote, R (1, 2) OBP: 0.407, SLG: 0.318		0-0 G5-4-3 1-2f			0-0 1B				0-0 SH1-3 1B	3 0 2 0 0 0 1	
Billy Murphy, R (1, 8)			4-0 SH2-3 BB		0-3 K			0-0 SH1-3 1-2		1 0 0 0 1 1 1	
Jack Fisher, R (1, 1) Darrell Sutherland, R (5, 1) Eddie Bressoud, R (8, PH) (8, 6)			0-0 SH2-3 1-2		0-3 K			0-3 K		1 0 0 0 0 1 1 0 0 0 0 0 0 0 1 0 0 0 0 1 1	
Inning Stats	R: 0 H: 1 E: 0 LOB: 1 K: 2 BB: 0 S: 8 P: 8	R: 0 H: 0 E: 1 LOB: 0 K: 1 BB: 0 S: 5 P: 5	R: 0 H: 0 E: 0 LOB: 1 K: 1 BB: 1 S: 5 P: 9	R: 0 H: 0 E: 0 LOB: 0 K: 0 BB: 0 S: 3 P: 3	R: 0 H: 1 E: 0 LOB: 1 K: 2 BB: 0 S: 8 P: 8	R: 0 H: 0 E: 0 LOB: 0 K: 0 BB: 0 S: 3 P: 3	R: 0 H: 0 E: 0 LOB: 0 K: 1 BB: 0 S: 5 P: 5	R: 0 H: 1 E: 0 LOB: 1 K: 1 BB: 0 S: 6 P: 6	R: 0 H: 1 E: 0 LOB: 1 K: 1 BB: 1 S: 5 P: 9	1B: 4 SF: 0 2B: 0 SAC: 2 3B: 0 DP: 2 HR: 0 HBP: 0	WP: 0 PA: 32 PB: 0 SB: 0 CS: 0
PITCHER Bob Veale, L (1, 1) ERA: 2.84	IP WLS BF H R ER SO BB IBB HBP BLK WP HR S P ERA WHIP										
	9.0 W 32 4 0 0 9 2 0 0 0 0 0 0 48 56 0.00 0.667										

New York Mets @ Pittsburgh Pirates
Forbes Field, Pittsburgh, PA
 Sun May 01 1966, 3:33 AM EDT
 Att: 29,433 - Unknown

livebaseballscorecards.com

AB	28
R	0
H	4
RBI	0
BB	2
SO	9
LOB	13



Batter	1	2	3	4	5	6	7	8	9	AB	R	H	RBI	BB	SO	LOB
Matty Alou, L (1, 8) OBP: 0.365, SLG: 0.593	0-0 6-3		0-3 K		0-0 2B	0-0 1B		0-0 4-3		5	2	2	0	0	1	0
Manny Mota, R (1, 7) OBP: 0.409, SLG: 0.524	0-0 BB E 1B		0-0 1-6-3		0-0 1-3	0-0 6-3		0-0 6-3		5	1	1	0	0	0	2
Roberto Clemente, R (1, 9) OBP: 0.378, SLG: 0.478	4-0 FC6-4 1-2 BB			0-0 L9 BB 2B	0-0 2B	0-0 2B		0-0 FC5 1B		4	2	4	2	1	0	0
Jim Pagliaroni, R (1, 2) OBP: 0.395, SLG: 0.550	0-0 FC6-4 FC5-4 1-2f 2-H			0-0 L9 2-3	0-0 1B 2B	0-0 F7		0-0 1B		5	1	2	1	0	0	3
Bill Mazerowski, R (1, 4) OBP: 0.254, SLG: 0.290	0-0 FC5-4 1-2f			4-0 BB S BB	0-0 L5	0-0 F8		0-0 FC5 2-3f		4	0	0	0	1	0	5
Jose Pagan, R (1, 6) OBP: 0.353, SLG: 0.531		0-3 K		0-0 P6 1-2	0-0 3B 1B		0-0 P5		4	1	1	1	0	1	2	
Donn Clendenon, R (1, 3) OBP: 0.338, SLG: 0.333		0-0 6-3		4-0 BB BB	0-0 S 3B		0-3 K		3	1	1	1	1	1	0	
Bob Bailey, R (1, 5) OBP: 0.317, SLG: 0.418		0-0 6-3		4-0 BB 1-2 2-3 3-H	4-0 S IBB		0-0 2B		2	0	1	1	2	0	0	
Bob Veale, S (1, 1) OBP: 0.143, SLG: 0.143			0-0 1-3	0-3 K	0-0 G3		0-0 5-3		4	0	0	0	0	1	5	


Inning Stats		R: 1	H: 1	E: 1	K: 0	S: 4	R: 0	H: 0	E: 0	K: 1	S: 5	R: 0	H: 0	E: 0	K: 1	S: 5	R: 1	H: 1	E: 0	K: 1	S: 6	R: 5	H: 5	E: 0	K: 0	S: 8	R: 0	H: 2	E: 0	K: 1	S: 6	R: 0	H: 2	E: 0	K: 0	S: 5
PITCHER		IP	WLS	BF	H	R	ER	SO	BB	IBB	HBP	BLK	WP	HR	S	P	ERA	WHIP																		
Jack Fisher, R (1, 1) ERA: 5.82	4.1	L	22	5	5	4	3	3	4	0	0	0	0	0	24	40	8.31	2.077																		
Darrell Sutherland, R (5, 1) ERA: 7.0	2.2		14	5	3	3	1	1	0	1	0	0	0	0	15	19	10.12	1.875																		
Dave Eilers, R (8, 1) ERA: 3.0	1.0		5	2	0	0	0	0	0	0	0	0	0	0	5	5	0.00	2.000																		

BOTTOM

New York Mets @ Pittsburgh Pirates
 Forbes Field, Pittsburgh, PA
 Sun May 01 1966, 3:33 AM EDT
 Att. 29,433 - Unknown

AB	36
R	8
H	12
RBI	6
BB	5
SO	4
LOB	17

WP: 0 PA: 41
 PB: 0 SB: 3
 CS: 0



livebaseballscorecards.com

Batter	1	2	3	4	5	6	7	8	9	10	11	12	AB R H RBI BB SO LOB	TOP								
Matty Alou, L OBP: 0.358, SLG: 0.603 (1, 8)	0-0 SF9 3B		0-0 F8			0-0 G3		0-0 SH5-3			0-3 K2-3		4 1 1 0 0 1 1									
Jose Pagan, R OBP: 0.308, SLG: 0.472 (1, 6) (12, 5)	0-0 SF9		0-3 K			0-3 K		0-0 F5			0-0 1-3		4 0 0 1 0 2 2									
Roberto Clemente, R OBP: 0.354, SLG: 0.446 (1, 9)	0-0 F9			0-3 K			0-3 K		0-0 F9		0-0 4-3		5 0 0 0 0 2 0									
Willie Stargell, L OBP: 0.433, SLG: 0.577 (1, 7)	0-0 1-3			0-3 K			0-0 4-3		0-0 1B			0-0 4-3	5 0 1 0 0 1 0									
Jim Pagliaroni, R OBP: 0.375, SLG: 0.511 Gene Alley, R OBP: 0.368, SLG: 0.441 (12, PR) (12, 6)		0-3 K		0-0 F9			0-0 F6		0-0 F6			0-0 HR 1B	5 0 1 0 0 1 1 0 1 0 0 0 0 0									
Bill Mazerowski, R OBP: 0.264, SLG: 0.288 (1, 4)		4-0 G6-4-3 BB				0-0 F8		0-0 HR 1B		0-3 K		0-0 F8	4 1 1 0 1 1 2									
Donn Clendenon, R OBP: 0.343, SLG: 0.435 (1, 3)		0-0 G6-4-3				0-3 K		0-0 HR			0-0 5-3		5 2 2 4 0 1 1									
Bob Bailey, R OBP: 0.324, SLG: 0.417 Jerry May, R (12, 2)			0-0 SH1-4 1B			0-0 F3		0-0 SH5-3 1B		0-0 F8		0-0 F9	5 0 2 0 0 0 1 0 0 0 0 0 0 0									
Tommie Sisk, R OBP: 0.429, SLG: 0.333 Luke Walker, L Bob Purkey, R Dave Roberts, L Pete Mikkelsen, R Roy Face, R (1, 1) (5, 1) (5, 1) (6, PH) (6, 1) (8, 1)			0-0 SH1-4			0-3 K		0-0 F1			0-3 K		0 1 0 0 0 0 0 1 0 1 0 0 0 0 0 0 1 1 0 0 0 0 0 1 0									
Inning Stats	R: 1 E: 0 K: 0 S: 4	H: 1 LOB: 0 BB: 0 P: 4	R: 0 E: 0 K: 1 S: 4	H: 0 LOB: 0 BB: 1 P: 8	R: 0 E: 0 K: 1 S: 6	H: 1 LOB: 1 BB: 0 P: 6	R: 0 E: 0 K: 2 S: 7	H: 0 LOB: 0 BB: 0 P: 7	R: 0 E: 0 K: 1 S: 5	H: 0 LOB: 0 BB: 0 P: 5	R: 2 E: 0 K: 0 S: 6	H: 3 LOB: 1 BB: 0 P: 6	R: 0 E: 0 K: 1 S: 6	H: 1 LOB: 1 BB: 0 P: 6	R: 0 E: 0 K: 1 S: 5	H: 0 LOB: 0 BB: 0 P: 5	R: 2 E: 0 K: 0 S: 5	H: 2 LOB: 1 BB: 0 P: 5	1B: 5 2B: 0 3B: 1 HR: 2	SF: 1 SAC: 2 DP: 1 HBP: 0	WP: 0 PB: 0 SB: 0 CS: 0	PA: 44
PITCHER Sammy Ellis, R ERA: 3.75 (1, 1)	IP 12.0	WLS L	BF 44	H 8	R 5	ER 5	SO 11	BB 1	IBB 0	HBP 0	BLK 0	WP 0	HR 2	S 65	P 69	ERA 3.75	WHIP 0.750					

Pittsburgh Pirates @ Cincinnati Reds
Crosley Field, Cincinnati, OH
Tue May 03 1966, 7:05 PM EDT
Att: 4,669 - Unknown

livebaseballscorecards.com

AB	40
R	5
H	8
RBI	5
BB	1
SO	11
LOB	9



BOTTOM

Pittsburgh Pirates @ Cincinnati Reds
Crosley Field, Cincinnati, OH
Wed May 04 1966, 7:05 PM EDT
Att. 4,019 - Unknown - 54 F

livebaseballscorecards.com

AB 37
R 3
H 12
RBI 2
BB 4
SO 6
LOB 27



WP: 2 PA: 42
PB: 0
SB: 0
CS: 0

AB R H RBI BB SO LOB

4 0 2 1 1 1 2

4 0 1 0 1 0 6

5 0 0 0 0 2 4

4 0 2 0 1 1 0

3 0 0 0 0 0 4
2 0 1 0 0 0 3
0 0 0 0 0 0 0

5 1 1 0 0 0 4

4 0 2 0 0 1 1

2 1 1 1 1 0 0

1B: 12 SF: 0
2B: 0 SAC: 1
3B: 0 DP: 2
HR: 0 HBP: 0

Batter	1	2	3	4	5	6	7	8	9
Pete Rose, S (1, 5) OBP: 0.284, SLG: 0.254	0-3 K	0-0 G4-6-3 1B		0-0 F7			0-0 WP E 1B	4-0 FC6-4 BB	
Tommy Helms, R (1, 4) OBP: 0.288, SLG: 0.311	0-0 1B	0-0 G4-6-3 1B			4-0 1B BB		0-0 E6 WP	0-0 FC6-4	
Vada Pinson, L (1, 8) OBP: 0.329, SLG: 0.529	0-3 K		0-0 1-3		0-0 F7		0-0 F6		0-3 K
Tony Perez, R (1, 3) OBP: 0.417, SLG: 0.367	0-0 1B		0-3 K2-3		0-0 1B		0-0 1B		0-0 F9
Johnny Edwards, L (1, 2) OBP: 0.194, SLG: 0.343 Don Pavletich, R (7, PH) OBP: 0.273, SLG: 0.344 Giraldo Ruiz, S (9, PR)	0-0 4-3		0-0 F9		0-0 G4-6-3 1B		0-0 F4		0-0 1B
Leo Cardenas, R (1, 6) OBP: 0.344, SLG: 0.450		0-0 WP 1B		0-0 F9		0-0 F8	0-0 1-3		0-0 1-3
Mel Queen, L (1, 9) OBP: 0.278, SLG: 0.214		0-3 K		0-0 BB 1B		0-0 4-3		0-0 SH1-4 1B	
Art Shamsky, L (1, 7) OBP: 0.231, SLG: 0.417		0-0 1B 1B		4-0 1B		0-0 1-3		0-0 SH1-4	
Jim O'Toole, S (1, 1) OBP: 0.250, SLG: 0.250 Gordy Coleman, L (7, PH) OBP: 0.207, SLG: 0.179 Dick Simpson, R (7, PR) OBP: 0.500, SLG: 0.500 Ted Davidson, R (8, 1) Deron Johnson, R (8, PH) OBP: 0.229, SLG: 0.228 Jack Baldschun, R (9, 1)		0-0 1B 1B		0-3 K			0-0 E 1B WP 1B	0-0 1-3	

Inning Stats	R: 0	H: 2	E: 0	K: 2	S: 9	LOB: 2	BB: 0	P: 9
	R: 2	H: 4	E: 0	K: 1	S: 8	LOB: 1	BB: 0	P: 8
	R: 0	H: 0	E: 0	K: 1	S: 5	LOB: 0	BB: 0	P: 5
	R: 0	H: 1	E: 0	K: 1	S: 6	LOB: 2	BB: 1	P: 10
	R: 0	H: 1	E: 0	K: 0	S: 3	LOB: 1	BB: 1	P: 7
	R: 0	H: 0	E: 0	K: 0	S: 3	LOB: 0	BB: 0	P: 3
	R: 1	H: 2	E: 1	K: 0	S: 6	LOB: 3	BB: 1	P: 10
	R: 0	H: 1	E: 0	K: 0	S: 4	LOB: 2	BB: 1	P: 8
	R: 0	H: 1	E: 0	K: 1	S: 6	LOB: 1	BB: 0	P: 6

PITCHER	IP	WLS	BF	H	R	ER	SO	BB	IBB	HBP	BLK	WP	HR	S	P	ERA	WHIP
Steve Blass, R (1, 1) ERA: 3.18	6.0	W	29	10	3	2	5	2	0	0	0	1	0	37	45	3.00	2.000
Woodie Fryman, L (7, 1) ERA:	0.1		2	0	0	0	0	0	1	0	0	1	0	1	5	0.00	0.000
Bob Purkey, R (7, 1) ERA: 0.77	2.2	S	11	2	0	0	1	1	0	0	0	0	0	12	16	0.00	1.125

Batter	1	2	3	4	5	6	7	8	9	AB R H RBI BB SO LOB	TOP	
Matty Alou, L (1, 8) OBP: 0.366, SLG: 0.612 Manny Mota, R (9, PH) OBP: 0.321, SLG: 0.407	0-0 CS 2B		0-0 F6		0-0 2-3 1B			0-0 F9	0-0 F8	4 0 2 0 0 0 0 1 0 0 0 0 0 1		
Jose Pagan, R (1, 6) OBP: 0.313, SLG: 0.467	0-0 F9		0-0 F4		0-0 F9			0-0 5-3		4 0 0 0 0 0 3		
Roberto Clemente, R (1, 9) OBP: 0.352, SLG: 0.463	0-0 2-3 HR		0-0 6-3					0-0 1B		4 1 2 1 0 0 0		
Willie Stargell, L (1, 7) OBP: 0.438, SLG: 0.571	0-0 HR 1B			0-0 CS 1B			0-3 K	0-0 F7		4 1 2 0 0 1 1		
Jim Pagliaroni, R (1, 2) OBP: 0.386, SLG: 0.566 Gene Alley, R (9, PR) OBP: 0.368, SLG: 0.441	0-0 1-H HR			0-3 K			0-3 K		0-0 HR 2B	4 1 2 2 0 2 1 0 1 0 0 0 0 0		
Donn Clendenon, R (1, 3) OBP: 0.346, SLG: 0.420	0-3 K			0-0 1-2 F2				0-0 BB 1B	0-0 F9	4 0 1 0 0 1 2		
Bill Mazerowski, R (1, 4) OBP: 0.250, SLG: 0.270		0-0 5-3			0-0 4-3			0-0 F8	0-0 F7	4 0 0 0 0 0 2		
Bob Bailey, R (1, 5) OBP: 0.347, SLG: 0.485 Jerry Lynch, L (9, PH)		0-0 5-3			0-0 1B 2B			4-0 BB 1-2 G4-6-3 BB	4-0 BB HR BB	2 0 1 0 1 0 0 0 1 0 0 1 0 0		
Bob Veale, S (1, 1) OBP: 0.143, SLG: 0.143 Al McBean, R (1, 1) Dave Roberts, L (7, PH) OBP: 0.200, SLG: 0.300 Pete Mikkelsen, R (7, 1) Jesse Gonder, L (9, PH) OBP: 0.190, SLG: 0.450		0-0 6-3			0-3 K			0-0 1-2f G4-6-3	0-0 1-H 2-H HR	0 0 0 0 0 0 0 2 0 0 0 0 1 1 1 0 0 0 0 0 2 0 0 0 0 0 0 0 1 1 1 3 0 0 0		
Inning Stats	R: 3 E: 0 K: 1 S: 8 H: 4 LOB: 0 BB: 0 P: 8	R: 0 E: 0 K: 0 S: 3 H: 0 LOB: 0 BB: 0 P: 3	R: 0 E: 0 K: 0 S: 3 H: 0 LOB: 0 BB: 0 P: 3	R: 0 E: 0 K: 1 S: 5 H: 1 LOB: 0 BB: 0 P: 5	R: 0 E: 0 K: 1 S: 7 H: 2 LOB: 2 BB: 0 P: 7	R: 0 E: 0 K: 2 S: 7 H: 0 LOB: 0 BB: 0 P: 7	R: 0 E: 0 K: 0 S: 3 H: 1 LOB: 1 BB: 1 P: 7	R: 0 E: 0 K: 0 S: 4 H: 1 LOB: 1 BB: 0 P: 4	R: 3 E: 0 K: 0 S: 5 H: 2 LOB: 1 BB: 1 P: 9	1B: 5 2B: 3 3B: 0 HR: 3 SF: 0 SAC: 0 DP: 1 HBP: 0	WP: 0 PB: 0 SB: 0 CS: 2 PA: 37	
PITCHER	IP WLS BF H R ER SO BB IBB HBP BLK WP HR S P ERA WHIP											
Joey Jay, R (1, 1) ERA: 4.62	8.2 W 36 11 6 6 5 2 0 0 0 0 0 3 44 52 6.23 1.500											
Billy McCool, L (9, 1) ERA: 2.7	0.1 S 1 0 0 0 0 0 0 0 0 0 0 0 1 1 0.00 0.000											

Pittsburgh Pirates @ Cincinnati Reds
Crosley Field, Cincinnati, OH
Thu May 05 1966, 7:05 PM EDT
Att: 3,735 - Unknown - 71 F

livebaseballscorecards.com

AB 35
R 6
H 11
RBI 6
BB 2
SO 5
LOB 13



Batter	1	2	3	4	5	6	7	8	9	AB	R	H	RBI	BB	SO	LOB
Pete Rose, S OBP: 0.291, SLG: 0.306 (1, 4)	0-0 PB 1B 1B	0-0 6-3		0-0 1-3		0-0 1-3		0-0 1-H 2-H HR		5	2	2	3	0	0	1
Tommy Helms, R OBP: 0.310, SLG: 0.333 (1, 5)	0-0 1-2 PB 1B	0-0 F3			0-0 1B FC6-2 1B	0-0 2-H 1B		0-0 5-3		5	1	3	1	0	0	0
Vada Pinson, L OBP: 0.325, SLG: 0.514 (1, 9) (7, 8)	0-0 F8	0-0 3-1			0-0 1-2 FC6-2 FC4-6 1B		0-0 F7			4	1	1	0	0	0	2
Tony Perez, R OBP: 0.400, SLG: 0.353 (1, 3)	0-3 1-2 2-3 K		0-0 6-3		0-0 1-2 2-3 E FC6-2 1B		0-0 F9			4	1	1	0	0	1	2
Don Pavletich, R OBP: 0.297, SLG: 0.429 (1, 2)	4-0 1B BB BB		0-0 HR		0-0 1-2 2-3 3-H FC6-2 FC4-6		0-0 F3			3	2	1	1	1	0	3
Leo Cardenas, R OBP: 0.338, SLG: 0.438 (1, 6)	0-0 1-3 2-H 3-H BB BB 1B		0-3 K		0-0 1-2 2-3 3-H FC4-6		0-3 K			4	0	1	3	0	2	1
Deron Johnson, R OBP: 0.231, SLG: 0.220 Mel Queen, L OBP: 0.263, SLG: 0.200 (1, 7) (7, 9)	4-0 1-2 BB BB		0-0 F4		0-3 K		0-0 6-3			2	0	0	0	1	1	1
Tommy Harper, R OBP: 0.279, SLG: 0.200 (1, 8) (7, 7)	4-0 1-2 2-3 3-H BB		0-0 4-3		0-0 F8		0-0 BB HR 1B			3	1	1	1	1	0	0
Joey Jay, S Billy McCool, R (1, 1) (9, 1)	0-0 6-3		0-3 K		0-0 E6 1B 1-3		4-0 1-2 HR BB			3	2	0	0	1	1	3
										0	0	0	0	0	0	0

Inning Stats	R: 3	H: 3	E: 0	LOB: 3	K: 1	P: 20	R: 0	H: 0	E: 0	LOB: 0	K: 0	P: 3	R: 1	H: 1	E: 0	LOB: 0	K: 1	P: 6	R: 0	H: 0	E: 0	LOB: 0	K: 1	P: 5	R: 2	H: 3	E: 1	LOB: 1	K: 1	P: 8	R: 1	H: 1	E: 1	LOB: 1	K: 0	P: 4	R: 0	H: 0	E: 0	LOB: 0	K: 0	P: 3	R: 3	H: 2	E: 0	LOB: 0	K: 1	P: 11
	S: 8	BB: 3	S: 3	BB: 0	S: 6	S: 5	S: 8	S: 4	S: 7	S: 3	S: 7	S: 7	SF: 0	SAC: 0	DP: 0	HBP: 0	WP: 0	PA: 38																														

PITCHER	IP	WLS	BF	H	R	ER	SO	BB	IBB	HBP	BLK	WP	HR	S	P	ERA	WHIP
Bob Veale, L ERA: 3.49 (1, 1)	0.2		8	3	3	3	1	3	0	0	0	0	0	7	19	40.50	9.000
Al McBean, R ERA: 3.29 (1, 1)	5.1	L	21	5	4	2	3	0	0	0	0	0	1	27	27	3.38	0.938
Pete Mikkelsen, R ERA: 5.54 (7, 1)	2.0		9	2	3	3	1	1	0	0	0	0	1	10	14	13.50	1.500


BOTTOM

Pittsburgh Pirates @ Cincinnati Reds
Crosley Field, Cincinnati, OH

Thu May 05 1966, 7:05 PM EDT
Att. 3,735 - Unknown - 71 F

livebaseballscorecards.com

AB	34
R	10
H	10
RBI	9
BB	4
SO	5
LOB	13



Batter	1	2	3	4	5	6	7	8	9	10	11	AB R H RBI BB SO LOB	TOP																								
Matty Alou, L (1.8) OBP: 0.377, SLG: 0.625	F7			BB 4-0 1B BB		SS 0-3 K	0-0 1-H 2-H 3-H 3B			0-0 4-3	0-0 1B	5 0 2 3 1 1 0	Pittsburgh Pirates @ Philadelphia Phillies Connie Mack Stadium, Philadelphia, PA Fri May 06 1966, 7:05 PM EDT Att. 18,982 - Unknown																								
Jose Pagan, R (1.6) OBP: 0.296, SLG: 0.431	6-3			F7		0-0 FC6-4 1B	0-0 6-3			0-3 K	0-0 1-3	6 0 1 0 0 1 5																									
Roberto Clemente, R (1.9) OBP: 0.344, SLG: 0.448	6-3			1-3 1B		0-0 FC6-4 1-2f			0-0 4-3	0-0 1-3		5 0 1 1 0 0 0 1																									
Willie Stargell, L (1.7) OBP: 0.435, SLG: 0.567 Manny Mota, R (11. PR) OBP: 0.321, SLG: 0.407			0-0 3-1	4-0 1B		0-0 4-3			0-3 K		0-0 PB 1B 2B	4 0 1 0 1 1 1 0 1 0 0 0 0 0																									
Jim Pagliaroni, R (1.2) OBP: 0.403, SLG: 0.569 Gene Alley, R (11. PR) OBP: 0.368, SLG: 0.441 Jerry May, R (11.2)			0-0 F9	0-3 K IBB		0-0 1B 3B 1B	0-0 1B 1B			0-0 HR E 1B	2-H	5 1 3 1 0 1 3 0 1 0 0 0 0 0 0 0 0 0 0 0 0																									
Donn Clendenon, R (1.3) OBP: 0.325, SLG: 0.392			0-0 F9	0-0 F4		0-0 F8	0-0 1-3			0-0 E6 HR	1-2	5 1 0 0 0 0 7																									
Bill Mazerowski, R (1.4) OBP: 0.259, SLG: 0.316			0-0 F2		0-0 G6-4-3 1B	0-0 L7			0-0 5-3	0-0 HR	1-H 2-H	5 1 2 3 0 0 1																									
Bob Bailey, R (1.5) OBP: 0.338, SLG: 0.465			0-0 L8		0-0 G6-4-3 1-2f	0-0 1-2 3B 1B	0-0 1-2 3B 1B		0-3 K	0-0 6-3		5 1 1 0 0 1 3																									
Don Schwall, R (1.1) Jerry Lynch, L (7. PH) OBP: 0.429, SLG: 0.200 Al McBean, R (7. PR) Woodie Fryman, R (7.1) Roy Face, R (11.1)			0-0 1-3		0-0 5-3	0-0 1-2 3B 1B			0-0 F7	0-0 4-3		2 0 0 0 0 0 0 1 0 1 0 0 0 0 0 1 0 0 0 0 0 2 0 0 0 0 0 2 0 0 0 0 0 0 0																									
Inning Stats	R: 0 H: 0 E: 0 K: 0 S: 3	H: 0 LOB: 0 BB: 0 P: 3	R: 0 H: 0 E: 0 K: 0 S: 3	H: 0 LOB: 0 BB: 0 P: 3	R: 0 H: 1 E: 0 K: 1 S: 6	H: 1 LOB: 3 BB: 2 P: 14	R: 0 H: 1 E: 0 K: 1 S: 6	H: 1 LOB: 1 BB: 0 P: 6	R: 3 H: 4 E: 0 K: 0 S: 7	H: 4 LOB: 2 BB: 0 P: 7	R: 0 H: 1 E: 0 K: 1 S: 6	H: 1 LOB: 1 BB: 0 P: 6		R: 0 H: 0 E: 0 K: 1 S: 5	H: 0 LOB: 0 BB: 0 P: 5	R: 0 H: 0 E: 0 K: 1 S: 5	H: 0 LOB: 0 BB: 0 P: 5	R: 4 H: 4 E: 1 K: 0 S: 8	H: 4 LOB: 2 BB: 0 P: 8	1B: 9 SF: 0 2B: 1 SAC: 0 3B: 1 DP: 1 HR: 1 HBP: 0	WP: 0 PA: 47 PB: 1 SB: 0 CS: 0																
PITCHER	IP WLS BF H R ER SO BB IBB HBP BLK WP HR S P ERA WHIP																																				
Bob Buhl, R (1.1) ERA: 6.1	7.0		29	7	3	3	2	1	1	0	0	0	0	0	31	39	3.86	1.143																			
Roger Craig, R ERA: 5.4	(8.1)	3.2		17	5	4	3	3	0	0	0	0	0	1	23	23	7.36	1.364																			
Darold Knowles, L ERA: 3.65	(11.1)	0.1	W	1	0	0	0	0	0	0	0	0	0	0	1	1	0.00	0.000																			

AB	45
R	7
H	12
RBI	7
BB	2
SO	5
LOB	23



livebaseballscorecards.com

Batter	1	2	3	4	5	6	7	8	9	10	11	AB R H RBI BB SO LOB	BOTTOM				
John Briggs, L (1, 8) OBP: 0.333, SLG: 0.405 Jackie Brandt, R (10, PH) OBP: 0.290, SLG: 0.286 (11, 8)	F8	E4		1B			F5			P3	E3	4 0 1 0 0 0 2 2 1 1 1 0 0 0	Pittsburgh Pirates @ Philadelphia Phillies Connie Mack Stadium, Philadelphia, PA Fri May 06 1966, 7:05 PM EDT Att. 18,982 - Unknown				
Dick Groat, R (1, 6) OBP: 0.352, SLG: 0.424	1B	G6-4-3		P6			L8			6-3	1B	6 1 2 2 0 0 3					
Bill White, L (1, 3) OBP: 0.276, SLG: 0.308	E6	G3					4-3			L6		5 0 0 0 0 0 2					
Johnny Callison, L (1, 9) OBP: 0.325, SLG: 0.413	1B			P6			1B				1B	5 2 3 1 0 1 0					
Tony Gonzalez, L (1, 7) OBP: 0.379, SLG: 0.520 Harvey Kuenn, R (8, PH) OBP: 0.267, SLG: 0.333 (9, 7)	1B			1B			2B			P3	1B	2 0 2 1 1 0 0 2 1 1 0 0 0 0					
Tony Taylor, R (1, 5) OBP: 0.306, SLG: 0.404	K			FC6-4			1B			F7	1B	5 0 1 1 0 1 4					
Cookie Rojas, R (1, 4) OBP: 0.284, SLG: 0.308	F8			F9						4-3	1B	5 1 1 1 0 0 4					
Clay Dalrymple, L (1, 2) OBP: 0.417, SLG: 0.300 Bob Uecker, R (9, PH) OBP: 0.281, SLG: 0.407 (10, 2)		E		K			4-3			F9	FC1-5	2 1 0 0 1 1 0 2 1 0 0 0 0 2					
Bob Buhl, R (1, 1) Roger Craig, R (8, 1) Darold Knowles, L (11, 1) Doug Clemens, L (11, PH) OBP: 0.333, SLG: 0.333 OBP: 0.444, SLG: 0.438		G6-4-3		K			K			K	K	2 0 0 0 1 2 0 1 0 0 0 0 1 0 0 0 0 0 0 0 0 1 0 0 0 0 1 2					
Inning Stats	R: 1 H: 2 E: 1 LOB: 3 K: 1 BB: 1 S: 8 P: 12	R: 1 H: 0 E: 1 LOB: 1 K: 0 BB: 2 S: 3 P: 11	R: 0 H: 1 E: 0 LOB: 1 K: 0 BB: 0 S: 4 P: 4	R: 0 H: 1 E: 0 LOB: 1 K: 2 BB: 0 S: 8 P: 8	R: 1 H: 2 E: 0 LOB: 0 K: 0 BB: 0 S: 4 P: 4	R: 0 H: 0 E: 0 LOB: 0 K: 1 BB: 0 S: 5 P: 5	R: 0 H: 0 E: 0 LOB: 0 K: 0 BB: 0 S: 3 P: 3	R: 0 H: 0 E: 0 LOB: 0 K: 1 BB: 0 S: 5 P: 5	R: 0 H: 0 E: 0 LOB: 0 K: 1 BB: 0 S: 5 P: 5	R: 0 H: 0 E: 0 LOB: 0 K: 0 BB: 0 S: 3 P: 3	R: 5 H: 6 E: 1 LOB: 1 K: 1 BB: 0 S: 10 P: 10	1B: 11 SF: 0 2B: 1 SAC: 0 3B: 0 DP: 1 HR: 0 HBP: 0		WP: 0 PA: 47 PB: 0 SB: 0 CS: 0			
PITCHER	IP WLS BF H R ER SO BB IBB HBP BLK WP HR S P ERA WHIP																
Don Schwall, R (1, 1) ERA: 3.0	6.0	27	6	3	2	4	3	0	0	0	0	0	0	32	44	3.00	1.500
Woodie Fryman, L (7, 1) ERA: 1.93	4.0	14	2	2	2	2	0	0	0	0	0	0	0	18	18	4.50	0.500
Roy Face, R (11, 1) ERA: 2.92	0.2	L 6	4	3	2	1	0	0	0	0	0	0	0	8	8	27.00	6.000

livebaseballscores.com

AB	44
R	8
H	12
RBI	7
BB	3
SO	7
LOB	19



Batter	1	2	3	4	5	6	7	8	9
John Briggs, L (1, 8) OBP: 0.365, SLG: 0.511	0-0 HR		4-0 PB 1-2 1B BB		0-3 K		0-0 E 1-3 2B		
Dick Groat, R (1, 6) OBP: 0.333, SLG: 0.400 Bobby Wine, R (8, 6) OBP: 0.167, SLG: 0.167	0-0 F7		0-0 F9		0-0 4-3		0-0 F9 2-H 3-H		
Bill White, L (1, 3) OBP: 0.268, SLG: 0.319	0-0 P5		0-0 1-H 2-H 1B		0-0 E3		0-0 E 1B 1B		
Johnny Callison, L (1, 9) OBP: 0.321, SLG: 0.405	0-0 3-1		0-0 F8		0-0 P6 1-2		0-0 E9 1-H 1B		
Tony Gonzalez, L (1, 7) OBP: 0.364, SLG: 0.586		0-0 L9		0-0 HR		0-0 L9	0-0 6-3		
Tony Taylor, R (1, 5) OBP: 0.318, SLG: 0.426		0-0 6-3		0-0 E 2B		0-0 P5		0-0 1B	
Cookie Rojas, R (1, 4) OBP: 0.268, SLG: 0.290		0-0 P3		0-0 E8 G6-4-3 2-3		0-0 L6		0-0 F9	
Clay Dalrymple, L (1, 2) OBP: 0.400, SLG: 0.273			4-0 FC3-6 BB		0-3 K		0-0 F7	0-0 F3	
Jim Bunning, R (1, 1) OBP: 0.211, SLG: 0.167			0-0 FC3-6 PB 1-2f		0-0 G6-4-3 1-2f		4-0 2B E BB	0-0 4-3	


Inning Stats	R: 1	H: 1	E: 0	K: 0	S: 4	LOB: 0	BB: 0	P: 4	R: 0	H: 0	E: 0	K: 0	S: 3	LOB: 0	BB: 0	P: 3	R: 2	H: 1	E: 0	K: 0	S: 4	LOB: 1	BB: 2	P: 12	R: 1	H: 2	E: 1	K: 1	S: 7	LOB: 1	BB: 0	P: 7	R: 0	H: 0	E: 1	K: 1	S: 6	LOB: 1	BB: 0	P: 6	R: 0	H: 0	E: 0	K: 0	S: 3	LOB: 0	BB: 0	P: 3	R: 3	H: 3	E: 2	K: 0	S: 6	LOB: 1	BB: 1	P: 10	R: 0	H: 1	E: 0	K: 0	S: 4	LOB: 1	BB: 0	P: 4
1B: 4	SF: 0	2B: 2	SAC: 0	3B: 0	DP: 1	HR: 2	HBP: 0	WP: 0	PA: 36																																																							

BOTTOM

Pittsburgh Pirates @ Philadelphia Phillies
 Connie Mack Stadium, Philadelphia, PA
 Sat May 07 1966, 3:33 AM EDT
 Att. 7,006 - Unknown

livebaseballscorecards.com

AB	33
R	7
H	8
RBI	3
BB	3
SO	2
LOB	14



PITCHER	IP	WLS	BF	H	R	ER	SO	BB	IBB	HBP	BLK	WP	HR	S	P	ERA	WHIP
Tommie Sisk, R (1, 1) ERA: 5.73	3.0	L	15	4	4	3	0	2	0	0	0	0	2	13	21	9.00	2.000
Pete Mikkelsen, R (4, 1) ERA: 4.5	3.0		10	0	0	0	2	0	0	0	0	0	0	14	14	0.00	0.000
Al McBean, R (7, 1) ERA: 4.02	2.0		11	4	3	2	0	1	0	0	0	0	0	10	14	9.00	2.500

Batter	1	2	3	4	5	6	7	8	9	AB R H RBI BB SO LOB	TOP																
Matty Alou, L (1, 8) OBP: 0.372, SLG: 0.593	0-0 G3	0-0 L8			0-0 G3		0-0 1B		0-3 K	5 0 1 0 0 1 2																	
Gene Alley, R (1, 6) OBP: 0.381, SLG: 0.459	0-0 1B 2B		4-0 BB BB BB		0-0 F8		0-0 F9			3 0 1 0 1 0 1																	
Roberto Clemente, R (1, 9) OBP: 0.353, SLG: 0.448	0-0 G3-6-3 2-3 1B		0-0 G6-3 1-2f		0-0 F2		0-0 F8			4 0 1 0 0 0 2																	
Willie Stargell, L (1, 7) OBP: 0.442, SLG: 0.538	0-0 G3-6-3 1-2f		0-0 2B 1B		4-0 1B 1B BB		4-0 BB			2 2 1 0 2 0 2																	
Jim Pagliaroni, R (1, 2) OBP: 0.394, SLG: 0.565		0-0 F7	0-0 1-H 2B		0-0 P3		0-0 F7			4 0 1 1 0 0 2																	
Donn Clendenon, R (1, 3) OBP: 0.330, SLG: 0.385		4-0 FC6-4 1B BB	0-0 4-3		0-0 1B 1-3 1B		0-0 F8			3 1 1 0 1 0 2																	
Bill Mazerowski, R (1, 4) OBP: 0.280, SLG: 0.326		0-0 E6 FC6-4 1-2		0-0 CS 1B		0-0 G6-4-3 1-2 1B		0-0 F8		4 0 2 1 0 0 2																	
Bob Bailey, R (1, 5) OBP: 0.321, SLG: 0.440		0-0 FC6-4 1B 1-2f 2-3		0-3 K 1-2		0-0 G6-4-3 1-2f		0-0 F2		4 0 0 0 0 1 5																	
Bob Veale, S (1, 1) OBP: 0.167, SLG: 0.167		0-0 1B 1-2 3-H		0-3 K		0-0 4-3		0-3 K		4 0 1 1 0 2 0																	
Inning Stats	R: 0 E: 0 K: 0 S: 4	H: 2 LOB: 1 BB: 0 P: 4	R: 1 E: 1 K: 0 S: 5	H: 1 LOB: 2 BB: 1 P: 9	R: 1 E: 0 K: 0 S: 4	H: 2 LOB: 1 BB: 1 P: 8	R: 0 E: 0 K: 2 S: 7	H: 1 LOB: 0 BB: 0 P: 7	R: 0 E: 0 K: 0 S: 3	H: 0 LOB: 0 BB: 0 P: 3	R: 1 E: 0 K: 0 S: 4	H: 2 LOB: 1 BB: 1 P: 8	R: 0 E: 0 K: 0 S: 4	H: 1 LOB: 1 BB: 0 P: 4	R: 0 E: 0 K: 0 S: 3	H: 0 LOB: 1 BB: 1 P: 7	R: 0 E: 0 K: 2 S: 7	H: 0 LOB: 0 BB: 0 P: 7	1B: 7 2B: 3 3B: 0 HR: 0	SF: 0 SAC: 0 DP: 4 HBP: 0	WP: 0 PB: 0 SB: 0 CS: 1	PA: 37					
PITCHER	IP WLS BF H R ER SO BB IBB HBP BLK WP HR S P ERA WHIP																										
John Boozer, R (1, 1) ERA: 6.75	2.0		11	3	2	1	0	2	0	0	0	0	0	9	17	4.50	2.500										
Ray Herbert, R (3, 1) ERA: 4.63	6.0	L	23	6	1	1	2	2	0	0	0	0	0	25	33	1.50	1.333										
Darold Knowles, L (9, 1) ERA: 3.38	1.0		3	0	0	0	2	0	0	0	0	0	0	7	7	0.00	0.000										

Pittsburgh Pirates @ Philadelphia Phillies
 Connie Mack Stadium, Philadelphia, PA

Sun May 08 1966, 3:33 AM EDT
 Att. 8,411 - Unknown

livebaseballscorecards.com

AB 33
 R 3
 H 9
 RBI 3
 BB 4
 SO 4
 LOB 18



Batter	1	2	3	4	5	6	7	8	9	AB	R	H	RBI	BB	SO	LOB
Tony Taylor, R (1, 4) OBP: 0.300, SLG: 0.400	0-3 K		0-0 1-3			0-0 4-3		0-0 6-3		4	0	0	1	0	1	1
Cookie Rojas, R (1, 7) OBP: 0.280, SLG: 0.315	0-3 K		0-0 5-3			0-0 CS 1B		0-0 2B		4	0	2	0	0	1	1
Dick Groat, R (1, 5) OBP: 0.329, SLG: 0.405	0-0 5-3					0-0 1B 2B		0-0 6-3		4	1	1	0	0	0	2
Johnny Callison, L (1, 9) OBP: 0.318, SLG: 0.398		0-0 F8				0-0 G6-4-3 1B		0-0 1-3		4	0	1	1	0	1	0
Jackie Brandt, R (1, 8) OBP: 0.257, SLG: 0.250		0-0 G3				0-0 F9		0-0 F7		4	0	0	0	0	1	1
Bob Uecker, R (1, 2) OBP: 0.306, SLG: 0.400		0-0 F9				0-0 G6-4-3		0-0 1B 1B		3	0	1	0	1	0	1
John Briggs, L (9, PR) OBP: 0.365, SLG: 0.511						1-2f				0	0	0	0	0	0	0
Bill White, L (1, 3) OBP: 0.298, SLG: 0.329			0-3 K			0-0 6-3		0-0 1-2 1B		4	0	2	0	0	1	0
Bobby Wine, R (1, 6) OBP: 0.188, SLG: 0.250			0-0 WP 1-3 2B			0-0 P4		0-0 4-3		4	1	1	0	0	0	4
John Boozer, R (1, 1) Ray Herbert, R (3, 1) Phil Linz, R (8, PH) Darold Knowles, L (9, 1)			4-0 1-3 BB			0-0 6-3		0-0 L9		0	0	0	0	0	0	0

Inning Stats	R: 0	H: 0	E: 0	K: 2	S: 7	R: 0	H: 0	E: 0	K: 0	S: 3	R: 1	H: 1	E: 0	K: 1	S: 6	R: 1	H: 2	E: 0	K: 0	S: 4	R: 0	H: 0	E: 0	K: 0	S: 3	R: 0	H: 1	E: 0	K: 0	S: 3	R: 0	H: 2	E: 0	K: 0	S: 5	R: 0	H: 1	E: 0	K: 2	S: 8	R: 0	H: 1	E: 0	K: 2	S: 8	1B: 5	2B: 3	3B: 0	HR: 0	SF: 0	SAC: 0	DP: 1	HBP: 0	WP: 1	PA: 35
--------------	------	------	------	------	------	------	------	------	------	------	------	------	------	------	------	------	------	------	------	------	------	------	------	------	------	------	------	------	------	------	------	------	------	------	------	------	------	------	------	------	------	------	------	------	------	-------	-------	-------	-------	-------	--------	-------	--------	-------	--------

PITCHER	IP	WLS	BF	H	R	ER	SO	BB	IBB	HBP	BLK	WP	HR	S	P	ERA	WHIP
Bob Veale, L (1, 1) ERA: 3.21	9.0	W	35	8	2	2	5	2	0	0	0	1	0	43	51	2.00	1.111

BOTTOM

Pittsburgh Pirates @ Philadelphia Phillies
 Connie Mack Stadium, Philadelphia, PA

Sun May 08 1966, 3:33 AM EDT
 Att: 8,411 - Unknown

AB	33
R	2
H	8
RBI	2
BB	2
SO	5
LOB	10



PITCHER	IP	WLS	BF	H	R	ER	SO	BB	IBB	HBP	BLK	WP	HR	S	P	ERA	WHIP
---------	----	-----	----	---	---	----	----	----	-----	-----	-----	----	----	---	---	-----	------

Batter	1	2	3	4	5	6	7	8	9	10	11	12	13	14	15	AB R H RBI BB SO LOB	TOP	
Tito Fuentes, S OBP: 0.327, SLG: 0.431 (1, 4)	F8		5-3					F5		6-3			F7		F9	7 0 1 1 0 0 3		
Len Gabrielson, L OBP: 0.283, SLG: 0.340 (1, 7) (2, 3)	1B			K	4-3			G3			4-3		K2-3		FC6-4	7 0 1 1 0 2 3		
Willie Mays, R OBP: 0.340, SLG: 0.598 (1, 8)				FC1-6				4-3			K			F9	5-3	6 0 1 0 1 2 2		
Jim Ray Hart, R OBP: 0.413, SLG: 0.554 (1, 5)	G6-4-3			1B				F9			F7					6 0 2 0 0 0 2		
Willie McCovey, L OBP: 0.376, SLG: 0.466 (1, 3)				FC1-6				1-3					F9			1 0 1 0 0 0 0		
Don Landrum, L OBP: 0.172, SLG: 0.148 (2, PR) (2, 7)				1B										FC1-4		4 0 0 0 1 0 3		
Ollie Brown, R OBP: 0.306, SLG: 0.300 (1, 9)				K										5-3		5 0 1 0 1 2 5		
Tom Haller, L OBP: 0.371, SLG: 0.481 (1, 2)					4-3											5 1 1 0 1 1 3		
Hal Lanier, R OBP: 0.247, SLG: 0.281 (1, 6)				6-3				F8							FC	4 0 1 0 0 0 0		
Cap Peterson, R OBP: 0.111, SLG: 0.111 (12, PH)								WP							FC	1 0 0 0 0 0 2		
Jim Davenport, R OBP: 0.373, SLG: 0.422 (12, 6)				5-3				1B							1B	1 0 0 0 0 0 1		
Bobby Bolin, R OBP: 0.316, SLG: 0.267 (1, 1)																4 1 1 0 0 0 1 1		
Bill Henry, L (10, 1)																0 0 0 0 0 0 0		
Frank Linzy, R OBP: 0.400, SLG: 0.800 (11, 1)																2 0 1 0 0 0 0		
Joe Gibbon, R (15, 1)																0 0 0 0 0 0 0		
Inning Stats	R: 0 H: 2 E: 0 LOB: 1 K: 0 BB: 0 S: 4 P: 4	R: 0 H: 1 E: 0 LOB: 1 K: 0 BB: 0 S: 3 P: 3	R: 0 H: 0 E: 0 LOB: 0 K: 0 BB: 0 S: 3 P: 3	R: 0 H: 1 E: 0 LOB: 2 K: 2 BB: 1 S: 8 P: 12	R: 1 H: 2 E: 0 LOB: 1 K: 0 BB: 0 S: 5 P: 5	R: 0 H: 0 E: 0 LOB: 0 K: 1 BB: 0 S: 5 P: 5	R: 0 H: 1 E: 0 LOB: 1 K: 1 BB: 1 S: 5 P: 9	R: 0 H: 0 E: 0 LOB: 0 K: 0 BB: 0 S: 3 P: 3	R: 0 H: 0 E: 0 LOB: 0 K: 0 BB: 0 S: 3 P: 3	R: 0 H: 0 E: 0 LOB: 1 K: 2 BB: 1 S: 7 P: 11	R: 0 H: 0 E: 0 LOB: 0 K: 0 BB: 0 S: 3 P: 3	R: 0 H: 0 E: 0 LOB: 0 K: 1 BB: 0 S: 5 P: 5	R: 0 H: 1 E: 0 LOB: 1 K: 0 BB: 1 S: 3 P: 7	R: 0 H: 0 E: 0 LOB: 0 K: 1 BB: 0 S: 5 P: 5	R: 0 H: 1 E: 0 LOB: 1 K: 0 BB: 0 S: 4 P: 4	R: 1 H: 2 E: 0 LOB: 2 K: 0 BB: 0 S: 6 P: 6	1B: 10 SF: 0 2B: 0 SAC: 0 3B: 1 DP: 4 HR: 0 HBP: 0	WP: 1 PA: 57 PB: 0 SB: 2 CS: 0
PITCHER	IP WLS BF H R ER SO BB IBB HBP BLK WP HR S P ERA WHIP																	
Steve Blass, R ERA: 2.58 (1, 1)	10.0																	
Roy Face, R ERA: 2.7 (11, 1)	1.0	3	0	0	0	1	0	0	0	0	0	0	0	0	0	0	0	0
Bob Purkey, R ERA: 1.15 (12, 1)	4.0	L 17	4	1	1	1	1	0	0	0	0	0	0	0	0	0	0	0

San Francisco Giants @ Pittsburgh Pirates
 Forbes Field, Pittsburgh, PA
 Tue May 10 1966, 7:05 PM EDT
 Att. 6,750 - Unknown

AB	53
R	2
H	11
RBI	2
BB	4
SO	8
LOB	25



Batter	1	2	3	4	5	6	7	8	9	10	11	12	13	14	15	AB	R	H	RBI	BB	SO	LOB										
Matty Alou, L OBP: 0.370, SLG: 0.575 (1, 8)	0-0 6-3		0-3 K		0-3 K			0-0 6-3 SH3-4 1B		0-0 SH3-4		0-3 K			0-0 FC1-6 1B	6	0	2	0	0	3	1										
Gene Alley, R OBP: 0.376, SLG: 0.429 (1, 6)	0-0 6-3 1B		4-0 2B BB		0-0 F7			0-0 SH3-4		0-0 5-3		0-0 6-3			0-0 FC1-6 1B	5	0	1	0	1	0	3										
Roberto Clements, R OBP: 0.358, SLG: 0.451 (1, 9)	0-0 6-3		0-0 2B		0-3 K			0-0 6-3		4-0 IBB		0-0 4-3			0-0 G6-4-3 1B	6	0	2	1	1	1	2										
Willie Stargell, L OBP: 0.410, SLG: 0.493 (1, 7)	0-3 K		0-0 F4					0-0 F9		0-3 K					0-0 G6-4-3	6	0	0	0	0	3	6										
Andre Rodgers, R OBP: 0.278, SLG: 0.188 (15, PH)															1-2 G6-4-3	1	0	0	0	0	0	2										
Jim Pagliaroni, R OBP: 0.386, SLG: 0.538 (1, 2)		0-0 1-3		0-0 F8		0-0 F5		4-0 BB			0-0 F7		0-3 K			3	0	0	0	1	0	0										
Manny Mota, R OBP: 0.364, SLG: 0.516 (9, PR)																0	0	0	0	0	0	0										
Jesse Gonder, L OBP: 0.148, SLG: 0.346 (10, 2)																2	0	0	0	0	1	0										
Donn Clendenon, R OBP: 0.319, SLG: 0.369 (1, 3)		0-0 F9		0-0 1-3		0-3 K			0-3 K		0-0 FC5-4 1B		0-0 G3			6	0	1	0	0	2	1										
Bill Mazerowski, R OBP: 0.273, SLG: 0.315 (1, 4)		0-0 5-3		0-0 BB 1B					0-0 F8		0-0 F4		0-0 FC5-4 BB		0-0 6-3	6	0	1	0	0	0	2										
Bob Bailey, R OBP: 0.333, SLG: 0.423 (1, 5)			4-0 2B BB	4-0 1-2 BB					0-0 F4		0-0 F4		4-0 BB		0-3 K	3	1	0	0	3	1	1										
Steve Blass, R OBP: 0.188, SLG: 0.188 (1, 1)			0-3 K	0-0 F8					0-3 K		0-0 SH3-4 1B		0-0 F7		0-3 K	3	0	0	0	0	2	3										
Jerry Lynch, L OBP: 0.444, SLG: 0.286 (10, PH)																1	0	1	0	0	0	0										
Jose Pagan, F OBP: 0.290, SLG: 0.431 (11, 1)																0	0	0	0	0	0	0										
Roy Fabley, R OBP: 0.130, SLG: 0.200 (11, PH)																0	0	0	0	0	0	0										
Dave Roberts, L OBP: 0.130, SLG: 0.200 (12, 1)																1	0	0	0	0	0	2										
Bob Furkey, R																1	0	0	0	0	1	0										
Inning Stats	R: 0 E: 0 K: 1 S: 6	H: 1 LOB: 1 BB: 0 P: 6	R: 0 E: 0 K: 0 S: 3	H: 0 LOB: 0 BB: 0 P: 3	R: 1 E: 0 K: 2 S: 8	H: 1 LOB: 2 BB: 2 P: 16	R: 0 E: 0 K: 0 S: 4	H: 1 LOB: 2 BB: 1 P: 8	R: 0 E: 0 K: 2 S: 7	H: 0 LOB: 0 BB: 0 P: 7	R: 0 E: 0 K: 1 S: 5	H: 0 LOB: 0 BB: 0 P: 5	R: 0 E: 0 K: 1 S: 5	H: 0 LOB: 1 BB: 0 P: 5	R: 0 E: 0 K: 1 S: 5	H: 1 LOB: 2 BB: 1 P: 10	R: 0 E: 0 K: 0 S: 4	H: 1 LOB: 2 BB: 1 P: 8	R: 0 E: 0 K: 1 S: 5	H: 0 LOB: 0 BB: 0 P: 5	R: 0 E: 0 K: 2 S: 7	H: 0 LOB: 0 BB: 0 P: 7	R: 0 E: 0 K: 2 S: 7	H: 0 LOB: 0 BB: 0 P: 7	R: 0 E: 0 K: 0 S: 4	H: 2 LOB: 1 BB: 0 P: 4	R: 0 E: 0 K: 0 S: 4	H: 0 LOB: 0 BB: 0 P: 4	1B: 7 2B: 1 3B: 0 HR: 0	SF: 0 SAC: 2 DP: 1 HBP: 0	WP: 0 PB: 0 SB: 1 CS: 0	PA: 58

San Francisco Giants @ Pittsburgh Pirates
Forbes Field, Pittsburgh, PA
 Tue May 10 1966, 7:05 PM EDT
 Att. 6,750 - Unknown

AB	50
R	1
H	8
RBI	1
BB	6
SO	14
LOB	23



PITCHER	IP	WLS	BF	H	R	ER	SO	BB	IBB	HBP	BLK	WP	HR	S	P	ERA	WHIP
Bobby Bolin, R ERA: 2.11	9.2		39	5	1	1	8	4	1	0	0	0	0	50	70	0.93	0.931
Bill Henry, L ERA:	0.2		3	1	0	0	1	0	0	0	0	0	5	5	0.00	1.500	
Frank Linzy, R ERA: 2.95	4.0	W	15	2	0	0	5	1	0	0	0	0	24	28	0.00	0.750	
Joe Gibbon, L ERA: 1.56	0.2	S	1	0	0	0	0	0	0	0	0	0	1	1	0.00	0.000	

Batter	1	2	3	4	5	6	7	8	9	AB R H RBI BB SO LOB	TOP		
Tito Fuentes, S OBP: 0.316, SLG: 0.411 (1, 4) X	0-0 F1	0-0 F7			0-0 BB 1B	0-0 F8			0-3 K	5 0 1 0 0 1 3	San Francisco Giants @ Pittsburgh Pirates Forbes Field, Pittsburgh, PA Wed May 11 1966, 7:05 PM EDT Att. 4,373 - Unknown		
Len Gabrielson, L OBP: 0.328, SLG: 0.380 (1, 3) B B B	4-0 E 2B BB		0-0 1-3-5 2B		4-0 G6-4-3 BB			0-3 K 1B	3 2 2 0 2 1 0				
Willie Mays, R OBP: 0.333, SLG: 0.608 (1, 8) X	0-0 E5 2B		0-0 1-3-5		0-0 G6-4-3			0-0 5-3 HR	5 2 1 2 0 0 4				
Jim Ray Hart, R OBP: 0.422, SLG: 0.568 (1, 5) S S S	0-3 K		4-0 BB		0-0 1-3			4-0 BB 3B	3 0 1 0 2 1 2				
Tom Haller, L OBP: 0.383, SLG: 0.506 (1, 2) X	0-0 1-H 2-H 2B		0-0 G3		0-0 1B 2B			4-0 G6-4-3 IBB	4 1 2 2 1 0 2				
Jesus Alou, R OBP: 0.244, SLG: 0.313 (1, 7) X	0-0 1-3		0-0 G6-4-3 1B		0-0 2-H 1B			0-0 SH1-3 1B	5 1 3 1 0 0 3				
Ollie Brown, R OBP: 0.310, SLG: 0.288 (1, 9) B B B		4-0 WP BB	0-3 K		0-0 5-3			0-0 SH1-3 1-2	2 0 0 0 1 1 2				
Hal Lanier, R OBP: 0.247, SLG: 0.272 (1, 6) X		0-0 5-3	0-0 G6-4-3		4-0 1B IBB			0-3 K	3 0 0 0 1 1 3				
Gaylord Perry, R OBP: 0.154, SLG: 0.154 (1, 1) X		0-0 F9			0-0 BB 1B			0-3 K	4 0 2 1 0 1 2				
Inning Stats	R: 2 H: 1 E: 1 LOB: 1 K: 1 BB: 1 S: 7 P: 11	R: 0 H: 0 E: 0 LOB: 1 K: 0 BB: 1 P: 7	R: 0 H: 1 E: 0 LOB: 1 K: 0 BB: 1 P: 7	R: 0 H: 1 E: 0 LOB: 0 K: 1 BB: 0 P: 5	R: 0 H: 2 E: 0 LOB: 1 K: 0 BB: 1 P: 7	R: 2 H: 3 E: 0 LOB: 2 K: 0 BB: 1 P: 10	R: 0 H: 0 E: 0 LOB: 1 K: 1 BB: 1 P: 9	R: 0 H: 1 E: 0 LOB: 1 K: 2 BB: 0 P: 8	R: 2 H: 3 E: 0 LOB: 1 K: 1 BB: 1 P: 11	1B: 7 SF: 0 2B: 4 SAC: 1 3B: 1 DP: 4 HR: 1 HBP: 0	WP: 1 PA: 42 PB: 0 SB: 0 CS: 0		
PITCHER	IP WLS BF H R ER SO BB IBB HBP BLK WP HR S P ERA WHIP											PITCHER	IP WLS BF H R ER SO BB IBB HBP BLK WP HR S P ERA WHIP
Don Schwall, R ERA: 2.2 (1, 1)	4.1 L 20 5 2 0 2 4 0 0 0 1 0 20 36 0.00 2.077												
Pete Mikkelsen, R ERA: 4.82 (5, 1)	2.2 12 3 2 2 1 1 1 0 0 0 0 12 20 6.75 1.500												
Al McBean, R ERA: 4.58 (8, 1)	2.0 10 4 2 2 3 0 1 0 0 0 1 15 19 9.00 2.000												

AB	34
R	6
H	12
RBI	6
BB	7
SO	6
LOB	21




Batter	1	2	3	4	5	6	7	8	9	AB	R	H	RBI	BB	SO	LOB
Matty Alou, L OBP: 0.354, SLG: 0.549 (1, 8)	0-0 6-3		0-0 6-3		0-0 F6		0-0 F9			4	0	0	0	0	0	0
Gene Alley, R OBP: 0.385, SLG: 0.457 (1, 6)	0-0 4-3			0-0 1B BB 1B	0-0 2B			0-0 6-3		4	1	2	0	0	0	0
Roberto Clemente, R OBP: 0.354, SLG: 0.443 (1, 9)	0-3 K			0-3 K	0-0 1B			0-0 F9		4	0	1	0	0	2	1
Willie Stargell, L OBP: 0.402, SLG: 0.480 (1, 7)		0-3 K		0-0 BB BB 1B	0-0 4-3			0-0 4-3		4	0	1	0	0	1	2
Jim Pagliaroni, R OBP: 0.405, SLG: 0.552 (1, 2)		4-0 FC6-4 BB		4-0 BB BB		0-0 4-3			0-0 WP 2B	2	0	1	0	2	0	0
Donn Clendenon, R OBP: 0.327, SLG: 0.368 (1, 3)		0-0 FC6-4		4-0 BB	0-0 G6-4-3 1B				0-3 K	3	0	1	1	1	1	2
Bill Mazeroski, R OBP: 0.262, SLG: 0.302 (1, 4)		0-0 G3		0-3 K	0-0 G6-4-3				0-0 F4	4	0	0	0	0	1	6
Bob Bailey, R OBP: 0.319, SLG: 0.402 (1, 5)			0-3 K	0-0 1-3			0-0 F7		0-0 6-3	4	0	0	0	0	1	4
Don Schwall, R (1, 1)			0-0 4-3		0-3 K					1	0	0	0	0	0	0
Pete Mikkelsen, R (5, 1)										1	0	0	0	0	1	0
Dave Roberts, L (7, PH)										1	0	0	0	0	1	0
Al McBean, R (8, 1)										0	0	0	0	0	0	0

Inning Stats	R: 0	H: 0	E: 0	K: 1	S: 5	R: 0	H: 0	E: 0	K: 1	S: 5	R: 0	H: 0	E: 0	K: 1	S: 5	R: 0	H: 2	E: 0	K: 2	S: 9	R: 0	H: 2	E: 0	K: 1	S: 7	R: 0	H: 1	E: 0	K: 0	S: 3	R: 0	H: 0	E: 0	K: 1	S: 5	R: 0	H: 0	E: 0	K: 0	S: 3	R: 0	H: 1	E: 0	K: 1	S: 6	1B: 4	2B: 2	3B: 0	HR: 0	SF: 0	SAC: 0	DP: 1	HBP: 0	WP: 1	PA: 35
PITCHER Gaylord Perry, R ERA: 1.96 (1, 1)	IP	WLS	BF	H	R	ER	SO	BB	IBB	HBP	BLK	WP	HR	S	P	ERA	WHIP																																						

BOTTOM

San Francisco Giants @ Pittsburgh Pirates
 Forbes Field, Pittsburgh, PA
 Wed May 11 1966, 7:05 PM EDT
 Att. 4,373 - Unknown

AB	32
R	1
H	6
RBI	1
BB	3
SO	8
LOB	15



Batter	1	2	3	4	5	6	7	8	9	AB R H RBI BB SO LOB	TOP							
Tito Fuentes, S OBP: 0.339, SLG: 0.426 (1, 4) X	0-0 F9 ①		0-0 FC5-6 1B ①		0-0 1B		0-0 1B		0-0 F4 ②	5 0 3 0 0 0 0	San Francisco Giants @ Pittsburgh Pirates Forbes Field, Pittsburgh, PA Thu May 12 1966, 7:05 PM EDT Att. 5,343 - Unknown							
Jim Davenport, R OBP: 0.345, SLG: 0.388 (1, 3) X	0-0 F9 ②		0-0 FC5-6 ①		0-0 F4 ③		0-0 F7 ③		0-0 F7 ③	4 0 0 0 0 0 5								
Len Gabrielson, L OBP: 0.322, SLG: 0.373 (7, 3) X	0-0 F9		1-2 G6-4-3 ①							1 0 0 0 0 0 0								
Willie Mays, R OBP: 0.339, SLG: 0.600 (1, 8) S S S	0-3 K ③		0-0 G6-4-3 ② ③							3 0 1 0 1 1 2								
Jim Ray Hart, R OBP: 0.425, SLG: 0.596 (1, 5) X		0-0 1B 1B ①		0-0 HR		0-0 G6-4-3 ① ②		0-0 FC9-6 ①		4 3 2 1 0 0 2								
Jesus Alou, R OBP: 0.267, SLG: 0.333 (1, 7) X		0-0 1B ①		0-0 4-3 ①		0-0 1B S		0-0 E 1B ①		4 0 3 0 0 0 0								
Don Landrum, L OBP: 0.172, SLG: 0.148 (8, 7) X		1-3 1B				0-0 1B		1-3 E 1B ①		0 0 0 0 0 0 0								
Ollie Brown, R OBP: 0.306, SLG: 0.286 (1, 9) X		0-0 1B		0-0 5-3 ②		0-3 K ③		0-0 E3		4 0 1 2 0 1 2								
Bob Barton, R OBP: 0.222, SLG: 0.188 (1, 2) X		3-H 1B		0-0 F9 ②		0-0 F9 ③		0-0 1-3 ①		3 0 0 0 1 0 1								
Hal Lanier, R OBP: 0.248, SLG: 0.263 (1, 6) X		0-0 G3 ③				0-0 F4 ①		4-0 1B BB ② ③		3 0 0 0 1 0 4								
Juan Marichal, R OBP: 0.333, SLG: 0.375 (1, 1) X			0-0 FC5-6 1B ①			0-0 4-3 ②		0-3 K ②		4 0 1 0 0 1 1								
Inning Stats	R: 0 H: 0 E: 0 K: 1 S: 5	H: 0 LOB: 0 BB: 0 P: 5	R: 1 H: 3 E: 0 K: 0 S: 5	H: 3 LOB: 1 BB: 0 P: 5	R: 0 H: 2 E: 0 K: 0 S: 4	H: 2 LOB: 1 BB: 0 P: 4	R: 1 H: 1 E: 0 K: 0 S: 4	H: 1 LOB: 0 BB: 0 P: 4	R: 0 H: 1 E: 0 K: 1 S: 5	H: 1 LOB: 1 BB: 0 P: 9	R: 0 H: 1 E: 0 K: 1 S: 6	H: 1 LOB: 2 BB: 1 P: 10	R: 1 H: 2 E: 1 K: 0 S: 5	H: 2 LOB: 2 BB: 1 P: 9	R: 0 H: 0 E: 0 K: 0 S: 3	H: 0 LOB: 0 BB: 0 P: 3	1B: 10 SF: 0 2B: 0 SAC: 0 3B: 0 DP: 3 HR: 1 HBP: 0	WP: 0 PA: 38 PB: 0 SB: 1 CS: 0
PITCHER Bob Veale, L ERA: 3.27 (1, 1)	IP 7.1 WLS L BF 34 H 11 R 3 ER 3 SO 3 BB 2 IBB 1 HBP 0 BLK 0 WP 0 HR 1 S 37 P 49 ERA 3.68 WHIP 1.773																	
Don Cardwell, R ERA: 6.0 (8, 1)	0.2 1 0 0 0 0 0 0 0 0 0 0 0 0 1 1 0.00 0.000																	
Al McBean, R ERA: 4.34 (9, 1)	1.0 3 0 0 0 0 0 0 0 0 0 0 0 0 3 3 0.00 0.000																	

AB	35
R	3
H	11
RBI	3
BB	3
SO	3
LOB	17



AB	35
R	3
H	11
RBI	3
BB	3
SO	3
LOB	17

WP	0
PA	38
PB	0
SB	1
CS	0

PITCHER	IP	WLS	BF	H	R	ER	SO	BB	IBB	HBP	BLK	WP	HR	S	P	ERA	WHIP
----------------	----	-----	----	---	---	----	----	----	-----	-----	-----	----	----	---	---	-----	------

Batter	1	2	3	4	5	6	7	8	9	AB R H RBI BB SO LOB	TOP											
Maury Wills, S (1, 6) OBP: 0.340, SLG: 0.287	0-3 K		0-0 FC6-4			4-0 FC6-4 BB	0-0 F8			3 0 0 0 1 1 2	Los Angeles Dodgers @ Pittsburgh Pirates Forbes Field, Pittsburgh, PA Fri May 13 1966, 7:05 PM EDT Att. 13,388 - Unknown livebaseballscorecards.com											
Wes Parker, S (1, 8) OBP: 0.317, SLG: 0.393	0-0 6-3			0-0 2B		0-0 FC6-4 1B	0-0 FC6-4			4 1 1 0 0 0 2												
Lou Johnson, R (1, 7) OBP: 0.291, SLG: 0.434	0-0 P6			0-0 P4		0-0 1B E 1B		0-0 P6		4 1 1 0 0 0 1												
Al Ferrara, R (1, 9) OBP: 0.356, SLG: 0.500		0-3 K		0-0 F8		0-0 E FC3-6 1B		0-0 P8		4 1 1 1 0 1 1												
Jim Lefebvre, S (1, 5) OBP: 0.381, SLG: 0.602		0-0 L9		0-0 F3		0-0 E5 FC3-6		0-0 1B		4 0 1 0 0 0 2												
Ron Fairly, L (1, 3) OBP: 0.360, SLG: 0.304		0-3 K			0-0 G3	0-0 FC3-6		0-0 1-3		4 0 0 1 0 1 2												
Nate Oliver, R (1, 4) OBP: 0.325, SLG: 0.257			0-3 K		0-0 FC5-4 1B	0-0 6-3		0-0 6-3		4 0 1 0 0 1 1												
Jeff Torborg, R (1, 2) OBP: 0.356, SLG: 0.300			0-0 F7		0-0 FC5-4		0-0 FC6-4 1B		0-0 F9	3 0 1 0 0 0 1												
Bart Shirley, R (7, PR) OBP: 0.333, SLG: 0.333					0-0 4-3		0-0 F8		0-0 F8	0 0 0 0 0 0 0												
John Roseboro, L (7, 2) OBP: 0.257, SLG: 0.338										0 0 0 0 0 0 0												
Tommy Davis, R (9, PH) OBP: 0.286, SLG: 0.250										1 0 0 0 0 0 0												
Claude Osteen, L (1, 1) OBP: 0.150, SLG: 0.105										2 0 1 0 0 0 1												
Joe Moeller, R (5, 1)										0 0 0 0 0 0 0												
Jim Gilliam, S (7, PH) OBP: 0.281, SLG: 0.214										1 0 0 0 0 0 1												
Phil Regan, R (7, 1)										0 0 0 0 0 0 0												
Don Drysdale, R (9, PH) OBP: 0.211, SLG: 0.389										1 0 0 0 0 0 0												
Inning Stats	R: 0 E: 0 K: 1 S: 5	H: 0 LOB: 0 BB: 0 P: 5	R: 0 E: 0 K: 2 S: 7	H: 0 LOB: 0 BB: 0 P: 7	R: 0 E: 0 K: 1 S: 6	H: 1 LOB: 1 BB: 0 P: 6	R: 0 E: 0 K: 0 S: 4	H: 1 LOB: 1 BB: 0 P: 4	R: 0 E: 0 K: 0 S: 4	H: 1 LOB: 1 BB: 0 P: 4	R: 3 E: 2 K: 0 S: 6	H: 2 LOB: 1 BB: 1 P: 10	R: 0 E: 0 K: 0 S: 4	H: 1 LOB: 1 BB: 0 P: 4	R: 0 E: 0 K: 0 S: 4	H: 1 LOB: 1 BB: 0 P: 4	R: 0 E: 0 K: 0 S: 3	H: 0 LOB: 0 BB: 0 P: 3	1B: 6 2B: 1 3B: 0 HR: 0	SF: 0 SAC: 0 DP: 0 HBP: 0	WP: 0 PB: 0 SB: 0 CS: 0	PA: 36
PITCHER Woodie Fryman, L (1, 1) ERA: 1.47	IP 9.0	WLS W	BF 36	H 7	R 3	ER 1	SO 4	BB 1	IBB 0	HBP 0	BLK 0	WP 0	HR 0	S 43	P 47	ERA 1.00	WHIP 0.889					




Batter	1	2	3	4	5	6	7	8	9
Manny Mota, R OBP: 0.351, SLG: 0.471 (1, 8) X	0-0 1-3 BBB	4-0 1-2 BB		0-0 F8		0-0 1-3			
Gene Alley, R OBP: 0.333, SLG: 0.389 (1, 6) SSS	0-3 K	0-0 F8			0-0 6-3		0-0 F8		
Roberto Clemente, R OBP: 0.355, SLG: 0.451 (1, 9) SSS	0-3 K		0-0 4-3		0-0 2B FC 1B		0-0 SF9 3B		
Jim Pagliaroni, R OBP: 0.378, SLG: 0.527 (1, 2)		0-0 4-3	0-0 F8		0-0 1-3 2B		0-0 SF9		
Donn Clendenon, R OBP: 0.314, SLG: 0.351 (1, 3)		0-0 WP 1B	0-0 6-3		0-0 FC		0-3 3-H K		
Bill Mazerowski, R OBP: 0.264, SLG: 0.301 (1, 4)		0-0 1-H 1B		0-0 6-3	0-0 F8			0-0 6-3	
Bob Bailey, R OBP: 0.337, SLG: 0.409 (1, 5)		0-0 5-3		4-0 PB BB BB	0-0 F9		0-3 K		
Willie Stargell, L OBP: 0.389, SLG: 0.444 (1, 7)		4-0 1B IBB		4-0 1-2 PB BB		0-0 F8		0-0 G3	
Woodie Fryman, R OBP: 0.167, SLG: 0.167 (1, 1)		0-0 1-3 2-H BB 1B		0-3 K		0-0 5-3			

AB	R	H	RBI	BB	SO	LOB
3	0	0	0	1	0	2
4	0	0	0	0	1	3
4	2	2	0	0	1	0
3	0	1	1	0	0	0
4	1	1	1	0	1	1
4	1	1	1	0	0	2
3	0	0	0	1	1	3
2	0	0	0	2	0	0
3	0	1	1	0	1	2

Los Angeles Dodgers @ Pittsburgh Pirates
 Forbes Field, Pittsburgh, PA
 Fri May 13 1966, 7:05 PM EDT
 Att. 13,388 - Unknown

AB	30
R	4
H	6
RBI	4
BB	4
SO	5
LOB	13



Inning Stats	R	H	E	K	S	P	1B	2B	3B	HR	WP	3-H	1B	SF	3B	HR
	0	0	0	2	7											
	2	3	0	0	6											
	0	0	0	0	3											
	0	0	0	1	5											
	1	2	0	0	6											
	0	0	0	1	3											
	0	0	0	2	7											

PITCHER	IP	WLS	BF	H	R	ER	SO	BB	IBB	HBP	BLK	WP	HR	S	P	ERA	WHIP
Claude Osteen, L ERA: 2.44 (1, 1)	4.1		22	5	3	3	3	3	3	1	0	0	0	24	40	6.23	1.846
Joe Moeller, R ERA: 1.69 (5, 1)	1.2		6	0	0	0	0	0	0	0	0	0	0	6	6	0.00	0.000
Phil Regan, R ERA: 1.42 (7, 1)	2.0	L	7	1	1	1	2	0	0	0	0	0	0	11	11	4.50	0.500


Batter	1	2	3	4	5	6	7	8	9	AB R H RBI BB SO LOB	TOP													
Maury Wills, S (1, 6) OBP: 0.336, SLG: 0.286	0-0 5-3		0-0 4-3			0-0 S 2B 1B	0-0 P5			4 1 1 1 0 0 1	Los Angeles Dodgers @ Pittsburgh Pirates Forbes Field, Pittsburgh, PA Sat May 14 1966, 3:33 AM EDT Att: 11,602 - Unknown livebaseballscorecards.com													
Jim Gilliam, S (1, 5) OBP: 0.278, SLG: 0.219	0-0 1-3		0-0 P8			0-0 F9	0-0 G4-6-3 1B			4 0 1 0 0 0 2														
Willie Davis, L (1, 8) OBP: 0.298, SLG: 0.366	0-0 4-3				0-0 2B	0-0 1B E 2B	0-0 G4-6-3 1-2f			4 1 2 1 0 0 1														
Ron Fairly, L (1, 9) OBP: 0.365, SLG: 0.313		0-0 G6-4-3 1B		0-3 K		0-0 E 5-3 1B		0-3 K		4 1 2 0 0 2 1														
Lou Johnson, R (1, 7) OBP: 0.281, SLG: 0.419		0-0 G6-4-3 1-2f		0-0 5-3		0-0 E1 5-3 1-3		0-0 6-3		4 0 0 0 0 0 3														
Wes Parker, S (1, 3) OBP: 0.315, SLG: 0.382		0-0 P8		0-0 F8		3-H 4-0 5-3 IBB		0-0 G3		3 0 0 0 1 0 1														
John Roseboro, L (1, 2) OBP: 0.257, SLG: 0.348			0-0 1B 4-3 2B		0-0 P5	0-0 5-3		0-0 G3		4 1 1 1 0 0 2														
John Kennedy, R (1, 4) OBP: 0.269, SLG: 0.320			0-0 4-3 3-4 2-3 1B		0-3 K	0-0 K IBB		0-0 F9		3 0 1 0 1 1 0														
Sandy Koufax, R (1, 1) OBP: 0.269, SLG: 0.320			0-0 3-4 1-2		0-0 4-3	0-3 K		0-3 K		4 0 0 0 0 2 5														
Inning Stats	R: 0 E: 0 K: 0 S: 3	H: 0 LOB: 0 BB: 0 P: 3	R: 0 E: 0 K: 0 S: 3	H: 1 LOB: 0 BB: 0 P: 3	R: 1 E: 0 K: 0 S: 5	H: 2 LOB: 1 BB: 0 P: 5	R: 0 E: 0 K: 1 S: 6	H: 1 LOB: 1 BB: 0 P: 6	R: 0 E: 0 K: 1 S: 5	H: 0 LOB: 0 BB: 0 P: 5	R: 3 E: 1 K: 1 S: 9	H: 3 LOB: 3 BB: 2 P: 17	R: 0 E: 0 K: 0 S: 3	H: 1 LOB: 0 BB: 0 P: 3	R: 0 E: 0 K: 1 S: 5	H: 0 LOB: 0 BB: 0 P: 5	R: 0 E: 0 K: 1 S: 5	H: 0 LOB: 0 BB: 0 P: 5	R: 0 E: 0 K: 1 S: 5	H: 0 LOB: 0 BB: 0 P: 5	1B: 5 2B: 3 3B: 0 HR: 0	SF: 0 SAC: 0 DP: 2 HBP: 0	WP: 0 PB: 0 SB: 2 CS: 0	PA: 36
PITCHER	IP WLS BF H R ER SO BB IBB HBP BLK WP HR S P ERA WHIP																				PITCHER	IP WLS BF H R ER SO BB IBB HBP BLK WP HR S P ERA WHIP		
Steve Blass, R (1, 1) ERA: 2.68	5.1 L 23 7 4 2 2 0 0 0 0 0 0 27 27 3.38 1.312																							
Tommie Sisk, R (6, 1) ERA: 5.56	0.2 4 0 0 0 1 0 0 2 0 0 0 0 4 12 0.00 0.000																							
Pete Mikkelsen, R (7, 1) ERA: 4.35	2.0 6 1 0 0 1 0 0 0 0 0 0 0 8 8 0.00 0.500																							
Al McBean, R (9, 1) ERA: 4.12	1.0 3 0 0 0 1 0 0 0 0 0 0 0 5 5 0.00 0.000																							



Batter	1	2	3	4	5	6	7	8	9	AB R H RBI BB SO LOB	TOP																												
Maury Wills, S (1, 6) OBP: 0.339, SLG: 0.311	0-0 CS 1B		0-0 6-3		0-0 E3 BLK 1B		0-3 K		0-0 2-H 3B	5 1 2 1 0 1 0	Los Angeles Dodgers @ Pittsburgh Pirates Forbes Field, Pittsburgh, PA Sun May 15 1966, 3:33 AM EDT Att. 16,205 - Unknown livebaseballscorecards.com																												
Jim Gilliam, S (1, 5) OBP: 0.244, SLG: 0.189	0-0 F8 1-2		0-0 G3		0-0 L9		0-0 G3		0-0 P6	5 0 0 0 0 0 3																													
Willie Davis, L (1, 8) OBP: 0.307, SLG: 0.372	0-0 1B		0-0 4-3		0-0 CS 1B		0-0 F8			4 0 2 1 0 0 0																													
Ron Fairly, L (1, 9) OBP: 0.361, SLG: 0.303	0-0 L7			0-0 6-3	4-0 S BB				0-0 F9	3 0 0 0 1 0 1																													
Wes Parker, S (1, 3) OBP: 0.313, SLG: 0.377		0-0 F8		0-0 3B 1B	0-3 K				0-0 B1-3	4 1 1 0 0 1 1																													
John Roseboro, L (1, 2) OBP: 0.282, SLG: 0.397		0-0 HBP 1B		0-0 1-H 3B	0-0 E SH3-4 1B				0-0 F7	4 0 3 1 0 0 0																													
Derrell Griffith, L (1, 7) Lou Johnson, R (8, 7) OBP: 0.287, SLG: 0.424		0-0 F8		4-0 IBB	0-0 SH3-4				0-0 SH3-4 3B 1B	1 0 0 0 1 0 1 1 1 1 0 0 0 0																													
John Kennedy, R (1, 4) OBP: 0.276, SLG: 0.296		1-0 1-2 HBP		0-3 K	0-0 L3				0-0 SH3-4	2 0 0 0 0 1 3																													
Don Sutton, R (1, 1) Phil Regan, R (8, 1) OBP: 0.400, SLG: 0.400		0-0 4-3		0-0 1-3	0-0 1-3				0-0 P4	3 0 0 0 0 0 5 1 0 0 0 0 0 1																													
Inning Stats	R: 0 E: 0 K: 0 S: 4	H: 2 LOB: 1 BB: 0 P: 4	R: 0 E: 0 K: 0 S: 4	H: 1 LOB: 2 BB: 0 P: 5	R: 0 E: 0 K: 0 S: 3	H: 0 LOB: 0 BB: 0 P: 3	R: 1 E: 0 K: 1 S: 7	H: 2 LOB: 2 BB: 1 P: 11	R: 1 E: 1 K: 1 S: 6	H: 1 LOB: 1 BB: 1 P: 10	R: 0 E: 1 K: 0 S: 4	H: 1 LOB: 1 BB: 0 P: 4	R: 0 E: 0 K: 1 S: 5	H: 0 LOB: 0 BB: 0 P: 5	R: 0 E: 0 K: 0 S: 3	H: 0 LOB: 0 BB: 0 P: 3	R: 1 E: 0 K: 0 S: 5	H: 2 LOB: 1 BB: 0 P: 5	1B: 7 2B: 0 3B: 2 HR: 0	SF: 0 SAC: 2 DP: 0 HBP: 1	WP: 0 PB: 0 SB: 1 CS: 2	PA: 38																	
PITCHER Don Cardwell, R (1, 1) ERA: 4.5 Bob Purkey, R (8, 1) ERA: 1.53	IP 7.0	WLS L	BF 30	H 7	R 2	ER 1	SO 3	BB 1	IBB 1	HBP 1	BLK 1	WP 0	HR 0	S 33	P 42	ERA 1.29	WHIP 1.143						PITCHER IP 2.0	WLS L	BF 8	H 2	R 1	ER 1	SO 0	BB 0	IBB 0	HBP 0	BLK 0	WP 0	HR 0	S 8	P 8	ERA 4.50	WHIP 1.000

AB	33
R	3
H	9
RBI	3
BB	2
SO	3
LOB	15



Batter	1	2	3	4	5	6	7	8	9	AB	R	H	RBI	BB	SO	LOB	TOP																		
Felipe Alou, R (1, 3) OBP: 0.314, SLG: 0.500																	0	0	0	0	0	0	0	0	0	0	0	0	Atlanta Braves @ Pittsburgh Pirates Forbes Field, Pittsburgh, PA Tue May 17 1966, 7:05 PM EDT Att. 7,938 - Unknown livebaseballscorecards.com						
Woody Woodward, R (1, 6) OBP: 0.355, SLG: 0.333																	0	0	0	0	0	0	0	0	0	0	0	0		0	0	0			
Hank Aaron, R (1, 9) OBP: 0.308, SLG: 0.528																	0	0	0	0	0	0	0	0	0	0	0	0		0	0	0			
Joe Torre, R (1, 2) OBP: 0.375, SLG: 0.551																	0	0	0	0	0	0	0	0	0	0	0	0		0	0	0			
Rico Carty, R (1, 7) OBP: 0.341, SLG: 0.338																	0	0	0	0	0	0	0	0	0	0	0	0		0	0	0			
Denis Menke, R (1, 5) OBP: 0.398, SLG: 0.474																	0	0	0	0	0	0	0	0	0	0	0	0		0	0	0			
Frank Bolling, R (1, 4) OBP: 0.211, SLG: 0.200																	0	0	0	0	0	0	0	0	0	0	0	0		0	0	0			
Gary Geiger, L (1, 8) OBP: 0.358, SLG: 0.414																	0	0	0	0	0	0	0	0	0	0	0	0		0	0	0			
Wade Blasingame, L (1, 1) OBP: 0.333, SLG: 0.333	0	0	0	0	0	0	0	0	0	0	0	0	0	0	0																				
Inning Stats	1B: 0	SF: 0	2B: 0	SAC: 0	3B: 0	DP: 0	HR: 0	HBP: 0	WP: 0	PA: 0	PB: 0	SB: 0	CS: 0																						
PITCHER Bob Veale, L (1, 1) ERA: 3.27	IP	WLS	BF	H	R	ER	SO	BB	IBB	HBP	BLK	WP	HR	S	P	ERA	WHIP	PITCHER	IP	WLS	BF	H	R	ER	SO	BB	IBB	HBP	BLK	WP	HR	S	P	ERA	WHIP

Batter	1	2	3	4	5	6	7	8	9	AB R H RBI BB SO LOB	TOP											
Matty Alou, L OBP: 0.377, SLG: 0.546 (1, 8)										5 1 1 0 0 0 3	Pittsburgh Pirates @ Los Angeles Dodgers Dodger Stadium, Los Angeles, CA Fri May 20 1966, 7:05 PM PDT Att: 33,484 - Unknown											
Gene Alley, R OBP: 0.300, SLG: 0.356 (1, 6)										4 1 0 0 1 0 1												
Roberto Clemente, R OBP: 0.345, SLG: 0.451 (1, 9)										5 2 3 1 0 0 1												
Willie Stargell, L OBP: 0.388, SLG: 0.443 (1, 7)										4 2 2 2 1 1 1												
Jim Pagliaroni, R OBP: 0.327, SLG: 0.438 Jerry May, R (6, 2)										2 0 0 0 1 1 1 1 0 0 1 0 0 1												
Donn Clendenon, R OBP: 0.317, SLG: 0.351 (1, 3)										4 1 1 1 1 1 3												
Jose Pagan, R OBP: 0.289, SLG: 0.403 (1, 5)										4 0 1 1 0 0 1												
Bill Mazerowski, R OBP: 0.264, SLG: 0.311 (1, 4)										4 0 1 1 0 0 2												
Woodie Fryman, R OBP: 0.125, SLG: 0.125 Pete Mikkelsen, R (5, 1)										2 0 0 0 0 2 2 1 0 0 0 0 0 0												
Inning Stats	R: 5 E: 0 K: 1 S: 11	H: 6 LOB: 2 BB: 1 P: 15	R: 0 E: 0 K: 1 S: 5	H: 0 LOB: 0 BB: 0 P: 5	R: 0 E: 0 K: 2 S: 7	H: 0 LOB: 0 BB: 0 P: 7	R: 0 E: 0 K: 1 S: 5	H: 0 LOB: 0 BB: 0 P: 5	R: 0 E: 0 K: 0 S: 4	H: 1 LOB: 2 BB: 1 P: 8	R: 0 E: 1 K: 0 S: 4	H: 0 LOB: 1 BB: 0 P: 4	R: 2 E: 1 K: 0 S: 6	H: 2 LOB: 2 BB: 1 P: 10	R: 0 E: 1 K: 0 S: 4	H: 0 LOB: 1 BB: 0 P: 4	R: 0 E: 0 K: 0 S: 3	H: 0 LOB: 1 BB: 1 P: 7	1B: 8 2B: 1 3B: 0 HR: 0	SF: 1 SAC: 2 DP: 0 HBP: 0	WP: 0 PB: 1 SB: 1 CS: 0	PA: 43
PITCHER	IP WLS BF H R ER SO BB IBB HBP BLK WP HR S P ERA WHIP																					
Don Sutton, R ERA: 2.93 (1, 1)	0.1 L 7 5 5 5 0 1 0 0 0 0 0 0 6 10 135.00 18.000																					
Bob Miller, R ERA: 3.46 (1, 1)	4.2 17 2 0 0 5 1 0 0 0 0 0 0 26 30 0.00 0.643																					
Joe Moeller, R ERA: 1.93 (6, 1)	3.0 15 2 2 1 0 0 1 0 0 0 0 0 14 18 3.00 0.667																					
Jim Brewer, L ERA: (9, 1)	1.0 4 0 0 0 0 0 1 0 0 0 0 0 3 7 0.00 1.000																					

livebaseballscorecards.com

AB	36
R	7
H	9
RBI	7
BB	4
SO	5
LOB	16



Batter	1	2	3	4	5	6	7	8	9	10	11	12	AB R H RBI BB SO LOB	TOP											
Matty Alou, L OBP: 0.387, SLG: 0.558 Don Schwall, R (9, 1)	0-0 E6 1B		0-0 FC6 SF8 2B		0-0 5-3		0-0 PO 1B		0-3 K2-5-1-2 3-3			0-3 K	5 1 3 0 0 1 2 1 0 0 0 0 1 0												
Gene Alley, R OBP: 0.291, SLG: 0.333 (1, 6)	4-0 BB		0-0 FC6 2-3		0-3 K		0-0 PO 1-2	0-3 K		0-0 6-3		0-0 4-3	5 0 0 0 1 2 1												
Roberto Clemente, R OBP: 0.338, SLG: 0.439 (1, 9)	0-3 K		0-3 K			0-3 K		0-3 K		0-0 G3		0-0 1B	6 0 1 0 0 4 4												
Willie Stargell, L OBP: 0.376, SLG: 0.430 (1, 7)	0-3 K		0-0 SF8			0-0 1B FC6-4 1B		0-0 F7		0-0 L6		0-3 K	5 1 1 1 0 2 3												
Donn Clendenon, R OBP: 0.328, SLG: 0.370 (1, 3)	0-3 K		0-0 1-3			0-0 FC6-4 1-3 1B			0-0 1B 1B				5 1 3 0 0 1 3												
Jose Pagan, R OBP: 0.296, SLG: 0.394 Bob Bailey, R OBP: 0.324, SLG: 0.389 (1, 5) (9, PR) (9, 5)		0-0 F8		0-0 4-3		0-0 FC6-4 1-2 3-H			0-0 1B SF9 1B			0-0 4-3	4 0 1 1 0 0 1 1 1 0 0 0 0 1												
Bill Mazerowski, R OBP: 0.269, SLG: 0.315 (1, 4)		0-0 1B		0-3 K		0-0 F9			0-0 1B 1-3 2-H K2-5-1-2 1B			0-0 L6	5 0 2 1 0 1 2												
Jerry May, R (1, 2)		0-3 K		0-3 K			0-0 P2		0-0 SF9			4-0 IBB	3 0 0 0 0 2 1 0 0 0 0 0 0 0 0 0 0 1 1 0 0												
Steve Blass, R OBP: 0.150, SLG: 0.150 Andre Rodgers, R OBP: 0.261, SLG: 0.190 Jesse Gonder, L OBP: 0.143, SLG: 0.333 (1, 1) (9, PH) (9, 2)		0-3 K			0-0 P2		0-3 K		0-0 1B			0-3 K	3 0 0 0 0 2 1 1 0 1 0 0 0 0 1 0 0 0 0 1 2												
Inning Stats	R: 0 E: 1 K: 3 S: 10	H: 1 LOB: 2 BB: 1 P: 14	R: 0 E: 0 K: 2 S: 8	H: 1 LOB: 1 BB: 0 P: 8	R: 1 E: 0 K: 1 S: 7	H: 1 LOB: 1 BB: 0 P: 7	R: 0 E: 0 K: 2 S: 7	H: 0 LOB: 0 BB: 0 P: 7	R: 0 E: 0 K: 1 S: 5	H: 2 LOB: 1 BB: 0 P: 7	R: 0 E: 0 K: 2 S: 7	H: 0 LOB: 0 BB: 0 P: 7	R: 2 E: 0 K: 1 S: 8	H: 4 LOB: 2 BB: 0 P: 8	R: 0 E: 0 K: 0 S: 3	H: 0 LOB: 0 BB: 0 P: 3	R: 0 E: 0 K: 1 S: 6	H: 1 LOB: 2 BB: 1 P: 10	R: 0 E: 0 K: 2 S: 8	H: 1 LOB: 1 BB: 0 P: 8	1B: 10 2B: 3 3B: 0 HR: 0	SF: 2 SAC: 0 DP: 1 HBP: 0	WP: 0 PB: 0 SB: 0 CS: 0	PA: 50	
PITCHER Don Drysdale, R ERA: 3.77 Ron Perranoski, L ERA: 1.0 (1, 1) (9, 1)	IP: 8.0 WLS: W BF: 34 H: 9 R: 4 ER: 4 SO: 13 BB: 1 IBB: 0 HBP: 0 BLK: 0 WP: 0 HR: 0 S: 59 P: 63 ERA: 4.50 WHIP: 1.250																								

Pittsburgh Pirates @ Los Angeles Dodgers
 Dodger Stadium, Los Angeles, CA
 Sat May 21 1966, 7:05 PM PDT
 Att. 34,839 - Unknown

livebaseballscorecards.com

AB	45
R	4
H	12
RBI	4
BB	2
SO	17
LOB	21



Batter	1	2	3	4	5	6	7	8	9	AB R H RBI BB SO LOB	TOP									
Manny Mota, R OBP: 0.373, SLG: 0.509 (1, 8) X	0-0 4-3	0-0 F9		0-0 PO 1-H 2-H 2B			0-0 5-3			4 0 1 2 0 0 1	Pittsburgh Pirates @ Los Angeles Dodgers Dodger Stadium, Los Angeles, CA Sun May 22 1966, 3:33 AM PDT Att: 30,826 - Unknown livebaseballscorecards.com									
Gene Alley, R OBP: 0.289, SLG: 0.329 (1, 6) X	0-0 1B 1B		0-0 4-3	0-0 PO 2-3	0-0 5-3			0-0 1-3		4 1 1 0 0 0 0										
Roberto Clemente, R OBP: 0.342, SLG: 0.441 (1, 9) X	0-0 1B 1-2 FC5-2 1B		0-0 6-3		0-0 G6-4-3 1B			0-0 3-1		4 0 2 0 0 0 0										
Donn Clendenon, R OBP: 0.326, SLG: 0.366 (1, 3) X	0-0 FC5-2 1-3 2-H 1B		0-3 K		0-0 G6-4-3 1-2f			0-0 F9		4 0 1 1 0 1 1										
Bill Mazerowski, R OBP: 0.268, SLG: 0.313 (1, 4) X	0-0 FC5-2 1-2 3-H			0-0 2-3 E 1B		0-0 1-3		0-0 F8		4 1 1 0 0 0 2										
Bob Bailey, R OBP: 0.313, SLG: 0.374 (1, 5) X	0-0 6-3		0-0 2-3	0-0 1-2		0-0 1-3		0-0 4-3		4 0 0 0 0 0 3										
Willie Stargell, L OBP: 0.383, SLG: 0.412 (1, 7) X		0-0 3-1	0-3 K	0-0 F9			0-0 F8			4 0 0 0 0 1 1										
Jerry May, R OBP: 0.222, SLG: 0.250 (1, 2) X		0-0 FC6-5 2B	4-0 E 2B IBB	0-0 P3			0-0 1-3			2 1 1 0 1 0 0										
Bob Veale, S OBP: 0.160, SLG: 0.160 (1, 1) X		0-0 FC6-5 2-3	0-0 E4 2B	0-0 1-2 2-H						3 1 0 0 0 0 2										
Inning Stats	R: 1 E: 0 K: 0 S: 6	H: 3 LOB: 2 BB: 0 P: 6	R: 0 E: 0 K: 0 S: 4	H: 1 LOB: 1 BB: 0 P: 4	R: 0 E: 0 K: 1 S: 5	H: 0 LOB: 0 BB: 0 P: 5	R: 3 E: 1 K: 1 S: 7	H: 2 LOB: 0 BB: 1 P: 11	R: 0 E: 0 K: 0 S: 3	H: 0 LOB: 0 BB: 0 P: 3	R: 0 E: 0 K: 0 S: 3	H: 0 LOB: 0 BB: 0 P: 3	R: 0 E: 0 K: 0 S: 3	H: 0 LOB: 0 BB: 0 P: 3	R: 0 E: 0 K: 0 S: 3	H: 0 LOB: 0 BB: 0 P: 3	1B: 5 2B: 2 3B: 0 HR: 0	SF: 0 SAC: 0 DP: 1 HBP: 0	WP: 0 PB: 0 SB: 0 CS: 0	PA: 35
PITCHER	IP WLS BF H R ER SO BB IBB HBP BLK WP HR S P ERA WHIP																			
Claude Osteen, L ERA: 2.49 (1, 1)	6.0 L 25 7 4 1 2 0 1 0 0 0 0 0 28 32 1.50 1.167																			
Joe Moeller, R ERA: 1.59 (7, 1)	2.0 6 0 0 0 0 0 0 0 0 0 0 0 6 6 0.00 0.000																			
Phil Regan, R ERA: 1.13 (9, 1)	1.0 3 0 0 0 0 0 0 0 0 0 0 0 3 3 0.00 0.000																			

AB	33
R	4
H	7
RBI	3
BB	1
SO	2
LOB	10



Batter	1	2	3	4	5	6	7	8	9	AB	R	H	RBI	BB	SO	LOB
Maury Wills, S OBP: 0.338, SLG: 0.305 (1, 6)	0-3 K			0-0 4-3		0-0 4-3			4-0 S BB	3	0	0	0	1	1	0
Jim Gilliam, S OBP: 0.254, SLG: 0.254 (1, 5)	0-0 G3-6-3 1B			0-0 FC1-4 1B		0-0 2B			0-0 2-3 1-2	4	0	3	0	0	0	1
Willie Davis, L OBP: 0.307, SLG: 0.382 (1, 8)	0-0 G3-6-3 1-2f			0-0 FC1-4 1B 1-2f		0-3 K			0-3 K2-3 2-3	4	0	0	0	0	2	4
Tommy Davis, R OBP: 0.294, SLG: 0.250 (1, 7)		0-0 P3		0-0 1-2 1B			0-0 5-3		0-3 K	4	0	1	0	0	1	1
Jim Lefebvre, S OBP: 0.348, SLG: 0.516 (1, 4)		0-0 G3-6 1B		0-3 K			0-0 6-3			3	0	1	0	0	1	2
Wes Parker, S OBP: 0.327, SLG: 0.390 (1, 3)		0-0 G3-6 1-2f			0-0 F8		0-0 L7			3	0	0	0	0	0	1
Al Ferrara, R OBP: 0.344, SLG: 0.415 (1, 9)			0-0 F7		0-3 K			0-0 F9		3	0	0	0	0	1	0
Jeff Torborg, R OBP: 0.328, SLG: 0.340 (1, 2)			0-3 K		0-3 K			0-3 K		3	0	0	0	0	3	0
Claude Osteen, L OBP: 0.208, SLG: 0.217 (1, 1)			0-3 K			0-3 K		0-0 F8		1	0	0	0	0	1	0
Bart Shirley, R OBP: 0.250, SLG: 0.250 (6, PH)										1	0	0	0	0	1	0
Joe Moeller, R (7, 1)										0	0	0	0	0	0	0
John Kennedy, R OBP: 0.258, SLG: 0.276 (8, PH)										1	0	0	0	0	0	0
Phil Regan, R (9, 1)										0	0	0	0	0	0	0

Inning Stats	R: 0	H: 1	R: 0	H: 1	R: 0	H: 0	R: 0	H: 0	R: 0	H: 1	R: 0	H: 0	R: 0	H: 0	R: 0	H: 0	R: 0	H: 0	R: 0	H: 0	1B: 4	SF: 0	WP: 0	PA: 31	
E: 0	LOB: 0	E: 0	LOB: 0	E: 0	LOB: 0	E: 0	LOB: 0	E: 0	LOB: 0	E: 0	LOB: 1	E: 0	LOB: 0	E: 0	LOB: 1	E: 0	LOB: 1	E: 0	LOB: 0	E: 0	LOB: 0	2B: 1	SAC: 0	PB: 0	
K: 1	BB: 0	K: 0	BB: 0	K: 2	BB: 0	K: 2	BB: 0	K: 0	BB: 0	K: 1	BB: 0	K: 1	BB: 0	K: 2	BB: 1	K: 2	BB: 1	K: 0	BB: 0	K: 1	BB: 0	3B: 0	DP: 2	SB: 1	
S: 5	P: 5	S: 3	P: 3	S: 7	P: 7	S: 7	P: 7	S: 7	P: 7	S: 8	P: 8	S: 3	P: 3	S: 5	P: 5	S: 7	P: 11	S: 5	P: 5	S: 7	P: 11	HR: 0	HBP: 0	CS: 0	

PITCHER	IP	WLS	BF	H	R	ER	SO	BB	IBB	HBP	BLK	WP	HR	S	P	ERA	WHIP	PITCHER	IP	WLS	BF	H	R	ER	SO	BB	IBB	HBP	BLK	WP	HR	S	P	ERA	WHIP		
Bob Veale, L ERA: 2.83 (1, 1)	9.0	W	31	5	0	0	11	1	0	0	0	0	0	52	56	0.00	0.667																				

BOTTOM

Pittsburgh Pirates @ Los Angeles Dodgers
Dodger Stadium, Los Angeles, CA

Sun May 22 1966, 3:33 AM PDT
Att. 30,826 - Unknown

livebaseballscores.com

AB 30
R 0
H 5
RBI 0
BB 1
SO 11
LOB 9



Batter	1	2	3	4	5	6	7	8	9	AB R H RBI BB SO LOB	TOP	
Manny Mota, R (1, 8) OBP: 0.381, SLG: 0.509	0-0 SH1-3 1B		0-0 F9			0-0 L8		0-0 2B 1B		4 1 2 0 0 0 0	Pittsburgh Pirates @ Los Angeles Dodgers Dodger Stadium, Los Angeles, CA Mon May 23 1966, 7:05 PM PDT Att: 24,188 - Unknown livebaseballscorecards.com	
Gene Alley, R (1, 6) OBP: 0.287, SLG: 0.337	0-3 K		0-0 P4			0-3 K		0-0 2B		4 0 1 2 0 2 1		
Roberto Clemente, R (1, 9) OBP: 0.342, SLG: 0.434	0-0 SH1-3 1-2				0-0 6-3	0-0 4-3		4-0 IBB		2 0 0 0 1 0 0		
Jim Pagliaroni, R (1, 2) OBP: 0.314, SLG: 0.419 Jerry May, R (9, 2) OBP: 0.222, SLG: 0.250	0-0 1-6-3				0-3 K		0-0 F8	0-0 F3		4 0 0 0 0 1 3 0 0 0 0 0 0 0		
Donn Clendenon, R (1, 3) OBP: 0.331, SLG: 0.370		0-0 F8			0-0 1B		0-0 L9		0-0 1B 1B	4 0 2 0 0 0 0		
Bill Mazaroski, R (1, 4) OBP: 0.261, SLG: 0.304		0-0 F7			0-0 F3		0-3 K		0-0 F2	4 0 0 0 0 1 2		
Bob Bailey, R (1, 5) OBP: 0.319, SLG: 0.379		0-0 1B				0-0 5-3		0-0 2B 1B	0-0 F7	4 1 2 0 0 0 1		
Willie Stargell, L (1, 7) OBP: 0.389, SLG: 0.406		0-3 K				0-0 G3		0-3 K	0-0 1B	4 0 1 0 0 2 2		
Don Cardwell, R (1, 1) Andre Rodgers, R (8, PH) OBP: 0.250, SLG: 0.182 Roy Face, R (8, 1) Jose Pagan, R (9, PH) OBP: 0.292, SLG: 0.388 Pete Mikkelsen, R (9, 1)			0-0 F8			0-3 K		0-0 P8	0-0 F8	2 0 0 0 0 1 0 1 0 0 0 0 0 1 0 0 0 0 0 0 0 1 0 0 0 0 0 2 0 0 0 0 0 0 0		
Inning Stats	R: 0 H: 1 E: 0 LOB: 1 K: 1 BB: 0 S: 6 P: 6	R: 0 H: 1 E: 0 LOB: 1 K: 1 BB: 0 S: 6 P: 6	R: 0 H: 0 E: 0 LOB: 0 K: 0 BB: 0 S: 3 P: 3	R: 0 H: 1 E: 0 LOB: 1 K: 1 BB: 0 S: 6 P: 6	R: 0 H: 0 E: 0 LOB: 0 K: 1 BB: 0 S: 5 P: 5	R: 0 H: 0 E: 0 LOB: 0 K: 1 BB: 0 S: 5 P: 5	R: 0 H: 0 E: 0 LOB: 0 K: 1 BB: 0 S: 5 P: 5	R: 2 H: 3 E: 0 LOB: 2 K: 1 BB: 1 S: 8 P: 12	R: 0 H: 2 E: 0 LOB: 2 K: 0 BB: 0 S: 5 P: 5	1B: 7 SF: 0 2B: 1 SAC: 1 3B: 0 DP: 0 HR: 0 HBP: 0		WP: 0 PA: 36 PB: 0 SB: 0 CS: 0
PITCHER Sandy Koufax, L (1, 1) ERA: 1.84	IP WLS BF H R ER SO BB IBB HBP BLK WP HR S P ERA WHIP	9.0 W 36 8 2 2 7 0 1 0 0 0 0 0 49 53 2.00 0.889										

AB	34
R	2
H	8
RBI	2
BB	1
SO	7
LOB	12



Batter	1	2	3	4	5	6	7	8	9	AB R H RBI BB SO LOB
Maury Wills, S (1, 6) OBP: 0.336, SLG: 0.311	0-0 5-3 ①		0-0 1-3 2B		0-0 P9 ②		0-0 L9 ③			4 0 1 0 0 0 0
Wes Parker, S (1, 3) OBP: 0.325, SLG: 0.388	0-0 4-3 ②		0-0 SF9 ②		0-0 P6 ③			0-0 G4-6-3 1B		3 0 1 1 0 0 0
Willie Davis, L (1, 8) OBP: 0.297, SLG: 0.368	0-0 3-1 ③		0-0 P6 ③			0-0 F8 ①		0-0 B5 ①		4 0 0 0 0 0 2
Ron Fairly, L (1, 9) OBP: 0.376, SLG: 0.400		0-0 3-1 ①		0-0 WP 1-3 1B		0-0 HR		0-0 G4-6-3 ② ③		4 1 2 1 0 0 1
Tommy Davis, R (1, 7) OBP: 0.263, SLG: 0.222		0-0 5-3 ②		0-0 1-3 ①		0-0 6-3 ②			0-0 3-1 ①	4 0 0 0 0 0 1
Jim Lefebvre, S (1, 4) OBP: 0.352, SLG: 0.516			0-0 1B	0-3 K ②		0-0 1B			0-0 G3 ②	4 0 2 0 0 1 1
John Roseboro, L (1, 2) OBP: 0.258, SLG: 0.356		0-0 4-3 ③		4-0 2-3 IBB		0-0 G3 ③			0-0 1B 2B	3 1 1 0 1 0 2
John Kennedy, R (1, 5) OBP: 0.265, SLG: 0.281 Derrell Griffith, L (9, PH) OBP: 0.300, SLG: 0.125			0-0 2B SF9 1B	0-3 K ③		0-3 K ①			0-0 2-H 1B	3 1 1 0 0 2 2 1 0 1 1 0 0 0
Sandy Koufax, R (1, 1)			0-0 F3 ①		0-3 K ①		0-3 K ②			3 0 0 0 0 2 1

Inning Stats	R: 0 E: 0 K: 0 S: 3	H: 0 LOB: 0 BB: 0 P: 3	R: 0 E: 0 K: 0 S: 4	H: 1 LOB: 1 BB: 0 P: 4	R: 1 E: 0 K: 0 S: 5	H: 2 LOB: 1 BB: 0 P: 5	R: 0 E: 0 K: 2 S: 8	H: 1 LOB: 2 BB: 1 P: 12	R: 0 E: 0 K: 1 S: 5	H: 0 LOB: 0 BB: 0 P: 5	R: 1 E: 0 K: 0 S: 5	H: 2 LOB: 1 BB: 0 P: 5	R: 0 E: 0 K: 2 S: 7	H: 0 LOB: 0 BB: 0 P: 7	R: 0 E: 0 K: 0 S: 3	H: 1 LOB: 0 BB: 0 P: 3	R: 1 E: 0 K: 0 S: 4	H: 2 LOB: 1 BB: 0 P: 4	1B: 6 2B: 2 3B: 0 HR: 1	SF: 1 SAC: 0 DP: 1 HBP: 0	WP: 1 PB: 0 SB: 0 CS: 0	PA: 35
--------------	------------------------------	---------------------------------	------------------------------	---------------------------------	------------------------------	---------------------------------	------------------------------	----------------------------------	------------------------------	---------------------------------	------------------------------	---------------------------------	------------------------------	---------------------------------	------------------------------	---------------------------------	------------------------------	---------------------------------	----------------------------------	------------------------------------	----------------------------------	--------

PITCHER	IP	WLS	BF	H	R	ER	SO	BB	IBB	HBP	BLK	WP	HR	S	P	ERA	WHIP
Don Cardwell, R (1, 1) ERA: 4.03	7.0		28	6	2	2	5	0	0	0	0	1	1	37	41	2.57	0.857
Roy Face, R (8, 1) ERA: 2.6	1.0		3	1	0	0	0	0	0	0	0	0	0	3	3	0.00	1.000
Pete Mikkelsen, R (9, 1) ERA: 3.45	0.2	L	4	2	1	1	0	0	0	0	0	0	0	4	4	13.50	3.000

BOTTOM

Pittsburgh Pirates @ Los Angeles Dodgers
Dodger Stadium, Los Angeles, CA
 Mon May 23 1966, 7:05 PM PDT
 Att. 24,188 - Unknown

livebaseballscorecards.com

AB	33
R	3
H	9
RBI	3
BB	1
SO	5
LOB	10



Batter	1	2	3	4	5	6	7	8	9	AB R H RBI BB SO LOB	TOP											
Matty Alou, L (1, 8) OBP: 0.382, SLG: 0.556	0-0 G3		0-0 6-3		0-0 2B			0-0 1-3		4 0 1 1 0 0 1	Pittsburgh Pirates @ San Francisco Giants Candlestick Park, San Francisco, CA Tue May 24 1966, 10:05 PM EDT Att. 14,158 - Unknown livebaseballscorecards.com											
Gene Alley, R (1, 6) OBP: 0.306, SLG: 0.356	0-0 1-3 1B		0-0 CS 1B		0-0 F3			0-0 G6-4-3 1B		4 0 3 1 0 0 1												
Roberto Clemente, R (1, 9) OBP: 0.333, SLG: 0.423	0-0 1-3 1-2		0-0 CS 1-2		0-0 F8		0-3 K	0-0 G6-4-3 1-2f		4 0 0 0 0 1 2												
Willie Stargell, L (1, 7) OBP: 0.355, SLG: 0.400	0-0 F8			0-0 1B		0-0 F3			0-0 4-3	4 0 1 0 0 0 1												
Donn Clendenon, R (1, 3) OBP: 0.322, SLG: 0.359		0-3 K		0-3 K		0-0 F4		0-3 K		4 0 0 0 0 3 1												
Jim Pagliaroni, R (1, 2) OBP: 0.312, SLG: 0.406		4-0 CS BB		0-0 F3			0-3 K	0-0 F3		3 0 0 0 1 1 2												
Bill Mazerowski, R (1, 4) OBP: 0.267, SLG: 0.317		0-0 5-3 1-2			0-0 4-3 2B 2B		0-0 1B	0-0 F7		4 1 2 0 0 0 2												
Bob Bailey, R (1, 5) OBP: 0.319, SLG: 0.377			0-0 6-3 1B 1B		0-3 K		0-3 K			3 1 1 0 0 2 2												
Vern Law, R (1, 1) OBP: 0.333, SLG: 0.333			0-3 K 1-2		0-0 4-3 2-3		0-0 4-3			3 0 0 0 0 1 3												
Inning Stats	R: 0 E: 0 K: 0 S: 4	H: 1 LOB: 1 BB: 0 P: 4	R: 0 E: 0 K: 1 S: 4	H: 0 LOB: 0 BB: 1 P: 8	R: 1 E: 0 K: 1 S: 6	H: 2 LOB: 0 BB: 0 P: 6	R: 0 E: 0 K: 1 S: 6	H: 1 LOB: 1 BB: 0 P: 6	R: 1 E: 0 K: 1 S: 7	H: 2 LOB: 1 BB: 0 P: 7	R: 0 E: 0 K: 1 S: 5	H: 0 LOB: 0 BB: 0 P: 5	R: 0 E: 0 K: 2 S: 8	H: 1 LOB: 1 BB: 0 P: 8	R: 0 E: 0 K: 0 S: 3	H: 1 LOB: 0 BB: 0 P: 3	R: 0 E: 0 K: 1 S: 6	H: 0 LOB: 1 BB: 0 P: 6	1B: 6 2B: 2 3B: 0 HR: 0	SF: 0 SAC: 0 DP: 1 HBP: 0	WP: 0 PB: 1 SB: 1 CS: 2	PA: 35
PITCHER	IP WLS BF H R ER SO BB IBB HBP BLK WP HR S P ERA WHIP																					
Gaylord Perry, R (1, 1) ERA: 3.18	7.0 W 27 7 2 2 7 1 0 0 0 0 0 0 40 44 2.57 1.143																					
Frank Linzy, R (8, 1) ERA: 1.8	2.0 S 7 1 0 0 1 0 0 0 0 0 0 0 9 9 0.00 0.500																					



Batter	1	2	3	4	5	6	7	8	9
Tito Fuentes, S OBP: 0.317, SLG: 0.384 (1, 4)	0-3 K		0-0 SH FC4-6		0-0 3-1		0-0 SH1-4		
Tom Haller, L OBP: 0.323, SLG: 0.417 (1, 2)	0-0 F8		0-0 FC4-6 FC4-6		0-0 E7 BB		0-0 E9 SF8 1B		
Willie Mays, R OBP: 0.338, SLG: 0.526 (1, 8)	0-0 1B		0-0 FC4-6 E 1B		0-0 F3		0-0 SF8		
Willie McCovey, L OBP: 0.417, SLG: 0.548 (1, 3)	0-0 4-3		0-0 E3 1B		4-0 BB BB BB 1-2 BB		0-0 HR		
Jim Ray Hart, R OBP: 0.395, SLG: 0.603 (1, 5)		0-0 5-3	0-0 1-2 1B		0-0 FC5-4 BB		0-0 1-3		
Jim Davenport, R OBP: 0.333, SLG: 0.377 (8, 5)			0-0 3-H 1B		0-0 1-2				
Jesus Alou, R OBP: 0.243, SLG: 0.294 (1, 7)		0-0 5-3	0-0 6-3		0-0 6-3			0-0 4-3	
Don Landrum, L OBP: 0.212, SLG: 0.188 (8, 7)									
Ollie Brown, R OBP: 0.267, SLG: 0.260 (1, 9)		0-0 1B		0-3 K		0-0 F9		0-0 F7	
Hal Lanier, R OBP: 0.239, SLG: 0.250 (1, 6)		0-0 F3		0-0 F9		0-0 6-3		0-0 6-3	
Gaylord Perry, R OBP: 0.211, SLG: 0.211 (1, 1)			0-0 FC4-6 SH FC4-6 1B		0-0 5-3		0-0 SH1-4 E 1B		
Don Mason, L OBP: 0.125, SLG: 0.125 (7, PR)									
Frank Linzy, R OBP: 0.250, SLG: 0.500 (8, 1)									

AB	R	H	RBI	BB	SO	LOB
2	0	0	0	0	1	0
4	1	1	1	0	0	2
3	1	1	2	0	0	2
3	1	1	1	1	0	2
4	0	1	1	0	0	3
0	0	0	0	0	0	0
3	0	0	0	0	0	2
1	0	0	0	0	0	0
4	0	1	0	0	1	0
4	0	0	0	0	0	1
3	1	2	0	0	0	0
0	1	0	0	0	0	0
0	0	0	0	0	0	0


BOTTOM

Pittsburgh Pirates @ San Francisco Giants
Candlestick Park, San Francisco, CA

Tue May 24 1966, 10:05 PM EDT
Att. 14,158 - Unknown

livebaseballscorecards.com

AB	31
R	5
H	7
RBI	5
BB	1
SO	2
LOB	12



Inning Stats	R	H	E	K	S	R	H	E	K	S	R	H	E	K	S	R	H	E	K	S	R	H	E	K	S
	0	1	0	1	6	0	1	0	0	6	2	2	1	0	7	0	0	0	1	5	0	0	0	0	7
	0	0	0	0	4	0	0	0	0	4	1	2	0	0	7	0	0	0	1	5	0	0	0	0	7
	0	0	0	0	5	0	0	0	0	5	0	0	0	0	5	0	0	0	0	5	0	0	0	0	5
	0	0	0	0	8	0	0	0	0	8	0	0	0	0	8	3	3	1	0	6	0	0	0	0	6
	0	0	0	0	3	0	0	0	0	3	0	0	0	0	3	0	0	0	0	3	0	0	0	0	3

PITCHER	IP	WLS	BF	H	R	ER	SO	BB	IBB	HBP	BLK	WP	HR	S	P	ERA	WHIP
Vern Law, R ERA: 2.7 (1, 1)	8.0	L	35	7	5	4	2	1	0	0	0	0	1	38	42	4.50	1.000

PITCHER	IP	WLS	BF	H	R	ER	SO	BB	IBB	HBP	BLK	WP	HR	S	P	ERA	WHIP

WP: 0	PA: 35
PB: 0	
SB: 0	
CS: 0	

Batter	1	2	3	4	5	6	7	8	9	AB R H RBI BB SO LOB	TOP
Matty Alou, L (1, 8) OBP: 0.383, SLG: 0.574	0-0 F3		0-0 HR		0-3 K		0-0 CS 1B		0-0 F4	5 1 2 2 0 1 2	Pittsburgh Pirates @ San Francisco Giants Candlestick Park, San Francisco, CA Wed May 25 1966, 6:33 AM EDT Att. 9,663 - Unknown
Gene Alley, R (1, 6) OBP: 0.314, SLG: 0.362	0-0 1B		0-0 4-3		0-0 4-3		0-0 CS 1-2	0-0 5-3 1B	4 0 2 0 0 0 0		
Manny Mota, R (1, 9) OBP: 0.403, SLG: 0.574	0-0 WP 1B		0-0 HR			0-0 1B 1B		0-0 5-3 1-2	4 1 3 1 0 0 1		
Willie Stargell, L (1, 7) OBP: 0.360, SLG: 0.398	0-0 L5 1-2		0-3 K			0-0 1-2 1B		4-0 G4-3 IBB	3 0 1 0 1 1 1		
Donn Clendenon, R (1, 3) OBP: 0.313, SLG: 0.348		0-0 6-3		0-0 6-3		0-0 F5		0-0 G4-3 1-2f	4 0 0 0 0 0 4		
Jim Pagliaroni, R (1, 2) OBP: 0.301, SLG: 0.390		0-0 5-3		0-0 F7		0-0 F6		0-0 6-3	4 0 0 0 0 0 2		
Bill Mazerowski, R (1, 4) OBP: 0.260, SLG: 0.308		0-0 F8		0-0 E6		0-0 F8		0-0 5-3	4 0 0 0 0 0 2		
Bob Bailey, R (1, 5) OBP: 0.325, SLG: 0.391			0-0 SH3-4 HR 1B		0-3 K		0-0 6-3	0-0 E 2B	4 1 2 0 0 1 1		
Don Schwall, R (1, 1) Roy Face, R (8, 1)			0-0 SH3-4			0-0 F2		0-0 K	0-0 E1 2-3	2 0 0 0 0 1 0 1 0 0 0 0 0 1	
Inning Stats	R: 0 H: 2 E: 0 LOB: 1 K: 0 BB: 0 S: 4 P: 4	R: 0 H: 0 E: 0 LOB: 0 K: 0 BB: 0 S: 3 P: 3	R: 3 H: 3 E: 0 LOB: 0 K: 1 BB: 0 S: 8 P: 8	R: 0 H: 0 E: 1 LOB: 1 K: 1 BB: 0 S: 6 P: 6	R: 0 H: 0 E: 0 LOB: 0 K: 1 BB: 0 S: 5 P: 5	R: 0 H: 2 E: 0 LOB: 2 K: 0 BB: 0 S: 5 P: 5	R: 0 H: 1 E: 0 LOB: 0 K: 1 BB: 0 S: 5 P: 5	R: 0 H: 1 E: 0 LOB: 1 K: 0 BB: 1 S: 3 P: 7	R: 0 H: 1 E: 1 LOB: 2 K: 0 BB: 0 S: 5 P: 5	1B: 7 SF: 0 2B: 1 SAC: 1 3B: 0 DP: 1 HR: 2 HBP: 0	WP: 1 PA: 38 PB: 0 SB: 0 CS: 1
PITCHER	IP WLS BF H R ER SO BB IBB HBP BLK WP HR S P ERA WHIP										
Bob Shaw, R (1, 1) ERA: 6.35	5.0 L 20 5 3 3 3 0 0 0 0 1 2 26 26 5.40 1.000										
Lindy McDaniel, R (6, 1) ERA: 3.38	3.0 12 4 0 0 1 0 1 0 0 0 0 13 17 0.00 1.333										
Bob Priddy, R (9, 1) ERA: 1.69	1.0 5 1 0 0 0 0 0 0 0 0 0 5 5 0.00 1.000										

AB	35
R	3
H	10
RBI	3
BB	1
SO	4
LOB	14



Batter	1	2	3	4	5	6	7	8	9	AB	R	H	RBI	BB	SO	LOB
Tito Fuentes, S OBP: 0.314, SLG: 0.373 (1, 4)	0-0 6-3		0-0 4-3			0-0 F7		4-0 BB		3	0	0	0	1	0	0
Tom Haller, L OBP: 0.313, SLG: 0.403 (1, 2)	0-0 F7		0-0 4-3			0-0 F8		0-0 F5		4	0	0	0	0	0	1
Willie Mays, R OBP: 0.331, SLG: 0.514 (1, 8) Don Landrum, L OBP: 0.208, SLG: 0.184 (7, 8)	0-0 6-3				0-0 F2		0-0 1-3	0-3 K		3 1	0 0	0 0	0 0	0 0	0 1	0 1
Willie McCovey, L OBP: 0.420, SLG: 0.608 (1, 3)		0-0 HR		0-0 4-3		0-0 F4		0-0 HR		4	2	2	2	0	0	0
Jim Ray Hart, R OBP: 0.398, SLG: 0.597 (1, 5)		0-0 5-3		0-0 1B		1-0 FC3-6 HBP		0-3 K		3	0	1	0	0	1	0
Jesus Alou, R OBP: 0.235, SLG: 0.283 (1, 7)		0-0 6-3		0-0 4-3		0-0 FC3-6 BB		0-0 F8		4	0	0	0	0	0	2
Ollie Brown, R OBP: 0.275, SLG: 0.263 (1, 9)		0-0 1B			0-0 6-3		4-0 BB	0-3 K		3	0	1	0	1	1	0
Hal Lanier, R OBP: 0.235, SLG: 0.246 (1, 6) Len Gabrielson, L OBP: 0.284, SLG: 0.297 (7, PH) Jim Davenport, R OBP: 0.333, SLG: 0.377 (8, 6)		0-0 6-3			0-3 K		0-0 6-3			2 1 0	0 0 0	0 0 0	0 0 0	0 0 0	1 0 0	1 0 0
Bob Shaw, R OBP: 0.400, SLG: 0.250 (1, 1) Don Mason, L OBP: 0.111, SLG: 0.111 (5, PH) Lindy McDaniel, R OBP: 0.200, SLG: 0.200 (6, 1) Cap Peterson, R OBP: 0.242, SLG: 0.233 (8, PH) Bob Priddy, R OBP: 0.400, SLG: 0.250 (9, 1)			0-0 6-3		0-0 6-3			0-0 4-3		1 1 0 0 0	0 0 0 0 0	0 0 0 0 0	0 0 0 0 0	0 0 0 0 0	0 0 0 0 0	0 0 0 0 0

Inning Stats	R: 0	H: 0	E: 0	K: 0	S: 3	R: 1	H: 2	E: 0	K: 0	S: 5	R: 0	H: 0	E: 0	K: 0	S: 3	R: 0	H: 1	E: 0	K: 0	S: 4	R: 0	H: 0	E: 0	K: 1	S: 5	R: 0	H: 0	E: 0	K: 0	S: 3	R: 0	H: 0	E: 0	K: 1	S: 5	R: 0	H: 0	E: 0	K: 1	S: 5	R: 1	H: 1	E: 0	K: 2	S: 8	R: 0	H: 1	E: 0	K: 1	S: 5	1B: 2	SF: 0	2B: 0	SAC: 0	3B: 0	DP: 0	HR: 2	HBP: 1	WP: 0	PA: 34
--------------	------	------	------	------	------	------	------	------	------	------	------	------	------	------	------	------	------	------	------	------	------	------	------	------	------	------	------	------	------	------	------	------	------	------	------	------	------	------	------	------	------	------	------	------	------	------	------	------	------	------	-------	-------	-------	--------	-------	-------	-------	--------	-------	--------

PITCHER	IP	WLS	BF	H	R	ER	SO	BB	IBB	HBP	BLK	WP	HR	S	P	ERA	WHIP
Don Schwall, R ERA: 2.0 (1, 1)	7.1	W	28	3	1	1	1	2	0	1	0	0	1	27	36	1.23	0.682
Roy Face, R ERA: 2.84 (8, 1)	1.2	S	6	1	1	1	3	0	0	0	0	0	1	12	12	5.40	0.600

BOTTOM

Pittsburgh Pirates @ San Francisco Giants
 Candlestick Park, San Francisco, CA
 Wed May 25 1966, 6:33 AM EDT
 Att. 9,663 - Unknown

AB	31
R	2
H	4
RBI	2
BB	2
SO	4
LOB	7



WP	HR	S	P	ERA	WHIP
0	1	12	12	5.40	0.600

Batter	1	2	3	4	5	6	7	8	9	AB R H RBI BB SO LOB	TOP
Matty Alou, L OBP: 0.371, SLG: 0.556 (1, 8) X	0-0 L8	0-0 E4 2-H			0-0 6-3		0-0 P6			4 0 0 0 0 0 0	Pittsburgh Pirates @ Houston Astros Astrodome, Houston, TX Thu May 26 1966, 8:05 PM EDT Att. 14,440 - Dome
Gene Alley, R OBP: 0.311, SLG: 0.367 (1, 6) X	0-0 1B SF7 2B	0-0 6-3			0-0 F9		0-0 F9			4 1 1 0 0 0 1	
Manny Mota, R OBP: 0.408, SLG: 0.615 (1, 9) X	0-0 1B 2-3 1B				0-0 6-3			0-0 P4		4 1 2 1 0 0 0	
Willie Stargell, L OBP: 0.364, SLG: 0.414 (1, 7) X	0-0 SF7 3-H				0-0 K		0-0 1B 1B	0-0 2B		3 0 2 1 0 1 0	
Donn Clendenon, R OBP: 0.318, SLG: 0.353 (1, 3) X	0-0 1-3 1B				0-0 CS 1B		0-0 F9	0-3 K		4 0 2 0 0 1 2	
Bill Mazerowski, R OBP: 0.260, SLG: 0.306 (1, 4) X	0-0 F9				0-3 K 1-2		0-0 1B 1B	0-0 6-3		4 0 1 0 0 1 4	
Jim Pagliaroni, R OBP: 0.291, SLG: 0.375 (1, 2)		0-3 K			0-0 4-3		0-0 F9	0-3 K		4 0 0 0 0 2 2	
Bob Bailey, R OBP: 0.331, SLG: 0.404 (1, 5)		0-0 E 2B			0-0 4-3		0-0 1-2 2-H 1B	0-3 K		4 1 2 0 0 1 0	
Steve Blass, R OBP: 0.130, SLG: 0.130 Pete Mikkelsen, R (8, 1)		0-3 K			0-0 6-3		0-0 6-3	0-0 1-3		3 0 0 0 0 1 1 1 0 0 0 0 0 0	
Inning Stats	R: 1 E: 0 K: 0 S: 6 H: 3 LOB: 2 BB: 0 P: 6	R: 1 E: 1 K: 2 S: 9 H: 1 LOB: 1 BB: 0 P: 9	R: 1 E: 0 K: 2 S: 8 H: 2 LOB: 0 BB: 0 P: 8	R: 0 E: 0 K: 0 S: 3 H: 0 LOB: 0 BB: 0 P: 3	R: 0 E: 0 K: 0 S: 3 H: 0 LOB: 0 BB: 0 P: 3	R: 0 E: 0 K: 0 S: 5 H: 3 LOB: 2 BB: 0 P: 5	R: 0 E: 0 K: 0 S: 3 H: 0 LOB: 0 BB: 0 P: 3	R: 0 E: 0 K: 1 S: 6 H: 1 LOB: 1 BB: 0 P: 6	R: 0 E: 0 K: 2 S: 7 H: 0 LOB: 0 BB: 0 P: 7	1B: 6 2B: 3 3B: 0 HR: 1 SF: 1 SAC: 0 DP: 0 HBP: 0	WP: 0 PB: 0 SB: 1 CS: 1 PA: 36
PITCHER	IP WLS BF H R ER SO BB IBB HBP BLK WP HR S P ERA WHIP										
Turk Farrell, R ERA: 6.23 (1, 1)	6.0 L 26 9 3 2 4 0 0 0 0 0 1 34 34 3.00 1.500										
Ron Taylor, R ERA: (7, 1)	2.0 7 1 0 0 1 0 0 0 0 0 0 9 9 0.00 0.500										
Jim Owens, R ERA: 3.57 (9, 1)	1.0 3 0 0 0 2 0 0 0 0 0 0 7 7 0.00 0.000										

livebaseballscorecards.com

AB	35
R	3
H	10
RBI	2
BB	0
SO	7
LOB	10



Batter	1	2	3	4	5	6	7	8	9	AB	R	H	RBI	BB	SO	LOB
Joe Morgan, L (1, 4) OBP: 0.449, SLG: 0.466	0-0 SH2-3 1B		0-0 F8	4-0 BB			0-0 F7		0-0 F8	4	0	1	0	1	0	0
Sonny Jackson, L (1, 6) OBP: 0.313, SLG: 0.296	0-0 SH2-3 1-2		0-0 1B 1B	0-0 F8			0-0 G3		0-3 K	4	1	1	0	0	1	1
Jimmy Wynn, R (1, 8) OBP: 0.304, SLG: 0.441	0-0 F8		0-0 F2				0-0 F9		4-0 BB	4	0	0	0	1	0	2
Jim Gentile, L (1, 3) OBP: 0.333, SLG: 0.453	0-3 K		0-0 1B HBP 1B				0-0 4-3		0-0 1-3	4	1	2	0	0	1	1
Bob Lillis, R (9, 5)										1	0	0	0	0	0	1
Dave Nicholson, R (1, 9) OBP: 0.452, SLG: 0.558		4-0 BB 1B BB	1-0 1B HBP						0-0 P4	2	0	1	0	1	0	1
Rusty Staub, L (1, 7) OBP: 0.290, SLG: 0.360		0-0 F3	0-0 1B				0-0 F7		4-0 BB 2B	3	0	1	1	1	0	2
Bob Aspromonte, R (1, 5) OBP: 0.259, SLG: 0.284		0-0 P5	0-0 P5				0-0 F8		0-0 1-3 3-H 2B	3	0	0	0	0	0	4
Lee Maye, L (8, PH) OBP: 0.267, SLG: 0.410										1	0	1	1	0	0	0
Jim Owens, R (9, 1)										0	0	0	0	0	0	0
John Bateman, R (1, 2) OBP: 0.343, SLG: 0.500		0-0 FC6-4 1B					0-0 F8		4-0 G6-4-3 IBB	3	0	1	0	1	0	0
Turk Farrell, R (1, 1)		0-0 FC6-4					0-0 F7		0-0 G6-4-3 1-2f	2	0	0	0	0	0	2
Nate Colbert, R (6, PH)										1	0	0	0	0	0	0
Ron Taylor, R (7, 1)										0	0	0	0	0	0	0
Felix Mantilla, R (8, PH) OBP: 0.304, SLG: 0.455										1	0	0	0	0	0	3

Inning Stats	R: 0	H: 1	E: 0	LOB: 1	K: 1	S: 6	R: 0	H: 1	E: 0	LOB: 2	K: 0	S: 4	R: 1	H: 3	E: 0	LOB: 3	K: 0	S: 6	R: 0	H: 0	E: 0	LOB: 1	K: 0	S: 3	R: 0	H: 1	E: 0	LOB: 1	K: 0	S: 4	R: 0	H: 0	E: 0	LOB: 0	K: 0	S: 3	R: 0	H: 0	E: 0	LOB: 0	K: 0	S: 3	R: 1	H: 2	E: 0	LOB: 2	K: 0	S: 4	R: 0	H: 0	E: 0	LOB: 1	K: 1	S: 5	1B: 6	SF: 0	2B: 1	SAC: 1	3B: 1	DP: 1	HR: 0	HBP: 1	WP: 0	PA: 40
--------------	------	------	------	--------	------	------	------	------	------	--------	------	------	------	------	------	--------	------	------	------	------	------	--------	------	------	------	------	------	--------	------	------	------	------	------	--------	------	------	------	------	------	--------	------	------	------	------	------	--------	------	------	------	------	------	--------	------	------	-------	-------	-------	--------	-------	-------	-------	--------	-------	--------

PITCHER	IP	WLS	BF	H	R	ER	SO	BB	IBB	HBP	BLK	WP	HR	S	P	ERA	WHIP
Steve Blass, R (1, 1) ERA: 2.9	7.1	W	33	7	2	2	1	3	0	1	0	0	0	31	44	2.46	1.364
Pete Mikkelsen, R (8, 1) ERA: 3.26	1.2	S	7	1	0	0	1	1	1	0	0	0	0	7	15	0.00	1.200

BOTTOM

Pittsburgh Pirates @ Houston Astros
Astrodome, Houston, TX


Thu May 26 1966, 8:05 PM EDT
Att. 14,440 - Dome

AB	33
R	2
H	8
RBI	2
BB	5
SO	2
LOB	17



WP	PA	ERA	WHIP
0	40		

livebaseballscores.com

Batter	1	2	3	4	5	6	7	8	9	AB R H RBI BB SO LOB	TOP									
Matty Alou, L (1, 8) OBP: 0.372, SLG: 0.550	0-0 FC6-4 1B	0-0 G3		0-0 FC6-4 1-2f			0-0 F9	0-0 1B		5 0 2 0 0 0 3										
Gene Alley, R (1, 6) OBP: 0.306, SLG: 0.359	0-0 P6		0-0 P4			0-0 F9	0-0 1B	0-0 6-3		5 0 1 0 0 0 3										
Manny Mota, R (1, 9) OBP: 0.421, SLG: 0.609	0-0 FC6-4 1B		4-0 HR BB			0-0 P6	0-0 1B		0-0 S 1B	4 1 2 1 1 0 1										
Willie Stargell, L (1, 7) OBP: 0.366, SLG: 0.440	0-0 1-3 1B		0-0 1-H HR			0-0 F8	0-0 F2		0-0 F9	5 1 2 2 0 0 2										
Donn Clendenon, R (1, 3) OBP: 0.314, SLG: 0.361	0-0 1-3		0-3 K			0-3 K		0-0 2B 3B	0-3 K	5 1 1 0 0 3 3										
Bill Mazaroski, R (1, 4) OBP: 0.270, SLG: 0.338		0-0 HR	0-0 P3			4-0 BB		0-0 4-3 1B 2B	0-0 L7	4 2 2 2 1 0 1										
Bob Bailey, R (1, 5) OBP: 0.328, SLG: 0.393		4-0 BB		0-3 K		0-0 F2		0-0 4-3		3 0 0 0 1 1 2	AB 39 R 6 H 13 RBI 6 BB 3 SO 5 LOB 19									
Jesse Gonder, L (1, 2) OBP: 0.156, SLG: 0.323		0-3 K		0-0 4-3		0-0 4-3		0-0 1B 1B		4 0 1 1 0 1 2										
Bob Veale, S (1, 1) OBP: 0.207, SLG: 0.207		0-0 F3		0-0 FC6-4 1B			0-0 1B 1B		0-0 F8	4 1 2 0 0 0 2										
Pete Mikkelsen, R (8, 1)										0 0 0 0 0 0 0										
Inning Stats	R: 0 E: 0 K: 0 S: 5	H: 2 LOB: 2 BB: 0 P: 5	R: 1 E: 0 K: 1 S: 6	H: 1 LOB: 1 BB: 1 P: 10	R: 2 E: 0 K: 1 S: 6	H: 1 LOB: 0 BB: 1 P: 10	R: 0 E: 0 K: 1 S: 6	H: 1 LOB: 1 BB: 0 P: 6	R: 0 E: 0 K: 1 S: 5	H: 0 LOB: 1 BB: 1 P: 9	R: 1 E: 0 K: 0 S: 5	H: 3 LOB: 1 BB: 0 P: 5	R: 2 E: 0 K: 0 S: 7	H: 4 LOB: 2 BB: 0 P: 7	R: 0 E: 0 K: 1 S: 6	H: 1 LOB: 1 BB: 0 P: 6	1B: 9 2B: 1 3B: 1 HR: 2	SF: 0 SAC: 0 DP: 0 HBP: 0	WP: 0 PB: 0 SB: 1 CS: 0	PA: 42
PITCHER	IP WLS BF H R ER SO BB IBB HBP BLK WP HR S P ERA WHIP																			
Barry Latman, R (1, 1) ERA: 2.88	7.0 L 32 9 5 5 4 3 0 0 0 0 0 2 37 49 6.43 1.714																			
Aurelio Monteagudo, R (8, 1) ERA: 3.12	1.0 6 3 1 1 0 0 0 0 0 0 0 0 6 6 9.00 3.000																			
Ron Taylor, R (9, 1) ERA:	1.0 4 1 0 0 0 1 0 0 0 0 0 0 6 6 0.00 1.000																			

Pittsburgh Pirates @ Houston Astros
Astrodome, Houston, TX
Fri May 27 1966, 8:05 PM EDT
Att. 18,104 - Dome

livebaseballscorecards.com

Batter	1	2	3	4	5	6	7	8	9	AB	R	H	RBI	BB	SO	LOB
Joe Morgan, L (1, 4) OBP: 0.451, SLG: 0.467	0-3 K ①		0-3 K ②			0-0 G6-3 1B		0-0 K 1B		4	0	2	0	0	2	0
Sonny Jackson, L (1, 6) OBP: 0.307, SLG: 0.290 Ron Brand, R (8, PH) OBP: 0.500, SLG: 0.333 Lee Maye, L (8, PH) OBP: 0.264, SLG: 0.405 Ron Taylor, R (9, 1)	0-0 6-3		0-3 K ③			0-0 G6-3 1-2f		0-3 K 1B		3	0	0	0	0	1	1
Jimmy Wynn, R (1, 8) OBP: 0.309, SLG: 0.439	0-0 E7 1B				4-0 G6-4-3 BB	0-3 K ③		0-0 F8		3	0	1	0	1	1	3
Dave Nicholson, R (1, 9) OBP: 0.464, SLG: 0.557	1-0 HBP				0-3 K ①		4-0 G5-4-3 BB		0-0 G6-4-3 1B	2	0	1	0	1	1	1
Felix Mantilla, R (1, 3) OBP: 0.259, SLG: 0.385	0-3 K ③				0-0 G6-4-3 1-2f		0-0 G5-4-3 1-2f		0-3 K ①	4	0	0	0	0	2	5
Bob Aspromonte, R (1, 5) OBP: 0.253, SLG: 0.276		0-0 F9			0-0 L9		0-0 1-3		0-0 G6-4-3 1-2f	4	0	0	0	0	0	1
John Bateman, R (1, 2) OBP: 0.336, SLG: 0.488		0-3 K			0-0 L9			0-0 F9		3	0	0	0	0	1	0
Rusty Staub, L (1, 7) OBP: 0.297, SLG: 0.358		0-3 K			4-0 BB			4-0 1B 1B BB		1	0	0	0	2	1	0
Barry Latman, R (1, 1) OBP: 0.167, SLG: 0.118 Aurelio Monteagudo, R (8, 1) Bob Lillis, R (8, PH) OBP: 0.231, SLG: 0.091			0-0 4-3		0-3 K			0-0 1B 1B		2	0	0	0	0	1	1

Inning Stats	R: 0	H: 1	E: 1	K: 2	S: 8	LOB: 2	BB: 0	P: 9	R: 0	H: 0	E: 0	K: 2	S: 7	LOB: 0	BB: 0	P: 7	R: 0	H: 0	E: 0	K: 2	S: 7	LOB: 0	BB: 0	P: 7	R: 0	H: 0	E: 0	K: 1	S: 4	LOB: 0	BB: 1	P: 8	R: 0	H: 1	E: 0	K: 1	S: 5	LOB: 0	BB: 0	P: 5	R: 0	H: 0	E: 0	K: 0	S: 2	LOB: 0	BB: 1	P: 6	R: 0	H: 2	E: 0	K: 1	S: 7	LOB: 3	BB: 1	P: 11	R: 0	H: 1	E: 0	K: 1	S: 5	LOB: 0	BB: 0	P: 5	1B: 5	2B: 0	3B: 0	HR: 0	SF: 0	SAC: 0	DP: 4	HBP: 1	WP: 0	PB: 0	SB: 0	CS: 0	PA: 33
PITCHER	IP	WLS	BF	H	R	ER	SO	BB	IBB	HBP	BLK	WP	HR	S	P	ERA	WHIP																																																												
Bob Veale, L (1, 1) ERA: 2.56	7.1	W	28	4	0	0	9	4	0	1	0	0	0	41	58	0.00	1.091																																																												
Pete Mikkelsen, R (8, 1) ERA: 3.09	1.2	S	5	1	0	0	2	0	0	0	0	0	0	9	9	0.00	0.600																																																												


BOTTOM

Pittsburgh Pirates @ Houston Astros
Astrodome, Houston, TX

Fri May 27 1966, 8:05 PM EDT
Att. 18,104 - Dome

livebaseballscorecards.com

AB	28
R	0
H	5
RBI	0
BB	4
SO	11
LOB	15



Batter	1	2	3	4	5	6	7	8	9	AB R H RBI BB SO LOB	TOP											
Matty Alou, L (1, 8) OBP: 0.366, SLG: 0.537	0-0 P6		0-3 K		0-3 K		0-0 1B		0-0 F9	5 0 1 0 0 2 3												
Gene Alley, R (1, 6) OBP: 0.296, SLG: 0.346	0-3 K			0-0 F7		0-0 F9	0-0 P3			4 0 0 0 0 1 2												
Manny Mota, R (1, 9) OBP: 0.438, SLG: 0.630	0-0 F9			0-0 2B		0-0 4-3 1B		0-0 WP 1B		4 0 3 0 0 0 0												
Willie Stargell, L (1, 7) OBP: 0.362, SLG: 0.429		0-3 K		1-0 HBP		0-0 4-3		0-0 F9		3 0 0 0 0 1 2												
Donn Clendenon, R (1, 3) OBP: 0.306, SLG: 0.351		0-3 K		0-0 F9		0-0 F9		0-3 K		4 0 0 0 0 2 4												
Bill Mazeroski, R (1, 4) OBP: 0.264, SLG: 0.329		0-0 P3		0-0 F9			0-0 P4	0-0 F9		4 0 0 0 0 0 3												
Bob Bailey, R (1, 5) OBP: 0.319, SLG: 0.380			0-0 5-3		0-3 K		0-0 F8		0-0 F7	4 0 0 0 0 1 0												
Jim Pagliaroni, R (1, 2) OBP: 0.306, SLG: 0.398			0-0 1B		0-0 FC6-4 1B		0-0 1B 2B		0-0 6-3	4 1 3 0 0 0 0												
Don Cardwell, R (1, 1)			0-0 F8		0-0 FC6-4		0-0 1B 1B		0-0 1B	2 0 0 0 0 0 2												
Jerry Lynch, L (7, PH) OBP: 0.385, SLG: 0.273										1 0 1 1 0 0 0												
Vern Law, R (7, PR) OBP: 0.333, SLG: 0.333										0 0 0 0 0 0 0												
Al McBean, R (7, 1)										0 0 0 0 0 0 0												
Andre Rodgers, R (9, PH) OBP: 0.280, SLG: 0.217										1 0 1 0 0 0 0												
Inning Stats	R: 0 E: 0 K: 1 S: 5	H: 0 LOB: 0 BB: 0 P: 5	R: 0 E: 0 K: 2 S: 7	H: 0 LOB: 0 BB: 0 P: 7	R: 0 E: 0 K: 1 S: 6	H: 1 LOB: 1 BB: 0 P: 6	R: 0 E: 0 K: 0 S: 4	H: 1 LOB: 2 BB: 0 P: 5	R: 0 E: 0 K: 2 S: 8	H: 1 LOB: 1 BB: 0 P: 8	R: 0 E: 0 K: 0 S: 4	H: 1 LOB: 1 BB: 0 P: 4	R: 1 E: 0 K: 0 S: 6	H: 3 LOB: 2 BB: 0 P: 6	R: 0 E: 0 K: 1 S: 6	H: 1 LOB: 1 BB: 0 P: 6	R: 0 E: 0 K: 0 S: 4	H: 1 LOB: 1 BB: 0 P: 4	1B: 7 2B: 2 3B: 0 HR: 0	SF: 0 SAC: 0 DP: 0 HBP: 1	WP: 1 PB: 0 SB: 0 CS: 0	PA: 37
PITCHER	IP WLS BF H R ER SO BB IBB HBP BLK WP HR S P ERA WHIP																					
Dave Giusti, R (1, 1) ERA: 2.44	6.2 W 28 7 1 1 6 0 0 1 0 0 0 0 39 40 1.35 1.050																					
Jim Owens, R (7, 1) ERA: 3.5	0.1 1 0 0 0 0 0 0 0 0 0 0 0 1 1 0.00 0.000																					
Claude Raymond, R (8, 1) ERA: 1.61	2.0 S 8 2 0 0 1 0 0 0 0 0 1 0 10 10 0.00 1.000																					

Pittsburgh Pirates @ Houston Astros
Astrodome, Houston, TX
Sat May 28 1966, 4:33 AM EDT
Att. 13,235 - Unknown

livebaseballscorecards.com

AB 36
R 1
H 9
RBI 1
BB 0
SO 7
LOB 16



Batter	1	2	3	4	5	6	7	8	9
Joe Morgan, L (1, 4) OBP: 0.452, SLG: 0.465	0-0 L8	4-0 BB			0-0 SH3 1B		0-0 F7		
Sonny Jackson, L (1, 6) OBP: 0.308, SLG: 0.291	0-0 S 1B	0-0 4-3			0-0 SH3 1-2		0-0 4-3		
Jimmy Wynn, R (1, 8) OBP: 0.302, SLG: 0.428	0-3 K 1-2		0-0 1-3		0-3 K		0-0 P4		
Jim Gentile, L (1, 3) OBP: 0.331, SLG: 0.455	0-0 L9		0-0 2B		0-0 F2		0-3 K		
Rusty Staub, L (1, 9) OBP: 0.302, SLG: 0.357		0-0 P5	4-0 G4-6-3 BB		0-0 4-3		0-0 1B		
Lee Maye, L (1, 7) OBP: 0.274, SLG: 0.420		0-0 2B 2B	0-0 G4-6-3 1-2f		0-0 1B 1B		0-0 1-3		
John Bateman, R (1, 2) OBP: 0.342, SLG: 0.492		0-0 5-3		0-0 G5-4-3 1B		0-0 FC6-4 1B			
Bob Aspromonte, R (1, 5) OBP: 0.255, SLG: 0.284		0-0 2B 2B		0-0 G5-4-3 1-2f		0-0 FC6-4 1-2f			
Dave Giusti, R (1, 1) OBP: 0.278, SLG: 0.333		0-0 WP 2B		0-0 4-3		0-3 K			
Jim Owens, R (7, 1)									
Felix Mantilla, R (7, PH)									
Claude Raymond, R (8, 1)									

Inning Stats	R: 0	H: 1	E: 0	K: 1	S: 6	R: 2	H: 3	E: 0	K: 0	S: 6	R: 0	H: 1	E: 0	K: 0	S: 3	R: 0	H: 1	E: 0	K: 1	S: 6	R: 0	H: 2	E: 0	K: 0	S: 4	R: 0	H: 0	E: 0	K: 1	S: 5	R: 0	H: 1	E: 0	K: 1	S: 6
	LOB: 1	BB: 0	P: 6	LOB: 2	BB: 1	P: 10	LOB: 1	BB: 1	P: 7	LOB: 0	BB: 0	P: 3	LOB: 1	BB: 0	P: 6	LOB: 0	BB: 0	P: 4	LOB: 0	BB: 0	P: 5	LOB: 1	BB: 0	P: 6	LOB: 0	BB: 0	P: 6	SF: 0	SAC: 1	DP: 2	HBP: 0	WP: 1	PB: 0	SB: 1	CS: 0


PITCHER	IP	WLS	BF	H	R	ER	SO	BB	IBB	HBP	BLK	WP	HR	S	P	ERA	WHIP
Don Cardwell, R (1, 1) ERA: 3.86	6.0	L	26	9	2	2	2	2	0	0	0	1	0	28	36	3.00	1.833
Al McBean, R (7, 1) ERA: 3.74	2.0		7	1	0	0	2	0	0	0	0	0	0	11	11	0.00	0.500

BOTTOM

Pittsburgh Pirates @ Houston Astros
Astrodome, Houston, TX

Sat May 28 1966, 4:33 AM EDT
Att. 13,235 - Unknown

AB	30
R	2
H	10
RBI	2
BB	2
SO	4
LOB	12



1B	2B	3B	HR	SF	SAC	DP	HBP	WP	HR	S	P	ERA	WHIP
6	4	0	0	0	1	2	0	1	0	0	33		

Batter	1	2	3	4	5	6	7	8	9	AB R H RBI BB SO LOB	TOP									
Matty Alou, L (1, 8) OBP: 0.367, SLG: 0.532	0-3 K		0-0 F7		0-0 G4-6-3 1B		0-0 1B 1B		0-0 4-3	5 1 2 0 0 1 0	Pittsburgh Pirates @ Houston Astros Astrodome, Houston, TX Sat May 28 1966, 8:05 PM EDT Att. 30,383 - Dome									
Gene Alley, R (1, 6) OBP: 0.308, SLG: 0.366	0-0 PB HR 2B		0-0 BB 1B		0-0 G4-6-3 1-2f		0-0 1B 1B		0-0 4-3	5 1 3 1 0 0 1										
Manny Mota, R (1, 7) OBP: 0.429, SLG: 0.610	0-0 F8		0-0 L8		0-0 5-3		0-0 1B		0-0 1B	4 0 1 1 0 0 2										
Willie Stargell, L (1, 3) OBP: 0.373, SLG: 0.459	0-0 2-H HR		4-0 1-2 BB		0-0 G6-4-3 1B		0-0 F9		0-0 1B	3 1 2 2 1 0 2										
Roberto Clemente, R (1, 9) OBP: 0.325, SLG: 0.412	0-3 K		0-0 G3		0-0 G6-4-3 1-2f		0-0 P4		0-0 1B	4 0 0 0 0 1 3										
Bill Mazeroski, R (1, 4) OBP: 0.263, SLG: 0.327		0-0 L3		0-0 P6		0-0 4-3		0-0 1B	0-0 1B	4 0 1 0 0 0 0										
Jim Pagliaroni, R (1, 2) OBP: 0.306, SLG: 0.405		0-0 2B		0-0 5-3		0-0 5-3		0-3 K	0-3 K	3 0 1 0 0 0 0										
Jerry May, R (7, 2) OBP: 0.200, SLG: 0.222		0-0 2B		0-0 5-3		0-0 5-3		0-3 K	0-3 K	1 0 0 0 0 1 1										
Bob Bailey, R (1, 5) OBP: 0.324, SLG: 0.403		0-0 F8		0-0 HR		4-0 1B SH1-4 1B BB		0-0 5-3	0-0 5-3	3 2 1 1 1 0 2										
Woodie Fryman, R (1, 1) OBP: 0.091, SLG: 0.091	0-3 K		0-0 F7		0-0 F7		0-0 SH1-4		0-0 6-3	3 0 0 0 0 1 1										
Inning Stats	R: 2 E: 0 K: 2 S: 9	H: 2 LOB: 0 BB: 0 P: 9	R: 0 E: 0 K: 1 S: 6	H: 1 LOB: 1 BB: 0 P: 6	R: 0 E: 0 K: 0 S: 4	H: 1 LOB: 2 BB: 1 P: 8	R: 1 E: 0 K: 0 S: 4	H: 1 LOB: 0 BB: 0 P: 4	R: 0 E: 0 K: 0 S: 3	H: 1 LOB: 0 BB: 0 P: 3	R: 2 E: 0 K: 0 S: 6	H: 3 LOB: 2 BB: 1 P: 10	R: 0 E: 0 K: 1 S: 6	H: 1 LOB: 1 BB: 0 P: 6	R: 0 E: 0 K: 0 S: 3	H: 0 LOB: 0 BB: 0 P: 3	1B: 7 2B: 2 3B: 0 HR: 2	SF: 0 SAC: 1 DP: 2 HBP: 0	WP: 0 PB: 1 SB: 0 CS: 0	PA: 38
PITCHER	IP WLS BF H R ER SO BB IBB HBP BLK WP HR S P ERA WHIP																			
Robin Roberts, R (1, 1) ERA: 3.33	5.0 L 21 6 3 3 3 1 0 0 0 0 0 2 26 30 5.40 1.400																			
Gary Kroll, R (6, 1) ERA: 2.81	1.2 9 4 2 2 0 1 0 0 0 0 0 0 8 12 10.80 3.000																			
Aurelio Monteagudo, R (7, 1) ERA: 3.06	0.1 1 0 0 0 0 0 0 0 0 0 0 0 1 1 0.00 0.000																			
Ron Taylor, R (8, 1) ERA:	2.0 7 1 0 0 1 0 0 0 0 0 0 0 9 9 0.00 0.500																			

livebaseballscorecards.com

AB	35
R	5
H	11
RBI	5
BB	2
SO	4
LOB	12



Batter	1	2	3	4	5	6	7	8	9	AB	R	H	RBI	BB	SO	LOB
Joe Morgan, L (1, 4) OBP: 0.447, SLG: 0.456	0-0 1-3		0-0 F9		0-0 6-3		4-0 BB			3	0	0	0	1	0	1
Sonny Jackson, L (1, 6) OBP: 0.306, SLG: 0.290	0-0 F5			0-0 BB 1B		0-0 1-3	0-0 F7			4	0	1	0	0	0	2
Jimmy Wynn, R (1, 8) OBP: 0.295, SLG: 0.417	0-0 1-3			0-0 F7		0-0 L1		0-0 F3		4	0	0	0	0	0	1
Dave Nicholson, R (1, 9) OBP: 0.465, SLG: 0.549		0-3 K		4-0 BB 1-2		0-0 1B		0-0 F3		3	0	1	0	1	1	0
Felix Mantilla, R (1, 3) OBP: 0.250, SLG: 0.355		0-0 1B		0-0 F9		0-0 F8		0-3 K		4	0	1	0	0	1	3
John Bateman, R (1, 2) OBP: 0.340, SLG: 0.507		0-3 K		0-0 6-3		0-0 F2		0-0 HR		4	1	1	1	0	1	3
Bob Aspromonte, R (1, 5) OBP: 0.260, SLG: 0.289		0-0 F9			0-0 6-3		0-0 2B 1B		0-0 G4-6-3 1B	4	1	2	0	0	0	1
Rusty Staub, L (1, 7) OBP: 0.307, SLG: 0.368			0-0 G3		0-0 1B		0-0 1-H 2B		0-0 G4-6-3 1-2f	4	0	2	1	0	0	1
Robin Roberts, S (1, 1) Bob Lillis, R (5, PH) Gary Kroil, R (6, 1) Aurelio Monteagudo, R (7, 1) Lee Maye, L (7, PH) Ron Taylor, R (8, 1) Ron Brand, R (9, PH)		0-3 K		0-0 L9		0-0 F9		0-0 P6		1	0	0	0	0	1	0

BOTTOM

Pittsburgh Pirates @ Houston Astros
Astrodome, Houston, TX
Sat May 28 1966, 8:05 PM EDT
Att. 30,383 - Dome

livebaseballscorecards.com

AB	34
R	2
H	8
RBI	2
BB	2
SO	4
LOB	14



Inning Stats	R: 0 H: 0 E: 0 LOB: 0 K: 0 BB: 0 S: 3 P: 3	R: 0 H: 1 E: 0 LOB: 1 K: 2 BB: 0 S: 8 P: 8	R: 0 H: 0 E: 0 LOB: 0 K: 1 BB: 0 S: 5 P: 5	R: 0 H: 1 E: 0 LOB: 2 K: 0 BB: 1 S: 4 P: 8	R: 0 H: 1 E: 0 LOB: 1 K: 0 BB: 0 S: 4 P: 4	R: 0 H: 1 E: 0 LOB: 1 K: 0 BB: 0 S: 4 P: 4	R: 1 H: 2 E: 0 LOB: 2 K: 0 BB: 1 S: 5 P: 9	R: 0 H: 0 E: 0 LOB: 0 K: 1 BB: 0 S: 5 P: 5	R: 1 H: 2 E: 0 LOB: 0 K: 0 BB: 0 S: 4 P: 4	1B: 6 SF: 0 2B: 1 SAC: 0 3B: 0 DP: 1 HR: 1 HBP: 0	WP: 0 PA: 36 PB: 0 SB: 0 CS: 0
--------------	---	---	---	---	---	---	---	---	---	--	---

PITCHER	IP	WLS	BF	H	R	ER	SO	BB	IBB	HBP	BLK	WP	HR	S	P	ERA	WHIP
Woodie Fryman, L (1, 1) ERA: 2.27	9.0	W	36	8	2	2	4	2	0	0	0	0	1	42	50	2.00	1.111

Batter	1	2	3	4	5	6	7	8	9	10	11	AB R H RBI BB SO LOB
Joe Morgan, L OBP: 0.441, SLG: 0.444 (1, 4)	4-0 1B BB		x 0-0 4-3		x 0-0 5-3			x 0-0 G3		0-3 K		4 0 0 0 1 1 0
Sonny Jackson, L OBP: 0.303, SLG: 0.287 (1, 6)	0-0 1-3 1B		x 0-0 3-1			x 0-0 5-3		x 0-0 P5		0-3 K		5 0 1 0 0 1 0
Jimmy Wynn, R OBP: 0.293, SLG: 0.411 (1, 8)	0-3 K		x 0-0 6-3			x 0-0 L6		x 0-0 1B 1B		0-0 F8		5 0 1 0 0 1 2
Jim Gentile, L OBP: 0.333, SLG: 0.478 (1, 3)	0-0 L8			0-3 K		x 0-0 4-3		x 0-0 1-3 1B			0-0 HR	5 1 2 1 0 1 2
Rusty Staub, L OBP: 0.306, SLG: 0.372 (1, 9) (8, 7)	0-0 F7			0-0 2B			x 0-0 G3	x 0-0 4-3				4 0 1 0 0 0 4
Lee Mays, L OBP: 0.283, SLG: 0.418 Dave Giusti, R OBP: 0.278, SLG: 0.333 Dave Nicholson, R OBP: 0.461, SLG: 0.542 (1, 7) (7, PR) (8, 9)		0-3 K		4-0 G5-4-3 BB			x 0-0 HR 1B		0-3 K			2 0 1 0 1 1 0 0 1 0 0 0 0 0 1 0 0 0 0 1 0
John Bateman, R OBP: 0.344, SLG: 0.536 Ron Brand, R OBP: 0.444, SLG: 0.286 (1, 2) (9, PR) (10, 2)		0-3 K		0-0 G5-4-3 1-2f			x 0-0 1-H HR		0-0 2B			4 1 2 2 0 1 2 0 0 0 0 0 0 0
Bob Aspromonte, R OBP: 0.260, SLG: 0.284 (1, 5)		4-0 BB			x 0-0 6-3		x 0-0 F8		0-3 K			3 0 0 0 1 1 2
Larry Dierker, R OBP: 0.211, SLG: 0.368 Jim Owens, R Felix Mantilla, R OBP: 0.242, SLG: 0.344 Claude Raymond, R (1, 1) (9, 1) (9, PH) (10, 1)		0-0 P4			x 0-0 6-3		x 0-0 5-3		0-0 6-3			3 0 0 0 0 0 2 0 0 0 0 0 0 0 1 0 0 0 0 0 1 0 0 0 0 0 0 0

Inning Stats	R: 0	H: 1	R: 0	H: 0	R: 0	H: 0	R: 0	H: 1	R: 0	H: 0	R: 0	H: 0	R: 2	H: 2	R: 0	H: 2	R: 0	H: 1	R: 0	H: 0	R: 1	H: 1
	E: 0	LOB: 2	E: 0	LOB: 1	E: 0	LOB: 0	E: 0	LOB: 1	E: 0	LOB: 0	E: 0	LOB: 0	E: 0	LOB: 1	E: 0	LOB: 2	E: 0	LOB: 1	E: 0	LOB: 0	E: 0	LOB: 0
	K: 1	BB: 1	K: 2	BB: 1	K: 0	BB: 0	K: 1	BB: 1	K: 0	BB: 0	K: 0	BB: 0	K: 0	BB: 0	K: 2	BB: 0	K: 2	BB: 0	K: 0	BB: 0	K: 0	BB: 0
	S: 6	P: 10	S: 7	P: 11	S: 3	P: 3	S: 5	P: 9	S: 3	P: 3	S: 3	P: 3	S: 5	P: 5	S: 5	P: 5	S: 8	P: 8	S: 7	P: 7	S: 1	P: 1

PITCHER	IP	WLS	BF	H	R	ER	SO	BB	IBB	HBP	BLK	WP	HR	S	P	ERA	WHIP
Vern Law, R ERA: 2.59 Roy Face, R ERA: 3.0	(1, 1)	8.0	32	6	2	2	4	3	0	0	0	0	1	37	49	2.25	1.125
	(9, 1)	2.0	8	2	1	1	4	0	0	0	0	0	1	16	16	4.50	1.000

PITCHER	IP	WLS	BF	H	R	ER	SO	BB	IBB	HBP	BLK	WP	HR	S	P	ERA	WHIP


BOTTOM

Pittsburgh Pirates @ Houston Astros
Astrodome, Houston, TX

Sun May 29 1966, 8:05 PM EDT
Att. 25,404 - Dome

livebaseballscorecards.com

AB	37
R	3
H	8
RBI	3
BB	3
SO	8
LOB	15



WP: 0	PA: 40
PB: 0	
SB: 0	
CS: 0	

1B: 4	SF: 0
2B: 2	SAC: 0
3B: 0	DP: 1
HR: 2	HBP: 0

Batter	1	2	3	4	5	6	7	8	9	AB R H RBI BB SO LOB	TOP	
Adolfo Phillips, R (1, 8) OBP: 0.357, SLG: 0.464	0-3 K		0-0 FC6-4 S		0-3 K			4-0 1B 4-3 BB		3 1 0 0 1 2 1	Chicago Cubs @ Pittsburgh Pirates Forbes Field, Pittsburgh, PA Mon May 30 1966, 3:33 AM EDT Sunny - 68 F	
Glenn Beckert, R (1, 4) OBP: 0.307, SLG: 0.327 Jimmy Stewart, S (8, PH) OBP: 0.152, SLG: 0.188 (8, 4)	0-0 E9 1B		0-0 F7 1-2		0-0 L6			0-0 S 4-3 1-3 1B		3 0 1 0 0 0 1 1 0 1 0 0 0 0		
Billy Williams, L (1, 9) OBP: 0.262, SLG: 0.297	0-0 4-3		0-0 3-1					0-0 4-3 1-2 3-H		4 0 0 1 0 0 3		
Ron Santo, R (1, 5) OBP: 0.386, SLG: 0.500	0-0 F7			0-3 K		0-0 E5 L3-4 1B		0-3 K 2-3		4 0 1 0 0 2 2		
Lee Thomas, L (1, 3) OBP: 0.272, SLG: 0.366		0-0 B1-3		0-0 1B E 1B		4-0 BB		0-0 1-3		3 1 1 0 1 0 1		
George Altman, L (1, 7) OBP: 0.258, SLG: 0.467		0-0 3-1		0-0 E 1-3 1B		0-0 L3-4 2-3		0-0 3-1		4 0 1 0 0 0 2		
Randy Hundley, R (1, 2) OBP: 0.263, SLG: 0.360		0-0 1B		0-0 E5 1-2 3-H G6-3			0-0 5-3		0-3 K	4 0 1 1 0 1 1		
Don Kessinger, S (1, 6) OBP: 0.271, SLG: 0.273 14 Ernie Banks, R (9, PH) OBP: 0.221, SLG: 0.295		0-0 5-3		0-0 G6-3 1-2f			0-0 4-3		0-0 F8	3 0 0 0 0 0 3 1 0 0 0 0 0 0		
Dick Ellsworth, L (1, 1) OBP: 0.120, SLG: 0.083			4-0 FC6-4 BB		0-3 K		0-3 K			2 0 0 0 1 2 0		
Inning Stats	R: 0 H: 1 E: 1 LOB: 1 K: 1 BB: 0 S: 6 P: 6	R: 0 H: 1 E: 0 LOB: 1 K: 0 BB: 0 S: 4 P: 4	R: 0 H: 0 E: 0 LOB: 1 K: 0 BB: 1 S: 3 P: 7	R: 1 H: 2 E: 1 LOB: 1 K: 1 BB: 0 S: 7 P: 7	R: 0 H: 0 E: 0 LOB: 0 K: 2 BB: 0 S: 7 P: 7	R: 0 H: 1 E: 1 LOB: 1 K: 0 BB: 1 S: 3 P: 7	R: 0 H: 0 E: 0 LOB: 0 K: 1 BB: 0 S: 5 P: 5	R: 1 H: 1 E: 0 LOB: 1 K: 1 BB: 1 S: 6 P: 10	R: 0 H: 0 E: 0 LOB: 0 K: 1 BB: 0 S: 5 P: 5	1B: 6 SF: 0 2B: 1 SAC: 0 3B: 0 DP: 2 HR: 0 HBP: 0		WP: 0 PA: 35 PB: 0 SB: 2 CS: 0
PITCHER Don Schwall, R (1, 1) ERA: 2.12 Pete Mikkelsen, R (8, 1) ERA: 2.91	IP WLS BF H R ER SO BB IBB HBP BLK WP HR S P ERA WHIP											PITCHER IP WLS BF H R ER SO BB IBB HBP BLK WP HR S P ERA WHIP
	7.0 29 6 2 2 5 3 0 0 0 0 0 0 36 48 2.57 1.286											

livebaseballscorecards.com

AB	32
R	2
H	6
RBI	2
BB	3
SO	7
LOB	14



Batter	1	2	3	4	5	6	7	8	9
Gene Alley, R OBP: 0.302, SLG: 0.355 (1, 6)	0-0 F9		0-0 E6			0-0 CS 1B	0-0 FC6-4		
Manny Mota, R OBP: 0.409, SLG: 0.600 (1, 8)	0-0 6-3		0-0 1-3			0-0 SF8		0-3 K	
Roberto Clemente, R OBP: 0.326, SLG: 0.438 (1, 9)	0-0 F8			0-0 4-3		0-0 HR		0-0 1B E 1B	
Donn Clendenon, R OBP: 0.311, SLG: 0.355 (1, 3)		0-3 K		0-3 K		0-0 FC6-3 1B		0-0 E 1B	
Jim Pagliaroni, R OBP: 0.303, SLG: 0.395 (1, 2)		0-0 1B		0-0 5-3		0-0 FC6-3		0-0 E6 FC6-4	
Bill Mazerowski, R OBP: 0.267, SLG: 0.339 (1, 4)		0-0 F9			0-0 FC4 1B		0-0 1B 2B	0-0 P4	
Bob Bailey, R OBP: 0.333, SLG: 0.412 (1, 5)		0-0 F8			0-0 FC4 L6-3		0-3 K	0-0 FC6-4	
Willie Stargell, L OBP: 0.367, SLG: 0.446 (1, 7)			0-0 4-3		0-0 L6-3		0-0 1B 1B		
Don Schwall, R OBP: 0.100, SLG: 0.100 (1, 1)			0-0 1-3			0-0 E6 SF8		0-0 FC6-4 1B	
Pete Mikkelsen, R (8, 1)									

Inning Stats	R: 0	H: 0	E: 0	K: 0	S: 3	R: 0	H: 1	E: 0	K: 1	S: 6	R: 0	H: 0	E: 1	K: 0	S: 4	R: 0	H: 0	E: 0	K: 1	S: 5	R: 0	H: 1	E: 0	K: 0	S: 3	R: 2	H: 3	E: 1	K: 0	S: 6	R: 0	H: 3	E: 0	K: 1	S: 7	R: 1	H: 2	E: 1	K: 1	S: 8
	LOB: 0	BB: 0	P: 3	LOB: 1	BB: 0	P: 6	LOB: 1	BB: 0	P: 4		LOB: 0	BB: 0	P: 5	LOB: 0	BB: 0	P: 3	LOB: 1	BB: 0	P: 6		LOB: 2	BB: 0	P: 7	LOB: 2	BB: 0	P: 8		LOB: 1	BB: 0	P: 6		LOB: 2	BB: 0	P: 8		LOB: 0	BB: 0	P: 8		

PITCHER	IP	WLS	BF	H	R	ER	SO	BB	IBB	HBP	BLK	WP	HR	S	P	ERA	WHIP	IP	WLS	BF	H	R	ER	SO	BB	IBB	HBP	BLK	WP	HR	S	P	ERA	WHIP					
Dick Ellsworth, L ERA: 2.14 (1, 1)	8.0	L	34	10	3	0	4	0	0	0	0	0	1	42	42	0.00	1.250																						

BOTTOM

Chicago Cubs @ Pittsburgh Pirates
Forbes Field, Pittsburgh, PA
 Mon May 30 1966, 3:33 AM EDT
 Sunny - 68 F

AB	33
R	3
H	10
RBI	2
BB	0
SO	4
LOB	14



1B: 8	SF: 1	WP: 0	PA: 34
2B: 2	SAC: 0	PB: 0	
3B: 0	DP: 1	SB: 0	
HR: 1	HBP: 0	CS: 1	

BOTTOM

Chicago Cubs @ Pittsburgh Pirates
Forbes Field, Pittsburgh, PA
Mon May 30 1966, 3:38 AM EDT
Att. 15,327 - Unknown

livebaseballscorecards.com

AB 30
R 5
H 8
RBI 5
BB 3
SO 4
LOB 20



WP: 1 PA: 35
PB: 0
SB: 0
CS: 0

AB	R	H	RBI	BB	SO	LOB
3	1	2	0	1	1	3
4	0	1	1	0	0	4
0	0	0	0	0	0	0
3	1	1	3	0	1	2
4	0	0	0	0	0	4
4	0	1	0	0	0	0
2	0	0	0	1	1	0
1	1	1	0	0	0	0
2	0	0	1	1	0	2
3	0	1	0	0	0	3
1	1	0	0	0	0	0
0	0	0	0	0	0	0
1	0	0	0	0	1	2
1	0	0	0	0	0	0
0	0	0	0	0	0	0
1	1	1	0	0	0	0
1B: 3	SF: 1	WP: 1	PA: 35			
2B: 3	SAC: 1	PB: 0				
3B: 1	DP: 0	SB: 0				
HR: 1	HBP: 0	CS: 0				


Batter	1	2	3	4	5	6	7	8	9								
Gene Alley, R OBP: 0.316, SLG: 0.379 (1, 6)	4-0 BB BB		0-0 3B		0-0 1B SF8		0-3 K										
Manny Mota, R OBP: 0.402, SLG: 0.584 Roy Face, R (1, 8) (8, 1)	0-0 F9		0-0 1-3		0-0 1B SF8		0-0 6-3										
Roberto Clemente, R OBP: 0.324, SLG: 0.455 (1, 9)	0-3 K		0-0 P5		0-0 2B SF8		0-0 HR										
Donn Clendenon, R OBP: 0.304, SLG: 0.346 (1, 3)	0-0 6-3		0-0 5-3		0-0 P6		0-0 6-3										
Bill Mazeroski, R OBP: 0.267, SLG: 0.343 (1, 4)		0-0 F9 2B		0-0 5-3		0-0 P3		0-0 P6									
Andre Rodgers, R OBP: 0.286, SLG: 0.200 Willie Stargell, L OBP: 0.371, SLG: 0.458 (1, 7) (8, PH) (9, 7)		4-0 BB BB		0-3 K		0-0 F8		0-0 WP SH1 2B									
Bob Bailey, R OBP: 0.333, SLG: 0.406 (1, 5)		0-0 F9 2B		4-0 BB BB		0-0 F7		0-0 SH1 2-H									
Jerry May, R OBP: 0.214, SLG: 0.231 Matty Alou, L OBP: 0.359, SLG: 0.517 (1, 2) (7, PR) (8, 8)		0-0 F2		0-0 F2		0-0 2B 6-3 1B		0-0 F7									
Steve Blass, R OBP: 0.130, SLG: 0.130 Tommy Sisk, R OBP: 0.333, SLG: 0.250 Jose Pagan, R OBP: 0.288, SLG: 0.382 Al McBean, R OBP: 0.306, SLG: 0.408 (1, 1) (1, 1) (5, PH) (6, 1) (7, PH) (8, 2)		0-3 K		0-0 F3		0-0 6-3 HR 2B											
Inning Stats	R: 0 E: 0 K: 1 S: 5	H: 0 LOB: 1 BB: 1 P: 9	R: 0 E: 0 K: 1 S: 6	H: 1 LOB: 2 BB: 1 P: 10	R: 0 E: 0 K: 0 S: 4	H: 1 LOB: 1 BB: 0 P: 4	R: 0 E: 0 K: 1 S: 5	H: 0 LOB: 0 BB: 0 P: 3	R: 3 E: 0 K: 1 S: 8	H: 3 LOB: 1 BB: 0 P: 8	R: 1 E: 0 K: 0 S: 4	H: 1 LOB: 0 BB: 0 P: 4					
PITCHER	IP	WLS	BF	H	R	ER	SO	BB	IBB	HBP	BLK	WP	HR	S	P	ERA	WHIP
Ken Holtzman, L ERA: 5.06 (1, 1)	6.0		27	6	4	3	3	3	0	0	0	0	0	30	42	4.50	1.500
Bill Connors, R ERA: 6.35 (7, 1)	1.1	L	5	1	0	0	1	0	0	0	0	0	1	7	7	0.00	0.750
Billy Hoefl, L ERA: 4.08 (8, 1)	0.0		1	1	0	0	0	0	0	0	0	0	0	1	1	∞	∞
Bill Faul, R ERA: 4.91 (8, 1)	0.2		2	0	1	1	0	0	0	0	0	1	0	2	2	13.50	0.000

Batter	1	2	3	4	5	6	7	8	9	AB	R	H	RBI	BB	SO	LOB	TOP		
Adolfo Phillips, R (1, 8) OBP: 0.366, SLG: 0.483											0	0	0	0	0	0	0		
Joey Amalfitano, R (1, 4)											0	0	0	0	0	0	0	0	
Billy Williams, L (1, 9) OBP: 0.277, SLG: 0.309											0	0	0	0	0	0	0	0	
Ron Santo, R (1, 5) OBP: 0.386, SLG: 0.490											0	0	0	0	0	0	0	0	
14 Ernie Banks, R (1, 3) OBP: 0.219, SLG: 0.292											0	0	0	0	0	0	0	0	
Byron Browne, R (1, 7) OBP: 0.306, SLG: 0.430											0	0	0	0	0	0	0	0	
Randy Hundley, R (1, 2) OBP: 0.263, SLG: 0.360											0	0	0	0	0	0	0	0	
Don Kessinger, S (1, 6) OBP: 0.265, SLG: 0.266											0	0	0	0	0	0	0	0	
Ernie Broglio, R (1, 1) OBP: 0.385, SLG: 0.273	0	0	0	0	0	0	0	0											
Inning Stats											1B: 0	SF: 0	WP: 0	PA: 0					
											2B: 0	SAC: 0	PB: 0						
											3B: 0	DP: 0	SB: 0						
											HR: 0	HBP: 0	CS: 0						
PITCHER Bob Veale, L (1, 1) ERA: 2.56	IP	WLS	BF	H	R	ER	SO	BB	IBB	HBP	BLK	WP	HR	S	P	ERA	WHIP		
	0.0	L	0	0	0	0	0	0	0	0	0	0	0	0	0	∞	∞		
PITCHER	IP	WLS	BF	H	R	ER	SO	BB	IBB	HBP	BLK	WP	HR	S	P	ERA	WHIP		

Chicago Cubs @ Pittsburgh Pirates
 Forbes Field, Pittsburgh, PA
 Tue May 31 1966, 7:05 PM EDT
 Att. 3,825 - Unknown

AB 0
R 0
H 0
RBI 0
BB 0
SO 0
LOB 0



Batter	1	2	3	4	5	6	7	8	9	AB R H RBI BB SO LOB	TOP											
Matty Alou, L (1, 8) OBP: 0.364, SLG: 0.506	0-0 L6			0-0 4-3 1B	0-0 CS 1B			0-0 6-3	0-0 FC6-4	5 1 2 1 0 0 1	Pittsburgh Pirates @ New York Mets Shea Stadium, Flushing, NY Wed Jun 01 1966, 7:05 PM EDT Att: 11,795 - Unknown AB 34 R 3 H 9 RBI 2 BB 1 SO 6 LOB 12 											
Gene Alley, R (1, 6) OBP: 0.305, SLG: 0.364	0-0 P6			0-0 4-3	0-0 CS	0-0 F7		0-0 G3 E 1B		4 1 1 0 0 0 1												
Manny Mota, R (1, 7) OBP: 0.400, SLG: 0.563	0-3 K			0-0 P4		0-0 S 1B		0-0 G3		4 0 1 0 0 1 2												
Willie Stargell, L (1, 3) OBP: 0.365, SLG: 0.438 Donn Clendenon, R (8, 3) OBP: 0.304, SLG: 0.346		0-3 K		1-0 1B HBP		0-0 F8		0-0 E3 1B		3 0 0 0 0 1 1 0 0 0 0 0 0 0												
Roberto Clemente, R (1, 9) OBP: 0.342, SLG: 0.471		0-3 K		0-0 1B		0-3 K		0-0 1B		4 0 2 1 0 2 1												
Jim Pagliaroni, R (1, 2) OBP: 0.291, SLG: 0.383		0-0 F9		0-0 5-3		0-0 1-3		0-0 6-3		4 0 0 0 0 0 4												
Bill Mazerowski, R (1, 4) OBP: 0.261, SLG: 0.333			0-0 F9		0-0 F3		0-0 F3		0-0 G5-4-3 1B	4 0 1 0 0 0 0												
Bob Bailey, R (1, 5) OBP: 0.335, SLG: 0.396			0-0 L7		0-0 SH1-3 1B		4-0 BB		0-0 G5-4-3	3 1 1 0 1 0 1												
Don Cardwell, R (1, 1) OBP: 0.071, SLG: 0.071 Al McBean, R (9, 1)			0-3 K		0-0 SH1-3		0-3 K		0-0 FC6-4 1B	3 0 1 0 0 2 1 0 0 0 0 0 0 0												
Inning Stats	R: 0 E: 0 K: 1 S: 5	H: 0 LOB: 0 BB: 0 P: 5	R: 0 E: 0 K: 2 S: 7	H: 0 LOB: 0 BB: 0 P: 7	R: 0 E: 0 K: 1 S: 5	H: 0 LOB: 0 BB: 0 P: 5	R: 1 E: 0 K: 0 S: 5	H: 2 LOB: 2 BB: 0 P: 6	R: 1 E: 0 K: 0 S: 4	H: 2 LOB: 0 BB: 0 P: 4	R: 0 E: 0 K: 1 S: 6	H: 1 LOB: 1 BB: 0 P: 6	R: 0 E: 0 K: 1 S: 5	H: 0 LOB: 1 BB: 1 P: 9	R: 1 E: 1 K: 0 S: 6	H: 2 LOB: 2 BB: 0 P: 6	R: 0 E: 0 K: 0 S: 4	H: 2 LOB: 1 BB: 0 P: 4	1B: 9 2B: 0 3B: 0 HR: 0	SF: 0 SAC: 1 DP: 1 HBP: 1	WP: 0 PB: 0 SB: 1 CS: 1	PA: 38
PITCHER Dennis Ribant, R (1, 1) ERA: 2.04	IP 9.0 WLS L BF 37 H 9 R 3 ER 2 SO 6 BB 1 IBB 0 HBP 1 BLK 0 WP 0 HR 0 S 47 P 52 ERA 2.00 WHIP 1.111											PITCHER	IP WLS BF H R ER SO BB IBB HBP BLK WP HR S P ERA WHIP									

livebaseballscorecards.com

Batter	1	2	3	4	5	6	7	8	9	AB R H RBI BB SO LOB
--------	---	---	---	---	---	---	---	---	---	----------------------

Ron Hunt, R OBP: 0.372, SLG: 0.387 (1, 4)	0-0 P1			0-0 5-3		0-0 L8-4			0-0 L8	4 0 0 0 0 0 1
Johnny Lewis, L OBP: 0.295, SLG: 0.361 (1, 9)	0-0 1-3			0-3 K			0-0 2-3		4-0 2B BB	3 0 0 0 1 1 0
Ken Boyer, R OBP: 0.320, SLG: 0.445 (1, 5)	0-0 5-3			0-0 4-3			0-0 4-3 1B		0-0 1-3 2B	4 0 2 0 0 0 0
Ed Kranepool, L OBP: 0.302, SLG: 0.321 Billy Murphy, R OBP: 0.250, SLG: 0.321 (9, PR)		0-0 G4-6-3 1B		0-0 1-4-3			0-0 4-3 1-2		4-0 BB	3 0 1 0 1 0 1 0 0 0 0 0 0 0
Dick Stuart, R OBP: 0.257, SLG: 0.338 (1, 3)		0-0 L4		0-0 HR			0-3 K		0-3 K	4 1 1 1 0 2 5
John Stephenson, L OBP: 0.267, SLG: 0.318 (1, 2)		0-0 G4-6-3 1-2f		0-0 F2				0-0 6-3		3 0 0 0 0 0 1
Cleon Jones, R OBP: 0.305, SLG: 0.371 (1, 8)			0-3 K		0-0 P4			0-0 6-3		3 0 0 0 0 1 0
Roy McMillan, R OBP: 0.246, SLG: 0.210 (1, 6)			0-0 5-3			0-0 L8-4 SH3 1B		0-0 6-3		3 0 1 0 0 0 0
Dennis Ribant, R Chuck Hiller, L OBP: 0.400, SLG: 0.379 (9, PH)			0-3 K			0-0 SH3 1-2			0-0 L3	1 0 0 0 0 1 0 1 0 0 0 0 0 0

Inning Stats	R: 0	H: 0	E: 0	K: 0	S: 3	R: 0	H: 1	E: 0	K: 0	S: 3	R: 0	H: 0	E: 0	K: 2	S: 7	R: 1	H: 1	E: 0	K: 0	S: 4	R: 0	H: 1	E: 0	K: 1	S: 3	R: 0	H: 1	E: 0	K: 1	S: 6	R: 0	H: 0	E: 0	K: 0	S: 3	R: 0	H: 1	E: 0	K: 1	S: 6	R: 0	H: 1	E: 0	K: 1	S: 6	1B: 3	SF: 0	2B: 2	SAC: 1	3B: 0	DP: 2	HR: 1	HBP: 0	WP: 0	PA: 32
--------------	------	------	------	------	------	------	------	------	------	------	------	------	------	------	------	------	------	------	------	------	------	------	------	------	------	------	------	------	------	------	------	------	------	------	------	------	------	------	------	------	------	------	------	------	------	-------	-------	-------	--------	-------	-------	-------	--------	-------	--------

PITCHER	IP	WLS	BF	H	R	ER	SO	BB	IBB	HBP	BLK	WP	HR	S	P	ERA	WHIP
Don Cardwell, R ERA: 3.3 (1, 1)	8.2	W	31	5	1	1	4	2	0	0	0	0	1	37	45	1.04	0.808
Al McBean, R ERA: 3.38 (9, 1)	0.1	S	1	0	0	0	1	0	0	0	0	0	0	3	3	0.00	0.000

BOTTOM

Pittsburgh Pirates @ New York Mets
 Shea Stadium, Flushing, NY
 Wed Jun 01 1966, 7:05 PM EDT
 Att. 11,795 - Unknown

AB	29
R	1
H	5
RBI	1
BB	2
SO	5
LOB	8



WP	HR	S	P	ERA	WHIP
0	1	1	1	1.04	0.808

livebaseballscorecards.com

Batter	1	2	3	4	5	6	7	8	9	AB R H RBI BB SO LOB	TOP											
Gene Alley, R (1, 6) OBP: 0.315, SLG: 0.368	4-0 CS BB	0-0 5-3			0-0 1B		0-0 P3		0-0 1B SF7 1B	4 1 2 0 1 0 1												
Manny Mota, R (1, 8) OBP: 0.400, SLG: 0.554	0-0 F9		0-0 6-3		0-3 K		0-0 BB 1B		0-0 G3 1B	5 0 2 1 0 1 2												
Roberto Clemente, R (1, 9) OBP: 0.344, SLG: 0.463	4-0 1B BB		0-0 6-3		0-0 F8		4-0 BB 1B		0-0 G3	3 0 0 0 2 0 3												
Donn Clendenon, R (1, 3) OBP: 0.312, SLG: 0.369	0-0 BB 1B		0-3 K			0-0 HR	0-3 K		4-0 IBB	4 1 2 1 1 2 2												
Jim Pagliaroni, R (1, 2) OBP: 0.288, SLG: 0.374	4-0 1-2 BB			0-0 P4		0-0 L7		0-0 4-3	0-0 SF7	3 0 0 1 1 0 0												
Bill Mazaroski, R (1, 4) OBP: 0.254, SLG: 0.324	0-0 P5			0-0 6-3		0-0 6-3		0-0 F7	0-0 L8	5 0 0 0 0 0 5												
Bob Bailey, R (1, 5) OBP: 0.333, SLG: 0.387		0-0 P4		4-0 BB		0-0 6-3		0-3 K		3 0 0 0 1 1 0												
Willie Stargell, L (1, 7) OBP: 0.388, SLG: 0.468		0-0 2B		0-0 F9			0-0 F8		0-0 HR	4 1 2 1 0 0 1												
Vern Law, R (1, 1) OBP: 0.357, SLG: 0.571		0-0 5-3			0-0 5-3		0-0 HR		0-0 1B 1B	4 2 2 1 0 0 1												
Inning Stats	R: 0 E: 0 K: 0 S: 3	H: 1 LOB: 3 BB: 3 P: 15	R: 0 E: 0 K: 0 S: 4	H: 1 LOB: 1 BB: 0 P: 4	R: 0 E: 0 K: 1 S: 5	H: 0 LOB: 0 BB: 0 P: 5	R: 0 E: 0 K: 0 S: 3	H: 0 LOB: 1 BB: 1 P: 7	R: 0 E: 0 K: 1 S: 6	H: 1 LOB: 1 BB: 0 P: 6	R: 1 E: 0 K: 0 S: 4	H: 1 LOB: 0 BB: 0 P: 4	R: 1 E: 0 K: 1 S: 7	H: 2 LOB: 2 BB: 1 P: 11	R: 0 E: 0 K: 1 S: 5	H: 0 LOB: 0 BB: 0 P: 5	R: 3 E: 0 K: 0 S: 7	H: 4 LOB: 2 BB: 1 P: 11	1B: 6 2B: 1 3B: 0 HR: 3	SF: 1 SAC: 0 DP: 0 HBP: 0	WP: 0 PB: 0 SB: 0 CS: 1	PA: 42
PITCHER	IP WLS BF H R ER SO BB IBB HBP BLK WP HR S P ERA WHIP																					
Rob Gardner, L (1, 1) ERA: 3.25	6.2 L 30 6 2 2 2 5 0 0 0 0 2 29 49 2.70 1.650																					
Dave Eilers, R (7, 1) ERA: 4.35	1.1 4 0 0 0 2 0 0 0 0 0 0 8 8 0.00 0.000																					
Gordie Richardson, L (9, 1) ERA: 5.71	0.0 3 3 3 3 0 0 0 0 0 0 1 3 3 ∞ ∞																					
Bill Hepler, L (9, 1) ERA: 1.0	1.0 5 1 0 0 0 0 1 0 0 0 0 4 8 0.00 1.000																					

Pittsburgh Pirates @ New York Mets
Shea Stadium, Flushing, NY
Thu Jun 02 1966, 7:05 PM EDT
Att. 11,785 - Unknown

livebaseballscorecards.com

AB 35
R 5
H 10
RBI 5
BB 6
SO 4
LOB 15



Batter	1	2	3	4	5	6	7	8	9	AB	R	H	RBI	BB	SO	LOB
Cleon Jones, R OBP: 0.319, SLG: 0.378 (1, 8)	0-0 4-3 6-3 1B		0-0 6-3			4-0 SH3 BB		0-0 1B		3	0	2	0	1	0	0
Ron Hunt, R OBP: 0.365, SLG: 0.379 (1, 4)	0-0 6-3 1-2		0-0 P3			0-0 SH3 1-2		0-0 L9		3	0	0	0	0	0	2
Johnny Lewis, L OBP: 0.283, SLG: 0.345 (1, 9) Gordie Richardson, R (9, 1) Bill Hepler, L (9, 1)	0-0 4-3 2-3			0-3 K2-3		0-0 4-3		0-3 K		4	0	0	0	0	2	3
Ken Boyer, R OBP: 0.318, SLG: 0.434 (1, 5)	4-0 BB			0-3 K		0-0 P6		0-0 L5		3	0	0	0	1	1	1
Ed Kranepool, L OBP: 0.292, SLG: 0.310 (1, 3)	0-0 F9			0-0 1-3			0-0 P4		0-0 F8	4	0	0	0	0	0	2
Al Luplow, L OBP: 0.289, SLG: 0.286 (1, 7) (9, 9)		4-0 BB			0-0 P3		0-3 K		0-0 3-1	3	0	0	0	1	1	0
Hawk Taylor, R OBP: 0.250, SLG: 0.375 (1, 2) John Stephenson, L OBP: 0.283, SLG: 0.318 (7, PH) (8, 2)		0-0 G5-4-3 BB			0-0 P5		4-0 BB			2	0	0	0	0	0	1
Roy McMillan, R OBP: 0.248, SLG: 0.213 (1, 6)		0-0 6-3			0-0 P6		0-0 L7			0	0	0	0	1	0	0
Rob Gardner, R OBP: 0.130, SLG: 0.174 (1, 1) Dave Eilers, R (7, 1) Chuck Hiller, L OBP: 0.387, SLG: 0.367 (8, PH) (9, 7)			0-0 P6		0-3 K			0-0 F9		2	0	0	0	0	1	1

Inning Stats	R: 0 E: 0 K: 0 S: 4	H: 1 LOB: 2 BB: 1 P: 8	R: 0 E: 0 K: 0 S: 2	H: 0 LOB: 0 BB: 1 P: 6	R: 0 E: 0 K: 0 S: 3	H: 0 LOB: 0 BB: 0 P: 3	R: 0 E: 0 K: 2 S: 7	H: 0 LOB: 0 BB: 0 P: 7	R: 0 E: 0 K: 1 S: 6	H: 1 LOB: 1 BB: 0 P: 6	R: 0 E: 0 K: 0 S: 3	H: 0 LOB: 1 BB: 1 P: 7	R: 0 E: 0 K: 1 S: 5	H: 0 LOB: 1 BB: 1 P: 9	R: 0 E: 0 K: 1 S: 6	H: 1 LOB: 1 BB: 0 P: 6	R: 0 E: 0 K: 0 S: 3	H: 0 LOB: 0 BB: 0 P: 3	1B: 3 2B: 0 3B: 0 HR: 0	SF: 0 SAC: 1 DP: 1 HBP: 0	WP: 0 PB: 0 SB: 0 CS: 0	PA: 33
---------------------	------------------------------	---------------------------------	------------------------------	---------------------------------	------------------------------	---------------------------------	------------------------------	---------------------------------	------------------------------	---------------------------------	------------------------------	---------------------------------	------------------------------	---------------------------------	------------------------------	---------------------------------	------------------------------	---------------------------------	----------------------------------	------------------------------------	----------------------------------	--------


PITCHER Vern Law, R ERA: 2.01 (1, 1)	IP 9.0	WLS W	BF 33	H 3	R 0	ER 0	SO 5	BB 4	IBB 0	HBP 0	BLK 0	WP 0	HR 0	S 39	P 55	ERA 0.00	WHIP 0.778	PITCHER	IP 9.0	WLS W	BF 33	H 3	R 0	ER 0	SO 5	BB 4	IBB 0	HBP 0	BLK 0	WP 0	HR 0	S 39	P 55	ERA 0.00	WHIP 0.778
--	-----------	----------	----------	--------	--------	---------	---------	---------	----------	----------	----------	---------	---------	---------	---------	-------------	---------------	----------------	-----------	----------	----------	--------	--------	---------	---------	---------	----------	----------	----------	---------	---------	---------	---------	-------------	---------------

BOTTOM

Pittsburgh Pirates @ New York Mets
Shea Stadium, Flushing, NY
Thu Jun 02 1966, 7:05 PM EDT
Att. 11,785 - Unknown

livebaseballscorecards.com

AB	28
R	0
H	3
RBI	0
BB	4
SO	5
LOB	11



Batter	1	2	3	4	5	6	7	8	9	AB R H RBI BB SO LOB	TOP	
Joe Morgan, L (1, 4) OBP: 0.450, SLG: 0.441	0-0 E 1B 1B		4-0 FC5-6 BB		0-0 F9		0-0 4-3			3 1 1 0 1 0 0		
Sonny Jackson, L (1, 6) OBP: 0.313, SLG: 0.299	0-0 E5 1B 1B		0-0 FC5-6 2B 1-2f		0-0 1B 1B		0-0 G6-4-3 1B			4 1 3 0 0 0 1		
Jimmy Wynn, R (1, 8) OBP: 0.300, SLG: 0.417	0-0 S 1B		0-0 2B		0-0 1B 1B		0-0 G6-4-3 1-2f			4 0 3 1 0 0 1		
Dave Nicholson, R (1, 9) OBP: 0.446, SLG: 0.520	0-0 F9 1-2		4-0 IBB		0-0 L5		4-0 G6-4-3 BB			2 0 0 0 2 0 3		
Felix Mantilla, R (1, 3) OBP: 0.255, SLG: 0.306	0-3 K		0-0 P4		0-0 1B		0-0 G6-4-3 1-2f			4 0 1 0 0 1 5		
Bob Aspromonte, R (1, 5) OBP: 0.253, SLG: 0.270	0-0 5-3		0-0 F5		0-0 5-3		0-0 F7			4 0 0 0 0 0 7		
Rusty Staub, L (1, 7) OBP: 0.313, SLG: 0.394		0-0 5-3		0-0 4-3		0-0 4-3		0-0 G6-4-3 1B		4 0 1 0 0 0 0		
Ron Brand, R (1, 2) OBP: 0.375, SLG: 0.318		0-0 5-3		0-0 1-3		0-0 P6		0-0 G6-4-3 1-2f		4 0 0 0 0 0 1		
Larry Dierker, R (1, 1) OBP: 0.182, SLG: 0.318		0-3 K		0-0 G3		0-3 K		0-3 K		3 0 0 0 0 2 0		
Ron Taylor, R (6, 1)										0 0 0 0 0 0 0		
John Bateman, R (9, PH) OBP: 0.329, SLG: 0.510										1 0 0 0 0 1 0		
Inning Stats	R: 2 H: 3 E: 1 LOB: 1 K: 1 BB: 0 S: 8 P: 8	R: 0 H: 0 E: 0 LOB: 0 K: 1 BB: 0 S: 5 P: 5	R: 0 H: 1 E: 0 LOB: 3 K: 0 BB: 2 S: 4 P: 12	R: 0 H: 0 E: 0 LOB: 0 K: 0 BB: 0 S: 3 P: 3	R: 0 H: 3 E: 0 LOB: 3 K: 0 BB: 0 S: 6 P: 6	R: 0 H: 0 E: 0 LOB: 0 K: 1 BB: 0 S: 5 P: 5	R: 0 H: 1 E: 0 LOB: 0 K: 0 BB: 0 S: 3 P: 3	R: 0 H: 0 E: 0 LOB: 0 K: 0 BB: 1 S: 2 P: 6	R: 0 H: 1 E: 0 LOB: 0 K: 1 BB: 0 S: 5 P: 5	1B: 8 SF: 0 2B: 1 SAC: 0 3B: 0 DP: 3 HR: 0 HBP: 0	WP: 0 PA: 36 PB: 0 SB: 1 CS: 0	
PITCHER Woodie Fryman, L (1, 1) ERA: 2.21	IP WLS BF H R ER SO BB IBB HBP BLK WP HR S P ERA WHIP	9.0 W 36 9 2 2 4 2 1 0 0 0 0 0 41 53 2.00 1.222										

Houston Astros @ Pittsburgh Pirates
 Forbes Field, Pittsburgh, PA
 Fri Jun 03 1966, 7:05 PM EDT
 Att. 11,263 - Unknown - 75 F

livebaseballscorecards.com

AB 33
 R 2
 H 9
 RBI 1
 BB 3
 SO 4
 LOB 18



Batter	1	2	3	4	5	6	7	8	9	AB	R	H	RBI	BB	SO	LOB
Matty Alou, L OBP: 0.359, SLG: 0.497 (1, 8)	0-0 4-3	0-0 6-3		0-0 L7		0-0 1B 1-2 2B 1B	0-0 P5			5	1	1	0	0	0	5
Gene Alley, R OBP: 0.318, SLG: 0.376 (1, 6)	0-0 BB 1B 1B		0-0 2B		0-0 6-3	0-0 P4		0-3 K		5	1	2	0	0	1	2
Manny Mota, R OBP: 0.409, SLG: 0.552 (1, 7)	4-0 1B 1-2 BB 1B		0-0 5-3		0-0 5-3	0-0 2B 1-3 2-H 1B		0-0 FC6 1B		4	1	2	1	1	0	1
Willie Stargell, L OBP: 0.369, SLG: 0.473 (1, 3)	0-0 G5-3 1-2 2-H 1B		0-0 F7		0-0 F7	0-0 1-3 3-H 2B		0-0 F5		5	0	2	2	0	0	2
Roberto Clemente, R OBP: 0.345, SLG: 0.461 (1, 9)	0-0 1-2 2-H 1B		0-0 1-3			0-0 HR 1B 6-3		0-0 FC6 1-2f		5	1	2	1	0	0	4
Jim Pagliaroni, R OBP: 0.300, SLG: 0.398 (1, 2)	0-0 G5-3 2-3f			4-0 BB BB BB BB FC6-4 BB		0-0 FC6-4 BB 1-2f	0-0 HR 1-H	1-0 FC6-4 1B HBP		2	1	1	2	1	0	2
Bill Mazerowski, R OBP: 0.259, SLG: 0.344 (1, 4)		0-0 P6		0-0 FC6-4 BB 1-2f		0-0 HR	0-0 FC6-4 1B			4	1	2	1	0	0	1
Bob Bailey, R OBP: 0.343, SLG: 0.396 (1, 5)		0-0 2B		4-0 BB BB BB BB FC6-4 1-2 BB		4-0 1B 1B BB	0-0 L8			2	1	1	0	2	0	2
Woodie Fryman, R OBP: 0.067, SLG: 0.067 (1, 1)		0-3 K		0-0 FC6-4 1-2f 2-3		0-0 B2	0-0 FC6-4 1-2f 2-3			4	0	0	0	0	1	6


Inning Stats	R: 2	H: 3	E: 0	K: 0	S: 5	LOB: 1	BB: 1	P: 9	R: 0	H: 1	E: 0	K: 1	S: 6	LOB: 1	BB: 0	P: 6	R: 0	H: 1	E: 0	K: 0	S: 4	LOB: 0	BB: 0	P: 3	R: 5	H: 6	E: 0	K: 0	S: 9	LOB: 2	BB: 1	P: 13	R: 0	H: 1	E: 0	K: 1	S: 6	LOB: 1	BB: 0	P: 6
--------------	------	------	------	------	------	--------	-------	------	------	------	------	------	------	--------	-------	------	------	------	------	------	------	--------	-------	------	------	------	------	------	------	--------	-------	-------	------	------	------	------	------	--------	-------	------

PITCHER	IP	WLS	BF	H	R	ER	SO	BB	IBB	HBP	BLK	WP	HR	S	P	ERA	WHIP
Larry Dierker, R ERA: 4.04 (1, 1)	5.0	L	26	8	6	6	1	4	0	0	0	0	2	24	40	10.80	2.400
Ron Taylor, R ERA: 4.35 (6, 1)	3.0		15	5	1	1	1	0	0	1	0	0	0	16	17	3.00	1.667

BOTTOM

Houston Astros @ Pittsburgh Pirates
 Forbes Field, Pittsburgh, PA
 Fri Jun 03 1966, 7:05 PM EDT
 Att. 11,263 - Unknown - 75 F

AB	36
R	7
H	13
RBI	7
BB	4
SO	2
LOB	25



WP	HR	S	P	ERA	WHIP
0	0	1	41	0	0

Batter	1	2	3	4	5	6	7	8	9	AB R H RBI BB SO LOB	TOP																									
Joe Morgan, L (1, 4) OBP: 0.453, SLG: 0.453	0-0 G3	0-0 1B 3B		0-0 FC2-6 1B		4-0 G6-3 BB			0-0 3-1	4 1 2 2 1 0 0																										
Sonny Jackson, L (1, 6) OBP: 0.315, SLG: 0.298	4-0 CS BB	0-0 S 1B		0-0 FC2-6 1B		0-0 G6-3			0-0 F9	4 0 1 1 1 0 2																										
Jimmy Wynn, R (1, 8) OBP: 0.303, SLG: 0.416	4-0 PB WP BB	0-0 5-3		0-0 1-2 1B					0-0 6-3	3 0 1 0 1 0 1																										
Jim Gentile, L (1, 3) OBP: 0.342, SLG: 0.461	4-0 1-3 BB		4-0 HR BB	0-0 F8					0-0 6-3	2 1 0 0 2 0 2																										
Rusty Staub, L (1, 9) OBP: 0.311, SLG: 0.408	0-0 4-3		0-0 HR	0-0 F8					0-0 F7	4 1 1 2 0 0 4																										
Lee Maye, L (1, 7) OBP: 0.257, SLG: 0.400		0-0 L7	0-0 HR		0-0 6-3				0-0 4-3	4 1 1 1 0 0 0																										
John Bateman, R (1, 2) OBP: 0.327, SLG: 0.503		0-0 BB 3B 1B	0-3 K		0-0 F7				0-3 K	4 1 1 0 0 2 0																										
Bob Aspromonte, R (1, 5) OBP: 0.247, SLG: 0.264		0-0 F9	0-0 6-3		0-0 6-3				0-0 6-3	4 0 0 0 0 0 1																										
Robin Roberts, S (1, 1)		4-0 3B BB	0-0 4-3		0-3 K				0-0 5-3	1 1 0 0 1 0 0																										
Gary Kroll, R (3, 1)										0 0 0 0 0 0 0																										
Jim Owens, R (5, 1)										1 0 0 0 0 1 0																										
Claude Raymond, R (8, 1)										0 0 0 0 0 0 0																										
Felix Mantilla, R (9, PH) OBP: 0.250, SLG: 0.300		1-2 3B BB								1 0 0 0 0 0 0																										
Inning Stats	R: 0 E: 0 K: 0 S: 2	H: 0 LOB: 2 BB: 3 P: 14	R: 3 E: 0 K: 0 S: 6	H: 3 LOB: 1 BB: 1 P: 10	R: 3 E: 0 K: 1 S: 7	H: 2 LOB: 0 BB: 1 P: 11	R: 0 E: 0 K: 0 S: 5	H: 2 LOB: 2 BB: 0 P: 5	R: 0 E: 0 K: 1 S: 4	H: 0 LOB: 0 BB: 1 P: 8	R: 0 E: 0 K: 0 S: 3	H: 0 LOB: 0 BB: 0 P: 3	R: 0 E: 0 K: 1 S: 5	H: 0 LOB: 0 BB: 0 P: 5	R: 0 E: 0 K: 0 S: 3	H: 0 LOB: 0 BB: 0 P: 3	1B: 4 2B: 0 3B: 1 HR: 2	SF: 0 SAC: 0 DP: 1 HBP: 0	WP: 1 PB: 1 SB: 1 CS: 1	PA: 38																
PITCHER	IP WLS BF H R ER SO BB IBB HBP BLK WP HR S P ERA WHIP																																			
Steve Blass, R (1, 1) ERA: 3.65	2.0		12	3	3	3	0	4	0	0	0	1	0	8	24	13.50	3.500																			
Al McBean, R (3, 1) ERA: 4.15	2.0		11	4	3	3	1	1	0	0	0	0	2	12	16	13.50	2.500																			
Tommie Sisk, R (5, 1) ERA: 4.5	1.0		3	0	0	0	0	0	0	0	0	0	0	3	3	0.00	0.000																			
Don Schwall, R (6, 1) ERA: 1.95	3.0	W	9	0	0	0	2	1	0	0	0	0	0	12	16	0.00	0.333																			
Pete Mikkelsen, R (9, 1) ERA: 2.68	1.0	S	3	0	0	0	0	0	0	0	0	0	0	3	3	0.00	0.000																			

Houston Astros @ Pittsburgh Pirates
 Forbes Field, Pittsburgh, PA
 Sat Jun 04 1966, 7:05 PM EDT
 Att. 6,946 - Unknown - 82 F

livebaseballscorecards.com

AB	32
R	6
H	7
RBI	6
BB	6
SO	3
LOB	10



BOTTOM

Houston Astros @ Pittsburgh Pirates
Forbes Field, Pittsburgh, PA
Sat Jun 04 1966, 7:05 PM EDT
Att. 6,946 - Unknown - 82 F

AB 39
R 9
H 14
RBI 9
BB 1
SO 6
LOB 23



WP: 2 PA: 41
PB: 0
SB: 1
CS: 0

AB R H RBI BB SO LOB

5 0 1 0 0 0 1

5 1 1 0 0 1 2

4 1 0 0 1 2 4

5 4 4 3 0 0 1

5 1 3 1 0 1 1

4 1 2 4 0 1 3

3 0 2 1 0 0 1

4 0 0 0 0 0 6

1B: 10 SF: 0
2B: 2 SAC: 0
3B: 0 DP: 0
HR: 2 HBP: 1

WP: 2 PA: 41
PB: 0
SB: 1
CS: 0

Batter	1	2	3	4	5	6	7	8	9
Matty Alou, L (1, 8) OBP: 0.355, SLG: 0.488	0-0 F7		0-0 5-3	0-0 1B		0-0 F9		0-0 L3	
Gene Alley, R (1, 6) OBP: 0.314, SLG: 0.377	0-0 2B		0-0 F9	0-3 K		0-0 4-3		0-0 E3	
Manny Mota, R (1, 7) OBP: 0.400, SLG: 0.532	0-0 F9		4-0 1B	0-0 5-3		0-3 K		0-3 K	
Willie Stargell, L (1, 3) OBP: 0.382, SLG: 0.503	0-0 L8		0-0 1B			0-0 1B		0-0 1B	
Roberto Clemente, R (1, 9) OBP: 0.352, SLG: 0.470		0-0 FC4-6	0-0 1B			0-0 FC6-4		0-0 4-3	
Jim Pagliaroni, R (1, 2) OBP: 0.305, SLG: 0.423		0-0 F7	0-0 1B			0-3 K		0-0 5-3	
Bill Mazaroski, R (1, 4) OBP: 0.269, SLG: 0.349		1-0 FC4-6	0-0 FC6-4			0-0 FC6-4		0-0 5-3	
Bob Bailey, R (1, 5) OBP: 0.335, SLG: 0.385		0-0 FC4-6	0-0 FC6-4			0-0 FC6-4		0-0 L7	
Steve Blass, R Jose Pagan, R Al McBean, R Jesse Gonder, L Tommy Spivey, R Andre Rodgers, R Don Schwall, R Jerry Lynch, L Pete Mickelsen, R		0-0 F7		0-3 K		0-0 6-3		0-0 WP	

Inning Stats	R: 0	H: 1	E: 0	LOB: 1	K: 0	BB: 0	S: 4	P: 4
Roberts, R (1, 1) ERA: 3.83	2.2	15	5	4	4	0	0	0
Gary Kroll, R (3, 1) ERA: 3.06	1.2	10	5	1	1	3	0	0
Jim Owens, R (5, 1) ERA: 2.96	2.2	10	2	1	1	1	0	0
Claude Raymond, R (8, 1) ERA: 1.29	1.0	L 6	2	3	0	2	0	0

PITCHER	IP	WLS	BF	H	R	ER	SO	BB	IBB	HBP	BLK	WP	HR	S	P	ERA	WHIP
Roberts, R (1, 1) ERA: 3.83	2.2		15	5	4	4	0	0	0	0	0	0	1	13	18	13.50	2.250
Gary Kroll, R (3, 1) ERA: 3.06	1.2		10	5	1	1	3	0	0	0	0	0	0	16	16	5.40	3.000
Jim Owens, R (5, 1) ERA: 2.96	2.2		10	2	1	1	1	0	0	0	0	1	0	12	12	3.38	0.750
Claude Raymond, R (8, 1) ERA: 1.29	1.0	L	6	2	3	0	2	0	0	0	0	1	1	10	10	0.00	2.000

Batter	1	2	3	4	5	6	7	8	9	AB	R	H	RBI	BB	SO	LOB	TOP			
Joe Morgan, L (1, 4) OBP: 0.452, SLG: 0.449	0-3 K	0-0 FC6			0-0 BB 1B	4-0 BB		0-0 F9		4	0	1	0	1	1	1				
Sonny Jackson, L (1, 6) OBP: 0.313, SLG: 0.296	0-0 HR 1B		0-0 F7		0-3 K	0-3 K		0-0 4-3		5	1	1	0	0	2	3				
Jimmy Wynn, R (1, 8) OBP: 0.319, SLG: 0.464	0-0 HR		0-0 HR		0-0 BB 1B		0-0 1B 2B		4-0 G4-3 BB	4	3	4	3	1	0	0				
Dave Nicholson, R (1, 9) OBP: 0.452, SLG: 0.520	0-3 K		0-0 1B		4-0 FC6-4 BB		0-0 2B 1B		0-3 K	4	1	2	0	1	2	1				
Felix Mantilla, R (1, 3) OBP: 0.255, SLG: 0.321	0-0 2B		0-0 F2		0-3 K		4-0 FC1-5 1B BB		0-0 G4-3	3	0	1	0	0	1	4				
Jim Gentile, L (7, PH) OBP: 0.344, SLG: 0.457									1-2f	1	0	0	0	1	0	1				
John Bateman, R (1, 2) OBP: 0.325, SLG: 0.497	0-3 K		0-3 K		0-0 FC6-4		0-0 FC1-5 1B			4	0	1	2	0	2	5				
Rusty Staub, L (1, 7) OBP: 0.310, SLG: 0.401		0-3 K		0-3 K		4-0 SH3 BB		0-0 FC1-5		3	0	0	0	1	2	2				
Bob Lillis, R (1, 5) OBP: 0.222, SLG: 0.067		4-0 FC6 BB		0-0 P4		0-0 SH3		0-0 G6-4-3		2	0	0	0	1	0	2				
Turk Farrell, R (1, 1) OBP: 0.246, SLG: 0.263		0-3 K		0-3 K		0-0 6-3		0-0 F7		2	0	0	0	0	2	1				
Bob Aspromonte, R (6, PH) OBP: 0.246, SLG: 0.263										1	0	0	0	0	0	1				
Bob Bruce, R (6, 1)										0	0	0	0	0	0	0				
Lee Maye, L (8, PH) OBP: 0.254, SLG: 0.396										1	0	0	0	0	0	0				
Ron Taylor, R (8, 1)										0	0	0	0	0	0	0				
Inning Stats	R: 2 E: 0 K: 3 S: 12	H: 3 LOB: 1 BB: 0 P: 12	R: 0 E: 0 K: 2 S: 7	H: 0 LOB: 1 BB: 1 P: 11	R: 1 E: 0 K: 1 S: 7	H: 2 LOB: 1 BB: 0 P: 7	R: 0 E: 0 K: 2 S: 7	H: 0 LOB: 0 BB: 0 P: 7	R: 0 E: 0 K: 1 S: 5	H: 0 LOB: 2 BB: 2 P: 13	R: 2 E: 0 K: 0 S: 5	H: 3 LOB: 1 BB: 1 P: 9	R: 0 E: 0 K: 0 S: 3	H: 0 LOB: 0 BB: 0 P: 3	R: 0 E: 0 K: 1 S: 4	H: 0 LOB: 0 BB: 1 P: 8	1B: 6 2B: 2 3B: 0 HR: 2	SF: 0 SAC: 1 DP: 2 HBP: 0	WP: 0 PB: 0 SB: 0 CS: 0	PA: 41
PITCHER	IP WLS BF H R ER SO BB IBB HBP BLK WP HR S P ERA WHIP	IP WLS BF H R ER SO BB IBB HBP BLK WP HR S P ERA WHIP																		
Bob Veale, L (1, 1) ERA: 2.79	6.0	30	8	4	4	11	4	0	0	0	0	0	2	48	64	6.00	2.000			
Pete Mikkelsen, R (7, 1) ERA: 2.7	3.0	W	11	2	1	1	1	2	0	0	0	0	0	11	19	3.00	1.333			

Houston Astros @ Pittsburgh Pirates
 Forbes Field, Pittsburgh, PA
 Sun Jun 05 1966, 3:33 AM EDT
 Att. 27,370 - Unknown - 80 F

livebaseballscorecards.com

AB	34
R	5
H	10
RBI	5
BB	6
SO	12
LOB	21



Batter	1	2	3	4	5	6	7	8	9	AB R H RBI BB SO LOB	TOP											
Lou Brock, L OBP: 0.282, SLG: 0.344 (1, 9) X	0-0 3-1 X	0-0 1-3 2B		X 0-0 F8 3			X 0-0 F7 3			4 0 1 0 0 0 0												
Tim McCarver, L OBP: 0.296, SLG: 0.384 (1, 2) B B B	4-0 1B SF9 BB	0-0 F5 2			X 0-0 4-3 1			X 0-0 F7 1		3 1 0 0 1 0 2												
Curt Flood, R OBP: 0.353, SLG: 0.453 (1, 8) X	0-0 BB S 1-3 1B	0-0 5-3 3			X 0-0 L1 2			X 0-0 1-3 2		4 0 1 0 0 0 2												
Orlando Cepeda, R OBP: 0.367, SLG: 0.550 (1, 3) X	0-0 SF9 1-2 3-H 2		B B B B 4-0 1B BB		X 0-0 L9 3			X 0-0 6-3 3		2 0 0 1 1 0 0												
Tito Francona, L OBP: 0.349, SLG: 0.263 (1, 7) H	1-0 BB HBP		X 0-0 F3 1			X 0-0 F9 1		X 0-0 F8 1		3 0 0 0 0 0 1												
Phil Gagliano, R OBP: 0.304, SLG: 0.208 (1, 5) B B B B	4-0 1-2 2-3 BB		X 0-0 G1-4-3 1-2 1B			X 0-0 6-3 2		X 0-0 G5-4-3 1B		3 0 2 0 1 0 0												
Jerry Buchek, R OBP: 0.308, SLG: 0.346 (1, 6) S S S	0-3 K 3		X 0-0 G1-4-3 1-2f 3			X 0-0 F9 3		X 0-0 G5-4-3 1-2f 3		4 0 0 0 0 1 6												
Julian Javier, R OBP: 0.268, SLG: 0.267 (1, 4)		0-3 K 1		0-3 K 1			X 0-0 6-3 1			1 0 0 0 0 1 0												
Dal Maxvill, R OBP: 0.226, SLG: 0.267 (2, 4)										2 0 0 0 0 1 0												
Bob Gibson, R OBP: 0.239, SLG: 0.318 (1, 1)		4-0 2B BB		0-3 K 2						2 0 0 0 1 2 0												
Don Dennis, R (8, 1)										0 0 0 0 0 0 0												
Hal Woodeshick, R OBP: 0.500, SLG: 1.000 (8, 1)										0 0 0 0 0 0 0												
Inning Stats	R: 1 E: 0 K: 1 S: 6	H: 1 LOB: 3 BB: 2 P: 15	R: 0 E: 0 K: 1 S: 6	H: 1 LOB: 2 BB: 1 P: 10	R: 0 E: 0 K: 0 S: 3	H: 1 LOB: 1 BB: 1 P: 7	R: 0 E: 0 K: 2 S: 7	H: 0 LOB: 0 BB: 0 P: 7	R: 0 E: 0 K: 0 S: 3	H: 0 LOB: 0 BB: 0 P: 3	R: 0 E: 0 K: 1 S: 5	H: 0 LOB: 0 BB: 0 P: 5	R: 0 E: 0 K: 0 S: 3	H: 0 LOB: 0 BB: 0 P: 3	R: 0 E: 0 K: 0 S: 3	H: 1 LOB: 0 BB: 0 P: 3	1B: 3 2B: 1 3B: 0 HR: 0	SF: 1 SAC: 0 DP: 2 HBP: 1	WP: 0 PB: 0 SB: 1 CS: 0	PA: 34		
PITCHER Don Cardwell, R ERA: 2.91 (1, 1)	IP 9.0	WLS W	BF 34	H 4	R 1	ER 1	SO 5	BB 4	IBB 0	HBP 1	BLK 0	WP 0	HR 0	S 39	P 56	ERA 1.00	WHIP 0.889					PITCHER IP WLS BF H R ER SO BB IBB HBP BLK WP HR S P ERA WHIP

St. Louis Cardinals @ Pittsburgh Pirates
 Forbes Field, Pittsburgh, PA
 Tue Jun 07 1966, 7:05 PM EDT
 Att. 12,418 - Unknown

AB	28
R	1
H	4
RBI	1
BB	4
SO	5
LOB	11



Batter	1	2	3	4	5	6	7	8	9	AB R H RBI BB SO LOB	TOP																								
Lou Brock, L OBP: 0.280, SLG: 0.339 (1, 9)										5 1 1 0 0 1 1																									
Phil Gagliano, R OBP: 0.344, SLG: 0.275 (1, 5)										3 3 2 0 2 1 0																									
Curt Flood, R OBP: 0.364, SLG: 0.467 (1, 8)										5 2 4 2 0 0 1																									
Orlando Cepeda, R OBP: 0.368, SLG: 0.552 (1, 3)										5 1 2 2 0 0 3																									
Tito Francona, L OBP: 0.362, SLG: 0.286 Bobby Tolan, L OBP: 0.250, SLG: 0.279 (1, 7) (8, 7)										4 2 2 3 0 1 3 1 0 0 0 0 1 0																									
Tim McCarver, L OBP: 0.293, SLG: 0.378 (1, 2)										5 0 1 0 0 0 3																									
Julian Javier, R OBP: 0.283, SLG: 0.313 (1, 4)										5 2 4 3 0 0 0																									
Dal Maxvill, R OBP: 0.222, SLG: 0.286 (1, 6)										5 0 1 1 0 2 1																									
Nelson Briles, R OBP: 0.133, SLG: 0.071 Don Dennis, R (5, 1)										3 0 0 0 0 2 1 1 0 0 0 0 0 0																									
Inning Stats	R: 6 E: 0 K: 1 S: 12	H: 7 LOB: 1 BB: 0 P: 12	R: 0 E: 0 K: 1 S: 5	H: 0 LOB: 1 BB: 1 P: 9	R: 1 E: 0 K: 0 S: 4	H: 1 LOB: 0 BB: 0 P: 4	R: 3 E: 0 K: 0 S: 7	H: 5 LOB: 1 BB: 0 P: 7	R: 0 E: 0 K: 3 S: 9	H: 0 LOB: 0 BB: 0 P: 9	R: 1 E: 0 K: 0 S: 4	H: 2 LOB: 1 BB: 1 P: 8	R: 0 E: 0 K: 1 S: 5	H: 0 LOB: 0 BB: 0 P: 5	R: 0 E: 0 K: 1 S: 6	H: 1 LOB: 1 BB: 0 P: 6	R: 0 E: 0 K: 1 S: 6	H: 1 LOB: 1 BB: 0 P: 6	1B: 11 2B: 3 3B: 2 HR: 1	SF: 0 SAC: 0 DP: 1 HBP: 0	WP: 0 PB: 0 SB: 1 CS: 0	PA: 44													
PITCHER	IP WLS BF H R ER SO BB IBB HBP BLK WP HR S P ERA WHIP	IP WLS BF H R ER SO BB IBB HBP BLK WP HR S P ERA WHIP											IP WLS BF H R ER SO BB IBB HBP BLK WP HR S P ERA WHIP																						
Vern Law, R ERA: 3.12 Don Schwall, R ERA: 2.25 Tommy Sisk, R ERA: 5.28 Al McBean, R ERA: 4.18 Pete Mikkelsen, R ERA: 2.57	(1, 1) (1, 1) (4, 1) (5, 1) (7, 1)	0.0 3.0 1.0 2.0 2.0	L 13 7 8 7	5 3 5 2 1	5 2 3 1 0	5 2 3 3 0	0 2 0 1 2	0 0 0 1 0	0 0 0 0 0	0 0 0 0 0	0 0 0 0 0	0 1 0 0 0	5 16 7 13 11	5 20 7 17 11	∞ 6.00 27.00 4.50 0.00	∞ 1.333 5.000 1.500 0.500	Roy Face, R ERA: 2.63 (9, 1)	1.0	4	1	0	0	1	0	0	0	0	0	0	0	0	6	6	0.00	1.000

St. Louis Cardinals @ Pittsburgh Pirates
 Forbes Field, Pittsburgh, PA
 Wed Jun 08 1966, 7:05 PM EDT
 Att. 9,624 - Unknown

AB	42
R	11
H	17
RBI	11
BB	2
SO	8
LOB	13



WP: 0	PA: 44
PB: 0	
SB: 1	
CS: 0	

livebaseballscorecards.com

Batter	1	2	3	4	5	6	7	8	9	AB	R	H	RBI	BB	SO	LOB
Gene Alley, R OBP: 0.309, SLG: 0.372 (1, 6)	0-0 5-3 ①		0-0 FC4-6 FC4-6 1-2f			0-0 SH5-3 FC5-4 1B		0-0 F8		4	1	1	0	0	0	1
Manny Mota, R OBP: 0.376, SLG: 0.492 (1, 8)	0-0 F9		0-0 FC4-6 FC4-6 1-2f			0-0 SH5-3 1-2		0-0 4-3		3	0	0	0	0	0	1
Roberto Clemente, R OBP: 0.373, SLG: 0.525 (1, 9)	0-0 1B		0-0 F9			0-0 FC5-4 1B 2-3		0-0 HR		4	1	3	1	0	0	1
Jim Pagliaroni, R OBP: 0.311, SLG: 0.412 (1, 2)	0-0 5-3 ③			0-0 6-3 ①		0-0 FC5-4 1B 1-2f		0-0 6-3 ③		4	0	0	1	0	0	2
Donn Clendenon, R OBP: 0.328, SLG: 0.379 (1, 3)		0-0 1B ①		0-0 5-3 ②		0-0 1B 1-3		0-0 6-3 ①		4	0	2	0	0	0	0
Bill Mazerowski, R OBP: 0.264, SLG: 0.335 (1, 4)		0-0 5-3 ②		0-0 5-3 ③		0-0 4-3 ③		0-0 4-3 ②		4	0	0	0	0	0	2
Bob Bailey, R OBP: 0.335, SLG: 0.393 (1, 5)		0-0 1B ③			0-0 5-3 ①		0-0 4-3 ①		0-0 5-3 ③		4	0	1	0	0	0
Willie Stargell, L OBP: 0.400, SLG: 0.577 (1, 7)		0-0 L7 ③			0-0 G3 ②		0-0 4-3 ②			3	0	0	0	0	0	1
Woodie Fryman, R OBP: 0.118, SLG: 0.118 (1, 1)			0-0 FC4-6 1B		0-0 6-3 ③		0-0 L5 ③			2	0	1	0	0	0	0
Jose Pagan, R OBP: 0.282, SLG: 0.370 (7, PH)										1	0	0	0	0	0	0
Al McBean, R (8, 1)										0	0	0	0	0	0	0


Inning Stats	R: 0 E: 0 K: 0 S: 4	H: 1 LOB: 1 BB: 0 P: 4	R: 0 E: 0 K: 0 S: 4	H: 2 LOB: 1 BB: 0 P: 4	R: 0 E: 0 K: 0 S: 4	H: 1 LOB: 1 BB: 0 P: 4	R: 0 E: 0 K: 0 S: 3	H: 0 LOB: 0 BB: 0 P: 3	R: 0 E: 0 K: 0 S: 3	H: 0 LOB: 0 BB: 0 P: 3	R: 1 E: 0 K: 0 S: 6	H: 3 LOB: 2 BB: 0 P: 6	R: 0 E: 0 K: 0 S: 3	H: 0 LOB: 0 BB: 0 P: 3	R: 1 E: 0 K: 0 S: 4	H: 1 LOB: 0 BB: 0 P: 4	R: 0 E: 0 K: 0 S: 3	H: 0 LOB: 0 BB: 0 P: 3	1B: 7 2B: 0 3B: 0 HR: 1	SF: 0 SAC: 1 DP: 0 HBP: 0	WP: 0 PB: 0 SB: 0 CS: 0	PA: 34											
PITCHER Al Jackson, L ERA: 1.73 (1, 1)	IP 9.0	WLS W	BF 34	H 8	R 2	ER 2	SO 0	BB 0	IBB 0	HBP 0	BLK 0	WP 0	HR 1	S 34	P 34	ERA 2.00	WHIP 0.889																
											PITCHER	IP 9.0	WLS W	BF 34	H 8	R 2	ER 2	SO 0	BB 0	IBB 0	HBP 0	BLK 0	WP 0	HR 1	S 34	P 34	ERA 2.00	WHIP 0.889					


BOTTOM

St. Louis Cardinals @ Pittsburgh Pirates
 Forbes Field, Pittsburgh, PA
 Thu Jun 09 1966, 7:05 PM EDT
 Att. 11,232 - Unknown

livebaseballscorecards.com

AB	33
R	2
H	8
RBI	2
BB	0
SO	0
LOB	8



Batter	1	2	3	4	5	6	7	8	9	AB R H RBI BB SO LOB	TOP							
Denis Menke, R (1, 5) <small>OBP: 0.388, SLG: 0.462</small>										0 0 0 0 0 0 0 0	Atlanta Braves @ Pittsburgh Pirates Forbes Field, Pittsburgh, PA Fri Jun 10 1966, 7:05 PM EDT Att. 15,177 - Unknown livebaseballscorecards.com							
Woody Woodward, R (1, 6) <small>OBP: 0.350, SLG: 0.333</small>										0 0 0 0 0 0 0 0								
Hank Aaron, R (1, 9) <small>OBP: 0.382, SLG: 0.641</small>										0 0 0 0 0 0 0 0								
Felipe Alou, R (1, 7) <small>OBP: 0.324, SLG: 0.469</small>										0 0 0 0 0 0 0 0								
Joe Torre, R (1, 3) <small>OBP: 0.359, SLG: 0.518</small>										0 0 0 0 0 0 0 0								
Rico Carty, R (1, 2) <small>OBP: 0.346, SLG: 0.358</small>										0 0 0 0 0 0 0 0								
Mack Jones, L (1, 8) <small>OBP: 0.333, SLG: 0.579</small>										0 0 0 0 0 0 0 0		AB 0 R 0 H 0 RBI 0 BB 0 SO 0 LOB 0						
Felix Millan, R (1, 4) <small>OBP: 0.310, SLG: 0.345</small>										0 0 0 0 0 0 0 0								
Ken Johnson, R (1, 1) <small>OBP: 0.150, SLG: 0.250</small>	0 0 0 0 0 0 0 0																	
Inning Stats										1B: 0 SF: 0 2B: 0 SAC: 0 3B: 0 DP: 0 HR: 0 HBP: 0 WP: 0 PA: 0 PB: 0 SB: 0 CS: 0								
PITCHER Bob Veale, L (1, 1) <small>ERA: 2.79</small>	IP	WLS	BF	H	R	ER	SO	BB	IBB	HBP	BLK	WP	HR	S	P	ERA	WHIP	PITCHER IP WLS BF H R ER SO BB IBB HBP BLK WP HR S P ERA WHIP

Batter	1	2	3	4	5	6	7	8	9	AB R H RBI BB SO LOB	TOP
Denis Menke, R (1, 5) <small>OBP: 0.372, SLG: 0.445</small> (7, 6)	0-0 		0-3 		0-0 		0-3 		0-0 	5 0 1 0 0 2 2	
Woody Woodward, R (1, 6) <small>OBP: 0.373, SLG: 0.367</small> (7, 4)	4-0 		0-0 		0-0 			0-0 		3 1 1 0 1 0 1	
Hank Aaron, R (1, 9) <small>OBP: 0.377, SLG: 0.633</small>	0-0 		0-0 		0-0 			0-0 		4 0 1 0 0 0 2	
Felipe Alou, R (1, 7) <small>OBP: 0.325, SLG: 0.462</small>	0-0 			0-0 		0-0 		0-0 		4 0 0 1 0 0 1	
Mack Jones, L (1, 8) <small>OBP: 0.333, SLG: 0.548</small>	0-3 			4-0 		0-0 			0-0 	3 0 0 0 1 1 1	
Joe Torre, R (1, 3) <small>OBP: 0.358, SLG: 0.503</small>		0-3 		0-0 		0-0 			0-0 	4 0 0 0 0 1 1	
Rico Carty, R (1, 2) <small>OBP: 0.364, SLG: 0.371</small>			0-0 	4-0 			0-0 		0-0 	3 1 1 0 1 0 0	
Felix Millan, R (1, 4) <small>OBP: 0.270, SLG: 0.324</small> Ted Abernathy, R (7, 1) <small>OBP: 0.286, SLG: 0.167</small> Gene Oliver, R (9, PH) <small>OBP: 0.212, SLG: 0.169</small>			0-0 	0-0 			0-0 		4-0 	3 0 0 0 0 0 2 0 0 0 0 0 0 0 0 1 0 0 1 0 0	
Arnold Umbach, R (1, 1) <small>OBP: 0.400, SLG: 0.250</small> John Hermstein, L (3, PH) <small>OBP: 0.229, SLG: 0.156</small> Clay Carroll, R (3, 1) <small>OBP: 0.296, SLG: 0.305</small> Dan Schneider, L (5, 1) <small>OBP: 0.212, SLG: 0.169</small> Eddie Mathews, L (7, PH) <small>OBP: 0.309, SLG: 0.312</small>		0-3 		0-3 		0-0 		0-0 	0 0 0 0 0 0 0 1 0 0 0 0 1 0 0 0 0 0 0 0 0 1 0 0 0 0 1 0 0 0 0 0 0 0 0 2 0 2 2 0 0 0		
Inning Stats	R: 1 H: 1 E: 0 LOB: 1 K: 1 BB: 1 S: 6 P: 10	R: 0 H: 0 E: 0 LOB: 0 K: 1 BB: 0 S: 5 P: 5	R: 0 H: 1 E: 0 LOB: 1 K: 2 BB: 0 S: 8 P: 8	R: 0 H: 0 E: 0 LOB: 2 K: 0 BB: 2 S: 3 P: 11	R: 0 H: 1 E: 0 LOB: 1 K: 1 BB: 0 S: 6 P: 6	R: 0 H: 0 E: 0 LOB: 0 K: 0 BB: 0 S: 3 P: 3	R: 0 H: 1 E: 0 LOB: 1 K: 1 BB: 0 S: 6 P: 6	R: 0 H: 0 E: 0 LOB: 0 K: 0 BB: 0 S: 3 P: 3	R: 2 H: 2 E: 0 LOB: 1 K: 0 BB: 1 S: 5 P: 9	1B: 2 SF: 0 2B: 4 SAC: 0 3B: 0 DP: 0 HR: 0 HBP: 0	WP: 0 PA: 37 PB: 0 SB: 0 CS: 0
PITCHER Steve Blass, R (1, 1) <small>ERA: 3.58</small> Roy Face, R (9, 1) <small>ERA: 2.59</small>	IP WLS BF H R ER SO BB IBB HBP BLK WP HR S P ERA WHIP 8.2 W 36 6 3 3 6 4 0 0 0 0 0 0 44 60 3.12 1.154										

Atlanta Braves @ Pittsburgh Pirates
 Forbes Field, Pittsburgh, PA
 Sat Jun 11 1966, 3:33 AM EDT
 Att. 8,763 - Unknown

livebaseballscorecards.com

AB	33
R	3
H	6
RBI	3
BB	4
SO	6
LOB	10



Batter	1	2	3	4	5	6	7	8	9
Matty Alou, L OBP: 0.347, SLG: 0.472 (1, 8)	0-0 FC6-4 1B	0-0 F6 2-3			0-0 F8			0-0 1B	
Jose Pagan, R OBP: 0.277, SLG: 0.359 (1, 6) (8, 5)	0-0 FC6-4 1-2f FC6	0-0 5-3			0-0 6-3			0-0 1-3 1B 1-H WP	
Roberto Clemente, R OBP: 0.364, SLG: 0.510 (1, 9)	0-0 F6		0-0 G3		0-0 6-3			0-0 WP 1-2 1-3 1B	
Jerry Lynch, L OBP: 0.348, SLG: 0.250 Manny Mota, R OBP: 0.360, SLG: 0.469 (1, 7) (6, 7)	0-0 FC6 1-2f		0-0 4-3		0-0 4-3			0-0 1-3 1-2 2-3	
Jim Pagliaroni, R OBP: 0.303, SLG: 0.394 (1, 2)		4-0 FC4-6 BB	0-0 6-3		0-0 F8			0-0 F9 2-3 3-H	
Donn Clendenon, R OBP: 0.324, SLG: 0.374 (1, 3)		0-0 FC4-6 2B 1-2f		0-0 1-3	0-0 CS 1B			0-0 F3	
Andre Rodgers, R OBP: 0.313, SLG: 0.250 Gene Alley, R OBP: 0.307, SLG: 0.369 (1, 5) (8, 6)		0-0 2B	4-0 4-3 WP BB	0-0 CS 1-2	0-3 K				
Bill Mazeroski, R OBP: 0.266, SLG: 0.336 (1, 4)		4-0 2B IBB	0-0 4-3 1-3	0-0 4-3 1-3	0-0 F8				
Steve Blass, R OBP: 0.154, SLG: 0.192 Roy Face, R (1, 1) (9, 1)		0-0 WP 1-H 2-H 3-H 2B	0-0 6-3	0-0 6-3	0-0 3-1				

Inning Stats	R: 0	H: 1	E: 0	LOB: 1	K: 0	BB: 0	S: 4	P: 4	R: 3	H: 2	E: 0	LOB: 1	K: 0	BB: 2	S: 5	P: 13	R: 0	H: 0	E: 0	LOB: 0	K: 0	BB: 0	S: 3	P: 3	R: 0	H: 0	E: 0	LOB: 0	K: 0	BB: 0	S: 3	P: 3	R: 0	H: 1	E: 0	LOB: 0	K: 0	BB: 0	S: 3	P: 3	R: 0	H: 0	E: 0	LOB: 0	K: 1	BB: 0	S: 5	P: 5	R: 2	H: 3	E: 0	LOB: 1	K: 0	BB: 0	S: 6	P: 6
--------------	------	------	------	--------	------	-------	------	------	------	------	------	--------	------	-------	------	-------	------	------	------	--------	------	-------	------	------	------	------	------	--------	------	-------	------	------	------	------	------	--------	------	-------	------	------	------	------	------	--------	------	-------	------	------	------	------	------	--------	------	-------	------	------

PITCHER	IP	WLS	BF	H	R	ER	SO	BB	IBB	HBP	BLK	WP	HR	S	P	ERA	WHIP
Arnold Umbach, R ERA: 3.25 (1, 1)	2.0	L	11	3	3	3	3	0	1	0	0	1	0	9	17	13.50	2.000
Clay Carroll, R ERA: 1.9 (3, 1)	2.0		7	0	0	0	0	1	0	0	0	1	0	6	10	0.00	0.500
Dan Schneider, L ERA: (5, 1)	2.0		6	1	0	0	0	0	0	0	0	0	0	6	6	0.00	0.500
Ted Abernathy, R ERA: 5.62 (7, 1)	2.0		9	3	2	2	1	0	0	0	0	1	0	11	11	9.00	1.500

BOTTOM

Atlanta Braves @ Pittsburgh Pirates
Forbes Field, Pittsburgh, PA
 Sat Jun 11 1966, 3:33 AM EDT
 Att. 8,763 - Unknown

AB	R	H	RBI	BB	SO	LOB
4	1	2	0	0	0	1
4	1	1	1	0	0	2
4	0	1	0	0	0	1
2	0	0	0	0	0	1
2	0	0	0	0	0	2
3	0	0	0	1	0	1
4	1	1	0	0	0	2
2	1	1	0	1	1	0
0	0	0	0	0	0	0
2	1	0	0	1	0	1
3	0	1	3	0	0	1
0	0	0	0	0	0	0

AB	30
R	5
H	7
RBI	4
BB	3
SO	1
LOB	12



WP	3	PA	34
PB	0		
SB	1		
CS	1		

PITCHER	IP	WLS	BF	H	R	ER	SO	BB	IBB	HBP	BLK	WP	HR	S	P	ERA	WHIP
---------	----	-----	----	---	---	----	----	----	-----	-----	-----	----	----	---	---	-----	------

Batter	1	2	3	4	5	6	7	8	9
Matty Alou, L OBP: 0.351, SLG: 0.470 (1, 8)	0-0 BB 1B	0-0 6-3 1-2 3-H			0-0 F3			4-0 HR BB	
Gene Alley, R OBP: 0.330, SLG: 0.409 (1, 6)	0-0 F8		0-0 1B WP 1B		0-0 G4-6-3 1B			0-0 HR 1B	
Roberto Clemente, R OBP: 0.368, SLG: 0.537 (1, 9)	4-0 1-2 BB		0-0 F6		0-0 G4-6-3 1-2f			0-0 HR	
Willie Stargell, L OBP: 0.399, SLG: 0.585 (1, 7)	0-3 K		0-0 FC6-5 WP 1B		0-0 1-3			0-0 4-3	
Manny Mota, R OBP: 0.359, SLG: 0.463 (8, PH) (9, 7)									
Donn Clendenon, R OBP: 0.325, SLG: 0.368 (1, 3)	0-3 K		0-0 FC6-5		0-0 G5-4-3 BB			0-3 K	
Jose Pagan, R OBP: 0.283, SLG: 0.402 (1, 5)		0-0 F9	0-0 1-3		0-0 G5-4-3			0-0 G3	
Bill Mazaroski, R OBP: 0.266, SLG: 0.332 (1, 4)		0-0 1B WP 1B		0-0 F7				0-0 F2	
Jerry May, R OBP: 0.235, SLG: 0.250 (1, 2)		0-0 WP 1B		0-0 F8				0-3 K	
Vern Law, R OBP: 0.333, SLG: 0.533 (1, 1)		0-0 F6		0-3 K				0-0 3-1	
Al McBean, R (4, 1)									
Jerry Lynch, L (7, PH)									
Pete Mikkelsen, R (8, 1)									

AB	R	H	RBI	BB	SO	LOB
3	1	1	0	1	0	1
4	2	3	0	0	0	1
3	1	1	3	1	0	2
3	0	1	0	0	1	2
1	0	0	0	0	0	0
3	0	0	0	1	2	3
4	0	0	0	0	0	2
3	1	1	0	0	0	0
3	0	1	0	0	1	0
1	0	0	0	0	0	2
1	0	0	0	0	1	0
1	0	0	0	0	0	0
0	0	0	0	0	0	0

BOTTOM

Cincinnati Reds @ Pittsburgh Pirates
Forbes Field, Pittsburgh, PA
 Mon Jun 13 1966, 7:05 PM EDT
 Att. 10,862 - Unknown

livebaseballscorecards.com

AB	30
R	5
H	8
RBI	3
BB	3
SO	5
LOB	13



1B: 7	SF: 0
2B: 0	SAC: 0
3B: 0	DP: 2
HR: 1	HBP: 0

WP: 2	PA: 33
PB: 0	
SB: 0	
CS: 0	

Inning Stats		R: 0	H: 1	E: 0	LOB: 2	K: 2	BB: 1	S: 8	R: 1	H: 2	E: 0	LOB: 1	K: 0	BB: 0	S: 5	R: 1	H: 2	E: 0	LOB: 1	K: 0	BB: 0	S: 5	R: 0	H: 0	E: 0	LOB: 0	K: 1	BB: 0	S: 5	R: 0	H: 1	E: 0	LOB: 0	K: 0	BB: 0	S: 3	R: 0	H: 0	E: 0	LOB: 0	K: 0	BB: 1	S: 2	R: 0	H: 0	E: 0	LOB: 0	K: 1	BB: 0	S: 5	R: 3	H: 2	E: 0	LOB: 0	K: 1	BB: 1	S: 7	P: 11
PITCHER	IP	WLS	BF	H	R	ER	SO	BB	IBB	HBP	BLK	WP	HR	S	P	ERA	WHIP																																									
Joey Jay, R (1, 1)	7.0		29	7	4	4	4	3	0	0	0	2	0	34	46	5.14	1.429																																									
Billy McCool, L (8, 1)	1.0	L	4	1	1	1	1	0	0	0	0	0	1	6	6	9.00	1.000																																									

Batter	1	2	3	4	5	6	7	8	9	AB R H RBI BB SO LOB	TOP	
Tommy Harper, R OBP: 0.335, SLG: 0.366 (1, 9) (7, 7)	0-0 G6-4-3 1B		0-0 F8			0-0 F8		0-0 FC6-4		4 0 1 0 0 0 2		
Pete Rose, S OBP: 0.303, SLG: 0.338 (1, 4)	0-0 G6-4-3 1-2f			0-0 2B 1B		0-0 4-3		0-0 6-3		4 1 1 0 0 0 1		
Vada Pinson, L OBP: 0.342, SLG: 0.452 (1, 8)	0-3 K			0-0 1-3 1B 2B		0-0 1-3		0-0 1-3		4 0 1 0 0 1 0		
Tony Perez, R OBP: 0.322, SLG: 0.343 (1, 3)		0-0 G6-4-3 1B		0-0 2-H 3-H 1B		0-0 F9		0-0 HR 1B		4 1 3 1 0 0 0		
Deron Johnson, R OBP: 0.283, SLG: 0.346 Dick Simpson, R OBP: 0.235, SLG: 0.563 (1, 7) (7, 9)	0-0 G6-4-3 1-2f		0-0 F8		0-0 4-3		0-0 4-3	0-0 1-H HR		3 0 0 0 0 0 2 1 1 1 2 0 0 0		
Tommy Helms, R OBP: 0.313, SLG: 0.380 (1, 5)	0-0 5-3		0-0 F9		0-0 F8		0-0 F7			4 0 0 0 0 0 1		
Leo Cardenas, R OBP: 0.322, SLG: 0.482 (1, 6)			0-0 F2		0-0 5-3		0-0 1-3			3 0 0 0 0 0 0		
Jimmie Coker, R OBP: 0.263, SLG: 0.444 (1, 2)			0-0 6-3		0-0 F9		0-0 FC6-4 1B			3 0 1 0 0 0 0		
Jim Maloney, L OBP: 0.273, SLG: 0.250 (1, 1)			0-0 1B		0-3 K		0-0 FC6-4			3 0 1 0 0 1 1		
Inning Stats	R: 0 H: 1 E: 0 LOB: 0 K: 1 BB: 0 S: 5 P: 5	R: 0 H: 1 E: 0 LOB: 0 K: 0 BB: 0 S: 3 P: 3	R: 0 H: 1 E: 0 LOB: 1 K: 0 BB: 0 S: 4 P: 4	R: 1 H: 3 E: 0 LOB: 1 K: 0 BB: 0 S: 5 P: 5	R: 0 H: 0 E: 0 LOB: 0 K: 1 BB: 0 S: 5 P: 5	R: 0 H: 0 E: 0 LOB: 0 K: 0 BB: 0 S: 3 P: 3	R: 0 H: 0 E: 0 LOB: 0 K: 0 BB: 0 S: 3 P: 3	R: 0 H: 1 E: 0 LOB: 1 K: 0 BB: 0 S: 4 P: 4	R: 2 H: 2 E: 0 LOB: 0 K: 0 BB: 0 S: 5 P: 5	1B: 7 SF: 0 2B: 1 SAC: 0 3B: 0 DP: 2 HR: 1 HBP: 0	WP: 0 PA: 33 PB: 0 SB: 0 CS: 0	
PITCHER Woodie Fryman, L ERA: 2.7 (1, 1)	IP WLS BF H R ER SO BB IBB HBP BLK WP HR S P ERA WHIP											
	9.0 L 33 9 3 3 2 0 0 0 0 0 0 1 37 37 3.00 1.000											

Cincinnati Reds @ Pittsburgh Pirates
 Forbes Field, Pittsburgh, PA
 Tue Jun 14 1966, 7:05 PM EDT
 Att: 11,655 - Unknown

AB	33
R	3
H	9
RBI	3
BB	0
SO	2
LOB	7




Batter	1	2	3	4	5	6	7	8	9	AB R H RBI BB SO LOB
Matty Alou, L (1, 8) OBP: 0.343, SLG: 0.460	0-0 F5			0-0 F8		0-0 2-3			0-0 F5	4 0 0 0 0 0 0
Gene Alley, R (1, 6) OBP: 0.323, SLG: 0.400	0-0 5-3			0-0 4-3			0-3 K		0-0 4-3	4 0 0 0 0 1 0
Roberto Clemente, R (1, 9) OBP: 0.367, SLG: 0.534	0-0 5-3			0-0 1B			0-0 3-1			3 0 1 0 0 0 0
Willie Stargell, L (1, 7) OBP: 0.398, SLG: 0.581		0-0 6-3		0-0 5-3			0-0 1B			3 0 1 0 0 0 1
Jose Pagan, R (1, 5) OBP: 0.274, SLG: 0.389		0-0 5-3			0-0 6-3		0-3 K			3 0 0 0 0 1 1
Donn Clendenon, R (1, 3) OBP: 0.320, SLG: 0.362		0-0 4-3			0-0 F9		0-3 K			3 0 0 0 0 1 0
Bill Mazaroski, R (1, 4) OBP: 0.267, SLG: 0.332			0-0 CS 1B		0-3 K		0-0 5-3			3 0 1 0 0 1 0
Jerry May, R (1, 2) OBP: 0.211, SLG: 0.222			0-3 K2-3			0-3 K		0-0 5-3		2 0 0 0 0 2 1
Jim Pagliaroni, R (8, PH) OBP: 0.298, SLG: 0.391			1-2							1 0 0 0 0 0 0
Woody Fryman, R (1, 1) OBP: 0.105, SLG: 0.105			0-0 1-3			0-3 K				2 0 0 0 0 1 0
Jerry Lynch, L (9, PH) OBP: 0.320, SLG: 0.227								0-0 F7		1 0 0 0 0 0 0

Inning Stats	R: 0	H: 0	E: 0	K: 0	S: 3	R: 0	H: 0	E: 0	K: 0	S: 3	R: 0	H: 1	E: 0	K: 1	S: 5	R: 0	H: 1	E: 0	K: 0	S: 4	R: 0	H: 0	E: 0	K: 1	S: 5	R: 0	H: 0	E: 0	K: 2	S: 7	R: 0	H: 1	E: 0	K: 2	S: 8	R: 0	H: 0	E: 0	K: 1	S: 5	R: 0	H: 0	E: 0	K: 0	S: 3	1B: 3	SF: 0	2B: 0	SAC: 0	3B: 0	DP: 0	HR: 0	HBP: 0	WP: 0	PA: 29
PITCHER Jim Maloney, R (1, 1) ERA: 2.07	IP	WLS	BF	H	R	ER	SO	BB	IBB	HBP	BLK	WP	HR	S	P	ERA	WHIP	IP	WLS	BF	H	R	ER	SO	BB	IBB	HBP	BLK	WP	HR	S	P	ERA	WHIP																					

BOTTOM

Cincinnati Reds @ Pittsburgh Pirates
 Forbes Field, Pittsburgh, PA
 Tue Jun 14 1966, 7:05 PM EDT
 Att. 11,655 - Unknown

AB	29
R	0
H	3
RBI	0
BB	0
SO	7
LOB	3



livebaseballscorecards.com

Batter	1	2	3	4	5	6	7	8	9	AB R H RBI BB SO LOB	TOP	
Matty Alou, L (1, 8) OBP: 0.337, SLG: 0.450	0-0 1-3 ①		0-0 5-3 ②			0-0 L6 ②		0-0 F7 ③		4 0 0 0 0 0 0		
Gene Alley, R (1, 6) OBP: 0.316, SLG: 0.391	0-0 P3 ②		0-3 K ③			0-0 5-3 ③			0-0 G3 ①	4 0 0 0 0 1 0		
Roberto Clemente, R (1, 9) OBP: 0.365, SLG: 0.529	0-0 1B				0-0 F9 ①				0-0 4-3 ②	4 0 1 0 0 1 0		
Willie Stargell, L (1, 7) OBP: 0.400, SLG: 0.577	0-3 K ③				0-0 G4-6-3 1B				0-0 P4 ③	3 0 1 0 1 1 1		
Jim Pagliaroni, R (1, 2) OBP: 0.304, SLG: 0.393					0-0 G4-6-3 1-2f ② ③					2 0 1 0 1 0 1		
Jose Pagan, R (1, 5) OBP: 0.265, SLG: 0.376										3 0 0 0 0 0 3		
Donn Clendenon, R (1, 3) OBP: 0.315, SLG: 0.356										3 0 0 0 0 2 3		
Bill Mazaroski, R (1, 4) OBP: 0.264, SLG: 0.327										3 0 0 0 0 0 1		
Bob Veale, S (1, 1) OBP: 0.200, SLG: 0.257										2 0 0 0 0 2 0		
Jerry Lynch, L (8, PH) OBP: 0.308, SLG: 0.217										1 0 0 0 0 1 0		
Pete Mikkelsen, R (8, 1) OBP: 0.125, SLG: 0.125										0 0 0 0 0 0 0		
Inning Stats	R: 0 H: 1 E: 0 LOB: 1 K: 1 BB: 0 S: 6 P: 6	R: 0 H: 1 E: 0 LOB: 1 K: 1 BB: 0 S: 6 P: 6	R: 0 H: 0 E: 0 LOB: 0 K: 2 BB: 0 S: 7 P: 7	R: 0 H: 1 E: 0 LOB: 0 K: 0 BB: 0 S: 3 P: 3	R: 0 H: 0 E: 0 LOB: 0 K: 0 BB: 0 S: 3 P: 3	R: 0 H: 0 E: 0 LOB: 0 K: 1 BB: 0 S: 5 P: 5	R: 0 H: 0 E: 0 LOB: 2 K: 2 BB: 2 S: 7 P: 15	R: 0 H: 0 E: 0 LOB: 0 K: 1 BB: 0 S: 5 P: 5	R: 0 H: 0 E: 0 LOB: 0 K: 0 BB: 0 S: 3 P: 3	1B: 3 SF: 0 2B: 0 SAC: 0 3B: 0 DP: 1 HR: 0 HBP: 0	WP: 0 PA: 31 PB: 0 SB: 0 CS: 0	
PITCHER Bob Gibson, R (1, 1) ERA: 1.98	IP WLS BF H R ER SO BB IBB HBP BLK WP HR S P ERA WHIP	9.0 W 31 3 0 0 8 2 0 0 0 0 0 0 45 53 0.00 0.556										

Pittsburgh Pirates @ St. Louis Cardinals
 Busch Stadium, St. Louis, MO
 Wed Jun 15 1966, 7:05 PM CDT
 Att. 21,652 - Unknown

livebaseballscorecards.com

AB	29
R	0
H	3
RBI	0
BB	2
SO	8
LOB	9



Batter	1	2	3	4	5	6	7	8	9	AB R H RBI BB SO LOB	TOP									
Matty Alou, L (1, 8) OBP: 0.332, SLG: 0.443 Manny Mota, R (9, PH) OBP: 0.363, SLG: 0.467 (9, 8)	0-0 F8		0-0 6-3			0-0 FC4-6			0-0 1B	3 0 0 0 0 0 1 1 1 1 0 0 0 0										
Gene Alley, R (1, 6) OBP: 0.315, SLG: 0.388	0-0 F9			0-3 K		0-0 6-3			0-0 1B	4 0 1 0 0 1 1										
Roberto Clemente, R (1, 9) OBP: 0.363, SLG: 0.524	0-3 K			0-3 K			0-0 4-3		0-0 1B	4 0 1 1 0 2 0										
Willie Stargell, L (1, 7) OBP: 0.397, SLG: 0.586		0-0 HR		0-0 F8			0-0 4-3		0-3 K	4 1 1 1 0 1 2										
Jim Pagliaroni, R (1, 2) OBP: 0.298, SLG: 0.383		0-3 K			0-0 P3		0-0 F8		0-0 P4	4 0 0 0 0 1 2										
Jose Pagan, R (1, 5) OBP: 0.255, SLG: 0.361		0-0 P5			0-3 K			0-0 5-3	0-0 F9	4 0 0 0 0 1 2										
Donn Clendenon, R (1, 3) OBP: 0.311, SLG: 0.351		0-0 5-3			0-3 K			0-0 1-3		3 0 0 0 0 1 0										
Bill Mazaroski, R (1, 4) OBP: 0.265, SLG: 0.327			0-3 K			0-0 L9		0-0 1B		3 0 1 0 0 1 0										
Steve Blass, R (1, 1) OBP: 0.172, SLG: 0.207 Roy Face, R (9, 1)			0-0 G3			0-0 FC4-6		0-0 F9		3 0 1 0 0 0 1 0 0 0 0 0 0 0										
Inning Stats	R: 0 E: 0 K: 1 S: 5	H: 0 LOB: 0 BB: 0 P: 5	R: 1 E: 0 K: 1 S: 6	H: 1 LOB: 0 BB: 0 P: 6	R: 0 E: 0 K: 1 S: 5	H: 0 LOB: 0 BB: 0 P: 5	R: 0 E: 0 K: 2 S: 7	H: 0 LOB: 0 BB: 0 P: 7	R: 0 E: 0 K: 0 S: 4	H: 1 LOB: 1 BB: 0 P: 4	R: 0 E: 0 K: 0 S: 3	H: 0 LOB: 0 BB: 0 P: 3	R: 0 E: 0 K: 0 S: 4	H: 1 LOB: 1 BB: 0 P: 4	R: 1 E: 0 K: 1 S: 8	H: 3 LOB: 2 BB: 0 P: 8	1B: 5 2B: 0 3B: 0 HR: 1	SF: 0 SAC: 0 DP: 0 HBP: 0	WP: 0 PB: 0 SB: 1 CS: 0	PA: 33
PITCHER	IP WLS BF H R ER SO BB IBB HBP BLK WP HR S P ERA WHIP																			
Nelson Briles, R (1, 1) ERA: 3.09	8.0 L 27 3 1 1 7 0 0 0 0 0 0 1 41 41 1.12 0.375																			
Hal Woodeshick, L (9, 1) ERA: 2.05	0.0 2 2 1 1 0 0 0 0 0 0 0 0 2 2 ∞ ∞																			
Don Dennis, R (9, 1) ERA: 6.75	0.0 1 1 0 0 0 0 0 0 0 0 0 0 1 1 ∞ ∞																			
Joe Hoerner, L (9, 1) ERA: 0.78	1.0 3 0 0 0 0 1 0 0 0 0 0 0 5 5 0.00 0.000																			

Pittsburgh Pirates @ St. Louis Cardinals
 Busch Stadium, St. Louis, MO
 Thu Jun 16 1966, 7:05 PM CDT
 Att. 16,877 - Unknown

livebaseballscorecards.com

AB	33
R	2
H	6
RBI	2
BB	0
SO	8
LOB	9



Batter	1	2	3	4	5	6	7	8	9	AB	R	H	RBI	BB	SO	LOB
Lou Brock, L (1, 7) OBP: 0.296, SLG: 0.384	0-0 4-3 S 1B		0-0 F7			0-0 S 1B		0-0 F7		4	0	2	0	0	0	1
Phil Gagliano, R (1, 5) OBP: 0.370, SLG: 0.345	0-0 F7 1-2			0-0 F9		0-0 F7 1-2			0-0 F2	4	0	0	0	0	0	2
Curt Flood, R (1, 8) OBP: 0.347, SLG: 0.428	0-0 4-3 2-3			0-0 4-3			0-0 4-3		4-0 3B BB	3	1	0	0	1	0	1
Tito Francona, L (1, 3) OBP: 0.309, SLG: 0.270	0-0 4-3			0-3 K			0-3 K		0-0 F7	4	0	0	0	0	2	2
Tim McCarver, L (1, 2) OBP: 0.316, SLG: 0.417		0-0 L4-3 1B			0-0 3-1		0-0 2B		0-0 3B	4	0	3	1	0	0	0
Mike Shannon, R (1, 9) OBP: 0.302, SLG: 0.439		0-0 L4-3 1-2			0-3 K		0-0 F2		0-0 F7	4	0	0	0	0	1	3
Julian Javier, R (1, 4) OBP: 0.275, SLG: 0.297		0-0 G3			0-0 6-3					2	0	0	0	0	0	0
Bobby Tolan, L (8, PH) OBP: 0.247, SLG: 0.264										1	0	1	0	0	0	0
Jerry Buchek, R (9, 4) OBP: 0.316, SLG: 0.381										0	0	0	0	0	0	0
Dal Maxvill, R (1, 6) OBP: 0.212, SLG: 0.210			0-0 L4			0-0 F8		0-3 K		3	0	0	0	0	1	1
Nelson Briles, R (1, 1) OBP: 0.111, SLG: 0.059			0-0 5-3			0-0 6-3		0-0 4-3		2	0	0	0	0	0	0
Bob Skinner, L (8, PH) OBP: 0.241, SLG: 0.296										1	0	0	0	0	0	1
Hal Woodeshick, R (9, 1) OBP: 0.333, SLG: 0.667										0	0	0	0	0	0	0
Don Dennis, R (9, 1)										0	0	0	0	0	0	0
Joe Hoerner, R (9, 1)										0	0	0	0	0	0	0

Inning Stats	R: 0	H: 1	E: 0	LOB: 1	K: 0	BB: 0	S: 4	P: 4	R: 0	H: 1	E: 0	LOB: 0	K: 0	BB: 0	S: 3	P: 3	R: 0	H: 0	E: 0	LOB: 0	K: 0	BB: 0	S: 3	P: 3	R: 0	H: 0	E: 0	LOB: 0	K: 1	BB: 0	S: 5	P: 5	R: 0	H: 0	E: 0	LOB: 0	K: 1	BB: 0	S: 5	P: 5	R: 0	H: 1	E: 0	LOB: 1	K: 0	BB: 0	S: 4	P: 4	R: 0	H: 1	E: 0	LOB: 1	K: 1	BB: 0	S: 6	P: 6	R: 0	H: 1	E: 0	LOB: 1	K: 1	BB: 0	S: 6	P: 6	R: 0	H: 1	E: 0	LOB: 1	K: 1	BB: 0	S: 6	P: 6	R: 1	H: 1	E: 0	LOB: 1	K: 0	BB: 1	S: 4	P: 8	1B: 4	SF: 0	2B: 2	SAC: 0	3B: 1	DP: 1	HR: 0	HBP: 0
--------------	------	------	------	--------	------	-------	------	------	------	------	------	--------	------	-------	------	------	------	------	------	--------	------	-------	------	------	------	------	------	--------	------	-------	------	------	------	------	------	--------	------	-------	------	------	------	------	------	--------	------	-------	------	------	------	------	------	--------	------	-------	------	------	------	------	------	--------	------	-------	------	------	------	------	------	--------	------	-------	------	------	------	------	------	--------	------	-------	------	------	-------	-------	-------	--------	-------	-------	-------	--------

PITCHER	IP	WLS	BF	H	R	ER	SO	BB	IBB	HBP	BLK	WP	HR	S	P	ERA	WHIP
Steve Blass, R (1, 1) ERA: 3.3	8.2	W	32	6	1	1	4	1	0	0	0	0	0	39	43	1.04	0.808
Roy Face, R (9, 1) ERA: 2.49	0.1	S	1	0	0	0	0	0	0	0	0	0	0	1	1	0.00	0.000

BOTTOM

Pittsburgh Pirates @ St. Louis Cardinals
Busch Stadium, St. Louis, MO
 Thu Jun 16 1966, 7:05 PM CDT
 Att. 16,877 - Unknown

AB	32
R	1
H	6
RBI	1
BB	1
SO	4
LOB	11



WP	PA	33
PB	0	
SB	2	
CS	0	

Batter	1	2	3	4	5	6	7	8	9	AB R H RBI BB SO LOB	TOP																							
Matty Alou, L (1, 8) OBP: 0.332, SLG: 0.443										0 0 0 0 0 0 0 0	Pittsburgh Pirates @ Atlanta Braves Atlanta Stadium, Atlanta, GA Fri Jun 17 1966, 7:05 PM EDT Att. 17,704 - Unknown livebaseballscorecards.com																							
Gene Alley, R (1, 6) OBP: 0.315, SLG: 0.388										0 0 0 0 0 0 0 0																								
Roberto Clemente, R (1, 9) OBP: 0.363, SLG: 0.524										0 0 0 0 0 0 0 0																								
Willie Stargell, L (1, 7) OBP: 0.397, SLG: 0.586										0 0 0 0 0 0 0 0																								
Jim Pagliaroni, R (1, 2) OBP: 0.298, SLG: 0.383										0 0 0 0 0 0 0 0																								
Jose Pagan, R (1, 5) OBP: 0.255, SLG: 0.361										0 0 0 0 0 0 0 0																								
Donn Clendenon, R (1, 3) OBP: 0.311, SLG: 0.351										0 0 0 0 0 0 0 0																								
Bill Mazeroski, R (1, 4) OBP: 0.265, SLG: 0.327										0 0 0 0 0 0 0 0																								
Don Cardwell, R (1, 1) OBP: 0.111, SLG: 0.059	0 0 0 0 0 0 0 0	AB 0 R 0 H 0 RBI 0 BB 0 SO 0 LOB 0																																
Inning Stats	1B: 0 SF: 0 2B: 0 SAC: 0 3B: 0 DP: 0 HR: 0 HBP: 0		WP: 0 PA: 0 PB: 0 SB: 0 CS: 0																															
PITCHER Clay Carroll, R (1, 1) ERA: 2.22	IP	WLS	BF	H	R	ER	SO	BB	IBB	HBP	BLK	WP	HR	S	P	ERA	WHIP	PITCHER IP	WLS	BF	H	R	ER	SO	BB	IBB	HBP	BLK	WP	HR	S	P	ERA	WHIP

Batter	1	2	3	4	5	6	7	8	9	AB	R	H	RBI	BB	SO	LOB	TOP		
Gene Alley, R (1, 6) OBP: 0.312, SLG: 0.383											0	0	0	0	0	0	0		
Manny Mota, R (1, 8) OBP: 0.363, SLG: 0.467											0	0	0	0	0	0	0	0	
Roberto Clemente, R (1, 9) OBP: 0.360, SLG: 0.521											0	0	0	0	0	0	0	0	
Jim Pagliaroni, R (1, 2) OBP: 0.306, SLG: 0.386											0	0	0	0	0	0	0	0	
Jose Pagan, R (1, 5) OBP: 0.262, SLG: 0.363											0	0	0	0	0	0	0	0	
Bill Mazerowski, R (1, 4) OBP: 0.264, SLG: 0.326											0	0	0	0	0	0	0	0	
Donn Clendenon, R (1, 3) OBP: 0.305, SLG: 0.344											0	0	0	0	0	0	0	0	
Willie Stargell, L (1, 7) OBP: 0.397, SLG: 0.581											0	0	0	0	0	0	0	0	
Vern Law, R (1, 1) OBP: 0.333, SLG: 0.533	0	0	0	0	0	0	0	0											
Inning Stats											1B: 0	SF: 0	WP: 0	PA: 0					
											2B: 0	SAC: 0	PB: 0						
											3B: 0	DP: 0	SB: 0						
											HR: 0	HBP: 0	CS: 0						
PITCHER Wade Blasingame, L (1, 1) ERA: 5.57	IP	WLS	BF	H	R	ER	SO	BB	IBB	HBP	BLK	WP	HR	S	P	ERA	WHIP		
	0.0	L	0	0	0	0	0	0	0	0	0	0	0	0	0	∞	∞		
PITCHER	IP	WLS	BF	H	R	ER	SO	BB	IBB	HBP	BLK	WP	HR	S	P	ERA	WHIP		

Pittsburgh Pirates @ Atlanta Braves
 Atlanta Stadium, Atlanta, GA
 Sat Jun 18 1966, 7:05 PM EDT
 Att. 21,083 - Unknown

livebaseballscorecards.com

AB 0
R 0
H 0
RBI 0
BB 0
SO 0
LOB 0



Batter	1	2	3	4	5	6	7	8	9	AB	R	H	RBI	BB	SO	LOB	TOP		
Matty Alou, L (1, 8) OBP: 0.346, SLG: 0.455											0	0	0	0	0	0	0		
Gene Alley, R (1, 6) OBP: 0.314, SLG: 0.378											0	0	0	0	0	0	0	0	
Roberto Clemente, R (1, 9) OBP: 0.365, SLG: 0.521											0	0	0	0	0	0	0	0	
Willie Stargell, L (1, 7) OBP: 0.394, SLG: 0.572											0	0	0	0	0	0	0	0	
Jim Pagliaroni, R (1, 2) OBP: 0.313, SLG: 0.389											0	0	0	0	0	0	0	0	
Jose Pagan, R (1, 5) OBP: 0.259, SLG: 0.364											0	0	0	0	0	0	0	0	
Bill Mazerowski, R (1, 4) OBP: 0.275, SLG: 0.333											0	0	0	0	0	0	0	0	
Donn Clendenon, R (1, 3) OBP: 0.307, SLG: 0.357											0	0	0	0	0	0	0	0	
Bob Veale, S (1, 1) OBP: 0.200, SLG: 0.257	0	0	0	0	0	0	0	0											
Inning Stats											1B: 0	SF: 0	WP: 0	PA: 0					
											2B: 0	SAC: 0	PB: 0						
											3B: 0	DP: 0	SB: 0						
											HR: 0	HBP: 0	CS: 0						
PITCHER Ken Johnson, R (1, 1) ERA: 3.22	IP	WLS	BF	H	R	ER	SO	BB	IBB	HBP	BLK	WP	HR	S	P	ERA	WHIP		
	0.0		0	0	0	0	0	0	0	0	0	0	0	0	0	∞	∞		
PITCHER	IP	WLS	BF	H	R	ER	SO	BB	IBB	HBP	BLK	WP	HR	S	P	ERA	WHIP		

Pittsburgh Pirates @ Atlanta Braves
 Atlanta Stadium, Atlanta, GA
 Sun Jun 19 1966, 3:33 AM EDT
 Att. 17,229 - Unknown

livebaseballscorecards.com

AB 0
R 0
H 0
RBI 0
BB 0
SO 0
LOB 0



Pittsburgh Pirates @ Cincinnati Reds
 Crosley Field, Cincinnati, OH
 Tue Jun 21 1966, 7:05 PM EDT
 Att. 7,665 - Unknown

AB	40
R	8
H	13
RBI	8
BB	5
SO	11
LOB	22



Batter	1	2	3	4	5	6	7	8	9	AB	R	H	RBI	BB	SO	LOB
Matty Alou, L (1, 8) OBP: 0.348, SLG: 0.457	0-0 E S 1B	0-3 K		0-0 F7		0-0 4-3	0-0 F3			5	1	1	0	0	1	4
Gene Alley, R (1, 6) OBP: 0.318, SLG: 0.380	0-0 BB BB 1B	0-0 F4		0-0 2B		0-0 4-3		0-0 F3		5	2	2	1	0	0	1
Roberto Clemente, R (1, 9) OBP: 0.355, SLG: 0.504	0-3 K	0-3 K		0-0 F4		0-0 1B		0-3 K		5	0	1	0	0	3	4
Willie Stargell, L (1, 7) OBP: 0.399, SLG: 0.599	4-0 BB 1-2 1B		0-3 K	0-0 2B		0-0 F2		0-0 HR		4	2	2	3	1	1	1
Jim Pagliaroni, R (1, 2) OBP: 0.313, SLG: 0.383	4-0 BB 1-2 2-3 1B		0-3 K	0-0 6-3			4-0 BB 1B	0-3 K		3	1	0	0	2	2	1
Jose Pagan, R (1, 5) OBP: 0.254, SLG: 0.350	0-0 1-2 2-H 3-H 1B		0-0 1B		0-0 5-3		0-0 F3		0-3 K	5	0	2	2	0	1	1
Bill Mazerowski, R (1, 4) OBP: 0.280, SLG: 0.331	0-0 F2		0-3 K		0-0 F8		0-0 1-2 1B	0-0 1B		5	0	2	0	0	1	3
Donn Clendenon, R (1, 3) OBP: 0.316, SLG: 0.372	0-3 K			0-0 HR	4-0 BB FC6-4		0-0 F9		0-3 K	4	1	1	1	1	2	5
Woodie Fryman, R (1, 1) OBP: 0.105, SLG: 0.105		4-0 BB		0-0 2B	0-0 FC6-4		0-0 1-2 2-H 1B		0-0 F7	0	0	0	0	0	0	0
Tommie Sisk, R (1, 1) OBP: 0.333, SLG: 0.200				0-0 2B						0	0	0	0	1	0	0
Al McBean, R (2, 1) OBP: 0.250, SLG: 0.250										1	1	1	0	0	0	0
Bob Bailey, R (5, PH) OBP: 0.339, SLG: 0.388										1	0	0	0	0	0	1
Billy O'Dell, S (5, 1) OBP: 0.250, SLG: 0.250										0	0	0	0	0	0	0
Jerry Lynch, L (7, PH) OBP: 0.333, SLG: 0.250										1	0	1	1	0	0	0
Pete Wilkerson, R (7, 1) OBP: 0.125, SLG: 0.125										0	0	0	0	0	0	0
Manny Mota, R (9, PH) OBP: 0.360, SLG: 0.457										1	0	0	0	0	0	1

Inning Stats	R: 3	H: 3	E: 0	K: 2	S: 10	P: 18	R: 0	H: 0	E: 0	K: 2	S: 7	P: 11	R: 0	H: 1	E: 0	K: 3	S: 10	P: 10	R: 3	H: 4	E: 0	K: 0	S: 7	P: 7	R: 0	H: 0	E: 0	K: 0	S: 3	P: 7	R: 0	H: 1	E: 0	K: 0	S: 4	P: 4	R: 1	H: 2	E: 0	K: 0	S: 5	P: 9	R: 1	H: 1	E: 0	K: 2	S: 8	P: 8	R: 0	H: 1	E: 0	K: 2	S: 8	P: 8	R: 0	H: 1	E: 0	K: 2	S: 8	P: 8	1B: 9	2B: 2	3B: 0	HR: 2	SF: 0	SAC: 0	DP: 0	HBP: 0	WP: 0	PB: 0	SB: 1	CS: 0	PA: 45
--------------	------	------	------	------	-------	-------	------	------	------	------	------	-------	------	------	------	------	-------	-------	------	------	------	------	------	------	------	------	------	------	------	------	------	------	------	------	------	------	------	------	------	------	------	------	------	------	------	------	------	------	------	------	------	------	------	------	------	------	------	------	------	------	-------	-------	-------	-------	-------	--------	-------	--------	-------	-------	-------	-------	--------

PITCHER	IP	WLS	BF	H	R	ER	SO	BB	IBB	HBP	BLK	WP	HR	S	P	ERA	WHIP
Hank Fischer, R (1, 1) ERA: 4.28	0.1		6	3	3	3	1	2	0	0	0	0	0	6	14	81.00	15.000
Darrell Osteen, R (1, 1) ERA: 8.1	3.1		16	5	3	3	6	1	0	0	0	0	1	27	31	8.10	1.800
Don Nottebart, R (4, 1) ERA: 1.48	3.1	W	15	3	1	1	0	2	0	0	0	0	0	13	21	2.70	1.500
Billy McCool, L (8, 1) ERA: 1.71	2.0	S	8	2	1	1	4	0	0	0	0	0	1	16	16	4.50	1.000

PITCHER	IP	WLS	BF	H	R	ER	SO	BB	IBB	HBP	BLK	WP	HR	S	P	ERA	WHIP
---------	----	-----	----	---	---	----	----	----	-----	-----	-----	----	----	---	---	-----	------

BOTTOM

Pittsburgh Pirates @ Cincinnati Reds
Crosley Field, Cincinnati, OH
Tue Jun 21 1966, 7:05 PM EDT
Att. 7,665 - Unknown

AB	39
R	11
H	15
RBI	9
BB	3
SO	9
LOB	18



WP	3	PA	42
PB	0		
SB	0		
CS	1		

AB R H RBI BB SO LOB

5 1 1 0 0 1 2

5 2 3 1 0 1 1

4 2 2 0 1 0 2

4 1 1 1 0 3 2

0 0 0 0 1 0 0

0 0 0 0 0 0 0

5 2 2 2 0 1 5

0 0 0 0 0 0 0

5 2 2 3 0 2 3

4 0 1 2 0 0 0

3 0 1 0 1 0 0

0 0 0 0 0 0 0

2 0 1 0 0 1 2

1 0 0 0 0 0 1

1 1 1 0 0 0 0

1B: 8 SF: 0

2B: 5 SAC: 0

3B: 0 DP: 0

HR: 2 HBP: 0

WP: 3 PA: 42

PB: 0

SB: 0

CS: 1

1B: 8 SF: 0

2B: 5 SAC: 0

3B: 0 DP: 0

HR: 2 HBP: 0

WP: 3 PA: 42

PB: 0

SB: 0

CS: 1

1B: 8 SF: 0

2B: 5 SAC: 0

3B: 0 DP: 0

HR: 2 HBP: 0

WP: 3 PA: 42

PB: 0

SB: 0

CS: 1

1B: 8 SF: 0

2B: 5 SAC: 0

3B: 0 DP: 0

HR: 2 HBP: 0

WP: 3 PA: 42

PB: 0

SB: 0

CS: 1

1B: 8 SF: 0

2B: 5 SAC: 0

3B: 0 DP: 0

HR: 2 HBP: 0

WP: 3 PA: 42

PB: 0

SB: 0

CS: 1

1B: 8 SF: 0

2B: 5 SAC: 0

3B: 0 DP: 0

HR: 2 HBP: 0

WP: 3 PA: 42

PB: 0

SB: 0

CS: 1

1B: 8 SF: 0

2B: 5 SAC: 0

3B: 0 DP: 0

HR: 2 HBP: 0

WP: 3 PA: 42

PB: 0

SB: 0

CS: 1

1B: 8 SF: 0

2B: 5 SAC: 0

3B: 0 DP: 0

HR: 2 HBP: 0

WP: 3 PA: 42

PB: 0

SB: 0

CS: 1

1B: 8 SF: 0

2B: 5 SAC: 0

3B: 0 DP: 0

HR: 2 HBP: 0

WP: 3 PA: 42

PB: 0

SB: 0

CS: 1

1B: 8 SF: 0

2B: 5 SAC: 0

3B: 0 DP: 0

HR: 2 HBP: 0

WP: 3 PA: 42

PB: 0

SB: 0

CS: 1

1B: 8 SF: 0

2B: 5 SAC: 0

3B: 0 DP: 0

HR: 2 HBP: 0

WP: 3 PA: 42

PB: 0

SB: 0

CS: 1

1B: 8 SF: 0

2B: 5 SAC: 0

3B: 0 DP: 0

HR: 2 HBP: 0

WP: 3 PA: 42

PB: 0

SB: 0

CS: 1

1B: 8 SF: 0

2B: 5 SAC: 0

3B: 0 DP: 0

HR: 2 HBP: 0

WP: 3 PA: 42

PB: 0

SB: 0

CS: 1

1B: 8 SF: 0

2B: 5 SAC: 0

3B: 0 DP: 0

HR: 2 HBP: 0

WP: 3 PA: 42

PB: 0

SB: 0

CS: 1

1B: 8 SF: 0

2B: 5 SAC: 0

3B: 0 DP: 0

HR: 2 HBP: 0

WP: 3 PA: 42

PB: 0

SB: 0

CS: 1

1B: 8 SF: 0

2B: 5 SAC: 0

3B: 0 DP: 0

HR: 2 HBP: 0

WP: 3 PA: 42

PB: 0

SB: 0

CS: 1

1B: 8 SF: 0

2B: 5 SAC: 0

3B: 0 DP: 0

HR: 2 HBP: 0

WP: 3 PA: 42

PB: 0

SB: 0

CS: 1

1B: 8 SF: 0

2B: 5 SAC: 0

3B: 0 DP: 0

HR: 2 HBP: 0

WP: 3 PA: 42

PB: 0

SB: 0

CS: 1

1B: 8 SF: 0

2B: 5 SAC: 0

3B: 0 DP: 0

HR: 2 HBP: 0

WP: 3 PA: 42

PB: 0

SB: 0

CS: 1

1B: 8 SF: 0

2B: 5 SAC: 0

3B: 0 DP: 0

HR: 2 HBP: 0

WP: 3 PA: 42

PB: 0

SB: 0

CS: 1

1B: 8 SF: 0

2B: 5 SAC: 0

3B: 0 DP: 0

HR: 2 HBP: 0

WP: 3 PA: 42

PB: 0

SB: 0

CS: 1

1B: 8 SF: 0

2B: 5 SAC: 0

3B: 0 DP: 0

HR: 2 HBP: 0

WP: 3 PA: 42

PB: 0

SB: 0

CS: 1

1B: 8 SF: 0

2B: 5 SAC: 0

3B: 0 DP: 0

HR: 2 HBP: 0

WP: 3 PA: 42

PB: 0

SB: 0

CS: 1

1B: 8 SF: 0

2B: 5 SAC: 0

3B: 0 DP: 0

HR: 2 HBP: 0

WP: 3 PA: 42

PB: 0

SB: 0

CS: 1

1B: 8 SF: 0

2B: 5 SAC: 0

3B: 0 DP: 0

HR: 2 HBP: 0

WP: 3 PA: 42

PB: 0

SB: 0

CS: 1

1B: 8 SF: 0

2B: 5 SAC: 0

3B: 0 DP: 0

HR: 2 HBP: 0

WP: 3 PA: 42

PB: 0

SB: 0

CS: 1

1B: 8 SF: 0

2B: 5 SAC: 0

3B: 0 DP: 0

HR: 2 HBP: 0

WP: 3 PA: 42

PB: 0

SB: 0

CS: 1

1B: 8 SF: 0

2B: 5 SAC: 0

3B: 0 DP: 0

HR: 2 HBP: 0

WP: 3 PA: 42

PB: 0

SB: 0

CS: 1

1B: 8 SF: 0

2B: 5 SAC: 0

3B: 0 DP: 0

HR: 2 HBP: 0

WP: 3 PA: 42

PB: 0

SB: 0

CS: 1

1B: 8 SF: 0

2B: 5 SAC: 0

3B: 0 DP: 0

HR: 2 HBP: 0

WP: 3 PA: 42

PB: 0

SB: 0

CS: 1

1B: 8 SF: 0

2B: 5 SAC: 0

3B: 0 DP: 0

HR: 2 HBP: 0

WP: 3 PA: 42

PB: 0

SB: 0

CS: 1

1B: 8 SF: 0

2B: 5 SAC: 0

3B: 0 DP: 0

HR: 2 HBP: 0

WP: 3 PA: 42

PB: 0

SB: 0

CS: 1

Batter	1	2	3	4	5	6	7	8	9	AB R H RBI BB SO LOB	TOP
Matty Alou, L (1, 8) OBP: 0.347, SLG: 0.453	0-0 CS 1B		0-0 G3		0-0 6-3		0-0 6-3			4 0 1 0 0 0 2	
Gene Alley, R (1, 6) OBP: 0.320, SLG: 0.379	0-3 K		1-0 WP 1B HBP		0-3 K			0-0 F8		1 0 0 0 0 1 1 2 0 0 0 0 1 1	
Bob Bailey, R (3, PR) OBP: 0.335, SLG: 0.383											
Roberto Clemente, R (1, 9) OBP: 0.361, SLG: 0.518	4-0 WP BB		0-0 WP 1B			0-0 F8		0-0 HR		3 1 2 2 1 0 0	
Willie Stargell, L (1, 7) OBP: 0.397, SLG: 0.597	0-0 3-1		0-3 K			0-0 2B		0-0 F7		4 0 1 0 0 1 3	
	1-2		1-2 2-3								
Jim Pagliaroni, R (1, 2) OBP: 0.311, SLG: 0.380		0-3 K		0-0 CS 1B		0-0 1-3		0-0 F8		4 0 1 0 0 1 1	
Jose Pagan, R (1, 5) OBP: 0.254, SLG: 0.347		0-0 F8		0-0 G1-6-3 1B		0-0 F8			0-0 6-3	4 0 1 0 0 0 1	
				1-2							
Bill Mazerowski, R (1, 4) OBP: 0.276, SLG: 0.325		0-0 6-3		0-0 G1-6-3			0-3 K		0-3 K	4 0 0 0 0 2 1	
				1-2							
Donn Clendenon, R (1, 3) OBP: 0.323, SLG: 0.390			0-0 G3 1B 1B		4-0 SH1-4 BB		0-0 HR		0-3 K	3 2 2 1 1 1 0	
Steve Blass, R (1, 1) OBP: 0.161, SLG: 0.194			0-3 K		0-0 SH1-4		0-0 6-3			2 0 0 0 0 1 1	
Pete Mikkelsen, R (8, 1) OBP: 0.125, SLG: 0.125										0 0 0 0 0 0 0	
Billy O'Dell, S (9, 1) OBP: 0.250, SLG: 0.250										0 0 0 0 0 0 0	
Inning Stats	R: 0 H: 1 E: 0 LOB: 1 K: 1 BB: 1 S: 5 P: 9	R: 0 H: 0 E: 0 LOB: 0 K: 1 BB: 0 S: 5 P: 5	R: 1 H: 2 E: 0 LOB: 3 K: 2 BB: 0 S: 9 P: 10	R: 0 H: 2 E: 0 LOB: 0 K: 0 BB: 0 S: 3 P: 3	R: 0 H: 0 E: 0 LOB: 1 K: 1 BB: 1 S: 5 P: 9	R: 0 H: 1 E: 0 LOB: 1 K: 0 BB: 0 S: 4 P: 4	R: 1 H: 1 E: 0 LOB: 0 K: 1 BB: 0 S: 6 P: 6	R: 1 H: 1 E: 0 LOB: 0 K: 0 BB: 0 S: 4 P: 4	R: 0 H: 0 E: 0 LOB: 0 K: 2 BB: 0 S: 7 P: 7	1B: 5 SF: 0 2B: 1 SAC: 1 3B: 0 DP: 1 HR: 2 HBP: 1	WP: 2 PA: 35 PB: 0 SB: 0 CS: 2
PITCHER Jim Maloney, R (1, 1) ERA: 2.33	IP WLS BF H R ER SO BB IBB HBP BLK WP HR S P ERA WHIP	9.0 W 35 8 3 3 8 2 0 1 0 2 2 48 57 3.00 1.111									
	PITCHER	IP WLS BF H R ER SO BB IBB HBP BLK WP HR S P ERA WHIP									

Pittsburgh Pirates @ Cincinnati Reds
 Crosley Field, Cincinnati, OH
 Wed Jun 22 1966, 7:05 PM EDT
 Att. 7,843 - Unknown

livebaseballscorecards.com

AB	31
R	3
H	8
RBI	3
BB	2
SO	8
LOB	11



Batter	1	2	3	4	5	6	7	8	9	AB	R	H	RBI	BB	SO	LOB
Tommy Harper, R OBP: 0.343, SLG: 0.358 (1, 9) BB (9, 7)	4-0 G4-6-3 BB		0-0 6-3		0-0 F3		0-0 6-3		4-0 FC6-4 BB 1-2	3	0	0	0	2	0	2
Pete Rose, S OBP: 0.319, SLG: 0.375 (1, 4) X	0-0 G4-6-3 1-2f			0-0 G3	0-0 1-3			0-0 F7	0-0 FC6-4 1-2f 2-H	5	0	0	0	0	0	4
Vada Pinson, L OBP: 0.362, SLG: 0.468 (1, 8) X	0-0 1B			0-0 6-3		0-0 6-3		0-0 4-3		4	0	1	0	0	0	0
Gordy Coleman, L OBP: 0.322, SLG: 0.284 Dick Simpson, R OBP: 0.174, SLG: 0.409 (1, 3) (8, PR) (9, 9) X	0-0 F7			0-0 1B		0-0 4-3		0-0 HR 2B		4	0	2	0	0	0	1
Deron Johnson, R OBP: 0.284, SLG: 0.391 (1, 7) (9, 3) X		0-0 6-3		0-0 F5		4-0 1B BB		0-0 HR 2-H		3	1	1	2	1	0	1
Tommy Helms, R OBP: 0.325, SLG: 0.403 (1, 5) X		0-0 F6			0-0 1B 1B	0-0 1B		0-0 FC6-4 1B		4	1	3	0	0	0	0
Johnny Edwards, L OBP: 0.346, SLG: 0.336 (1, 2) X		0-0 F6			0-0 1-3 1-2	0-0 G3		0-0 FC6-4 1-2f		4	0	0	0	0	0	5
Leo Cardenas, R OBP: 0.319, SLG: 0.448 (1, 6) X			0-0 6-3		0-0 WP 2-H 1B		0-0 6-3		0-0 F6	4	0	1	1	0	0	0
Jim Maloney, L OBP: 0.317, SLG: 0.263 (1, 1) X			0-0 F6		4-0 BB 2-3		0-0 4-3		0-0 BB E 1B	3	1	1	0	1	0	0

Inning Stats	R: 0	H: 1	E: 0	LOB: 1	K: 0	BB: 1	S: 3	R: 0	H: 0	E: 0	LOB: 0	K: 0	BB: 0	S: 3	R: 0	H: 1	E: 0	LOB: 1	K: 0	BB: 0	S: 4	R: 1	H: 2	E: 0	LOB: 2	K: 0	BB: 1	S: 5	R: 0	H: 1	E: 0	LOB: 2	K: 0	BB: 1	S: 4	R: 0	H: 0	E: 0	LOB: 0	K: 0	BB: 0	S: 3	R: 2	H: 3	E: 0	LOB: 2	K: 0	BB: 0	S: 6	R: 1	H: 1	E: 1	LOB: 2	K: 0	BB: 1	S: 3	1B: 7	SF: 0	2B: 1	SAC: 0	3B: 0	DP: 1	HR: 1	HBP: 0	WP: 1	PA: 38
--------------	------	------	------	--------	------	-------	------	------	------	------	--------	------	-------	------	------	------	------	--------	------	-------	------	------	------	------	--------	------	-------	------	------	------	------	--------	------	-------	------	------	------	------	--------	------	-------	------	------	------	------	--------	------	-------	------	------	------	------	--------	------	-------	------	-------	-------	-------	--------	-------	-------	-------	--------	-------	--------

PITCHER	IP	WLS	BF	H	R	ER	SO	BB	IBB	HBP	BLK	WP	HR	S	P	ERA	WHIP
Steve Blass, R ERA: 3.32 (1, 1)	7.2		33	8	3	3	0	3	0	0	0	1	1	30	42	3.52	1.435
Pete Mikkelsen, R ERA: 3.31 (8, 1)	0.2	L	4	1	1	0	0	1	0	0	0	0	0	3	7	0.00	3.000
Billy O'Dell, L ERA: 2.27 (9, 1)	0.1		1	0	0	0	0	0	0	0	0	0	0	1	1	0.00	0.000

BOTTOM

Pittsburgh Pirates @ Cincinnati Reds
Crosley Field, Cincinnati, OH
Wed Jun 22 1966, 7:05 PM EDT
Att. 7,843 - Unknown

livebaseballscorecards.com

AB	34
R	4
H	9
RBI	3
BB	4
SO	0
LOB	13



Batter	1	2	3	4	5	6	7	8	9	AB R H RBI BB SO LOB	TOP
Matty Alou, L (1, 8) OBP: 0.348, SLG: 0.450	0-0 F2	4-0 IBB			0-0 1-3		0-0 FC4-6		0-0 1B	4 0 1 0 1 0 2	
Jose Pagan, R (1, 6) OBP: 0.252, SLG: 0.368	0-3 K	0-3 K			0-0 HR		0-0 SF9		0-0 F7	4 1 1 2 0 2 4	
Roberto Clemente, R (1, 9) OBP: 0.359, SLG: 0.514	0-0 1B		0-3 K		0-3 K		0-0 G3			4 0 1 0 0 2 1	
Willie Stargell, L (1, 7) OBP: 0.394, SLG: 0.589	0-3 K2-3		0-0 4-3			0-0 F7		4-0 FC1-6 BB		3 0 0 0 1 1 1	
Donn Clendenon, R (1, 3) OBP: 0.326, SLG: 0.402		0-0 1B 2B	0-3 K			0-0 2B		0-0 F4		4 1 2 0 0 1 1	
Jim Pagliaroni, R (1, 2) OBP: 0.310, SLG: 0.377		0-0 2B 1B		0-3 K		0-3 K		0-0 FC1-6 FC4		4 0 1 1 0 2 2	
Bill Mazaroski, R (1, 4) OBP: 0.279, SLG: 0.332		0-0 1B		0-0 G6-4-3 1B		0-0 F6		0-0 FC4		4 0 2 0 0 0 2	
Bob Bailey, R (1, 5) OBP: 0.333, SLG: 0.380		0-0 F4		0-0 G6-4-3			0-0 FC4-6 1B SF9 1B		0-0 6-3	4 1 1 0 0 0 3	
Don Cardwell, R (1, 1) OBP: 0.130, SLG: 0.048		0-0 F5			0-3 K		0-0 FC4-6 1B		0-3 K	2 0 0 0 0 1 2	
Jesse Gonder, L (7, PH) OBP: 0.179, SLG: 0.395										1 0 1 0 0 0 0	
Tommie Sisk, R (7, 1) OBP: 0.333, SLG: 0.200										0 0 0 0 0 0 0	
Jerry Lynch, L (9, PH) OBP: 0.321, SLG: 0.240										1 0 0 0 0 1 0	
Inning Stats	R: 0 H: 1 E: 0 LOB: 1 K: 2 BB: 0 S: 8 P: 8	R: 1 H: 3 E: 0 LOB: 3 K: 1 BB: 1 S: 8 P: 12	R: 0 H: 0 E: 0 LOB: 0 K: 2 BB: 0 S: 7 P: 7	R: 0 H: 1 E: 0 LOB: 0 K: 1 BB: 0 S: 5 P: 5	R: 1 H: 1 E: 0 LOB: 0 K: 2 BB: 0 S: 8 P: 8	R: 0 H: 1 E: 0 LOB: 1 K: 1 BB: 0 S: 6 P: 6	R: 1 H: 2 E: 0 LOB: 1 K: 0 BB: 0 S: 5 P: 5	R: 0 H: 0 E: 0 LOB: 1 K: 0 BB: 1 S: 3 P: 7	R: 0 H: 1 E: 0 LOB: 1 K: 1 BB: 0 S: 6 P: 6	1B: 6 SF: 1 2B: 3 SAC: 0 3B: 0 DP: 1 HR: 1 HBP: 0	WP: 0 PA: 38 PB: 0 SB: 0 CS: 0
PITCHER	IP WLS BF H R ER SO BB IBB HBP BLK WP HR S P ERA WHIP										
Milt Pappas, R (1, 1) ERA: 3.88	7.0 W 30 9 3 3 9 0 1 0 0 0 0 1 47 51 3.86 1.286										
Don Nottebart, R (8, 1) ERA: 1.41	2.0 S 8 1 0 0 1 1 0 0 0 0 0 0 9 13 0.00 1.000										

Pittsburgh Pirates @ Cincinnati Reds
Crosley Field, Cincinnati, OH
Thu Jun 23 1966, 7:05 PM EDT
Att. 6,039 - Unknown

livebaseballscorecards.com

AB 35
R 3
H 10
RBI 3
BB 2
SO 10
LOB 18



Batter	1	2	3	4	5	6	7	8	9	AB R H RBI BB SO LOB	TOP											
Matty Alou, L (1, 8) OBP: 0.345, SLG: 0.444	0-0 1B		0-0 5-3	0-0 F8			0-0 P5		0-0 5-3	5 0 1 0 0 0 2	Pittsburgh Pirates @ Philadelphia Phillies Connie Mack Stadium, Philadelphia, PA Fri Jun 24 1966, 7:05 PM EDT Att: 26,791 - Unknown livebaseballscorecards.com											
Gene Alley, R (1, 6) OBP: 0.314, SLG: 0.371	0-0 F8		0-0 6-3		0-0 4-3		0-0 F9			4 0 0 0 0 0 2												
Roberto Clemente, R (1, 9) OBP: 0.361, SLG: 0.525	0-0 1B		0-0 HR		0-3 K		0-0 L8			4 1 2 1 0 1 1												
Willie Stargell, L (1, 7) OBP: 0.396, SLG: 0.606	0-3 K		0-0 2B		0-3 K		0-0 HR			4 1 2 1 0 2 2												
Manny Mota, R (1, 5) OBP: 0.355, SLG: 0.448	0-0 P6		0-0 F9		0-0 F9		0-0 F8			3 0 0 0 0 0 3												
Jose Pagan, R (6, 5) OBP: 0.250, SLG: 0.365										1 0 0 0 0 0 0												
Donn Clendenon, R (1, 3) OBP: 0.321, SLG: 0.394		0-0 B2-3		0-3 K		0-3 K		0-0 5-3		4 0 0 0 0 2 0												
Jesse Gonder, L (1, 2) OBP: 0.209, SLG: 0.476		0-3 K		0-0 HR		0-0 1B		0-0 P6		4 1 2 1 0 1 0												
Bill Mazeroski, R (1, 4) OBP: 0.283, SLG: 0.332		4-0 BB		0-0 FC3-6 1B		0-0 6-3		0-0 F9		3 0 1 0 1 0 1												
Bob Veale, S (1, 1) OBP: 0.209, SLG: 0.256		0-0 5-3		0-0 FC3-6 1-2f			0-0 1B		0-3 K	4 0 1 0 0 1 2												
Inning Stats	R: 0 E: 0 K: 1 S: 7	H: 2 LOB: 2 BB: 0 P: 7	R: 0 E: 0 K: 1 S: 5	H: 0 LOB: 1 BB: 1 P: 9	R: 1 E: 0 K: 0 S: 5	H: 2 LOB: 1 BB: 0 P: 5	R: 1 E: 0 K: 1 S: 7	H: 2 LOB: 1 BB: 0 P: 7	R: 0 E: 0 K: 2 S: 7	H: 0 LOB: 0 BB: 0 P: 7	R: 0 E: 0 K: 1 S: 6	H: 1 LOB: 1 BB: 0 P: 6	R: 0 E: 0 K: 0 S: 4	H: 1 LOB: 1 BB: 0 P: 4	R: 1 E: 0 K: 0 S: 4	H: 1 LOB: 0 BB: 0 P: 4	R: 0 E: 0 K: 1 S: 5	H: 0 LOB: 0 BB: 0 P: 5	1B: 5 2B: 1 3B: 0 HR: 3	SF: 0 SAC: 0 DP: 0 HBP: 0	WP: 0 PB: 0 SB: 0 CS: 0	PA: 37
PITCHER	IP WLS BF H R ER SO BB IBB HBP BLK WP HR S P ERA WHIP																					
Jim Bunning, R (1, 1) ERA: 1.96	8.0 L 34 9 3 3 6 1 0 0 0 0 0 3 45 49 3.38 1.250																					
Darold Knowles, L (9, 1) ERA: 2.55	1.0 3 0 0 0 1 0 0 0 0 0 0 0 5 5 0.00 0.000																					



Batter	1	2	3	4	5	6	7	8	9	AB	R	H	RBI	BB	SO	LOB
Tony Taylor, R OBP: 0.307, SLG: 0.400 (1, 4) (6, 5)	0-0 4-3		0-3 K			0-0 6-3		0-0 G3		4	0	0	0	0	1	2
Johnny Callison, L OBP: 0.332, SLG: 0.407 (1, 9)	0-0 F8			4-0 G1-6-3 BB		0-0 F3			0-0 1B 4-3 1B	3	1	1	0	1	0	0
Dick Groat, R OBP: 0.285, SLG: 0.310 (1, 5) (6, 6)	4-0 BB			0-0 G1-6-3 1-2f				0-0 F8	0-0 F8	3	0	0	0	1	0	2
Dick Allen, R OBP: 0.387, SLG: 0.667 (1, 7)	0-0 L4			0-0 F9			0-0 5-3		0-0 4-3 1-2	4	0	0	0	0	0	2
Cookie Rojas, R OBP: 0.318, SLG: 0.364 (1, 8) (6, 4)		0-0 5-3			0-0 6-3			0-0 L9	0-0 1B	4	0	1	1	0	0	0
Bill White, L OBP: 0.339, SLG: 0.424 (1, 3)		0-0 6-3			0-0 2B			0-3 K	0-3 K	4	0	1	0	0	2	1
Bob Uecker, R OBP: 0.330, SLG: 0.427 (1, 2)		0-0 1-3			4-0 G6-4-3 BB			0-0 1B 1B		2	0	1	0	1	0	0
Bobby Wine, R OBP: 0.293, SLG: 0.294 Jackie Brandt, R OBP: 0.293, SLG: 0.288 (1, 6) (6, 8)			0-0 F9		0-0 G6-4-3 1-2f			0-0 1B		2	0	0	0	0	0	2
Jim Bunning, R OBP: 0.204, SLG: 0.170 Harvey Kuenn, R OBP: 0.303, SLG: 0.381 Darold Knowles, L OBP: 0.111, SLG: 0.111 (1, 1) (8, PH) (9, 1)			0-0 F9			0-3 K		0-0 F9		1	0	0	0	0	0	2
										0	0	0	0	0	0	0

BOTTOM

Pittsburgh Pirates @ Philadelphia Phillies
 Connie Mack Stadium, Philadelphia, PA
 Fri Jun 24 1966, 7:05 PM EDT
 Att. 26,791 - Unknown

livebaseballscorecards.com

AB	30
R	1
H	5
RBI	1
BB	3
SO	4
LOB	11



Inning Stats	R: 0	H: 0	E: 0	LOB: 1	K: 0	BB: 1	S: 3	P: 7	R: 0	H: 0	E: 0	LOB: 0	K: 0	BB: 0	S: 3	P: 3	R: 0	H: 0	E: 0	LOB: 0	K: 1	BB: 0	S: 5	P: 5	R: 0	H: 0	E: 0	LOB: 0	K: 0	BB: 1	S: 2	P: 6	R: 0	H: 1	E: 0	LOB: 1	K: 0	BB: 1	S: 3	P: 7	R: 0	H: 0	E: 0	LOB: 0	K: 1	BB: 0	S: 5	P: 5	R: 0	H: 0	E: 0	LOB: 0	K: 0	BB: 0	S: 3	P: 3	R: 0	H: 2	E: 0	LOB: 2	K: 1	BB: 0	S: 7	P: 7	R: 1	H: 2	E: 0	LOB: 1	K: 1	BB: 0	S: 7	P: 7	1B: 4	SF: 0	2B: 1	SAC: 0	3B: 0	DP: 2	HR: 0	HBP: 0	WP: 0	PA: 33
PITCHER Bob Veale, L ERA: 2.61 (1, 1)	IP	WLS	BF	H	R	ER	SO	BB	IBB	HBP	BLK	WP	HR	S	P	ERA	WHIP																			PITCHER	IP	WLS	BF	H	R	ER	SO	BB	IBB	HBP	BLK	WP	HR	S	P	ERA	WHIP																													

Batter	1	2	3	4	5	6	7	8	9	AB R H RBI BB SO LOB	TOP																									
Gene Alley, R (1, 6) OBP: 0.312, SLG: 0.367	0-0 BB HBP BB 1B	0-0 6-3		0-0 FC4-6 1-2f		0-3 K 1-2		0-3 K		5 1 1 0 0 2 2																										
Manny Mota, R (1, 8) OBP: 0.369, SLG: 0.483	1-0 BB BB 1-2 SF8 HBP	0-0 6-3			0-0 1B PB 1B	0-0 3B 2-H		0-0 2B 3B		4 3 3 1 0 0 0																										
Roberto Clemente, R (1, 9) OBP: 0.365, SLG: 0.529	4-0 1B BB 1-2 FC6-4 2-3 BB	0-3 K			0-0 BB PB 1-3 1B	0-0 6-3		0-0 WP SF8 2B		4 2 2 1 1 1 1																										
Jim Pagliaroni, R (1, 2) OBP: 0.312, SLG: 0.371	4-0 FC6-4 1B 1-2 BB 2-3 3-H		0-0 F7		0-3 K S S S	0-3 K S S S		3-H 4-0 2-3 BB		3 0 0 1 2 2 3 0 0 0 0 0 0 0																										
Al McBean, R (9, PR) OBP: 0.250, SLG: 0.250																																				
Donn Clendenon, R (1, 3) OBP: 0.318, SLG: 0.391	0-0 SF8 3-H		0-0 P4		4-0 BB 1-2 BB 3-H		0-3 K S S S	0-0 SF8 3-H		2 0 0 2 1 1 0																										
Jose Pagan, R (1, 5) OBP: 0.248, SLG: 0.359	0-0 FC6-4 1-2 1B 2-3		0-3 K S S S		0-0 F7 S S S		0-0 P4 S S S	0-3 K S S S		5 0 1 0 0 2 3																										
Bill Mazerowski, R (1, 4) OBP: 0.285, SLG: 0.328	0-0 FC6-4 1-2 IBB 2-3 1-2f 2-3 3-H			4-0 FC4-6 BB	4-0 BB BB 1-2 BB 2-3		0-0 P4 S S S	0-0 F8 S S S		3 0 0 1 2 0 3																										
Willie Stargell, L (1, 7) OBP: 0.383, SLG: 0.597	4-0 1-2 IBB			0-3 K S S S	0-0 L9 S S S		0-0 F7 S S S			3 0 0 0 1 1 4																										
Vern Law, R (1, 1) OBP: 0.350, SLG: 0.474	0-3 K S S S			0-0 F8 S S S		0-0 3B 1B S		0-3 K S S S		1 0 0 0 0 1 3 1 0 0 0 0 0 1 0 0 0 0 0 0 0 1 1 1 0 0 0 0 0 0 0 0 0 0 0 0 0 0 0 0 1 0 0 0 0 0 0 0 0																										
Billy O'Dell, S (1, 1) OBP: 0.222, SLG: 0.222																																				
Tommy Sisk, R (5, 1) OBP: 0.333, SLG: 0.200																																				
Matty Alou, L (6, PH) OBP: 0.347, SLG: 0.446																																				
Pete Mikkelsen, R (6, 1) OBP: 0.125, SLG: 0.125																																				
Jerry Lynch, L (8, PH) OBP: 0.316, SLG: 0.231																																				
Don Gardwell, R (8, 1) OBP: 0.130, SLG: 0.048																																				
Inning Stats	R: 3 E: 0 K: 1 S: 7	H: 2 LOB: 3 BB: 3 P: 20	R: 0 E: 0 K: 1 S: 5	H: 0 LOB: 0 BB: 0 P: 5	R: 0 E: 0 K: 1 S: 5	H: 0 LOB: 0 BB: 0 P: 5	R: 0 E: 0 K: 1 S: 5	H: 0 LOB: 1 BB: 1 P: 9	R: 1 E: 0 K: 2 S: 9	H: 2 LOB: 3 BB: 2 P: 15	R: 0 E: 0 K: 1 S: 5	H: 0 LOB: 0 BB: 0 P: 5	R: 0 E: 0 K: 2 S: 7	H: 0 LOB: 0 BB: 0 P: 7	R: 2 E: 0 K: 1 S: 7	H: 2 LOB: 1 BB: 1 P: 11	1B: 5 2B: 1 3B: 2 HR: 0	SF: 2 SAC: 0 DP: 0 HBP: 1	WP: 1 PB: 1 SB: 1 CS: 0	PA: 43																
PITCHER	IP WLS BF H R ER SO BB IBB HBP BLK WP HR S P ERA WHIP																																			
Chris Short, L (1, 1) ERA: 3.28	0.1		6	2	3	3	0	2	0	1	0	0	0	3	12	81.00	12.000																			
Terry Fox, R (1, 1) ERA: 5.27	0.2		3	0	0	0	1	0	1	0	0	0	0	4	8	0.00	0.000																			
Ray Culp, R (2, 1) ERA: 4.58	7.0	W	30	6	4	4	9	3	0	0	0	0	0	45	57	5.14	1.286																			
Roger Craig, R (9, 1) ERA: 6.91	1.0	S	4	0	0	0	1	1	0	0	0	1	0	5	9	0.00	1.000																			

Pittsburgh Pirates @ Philadelphia Phillies
 Connie Mack Stadium, Philadelphia, PA

Sat Jun 25 1966, 7:05 PM EDT
 Att. 23,160 - Unknown

livebaseballscorecards.com

AB	33
R	7
H	8
RBI	6
BB	7
SO	11
LOB	20



BOTTOM

Pittsburgh Pirates @ Philadelphia Phillies
Connie Mack Stadium, Philadelphia, PA

Sat Jun 25 1966, 7:05 PM EDT
Att. 23,160 - Unknown

AB	33
R	8
H	11
RBI	8
BB	3
SO	7
LOB	14



WP:	0	PA:	39
PB:	0		
SB:	0		
CS:	0		

AB	R	H	RBI	BB	SO	LOB
4	1	1	0	1	0	1
4	1	1	0	0	1	2
4	2	1	1	1	3	3
0	0	0	0	0	0	0
4	2	2	2	0	0	0
4	1	2	2	0	1	0
2	1	0	0	1	0	2
4	0	1	1	0	0	3
4	0	3	2	0	0	0
0	0	0	0	0	0	0
0	0	0	0	0	0	0
1	0	0	0	0	0	2
2	0	0	0	0	2	1
0	0	0	0	0	0	0

1B:	7	SF:	0
2B:	2	SAC:	1
3B:	1	DP:	1
HR:	2	HBP:	2

Batter	1	2	3	4	5	6	7	8	9
Cookie Rojas, R OBP: 0.319, SLG: 0.363 (1, 4)	0-0 6-3 1B	0-0 6-3 1B		0-0 F7			4-0 HR BB	0-0 HBP 1B	
Johnny Callison, L OBP: 0.333, SLG: 0.405 (1, 9)	0-0 1B BB 1B	0-0 L8		0-3 K2-3			0-0 P4	1-0 HBP	
Dick Allen, R OBP: 0.387, SLG: 0.674 Jackie Brandt, R OBP: 0.293, SLG: 0.288 (1, 7) (9, 7)	4-0 1B 1-2 BB 1B	0-0 HR			0-3 K		0-3 K	0-3 K	
Bill White, L OBP: 0.341, SLG: 0.437 (1, 3)	0-0 1B 1-2 2-3 1B	0-0 4-3			0-0 1-3		0-0 HR		
Tony Gonzalez, L OBP: 0.306, SLG: 0.365 (1, 8)	0-0 1B 1-2 2-H 3-H 1B		0-3 K		0-0 4-3		0-0 BB 1B		
Clay Dalrymple, L OBP: 0.390, SLG: 0.384 (1, 2)	0-0 F9		0-0 G3			1-0 3B HBP	4-0 1-2 BB		
Tony Taylor, R OBP: 0.306, SLG: 0.397 (1, 5)	0-0 1B 1-3 2-H 1B		0-0 P4			0-0 F3	0-0 1-3		
Dick Groat, R OBP: 0.292, SLG: 0.329 (1, 6)	0-0 1-3 3-H 1B			0-0 SH5-4 2B		0-0 1-H K2-5-2 3B		0-0 1-3	
Chris Short, R OBP: 0.271, SLG: 0.271 Terry Fox, R (1, 1) Harvey Kuenn, R OBP: 0.299, SLG: 0.375 Ray Culp, R (2, 1) Roger Craig, R (9, 1)	0-0 P4		0-0 SH5-4			0-3 K2-5-2		0-3 K	

Inning Stats	R	H	E	K	S	WLS	BF	H	R	ER	SO	BB	IBB	HBP	BLK	WP	HR	S	P	ERA	WHIP
	4	5	0	8	12			1	1	0	0	0	0	0	0	0	0	7	11	54.00	9.000
	0	2	0	0	0			0	0	0	0	0	0	0	0	0	1	16	16	2.70	0.600
	0	1	0	0	0			0	0	0	0	0	0	0	0	0	0	5	5	0.00	0.000
	0	1	0	0	0			0	0	0	0	0	0	0	0	0	1	12	21	13.50	2.500
	0	1	0	0	0			0	0	0	0	0	0	0	0	0	0	8	9	0.00	1.000

PITCHER	IP	WLS	BF	H	R	ER	SO	BB	IBB	HBP	BLK	WP	HR	S	P	ERA	WHIP
Vern Law, R ERA: 4.53 (1, 1)	0.2		8	5	4	4	0	1	0	0	0	0	0	7	11	54.00	9.000
Billy O'Dell, L ERA: 2.3 (1, 1)	3.1		12	2	1	1	2	0	0	0	0	0	0	1	16	2.70	0.600
Tommie Sisk, R ERA: 4.81 (5, 1)	1.0		3	0	0	0	1	0	0	0	0	0	0	5	5	0.00	0.000
Pete Mikkelsen, R ERA: 3.69 (6, 1)	2.0	L	11	3	3	3	2	2	0	1	0	0	0	1	12	13.50	2.500
Don Cardwell, R ERA: 3.61 (8, 1)	1.0		5	1	0	0	2	0	0	1	0	0	0	8	9	0.00	1.000

Batter	1	2	3	4	5	6	7	8	9	AB R H RBI BB SO LOB	TOP
Matty Alou, L (1, 8) OBP: 0.349, SLG: 0.445	0-0 F7		0-0 G4-3 1B		0-0 G6-4-3 1-2f		0-0 1-3		0-0 CS 1B	5 0 2 0 0 0 2	
Gene Alley, R (1, 6) OBP: 0.309, SLG: 0.364	0-0 FC5 BB 1B		0-0 G4-3 1-2f		0-0 G3		0-0 6-3		0-3 K 1-2	5 0 1 0 0 1 3	
Roberto Clemente, R (1, 9) OBP: 0.367, SLG: 0.530	0-0 F9			4-0 BB BB BB 1B BB		0-0 FC2-5 2B		0-3 K		3 1 1 0 1 1 1	
Willie Stargell, L (1, 7) OBP: 0.399, SLG: 0.596	4-0 BB BB BB 1-2 BB			0-0 4-1 1-2		0-0 FC6-5 FC2-5 1B		4-0 5-3 3B BB		2 1 1 0 2 0 1	
Jose Pagan, R (1, 5) OBP: 0.248, SLG: 0.356	0-0 FC5 2-3f			0-0 1B 2-H 1B		0-0 FC2-5 1-2 2-3f		0-0 5-3 1-2		4 0 1 1 0 0 5	
Donn Clendenon, R (1, 3) OBP: 0.325, SLG: 0.406		0-0 G3-6 1B		0-0 1-3 1B		0-0 FC6-5 1-2 2-3f		0-0 3B 2-H		4 0 3 1 0 0 2	
Jesse Gonder, L (1, 2) OBP: 0.196, SLG: 0.444		0-0 G3-6 1-2f		0-3 K		0-0 F8		4-0 BB		3 0 0 0 0 1 5	
Jim Pagliaroni, R (8, PH) OBP: 0.315, SLG: 0.371		0-0 G3-6 1-2f		0-3 K		0-0 F8		4-0 BB		0 0 0 0 1 0 0	
Bill Mazaroski, R (1, 4) OBP: 0.281, SLG: 0.323		0-0 P4		0-0 4-3		0-0 6-3		0-3 K		4 0 0 0 0 1 4	
Woodie Fryman, R (1, 1) OBP: 0.174, SLG: 0.174			0-3 K		0-0 G6-4-3 1B		0-0 1-3 1B		0-3 K	4 0 2 0 0 2 0	
Inning Stats	R: 0 E: 0 K: 0 S: 4 H: 1 LOB: 2 BB: 1 P: 8	R: 0 E: 0 K: 0 S: 3 H: 1 LOB: 0 BB: 0 P: 3	R: 0 E: 0 K: 1 S: 5 H: 1 LOB: 0 BB: 0 P: 5	R: 1 E: 0 K: 1 S: 7 H: 2 LOB: 2 BB: 1 P: 11	R: 0 E: 0 K: 0 S: 3 H: 1 LOB: 0 BB: 0 P: 3	R: 0 E: 0 K: 0 S: 5 H: 2 LOB: 2 BB: 0 P: 5	R: 0 E: 0 K: 0 S: 4 H: 1 LOB: 1 BB: 0 P: 4	R: 1 E: 0 K: 2 S: 8 H: 1 LOB: 2 BB: 2 P: 16	R: 0 E: 0 K: 2 S: 7 H: 1 LOB: 0 BB: 0 P: 7	1B: 9 2B: 2 3B: 1 HR: 0 SF: 0 SAC: 0 DP: 3 HBP: 0	WP: 0 PB: 0 SB: 0 CS: 1 PA: 38
PITCHER	IP WLS BF H R ER SO BB IBB HBP BLK WP HR S P ERA WHIP	IP WLS BF H R ER SO BB IBB HBP BLK WP HR S P ERA WHIP	IP WLS BF H R ER SO BB IBB HBP BLK WP HR S P ERA WHIP	IP WLS BF H R ER SO BB IBB HBP BLK WP HR S P ERA WHIP	IP WLS BF H R ER SO BB IBB HBP BLK WP HR S P ERA WHIP	IP WLS BF H R ER SO BB IBB HBP BLK WP HR S P ERA WHIP	IP WLS BF H R ER SO BB IBB HBP BLK WP HR S P ERA WHIP	IP WLS BF H R ER SO BB IBB HBP BLK WP HR S P ERA WHIP	IP WLS BF H R ER SO BB IBB HBP BLK WP HR S P ERA WHIP	ERA WHIP	ERA WHIP
Larry Jackson, R (1, 1) ERA: 3.89	7.2 L 33 10 2 2 3 3 0 0 0 0 0 36 48 2.35 1.696										
Darold Knowles, L (8, 1) ERA: 2.48	1.1 5 1 0 0 3 1 0 0 0 0 0 10 14 0.00 1.500										

Pittsburgh Pirates @ Philadelphia Phillies
 Connie Mack Stadium, Philadelphia, PA

Sun Jun 26 1966, 3:33 AM EDT
 Att. 18,734 - Unknown

livebaseballscorecards.com

AB	34
R	2
H	11
RBI	2
BB	4
SO	6
LOB	23



Batter	1	2	3	4	5	6	7	8	9	AB	R	H	RBI	BB	SO	LOB
Dick Groat, R OBP: 0.287, SLG: 0.324 (1, 6)	0-0 P5			0-0 F8		0-0 F9			0-0 6-3	4	0	0	0	0	0	0
Cookie Rojas, R OBP: 0.315, SLG: 0.357 (1, 4)	0-0 L6			0-0 6-3			0-0 6-3		0-3 K	4	0	0	0	0	1	0
Johnny Callison, L OBP: 0.330, SLG: 0.400 (1, 9)	0-0 G3			0-0 F9			0-0 3-1			3	0	0	0	0	0	0
Dick Allen, R OBP: 0.386, SLG: 0.680 (1, 7)		0-0 F8			0-0 6-3		0-0 3B			3	0	1	0	0	0	0
Tony Taylor, R OBP: 0.307, SLG: 0.396 (1, 5)		0-0 CS 1B			0-0 F9		0-0 F9			3	0	1	0	0	0	1
Jackie Brandt, R OBP: 0.295, SLG: 0.289 (1, 8)		0-3 K			0-0 1B			0-0 F3		3	0	1	0	0	1	1
Bill White, L OBP: 0.338, SLG: 0.432 (1, 3)		0-0 CS	0-0 P4		0-3 K			0-3 K		3	0	0	0	0	2	1
Bob Uecker, R OBP: 0.320, SLG: 0.412 (1, 2)			0-0 5-3			0-0 5-3		0-0 5-3		3	0	0	0	0	0	0
Larry Jackson, R OBP: 0.094, SLG: 0.065 (1, 1)			0-3 K			0-3 K			0-3 K	2	0	0	0	0	2	0
Darold Knowles, L OBP: 0.111, SLG: 0.111 (8, 1)										0	0	0	0	0	0	0
Harvey Kuenn, R OBP: 0.294, SLG: 0.369 (9, PH)										1	0	0	0	0	1	0

Inning Stats	R: 0	H: 0	E: 0	K: 0	S: 3	R: 0	H: 1	E: 0	K: 1	S: 5	R: 0	H: 0	E: 0	K: 1	S: 5	R: 0	H: 0	E: 0	K: 0	S: 3	R: 0	H: 1	E: 0	K: 1	S: 6	R: 0	H: 0	E: 0	K: 1	S: 5	R: 0	H: 0	E: 0	K: 1	S: 5	R: 0	H: 1	E: 0	K: 0	S: 4	R: 0	H: 0	E: 0	K: 1	S: 5	R: 0	H: 0	E: 0	K: 2	S: 7
IP	9.0	WLS	W	BF	29	H	3	R	0	ER	0	SO	7	BB	0	IBB	0	HBP	0	BLK	0	WP	0	HR	0	S	43	P	43	ERA	0.00	WHIP	0.333																	


BOTTOM

Pittsburgh Pirates @ Philadelphia Phillies
 Connie Mack Stadium, Philadelphia, PA

Sun Jun 26 1966, 3:33 AM EDT
 Att. 18,734 - Unknown

livebaseballscorecards.com

AB	29
R	0
H	3
RBI	0
BB	0
SO	7
LOB	3



WP: 0	PA: 30
PB: 0	
SB: 0	
CS: 1	

Batter	1	2	3	4	5	6	7	8	9
Matty Alou, L OBP: 0.346, SLG: 0.440 (1, 8)	0-0 P4		0-0 4-3		0-0 4-3 2B 1B		G3		
Gene Alley, R OBP: 0.311, SLG: 0.369 (1, 6)	0-0 6-3			0-0 1B SF8 2B	0-0 4-3		0-0 HBP 1B 1B	0-0 4-3	
Roberto Clemente, R OBP: 0.371, SLG: 0.535 (1, 9)	0-3 K			0-0 2-3 1B FC6-4	0-0 2B		0-0 1-2 1B HBP	0-0 F9	
Willie Stargell, L OBP: 0.399, SLG: 0.591 (1, 7)		0-3 K		0-0 SF8	4-0 IBB		1-0 BB 1B HBP	0-3 K	
Jose Pagan, R OBP: 0.248, SLG: 0.353 (1, 5)		0-0 5-3		0-0 FC6-4 1B	0-0 1-3		0-0 BB 1B BB		
Donn Clendenon, R OBP: 0.328, SLG: 0.408 (1, 3)				0-0 1B			0-0 F8		
Jim Pagliaroni, R OBP: 0.323, SLG: 0.372 (1, 2)		0-3 K		0-0 1-2 2-H 1B			4-0 BB 1B BB		
Bill Mazeroski, R OBP: 0.280, SLG: 0.319 (1, 4)			0-0 5-3	0-0 L6			4-0 F8		
Steve Blass, R OBP: 0.171, SLG: 0.200 (1, 1)			0-0 F8		0-0 5-3		0-0 P4		
Roy Face, R (9, 1)							1-2 2-H 3-H 1B		

AB	R	H	RBI	BB	SO	LOB
5	1	1	0	0	0	2
5	2	2	0	0	0	1
5	1	3	1	0	1	0
2	1	0	1	1	2	0
4	2	1	2	0	0	3
4	0	2	0	0	0	2
2	1	1	1	2	1	1
3	0	0	1	1	0	3
4	0	1	2	0	0	1
0	0	0	0	0	0	0

BOTTOM	
Houston Astros @ Pittsburgh Pirates Forbes Field, Pittsburgh, PA Mon Jun 27 1966, 7:05 PM EDT Att: 11,679 - Overcast - 92 F	
AB 34 R 8 H 11 RBI 8 BB 4 SO 4 LOB 13	

Inning Stats		R	H	E	K	S	H	LOB	BB	P	R	H	E	K	S	IP	WLS	BF	H	R	ER	SO	BB	IBB	HBP	BLK	WP	HR	S	P	ERA	WHIP	
R: 0 H: 0 E: 0 K: 1 S: 5		0	0	0	1	5	0	0	0	0	0	0	0	0	0	6.1	L	31	9	6	6	3	1	1	0	0	0	0	0	8.53	1.579		
R: 0 H: 1 E: 0 K: 2 S: 8		0	1	0	2	8	1	1	0	0	0	0	0	0	0	1.2		9	2	2	2	1	2	0	0	0	0	0	10.80	2.400			
R: 0 H: 0 E: 0 K: 0 S: 3		0	0	0	0	3	0	0	0	0	0	0	0	0	0	0		0	0	0	0	0	0	0	0	0	0	0	0	0	0		
R: 2 H: 4 E: 0 K: 0 S: 7		2	4	0	0	7	0	2	0	0	0	0	0	0	0	0		0	0	0	0	0	0	0	0	0	0	0	0	0	0		
R: 1 H: 2 E: 0 K: 0 S: 5		1	2	0	0	5	0	2	1	0	0	0	0	0	0	0		0	0	0	0	0	0	0	0	0	0	0	0	0	0		
R: 0 H: 0 E: 0 K: 0 S: 3		0	0	0	0	3	0	1	1	0	0	0	0	0	0	0		0	0	0	0	0	0	0	0	0	0	0	0	0	0	0	
R: 5 H: 4 E: 0 K: 0 S: 7		5	4	0	2	7	0	2	2	0	0	0	0	0	0	0		0	0	0	0	0	0	0	0	0	0	0	0	0	0	0	
R: 0 H: 0 E: 0 K: 1 S: 5		0	0	0	0	5	0	0	0	0	0	0	0	0	0	0		0	0	0	0	0	0	0	0	0	0	0	0	0	0	0	0

PITCHER		IP	WLS	BF	H	R	ER	SO	BB	IBB	HBP	BLK	WP	HR	S	P	ERA	WHIP
Bob Bruce, R (1, 1)		6.1	L	31	9	6	6	3	1	1	0	0	0	0	0	0	8.53	1.579
Jim Owens, R (7, 1)		1.2		9	2	2	2	1	2	0	0	0	0	0	0	0	10.80	2.400

Batter	1	2	3	4	5	6	7	8	9	AB R H RBI BB SO LOB	TOP													
Bob Lillis, R (1, 4) OBP: 0.302, SLG: 0.256	0-0 L3		0-0 FC5-2 E 1B	0-0 F8		0-0 4-3			0-0 6-3	5 1 1 0 0 0 2														
Sonny Jackson, L (1, 6) OBP: 0.331, SLG: 0.347	0-3 K		0-0 E6 FC5-2 1B		0-0 HBP 1B		0-0 FC1-6 1B		0-0 4-3	5 1 2 0 0 1 2														
Jimmy Wynn, R (1, 8) OBP: 0.322, SLG: 0.442	0-0 L8		0-0 FC5-2 1B		1-0 FC6-4 HBP		0-0 FC1-6 1B		4-0 BB	3 0 0 0 1 0 4														
Dave Nicholson, R (1, 9) OBP: 0.407, SLG: 0.472		4-0 F9 BB SF7 BB	0-0 1B		0-3 K		0-0 1B		0-0 L9	4 1 2 2 1 1 3														
Felix Mantilla, R (1, 5) OBP: 0.244, SLG: 0.312		4-0 BB	0-0 F9		0-3 K		0-0 F8			3 0 0 0 1 1 6														
Chuck Harrison, R (1, 3) OBP: 0.313, SLG: 0.315		0-0 F9	0-0 P4		0-0 FC6-4		0-0 P4			4 0 0 0 0 0 8														
John Bateman, R (1, 2) OBP: 0.328, SLG: 0.506		0-0 SF7		0-0 P6		0-3 K		0-0 4-3		3 0 0 1 0 1 0														
Rusty Staub, L (1, 7) OBP: 0.330, SLG: 0.423		0-0 G3		0-0 SH1-4 1B		0-0 2B		0-0 P6		4 0 2 0 0 0 1														
Dave Giusti, R (1, 1) OBP: 0.286, SLG: 0.353 Ron Taylor, R (5, 1) Julio Gotay, R (6, PH) Barry Latman, R (6, 1) Nate Colbert, R (8, PH) Claude Raymond, R (8, 1)			0-0 1B FC5-2 2B	0-0 SH1-4		0-0 5-3		0-3 K		1 0 1 0 0 0 0 0 0 0 0 0 0 0 1 0 0 0 0 0 1 0 0 0 0 0 0 0 1 0 0 0 0 1 0 0 0 0 0 0 0 0														
Inning Stats	R: 0 E: 0 K: 1 S: 5	H: 0 LOB: 0 BB: 0 P: 5	R: 1 E: 0 K: 0 S: 3	H: 0 LOB: 1 BB: 2 P: 11	R: 2 E: 1 K: 0 S: 7	H: 3 LOB: 2 BB: 0 P: 7	R: 0 E: 0 K: 0 S: 4	H: 1 LOB: 1 BB: 0 P: 4	R: 0 E: 0 K: 2 S: 8	H: 1 LOB: 2 BB: 0 P: 9	R: 0 E: 0 K: 1 S: 6	H: 1 LOB: 1 BB: 0 P: 6	R: 0 E: 0 K: 0 S: 5	H: 2 LOB: 2 BB: 0 P: 5	R: 0 E: 0 K: 1 S: 5	H: 0 LOB: 0 BB: 0 P: 5	R: 0 E: 0 K: 0 S: 3	H: 0 LOB: 1 BB: 1 P: 7	1B: 6 2B: 2 3B: 0 HR: 0	SF: 1 SAC: 1 DP: 0 HBP: 1	WP: 0 PB: 0 SB: 0 CS: 0	PA: 40		
PITCHER Bob Veale, L (1, 1) ERA: 2.57	IP 9.0	WLS W	BF 40	H 8	R 3	ER 2	SO 5	BB 3	IBB 0	HBP 1	BLK 0	WP 0	HR 0	S 46	P 59	ERA 2.00	WHIP 1.222							

Houston Astros @ Pittsburgh Pirates
 Forbes Field, Pittsburgh, PA
 Tue Jun 28 1966, 7:05 PM EDT
 Att. 11,713 - Cloudy - 72 F

livebaseballscorecards.com

AB	34
R	3
H	8
RBI	3
BB	3
SO	5
LOB	27



Batter	1	2	3	4	5	6	7	8	9	AB	R	H	RBI	BB	SO	LOB
Matty Alou, L OBP: 0.348, SLG: 0.439 (1, 8)	4-0 G4-6-3 BB	0-0 F8			0-0 1B HBP		0-0 P6			3	1	1	0	1	0	2
Gene Alley, R OBP: 0.310, SLG: 0.364 (1, 6)	0-0 G4-6-3 1-2f		0-0 F8		1-0 1B HBP		0-0 5-3			3	1	0	0	0	0	1
Roberto Clemente, R OBP: 0.369, SLG: 0.531 (1, 9)	0-0 5-3		0-0 4-3		0-0 1B 1B		0-0 4-3			4	0	1	1	0	0	0
Willie Stargell, L OBP: 0.397, SLG: 0.585 (1, 7)		0-0 5-3 1B	0-0 G3		0-3 K		0-0 L8			4	1	1	0	0	1	2
Jose Pagan, R OBP: 0.255, SLG: 0.357 (1, 5)		0-0 5-3		0-0 WP 1B	0-0 1B		0-0 F8			4	0	2	1	0	0	1
Donn Clendenon, R OBP: 0.327, SLG: 0.403 (1, 3)		4-0 1B 2B BB		0-0 P2	0-3 K		0-3 K			3	1	0	0	1	2	3
Jim Pagliaroni, R OBP: 0.323, SLG: 0.372 (1, 2)		0-0 2B 1B		0-3 K2-3			0-0 F8			3	0	1	1	0	1	1
Bill Mazerowski, R OBP: 0.281, SLG: 0.323 (1, 4)		0-0 2B		0-0 P4			0-0 F2			3	0	1	1	0	0	1
Bob Veale, S OBP: 0.196, SLG: 0.239 (1, 1)		0-3 K			0-0 5-3		0-0 6-3			3	0	0	0	0	1	2


Inning Stats	R: 0	H: 0	E: 0	K: 0	S: 2	LOB: 0	BB: 1	P: 6	R: 2	H: 3	E: 0	K: 1	S: 8	LOB: 2	BB: 1	P: 12	R: 0	H: 0	E: 0	K: 0	S: 3	LOB: 0	BB: 0	P: 3	R: 0	H: 1	E: 0	K: 1	S: 6	LOB: 1	BB: 0	P: 6	R: 2	H: 3	E: 0	K: 2	S: 10	LOB: 2	BB: 0	P: 11	R: 0	H: 0	E: 0	K: 0	S: 3	LOB: 0	BB: 0	P: 3	R: 0	H: 0	E: 0	K: 0	S: 3	LOB: 0	BB: 0	P: 5
--------------	------	------	------	------	------	--------	-------	------	------	------	------	------	------	--------	-------	-------	------	------	------	------	------	--------	-------	------	------	------	------	------	------	--------	-------	------	------	------	------	------	-------	--------	-------	-------	------	------	------	------	------	--------	-------	------	------	------	------	------	------	--------	-------	------

PITCHER	IP	WLS	BF	H	R	ER	SO	BB	IBB	HBP	BLK	WP	HR	S	P	ERA	WHIP
Dave Giusti, R ERA: 3.25 (1, 1)	4.2	L	23	7	4	4	3	2	0	1	0	1	0	26	35	7.71	1.929
Ron Taylor, R ERA: 4.79 (5, 1)	0.1		1	0	0	0	1	0	0	0	0	0	0	3	3	0.00	0.000
Barry Latman, R ERA: 2.51 (6, 1)	2.0		6	0	0	0	0	0	0	0	0	0	0	6	6	0.00	0.000
Claude Raymond, R ERA: 1.58 (8, 1)	1.0		3	0	0	0	1	0	0	0	0	0	0	5	5	0.00	0.000

BOTTOM

Houston Astros @ Pittsburgh Pirates
 Forbes Field, Pittsburgh, PA
 Tue Jun 28 1966, 7:05 PM EDT
 Att: 11,713 - Cloudy - 72 F

AB	30
R	4
H	7
RBI	4
BB	2
SO	5
LOB	13



1B	2B	3B	HR	SF	SAC	DP	HBP	WP	HR	S	P	ERA	WHIP
6	1	0	0	0	0	1	1	1	0	0	0	7.71	1.929

Batter	1	2	3	4	5	6	7	8	9	AB R H RBI BB SO LOB	TOP																				
Julio Gotay, R (1, 5) Felix Mantilla, R (3, PR) <small>OBP: 0.235, SLG: 0.300</small>	0-0 6-3		0-0 FC1 E HBP 1-2	0-3 K		0-0 4-3			0-0 L7	2 0 0 0 0 0 1 3 0 0 0 0 1 2																					
Sonny Jackson, L (1, 6) <small>OBP: 0.339, SLG: 0.353</small>	0-0 4-3		1-0 IBB 1-2 2-3 HBP		0-0 1B 1B		0-0 G6-3 1B		0-0 HR 1B	4 1 3 0 0 0 0																					
Jimmy Wynn, R (1, 8) <small>OBP: 0.320, SLG: 0.449</small>	0-3 K		0-0 SF9		0-0 F9		0-0 G6-3 1-2f		0-0 HR 1-H	4 1 1 3 0 1 2																					
Rusty Staub, L (1, 7) <small>OBP: 0.331, SLG: 0.420</small>		0-0 6-3	4-0 FC6-4 IBB 1-2		0-0 FC6-4 1B 1-2		0-0 6-3		0-0 4-3	4 0 1 0 1 0 0																					
Dave Nicholson, R (1, 9) <small>OBP: 0.399, SLG: 0.461</small>		0-3 K	0-3 K		0-3 K				0-3 K	4 0 0 0 0 4 5																					
John Bateman, R (1, 2) <small>OBP: 0.331, SLG: 0.510</small>		0-0 HR 1B	0-0 FC6-4 1-2f		0-0 FC6-4 1-2f				0-0 2B	4 1 2 0 0 0 5																					
Chuck Harrison, R (1, 3) <small>OBP: 0.311, SLG: 0.344</small>		0-0 HR 1-H		0-3 K		0-0 1-3		0-0 P4		4 1 1 2 0 1 1																					
Bob Lillis, R (1, 4) <small>OBP: 0.277, SLG: 0.233</small>		0-0 6-3		0-0 4-3		0-0 G3		0-0 6-3		4 0 0 0 0 0 1																					
Larry Dierker, R (1, 1) <small>OBP: 0.167, SLG: 0.250</small> Bill Heath, L (6, PH) <small>OBP: 0.200, SLG: 0.214</small> Ron Taylor, R (6, 1) Lee Maye, L (9, PH) <small>OBP: 0.255, SLG: 0.360</small> Jim Owens, R (9, 1)			0-0 HBP FC1 SF9 1B		0-0 1B		0-0 2B		0-0 5-3	2 1 2 0 0 0 0 1 0 1 0 0 0 0 0 0 0 0 0 0 0 1 0 0 0 0 0 0 0 0 0 0 0 0 0																					
Inning Stats	R: 0 E: 0 K: 1 S: 5	H: 0 LOB: 0 BB: 0 P: 5	R: 2 E: 0 K: 1 S: 7	H: 2 LOB: 0 BB: 0 P: 7	R: 1 E: 2 K: 1 S: 7	H: 1 LOB: 3 BB: 1 P: 12	R: 0 E: 0 K: 2 S: 8	H: 1 LOB: 1 BB: 0 P: 8	R: 0 E: 0 K: 1 S: 7	H: 2 LOB: 2 BB: 0 P: 7	R: 0 E: 0 K: 0 S: 4	H: 1 LOB: 1 BB: 0 P: 4	R: 0 E: 0 K: 0 S: 3	H: 1 LOB: 0 BB: 0 P: 3	R: 0 E: 0 K: 1 S: 6	H: 1 LOB: 1 BB: 0 P: 6	R: 2 E: 0 K: 0 S: 5	H: 2 LOB: 0 BB: 0 P: 5	1B: 7 2B: 2 3B: 0 HR: 2	SF: 1 SAC: 0 DP: 1 HBP: 1	WP: 0 PB: 0 SB: 0 CS: 0	PA: 40									
PITCHER	IP WLS BF H R ER SO BB IBB HBP BLK WP HR S P ERA WHIP																														
Don Cardwell, R (1, 1) <small>ERA: 3.76</small> Al McBean, R (3, 1) <small>ERA: 3.57</small> Billy O'Dell, L (9, 1) <small>ERA: 2.28</small>	2.0		11	3	3	2	2	0	0	1	0	0	1	14	15	9.00	1.500														
	6.2		28	8	2	2	5	0	1	0	0	0	1	37	41	2.70	1.200														
	0.1	W	1	0	0	0	0	0	0	0	0	0	0	1	1	0.00	0.000														

Houston Astros @ Pittsburgh Pirates
 Forbes Field, Pittsburgh, PA
 Wed Jun 29 1966, 7:05 PM EDT
 Att. 12,500 - Cloudy - 84 F

AB	37
R	5
H	11
RBI	5
BB	1
SO	7
LOB	17



BOTTOM

Houston Astros @ Pittsburgh Pirates

Forbes Field, Pittsburgh, PA

Wed Jun 29 1966, 7:05 PM EDT

Att. 12,500 - Cloudy - 84 F

livebaseballscorecards.com

AB	37
R	6
H	12
RBI	5
BB	1
SO	3
LOB	15



WP:	0	PA:	39
PB:	0	SB:	2
CS:	0		

AB	R	H	RBI	BB	SO	LOB
5	2	2	0	0	0	0
4	0	0	0	0	0	1
5	0	1	1	0	1	1
4	1	2	1	0	0	0
4	2	2	0	0	0	2
4	1	2	1	0	0	1
4	0	1	1	0	0	2
3	0	2	1	1	0	2
1	0	0	0	0	0	1
3	0	0	0	0	2	5
0	0	0	0	0	0	0

1B	SF	2B	SAC	3B	DP	HR	HBP
9	0	3	1	0	0	0	0
3	0	0	0	0	0	0	0
0	0	0	0	0	0	0	0

WP	HR	S	P	ERA	WHIP
0	0	11	7	3.77	6.000
0	0	11	7	3.77	6.000
0	0	11	7	3.77	6.000

IP	WLS	BF	H	R	ER	SO	BB	IBB	HBP	BLK	WP	HR	S	P	ERA	WHIP
5.0		23	7	4	3	0	0	0	0	0	0	0	23	23	5.40	1.400
3.0		13	3	1	1	3	0	1	0	0	0	0	18	22	3.00	1.000
0.1	L	3	2	1	1	0	0	0	0	0	0	0	3	3	27.00	6.000

IP	WLS	BF	H	R	ER	SO	BB	IBB	HBP	BLK	WP	HR	S	P	ERA	WHIP
5.0		23	7	4	3	0	0	0	0	0	0	0	23	23	5.40	1.400
3.0		13	3	1	1	3	0	1	0	0	0	0	18	22	3.00	1.000
0.1	L	3	2	1	1	0	0	0	0	0	0	0	3	3	27.00	6.000

IP	WLS	BF	H	R	ER	SO	BB	IBB	HBP	BLK	WP	HR	S	P	ERA	WHIP
5.0		23	7	4	3	0	0	0	0	0	0	0	23	23	5.40	1.400
3.0		13	3	1	1	3	0	1	0	0	0	0	18	22	3.00	1.000
0.1	L	3	2	1	1	0	0	0	0	0	0	0	3	3	27.00	6.000

IP	WLS	BF	H	R	ER	SO	BB	IBB	HBP	BLK	WP	HR	S	P	ERA	WHIP
5.0		23	7	4	3	0	0	0	0	0	0	0	23	23	5.40	1.400
3.0		13	3	1	1	3	0	1	0	0	0	0	18	22	3.00	1.000
0.1	L	3	2	1	1	0	0	0	0	0	0	0	3	3	27.00	6.000

IP	WLS	BF	H	R	ER	SO	BB	IBB	HBP	BLK	WP	HR	S	P	ERA	WHIP
5.0		23	7	4	3	0	0	0	0	0	0	0	23	23	5.40	1.400
3.0		13	3	1	1	3	0	1	0	0	0	0	18	22	3.00	1.000
0.1	L	3	2	1	1	0	0	0	0	0	0	0	3	3	27.00	6.000

IP	WLS	BF	H	R	ER	SO	BB	IBB	HBP	BLK	WP	HR	S	P	ERA	WHIP
5.0		23	7	4	3	0	0	0	0	0	0	0	23	23	5.40	1.400
3.0		13	3	1	1	3	0	1	0	0	0	0	18	22	3.00	1.000
0.1	L	3	2	1	1	0	0	0	0	0	0	0	3	3	27.00	6.000

IP	WLS	BF	H	R	ER	SO	BB	IBB	HBP	BLK	WP	HR	S	P	ERA	WHIP
5.0		23	7	4	3	0	0	0	0	0	0	0	23	23	5.40	1.400
3.0		13	3	1	1	3	0	1	0	0	0	0	18	22	3.00	1.000
0.1	L	3	2	1	1	0	0	0	0	0	0	0	3	3	27.00	6.000

IP	WLS	BF	H	R	ER	SO	BB	IBB	HBP	BLK	WP	HR	S	P	ERA	WHIP
5.0		23	7	4	3	0	0	0	0	0	0	0	23	23	5.40	1.400
3.0		13	3	1	1	3	0	1	0	0	0	0	18	22	3.00	1.000
0.1	L	3	2	1	1	0	0	0	0	0	0	0	3	3	27.00	6.000

IP	WLS	BF	H	R	ER	SO	BB	IBB	HBP	BLK	WP	HR	S	P	ERA	WHIP
5.0		23	7	4	3	0	0	0	0	0	0	0	23	23	5.40	1.400
3.0		13	3	1	1	3	0	1	0	0	0	0	18	22	3.00	1.000
0.1	L	3	2	1	1	0	0	0	0	0	0	0	3	3	27.00	6.000

Batter	1	2	3	4	5	6	7	8	9
Matty Alou, L OBP: 0.349, SLG: 0.438 (1, 8)	0-0 6-3 1B		0-0 5-3 1B		0-0 S 1B		0-0 F8		0-0 SH1-4 1B
Gene Alley, R OBP: 0.305, SLG: 0.358 (1, 6)	0-0 5-3 1B		0-0 5-3 1B		0-0 6-3 1-2		0-0 6-3		0-0 SH1-4 1-2
Roberto Clemente, R OBP: 0.367, SLG: 0.525 (1, 9)	0-0 4-3 1B		0-0 6-3		0-0 F9		0-3 K		0-0 2-H 1B
Willie Stargell, L OBP: 0.398, SLG: 0.583 (1, 7)		0-0 F3 1B		0-0 E 1B	0-0 FC6-4 2-H 1B			0-0 P5	
Jose Pagan, R OBP: 0.261, SLG: 0.367 (1, 5)		0-0 2B E 1B		0-0 F7	0-0 FC6-4 1-2f			0-0 2B	
Donn Clendenon, R OBP: 0.329, SLG: 0.413 (1, 3)		0-0 E7 1B 2B		0-0 E4 FC6-4 1-2 1B		0-0 6-3		0-0 2B	
Jim Pagliaroni, R OBP: 0.322, SLG: 0.369 (1, 2)		0-0 F8		0-0 FC6-4 1-2 2-H 1B		0-0 P5		0-0 F2	
Bill Mazerowski, R OBP: 0.287, SLG: 0.327 (1, 4)		0-0 FC6-4 2-H 1B		0-0 FC6-4 1-2f 2-3 S		0-0 1B		4-0 IBB	
Don Cardwell, R OBP: 0.125, SLG: 0.045 (1, 1)		0-0 P5		0-0 4-3		0-3 K		0-3 K	
Al McBean, R OBP: 0.143, SLG: 0.143 (3, 1)									
Billy O'Dell, S OBP: 0.222, SLG: 0.222 (9, 1)									

Inning Stats	R	H	E	K	S
0	0	0	0	0	3
2	3	1	1	0	6
0	0	0	0	0	3
1	2	2	1	0	6
0	0	0	0	0	5
0	1	1	1	0	6
0	0	0	0	0	7
0	0	0	0	0	3
0	0	0	0	0	3

PITCHER	IP	WLS	BF	H	R	ER	SO	BB	IBB	HBP	BLK	WP	HR	S	P	ERA	WHIP
Larry Dierker, R ERA: 3.46 (1, 1)	5.0		23	7	4	3	0	0	0	0	0	0	0	23	23	5.40	1.400
Ron Taylor, R ERA: 4.56 (6, 1)	3.0		13	3	1	1	3	0	1	0	0	0	0	18	22	3.00	1.000
Jim Owens, R ERA: 3.77 (9, 1)	0.1	L	3	2	1	1	0	0	0	0	0	0	0	3	3	27.00	6.000

Batter	1	2	3	4	5	6	7	8	9
Matty Alou, L OBP: 0.354, SLG: 0.441 (1, 8)	0-0 E S SF7 1B	0-0 2B 1B			0-0 SH2-4 3B 1B	0-0 FC1-3		0-0 E6 WP 4-3	
Gene Alley, R OBP: 0.304, SLG: 0.362 (1, 6)	0-0 SF7 1-H	0-0 1-3 2B			0-0 SH2-4 1-2	0-0 5-3		0-0 4-3 1-2	
Roberto Clemente, R OBP: 0.364, SLG: 0.526 (1, 9)	0-0 5-3	0-0 4-3			0-0 2-H 1B 3B		0-0 E4 G4-6-3	0-0 5-3 2-3	
Willie Stargell, L OBP: 0.398, SLG: 0.579 (1, 7)	0-0 1B		0-0 F7		0-0 CS 1B		0-0 G4-6-3 1-2f	0-0 F9	
Jose Pagan, R OBP: 0.268, SLG: 0.362 (1, 5)	0-0 5-3		4-0 CS BB		0-3 K 1-2		4-0 2B 1B BB		
Donn Clendenon, R OBP: 0.332, SLG: 0.427 (1, 3)		0-0 E4 3B	0-3 K		0-3 K		0-0 1-3 1B 2B		
Jim Pagliaroni, R OBP: 0.325, SLG: 0.369 (1, 2)		0-0 5-3		0-3 K		4-0 2B E BB	0-0 BB 3-H 1B		
Bill Mazaroski, R OBP: 0.294, SLG: 0.335 (1, 4)		0-0 1B 2B 1-3 1B		0-3 K		0-0 1-H 1B 2B	4-0 1-2 BB		
Vern Law, R OBP: 0.333, SLG: 0.435 (1, 1)		0-0 1-3		0-3 K		0-0 2-H FC1-3 1B	0-0 6-3		

Inning Stats	R: 1	H: 2	E: 0	K: 0	S: 5	LOB: 1	BB: 0	P: 5	R: 2	H: 4	E: 1	K: 0	S: 7	LOB: 2	BB: 0	P: 7	R: 0	H: 0	E: 0	K: 1	S: 4	LOB: 1	BB: 1	P: 8	R: 0	H: 0	E: 0	K: 3	S: 9	LOB: 0	BB: 0	P: 9	R: 2	H: 3	E: 0	K: 1	S: 7	LOB: 0	BB: 0	P: 7	R: 2	H: 2	E: 1	K: 1	S: 7	LOB: 1	BB: 1	P: 11	R: 2	H: 2	E: 1	K: 0	S: 5	LOB: 2	BB: 2	P: 13	R: 0	H: 0	E: 1	K: 0	S: 4	LOB: 1	BB: 0	P: 4
--------------	------	------	------	------	------	--------	-------	------	------	------	------	------	------	--------	-------	------	------	------	------	------	------	--------	-------	------	------	------	------	------	------	--------	-------	------	------	------	------	------	------	--------	-------	------	------	------	------	------	------	--------	-------	-------	------	------	------	------	------	--------	-------	-------	------	------	------	------	------	--------	-------	------


PITCHER	IP	WLS	BF	H	R	ER	SO	BB	IBB	HBP	BLK	WP	HR	S	P	ERA	WHIP
Robin Roberts, R ERA: 3.82 (1, 1)	1.2	L	11	6	3	3	0	0	0	0	0	0	0	11	11	16.20	3.600
Barry Latman, R ERA: 2.77 (2, 1)	4.1		18	5	4	3	6	2	0	0	0	0	0	28	36	6.23	1.615
Aurelio Montegudo, R ERA: 3.67 (7, 1)	2.0		11	2	2	2	0	2	0	0	0	1	0	9	17	9.00	2.000

BOTTOM

Houston Astros @ Pittsburgh Pirates
Forbes Field, Pittsburgh, PA
 Thu Jun 30 1966, 7:05 PM EDT
 Att: 15,183 - Cloudy - 86 F

AB	R	H	RBI	BB	SO	LOB
5	2	3	0	0	0	1
3	0	1	2	0	0	2
5	1	1	1	0	0	3
5	0	2	1	0	0	2
2	1	0	0	2	1	2
4	2	2	0	0	2	1
3	1	1	2	1	1	0
3	2	2	0	1	1	0
4	0	1	1	0	1	3

AB	34
R	9
H	13
RBI	7
BB	4
SO	6
LOB	14



PITCHER	IP	WLS	BF	H	R	ER	SO	BB	IBB	HBP	BLK	WP	HR	S	P	ERA	WHIP
---------	----	-----	----	---	---	----	----	----	-----	-----	-----	----	----	---	---	-----	------

Batter	1	2	3	4	5	6	7	8	9	AB	R	H	RBI	BB	SO	LOB	TOP										
Matty Alou, L (1, 8) OBP: 0.357, SLG: 0.443	0-0 1-3	0-0 4-3		0-0 E1 1B					0-0 P4	6	1	3	0	0	0	3											
Gene Alley, R (1, 6) OBP: 0.305, SLG: 0.358	0-3 K		0-0 HR 1B	0-0 6-3					0-3 K	5	2	1	0	0	2	3											
Roberto Clemente, R (1, 9) Manny Mota, R (8, 9) OBP: 0.361, SLG: 0.521 OBP: 0.369, SLG: 0.483	0-3 K		0-3 K		0-0 G6-4-3 1B		0-0 F8	0-0 6-3		5	0	1	0	0	2	3											
Willie Stargell, L (1, 7) OBP: 0.402, SLG: 0.591		4-0 FC6-4 BB	0-3 K		0-0 P5		0-0 2B 1B	0-0 HR		4	2	2	2	1	1	2											
Jose Pagan, R (1, 5) Bob Bailey, R (7, 5) OBP: 0.273, SLG: 0.392 OBP: 0.337, SLG: 0.384		0-0 FC6-4 2B 1B	0-0 HR		0-0 G6-4-3 1-2f		0-0 1B 2B	0-0 HR 1B		4	3	2	4	0	0	2											
Donn Clendenon, R (1, 3) OBP: 0.337, SLG: 0.455		0-0 1B FC5-2 2B	0-0 3B				0-0 F2	0-0 1-3	0-0 HR 1B	5	1	3	2	0	0	1											
Jim Pagliaroni, R (1, 2) OBP: 0.326, SLG: 0.367		4-0 FC5-2 1B BB	0-3 K				0-0 5-3	0-0 HR 1B	0-0 1-3	4	1	1	1	1	1	1											
Bill Mazaroski, R (1, 4) OBP: 0.299, SLG: 0.350		0-0 FC5-2 1B		0-0 6-3			0-0 1B	0-0 HR 1B	0-0 6-3	5	1	3	3	0	0	0											
Woodie Fryman, R (1, 1) OBP: 0.179, SLG: 0.179		0-0 FC5-2		0-0 L9			0-3 K	0-0 1B	0-3 K	5	0	1	0	0	2	4											
Inning Stats	R: 0 E: 0 K: 2 S: 7	H: 0 LOB: 0 BB: 0 P: 7	R: 1 E: 0 K: 0 S: 5	H: 2 LOB: 3 BB: 2 P: 13	R: 2 E: 0 K: 3 S: 12	H: 3 LOB: 1 BB: 0 P: 12	R: 0 E: 1 K: 0 S: 4	H: 1 LOB: 1 BB: 0 P: 4	R: 0 E: 0 K: 1 S: 6	H: 1 LOB: 1 BB: 0 P: 6	R: 6 E: 0 K: 0 S: 10	H: 7 LOB: 2 BB: 0 P: 11	R: 3 E: 0 K: 0 S: 6	H: 3 LOB: 0 BB: 0 P: 6	R: 0 E: 0 K: 2 S: 7	H: 0 LOB: 0 BB: 0 P: 7	1B: 11 2B: 2 3B: 1 HR: 4	SF: 0 SAC: 0 DP: 1 HBP: 1	WP: 0 PB: 0 SB: 0 CS: 0	PA: 47							
PITCHER	IP	WLS	BF	H	R	ER	SO	BB	IBB	HBP	BLK	WP	HR	S	P	ERA	WHIP										
Jack Fisher, R (1, 1) ERA: 3.78	3.0	L	16	5	3	3	5	2	0	0	0	0	1	24	32	9.00	2.333										
Bill Hepler, L (4, 1) ERA: 3.63	3.1		16	6	4	4	1	0	0	1	0	0	0	17	18	10.80	1.800										
Darrell Sutherland, R (7, 1) ERA: 8.38	0.2		6	4	2	2	0	0	0	0	0	0	1	6	6	27.00	6.000										
Larry Bearnarth, R (8, 1) ERA: 5.22	2.0		9	3	3	3	2	0	0	0	0	0	2	13	13	13.50	1.500										

Pittsburgh Pirates @ New York Mets
 Shea Stadium, Flushing, NY
 Fri Jul 01 1966, 7:05 PM EDT
 Att. 24,056 - Unknown

AB	44
R	12
H	18
RBI	12
BB	2
SO	8
LOB	19



WP	0	PA	47
PB	0		
SB	0		
CS	0		

Batter	1	2	3	4	5	6	7	8	9	AB	R	H	RBI	BB	SO	LOB
--------	---	---	---	---	---	---	---	---	---	----	---	---	-----	----	----	-----

Ron Hunt, R (1, 4) <small>OBP: 0.368, SLG: 0.382</small> Larry Bearnarth, R (8, 1) <small>OBP: 0.125, SLG: 0.250</small>	0-0 			0-0 F8 ① 			0-0 P6 ① 			3	0	1	0	0	0	0
Eddie Bressoud, R (1, 3) <small>OBP: 0.284, SLG: 0.382</small> (4, 5)	0-3 K ① 1-2 			0-0 F8 ② 			0-0 F7 ② 			3	0	0	0	0	1	1
Ken Boyer, R (1, 5) <small>OBP: 0.308, SLG: 0.434</small> Bill Hepler, L (4, 1) <small>OBP: 0.333, SLG: 0.333</small> Darrell Sutherland, R (7, 1) <small>OBP: 1.000, SLG: 1.000</small> Chuck Hiller, L (7, PH) <small>OBP: 0.352, SLG: 0.368</small> (8, 4)	0-0 5-3 ③ 			0-3 K ③ 			0-3 K ③ 			1	0	0	0	0	0	0
Cleon Jones, R (1, 9) <small>OBP: 0.324, SLG: 0.377</small>		0-0 6-3 ① 		0-0 L4 ① 			0-3 K ① 			3	0	0	0	0	1	0
Billy Murphy, R (1, 8) <small>OBP: 0.283, SLG: 0.384</small>		0-3 K ② 		0-0 4-3 ② 			0-0 P6 ② 			3	0	0	0	0	1	0
Ron Swoboda, R (1, 7) <small>OBP: 0.272, SLG: 0.257</small>		0-0 6-3 ③ 		0-0 5-3 ③ 			0-0 F7 ③ 			3	0	0	0	0	0	0
Jerry Grote, R (1, 2) <small>OBP: 0.376, SLG: 0.369</small>			0-0 F7 ① 			0-3 K ① 			0-0 F7 ① 	3	0	0	0	0	1	0
Roy McMillan, R (1, 6) <small>OBP: 0.216, SLG: 0.186</small>			0-0 L8 ② 			0-3 K ② 			0-0 P3 ② 	3	0	0	0	0	1	0
Jack Fisher, R (1, 1) <small>OBP: 0.194, SLG: 0.111</small> Hawk Taylor, R (3, PH) <small>OBP: 0.213, SLG: 0.283</small> (4, 3)			0-0 P6 ③ 			0-3 K ③ 			0-0 5-3 ③ 	0	0	0	0	0	0	0
										3	0	0	0	0	1	0

Inning Stats	R: 0	H: 1	E: 0	LOB: 0	K: 1	S: 5	P: 5	R: 0	H: 0	E: 0	LOB: 0	K: 1	S: 5	P: 5	R: 0	H: 0	E: 0	LOB: 0	K: 0	S: 3	R: 0	H: 0	E: 0	LOB: 0	K: 0	S: 3	R: 0	H: 0	E: 0	LOB: 0	K: 3	S: 9	R: 0	H: 0	E: 0	LOB: 0	K: 1	S: 5	R: 0	H: 0	E: 0	LOB: 0	K: 1	S: 5	R: 0	H: 0	E: 0	LOB: 0	K: 0	S: 3	R: 0	H: 0	E: 0	LOB: 0	K: 0	S: 3	1B: 1	2B: 0	3B: 0	HR: 0	SF: 0	SAC: 0	DP: 0	HBP: 0	WP: 0	PB: 0	SB: 0	CS: 1	PA: 27
--------------	------	------	------	--------	------	------	------	------	------	------	--------	------	------	------	------	------	------	--------	------	------	------	------	------	--------	------	------	------	------	------	--------	------	------	------	------	------	--------	------	------	------	------	------	--------	------	------	------	------	------	--------	------	------	------	------	------	--------	------	------	-------	-------	-------	-------	-------	--------	-------	--------	-------	-------	-------	-------	--------

PITCHER	IP	WLS	BF	H	R	ER	SO	BB	IBB	HBP	BLK	WP	HR	S	P	ERA	WHIP
Woody Fryman, L (1, 1) <small>ERA: 2.49</small>	9.0	W	27	1	0	0	8	0	0	0	0	0	0	43	43	0.00	0.111

BOTTOM

Pittsburgh Pirates @ New York Mets
 Shea Stadium, Flushing, NY
 Fri Jul 01 1966, 7:05 PM EDT
 Att. 24,056 - Unknown

AB	27
R	0
H	1
RBI	0
BB	0
SO	8
LOB	1



PITCHER	IP	WLS	BF	H	R	ER	SO	BB	IBB	HBP	BLK	WP	HR	S	P	ERA	WHIP
---------	----	-----	----	---	---	----	----	----	-----	-----	-----	----	----	---	---	-----	------

BOTTOM

Pittsburgh Pirates @ New York Mets
 Shea Stadium, Flushing, NY
 Sat Jul 02 1966, 3:33 AM EDT
 Att. 14,379 - Unknown

livebaseballscorecards.com

AB	29
R	4
H	7
RBI	4
BB	4
SO	7
LOB	11



WP: 0	PA: 34
PB: 0	SB: 0
CS: 0	

AB	R	H	RBI	BB	SO	LOB
4	1	2	0	0	0	0
0	0	0	0	0	0	0
3	0	1	1	0	0	0
4	1	1	1	0	1	2
2	0	0	0	2	0	1
3	1	0	0	1	1	3
4	1	2	1	0	2	0
3	0	1	1	1	1	1
3	0	0	0	0	0	3
3	0	0	0	0	2	1
0	0	0	0	0	0	0
1B: 4	SF: 0					
2B: 2	SAC: 1					
3B: 0	DP: 1					
HR: 1	HBP: 0					

Batter	1	2	3	4	5	6	7	8	9
Chuck Hiller, L (1, 7) OBP: 0.360, SLG: 0.389 Billy Murphy, R (8, 7) OBP: 0.263, SLG: 0.384	0-0 F7 		0-0 4-3 		0-0 1B 2B 		0-0 4-3 SH3-4 1B 		
Ron Hunt, R (1, 4) OBP: 0.368, SLG: 0.382	0-0 F9 		0-0 6-3 		0-0 2-3 1B 2-H 		0-0 SH3-4 1-2 		
Al Luplow, L (1, 9) OBP: 0.321, SLG: 0.278	0-0 HR			0-3 K 	0-0 2-3 		0-0 4-3 2-3 		
Ken Boyer, R (1, 5) OBP: 0.311, SLG: 0.431	4-0 BB			0-0 P4 	4-0 FC6 BB 		0-0 6-3 		
Cleon Jones, R (1, 8) OBP: 0.322, SLG: 0.372	0-3 K 			4-0 2B BB 	0-0 FC6 1-2f 		0-0 5-3 		
Ed Kranepool, L (1, 3) OBP: 0.304, SLG: 0.347		0-3 K 		0-0 1B 2B 1-H 		0-0 FC5-4 1B 		0-3 K 	
Eddie Bressoud, R (1, 6) OBP: 0.289, SLG: 0.381		4-0 G5-4-3 BB 		0-0 	0-0 2-H 1B 		0-0 L8 		0-3 K
Jerry Grote, R (1, 2) OBP: 0.368, SLG: 0.360		0-0 G5-4-3 1-2f 		0-0 F7 		0-0 FC5-4 1-2f 			
Dennis Ribant, R (1, 1) OBP: 0.160, SLG: 0.160 Jack Hamilton, R (8, 1) OBP: 0.143, SLG: 0.111			0-0 5-3 		0-3 K 		0-3 K 		

Inning	R	H	E	K	S	P	BB	IBB	HBP	BLK	WP	HR	S	P	ERA	WHIP
1	1	1	0	1	10											
2	0	0	0	1	8											
3	0	0	0	3	3											
4	2	2	0	1	11											
5	1	2	0	1	11											
6	0	1	0	1	6											
7	0	1	0	0	4											
8	0	0	0	2	7											
9	0	0	0	0	0											

PITCHER	IP	WLS	BF	H	R	ER	SO	BB	IBB	HBP	BLK	WP	HR	S	P	ERA	WHIP
Steve Blass, R (1, 1) ERA: 3.43	4.1	L	20	5	4	4	4	3	0	0	0	0	1	25	37	8.31	1.846
Pete Mikkelsen, R (5, 1) ERA: 3.51	2.2		11	2	0	0	1	1	0	0	0	0	0	12	16	0.00	1.125
Roy Face, R (8, 1) ERA: 2.54	1.0		3	0	0	0	2	0	0	0	0	0	0	7	7	0.00	0.000

Batter	1	2	3	4	5	6	7	8	9	AB	R	H	RBI	BB	SO	LOB
Cleon Jones, R OBP: 0.332, SLG: 0.373 (1, 9) BBB (8, 8)	4-0 SH1-3 BB		0-0 F9		4-0 1-2 BB		4-0 1-2 BB HR	0-0 1-2 2-H 1B		2	1	1	1	3	0	0
Ron Hunt, R OBP: 0.363, SLG: 0.376 (1, 4) Gerry Arrigo, L OBP: 0.400, SLG: 0.400 (9, 1)	0-0 SH1-3 1-2		0-0 L7		0-0 L9		0-0 F9	0-0 G5-4-3		4	0	0	0	0	0	6
Ken Boyer, R OBP: 0.313, SLG: 0.428 (1, 5) SSS	0-3 K		0-0 L8		0-0 L8		4-0 1-2 2-3 HR BB		0-0 1B 1B	4	1	1	0	1	1	3
Eddie Bressoud, R OBP: 0.292, SLG: 0.397 (1, 3) SSS (8, 6)	0-3 K			0-0 P3		4-0 BB	0-0 1-H 2-H 3-H HR		0-3 K	4	1	1	4	1	2	2
Jerry Grote, R OBP: 0.361, SLG: 0.352 (1, 2) Ed Kranepool, L OBP: 0.306, SLG: 0.363 (7, PH) (8, 3)		0-3 K		0-0 F8		0-0 F8	0-0 HR		0-0 F9	3	0	0	0	0	1	1
Billy Murphy, R OBP: 0.277, SLG: 0.408 (1, 8) Al Luplow, L OBP: 0.323, SLG: 0.282 (7, PH) (8, 9)		0-0 E8 2B		0-0 FC6-4 1B		0-0 F7	0-0 G3		0-0 FC6-4 1B	3	1	2	0	0	0	1
Ron Swoboda, R OBP: 0.265, SLG: 0.250 (1, 7)		0-0 P4		0-0 FC6-4 1-2f		0-0 F7			0-0 FC6-4 1-2f	5	0	0	0	0	0	4
Roy McMillan, R OBP: 0.224, SLG: 0.185 (1, 6) Larry Bearmarth, R OBP: 0.125, SLG: 0.250 (8, 1) Chuck Hiller, L OBP: 0.368, SLG: 0.389 (8, PH) (9, 4)		4-0 BB		0-0 5-3		4-0 BB HR BB	4-0 1B BB		1	1	0	0	2	0	0	
Dick Rusteck, R (1, 1) Darrell Sutherland, R OBP: 1.000, SLG: 1.000 (5, 1) Hawk Taylor, R OBP: 0.222, SLG: 0.290 (7, PH) (8, 2)		0-3 K		0-0 BB 1B		0-3 K	0-0 1B 1-2		1	0	0	0	0	1	1	

Inning Stats	R: 0	H: 0	E: 0	K: 2	S: 7	R: 1	H: 1	E: 1	K: 2	S: 8	R: 0	H: 0	E: 0	K: 0	S: 3	R: 0	H: 1	E: 0	K: 0	S: 4	R: 0	H: 1	E: 0	K: 0	S: 4	R: 5	H: 2	E: 0	K: 1	S: 7	R: 1	H: 2	E: 0	K: 0	S: 4	R: 0	H: 2	E: 0	K: 1	S: 7	1B: 6	SF: 0	2B: 1	SAC: 1	3B: 0	DP: 1	HR: 2	HBP: 0	WP: 0	PA: 43
--------------	------	------	------	------	------	------	------	------	------	------	------	------	------	------	------	------	------	------	------	------	------	------	------	------	------	------	------	------	------	------	------	------	------	------	------	------	------	------	------	------	-------	-------	-------	--------	-------	-------	-------	--------	-------	--------

PITCHER	IP	WLS	BF	H	R	ER	SO	BB	IBB	HBP	BLK	WP	HR	S	P	ERA	WHIP
Bob Veale, L ERA: 2.71 (1, 1)	6.2	W	31	4	5	4	5	7	0	0	0	0	1	34	62	5.40	1.650
Pete Mikkelsen, R ERA: 3.79 (7, 1)	0.2		6	3	2	2	0	1	0	0	0	0	1	5	9	27.00	6.000
Roy Face, R ERA: 2.4 (8, 1)	1.2	S	6	2	0	0	1	0	0	0	0	0	0	8	8	0.00	1.200

BOTTOM

Pittsburgh Pirates @ New York Mets
Shea Stadium, Flushing, NY
Sun Jul 03 1966, 3:33 AM EDT
Unknown

livebaseballscores.com

AB	34
R	7
H	9
RBI	6
BB	8
SO	6
LOB	20



Batter	1	2	3	4	5	6	7	8	9	AB R H RBI BB SO LOB	TOP									
Matty Alou, L (1, 8) OBP: 0.358, SLG: 0.439	0-0 6-3	0-0 8-3 1B		0-0 SF7			0-0 SH1-4	0-0 1B		3 0 2 1 0 0 0										
Gene Alley, R (1, 6) OBP: 0.313, SLG: 0.391	0-0 BB HR 1B	0-0 8-3		0-0 F9			0-0 2-H HR		0-0 F9	5 2 2 2 0 0 3										
Roberto Clemente, R (1, 9) OBP: 0.363, SLG: 0.533	4-0 HR BB 1B		0-3 K		0-0 G6-4-3 1B		0-0 1B 3B		0-0 5-3	4 2 2 0 1 1 0										
Willie Stargell, L (1, 7) OBP: 0.396, SLG: 0.614	0-0 HR		0-0 F9		0-0 L8		0-0 F9		0-0 2B	5 1 2 3 0 0 2										
Jose Pagan, R (1, 5) OBP: 0.294, SLG: 0.404	0-0 P4		0-0 1B		0-0 G6-4-3		0-0 1B		0-0 F9	5 0 2 1 0 0 2										
Donn Clendenon, R (1, 3) OBP: 0.335, SLG: 0.455	0-0 1B		0-3 K		0-0 F3		0-3 K			4 0 1 0 0 2 2										
Jim Pagliaroni, R (1, 2) OBP: 0.335, SLG: 0.393	0-0 4-3			0-0 2B SF7 1B		0-0 G3		0-3 K		1 0 0 0 0 0 1										
Jesse Gonder, L (2, 2) OBP: 0.196, SLG: 0.420										3 1 1 0 0 1 0										
Bill Mazeroski, R (1, 4) OBP: 0.305, SLG: 0.371		0-0 1-3		0-0 F6		0-0 1-3		0-0 1B 2B		4 0 1 0 0 0 1										
Vern Law, R (1, 1) OBP: 0.379, SLG: 0.500		0-0 1B		0-0 2B			0-0 SH1-4 HR 1B		0-0 F4	4 1 3 0 0 0 1										
Roy Face, R (8, 1)		1B								0 0 0 0 0 0 0										
Inning Stats	R: 3 E: 0 K: 0 S: 6	H: 3 LOB: 1 BB: 1 P: 10	R: 0 E: 0 K: 0 S: 4	H: 2 LOB: 1 BB: 0 P: 4	R: 0 E: 0 K: 2 S: 8	H: 1 LOB: 1 BB: 0 P: 8	R: 1 E: 0 K: 0 S: 5	H: 2 LOB: 1 BB: 0 P: 5	R: 0 E: 0 K: 0 S: 3	H: 0 LOB: 0 BB: 0 P: 3	R: 3 E: 0 K: 1 S: 9	H: 4 LOB: 1 BB: 0 P: 9	R: 0 E: 0 K: 1 S: 6	H: 2 LOB: 2 BB: 0 P: 6	R: 0 E: 0 K: 0 S: 4	H: 1 LOB: 1 BB: 0 P: 4	1B: 10 2B: 4 3B: 1 HR: 2	SF: 1 SAC: 1 DP: 2 HBP: 0	WP: 0 PB: 0 SB: 0 CS: 0	PA: 41
PITCHER	IP WLS BF H R ER SO BB IBB HBP BLK WP HR S P ERA WHIP																			
Bill Hands, R (1, 1) ERA: 4.46	0.2 L 6 3 3 3 0 1 0 0 0 0 0 1 5 9 40.50 6.000																			
Cal Koonce, R (1, 1) ERA: 5.77	5.2 24 9 4 4 2 0 0 0 0 0 0 1 28 28 6.35 1.588																			
Billy Hoeff, L (7, 1) ERA: 3.49	1.2 7 3 0 0 2 0 0 0 0 0 0 0 11 11 0.00 1.800																			
Fergie Jenkins, R (9, 1) ERA: 4.37	1.0 4 1 0 0 0 0 0 0 0 0 0 0 4 4 0.00 1.000																			

Pittsburgh Pirates @ Chicago Cubs
Wrigley Field, Chicago, IL
Mon Jul 04 1966, 3:33 AM CDT
Unknown

livebaseballscorecards.com

AB	38
R	7
H	16
RBI	7
BB	1
SO	4
LOB	12



Batter	1	2	3	4	5	6	7	8	9	AB R H RBI BB SO LOB
Adolfo Phillips, R OBP: 0.368, SLG: 0.536 (1, 8) X	0-0 3-1-2 2B		0-3 K		0-0 6-4			0-0 HR		4 1 2 1 0 1 1
Glenn Beckert, R OBP: 0.309, SLG: 0.343 (1, 4) X	0-0 3-1-2 2-3f			0-0 1B 1B 1B		0-0 4-3		0-0 HR 1B		4 2 2 0 0 0 1
Billy Williams, L OBP: 0.338, SLG: 0.446 (1, 9) S S S	0-3 K			0-0 F8		0-0 F8		0-0 L9		4 0 0 0 0 1 2
Ron Santo, R OBP: 0.414, SLG: 0.565 (1, 5) X		0-0 5-3		0-0 1-3 1B		0-0 1B		0-0 1-H HR		4 1 3 2 0 0 0
George Altman, L OBP: 0.247, SLG: 0.356 (1, 7) X		0-0 F6		0-0 14 FC5-4 1B		0-0 F4		0-0 F9		4 0 1 1 0 0 1
14 Ernie Banks, R OBP: 0.268, SLG: 0.362 (1, 3) X		0-0 5-3		0-0 FC5-4 1-2f		0-0 F6		0-0 5-3		4 0 0 0 0 0 1
Randy Hundley, R OBP: 0.291, SLG: 0.413 (1, 2) X			0-0 HR		0-3 K		0-3 K		0-0 1B 1B	4 1 2 1 0 2 0
Don Kessinger, S OBP: 0.271, SLG: 0.264 (1, 6) X			0-0 4-3		0-0 SH3-4 1B		0-0 4-3		0-0 G6-4-3 1B	3 0 1 0 0 0 0
John Boccabella, R OBP: 0.275, SLG: 0.447 (9, PH) X									1-2 1B	1 0 1 0 0 0 0
Jimmy Stewart, S OBP: 0.246, SLG: 0.230 (9, PR) X			0-0 G3		0-0 SH3-4 1-2			0-0 F9	0-0 G6-4-3 1-2f	0 0 0 0 0 0 0
Bill Hands, R OBP: 0.148, SLG: 0.083 (1, 1) X										1 0 0 0 0 0 0
Cal Koornick, R (1, 1) X										0 0 0 0 0 0 0
Billy Hoelt, L OBP: 0.250, SLG: 0.250 (7, 1) X										0 0 0 0 0 0 0
Lee Thomas, L OBP: 0.264, SLG: 0.349 (8, PH) X										1 0 0 0 0 0 0
Fergie Jenkins, R OBP: 0.260, SLG: 0.474 (9, 1) X										0 0 0 0 0 0 0
Byron Browne, R OBP: 0.320, SLG: 0.462 (9, PH) X										1 0 0 0 0 0 2


Inning Stats	R: 0	H: 1	E: 0	LOB: 0	K: 1	BB: 0	S: 5	P: 5
	R: 0	H: 0	E: 0	LOB: 0	K: 0	BB: 0	S: 3	P: 3
	R: 1	H: 1	E: 0	LOB: 0	K: 1	BB: 0	S: 6	P: 6
	R: 1	H: 3	E: 0	LOB: 1	K: 0	BB: 0	S: 5	P: 5
	R: 0	H: 1	E: 0	LOB: 1	K: 1	BB: 0	S: 6	P: 6
	R: 0	H: 1	E: 0	LOB: 1	K: 0	BB: 0	S: 4	P: 4
	R: 0	H: 0	E: 0	LOB: 0	K: 1	BB: 0	S: 5	P: 5
	R: 3	H: 3	E: 0	LOB: 0	K: 0	BB: 0	S: 6	P: 6
	R: 0	H: 2	E: 0	LOB: 2	K: 0	BB: 0	S: 4	P: 4
	1B: 8	SF: 0	2B: 2	SAC: 1	3B: 0	DP: 2	HR: 3	HBP: 0

PITCHER	IP	WLS	BF	H	R	ER	SO	BB	IBB	HBP	BLK	WP	HR	S	P	ERA	WHIP
Vern Law, R ERA: 4.08 (1, 1)	7.2	W	31	10	5	5	4	0	0	0	0	0	3	39	39	5.87	1.304
Roy Face, R ERA: 2.23 (8, 1)	1.1	S	5	2	0	0	0	0	0	0	0	0	0	5	5	0.00	1.500

BOTTOM

Pittsburgh Pirates @ Chicago Cubs
Wrigley Field, Chicago, IL
Mon Jul 04 1966, 3:33 AM CDT
Unknown

AB	35
R	5
H	12
RBI	5
BB	0
SO	4
LOB	8



WP	PA
0	36
PB: 0	
SB: 0	
CS: 0	

ERA	WHIP

Batter	1	2	3	4	5	6	7	8	9
Adolfo Phillips, R (1, 8) OBP: 0.370, SLG: 0.532	4-0 FC5-2 BB		0-0 P4		0-0 4-3 1B	0-3 K			
Glenn Beckert, R (1, 4) OBP: 0.312, SLG: 0.348	0-0 FC5-2 G3-6-3 1-H			0-0 BB 2B 1B	0-0 4-3 1-2		0-0 1B 2B		
Billy Williams, L (1, 9) OBP: 0.337, SLG: 0.442	0-0 G3-6-3 1-2f			0-0 F6	0-0 4-3		4-0 SH 1B IBB		
Ron Santo, R (1, 5) OBP: 0.418, SLG: 0.565		0-0 6-3		4-0 BB 2B 6-3 BB		4-0 FC4-6 BB	0-0 BB SH 14 8-2 1B		
George Altman, L (1, 7) OBP: 0.260, SLG: 0.378		0-0 1B		0-0 6-3 14 1B 2B		0-0 FC4-6 BB 14 1B HBP	0-0 SH BB		
John Boccabella, R (1, 2) OBP: 0.274, SLG: 0.432		0-0 F2		0-0 6-3		0-0 F9	4-0 BB		
14 Ernie Banks, R (1, 3) OBP: 0.272, SLG: 0.365		0-0 2-3		0-0 3-H 1B		0-0 HBP BB 1-2 1B	0-0 8-2		
Don Kessinger, S (1, 6) OBP: 0.269, SLG: 0.262			0-3 K		0-0 F7	4-0 HBP BB 1-2 2-3	0-0 P5		
Lee Thomas, L (6, PH) OBP: 0.287, SLG: 0.349									
Ron Campbell, R (7, 6) OBP: 0.269, SLG: 0.217									
Ken Holtzman, R (1, 1) OBP: 0.069, SLG: 0.069			0-0 G3		0-0 4-3	1-0 HBP			
Fergie Jenkins, R (5, 1) OBP: 0.333, SLG: 0.450									
Marty Keough, L (6, PH) OBP: 0.229, SLG: 0.100									
Don Lee, R (7, 1) OBP: 1.000, SLG: 1.000									
Bob Hendley, R (8, 1) OBP: 0.250, SLG: 0.286									

Inning Stats	R: 0 E: 0 K: 0 S: 2	H: 0 LOB: 0 BB: 1 P: 6	R: 0 E: 0 K: 0 S: 4	H: 1 LOB: 1 BB: 0 P: 4	R: 0 E: 0 K: 1 S: 5	H: 0 LOB: 0 BB: 0 P: 5	R: 3 E: 0 K: 0 S: 6	H: 3 LOB: 1 BB: 1 P: 10	R: 0 E: 0 K: 0 S: 4	H: 1 LOB: 1 BB: 0 P: 4	R: 1 E: 0 K: 1 S: 6	H: 1 LOB: 3 BB: 2 P: 15	R: 2 E: 0 K: 0 S: 5	H: 2 LOB: 2 BB: 2 P: 13
--------------	------------------------------	---------------------------------	------------------------------	---------------------------------	------------------------------	---------------------------------	------------------------------	----------------------------------	------------------------------	---------------------------------	------------------------------	----------------------------------	------------------------------	----------------------------------


PITCHER	IP	WLS	BF	H	R	ER	SO	BB	IBB	HBP	BLK	WP	HR	S	P	ERA	WHIP
Tommie Sisk, R (1, 1) ERA: 5.08	5.0		22	5	4	4	1	3	0	0	0	0	0	21	33	7.20	1.600
Pete Mikkelsen, R (6, 1) ERA: 3.62	0.2		5	1	0	0	0	1	0	1	0	0	0	3	8	0.00	3.000
Roy Face, R (6, 1) ERA: 2.2	0.1		1	0	0	0	1	0	0	0	0	0	0	3	3	0.00	0.000
Don Cardwell, R (7, 1) ERA: 4.26	0.0	L	3	2	2	2	0	0	1	0	0	0	0	2	6	∞	∞
Billy O'Dell, L (7, 1) ERA: 2.63	0.0		2	0	0	0	0	1	0	0	0	0	0	1	5	∞	∞

BOTTOM

Pittsburgh Pirates @ Chicago Cubs
 Wrigley Field, Chicago, IL
 Mon Jul 04 1966, 3:38 AM CDT
 Att. 23,164 - Unknown

AB	27
R	6
H	8
RBI	6
BB	6
SO	2
LOB	19

livebaseballscorecards.com



1B	6	SF	0
2B	3	SAC	1
3B	0	DP	2
HR	0	HBP	1
WP	0	PA	35
PB	0	ERA	0.00
SB	1	WHIP	0.000
CS	0		

Batter	1	2	3	4	5	6	7	8	9	AB R H RBI BB SO LOB	TOP		
Matty Alou, L (1, 8) OBP: 0.360, SLG: 0.444	0-0 E 2B	0-0 F8			0-0 6-3	4-0 BB 1-2 BB		0-0 6-3		4 1 1 0 1 0 2			
Gene Alley, R (1, 6) OBP: 0.310, SLG: 0.390	0-0 F8	0-0 F8			0-0 6-3	0-0 L7		0-0 1B 1B		5 0 1 0 0 0 5			
Manny Mota, R (1, 9) OBP: 0.382, SLG: 0.506	0-0 4-3				0-0 F9		0-0 FC1-5 1B	0-0 1-2 1B		5 0 2 0 0 0 1			
Willie Stargell, L (1, 7) OBP: 0.392, SLG: 0.603	0-0 E6 2B 2-H				0-0 4-1	0-0 E9 2B 1B	0-0 FC1-5 1B 1-2	0-0 1-3		5 3 1 0 0 0 3			
Jose Pagan, R (1, 5) OBP: 0.302, SLG: 0.422	0-0 2B 2-H				0-0 F8	0-0 WP HR 2B 2-H	0-0 F9		0-0 2B	5 1 3 2 0 0 1			
Donn Clendenon, R (1, 3) OBP: 0.345, SLG: 0.490	0-0 5-3				0-3 K	0-0 HR 2B 2-H	4-0 WP 1B 1-2 BB		4-0 BB	3 1 1 2 2 1 1			
Jesse Gonder, L (1, 2) OBP: 0.232, SLG: 0.426		H 1-0 1B HBP			0-0 1B	0-0 L8	0-0 1-2 2-H 1B		0-3 K	4 0 2 1 0 1 2			
Bill Mazeroski, R (1, 4) OBP: 0.302, SLG: 0.364		X 0-0 F4			0-0 F7	0-0 L9	0-0 5-3		0-0 L8	5 0 0 0 0 0 6			
Woodie Fryman, R (1, 1) OBP: 0.212, SLG: 0.212		X 0-0 1B 1-2			0-0 F7	0-0 BB 1B		0-0 6-3	0-0 F9	5 0 2 0 0 0 3			
Inning Stats	R: 2 E: 1 K: 0 S: 6 H: 2 LOB: 1 BB: 0 P: 6	R: 0 E: 0 K: 0 S: 4 H: 1 LOB: 2 BB: 0 P: 5	R: 0 E: 0 K: 0 S: 3 H: 0 LOB: 0 BB: 0 P: 3	R: 0 E: 0 K: 1 S: 6 H: 1 LOB: 1 BB: 0 P: 6	R: 0 E: 0 K: 0 S: 3 H: 0 LOB: 0 BB: 0 P: 3	R: 3 E: 1 K: 0 S: 7 H: 4 LOB: 2 BB: 1 P: 11	R: 1 E: 0 K: 0 S: 5 H: 2 LOB: 2 BB: 1 P: 9	R: 0 E: 0 K: 0 S: 5 H: 2 LOB: 2 BB: 0 P: 5	R: 0 E: 0 K: 1 S: 6 H: 1 LOB: 2 BB: 1 P: 10	1B: 8 2B: 4 3B: 0 HR: 1 SF: 0 SAC: 0 DP: 0 HBP: 1	WP: 2 PB: 0 SB: 0 CS: 0 PA: 45		
PITCHER	IP WLS BF H R ER SO BB IBB HBP BLK WP HR S P ERA WHIP											PITCHER	IP WLS BF H R ER SO BB IBB HBP BLK WP HR S P ERA WHIP
Bill Faul, R (1, 1) ERA: 5.08	5.0 L 24 7 5 3 1 0 0 0 1 0 1 1 25 26 5.40 1.400												
Bob Hendley, L (6, 1) ERA: 4.71	3.0 16 5 1 1 0 2 0 0 0 1 0 14 22 3.00 2.333												
Fergie Jenkins, R (9, 1) ERA: 4.22	1.0 5 1 0 0 0 1 1 0 0 0 0 0 6 10 0.00 2.000												

Pittsburgh Pirates @ Chicago Cubs
 Wrigley Field, Chicago, IL
 Tue Jul 05 1966, 3:33 AM CDT
 Att. 6,183 - Unknown

livebaseballscorecards.com

AB	41
R	6
H	13
RBI	5
BB	3
SO	2
LOB	24



Batter	1	2	3	4	5	6	7	8	9	AB	R	H	RBI	BB	SO	LOB
Adolfo Phillips, R OBP: 0.364, SLG: 0.521 (1, 8)	0-3 K	0-0 F6			0-0 F6			0-3 K		4	0	0	0	0	2	2
Glenn Beckert, R OBP: 0.308, SLG: 0.343 (1, 4)	0-0 6-3		0-0 F8		0-0 1-3			0-0 F9		4	0	0	0	0	0	0
Billy Williams, L OBP: 0.342, SLG: 0.449 (1, 9)	0-0 BB 1B		0-0 2B				0-0 L7		0-0 G6-4-3 1B	4	0	3	0	0	0	0
Ron Santo, R OBP: 0.416, SLG: 0.558 (1, 5)	4-0 1-2 BB		0-0 5-3				0-0 5-3		0-0 F7	3	0	0	0	1	0	2
John Boccabella, R OBP: 0.263, SLG: 0.413 (1, 2)	0-3 K		0-0 F8				0-0 F8		0-0 G6-4-3 1-2f	4	0	0	0	0	1	4
14 Ernie Banks, R OBP: 0.269, SLG: 0.360 (1, 3)		0-0 F8		0-0 L8			0-0 F3			3	0	0	0	0	0	0
Byron Browne, R OBP: 0.316, SLG: 0.455 (1, 7)		0-0 G3		0-0 F6			0-0 6-3			3	0	0	0	0	0	0
Don Kessinger, S OBP: 0.266, SLG: 0.260 (1, 6)		0-0 E3		0-0 L3			0-0 F9			2	0	0	0	0	0	0
Ron Campbell, R OBP: 0.259, SLG: 0.208 (7, PH) (8, 6)		0-1 CI								1	0	0	0	0	0	0
Bill Faul, R (1, 1)		0-1 CI								1	0	0	0	0	1	0
Bob Hendley, R OBP: 0.250, SLG: 0.286 (6, 1)										0	0	0	0	0	0	0
Jimmy Stewart, S OBP: 0.243, SLG: 0.226 (8, PH)										1	0	0	0	0	1	0
Fergie Jenkins, R OBP: 0.333, SLG: 0.450 (9, 1)		1-2			0-3 K2-3			0-3 K		0	0	0	0	0	0	0

Inning Stats	R: 0	H: 1	E: 0	K: 2	S: 8	H: 1	LOB: 2	BB: 1	P: 12	R: 0	H: 0	E: 2	K: 0	S: 5	H: 0	LOB: 2	BB: 0	P: 5	R: 0	H: 1	E: 0	K: 0	S: 4	H: 0	LOB: 1	BB: 0	P: 4	R: 0	H: 0	E: 0	K: 0	S: 3	H: 0	LOB: 0	BB: 0	P: 3	R: 0	H: 0	E: 0	K: 1	S: 5	H: 0	LOB: 0	BB: 0	P: 5	R: 0	H: 0	E: 0	K: 0	S: 3	H: 0	LOB: 0	BB: 0	P: 3	R: 0	H: 0	E: 0	K: 2	S: 7	H: 0	LOB: 0	BB: 0	P: 7	R: 0	H: 1	E: 0	K: 0	S: 3	H: 1	LOB: 0	BB: 0	P: 3	1B: 2	2B: 1	3B: 0	HR: 0	SF: 0	SAC: 0	DP: 1	HBP: 0	WP: 0	PB: 0	SB: 0	CS: 0	PA: 32
--------------	------	------	------	------	------	------	--------	-------	-------	------	------	------	------	------	------	--------	-------	------	------	------	------	------	------	------	--------	-------	------	------	------	------	------	------	------	--------	-------	------	------	------	------	------	------	------	--------	-------	------	------	------	------	------	------	------	--------	-------	------	------	------	------	------	------	------	--------	-------	------	------	------	------	------	------	------	--------	-------	------	-------	-------	-------	-------	-------	--------	-------	--------	-------	-------	-------	-------	--------


PITCHER	IP	WLS	BF	H	R	ER	SO	BB	IBB	HBP	BLK	WP	HR	S	P	ERA	WHIP
Woody Fryman, L ERA: 2.22 (1, 1)	9.0	W	32	3	0	0	5	1	0	0	0	0	0	41	45	0.00	0.444

BOTTOM

Pittsburgh Pirates @ Chicago Cubs
Wrigley Field, Chicago, IL
 Tue Jul 05 1966, 3:33 AM CDT
 Att. 6,183 - Unknown

livebaseballscorecards.com

AB	30
R	0
H	3
RBI	0
BB	1
SO	5
LOB	8



Batter	1	2	3	4	5	6	7	8	9	AB R H RBI BB SO LOB
--------	---	---	---	---	---	---	---	---	---	----------------------

Gene Alley, R (1, 6) <small>OBP: 0.313, SLG: 0.402</small>	0-3 		0-0 		0-0 		0-0 		0-0 	4 3 2 2 0 1 1
Manny Mota, R (1, 8) <small>OBP: 0.383, SLG: 0.509</small>	0-0 		0-0 			0-0 	0-3 		0-0 	5 1 2 0 0 1 4
Roberto Clemente, R (1, 9) <small>OBP: 0.365, SLG: 0.541</small>	0-0 		0-0 			0-0 	0-0 		0-0 	5 1 3 5 0 0 1
Donn Clendenon, R (1, 3) <small>OBP: 0.353, SLG: 0.506</small>	4-0 			0-0 		0-0 	0-0 		0-0 	4 1 3 2 1 0 2
Jose Pagan, R (1, 5) <small>OBP: 0.304, SLG: 0.418</small>	0-0 			0-3 	0-3 			4-0 	0-0 	4 1 1 0 1 2 3
Bill Mazerowski, R (1, 4) <small>OBP: 0.301, SLG: 0.362</small>		0-0 		0-0 	0-0 			0-0 	0-0 	5 0 1 0 0 0 3
Bob Bailey, R (1, 7) <small>OBP: 0.335, SLG: 0.372</small> Matty Alou, L (7, PR) <small>OBP: 0.361, SLG: 0.443</small>			0-0 		0-0 		1-0 	0-0 	4-0 	2 0 0 0 0 0 0 1 1 0 1 1 0 1
Jerry May, R (1, 2) <small>OBP: 0.250, SLG: 0.269</small>		0-0 			0-0 		0-0 	0-0 	0-0 	5 1 2 0 0 0 4
Steve Blass, R (1, 1) <small>OBP: 0.150, SLG: 0.175</small> Pete Mikkelsen, R (7, 1) <small>OBP: 0.200, SLG: 0.200</small>			0-3 		0-0 		0-3 		0-0 	3 0 0 0 0 2 3 1 1 1 0 0 0 0

Pittsburgh Pirates @ Chicago Cubs
 Wrigley Field, Chicago, IL
 Wed Jul 06 1966, 3:33 AM CDT
 Att. 6,483 - Unknown

AB	39
R	10
H	15
RBI	10
BB	3
SO	6
LOB	22



Inning Stats	R: 0	H: 2	R: 0	H: 0	R: 1	H: 1	R: 0	H: 1	R: 0	H: 1	R: 2	H: 2	R: 3	H: 2	R: 1	H: 1	R: 3	H: 5	1B: 9	SF: 0
E: 0	LOB: 2	E: 0	LOB: 0	E: 0	LOB: 0	E: 0	LOB: 0	E: 0	LOB: 1	E: 0	LOB: 0	E: 0	LOB: 0	E: 0	LOB: 0	E: 0	LOB: 3	2B: 4	SAC: 1	
K: 1	BB: 1	K: 0	BB: 0	K: 1	BB: 0	K: 1	BB: 0	K: 0	BB: 0	K: 2	BB: 0	K: 1	BB: 1	K: 0	BB: 1	K: 0	BB: 1	3B: 0	DP: 2	
S: 6	P: 10	S: 3	P: 3	S: 6	P: 6	S: 5	P: 5	S: 4	P: 4	S: 7	P: 7	S: 10	P: 11	S: 3	P: 7	S: 8	P: 12	HR: 3	HBP: 1	

PITCHER	IP	WLS	BF	H	R	ER	SO	BB	IBB	HBP	BLK	WP	HR	S	P	ERA	WHIP
Dick Ellsworth, L (1, 1) <small>ERA: 3.73</small>	6.2	L	30	9	6	6	6	1	0	1	0	0	2	40	45	8.10	1.500
Fergie Jenkins, R (7, 1) <small>ERA: 4.2</small>	0.1		1	0	0	0	0	0	0	0	0	0	0	1	1	0.00	0.000
Don Lee, R (8, 1) <small>ERA: 4.91</small>	1.1		9	5	4	4	0	1	0	0	0	0	1	8	12	27.00	4.500
Cal Koonce, R (9, 1) <small>ERA: 5.66</small>	0.2		4	1	0	0	0	0	1	0	0	0	0	3	7	0.00	1.500

WP: 0	PA: 44
PB: 0	
SB: 0	
CS: 0	

Batter	1	2	3	4	5	6	7	8	9	AB	R	H	RBI	BB	SO	LOB
Adolfo Phillips, R OBP: 0.357, SLG: 0.510 (1, 8)	0-0 4-3 K		0-3 K			0-0 L7	0-0 P6			4	0	0	0	0	1	1
Glenn Beckert, R OBP: 0.304, SLG: 0.339 (1, 4)	0-0 4-3			0-0 F8		0-0 5-3		0-0 F5		4	0	0	0	0	0	0
Billy Williams, L OBP: 0.341, SLG: 0.456 (1, 9)	0-0 HR			0-0 P3		0-0 F9		0-0 4-3		4	1	1	1	0	0	0
Ron Santo, R OBP: 0.414, SLG: 0.565 (1, 5)	0-0 F8			0-0 F7			0-0 HR	0-0 F9		4	1	1	1	0	0	0
George Altman, L OBP: 0.270, SLG: 0.394 (1, 7)		0-3 K			0-0 1-3 1B		0-0 2B		0-0 1-3	4	1	2	0	0	1	0
Lee Thomas, L OBP: 0.286, SLG: 0.347 (1, 3)		0-0 F5			0-0 1-2 1B		0-0 P6		0-0 3-1	4	0	1	0	0	0	1
Randy Hundley, R OBP: 0.294, SLG: 0.430 (1, 2)		0-3 K			0-0 F8		0-0 2-H 1B 2B		0-0 HR	4	2	2	2	0	1	2
Ron Campbell, R OBP: 0.226, SLG: 0.179 (1, 6)			0-0 6-3		0-0 1-3		0-0 4-3		0-0 6-3	4	0	0	0	0	0	3
Dick Ellsworth, L OBP: 0.174, SLG: 0.136 (1, 1)			0-3 K		0-0 L3		0-0 2-H 1B			2	0	0	0	0	1	2
Fergie Jenkins, R OBP: 0.333, SLG: 0.450 (7, 1)										0	0	0	0	0	0	0
Marty Keough, L OBP: 0.250, SLG: 0.129 (7, PH)										1	0	1	1	0	0	0
Don Lee, R OBP: 1.000, SLG: 1.000 (8, 1)										0	0	0	0	0	0	0
Cal Koonce, R (9, 1)										0	0	0	0	0	0	0


Inning Stats	R: 1	H: 1	E: 0	K: 0	S: 4	H: 1	LOB: 0	BB: 0	P: 4	R: 0	H: 0	E: 0	K: 2	S: 7	H: 0	LOB: 0	BB: 0	P: 7	R: 0	H: 0	E: 0	K: 2	S: 7	R: 0	H: 0	E: 0	K: 0	S: 3	H: 0	LOB: 0	BB: 0	P: 3	R: 0	H: 2	E: 0	K: 0	S: 5	H: 0	LOB: 2	BB: 0	P: 5	R: 0	H: 0	E: 0	K: 0	S: 3	H: 0	LOB: 0	BB: 0	P: 3	R: 3	H: 4	E: 0	K: 0	S: 7	H: 0	LOB: 1	BB: 0	P: 7	R: 0	H: 0	E: 0	K: 0	S: 3	H: 0	LOB: 0	BB: 0	P: 3	R: 1	H: 1	E: 0	K: 0	S: 4	H: 1	LOB: 0	BB: 0	P: 4	1B: 3	SF: 0	2B: 2	SAC: 0	3B: 0	DP: 0	HR: 3	HBP: 0	WP: 0	PA: 35
--------------	------	------	------	------	------	------	--------	-------	------	------	------	------	------	------	------	--------	-------	------	------	------	------	------	------	------	------	------	------	------	------	--------	-------	------	------	------	------	------	------	------	--------	-------	------	------	------	------	------	------	------	--------	-------	------	------	------	------	------	------	------	--------	-------	------	------	------	------	------	------	------	--------	-------	------	------	------	------	------	------	------	--------	-------	------	-------	-------	-------	--------	-------	-------	-------	--------	-------	--------

PITCHER	IP	WLS	BF	H	R	ER	SO	BB	IBB	HBP	BLK	WP	HR	S	P	ERA	WHIP
Steve Blass, R ERA: 3.62 (1, 1)	6.2	W	27	7	4	4	4	0	0	0	0	0	2	35	35	5.40	1.050
Pete Mikkelsen, R ERA: 3.63 (7, 1)	2.1	S	8	1	1	1	0	0	0	0	0	0	1	8	8	3.86	0.429

BOTTOM

Pittsburgh Pirates @ Chicago Cubs
Wrigley Field, Chicago, IL
 Wed Jul 06 1966, 3:33 AM CDT
 Att. 6,483 - Unknown

AB	35
R	5
H	8
RBI	5
BB	0
SO	4
LOB	9



Batter	1	2	3	4	5	6	7	8	9	AB R H RBI BB SO LOB	TOP																
Gene Alley, R (1, 6) OBP: 0.312, SLG: 0.400	0-0 6-3		0-0 1B 1B		0-0 F5		0-0 FC5			4 1 1 0 0 0 2																	
Manny Mota, R (1, 8) OBP: 0.385, SLG: 0.526	0-0 1-3		0-0 1B K 1B		0-0 F8			0-0 HR		4 1 2 1 0 0 0																	
Roberto Clemente, R (1, 9) OBP: 0.364, SLG: 0.538	0-0 4-3		0-0 K 1B		0-0 6-3			0-3 K		4 0 1 1 0 1 0																	
Donn Clendenon, R (1, 3) OBP: 0.355, SLG: 0.504		4-0 HR BB	0-3 K		0-0 1B CS 1B			0-0 6-3		3 1 1 0 1 1 2																	
Jose Pagan, R (1, 5) OBP: 0.308, SLG: 0.436		0-0 HR	0-0 6-3		0-0 1B			0-0 F8		4 1 2 2 0 0 1																	
Bill Mazeroski, R (1, 4) OBP: 0.298, SLG: 0.358		0-0 F8		0-0 F7		0-0 CS	0-0 F6		0-0 G6-4-3 1B	3 0 0 0 0 0 0 1 0 1 0 0 0 0																	
Matty Alou, L (9, PH) OBP: 0.363, SLG: 0.445																											
Bob Bailey, R (1, 7) OBP: 0.337, SLG: 0.374		0-0 CS 1B		0-0 6-3			1-0 FC5 BB HBP		0-3 K	2 0 1 0 0 0 0 1 0 0 0 0 1 1																	
Willie Stargell, L (6, 7) OBP: 0.392, SLG: 0.601																											
Jerry May, R (1, 2) OBP: 0.267, SLG: 0.286		0-0 FC6 1B		0-3 K			0-3 K		0-0 G6-4-3	2 0 1 0 0 1 0 2 0 0 0 0 1 2																	
Jesse Gonder, L (7, PH) OBP: 0.224, SLG: 0.411																											
Bob Veale, S (1, 1) OBP: 0.176, SLG: 0.216		0-0 FC6		0-3 K			4-0 BB			2 0 0 0 0 1 1 0 0 0 0 1 0 0 0 0 0 0 0 0 0 0 0 0 0 0 0 0																	
Pete Mikkelsen, R (6, 1) OBP: 0.273, SLG: 0.200																											
Al McBean, R (7, 1) OBP: 0.143, SLG: 0.143																											
Billy O'Dell, S (8, 1) OBP: 0.182, SLG: 0.182																											
Inning Stats	R: 0 E: 0 K: 0 S: 3	H: 0 LOB: 0 BB: 0 P: 3	R: 2 E: 0 K: 0 S: 5	H: 3 LOB: 1 BB: 1 P: 9	R: 1 E: 0 K: 1 S: 7	H: 3 LOB: 1 BB: 0 P: 7	R: 0 E: 0 K: 1 S: 5	H: 0 LOB: 0 BB: 0 P: 5	R: 0 E: 0 K: 1 S: 5	H: 0 LOB: 0 BB: 0 P: 5	R: 0 E: 0 K: 1 S: 3	H: 2 LOB: 0 BB: 0 P: 3	R: 0 E: 0 K: 1 S: 5	H: 0 LOB: 2 BB: 1 P: 10	R: 1 E: 0 K: 1 S: 6	H: 1 LOB: 0 BB: 0 P: 6	R: 0 E: 0 K: 1 S: 5	H: 1 LOB: 0 BB: 0 P: 5	1B: 8 2B: 0 3B: 0 HR: 2	SF: 0 SAC: 0 DP: 1 HBP: 1	WP: 0 PB: 0 SB: 0 CS: 2	PA: 36					
PITCHER	IP	WLS	BF	H	R	ER	SO	BB	IBB	HBP	BLK	WP	HR	S	P	ERA	WHIP										
Curt Simmons, L (1, 1) ERA: 4.56	2.0		12	6	3	3	0	1	0	0	0	0	1	11	15	13.50	3.500										
Fergie Jenkins, R (3, 1) ERA: 4.01	4.0		11	2	0	0	3	0	0	0	0	0	0	17	17	0.00	0.500										
Billy Hoft, L (7, 1) ERA: 3.63	1.0	W	6	1	1	1	1	1	0	1	0	0	1	6	11	9.00	2.000										
Cal Koonce, R (8, 1) ERA: 5.5	1.0		4	1	0	0	1	0	0	0	0	0	0	6	6	0.00	1.000										
Bob Hendley, L (9, 1) ERA: 4.6	1.0	S	2	0	0	0	1	0	0	0	0	0	0	4	4	0.00	0.000										

Pittsburgh Pirates @ Chicago Cubs
Wrigley Field, Chicago, IL
Thu Jul 07 1966, 3:33 AM CDT
Att. 7,063 - Unknown

livebaseballscorecards.com

AB 32
R 4
H 10
RBI 4
BB 2
SO 6
LOB 9



Batter	1	2	3	4	5	6	7	8	9	AB	R	H	RBI	BB	SO	LOB
Adolfo Phillips, R OBP: 0.362, SLG: 0.508 (1, 8)	0-3 K		0-0 1B		4-0 BB	4-0 BB		0-0 F9		3	0	1	1	2	1	1
Glenn Beckert, R OBP: 0.302, SLG: 0.337 (1, 4)	0-3 K		0-0 1B		0-0 F8	0-0 P2		0-0 E3		5	0	1	1	0	1	6
Billy Williams, L OBP: 0.342, SLG: 0.453 (1, 9)	0-0 F8		0-0 F4		4-0 BB		0-0 4-3	0-0 IBB		4	0	1	0	1	0	2
Ron Santo, R OBP: 0.414, SLG: 0.560 (1, 5)		0-3 K		0-0 4-3	0-0 F8		0-0 4-3	4-0 IBB		4	1	1	0	1	1	3
14 Ernie Banks, R OBP: 0.269, SLG: 0.362 (1, 3)		0-3 K		0-0 4-3		0-0 6-3	0-0 E	0-0 L9		4	0	1	1	0	1	0
Don Kessinger, S OBP: 0.266, SLG: 0.260 (7, PR)										0	1	0	0	0	0	0
Lee Thomas, L OBP: 0.285, SLG: 0.346 (8, 3)										1	0	0	0	0	0	3
Byron Browne, R OBP: 0.324, SLG: 0.458 (1, 7)		0-3 K		0-0 1B		4-0 BB	0-0 E7	4-0 IBB		3	2	2	1	1	1	0
Randy Hundley, R OBP: 0.289, SLG: 0.425 (1, 2)			0-3 K	0-0 5-3		0-3 K	0-0 SF8			3	0	0	1	0	2	2
Ron Campbell, R OBP: 0.257, SLG: 0.194 (1, 6)			0-0 4-3		4-0 BB	0-0 BB	0-0 5-3			3	0	1	0	1	0	1
Curt Simmons, L OBP: 0.231, SLG: 0.250 (1, 1)			4-0 1B		0-3 K	4-0 BB		4-0 E		0	0	0	0	0	0	0
Fergie Jenkins, R OBP: 0.348, SLG: 0.429 (3, 1)										1	1	0	0	1	1	1
John Goodenough, R OBP: 0.270, SLG: 0.413 (6, PH)										0	0	0	0	1	0	0
Billy Hoelt, L OBP: 0.250, SLG: 0.250 (7, 1)										0	0	0	0	0	0	0
Cal Koonce, R OBP: 0.250, SLG: 0.250 (8, 1)										0	0	0	0	1	0	0
Bob Hendley, R OBP: 0.250, SLG: 0.286 (9, 1)										0	0	0	0	0	0	0


Inning Stats	R: 0	H: 0	E: 0	LOB: 0	K: 2	P: 7	R: 0	H: 0	E: 0	LOB: 0	K: 3	P: 9	R: 1	H: 2	E: 0	LOB: 2	K: 1	P: 11	R: 0	H: 1	E: 0	LOB: 1	K: 0	P: 4	R: 0	H: 0	E: 0	LOB: 3	K: 1	P: 17	R: 1	H: 1	E: 0	LOB: 3	K: 1	P: 18	R: 3	H: 3	E: 1	LOB: 1	K: 0	P: 6	R: 0	H: 1	E: 1	LOB: 3	K: 0	P: 12
	7	0	0	0	7	7	0	0	0	0	9	9	1	2	0	2	1	11	0	1	0	1	0	4	0	0	0	0	3	3	0	17	1	1	0	18	3	3	1	1	0	6	0	1	3	2	12	

PITCHER	IP	WLS	BF	H	R	ER	SO	BB	IBB	HBP	BLK	WP	HR	S	P	ERA	WHIP
Bob Veale, L ERA: 2.73 (1, 1)	5.2		27	4	2	2	8	6	0	0	0	0	0	37	61	3.18	1.765
Pete Mikkelsen, R ERA: 3.88 (6, 1)	0.2	L	6	3	3	2	0	1	0	0	0	0	0	5	9	27.00	6.000
Al McBean, R ERA: 3.88 (7, 1)	1.0		5	0	0	0	0	1	0	0	0	0	0	4	8	0.00	1.000
Billy O'Dell, L ERA: 2.6 (8, 1)	0.2		3	1	0	0	0	0	1	0	0	0	0	2	6	0.00	1.500

BOTTOM

Pittsburgh Pirates @ Chicago Cubs
Wrigley Field, Chicago, IL
Thu Jul 07 1966, 3:33 AM CDT
Att. 7,063 - Unknown

AB	31
R	5
H	8
RBI	5
BB	9
SO	8
LOB	19



1B	7	SF	1	WP	0	PA	41
2B	1	SAC	0	PB	1		
3B	0	DP	0	SB	0		
HR	0	HBP	0	CS	0		

Batter	1	2	3	4	5	6	7	8	9	AB R H RBI BB SO LOB	TOP																						
Cleon Jones, R (1, 8) OBP: 0.336, SLG: 0.387	0-0 1-3		0-0 G6-4-3 1-2f			0-0 4-3		4-0 1-2 BB		3 0 0 0 1 0 2																							
Al Luplow, L (1, 7) OBP: 0.327, SLG: 0.319	0-0 4-3			0-3 K		1-0 HBP		0-0 L8		3 0 0 0 0 1 2																							
Ed Kranepool, L (1, 3) OBP: 0.320, SLG: 0.375	0-0 F7			0-0 F8		0-0 4-3		0-0 4-3		4 0 0 0 0 0 3																							
Larry Elliot, L (1, 9) OBP: 0.278, SLG: 0.333		0-0 5-3		0-0 G3			0-0 FC5-4 1B		0-0 2B 4-3 1B	4 1 2 0 0 0 0																							
Ken Boyer, R (1, 5) OBP: 0.312, SLG: 0.422		0-0 F9			0-0 1B G1-6-3 1B		0-0 FC5-4 FC6-4 1-2f		0-0 F9	4 1 1 0 0 0 2																							
Ron Hunt, R (1, 4) OBP: 0.375, SLG: 0.385		0-0 F8			0-0 1B G1-6-3 1-3 1B		0-0 FC6-4 FC5-4 1-2f		0-0 4-3 2B 1-3	4 0 2 0 0 0 1																							
Eddie Bressoud, R (1, 6) OBP: 0.311, SLG: 0.407			0-0 1B 2B		0-0 G1-6-3 1-2f 3-H		0-0 FC5-4 1-2f		0-0 4-3 2-3 3-H	3 0 1 0 0 0 2																							
Jerry Grote, R (1, 2) OBP: 0.358, SLG: 0.368			0-0 G6-4-3 1B		0-0 6-3			0-0 F9	1-0 HBP	2 0 1 0 0 0 0 1 0 0 0 0 0 0																							
John Stephenson, L (8, PH) OBP: 0.250, SLG: 0.232			0-0 2-3 1B																														
Bob Shaw, R (1, 1) OBP: 0.231, SLG: 0.167			0-0 P4				0-0 L4		0-0 L5	2 0 0 0 0 0 2 2 0 1 0 0 0 2 0 0 0 0 0 0 0 1 0 0 1 0 0 1																							
Roy McMillan, R (7, 6) OBP: 0.241, SLG: 0.225																																	
Larry Bearnarth, R (7, 1) OBP: 0.125, SLG: 0.250																																	
Chuck Hiller, L (9, PH) OBP: 0.410, SLG: 0.457																																	
Inning Stats	R: 0 E: 0 K: 0 S: 3	H: 0 LOB: 0 BB: 0 P: 3	R: 0 E: 0 K: 0 S: 3	H: 0 LOB: 0 BB: 0 P: 3	R: 0 E: 0 K: 0 S: 4	H: 2 LOB: 1 BB: 0 P: 4	R: 0 E: 0 K: 1 S: 5	H: 0 LOB: 0 BB: 0 P: 5	R: 1 E: 0 K: 0 S: 4	H: 2 LOB: 0 BB: 0 P: 4	R: 0 E: 0 K: 0 S: 3	H: 0 LOB: 1 BB: 0 P: 4	R: 0 E: 0 K: 0 S: 4	H: 1 LOB: 1 BB: 0 P: 4	R: 0 E: 0 K: 0 S: 4	H: 1 LOB: 2 BB: 1 P: 8	R: 1 E: 0 K: 0 S: 5	H: 2 LOB: 2 BB: 0 P: 6	1B: 6 2B: 2 3B: 0 HR: 0	SF: 0 SAC: 0 DP: 2 HBP: 2	WP: 0 PB: 0 SB: 0 CS: 0	PA: 36											
PITCHER Vern Law, R (1, 1) ERA: 3.84	IP 9.0	WLS W	BF 36	H 8	R 2	ER 2	SO 1	BB 1	IBB 0	HBP 2	BLK 0	WP 0	HR 0	S 35	P 41	ERA 2.00	WHIP 1.000																
											PITCHER	IP	WLS	BF	H	R	ER	SO	BB	IBB	HBP	BLK	WP	HR	S	P	ERA	WHIP					

New York Mets @ Pittsburgh Pirates
Forbes Field, Pittsburgh, PA
 Fri Jul 08 1966, 7:05 PM EDT
 Unknown

livebaseballscorecards.com

AB 33
R 2
H 8
RBI 1
BB 1
SO 1
LOB 17



Batter	1	2	3	4	5	6	7	8	9
Matty Alou, L OBP: 0.364, SLG: 0.444 (1, 8)	0-0 1B S 1B	0-0 E8 FC5 1-3 2-H 1B		0-0 6-3		0-0 FC3-6 1-2f	0-0 L3		
Gene Alley, R OBP: 0.313, SLG: 0.400 (1, 6)	0-0 1B 1-3 2B 1B	0-0 P4		0-0 E9 1B		0-0 G3		0-0 6-3	
Roberto Clemente, R Manny Mota, R OBP: 0.367, SLG: 0.537 OBP: 0.385, SLG: 0.526 (1, 9) (9, 9)	0-0 1-3 2B 1B 3-H	0-3 K		0-0 G3			0-0 1B FC6-4 1B	4-0 IHR BB	
Willie Stargell, L Bob Bailey, R OBP: 0.399, SLG: 0.618 OBP: 0.337, SLG: 0.374 (1, 7) (9, 7)	0-0 1-H 3-H 2B	4-0 IBB			0-0 G3		0-0 1-3 FC6-4 1B	0-0 1-H IHR	
Jose Pagan, R OBP: 0.305, SLG: 0.430 (1, 5)	0-0 4-3	0-0 FC5 2-3f			0-0 5-3		0-0 1-2f 3-H FC6-4 1B	0-0 G4-6-3 1B	
Donn Clendenon, R OBP: 0.352, SLG: 0.496 (1, 3)	0-0 2-3		0-0 5-3		0-3 K		4-0 1-2 1B BB	0-0 G4-6-3 1-2f	
Jim Pagliaroni, R OBP: 0.337, SLG: 0.389 (1, 2)	0-0 6-3		0-3 K			4-0 1B WP BB	4-0 1-2 2-3 1B BB		
Bill Mazaroski, R OBP: 0.304, SLG: 0.363 (1, 4)		0-0 1B E 1B		0-0 6-3		0-0 1-H FC1-6 1B	0-0 1-3 2-H 3-H 1B		
Vern Law, R OBP: 0.364, SLG: 0.469 (1, 1)		0-0 1-2 E 1B		0-0 F8		0-0 1-2f FC1-6 FC3-6	0-3 K		


AB	R	H	RBI	BB	SO	LOB
5	1	2	1	0	0	3
5	1	2	0	0	0	3
4	3	2	1	1	1	3
0	0	0	0	0	0	0
4	1	3	4	1	0	0
0	0	0	0	0	0	0
5	1	1	1	0	0	5
4	1	0	0	1	1	2
2	1	0	0	2	1	1
4	1	3	3	0	0	0
4	0	1	0	0	1	3

BOTTOM

New York Mets @ Pittsburgh Pirates
 Forbes Field, Pittsburgh, PA
 Fri Jul 08 1966, 7:05 PM EDT
 Unknown

AB	37
R	10
H	14
RBI	10
BB	5
SO	4
LOB	20

WP: 1 PA: 42
 PB: 0
 SB: 1
 CS: 0



Inning Stats	R	H	E	K	S	R	H	E	K	S	R	H	E	K	S	R	H	E	K	S	R	H	E	K	S
	3	4	0	7	5	1	3	0	1	4	0	0	0	1	5	1	1	0	0	4	0	0	0	1	8

PITCHER	IP	WLS	BF	H	R	ER	SO	BB	IBB	HBP	BLK	WP	HR	S	P	ERA	WHIP
Bob Shaw, R ERA: 4.64 (1, 1)	6.0	L	31	11	7	7	3	1	1	0	0	1	0	35	43	10.50	2.000
Larry Bearnarth, R ERA: 5.48 (7, 1)	2.0		11	3	3	3	1	3	0	0	0	0	0	10	22	13.50	3.000

WP	HR	S	P	ERA	WHIP
1	0	1	42		

livebaseballscorecards.com

Batter	1	2	3	4	5	6	7	8	9	AB R H RBI BB SO LOB	TOP											
Cleon Jones, R (1, 8) OBP: 0.338, SLG: 0.386	0-0 F9		0-0 1B		0-0 4-3		4-0 BB			3 0 1 2 1 0 0												
Chuck Hiller, L (1, 5) OBP: 0.427, SLG: 0.468 Eddie Bressoud, R (7, PH) OBP: 0.309, SLG: 0.405	0-0 1B		0-0 1B			4-0 BB	0-3 K			2 0 2 0 1 0 0 1 0 0 0 0 1 3												
Al Luplow, L (1, 7) OBP: 0.321, SLG: 0.313 Ron Swoboda, R (8, PH) OBP: 0.273, SLG: 0.287	0-0 FC7-6-4		0-0 G6-4-3			0-0 G6-4-3		0-0 5-3		3 0 0 0 0 0 4 1 0 0 0 0 0 0												
Ed Kranepool, L (1, 3) OBP: 0.319, SLG: 0.373	0-0 G3			0-0 6-3		0-3 K		0-0 1B		4 0 1 0 0 1 1												
Larry Elliot, L (1, 9) OBP: 0.273, SLG: 0.318		0-0 4-3		0-0 1B			0-0 F7	0-0 G4-6-3		4 0 1 0 0 0 1												
Ron Hunt, R (1, 4) OBP: 0.370, SLG: 0.379		0-0 5-3		0-0 FC6			0-0 F8		0-0 6-3	4 0 0 0 0 0 1												
John Stephenson, L (1, 2) OBP: 0.253, SLG: 0.235 Hawk Taylor, R (9, PH) OBP: 0.212, SLG: 0.277		0-0 F2		0-0 F8			0-0 1B		0-3 K	3 1 1 0 0 0 1 1 0 0 0 0 1 0												
Roy McMillan, R (1, 6) OBP: 0.246, SLG: 0.243			0-0 1B		0-0 1-3		0-0 1B		0-0 1-3	4 1 2 0 0 0 0												
Jack Fisher, R (1, 1) OBP: 0.189, SLG: 0.121 Ken Boyer, R (7, PH) OBP: 0.314, SLG: 0.424 Larry Bearnarth, R (7, 1) OBP: 0.125, SLG: 0.250			0-3 K		0-3 K		0-0 1B			2 0 0 0 0 2 1 1 0 1 0 0 0 0 0 0 0 0 0 0 0												
Inning Stats	R: 0 E: 0 K: 0 S: 4	H: 1 LOB: 1 BB: 0 P: 4	R: 0 E: 0 K: 0 S: 3	H: 0 LOB: 0 BB: 0 P: 3	R: 1 E: 0 K: 1 S: 7	H: 3 LOB: 1 BB: 0 P: 7	R: 0 E: 0 K: 0 S: 4	H: 1 LOB: 1 BB: 0 P: 4	R: 0 E: 0 K: 1 S: 5	H: 0 LOB: 0 BB: 0 P: 5	R: 0 E: 0 K: 1 S: 4	H: 0 LOB: 0 BB: 1 P: 8	R: 1 E: 0 K: 1 S: 8	H: 3 LOB: 3 BB: 1 P: 12	R: 0 E: 0 K: 0 S: 3	H: 1 LOB: 0 BB: 0 P: 3	R: 0 E: 0 K: 1 S: 5	H: 0 LOB: 0 BB: 0 P: 5	1B: 8 2B: 0 3B: 1 HR: 0	SF: 0 SAC: 0 DP: 3 HBP: 0	WP: 0 PB: 0 SB: 0 CS: 0	PA: 35
PITCHER	IP WLS BF H R ER SO BB IBB HBP BLK WP HR S P ERA WHIP												PITCHER	IP WLS BF H R ER SO BB IBB HBP BLK WP HR S P ERA WHIP								
Tommie Sisk, R (1, 1) ERA: 4.76	6.2 W 28 8 2 2 3 2 0 0 0 0 0 0 32 40 2.70 1.500																					
Billy O'Dell, L (7, 1) ERA: 2.48	2.1 S 7 1 0 0 2 0 0 0 0 0 0 0 11 11 0.00 0.429																					

New York Mets @ Pittsburgh Pirates
Forbes Field, Pittsburgh, PA
 Fri Jul 08 1966, 7:05 PM EDT
 Att: 32,440 - Unknown

livebaseballscorecards.com

AB	33
R	2
H	9
RBI	2
BB	2
SO	5
LOB	12



Batter	1	2	3	4	5	6	7	8	9
Matty Alou, L (1, 8) OBP: 0.366, SLG: 0.445	0-0 G3		0-0 1B HR 1B		0-0 F8		0-0 4-3 S WP 1B		
Gene Alley, R (1, 6) OBP: 0.313, SLG: 0.398	0-0 F9		0-0 1-3 HR 1B		0-0 4-3		0-0 4-3		
Roberto Clemente, R (1, 9) OBP: 0.366, SLG: 0.534	0-0 4-3		0-3 K			0-0 1B 1B	0-3 K		
Willie Stargell, L (1, 7) OBP: 0.404, SLG: 0.635 (9, 3)		0-0 F8 3B 2B	0-0 1-H 3-H HR			0-0 1-3 HR 1B	0-0 F8		
Jose Pagan, R (1, 5) OBP: 0.300, SLG: 0.421		0-0 F8 2-3	0-3 K			0-0 FC6-2-5-1-6-5-4 1-3 HR	0-0 F7		
Donn Clendenon, R (1, 3) OBP: 0.355, SLG: 0.504 Jerry Lynch, L (8, PH) OBP: 0.333, SLG: 0.267 Manny Mota, R (9, 7) OBP: 0.385, SLG: 0.526		0-0 FC6-2 3B		0-0 6-3		4-0 HR BB	0-0 F7		
Bill Mazerowski, R (1, 4) OBP: 0.306, SLG: 0.374		0-0 FC6-2 3-H		0-0 6-3		0-0 1-H 2-H 3-H HR	0-0 1B		
Jesse Gonder, L (1, 2) OBP: 0.210, SLG: 0.383		0-0 4-3		0-3 K		0-0 6-3	0-0 5-3		
Tommie Sisk, R (1, 1) OBP: 0.235, SLG: 0.133 Billy O'Dell, S (7, 1) OBP: 0.182, SLG: 0.182			0-0 6-3		0-3 K	0-3 K			


AB	R	H	RBI	BB	SO	LOB
4	2	2	0	0	0	0
4	1	1	0	0	0	1
4	0	1	0	0	2	2
4	3	3	3	0	0	0
4	1	0	0	0	1	3
2	1	1	1	1	0	0
1	0	0	0	0	0	0
0	0	0	0	0	0	0
4	1	2	4	0	0	1
4	0	0	0	0	1	2
3	0	0	0	0	2	0
0	0	0	0	0	0	0

BOTTOM

New York Mets @ Pittsburgh Pirates
Forbes Field, Pittsburgh, PA

Fri Jul 08 1966, 7:05 PM EDT
Att. 32,440 - Unknown

AB	34
R	9
H	10
RBI	8
BB	1
SO	6
LOB	9



WP: 1	PA: 35
PB: 0	
SB: 1	
CS: 0	

Inning Stats	R: 0	H: 0	E: 0	K: 0	S: 3	R: 1	H: 2	E: 0	K: 0	S: 5	R: 3	H: 3	E: 0	K: 2	S: 10	R: 0	H: 0	E: 0	K: 1	S: 5	R: 4	H: 3	E: 0	K: 1	S: 8	R: 1	H: 1	E: 0	K: 1	S: 6	R: 0	H: 1	E: 0	K: 0	S: 4
	0	0	0	0	3	1	2	0	0	5	3	3	0	2	10	0	0	0	1	5	4	3	0	1	12	1	1	0	0	6	0	1	0	4	

PITCHER	IP	WLS	BF	H	R	ER	SO	BB	IBB	HBP	BLK	WP	HR	S	P	ERA	WHIP
Jack Fisher, R (1, 1) ERA: 4.0	6.0	L	27	8	8	8	5	1	0	0	0	0	2	36	40	12.00	1.500
Larry Bearnarth, R (7, 1) ERA: 5.44	2.0		8	2	1	1	1	0	0	0	0	1	0	10	10	4.50	1.000

WP	HR	S	P	ERA	WHIP
1	2	6	35	4.50	1.000

Batter	1	2	3	4	5	6	7	8	9	AB R H RBI BB SO LOB	TOP										
Ron Hunt, R OBP: 0.372, SLG: 0.381 (1, 4) X	0-0 F8		0-0 1B		0-0 E9 2-H 1B		0-0 F8			4 0 2 1 0 0 0											
Eddie Bressoud, R OBP: 0.303, SLG: 0.395 (1, 6) X (4, 5)	0-0 E5 FC5-4		0-0 F7		0-0 P6			0-0 P4		4 0 0 0 0 0 2											
Cleon Jones, R OBP: 0.337, SLG: 0.392 (1, 9) X	0-0 FC5-4 1B 1-2f		0-0 L6			0-0 P3		0-0 SF8 3B		4 1 1 0 0 0 2											
Ken Boyer, R OBP: 0.315, SLG: 0.425 Roy McMillan, R OBP: 0.249, SLG: 0.243 (1, 5) X (4, 6)	0-0 FC5-4 1-3 1B			0-0 5-3		4-0 FC6-4 1B BB		0-0 SF8		2 0 1 0 0 0 0 0 0 0 1 1 0 0											
Ron Swoboda, R OBP: 0.272, SLG: 0.286 (1, 7) X	0-0 FC5-4 1-2f			0-3 K		0-0 FC6-4 1-2 1B		0-0 F9		4 0 1 0 0 1 2											
Jerry Grote, R OBP: 0.351, SLG: 0.361 Darrell Sutherland, R OBP: 1.000, SLG: 1.000 Chuck Hiller, L OBP: 0.433, SLG: 0.495 (1, 2) S.S. (7, 1) (9, PH)		0-3 K		0-0 F7		0-0 FC6-4 1-2f 2-3			0-0 PB 3B	3 0 0 0 0 1 2 0 0 0 0 0 0 0 1 1 1 0 0 0 0											
Billy Murphy, R OBP: 0.258, SLG: 0.372 (1, 8) X		0-0 P6			0-0 SH2-4 E 1B		0-0 F2		0-0 5-3	4 1 1 0 0 0 2											
Ed Kranepool, L OBP: 0.318, SLG: 0.371 (1, 3) X		0-0 F7			0-0 F9				0-0 4-3	4 0 1 0 0 0 1											
Bill Hepler, L OBP: 0.167, SLG: 0.167 Jack Hamilton, R OBP: 0.129, SLG: 0.100 Hawk Taylor, R OBP: 0.206, SLG: 0.269 (1, 1) S.S. (5, 1) (7, PH) (7, 2)			0-3 K		0-0 SH2-4 1-2				0-0 G6-4-3 1B	1 0 0 0 0 1 0 0 0 0 0 0 0 0 2 0 0 0 0 0 1											
Inning Stats	R: 0 E: 1 K: 0 S: 5	H: 1 LOB: 2 BB: 0 P: 5	R: 0 E: 0 K: 1 S: 5	H: 0 LOB: 0 BB: 0 P: 5	R: 0 E: 0 K: 1 S: 5	H: 0 LOB: 0 BB: 0 P: 5	R: 1 E: 1 K: 0 S: 5	H: 2 LOB: 1 BB: 0 P: 5	R: 0 E: 0 K: 0 S: 4	H: 1 LOB: 2 BB: 1 P: 8	R: 0 E: 0 K: 0 S: 3	H: 1 LOB: 0 BB: 0 P: 3	R: 1 E: 0 K: 0 S: 4	H: 1 LOB: 0 BB: 0 P: 4	R: 1 E: 0 K: 0 S: 4	H: 1 LOB: 0 BB: 0 P: 4	1B: 6 2B: 0 3B: 2 HR: 0	SF: 1 SAC: 1 DP: 1 HBP: 0	WP: 0 PB: 1 SB: 0 CS: 0	PA: 36	
PITCHER Woodie Fryman, L ERA: 2.3 (1, 1)	IP: 9.0 WLS: W BF: 36 H: 8 R: 3 ER: 3 SO: 3 BB: 1 IBB: 0 HBP: 0 BLK: 0 WP: 0 HR: 0 S: 41 P: 45 ERA: 3.00 WHIP: 1.000																				PITCHER IP: WLS: BF: H: R: ER: SO: BB: IBB: HBP: BLK: WP: HR: S: P: ERA: WHIP

New York Mets @ Pittsburgh Pirates
 Forbes Field, Pittsburgh, PA
 Sat Jul 09 1966, 3:33 AM EDT
 Att. 13,309 - Unknown

livebaseballscorecards.com

AB	33
R	3
H	8
RBI	2
BB	1
SO	3
LOB	12



Batter	1	2	3	4	5	6	7	8	9
Gene Alley, R OBP: 0.311, SLG: 0.394 (1, 6)	0-0 F8		0-0 P4		0-3 K	0-0 G4-6-3 1B		0-0 L5	
Manny Mota, R OBP: 0.387, SLG: 0.531 (1, 8)	0-0 5-3		0-0 2B		0-0 2B 1B	0-0 G4-6-3 1-2f			
Roberto Clemente, R OBP: 0.367, SLG: 0.539 (1, 9)	0-0 6-3		0-0 6-3		0-0 2B 1-3		0-0 6-3 WP 2B		
Donn Clendenon, R OBP: 0.350, SLG: 0.496 (1, 3)		0-0 4-3	0-0 4-3		0-0 P3		0-0 6-3 2-3		
Jose Pagan, R OBP: 0.303, SLG: 0.428 (1, 5)		0-0 L7		0-0 G5-4-3 1B	0-0 2B 2-H 3-H		0-0 6-3 3-H		
Bill Mazaroski, R OBP: 0.305, SLG: 0.371 (1, 4)		4-0 1B BB BB		0-0 G5-4-3 1-2f	0-0 P4		0-0 6-3		
Jim Pagliaroni, R OBP: 0.344, SLG: 0.395 (1, 2)		4-0 1B 1-2 BB		4-0 E BB		0-0 E5 HR		0-0 G3 2B	
Willie Stargell, L OBP: 0.405, SLG: 0.644 (1, 7)		0-0 1B 1-3 2-H		0-0 E2 1-2		0-0 HR 1-H		0-0 G3 2-3	
Woodie Fryman, R OBP: 0.189, SLG: 0.189 (1, 1)		0-0 P4		0-0 4-3		0-0 F8		0-0 1-3	

Inning Stats	R: 0	H: 0	E: 0	K: 0	S: 3	LOB: 0	BB: 0	P: 3
	R: 1	H: 1	E: 0	K: 0	S: 4	LOB: 2	BB: 2	P: 12
	R: 0	H: 1	E: 0	K: 0	S: 4	LOB: 1	BB: 0	P: 4
	R: 0	H: 1	E: 1	K: 0	S: 4	LOB: 2	BB: 1	P: 8
	R: 2	H: 3	E: 0	K: 1	S: 8	LOB: 1	BB: 0	P: 8
	R: 2	H: 2	E: 1	K: 0	S: 5	LOB: 0	BB: 0	P: 5
	R: 1	H: 1	E: 0	K: 0	S: 4	LOB: 0	BB: 0	P: 4
	R: 0	H: 1	E: 0	K: 0	S: 4	LOB: 1	BB: 0	P: 4


PITCHER	IP	WLS	BF	H	R	ER	SO	BB	IBB	HBP	BLK	WP	HR	S	P	ERA	WHIP
Bill Hepler, L ERA: 4.13 (1, 1)	4.2	L	23	6	3	3	1	3	0	0	0	0	0	22	34	5.79	1.929
Jack Hamilton, R ERA: 3.61 (5, 1)	1.1		6	2	2	1	0	0	0	0	0	0	1	6	6	6.75	1.500
Darrell Sutherland, R ERA: 7.79 (7, 1)	2.0		8	2	1	1	0	0	0	0	0	1	0	8	8	4.50	1.000

BOTTOM

New York Mets @ Pittsburgh Pirates
Forbes Field, Pittsburgh, PA
 Sat Jul 09 1966, 3:33 AM EDT
 Att. 13,309 - Unknown

AB	R	H	RBI	BB	SO	LOB
5	0	1	0	0	1	1
4	1	2	0	0	0	1
4	2	2	0	0	0	1
4	0	0	0	0	0	4
4	0	2	2	0	0	0
3	1	0	0	1	0	2
2	1	1	0	2	0	0
4	1	2	3	0	0	2
4	0	0	0	0	0	5

AB	34
R	6
H	10
RBI	5
BB	3
SO	1
LOB	16



WP	PA
1	37
PB	0
SB	0
CS	0

1B	2B	3B	HR	SF	SAC	DP	HBP
4	5	0	1	0	2	0	0

Batter	1	2	3	4	5	6	7	8	9	AB R H RBI BB SO LOB	TOP																									
Cleon Jones, R (1, 8) OBP: 0.331, SLG: 0.384	0-0 F8		0-0 5-3		0-0 F7		0-0 5-3		0-3 K	5 0 0 0 0 1 1																										
Chuck Hiller, L (1, 5) OBP: 0.431, SLG: 0.490	0-0 L6		0-0 F8		0-0 P5		0-0 HR 1B		0-0 WP 1B	5 1 2 0 0 0 1																										
Al Luplow, L (1, 7) OBP: 0.327, SLG: 0.329 Ron Swoboda, R (7, PH) OBP: 0.274, SLG: 0.304	0-0 L9				4-0 BB 1-2		0-0 1-H HR		0-0 L7 1-2	2 0 1 0 1 0 0 2 1 1 2 0 0 1																										
Ed Kranepool, L (1, 3) OBP: 0.320, SLG: 0.369		0-0 3B 1B	0-0 F8		0-3 K		4-0 FC5-4 BB		0-3 K	4 1 1 0 1 2 4																										
Larry Elliot, L (1, 9) OBP: 0.346, SLG: 0.440				0-0 FC5-4 1B		4-0 G5-4-3 BB		0-0 FC5-4		3 1 2 1 1 0 1																										
Ron Hunt, R (1, 4) OBP: 0.370, SLG: 0.379				0-3 K		0-0 G5-4-3 1-2f		0-0 F7		4 0 1 1 0 1 2																										
Eddie Bressoud, R (1, 6) OBP: 0.307, SLG: 0.398				0-0 FC5-4 1-2f		0-0 1B		0-0 FC5-4 1B		4 0 2 0 0 0 2																										
Jerry Grote, R (1, 2) OBP: 0.343, SLG: 0.351				0-0 F8		0-0 P6		0-0 FC5-4 1-2f		4 0 0 0 0 0 3																										
Rob Gardner, R Jack Hamilton, R Jack Hamilton, R Gerry Arigo, L Jack Fisher, R Haver, R Carroll Sutherland, R John Stephenson, L Bob Shaw, R Bob Friend, R		0-0 5-3			0-0 BB 1B		0-0 6-3		0-0 4-3	2 0 0 1 0 0 0 1 0 0 0 0 0 0 0 0 0 0 0 0 0 0 0 0 1 0 0 0 0 0 0 0 0 0 0 0 0 0 0 0 1 0 0 0 0 0 0 1 0 0 0 0 0 0 0 0 0 0 0 0 0 0 0 0																										
Inning Stats	R: 0 E: 0 K: 0 S: 3	H: 0 LOB: 0 BB: 0 P: 3	R: 2 E: 1 K: 0 S: 6	H: 3 LOB: 1 BB: 0 P: 6	R: 0 E: 0 K: 1 S: 4	H: 1 LOB: 1 BB: 0 P: 6	R: 0 E: 0 K: 1 S: 6	H: 1 LOB: 2 BB: 1 P: 10	R: 0 E: 0 K: 0 S: 3	H: 1 LOB: 1 BB: 1 P: 7	R: 2 E: 0 K: 0 S: 5	H: 2 LOB: 1 BB: 1 P: 9	R: 0 E: 0 K: 0 S: 4	H: 1 LOB: 1 BB: 0 P: 4	R: 0 E: 0 K: 2 S: 8	H: 1 LOB: 1 BB: 0 P: 8	1B: 8 2B: 0 3B: 2 HR: 1	SF: 0 SAC: 0 DP: 2 HBP: 0	WP: 1 PB: 0 SB: 0 CS: 0	PA: 40																
PITCHER	IP WLS BF H R ER SO BB IBB HBP BLK WP HR S P ERA WHIP																																			
Steve Blass, R (1, 1) ERA: 3.58	6.0		7	2	2	2	2	2	0	0	0	0	0	28	36	3.00	1.500																			
Billy O'Dell, L (7, 1) ERA: 2.77	1.0		6	2	2	2	0	1	0	0	0	0	1	5	9	18.00	3.000																			
Roy Face, R (8, 1) ERA: 2.08	2.0	W	8	2	0	0	2	0	0	0	0	1	0	12	12	0.00	1.000																			

New York Mets @ Pittsburgh Pirates
Forbes Field, Pittsburgh, PA
 Sun Jul 10 1966, 3:33 AM EDT
 Att: 26,150 - Unknown

livebaseballscorecards.com

AB	37
R	4
H	11
RBI	4
BB	3
SO	4
LOB	17



BOTTOM

New York Mets @ Pittsburgh Pirates
Forbes Field, Pittsburgh, PA
Sun Jul 10 1966, 3:33 AM EDT
Att. 26,150 - Unknown

livebaseballscorecards.com

AB	39
R	9
H	17
RBI	8
BB	5
SO	8
LOB	24



WP:	0	PA:	45
PB:	0		
SB:	1		
CS:	1		

AB R H RBI BB SO LOB

5 1 2 0 0 0 3

5 1 2 0 0 2 4

2 2 1 1 3 0 1

5 1 2 3 0 1 6

5 1 1 0 0 1 3

5 2 3 2 0 0 0

4 1 2 0 1 1 1

3 0 1 0 1 2 2

1B:	11	SF:	0
2B:	4	SAC:	1
3B:	3	DP:	2
HR:	0	HBP:	0

Batter	1	2	3	4	5	6	7	8	9
Gene Alley, R OBP: 0.312, SLG: 0.401 (1, 6)	0-0 3B	0-0 F3			0-0 FC6-4 2B	0-0 1B		0-0 L4	
Manny Mota, R OBP: 0.388, SLG: 0.527 (1, 8)	0-3 K		0-0 FC4-6 1B		0-3 K	0-0 F9		0-0 E4 2B 1B	
Roberto Clemente, R OBP: 0.373, SLG: 0.542 (1, 9)	4-0 S BB		0-0 FC4-6 G6-4-3 1-2f		4-0 2B BB	4-0 BB		0-0 1B 2B	
Donn Clendenon, R OBP: 0.351, SLG: 0.498 (1, 3)	0-0 L5 1-2		0-0 G6-4-3 1-2f		0-0 2B	0-3 K		0-0 1B 3B 1B	
Jose Pagan, R OBP: 0.301, SLG: 0.422 (1, 5)	0-0 P5			0-3 K	0-0 4-3		0-0 F9	0-0 1-2 3B 1B	
Bill Mazerowski, R OBP: 0.309, SLG: 0.387 (1, 4)		0-0 F7		0-0 F9		0-0 SH3 1B 1B	0-0 3B	0-0 1-H 2-H E 3B	
Jim Pagliaroni, R OBP: 0.348, SLG: 0.396 (1, 2)		0-0 1B 1B		0-0 1B		4-0 1B SH3 BB	0-3 K	0-0 2B CS E5	
Willie Stargell, L OBP: 0.406, SLG: 0.645 (1, 7)		0-3 K		0-3 K2-3		0-0 SH3	4-0 IBB	0-0 1-3 2B	
Steve Blass, R OBP: 0.190, SLG: 0.214 (1, 1)		0-0 1B			0-0 FC6-4 1B	0-0 BB 1B	0-0 L7	0-3 K	
Bob Bailey, R OBP: 0.340, SLG: 0.377 (6, PH)									
Billy O'Dell, S OBP: 0.182, SLG: 0.182 (7, 1)									
Jerry Lynch, L OBP: 0.324, SLG: 0.258 (7, PH)									
Roy Face, R (8, 1)									

Inning Stats	R: 0 E: 0 K: 1 S: 6	H: 1 LOB: 2 BB: 1 P: 10	R: 0 E: 0 K: 1 S: 7	H: 2 LOB: 2 BB: 0 P: 7	R: 0 E: 0 K: 0 S: 3	H: 1 LOB: 0 BB: 0 P: 3	R: 0 E: 0 K: 2 S: 8	H: 1 LOB: 1 BB: 0 P: 8	R: 2 E: 0 K: 1 S: 7	H: 2 LOB: 1 BB: 1 P: 11	R: 2 E: 0 K: 1 S: 8	H: 3 LOB: 3 BB: 2 P: 16	R: 0 E: 0 K: 1 S: 6	H: 1 LOB: 2 BB: 1 P: 10	R: 5 E: 2 K: 1 S: 11	H: 6 LOB: 2 BB: 0 P: 11
--------------	------------------------------	----------------------------------	------------------------------	---------------------------------	------------------------------	---------------------------------	------------------------------	---------------------------------	------------------------------	----------------------------------	------------------------------	----------------------------------	------------------------------	----------------------------------	-------------------------------	----------------------------------

PITCHER	IP	WLS	BF	H	R	ER	SO	BB	IBB	HBP	BLK	WP	HR	S	P	ERA	WHIP
Rob Gardner, L ERA: 4.38 (1, 1)	4.2		22	7	2	2	5	2	0	0	0	0	0	30	38	3.86	1.929
Jack Hamilton, R ERA: 3.77 (5, 1)	0.1		3	1	2	2	0	1	0	0	0	0	0	2	6	54.00	6.000
Gerry Arrigo, L ERA: 5.08 (6, 1)	0.1		1	0	0	0	0	0	0	0	0	0	0	1	1	0.00	0.000
Jack Fisher, R ERA: 3.97 (6, 1)	0.2		5	2	0	0	1	1	0	0	0	0	0	6	10	0.00	4.500
Darrell Sutherland, R ERA: 7.36 (7, 1)	1.0		5	1	0	0	1	0	1	0	0	0	0	6	10	0.00	1.000

PITCHER	IP	WLS	BF	H	R	ER	SO	BB	IBB	HBP	BLK	WP	HR	S	P	ERA	WHIP
Bob Shaw, R ERA: 4.94 (8, 1)	0.1		8	6	5	3	0	0	0	0	0	0	0	8	8	81.00	18.000
Bob Friend, R ERA: 4.35 (8, 1)	0.2		1	0	0	0	1	0	0	0	0	0	0	3	3	0.00	0.000

Batter	1	2	3	4	5	6	7	8	9	AB R H RBI BB SO LOB	TOP																					
Adolfo Phillips, R (1, 8) OBP: 0.364, SLG: 0.502	0-0 P3		0-0 1B FC4-6 1B	0-3 K			0-3 K			4 1 1 0 0 2 0																						
Glenn Beckert, R (1, 4) OBP: 0.319, SLG: 0.358	0-0 E SF8 1B		0-0 FC4-6 14 FC6-4 1B		0-0 4-3		0-3 K			4 2 2 0 0 1 0																						
Billy Williams, L (1, 9) OBP: 0.344, SLG: 0.464	0-0 E1		0-0 FC4-6 1B		0-3 K			0-0 G3		4 0 1 1 0 1 1																						
Ron Santo, R (1, 5) OBP: 0.409, SLG: 0.553	0-0 SF8		0-0 FC4-6 14 FC6-4 1B		0-3 K			0-0 F9		3 0 0 2 0 1 2																						
14 Ernie Banks, R (1, 3) OBP: 0.266, SLG: 0.358	0-0 F9		0-0 FC6-4 1B		0-3 K			0-0 F8		4 0 0 1 0 1 2																						
Byron Browne, R (1, 7) OBP: 0.325, SLG: 0.476		0-3 K	0-0 FC6-4 1B		0-0 6-3			0-3 K		4 0 1 0 0 2 0																						
Randy Hundley, R (1, 2) OBP: 0.285, SLG: 0.410		0-0 F9	0-0 FC6-4 1B		0-0 FC6-4 1B			0-0 F7		4 0 1 0 0 0 2																						
Don Kessinger, S (1, 6) OBP: 0.265, SLG: 0.263		0-0 F8		0-0 F9		0-0 FC6-4		0-0 2B		4 0 1 0 0 0 1																						
Dick Ellsworth, L (1, 1) OBP: 0.180, SLG: 0.188			0-0 1B 1B		0-0 1-3		0-0 5-3		0-0 F7	0 0 0 0 0 0 0																						
Joey Amalfitano, R (3, PH) OBP: 0.219, SLG: 0.185										1 1 1 0 0 0 0																						
Cal Koonec, R (3, 1)										1 0 0 0 0 0 0																						
Ron Campbell, R (7, PH) OBP: 0.217, SLG: 0.167										1 0 0 0 0 0 0																						
Bob Hendley, R (7, 1) OBP: 0.250, SLG: 0.286										0 0 0 0 0 0 0																						
John Goccebellia, R (9, PH) OBP: 0.262, SLG: 0.400										1 0 0 0 0 0 1																						
Inning Stats	R: 1 E: 1 K: 0 S: 5	H: 1 LOB: 1 BB: 0 P: 5	R: 0 E: 0 K: 1 S: 5	H: 0 LOB: 0 BB: 0 P: 5	R: 3 E: 0 K: 0 S: 8	H: 5 LOB: 2 BB: 0 P: 8	R: 0 E: 0 K: 1 S: 5	H: 0 LOB: 0 BB: 0 P: 5	R: 0 E: 0 K: 1 S: 7	H: 1 LOB: 1 BB: 0 P: 6	R: 0 E: 0 K: 2 S: 7	H: 0 LOB: 0 BB: 0 P: 7	R: 0 E: 0 K: 0 S: 3	H: 0 LOB: 0 BB: 0 P: 3	R: 0 E: 0 K: 1 S: 6	H: 1 LOB: 1 BB: 0 P: 6	1B: 7 2B: 1 3B: 0 HR: 0	SF: 1 SAC: 0 DP: 0 HBP: 0	WP: 0 PB: 0 SB: 0 CS: 0	PA: 36												
PITCHER Bob Veale, L (1, 1) ERA: 2.74	IP 9.0	WLS W	BF 36	H 8	R 4	ER 3	SO 8	BB 0	IBB 0	HBP 0	BLK 0	WP 0	HR 0	S 52	P 52	ERA 3.00	WHIP 0.889															
											PITCHER	IP	WLS	BF	H	R	ER	SO	BB	IBB	HBP	BLK	WP	HR	S	P	ERA	WHIP				

Chicago Cubs @ Pittsburgh Pirates
Forbes Field, Pittsburgh, PA
 Thu Jul 14 1966, 7:05 PM EDT
 Att. 11,692 - Cloudy - 92 F

livebaseballscorecards.com

AB	35
R	4
H	8
RBI	4
BB	0
SO	8
LOB	9



Batter	1	2	3	4	5	6	7	8	9	AB	R	H	RBI	BB	SO	LOB
Gene Alley, R OBP: 0.313, SLG: 0.399 (1, 6)	0-0 E BB 3B 1B	4-0 1B IHR BB	0-0 F9		0-0 4-3			0-0 6-3		4	2	1	0	1	0	2
Manny Mota, R OBP: 0.393, SLG: 0.527 (1, 8)	4-0 E 3B BB	0-0 IHR 1B BB		0-0 FC6-4 1B		0-0 6-3		0-0 1-3		4	2	2	1	1	0	0
Roberto Clemente, R OBP: 0.372, SLG: 0.548 (1, 9)	0-0 E3 3B	0-0 IHR 1B		0-0 FC6-4 HR		0-3 K				4	3	1	3	0	1	3
Donn Clendenon, R OBP: 0.350, SLG: 0.505 (1, 3)	0-3 K	0-3 K		0-0 HR		0-0 6-3				4	1	1	2	0	2	3
Jose Pagan, R OBP: 0.300, SLG: 0.429 (1, 5)	0-0 1-H 2-H 3-H 3B	0-0 5-3		0-0 5-3			0-0 F9			4	0	1	3	0	0	0
Jim Pagliaroni, R OBP: 0.347, SLG: 0.394 (1, 2)	0-0 5-3		0-0 6-3		0-3 K		0-0 FC5-4 1B			4	0	1	0	0	1	1
Bill Mazerowski, R OBP: 0.309, SLG: 0.385 (1, 4)	0-0 4-3		0-0 WP 1B		0-0 6-3		0-0 FC5-4 1-2f			4	1	1	0	0	0	2
Willie Stargell, L OBP: 0.411, SLG: 0.646 (1, 7)		0-0 BB 1B	0-0 SH1-3 1B		0-0 SH1-4 1B		0-0 G3			4	1	3	1	0	0	1
Bob Veale, S OBP: 0.170, SLG: 0.208 (1, 1)		0-3 K	0-0 SH1-3		0-0 SH1-4			0-3 K		2	0	0	0	0	2	1

Inning Stats	R: 3	H: 2	E: 1	K: 1	S: 8	LOB: 1	BB: 1	P: 12	R: 4	H: 3	E: 0	K: 2	S: 10	LOB: 0	BB: 1	P: 14	R: 1	H: 2	E: 0	K: 0	S: 5	LOB: 1	BB: 0	P: 5	R: 2	H: 2	E: 0	K: 1	S: 7	LOB: 0	BB: 0	P: 7	R: 0	H: 1	E: 0	K: 0	S: 4	LOB: 1	BB: 0	P: 4	R: 0	H: 0	E: 0	K: 1	S: 5	LOB: 0	BB: 0	P: 5	R: 0	H: 1	E: 0	K: 0	S: 4	LOB: 1	BB: 0	P: 4	R: 0	H: 0	E: 0	K: 1	S: 5	LOB: 0	BB: 0	P: 5
--------------	------	------	------	------	------	--------	-------	-------	------	------	------	------	-------	--------	-------	-------	------	------	------	------	------	--------	-------	------	------	------	------	------	------	--------	-------	------	------	------	------	------	------	--------	-------	------	------	------	------	------	------	--------	-------	------	------	------	------	------	------	--------	-------	------	------	------	------	------	------	--------	-------	------

PITCHER	IP	WLS	BF	H	R	ER	SO	BB	IBB	HBP	BLK	WP	HR	S	P	ERA	WHIP
Dick Ellsworth, L ERA: 3.95 (1, 1)	2.0	L	14	5	7	6	3	2	0	0	0	0	0	18	26	27.00	3.500
Cal Koonce, R ERA: 5.44 (3, 1)	4.0		17	5	3	3	2	0	0	0	0	1	1	21	21	6.75	1.250
Bob Hendley, L ERA: 4.37 (7, 1)	2.0		7	1	0	0	1	0	0	0	0	0	0	9	9	0.00	0.500

BOTTOM

Chicago Cubs @ Pittsburgh Pirates
Forbes Field, Pittsburgh, PA
 Thu Jul 14 1966, 7:05 PM EDT
 Att: 11,692 - Cloudy - 92 F

AB	34
R	10
H	11
RBI	10
BB	2
SO	6
LOB	13

livebaseballscorecards.com

WP: 1	PA: 38
PB: 0	
SB: 0	
CS: 0	



Batter	1	2	3	4	5	6	7	8	9	AB R H RBI BB SO LOB	TOP									
Adolfo Phillips, R (1, 8) OBP: 0.365, SLG: 0.505	0-0 HR 1B		0-0 P6		0-0 F7		0-0 2B		0-0 FC5 2-3f	5 1 2 1 0 0 2										
Glenn Beckert, R (1, 4) OBP: 0.318, SLG: 0.357	0-0 5-3 1-2		0-0 6-3			0-0 1B 1B	0-3 K			4 1 1 0 0 1 2										
Billy Williams, L (1, 9) OBP: 0.349, SLG: 0.464	4-0 HR BB		0-0 5-3			0-0 14 FC5 1B 1-3		4-0 14 G6-4-3 BB		2 1 1 0 2 0 0										
Ron Santo, R (1, 5) OBP: 0.413, SLG: 0.567	0-0 HR 1-H 2-H			0-0 14 G6-4-3 1B		0-0 14 FC5 1B 1-2 3-H		0-3 K		4 1 3 4 0 1 1										
14 Ernie Banks, R (1, 3) OBP: 0.262, SLG: 0.352	0-0 P4			0-0 G6-4-3 1-2f		0-0 FC5 1-2 2-3f		0-0 G6-4-3 1-2f		4 0 0 0 0 0 4										
Randy Hundley, R (1, 2) OBP: 0.284, SLG: 0.408	0-0 5-3			0-0 1B		0-0 G6-4-3 1-2f			0-0 F9	4 0 1 0 0 0 2										
Byron Browne, R (1, 7) OBP: 0.324, SLG: 0.472		0-3 K		0-3 K		0-0 FC5-4 1B		0-3 K		4 0 1 0 0 3 1										
Don Kessinger, S (1, 6) OBP: 0.265, SLG: 0.263		0-0 F9			0-0 1-3		0-0 FC5-4 2B		0-0 FC5 1B	4 1 1 0 0 0 1										
Robin Roberts, S (1, 1) OBP: 0.182, SLG: 0.053		0-3 K			0-0 P4		0-3 K		4-0 BB	3 0 0 0 1 2 1										
Inning Stats	R: 3 E: 0 K: 0 S: 5	H: 2 LOB: 0 BB: 1 P: 9	R: 0 E: 0 K: 2 S: 7	H: 0 LOB: 0 BB: 0 P: 7	R: 0 E: 0 K: 1 S: 3	H: 2 LOB: 1 BB: 0 P: 6	R: 0 E: 0 K: 0 S: 3	H: 0 LOB: 0 BB: 0 P: 3	R: 1 E: 0 K: 0 S: 5	H: 3 LOB: 1 BB: 0 P: 5	R: 1 E: 0 K: 2 S: 9	H: 2 LOB: 1 BB: 0 P: 9	R: 0 E: 0 K: 1 S: 4	H: 0 LOB: 0 BB: 1 P: 8	R: 0 E: 0 K: 1 S: 6	H: 1 LOB: 2 BB: 1 P: 10	1B: 8 2B: 1 3B: 0 HR: 1	SF: 0 SAC: 0 DP: 3 HBP: 0	WP: 0 PB: 0 SB: 3 CS: 0	PA: 37
PITCHER	IP WLS BF H R ER SO BB IBB HBP BLK WP HR S P ERA WHIP																			
Vern Law, R (1, 1) ERA: 4.07	6.2 L 28 9 5 5 4 1 0 0 0 0 0 1 35 39 6.75 1.500																			
Pete Mikkelsen, R (7, 1) ERA: 3.86	0.1 1 0 0 0 1 0 0 0 0 0 0 0 3 3 0.00 0.000																			
Roy Face, R (8, 1) ERA: 1.96	2.0 8 1 0 0 2 2 0 0 0 0 0 0 10 18 0.00 1.500																			

Chicago Cubs @ Pittsburgh Pirates
 Forbes Field, Pittsburgh, PA
 Fri Jul 15 1966, 7:05 PM EDT
 Att. 15,488 - Unknown

AB	34
R	5
H	10
RBI	5
BB	3
SO	7
LOB	14



WP: 0	PA: 37
PB: 0	
SB: 3	
CS: 0	

BOTTOM

Chicago Cubs @ Pittsburgh Pirates
Forbes Field, Pittsburgh, PA
Fri Jul 15 1966, 7:05 PM EDT
Att. 15,488 - Unknown

livebaseballscorecards.com

AB 34
R 4
H 8
RBI 3
BB 2
SO 6
LOB 10



WP: 1 PA: 36
PB: 1
SB: 0
CS: 0

AB R H RBI BB SO LOB

4	0	0	0	0	1	2
3	1	0	0	1	0	0
4	0	1	0	0	2	1
3	1	1	0	1	0	1
4	0	1	2	0	1	2
4	1	1	0	0	0	0
4	1	2	1	0	0	0
3	0	1	0	0	0	1
1	0	1	0	0	0	0
0	0	0	0	0	0	0
1	0	0	0	0	0	0
0	0	0	0	0	0	0
1	0	0	0	0	0	1

Batter	1	2	3	4	5	6	7	8	9
Matty Alou, L OBP: 0.361, SLG: 0.439 (1, 8)	0-3 K ① X	0-0 L5 ③		0-0 G3 ③			0-0 F3 ③		
Gene Alley, R OBP: 0.313, SLG: 0.395 (1, 6)	4-0 BB 2B BB		0-0 F9 ①		0-0 F7 ①			0-0 1-3 ①	
Roberto Clemente, R OBP: 0.371, SLG: 0.544 (1, 9)	0-3 K ②		0-0 WP 1B		0-3 K ②			0-0 F8 ②	
Willie Stargell, L OBP: 0.412, SLG: 0.643 (1, 7)	4-0 1-2 2B BB		0-0 F8 ②		0-0 F8 ③			0-0 1B	
Jose Pagan, R OBP: 0.299, SLG: 0.430 (1, 5)	0-0 1-H 2-H 2B ③		0-0 L6 ③		0-0 5-3 ①			0-3 K ③	
Donn Clendenon, R OBP: 0.349, SLG: 0.502 (1, 3)		0-0 6-3 ①		0-0 2B 1B		0-0 F9 ②		0-0 L6 ①	
Jim Pagliaroni, R OBP: 0.349, SLG: 0.400 (1, 2)		0-0 1B PB 1B		0-0 1-H 2B		0-0 F8 ③		0-0 F7 ②	
Bill Mazeroski, R OBP: 0.309, SLG: 0.384 (1, 4)		0-0 PB 1B		0-0 P6 ①		0-0 6-3 ①		0-0 1B	
Jerry Lynch, L OBP: 0.343, SLG: 0.281 (9, PH)		0-3 K ②		0-3 K ②			0-0 P6 ②		0-0 F9 ③
Gene Michael, S (9, PR)									
Vern Law, R OBP: 0.343, SLG: 0.441 (1, 1)									
Pete Mikkelsen, R OBP: 0.273, SLG: 0.200 (7, 1)									
Bob Bailey, R OBP: 0.338, SLG: 0.375 (7, PH)									
Roy Face, R (8, 1)									
Manny Mota, R OBP: 0.391, SLG: 0.524 (9, PH)									

Inning Stats	R: 2	H: 1	E: 0	K: 2	S: 7	R: 1	H: 2	E: 0	K: 1	S: 7	R: 0	H: 1	E: 0	K: 0	S: 4	R: 1	H: 2	E: 0	K: 1	S: 7	R: 0	H: 0	E: 0	K: 1	S: 5	R: 0	H: 0	E: 0	K: 0	S: 3	R: 0	H: 1	E: 0	K: 1	S: 6	R: 0	H: 1	E: 0	K: 0	S: 4	1B: 6	SF: 0	2B: 2	SAC: 0	3B: 0	DP: 0	HR: 0	HBP: 0	WP: 1	PA: 36
--------------	------	------	------	------	------	------	------	------	------	------	------	------	------	------	------	------	------	------	------	------	------	------	------	------	------	------	------	------	------	------	------	------	------	------	------	------	------	------	------	------	-------	-------	-------	--------	-------	-------	-------	--------	-------	--------

PITCHER	IP	WLS	BF	H	R	ER	SO	BB	IBB	HBP	BLK	WP	HR	S	P	ERA	WHIP
Robin Roberts, R ERA: 3.72 (1, 1)	9.0	W	36	8	4	3	6	2	0	0	0	1	0	46	54	3.00	1.111

Batter	1	2	3	4	5	6	7	8	9	AB R H RBI BB SO LOB	TOP		
Adolfo Phillips, R OBP: 0.366, SLG: 0.500 (1, 8) BB	4-0 CS BB		x 0-0 1B		x 0-0 6-3	x 0-0 6-3		x 0-0 G4-6-3 1-2f		4 0 1 0 1 0 2			
Glenn Beckert, R OBP: 0.319, SLG: 0.364 (1, 4) x	0-0 6-3 1-2		x 0-0 F9		x 0-0 6-3	x 0-0 3B		x 0-0 BB 1B		5 0 2 0 0 0 2			
Billy Williams, L OBP: 0.352, SLG: 0.471 (1, 9) BB	4-0 BB BB		x 0-0 G5-4-3 1B		x 0-0 HR 3B	x 0-0 4-3		x 0-0 P4		4 1 2 0 1 0 2			
Ron Santo, R OBP: 0.416, SLG: 0.575 (1, 5) BB	4-0 14 FC6-4 BB		x 0-0 G5-4-3 1-2f		x 0-0 HR		x 0-3 K	x 4-0 BB		3 1 1 2 2 1 2			
14 Ernie Banks, R OBP: 0.260, SLG: 0.349 (1, 3) x	0-0 FC6-4 1-2f			x 0-0 4-3	x 0-0 1B 1B		x 0-3 K	x 0-0 F9		5 1 1 0 0 1 4			
Randy Hundley, R OBP: 0.286, SLG: 0.415 (1, 2) x		x 0-0 F7		x 0-0 FC 3B	x 0-0 1B 1B		x 0-0 F7	x 0-0 1-3		5 1 2 0 0 0 2			
Byron Browne, R OBP: 0.323, SLG: 0.469 (1, 7) x		x 0-0 F3		x 0-0 FC 3-H	x 0-0 1-3 2-H 1B		x 0-0 6-3			4 0 1 2 0 0 0			
Don Kessinger, S OBP: 0.268, SLG: 0.266 (1, 6) x		x 0-0 1B		x 0-0 P6 3-H	x 0-0 G3		x 0-0 BB 1B			4 0 2 0 0 0 3			
Bill Hands, R OBP: 0.125, SLG: 0.069 (1, 1) Fergie Jenkins, R OBP: 0.375, SLG: 0.429 (7, 1) BB		x 0-3 K		x 0-0 L9		x 0-3 K	x 4-0 BB 1B			3 0 0 0 0 2 2 0 0 0 0 1 0 0			
Inning Stats	R: 0 E: 0 K: 0 S: 2 H: 0 LOB: 2 BB: 3 P: 14	R: 0 E: 0 K: 1 S: 6 H: 1 LOB: 1 BB: 0 P: 6	R: 0 E: 0 K: 0 S: 4 H: 2 LOB: 1 BB: 0 P: 4	R: 1 E: 0 K: 0 S: 5 H: 1 LOB: 1 BB: 0 P: 5	R: 3 E: 0 K: 1 S: 8 H: 5 LOB: 2 BB: 0 P: 8	R: 0 E: 0 K: 1 S: 6 H: 1 LOB: 1 BB: 0 P: 6	R: 0 E: 0 K: 2 S: 7 H: 0 LOB: 0 BB: 0 P: 7	R: 0 E: 0 K: 0 S: 3 H: 1 LOB: 1 BB: 1 P: 7	R: 0 E: 0 K: 0 S: 4 H: 1 LOB: 2 BB: 1 P: 8	1B: 8 2B: 0 3B: 3 HR: 1 SF: 0 SAC: 0 DP: 2 HBP: 0	WP: 0 PB: 0 SB: 0 CS: 1 PA: 42		
PITCHER	IP WLS BF H R ER SO BB IBB HBP BLK WP HR S P ERA WHIP											PITCHER	IP WLS BF H R ER SO BB IBB HBP BLK WP HR S P ERA WHIP
Woody Fryman, L ERA: 2.55 (1, 1)	4.2 L 25 9 4 4 1 3 0 0 0 0 0 1 24 36 7.71 2.571												
Al McBean, R ERA: 3.86 (5, 1)	0.1 1 0 0 0 0 0 0 0 0 0 0 0 1 1 0.00 0.000												
Pete Mikkelsen, R ERA: 3.68 (6, 1)	3.0 11 2 0 0 3 1 0 0 0 0 0 0 16 20 0.00 1.000												
Billy O'Dell, L ERA: 2.72 (9, 1)	1.0 5 1 0 0 0 1 0 0 0 0 0 0 4 8 0.00 2.000												

Chicago Cubs @ Pittsburgh Pirates
Forbes Field, Pittsburgh, PA
 Sat Jul 16 1966, 3:33 AM EDT
 Att. 9,764 - Unknown

AB	37
R	4
H	12
RBI	4
BB	5
SO	4
LOB	19



livebaseballscorecards.com

Batter	1	2	3	4	5	6	7	8	9	AB R H RBI BB SO LOB
Matty Alou, L (1, 8) OBP: 0.359, SLG: 0.436	0-0 F2		0-0 E5 1B		0-0 4-3			0-0 F7		4 0 1 0 0 0 1
Gene Alley, R (1, 6) OBP: 0.312, SLG: 0.400	0-0 1B 3B		0-0 4-3			0-0 5-3		0-3 K		4 1 1 0 0 1 1
Roberto Clemente, R (1, 9) OBP: 0.369, SLG: 0.541	0-0 G3-6-3 1B		0-0 G3			0-0 3-1		0-0 F9		4 0 1 1 0 0 1
Willie Stargell, L (1, 7) OBP: 0.410, SLG: 0.636	0-0 G3-6-3 1-2f			0-0 3-1		0-3 K		4-0 BB		3 0 0 0 1 1 1
Jose Pagan, R (1, 5) OBP: 0.298, SLG: 0.424		4-0 BB FC6-4 BB		0-0 5-3			0-0 P5		0-0 P3	3 0 0 0 1 0 1
Donn Clendenon, R (1, 3) OBP: 0.348, SLG: 0.498		0-0 FC6-4 1-2f		0-0 F3			0-0 1B		0-0 F3	4 0 1 0 0 0 2
Jim Pagliaroni, R (1, 2) OBP: 0.345, SLG: 0.395		0-0 F8			0-0 P3		0-0 P4			3 0 0 0 0 0 2
Bill Mazaroski, R (1, 4) OBP: 0.309, SLG: 0.387		0-0 1-3			0-0 2B		0-0 P6			3 0 1 0 0 0 2
Woodie Fryman, R (1, 1) Al McBean, R (5, 1) Jesse Gonder, L (5, PH) Pete Mikkelsen, R (6, 1) Jerry Lynch, L (8, PH) Billy O'Dell, S (9, 1)			0-3 K		0-3 K			0-0 P4		1 0 0 0 0 0 1 0 0 0 0 0 0 0 0 0 1 0 0 0 0 0 1 1 0 0 0 0 0 0 0 0 1 0 0 0 0 0 0 0 0 0 0 0 0 0 0 0

Inning Stats	R: 1	H: 2	E: 0	K: 0	S: 4	LOB: 0	BB: 0	P: 4	R: 0	H: 0	E: 0	K: 0	S: 3	LOB: 1	BB: 1	P: 7	R: 0	H: 1	E: 1	K: 1	S: 6	LOB: 1	BB: 0	P: 6	R: 0	H: 0	E: 0	K: 0	S: 3	LOB: 0	BB: 0	P: 3	R: 0	H: 1	E: 0	K: 1	S: 6	LOB: 1	BB: 0	P: 6	R: 0	H: 0	E: 0	K: 1	S: 5	LOB: 0	BB: 0	P: 5	R: 0	H: 1	E: 0	K: 0	S: 4	LOB: 1	BB: 0	P: 4	R: 0	H: 0	E: 0	K: 1	S: 5	LOB: 0	BB: 0	P: 5	R: 0	H: 0	E: 0	K: 0	S: 3	LOB: 1	BB: 1	P: 7	1B: 3	SF: 0	2B: 1	SAC: 0	3B: 1	DP: 1	HR: 0	HBP: 0	WP: 0	PA: 33
--------------	------	------	------	------	------	--------	-------	------	------	------	------	------	------	--------	-------	------	------	------	------	------	------	--------	-------	------	------	------	------	------	------	--------	-------	------	------	------	------	------	------	--------	-------	------	------	------	------	------	------	--------	-------	------	------	------	------	------	------	--------	-------	------	------	------	------	------	------	--------	-------	------	------	------	------	------	------	--------	-------	------	-------	-------	-------	--------	-------	-------	-------	--------	-------	--------

PITCHER	IP	WLS	BF	H	R	ER	SO	BB	IBB	HBP	BLK	WP	HR	S	P	ERA	WHIP
Bill Hands, R (1, 1) ERA: 4.42	6.0	W	22	4	1	1	3	1	0	0	0	0	0	27	31	1.50	0.833
Fergie Jenkins, R (7, 1) ERA: 4.1	3.0	S	11	1	0	0	1	1	0	0	0	0	0	12	16	0.00	0.667

BOTTOM

Chicago Cubs @ Pittsburgh Pirates
Forbes Field, Pittsburgh, PA
 Sat Jul 16 1966, 3:33 AM EDT
 Att. 9,764 - Unknown

AB	31
R	1
H	5
RBI	1
BB	2
SO	4
LOB	12



livebaseballscores.com

Batter	1	2	3	4	5	6	7	8	9	AB R H RBI BB SO LOB	TOP		
Bob Schroder, L (1, 6) OBP: 0.300, SLG: 0.300	0-0 P2		0-0 FC4-6 1B		0-0 G5-4-3 1B		0-0 F7		0-0 1-2 2-H 1B	5 0 3 1 0 0 1	San Francisco Giants @ Pittsburgh Pirates Forbes Field, Pittsburgh, PA Sun Jul 17 1966, 3:33 AM EDT Unknown livebaseballscorecards.com		
Jim Davenport, R (1, 5) OBP: 0.313, SLG: 0.411	0-0 3B 1B		0-0 F9		0-0 G5-4-3 1-2f		0-0 1B HR 1B	0-0 F5	5 2 2 0 0 0 4				
Willie Mays, R (1, 8) OBP: 0.347, SLG: 0.551	0-0 1-H 3B		0-0 FC4-6 1-2f		0-0 6-3		0-0 1-3 1B	0-0 F7	5 0 2 1 0 0 3				
Willie McCovey, L (1, 3) OBP: 0.377, SLG: 0.552	0-3 K		0-0 F8		0-0 F8		0-0 3-H HR		4 1 1 2 0 1 2				
Jim Ray Hart, R (1, 7) OBP: 0.361, SLG: 0.525	0-3 K			4-0 BB FC4-6 BB	0-0 1B		0-0 P4		3 0 1 0 1 1 1				
Tom Haller, L (1, 2) OBP: 0.317, SLG: 0.497		0-0 4-3		0-0 FC4-6 1-2f 1-3	0-0 P6		0-3 K		4 0 0 0 0 1 2				
Jesus Alou, R (1, 9) OBP: 0.259, SLG: 0.286		0-0 6-3		0-0 1-3 1-2		0-3 K2-3		0-0 1B 1B 1B	4 1 1 0 0 1 1				
Tito Fuentes, S (1, 4) OBP: 0.277, SLG: 0.328		4-0 BB BB		0-0 F8		0-3 K		0-0 1B 1B	1 0 0 0 1 0 1				
Bob Burda, L (7, PH)								1-2 1B 1B	1 0 0 0 0 1 0				
Hal Lanier, R (7, 4) OBP: 0.236, SLG: 0.268								BB	0 0 0 0 0 0 0				
Don Landrum, L (9, PH) OBP: 0.267, SLG: 0.263								BB	1 0 1 0 0 0 0				
Ron Herbel, R (1, 1) OBP: 0.065, SLG: 0.033		0-0 5-3			0-3 K		0-0 1B		2 0 0 0 0 1 1				
Bill Henry, L (5, 1) Lindy McDaniel, R (5, 1) Len Gabrielson, L (7, PH) Joe Gibbon, R (7, 1) Ray Sadock, L (8, 1) Cap Peterson, R (9, PH) OBP: 0.286, SLG: 0.519 OBP: 0.307, SLG: 0.344									0 0 0 0 0 0 0 0 0 0 0 0 0 0 1 0 1 0 0 0 0 0 0 0 0 0 0 0 0 0 0 0 0 0 0 1 0 0 0 0 0 0 1 0 0 0 0 0 2				
Inning Stats	R: 1 H: 2 E: 0 LOB: 1 K: 2 BB: 0 S: 9 P: 9	R: 0 H: 0 E: 0 LOB: 1 K: 0 BB: 1 S: 3 P: 7	R: 0 H: 1 E: 0 LOB: 1 K: 0 BB: 0 S: 4 P: 4	R: 0 H: 0 E: 0 LOB: 1 K: 0 BB: 1 S: 3 P: 7	R: 0 H: 1 E: 0 LOB: 0 K: 1 BB: 0 S: 5 P: 5	R: 0 H: 1 E: 0 LOB: 1 K: 0 BB: 0 S: 4 P: 4	R: 0 H: 1 E: 0 LOB: 1 K: 2 BB: 0 S: 8 P: 8	R: 2 H: 3 E: 0 LOB: 0 K: 1 BB: 0 S: 7 P: 7	R: 1 H: 3 E: 0 LOB: 2 K: 0 BB: 0 S: 6 P: 6	1B: 10 SF: 0 2B: 0 SAC: 0 3B: 1 DP: 1 HR: 1 HBP: 0	WP: 0 PA: 39 PB: 0 SB: 0 CS: 0		
PITCHER	IP WLS BF H R ER SO BB IBB HBP BLK WP HR S P ERA WHIP											PITCHER	IP WLS BF H R ER SO BB IBB HBP BLK WP HR S P ERA WHIP
Steve Blass, R (1, 1) ERA: 3.52	7.1 W 30 8 2 2 5 2 0 0 0 0 0 0 38 46 2.46 1.364												
Roy Face, R (8, 1) ERA: 2.39	1.0 7 4 2 2 1 0 0 0 0 0 0 1 9 9 18.00 4.000												
Pete Mikkelsen, R (9, 1) ERA: 3.65	0.2 S 2 0 0 0 0 0 0 0 0 0 0 0 2 2 0.00 0.000												



Batter	1	2	3	4	5	6	7	8	9	AB R H RBI BB SO LOB	TOP													
Bob Schroder, L (1, 6) OBP: 0.333, SLG: 0.333	0-0 3-1		0-0 FC6-4			0-0 G6-4-3 1B		0-0 1-2 1B		4 0 2 0 0 0 1	San Francisco Giants @ Pittsburgh Pirates Forbes Field, Pittsburgh, PA Sun Jul 17 1966, 3:38 AM EDT Att: 35,184 - Unknown livebaseballscorecards.com													
Tom Haller, L (1, 2) OBP: 0.313, SLG: 0.490	0-0 F7		0-0 F8			0-0 F9		0-0 L3		4 0 0 0 0 0 4														
Willie Mays, R (1, 8) OBP: 0.346, SLG: 0.548	0-0 F6				0-0 F8		0-0 G6-4-3 1-2f		0-0 1B 1B	4 0 1 0 0 0 1														
Willie McCovey, L (1, 3) OBP: 0.379, SLG: 0.554		0-0 1B 2B			0-0 6-3		4-0 G4-6-3 BB		0-0 F5	3 1 1 0 1 0 1														
Jim Ray Hart, R (1, 5) OBP: 0.363, SLG: 0.525		0-0 G4-6-3 2-H 1B			0-0 4-3		0-0 F8		0-0 G4-6-3 1-2 1B	4 0 2 1 0 0 1														
Jesus Alou, R (1, 9) OBP: 0.254, SLG: 0.280		0-0 G4-6-3 1-2f			0-0 5-3		0-0 G4-6-3 1-2f		0-0 G4-6-3 1-2f	4 0 0 0 0 0 4														
Len Gabrielson, L (1, 7) OBP: 0.279, SLG: 0.302		0-3 K			0-0 FC5-4 1B				0-0 1-3	3 0 1 0 0 1 0														
Hal Lanier, R (1, 4) OBP: 0.234, SLG: 0.266			0-0 P4		0-0 FC5-4 1-2f			0-0 F6		2 0 0 0 0 0 1														
Don Landrum, L (8, PH) OBP: 0.264, SLG: 0.260					0-0 FC5-4			0-0 1B		1 0 0 0 0 0 0														
Tito Fuentes, S (8, 4) OBP: 0.277, SLG: 0.328										0 0 0 0 0 0 0														
Bob Priddy, R (1, 1) OBP: 0.333, SLG: 0.250					0-0 FC6-4 1B					2 0 1 0 0 0 1														
Lindy McDaniel, R (5, 1) OBP: 0.100, SLG: 0.100										0 0 0 0 0 0 0														
Bob Burda, L (8, PH) OBP: 0.250, SLG: 0.250										1 0 1 0 0 0 0														
Ron Herbel, R (8, 1) OBP: 0.065, SLG: 0.033										0 0 0 0 0 0 0														
Inning Stats	R: 0 E: 0 K: 0 S: 3	H: 0 LOB: 0 BB: 0 P: 3	R: 1 E: 0 K: 1 S: 6	H: 2 LOB: 0 BB: 0 P: 6	R: 0 E: 0 K: 0 S: 4	H: 1 LOB: 1 BB: 0 P: 4	R: 0 E: 0 K: 0 S: 3	H: 0 LOB: 0 BB: 0 P: 3	R: 0 E: 0 K: 0 S: 4	H: 1 LOB: 1 BB: 0 P: 4	R: 0 E: 0 K: 0 S: 3	H: 1 LOB: 0 BB: 0 P: 3	R: 0 E: 0 K: 0 S: 2	H: 0 LOB: 0 BB: 1 P: 6	R: 0 E: 0 K: 0 S: 5	H: 2 LOB: 2 BB: 0 P: 5	R: 0 E: 0 K: 0 S: 4	H: 2 LOB: 1 BB: 0 P: 4	1B: 8 2B: 1 3B: 0 HR: 0	SF: 0 SAC: 0 DP: 4 HBP: 0	WP: 0 PB: 0 SB: 0 CS: 0	PA: 33		
PITCHER Tommy Sisk, R (1, 1) ERA: 4.2	IP 9.0	WLS W	BF 33	H 9	R 1	ER 1	SO 1	BB 1	IBB 0	HBP 0	BLK 0	WP 0	HR 0	S 34	P 38	ERA 1.00	WHIP 1.111						ERA 1.00	WHIP 1.111



BOTTOM

San Francisco Giants @ Pittsburgh Pirates

Forbes Field, Pittsburgh, PA

Sun Jul 17 1966, 3:38 AM EDT

Att. 35,184 - Unknown

livebaseballscorecards.com

AB	30
R	7
H	8
RBI	7
BB	4
SO	3
LOB	7



WP:	0	PA:	35
PB:	0		
SB:	0		
CS:	1		

AB R H RBI BB SO LOB

3 0 1 0 1 0 0

2 1 1 0 0 0 0
2 0 1 1 0 0 0

3 2 1 1 1 1 2

4 0 0 0 0 1 2

4 1 1 1 0 0 1

3 2 2 2 1 0 0

4 0 1 2 0 0 1

3 0 0 0 0 0 1

2 1 0 0 1 1 0

1B: 3 SF: 0
2B: 3 SAC: 0
3B: 2 DP: 1
HR: 1 HBP: 0

Batter	1	2	3	4	5	6	7	8	9
Matty Alou, L OBP: 0.365, SLG: 0.438 (1, 8)	0-0 5-3 1B		0-0 CS 1B		4-0 2B BB		0-0 F4		
Gene Alley, R OBP: 0.312, SLG: 0.399 Gene Michael, S OBP: 0.500, SLG: 1.000 (1, 6) (5, 6)	0-0 6-3		0-0 CS 1-2	0-0 3B 1B	0-0 2B 1-3 2-H		0-0 4-3		
Roberto Clemente, R OBP: 0.371, SLG: 0.541 (1, 9)	0-0 L4			0-0 5-3 3B 1-H	0-3 K		4-0 HR BB		
Willie Stargell, L OBP: 0.405, SLG: 0.626 (1, 7)		0-3 K		0-0 4-3		0-0 3-1		0-0 F7	
Jose Pagan, R OBP: 0.297, SLG: 0.429 (1, 5)		0-0 F5		0-0 5-3		0-0 2B 3B		0-0 F3	
Donn Clendenon, R OBP: 0.357, SLG: 0.518 (1, 3)		0-0 1B		0-0 F8 3-H		4-0 2B BB		0-0 HR 1-H	
Bill Mazaroski, R OBP: 0.311, SLG: 0.392 (1, 4)		0-0 F9			0-0 F8	0-0 FC6-5-3 2B 1-H 3-H		0-0 F4	
Jesse Gonder, L OBP: 0.197, SLG: 0.359 (1, 2)			0-0 F8		0-0 F2	0-0 FC6-5-3 2-3			
Tommie Sisk, R OBP: 0.250, SLG: 0.118 (1, 1)			0-0 F7		4-0 2B BB BB		0-3 K		

Inning Stats	R: 0	H: 0	E: 0	K: 0	S: 3	R: 0	H: 1	E: 0	K: 1	S: 6	R: 0	H: 1	E: 0	K: 0	S: 3	R: 2	H: 2	E: 0	K: 0	S: 5	R: 1	H: 1	E: 0	K: 1	S: 6	R: 2	H: 2	E: 0	K: 0	S: 4	R: 0	H: 0	E: 0	K: 1	S: 5	R: 2	H: 1	E: 0	K: 0	S: 4
--------------	------	------	------	------	------	------	------	------	------	------	------	------	------	------	------	------	------	------	------	------	------	------	------	------	------	------	------	------	------	------	------	------	------	------	------	------	------	------	------	------

PITCHER	IP	WLS	BF	H	R	ER	SO	BB	IBB	HBP	BLK	WP	HR	S	P	ERA	WHIP
Bob Priddy, R ERA: 2.94 (1, 1)	4.2	L	20	5	3	3	1	2	0	0	0	0	0	20	28	5.79	1.500
Lindy McDaniel, R ERA: 3.43 (5, 1)	2.1		9	2	2	2	2	1	0	0	0	0	0	12	16	7.71	1.286
Ron Herbel, R ERA: 4.05 (8, 1)	1.0		5	1	2	2	0	1	0	0	0	0	1	4	8	18.00	2.000

PITCHER	IP	WLS	BF	H	R	ER	SO	BB	IBB	HBP	BLK	WP	HR	S	P	ERA	WHIP
---------	----	-----	----	---	---	----	----	----	-----	-----	-----	----	----	---	---	-----	------

Batter	1	2	3	4	5	6	7	8	9	AB R H RBI BB SO LOB	TOP											
Hal Lanier, R (1, 4) OBP: 0.230, SLG: 0.262	0-3 K		0-0 F9		0-0 F8			0-0 5-3		4 0 0 0 0 1 1	San Francisco Giants @ Pittsburgh Pirates Forbes Field, Pittsburgh, PA Mon Jul 18 1966, 7:05 PM EDT Att: 33,908 - Unknown											
Jim Davenport, R (1, 6) OBP: 0.317, SLG: 0.410	0-0 F9			4-0 WP 1B 4-3 BB	0-0 F9			0-0 E7 1B		3 1 1 0 1 0 0												
Willie Mays, R (1, 8) OBP: 0.345, SLG: 0.544	0-0 1-3			0-0 WP 1B 1-2 1B				0-0 F6		4 1 1 0 0 0 1												
Jim Ray Hart, R (1, 5) OBP: 0.361, SLG: 0.520		4-0 G6-4-3 BB		0-0 4-3				0-0 F9		3 0 0 1 1 0 1												
Cap Peterson, R (1, 7) OBP: 0.315, SLG: 0.346		0-0 G6-4-3		0-0 WP G3 1B 1B		4-0 FC5-4 BB		0-0 F3		2 1 1 1 1 0 1												
Don Landrum, L (6, 7) OBP: 0.262, SLG: 0.258		1-2f		2-H						1 0 0 0 0 0 0												
Ozzie Virgil, R (1, 3) OBP: 0.326, SLG: 0.488		0-0 5-3		0-0 G3		0-0 FC5-4		0-3 K		4 0 0 0 0 1 2												
Jesus Alou, R (1, 9) OBP: 0.260, SLG: 0.282			4-0 4-3 S BB	0-0 S	2-H 1B			0-0 6-3		2 0 1 1 1 0 0												
Tom Haller, L (1, 2) OBP: 0.310, SLG: 0.485			0-3 K	0-3 K				0-0 F8		3 0 0 0 0 2 2												
Gaylord Perry, R (1, 1) OBP: 0.256, SLG: 0.279			0-0 4-3		0-0 6-3			0-0 4-3		3 0 0 0 0 0 1												
Bill Henry, L (8, 1)										0 0 0 0 0 0 0												
Frank Linzy, R (8, 1)										0 0 0 0 0 0 0												
Joe Gibbon, R (9, 1)										0 0 0 0 0 0 0												
Lindy McDaniel, R (9, 1) OBP: 0.100, SLG: 0.100			2-3							0 0 0 0 0 0 0												
Inning Stats	R: 0 E: 0 K: 1 S: 5	H: 0 LOB: 0 BB: 0 P: 5	R: 0 E: 0 K: 0 S: 2	H: 0 LOB: 0 BB: 1 P: 6	R: 0 E: 0 K: 1 S: 5	H: 0 LOB: 1 BB: 1 P: 9	R: 3 E: 0 K: 1 S: 8	H: 3 LOB: 1 BB: 1 P: 12	R: 0 E: 0 K: 0 S: 3	H: 0 LOB: 0 BB: 0 P: 3	R: 0 E: 0 K: 0 S: 3	H: 0 LOB: 0 BB: 0 P: 7	R: 0 E: 0 K: 0 S: 3	H: 0 LOB: 0 BB: 0 P: 3	R: 0 E: 1 K: 0 S: 3	H: 1 LOB: 1 BB: 0 P: 3	R: 0 E: 0 K: 1 S: 5	H: 0 LOB: 0 BB: 0 P: 5	1B: 4 2B: 0 3B: 0 HR: 0	SF: 0 SAC: 0 DP: 1 HBP: 0	WP: 2 PB: 0 SB: 2 CS: 0	PA: 33
PITCHER	IP WLS BF H R ER SO BB IBB HBP BLK WP HR S P ERA WHIP																					
Bob Veale, L (1, 1) ERA: 2.79	7.0 L 27 3 3 3 3 4 0 0 0 2 0 29 45 3.86 1.000																					
Pete Mikkelsen, R (8, 1) ERA: 3.54	2.0 6 1 0 0 1 0 0 0 0 0 0 8 8 0.00 0.500																					

AB	29
R	3
H	4
RBI	3
BB	4
SO	4
LOB	9



BOTTOM

San Francisco Giants @ Pittsburgh Pirates

Forbes Field, Pittsburgh, PA

Mon Jul 18 1966, 7:05 PM EDT

Att. 33,908 - Unknown

livebaseballscorecards.com

AB	38
R	2
H	12
RBI	2
BB	0
SO	7
LOB	14



WP:	0	PA:	38
PB:	0		
SB:	0		
CS:	0		

AB R H RBI BB SO LOB

5	1	2	0	0	0	2
4	0	0	0	0	1	1
1	0	0	0	0	0	3
4	0	2	1	0	1	0
3	0	1	0	0	1	1
1	0	0	0	0	0	1
4	0	2	0	0	0	1
4	1	0	0	0	1	3
4	0	1	1	0	0	0
4	0	2	0	0	1	1
2	0	1	0	0	1	0
1	0	0	0	0	1	1
0	0	0	0	0	0	0
1	0	1	0	0	0	0

Batter	1	2	3	4	5	6	7	8	9
Matty Alou, L OBP: 0.366, SLG: 0.437 (1, 8)	0-0 F9		0-0 1-3		0-0 F7			0-0 2B	0-0 1B
Gene Michael, S OBP: 0.167, SLG: 0.333 Jesse Gonder, L OBP: 0.194, SLG: 0.354 (9, PH)	0-0 6-3			0-3 K		0-0 4-3		0-0 F7	0-0 L6
Roberto Clemente, R OBP: 0.372, SLG: 0.549 (1, 9)	0-0 3B			0-3 K		0-0 4-3		0-0 F8	
Willie Stargell, L OBP: 0.405, SLG: 0.623 Manny Mota, R OBP: 0.365, SLG: 0.519 (8, PH) (9, 7)	0-3 K			0-0 1B		0-0 F2		0-0 F8	
Jose Pagan, R OBP: 0.300, SLG: 0.430 (1, 5)		0-0 6-3		0-0 1B			0-0 FC6-4	0-0 F5	
Donn Clendenon, R OBP: 0.353, SLG: 0.511 (1, 3)		0-3 K		0-0 1-3			0-0 FC6-4		0-0 4-3
Jim Pagliaroni, R OBP: 0.343, SLG: 0.394 (1, 2)		0-0 6-3			0-0 F3				0-0 6-3
Bill Mazerowski, R OBP: 0.313, SLG: 0.394 (1, 4)			0-3 K		0-0 1B		0-0 F5		0-0 1B
Bob Veale, S OBP: 0.182, SLG: 0.218 Jerry Lynch, L OBP: 0.324, SLG: 0.265 Pete Mikkelsen, R OBP: 0.273, SLG: 0.200 Bob Bailey, R OBP: 0.341, SLG: 0.378 (7, PH) (8, 1) (9, PH)			0-3 K		0-0 1B		0-3 K		0-0 1B

Inning Stats	R: 0	H: 1	E: 0	K: 1	S: 6	R: 0	H: 0	E: 0	K: 1	S: 5	R: 0	H: 0	E: 0	K: 2	S: 7	R: 0	H: 2	E: 0	K: 2	S: 9	R: 0	H: 2	E: 0	K: 0	S: 4	R: 0	H: 0	E: 0	K: 0	S: 3	R: 1	H: 2	E: 0	K: 1	S: 7	R: 1	H: 2	E: 0	K: 0	S: 5	R: 0	H: 3	E: 0	K: 0	S: 6	1B: 9	2B: 2	3B: 1	HR: 0	SF: 0	SAC: 0	DP: 0	HBP: 0
--------------	------	------	------	------	------	------	------	------	------	------	------	------	------	------	------	------	------	------	------	------	------	------	------	------	------	------	------	------	------	------	------	------	------	------	------	------	------	------	------	------	------	------	------	------	------	-------	-------	-------	-------	-------	--------	-------	--------

PITCHER	IP	WLS	BF	H	R	ER	SO	BB	IBB	HBP	BLK	WP	HR	S	P	ERA	WHIP
Gaylord Perry, R ERA: 2.73 (1, 1)	7.1	W	30	9	2	2	7	0	0	0	0	0	0	44	44	2.46	1.227
Bill Henry, L ERA: 1.1 (8, 1)	0.1		1	0	0	0	0	0	0	0	0	0	0	1	1	0.00	0.000
Frank Linzy, R ERA: 2.58 (8, 1)	1.0		5	2	0	0	0	0	0	0	0	0	0	5	5	0.00	2.000
Joe Gibbon, L ERA: 3.56 (9, 1)	0.0		1	1	0	0	0	0	0	0	0	0	0	1	1	∞	∞
Lindy McDaniel, R ERA: 3.41 (9, 1)	0.1	S	1	0	0	0	0	0	0	0	0	0	0	1	1	0.00	0.000

Batter	1	2	3	4	5	6	7	8	9	AB	R	H	RBI	BB	SO	LOB	TOP										
Matty Alou, L (1, 8) OBP: 0.372, SLG: 0.441	0-0 5-3		0-0 FC4-6 1B		0-0 1B		1-0 1B HBP	0-0 1B		4	1	3	0	0	0	0	Pittsburgh Pirates @ Los Angeles Dodgers Dodger Stadium, Los Angeles, CA Wed Jul 20 1966, 7:05 PM PDT Att: 39,545 - Unknown										
Gene Michael, S (1, 6) OBP: 0.182, SLG: 0.273	0-0 6-3		0-0 FC4-6 1-2f		0-0 4-3		0-0 WP 1B 1B	0-0 F9		5	1	1	0	0	0	3											
Roberto Clemente, R (1, 9) OBP: 0.375, SLG: 0.550	0-0 1-3				0-0 2B G3 1B		0-0 G3-6-1 1B 1B	0-0 WP 1B 1B	0-0 1-3	5	3	3	1	0	0	0											
Willie Stargell, L (1, 7) OBP: 0.407, SLG: 0.627 Manny Mota, R (7, PH) OBP: 0.386, SLG: 0.516		0-0 F7		0-0 G3 1-3 2B		0-0 G3-6-1 1B 1B	0-0 3-H 4-0 1B HR BB		0-0 L3	3	0	2	0	0	0	0											
Jose Pagan, R (1, 5) OBP: 0.302, SLG: 0.433		0-0 E 2B		0-3 K		0-0 G3-6-1 1-2f 2-3	0-0 1-3 2-H 3-H HR 1B		0-3 K	5	1	2	2	0	2	4											
Donn Clendenon, R (1, 3) OBP: 0.355, SLG: 0.521		0-3 K		0-0 G3		0-0 1B	0-0 1-H 3-H HR			4	1	2	5	0	1	2											
Jim Pagliaroni, R (1, 2) OBP: 0.338, SLG: 0.388		0-3 K		0-0 6-3		0-0 L8	0-0 F7			4	0	0	0	0	1	3											
Bill Mazerowski, R (1, 4) OBP: 0.309, SLG: 0.389			0-0 P4		0-0 P4		0-0 F2	0-0 6-3		4	0	0	0	0	0	0											
Vern Law, R (1, 1) OBP: 0.343, SLG: 0.441 Billy O'Dell, S (2, 1) OBP: 0.167, SLG: 0.167 Gene Alley, R (5, PH) OBP: 0.111, SLG: 0.397 Don Cardwell, R (5, 1) OBP: 0.125, SLG: 0.045 Bob Bailey, R (7, PH) OBP: 0.340, SLG: 0.376 Al McGehee, R (7, 1) OBP: 0.125, SLG: 0.125			0-0 6-3		0-0 5-3		0-0 P6	0-3 K		0	0	0	0	0	0	0											
Inning Stats	R: 0 E: 0 K: 0 S: 3	H: 0 LOB: 0 BB: 0 P: 3	R: 0 E: 1 K: 2 S: 8	H: 1 LOB: 1 BB: 0 P: 8	R: 0 E: 0 K: 0 S: 4	H: 1 LOB: 1 BB: 0 P: 4	R: 1 E: 0 K: 1 S: 7	H: 2 LOB: 1 BB: 0 P: 7	R: 0 E: 0 K: 0 S: 4	H: 1 LOB: 1 BB: 0 P: 4	R: 1 E: 0 K: 0 S: 5	H: 3 LOB: 1 BB: 0 P: 5	R: 6 E: 0 K: 0 S: 7	H: 4 LOB: 0 BB: 1 P: 12	R: 0 E: 0 K: 1 S: 6	H: 1 LOB: 1 BB: 0 P: 6		R: 0 E: 0 K: 1 S: 5	H: 0 LOB: 0 BB: 0 P: 5	1B: 10 2B: 2 3B: 0 HR: 1	SF: 0 SAC: 0 DP: 1 HBP: 1	WP: 1 PB: 0 SB: 0 CS: 0	PA: 41				
PITCHER	IP	WLS	BF	H	R	ER	SO	BB	IBB	HBP	BLK	WP	HR	S	P	ERA	WHIP										
Don Drysdale, R (1, 1) ERA: 4.25	6.2		30	10	5	5	3	0	0	1	0	0	0	35	36	6.75	1.500										
Jim Brewer, L (7, 1) ERA: 4.0	0.0	L	1	0	0	0	0	1	0	0	0	1	0	0	4	∞	∞										
Phil Regan, R (7, 1) ERA: 1.62	1.1		7	3	3	3	1	0	0	0	0	0	1	9	9	20.25	2.250										
Ron Perranoski, L (9, 1) ERA: 2.27	1.0		3	0	0	0	1	0	0	0	0	0	0	5	5	0.00	0.000										

livebaseballscorecards.com

AB	39
R	8
H	13
RBI	8
BB	1
SO	5
LOB	12



Batter	1	2	3	4	5	6	7	8	9	10	AB R H RBI BB SO LOB	TOP								
Matty Alou, L (1, 8) OBP: 0.376, SLG: 0.445	0-0 L9		4-0 6-3 BB			0-0 1B		0-0 1B 2B		0-3 K	4 1 2 0 1 1 0	Pittsburgh Pirates @ Los Angeles Dodgers Dodger Stadium, Los Angeles, CA Thu Jul 21 1966, 7:05 PM PDT Att. 35,586 - Unknown								
Gene Michael, S (1, 6) OBP: 0.143, SLG: 0.214	0-3 K		0-0 6-3			0-3 K		0-0 1B 2B		0-0 P8	3 0 0 0 0 2 3									
Manny Mota, R (8, PH) OBP: 0.389, SLG: 0.518			1-2 2-3			1-2		2-H 1B			1 1 1 1 0 0 0									
Billy O'Dell, S (8, 1) OBP: 0.167, SLG: 0.167											0 0 0 0 0 0 0									
Roy Face, R (9, 1) Pete Mikkelsen, R (10, 1) OBP: 0.273, SLG: 0.200											1 0 0 0 0 0 0									
Roberto Clemente, R (1, 9) OBP: 0.373, SLG: 0.545	0-3 K		0-3 K			0-0 6-3		0-0 1B		0-3 K	5 0 1 1 0 3 2									
Willie Stargell, L (1, 7) OBP: 0.408, SLG: 0.625		0-3 K		0-0 G5-4-3 1B			0-0 FC5-4 1B	0-3 K			4 0 2 0 0 2 1									
Jose Pagan, R (1, 5) OBP: 0.301, SLG: 0.430		0-3 K		0-0 G5-4-3 1B			0-0 FC5-4 1B	0-0 F9			4 0 1 0 0 1 2									
Donn Clendenon, R (1, 3) OBP: 0.353, SLG: 0.517		0-0 1B		0-3 K			0-0 FC5-4 1B		0-0 F7		4 0 1 0 0 1 2									
Jim Pagliaroni, R (1, 2) OBP: 0.333, SLG: 0.382		0-0 L6			0-0 F8		0-3 K		0-0 4-3		4 0 0 0 0 1 3									
Bill Mazaroski, R (1, 4) OBP: 0.309, SLG: 0.388			0-0 6-3 SH5-3-4 1B		0-0 5-3		0-0 P6		0-0 F2		4 0 1 0 0 0 2									
Woodie Fryman, R (1, 1) OBP: 0.179, SLG: 0.179			0-0 SH5-3-4		0-3 K			0-0 P6		0-0 HR	1 0 0 0 0 1 0									
Jerry Lynch, L (8, PH) OBP: 0.316, SLG: 0.257			1-2								1 0 0 0 0 0 0									
Bob Bailey, R (8, 5) OBP: 0.343, SLG: 0.396											1 1 1 1 0 0 0									
Inning Stats	R: 0 E: 0 K: 2 S: 7	H: 0 LOB: 0 BB: 0 P: 7	R: 0 E: 0 K: 2 S: 8	H: 1 LOB: 1 BB: 0 P: 8	R: 0 E: 0 K: 1 S: 6	H: 1 LOB: 2 BB: 1 P: 10	R: 0 E: 0 K: 1 S: 5	H: 1 LOB: 0 BB: 0 P: 5	R: 0 E: 0 K: 1 S: 5	H: 2 LOB: 2 BB: 0 P: 7	R: 2 E: 0 K: 1 S: 8	H: 3 LOB: 1 BB: 0 P: 8	R: 0 E: 0 K: 0 S: 3	H: 0 LOB: 0 BB: 0 P: 3	R: 1 E: 0 K: 2 S: 8	H: 1 LOB: 0 BB: 0 P: 8	1B: 8 2B: 1 3B: 0 HR: 1	SF: 0 SAC: 1 DP: 1 HBP: 0	WP: 0 PB: 0 SB: 0 CS: 0	PA: 39
PITCHER	IP WLS BF H R ER SO BB IBB HBP BLK WP HR S P ERA WHIP																			
Don Sutton, R (1, 1) ERA: 3.13	7.1		30	9	2	2	9	1	0	0	0	0	0	0	0	2.46	1.364			
Ron Perranoski, L (8, 1) ERA: 2.18	1.2		5	0	0	0	1	0	0	0	0	0	0	0	0.00	0.000				
Phil Regan, R (10, 1) ERA: 1.74	1.0	W	4	1	1	1	2	0	0	0	0	0	0	1	8	9.00	1.000			

AB	37
R	3
H	10
RBI	3
BB	1
SO	12
LOB	15



BOTTOM

Pittsburgh Pirates @ Los Angeles Dodgers
Dodger Stadium, Los Angeles, CA

Thu Jul 21 1966, 7:05 PM PDT
Att. 35,586 - Unknown

livebaseballscores.com

AB 36
R 4
H 11
RBI 4
BB 4
SO 6
LOB 16



WP: 0 PA: 43
PB: 0
SB: 0
CS: 0

AB R H RBI BB SO LOB

5 1 3 1 0 0 1

5 0 2 0 0 0 2

4 1 0 0 0 2 3

3 0 1 1 0 1 1

1 1 1 0 1 0 0

3 0 0 0 0 0 1

0 0 0 0 0 0 0

1 0 0 0 0 0 2

1 0 1 1 0 0 0

4 0 0 0 1 0 0

3 1 2 1 1 0 0

2 0 1 0 1 0 1

3 0 0 0 0 3 3

0 0 0 0 0 0 0

1 0 0 0 0 0 2

0 0 0 0 0 0 0

1B: 10 SF: 0

2B: 1 SAC: 1

3B: 0 DP: 0

HR: 0 HBP: 2

1B: 10 SF: 0

2B: 1 SAC: 1

3B: 0 DP: 0

HR: 0 HBP: 2

1B: 10 SF: 0

2B: 1 SAC: 1

3B: 0 DP: 0

HR: 0 HBP: 2

1B: 10 SF: 0

2B: 1 SAC: 1

3B: 0 DP: 0

HR: 0 HBP: 2

1B: 10 SF: 0

2B: 1 SAC: 1

3B: 0 DP: 0

HR: 0 HBP: 2

1B: 10 SF: 0

2B: 1 SAC: 1

3B: 0 DP: 0

HR: 0 HBP: 2

1B: 10 SF: 0

2B: 1 SAC: 1

3B: 0 DP: 0

HR: 0 HBP: 2

1B: 10 SF: 0

2B: 1 SAC: 1

3B: 0 DP: 0

HR: 0 HBP: 2

1B: 10 SF: 0

2B: 1 SAC: 1

3B: 0 DP: 0

HR: 0 HBP: 2

1B: 10 SF: 0

2B: 1 SAC: 1

3B: 0 DP: 0

HR: 0 HBP: 2

1B: 10 SF: 0

2B: 1 SAC: 1

3B: 0 DP: 0

HR: 0 HBP: 2

1B: 10 SF: 0

2B: 1 SAC: 1

3B: 0 DP: 0

HR: 0 HBP: 2

1B: 10 SF: 0

2B: 1 SAC: 1

3B: 0 DP: 0

HR: 0 HBP: 2

1B: 10 SF: 0

2B: 1 SAC: 1

3B: 0 DP: 0

HR: 0 HBP: 2

1B: 10 SF: 0

2B: 1 SAC: 1

3B: 0 DP: 0

HR: 0 HBP: 2

1B: 10 SF: 0

2B: 1 SAC: 1

3B: 0 DP: 0

HR: 0 HBP: 2

1B: 10 SF: 0

2B: 1 SAC: 1

3B: 0 DP: 0

HR: 0 HBP: 2

1B: 10 SF: 0

2B: 1 SAC: 1

3B: 0 DP: 0

HR: 0 HBP: 2

1B: 10 SF: 0

2B: 1 SAC: 1

3B: 0 DP: 0

HR: 0 HBP: 2

1B: 10 SF: 0

2B: 1 SAC: 1

3B: 0 DP: 0

HR: 0 HBP: 2

1B: 10 SF: 0

2B: 1 SAC: 1

3B: 0 DP: 0

HR: 0 HBP: 2

1B: 10 SF: 0

2B: 1 SAC: 1

3B: 0 DP: 0

HR: 0 HBP: 2

1B: 10 SF: 0

2B: 1 SAC: 1

3B: 0 DP: 0

HR: 0 HBP: 2

1B: 10 SF: 0

2B: 1 SAC: 1

3B: 0 DP: 0

HR: 0 HBP: 2

1B: 10 SF: 0

2B: 1 SAC: 1

3B: 0 DP: 0

HR: 0 HBP: 2

1B: 10 SF: 0

2B: 1 SAC: 1

3B: 0 DP: 0

HR: 0 HBP: 2

1B: 10 SF: 0

2B: 1 SAC: 1

3B: 0 DP: 0

HR: 0 HBP: 2

1B: 10 SF: 0

2B: 1 SAC: 1

3B: 0 DP: 0

HR: 0 HBP: 2

1B: 10 SF: 0

2B: 1 SAC: 1

3B: 0 DP: 0

HR: 0 HBP: 2

1B: 10 SF: 0

2B: 1 SAC: 1

3B: 0 DP: 0

HR: 0 HBP: 2

1B: 10 SF: 0

2B: 1 SAC: 1

3B: 0 DP: 0

HR: 0 HBP: 2

1B: 10 SF: 0

2B: 1 SAC: 1

3B: 0 DP: 0

HR: 0 HBP: 2

1B: 10 SF: 0

2B: 1 SAC: 1

3B: 0 DP: 0

HR: 0 HBP: 2

1B: 10 SF: 0

2B: 1 SAC: 1

3B: 0 DP: 0

HR: 0 HBP: 2

1B: 10 SF: 0

2B: 1 SAC: 1

3B: 0 DP: 0

HR: 0 HBP: 2

1B: 10 SF: 0

2B: 1 SAC: 1

3B: 0 DP: 0

HR: 0 HBP: 2

1B: 10 SF: 0

2B: 1 SAC: 1

3B: 0 DP: 0

HR: 0 HBP: 2

1B: 10 SF: 0

2B: 1 SAC: 1

3B: 0 DP: 0

HR: 0 HBP: 2

1B: 10 SF: 0

2B: 1 SAC: 1

3B: 0 DP: 0

HR: 0 HBP: 2

1B: 10 SF: 0

2B: 1 SAC: 1

3B: 0 DP: 0

HR: 0 HBP: 2

1B: 10 SF: 0

2B: 1 SAC: 1

3B: 0 DP: 0

HR: 0 HBP: 2

1B: 10 SF: 0

2B: 1 SAC: 1

3B: 0 DP: 0

HR: 0 HBP: 2

1B: 10 SF: 0

2B: 1 SAC: 1

3B: 0 DP: 0

HR: 0 HBP: 2

1B: 10 SF: 0

2B: 1 SAC: 1

3B: 0 DP: 0

HR: 0 HBP: 2

1B: 10 SF: 0

2B: 1 SAC: 1

3B: 0 DP: 0

HR: 0 HBP: 2

1B: 10 SF: 0

2B: 1 SAC: 1

3B: 0 DP: 0

HR: 0 HBP: 2

1B: 10 SF: 0

2B: 1 SAC: 1

3B: 0 DP: 0

HR: 0 HBP: 2

1B: 10 SF: 0

2B: 1 SAC: 1

3B: 0 DP: 0

HR: 0 HBP: 2

1B: 10 SF: 0

2B: 1 SAC: 1

3B: 0 DP: 0

HR: 0 HBP: 2

1B: 10 SF: 0

2B: 1 SAC: 1

3B: 0 DP: 0

HR: 0 HBP: 2

1B: 10 SF: 0

2B: 1 SAC: 1

3B: 0 DP: 0

HR: 0 HBP: 2

1B: 10 SF: 0

2B: 1 SAC: 1

3B: 0 DP: 0

HR: 0 HBP: 2

1B: 10 SF: 0

2B: 1 SAC: 1

3B: 0 DP: 0

HR: 0 HBP: 2

1B: 10 SF: 0

2B: 1 SAC: 1

3B: 0 DP: 0

HR: 0 HBP: 2

1B: 10 SF: 0

2B: 1 SAC: 1

3B: 0 DP: 0

HR: 0 HBP: 2

1B: 10 SF: 0

2B: 1 SAC: 1

3B: 0 DP: 0

HR: 0 HBP: 2

1B: 10 SF: 0

2B: 1 SAC: 1

3B: 0 DP: 0

HR: 0 HBP: 2

1B: 10 SF: 0

2B: 1 SAC: 1

3B: 0 DP: 0

HR: 0 HBP: 2

1B: 10 SF: 0

2B: 1 SAC: 1

3B: 0 DP: 0

HR: 0 HBP: 2

1B: 10 SF: 0

2B: 1 SAC: 1

3B: 0 DP: 0

HR: 0 HBP: 2

1B: 10 SF: 0

2B: 1 SAC: 1

3B: 0 DP: 0

HR: 0 HBP: 2

1B: 10 SF: 0

2B: 1 SAC: 1

3B: 0 DP: 0

HR: 0 HBP: 2</

Batter	1	2	3	4	5	6	7	8	9	AB R H RBI BB SO LOB	TOP							
Matty Alou, L (1, 8) OBP: 0.371, SLG: 0.439	0-0 L8		0-0 F9		0-0 F2			0-0 5-3		4 0 0 0 0 0 0	Pittsburgh Pirates @ Houston Astros Astrodome, Houston, TX Fri Jul 22 1966 8:05 PM EDT Att. 28,942 - Dome							
Bob Bailey, R (1, 5) OBP: 0.341, SLG: 0.408	0-0 L5		0-0 HR		0-0 6-3			0-0 P6		4 1 1 1 0 0 0								
Roberto Clemente, R (1, 9) OBP: 0.374, SLG: 0.545	0-0 1B		0-0 F9			0-0 G5-4-3 1B		0-3 K		4 0 2 0 0 1 0								
Willie Stargell, L (1, 7) OBP: 0.406, SLG: 0.630	0-3 K			0-0 HR		0-3 K		0-0 F7		4 1 1 1 0 2 2								
Jose Pagan, R (1, 6) OBP: 0.296, SLG: 0.423		0-0 F9		0-0 F8		0-0 G5-4-3 1-2f		0-0 F7		4 0 0 0 0 0 1								
Donn Clendenon, R (1, 3) OBP: 0.355, SLG: 0.517		0-0 1B		0-0 F3			0-0 L8	0-0 1B		4 0 2 0 0 0 0								
Jim Pagliaroni, R (1, 2) OBP: 0.336, SLG: 0.384		0-3 K		0-0 1B			0-0 1B	0-0 F8		4 0 2 0 0 1 2								
Bill Mazeroski, R (1, 4) OBP: 0.306, SLG: 0.384		0-0 6-3		0-0 F9			0-3 K			3 0 0 0 0 1 3								
Steve Blass, R (1, 1) OBP: 0.200, SLG: 0.222			0-3 K				0-0 F8			0 0 0 0 0 0 0								
Don Cardwell, R (1, 1) OBP: 0.115, SLG: 0.042										2 0 0 0 0 2 0								
Jerry Lynch, L (7, PH) OBP: 0.308, SLG: 0.250										1 0 0 0 0 0 1								
Billy O'Dell, S (7, 1) OBP: 0.167, SLG: 0.167										0 0 0 0 0 0 0								
Inning Stats	R: 0 E: 0 K: 1 S: 6	H: 1 LOB: 1 BB: 0 P: 6	R: 0 E: 0 K: 1 S: 6	H: 1 LOB: 1 BB: 0 P: 6	R: 1 E: 0 K: 1 S: 5	H: 2 LOB: 1 BB: 0 P: 5	R: 0 E: 0 K: 1 S: 5	H: 0 LOB: 0 BB: 0 P: 5	R: 0 E: 0 K: 1 S: 6	H: 1 LOB: 1 BB: 0 P: 6	R: 0 E: 0 K: 1 S: 5	H: 0 LOB: 0 BB: 0 P: 5	R: 0 E: 0 K: 0 S: 4	H: 1 LOB: 1 BB: 0 P: 4	1B: 6 2B: 0 3B: 0 HR: 2	SF: 0 SAC: 0 DP: 1 HBP: 0	WP: 0 PB: 0 SB: 0 CS: 0	PA: 34
PITCHER Larry Dierker, R (1, 1) ERA: 3.38	IP: 9.0 WLS: W BF: 34 H: 8 R: 2 ER: 2 SO: 7 BB: 0 IBB: 0 HBP: 0 BLK: 0 WP: 0 HR: 2 S: 48 P: 48 ERA: 2.00 WHIP: 0.889																	

livebaseballscorecards.com

AB	34
R	2
H	8
RBI	2
BB	0
SO	7
LOB	9



Batter	1	2	3	4	5	6	7	8	9
Jimmy Wynn, R OBP: 0.316, SLG: 0.427 (1, 8)	0-3 K	0-0 5-3		0-0 F2		0-0 5-3		0-3 K	
Sonny Jackson, L OBP: 0.314, SLG: 0.321 (1, 6)	0-0 E5 2B	0-0 F7		0-0 4-3			0-0 SH1 1B		
Rusty Staub, L OBP: 0.342, SLG: 0.425 (1, 9) (8, 7)	0-0 2B 1-H	0-0 1B 1B			0-0 F7		0-0 SH1 1-2		
John Bateman, R OBP: 0.320, SLG: 0.493 (1, 2)	0-0 6-3	0-0 FC6-4 1B			0-0 5-3		0-0 F8		
Lee Mays, L OBP: 0.300, SLG: 0.418 Dave Nicholson, R OBP: 0.379, SLG: 0.453 (7, PH) (8, 9)	0-0 2B 2-H	0-0 FC6-4 1-2f			0-0 P6		0-0 P3		
Bob Aspromonte, R OBP: 0.295, SLG: 0.311 (1, 5)	0-0 1B 2B 2-H		0-0 1-3			4-0 FC1-6 BB		0-0 F7	
Ron Brand, R OBP: 0.293, SLG: 0.254 (1, 4)	0-0 IBB 1B 2-H		0-0 1-3			0-0 FC1-6 2B 1-2f		0-0 4-3	
Chuck Harrison, R OBP: 0.324, SLG: 0.315 (1, 3)	4-0 1-2 IBB		0-0 6-3			0-0 1-H 2B		4-0 1B BB	
Larry Dierker, R OBP: 0.170, SLG: 0.255 (1, 1)	0-0 1-3			0-3 K		0-0 1-3		0-0 1-2 1B	

Inning Stats	R: 4 E: 2 K: 1 S: 10	H: 4 LOB: 2 BB: 1 P: 14	R: 0 E: 0 K: 0 S: 5	H: 2 LOB: 2 BB: 0 P: 5	R: 0 E: 0 K: 0 S: 3	H: 0 LOB: 0 BB: 0 P: 3	R: 0 E: 0 K: 1 S: 5	H: 0 LOB: 0 BB: 0 P: 5	R: 0 E: 0 K: 0 S: 3	H: 0 LOB: 0 BB: 0 P: 3	R: 1 E: 0 K: 0 S: 4	H: 1 LOB: 1 BB: 1 P: 8	R: 0 E: 0 K: 0 S: 4	H: 1 LOB: 1 BB: 0 P: 4	R: 0 E: 0 K: 1 S: 6	H: 1 LOB: 2 BB: 1 P: 10
--------------	-------------------------------	----------------------------------	------------------------------	---------------------------------	------------------------------	---------------------------------	------------------------------	---------------------------------	------------------------------	---------------------------------	------------------------------	---------------------------------	------------------------------	---------------------------------	------------------------------	----------------------------------

PITCHER	IP	WLS	BF	H	R	ER	SO	BB	IBB	HBP	BLK	WP	HR	S	P	ERA	WHIP
Steve Blass, R ERA: 3.5 (1, 1)	0.2	L	7	4	4	0	1	0	0	0	0	0	0	9	9	0.00	6.000
Don Cardwell, R ERA: 4.09 (1, 1)	5.1		21	3	1	1	1	1	1	0	0	0	0	21	29	1.69	0.750
Billy O'Dell, L ERA: 2.61 (7, 1)	2.0		9	2	0	0	1	1	0	0	0	0	0	10	14	0.00	1.500

BOTTOM


Pittsburgh Pirates @ Houston Astros
Astrodome, Houston, TX

Fri Jul 22 1966, 8:05 PM EDT
Att. 28,942 - Dome

AB	R	H	RBI	BB	SO	LOB
5	0	0	0	0	2	3
4	1	1	0	0	0	0
3	1	2	1	0	0	0
4	0	1	0	0	0	2
3	1	1	1	0	0	2
1	0	0	0	0	0	1
3	1	1	1	1	0	0
4	1	1	1	0	0	1
2	0	1	1	2	0	0
4	0	1	0	0	1	3

AB	33
R	5
H	9
RBI	5
BB	3
SO	3
LOB	12

WP: 0 PA: 37
PB: 0
SB: 0
CS: 0



PITCHER	IP	WLS	BF	H	R	ER	SO	BB	IBB	HBP	BLK	WP	HR	S	P	ERA	WHIP
---------	----	-----	----	---	---	----	----	----	-----	-----	-----	----	----	---	---	-----	------

Batter	1	2	3	4	5	6	7	8	9	AB R H RBI BB SO LOB	TOP																									
Matty Alou, L (1, 8) OBP: 0.375, SLG: 0.440	0-0 G5-4-3 1B		0-0 S 1B		0-3 K			4-0 2B BB	0-0 F7	4 1 2 0 1 1 1																										
Bob Bailey, R (1, 5) OBP: 0.336, SLG: 0.402	0-0 G5-4-3 1-2f		0-3 K		0-3 K			0-0 1B E 2B	0-3 K	3 0 0 0 0 2 2 1 0 1 1 0 0 0 1 1 0 0 0 1 0																										
Jerry Lynch, L (8, PH) OBP: 0.325, SLG: 0.297																																				
Gene Michael, S (8, PR) OBP: 0.133, SLG: 0.200																																				
Roberto Clemente, R (1, 9) OBP: 0.375, SLG: 0.543	0-0 1B			0-0 4-3		0-0 5-3		0-0 E 1B	0-0 5-3	5 1 2 0 0 0 0																										
Willie Stargell, L (1, 7) OBP: 0.402, SLG: 0.622	0-0 P4			0-0 F8		0-0 3-1		0-0 E6 1B		4 1 0 1 0 0 3																										
Jose Pagan, R (1, 6) OBP: 0.296, SLG: 0.420		0-0 5-3		0-0 1B			0-0 5-3	0-0 F9		4 0 1 0 0 0 2																										
Donn Clendenon, R (1, 3) OBP: 0.354, SLG: 0.514		0-0 6-3		0-3 K			0-0 5-6-3	0-0 HBP 1B		4 0 1 1 0 1 1																										
Bill Mazerowski, R (1, 4) OBP: 0.308, SLG: 0.386		0-0 6-3			0-0 2-3		0-0 1B	0-0 HBP 1B		4 0 2 1 0 0 0																										
Jesse Gonder, L (1, 2) OBP: 0.203, SLG: 0.358			0-0 4-3		0-0 1B		0-0 F8	1-0 1B		2 0 1 0 0 0 0 1 0 0 0 0 0 1																										
Jerry May, R (7, PH) OBP: 0.281, SLG: 0.276								1-2 2-3 HBP																												
Vern Law, R (1, 1) OBP: 0.324, SLG: 0.417		0-0 5-3		0-0 P6				F9		2 0 0 0 0 0 1																										
Al McBean, R (5, 1) OBP: 0.125, SLG: 0.125								L5		0 0 0 0 0 0 0																										
Manny Mota, R (8, PH) OBP: 0.386, SLG: 0.513										2 0 0 0 0 0 3																										
Pete Mikkelsen, R (8, 1) OBP: 0.273, SLG: 0.200										0 0 0 0 0 0 0																										
Inning Stats	R: 0 E: 0 K: 0 S: 4	H: 2 LOB: 1 BB: 0 P: 4	R: 0 E: 0 K: 0 S: 3	H: 0 LOB: 0 BB: 0 P: 3	R: 0 E: 0 K: 1 S: 6	H: 1 LOB: 1 BB: 0 P: 6	R: 0 E: 0 K: 1 S: 6	H: 1 LOB: 1 BB: 0 P: 6	R: 0 E: 0 K: 1 S: 5	H: 0 LOB: 0 BB: 0 P: 5	R: 0 E: 0 K: 0 S: 4	H: 1 LOB: 1 BB: 0 P: 4	R: 4 E: 1 K: 0 S: 8	H: 4 LOB: 3 BB: 1 P: 13	R: 0 E: 0 K: 1 S: 5	H: 0 LOB: 0 BB: 0 P: 5	1B: 9 2B: 1 3B: 0 HR: 0	SF: 0 SAC: 0 DP: 1 HBP: 1	WP: 0 PB: 0 SB: 1 CS: 0	PA: 39																
PITCHER	IP WLS BF H R ER SO BB IBB HBP BLK WP HR S P ERA WHIP																																			
Bob Bruce, R (1, 1) ERA: 4.91	7.1		29	7	2	2	4	1	0	0	0	0	0	36	40	2.46	1.091																			
Claude Raymond, R (8, 1) ERA: 2.1	0.1	L	5	3	2	0	0	0	0	0	0	0	0	5	5	0.00	9.000																			
Barry Latman, R (8, 1) ERA: 2.84	1.1		5	0	0	0	1	0	0	1	0	0	0	6	7	0.00	0.000																			

Pittsburgh Pirates @ Houston Astros
Astrodome, Houston, TX
Sat Jul 23 1966, 8:05 PM EDT
Att. 43,825 - Dome

livebaseballscorecards.com

AB	37
R	4
H	10
RBI	4
BB	1
SO	5
LOB	14



Batter	1	2	3	4	5	6	7	8	9	AB R H RBI BB SO LOB
Jimmy Wynn, R (1, 8) OBP: 0.322, SLG: 0.438	0-0 FC6-2 2B 1B	0-0 1-2 2-H 1B			0-0 HR		4-0 FC1-6 BB		0-0 P5	4 1 3 2 1 0 0
Sonny Jackson, L (1, 6) OBP: 0.312, SLG: 0.319	0-0 L6	0-0 3-1			0-0 4-3		0-0 FC1-6 CS 1-2f		0-0 1B	5 0 1 0 0 0 4
Rusty Staub, L (1, 9) OBP: 0.346, SLG: 0.434	0-0 1-3 2B		0-0 SF8 3B		4-0 1B 5-3 BB		0-0 F8		0-0 G3	4 1 2 0 1 0 2
John Bateman, R (1, 2) OBP: 0.316, SLG: 0.488	0-0 FC6-2		0-0 SF8		0-0 5-3		0-0 CS	0-0 E5 1B		3 0 0 1 0 0 3
Dave Giusti, R (8, PR) OBP: 0.256, SLG: 0.310					1-2		1-2			0 0 0 0 0 0 0
Bob Lillis, R (9, 4) OBP: 0.277, SLG: 0.295										0 0 0 0 0 0 0
Lee Maye, L (1, 7) OBP: 0.300, SLG: 0.415	0-0 3-H 5-3		0-0 3-H F7		0-0 2-3 FC6-4 1B			0-0 P2		4 0 1 0 0 0 3
Bob Aspromonte, R (1, 5) OBP: 0.296, SLG: 0.312		0-0	0-0 F8		0-0 FC6-4			0-0		2 0 1 0 0 0 0
Gene Freese, R (4, 5) OBP: 0.274, SLG: 0.315					1-2f			1-2 1B		2 0 1 0 0 0 2
Ron Brand, R (1, 4) OBP: 0.291, SLG: 0.254		0-0 FC5-4 CS 1-2f		0-0 G5-4-3 1B		0-0 F9		0-0 L5		4 0 1 0 0 0 3
Chuck Harrison, R (1, 3) OBP: 0.323, SLG: 0.313		0-0 1B 1-2 1B		0-0 G5-4-3 1-2f		0-3 K		0-3 K		4 1 1 0 0 2 3
Bob Bruce, R (1, 1) OBP: 0.143, SLG: 0.100		0-0 1B		0-0 1-3		0-3 K			0-0 6-3	3 0 1 0 0 1 0
Claude Raymond, R (8, 1)										0 0 0 0 0 0 0
Barry Latman, R (8, 1) OBP: 0.261, SLG: 0.190		1-2 1B								0 0 0 0 0 0 0
Bill Heath, L (9, PH) OBP: 0.250, SLG: 0.265										1 0 0 0 0 0 0

Inning Stats	R: 0	H: 2	E: 0	K: 0	S: 5	R: 1	H: 4	E: 0	K: 0	S: 6	R: 1	H: 1	E: 0	K: 0	S: 4	R: 0	H: 1	E: 0	K: 0	S: 3	R: 1	H: 2	E: 0	K: 0	S: 5	R: 0	H: 0	E: 0	K: 2	S: 7	R: 0	H: 0	E: 0	K: 0	S: 2	R: 0	H: 1	E: 1	K: 1	S: 7	R: 0	H: 1	E: 0	K: 0	S: 4	1B: 9	SF: 1	2B: 1	SAC: 0	3B: 1	DP: 1	HR: 1	HBP: 0	WP: 0	PA: 40
--------------	------	------	------	------	------	------	------	------	------	------	------	------	------	------	------	------	------	------	------	------	------	------	------	------	------	------	------	------	------	------	------	------	------	------	------	------	------	------	------	------	------	------	------	------	------	-------	-------	-------	--------	-------	-------	-------	--------	-------	--------

PITCHER	IP	WLS	BF	H	R	ER	SO	BB	IBB	HBP	BLK	WP	HR	S	P	ERA	WHIP
Vern Law, R (1, 1) ERA: 4.42	4.0		19	9	3	3	0	0	0	0	0	0	1	19	19	6.75	2.250
Al McBean, R (5, 1) ERA: 3.42	3.0	W	11	1	0	0	2	2	0	0	0	0	0	13	21	0.00	1.000
Pete Mikkelsen, R (8, 1) ERA: 3.44	2.0	S	9	2	0	0	1	0	0	0	0	0	0	11	11	0.00	1.000

BOTTOM

Pittsburgh Pirates @ Houston Astros
Astrodome, Houston, TX
Sat Jul 23 1966, 8:05 PM EDT
Att. 43,825 - Dome

AB	36
R	3
H	12
RBI	3
BB	2
SO	3
LOB	20



WP	HR	S	P	ERA	WHIP
0	0	0	0	0.00	1.000

Batter	1	2	3	4	5	6	7	8	9	AB R H RBI BB SO LOB	TOP																
Manny Mota, R (1, 8) OBP: 0.383, SLG: 0.508 Gene Michael, S (7, 6) OBP: 0.125, SLG: 0.188	0-0 1-3		0-0 6-3	0-0 F9			0-0 HR 1B	0-0 G6-4-3		4 1 1 0 0 0 2 1 0 0 0 0 0 2	Pittsburgh Pirates @ Houston Astros Astrodome, Houston, TX Sun Jul 24 1966, 4:33 AM EDT Att. 34,556 - Dome																
Gene Alley, R (1, 6) OBP: 0.309, SLG: 0.394 Willie Stargell, L (7, PH) OBP: 0.402, SLG: 0.631	0-0 6-3		0-0 L6		0-0 P4		0-0 HR	0-3 K		3 0 0 0 0 0 0 2 1 1 3 0 1 1																	
Roberto Clemente, R (1, 9) OBP: 0.375, SLG: 0.549	0-0 5-3			0-0 P3		0-0 HR	0-0 P4		0-0 1B E 1B	5 2 2 1 0 0 0																	
Donn Clendenon, R (1, 3) OBP: 0.357, SLG: 0.518		0-3 K		0-0 1B 6-3 1B	0-3 K		0-0 E4 1B 2B		0-0 E5 1B SH2-4	5 3 3 0 0 2 0																	
Jose Pagan, R (1, 5) OBP: 0.302, SLG: 0.432		0-0 3B		0-0 HR 1B	0-3 K		0-0 1B		0-3 K	5 1 3 1 0 2 1																	
Bill Mazerolski, R (1, 4) OBP: 0.305, SLG: 0.381		0-0 F8		0-0 6-3 1-2 3-H 1B		0-0 F8	0-0 F8		0-0 SH2-4	4 0 0 2 0 0 3																	
Bob Bailey, R (1, 7) OBP: 0.335, SLG: 0.414 Pete Mikkelsen, R (7, 1) OBP: 0.273, SLG: 0.200 Billy O'Dell, S (8, 1) OBP: 0.167, SLG: 0.167 Roy Face, R (8, 1)		0-0 6-3		0-0 HR		0-0 P5	0-3 K		0-3 K	4 1 1 2 0 1 2 0 0 0 0 0 0 0 0 0 0 0 0 0 0 1 0 0 0 0 1 0																	
Jim Pagliaroni, R (1, 2) OBP: 0.341, SLG: 0.398			0-0 HR	4-0 1B BB		0-0 L8		0-0 G6-4-3 1B 1B		3 1 2 1 1 0 0																	
Tommie Sisk, R (1, 1) OBP: 0.273, SLG: 0.158 Don Cardwell, R (4, 1) OBP: 0.115, SLG: 0.042 Matty Alou, L (7, PH) OBP: 0.378, SLG: 0.447		0-3 K		0-0 1B			0-0 HR 2B	0-0 G6-4-3 1B		2 0 1 0 0 1 0 0 0 0 0 0 0 0 2 1 2 0 0 0 0																	
Inning Stats	R: 0 E: 0 K: 0 S: 3	H: 0 LOB: 0 BB: 0 P: 3	R: 0 E: 0 K: 1 S: 6	H: 1 LOB: 1 BB: 0 P: 6	R: 1 E: 0 K: 1 S: 6	H: 1 LOB: 0 BB: 0 P: 6	R: 3 E: 0 K: 0 S: 7	H: 4 LOB: 2 BB: 1 P: 11	R: 1 E: 0 K: 2 S: 8	H: 1 LOB: 0 BB: 0 P: 8		R: 0 E: 0 K: 0 S: 3	H: 0 LOB: 0 BB: 0 P: 3	R: 4 E: 1 K: 1 S: 10	H: 5 LOB: 1 BB: 0 P: 10	R: 0 E: 0 K: 1 S: 6	H: 2 LOB: 1 BB: 0 P: 6	R: 2 E: 1 K: 2 S: 9	H: 2 LOB: 0 BB: 0 P: 9	1B: 9 2B: 2 3B: 1 HR: 4	SF: 0 SAC: 1 DP: 1 HBP: 0	WP: 0 PB: 0 SB: 0 CS: 0	PA: 43				
PITCHER	IP WLS BF H R ER SO BB IBB HBP BLK WP HR S P ERA WHIP																										
Mike Cuellar, L (1, 1) ERA: 2.24	3.2		18	6	4	4	2	1	0	0	0	0	2	21	25	9.82	1.909										
Claude Raymond, R (4, 1) ERA: 2.17	2.1		8	1	1	1	2	0	0	0	0	0	1	12	12	3.86	0.429										
Ron Taylor, R (7, 1) ERA: 5.56	0.1	L	5	4	4	4	0	0	0	0	0	0	1	5	5	108.00	12.000										
Jim Owens, R (7, 1) ERA: 3.99	1.2		7	3	0	0	2	0	0	0	0	0	0	11	11	0.00	1.800										
Barry Latman, R (9, 1) ERA: 2.81	1.0		5	2	2	0	2	0	0	0	0	0	0	9	9	0.00	2.000										

livebaseballscorecards.com

AB	41
R	11
H	16
RBI	10
BB	1
SO	8
LOB	11



BOTTOM

Pittsburgh Pirates @ Houston Astros
Astrodome, Houston, TX
Sun Jul 24 1966, 4:33 AM EDT
Att. 34,556 - Dome

livebaseballscores.com

AB	39
R	6
H	14
RBI	6
BB	3
SO	4
LOB	21



WP:	0	PA:	43
PB:	0	SB:	3
CS:	0		

AB R H RBI BB SO LOB

4 1 2 0 1 1 1

4 2 4 1 1 0 0

4 1 1 2 1 0 5

4 0 0 0 0 1 6

5 0 2 2 0 0 0

5 0 1 1 0 1 3

5 0 1 0 0 0 3

4 1 2 0 0 0 1

1B:	13	SF:	0
2B:	1	SAC:	0
3B:	0	DP:	1
HR:	0	HBP:	1

1B:	13	SF:	0
2B:	1	SAC:	0
3B:	0	DP:	1
HR:	0	HBP:	1

Batter	1	2	3	4	5	6	7	8	9							
Jimmy Wynn, R OBP: 0.325, SLG: 0.439 (1, 8)	0-0 3-1 BB 1B	0-0 P4		4-0 1B 1-2 BB		0-3 K		0-0 FC6-4 1B								
Sonny Jackson, L OBP: 0.321, SLG: 0.326 (1, 6)	4-0 3-1 1B BB		0-0 2B 1B	0-0 S 1B		0-0 S 1B		0-0 FC6-4 1B								
Rusty Staub, L OBP: 0.346, SLG: 0.435 (1, 9)	0-0 3-1 1-2 2-3		0-0 1B FC4-6 2B	4-0 1-2 IBB		0-0 F7		0-0 FC6-4								
John Bateman, R OBP: 0.314, SLG: 0.481 (1, 2)	0-3 K		1-0 FC4-6 1B HBP	0-0 F2		0-0 5-3		0-0 F9								
Lee Maye, L OBP: 0.302, SLG: 0.414 (1, 7)	0-0 2-H 3-H 1B		0-0 FC4-6 1B		0-0 4-3		0-0 4-3		0-0 4-3							
Bob Aspromonte, R OBP: 0.295, SLG: 0.310 (1, 5)	0-0 F3		0-0 FC4-6 G4-6-3		0-3 K		0-0 1B		0-0 F8							
Ron Brand, R OBP: 0.286, SLG: 0.250 (1, 4)		0-0 6-3	0-0 G4-6-3		0-0 1B		0-0 5-3		0-0 F9							
Chuck Harrison, R OBP: 0.326, SLG: 0.318 (1, 3)		0-0 S 1B		0-0 6-3	0-0 L1			0-0 1B FC6-4 1B								
Mike Cuellar, L OBP: 0.183, SLG: 0.079 Claude Raymond, R OBP: 0.111, SLG: 0.111 Felix Mantilla, R OBP: 0.256, SLG: 0.353 Ron Taylor, R OBP: 0.333, SLG: 0.667 Jim Owens, R OBP: 0.271, SLG: 0.312 Gene Freese, R OBP: 0.261, SLG: 0.190 (1, 1) (4, 1) (6, PH) (7, 1) (7, 1) (8, PH) (9, 1)		0-3 K		0-0 BB 1B		0-0 6-3		0-0 F5								
Inning Stats	R: 2 E: 0 K: 1 S: 7	H: 2 LOB: 1 BB: 1 P: 11	R: 0 E: 0 K: 1 S: 6	H: 1 LOB: 1 BB: 0 P: 6	R: 2 E: 0 K: 0 S: 5	H: 3 LOB: 1 BB: 0 P: 6	R: 1 E: 0 K: 0 S: 4	H: 2 LOB: 2 BB: 12	R: 0 E: 0 K: 1 S: 6	H: 1 LOB: 1 BB: 0 P: 6	R: 0 E: 0 K: 0 S: 4	H: 1 LOB: 1 BB: 0 P: 4	R: 1 E: 0 K: 0 S: 6	H: 3 LOB: 2 BB: 0 P: 6	R: 0 E: 0 K: 0 S: 3	H: 0 LOB: 0 BB: 0 P: 3

PITCHER	IP	WLS	BF	H	R	ER	SO	BB	IBB	HBP	BLK	WP	HR	S	P	ERA	WHIP
Tommie Sisk, R ERA: 4.69 (1, 1)	3.1		19	7	5	5	2	2	0	1	0	0	0	20	29	13.50	2.700
Don Cardwell, R ERA: 3.95 (4, 1)	2.2	W	11	3	0	0	2	0	1	0	0	0	0	14	18	0.00	1.125
Pete Mikkelsen, R ERA: 3.5 (7, 1)	1.1		8	4	1	1	0	0	0	0	0	0	0	8	8	6.75	3.000
Billy O'Dell, L ERA: 2.6 (8, 1)	0.1		1	0	0	0	0	0	0	0	0	0	0	1	1	0.00	0.000
Roy Face, R ERA: 2.7 (8, 1)	1.1	S	4	0	0	0	0	0	0	0	0	0	0	4	4	0.00	0.000

Batter	1	2	3	4	5	6	7	8	9	AB R H RBI BB SO LOB	TOP							
Matty Alou, L (1, 8) OBP: 0.377, SLG: 0.448	0-0 F8			0-0 B5-3		0-0 FC3-6 1B		0-0 WP 2B		4 0 1 1 0 0 1	Pittsburgh Pirates @ San Francisco Giants Candlestick Park, San Francisco, CA Mon Jul 25 1966, 6:33 AM EDT Att: 22,191 - Unknown livebaseballscorecards.com							
Gene Alley, R (1, 6) OBP: 0.308, SLG: 0.392	0-0 F9			0-0 F3		0-0 1-3 1B		0-0 F7 2-3		4 0 1 0 0 0 1								
Roberto Clemente, R (1, 9) OBP: 0.371, SLG: 0.543	0-0 4-3			0-3 K		0-0 4-3			0-0 6-3	4 0 0 0 0 1 2								
Willie Stargell, L (1, 7) OBP: 0.398, SLG: 0.623		0-0 F4			0-3 K		0-0 G3		0-3 K	4 0 0 0 0 2 0								
Jose Pagan, R (1, 5) OBP: 0.297, SLG: 0.425		0-0 6-3			0-0 F6		0-0 F7		0-0 5-3	4 0 0 0 0 0 0								
Donn Clendenon, R (1, 3) OBP: 0.357, SLG: 0.517		0-3 K			0-0 6-3		0-0 FC6-4 1B			3 0 1 0 0 1 0								
Jim Pagliaroni, R (1, 2) OBP: 0.341, SLG: 0.402			0-3 K			0-0 1B FC3-6 2B	0-0 FC6-4			3 1 1 0 0 1 1								
Bill Mazerowski, R (1, 4) OBP: 0.305, SLG: 0.381		0-0 6-3				0-0 FC3-6 2-3 1B		0-3 K		3 0 1 0 0 1 0								
Woodie Fryman, R (1, 1) OBP: 0.175, SLG: 0.175			0-3 K			0-3 K		0-0 1B		1 0 0 0 0 1 0								
Jerry Lynch, L (6, PH) OBP: 0.317, SLG: 0.289										1 0 0 0 0 1 2								
Al McBean, R (6, 1) OBP: 0.125, SLG: 0.125										0 0 0 0 0 0 0								
Manny Mota, R (8, PH) OBP: 0.386, SLG: 0.510										1 0 1 0 0 0 0								
Roy Face, R (8, 1)										0 0 0 0 0 0 0								
Inning Stats	R: 0 E: 0 K: 0 S: 3	H: 0 LOB: 0 BB: 0 P: 3	R: 0 E: 0 K: 1 S: 5	H: 0 LOB: 0 BB: 0 P: 5	R: 0 E: 0 K: 2 S: 7	H: 0 LOB: 0 BB: 0 P: 7	R: 0 E: 0 K: 1 S: 5	H: 0 LOB: 0 BB: 0 P: 5	R: 0 E: 0 K: 1 S: 4	H: 1 LOB: 1 BB: 0 P: 4	R: 0 E: 0 K: 1 S: 6	H: 2 LOB: 1 BB: 0 P: 6	R: 0 E: 0 K: 1 S: 5	H: 0 LOB: 0 BB: 0 P: 5	1B: 4 2B: 2 3B: 0 HR: 0	SF: 0 SAC: 0 DP: 0 HBP: 0	WP: 1 PB: 0 SB: 0 CS: 0	PA: 32
PITCHER Juan Marichal, R (1, 1) ERA: 1.95	IP 9.0 WLS W BF 32 H 6 R 1 ER 1 SO 8 BB 0 IBB 0 HBP 0 BLK 0 WP 1 HR 0 S 48 P 48 ERA 1.00 WHIP 0.667											PITCHER	IP WLS BF H R ER SO BB IBB HBP BLK WP HR S P ERA WHIP					



Batter	1	2	3	4	5	6	7	8	9
Tito Fuentes, S OBP: 0.285, SLG: 0.336 (1, 6)	0-0 G3		0-0 G6-4-3 1B			0-0 F8		0-0 E1	
Hal Lanier, R OBP: 0.233, SLG: 0.262 (1, 4)	0-0 5-3		0-0 G6-4-3 1B			0-0 E3		0-0 F7	
Willie Mays, R OBP: 0.354, SLG: 0.549 (1, 8)	0-0 1B		0-0 F9			0-0 G4-6-3 1B		4-0 FC5-4 IBB	
Jim Ray Hart, R OBP: 0.345, SLG: 0.490 (1, 5)	0-3 K			0-0 6-3		0-0 G4-6-3 1B		0-0 FC5-4	
Ozzie Virgil, R OBP: 0.298, SLG: 0.444 (1, 2)		0-0 6-3		0-0 6-3			0-0 6-3		
Willie McCovey, L OBP: 0.379, SLG: 0.557 (1, 3)		0-3 K		0-0 L4			0-0 FC1-6 1B		
Jesus Alou, R OBP: 0.251, SLG: 0.268 (1, 7)		0-0 1-3			0-0 5-3		0-0 FC1-6 1B		
Ollie Brown, R OBP: 0.277, SLG: 0.272 (1, 9)			0-0 SH 1B		0-0 F7		0-0 1B		
Juan Marichal, R OBP: 0.257, SLG: 0.297 (1, 1)			0-0 SH 1B		0-0 F9			0-0 F8	

Inning Stats	R: 0	H: 1	E: 0	K: 1	S: 6	LOB: 1	BB: 0	P: 6	R: 0	H: 0	E: 0	K: 1	S: 5	LOB: 0	BB: 0	P: 5	R: 2	H: 2	E: 0	K: 0	S: 5	LOB: 0	BB: 0	P: 5	R: 0	H: 0	E: 0	K: 0	S: 3	LOB: 0	BB: 0	P: 3	R: 0	H: 1	E: 1	K: 0	S: 4	LOB: 1	BB: 0	P: 4	R: 0	H: 2	E: 0	K: 0	S: 4	LOB: 2	BB: 0	P: 4	R: 0	H: 1	E: 1	K: 0	S: 4	LOB: 2	BB: 1	P: 8
--------------	------	------	------	------	------	--------	-------	------	------	------	------	------	------	--------	-------	------	------	------	------	------	------	--------	-------	------	------	------	------	------	------	--------	-------	------	------	------	------	------	------	--------	-------	------	------	------	------	------	------	--------	-------	------	------	------	------	------	------	--------	-------	------

PITCHER	IP	WLS	BF	H	R	ER	SO	BB	IBB	HBP	BLK	WP	HR	S	P	ERA	WHIP
Woodie Fryman, L ERA: 2.52 (1, 1)	5.0	L	18	3	2	2	2	0	0	0	0	0	0	22	22	3.60	0.600
Al McBean, R ERA: 3.29 (6, 1)	2.0		8	3	0	0	0	0	0	0	0	0	0	8	8	0.00	1.500
Roy Face, R ERA: 2.63 (8, 1)	1.0		5	1	0	0	0	0	1	0	0	0	0	4	8	0.00	1.000

BOTTOM

Pittsburgh Pirates @ San Francisco Giants
Candlestick Park, San Francisco, CA

Mon Jul 25 1966, 6:33 AM EDT
Att. 22,191 - Unknown

AB	R	H	RBI	BB	SO	LOB
4	0	2	1	0	0	0
4	0	0	0	0	0	2
3	0	2	0	1	0	0
4	0	0	0	0	1	5
3	0	0	0	0	0	0
3	0	1	0	0	1	0
3	0	0	0	0	0	1
3	1	2	0	0	0	0
2	1	0	0	0	0	0

AB	29
R	2
H	7
RBI	1
BB	1
SO	2
LOB	8

livebaseballscorecards.com

GIANTS

WP: 0	PA: 31
PB: 0	
SB: 0	
CS: 0	

Batter	1	2	3	4	5	6	7	8	9	AB	R	H	RBI	BB	SO	LOB	TOP					
Matty Alou, L (1, 8) OBP: 0.374, SLG: 0.443	0-0 F2		0-0 F8			0-0 4-3	0-3 K			3	0	0	0	0	0	0						
Bob Bailey, R (7, PH) OBP: 0.333, SLG: 0.412										1	0	0	0	0	0	1						
Billy O'Dell, S (7, 1) OBP: 0.167, SLG: 0.167										0	0	0	0	0	0	0						
Pete Mikkelsen, R (7, 1) OBP: 0.273, SLG: 0.200										0	0	0	0	0	0	0						
Bob Purkey, R (8, 1)										0	0	0	0	0	0	0						
Gene Alley, R (1, 6) OBP: 0.310, SLG: 0.393	0-0 1-3 1B			0-0 F9		0-0 E7 HR 1B	0-0 F8			4	1	2	0	0	0	2						
Roberto Clemente, R (1, 9) OBP: 0.370, SLG: 0.548	0-0 1-3			0-0 E6 1B		0-0 E7 HR 2H		0-3 K		4	1	1	2	0	1	1						
Willie Stargell, L (1, 7) OBP: 0.393, SLG: 0.615	0-3 K			0-0 F6		0-3 K		0-0 F4		4	0	0	0	0	2	2						
Jose Pagan, R (1, 5) OBP: 0.296, SLG: 0.422		0-0 F8		0-0 F6		0-0 F7		0-0 6-3		4	0	1	0	0	0	0						
Donn Clendenon, R (1, 3) OBP: 0.356, SLG: 0.513		0-0 4-3		0-3 K				0-0 6-3		4	1	1	0	0	1	2						
Jim Pagliaroni, R (1, 2) OBP: 0.343, SLG: 0.401		0-0 F6			0-0 G5-4-3 1B			1-0 1B HBP		3	0	1	0	0	0	0						
Bill Mazaroski, R (1, 4) OBP: 0.305, SLG: 0.380			0-3 K G6-3		0-0 G5-4-3			0-0 1-2 2-H 1B		4	0	1	1	0	1	2						
Steve Blass, R (1, 1) OBP: 0.209, SLG: 0.222			0-0 G6-3		0-0 G3			0-0 F3		0	0	0	0	0	0	0						
Jesse Gonder, L (3, PH) OBP: 0.200, SLG: 0.353										1	0	0	0	0	0	1						
Al McBean, R (3, 1) OBP: 0.111, SLG: 0.111										1	0	0	0	0	0	0						
Jerry Lynch, L (7, PH) OBP: 0.317, SLG: 0.289										0	0	0	0	0	0	0						
Manny Mota, R (7, 8) OBP: 0.384, SLG: 0.508										1	0	0	0	0	0	2						
Inning Stats	R: 0 E: 0 K: 1 S: 6	H: 1 LOB: 1 BB: 0 P: 6	R: 0 E: 0 K: 0 S: 3	H: 0 LOB: 0 BB: 0 P: 3	R: 0 E: 0 K: 1 S: 5	H: 0 LOB: 0 BB: 0 P: 5	R: 0 E: 1 K: 1 S: 7	H: 1 LOB: 2 BB: 0 P: 7	R: 0 E: 0 K: 0 S: 3	H: 1 LOB: 0 BB: 0 P: 3	R: 2 E: 1 K: 1 S: 7	H: 2 LOB: 0 BB: 0 P: 7	R: 1 E: 0 K: 1 S: 7	H: 2 LOB: 2 BB: 0 P: 8	R: 0 E: 0 K: 1 S: 5	H: 0 LOB: 0 BB: 0 P: 5	R: 0 E: 1 K: 0 S: 3	H: 0 LOB: 0 BB: 0 P: 3	1B: 6 2B: 0 3B: 0 HR: 1	SF: 0 SAC: 0 DP: 3 HBP: 1	WP: 1 PB: 0 SB: 0 CS: 0	PA: 35
PITCHER	IP	WLS	BF	H	R	ER	SO	BB	IBB	HBP	BLK	WP	HR	S	P	ERA	WHIP					
Gaylord Perry, R (1, 1) ERA: 2.69	6.0	W	26	7	3	3	4	0	0	1	0	1	1	33	34	4.50	1.167					
Bill Henry, L (7, 1) ERA: 1.5	0.1		1	0	0	0	0	0	0	0	0	0	0	1	1	0.00	0.000					
Lindy McDaniel, R (7, 1) ERA: 3.18	2.2	S	8	0	0	0	2	0	0	0	0	0	0	12	12	0.00	0.000					

Pittsburgh Pirates @ San Francisco Giants
Candlestick Park, San Francisco, CA

Tue Jul 26 1966, 6:33 AM EDT
Att. 21,786 - Unknown

livebaseballscorecards.com

AB	34
R	3
H	7
RBI	3
BB	0
SO	6
LOB	14



Batter	1	2	3	4	5	6	7	8	9	AB	R	H	RBI	BB	SO	LOB
Tito Fuentes, S OBP: 0.287, SLG: 0.344 (1, 6)	0-0 F7 1-H	0-0 2B 2-H			0-0 5-3		0-0 BB SF8 2B	0-0 F2		5	1	2	1	0	0	1
Jim Davenport, R OBP: 0.317, SLG: 0.408 (1, 5)	0-0 F7	0-0 1-3			0-0 E 1B		0-0 5-3	0-0 F8		5	1	1	0	0	0	3
Willie Mays, R OBP: 0.356, SLG: 0.546 (1, 8)	4-0 BB HR BB		0-0 F6		0-0 E9 1-H		4-0 SF8 BB 1B BB			2	2	0	0	2	0	0
Willie McCovey, L OBP: 0.380, SLG: 0.553 (1, 3)	4-0 1-2 HR BB		0-0 4-3		0-0 6-3		4-0 1B BB			2	1	0	0	2	0	1
Jim Ray Hart, R OBP: 0.344, SLG: 0.497 (1, 7)	0-0 1-H 2-H HR		0-0 F8			0-0 6-3	0-0 SF8			3	1	1	4	0	0	0
Tom Haller, L OBP: 0.307, SLG: 0.466 (1, 2)	0-3 K			0-0 3-1		0-0 F5	0-0 1-3 3-H 1B			4	0	1	1	0	1	0
Ollie Brown, R OBP: 0.276, SLG: 0.276 (1, 9)		0-3 K		0-0 F8		0-0 1B 2B	0-3 K			4	1	1	0	0	2	2
Hal Lanier, R OBP: 0.240, SLG: 0.269 (1, 4)		0-0 2B 1B		0-0 F9		0-0 2-H 1B		0-0 SH1-4 1B		4	1	3	1	0	0	0
Gaylord Perry, R OBP: 0.245, SLG: 0.265 (1, 1)		0-3 K			0-0 G3		0-0 2-H 1B			3	0	1	0	0	1	1
Bill Henry, L OBP: 0.100, SLG: 0.100 (7, 1)										0	0	0	0	0	0	0
Lindy McDaniel, R OBP: 0.100, SLG: 0.100 (7, 1)										0	0	0	0	0	0	0

Inning Stats	R: 3	H: 1	E: 0	K: 1	S: 6	LOB: 0	BB: 2	P: 14	R: 1	H: 2	E: 0	K: 2	S: 9	LOB: 1	BB: 0	P: 9	R: 0	H: 0	E: 0	K: 0	S: 3	LOB: 0	BB: 0	P: 3	R: 0	H: 0	E: 0	K: 0	S: 3	LOB: 0	BB: 0	P: 3	R: 1	H: 1	E: 1	K: 0	S: 5	LOB: 1	BB: 0	P: 5	R: 1	H: 3	E: 0	K: 1	S: 5	LOB: 2	BB: 0	P: 5	R: 2	H: 2	E: 0	K: 1	S: 7	LOB: 2	BB: 2	P: 15	R: 0	H: 1	E: 0	K: 0	S: 4	LOB: 1	BB: 0	P: 4
--------------	------	------	------	------	------	--------	-------	-------	------	------	------	------	------	--------	-------	------	------	------	------	------	------	--------	-------	------	------	------	------	------	------	--------	-------	------	------	------	------	------	------	--------	-------	------	------	------	------	------	------	--------	-------	------	------	------	------	------	------	--------	-------	-------	------	------	------	------	------	--------	-------	------

PITCHER																	1B	SF	3B	HR	WP	HR	S	P	ERA	WHIP	
Steve Blass, R ERA: 3.73 (1, 1)	IP	WLS	BF	H	R	ER	SO	BB	IBB	HBP	BLK	WP	HR	S	P	ERA	WHIP	6	1	0	0	0	0	0	0	18.00	2.500
Al McBean, R ERA: 3.22 (3, 1)	4.0		16	4	2	1	0	0	0	0	0	0	0	16	16	2.25	1.000	3	0	0	0	0	0	0	0	2.25	1.000
Billy O'Dell, L ERA: 2.87 (7, 1)	0.1		4	1	2	2	0	2	0	0	0	0	0	2	10	54.00	9.000	0	0	0	0	0	0	0	0	54.00	9.000
Pete Mikkelsen, R ERA: 3.47 (7, 1)	0.2		3	1	0	0	1	0	0	0	0	0	0	5	5	0.00	1.500	0	0	0	0	0	0	0	0	0.00	1.500
Bob Purkey, R ERA: 1.37 (8, 1)	1.0		4	1	0	0	0	0	0	0	0	0	0	4	4	0.00	1.000	1	0	0	0	0	0	0	0	0.00	1.000

BOTTOM

Pittsburgh Pirates @ San Francisco Giants
Candlestick Park, San Francisco, CA

AB	32
R	8
H	10
RBI	7
BB	4
SO	4
LOB	8



WP	0	PA	38
PB	0	CS	0
SB	0		

Tue Jul 26 1966, 6:33 AM EDT
Att. 21,786 - Unknown

livebaseballscorecards.com

Batter	1	2	3	4	5	6	7	8	9	AB R H RBI BB SO LOB	TOP																										
Matty Alou, L (1, 8) OBP: 0.374, SLG: 0.446	0-3 K		0-0 5-3		0-0 HR 2B		0-0 G6-4-3 1B		0-3 K	5 1 2 0 0 2 1	Pittsburgh Pirates @ San Francisco Giants Candlestick Park, San Francisco, CA Wed Jul 27 1966, 6:33 AM EDT Att. 22,154 - Unknown livebaseballscorecards.com																										
Gene Alley, R (1, 6) OBP: 0.311, SLG: 0.405	0-0 2B		0-0 5-3		0-0 HR		0-0 G6-4-3 1-2f		0-0 F4	5 1 2 2 0 0 2																											
Roberto Clemente, R (1, 9) OBP: 0.369, SLG: 0.545	0-3 K			0-0 4-3	0-0 1B			0-0 4-3		4 0 1 0 0 1 1																											
Willie Stargell, L (1, 7) OBP: 0.392, SLG: 0.611	0-3 K			0-0 F5	0-0 G3			0-0 G6-4-3 1B		4 0 1 0 0 1 2																											
Jose Pagan, R (1, 5) OBP: 0.296, SLG: 0.418		0-0 F7		1-0 BB HBP		0-0 F4		0-0 G6-4-3 1-2f		3 0 0 0 0 0 1																											
Donn Clendenon, R (1, 3) OBP: 0.363, SLG: 0.527		0-0 HR		4-0 1-2 BB		0-0 5-3 1B			0-0 E5 SH 1B 1B	3 2 3 1 1 0 0																											
Jim Pagliaroni, R (1, 2) OBP: 0.340, SLG: 0.396		0-3 K		0-3 K		0-0 5-3			0-0 SH 1B SF8	3 0 0 0 0 2 3																											
Gene Michael, S (9, PR) OBP: 0.125, SLG: 0.188						1-2				0 1 0 0 0 0 0																											
Jerry May, R (9, 2) OBP: 0.261, SLG: 0.276						0-0 5-3				0 0 0 0 0 0 0																											
Bill Mazerowski, R (1, 4) OBP: 0.304, SLG: 0.378		0-3 K			0-0 F8	0-0 4-3			0-0 1-3 1B	4 0 1 1 0 1 1																											
Tommie Sisk, R (1, 1) OBP: 0.250, SLG: 0.143			0-3 K		0-3 K		0-0 G3		0-0 SF8	2 0 0 0 0 2 0																											
Billy O'Dell, S (5, 1) OBP: 0.167, SLG: 0.167										0 0 0 0 0 0 0																											
Jerry Lynch, L (7, PH) OBP: 0.310, SLG: 0.282										1 0 0 0 0 0 0																											
Pete Mikkelsen, R (7, 1) OBP: 0.273, SLG: 0.200										0 0 0 0 0 0 0																											
Manny Mota, R (9, PH) OBP: 0.352, SLG: 0.508										0 0 0 1 0 0 0																											
Roy Face, R (9, 1)										0 0 0 0 0 0 0																											
Inning Stats	R: 0 E: 0 K: 3 S: 10	H: 1 LOB: 1 BB: 0 P: 10	R: 1 E: 0 K: 2 S: 8	H: 1 LOB: 0 BB: 0 P: 8	R: 0 E: 0 K: 1 S: 5	H: 0 LOB: 0 BB: 0 P: 5	R: 0 E: 0 K: 1 S: 5	H: 0 LOB: 2 BB: 1 P: 10	R: 2 E: 0 K: 1 S: 8	H: 3 LOB: 1 BB: 0 P: 8	R: 0 E: 0 K: 0 S: 4	H: 1 LOB: 1 BB: 0 P: 4	R: 0 E: 0 K: 0 S: 3	H: 1 LOB: 0 BB: 0 P: 3	R: 0 E: 0 K: 0 S: 3	H: 1 LOB: 0 BB: 0 P: 3	R: 2 E: 2 K: 1 S: 8	H: 2 LOB: 1 BB: 0 P: 8	1B: 6 2B: 2 3B: 0 HR: 2	SF: 1 SAC: 1 DP: 2 HBP: 1	WP: 0 PB: 0 SB: 0 CS: 0	PA: 38															
PITCHER	IP WLS BF H R ER SO BB IBB HBP BLK WP HR S P ERA WHIP																																				
Bobby Bolin, R (1, 1) ERA: 3.34	5.0		22	5	3	3	8	1	0	1	0	0	2	36	41	5.40	1.200																				
Frank Linzy, R (6, 1) ERA: 2.52	3.0	L	13	5	2	1	0	0	0	0	0	0	0	13	13	3.00	1.667																				
Lindy McDaniel, R (9, 1) ERA: 3.13	1.0		3	0	0	0	1	0	0	0	0	0	0	5	5	0.00	0.000																				

AB	34
R	5
H	10
RBI	5
BB	1
SO	9
LOB	11



Batter	1	2	3	4	5	6	7	8	9
Tito Fuentes, S (1, 6) OBP: 0.286, SLG: 0.343 Len Gabrielson, L (9, PH) OBP: 0.277, SLG: 0.295	0-0 F8		0-0 6-3		0-0 G5-4-3 1B		0-0 5-3		0-0 F8
Jim Davenport, R (1, 5) OBP: 0.315, SLG: 0.403	0-0 5-3			0-0 F8	0-0 G5-4-3 1B		0-0 BB 1B		0-3 K
Willie Mays, R (1, 8) OBP: 0.355, SLG: 0.543	0-0 5-3			0-0 E6 E	0-0 1B		0-0 F7		
Willie McCovey, L (1, 3) OBP: 0.385, SLG: 0.553		0-0 1B		4-0 E BB	0-3 K		4-0 FC6-4 BB		
Jim Ray Hart, R (1, 7) OBP: 0.343, SLG: 0.494		0-0 F8		0-0 E8 1-3 3-H 1B		0-0 F4	0-0 FC6-4		
Tom Haller, L (1, 2) OBP: 0.310, SLG: 0.465		0-0 F5		4-0 G6-4-3 IBB		0-0 1B 1B	0-3 K		
Ollie Brown, R (1, 9) OBP: 0.276, SLG: 0.276		0-0 G3		0-0 G6-4-3 1-2f		0-0 F6	0-0 G6-4-3 1B		
Hal Lanier, R (1, 4) OBP: 0.243, SLG: 0.272			0-0 4-3		0-0 2B 1B	0-0 1-2 1B	0-0 G6-4-3 1-2f		
Bobby Bolin, R (1, 1) OBP: 0.262, SLG: 0.216 Bob Burda, L (5, PH) OBP: 0.167, SLG: 0.250 Frank Linzy, R (6, 1) OBP: 0.188, SLG: 0.313 Lindy McDaniel, R (9, 1) OBP: 0.100, SLG: 0.100 Cap Peterson, R (9, PH) OBP: 0.314, SLG: 0.357			0-0 F8		0-0 G5-4-3 2B	0-3 K		0-0 5-3	

AB	R	H	RBI	BB	SO	LOB
4	0	1	1	0	0	0
1	0	0	0	0	0	0
5	0	1	0	0	1	1
4	1	1	0	0	0	1
2	0	1	0	2	1	1
4	0	1	1	0	0	3
3	0	1	0	1	1	1
4	0	1	0	0	0	5
4	1	2	0	0	0	1
1	0	0	0	0	0	0
1	1	1	0	0	0	0
1	0	0	0	0	1	2
0	0	0	0	0	0	0
1	0	0	0	0	0	0

BOTTOM

Pittsburgh Pirates @ San Francisco Giants
 Candlestick Park, San Francisco, CA
 Wed Jul 27 1966, 6:33 AM EDT
 Att. 22,154 - Unknown

livebaseballscores.com

AB	35
R	3
H	10
RBI	2
BB	3
SO	4
LOB	15



Inning Stats	R: 0	H: 0	E: 0	K: 0	S: 3	LOB: 0	BB: 0	P: 3	R: 0	H: 1	E: 0	K: 0	S: 4	LOB: 1	BB: 0	P: 4	R: 0	H: 0	E: 0	K: 0	S: 3	LOB: 0	BB: 0	P: 3	R: 1	H: 1	E: 2	K: 0	S: 4	LOB: 2	BB: 2	P: 12	R: 2	H: 4	E: 0	K: 1	S: 8	LOB: 1	BB: 0	P: 8	R: 0	H: 2	E: 0	K: 1	S: 7	LOB: 2	BB: 0	P: 7	R: 0	H: 1	E: 0	K: 0	S: 4	LOB: 2	BB: 1	P: 8	R: 0	H: 1	E: 0	K: 1	S: 5	LOB: 0	BB: 0	P: 5	R: 0	H: 0	E: 0	K: 1	S: 5	LOB: 0	BB: 0	P: 5	1B: 9	SF: 0	2B: 1	SAC: 0	3B: 0	DP: 3	HR: 0	HBP: 0	WP: 0	PA: 38	ERA	WHIP
PITCHER	IP	WLS	BF	H	R	ER	SO	BB	IBB	HBP	BLK	WP	HR	S	P	ERA	WHIP																																																																			
Tommie Sisk, R (1, 1) ERA: 4.63	4.2		21	6	3	2	0	1	1	0	0	0	0	19	27	3.86	1.500																																																																			
Billy O'Dell, L (5, 1) ERA: 2.81	1.1		6	2	0	0	2	0	0	0	0	0	0	10	10	0.00	1.500																																																																			
Pete Mikkelsen, R (7, 1) ERA: 3.38	2.0	W	8	2	0	0	1	1	0	0	0	0	0	9	13	0.00	1.500																																																																			
Roy Face, R (9, 1) ERA: 2.57	1.0	S	3	0	0	0	1	0	0	0	0	0	0	5	5	0.00	0.000																																																																			


Batter	1	2	3	4	5	6	7	8	9	AB R H RBI BB SO LOB	TOP													
John Briggs, L (1, 8) OBP: 0.404, SLG: 0.519	0-3 K		0-0 F5		0-0 G3 HR 1-3 1B	0-0 4-3		0-0 F3		5 1 1 0 0 1 2														
Cookie Rojas, R (1, 4) OBP: 0.307, SLG: 0.346	0-0 L5		0-0 F8		0-0 1-3	4-0 1B IBB		0-0 BB 1B		4 0 1 0 1 0 2														
Johnny Callison, L (1, 9) OBP: 0.342, SLG: 0.413	4-0 BB			0-0 2B BB 1B	0-0 G3	0-0 1-2 1B		0-0 L9		4 1 2 1 1 0 2														
Dick Allen, R (1, 5) OBP: 0.386, SLG: 0.643	0-0 F7			0-0 BB 1-3 2B	0-0 HR	0-0 F9		4-0 BB		4 1 2 2 1 0 3														
Jackie Brandt, R (1, 7) OBP: 0.326, SLG: 0.331		0-0 G6-4-3 1B		0-0 4-3	0-0 2B		0-0 BB 1B	0-0 P3		5 0 3 0 0 0 4														
Bob Uecker, R (1, 2) OBP: 0.306, SLG: 0.402		0-0 G6-4-3 1-2f		4-0 BB IBB	4-0 BB		0-0 F9	0-0 FC4-6 1B		3 0 1 0 2 0 2														
Bill White, L (1, 3) OBP: 0.350, SLG: 0.463		0-0 P4		4-0 1-2 2-3 3-H BB	0-0 G3		4-0 1-2 BB	0-0 F7		3 0 0 1 2 0 3														
Dick Groat, R (1, 6) OBP: 0.282, SLG: 0.317			0-0 1B	0-0 P3		0-0 G4 1B 2B	0-0 F7	0-0 FC4-6 FC6-4 1-2f		5 1 2 0 0 0 6														
Larry Jackson, R (1, 1) OBP: 0.158, SLG: 0.185			0-0 P6	0-3 K		0-0 G4	0-3 K	0-0 FC6-4 1-2f		5 0 0 0 0 2 8														
Inning Stats	R: 0 E: 0 K: 1 S: 5	H: 0 LOB: 1 BB: 1 P: 9	R: 0 E: 0 K: 0 S: 3	H: 1 LOB: 0 BB: 0 P: 3	R: 0 E: 0 K: 0 S: 4	H: 1 LOB: 1 BB: 0 P: 4	R: 1 E: 0 K: 1 S: 7	H: 2 LOB: 3 BB: 2 P: 15	R: 2 E: 0 K: 0 S: 6	H: 3 LOB: 2 BB: 1 P: 10	R: 1 E: 0 K: 0 S: 5	H: 2 LOB: 2 BB: 1 P: 9	R: 0 E: 0 K: 1 S: 6	H: 1 LOB: 2 BB: 1 P: 10	R: 0 E: 0 K: 0 S: 4	H: 1 LOB: 2 BB: 1 P: 8	R: 0 E: 0 K: 0 S: 4	H: 1 LOB: 1 BB: 0 P: 4	R: 0 E: 0 K: 0 S: 4	H: 1 LOB: 1 BB: 0 P: 4	1B: 8 2B: 3 3B: 0 HR: 1	SF: 0 SAC: 0 DP: 1 HBP: 0	WP: 0 PB: 0 SB: 0 CS: 0	PA: 45
PITCHER	IP WLS BF H R ER SO BB IBB HBP BLK WP HR S P ERA WHIP																							
Woodie Fryman, L (1, 1) ERA: 2.69	6.1 L 34 10 4 4 4 2 4 2 0 0 0 1 32 56 5.68 2.211																							
Al McBean, R (7, 1) ERA: 3.19	0.2 2 0 0 0 1 0 0 0 0 0 0 0 4 4 0.00 0.000																							
Pete Mikkelsen, R (8, 1) ERA: 3.29	2.0 9 2 0 0 0 1 0 0 0 0 0 0 8 12 0.00 1.500																							

Philadelphia Phillies @ Pittsburgh Pirates
 Forbes Field, Pittsburgh, PA
 Sat Jul 30 1966, 3:33 AM EDT
 Att. 15,804 - Unknown

livebaseballscorecards.com

AB	38
R	4
H	12
RBI	4
BB	7
SO	3
LOB	32



Batter	1	2	3	4	5	6	7	8	9	AB R H RBI BB SO LOB	TOP											
John Briggs, L (1, 8) OBP: 0.404, SLG: 0.512	0-0 F9			0-0 F8 SH1-3 1B		0-0 4-3		0-0 4-3		5 0 2 0 0 0 3												
Cookie Rojas, R (1, 4) OBP: 0.309, SLG: 0.347	0-0 G4-6-3 1B			0-0 SH1-3		0-0 1B 1B	0-0 F2		0-0 G4	4 1 2 0 0 0 0												
Johnny Callison, L (1, 9) OBP: 0.343, SLG: 0.415	0-0 G4-6-3 1-2f			0-0 F8		0-0 1B HR 1B	0-0 L8		0-0 1B 2B	5 2 2 0 0 0 2												
Dick Allen, R (1, 5) OBP: 0.386, SLG: 0.638		0-0 F8		0-3 K		0-0 HR 1B	4-0 2B BB		0-0 F8	4 2 1 1 1 1 2												
Bill White, L (1, 3) OBP: 0.357, SLG: 0.485		0-0 F8 2B			0-0 1B G4-6-3 2B	0-0 HR	0-0 2B		0-0 1B	5 2 5 5 0 0 0												
Tony Gonzalez, L (1, 7) OBP: 0.320, SLG: 0.397		0-0 F8			0-0 1B G4-6-3	0-0 1B	0-3 K		0-0 4-3	5 1 2 0 0 1 3												
Clay Dalrymple, L (1, 2) OBP: 0.379, SLG: 0.357			0-0 6-3		0-0 G4-6-3	0-0 1B 1B		4-0 BLK BB		3 0 1 1 1 0 1	AB 39 R 8 H 17 RBI 7 BB 2 SO 6 LOB 16											
Dick Groat, R (1, 6) OBP: 0.294, SLG: 0.319			0-0 6-3		0-0 1B	0-0 1B		0-0 L8		4 0 2 0 0 0 1												
Jim Bunning, R (1, 1) OBP: 0.169, SLG: 0.162			0-3 K		0-3 K	0-3 K		0-3 K		4 0 0 0 0 4 4												
Inning Stats	R: 0 E: 0 K: 0 S: 3	H: 1 LOB: 0 BB: 0 P: 3	R: 0 E: 0 K: 0 S: 3	H: 1 LOB: 0 BB: 0 P: 3	R: 0 E: 0 K: 1 S: 5	H: 0 LOB: 0 BB: 0 P: 5	R: 0 E: 0 K: 1 S: 6	H: 1 LOB: 1 BB: 0 P: 6	R: 1 E: 0 K: 1 S: 7	H: 3 LOB: 1 BB: 0 P: 7	R: 5 E: 0 K: 1 S: 12	H: 8 LOB: 2 BB: 0 P: 12	R: 1 E: 0 K: 1 S: 6	H: 1 LOB: 1 BB: 1 P: 10	R: 0 E: 0 K: 1 S: 5	H: 0 LOB: 1 BB: 1 P: 9	R: 1 E: 0 K: 0 S: 5	H: 2 LOB: 1 BB: 0 P: 5	1B: 12 2B: 4 3B: 0 HR: 1	SF: 0 SAC: 1 DP: 2 HBP: 0	WP: 0 PB: 0 SB: 1 CS: 1	PA: 42
PITCHER	IP WLS BF H R ER SO BB IBB HBP BLK WP HR S P ERA WHIP																					
Vern Law, R (1, 1) ERA: 4.74	5.1 L 24 12 6 6 3 0 0 0 0 0 0 1 30 30 10.12 2.250																					
Pete Mikkelsen, R (6, 1) ERA: 3.26	0.2 4 2 0 0 1 0 0 0 0 0 0 6 6 0.00 3.000																					
Don Cardwell, R (7, 1) ERA: 4.25	1.0 5 1 1 1 1 1 0 0 0 0 0 6 10 9.00 2.000																					
Al McBean, R (8, 1) ERA: 3.23	2.0 9 2 1 1 1 1 0 0 1 0 0 10 14 4.50 1.500																					

Philadelphia Phillies @ Pittsburgh Pirates
 Forbes Field, Pittsburgh, PA
 Sun Jul 31 1966, 3:33 AM EDT
 Unknown

livebaseballscorecards.com

Batter	1	2	3	4	5	6	7	8	9	AB	R	H	RBI	BB	SO	LOB
Matty Alou, L (1, 8) OBP: 0.374, SLG: 0.444	0-0 G4-6-3 1B	0-0 F7			0-0 B5			0-0 F7	0-0 1-2 1B	5	0	2	0	0	0	2
Gene Alley, R (1, 6) OBP: 0.309, SLG: 0.399	0-0 G4-6-3 1-2f		0-0 6-3			0-0 F9		0-0 1B 1B	0-3 K	5	1	1	0	0	1	3
Manny Mota, R (1, 9) OBP: 0.389, SLG: 0.500	0-0 1B 1B		0-0 F7			0-0 F9		0-0 1-2 1B 1B		4	0	2	0	0	0	0
Willie Stargell, L (1, 7) OBP: 0.389, SLG: 0.602	0-0 FC6-4 1-3 1B		0-0 5-3			0-0 5-3		0-0 1-2 2-H 1B		4	0	2	1	0	0	0
Jose Pagan, R (1, 5) OBP: 0.290, SLG: 0.408	0-0 FC6-4 1-2f			0-0 F8			0-0 F7	0-0 F9		4	0	0	0	0	0	4
Donn Clendenon, R (1, 3) OBP: 0.362, SLG: 0.519		0-0 FC4-6 1B		0-0 B2			0-0 HBP 1B	0-0 F9		4	0	2	0	0	0	2
Bill Mazaroski, R (1, 4) OBP: 0.302, SLG: 0.374		0-0 FC4-6 1-2f 1B		0-0 5-3			0-0 F5		0-0 1B 1B	4	0	1	0	0	0	2
Jesse Gonder, L (1, 2) OBP: 0.203, SLG: 0.338		0-3 K			0-0 F7		H 1-0 1-2 HBP	0-3 K		3	0	0	0	0	2	2
Vern Law, R (1, 1) Pete Mikkelsen, R (6, 1) Don Garwood, R (7, 1) Jenny Lynch, L (7, PH) Al McBean, R (8, 1) Andre Rodgers, R (9, PH)		0-0 1-2 1B			0-0 P4		0-3 K		0-3 K	2	0	1	0	0	0	0

BOTTOM

Philadelphia Phillies @ Pittsburgh Pirates
 Forbes Field, Pittsburgh, PA
 Sun Jul 31 1966, 3:33 AM EDT
 Unknown

livebaseballscorecards.com

AB	37
R	1
H	11
RBI	1
BB	0
SO	5
LOB	18



Inning Stats	R: 0	H: 3	E: 0	LOB: 2	K: 0	BB: 0	S: 5	P: 5	R: 0	H: 2	E: 0	LOB: 2	K: 1	BB: 0	S: 7	P: 7	R: 0	H: 0	E: 0	LOB: 0	K: 0	BB: 0	S: 3	P: 3	R: 0	H: 0	E: 0	LOB: 0	K: 0	BB: 0	S: 3	P: 3	R: 0	H: 0	E: 0	LOB: 0	K: 0	BB: 0	S: 3	P: 3	R: 0	H: 1	E: 0	LOB: 2	K: 1	BB: 0	S: 6	P: 7	R: 1	H: 3	E: 0	LOB: 2	K: 0	BB: 0	S: 6	P: 6	R: 0	H: 2	E: 0	LOB: 2	K: 3	BB: 0	S: 11	P: 11	1B: 11	SF: 0	2B: 0	SAC: 0	3B: 0	DP: 1	HR: 0	HBP: 1	WP: 0	PA: 38	PB: 0	SB: 0	CS: 0	ERA	WHIP
PITCHER Jim Bunning, R (1, 1) ERA: 2.41	IP	WLS	BF	H	R	ER	SO	BB	IBB	HBP	BLK	WP	HR	S	P	ERA	WHIP	IP	WLS	BF	H	R	ER	SO	BB	IBB	HBP	BLK	WP	HR	S	P	ERA	WHIP	IP	WLS	BF	H	R	ER	SO	BB	IBB	HBP	BLK	WP	HR	S	P	ERA	WHIP																												

Batter	1	2	3	4	5	6	7	8	9	AB R H RBI BB SO LOB
--------	---	---	---	---	---	---	---	---	---	----------------------

Gene Alley, R <small>OBP: 0.312, SLG: 0.398</small> (1, 6)	4-0 		0-0 		0-3 			0-3 		3 1 1 0 1 2 0
Manny Mota, R <small>OBP: 0.393, SLG: 0.505</small> (1, 8) (8, 7)	0-0 		0-0 			0-0 		0-0 		4 0 2 0 0 0 2
Roberto Clemente, R <small>OBP: 0.372, SLG: 0.550</small> (1, 9)	0-0 		0-0 			0-0 		0-0 		4 0 3 1 0 0 1
Donn Clendenon, R <small>OBP: 0.359, SLG: 0.510</small> (1, 3)	0-3 		0-3 			0-3 		0-3 		4 0 0 0 0 4 5
Jose Pagan, R <small>OBP: 0.292, SLG: 0.404</small> (1, 5)	0-3 			0-0 			0-0 		0-0 	4 0 0 0 0 1 1
Bill Mazerowski, R <small>OBP: 0.297, SLG: 0.367</small> (1, 4)		0-3 		0-0 			0-0 		0-0 	4 0 0 0 0 1 0
Bob Bailey, R <small>OBP: 0.333, SLG: 0.403</small> Matty Alou, L <small>OBP: 0.367, SLG: 0.435</small> (7, PR) (8, 8)		0-0 		0-0 			0-0 		0-0 	3 0 1 0 0 0 0 1 0 0 0 0 0 0
Jim Pagliaroni, R <small>OBP: 0.340, SLG: 0.399</small> (1, 2)		0-0 			0-0 		4-0 			2 0 0 0 1 0 0
Tommie Sisk, R <small>OBP: 0.222, SLG: 0.125</small> Roy Face, R (9, 1)			0-3 		0-3 		0-3 			3 0 0 0 0 3 2 0 0 0 0 0 0 0

BOTTOM

Los Angeles Dodgers @ Pittsburgh Pirates
 Forbes Field, Pittsburgh, PA
 Mon Aug 01 1966, 7:05 PM EDT
 Att. 27,398 - Unknown

AB	32
R	1
H	7
RBI	1
BB	2
SO	11
LOB	11



Inning Stats	R: 1	H: 1	E: 0	K: 2	S: 8	LOB: 1	BB: 1	P: 12	R: 0	H: 0	E: 0	K: 1	S: 5	LOB: 0	BB: 0	P: 5	R: 0	H: 2	E: 0	K: 2	S: 9	LOB: 2	BB: 0	P: 9	R: 0	H: 0	E: 0	K: 0	S: 3	LOB: 0	BB: 0	P: 3	R: 0	H: 1	E: 1	K: 1	S: 5	LOB: 0	BB: 0	P: 5	R: 0	H: 1	E: 0	K: 1	S: 6	LOB: 2	BB: 1	P: 10	R: 0	H: 2	E: 0	K: 2	S: 8	LOB: 1	BB: 0	P: 8	R: 0	H: 0	E: 0	K: 0	S: 3	LOB: 0	BB: 0	P: 3	1B: 5	2B: 1	3B: 1	HR: 0	SF: 0	SAC: 0	DP: 0	HBP: 0	WP: 1	PB: 0	SB: 1	CS: 1	PA: 34	ERA	WHIP
Sandy Koufax, L <small>ERA: 1.63</small> (1, 1)	IP	WLS	BF	H	R	ER	SO	BB	IBB	HBP	BLK	WP	HR	S	P	ERA	WHIP																																																														
Phil Regan, R <small>ERA: 1.52</small> (8, 1)	2.0	W	7	2	0	0	2	0	0	0	0	0	0	11	11	0.00	1.000																																																														

Batter	1	2	3	4	5	6	7	8	9	AB R H RBI BB SO LOB	TOP																									
Willie Davis, L (1, 8) OBP: 0.294, SLG: 0.371	0-0 B5-3		0-0 5-3		0-0 4-3			0-0 4-3 1B		4 0 1 0 0 0 0	Los Angeles Dodgers @ Pittsburgh Pirates Forbes Field, Pittsburgh, PA Tue Aug 02 1966, 7:05 PM EDT Att: 12,886 - Unknown livebaseballscorecards.com																									
Maury Wills, S (1, 5) OBP: 0.332, SLG: 0.333	0-3 K		0-3 K		0-0 L7			0-0 4-3 1-2		4 0 0 0 0 2 1																										
Lou Johnson, R (1, 9) OBP: 0.323, SLG: 0.410	0-0 HR			0-3 K		0-0 2B 1B		0-0 5-3		4 2 2 1 0 1 1																										
Dick Stuart, R (1, 3) OBP: 0.324, SLG: 0.424	0-3 K			0-0 P4		0-3 K		0-0 1-3		4 0 0 0 0 2 2																										
Tommy Davis, R (1, 7) OBP: 0.319, SLG: 0.360		0-0 5-3 1B		0-0 HR 1B		0-0 2B 1-H		0-3 K		4 1 3 1 0 1 0																										
Jim Lefebvre, S (1, 4) OBP: 0.329, SLG: 0.451		0-0 5-3 1-2		0-0 HR		0-0 6-3		0-0 6-3		4 1 1 2 0 0 1																										
John Roseboro, L (1, 2) OBP: 0.364, SLG: 0.462 Wes Parker, S (9, PR) OBP: 0.341, SLG: 0.389		0-0 1-3		0-0 F2			0-0 4-3		0-0 1B 1B	4 0 1 0 0 0 1 0 0 0 0 0 0 0																										
John Kennedy, R (1, 6) OBP: 0.256, SLG: 0.303 Ron Fairly, L (9, PH) OBP: 0.331, SLG: 0.324		0-0 F8			0-0 HR		0-0 CS 1B		0-0 FC6 1B 1-2	3 1 2 1 0 0 1 1 0 1 0 0 0 0																										
Don Drysdale, R (1, 1) OBP: 0.286, SLG: 0.373 Joe Moeller, R (4, 1) OBP: 0.286, SLG: 0.167 Ron Perranoski, L (6, 1) OBP: 0.250, SLG: 0.500 Jim Barbieri, L (9, PH) OBP: 0.340, SLG: 0.327			0-0 5-3		0-0 5-3		0-3 K 1-2		0-0 FC6 1-2f	1 0 0 0 0 0 0 1 0 0 0 0 0 0 1 0 0 0 0 1 1 1 0 0 0 0 0 2																										
Inning Stats	R: 1 E: 0 K: 2 S: 8	H: 1 LOB: 0 BB: 0 P: 8	R: 0 E: 0 K: 0 S: 4	H: 1 LOB: 1 BB: 0 P: 4	R: 0 E: 0 K: 1 S: 5	H: 0 LOB: 0 BB: 0 P: 5	R: 2 E: 0 K: 1 S: 7	H: 2 LOB: 0 BB: 0 P: 7	R: 1 E: 0 K: 1 S: 4	H: 1 LOB: 0 BB: 0 P: 4	R: 1 E: 0 K: 1 S: 6	H: 2 LOB: 0 BB: 0 P: 6	R: 0 E: 0 K: 1 S: 5	H: 1 LOB: 0 BB: 0 P: 5	R: 0 E: 0 K: 0 S: 4	H: 1 LOB: 1 BB: 0 P: 4	R: 0 E: 0 K: 1 S: 7	H: 2 LOB: 2 BB: 0 P: 7	1B: 7 2B: 1 3B: 0 HR: 3	SF: 0 SAC: 0 DP: 0 HBP: 0	WP: 0 PB: 0 SB: 0 CS: 1	PA: 36														
PITCHER	IP WLS BF H R ER SO BB IBB HBP BLK WP HR S P ERA WHIP																				PITCHER	IP WLS BF H R ER SO BB IBB HBP BLK WP HR S P ERA WHIP														
Woodie Fryman, L (1, 1) ERA: 2.93	6.0		24	7	5	5	5	0	0	0	0	0	3	34	34	7.50	1.167																			
Pete Mikkelsen, R (7, 1) ERA: 3.18	2.0	W	7	2	0	0	1	0	0	0	0	0	0	9	9	0.00	1.000																			
Al McBean, R (9, 1) ERA: 3.13	1.0	S	5	2	0	0	1	0	0	0	0	0	0	7	7	0.00	2.000																			



Batter	1	2	3	4	5	6	7	8	9
Matty Alou, L (1, 8) OBP: 0.364, SLG: 0.431 Manny Mota, R (6, PH) OBP: 0.394, SLG: 0.509 (7, 8)	0-0 5-3		0-0 B1-3	0-0 G3		0-0 1-3		0-0 2B	
Gene Alley, R (1, 6) OBP: 0.310, SLG: 0.404	0-3 K		0-0 4-3		0-0 HR	0-0 3-1		0-3 K	
Roberto Clemente, R (1, 9) OBP: 0.373, SLG: 0.548	0-0 6-3		0-0 5-3		4-0 BB		0-0 FC6-5, SH3 1B		
Willie Stargell, L (1, 7) OBP: 0.391, SLG: 0.604		0-0 4-3		0-0 1B 2B	0-3 K		0-0 SH3		
Jose Pagan, R (1, 5) OBP: 0.294, SLG: 0.405		0-0 1B 5-3 1B		0-0 HR 1B	0-0 L9		0-0 FC6-5		
Donn Clendenon, R (1, 3) OBP: 0.358, SLG: 0.515		0-0 5-3		0-0 HR	0-0 4-3		0-0 F8		
Bill Mazaroski, R (1, 4) OBP: 0.299, SLG: 0.368		0-0 WP 1B		0-0 5-3		0-0 4-3		0-0 SH1-4 2B 1B	
Jesse Gonder, L (1, 2) OBP: 0.231, SLG: 0.351 Jim Pagliaroni, R (8, PH) OBP: 0.340, SLG: 0.399 Jerry May, R (9, 2) OBP: 0.273, SLG: 0.267		4-0 1B 1-2 IBB		0-0 1B		0-0 1-3 1B 1B		0-0 SH1-4	
Woodie Fryman, R (1, 1) OBP: 0.182, SLG: 0.182 Bob Bailey, R (6, PH) OBP: 0.336, SLG: 0.406 Pete Mikkelsen, R (7, 1) OBP: 0.273, SLG: 0.200 Andre Rodgers, R (8, PH) OBP: 0.342, SLG: 0.233 Al McBean, R (9, 1) OBP: 0.111, SLG: 0.111		0-3 K		0-3 K		0-0 1-3 1B		4-0 2B CS BB	

AB	R	H	RBI	BB	SO	LOB
3	0	0	0	0	0	1
2	0	1	1	0	0	2
5	1	1	1	0	2	4
3	0	1	0	1	0	0
3	1	1	0	0	1	1
4	2	2	1	0	0	2
4	1	1	2	0	0	3
4	1	2	1	0	0	0
2	0	2	0	1	0	0
0	0	0	0	0	0	0
0	0	0	0	0	0	0
2	0	0	0	0	2	3
1	0	1	0	0	0	0
0	0	0	0	0	0	0
0	0	0	0	1	0	0
0	0	0	0	0	0	0
1B: 8	SF: 0					
2B: 3	SAC: 2					
3B: 0	DP: 1					
HR: 2	HBP: 0					

BOTTOM

Los Angeles Dodgers @ Pittsburgh Pirates
Forbes Field, Pittsburgh, PA

Tue Aug 02 1966, 7:05 PM EDT
Att. 12,886 - Unknown


livebaseballscores.com

AB	33
R	6
H	12
RBI	6
BB	3
SO	5
LOB	16



Inning Stats	R	H	E	K	S	P	IP	WLS	BF	H	R	ER	SO	BB	IBB	HBP	BLK	WP	HR	S	P	ERA	WHIP
Don Drysdale, R (1, 1) ERA: 4.18	0	0	0	1	5	3	3.0		15	5	4	4	2	0	0	0	0	1	1	18	22	12.00	1.667
Joe Moeller, R (4, 1) ERA: 2.01	1	1	0	1	4	2	2.1		12	4	1	1	2	1	0	0	0	0	1	15	19	3.86	2.143
Ron Perranoski, L (6, 1) ERA: 1.94	1	1	0	1	3	1	2.2	L	11	3	1	1	1	1	0	0	0	0	0	12	16	3.38	1.500

WP	PA	ERA	WHIP
1	38		
0			
0			
1			

Batter	1	2	3	4	5	6	7	8	9	AB R H RBI BB SO LOB	TOP																			
Willie Davis, L (1, 8) OBP: 0.290, SLG: 0.367	0-0 4-3		0-0 G3			0-3 K	0-3 K			4 0 0 0 0 2 1	Los Angeles Dodgers @ Pittsburgh Pirates Forbes Field, Pittsburgh, PA Wed Aug 03 1966, 7:05 PM EDT Att: 21,952 - Unknown livebaseballscorecards.com																			
Maury Wills, S (1, 5) OBP: 0.333, SLG: 0.338	0-3 K		0-0 6-3			0-0 WP E 2B		0-0 G1-4-3 1B		4 1 2 0 0 1 0																				
Lou Johnson, R (1, 9) OBP: 0.320, SLG: 0.404	0-3 K				0-3 K	0-0 F8		0-0 G1-4-3 1-2f		4 0 0 0 0 2 2																				
Dick Stuart, R (1, 3) OBP: 0.322, SLG: 0.419		0-0 1B 1B			0-0 1-3	0-0 E5 2B 2-H		0-0 F7		4 0 1 0 0 0 0																				
Tommy Davis, R (1, 7) OBP: 0.318, SLG: 0.363		0-3 K			0-0 4-3	0-0 1-3 2B			0-0 4-3	4 0 1 0 0 1 1																				
Jim Lefebvre, S (1, 4) OBP: 0.331, SLG: 0.451		0-0 HBP 1-3 1B			0-0 5-3	0-0 5-3			0-0 1B	4 0 2 0 0 0 2																				
John Kennedy, R (1, 6) OBP: 0.256, SLG: 0.298		1-0 G4-6-3 HBP			0-0 F8		0-3 K		0-3 K	3 0 0 0 0 2 1																				
Jeff Torborg, R (1, 2) OBP: 0.294, SLG: 0.290		0-0 G4-6-3			4-0 BB		0-0 FC6-4 1B		0-3 K	2 0 1 0 1 0 3																				
Jim Barbieri, L (7, PR) OBP: 0.340, SLG: 0.327										0 0 0 0 0 0 0																				
John Roseboro, L (7, 2) OBP: 0.363, SLG: 0.460										1 0 0 0 0 1 1																				
Don Sutton, R (1, 1) OBP: 0.222, SLG: 0.242			0-3 K			0-3 K		0-0 FC6-4 1-2f		2 0 0 0 0 2 1																				
Al Ferrara, R (7, PH) OBP: 0.328, SLG: 0.453										1 0 0 0 0 0 1																				
Phil Regan, R (7, 1) OBP: 0.263, SLG: 0.176										0 0 0 0 0 0 0																				
Inning Stats	R: 0 E: 0 K: 2 S: 7	H: 0 LOB: 0 BB: 0 P: 7	R: 0 E: 0 K: 1 S: 6	H: 2 LOB: 2 BB: 0 P: 7	R: 0 E: 0 K: 1 S: 5	H: 0 LOB: 0 BB: 0 P: 5	R: 0 E: 0 K: 1 S: 5	H: 0 LOB: 1 BB: 1 P: 9	R: 1 E: 1 K: 1 S: 8	H: 2 LOB: 2 BB: 0 P: 8	R: 0 E: 0 K: 2 S: 8	H: 1 LOB: 1 BB: 0 P: 8	R: 0 E: 0 K: 0 S: 3	H: 1 LOB: 0 BB: 0 P: 3	R: 0 E: 0 K: 2 S: 8	H: 1 LOB: 1 BB: 0 P: 8	1B: 5 2B: 2 3B: 0 HR: 0	SF: 0 SAC: 0 DP: 2 HBP: 1	WP: 1 PB: 0 SB: 0 CS: 0	PA: 35										
PITCHER Bob Veale, L (1, 1) ERA: 2.64	IP 9.0	WLS W	BF 35	H 7	R 1	ER 0	SO 11	BB 1	IBB 0	HBP 1	BLK 0	WP 1	HR 0	S 55	P 60	ERA 0.00	WHIP 0.889													
											PITCHER	IP	WLS	BF	H	R	ER	SO	BB	IBB	HBP	BLK	WP	HR	S	P	ERA	WHIP		

Batter	1	2	3	4	5	6	7	8	9
Matty Alou, L OBP: 0.368, SLG: 0.435 (1, 8) X	0-0 6-3 HR 1B		0-3 K			0-0 4-3 SH3-4 CS 1B		0-0 2B 1B	
Gene Alley, R OBP: 0.311, SLG: 0.406 (1, 6) X	0-0 6-3 1-2		0-3 K			0-0 SH3-4 1-2		0-0 1-H 2B	
Roberto Clemente, R OBP: 0.372, SLG: 0.552 (1, 9) X	0-0 2-H HR			0-0 4-3		0-0 4-3 2-3		0-0 4-3	
Willie Stargell, L OBP: 0.391, SLG: 0.601 (1, 7) X	0-0 F9			0-0 4-3		4-0 IBB			
Jose Pagan, R OBP: 0.291, SLG: 0.401 (1, 5) X	0-0 F8			0-0 6-3		0-0 CS 3-H	0-0 F9		
Donn Clendenon, R OBP: 0.355, SLG: 0.511 (1, 3)		0-0 1-6-3			0-0 P4		0-3 K		
Bill Mazaroski, R OBP: 0.299, SLG: 0.368 (1, 4)		0-3 K			0-0 WP 1B		0-3 K		
Jesse Gonder, L OBP: 0.222, SLG: 0.338 (1, 2)		0-0 P4			0-3 K 1-2			0-0 F9	
Bob Veale, S OBP: 0.172, SLG: 0.207 (1, 1)			0-3 K		0-3 K			0-3 K	

Inning Stats	R: 2	H: 2	E: 0	LOB: 0	K: 0	S: 5	P: 5	R: 0	H: 0	E: 0	LOB: 0	K: 1	S: 5	P: 5	R: 0	H: 0	E: 0	LOB: 0	K: 3	S: 9	R: 0	H: 0	E: 0	LOB: 0	K: 0	S: 3	R: 0	H: 1	E: 0	LOB: 1	K: 2	S: 8	R: 0	H: 1	E: 0	LOB: 1	K: 0	S: 3	R: 0	H: 0	E: 0	LOB: 0	K: 2	S: 7	R: 1	H: 2	E: 0	LOB: 1	K: 1	S: 7	R: 0	H: 2	E: 0	LOB: 1	K: 1	S: 7
--------------	------	------	------	--------	------	------	------	------	------	------	--------	------	------	------	------	------	------	--------	------	------	------	------	------	--------	------	------	------	------	------	--------	------	------	------	------	------	--------	------	------	------	------	------	--------	------	------	------	------	------	--------	------	------	------	------	------	--------	------	------

PITCHER	IP	WLS	BF	H	R	ER	SO	BB	IBB	HBP	BLK	WP	HR	S	P	ERA	WHIP
Don Sutton, R ERA: 3.23 (1, 1)	6.0	L	22	4	2	2	6	0	1	0	0	1	1	33	37	3.00	0.667
Phil Regan, R ERA: 1.6 (7, 1)	2.0		8	2	1	1	3	0	0	0	0	0	0	14	14	4.50	1.000

BOTTOM

Los Angeles Dodgers @ Pittsburgh Pirates
 Forbes Field, Pittsburgh, PA
 Wed Aug 03 1966, 7:05 PM EDT
 Att. 21,952 - Unknown

AB	R	H	RBI	BB	SO	LOB
4	2	3	0	0	1	0
3	0	1	1	0	1	1
4	1	1	2	0	0	2
2	0	0	0	1	0	0
3	0	0	0	0	0	0
3	0	0	0	0	1	0
3	0	1	0	0	2	0
3	0	0	0	0	1	1
3	0	0	0	0	3	1

AB	28
R	3
H	6
RBI	3
BB	1
SO	9
LOB	5

P

WP	PA
1	31
PB	0
SB	0
CS	1

WP	PA	ERA	WHIP
1	31		
PB	0		
SB	0		
CS	1		

Batter	1	2	3	4	5	6	7	8	9	AB R H RBI BB SO LOB	TOP
Jim Barbieri, L (1, 7) <small>OBP: 0.333, SLG: 0.340</small>	0-0 G3		0-0 L4-6 2B			0-0 F7		0-0 P5		4 0 1 0 0 0 2	Los Angeles Dodgers @ Pittsburgh Pirates Forbes Field, Pittsburgh, PA Thu Aug 04 1966, 7:05 PM EDT Att: 22,529 - Unknown livebaseballscorecards.com
Maury Wills, S (1, 5) <small>OBP: 0.330, SLG: 0.334</small> Ron Perranoski, L (8, 1) <small>OBP: 0.250, SLG: 0.500</small>	0-0 1-3		0-0 L4-6 2-3			0-0 5-3		0-0 1-3		4 0 0 0 0 0 3 0 0 0 0 0 0 0	
Willie Davis, L (1, 8) <small>OBP: 0.288, SLG: 0.363</small>	0-0 F7			0-3 K			0-0 4-3		0-0 G3	4 0 0 0 0 1 0	
Dick Stuart, R (1, 3) <small>OBP: 0.314, SLG: 0.407</small>		0-3 K		0-0 5-3			0-3 K		0-0 F8	4 0 0 0 0 2 0	
John Roseboro, L (1, 2) <small>OBP: 0.365, SLG: 0.468</small>		0-0 1B 2B		0-0 4-3			0-0 2B		0-0 F2	4 1 2 0 0 0 0	
Jim Lefebvre, S (1, 4) <small>OBP: 0.331, SLG: 0.450</small> (8, 5)		0-0 2-H 1B			0-0 F9		0-0 P3			3 0 1 1 0 0 1	
Ron Fairly, L (1, 9) <small>OBP: 0.331, SLG: 0.324</small>		0-0 P4			0-3 K			0-0 1B 1B		3 0 1 0 0 1 1	
John Kennedy, R (1, 6) <small>OBP: 0.252, SLG: 0.293</small>		0-3 K			0-3 K			0-0 F9		3 0 0 0 0 2 2	
Claude Osteen, L (1, 1) <small>OBP: 0.281, SLG: 0.352</small> Bob Miller, R (2, 1) <small>OBP: 0.296, SLG: 0.167</small> Joe Moeller, R (4, 1) <small>OBP: 0.340, SLG: 0.388</small> Wes Parker, S (6, PH) <small>OBP: 0.340, SLG: 0.388</small> Jim Brewer, L (6, 1) <small>OBP: 0.194, SLG: 0.156</small> Wes Covington, L (8, PH) <small>OBP: 0.194, SLG: 0.156</small> Nate Oliver, R (8, 4) <small>OBP: 0.289, SLG: 0.221</small>			0-0 6-3			0-0 4-3		0-0 1-2 1B		0 0 0 0 0 0 0 1 0 0 0 0 0 0 0 0 0 0 0 0 0 1 0 0 0 0 0 0 0 0 0 0 0 0 0 1 0 1 0 0 0 0 0 0 0 0 0 0 0	
Inning Stats	R: 0 H: 0 E: 0 LOB: 0 K: 0 BB: 0 S: 3 P: 3	R: 1 H: 2 E: 0 LOB: 1 K: 2 BB: 0 S: 9 P: 9	R: 0 H: 1 E: 0 LOB: 0 K: 0 BB: 0 S: 3 P: 3	R: 0 H: 0 E: 0 LOB: 0 K: 1 BB: 0 S: 5 P: 5	R: 0 H: 0 E: 0 LOB: 0 K: 2 BB: 0 S: 7 P: 7	R: 0 H: 0 E: 0 LOB: 0 K: 0 BB: 0 S: 3 P: 3	R: 0 H: 1 E: 0 LOB: 1 K: 1 BB: 0 S: 6 P: 6	R: 0 H: 2 E: 0 LOB: 2 K: 0 BB: 0 S: 5 P: 5	R: 0 H: 0 E: 0 LOB: 0 K: 0 BB: 0 S: 3 P: 3	1B: 3 SF: 0 2B: 4 SAC: 0 3B: 0 DP: 1 HR: 0 HBP: 0	WP: 0 PA: 32 PB: 0 SB: 0 CS: 0
PITCHER Vern Law, R (1, 1) <small>ERA: 4.41</small>	IP 9.0 WLS W BF 32 H 6 R 1 ER 1 SO 6 BB 0 IBB 0 HBP 0 BLK 0 WP 0 HR 0 S 44 P 44 ERA 1.00 WHIP 0.667										



Batter	1	2	3	4	5	6	7	8	9	AB R H RBI BB SO LOB	TOP																
Tommy Harper, R OBP: 0.371, SLG: 0.402 (1, 9) (6, 7)	0-0 FC1-6 1B			4-0 2B BB	0-0 4-3		0-0 G6-4-3 1-2f			3 1 1 0 1 0 1																	
Pete Rose, S OBP: 0.314, SLG: 0.404 (1, 4)	0-0 FC1-6 1-2f G4-6-3			0-0 1B 1-H G4-6-3 2B	0-0 F5			0-0 G3		4 1 1 1 0 0 1																	
Vada Pinson, L OBP: 0.336, SLG: 0.438 (1, 8) (6, 9)	0-0 G4-6-3 1-2f			0-0 1B 2-3 G4-6-3		0-3 K		0-0 4-3		4 0 1 0 0 1 1																	
Gordy Coleman, L OBP: 0.308, SLG: 0.351 Dick Simpson, R OBP: 0.308, SLG: 0.422 (1, 3) (6, 8)			0-0 1-3	0-0 G4-6-3 1-2f 3-H		0-0 HR		0-3 K		3 1 1 1 0 0 1 1 0 0 0 0 1 0																	
Tommy Helms, R OBP: 0.342, SLG: 0.425 (1, 5)			0-0 F8	0-0 1B 1B		0-0 FC4-6 1B		0-0 SH1-4 1B		4 1 3 0 0 0 0																	
Deron Johnson, R OBP: 0.283, SLG: 0.391 (1, 7) (6, 3)			0-0 5-3	0-0 1B 1-3 1B		0-0 FC4-6 1-2f		0-0 SH1-4 1-2		3 0 1 0 0 0 1																	
Johnny Edwards, L OBP: 0.296, SLG: 0.315 (1, 2)			0-0 F9	0-0 1B 1-2 3-H		0-0 G3		0-3 K		4 0 1 1 0 1 2																	
Leo Cardenas, R OBP: 0.313, SLG: 0.413 (1, 6)			0-0 F7	0-0 F6			0-0 4-3		4-0 IBB	3 0 0 0 1 0 2																	
Milt Pappas, R OBP: 0.127, SLG: 0.208 Billy McCool, R OBP: 0.235, SLG: 0.188 (1, 1) (8, 1)			0-0 F6		0-3 K		0-0 E5 G6-4-3		0-0 1-3	3 0 0 0 0 1 0 1 0 0 0 0 0 2																	
Inning Stats	R: 0 E: 0 K: 0 S: 3	H: 1 LOB: 0 BB: 0 P: 3	R: 0 E: 0 K: 0 S: 3	H: 0 LOB: 0 BB: 0 P: 3	R: 0 E: 0 K: 0 S: 3	H: 0 LOB: 0 BB: 0 P: 3	R: 3 E: 0 K: 0 S: 7	H: 5 LOB: 2 BB: 1 P: 11	R: 0 E: 0 K: 1 S: 5	H: 0 LOB: 0 BB: 0 P: 5	R: 1 E: 0 K: 1 S: 7	H: 2 LOB: 1 BB: 0 P: 7	R: 0 E: 1 K: 0 S: 3	H: 0 LOB: 0 BB: 0 P: 3	R: 0 E: 0 K: 1 S: 5	H: 0 LOB: 0 BB: 0 P: 5	R: 0 E: 0 K: 1 S: 6	H: 1 LOB: 2 BB: 1 P: 10	1B: 7 2B: 1 3B: 0 HR: 1	SF: 0 SAC: 1 DP: 3 HBP: 0	WP: 0 PB: 0 SB: 0 CS: 0	PA: 36					
PITCHER	IP WLS BF H R ER SO BB IBB HBP BLK WP HR S P ERA WHIP																										
Steve Blass, R ERA: 3.69 (1, 1)	1.1		4	1	0	0	0	0	0	0	0	0	0	4	4	0.00	0.750										
Billy O'Dell, L ERA: 3.03 (2, 1)	2.1		12	5	3	3	0	1	0	0	0	0	0	11	15	11.57	2.571										
Pete Mikkelsen, R ERA: 3.12 (4, 1)	4.1	L	15	2	1	1	3	0	0	0	0	0	1	21	21	2.08	0.462										
Roy Face, R ERA: 2.7 (9, 1)	1.0		5	1	0	0	1	0	1	0	0	0	0	6	10	0.00	1.000										

Cincinnati Reds @ Pittsburgh Pirates
 Forbes Field, Pittsburgh, PA
 Fri Aug 05 1966, 7:05 PM EDT
 Att: 20,064 - Unknown

livebaseballscorecards.com

AB	33
R	4
H	9
RBI	3
BB	2
SO	4
LOB	11



Batter	1	2	3	4	5	6	7	8	9	AB R H RBI BB SO LOB
Matty Alou, L (1, 8) Roy Face, R (9, 1) 0-0 CS 1B	Gene Alley, R (1, 6) 0-0 F9	Roberto Clemente, R (1, 9) 0-3 K	Willie Stargell, L (1, 7) Bob Bailey, R (9, PH) 0-0 CS 1-2	Jose Pagan, R (1, 5) Gene Michael, S (9, PR) 0-0 2B 1B	Donn Clendenon, R (1, 3) 0-0 SF8 2B	Bill Mazaroski, R (1, 4) 0-0 SF8	Jim Pagliaroni, R (1, 2) 0-0 6-3	Steve Blass, R (1, 1) Billy O'Dell, S (2, 1) Pete Wilkerson, R (4, 1) Jenny Lynch, L (8, PH) Manny Mota, R (8, PH) 0-3 K		3 0 3 0 0 0 0 0 0 0 0 0 0 0
										4 0 0 0 0 0 3
										4 0 0 0 0 2 3
										3 0 0 0 0 1 1 1 0 0 0 0 1 0
										3 1 2 0 1 0 0 0 0 0 0 0 0 0
										3 1 1 1 0 1 1
										2 0 0 1 0 1 1
										3 1 1 1 0 0 1
										0 0 0 0 0 0 0 1 0 0 0 0 1 0 1 0 0 0 0 1 0 0 0 0 0 0 0 0 0 0 0 0 0 0 0 0 0 0 0 1 0 0

BOTTOM

Cincinnati Reds @ Pittsburgh Pirates
 Forbes Field, Pittsburgh, PA
 Fri Aug 05 1966, 7:05 PM EDT
 Att. 20,064 - Unknown

livebaseballscores.com

AB	28
R	3
H	7
RBI	3
BB	2
SO	8
LOB	10



Inning Stats	R: 0	H: 1	E: 0	K: 1	S: 5	H: 1	LOB: 0	BB: 0	P: 5	R: 2	H: 2	E: 0	K: 0	S: 5	R: 0	H: 1	E: 0	K: 1	S: 5	R: 0	H: 0	E: 0	K: 1	S: 5	R: 1	H: 1	E: 0	K: 3	S: 10	R: 0	H: 1	E: 0	K: 1	S: 6	R: 0	H: 0	E: 0	K: 0	S: 3	R: 0	H: 0	E: 0	K: 0	S: 3	R: 0	H: 1	E: 0	K: 1	S: 5	1B: 4	SF: 1	2B: 2	SAC: 2	3B: 0	DP: 1	HR: 1	HBP: 0	WP: 0	PA: 34
PITCHER	IP	WLS	BF	H	R	ER	SO	BB	IBB	HBP	BLK	WP	HR	S	P	ERA	WHIP	PITCHER	IP	WLS	BF	H	R	ER	SO	BB	IBB	HBP	BLK	WP	HR	S	P	ERA	WHIP																								
Milt Pappas, R (1, 1) ERA: 4.27	7.0	W	26	6	3	3	7	1	0	0	0	0	1	39	43	3.86	1.000	Billy McCool, L (8, 1) ERA: 1.93	2.0	S	7	1	0	0	1	0	0	0	0	0	8	12	0.00	1.000																									

Batter	1	2	3	4	5	6	7	8	9	AB R H RBI BB SO LOB	TOP											
Tommy Harper, R (1, 9) OBP: 0.370, SLG: 0.401 Ted Davidson, R (8, 1)	0-0 F8		0-0 S 1B		0-0 FC5 2B		0-0 F6			4 1 1 0 0 0 3 0 0 0 0 0 0 0	<p>Cincinnati Reds @ Pittsburgh Pirates</p> <p>Forbes Field, Pittsburgh, PA</p> <p>Sat Aug 06 1966, 3:33 AM EDT</p> <p>Att: 11,401 - Unknown</p>											
Pete Rose, S (1, 4) OBP: 0.315, SLG: 0.407	0-0 4-3 1B		0-3 K		0-0 1-H 2-H 2B			0-0 F8		4 1 2 2 0 1 1												
Vada Pinson, L (1, 8) OBP: 0.333, SLG: 0.434 Dick Simpson, R (8, 8) OBP: 0.308, SLG: 0.422	0-0 4-3 1-2		0-0 F8 1-2		0-0 F9			0-0 4-3		4 0 0 0 0 0 3 0 0 0 0 0 0 0												
Gordy Coleman, L (1, 3) OBP: 0.307, SLG: 0.349	0-0 2-H 1B			0-0 F9		0-0 F5		0-0 F2		4 0 1 1 0 0 0												
Tommy Helms, R (1, 5) OBP: 0.338, SLG: 0.420	0-0 F2			0-0 5-3		0-0 F4			0-0 6-3	4 0 0 0 0 0 1												
Deron Johnson, R (1, 7) OBP: 0.286, SLG: 0.396		4-0 S BB		0-0 F9		0-0 5-3			0-0 3B	3 0 1 0 1 0 0												
Johnny Edwards, L (1, 2) OBP: 0.291, SLG: 0.309		0-3 K 1-3			0-0 F7		0-0 G3		0-0 F7	4 0 0 0 0 1 2												
Leo Cardenas, R (1, 6) OBP: 0.315, SLG: 0.413 Giraldo Ruiz, S (7, 6) OBP: 0.253, SLG: 0.227		0-3 K			0-0 FC5 1B 1B		4-0 BB BB		0-0 1-3	2 0 1 0 1 1 0 1 0 0 0 0 0 1												
Jim O'Toole, S (1, 1) OBP: 0.133, SLG: 0.103 Jack Baldschun, R (2, 1) Hank Fischer, R (2, 1) OBP: 0.042, SLG: 0.042 Mel Queen, L (5, PH) OBP: 0.240, SLG: 0.150 Art Shamsky, L (8, 9) OBP: 0.319, SLG: 0.497			0-3 K		0-0 1-2 FC5 2B 1B		0-3 K			0 0 0 0 0 0 0 0 0 0 0 0 0 0 1 0 0 0 0 1 0 2 1 1 0 0 1 1 0 0 0 0 0 0 0												
Inning Stats	R: 1 E: 0 K: 0 S: 5	H: 2 LOB: 1 BB: 0 P: 5	R: 0 E: 0 K: 2 S: 6	H: 0 LOB: 0 BB: 1 P: 10	R: 0 E: 0 K: 2 S: 8	H: 1 LOB: 1 BB: 0 P: 8	R: 0 E: 0 K: 0 S: 3	H: 0 LOB: 0 BB: 0 P: 3	R: 2 E: 0 K: 1 S: 6	H: 3 LOB: 1 BB: 0 P: 6	R: 0 E: 0 K: 0 S: 3	H: 0 LOB: 0 BB: 0 P: 3	R: 0 E: 0 K: 1 S: 5	H: 0 LOB: 1 BB: 1 P: 9	R: 0 E: 0 K: 0 S: 3	H: 0 LOB: 0 BB: 0 P: 3	R: 0 E: 0 K: 0 S: 4	H: 1 LOB: 1 BB: 0 P: 4	1B: 5 2B: 2 3B: 1 HR: 0	SF: 0 SAC: 0 DP: 1 HBP: 0	WP: 0 PB: 0 SB: 3 CS: 0	PA: 35
PITCHER Tommy Sisk, R (1, 1) ERA: 4.43	IP: 9.0 WLS: W BF: 35 H: 7 R: 3 ER: 3 SO: 5 BB: 2 IBB: 0 HBP: 0 BLK: 0 WP: 0 HR: 0 S: 43 P: 51 ERA: 3.00 WHIP: 1.000											PITCHER	IP: WLS: BF: H: R: ER: SO: BB: IBB: HBP: BLK: WP: HR: S: P: ERA: WHIP:									

livebaseballscorecards.com

AB	33
R	3
H	7
RBI	3
BB	2
SO	5
LOB	12



Batter	1	2	3	4	5	6	7	8	9	AB	R	H	RBI	BB	SO	LOB
Gene Alley, R OBP: 0.308, SLG: 0.407 (1, 6)	0-0 F9	0-0 F9	0-0 F4		0-0 F8					5	0	1	1	0	0	5
Manny Mota, R OBP: 0.409, SLG: 0.538 (1, 8) (8, 7)	0-0 B2	4-0 BB 1-2 2-3 1B BB	0-0 3B 1-H 2-H			4-0 BB FC4-6	0-3 K			3	1	1	2	2	1	1
Roberto Clemente, R OBP: 0.365, SLG: 0.538 (1, 9)	0-3 K	4-0 1B BB 1-2 2-3 3-H	0-0 F8			0-0 FC4-6 2B 1-2f		0-0 4-3		4	0	0	1	1	1	2
Donn Clendenon, R OBP: 0.368, SLG: 0.528 (1, 3)				0-0 1B CS		0-0 2B 1-3		4-0 FC6-4 BB		4	1	4	2	1	0	0
Jose Pagan, R OBP: 0.304, SLG: 0.403 (1, 5)				0-0 F9		0-0 F4		0-0 FC6-4 1-2f		4	1	1	1	1	0	4
Bill Mazerowski, R OBP: 0.295, SLG: 0.370 (1, 4)				0-0 6-3		0-0 F2		0-0 5-3		5	1	1	2	0	0	7
Jim Pagliaroni, R OBP: 0.343, SLG: 0.415 (1, 2)		0-0 BB BB 1B	0-0 BB 3B 1B		0-0 F4		0-0 F7			1	1	1	0	0	0	0
Jerry May, R OBP: 0.278, SLG: 0.273 (3, 2)										3	1	1	0	0	0	0
Bob Bailey, R OBP: 0.350, SLG: 0.412 (1, 7)		4-0 BB BB 1B	4-0 BB 3B BB		4-0 BB		0-0 3B 1B			1	3	1	0	3	0	0
Matty Alou, L OBP: 0.372, SLG: 0.441 (8, 8)		1-2 BB BB 1B	1-2 BB 3B BB							0	0	0	0	0	0	0
Tommie Sisk, R OBP: 0.194, SLG: 0.107 (1, 1)		0-3 K	0-3 K		0-3 K		0-3 K			4	0	0	0	0	4	6

Inning Stats	R: 0	H: 0	E: 0	K: 1	S: 5	LOB: 0	BB: 0	P: 5	R: 6	H: 5	E: 0	K: 1	S: 10	LOB: 3	BB: 4	P: 26	R: 2	H: 2	E: 0	K: 1	S: 7	LOB: 1	BB: 1	P: 11	R: 0	H: 1	E: 0	K: 0	S: 3	LOB: 0	BB: 0	P: 3	R: 0	H: 0	E: 0	K: 1	S: 5	LOB: 1	BB: 1	P: 9	R: 0	H: 1	E: 0	K: 0	S: 4	LOB: 2	BB: 1	P: 8	R: 1	H: 2	E: 0	K: 2	S: 9	LOB: 1	BB: 0	P: 9	R: 0	H: 0	E: 0	K: 0	S: 3	LOB: 1	BB: 1	P: 7
--------------	------	------	------	------	------	--------	-------	------	------	------	------	------	-------	--------	-------	-------	------	------	------	------	------	--------	-------	-------	------	------	------	------	------	--------	-------	------	------	------	------	------	------	--------	-------	------	------	------	------	------	------	--------	-------	------	------	------	------	------	------	--------	-------	------	------	------	------	------	------	--------	-------	------

PITCHER	IP	WLS	BF	H	R	ER	SO	BB	IBB	HBP	BLK	WP	HR	S	P	ERA	WHIP
Jim O'Toole, L ERA: 3.01 (1, 1)	1.0	L	7	4	4	4	1	0	0	0	0	0	1	9	9	36.00	4.000
Jack Baldschun, R ERA: 6.08 (2, 1)	0.2		6	1	2	2	1	3	0	0	0	0	0	5	17	27.00	6.000
Hank Fischer, R ERA: 5.21 (2, 1)	2.1		11	3	2	2	1	2	0	0	0	0	0	11	19	7.71	2.143
Mel Queen, R ERA: 7.5 (5, 1)	3.0		14	3	1	1	3	2	0	0	0	0	0	18	26	3.00	1.667
Ted Davidson, L ERA: 4.75 (8, 1)	1.0		4	0	0	0	0	1	0	0	0	0	0	3	7	0.00	1.000

BOTTOM

Cincinnati Reds @ Pittsburgh Pirates
 Forbes Field, Pittsburgh, PA
 Sat Aug 06 1966, 3:33 AM EDT
 Att. 11,401 - Unknown

AB	34
R	9
H	11
RBI	9
BB	8
SO	6
LOB	25



WP	PA	ERA	WHIP
0	42		

BOTTOM

Cincinnati Reds @ Pittsburgh Pirates
Forbes Field, Pittsburgh, PA
Sun Aug 07 1966, 3:33 AM EDT
Att. 18,470 - Unknown

livebaseballscorecards.com

AB 37
R 7
H 12
RBI 7
BB 2
SO 6
LOB 13



WP: 1 PA: 39
PB: 0
SB: 0
CS: 1

AB R H RBI BB SO LOB

4 2 3 1 1 1 0

5 2 2 0 0 1 4

5 2 4 5 0 0 2

4 0 0 1 0 2 2

4 0 1 0 0 0 0

3 0 0 0 1 0 0

2 0 0 0 0 0 3

2 0 0 0 0 0 0

2 1 1 0 0 0 0

1 0 0 0 0 0 0

1 0 0 0 0 0 0

1B

1B

1B

1B

1B

1B

1B

1B

1B

1B

1B

1B

FC6-4

FC6-4

F8

FC6-4

F3

F5

5-3

6-3

FC6-4

F7

K

K

HR

HR

HR

HR

WP

IBB

G4-6-3

6-3

FC6-4

F7

F9

F9

1B

1B

1B

1B

1B

1B

1B

1B

1B

1B

1B

1B

HR

HR

HR

HR

WP

IBB

G4-6-3

6-3

FC6-4

F7

F9

F9

1B

1B

1B

1B

1B

1B

1B

1B

1B

1B

1B

1B

HR

HR

HR

HR

WP

IBB

G4-6-3

6-3

FC6-4

F7

F9

F9

1B

1B

1B

1B

1B

1B

1B

1B

1B

1B

1B

1B

HR

HR

HR

HR

WP

IBB

G4-6-3

6-3

FC6-4

F7

F9

F9

1B

1B

1B

1B

1B

1B

1B

1B

1B

1B

1B

1B

HR

HR

HR

HR

WP

IBB

G4-6-3

6-3

FC6-4

F7

F9

F9

1B

1B

1B

1B

1B

1B

1B

1B

1B

1B

1B

1B

HR

HR

HR

HR

WP

IBB

G4-6-3

6-3

FC6-4

F7

F9

F9

1B

1B

1B

1B

1B

1B

1B

1B

1B

1B

1B

1B

HR

HR

HR

HR

WP

IBB

G4-6-3

6-3

FC6-4

F7

F9

F9

1B

1B

1B

1B

1B

1B

1B

1B

1B

1B

1B

1B

HR

HR

HR

HR

WP

IBB

G4-6-3

6-3

FC6-4

F7

F9

F9

1B

1B

1B

1B

1B

1B

1B

1B

1B

1B

1B

1B

HR

HR

HR

HR

WP

IBB

G4-6-3

6-3

FC6-4

F7

F9

F9

1B

1B

1B

1B

1B

1B

1B

1B

1B

1B

1B

1B

HR

HR

HR

HR

WP

IBB

G4-6-3

6-3

FC6-4

F7

F9

F9

1B

1B

1B

1B

1B

1B

1B

1B

1B

1B

1B

1B

HR

HR

HR

HR

WP

IBB

G4-6-3

6-3

FC6-4

F7

F9

F9

1B

1B

1B

1B

1B

1B

1B

1B

1B

1B

1B

1B

HR

HR

HR

HR

WP

IBB

G4-6-3

6-3

FC6-4

F7

F9

F9

1B

1B

1B

1B

1B

1B

1B

1B

1B

1B

1B

1B

HR

HR

HR

HR

WP

IBB

G4-6-3

Batter	1	2	3	4	5	6	7	8	9	AB R H RBI BB SO LOB	TOP											
Ron Hunt, R OBP: 0.355, SLG: 0.356 (1, 4)	0-0 1-4-3		0-0 6-3		0-0 6-3		0-0 G4-3			4 0 0 0 0 0 5												
Eddie Bressoud, R OBP: 0.319, SLG: 0.388 (1, 6)	0-0 G5-4-3 1B			0-3 K		0-0 L9		4-0 G5-4-3 BB		3 0 1 0 1 1 0												
Ken Boyer, R OBP: 0.306, SLG: 0.423 (1, 5)	0-0 G5-4-3			0-3 K		0-0 6-3		0-0 F7		4 0 0 0 0 1 2												
Cleon Jones, R OBP: 0.317, SLG: 0.376 (1, 8)		0-0 L9		0-0 1B		0-0 2B		0-0 G5-4-3		4 0 2 0 0 0 1												
Ron Swoboda, R OBP: 0.284, SLG: 0.351 (1, 7)		0-0 L9		0-0 6-3		0-0 6-3			0-0 6-3	4 0 0 0 0 0 2												
Jim Hickman, R OBP: 0.290, SLG: 0.362 (1, 9) Larry Elliot, L (9, PH) OBP: 0.336, SLG: 0.426		0-0 F8			0-0 2B 1B		0-0 1-3		0-0 3-1	3 0 1 0 0 0 0 1 0 0 0 0 0 0												
Jerry Grote, R OBP: 0.335, SLG: 0.322 (1, 2) Chuck Hiller, L (9, PH) OBP: 0.364, SLG: 0.393			0-0 G5-4-3 BB 1B		0-0 L4		4-0 1B BB		0-0 F8	2 1 1 0 1 0 1 1 0 0 0 0 0 0												
Ed Kranepool, L OBP: 0.325, SLG: 0.409 (1, 3)			4-0 G5-4-3 BB		0-0 1-3 2B		0-0 1-2 1B			2 0 2 0 1 0 0												
Dennis Ribant, R OBP: 0.195, SLG: 0.220 (1, 1) Billy Murphy, R OBP: 0.277, SLG: 0.355 (7, PH) Jack Hamilton, R OBP: 0.143, SLG: 0.118 (7, 1)			0-0 G5-4-3		0-0 5-3		0-0 G4-3 1B			2 0 0 0 0 0 4 1 0 1 1 0 0 0 0 0 0 0 0 0 0												
Inning Stats	R: 0 E: 0 K: 0 S: 3	H: 1 LOB: 0 BB: 0 P: 3	R: 0 E: 0 K: 0 S: 3	H: 0 LOB: 0 BB: 0 P: 3	R: 0 E: 0 K: 0 S: 3	H: 1 LOB: 1 BB: 1 P: 7	R: 0 E: 0 K: 2 S: 8	H: 1 LOB: 1 BB: 0 P: 8	R: 0 E: 0 K: 0 S: 5	H: 2 LOB: 2 BB: 0 P: 5	R: 0 E: 0 K: 0 S: 4	H: 1 LOB: 1 BB: 0 P: 4	R: 1 E: 0 K: 0 S: 4	H: 2 LOB: 1 BB: 1 P: 8	R: 0 E: 0 K: 0 S: 2	H: 0 LOB: 0 BB: 1 P: 6	R: 0 E: 0 K: 0 S: 3	H: 0 LOB: 0 BB: 0 P: 3	1B: 6 2B: 2 3B: 0 HR: 0	SF: 0 SAC: 0 DP: 4 HBP: 0	WP: 0 PB: 0 SB: 0 CS: 0	PA: 34
PITCHER	IP WLS BF H R ER SO BB IBB HBP BLK WP HR S P ERA WHIP																					
Woody Fryman, L ERA: 2.85 (1, 1)	6.1 W 27 8 1 1 2 2 0 0 0 0 0 0 29 37 1.42 1.579																					
Pete Mikkelsen, R ERA: 3.02 (7, 1)	2.2 S 7 0 0 0 0 1 0 0 0 0 0 0 6 10 0.00 0.375																					

New York Mets @ Pittsburgh Pirates
 Forbes Field, Pittsburgh, PA
 Tue Aug 09 1966, 7:05 PM EDT
 Att: 12,847 - Unknown

livebaseballscorecards.com

AB 31
 R 1
 H 8
 RBI 1
 BB 3
 SO 2
 LOB 15



Batter	1	2	3	4	5	6	7	8	9	AB	R	H	RBI	BB	SO	LOB
Matty Alou, L OBP: 0.367, SLG: 0.435 (1, 8) X	0-0 L7 ①		0-0 F5 ① X	0-0 L4 ③			0-0 1-3 ②			4	0	0	0	0	0	3
Gene Alley, R OBP: 0.311, SLG: 0.408 (1, 6) X	0-0 P4 ②		0-3 K ② S S		0-0 1-3 ① X		0-3 K ③ S S			4	0	0	0	0	2	1
Roberto Clemente, R OBP: 0.369, SLG: 0.552 (1, 9) X	0-0 BB 1B		0-0 6-3 ③ X		0-0 6-3 ② X		0-3 K ① S S			4	0	1	0	0	1	1
Willie Stargell, L OBP: 0.388, SLG: 0.590 (1, 7) B B B	4-0 1-2 BB			0-0 4-3 ① X	0-0 L8 ③ X		4-0 FC4-6 BB			2	0	0	0	2	0	0
Jose Pagan, R OBP: 0.302, SLG: 0.399 (1, 5) X	0-0 F7 ③			0-0 2B 1B		0-0 F8 ① X	0-0 FC4-6 1-2f			4	1	1	0	0	0	3
Donn Clendenon, R OBP: 0.366, SLG: 0.527 (1, 3)		0-0 F9 ① X		0-0 1B 2B 1-H		0-0 WP 2B	0-0 G3 ③ X			4	1	2	1	0	0	1
Jim Pagliaroni, R OBP: 0.339, SLG: 0.410 (1, 2) X		0-0 6-3 ② X		0-0 5-3 ② X		0-3 K ② S S				3	0	0	0	0	1	2
Bill Mazerowski, R OBP: 0.294, SLG: 0.365 (1, 4) X		0-0 6-3 ③ X		4-0 1B IBB		0-0 F8 ③ X				2	0	0	0	1	0	1
Woodie Fryman, R OBP: 0.217, SLG: 0.200 Pete Mikkelsen, R OBP: 0.231, SLG: 0.167 (7, 1) B B B			4-0 BB	0-0 1-2 2-H 1B		0-0 K ① S S				1	0	1	1	1	0	0
										1	0	0	0	0	1	0


Inning Stats		R: 0	H: 1	E: 0	K: 0	S: 4	R: 0	H: 0	E: 0	K: 0	S: 3	R: 0	H: 0	E: 0	K: 1	S: 5	R: 2	H: 3	E: 0	K: 0	S: 6	R: 0	H: 0	E: 0	K: 0	S: 3	R: 0	H: 1	E: 0	K: 1	S: 6	R: 0	H: 0	E: 0	K: 2	S: 7	R: 0	H: 0	E: 0	K: 1	S: 5
PITCHER		IP	WLS	BF	H	R	ER	SO	BB	IBB	HBP	BLK	WP	HR	S	P	ERA	WHIP																							
Dennis Ribant, R ERA: 2.79 (1, 1)	6.0	L	26	5	2	2	2	2	2	1	0	0	1	0	27	39	3.00	1.167																							
Jack Hamilton, R ERA: 3.63 (7, 1)	2.0		7	0	0	0	3	3	1	0	0	0	0	0	12	16	0.00	0.500																							

BOTTOM

New York Mets @ Pittsburgh Pirates
Forbes Field, Pittsburgh, PA
 Tue Aug 09 1966, 7:05 PM EDT
 Att. 12,847 - Unknown

AB	29
R	2
H	5
RBI	2
BB	4
SO	5
LOB	12

WP: 1 PA: 33
 PB: 0
 SB: 0
 CS: 0



livebaseballscores.com

New York Mets @ Pittsburgh Pirates
Forbes Field, Pittsburgh, PA
 Wed Aug 10 1966, 7:05 PM EDT
 Att: 15,008 - Unknown

livebaseballscorecards.com

AB	37
R	4
H	13
RBI	3
BB	1
SO	7
LOB	11



WP: 0	PA: 38
PB: 0	
SB: 0	
CS: 0	

AB R H RBI BB SO LOB

5	2	4	0	0	0	0
5	1	2	0	0	0	3
4	0	1	1	0	1	3
2	1	0	0	1	0	0
1	0	0	0	0	0	2
3	0	1	1	0	0	0
0	0	0	0	0	0	0
1	0	0	0	0	0	0
4	0	2	1	0	2	0
4	0	1	0	0	3	2
2	0	0	0	0	1	0
2	0	0	0	0	0	1
1	0	1	0	0	0	0
2	0	1	0	0	0	0
1	0	0	0	0	0	0

1B: 11	SF: 0
2B: 2	SAC: 0
3B: 0	DP: 2
HR: 0	HBP: 0

Batter	1	2	3	4	5	6	7	8	9
Al Luplow, L (1, 8) OBP: 0.331, SLG: 0.338	0-0 6-3		0-0 1B			0-0 1B	0-0 1B		0-0 1B
Ron Hunt, R (1, 4) OBP: 0.355, SLG: 0.356	0-0 F8		0-0 FC5			0-0 1B	0-0 1B		0-0 1B
Ed Kranepool, L (1, 3) OBP: 0.324, SLG: 0.407	0-0 P5			0-3 K		0-0 1B	0-0 1B		0-0 1B
Larry Elliot, L (1, 9) OBP: 0.336, SLG: 0.419		0-0 3-1		0-0 L9		0-0 1B	0-0 F8		
Jim Hickman, R (7, PH) OBP: 0.286, SLG: 0.356					0-0 F2	0-0 2B			
Ken Boyer, R (1, 5) OBP: 0.306, SLG: 0.422		0-0 F9		0-0 K		0-0 1B		0-0 P3	
John Stephenson, L (6, 2) OBP: 0.250, SLG: 0.250									
Hawk Taylor, R (8, PH) OBP: 0.195, SLG: 0.284									
Ron Swoboda, R (1, 7) OBP: 0.287, SLG: 0.357		0-3 K		0-3 K		0-0 2B		0-0 1B	
Eddie Bressoud, R (1, 6) OBP: 0.318, SLG: 0.390			0-3 K	0-3 K	0-3 K			0-0 2B	
Jerry Grote, R (1, 2) OBP: 0.332, SLG: 0.319			0-0 6-3				0-0 F8	0-0 4-3	
Chuck Hiller, L (6, 4) OBP: 0.360, SLG: 0.388									
Bob Shaw, R (1, 1) OBP: 0.275, SLG: 0.237			0-0 FC5			0-0 1B	0-0 F8		0-0 L7
Bill Hepler, L (4, 1) OBP: 0.273, SLG: 0.273									
Billy Murphy, R (9, PH) OBP: 0.275, SLG: 0.351									

Inning Stats	R: 0	H: 0	E: 0	K: 0	S: 3	R: 0	H: 0	E: 0	K: 1	S: 5	R: 0	H: 2	E: 0	K: 1	S: 7	R: 0	H: 0	E: 0	K: 1	S: 5	R: 0	H: 0	E: 0	K: 3	S: 9	R: 3	H: 5	E: 0	K: 1	S: 9	R: 1	H: 3	E: 0	K: 0	S: 6	R: 0	H: 2	E: 0	K: 0	S: 4	R: 0	H: 1	E: 0	K: 0	S: 3	1B: 11	SF: 0	2B: 2	SAC: 0	3B: 0	DP: 2	HR: 0	HBP: 0
--------------	------	------	------	------	------	------	------	------	------	------	------	------	------	------	------	------	------	------	------	------	------	------	------	------	------	------	------	------	------	------	------	------	------	------	------	------	------	------	------	------	------	------	------	------	------	--------	-------	-------	--------	-------	-------	-------	--------

PITCHER	IP	WLS	BF	H	R	ER	SO	BB	IBB	HBP	BLK	WP	HR	S	P	ERA	WHIP
Vern Law, R (1, 1) ERA: 4.47	6.2	W	30	10	4	4	7	1	0	0	1	0	0	43	47	5.40	1.650
Billy O'Dell, L (7, 1) ERA: 2.88	2.1	S	8	3	0	0	0	0	0	0	0	0	0	8	8	0.00	1.286

Batter	1	2	3	4	5	6	7	8	9
Matty Alou, L OBP: 0.369, SLG: 0.434 Manny Mota, R OBP: 0.407, SLG: 0.533 (1, 8) (7, PH) (8, 8)	0-3 K		0-0 L9	0-0 WP 1B		4-0 FC5-4 BB	0-0 4-3		
Gene Alley, R OBP: 0.314, SLG: 0.409 Gene Michael, S OBP: 0.143, SLG: 0.190 (1, 6) (4, PR) (5, 6)	0-0 5-3		0-0 1B	1-0 1B HBP		0-0 FC5-4 G3 1B 1-2f		0-3 K	
Roberto Clemente, R OBP: 0.371, SLG: 0.553 (1, 9)	0-0 6-3		0-0 HR 1B	0-0 1-3 3-H 1B		0-0 G3 1B 1-2		0-0 F9	
Willie Stargell, L OBP: 0.390, SLG: 0.601 (1, 7)		0-0 F9 4-3 2B	0-0 1-H HR	0-3 K		0-0 G3 1-2 2-3		4-0 2B BB	
Jose Pagan, R OBP: 0.307, SLG: 0.405 (1, 5)		0-0 F9 2-3	0-0 1B		0-0 HR 1B	0-0 6-3		0-0 1B 1-H 2B	
Donn Clendenon, R OBP: 0.364, SLG: 0.523 (1, 3)		0-0 4-3	0-3 K		0-3 K		0-0 5-3	0-0 2-3 1B	
Jim Pagliaroni, R OBP: 0.337, SLG: 0.416 (1, 2)	0-3 K			0-0 F8 1-H HR		0-0 HR	0-0 F8	0-0 P4	
Bill Mazeroski, R OBP: 0.296, SLG: 0.366 (1, 4)			0-0 SH3-4 1B	0-0 P6	0-0 3-1		0-0 E 1B		
Vern Law, R OBP: 0.333, SLG: 0.432 Billy O'Dell, S OBP: 0.133, SLG: 0.133 (1, 1) (7, 1)			0-0 SH3-4	0-0 1B	0-3 K		0-0 E1		

Inning Stats	R: 0	H: 0	E: 0	K: 1	S: 5	R: 1	H: 1	E: 0	K: 1	S: 6	R: 4	H: 5	E: 0	K: 1	S: 10	R: 2	H: 3	E: 0	K: 1	S: 8	R: 2	H: 2	E: 0	K: 2	S: 9	R: 0	H: 1	E: 1	K: 0	S: 5	R: 1	H: 2	E: 0	K: 1	S: 7
	LOB: 0	BB: 0	P: 5	LOB: 0	BB: 0	P: 6	LOB: 1	BB: 0	P: 6	LOB: 2	BB: 0	P: 10	LOB: 2	BB: 0	P: 9	LOB: 2	BB: 0	P: 9	LOB: 2	BB: 1	P: 8	LOB: 2	BB: 0	P: 5	LOB: 2	BB: 1	P: 11	LOB: 2	BB: 1	P: 11	LOB: 2	BB: 1	P: 11		

PITCHER	IP	WLS	BF	H	R	ER	SO	BB	IBB	HBP	BLK	WP	HR	S	P	ERA	WHIP
Bob Shaw, R ERA: 4.84 Bill Hepler, L ERA: 3.94	3.2	L	20	8	7	7	3	0	0	1	0	1	1	25	26	17.18	2.182
	4.1		23	7	3	3	4	2	0	0	0	0	1	29	37	6.23	2.077

BOTTOM

AB	R	H	RBI	BB	SO	LOB
3	1	1	1	1	1	1
1	0	0	0	0	0	2
2	1	1	1	0	0	0
2	0	0	0	0	1	1
5	1	3	2	0	0	0
4	3	2	2	1	1	4
5	1	3	1	0	0	3
5	0	1	1	0	2	2
5	1	1	2	0	1	2
4	1	2	0	0	0	0
2	1	1	0	0	1	0
1	0	0	0	0	0	1

AB 39
R 10
H 15
RBI 10
BB 2
SO 7
LOB 16



New York Mets @ Pittsburgh Pirates
Forbes Field, Pittsburgh, PA
Wed Aug 10 1966, 7:05 PM EDT
Att. 15,008 - Unknown


Batter	1	2	3	4	5	6	7	8	9	10	11	12	13	AB R H RBI BB SO LOB
Tommy Harper, R OBP: 0.370, SLG: 0.393	0-0 F3		0-0 F8		0-0 HR 1B	0-0 2-H 1B		0-3 K		4-0 IBB 1B BB	0-3 K			6 1 2 1 1 2 1
Vada Pinson, L OBP: 0.335, SLG: 0.436	0-3 K		0-0 1B		0-0 F9	0-0 F4		0-0 2B		0-0 IBB 1B		0-0 4-3		7 0 3 0 0 1 2
Pete Rose, S OBP: 0.324, SLG: 0.422	4-0 HR BB		0-0 F9		0-0 1-H HR		0-0 E8 6-3 1B	4-0 IBB		4-0 1-2 2-3 IBB		0-0 F6		4 2 2 2 3 0 1
Deron Johnson, R OBP: 0.299, SLG: 0.419	0-0 1-H HR		0-0 F4		0-0 F9		0-0 F9	0-0 F9		0-0 F7		0-0 F3		7 1 1 2 0 0 7
Tony Perez, R Gorby Coleman, L Don Nottebart, R Mel Quisenberry, L Billy MacCoy, R Jack Baldschun, R Girardo Ruiz, S	0-0 6-3			0-0 F8	0-3 K		0-0 6-3		0-3 K	0-3 K			0-0 G4-6-3 1B	3 0 0 0 0 1 0 1 0 0 0 0 0 1 1 0 0 0 0 0 1 0 0 0 0 0 0 0 0 0 0 0 0 0 0 0 1 0 1 0 0 0 0
Tommy Helms, R OBP: 0.335, SLG: 0.420		0-0 F9		0-0 5-3		0-0 SH5-4 1B SF9 1B	0-0 F9		0-3 K		0-0 6-3		0-3 K	7 1 1 0 0 2 2
Leo Cardenas, R OBP: 0.314, SLG: 0.415		0-3 K		4-0 PB BB BB		0-0 1-2 1B 1B		0-0 FC1-6 1B	0-3 K		0-0 F9		0-0 G4-6-3 1-2	6 1 2 0 1 2 1
Jimmie Coker, R Dick Simpson, R Johnny Edwards, L		0-0 1B		4-0 1-2 BB		0-0 1-2 2-3		0-0 1-2 HR		0-3 K	4-0 HR BB			2 0 1 0 1 0 1 0 1 0 0 0 0 0 1 1 0 0 1 1 0
Sammy Ellis, L Don Pavletich, R Joe Nuxhall, L Art Shamsky, L		0-0 F7		0-3 K		0-0 3-H SF9		0-0 1-H HR		0-0 HR	0-0 HR		0-0 HR	2 0 0 0 0 1 3 0 0 0 1 0 0 0 0 0 0 0 0 0 0 3 3 3 5 0 0 0

Inning Stats	R: 2	H: 1	E: 0	LOB: 0	K: 1	S: 6	P: 10	R: 0	H: 1	E: 0	LOB: 1	K: 1	S: 6	P: 6	R: 0	H: 1	E: 0	LOB: 1	K: 0	S: 4	P: 4	R: 0	H: 2	E: 0	LOB: 2	K: 1	S: 7	P: 7	R: 2	H: 3	E: 0	LOB: 1	K: 0	S: 6	P: 6	R: 0	H: 1	E: 1	LOB: 1	K: 0	S: 4	P: 4	R: 2	H: 3	E: 0	LOB: 2	K: 1	S: 8	P: 12	R: 0	H: 0	E: 0	LOB: 0	K: 3	S: 9	P: 9	R: 1	H: 2	E: 0	LOB: 3	K: 2	S: 9	P: 17	R: 2	H: 1	E: 0	LOB: 0	K: 1	S: 6	P: 10	R: 0	H: 0	E: 0	LOB: 0	K: 0	S: 3	P: 3	R: 0	H: 1	E: 0	LOB: 0	K: 1	S: 5	P: 5	R: 0	H: 1	E: 0	LOB: 0	K: 1	S: 5	P: 5	1B: 10	SF: 1	2B: 1	SAC: 1	3B: 0	DP: 1	HR: 5	HBP: 0	WP: 0	PA: 61
PITCHER	IP	WLS	BF	H	R	ER	SO	BB	IBB	HBP	BLK	WP	HR	S	P	ERA	WHIP																			PITCHER	IP	WLS	BF	H	R	ER	SO	BB	IBB	HBP	BLK	WP	HR	S	P	ERA	WHIP																																																
Bob Veale, L	(1, 1)	6.0	29	8	6	6	4	3	0	0	0	0	2	34	46	9.00	1.833																			Tommie Sisk, R	(12, 1)	2.0	W	6	1	0	0	1	0	0	0	0	0	8	8	0.00	0.500																																																
Al McBean, R	(7, 1)	2.0	11	4	2	2	1	0	1	0	0	0	1	12	16	9.00	2.000																																																																																				
Roy Face, R	(9, 1)	2.2	13	2	2	2	5	2	1	0	0	0	1	20	32	6.75	1.500																																																																																				
Billy O'Dell, L	(11, 1)	0.0	1	1	1	1	0	0	0	0	0	0	1	1	1	∞	∞																																																																																				
Pete Mikkelsen, R	(11, 1)	0.1	1	0	0	0	1	0	0	0	0	0	0	3	3	0.00	0.000																																																																																				

Pittsburgh Pirates @ Cincinnati Reds
 Crosley Field, Cincinnati, OH
 Fri Aug 12 1966, 7:05 PM EDT
 Att: 25,477 - Unknown - 73 F

livebaseballscorecards.com

AB	52
R	11
H	16
RBI	11
BB	7
SO	12
LOB	22



Batter	1	2	3	4	5	6	7	8	9	AB R H RBI BB SO LOB
Tommy Harper, R OBP: 0.372, SLG: 0.393 (1, 9) (6, 7)	0-0 6-3		0-0 FC5-6 1B	0-0 6-3	4-0 1B 2B IBB					3 1 1 0 1 0 0
Vada Pinson, L OBP: 0.338, SLG: 0.439 (1, 8)	0-0 FC6-4 1B		0-0 FC5-6 1B	0-0 4-3	0-0 1-3 2-H 3-H 2B 1B					4 2 3 2 0 0 0
Pete Rose, S OBP: 0.324, SLG: 0.422 (1, 4)	0-0 FC6-4 1-2f		0-0 FC5-6 1B		F4 1B 2B					4 2 1 2 0 0 3
Deron Johnson, R OBP: 0.303, SLG: 0.425 (1, 7) (6, 3)	0-0 F9		0-0 FC1-5 1B		1B 2B 1B					4 1 3 2 0 0 1
Tony Perez, R OBP: 0.302, SLG: 0.401 Dick Simpson, R OBP: 0.355, SLG: 0.444 (5, PR) (6, 9)		0-0 3B 1B	0-0 BB FC1-5 1B		2B 1B 1B					3 1 3 1 0 0 0 0 1 0 0 0 0 0
Tommy Helms, R OBP: 0.335, SLG: 0.422 (1, 5)		0-0 F8	0-0 FC1-5 BB		1B 2B					3 1 1 1 0 0 3
Don Pavletich, R OBP: 0.354, SLG: 0.533 (1, 2)		0-0 1-H 3B	4-0 BB 1B		1B IBB					1 1 1 1 2 0 0
Leo Cardenas, R OBP: 0.314, SLG: 0.415 (1, 6)		0-0 6-3	0-0 F9		1B 1B					3 1 1 2 0 0 4
Jim Maloney, L OBP: 0.250, SLG: 0.219 (1, 1)		0-0 F8		0-3 K	0-0 SH5-3 1B					2 0 0 0 0 1 1

Inning Stats	R: 0	H: 1	E: 0	LOB: 1	K: 0	BB: 0	S: 4	P: 4	R: 1	H: 2	E: 0	LOB: 1	K: 0	BB: 0	S: 5	P: 5	R: 2	H: 4	E: 0	LOB: 3	K: 0	BB: 1	S: 7	P: 11	R: 0	H: 0	E: 0	LOB: 0	K: 1	BB: 0	S: 5	P: 5	R: 8	H: 7	E: 0	LOB: 1	K: 0	BB: 2	S: 9	P: 17								
PITCHER	IP	WLS	BF	H	R	ER	SO	BB	IBB	HBP	BLK	WP	HR	S	P	ERA	WHIP													PITCHER	IP	WLS	BF	H	R	ER	SO	BB	IBB	HBP	BLK	WP	HR	S	P	ERA	WHIP	
Woodie Fryman, L ERA: 3.36 (1, 1)	4.2	L	29	12	10	9	1	1	2	0	0	0	0	28	40	17.36	2.786																															
Don Cardwell, R ERA: 4.52 (5, 1)	0.1		2	2	1	1	0	0	0	0	0	0	0	2	2	27.00	6.000																															


BOTTOM

Pittsburgh Pirates @ Cincinnati Reds
Crosley Field, Cincinnati, OH


Sat Aug 13 1966, 3:33 AM EDT
Att. 9,003 - Unknown

livebaseballscorecards.com

AB	27
R	11
H	14
RBI	11
BB	3
SO	1
LOB	12



WP: 0	PA: 31
PB: 0	SB: 0
CS: 0	

Batter	1	2	3	4	5	6	7	8	9	AB R H RBI BB SO LOB	TOP		
Gene Alley, R (1, 6) OBP: 0.319, SLG: 0.413	0-0 2B		0-0 1B	0-0 F8			0-0 1-3			4 0 2 0 0 0 2	Pittsburgh Pirates @ New York Mets Shea Stadium, Flushing, NY Tue Aug 16 1966, 7:05 PM EDT Att: 23,953 - Unknown livebaseballscorecards.com AB 28 R 3 H 8 RBI 3 BB 4 SO 1 LOB 14 		
Manny Mota, R (1, 8) OBP: 0.406, SLG: 0.542	0-0 6-3		0-0 FC5-4 1B			0-0 5-3	0-0 6-3 2B 1B			4 1 1 0 0 0 3			
Roberto Clemente, R (1, 9) OBP: 0.370, SLG: 0.548	0-0 1-3		0-0 FC5-4 1B			0-0 4-3	0-0 6-3			4 0 1 1 0 0 2			
Donn Clendenon, R (1, 3) OBP: 0.366, SLG: 0.515	0-0 F3		0-0 FC5-4			4-0 1B BB	0-0 2B			3 0 1 1 1 0 3			
Jose Pagan, R (1, 5) OBP: 0.309, SLG: 0.399		0-0 F8		4-0 1B BB		0-0 1-3 1B	4-0 IBB			2 1 1 0 2 0 0			
Bob Bailey, R (1, 7) OBP: 0.344, SLG: 0.437		0-0 F7		0-0 F8		0-3 K				3 0 0 0 0 1 3			
Bill Mazaroski, R (1, 4) OBP: 0.296, SLG: 0.360		0-0 5-3		0-0 5-3		0-0 L7				3 0 0 0 0 0 1			
Jim Pagliaroni, R (1, 2) OBP: 0.340, SLG: 0.412			0-0 F9	4-0 1B IBB		0-0 F9				2 0 0 0 1 0 0			
Tommie Sisk, R (1, 1) OBP: 0.229, SLG: 0.156			0-0 FC5-4 1B 1B	0-0 1-2 2-H 1B		0-0 6-3				3 1 2 1 0 0 0			
Inning Stats	R: 0 H: 1 E: 0 LOB: 1 K: 0 BB: 0 S: 4 P: 4	R: 0 H: 0 E: 0 LOB: 0 K: 0 BB: 0 S: 3 P: 3	R: 1 H: 3 E: 0 LOB: 2 K: 0 BB: 0 S: 6 P: 6	R: 1 H: 1 E: 0 LOB: 2 K: 0 BB: 2 S: 4 P: 12	R: 0 H: 1 E: 0 LOB: 2 K: 1 BB: 1 S: 6 P: 10	R: 0 H: 0 E: 0 LOB: 0 K: 0 BB: 0 S: 3 P: 3	R: 1 H: 2 E: 0 LOB: 2 K: 0 BB: 1 S: 4 P: 8			1B: 6 SF: 0 2B: 2 SAC: 0 3B: 0 DP: 0 HR: 0 HBP: 0	WP: 0 PA: 32 PB: 0 SB: 0 CS: 0		
PITCHER	IP WLS BF H R ER SO BB IBB HBP BLK WP HR S P ERA WHIP											PITCHER	IP WLS BF H R ER SO BB IBB HBP BLK WP HR S P ERA WHIP
Tug McGraw, L (1, 1) ERA: 5.06	6.2 L 31 8 3 3 1 2 1 0 0 0 0 0 30 42 4.05 1.500												
Bob Friend, R (7, 1) ERA: 4.35	0.0 1 0 0 0 0 0 0 1 0 0 0 0 0 4 ∞ ∞												

Batter	1	2	3	4	5	6	7	8	9	AB R H RBI BB SO LOB
--------	---	---	---	---	---	---	---	---	---	----------------------

Al Luplow, L <small>OBP: 0.328, SLG: 0.349</small> (1, 9) X	0-0 G3 		0-0 F8 			0-0 3-1 				3 0 0 0 0 0 0
Ron Hunt, R <small>OBP: 0.360, SLG: 0.362</small> (1, 4) B B B	4-0 		0-0 F8 			0-0 4-3 				2 0 0 0 1 0 0
Larry Elliot, L <small>OBP: 0.329, SLG: 0.412</small> (1, 7) X	0-0 FC4 			0-3 K 		4-0 				2 0 0 0 1 1 1
Cleon Jones, R <small>OBP: 0.322, SLG: 0.376</small> (1, 8) X	0-0 			0-3 K 		0-0 FC6 				3 0 1 0 0 1 1
Ed Kranepool, L <small>OBP: 0.328, SLG: 0.424</small> (1, 3) X	0-0 F8 			0-0 G3 						2 0 0 0 0 0 2
Ken Boyer, R <small>OBP: 0.306, SLG: 0.414</small> (1, 5)		0-0 4-3 			0-0 F7 					2 0 0 0 0 0 0
Eddie Bressoud, R <small>OBP: 0.314, SLG: 0.383</small> (1, 6)		0-0 F9 			0-0 F8 					2 0 0 0 0 0 0
Jerry Grote, R <small>OBP: 0.335, SLG: 0.325</small> (1, 2)		0-0 5-3 			0-0 					2 0 1 0 0 0 0
Tug McGraw, R <small>OBP: 0.300, SLG: 0.222</small> Bob Friend, R (7, 1)			0-0 4-3 		0-0 L9 					2 0 0 0 0 0 1 0 0 0 0 0 0 0

Inning Stats	R: 0	H: 1	E: 0	LOB: 2	K: 0	P: 8	R: 0	H: 0	E: 0	LOB: 0	K: 0	P: 3	R: 0	H: 0	E: 0	LOB: 0	K: 2	P: 7	R: 0	H: 1	E: 0	LOB: 1	K: 0	P: 4	R: 0	H: 0	E: 0	LOB: 1	K: 0	P: 7	1B: 2	SF: 0	2B: 0	SAC: 0	3B: 0	DP: 0	HR: 0	HBP: 0
--------------	------	------	------	--------	------	------	------	------	------	--------	------	------	------	------	------	--------	------	------	------	------	------	--------	------	------	------	------	------	--------	------	------	-------	-------	-------	--------	-------	-------	-------	--------

PITCHER	IP	WLS	BF	H	R	ER	SO	BB	IBB	HBP	BLK	WP	HR	S	P	ERA	WHIP	PITCHER	IP	WLS	BF	H	R	ER	SO	BB	IBB	HBP	BLK	WP	HR	S	P	ERA	WHIP			
Tommie Sisk, R <small>ERA: 4.28</small> (1, 1)	6.0	W	22	2	0	0	2	2	0	0	0	0	0	24	32	0.00	0.667																					

BOTTOM

Pittsburgh Pirates @ New York Mets
 Shea Stadium, Flushing, NY
 Tue Aug 16 1966, 7:05 PM EDT
 Att. 23,953 - Unknown

livebaseballscorecards.com

AB	20
R	0
H	2
RBI	0
BB	2
SO	2
LOB	5



WP: 0	PA: 22
PB: 0	
SB: 0	
CS: 0	

Batter	1	2	3	4	5	6	7	8	9	AB R H RBI BB SO LOB	TOP														
Matty Alou, L (1, 8) OBP: 0.377, SLG: 0.436	0-3 K	0-0 FC5-4 1B		0-0 6-3		0-0 1B		0-0 G3		5 0 2 0 0 1 1															
Gene Alley, R (1, 6) OBP: 0.320, SLG: 0.413	0-0 HR 1B	0-0 FC5-4		0-0 L8		0-0 1B		0-0 4-3		5 1 2 0 0 0 2															
Roberto Clemente, R (1, 9) OBP: 0.368, SLG: 0.544	0-0 F8		0-0 1B 1B	0-0 5-3		0-0 4-3		0-0 6-3		5 1 1 0 0 0 1															
Willie Stargell, L (1, 7) OBP: 0.394, SLG: 0.616	0-0 HR		0-0 1B HR 1B	4-0 BB		0-0 F9		0-3 K		4 2 2 2 1 1 0															
Jose Pagan, R (1, 5) OBP: 0.309, SLG: 0.397	0-0 5-3		0-0 HR 1B	0-0 P6		0-0 E3				4 1 1 1 0 0 1															
Donn Clendenon, R (1, 3) OBP: 0.365, SLG: 0.520		0-0 6-3	0-0 HR	0-0 F9		0-3 K				4 1 1 3 0 1 2															
Bill Mazaroski, R (1, 4) OBP: 0.297, SLG: 0.368		0-0 HR	0-0 4-3	0-0 5-3				0-0 1B		4 1 2 1 0 0 1															
Jim Pagliaroni, R (1, 2) OBP: 0.336, SLG: 0.407		0-0 E5 1B 1-3	0-0 6-3	0-0 6-3		0-0 K		0-0 F7		4 0 0 0 0 0 1															
Bob Veale, S (1, 1) OBP: 0.156, SLG: 0.188		0-0 1-3	0-3 K					0-0 F2		3 0 0 0 0 2 1															
Al McBean, R (6, 1) OBP: 0.111, SLG: 0.111										0 0 0 0 0 0 0															
Jerry Lynch, L (8, PH) OBP: 0.292, SLG: 0.333										1 0 0 0 0 0 1															
Pete Mikkelsen, R (8, 1) OBP: 0.231, SLG: 0.167										0 0 0 0 0 0 0															
Inning Stats	R: 2 E: 0 K: 1 S: 7	H: 2 LOB: 0 BB: 0 P: 7	R: 1 E: 1 K: 0 S: 6	H: 2 LOB: 2 BB: 0 P: 6	R: 4 E: 0 K: 1 S: 9	H: 4 LOB: 0 BB: 0 P: 9	R: 0 E: 0 K: 0 S: 3	H: 0 LOB: 0 BB: 0 P: 3	R: 0 E: 0 K: 0 S: 3	H: 0 LOB: 1 BB: 1 P: 7	R: 0 E: 1 K: 1 S: 6	H: 2 LOB: 2 BB: 0 P: 6	R: 0 E: 1 K: 1 S: 6	H: 0 LOB: 1 BB: 0 P: 6	R: 0 E: 0 K: 0 S: 4	H: 1 LOB: 1 BB: 0 P: 4	R: 0 E: 0 K: 1 S: 5	H: 0 LOB: 0 BB: 0 P: 5	1B: 8 2B: 0 3B: 0 HR: 3	SF: 0 SAC: 0 DP: 0 HBP: 0	WP: 0 PB: 0 SB: 0 CS: 0	PA: 40			
PITCHER	IP	WLS	BF	H	R	ER	SO	BB	IBB	HBP	BLK	WP	HR	S	P	ERA	WHIP								
Jack Fisher, R (1, 1) ERA: 3.95	2.0		15	8	7	7	1	0	0	0	0	0	3	17	17	31.50	4.000								
Bill Hepler, L (3, 1) ERA: 3.44	4.0	W	14	2	0	0	2	1	0	0	0	0	0	17	21	0.00	0.750								
Bob Friend, R (7, 1) ERA: 4.23	3.0	S	11	1	0	0	2	0	0	0	0	0	0	15	15	0.00	0.333								

Pittsburgh Pirates @ New York Mets
Shea Stadium, Flushing, NY
Wed Aug 17 1966, 7:05 PM EDT
Att: 32,461 - Unknown

livebaseballscorecards.com

AB	39
R	7
H	11
RBI	7
BB	1
SO	5
LOB	11



BOTTOM

Pittsburgh Pirates @ New York Mets
Shea Stadium, Flushing, NY
Wed Aug 17 1966, 7:05 PM EDT
Att. 32,461 - Unknown

livebaseballscores.com

AB 33
R 8
H 10
RBI 8
BB 1
SO 8
LOB 10



WP: 0 PA: 35
PB: 0
SB: 1
CS: 0

AB	R	H	RBI	BB	SO	LOB
4	0	2	2	0	1	0
4	0	1	0	0	0	3
4	2	2	1	0	0	1
0	0	0	0	0	0	0
4	1	1	0	0	1	1
4	1	2	1	0	1	0
3	2	0	0	1	1	1
4	0	0	0	0	2	4
1	0	0	0	0	0	0
1	2	1	4	0	0	0
1	0	0	0	0	0	0
0	0	0	0	0	0	0
2	0	0	0	0	2	0
1	0	1	0	0	0	0
0	0	0	0	0	0	0

Batter	1	2	3	4	5	6	7	8	9
Ron Hunt, R OBP: 0.361, SLG: 0.363 (1, 4)	0-3 K		0-0 1B	0-0 L9		0-0 1B			
Eddie Bressoud, R OBP: 0.313, SLG: 0.381 (1, 6)	0-0 F7		0-0 F7		0-0 1B	0-0 P6			
Cleon Jones, R OBP: 0.324, SLG: 0.386 Billy Murphy, R OBP: 0.268, SLG: 0.339 (1, 8) (8, 8)	0-0 HR			0-0 1B E 1B	0-0 F8		0-0 6-3		
Ken Boyer, R OBP: 0.305, SLG: 0.412 (1, 5)	0-0 F8			0-0 1B E HR 1B	0-0 G1-4-3		0-3 K		
Jim Hickman, R OBP: 0.304, SLG: 0.373 (1, 9) (9, 3)		0-3 K		0-0 1B E HR 1B		0-0 1B FC5-4		0-0 4-3	
Ron Swoboda, R OBP: 0.288, SLG: 0.348 (1, 7)		0-0 F3		4-0 1B HR BB		0-0 1B FC5-4 S 1B		0-3 K	
Jerry Grote, R OBP: 0.330, SLG: 0.319 (1, 2)		0-3 K		0-0 F7		0-0 1B L8		0-3 K	
Ed Kranepool, L OBP: 0.327, SLG: 0.423 Hawk Taylor, R OBP: 0.214, SLG: 0.329 (1, 3) (4, PH) (5, 3)			0-0 G3	0-0 1B HR		1-0 1B HBP		0-0 F8	
Al Luplow, L OBP: 0.327, SLG: 0.347 (8, PH) (9, 9)				1-2 2-H 3-H HR					
Jack Fisher, R OBP: 0.218, SLG: 0.163 Bill Hepler, L OBP: 0.214, SLG: 0.214 Chuck Hiller, L OBP: 0.353, SLG: 0.380 Bob Friend, R (1, 1) (3, 1) (6, PH) (7, 1)			0-3 K	0-3 K		0-0 1B 1B			

Inning	R	H	E	K	S	P	R	H	E	K	S	P	R	H	E	K	S	P	R	H	E	K	S	P	R	H	E	K	S	P		
1	1	1	0	1	6		0	0	0	1	6		0	0	0	1	6		0	0	0	3		0	0	0	0	0	0	0	0	0
2	0	0	0	2	7		0	0	0	2	7		0	0	0	2	7		0	0	0	5		0	0	0	0	0	0	0	0	0
3	0	1	0	1	6		5	4	1	1	13		0	1	0	3		0	1	3	0	7		0	3	0	2	0	0	0	0	0
4	0	1	0	0	3		0	1	0	0	3		0	0	0	0		0	0	0	0	0		0	0	0	0	0	0	0	0	0
5	0	1	0	0	3		0	1	0	0	3		0	0	0	0		0	0	0	0	0		0	0	0	0	0	0	0	0	0
6	2	3	0	0	7		2	3	0	2	7		0	3	0	0		0	3	0	0	0		0	0	0	0	0	0	0	0	0
7	0	0	0	1	5		0	0	0	1	5		0	0	0	0		0	0	0	0	0		0	0	0	0	0	0	0	0	0
8	0	0	0	2	7		0	0	0	2	7		0	0	0	0		0	0	0	0	0		0	0	0	0	0	0	0	0	0
9	0	0	0	0	0		0	0	0	0	0		0	0	0	0		0	0	0	0	0		0	0	0	0	0	0	0	0	0

PITCHER	IP	WLS	BF	H	R	ER	SO	BB	IBB	HBP	BLK	WP	HR	S	P	ERA	WHIP
Bob Veale, L ERA: 3.36 (1, 1)	5.0		23	8	7	7	5	1	0	0	0	0	2	32	36	12.60	1.800
Al McBean, R ERA: 3.47 (6, 1)	2.0	L	9	2	1	1	1	0	0	1	0	0	0	10	11	4.50	1.000
Pete Mikkelsen, R ERA: 2.88 (8, 1)	1.0		3	0	0	0	2	0	0	0	0	0	0	7	7	0.00	0.000

Batter	1	2	3	4	5	6	7	8	9	AB R H RBI BB SO LOB	TOP											
Gene Alley, R (1, 6) OBP: 0.325, SLG: 0.422	0-0 F7		0-0 2B		0-0 1B	0-0 2B			4-0 BB	4 0 3 1 1 0 0												
Manny Mota, R (1, 8) OBP: 0.402, SLG: 0.533	0-0 6-3		0-0 9-2-6-2		0-0 FC6-4			4-0 BB	0-0 F9	4 0 0 0 1 0 5												
Roberto Clemente, R (1, 9) OBP: 0.367, SLG: 0.540	0-0 F9		4-0 BB		0-0 F8			0-0 4-3	0-0 L9	4 0 0 0 1 0 4												
Donn Clendenon, R (1, 3) OBP: 0.366, SLG: 0.527		0-0 1B	0-3 K		0-0 HR			0-3 K		4 1 2 1 0 2 2												
Jose Pagan, R (1, 5) OBP: 0.305, SLG: 0.392		0-3 K		0-0 P6		0-0 P6		0-3 K		4 0 0 0 0 2 1												
Bill Mazaroski, R (1, 4) OBP: 0.299, SLG: 0.382		0-0 F9		0-0 HR		0-0 HR		0-3 K		4 2 2 2 0 1 1												
Bob Bailey, R (1, 7) OBP: 0.342, SLG: 0.433		0-0 FC6-4		0-0 P2		0-0 BB 2B 1B		0-3 K		4 1 1 0 0 1 1												
Jerry May, R (1, 2) OBP: 0.279, SLG: 0.375			0-0 HR		0-3 K		0-3 K		0-0 4-3	2 1 1 1 0 1 0												
Jerry Lynch, L (6, PH) OBP: 0.286, SLG: 0.326										1 0 0 0 0 1 1												
Pete Mikkelsen, R (6, 1) OBP: 0.231, SLG: 0.167										0 0 0 0 0 0 0												
Billy O'Dell, S (8, 1) OBP: 0.133, SLG: 0.133										0 0 0 0 0 0 0												
Matty Alou, L (9, PH) OBP: 0.376, SLG: 0.435										1 0 0 0 0 0 0												
Woodie Fryman, R (1, 1) OBP: 0.254, SLG: 0.191			4-0 2B		0-0 5-3		4-0 2B		0-0 BB 1B	0 0 0 0 0 1 0 0												
Don Cardwell, R (4, 1) OBP: 0.111, SLG: 0.040										0 0 0 0 0 0 0 0												
Gene Michael, S (5, PH) OBP: 0.116, SLG: 0.154										1 0 0 0 0 0 0 0												
Al McBean, R (5, 1) OBP: 0.111, SLG: 0.111										0 0 0 0 0 0 0 0												
Jesse Gonder, L (6, PH) OBP: 0.253, SLG: 0.364										1 0 1 0 1 0 0												
Inning Stats	R: 0 E: 0 K: 0 S: 3	H: 0 LOB: 0 BB: 0 P: 3	R: 0 E: 0 K: 1 S: 6	H: 1 LOB: 1 BB: 0 P: 6	R: 1 E: 0 K: 1 S: 6	H: 2 LOB: 2 BB: 2 P: 14	R: 1 E: 0 K: 1 S: 6	H: 1 LOB: 0 BB: 0 P: 6	R: 0 E: 0 K: 0 S: 4	H: 1 LOB: 1 BB: 0 P: 4	R: 3 E: 0 K: 1 S: 8	H: 4 LOB: 2 BB: 1 P: 12	R: 0 E: 0 K: 1 S: 4	H: 0 LOB: 0 BB: 1 P: 8	R: 0 E: 0 K: 3 S: 9	H: 0 LOB: 0 BB: 0 P: 9	R: 0 E: 0 K: 0 S: 4	H: 1 LOB: 2 BB: 1 P: 8	1B: 4 2B: 3 3B: 0 HR: 4	SF: 0 SAC: 0 DP: 1 HBP: 0	WP: 0 PB: 0 SB: 0 CS: 1	PA: 39
PITCHER	IP WLS BF H R ER SO BB IBB HBP BLK WP HR S P ERA WHIP																					
Rob Gardner, L (1, 1) ERA: 4.91	5.1 W 25 8 5 5 3 2 0 0 0 0 0 4 29 37 8.44 1.875																					
Jack Hamilton, R (6, 1) ERA: 3.8	0.2 3 1 0 0 1 1 0 0 0 0 0 0 4 8 0.00 3.000																					
Ralph Terry, R (7, 1) ERA: 3.86	3.0 S 11 1 0 0 4 2 0 0 0 0 0 0 17 25 0.00 1.000																					

Pittsburgh Pirates @ New York Mets
Shea Stadium, Flushing, NY
Thu Aug 18 1966, 3:33 AM EDT
Att: 26,829 - Unknown

livebaseballscorecards.com

AB	34
R	5
H	10
RBI	5
BB	5
SO	8
LOB	15



Batter	1	2	3	4	5	6	7	8	9	10	11	AB R H RBI BB SO LOB	TOP				
Gene Alley, R OBP: 0.326, SLG: 0.424 (1, 6)												5 1 2 0 0 1 0	Pittsburgh Pirates @ Chicago Cubs Wrigley Field, Chicago, IL Fri Aug 19 1966, 3:33 AM CDT Att. 11,092 - Unknown				
Manny Mota, R OBP: 0.395, SLG: 0.522 (1, 8)												5 0 0 0 0 2 3					
Roberto Clemente, R OBP: 0.365, SLG: 0.536 (1, 9)												5 0 1 2 0 1 1					
Donn Clendenon, R OBP: 0.369, SLG: 0.533 (1, 3)												4 1 2 1 1 0 0					
Jose Pagan, R OBP: 0.302, SLG: 0.388 (8, 1)												4 0 0 0 0 0 3					
Al McBean, R OBP: 0.111, SLG: 0.111 (8, 1)												0 0 0 0 0 0 0					
Roy Face, R (8, 1)												1 0 0 0 0 0 0					
Bill Mazerowski, R OBP: 0.300, SLG: 0.385 (1, 4)												5 0 2 0 0 0 1					
Bob Bailey, R OBP: 0.338, SLG: 0.428 (8, 7)												3 0 0 0 0 0 2					
Willie Stargell, L OBP: 0.394, SLG: 0.616 (8, 7)												0 0 0 0 0 0 0					
Jerry May, R OBP: 0.289, SLG: 0.381 (8, PH)												2 0 1 0 0 1 0					
Andre Rodgers, R OBP: 0.356, SLG: 0.270 (8, 5)												2 1 1 0 0 1 1					
Vern Law, R OBP: 0.300, SLG: 0.388 (8, PH)												2 0 0 0 0 0 1					
Jim Pagliaroni, R OBP: 0.335, SLG: 0.405 (8, 2)												1 0 0 0 0 0 1					
Jesse Gonder, L OBP: 0.250, SLG: 0.360 (8, 2)												1 0 0 0 0 1 1					
Inning Stats	R: 0 H: 1 E: 0 LOB: 0 K: 0 BB: 0 S: 3 P: 3	R: 0 H: 1 E: 0 LOB: 1 K: 0 BB: 0 S: 4 P: 4	R: 0 H: 0 E: 0 LOB: 0 K: 1 BB: 0 S: 5 P: 5	R: 1 H: 1 E: 0 LOB: 0 K: 0 BB: 0 S: 4 P: 4	R: 0 H: 1 E: 0 LOB: 1 K: 0 BB: 0 S: 4 P: 4	R: 0 H: 0 E: 0 LOB: 0 K: 1 BB: 0 S: 5 P: 5	R: 0 H: 1 E: 0 LOB: 1 K: 0 BB: 0 S: 4 P: 4	R: 2 H: 3 E: 0 LOB: 2 K: 0 BB: 1 S: 6 P: 10	R: 0 H: 1 E: 0 LOB: 1 K: 2 BB: 0 S: 8 P: 8	R: 0 H: 0 E: 0 LOB: 0 K: 3 BB: 0 S: 9 P: 9	R: 0 H: 0 E: 0 LOB: 0 K: 0 BB: 0 S: 3 P: 3	1B: 6 SF: 0 2B: 3 SAC: 1 3B: 0 DP: 1 HR: 1 HBP: 0	WP: 0 PA: 42 PB: 0 SB: 0 CS: 0				
PITCHER	IP WLS BF H R ER SO BB IBB HBP BLK WP HR S P ERA WHIP																
Dick Ellsworth, L ERA: 4.54 (1, 1)	8.0	32	8	3	3	2	1	0	0	0	0	0	0	0	0	3.38	1.125
Bob Hendley, L ERA: 4.14 (9, 1)	3.0	W	10	1	0	0	5	0	0	0	0	0	0	0	20	0.00	0.333

AB	40
R	3
H	9
RBI	3
BB	1
SO	7
LOB	14



livebaseballscorecards.com

Batter	1	2	3	4	5	6	7	8	9	10	11	AB R H RBI BB SO LOB	BOTTOM																							
Don Kessinger, S (1, 6) OBP: 0.290, SLG: 0.289	0-0 1-3 ①		0-0 CS 1B		0-0 1B SF8 1B		0-0 4-3 ①		0-0 1-3 ①		0-0 SH1-3 ②	5 1 2 0 0 0 0	Pittsburgh Pirates @ Chicago Cubs Wrigley Field, Chicago, IL Fri Aug 19 1966, 3:33 AM CDT Att. 11,092 - Unknown																							
Glenn Beckert, R (1, 4) OBP: 0.322, SLG: 0.351	0-0 6-3 ②		0-0 1-2 1B		0-0 SF8 IBB 1B		0-0 E4		0-0 4-3 ②		0-0 2-H 1B	6 0 3 1 0 0 0																								
Billy Williams, L (1, 9) OBP: 0.354, SLG: 0.468	4-0 BB		0-0 F8 ③		4-0 14 L4-3 IBB		0-0 P5 ②		0-3 K ③			3 0 0 0 2 1 2																								
Ron Santo, R (1, 5) OBP: 0.413, SLG: 0.560	0-0 P3 ③			0-0 HR	0-0 SF8 ①		0-0 L6 ③			0-0 F9 ①		4 1 1 2 0 0 2																								
14 Ernie Banks, R (1, 3) OBP: 0.302, SLG: 0.432		0-0 F8 ①		0-0 HR	0-0 L4-3 ②			4-0 SH1-4 BB		0-0 F9 ②		3 1 1 1 1 0 2																								
Joey Amalfitano, R (8, PR) OBP: 0.250, SLG: 0.200												0 0 0 0 0 0 0																								
Bob Hendley, R (9, 1) OBP: 0.235, SLG: 0.200												1 0 0 0 0 0 0																								
John Boccabella, R (1, 7) OBP: 0.281, SLG: 0.409		0-0 PB 2B		0-0 6-3 ①		0-0 6-3 ①		0-0 SH1-4 ①		0-0 E6 1B		4 0 2 0 0 0 0																								
Randy Hundley, R (1, 2) OBP: 0.303, SLG: 0.453		0-3 K		0-0 FC5-4 1B		0-0 P5 ②		0-0 F7 ②		0-0 4-3 ③		5 0 1 0 0 1 4																								
Byron Browne, R (1, 8) OBP: 0.318, SLG: 0.450		0-0 6-3 ③		0-0 FC5-4 ②		0-0 1B		0-0 BB			0-0 F8 ①	4 0 1 0 1 0 2																								
Dick Ellsworth, L (1, 1) OBP: 0.167, SLG: 0.171			0-0 P4 ①		0-3 K ③		0-3 K ③		0-0 F9 ③		0-0 E3 SH1-3 1B	3 0 0 0 0 2 2																								
George Altman, L (8, PH) OBP: 0.262, SLG: 0.365												2 1 0 0 0 0 2																								
Inning Stats	R: 0 H: 0 E: 0 K: 0 S: 3	H: 0 LOB: 1 BB: 1 P: 7	R: 0 H: 1 E: 0 K: 1 S: 6	H: 1 LOB: 1 BB: 0 P: 6	R: 0 H: 2 E: 0 K: 0 S: 4	H: 2 LOB: 1 BB: 0 P: 4	R: 2 H: 3 E: 0 K: 1 S: 8	H: 3 LOB: 1 BB: 0 P: 8	R: 1 H: 2 E: 0 K: 0 S: 4	H: 2 LOB: 1 BB: 1 P: 8	R: 0 H: 1 E: 0 K: 1 S: 6	H: 1 LOB: 1 BB: 0 P: 6	R: 0 H: 0 E: 0 K: 0 S: 3	H: 0 LOB: 2 BB: 2 P: 11	R: 0 H: 0 E: 0 K: 1 S: 5	H: 0 LOB: 0 BB: 0 P: 5	R: 0 H: 1 E: 1 K: 0 S: 4	H: 1 LOB: 1 BB: 0 P: 4	R: 1 H: 1 E: 1 K: 0 S: 4	H: 1 LOB: 1 BB: 0 P: 4	1B: 8 SF: 1 2B: 2 SAC: 2 3B: 0 DP: 1 HR: 2 HBP: 0	WP: 0 PA: 47 PB: 1 SB: 0 CS: 1														
PITCHER	IP WLS BF H R ER SO BB IBB HBP BLK WP HR S P ERA WHIP																																			
Vern Law, R (1, 1) ERA: 4.33	7.0	31	9	3	3	3	1	1	0	0	0	0	2	35	43	3.86	1.429																			
Al McBean, R (8, 1) ERA: 3.42	0.0	1	0	0	0	0	1	0	0	0	0	0	0	0	4	∞	∞																			
Roy Face, R (8, 1) ERA: 2.57	3.2	L	15	2	1	0	1	1	0	0	0	0	0	16	20	0.00	0.818																			

livebaseballscorecards.com

AB	40
R	4
H	11
RBI	4
BB	4
SO	4
LOB	16



Batter	1	2	3	4	5	6	7	8	9	AB R H RBI BB SO LOB	TOP											
Matty Alou, L (1, 8) OBP: 0.376, SLG: 0.439	0-0 F8		0-0 2-H 3B		0-0 L7		0-0 P4		0-0 FC5-4 1B	5 0 2 1 0 0 2												
Gene Alley, R (1, 6) OBP: 0.325, SLG: 0.421	0-3 K		0-0 5-3			0-0 4-3 1B		0-0 4-3	0-0 FC5-4 1-2f	5 0 1 0 0 1 2												
Roberto Clemente, R (1, 9) OBP: 0.362, SLG: 0.532	0-0 L9			0-0 4-3		0-0 4-3 1-2		0-0 E6 1B SF7		4 1 0 0 0 0 1												
Willie Stargell, L (1, 7) OBP: 0.392, SLG: 0.611		0-0 4-3		0-0 L4		0-3 K		4-0 1B IBB		3 0 0 0 1 1 1												
Donn Clendenon, R (1, 3) OBP: 0.370, SLG: 0.533		0-0 F9		0-0 FC6-4 1B		0-0 1-3		0-0 1-2 2-3 1B		4 0 2 0 0 0 1												
Bill Mazaroski, R (1, 4) OBP: 0.300, SLG: 0.391		0-0 P6		0-0 FC6-4 1-2f			0-0 HR	0-0 SF7 3-H		3 1 1 2 0 0 1												
Bob Bailey, R (1, 5) OBP: 0.337, SLG: 0.425			0-3 K		0-0 G6-3 1B		0-0 F5	0-0 F9		4 0 1 0 0 1 2												
Jesse Gonder, L (1, 2) OBP: 0.250, SLG: 0.355			0-0 SH3-4 3B 1B		0-0 G6-3 1-2f		0-3 K		0-0 F9	4 1 1 0 0 1 1												
Tommie Sisk, R (1, 1) OBP: 0.237, SLG: 0.147			0-0 SH3-4		0-0 E4		4-0 BB		0-3 K	2 0 0 0 1 1 0												
Pete Mikkelsen, R (9, 1) OBP: 0.231, SLG: 0.167			1-2							0 0 0 0 0 0 0												
Inning Stats	R: 0 E: 0 K: 1 S: 5	H: 0 LOB: 0 BB: 0 P: 5	R: 0 E: 0 K: 0 S: 3	H: 0 LOB: 0 BB: 0 P: 3	R: 1 E: 0 K: 1 S: 7	H: 2 LOB: 1 BB: 0 P: 7	R: 0 E: 0 K: 0 S: 4	H: 1 LOB: 1 BB: 0 P: 4	R: 0 E: 1 K: 0 S: 4	H: 1 LOB: 1 BB: 0 P: 4	R: 0 E: 0 K: 1 S: 6	H: 1 LOB: 1 BB: 0 P: 6	R: 1 E: 0 K: 1 S: 6	H: 1 LOB: 1 BB: 1 P: 10	R: 1 E: 1 K: 0 S: 5	H: 1 LOB: 2 BB: 1 P: 9	R: 0 E: 0 K: 1 S: 6	H: 1 LOB: 1 BB: 0 P: 6	1B: 6 2B: 0 3B: 1 HR: 1	SF: 1 SAC: 1 DP: 1 HBP: 0	WP: 0 PB: 0 SB: 0 CS: 0	PA: 38
PITCHER	IP WLS BF H R ER SO BB IBB HBP BLK WP HR S P ERA WHIP	IP WLS BF H R ER SO BB IBB HBP BLK WP HR S P ERA WHIP																				
Bill Hands, R (1, 1) ERA: 4.59	7.0 L 28 6 2 2 4 1 0 0 0 0 1 35 39 2.57 1.000	2.0 L 10 2 1 0 1 0 1 0 0 0 0 11 15 0.00 1.000																				

Pittsburgh Pirates @ Chicago Cubs
Wrigley Field, Chicago, IL
Sat Aug 20 1966, 3:33 AM CDT
Att. 14,446 - Unknown

AB	34
R	3
H	8
RBI	3
BB	2
SO	5
LOB	11



Batter	1	2	3	4	5	6	7	8	9	AB R H RBI BB SO LOB	TOP											
Gene Alley, R (1, 6) OBP: 0.323, SLG: 0.418	0-0 6-3	0-0 1B		0-3 K		0-0 F8		0-0 P3		5 0 1 1 0 1 0												
Manny Mota, R (1, 8) OBP: 0.402, SLG: 0.531	0-0 6-3 2B	0-0 2-3 1B		0-0 HR 1B		0-0 F9		0-0 E3 1B		5 2 4 0 0 0 0												
Roberto Clemente, R (1, 9) OBP: 0.362, SLG: 0.536	0-0 6-3 2-3	0-0 4-3		0-0 HR		0-0 2B 1B		0-0 6-3		5 1 2 2 0 0 3												
Willie Stargell, L (1, 7) OBP: 0.397, SLG: 0.619	0-0 2B		0-0 4-1 1B	0-0 FC6-4 1B		0-0 1-3 2B		0-0 P5		5 0 4 1 0 0 0												
Donn Clendenon, R (1, 3) OBP: 0.368, SLG: 0.529	0-0 P5		0-0 4-1 1-2	0-0 FC6-4 1-2f		0-3 K		0-0 1B SF8 1B		5 1 1 0 0 1 5												
Bill Mazaroski, R (1, 4) OBP: 0.299, SLG: 0.389		0-0 3-1	0-0 E5		0-3 K		0-0 F7	0-0 1-3 2B 1B		5 1 1 0 0 1 1												
Bob Bailey, R (1, 5) OBP: 0.335, SLG: 0.426		0-0 2B 2B	0-0 F9		0-0 6-3		0-0 4-3	0-0 SF8		4 1 1 1 0 0 2												
Jesse Gonder, L (1, 2) OBP: 0.276, SLG: 0.429		0-0 4-3 1B 2B	0-3 K		0-0 HR		0-0 1B	0-0 3-H 1-H 2B		5 2 4 3 0 1 2												
Bob Veale, S (1, 1) OBP: 0.145, SLG: 0.174		0-0 4-3 2-3		0-3 K	0-3 K		0-0 4-3	0-0 6-3		5 0 0 0 0 2 3												
Inning Stats	R: 1 E: 0 K: 0 S: 5	H: 2 LOB: 1 BB: 0 P: 5	R: 2 E: 0 K: 0 S: 7	H: 4 LOB: 2 BB: 0 P: 7	R: 0 E: 1 K: 1 S: 7	H: 1 LOB: 2 BB: 0 P: 7	R: 2 E: 0 K: 2 S: 10	H: 3 LOB: 1 BB: 0 P: 10	R: 1 E: 0 K: 2 S: 8	H: 1 LOB: 0 BB: 0 P: 8	R: 0 E: 0 K: 1 S: 7	H: 2 LOB: 2 BB: 0 P: 7	R: 0 E: 0 K: 0 S: 4	H: 1 LOB: 1 BB: 0 P: 4	R: 0 E: 1 K: 0 S: 3	H: 1 LOB: 0 BB: 0 P: 3	R: 2 E: 0 K: 0 S: 6	H: 3 LOB: 1 BB: 0 P: 6	1B: 10 2B: 6 3B: 0 HR: 2	SF: 1 SAC: 0 DP: 0 HBP: 0	WP: 0 PB: 0 SB: 0 CS: 0	PA: 45
PITCHER	IP WLS BF H R ER SO BB IBB HBP BLK WP HR S P ERA WHIP																					
Robin Roberts, R (1, 1) ERA: 4.62	1.2 L 10 5 3 3 0 0 0 0 0 0 0 0 10 10 16.20 3.000																					
Cal Koonce, R (2, 1) ERA: 4.26	4.1 22 8 3 3 6 0 0 0 0 0 0 2 34 34 6.23 1.846																					
Don Lee, R (7, 1) ERA: 4.86	3.0 13 5 2 2 0 0 0 0 0 0 0 0 13 13 6.00 1.667																					

Pittsburgh Pirates @ Chicago Cubs
Wrigley Field, Chicago, IL
Sun Aug 21 1966, 3:33 AM CDT
Att. 15,944 - Cloudy - 82 F

livebaseballscorecards.com

AB 44
R 8
H 18
RBI 8
BB 0
SO 6
LOB 16



Batter	1	2	3	4	5	6	7	8	9	AB R H RBI BB SO LOB
Adolfo Phillips, R (1, 8) OBP: 0.337, SLG: 0.454 Byron Browne, R (9, PH) OBP: 0.316, SLG: 0.445	0-3 K ①		0-0 L8 ③			0-3 K ③			0-3 K ①	3 0 0 0 0 2 0 1 0 0 0 0 1 1
Glenn Beckert, R (1, 4) OBP: 0.317, SLG: 0.345	0-0 4-3 ②			0-0 P4 ①			0-0 F8 ①		0-0 P3 ②	4 0 0 0 0 0 1
Billy Williams, L (1, 9) OBP: 0.356, SLG: 0.484	0-0 HR			0-0 F9 ②			0-3 K ②		0-0 4-3 ③	4 1 1 1 0 1 1
Ron Santo, R (1, 5) OBP: 0.411, SLG: 0.553	0-0 F9 ③			0-0 6-3 ③			4-0 BB			2 0 0 0 1 0 0
14 Ernie Banks, R (1, 3) OBP: 0.304, SLG: 0.432		0-0 F8 ①			0-0 F8 ①			0-0 F9 ③		3 0 0 0 0 0 1
John Boccabella, R (1, 7) OBP: 0.275, SLG: 0.396		0-3 K ②			0-0 F9 ②			0-0 G4-6-3 1B		3 0 1 0 0 1 0
Randy Hundley, R (1, 2) OBP: 0.301, SLG: 0.448		0-0 1-3 ③			0-3 K ③			0-0 G4-6-3 1-2f		3 0 0 0 0 1 1
Don Kessinger, S (1, 6) OBP: 0.285, SLG: 0.284			0-0 5-3 ①			0-0 P2 ①		0-0 1-3 ③		3 0 0 0 0 0 0
Robin Roberts, S (1, 1) OBP: 0.241, SLG: 0.120 Cal Koonce, R (2, 1) OBP: 0.167, SLG: 0.063 Joey Amalfitano, R (6, PH) OBP: 0.243, SLG: 0.194 Don Lee, R (7, 1) OBP: 1.000, SLG: 1.000 Ron Campbell, R (9, PH) OBP: 0.234, SLG: 0.167			0-0 4-3 ②			0-3 K ②		4-0 BB		0 0 0 0 0 0 0 1 0 0 0 0 0 0 1 0 0 0 0 1 0 0 0 0 0 0 0 0 0 0 0 0 1 0 0


Inning Stats	R: 1	H: 1	E: 0	K: 1	S: 6	LOB: 0	BB: 0	P: 6	R: 0	H: 0	E: 0	K: 1	S: 5	LOB: 0	BB: 0	P: 5	R: 0	H: 0	E: 0	K: 0	S: 3	LOB: 0	BB: 0	P: 3	R: 0	H: 0	E: 0	K: 1	S: 5	LOB: 0	BB: 0	P: 5	R: 0	H: 0	E: 0	K: 2	S: 7	LOB: 0	BB: 0	P: 7	R: 0	H: 0	E: 0	K: 1	S: 5	LOB: 1	BB: 1	P: 9	R: 0	H: 1	E: 0	K: 0	S: 3	LOB: 0	BB: 0	P: 3	R: 0	H: 0	E: 0	K: 1	S: 5	LOB: 1	BB: 1	P: 9	1B: 1	2B: 0	3B: 0	HR: 1	SF: 0	SAC: 0	DP: 1	HBP: 0	WP: 0	PA: 30
PITCHER Bob Veale, L (1, 1) ERA: 3.25	IP	WLS	BF	H	R	ER	SO	BB	IBB	HBP	BLK	WP	HR	S	P	ERA	WHIP	IP	WLS	BF	H	R	ER	SO	BB	IBB	HBP	BLK	WP	HR	S	P	ERA	WHIP	IP	WLS	BF	H	R	ER	SO	BB	IBB	HBP	BLK	WP	HR	S	P	ERA	WHIP																							

BOTTOM

Pittsburgh Pirates @ Chicago Cubs
 Wrigley Field, Chicago, IL
 Sun Aug 21 1966, 3:33 AM CDT
 Att. 15,944 - Cloudy - 82 F

livebaseballscorecards.com

AB	28
R	1
H	2
RBI	1
BB	2
SO	7
LOB	5



Batter	1	2	3	4	5	6	7	8	9	AB R H RBI BB SO LOB	TOP																									
Tony Taylor, R (1, 4) OBP: 0.292, SLG: 0.367	0-3 K	0-0 G6-4-3 1B			0-0 4-3		4-0 1B BB		0-0 1-3	4 0 1 0 1 1 1																										
Dick Groat, R (1, 6) OBP: 0.301, SLG: 0.315 Tony Gonzalez, L (7, PH) OBP: 0.324, SLG: 0.405 (7, 9)	4-0 1B BB	0-0 G6-4-3			0-0 5-3		0-0 G4-6-3 1B			2 0 0 0 1 0 2 1 0 1 1 0 0 0																										
Johnny Callison, L (1, 9) OBP: 0.346, SLG: 0.429 Ray Culp, R (7, 1) OBP: 0.056, SLG: 0.056	0-0 G6-4-3 1B		0-0 L8		0-0 E7 1B 2B		0-0 G4-6-3			4 1 2 0 0 0 2 0 0 0 0 0 0 0																										
Dick Allen, R (1, 5) OBP: 0.386, SLG: 0.636	0-0 G6-4-3		0-3 K		0-3 K		0-3 K		0-3 K	4 0 0 0 0 3 3																										
Harvey Kuenn, R (1, 3) OBP: 0.313, SLG: 0.355 Bill White, L (6, PH) OBP: 0.361, SLG: 0.480 (6, 3)		0-0 1B 2B 1B	0-0 6-3		0-3 K		0-0 4-3		0-0 4-3	2 1 1 0 0 0 0 2 0 0 0 0 1 1																										
Cookie Rojas, R (1, 7) OBP: 0.313, SLG: 0.344 (7, 6)		0-0 1B 2B 1B		0-0 P6		0-0 1B		0-0 6-3		4 1 2 1 0 0 0																										
Jackie Brandt, R (1, 8) OBP: 0.313, SLG: 0.323 John Briggs, L (6, PH) OBP: 0.407, SLG: 0.549 (6, 8)		0-0 1B 2B	0-3 K		0-0 F2				0-0 P6	2 1 1 2 0 1 0 2 0 0 0 0 0 1																										
Bob Uecker, R (1, 2) OBP: 0.279, SLG: 0.357 Clay Dalrymple, L (7, PH) OBP: 0.381, SLG: 0.357 (7, 2)		0-0 FC6-4 1B	0-0 1-3		0-0 1-3		0-0 WP 1B 1B		0-0 P5	2 0 1 1 0 0 0 2 1 1 0 0 0 0																										
Bob Buhl, R (1, 1) OBP: 0.167, SLG: 0.103 Ray Herbert, R (5, 1) OBP: 0.154, SLG: 0.083 Darold Knowles, L (6, 1) OBP: 0.250, SLG: 0.250 Doug Clemens, L (7, PH) OBP: 0.373, SLG: 0.306 (7, 7)		0-0 FC6-4 1B		0-3 K		0-3 K			0-0 1B	2 0 0 0 0 1 1 0 0 0 0 0 0 0 0 0 0 0 0 0 0 2 0 1 0 0 1 1																										
Inning Stats	R: 0 E: 0 K: 1 S: 5	H: 1 LOB: 1 BB: 1 P: 9	R: 3 E: 1 K: 0 S: 7	H: 5 LOB: 1 BB: 0 P: 7	R: 0 E: 0 K: 1 S: 5	H: 0 LOB: 0 BB: 0 P: 5	R: 0 E: 0 K: 1 S: 5	H: 0 LOB: 0 BB: 0 P: 5	R: 1 E: 1 K: 2 S: 9	H: 2 LOB: 1 BB: 0 P: 9	R: 1 E: 0 K: 1 S: 6	H: 2 LOB: 1 BB: 1 P: 10	R: 0 E: 0 K: 1 S: 5	H: 0 LOB: 0 BB: 0 P: 5	R: 0 E: 0 K: 0 S: 4	H: 1 LOB: 1 BB: 0 P: 4	1B: 9 2B: 2 3B: 0 HR: 0	SF: 0 SAC: 0 DP: 3 HBP: 0	WP: 1 PB: 0 SB: 0 CS: 0	PA: 37																
PITCHER	IP WLS BF H R ER SO BB IBB HBP BLK WP HR S P ERA WHIP																																			
Woodie Fryman, L (1, 1) ERA: 3.44	1.0	8	5	3	3	1	1	0	0	0	0	0	0	9	13	27.00	6.000																			
Don Cardwell, R (2, 1) ERA: 4.43	5.1	W	20	4	2	2	6	1	0	0	0	1	0	31	35	3.38	0.938																			
Pete Mikkelsen, R (7, 1) ERA: 2.98	2.2	S	9	2	0	0	1	0	0	0	0	0	0	11	11	0.00	0.750																			

Philadelphia Phillies @ Pittsburgh Pirates
 Forbes Field, Pittsburgh, PA
 Mon Aug 22 1966, 7:05 PM EDT
 Att: 15,119 - Unknown

livebaseballscorecards.com

AB	35
R	5
H	11
RBI	5
BB	2
SO	8
LOB	12



Batter	1	2	3	4	5	6	7	8	9
Matty Alou, L OBP: 0.374, SLG: 0.439 (1, 8)	0-0 6-3 1B		0-0 G3 1B 2B	0-0 L5	0-0 FC6-4 1-2f			0-0 P2	
Gene Alley, R OBP: 0.327, SLG: 0.423 (1, 6)	0-0 WP 1B		0-0 G3 2-3		0-3 K	0-0 1B 2B		0-0 S 1B 1B	
Roberto Clemente, R OBP: 0.365, SLG: 0.537 (1, 9)	0-0 F8		0-0 1-3		0-0 1B 1B	0-0 SH1-4 2-H		0-0 S 1B	
Willie Stargell, L OBP: 0.398, SLG: 0.617 (1, 7)	0-3 K 1-2		0-0 1B 3-H		0-0 3B 1B 1-3	0-0 SH1-4 1-2		0-3 K 1-2 2-3	
Donn Clendenon, R OBP: 0.366, SLG: 0.525 (1, 3)		0-0 F9	0-3 K		0-0 3B 1B 1-2 3-H	0-0 F7		0-3 K	
Bill Mazerowski, R OBP: 0.298, SLG: 0.392 (1, 4)		0-0 L7		0-0 G3	0-0 1B 3B 1-H 2-H	0-0 4-3			
Bob Bailey, R OBP: 0.337, SLG: 0.427 (1, 5)		0-0 1B 1B		0-0 F9	0-0 1B 1B 3-H		0-0 P6		
Jesse Gonder, L OBP: 0.294, SLG: 0.451 (1, 2)		0-0 1B		0-0 1B 2B	0-0 FC6-4 1-3		0-0 F7		
Woodie Fryman, R OBP: 0.224, SLG: 0.191 Don Cardwell, R OBP: 0.133, SLG: 0.071 Pete Mikkelsen, R OBP: 0.214, SLG: 0.154 (1, 1) (2, 1) (7, 1)		0-0 P3		0-0 1B	0-0 F2		0-3 K		

AB	R	H	RBI	BB	SO	LOB
5	1	1	0	0	0	4
5	1	3	0	0	1	1
5	1	3	1	0	0	2
4	1	2	1	0	2	3
5	1	1	1	0	2	4
4	1	1	2	0	0	1
4	0	2	1	0	0	0
4	0	3	0	0	0	0
0	0	0	0	0	0	0
3	0	1	0	0	0	4
1	0	0	0	0	1	0

BOTTOM

Philadelphia Phillies @ Pittsburgh Pirates
Forbes Field, Pittsburgh, PA
 Mon Aug 22 1966, 7:05 PM EDT
 Att. 15,119 - Unknown

livebaseballscorecards.com

AB	40
R	6
H	17
RBI	6
BB	0
SO	6
LOB	19



1B: 13	SF: 0	WP: 1	PA: 41
2B: 3	SAC: 1	PB: 0	
3B: 1	DP: 0	SB: 2	
HR: 0	HBP: 0	CS: 0	

Inning Stats		R: 0	H: 1	E: 0	K: 1	S: 6	R: 0	H: 2	E: 0	K: 0	S: 5	R: 1	H: 2	E: 0	K: 1	S: 7	R: 0	H: 2	E: 0	K: 0	S: 5	R: 4	H: 6	E: 0	K: 1	S: 11	R: 1	H: 2	E: 0	K: 0	S: 5	R: 0	H: 0	E: 0	K: 1	S: 5	R: 0	H: 2	E: 0	K: 2	S: 9
PITCHER		IP	WLS	BF	H	R	ER	SO	BB	IBB	HBP	BLK	WP	HR	S	P	ERA	WHIP	PITCHER		IP	WLS	BF	H	R	ER	SO	BB	IBB	HBP	BLK	WP	HR	S	P	ERA	WHIP				
Bob Buhl, R ERA: 4.91 (1, 1)	4.1	L	24	11	5	5	3	0	0	0	0	0	1	0	30	30	10.38	2.538	Ray Herbert, R ERA: 4.17 (5, 1)		0.2		6	4	1	1	0	0	0	0	0	0	6	6	13.50	6.000					
Darold Knowles, L ERA: 2.98 (6, 1)	1.0		3	0	0	0	0	0	0	0	0	0	0	0	3	3	0.00	0.000	Ray Culp, R ERA: 5.12 (7, 1)		2.0		8	2	0	0	3	0	0	0	0	14	14	0.00	1.000						

Batter	1	2	3	4	5	6	7	8	9	AB R H RBI BB SO LOB	TOP																								
John Briggs, L (1, 8) OBP: 0.394, SLG: 0.529	0-0 4-3	0-0 SF8		0-3 K			0-0 F9			3 0 0 1 0 1 1	Philadelphia Phillies @ Pittsburgh Pirates Forbes Field, Pittsburgh, PA Wed Aug 24 1966, 7:05 PM EDT Att: 19,899 - Unknown																								
Cookie Rojas, R (1, 4) OBP: 0.316, SLG: 0.347	0-0 1B	0-0 F7			0-0 6-3		0-0 F9			4 0 1 0 0 0 1																									
Johnny Callison, L (1, 9) OBP: 0.346, SLG: 0.426	0-0 L9		0-0 F7		4-0 BB			0-0 P6		3 0 0 0 1 0 1																									
Dick Allen, R (1, 5) OBP: 0.387, SLG: 0.628	0-0 4-3		4-0 BB	G4-6-3	0-0 F9			0-3 K		3 0 0 0 1 1 2																									
Bill White, L (1, 3) OBP: 0.361, SLG: 0.476		4-0 1B BB	0-0 G4-6-3	1-2f	0-0 F2			0-3 K		3 1 0 0 1 1 2																									
Tony Gonzalez, L (1, 7) OBP: 0.330, SLG: 0.408		0-0 BB 1B		0-0 WP 1B		0-0 G4-6-3 1B		0-0 6-3		4 2 3 0 0 0 0																									
Clay Dalrymple, L (1, 2) OBP: 0.381, SLG: 0.355		4-0 1B BB		0-0 FC1-6 1B		0-0 F8		0-0 F7		3 1 1 1 1 0 1																									
Dick Groat, R (1, 6) OBP: 0.300, SLG: 0.314		0-0 1B		0-0 F7		0-0 G4-6-3		0-3 K		4 0 1 2 0 1 2																									
Larry Jackson, R (1, 1) OBP: 0.151, SLG: 0.186		0-3 K		0-0 FC1-6			0-0 5-3			2 0 0 0 0 1 3																									
Joe Verbanic, R (6, 1)										0 0 0 0 0 0 0																									
Harvey Kuenn, R (7, PH)										1 0 0 0 0 0 0																									
Darold Knowles, L (7, 1)										0 0 0 0 0 0 0																									
Inning Stats	R: 0 E: 0 K: 0 S: 4	H: 1 LOB: 1 BB: 0 P: 4	R: 3 E: 0 K: 1 S: 7	H: 2 LOB: 1 BB: 2 P: 15	R: 0 E: 0 K: 0 S: 2	H: 0 LOB: 0 BB: 1 P: 6	R: 1 E: 0 K: 1 S: 7	H: 2 LOB: 1 BB: 0 P: 7	R: 0 E: 0 K: 0 S: 3	H: 1 LOB: 0 BB: 0 P: 3	R: 0 E: 0 K: 0 S: 3	H: 0 LOB: 0 BB: 0 P: 3	R: 0 E: 0 K: 2 S: 7	H: 0 LOB: 0 BB: 0 P: 7	R: 0 E: 0 K: 1 S: 5	H: 0 LOB: 0 BB: 0 P: 5	1B: 6 2B: 0 3B: 0 HR: 0	SF: 1 SAC: 0 DP: 2 HBP: 0	WP: 1 PB: 0 SB: 0 CS: 0	PA: 35															
PITCHER	IP WLS BF H R ER SO BB IBB HBP BLK WP HR S P ERA WHIP																			IP WLS BF H R ER SO BB IBB HBP BLK WP HR S P ERA WHIP															
Tommie Sisk, R (1, 1) ERA: 4.26	3.0	W	16	5	4	4	1	3	0	0	0	1	0	15	27	12.00	2.667																		
Vern Law, R (4, 1) ERA: 4.27	6.0	W	19	1	0	0	4	1	0	0	0	0	0	26	30	0.00	0.333																		

livebaseballscorecards.com

AB	30
R	4
H	6
RBI	4
BB	4
SO	5
LOB	13



Batter	1	2	3	4	5	6	7	8	9	AB	R	H	RBI	BB	SO	LOB
Matty Alou, L OBP: 0.376, SLG: 0.439 (1, 8)	0-0 F8		0-0 1B			0-0 G4-6-3 1B		0-0 5-3		4	0	2	0	0	0	0
Gene Alley, R OBP: 0.328, SLG: 0.420 (1, 6)	0-0 CS 1B		0-0 P2			0-3 K		0-3 K		4	0	1	0	0	2	3
Manny Mota, R OBP: 0.401, SLG: 0.527 (1, 7)	0-3 K				0-0 6-3	0-0 G4-6-3 1-2f			0-0 P4	4	0	0	0	0	1	2
Willie Stargell, L OBP: 0.397, SLG: 0.610 (1, 9)		0-0 L3		0-3 K		0-0 6-3		0-3 K		4	0	0	0	0	2	0
Donn Clendenon, R OBP: 0.366, SLG: 0.519 (1, 3)		0-0 5-3		0-0 L7		0-0 3B 1B		0-0 1B		4	1	2	0	0	0	0
Bill Mazerowski, R OBP: 0.297, SLG: 0.392 (1, 4)		0-0 P3			0-0 F7	0-0 1-H 3B		0-0 5-3		4	0	1	1	0	0	1
Jesse Gonder, L OBP: 0.284, SLG: 0.431 (1, 2)			0-0 4-3		0-0 F7	0-3 K				3	0	0	0	0	1	1
Bob Bailey, R OBP: 0.345, SLG: 0.428 (1, 5)			0-0 5-3		0-0 1B	0-0 6-3				3	0	1	0	0	0	1
Bob Veale, S OBP: 0.155, SLG: 0.183 (1, 1)			0-0 1B		0-3 K			0-0 F7		2	0	1	0	0	1	1
Jerry Lynch, L OBP: 0.280, SLG: 0.319 (8, PH)										1	0	0	0	0	0	0
Don Cardwell, R OBP: 0.133, SLG: 0.071 (9, 1)										0	0	0	0	0	0	0

Inning Stats	R: 0	H: 1	R: 0	H: 0	R: 0	H: 2	R: 0	H: 1	R: 1	H: 2	R: 0	H: 0	R: 0	H: 1	1B: 7	SF: 0
	E: 0	LOB: 1	E: 0	LOB: 0	E: 0	LOB: 2	E: 0	LOB: 1	E: 0	LOB: 1	E: 0	LOB: 0	E: 0	LOB: 1	2B: 1	SAC: 0
	K: 1	BB: 0	K: 0	BB: 0	K: 0	BB: 0	K: 1	BB: 0	K: 1	BB: 0	K: 1	BB: 0	K: 1	BB: 0	3B: 1	DP: 2
	S: 5	P: 5	S: 3	P: 3	S: 5	P: 5	S: 5	P: 5	S: 7	P: 7	S: 5	P: 5	S: 6	P: 6	HR: 0	HBP: 0

PITCHER	IP	WLS	BF	H	R	ER	SO	BB	IBB	HBP	BLK	WP	HR	S	P	ERA	WHIP
Jim Bunning, R ERA: 2.37 (1, 1)	9.0	W	33	8	1	1	7	0	0	0	0	0	0	47	47	1.00	0.889

BOTTOM

Philadelphia Phillies @ Pittsburgh Pirates
 Forbes Field, Pittsburgh, PA
 Thu Aug 25 1966, 7:05 PM EDT
 Att. 25,658 - Unknown

AB	33
R	1
H	8
RBI	1
BB	0
SO	7
LOB	9



WP	PA	ERA	WHIP
0	33		
0			
1			

Batter	1	2	3	4	5	6	7	8	9	AB R H RBI BB SO LOB	TOP			
Gene Alley, R (1, 6) OBP: 0.332, SLG: 0.422	0-0 1-3		0-0 G6-4-3 1B	0-0 6-3 1B	0-0 6-3 S 1B	4-0 BB	0-0 F9		0-0 E SF9-5 1B	5 2 3 1 1 0 0				
Manny Mota, R (1, 8) OBP: 0.400, SLG: 0.521	0-0 F9		0-0 G6-4-3 1-2f	0-0 6-3	0-0 F8		1-0 1B HBP		0-0 E1 SF9-5 1B	5 0 1 0 0 0 5				
Roberto Clemente, R (1, 9) OBP: 0.369, SLG: 0.543	4-0 1B BB		0-0 E 1B	0-0 3-H 1B		0-0 6-3 1B 2B	0-0 1-3 1B		4-0 IBB	4 2 4 1 2 0 0				
Donn Clendenon, R (1, 3) OBP: 0.367, SLG: 0.521	0-0 FC5-4 1-2 1B		0-0 E7 1-H 2B	0-0 F8		0-0 6-3	4-0 G6-4-3 IBB		0-0 SF9-5	4 1 2 2 1 0 2				
Bill Mazerowski, R (1, 4) OBP: 0.298, SLG: 0.393	0-0 FC5-4 1-2f		0-0 2B		0-0 6-3	4-0 3-1 1B IBB	0-0 G6-4-3		0-0 F3	5 0 1 0 1 0 6				
Bob Bailey, R (1, 5) OBP: 0.352, SLG: 0.435		0-0 CS 2B	4-0 BB		4-0 2B FC5-2 BB	0-0 1-2 3-H 1B		0-0 1-3		3 0 2 1 2 0 0				
Willie Stargell, L (1, 7) OBP: 0.395, SLG: 0.607		0-0 1-3	0-0 4-3		0-0 FC5-2 1-3 BB 2B	0-0 3-1		0-3 K		5 1 1 0 0 1 5				
Jim Pagliaroni, R (1, 2) OBP: 0.344, SLG: 0.419		0-0 1B		0-0 HR	4-0 BB FC5-2 IBB	4-0 IBB		0-0 1B		3 1 3 1 2 0 0				
Woodie Fryman, R (1, 1) OBP: 0.204, SLG: 0.173		0-3 K		0-3 K	0-0 FC5-2 1-2 2-3 3-H BB	0-3 K		0-3 K		5 0 0 0 0 4 8				
Pete Mikkelsen, R (9, 1) OBP: 0.214, SLG: 0.154										0 0 0 0 0 0 0				
Inning Stats	R: 0 E: 0 K: 0 S: 4 H: 1 LOB: 2 BB: 1 P: 8	R: 0 E: 0 K: 1 S: 6 H: 2 LOB: 1 BB: 0 P: 6	R: 2 E: 1 K: 0 S: 6 H: 4 LOB: 2 BB: 1 P: 10	R: 2 E: 0 K: 1 S: 8 H: 3 LOB: 1 BB: 0 P: 8	R: 1 E: 0 K: 0 S: 4 H: 1 LOB: 3 BB: 3 P: 16	R: 1 E: 0 K: 1 S: 7 H: 2 LOB: 3 BB: 2 P: 15	R: 0 E: 0 K: 0 S: 3 H: 1 LOB: 2 BB: 1 P: 8	R: 0 E: 0 K: 2 S: 8 H: 1 LOB: 1 BB: 0 P: 8	R: 1 E: 1 K: 0 S: 4 H: 2 LOB: 1 BB: 1 P: 8	1B: 11 2B: 6 3B: 0 HR: 1 SF: 1 SAC: 0 DP: 3 HBP: 1	WP: 0 PB: 0 SB: 1 CS: 1 PA: 50			
PITCHER	IP WLS BF H R ER SO BB IBB HBP BLK WP HR S P ERA WHIP												PITCHER	IP WLS BF H R ER SO BB IBB HBP BLK WP HR S P ERA WHIP
Al Jackson, L (1, 1) ERA: 2.39	4.1 L 25 11 5 5 2 3 0 0 0 0 0 1 26 38 10.38 3.231													
Ron Piche, R (5, 1) ERA: 3.71	0.2 4 0 0 0 0 1 1 0 0 0 0 0 2 10 0.00 1.500													
Nelson Briles, R (6, 1) ERA: 3.28	2.0 12 3 1 1 1 0 3 1 0 0 0 0 10 23 4.50 1.500													
Joe Hoerner, L (8, 1) ERA: 1.32	2.0 9 3 1 0 2 0 1 0 0 0 0 0 12 16 0.00 1.500													

Pittsburgh Pirates @ St. Louis Cardinals
 Busch Stadium, St. Louis, MO
 Fri Aug 26 1966, 7:05 PM CDT
 Att: 43,951 - Unknown

livebaseballscorecards.com

AB	39
R	7
H	17
RBI	6
BB	9
SO	5
LOB	26



Batter	1	2	3	4	5	6	7	8	9	AB R H RBI BB SO LOB	TOP											
Matty Alou, L (1, 8) OBP: 0.374, SLG: 0.437	0-0 1-3		0-0 FC6-4		0-0 1B		0-3 K			4 0 1 1 0 1 1	Pittsburgh Pirates @ St. Louis Cardinals Busch Stadium, St. Louis, MO Sat Aug 27 1966, 7:05 PM CDT Att: 30,457 - Unknown											
Gene Alley, R (1, 6) OBP: 0.331, SLG: 0.420	0-0 F8		0-0 FC6-4		0-0 1B		0-3 K			4 0 1 0 0 1 1												
Roberto Clemente, R (1, 9) OBP: 0.369, SLG: 0.541	0-0 6-3			0-3 K	0-3 K2-3			0-0 G6-3 1B		4 0 1 0 0 2 2												
Willie Stargell, L (1, 7) OBP: 0.393, SLG: 0.603		0-0 L8		0-0 1-3		4-0 1B S BB		0-0 L8		3 0 0 0 1 0 1												
Donn Clendenon, R (1, 3) OBP: 0.368, SLG: 0.521		0-0 S 1B		0-0 1B		0-3 K		0-0 G6-3		4 0 2 0 0 1 2												
Bill Mazerolski, R (1, 4) OBP: 0.295, SLG: 0.389		0-0 F2		0-3 K		0-0 F6		0-0 F4		4 0 0 0 0 1 3												
Bob Bailey, R (1, 5) OBP: 0.358, SLG: 0.439		0-0 F8			0-0 SH1-4 1B	0-0 2-3 1B		0-0 G6-4-3 1B		4 1 3 0 0 0 1												
Jesse Gonder, L (1, 2) OBP: 0.275, SLG: 0.416			0-3 K		0-0 F5	0-3 K		0-0 G6-4-3		4 0 0 0 0 2 4												
Steve Blass, R (1, 1) OBP: 0.213, SLG: 0.234			0-0 FC6-4 1B		0-0 SH1-4		0-0 F2			1 0 1 0 0 0 0												
Jerry Lynch, L (7, PH) OBP: 0.275, SLG: 0.313										1 0 0 0 0 0 0												
Pete Mikkelsen, R (7, 1) OBP: 0.214, SLG: 0.154										0 0 0 0 0 0 0												
Inning Stats	R: 0 E: 0 K: 0 S: 3	H: 0 LOB: 0 BB: 0 P: 3	R: 0 E: 0 K: 0 S: 4	H: 1 LOB: 1 BB: 0 P: 4	R: 0 E: 0 K: 1 S: 6	H: 1 LOB: 1 BB: 0 P: 6	R: 0 E: 0 K: 2 S: 8	H: 1 LOB: 1 BB: 0 P: 8	R: 1 E: 0 K: 1 S: 8	H: 3 LOB: 2 BB: 0 P: 8	R: 0 E: 0 K: 2 S: 8	H: 1 LOB: 2 BB: 1 P: 12	R: 0 E: 0 K: 2 S: 7	H: 0 LOB: 0 BB: 0 P: 7	R: 0 E: 0 K: 0 S: 3	H: 1 LOB: 0 BB: 0 P: 3	R: 0 E: 0 K: 0 S: 3	H: 1 LOB: 0 BB: 0 P: 3	1B: 9 2B: 0 3B: 0 HR: 0	SF: 0 SAC: 1 DP: 2 HBP: 0	WP: 0 PB: 0 SB: 2 CS: 0	PA: 35
PITCHER Bob Gibson, R (1, 1) ERA: 2.17	IP: 9.0 WLS: W BF: 35 H: 9 R: 1 ER: 1 SO: 8 BB: 1 IBB: 0 HBP: 0 BLK: 0 WP: 0 HR: 0 S: 50 P: 54 ERA: 1.00 WHIP: 1.111											PITCHER	IP: WLS: BF: H: R: ER: SO: BB: IBB: HBP: BLK: WP: HR: S: P: ERA: WHIP:									

AB	33
R	1
H	9
RBI	1
BB	1
SO	8
LOB	15



livebaseballscorecards.com

Batter	1	2	3	4	5	6	7	8	9	AB R H RBI BB SO LOB	TOP		
Matty Alou, L (1, 8) OBP: 0.372, SLG: 0.434	0-0 G3 S 1B		0-0 F9		0-0 4-3		0-0 F6		0-0 F5	5 0 1 0 0 0 1			
Gene Alley, R (1, 6) OBP: 0.328, SLG: 0.415	0-3 K 1-2		0-0 F8			0-0 6-3	0-0 4-3		0-3 K	5 0 0 0 0 2 2			
Roberto Clemente, R (1, 9) OBP: 0.369, SLG: 0.539	0-0 G3 2-3			0-0 3-1		0-0 1B 1B		0-0 FC6-4 1B	0-0 4-1	5 1 2 0 0 0 2			
Willie Stargell, L (1, 7) OBP: 0.392, SLG: 0.599	0-3 K			0-3 K		0-0 BB 1B 1B		0-0 FC6-4 1B		4 1 1 0 0 2 2			
Donn Clendenon, R (1, 3) OBP: 0.369, SLG: 0.521		0-3 K		0-0 1B 1B		0-0 BB 1B		0-0 3-1		4 0 2 1 0 1 1			
Bill Mazaroski, R (1, 4) OBP: 0.299, SLG: 0.392		0-0 FC6-4 1B		0-0 1B 1B		0-0 K		0-0 1B 1B		4 0 3 1 0 1 2			
Bob Bailey, R (1, 5) OBP: 0.359, SLG: 0.438		0-0 FC6-4 1-2f		0-3 K		4-0 1-2 2-3 BB		0-0 1B		3 0 1 0 1 1 3			
Jesse Gonder, L (1, 2) OBP: 0.279, SLG: 0.417		0-0 1-3			0-0 G6-4-3 1B		0-0 5-3		0-3 K	2 0 1 0 0 0 1			
Jim Pagliaroni, R (6, PH) OBP: 0.342, SLG: 0.417 (6, 2)										2 0 0 0 0 1 5			
Vern Law, R (1, 1) OBP: 0.278, SLG: 0.358			0-0 5-3						0-0 1B	2 0 0 0 0 0 1			
Andre Rodgers, R (7, PH) OBP: 0.340, SLG: 0.256					0-0 G6-4-3					1 0 0 0 0 1 0			
Roy Face, R (7, 1)										0 0 0 0 0 0 0			
Manny Mota, R (9, PH) OBP: 0.402, SLG: 0.522										1 0 1 0 0 0 0			
Inning Stats	R: 0 H: 1 E: 0 LOB: 1 K: 2 BB: 0 S: 8 P: 8	R: 0 H: 1 E: 0 LOB: 1 K: 1 BB: 0 S: 6 P: 6	R: 0 H: 0 E: 0 LOB: 0 K: 0 BB: 0 S: 3 P: 3	R: 0 H: 2 E: 0 LOB: 2 K: 2 BB: 0 S: 9 P: 9	R: 0 H: 1 E: 0 LOB: 0 K: 0 BB: 0 S: 3 P: 3	R: 1 H: 3 E: 0 LOB: 3 K: 1 BB: 1 S: 8 P: 12	R: 0 H: 0 E: 0 LOB: 0 K: 1 BB: 0 S: 5 P: 5	R: 1 H: 3 E: 0 LOB: 2 K: 1 BB: 0 S: 8 P: 8	R: 0 H: 1 E: 0 LOB: 1 K: 1 BB: 0 S: 6 P: 6	1B: 12 SF: 0 2B: 0 SAC: 0 3B: 0 DP: 1 HR: 0 HBP: 0	WP: 0 PA: 39 PB: 0 SB: 1 CS: 0		
PITCHER	IP WLS BF H R ER SO BB IBB HBP BLK WP HR S P ERA WHIP											PITCHER	IP WLS BF H R ER SO BB IBB HBP BLK WP HR S P ERA WHIP
Ray Washburn, R (1, 1) ERA: 3.87	5.2 W 25 8 1 1 6 1 0 0 0 0 0 0 36 40 1.59 1.588												
Hal Woodeshick, L (6, 1) ERA: 2.28	2.0 8 2 1 1 1 0 0 0 0 0 0 0 10 10 4.50 1.000												
Nelson Briles, R (8, 1) ERA: 3.25	1.1 S 6 2 0 0 2 0 0 0 0 0 0 0 10 10 0.00 1.500												

Pittsburgh Pirates @ St. Louis Cardinals
 Busch Stadium, St. Louis, MO
 Sun Aug 28 1966, 3:33 AM CDT
 Unknown

livebaseballscorecards.com

AB	38
R	2
H	12
RBI	2
BB	1
SO	9
LOB	20



Batter	1	2	3	4	5	6	7	8	9	AB R H RBI BB SO LOB	TOP									
Gene Alley, R (1, 6) OBP: 0.329, SLG: 0.415	0-0 F7			0-0 G6-4-3 1B		4-0 FC4-6 BB		0-3 K		3 0 1 0 1 1 1	Pittsburgh Pirates @ St. Louis Cardinals Busch Stadium, St. Louis, MO Sun Aug 28 1966, 3:38 AM CDT Att: 46,211 - Unknown livebaseballscorecards.com									
Manny Mota, R (1, 8) OBP: 0.397, SLG: 0.515	0-0 6-3			0-0 F9		0-0 FC4-6 2B		0-0 FC5-4		4 1 0 1 0 0 4										
Roberto Clemente, R (1, 9) OBP: 0.370, SLG: 0.540	0-0 L7			0-0 G6-4-3		0-0 2B		4-0 BB		3 1 1 2 1 0 1										
Donn Clendenon, R (1, 3) OBP: 0.368, SLG: 0.521			0-0 F9		0-0 F9		0-0 2B	0-3 K		4 0 1 1 0 1 2										
Bill Mazaroski, R (1, 4) OBP: 0.300, SLG: 0.398			4-0 BB		0-0 F8		0-0 6-3		0-0 HR	3 1 1 1 1 0 1										
Bob Bailey, R (1, 7) OBP: 0.357, SLG: 0.435			0-0 G6-4-3		0-0 F4		0-0 G3		0-3 K	2 0 0 0 0 0 1										
Willie Stargell, L (6, 7) OBP: 0.390, SLG: 0.596			0-0 G6-4-3							2 0 0 0 0 1 0										
Jim Pagliaroni, R (1, 2) OBP: 0.343, SLG: 0.419			0-0 6-3			0-0 BB FC4-6 2B	4-0 BB		0-3 K	3 1 1 0 1 1 0										
Jose Pagan, R (1, 5) OBP: 0.235, SLG: 0.379			0-0 5-3			0-3 K	0-0 G6-3		0-0 F4	4 0 0 0 0 1 2										
Billy O'Dell, S (1, 1) OBP: 0.158, SLG: 0.111			0-0 4-3			4-0 FC4-6 2B BB		0-0 FC5-4 1B		1 1 0 0 1 0 0										
Pete Mikkelsen, R (6, 1) OBP: 0.267, SLG: 0.214										1 0 1 0 0 0 0										
Inning Stats	R: 0 E: 0 K: 0 S: 3	H: 0 LOB: 0 BB: 0 P: 3	R: 0 E: 0 K: 0 S: 2	H: 0 LOB: 0 BB: 1 P: 6	R: 0 E: 0 K: 0 S: 3	H: 0 LOB: 0 BB: 0 P: 3	R: 0 E: 0 K: 0 S: 3	H: 0 LOB: 0 BB: 0 P: 3	R: 4 E: 0 K: 1 S: 8	H: 3 LOB: 1 BB: 2 P: 16	R: 0 E: 0 K: 0 S: 2	H: 0 LOB: 0 BB: 1 P: 6	R: 0 E: 0 K: 2 S: 8	H: 1 LOB: 2 BB: 1 P: 12	R: 1 E: 0 K: 2 S: 8	H: 1 LOB: 0 BB: 0 P: 8	1B: 2 2B: 3 3B: 0 HR: 1	SF: 0 SAC: 0 DP: 3 HBP: 0	WP: 0 PB: 0 SB: 1 CS: 0	PA: 35
PITCHER	IP WLS BF H R ER SO BB IBB HBP BLK WP HR S P ERA WHIP																			
Steve Carlton, L (1, 1) ERA: 3.24	5.2 L 21 3 4 4 1 3 0 0 0 0 0 0 20 32 6.35 1.059																			
Don Dennis, R (6, 1) ERA: 4.88	1.1 5 1 0 0 0 1 0 0 0 0 0 0 4 8 0.00 1.500																			
Ron Piche, R (8, 1) ERA: 3.79	2.0 9 2 1 1 4 1 0 0 0 0 0 1 16 20 4.50 1.500																			



Batter	1	2	3	4	5	6	7	8	9	AB R H RBI BB SO LOB	TOP											
Ron Davis, R (1, 8) OBP: 0.262, SLG: 0.284	0-3 K		0-0 5-3		0-0 3B			0-0 SH5-3 1B		4 0 2 2 0 1 1	Houston Astros @ Pittsburgh Pirates Forbes Field, Pittsburgh, PA Mon Aug 29 1966, 7:05 PM EDT Att. 13,011 - Cloudy - 80 F											
Joe Morgan, L (1, 4) OBP: 0.421, SLG: 0.411	0-0 4-3			0-0 L4-3 1B	0-3 K			0-0 SH5-3 1-2		3 0 1 0 0 1 1												
Bob Aspromonte, R (1, 5) OBP: 0.299, SLG: 0.351	0-0 6-3			0-0 L4-3 1-2			0-0 F9	0-0 6-3		4 0 0 0 0 0 2												
Chuck Harrison, R (1, 3) OBP: 0.309, SLG: 0.371		0-0 5-3		0-0 1B			0-0 F8	0-0 F8		4 0 1 0 0 0 1												
Rusty Staub, L (1, 9) OBP: 0.351, SLG: 0.431		0-0 6-3		0-0 P3			0-3 K	0-3 K		4 0 0 0 0 2 1												
John Bateman, R (1, 2) OBP: 0.310, SLG: 0.474		0-0 5-3		0-0 P4			0-0 F8	0-0 1B		4 0 1 0 0 0 0												
Dave Nicholson, R (1, 7) OBP: 0.359, SLG: 0.419			0-0 4-3	4-0 3B E BB			0-0 6-3	0-0 P4		3 1 0 0 1 0 1												
Bob Lillis, R (1, 6) OBP: 0.277, SLG: 0.293			0-0 SH5-4 1B	0-0 E4 3B			0-0 1B	0-0 4-3		4 1 2 0 0 0 2												
Mike Cuellar, L (1, 1) OBP: 0.138, SLG: 0.125			0-0 SH5-4 1-2	0-3 K			0-3 K			2 0 0 0 0 2 3												
Inning Stats	R: 0 E: 0 K: 1 S: 5	H: 0 LOB: 0 BB: 0 P: 5	R: 0 E: 0 K: 0 S: 3	H: 0 LOB: 0 BB: 0 P: 3	R: 0 E: 0 K: 0 S: 4	H: 1 LOB: 1 BB: 0 P: 4	R: 0 E: 0 K: 0 S: 4	H: 2 LOB: 1 BB: 0 P: 4	R: 2 E: 1 K: 2 S: 9	H: 1 LOB: 1 BB: 1 P: 13	R: 0 E: 0 K: 1 S: 5	H: 0 LOB: 0 BB: 0 P: 5	R: 0 E: 0 K: 1 S: 6	H: 1 LOB: 1 BB: 0 P: 6	R: 0 E: 0 K: 0 S: 4	H: 1 LOB: 1 BB: 0 P: 4	R: 0 E: 0 K: 1 S: 6	H: 1 LOB: 1 BB: 0 P: 6	1B: 6 2B: 1 3B: 1 HR: 0	SF: 0 SAC: 2 DP: 1 HBP: 0	WP: 0 PB: 0 SB: 0 CS: 0	PA: 35
PITCHER	IP WLS BF H R ER SO BB IBB HBP BLK WP HR S P ERA WHIP																					
Bob Veale, L (1, 1) ERA: 3.13	8.0 L 31 6 2 0 5 1 0 0 0 0 0 0 40 44 0.00 0.875																					
Roy Face, R (9, 1) ERA: 2.7	1.0 4 1 0 0 1 0 0 0 0 0 0 0 6 6 0.00 1.000																					

livebaseballscorecards.com

AB	32
R	2
H	7
RBI	2
BB	1
SO	6
LOB	12



Batter	1	2	3	4	5	6	7	8	9	AB	R	H	RBI	BB	SO	LOB
Matty Alou, L (1, 8) OBP: 0.369, SLG: 0.430	0-0 F9		0-0 6-3			0-0 6-3		0-3 K		4	0	0	0	0	1	0
Gene Alley, R (1, 6) OBP: 0.331, SLG: 0.416	0-0 G3		0-3 K			0-0 FC4-6 1B			0-0 1B 1B	4	0	2	0	0	1	0
Roberto Clemente, R (1, 9) OBP: 0.367, SLG: 0.536	0-3 K				0-3 K	0-0 FC4-6 1-2f			0-3 K	4	0	0	0	0	3	2
Donn Clendenon, R (1, 3) OBP: 0.367, SLG: 0.518		0-0 F7		0-0 6-3		0-3 K			0-0 1B 1-3	4	0	1	0	0	1	1
Bill Mazerowski, R (1, 4) OBP: 0.300, SLG: 0.399		0-0 2B		0-3 K				0-0 L4	0-0 F8	4	0	1	0	0	1	1
Bob Bailey, R (1, 7) OBP: 0.357, SLG: 0.434		0-3 K			0-0 FC6-4 1B		0-0 5-3			3	0	1	0	0	1	1
Jim Pagliaroni, R (1, 2) OBP: 0.343, SLG: 0.416		4-0 FC6-4 BB			0-3 K		0-3 K			2	0	0	0	1	2	1
Jose Pagan, R (1, 5) OBP: 0.293, SLG: 0.375		0-0 FC6-4 1-2f			0-0 FC6-4 1-2f			0-3 K		3	0	0	0	0	1	3
Bob Veale, S (1, 1) OBP: 0.151, SLG: 0.178			0-3 K			0-0 FC6-4 1-2f			0-0 P4	2	0	0	0	0	1	1
Andre Rodgers, R (8, PH) OBP: 0.333, SLG: 0.250										1	0	0	0	0	0	0
Roy Face, R (9, 1)										0	0	0	0	0	0	0


Inning Stats	R: 0	H: 0	R: 0	H: 1	R: 0	H: 0	R: 0	H: 0	R: 0	H: 1	R: 0	H: 0	R: 0	H: 0	R: 0	H: 2	R: 0	H: 0	R: 0	H: 2	1B: 4	SF: 0	WP: 0	PA: 32
	E: 0	LOB: 0	E: 0	LOB: 2	E: 0	LOB: 0	E: 0	LOB: 0	E: 0	LOB: 1	E: 0	LOB: 1	E: 0	LOB: 0	E: 0	LOB: 0	E: 0	LOB: 1	E: 0	LOB: 1	2B: 1	SAC: 0	PB: 0	
	K: 1	BB: 0	K: 1	BB: 1	K: 2	BB: 0	K: 2	BB: 0	K: 1	BB: 0	K: 1	BB: 0	K: 2	BB: 0	K: 2	BB: 0	K: 1	BB: 0	K: 1	BB: 0	3B: 0	DP: 0	SB: 0	
	S: 5	P: 5	S: 6	P: 10	S: 7	P: 7	S: 7	P: 7	S: 6	P: 6	S: 6	P: 6	S: 5	P: 5	S: 7	P: 7	S: 6	P: 6	S: 6	P: 6	HR: 0	HBP: 0	CS: 0	

PITCHER	IP	WLS	BF	H	R	ER	SO	BB	IBB	HBP	BLK	WP	HR	S	P	ERA	WHIP	PITCHER	IP	WLS	BF	H	R	ER	SO	BB	IBB	HBP	BLK	WP	HR	S	P	ERA	WHIP	
Mike Cuellar, L (1, 1) ERA: 2.24	9.0	W	32	5	0	0	12	1	0	0	0	0	0	55	59	0.00	0.667																			

BOTTOM

Houston Astros @ Pittsburgh Pirates
 Forbes Field, Pittsburgh, PA
 Mon Aug 29 1966, 7:05 PM EDT
 Att: 13,011 - Cloudy - 80 F

AB	31
R	0
H	5
RBI	0
BB	1
SO	12
LOB	10




Batter	1	2	3	4	5	6	7	8	9	AB R H RBI BB SO LOB	TOP	
Ron Davis, R (1, 8) OBP: 0.269, SLG: 0.283	0-0 L7		4-0 2B BB		0-0 6-3		0-0 1-2 1B		0-0 6-3	4 0 1 0 1 0 0		
Joe Morgan, L (1, 4) OBP: 0.421, SLG: 0.418 Carroll Sembera, R (7, 1)	0-0 4-3 1B 2B		0-0 1-3 2B		0-0 P6		0-0 F9			4 1 2 0 0 0 2 0 0 0 0 0 0 0		
Bob Aspromonte, R (1, 5) OBP: 0.301, SLG: 0.349	0-0 4-3		4-0 G6-4-3 IBB		0-0 P5			4-0 2B 1B BB		2 1 0 0 2 0 1		
Chuck Harrison, R (1, 3) OBP: 0.311, SLG: 0.376	0-0 3-H 1B		0-0 G6-4-3 1-2f		0-0 F9			0-0 G5-3 1-3 2B		4 0 2 1 0 0 3		
Rusty Staub, L (1, 9) OBP: 0.351, SLG: 0.432 Lee Maye, L (6, 7) OBP: 0.317, SLG: 0.419	0-0 F8			0-0 4-3		0-0 2B		0-0 G5-3 1B		3 0 1 0 0 0 1 1 0 1 1 0 0 0		
John Bateman, R (1, 2) OBP: 0.307, SLG: 0.468		0-0 F2		0-0 F2		0-0 5-3		0-0 G5-3 1-2 2-3f		4 0 0 0 0 0 3		
Dave Nicholson, R (1, 7) OBP: 0.364, SLG: 0.419		4-0 L1-3 BB		4-0 BB			0-0 1B 1B	0-3 K		2 0 1 0 2 1 1		
Bob Lillis, R (1, 6) OBP: 0.270, SLG: 0.285		0-0 L1-3 1-2		0-0 L3			0-0 L7		0-0 4-3	4 0 0 0 0 0 3		
Dave Giusti, R (1, 1) OBP: 0.250, SLG: 0.333 Ron Taylor, R (4, 1) OBP: 0.222, SLG: 0.333 Gene Freese, R (7, PH) OBP: 0.267, SLG: 0.273			0-3 K		0-3 K		0-3 K		0-3 K	1 0 0 0 0 1 0 1 0 0 0 0 1 0 2 0 0 0 0 2 1		
Inning Stats	R: 1 H: 2 E: 0 LOB: 1 K: 0 BB: 0 S: 5 P: 5	R: 0 H: 0 E: 0 LOB: 0 K: 0 BB: 1 S: 2 P: 6	R: 0 H: 1 E: 0 LOB: 2 K: 1 BB: 2 S: 5 P: 13	R: 0 H: 0 E: 0 LOB: 1 K: 0 BB: 1 S: 3 P: 7	R: 0 H: 0 E: 0 LOB: 0 K: 1 BB: 0 S: 5 P: 5	R: 0 H: 1 E: 0 LOB: 1 K: 0 BB: 0 S: 4 P: 4	R: 0 H: 2 E: 0 LOB: 2 K: 1 BB: 0 S: 7 P: 7	R: 1 H: 2 E: 0 LOB: 1 K: 1 BB: 1 S: 6 P: 10	R: 0 H: 0 E: 0 LOB: 0 K: 1 BB: 0 S: 5 P: 5	1B: 4 SF: 0 2B: 5 SAC: 0 3B: 0 DP: 3 HR: 0 HBP: 0	WP: 0 PA: 37 PB: 0 SB: 0 CS: 0	
PITCHER Woody Fryman, L (1, 1) ERA: 3.45 Pete Mikkelsen, R (8, 1) ERA: 3.0	IP WLS BF H R ER SO BB IBB HBP BLK WP HR S P ERA WHIP	7.0 W 32 8 2 2 3 4 1 0 0 0 0 33 53 2.57 1.714	2.0 S 5 0 0 0 2 0 0 0 0 0 0 0 9 9 0.00 0.000									

Houston Astros @ Pittsburgh Pirates
 Forbes Field, Pittsburgh, PA
 Tue Aug 30 1966, 7:05 PM EDT
 Att. 11,564 - Cloudy - 82 F

livebaseballscorecards.com

AB	32
R	2
H	8
RBI	2
BB	5
SO	5
LOB	15



Batter	1	2	3	4	5	6	7	8	9	AB R H RBI BB SO LOB	TOP											
Maury Wills, S OBP: 0.313, SLG: 0.313 (1, 6) X	0-0 G6-4-3 1B		0-0 L7			4-0 1B HR BB	0-0 1-3 1B		0-0 F9	4 1 2 0 1 0 2	Los Angeles Dodgers @ Pittsburgh Pirates Forbes Field, Pittsburgh, PA Wed Aug 31 1966, 7:05 PM EDT Att: 31,036 - Unknown livebaseballscorecards.com											
Wes Parker, S OBP: 0.350, SLG: 0.401 (1, 3) X	0-0 G6-4-3 1-2f		0-3 K			0-0 1-2 HR 1B	0-3 K		0-0 F4	5 1 1 0 0 2 5												
Willie Davis, L OBP: 0.309, SLG: 0.409 (1, 8) X	0-0 1B				0-0 L9	0-0 1-1 2-H HR		0-0 L4	0-0 4-3	5 1 2 3 0 0 2												
Ron Fairly, L OBP: 0.348, SLG: 0.399 (1, 9) X	0-0 4-3				0-3 K	0-0 F9		4-0 1B BB		3 0 0 0 1 1 1												
Jim Lefebvre, S OBP: 0.338, SLG: 0.478 (1, 4) X			0-0 L9		4-0 FC4-6 BB	0-0 G1-6-3 1B		0-0 1-2 1B		3 0 2 0 1 0 0												
John Roseboro, L OBP: 0.355, SLG: 0.431 (1, 2) X			0-0 4-3 1B		0-0 FC4-6 1-2f	0-0 G1-6-3 1-2f		0-0 F7		4 0 1 0 0 0 4												
Lou Johnson, R OBP: 0.308, SLG: 0.386 (1, 7) X			0-0 4-3 1-2			0-0 F7		0-3 K	0-3 K	4 0 0 0 0 2 3												
John Kennedy, R OBP: 0.238, SLG: 0.287 (1, 5) X			0-0 6-3			0-0 4-3		4-0 1B BB	0-0 1B 1B	2 0 0 0 0 0 1												
Dick Stuart, R OBP: 0.313, SLG: 0.369 (7, PH)										0 0 0 0 1 0 0												
Jim Gilliam, S OBP: 0.296, SLG: 0.259 (7, PR) (7, 5) X										1 0 1 0 0 0 0												
Don Drysdale, R OBP: 0.236, SLG: 0.302 (1, 1) X			0-3 K			0-0 5-3		0-3 K	0-0 1-3 1B	2 0 0 0 0 1 0												
Bob Miller, R (5, 1)										0 0 0 0 0 0 0												
Tommy Davis, R OBP: 0.333, SLG: 0.381 (7, PH)										1 0 0 0 0 1 1												
Phil Regan, R OBP: 0.238, SLG: 0.158 (7, 1)										0 0 0 0 0 0 0												
Al Ferrara, R OBP: 0.331, SLG: 0.450 (9, PH)										1 0 1 0 0 0 0												
Inning Stats	R: 0 E: 0 K: 0 S: 4	H: 2 LOB: 1 BB: 0 P: 4	R: 0 E: 0 K: 0 S: 4	H: 1 LOB: 1 BB: 0 P: 4	R: 0 E: 0 K: 2 S: 7	H: 0 LOB: 0 BB: 0 P: 7	R: 0 E: 0 K: 1 S: 5	H: 0 LOB: 1 BB: 1 P: 9	R: 0 E: 0 K: 0 S: 3	H: 0 LOB: 0 BB: 0 P: 3	R: 3 E: 0 K: 0 S: 5	H: 3 LOB: 0 BB: 1 P: 9	R: 0 E: 0 K: 3 S: 10	H: 1 LOB: 2 BB: 1 P: 14	R: 0 E: 0 K: 1 S: 6	H: 1 LOB: 2 BB: 1 P: 10	R: 0 E: 0 K: 0 S: 5	H: 2 LOB: 2 BB: 0 P: 5	1B: 9 2B: 0 3B: 0 HR: 1	SF: 0 SAC: 0 DP: 2 HBP: 0	WP: 0 PB: 0 SB: 0 CS: 0	PA: 39
PITCHER	IP WLS BF H R ER SO BB IBB HBP BLK WP HR S P ERA WHIP																					
Steve Blass, R ERA: 3.59 (1, 1)	5.0 W 21 5 3 3 3 2 0 0 0 0 0 1 25 33 5.40 1.400																					
Billy O'Dell, L ERA: 2.63 (6, 1)	4.0 S 18 5 0 0 4 2 0 0 0 0 0 0 24 32 0.00 1.750																					

Batter	1	2	3	4	5	6	7	8	9
Matty Alou, L OBP: 0.371, SLG: 0.430 (1, 8)	0-0 4-3			0-0 6-3	0-0 P7		0-0 F9 SH1-4 1B		
Gene Alley, R OBP: 0.333, SLG: 0.416 (1, 6)	0-0 6-3			0-0 6-3	0-0 1B 1-2 2-H 3-H 1B		0-0 SH1-4 1-2		
Roberto Clemente, R OBP: 0.370, SLG: 0.535 (1, 9)	0-0 4-3			0-0 E4 1B	0-0 1B 1-3 2-H 1B		4-0 BB		
Willie Stargell, L OBP: 0.397, SLG: 0.601 (1, 7)		0-0 G4-6-3 1B		0-0 1B 1-3	0-0 1B 1-3		0-0 F9 2-3		
Donn Clendenon, R OBP: 0.362, SLG: 0.510 (1, 3)		0-3 K		0-0 L4	0-3 K		0-3 K		
Bill Mazeroski, R OBP: 0.301, SLG: 0.398 (1, 4)		0-0 G4-6-3 1-2f		0-0 6-3	0-3 K		0-3 K		
Bob Bailey, R OBP: 0.361, SLG: 0.436 (1, 5)			0-3 K	0-0 1B 1B 1B	0-0 FC5-4 1B		0-0 FC4-6 1B		
Jim Pagliaroni, R OBP: 0.339, SLG: 0.409 (1, 2)			0-0 F8	0-0 1B 1-2 1B	0-0 FC5-4 1-2f		0-0 FC4-6 1-2f		
Steve Blass, R OBP: 0.224, SLG: 0.245 (1, 1)			0-0 6-3	0-0 1B 1-2 2-3 1B	0-0 L6		0-0 4-3		
Billy O'Dell, S OBP: 0.143, SLG: 0.100 (6, 1)									

Inning Stats	R: 0 E: 0 K: 0 S: 3	H: 0 LOB: 0 BB: 0 P: 3	R: 0 E: 0 K: 1 S: 5	H: 1 LOB: 0 BB: 0 P: 5	R: 0 E: 0 K: 1 S: 5	H: 0 LOB: 0 BB: 0 P: 5	R: 0 E: 1 K: 0 S: 5	H: 1 LOB: 2 BB: 0 P: 5	R: 4 E: 0 K: 1 S: 11	H: 6 LOB: 2 BB: 0 P: 11	R: 0 E: 0 K: 1 S: 6	H: 1 LOB: 1 BB: 0 P: 6	R: 0 E: 0 K: 1 S: 6	H: 1 LOB: 2 BB: 1 P: 10	R: 0 E: 0 K: 1 S: 6	H: 1 LOB: 1 BB: 0 P: 6
1B: 11 2B: 0 3B: 0 HR: 0	SF: 0 SAC: 1 DP: 1 HBP: 0	WP: 0 PA: 36 PB: 0 SB: 0 CS: 0														

PITCHER	IP	WLS	BF	H	R	ER	SO	BB	IBB	HBP	BLK	WP	HR	S	P	ERA	WHIP
Don Drysdale, R ERA: 3.8 (1, 1)	4.2	L	22	8	4	4	2	0	0	0	0	0	0	26	26	7.71	1.714
Bob Miller, R ERA: 3.29 (5, 1)	1.1		5	1	0	0	2	0	0	0	0	0	0	9	9	0.00	0.750
Phil Regan, R ERA: 1.66 (7, 1)	2.0		9	2	0	0	2	1	0	0	0	0	0	12	16	0.00	1.500

BOTTOM

Los Angeles Dodgers @ Pittsburgh Pirates
 Forbes Field, Pittsburgh, PA
 Wed Aug 31 1966, 7:05 PM EDT
 Att. 31,036 - Unknown

livebaseballscorecards.com

AB	34
R	4
H	11
RBI	4
BB	1
SO	6
LOB	17



Batter	1	2	3	4	5	6	7	8	9	AB R H RBI BB SO LOB	TOP	
Don Kessinger, S (1, 6) OBP: 0.288, SLG: 0.289	0-0 L6		0-0 F9			0-0 5-3	0-0 6-3			4 0 0 1 0 0 0		
Glenn Beckert, R (1, 4) OBP: 0.323, SLG: 0.355	0-0 6-3			0-0 5-3		0-0 WP 1B 2B	0-0 F8			4 1 1 0 0 0 0		
Billy Williams, L (1, 9) OBP: 0.350, SLG: 0.487	0-0 1B			0-0 F7		0-3 K		0-0 F7		4 0 1 0 0 1 1		
Ron Santo, R (1, 5) OBP: 0.414, SLG: 0.560	0-3 K			0-0 1B		4-0 14 BB 1B		0-0 14 FC4-8 1B		3 1 2 0 1 1 1		
14 Ernie Banks, R (1, 3) OBP: 0.319, SLG: 0.448		0-3 K		0-0 6-3		4-0 1B BB		0-0 FC4-6		3 0 0 0 1 1 2		
John Boccabella, R (1, 7) OBP: 0.276, SLG: 0.378		0-0 4-3			0-3 K	0-0 1B		0-0 P6		4 0 1 2 0 1 1		
Randy Hundley, R (1, 2) OBP: 0.301, SLG: 0.436		0-0 P5			0-0 E 2B	0-0 P3			0-3 K	4 0 1 0 0 1 2		
Byron Browne, R (1, 8) OBP: 0.319, SLG: 0.440			0-0 F8		0-3 K		0-0 5-3		0-0 E3	3 0 0 0 0 1 1		
Lee Thomas, L (9, PH) OBP: 0.275, SLG: 0.313					0-3 K				G4-6-3	1 0 0 0 0 0 0		
Fergie Jenkins, R (1, 1) OBP: 0.250, SLG: 0.273			0-0 F8		0-3 K		4-0 E WP 6-3 BB		G4-6-3	2 0 0 0 0 1 1		
Adolfo Phillips, R (7, PH) OBP: 0.338, SLG: 0.452										0 1 0 0 1 0 0		
Curt Simmons, L (7, 1) OBP: 0.231, SLG: 0.174										0 0 0 0 0 0 0		
George Altman, L (9, PH) OBP: 0.270, SLG: 0.359										1 0 0 0 0 0 1		
Inning Stats	R: 0 H: 1 E: 0 LOB: 1 K: 1 BB: 0 S: 6 P: 6	R: 0 H: 0 E: 0 LOB: 0 K: 1 BB: 0 S: 5 P: 5	R: 0 H: 0 E: 0 LOB: 0 K: 0 BB: 0 S: 3 P: 3	R: 0 H: 1 E: 0 LOB: 1 K: 0 BB: 0 S: 4 P: 4	R: 0 H: 1 E: 1 LOB: 1 K: 3 BB: 0 S: 10 P: 10	R: 2 H: 2 E: 0 LOB: 2 K: 1 BB: 2 S: 7 P: 15	R: 1 H: 0 E: 1 LOB: 0 K: 0 BB: 1 S: 3 P: 7	R: 0 H: 1 E: 0 LOB: 1 K: 0 BB: 0 S: 4 P: 4	R: 0 H: 0 E: 1 LOB: 0 K: 1 BB: 0 S: 5 P: 5	1B: 4 SF: 0 2B: 2 SAC: 0 3B: 0 DP: 1 HR: 0 HBP: 0	WP: 2 PA: 36 PB: 0 SB: 0 CS: 0	
PITCHER	IP WLS BF H R ER SO BB IBB HBP BLK WP HR S P ERA WHIP											
Bob Veale, L (1, 1) ERA: 3.12	6.1 W 27 5 3 2 6 3 0 0 0 1 0 36 48 2.84 1.263											
Don Cardwell, R (7, 1) ERA: 4.26	2.2 S 9 1 0 0 1 0 0 0 0 1 0 11 11 0.00 0.375											

Chicago Cubs @ Pittsburgh Pirates
 Forbes Field, Pittsburgh, PA
 Fri Sep 02 1966, 7:05 PM EDT
 Att. 13,677 - Cloudy - 70 F

livebaseballscorecards.com

AB	33
R	3
H	6
RBI	3
BB	3
SO	7
LOB	10



Batter	1	2	3	4	5	6	7	8	9
Matty Alou, L OBP: 0.373, SLG: 0.430 (1, 8)	0-0 F7		0-0 1B		0-0 SH SH5-4 HR	0-0 F7		0-0 1B	
Gene Alley, R OBP: 0.334, SLG: 0.415 (1, 6)	0-0 1B		0-0 FC6-4 1B		0-0 SH5-4	0-3 K		0-0 1-3	
Roberto Clemente, R OBP: 0.370, SLG: 0.537 (1, 9)	0-3 K		0-0 FC6-4		0-0 HR		0-0 F9	4-0 IBB	
Willie Stargell, L OBP: 0.391, SLG: 0.590 (1, 7)	0-0 4-3			1-0 1B HBP	0-3 K		0-0 L4	0-0 F8	
Donn Clendenon, R OBP: 0.360, SLG: 0.504 (1, 3)		0-0 F8		0-0 5-3	4-0 BB		0-0 4-3		
Bill Mazerowski, R OBP: 0.299, SLG: 0.394 (1, 4)		0-3 K		0-0 FC6 1B	0-3 K		0-0 4-3		
Bob Bailey, R OBP: 0.361, SLG: 0.449 (1, 5)		0-0 F8		0-3 K		0-0 1B 3B		4-0 2B BB	
Jim Pagliaroni, R OBP: 0.337, SLG: 0.405 (1, 2)			0-0 F2	0-0 FC6		0-0 6-3 1B		0-0 2B 1B	
Bob Veale, S OBP: 0.158, SLG: 0.184 Don Cardwell, R OBP: 0.161, SLG: 0.138 (1, 1) (7, 1)			0-0 3-1		0-0 SH5-4 SH HR 1B	0-0 6-3		0-0 1B 2B	

Inning Stats	R: 0	H: 1	E: 0	K: 1	S: 6	LOB: 1	BB: 0	P: 6
	0	0	0	1	5	0	0	6
	0	0	0	1	5	0	0	5
	0	2	0	0	5	2	0	5
	1	1	0	1	7	1	0	7
	3	2	1	2	14	1	1	14
	1	2	0	1	7	0	0	7
	0	0	0	3	3	0	0	3
	2	3	0	0	14	2	2	14

PITCHER										PITCHER																									
IP	WLS	BF	H	R	ER	SO	BB	IBB	HBP	BLK	WP	HR	S	P	ERA	WHIP	IP	WLS	BF	H	R	ER	SO	BB	IBB	HBP	BLK	WP	HR	S	P	ERA	WHIP		
6.0	L	29	8	5	4	6	1	0	1	0	0	1	39	44	6.00	1.500																			
2.0		11	3	2	2	0	1	1	0	0	0	0	9	17	9.00	2.000																			

AB R H RBI BB SO LOB

4	1	2	0	0	0	1
4	0	2	0	0	1	3
4	1	1	3	1	1	3
4	1	0	0	0	1	4
3	0	0	0	1	0	1
4	0	1	1	0	2	1
3	2	1	0	1	1	1
4	1	2	1	0	0	1
3	1	1	0	0	0	1
1	0	1	2	0	0	0

AB	R	H	RBI	BB	SO	LOB
34	7	11	7	3	6	16



Chicago Cubs @ Pittsburgh Pirates
Forbes Field, Pittsburgh, PA
Fri Sep 02 1966, 7:05 PM EDT
Att: 13,677 - Cloudy - 70 F

livebaseballscores.com

AB	R	H	RBI	BB	SO	LOB
34	7	11	7	3	6	16

WP	PA
0	40

Batter	1	2	3	4	5	6	7	8	9	AB R H RBI BB SO LOB	TOP
Don Kessinger, S (1, 6) <small>OBP: 0.287, SLG: 0.287</small>	0-3 		4-0 		0-0 			0-0 		3 0 0 0 1 1 1	
Glenn Beckert, R (1, 4) <small>OBP: 0.323, SLG: 0.355</small>	0-0 		0-0 			0-0 		0-0 		4 0 1 0 0 0 1	
Billy Williams, L (1, 9) <small>OBP: 0.348, SLG: 0.483</small>	0-0 			0-0 		0-0 		0-0 		4 0 0 0 0 0 2	
Ron Santo, R (1, 5) <small>OBP: 0.413, SLG: 0.557</small>		0-0 		0-0 		0-3 		0-0 		4 0 1 0 0 1 0	
14 Ernie Banks, R (1, 3) <small>OBP: 0.316, SLG: 0.443</small>		0-0 		0-3 		0-0 		0-0 		4 0 0 0 0 1 2	
John Boccabella, R (1, 7) <small>OBP: 0.271, SLG: 0.370</small>		0-0 		0-0 		0-0 		0-0 		4 0 0 0 0 0 2	
Randy Hundley, R (1, 2) <small>OBP: 0.301, SLG: 0.442</small>		0-0 			0-0 		0-0 			3 1 1 1 0 0 2	
Byron Browne, R (1, 8) <small>OBP: 0.317, SLG: 0.437</small>			0-0 		0-3 		0-0 			3 0 0 0 0 1 1	
Ken Holtzman, R (1, 1) <small>OBP: 0.127, SLG: 0.113</small> Marty Keough, L (8, PH) <small>OBP: 0.311, SLG: 0.211</small> Robin Roberts, S (8, 1) <small>OBP: 0.233, SLG: 0.115</small>			0-0 		0-0 		0-0 			2 0 0 0 0 0 0 1 0 1 0 0 0 0 0 0 0 0 0 0 0	
Inning Stats	R: 0 H: 0 E: 0 LOB: 0 K: 1 BB: 0 S: 5 P: 5	R: 0 H: 0 E: 1 LOB: 1 K: 0 BB: 0 S: 4 P: 4	R: 0 H: 0 E: 0 LOB: 1 K: 0 BB: 1 S: 3 P: 7	R: 0 H: 1 E: 0 LOB: 1 K: 1 BB: 0 S: 6 P: 6	R: 1 H: 1 E: 0 LOB: 0 K: 1 BB: 0 S: 6 P: 6	R: 0 H: 0 E: 0 LOB: 0 K: 1 BB: 0 S: 5 P: 5	R: 0 H: 0 E: 1 LOB: 1 K: 0 BB: 0 S: 4 P: 4	R: 0 H: 2 E: 0 LOB: 1 K: 0 BB: 0 S: 4 P: 4	R: 0 H: 0 E: 0 LOB: 0 K: 0 BB: 0 S: 3 P: 3	1B: 3 SF: 0 2B: 1 SAC: 0 3B: 0 DP: 1 HR: 1 HBP: 0	WP: 0 PA: 33 PB: 0 SB: 0 CS: 0
PITCHER Tommie Sisk, R (1, 1) <small>ERA: 4.0</small>	IP WLS BF H R ER SO BB IBB HBP BLK WP HR S P ERA WHIP 9.0 W 33 4 1 1 4 1 0 0 0 0 0 1 40 44 1.00 0.556										

Chicago Cubs @ Pittsburgh Pirates
 Forbes Field, Pittsburgh, PA
 Sat Sep 03 1966, 7:05 PM EDT
 Att. 10,891 - Cloudy - 80 F

livebaseballscorecards.com

AB 32
 R 1
 H 4
 RBI 1
 BB 1
 SO 4
 LOB 11



Batter	1	2	3	4	5	6	7	8	9
Matty Alou, L OBP: 0.377, SLG: 0.433 (1, 8)	0-0 4-3 1B		H 1-0 5-3 1B HBP		X 0-0 2B 1B		X 0-0 3B 1B	X 0-0 G6-3 1B	
Gene Alley, R OBP: 0.335, SLG: 0.421 (1, 6)	0-0 SF9 3B		X 0-0 5-3 1-2		X 0-0 1-H 2B		X 0-0 P4	X 0-0 G6-3 1-2f	
Roberto Clemente, R OBP: 0.369, SLG: 0.539 (1, 9)	0-0 SF9		S S 0-3 K		S S 0-3 K		X 0-0 1-H 3B		
Donn Clendenon, R OBP: 0.361, SLG: 0.506 (1, 3)	0-0 2B		X 0-0 2-H 1B		X 0-0 6-3		S S 0-3 K		
Bill Mazerowski, R OBP: 0.298, SLG: 0.397 (1, 4)	0-3 K		X 0-0 F9		X 0-0 P4			X 0-0 1B 3B	
Bob Bailey, R OBP: 0.366, SLG: 0.464 (1, 5)		X 0-0 HR		S S 0-3 K		X 0-0 G6-4-3 1B		X 0-0 BB HR 1B	
Jim Pagliaroni, R OBP: 0.339, SLG: 0.405 (1, 2)		X 0-0 F3		X 0-0 1B		X 0-0 G6-4-3 1-2f		B B B 4-0 1-2 HR BB	
Willie Stargell, L OBP: 0.390, SLG: 0.594 (1, 7)		X 0-0 4-1		X 0-0 F8		S S 0-3 K		X 0-0 1-H 2-H HR	
Tommie Sisk, R OBP: 0.209, SLG: 0.128 (1, 1)		S S 0-3 K		X 0-0 5-3			X 0-0 L7	S S 0-3 K	

Inning Stats	R: 1	H: 2	E: 0	K: 1	S: 7	LOB: 1	BB: 0	P: 7	R: 1	H: 1	E: 0	K: 1	S: 6	LOB: 0	BB: 0	P: 6	R: 0	H: 1	E: 0	K: 1	S: 6	LOB: 1	BB: 0	P: 6	R: 1	H: 2	E: 0	K: 1	S: 7	LOB: 0	BB: 0	P: 5	R: 1	H: 2	E: 0	K: 1	S: 7	LOB: 1	BB: 0	P: 7	R: 4	H: 4	E: 0	K: 1	S: 8	LOB: 0	BB: 1	P: 12
--------------	------	------	------	------	------	--------	-------	------	------	------	------	------	------	--------	-------	------	------	------	------	------	------	--------	-------	------	------	------	------	------	------	--------	-------	------	------	------	------	------	------	--------	-------	------	------	------	------	------	------	--------	-------	-------

PITCHER		IP	WLS	BF	H	R	ER	SO	BB	IBB	HBP	BLK	WP	HR	S	P	ERA	WHIP
Ken Holtzman, L	(1, 1)	7.0	L	31	10	5	5	7	0	0	1	0	0	1	44	45	6.43	1.429
Robin Roberts, R	(8, 1)	1.0		7	4	4	4	1	1	0	0	0	0	1	8	12	36.00	5.000

BOTTOM

Chicago Cubs @ Pittsburgh Pirates
Forbes Field, Pittsburgh, PA
 Sat Sep 03 1966, 7:05 PM EDT
 Att: 10,891 - Cloudy - 80 F

AB	R	H	RBI	BB	SO	LOB
4	3	3	0	0	0	0
5	1	2	1	0	0	3
3	0	1	2	0	2	2
4	0	2	1	0	1	2
4	1	1	0	0	1	3
4	2	3	2	0	1	0
3	1	1	0	1	0	1
4	1	1	3	0	1	1
4	0	0	0	0	2	1

AB	35
R	9
H	14
RBI	9
BB	1
SO	8
LOB	13

WP: 0 PA: 38
PB: 0 SB: 0
CS: 0




Batter	1	2	3	4	5	6	7	8	9
Matty Alou, L OBP: 0.378, SLG: 0.433 (1, 8)	0-0 1-3 1B		0-0 4-3	0-0 2-H 1B		0-0 1-3		0-0 6-3	
Gene Alley, R OBP: 0.334, SLG: 0.420 (1, 6)	0-0 1-3 1-2		0-0 3-H HR 1B	0-3 K		0-0 5-3			
Roberto Clemente, R OBP: 0.368, SLG: 0.543 (1, 9)	0-0 5-3		0-0 1-H HR	0-0 5-3		0-3 K			
Willie Stargell, L OBP: 0.387, SLG: 0.588 (1, 3) (9, 7)	0-0 4-1		0-0 1-3		0-0 F8		0-0 F9		
Bill Mazerowski, R OBP: 0.298, SLG: 0.398 (1, 4)		0-0 6-3	0-0 F9		0-0 1B 2B		0-0 P6		
Bob Bailey, R OBP: 0.367, SLG: 0.463 (1, 7) (5, 5)		0-3 K		0-0 2B 1B	0-0 F8		4-0 FC6-4 BB		
Jim Pagliaroni, R OBP: 0.338, SLG: 0.401 (1, 2)		0-0 4-3		0-0 F8	4-0 1B IBB		0-0 FC6-4		
Jose Pagan, R OBP: 0.296, SLG: 0.380 Billy O'Dell, S OBP: 0.182, SLG: 0.143 Pete Mikkelsen, R OBP: 0.235, SLG: 0.188 Roy Face, R (1, 5) (5, 1) (6, 1) (9, 1)			1-0 3B HBP	0-0 1-3 1B 2B	0-0 1-2 2-H 1B	0-0 FC5-4 1B		0-3 K	
Woodie Fryman, R OBP: 0.211, SLG: 0.182 Don Cardwell, R OBP: 0.161, SLG: 0.138 Gene Michael, S OBP: 0.179, SLG: 0.321 Al McBean, R OBP: 0.111, SLG: 0.111 Manny Mota, R OBP: 0.386, SLG: 0.513 Donn Clendenon, R OBP: 0.360, SLG: 0.505 (1, 1) (1, 1) (3, PH) (4, 1) (4, PH) (5, 7) (8, PH) (9, 3)			0-0 1-H 4-3 3B	0-0 2-H 3-H 1B 1B	0-0 1-2 FC5-4		0-0 F9		

AB	R	H	RBI	BB	SO	LOB
5	0	2	2	0	0	0
4	1	1	0	0	1	2
4	1	1	2	0	1	2
4	0	0	0	0	0	1
4	1	1	0	0	0	0
3	1	1	0	1	1	1
3	0	0	0	1	0	2
1	2	1	0	0	0	0
1	0	1	1	0	0	0
1	0	0	0	0	1	0
0	0	0	0	0	0	0
0	0	0	0	0	0	0
1	1	1	1	0	0	0
0	0	0	0	0	0	0
0	0	0	0	0	0	0
2	1	1	2	0	0	2
1	0	0	0	0	0	0

BOTTOM

Chicago Cubs @ Pittsburgh Pirates
Forbes Field, Pittsburgh, PA
 Sun Sep 04 1966, 7:05 PM EDT
 Att: 12,899 - Unknown - 70 F

AB	34
R	8
H	10
RBI	8
BB	2
SO	4
LOB	10



Inning Stats	R: 0	H: 1	E: 0	K: 0	S: 4	LOB: 1	BB: 0	P: 4	R: 0	H: 0	E: 0	K: 1	S: 5	LOB: 0	BB: 0	P: 5	R: 4	H: 3	E: 0	K: 0	S: 6	LOB: 0	BB: 0	P: 7	R: 3	H: 4	E: 0	K: 1	S: 9	LOB: 1	BB: 0	P: 9	R: 1	H: 2	E: 0	K: 0	S: 5	LOB: 2	BB: 1	P: 9	R: 0	H: 0	E: 0	K: 1	S: 5	LOB: 0	BB: 0	P: 5	R: 0	H: 0	E: 0	K: 0	S: 3	LOB: 1	BB: 1	P: 7	R: 0	H: 0	E: 0	K: 1	S: 5	LOB: 0	BB: 0	P: 5	R: 0	H: 0	E: 0	K: 1	S: 5	LOB: 0	BB: 0	P: 5
1B: 6	SF: 0	WP: 0	PA: 37																																																																					
2B: 2	SAC: 0	PB: 0																																																																						
3B: 1	DP: 0	SB: 0																																																																						
HR: 1	HBP: 1	CS: 0																																																																						

PITCHER	IP	WLS	BF	H	R	ER	SO	BB	IBB	HBP	BLK	WP	HR	S	P	ERA	WHIP
Bill Hands, R ERA: 4.84 (1, 1)	3.0		14	4	4	4	1	0	0	0	0	0	0	15	16	12.00	1.333
Len Church, R ERA: 7.5 (4, 1)	2.0	L	13	6	4	4	1	0	1	0	0	0	0	14	18	18.00	3.000
Bob Hendley, L ERA: 3.9 (6, 1)	2.0		7	0	0	0	1	1	0	0	0	0	0	8	12	0.00	0.500
Arnold Earley, L ERA: 5.11 (8, 1)	1.0		3	0	0	0	1	0	0	0	0	0	0	5	5	0.00	0.000

livebaseballscorecards.com

Batter	1	2	3	4	5	6	7	8	9	AB R H RBI BB SO LOB	BOTTOM
--------	---	---	---	---	---	---	---	---	---	----------------------	--------

Gene Alley, R (1, 6) OBP: 0.334, SLG: 0.420										0 0 0 0 0 0 0 0	<p>Atlanta Braves @ Pittsburgh Pirates Forbes Field, Pittsburgh, PA Mon Sep 05 1966, 3:33 AM EDT Unknown</p> <p>livebaseballscorecards.com</p>
Manny Mota, R (1, 8) OBP: 0.396, SLG: 0.513										0 0 0 0 0 0 0 0	
Roberto Clemente, R (1, 9) OBP: 0.368, SLG: 0.543										0 0 0 0 0 0 0 0	
Donn Clendenon, R (1, 3) OBP: 0.360, SLG: 0.505										0 0 0 0 0 0 0 0	
Bill Mazerowski, R (1, 4) OBP: 0.298, SLG: 0.398										0 0 0 0 0 0 0 0	
Bob Bailey, R (1, 7) OBP: 0.367, SLG: 0.463										0 0 0 0 0 0 0 0	
Jim Pagliaroni, R (1, 2) OBP: 0.338, SLG: 0.401										0 0 0 0 0 0 0 0	
Jose Pagan, R (1, 5) OBP: 0.296, SLG: 0.380										0 0 0 0 0 0 0 0	
Vern Law, R (1, 1) OBP: 0.281, SLG: 0.357										0 0 0 0 0 0 0 0	

Inning Stats	1B: 0	SF: 0	WP: 0	PA: 0
	2B: 0	SAC: 0	PB: 0	
	3B: 0	DP: 0	SB: 0	
	HR: 0	HBP: 0	CS: 0	

PITCHER Dick Kelley, L (1, 1) ERA: 3.26	IP	WLS	BF	H	R	ER	SO	BB	IBB	HBP	BLK	WP	HR	S	P	ERA	WHIP
	0.0	L	0	0	0	0	0	0	0	0	0	0	0	0	0	∞	∞

PITCHER	IP	WLS	BF	H	R	ER	SO	BB	IBB	HBP	BLK	WP	HR	S	P	ERA	WHIP



Batter	1	2	3	4	5	6	7	8	9	AB R H RBI BB SO LOB	TOP											
Felipe Alou, R (1, 3) OBP: 0.363, SLG: 0.532	0-0 1B	0-0 9-2 3-H			0-0 1-3	0-0 3B		0-0 6-3		5 0 2 2 0 0 2												
Eddie Mathews, L (1, 5) OBP: 0.339, SLG: 0.418	0-0 4-3		0-0 P3		0-0 HR 2B	4-0 BB		0-0 F6		4 1 1 0 1 0 0												
Hank Aaron, R (1, 9) OBP: 0.359, SLG: 0.532	0-3 K		0-0 6-3		0-0 HR	0-3 K		4-0 1B BB		4 1 1 2 1 2 2												
Rico Carty, R (1, 7) OBP: 0.383, SLG: 0.450		0-0 G3 HR 1B	0-0 1B		0-3 K		0-0 1B	0-0 F8		5 1 3 0 0 1 1												
Gary Geiger, L (1, 8) OBP: 0.367, SLG: 0.444		4-0 G3 HR BB	0-0 1B		0-0 F8		0-0 F8	0-0 1B		4 1 2 0 1 0 1												
Gene Oliver, R (1, 2) OBP: 0.254, SLG: 0.372		0-0 G3	0-0 F8			0-0 E7 1B 3B	0-0 F8	0-0 F7		5 1 0 0 0 0 7												
Denis Menke, R (1, 6) OBP: 0.357, SLG: 0.413		0-0 HR		0-0 F6		0-3 K	0-3 K			4 1 1 3 0 2 2												
Woody Woodward, R (1, 4) OBP: 0.329, SLG: 0.329		0-0 1B 9-2 1B		0-3 K		0-0 3B 1B		0-3 K		4 1 2 0 0 2 0												
Tony Cloninger, R (1, 1) OBP: 0.277, SLG: 0.454		0-0 1B		0-0 P3		0-3 K		0-0 1-3		4 0 1 0 0 1 2												
Inning Stats	R: 0 E: 0 K: 1 S: 5	H: 1 LOB: 0 BB: 0 P: 5	R: 3 E: 0 K: 0 S: 6	H: 4 LOB: 1 BB: 1 P: 10	R: 0 E: 0 K: 0 S: 5	H: 2 LOB: 2 BB: 0 P: 5	R: 0 E: 0 K: 1 S: 5	H: 0 LOB: 0 BB: 0 P: 5	R: 2 E: 0 K: 1 S: 7	H: 2 LOB: 0 BB: 0 P: 7	R: 2 E: 1 K: 3 S: 12	H: 2 LOB: 2 BB: 1 P: 16	R: 0 E: 0 K: 1 S: 6	H: 1 LOB: 1 BB: 0 P: 6	R: 0 E: 0 K: 1 S: 5	H: 0 LOB: 0 BB: 0 P: 5	R: 0 E: 0 K: 0 S: 4	H: 1 LOB: 2 BB: 1 P: 8	1B: 9 2B: 2 3B: 1 HR: 2	SF: 0 SAC: 0 DP: 1 HBP: 0	WP: 0 PB: 0 SB: 0 CS: 0	PA: 42
PITCHER	IP WLS BF H R ER SO BB IBB HBP BLK WP HR S P ERA WHIP																					
Steve Blass, R (1, 1) ERA: 3.71	2.2 L 14 7 3 3 1 1 0 0 0 0 0 1 15 19 10.12 3.000																					
Don Cardwell, R (3, 1) ERA: 4.4	2.1 9 2 2 2 2 0 0 0 0 0 1 13 13 7.71 0.857																					
Al McBean, R (6, 1) ERA: 3.12	4.0 19 4 2 0 5 2 0 0 0 0 0 0 27 35 0.00 1.500																					

Atlanta Braves @ Pittsburgh Pirates
 Forbes Field, Pittsburgh, PA
 Mon Sep 05 1966, 3:38 AM EDT
 Att: 30,747 - Unknown

AB	39
R	7
H	13
RBI	7
BB	3
SO	8
LOB	17



livebaseballscorecards.com

BOTTOM

Atlanta Braves @ Pittsburgh Pirates
Forbes Field, Pittsburgh, PA
Mon Sep 05 1966, 3:38 AM EDT
Att. 30,747 - Unknown

livebaseballscorecards.com

AB 34
R 5
H 8
RBI 5
BB 4
SO 7
LOB 13



WP: 1 PA: 39
PB: 1
SB: 1
CS: 0

AB R H RBI BB SO LOB

5	2	2	2	0	0	1
5	0	2	1	0	1	2
3	0	1	1	0	0	1
1	0	0	0	0	0	1
4	0	0	0	0	0	2
2	0	0	0	1	1	0
1	0	0	0	0	0	0
4	1	1	0	0	1	1
3	1	1	1	1	1	0
2	0	1	0	2	0	0
0	1	0	0	0	0	0
1	0	0	0	0	1	1
1	0	0	0	0	1	0
1	0	0	0	0	1	2

Batter	1	2	3	4	5	6	7	8	9
Matty Alou, L OBP: 0.379, SLG: 0.436 (1, 8)	0-0 PB S SF9 1B		0-0 P3		0-0 FC6-4 1-2f			0-0 F4	0-0 1B 2B
Gene Alley, R OBP: 0.337, SLG: 0.428 (1, 6)	0-3 K 1-2		0-0 4-3 2B		0-0 5-3			0-0 F8	0-0 2B 1B
Roberto Clemente, R Manny Mota, R OBP: 0.398, SLG: 0.512 (1, 9) (8, PR) (9, 9)	0-0 SF9 2-H		0-0 4-3 2-3		0-0 6-3			0-0 1B	0-0 4-3
Willie Stargell, L OBP: 0.383, SLG: 0.581 (1, 7)	0-0 4-3		0-0 F9		0-0 F7			0-0 4-3	
Donn Clendenon, R Andre Rodgers, R OBP: 0.320, SLG: 0.238 (1, 3) (8, 3)		0-3 K		0-0 1-3		4-0 BB		0-0 6-3	0-0 6-3
Bill Mazerowski, R OBP: 0.299, SLG: 0.411 (1, 4)		0-0 5-3		0-3 K		0-0 F4		0-0 1B 2B	
Bob Bailey, R OBP: 0.370, SLG: 0.458 (1, 5)		4-0 BB BB		0-3 K		0-0 1-3		0-0 WP 2B 1B	0-0 WP 1B 2B
Jim Pagliaroni, R Jerry May, R OBP: 0.343, SLG: 0.404 OBP: 0.286, SLG: 0.370 (1, 2) (9, PR)		4-0 BB BB		4-0 FC6-4 BB		0-0 F9		0-0 2B 1B	0-0 K
Steve Blass, R Don Cardwell, R Gene Michael, S Al McBean, R Jerry Lynch, L OBP: 0.220, SLG: 0.240 OBP: 0.161, SLG: 0.138 OBP: 0.167, SLG: 0.300 OBP: 0.100, SLG: 0.100 OBP: 0.269, SLG: 0.306 (1, 1) (3, 1) (5, PH) (6, 1) (9, PH)		0-0 P3		0-3 K		0-3 K		0-3 K	0-3 K

Inning Stats	R: 1 E: 0 K: 1 S: 6	H: 1 LOB: 0 BB: 0 P: 6	R: 0 E: 0 K: 1 S: 5	H: 0 LOB: 2 BB: 2 P: 13	R: 0 E: 0 K: 0 S: 4	H: 1 LOB: 1 BB: 0 P: 4	R: 0 E: 0 K: 2 S: 7	H: 0 LOB: 0 BB: 0 P: 7	R: 0 E: 0 K: 1 S: 5	H: 0 LOB: 1 BB: 1 P: 9	R: 0 E: 0 K: 0 S: 3	H: 0 LOB: 1 BB: 1 P: 7	R: 0 E: 0 K: 1 S: 5	H: 0 LOB: 0 BB: 0 P: 5	R: 0 E: 0 K: 0 S: 4	H: 1 LOB: 1 BB: 0 P: 4	R: 4 E: 0 K: 1 S: 10	H: 5 LOB: 1 BB: 0 P: 10	1B: 5 2B: 3 3B: 0 HR: 0	SF: 1 SAC: 0 DP: 0 HBP: 0
--------------	------------------------------	---------------------------------	------------------------------	----------------------------------	------------------------------	---------------------------------	------------------------------	---------------------------------	------------------------------	---------------------------------	------------------------------	---------------------------------	------------------------------	---------------------------------	------------------------------	---------------------------------	-------------------------------	----------------------------------	----------------------------------	------------------------------------

PITCHER	IP WLS BF ERA: 4.18	IP WLS BF H R ER SO BB IBB HBP BLK WP HR S P ERA WHIP	IP WLS BF H R ER SO BB IBB HBP BLK WP HR S P ERA WHIP
---------	------------------------------	---	---

Batter	1	2	3	4	5	6	7	8	9	AB R H RBI BB SO LOB	TOP	
Felipe Alou, R OBP: 0.364, SLG: 0.532 (1, 8) X	0-0 F9		0-0 F3			0-0 2B		4-0 SH3-4 HR BB	0-3 K	4 1 1 0 1 1 1		
Denis Menke, R OBP: 0.354, SLG: 0.410 (1, 6) S S S	0-3 K			0-0 F7		0-0 F5		0-0 SH3-4 1-2		3 0 0 0 0 1 1		
Hank Aaron, R OBP: 0.359, SLG: 0.529 (1, 9) X	0-0 6-3			0-0 F8		0-0 E6		4-0 HR IBB		3 1 0 0 1 0 1		
Joe Torre, R OBP: 0.379, SLG: 0.557 (1, 3) X		0-0 1B		0-0 F8		0-0 F8		0-0 1-H 2-H HR		4 1 2 3 0 0 2		
Rico Carty, R OBP: 0.384, SLG: 0.450 (1, 7) S S S	0-3 K				0-0 1B		0-0 2B 1B	0-0 F8		4 1 2 0 0 1 1		
Gene Oliver, R OBP: 0.249, SLG: 0.363 (1, 2) X	0-0 F7			0-0 K		0-0 F7	0-0 F8	0-0 F8		4 0 0 0 0 1 3		
Miguel de la Hoz, R OBP: 0.232, SLG: 0.237 Eddie Mathews, L OBP: 0.338, SLG: 0.417 (1, 5) (7, 5) X	0-0 F9			0-0 F8		0-0 F8			0-0 F8	3 0 0 0 0 0 3 1 0 0 0 0 0 0		
Woody Woodward, R OBP: 0.330, SLG: 0.333 (1, 4) X			0-0 F7		0-0 F6		0-0 1-H 2B		0-0 SH1-4 1B	4 0 2 1 0 0 1		
Pat Jarvis, R (1, 1) X			0-0 F3			0-3 K	0-3 K		0-0 SH1-4	3 0 0 0 0 2 1 0 0 0 0 0 0 0 0 0 0 0 0 0 0		
Dick Kelley, R OBP: 0.067, SLG: 0.067 (8, 1) X												
Jay Ritchie, R OBP: 0.500, SLG: 0.500 (8, 1) X												
Inning Stats	R: 0 E: 0 K: 1 S: 5 H: 0 LOB: 0 BB: 0 P: 5	R: 0 E: 0 K: 1 S: 6 H: 1 LOB: 1 BB: 0 P: 6	R: 0 E: 0 K: 0 S: 3 H: 0 LOB: 0 BB: 0 P: 3	R: 0 E: 0 K: 0 S: 3 H: 0 LOB: 0 BB: 0 P: 3	R: 0 E: 0 K: 1 S: 6 H: 1 LOB: 1 BB: 0 P: 6	R: 0 E: 1 K: 1 S: 7 H: 1 LOB: 2 BB: 0 P: 7	R: 1 E: 0 K: 1 S: 7 H: 2 LOB: 1 BB: 0 P: 7	R: 3 E: 0 K: 0 S: 4 H: 1 LOB: 0 BB: 2 P: 12	R: 0 E: 0 K: 1 S: 6 H: 1 LOB: 1 BB: 0 P: 6	1B: 4 2B: 2 3B: 0 HR: 1 SF: 0 SAC: 2 DP: 0 HBP: 0	WP: 0 PB: 0 SB: 0 CS: 0 PA: 37	
PITCHER	IP WLS BF H R ER SO BB IBB HBP BLK WP HR S P ERA WHIP											
Bob Veale, L ERA: 3.17 (1, 1)	8.0 L 33 6 4 4 5 1 1 0 0 0 1 41 49 4.50 0.875											
Roy Face, R ERA: 2.63 (9, 1)	1.0 4 1 0 0 1 0 0 0 0 0 0 6 6 0.00 1.000											

Atlanta Braves @ Pittsburgh Pirates
 Forbes Field, Pittsburgh, PA
 Tue Sep 06 1966, 7:05 PM EDT
 Att: 10,792 - Unknown

livebaseballscorecards.com

AB 33
 R 4
 H 7
 RBI 4
 BB 2
 SO 6
 LOB 14



Batter	1	2	3	4	5	6	7	8	9	AB R H RBI BB SO LOB	TOP
Felipe Alou, R OBP: 0.363, SLG: 0.530 (1, 3) X	0-0 4-3		0-0 1B FC6-4 1B	0-0 F7		0-3 K	0-3 K		0-0 1B	6 1 2 0 0 2 1	
Eddie Mathews, L OBP: 0.340, SLG: 0.418 (1, 5) S S S	0-3 K		0-0 1B FC6-4 1B		0-0 WP SF8 1B	0-0 2B 1B	0-0 F3		0-0 4-3	6 2 3 0 0 1 1	
Hank Aaron, R OBP: 0.362, SLG: 0.534 (1, 9) X	0-0 S 1B		0-0 FC6-4 BB 1-2f 3-H		0-0 SF8 WP 1B	0-0 1B 2B		0-0 G6-4-3 1B 1B		5 3 4 2 0 0 1	
Joe Torre, R OBP: 0.381, SLG: 0.557 (1, 2) X	0-0 4-3		4-0 BB 1-2		0-0 SF8 1-3 2-H	4-0 FC6-4 1B IBB		0-0 G6-4-3 1B		2 0 1 1 2 0 1	
Rico Carty, R OBP: 0.382, SLG: 0.448 (1, 7) S S S		0-3 K	0-0 1-3		0-0 5-3	0-0 FC6-4 1B 1-2 2-H		0-0 G6-4-3 1-2f 2-3		5 0 1 1 0 1 5	
Mack Jones, L OBP: 0.328, SLG: 0.449 (1, 8) S S S		0-3 K		4-0 3B BB	4-0 S 1B BB	0-0 FC6-4 BB 1-2f 2-3		0-0 S 1B		3 2 1 1 2 1 2	
Denis Menke, R OBP: 0.357, SLG: 0.412 (1, 6) X		0-0 2B		0-0 F8	1-0 1B HBP	4-0 FC6-4 BB		0-3 K		3 0 1 0 1 1 2	
Woody Woodward, R OBP: 0.329, SLG: 0.332 (1, 4) X		0-0 4-3		0-3 K	0-0 1B 1-2 2-H 3-H	0-0 FC6-4 1-2f		0-3 K		5 0 1 2 0 2 5	
Ken Johnson, R OBP: 0.143, SLG: 0.242 (1, 1) S S S			0-3 K	0-0 3B	0-0 F7		0-3 K		0-3 K	5 0 1 1 0 3 2	
Inning Stats	R: 0 E: 0 K: 1 S: 6 H: 1 LOB: 1 BB: 0 P: 6	R: 0 E: 0 K: 2 S: 8 H: 1 LOB: 1 BB: 0 P: 8	R: 1 E: 0 K: 1 S: 7 H: 2 LOB: 2 BB: 1 P: 11	R: 1 E: 0 K: 1 S: 6 H: 1 LOB: 1 BB: 1 P: 10	R: 3 E: 0 K: 0 S: 6 H: 3 LOB: 2 BB: 1 P: 11	R: 2 E: 0 K: 1 S: 8 H: 3 LOB: 3 BB: 2 P: 16	R: 0 E: 0 K: 2 S: 7 H: 0 LOB: 0 BB: 0 P: 7	R: 1 E: 0 K: 1 S: 7 H: 3 LOB: 1 BB: 0 P: 7	R: 0 E: 0 K: 2 S: 8 H: 1 LOB: 1 BB: 0 P: 8	1B: 12 2B: 2 3B: 1 HR: 0 SF: 1 SAC: 0 DP: 1 HBP: 1	WP: 1 PB: 0 SB: 3 CS: 0 PA: 47
PITCHER	IP WLS BF H R ER SO BB IBB HBP BLK WP HR S P ERA WHIP	IP WLS BF H R ER SO BB IBB HBP BLK WP HR S P ERA WHIP	IP WLS BF H R ER SO BB IBB HBP BLK WP HR S P ERA WHIP	IP WLS BF H R ER SO BB IBB HBP BLK WP HR S P ERA WHIP	IP WLS BF H R ER SO BB IBB HBP BLK WP HR S P ERA WHIP	IP WLS BF H R ER SO BB IBB HBP BLK WP HR S P ERA WHIP	IP WLS BF H R ER SO BB IBB HBP BLK WP HR S P ERA WHIP	IP WLS BF H R ER SO BB IBB HBP BLK WP HR S P ERA WHIP	IP WLS BF H R ER SO BB IBB HBP BLK WP HR S P ERA WHIP	IP WLS BF H R ER SO BB IBB HBP BLK WP HR S P ERA WHIP	IP WLS BF H R ER SO BB IBB HBP BLK WP HR S P ERA WHIP
Tommie Sisk, R ERA: 4.22 (1, 1)	4.2 L 24 7 5 5 5 3 0 0 0 1 0 31 43 9.64 2.143										
Don Cardwell, R ERA: 4.54 (5, 1)	0.2 8 4 2 2 1 0 0 1 1 0 0 0 8 13 27.00 6.000										
Billy O'Dell, L ERA: 2.54 (6, 1)	0.0 0 0 0 0 0 0 0 0 0 0 0 0 0 0 ∞ ∞										
Al McBean, R ERA: 3.15 (8, 1)	2.0 9 4 1 1 3 0 0 0 0 0 0 0 15 15 4.50 2.000										

Atlanta Braves @ Pittsburgh Pirates
 Forbes Field, Pittsburgh, PA
 Wed Sep 07 1966, 7:05 PM EDT
 Att. 12,100 - Unknown

AB	40
R	8
H	15
RBI	8
BB	5
SO	11
LOB	20



Batter	1	2	3	4	5	6	7	8	9	AB	R	H	RBI	BB	SO	LOB
--------	---	---	---	---	---	---	---	---	---	----	---	---	-----	----	----	-----

Matty Alou, L OBP: 0.378, SLG: 0.434 (1, 8)	0-0 1B 1B	0-0 E3			0-0 F5		0-0 6-3			4	1	1	0	0	0	0
Gene Alley, R OBP: 0.336, SLG: 0.425 (1, 6)	0-0 F8 1-2 E 1B		0-3 K		0-0 F3		0-0 F2			4	1	1	0	0	1	0
Roberto Clemente, R OBP: 0.366, SLG: 0.538 (1, 9)	0-0 F8 1-2 E 1B		0-0 6-3		0-0 2B			0-3 K		4	1	2	1	0	1	0
Willie Stargell, L OBP: 0.378, SLG: 0.573 (1, 3)	0-0 F8 1-2 2-3		0-0 1B		0-0 6-3			0-3 K		4	0	1	0	0	1	3
Bill Mazerowski, R OBP: 0.300, SLG: 0.410 (1, 4)	0-0 E7 1B		0-0 F9		0-0 FC 1B			0-0 1B		4	0	3	2	0	0	1
Manny Mota, R OBP: 0.392, SLG: 0.503 (1, 7)	0-0 F7		0-3 K		0-0 FC 1-2f FC5-4			0-0 4-3		4	0	0	0	0	1	3
Bob Bailey, R OBP: 0.369, SLG: 0.452 (1, 5)	0-0 F4		0-0 1B		0-3 K			4-0 G4-6-3 BB		3	0	1	0	1	1	2
Jim Pagliaroni, R OBP: 0.340, SLG: 0.399 (1, 2)		0-3 K		0-0 F6		0-0 FC5-4 1-2f		0-0 G4-6-3 1-2f		4	0	0	0	0	1	3
Tommy Sisk, R OBP: 0.280, SLG: 0.122 (5, 1)		0-3 K		0-0 5-3				0-0 F7		2	0	0	0	0	1	1
Don Cardwell, R OBP: 0.161, SLG: 0.138 (6, 1)										0	0	0	0	0	0	0
Billy O'Dell, S OBP: 0.182, SLG: 0.143 (7, PH)										0	0	0	0	0	0	0
Jerry Lynch, L OBP: 0.264, SLG: 0.300 (8, 1)										1	0	0	0	0	0	0
Al McBean, R OBP: 0.100, SLG: 0.100 (9, PH)										0	0	0	0	0	0	0
Andre Rodgers, R OBP: 0.308, SLG: 0.227 (9, PH)										1	0	0	0	0	0	0

Inning Stats	R: 3	H: 4	E: 1	LOB: 1	K: 0	BB: 0	S: 7	R: 0	H: 0	E: 1	LOB: 1	K: 2	BB: 0	S: 7	R: 0	H: 1	E: 0	LOB: 1	K: 1	BB: 0	S: 6	R: 0	H: 1	E: 0	LOB: 1	K: 0	BB: 0	S: 4	R: 0	H: 1	E: 0	LOB: 1	K: 1	BB: 0	S: 6	R: 0	H: 0	E: 0	LOB: 0	K: 0	BB: 0	S: 3	R: 0	H: 1	E: 0	LOB: 1	K: 2	BB: 0	S: 8	R: 0	H: 0	E: 0	LOB: 0	K: 0	BB: 1	S: 2	R: 0	H: 0	E: 0	LOB: 0	K: 0	BB: 1	S: 6	1B: 8	SF: 0	2B: 1	SAC: 0	3B: 0	DP: 1	HR: 0	HBP: 0	WP: 0	PA: 36	PB: 0	SB: 0	CS: 0	ERA	WHIP
PITCHER Ken Johnson, R ERA: 3.36 (1, 1)	IP	WLS	BF	H	R	ER	SO	BB	IBB	HBP	BLK	WP	HR	S	P	ERA	WHIP																																																													

BOTTOM

Atlanta Braves @ Pittsburgh Pirates
Forbes Field, Pittsburgh, PA
 Wed Sep 07 1966, 7:05 PM EDT
 Att. 12,100 - Unknown

AB	35
R	3
H	9
RBI	3
BB	1
SO	7
LOB	13



WP: 0	PA: 36
PB: 0	
SB: 0	
CS: 0	
ERA	WHIP

Batter	1	2	3	4	5	6	7	8	9	AB	R	H	RBI	BB	SO	LOB
Matty Alou, L (1, 8) OBP: 0.380, SLG: 0.433	0-0 5-3		0-0 1B E 1B		0-0 F8		0-0 F9		0-0 4-3	5	1	1	0	0	0	1
Gene Alley, R (1, 6) OBP: 0.337, SLG: 0.428	0-0 F9		0-0 E9 1B		0-0 3B		0-0 G6-4-3 1B		0-0 1B 1B	5	0	4	1	0	0	0
Roberto Clemente, R (1, 9) OBP: 0.370, SLG: 0.539	0-0 L9		0-3 K		0-0 4-3		0-0 G6-4-3 1-2f		0-0 1B	5	0	1	0	0	1	4
Willie Stargell, L (1, 7) OBP: 0.382, SLG: 0.572		0-0 4-3		0-0 1B	4-0 IBB			0-0 HR 1B	0-0 1-3	3	1	2	0	1	0	0
Andre Rodgers, R (9, PH) OBP: 0.296, SLG: 0.217										1	0	0	0	0	0	2
Donn Clendenon, R (1, 3) OBP: 0.362, SLG: 0.499		0-3 K		0-0 G1-4-6-3 1-2f	0-3 K			0-3 K		4	0	0	0	0	3	4
Bill Mazerowski, R (1, 4) OBP: 0.298, SLG: 0.412		0-0 6-3		0-0 3B 1B		0-0 P6		0-0 HR		4	2	2	2	0	0	0
Bob Bailey, R (1, 5) OBP: 0.370, SLG: 0.457			0-0 L9-3 1B	0-0 1H 3B		0-0 F9		0-0 F9		4	0	2	1	0	0	0
Jim Pagliaroni, R (1, 2) OBP: 0.336, SLG: 0.391			0-0 L9-3 1-2	4-0 IBB		0-0 F8		0-0 4-3		3	0	0	0	1	0	1
Vern Law, R (1, 1) OBP: 0.302, SLG: 0.367			4-0 1B BB	0-3 K			0-0 1B 2B		0-0 4-3	2	1	1	0	1	1	2
Pete Mikkelsen, R (8, 1) OBP: 0.235, SLG: 0.188										0	0	0	0	0	0	0
Manny Mota, R (9, PH) OBP: 0.393, SLG: 0.502										1	0	0	0	0	0	0

Inning Stats	R: 0	H: 0	E: 0	K: 0	S: 3	R: 0	H: 0	E: 0	K: 1	S: 5	R: 2	H: 3	E: 1	K: 1	S: 7	R: 1	H: 3	E: 0	K: 1	S: 7	R: 0	H: 1	E: 0	K: 1	S: 6	R: 0	H: 0	E: 0	K: 0	S: 3	R: 0	H: 2	E: 0	K: 0	S: 4	R: 2	H: 2	E: 0	K: 1	S: 7	R: 0	H: 2	E: 0	K: 0	S: 5	1B: 9	SF: 0	3B: 2	HR: 1
	0	0	0	0	3	0	0	0	1	5	2	3	1	1	7	1	3	0	1	5	7	0	1	0	0	6	0	0	0	3	0	2	2	0	7	2	2	0	7	0	2	0	5	9	0	2	1		

PITCHER	IP	WLS	BF	H	R	ER	SO	BB	IBB	HBP	BLK	WP	HR	S	P	ERA	WHIP
Bob Gibson, R (1, 1) ERA: 2.31	8.0	W	35	11	5	4	5	1	2	0	0	0	1	42	54	4.50	1.500
Hal Woodeshick, L (9, 1) ERA: 1.96	1.0	S	5	2	0	0	0	0	0	0	0	0	0	5	5	0.00	2.000

BOTTOM

AB	R	H	RBI	BB	SO	LOB
5	1	1	0	0	0	1
5	0	4	1	0	0	0
5	0	1	0	0	1	4
3	1	2	0	1	0	0
1	0	0	0	0	0	2
4	0	0	0	0	3	4
4	2	2	2	0	0	0
4	0	2	1	0	0	0
3	0	0	0	1	0	1
2	1	1	0	1	1	2
0	0	0	0	0	0	0
1	0	0	0	0	0	0

WP: 0	PA: 40
PB: 0	
SB: 0	
CS: 0	

AB	37
R	5
H	13
RBI	4
BB	3
SO	5
LOB	14



St. Louis Cardinals @ Pittsburgh Pirates
Forbes Field, Pittsburgh, PA
 Sat Sep 10 1966, 7:05 PM EDT
 Att. 13,535 - Unknown

livebaseballscorecards.com

Batter	1	2	3	4	5	6	7	8	9	AB	R	H	RBI	BB	SO	LOB
Gene Alley, R OBP: 0.336, SLG: 0.429 (1, 6)	0-0 SH G5-4-3 2B		0-0 F7		0-0 5-3			0-0 4-3		4	1	1	0	0	0	1
Manny Mota, R OBP: 0.389, SLG: 0.497 (1, 8) (8, 7)	0-0 SH G5-4-3		0-0 5-3			0-0 4-3		0-0 6-3		3	0	0	0	0	0	1
Pete Mikkelsen, R OBP: 0.235, SLG: 0.188 (9, 1)	0-0 2-3									0	0	0	0	0	0	0
Roberto Clemente, R OBP: 0.369, SLG: 0.539 (1, 9)	0-0 G5-4-3 1-2f 3-H			0-0 1B 2B		0-3 K		0-3 K		4	1	1	0	0	2	1
Donn Clendenon, R OBP: 0.363, SLG: 0.498 (1, 3)	0-0 4-3			0-0 E 1B		4-0 FC6-4 BB		0-3 K		3	1	1	1	1	1	0
Bill Mazerowski, R OBP: 0.298, SLG: 0.410 (1, 4)		0-0 4-3		0-0 E 1B		0-0 FC6-4		4-0 FC6-4 BB		3	0	0	0	1	0	1
Bob Bailey, R OBP: 0.368, SLG: 0.454 Matty Alou, L OBP: 0.378, SLG: 0.431 (1, 7) (7, PH) (8, 8)		0-0 6-3		0-0 6-3			0-0 6-3		0-0 FC6-4	2	0	0	0	0	0	0
Jose Pagan, R OBP: 0.296, SLG: 0.375 (1, 5)		0-0 5-3		0-0 6-3			0-0 5-3		0-0 FC6-4	2	0	0	0	0	0	1
Jerry May, R OBP: 0.288, SLG: 0.388 (1, 2)			0-0 2B		0-3 K		0-3 K			3	0	1	0	0	2	0
Bob Veale, S OBP: 0.163, SLG: 0.188 Roy Face, R OBP: 0.381, SLG: 0.571 (1, 1) (8, 1) (8, PH) (9, 7)			0-0 6-3		0-0 6-3			0-0 F8		2	0	0	0	0	0	1
										0	0	0	0	0	0	0
										1	0	0	0	0	0	0

Inning Stats	R: 1	H: 1	E: 1	K: 0	S: 4	LOB: 0	BB: 0	P: 4	R: 0	H: 0	E: 0	K: 0	S: 3	LOB: 0	BB: 0	P: 3	R: 0	H: 1	E: 0	K: 0	S: 4	LOB: 1	BB: 0	P: 4	R: 2	H: 2	E: 1	K: 0	S: 5	LOB: 0	BB: 0	P: 5	R: 0	H: 0	E: 0	K: 1	S: 5	LOB: 0	BB: 0	P: 5	R: 0	H: 0	E: 0	K: 1	S: 5	LOB: 1	BB: 1	P: 9	R: 0	H: 0	E: 0	K: 1	S: 5	LOB: 0	BB: 0	P: 5	R: 0	H: 0	E: 0	K: 0	S: 3	LOB: 0	BB: 0	P: 3	R: 0	H: 0	E: 0	K: 2	S: 7	LOB: 1	BB: 1	P: 11	1B: 1	2B: 3	3B: 0	HR: 0	SF: 0	SAC: 1	DP: 1	HBP: 0	WP: 0	PB: 0	SB: 0	CS: 0	PA: 33
PITCHER	IP	WLS	BF	H	R	ER	SO	BB	IBB	HBP	BLK	WP	HR	S	P	ERA	WHIP																																																																				
Al Jackson, L ERA: 2.51 Dick Hughes, R ERA:	(1, 1) (7, 1)	6.0 3.0	WLS W	23 10	4 0	3 0	2 0	2 3	1 0	0 0	0 0	0 0	0 0	26 15	30 19	3.00 0.00	0.833 0.333																																																																				

BOTTOM

St. Louis Cardinals @ Pittsburgh Pirates
Forbes Field, Pittsburgh, PA
Sun Sep 11 1966, 7:05 PM EDT
Att. 17,859 - Unknown

livebaseballscorecards.com

AB	30
R	3
H	4
RBI	1
BB	2
SO	5
LOB	6



Batter	1	2	3	4	5	6	7	8	9	AB R H RBI BB SO LOB	TOP									
Matty Alou, L (1, 8) OBP: 0.380, SLG: 0.433	0-3 K		0-0 2B 1B		0-0 F2		0-0 1B S 2B 1B	0-0 1B 1B		5 3 3 0 0 1 0	Pittsburgh Pirates @ Houston Astros Astrodome, Houston, TX Tue Sep 13 1966, 8:05 PM EDT Att. 17,872 - Dome									
Gene Alley, R (1, 6) OBP: 0.341, SLG: 0.434	0-0 1B		0-0 E SF9 2B		0-3 K		0-0 2B HR 1B	0-0 1B 1B		5 2 4 1 0 1 0										
Roberto Clemente, R (1, 9) OBP: 0.369, SLG: 0.539	0-0 F3		0-0 E4		0-0 F8		0-0 HR 2B	0-0 1B 1B		5 1 2 2 0 0 2										
Willie Stargell, L (1, 7) OBP: 0.381, SLG: 0.577	0-3 K		0-0 SF9			0-0 1B 5-3 1B	0-0 HR 2B	0-0 F5 1B		4 1 2 4 0 1 3										
Donn Clendenon, R (1, 3) OBP: 0.363, SLG: 0.505		0-0 HR	0-3 K			0-0 F9 1B	0-0 PB 1B 2B	0-0 F9 1B		5 2 2 1 0 1 4										
Bill Mazaroski, R (1, 4) OBP: 0.297, SLG: 0.408		0-0 F8		0-0 6-3		0-0 5-3	0-0 BB 1B	0-0 6-3		5 0 1 1 0 0 1										
Bob Bailey, R (1, 5) OBP: 0.369, SLG: 0.451		0-0 6-3		0-0 6-3		0-0 1B	4-0 BB G4-3 BB	0-0 F9		4 0 1 0 1 0 0										
Jesse Gonder, L (1, 2) OBP: 0.276, SLG: 0.408		0-0 G3		0-0 1B		0-3 K	0-0 G4-3	0-0 6-3		5 0 1 0 0 1 4										
Tommie Sisk, R (1, 1) OBP: 0.184, SLG: 0.111 Roy Face, R (8, 1)			0-0 6-3	0-3 K			0-0 P3	0-3 K		4 0 0 0 0 2 1 0 0 0 0 0 0 0										
Inning Stats	R: 0 E: 0 K: 2 S: 8	H: 1 LOB: 1 BB: 0 P: 8	R: 1 E: 0 K: 0 S: 4	H: 1 LOB: 0 BB: 0 P: 4	R: 2 E: 1 K: 1 S: 8	H: 2 LOB: 1 BB: 0 P: 8	R: 0 E: 0 K: 1 S: 6	H: 1 LOB: 1 BB: 0 P: 6	R: 0 E: 0 K: 1 S: 5	H: 0 LOB: 0 BB: 0 P: 5	R: 5 E: 0 K: 0 S: 8	H: 6 LOB: 1 BB: 1 P: 12	R: 1 E: 0 K: 1 S: 8	H: 3 LOB: 2 BB: 0 P: 8	R: 0 E: 0 K: 0 S: 3	H: 0 LOB: 0 BB: 0 P: 3	1B: 11 2B: 3 3B: 0 HR: 2	SF: 1 SAC: 0 DP: 1 HBP: 0	WP: 0 PB: 1 SB: 1 CS: 0	PA: 44
PITCHER	IP WLS BF H R ER SO BB IBB HBP BLK WP HR S P ERA WHIP																			
Dave Giusti, R (1, 1) ERA: 4.09	5.0 L 21 5 3 2 5 0 0 0 0 0 0 1 31 31 3.60 1.000																			
Turk Farrell, R (6, 1) ERA: 4.72	1.1 11 7 5 5 1 0 0 0 0 0 0 1 13 13 33.75 5.250																			
Carroll Sembera, R (7, 1) ERA: 3.3	0.2 3 1 0 0 0 1 0 0 0 0 0 0 2 6 0.00 3.000																			
Danny Coombs, L (8, 1) ERA: 4.5	2.0 9 3 1 1 1 0 0 0 0 0 0 0 11 11 4.50 1.500																			

livebaseballscorecards.com

AB	42
R	9
H	16
RBI	9
BB	1
SO	7
LOB	15



Batter	1	2	3	4	5	6	7	8	9	AB R H RBI BB SO LOB	TOP		
Matty Alou, L (1, 8) OBP: 0.379, SLG: 0.431	0-0 F8			0-0 4-3 G3 2B 1B		0-3 K			0-0 5-3	4 1 1 0 0 1 0	Pittsburgh Pirates @ Los Angeles Dodgers Dodger Stadium, Los Angeles, CA Thu Sep 15 1966, 7:05 PM PDT Att: 50,559 - Unknown livebaseballscorecards.com		
Gene Alley, R (1, 6) OBP: 0.338, SLG: 0.431	0-3 K			0-0 G3		0-0 L7			0-0 1-3	4 0 0 0 0 1 1			
Roberto Clemente, R (1, 9) OBP: 0.368, SLG: 0.543	0-0 4-3			0-0 4-3		0-0 6-3			0-0 HR	4 1 1 1 0 0 1			
Willie Stargell, L (1, 7) OBP: 0.382, SLG: 0.585				0-0 F8					0-0 HR	4 1 2 2 0 1 0			
Donn Clendenon, R (1, 3) OBP: 0.361, SLG: 0.501				0-0 4-3		0-3 K			0-0 F7	4 0 0 0 0 1 1			
Bill Mazaroski, R (1, 4) OBP: 0.296, SLG: 0.406				0-0 F9		0-0 F8			0-0 6-3	3 0 0 0 0 0 0			
Bob Bailey, R (1, 5) OBP: 0.369, SLG: 0.453				0-3 K		0-0 2B			0-0 6-3	3 0 1 0 0 1 0			
Jim Pagliaroni, R (1, 2) OBP: 0.333, SLG: 0.388				0-0 5-3		0-0 5-3			0-3 K	3 0 0 0 0 1 1			
Vern Law, R (1, 1) OBP: 0.302, SLG: 0.367 Billy O'Dell, S (1, 1) OBP: 0.182, SLG: 0.143 Gene Michael, S (3, PH) OBP: 0.191, SLG: 0.290 Steve Blass, R (3, 1) OBP: 0.220, SLG: 0.240 Andre Rodgers, R (5, PH) OBP: 0.291, SLG: 0.213 Al McLean, R (5, 1) OBP: 0.100, SLG: 0.100 George Spriggs, L (8, PH) OBP: 0.100, SLG: 0.100 Jim Shellenback, L (8, 1)				0-0 1-3		0-0 F8			0-0 6-3	0 0 0 0 0 0 0 0 0 0 0 0 0 0 1 0 0 0 0 0 0 0 0 0 0 0 0 0 1 0 0 0 0 0 1 0 0 0 0 0 0 0 1 0 0 0 0 0 0 0 0 0 0 0 0 0			
Inning Stats	R: 0 H: 0 E: 0 LOB: 0 K: 1 BB: 0 S: 5 P: 5	R: 0 H: 0 E: 0 LOB: 0 K: 0 BB: 0 S: 3 P: 3	R: 0 H: 0 E: 0 LOB: 0 K: 1 BB: 0 S: 5 P: 5	R: 1 H: 2 E: 0 LOB: 1 K: 1 BB: 0 S: 7 P: 7	R: 0 H: 1 E: 0 LOB: 1 K: 0 BB: 0 S: 4 P: 4	R: 0 H: 0 E: 0 LOB: 0 K: 1 BB: 0 S: 5 P: 5	R: 0 H: 0 E: 0 LOB: 0 K: 1 BB: 0 S: 5 P: 5	R: 0 H: 0 E: 0 LOB: 0 K: 1 BB: 0 S: 5 P: 5	R: 2 H: 2 E: 0 LOB: 0 K: 0 BB: 0 S: 5 P: 5	1B: 1 SF: 0 2B: 2 SAC: 0 3B: 0 DP: 0 HR: 2 HBP: 0	WP: 0 PA: 32 PB: 0 SB: 0 CS: 0		
PITCHER	IP WLS BF H R ER SO BB IBB HBP BLK WP HR S P ERA WHIP											PITCHER	IP WLS BF H R ER SO BB IBB HBP BLK WP HR S P ERA WHIP
Don Drysdale, R (1, 1) ERA: 3.72	8.2 W 31 5 3 3 6 0 0 0 0 0 0 2 43 43 3.12 0.577												
Phil Regan, R (9, 1) ERA: 1.62	0.1 S 1 0 0 0 0 0 0 0 0 0 0 0 1 1 0.00 0.000												

AB	32
R	3
H	5
RBI	3
BB	0
SO	6
LOB	5



Batter	1	2	3	4	5	6	7	8	9	AB R H RBI BB SO LOB	TOP	
Gene Alley, R (1, 6) OBP: 0.338, SLG: 0.431	0-0 SH3-4 1B		0-3 K		0-0 F8		0-0 SF8			3 0 1 1 0 1 1	Pittsburgh Pirates @ Los Angeles Dodgers Dodger Stadium, Los Angeles, CA Fri Sep 16 1966, 7:05 PM PDT Att. 54,510 - Unknown	
Manny Mota, R (1, 8) OBP: 0.389, SLG: 0.495	0-0 SH3-4 1-2		0-0 4-3			0-0 1B	0-0 L9			3 0 1 0 0 0 3		
Roberto Clemente, R (1, 9) OBP: 0.366, SLG: 0.539	0-0 1-3			0-3 K		0-3 K		0-0 F8		4 0 0 0 0 2 2		
Donn Clendenon, R (1, 3) OBP: 0.358, SLG: 0.497	0-0 6-3			0-3 K		0-0 P4		0-0 F8		4 0 0 0 0 1 2		
Bill Mazerolski, R (1, 4) OBP: 0.295, SLG: 0.405		0-0 6-3		0-0 BB 1B		0-0 F9		0-0 F9		4 0 1 0 0 0 1		
Bob Bailey, R (1, 7) OBP: 0.370, SLG: 0.451		0-0 F9		4-0 BB 1-2 BB		4-0 BB BB BB BB BB BB BB BB BB BB	4-0 BB 1B SF8 BB	0-0 5-3		2 1 0 0 2 0 0		
Jose Pagan, R (1, 5) OBP: 0.295, SLG: 0.374		0-0 F7		0-0 F8		0-0 SF8 1-2 1B		0-0 6-3		4 0 1 0 0 0 2		
Jim Pagliaroni, R (1, 2) OBP: 0.333, SLG: 0.386			0-0 E7 SH3-4 1B		0-3 K		0-0 F8		0-0 F8	4 0 1 0 0 1 2		
Bob Veale, S (1, 1) OBP: 0.163, SLG: 0.188 Billy O'Dell, S (4, 1) OBP: 0.182, SLG: 0.143 Gene Michael, S (5, PH) OBP: 0.156, SLG: 0.281 Pete Mikkelsen, R (5, 1) OBP: 0.235, SLG: 0.188 Andre Rodgers, R (7, PH) OBP: 0.304, SLG: 0.213 Al McLean, R (7, 1) OBP: 0.100, SLG: 0.100		0-0 SH3-4	0-0 F3		0-0 F3		4-0 BB BB BB BB BB BB BB BB BB BB	4-0 BB 1-2 2-3 BB		0 0 0 0 0 0 0 0 0 0 0 0 0 0 1 0 0 0 0 0 0 0 0 0 0 0 0 0 0 0 0 0 1 0 0 0 0 0 0 0 0 0		
Inning Stats	R: 0 H: 1 E: 0 LOB: 1 K: 0 BB: 0 S: 4 P: 4	R: 0 H: 0 E: 0 LOB: 0 K: 0 BB: 0 S: 3 P: 3	R: 0 H: 1 E: 1 LOB: 1 K: 1 BB: 0 S: 6 P: 6	R: 0 H: 1 E: 0 LOB: 2 K: 2 BB: 1 S: 8 P: 12	R: 0 H: 0 E: 0 LOB: 0 K: 1 BB: 0 S: 5 P: 5	R: 0 H: 1 E: 0 LOB: 1 K: 1 BB: 0 S: 6 P: 6	R: 1 H: 1 E: 0 LOB: 2 K: 0 BB: 2 S: 4 P: 12	R: 0 H: 0 E: 0 LOB: 0 K: 0 BB: 0 S: 3 P: 3	R: 0 H: 0 E: 0 LOB: 0 K: 0 BB: 0 S: 3 P: 3	1B: 5 SF: 1 2B: 0 SAC: 2 3B: 0 DP: 0 HR: 0 HBP: 0	WP: 0 PA: 35 PB: 0 SB: 0 CS: 0	
PITCHER Sandy Koufax, L (1, 1) ERA: 1.78	IP WLS BF H R ER SO BB IBB HBP BLK WP HR S P ERA WHIP	9.0 W 35 5 1 1 5 3 0 0 0 0 0 0 42 54 1.00 0.889										

livebaseballscores.com

AB	29
R	1
H	5
RBI	1
BB	3
SO	5
LOB	13



Batter	1	2	3	4	5	6	7	8	9	AB	R	H	RBI	BB	SO	LOB
Maury Wills, S OBP: 0.318, SLG: 0.314 (1, 6)	4-0 CS BB		0-3 K	0-0 F3		0-0 1B				3	0	1	1	1	1	3
Dick Schofield, S OBP: 0.282, SLG: 0.211 (1, 5)	0-0 6-3		0-0 HR 1B		0-0 G3		0-3 K			4	1	1	0	0	1	1
John Kennedy, R OBP: 0.241, SLG: 0.281 (8, 5)	1-2		1-3							0	0	0	0	0	0	0
Lou Johnson, R OBP: 0.320, SLG: 0.406 (1, 9)	0-0 L8		0-0 HR		0-0 B1-3		0-0 F8			4	1	1	3	0	0	0
Tommy Davis, R OBP: 0.332, SLG: 0.379 (1, 7)		0-0 6-3	0-3 K		0-0 6-3		0-0 G3			3	0	0	0	0	1	0
Ron Fairly, L OBP: 0.355, SLG: 0.410 (7, 9)										1	0	0	0	0	0	0
Jim Lefebvre, S OBP: 0.341, SLG: 0.475 (1, 4)		0-0 FC5-4 1B		0-0 E SF8 1B		0-3 K		0-0 F2		4	1	2	0	0	1	0
Dick Stuart, R OBP: 0.325, SLG: 0.371 (1, 3)		0-0 F7		0-0 E 1B		1-0 1B FC5-2 HBP		0-0 G6-4-3 1B		3	0	2	0	0	0	1
Willie Crawford, L (8, PR)				1-2						0	0	0	0	0	0	0
Tom Hutton, L (9, 3)										0	0	0	0	0	0	0
Wes Parker, S OBP: 0.343, SLG: 0.387 (1, 8)	0-0 FC5-4			0-0 E3		0-0 FC5-2 1B		0-0 G6-4-3		4	1	1	0	0	0	4
Jeff Torborg, R OBP: 0.296, SLG: 0.295 (1, 2)			0-0 L7	0-0 SF8		4-0 FC5-2 1B IBB				1	0	0	1	1	0	0
Sandy Koufax, R OBP: 0.109, SLG: 0.087 (1, 1)			4-0 1B HR BB	0-3 K		0-0 FC5-2 1B				2	1	0	0	1	1	5

Inning Stats	R: 0	H: 0	E: 0	K: 0	S: 2	H: 0	LOB: 0	BB: 1	P: 6	R: 0	H: 1	E: 0	K: 0	S: 4	H: 1	LOB: 1	BB: 0	P: 4	R: 3	H: 2	E: 0	K: 2	S: 9	H: 2	LOB: 2	BB: 0	P: 13	R: 1	H: 2	E: 1	K: 1	S: 8	R: 0	H: 0	E: 0	K: 0	S: 3	R: 1	H: 2	E: 0	K: 1	S: 6	H: 2	LOB: 2	BB: 1	P: 11	R: 0	H: 0	E: 0	K: 1	S: 5	R: 0	H: 1	E: 0	K: 0	S: 3	H: 1	LOB: 1	BB: 0	P: 3	1B: 7	SF: 1	2B: 0	SAC: 0	3B: 0	DP: 1	HR: 1	HBP: 1	WP: 0	PA: 34
--------------	------	------	------	------	------	------	--------	-------	------	------	------	------	------	------	------	--------	-------	------	------	------	------	------	------	------	--------	-------	-------	------	------	------	------	------	------	------	------	------	------	------	------	------	------	------	------	--------	-------	-------	------	------	------	------	------	------	------	------	------	------	------	--------	-------	------	-------	-------	-------	--------	-------	-------	-------	--------	-------	--------

PITCHER	IP	WLS	BF	H	R	ER	SO	BB	IBB	HBP	BLK	WP	HR	S	P	ERA	WHIP
Bob Veale, L ERA: 3.31 (1, 1)	3.0	L	15	5	4	3	2	2	0	0	0	0	1	17	25	9.00	2.333
Billy O'Dell, L ERA: 2.48 (4, 1)	1.0		4	0	0	0	1	0	0	0	0	0	0	6	6	0.00	0.000
Pete Mikkelsen, R ERA: 3.13 (5, 1)	2.0		9	2	1	1	1	0	1	1	0	0	0	9	14	4.50	1.000
Al McBean, R ERA: 2.96 (7, 1)	2.0		6	1	0	0	1	0	0	0	0	0	0	8	8	0.00	0.500

BOTTOM

Pittsburgh Pirates @ Los Angeles Dodgers
Dodger Stadium, Los Angeles, CA

Fri Sep 16 1966, 7:05 PM PDT
Att. 54,510 - Unknown

livebaseballscores.com

AB	29
R	5
H	8
RBI	5
BB	3
SO	5
LOB	14



BOTTOM

Pittsburgh Pirates @ Los Angeles Dodgers
Dodger Stadium, Los Angeles, CA

livebaseballscores.com

AB 32
R 5
H 12
RBI 5
BB 6
SO 3
LOB 23



WP: 0 PA: 42
PB: 1
SB: 1
CS: 0

Sat Sep 17 1966, 3:33 AM PDT
Att. 44,330 - Unknown

AB R H RBI BB SO LOB

5 1 4 0 0 0 1

4 0 0 0 1 0 4

4 1 0 0 1 0 4

4 1 4 4 1 0 0

2 0 0 0 2 0 1

4 1 1 0 0 1 6

2 0 0 1 1 1 4

0 0 0 0 0 0 0

0 0 0 0 0 0 0

4 0 1 0 0 0 3

0 0 0 0 0 0 0

1 0 0 0 0 0 1 0

0 0 0 0 0 0 0 0

0 0 0 0 0 0 0 0

1 0 1 0 0 0 0 0

0 0 0 0 0 0 0 0

0 0 0 0 0 0 0 0

1 1 1 0 0 0 0 0

1B: 10 SF: 1
2B: 0 SAC: 2
3B: 1 DP: 2
HR: 1 HBP: 0

Batter	1	2	3	4	5	6	7	8	9
Maury Wills, S OBP: 0.322, SLG: 0.319 (1, 6)	0-0 S E 1B	0-0 PO 1B			0-0 B1-6-3 1B		0-0 1-2 1B		0-0 5-3
Dick Schofield, S OBP: 0.278, SLG: 0.202 (1, 5)	4-0 E BB 1-2	0-0 PO 1-2	0-0 F9		0-0 B1-6-3 1-2f		0-0 P4		0-0 4-3
Willie Davis, L OBP: 0.309, SLG: 0.410 (1, 8)	0-0 F7		0-0 G3		0-0 3-1		0-0 P6		4-0 DI 1B BB
Ron Fairly, L OBP: 0.364, SLG: 0.426 (1, 9)	0-0 E9 1-3 2-H 1B		0-0 HR		0-0 SH1-3 PB 1B		4-0 BB BB BB		0-0 1-H 3-H 1B
Jim Lefebvre, S OBP: 0.342, SLG: 0.473 (1, 4)	4-0 FC4 IBB		0-0 P6		0-0 SH1-3 1-3		4-0 BB BB		0-0 5-3
Lou Johnson, R OBP: 0.319, SLG: 0.408 (1, 7)	0-3 K			0-0 SF8 3B		0-0 P5		0-0 F3	
John Roseboro, L OBP: 0.353, SLG: 0.408 (1, 2)	0-0 FC4			0-0 SF8		0-3 K		4-0 G6-4-3 BB	
Willie Crawford, L (8, PR)									
Jeff Torborg, R OBP: 0.296, SLG: 0.295 (9, 2)	1-2f								
Wes Parker, S OBP: 0.342, SLG: 0.386 (1, 3)					0-0 G1		0-0 G3		0-0 G6-4-3
Joe Moeller, R OBP: 0.306, SLG: 0.182 (1, 1)									
Wes Covington, L OBP: 0.263, SLG: 0.244 (4, PH)									
Bob Miller, R OBP: 0.083, SLG: 0.083 (5, 1)									
Phil Regan, R OBP: 0.251, SLG: 0.150 (7, 1)									
Jim Barbieri, L OBP: 0.360, SLG: 0.350 (7, PH)									
Ron Ferranoski, L OBP: 0.259, SLG: 0.625 (8, 1)									
Bill Singer, R (8, 1)									
Tommy Davis, R OBP: 0.334, SLG: 0.381 (9, PH)									

Inning Stats	R: 1	H: 2	E: 1	K: 1	S: 7	LOB: 3	BB: 2	P: 15
	R: 0	H: 2	E: 0	K: 0	S: 3	LOB: 0	BB: 0	P: 3
	R: 1	H: 1	E: 0	K: 0	S: 4	LOB: 0	BB: 0	P: 4
	R: 0	H: 1	E: 0	K: 1	S: 6	LOB: 0	BB: 0	P: 3
	R: 0	H: 1	E: 0	K: 0	S: 3	LOB: 0	BB: 0	P: 3
	R: 0	H: 1	E: 0	K: 1	S: 6	LOB: 1	BB: 0	P: 6
	R: 0	H: 2	E: 0	K: 0	S: 5	LOB: 2	BB: 0	P: 5
	R: 0	H: 0	E: 0	K: 0	S: 2	LOB: 3	BB: 3	P: 14
	R: 2	H: 2	E: 0	K: 0	S: 5	LOB: 1	BB: 1	P: 9

PITCHER	IP	WLS	BF	H	R	ER	SO	BB	IBB	HBP	BLK	WP	HR	S	P	ERA	WHIP
Tommie Sisk, R ERA: 4.24 (1, 1)	5.0		21	7	3	3	2	1	1	0	0	0	1	23	31	5.40	1.600
Vern Law, R ERA: 4.22 (6, 1)	1.1	W	7	3	0	0	1	0	0	0	0	0	0	9	9	0.00	2.250
Roy Face, R ERA: 2.37 (7, 1)	1.0		6	0	0	0	0	3	0	0	0	0	0	3	15	0.00	3.000
Billy O'Dell, L ERA: 2.61 (8, 1)	1.2	S	7	2	2	2	0	1	0	0	0	0	0	6	10	10.80	1.800

Batter	1	2	3	4	5	6	7	8	9	AB R H RBI BB SO LOB	TOP
Matty Alou, L (1, 8) OBP: 0.377, SLG: 0.427	0-0 F8	0-0 F4			0-3 K2-3		0-0 E6		0-0 F7	5 0 0 0 0 1 1	Pittsburgh Pirates @ San Francisco Giants Candlestick Park, San Francisco, CA Sun Sep 18 1966, 6:33 AM EDT Att: 41,981 - Unknown livebaseballscorecards.com
Gene Alley, R (1, 6) OBP: 0.339, SLG: 0.429	0-3 K	0-0			0-0 4-3 2B 1B		0-0 FC4 1B		0-0 F4	5 1 3 0 0 1 0	
Roberto Clemente, R (1, 9) OBP: 0.366, SLG: 0.533	4-0 BB 1B E BB	0-0 4-3			0-0 4-3 1-2		0-0 FC4 1-2f			3 1 0 0 1 0 4	
Willie Stargell, L (1, 7) OBP: 0.384, SLG: 0.592	0-0 BB 1-2 E 1B		0-0 F4		0-0 2-H 2B		0-0 F6			4 1 2 1 0 0 1	
Donn Clendenon, R (1, 3) OBP: 0.356, SLG: 0.497	4-0 E 1-2 2-3 BB		0-0 5-3		0-3 K		0-0 F4			3 0 0 0 1 1 1	
Bill Mazaroski, R (1, 4) OBP: 0.299, SLG: 0.406	0-0 E3		0-0 F8		0-3 K		0-0 FC6 1B			4 0 1 0 0 1 1	
Bob Bailey, R (1, 5) OBP: 0.366, SLG: 0.444	0-0 F9			0-0 6-3	0-0 4-3		0-0 FC6 1-2f			4 0 0 0 0 0 3	
Jesse Gonder, L (1, 2) OBP: 0.291, SLG: 0.403		4-0 1B SH1-4 BB		0-0 4-3	0-0 BB		0-0 F8			2 0 0 0 2 0 1	
Woodie Fryman, R (1, 1) OBP: 0.194, SLG: 0.167		0-0 SH1-4		0-3 K	0-0 F7			0-0 1-4-3		3 0 0 0 0 1 1	
Inning Stats	R: 2 H: 1 E: 1 LOB: 2 K: 1 BB: 2 S: 7 P: 15	R: 0 H: 1 E: 0 LOB: 2 K: 0 BB: 1 S: 4 P: 8	R: 0 H: 0 E: 0 LOB: 0 K: 0 BB: 0 S: 3 P: 3	R: 0 H: 0 E: 0 LOB: 0 K: 1 BB: 0 S: 5 P: 5	R: 1 H: 2 E: 0 LOB: 1 K: 2 BB: 0 S: 9 P: 9	R: 0 H: 0 E: 0 LOB: 1 K: 1 BB: 1 S: 5 P: 9	R: 0 H: 1 E: 1 LOB: 1 K: 0 BB: 0 S: 4 P: 4	R: 0 H: 1 E: 0 LOB: 1 K: 0 BB: 0 S: 4 P: 4	R: 0 H: 0 E: 0 LOB: 0 K: 0 BB: 0 S: 3 P: 3	1B: 5 SF: 0 2B: 1 SAC: 1 3B: 0 DP: 0 HR: 0 HBP: 0	WP: 0 PA: 38 PB: 0 SB: 0 CS: 0
PITCHER	IP WLS BF H R ER SO BB IBB HBP BLK WP HR S P ERA WHIP										
Gaylord Perry, R (1, 1) ERA: 3.02	8.0 L 35 6 3 1 5 4 0 0 0 0 0 0 41 57 1.12 1.250										
Lindy McDaniel, R (9, 1) ERA: 2.84	1.0 3 0 0 0 0 0 0 0 0 0 0 0 3 3 0.00 0.000										

AB	33
R	3
H	6
RBI	1
BB	4
SO	5
LOB	13



Batter	1	2	3	4	5	6	7	8	9	10	11	AB R H RBI BB SO LOB	TOP													
Matty Alou, L (1, 8) OBP: 0.376, SLG: 0.424	0-0 5-3			0-0 5-3		H 1-0 HBP		0-0 F9		0-3 K	0-0 CS 1B	5 0 1 0 0 1 4	Pittsburgh Pirates @ San Francisco Giants Candlestick Park, San Francisco, CA Mon Sep 19 1966, 6:33 AM EDT Att. 12,871 - Unknown													
Gene Alley, R (1, 6) OBP: 0.337, SLG: 0.427	0-0 G6-3 1B			0-0 E6 CS		0-0 F4		0-0 6-3		0-0 4-3	0-0 CS 1-2	5 0 1 0 0 0 5														
Roberto Clemente, R (1, 9) OBP: 0.366, SLG: 0.537	0-0 G6-3 1-2f			0-0 F4 1-2			4-0 BB BB BB E G3 BB		0-0 4-3		0-0 HR	4 2 1 1 1 0 2														
Willie Stargell, L (1, 7) OBP: 0.384, SLG: 0.592					0-3 K		0-3 K		0-0 F9-3 1B		0-0 1B HR 2B	5 1 2 0 0 2 1														
Donn Clendenon, R (1, 3) OBP: 0.355, SLG: 0.494					0-0 E5 E S		0-0 G3 1-2		0-0 F9-3 1-2		0-0 HR 1B	5 1 1 0 0 1 2														
Bill Mazerowski, R (1, 4) OBP: 0.302, SLG: 0.407					0-3 K 1-3		0-0 E7 2-H 1B			0-0 BB 1B 1B	4-0 HR IBB	4 1 2 1 1 1 1														
Bob Bailey, R (1, 5) OBP: 0.364, SLG: 0.450					0-0 6-3		0-0 6-3		0-0 F9		0-3 K 1-H 2-H 3-H HR	5 1 1 4 0 1 3														
Jesse Gonder, L (1, 2) OBP: 0.290, SLG: 0.398 George Spriggs, L (10, PR) Jerry May, R (10, 2) OBP: 0.296, SLG: 0.392					0-3 K		0-0 F8		0-3 K		0-0 6-3	4 0 1 0 0 2 0 0 0 0 0 0 0 0 1 0 0 0 0 0 0														
Bob Veale, S (1, 1) OBP: 0.169, SLG: 0.183 Jerry Lynch, L (10, PH) OBP: 0.268, SLG: 0.288 Don Bosch, S (10, PR) Pete Mikkelsen, R (10, 1) OBP: 0.222, SLG: 0.176					0-0 4-3		0-0 G3		4-0 BB BB BB BB		0-3 K 1-2 2-3 BB	2 0 0 0 1 0 0 0 0 0 0 1 0 0 0 0 0 0 0 0 0 1 0 0 0 0 1 0														
Inning Stats	R: 0 E: 0 K: 0 S: 3	H: 1 LOB: 0 BB: 0 P: 3	R: 0 E: 0 K: 1 S: 5	H: 0 LOB: 0 BB: 0 P: 5	R: 0 E: 0 K: 1 S: 5	H: 0 LOB: 0 BB: 0 P: 5	R: 0 E: 1 K: 2 S: 8	H: 0 LOB: 1 BB: 0 P: 8	R: 0 E: 0 K: 0 S: 3	H: 0 LOB: 1 BB: 0 P: 4	R: 1 E: 1 K: 1 S: 6	H: 1 LOB: 1 BB: 1 P: 10		R: 0 E: 0 K: 1 S: 5	H: 0 LOB: 1 BB: 1 P: 9	R: 0 E: 0 K: 0 S: 3	H: 1 LOB: 0 BB: 0 P: 3	R: 0 E: 0 K: 2 S: 9	H: 2 LOB: 3 BB: 1 P: 13	R: 5 E: 0 K: 1 S: 9	H: 5 LOB: 0 BB: 1 P: 13	1B: 7 2B: 2 3B: 0 HR: 2	SF: 0 SAC: 0 DP: 2 HBP: 1	WP: 0 PB: 0 SB: 1 CS: 2	PA: 47	
PITCHER	IP WLS BF H R ER SO BB IBB HBP BLK WP HR S P ERA WHIP													IP WLS BF H R ER SO BB IBB HBP BLK WP HR S P ERA WHIP												
Bobby Bolin, R (1, 1) ERA: 3.03	8.0																									
Frank Linzy, R (9, 1) ERA: 3.0	3.0	L	17	8	5	5	3	1	1	0	0	0	2	21	29	15.00	3.000									

AB	41
R	6
H	10
RBI	6
BB	4
SO	9
LOB	18



Batter	1	2	3	4	5	6	7	8	9	AB R H RBI BB SO LOB	TOP									
Matty Alou, L (1, 8) OBP: 0.377, SLG: 0.424	0-0 F4		0-0 E5 6-3 E 1B		0-0 SH3-4 1B 1B		0-0 5-3		0-0 6-3	5 2 2 0 0 0 0	Pittsburgh Pirates @ San Francisco Giants Candlestick Park, San Francisco, CA Tue Sep 20 1966, 10:05 PM EDT Att. 30,187 - Unknown livebaseballscorecards.com									
Gene Alley, R (1, 6) OBP: 0.337, SLG: 0.425	0-0 F9		0-0 6-3		0-0 SH3-4		0-0 6-3 1B 1B		0-0 4-3	4 1 1 0 0 0 1										
Roberto Clemente, R (1, 9) OBP: 0.366, SLG: 0.537	0-0 1B 2B		0-0 E1 WP BB 3-H		0-0 CS 1B 2-H		0-0 6-3		0-0 4-3	5 1 2 1 0 0 1										
Willie Stargell, L (1, 7) OBP: 0.387, SLG: 0.593	0-0 FC6-4 1B 2-H		4-0 WP BB 1-2		0-3 K 1-2		0-0 FC6-4 1B 2-H			3 0 2 2 1 1 1										
Donn Clendenon, R (1, 3) OBP: 0.354, SLG: 0.498	0-0 FC6-4 1-2f		0-0 6-3 1-2 2-3		0-0 HR		0-0 FC6-4 1-2f			4 1 1 1 0 0 4										
Bill Mazaroski, R (1, 4) OBP: 0.300, SLG: 0.404		0-0 F8		0-0 F9		0-0 F3		0-0 F8		4 0 0 0 0 0 0										
Bob Bailey, R (1, 5) OBP: 0.366, SLG: 0.449		0-0 5-3		4-0 BB		0-0 1B		0-3 K		3 0 1 0 1 1 0										
Jesse Gonder, L (1, 2) OBP: 0.289, SLG: 0.417		0-0 4-3		0-0 F5		0-3 K		0-0 HR		4 1 1 1 0 1 2										
Vern Law, R (1, 1) OBP: 0.279, SLG: 0.338			0-0 6-3		0-0 F9		0-0 F3		0-0 F3	4 0 0 0 0 0 2										
Inning Stats	R: 1 E: 0 K: 0 S: 5	H: 2 LOB: 1 BB: 0 P: 5	R: 0 E: 0 K: 0 S: 3	H: 0 LOB: 0 BB: 0 P: 3	R: 1 E: 2 K: 0 S: 5	H: 1 LOB: 2 BB: 1 P: 9	R: 0 E: 0 K: 0 S: 3	H: 0 LOB: 1 BB: 1 P: 7	R: 1 E: 0 K: 1 S: 6	H: 2 LOB: 1 BB: 0 P: 6	R: 1 E: 0 K: 0 S: 5	H: 2 LOB: 1 BB: 0 P: 5	R: 1 E: 0 K: 1 S: 6	H: 1 LOB: 0 BB: 0 P: 6	R: 0 E: 0 K: 0 S: 3	H: 0 LOB: 0 BB: 0 P: 3	1B: 7 2B: 2 3B: 0 HR: 2	SF: 0 SAC: 1 DP: 1 HBP: 0	WP: 1 PB: 0 SB: 0 CS: 1	PA: 39
PITCHER	IP WLS BF H R ER SO BB IBB HBP BLK WP HR S P ERA WHIP																			
Ron Herbel, R (1, 1) ERA: 4.16	4.1 L 21 5 3 2 0 2 2 0 0 0 1 0 19 27 4.15 1.615																			
Lindy McDaniel, R (5, 1) ERA: 2.94	2.2 11 4 2 2 2 0 0 0 0 0 1 15 15 6.75 1.500																			
Bob Priddy, R (8, 1) ERA: 3.94	2.0 7 1 1 1 1 0 0 0 0 0 1 9 9 4.50 0.500																			

AB	36
R	6
H	10
RBI	5
BB	2
SO	3
LOB	11



Batter	1	2	3	4	5	6	7	8	9	AB R H RBI BB SO LOB	TOP							
Matty Alou, L (1, 8) OBP: 0.376, SLG: 0.423	0-0 SH1-4 1B		0-0 5-3			0-0 5-3		0-0 6-3		4 0 1 0 0 0 0	Pittsburgh Pirates @ San Francisco Giants Candlestick Park, San Francisco, CA Wed Sep 21 1966, 6:33 AM EDT Att: 15,338 - Unknown livebaseballscorecards.com							
Gene Alley, R (1, 6) OBP: 0.339, SLG: 0.429	0-0 SH1-4 1-2			0-0 4-3			0-0 HR 1B		0-0 1B FC3-2 2B	3 1 2 0 0 0 0								
Roberto Clemente, R (1, 9) OBP: 0.365, SLG: 0.535	0-3 K			0-3 K			0-3 K 1-2		0-0 F9 FC3-2 1B 2-3	4 1 1 0 0 3 2								
Willie Stargell, L (1, 7) OBP: 0.386, SLG: 0.589	0-0 4-3			0-0 3-1			4-0 HR IBB		0-0 FC3-2 1B 1-2 E 3-H	3 2 0 0 1 0 3								
Donn Clendenon, R (1, 3) OBP: 0.353, SLG: 0.502		0-0 F9			0-0 3-1		0-0 HR 1-H 2-H		0-0 F9 2-3	4 1 1 3 0 0 2								
Bill Mazaroski, R (1, 4) OBP: 0.301, SLG: 0.405		0-3 K			0-0 G6-4-3 1B		0-0 6-3		0-0 E8 1-H 3-H	4 0 2 1 0 1 0								
Bob Bailey, R (1, 5) OBP: 0.362, SLG: 0.443			0-0 5-3			0-0 G6-4-3 1-2f		0-0 6-3		0 0 0 0 0 1 2								
Jose Pagan, R (9, 5) OBP: 0.295, SLG: 0.374								0-0 6-3	0-3 K	0 0 0 0 0 0 0								
Jesse Gonder, L (1, 2) OBP: 0.283, SLG: 0.407			0-0 1-3			0-0 F8		0-0 G3		3 0 0 0 0 0 0								
Tommie Sisk, R (1, 1) OBP: 0.170, SLG: 0.102			0-3 K			0-3 K		0-3 K		2 0 0 0 0 2 0								
Pete Mikkelsen, R (7, 1) OBP: 0.211, SLG: 0.167										1 0 0 0 0 1 0								
Roy Face, R (8, 1)										0 0 0 0 0 0 0								
Inning Stats	R: 0 E: 0 K: 1 S: 6	H: 1 LOB: 1 BB: 0 P: 6	R: 0 E: 0 K: 1 S: 5	H: 0 LOB: 0 BB: 0 P: 5	R: 0 E: 0 K: 1 S: 5	H: 0 LOB: 0 BB: 0 P: 5	R: 0 E: 0 K: 0 S: 3	H: 1 LOB: 0 BB: 0 P: 3	R: 3 E: 0 K: 1 S: 7	H: 2 LOB: 0 BB: 1 P: 11	R: 0 E: 0 K: 1 S: 5	H: 0 LOB: 0 BB: 0 P: 5	R: 2 E: 1 K: 1 S: 8	H: 3 LOB: 1 BB: 0 P: 8	1B: 5 2B: 1 3B: 0 HR: 1	SF: 0 SAC: 1 DP: 1 HBP: 0	WP: 0 PB: 0 SB: 1 CS: 0	PA: 34
PITCHER Juan Marichal, R (1, 1) ERA: 2.18	IP: 9.0 WLS: W BF: 34 H: 7 R: 5 ER: 4 SO: 8 BB: 0 IBB: 1 HBP: 0 BLK: 0 WP: 0 HR: 1 S: 49 P: 53 ERA: 4.00 WHIP: 0.778											PITCHER	IP: 0.0 WLS: 0 BF: 0 H: 0 R: 0 ER: 0 SO: 0 BB: 0 IBB: 0 HBP: 0 BLK: 0 WP: 0 HR: 0 S: 0 P: 0 ERA: 0.00 WHIP: 0.000					

AB	32
R	5
H	7
RBI	4
BB	1
SO	8
LOB	9



Batter	1	2	3	4	5	6	7	8	9	AB	R	H	RBI	BB	SO	LOB
Tito Fuentes, S (1, 6) OBP: 0.269, SLG: 0.352 Jack Hiatt, R (8, PH) OBP: 0.400, SLG: 0.412 Bob Priddy, R (8, PR) OBP: 0.235, SLG: 0.188 Jim Davenport, R (9, 6) OBP: 0.296, SLG: 0.365	0-0 4-3			0-0 6-3		0-0 5-3		4-0 BB 1B BB		3	0	0	0	0	0	0
Ken Henderson, S (1, 9) OBP: 0.375, SLG: 0.517	0-0 6-3			0-0 F7			0-0 HR	0-3 K		4	1	1	1	0	1	2
Willie Mays, R (1, 8) OBP: 0.375, SLG: 0.565	0-3 K			0-0 E6			0-0 4-3 1B 4-3 1B	0-0 BB 1B 1-2 2-3		4	1	2	0	0	1	0
Willie McCovey, L (1, 3) OBP: 0.388, SLG: 0.573		0-0 5-3		0-3 K			0-0 4-3 1-2	4-0 BB 1-2 2-3 3-H BB		3	0	0	1	1	1	2
Jim Ray Hart, R (1, 5) OBP: 0.331, SLG: 0.497		0-0 5-3			0-0 6-3		0-0 4-3 2-3	0-3 K		4	0	0	0	0	1	4
Jesus Alou, R (1, 7) OBP: 0.277, SLG: 0.312		0-0 F9			0-0 1-3		0-0 1B 3-H	0-0 HR 1B		4	1	2	1	0	0	0
Tom Haller, L (1, 2) OBP: 0.320, SLG: 0.456			0-0 F7		0-0 F5		0-0 1-3	0-0 HR 1-H		4	1	1	2	0	0	1
Hal Lanier, R (1, 4) OBP: 0.257, SLG: 0.294 Bob Burda, L (8, PH) OBP: 0.209, SLG: 0.250 Don Mason, L (8, PR) OBP: 0.120, SLG: 0.240			0-3 K			0-0 F7		4-0 BB SH5-4 BB	0-0 F7	2	0	0	0	0	1	0
Juan Marichal, R (1, 1) OBP: 0.255, SLG: 0.314			0-0 4-3			0-0 5-3		0-0 SH5-4 1-2	0-0 HR	1	1	1	1	0	0	0

Inning Stats	R: 0	H: 0	E: 0	K: 1	S: 5	R: 0	H: 0	E: 0	K: 0	S: 3	R: 0	H: 0	E: 0	K: 1	S: 5	R: 0	H: 0	E: 0	K: 1	S: 6	R: 0	H: 0	E: 0	K: 0	S: 3	R: 2	H: 3	E: 0	K: 0	S: 6	R: 1	H: 1	E: 0	K: 2	S: 8	R: 3	H: 3	E: 0	K: 0	S: 4	1B: 4	2B: 0	3B: 0	HR: 3	SF: 0	SAC: 1	DP: 0	HBP: 0	WP: 0	PA: 36
PITCHER	IP	WLS	BF	H	R	ER	SO	BB	IBB	HBP	BLK	WP	HR	S	P	ERA	WHIP																																	
Tommie Sisk, R (1, 1) ERA: 4.16	6.2		24	3	2	2	3	0	0	0	0	0	1	30	30	2.70	0.450																																	
Pete Mikkelsen, R (7, 1) ERA: 3.13	1.0		7	1	1	1	1	3	0	0	0	0	0	6	18	9.00	4.000																																	
Roy Face, R (8, 1) ERA: 2.74	0.2	L	5	3	3	3	1	0	0	0	0	0	2	7	7	40.50	4.500																																	

BOTTOM

Pittsburgh Pirates @ San Francisco Giants
Candlestick Park, San Francisco, CA
Wed Sep 21 1966, 6:33 AM EDT
Att. 15,338 - Unknown

livebaseballscores.com

AB	32
R	6
H	7
RBI	6
BB	3
SO	5
LOB	9



Batter	1	2	3	4	5	6	7	8	9	AB R H RBI BB SO LOB	TOP	
Matty Alou, L (1, 8) OBP: 0.375, SLG: 0.421 Luke Walker, L (7, 1)	0-0 1B 2B 1B	0-0 F9			0-0 P4		0-0 B2			4 1 1 0 0 0 2 0 0 0 0 0 0 0	Pittsburgh Pirates @ Atlanta Braves Atlanta Stadium, Atlanta, GA Thu Sep 22 1966, 7:05 PM EDT Att: 11,004 - Unknown	
Gene Alley, R (1, 6) OBP: 0.339, SLG: 0.427 Don Bosch, S (7, 8)	0-0 L9		0-0 5-3		4-0 BB		0-0 P4			2 0 0 0 1 0 1 1 0 0 0 0 0 0		
Roberto Clemente, R (1, 9) OBP: 0.365, SLG: 0.533 Jose Pagan, R (8, 5)	0-0 2B 1-2 1B		0-0 L9		0-0 L8		0-0 4-3			4 0 1 0 0 0 1 0 0 0 0 0 0 0		
Willie Stargell, L (1, 7) OBP: 0.383, SLG: 0.584 Jerry Lynch, L (8, 7)	0-0 P4		0-0 6-3		0-3 K		0-0 L7			4 0 0 0 0 1 2 0 0 0 0 0 0 0		
Donn Clendenon, R (1, 3) OBP: 0.354, SLG: 0.504	0-0 1-3 2-H 2B			0-0 FC4-6 1B		0-0 F9		0-3 K		4 0 2 1 0 1 0		
Bill Mazeroski, R (1, 4) OBP: 0.300, SLG: 0.403 Andre Rodgers, R (7, 6) OBP: 0.298, SLG: 0.208	0-0 5-3		0-0 F8		0-0 F8			0-0 5-3		3 0 0 0 0 0 3 1 0 0 0 0 0 0		
Bob Bailey, R (1, 5) OBP: 0.362, SLG: 0.443 Gene Michael, S (7, 4) OBP: 0.152, SLG: 0.273		0-0 E5 SH1-4		0-0 FC4-6 1-2f		0-0 1B		0-0 6-3		3 0 1 0 0 0 1 1 0 0 0 0 0 0		
Jim Pagliaroni, R (1, 2) OBP: 0.332, SLG: 0.383		0-3 K		0-0 F9		0-0 F2		0-0 6-3		3 0 0 0 0 1 3		
Woodie Fryman, R (1, 1) OBP: 0.194, SLG: 0.167 Steve Bliss, R (4, 1) OBP: 0.220, SLG: 0.240 Don Cardwell, R (4, 1) OBP: 0.191, SLG: 0.138 George Spriggs, L (5, PH) Jim Shellenback, L (5, 1) Manny Mota, R (7, PH) OBP: 0.390, SLG: 0.493 (8, 9)		0-0 SH1-4 1-2		0-0 L7		0-0 P6				0 1 0 0 0 0 0 0 0 0 0 0 0 0 0 1 0 0 0 0 0 1		
Inning Stats	R: 1 H: 3 E: 0 LOB: 2 K: 0 BB: 0 S: 6 P: 6	R: 0 H: 0 E: 1 LOB: 1 K: 1 BB: 0 S: 6 P: 6	R: 0 H: 0 E: 0 LOB: 0 K: 0 BB: 0 S: 3 P: 3	R: 0 H: 1 E: 0 LOB: 1 K: 0 BB: 0 S: 4 P: 4	R: 0 H: 0 E: 0 LOB: 1 K: 0 BB: 1 S: 3 P: 7	R: 0 H: 0 E: 0 LOB: 0 K: 1 BB: 0 S: 5 P: 5	R: 0 H: 1 E: 0 LOB: 1 K: 0 BB: 0 S: 4 P: 4	R: 0 H: 0 E: 0 LOB: 0 K: 0 BB: 0 S: 3 P: 3	R: 0 H: 0 E: 0 LOB: 0 K: 1 BB: 0 S: 5 P: 5	1B: 4 SF: 0 2B: 1 SAC: 1 3B: 0 DP: 0 HR: 0 HBP: 0	WP: 0 PA: 34 PB: 0 SB: 0 CS: 0	
PITCHER Pat Jarvis, R (1, 1) ERA: 1.88	IP WLS BF H R ER SO BB IBB HBP BLK WP HR S P ERA WHIP	9.0 W 34 5 1 1 3 1 0 0 0 0 0 0 39 43 1.00 0.667										

AB	32
R	1
H	5
RBI	1
BB	1
SO	3
LOB	14



Batter	1	2	3	4	5	6	7	8	9
Woody Woodward, R (1, 4) OBP: 0.325, SLG: 0.329	0-0 5-3		0-0 2B 1B	0-0 F7	0-0 1-3			0-0 5-3	
Eddie Mathews, L (1, 5) Miguel de la Hoz, R (6, 5) OBP: 0.347, SLG: 0.430 OBP: 0.233, SLG: 0.247	0-3 K		0-0 1B 2B	0-0 HR 1B	0-0 P4			0-0 PB FC5-4 2B	
Hank Aaron, R (1, 9) Ty Cline, L (6, PR) OBP: 0.362, SLG: 0.536 OBP: 0.339, SLG: 0.316	4-0 2B 1B BB		0-0 F2	0-0 HR		4-0 G5-4-3 BB		0-0 L6 FC5-4 PB WP	
Joe Torre, R (1, 3) OBP: 0.382, SLG: 0.560	0-0 1-3 1B 2B		0-0 1B	0-3 K		0-0 G5-4-3		4-0 FC5-4 BB	
Rico Carty, R (1, 7) Bill Robinson, R (8, 9)	0-0 1B		0-0 L8	0-0 F8		0-0 F9		0-0 FC5-4 WP BB	
Gene Oliver, R (1, 2) OBP: 0.255, SLG: 0.370		0-0 6-3		4-0 1B 1B BB BB		0-0 HR		4-0 F9 WP BB	
Denis Menke, R (1, 6) OBP: 0.360, SLG: 0.418		0-0 F9		0-0 BB 1B 1B		4-0 HR BB		4-0 1B FC6 BB	
Mack Jones, L (1, 8) OBP: 0.336, SLG: 0.461		0-0 6-3		0-0 1-2 2-3 1B 1B		0-0 HR		0-0 K FC6	
Pat Jarvis, R (1, 1)			0-3 K2-3	4-0 HR 1B BB		0-0 1-3		0-0 5-3	

Inning Stats	R: 1 E: 0 K: 1 S: 6	H: 2 LOB: 2 BB: 1 P: 10	R: 0 E: 0 K: 0 S: 3	H: 0 LOB: 0 BB: 0 P: 3	R: 2 E: 0 K: 1 S: 8	H: 3 LOB: 1 BB: 0 P: 8	R: 6 E: 0 K: 1 S: 9	H: 4 LOB: 0 BB: 2 P: 17	R: 3 E: 0 K: 0 S: 5	H: 2 LOB: 0 BB: 1 P: 9	R: 0 E: 0 K: 0 S: 2	H: 0 LOB: 1 BB: 1 P: 6	R: 0 E: 0 K: 1 S: 6	H: 1 LOB: 1 BB: 0 P: 6	R: 2 E: 1 K: 0 S: 5	H: 1 LOB: 3 BB: 3 P: 17
--------------	------------------------------	----------------------------------	------------------------------	---------------------------------	------------------------------	---------------------------------	------------------------------	----------------------------------	------------------------------	---------------------------------	------------------------------	---------------------------------	------------------------------	---------------------------------	------------------------------	----------------------------------

PITCHER	IP	WLS	BF	H	R	ER	SO	BB	IBB	HBP	BLK	WP	HR	S	P	ERA	WHIP
Woody Woodward, R (1, 1) ERA: 3.69	3.0	L	17	7	6	6	2	2	0	0	0	0	0	19	27	18.00	3.000
Steve Blass, R (4, 1) ERA: 3.78	0.1		3	1	0	0	0	1	0	0	0	0	0	2	6	0.00	6.000
Don Cardwell, R (4, 1) ERA: 4.6	0.2		3	1	3	3	1	0	0	0	0	0	1	5	5	40.50	1.500
Jim Shellenback, L (5, 1) ERA: 9.0	2.0		9	2	3	3	0	2	0	0	0	0	2	7	15	13.50	2.000
Luke Walker, L (7, 1) ERA: 4.82	2.0		12	2	2	0	1	3	0	0	0	1	0	11	23	0.00	2.500

BOTTOM

Pittsburgh Pirates @ Atlanta Braves
Atlanta Stadium, Atlanta, GA

Thu Sep 22 1966, 7:05 PM EDT
Att. 11,004 - Unknown

AB	R	H	RBI	BB	SO	LOB
5	1	1	0	0	0	3
4	2	2	2	0	1	0
1	1	1	0	0	0	0
2	2	1	3	2	0	2
1	1	0	0	0	0	1
4	0	2	2	1	1	1
4	0	1	1	0	0	2
1	0	0	1	0	0	2
3	2	1	1	2	0	0
3	2	2	0	2	0	0
5	2	2	2	0	1	4
3	1	0	1	1	1	1


AB	36
R	14
H	13
RBI	13
BB	8
SO	4
LOB	16

WP: 1 PA: 44
PB: 1
SB: 0
CS: 0

1B: 7 SF: 0
2B: 3 SAC: 0
3B: 0 DP: 1
HR: 3 HBP: 0

ERA WHIP

livebaseballscorecards.com



Batter	1	2	3	4	5	6	7	8	9	AB	R	H	RBI	BB	SO	LOB	TOP		
Matty Alou, L (1, 8) OBP: 0.375, SLG: 0.421											0	0	0	0	0	0	0		
Gene Alley, R (1, 6) OBP: 0.339, SLG: 0.427											0	0	0	0	0	0	0	0	
Roberto Clemente, R (1, 9) OBP: 0.365, SLG: 0.533											0	0	0	0	0	0	0	0	
Willie Stargell, L (1, 7) OBP: 0.383, SLG: 0.584											0	0	0	0	0	0	0	0	
Donn Clendenon, R (1, 3) OBP: 0.354, SLG: 0.504											0	0	0	0	0	0	0	0	
Bill Mazeroski, R (1, 4) OBP: 0.300, SLG: 0.403											0	0	0	0	0	0	0	0	
Bob Bailey, R (1, 5) OBP: 0.362, SLG: 0.443											0	0	0	0	0	0	0	0	
Jesse Gonder, L (1, 2) OBP: 0.283, SLG: 0.407											0	0	0	0	0	0	0	0	
Bob Veale, S (1, 1) OBP: 0.169, SLG: 0.183	0	0	0	0	0	0	0	0											
Inning Stats											1B: 0	SF: 0	WP: 0	PA: 0					
PITCHER Don Schwall, R (1, 1) ERA: 3.48	IP	WLS	BF	H	R	ER	SO	BB	IBB	HBP	BLK	WP	HR	S	P	ERA	WHIP	2B: 0 SAC: 0 3B: 0 DP: 0 HR: 0 HBP: 0 PB: 0 SB: 0 CS: 0	WP: 0 PA: 0 PB: 0 SB: 0 CS: 0

Pittsburgh Pirates @ Atlanta Braves
 Atlanta Stadium, Atlanta, GA
 Fri Sep 23 1966, 7:05 PM EDT
 Att. 21,238 - Unknown

livebaseballscorecards.com

AB 0
R 0
H 0
RBI 0
BB 0
SO 0
LOB 0



Batter	1	2	3	4	5	6	7	8	9	AB R H RBI BB SO LOB	TOP		
Gene Alley, R (1, 6) OBP: 0.338, SLG: 0.426	0-0 L4-6-3 1B		0-0 F8			0-0 F6		0-0 E FC5-4 HBP 1B		4 1 2 0 0 0 0	Pittsburgh Pirates @ Atlanta Braves Atlanta Stadium, Atlanta, GA Sun Sep 25 1966, 3:33 AM EDT Att: 28,372 - Unknown		
Manny Mota, R (1, 8) OBP: 0.388, SLG: 0.488	0-0 L4-6-3 1-2		0-0 L6-3			0-3 K		1-0 FC5-4 E 1-2 HBP		3 0 0 0 0 1 1			
Roberto Clemente, R (1, 9) OBP: 0.360, SLG: 0.536	0-0 L4-3				0-3 K	0-0 HR		0-0 E6 FC5-4 1-2 2-3		4 1 1 1 0 1 2			
Donn Clendenon, R (1, 3) OBP: 0.355, SLG: 0.510		0-0 L6-3			0-3 K	0-0 1B		0-0 FC5-4 1-2f 2-3 3-H		4 0 1 1 0 1 2			
Bill Mazaroski, R (1, 4) OBP: 0.297, SLG: 0.398 Willie Stargell, L (8, PH) OBP: 0.380, SLG: 0.583		0-0 1B 1B			0-0 F7	0-0 F2		0-0 L4-3		3 0 1 0 0 0 1 1 0 0 0 0 0 2			
Bob Bailey, R (1, 7) OBP: 0.361, SLG: 0.450		0-0 1B			0-0 FC5 2B		0-0 F8		0-3 K	4 0 2 0 0 1 0			
Jose Pagan, R (1, 5) OBP: 0.285, SLG: 0.373		0-0 F9			0-0 L5-3		0-0 L3 1B		0-0 F4	4 0 1 0 0 0 3			
Jim Pagliaroni, R (1, 2) OBP: 0.331, SLG: 0.380 Gene Michael, S (9, PR) OBP: 0.152, SLG: 0.273		0-0 L6-3			0-0 F9	0-0 L3		0-0 L6-3 BB		3 0 0 0 1 0 4 0 0 0 0 0 0 0			
Tommie Sisk, R (1, 1) OBP: 0.187, SLG: 0.100 Don Bosch, S (5, PH) OBP: 0.152, SLG: 0.143 Billy O'Dell, S (5, 1) OBP: 0.259, SLG: 0.204 Andre Rodgers, R (8, PH) OBP: 0.109, SLG: 0.100 Al McBean, R (8, 1) OBP: 0.109, SLG: 0.100 Roy Fodge, R (8, 1) OBP: 0.109, SLG: 0.100 George Spriggs, L (9, PH) OBP: 0.259, SLG: 0.250			0-3 K		0-0 FC5 2-3		0-0 L6-3		0-3 K	1 0 0 0 0 1 0 1 0 0 0 0 0 1 0 0 0 0 0 0 0 1 0 1 0 0 0 0 1 1			
Inning Stats	R: 0 H: 1 E: 0 LOB: 0 K: 0 BB: 0 S: 3 P: 3	R: 0 H: 2 E: 0 LOB: 2 K: 0 BB: 0 S: 5 P: 5	R: 0 H: 0 E: 0 LOB: 0 K: 1 BB: 0 S: 5 P: 5	R: 0 H: 0 E: 0 LOB: 0 K: 2 BB: 0 S: 7 P: 7	R: 0 H: 1 E: 0 LOB: 1 K: 0 BB: 0 S: 4 P: 4	R: 1 H: 2 E: 0 LOB: 1 K: 1 BB: 0 S: 7 P: 7	R: 0 H: 1 E: 0 LOB: 0 K: 0 BB: 0 S: 3 P: 3	R: 1 H: 1 E: 1 LOB: 2 K: 0 BB: 0 S: 5 P: 6	R: 0 H: 0 E: 0 LOB: 1 K: 2 BB: 1 S: 7 P: 11	1B: 6 SF: 0 2B: 2 SAC: 0 3B: 0 DP: 2 HR: 1 HBP: 1		WP: 0 PA: 36 PB: 0 SB: 0 CS: 0	
PITCHER	IP WLS BF H R ER SO BB IBB HBP BLK WP HR S P ERA WHIP											PITCHER	IP WLS BF H R ER SO BB IBB HBP BLK WP HR S P ERA WHIP
Dick Kelley, L (1, 1) ERA: 2.82 Clay Carroll, R (8, 1) ERA: 2.24	7.1 W 29 8 2 1 4 0 0 1 0 0 0 1 36 37 1.23 1.091												

livebaseballscorecards.com

AB	34
R	2
H	8
RBI	2
BB	1
SO	6
LOB	17



Batter	1	2	3	4	5	6	7	8	9	10	11	AB R H RBI BB SO LOB	TOP				
Matty Alou, L (1, 8) OBP: 0.376, SLG: 0.426	0-0 6-3 3B		0-0 4-3		0-0 F3		0-3 K			0-0 B1-3		5 1 1 0 0 1 0	Pittsburgh Pirates @ Philadelphia Phillies Connie Mack Stadium, Philadelphia, PA Mon Sep 26 1966, 7:05 PM EDT Att: 8,289 - Unknown				
Gene Alley, R (1, 6) OBP: 0.337, SLG: 0.424	0-0 6-3		0-0 4-3		0-0 6-3			0-0 L7		0-0 1B		5 0 1 1 0 0 0					
Roberto Clemente, R (1, 9) OBP: 0.361, SLG: 0.536	0-0 BB 1B		0-0 2B		0-0 6-3			0-0 E6 FC6-4		0-3 K 1-2		5 0 2 0 0 1 1					
Willie Stargell, L (1, 7) OBP: 0.381, SLG: 0.583 Manny Mota, R (2, 7) OBP: 0.389, SLG: 0.487	4-0 G6-4-3 BB 1-2		0-0 4-3		0-0 6-3 1B 1B			0-0 FC6-4 2B 1-2f		4-0 BB		0 0 0 0 1 0 0 3 2 1 0 1 0 2					
Donn Clendenon, R (1, 3) OBP: 0.356, SLG: 0.516	0-0 G6-4-3 1-2f			0-0 HR		0-0 6-3 1-2		0-0 2B 1-H		0-0 F3		5 1 2 2 0 0 5					
Bill Mazerowski, R (1, 4) OBP: 0.297, SLG: 0.397		0-0 6-3		0-0 6-3		0-0 FC6-4 1B 2-H		0-3 K		0-0 F8		5 0 1 1 0 1 1					
Bob Bailey, R (1, 5) OBP: 0.357, SLG: 0.444		0-0 L5		0-0 F7		0-0 FC6-4 1-2f			0-0 F7		0-0 6-3	5 0 0 0 0 0 1					
Jesse Gonder, L (1, 2) OBP: 0.287, SLG: 0.397 Gene Michael, S (11, PR) OBP: 0.152, SLG: 0.273 Jim Pagliaroni, R (11, 2) OBP: 0.331, SLG: 0.380		0-0 E6		0-0 P6			0-0 F9		0-0 4-3		4-0 BB	4 0 0 0 1 0 0 0 0 0 0 0 0 0 0 0 0 0 0 0 0					
Woodie Fryman, R (1, 1) OBP: 0.188, SLG: 0.161 Steve Glass, R (5, 1) OBP: 0.220, SLG: 0.240 Luke Walker, L (6, 1) George Springs, L (7, PH) OBP: 0.200, SLG: 0.200 Pete Mikkelsen, R (7, 1) OBP: 0.150, SLG: 0.150 Jerry Lynch, S (11, PH) OBP: 0.079, SLG: 0.296 Billy O'Dell, S (11, 1) OBP: 0.162, SLG: 0.143		0-3 K			0-0 4-3		0-3 K		0-3 K		0-0 F2	2 0 0 0 0 1 1 0 0 0 0 0 0 0 0 0 0 0 0 0 0 1 0 0 0 0 1 0 1 0 0 0 0 1 0 1 0 0 0 0 0 1 0 0 0 0 0 0 0					
Inning Stats	R: 1 H: 2 E: 0 LOB: 1 K: 0 BB: 1 S: 4 P: 8	R: 0 H: 0 E: 1 LOB: 1 K: 1 BB: 0 S: 6 P: 6	R: 0 H: 1 E: 0 LOB: 1 K: 0 BB: 0 S: 4 P: 4	R: 1 H: 1 E: 0 LOB: 0 K: 0 BB: 0 S: 4 P: 4	R: 0 H: 0 E: 0 LOB: 0 K: 0 BB: 0 S: 3 P: 3	R: 1 H: 2 E: 0 LOB: 1 K: 0 BB: 0 S: 5 P: 5	R: 0 H: 0 E: 0 LOB: 0 K: 2 BB: 0 S: 7 P: 7	R: 1 H: 1 E: 1 LOB: 1 K: 1 BB: 0 S: 7 P: 7	R: 0 H: 0 E: 0 LOB: 0 K: 1 BB: 0 S: 5 P: 5	R: 0 H: 1 E: 0 LOB: 2 K: 1 BB: 1 S: 6 P: 10	R: 0 H: 0 E: 0 LOB: 1 K: 0 BB: 1 S: 3 P: 7	1B: 4 SF: 0 2B: 2 SAC: 0 3B: 1 DP: 1 HR: 1 HBP: 0		WP: 0 PA: 45 PB: 0 SB: 1 CS: 0			
PITCHER	IP WLS BF H R ER SO BB IBB HBP BLK WP HR S P ERA WHIP																
Rick Wise, R (1, 1) ERA: 3.83	6.0	25	6	3	3	1	1	0	0	0	0	0	1	26	30	4.50	1.167
Ray Culp, R (7, 1) ERA: 5.04	4.0		16	2	1	0	5	1	0	0	0	0	0	25	29	0.00	0.750
Jim Bunning, R (11, 1) ERA: 2.33	1.0	W	4	0	0	0	0	1	0	0	0	0	0	3	7	0.00	1.000

livebaseballscorecards.com

AB	42
R	4
H	8
RBI	4
BB	3
SO	6
LOB	12



Batter	1	2	3	4	5	6	7	8	9	10	11	AB R H RBI BB SO LOB
Cookie Rojas, R OBP: 0.313, SLG: 0.334 (1, 7) (6, 4)			F8			F9		SH2-4				5 0 2 1 0 0 1
Johnny Callison, L OBP: 0.338, SLG: 0.418 (1, 9)	P6					K		4-3			3-1	6 1 2 0 0 1 2
Dick Groat, R OBP: 0.313, SLG: 0.323 (1, 6)	F9											6 2 4 0 0 0 3
Dick Allen, R OBP: 0.396, SLG: 0.638 (1, 5)	K							G4-6-3				5 1 1 0 1 2 3
Harvey Kuenn, R OBP: 0.337, SLG: 0.358 (1, 3) (6, 7)												4 0 3 3 2 0 0
Tony Taylor, R OBP: 0.296, SLG: 0.350 Bill White, L OBP: 0.350, SLG: 0.442 (1, 4) (5, PH) (6, 3)		G5-4-3	P3			K						2 0 0 0 0 0 2 2 0 0 0 2 1 3
Jackie Brandt, R OBP: 0.320, SLG: 0.325 John Briggs, L OBP: 0.379, SLG: 0.488 (1, 8) (6, PH) (7, 8)						6-3						2 0 1 0 0 0 0 3 1 2 1 1 1 2
Jimmie Schaffer, R OBP: 0.200, SLG: 0.429 Clay Dalrymple, L OBP: 0.366, SLG: 0.339 (1, 2) (6, PH) (7, 2)		K				F8						2 0 0 0 0 1 1 2 0 0 0 0 0 1
Rick Wise, R Doug Clemens, L OBP: 0.363, SLG: 0.299 Ray Culp, R OBP: 0.077, SLG: 0.077 Tony Gonzalez, L OBP: 0.330, SLG: 0.405 Jim Bunning, R OBP: 0.208, SLG: 0.214 (1, 1) (6, PH) (7, 1) (10, PH) (11, 1)			K			G3		G3				2 0 0 0 0 1 0 1 0 0 0 0 0 2 1 0 0 0 0 1 0 1 0 0 0 0 0 1 0 0 0 0 0 0 0

BOTTOM

Pittsburgh Pirates @ Philadelphia Phillies
 Connie Mack Stadium, Philadelphia, PA
 Mon Sep 26 1966, 7:05 PM EDT
 Att: 8,289 - Unknown

livebaseballscores.com


AB	44
R	5
H	15
RBI	5
BB	6
SO	8
LOB	21



Inning Stats	R: 0	H: 1	R: 0	H: 2	R: 3	H: 3	R: 0	H: 0	R: 0	H: 2	R: 1	H: 1	R: 0	H: 2	R: 0	H: 2	R: 0	H: 0	R: 1	H: 2	
E: 0	LOB: 1	E: 0	LOB: 1	E: 0	LOB: 1	E: 0	LOB: 0	E: 0	LOB: 3	E: 0	LOB: 1	E: 0	LOB: 2	E: 0	LOB: 0	E: 0	LOB: 1	E: 0	LOB: 3	E: 0	LOB: 3
K: 1	BB: 0	K: 1	BB: 0	K: 1	BB: 1	K: 0	BB: 0	K: 2	BB: 1	K: 1	BB: 1	K: 0	BB: 0	K: 1	BB: 0	K: 0	BB: 0	K: 1	BB: 2	K: 1	BB: 2
S: 6	P: 6	S: 6	P: 6	S: 8	P: 12	S: 3	P: 3	S: 9	P: 13	S: 4	P: 5	S: 6	P: 10	S: 7	P: 7	S: 3	P: 3	S: 6	P: 14	S: 6	P: 14

1B:	13	SF:	0	WP:	2	PA:	52
2B:	2	SAC:	1	PB:	0		
3B:	0	DP:	2	SB:	0		
HR:	0	HBP:	1	CS:	0		

PITCHER	IP	WLS	BF	H	R	ER	SO	BB	IBB	HBP	BLK	WP	HR	S	P	ERA	WHIP
Woodie Fryman, L ERA: 3.75 (1, 1)	4.2		23	8	3	3	4	2	0	0	0	0	0	29	37	5.79	2.143
Steve Blass, R ERA: 3.82 (5, 1)	1.0		5	1	1	1	1	0	0	1	0	0	0	6	7	9.00	1.000
Luke Walker, L ERA: 4.66 (6, 1)	0.1		1	0	0	0	0	0	0	0	0	0	0	1	1	0.00	0.000
Pete Mikkelsen, R ERA: 2.95 (7, 1)	4.0		17	4	0	0	2	2	0	0	0	1	0	19	27	0.00	1.500
Billy O'Dell, L ERA: 2.69 (11, 1)	0.2	L	6	2	1	1	1	2	0	0	0	1	0	6	14	13.50	6.000

Batter	1	2	3	4	5	6	7	8	9	AB R H RBI BB SO LOB	TOP											
Matty Alou, L (1, 8) OBP: 0.375, SLG: 0.424	0-0 F7		0-0 1B		0-0 5-3		0-0 FC6			4 1 1 0 0 0 1	Pittsburgh Pirates @ Philadelphia Phillies Connie Mack Stadium, Philadelphia, PA Wed Sep 28 1966, 7:05 PM EDT Unknown											
Gene Alley, R (1, 6) OBP: 0.334, SLG: 0.421	0-3 K		0-0 F7		0-3 K		0-0 E5			4 0 0 0 0 2 2												
Manny Mota, R (1, 7) OBP: 0.391, SLG: 0.487	0-0 F3		0-0 1B		0-0 1B		0-0 F9			4 0 2 1 0 0 2												
Roberto Clemente, R (1, 9) OBP: 0.359, SLG: 0.533		0-0 6-3	0-0 CS	0-3 K	0-0 F9			0-0 4-3		4 0 0 0 0 1 1												
Donn Clendenon, R (1, 3) OBP: 0.355, SLG: 0.520		0-0 F9		0-0 HR		0-0 F8		0-0 P4		4 1 1 1 0 0 0												
Bill Mazerowski, R (1, 4) OBP: 0.296, SLG: 0.396		0-0 1B		0-0 F7		0-0 3-1		0-0 F8		4 0 1 0 0 0 0												
Bob Bailey, R (1, 5) OBP: 0.358, SLG: 0.447		0-0 1B		0-0 2B		0-0 4-3		0-0 4-3	4 0 2 0 0 0 0	AB 35 R 2 H 8 RBI 2 BB 1 SO 4 LOB 10												
Jose Pagan, R (9, 5) OBP: 0.295, SLG: 0.373		1-3 1B		4-0 IBB				0-0 6-3	0 0 0 0 0 0 0													
Jesse Gonder, L (1, 2) OBP: 0.286, SLG: 0.389		0-0 P4				0-0 L7		0-0 6-3	3 0 0 0 1 0 2													
Billy O'Dell, S (1, 1) OBP: 0.167, SLG: 0.130			0-3 K		0-0 1-3		0-0 FC6		0-0 F9	2 0 0 0 0 1 2												
Steve Blass, R (5, 1) OBP: 0.231, SLG: 0.250									2 0 1 0 0 0 0													
Luke Walker, L (9, 1) OBP: 0.167, SLG: 0.100									0 0 0 0 0 0 0													
Tommie Sisk, R (9, 1)										0 0 0 0 0 0 0												
Inning Stats	R: 0 E: 0 K: 1 S: 5	H: 0 LOB: 0 BB: 0 P: 5	R: 0 E: 0 K: 0 S: 5	H: 2 LOB: 2 BB: 0 P: 5	R: 1 E: 0 K: 1 S: 6	H: 2 LOB: 0 BB: 0 P: 6	R: 1 E: 0 K: 1 S: 7	H: 2 LOB: 2 BB: 1 P: 11	R: 0 E: 0 K: 1 S: 6	H: 1 LOB: 1 BB: 0 P: 6	R: 0 E: 0 K: 0 S: 3	H: 0 LOB: 0 BB: 0 P: 3	R: 0 E: 1 K: 0 S: 5	H: 1 LOB: 2 BB: 0 P: 5	R: 0 E: 0 K: 0 S: 3	H: 0 LOB: 0 BB: 0 P: 3	R: 0 E: 0 K: 0 S: 3	H: 0 LOB: 0 BB: 0 P: 3	1B: 6 2B: 1 3B: 0 HR: 1	SF: 0 SAC: 0 DP: 0 HBP: 0	WP: 0 PB: 0 SB: 3 CS: 1	PA: 37
PITCHER	IP WLS BF H R ER SO BB IBB HBP BLK WP HR S P ERA WHIP																					
Jim Bunning, R (1, 1) ERA: 2.33	8.0 L 33 8 2 2 4 0 1 0 0 0 1 40 44 2.25 1.000																					
Bob Buhl, R (9, 1) ERA: 4.96	1.0 3 0 0 0 0 0 0 0 0 0 0 3 3 0.00 0.000																					

livebaseballscorecards.com

Batter	1	2	3	4	5	6	7	8	9	AB	R	H	RBI	BB	SO	LOB
John Briggs, L (1, 8) OBP: 0.377, SLG: 0.482	0-3 K			4-0 BB		0-0 F8		0-0 L6		3	0	0	0	1	1	1
Cookie Rojas, R (1, 7) OBP: 0.311, SLG: 0.332	0-0 P4			0-0 G6-4-3		0-0 4-3			0-0 F8	4	0	0	0	0	0	1
Johnny Callison, L (1, 9) OBP: 0.336, SLG: 0.415	0-0 P6			0-3 K		0-0 4-3			0-3 K	4	0	0	0	0	2	0
Dick Allen, R (1, 5) OBP: 0.396, SLG: 0.641		0-3 K			0-0 SH5-4 1B		0-0 G3		0-0 3B	4	1	2	0	0	1	0
Bill White, L (1, 3) OBP: 0.351, SLG: 0.442		0-3 K			0-0 1B SH5-4		0-3 K		1-0 HBP	3	0	1	0	0	2	0
Dick Groat, R (1, 6) OBP: 0.311, SLG: 0.322		0-0 P5			0-0 SH5-4		0-0 F9		0-0 5-3	3	0	0	0	0	0	2
Tony Taylor, R (1, 4) OBP: 0.297, SLG: 0.350			0-0 P3		0-0 1B			0-0 6-3		3	0	1	1	0	0	0
Bob Uecker, R (1, 2) OBP: 0.281, SLG: 0.342			0-0 F7		0-3 K			0-0 6-3		1	0	0	0	0	0	0
Doug Clemens, L (5, PH) OBP: 0.360, SLG: 0.297					0-3 K					1	0	0	0	0	1	2
Jimmie Schaffer, R (6, 2) OBP: 0.200, SLG: 0.429										0	0	0	0	0	0	0
Harvey Kuenn, R (8, PH) OBP: 0.335, SLG: 0.355										1	0	0	0	0	0	0
Clay Dalrymple, L (9, 2) OBP: 0.366, SLG: 0.339										0	0	0	0	0	0	0
Jim Bunning, R (1, 1) OBP: 0.202, SLG: 0.210			0-0 6-3		0-0 F9			0-0 1B		2	0	0	0	0	0	2
Tony Gonzalez, L (8, PH) OBP: 0.332, SLG: 0.407										1	0	1	0	0	0	0
Bob Buhl, R (9, 1) OBP: 0.156, SLG: 0.095										0	0	0	0	0	0	0

Inning Stats	R: 0	H: 0	E: 0	K: 1	S: 5	R: 0	H: 0	E: 0	K: 2	S: 7	R: 0	H: 0	E: 0	K: 0	S: 3	R: 1	H: 3	E: 0	K: 1	S: 8	R: 0	H: 0	E: 0	K: 0	S: 3	R: 0	H: 0	E: 0	K: 1	S: 5	R: 0	H: 1	E: 0	K: 0	S: 4	R: 0	H: 1	E: 0	K: 1	S: 6	1B: 4	2B: 0	3B: 1	HR: 0	SF: 0	SAC: 1	DP: 1	HBP: 1	WP: 0	PA: 33
--------------	------	------	------	------	------	------	------	------	------	------	------	------	------	------	------	------	------	------	------	------	------	------	------	------	------	------	------	------	------	------	------	------	------	------	------	------	------	------	------	------	-------	-------	-------	-------	-------	--------	-------	--------	-------	--------

PITCHER	IP	WLS	BF	H	R	ER	SO	BB	IBB	HBP	BLK	WP	HR	S	P	ERA	WHIP
Billy O'Dell, L (1, 1) ERA: 2.67	4.1		16	3	1	1	4	1	0	0	0	0	0	23	27	2.08	0.923
Steve Blass, R (5, 1) ERA: 3.71	4.1	W	15	2	0	0	3	0	0	0	0	0	0	21	21	0.00	0.462
Luke Walker, L (9, 1) ERA: 4.66	0.0		1	0	0	0	0	0	0	1	0	0	0	0	1	∞	∞
Tommie Sisk, R (9, 1) ERA: 4.23	0.1	S	1	0	0	0	0	0	0	0	0	0	0	1	1	0.00	0.000

BOTTOM

Pittsburgh Pirates @ Philadelphia Phillies
 Connie Mack Stadium, Philadelphia, PA
 Wed Sep 28 1966, 7:05 PM EDT
 Unknown

livebaseballscorecards.com

AB	30
R	1
H	5
RBI	1
BB	1
SO	7
LOB	8



Batter	1	2	3	4	5	6	7	8	9	AB R H RBI BB SO LOB	TOP									
Matty Alou, L (1, 8) OBP: 0.374, SLG: 0.423	0-3 K	0-0 L9			0-0 P6			0-0 6-3 SH1-4 2B 1B		4 1 1 0 0 1 2	Pittsburgh Pirates @ Philadelphia Phillies Connie Mack Stadium, Philadelphia, PA Wed Sep 28 1966, 7:05 PM EDT Att. 7,213 - Unknown livebaseballscorecards.com									
Gene Alley, R (1, 6) OBP: 0.334, SLG: 0.420	0-0 4-3		0-0 CS 1B		0-3 K			0-0 SH1-4 1-2		3 0 1 0 0 1 0										
Manny Mota, R (1, 7) OBP: 0.386, SLG: 0.481	0-0 L9		0-0 4-3 1-2		0-0 4-3			0-0 6-3 2-3		4 0 0 0 0 0 2										
Roberto Clemente, R (1, 9) OBP: 0.359, SLG: 0.534		0-0 4-3	0-0 S 1B		0-0 L9			0-0 E 3-H 2B		4 1 2 1 0 0 0										
Donn Clendenon, R (1, 3) OBP: 0.359, SLG: 0.522		4-0 E BB	4-0 1-2 BB		0-0 G6-3 1B			0-0 E6 2-H 1B		2 1 2 0 2 0 0										
Bill Mazaroski, R (1, 4) OBP: 0.296, SLG: 0.398		0-0 E6 1-H 3B	0-0 F9		0-0 G6-3 1-2f			0-0 6-3		4 1 1 1 0 0 4										
Bob Bailey, R (1, 5) OBP: 0.360, SLG: 0.447		0-0 3-1 E 1B		4-0 G6-4-3 BB		0-0 4-3		0-0 6-3		2 0 1 0 1 0 0										
Jose Pagan, R (7, 5) OBP: 0.294, SLG: 0.372										1 0 0 0 0 0 0										
Jesse Gonder, L (1, 2) OBP: 0.279, SLG: 0.379		0-0 E1 3-1 1-2		0-0 G6-4-3 1-2f		0-3 K		0-0 1-3		4 0 0 0 0 1 2										
Bob Veale, S (1, 1) OBP: 0.154, SLG: 0.167		0-0 3-1 1-2 2-3		0-0 6-3		0-0 6-3		0-3 K		4 0 0 0 0 1 2										
Inning Stats	R: 0 E: 0 K: 1 S: 5	H: 0 LOB: 0 BB: 0 P: 5	R: 2 E: 2 K: 0 S: 6	H: 2 LOB: 2 BB: 1 P: 10	R: 0 E: 0 K: 0 S: 4	H: 0 LOB: 0 BB: 1 P: 6	R: 0 E: 0 K: 1 S: 5	H: 0 LOB: 0 BB: 0 P: 5	R: 0 E: 0 K: 1 S: 3	H: 1 LOB: 0 BB: 0 P: 3	R: 0 E: 0 K: 1 S: 5	H: 0 LOB: 0 BB: 0 P: 5	R: 2 E: 1 K: 0 S: 6	H: 3 LOB: 1 BB: 0 P: 6	R: 0 E: 0 K: 1 S: 5	H: 0 LOB: 0 BB: 0 P: 5	1B: 6 2B: 1 3B: 1 HR: 0	SF: 0 SAC: 1 DP: 2 HBP: 0	WP: 0 PB: 0 SB: 1 CS: 1	PA: 36
PITCHER Larry Jackson, R (1, 1) ERA: 3.3	IP: 9.0 WLS: L BF: 36 H: 8 R: 4 ER: 3 SO: 4 BB: 3 IBB: 0 HBP: 0 BLK: 0 WP: 0 HR: 0 S: 41 P: 53 ERA: 3.00 WHIP: 1.222											PITCHER	IP: WLS: BF: H: R: ER: SO: BB: IBB: HBP: BLK: WP: HR: S: P: ERA: WHIP:							



Batter	1	2	3	4	5	6	7	8	9	AB R H RBI BB SO LOB	TOP																
Tito Fuentes, S OBP: 0.278, SLG: 0.362 (1, 6)	0-3 K		0-3 K		0-0 SH5-4		0-0 FC6-4 1B	0-0 F9		4 0 1 0 0 2 2																	
Jesus Alou, R OBP: 0.273, SLG: 0.304 Willie McCovey, L OBP: 0.393, SLG: 0.584 (1, 7) (7, PH) (7, 3)	0-0 F4			0-0 1-3	0-0 FC4		0-0 F9		0-0 F7	3 0 0 0 0 0 2 2 0 0 0 0 0 2																	
Willie Mays, R OBP: 0.370, SLG: 0.557 (1, 8)	4-0 BB			0-0 F2	0-0 FC6-4		0-0 FC6-4		0-0 F4	4 0 0 0 1 0 4																	
Jim Ray Hart, R OBP: 0.341, SLG: 0.512 (1, 5)	0-0 F9			0-0 1B 3B		0-0 6-3		4-0 SH3-4 2B	0-0 1B	4 2 2 0 1 0 1																	
Jack Hiatt, R OBP: 0.417, SLG: 0.429 Len Gabrielson, L OBP: 0.278, SLG: 0.297 Frank Johnson, R OBP: 0.265, SLG: 0.219 (1, 3) (7, 7) (8, 7)		0-0 F6		0-0 HR 1B		0-0 FC5-4 1B		0-0 SH3-4	0-0 1B	3 1 2 1 0 0 0 0 0 0 0 0 0 0 1 0 1 0 0 0 0																	
Ollie Brown, R OBP: 0.299, SLG: 0.315 (1, 9)		0-0 F4		0-0 HR 1B		0-0 F8		0-0 1B 2B	0-3 K	5 2 2 3 0 1 3																	
Bob Barton, R OBP: 0.202, SLG: 0.213 Tom Haller, L OBP: 0.321, SLG: 0.461 (1, 2) (8, PH) (8, 2)		0-0 F4		0-0 F8		0-0 FC5-4		4-0 1B IBB		3 0 0 0 0 0 1 0 0 0 0 1 0 0	AB 36 R 5 H 11 RBI 5 BB 4 SO 6 LOB 17																
Hal Lanier, R OBP: 0.257, SLG: 0.291 Jim Davenport, R OBP: 0.300, SLG: 0.371 (1, 4) (7, PH) (7, 4)			0-3 K		0-0 SH5-4 BB 1B		0-0 F3	0-0 1B		2 0 1 0 0 1 0 2 0 1 1 0 0 0																	
Juan Marichal, R OBP: 0.263, SLG: 0.321 (1, 1)			0-3 K		4-0 FC4 SH5-4 BB		0-0 1B	0-3 K		3 0 1 0 1 2 2																	
Inning Stats	R: 0 E: 0 K: 1 S: 5	H: 0 LOB: 1 BB: 1 P: 9	R: 0 E: 0 K: 0 S: 3	H: 0 LOB: 0 BB: 0 P: 3	R: 0 E: 0 K: 3 S: 9	H: 0 LOB: 0 BB: 0 P: 9	R: 3 E: 0 K: 0 S: 6	H: 3 LOB: 0 BB: 0 P: 6	R: 0 E: 0 K: 0 S: 4	H: 1 LOB: 2 BB: 1 P: 8	R: 0 E: 0 K: 0 S: 4	H: 1 LOB: 1 BB: 0 P: 4	R: 0 E: 0 K: 0 S: 5	H: 2 LOB: 2 BB: 0 P: 5	R: 2 E: 0 K: 1 S: 7	H: 2 LOB: 2 BB: 2 P: 15	R: 0 E: 0 K: 1 S: 7	H: 2 LOB: 2 BB: 0 P: 7	1B: 8 2B: 1 3B: 1 HR: 1	SF: 0 SAC: 2 DP: 0 HBP: 0	WP: 0 PB: 0 SB: 0 CS: 0	PA: 42					
PITCHER	IP	WLS	BF	H	R	ER	SO	BB	IBB	HBP	BLK	WP	HR	S	P	ERA	WHIP										
Woodie Fryman, L ERA: 3.81 (1, 1)	4.0		18	4	3	3	4	2	0	0	0	0	1	24	32	6.75	1.500										
Steve Blass, R ERA: 3.69 (5, 1)	1.0		3	0	0	0	0	0	0	0	0	0	0	3	3	0.00	0.000										
Billy O'Dell, L ERA: 2.64 (6, 1)	1.1		6	2	0	0	0	0	0	0	0	0	0	6	6	0.00	1.500										
Pete Mikkelsen, R ERA: 3.07 (7, 1)	1.0	L	8	3	2	2	0	1	1	0	0	0	0	6	14	18.00	4.000										
Vern Law, R ERA: 4.05 (8, 1)	1.2		7	2	0	0	2	0	0	0	0	0	0	11	11	0.00	1.200										

San Francisco Giants @ Pittsburgh Pirates
Forbes Field, Pittsburgh, PA
Sat Oct 01 1966, 3:33 AM EDT
Unknown

livebaseballscorecards.com



Batter	1	2	3	4	5	6	7	8	9	AB	R	H	RBI	BB	SO	LOB
Matty Alou, L OBP: 0.372, SLG: 0.421 (1, 8)	0-0 F7		0-0 E3 1B		0-0 1B 2B 1B	0-0 3-4-1			0-0 F7	5	1	1	0	0	0	1
Gene Alley, R OBP: 0.333, SLG: 0.419 (1, 6)	0-0 F6		0-0 G4-6-3 1B		0-0 F4		0-0 F4		0-0 F9	5	0	1	0	0	0	1
Manny Mota, R OBP: 0.384, SLG: 0.478 (1, 7)	0-0 F7		0-0 G4-6-3		0-0 2B 1B 1B		0-3 K			4	1	1	0	0	1	2
Roberto Clemente, R OBP: 0.363, SLG: 0.543 (1, 9)		0-0 HR		0-0 G5-4-3 1B	0-0 1B 2B		4-0 CS BB			3	2	3	2	1	0	0
Donn Clendenon, R OBP: 0.360, SLG: 0.521 (1, 3)		0-0 F8		0-0 G5-4-3	0-0 1B		0-0 CS	0-0 5-3 1B 1B		4	0	2	2	0	0	1
Bill Mazerowski, R OBP: 0.296, SLG: 0.397 (1, 4)		0-0 6-3		0-0 1B 1B	0-0 K		0-0 F5			4	0	1	0	0	1	2
Bob Bailey, R OBP: 0.365, SLG: 0.455 (1, 5)		0-0		0-0		0-0 G3 2B		0-0 5-3		3	0	3	0	0	0	0
Jose Pagan, R OBP: 0.294, SLG: 0.372 (7, 5)		0-0		0-0				1-2 5-3		0	0	0	0	0	0	0
Willie Stargell, L OBP: 0.381, SLG: 0.581 (8, PH)		0-0 1B		1-3 1B						1	0	0	0	0	0	1
Gene Michael, S OBP: 0.152, SLG: 0.273 (9, 5)		0-0		0-0						0	0	0	0	0	0	0
Jesse Gonder, L OBP: 0.278, SLG: 0.376 (1, 2)	0-0 F4		0-0 1-3		0-0 G3		0-0 G3	0-0 2-H 1B		4	0	1	0	0	0	4
Woody Fryman, R OBP: 0.186, SLG: 0.159 (5, 1)			0-0 6-3		0-3 K		0-0 F2		0-0 F6	1	0	0	0	0	0	0
Steve Bliss, K OBP: 0.231, SLG: 0.250 (5, PH)										0	0	0	0	0	0	0
George Spriggs, L OBP: 0.167, SLG: 0.167 (6, 1)										1	0	0	0	0	1	0
Billy O'Dell, S OBP: 0.160, SLG: 0.125 (7, 1)										1	0	0	0	0	0	1
Pete Mikkelsen, R OBP: 0.190, SLG: 0.150 (8, 1)										0	0	0	0	0	0	0
Vern Law, R OBP: 0.278, SLG: 0.333 (9, PH)										0	0	0	0	0	0	0
Jerry Lynch, L OBP: 0.271, SLG: 0.291 (9, PH)										1	0	0	0	0	0	0

Inning Stats	R: 0	H: 0	E: 0	K: 0	S: 3	R: 1	H: 2	E: 0	K: 0	S: 5	R: 0	H: 1	E: 1	K: 0	S: 4	R: 0	H: 3	E: 0	K: 0	S: 5	R: 3	H: 4	E: 0	K: 2	S: 11	R: 0	H: 1	E: 0	K: 0	S: 4	R: 0	H: 0	E: 0	K: 1	S: 4	R: 0	H: 2	E: 0	K: 0	S: 4	R: 0	H: 0	E: 0	K: 0	S: 3	1B: 10	SF: 0	2B: 2	SAC: 0	3B: 0	DP: 2	HR: 1	HBP: 0	WP: 0	PA: 39
--------------	------	------	------	------	------	------	------	------	------	------	------	------	------	------	------	------	------	------	------	------	------	------	------	------	-------	------	------	------	------	------	------	------	------	------	------	------	------	------	------	------	------	------	------	------	------	--------	-------	-------	--------	-------	-------	-------	--------	-------	--------

PITCHER	IP	WLS	BF	H	R	ER	SO	BB	IBB	HBP	BLK	WP	HR	S	P	ERA	WHIP	PITCHER	IP	WLS	BF	H	R	ER	SO	BB	IBB	HBP	BLK	WP	HR	S	P	ERA	WHIP														
Juan Marichal, R ERA: 2.23 (1, 1)	9.0	W	38	13	4	4	3	1	0	0	0	0	1	43	47	4.00	1.556																																

BOTTOM

San Francisco Giants @ Pittsburgh Pirates
 Forbes Field, Pittsburgh, PA
 Sat Oct 01 1966, 3:33 AM EDT
 Unknown

livebaseballscorecards.com

AB	37
R	4
H	13
RBI	4
BB	1
SO	3
LOB	13



Batter	1	2	3	4	5	6	7	8	9	AB R H RBI BB SO LOB	TOP	
Tito Fuentes, S (1, 6) OBP: 0.277, SLG: 0.361	0-0 F2		0-3 K			0-0 5-3		0-0 SF8 1B		4 0 1 0 0 1 1	San Francisco Giants @ Pittsburgh Pirates Forbes Field, Pittsburgh, PA Sat Oct 01 1966, 3:38 AM EDT Att: 18,928 - Unknown livebaseballscorecards.com	
Tom Haller, L (1, 2) OBP: 0.323, SLG: 0.461	1-0 G6-4-3 HBP			0-0 F8		0-0 FC6-4 1B		0-0 SF8		2 0 1 1 0 0 0		
Willie Mays, R (1, 8) OBP: 0.369, SLG: 0.554	0-0 G6-4-3 1-2f			0-0 F8		0-0 FC6-4 1-2f		0-0 3-H 4-0 IBB		3 0 0 0 1 0 2		
Willie McCovey, L (1, 3) OBP: 0.390, SLG: 0.579		0-0 G3		0-0 4-3		0-3 K	0-3 K			4 0 0 0 0 2 2		
Jim Ray Hart, R (1, 5) OBP: 0.340, SLG: 0.510		0-0 1-3			0-0 F7	0-0 FC3-6 1B	0-0 F7			4 0 1 0 0 0 2		
Len Gabrielson, L (1, 7) OBP: 0.278, SLG: 0.296		0-0 F5			0-0 1B	0-0 FC3-6 1-2f		0-0 4-3	4 0 1 0 0 0 1			
Frank Johnson, R (9, 7) OBP: 0.265, SLG: 0.219					0-0 1B				0 0 0 0 0 0 0			
Ollie Brown, R (1, 9) OBP: 0.304, SLG: 0.321			4-0 WP 6-3 BB		0-0 1B	0-0 G1-6-3 1-2 1B		0-0 2B	3 0 2 0 1 0 1			
Hal Lanier, R (1, 4) OBP: 0.257, SLG: 0.291		0-0 6-3		0-0 G1-6-3		0-0 1-2f		0-0 E1 2B 1B	4 1 1 0 0 0 4			
Bobby Bolin, R (1, 1) OBP: 0.232, SLG: 0.289			0-3 K		0-0 F9		0-0 1B SF8 2B	0-0 5-3	4 1 1 1 0 1 2			
Inning Stats	R: 0 E: 0 K: 0 S: 2 H: 0 LOB: 0 BB: 0 P: 3	R: 0 E: 0 K: 0 S: 3 H: 0 LOB: 0 BB: 0 P: 3	R: 0 E: 0 K: 2 S: 7 H: 0 LOB: 1 BB: 1 P: 11	R: 0 E: 0 K: 0 S: 3 H: 0 LOB: 0 BB: 0 P: 3	R: 0 E: 0 K: 0 S: 4 H: 2 LOB: 1 BB: 0 P: 4	R: 0 E: 0 K: 0 S: 4 H: 1 LOB: 1 BB: 0 P: 4	R: 0 E: 0 K: 1 S: 6 H: 1 LOB: 1 BB: 0 P: 6	R: 2 E: 1 K: 1 S: 8 H: 3 LOB: 2 BB: 1 P: 12	R: 0 E: 0 K: 0 S: 4 H: 1 LOB: 1 BB: 0 P: 4	1B: 6 2B: 2 3B: 0 HR: 0 SF: 1 SAC: 0 DP: 2 HBP: 1	WP: 1 PB: 0 SB: 0 CS: 0 PA: 36	
PITCHER	IP WLS BF H R ER SO BB IBB HBP BLK WP HR S P ERA WHIP											
Tommie Sisk, R (1, 1) ERA: 4.14	7.1 L 30 7 2 2 3 1 1 1 0 1 0 33 42 2.46 1.091											
Luke Walker, L (8, 1) ERA: 4.5	0.1 1 0 0 0 1 0 0 0 0 0 0 3 3 0.00 0.000											
Steve Blass, R (8, 1) ERA: 3.66	1.1 5 1 0 0 0 0 0 0 0 0 0 5 5 0.00 0.750											




Batter	1	2	3	4	5	6	7	8	9	AB R H RBI BB SO LOB
Matty Alou, L OBP: 0.370, SLG: 0.418 (1, 8)	0-0 F4 ①		0-0 F9 ③			0-0 G5-4-3 ② ③ 1-2f			0-0 F9 ③	4 0 0 0 0 0 1
Gene Alley, R OBP: 0.332, SLG: 0.416 (1, 6)	0-0 1-3 ②			0-0 6-3 ①			0-0 F9 ①			3 0 0 0 0 0 0
Manny Mota, R OBP: 0.381, SLG: 0.473 (1, 7)	0-0 F8 ③			0-0 4-3 ②			0-0 4-3 ②			3 0 0 0 0 0 0
Roberto Clemente, R OBP: 0.362, SLG: 0.540 (1, 9)		0-0 4-3 ①		0-0 1-3 ③			0-0 F9 ③			3 0 0 0 0 0 0
Donn Clendenon, R OBP: 0.359, SLG: 0.519 (1, 3)		0-3 K ②			0-0 F8 ①			0-0 F7 ①		3 0 0 0 0 1 0
Bill Mazaroski, R OBP: 0.296, SLG: 0.397 (1, 4)		0-0 1B ③			0-0 F8 ②			0-0 6-3 ②		3 0 1 0 0 0 0
Bob Bailey, R OBP: 0.362, SLG: 0.451 (1, 5)		0-0 F9 ③			0-0 4-3 ③			0-0 4-3 ③		3 0 0 0 0 0 1
Jim Pagliaroni, R OBP: 0.329, SLG: 0.377 (1, 2)			0-0 F8 ①			0-0 F8 ①			0-3 K ①	3 0 0 0 0 1 0
Tommie Sisk, R OBP: 0.179, SLG: 0.098 (8, 1)			0-3 K ②			4-0 BB ②			0-0 6-3 ②	1 0 0 0 0 1 1 0
Luke Walker, L (8, 1)										0 0 0 0 0 0 0
Steve Blass, R OBP: 0.231, SLG: 0.250 (9, PH)										0 0 0 0 0 0 0
George Spriggs, L OBP: 0.143, SLG: 0.143 (9, PH)										1 0 0 0 0 0 0

Inning Stats	R: 0 E: 0 K: 0 S: 3	H: 0 LOB: 0 BB: 0 P: 3	R: 0 E: 0 K: 1 S: 6	H: 1 LOB: 1 BB: 0 P: 6	R: 0 E: 0 K: 1 S: 5	H: 0 LOB: 0 BB: 0 P: 5	R: 0 E: 0 K: 0 S: 3	H: 0 LOB: 0 BB: 0 P: 3	R: 0 E: 0 K: 0 S: 3	H: 0 LOB: 0 BB: 0 P: 3	R: 0 E: 0 K: 0 S: 2	H: 0 LOB: 0 BB: 1 P: 6	R: 0 E: 0 K: 0 S: 3	H: 0 LOB: 0 BB: 0 P: 3	R: 0 E: 0 K: 0 S: 3	H: 0 LOB: 0 BB: 0 P: 3	R: 0 E: 0 K: 1 S: 5	H: 0 LOB: 0 BB: 0 P: 5	1B: 1 2B: 0 3B: 0 HR: 0	SF: 0 SAC: 0 DP: 1 HBP: 0
PITCHER Bobby Bolin, R ERA: 2.89 (1, 1)	IP 9.0 WLS W BF 28 H 1 R 0 ER 0 SO 3 BB 1 IBB 0 HBP 0 BLK 0 WP 0 HR 0 S 33 P 37 ERA 0.00 WHIP 0.222																		WP: 0 PB: 0 SB: 0 CS: 0	PA: 28

BOTTOM

San Francisco Giants @ Pittsburgh Pirates
 Forbes Field, Pittsburgh, PA
 Sat Oct 01 1966, 3:38 AM EDT
 Att. 18,928 - Unknown

AB	27
R	0
H	1
RBI	0
BB	1
SO	3
LOB	2




Batter	1	2	3	4	5	6	7	8	9	10	11	AB R H RBI BB SO LOB	TOP																			
Tito Fuentes, S OBP: 0.276, SLG: 0.360 (1, 6)	F3		F9		G3			F6		6-3	2B	6 0 1 2 0 0 0																				
Jesus Alou, R OBP: 0.279, SLG: 0.308 Frank Johnson, R OBP: 0.265, SLG: 0.219 (1, 7)	F9		E8 HR 1B			E9 F8 1B		FC5-4 BB			6-3	5 1 3 0 1 0 1 0 0 0 0 0 0 0																				
Willie Mays, R OBP: 0.368, SLG: 0.556 (1, 8)	F8		HR			F8 2-3		FC5-4 1-2f		F9		5 1 1 2 0 0 3																				
Jim Ray Hart, R OBP: 0.342, SLG: 0.510 (1, 5)		G5-4-3 BB 1B	K			G3			SH5-3 1B BB		HR 1B	4 2 2 0 1 1 1																				
Jack Hiatt, R OBP: 0.407, SLG: 0.391 Willie McCovey, L OBP: 0.391, SLG: 0.586 (1, 3)		G5-4-3 BB 1-2	K			K			SH5-3 1-2		HR	2 0 0 0 1 2 1 1 1 1 2 0 0 0																				
Ollie Brown, R OBP: 0.303, SLG: 0.319 (1, 9)		G5-4-3 1-2f 2-3	F7			K			F6		1B 2B 1B	5 1 1 0 0 1 3																				
Bob Barton, R OBP: 0.216, SLG: 0.220 Don Mason, L OBP: 0.120, SLG: 0.240 Tom Haller, L OBP: 0.323, SLG: 0.461 Ozzie Virgil, R OBP: 0.245, SLG: 0.303 (1, 2)			F6			F6		CS 1B		FC6-4 1B	F9	2 0 1 0 1 0 0 0 0 0 0 0 0 0 2 0 1 1 0 0 1	AB 42 R 7 H 12 RBI 7 BB 4 SO 8 LOB 16																			
Hal Lanier, R OBP: 0.256, SLG: 0.290 Jim Davenport, R OBP: 0.300, SLG: 0.370 (1, 4)		F4				F9		K 1-2		FC6-4 1-2f	2B 1B	2 0 0 0 0 0 2 3 1 1 0 0 1 2																				
Gaylord Perry, R OBP: 0.195, SLG: 0.198 Cap Peterson, R OBP: 0.279, SLG: 0.311 Lindy McDaniel, R OBP: 0.091, SLG: 0.091 (1, 1)			K			K		4-3		F7	K	2 0 0 0 0 2 0 1 0 0 0 0 0 0 2 0 0 0 0 1 2																				
Inning Stats	R: 0 H: 0 E: 0 K: 0 S: 3	H: 0 LOB: 0 BB: 0 P: 3	R: 0 H: 1 E: 0 K: 0 S: 3	H: 1 LOB: 2 BB: 2 P: 11	R: 2 H: 2 E: 1 K: 2 S: 9	H: 2 LOB: 0 BB: 0 P: 9	R: 0 H: 0 E: 0 K: 1 S: 5	H: 0 LOB: 0 BB: 0 P: 5	R: 0 H: 0 E: 0 K: 1 S: 5	H: 0 LOB: 0 BB: 0 P: 5	R: 0 H: 1 E: 0 K: 2 S: 6	H: 1 LOB: 1 BB: 0 P: 6	R: 0 H: 1 E: 0 K: 2 S: 7	H: 1 LOB: 1 BB: 0 P: 7	R: 0 H: 0 E: 0 K: 0 S: 3	H: 0 LOB: 1 BB: 1 P: 7	R: 1 H: 1 E: 0 K: 0 S: 4	H: 1 LOB: 1 BB: 1 P: 8	R: 0 H: 1 E: 0 K: 0 S: 4	H: 1 LOB: 1 BB: 0 P: 4	R: 4 H: 5 E: 0 K: 1 S: 10	H: 5 LOB: 1 BB: 0 P: 10	1B: 9 SF: 0 2B: 2 SAC: 1 3B: 0 DP: 2 HR: 2 HBP: 0	WP: 0 PA: 47 PB: 0 SB: 0 CS: 1								
PITCHER	IP WLS BF H R ER SO BB IBB HBP BLK WP HR S P ERA WHIP																															
Bob Veale, L ERA: 3.02 Steve Blass, R ERA: 3.87 Roy Face, R ERA: 2.7	(1, 1)	10.0	39	7	3	3	7	4	0	0	0	0	0	0	1	49	65	2.70	1.100													
	(11, 1)	0.2	L	7	5	4	4	1	0	0	0	0	0	0	1	9	9	54.00	7.500													
	(11, 1)	0.1		1	0	0	0	0	0	0	0	0	0	0	1	1	1	0.00	0.000													

San Francisco Giants @ Pittsburgh Pirates
 Forbes Field, Pittsburgh, PA
 Sun Oct 02 1966, 3:33 AM EDT
 Att. 33,827 - Unknown

livebaseballscorecards.com



Batter	1	2	3	4	5	6	7	8	9	10	11	AB R H RBI BB SO LOB	BOTTOM																							
Matty Alou, L (1, 8) OBP: 0.373, SLG: 0.421	0-0 4-3 1-3 1B		0-0 E 1B 1B		0-0 SH1-3 1B		0-0 G3		0-0 1B 1B	0-0 4-3		6 1 4 0 0 0 3	San Francisco Giants @ Pittsburgh Pirates Forbes Field, Pittsburgh, PA Sun Oct 02 1966, 3:33 AM EDT Att. 33,827 - Unknown																							
Gene Alley, R (1, 6) OBP: 0.334, SLG: 0.418	0-0 1-3 1-2		0-0 E 1B G4-6-3 1B		0-0 SH1-3 1-2		0-0 F6		0-0 BB 1B		0-0 F8 1B 1B	5 1 3 0 0 0 1																								
Manny Mota, R (1, 7) OBP: 0.383, SLG: 0.472	0-0 4-3 2-3		0-0 E 1B G4-6-3 1-3 3-H 1B		0-0 4-3		0-0 F4		4-0 BB 1-2 BB		0-0 1-2 1B	5 0 2 1 1 0 2																								
Roberto Clemente, R (1, 9) OBP: 0.360, SLG: 0.536	0-3 K		4-0 G4-6-3 IBB		0-0 6-3		0-3 K		0-0 5-3		0-0 F8 2-3	5 0 0 0 1 2 7																								
Donn Clendenon, R (1, 3) OBP: 0.358, SLG: 0.520		0-0 6-3 3B	0-0 G4-6-3 1-2 2-3 3-H 1B		0-0 F9 3-1 1B		0-0 F5		0-0 6-3		0-3 K	6 1 2 0 0 1 4																								
Bill Mazerowski, R (1, 4) OBP: 0.296, SLG: 0.398		0-3 K	0-0 F7		0-0 3-1 1-2		0-0 3-1		0-0 2B		0-3 K	6 0 2 0 0 2 5																								
Bob Bailey, R (1, 5) OBP: 0.360, SLG: 0.447		0-0 6-3		0-0 L3		0-0 F9 2-3		0-0 3-1		0-0 E 1B 1-3 E 7		3 0 0 1 0 0 1 2 0 0 0 0 0 2																								
Jose Pagan, R (8, 5) OBP: 0.292, SLG: 0.370		0-0 6-3		0-0 4-3		4-0 IBB			0-0 4-3		4-0 IBB	3 0 1 0 2 0 0 0 0 0 0 0 0 0 0 0 0 0 0 0 0																								
Jesse Gonder, L (1, 2) OBP: 0.287, SLG: 0.388		0-0 3B		0-0 3-1		0-0 F7			0-0 K		0-0 F7	4 0 0 0 0 1 3 1 0 0 0 0 0 3 0 0 0 0 0 0 0 0 0 0 0 0 0 0																								
Gene Michael, S (10, PR) OBP: 0.152, SLG: 0.273																																				
Jim Pagliaroni, R (11, 2) OBP: 0.329, SLG: 0.377																																				
Bob Veale, S (1, 1) OBP: 0.147, SLG: 0.160																																				
Jerry Lynch, L (10, PH) OBP: 0.267, SLG: 0.286																																				
Steve Blass, R (11, 1) OBP: 0.231, SLG: 0.250																																				
Roy Face, R (11, 1)																																				
Inning Stats	R: 0 E: 0 K: 1 S: 6	H: 1 LOB: 1 BB: 0 P: 6	R: 1 E: 0 K: 1 S: 7	H: 2 LOB: 1 BB: 0 P: 7	R: 2 E: 2 K: 0 S: 5	H: 3 LOB: 1 BB: 1 P: 9	R: 0 E: 0 K: 0 S: 3	H: 0 LOB: 0 BB: 0 P: 3	R: 0 E: 0 K: 0 S: 4	H: 1 LOB: 1 BB: 0 P: 4	R: 0 E: 0 K: 0 S: 4	H: 0 LOB: 0 BB: 1 P: 3	R: 0 E: 0 K: 1 S: 6	H: 1 LOB: 1 BB: 0 P: 6	R: 0 E: 0 K: 1 S: 7	H: 2 LOB: 3 BB: 1 P: 11	R: 0 E: 1 K: 0 S: 5	H: 1 LOB: 3 BB: 1 P: 9	R: 0 E: 0 K: 2 S: 9	H: 2 LOB: 2 BB: 0 P: 9	1B: 11 2B: 1 3B: 2 HR: 0	SF: 0 SAC: 1 DP: 1 HBP: 0	WP: 0 PA: 51 PB: 0 SB: 0 CS: 0													
PITCHER	IP WLS BF H R ER SO BB IBB HBP BLK WP HR S P ERA WHIP																			IP WLS BF H R ER SO BB IBB HBP BLK WP HR S P ERA WHIP																
Gaylord Perry, R (1, 1) ERA: 2.99	7.0	30	8	3	3	2	0	2	0	0	0	0	0	0	32	40	3.86	1.143																		
Lindy McDaniel, R (8, 1) ERA: 2.66	4.0	21	6	0	0	4	1	1	0	0	0	0	0	27	35	0.00	1.750																			

AB	46
R	3
H	14
RBI	2
BB	4
SO	6
LOB	31