


Pittsburgh Pirates - 1966

Batter	1	2	3	4	5	6	7	8	9	10	11	12	13	AB R H RBI BB SO LOB	TOP
Matty Alou, L OBP: 0.167, SLG: 0.167 (1.8)	F3		K			1-3		4-3		G3			FC6-4 1B	6 0 1 0 0 1 2	Pittsburgh Pirates @ Atlanta Braves Atlanta Stadium, Atlanta, GA Tue Apr 12 1966, 6:05 PM EST Att. 50,671 - Unknown
Gene Alley, R OBP: 0.333, SLG: 0.333 (1.8)	FC1-4 1B			E6 G4-6-3 1B		K		K			WP 1B		F9	6 0 2 0 0 2 1	
Roberto Clemente, R OBP: 0.333, SLG: 0.333 (1.9)	FC1-4			G4-6-3 1B					F9		K		FC6-4 HR	6 1 2 0 0 1 3	
Willie Stargell, L OBP: 0.167, SLG: 0.667 (1.7)	K			G4-6-3 1-2 2-3		K			5-3		F9		HR	6 1 1 2 0 2 5	
Donn Clendenon, R (1.3)		K		CS BB			K		K			FC6-4 2-3 BB	K	4 0 0 0 2 4 0	
Bill Mazerowski, R OBP: 0.400, SLG: 0.400 (1.4)		6-3		CS		G5-4-3 1B		6-3		SH2-3 1B		FC6-4 1-2		5 0 2 0 0 0 2	
Bob Bailey, R (1.5)		F1				G5-4-3 1-2		F7		SH2-3 1-2			6-3	4 0 0 0 0 0 1	
Jim Pagliaroni, R OBP: 0.400, SLG: 1.000 (1.2)				G3						F9			F7	5 1 2 1 0 0 1	
Bob Veale, S (1.1)				K									F7	3 0 0 0 0 2 1	
Roy Face, R (9.1)						F7		K						0 0 0 0 0 0 0	
Jerry Lynch, L (10, PH)														0 0 0 0 1 0 0	
Manny Mota, R (10, PR)														0 0 0 0 0 0 0	
Don Schwall, R (10.1)														1 0 0 0 0 0 0	
Inning Stats	R: 0 H: 1 E: 0 K: 1 S: 6 H: 1 LOB: 0 BB: 0 P: 6 R: 0 H: 0 E: 0 K: 1 S: 5 H: 0 LOB: 0 BB: 0 P: 5 R: 0 H: 0 E: 0 K: 2 S: 7 H: 0 LOB: 0 BB: 0 P: 7 R: 0 H: 1 E: 1 K: 0 S: 3 H: 1 LOB: 1 BB: 1 P: 7 R: 0 H: 2 E: 0 K: 0 S: 8 H: 2 LOB: 1 BB: 0 P: 4 R: 0 H: 1 E: 0 K: 2 S: 5 H: 1 LOB: 0 BB: 0 P: 5 R: 1 H: 1 E: 0 K: 2 S: 8 H: 1 LOB: 0 BB: 0 P: 8 R: 0 H: 0 E: 0 K: 1 S: 5 H: 0 LOB: 0 BB: 0 P: 5 R: 0 H: 1 E: 0 K: 0 S: 4 H: 1 LOB: 2 BB: 1 P: 8 R: 0 H: 0 E: 0 K: 0 S: 3 H: 0 LOB: 0 BB: 0 P: 3 R: 2 H: 2 E: 0 K: 1 S: 7 H: 2 LOB: 0 BB: 0 P: 7 1B: 8 2B: 0 3B: 0 HR: 2 SF: 0 SAC: 1 DP: 2 HBP: 0 WP: 2 PB: 0 SB: 0 CS: 1 PA: 51														
PITCHER Tony Cloninger, R ERA: 2.08 (1.1)	IP 13.0 WLS L BF 50 H 10 R 3 ER 3 SO 12 BB 2 IBB 1 HBP 0 BLK 0 WP 2 HR 2 S 71 P 83 ERA 2.08 WHIP 0.923	PITCHER													

Batter	1	2	3	4	5	6	7	8	9	10	11	12	13	AB R H RBI BB SO LOB	BOTTOM
Felipe Alou, R OBP: 0.500, SLG: 0.400 (1.8)	F8			F6				F5						5 0 2 0 1 0 1	Pittsburgh Pirates @ Atlanta Braves Atlanta Stadium, Atlanta, GA Tue Apr 12 1966, 6:05 PM EST Att. 50,671 - Unknown
Eddie Mathews, L (1.5)	F9			K		K		K		G6-3 BB			F3	6 0 0 0 0 3 5	
Hank Aaron, R OBP: 0.167, SLG: 0.167 (1.9)	F8			5-3		F5			F7		SH1-3 1B		K	6 0 1 0 0 1 3	
Rico Carty, R OBP: 0.500, SLG: 0.400 (1.7)						5-3				F3			4-3	5 0 2 0 1 0 0	
Joe Torre, R OBP: 0.600, SLG: 2.000 (1.2)		G1-4-3 1B								F9		SH1-3 BB		4 2 2 2 1 0 2	
Denis Menke, R (1.6)						HR				BB BB			HR	3 0 0 0 3 1 1	
Lee Thomas, L (1.3)				CS BB		F7			F9		BB BB		K	5 0 0 0 1 2 4	
Frank Bolling, R OBP: 0.200, SLG: 0.200 (1.4)						4-3			F4				6-3	5 0 1 0 0 0 6	
Tony Cloninger, R (1.1)				F9				F3			WP SH2-4 1B		FC5-4	3 0 0 0 1 0 0	
Inning Stats	R: 0 H: 0 E: 0 K: 0 S: 3 H: 0 LOB: 0 BB: 0 P: 3 R: 0 H: 1 E: 0 K: 0 S: 2 H: 1 LOB: 0 BB: 1 P: 6 R: 0 H: 0 E: 0 K: 1 S: 5 H: 0 LOB: 0 BB: 0 P: 5 R: 0 H: 0 E: 0 K: 1 S: 5 H: 0 LOB: 0 BB: 0 P: 5 R: 1 H: 1 E: 0 K: 0 S: 4 H: 1 LOB: 2 BB: 0 P: 4 R: 0 H: 1 E: 0 K: 1 S: 6 H: 1 LOB: 1 BB: 0 P: 6 R: 0 H: 0 E: 0 K: 0 S: 3 H: 0 LOB: 3 BB: 3 P: 15 R: 0 H: 0 E: 0 K: 0 S: 2 H: 0 LOB: 0 BB: 1 P: 6 R: 0 H: 1 E: 0 K: 1 S: 6 H: 1 LOB: 3 BB: 2 P: 14 R: 0 H: 1 E: 0 K: 1 S: 6 H: 1 LOB: 1 BB: 0 P: 6 R: 1 H: 1 E: 0 K: 1 S: 6 H: 1 LOB: 0 BB: 0 P: 6 1B: 6 2B: 0 3B: 0 HR: 2 SF: 0 SAC: 2 DP: 2 HBP: 0 WP: 1 PB: 0 SB: 1 CS: 1 PA: 53														
PITCHER Bob Veale, L ERA: 1.04 (1.1)	IP 8.2 WLS BF 34 H 5 R 1 ER 1 SO 4 BB 5 IBB 0 HBP 0 BLK 0 WP 1 HR 1 S 37 P 57 ERA 1.04 WHIP 1.154	PITCHER													
Roy Face, R ERA: 1.04 (9.1)	0.1	1	0	0	0	0	0	0	0	1	1	0.00	0.000		
Don Schwall, R ERA: 2.25 (10.1)	4.0 W 17 3 1 1 3 2 1 0 0 0 1 20 32 2.25 1.250														

Pittsburgh Pirates @ Atlanta Braves
 Atlanta Stadium, Atlanta, GA
 Tue Apr 12 1966, 6:05 PM EST
 Att. 50,671 - Unknown

AB 46
 R 3
 H 10
 RBI 3
 BB 3
 SO 12
 LOB 16



Pittsburgh Pirates @ Atlanta Braves
 Atlanta Stadium, Atlanta, GA
 Tue Apr 12 1966, 6:05 PM EST
 Att. 50,671 - Unknown

AB 42
 R 2
 H 8
 RBI 2
 BB 8
 SO 7
 LOB 22



Batter	1	2	3	4	5	6	7	8	9	AB	R	H	RBI	BB	SO	LOB	TOP			
Matty Alou, L OBP: 0.273, SLG: 0.545 (1, 8)										5	0	2	1	0	0	0	Pittsburgh Pirates @ Atlanta Braves Atlanta Stadium, Atlanta, GA Wed Apr 13 1966, 6:05 PM EST Att: 12,721 - Unknown			
Gene Alley, R OBP: 0.400, SLG: 0.400 (1, 6)										4	2	2	0	0	0	1				
Roberto Clemente, R OBP: 0.290, SLG: 0.290 (1, 9)										4	0	0	0	0	1	2				
Willie Stargell, L OBP: 0.500, SLG: 1.111 (1, 7)										3	2	3	3	1	0	0				
Donn Clendenon, R OBP: 0.300, SLG: 0.500 (1, 3)										4	1	1	2	0	0	2				
Bill Mazerowski, R OBP: 0.222, SLG: 0.222 (1, 4)										4	0	0	0	0	0	1				
Bob Bailey, R (1, 5)										4	0	0	0	0	1	0				
Jim Pagliaroni, R OBP: 0.444, SLG: 0.889 (1, 2)										4	0	2	0	0	1	0				
Vern Law, R OBP: 0.500, SLG: 0.500 (1, 1)										4	1	2	0	0	0	1				
Inning Stats	R: 1 E: 1 K: 0 S: 5	H: 2 LOB: 1 BB: 0 P: 5	R: 0 E: 0 K: 0 S: 4	H: 1 LOB: 1 BB: 0 P: 4	R: 2 E: 1 K: 1 S: 7	H: 2 LOB: 0 BB: 0 P: 7	R: 0 E: 0 K: 0 S: 4	H: 2 LOB: 2 BB: 0 P: 4	R: 0 E: 0 K: 0 S: 3	H: 1 LOB: 0 BB: 0 P: 3	R: 0 E: 0 K: 0 S: 5	H: 2 LOB: 1 BB: 0 P: 5	R: 2 E: 0 K: 1 S: 6	H: 1 LOB: 0 BB: 1 P: 10	R: 0 E: 0 K: 1 S: 5	H: 1 LOB: 1 BB: 0 P: 5	1B: 7 2B: 2 3B: 1 HR: 2	SF: 0 SAC: 0 DP: 1 HBP: 0	WP: 0 PB: 1 CS: 0	PA: 37
PITCHER	IP WLS BF H R ER SO BB IBB HBP BLK WP HR S P ERA WHIP																			
Ken Johnson, R ERA: 9.0 (1, 1)	3.0 L 14 5 3 3 1 0 0 0 0 0 0 1 16 10 9.00 1.667																			
Clay Carroll, R ERA: (4, 1)	3.0 10 3 0 0 0 0 0 0 0 0 0 0 10 10 0.00 1.000																			
Phil Niekro, R ERA: 13.5 (7, 1)	2.0 10 3 3 3 1 1 0 0 0 0 0 0 11 15 13.50 2.000																			
Chi-Chi Olivo, R ERA: (9, 1)	1.0 3 1 0 0 1 0 0 0 0 0 0 0 5 5 0.00 1.000																			

AB	36
R	6
H	12
RBI	6
BB	1
SO	3
LOB	7



Batter	1	2	3	4	5	6	7	8	9	AB	R	H	RBI	BB	SO	LOB	BOTTOM			
Felipe Alou, R OBP: 0.400, SLG: 0.333 (1, 8)										4	0	1	0	0	0	0	Pittsburgh Pirates @ Atlanta Braves Atlanta Stadium, Atlanta, GA Wed Apr 13 1966, 6:05 PM EST Att: 12,721 - Unknown			
Eddie Mathews, L OBP: 0.100, SLG: 0.100 (1, 5)										4	0	1	0	0	1	1				
Hank Aaron, R OBP: 0.100, SLG: 0.100 (1, 9)										4	0	0	0	0	1	1				
Rico Carty, R OBP: 0.333, SLG: 0.250 (1, 7)										3	0	0	0	0	1	0				
Joe Torre, R OBP: 0.375, SLG: 1.143 (1, 2)										3	0	0	0	0	1	0				
Lee Thomas, L OBP: 0.222, SLG: 0.125 (1, 3)										3	0	1	0	0	0	0				
Denis Menke, R (1, 6)										3	0	0	0	0	0	1				
Frank Bolling, R OBP: 0.250, SLG: 0.250 (1, 4)										3	0	1	0	0	0	0				
Ken Johnson, R (1, 1)										0	0	0	0	0	0	0				
Adrian Garrett, L (3, PH)										1	0	0	0	0	0	0				
Clay Carroll, R (4, 1)										0	0	0	0	0	0	0				
Marty Keough, L (6, PH)										1	0	0	0	0	0	0				
Phil Niekro, R (7, 1)										0	0	0	0	0	0	0				
Miguel de la Hoz, R (8, PH)										1	0	0	0	0	0	1				
Chi-Chi Olivo, R (9, 1)										0	0	0	0	0	0	0				
Inning Stats	R: 0 E: 0 K: 0 S: 3	H: 0 LOB: 0 BB: 0 P: 3	R: 0 E: 0 K: 1 S: 5	H: 0 LOB: 0 BB: 0 P: 5	R: 0 E: 0 K: 1 S: 5	H: 1 LOB: 0 BB: 0 P: 5	R: 0 E: 0 K: 0 S: 4	H: 1 LOB: 1 BB: 0 P: 4	R: 0 E: 0 K: 0 S: 5	H: 0 LOB: 0 BB: 0 P: 5	R: 0 E: 0 K: 1 S: 4	H: 1 LOB: 1 BB: 0 P: 4	R: 0 E: 0 K: 0 S: 6	H: 1 LOB: 0 BB: 0 P: 10	R: 0 E: 0 K: 1 S: 5	H: 0 LOB: 0 BB: 0 P: 5	1B: 4 2B: 0 3B: 0 HR: 0	SF: 0 SAC: 0 DP: 0 HBP: 0	WP: 0 PB: 0 CS: 0	PA: 30
PITCHER	IP WLS BF H R ER SO BB IBB HBP BLK WP HR S P ERA WHIP																			
Vern Law, R ERA: (1, 1)	9.0 W 30 4 0 0 4 0 0 0 0 0 0 0 38 38 0.00 0.444																			

AB	30
R	0
H	4
RBI	0
BB	0
SO	4
LOB	4




Batter	1	2	3	4	5	6	7	8	9	AB	R	H	RBI	BB	SO	LOB	TOP					
Lou Brock, L OBP: 0.438, SLG: 0.571 (1, 9)	P6		4-3 1B		FC1-6 1B	1-H HR		0-3 K		5	2	3	2	0	1	1	St. Louis Cardinals @ Pittsburgh Pirates Forbes Field, Pittsburgh, PA Fri Apr 15 1966, 3:33 AM EST Att: 32,231 - Unknown livebaseballscorecards.com					
Julian Javier, R OBP: 0.188, SLG: 0.267 (1, 4)	P6		4-3		FC1-6 E	6-3			L8	5	1	0	0	0	0	2						
Curt Flood, R OBP: 0.714, SLG: 0.667 (1, 8)					E9 1B	5-3			1-4-3	5	1	3	2	0	0	0						
Tim McCarver, L OBP: 0.286, SLG: 0.182 (1, 2)	K		G5-4-3		E FC4-6 1B					3	1	0	0	2	1	2						
Charley Smith, R OBP: 0.357, SLG: 0.786 (1, 5)		E5 1B			L7	E7 FC4-6 1B				5	1	2	1	0	0	1						
George Kemeck, L OBP: 0.500, SLG: 0.444 (1, 3)					FC4-6					4	1	3	2	0	0	1						
Alex Johnson, R OBP: 0.308, SLG: 0.538 Mike Shannon, R (7, 7)	K				HR 1B					4	1	1	2	0	1	4						
Jerry Buchek, R OBP: 0.231, SLG: 0.182 (1, 6)		F9			K					3	0	1	0	1	1	2						
Bob Gibson, R (1, 1)	P6				K	FC1-6 HR			F3	4	1	0	0	0	1	4						
Inning Stats	R: 0 E: 0 K: 1 S: 6	H: 1 LOB: 1 BB: 0 P: 6	R: 0 E: 1 K: 1 S: 7	H: 1 LOB: 2 BB: 0 P: 7	R: 1 E: 0 K: 0 S: 4	H: 2 LOB: 0 BB: 0 P: 4	R: 2 E: 0 K: 2 S: 9	H: 2 LOB: 0 BB: 0 P: 9	R: 3 E: 2 K: 0 S: 6	H: 3 LOB: 1 BB: 1 P: 10	R: 2 E: 0 K: 0 S: 5	H: 2 LOB: 0 BB: 0 P: 5	R: 1 E: 0 K: 0 S: 4	H: 2 LOB: 0 BB: 0 P: 4	R: 0 E: 0 K: 1 S: 4	H: 0 LOB: 1 BB: 1 P: 8		R: 0 E: 0 K: 0 S: 3	H: 0 LOB: 1 BB: 1 P: 7	1B: 10 2B: 1 3B: 1 HR: 2	SF: 0 SAC: 0 DP: 3 HBP: 0	WP: 0 PB: 0 SB: 4 CS: 1
PITCHER	IP	WLS	BF	H	R	ER	SO	BB	IBB	HBP	BLK	WP	HR	S	P	ERA	WHIP					
Don Cardwell, R ERA: 10.38 (1, 1)	4.1	L	23	9	6	5	4	0	1	0	0	0	1	30	34	10.38	2.077					
Woodie Fryman, L ERA: (5, 1)	0.2		2	0	0	0	0	0	0	0	0	0	0	2	2	0.00	0.000					
Al McBean, R ERA: 13.5 (6, 1)	2.0		9	4	3	3	0	0	0	0	0	0	1	9	9	13.50	2.000					
Bob Purkey, R ERA: (8, 1)	2.0		7	0	0	0	1	2	0	0	0	0	0	7	15	0.00	1.000					

Batter	1	2	3	4	5	6	7	8	9	AB	R	H	RBI	BB	SO	LOB	BOTTOM					
Matty Alou, L OBP: 0.333, SLG: 0.733 (1, 8)	P6		5-3			FC5-4 3B	1-3 2B			4	1	2	0	0	0	0	St. Louis Cardinals @ Pittsburgh Pirates Forbes Field, Pittsburgh, PA Fri Apr 15 1966, 3:33 AM EST Att: 32,231 - Unknown livebaseballscorecards.com					
Gene Alley, R OBP: 0.357, SLG: 0.308 (1, 6)	K				K	FC5-4 BB	5-3			3	0	0	0	1	2	2						
Roberto Clemente, R OBP: 0.143, SLG: 0.143 (1, 9)	F8				3-1	FC5-4			E4	4	0	0	1	0	0	1						
Willie Stargell, L OBP: 0.429, SLG: 0.833 (1, 7)					K	P6			K	3	0	0	0	1	2	2						
Donn Clendenon, R OBP: 0.286, SLG: 0.417 (1, 3)					K	1-3			K	4	0	1	0	0	2	3						
Bill Mazerowski, R OBP: 0.231, SLG: 0.231 (1, 4)					K				P6	4	0	1	0	0	1	2						
Bob Bailey, R OBP: 0.083, SLG: 0.167 (1, 5)					1-3	F9			P5	4	1	1	0	0	0	3						
Jim Pagliaroni, R OBP: 0.417, SLG: 0.750 Bob Purkey, R (8, 1) Jerry Lynch, L (9, PH)					K	F8			4-3	3	0	1	1	0	1	2						
Don Cardwell, R Woodie Fryman, R Dave Roberts, L Al McBean, R Jesse Gonder, L (1, 1) (5, 1) (5, PH) (8, 1) (7, PH) (8, 2)					K	P6			3-1	1	0	0	0	0	1	0						
Inning Stats	R: 0 E: 0 K: 1 S: 5	H: 0 LOB: 0 BB: 0 P: 5	R: 0 E: 0 K: 2 S: 7	H: 0 LOB: 1 BB: 1 P: 11	R: 0 E: 0 K: 2 S: 7	H: 0 LOB: 0 BB: 0 P: 7	R: 0 E: 0 K: 2 S: 7	H: 0 LOB: 0 BB: 0 P: 7	R: 0 E: 0 K: 0 S: 5	H: 2 LOB: 2 BB: 0 P: 5	R: 1 E: 0 K: 0 S: 4	H: 1 LOB: 1 BB: 1 P: 8	R: 1 E: 0 K: 1 S: 8	H: 3 LOB: 2 BB: 0 P: 8	R: 0 E: 1 K: 2 S: 8	H: 0 LOB: 1 BB: 0 P: 8		R: 0 E: 0 K: 0 S: 3	H: 0 LOB: 0 BB: 0 P: 3	1B: 3 2B: 2 3B: 1 HR: 0	SF: 0 SAC: 0 DP: 0 HBP: 0	WP: 0 PB: 0 SB: 0 CS: 0
PITCHER	IP	WLS	BF	H	R	ER	SO	BB	IBB	HBP	BLK	WP	HR	S	P	ERA	WHIP					
Bob Gibson, R ERA: 2.0 (1, 1)	9.0	W	36	6	2	2	10	2	0	0	0	0	0	54	62	2.00	0.889					

Batter	1	2	3	4	5	6	7	8	9	AB	R	H	RBI	BB	SO	LOB	TOP								
Lou Brock, L OBP: 0.381, SLG: 0.474 (1, 9)	1-3		F8		FC1-6 1B		E 1B		P6	5	1	1	0	0	0	3									
Julian Javier, R OBP: 0.286, SLG: 0.350 (1, 4)	1B		1-2 1B		1B		5-3		G1-4-3	5	1	3	1	0	0	2									
Curt Flood, R OBP: 0.611, SLG: 0.563 (1, 8)	K		F8		CS 1B		6-3			4	0	1	1	0	1	4									
Tim McCarver, L OBP: 0.222, SLG: 0.133 (1, 2)	4-3			4-3	CS 1B	G3		3-1		4	0	0	0	0	0	1									
Charley Smith, R OBP: 0.444, SLG: 0.889 (1, 5)		F8		FC6-4 1B		2B		4-3 1B		4	1	3	0	0	0	0									
George Kereck, L OBP: 0.429, SLG: 0.333 (1, 3)	L6			L9		BB		4-3		3	0	0	0	1	0	2									
Alex Johnson, R OBP: 0.294, SLG: 0.471 (1, 7)	1-3			FC6-4 1-2		F8		2-3 1B		4	0	1	1	0	0	3									
Jerry Buchek, R OBP: 0.250, SLG: 0.214 (8, PH)			5-3			P3		P5		3	0	1	0	0	0	2									
Tito Francona, L OBP: 0.333, SLG: 0.333 (8, 6)					FC1-6 1B					1	0	0	0	0	0	1									
Dal Maxvill, R (8, 6)										0	0	0	0	0	0	0									
Ray Washburn, R OBP: 0.333, SLG: 0.333 (7, 1)						K				3	0	1	0	0	1	1									
Joe Hoerner, R (7, 1)							1-3			0	0	0	0	0	0	0									
Bob Skinner, L (9, PH)								G1-4-3 BB		0	0	0	0	1	0	0									
Inning Stats	R: 0 E: 0 K: 1 S: 6	H: 1 LOB: 1 BB: 0 P: 6	R: 0 E: 0 K: 0 S: 3	H: 0 LOB: 0 BB: 0 P: 3	R: 0 E: 0 K: 0 S: 5	H: 2 LOB: 2 BB: 0 P: 5	R: 0 E: 0 K: 0 S: 4	H: 1 LOB: 1 BB: 0 P: 4	R: 2 E: 0 K: 1 S: 7	H: 3 LOB: 0 BB: 0 P: 7	R: 0 E: 0 K: 0 S: 4	H: 1 LOB: 2 BB: 1 P: 8	R: 0 E: 1 K: 0 S: 4	H: 1 LOB: 1 BB: 0 P: 4	R: 1 E: 0 K: 0 S: 5	H: 2 LOB: 1 BB: 0 P: 5	R: 0 E: 0 K: 0 S: 2	H: 0 LOB: 0 BB: 1 P: 6	1B: 9 2B: 2 3B: 0 HR: 0	SF: 0 SAC: 0 DP: 1 HBP: 0	WP: 0 PB: 0 SB: 2 CS: 1	PA: 39			
PITCHER	IP	WLS	BF	H	R	ER	SO	BB	IBB	HBP	BLK	WP	HR	S	P	ERA	WHIP								
Tommie Sisk, R ERA: 2.57 (1, 1)	7.0	W	30	9	2	2	2	1	0	0	0	0	0	33	37	2.57	1.429								
Don Schwalt, R ERA: 3.5 (8, 1)	1.0		6	2	1	1	0	1	0	0	0	0	0	5	9	9.00	3.000								
Luke Walker, L ERA: (9, 1)	0.1		1	0	0	0	0	0	0	0	0	0	0	1	1	0.00	0.000								
Roy Face, R ERA: (9, 1)	0.2	S	1	0	0	0	0	0	0	0	0	0	0	1	1	0.00	0.000								

St. Louis Cardinals @ Pittsburgh Pirates
Forbes Field, Pittsburgh, PA
Sat Apr 16 1966, 3:33 AM EST
Att: 8,622 - Unknown

AB 36
R 3
H 11
RBI 3
BB 2
SO 2
LOB 19



Batter	1	2	3	4	5	6	7	8	9	AB	R	H	RBI	BB	SO	LOB	BOTTOM								
Matty Alou, L OBP: 0.333, SLG: 0.647 (8, 8)	E 1B	6-3			1-3		1-2 2H 3B			2	1	0	0	1	0	0									
Manny Mota, R OBP: 1.000, SLG: 3.000 (7, PH)	BB									1	0	1	2	0	0	0									
Gene Alley, R OBP: 0.278, SLG: 0.235 (1, 6)	K		P6		L6		F8			4	0	0	0	0	1	3									
Roberto Clemente, R OBP: 0.222, SLG: 0.389 (1, 9)	6-3		1-3			G1-6-3 1B		HR		4	1	2	1	0	0	1									
Willie Stargell, L OBP: 0.444, SLG: 0.750 (1, 7)	BB 1B					F9		F9		4	1	2	1	0	0	1									
Donn Clendenon, R OBP: 0.278, SLG: 0.333 (1, 3)	1B BB		F2			G1-6-3 1-2		K		3	0	0	0	1	1	2									
Bill Mazerowski, R OBP: 0.235, SLG: 0.235 (1, 4)				6-3			F7	F8		4	0	1	1	0	0	0									
Bob Bailey, R OBP: 0.067, SLG: 0.133 (1, 5)	K				F8		F7			3	0	0	0	0	1	2									
Jim Pagliaroni, R OBP: 0.400, SLG: 0.667 (7, PR)			K		6-3			BB 3B		3	0	1	0	0	1	0									
Dave Roberts, L (8, 2)								1B		0	0	0	0	0	0	0									
Jerry May, R (8, 2)										0	0	0	0	0	0	0									
Tommie Sisk, R (1, 1)										2	1	0	0	1	1	0									
Don Schwalt, R (8, 1)										0	0	0	0	0	0	0									
Luke Walker, L (9, 1)										0	0	0	0	0	0	0									
Roy Face, R (9, 1)										0	0	0	0	0	0	0									
Inning Stats	R: 2 E: 1 K: 2 S: 9	H: 2 LOB: 2 BB: 2 P: 17	R: 0 E: 0 K: 2 S: 7	H: 0 LOB: 0 BB: 0 P: 7	R: 0 E: 0 K: 0 S: 4	H: 1 LOB: 1 BB: 0 P: 4	R: 0 E: 0 K: 0 S: 3	H: 0 LOB: 0 BB: 0 P: 3	R: 0 E: 0 K: 0 S: 3	H: 1 LOB: 0 BB: 0 P: 3	R: 2 E: 0 K: 0 S: 5	H: 2 LOB: 2 BB: 1 P: 9	R: 1 E: 0 K: 1 S: 6	H: 1 LOB: 0 BB: 0 P: 6	1B: 5 2B: 0 3B: 1 HR: 1	SF: 0 SAC: 0 DP: 1 HBP: 0	WP: 0 PB: 0 SB: 0 CS: 0	PA: 33							
PITCHER	IP	WLS	BF	H	R	ER	SO	BB	IBB	HBP	BLK	WP	HR	S	P	ERA	WHIP								
Ray Washburn, R ERA: 5.4 (1, 1)	6.2	L	27	5	4	4	4	3	0	0	0	0	0	32	44	5.40	1.200								
Joe Hoerner, L ERA: 2.7 (7, 1)	1.1		6	2	1	1	1	0	0	0	0	0	1	8	8	6.75	1.500								

St. Louis Cardinals @ Pittsburgh Pirates
Forbes Field, Pittsburgh, PA
Sat Apr 16 1966, 3:33 AM EST
Att: 8,622 - Unknown

AB 30
R 5
H 7
RBI 5
BB 3
SO 5
LOB 9



Batter	1	2	3	4	5	6	7	8	9	AB	R	H	RBI	BB	SO	LOB	TOP
Lou Brock, L OBP: 0.385, SLG: 0.458 (1, 9)	0-0 6-3		0-3 K			0-0 FC6-4 1B	0-0 1-2 2-H 1B		0-0 4-3	5	0	2	1	0	1	0	
Julian Javier, R OBP: 0.231, SLG: 0.280 (1, 4)	0-0 1-3			0-0 L7		0-0 FC6-4 1-2	0-0 F8		0-0 P4	5	0	0	0	0	0	3	
Curt Flood, R OBP: 0.500, SLG: 0.450 (1, 8)	0-3 K			0-0 1-3			K			4	0	0	0	0	3	2	
Alex Johnson, R OBP: 0.300, SLG: 0.421 Tito Francona, L OBP: 0.250, SLG: 0.250 (7, 3)		0-0 5-3		0-0 F9			4-0 1B 1B BB	0-3 K		2	1	0	0	1	0	0	
Charley Smith, R OBP: 0.500, SLG: 0.864 (1, 5)		0-0 1B			0-0 P6		0-0 1B 1B BB 1B	0-0 1B		4	1	3	0	0	0	0	
George Kereck, L OBP: 0.375, SLG: 0.286 Mike Shannon, R OBP: 0.500, SLG: 0.500 (7, PH) (7, 7)		0-3 K			0-3 K		0-0 BB 1B 1-2 3-H 1B	0-0 FC5-4 1B		2	0	0	0	0	2	1	
Pat Corrales, R OBP: 0.250, SLG: 0.250 Bob Skinner, L OBP: 0.222, SLG: 0.133 (8, PH) (8, 2)		0-3 K			0-0 1-3		0-0 1-2 2-3 3-H 1B	0-3 K		3	1	1	0	0	1	1	
Jerry Buchek, R OBP: 0.300, SLG: 0.235 (1, 6)			0-0 5-3			0-0 G3-6-3 1B	4-0 1B 1B BB	0-0 FC5-4 1-2		3	1	1	1	1	0	2	
Nelson Briles, R Hal Woodeshick, R Phil Gagliano, R Ray Sadecki, L Bob Gibson, R Tracy Stallard, R Al Jackson, L Dennis Aust, R (1, 1) (5, 1) (6, PH) (6, 1) (7, PH) (7, 1) (8, 1) (8, 1)			0-0 F3			0-0 G3-6-3 1-2	0-0 1-2 2-3 3-H 1B	0-3 K		1	0	0	0	0	0	0	
Inning Stats	R: 0 E: 0 K: 1 S: 5	H: 0 LOB: 0 BB: 0 P: 5	R: 0 E: 0 K: 2 S: 8	H: 1 LOB: 1 BB: 0 P: 8	R: 0 E: 0 K: 1 S: 5	H: 0 LOB: 0 BB: 0 P: 5	R: 0 E: 0 K: 0 S: 3	H: 0 LOB: 0 BB: 0 P: 3	R: 0 E: 0 K: 1 S: 5	H: 0 LOB: 0 BB: 0 P: 5	R: 0 E: 0 K: 2 S: 9	H: 2 LOB: 2 BB: 0 P: 9	R: 0 E: 0 K: 1 S: 5	H: 0 LOB: 0 BB: 0 P: 5	1B: 10 2B: 0 3B: 0 HR: 0	SF: 0 SAC: 0 DP: 1 HBP: 0	WP: 0 PA: 38 PB: 0 SB: 0 CS: 0
PITCHER	IP WLS BF H R ER SO BB IBB HBP BLK WP HR S P ERA WHIP	IP WLS BF H R ER SO BB IBB HBP BLK WP HR S P ERA WHIP	IP WLS BF H R ER SO BB IBB HBP BLK WP HR S P ERA WHIP	IP WLS BF H R ER SO BB IBB HBP BLK WP HR S P ERA WHIP	IP WLS BF H R ER SO BB IBB HBP BLK WP HR S P ERA WHIP	IP WLS BF H R ER SO BB IBB HBP BLK WP HR S P ERA WHIP	IP WLS BF H R ER SO BB IBB HBP BLK WP HR S P ERA WHIP	IP WLS BF H R ER SO BB IBB HBP BLK WP HR S P ERA WHIP	IP WLS BF H R ER SO BB IBB HBP BLK WP HR S P ERA WHIP	IP WLS BF H R ER SO BB IBB HBP BLK WP HR S P ERA WHIP	IP WLS BF H R ER SO BB IBB HBP BLK WP HR S P ERA WHIP	IP WLS BF H R ER SO BB IBB HBP BLK WP HR S P ERA WHIP	IP WLS BF H R ER SO BB IBB HBP BLK WP HR S P ERA WHIP	IP WLS BF H R ER SO BB IBB HBP BLK WP HR S P ERA WHIP	IP WLS BF H R ER SO BB IBB HBP BLK WP HR S P ERA WHIP	IP WLS BF H R ER SO BB IBB HBP BLK WP HR S P ERA WHIP	IP WLS BF H R ER SO BB IBB HBP BLK WP HR S P ERA WHIP
Bob Veale, L ERA: 3.6 (1, 1)	6.1 28	8 5 5 6	2 0 0 0	0 0 0 0	0 0 0 0	0 0 0 0	0 0 0 0	0 0 0 0	0 0 0 0	0 0 0 0	0 0 0 0	0 0 0 0	0 0 0 0	0 0 0 0	0 0 0 0	0 0 0 0	0 0 0 0
Roy Face, R ERA: (7, 1)	1.2 7	2 0 0 3	0 0 0 0	0 0 0 0	0 0 0 0	0 0 0 0	0 0 0 0	0 0 0 0	0 0 0 0	0 0 0 0	0 0 0 0	0 0 0 0	0 0 0 0	0 0 0 0	0 0 0 0	0 0 0 0	0 0 0 0
Woodie Fryman, L ERA: (9, 1)	1.0 W 3	0 0 0 1	0 0 0 0	0 0 0 0	0 0 0 0	0 0 0 0	0 0 0 0	0 0 0 0	0 0 0 0	0 0 0 0	0 0 0 0	0 0 0 0	0 0 0 0	0 0 0 0	0 0 0 0	0 0 0 0	0 0 0 0

St. Louis Cardinals @ Pittsburgh Pirates
Forbes Field, Pittsburgh, PA
Sun Apr 17 1966, 3:33 AM EST
Att: 12,684 - Unknown

AB 36
R 5
H 10
RBI 5
BB 2
SO 10
LOB 12



Batter	1	2	3	4	5	6	7	8	9	AB	R	H	RBI	BB	SO	LOB	BOTTOM				
Matty Alou, L OBP: 0.318, SLG: 0.714 Jose Pagan, R OBP: 1.000, SLG: 1.000 Woodie Fryman, R (8, PH) (9, 1)	0-3 K		0-0 HR	0-0 F9			0-0 5-3	0-0 G6-4-3 1B		4	1	1	1	0	1	1					
Gene Alley, R OBP: 0.348, SLG: 0.455 (1, 6)	0-0 HR		0-0 6-3		0-0 FC6-4 1B		0-0 1B	0-0 G6-4-3 1-2		5	1	3	1	0	0	2					
Roberto Clemente, R OBP: 0.291, SLG: 0.391 (1, 9)	0-0 P6		0-0 E 1B 1B		0-3 K		0-0 F9		0-0 E SH SF9 1B	5	2	2	0	0	1	2					
Willie Stargell, L OBP: 0.500, SLG: 0.737 (1, 7)	4-0 BB		0-0 E9 1B CS 1B		0-3 K		0-0 1-2 1B		0-0 SH	3	0	2	0	1	1	1					
Donn Clendenon, R OBP: 0.304, SLG: 0.316 (1, 3)	0-3 K		0-0 1-3 3-H 1B		0-0 FC6-4 1-2		0-3 K		4-0 IBB	4	0	1	1	1	2	4					
Bill Mazeroski, R OBP: 0.273, SLG: 0.250 (1, 4)		0-0 1-6-3	0-0 F5			4-0 BB		0-0 2B 1B	0-0 SF9 3-H	3	1	1	1	1	0	2					
Bob Bailey, R OBP: 0.158, SLG: 0.263 (1, 5)		0-0 1B	0-0 CS 3-H	0-3 K		0-0 L8		0-0 1B 1B 2B		4	1	2	1	0	1	1					
Jim Pagliaroni, R OBP: 0.368, SLG: 0.579 Dave Roberts, L OBP: 0.250, SLG: 0.250 (8, PR) (9, 2)		0-0 F9		0-0 5-3		0-0 F8		0-0 1B 1B		4	0	1	0	0	0	2					
Bob Veale, S OBP: 0.167, SLG: 0.167 Roy Face, R OBP: 0.500, SLG: 1.500 (8, PH) (9, 8)		0-3 K		0-0 1B		0-3 K		0-3 K		3	0	1	0	0	2	2					
Inning Stats	R: 1 E: 0 K: 2 S: 8	H: 1 LOB: 1 BB: 1 P: 12	R: 0 E: 0 K: 1 S: 6	H: 1 LOB: 0 BB: 0 P: 6	R: 2 E: 1 K: 0 S: 6	H: 4 LOB: 1 BB: 0 P: 6	R: 0 E: 0 K: 1 S: 6	H: 1 LOB: 1 BB: 0 P: 6	R: 0 E: 0 K: 2 S: 8	H: 1 LOB: 1 BB: 0 P: 8	R: 0 E: 0 K: 1 S: 5	H: 0 LOB: 1 BB: 1 P: 9	R: 0 E: 0 K: 1 S: 7	H: 2 LOB: 2 BB: 0 P: 7	R: 2 E: 0 K: 1 S: 8	H: 4 LOB: 2 BB: 0 P: 8	R: 1 E: 1 K: 0 S: 3	H: 1 LOB: 2 BB: 1 P: 7	1B: 12 2B: 1 3B: 0 HR: 2	SF: 1 SAC: 1 DP: 1 HBP: 0	WP: 0 PA: 43 PB: 0 SB: 0 CS: 1
PITCHER	IP WLS BF H R ER SO BB IBB HBP BLK WP HR S P ERA WHIP	IP WLS BF H R ER SO BB IBB HBP BLK WP HR S P ERA WHIP	IP WLS BF H R ER SO BB IBB HBP BLK WP HR S P ERA WHIP	IP WLS BF H R ER SO BB IBB HBP BLK WP HR S P ERA WHIP	IP WLS BF H R ER SO BB IBB HBP BLK WP HR S P ERA WHIP	IP WLS BF H R ER SO BB IBB HBP BLK WP HR S P ERA WHIP	IP WLS BF H R ER SO BB IBB HBP BLK WP HR S P ERA WHIP	IP WLS BF H R ER SO BB IBB HBP BLK WP HR S P ERA WHIP	IP WLS BF H R ER SO BB IBB HBP BLK WP HR S P ERA WHIP	IP WLS BF H R ER SO BB IBB HBP BLK WP HR S P ERA WHIP	IP WLS BF H R ER SO BB IBB HBP BLK WP HR S P ERA WHIP	IP WLS BF H R ER SO BB IBB HBP BLK WP HR S P ERA WHIP	IP WLS BF H R ER SO BB IBB HBP BLK WP HR S P ERA WHIP	IP WLS BF H R ER SO BB IBB HBP BLK WP HR S P ERA WHIP	IP WLS BF H R ER SO BB IBB HBP BLK WP HR S P ERA WHIP	IP WLS BF H R ER SO BB IBB HBP BLK WP HR S P ERA WHIP	IP WLS BF H R ER SO BB IBB HBP BLK WP HR S P ERA WHIP				
Nelson Briles, R ERA: 3.38 (5, 1)	0.2 2	0 0 0 1	0 0 0 0	0 0 0 0	0 0 0 0	0 0 0 0	0 0 0 0	0 0 0 0	0 0 0 0	0	0	0	0	0	0	0					
Ray Sadecki, L ERA: (6, 1)	1.0 4	0 0 0 1	1 0 0 0	0 0 0 0	0 0 0 0	0 0 0 0	0 0 0 0	0 0 0 0	0 0 0 0	0	0	0	0	0	0	0					
Tracy Stallard, R ERA: 7.71 Al Jackson, L ERA: (7, 1) (8, 1)	1.1 9	5 2 2 2	0 0 0 0	0 0 0 0	0 0 0 0	0 0 0 0	0 0 0 0	0 0 0 0	0 0 0 0	0	0	0	0	0	0	0					
Dennis Aust, R ERA: 2.7 (9, 1)	0.1 2	0 0 0 0	0 0 0 0	0 0 0 0	0 0 0 0	0 0 0 0	0 0 0 0	0 0 0 0	0 0 0 0	0	0	0	0	0	0	0					

St. Louis Cardinals @ Pittsburgh Pirates
Forbes Field, Pittsburgh, PA
Sun Apr 17 1966, 3:33 AM EST
Att: 12,684 - Unknown

AB 37
R 6
H 15
RBI 6
BB 3
SO 9
LOB 19



Batter	1	2	3	4	5	6	7	8	9	AB	R	H	RBI	BB	SO	LOB	TOP					
Tommy Harper, R OBP: 0.304, SLG: 0.273 (1, 8)										4	1	3	0	0	0	1	Cincinnati Reds @ Pittsburgh Pirates Forbes Field, Pittsburgh, PA Tue Apr 19 1966, 6:05 PM EST Att: 3,750 - Unknown					
Pete Rose, S OBP: 0.281, SLG: 0.261 (1, 5)										4	0	0	0	0	0	5						
Vada Pinson, L OBP: 0.476, SLG: 0.750 (1, 9)										4	0	0	0	0	1	3						
Gordy Coleman, L OBP: 0.167, SLG: 0.167 (1, 3)										4	1	2	1	0	0	0						
Deron Johnson, R OBP: 0.150, SLG: 0.056 (1, 7)										4	0	0	0	0	0	2						
Leo Cardenas, R OBP: 0.350, SLG: 0.579 (1, 6)										3	0	0	0	1	0	1						
Tommy Helms, R OBP: 0.400, SLG: 0.556 (1, 4)										4	1	2	2	0	0	0						
Johnny Edwards, L (1, 2)										4	0	0	0	0	0	2						
Sammy Ellis, L OBP: 0.400, SLG: 0.250 (1, 1)										1	0	0	0	1	0	0						
John Tsitouris, R (6, 1)										0	0	0	0	0	0	0						
Mel Queen, L (7, PH)										1	0	0	0	0	1	0						
Billy McCool, R (7, 1)										0	0	0	0	0	0	0						
Inning Stats	R: 0 E: 0 K: 1 S: 5	H: 1 LOB: 0 BB: 0 P: 5	R: 2 E: 0 K: 0 S: 5	H: 2 LOB: 0 BB: 0 P: 5	R: 0 E: 0 K: 0 S: 3	H: 0 LOB: 1 BB: 1 P: 7	R: 0 E: 0 K: 0 S: 4	H: 1 LOB: 2 BB: 1 P: 8	R: 0 E: 1 K: 0 S: 4	H: 0 LOB: 1 BB: 0 P: 4	R: 0 E: 0 K: 0 S: 3	H: 0 LOB: 0 BB: 0 P: 3	R: 0 E: 0 K: 1 S: 5	H: 0 LOB: 1 BB: 0 P: 5	R: 1 E: 0 K: 0 S: 5	H: 2 LOB: 1 BB: 0 P: 5	R: 0 E: 0 K: 0 S: 3	H: 0 LOB: 0 BB: 0 P: 3	1B: 6 2B: 1 3B: 0 HR: 1	SF: 0 SAC: 0 DP: 2 HBP: 0	WP: 2 PB: 0 SB: 0 CS: 0	PA: 35
PITCHER Steve Blass, R ERA: 3.0 (1, 1)	IP: 9.0 WLS: W BF: 35 H: 7 R: 3 ER: 3 SO: 2 BB: 2 IBB: 0 HBP: 0 BLK: 0 WP: 2 HR: 1 S: 37 P: 45 ERA: 3.00 WHIP: 1.000															PITCHER Steve Blass, R ERA: 3.0 (1, 1)	IP: 9.0 WLS: W BF: 35 H: 7 R: 3 ER: 3 SO: 2 BB: 2 IBB: 0 HBP: 0 BLK: 0 WP: 2 HR: 1 S: 37 P: 45 ERA: 3.00 WHIP: 1.000					

AB 33
R 3
H 7
RBI 3
BB 2
SO 2
LOB 14



Batter	1	2	3	4	5	6	7	8	9	AB	R	H	RBI	BB	SO	LOB	BOTTOM					
Matty Alou, L OBP: 0.400, SLG: 0.667 (1, 8)										3	2	3	0	2	0	0	Cincinnati Reds @ Pittsburgh Pirates Forbes Field, Pittsburgh, PA Tue Apr 19 1966, 6:05 PM EST Att: 3,750 - Unknown					
Gene Alley, R OBP: 0.397, SLG: 0.500 (1, 6)										3	1	1	1	0	1	3						
Roberto Clemente, R OBP: 0.313, SLG: 0.452 (1, 9)										4	2	2	1	1	1	1						
Willie Stargell, L OBP: 0.484, SLG: 0.667 (1, 7)										5	1	3	1	0	0	3						
Donn Clendenon, R OBP: 0.406, SLG: 0.407 (1, 3)										5	1	4	2	0	0	2						
Bill Mazerolski, R OBP: 0.290, SLG: 0.276 (1, 4)										5	0	2	1	0	0	4						
Bob Bailey, R OBP: 0.250, SLG: 0.308 (1, 5)										4	0	2	1	1	0	1						
Jesse Gonder, L OBP: 0.286, SLG: 0.167 (1, 2)										2	0	0	0	1	1	3						
Jerry May, R (7, PH) (8, 2)										2	0	0	0	0	0	3						
Steve Blass, R (1, 1)										5	0	0	0	0	3	7						
Inning Stats	R: 0 E: 0 K: 0 S: 4	H: 1 LOB: 2 BB: 1 P: 8	R: 0 E: 0 K: 0 S: 4	H: 1 LOB: 1 BB: 0 P: 4	R: 3 E: 0 K: 1 S: 10	H: 5 LOB: 2 BB: 0 P: 10	R: 0 E: 0 K: 1 S: 5	H: 0 LOB: 1 BB: 1 P: 9	R: 1 E: 0 K: 0 S: 5	H: 3 LOB: 2 BB: 1 P: 9	R: 2 E: 0 K: 0 S: 5	H: 3 LOB: 1 BB: 1 P: 9	R: 0 E: 1 K: 2 S: 9	H: 1 LOB: 2 BB: 0 P: 9	R: 1 E: 0 K: 2 S: 10	H: 3 LOB: 3 BB: 1 P: 14	R: 1 E: 0 K: 2 S: 10	H: 3 LOB: 3 BB: 1 P: 14	1B: 13 2B: 2 3B: 2 HR: 0	SF: 0 SAC: 2 DP: 1 HBP: 0	WP: 1 PB: 0 SB: 0 CS: 0	PA: 45
PITCHER Sammy Ellis, R ERA: 4.15 (1, 1)	IP: 5.0 WLS: L BF: 27 H: 10 R: 4 ER: 4 SO: 2 BB: 2 IBB: 0 HBP: 0 BLK: 0 WP: 0 HR: 0 S: 28 P: 40 ERA: 7.20 WHIP: 2.400															PITCHER Sammy Ellis, R ERA: 4.15 (1, 1)	IP: 5.0 WLS: L BF: 27 H: 10 R: 4 ER: 4 SO: 2 BB: 2 IBB: 0 HBP: 0 BLK: 0 WP: 0 HR: 0 S: 28 P: 40 ERA: 7.20 WHIP: 2.400					
John Tsitouris, R ERA: 18.0 (6, 1)	IP: 1.0 WLS: L BF: 6 H: 3 R: 2 ER: 2 SO: 0 BB: 1 IBB: 0 HBP: 0 BLK: 0 WP: 0 HR: 0 S: 5 P: 9 ERA: 18.00 WHIP: 4.000															John Tsitouris, R ERA: 18.0 (6, 1)	IP: 1.0 WLS: L BF: 6 H: 3 R: 2 ER: 2 SO: 0 BB: 1 IBB: 0 HBP: 0 BLK: 0 WP: 0 HR: 0 S: 5 P: 9 ERA: 18.00 WHIP: 4.000					
Billy McCool, L ERA: 4.5 (7, 1)	IP: 2.0 WLS: L BF: 12 H: 4 R: 1 ER: 1 SO: 4 BB: 1 IBB: 0 HBP: 0 BLK: 0 WP: 0 HR: 0 S: 19 P: 23 ERA: 4.50 WHIP: 2.500															Billy McCool, L ERA: 4.5 (7, 1)	IP: 2.0 WLS: L BF: 12 H: 4 R: 1 ER: 1 SO: 4 BB: 1 IBB: 0 HBP: 0 BLK: 0 WP: 0 HR: 0 S: 19 P: 23 ERA: 4.50 WHIP: 2.500					

AB 38
R 7
H 17
RBI 7
BB 5
SO 6
LOB 27



Batter	1	2	3	4	5	6	7	8	9	AB	R	H	RBI	BB	SO	LOB	TOP					
Tommy Harper, R OBP: 0.323, SLG: 0.276										3	1	1	0	1	1	0	Cincinnati Reds @ Pittsburgh Pirates Forbes Field, Pittsburgh, PA Thu Apr 21 1966, 6:05 PM EST Att: 5,727 - Unknown					
Pete Rose, S OBP: 0.226, SLG: 0.290										4	0	0	0	0	0	3						
Vada Pinson, L OBP: 0.345, SLG: 0.536										4	0	0	0	0	2	1						
Tony Perez, R OBP: 0.545, SLG: 0.375										4	0	2	1	0	0	0						
Deron Johnson, R OBP: 0.250, SLG: 0.280										3	0	1	0	1	0	2						
Leo Cardenas, R OBP: 0.296, SLG: 0.500										4	0	1	0	0	0	1						
Tommy Helms, R OBP: 0.370, SLG: 0.458										3	0	1	0	1	0	0		AB 33 R 1 H 6 RBI 1 BB 3 SO 9 LOB 17				
Johnny Edwards, L Lee May, R Jimmie Coker, R										2	0	0	0	0	2	4						
Milt Pappas, R Dick Simpson, R Don Nottebart, R Billy McCool, R Giraldo Ruiz, S										1	0	0	0	0	1	1						
Inning Stats	R: 1 E: 0 K: 0 S: 5	H: 2 LOB: 1 BB: 0 P: 5	R: 0 E: 1 K: 2 S: 8	H: 1 LOB: 1 BB: 0 P: 8	R: 0 E: 0 K: 2 S: 7	H: 0 LOB: 0 BB: 0 P: 7	R: 0 E: 0 K: 2 S: 9	H: 2 LOB: 3 BB: 1 P: 13	R: 0 E: 0 K: 1 S: 5	H: 0 LOB: 0 BB: 0 P: 5	R: 0 E: 0 K: 0 S: 3	H: 1 LOB: 2 BB: 1 P: 3	R: 0 E: 1 K: 2 S: 8	H: 0 LOB: 2 BB: 1 P: 12	R: 0 E: 0 K: 0 S: 3	H: 0 LOB: 1 BB: 1 P: 7			R: 0 E: 0 K: 0 S: 3	H: 0 LOB: 0 BB: 0 P: 3	1B: 5 2B: 1 3B: 0 HR: 0	SF: 0 SAC: 0 DP: 1 HBP: 0
PITCHER Bob Veale, L ERA: 2.63	IP: 9.0 WLS: W BF: 36 H: 6 R: 1 ER: 1 SO: 9 BB: 2 IBB: 1 HBP: 0 BLK: 0 WP: 0 HR: 0 S: 51 P: 63 ERA: 1.00 WHIP: 0.889															PITCHER						

Batter	1	2	3	4	5	6	7	8	9	AB	R	H	RBI	BB	SO	LOB	BOTTOM			
Matty Alou, L OBP: 0.395, SLG: 0.657										4	1	2	0	0	0	0	Cincinnati Reds @ Pittsburgh Pirates Forbes Field, Pittsburgh, PA Thu Apr 21 1966, 6:05 PM EST Att: 5,727 - Unknown			
Gene Alley, R OBP: 0.361, SLG: 0.455										3	0	1	1	0	1	0				
Roberto Clemente, R OBP: 0.325, SLG: 0.436										4	0	2	0	0	1	0				
Willie Stargell, L OBP: 0.421, SLG: 0.559										3	0	1	0	0	0	0				
Jose Pagan, R OBP: 0.500, SLG: 1.000										1	0	0	0	0	0	2				
Manny Mota, R OBP: 0.667, SLG: 1.333										0	0	0	0	0	0	0				
Donn Clendenon, R OBP: 0.410, SLG: 0.394										3	0	0	0	0	2	2				
Bill Mazerowski, R OBP: 0.288, SLG: 0.257										2	0	0	0	1	0	0				
Bob Bailey, R OBP: 0.286, SLG: 0.290										3	0	0	0	0	1	1		AB 29 R 2 H 7 RBI 2 BB 1 SO 8 LOB 5		
Jesse Gonder, L OBP: 0.231, SLG: 0.417										3	1	1	1	0	2	0				
Bob Veale, S OBP: 0.111, SLG: 0.111										3	0	0	0	0	1	0				
Inning Stats	R: 0 E: 0 K: 1 S: 5	H: 0 LOB: 0 BB: 0 P: 5	R: 0 E: 0 K: 2 S: 7	H: 0 LOB: 1 BB: 1 P: 11	R: 1 E: 0 K: 0 S: 4	H: 2 LOB: 0 BB: 0 P: 4	R: 0 E: 0 K: 2 S: 7	H: 0 LOB: 0 BB: 0 P: 7	R: 0 E: 0 K: 1 S: 5	H: 0 LOB: 0 BB: 0 P: 5	R: 1 E: 0 K: 1 S: 8	H: 3 LOB: 2 BB: 0 P: 8	R: 0 E: 0 K: 1 S: 5	H: 0 LOB: 0 BB: 0 P: 5	R: 0 E: 0 K: 0 S: 5	H: 2 LOB: 2 BB: 0 P: 5		1B: 5 2B: 0 3B: 1 HR: 1	SF: 0 SAC: 1 DP: 0 HBP: 0	WP: 0 PB: 0 SB: 0 CS: 0
PITCHER Milt Pappas, R ERA: 3.0 Don Nottebart, R ERA Billy McCool, L ERA: 3.86	IP: 6.0 WLS: L BF: 23 H: 5 R: 2 ER: 2 SO: 7 BB: 1 IBB: 0 HBP: 0 BLK: 0 WP: 0 HR: 1 S: 36 P: 40 ERA: 3.00 WHIP: 1.000															PITCHER				

Batter	1	2	3	4	5	6	7	8	9	AB	R	H	RBI	BB	SO	LOB	TOP								
Matty Alou, L OBP: 0.375, SLG: 0.578 (1, 8)	E9		F7		F2		K		3-1	5	0	0	0	0	1	1									
Jose Pagan, R OBP: 0.333, SLG: 0.727 (1, 6)	F9		K			F9		L7	HR	5	1	1	1	0	1	1									
Roberto Clemente, R OBP: 0.340, SLG: 0.417 (1, 9)	K		K			F5		F2	1B	5	0	1	0	0	2	1									
Willie Stargell, L OBP: 0.457, SLG: 0.650 (1, 7)	BB			G6-4-3		FC5	E	1B	2B	3	1	2	0	2	1	1									
Donn Clendenon, R OBP: 0.362, SLG: 0.341 (1, 3)	K		G6-4-3			E4		1B		4	0	1	1	0	1	4									
Bill Mazerowski, R OBP: 0.281, SLG: 0.214 (1, 4)		F9		BB		FC5		L1		3	0	0	0	1	0	3									
Bob Bailey, R OBP: 0.326, SLG: 0.474 (1, 5)	HR		P6			K		HR		4	2	2	2	0	1	1									
Jim Pagliaroni, R OBP: 0.400, SLG: 0.652 (1, 2)	5-3			CS		P6		HR		3	1	1	1	1	0	0									
Steve Blass, R Woodie Fryman, R Al McBean, R Dave Roberts, L Pete Mikkelsen, R Jerry Lynch, L Manny Mota, R Roy Face, R (1, 1) (6, 1) (6, 1) (7, PH) (7, 1) (6, PH) (6, PH) (9, 1)	F8		K			K		2B	2-3	2	0	0	0	0	1	1									
Inning Stats	R: 0 E: 1 K: 2 S: 8	H: 0 LOB: 2 BB: 1 P: 12	R: 1 E: 0 K: 0 S: 4	H: 1 LOB: 0 BB: 0 P: 4	R: 0 E: 0 K: 2 S: 7	H: 0 LOB: 0 BB: 0 P: 7	R: 0 E: 0 K: 0 S: 2	H: 0 LOB: 1 BB: 2 P: 10	R: 0 E: 0 K: 1 S: 4	H: 0 LOB: 0 BB: 1 P: 8	R: 0 E: 1 K: 0 S: 5	H: 1 LOB: 2 BB: 0 P: 5	R: 0 E: 0 K: 2 S: 8	H: 1 LOB: 0 BB: 0 P: 8	R: 1 E: 0 K: 0 S: 5	H: 2 LOB: 1 BB: 0 P: 5	R: 3 E: 0 K: 1 S: 9	H: 4 LOB: 1 BB: 0 P: 9	1B: 3 2B: 2 3B: 0 HR: 4	SF: 0 SAC: 0 DP: 1 HBP: 0	WP: 0 PB: 0 SB: 1 CS: 1	PA: 40			
PITCHER	IP	WLS	BF	H	R	ER	SO	BB	IBB	HBP	BLK	WP	HR	S	P	ERA	WHIP								
Nelson Briles, R ERA: 3.38 (1, 1)	8.0		34	6	3	3	7	4	0	0	0	0	2	44	60	3.38	1.250								
Dennis Aust, R ERA: 2.45 (9, 1)	0.0	L	1	1	1	1	0	0	0	0	0	0	1	1	1	∞	∞								
Hal Woodeshick, L ERA: 6.75 (9, 1)	0.2		4	2	1	1	0	0	0	0	0	0	1	4	4	13.50	3.000								
Joe Hoerner, L ERA: 2.45 (9, 1)	0.1		1	0	0	0	1	0	0	0	0	0	0	3	3	0.00	0.000								

Pittsburgh Pirates @ St. Louis Cardinals
Sportsman's Park, St. Louis, MO
Sat Apr 23 1966, 7:05 PM EST
Att: 11,508 - Unknown

AB 36
R 5
H 9
RBI 5
BB 4
SO 8
LOB 13



Batter	1	2	3	4	5	6	7	8	9	AB	R	H	RBI	BB	SO	LOB	BOTTOM								
Lou Brock, L OBP: 0.356, SLG: 0.465 (1, 9)	HR	K			K		K		F9	5	1	1	1	0	3	1									
Julian Javier, R OBP: 0.227, SLG: 0.200 (1, 4)	F3		F7		K		K			4	0	0	0	0	2	0									
Curt Flood, R OBP: 0.475, SLG: 0.595 (1, 8)	1B		FC5-4	BB		1B	SF9	1B	F7	3	2	2	0	1	0	0									
Alex Johnson, R OBP: 0.250, SLG: 0.353 Mike Shannon, R OBP: 0.600, SLG: 0.600 (1, 7) (8, 7)	E6		FC5-4			K		2B	1B	3	1	1	1	0	1	2									
Charley Smith, R OBP: 0.514, SLG: 0.735 (1, 5)	F8		5-3			BB		1B	2B	4	0	2	0	0	0	1									
George Kemeck, L OBP: 0.393, SLG: 0.400 Phil Gagliano, R (6, PH) Tito Francona, L OBP: 0.333, SLG: 0.200 (7, 3)	6-3			4-3		SF9		IBB	G6-4-3	2	0	0	0	0	0	0									
Dal Maxvill, R (1, 6)	5-3			F3		BB		G6-4-3		3	0	0	0	1	0	3									
Pat Corrales, R OBP: 0.182, SLG: 0.182 Bob Skinner, L (9, PH)	P4			6-3		5-3		K		3	0	0	0	0	0	2									
Nelson Briles, R Dennis Aust, R Hal Woodeshick, R Joe Hoerner, R Tim McCarver, L OBP: 0.240, SLG: 0.273 (1, 1) (9, 1) (9, 1) (9, 1) (9, PH)	WP	BB		6-3		K		K		2	0	0	0	1	1	0									
Inning Stats	R: 3 E: 1 K: 0 S: 6	H: 3 LOB: 0 BB: 0 P: 6	R: 0 E: 0 K: 1 S: 5	H: 0 LOB: 1 BB: 1 P: 9	R: 0 E: 0 K: 0 S: 3	H: 0 LOB: 0 BB: 0 P: 3	R: 0 E: 0 K: 2 S: 7	H: 0 LOB: 0 BB: 0 P: 7	R: 1 E: 0 K: 1 S: 7	H: 2 LOB: 2 BB: 1 P: 11	R: 0 E: 0 K: 3 S: 9	H: 0 LOB: 0 BB: 0 P: 9	R: 0 E: 0 K: 0 S: 4	H: 2 LOB: 2 BB: 1 P: 8	R: 0 E: 0 K: 2 S: 7	H: 0 LOB: 0 BB: 0 P: 7	1B: 4 2B: 1 3B: 1 HR: 1	SF: 1 SAC: 0 DP: 1 HBP: 0	WP: 1 PB: 0 SB: 0 CS: 0	PA: 37					
PITCHER	IP	WLS	BF	H	R	ER	SO	BB	IBB	HBP	BLK	WP	HR	S	P	ERA	WHIP								
Steve Blass, R ERA: 4.4 (1, 1)	5.1		23	5	4	4	4	2	0	0	0	0	1	29	37	6.75	1.312								
Woodie Fryman, L ERA: 4.5 (6, 1)	0.1		2	0	0	0	0	1	0	0	0	0	0	1	5	0.00	3.000								
Al McBean, R ERA: 4.5 (6, 1)	0.1		1	0	0	0	0	0	0	0	0	0	0	1	1	0.00	0.000								
Pete Mikkelsen, R ERA: 4.05 (7, 1)	2.0	W	8	2	0	0	3	0	1	0	0	0	0	13	17	0.00	1.000								
Roy Face, R ERA: 4.05 (9, 1)	1.0	S	3	0	0	0	2	0	0	0	0	0	0	7	7	0.00	0.000								

Pittsburgh Pirates @ St. Louis Cardinals
Sportsman's Park, St. Louis, MO
Sat Apr 23 1966, 7:05 PM EST
Att: 11,508 - Unknown

AB 32
R 4
H 7
RBI 3
BB 4
SO 9
LOB 9

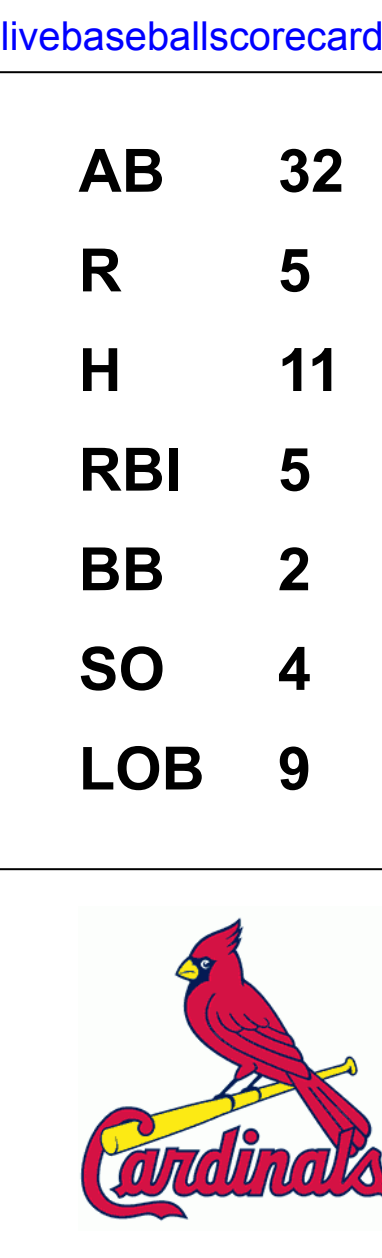


Batter	1	2	3	4	5	6	7	8	9	AB	R	H	RBI	BB	SO	LOB	TOP																				
Manny Mota, R OBP: 0.400, SLG: 0.600 (1, 8)	0-0 SH5-3 6-3 1B		0-3 K		0-0 4-3		0-3 K			4	1	1	0	0	2	0	Pittsburgh Pirates @ St. Louis Cardinals Sportsman's Park, St. Louis, MO Sun Apr 24 1966, 4:33 AM EDT Att: 11,217 - Unknown																				
Jose Pagan, R OBP: 0.333, SLG: 0.643 (1, 7)	0-0 SH5-3 1-2		0-3 K		0-0 1B		0-0 F8			3	0	1	0	0	1	0																					
Roberto Clemente, R OBP: 0.352, SLG: 0.442 (1, 9)	0-0 6-3 2-H		0-0 WP 1B		0-3 K		0-0 2B			4	0	2	1	0	1	1																					
Donn Clendenon, R OBP: 0.333, SLG: 0.311 (1, 3)	0-3 K		0-0 4-3 1-2		0-0 L7		0-0 6-3			4	0	0	0	0	1	2																					
Jim Pagliaroni, R OBP: 0.379, SLG: 0.577 Jerry May, R (8, 2)		4-0 FC6-4 BB		0-0 F9		0-0 E6 FC5		0-0 6-3		3	0	0	0	1	0	1																					
Bill Mazerowski, R OBP: 0.280, SLG: 0.217 (1, 4)		0-0 FC6-4 E 1-2 5-3		0-0 BB 1B		0-0 F5		0-0 5-3		4	1	1	0	0	0	2																					
Bob Bailey, R OBP: 0.319, SLG: 0.439 (1, 5)		0-0 E6 1-3		4-0 G6-4-3 BB		0-0 FC5 2-3		0-0 F2		3	0	0	0	1	0	2																					
Andre Rodgers, R OBP: 0.400, SLG: 0.250 (1, 6)		0-0 5-3 3-H		0-0 G6-4-3 1-2		0-0 5-3		4-0 BB		3	0	0	1	1	0	3																					
Don Cardwell, R Bob Purkey, R Matty Alou, L Luke Walker, L Al McBean, R Jerry Lynch, L (1, 1) (3, 1) (7, PH) (7, 1) (7, 1) (8, PH)		0-0 F7 3-H		0-3 K		0-0 4-3		0-0 4-3		1	0	0	0	0	0	1																					
Inning Stats	R: 1 E: 0 K: 1 S: 6	H: 1 LOB: 0 BB: 0 P: 6	R: 1 E: 1 K: 0 S: 4	H: 0 LOB: 1 BB: 1 P: 8	R: 0 E: 0 K: 2 S: 8	H: 1 LOB: 1 BB: 0 P: 8	R: 0 E: 0 K: 0 S: 3	H: 1 LOB: 1 BB: 1 P: 7	R: 0 E: 0 K: 2 S: 8	H: 1 LOB: 1 BB: 0 P: 8	R: 0 E: 1 K: 0 S: 4	H: 0 LOB: 1 BB: 0 P: 4	R: 0 E: 0 K: 1 S: 5	H: 0 LOB: 0 BB: 5 P: 5	R: 0 E: 0 K: 0 S: 4	H: 1 LOB: 1 BB: 0 P: 4		R: 0 E: 0 K: 0 S: 3	H: 0 LOB: 1 BB: 1 P: 7	1B: 4 2B: 1 3B: 0 HR: 0	SF: 0 SAC: 1 DP: 1 HBP: 0	WP: 1 PB: 0 SB: 1 CS: 0	PA: 36														
PITCHER	IP	WLS	BF	H	R	ER	SO	BB	IBB	HBP	BLK	WP	HR	S	P	ERA	WHIP	PITCHER	IP	WLS	BF	H	R	ER	SO	BB	IBB	HBP	BLK	WP	HR	S	P	ERA	WHIP		
Ray Sadecki, L ERA: 0.96 (1, 1)	7.1	W	30	5	2	1	6	2	0	0	0	1	0	40	48	1.23	0.955																				
Tracy Stallard, R ERA: 4.5 (8, 1)	1.2	S	6	0	0	0	0	1	0	0	0	0	0	5	9	0.00	0.600																				

AB 32
R 2
H 5
RBI 2
BB 3
SO 6
LOB 13

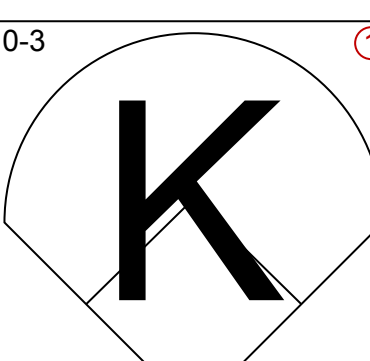
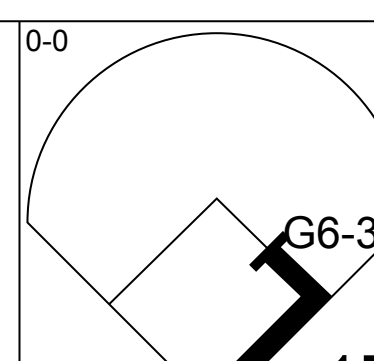
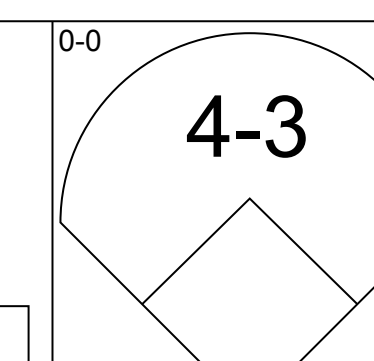
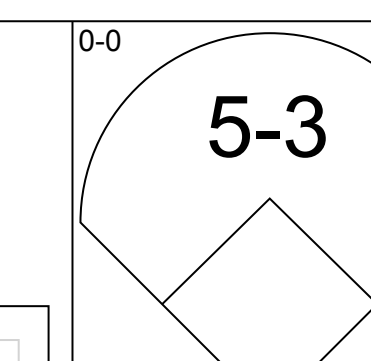
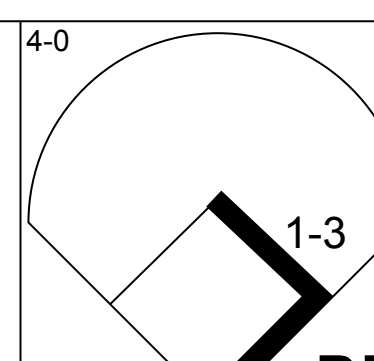
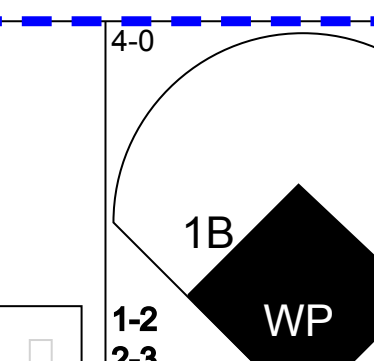
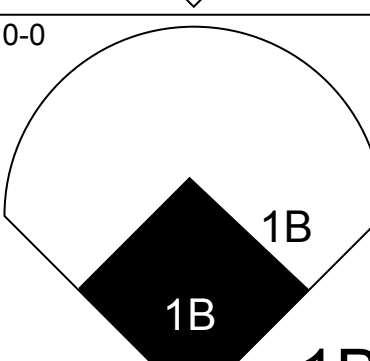
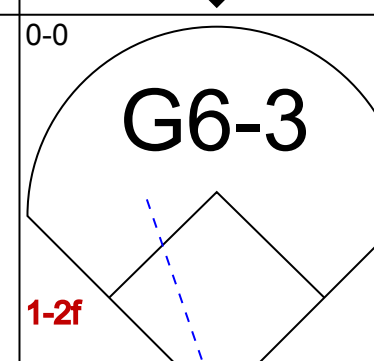
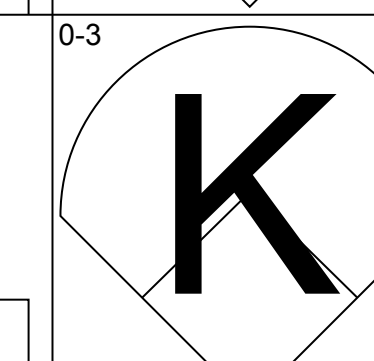
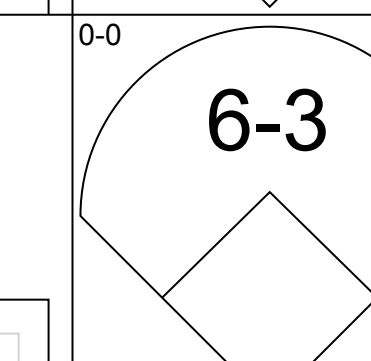
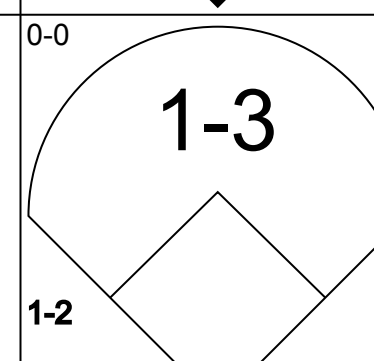
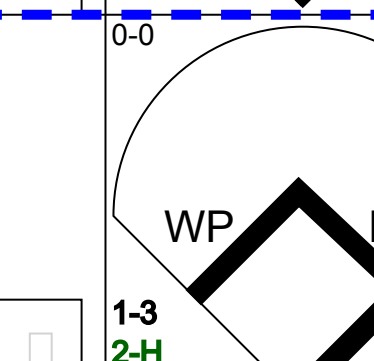
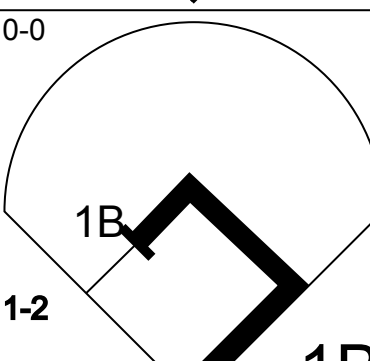
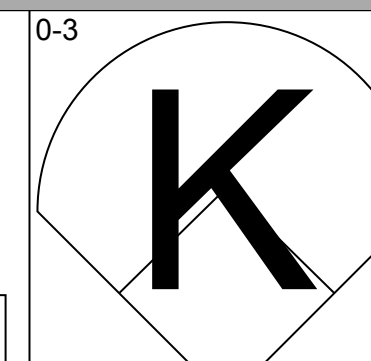
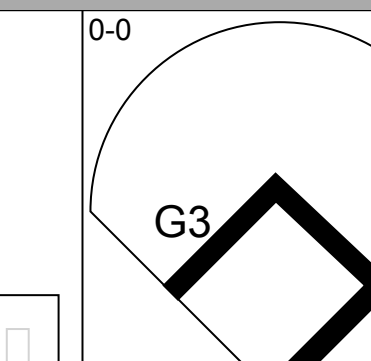
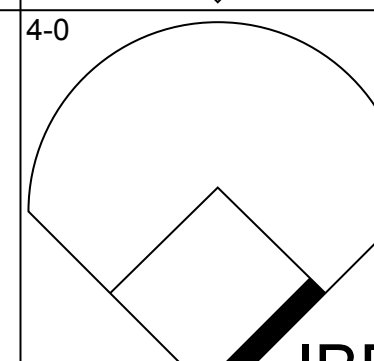
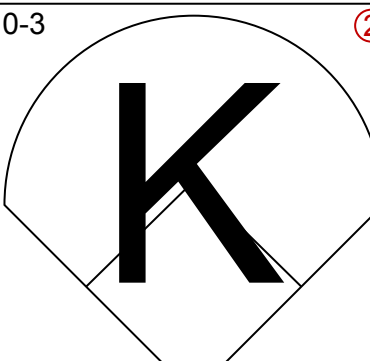
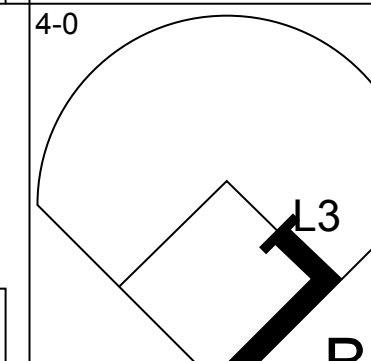
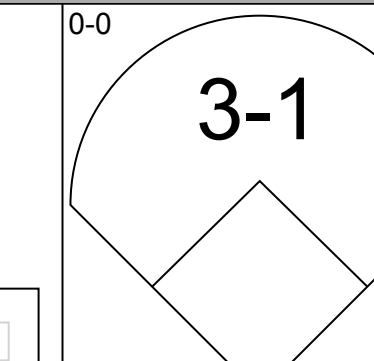
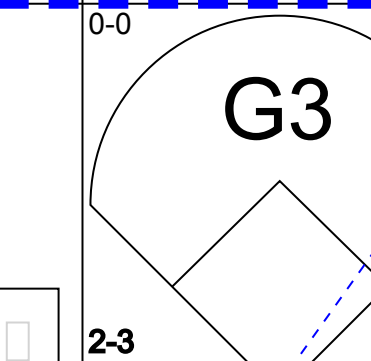
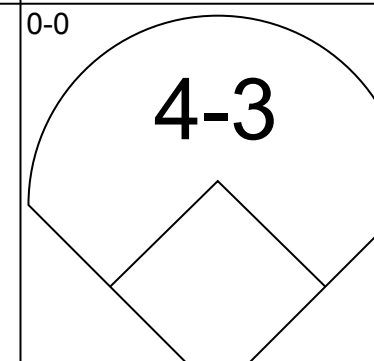
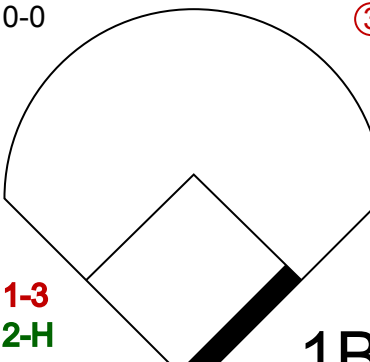
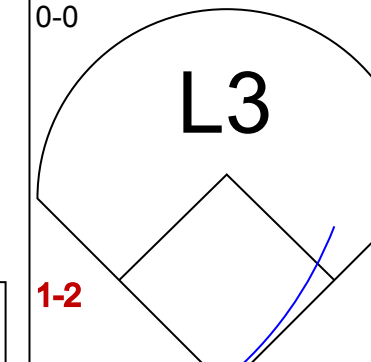
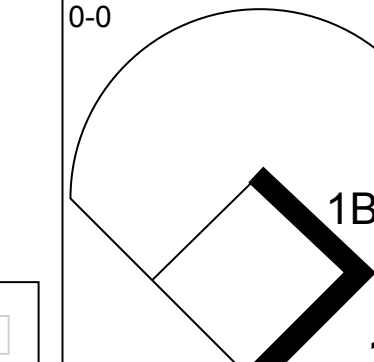
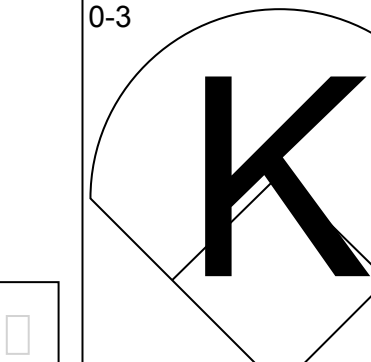
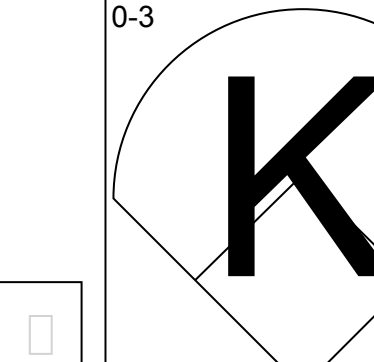
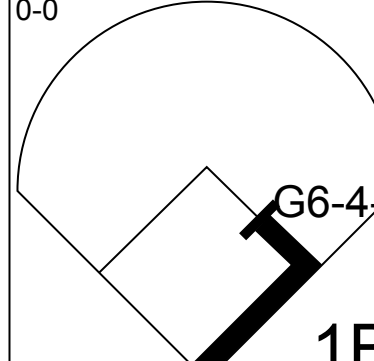
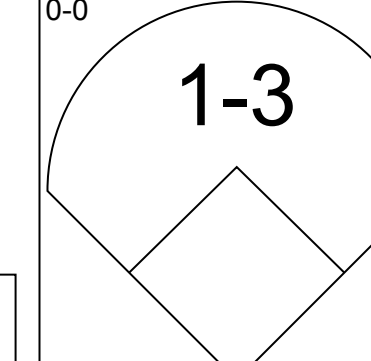
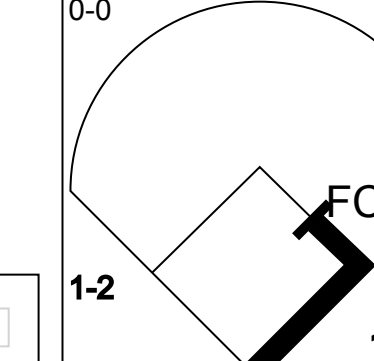
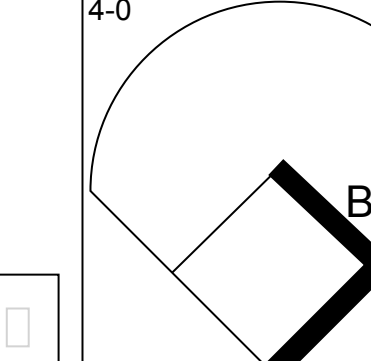
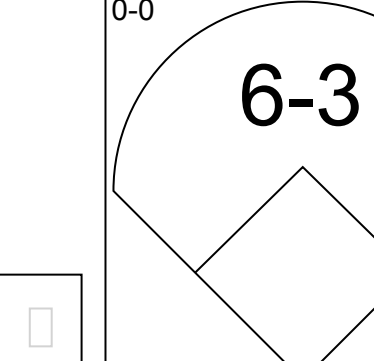
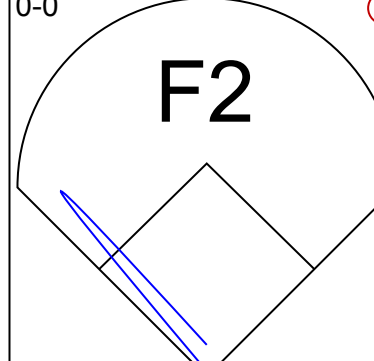
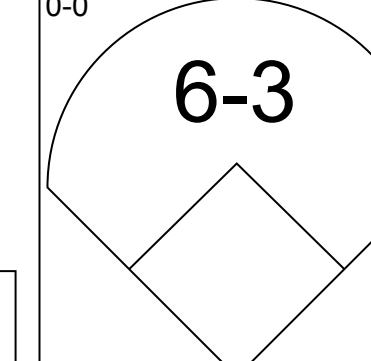
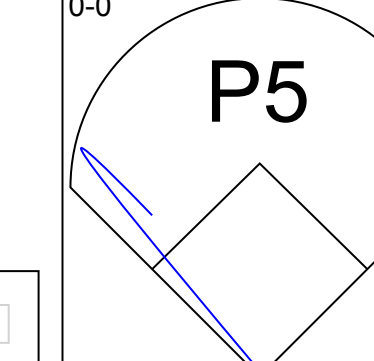
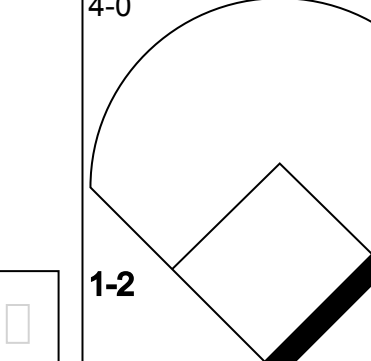
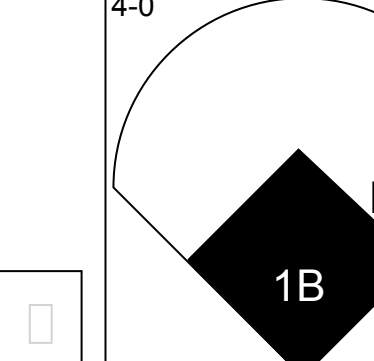
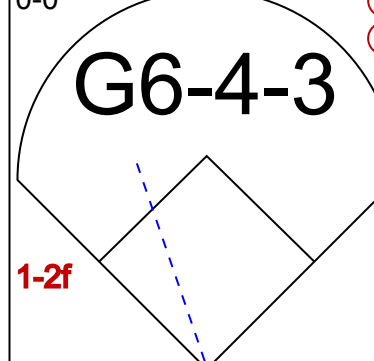
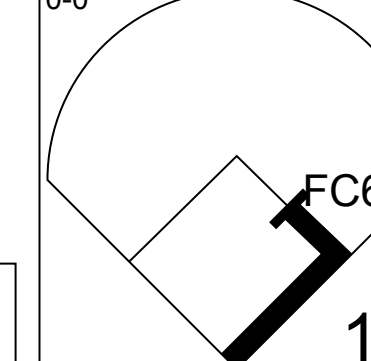
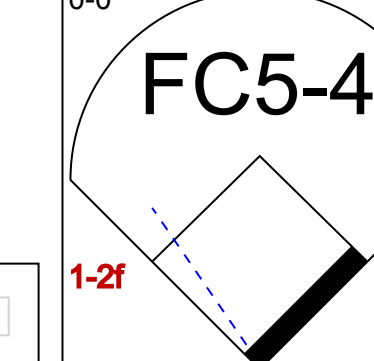
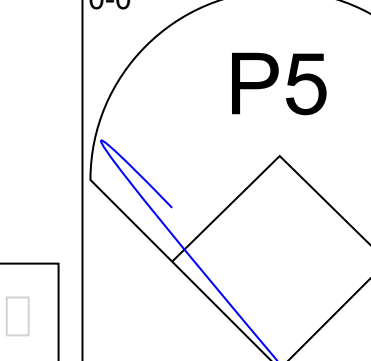
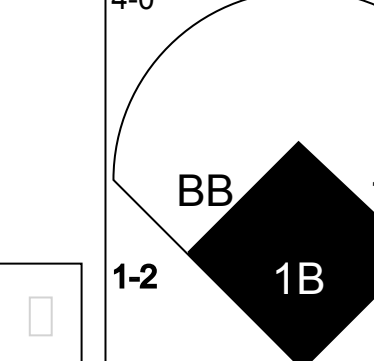
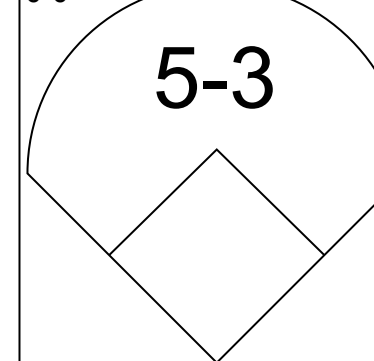
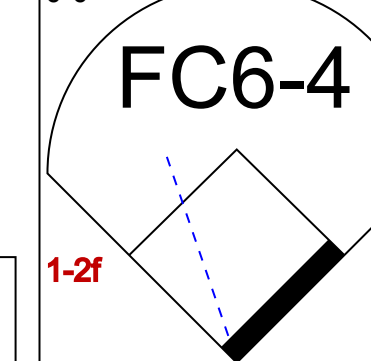
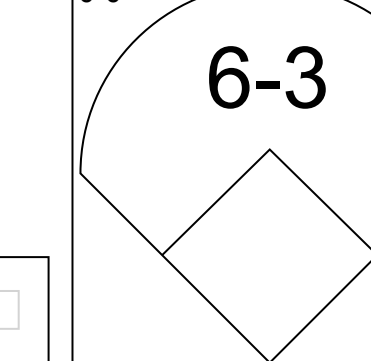
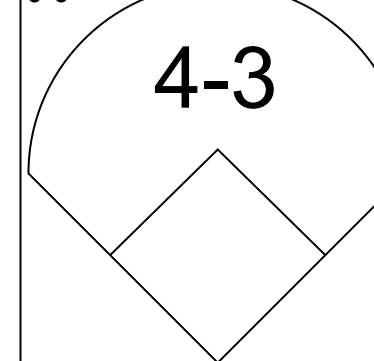
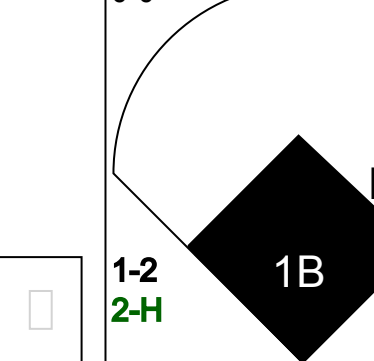


Batter	1	2	3	4	5	6	7	8	9	AB	R	H	RBI	BB	SO	LOB	BOTTOM																				
Lou Brock, L OBP: 0.347, SLG: 0.468 (1, 9)	0-0 F8	0-0 F9			0-0 P5		0-0 2B			4	0	1	1	0	0	0	Pittsburgh Pirates @ St. Louis Cardinals Sportsman's Park, St. Louis, MO Sun Apr 24 1966, 4:33 AM EDT Att: 11,217 - Unknown																				
Julian Javier, R OBP: 0.229, SLG: 0.186 (1, 4)	0-0 5-3		0-0 F7		0-0 4-3		4-0 BB			3	0	0	0	1	0	0																					
Curt Flood, R OBP: 0.455, SLG: 0.561 (1, 8)	0-0 2B 1B		0-0 5-3		0-0 5-3		0-0 L1			4	1	1	0	0	0	1																					
Tim McCarver, L OBP: 0.276, SLG: 0.385 (1, 2)	0-0 1-H 2B		0-0 1-3		0-0 4-3		0-0 SH3-4 2B			4	0	2	1	0	0	0																					
Charley Smith, R OBP: 0.525, SLG: 0.730 (1, 5)	0-0 F7		0-0 E1 F8 1B 1B		0-0 FC6-4 1B		0-0 SH3-4 2-3			3	1	2	0	0	0	1																					
George Kemeck, L OBP: 0.344, SLG: 0.345 (1, 3)		0-0 F3		0-0 F8 2-3		0-0 F3		0-3 K		4	0	0	0	0	1	3																					
Alex Johnson, R OBP: 0.275, SLG: 0.351 Mike Shannon, R OBP: 0.600, SLG: 0.600 (1, 7) (9, 7)		0-3 K		0-0 1B 1B 3-H		0-0 FC6-4 1-2		4-0 IBB		3	0	1	1	1	1	1																					
Dal Maxvill, R OBP: 0.333, SLG: 0.375 (1, 6)		0-0 HR 2B		0-0 1-2 1B		0-3 K		0-3 K		4	1	2	0	0	2	2																					
Ray Sadecki, L OBP: 0.667, SLG: 1.667 Tracy Stallard, R (8, 1)		0-0 2-H HR		0-0 5-3		0-0 WP 2B 1B				3	2	2	2	0	0	1																					
Inning Stats	R: 1 E: 0 K: 0 S: 5	H: 2 LOB: 1 BB: 0 P: 5	R: 2 E: 0 K: 1 S: 7	H: 2 LOB: 0 BB: 0 P: 7	R: 0 E: 0 K: 0 S: 3	H: 0 LOB: 0 BB: 0 P: 3	R: 1 E: 1 K: 0 S: 5	H: 3 LOB: 1 BB: 0 P: 5	R: 0 E: 0 K: 0 S: 3	H: 0 LOB: 0 BB: 0 P: 3	R: 0 E: 0 K: 0 S: 4	H: 1 LOB: 1 BB: 0 P: 4	R: 1 E: 0 K: 1 S: 6	H: 2 LOB: 1 BB: 1 P: 10	R: 0 E: 0 K: 2 S: 8	H: 1 LOB: 2 BB: 1 P: 12		1B: 6 2B: 4 3B: 0 HR: 1	SF: 0 SAC: 1 DP: 0 HBP: 0	WP: 1 PB: 0 SB: 0 CS: 0	PA: 35																
PITCHER	IP	WLS	BF	H	R	ER	SO	BB	IBB	HBP	BLK	WP	HR	S	P	ERA	WHIP	PITCHER	IP	WLS	BF	H	R	ER	SO	BB	IBB	HBP	BLK	WP	HR	S	P	ERA	WHIP		
Don Cardwell, R ERA: 6.28 (1, 1)	2.0	L	10	4	3	3	1	0	0	0	0	0	0	15	15	2.25	1.000																				
Bob Purkey, R ERA: 1.04 (3, 1)	4.0		15	4	1	1	0	0	0	0	0	0	0	15	15	2.25	1.000																				
Luke Walker, L ERA: 5.4 (7, 1)	0.2		4	2	1	1	1	1	0	0	0	1	0	5	9	13.50	4.500																				
Al McBean, R ERA: 3.88 (7, 1)	1.1		6	1	0	0	2	0	1	0	0	0	0	9	13	0.00	0.750																				



Batter	1	2	3	4	5	6	7	8	9	AB R H RBI BB SO LOB	TOP								
Tony Taylor, R OBP: 0.233, SLG: 0.214 (1, 4)	4-3		1-2 1B			1B BB 1B	SH5-3		G3	4 1 2 0 0 0 1	Philadelphia Phillies @ Pittsburgh Pirates Forbes Field, Pittsburgh, PA Mon Apr 25 1966, 7:05 PM EDT Att: 9,564 - Unknown livebaseballscorecards.com								
Johnny Callison, L OBP: 0.281, SLG: 0.326 (1, 9)	F7		K			BB 1B	6-3			4 1 1 0 0 1 3									
Dick Groat, R OBP: 0.297, SLG: 0.314 Bobby Wine, R OBP: 0.167, SLG: 0.167 (1, 6) (7, 6)	L9			6-3		BB 1B	F9			4 1 1 0 0 0 1 0 0 0 0 0 0 0									
Dick Allen, R OBP: 0.413, SLG: 0.690 (1, 5)		K2-3		HR		1B BB			K	3 2 1 2 1 2 0									
Cookie Rojas, R OBP: 0.372, SLG: 0.415 (1, 7)		K		5-3		1B			K	4 0 1 2 0 2 0									
Harvey Kuenn, R OBP: 0.333, SLG: 0.333 John Briggs, L OBP: 0.333, SLG: 0.571 (1, 3) (6, PR) (6, 8)				K		1-3 2-H 3-H 1B			K	3 0 1 1 0 1 0 1 0 0 0 0 1 0									
Jackie Brandt, R OBP: 0.283, SLG: 0.222 Bill White, L OBP: 0.238, SLG: 0.176 (1, 8) (6, PH) (6, 3)			K		K	1-2 3-H 1B			K	2 0 0 0 0 2 0 2 0 0 0 0 1 2									
Bob Uecker, R OBP: 0.167, SLG: 0.067 (1, 2)			6-3		F8	G6-4-3			E1	4 0 0 0 0 0 2									
Jim Bunning, R OBP: 0.250, SLG: 0.250 (1, 1)			1B		K	6-3 SH5-3 1B			K	4 0 2 0 0 2 1									
Inning Stats	R: 0 H: 0 E: 0 K: 0 S: 3	H: 0 LOB: 0 BB: 0 P: 3	R: 0 H: 0 E: 0 K: 2 S: 7	H: 2 LOB: 2 BB: 0 P: 9	R: 1 H: 1 E: 0 K: 1 S: 6	H: 0 LOB: 0 BB: 0 P: 6	R: 0 H: 0 E: 0 K: 1 S: 7	H: 0 LOB: 0 BB: 0 P: 7	R: 4 H: 5 E: 0 K: 1 S: 9	H: 1 LOB: 2 BB: 1 P: 13		R: 0 H: 1 E: 0 K: 0 S: 4	H: 0 LOB: 0 BB: 0 P: 4	R: 0 H: 0 E: 0 K: 3 S: 9	H: 0 LOB: 0 BB: 0 P: 9	R: 0 H: 1 E: 1 K: 1 S: 6	H: 0 LOB: 1 BB: 0 P: 6	1B: 8 2B: 0 3B: 0 HR: 1	SF: 0 SAC: 1 DP: 1 HBP: 0
PITCHER	IP WLS BF H R ER SO BB IBB HBP BLK WP HR S P ERA WHIP											PITCHER	IP WLS BF H R ER SO BB IBB HBP BLK WP HR S P ERA WHIP						
Bob Veale, L ERA: 3.72 (1, 1)	5.0 L 24 8 5 5 7 1 0 0 0 0 0 1 37 41 9.00 1.800																		
Pete Mikkelsen, R ERA: 3.52 (6, 1)	1.0 2 0 0 0 1 0 0 0 0 0 0 4 4 0.00 0.000																		
Woodie Fryman, L ERA: (7, 1)	2.0 7 1 0 0 3 0 0 0 0 0 0 13 13 0.00 0.500																		
Luke Walker, L ERA: 4.15 (9, 1)	1.0 4 0 0 0 1 0 0 0 0 0 0 6 6 0.00 0.000																		

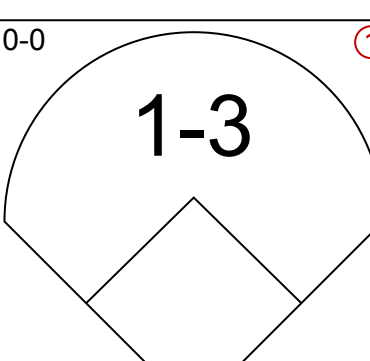
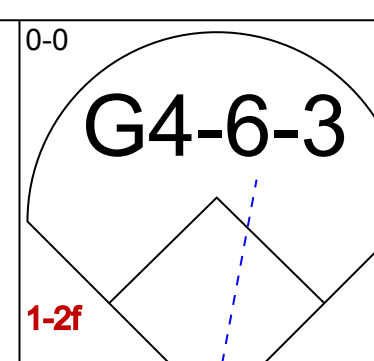
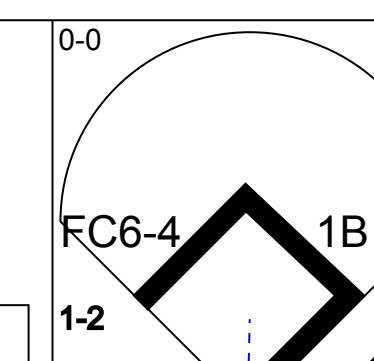
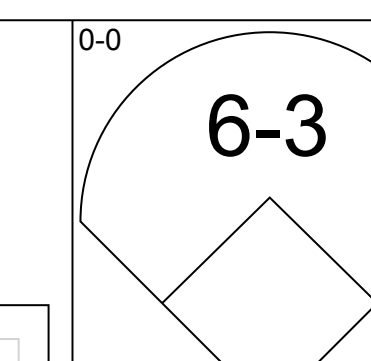
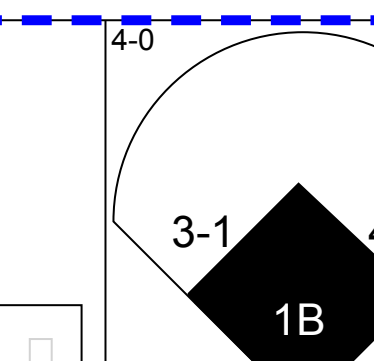
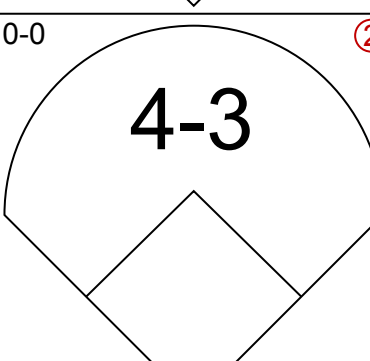
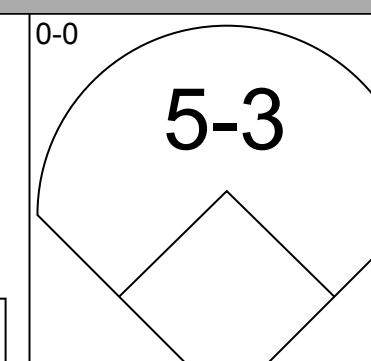
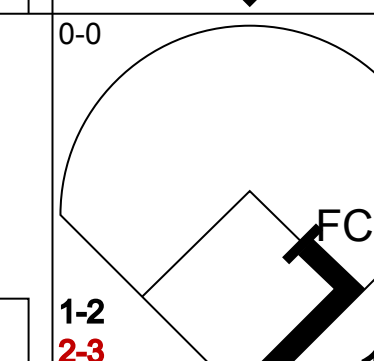
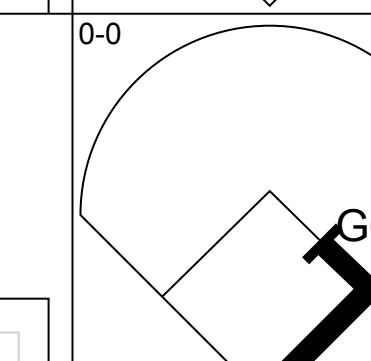
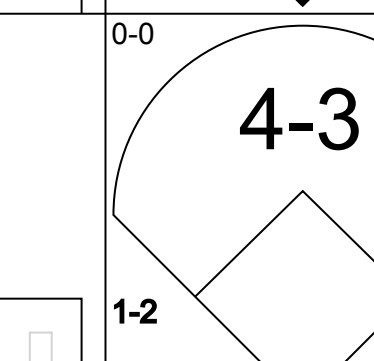
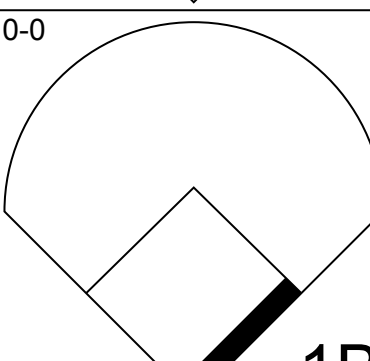
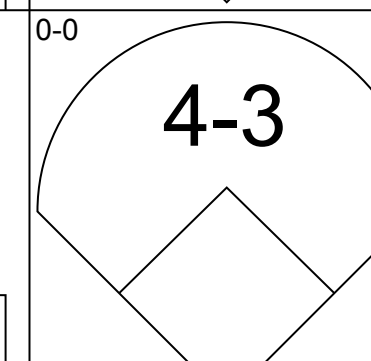
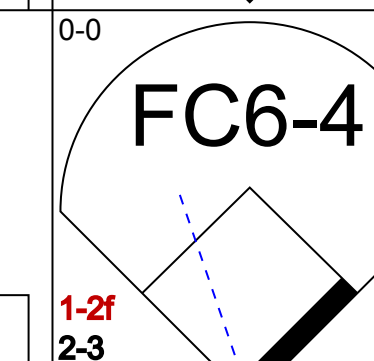
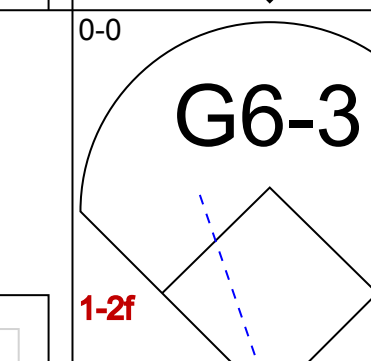
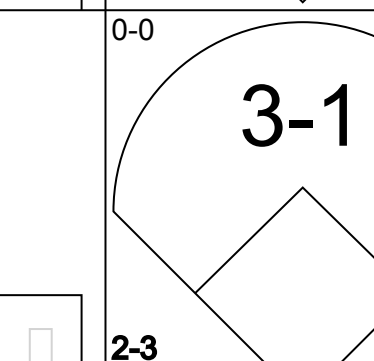
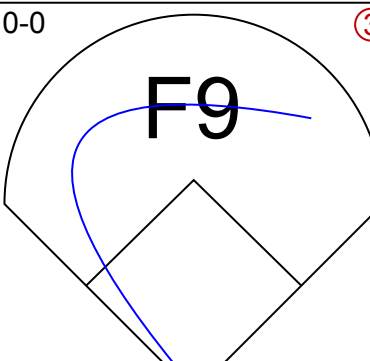
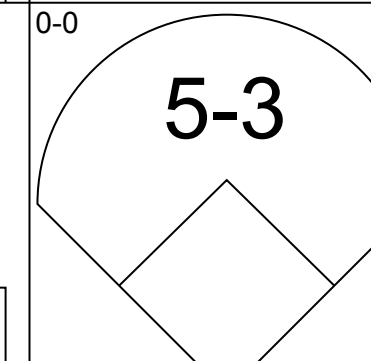
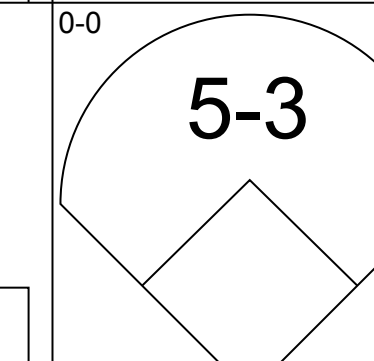
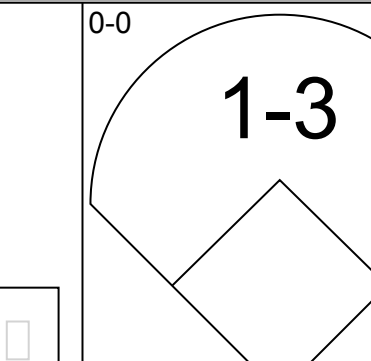
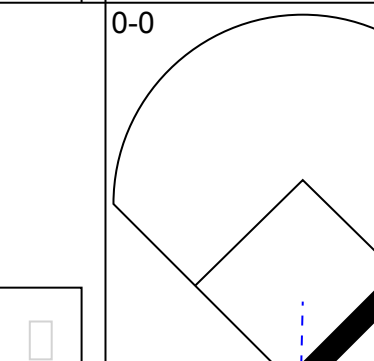
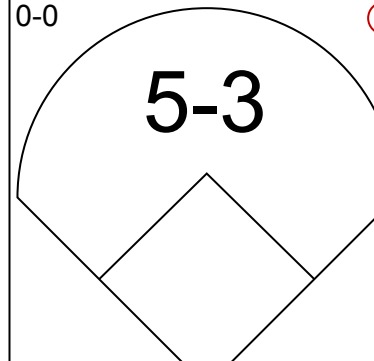
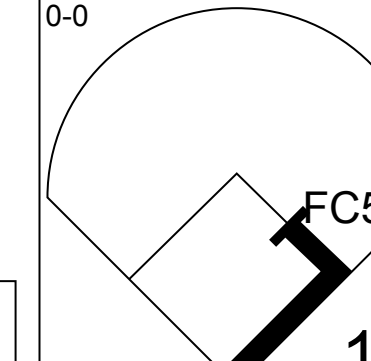
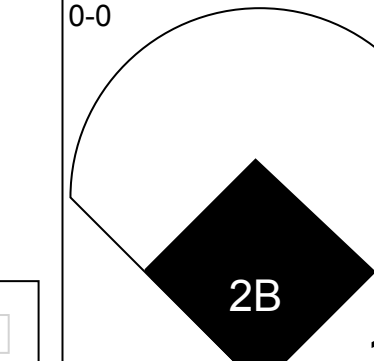
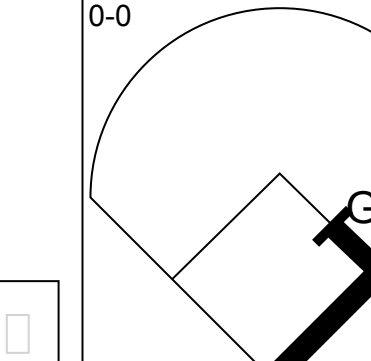
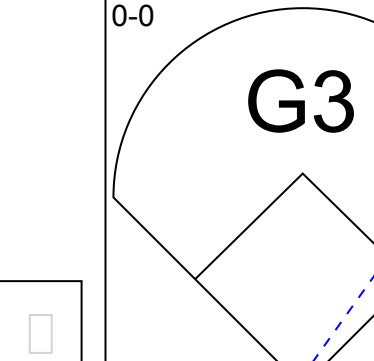
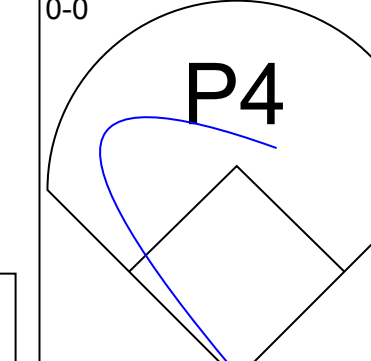
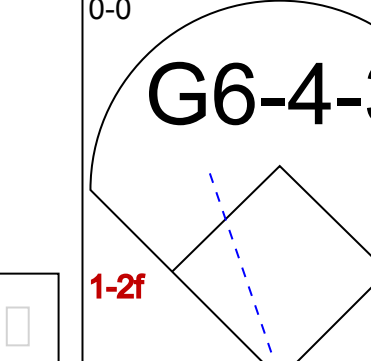
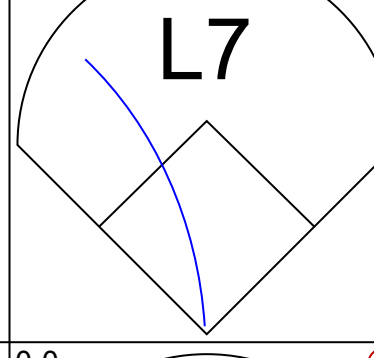
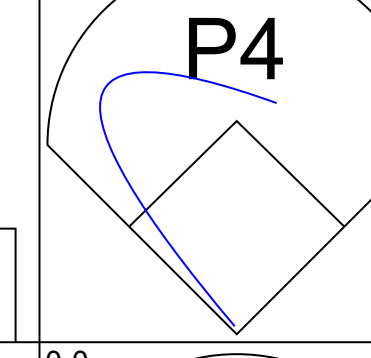
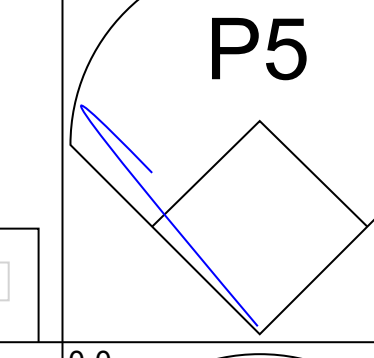
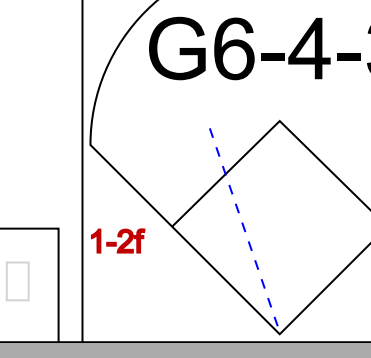
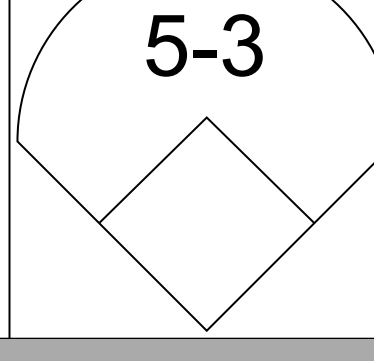
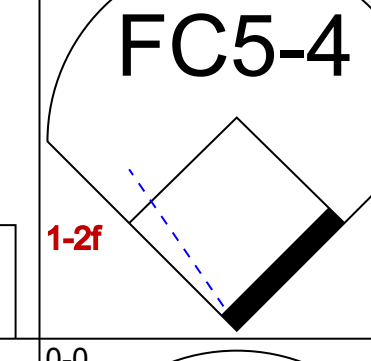
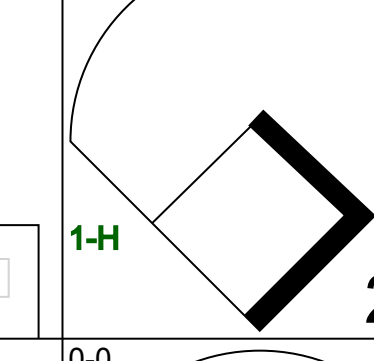
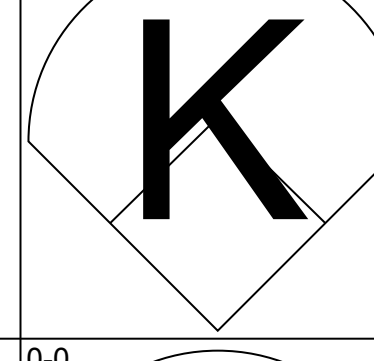
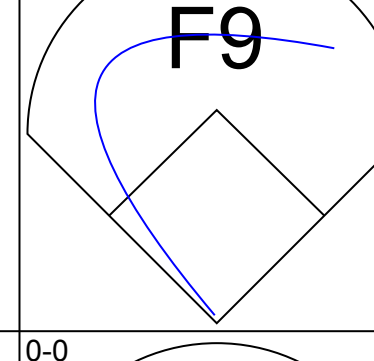
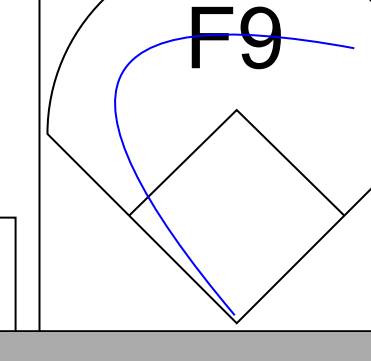
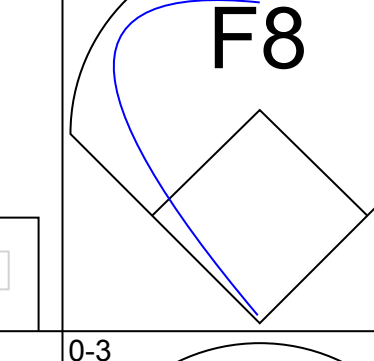
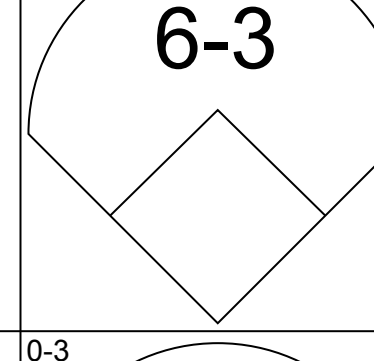
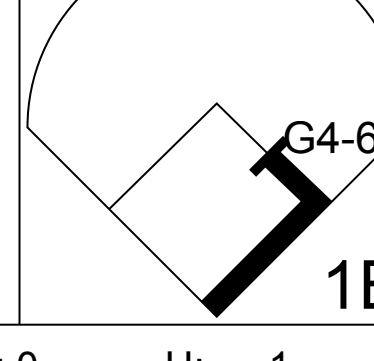
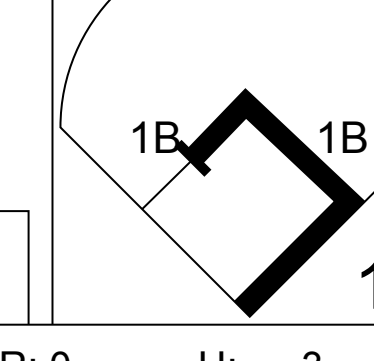
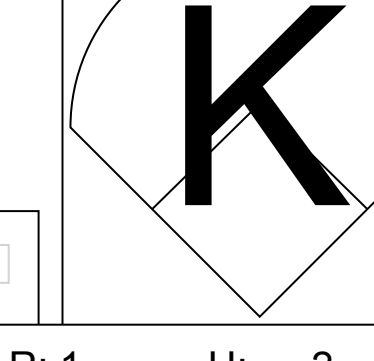
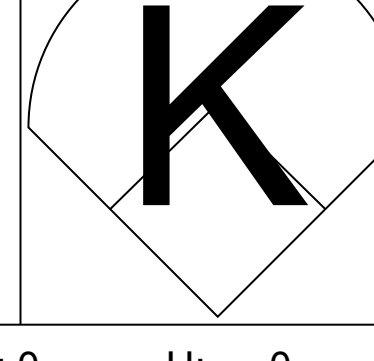
Batter	1	2	3	4	5	6	7	8	9	AB R H RBI BB SO LOB	BOTTOM								
Matty Alou, L OBP: 0.358, SLG: 0.540 (1, 8)	K		E S CS 1B			FC6-4			P4	4 0 1 0 0 1 1	Philadelphia Phillies @ Pittsburgh Pirates Forbes Field, Pittsburgh, PA Mon Apr 25 1966, 7:05 PM EDT Att: 9,564 - Unknown livebaseballscorecards.com								
Jose Pagan, R OBP: 0.316, SLG: 0.667 (1, 6)	3B		K			K			1-3	4 0 1 0 0 2 3									
Roberto Clemente, R OBP: 0.345, SLG: 0.429 (1, 9)	K				G6-3 1B	6-3			6-3	4 0 1 0 0 1 2									
Willie Stargell, L OBP: 0.449, SLG: 0.619 (1, 7)	S BB				G6-3				K	2 0 0 0 1 1 1									
Dave Roberts, L OBP: 0.286, SLG: 0.429 (1, 3)	K				P4				5-3	3 0 0 0 0 1 2									
Bill Mazeroski, R OBP: 0.245, SLG: 0.204 (1, 4)			F8		4-1				5-3	3 0 0 0 0 0 0									
Bob Bailey, R OBP: 0.300, SLG: 0.409 (1, 5)		6-3			6-3				5-3	3 0 0 0 0 0 0									
Jesse Gonder, L OBP: 0.150, SLG: 0.263 (1, 2)			F9		K				F8	3 0 0 0 0 1 0									
Bob Veale, S OBP: 0.206, SLG: 0.200 Pete Mikkelsen, R OBP: 0.485, SLG: 0.698 Woodie Fryman, R OBP: 0.333, SLG: 0.571 Jerry Lynch, L OBP: 0.167, SLG: 0.167 Luke Walker, L OBP: 0.333, SLG: 0.571 (1, 1) (6, 1) (6, PH) (7, 1) (8, PH) (9, 1)			K 1B			FC6-4 1B			4-3	1 0 1 0 0 0 0 0 0 0 0 0 0 0 1 0 1 0 0 0 0 0 0 0 0 0 0 0 1 0 0 0 0 0 0 0 0 0 0 0 0 0									
Inning Stats	R: 0 H: 1 E: 0 K: 3 S: 10	H: 0 LOB: 2 BB: 1 P: 14	R: 0 H: 0 E: 0 K: 0 S: 3	H: 2 LOB: 1 BB: 0 P: 5	R: 0 H: 1 E: 0 K: 0 S: 3	H: 0 LOB: 0 BB: 0 P: 3	R: 0 H: 1 E: 0 K: 1 S: 6	H: 0 LOB: 0 BB: 0 P: 6	R: 0 H: 0 E: 0 K: 1 S: 5	H: 0 LOB: 0 BB: 0 P: 5		R: 0 H: 0 E: 0 K: 0 S: 3	H: 0 LOB: 0 BB: 0 P: 3	R: 0 H: 0 E: 0 K: 0 S: 3	H: 0 LOB: 0 BB: 0 P: 3	R: 0 H: 0 E: 0 K: 0 S: 3	H: 0 LOB: 0 BB: 0 P: 3	1B: 4 2B: 1 3B: 1 HR: 0	SF: 0 SAC: 0 DP: 2 HBP: 0
PITCHER	IP WLS BF H R ER SO BB IBB HBP BLK WP HR S P ERA WHIP											PITCHER	IP WLS BF H R ER SO BB IBB HBP BLK WP HR S P ERA WHIP						
Jim Bunning, R ERA: 1.13 (1, 1)	9.0 W 30 5 0 0 7 1 0 0 0 0 0 43 47 0.00 0.667																		

Batter	1	2	3	4	5	6	7	8	9	10	11	AB	R	H	RBI	BB	SO	LOB	TOP			
Ron Hunt, R OBP: 0.340, SLG: 0.341 (1, 4)												4	1	1	0	2	1	0				
Roy McMillan, R OBP: 0.275, SLG: 0.270 (1, 6)												6	1	2	2	0	1	2				
Ken Boyer, R OBP: 0.417, SLG: 0.651 (1, 5)												5	0	2	0	1	1	1				
Ed Kranepool, L OBP: 0.367, SLG: 0.595 (1, 3)												4	0	0	0	1	1	5				
Johnny Lewis, L OBP: 0.333, SLG: 0.292 Cleon Jones, R OBP: 0.367, SLG: 0.552 Billy Murphy, R (9, 8)												3	0	2	1	0	0	1				
Al Luplow, L OBP: 0.261, SLG: 0.227 Jim Hickman, R OBP: 0.276, SLG: 0.222 (9, PH)												3	0	2	0	0	0	0				
Ron Swoboda, R OBP: 0.250, SLG: 0.143 (1, 7)												3	1	0	0	2	0	3				
Jerry Grote, R OBP: 0.375, SLG: 0.263 (1, 2)												4	1	1	0	1	0	6				
Rob Gardner, R Eddie Bressoud, R Dick Selma, R Chuck Hiller, L Darrell Sutherland, R (11, 1)													3	0	0	0	0	0	1			
Inning Stats	R: 1 E: 0 K: 2 S: 9	H: 3 LOB: 2 BB: 0 P: 9	R: 0 E: 0 K: 0 S: 3	H: 1 LOB: 0 BB: 0 P: 3	R: 0 E: 0 K: 0 S: 3	H: 1 LOB: 0 BB: 0 P: 3	R: 0 E: 0 K: 1 S: 4	H: 0 LOB: 0 BB: 1 P: 8	R: 0 E: 0 K: 0 S: 4	H: 1 LOB: 1 BB: 0 P: 4	R: 0 E: 0 K: 1 S: 5	H: 0 LOB: 0 BB: 0 P: 5	R: 0 E: 0 K: 0 S: 3	H: 1 LOB: 3 BB: 2 P: 14	R: 0 E: 0 K: 1 S: 7	H: 0 LOB: 2 BB: 2 P: 11	R: 4 E: 0 K: 1 S: 7	H: 2 LOB: 1 BB: 3 P: 19	1B: 10 2B: 2 3B: 0 HR: 0	SF: 0 SAC: 3 DP: 3 HBP: 0	WP: 1 PB: 1 SB: 0 CS: 0	PA: 48
PITCHER	IP ERA WLS BF H R ER SO BB IBB HBP BLK WP HR S P ERA WHIP	8.0 3.22 L 15 1 3 3 2 4 2 0 0 0 0 13 37 10.12 1.875	0.0 0.0 1 0 0 0 0 1 0 0 0 0 0 0 0 4 ∞ ∞	0.1 4.32 2 1 1 1 0 0 0 0 0 0 1 0 2 2 27.00 3.000	PITCHER																	

New York Mets @ Pittsburgh Pirates
Forbes Field, Pittsburgh, PA
Fri Apr 29 1966, 7:05 PM EDT
Att: 8,665 - Unknown

AB	40
R	5
H	11
RBI	4
BB	8
SO	6
LOB	20



Batter	1	2	3	4	5	6	7	8	9	10	11	AB	R	H	RBI	BB	SO	LOB	BOTTOM			
Manny Mota, R OBP: 0.471, SLG: 0.625 (1, 8)												4	1	1	0	1	0	1				
Jose Pagan, R OBP: 0.367, SLG: 0.571 (1, 7)												5	0	2	0	0	0	1				
Roberto Clemente, R OBP: 0.333, SLG: 0.415 (1, 9)												5	0	1	0	0	0	4				
Donn Clendenon, R OBP: 0.328, SLG: 0.296 (1, 3)												5	0	1	1	0	0	3				
Jim Pagliaroni, R OBP: 0.295, SLG: 0.543 Matty Alou, L OBP: 0.362, SLG: 0.556 Jerry May, R (10, 2)												4	1	3	0	0	0	0				
Dave Roberts, L OBP: 0.250, SLG: 0.375 (11, PH)												4	0	0	0	0	0	3				
Bill Mazeroski, R OBP: 0.258, SLG: 0.310 (1, 4)												4	0	0	0	0	0	3				
Bob Bailey, R OBP: 0.288, SLG: 0.396 (1, 5)												4	0	1	1	0	1	1				
Andre Rodgers, R OBP: 0.222, SLG: 0.125 (1, 6)												4	0	0	0	0	0	2				
Steve Blass, R ERA: 2.3 Luke Walker, L ERA: 6.43 Pete Mikkelsen, R ERA: 4.52 Al McBean, R ERA: 3.24 (11, 1)												3	0	2	0	0	1	1				
Inning Stats	R: 0 E: 0 K: 0 S: 4	H: 1 LOB: 1 BB: 0 P: 4	R: 0 E: 0 K: 0 S: 3	H: 0 LOB: 0 BB: 0 P: 3	R: 0 E: 0 K: 0 S: 3	H: 1 LOB: 0 BB: 0 P: 3	R: 0 E: 0 K: 0 S: 3	H: 0 LOB: 0 BB: 0 P: 3	R: 0 E: 0 K: 0 S: 5	H: 3 LOB: 2 BB: 1 P: 5	R: 1 E: 0 K: 1 S: 7	H: 2 LOB: 1 BB: 0 P: 7	R: 0 E: 0 K: 0 S: 3	H: 1 LOB: 1 BB: 0 P: 3	R: 0 E: 0 K: 2 S: 7	H: 0 LOB: 0 BB: 0 P: 7	R: 1 E: 0 K: 0 S: 4	H: 1 LOB: 1 BB: 1 P: 8	1B: 10 2B: 1 3B: 0 HR: 0	SF: 0 SAC: 0 DP: 3 HBP: 0	WP: 0 PB: 0 SB: 0 CS: 0	PA: 41
PITCHER	IP ERA WLS BF H R ER SO BB IBB HBP BLK WP HR S P ERA WHIP	9.0 2.3 W 3 10 0 0 2 0 0 0 0 0 0 7 7 0.00 0.000	1.0 4.5 S 5 1 1 1 0 1 0 0 0 0 0 4 8 9.00 2.000	PITCHER																		

New York Mets @ Pittsburgh Pirates
Forbes Field, Pittsburgh, PA
Fri Apr 29 1966, 7:05 PM EDT
Att: 8,665 - Unknown

AB	40
R	2
H	11
RBI	2
BB	1
SO	3
LOB	17



Batter	1	2	3	4	5	6	7	8	9	10	11	12	AB	R	H	RBI	BB	SO	LOB	TOP		
Matty Alou, L OBP: 0.356, SLG: 0.603 (1.8)													4	1	1	0	0	1	1			
Jose Pagan, R OBP: 0.308, SLG: 0.472 (12.5)													4	0	0	1	0	2	2			
Roberto Clemente, R OBP: 0.354, SLG: 0.446 (1.9)													5	0	0	0	0	2	0			
Wille Stargell, L OBP: 0.433, SLG: 0.577 (1.7)													5	0	1	0	0	1	0			
Jim Paolaroni, R OBP: 0.375, SLG: 0.511 Gene Alley, R OBP: 0.356, SLG: 0.441 (12.6)													5	0	1	0	0	1	1			
Bill Mazeroski, R OBP: 0.284, SLG: 0.288 (1.4)														4	1	1	0	1	1	2		
Donn Clendenon, R OBP: 0.343, SLG: 0.435 (1.3)													5	2	2	4	0	1	1			
Bob Bailey, R OBP: 0.324, SLG: 0.417 Jerry May, R (12.2)														5	0	2	0	0	0	1		
Tommy Sisk, R ERA: 3.75 Luke Walker, L ERA: 6.14 Bob Purkey, R ERA: 6.14 Dave Roberts, L ERA: 4.09 Pete Mikkelsen, R ERA: 4.09 Roy Face, R ERA: 1.54 (1.1)														0	0	0	0	0	0	0		
Inning Stats	R: 1 E: 0 K: 0 S: 4	H: 1 LOB: 0 BB: 0 P: 4	R: 0 E: 0 K: 1 S: 4	H: 0 LOB: 0 BB: 1 P: 3	R: 0 E: 0 K: 1 S: 6	H: 1 LOB: 1 BB: 0 P: 6	R: 0 E: 0 K: 2 S: 7	H: 0 LOB: 0 BB: 0 P: 7	R: 0 E: 0 K: 1 S: 5	H: 0 LOB: 0 BB: 0 P: 5	R: 2 E: 0 K: 0 S: 6	H: 3 LOB: 1 BB: 0 P: 6	R: 0 E: 0 K: 1 S: 6	H: 1 LOB: 1 BB: 0 P: 6	R: 0 E: 0 K: 1 S: 5	H: 0 LOB: 0 BB: 0 P: 5	R: 2 E: 0 K: 0 S: 5	H: 2 LOB: 1 BB: 0 P: 6	1B: 5 2B: 0 3B: 1 HR: 2	SF: 1 SAC: 2 DP: 1 HBP: 0	WP: 0 PB: 0 SB: 0 CS: 0	PA: 44
PITCHER Sammy Ellis, R ERA: 3.75 (1.1)	IP: 12.0 WLS: 4 BF: 44 H: 8 R: 5 ER: 5 SO: 11	BB: 1 IBB: 0 HBP: 0 BLK: 0	WP: 0 HR: 2 S: 65 P: 69	ERA: 3.75 WHIP: 0.750																		

Pittsburgh Pirates @ Cincinnati Reds
Crosley Field, Cincinnati, OH
Tue May 03 1966, 7:05 PM EDT
Att. 4,669 - Unknown

AB	40
R	5
H	8
RBI	5
BB	1
SO	11
LOB	9

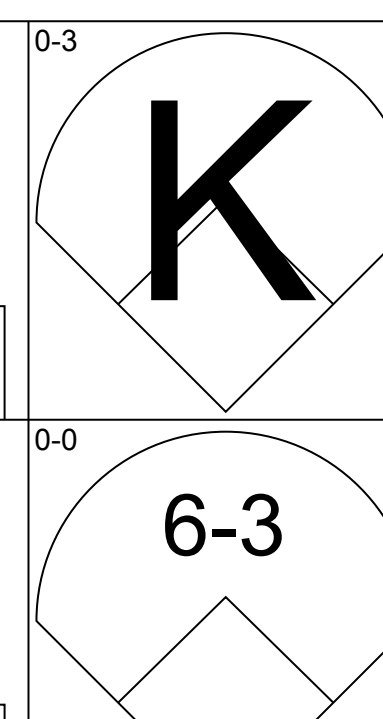
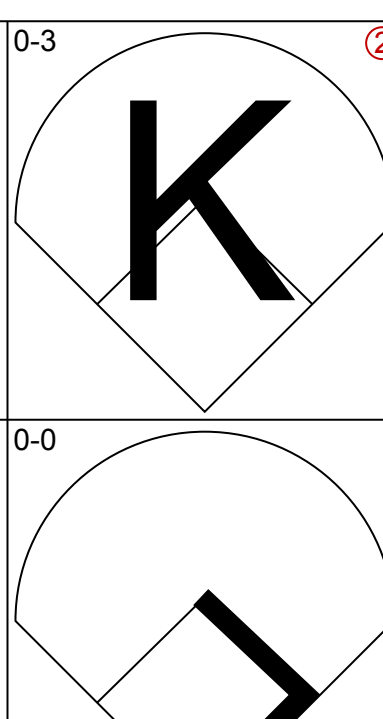
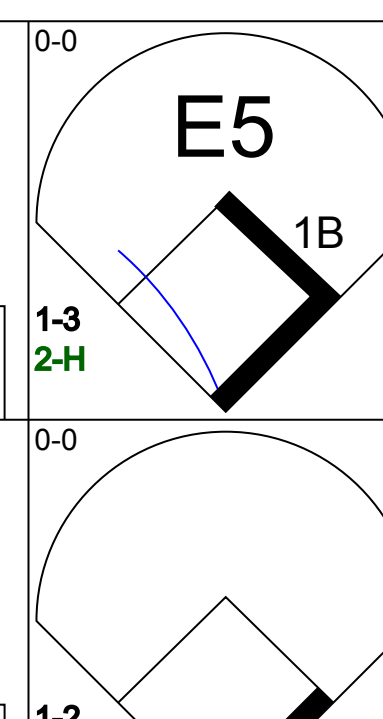
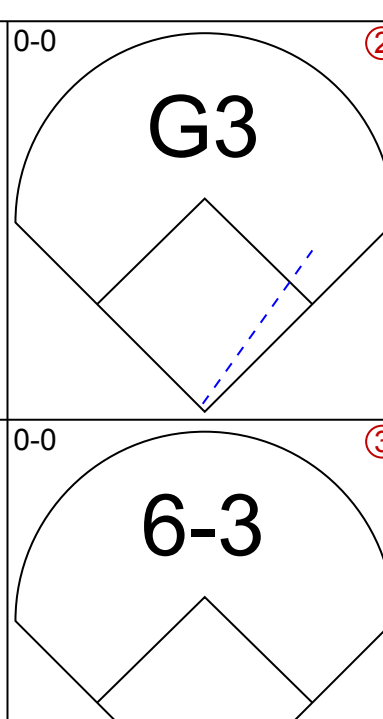
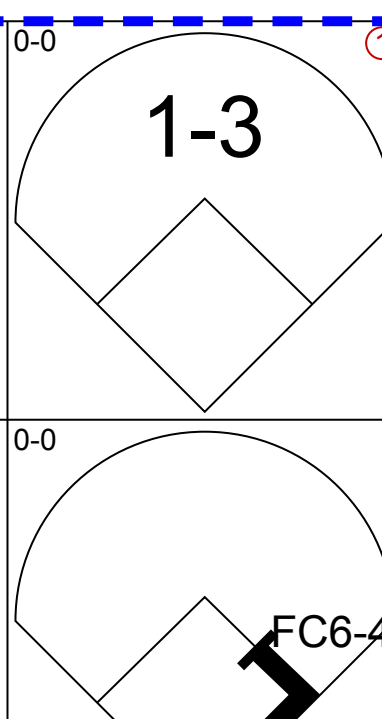
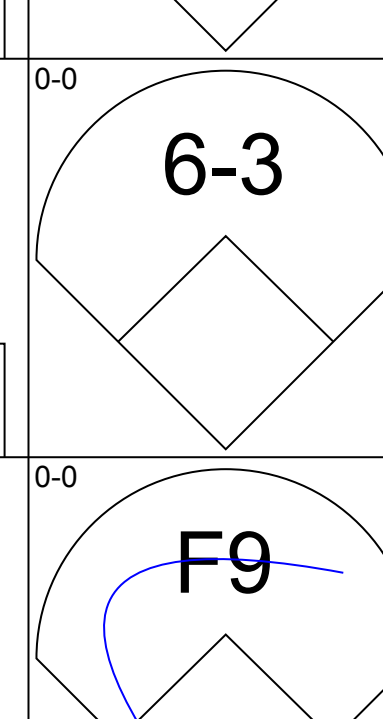
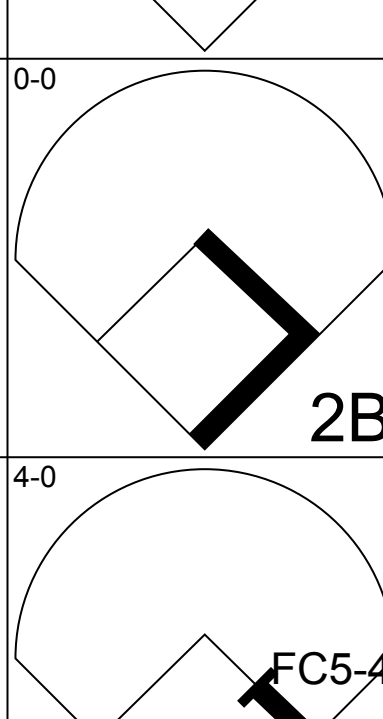
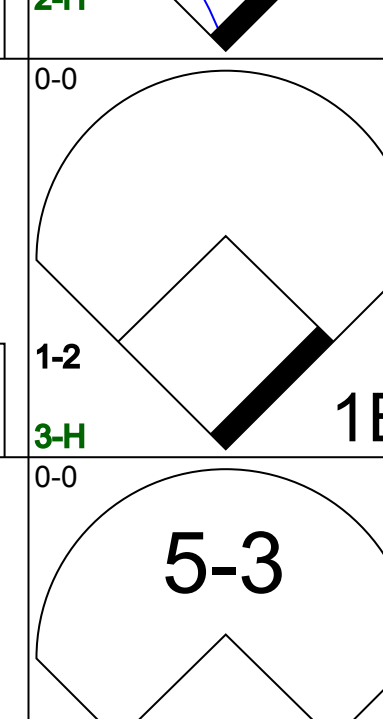
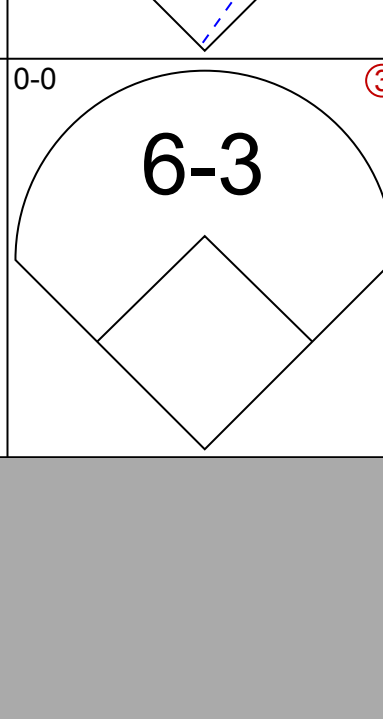
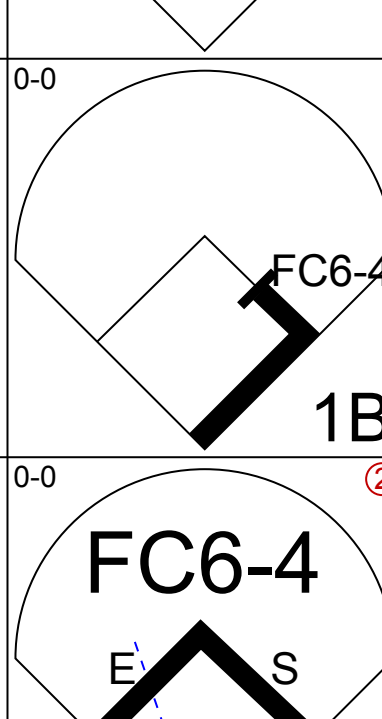
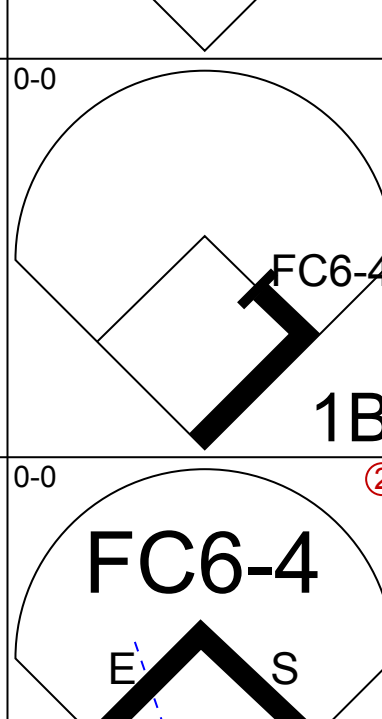
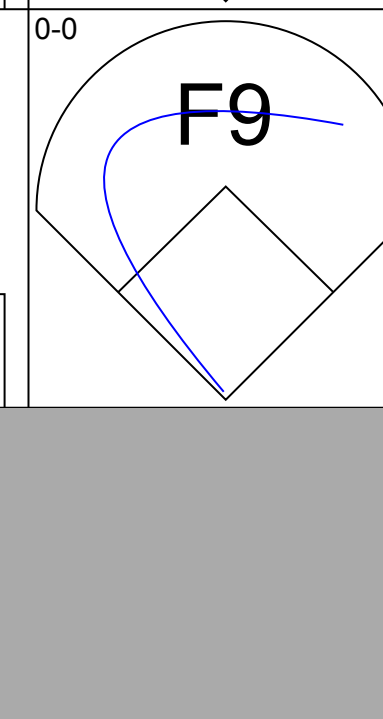
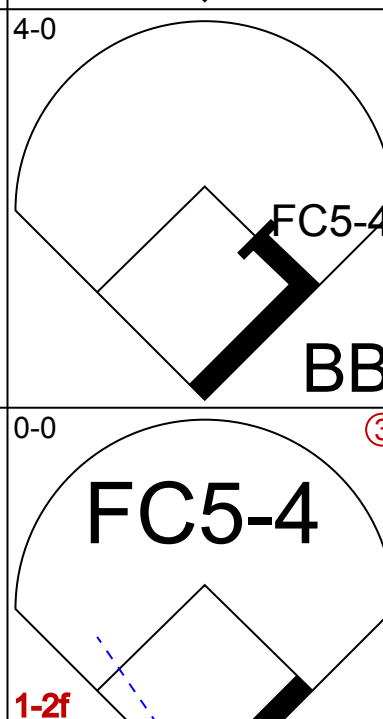
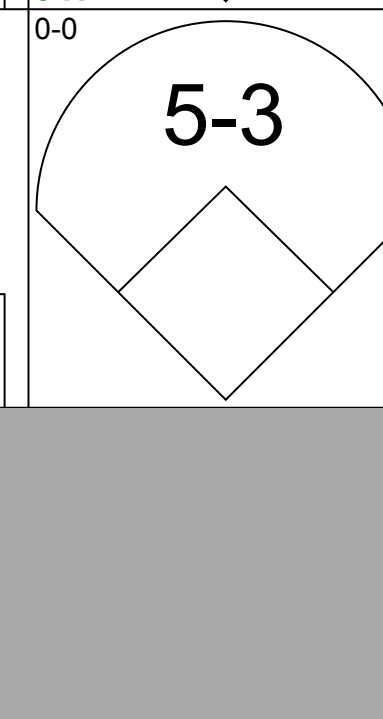
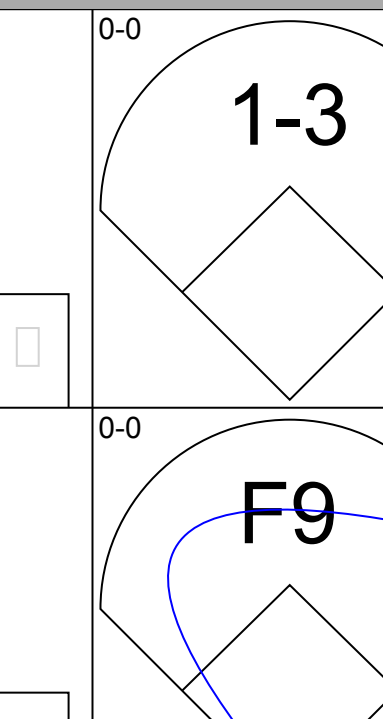
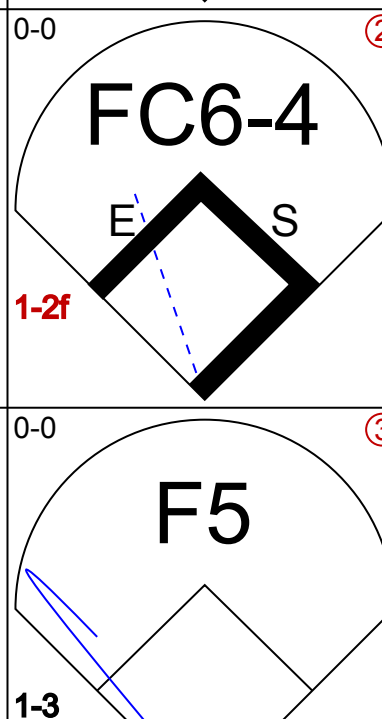
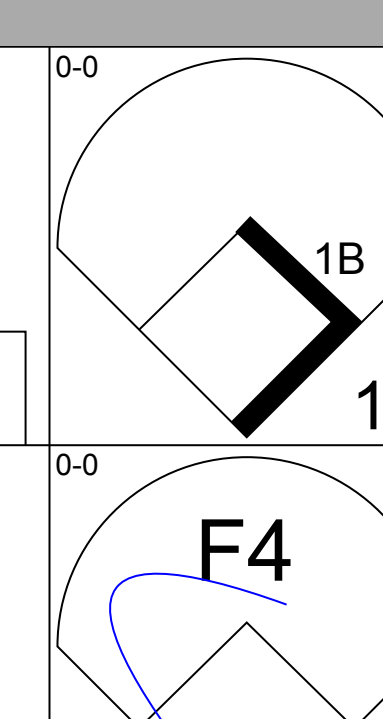
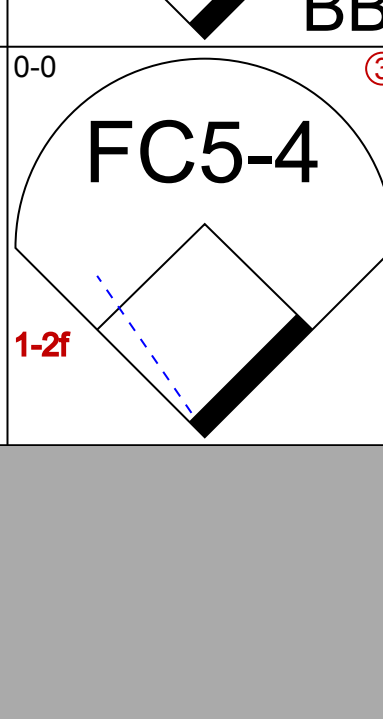
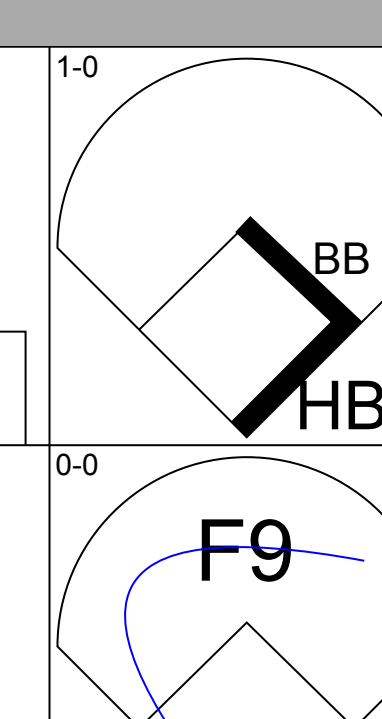
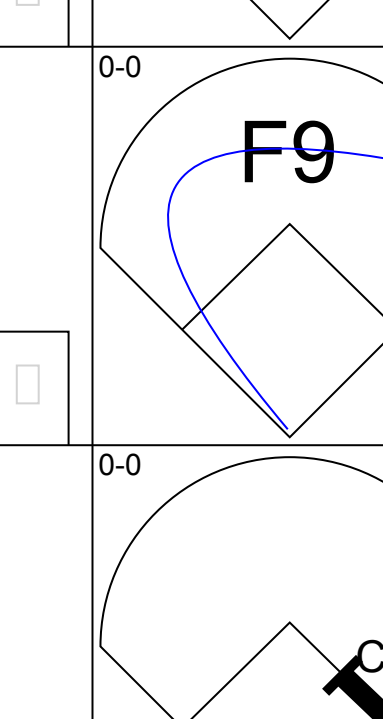
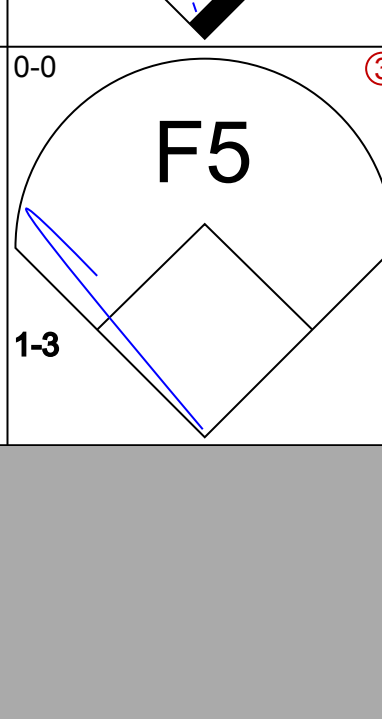
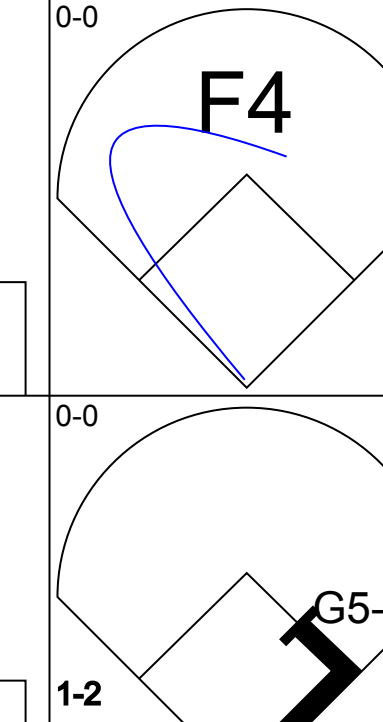
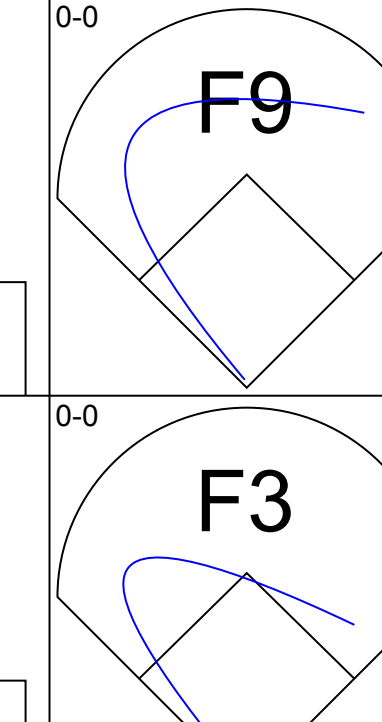
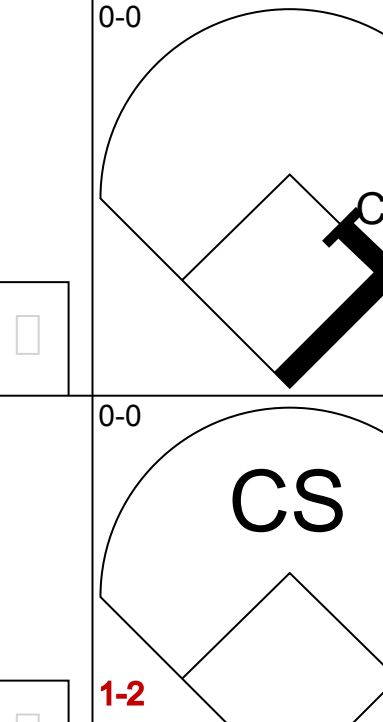
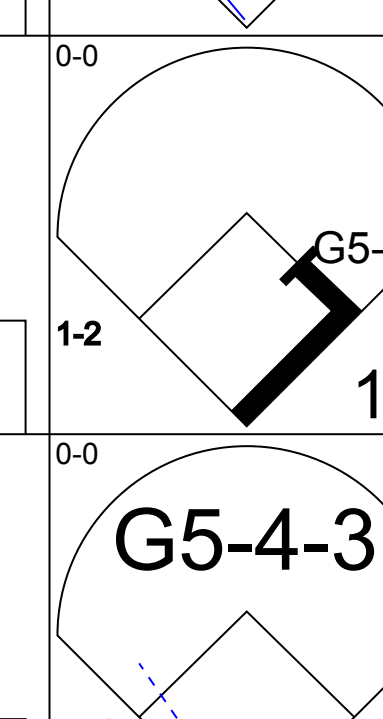
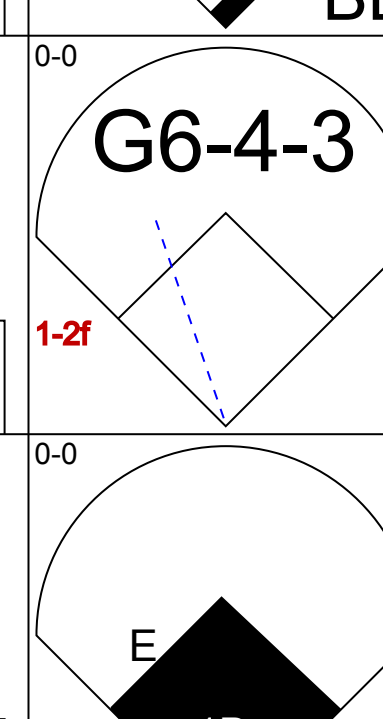
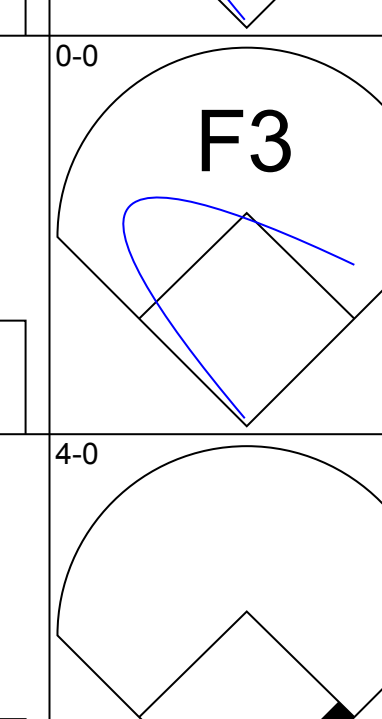
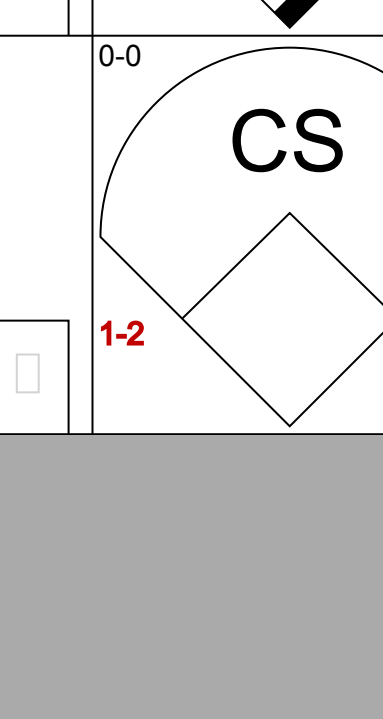
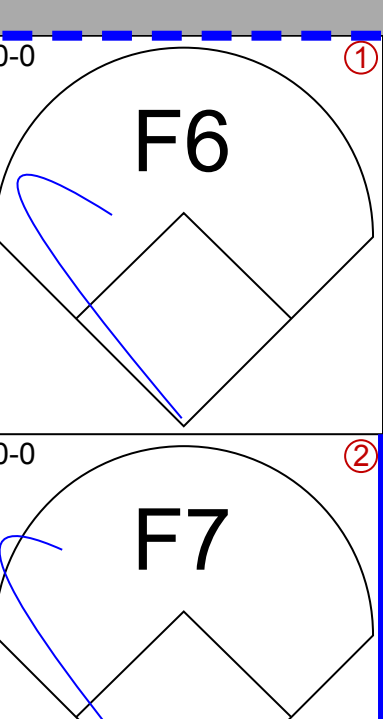
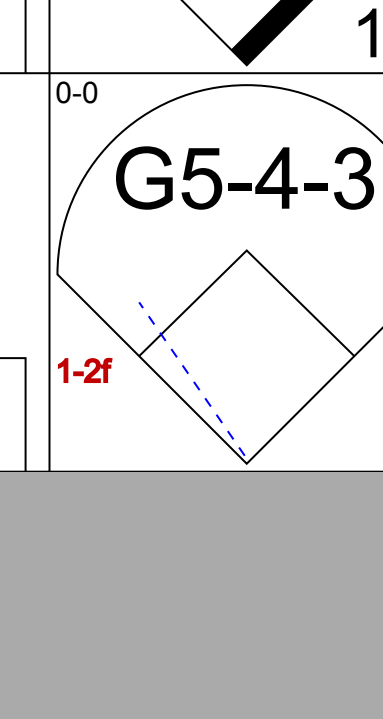
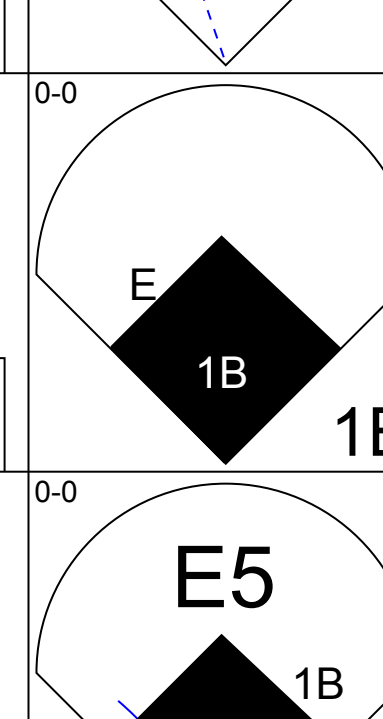
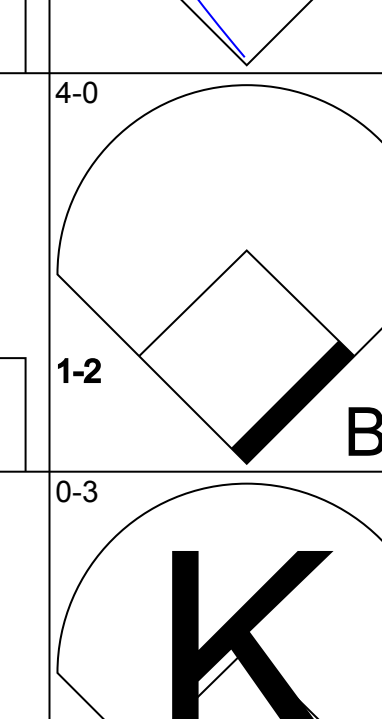
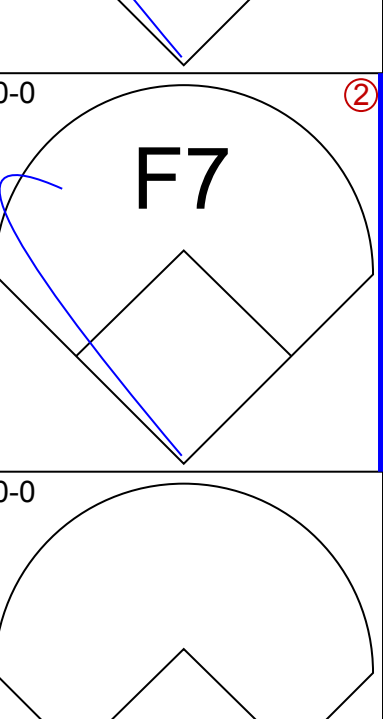
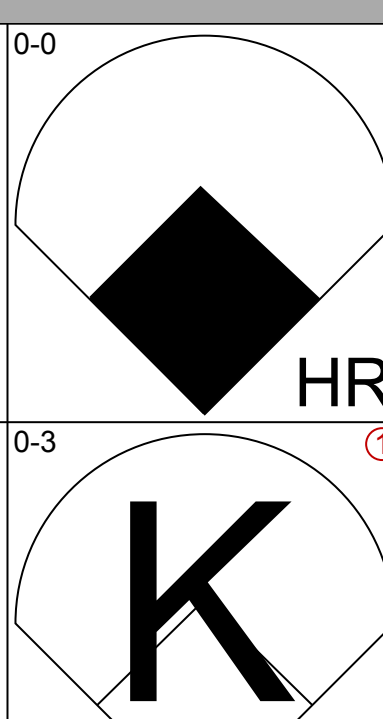
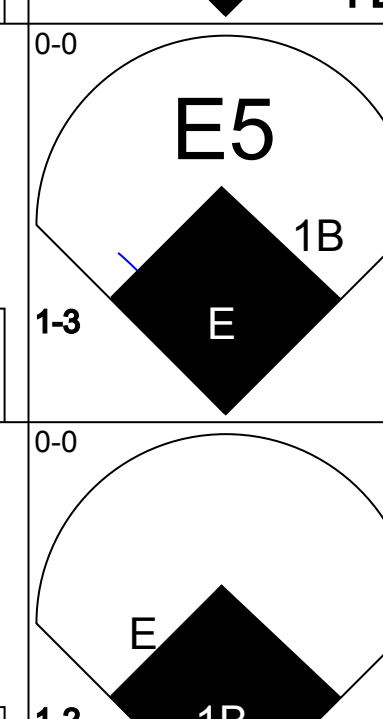
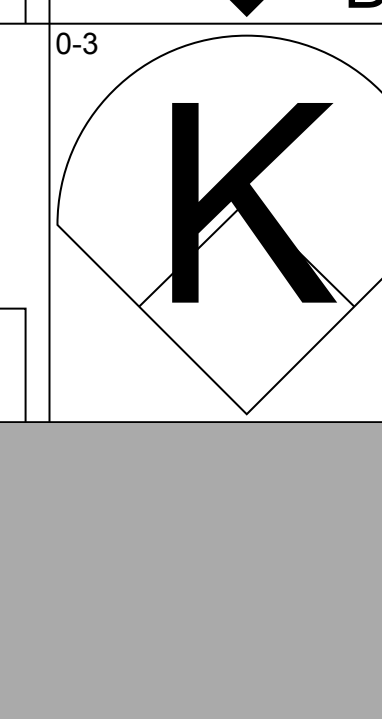
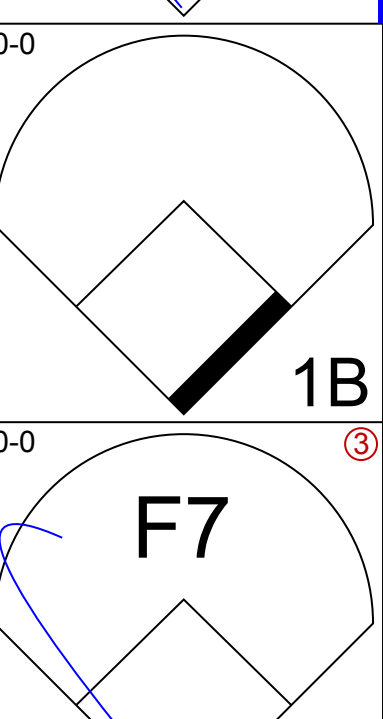
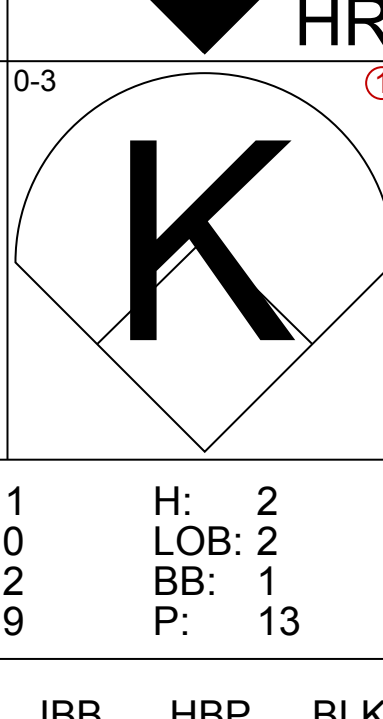
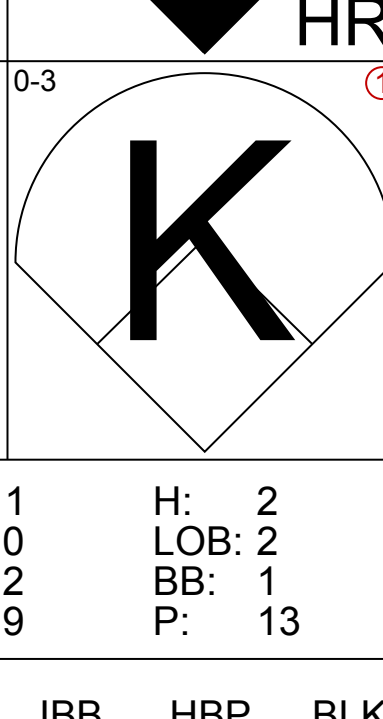
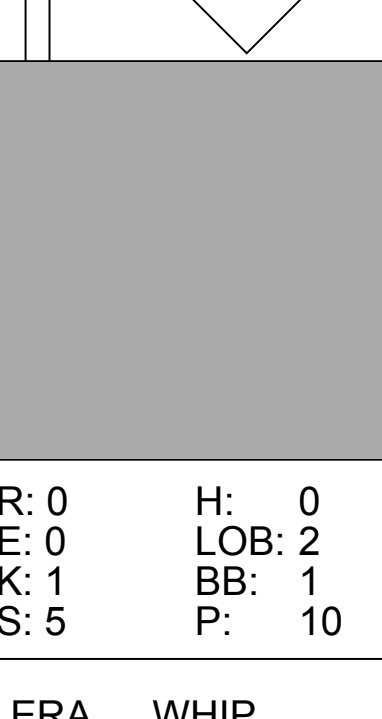
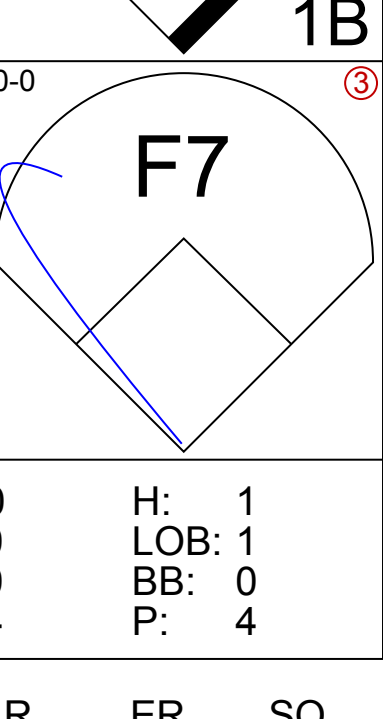


Batter	1	2	3	4	5	6	7	8	9	10	11	12	AB	R	H	RBI	BB	SO	LOB	BOTTOM		
Pete Rose, S OBP: 0.261, SLG: 0.238 (1.4)													3	0	0	0	2	2	1			
Leo Cardenas, R OBP: 0.356, SLG: 0.473 (1.6)													5	0	1	1	1	0	3			
Vada Pinson, L OBP: 0.353, SLG: 0.569 (1.8)													5	0	1	1	0	0	3			
Gordy Coleman, L OBP: 0.179, SLG: 0.148 Don Pavletich, R OBP: 0.258, SLG: 0.333 (6.3)													1	0	0	0	1	0	1			
Deron Johnson, R OBP: 0.230, SLG: 0.232 Giraldo Ruiz, S (8. PR)													4	0	0	0	0	0	5			
Johnny Edwards, L OBP: 0.212, SLG: 0.375 Dick Simpson, R OBP: 0.500, SLG: 0.500 Tony Perez, R OBP: 0.387, SLG: 0.346 (1.2)													3	0	1	0	1	0	0			
Mel Queen, L OBP: 0.214, SLG: 0.100 (1.9)													5	0	1	1	0	0	2			
Art Shamsky, L OBP: 0.100, SLG: 0.400 (1.7)													5	1	1	1	0	1	2			
Sammy Ellis, L OBP: 0.333, SLG: 0.200 Tommy Helms, R OBP: 0.279, SLG: 0.316 (12. PH)													3	1	1	0	1	1	0			
Inning Stats	R: 0 E: 0 K: 0 S: 2	H: 0 LOB: 1 BB: 2 P: 10	R: 0 E: 0 K: 0 S: 3	H: 0 LOB: 0 BB: 0 P: 3	R: 1 E: 0 K: 0 S: 3	H: 1 LOB: 0 BB: 1 P: 7	R: 0 E: 0 K: 0 S: 4	H: 1 LOB: 2 BB: 1 P: 12	R: 1 E: 0 K: 1 S: 7	H: 2 LOB: 3 BB: 1 P: 9	R: 0 E: 0 K: 2 S: 7	H: 0 LOB: 0 BB: 0 P: 7	R: 0 E: 0 K: 0 S: 3	H: 0 LOB: 0 BB: 0 P: 3	R: 0 E: 0 K: 0 S: 5	H: 0 LOB: 0 BB: 0 P: 5	R: 1 E: 1 K: 0 S: 4	H: 1 LOB: 1 BB: 1 P: 8	1B: 5 2B: 2 3B: 0 HR: 1	SF: 1 SAC: 0 DP: 1 HBP: 1	WP: 0 PB: 0 SB: 0 CS: 1	PA: 49
PITCHER Tommy Sisk, R ERA: 5.21 Luke Walker, L ERA: 6.14 Bob Purkey, R ERA: 6.14 Pete Mikkelsen, R ERA: 4.09 Roy Face, R ERA: 1.54 (1.1)	IP: 4.1 WLS: 2 BF: 20 H: 4 R: 2 ER: 2 SO: 1	BB: 4 IBB: 0 HBP: 1 BLK: 0	WP: 0 HR: 1 S: 17 P: 34	ERA: 4.15 WHIP: 1.846																		

Pittsburgh Pirates @ Cincinnati Reds
Crosley Field, Cincinnati, OH
Tue May 03 1966, 7:05 PM EDT
Att. 4,669 - Unknown

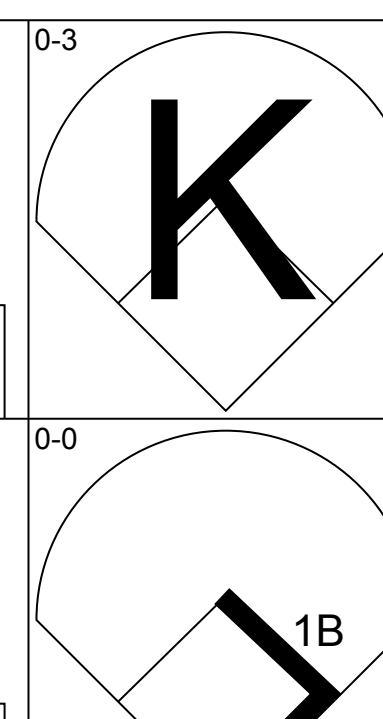
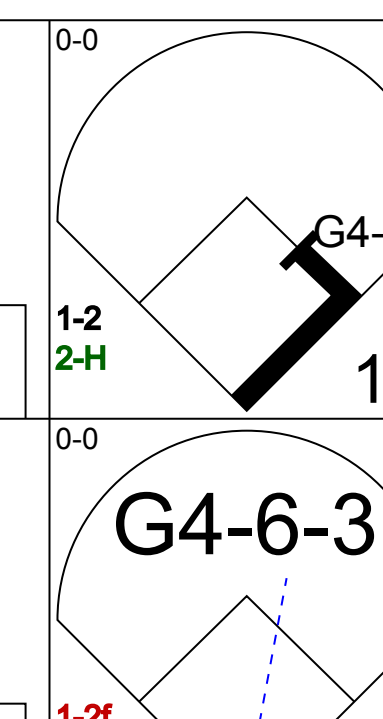
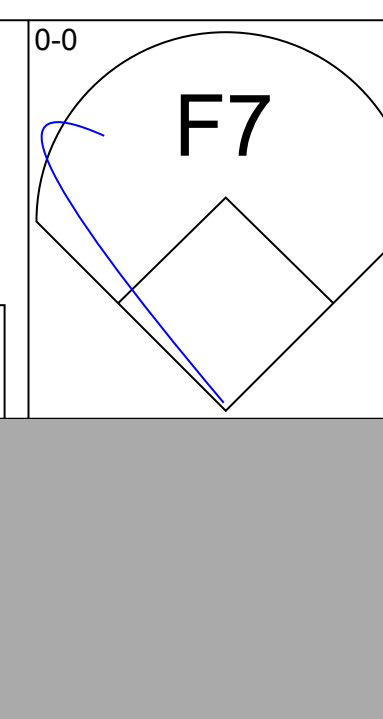
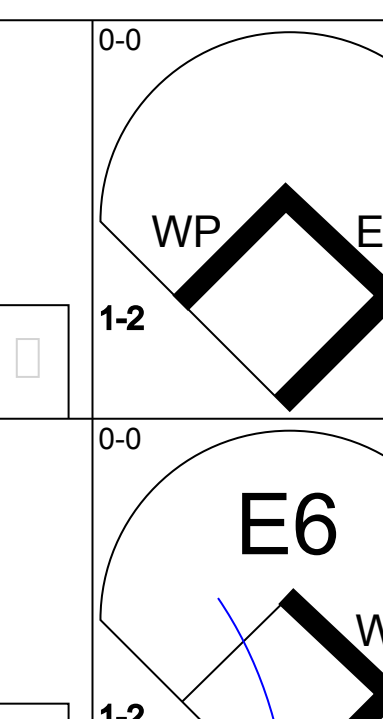
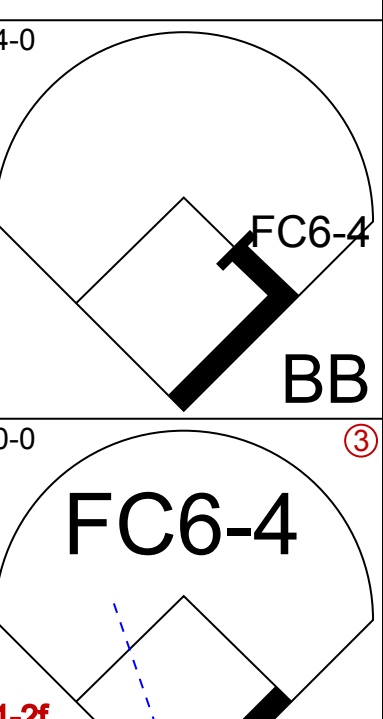
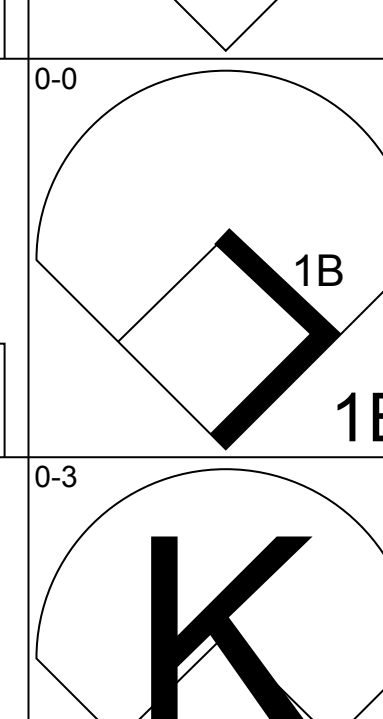
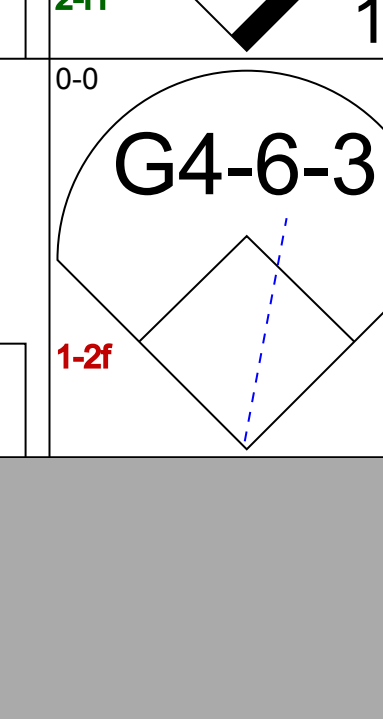
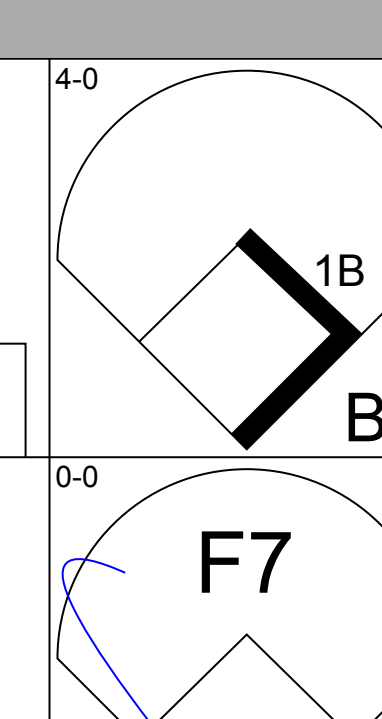
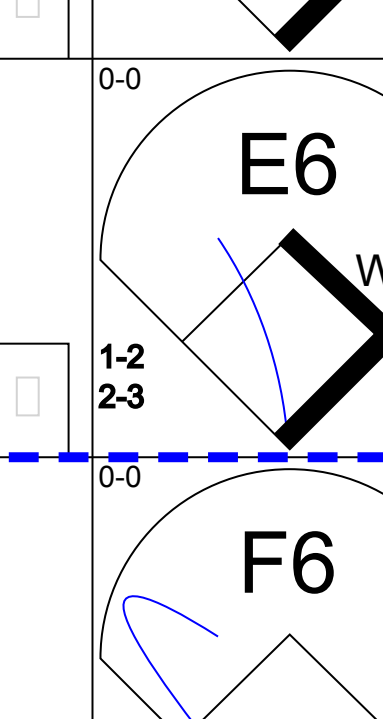
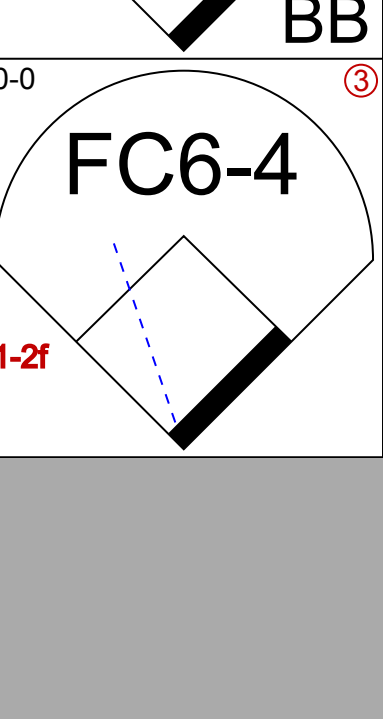
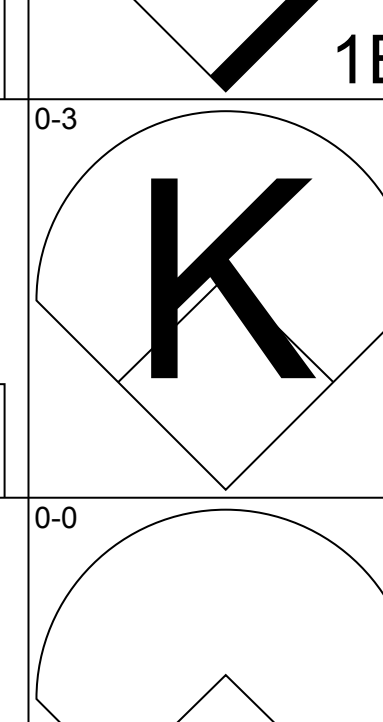
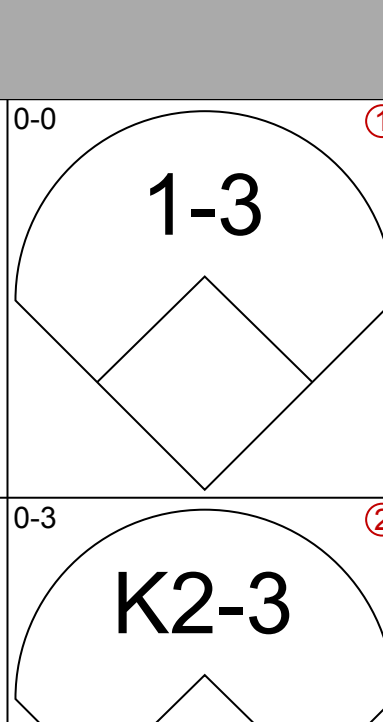
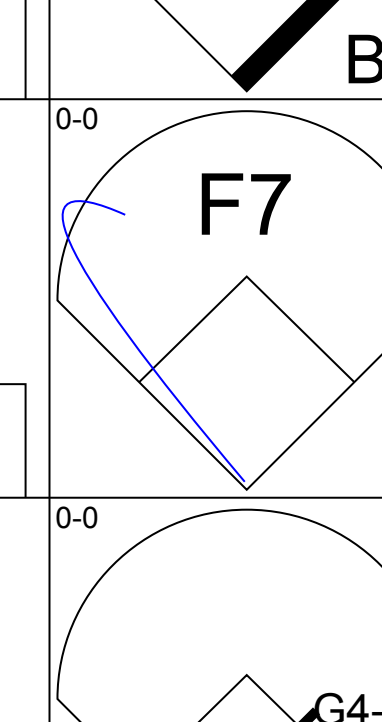
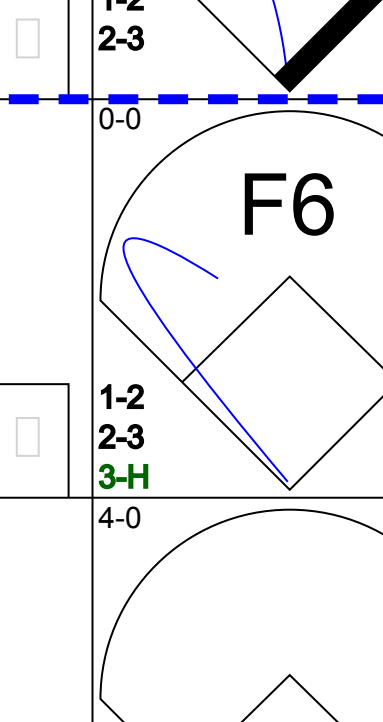
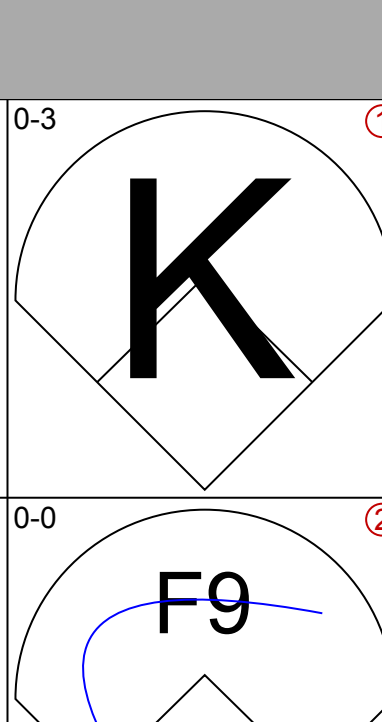
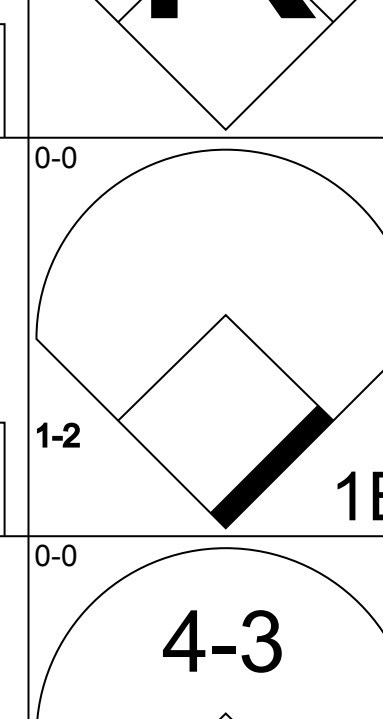
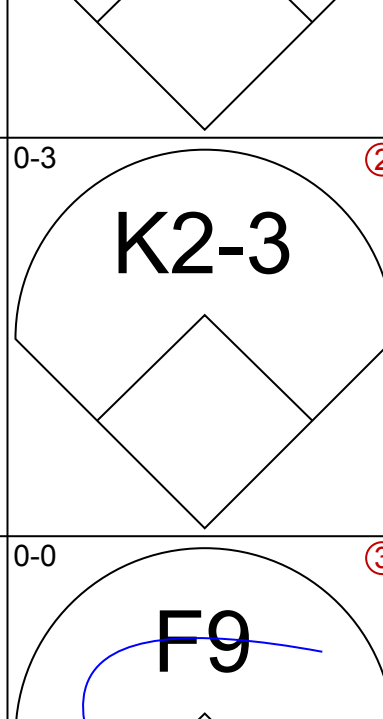
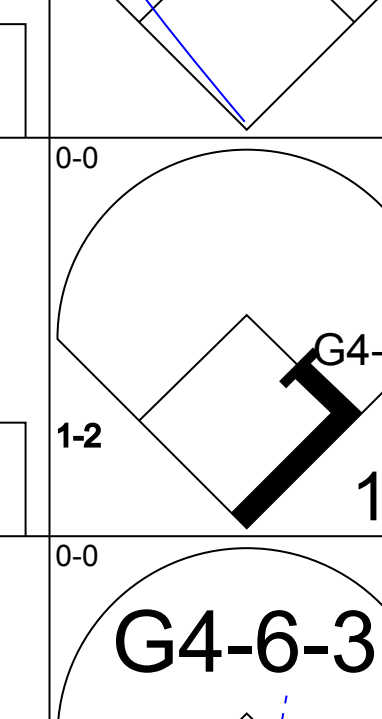
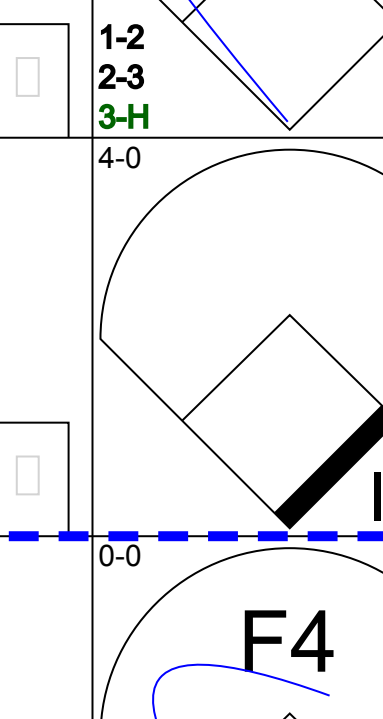
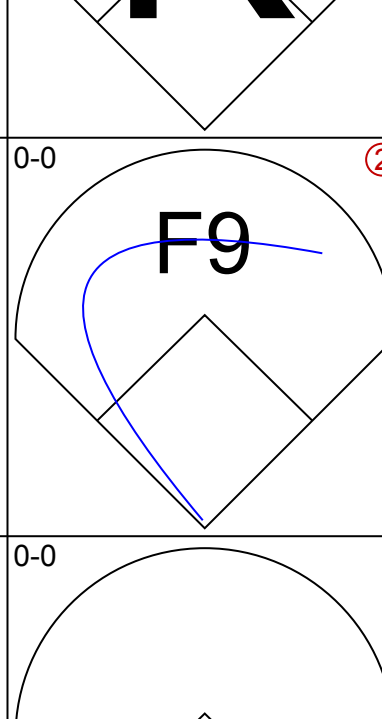
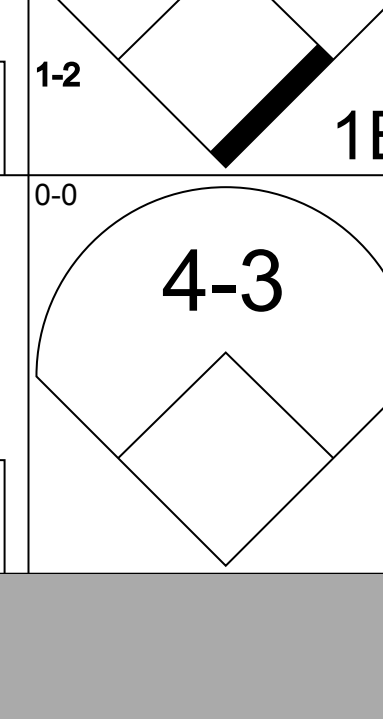
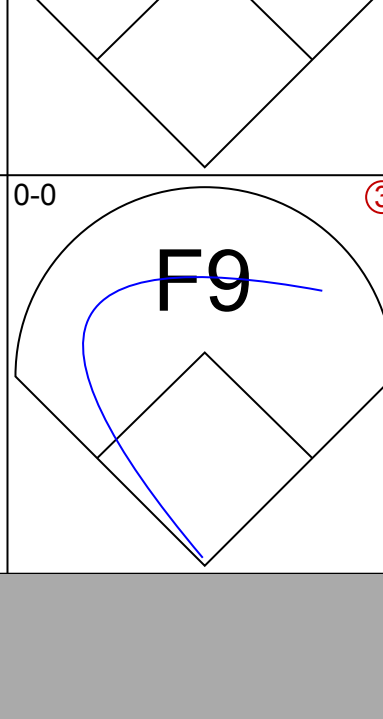
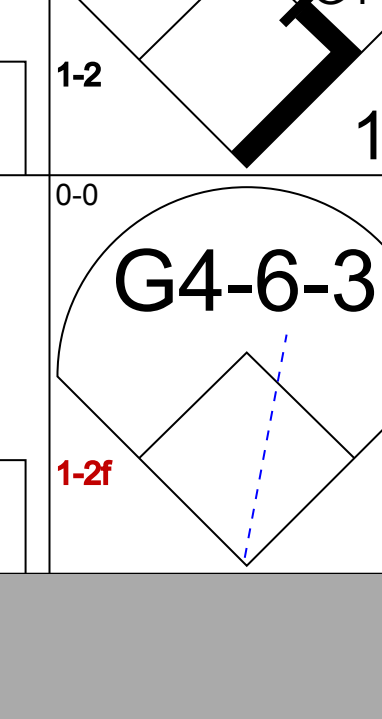
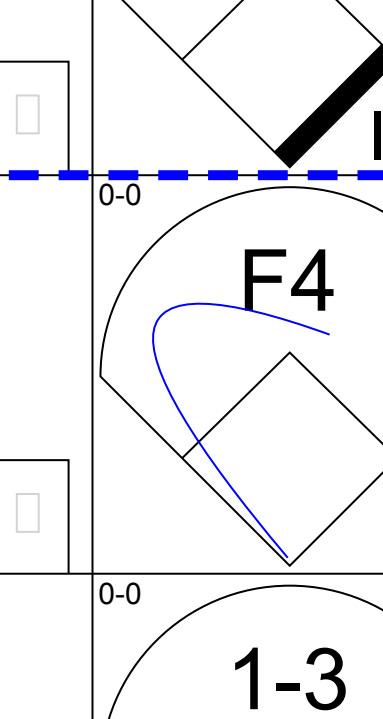
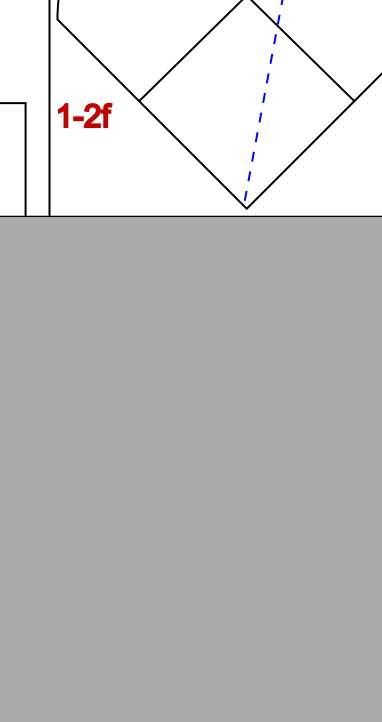
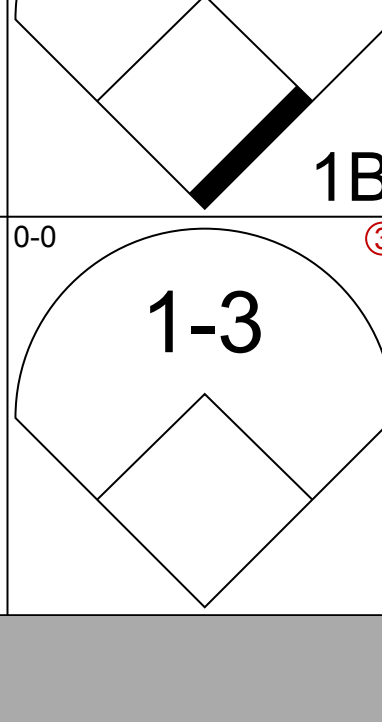
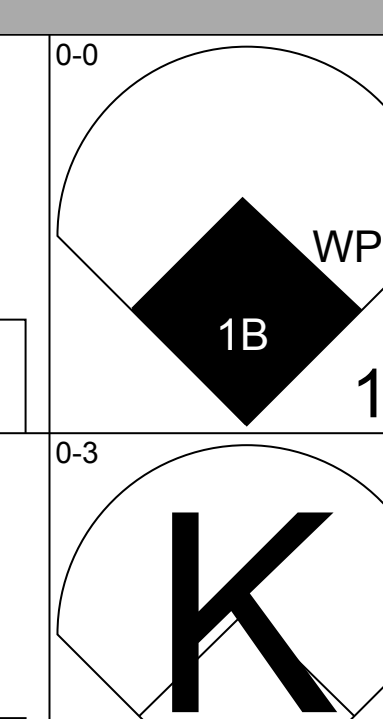
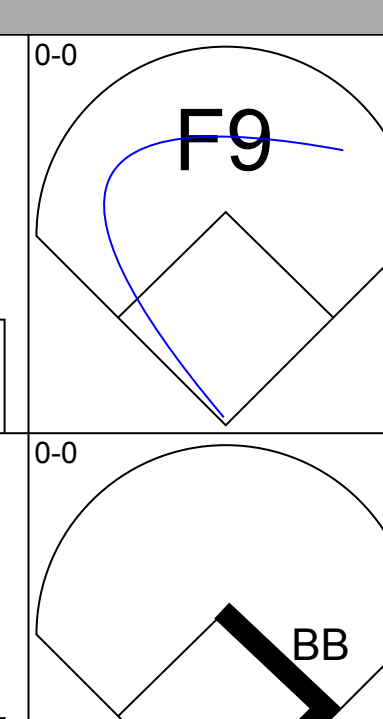
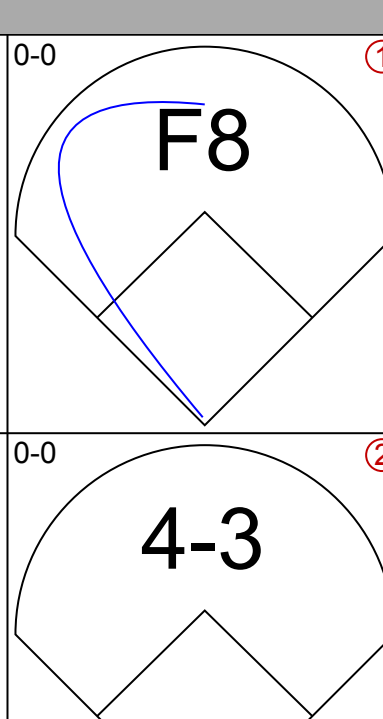
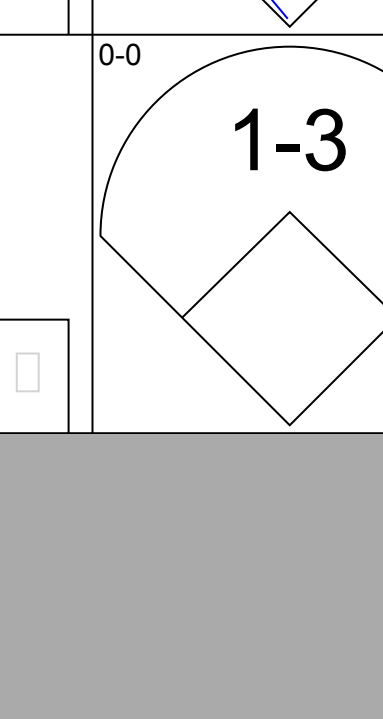
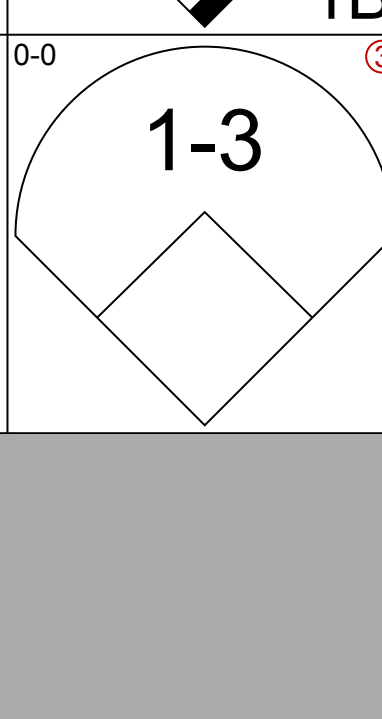
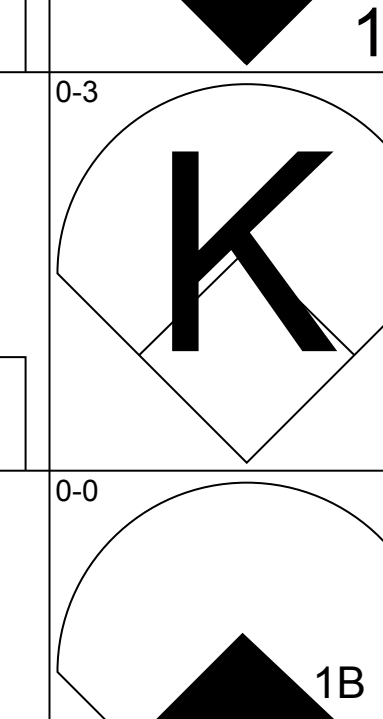
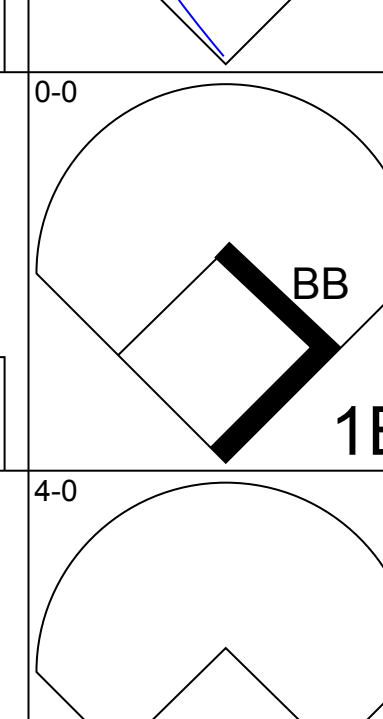
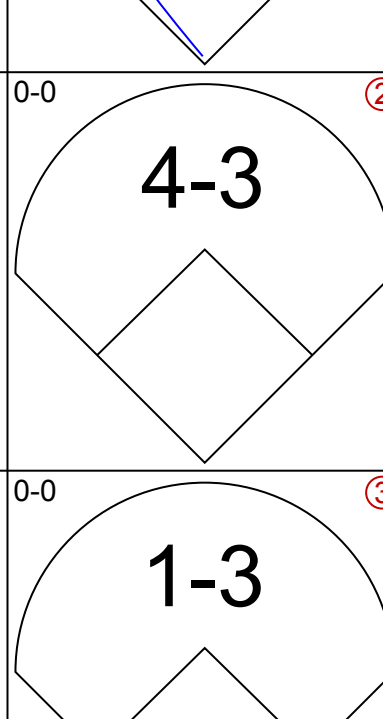
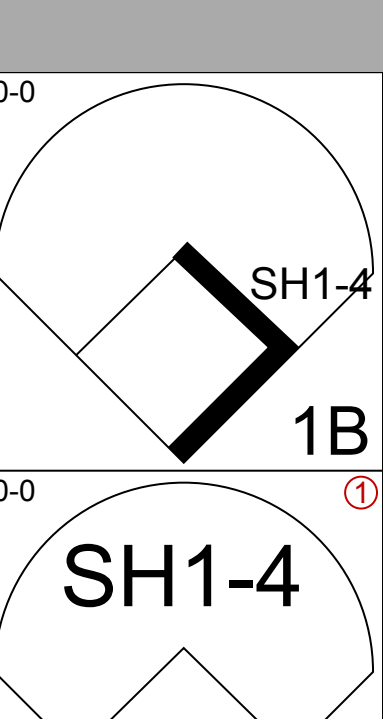
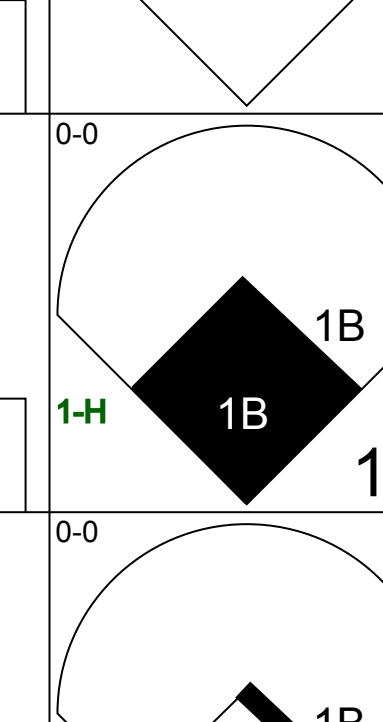
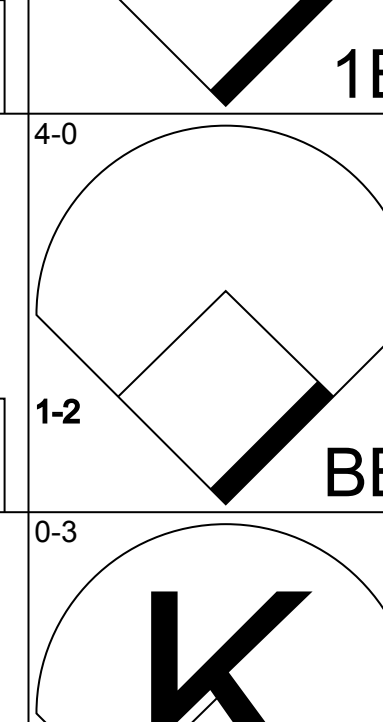
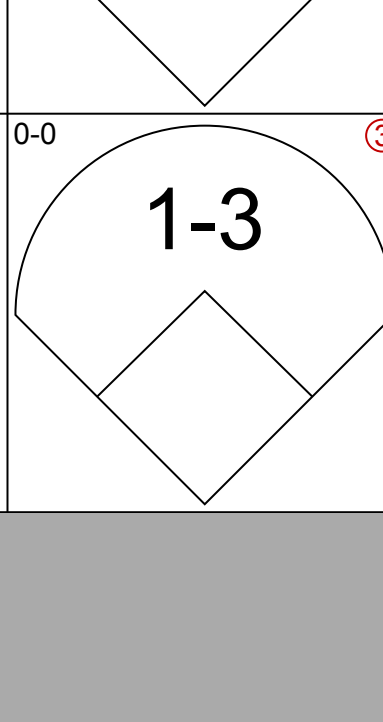
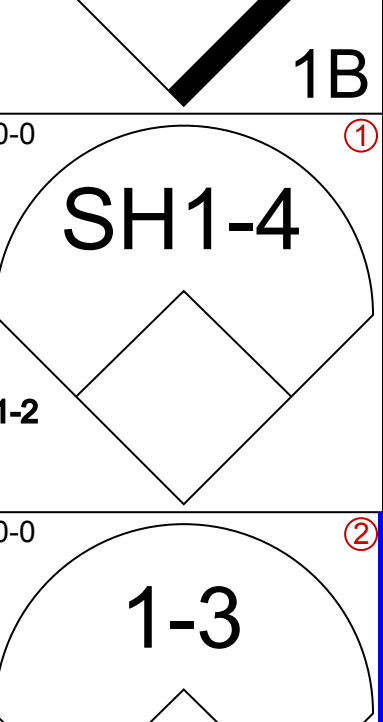
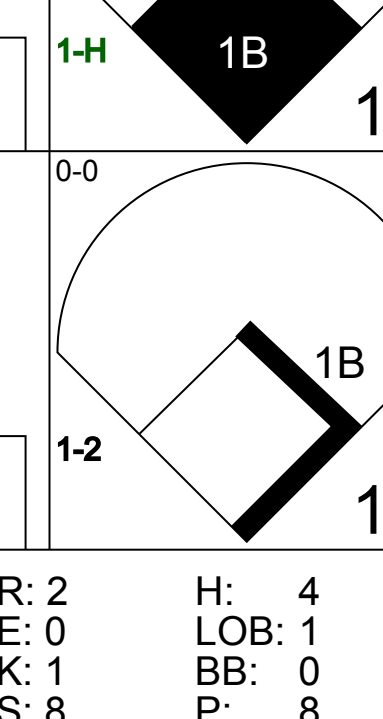
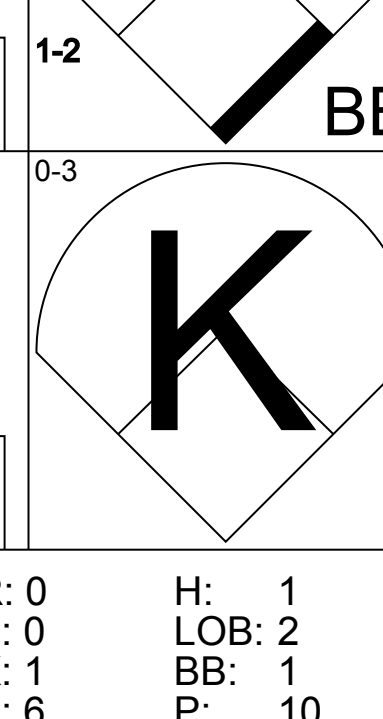
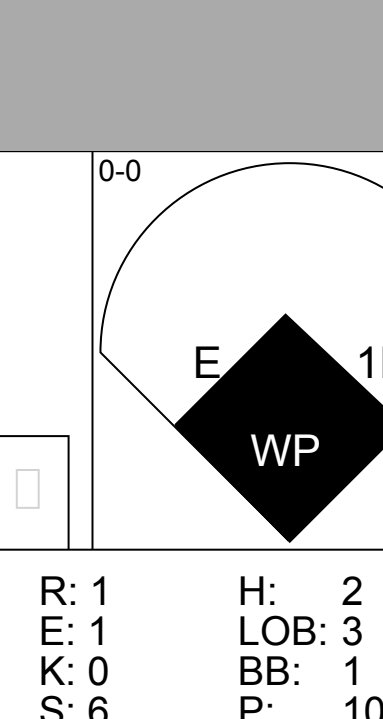
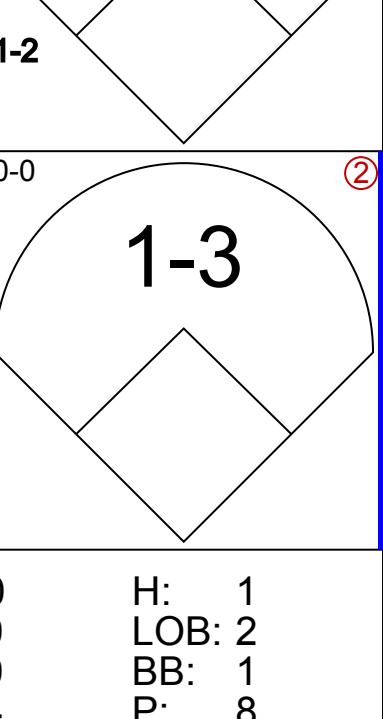

AB	40
R	4
H	7
RBI	4
BB	7
SO	5
LOB	19



Batter	1	2	3	4	5	6	7	8	9	AB	R	H	RBI	BB	SO	LOB	TOP			
Manny Mota, R OBP: 0.333, SLG: 0.423 (1, 8)										5	0	0	0	0	2	1	Pittsburgh Pirates @ Cincinnati Reds Crosley Field, Cincinnati, OH Wed May 04 1966, 7:05 PM EDT Alt. 4,019 - Unknown - 54 F			
Jose Pagan, R OBP: 0.341, SLG: 0.512 (1, 7)										5	0	3	1	0	0	0				
Roberto Clemente, R OBP: 0.345, SLG: 0.423 (1, 9)										4	0	0	0	1	0	3				
Jim Pagliaroni, R OBP: 0.377, SLG: 0.490 (1, 2)										4	0	1	0	0	0	3				
Donn Clendenon, R OBP: 0.351, SLG: 0.431 (1, 3)										3	0	1	0	1	0	2				
Bill Mazerowski, R OBP: 0.283, SLG: 0.286 (1, 4)										4	0	1	0	0	0	2				
Andre Rodgers, R OBP: 0.231, SLG: 0.182 Matty Alou, L OBP: 0.358, SLG: 0.603 (8, 8)										3	1	1	0	1	0	2				
Bob Bailey, R OBP: 0.333, SLG: 0.469 (1, 5)										4	2	2	1	0	1	3				
Steve Blass, R OBP: 0.231, SLG: 0.231 Woodie Fryman, R OBP: 0.358, SLG: 0.603 Bob Purkey, R OBP: 0.358, SLG: 0.603 (7, 1)										3	1	1	1	0	1	0				
Inning Stats	R: 0 E: 0 K: 1 S: 5	H: 0 LOB: 0 BB: 0 P: 5	R: 0 E: 0 K: 0 S: 4	H: 2 LOB: 1 BB: 0 P: 4	R: 1 E: 0 K: 2 S: 9	H: 2 LOB: 2 BB: 1 P: 13	R: 3 E: 2 K: 0 S: 7	H: 3 LOB: 2 BB: 1 P: 11	R: 0 E: 0 K: 1 S: 5	H: 0 LOB: 0 BB: 1 P: 10	R: 0 E: 0 K: 0 S: 3	H: 1 LOB: 0 BB: 0 P: 3	R: 0 E: 0 K: 0 S: 4	H: 1 LOB: 1 BB: 0 P: 4	R: 0 E: 0 K: 0 S: 4	H: 1 LOB: 1 BB: 0 P: 4		1B: 8 2B: 1 3B: 0 HR: 1	SF: 0 SAC: 0 DP: 2 HBP: 1	WP: 0 PB: 0 SB: 1 CS: 1
PITCHER	IP	WLS	BF	H	R	ER	SO	BB	IBB	HBP	BLK	WP	HR	S	P	ERA	WHIP			
Jim O'Toole, L ERA: 1.93	7.0	L	32	8	4	1	4	3	0	1	0	0	1	36	49	1.29	1.571			
Ted Davidson, L ERA: 2.35	1.0		4	1	0	0	0	0	0	0	0	0	0	4	4	0.00	1.000			
Jack Baldschun, R ERA: 5.4	1.0		4	1	0	0	0	0	0	0	0	0	0	4	4	0.00	1.000			

AB 36
R 4
H 10
RBI 3
BB 3
SO 4
LOB 17



Batter	1	2	3	4	5	6	7	8	9	AB	R	H	RBI	BB	SO	LOB	BOTTOM			
Pete Rose, S OBP: 0.284, SLG: 0.254 (1, 5)										4	0	2	1	1	1	2	Pittsburgh Pirates @ Cincinnati Reds Crosley Field, Cincinnati, OH Wed May 04 1966, 7:05 PM EDT Alt. 4,019 - Unknown - 54 F			
Tommy Helms, R OBP: 0.288, SLG: 0.311 (1, 4)										4	0	1	0	1	0	6				
Vada Pinson, L OBP: 0.329, SLG: 0.529 (1, 8)										5	0	0	0	0	2	4				
Tony Perez, R OBP: 0.417, SLG: 0.367 (1, 3)										4	0	2	0	1	1	0				
Johnny Edwards, L OBP: 0.194, SLG: 0.343 Don Pavletich, R OBP: 0.273, SLG: 0.344 (7, PH)										3	0	0	0	0	0	4				
Giraldo Ruiz, S (8, FR)										2	0	1	0	0	0	3				
Leo Cardenas, R OBP: 0.344, SLG: 0.450 (1, 6)										5	1	1	0	0	0	4				
Mel Queen, L OBP: 0.278, SLG: 0.214 (1, 9)										4	0	2	0	0	1	1				
Art Shamsky, L OBP: 0.231, SLG: 0.417 (1, 7)										2	1	1	1	1	0	0				
Jim O'Toole, S OBP: 0.256, SLG: 0.250 Gordy Coleman, L OBP: 0.207, SLG: 0.179 Dick Simpson, R OBP: 0.206, SLG: 0.500 Ted Davidson, R OBP: 0.206, SLG: 0.500 Deron Johnson, R OBP: 0.206, SLG: 0.228 Jack Baldschun, R OBP: 0.206, SLG: 0.228 (8, PH)										2	0	1	0	0	1	2				
Inning Stats	R: 0 E: 0 K: 2 S: 9	H: 2 LOB: 2 BB: 0 P: 9	R: 2 E: 0 K: 1 S: 8	H: 4 LOB: 1 BB: 0 P: 8	R: 0 E: 0 K: 1 S: 5	H: 0 LOB: 0 BB: 0 P: 5	R: 0 E: 0 K: 1 S: 6	H: 1 LOB: 2 BB: 1 P: 10	R: 0 E: 0 K: 0 S: 3	H: 0 LOB: 0 BB: 0 P: 3	R: 1 E: 1 K: 0 S: 6	H: 2 LOB: 3 BB: 1 P: 10	R: 0 E: 0 K: 0 S: 4	H: 1 LOB: 2 BB: 1 P: 8	R: 0 E: 0 K: 1 S: 6	H: 1 LOB: 1 BB: 0 P: 6	1B: 12 2B: 0 3B: 0 HR: 0	SF: 0 SAC: 1 DP: 2 HBP: 0	WP: 2 PB: 0 SB: 0 CS: 0	PA: 42
PITCHER	IP	WLS	BF	H	R	ER	SO	BB	IBB	HBP	BLK	WP	HR	S	P	ERA	WHIP			
Steve Blass, R ERA: 3.18	6.0	W	29	10	3	2	5	2	0	0	0	0	0	37	45	3.00	2.000			
Woodie Fryman, L ERA: 0.77	0.1		2	0	0	0	0	0	1	0	0	1	0	1	5	0.00	0.000			
Bob Purkey, R ERA: 0.77	2.2	S	11	2	0	0	1	1	0	0	0	0	0	12	16	0.00	1.125			

AB 37
R 3
H 12
RBI 2
BB 4
SO 6
LOB 27



Batter	1	2	3	4	5	6	7	8	9	AB	R	H	RBI	BB	SO	LOB	TOP
Matty Alou, L OBP: 0.366, SLG: 0.612 Manny Mota, R OBP: 0.321, SLG: 0.407	0-0 CS 2B		0-0 F6		0-0 2-3 1B		0-0 F9	0-0 F9	0-0 F8	4	0	2	0	0	0	0	1
Jose Pagan, R OBP: 0.313, SLG: 0.467	0-0 F9		0-0 F4		0-0 F9		0-0 5-3			4	0	0	0	0	0	3	
Roberto Clemente, R OBP: 0.352, SLG: 0.463	0-0 2-3 HR		0-0 6-3		0-0 F3		0-0 1B			4	1	2	1	0	0	0	
Willie Stargell, L OBP: 0.438, SLG: 0.571	0-0 HR 1B		0-0 CS 1B		0-3 K		0-0 F7			4	1	2	0	0	1	1	
Jim Pagliaroni, R OBP: 0.386, SLG: 0.566 Gene Alley, R OBP: 0.368, SLG: 0.441	0-0 1-H HR		0-3 K		0-3 K		0-0 HR 2B			4	1	2	2	0	2	1	
Donn Clendenen, R OBP: 0.346, SLG: 0.420	0-3 K		0-0 F2		0-0 BB 1B		0-0 F9			4	0	1	0	0	1	2	
Bill Mazerowski, R OBP: 0.250, SLG: 0.270		0-0 5-3		0-0 4-3		0-0 F8		0-0 F7		4	0	0	0	0	2		AB 35
Bob Bailey, R OBP: 0.347, SLG: 0.485 Jerry Lynch, L (9, PH)		0-0 5-3		0-0 1B 2B		4-0 BB		4-0 HR BB		2	0	1	0	1	0	0	R 6
Bob Veale, S OBP: 0.143, SLG: 0.143 Al McBean, R (1, 1)		0-0 6-3		0-3 K		0-0 G4-6-3		0-0 HR		0	0	0	0	0	0	0	H 11
Dave Roberts, L OBP: 0.200, SLG: 0.300 Pete Mikkelsen, R (7, 1)										2	0	1	0	1	0	0	RBI 6
Jesse Gonder, L OBP: 0.190, SLG: 0.450 (9, PH)										0	0	0	0	0	0	0	BB 2
										2	0	0	0	0	1	1	SO 5
										1	1	1	3	0	0	0	LOB 13
Inning Stats	R: 3 E: 0 K: 1 S: 8	H: 4 LOB: 0 BB: 0 P: 8	R: 0 E: 0 K: 0 S: 3	H: 0 LOB: 0 BB: 0 P: 3	R: 0 E: 0 K: 1 S: 5	H: 1 LOB: 0 BB: 0 P: 5	R: 0 E: 0 K: 1 S: 7	H: 2 LOB: 2 BB: 0 P: 7	R: 0 E: 0 K: 0 S: 3	H: 1 LOB: 1 BB: 1 P: 7	R: 0 E: 0 K: 0 S: 4	H: 1 LOB: 1 BB: 1 P: 4	R: 3 E: 0 K: 0 S: 5	H: 2 LOB: 1 BB: 1 P: 9	1B: 5 2B: 3 3B: 0 HR: 3	SF: 0 SAC: 0 DP: 1 HBP: 0	WP: 0 PA: 37 PB: 0 SB: 0 CS: 2
PITCHER	IP WLS BF H R ER SO BB IBB HBP BLK WP HR S P ERA WHIP																
Joey Jay, R ERA: 4.62	(1, 1) 8.2 W 36 H 11 R 6 ER 6 SO 5 BB 2 IBB 0 HBP 0 BLK 0 WP 0 HR 3 S 44 P 52 ERA 6.23 WHIP 1.500																
Billy McCool, L ERA: 2.7	(9, 1) 0.1 S 1 H 0 R 0 ER 0 SO 0 BB 0 IBB 0 HBP 0 BLK 0 WP 0 HR 1 S 1 P 1 ERA 0.00 WHIP 0.000																

Pittsburgh Pirates @ Cincinnati Reds
Crosley Field, Cincinnati, OH
Thu May 05 1966, 7:05 PM EDT
Att. 3,735 - Unknown - 71 F

AB 35
R 6
H 11
RBI 6
BB 2
SO 5
LOB 13



Batter	1	2	3	4	5	6	7	8	9	AB	R	H	RBI	BB	SO	LOB	BOTTOM		
Pete Rose, S OBP: 0.291, SLG: 0.306	0-0 PB 1B 1B	0-0 6-3		0-0 1-3		0-0 1-3		0-0 1-H 2-H HR		5	2	2	3	0	0	1			
Tommy Helms, R OBP: 0.310, SLG: 0.333	0-0 1-2 1B 1B	0-0 F3		0-0 1B FC6-2 1B		0-0 2-H 1B		0-0 5-3		5	1	3	1	0	0	0			
Vada Pinson, L OBP: 0.325, SLG: 0.514 (7, 8)	0-0 F8	0-0 3-1		0-0 FC6-2 1-2 FC4-6 1B		0-0 F7				4	1	1	0	0	2				
Tony Perez, R OBP: 0.400, SLG: 0.353	0-3 K		0-0 6-3		0-0 FC6-2 E 1B		0-0 F9			4	1	1	0	0	1	2			
Don Pavletich, R OBP: 0.297, SLG: 0.429	4-0 1B BB BB		0-0 HR		0-0 FC6-2 FC4-6		0-0 F3			3	2	1	1	1	0	3			
Leo Cardenas, R OBP: 0.338, SLG: 0.438	0-0 BB BB 1B		0-3 K		0-0 FC4-6		0-3 K			4	0	1	3	0	2	1			
Deron Johnson, R OBP: 0.231, SLG: 0.220 Mel Queen, L OBP: 0.263, SLG: 0.200	4-0 1-2 BB BB		0-0 F4		0-3 K		0-0 6-3			2	0	0	0	1	1	1			
Tommy Harper, R OBP: 0.279, SLG: 0.200 (7, 7)	4-0 1-2 2-3 3-H BB		0-0 4-3		0-0 F8		0-0 BB HR 1B			3	1	1	1	1	0	0			
Joey Jay, S OBP: 0.279, SLG: 0.200 Billy McCool, R	0-0 6-3		0-3 K		0-0 E6 1-3 1B		4-0 HR BB			3	2	0	0	1	1	3			
										0	0	0	0	0	0	0			
Inning Stats	R: 3 E: 0 K: 1 S: 8	H: 3 LOB: 3 BB: 3 P: 20	R: 0 E: 0 K: 0 S: 3	H: 0 LOB: 0 BB: 0 P: 3	R: 1 E: 0 K: 1 S: 6	H: 1 LOB: 0 BB: 0 P: 6	R: 0 E: 0 K: 1 S: 5	H: 0 LOB: 0 BB: 0 P: 5	R: 2 E: 1 K: 1 S: 8	H: 3 LOB: 1 BB: 0 P: 8	R: 1 E: 1 K: 0 S: 4	H: 1 LOB: 1 BB: 0 P: 4	R: 0 E: 0 K: 0 S: 3	H: 0 LOB: 0 BB: 0 P: 3	R: 3 E: 0 K: 1 S: 7	H: 2 LOB: 0 BB: 1 P: 11	1B: 8 2B: 0 3B: 0 HR: 2	SF: 0 SAC: 0 DP: 0 HBP: 0	WP: 0 PA: 38 PB: 1 SB: 0 CS: 0
PITCHER	IP WLS BF H R ER SO BB IBB HBP BLK WP HR S P ERA WHIP																		
Bob Veale, L ERA: 3.49	(1, 1) 0.2 L 21 H 5 R 4 ER 2 SO 3 BB 0 IBB 0 HBP 0 BLK 0 WP 0 HR 27 S 27 P 19 ERA 3.38 WHIP 0.938																		
Pete Mikkelsen, R ERA: 5.54	(7, 1) 2.0 9 2 H 3 R 3 ER 3 SO 1 BB 1 IBB 0 HBP 0 BLK 0 WP 1 HR 10 S 14 P 14 ERA 13.50 WHIP 1.500																		

Pittsburgh Pirates @ Cincinnati Reds
Crosley Field, Cincinnati, OH
Thu May 05 1966, 7:05 PM EDT
Att. 3,735 - Unknown - 71 F


AB 34
R 10
H 10
RBI 9
BB 4
SO 5
LOB 13



Batter	1	2	3	4	5	6	7	8	9	10	11	AB	R	H	RBI	BB	SO	LOB	TOP	
Matty Alou, L OBP: 0.377, SLG: 0.625 (1, 8)	F7			1B BB		K	3B			4-3	1B	5	0	2	3	1	1	0		
Jose Pagan, R OBP: 0.296, SLG: 0.431 (1, 6)	6-3			F7		FC6-4 1B	6-3			K	1-3	6	0	1	0	0	1	5		
Roberto Clemente, R OBP: 0.344, SLG: 0.448 (1, 9)	6-3			1B		FC6-4 1-2		4-3		1-3		5	0	1	0	0	0	1		
Willie Stargell, L OBP: 0.435, SLG: 0.567 Manny Mota, R OBP: 0.321, SLG: 0.407 (11, PR)	3-1			IBB		4-3		K			PB 1B 2B	4	0	1	0	1	1	1		
Jim Pagliaroni, R OBP: 0.403, SLG: 0.569 Gene Alley, R OBP: 0.368, SLG: 0.441 Jerry May, R (11, 2)	F9			K		1B 3B 1B	1B	1B		HR 1B		5	1	3	1	0	1	3		
Donn Clendenon, R OBP: 0.325, SLG: 0.392 (1, 3)	F9			F4		F8	1-3	1-3		E6 HR		5	1	0	0	0	0	7		
Bill Mazeroski, R OBP: 0.289, SLG: 0.316 (1, 4)				F2		G6-4-3 1B	L7			5-3	HR	5	1	2	3	0	0	1		
Bob Bailey, R OBP: 0.338, SLG: 0.465 (1, 5)				L8		G6-4-3 1-2	1B 3B 1B			K	6-3	5	1	1	0	0	1	3		
Don Schwall, R OBP: 0.429, SLG: 0.200 Jerry Lynch, L OBP: 0.429, SLG: 0.200 Al McBean, R OBP: 0.321, SLG: 0.407 Woodie Fryman, R OBP: 0.368, SLG: 0.441 Roy Face, R OBP: 0.377, SLG: 0.625 (11, 1)	1-3			1-3		5-3	1-2 3B 1B			F7	4-3	2	0	0	0	0	0	0		
Inning Stats	R: 0 E: 0 K: 0 S: 3	H: 0 LOB: 0 BB: 0 P: 3	R: 0 E: 0 K: 0 S: 3	H: 0 LOB: 0 BB: 0 P: 3	R: 0 E: 0 K: 0 S: 3	H: 0 LOB: 0 BB: 0 P: 3	R: 0 E: 0 K: 1 S: 6	H: 1 LOB: 3 BB: 2 P: 14	R: 0 E: 0 K: 1 S: 6	H: 1 LOB: 1 BB: 0 P: 6	R: 0 E: 0 K: 1 S: 5	H: 0 LOB: 0 BB: 0 P: 5	R: 0 E: 0 K: 1 S: 5	H: 0 LOB: 0 BB: 0 P: 5	R: 0 E: 0 K: 1 S: 8	H: 4 LOB: 2 BB: 0 P: 8	1B: 9 2B: 1 3B: 1 HR: 1	SF: 0 SAC: 0 DP: 1 HBP: 0	WP: 0 PB: 1 SB: 0 CS: 0	PA: 47
PITCHER	IP 7.0	WLS 3.2	BF 29	H 5	R 4	ER 3	SO 3	BB 0	IBB 0	HBP 0	BLK 0	WP 0	HR 1	S 23	P 23	ERA 7.36	WHIP 1.364			
Bob Buhl, R ERA: 6.1 Roger Craig, R ERA: 5.4 Darold Knowles, L ERA: 3.65	(1, 1)	(8, 1)	(11, 1)																	

Pittsburgh Pirates @ Philadelphia Phillies
 Connie Mack Stadium, Philadelphia, PA
 Fri May 06 1966, 7:05 PM EDT
 Att: 18,962 - Unknown


AB 45
 R 7
 H 12
 RBI 7
 BB 2
 SO 5
 LOB 23





Batter	1	2	3	4	5	6	7	8	9	10	11	AB	R	H	RBI	BB	SO	LOB	BOTTOM		
John Briggs, L OBP: 0.333, SLG: 0.405 Jackie Brandt, R OBP: 0.290, SLG: 0.286 (10, PH)	F8	E4		1B			F5			P3	E3 1B	4	0	1	0	0	0	2			
Dick Groat, R OBP: 0.352, SLG: 0.424 (1, 6)	1B	G6-4-3		P6			L8			6-3	1B	6	1	2	2	0	0	3			
Bill White, L OBP: 0.276, SLG: 0.308 (1, 3)	E6	G3		L7			4-3			L6		5	0	0	0	0	0	2			
Johnny Callison, L OBP: 0.325, SLG: 0.413 (1, 9)	BB 1B			P6			K				1B 1B	5	2	3	1	0	1	0			
Tony Gonzalez, L OBP: 0.379, SLG: 0.520 Harvey Kuenn, R OBP: 0.267, SLG: 0.333 (8, PH)	BB BB BB			FC6-4 1B			P3				1B 1B	2	0	2	1	1	0	0			
Tony Taylor, R OBP: 0.306, SLG: 0.404 (1, 5)	K			FC6-4 1-2			6-3			F7	FC1-5 1B	5	0	1	1	0	1	4			
Cookie Rojas, R OBP: 0.284, SLG: 0.308 (1, 4)	F8			F9			F9			4-3	FC1-5 E 1B	5	1	1	1	0	0	4			
Clay Dalrymple, L OBP: 0.417, SLG: 0.300 Bob Uecker, R OBP: 0.281, SLG: 0.407 (9, PH)		E BB G6-4-3 BB		K			4-3			F9	FC1-5 E 1B	2	1	0	0	1	1	0			
Bob Buhl, R Roger Craig, R Darold Knowles, L Doug Clemens, L (11, PH)		G6-4-3 E BB		K			K			K	K	2	0	0	0	1	2	0			
Inning Stats	R: 1 E: 1 K: 1 S: 8	H: 2 LOB: 3 BB: 1 P: 12	R: 1 E: 1 K: 0 S: 3	H: 0 LOB: 1 BB: 2 P: 11	R: 0 E: 0 K: 0 S: 4	H: 1 LOB: 1 BB: 0 P: 4	R: 0 E: 0 K: 2 S: 8	H: 1 LOB: 1 BB: 0 P: 8	R: 1 E: 0 K: 0 S: 4	H: 2 LOB: 0 BB: 0 P: 4	R: 0 E: 0 K: 1 S: 5	H: 0 LOB: 0 BB: 0 P: 5	R: 0 E: 0 K: 0 S: 3	H: 0 LOB: 0 BB: 0 P: 3	R: 0 E: 0 K: 0 S: 3	R: 5 E: 1 K: 1 S: 10	H: 6 LOB: 1 BB: 0 P: 10	1B: 11 2B: 1 3B: 0 HR: 0	SF: 0 SAC: 0 DP: 1 HBP: 0	WP: 0 PB: 0 SB: 0 CS: 0	PA: 47
PITCHER	IP 6.0	WLS 4.0	BF 27	H 6	R 2	ER 2	SO 4	BB 3	IBB 0	HBP 0	BLK 0	WP 0	HR 0	S 32	P 44	ERA 3.00	WHIP 1.500				
Don Schwall, R ERA: 3.0 Woodie Fryman, L ERA: 1.95 Roy Face, R ERA: 2.92	(1, 1)	(7, 1)	(11, 1)																		

Pittsburgh Pirates @ Philadelphia Phillies
 Connie Mack Stadium, Philadelphia, PA
 Fri May 06 1966, 7:05 PM EDT
 Att: 18,962 - Unknown

AB 44
 R 8
 H 12
 RBI 7
 BB 3
 SO 7
 LOB 19



Batter	1	2	3	4	5	6	7	8	9	AB	R	H	RBI	BB	SO	LOB	TOP			
Matty Alou, L OBP: 0.383, SLG: 0.618 (1, 8)	B5		L7		HR		SH5-3		BB	4	1	2	0	0	0	0	Pittsburgh Pirates @ Philadelphia Phillies Connie Mack Stadium, Philadelphia, PA Sat May 07 1966, 3:33 AM EDT Att: 7,006 - Unknown			
Manny Mota, R OBP: 0.364, SLG: 0.516 (1, 5)	6-3		L8		HR		1B		1B	4	1	2	2	1	0	0				
Roberto Clemente, R OBP: 0.357, SLG: 0.457 (1, 9)	E8		1B		5-3		1B		BB	5	0	3	1	0	1	2				
Willie Stargell, L OBP: 0.425, SLG: 0.540 (1, 7)	G3		G3						1B	3	0	0	0	0	0	2				
Dave Roberts, L OBP: 0.143, SLG: 0.214 (1, 3)		K		K					5-3	4	0	0	0	0	3	1				
Jesse Gonder, L OBP: 0.160, SLG: 0.375 (1, 2)		K		K			FC3-6		L7	4	0	0	0	0	2	1				
Andre Rodgers, R OBP: 0.294, SLG: 0.200 (1, 6)		E4		P6			L6		BB	4	1	1	0	0	0	1				
Bill Mazerolski, R OBP: 0.270, SLG: 0.317 (1, 4)		IBB		L9			FC4-6		F7	3	0	1	0	1	0	1				
Tommie Sisk, R Pete Mikkelsen, R Jerry Lynch, L Gene Alley, R Al McBean, R Donn Clendenen, R		K		P5			FC4-6		K	1	0	0	0	0	1	2				
Inning Stats	R: 0 E: 1 K: 0 S: 4	H: 1 LOB: 1 BB: 0 P: 4	R: 0 E: 1 K: 3 S: 10	H: 0 LOB: 2 BB: 1 P: 14	R: 0 E: 0 K: 2 S: 7	H: 1 LOB: 1 BB: 0 P: 4	R: 0 E: 0 K: 2 S: 7	H: 0 LOB: 0 BB: 0 P: 7	R: 2 E: 0 K: 1 S: 5	H: 2 LOB: 1 BB: 0 P: 6	R: 0 E: 0 K: 1 S: 7	H: 2 LOB: 2 BB: 0 P: 7	R: 0 E: 0 K: 0 S: 3	H: 0 LOB: 0 BB: 0 P: 3	R: 1 E: 0 K: 1 S: 7	H: 3 LOB: 2 BB: 1 P: 11		1B: 8 2B: 0 3B: 0 HR: 1	SF: 0 SAC: 1 DP: 0 HBP: 1	WP: 0 PB: 0 SB: 0 CS: 0
PITCHER Jim Bunning, R ERA: 2.09 (1, 1)	IP: 9.0 WLS: W BF: 39 H: 9 R: 3 ER: 3 SO: 8 BB: 1 IBB: 1 HBP: 1 BLK: 0 WP: 0 HR: 1 S: 52 P: 61 ERA: 3.00 WHIP: 1.111															PITCHER				

Batter	1	2	3	4	5	6	7	8	9	AB	R	H	RBI	BB	SO	LOB	BOTTOM			
John Briggs, L OBP: 0.365, SLG: 0.511 (1, 8)	HR		PB		K		E			3	3	2	1	1	1	0	Pittsburgh Pirates @ Philadelphia Phillies Connie Mack Stadium, Philadelphia, PA Sat May 07 1966, 3:33 AM EDT Att: 7,006 - Unknown			
Dick Groat, R OBP: 0.333, SLG: 0.400 Bobby Wine, R OBP: 0.167, SLG: 0.167 (1, 6) (8, 6)	F7		F9		4-3		F9			4	0	0	0	0	0	2				
Bill White, L OBP: 0.288, SLG: 0.319 (1, 3)	P5		1B		E3		E		1B	4	1	2	1	0	0	0				
Johnny Callison, L OBP: 0.321, SLG: 0.405 (1, 9)	3-1		F8		P6		E9		1B	4	0	1	0	0	0	2				
Tony Gonzalez, L OBP: 0.364, SLG: 0.586 (1, 7)		L9		HR			6-3			4	1	1	1	0	0	1				
Tony Taylor, R OBP: 0.318, SLG: 0.426 (1, 5)		6-3		E		P5		1B		4	0	2	0	0	0	0				
Cookie Rojas, R OBP: 0.288, SLG: 0.290 (1, 4)		P3		E8		L6		F9		4	0	0	0	0	0	2				
Clay Dalrymple, L OBP: 0.400, SLG: 0.273 (1, 2)			FC3-6		K		F7		F3	3	0	0	0	1	1	3				
Jim Bunning, R OBP: 0.211, SLG: 0.167 (1, 1)			FC3-6		G6-4-3		2B		4-3	3	2	0	0	1	0	4				
Inning Stats	R: 1 E: 0 K: 0 S: 4	H: 1 LOB: 0 BB: 0 P: 4	R: 0 E: 0 K: 0 S: 3	H: 0 LOB: 0 BB: 0 P: 3	R: 2 E: 0 K: 1 S: 7	H: 1 LOB: 1 BB: 2 P: 12	R: 1 E: 1 K: 1 S: 7	H: 2 LOB: 1 BB: 0 P: 7	R: 0 E: 1 K: 1 S: 6	H: 0 LOB: 1 BB: 0 P: 6	R: 0 E: 0 K: 0 S: 3	H: 0 LOB: 0 BB: 0 P: 3	R: 3 E: 2 K: 0 S: 6	H: 3 LOB: 1 BB: 1 P: 10	R: 0 E: 0 K: 0 S: 4	H: 1 LOB: 1 BB: 0 P: 4		1B: 4 2B: 2 3B: 0 HR: 2	SF: 0 SAC: 0 DP: 1 HBP: 0	WP: 0 PB: 2 SB: 1 CS: 0
PITCHER Tommie Sisk, R ERA: 5.73 Pete Mikkelsen, R ERA: 4.5 Al McBean, R ERA: 4.02	IP: 3.0 WLS: L BF: 15 H: 4 R: 4 ER: 4 SO: 3 BB: 4 IBB: 4 HBP: 3 BLK: 0 WP: 0 HR: 2 S: 13 P: 21 ERA: 9.00 WHIP: 2.000															PITCHER				

Batter	1	2	3	4	5	6	7	8	9	AB	R	H	RBI	BB	SO	LOB	TOP					
Matty Alou, L (1, 8) OBP: 0.372, SLG: 0.593	G3	L8			G3				K	5	0	1	0	0	1	2						
Gene Alley, R (1, 6) OBP: 0.381, SLG: 0.459	1B				F8					3	0	1	0	1	0	1						
Roberto Clemente, R (1, 9) OBP: 0.353, SLG: 0.448	2B				G6-3					4	0	1	0	0	0	2						
Willie Stargell, L (1, 7) OBP: 0.442, SLG: 0.538	1B				F2					2	2	1	0	2	0	2						
Jim Pagliaroni, R (1, 2) OBP: 0.394, SLG: 0.565					G3-6-3					4	0	1	1	0	0	2						
Donn Clendenon, R (1, 3) OBP: 0.330, SLG: 0.385					F7					3	1	1	0	1	0	2						
Bill Mazerowski, R (1, 4) OBP: 0.280, SLG: 0.326					4-3					4	0	2	1	0	0	2						
Bob Bailey, R (1, 5) OBP: 0.321, SLG: 0.440					E6					4	0	0	0	0	1	5						
Bob Veale, S (1, 1) OBP: 0.167, SLG: 0.167					FC6-4					4	0	1	1	0	2	0						
Inning Stats	R: 0 E: 0 K: 0 S: 4	H: 2 LOB: 1 BB: 0 P: 4	R: 1 E: 1 K: 0 S: 5	H: 1 LOB: 2 BB: 1 P: 9	R: 1 E: 0 K: 0 S: 4	H: 2 LOB: 1 BB: 1 P: 8	R: 0 E: 0 K: 2 S: 7	H: 1 LOB: 0 BB: 0 P: 7	R: 0 E: 0 K: 0 S: 3	H: 0 LOB: 0 BB: 0 P: 3	R: 1 E: 0 K: 0 S: 4	H: 2 LOB: 1 BB: 1 P: 8	R: 0 E: 0 K: 0 S: 4	H: 1 LOB: 1 BB: 0 P: 4	R: 0 E: 0 K: 0 S: 3	H: 0 LOB: 1 BB: 1 P: 7	R: 0 E: 0 K: 2 S: 7	H: 0 LOB: 0 BB: 0 P: 7	1B: 7 2B: 3 3B: 0 HR: 0	SF: 0 SAC: 0 DP: 4 HBP: 0	WP: 0 PB: 0 SB: 0 CS: 1	PA: 37
PITCHER	IP	WLS	BF	H	R	ER	SO	BB	IBB	HBP	BLK	WP	HR	S	P	ERA	WHIP					
John Boozler, R (1, 1) ERA: 6.75	2.0		11	3	2	1	0	2	0	0	0	0	0	9	17	4.50	2.500					
Ray Herbert, R (3, 1) ERA: 4.53	6.0	L	23	6	1	1	2	2	0	0	0	0	0	25	33	1.50	1.333					
Darold Knowles, L (9, 1) ERA: 3.38	1.0		3	0	0	0	2	0	0	0	0	0	0	7	7	0.00	0.000					

Pittsburgh Pirates @ Philadelphia Phillies
 Connie Mack Stadium, Philadelphia, PA
 Sun May 08 1966, 3:33 AM EDT
 Att: 8,411 - Unknown

AB 33
 R 3
 H 9
 RBI 3
 BB 4
 SO 4
 LOB 18



Batter	1	2	3	4	5	6	7	8	9	AB	R	H	RBI	BB	SO	LOB	BOTTOM					
Tony Taylor, R (1, 4) OBP: 0.300, SLG: 0.400	K				1-3					4	0	0	1	0	1	1						
Cookie Rojas, R (1, 7) OBP: 0.280, SLG: 0.315	K				5-3					4	0	2	0	0	1	1						
Dick Groat, R (1, 5) OBP: 0.329, SLG: 0.405	5-3									4	1	1	0	0	0	2						
Johnny Callison, L (1, 9) OBP: 0.318, SLG: 0.398										4	0	1	1	0	1	0						
Jackie Brandt, R (1, 8) OBP: 0.257, SLG: 0.250										4	0	0	0	0	1	1						
Bob Uecker, R (1, 2) OBP: 0.306, SLG: 0.400										3	0	1	0	1	0	1						
John Briggs, L (9, FR) OBP: 0.365, SLG: 0.511										0	0	0	0	0	0	0						
Bill White, L (1, 3) OBP: 0.298, SLG: 0.329										4	0	2	0	0	1	0						
Bobby Wine, R (1, 6) OBP: 0.188, SLG: 0.250										4	1	1	0	0	0	4						
John Boozler, R (1, 1) ERA: 6.75										0	0	0	0	0	0	0						
Ray Herbert, R (3, 1) ERA: 4.53										1	0	0	0	1	0	0						
Phil Linz, R (6, PH) OBP: 0.200, SLG: 0.200										1	0	0	0	0	0	0						
Darold Knowles, L (9, 1) ERA: 3.38										0	0	0	0	0	0	0						
Inning Stats	R: 0 E: 0 K: 2 S: 7	H: 0 LOB: 0 BB: 0 P: 7	R: 0 E: 0 K: 0 S: 3	H: 0 LOB: 0 BB: 0 P: 3	R: 1 E: 0 K: 1 S: 6	H: 1 LOB: 1 BB: 1 P: 10	R: 1 E: 0 K: 0 S: 4	H: 2 LOB: 0 BB: 0 P: 4	R: 0 E: 0 K: 0 S: 3	H: 0 LOB: 0 BB: 0 P: 3	R: 0 E: 0 K: 0 S: 3	H: 1 LOB: 0 BB: 0 P: 3	R: 0 E: 0 K: 0 S: 5	H: 2 LOB: 2 BB: 0 P: 5	R: 0 E: 0 K: 0 S: 4	H: 1 LOB: 1 BB: 0 P: 4	R: 0 E: 0 K: 2 S: 8	H: 1 LOB: 2 BB: 1 P: 12	1B: 5 2B: 3 3B: 0 HR: 0	SF: 0 SAC: 0 DP: 1 HBP: 0	WP: 1 PB: 0 SB: 0 CS: 1	PA: 35
PITCHER	IP	WLS	BF	H	R	ER	SO	BB	IBB	HBP	BLK	WP	HR	S	P	ERA	WHIP					
Bob Veale, L (1, 1) ERA: 3.21	9.0	W	35	8	2	2	5	2	0	0	0	1	0	43	51	2.00	1.111					

Pittsburgh Pirates @ Philadelphia Phillies
 Connie Mack Stadium, Philadelphia, PA
 Sun May 08 1966, 3:33 AM EDT
 Att: 8,411 - Unknown

AB 33
 R 2
 H 8
 RBI 2
 BB 2
 SO 5
 LOB 10



Batter	1	2	3	4	5	6	7	8	9	10	11	12	13	14	15	AB	R	H	RBI	BB	SO	LOB	TOP												
Tito Fuentes, S OBP: 0.327, SLG: 0.431 (1, 4)	F8		5-3					F5		6-3			F7		F9	7	0	1	1	0	0	3													
Len Gabrielson, L OBP: 0.283, SLG: 0.340 (2, 3)	1B			K	4-3			G3		4-3			K2-3		FC6-4	7	0	1	1	0	2	3													
Willie Mays, R OBP: 0.340, SLG: 0.598 (1, 8)	1B			FC1-6	BB			4-3					K			6	0	1	0	1	2	2													
Jim Ray Hart, R OBP: 0.413, SLG: 0.554 (1, 5)	G6-4-3			FC1-6	1B			F9		F3			F7			6	0	2	0	0	0	2													
Willie McCovey, L OBP: 0.376, SLG: 0.466 (2, PR)				FC1-6				1-3					F9			1	0	1	0	0	0	0													
Don Landrum, L OBP: 0.172, SLG: 0.148 (2, 7)															FC1-4	4	0	0	0	1	0	3													
Ollie Brown, R OBP: 0.309, SLG: 0.300 (1, 9)															5-3	5	0	1	0	1	2	5													
Tom Haller, L OBP: 0.371, SLG: 0.481 (1, 2)																5	1	1	0	1	1	3													
Hal Lanier, R OBP: 0.247, SLG: 0.281 (12, PH)				6-3				F8								4	0	1	0	0	0	0													
Cap Peterson, R OBP: 0.111, SLG: 0.111 (12, 6)															FC	1	0	0	0	0	0	2													
Jim Davenport, R OBP: 0.373, SLG: 0.422 (15, 1)															FC6-4	1	0	0	0	0	0	1													
Bobby Bolin, R OBP: 0.316, SLG: 0.267 (10, 1)				5-3												4	1	1	0	0	1	1													
Bill Henry, L OBP: 0.400, SLG: 0.800 (15, 1)																2	0	1	0	0	0	0													
Frank Linzy, R OBP: 0.300, SLG: 0.800 (15, 1)																0	0	0	0	0	0	0													
Joe Gibbon, R OBP: 0.300, SLG: 0.800 (15, 1)																0	0	0	0	0	0	0													
Inning Stats	R: 0 E: 0 K: 0 S: 4	H: 2 LOB: 1 BB: 0 P: 4	R: 0 E: 0 K: 0 S: 3	H: 1 LOB: 1 BB: 0 P: 3	R: 0 E: 0 K: 0 S: 3	H: 0 LOB: 0 BB: 0 P: 3	R: 0 E: 0 K: 2 S: 8	H: 1 LOB: 2 BB: 1 P: 12	R: 0 E: 0 K: 0 S: 5	H: 1 LOB: 1 BB: 0 P: 5	R: 0 E: 0 K: 1 S: 5	H: 0 LOB: 0 BB: 0 P: 5	R: 0 E: 0 K: 1 S: 3	H: 0 LOB: 0 BB: 0 P: 3	R: 0 E: 0 K: 1 S: 5	H: 0 LOB: 0 BB: 0 P: 5	R: 0 E: 0 K: 0 S: 3	H: 1 LOB: 1 BB: 0 P: 7	R: 0 E: 0 K: 1 S: 5	H: 0 LOB: 0 BB: 0 P: 5	R: 0 E: 0 K: 0 S: 4	H: 1 LOB: 1 BB: 0 P: 4	R: 1 E: 0 K: 0 S: 6	H: 2 LOB: 2 BB: 0 P: 6	1B: 10 2B: 0 3B: 1 HR: 0	SF: 0 SAC: 0 DP: 4 HBP: 0	WP: 1 PB: 0 CS: 0	PA: 57							
Steve Blass, R ERA: 2.58 (1, 1)	IP: 10.0 WLS: 37 BF: 37	H: 7 R: 1 ER: 1 SO: 6	BB: 3 IBB: 0 HBP: 0 BLK: 0	WP: 1 HR: 0 S: 46 P: 58	ERA: 0.90 WHIP: 1.000	PITCHER																													
Roy Face, R ERA: 2.17 (11, 1)	1.0	3	0	0	0	1	0	0	0	0	0	0	0	0	0	5	5	0.00	0.000																
Bob Purkey, R ERA: 1.15 (12, 1)	4.0	L	17	4	1	1	1	1	0	0	0	0	0	0	0	18	22	2.25	1.250																

San Francisco Giants @ Pittsburgh Pirates
Forbes Field, Pittsburgh, PA
Tue May 10 1966, 7:05 PM EDT
Att: 6,750 - Unknown

AB 53
R 2
H 11
RBI 2
BB 4
SO 8
LOB 25





Batter	1	2	3	4	5	6	7	8	9	10	11	12	13	14	15	AB	R	H	RBI	BB	SO	LOB	BOTTOM												
Matty Alou, L OBP: 0.370, SLG: 0.575 (1, 8)	6-3															6	0	2	0	0	3	1													
Gene Alley, R OBP: 0.375, SLG: 0.429 (1, 6)	6-3															5	0	1	0	1	0	3													
Roberto Clemente, R OBP: 0.358, SLG: 0.451 (1, 9)	6-3															6	0	2	1	1	1	2													
Willie Stargell, L OBP: 0.410, SLG: 0.493 (1, 7)																6	0	0	0	0	3	6													
Andre Rodgers, R OBP: 0.278, SLG: 0.188 (15, PH)																1	0	0	0	0	0	2													
Jim Pagliaroni, R OBP: 0.386, SLG: 0.538 (8, PR)																3	0	0	0	1	0	0													
Manny Mota, R OBP: 0.384, SLG: 0.516 (10, 2)																0	0	0	0	0	0	0													
Jesse Conder, L OBP: 0.148, SLG: 0.346 (10, 2)																2	0	0	0	0	1	0													
Donn Clendenon, R OBP: 0.319, SLG: 0.369 (1, 3)																6	0	1	0	0	2	1													
Bill Mazerowski, R OBP: 0.273, SLG: 0.315 (1, 4)																6	0	1	0	0	0	2													
Bob Bailey, R OBP: 0.333, SLG: 0.423 (1, 5)																3	1	0	0	3	1	1													
Steve Blass, R ERA: 2.11 (1, 1)	IP: 9.2 WLS: 39 BF: 39	H: 5 R: 1 ER: 1 SO: 8	BB: 4 IBB: 1 HBP: 0 BLK: 0	WP: 0 HR: 0 S: 50 P: 70	ERA: 0.93 WHIP: 0.931	PITCHER																													
Bobby Bolin, R ERA: 2.11 (10, 1)	0.2	3	1	0	0	1	0	0	0	0	0	0	0	0	0	5	5	0.00	1.500																
Frank Linzy, R ERA: 2.95 (11, 1)	4.0	W	15	2	0	0	5	1	0	0	24	28	0.00	0.750																					
Joe Gibbon, L ERA: 1.96 (15, 1)	0.2	S	1	0	0	0	0	0	0	0	1	1	0.00	0.000																					

San Francisco Giants @ Pittsburgh Pirates
Forbes Field, Pittsburgh, PA
Tue May 10 1966, 7:05 PM EDT
Att: 6,750 - Unknown

AB 50
R 1
H 8
RBI 1
BB 6
SO 14
LOB 23



Batter	1	2	3	4	5	6	7	8	9	AB	R	H	RBI	BB	SO	LOB	TOP										
Tito Fuentes, S OBP: 0.316, SLG: 0.411 (1, 4)	F1	F7				F8			K	5	0	1	0	0	1	3	San Francisco Giants @ Pittsburgh Pirates Forbes Field, Pittsburgh, PA Wed May 11, 1966, 7:05 PM EDT Att: 4,373 - Unknown livebaseballscorecards.com										
Len Gabrielson, L OBP: 0.328, SLG: 0.380 (1, 3)	E 2B BB		1-3-5 2B			G6-4-3 BB		K	HR 1B	3	2	2	0	2	1	0											
Willie Mays, R OBP: 0.333, SLG: 0.608 (1, 8)	E5 2B		1-3-5 2-3f			G6-4-3 1-2f		5-3	HR	5	2	1	2	0	0	4											
Jim Ray Hart, R OBP: 0.422, SLG: 0.568 (1, 5)	K					1-3			HR 3B	3	0	1	0	2	1	2											
Tom Haller, L OBP: 0.383, SLG: 0.506 (1, 2)	1-H 2-H 2B		G3			1B 2B		G3	HR IBB 3B	4	1	2	2	1	0	2											
Jesus Alou, R OBP: 0.244, SLG: 0.313 (1, 7)	1-3					1B			G6-4-3 1-2f	5	1	3	1	0	0	3											
Ollie Brown, R OBP: 0.310, SLG: 0.288 (1, 9)						K			SH1-3 1-2	2	0	0	0	1	1	2											
Hal Lanier, R OBP: 0.247, SLG: 0.272 (1, 6)						G6-4-3 1-2f			K	3	0	0	0	1	1	3											
Gaylord Perry, R OBP: 0.154, SLG: 0.154 (1, 1)						BB 1B			K	4	0	2	1	0	1	2											
Inning Stats	R: 2 E: 1 K: 1 S: 7	H: 1 LOB: 1 BB: 1 P: 11	R: 0 E: 0 K: 0 S: 3	H: 0 LOB: 1 BB: 1 P: 7	R: 0 E: 0 K: 0 S: 3	H: 1 LOB: 1 BB: 1 P: 7	R: 0 E: 0 K: 1 S: 5	H: 1 LOB: 0 BB: 0 P: 5	R: 0 E: 0 K: 0 S: 3	H: 2 LOB: 1 BB: 1 P: 7	R: 2 E: 0 K: 0 S: 6	H: 3 LOB: 2 BB: 1 P: 10	R: 0 E: 0 K: 1 S: 5	H: 0 LOB: 1 BB: 1 P: 9	R: 0 E: 0 K: 2 S: 8	H: 1 LOB: 1 BB: 0 P: 8	R: 2 E: 0 K: 1 S: 7	H: 3 LOB: 1 BB: 1 P: 11	1B: 7 2B: 4 3B: 1 HR: 1	SF: 0 SAC: 1 DP: 4 HBP: 0	WP: 1 PB: 0 SB: 0 CS: 0	PA: 42					
PITCHER	IP	WLS	BF	H	R	ER	SO	BB	IBB	HBP	BLK	WP	HR	S	P	ERA	WHIP										
Don Schwall, R ERA: 2.2 (1, 1)	4.1	L	20	5	2	0	2	4	0	0	0	1	0	20	36	0.00	2.077										
Pete Mikkelsen, R ERA: 4.82 (5, 1)	2.2		12	3	2	2	1	1	1	0	0	0	0	12	20	6.75	1.500										
Al McBean, R ERA: 4.58 (8, 1)	2.0		10	4	2	2	3	0	1	0	0	0	1	15	19	9.00	2.000										

Batter	1	2	3	4	5	6	7	8	9	AB	R	H	RBI	BB	SO	LOB	BOTTOM										
Matty Alou, L OBP: 0.354, SLG: 0.549 (1, 8)	6-3		6-3			F6			F9	4	0	0	0	0	0	0	San Francisco Giants @ Pittsburgh Pirates Forbes Field, Pittsburgh, PA Wed May 11, 1966, 7:05 PM EDT Att: 4,373 - Unknown livebaseballscorecards.com										
Gene Alley, R OBP: 0.385, SLG: 0.457 (1, 6)	4-3					1B BB 1B			6-3	4	1	2	0	0	0	0											
Roberto Clemente, R OBP: 0.354, SLG: 0.443 (1, 9)	K					K			F9	4	0	1	0	0	2	1											
Willie Stargell, L OBP: 0.402, SLG: 0.480 (1, 7)						BB BB 1B			4-3	4	0	1	0	0	1	2											
Jim Pagliaroni, R OBP: 0.405, SLG: 0.552 (1, 2)						FC6-4 BB			WP 2B	2	0	1	0	2	0	0											
Donn Clendenen, R OBP: 0.327, SLG: 0.368 (1, 3)						FC6-4 1-2f			K	3	0	1	1	1	1	2											
Bill Mazerowski, R OBP: 0.262, SLG: 0.302 (1, 4)						G3			F4	4	0	0	0	0	1	6											
Bob Bailey, R OBP: 0.319, SLG: 0.402 (1, 5)						K			6-3	4	0	0	0	0	1	4											
Don Schwall, R (1, 1)						4-3				1	0	0	0	0	0	0											
Pete Mikkelsen, R (5, 1)										1	0	0	0	0	1	0											
Dave Roberts, L OBP: 0.125, SLG: 0.188 (7, PH)										1	0	0	0	0	1	0											
Al McBean, R (8, 1)										0	0	0	0	0	0	0											
Inning Stats	R: 0 E: 0 K: 1 S: 5	H: 0 LOB: 0 BB: 0 P: 5	R: 0 E: 0 K: 1 S: 5	H: 0 LOB: 0 BB: 1 P: 9	R: 0 E: 0 K: 1 S: 5	H: 0 LOB: 0 BB: 0 P: 5	R: 1 E: 0 K: 2 S: 9	H: 2 LOB: 2 BB: 2 P: 17	R: 0 E: 0 K: 1 S: 7	H: 2 LOB: 2 BB: 0 P: 7	R: 0 E: 0 K: 0 S: 3	H: 1 LOB: 0 BB: 0 P: 3	R: 0 E: 0 K: 1 S: 5	H: 0 LOB: 0 BB: 0 P: 5	R: 0 E: 0 K: 0 S: 3	H: 0 LOB: 0 BB: 0 P: 3	R: 0 E: 0 K: 1 S: 6	H: 1 LOB: 1 BB: 0 P: 6	1B: 4 2B: 2 3B: 0 HR: 0	SF: 0 SAC: 0 DP: 1 HBP: 0	WP: 1 PB: 0 SB: 0 CS: 0	PA: 35					
PITCHER	IP	WLS	BF	H	R	ER	SO	BB	IBB	HBP	BLK	WP	HR	S	P	ERA	WHIP										
Gaylord Perry, R ERA: 1.96 (1, 1)	9.0	W	35	6	1	1	8	3	0	0	0	1	0	48	60	1.00	1.000										

Batter	1	2	3	4	5	6	7	8	9	AB	R	H	RBI	BB	SO	LOB	TOP										
Tito Fuentes, S (1.4) OBP: 0.339, SLG: 0.426										5	0	3	0	0	0	0	San Francisco Giants @ Pittsburgh Pirates Forbes Field, Pittsburgh, PA Thu May 12 1966, 7:05 PM EDT Att: 5,343 - Unknown										
Jim Davenport, R (1.3) OBP: 0.345, SLG: 0.388										4	0	0	0	0	0	5											
Len Gabrielson, L (7.3) OBP: 0.322, SLG: 0.373										1	0	0	0	0	0	0											
Willie Mays, R (1.8) OBP: 0.339, SLG: 0.600										3	0	1	0	1	1	2											
Jim Ray Hart, R (1.5) OBP: 0.425, SLG: 0.596										4	3	2	1	0	0	2											
Jesus Alou, R (1.7) OBP: 0.267, SLG: 0.333										4	0	3	0	0	0	0											
Don Landrum, L (8.7) OBP: 0.172, SLG: 0.148										0	0	0	0	0	0	0											
Ollie Brown, R (1.9) OBP: 0.306, SLG: 0.286										4	0	1	2	0	1	2											
Bob Barton, R (1.2) OBP: 0.222, SLG: 0.188										3	0	0	0	1	0	1											
Hal Lanier, R (1.6) OBP: 0.248, SLG: 0.263										3	0	0	0	1	0	4											
Juan Marichal, R (1.1) OBP: 0.333, SLG: 0.375										4	0	1	0	0	1	1											
Inning Stats	R: 0 E: 0 K: 1 S: 5	H: 0 LOB: 0 BB: 0 P: 5	R: 1 E: 0 K: 0 S: 5	H: 3 LOB: 1 BB: 0 P: 5	R: 0 E: 0 K: 0 S: 4	H: 2 LOB: 1 BB: 0 P: 4	R: 1 E: 0 K: 0 S: 4	H: 1 LOB: 0 BB: 0 P: 4	R: 0 E: 0 K: 0 S: 4	H: 1 LOB: 1 BB: 0 P: 4	R: 0 E: 0 K: 1 S: 5	H: 1 LOB: 1 BB: 1 P: 9	R: 0 E: 0 K: 0 S: 6	H: 1 LOB: 2 BB: 1 P: 10	R: 1 E: 1 K: 0 S: 5	H: 2 LOB: 2 BB: 1 P: 9	R: 0 E: 0 K: 0 S: 3	H: 0 LOB: 0 BB: 0 P: 3	1B: 10 2B: 0 3B: 0 HR: 1	SF: 0 SAC: 0 DP: 3 HBP: 0	WP: 0 PB: 0 SB: 1 CS: 0	PA: 38					
PITCHER	IP	WLS	BF	H	R	ER	SO	BB	IBB	HBP	BLK	WP	HR	S	P	ERA	WHIP										
Bob Veale, L (1.1) ERA: 3.27	7.1	L	34	11	3	3	3	2	1	0	0	0	1	37	49	3.68	1.773										
Don Cardwell, R (8.1) ERA: 6.0	0.2		1	0	0	0	0	0	0	0	0	0	0	1	1	0.00	0.000										
Al McBean, R (9.1) ERA: 4.34	1.0		3	0	0	0	0	0	0	0	0	0	0	3	3	0.00	0.000										

Batter	1	2	3	4	5	6	7	8	9	AB	R	H	RBI	BB	SO	LOB	BOTTOM										
Matty Alou, L (1.8) OBP: 0.360, SLG: 0.547										4	0	2	0	0	0	0	San Francisco Giants @ Pittsburgh Pirates Forbes Field, Pittsburgh, PA Thu May 12 1966, 7:05 PM EDT Att: 5,343 - Unknown										
Gene Alley, R (1.6) OBP: 0.357, SLG: 0.420										4	0	0	0	0	1	3											
Roberto Clemente, R (1.9) OBP: 0.350, SLG: 0.431										3	0	0	0	1	1	1											
Willie Stargell, L (1.7) OBP: 0.385, SLG: 0.456										4	0	0	0	0	1	2											
Jim Pagliaroni, R (1.2) OBP: 0.385, SLG: 0.521										4	0	0	0	0	0	0											
Donn Clendenen, R (1.3) OBP: 0.317, SLG: 0.356										3	0	0	0	0	2	0											
Bill Mazerowski, R (1.4) OBP: 0.264, SLG: 0.303										3	0	1	0	0	1	0											
Bob Bailey, R (1.5) OBP: 0.340, SLG: 0.424										3	0	3	0	0	0	0											
Bob Veale, S (1.1) OBP: 0.150, SLG: 0.150										2	0	0	0	0	0	3											
Don Cardwell, R (8.1)										0	0	0	0	0	0	0											
Jerry Lynch, L (8. PH) OBP: 0.400, SLG: 0.250										1	0	0	0	0	0	1											
Al McBean, R (9.1)										0	0	0	0	0	0	0											
Inning Stats	R: 0 E: 0 K: 1 S: 5	H: 0 LOB: 1 BB: 1 P: 9	R: 0 E: 0 K: 1 S: 5	H: 0 LOB: 0 BB: 0 P: 5	R: 0 E: 0 K: 0 S: 3	H: 2 LOB: 0 BB: 0 P: 3	R: 0 E: 0 K: 0 S: 3	H: 0 LOB: 0 BB: 0 P: 3	R: 0 E: 0 K: 1 S: 7	H: 2 LOB: 2 BB: 0 P: 7	R: 0 E: 1 K: 2 S: 8	H: 0 LOB: 1 BB: 0 P: 8	R: 0 E: 0 K: 1 S: 5	H: 0 LOB: 0 BB: 0 P: 5	R: 1 E: 1 K: 0 S: 4	H: 2 LOB: 1 BB: 0 P: 4	R: 0 E: 0 K: 0 S: 3	H: 0 LOB: 0 BB: 0 P: 3	1B: 6 2B: 0 3B: 0 HR: 0	SF: 0 SAC: 0 DP: 2 HBP: 0	WP: 0 PB: 0 SB: 0 CS: 1	PA: 33					
PITCHER	IP	WLS	BF	H	R	ER	SO	BB	IBB	HBP	BLK	WP	HR	S	P	ERA	WHIP										
Juan Marichal, R (1.1) ERA: 0.76	9.0	W	32	6	0	0	6	1	0	0	0	0	0	43	47	0.00	0.778										



Batter	1	2	3	4	5	6	7	8	9	AB	R	H	RBI	BB	SO	LOB	TOP			
Maury Wills, S OBP: 0.340, SLG: 0.287	K		FC6-4			FC6-4	F8			3	0	0	0	1	1	2	Los Angeles Dodgers @ Pittsburgh Pirates Forbes Field, Pittsburgh, PA Fri May 13 1966, 7:05 PM EDT Att: 13,388 - Unknown livebaseballscorecards.com			
Wes Parker, S OBP: 0.317, SLG: 0.393	6-3					FC6-4	FC6-4			4	1	1	0	0	0	2				
Lou Johnson, R OBP: 0.291, SLG: 0.434	P6									4	1	1	0	0	0	1				
Al Ferrara, R OBP: 0.356, SLG: 0.500		K								4	1	1	1	0	1	1				
Jim Lefebvre, S OBP: 0.381, SLG: 0.602	L9									4	0	1	0	0	0	2				
Ron Fairly, L OBP: 0.360, SLG: 0.304	K									4	0	0	1	0	1	2				
Nate Oliver, R OBP: 0.325, SLG: 0.257			K							4	0	1	0	0	1	1				
Jeff Torborg, R OBP: 0.356, SLG: 0.300										3	0	1	0	0	0	1				
Bart Shirley, R OBP: 0.353, SLG: 0.333										0	0	0	0	0	0	0				
John Roseboro, L OBP: 0.257, SLG: 0.338										0	0	0	0	0	0	0				
Tommy Davis, R OBP: 0.286, SLG: 0.250										1	0	0	0	0	0	0				
Claude Osteen, L OBP: 0.150, SLG: 0.105										2	0	1	0	0	0	1				
Joe Moeller, R										0	0	0	0	0	0	0				
Jim Gilliam, S OBP: 0.281, SLG: 0.214										1	0	0	0	0	0	1				
Phil Regan, R										0	0	0	0	0	0	0				
Don Drysdale, R OBP: 0.289										1	0	0	0	0	0	0				
Inning Stats	R: 0 E: 0 K: 1 S: 5	H: 0 LOB: 0 BB: 0 P: 5	R: 0 E: 0 K: 2 S: 7	H: 0 LOB: 0 BB: 0 P: 7	R: 0 E: 0 K: 1 S: 6	H: 1 LOB: 1 BB: 0 P: 6	R: 0 E: 0 K: 0 S: 4	H: 1 LOB: 1 BB: 0 P: 4	R: 0 E: 0 K: 0 S: 4	H: 1 LOB: 1 BB: 0 P: 4	R: 3 E: 2 K: 0 S: 6	H: 2 LOB: 1 BB: 1 P: 10	R: 0 E: 0 K: 0 S: 4	H: 1 LOB: 1 BB: 0 P: 4	R: 0 E: 0 K: 0 S: 3	H: 0 LOB: 0 BB: 0 P: 3	1B: 6 2B: 1 3B: 0 HR: 0	SF: 0 SAC: 0 DP: 0 HBP: 0	WP: 0 PB: 0 SB: 0 CS: 0	PA: 36
PITCHER Woodie Fryman, L ERA: 1.47	IP: 9.0 WLS: W BF: 36 H: 7 R: 3 ER: 1 SO: 4 BB: 1 IBB: 0 HBP: 0 BLK: 0 WP: 0 HR: 0 S: 43 P: 47 ERA: 1.00 WHIP: 0.889																			

Batter	1	2	3	4	5	6	7	8	9	AB	R	H	RBI	BB	SO	LOB	BOTTOM				
Manny Mota, R OBP: 0.391, SLG: 0.471	1-3									3	0	0	0	1	0	2	Los Angeles Dodgers @ Pittsburgh Pirates Forbes Field, Pittsburgh, PA Fri May 13 1966, 7:05 PM EDT Att: 13,388 - Unknown livebaseballscorecards.com				
Gene Alley, R OBP: 0.333, SLG: 0.389	K									4	0	0	0	0	1	3					
Roberto Clemente, R OBP: 0.355, SLG: 0.451	K									4	2	2	0	0	1	0					
Jim Pagliaroni, R OBP: 0.378, SLG: 0.527										3	0	1	1	0	0	0					
Donn Clendenon, R OBP: 0.314, SLG: 0.351										4	1	1	1	0	1	1					
Bill Mazerowski, R OBP: 0.294, SLG: 0.301										4	1	1	1	0	0	2					
Bob Bailey, R OBP: 0.337, SLG: 0.409										3	0	0	0	1	1	3					
Willie Stargell, L OBP: 0.389, SLG: 0.444										2	0	0	0	2	0	0					
Woodie Fryman, R OBP: 0.167, SLG: 0.167										3	0	1	1	0	1	2					
Inning Stats	R: 0 E: 0 K: 2 S: 7	H: 0 LOB: 0 BB: 0 P: 7	R: 2 E: 0 K: 0 S: 6	H: 3 LOB: 3 BB: 2 P: 14	R: 0 E: 0 K: 0 S: 3	H: 0 LOB: 0 BB: 0 P: 3	R: 0 E: 0 K: 1 S: 5	H: 0 LOB: 2 BB: 2 P: 13	R: 1 E: 0 K: 0 S: 6	H: 2 LOB: 2 BB: 0 P: 6	R: 0 E: 0 K: 0 S: 3	H: 0 LOB: 0 BB: 0 P: 3	R: 1 E: 0 K: 1 S: 6	H: 1 LOB: 0 BB: 0 P: 6	R: 0 E: 0 K: 1 S: 5	H: 0 LOB: 0 BB: 0 P: 5		1B: 4 2B: 1 3B: 1 HR: 0	SF: 1 SAC: 0 DP: 0 HBP: 0	WP: 1 PB: 1 SB: 0 CS: 0	PA: 35
PITCHER Claude Osteen, L ERA: 2.44 Joe Moeller, R ERA: 1.69 Phil Regan, R ERA: 1.42	IP: 4.1 WLS: L BF: 6 H: 0 R: 0 ER: 0 SO: 0 BB: 0 IBB: 0 HBP: 0 BLK: 0 WP: 0 HR: 0 S: 24 P: 40 ERA: 6.23 WHIP: 1.846																				

Batter	1	2	3	4	5	6	7	8	9	AB	R	H	RBI	BB	SO	LOB	TOP							
Maury Wills, S OBP: 0.339, SLG: 0.311	0-0 CS 1B		0-0 6-3		0-0 E3 BLK 1B		0-3 K		0-0 2H 3B	5	1	2	1	0	1	0								
Jim Gilliam, S OBP: 0.244, SLG: 0.189	0-0 F8		0-0 G3		0-0 L9		0-0 G3		0-0 P6	5	0	0	0	0	0	3								
Willie Davis, L OBP: 0.307, SLG: 0.372	0-0 1B		0-0 4-3		0-0 CS 1B		0-0 F8			4	0	2	1	0	0	0								
Ron Fairly, L OBP: 0.361, SLG: 0.303	0-0 L7			0-0 6-3	0-0 S BB			0-0 F9		3	0	0	0	1	0	1								
Wes Parker, S OBP: 0.313, SLG: 0.377		0-0 F8		0-0 3B 1B	0-3 K			0-0 B1-3		4	1	1	0	0	1	1								
John Roseboro, L OBP: 0.282, SLG: 0.397		0-0 HBP 1B		0-0 1H 3B	0-0 E SH3-4 1B			0-0 F7		4	0	3	1	0	0	0								
Derrell Griffith, L Lou Johnson, R OBP: 0.287, SLG: 0.424		0-0 F8		4-0 IBB	0-0 SH3-4			0-0 SH3-4 3B 1B		1	0	0	0	1	0	1	AB 33							
John Kennedy, R OBP: 0.276, SLG: 0.296		1-0 HBP		0-3 K	0-0 L3			0-0 SH3-4		2	0	0	0	0	1	3	R 3							
Don Sutton, R Phil Regan, R OBP: 0.400, SLG: 0.400		0-0 4-3		0-0 1-3	0-0 1-3			0-0 P4		3	0	0	0	0	5		H 9							
										1	0	0	0	0	1		RBI 3							
										2	0	0	0	0	1		BB 2							
										3	0	0	0	0	5		SO 3							
										1	0	0	0	0	1		LOB 15							
Inning Stats	R: 0 E: 0 K: 0 S: 4	H: 2 LOB: 1 BB: 0 P: 4	R: 0 E: 0 K: 0 S: 4	H: 1 LOB: 2 BB: 0 P: 5	R: 0 E: 0 K: 0 S: 3	H: 0 LOB: 0 BB: 0 P: 3	R: 1 E: 0 K: 1 S: 7	H: 2 LOB: 2 BB: 1 P: 11	R: 1 E: 1 K: 1 S: 6	H: 1 LOB: 1 BB: 1 P: 10	R: 0 E: 0 K: 0 S: 4	H: 1 LOB: 0 BB: 0 P: 4	R: 0 E: 0 K: 0 S: 5	H: 0 LOB: 0 BB: 0 P: 5	R: 0 E: 0 K: 0 S: 3	H: 0 LOB: 1 BB: 0 P: 3	R: 1 E: 0 K: 0 S: 5	H: 2 LOB: 1 BB: 0 P: 5	1B: 7 2B: 0 3B: 2 HR: 0	SF: 0 SAC: 2 DP: 0 HBP: 1	WP: 0 PB: 0 SB: 1 CS: 2	PA: 38		
PITCHER	IP WLS BF H R ER SO BB IBB HBP BLK WP HR S P ERA WHIP	7.0 L 30 7 2 1 3 1 1 1 1 0 0 8 42 1.29 1.143	2.0 S 8 2 1 1 0 0 0 0 0 0 0 8 4.50 1.000																					

Los Angeles Dodgers @ Pittsburgh Pirates
Forbes Field, Pittsburgh, PA
Sun May 15 1966, 3:33 AM EDT
Att: 16,205 - Unknown

AB 33
R 3
H 9
RBI 3
BB 2
SO 3
LOB 15





Batter	1	2	3	4	5	6	7	8	9	AB	R	H	RBI	BB	SO	LOB	BOTTOM							
Matty Alou, L OBP: 0.356, SLG: 0.535	0-3 K		0-3 K			0-0 FC6-4 HBP SF7 1B		0-0 E5		4	1	1	0	0	2	0								
Manny Mota, R OBP: 0.378, SLG: 0.512	0-0 6-3		0-0 4-3			1-0 FC6-4 HBP		0-0 B3		3	0	0	0	0	0	1								
Roberto Clemente, R OBP: 0.341, SLG: 0.455	0-0 6-3			0-0 4-3		0-0 FC6-4		0-0 G4-6-3		4	0	0	0	0	0	3								
Jim Pagliaroni, R OBP: 0.344, SLG: 0.481		0-0 L6		0-0 F8		0-0 SF7		0-0 6-3		3	0	0	1	0	0	0								
Gene Alley, R OBP: 0.309, SLG: 0.387		0-0 4-3		0-0 F7		0-0 L7		0-0 3B		4	0	1	0	0	0	1								
Don Clendenen, R OBP: 0.310, SLG: 0.353		0-0 1B 1B			0-3 K			0-3 K		4	0	1	0	0	2	1								
Bill Mazerowski, R OBP: 0.280, SLG: 0.333		0-0 1B			0-0 P5			0-0 P3		4	0	2	0	0	0	1	AB 32							
Bob Bailey, R OBP: 0.327, SLG: 0.394		0-3 K			0-0 1B			0-3 K		3	0	1	0	0	2	3	R 1							
Don Cardwell, R Jerry Lynch, L Bob Purkey, R OBP: 0.384, SLG: 0.222			0-3 K		0-0 F7			0-0 L9		2	0	0	0	0	1	1	H 6							
										1	0	0	0	0	0	1	RBI 1							
										0	0	0	0	0	0	0	BB 0							
																	SO 7							
																	LOB 12							
Inning Stats	R: 0 E: 0 K: 1 S: 5	H: 0 LOB: 0 BB: 0 P: 5	R: 0 E: 0 K: 1 S: 7	H: 2 LOB: 2 BB: 0 P: 7	R: 0 E: 0 K: 2 S: 7	H: 0 LOB: 0 BB: 0 P: 7	R: 0 E: 0 K: 0 S: 3	H: 0 LOB: 0 BB: 0 P: 3	R: 0 E: 0 K: 0 S: 4	H: 1 LOB: 1 BB: 0 P: 5	R: 0 E: 0 K: 0 S: 6	H: 1 LOB: 1 BB: 0 P: 6	R: 0 E: 0 K: 0 S: 3	H: 0 LOB: 0 BB: 0 P: 3	R: 0 E: 0 K: 0 S: 6	H: 1 LOB: 1 BB: 0 P: 6	R: 0 E: 0 K: 0 S: 6	H: 1 LOB: 1 BB: 0 P: 6	1B: 5 2B: 0 3B: 1 HR: 0	SF: 1 SAC: 0 DP: 1 HBP: 1	WP: 0 PB: 0 SB: 0 CS: 0	PA: 34		
PITCHER	IP WLS BF H R ER SO BB IBB HBP BLK WP HR S P ERA WHIP	7.0 W 27 5 1 1 6 0 0 1 0 0 0 9 1.29 0.714	2.0 S 7 1 0 0 1 0 0 0 0 0 0 9 0.00 0.500																					

Los Angeles Dodgers @ Pittsburgh Pirates
Forbes Field, Pittsburgh, PA
Sun May 15 1966, 3:33 AM EDT
Att: 16,205 - Unknown

AB 32
R 1
H 6
RBI 1
BB 0
SO 7
LOB 12



Batter	1	2	3	4	5	6	7	8	9	AB	R	H	RBI	BB	SO	LOB	TOP																		
Felipe Alou, R (1, 3) OBP: 0.314, SLG: 0.500											0	0	0	0	0	0	0	Atlanta Braves @ Pittsburgh Pirates Forbes Field, Pittsburgh, PA Tue May 17 1966, 7:05 PM EDT Att: 7,938 - Unknown livebaseballscorecards.com																	
Woody Woodward, R (1, 6) OBP: 0.395, SLG: 0.333											0	0	0	0	0	0	0																		
Hank Aaron, R (1, 9) OBP: 0.308, SLG: 0.528											0	0	0	0	0	0	0																		
Joe Torre, R (1, 2) OBP: 0.375, SLG: 0.551											0	0	0	0	0	0	0																		
Rico Carty, R (1, 7) OBP: 0.341, SLG: 0.338											0	0	0	0	0	0	0																		
Denis Menke, R (1, 5) OBP: 0.398, SLG: 0.474											0	0	0	0	0	0	0																		
Frank Bolling, R (1, 4) OBP: 0.211, SLG: 0.200											0	0	0	0	0	0	0																		
Gary Geiger, L (1, 8) OBP: 0.358, SLG: 0.414											0	0	0	0	0	0	0																		
Wade Blasingame, L (1, 1) OBP: 0.333, SLG: 0.333											0	0	0	0	0	0	0																		
Inning Stats											1B: 0	SF: 0	WP: 0	PA: 0	2B: 0	SAC: 0	FB: 0	3B: 0	DP: 0	SB: 0	CS: 0	HR: 0	HBP: 0												
PITCHER Bob Veale, L (1, 1) ERA: 3.27	IP	WLS	BF	H	R	ER	SO	BB	IBB	HBP	BLK	WP	HR	S	P	ERA	WHIP																		
																		PITCHER	IP	WLS	BF	H	R	ER	SO	BB	IBB	HBP	BLK	WP	HR	S	P	ERA	WHIP

Batter	1	2	3	4	5	6	7	8	9	AB	R	H	RBI	BB	SO	LOB	BOTTOM																		
Manny Mota, R (1, 8) OBP: 0.378, SLG: 0.512											0	0	0	0	0	0	0	Atlanta Braves @ Pittsburgh Pirates Forbes Field, Pittsburgh, PA Tue May 17 1966, 7:05 PM EDT Att: 7,938 - Unknown livebaseballscorecards.com																	
Gene Alley, R (1, 6) OBP: 0.309, SLG: 0.387											0	0	0	0	0	0	0																		
Roberto Clemente, R (1, 9) OBP: 0.341, SLG: 0.495											0	0	0	0	0	0	0																		
Jim Pagliaroni, R (1, 2) OBP: 0.344, SLG: 0.481											0	0	0	0	0	0	0																		
Donn Clendenon, R (1, 3) OBP: 0.310, SLG: 0.353											0	0	0	0	0	0	0																		
Bill Mazeroski, R (1, 4) OBP: 0.280, SLG: 0.333											0	0	0	0	0	0	0																		
Andre Rodgers, R (1, 7) OBP: 0.263, SLG: 0.176											0	0	0	0	0	0	0																		
Jose Pagan, R (1, 5) OBP: 0.291, SLG: 0.423											0	0	0	0	0	0	0																		
Bob Veale, S (1, 1) OBP: 0.150, SLG: 0.150											0	0	0	0	0	0	0																		
Inning Stats											1B: 0	SF: 0	WP: 0	PA: 0	2B: 0	SAC: 0	FB: 0	3B: 0	DP: 0	SB: 0	CS: 0	HR: 0	HBP: 0												
PITCHER Wade Blasingame, L (1, 1) ERA: 5.26	IP	WLS	BF	H	R	ER	SO	BB	IBB	HBP	BLK	WP	HR	S	P	ERA	WHIP																		
																		PITCHER	IP	WLS	BF	H	R	ER	SO	BB	IBB	HBP	BLK	WP	HR	S	P	ERA	WHIP

Batter	1	2	3	4	5	6	7	8	9	AB	R	H	RBI	BB	SO	LOB	TOP					
Matty Alou, L OBP: 0.377, SLG: 0.546 (1, 8)										5	1	1	0	0	0	3						
Gene Alley, R OBP: 0.300, SLG: 0.356 (1, 6)										4	1	0	0	1	0	1						
Roberto Clemente, R OBP: 0.345, SLG: 0.451 (1, 9)										5	2	3	1	0	0	1						
Willie Stargell, L OBP: 0.388, SLG: 0.443 (1, 7)										4	2	2	2	1	1	1						
Jim Pagliaroni, R OBP: 0.327, SLG: 0.438 Jerry May, R (6, 2)										2	0	0	0	1	1	1						
Donn Clendenen, R OBP: 0.317, SLG: 0.351 (1, 3)										4	1	1	1	1	1	3						
Jose Pagan, R OBP: 0.299, SLG: 0.403 (1, 5)										4	0	1	1	0	0	1						
Bill Mazerowski, R OBP: 0.264, SLG: 0.311 (1, 4)										4	0	1	1	0	0	2						
Woodie Fryman, R OBP: 0.125, SLG: 0.125 Pete Mikkelsen, R (5, 1)										2	0	0	0	0	2	2						
Inning Stats	R: 5 E: 0 K: 1 S: 11	H: 6 LOB: 2 BB: 1 P: 15	R: 0 E: 0 K: 1 S: 5	H: 0 LOB: 0 BB: 0 P: 5	R: 0 E: 0 K: 2 S: 7	H: 0 LOB: 0 BB: 0 P: 7	R: 0 E: 0 K: 1 S: 5	H: 1 LOB: 2 BB: 1 P: 8	R: 0 E: 1 K: 0 S: 4	H: 0 LOB: 1 BB: 0 P: 4	R: 2 E: 1 K: 0 S: 6	H: 2 LOB: 2 BB: 1 P: 10	R: 0 E: 1 K: 0 S: 4	H: 0 LOB: 1 BB: 1 P: 4	R: 0 E: 0 K: 0 S: 3	H: 0 LOB: 1 BB: 1 P: 7	1B: 8 2B: 1 3B: 0 HR: 0	SF: 1 SAC: 2 DP: 0 HBP: 0	WP: 0 PB: 1 SB: 1 CS: 0	PA: 43		
PITCHER	IP WLS BF H R ER SO BB IBB HBP BLK WP HR S P ERA WHIP																					
Don Sutton, R ERA: 2.93 Bob Miller, R ERA: 3.46 Joe Moeller, R ERA: 1.93 Jim Brewer, L ERA:	(1, 1) (1, 1) (6, 1) (9, 1)	0.1 4.2 3.0 1.0	L 17 15 4	7 2 2 0	5 0 2 0	5 0 1 0	0 5 0 0	1 1 0 1	0 0 0 0	0 0 0 0	0 0 0 0	0 0 0 0	0 0 0 0	0 0 0 0	0 0 0 0	0 0 0 0	0 0 0 0	0 0 0 0	0 0 0 0	0 0 0 0	135.00 0.00 3.00 0.00	18.000 0.643 0.667 1.000


Pittsburgh Pirates @ Los Angeles Dodgers
Dodger Stadium, Los Angeles, CA
Fri May 20 1966, 7:05 PM PDT
Att: 33,484 - Unknown

AB 36
R 7
H 9
RBI 7
BB 4
SO 5
LOB 16

Batter	1	2	3	4	5	6	7	8	9	AB	R	H	RBI	BB	SO	LOB	BOTTOM					
Maury Wills, S OBP: 0.341, SLG: 0.311 (1, 6)										4	0	1	0	0	0	1						
Jim Gilliam, S OBP: 0.237, SLG: 0.218 (1, 5)										4	0	0	0	0	0	1						
Willie Davis, L OBP: 0.324, SLG: 0.406 (1, 8)										3	1	1	0	0	2	0						
Tommy Davis, R OBP: 0.269, SLG: 0.240 (1, 7)										4	0	1	1	0	1	2						
Jim Lefebvre, S OBP: 0.354, SLG: 0.535 (1, 4)										4	0	0	0	0	0	1						
Al Ferrara, R OBP: 0.368, SLG: 0.449 (1, 9)										3	1	0	0	1	2	0						
Wes Parker, S OBP: 0.324, SLG: 0.405 (1, 3)										4	0	3	0	0	0	1						
Jeff Torborg, R OBP: 0.345, SLG: 0.360 John Roseboro, L OBP: 0.259, SLG: 0.363 (9, PH)										3	1	1	2	0	0	2						
Don Sutton, R ERA: 2.93 Bob Miller, R ERA: 3.46 Nate Oliver, R ERA: 1.93 Lou Johnson, R ERA: 2.93 Joe Moeller, R ERA: Derrell Griffith, L Jim Brewer, L ERA:	(1, 1) (1, 1) (5, PH) (5, PH) (6, 1) (6, PH) (9, 1)	0.1 4.1 4.2	L 18 W	7 3 0	5 3 0	5 3 0	0 5 0	1 0 0	0 0 1	0 0 0	0 0 0	0 0 0	0 0 0	0 0 0	0 0 0	0 0 0	0 0 0	0 0 0	0 0 0	0 0 0	6.23 0.00	1.385 0.643
PITCHER	IP WLS BF H R ER SO BB IBB HBP BLK WP HR S P ERA WHIP																					
Woodie Fryman, L ERA: 2.38 Pete Mikkelsen, R ERA: 3.21	(1, 1) (5, 1)	4.1 4.2	18 W	5 3	0 0	5 0	0 5	1 0	0 1	0 0	0 0	0 0	0 0	0 0	0 0	0 0	0 0	0 0	0 0	0 0	6.23 0.00	1.385 0.643

Pittsburgh Pirates @ Los Angeles Dodgers
Dodger Stadium, Los Angeles, CA
Fri May 20 1966, 7:05 PM PDT
Att: 33,484 - Unknown

AB 33
R 3
H 8
RBI 3
BB 1
SO 6
LOB 9



Batter	1	2	3	4	5	6	7	8	9	AB	R	H	RBI	BB	SO	LOB	TOP				
Manny Mota, R OBP: 0.381, SLG: 0.509 (1, 8)	0-0 SH1-3 1B		0-0 F9			0-0 L8		0-0 2B 1B		4	1	2	0	0	0	0					
Gene Alley, R OBP: 0.287, SLG: 0.337 (1, 6)	0-3 K		0-0 P4			0-3 K		0-0 2B 1B 1-H 2-H		4	0	1	2	0	2	1					
Roberto Clemente, R OBP: 0.342, SLG: 0.434 (1, 9)	0-0 SH1-3 1-2			0-0 6-3		0-0 4-3		4-0 IBB		2	0	0	0	1	0	0					
Jim Pagliaroni, R OBP: 0.314, SLG: 0.419 Jerry May, R OBP: 0.222, SLG: 0.250 (1, 2) (9, 2)	0-0 1-6-3			0-3 K			0-0 F8	0-0 F3		4	0	0	0	0	1	3					
Donn Clendenon, R OBP: 0.331, SLG: 0.370 (1, 3)		0-0 F8		0-0 1B			0-0 L9		0-0 1B 1B	4	0	2	0	0	0	0					
Bill Mazerowski, R OBP: 0.281, SLG: 0.304 (1, 4)		0-0 F7		0-0 F3			0-3 K		0-0 F2	4	0	0	0	0	1	2					
Bob Bailey, R OBP: 0.319, SLG: 0.379 (1, 5)		0-0 1B			0-0 5-3			0-0 1B 2B	0-0 F7	4	1	2	0	0	0	1					
Willie Stargell, L OBP: 0.359, SLG: 0.406 (1, 7)	0-3 K			0-0 G3			0-3 K	0-0 1B 1-2	0-0 1B	4	0	1	0	0	2	2					
Don Cardwell, R OBP: 0.250, SLG: 0.182 Roy Face, R OBP: 0.292, SLG: 0.388 Jose Pagan, R OBP: 0.292, SLG: 0.388 Pete Mikkelsen, R OBP: 0.292, SLG: 0.388 (1, 1) (8, PH) (8, PH) (9, PH) (9, PH)			0-0 F8		0-3 K		0-0 P8	0-0 F8		2	0	0	0	0	1	0					
Inning Stats	R: 0 E: 0 K: 1 S: 6	H: 1 LOB: 1 BB: 0 P: 6	R: 0 E: 0 K: 1 S: 6	H: 1 LOB: 1 BB: 0 P: 6	R: 0 E: 0 K: 0 S: 3	H: 0 LOB: 0 BB: 0 P: 3	R: 0 E: 0 K: 1 S: 6	H: 1 LOB: 1 BB: 0 P: 6	R: 0 E: 0 K: 1 S: 5	H: 0 LOB: 0 BB: 0 P: 5	R: 0 E: 0 K: 1 S: 5	H: 0 LOB: 0 BB: 0 P: 5	R: 0 E: 0 K: 1 S: 5	H: 0 LOB: 0 BB: 0 P: 5	R: 2 E: 0 K: 1 S: 8	H: 3 LOB: 2 BB: 1 P: 12	R: 0 E: 0 K: 0 S: 5	H: 2 LOB: 2 BB: 0 P: 5	1B: 7 2B: 1 3B: 0 HR: 0	SF: 0 SAC: 1 DP: 0 HBP: 0	WP: 0 PA: 36
PITCHER Sandy Koufax, L ERA: 1.84 (1, 1)	IP: 9.0 WLS: W BF: 36 H: 8 R: 2 ER: 2 SO: 7 BB: 0 IBB: 1 HBP: 0 BLK: 0 WP: 0 HR: 0 S: 49 P: 53 ERA: 2.00 WHIP: 0.889															PITCHER Sandy Koufax, L ERA: 1.84 (1, 1)	IP: 9.0 WLS: W BF: 36 H: 8 R: 2 ER: 2 SO: 7 BB: 0 IBB: 1 HBP: 0 BLK: 0 WP: 0 HR: 0 S: 49 P: 53 ERA: 2.00 WHIP: 0.889				

Pittsburgh Pirates @ Los Angeles Dodgers
Dodger Stadium, Los Angeles, CA
Mon May 23 1966, 7:05 PM PDT
Att: 24,188 - Unknown

AB 34
R 2
H 8
RBI 2
BB 1
SO 7
LOB 12



Batter	1	2	3	4	5	6	7	8	9	AB	R	H	RBI	BB	SO	LOB	BOTTOM				
Maury Wills, S OBP: 0.336, SLG: 0.311 (1, 6)	0-0 5-3		0-0 2B		0-0 P9		0-0 L9			4	0	1	0	0	0	0					
Wes Parker, S OBP: 0.325, SLG: 0.388 (1, 3)	0-0 4-3		0-0 SF9		0-0 P6			0-0 G4-6-3 1B		3	0	1	1	0	0	0					
Willie Davis, L OBP: 0.297, SLG: 0.368 (1, 8)	0-0 3-1		0-0 P6			0-0 F8		0-0 B5		4	0	0	0	0	0	2					
Ron Fairly, L OBP: 0.376, SLG: 0.400 (1, 9)		0-0 3-1		0-0 WP 1-3 1B		0-0 HR		0-0 G4-6-3 1-2		4	1	2	1	0	0	1					
Tommy Davis, R OBP: 0.263, SLG: 0.222 (1, 7)		0-0 5-3		0-0 1-3 1-2		0-0 6-3			0-0 3-1	4	0	0	0	0	0	1					
Jim Lefebvre, S OBP: 0.352, SLG: 0.516 (1, 4)		0-0 1B		0-3 K		0-0 1B			0-0 G3	4	0	2	0	0	1	1					
John Roseboro, L OBP: 0.258, SLG: 0.356 (1, 2)		0-0 4-3		4-0 IBB		0-0 G3			0-0 1B 2B	3	1	1	0	1	0	2					
John Kennedy, R OBP: 0.263, SLG: 0.281 Derrill Griffith, L OBP: 0.300, SLG: 0.125 (1, 5) (8, PH)			0-0 2B SF9 1B	0-3 K		0-3 K		0-3 K	0-0 1B 2-H	3	1	1	0	0	2	2					
Sandy Koufax, R (1, 1)			0-0 F3		0-3 K		0-3 K			3	0	0	0	0	2	1					
Inning Stats	R: 0 E: 0 K: 0 S: 3	H: 0 LOB: 0 BB: 0 P: 3	R: 0 E: 0 K: 0 S: 4	H: 1 LOB: 1 BB: 0 P: 4	R: 1 E: 0 K: 0 S: 5	H: 2 LOB: 1 BB: 0 P: 5	R: 0 E: 0 K: 2 S: 8	H: 1 LOB: 2 BB: 1 P: 12	R: 0 E: 0 K: 1 S: 5	H: 0 LOB: 0 BB: 0 P: 5	R: 1 E: 0 K: 0 S: 5	H: 2 LOB: 1 BB: 0 P: 5	R: 0 E: 0 K: 2 S: 7	H: 0 LOB: 0 BB: 0 P: 7	R: 0 E: 0 K: 0 S: 3	H: 1 LOB: 0 BB: 0 P: 3	R: 1 E: 0 K: 0 S: 4	H: 2 LOB: 1 BB: 0 P: 4	1B: 6 2B: 2 3B: 0 HR: 1	SF: 1 SAC: 0 DP: 1 HBP: 0	WP: 1 PA: 35
PITCHER Don Cardwell, R ERA: 4.03 Roy Face, R ERA: 2.6 Pete Mikkelsen, R ERA: 3.45 (1, 1) (8, 1) (9, 1)	IP: 7.0 WLS: 3 BF: 1 H: 0 R: 0 ER: 0 SO: 2 BB: 0 IBB: 0 HBP: 0 BLK: 0 WP: 0 HR: 0 S: 3 P: 4 ERA: 4.03 WHIP: 1.000															PITCHER Don Cardwell, R ERA: 4.03 Roy Face, R ERA: 2.6 Pete Mikkelsen, R ERA: 3.45 (1, 1) (8, 1) (9, 1)	IP: 7.0 WLS: 3 BF: 1 H: 0 R: 0 ER: 0 SO: 2 BB: 0 IBB: 0 HBP: 0 BLK: 0 WP: 0 HR: 0 S: 3 P: 4 ERA: 4.03 WHIP: 1.000				

Pittsburgh Pirates @ Los Angeles Dodgers
Dodger Stadium, Los Angeles, CA
Mon May 23 1966, 7:05 PM PDT
Att: 24,188 - Unknown

AB 33
R 3
H 9
RBI 3
BB 1
SO 5
LOB 10



Batter	1	2	3	4	5	6	7	8	9	AB	R	H	RBI	BB	SO	LOB	TOP								
Matty Alou, L OBP: 0.382, SLG: 0.556 (1, 8)	G3		6-3		2B			1-3		4	0	1	1	0	0	1	Pittsburgh Pirates @ San Francisco Giants Candlestick Park, San Francisco, CA Tue May 24 1966, 10:05 PM EDT Att: 14,158 - Unknown								
Gene Alley, R OBP: 0.306, SLG: 0.356 (1, 6)	1-3		CS		F3			G6-4-3		4	0	3	1	0	0	1									
Roberto Clemente, R OBP: 0.333, SLG: 0.423 (1, 9)	1-3		CS		F8			G6-4-3		4	0	0	0	0	1	2									
Willie Stargell, L OBP: 0.355, SLG: 0.400 (1, 7)	F8				1B					4	0	1	0	0	0	1									
Donn Clendenon, R OBP: 0.322, SLG: 0.359 (1, 3)					K					4	0	0	0	0	3	1									
Jim Pagliaroni, R OBP: 0.312, SLG: 0.406 (1, 2)					F3					3	0	0	0	1	1	2									
Bill Mazerowski, R OBP: 0.267, SLG: 0.317 (1, 4)										4	1	2	0	0	0	2									
Bob Bailey, R OBP: 0.319, SLG: 0.377 (1, 5)										3	1	1	0	0	2	2									
Vern Law, R OBP: 0.333, SLG: 0.333 (1, 1)										3	0	0	0	0	1	3									
Inning Stats	R: 0 E: 0 K: 0 S: 4	H: 1 LOB: 1 BB: 0 P: 4	R: 0 E: 0 K: 1 S: 4	H: 0 LOB: 0 BB: 1 P: 8	R: 1 E: 0 K: 1 S: 6	H: 2 LOB: 0 BB: 0 P: 6	R: 0 E: 0 K: 1 S: 6	H: 1 LOB: 1 BB: 0 P: 6	R: 1 E: 0 K: 1 S: 7	H: 2 LOB: 1 BB: 0 P: 7	R: 0 E: 0 K: 1 S: 5	H: 0 LOB: 0 BB: 0 P: 5	R: 0 E: 0 K: 2 S: 8	H: 1 LOB: 1 BB: 0 P: 8	R: 0 E: 0 K: 0 S: 3	H: 0 LOB: 0 BB: 0 P: 3	R: 0 E: 0 K: 1 S: 6	H: 0 LOB: 1 BB: 0 P: 6	1B: 6 2B: 2 3B: 0 HR: 0	SF: 0 SAC: 0 DP: 1 HBP: 0	WP: 0 PB: 1 SB: 1 CS: 2	PA: 35			
PITCHER	IP	WLS	BF	H	R	ER	SO	BB	IBB	HBP	BLK	WP	HR	S	P	ERA	WHIP								
Gaylord Perry, R ERA: 3.18 Frank Linzy, R ERA: 1.6	(1, 1)	7.0	W	27	7	2	2	7	1	0	0	0	0	40	44	2.57	1.143								
(8, 1)	2.0	S	7	1	0	0	1	0	0	0	0	0	0	9	9	0.00	0.500								

Batter	1	2	3	4	5	6	7	8	9	AB	R	H	RBI	BB	SO	LOB	BOTTOM								
Tito Fuentes, S OBP: 0.317, SLG: 0.384 (1, 4)	K		SH		3-1			SH1-4		2	0	0	0	0	1	0	Pittsburgh Pirates @ San Francisco Giants Candlestick Park, San Francisco, CA Tue May 24 1966, 10:05 PM EDT Att: 14,158 - Unknown								
Tom Haller, L OBP: 0.323, SLG: 0.417 (1, 2)	F8		FC4-6		E7			E9		4	1	1	1	0	0	2									
Willie Mays, R OBP: 0.338, SLG: 0.526 (1, 8)			FC4-6		F3			SF8		3	1	1	2	0	0	2									
Willie McCovey, L OBP: 0.417, SLG: 0.548 (1, 3)	4-3		E3							3	1	1	1	1	0	2									
Jim Ray Hart, R OBP: 0.395, SLG: 0.603 Jim Davenport, R OBP: 0.333, SLG: 0.377 (1, 5) (8, 5)					FC5-4			HR		4	0	1	1	0	0	3									
Jesus Alou, R OBP: 0.243, SLG: 0.294 Don Landrum, L OBP: 0.212, SLG: 0.188 (1, 7) (8, 7)										3	0	0	0	0	0	2									
Ollie Brown, R OBP: 0.267, SLG: 0.260 (1, 9)										1	0	0	0	0	0	0									
Hal Lanier, R OBP: 0.239, SLG: 0.250 (1, 6)										4	0	1	0	0	1	0									
Gaylord Perry, R OBP: 0.211, SLG: 0.211 Don Mason, L OBP: 0.125, SLG: 0.125 Frank Linzy, R OBP: 0.250, SLG: 0.500 (1, 1) (7, PR) (8, 1)										3	1	2	0	0	0	0									
										0	1	0	0	0	0	0									
										0	0	0	0	0	0	0									
Inning Stats	R: 0 E: 0 K: 1 S: 6	H: 1 LOB: 1 BB: 0 P: 6	R: 0 E: 0 K: 0 S: 4	H: 1 LOB: 1 BB: 0 P: 4	R: 2 E: 1 K: 0 S: 7	H: 2 LOB: 2 BB: 0 P: 7	R: 0 E: 0 K: 1 S: 5	H: 0 LOB: 0 BB: 0 P: 5	R: 0 E: 0 K: 0 S: 4	H: 0 LOB: 2 BB: 1 P: 8	R: 0 E: 0 K: 0 S: 3	H: 0 LOB: 0 BB: 0 P: 3	R: 3 E: 1 K: 0 S: 6	H: 3 LOB: 1 BB: 0 P: 6	R: 0 E: 0 K: 0 S: 3	H: 0 LOB: 0 BB: 0 P: 3	R: 0 E: 0 K: 0 S: 3	H: 0 LOB: 0 BB: 0 P: 3	1B: 6 2B: 0 3B: 0 HR: 1	SF: 1 SAC: 2 DP: 0 HBP: 0	WP: 0 PB: 0 SB: 0 CS: 0	PA: 35			
PITCHER	IP	WLS	BF	H	R	ER	SO	BB	IBB	HBP	BLK	WP	HR	S	P	ERA	WHIP								
Vern Law, R ERA: 2.7	(1, 1)	8.0	L	35	7	5	4	2	1	0	0	0	1	38	42	4.50	1.000								



Batter	1	2	3	4	5	6	7	8	9	AB	R	H	RBI	BB	SO	LOB	TOP																			
Matty Alou, L OBP: 0.383, SLG: 0.574 (1, 8)	F3		HR						F4	5	1	2	2	0	1	2	Pittsburgh Pirates @ San Francisco Giants Candlestick Park, San Francisco, CA Wed May 25 1966, 6:33 AM EDT Att: 9,663 - Unknown																			
Gene Alley, R OBP: 0.314, SLG: 0.362 (1, 6)	1B		4-3		4-3		CS		1B	4	0	2	0	0	0	0																				
Manny Mota, R OBP: 0.403, SLG: 0.574 (1, 9)	1B		HR						5-3	4	1	3	1	0	0	1																				
Willie Stargell, L OBP: 0.360, SLG: 0.398 (1, 7)	L5		K						G4-3	3	0	1	0	1	1	1																				
Donn Clendenon, R OBP: 0.313, SLG: 0.348 (1, 3)		6-3			6-3				G4-3	4	0	0	0	0	0	4																				
Jim Pagliaroni, R OBP: 0.301, SLG: 0.390 (1, 2)		5-3			F7				6-3	4	0	0	0	0	0	2																				
Bill Mazerowski, R OBP: 0.260, SLG: 0.308 (1, 4)		F8			E6				5-3	4	0	0	0	0	0	2																				
Bob Bailey, R OBP: 0.325, SLG: 0.391 (1, 5)			SH3-4		K				6-3	4	1	2	0	0	1	1																				
Don Schwall, R Roy Face, R (1, 1) (8, 1)			SH3-4		F2				E1	2	0	0	0	0	1	0																				
Inning Stats	R: 0 E: 0 K: 0 S: 4	H: 2 LOB: 1 BB: 0 P: 4	R: 0 E: 0 K: 0 S: 3	H: 0 LOB: 0 BB: 0 P: 3	R: 3 E: 0 K: 1 S: 8	H: 3 LOB: 0 BB: 0 P: 8	R: 0 E: 1 K: 1 S: 6	H: 0 LOB: 1 BB: 0 P: 6	R: 0 E: 0 K: 1 S: 5	H: 2 LOB: 2 BB: 0 P: 5	R: 0 E: 0 K: 1 S: 5	H: 1 LOB: 0 BB: 0 P: 5	R: 0 E: 0 K: 0 S: 3	H: 1 LOB: 1 BB: 1 P: 7	R: 0 E: 1 K: 0 S: 5	H: 1 LOB: 2 BB: 0 P: 5	1B: 7 2B: 1 3B: 0 HR: 2	SF: 0 SAC: 1 DP: 1 HBP: 0	WP: 1 PB: 0 SB: 0 CS: 1	PA: 38																
PITCHER	IP	WLS	BF	H	R	ER	SO	BB	IBB	HBP	BLK	WP	HR	S	P	ERA	WHIP	PITCHER		IP	WLS	BF	H	R	ER	SO	BB	IBB	HBP	BLK	WP	HR	S	P	ERA	WHIP
Bob Shaw, R ERA: 6.35 (1, 1)	5.0	L	20	5	3	3	3	0	0	0	0	1	2	26	26	5.40	1.000																			
Lindy McDaniel, R ERA: 3.39 (6, 1)	3.0		12	4	0	0	1	0	1	0	0	0	0	13	17	0.00	1.333																			
Bob Priddy, R ERA: 1.69 (9, 1)	1.0		5	1	0	0	0	0	0	0	0	0	0	5	5	0.00	1.000																			

AB 35
R 3
H 10
RBI 3
BB 1
SO 4
LOB 14



Batter	1	2	3	4	5	6	7	8	9	AB	R	H	RBI	BB	SO	LOB	BOTTOM																			
Tito Fuentes, S OBP: 0.314, SLG: 0.373 (1, 4)	6-3		4-3							3	0	0	0	1	0	0	Pittsburgh Pirates @ San Francisco Giants Candlestick Park, San Francisco, CA Wed May 25 1966, 6:33 AM EDT Att: 9,663 - Unknown																			
Tom Haller, L OBP: 0.313, SLG: 0.403 (1, 2)	F7		4-3						F5	4	0	0	0	0	0	1																				
Willie Mays, R OBP: 0.311, SLG: 0.514 Don Landrum, L OBP: 0.208, SLG: 0.184 (1, 8) (7, 8)	6-3				F2				K	3	0	0	0	0	0	0																				
Willie McCovey, L OBP: 0.420, SLG: 0.608 (1, 3)		HR			4-3				HR	4	2	2	2	0	0	0																				
Jim Ray Hart, R OBP: 0.398, SLG: 0.597 (1, 5)		5-3							K	3	0	1	0	0	1	0																				
Jesus Alou, R OBP: 0.235, SLG: 0.283 (1, 7)		6-3			4-3				F8	4	0	0	0	0	0	2																				
Ollie Brown, R OBP: 0.275, SLG: 0.263 (1, 9)					6-3				K	3	0	1	0	1	1	0																				
Hal Lanier, R OBP: 0.235, SLG: 0.246 Len Gabrielson, L OBP: 0.294, SLG: 0.297 Jim Davenport, R OBP: 0.333, SLG: 0.377 (1, 6) (7, PH) (8, 6)					K				6-3	2	0	0	0	0	1	1																				
Bob Shaw, R Don Mason, L OBP: 0.111, SLG: 0.111 Lindy McDaniel, R OBP: 0.200, SLG: 0.200 Cap Peterson, R OBP: 0.242, SLG: 0.233 Bob Priddy, R OBP: 0.400, SLG: 0.250 (1, 1) (5, PH) (6, 1) (8, PH) (9, 1)					6-3				4-3	1	0	0	0	0	0	0																				
Inning Stats	R: 0 E: 0 K: 0 S: 3	H: 0 LOB: 0 BB: 0 P: 3	R: 1 E: 0 K: 0 S: 5	H: 2 LOB: 1 BB: 0 P: 5	R: 0 E: 0 K: 0 S: 3	H: 0 LOB: 0 BB: 0 P: 3	R: 0 E: 0 K: 0 S: 4	H: 1 LOB: 1 BB: 0 P: 4	R: 0 E: 0 K: 1 S: 5	H: 0 LOB: 0 BB: 0 P: 5	R: 0 E: 0 K: 0 S: 3	H: 0 LOB: 2 BB: 1 P: 8	R: 0 E: 0 K: 1 S: 5	H: 0 LOB: 1 BB: 1 P: 9	R: 1 E: 0 K: 2 S: 8	H: 1 LOB: 0 BB: 0 P: 8	1B: 2 2B: 0 3B: 0 HR: 2	SF: 0 SAC: 0 DP: 0 HBP: 1	WP: 0 PB: 0 SB: 0 CS: 0	PA: 34																
PITCHER	IP	WLS	BF	H	R	ER	SO	BB	IBB	HBP	BLK	WP	HR	S	P	ERA	WHIP	PITCHER		IP	WLS	BF	H	R	ER	SO	BB	IBB	HBP	BLK	WP	HR	S	P	ERA	WHIP
Don Schwall, R ERA: 2.0 (1, 1)	7.1		28	3	1	1	3	2	0	1	0	0	1	27	36	1.23	0.682																			
Roy Face, R ERA: 2.84 (8, 1)	1.2	S	6	1	1	1	3	0	0	0	0	0	1	12	12	5.40	0.600																			



Batter	1	2	3	4	5	6	7	8	9	AB	R	H	RBI	BB	SO	LOB	TOP
Matty Alou, L OBP: 0.371, SLG: 0.556 (1, 8)	L8	E4			6-3		P6			4	0	0	0	0	0	0	
Gene Alley, R OBP: 0.311, SLG: 0.367 (1, 6)	1B SF7 2B	6-3			F9		F9			4	1	1	0	0	0	1	
Manny Mota, R OBP: 0.408, SLG: 0.615 (1, 9)	1B 2-3 1B				6-3			P4		4	1	2	1	0	0	0	
Willie Stargell, L OBP: 0.364, SLG: 0.414 (1, 7)	SF7									3	0	2	1	0	1	0	
Donn Clendenon, R OBP: 0.318, SLG: 0.353 (1, 3)	1-3 1B						F9			4	0	2	0	0	1	2	
Bill Mazerowski, R OBP: 0.280, SLG: 0.306 (1, 4)	F9									4	0	1	0	0	1	4	
Jim Pagliaroni, R OBP: 0.291, SLG: 0.375 (1, 2)										4	0	0	0	0	2	2	
Bob Bailey, R OBP: 0.331, SLG: 0.404 (1, 5)										4	1	2	0	0	1	0	
Steve Blass, R OBP: 0.130, SLG: 0.130 Pete Mikkelsen, R (8, 1)										3	0	0	0	0	1	1	
Inning Stats	R: 1 E: 0 K: 0 S: 6	H: 3 LOB: 2 BB: 0 P: 6	R: 1 E: 1 K: 2 S: 9	H: 1 LOB: 1 BB: 0 P: 9	R: 1 E: 0 K: 2 S: 8	H: 2 LOB: 0 BB: 0 P: 8	R: 0 E: 0 K: 0 S: 3	H: 0 LOB: 0 BB: 0 P: 3	R: 0 E: 0 K: 0 S: 5	H: 3 LOB: 2 BB: 0 P: 5	R: 0 E: 0 K: 1 S: 6	H: 1 LOB: 1 BB: 0 P: 6	R: 0 E: 0 K: 2 S: 7	H: 0 LOB: 0 BB: 0 P: 7	1B: 6 2B: 3 3B: 0 HR: 1	SF: 1 SAC: 0 DP: 0 HBP: 0	WP: 0 PA: 36 PB: 0 SB: 1 CS: 1
PITCHER	IP	WLS	BF	H	R	ER	SO	BB	IBB	HBP	BLK	WP	HR	S	P	ERA	WHIP
Turk Farrell, R ERA: 6.23 Ron Taylor, R ERA: Jim Owens, R ERA: 3.57	6.0	L	26	9	3	2	4	0	0	0	0	0	1	34	34	3.00	1.500
PITCHER	IP	WLS	BF	H	R	ER	SO	BB	IBB	HBP	BLK	WP	HR	S	P	ERA	WHIP

Pittsburgh Pirates @ Houston Astros
Astrodome, Houston, TX
Thu May 26 1966, 8:05 PM EDT
Att: 14,440 - Dome

AB 35
R 3
H 10
RBI 2
BB 0
SO 7
LOB 10



Batter	1	2	3	4	5	6	7	8	9	AB	R	H	RBI	BB	SO	LOB	BOTTOM		
Joe Morgan, L OBP: 0.449, SLG: 0.466 (1, 4)	SH2-3 1B									4	0	1	0	1	0	0			
Sonny Jackson, L OBP: 0.313, SLG: 0.296 (1, 6)	SH2-3 1-2									4	1	1	0	0	1	1			
Jimmy Wynn, R OBP: 0.304, SLG: 0.441 (1, 8)	F8									4	0	0	0	1	0	2			
Jim Gentile, L OBP: 0.333, SLG: 0.453 Bob Lillis, R (9, 5)	K									4	1	2	0	0	1	1			
Dave Nicholson, R OBP: 0.452, SLG: 0.558 (1, 9)										2	0	1	0	1	0	1			
Rusty Staub, L OBP: 0.290, SLG: 0.360 (1, 7)	F3									3	0	1	1	1	0	2			
Bob Aspromonte, R OBP: 0.259, SLG: 0.284 Lee Maye, L OBP: 0.267, SLG: 0.410 Jim Owens, R (9, 1)	P5									3	0	0	0	0	0	4			
John Bateman, R OBP: 0.343, SLG: 0.500 (1, 2)										3	0	1	0	1	0	0			
Turk Farrell, R Nate Colbert, R (6, PH) Ron Taylor, R (7, 1) Felix Mantilla, R OBP: 0.304, SLG: 0.455 (9, 3)	FC6-4 1B									2	0	0	0	0	0	2			
Inning Stats	R: 0 E: 0 K: 1 S: 6	H: 1 LOB: 1 BB: 0 P: 6	R: 0 E: 0 K: 0 S: 4	H: 1 LOB: 2 BB: 1 P: 8	R: 1 E: 0 K: 0 S: 6	H: 3 LOB: 3 BB: 0 P: 7	R: 0 E: 0 K: 0 S: 3	H: 0 LOB: 1 BB: 1 P: 7	R: 0 E: 0 K: 0 S: 4	H: 1 LOB: 1 BB: 0 P: 4	R: 0 E: 0 K: 0 S: 3	H: 0 LOB: 0 BB: 0 P: 3	R: 0 E: 0 K: 0 S: 4	H: 2 LOB: 2 BB: 2 P: 12	R: 0 E: 0 K: 1 S: 5	H: 0 LOB: 1 BB: 1 P: 9	1B: 6 2B: 1 3B: 1 HR: 0	SF: 0 SAC: 1 DP: 1 HBP: 1	WP: 0 PA: 40 PB: 0 SB: 1 CS: 0
PITCHER	IP	WLS	BF	H	R	ER	SO	BB	IBB	HBP	BLK	WP	HR	S	P	ERA	WHIP		
Steve Blass, R ERA: 2.9 Pete Mikkelsen, R ERA: 3.25	7.1	W	33	7	2	2	1	3	0	1	0	0	0	31	44	2.46	1.364		
PITCHER	IP	WLS	BF	H	R	ER	SO	BB	IBB	HBP	BLK	WP	HR	S	P	ERA	WHIP		

Pittsburgh Pirates @ Houston Astros
Astrodome, Houston, TX
Thu May 26 1966, 8:05 PM EDT
Att: 14,440 - Dome


AB 33
R 2
H 8
RBI 2
BB 5
SO 2
LOB 17



Batter	1	2	3	4	5	6	7	8	9	AB	R	H	RBI	BB	SO	LOB	TOP		
Matty Alou, L OBP: 0.372, SLG: 0.550 (1, 8)										5	0	2	0	0	0	3			
Gene Alley, R OBP: 0.306, SLG: 0.359 (1, 6)										5	0	1	0	0	0	3			
Manny Mota, R OBP: 0.421, SLG: 0.609 (1, 9)										4	1	2	1	1	0	1			
Willie Stargell, L OBP: 0.366, SLG: 0.440 (1, 7)										5	1	2	2	0	0	2			
Donn Clendenon, R OBP: 0.314, SLG: 0.361 (1, 3)										5	1	1	0	0	3	3			
Bill Mazerowski, R OBP: 0.270, SLG: 0.338 (1, 4)										4	2	2	2	1	0	1			
Bob Bailey, R OBP: 0.328, SLG: 0.393 (1, 5)										3	0	0	0	1	1	2	AB 39		
Jesse Gonder, L OBP: 0.156, SLG: 0.323 (1, 2)										4	0	1	1	0	1	2	R 6		
Bob Veale, S OBP: 0.207, SLG: 0.207 Pete Mikkelsen, R (8, 1)										4	1	2	0	0	0	2	H 13		
										0	0	0	0	0	0	0	RBI 6		
Inning Stats	R: 0 E: 0 K: 0 S: 5	H: 2 LOB: 2 BB: 0 P: 5	R: 1 E: 0 K: 1 S: 6	H: 1 LOB: 1 BB: 1 P: 10	R: 2 E: 0 K: 1 S: 6	H: 1 LOB: 0 BB: 1 P: 10	R: 0 E: 0 K: 1 S: 6	H: 1 LOB: 1 BB: 0 P: 6	R: 0 E: 0 K: 0 S: 3	H: 0 LOB: 0 BB: 0 P: 3	R: 1 E: 0 K: 0 S: 5	H: 3 LOB: 1 BB: 0 P: 5	R: 2 E: 0 K: 0 S: 7	H: 4 LOB: 2 BB: 0 P: 7	R: 0 E: 0 K: 1 S: 6	H: 1 LOB: 1 BB: 0 P: 6	1B: 9 2B: 1 3B: 1 HR: 2	SF: 0 SAC: 0 DP: 0 HBP: 0	WP: 0 PA: 42 PB: 0 SB: 1 CS: 0
PITCHER	IP WLS BF H R ER SO BB IBB HBP BLK WP HR S P ERA WHIP																		
Barry Latman, R ERA: 2.88 Aurelio Montegudo, R ERA: 3.12 Ron Taylor, R ERA:	(1, 1) (8, 1) (9, 1)	7.0 1.0 1.0	L 6 4	32 3 1	9 1 0	5 1 0	5 1 0	4 0 1	3 0 0	0 0 0	0 0 0	0 0 0	0 0 0	0 0 0	2 6 6	37 6 6	49 6 6	6.43 9.00 3.000	1.714

Pittsburgh Pirates @ Houston Astros
Astrodome, Houston, TX
Fri May 27 1966, 8:05 PM EDT
Att. 18,104 - Dome


AB 39
R 6
H 13
RBI 6
BB 3
SO 5
LOB 19



Batter	1	2	3	4	5	6	7	8	9	AB	R	H	RBI	BB	SO	LOB	BOTTOM				
Joe Morgan, L OBP: 0.491, SLG: 0.467 (1, 4)										4	0	2	0	0	2	0					
Sonny Jackson, L OBP: 0.307, SLG: 0.290 Ron Brand, R OBP: 0.500, SLG: 0.333 Lee Mays, L OBP: 0.264, SLG: 0.405 Ron Taylor, R (8, PH)										3	0	0	0	0	1	1					
Jimmy Wynn, R OBP: 0.309, SLG: 0.439 (1, 8)										3	0	1	0	1	1	3					
Dave Nicholson, R OBP: 0.464, SLG: 0.557 (1, 9)										2	0	1	0	1	1	1					
Felix Mantilla, R OBP: 0.259, SLG: 0.385 (1, 3)										4	0	0	0	0	2	5					
Bob Aspromonte, R OBP: 0.253, SLG: 0.276 (1, 5)										4	0	0	0	0	0	1					
John Bateman, R OBP: 0.336, SLG: 0.488 (1, 2)										3	0	0	0	0	1	0	AB 28				
Rusty Staub, L OBP: 0.297, SLG: 0.358 (1, 7)										1	0	0	0	2	1	0	R 0				
Barry Latman, R OBP: 0.187, SLG: 0.118 Aurelio Montegudo, R OBP: 0.231, SLG: 0.091 Bob Lillis, R (8, PH)	(1, 1) (8, 1) (9, 6)	7.1 1.2	W S	28 5	4 1	0 0	0 0	0 2	4 0	0 0	0 0	0 0	0 0	0 0	0 0	0 0	RBI 0				
Inning Stats	R: 0 E: 1 K: 2 S: 8	H: 1 LOB: 2 BB: 0 P: 9	R: 0 E: 0 K: 2 S: 7	H: 0 LOB: 0 BB: 0 P: 7	R: 0 E: 0 K: 2 S: 7	H: 0 LOB: 0 BB: 0 P: 7	R: 0 E: 0 K: 1 S: 4	H: 0 LOB: 0 BB: 1 P: 8	R: 0 E: 0 K: 1 S: 5	H: 0 LOB: 1 BB: 1 P: 9	R: 0 E: 0 K: 1 S: 5	H: 1 LOB: 0 BB: 0 P: 5	R: 0 E: 0 K: 0 S: 2	H: 0 LOB: 0 BB: 1 P: 6	R: 0 E: 0 K: 1 S: 7	H: 2 LOB: 3 BB: 1 P: 11	R: 0 E: 0 K: 1 S: 5	H: 1 LOB: 0 BB: 0 P: 5	1B: 5 2B: 0 3B: 0 HR: 0	SF: 0 SAC: 0 DP: 4 HBP: 1	WP: 0 PA: 33 PB: 0 SB: 0 CS: 0
PITCHER	IP WLS BF H R ER SO BB IBB HBP BLK WP HR S P ERA WHIP																				
Bob Veale, L ERA: 2.56 Pete Mikkelsen, R ERA: 3.09	(1, 1) (8, 1)	7.1 1.2	W S	28 5	4 1	0 0	0 2	4 0	0 0	0 0	0 0	0 9	41 9	58 9	0.00 0.000	1.091 0.600					

Pittsburgh Pirates @ Houston Astros
Astrodome, Houston, TX
Fri May 27 1966, 8:05 PM EDT
Att. 18,104 - Dome

AB 28
R 0
H 5
RBI 0
BB 4
SO 11
LOB 15



Batter	1	2	3	4	5	6	7	8	9	AB	R	H	RBI	BB	SO	LOB	TOP										
Matty Alou, L (1, 8) OBP: 0.366, SLG: 0.537	P6		K		K				F9	5	0	1	0	0	2	3	Pittsburgh Pirates @ Houston Astros Astrodome, Houston, TX Sat May 28 1966, 4:33 AM EDT Att: 13,235 - Unknown										
Gene Alley, R (1, 6) OBP: 0.296, SLG: 0.346	K			F7		F9	P3			4	0	0	0	0	1	2											
Manny Mota, R (1, 9) OBP: 0.438, SLG: 0.630	F9				2B		4-3 1B		WP 1B	4	0	3	0	0	0	0											
Willie Stargell, L (1, 7) OBP: 0.362, SLG: 0.429		K				4-3		F9		3	0	0	0	0	1	2											
Donn Clendenon, R (1, 3) OBP: 0.306, SLG: 0.351	K			F9		F9		K		4	0	0	0	0	2	4											
Bill Mazerowski, R (1, 4) OBP: 0.284, SLG: 0.329	P3			F9			P4	F9		4	0	0	0	0	0	3											
Bob Bailey, R (1, 5) OBP: 0.319, SLG: 0.380			5-3		K		F8		F7	4	0	0	0	0	1	0											
Jim Pagliaroni, R (1, 2) OBP: 0.306, SLG: 0.398									6-3	4	1	3	0	0	0	0											
Don Cardwell, R (1, 1) Jerry Lynch, L (7, PH) Vern Law, R (7, PR) Al McBean, R (7, 1) Andre Rodgers, R (9, PH)	F8				FC6-4					2	0	0	0	0	0	2											
Inning Stats	R: 0 E: 0 K: 1 S: 5	H: 0 LOB: 0 BB: 0 P: 5	R: 0 E: 0 K: 2 S: 7	H: 0 LOB: 0 BB: 0 P: 7	R: 0 E: 0 K: 1 S: 6	H: 1 LOB: 1 BB: 0 P: 6	R: 0 E: 0 K: 0 S: 4	H: 1 LOB: 2 BB: 0 P: 5	R: 0 E: 0 K: 2 S: 8	H: 1 LOB: 1 BB: 0 P: 8	R: 0 E: 0 K: 0 S: 4	H: 1 LOB: 1 BB: 0 P: 4	R: 1 E: 0 K: 0 S: 6	H: 3 LOB: 2 BB: 0 P: 6	R: 0 E: 0 K: 1 S: 6	H: 1 LOB: 1 BB: 0 P: 6		R: 0 E: 0 K: 0 S: 4	H: 1 LOB: 1 BB: 0 P: 4	1B: 7 2B: 2 3B: 0 HR: 0	SF: 0 SAC: 0 DP: 0 HBP: 1	WP: 1 PB: 0 SB: 0 CS: 0	PA: 37				
PITCHER	IP	WLS	BF	H	R	ER	SO	BB	IBB	HBP	BLK	WP	HR	S	P	ERA	WHIP										
Dave Giusti, R (1, 1) ERA: 2.44	6.2	W	28	7	1	1	6	0	0	1	0	0	0	39	40	1.35	1.050										
Jim Owens, R (7, 1) ERA: 3.5	0.1		1	0	0	0	0	0	0	0	0	0	0	1	1	0.00	0.000										
Claude Raymond, R (8, 1) ERA: 1.61	2.0	S	8	2	0	0	1	0	0	0	0	1	0	10	10	0.00	1.000										

Batter	1	2	3	4	5	6	7	8	9	AB	R	H	RBI	BB	SO	LOB	BOTTOM										
Joe Morgan, L (1, 4) OBP: 0.452, SLG: 0.465	L8						F7			3	0	1	0	1	0	0	Pittsburgh Pirates @ Houston Astros Astrodome, Houston, TX Sat May 28 1966, 4:33 AM EDT Att: 13,235 - Unknown										
Sonny Jackson, L (1, 6) OBP: 0.308, SLG: 0.291		4-3			SH3 1B		4-3			3	0	1	0	0	0	2											
Jimmy Wynn, R (1, 8) OBP: 0.302, SLG: 0.428	K				K			P4		4	0	0	0	0	2	2											
Jim Gentile, L (1, 3) OBP: 0.331, SLG: 0.455	L9				F2			K		4	0	1	0	0	1	2											
Rusty Staub, L (1, 9) OBP: 0.302, SLG: 0.357		P5			G4-6-3 BB		4-3			3	0	1	0	1	0	0											
Lee Maye, L (1, 7) OBP: 0.274, SLG: 0.420					G4-6-3 2B		1B		1-3	4	1	2	0	0	0	3											
John Bateman, R (1, 2) OBP: 0.342, SLG: 0.492		5-3			G5-4-3 1B		FC6-4 1B			3	0	2	0	0	0	1											
Bob Aspromonte, R (1, 5) OBP: 0.255, SLG: 0.284					G5-4-3 2B		FC6-4			3	1	1	1	0	0	2											
Dave Giusti, R (1, 1) ERA: 3.86 Jim Owens, R (7, 1) Felix Mantilla, R (7, PH) Claude Raymond, R (8, 1)					4-3				K	2	0	1	0	0	0	0											
Inning Stats	R: 0 E: 0 K: 1 S: 6	H: 1 LOB: 1 BB: 0 P: 6	R: 2 E: 0 K: 0 S: 6	H: 3 LOB: 2 BB: 1 P: 10	R: 0 E: 0 K: 0 S: 3	H: 1 LOB: 0 BB: 1 P: 7	R: 0 E: 0 K: 0 S: 3	H: 1 LOB: 0 BB: 0 P: 3	R: 0 E: 0 K: 1 S: 6	H: 2 LOB: 1 BB: 0 P: 4	R: 0 E: 0 K: 1 S: 5	H: 0 LOB: 0 BB: 0 P: 5	R: 0 E: 0 K: 1 S: 6	H: 1 LOB: 1 BB: 0 P: 6	R: 0 E: 0 K: 1 S: 6	H: 1 LOB: 1 BB: 0 P: 6		1B: 6 2B: 4 3B: 0 HR: 0	SF: 0 SAC: 1 DP: 2 HBP: 0	WP: 1 PB: 0 SB: 1 CS: 0	PA: 33						
PITCHER	IP	WLS	BF	H	R	ER	SO	BB	IBB	HBP	BLK	WP	HR	S	P	ERA	WHIP										
Don Cardwell, R (1, 1) ERA: 3.86	6.0	L	26	9	2	2	2	2	0	0	0	0	0	28	36	3.00	1.833										
Al McBean, R (7, 1) ERA: 3.74	2.0		7	1	0	0	2	0	0	0	0	0	0	11	11	0.00	0.500										




Batter	1	2	3	4	5	6	7	8	9	10	11	AB	R	H	RBI	BB	SO	LOB	TOP	
Matty Alou, L OBP: 0.362, SLG: 0.521 (1, 8)	G1		4-3		5-3					F7		5	0	1	0	0	0	1		
Gene Alley, R OBP: 0.304, SLG: 0.359 (1, 6)	E S 2B 1B		6-3		6-3					F3		5	1	1	0	0	1	3		
Manny Mota, R OBP: 0.427, SLG: 0.622 (1, 7)	3B 2B		4-3					4-3		P4		5	1	2	1	0	0	0		
Willie Stargell, L OBP: 0.387, SLG: 0.449 (1, 3)	6-3							F7		F7		5	0	1	0	0	1	2		
Roberto Clemente, R OBP: 0.321, SLG: 0.418 (1, 9)					FC4 1B			4-3		P4		5	0	1	1	0	1	2		
Bill Mazeroski, R OBP: 0.304, SLG: 0.329 (1, 4)	5-3				6-3			P4		L7		5	0	1	0	0	0	3		
Jim Pagliaroni, R OBP: 0.305, SLG: 0.400 Donn Clendenon, R OBP: 0.306, SLG: 0.351 Jerry May, R OBP: 0.182, SLG: 0.200 (9, PR) (9, 2)	5-3				P5			K		L6-4 BB 1B		4	0	1	0	0	1	1		
Bob Bailey, R OBP: 0.343, SLG: 0.425 (1, 5)												3	0	3	0	1	0	0		
Vern Law, R OBP: 0.300, SLG: 0.300 Jerry Lynch, L OBP: 0.357, SLG: 0.250 Roy Face, R (9, 1)	G6-4-3 1B				SH1-4 2B					L6-4 BB		1	0	0	0	0	0	1		
Inning Stats	R: 2 E: 0 K: 0 S: 6	H: 3 LOB: 1 BB: 0 P: 6	R: 0 E: 0 K: 0 S: 3	H: 1 LOB: 0 BB: 0 P: 3	R: 0 E: 0 K: 0 S: 3	H: 0 LOB: 0 BB: 0 P: 3	R: 0 E: 0 K: 0 S: 4	H: 1 LOB: 1 BB: 0 P: 4	R: 0 E: 0 K: 0 S: 4	H: 1 LOB: 1 BB: 0 P: 4	R: 0 E: 0 K: 0 S: 3	H: 0 LOB: 0 BB: 0 P: 3	R: 0 E: 0 K: 0 S: 3	H: 0 LOB: 0 BB: 0 P: 3	R: 0 E: 0 K: 3 S: 10	H: 1 LOB: 1 BB: 0 P: 10	1B: 6 2B: 5 3B: 1 HR: 0	SF: 0 SAC: 1 DP: 2 HBP: 0	WP: 0 PB: 0 SB: 1 CS: 0	PA: 43
PITCHER	IP ERA WLS BF H R ER SO BB IBB HBP BLK WP HR S P ERA WHIP	8.1 3.38 0.2 35 10 2 0 2 0 1 0 0 0 0 0 1 1 2.16 1.320	10.1 3.38 2.0 38 11 0 0 3 0 0 0 0 0 0 13 13 0.00 0.500	PITCHER																

Pittsburgh Pirates @ Houston Astros
Astrodome, Houston, TX
Sun May 29 1966, 8:05 PM EDT
Att: 25,404 - Dome

livebaseballscores.com

AB 40
R 2
H 11
RBI 2
BB 1
SO 5
LOB 16




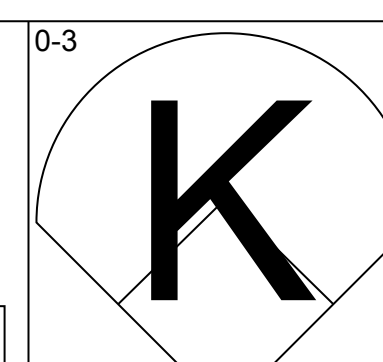
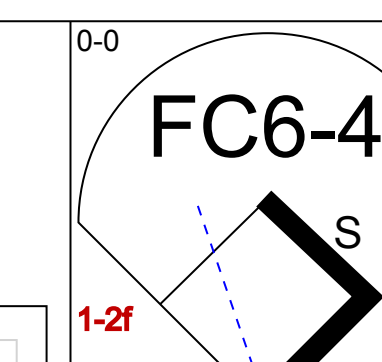
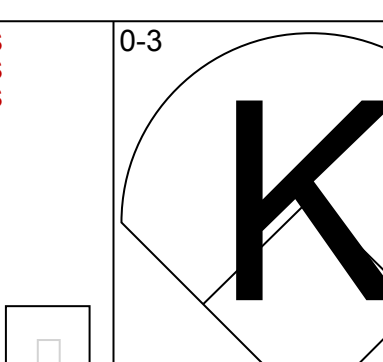
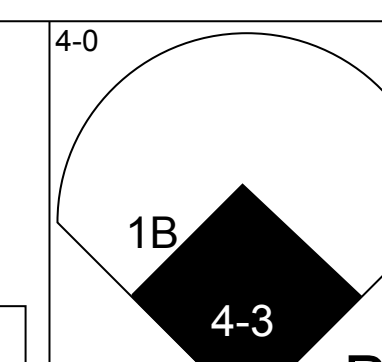
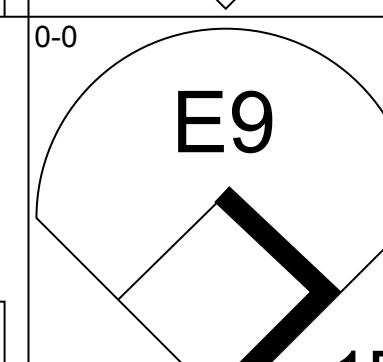
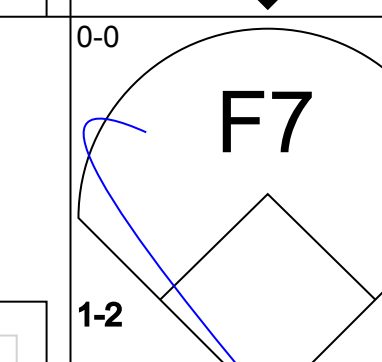
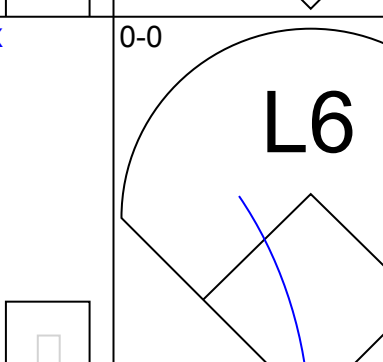
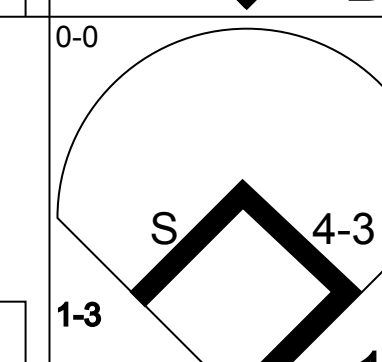
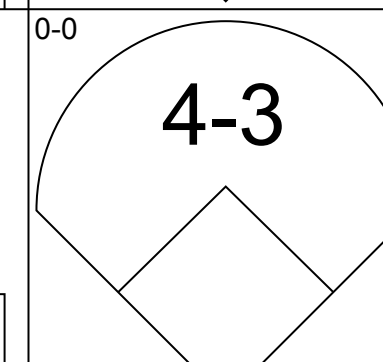
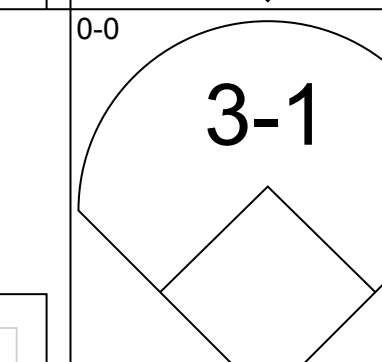

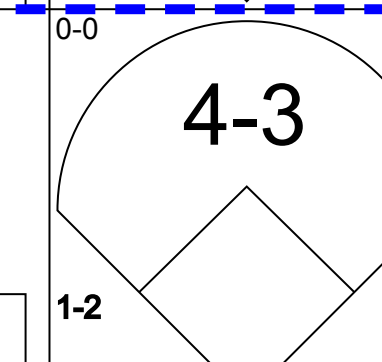
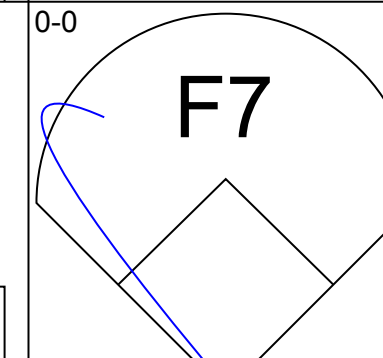
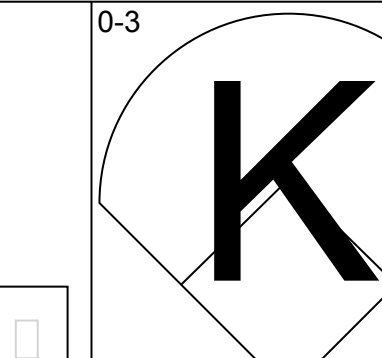

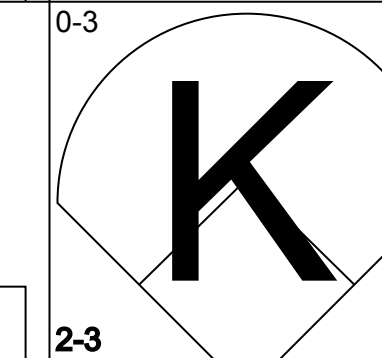
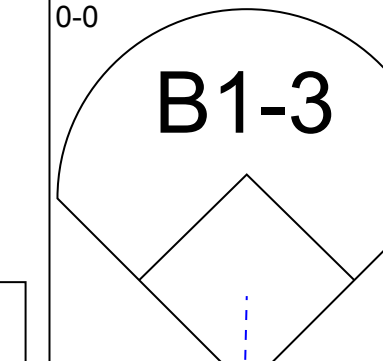
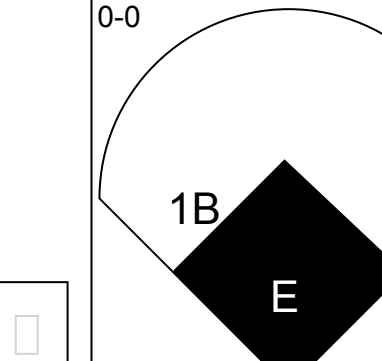

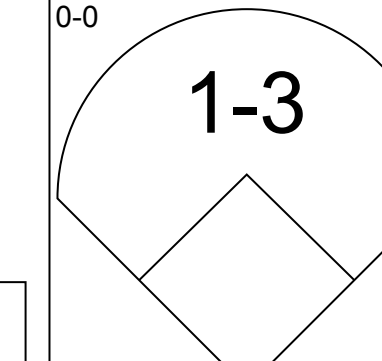
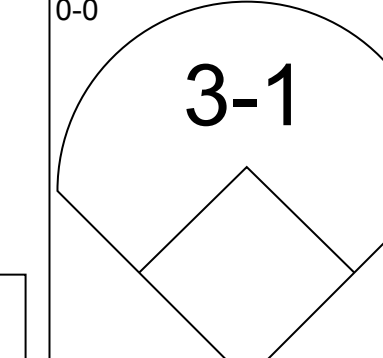
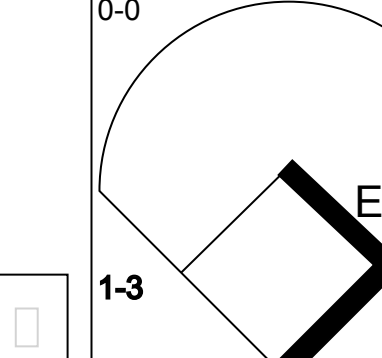

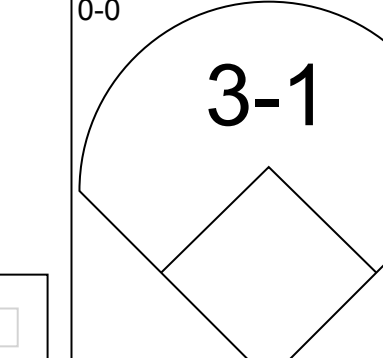
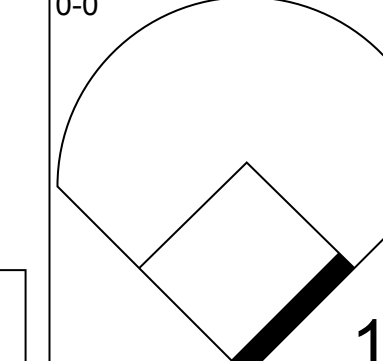
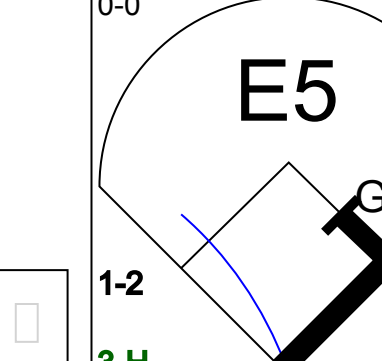
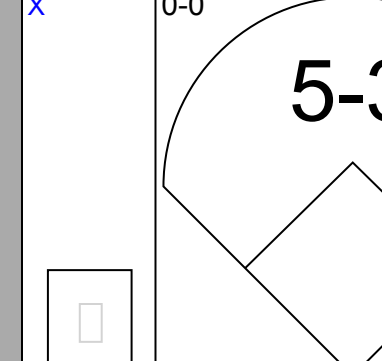
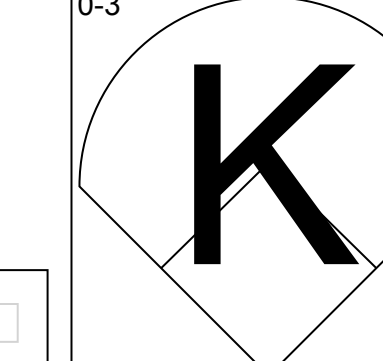
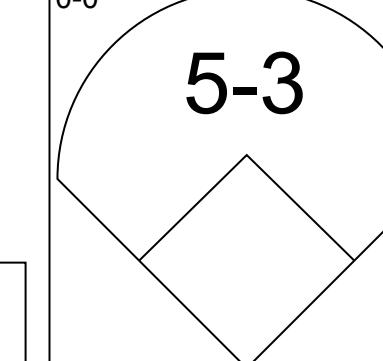
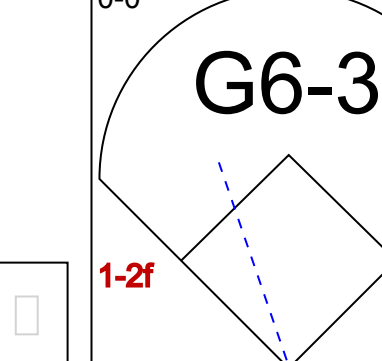
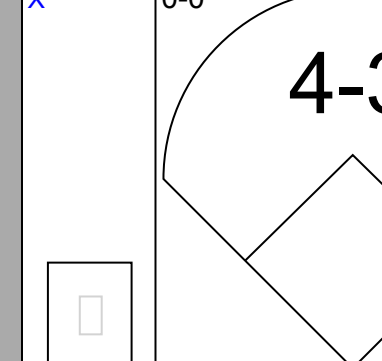
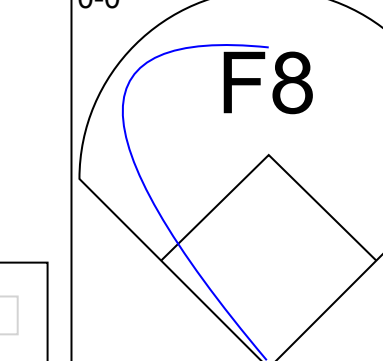
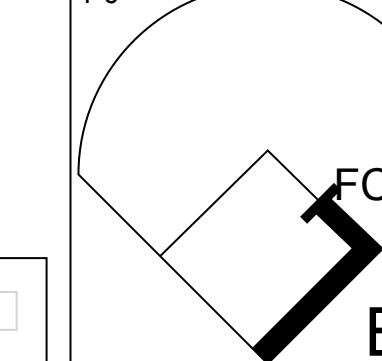
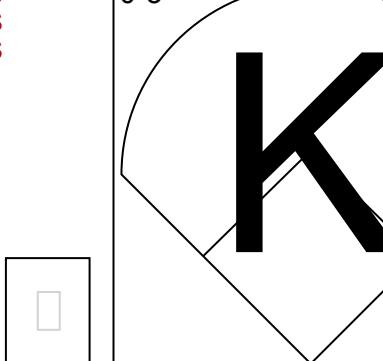
Batter	1	2	3	4	5	6	7	8	9	10	11	AB	R	H	RBI	BB	SO	LOB	BOTTOM					
Joe Morgan, L OBP: 0.441, SLG: 0.444 (1, 4)	1B BB		4-3		5-3			G3		K		4	0	0	0	1	1	0						
Sonny Jackson, L OBP: 0.303, SLG: 0.287 (1, 6)	1-3 1B		3-1					P5		K		5	0	1	0	0	1	0						
Jimmy Wynn, R OBP: 0.293, SLG: 0.411 (1, 8)	K		6-3					L6		1B		5	0	1	0	0	1	2						
Jim Gentile, L OBP: 0.333, SLG: 0.478 (1, 3)	L8							4-3				5	1	2	1	0	1	2						
Rusty Staub, L OBP: 0.306, SLG: 0.372 (8, 7)	F7							G3		4-3		4	0	1	0	0	0	4						
Lee Maye, L OBP: 0.283, SLG: 0.418 Dave Giusti, R OBP: 0.278, SLG: 0.333 Dave Nicholson, R OBP: 0.461, SLG: 0.542 (7, PR) (8, 9)			K							K		2	0	1	0	0	0	0						
John Bateman, R OBP: 0.344, SLG: 0.536 Ron Brand, R OBP: 0.444, SLG: 0.286 (10, 2)												4	1	2	2	0	1	2						
Bob Aspromonte, R OBP: 0.260, SLG: 0.284 (1, 5)												0	0	0	0	0	0	0						
Larry Dierker, R OBP: 0.271, SLG: 0.368 Jim Owens, R (9, 1)												3	0	0	0	0	0	2						
Felix Mantilla, R OBP: 0.242, SLG: 0.344 Claude Raymond, R (10, 1)												1	0	0	0	0	1	0						
Inning Stats	R: 0 E: 0 K: 1 S: 6	H: 1 LOB: 2 BB: 1 P: 10	R: 0 E: 0 K: 2 S: 7	H: 0 LOB: 1 BB: 1 P: 11	R: 0 E: 0 K: 0 S: 3	H: 0 LOB: 0 BB: 0 P: 3	R: 0 E: 0 K: 1 S: 5	H: 1 LOB: 1 BB: 1 P: 9	R: 0 E: 0 K: 0 S: 3	H: 0 LOB: 0 BB: 0 P: 3	R: 2 E: 0 K: 0 S: 5	H: 2 LOB: 1 BB: 1 P: 5	R: 0 E: 0 K: 0 S: 5	H: 2 LOB: 2 BB: 0 P: 5	R: 0 E: 0 K: 2 S: 8	H: 1 LOB: 1 BB: 0 P: 8	R: 0 E: 0 K: 2 S: 7	H: 0 LOB: 0 BB: 0 P: 7	R: 1 E: 0 K: 0 S: 1	H: 1 LOB: 0 BB: 0 P: 1	1B: 4 2B: 2 3B: 0 HR: 2	SF: 0 SAC: 0 DP: 1 HBP: 0	WP: 0 PB: 0 SB: 0 CS: 0	PA: 40
PITCHER	IP ERA WLS BF H R ER SO BB IBB HBP BLK WP HR S P ERA WHIP	8.0 2.59 2.0 32 6 2 1 4 0 0 0 0 0 1 16 16 4.50 1.125	10.1 3.0 2.0 38 11 1 1 4 0 0 0 0 0 1 16 16 4.50 1.000	PITCHER																				

Pittsburgh Pirates @ Houston Astros
Astrodome, Houston, TX
Sun May 29 1966, 8:05 PM EDT
Att: 25,404 - Dome

livebaseballscores.com

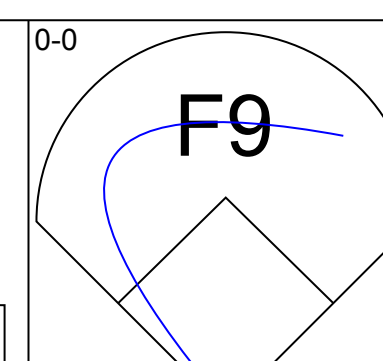
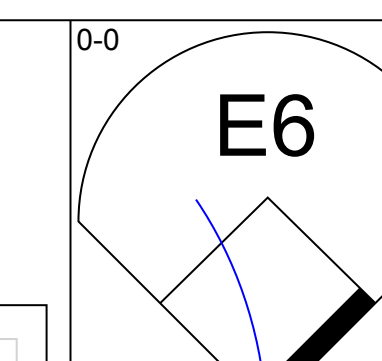

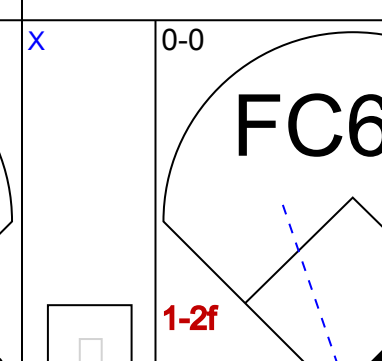
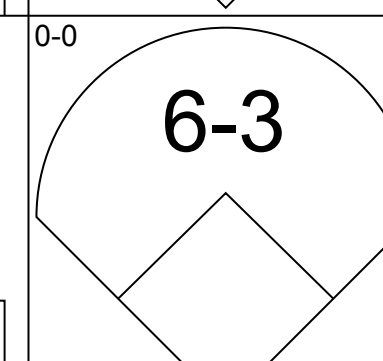
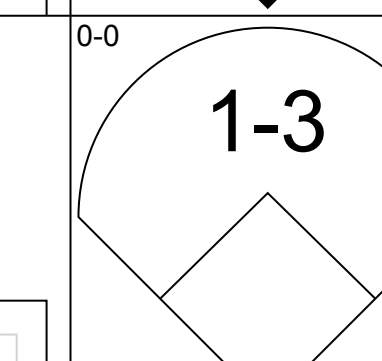

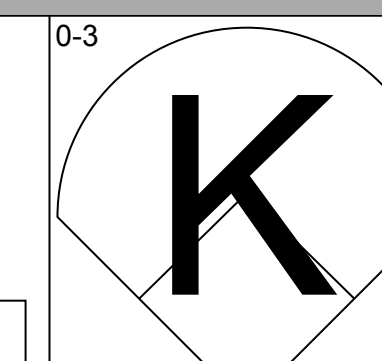
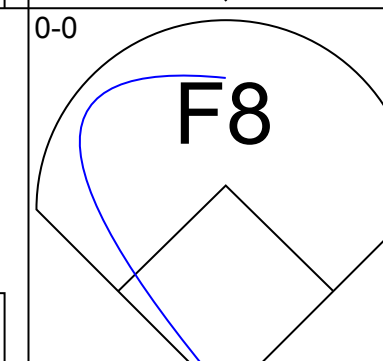
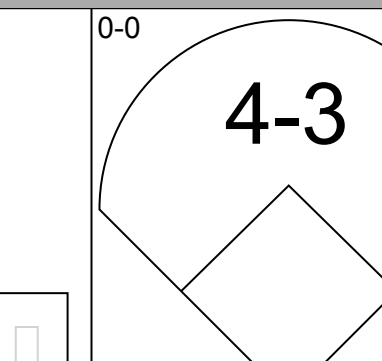

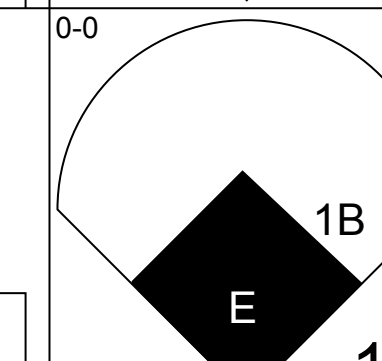
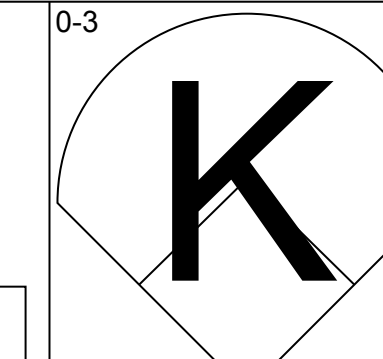
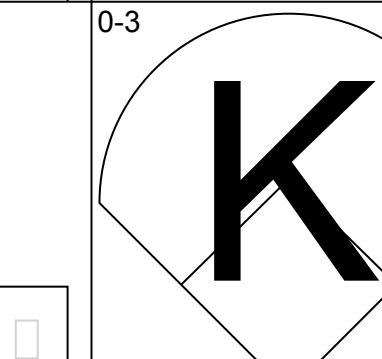

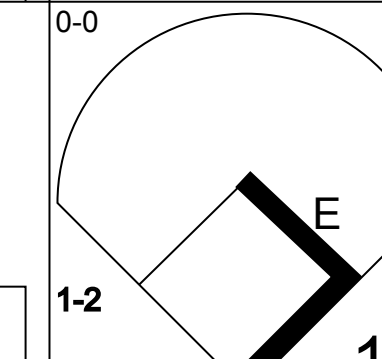
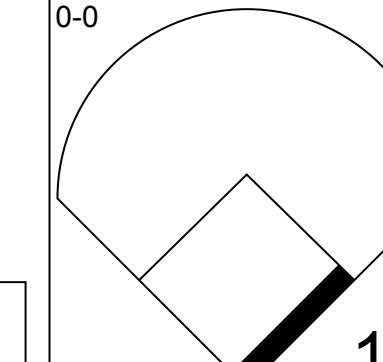
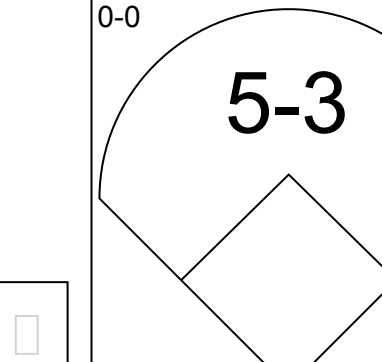

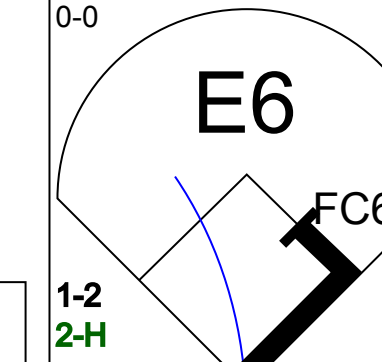

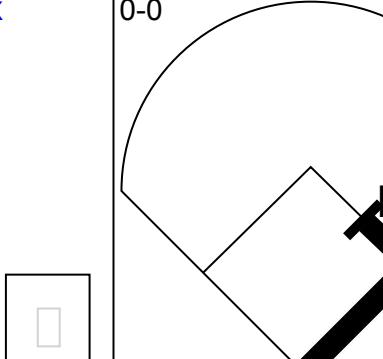
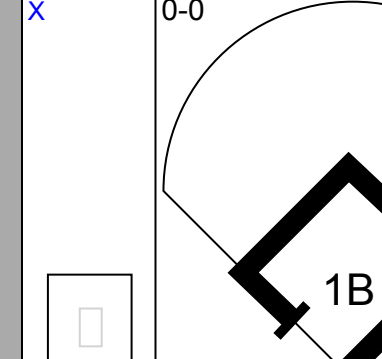
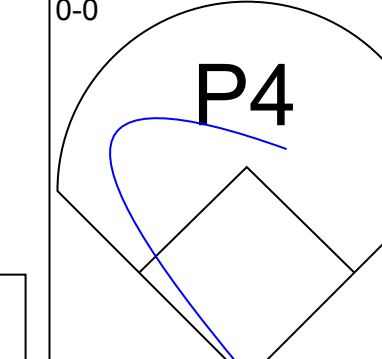

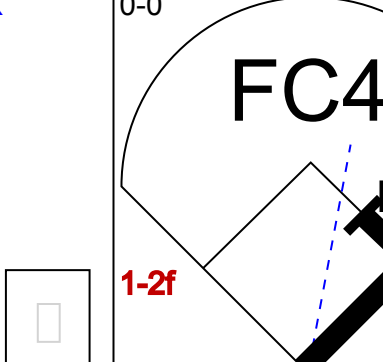
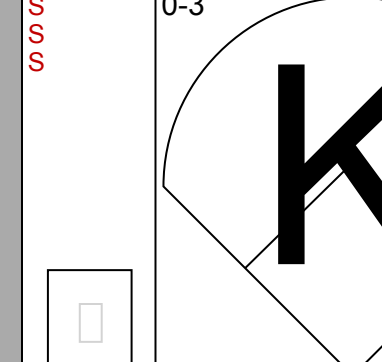
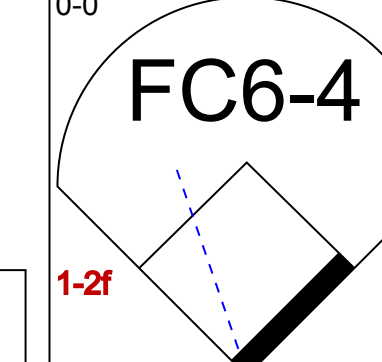
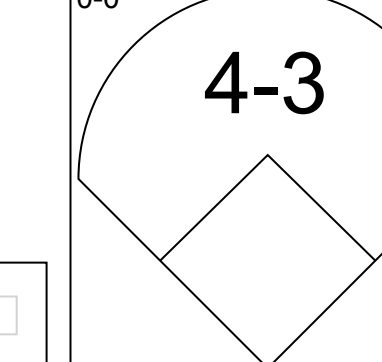
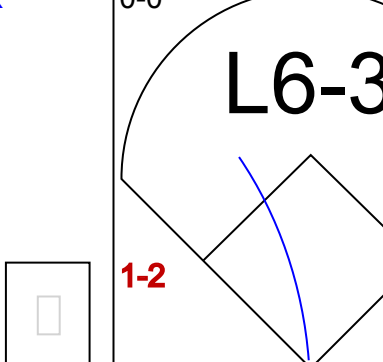

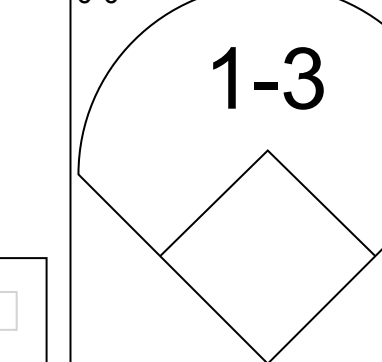

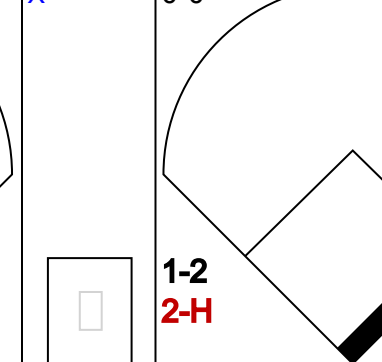

AB 37
R 3
H 8
RBI 3
BB 3
SO 8
LOB 15



Batter	1	2	3	4	5	6	7	8	9	AB	R	H	RBI	BB	SO	LOB	TOP					
Adolfo Phillips, R OBP: 0.357, SLG: 0.464 (1, 8)										3	1	0	0	1	2	1	Chicago Cubs @ Pittsburgh Pirates Forbes Field, Pittsburgh, PA Mon May 30 1966, 3:33 AM EDT Sunny - 68 F					
Glenn Beckert, R OBP: 0.307, SLG: 0.327 Jimmy Stewart, S OBP: 0.152, SLG: 0.188 (8, PH) (8, 4)										3	0	1	0	0	0	1						
Billy Williams, L OBP: 0.282, SLG: 0.297 (1, 9)										4	0	0	1	0	0	3						
Ron Santo, R OBP: 0.386, SLG: 0.500 (1, 5)										4	0	1	0	0	2	2						
Lee Thomas, L OBP: 0.272, SLG: 0.366 (1, 3)										3	1	1	0	1	0	1						
George Altman, L OBP: 0.258, SLG: 0.467 (1, 7)										4	0	1	0	0	0	2						
Randy Hundley, R OBP: 0.283, SLG: 0.360 (1, 2)										4	0	1	1	0	1	1						
Don Kessinger, S OBP: 0.271, SLG: 0.273 14 Ernie Banks, R OBP: 0.221, SLG: 0.295 (9, PH)										3	0	0	0	0	0	3						
Dick Ellsworth, L OBP: 0.120, SLG: 0.083 (1, 1)										2	0	0	0	1	2	0						
Inning Stats	R: 0 E: 1 K: 1 S: 6	H: 1 LOB: 1 BB: 0 P: 6	R: 0 E: 0 K: 0 S: 4	H: 1 LOB: 1 BB: 0 P: 4	R: 0 E: 0 K: 0 S: 3	H: 0 LOB: 1 BB: 1 P: 7	R: 1 E: 1 K: 1 S: 7	H: 2 LOB: 1 BB: 0 P: 7	R: 0 E: 0 K: 2 S: 7	H: 0 LOB: 0 BB: 0 P: 7	R: 0 E: 0 K: 0 S: 3	H: 1 LOB: 1 BB: 1 P: 7	R: 0 E: 0 K: 1 S: 5	H: 0 LOB: 0 BB: 0 P: 5	R: 1 E: 0 K: 1 S: 6	H: 1 LOB: 1 BB: 1 P: 10		R: 0 E: 0 K: 1 S: 5	H: 0 LOB: 0 BB: 0 P: 5	1B: 6 2B: 1 3B: 0 HR: 0	SF: 0 SAC: 0 DP: 2 HBP: 0	WP: 0 PB: 0 SB: 2 CS: 0
PITCHER	IP	WLS	BF	H	R	ER	SO	BB	IBB	HBP	BLK	WP	HR	S	P	ERA	WHIP					
Don Schwalt, R ERA: 2.12 Pete Mikkelsen, R ERA: 2.91	(1, 1)	7.0	29	6	2	2	5	3	0	0	0	0	0	36	48	2.57	1.286					
PITCHER	IP	WLS	BF	H	R	ER	SO	BB	IBB	HBP	BLK	WP	HR	S	P	ERA	WHIP					

AB	32
R	2
H	6
RBI	2
BB	3
SO	7
LOB	14




Batter	1	2	3	4	5	6	7	8	9	AB	R	H	RBI	BB	SO	LOB	BOTTOM				
Gene Alley, R OBP: 0.302, SLG: 0.355 (1, 6)										4	0	1	0	0	0	2	Chicago Cubs @ Pittsburgh Pirates Forbes Field, Pittsburgh, PA Mon May 30 1966, 3:33 AM EDT Sunny - 68 F				
Manny Mota, R OBP: 0.409, SLG: 0.600 (1, 8)										3	0	0	1	0	1	1					
Roberto Clemente, R OBP: 0.326, SLG: 0.438 (1, 9)										4	2	2	1	0	0	0					
Donn Clendenon, R OBP: 0.311, SLG: 0.355 (1, 3)										4	0	2	0	0	2	0					
Jim Pagliaroni, R OBP: 0.303, SLG: 0.395 (1, 2)										4	0	1	0	0	0	2					
Bill Mazerowski, R OBP: 0.287, SLG: 0.339 (1, 4)										4	0	2	0	0	0	3					
Bob Bailey, R OBP: 0.333, SLG: 0.412 (1, 5)										4	0	0	0	0	1	5					
Willie Stargell, L OBP: 0.367, SLG: 0.446 (1, 7)										3	0	1	0	0	0	1					
Don Schwalt, R OBP: 0.100, SLG: 0.100 Pete Mikkelsen, R (8, 1)										3	1	1	0	0	0	0					
Inning Stats	R: 0 E: 0 K: 0 S: 3	H: 0 LOB: 0 BB: 0 P: 3	R: 0 E: 0 K: 1 S: 6	H: 1 LOB: 1 BB: 0 P: 6	R: 0 E: 1 K: 0 S: 4	H: 0 LOB: 1 BB: 0 P: 4	R: 0 E: 0 K: 1 S: 5	H: 0 LOB: 0 BB: 0 P: 5	R: 0 E: 0 K: 0 S: 3	H: 1 LOB: 0 BB: 0 P: 3	R: 2 E: 1 K: 0 S: 6	H: 3 LOB: 1 BB: 0 P: 6	R: 0 E: 0 K: 1 S: 7	H: 3 LOB: 2 BB: 0 P: 7	R: 1 E: 1 K: 1 S: 8	H: 2 LOB: 2 BB: 0 P: 8		1B: 8 2B: 2 3B: 0 HR: 1	SF: 1 SAC: 0 DP: 1 HBP: 0	WP: 0 PB: 0 SB: 0 CS: 1	PA: 34
PITCHER	IP	WLS	BF	H	R	ER	SO	BB	IBB	HBP	BLK	WP	HR	S	P	ERA	WHIP				
Dick Ellsworth, L ERA: 2.14	(1, 1)	8.0	34	10	3	0	4	0	0	0	0	0	1	42	42	0.00	1.250				
PITCHER	IP	WLS	BF	H	R	ER	SO	BB	IBB	HBP	BLK	WP	HR	S	P	ERA	WHIP				



Batter	1	2	3	4	5	6	7	8	9	AB	R	H	RBI	BB	SO	LOB	TOP					
Matty Alou, L OBP: 0.364, SLG: 0.506 (1, 8)	L6			4-3 1B	CS 1B			6-3	FC6-4 1-2	5	1	2	1	0	0	1						
Gene Alley, R OBP: 0.305, SLG: 0.364 (1, 6)	P6			4-3 1-2	CS 1-2		F7	G3 E E 1B		4	1	1	0	0	0	1						
Manny Mota, R OBP: 0.400, SLG: 0.563 (1, 7)	K			P4			S 1B	G3 1-3		4	0	1	0	0	1	2						
Willie Stargell, L OBP: 0.365, SLG: 0.438 Donn Clendenon, R OBP: 0.304, SLG: 0.346 (1, 3)		K		1B HBP			F8 1-2	E3 1B		3	0	0	0	0	1	1						
Roberto Clemente, R OBP: 0.342, SLG: 0.471 (1, 9)	K			1-3 2-H 1B			K	3-H 1-3 1B		4	0	2	1	0	2	1						
Jim Pagliaroni, R OBP: 0.291, SLG: 0.383 (1, 2)	F9			5-3				1-3 6-3		4	0	0	0	0	0	4						
Bill Mazerowski, R OBP: 0.261, SLG: 0.333 (1, 4)				F9		F3		F3	G5-4-3 1B	4	0	1	0	0	0	0						
Bob Bailey, R OBP: 0.335, SLG: 0.396 (1, 5)	L7			L7	SH1-3 1B			BB	G5-4-3 1-2	3	1	1	0	1	0	1						
Don Cardwell, R OBP: 0.071, SLG: 0.071 Al McBean, R (9, 1)	K			K	SH1-3			K	FC6-4 1B	3	0	1	0	0	2	1						
Inning Stats	R: 0 E: 0 K: 1 S: 5	H: 0 LOB: 0 BB: 0 P: 5	R: 0 E: 0 K: 2 S: 7	H: 0 LOB: 0 BB: 0 P: 7	R: 0 E: 0 K: 1 S: 5	H: 0 LOB: 0 BB: 0 P: 5	R: 1 E: 0 K: 0 S: 5	H: 2 LOB: 2 BB: 0 P: 6	R: 1 E: 0 K: 0 S: 4	H: 2 LOB: 0 BB: 0 P: 4	R: 0 E: 0 K: 1 S: 6	H: 1 LOB: 1 BB: 0 P: 6	R: 0 E: 0 K: 1 S: 5	H: 0 LOB: 1 BB: 1 P: 9	R: 1 E: 1 K: 0 S: 6	H: 2 LOB: 2 BB: 0 P: 6	R: 0 E: 0 K: 0 S: 4	H: 2 LOB: 0 BB: 0 P: 4	1B: 9 2B: 0 3B: 0 HR: 0	SF: 0 SAC: 1 DP: 1 HBP: 1	WP: 0 PB: 0 SB: 0 CS: 1	PA: 38
PITCHER Dennis Ribant, R ERA: 2.04 (1, 1)	IP: 9.0 WLS: L BF: 37	H: 9 R: 3 ER: 2 SO: 6	BB: 1 IBB: 0 HBP: 1 BLK: 0	WP: 0 HR: 0 S: 47 P: 52	ERA: 2.00 WHIP: 1.111	PITCHER IP: 0 WLS: 0 BF: 0 H: 0 R: 0 ER: 0 SO: 0 BB: 0 IBB: 0 HBP: 0 BLK: 0 WP: 0 HR: 0 S: 0 P: 0 ERA: 0.00 WHIP: 0.000																

Pittsburgh Pirates @ New York Mets
Shea Stadium, Flushing, NY
Wed Jun 01 1966, 7:05 PM EDT
Att: 11,795 - Unknown


AB 34
R 3
H 9
RBI 2
BB 1
SO 6
LOB 12





Batter	1	2	3	4	5	6	7	8	9	AB	R	H	RBI	BB	SO	LOB	BOTTOM			
Ron Hunt, R OBP: 0.372, SLG: 0.387 (1, 4)	P1			5-3		L8-4 2-3			L8	4	0	0	0	0	0	1				
Johnny Lewis, L OBP: 0.295, SLG: 0.361 (1, 9)	1-3			K			2-3		2B BB	3	0	0	0	1	1	0				
Ken Boyer, R OBP: 0.320, SLG: 0.445 (1, 5)	5-3			4-3			4-3 1B		1-3 2B	4	0	2	0	0	0	0				
Ed Kranepool, L OBP: 0.302, SLG: 0.321 Billy Murphy, R OBP: 0.250, SLG: 0.321 (9, PR)				1-4-3 1B			4-3		BB	3	0	1	0	1	0	1				
Dick Stuart, R OBP: 0.257, SLG: 0.338 (1, 3)	L4			HR			K		K	4	1	1	1	0	2	5				
John Stephenson, L OBP: 0.267, SLG: 0.318 (1, 2)	G4-6-3 1-2			F2					6-3	3	0	0	0	0	0	1				
Cleon Jones, R OBP: 0.305, SLG: 0.371 (1, 8)			K				P4		6-3	3	0	0	0	0	1	0				
Roy McMillan, R OBP: 0.246, SLG: 0.210 (1, 6)			5-3				L8-4 SH3 1B		6-3	3	0	1	0	0	0	0				
Dennis Ribant, R Chuck Hiller, L OBP: 0.400, SLG: 0.379 (9, PH)			K				SH3		L3	1	0	0	0	0	1	0				
Inning Stats	R: 0 E: 0 K: 0 S: 3	H: 1 LOB: 0 BB: 0 P: 3	R: 0 E: 0 K: 2 S: 7	H: 0 LOB: 0 BB: 0 P: 7	R: 0 E: 0 K: 1 S: 5	H: 0 LOB: 0 BB: 0 P: 5	R: 1 E: 0 K: 0 S: 4	H: 1 LOB: 0 BB: 0 P: 4	R: 0 E: 0 K: 0 S: 3	H: 1 LOB: 1 BB: 0 P: 3	R: 0 E: 0 K: 1 S: 6	H: 1 LOB: 1 BB: 0 P: 6	R: 0 E: 0 K: 0 S: 3	H: 0 LOB: 0 BB: 0 P: 3	R: 0 E: 0 K: 1 S: 6	H: 1 LOB: 3 BB: 2 P: 14	1B: 3 2B: 2 3B: 0 HR: 1	SF: 0 SAC: 1 DP: 2 HBP: 0	WP: 0 PB: 0 SB: 0 CS: 0	PA: 32
PITCHER Don Cardwell, R ERA: 3.3 Al McBean, R ERA: 3.35 (9, 1)	IP: 8.2 WLS: W BF: 31	H: 5 R: 1 ER: 1 SO: 4	BB: 2 IBB: 0 HBP: 0 BLK: 0	WP: 0 HR: 1 S: 37 P: 45	ERA: 1.04 WHIP: 0.808	PITCHER IP: 0 WLS: 0 BF: 0 H: 0 R: 0 ER: 0 SO: 0 BB: 0 IBB: 0 HBP: 0 BLK: 0 WP: 0 HR: 0 S: 0 P: 0 ERA: 0.00 WHIP: 0.000														

Pittsburgh Pirates @ New York Mets
Shea Stadium, Flushing, NY
Wed Jun 01 1966, 7:05 PM EDT
Att: 11,795 - Unknown

AB 29
R 1
H 5
RBI 1
BB 2
SO 5
LOB 8



Batter	1	2	3	4	5	6	7	8	9	AB R H RBI BB SO LOB	TOP											
Gene Alley, R OBP: 0.315, SLG: 0.368 (1, 6)	4-0 CS BB	0-0 5-3					0-0 P3		0-0 1B SF7 1B	4 1 2 0 1 0 1	Pittsburgh Pirates @ New York Mets Shea Stadium, Flushing, NY Thu Jun 02 1966, 7:05 PM EDT Att: 11,785 - Unknown AB 35 R 5 H 10 RBI 5 BB 6 SO 4 LOB 15 											
Manny Mota, R OBP: 0.400, SLG: 0.554 (1, 8)	0-0 F9		0-0 6-3		0-3 K		0-0 BB 1B	0-0 G3 1B	5 0 2 1 0 1 2													
Roberto Clemente, R OBP: 0.344, SLG: 0.463 (1, 9)	4-0 1B BB		0-0 6-3		0-0 F8		4-0 BB	0-0 G3	3 0 0 0 2 0 3													
Donn Clendenon, R OBP: 0.312, SLG: 0.369 (1, 3)	0-0 BB 1B		0-3 K		0-0 HR		0-3 K	4-0 IBB	4 1 2 1 1 2 2													
Jim Pagliaroni, R OBP: 0.288, SLG: 0.374 (1, 2)	4-0 1-2 BB		0-0 P4		0-0 L7		0-0 4-3	0-0 SF7	3 0 0 1 1 0 0													
Bill Mazerowski, R OBP: 0.254, SLG: 0.324 (1, 4)	0-0 P5		0-0 6-3		0-0 6-3		0-0 F7	0-0 L8	5 0 0 0 0 0 5													
Bob Bailey, R OBP: 0.333, SLG: 0.387 (1, 5)		0-0 P4		4-0 BB	0-0 6-3		0-3 K		3 0 0 0 1 1 0													
Willie Stargell, L OBP: 0.366, SLG: 0.468 (1, 7)		0-0 2B		0-0 F9		0-0 F8		0-0 HR	4 1 2 1 0 0 1													
Vern Law, R OBP: 0.357, SLG: 0.571 (1, 1)		0-0 5-3		0-0 5-3		0-0 HR		0-0 1B 1B	4 2 2 1 0 0 1													
Inning Stats	R: 0 E: 0 K: 0 S: 3	H: 1 LOB: 3 BB: 3 P: 15	R: 0 E: 0 K: 0 S: 4	H: 1 LOB: 1 BB: 0 P: 4	R: 0 E: 0 K: 1 S: 5	H: 0 LOB: 0 BB: 0 P: 5	R: 0 E: 0 K: 0 S: 3	H: 0 LOB: 1 BB: 0 P: 7	R: 0 E: 0 K: 1 S: 6	H: 1 LOB: 1 BB: 0 P: 6	R: 1 E: 0 K: 0 S: 4	H: 1 LOB: 0 BB: 0 P: 4	R: 1 E: 0 K: 1 S: 7	H: 2 LOB: 2 BB: 1 P: 11	R: 0 E: 0 K: 1 S: 5	H: 0 LOB: 0 BB: 0 P: 5	R: 3 E: 0 K: 0 S: 7	H: 4 LOB: 2 BB: 1 P: 11	1B: 6 2B: 1 3B: 0 HR: 3	SF: 1 SAC: 0 DP: 0 HBP: 0	WP: 0 PB: 0 SB: 0 CS: 1	PA: 42
PITCHER	IP WLS BF H R ER SO BB IBB HBP BLK WP HR S P ERA WHIP											IP WLS BF H R ER SO BB IBB HBP BLK WP HR S P ERA WHIP										
Rob Gardner, L ERA: 3.25 (1, 1)	6.2 L 30 6 2 2 2 5 0 0 0 0 0 2 29 49 2.70 1.650																					
Dave Eilers, R ERA: 4.35 (7, 1)	1.1 4 0 0 0 2 0 0 0 0 0 0 0 8 8 0.00 0.000																					
Gordie Richardson, L ERA: 5.71 (9, 1)	0.0 3 3 3 3 0 0 0 0 0 0 0 1 3 3 ∞ ∞																					
Bill Hepler, L ERA: 1.0 (9, 1)	1.0 5 1 0 0 0 0 0 1 0 0 0 0 0 4 8 0.00 1.000																					

Batter	1	2	3	4	5	6	7	8	9	AB R H RBI BB SO LOB	BOTTOM							
Cleon Jones, R OBP: 0.319, SLG: 0.378 (1, 8)	0-0 4-3 6-3 1B		0-0 6-3			4-0 SH3 BB		0-0 1B		3 0 2 0 1 0 0	Pittsburgh Pirates @ New York Mets Shea Stadium, Flushing, NY Thu Jun 02 1966, 7:05 PM EDT Att: 11,785 - Unknown AB 28 R 0 H 3 RBI 0 BB 4 SO 5 LOB 11 							
Ron Hunt, R OBP: 0.365, SLG: 0.379 (1, 4)	0-0 6-3 1-2		0-0 P3			0-0 SH3		0-0 L9		3 0 0 0 0 0 2								
Johnny Lewis, L OBP: 0.283, SLG: 0.345 (1, 9)	0-0 4-3		0-3 K2-3		0-0 4-3		0-3 K		4 0 0 0 0 2 3									
Gordie Richardson, R (9, 1)	0-0 2-3								0 0 0 0 0 0 0									
Bill Hepler, L (9, 1)									0 0 0 0 0 0 0									
Ken Boyer, R OBP: 0.318, SLG: 0.434 (1, 5)	4-0 BB		0-3 K		0-0 P6			0-0 L5	3 0 0 0 1 1 1									
Ed Kranepool, L OBP: 0.292, SLG: 0.310 (1, 3)	0-0 F9		0-0 1-3			0-0 P4		0-0 F8	4 0 0 0 0 0 2									
Al Luplow, L OBP: 0.289, SLG: 0.286 (1, 7)		4-0 G5-4-3 BB		0-0 P3		0-3 K		0-0 3-1	3 0 0 0 1 1 0									
Hawk Taylor, R OBP: 0.250, SLG: 0.375 (1, 2)		0-0 G5-4-3		0-0 P5		4-0 BB			2 0 0 0 0 0 1									
John Stephenson, L OBP: 0.283, SLG: 0.318 (7, PH)		0-0 1-2		0-0 P6					0 0 0 0 1 0 0									
Roy McMillan, R OBP: 0.248, SLG: 0.213 (1, 6)		0-0 6-3		0-0 1B		0-0 L7			3 0 1 0 0 0 1									
Rob Gardner, R OBP: 0.130, SLG: 0.174 (7, 1)			0-0 P6		0-3 K				2 0 0 0 0 1 1									
Dave Eilers, R (7, 1)									0 0 0 0 0 0 0									
Chuck Hiller, L OBP: 0.387, SLG: 0.367 (6, PH)									1 0 0 0 0 0 0									
Chuck Hiller, L (9, 7)									0 0 0 0 0 0 0									
Inning Stats	R: 0 E: 0 K: 0 S: 4	H: 1 LOB: 2 BB: 1 P: 8	R: 0 E: 0 K: 0 S: 2	H: 0 LOB: 0 BB: 1 P: 6	R: 0 E: 0 K: 2 S: 7	H: 0 LOB: 0 BB: 0 P: 7	R: 0 E: 0 K: 1 S: 6	H: 0 LOB: 1 BB: 0 P: 6	R: 0 E: 0 K: 1 S: 5	H: 0 LOB: 1 BB: 1 P: 9	R: 0 E: 0 K: 1 S: 6	H: 1 LOB: 0 BB: 0 P: 6	R: 0 E: 0 K: 1 S: 3	H: 0 LOB: 0 BB: 0 P: 3	1B: 3 2B: 0 3B: 0 HR: 0	SF: 0 SAC: 1 DP: 1 HBP: 0	WP: 0 PB: 0 SB: 0 CS: 0	PA: 33
PITCHER	IP WLS BF H R ER SO BB IBB HBP BLK WP HR S P ERA WHIP											IP WLS BF H R ER SO BB IBB HBP BLK WP HR S P ERA WHIP						
Vern Law, R ERA: 2.01 (1, 1)	9.0 W 33 3 0 0 5 4 0 0 0 0 0 0 39 55 0.00 0.778																	

Batter	1	2	3	4	5	6	7	8	9	AB	R	H	RBI	BB	SO	LOB	TOP			
Joe Morgan, L (1,4) OBP: 0.450, SLG: 0.441	0-0 E 1B		4-0 FC5-6 BB		0-0 F9		0-0 4-3			3	1	1	0	1	0	0	Houston Astros @ Pittsburgh Pirates Forbes Field, Pittsburgh, PA Fri Jun 03 1966, 7:05 PM EDT Att: 11,263 - Unknown - 75 F			
Sonny Jackson, L (1,6) OBP: 0.313, SLG: 0.299	0-0 E5 1B		0-0 FC5-6 2B		0-0 1B 1B		0-0 G6-4-3 1B			4	1	3	0	0	0	1				
Jimmy Wynn, R (1,8) OBP: 0.300, SLG: 0.417	0-0 S 1B		0-0 1-3 2B		0-0 1B		0-0 G6-4-3 1-2			4	0	3	1	0	0	1				
Dave Nicholson, R (1,9) OBP: 0.446, SLG: 0.520	0-0 F9 1-2		4-0 IBB		0-0 L5			4-0 G6-4-3 BB		2	0	0	0	2	0	3				
Felix Mantilla, R (1,3) OBP: 0.255, SLG: 0.306	0-3 K		0-0 P4		0-0 1-2 2-3 1B			0-0 G6-4-3 1-2		4	0	1	0	0	1	5				
Bob Aspromonte, R (1,5) OBP: 0.253, SLG: 0.270	0-0 5-3		0-0 F5		0-0 5-3			0-0 F7		4	0	0	0	0	0	7				
Rusty Staub, L (1,7) OBP: 0.313, SLG: 0.394		0-0 5-3		0-0 4-3		0-0 4-3			0-0 G6-4-3 1B	4	0	1	0	0	0	0				
Ron Brand, R (1,2) OBP: 0.375, SLG: 0.318		0-0 5-3		0-0 1-3		0-0 P6			0-0 G6-4-3 1-2	4	0	0	0	0	0	1				
Larry Dierker, R (1,1) OBP: 0.182, SLG: 0.318		0-3 K		0-0 G3				0-3 K		3	0	0	0	0	2	0				
Ron Taylor, R (6,1) John Bateman, R (9, PH) OBP: 0.329, SLG: 0.510										0	0	0	0	0	0	0				
										1	0	0	0	0	1	0				
Inning Stats	R: 2 E: 1 K: 1 S: 8	H: 3 LOB: 1 BB: 0 P: 8	R: 0 E: 0 K: 1 S: 5	H: 0 LOB: 0 BB: 2 P: 5	R: 0 E: 0 K: 0 S: 4	H: 1 LOB: 3 BB: 2 P: 12	R: 0 E: 0 K: 0 S: 3	H: 0 LOB: 0 BB: 0 P: 3	R: 0 E: 0 K: 1 S: 6	H: 3 LOB: 3 BB: 0 P: 6	R: 0 E: 0 K: 0 S: 3	H: 1 LOB: 0 BB: 0 P: 3	R: 0 E: 0 K: 0 S: 2	H: 0 LOB: 0 BB: 1 P: 6	R: 0 E: 0 K: 1 S: 5	H: 1 LOB: 0 BB: 0 P: 5	1B: 8 2B: 1 3B: 0 HR: 0	SF: 0 SAC: 0 DP: 3 HBP: 0	WP: 0 PB: 0 SB: 1 CS: 0	PA: 36
PITCHER Woodie Fryman, L (1,1) ERA: 2.21	IP: 9.0 WLS: W BF: 36	H: 9 R: 2 ER: 2 SO: 4	BB: 2 IBB: 1 HBP: 0 BLK: 0	WP: 0 HR: 0 S: 41 P: 53	ERA: 2.00 WHIP: 1.222	PITCHER										IP: 9.0 WLS: W BF: 36	H: 9 R: 2 ER: 2 SO: 4	BB: 2 IBB: 1 HBP: 0 BLK: 0	WP: 0 HR: 0 S: 41 P: 53	ERA: 2.00 WHIP: 1.222

AB	33
R	2
H	9
RBI	1
BB	3
SO	4
LOB	18



Batter	1	2	3	4	5	6	7	8	9	AB	R	H	RBI	BB	SO	LOB	BOTTOM			
Matty Alou, L (1,8) OBP: 0.359, SLG: 0.497	0-0 4-3	0-0 6-3		0-0 L7		0-0 1B 2B 1B	0-0 P5			5	1	1	0	0	0	5	Houston Astros @ Pittsburgh Pirates Forbes Field, Pittsburgh, PA Fri Jun 03 1966, 7:05 PM EDT Att: 11,263 - Unknown - 75 F			
Gene Alley, R (1,6) OBP: 0.316, SLG: 0.376	0-0 BB 1B		0-0 2B		0-0 6-3	0-0 P4		0-3 K		5	1	2	0	0	1	2				
Manny Mota, R (1,7) OBP: 0.409, SLG: 0.552	4-0 1B 1B BB		0-0 5-3		0-0 5-3	0-0 2B 1B		0-0 FC6 1B		4	1	2	1	1	0	1				
Willie Stargell, L (1,3) OBP: 0.369, SLG: 0.473	0-0 G5-3 1B 1-2 2H		0-0 F7		0-0 F7	0-0 2B		0-0 F5		5	0	2	2	0	0	2				
Roberto Clemente, R (1,9) OBP: 0.345, SLG: 0.461	0-0 1-2 2H 1B		0-0 1-3			0-0 1B 6-3		0-0 FC6 1-2		5	1	2	1	0	0	4				
Jim Pagliaroni, R (1,2) OBP: 0.300, SLG: 0.398	0-0 G5-3 2-3F			4-0 FC6-4 BB		0-0 1-2 2-3 1B BB	1-0 FC6-4 1B HBP			2	1	1	2	1	0	2				
Bill Mazerowski, R (1,4) OBP: 0.259, SLG: 0.344		0-0 P6		0-0 FC6-4 BB 1-2		0-0 HR	0-0 FC6-4 1B			4	1	2	1	0	0	1				
Bob Bailey, R (1,5) OBP: 0.343, SLG: 0.396				4-0 FC6-4 BB		4-0 1B BB	0-0 L8			2	1	1	0	2	0	2				
Woodie Fryman, R (1,1) OBP: 0.067, SLG: 0.067		0-3 K		0-0 FC6-4		0-0 B2	0-0 FC6-4			4	0	0	0	0	1	6				
Inning Stats	R: 2 E: 0 K: 0 S: 5	H: 3 LOB: 1 BB: 1 P: 9	R: 0 E: 0 K: 1 S: 6	H: 1 LOB: 1 BB: 0 P: 6	R: 0 E: 0 K: 0 S: 4	H: 1 LOB: 1 BB: 0 P: 4	R: 0 E: 0 K: 0 S: 3	H: 0 LOB: 2 BB: 2 P: 11	R: 0 E: 0 K: 0 S: 3	H: 0 LOB: 0 BB: 0 P: 3	R: 5 E: 0 K: 0 S: 9	H: 6 LOB: 2 BB: 1 P: 13	R: 0 E: 0 K: 0 S: 4	H: 1 LOB: 2 BB: 0 P: 5	R: 0 E: 0 K: 1 S: 6	H: 1 LOB: 1 BB: 0 P: 6		1B: 8 2B: 3 3B: 0 HR: 2	SF: 0 SAC: 0 DP: 1 HBP: 1	WP: 0 PB: 0 SB: 0 CS: 0
PITCHER Larry Dierker, R (1,1) ERA: 4.04	IP: 5.0 WLS: L BF: 26	H: 8 R: 6 ER: 6 SO: 1	BB: 4 IBB: 0 HBP: 0 BLK: 0	WP: 0 HR: 2 S: 24 P: 40	ERA: 10.80 WHIP: 2.400	PITCHER										IP: 5.0 WLS: L BF: 26	H: 8 R: 6 ER: 6 SO: 1	BB: 4 IBB: 0 HBP: 0 BLK: 0	WP: 0 HR: 2 S: 24 P: 40	ERA: 10.80 WHIP: 2.400
Ron Taylor, R (6,1) ERA: 4.35	IP: 3.0 WLS: 15 BF: 5	H: 1 R: 1 ER: 1 SO: 1	BB: 0 IBB: 0 HBP: 1 BLK: 0	WP: 0 HR: 0 S: 16 P: 17	ERA: 3.00 WHIP: 1.667	PITCHER										IP: 3.0 WLS: 15 BF: 5	H: 1 R: 1 ER: 1 SO: 1	BB: 0 IBB: 0 HBP: 1 BLK: 0	WP: 0 HR: 0 S: 16 P: 17	ERA: 3.00 WHIP: 1.667



Batter	1	2	3	4	5	6	7	8	9	AB	R	H	RBI	BB	SO	LOB	TOP																
Joe Morgan, L (1,4) OBP: 0.453, SLG: 0.453	G3	1B 3B		FC2-6 1B		G6-3 BB			3-1	4	1	2	2	1	0	0																	
Sonny Jackson, L (1,6) OBP: 0.315, SLG: 0.298	CS BB	S 1B		FC2-6 1B		G6-3			F9	4	0	1	1	1	0	2																	
Jimmy Wynn, R (1,8) OBP: 0.303, SLG: 0.416	PB WP BB	5-3		1B						3	0	1	0	1	0	1																	
Jim Gentile, L (1,3) OBP: 0.342, SLG: 0.461	BB			HR BB		F8			6-3	2	1	0	0	2	0	2																	
Rusty Staub, L (1,9) OBP: 0.311, SLG: 0.408	4-3			HR		F8			F7	3	4	1	1	2	0	0	4																
Lee Maye, L (1,7) OBP: 0.257, SLG: 0.400		L7		HR		6-3			4-3	1	4	1	1	1	0	0	0																
John Bateman, R (1,2) OBP: 0.327, SLG: 0.503		BB 3B 1B		K		F7			K	2	4	1	1	0	0	2	0																
Bob Aspromonte, R (1,5) OBP: 0.247, SLG: 0.264		F9		6-3		6-3			6-3	3	4	0	0	0	0	0	1																
Robin Roberts, S (1,1)				4-3					5-3	1	1	1	0	0	1	0	0																
Gary Kroll, R (3,1)										0	0	0	0	0	0	0	0																
Jim Owens, R (5,1)										1	0	0	0	0	1	0	0																
Claude Raymond, R (8,1)										0	0	0	0	0	0	0	0																
Felix Mantilla, R (9, PH) OBP: 0.250, SLG: 0.300		3B BB								1	0	0	0	0	0	0	0																
Inning Stats	R: 0 E: 0 K: 0 S: 2	H: 0 LOB: 2 BB: 3 P: 14	R: 3 E: 0 K: 0 S: 6	H: 3 LOB: 1 BB: 1 P: 10	R: 3 E: 0 K: 1 S: 7	H: 2 LOB: 0 BB: 1 P: 11	R: 0 E: 0 K: 0 S: 5	H: 2 LOB: 2 BB: 0 P: 5	R: 0 E: 0 K: 1 S: 4	H: 0 LOB: 0 BB: 1 P: 8	R: 0 E: 0 K: 0 S: 3	H: 0 LOB: 0 BB: 0 P: 3	R: 0 E: 0 K: 1 S: 5	H: 0 LOB: 0 BB: 0 P: 5	R: 0 E: 0 K: 0 S: 3	H: 0 LOB: 0 BB: 0 P: 3	1B: 4 2B: 0 3B: 1 HR: 2	SF: 0 SAC: 0 DP: 1 HBP: 0	WP: 1 PB: 1 SB: 1 CS: 1	PA: 38													
PITCHER	IP WLS BF H R ER SO BB IBB HBP BLK WP HR S P ERA WHIP																																
Steve Blass, R (1,1) ERA: 3.65	2.0	12	3	3	3	0	4	0	0	0	0	1	0	8	24	13.50	3.500																
Al McBean, R (3,1) ERA: 4.15	2.0	11	4	3	3	1	1	0	0	0	0	0	2	12	16	13.50	2.500																
Tommie Sisk, R (5,1) ERA: 4.5	1.0	3	0	0	0	0	0	0	0	0	0	0	0	3	3	0.00	0.000																
Don Schwall, R (6,1) ERA: 1.95	3.0	W 9	0	0	0	2	1	0	0	0	0	0	0	12	16	0.00	0.333																
Pete Mikkelsen, R (9,1) ERA: 2.69	1.0	S 3	0	0	0	0	0	0	0	0	0	0	0	3	3	0.00	0.000																
Batter	1	2	3	4	5	6	7	8	9	AB <th>R</th> <th>H</th> <th>RBI</th> <th>BB</th> <th>SO</th> <th>LOB</th> <th>BOTTOM</th>	R	H	RBI	BB	SO	LOB	BOTTOM																
Matty Alou, L (1,8) OBP: 0.355, SLG: 0.488	F7		5-3	S 1B		F9		L3		5	0	1	0	0	0	1																	
Gene Alley, R (1,6) OBP: 0.314, SLG: 0.377	2B		F9	K		4-3		E3 WP HR		5	1	1	0	0	1	2																	
Manny Mota, R (1,7) OBP: 0.400, SLG: 0.532	F9		1B 1B BB	5-3		K		K		4	1	0	0	1	2	4																	
Willie Stargell, L (1,3) OBP: 0.382, SLG: 0.503	L8		1B HR 1B			1B 1B		4-3 WP 1B		5	4	4	3	0	0	1																	
Roberto Clemente, R (1,9) OBP: 0.352, SLG: 0.470		FC4-6 2B	HR 1B			FC6-4 1B		4-3		5	1	3	1	0	1	1																	
Jim Pagliaroni, R (1,2) OBP: 0.305, SLG: 0.423	F7		HR			K		5-3 1B		4	1	2	4	0	1	3																	
Bill Mazerowski, R (1,4) OBP: 0.269, SLG: 0.349		FC4-6 HBP	FC6-4 1B			FC6-4 1B		5-3		3	0	2	1	0	0	1																	
Bob Bailey, R (1,5) OBP: 0.335, SLG: 0.385	FC4-6	FC6-4	FC6-4			FC6-4		L7		4	0	0	0	0	0	6																	
Steve Blass, R (1,1) ERA: 3.65	F7					6-3		WP HR 1B		0	0	0	0	0	0	0																	
Al McBean, R (3,1) ERA: 4.15										1	0	0	0	0	0	0																	
Tommie Sisk, R (5,1) ERA: 4.5										0	0	0	0	0	0	0																	
Don Schwall, R (6,1) ERA: 1.95										0	0	0	0	0	0	0																	
Pete Mikkelsen, R (9,1) ERA: 2.69										0	0	0	0	0	0	0																	
Inning Stats	R: 0 E: 0 K: 0 S: 4	H: 1 LOB: 1 BB: 0 P: 4	R: 0 E: 0 K: 0 S: 4	H: 1 LOB: 2 BB: 0 P: 5	R: 4 E: 0 K: 0 S: 7	H: 4 LOB: 1 BB: 1 P: 11	R: 0 E: 0 K: 2 S: 8	H: 1 LOB: 1 BB: 0 P: 8	R: 1 E: 0 K: 1 S: 8	H: 3 LOB: 2 BB: 0 P: 8	R: 0 E: 0 K: 1 S: 5	H: 0 LOB: 0 BB: 0 P: 5	R: 1 E: 0 K: 0 S: 5	H: 2 LOB: 1 BB: 0 P: 5	R: 3 E: 1 K: 2 S: 10	H: 2 LOB: 0 BB: 0 P: 10	1B: 10 2B: 2 3B: 0 HR: 2	SF: 0 SAC: 0 DP: 0 HBP: 1	WP: 2 PB: 0 SB: 1 CS: 0	PA: 41													
PITCHER	IP WLS BF H R ER SO BB IBB HBP BLK WP HR S P ERA WHIP																																
Robin Roberts, R (1,1) ERA: 3.83	2.2	15	5	4	4	0	1	0	0	0	0	0	0	13	18	13.50	2.250																
Gary Kroll, R (3,1) ERA: 3.09	1.2	10	5	1	1	3	0	0	0	0	0	0	0	16	16	5.40	3.000																
Jim Owens, R (5,1) ERA: 2.96	2.2	10	2	1	1	1	0	0	0	0	1	0	12	12	3.38	0.750																	
Claude Raymond, R (8,1) ERA: 1.29	1.0	L 6	2	3	0	2	0	0	0	0	1	1	10	10	0.00	2.000																	

Houston Astros @ Pittsburgh Pirates
 Forbes Field, Pittsburgh, PA
 Sat Jun 04 1966, 7:05 PM EDT
 Att. 6,946 - Unknown - 82 F

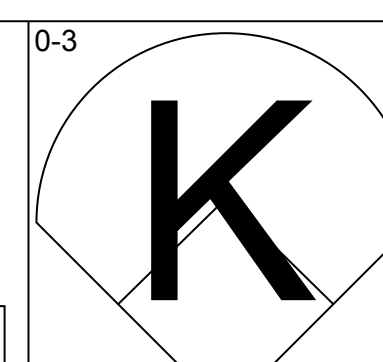
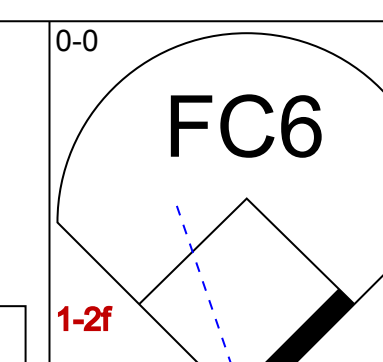
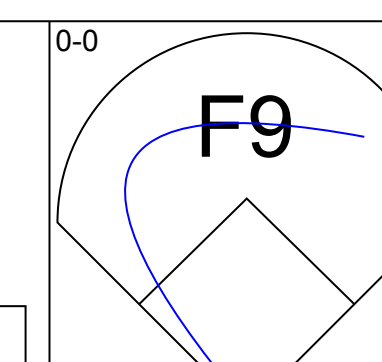
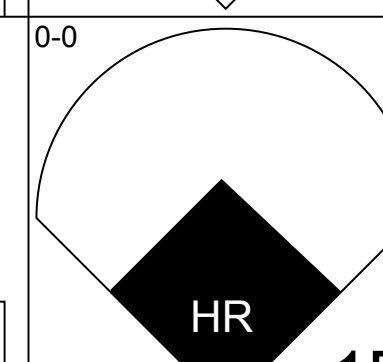
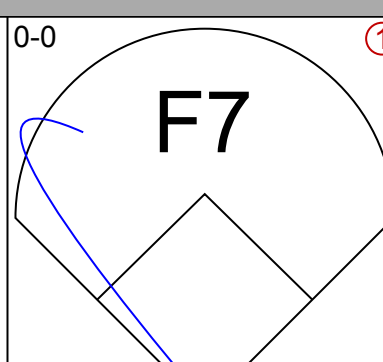
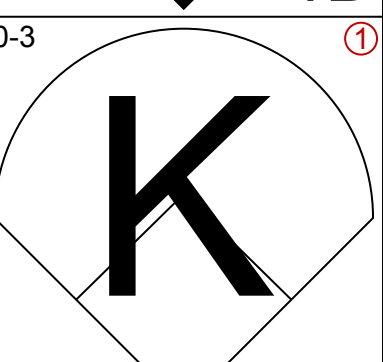
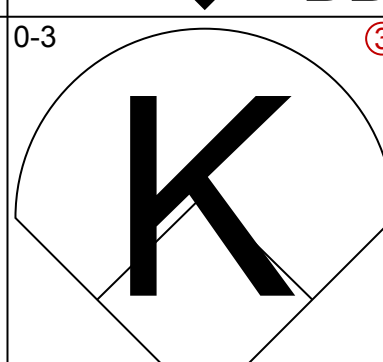
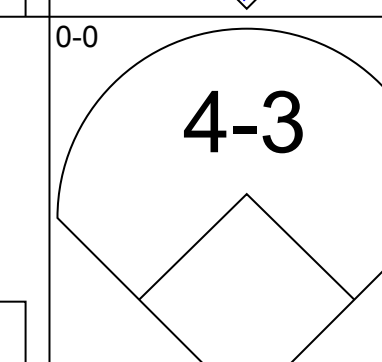
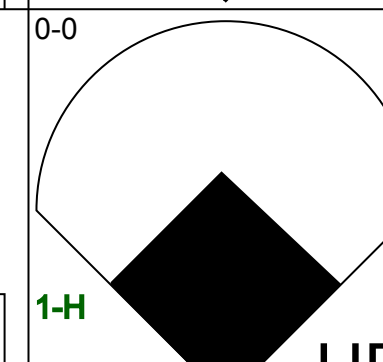
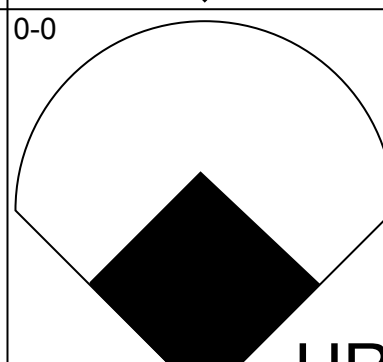
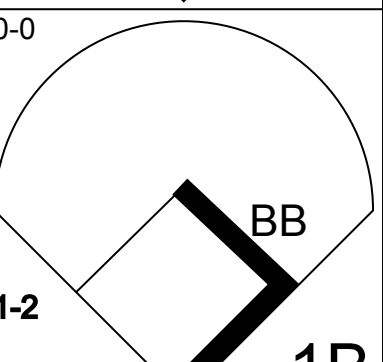

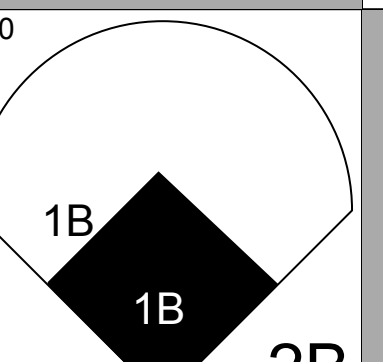
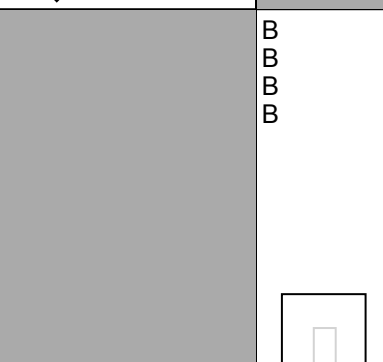
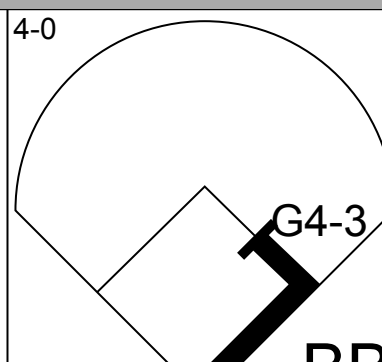
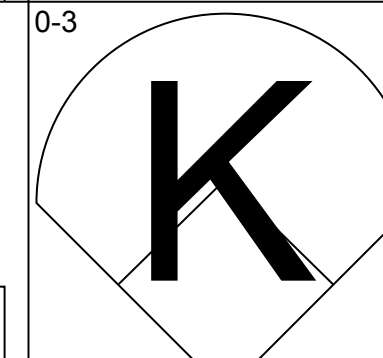
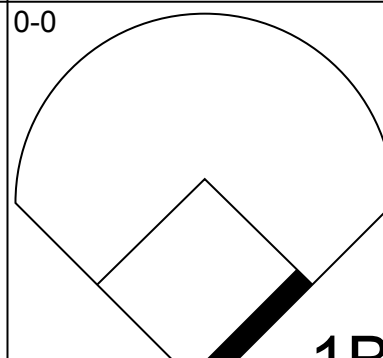
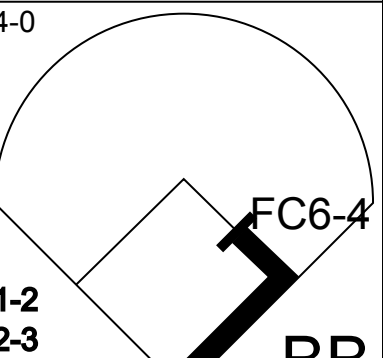
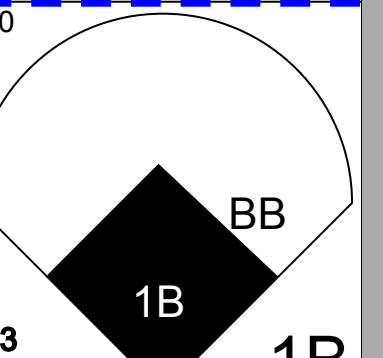
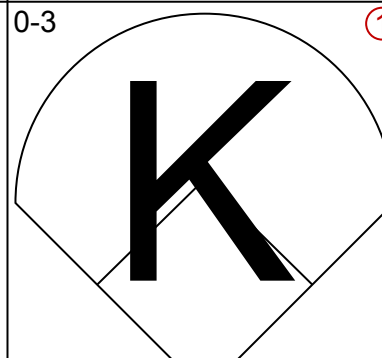
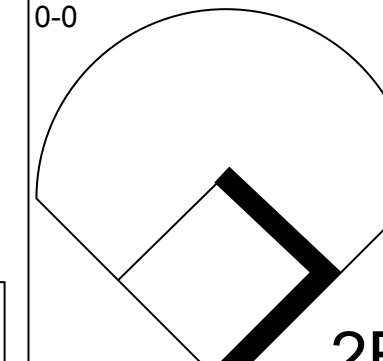
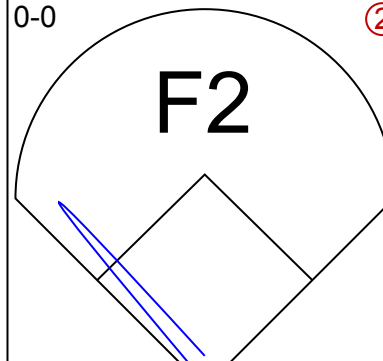
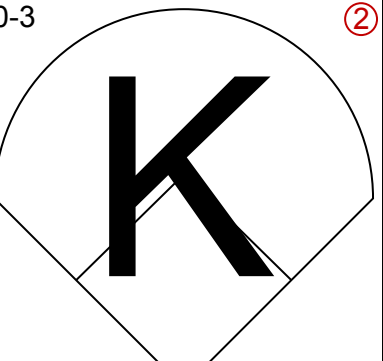
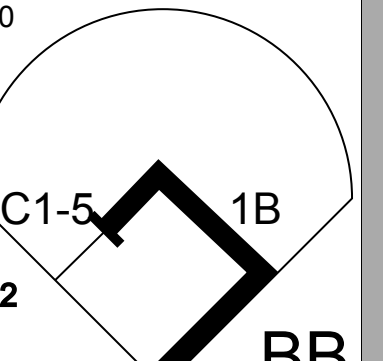
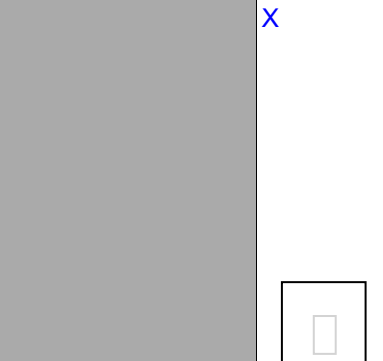
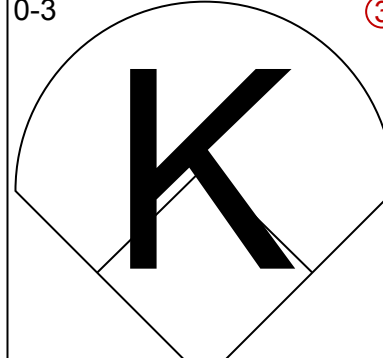
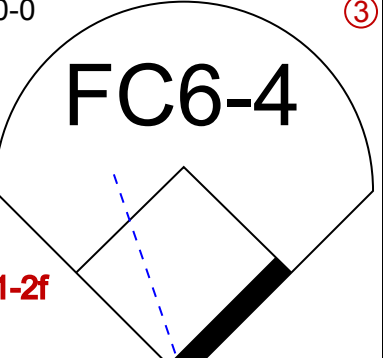
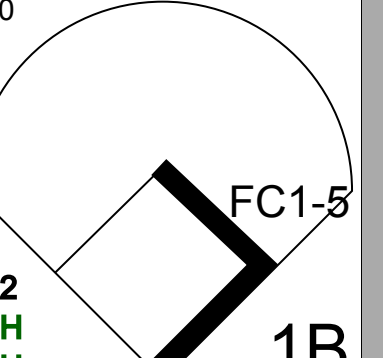





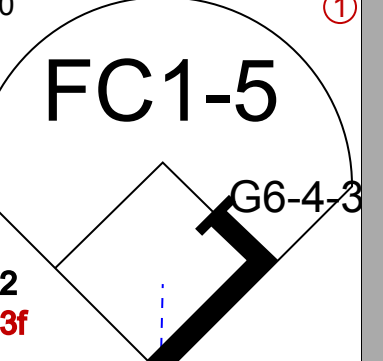

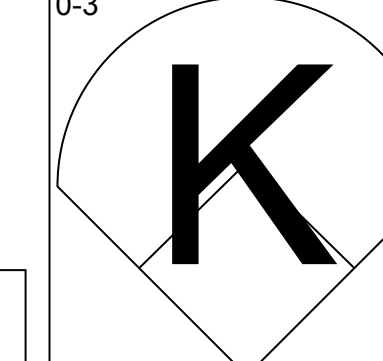
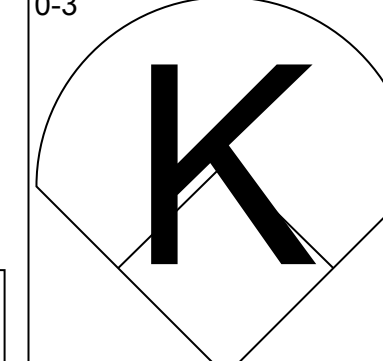
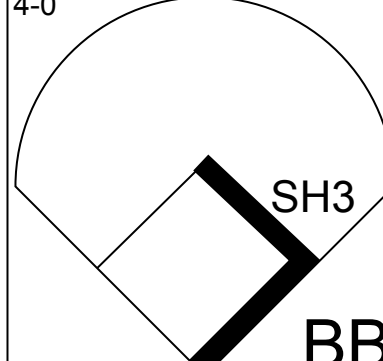

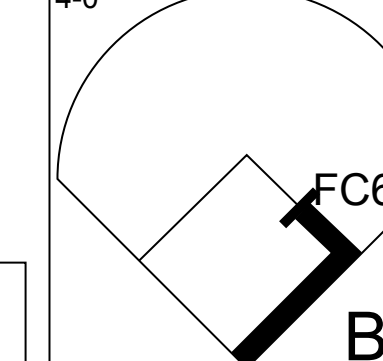
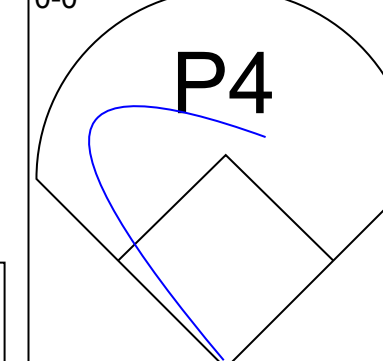
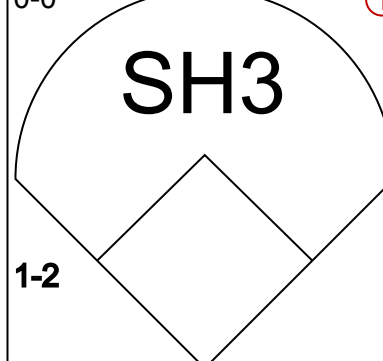

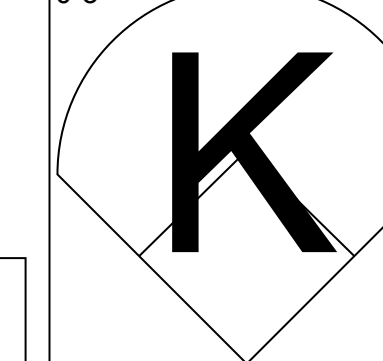
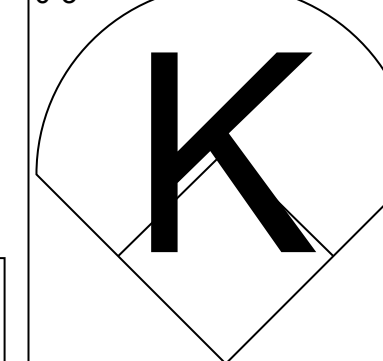
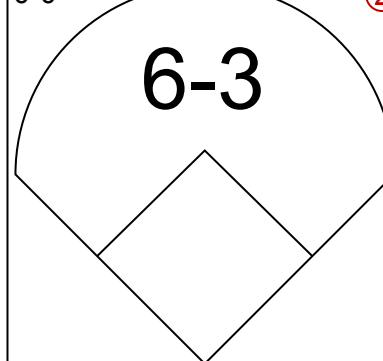
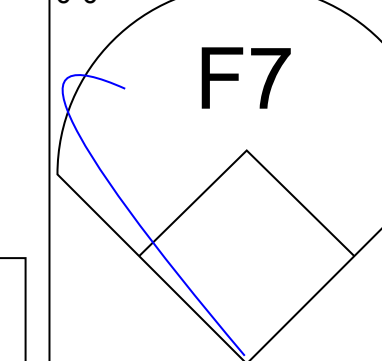
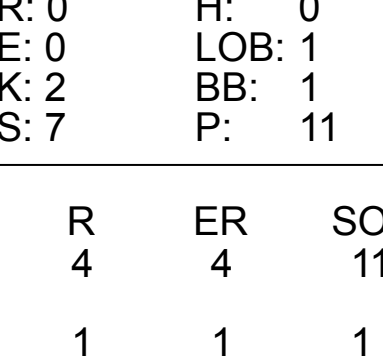
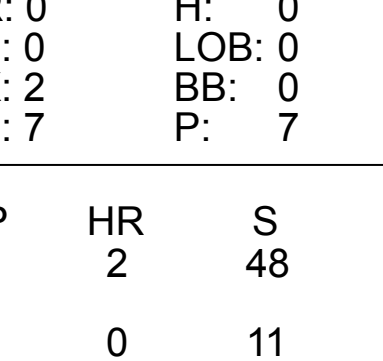
AB	32
R	6
H	7
RBI	6
BB	6
SO	3
LOB	10

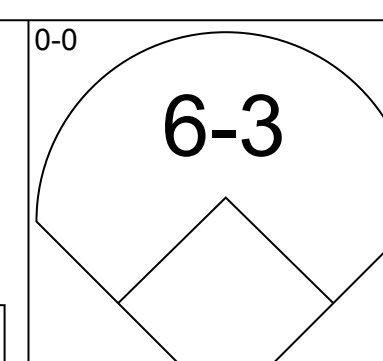
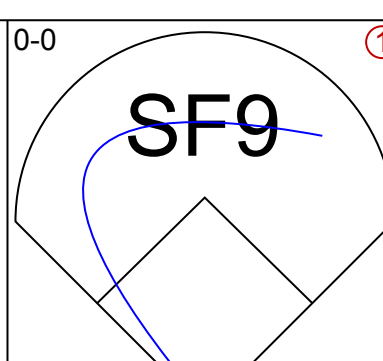
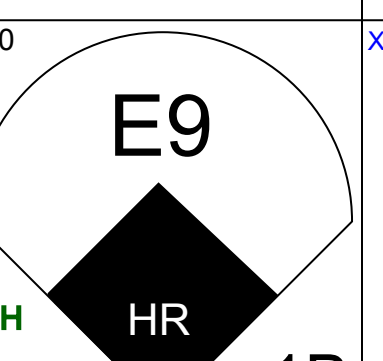
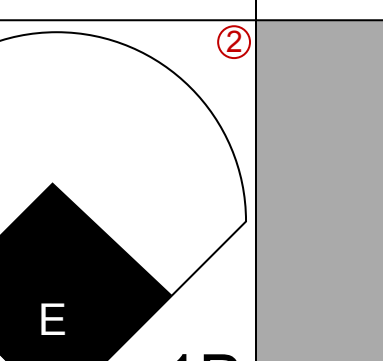
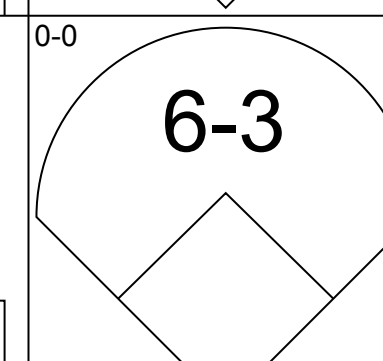
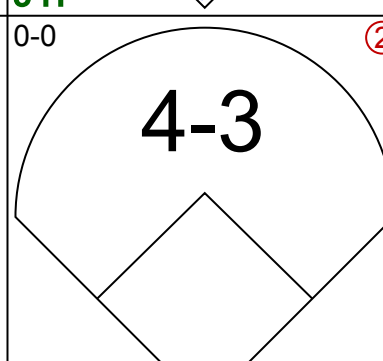
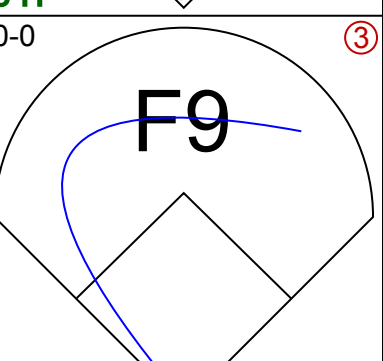
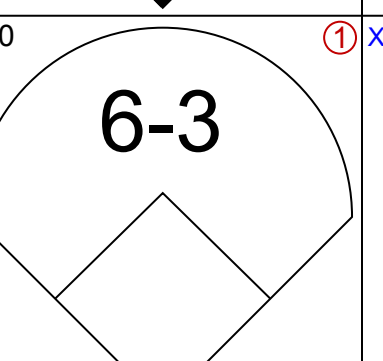
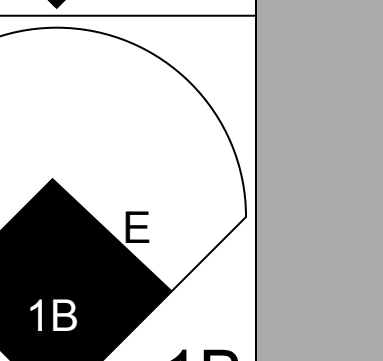
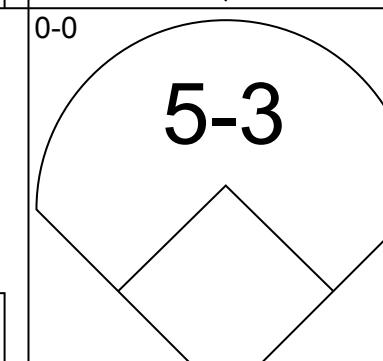
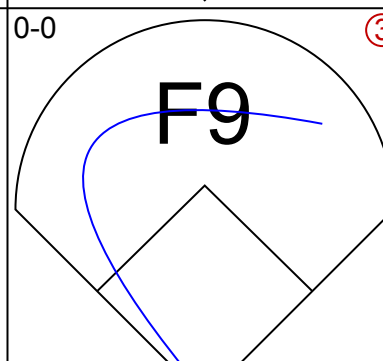
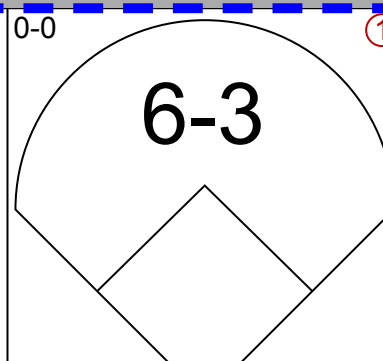
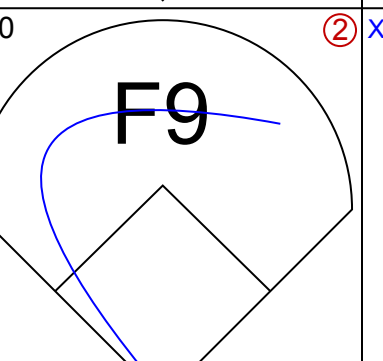
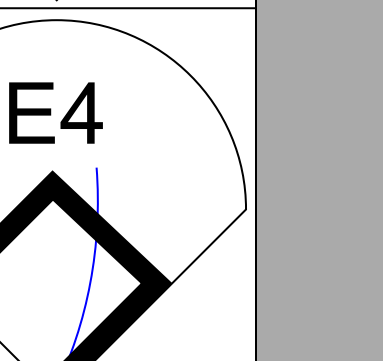
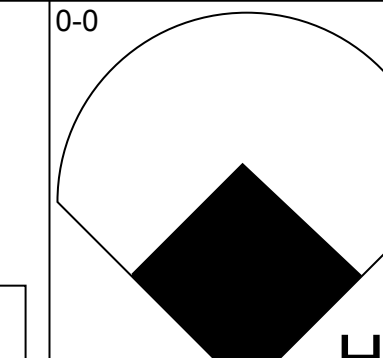
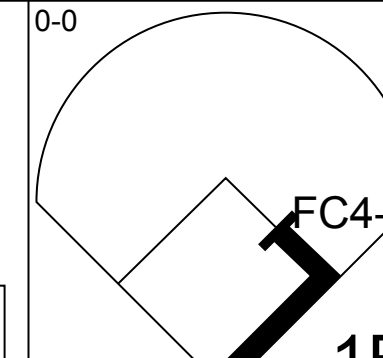
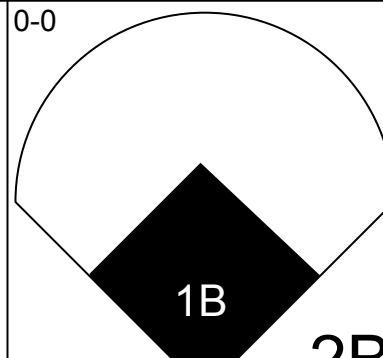
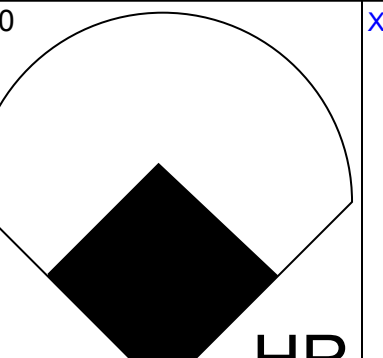
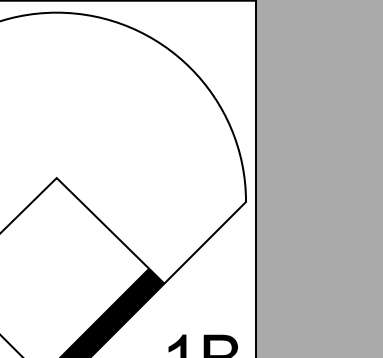
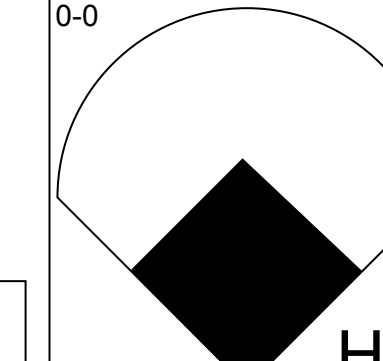
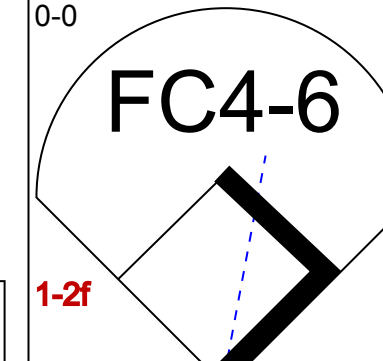
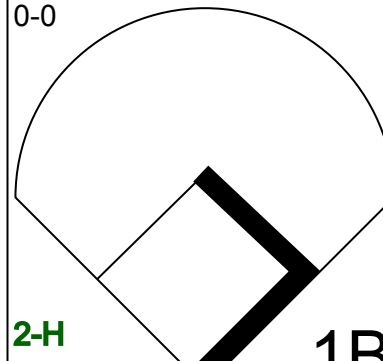
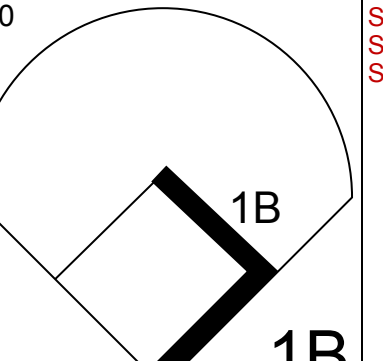
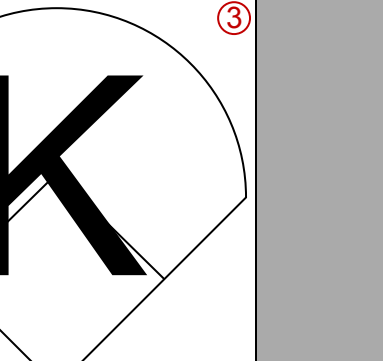
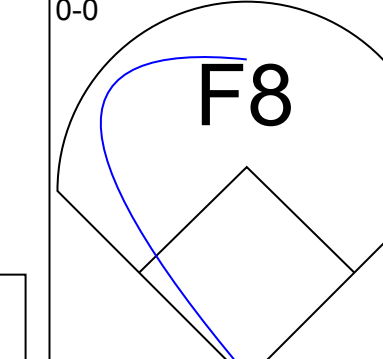
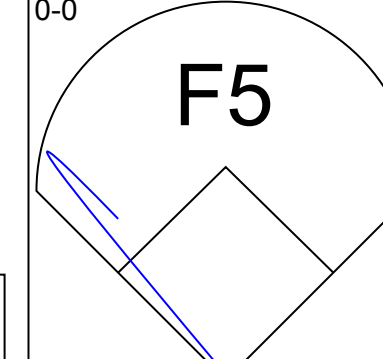
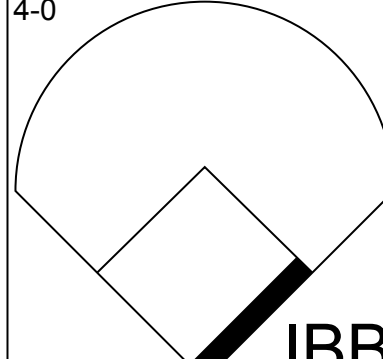
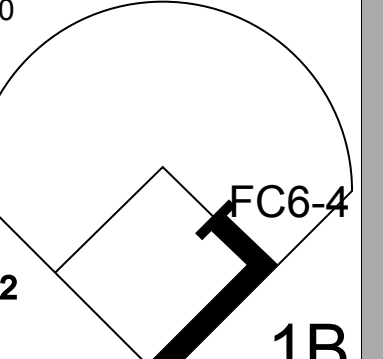
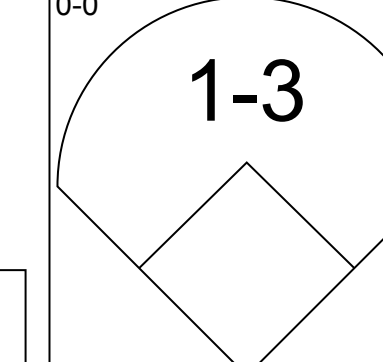
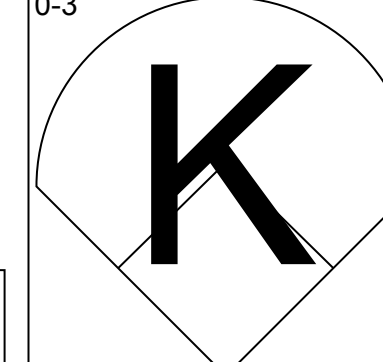
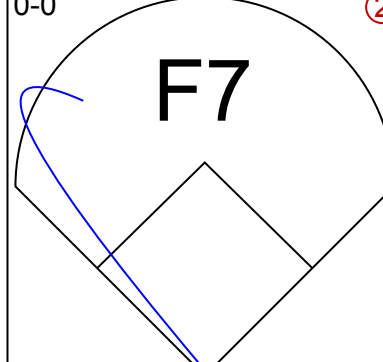
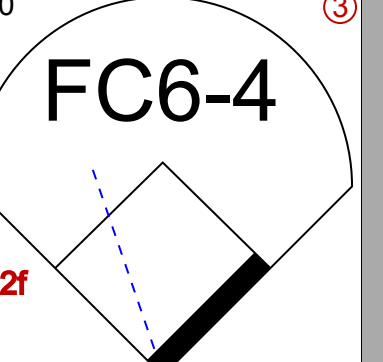
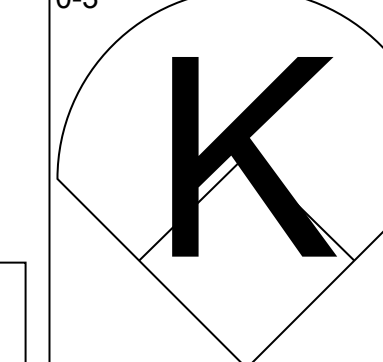
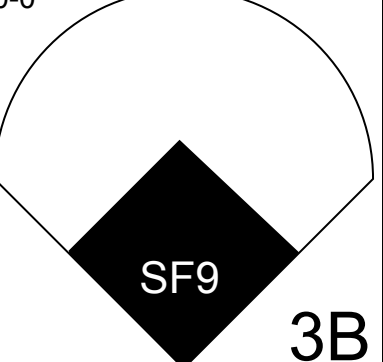

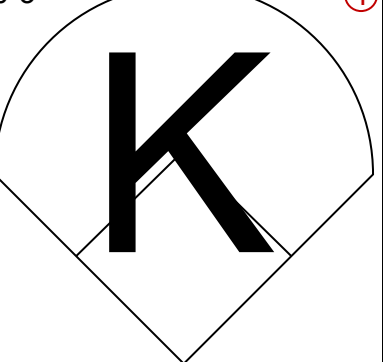
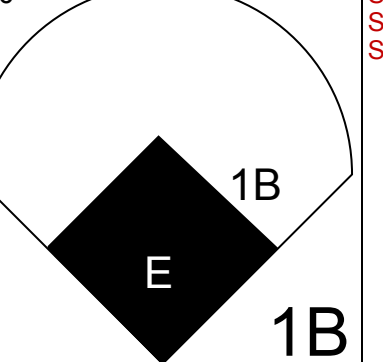
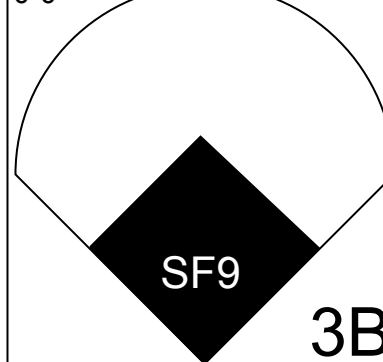
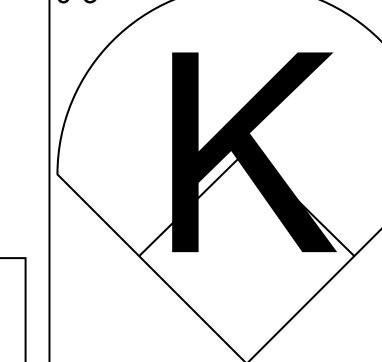
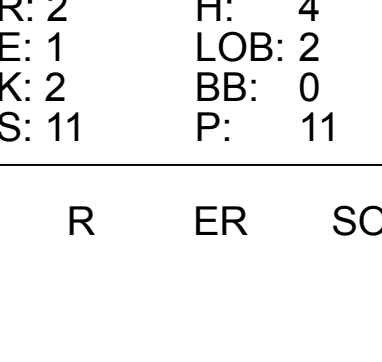


Houston Astros @ Pittsburgh Pirates
 Forbes Field, Pittsburgh, PA
 Sat Jun 04 1966, 7:05 PM EDT
 Att. 6,946 - Unknown - 82 F

AB	39
R	9
H	14
RBI	9
SO	6
LOB	23



Batter	1	2	3	4	5	6	7	8	9	AB	R	H	RBI	BB	SO	LOB	TOP																		
Joe Morgan, L (1,4) OBP: 0.452, SLG: 0.449										4	0	1	0	1	1	1	Houston Astros @ Pittsburgh Pirates Forbes Field, Pittsburgh, PA Sun Jun 05 1966, 3:33 AM EDT Att: 27,370 - Unknown - 80 F																		
Sonny Jackson, L (1,6) OBP: 0.313, SLG: 0.296										5	1	1	0	0	2	3																			
Jimmy Wynn, R (1,8) OBP: 0.319, SLG: 0.464										4	3	4	3	1	0	0																			
Dave Nicholson, R (1,9) OBP: 0.452, SLG: 0.520										4	1	2	0	1	2	1																			
Felix Mantilla, R (1,3) OBP: 0.255, SLG: 0.321										3	0	1	0	0	1	4																			
Jim Gentile, L (7,PH) OBP: 0.344, SLG: 0.457										1	0	0	0	1	0	1																			
John Bateman, R (1,2) OBP: 0.325, SLG: 0.497										4	0	1	2	0	2	5																			
Rusty Staub, L (1,7) OBP: 0.310, SLG: 0.401										3	0	0	0	1	2	2																			
Bob Lillis, R (1,5) OBP: 0.222, SLG: 0.067										2	0	0	0	1	0	2																			
Turk Farrell, R (1,1)										2	0	0	0	0	2	1																			
Bob Aspromonte, R (6,PH)										1	0	0	0	0	0	1																			
Bob Bruce, R (6,1)										0	0	0	0	0	0	0																			
Lee Maye, L (8,PH)										1	0	0	0	0	0	0																			
Ron Taylor, R (8,1)										0	0	0	0	0	0	0																			
Inning Stats	R: 2 E: 0 K: 3 S: 12	H: 3 LOB: 1 BB: 0 P: 12	R: 0 E: 0 K: 2 S: 7	H: 0 LOB: 1 BB: 1 P: 11	R: 1 E: 0 K: 1 S: 7	H: 2 LOB: 1 BB: 0 P: 7	R: 0 E: 0 K: 2 S: 7	H: 0 LOB: 0 BB: 0 P: 7	R: 0 E: 0 K: 1 S: 9	H: 2 LOB: 3 BB: 1 P: 13	R: 0 E: 0 K: 1 S: 5	H: 0 LOB: 2 BB: 2 P: 13	R: 2 E: 0 K: 0 S: 5	H: 3 LOB: 1 BB: 1 P: 9	R: 0 E: 0 K: 0 S: 3	H: 0 LOB: 0 BB: 0 P: 3	R: 0 E: 0 K: 1 S: 4	H: 0 LOB: 0 BB: 1 P: 8	1B: 6 2B: 2 3B: 0 HR: 2	SF: 0 SAC: 1 DP: 2 HBP: 0	WP: 0 PB: 0 SB: 0 CS: 0	PA: 41													
PITCHER	IP WLS BF H R ER SO BB IBB HBP BLK WP HR S P ERA WHIP																																		
Bob Veale, L (1,1) ERA: 2.79	6.0	30	8	4	4	4	11	4	0	0	0	0	0	0	2	48	64	6.00	2.000																
Pete Mikkelsen, R (7,1) ERA: 2.7	3.0	W	11	2	1	1	1	2	0	0	0	0	0	0	0	11	19	3.00	1.333																

Batter	1	2	3	4	5	6	7	8	9	AB	R	H	RBI	BB	SO	LOB	BOTTOM																		
Matty Alou, L (1,8) OBP: 0.356, SLG: 0.491										3	2	2	2	0	0	0	Houston Astros @ Pittsburgh Pirates Forbes Field, Pittsburgh, PA Sun Jun 05 1966, 3:33 AM EDT Att: 27,370 - Unknown - 80 F																		
Gene Alley, R (1,6) OBP: 0.311, SLG: 0.371										5	1	1	0	0	0	1																			
Manny Mota, R (1,7) OBP: 0.384, SLG: 0.509										5	0	0	0	0	0	2																			
Willie Stargell, L (1,3) OBP: 0.399, SLG: 0.564										5	3	5	4	0	0	0																			
Roberto Clemente, R (1,9) OBP: 0.358, SLG: 0.489										5	1	3	2	0	1	3																			
Jim Pagliaroni, R (1,2) OBP: 0.310, SLG: 0.421										3	0	1	0	1	0	1																			
Bill Mazerowski, R (1,4) OBP: 0.283, SLG: 0.342										4	0	0	0	0	1	5																			
Bob Bailey, R (1,5) OBP: 0.339, SLG: 0.401										4	1	2	0	0	1	2																			
Jose Pagan, R (9,5) OBP: 0.294, SLG: 0.377										0	0	0	0	0	0	0																			
Bob Veale, S (1,1) OBP: 0.212, SLG: 0.273										2	1	1	0	0	1	1																			
Pete Mikkelsen, R (7,1) OBP: 0.125, SLG: 0.125										2	1	1	0	0	1	1																			
Inning Stats	R: 0 E: 0 K: 0 S: 3	H: 0 LOB: 0 BB: 0 P: 3	R: 2 E: 0 K: 1 S: 7	H: 2 LOB: 0 BB: 0 P: 7	R: 1 E: 0 K: 0 S: 4	H: 1 LOB: 0 BB: 0 P: 4	R: 0 E: 1 K: 1 S: 6	H: 1 LOB: 1 BB: 0 P: 6	R: 1 E: 0 K: 0 S: 5	H: 2 LOB: 2 BB: 1 P: 9	R: 3 E: 1 K: 0 S: 8	H: 5 LOB: 5 BB: 0 P: 8	R: 2 E: 1 K: 2 S: 11	H: 4 LOB: 2 BB: 0 P: 11	1B: 10 2B: 1 3B: 2 HR: 3	SF: 2 SAC: 0 DP: 0 HBP: 0		WP: 0 PB: 0 SB: 0 CS: 0	PA: 41																
PITCHER	IP WLS BF H R ER SO BB IBB HBP BLK WP HR S P ERA WHIP																																		
Turk Farrell, R (1,1) ERA: 5.98	5.0	20	5	4	4	3	0	0	0	0	0	0	0	0	1	26	26	7.20	1.000																
Bob Bruce, R (6,1) ERA: 5.09	2.0	L	14	7	4	4	0	0	1	0	0	0	0	0	13	17	18.00	3.500																	
Ron Taylor, R (8,1) ERA: 3.97	1.0		7	4	2	0	2	0	0	0	0	0	0	0	11	11	0.00	4.000																	

Batter	1	2	3	4	5	6	7	8	9	AB	R	H	RBI	BB	SO	LOB	TOP			
Lou Brock, L OBP: 0.282, SLG: 0.344 (1, 9)	3-1			F8			F7			4	0	1	0	0	0	0	St. Louis Cardinals @ Pittsburgh Pirates Forbes Field, Pittsburgh, PA Tue Jun 07 1966, 7:05 PM EDT Att: 12,418 - Unknown AB 28 R 1 H 4 RBI 1 BB 4 SO 5 LOB 11			
Tim McCarver, L OBP: 0.296, SLG: 0.384 (1, 2)	1B SF9 BB	F5			4-3		F7			3	1	0	0	1	0	2				
Curt Flood, R OBP: 0.353, SLG: 0.453 (1, 8)	BB S 1-3 1B	5-3			L1		1-3			4	0	1	0	0	0	2				
Orlando Cepeda, R OBP: 0.367, SLG: 0.550 (1, 3)	SF9				L9		6-3			2	0	0	1	1	0	0				
Tito Francona, L OBP: 0.349, SLG: 0.263 (1, 7)	BB HBP			F3			F9			3	0	0	0	0	0	1				
Phil Gagliano, R OBP: 0.304, SLG: 0.208 (1, 5)	1-2 2-3 BB			G1-4-3 1B			6-3			3	0	2	0	1	0	0				
Jerry Buchek, R OBP: 0.308, SLG: 0.346 (1, 6)	K			G1-4-3 1-2			F9			4	0	0	0	0	1	6				
Julian Javier, R OBP: 0.268, SLG: 0.267 (1, 4)				K			6-3			1	0	0	0	0	1	0				
Dal Maxwell, R OBP: 0.226, SLG: 0.267 (2, 4)				K						2	0	0	0	0	1	0				
Bob Gibson, R OBP: 0.239, SLG: 0.318 (1, 1)				K						2	0	0	0	1	2	0				
Don Dennis, R (8, 1)										0	0	0	0	0	0	0				
Hal Woodeshick, R OBP: 0.500, SLG: 1.000 (8, 1)	2B BB						K			0	0	0	0	0	0	0				
Inning Stats	R: 1 E: 0 K: 1 S: 6	H: 1 LOB: 3 BB: 2 P: 15	R: 0 E: 0 K: 1 S: 6	H: 1 LOB: 2 BB: 1 P: 10	R: 0 E: 0 K: 2 S: 3	H: 1 LOB: 1 BB: 1 P: 7	R: 0 E: 0 K: 0 S: 7	H: 0 LOB: 0 BB: 0 P: 7	R: 0 E: 0 K: 0 S: 3	H: 0 LOB: 0 BB: 0 P: 3	R: 0 E: 0 K: 1 S: 5	H: 0 LOB: 0 BB: 0 P: 5	R: 0 E: 0 K: 0 S: 3	H: 1 LOB: 0 BB: 0 P: 3	R: 0 E: 0 K: 0 S: 3	H: 1 LOB: 0 BB: 0 P: 3	1B: 3 2B: 1 3B: 0 HR: 0	SF: 1 SAC: 0 DP: 2 HBP: 1	WP: 0 PB: 0 SB: 1 CS: 0	PA: 34
PITCHER Don Cardwell, R ERA: 2.91 (1, 1)	IP: 9.0 WLS: W BF: 34 H: 4 R: 1 ER: 1 SO: 5 BB: 4 IBB: 0 HBP: 1 BLK: 0 WP: 0 HR: 0 S: 39 P: 56 ERA: 1.00 WHIP: 0.889															PITCHER				

Batter	1	2	3	4	5	6	7	8	9	AB	R	H	RBI	BB	SO	LOB	BOTTOM			
Bob Bailey, R OBP: 0.335, SLG: 0.395 (1, 5)	3B 1B			K			F9			5	1	1	1	0	1	3	St. Louis Cardinals @ Pittsburgh Pirates Forbes Field, Pittsburgh, PA Tue Jun 07 1966, 7:05 PM EDT Att: 12,418 - Unknown AB 37 R 9 H 13 RBI 9 BB 3 SO 14 LOB 19			
Gene Alley, R OBP: 0.307, SLG: 0.378 (1, 6)	1-2 2-3 3-4 BB			K			F9			5	0	1	1	0	2	4				
Roberto Clemente, R OBP: 0.364, SLG: 0.508 (1, 8) (9, 9)	K			FC4-6 1B			4-1			5	2	3	3	0	1	1				
Willie Stargell, L OBP: 0.399, SLG: 0.559 (1, 9) (9, 7)	FC6-2 FC6-4			FC4-6 1-2			G4-6-3 1B			5	1	2	0	0	1	3				
Jerry Lynch, L OBP: 0.400, SLG: 0.294 (1, 7)	3-4 FC6-4			K			G4-6-3 1-2			4	0	1	1	0	1	2				
Manny Mota, R OBP: 0.384, SLG: 0.509 (8, PR) (9, 8)	1-2 FC6-4			K			1-2			0	1	0	0	0	0	0				
Jim Pagliaroni, R OBP: 0.315, SLG: 0.424 (1, 2)				K						4	1	2	1	0	2	0				
Donn Clendenon, R OBP: 0.316, SLG: 0.368 (1, 3)				K			1B			3	1	1	1	1	2	1				
Bill Mazerowski, R OBP: 0.273, SLG: 0.347 (1, 4)				K S BB			K			3	1	2	0	1	1	1				
Don Cardwell, R OBP: 0.111, SLG: 0.059 (1, 1)				K			K			3	1	0	1	1	3	4				
Inning Stats	R: 1 E: 0 K: 1 S: 7	H: 2 LOB: 1 BB: 0 P: 7	R: 0 E: 0 K: 3 S: 10	H: 1 LOB: 0 BB: 0 P: 10	R: 0 E: 0 K: 2 S: 8	H: 1 LOB: 1 BB: 0 P: 8	R: 0 E: 0 K: 4 S: 12	H: 0 LOB: 2 BB: 1 P: 16	R: 0 E: 0 K: 0 S: 3	H: 2 LOB: 1 BB: 0 P: 6	R: 0 E: 0 K: 1 S: 6	H: 1 LOB: 1 BB: 0 P: 6	R: 0 E: 0 K: 2 S: 13	H: 6 LOB: 1 BB: 2 P: 21	R: 8 E: 0 K: 2 S: 13	H: 6 LOB: 1 BB: 2 P: 21	1B: 11 2B: 0 3B: 1 HR: 1	SF: 0 SAC: 0 DP: 1 HBP: 0	WP: 0 PB: 0 SB: 2 CS: 0	PA: 40
PITCHER Bob Gibson, R ERA: 2.31 (1, 1)	IP: 7.0 WLS: L BF: 33 H: 11 R: 5 ER: 5 SO: 12 BB: 1 IBB: 0 HBP: 0 BLK: 0 WP: 1 HR: 0 S: 56 P: 60 ERA: 6.43 WHIP: 1.714															PITCHER				
Don Dennis, R ERA: 8.64 (8, 1)	0.2	6	2	4	4	1	1	1	0	0	0	1	6	14	54.00	4.500				
Hal Woodeshick, L ERA: 1.37 (8, 1)	0.1	1	0	0	0	1	0	0	0	0	0	0	3	3	0.00	0.000				

Batter	1	2	3	4	5	6	7	8	9	AB	R	H	RBI	BB	SO	LOB	TOP					
Lou Brock, L OBP: 0.280, SLG: 0.339										5	1	1	0	0	1	1	St. Louis Cardinals @ Pittsburgh Pirates Forbes Field, Pittsburgh, PA Wed Jun 08 1966, 7:05 PM EDT Att: 9,624 - Unknown					
Phil Gagliano, R OBP: 0.344, SLG: 0.275										3	3	2	0	2	1	0						
Curt Flood, R OBP: 0.364, SLG: 0.467										5	2	4	2	0	0	1						
Orlando Cepeda, R OBP: 0.368, SLG: 0.552										5	1	2	2	0	0	3						
Tito Francona, L OBP: 0.362, SLG: 0.286 Bobby Tolan, L OBP: 0.250, SLG: 0.279										4	2	2	3	0	1	3						
Tim McCarver, L OBP: 0.293, SLG: 0.378										5	0	1	0	0	0	3						
Julian Javier, R OBP: 0.283, SLG: 0.313										5	2	4	3	0	0	0						
Dal Maxvill, R OBP: 0.222, SLG: 0.286											5	0	1	1	0	2		1				
Nelson Briles, R OBP: 0.133, SLG: 0.071 Don Dennis, R (5, 1)										3	0	0	0	0	2	1						
										1	0	0	0	0	0	0						
Inning Stats	R: 6 E: 0 K: 1 S: 12	H: 7 LOB: 1 BB: 0 P: 12	R: 0 E: 0 K: 1 S: 5	H: 0 LOB: 1 BB: 1 P: 9	R: 1 E: 0 K: 0 S: 4	H: 1 LOB: 0 BB: 0 P: 4	R: 3 E: 0 K: 0 S: 7	H: 5 LOB: 1 BB: 0 P: 7	R: 0 E: 0 K: 3 S: 9	H: 0 LOB: 0 BB: 0 P: 9	R: 1 E: 0 K: 0 S: 4	H: 2 LOB: 1 BB: 1 P: 8	R: 0 E: 0 K: 1 S: 5	H: 0 LOB: 0 BB: 0 P: 5	R: 0 E: 0 K: 1 S: 6	H: 1 LOB: 1 BB: 0 P: 6	R: 0 E: 0 K: 1 S: 6	H: 1 LOB: 1 BB: 0 P: 6	1B: 11 2B: 3 3B: 2 HR: 1	SF: 0 SAC: 0 DP: 1 HBP: 0	WP: 0 PB: 0 SB: 1 CS: 0	PA: 44
PITCHER	IP WLS BF H R ER SO BB IBB HBP BLK WP HR S P ERA WHIP																					
Vern Law, R ERA: 3.12	(1, 1)	0.0	L	5	5	5	5	0	0	0	0	0	0	0	0	0	5	20	6.00	1.333		
Don Schwall, R ERA: 2.25	(1, 1)	3.0		13	3	2	2	2	1	0	0	0	0	0	1	16	20	6.00	1.333			
Tommie Sisk, R ERA: 5.28	(4, 1)	1.0		7	5	3	3	0	0	0	0	0	0	0	0	7	7	27.00	5.000			
Al McBean, R ERA: 4.18	(5, 1)	2.0		8	2	1	1	3	1	0	0	0	0	0	13	17	4.50	1.500				
Pete Mikkelsen, R ERA: 2.57	(7, 1)	2.0		7	1	0	0	2	0	0	0	0	0	0	11	11	0.00	0.500				

Batter	1	2	3	4	5	6	7	8	9	AB	R	H	RBI	BB	SO	LOB	BOTTOM					
Matty Alou, L OBP: 0.346, SLG: 0.477										5	0	0	0	0	0	2	St. Louis Cardinals @ Pittsburgh Pirates Forbes Field, Pittsburgh, PA Wed Jun 08 1966, 7:05 PM EDT Att: 9,624 - Unknown					
Gene Alley, R OBP: 0.310, SLG: 0.375										4	1	1	0	1	0	0						
Manny Mota, R OBP: 0.385, SLG: 0.504										5	0	2	0	0	0	2						
Willie Stargell, L OBP: 0.406, SLG: 0.588										4	1	3	2	0	0	1						
Roberto Clemente, R OBP: 0.366, SLG: 0.505										3	1	1	0	1	1	1						
Jim Pagliaroni, R OBP: 0.319, SLG: 0.424 Tommie Sisk, R OBP: 0.333, SLG: 0.250 Jose Pagan, R OBP: 0.296, SLG: 0.375										0	0	0	0	0	0	0						
Bill Mazerowski, R OBP: 0.319, SLG: 0.342 Pete Mikkelsen, R OBP: 0.125, SLG: 0.125 Jerry Lynch, L OBP: 0.381, SLG: 0.278 Roy Face, R (9, 1)										3	0	0	1	0	0	2						
Bob Bailey, R OBP: 0.337, SLG: 0.396 Al McBean, R (5, 1) Donn Clendenon, R OBP: 0.324, SLG: 0.376 (6, PH) (7, 3)										2	0	1	0	0	0	0						
Vern Law, R OBP: 0.357, SLG: 0.571 Don Schwall, R OBP: 0.100, SLG: 0.100 Jesse Gonder, L OBP: 0.162, SLG: 0.389 (3, PH) (4, 2)										0	0	0	0	0	0	0						
										4	1	1	2	0	0	3						
Inning Stats	R: 1 E: 0 K: 1 S: 7	H: 2 LOB: 0 BB: 0 P: 7	R: 0 E: 0 K: 0 S: 2	H: 0 LOB: 0 BB: 0 P: 3	R: 0 E: 0 K: 0 S: 3	H: 0 LOB: 1 BB: 1 P: 7	R: 2 E: 0 K: 0 S: 7	H: 4 LOB: 2 BB: 0 P: 7	R: 0 E: 0 K: 0 S: 4	H: 2 LOB: 2 BB: 1 P: 8	R: 2 E: 0 K: 0 S: 5	H: 2 LOB: 0 BB: 0 P: 5	R: 0 E: 0 K: 0 S: 3	H: 1 LOB: 0 BB: 0 P: 3	R: 0 E: 0 K: 0 S: 4	H: 1 LOB: 1 BB: 0 P: 4	R: 0 E: 0 K: 0 S: 3	H: 0 LOB: 0 BB: 0 P: 3	1B: 9 2B: 2 3B: 0 HR: 2	SF: 0 SAC: 0 DP: 3 HBP: 1	WP: 0 PB: 0 SB: 0 CS: 0	PA: 39
PITCHER	IP WLS BF H R ER SO BB IBB HBP BLK WP HR S P ERA WHIP																					
Nelson Briles, R ERA: 3.33	(1, 1)	4.1		23	8	3	3	1	0	0	0	0	0	0	1	22	31	6.23	2.308			
Don Dennis, R ERA: 6.92	(5, 1)	4.2	W	16	4	2	2	0	0	0	0	0	0	0	1	16	16	3.86	0.857			



Batter	1	2	3	4	5	6	7	8	9	AB	R	H	RBI	BB	SO	LOB	TOP	
Lou Brock, L (1,7) OBP: 0.279, SLG: 0.337	5-3		4-3			HR	K			4	1	1	0	0	1	0	St. Louis Cardinals @ Pittsburgh Pirates Forbes Field, Pittsburgh, PA Thu Jun 09 1966, 7:05 PM EDT Att: 11,232 - Unknown	
Phil Gaigliano, R (1,5) OBP: 0.354, SLG: 0.345	K		FC4			HR		K		4	1	2	2	0	2	0		
Curt Flood, R (1,8) OBP: 0.357, SLG: 0.457	3-1		FC4			4-3		3-1		4	0	0	0	0	0	1		
Orlando Cepeda, R (1,3) OBP: 0.365, SLG: 0.544		F9		K		2B		F8		4	0	1	0	0	1	0		
Mike Shannon, R (1,9) OBP: 0.268, SLG: 0.410		HR		F7		1B		5-3		4	1	2	0	0	0	0		
Jerry Buchek, R (1,4) OBP: 0.320, SLG: 0.376		HR		F4		2B				3	1	2	2	1	0	0		
Pat Corrales, R (1,2) OBP: 0.222, SLG: 0.229		K				G5-4-3		K		4	0	0	0	0	2	4		
Dal Maxvill, R (1,6) OBP: 0.200, SLG: 0.256		L6						3-1		4	0	0	0	0	0	1		
Al Jackson, L (1,1) OBP: 0.400, SLG: 0.529			F8		K		3-1			3	0	0	0	0	1	0		
Inning Stats	R: 0 E: 0 K: 1 S: 5	H: 0 LOB: 0 BB: 0 P: 5	R: 2 E: 0 K: 1 S: 7	H: 2 LOB: 0 BB: 0 P: 7	R: 0 E: 0 K: 0 S: 4	H: 1 LOB: 1 BB: 0 P: 4	R: 0 E: 0 K: 1 S: 5	H: 0 LOB: 0 BB: 0 P: 5	R: 0 E: 0 K: 1 S: 6	H: 4 LOB: 2 BB: 1 P: 10	R: 0 E: 0 K: 1 S: 5	H: 0 LOB: 0 BB: 0 P: 5	R: 0 E: 0 K: 1 S: 6	H: 1 LOB: 1 BB: 0 P: 6	1B: 5 2B: 1 3B: 0 HR: 2	SF: 0 SAC: 0 DP: 1 HBP: 0	WP: 0 PB: 0 SB: 0 CS: 0	PA: 35
PITCHER	IP WLS BF H R ER SO BB IBB HBP BLK WP HR S P ERA WHIP																	
Woodie Fryman, L (1,1) ERA: 2.64	7.0 L 28 7 4 4 5 0 0 0 0 0 2 37 41 5.14 1.000																	
Al McBean, R (8,1) ERA: 3.9	2.0 7 1 0 0 2 0 0 0 0 0 0 0 11 11 0.00 0.500																	

Batter	1	2	3	4	5	6	7	8	9	AB	R	H	RBI	BB	SO	LOB	BOTTOM			
Gene Alley, R (1,6) OBP: 0.309, SLG: 0.372	5-3		FC4-6			1B		F8		4	1	1	0	0	0	1	St. Louis Cardinals @ Pittsburgh Pirates Forbes Field, Pittsburgh, PA Thu Jun 09 1966, 7:05 PM EDT Att: 11,232 - Unknown			
Manny Mota, R (1,8) OBP: 0.376, SLG: 0.492	F9		FC4-6			SH5-3		4-3		3	0	0	0	0	0	1				
Roberto Clemente, R (1,9) OBP: 0.373, SLG: 0.525			F9			FC5-4		HR		4	1	3	1	0	0	1				
Jim Pagliaroni, R (1,2) OBP: 0.311, SLG: 0.412	5-3				6-3	FC5-4		6-3		4	0	0	1	0	0	2				
Donn Clendenon, R (1,3) OBP: 0.328, SLG: 0.379					5-3			6-3		4	0	2	0	0	0	0				
Bill Mazerowski, R (1,4) OBP: 0.294, SLG: 0.335		5-3			5-3			4-3		4	0	0	0	0	0	2				
Bob Bailey, R (1,5) OBP: 0.335, SLG: 0.393					5-3			5-3		4	0	1	0	0	0	0				
Willie Stargell, L (1,7) OBP: 0.400, SLG: 0.577		L7			G3			4-3		3	0	0	0	0	0	1				
Woodie Fryman, R (1,1) OBP: 0.116, SLG: 0.118					6-3					2	0	1	0	0	0	0				
Jose Pagan, R (7,PH) OBP: 0.282, SLG: 0.370										1	0	0	0	0	0	0				
Al McBean, R (8,1) ERA: 3.9			FC4-6					L5		0	0	0	0	0	0	0				
Inning Stats	R: 0 E: 0 K: 0 S: 4	H: 1 LOB: 1 BB: 0 P: 4	R: 0 E: 0 K: 0 S: 4	H: 2 LOB: 1 BB: 0 P: 4	R: 0 E: 0 K: 0 S: 3	H: 0 LOB: 0 BB: 0 P: 3	R: 0 E: 0 K: 0 S: 3	H: 0 LOB: 0 BB: 0 P: 3	R: 1 E: 0 K: 0 S: 6	H: 3 LOB: 2 BB: 0 P: 6	R: 0 E: 0 K: 0 S: 3	H: 0 LOB: 0 BB: 0 P: 3	R: 1 E: 0 K: 0 S: 4	H: 1 LOB: 0 BB: 0 P: 4	R: 0 E: 0 K: 0 S: 3	H: 0 LOB: 0 BB: 0 P: 3	1B: 7 2B: 0 3B: 0 HR: 1	SF: 0 SAC: 1 DP: 0 HBP: 0	WP: 0 PB: 0 SB: 0 CS: 0	PA: 34
PITCHER	IP WLS BF H R ER SO BB IBB HBP BLK WP HR S P ERA WHIP																			
Al Jackson, L (1,1) ERA: 1.73	9.0 W 34 8 2 2 0 0 0 0 0 0 1 34 34 2.00 0.889																			

Batter	1	2	3	4	5	6	7	8	9	AB	R	H	RBI	BB	SO	LOB	TOP				
Denis Menke, R OBP: 0.372, SLG: 0.445 (1, 5) (7, 6)										5	0	1	0	0	2	2	Atlanta Braves @ Pittsburgh Pirates Forbes Field, Pittsburgh, PA Sat Jun 11 1966, 3:33 AM EDT Att: 8,763 - Unknown				
Woody Woodward, R OBP: 0.373, SLG: 0.367 (1, 6) (7, 4)										3	1	1	0	1	0	1					
Hank Aaron, R OBP: 0.377, SLG: 0.633 (1, 9)										4	0	1	0	0	0	2					
Felipe Alou, R OBP: 0.325, SLG: 0.462 (1, 7)										4	0	0	1	0	0	1					
Mack Jones, L OBP: 0.333, SLG: 0.548 (1, 8)										3	0	0	0	1	1	1					
Joe Torre, R OBP: 0.368, SLG: 0.503 (1, 3)										4	0	0	0	0	1	1					
Rico Carty, R OBP: 0.364, SLG: 0.371 (1, 2)										3	1	1	0	1	0	0					
Felix Millan, R OBP: 0.270, SLG: 0.324 Ted Abernathy, R OBP: 0.296, SLG: 0.167 Gene Oliver, R OBP: 0.212, SLG: 0.169 (1, 4) (7, 1) (9, PH)										3	0	0	0	0	0	2					
Arnold Umbach, R John Herrington, L Clay Carroll, R Gary Geiger, L Dan Schneider, L Eddie Mathews, L (1, 1) (3, PH) (3, 1) (5, PH) (5, 1) (7, PH) (7, 5)										0	0	0	0	0	0	0					
Inning Stats	R: 1 E: 0 K: 1 S: 6	H: 1 LOB: 1 BB: 1 P: 10	R: 0 E: 0 K: 1 S: 5	H: 0 LOB: 0 BB: 0 P: 5	R: 0 E: 0 K: 2 S: 8	H: 1 LOB: 1 BB: 0 P: 8	R: 0 E: 0 K: 0 S: 3	H: 0 LOB: 2 BB: 2 P: 11	R: 0 E: 0 K: 1 S: 6	H: 1 LOB: 1 BB: 0 P: 6	R: 0 E: 0 K: 0 S: 3	H: 0 LOB: 0 BB: 0 P: 3	R: 0 E: 0 K: 1 S: 6	H: 1 LOB: 1 BB: 0 P: 6	R: 0 E: 0 K: 0 S: 3	H: 0 LOB: 0 BB: 0 P: 3		R: 2 E: 0 K: 0 S: 5	H: 2 LOB: 1 BB: 1 P: 9	1B: 2 2B: 4 3B: 0 HR: 0	SF: 0 SAC: 0 DP: 0 HBP: 0
PITCHER	IP WLS BF H R ER SO BB IBB HBP BLK WP HR S P ERA WHIP																				
Steve Blass, R ERA: 3.58 Roy Face, R ERA: 2.99 (1, 1) (9, 1)	8.2 W 36 L 6 3 3 6 4 0 0 0 0 0 0 44 60 3.12 1.154																				


AB	33
R	3
H	6
RBI	3
BB	4
SO	6
LOB	10




Batter	1	2	3	4	5	6	7	8	9	AB	R	H	RBI	BB	SO	LOB	BOTTOM
Matty Alou, L OBP: 0.347, SLG: 0.472 (1, 8)										4	1	2	0	0	0	1	Atlanta Braves @ Pittsburgh Pirates Forbes Field, Pittsburgh, PA Sat Jun 11 1966, 3:33 AM EDT Att: 8,763 - Unknown
Jose Pagan, R OBP: 0.277, SLG: 0.359 (1, 6) (8, 5)										4	1	1	1	0	0	2	
Roberto Clemente, R OBP: 0.364, SLG: 0.510 (1, 9)										4	0	1	0	0	0	1	
Jerry Lynch, L OBP: 0.348, SLG: 0.250 Manny Mota, R OBP: 0.300, SLG: 0.469 (1, 7) (6, 7)										2	0	0	0	0	0	1	
Jim Pagliaroni, R OBP: 0.303, SLG: 0.394 (1, 2)										3	0	0	0	1	0	1	
Donn Clendenen, R OBP: 0.324, SLG: 0.374 (1, 3)										4	1	1	0	0	0	2	
Andre Rodgers, R OBP: 0.313, SLG: 0.250 Gene Alley, R OBP: 0.307, SLG: 0.369 (1, 5) (8, 6)										2	1	1	0	1	1	0	
Bill Mazerowski, R OBP: 0.266, SLG: 0.336 (1, 4)										2	1	0	0	1	0	1	
Steve Blass, R OBP: 0.154, SLG: 0.192 Roy Face, R (1, 1) (9, 1)										3	0	1	3	0	0	1	
Inning Stats	R: 0 E: 0 K: 0 S: 4	H: 1 LOB: 0 BB: 0 P: 4	R: 3 E: 0 K: 0 S: 5	H: 2 LOB: 1 BB: 2 P: 13	R: 0 E: 0 K: 0 S: 3	H: 0 LOB: 0 BB: 0 P: 3	R: 0 E: 0 K: 0 S: 3	H: 0 LOB: 1 BB: 1 P: 7	R: 0 E: 0 K: 0 S: 3	H: 1 LOB: 0 BB: 0 P: 3	R: 0 E: 0 K: 1 S: 5	H: 0 LOB: 0 BB: 0 P: 5	R: 2 E: 0 K: 0 S: 6	H: 3 LOB: 1 BB: 0 P: 6	1B: 5 2B: 2 3B: 0 HR: 0	SF: 0 SAC: 0 DP: 0 HBP: 0	
PITCHER	IP WLS BF H R ER SO BB IBB HBP BLK WP HR S P ERA WHIP																
Arnold Umbach, R ERA: 3.25 Clay Carroll, R ERA: 1.9 Dan Schneider, L ERA: Ted Abernathy, R ERA: 5.62 (1, 1) (3, 1) (5, 1) (7, 1)	2.0 L 11 7 0 0 0 0 1 0 0 0 1 0 6 10 0.00 0.500																

AB	30
R	5
H	7
RBI	4
BB	3
SO	1
LOB	12



Batter	1	2	3	4	5	6	7	8	9	AB	R	H	RBI	BB	SO	LOB	TOP	
Eddie Mathews, L (1, 5) OBP: 0.309, SLG: 0.312											0	0	0	0	0	0	0	Atlanta Braves @ Pittsburgh Pirates Forbes Field, Pittsburgh, PA Sun Jun 12 1966, 3:33 AM EDT Att: 14,520 - Unknown livebaseballscorecards.com
Woody Woodward, R (1, 6) OBP: 0.373, SLG: 0.367											0	0	0	0	0	0	0	
Hank Aaron, R (1, 9) OBP: 0.377, SLG: 0.633											0	0	0	0	0	0	0	
Felipe Alou, R (1, 7) OBP: 0.325, SLG: 0.462											0	0	0	0	0	0	0	
Mack Jones, L (1, 8) OBP: 0.333, SLG: 0.548											0	0	0	0	0	0	0	
Joe Torre, R (1, 3) OBP: 0.368, SLG: 0.503											0	0	0	0	0	0	0	
Rico Carty, R (1, 2) OBP: 0.364, SLG: 0.371											0	0	0	0	0	0	0	
Felix Millan, R (1, 4) OBP: 0.270, SLG: 0.324											0	0	0	0	0	0	0	
Denny Lemaster, R (1, 1) OBP: 0.179, SLG: 0.080											0	0	0	0	0	0	0	
Inning Stats											1B: 0 SF: 0 2B: 0 SAC: 0 3B: 0 DP: 0 HR: 0 HBP: 0	WP: 0 PA: 0 FB: 0 SB: 0 CS: 0						
PITCHER Don Cardwell, R (1, 1) ERA: 2.91	IP	WLS	BF	H	R	ER	SO	BB	IBB	HBP	BLK	WP	HR	S	P	ERA	WHIP	PITCHER IP WLS BF H R ER SO BB IBB HBP BLK WP HR S P ERA WHIP

Batter	1	2	3	4	5	6	7	8	9	AB	R	H	RBI	BB	SO	LOB	BOTTOM	
Gene Alley, R (1, 6) OBP: 0.307, SLG: 0.369											0	0	0	0	0	0	0	Atlanta Braves @ Pittsburgh Pirates Forbes Field, Pittsburgh, PA Sun Jun 12 1966, 3:33 AM EDT Att: 14,520 - Unknown livebaseballscorecards.com
Manny Mota, R (1, 8) OBP: 0.360, SLG: 0.469											0	0	0	0	0	0	0	
Roberto Clemente, R (1, 9) OBP: 0.364, SLG: 0.510											0	0	0	0	0	0	0	
Donn Clendenon, R (1, 3) OBP: 0.324, SLG: 0.374											0	0	0	0	0	0	0	
Jim Pagliaroni, R (1, 2) OBP: 0.303, SLG: 0.394											0	0	0	0	0	0	0	
Jose Pagan, R (1, 5) OBP: 0.277, SLG: 0.359											0	0	0	0	0	0	0	
Andre Rodgers, R (1, 7) OBP: 0.313, SLG: 0.250											0	0	0	0	0	0	0	
Bill Mazeroski, R (1, 4) OBP: 0.266, SLG: 0.336											0	0	0	0	0	0	0	
Don Cardwell, R (1, 1) OBP: 0.111, SLG: 0.059											0	0	0	0	0	0	0	
Inning Stats											1B: 0 SF: 0 2B: 0 SAC: 0 3B: 0 DP: 0 HR: 0 HBP: 0	WP: 0 PA: 0 FB: 0 SB: 0 CS: 0						
PITCHER Denny Lemaster, L (1, 1) ERA: 3.72	IP	WLS	BF	H	R	ER	SO	BB	IBB	HBP	BLK	WP	HR	S	P	ERA	WHIP	PITCHER IP WLS BF H R ER SO BB IBB HBP BLK WP HR S P ERA WHIP

Batter	1	2	3	4	5	6	7	8	9	AB	R	H	RBI	BB	SO	LOB	TOP								
Tommy Harper, R OBP: 0.337, SLG: 0.369 (1, 9)	0-0 5-3			0-0 HR 1B	0-0 1B 1B		0-0 5-3		0-0 E8 1B	5	2	3	0	0	0	0	Cincinnati Reds @ Pittsburgh Pirates Forbes Field, Pittsburgh, PA Mon Jun 13 1966, 7:05 PM EDT Att: 10,862 - Unknown								
Pete Rose, S OBP: 0.304, SLG: 0.339 (1, 4)	0-0 4-3			0-0 HR 1B	0-0 1B 1B		4-0 F8 BB		0-0 F7	4	1	2	0	1	0	1									
Vada Pinson, L OBP: 0.344, SLG: 0.451 (1, 8)	0-0 G3			0-0 HR 1-H 2-H	0-0 G6-4-3 1B		0-0 F8			4	1	2	4	0	0	1									
Tony Perez, R OBP: 0.308, SLG: 0.327 (1, 3)		0-0 6-3		0-0 1B 1B	0-0 G6-4-3 1-2		0-3 K			4	0	1	0	0	1	3									
Art Shamsky, L OBP: 0.345, SLG: 0.600 Dick Simpson, R OBP: 0.188, SLG: 0.333 (8, PR)	0-0 G3			0-0 1B 1-3 1B			0-0 F4		0-0 G6-4-3 1B	4	0	2	0	0	0	0									
Tommy Helms, R OBP: 0.318, SLG: 0.388 (1, 5)	0-0 F8			0-0 1B 2-3 1B			0-3 K		0-0 G6-4-3 1-2 1B	4	0	1	0	0	1	1									
Leo Cardenas, R OBP: 0.327, SLG: 0.490 (1, 6)			0-0 6-3	0-0 F7			0-0 3B		0-0 F7	4	0	1	0	0	0	3									
Johnny Edwards, L OBP: 0.360, SLG: 0.355 (1, 2)			0-0 1-3	0-0 F5			4-0 IBB		0-0 4-3	3	0	0	0	1	0	2									
Joey Jay, S OBP: 0.179, SLG: 0.115 Billy McCool, R OBP: 0.296, SLG: 0.167 Gordy Coleman, L OBP: 0.262, SLG: 0.217 (9, PH)	0-0 K		0-3 K		0-0 G3		0-3 K		0-0 4-3	3	0	0	0	0	2	2									
Inning Stats	R: 0 E: 0 K: 0 S: 3	H: 0 LOB: 0 BB: 0 P: 3	R: 0 E: 0 K: 0 S: 3	H: 0 LOB: 0 BB: 0 P: 3	R: 0 E: 0 K: 1 S: 5	H: 0 LOB: 2 BB: 0 P: 5	R: 3 E: 0 K: 0 S: 8	H: 6 LOB: 2 BB: 0 P: 8	R: 1 E: 0 K: 0 S: 5	H: 3 LOB: 1 BB: 1 P: 5	R: 0 E: 0 K: 2 S: 8	H: 1 LOB: 1 BB: 1 P: 12	R: 0 E: 0 K: 1 S: 5	H: 0 LOB: 1 BB: 1 P: 9	R: 0 E: 0 K: 0 S: 3	H: 1 LOB: 1 BB: 0 P: 3		R: 0 E: 1 K: 0 S: 4	H: 1 LOB: 1 BB: 0 P: 4	1B: 10 2B: 0 3B: 1 HR: 1	SF: 0 SAC: 0 DP: 2 HBP: 0	WP: 0 PB: 0 SB: 0 CS: 0	PA: 38		
PITCHER	IP	WLS	BF	H	R	ER	SO	BB	IBB	HBP	BLK	WP	HR	S	P	ERA	WHIP								
Vern Law, R ERA: 3.5 Al McBean, R ERA: 3.53 Pete Mikkelsen, R ERA: 3.13	(1, 1) 3.1		15	6	3	3	1	0	0	0	0	0	1	17	17	8.10	1.800								
	(4, 1) 3.2		16	4	1	1	3	1	1	0	0	0	0	20	28	2.46	1.364								
	(8, 1) 2.0	W	7	2	0	0	0	0	0	0	0	0	0	7	7	0.00	1.000								

AB	36
R	4
H	12
RBI	4
BB	2
SO	4
LOB	13



Batter	1	2	3	4	5	6	7	8	9	AB	R	H	RBI	BB	SO	LOB	BOTTOM								
Matty Alou, L OBP: 0.391, SLG: 0.470 (1, 8)	0-0 BB 1B	0-0 6-3			0-0 F3			4-0 1B HR BB		3	1	1	0	1	0	1	Cincinnati Reds @ Pittsburgh Pirates Forbes Field, Pittsburgh, PA Mon Jun 13 1966, 7:05 PM EDT Att: 10,862 - Unknown								
Gene Alley, R OBP: 0.330, SLG: 0.409 (1, 6)	0-0 F8			0-0 1B WP 1B	0-0 G4-6-3 1B			0-0 1-2 HR 1B		4	2	3	0	0	0	1									
Roberto Clemente, R OBP: 0.360, SLG: 0.537 (1, 9)	4-0 BB			0-0 F6	0-0 G4-6-3 1-2			0-0 1-H 2-H HR		3	1	1	3	1	0	2									
Willie Stargell, L OBP: 0.399, SLG: 0.585 Manny Mota, R OBP: 0.359, SLG: 0.463 (9, PH)	0-3 K			0-0 FC6-5 WP 1-3 1B			0-0 1-3 1B		0-0 4-3	3	0	1	0	0	1	2									
Donn Clendenon, R OBP: 0.325, SLG: 0.368 (1, 3)	0-3 K			0-0 FC6-5	0-0 G5-4-3 BB			0-3 K		3	0	0	0	1	2	3									
Jose Pagan, R OBP: 0.283, SLG: 0.402 (1, 5)		0-0 F9		0-0 1-3			0-0 G5-4-3 1-2		0-0 G3	4	0	0	0	0	0	2									
Bill Mazerowski, R OBP: 0.266, SLG: 0.332 (1, 4)		0-0 1B WP 1B			0-0 F7			0-0 F2		3	1	1	0	0	0	0									
Jerry May, R OBP: 0.235, SLG: 0.250 (1, 2)		0-0 WP 1B			0-0 F8			0-3 K		3	0	1	0	0	1	0									
Vern Law, R OBP: 0.333, SLG: 0.533 Al McBean, R Jerry Lynch, L OBP: 0.333, SLG: 0.238 Pete Mikkelsen, R OBP: 0.125, SLG: 0.125 (8, 1)	0-0 F6			0-3 K			0-0 3-1			1	0	0	0	0	0	2									
Inning Stats	R: 0 E: 0 K: 2 S: 8	H: 1 LOB: 2 BB: 1 P: 12	R: 1 E: 0 K: 0 S: 5	H: 2 LOB: 1 BB: 0 P: 5	R: 1 E: 0 K: 0 S: 5	H: 2 LOB: 1 BB: 0 P: 5	R: 0 E: 0 K: 1 S: 5	H: 0 LOB: 0 BB: 0 P: 5	R: 0 E: 0 K: 0 S: 3	H: 1 LOB: 0 BB: 0 P: 3	R: 0 E: 0 K: 0 S: 2	H: 0 LOB: 1 BB: 1 P: 6	R: 0 E: 0 K: 1 S: 5	H: 0 LOB: 0 BB: 0 P: 5	R: 3 E: 0 K: 1 S: 7	H: 2 LOB: 0 BB: 1 P: 11		1B: 7 2B: 0 3B: 0 HR: 1	SF: 0 SAC: 0 DP: 2 HBP: 0	WP: 2 PB: 0 SB: 0 CS: 0	PA: 33				
PITCHER	IP	WLS	BF	H	R	ER	SO	BB	IBB	HBP	BLK	WP	HR	S	P	ERA	WHIP								
Joey Jay, R ERA: 3.91 Billy McCool, L ERA: 2.04	(1, 1) 7.0		29	7	4	4	4	3	0	0	0	0	0	34	46	5.14	1.429								
	(8, 1) 1.0	L	4	1	1	1	1	0	0	0	0	0	1	6	6	9.00	1.000								



Batter	1	2	3	4	5	6	7	8	9	AB	R	H	RBI	BB	SO	LOB	TOP					
Tommy Harper, R OBP: 0.335, SLG: 0.366 (1, 9) (7, 7)										4	0	1	0	0	0	2	Cincinnati Reds @ Pittsburgh Pirates Forbes Field, Pittsburgh, PA Tue Jun 14 1966, 7:05 PM EDT Att: 11,655 - Unknown					
Pete Rose, S OBP: 0.303, SLG: 0.338 (1, 4) (7, 7)										4	1	1	0	0	0	1						
Vada Pinson, L OBP: 0.342, SLG: 0.452 (1, 8) (8, 8)										4	0	1	0	0	1	0						
Tony Perez, R OBP: 0.322, SLG: 0.343 (1, 3) (8, 8)										4	1	3	1	0	0	0						
Deron Johnson, R OBP: 0.283, SLG: 0.346 Dick Simpson, R OBP: 0.235, SLG: 0.563 (1, 7) (7, 9)										3	0	0	0	0	0	2						
Tommy Helms, R OBP: 0.313, SLG: 0.380 (1, 5) (8, 8)										4	0	0	0	0	0	1						
Leo Cardenas, R OBP: 0.322, SLG: 0.482 (1, 6) (8, 8)										3	0	0	0	0	0	0						
Jimmie Coker, R OBP: 0.263, SLG: 0.444 (1, 2) (8, 8)										3	0	1	0	0	0	0						
Jim Maloney, L OBP: 0.273, SLG: 0.250 (1, 1) (8, 8)										3	0	1	0	0	1	1						
Inning Stats	R: 0 E: 0 K: 1 S: 5	H: 1 LOB: 0 BB: 0 P: 5	R: 0 E: 0 K: 0 S: 3	H: 1 LOB: 0 BB: 0 P: 3	R: 0 E: 0 K: 0 S: 4	H: 1 LOB: 1 BB: 0 P: 4	R: 1 E: 0 K: 0 S: 5	H: 3 LOB: 1 BB: 0 P: 5	R: 0 E: 0 K: 1 S: 5	H: 0 LOB: 0 BB: 0 P: 5	R: 0 E: 0 K: 0 S: 3	H: 0 LOB: 0 BB: 0 P: 3	R: 0 E: 0 K: 0 S: 3	H: 0 LOB: 0 BB: 0 P: 3	R: 0 E: 0 K: 0 S: 4	H: 1 LOB: 1 BB: 0 P: 4		R: 2 E: 0 K: 0 S: 5	H: 2 LOB: 0 BB: 0 P: 5	1B: 7 2B: 1 3B: 0 HR: 1	SF: 0 SAC: 0 DP: 2 HBP: 0	WP: 0 PB: 0 SB: 0 CS: 0
PITCHER Woodie Fryman, L ERA: 2.7 (1, 1)	IP: 9.0 WLS: L BF: 33	H: 9 R: 3 ER: 3 SO: 2	BB: 0 IBB: 0 HBP: 0 BLK: 0	WP: 0 HR: 1 S: 37 P: 37	ERA: 3.00 WHIP: 1.000																	

AB	33
R	3
H	9
RBI	3
BB	0
SO	2
LOB	7



Batter	1	2	3	4	5	6	7	8	9	AB	R	H	RBI	BB	SO	LOB	BOTTOM					
Matty Alou, L OBP: 0.343, SLG: 0.460 (1, 8) (8, 8)										4	0	0	0	0	0	0	Cincinnati Reds @ Pittsburgh Pirates Forbes Field, Pittsburgh, PA Tue Jun 14 1966, 7:05 PM EDT Att: 11,655 - Unknown					
Gene Alley, R OBP: 0.323, SLG: 0.400 (1, 6) (8, 8)										4	0	0	0	0	1	0						
Roberto Clemente, R OBP: 0.367, SLG: 0.534 (1, 9) (8, 8)										3	0	1	0	0	0	0						
Willie Stargell, L OBP: 0.396, SLG: 0.581 (1, 7) (8, 8)										3	0	1	0	0	0	1						
Jose Pagan, R OBP: 0.274, SLG: 0.389 (1, 5) (8, 8)										3	0	0	0	0	1	1						
Donn Clendenen, R OBP: 0.320, SLG: 0.362 (1, 3) (8, 8)										3	0	0	0	0	1	0						
Bill Mazerowski, R OBP: 0.267, SLG: 0.332 (1, 4) (8, 8)										3	0	1	0	0	1	0						
Jerry May, R OBP: 0.211, SLG: 0.222 Jim Pagliaroni, R OBP: 0.236, SLG: 0.391 (1, 2) (8, PH) (9, 2)										2	0	0	0	0	2	1						
Woodie Fryman, R OBP: 0.105, SLG: 0.105 Jerry Lynch, L OBP: 0.320, SLG: 0.227 (1, 1) (8, PH)										2	0	0	0	0	1	0						
Inning Stats	R: 0 E: 0 K: 0 S: 3	H: 0 LOB: 0 BB: 0 P: 3	R: 0 E: 0 K: 0 S: 3	H: 0 LOB: 0 BB: 0 P: 3	R: 0 E: 0 K: 1 S: 5	H: 1 LOB: 0 BB: 0 P: 5	R: 0 E: 0 K: 0 S: 4	H: 1 LOB: 1 BB: 0 P: 4	R: 0 E: 0 K: 0 S: 5	H: 0 LOB: 0 BB: 0 P: 5	R: 0 E: 0 K: 2 S: 7	H: 0 LOB: 0 BB: 0 P: 7	R: 0 E: 0 K: 0 S: 8	H: 1 LOB: 1 BB: 0 P: 8	R: 0 E: 0 K: 1 S: 5	H: 0 LOB: 0 BB: 0 P: 5		R: 0 E: 0 K: 0 S: 3	H: 0 LOB: 0 BB: 0 P: 3	1B: 3 2B: 0 3B: 0 HR: 0	SF: 0 SAC: 0 DP: 0 HBP: 0	WP: 0 PB: 0 SB: 0 CS: 1
PITCHER Jim Maloney, R ERA: 2.07 (1, 1)	IP: 9.0 WLS: W BF: 29	H: 3 R: 0 ER: 0 SO: 7	BB: 0 IBB: 0 HBP: 0 BLK: 0	WP: 0 HR: 0 S: 43 P: 43	ERA: 0.00 WHIP: 0.333																	



Batter	1	2	3	4	5	6	7	8	9	AB	R	H	RBI	BB	SO	LOB	TOP					
Matty Alou, L OBP: 0.337, SLG: 0.450 (1, 8)	1-3		5-3			L6		F7		4	0	0	0	0	0	0						
Gene Alley, R OBP: 0.316, SLG: 0.391 (1, 6)	P3		K			5-3		G3		4	0	0	0	0	1	0						
Roberto Clemente, R OBP: 0.365, SLG: 0.529 (1, 9)					F9		K		4-3	4	0	1	0	0	1	0						
Willie Stargell, L OBP: 0.400, SLG: 0.577 (1, 7)	K				G4-6-3 1B		BB BB		P4	3	0	1	0	1	1	1						
Jim Pagliaroni, R OBP: 0.304, SLG: 0.393 (1, 2)					G4-6-3 1B		BB BB			2	0	1	0	1	0	1						
Jose Pagan, R OBP: 0.285, SLG: 0.376 (1, 5)	4-3						P4		F3	3	0	0	0	0	0	3						
Donn Clendenon, R OBP: 0.315, SLG: 0.356 (1, 3)	K						4-3		K	3	0	0	0	0	2	3						
Bill Mazerolski, R OBP: 0.264, SLG: 0.327 (1, 4)	6-3						3-1		P4	3	0	0	0	0	0	1						
Bob Veale, S OBP: 0.200, SLG: 0.257 (1, 1)									K	2	0	0	0	0	2	0						
Jerry Lynch, L OBP: 0.306, SLG: 0.217 (8, PH)									K	1	0	0	0	0	1	0						
Pete Mikkelsen, R OBP: 0.125, SLG: 0.125 (8, 1)									K	0	0	0	0	0	0	0						
Inning Stats	R: 0 E: 0 K: 1 S: 6	H: 1 LOB: 1 BB: 0 P: 6	R: 0 E: 0 K: 1 S: 6	H: 1 LOB: 1 BB: 0 P: 6	R: 0 E: 0 K: 2 S: 7	H: 0 LOB: 0 BB: 0 P: 7	R: 0 E: 0 K: 0 S: 3	H: 1 LOB: 0 BB: 0 P: 3	R: 0 E: 0 K: 0 S: 3	H: 0 LOB: 0 BB: 0 P: 3	R: 0 E: 0 K: 1 S: 5	H: 0 LOB: 0 BB: 0 P: 5	R: 0 E: 0 K: 2 S: 7	H: 0 LOB: 2 BB: 2 P: 15	R: 0 E: 0 K: 1 S: 5	H: 0 LOB: 0 BB: 0 P: 5	R: 0 E: 0 K: 0 S: 3	H: 0 LOB: 0 BB: 0 P: 3	1B: 3 2B: 0 3B: 0 HR: 0	SF: 0 SAC: 0 DP: 1 HBP: 0	WP: 0 PB: 0 SB: 0 CS: 0	PA: 31
PITCHER Bob Gibson, R ERA: 1.98 (1, 1)	IP: 9.0 WLS: W BF: 31 H: 3 R: 0 ER: 0 SO: 8 BB: 2 IBB: 0 HBP: 0 BLK: 0 WP: 0 HR: 0 S: 45 P: 53 ERA: 0.00 WHIP: 0.556															PITCHER IP: 9.0 WLS: W BF: 31 H: 3 R: 0 ER: 0 SO: 8 BB: 2 IBB: 0 HBP: 0 BLK: 0 WP: 0 HR: 0 S: 45 P: 53 ERA: 0.00 WHIP: 0.556						

Pittsburgh Pirates @ St. Louis Cardinals
 Busch Stadium, St. Louis, MO
 Wed Jun 15 1966, 7:05 PM CDT
 Att: 21,652 - Unknown

AB	29
R	0
H	3
RBI	0
BB	2
SO	8
LOB	9



Batter	1	2	3	4	5	6	7	8	9	AB	R	H	RBI	BB	SO	LOB	BOTTOM					
Julian Javier, R OBP: 0.277, SLG: 0.301 (1, 4)	1B FC6-4	6-3		FC6-4			5-3			4	1	1	0	0	0	3						
Phil Gaetano, R OBP: 0.385, SLG: 0.363 (1, 3)	FC6-4 1B		P3		5-3		FC5-4 BB			3	0	1	0	1	0	0						
Curt Flood, R OBP: 0.349, SLG: 0.434 (1, 8)	FC6-4 BB				5-3		FC5-4			4	0	1	1	0	0	2						
Mike Shannon, R OBP: 0.314, SLG: 0.457 (1, 9)				K				5-3		2	0	0	0	2	1	1						
Jerry Buchek, R OBP: 0.316, SLG: 0.381 (1, 5)	K			4-3			K		CS BB	3	0	0	0	1	2	4						
Lou Brock, L OBP: 0.292, SLG: 0.382 (1, 7)	4-3			E7 1B			K		F8	4	0	0	0	0	1	3						
Pat Corrales, R OBP: 0.213, SLG: 0.186 (1, 2)				6-3		1B BB	K			2	0	0	0	1	1	0						
Dal Maxvill, R OBP: 0.222, SLG: 0.220 (1, 6)				F9			F7		4-3	3	0	0	0	0	0	2						
Bob Gibson, R OBP: 0.259, SLG: 0.346 (1, 1)				S 2B			FC6-4 1B		G3	3	0	2	0	0	0	0						
Inning Stats	R: 1 E: 0 K: 1 S: 7	H: 2 LOB: 2 BB: 1 P: 11	R: 0 E: 0 K: 0 S: 4	H: 1 LOB: 0 BB: 0 P: 4	R: 0 E: 0 K: 1 S: 6	H: 1 LOB: 1 BB: 0 P: 6	R: 0 E: 1 K: 0 S: 4	H: 1 LOB: 2 BB: 1 P: 8	R: 0 E: 0 K: 1 S: 5	H: 0 LOB: 1 BB: 1 P: 9	R: 0 E: 0 K: 2 S: 7	H: 0 LOB: 0 BB: 0 P: 7	R: 0 E: 0 K: 0 S: 3	H: 0 LOB: 1 BB: 1 P: 7	R: 0 E: 0 K: 0 S: 2	H: 0 LOB: 0 BB: 1 P: 6	R: 0 E: 0 K: 0 S: 2	H: 0 LOB: 0 BB: 1 P: 6	1B: 4 2B: 1 3B: 0 HR: 0	SF: 0 SAC: 0 DP: 0 HBP: 0	WP: 0 PB: 0 SB: 1 CS: 1	PA: 33
PITCHER Bob Veale, L ERA: 2.95 (1, 1)	IP: 7.0 WLS: L BF: 30 H: 5 R: 1 ER: 1 SO: 5 BB: 4 IBB: 0 HBP: 0 BLK: 0 WP: 0 HR: 0 S: 36 P: 52 ERA: 1.29 WHIP: 1.286															PITCHER Pete Mikkelsen, R ERA: 3.06 (8, 1)						

Pittsburgh Pirates @ St. Louis Cardinals
 Busch Stadium, St. Louis, MO
 Wed Jun 15 1966, 7:05 PM CDT
 Att: 21,652 - Unknown


AB	28
R	1
H	5
RBI	1
BB	5
SO	5
LOB	15



Batter	1	2	3	4	5	6	7	8	9	AB	R	H	RBI	BB	SO	LOB	TOP					
Matty Alou, L OBP: 0.332, SLG: 0.443 Manny Mota, R OBP: 0.363, SLG: 0.467 (9, PH)	F8		6-3			FC4-6			1B	3	0	0	0	0	0	1						
Gene Alley, R OBP: 0.315, SLG: 0.388	F9			K		6-3			1B	4	0	1	0	0	1	1						
Roberto Clemente, R OBP: 0.363, SLG: 0.524	K			K			4-3		1B	4	0	1	1	0	2	0						
Willie Stargell, L OBP: 0.397, SLG: 0.586		HR		F8			4-3		K	4	1	1	1	0	1	2						
Jim Pagliaroni, R OBP: 0.298, SLG: 0.383		K			P3		F8		P4	4	0	0	0	0	1	2						
Jose Pagan, R OBP: 0.255, SLG: 0.361		P5			K				F9	4	0	0	0	0	1	2						
Donn Clendenon, R OBP: 0.311, SLG: 0.351		5-3			K				1-3	3	0	0	0	0	1	0						
Bill Mazerowski, R OBP: 0.265, SLG: 0.327			K			L9			1B	3	0	1	0	0	1	0						
Steve Blass, R OBP: 0.172, SLG: 0.207 Roy Face, R			G3			FC4-6		F9		3	0	1	0	0	0	1						
										0	0	0	0	0	0	0						
Inning Stats	R: 0 E: 0 K: 1 S: 5	H: 0 LOB: 0 BB: 0 P: 5	R: 1 E: 0 K: 1 S: 6	H: 1 LOB: 0 BB: 0 P: 6	R: 0 E: 0 K: 1 S: 5	H: 0 LOB: 0 BB: 0 P: 5	R: 0 E: 0 K: 2 S: 7	H: 0 LOB: 0 BB: 0 P: 7	R: 0 E: 0 K: 2 S: 7	H: 0 LOB: 0 BB: 0 P: 7	R: 0 E: 0 K: 0 S: 4	H: 1 LOB: 1 BB: 0 P: 4	R: 0 E: 0 K: 0 S: 3	H: 0 LOB: 0 BB: 0 P: 3	R: 0 E: 0 K: 0 S: 4	H: 1 LOB: 1 BB: 0 P: 4	R: 1 E: 0 K: 1 S: 8	H: 3 LOB: 2 BB: 0 P: 8	1B: 5 2B: 0 3B: 0 HR: 1	SF: 0 SAC: 0 DP: 0 HBP: 0	WP: 0 PB: 0 SB: 1 CS: 0	PA: 33
PITCHER	IP	WLS	BF	H	R	ER	SO	BB	IBB	HBP	BLK	WP	HR	S	P	ERA	WHIP					
Nelson Briles, R ERA: 3.09	8.0	L	27	3	1	1	7	0	0	0	0	0	1	41	41	1.12	0.375					
Hal Woodeshick, L ERA: 2.05	0.0		2	2	1	1	0	0	0	0	0	0	0	2	2	∞	∞					
Don Dennis, R ERA: 6.75	0.0		1	1	0	0	0	0	0	0	0	0	0	1	1	∞	∞					
Joe Hoerner, L ERA: 0.78	1.0		3	0	0	0	1	0	0	0	0	0	0	5	5	0.00	0.000					

Pittsburgh Pirates @ St. Louis Cardinals
 Busch Stadium, St. Louis, MO
 Thu Jun 16 1966, 7:05 PM CDT
 Att: 16,877 - Unknown


AB 33
 R 2
 H 6
 RBI 2
 BB 0
 SO 8
 LOB 9



Batter	1	2	3	4	5	6	7	8	9	AB	R	H	RBI	BB	SO	LOB	BOTTOM					
Lou Brock, L OBP: 0.296, SLG: 0.384	4-3		F7			1B		F7		4	0	2	0	0	0	1						
Phil Gaetano, R OBP: 0.370, SLG: 0.345	F7			F9		F7			F2	4	0	0	0	0	0	2						
Curt Flood, R OBP: 0.347, SLG: 0.428	4-3			4-3			4-3		3B	3	1	0	0	1	0	1						
Tito Francona, L OBP: 0.309, SLG: 0.270	4-3			K			K		F7	4	0	0	0	0	2	2						
Tim McCarver, L OBP: 0.316, SLG: 0.417		L4-3			3-1					4	0	3	1	0	0	0						
Mike Shannon, R OBP: 0.302, SLG: 0.439	L4-3				K		F2		F7	4	0	0	0	0	1	3						
Julian Javier, R OBP: 0.275, SLG: 0.297 Bobby Tolan, L OBP: 0.247, SLG: 0.264 Jerry Buchek, R OBP: 0.316, SLG: 0.381		G3			6-3					2	0	0	0	0	0	0						
Dal Maxvill, R OBP: 0.212, SLG: 0.210			L4			F8		K		3	0	0	0	0	1	1						
Nelson Briles, R OBP: 0.111, SLG: 0.059 Bob Skinner, L OBP: 0.241, SLG: 0.296 Hal Woodeshick, R OBP: 0.333, SLG: 0.667 Don Dennis, R OBP: 0.316, SLG: 0.381					5-3			4-3		2	0	0	0	0	0	0						
										1	0	0	0	0	0	0						
										0	0	0	0	0	0	0						
										0	0	0	0	0	0	0						
										0	0	0	0	0	0	0						
Inning Stats	R: 0 E: 0 K: 0 S: 4	H: 1 LOB: 1 BB: 0 P: 4	R: 0 E: 0 K: 0 S: 3	H: 1 LOB: 0 BB: 0 P: 3	R: 0 E: 0 K: 0 S: 3	H: 0 LOB: 0 BB: 0 P: 3	R: 0 E: 0 K: 1 S: 5	H: 0 LOB: 0 BB: 0 P: 5	R: 0 E: 0 K: 1 S: 5	H: 0 LOB: 0 BB: 0 P: 5	R: 0 E: 0 K: 0 S: 4	H: 1 LOB: 1 BB: 0 P: 4	R: 0 E: 0 K: 1 S: 6	H: 1 LOB: 1 BB: 0 P: 6	R: 0 E: 0 K: 1 S: 6	H: 1 LOB: 1 BB: 0 P: 6	R: 1 E: 0 K: 0 S: 4	H: 1 LOB: 1 BB: 1 P: 8	1B: 4 2B: 2 3B: 1 HR: 0	SF: 0 SAC: 0 DP: 1 HBP: 0	WP: 0 PB: 0 SB: 2 CS: 0	PA: 33
PITCHER	IP	WLS	BF	H	R	ER	SO	BB	IBB	HBP	BLK	WP	HR	S	P	ERA	WHIP					
Steve Blass, R ERA: 3.3	8.2	W	32	6	1	1	4	1	0	0	0	0	0	39	43	1.04	0.808					
Roy Face, R ERA: 2.49	0.1	S	1	0	0	0	0	0	0	0	0	0	0	1	1	0.00	0.000					


Pittsburgh Pirates @ St. Louis Cardinals
 Busch Stadium, St. Louis, MO
 Thu Jun 16 1966, 7:05 PM CDT
 Att: 16,877 - Unknown


AB 32
 R 1
 H 6
 RBI 1
 BB 1
 SO 4
 LOB 11



Batter	1	2	3	4	5	6	7	8	9	AB	R	H	RBI	BB	SO	LOB	TOP																		
Matty Alou, L (1, 8) OBP: 0.332, SLG: 0.443																	0	0	0	0	0	0	0	0	0		Pittsburgh Pirates @ Atlanta Braves Atlanta Stadium, Atlanta, GA Fri Jun 17 1966, 7:05 PM EDT Att: 17,704 - Unknown livebaseballscorecards.com								
Gene Alley, R (1, 6) OBP: 0.315, SLG: 0.388																	0	0	0	0	0	0	0	0	0										
Roberto Clemente, R (1, 9) OBP: 0.363, SLG: 0.524																	0	0	0	0	0	0	0	0	0										
Willie Stargell, L (1, 7) OBP: 0.397, SLG: 0.586																	0	0	0	0	0	0	0	0	0										
Jim Pagliaroni, R (1, 2) OBP: 0.298, SLG: 0.383																	0	0	0	0	0	0	0	0	0										
Jose Pagan, R (1, 5) OBP: 0.255, SLG: 0.361																	0	0	0	0	0	0	0	0	0										
Donn Clendenon, R (1, 3) OBP: 0.311, SLG: 0.351																	0	0	0	0	0	0	0	0	0										
Bill Mazeroski, R (1, 4) OBP: 0.265, SLG: 0.327																	0	0	0	0	0	0	0	0	0										
Don Cardwell, R (1, 1) OBP: 0.111, SLG: 0.059																	0	0	0	0	0	0	0	0	0										
Inning Stats																	1B: 0 SF: 0 2B: 0 SAC: 0 3B: 0 DP: 0 HR: 0 HBP: 0	WP: 0 PA: 0 PB: 0 SB: 0 CS: 0																	
PITCHER Clay Carroll, R (1, 1) ERA: 2.22	IP	WLS	BF	H	R	ER	SO	BB	IBB	HBP	BLK	WP	HR	S	P	ERA	WHIP	PITCHER	IP	WLS	BF	H	R	ER	SO	BB	IBB	HBP	BLK	WP	HR	S	P	ERA	WHIP

Batter	1	2	3	4	5	6	7	8	9	AB	R	H	RBI	BB	SO	LOB	BOTTOM																		
Eddie Mathews, L (1, 5) OBP: 0.308, SLG: 0.349																	0	0	0	0	0	0	0	0		Pittsburgh Pirates @ Atlanta Braves Atlanta Stadium, Atlanta, GA Fri Jun 17 1966, 7:05 PM EDT Att: 17,704 - Unknown livebaseballscorecards.com									
Woody Woodward, R (1, 6) OBP: 0.350, SLG: 0.337																	0	0	0	0	0	0	0	0	0										
Hank Aaron, R (1, 9) OBP: 0.378, SLG: 0.608																	0	0	0	0	0	0	0	0	0										
Felipe Alou, R (1, 3) OBP: 0.337, SLG: 0.504																	0	0	0	0	0	0	0	0	0										
Mack Jones, L (1, 8) OBP: 0.347, SLG: 0.558																	0	0	0	0	0	0	0	0	0										
Rico Carty, R (1, 7) OBP: 0.397, SLG: 0.405																	0	0	0	0	0	0	0	0	0										
Gene Oliver, R (1, 2) OBP: 0.256, SLG: 0.243																	0	0	0	0	0	0	0	0	0										
Felix Millan, R (1, 4) OBP: 0.311, SLG: 0.356																	0	0	0	0	0	0	0	0	0										
Clay Carroll, R (1, 1)																	0	0	0	0	0	0	0	0	0										
Inning Stats																	1B: 0 SF: 0 2B: 0 SAC: 0 3B: 0 DP: 0 HR: 0 HBP: 0	WP: 0 PA: 0 PB: 0 SB: 0 CS: 0																	
PITCHER Don Cardwell, R (1, 1) ERA: 3.67	IP	WLS	BF	H	R	ER	SO	BB	IBB	HBP	BLK	WP	HR	S	P	ERA	WHIP	PITCHER	IP	WLS	BF	H	R	ER	SO	BB	IBB	HBP	BLK	WP	HR	S	P	ERA	WHIP

Batter	1	2	3	4	5	6	7	8	9	AB	R	H	RBI	BB	SO	LOB	TOP										
Matty Alou, L (1, 8) OBP: 0.346, SLG: 0.455											0	0	0	0	0	0	0	Pittsburgh Pirates @ Atlanta Braves Atlanta Stadium, Atlanta, GA Sun Jun 19 1966, 3:33 AM EDT Att: 17,229 - Unknown livebaseballscorecards.com									
Gene Alley, R (1, 6) OBP: 0.314, SLG: 0.378											0	0	0	0	0	0	0										
Roberto Clemente, R (1, 9) OBP: 0.365, SLG: 0.521											0	0	0	0	0	0	0										
Willie Stargell, L (1, 7) OBP: 0.384, SLG: 0.572											0	0	0	0	0	0	0										
Jim Pagliaroni, R (1, 2) OBP: 0.313, SLG: 0.389											0	0	0	0	0	0	0										
Jose Pagan, R (1, 5) OBP: 0.259, SLG: 0.364											0	0	0	0	0	0	0										
Bill Mazeroski, R (1, 4) OBP: 0.275, SLG: 0.333											0	0	0	0	0	0	0										
Donn Clendenon, R (1, 3) OBP: 0.307, SLG: 0.357											0	0	0	0	0	0	0										
Bob Veale, S (1, 1) OBP: 0.200, SLG: 0.257											0	0	0	0	0	0	0										
Inning Stats											1B: 0	SF: 0	WP: 0	PA: 0	2B: 0	SAC: 0	FB: 0		3B: 0	DP: 0	SB: 0	HR: 0	HBP: 0	CS: 0			
PITCHER Ken Johnson, R (1, 1) ERA: 3.22	IP	WLS	BF	H	R	ER	SO	BB	IBB	HBP	BLK	WP	HR	S	P	ERA	WHIP	PITCHER									
	0.0		0	0	0	0	0	0	0	0	0	0	0	0	0	∞	∞										

Batter	1	2	3	4	5	6	7	8	9	AB	R	H	RBI	BB	SO	LOB	BOTTOM										
Rico Carty, R (1, 7) OBP: 0.393, SLG: 0.406											0	0	0	0	0	0	0	Pittsburgh Pirates @ Atlanta Braves Atlanta Stadium, Atlanta, GA Sun Jun 19 1966, 3:33 AM EDT Att: 17,229 - Unknown livebaseballscorecards.com									
Denis Menke, R (1, 5) OBP: 0.374, SLG: 0.456											0	0	0	0	0	0	0										
Hank Aaron, R (1, 9) OBP: 0.373, SLG: 0.606											0	0	0	0	0	0	0										
Felipe Alou, R (1, 8) OBP: 0.341, SLG: 0.535											0	0	0	0	0	0	0										
Joe Torre, R (1, 3) OBP: 0.356, SLG: 0.495											0	0	0	0	0	0	0										
Gene Oliver, R (1, 2) OBP: 0.287, SLG: 0.295											0	0	0	0	0	0	0										
Felix Millan, R (1, 4) OBP: 0.313, SLG: 0.354											0	0	0	0	0	0	0										
Woody Woodward, R (1, 6) OBP: 0.342, SLG: 0.328											0	0	0	0	0	0	0										
Ken Johnson, R (1, 1) OBP: 0.120, SLG: 0.200											0	0	0	0	0	0	0										
Inning Stats											1B: 0	SF: 0	WP: 0	PA: 0	2B: 0	SAC: 0	FB: 0		3B: 0	DP: 0	SB: 0	HR: 0	HBP: 0	CS: 0			
PITCHER Bob Veale, L (1, 1) ERA: 2.95	IP	WLS	BF	H	R	ER	SO	BB	IBB	HBP	BLK	WP	HR	S	P	ERA	WHIP	PITCHER									
	0.0	W	0	0	0	0	0	0	0	0	0	0	0	0	0	∞	∞										

Batter	1	2	3	4	5	6	7	8	9	AB	R	H	RBI	BB	SO	LOB	TOP					
Matty Alou, L OBP: 0.348, SLG: 0.457										5	1	1	0	0	1	4	Pittsburgh Pirates @ Cincinnati Reds Crosley Field, Cincinnati, OH Tue Jun 21 1966, 7:05 PM EDT Att: 7,665 - Unknown					
Gene Alley, R OBP: 0.318, SLG: 0.380										5	2	2	1	0	0	1						
Roberto Clemente, R OBP: 0.355, SLG: 0.504										5	0	1	0	0	3	4						
Willie Stargell, L OBP: 0.399, SLG: 0.599										4	2	2	3	1	1	1						
Jim Pagliaroni, R OBP: 0.313, SLG: 0.383										3	1	0	0	2	2	1						
Jose Pagan, R OBP: 0.254, SLG: 0.350										5	0	2	2	0	1	1						
Bill Mazerowski, R OBP: 0.280, SLG: 0.331										5	0	2	0	0	1	3						
Donn Clendenon, R OBP: 0.316, SLG: 0.372										4	1	1	1	1	2	5						
Woodie Fryman, R Tommie Sisk, R Al McBean, R Bob Bellamy, L Billy O'Dell, L Jerry Lynch, R Pete Mikkelsen, R Manny Mota, R										0	0	0	0	0	0	0						
Inning Stats	R: 3 E: 0 K: 2 S: 10	H: 3 LOB: 2 BB: 2 P: 18	R: 0 E: 0 K: 2 S: 7	H: 0 LOB: 1 BB: 1 P: 11	R: 0 E: 0 K: 3 S: 10	H: 1 LOB: 1 BB: 0 P: 10	R: 3 E: 0 K: 0 S: 7	H: 4 LOB: 1 BB: 0 P: 7	R: 0 E: 0 K: 0 S: 3	H: 0 LOB: 1 BB: 0 P: 7	R: 0 E: 0 K: 0 S: 4	H: 1 LOB: 1 BB: 0 P: 4	R: 1 E: 0 K: 0 S: 5	H: 2 LOB: 2 BB: 1 P: 9	R: 1 E: 0 K: 2 S: 8	H: 1 LOB: 0 BB: 0 P: 8			R: 0 E: 0 K: 2 S: 8	H: 1 LOB: 1 BB: 0 P: 8	1B: 9 2B: 2 3B: 0 HR: 2	SF: 0 SAC: 0 DP: 0 HBP: 0
PITCHER	IP WLS BF H R ER SO BB IBB HBP BLK WP HR S P ERA WHIP																					
Hank Fischer, R ERA: 4.28	(1, 1) 0.1 6 3 3 3 1 2 0 0 0 0 0 0 6 14 81.00 15.000																					
Darrell Osteen, R ERA: 8.1	(1, 1) 3.1 16 5 3 3 6 1 0 0 0 0 0 1 27 31 8.10 1.800																					
Don Nottebart, R ERA: 1.48	(4, 1) 3.1 W 15 3 1 1 0 2 0 0 0 0 0 0 13 21 2.70 1.500																					
Billy McCool, L ERA: 1.71	(8, 1) 2.0 S 8 2 1 1 4 0 0 0 0 0 0 1 16 16 4.50 1.000																					

Batter	1	2	3	4	5	6	7	8	9	AB	R	H	RBI	BB	SO	LOB	BOTTOM					
Tommy Harper, R OBP: 0.341, SLG: 0.363										5	1	1	0	0	1	2	Pittsburgh Pirates @ Cincinnati Reds Crosley Field, Cincinnati, OH Tue Jun 21 1966, 7:05 PM EDT Att: 7,665 - Unknown					
Pete Rose, S OBP: 0.325, SLG: 0.382										5	2	3	1	0	1	1						
Vada Pinson, L OBP: 0.363, SLG: 0.471										4	2	2	0	1	0	2						
Tony Perez, R OBP: 0.314, SLG: 0.362										4	1	1	1	0	3	2						
Gordy Coleman, L OBP: 0.314, SLG: 0.260										0	0	0	0	1	0	0						
Dick Simpson, R OBP: 0.174, SLG: 0.409										0	0	0	0	0	0	0						
Don Pavletich, R OBP: 0.336, SLG: 0.505										5	2	2	2	0	1	5						
Jimmie Coker, R OBP: 0.261, SLG: 0.381										0	0	0	0	0	0	0						
Deron Johnson, R OBP: 0.280, SLG: 0.377										5	2	2	3	0	2	3						
Tommy Helms, R OBP: 0.318, SLG: 0.396										4	0	1	2	0	0	0						
Leo Cardenas, R OBP: 0.320, SLG: 0.452										3	0	1	0	1	0	0						
Hank Fischer, R Darrell Osteen, R Don Nottebart, R Billy McCool, R										0	0	0	0	0	0	0						
Inning Stats	R: 4 E: 0 K: 2 S: 12	H: 5 LOB: 1 BB: 1 P: 16	R: 5 E: 1 K: 0 S: 8	H: 4 LOB: 0 BB: 0 P: 8	R: 0 E: 0 K: 1 S: 6	H: 1 LOB: 1 BB: 0 P: 6	R: 0 E: 0 K: 1 S: 5	H: 0 LOB: 0 BB: 0 P: 5	R: 0 E: 0 K: 0 S: 3	H: 1 LOB: 0 BB: 0 P: 3	R: 0 E: 0 K: 1 S: 6	H: 1 LOB: 1 BB: 0 P: 6	R: 1 E: 0 K: 1 S: 6	H: 1 LOB: 0 BB: 0 P: 6	R: 1 E: 0 K: 3 S: 11	H: 2 LOB: 3 BB: 2 P: 19		R: 1 E: 0 K: 3 S: 11	H: 2 LOB: 3 BB: 2 P: 19	1B: 8 2B: 5 3B: 0 HR: 2	SF: 0 SAC: 0 DP: 0 HBP: 0	WP: 3 PB: 0 SB: 0 CS: 1
PITCHER	IP WLS BF H R ER SO BB IBB HBP BLK WP HR S P ERA WHIP																					
Woodie Fryman, L ERA: 3.26	(1, 1) 0.2 L 6 4 4 4 1 0 0 0 0 0 1 0 8 8 54.00 6.000																					
Tommie Sisk, R ERA: 5.2	(1, 1) 0.1 5 3 2 2 1 0 1 0 0 0 1 0 6 10 54.00 9.000																					
Al McBean, R ERA: 3.72	(2, 1) 3.0 13 3 3 2 2 0 0 0 0 0 0 1 17 17 6.00 1.000																					
Billy O'Dell, L ERA: 2.28	(5, 1) 2.0 7 2 0 0 1 0 0 0 0 0 0 0 9 9 0.00 1.000																					
Pete Mikkelsen, R ERA: 3.35	(7, 1) 2.0 11 3 2 2 4 1 1 0 0 0 1 1 17 25 9.00 2.000																					

Batter	1	2	3	4	5	6	7	8	9	AB	R	H	RBI	BB	SO	LOB	TOP		
Matty Alou, L OBP: 0.347, SLG: 0.453 (1, 8)										4	0	1	0	0	0	2	Pittsburgh Pirates @ Cincinnati Reds Crosley Field, Cincinnati, OH Wed Jun 22 1966, 7:05 PM EDT Att: 7,843 - Unknown		
Gene Alley, R OBP: 0.320, SLG: 0.379 (1, 6)										1	0	0	0	0	1	1			
Bob Bailey, R OBP: 0.335, SLG: 0.383 (3, 5)										2	0	0	0	0	1	1			
Roberto Clemente, R OBP: 0.361, SLG: 0.518 (1, 9)										3	1	2	2	1	0	0			
Willie Stargell, L OBP: 0.397, SLG: 0.597 (1, 7)										4	0	1	0	0	1	3			
Jim Pagliaroni, R OBP: 0.311, SLG: 0.380 (1, 2)										4	0	1	0	0	1	1			
Jose Pagan, R OBP: 0.254, SLG: 0.347 (1, 5)										4	0	1	0	0	0	1			
Bill Mazerowski, R OBP: 0.276, SLG: 0.325 (1, 4)										4	0	0	0	0	2	1			
Donn Clendenon, R OBP: 0.323, SLG: 0.390 (1, 3)										3	2	2	1	1	1	0			
Steve Blass, R OBP: 0.161, SLG: 0.194 (1, 1)										2	0	0	0	0	1	1			
Pete Mikkelsen, R OBP: 0.125, SLG: 0.125 (8, 1)										0	0	0	0	0	0	0			
Billy O'Dell, S OBP: 0.250, SLG: 0.250 (9, 1)										0	0	0	0	0	0	0			
Inning Stats	R: 0 E: 0 K: 1 S: 5	H: 1 LOB: 1 BB: 1 P: 9	R: 0 E: 0 K: 1 S: 5	H: 0 LOB: 0 BB: 0 P: 5	R: 1 E: 0 K: 2 S: 9	H: 2 LOB: 3 BB: 0 P: 10	R: 0 E: 0 K: 0 S: 3	H: 2 LOB: 0 BB: 0 P: 3	R: 0 E: 0 K: 1 S: 5	H: 1 LOB: 1 BB: 0 P: 4	R: 1 E: 0 K: 1 S: 6	H: 1 LOB: 0 BB: 0 P: 6	R: 1 E: 0 K: 0 S: 4	H: 1 LOB: 0 BB: 0 P: 4	R: 0 E: 0 K: 2 S: 7	H: 0 LOB: 0 BB: 0 P: 7	1B: 5 2B: 1 3B: 0 HR: 2	SF: 0 SAC: 1 DP: 1 HBP: 1	WP: 2 PA: 35 PB: 0 SB: 0 CS: 2
PITCHER Jim Maloney, R ERA: 2.33 (1, 1)	IP: 9.0 WLS: W BF: 35 H: 8 R: 3 ER: 3 SO: 8	BB: 2 IBB: 0 HBP: 1 BLK: 0	WP: 2 HR: 2 S: 48 P: 57	ERA: 3.00 WHIP: 1.111															

Batter	1	2	3	4	5	6	7	8	9	AB	R	H	RBI	BB	SO	LOB	BOTTOM				
Tommy Harper, R OBP: 0.343, SLG: 0.358 (1, 9)										3	0	0	0	2	0	2	Pittsburgh Pirates @ Cincinnati Reds Crosley Field, Cincinnati, OH Wed Jun 22 1966, 7:05 PM EDT Att: 7,843 - Unknown				
Pete Rose, S OBP: 0.319, SLG: 0.375 (1, 4)										5	0	0	0	0	0	4					
Vada Pinson, L OBP: 0.362, SLG: 0.468 (1, 8)										4	0	1	0	0	0	0					
Gordy Coleman, L OBP: 0.322, SLG: 0.284 (1, 3)										4	0	2	0	0	0	1					
Dick Simpson, R OBP: 0.174, SLG: 0.409 (8, 9)										0	1	0	0	0	0	0					
Deron Johnson, R OBP: 0.284, SLG: 0.391 (1, 7)										3	1	1	2	1	0	1					
Tommy Helms, R OBP: 0.325, SLG: 0.403 (1, 5)										4	1	3	0	0	0	0					
Johnny Edwards, L OBP: 0.346, SLG: 0.336 (1, 2)										4	0	0	0	0	0	5					
Leo Cardenas, R OBP: 0.319, SLG: 0.448 (1, 6)										4	0	1	1	0	0	0					
Jim Maloney, L OBP: 0.317, SLG: 0.263 (1, 1)										3	1	1	0	1	0	0					
Inning Stats	R: 0 E: 0 K: 0 S: 3	H: 1 LOB: 1 BB: 1 P: 7	R: 0 E: 0 K: 0 S: 3	H: 0 LOB: 0 BB: 0 P: 3	R: 0 E: 0 K: 0 S: 3	H: 0 LOB: 0 BB: 0 P: 3	R: 0 E: 0 K: 0 S: 4	H: 1 LOB: 1 BB: 0 P: 4	R: 1 E: 0 K: 0 S: 5	H: 2 LOB: 2 BB: 1 P: 9	R: 0 E: 0 K: 0 S: 4	H: 1 LOB: 2 BB: 1 P: 8	R: 0 E: 0 K: 0 S: 3	H: 0 LOB: 0 BB: 0 P: 3	R: 2 E: 0 K: 0 S: 6	H: 3 LOB: 3 BB: 0 P: 6	R: 1 E: 1 K: 0 S: 3	H: 1 LOB: 2 BB: 1 P: 7	1B: 7 2B: 1 3B: 0 HR: 1	SF: 0 SAC: 0 DP: 1 HBP: 0	WP: 1 PA: 38 PB: 0 SB: 0 CS: 0
PITCHER Steve Blass, R ERA: 3.32 (1, 1)	IP: 7.2 WLS: L BF: 33 H: 8 R: 3 ER: 3 SO: 3	BB: 3 IBB: 0 HBP: 0 BLK: 0	WP: 1 HR: 1 S: 30 P: 42	ERA: 3.52 WHIP: 1.435																	
Pete Mikkelsen, R ERA: 3.31 (8, 1)	0.2 L 4 1 1 0 0	1 0 0 0 0 0	0 0 0 0 0 0	0 0 0 0 0 0	0 0 3 7	0.00 3.000															
Billy O'Dell, L ERA: 2.27 (9, 1)	0.1 1 0 0 0 0	0 0 0 0 0 0	0 0 0 0 0 0	0 0 1 1	0.00 0.000																

AB 31
R 3
H 8
RBI 3
BB 2
SO 8
LOB 11

AB 34
R 4
H 9
RBI 3
BB 4
SO 0
LOB 13

Batter	1	2	3	4	5	6	7	8	9	AB	R	H	RBI	BB	SO	LOB	TOP										
Matty Alou, L OBP: 0.348, SLG: 0.450 (1, 8)	F2	IBB			1-3		FC4-6			4	0	1	0	1	0	2											
Jose Pagan, R OBP: 0.252, SLG: 0.368 (1, 6)	K	K					SF9		F7	4	1	1	2	0	2	4											
Roberto Clemente, R OBP: 0.359, SLG: 0.514 (1, 9)			K						G3	4	0	1	0	0	2	1											
Willie Stargell, L OBP: 0.394, SLG: 0.589 (1, 7)	K2-3				4-3				F7	3	0	0	0	1	1												
Donn Clendenon, R OBP: 0.326, SLG: 0.402 (1, 3)		1B			K				FC1-6	4	1	2	0	0	1	1											
Jim Paglaroni, R OBP: 0.310, SLG: 0.377 (1, 2)		2B			K				F4	4	1	2	0	0	1	1											
Bill Mazerolski, R OBP: 0.279, SLG: 0.332 (1, 4)		1B							FC1-6	4	0	1	1	0	2	2											
Bob Bailey, R OBP: 0.333, SLG: 0.380 (1, 5)		2B							FC4	4	0	2	0	0	0	2											
Bob Bailey, R OBP: 0.333, SLG: 0.380 (1, 5)	F4				G6-4-3				FC4	4	0	2	0	0	0	2											
Bob Bailey, R OBP: 0.333, SLG: 0.380 (1, 5)					1B				FC4-6	4	1	1	0	0	0	3											
Don Cardwell, R OBP: 0.130, SLG: 0.048 (1, 1)									SF9	2	0	0	0	0	1	2											
Jesse Gonder, L OBP: 0.179, SLG: 0.395 (7, PH)	F5								1B	1	0	1	0	0	0	0											
Tommie Sisk, R OBP: 0.333, SLG: 0.200 (7, 1)									1B	0	0	0	0	0	0	0											
Jerry Lynch, L OBP: 0.321, SLG: 0.240 (9, PH)									1B	1	0	0	0	0	1	0											
Inning Stats	R: 0 E: 0 K: 2 S: 8	H: 1 LOB: 1 BB: 0 P: 8	R: 1 E: 0 K: 1 S: 8	H: 3 LOB: 3 BB: 1 P: 12	R: 0 E: 0 K: 2 S: 7	H: 0 LOB: 0 BB: 0 P: 7	R: 0 E: 0 K: 1 S: 5	H: 1 LOB: 0 BB: 0 P: 5	R: 1 E: 0 K: 2 S: 8	H: 1 LOB: 0 BB: 0 P: 8	R: 0 E: 0 K: 1 S: 6	H: 1 LOB: 1 BB: 0 P: 6	R: 1 E: 0 K: 0 S: 5	H: 2 LOB: 1 BB: 0 P: 5	R: 0 E: 0 K: 0 S: 3	H: 0 LOB: 1 BB: 1 P: 7	R: 0 E: 0 K: 1 S: 6	H: 1 LOB: 1 BB: 0 P: 6	1B: 6 2B: 3 3B: 0 HR: 1	SF: 1 SAC: 0 DP: 1 HBP: 0	WP: 0 PB: 0 SB: 0 CS: 0	PA: 38					
PITCHER	IP	WLS	BF	H	R	ER	SO	BB	IBB	HBP	BLK	WP	HR	S	P	ERA	WHIP										
Mitt Pappas, R ERA: 3.88 (1, 1)	7.0	W	30	9	3	3	9	0	1	0	0	0	1	47	51	3.86	1.286										
Don Nottebart, R ERA: 1.41 (8, 1)	2.0	S	8	1	0	0	1	1	0	0	0	0	0	9	13	0.00	1.000										

Pittsburgh Pirates @ Cincinnati Reds
Crosley Field, Cincinnati, OH
Thu Jun 23 1966, 7:05 PM EDT
Att: 6,039 - Unknown

AB 35
R 3
H 10
RBI 3
BB 2
SO 10
LOB 18



Batter	1	2	3	4	5	6	7	8	9	AB	R	H	RBI	BB	SO	LOB	BOTTOM										
Tommy Harper, R OBP: 0.345, SLG: 0.360 (1, 9)	6-3		F6							4	1	2	0	0	0	0											
Pete Rose, S OBP: 0.318, SLG: 0.370 (1, 4)	F7		6-3							3	0	0	0	1	1	1											
Vada Pinson, L OBP: 0.360, SLG: 0.476 (1, 8)	F7									4	1	1	2	0	0	3											
Gordy Coleman, L OBP: 0.330, SLG: 0.306 (1, 3)										4	2	2	0	0	0	3											
Dick Simpson, R OBP: 0.174, SLG: 0.409 (9, 9)		1B								0	0	0	0	0	0	0											
Deron Johnson, R OBP: 0.283, SLG: 0.386 (1, 7)		1B								3	0	0	0	1	2	1											
Tommy Helms, R OBP: 0.321, SLG: 0.397 (1, 5)		BB								3	0	0	0	0	0	2											
Don Nottebart, R OBP: 0.083, SLG: 0.083 (8, 1)	F7									1	0	0	0	0	0	0											
Johnny Edwards, L OBP: 0.343, SLG: 0.333 (1, 2)										4	0	1	1	0	0	1											
Leo Cardenas, R OBP: 0.315, SLG: 0.443 (1, 6)										3	0	0	0	0	0	2											
Mitt Pappas, R OBP: 0.143, SLG: 0.294 (1, 1)										2	1	1	1	0	1	0											
Tony Perez, R OBP: 0.319, SLG: 0.367 (7, PH)										1	0	1	0	0	0	0											
Giraldo Ruiz, S OBP: 0.192, SLG: 0.160 (8, 5)										0	0	0	0	0	0	0											
Inning Stats	R: 0 E: 0 K: 0 S: 3	H: 0 LOB: 0 BB: 0 P: 3	R: 1 E: 0 K: 0 S: 4	H: 2 LOB: 1 BB: 1 P: 8	R: 0 E: 0 K: 1 S: 5	H: 0 LOB: 0 BB: 0 P: 5	R: 1 E: 1 K: 1 S: 7	H: 1 LOB: 1 BB: 0 P: 7	R: 3 E: 0 K: 1 S: 8	H: 3 LOB: 0 BB: 0 P: 8	R: 0 E: 0 K: 1 S: 5	H: 0 LOB: 0 BB: 0 P: 5	R: 0 E: 0 K: 0 S: 5	H: 2 LOB: 3 BB: 1 P: 9	R: 0 E: 0 K: 0 S: 3	H: 0 LOB: 0 BB: 0 P: 3	R: 0 E: 0 K: 0 S: 3	H: 0 LOB: 0 BB: 0 P: 3	1B: 5 2B: 1 3B: 0 HR: 2	SF: 0 SAC: 0 DP: 1 HBP: 0	WP: 0 PB: 0 SB: 1 CS: 0	PA: 34					
PITCHER	IP	WLS	BF	H	R	ER	SO	BB	IBB	HBP	BLK	WP	HR	S	P	ERA	WHIP										
Don Cardwell, R ERA: 3.66 (1, 1)	6.0	L	25	6	5	4	4	0	0	0	0	0	2	32	36	6.00	1.167										
Tommie Sisk, R ERA: 4.93 (7, 1)	2.0		9	2	0	0	0	1	0	0	0	0	0	8	12	0.00	1.500										

Pittsburgh Pirates @ Cincinnati Reds
Crosley Field, Cincinnati, OH
Thu Jun 23 1966, 7:05 PM EDT
Att: 6,039 - Unknown

AB 32
R 5
H 8
RBI 4
BB 2
SO 4
LOB 13



Batter	1	2	3	4	5	6	7	8	9	AB	R	H	RBI	BB	SO	LOB	TOP								
Matty Alou, L OBP: 0.345, SLG: 0.444 (1, 8)										5	0	1	0	0	0	2									
Gene Alley, R OBP: 0.314, SLG: 0.371 (1, 6)										4	0	0	0	0	0	2									
Roberto Clemente, R OBP: 0.361, SLG: 0.525 (1, 9)										4	1	2	1	0	1	1									
Willie Stargell, L OBP: 0.396, SLG: 0.606 (1, 7)										4	1	2	1	0	2	2									
Manny Mota, R OBP: 0.355, SLG: 0.448 Jose Pagan, R OBP: 0.250, SLG: 0.365 (1, 5) (6, 5)										3	0	0	0	0	0	3									
Donn Clendenen, R OBP: 0.321, SLG: 0.394 (1, 3)										4	0	0	0	0	2	0									
Jesse Gonder, L OBP: 0.209, SLG: 0.476 (1, 2)										4	1	2	1	0	1	0									
Bill Mazerowski, R OBP: 0.283, SLG: 0.332 (1, 4)										3	0	1	0	1	0	1									
Bob Veale, S OBP: 0.209, SLG: 0.256 (1, 1)										4	0	1	0	0	1	2									
Inning Stats	R: 0 E: 0 K: 1 S: 7	H: 2 LOB: 2 BB: 0 P: 7	R: 0 E: 0 K: 1 S: 5	H: 0 LOB: 1 BB: 1 P: 9	R: 1 E: 0 K: 0 S: 5	H: 2 LOB: 1 BB: 0 P: 5	R: 1 E: 0 K: 1 S: 7	H: 2 LOB: 1 BB: 0 P: 7	R: 0 E: 0 K: 2 S: 7	H: 0 LOB: 0 BB: 0 P: 7	R: 0 E: 0 K: 1 S: 6	H: 1 LOB: 1 BB: 0 P: 6	R: 0 E: 0 K: 0 S: 4	H: 1 LOB: 1 BB: 0 P: 4	R: 1 E: 0 K: 0 S: 4	H: 1 LOB: 0 BB: 0 P: 4	R: 0 E: 0 K: 1 S: 5	H: 0 LOB: 0 BB: 0 P: 5	1B: 5 2B: 1 3B: 0 HR: 3	SF: 0 SAC: 0 DP: 0 HBP: 0	WP: 0 PB: 0 SB: 0 CS: 0	PA: 37			
PITCHER	IP	WLS	BF	H	R	ER	SO	BB	IBB	HBP	BLK	WP	HR	S	P	ERA	WHIP								
Jim Bunning, R ERA: 1.96 (1, 1)	8.0	L	34	9	3	3	6	1	0	0	0	0	3	45	49	3.38	1.250								
Darold Knowles, L ERA: 2.55 (9, 1)	1.0		3	0	0	0	1	0	0	0	0	0	0	5	5	0.00	0.000								

Pittsburgh Pirates @ Philadelphia Phillies
 Connie Mack Stadium, Philadelphia, PA
 Fri Jun 24 1966, 7:05 PM EDT
 Att: 26,791 - Unknown

AB 36
 R 3
 H 9
 RBI 3
 BB 1
 SO 7
 LOB 13



Batter	1	2	3	4	5	6	7	8	9	AB	R	H	RBI	BB	SO	LOB	BOTTOM								
Tony Taylor, R OBP: 0.307, SLG: 0.400 (1, 4) (6, 5)										4	0	0	0	0	1	2									
Johnny Callison, L OBP: 0.332, SLG: 0.407 (1, 9)										3	1	1	0	1	0	0									
Dick Groat, R OBP: 0.285, SLG: 0.310 (1, 5) (6, 6)										3	0	0	0	1	0	2									
Dick Allen, R OBP: 0.387, SLG: 0.667 (1, 7)										4	0	0	0	0	0	2									
Cookie Rojas, R OBP: 0.318, SLG: 0.364 (1, 8) (6, 4)										4	0	1	1	0	0	0									
Bill White, L OBP: 0.339, SLG: 0.424 (1, 3)										4	0	1	0	0	2	1									
Bob Uecker, R OBP: 0.330, SLG: 0.427 (1, 2)										2	0	1	0	1	0	0									
Bobby Wine, R OBP: 0.293, SLG: 0.294 Jackie Brandt, R OBP: 0.293, SLG: 0.288 (1, 6) (6, 8)										2	0	0	0	0	0	2									
Jim Bunning, R OBP: 0.204, SLG: 0.170 Harvey Kuenn, R OBP: 0.303, SLG: 0.381 Darold Knowles, L OBP: 0.111, SLG: 0.111 (1, 1) (8, PH) (9, 1)										2	0	0	0	0	1	0									
Inning Stats	R: 0 E: 0 K: 0 S: 3	H: 0 LOB: 0 BB: 1 P: 7	R: 0 E: 0 K: 0 S: 3	H: 0 LOB: 0 BB: 0 P: 3	R: 0 E: 0 K: 1 S: 5	H: 0 LOB: 0 BB: 0 P: 5	R: 0 E: 0 K: 0 S: 2	H: 0 LOB: 0 BB: 1 P: 6	R: 0 E: 0 K: 0 S: 3	H: 1 LOB: 1 BB: 1 P: 7	R: 0 E: 0 K: 1 S: 5	H: 0 LOB: 0 BB: 0 P: 5	R: 0 E: 0 K: 0 S: 3	H: 0 LOB: 0 BB: 0 P: 3	R: 0 E: 0 K: 1 S: 7	H: 2 LOB: 2 BB: 0 P: 7	R: 1 E: 0 K: 1 S: 7	H: 2 LOB: 1 BB: 0 P: 7	1B: 4 2B: 1 3B: 0 HR: 0	SF: 0 SAC: 0 DP: 2 HBP: 0	WP: 0 PB: 0 SB: 0 CS: 0	PA: 33			
PITCHER	IP	WLS	BF	H	R	ER	SO	BB	IBB	HBP	BLK	WP	HR	S	P	ERA	WHIP								
Bob Veale, L ERA: 2.61 (1, 1)	9.0	W	33	5	1	1	4	3	0	0	0	0	0	38	50	1.00	0.889								

Pittsburgh Pirates @ Philadelphia Phillies
 Connie Mack Stadium, Philadelphia, PA
 Fri Jun 24 1966, 7:05 PM EDT
 Att: 26,791 - Unknown

AB 30
 R 1
 H 5
 RBI 1
 BB 3
 SO 4
 LOB 11



Batter	1	2	3	4	5	6	7	8	9	AB	R	H	RBI	BB	SO	LOB	TOP			
Sonny Jackson, L (1,6) OBP: 0.330, SLG: 0.346	6-3		4-0 CS BB	4-3			5-3		L9	4	0	0	0	1	0	3				
Bob Lillis, R (1,4) OBP: 0.316, SLG: 0.265	F4		2B 1B	1B			6-3		F BB E BB	4	1	2	2	1	0	0				
Jimmy Wynn, R (1,8) OBP: 0.321, SLG: 0.446	1B 1B		1-3 2B	L6			6-3		E E	4	1	2	0	1	0	1				
Rusty Staub, L (1,7) OBP: 0.327, SLG: 0.418	1B		IBB	1B					E4 E	4	0	3	0	1	0	2				
Dave Nicholson, R (1,9) OBP: 0.402, SLG: 0.471	F9		K	P6			L7		E5	5	0	0	0	0	1	8				
Bob Aspromonte, R (1,5) OBP: 0.270, SLG: 0.286			K	5-3			G6-4-3		4-3	4	0	0	0	0	2	5				
Bill Heath, L (9, PH) OBP: 0.143, SLG: 0.077									K	1	0	0	0	0	0	2				
John Bateman, R (1,2) OBP: 0.333, SLG: 0.513			P6				F9		3-1	4	0	1	0	0	0	1				
Chuck Harrison, R (1,3) OBP: 0.326, SLG: 0.329										4	1	3	0	0	0	1				
Nate Colbert, R (9, PR)			1B	4-3 SH 1B	1B		G5-4-3		BB BB E 1B	0	1	0	0	0	0	0				
Bob Bruce, R (1,1)			1-3							2	1	0	0	0	0	1				
Jim Owens, R (7,1)			1-3	SH	4-3 1B		6-3		P5	0	0	0	0	0	0	0				
Lee Maye, L (9, PH) OBP: 0.257, SLG: 0.363				1-2 1B						1	0	0	0	0	0	1				
Inning Stats	R: 0 E: 0 K: 0 S: 5	H: 2 LOB: 2 P: 5	R: 0 E: 0 K: 1 S: 6	H: 1 LOB: 1 BB: 0 P: 6	R: 0 E: 0 K: 1 S: 6	H: 2 LOB: 3 BB: 2 P: 14	R: 2 E: 0 K: 0 S: 6	H: 2 LOB: 1 BB: 0 P: 6	R: 0 E: 0 K: 0 S: 3	H: 1 LOB: 0 BB: 0 P: 3	R: 0 E: 0 K: 0 S: 3	H: 0 LOB: 0 BB: 0 P: 3	R: 0 E: 0 K: 1 S: 6	H: 1 LOB: 1 BB: 0 P: 6	R: 3 E: 2 K: 0 S: 6	H: 1 LOB: 2 BB: 2 P: 14	1B: 10 2B: 1 3B: 0 HR: 0	SF: 0 SAC: 1 DP: 2 HBP: 0	WP: 0 PB: 0 SB: 0 CS: 1	PA: 42
PITCHER	IP WLS BF H R ER SO BB IBB HBP BLK WP HR S P ERA WHIP																			
Steve Blass, R (1,1) ERA: 3.21	8.2 W 39 11 5 2 3 3 1 0 0 0 0 0 41 57 2.08 1.615																			
Roy Face, R (9,1) ERA: 2.63	0.1 S 3 0 0 0 0 0 0 0 0 0 0 0 3 3 0.00 0.000																			

Houston Astros @ Pittsburgh Pirates
Forbes Field, Pittsburgh, PA
Mon Jun 27 1966, 7:05 PM EDT
Att: 11,679 - Overcast - 92 F

AB 37
R 5
H 11
RBI 2
BB 4
SO 3
LOB 25



Batter	1	2	3	4	5	6	7	8	9	AB	R	H	RBI	BB	SO	LOB	BOTTOM			
Matty Alou, L (1,8) OBP: 0.346, SLG: 0.440	P4		4-3		4-3 2B 1B		G3			5	1	1	0	0	0	2				
Gene Alley, R (1,6) OBP: 0.311, SLG: 0.369	6-3			1B SF8 2B	4-3				HBP 1B 1B	5	2	2	0	0	0	1				
Roberto Clemente, R (1,9) OBP: 0.371, SLG: 0.535	K			FC6-4 1B	2B				HBP 1B	5	1	3	1	0	1	0				
Willie Stargell, L (1,7) OBP: 0.399, SLG: 0.591			K	SF8	2B				BB 1B BB HBP	2	1	0	1	1	2	0				
Jose Pagan, R (1,5) OBP: 0.248, SLG: 0.353	5-3			FC6-4 1B	1-3				BB BB 1B 1B	4	2	1	2	0	0	3				
Donn Clendenen, R (1,3) OBP: 0.328, SLG: 0.408				1B	1B				1-2 2-H 3-H	4	0	2	0	0	0	2				
Jim Pagliaroni, R (1,2) OBP: 0.323, SLG: 0.372			K	1-2 2-H 1B	1B				BB BB 1B BB	2	1	1	1	2	1	1				
Bill Mazerowski, R (1,4) OBP: 0.280, SLG: 0.319			5-3	L6					F8 1B BB	3	0	0	1	1	0	3				
Steve Blass, R (1,1) OBP: 0.171, SLG: 0.200			F8		5-3				P4	4	0	1	2	0	0	1				
Roy Face, R (9,1) ERA: 3.52									1-2 2-H 3-H 1B	0	0	0	0	0	0	0				
Inning Stats	R: 0 E: 0 K: 1 S: 5	H: 0 LOB: 0 P: 5	R: 0 E: 0 K: 2 S: 8	H: 1 LOB: 0 BB: 0 P: 8	R: 0 E: 0 K: 0 S: 3	H: 0 LOB: 0 BB: 0 P: 3	R: 2 E: 0 K: 0 S: 7	H: 4 LOB: 2 BB: 0 P: 7	R: 1 E: 0 K: 0 S: 5	H: 2 LOB: 1 BB: 1 P: 9	R: 0 E: 0 K: 0 S: 3	H: 0 LOB: 1 BB: 1 P: 7	R: 5 E: 0 K: 0 S: 7	H: 4 LOB: 2 BB: 2 P: 16	R: 0 E: 0 K: 1 S: 5	H: 0 LOB: 0 BB: 0 P: 5	1B: 9 2B: 2 3B: 0 HR: 0	SF: 1 SAC: 0 DP: 0 HBP: 1	WP: 0 PB: 0 SB: 0 CS: 0	PA: 40
PITCHER	IP WLS BF H R ER SO BB IBB HBP BLK WP HR S P ERA WHIP																			
Bob Bruce, R (1,1) ERA: 6.43	6,1 L 31 9 6 6 3 2 0 0 0 0 0 0 9 17 10.80 2.400																			
Jim Owens, R (7,1) ERA: 3.52	1,2 9 2 2 2 1 2 0 0 0 0 0 0 9 17 10.80 2.400																			

Houston Astros @ Pittsburgh Pirates
Forbes Field, Pittsburgh, PA
Mon Jun 27 1966, 7:05 PM EDT
Att: 11,679 - Overcast - 92 F

AB 34
R 8
H 11
RBI 8
BB 4
SO 4
LOB 13



Batter	1	2	3	4	5	6	7	8	9	AB	R	H	RBI	BB	SO	LOB	TOP				
Bob Lillis, R OBP: 0.302, SLG: 0.256 (1, 4)	L3		F8 FC5-2 E 1B	F8		4-3			6-3	5	1	1	0	0	0	2					
Sonny Jackson, L OBP: 0.331, SLG: 0.347 (1, 6)	K		E6 FC5-2 1B				HBP 1B		4-3	5	1	2	0	0	1	2					
Jimmy Wynn, R OBP: 0.322, SLG: 0.442 (1, 8)	L8		FC5-2 1B				FC6-4 HBP		FC1-6 1B	3	0	0	0	1	0	4					
Dave Nicholson, R OBP: 0.407, SLG: 0.472 (1, 9)																					
Felix Mantilla, R OBP: 0.244, SLG: 0.312 (1, 5)																					
Chuck Harrison, R OBP: 0.313, SLG: 0.315 (1, 3)																					
John Bateman, R OBP: 0.328, SLG: 0.506 (1, 2)																					
Rusty Staub, L OBP: 0.330, SLG: 0.423 (1, 7)																					
Dave Giusti, R OBP: 0.286, SLG: 0.353 (5, 1) Ron Taylor, R OBP: 0.300, SLG: 0.311 (5, 1) Julio Gotay, R (6, PH) Barry Latman, R OBP: 0.255, SLG: 0.357 (6, 1) Nate Colbert, R (8, PH) Claude Raymond, R (8, 1)																					
Inning Stats	R: 0 E: 0 K: 1 S: 5	H: 0 LOB: 0 BB: 0 P: 5	R: 1 E: 0 K: 0 S: 3	H: 0 LOB: 1 BB: 2 P: 11	R: 2 E: 1 K: 0 S: 7	H: 3 LOB: 2 BB: 0 P: 7	R: 0 E: 0 K: 0 S: 4	H: 1 LOB: 1 BB: 0 P: 4	R: 0 E: 0 K: 2 S: 8	H: 1 LOB: 2 BB: 0 P: 9	R: 0 E: 0 K: 1 S: 6	H: 0 LOB: 1 BB: 0 P: 6	R: 0 E: 0 K: 0 S: 5	H: 2 LOB: 2 BB: 0 P: 5	R: 0 E: 0 K: 1 S: 5	H: 0 LOB: 0 BB: 0 P: 5	R: 0 E: 0 K: 0 S: 3	H: 0 LOB: 1 BB: 1 P: 7	1B: 6 2B: 2 3B: 0 HR: 0	SF: 1 SAC: 1 DP: 0 HBP: 1	WP: 0 PA: 40 PB: 0 SB: 0 CS: 0
PITCHER Bob Veale, L ERA: 2.57 (1, 1)	IP: 9.0 WLS: W BF: 40 H: 8 R: 3 ER: 2 SO: 5 BB: 3 IBB: 0 HBP: 1 BLK: 0 WP: 0 HR: 0 S: 46 P: 59 ERA: 2.00 WHIP: 1.222																				

Houston Astros @ Pittsburgh Pirates
Forbes Field, Pittsburgh, PA
Tue Jun 28 1966, 7:05 PM EDT
Att: 11,713 - Cloudy - 72 F

AB	34
R	3
H	8
RBI	3
BB	3
SO	5
LOB	27



Batter	1	2	3	4	5	6	7	8	9	AB	R	H	RBI	BB	SO	LOB	BOTTOM		
Matty Alou, L OBP: 0.348, SLG: 0.439 (1, 8)	G4-6-3 BB									3	1	1	0	1	0	2			
Gene Alley, R OBP: 0.310, SLG: 0.364 (1, 6)	G4-6-3 1-2									3	1	0	0	0	0	1			
Roberto Clemente, R OBP: 0.369, SLG: 0.531 (1, 9)	5-3									4	0	1	1	0	0	0			
Willie Stargell, L OBP: 0.397, SLG: 0.585 (1, 7)										4	1	1	0	0	1	2			
Jose Pagan, R OBP: 0.255, SLG: 0.357 (1, 5)										4	0	2	1	0	0	1			
Donn Clendenen, R OBP: 0.327, SLG: 0.403 (1, 3)										3	1	0	0	1	2	3			
Jim Pagliaroni, R OBP: 0.323, SLG: 0.372 (1, 2)										3	0	1	1	0	1	1			
Bill Mazerowski, R OBP: 0.281, SLG: 0.323 (1, 4)										3	0	1	1	0	0	1			
Bob Veale, S OBP: 0.196, SLG: 0.239 (1, 1)										3	0	0	0	0	1	2			
Inning Stats	R: 0 E: 0 K: 0 S: 2	H: 0 LOB: 1 BB: 1 P: 6	R: 2 E: 0 K: 1 S: 8	H: 3 LOB: 2 BB: 1 P: 12	R: 0 E: 0 K: 0 S: 3	H: 0 LOB: 0 BB: 0 P: 3	R: 0 E: 0 K: 1 S: 6	H: 1 LOB: 1 BB: 0 P: 6	R: 2 E: 0 K: 2 S: 10	H: 3 LOB: 2 BB: 0 P: 11	R: 0 E: 0 K: 0 S: 3	H: 0 LOB: 0 BB: 0 P: 3	R: 0 E: 0 K: 1 S: 5	H: 0 LOB: 0 BB: 0 P: 5	R: 0 E: 0 K: 0 S: 3	H: 0 LOB: 0 BB: 0 P: 5	1B: 6 2B: 1 3B: 0 HR: 0	SF: 0 SAC: 0 DP: 1 HBP: 1	WP: 1 PA: 33 PB: 0 SB: 0 CS: 0
PITCHER Dave Giusti, R ERA: 3.25 Ron Taylor, R ERA: 4.79 Barry Latman, R ERA: 2.51 Claude Raymond, R ERA: 1.58	IP: 4.2 WLS: L BF: 23 H: 7 R: 4 ER: 4 SO: 4 BB: 2 IBB: 0 HBP: 1 BLK: 0 WP: 1 HR: 0 S: 26 P: 35 ERA: 7.71 WHIP: 1.929																		

Houston Astros @ Pittsburgh Pirates
Forbes Field, Pittsburgh, PA
Tue Jun 28 1966, 7:05 PM EDT
Att: 11,713 - Cloudy - 72 F

AB	30
R	4
H	7
RBI	4
BB	2
SO	5
LOB	13



Batter	1	2	3	4	5	6	7	8	9	AB	R	H	RBI	BB	SO	LOB	TOP																		
Julio Gotay, R (1.5) Felix Mantilla, R (3, FR) OBP: 0.235, SLG: 0.300	6-3		FC1 E HBP	K		4-3			L7	2	0	0	0	0	0	1																			
Sonny Jackson, L (1.6) OBP: 0.239, SLG: 0.353	4-3		IBB HBP		1B		G6-3 1B		HR 1B	4	1	3	0	0	0	0																			
Jimmy Wynn, R (1.8) OBP: 0.320, SLG: 0.449	K		SF9		F9		G6-3 1-2		HR 1-H	4	1	1	3	0	1	2																			
Rusty Staub, L (1.7) OBP: 0.331, SLG: 0.420		6-3	FC6-4 IBB		FC6-4 1B		6-3		4-3	4	0	1	0	1	0	0																			
Dave Nicholson, R (1.9) OBP: 0.399, SLG: 0.461		K	K		K				K	4	0	0	0	0	4	5																			
John Bateman, R (1.2) OBP: 0.331, SLG: 0.510		HR 1B	FC6-4 1-2		FC6-4 1-2				2B	4	1	2	0	0	0	5																			
Chuck Harrison, R (1.3) OBP: 0.311, SLG: 0.344		HR 1-H		K		1-3			P4	4	1	1	2	0	1	1																			
Bob Lillis, R (1.4) OBP: 0.277, SLG: 0.233		6-3		4-3		G3			6-3	4	0	0	0	0	0	1																			
Larry Dierker, R (1.1) OBP: 0.167, SLG: 0.250									5-3	2	1	2	0	0	0	0																			
Bill Heath, L (6, PH) OBP: 0.200, SLG: 0.214										1	0	1	0	0	0	0																			
Ron Taylor, R (6, PH) Lee Maye, L (9, PH) OBP: 0.255, SLG: 0.360			HBP FC1 SF9							0	0	0	0	0	0	0																			
Jim Owens, R (9, 1)										0	0	0	0	0	0	0																			
Inning Stats	R: 0 E: 0 K: 1 S: 5	H: 0 LOB: 0 BB: 0 P: 5	R: 2 E: 0 K: 1 S: 7	H: 2 LOB: 0 BB: 0 P: 7	R: 1 E: 2 K: 1 S: 7	H: 1 LOB: 3 BB: 1 P: 12	R: 0 E: 0 K: 2 S: 8	H: 1 LOB: 1 BB: 0 P: 8	R: 0 E: 0 K: 1 S: 7	H: 2 LOB: 2 BB: 0 P: 7	R: 0 E: 0 K: 0 S: 4	H: 1 LOB: 1 BB: 0 P: 4	R: 0 E: 0 K: 0 S: 3	H: 1 LOB: 0 BB: 0 P: 3	R: 0 E: 0 K: 1 S: 6	H: 1 LOB: 1 BB: 0 P: 6	R: 2 E: 0 K: 0 S: 5	H: 2 LOB: 0 BB: 0 P: 5	1B: 7 2B: 2 3B: 0 HR: 2	SF: 1 SAC: 0 DP: 1 HBP: 1	WP: 0 PB: 0 SB: 0 CS: 0	PA: 40													
PITCHER	IP WLS BF H R ER SO BB IBB HBP BLK WP HR S P ERA WHIP																																		
Don Cardwell, R (1.1) ERA: 3.76	2.0	11	3	3	2	2	0	0	0	0	0	1	14	15	9.00	1.500																			
Al McBean, R (3, 1) ERA: 3.57	6.2	28	8	2	2	5	0	1	0	0	0	1	37	41	2.70	1.200																			
Billy O'Dell, L (9, 1) ERA: 2.28	0.1	W	1	0	0	0	0	0	0	0	0	0	1	1	0.00	0.000																			

Houston Astros @ Pittsburgh Pirates
Forbes Field, Pittsburgh, PA
Wed Jun 29 1966, 7:05 PM EDT
Att: 12,500 - Cloudy - 84 F

AB	37
R	5
H	11
RBI	5
BB	1
SO	7
LOB	17



Batter	1	2	3	4	5	6	7	8	9	AB	R	H	RBI	BB	SO	LOB	BOTTOM																		
Matty Alou, L (1.8) OBP: 0.349, SLG: 0.438	6-3		5-3		S 1B		F8		SH1-4 1B	5	2	2	0	0	0	0																			
Gene Alley, R (1.6) OBP: 0.305, SLG: 0.358	5-3		5-3		6-3		6-3		SH1-4 1-2	4	0	0	0	0	0	1																			
Roberto Clemente, R (1.9) OBP: 0.367, SLG: 0.525	4-3		6-3		F9		K		1B 2-H	5	0	1	1	0	1	1																			
Willie Stargell, L (1.7) OBP: 0.396, SLG: 0.583		F3		E 1B	FC6-4 2-H				P5	4	1	2	1	0	0	0																			
Jose Pagan, R (1.5) OBP: 0.261, SLG: 0.367		2B E 1B		F7	FC6-4 1-2				2B 2B	4	2	2	0	0	0	2																			
Don Clendenen, R (1.3) OBP: 0.329, SLG: 0.413		E7 1-H 1B 2B		E4 FC6-4 1B			6-3		2B 2B	4	1	2	1	0	0	1																			
Jim Pagliaroni, R (1.2) OBP: 0.322, SLG: 0.369		F8		FC6-4 1-2 2-H	1B		P5		F2	4	0	1	1	0	0	2																			
Bill Mazerowski, R (1.4) OBP: 0.287, SLG: 0.327				FC6-4 1-2 2-3	S				1B	3	0	2	1	1	0	2																			
Don Cardwell, R (1.1) OBP: 0.125, SLG: 0.045					4-3					1	0	0	0	0	0	1																			
Al McBean, R (3, 1) OBP: 0.143, SLG: 0.143										3	0	0	0	0	2	5																			
Billy O'Dell, S (9, 1) OBP: 0.222, SLG: 0.222										0	0	0	0	0	0	0																			
Inning Stats	R: 0 E: 0 K: 0 S: 3	H: 0 LOB: 0 BB: 0 P: 3	R: 2 E: 1 K: 0 S: 6	H: 3 LOB: 1 BB: 0 P: 6	R: 0 E: 0 K: 0 S: 3	H: 0 LOB: 0 BB: 0 P: 3	R: 1 E: 1 K: 0 S: 6	H: 2 LOB: 2 BB: 0 P: 6	R: 1 E: 0 K: 0 S: 5	H: 2 LOB: 1 BB: 0 P: 5	R: 0 E: 0 K: 1 S: 6	H: 1 LOB: 1 BB: 0 P: 6	R: 0 E: 0 K: 1 S: 5	H: 0 LOB: 0 BB: 0 P: 5	R: 1 E: 0 K: 1 S: 7	H: 2 LOB: 2 BB: 1 P: 11	R: 1 E: 0 K: 0 S: 3	H: 2 LOB: 1 BB: 0 P: 3	1B: 9 2B: 3 3B: 0 HR: 0	SF: 0 SAC: 1 DP: 0 HBP: 0	WP: 0 PB: 0 SB: 0 CS: 0	PA: 39													
PITCHER	IP WLS BF H R ER SO BB IBB HBP BLK WP HR S P ERA WHIP																																		
Larry Dierker, R (1.1) ERA: 3.46	5.0	23	7	4	3	0	0	0	0	0	0	0	18	22	3.00	1.000																			
Ron Taylor, R (6, 1) ERA: 4.59	3.0	13	3	1	1	3	0	1	0	0	0	0	18	22	3.00	1.000																			
Jim Owens, R (9, 1) ERA: 3.77	0.1	L	3	2	1	1	0	0	0	0	0	0	3	3	27.00	6.000																			

Houston Astros @ Pittsburgh Pirates
Forbes Field, Pittsburgh, PA
Wed Jun 29 1966, 7:05 PM EDT
Att: 12,500 - Cloudy - 84 F

AB	37
R	6
H	12
RBI	5
BB	1
SO	3
LOB	15




Batter	1	2	3	4	5	6	7	8	9	AB	R	H	RBI	BB	SO	LOB	TOP			
Sonny Jackson, L (1, 6) OBP: 0.338, SLG: 0.351	F8		FC3-6		4-3			E8		4	0	1	0	0	0	3	Houston Astros @ Pittsburgh Pirates Forbes Field, Pittsburgh, PA Thu Jun 30 1966, 7:05 PM EDT Att: 15,183 - Cloudy - 86 F			
Bob Lillis, R (1, 4) OBP: 0.255, SLG: 0.213	6-3		G6-4-3			F7		L9		4	0	0	0	0	2					
Jimmy Wynn, R (1, 8) OBP: 0.319, SLG: 0.445	1B			K		K		F7		3	0	0	0	1	2					
Rusty Staub, L (1, 9) OBP: 0.330, SLG: 0.418	1B			4-3		F9		K		4	0	1	0	0	1					
Chuck Harrison, R (1, 3) OBP: 0.299, SLG: 0.330	FC5-4			5-3			L7		4	0	0	0	0	2						
Lee Maye, L (1, 7) OBP: 0.255, SLG: 0.357		F9			P4		1B	1B	4	0	1	0	0	0						
John Bateman, R (1, 2) OBP: 0.328, SLG: 0.506			K		5-3		1B	1B	2	0	0	0	0	1	0					
Bill Heath, L (6, 2) OBP: 0.235, SLG: 0.250							FC5-4	1B	2	0	1	0	0	0	0					
Bob Aspromonte, R (1, 5) OBP: 0.271, SLG: 0.287			5-3				P6		3	0	1	0	0	0	2					
Robin Roberts, S (1, 1) OBP: 0.167, SLG: 0.063								FC5-4	0	0	0	0	0	0	0					
Bary Latman, R (2, 1) OBP: 0.238, SLG: 0.158									1	0	1	0	1	0	0					
Felix Mantilla, R (7, PH) OBP: 0.233, SLG: 0.298									1	0	0	0	0	2	0					
Aurelio Monteagudo, R (7, 1)									0	0	0	0	0	0	0					
Inning Stats	R: 0 E: 0 K: 0 S: 4	H: 1 LOB: 2 BB: 1 P: 8	R: 0 E: 0 K: 1 S: 5	H: 0 LOB: 0 BB: 0 P: 5	R: 0 E: 0 K: 0 S: 2	H: 0 LOB: 0 BB: 1 P: 6	R: 0 E: 0 K: 1 S: 5	H: 0 LOB: 0 BB: 0 P: 5	R: 0 E: 0 K: 1 S: 5	H: 2 LOB: 2 BB: 0 P: 5	R: 0 E: 0 K: 0 S: 5	H: 0 LOB: 0 BB: 0 P: 5	R: 0 E: 1 K: 0 S: 6	H: 1 LOB: 1 BB: 0 P: 6	R: 0 E: 0 K: 0 S: 3	H: 0 LOB: 0 BB: 0 P: 3	1B: 6 2B: 0 3B: 0 HR: 0	SF: 0 SAC: 0 DP: 1 HBP: 0	WP: 0 PB: 0 SB: 0 CS: 0	PA: 34
PITCHER Vern Law, R (1, 1) ERA: 3.86	IP: 9.0 WLS: W BF: 34 H: 6 R: 0 ER: 0 SO: 4 BB: 2 IBB: 0 HBP: 0 BLK: 0 WP: 0 HR: 0 S: 40 P: 48 ERA: 0.00 WHIP: 0.889																			

Batter	1	2	3	4	5	6	7	8	9	AB	R	H	RBI	BB	SO	LOB	BOTTOM			
Matty Alou, L (1, 8) OBP: 0.354, SLG: 0.441	E	2B			SH2-4	FC1-3		E6		5	2	3	0	0	0	1	Houston Astros @ Pittsburgh Pirates Forbes Field, Pittsburgh, PA Thu Jun 30 1966, 7:05 PM EDT Att: 15,183 - Cloudy - 86 F			
Gene Alley, R (1, 6) OBP: 0.304, SLG: 0.362	SF7	1B			SH2-4	5-3		4-3		3	0	1	2	0	2					
Roberto Clemente, R (1, 9) OBP: 0.364, SLG: 0.526	5-3	4-3			1B		E4	5-3		5	1	1	1	0	3					
Willie Stargell, L (1, 7) OBP: 0.386, SLG: 0.579	1B				CS		G4-6-3	F9		5	0	2	1	0	2					
Jose Pagan, R (1, 5) OBP: 0.268, SLG: 0.362	5-3				K		2B	1B	BB	2	1	0	0	2	1					
Donn Clendenen, R (1, 3) OBP: 0.332, SLG: 0.427		E4			K		K	1B	2B	4	2	2	0	0	2					
Jim Pagliaroni, R (1, 2) OBP: 0.325, SLG: 0.369		5-3			K		2B	BB	1B	3	1	1	2	1	1					
Bill Mazeroski, R (1, 4) OBP: 0.294, SLG: 0.335		1B			K		E7	1B	BB	3	2	2	0	1	1					
Vern Law, R (1, 1) OBP: 0.333, SLG: 0.435		1-3			K		FC1-3	6-3		4	0	1	1	0	1					
Inning Stats	R: 1 E: 0 K: 0 S: 5	H: 2 LOB: 1 BB: 0 P: 5	R: 2 E: 1 K: 0 S: 7	H: 4 LOB: 2 BB: 0 P: 7	R: 0 E: 0 K: 1 S: 4	H: 0 LOB: 1 BB: 1 P: 8	R: 0 E: 0 K: 3 S: 9	H: 0 LOB: 0 BB: 0 P: 9	R: 2 E: 1 K: 1 S: 7	H: 3 LOB: 0 BB: 0 P: 7	R: 2 E: 1 K: 1 S: 7	H: 2 LOB: 1 BB: 1 P: 11	R: 2 E: 1 K: 0 S: 5	H: 2 LOB: 2 BB: 2 P: 13	R: 0 E: 1 K: 0 S: 4	H: 0 LOB: 1 BB: 0 P: 4		1B: 8 2B: 4 3B: 2 HR: 0	SF: 1 SAC: 1 DP: 2 HBP: 0	WP: 1 PB: 0 SB: 1 CS: 2
PITCHER Robin Roberts, R (1, 1) ERA: 3.82	IP: 1.2 WLS: L BF: 11 H: 6 R: 3 ER: 3 SO: 0 BB: 0 IBB: 0 HBP: 0 BLK: 0 WP: 0 HR: 0 S: 11 P: 11 ERA: 6.23 WHIP: 1.615																			
PITCHER Barry Latman, R (2, 1) ERA: 2.77	IP: 4.1 WLS: 18 BF: 5 H: 4 R: 4 ER: 3 SO: 6 BB: 2 IBB: 0 HBP: 0 BLK: 0 WP: 0 HR: 0 S: 28 P: 36 ERA: 9.00 WHIP: 2.000																			
PITCHER Aurelio Monteagudo, R (7, 1) ERA: 3.67	IP: 2.0 WLS: 11 BF: 2 H: 2 R: 2 ER: 2 SO: 0 BB: 2 IBB: 0 HBP: 0 BLK: 0 WP: 1 HR: 0 S: 9 P: 17 ERA: 9.00 WHIP: 2.000																			

Batter	1	2	3	4	5	6	7	8	9	AB	R	H	RBI	BB	SO	LOB	TOP				
Matty Alou, L OBP: 0.397, SLG: 0.443 (1, 8)	1-3	4-3		E1 1B					P4	6	1	3	0	0	0	3					
Gene Alley, R OBP: 0.305, SLG: 0.358 (1, 6)	K		HR 1B	6-3					K	5	2	1	0	0	2	3					
Roberto Clemente, R OBP: 0.361, SLG: 0.521 Manny Mota, R OBP: 0.369, SLG: 0.483 (1, 9) (8, 9)	K		K		G6-4-3 1B		F8	6-3		5	0	1	0	0	2	3					
Willie Stargell, L OBP: 0.402, SLG: 0.591 (1, 7)		FC6-4 BB	K		P5		2B	HR		4	2	2	2	1	1	2					
Jose Pagan, R OBP: 0.273, SLG: 0.392 Bob Bailey, R OBP: 0.337, SLG: 0.384 (1, 5) (7, 5)	FC6-4 2B 1B	HR		G6-4-3			1-3 1B	HR 1B		4	3	2	4	0	0	2					
Donn Clendenen, R OBP: 0.337, SLG: 0.455 (1, 3)	1B FC5-2 2B	3B				F2	1-3	HR 1B		5	1	3	2	0	0	1					
Jim Pagliaroni, R OBP: 0.326, SLG: 0.367 (1, 2)	FC5-2 1B BB	K				5-3	HR 1B	1-3		4	1	1	1	1	1	1					
Bill Mazerowski, R OBP: 0.299, SLG: 0.350 (1, 4)	FC5-2 1B		6-3				HR 1B	6-3		5	1	3	3	0	0	0					
Woodie Fryman, R OBP: 0.179, SLG: 0.179 (1, 1)	FC5-2		L9			K	1B		K	5	0	1	0	0	2	4					
Inning Stats	R: 0 E: 0 K: 2 S: 7	H: 0 LOB: 0 BB: 0 P: 7	R: 1 E: 0 K: 0 S: 5	H: 2 LOB: 3 BB: 2 P: 13	R: 2 E: 0 K: 3 S: 12	H: 3 LOB: 1 BB: 0 P: 12	R: 0 E: 1 K: 0 S: 4	H: 1 LOB: 1 BB: 0 P: 4	R: 0 E: 0 K: 1 S: 6	H: 1 LOB: 1 BB: 0 P: 6	R: 6 E: 0 K: 0 S: 10	H: 7 LOB: 2 BB: 0 P: 11	R: 3 E: 0 K: 0 S: 6	H: 3 LOB: 0 BB: 0 P: 6	R: 0 E: 0 K: 2 S: 7	H: 0 LOB: 0 BB: 0 P: 7	1B: 11 2B: 2 3B: 1 HR: 4	SF: 0 SAC: 0 DP: 1 HBP: 1	WP: 0 PB: 0 SB: 0 CS: 0	PA: 47	
PITCHER	IP	WLS	BF	H	R	ER	SO	BB	IBB	HBP	BLK	WP	HR	S	P	ERA	WHIP				
Jack Fisher, R ERA: 3.78 (1, 1)	3.0	L	16	5	3	3	5	2	0	0	0	0	1	24	32	9.00	2.333				
Bill Hepler, R ERA: 3.63 (4, 1)	3.1		16	6	4	4	1	0	0	1	0	0	0	17	18	10.80	1.800				
Darrell Sutherland, R ERA: 0.38 (7, 1)	0.2		6	4	2	2	0	0	0	0	0	0	1	6	6	27.00	6.000				
Larry Bearnarth, R ERA: 5.22 (8, 1)	2.0		9	3	3	3	2	0	0	0	0	0	2	13	13	13.50	1.500				

Pittsburgh Pirates @ New York Mets
Shea Stadium, Flushing, NY
Fri Jul 01 1966, 7:05 PM EDT
Att: 24,056 - Unknown


AB 44
R 12
H 18
RBI 12
BB 2
SO 8
LOB 19



Batter	1	2	3	4	5	6	7	8	9	AB	R	H	RBI	BB	SO	LOB	BOTTOM				
Ron Hunt, R OBP: 0.368, SLG: 0.382 Larry Bearnarth, R OBP: 0.125, SLG: 0.250 (1, 4) (8, 1)	CS 1B			F8			P6			3	0	1	0	0	0	0					
Eddie Brassoud, R OBP: 0.284, SLG: 0.382 (1, 3) (4, 5)	K			F8			F7			3	0	0	0	0	1	1					
Ken Boyer, R OBP: 0.393, SLG: 0.434 Bill Hepler, L OBP: 0.333, SLG: 0.333 Darrell Sutherland, R OBP: 1.000, SLG: 1.000 Chuck Hillier, L OBP: 0.352, SLG: 0.368 (1, 5) (4, 1) (7, 1) (7, PH) (8, 4)	5-3			K			K			1	0	0	0	0	0	0					
Cleon Jones, R OBP: 0.324, SLG: 0.377 (1, 9)		6-3			L4			K		3	0	0	0	0	1	0					
Billy Murphy, R OBP: 0.263, SLG: 0.384 (1, 8)		K			4-3		P6			3	0	0	0	0	1	0					
Ron Swoboda, R OBP: 0.272, SLG: 0.257 (1, 7)		6-3			5-3		F7			3	0	0	0	0	0	0					
Jerry Grote, R OBP: 0.376, SLG: 0.369 (1, 2)				F7			K			3	0	0	0	0	1	0					
Roy McMillan, R OBP: 0.216, SLG: 0.186 (1, 6)				L8			K			3	0	0	0	0	1	0					
Jack Fisher, R OBP: 0.194, SLG: 0.111 Hawk Taylor, R OBP: 0.213, SLG: 0.283 (1, 1) (3, PH) (4, 3)				P6			K			0	0	0	0	0	0	0					
Inning Stats	R: 0 E: 0 K: 1 S: 5	H: 1 LOB: 0 BB: 0 P: 5	R: 0 E: 0 K: 1 S: 5	H: 0 LOB: 0 BB: 0 P: 5	R: 0 E: 0 K: 0 S: 3	H: 0 LOB: 0 BB: 0 P: 3	R: 0 E: 0 K: 1 S: 5	H: 0 LOB: 0 BB: 0 P: 5	R: 0 E: 0 K: 3 S: 9	H: 0 LOB: 0 BB: 0 P: 9	R: 0 E: 0 K: 1 S: 5	H: 0 LOB: 0 BB: 0 P: 5	R: 0 E: 0 K: 1 S: 5	H: 0 LOB: 0 BB: 0 P: 5	R: 0 E: 0 K: 0 S: 3	H: 0 LOB: 0 BB: 0 P: 3	1B: 1 2B: 0 3B: 0 HR: 0	SF: 0 SAC: 0 DP: 0 HBP: 0	WP: 0 PB: 0 SB: 0 CS: 1	PA: 27	
PITCHER	IP	WLS	BF	H	R	ER	SO	BB	IBB	HBP	BLK	WP	HR	S	P	ERA	WHIP				
Woodie Fryman, L ERA: 2.49 (1, 1)	9.0	W	27	1	0	0	8	0	0	0	0	0	0	43	43	0.00	0.111				

Pittsburgh Pirates @ New York Mets
Shea Stadium, Flushing, NY
Fri Jul 01 1966, 7:05 PM EDT
Att: 24,056 - Unknown

AB 27
R 0
H 1
RBI 0
BB 0
SO 8
LOB 1



Batter	1	2	3	4	5	6	7	8	9	AB	R	H	RBI	BB	SO	LOB	TOP				
Matty Alou, L OBP: 0.356, SLG: 0.440 (1, 8)	3-1		5-3			L6		SH	HBP	4	0	1	1	0	0	0					
Gene Alley, R OBP: 0.308, SLG: 0.358 (1, 6)	2-3		K			1B		SH	HBP	3	0	1	0	0	1	0					
Roberto Clemente, R OBP: 0.359, SLG: 0.525 (1, 9)	HR			K		F9		K	3-1	5	1	1	1	0	2	7					
Willie Stargell, L OBP: 0.396, SLG: 0.581 (1, 7)	F9			K		4-3		K		4	0	0	0	0	2	4					
Jose Pagan, R OBP: 0.329, SLG: 0.383 Roy Face, R (8, 1)		G3		F8				F9	F8	4	0	1	0	0	0	3					
Donn Clendenen, R OBP: 0.336, SLG: 0.452 (1, 3)		G3				P4		1B	G3	4	0	1	0	0	0	1					
Jim Pagliaroni, R OBP: 0.323, SLG: 0.383 Al McBean, R (8, PR)		F9				HR		F5	WP	4	1	2	1	0	0	2					
Bill Mazerolski, R OBP: 0.295, SLG: 0.345 (1, 4)		P5				P5		F8	1B	4	0	0	0	0	1	3					
Steve Blass, R OBP: 0.162, SLG: 0.189 Pete Mikkelsen, R OBP: 0.125, SLG: 0.125 Jerry Lynch, L OBP: 0.333, SLG: 0.259 Bob Bailey, R OBP: 0.340, SLG: 0.384 (8, 5)			P4			4-3		SH	1B	2	0	0	0	0	0	0					
Inning Stats	R: 1 E: 0 K: 0 S: 4	H: 1 LOB: 0 BB: 0 P: 4	R: 0 E: 0 K: 0 S: 4	H: 1 LOB: 1 BB: 0 P: 4	R: 0 E: 0 K: 1 S: 5	H: 0 LOB: 0 BB: 0 P: 5	R: 0 E: 0 K: 2 S: 7	H: 0 LOB: 0 BB: 0 P: 7	R: 1 E: 0 K: 0 S: 4	H: 1 LOB: 1 BB: 0 P: 4	R: 0 E: 0 K: 0 S: 4	H: 1 LOB: 1 BB: 0 P: 4	R: 0 E: 2 K: 2 S: 10	H: 1 LOB: 3 BB: 0 P: 10	R: 1 E: 0 K: 1 S: 7	H: 2 LOB: 3 BB: 1 P: 12	1B: 5 2B: 1 3B: 0 HR: 2	SF: 0 SAC: 2 DP: 0 HBP: 1	WP: 1 PB: 0 SB: 0 CS: 0	PA: 39	
PITCHER	IP	WLS	BF	H	R	ER	SO	BB	IBB	HBP	BLK	WP	HR	S	P	ERA	WHIP				
Dennis Ribant, R ERA: 2.05 Jack Hamilton, R ERA: 3.69	7.0	W	29	6	2	2	3	0	0	0	0	0	2	35	35	2.57	0.857				
PITCHER	IP	WLS	BF	H	R	ER	SO	BB	IBB	HBP	BLK	WP	HR	S	P	ERA	WHIP				
	2.0	S	10	2	1	1	3	1	0	1	0	1	0	14	19	4.50	1.500				

Pittsburgh Pirates @ New York Mets
Shea Stadium, Flushing, NY
Sat Jul 02 1966, 3:33 AM EDT
Att: 14,379 - Unknown

AB	35
R	3
H	8
RBI	3
BB	1
SO	6
LOB	20



Batter	1	2	3	4	5	6	7	8	9	AB	R	H	RBI	BB	SO	LOB	BOTTOM				
Chuck Hiller, L OBP: 0.360, SLG: 0.389 Billy Murphy, R OBP: 0.263, SLG: 0.384 (8, 7)	F7		4-3		1B		4-3	SH3-4	1B	4	1	2	0	0	0	0					
Ron Hunt, R OBP: 0.368, SLG: 0.382 (1, 4)	F9		6-3		2B		SH3-4	1B		3	0	1	1	0	0	0					
Al Luplow, L OBP: 0.321, SLG: 0.278 (1, 9)	HR			K	2-3		4-3			4	1	1	1	0	1	2					
Ken Boyer, R OBP: 0.311, SLG: 0.431 (1, 5)	BB			P4	2-3		6-3			2	0	0	0	2	0	1					
Cleon Jones, R OBP: 0.322, SLG: 0.372 (1, 8)	K			2B	BB		FC6			3	1	0	0	1	1	3					
Ed Kranepool, L OBP: 0.304, SLG: 0.347 (1, 3)		K		1B	2B		FC5-4			4	1	2	1	0	2	0					
Eddie Bressoud, R OBP: 0.289, SLG: 0.381 (1, 6)		G5-4-3		1B	1B		L8			3	0	1	1	1	1	1					
Jerry Grote, R OBP: 0.368, SLG: 0.360 (1, 2)		G5-4-3		F7			FC5-4			3	0	0	0	0	0	3					
Dennis Ribant, R OBP: 0.160, SLG: 0.160 Jack Hamilton, R OBP: 0.143, SLG: 0.111 (8, 1)			5-3		K		K			3	0	0	0	0	2	1					
Inning Stats	R: 1 E: 0 K: 1 S: 6	H: 1 LOB: 1 BB: 1 P: 10	R: 0 E: 0 K: 1 S: 4	H: 0 LOB: 0 BB: 1 P: 8	R: 0 E: 0 K: 0 S: 3	H: 0 LOB: 0 BB: 0 P: 3	R: 2 E: 0 K: 1 S: 7	H: 2 LOB: 1 BB: 1 P: 11	R: 1 E: 0 K: 1 S: 7	H: 2 LOB: 2 BB: 1 P: 11	R: 0 E: 0 K: 1 S: 6	H: 1 LOB: 1 BB: 0 P: 6	R: 0 E: 0 K: 2 S: 4	H: 1 LOB: 1 BB: 0 P: 4	R: 0 E: 0 K: 2 S: 7	H: 0 LOB: 0 BB: 0 P: 7	1B: 4 2B: 2 3B: 0 HR: 1	SF: 0 SAC: 1 DP: 1 HBP: 0	WP: 0 PB: 0 SB: 0 CS: 0	PA: 34	
PITCHER	IP	WLS	BF	H	R	ER	SO	BB	IBB	HBP	BLK	WP	HR	S	P	ERA	WHIP				
Steve Blass, R ERA: 3.43 Pete Mikkelsen, R ERA: 3.51 Roy Face, R ERA: 2.54	4.1	L	20	5	4	4	4	3	0	0	0	0	1	25	37	8.31	1.846				
	2.2		11	2	0	0	1	1	0	0	0	0	0	12	16	0.00	1.125				
	1.0		3	0	0	0	2	0	0	0	0	0	0	7	7	0.00	0.000				

Pittsburgh Pirates @ New York Mets
Shea Stadium, Flushing, NY
Sat Jul 02 1966, 3:33 AM EDT
Att: 14,379 - Unknown

AB	29
R	4
H	7
RBI	4
BB	4
SO	7
LOB	11



Batter	1	2	3	4	5	6	7	8	9	AB	R	H	RBI	BB	SO	LOB	TOP								
Gene Alley, R OBP: 0.313, SLG: 0.383 (1, 6)										5	2	3	1	0	0	1	Pittsburgh Pirates @ New York Mets Shea Stadium, Flushing, NY Sun Jul 03 1966, 3:33 AM EDT Unknown								
Manny Mota, R OBP: 0.376, SLG: 0.500 (1, 8) (8, 7)										5	0	3	1	0	1	0									
Roberto Clemente, R OBP: 0.359, SLG: 0.525 (1, 9)										4	1	1	0	1	1	3									
Donn Clendenon, R OBP: 0.337, SLG: 0.460 (1, 3)										4	2	1	1	1	0	2									
Jim Pagliaroni, R OBP: 0.335, SLG: 0.396 (1, 2)										3	1	1	3	2	0	0									
Jose Pagan, R OBP: 0.276, SLG: 0.395 (1, 5)										5	1	2	0	0	0	3									
Bill Mazerolski, R OBP: 0.301, SLG: 0.354 (1, 4)										4	1	3	0	0	0	0									
Bob Bailey, R OBP: 0.340, SLG: 0.383 (1, 7)									3	0	1	2	0	0	4										
Matty Alou, L OBP: 0.356, SLG: 0.442 (8, PH) (8, 8)									1	0	1	0	0	0	0										
Bob Veale, S OBP: 0.184, SLG: 0.224 (1, 1)									3	0	0	0	0	1	3										
Pete Mikkelsen, R OBP: 0.111, SLG: 0.111 Roy Face, R (8, 1)									1	0	0	0	0	1	1										
									0	0	0	0	0	0	0										
Inning Stats	R: 1 E: 0 K: 0 S: 4	H: 2 LOB: 0 BB: 0 P: 4	R: 0 E: 0 K: 0 S: 3	H: 1 LOB: 1 BB: 1 P: 7	R: 0 E: 0 K: 0 S: 3	H: 1 LOB: 1 BB: 0 P: 3	R: 0 E: 0 K: 0 S: 3	H: 0 LOB: 0 BB: 0 P: 3	R: 2 E: 0 K: 2 S: 11	H: 5 LOB: 2 BB: 0 P: 11	R: 1 E: 0 K: 0 S: 6	H: 3 LOB: 2 BB: 0 P: 6	R: 4 E: 0 K: 0 S: 6	H: 3 LOB: 0 BB: 1 P: 10	R: 0 E: 0 K: 1 S: 5	H: 1 LOB: 2 BB: 2 P: 5	R: 0 E: 0 K: 1 S: 5	H: 0 LOB: 2 BB: 2 P: 13	1B: 8 2B: 6 3B: 1 HR: 3	SF: 0 SAC: 0 DP: 3 HBP: 0	WP: 0 PB: 0 SB: 0 CS: 2	PA: 42			
PITCHER	IP	WLS	BF	H	R	ER	SO	BB	IBB	HBP	BLK	WP	HR	S	P	ERA	WHIP								
Dick Rusteck, L ERA: 4.2 (1, 1)	4.0	L	17	7	3	3	0	1	0	0	0	0	0	16	20	6.75	2.000								
Darrell Sutherland, R ERA: 9.95 (5, 1)	3.0		17	8	5	5	2	0	1	0	0	0	3	20	24	15.00	2.667								
Larry Bearmarth, R ERA: 5.09 (8, 1)	1.0		3	1	0	0	1	0	0	0	0	0	0	5	5	0.00	1.000								
Gerry Arrigo, L ERA: 4.5 (9, 1)	1.0		5	0	0	0	1	1	1	0	0	0	0	5	13	0.00	1.000								

Batter	1	2	3	4	5	6	7	8	9	AB	R	H	RBI	BB	SO	LOB	BOTTOM								
Cleon Jones, R OBP: 0.332, SLG: 0.373 (1, 9) (8, 8)										2	1	1	1	3	0	0	Pittsburgh Pirates @ New York Mets Shea Stadium, Flushing, NY Sun Jul 03 1966, 3:33 AM EDT Unknown								
Ron Hunt, R OBP: 0.363, SLG: 0.376 (1, 4) Gerry Arrigo, L OBP: 0.400, SLG: 0.400 (9, 1)										4	0	0	0	0	0	6									
Ken Boyer, R OBP: 0.313, SLG: 0.428 (1, 5)										4	1	1	0	1	1	3									
Eddie Bressoud, R OBP: 0.292, SLG: 0.397 (1, 3) (8, 6)										4	1	1	4	1	2	2									
Jerry Grote, R OBP: 0.361, SLG: 0.352 (1, 2) Ed Kranepool, L OBP: 0.306, SLG: 0.363 (7, PH) (8, 3)										3	0	0	0	0	1	1									
Billy Murphy, R OBP: 0.277, SLG: 0.408 (1, 8) Al Luplow, L OBP: 0.323, SLG: 0.282 (7, PH) (8, 9)										3	1	2	0	0	0	1									
Ron Swoboda, R OBP: 0.265, SLG: 0.250 (1, 7)										5	0	0	0	0	4										
Roy McMillan, R OBP: 0.224, SLG: 0.185 (1, 6) Larry Bearmarth, R OBP: 0.125, SLG: 0.250 (8, 1) Chuck Hillier, L OBP: 0.368, SLG: 0.389 (8, PH) (9, 4)										1	1	0	0	2	0	0									
Dick Rusteck, R (1, 1) Darrell Sutherland, R OBP: 1.000, SLG: 1.000 (5, 1) Hawk Taylor, R OBP: 0.222, SLG: 0.290 (7, PH) (8, 2)										1	0	0	0	0	1	1									
										2	0	1	0	0	1	1									
Inning Stats	R: 0 E: 0 K: 2 S: 7	H: 0 LOB: 1 BB: 1 P: 11	R: 1 E: 1 K: 2 S: 8	H: 1 LOB: 1 BB: 1 P: 12	R: 0 E: 0 K: 0 S: 3	H: 0 LOB: 0 BB: 0 P: 3	R: 0 E: 0 K: 0 S: 4	H: 1 LOB: 1 BB: 0 P: 4	R: 0 E: 0 K: 0 S: 4	H: 1 LOB: 2 BB: 1 P: 8	R: 5 E: 0 K: 1 S: 7	H: 2 LOB: 0 BB: 3 P: 19	R: 1 E: 0 K: 0 S: 4	H: 2 LOB: 1 BB: 1 P: 8	R: 0 E: 0 K: 1 S: 7	H: 2 LOB: 2 BB: 0 P: 7	1B: 6 2B: 1 3B: 0 HR: 2	SF: 0 SAC: 1 DP: 1 HBP: 0	WP: 0 PB: 0 SB: 0 CS: 0	PA: 43					
PITCHER	IP	WLS	BF	H	R	ER	SO	BB	IBB	HBP	BLK	WP	HR	S	P	ERA	WHIP								
Bob Veale, L ERA: 2.71 (1, 1)	6.2	W	31	4	5	4	5	7	0	0	0	0	0	34	62	5.40	1.650								
Pete Mikkelsen, R ERA: 3.79 (7, 1)	0.2		6	3	2	2	0	1	0	0	0	0	1	5	9	27.00	6.000								
Roy Face, R ERA: 2.4 (8, 1)	1.2	S	6	2	0	0	1	0	0	0	0	0	0	8	8	0.00	1.200								




Batter	1	2	3	4	5	6	7	8	9	AB	R	H	RBI	BB	SO	LOB	TOP	
Gene Alley, R OBP: 0.312, SLG: 0.393										4	0	1	0	0	1	0	Pittsburgh Pirates @ Chicago Cubs Wrigley Field, Chicago, IL Mon Jul 04 1966, 3:38 AM CDT Att: 23,164 - Unknown	
Manny Mota, R OBP: 0.382, SLG: 0.509										4	0	2	0	0	2	1		
Roberto Clemente, R OBP: 0.361, SLG: 0.528										3	0	0	0	1	1	2		
Donn Clendenon, R OBP: 0.340, SLG: 0.481										3	2	2	2	1	0	2		
Jose Pagan, R OBP: 0.293, SLG: 0.400										4	1	1	0	0	1	2		
Bill Mazerowski, R OBP: 0.307, SLG: 0.370										3	1	1	0	1	1	0		
Bob Bailey, R OBP: 0.355, SLG: 0.376										2	0	0	1	0	0	2		
Matty Alou, L OBP: 0.359, SLG: 0.444										2	0	1	0	0	0	0		
Jerry May, R OBP: 0.217, SLG: 0.190										2	0	0	0	1	1	1		
Willie Stargell, L OBP: 0.355, SLG: 0.611										1	0	0	0	0	1	1		
Tommy Sisk, R OBP: 0.286, SLG: 0.167										2	0	0	0	0	2	1		
Pete Mikkelsen, R OBP: 0.115, SLG: 0.111										0	0	0	0	0	0	0		
Roy Face, R OBP: 0.115, SLG: 0.111										0	0	0	0	0	0	0		
Jerry Lynch, L OBP: 0.124, SLG: 0.276										0	0	0	0	0	0	0		
Don Cardwell, R OBP: 0.102, SLG: 0.045										0	0	0	0	0	0	0		
Billy O'Dell, L OBP: 0.102, SLG: 0.102										0	0	0	0	0	0	0		
Bob Purkey, R OBP: 0.102, SLG: 0.102										0	0	0	0	0	0	0		
Inning Stats	R: 0 E: 0 K: 2 S: 7	H: 0 LOB: 0 BB: 0 P: 7	R: 1 E: 0 K: 2 S: 8	H: 1 LOB: 1 BB: 1 P: 12	R: 0 E: 0 K: 3 S: 10	H: 1 LOB: 1 BB: 0 P: 10	R: 3 E: 0 K: 1 S: 7	H: 3 LOB: 0 BB: 1 P: 11	R: 0 E: 0 K: 0 S: 4	H: 1 LOB: 2 BB: 1 P: 8	R: 0 E: 0 K: 1 S: 5	H: 0 LOB: 0 BB: 0 P: 5	R: 0 E: 0 K: 0 S: 4	H: 1 LOB: 2 BB: 1 P: 8	R: 0 E: 0 K: 1 S: 6	H: 1 LOB: 1 BB: 0 P: 6	1B: 2 SF: 0 2B: 4 SAC: 0 3B: 0 DP: 0 HR: 2 HBP: 0	WP: 1 PA: 35 PB: 1 SB: 0 CS: 1
PITCHER	IP WLS BF H R ER SO BB IBB HBP BLK WP HR S P ERA WHIP																	
Ken Holtzman, L ERA: 3.93	4.1	20	6	4	3	8	2	0	0	0	0	1	2	34	42	6.23	1.846	
Fergie Jenkins, R ERA: 4.29	1.2	6	0	0	0	1	0	1	0	0	0	0	0	7	11	0.00	0.000	
Don Lee, R ERA: 3.7	1.2	W	8	2	0	0	0	1	0	0	0	0	0	7	11	0.00	1.200	
Bob Hendley, L ERA: 4.85	0.1	S	1	0	0	0	0	0	0	0	0	0	0	3	3	0.00	0.000	

Batter	1	2	3	4	5	6	7	8	9	AB	R	H	RBI	BB	SO	LOB	BOTTOM
Adolfo Phillips, R OBP: 0.370, SLG: 0.532										3	0	1	0	1	1	3	Pittsburgh Pirates @ Chicago Cubs Wrigley Field, Chicago, IL Mon Jul 04 1966, 3:38 AM CDT Att: 23,164 - Unknown
Glenn Beckert, R OBP: 0.312, SLG: 0.348										4	2	2	0	0	0	2	
Billy Williams, L OBP: 0.337, SLG: 0.442										3	1	0	0	1	0	3	
Ron Santo, R OBP: 0.418, SLG: 0.565										2	1	1	1	2	0	0	
George Altman, L OBP: 0.260, SLG: 0.378										3	2	2	1	0	0	1	
John Boccabella, R OBP: 0.274, SLG: 0.432										3	0	0	2	1	0	3	
14 Ernie Banks, R OBP: 0.272, SLG: 0.365										4	0	2	1	0	0	4	
Don Kessinger, S OBP: 0.269, SLG: 0.262										2	0	0	0	0	1	1	
Lee Thomas, L OBP: 0.297, SLG: 0.349										0	0	0	0	1	0	0	
Ron Campbell, R OBP: 0.269, SLG: 0.217										1	0	0	0	0	0	2	
Ken Holtzman, R OBP: 0.069, SLG: 0.069										1	0	0	0	0	0	0	
Fergie Jenkins, R OBP: 0.333, SLG: 0.450										1	0	0	0	0	0	0	
Marty Keough, L OBP: 0.225, SLG: 0.100										0	0	0	1	0	0	0	
Don Lee, R OBP: 1.000, SLG: 1.000										0	0	0	0	0	0	0	
Bob Hendley, R OBP: 0.250, SLG: 0.286										0	0	0	0	0	0	0	
Inning Stats	R: 0 E: 0 K: 0 S: 2	H: 0 LOB: 0 BB: 1 P: 6	R: 0 E: 0 K: 0 S: 4	H: 1 LOB: 1 BB: 0 P: 4	R: 0 E: 0 K: 1 S: 5	H: 0 LOB: 0 BB: 0 P: 5	R: 3 E: 0 K: 0 S: 6	H: 3 LOB: 1 BB: 1 P: 10	R: 0 E: 0 K: 0 S: 4	H: 1 LOB: 1 BB: 0 P: 4	R: 0 E: 0 K: 1 S: 6	H: 1 LOB: 3 BB: 2 P: 15	R: 2 E: 0 K: 0 S: 5	H: 2 LOB: 2 BB: 2 P: 13	1B: 6 SF: 0 2B: 3 SAC: 1 3B: 0 DP: 2 HR: 0 HBP: 1	WP: 0 PA: 35 PB: 0 SB: 1 CS: 0	
PITCHER	IP WLS BF H R ER SO BB IBB HBP BLK WP HR S P ERA WHIP																
Tommy Sisk, R ERA: 5.08	5.0	22	5	4	4	4	3	0	0	0	0	0	3	8	0.00	3.000	
Pete Mikkelsen, R ERA: 3.62	0.2	5	1	0	0	0	1	0	1	0	0	0	0	3	8	0.00	3.000
Roy Face, R ERA: 2.2	0.1	1	0	0	0	1	0	0	0	0	0	0	0	3	3	0.00	0.000
Don Cardwell, R ERA: 4.26	0.0	L	3	2	2	2	0	0	1	0	0	0	0	2	6	∞	∞
Billy O'Dell, L ERA: 2.63	0.0	2	0	0	0	0	1	0	0	0	0	0	0	1	5	∞	∞
PITCHER	IP WLS BF H R ER SO BB IBB HBP BLK WP HR S P ERA WHIP																
Bob Purkey, R ERA: 1.45	7.1	1.0	2	0	0	0	0	0	0	0	0	0	0	2	2	0.00	0.000

Batter	1	2	3	4	5	6	7	8	9	AB	R	H	RBI	BB	SO	LOB	TOP					
Matty Alou, L OBP: 0.360, SLG: 0.444 (1, 8)										4	1	1	0	1	0	2	Pittsburgh Pirates @ Chicago Cubs Wrigley Field, Chicago, IL Tue Jul 05 1966, 3:33 AM CDT Att: 6,183 - Unknown					
Gene Alley, R OBP: 0.310, SLG: 0.390 (1, 6)										5	0	1	0	0	0	5						
Manny Mota, R OBP: 0.382, SLG: 0.506 (1, 9)										5	0	2	0	0	0	1						
Willie Stargell, L OBP: 0.392, SLG: 0.603 (1, 7)										5	3	1	0	0	0	3						
Jose Pagan, R OBP: 0.302, SLG: 0.422 (1, 5)										5	1	3	2	0	0	1						
Donn Clendenen, R OBP: 0.345, SLG: 0.490 (1, 3)										3	1	1	2	2	1	1						
Jesse Gonder, L OBP: 0.232, SLG: 0.426 (1, 2)										4	0	2	1	0	1	2						
Bill Mazerowski, R OBP: 0.302, SLG: 0.364 (1, 4)										5	0	0	0	0	0	6						
Woodie Fryman, R OBP: 0.212, SLG: 0.212 (1, 1)										5	0	2	0	0	0	3						
Inning Stats	R: 2 E: 1 K: 0 S: 6	H: 2 LOB: 1 BB: 0 P: 6	R: 0 E: 0 K: 0 S: 4	H: 1 LOB: 2 BB: 0 P: 5	R: 0 E: 0 K: 1 S: 3	H: 0 LOB: 0 BB: 0 P: 3	R: 0 E: 0 K: 1 S: 6	H: 1 LOB: 1 BB: 0 P: 6	R: 0 E: 0 K: 0 S: 3	H: 0 LOB: 0 BB: 0 P: 3	R: 3 E: 1 K: 0 S: 7	H: 4 LOB: 2 BB: 1 P: 11	R: 1 E: 0 K: 0 S: 5	H: 2 LOB: 2 BB: 1 P: 9	R: 0 E: 0 K: 1 S: 5	H: 2 LOB: 2 BB: 0 P: 5	R: 0 E: 0 K: 1 S: 6	H: 1 LOB: 2 BB: 1 P: 10	1B: 8 2B: 4 3B: 0 HR: 1	SF: 0 SAC: 0 DP: 0 HBP: 1	WP: 2 PB: 0 SB: 0 CS: 0	PA: 45
PITCHER	IP WLS BF H R ER SO BB IBB HBP BLK WP HR S P ERA WHIP	5.0 L 24 7 5 3 1 0 0 1 0 1 1 25 26 5.40 1.400	3.0 16 5 1 1 0 2 0 0 0 1 0 14 22 3.00 2.333	1.0 5 1 0 0 1 1 0 0 0 0 0 6 10 0.00 2.000	PITCHER										IP WLS BF H R ER SO BB IBB HBP BLK WP HR S P ERA WHIP							
Bill Faul, R ERA: 5.08 (1, 1)											5.0 L 24 7 5 3 1 0 0 1 0 1 1 25 26 5.40 1.400											
Bob Hendley, L ERA: 4.71 (6, 1)											3.0 16 5 1 1 0 2 0 0 0 1 0 14 22 3.00 2.333											
Fergie Jenkins, R ERA: 4.22 (9, 1)											1.0 5 1 0 0 1 1 0 0 0 0 0 6 10 0.00 2.000											

AB	41
R	6
H	13
RBI	5
BB	3
SO	2
LOB	24



Batter	1	2	3	4	5	6	7	8	9	AB	R	H	RBI	BB	SO	LOB	BOTTOM					
Adolfo Phillips, R OBP: 0.364, SLG: 0.521 (1, 8)										4	0	0	0	0	2	2	Pittsburgh Pirates @ Chicago Cubs Wrigley Field, Chicago, IL Tue Jul 05 1966, 3:33 AM CDT Att: 6,183 - Unknown					
Glenn Beckert, R OBP: 0.308, SLG: 0.343 (1, 4)										4	0	0	0	0	0	0						
Billy Williams, L OBP: 0.342, SLG: 0.449 (1, 9)										4	0	3	0	0	0	0						
Ron Santo, R OBP: 0.416, SLG: 0.558 (1, 5)										3	0	0	0	1	0	2						
John Boccabella, R OBP: 0.263, SLG: 0.413 (1, 2)										4	0	0	0	0	1	4						
14 Ernie Banks, R OBP: 0.269, SLG: 0.360 (1, 3)										3	0	0	0	0	0	0						
Byron Browne, R OBP: 0.316, SLG: 0.455 (1, 7)										3	0	0	0	0	0	0						
Don Kessinger, S OBP: 0.266, SLG: 0.260 (1, 6)										2	0	0	0	0	0	0						
Ron Campbell, R OBP: 0.259, SLG: 0.208 (7, PH) (8, 6)										1	0	0	0	0	0	0						
Bill Faul, R (1, 1)										1	0	0	0	0	1	0						
Bob Hendley, R OBP: 0.250, SLG: 0.286 (6, 1)										0	0	0	0	0	0	0						
Jimmy Stewart, S OBP: 0.243, SLG: 0.226 (6, PH)										1	0	0	0	0	1	0						
Fergie Jenkins, R OBP: 0.333, SLG: 0.450 (9, 1)										0	0	0	0	0	0	0						
Inning Stats	R: 0 E: 0 K: 2 S: 8	H: 1 LOB: 2 BB: 1 P: 12	R: 0 E: 2 K: 0 S: 5	H: 0 LOB: 2 BB: 0 P: 5	R: 0 E: 0 K: 0 S: 4	H: 1 LOB: 1 BB: 0 P: 4	R: 0 E: 0 K: 0 S: 3	H: 0 LOB: 0 BB: 0 P: 3	R: 0 E: 0 K: 1 S: 5	H: 0 LOB: 0 BB: 0 P: 5	R: 0 E: 0 K: 0 S: 3	H: 0 LOB: 0 BB: 0 P: 3	R: 0 E: 0 K: 0 S: 3	H: 0 LOB: 0 BB: 0 P: 3	R: 0 E: 0 K: 2 S: 7	H: 0 LOB: 0 BB: 0 P: 7	R: 0 E: 0 K: 0 S: 3	H: 1 LOB: 0 BB: 0 P: 3	1B: 2 2B: 1 3B: 0 HR: 0	SF: 0 SAC: 0 DP: 1 HBP: 0	WP: 0 PB: 0 SB: 0 CS: 0	PA: 32
PITCHER	IP WLS BF H R ER SO BB IBB HBP BLK WP HR S P ERA WHIP	9.0 W 32 3 0 0 5 1 0 0 0 0 0 41 45 0.00 0.444	PITCHER										IP WLS BF H R ER SO BB IBB HBP BLK WP HR S P ERA WHIP									
Woodie Fryman, L ERA: 2.22 (1, 1)											9.0 W 32 3 0 0 5 1 0 0 0 0 0 41 45 0.00 0.444											

AB	30
R	0
H	3
RBI	0
BB	1
SO	5
LOB	8



Batter	1	2	3	4	5	6	7	8	9	AB	R	H	RBI	BB	SO	LOB	TOP											
Gene Alley, R OBP: 0.312, SLG: 0.400 (1, 6)	0-0 6-3		0-0 1B		0-0 F5		0-0 FC5			4	1	1	0	0	0	2	Pittsburgh Pirates @ Chicago Cubs Wrigley Field, Chicago, IL Thu Jul 07 1966, 3:33 AM CDT Att: 7,063 - Unknown											
Manny Mota, R OBP: 0.385, SLG: 0.526 (1, 8)	0-0 1-3		0-0 1B		0-0 F8			0-0 HR		4	1	2	1	0	0	0												
Roberto Clemente, R OBP: 0.364, SLG: 0.538 (1, 9)	0-0 4-3		0-0 1B		0-0 6-3			0-3 K		4	0	1	1	0	1	0												
Donn Clendenon, R OBP: 0.355, SLG: 0.504 (1, 3)		4-0 HR	0-3 K		0-0 6-3			0-0 6-3		3	1	1	0	1	1	2												
Jose Pagan, R OBP: 0.308, SLG: 0.436 (1, 5)		0-0 HR	0-0 6-3		0-0 6-3			0-0 F8		4	1	2	2	0	0	1												
Bill Mazerowski, R OBP: 0.298, SLG: 0.358 Matty Alou, L OBP: 0.363, SLG: 0.445 (9, PH)		0-0 F8		0-0 F7		0-0 CS	0-0 F6		0-0 G6-4-3	3	0	0	0	0	0	0												
Bob Bailey, R OBP: 0.374, SLG: 0.374 Willie Stargell, L OBP: 0.392, SLG: 0.601 (6, 7)		0-0 CS		0-0 6-3			1-0 FC5	0-3 BB	0-3 K	2	0	1	0	0	0	0												
Jerry May, R OBP: 0.267, SLG: 0.286 Jesse Gonder, L OBP: 0.224, SLG: 0.411 (7, PH)		0-0 FC6		0-3 K			0-3 K		0-0 G6-4-3	2	0	1	0	0	1	0												
Bob Veale, S OBP: 0.176, SLG: 0.216 Pete Mikkelsen, R OBP: 0.273, SLG: 0.200 Al McBean, R OBP: 0.143, SLG: 0.143 Billy O'Dell, S OBP: 0.182, SLG: 0.182 (8, 1)		0-0 FC6		0-3 K			4-0 BB			2	0	0	0	0	1	1												
Inning Stats	R: 0 E: 0 K: 0 S: 3	H: 0 LOB: 0 BB: 0 P: 3	R: 2 E: 0 K: 0 S: 5	H: 3 LOB: 1 BB: 1 P: 9	R: 1 E: 0 K: 1 S: 7	H: 3 LOB: 1 BB: 0 P: 7	R: 0 E: 0 K: 1 S: 5	H: 0 LOB: 0 BB: 0 P: 5	R: 0 E: 0 K: 1 S: 3	H: 2 LOB: 0 BB: 0 P: 3	R: 0 E: 0 K: 1 S: 5	H: 0 LOB: 2 BB: 1 P: 10	R: 1 E: 0 K: 1 S: 6	H: 1 LOB: 0 BB: 0 P: 6	R: 0 E: 0 K: 1 S: 5	H: 1 LOB: 0 BB: 0 P: 5		1B: 8 2B: 0 3B: 0 HR: 2	SF: 0 SAC: 0 DP: 1 HBP: 1	WP: 0 PA: 36 PB: 0 SB: 0 CS: 2								
PITCHER	IP	WLS	BF	H	R	ER	SO	BB	IBB	HBP	BLK	WP	HR	S	P	ERA		WHIP										
Curt Simmons, L ERA: 4.56 Fergie Jenkins, R ERA: 4.01 Billy Hoelt, L ERA: 3.63 Cal Koonce, R ERA: 5.5 Bob Hendley, L ERA: 4.6	2.0		12	6	3	3	0	1	0	0	0	0	1	11	15	13.50		3.500										

Batter	1	2	3	4	5	6	7	8	9	AB	R	H	RBI	BB	SO	LOB	BOTTOM											
Adolfo Phillips, R OBP: 0.362, SLG: 0.508 (1, 8)	0-3 K		0-0 1B		4-0 BB	4-0 BB		0-0 F9		3	0	1	1	2	1	1	Pittsburgh Pirates @ Chicago Cubs Wrigley Field, Chicago, IL Thu Jul 07 1966, 3:33 AM CDT Att: 7,063 - Unknown											
Glenn Beckert, R OBP: 0.302, SLG: 0.337 (1, 4)	0-3 K		0-0 1B		0-0 F8	0-0 P2		0-0 E3		5	0	1	1	0	1	6												
Billy Williams, L OBP: 0.342, SLG: 0.453 (1, 9)	0-0 F8		0-0 F4		4-0 BB		0-0 4-3	0-0 1B		4	0	1	0	1	0	2												
Ron Santo, R OBP: 0.414, SLG: 0.560 (1, 5)		0-3 K		0-0 4-3	0-0 F8		0-0 14 2B	4-0 1B		4	1	1	0	1	1	3												
14 Ernie Banks, R OBP: 0.269, SLG: 0.362 Don Kessinger, S OBP: 0.266, SLG: 0.260 Lee Thomas, L OBP: 0.285, SLG: 0.346 (7, PR)		0-3 K		0-0 4-3		0-0 6-3	0-0 E	0-0 L9		4	0	1	1	0	1	0												
Byron Browne, R OBP: 0.324, SLG: 0.458 (1, 7)		0-3 K		0-0 1B		4-0 BB	0-0 E7	0-0 SF8		3	2	2	1	1	1	0												
Randy Hundley, R OBP: 0.289, SLG: 0.425 (1, 2)			0-3 K		0-0 5-3		0-0 K	0-0 SF8		3	0	0	1	0	2	2												
Ron Campbell, R OBP: 0.257, SLG: 0.194 (1, 6)			0-0 4-3		4-0 BB	0-0 BB	0-0 5-3			3	0	1	0	1	0	1												
Curt Simmons, L OBP: 0.231, SLG: 0.250 Fergie Jenkins, R OBP: 0.248, SLG: 0.259 John Spivey, R OBP: 0.226, SLG: 0.229 Billy Hoelt, L OBP: 0.267, SLG: 0.413 Cal Koonce, R OBP: 0.225, SLG: 0.290 Bob Hendley, R OBP: 0.255, SLG: 0.296 (9, 1)			4-0 1B		0-3 K	4-0 BB	4-0 E			0	0	0	0	0	0	0												
Inning Stats	R: 0 E: 0 K: 2 S: 7	H: 0 LOB: 0 BB: 0 P: 7	R: 0 E: 0 K: 3 S: 9	H: 0 LOB: 0 BB: 0 P: 9	R: 1 E: 0 K: 1 S: 7	H: 2 LOB: 2 BB: 1 P: 11	R: 0 E: 0 K: 0 S: 4	H: 1 LOB: 1 BB: 0 P: 4	R: 0 E: 0 K: 1 S: 5	H: 0 LOB: 3 BB: 3 P: 17	R: 1 E: 0 K: 1 S: 6	H: 1 LOB: 3 BB: 3 P: 18	R: 3 E: 1 K: 0 S: 6	H: 3 LOB: 1 BB: 0 P: 6	R: 0 E: 1 K: 0 S: 4	H: 1 LOB: 3 BB: 2 P: 12		1B: 7 2B: 1 3B: 0 HR: 0	SF: 1 SAC: 0 DP: 0 HBP: 0	WP: 0 PA: 41 PB: 1 SB: 0 CS: 0								
PITCHER	IP	WLS	BF	H	R	ER	SO	BB	IBB	HBP	BLK	WP	HR	S	P	ERA		WHIP										
Bob Veale, L ERA: 2.73 Pete Mikkelsen, R ERA: 3.88 Al McBean, R ERA: 3.88 Billy O'Dell, L ERA: 2.6	5.2		27	4	2	2	8	6	0	0	0	0	0	5	9	27.00		6.000										

Batter	1	2	3	4	5	6	7	8	9	AB	R	H	RBI	BB	SO	LOB	TOP			
Cleon Jones, R OBP: 0.336, SLG: 0.387 (1, 8)	0-0 1-3		0-0 G6-4-3			0-0 4-3		4-0 BB		3	0	0	0	1	0	2	New York Mets @ Pittsburgh Pirates Forbes Field, Pittsburgh, PA Fri Jul 08 1966, 7:05 PM EDT Unknown			
Al Luplow, L OBP: 0.327, SLG: 0.319 (1, 7)	0-0 4-3			0-3 K		1-0 HBP		0-0 L8		3	0	0	0	0	1	2				
Ed Kranepool, L OBP: 0.320, SLG: 0.375 (1, 3)	0-0 F7			0-0 F8		0-0 4-3		0-0 4-3		4	0	0	0	0	0	3				
Larry Elliot, L OBP: 0.278, SLG: 0.333 (1, 9)		0-0 5-3		0-0 G3			0-0 FC5-4 1B		0-0 2B 4-3 1B	4	1	2	0	0	0	0				
Ken Boyer, R OBP: 0.312, SLG: 0.422 (1, 5)		0-0 F9			0-0 1B G1-6-3 1B		0-0 FC5-4 FC6-4 1-2f		0-0 F9	4	1	1	0	0	0	2				
Ron Hunt, R OBP: 0.375, SLG: 0.385 (1, 4)		0-0 F8			0-0 1B G1-6-3 1B		0-0 FC6-4 FC5-4 1-2f		0-0 4-3 2B	4	0	2	0	0	0	1				
Eddie Bressoud, R OBP: 0.311, SLG: 0.407 (1, 6)			0-0 1B 2B		0-0 G1-6-3 1-2f 3-H		0-0 FC5-4 1-2f		0-0 4-3 2-3 3-H	3	0	1	0	0	0	2				
Jerry Grote, R OBP: 0.358, SLG: 0.368 (1, 2)			0-0 1B		0-0 6-3			0-0 F9	2	0	1	0	0	0	0	0				
John Stephenson, L OBP: 0.250, SLG: 0.232 (8, FH)			0-0 1B G6-4-3 2-3					0-0 HBP	1	0	0	0	0	0	0	0				
Bob Shaw, R OBP: 0.231, SLG: 0.167 (1, 1)			0-0 P4					0-0 L5	2	0	0	0	0	0	0	2				
Roy McMillan, R OBP: 0.241, SLG: 0.225 (7, 6)								0-0 BB 1B	2	0	1	0	0	0	0	2				
Larry Bearnarth, R OBP: 0.125, SLG: 0.250 (7, 1)									0	0	0	0	0	0	0	0				
Chuck Hiller, L OBP: 0.410, SLG: 0.457 (9, FH)									1	0	0	1	0	0	1					
Inning Stats	R: 0 E: 0 K: 0 S: 3	H: 0 LOB: 0 BB: 0 P: 3	R: 0 E: 0 K: 0 S: 3	H: 0 LOB: 0 BB: 0 P: 3	R: 0 E: 0 K: 1 S: 4	H: 2 LOB: 1 BB: 0 P: 4	R: 0 E: 0 K: 1 S: 5	H: 0 LOB: 0 BB: 0 P: 5	R: 1 E: 0 K: 0 S: 4	H: 2 LOB: 0 BB: 0 P: 4	R: 0 E: 0 K: 0 S: 4	H: 1 LOB: 1 BB: 0 P: 4	R: 0 E: 0 K: 0 S: 4	H: 1 LOB: 2 BB: 0 P: 8	R: 1 E: 0 K: 0 S: 5	H: 2 LOB: 2 BB: 0 P: 6	1B: 6 2B: 2 3B: 0 HR: 0	SF: 0 SAC: 0 DP: 2 HBP: 2	WP: 0 PB: 0 SB: 0 CS: 0	PA: 36
PITCHER Vern Law, R ERA: 3.84 (1, 1)	IP: 9.0 WLS: W BF: 36 H: 8 R: 2 ER: 2 SO: 1 BB: 1 IBB: 0 HBP: 2 BLK: 0 WP: 0 HR: 0 S: 35 P: 41 ERA: 2.00 WHIP: 1.000																			

Batter	1	2	3	4	5	6	7	8	9	AB	R	H	RBI	BB	SO	LOB	BOTTOM			
Matty Alou, L OBP: 0.364, SLG: 0.444 (1, 8)	0-0 1B S 1B	0-0 E8 FC5 1-3 2-H 1B		0-0 6-3		0-0 FC3-6 1-2f	0-0 L3			5	1	2	1	0	0	3	New York Mets @ Pittsburgh Pirates Forbes Field, Pittsburgh, PA Fri Jul 08 1966, 7:05 PM EDT Unknown			
Gene Alley, R OBP: 0.313, SLG: 0.400 (1, 6)	0-0 1B 1-3 2B 1B	0-0 P4		0-0 E9 1B		0-0 G3		0-0 6-3		5	1	2	0	0	0	3				
Roberto Clemente, R OBP: 0.387, SLG: 0.537 (1, 9)	0-0 1B 1-3 3-H 1B	0-3 K		0-0 G3			0-0 1B FC6-4 1B	4-0 IHR BB		4	3	2	1	1	1	3				
Willie Stargell, L OBP: 0.399, SLG: 0.618 (1, 7)	0-0 1B 1-H 3-H 2B	0-0 IBB			0-0 G3		0-0 FC6-4 1B	0-0 IHR		4	1	3	4	1	0	0				
Bob Bailey, R OBP: 0.337, SLG: 0.374 (9, 7)	0-0 2B						0-0 1B	0-0 IHR		0	0	0	0	0	0	0				
Jose Pagan, R OBP: 0.305, SLG: 0.430 (1, 5)	0-0 4-3	0-0 FC5 2-3f			0-0 5-3		0-0 FC6-4 BB 1B	0-0 G4-6-3 1B		5	1	1	1	0	0	5				
Donn Clendenen, R OBP: 0.352, SLG: 0.496 (1, 3)	0-0 2-3		0-0 5-3		0-3 K		4-0 1B BB	0-0 G4-6-3 1-2f		4	1	0	0	1	1	2				
Jim Pagliaroni, R OBP: 0.337, SLG: 0.389 (1, 2)	0-0 6-3		0-3 K			4-0 1B WP BB	4-0 1B 1-2 2-3 BB			2	1	0	0	2	1	1				
Bill Mazeroski, R OBP: 0.304, SLG: 0.363 (1, 4)		0-0 1B E 1B		0-0 6-3		0-0 FC1-6 1B	0-0 1B 1-3 2-H 3-H			4	1	3	3	0	0	0				
Vern Law, R OBP: 0.364, SLG: 0.469 (1, 1)		0-0 E 1-2 1B		0-0 F8		0-0 FC1-6 FC3-6 1-2f	0-3 K			4	0	1	0	0	1	3				
Inning Stats	R: 3 E: 0 K: 0 S: 7	H: 4 LOB: 1 BB: 0 P: 7	R: 1 E: 1 K: 1 S: 8	H: 3 LOB: 3 BB: 1 P: 12	R: 0 E: 0 K: 1 S: 5	H: 0 LOB: 0 BB: 0 P: 5	R: 0 E: 1 K: 0 S: 4	H: 1 LOB: 1 BB: 0 P: 4	R: 0 E: 0 K: 1 S: 5	H: 0 LOB: 0 BB: 0 P: 5	R: 1 E: 0 K: 0 S: 4	H: 1 LOB: 1 BB: 1 P: 8	R: 3 E: 0 K: 1 S: 8	H: 3 LOB: 2 BB: 2 P: 16	R: 2 E: 0 K: 0 S: 4	H: 2 LOB: 0 BB: 1 P: 8	1B: 12 2B: 1 3B: 0 HR: 1	SF: 0 SAC: 0 DP: 1 HBP: 0	WP: 1 PB: 0 SB: 1 CS: 0	PA: 42
PITCHER Bob Shaw, R ERA: 4.64 (1, 1)	IP: 6.0 WLS: L BF: 31 H: 11 R: 7 ER: 7 SO: 3 BB: 1 IBB: 0 HBP: 0 BLK: 0 WP: 1 HR: 0 S: 35 P: 43 ERA: 10.50 WHIP: 2.000																			
Larry Bearnarth, R ERA: 5.49 (7, 1)	IP: 2.0 WLS: L BF: 11 H: 3 R: 3 ER: 3 SO: 1 BB: 3 IBB: 0 HBP: 0 BLK: 0 WP: 0 HR: 0 S: 10 P: 22 ERA: 13.50 WHIP: 3.000																			

AB	33
R	2
H	8
RBI	1
BB	1
SO	1
LOB	17



Batter	1	2	3	4	5	6	7	8	9	AB	R	H	RBI	BB	SO	LOB	TOP					
Cleon Jones, R (1, 8) OBP: 0.338, SLG: 0.386										3	0	1	2	1	0	0	New York Mets @ Pittsburgh Pirates Forbes Field, Pittsburgh, PA Fri Jul 08 1966, 7:05 PM EDT Att: 32,440 - Unknown					
Chuck Hiller, L (1, 5) OBP: 0.427, SLG: 0.468										2	0	2	0	1	0	0						
Eddie Bressoud, R (7, PH) OBP: 0.309, SLG: 0.405										1	0	0	0	0	1	3						
Al Luylow, L (1, 7) OBP: 0.321, SLG: 0.313										3	0	0	0	0	0	4						
Ron Swoboda, R (8, PH) OBP: 0.273, SLG: 0.287										1	0	0	0	0	0	0						
Ed Kranepool, L (1, 3) OBP: 0.319, SLG: 0.373										4	0	1	0	0	1	1						
Larry Elliot, L (1, 9) OBP: 0.273, SLG: 0.318										4	0	1	0	0	0	1						
Ron Hunt, R (1, 4) OBP: 0.370, SLG: 0.379										4	0	0	0	0	0	1						
John Stephenson, L (1, 2) OBP: 0.233, SLG: 0.235										3	1	1	0	0	0	1						
Hawk Taylor, R (9, PH) OBP: 0.212, SLG: 0.277										1	0	0	0	0	1	0						
Roy McMillan, R (1, 6) OBP: 0.246, SLG: 0.243										4	1	2	0	0	0	0						
Jack Fisher, R (1, 1) OBP: 0.189, SLG: 0.121										2	0	0	0	0	2	1						
Ken Boyer, R (7, PH) OBP: 0.314, SLG: 0.424										1	0	1	0	0	0	0						
Larry Bearnarth, R (7, 1) OBP: 0.125, SLG: 0.250										0	0	0	0	0	0	0						
Inning Stats	R: 0 E: 0 K: 0 S: 4	H: 1 LOB: 1 BB: 0 P: 4	R: 0 E: 0 K: 0 S: 3	H: 0 LOB: 0 BB: 0 P: 3	R: 1 E: 0 K: 1 S: 7	H: 3 LOB: 1 BB: 0 P: 7	R: 0 E: 0 K: 0 S: 4	H: 1 LOB: 1 BB: 0 P: 4	R: 0 E: 0 K: 1 S: 5	H: 0 LOB: 0 BB: 1 P: 5	R: 0 E: 0 K: 1 S: 4	H: 0 LOB: 0 BB: 1 P: 8	R: 1 E: 0 K: 1 S: 8	H: 3 LOB: 3 BB: 1 P: 12	R: 0 E: 0 K: 0 S: 3	H: 1 LOB: 0 BB: 0 P: 3	R: 0 E: 0 K: 1 S: 5	H: 0 LOB: 0 BB: 0 P: 5	1B: 8 2B: 0 3B: 1 HR: 0	SF: 0 SAC: 0 DP: 3 HBP: 0	WP: 0 PB: 0 SB: 0 CS: 0	PA: 35
PITCHER	IP	WLS	BF	H	R	ER	SO	BB	IBB	HBP	BLK	WP	HR	S	P	ERA	WHIP					
Tommie Sisk, R (1, 1) ERA: 4.76	6.2	W	28	8	2	2	3	2	0	0	0	0	0	32	40	2.70	1.500					
Billy O'Dell, L (7, 1) ERA: 2.48	2.1	S	7	1	0	0	2	0	0	0	0	0	0	11	11	0.00	0.429					

AB	33
R	2
H	9
RBI	2
BB	2
SO	5
LOB	12



Batter	1	2	3	4	5	6	7	8	9	AB	R	H	RBI	BB	SO	LOB	BOTTOM					
Matty Alou, L (1, 8) OBP: 0.366, SLG: 0.445										4	2	2	0	0	0	0	New York Mets @ Pittsburgh Pirates Forbes Field, Pittsburgh, PA Fri Jul 08 1966, 7:05 PM EDT Att: 32,440 - Unknown					
Gene Alley, R (1, 6) OBP: 0.313, SLG: 0.398										4	1	1	0	0	0	1						
Roberto Clemente, R (1, 9) OBP: 0.366, SLG: 0.534										4	0	1	0	0	2	2						
Willie Stargell, L (1, 7) OBP: 0.404, SLG: 0.635										4	3	3	3	0	0	0						
Jose Pagan, R (1, 5) OBP: 0.300, SLG: 0.421										4	1	0	0	0	1	3						
Donn Clendenen, R (1, 3) OBP: 0.355, SLG: 0.504										2	1	1	1	1	0	0						
Jerry Lynch, L (8, PH) OBP: 0.333, SLG: 0.267										1	0	0	0	0	0	0						
Manny Mota, R (9, 7) OBP: 0.355, SLG: 0.526										0	0	0	0	0	0	0						
Bill Mazerowski, R (1, 4) OBP: 0.306, SLG: 0.374										4	1	2	4	0	0	1						
Jesse Gonder, L (1, 2) OBP: 0.210, SLG: 0.383										4	0	0	0	0	1	2						
Tommie Sisk, R (1, 1) OBP: 0.235, SLG: 0.133										3	0	0	0	0	2	0						
Billy O'Dell, S (7, 1) OBP: 0.182, SLG: 0.182										0	0	0	0	0	0	0						
Inning Stats	R: 0 E: 0 K: 0 S: 3	H: 0 LOB: 0 BB: 0 P: 3	R: 1 E: 0 K: 0 S: 5	H: 2 LOB: 1 BB: 0 P: 5	R: 3 E: 0 K: 2 S: 10	H: 3 LOB: 0 BB: 0 P: 10	R: 0 E: 0 K: 1 S: 5	H: 0 LOB: 0 BB: 0 P: 5	R: 0 E: 0 K: 1 S: 5	H: 0 LOB: 0 BB: 0 P: 5	R: 4 E: 0 K: 1 S: 8	H: 3 LOB: 0 BB: 1 P: 12	R: 1 E: 0 K: 1 S: 6	H: 1 LOB: 0 BB: 0 P: 6	R: 0 E: 0 K: 0 S: 4	H: 1 LOB: 1 BB: 0 P: 4	R: 0 E: 0 K: 1 S: 4	H: 0 LOB: 0 BB: 0 P: 4	1B: 6 2B: 1 3B: 1 HR: 2	SF: 0 SAC: 0 DP: 0 HBP: 0	WP: 1 PB: 0 SB: 1 CS: 0	PA: 35
PITCHER	IP	WLS	BF	H	R	ER	SO	BB	IBB	HBP	BLK	WP	HR	S	P	ERA	WHIP					
Jack Fisher, R (1, 1) ERA: 4.0	6.0	L	27	8	8	8	5	1	0	0	0	0	2	36	40	12.00	1.500					
Larry Bearnarth, R (7, 1) ERA: 5.44	2.0		8	2	1	1	1	0	0	0	0	1	0	10	10	4.50	1.000					

AB	34
R	9
H	10
RBI	8
BB	1
SO	6
LOB	9




Batter	1	2	3	4	5	6	7	8	9	AB	R	H	RBI	BB	SO	LOB	TOP					
Ron Hunt, R OBP: 0.372, SLG: 0.381 (1, 4)	F8						F8			4	0	2	1	0	0	0	New York Mets @ Pittsburgh Pirates Forbes Field, Pittsburgh, PA Sat Jul 09 1966, 3:33 AM EDT Att: 13,309 - Unknown livebaseballscorecards.com					
Eddie Bressoud, R OBP: 0.393, SLG: 0.395 (1, 6) (4, 5)	E5		F7			P6		P4		4	0	0	0	0	0	2						
Cleon Jones, R OBP: 0.337, SLG: 0.392 (1, 9)	FC5-4		L6			P3		SF8		4	1	1	0	0	0	2						
Ken Boyer, R OBP: 0.315, SLG: 0.425 Roy McMillan, R OBP: 0.249, SLG: 0.243 (1, 5) (4, 6)	FC5-4			5-3		FC6-4		SF8		2	0	1	0	0	0	0						
Ron Swoboda, R OBP: 0.272, SLG: 0.286 (1, 7)	FC5-4			K		FC6-4		F9		4	0	1	0	0	1	2						
Jerry Grote, R OBP: 0.351, SLG: 0.361 Darrell Sutherland, R OBP: 1.000, SLG: 1.000 Chuck Hillier, L OBP: 0.433, SLG: 0.495 (1, 2) (7, 1) (9, PH)	K			F7		FC6-4		PB		3	0	0	0	0	1	2						
Billy Murphy, R OBP: 0.258, SLG: 0.372 (1, 8)	P6					SH2-4		5-3		4	1	1	0	0	0	2						
Ed Kranepool, L OBP: 0.318, SLG: 0.371 (1, 3)	F7					F9		4-3		4	0	1	0	0	0	1						
Bill Hepler, L OBP: 0.167, SLG: 0.167 Jack Hamilton, R OBP: 0.129, SLG: 0.100 Hawk Taylor, R OBP: 0.206, SLG: 0.269 (1, 1) (5, 1) (7, PH) (7, 2)	K					SH2-4		G6-4-3		1	0	0	0	0	1	0						
Inning Stats	R: 0 E: 1 K: 0 S: 5	H: 1 LOB: 2 BB: 0 P: 5	R: 0 E: 0 K: 1 S: 5	H: 0 LOB: 0 BB: 0 P: 5	R: 0 E: 0 K: 1 S: 6	H: 1 LOB: 1 BB: 0 P: 6	R: 0 E: 0 K: 1 S: 5	H: 0 LOB: 0 BB: 0 P: 5	R: 1 E: 1 K: 0 S: 5	H: 2 LOB: 1 BB: 0 P: 5	R: 0 E: 0 K: 0 S: 4	H: 1 LOB: 2 BB: 1 P: 8	R: 0 E: 0 K: 0 S: 3	H: 1 LOB: 0 BB: 0 P: 3	R: 1 E: 0 K: 0 S: 4	H: 1 LOB: 0 BB: 0 P: 4		R: 1 E: 0 K: 0 S: 4	H: 1 LOB: 0 BB: 0 P: 4	1B: 6 2B: 0 3B: 2 HR: 0	SF: 1 SAC: 1 DP: 1 HBP: 0	WP: 0 PB: 1 SB: 0 CS: 0
PITCHER Woodie Fryman, L ERA: 2.3 (1, 1)	IP: 9.0 WLS: W BF: 36 H: 8 R: 3 ER: 3 SO: 3 BB: 1 IBB: 0 HBP: 0 BLK: 0 WP: 0 HR: 0 S: 41 P: 45 ERA: 3.00 WHIP: 1.000															PITCHER	IP: 9.0 WLS: W BF: 36 H: 8 R: 3 ER: 3 SO: 3 BB: 1 IBB: 0 HBP: 0 BLK: 0 WP: 0 HR: 0 S: 41 P: 45 ERA: 3.00 WHIP: 1.000					

Batter	1	2	3	4	5	6	7	8	9	AB	R	H	RBI	BB	SO	LOB	BOTTOM					
Gene Alley, R OBP: 0.311, SLG: 0.394 (1, 6)	F8		P4			K		L5		5	0	1	0	0	1	1	New York Mets @ Pittsburgh Pirates Forbes Field, Pittsburgh, PA Sat Jul 09 1966, 3:33 AM EDT Att: 13,309 - Unknown livebaseballscorecards.com					
Manny Mota, R OBP: 0.387, SLG: 0.531 (1, 8)	5-3		2B			2B		G4-6-3		4	1	2	0	0	0	1						
Roberto Clemente, R OBP: 0.367, SLG: 0.539 (1, 9)	6-3		6-3			2B		6-3		4	2	2	0	0	0	1						
Donn Clendenon, R OBP: 0.350, SLG: 0.496 (1, 3)		4-3	4-3			P3		6-3		4	0	0	0	0	0	4						
Jose Pagan, R OBP: 0.303, SLG: 0.428 (1, 5)		L7				6-3		6-3		4	0	2	2	0	0	0						
Bill Mazaroski, R OBP: 0.305, SLG: 0.371 (1, 4)		BB				G5-4-3		6-3		3	1	0	0	1	0	2						
Jim Pagliaroni, R OBP: 0.344, SLG: 0.395 (1, 2)		BB				BB		6-3		2	1	1	0	2	0	0						
Willie Stargell, L OBP: 0.405, SLG: 0.644 (1, 7)		BB				E		G3		4	1	2	3	0	0	2						
Woodie Fryman, R OBP: 0.189, SLG: 0.189 (1, 1)		1B				E		G3		4	0	0	0	0	0	5						
Inning Stats	R: 0 E: 0 K: 0 S: 3	H: 0 LOB: 0 BB: 0 P: 3	R: 1 E: 0 K: 0 S: 4	H: 1 LOB: 2 BB: 2 P: 12	R: 0 E: 0 K: 0 S: 4	H: 1 LOB: 1 BB: 0 P: 4	R: 0 E: 1 K: 0 S: 4	H: 1 LOB: 2 BB: 1 P: 8	R: 2 E: 0 K: 1 S: 8	H: 3 LOB: 1 BB: 0 P: 8	R: 2 E: 1 K: 0 S: 5	H: 2 LOB: 0 BB: 0 P: 5	R: 1 E: 0 K: 0 S: 4	H: 1 LOB: 0 BB: 0 P: 4	R: 0 E: 0 K: 0 S: 4	H: 1 LOB: 1 BB: 0 P: 4		R: 0 E: 0 K: 0 S: 4	H: 1 LOB: 1 BB: 0 P: 4	1B: 4 2B: 5 3B: 0 HR: 1	SF: 0 SAC: 0 DP: 2 HBP: 0	WP: 1 PB: 0 SB: 0 CS: 0
PITCHER Bill Hepler, L ERA: 4.13 Jack Hamilton, R ERA: 3.61 Darrell Sutherland, R ERA: 7.79 (1, 1) (5, 1) (7, 1)	IP: 4.2 WLS: L BF: 23 H: 6 R: 3 ER: 3 SO: 1 BB: 3 IBB: 0 HBP: 0 BLK: 0 WP: 0 HR: 0 S: 22 P: 34 ERA: 5.79 WHIP: 1.929															PITCHER	IP: 4.2 WLS: L BF: 23 H: 6 R: 3 ER: 3 SO: 1 BB: 3 IBB: 0 HBP: 0 BLK: 0 WP: 0 HR: 0 S: 22 P: 34 ERA: 5.79 WHIP: 1.929					

Batter	1	2	3	4	5	6	7	8	9	AB	R	H	RBI	BB	SO	LOB	TOP			
Adolfo Phillips, R OBP: 0.364, SLG: 0.502 (1, 8)										4	1	1	0	0	2	0	Chicago Cubs @ Pittsburgh Pirates Forbes Field, Pittsburgh, PA Thu Jul 14 1966, 7:05 PM EDT Att: 11,692 - Cloudy - 92 F			
Glenn Beckert, R OBP: 0.319, SLG: 0.358 (1, 4)										4	2	2	0	0	1	0				
Billy Williams, L OBP: 0.344, SLG: 0.464 (1, 9)										4	0	1	1	0	1	1				
Ron Santo, R OBP: 0.409, SLG: 0.553 (1, 5)										3	0	0	2	0	1	2				
14 Ernie Banks, R OBP: 0.266, SLG: 0.358 (1, 3)										4	0	0	1	0	1	2				
Byron Browne, R OBP: 0.325, SLG: 0.476 (1, 7)										4	0	1	0	0	2	0				
Randy Hundley, R OBP: 0.285, SLG: 0.410 (1, 2)										4	0	1	0	0	0	2				
Don Kessinger, S OBP: 0.265, SLG: 0.263 (1, 6)										4	0	1	0	0	0	1				
Dick Ellsworth, L OBP: 0.185, SLG: 0.188 (3, PH)										0	0	0	0	0	0	0				
Ron Campbell, R OBP: 0.271, SLG: 0.167 (7, PH)										1	1	1	0	0	0	0				
Bob Hendley, R OBP: 0.257, SLG: 0.258 (7, PH)										1	0	0	0	0	0	0				
John Boccabella, R OBP: 0.202, SLG: 0.400 (8, PH)										1	0	0	0	0	0	1				
Inning Stats	R: 1 E: 1 K: 0 S: 5	H: 1 LOB: 1 BB: 0 P: 5	R: 0 E: 0 K: 1 S: 5	H: 0 LOB: 0 BB: 0 P: 5	R: 3 E: 0 K: 0 S: 8	H: 5 LOB: 2 BB: 0 P: 8	R: 0 E: 0 K: 1 S: 5	H: 0 LOB: 0 BB: 0 P: 5	R: 0 E: 0 K: 2 S: 7	H: 1 LOB: 1 BB: 0 P: 6	R: 0 E: 0 K: 2 S: 7	H: 0 LOB: 0 BB: 0 P: 7	R: 0 E: 0 K: 0 S: 3	H: 0 LOB: 0 BB: 0 P: 3	R: 0 E: 0 K: 1 S: 6	H: 1 LOB: 1 BB: 0 P: 6	1B: 7 2B: 1 3B: 0 HR: 0	SF: 1 SAC: 0 DP: 0 HBP: 0	WP: 0 PB: 0 SB: 0 CS: 0	PA: 36
PITCHER Bob Veale, L ERA: 2.74 (1, 1)	IP: 9.0 WLS: W BF: 36 H: 8 R: 4 ER: 3 SO: 8 BB: 0 IBB: 0 HBP: 0 BLK: 0 WP: 0 HR: 0 S: 52 P: 52 ERA: 3.00 WHIP: 0.889																			

AB	35
R	4
H	8
RBI	4
BB	0
SO	8
LOB	9



Batter	1	2	3	4	5	6	7	8	9	AB	R	H	RBI	BB	SO	LOB	BOTTOM			
Gene Alley, R OBP: 0.313, SLG: 0.399 (1, 6)										4	2	1	0	1	0	2	Chicago Cubs @ Pittsburgh Pirates Forbes Field, Pittsburgh, PA Thu Jul 14 1966, 7:05 PM EDT Att: 11,692 - Cloudy - 92 F			
Manny Mota, R OBP: 0.393, SLG: 0.527 (1, 8)										4	2	2	1	1	0	0				
Roberto Clemente, R OBP: 0.372, SLG: 0.548 (1, 9)										4	3	1	3	0	1	3				
Donn Clendenon, R OBP: 0.350, SLG: 0.505 (1, 3)										4	1	1	2	0	2	3				
Jose Pagan, R OBP: 0.300, SLG: 0.429 (1, 5)										4	0	1	3	0	0	0				
Jim Pagliaroni, R OBP: 0.347, SLG: 0.394 (1, 2)										4	0	1	0	0	1	1				
Bill Mazerowski, R OBP: 0.309, SLG: 0.385 (1, 4)										4	1	1	0	0	0	2				
Willie Stargell, L OBP: 0.411, SLG: 0.646 (1, 7)										4	1	3	1	0	0	1				
Bob Veale, S OBP: 0.170, SLG: 0.208 (1, 1)										2	0	0	0	0	2	1				
Inning Stats	R: 3 E: 1 K: 1 S: 8	H: 2 LOB: 1 BB: 1 P: 12	R: 4 E: 0 K: 2 S: 10	H: 3 LOB: 1 BB: 1 P: 14	R: 1 E: 0 K: 0 S: 5	H: 2 LOB: 1 BB: 0 P: 5	R: 2 E: 0 K: 1 S: 7	H: 2 LOB: 0 BB: 0 P: 7	R: 0 E: 0 K: 0 S: 4	H: 1 LOB: 1 BB: 0 P: 4	R: 0 E: 0 K: 1 S: 5	H: 0 LOB: 0 BB: 0 P: 5	R: 0 E: 0 K: 0 S: 4	H: 1 LOB: 1 BB: 0 P: 4	R: 0 E: 0 K: 1 S: 5	H: 0 LOB: 0 BB: 0 P: 5		1B: 8 2B: 0 3B: 1 HR: 2	SF: 0 SAC: 2 DP: 0 HBP: 0	WP: 1 PB: 0 SB: 0 CS: 0
PITCHER Dick Ellsworth, L ERA: 3.95 (3, 1)	IP: 2.0 WLS: L BF: 14 H: 5 R: 3 ER: 3 SO: 2 BB: 0 IBB: 0 HBP: 0 BLK: 0 WP: 1 HR: 1 S: 21 P: 21 ERA: 6.75 WHIP: 1.250																			
Cal Koonce, R ERA: 5.44 (7, 1)	IP: 4.0 WLS: L BF: 17 H: 5 R: 3 ER: 3 SO: 2 BB: 0 IBB: 0 HBP: 0 BLK: 0 WP: 0 HR: 1 S: 21 P: 21 ERA: 6.75 WHIP: 1.250																			
Bob Hendley, L ERA: 4.37 (7, 1)	IP: 2.0 WLS: L BF: 7 H: 1 R: 0 ER: 0 SO: 1 BB: 0 IBB: 0 HBP: 0 BLK: 0 WP: 0 HR: 0 S: 9 P: 9 ERA: 0.00 WHIP: 0.500																			

AB	34
R	10
H	11
RBI	10
BB	2
SO	6
LOB	13



Batter	1	2	3	4	5	6	7	8	9	AB	R	H	RBI	BB	SO	LOB	TOP								
Adolfo Phillips, R OBP: 0.365, SLG: 0.505 (1, 8)										5	1	2	1	0	0	2	Chicago Cubs @ Pittsburgh Pirates Forbes Field, Pittsburgh, PA Fri Jul 15 1966, 7:05 PM EDT Att: 15,488 - Unknown								
Glenn Beckert, R OBP: 0.318, SLG: 0.357 (1, 4)										4	1	1	0	0	1	2									
Billy Williams, L OBP: 0.349, SLG: 0.464 (1, 9)										2	1	1	0	2	0	0									
Ron Santo, R OBP: 0.413, SLG: 0.567 (1, 5)										4	1	3	4	0	1	1									
14 Ernie Banks, R OBP: 0.262, SLG: 0.352 (1, 3)										4	0	0	0	0	0	4									
Randy Hundley, R OBP: 0.284, SLG: 0.408 (1, 2)										4	0	1	0	0	0	2									
Byron Browne, R OBP: 0.324, SLG: 0.472 (1, 7)										4	0	1	0	0	3	1									
Don Kessinger, S OBP: 0.265, SLG: 0.263 (1, 6)										4	1	1	0	0	0	1									
Robin Roberts, S OBP: 0.182, SLG: 0.053 (1, 1)										3	0	0	0	1	2	1									
Inning Stats	R: 3 E: 0 K: 0 S: 5	H: 2 LOB: 0 BB: 1 P: 9	R: 0 E: 0 K: 2 S: 7	H: 0 LOB: 0 BB: 0 P: 7	R: 0 E: 0 K: 0 S: 3	H: 0 LOB: 0 BB: 0 P: 3	R: 0 E: 0 K: 1 S: 6	H: 2 LOB: 1 BB: 0 P: 6	R: 0 E: 0 K: 0 S: 3	H: 0 LOB: 0 BB: 0 P: 3	R: 1 E: 0 K: 0 S: 5	H: 3 LOB: 1 BB: 0 P: 5	R: 1 E: 0 K: 2 S: 9	H: 2 LOB: 1 BB: 0 P: 9	R: 0 E: 0 K: 1 S: 4	H: 0 LOB: 0 BB: 1 P: 8	R: 0 E: 0 K: 1 S: 6	H: 1 LOB: 2 BB: 1 P: 10	1B: 8 2B: 1 3B: 0 HR: 1	SF: 0 SAC: 0 DP: 3 HBP: 0	WP: 0 PB: 0 SB: 3 CS: 0	PA: 37			
PITCHER	IP	WLS	BF	H	R	ER	SO	BB	IBB	HBP	BLK	WP	HR	S	P	ERA	WHIP								
Vern Law, R ERA: 4.07 (1, 1)	6.2	L	28	9	5	5	4	1	0	0	0	0	1	35	39	6.75	1.500								
Pete Mikkelsen, R ERA: 3.95 (7, 1)	0.1		1	0	0	0	1	0	0	0	0	0	0	3	3	0.00	0.000								
Roy Face, R ERA: 1.96 (8, 1)	2.0		8	1	0	0	2	2	0	0	0	0	0	10	18	0.00	1.500								

Batter	1	2	3	4	5	6	7	8	9	AB	R	H	RBI	BB	SO	LOB	BOTTOM								
Matty Alou, L OBP: 0.361, SLG: 0.439 (1, 8)										4	0	0	0	0	1	2	Chicago Cubs @ Pittsburgh Pirates Forbes Field, Pittsburgh, PA Fri Jul 15 1966, 7:05 PM EDT Att: 15,488 - Unknown								
Gene Alley, R OBP: 0.313, SLG: 0.395 (1, 6)										3	1	0	0	1	0	0									
Roberto Clemente, R OBP: 0.371, SLG: 0.544 (1, 9)										4	0	1	0	0	2	1									
Willie Stargell, L OBP: 0.412, SLG: 0.643 (1, 7)										3	1	1	0	1	0	1									
Jose Pagan, R OBP: 0.299, SLG: 0.430 (1, 5)										4	0	1	2	0	1	2									
Donn Clendenen, R OBP: 0.348, SLG: 0.502 (1, 3)										4	1	1	0	0	0	0									
Jim Pagliaroni, R OBP: 0.349, SLG: 0.490 (1, 2)										4	1	2	1	0	0	0									
Bill Mazerowski, R OBP: 0.309, SLG: 0.384 (9, PH)										3	0	1	0	0	0	1									
Jerry Lynch, L OBP: 0.343, SLG: 0.281 (9, FR)										1	0	1	0	0	0	0									
Gene Michael, S (9, FR)										0	0	0	0	0	0	0									
Vern Law, R OBP: 0.343, SLG: 0.441 (1, 1)										2	0	0	0	0	2	2									
Pete Mikkelsen, R OBP: 0.273, SLG: 0.200 (7, PH)										0	0	0	0	0	0	0									
Bob Bailey, R OBP: 0.338, SLG: 0.375 (7, PH)										1	0	0	0	0	0	0									
Roy Face, R (8, 1)										0	0	0	0	0	0	0									
Manny Mota, R OBP: 0.391, SLG: 0.524 (9, PH)										1	0	0	0	0	1										
Inning Stats	R: 2 E: 0 K: 2 S: 7	H: 1 LOB: 1 BB: 2 P: 15	R: 1 E: 0 K: 1 S: 7	H: 2 LOB: 1 BB: 0 P: 7	R: 0 E: 0 K: 0 S: 4	H: 1 LOB: 1 BB: 0 P: 4	R: 1 E: 0 K: 1 S: 7	H: 2 LOB: 1 BB: 0 P: 7	R: 0 E: 0 K: 1 S: 5	H: 0 LOB: 0 BB: 0 P: 5	R: 0 E: 0 K: 0 S: 3	H: 0 LOB: 0 BB: 0 P: 3	R: 0 E: 0 K: 0 S: 3	H: 0 LOB: 0 BB: 0 P: 3	R: 0 E: 0 K: 1 S: 6	H: 1 LOB: 1 BB: 0 P: 6	R: 0 E: 0 K: 0 S: 4	H: 1 LOB: 1 BB: 0 P: 4	1B: 6 2B: 2 3B: 0 HR: 0	SF: 0 SAC: 0 DP: 0 HBP: 0	WP: 1 PB: 1 SB: 0 CS: 0	PA: 36			
PITCHER	IP	WLS	BF	H	R	ER	SO	BB	IBB	HBP	BLK	WP	HR	S	P	ERA	WHIP								
Robin Roberts, R ERA: 3.72 (1, 1)	9.0	W	36	8	4	3	6	2	0	0	0	1	0	46	54	3.00	1.111								

AB	34
R	5
H	10
RBI	5
BB	3
SO	7
LOB	14



AB	34
R	4
H	8
RBI	3
BB	2
SO	6
LOB	10



Batter	1	2	3	4	5	6	7	8	9	AB	R	H	RBI	BB	SO	LOB	TOP										
Adolfo Phillips, R OBP: 0.396, SLG: 0.500 (1, 8)	4-0 CS BB		0-0 1B		0-0 6-3	0-0 6-3		0-0 G4-6-3		4	0	1	0	1	0	2											
Glenn Beckert, R OBP: 0.319, SLG: 0.364 (1, 4)	0-0 6-3		0-0 F9		0-0 6-3	0-0 3B			0-0 BB	5	0	2	0	0	0	2											
Billy Williams, L OBP: 0.352, SLG: 0.471 (1, 9)	4-0 BB		0-0 G5-4-3 1B		0-0 HR	0-0 3B			0-0 P4	4	1	2	0	1	0	2											
Ron Santo, R OBP: 0.416, SLG: 0.575 (1, 5)	4-0 14 FC6-4 BB		0-0 G5-4-3		0-0 HR		0-3 K		4-0 BB	3	1	1	2	2	1	2											
14 Ernie Banks, R OBP: 0.260, SLG: 0.349 (1, 3)	0-0 FC6-4			0-0 4-3	0-0 1B 1B		0-3 K		0-0 F9	5	1	1	0	0	1	4											
Randy Hundley, R OBP: 0.286, SLG: 0.415 (1, 2)		0-0 F7		0-0 FC	0-0 1B 1B		0-0 F7		0-0 1-3	5	1	2	0	0	0	2											
Byron Browne, R OBP: 0.323, SLG: 0.469 (1, 7)		0-0 F3		0-0 FC	0-0 1B		0-0 6-3			4	0	1	2	0	0	0											
Don Kessinger, S OBP: 0.268, SLG: 0.266 (1, 6)		0-0 1B		0-0 P6	0-0 G3		0-0 BB		0-0 1B	4	0	2	0	0	0	3											
Bill Hands, R OBP: 0.125, SLG: 0.069 Fergie Jenkins, R OBP: 0.375, SLG: 0.429 (7, 1)	0-3 K		0-0 L9		0-0 K		0-0 BB		4-0 G4-6-3 BB	3	0	0	0	0	2	2											
Inning Stats	R: 0 E: 0 K: 0 S: 2	H: 0 LOB: 2 BB: 3 P: 14	R: 0 E: 0 K: 1 S: 6	H: 1 LOB: 1 BB: 0 P: 6	R: 0 E: 0 K: 0 S: 4	H: 2 LOB: 1 BB: 0 P: 4	R: 1 E: 0 K: 0 S: 5	H: 1 LOB: 1 BB: 0 P: 5	R: 3 E: 0 K: 0 S: 8	H: 5 LOB: 2 BB: 0 P: 8	R: 0 E: 0 K: 1 S: 6	H: 1 LOB: 1 BB: 0 P: 6	R: 0 E: 0 K: 2 S: 7	H: 0 LOB: 0 BB: 0 P: 7	R: 0 E: 0 K: 0 S: 3	H: 1 LOB: 1 BB: 1 P: 7	R: 0 E: 0 K: 0 S: 4	H: 1 LOB: 2 BB: 1 P: 8	1B: 8 2B: 0 3B: 3 HR: 1	SF: 0 SAC: 0 DP: 2 HBP: 0	WP: 0 PB: 0 SB: 0 CS: 1	PA: 42					
PITCHER	IP	WLS	BF	H	R	ER	SO	BB	IBB	HBP	BLK	WP	HR	S	P	ERA	WHIP										
Woodie Fryman, L ERA: 2.55 Al McBean, R ERA: 3.89 Pete Mikkelsen, R ERA: 3.68 Billy O'Dell, L ERA: 2.72	4.2	L	25	9	4	4	1	3	0	0	0	0	1	24	36	7.71	2.571										

Chicago Cubs @ Pittsburgh Pirates
Forbes Field, Pittsburgh, PA
Sat Jul 16 1966, 3:33 AM EDT
Att: 9,764 - Unknown

AB	37
R	4
H	12
RBI	4
BB	5
SO	4
LOB	19



Batter	1	2	3	4	5	6	7	8	9	AB	R	H	RBI	BB	SO	LOB	BOTTOM										
Matty Alou, L OBP: 0.359, SLG: 0.436 (1, 8)	0-0 F2		0-0 E5 1B		0-0 4-3			0-0 F7		4	0	1	0	0	0	1											
Gene Alley, R OBP: 0.312, SLG: 0.400 (1, 6)	0-0 1B 3B		0-0 4-3		0-0 5-3		0-3 K			4	1	1	0	0	1	1											
Roberto Clemente, R OBP: 0.369, SLG: 0.541 (1, 9)	0-0 G3-6-3 1B		0-0 G3		0-0 3-1		0-0 K		0-0 F9	4	0	1	1	0	0	1											
Willie Stargell, L OBP: 0.410, SLG: 0.636 (1, 7)	0-0 G3-6-3			0-0 3-1		0-3 K			4-0 BB	3	0	0	0	1	1	1											
Jose Pagan, R OBP: 0.298, SLG: 0.424 (1, 5)		4-0 FC6-4 BB		0-0 5-3		0-0 P5			0-0 P3	3	0	0	0	1	0	1											
Donn Clendenen, R OBP: 0.348, SLG: 0.498 (1, 3)		0-0 FC6-4		0-0 F3		0-0 1B			0-0 F3	4	0	1	0	0	0	2											
Jim Pagliaroni, R OBP: 0.345, SLG: 0.395 (1, 2)		0-0 F8			0-0 P3		0-0 P4			3	0	0	0	0	0	2											
Bill Mazerowski, R OBP: 0.309, SLG: 0.387 (1, 4)		0-0 1-3			0-0 K		0-0 P6			3	0	1	0	0	0	2											
Woodie Fryman, R ERA: 2.55 Al McBean, R ERA: 3.89 Jesse Gonder, L OBP: 0.206, SLG: 0.297 Pete Mikkelsen, R OBP: 0.293, SLG: 0.293 Jerry Lynch, S OBP: 0.273, SLG: 0.273 Billy O'Dell, L OBP: 0.162, SLG: 0.162 (9, 1)	0-3 K		0-0 K		0-3 K		0-0 P4			1	0	0	0	0	1	0											
Inning Stats	R: 1 E: 0 K: 0 S: 4	H: 2 LOB: 0 BB: 0 P: 4	R: 0 E: 0 K: 0 S: 3	H: 0 LOB: 1 BB: 1 P: 7	R: 0 E: 1 K: 1 S: 6	H: 1 LOB: 1 BB: 0 P: 6	R: 0 E: 0 K: 0 S: 3	H: 0 LOB: 0 BB: 0 P: 3	R: 0 E: 0 K: 1 S: 6	H: 1 LOB: 1 BB: 0 P: 6	R: 0 E: 0 K: 1 S: 5	H: 0 LOB: 0 BB: 0 P: 5	R: 0 E: 0 K: 0 S: 4	H: 1 LOB: 1 BB: 0 P: 4	R: 0 E: 0 K: 1 S: 5	H: 0 LOB: 0 BB: 0 P: 5	R: 0 E: 0 K: 0 S: 3	H: 0 LOB: 1 BB: 1 P: 7	1B: 3 2B: 1 3B: 1 HR: 0	SF: 0 SAC: 0 DP: 1 HBP: 0	WP: 0 PB: 0 SB: 0 CS: 0	PA: 33					
PITCHER	IP	WLS	BF	H	R	ER	SO	BB	IBB	HBP	BLK	WP	HR	S	P	ERA	WHIP										
Bill Hands, R ERA: 4.42 Fergie Jenkins, R ERA: 4.1	6.0	W	22	4	1	1	3	1	0	0	0	0	0	27	31	1.50	0.833										

Chicago Cubs @ Pittsburgh Pirates
Forbes Field, Pittsburgh, PA
Sat Jul 16 1966, 3:33 AM EDT
Att: 9,764 - Unknown

AB	31
R	1
H	5
RBI	1
BB	2
SO	4
LOB	12



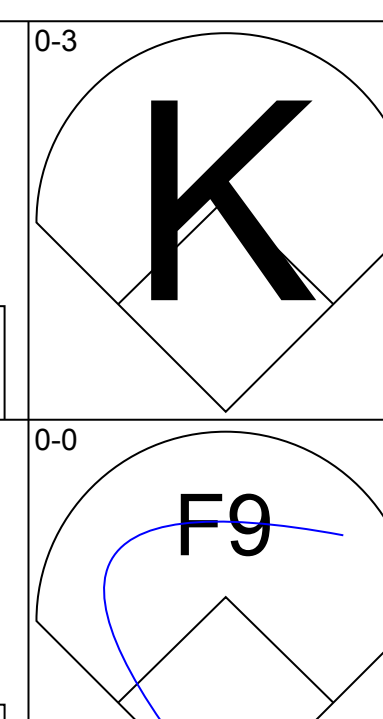
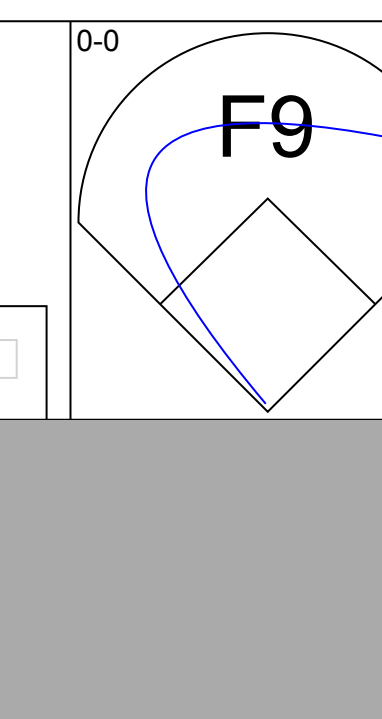
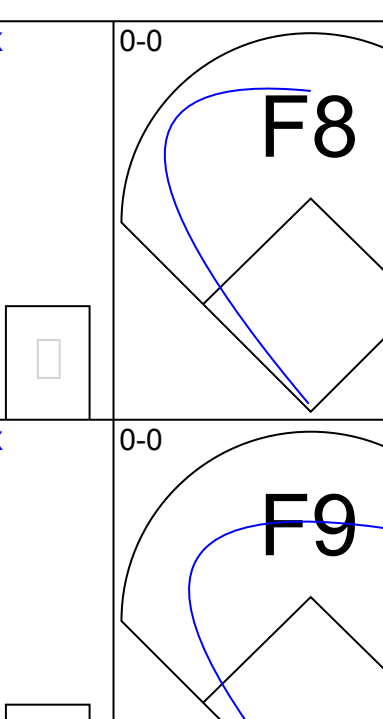
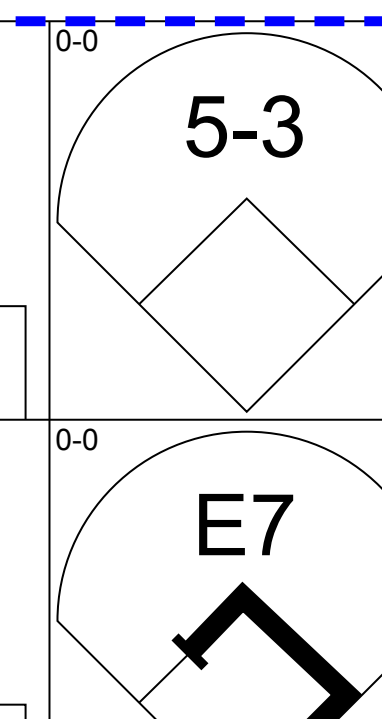
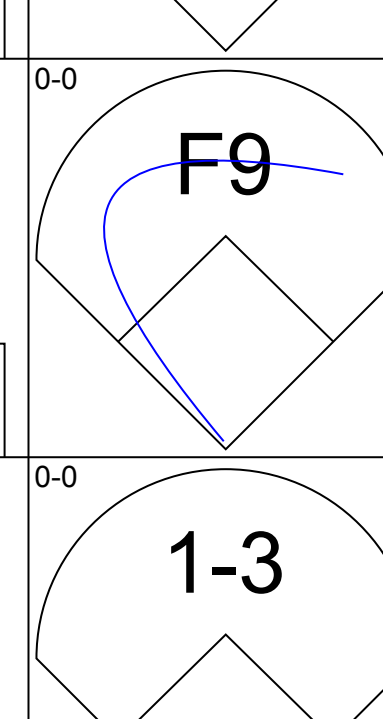
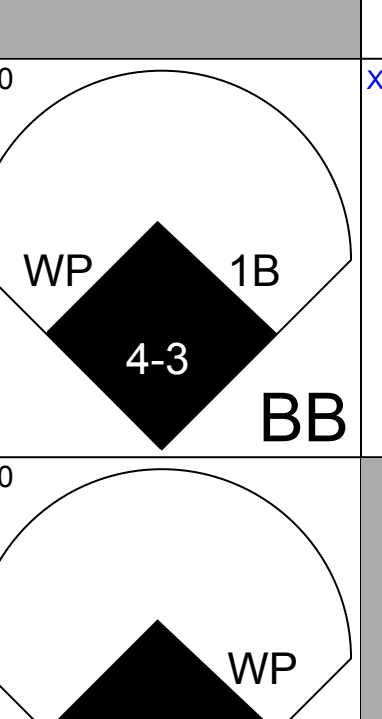
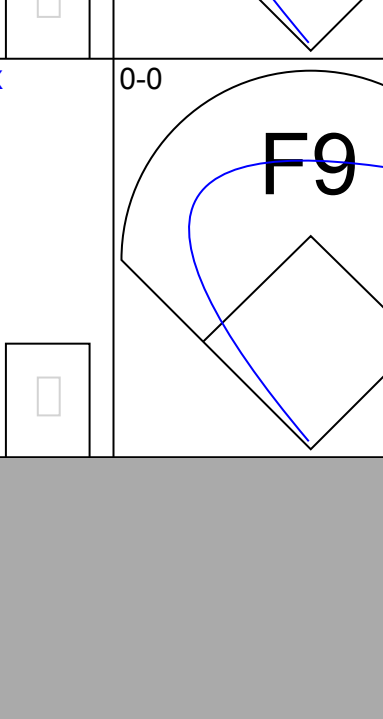
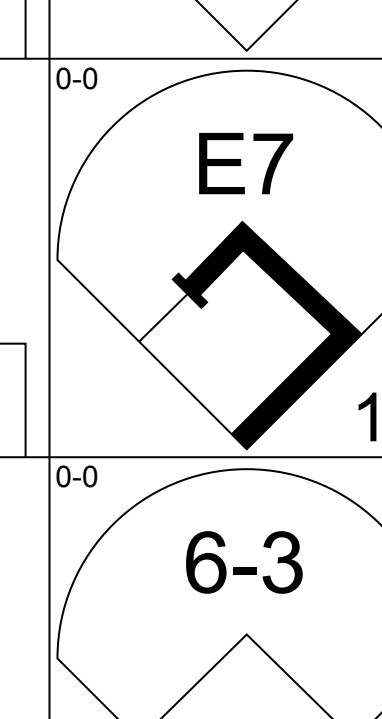
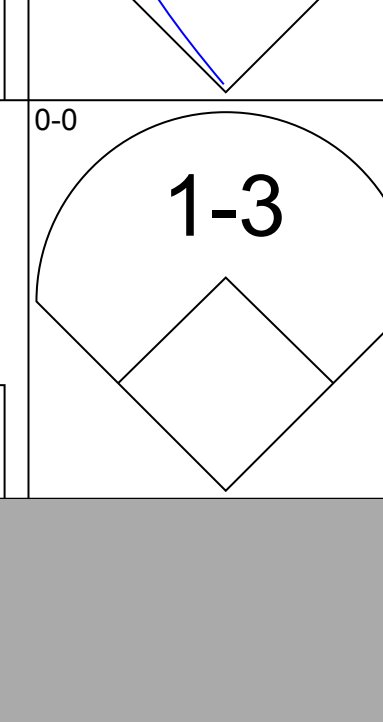
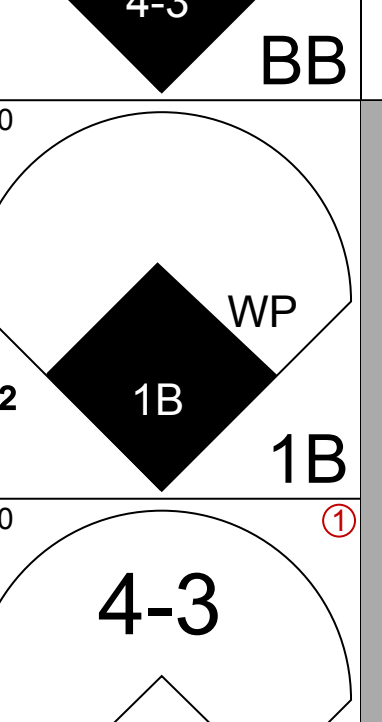
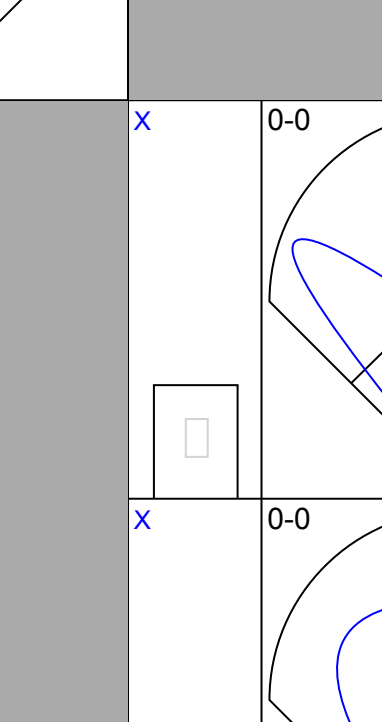
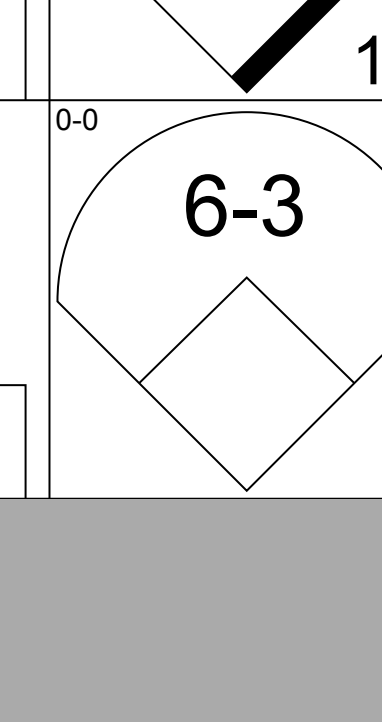
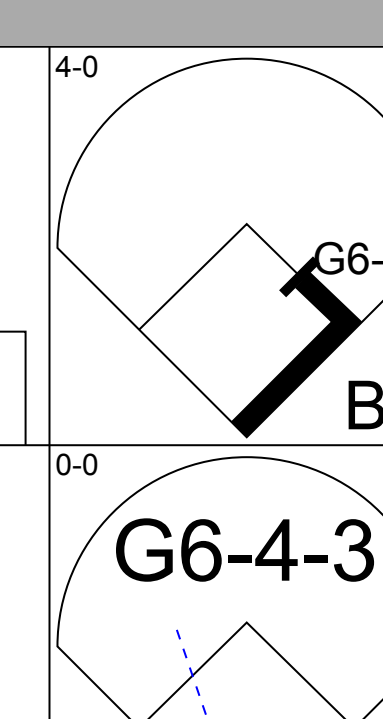
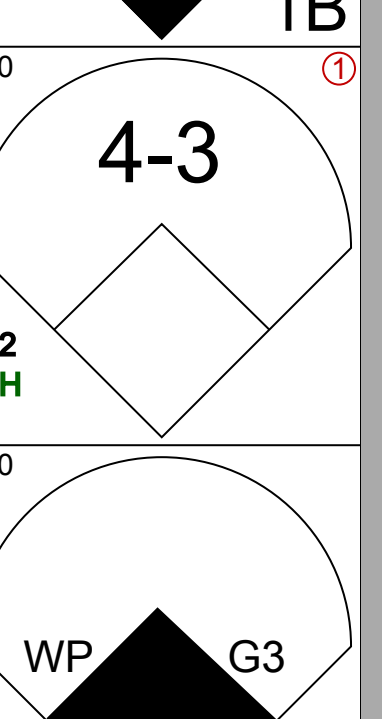
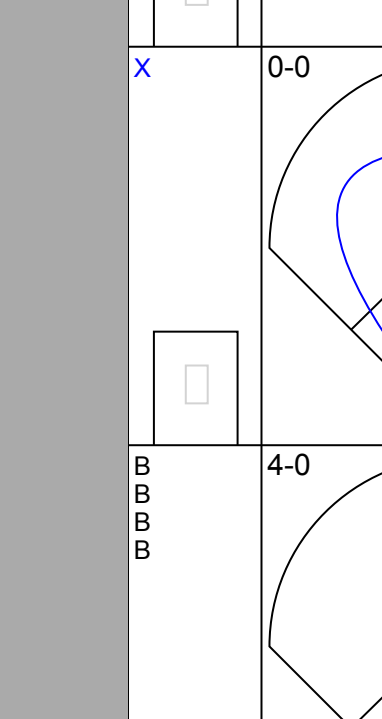
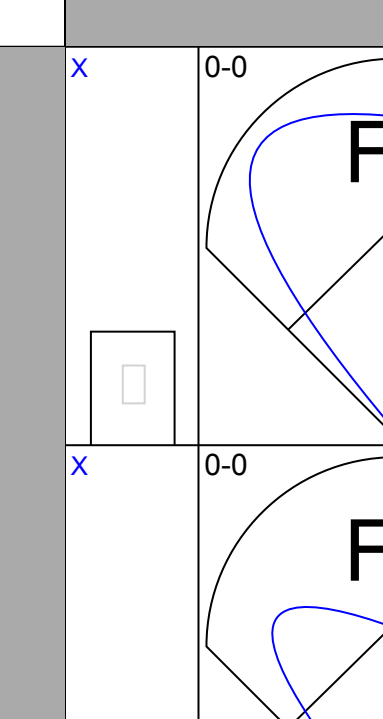

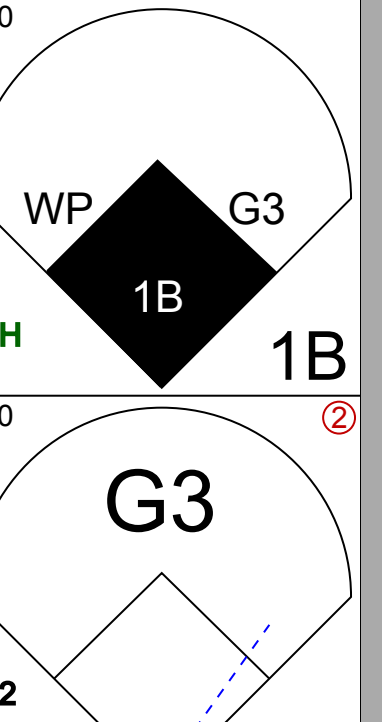
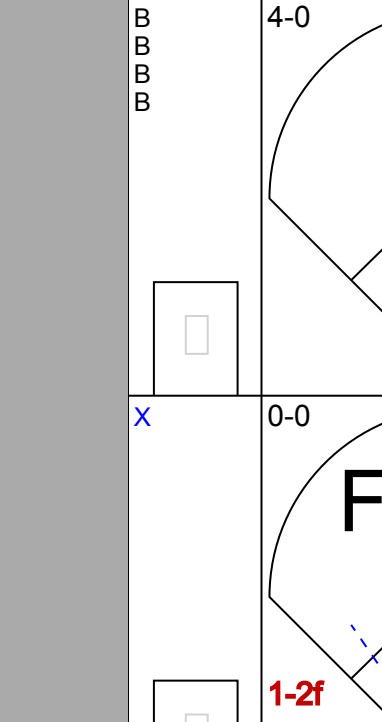


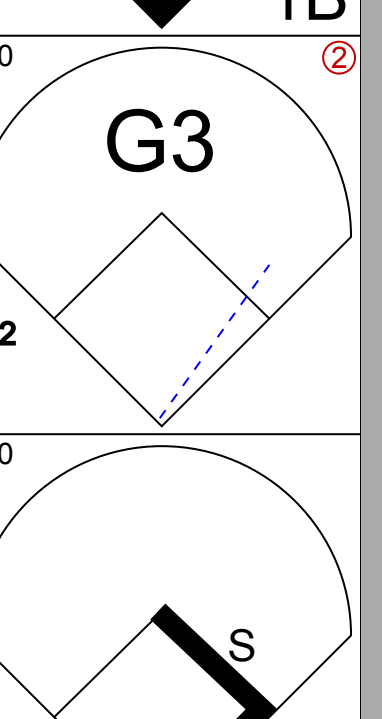
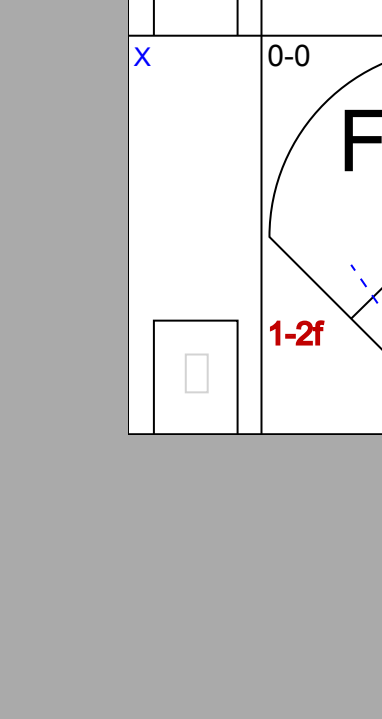

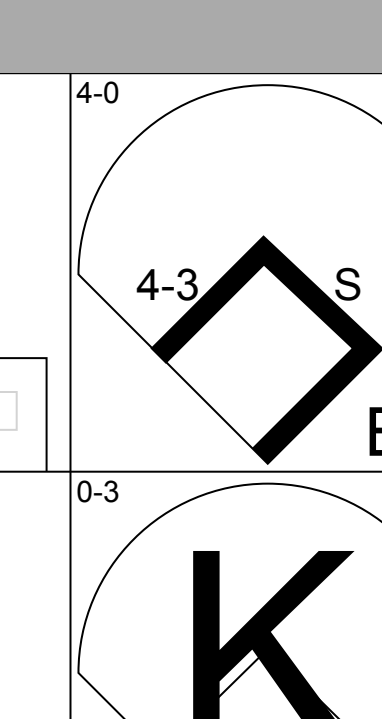
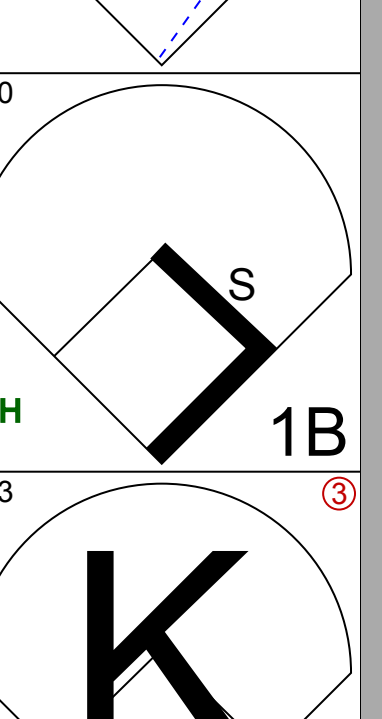

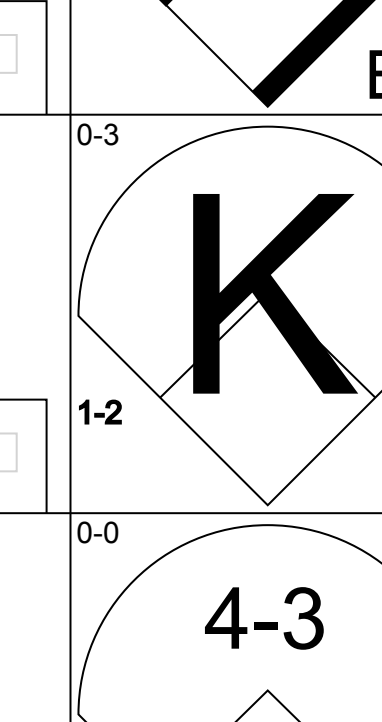
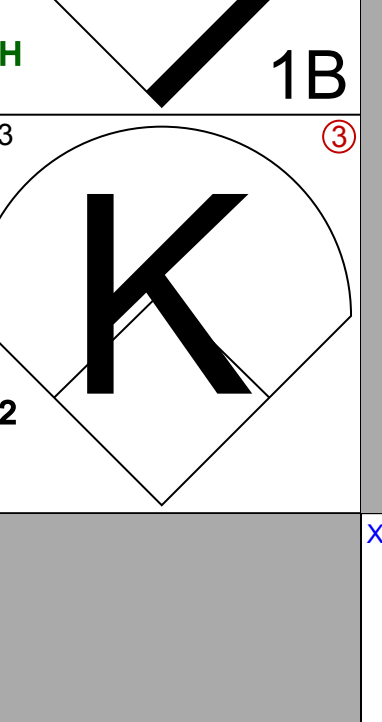


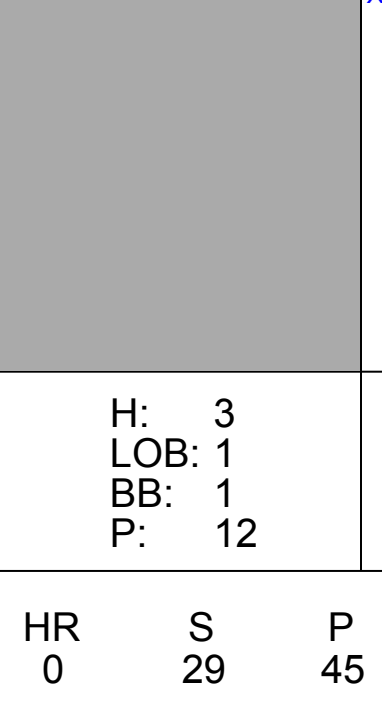
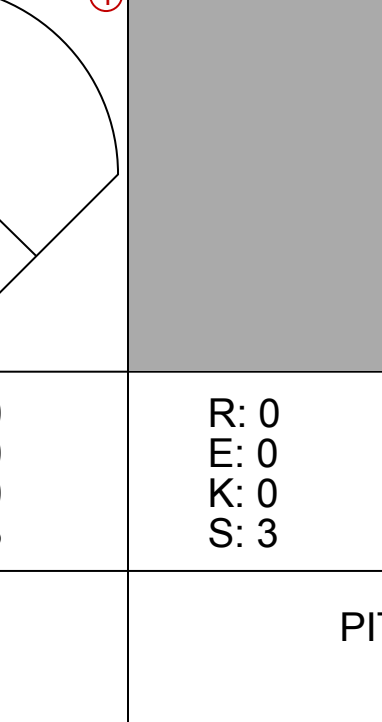
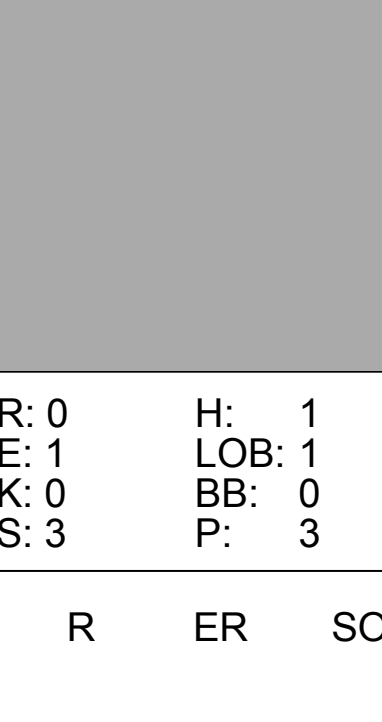
Batter	1	2	3	4	5	6	7	8	9	AB	R	H	RBI	BB	SO	LOB	TOP			
Bob Schroder, L (1, 6) OBP: 0.333, SLG: 0.333	3-1		FC6-4			G6-4-3 1B		1B		4	0	2	0	0	0	1	San Francisco Giants @ Pittsburgh Pirates Forbes Field, Pittsburgh, PA Sun Jul 17 1966, 3:38 AM EDT Att: 35,184 - Unknown			
Tom Haller, L (1, 2) OBP: 0.313, SLG: 0.490	F7		F8			F9		L3		4	0	0	0	0	0	4				
Willie Mays, R (1, 8) OBP: 0.346, SLG: 0.548	F6			F8		G6-4-3 1-2		1B	1B	4	0	1	0	0	0	1				
Willie McCovey, L (1, 3) OBP: 0.379, SLG: 0.554		1B 2B		6-3		G4-6-3 BB		F5		3	1	1	0	1	0	1				
Jim Ray Hart, R (1, 5) OBP: 0.363, SLG: 0.525		G4-6-3 2H 1B		4-3		F8		G4-6-3 1-2 1B		4	0	2	1	0	0	1				
Jesus Alou, R (1, 9) OBP: 0.254, SLG: 0.280		G4-6-3 1-2			5-3		G4-6-3 1-2	G4-6-3 1-2		4	0	0	0	0	0	4				
Len Gabrielson, L (1, 7) OBP: 0.279, SLG: 0.302		K				FC5-4 1B		1-3		3	0	1	0	0	1	0				
Hal Lanier, R (1, 4) OBP: 0.234, SLG: 0.266			P4			FC5-4 1-2		F6		2	0	0	0	0	0	1				
Don Landrum, L (8, PH) OBP: 0.294, SLG: 0.260					FC5-4 1-2					1	0	0	0	0	0	0				
Tito Fuentes, S (8, 4) OBP: 0.277, SLG: 0.328						FC5-4 1-2				0	0	0	0	0	0	0				
Bob Priddy, R (1, 1) OBP: 0.333, SLG: 0.250										2	0	1	0	0	0	1				
Lindy McDaniel, R (5, 1) OBP: 0.100, SLG: 0.100										0	0	0	0	0	0	0				
Bob Burda, L (8, PH) OBP: 0.250, SLG: 0.250										1	0	1	0	0	0	0				
Ron Herbel, R (8, 1) OBP: 0.065, SLG: 0.033										0	0	0	0	0	0	0				
Inning Stats	R: 0 E: 0 K: 0 S: 3	H: 0 LOB: 0 BB: 0 P: 3	R: 1 E: 0 K: 1 S: 6	H: 2 LOB: 0 BB: 0 P: 6	R: 0 E: 0 K: 0 S: 4	H: 1 LOB: 0 BB: 0 P: 4	R: 0 E: 0 K: 0 S: 3	H: 0 LOB: 0 BB: 0 P: 3	R: 0 E: 0 K: 0 S: 4	H: 1 LOB: 0 BB: 0 P: 4	R: 0 E: 0 K: 0 S: 2	H: 0 LOB: 0 BB: 1 P: 6	R: 0 E: 0 K: 0 S: 5	H: 2 LOB: 2 BB: 0 P: 5	R: 0 E: 0 K: 0 S: 4	H: 2 LOB: 1 BB: 0 P: 4	1B: 8 2B: 1 3B: 0 HR: 0	SF: 0 SAC: 0 DP: 4 HBP: 0	WP: 0 PB: 0 SB: 0 CS: 0	PA: 33
PITCHER Tommie Sisk, R (1, 1) ERA: 4.2	IP: 9.0 WLS: W BF: 33	H: 9 R: 1 ER: 1 SO: 1	BB: 1 IBB: 0 HBP: 0 BLK: 0	WP: 0 HR: 0 S: 34 P: 38	ERA: 1.00 WHIP: 1.111															

AB	32
R	1
H	9
RBI	1
BB	1
SO	1
LOB	14



Batter	1	2	3	4	5	6	7	8	9	AB	R	H	RBI	BB	SO	LOB	BOTTOM			
Matty Alou, L (1, 8) OBP: 0.365, SLG: 0.438	5-3		CS 1B		2B 1-2 BB		F4			3	0	1	0	1	0	0	San Francisco Giants @ Pittsburgh Pirates Forbes Field, Pittsburgh, PA Sun Jul 17 1966, 3:38 AM EDT Att: 35,184 - Unknown			
Gene Alley, R (1, 6) OBP: 0.312, SLG: 0.399	6-3		CS		1-3 2H 2B		4-3			2	1	1	0	0	0	0				
Gene Michael, S (5, 6) OBP: 0.500, SLG: 1.000				3B						2	0	1	1	0	0	0				
Roberto Clemente, R (1, 9) OBP: 0.371, SLG: 0.541	L4			1B		5-3 1H 3B		K		3	2	1	1	1	1	2				
Willie Stargell, L (1, 7) OBP: 0.405, SLG: 0.626		K		4-3		3-1		F7		4	0	0	0	0	1	2				
Jose Pagan, R (1, 5) OBP: 0.297, SLG: 0.429		F5		5-3		2B 3B		F3		4	1	1	1	0	0	1				
Donn Clendenen, R (1, 3) OBP: 0.357, SLG: 0.518				3H F8		2B 3B		HR		3	2	2	2	1	0	0				
Bill Mazerowski, R (1, 4) OBP: 0.311, SLG: 0.392		1B				2B BB		HR		4	0	1	2	0	0	1				
Jesse Gonder, L (1, 2) OBP: 0.197, SLG: 0.359								F4		3	0	0	0	0	0	1				
Tommie Sisk, R (1, 1) OBP: 0.250, SLG: 0.118										2	1	0	0	1	1	0				
Inning Stats	R: 0 E: 0 K: 0 S: 3	H: 0 LOB: 0 BB: 0 P: 3	R: 0 E: 0 K: 1 S: 6	H: 1 LOB: 1 BB: 0 P: 6	R: 0 E: 0 K: 0 S: 3	H: 1 LOB: 0 BB: 0 P: 3	R: 2 E: 0 K: 0 S: 5	H: 2 LOB: 0 BB: 0 P: 5	R: 1 E: 0 K: 1 S: 6	H: 1 LOB: 2 BB: 2 P: 14	R: 2 E: 0 K: 0 S: 4	H: 2 LOB: 1 BB: 1 P: 8	R: 0 E: 0 K: 1 S: 5	H: 0 LOB: 0 BB: 0 P: 5	R: 2 E: 0 K: 0 S: 4	H: 1 LOB: 0 BB: 1 P: 8	1B: 3 2B: 3 3B: 2 HR: 1	SF: 0 SAC: 0 DP: 1 HBP: 0	WP: 0 PB: 0 SB: 0 CS: 1	PA: 35
PITCHER Bob Priddy, R (1, 1) ERA: 2.94	IP: 4.2 WLS: L BF: 20	H: 5 R: 3 ER: 3 SO: 1	BB: 2 IBB: 0 HBP: 0 BLK: 0	WP: 0 HR: 0 S: 20 P: 28	ERA: 5.79 WHIP: 1.500															
Lindy McDaniel, R (5, 1) ERA: 3.43	2.1	9	2	2	2	1	0	0	0	0	0	12	16	7.71	1.286					
Ron Herbel, R (8, 1) ERA: 4.05	1.0	5	1	2	2	0	1	0	0	0	1	4	8	18.00	2.000					

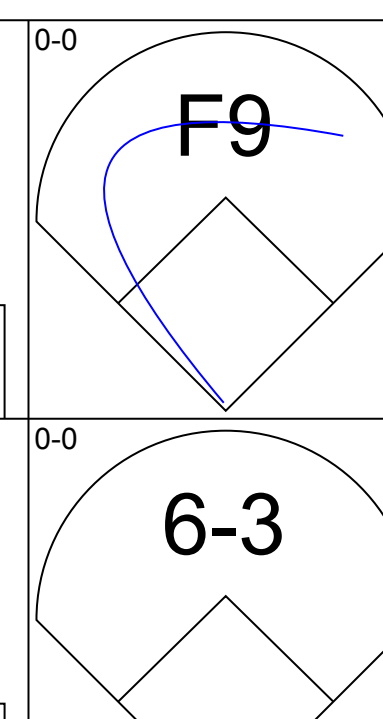
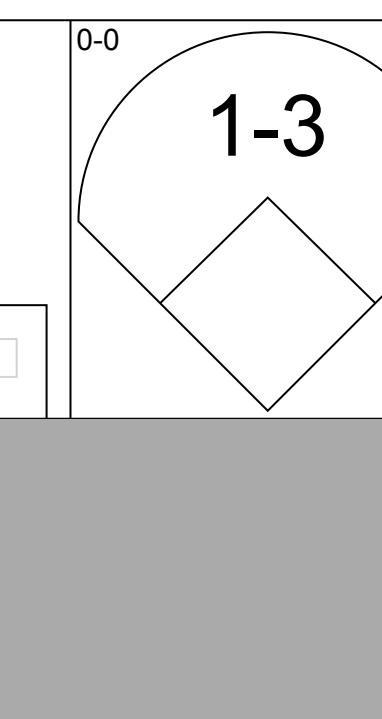
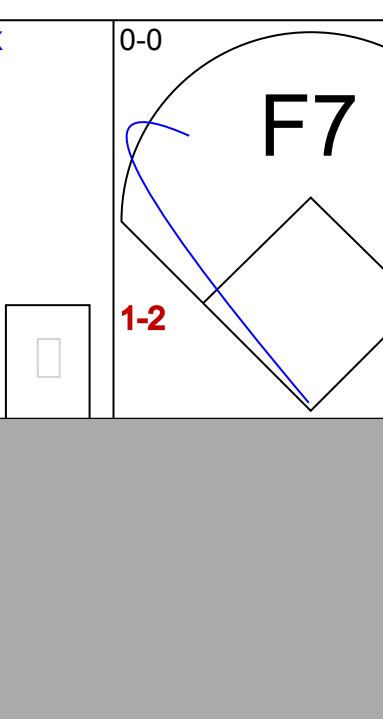
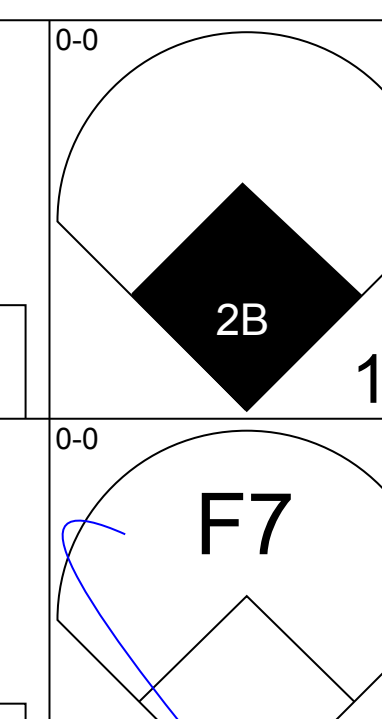
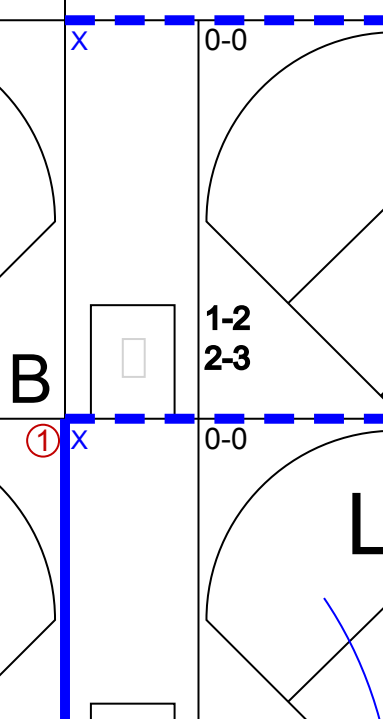
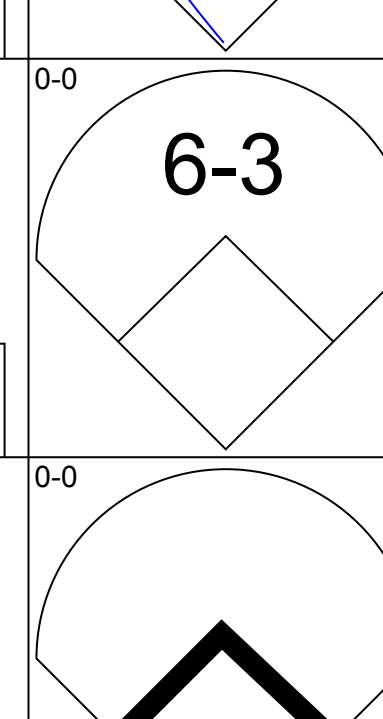
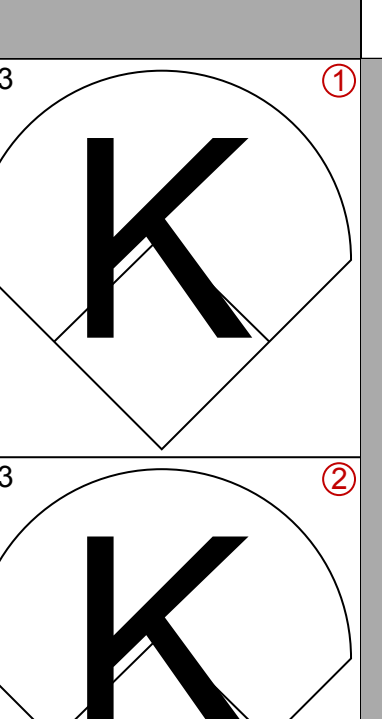
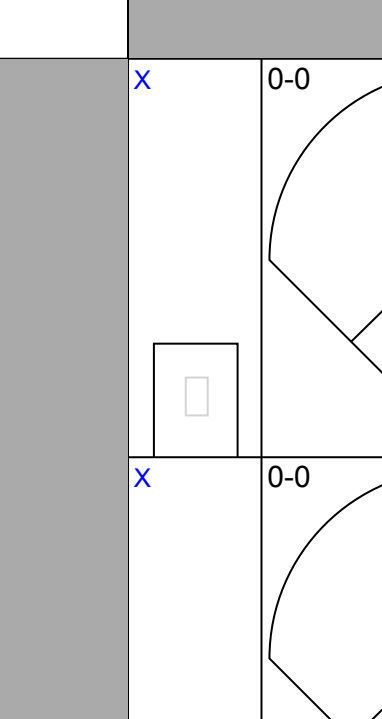
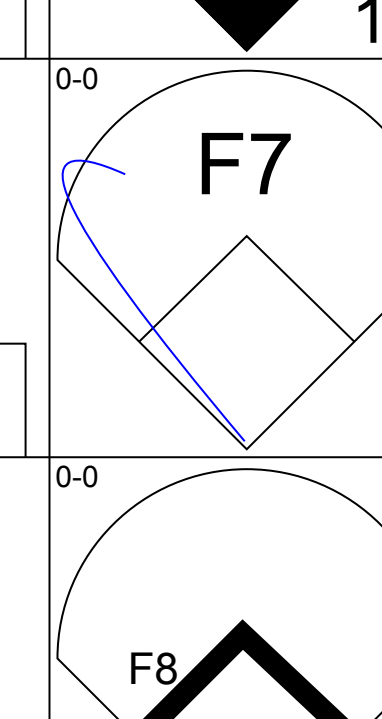
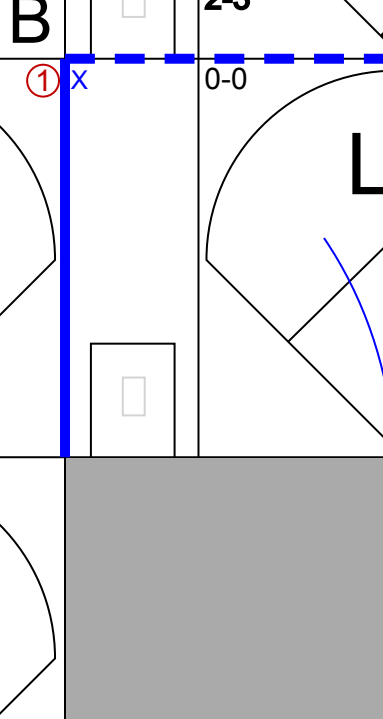
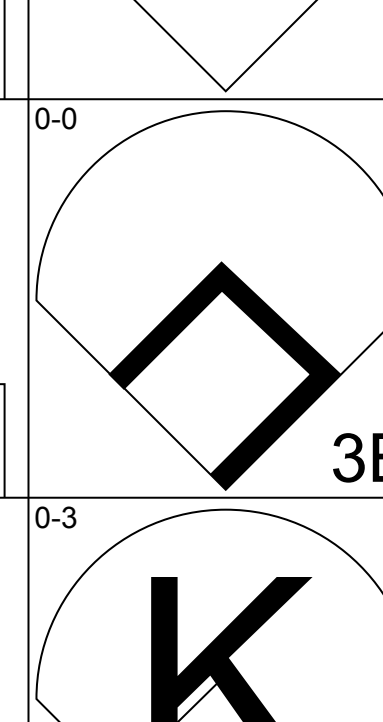
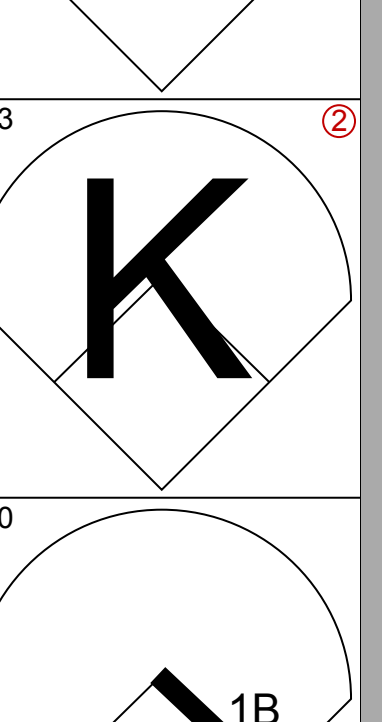
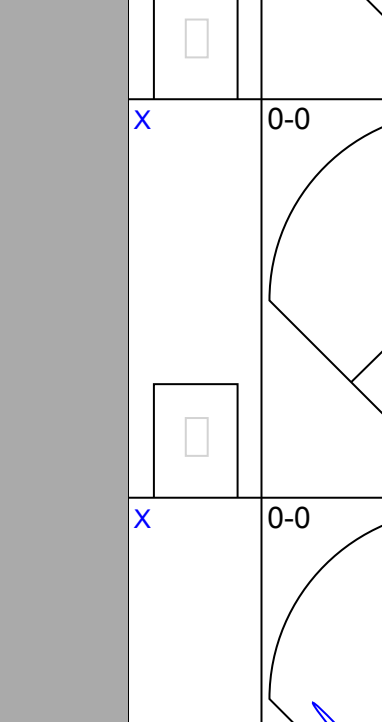
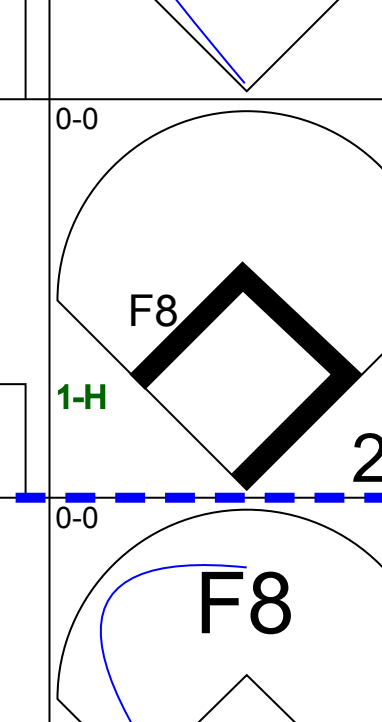
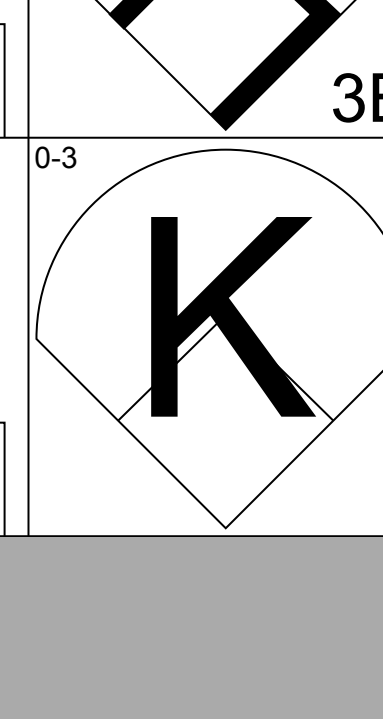
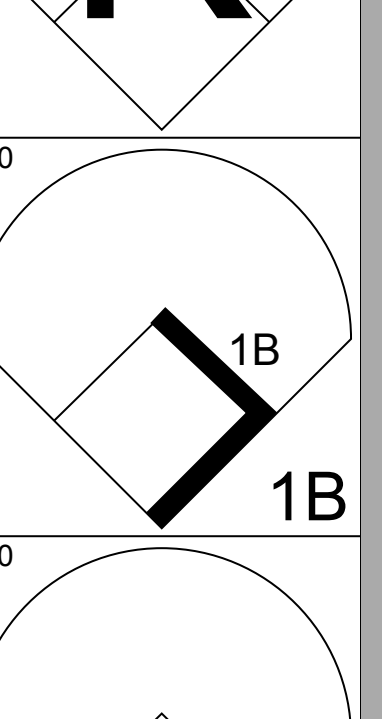
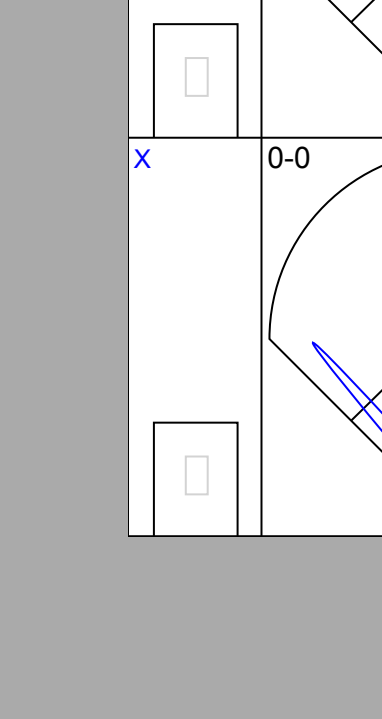
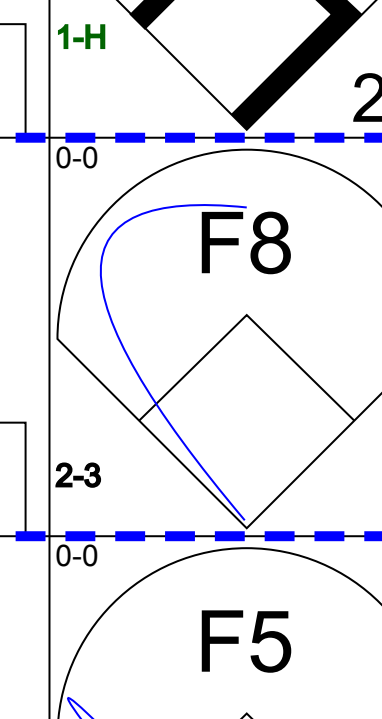
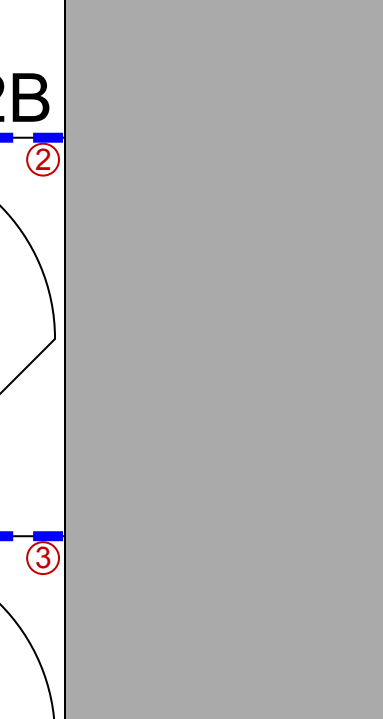

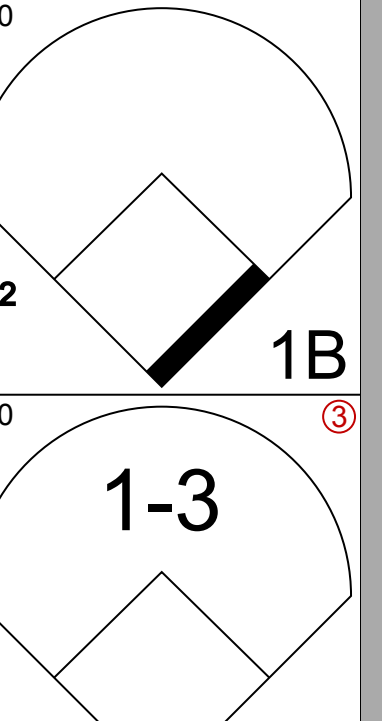

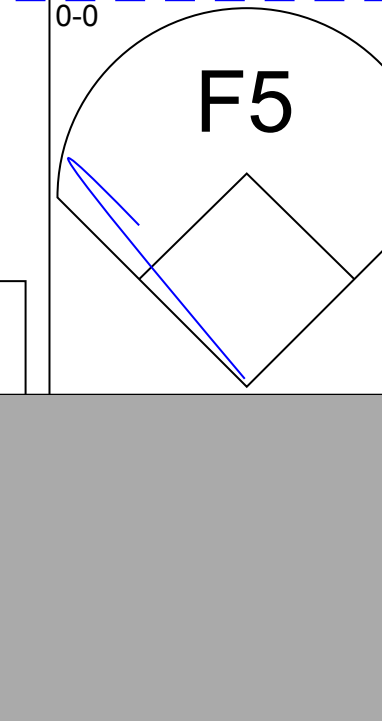

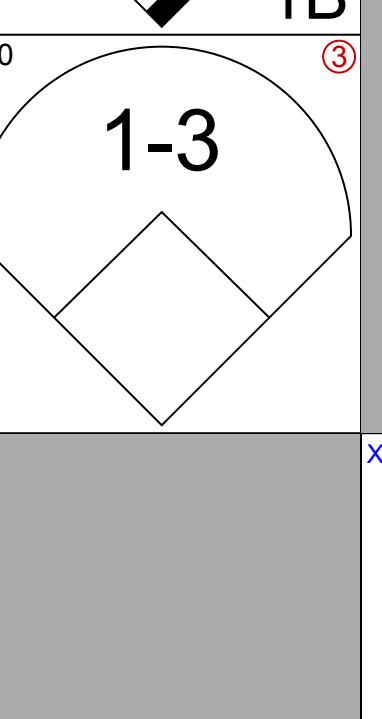
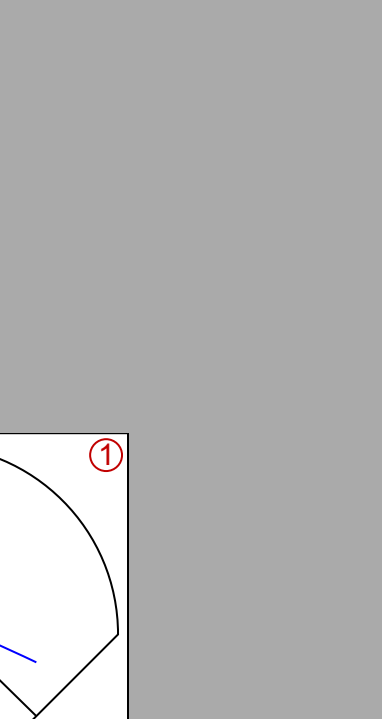


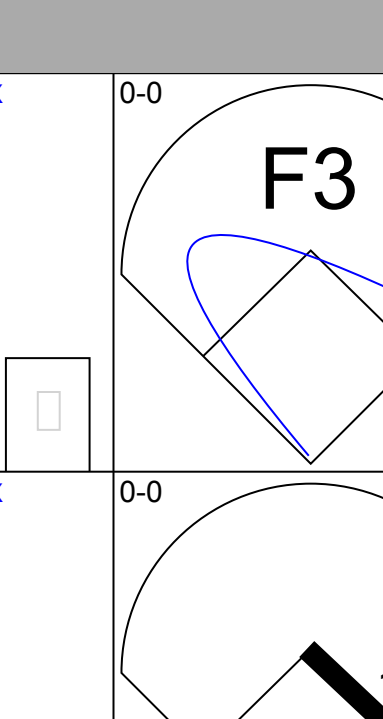
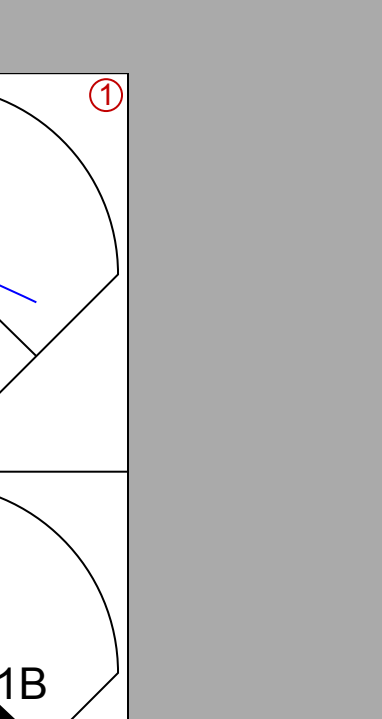

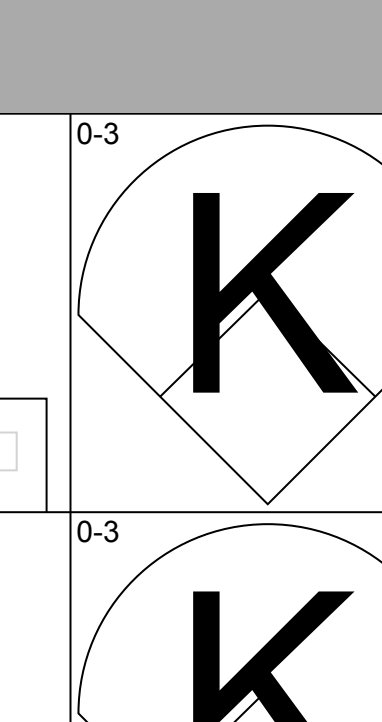
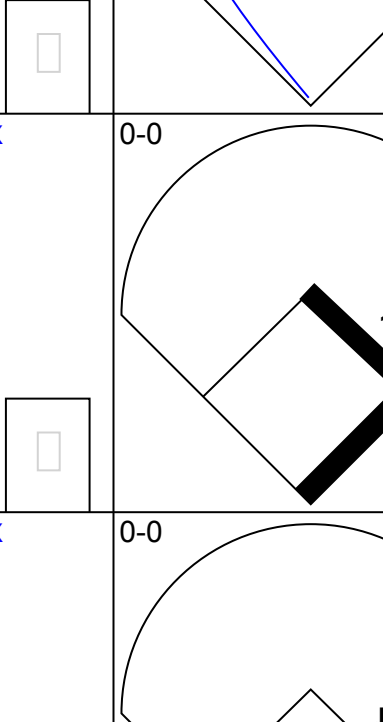
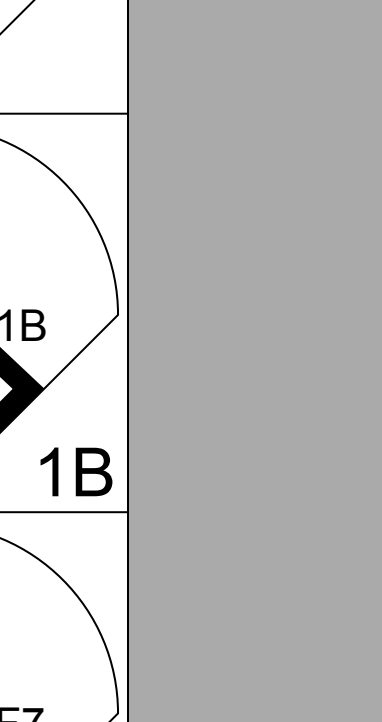


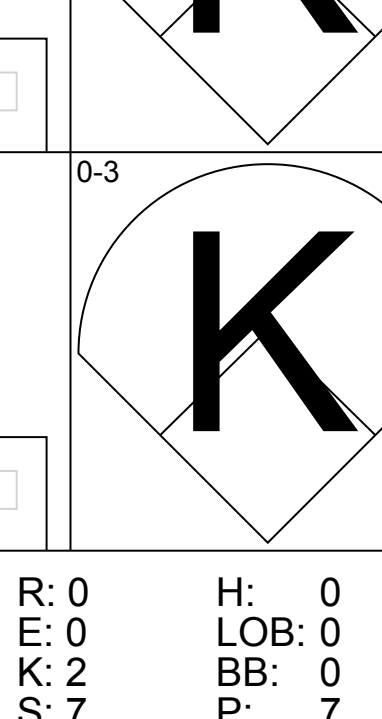
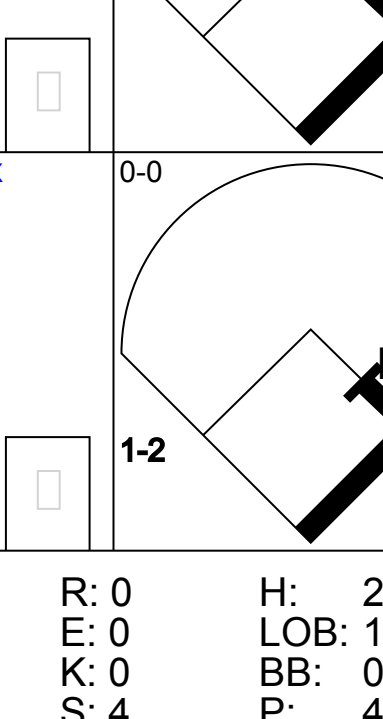
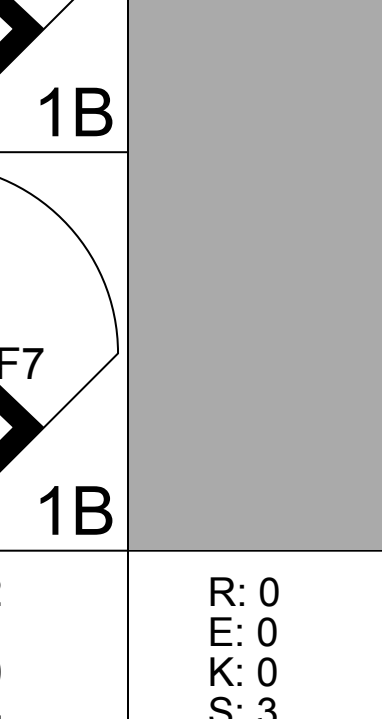



Batter	1	2	3	4	5	6	7	8	9	AB	R	H	RBI	BB	SO	LOB	TOP			
Hal Lanier, R OBP: 0.230, SLG: 0.262 (1, 4)										4	0	0	0	0	1	1				
Jim Davenport, R OBP: 0.317, SLG: 0.410 (1, 6)										3	1	1	0	1	0	0				
Willie Mays, R OBP: 0.345, SLG: 0.544 (1, 8)										4	1	1	0	0	0	1				
Jim Ray Hart, R OBP: 0.361, SLG: 0.520 (1, 5)										3	0	0	1	1	0	1				
Cap Peterson, R OBP: 0.315, SLG: 0.346 Don Landrum, L OBP: 0.262, SLG: 0.258 (1, 7) (6, 7)										2	1	1	1	1	0	1				
Ozzie Virgil, R OBP: 0.326, SLG: 0.488 (1, 3)										4	0	0	0	0	1	2				
Jesus Alou, R OBP: 0.260, SLG: 0.282 (1, 9)										2	0	1	1	1	0	0				
Tom Haller, L OBP: 0.310, SLG: 0.485 (1, 2)										3	0	0	0	0	2	2				
Gaylord Perry, R OBP: 0.256, SLG: 0.279 Bill Henry, L (8, 1) Frank Linzy, R OBP: 0.200, SLG: 0.333 Joe Gibbon, R OBP: 0.222, SLG: 0.125 Lindy McDaniel, R OBP: 0.100, SLG: 0.100 (1, 1) (8, 1) (9, 1) (9, 1)										3	0	0	0	0	0	1				
Inning Stats	R: 0 E: 0 K: 1 S: 5	H: 0 LOB: 0 BB: 0 P: 5	R: 0 E: 0 K: 0 S: 2	H: 0 LOB: 0 BB: 1 P: 6	R: 0 E: 0 K: 1 S: 5	H: 0 LOB: 1 BB: 1 P: 9	R: 3 E: 0 K: 1 S: 8	H: 3 LOB: 1 BB: 1 P: 12	R: 0 E: 0 K: 0 S: 3	H: 0 LOB: 0 BB: 0 P: 3	R: 0 E: 0 K: 0 S: 3	H: 0 LOB: 0 BB: 0 P: 3	R: 0 E: 1 K: 0 S: 3	H: 1 LOB: 1 BB: 0 P: 3	R: 0 E: 0 K: 1 S: 5	H: 0 LOB: 0 BB: 0 P: 5	1B: 4 2B: 0 3B: 0 HR: 0	SF: 0 SAC: 0 DP: 1 HBP: 0	WP: 2 PB: 0 SB: 2 CS: 0	PA: 33
PITCHER	IP	WLS	BF	H	R	ER	SO	BB	IBB	HBP	BLK	WP	HR	S	P	ERA	WHIP			
Bob Veale, L ERA: 2.79 Pete Mikkelsen, R ERA: 3.54 (1, 1) (8, 1)	7.0	L	27	3	3	3	3	4	0	0	0	2	0	29	45	3.86	1.000			

San Francisco Giants @ Pittsburgh Pirates
Forbes Field, Pittsburgh, PA
Mon Jul 18 1966, 7:05 PM EDT
Att: 33,908 - Unknown

AB 29
R 3
H 4
RBI 3
BB 4
SO 4
LOB 9



Batter	1	2	3	4	5	6	7	8	9	AB	R	H	RBI	BB	SO	LOB	BOTTOM					
Matty Alou, L OBP: 0.366, SLG: 0.437 (1, 8)										5	1	2	0	0	0	2						
Gene Michael, S OBP: 0.187, SLG: 0.333 Jesse Gonder, L OBP: 0.194, SLG: 0.354 (1, 6) (9, PH)										4	0	0	0	0	1	1						
Roberto Clemente, R OBP: 0.372, SLG: 0.549 (1, 9)										4	0	2	1	0	1	0						
Willie Stargell, L OBP: 0.405, SLG: 0.623 Manny Mota, R OBP: 0.395, SLG: 0.519 (1, 7) (8, PH) (9, 7)										3	0	1	0	0	1	1						
Jose Pagan, R OBP: 0.300, SLG: 0.430 (1, 5)										4	0	2	0	0	0	1						
Donn Clendenen, R OBP: 0.353, SLG: 0.511 (1, 3)										4	1	0	0	0	1	3						
Jim Pagliaroni, R OBP: 0.343, SLG: 0.394 (1, 2)										4	0	1	1	0	0	0						
Bill Mazerowski, R OBP: 0.313, SLG: 0.394 (1, 4)										4	0	2	0	0	1	1						
Bob Veale, S OBP: 0.182, SLG: 0.218 Jerry Lynch, L OBP: 0.324, SLG: 0.265 Pete Mikkelsen, R OBP: 0.273, SLG: 0.200 Bob Bailey, R OBP: 0.341, SLG: 0.378 (1, 1) (7, PH) (8, 1) (9, PH)										2	0	1	0	0	1	0						
Inning Stats	R: 0 E: 0 K: 1 S: 6	H: 1 LOB: 1 BB: 0 P: 6	R: 0 E: 0 K: 1 S: 5	H: 0 LOB: 0 BB: 0 P: 5	R: 0 E: 0 K: 2 S: 7	H: 0 LOB: 0 BB: 0 P: 7	R: 0 E: 0 K: 2 S: 9	H: 2 LOB: 2 BB: 0 P: 9	R: 0 E: 0 K: 0 S: 4	H: 2 LOB: 1 BB: 0 P: 4	R: 0 E: 0 K: 0 S: 3	H: 0 LOB: 0 BB: 0 P: 3	R: 1 E: 0 K: 1 S: 7	H: 2 LOB: 1 BB: 0 P: 7	R: 1 E: 0 K: 0 S: 5	H: 2 LOB: 1 BB: 0 P: 5	R: 0 E: 0 K: 0 S: 6	H: 3 LOB: 3 BB: 0 P: 6	1B: 9 2B: 2 3B: 1 HR: 0	SF: 0 SAC: 0 DP: 0 HBP: 0	WP: 0 PB: 0 SB: 0 CS: 0	PA: 38
PITCHER	IP	WLS	BF	H	R	ER	SO	BB	IBB	HBP	BLK	WP	HR	S	P	ERA	WHIP					
Gaylord Perry, R ERA: 2.73 Bill Henry, L ERA: 1.1 Frank Linzy, R ERA: 2.58 Joe Gibbon, L ERA: 3.58 Lindy McDaniel, R ERA: 3.41 (1, 1) (8, 1) (8, 1) (9, 1) (9, 1)	7.1	W	30	9	2	2	7	0	0	0	0	0	0	1	1	2.46	1.227					

San Francisco Giants @ Pittsburgh Pirates
Forbes Field, Pittsburgh, PA
Mon Jul 18 1966, 7:05 PM EDT
Att: 33,908 - Unknown

AB 38
R 2
H 12
RBI 2
BB 0
SO 7
LOB 14



Batter	1	2	3	4	5	6	7	8	9	AB	R	H	RBI	BB	SO	LOB	TOP								
Matty Alou, L OBP: 0.372, SLG: 0.441 (1, 8)	0-0 5-3		0-0 FC4-6 1B		0-0 1B		1-0 1B HBP	0-0 1B		4	1	3	0	0	0	0									
Gene Michael, S OBP: 0.182, SLG: 0.273 (1, 6)	0-0 6-3		0-0 FC4-6 1-2		0-0 4-3		0-0 WP 1B 1B	0-0 F9		5	1	1	0	0	0	3									
Roberto Clemente, R OBP: 0.375, SLG: 0.550 (1, 9)	0-0 1-3			0-0 2B G3 1B		0-0 G3-6-1 1B 1B	0-0 WP 1B 1B		5	3	3	1	0	0	0										
Willie Stargell, L OBP: 0.407, SLG: 0.627 Manny Mota, R OBP: 0.396, SLG: 0.516 (7, PH) (7, 7)		0-0 F7		0-0 G3 1-3 2B		0-0 G3-6-1 1B 1B	0-0 1B HR BB		3	0	2	0	0	0	0										
Jose Pagan, R OBP: 0.302, SLG: 0.433 (1, 5)		0-0 E 2B		0-3 K		0-0 G3-6-1 1-2 2-3	0-0 HR 1B		5	1	2	2	0	2	4										
Donn Clendenon, R OBP: 0.355, SLG: 0.521 (1, 3)		0-3 K		0-0 G3		0-0 1B	0-0 HR		4	1	2	5	0	1	2										
Jim Pagliaroni, R OBP: 0.338, SLG: 0.388 (1, 2)		0-3 K		0-3 6-3		0-0 L8	0-0 F7		4	0	0	0	0	1	3										
Bill Mazerowski, R OBP: 0.309, SLG: 0.389 (1, 4)			0-0 P4		0-0 P4		0-0 F2	0-0 6-3		4	0	0	0	0	0										
Vern Law, R OBP: 0.343, SLG: 0.441 Billy O'Dell, S OBP: 0.167, SLG: 0.167 Gene Alley, L OBP: 0.311, SLG: 0.397 Don Cardwell, R OBP: 0.253, SLG: 0.346 Bob Bailey, R OBP: 0.349, SLG: 0.376 Al McBean, R OBP: 0.125, SLG: 0.125 (1, 1) (2, 1) (5, PH) (5, 1) (7, PH) (7, 1)		0-0 6-3		0-0 5-3		0-0 5-3	0-0 P6	0-3 K		0	0	0	0	0	0										
Inning Stats	R: 0 E: 0 K: 0 S: 3	H: 0 LOB: 0 BB: 0 P: 3	R: 0 E: 1 K: 2 S: 8	H: 1 LOB: 1 BB: 0 P: 8	R: 0 E: 0 K: 0 S: 4	H: 1 LOB: 1 BB: 0 P: 4	R: 1 E: 0 K: 1 S: 7	H: 2 LOB: 1 BB: 0 P: 7	R: 0 E: 0 K: 0 S: 4	H: 1 LOB: 1 BB: 0 P: 4	R: 1 E: 0 K: 0 S: 5	H: 3 LOB: 1 BB: 0 P: 5	R: 6 E: 0 K: 0 S: 7	H: 4 LOB: 0 BB: 1 P: 12	R: 0 E: 0 K: 1 S: 6	H: 1 LOB: 1 BB: 0 P: 6	R: 0 E: 0 K: 1 S: 5	H: 0 LOB: 0 BB: 0 P: 5	1B: 10 2B: 2 3B: 0 HR: 1	SF: 0 SAC: 0 DP: 1 HBP: 1	WP: 1 PB: 0 SB: 0 CS: 0	PA: 41			
PITCHER	IP	WLS	BF	H	R	ER	SO	BB	IBB	HBP	BLK	WP	HR	S	P	ERA	WHIP								
Don Drysdale, R ERA: 4.25 (1, 1)	6.2		30	10	5	5	3	0	0	1	0	0	0	35	36	6.75	1.500								
Jim Brewer, L ERA: 4.0 (7, 1)	0.0	L	1	0	0	0	0	1	0	0	0	1	0	0	4	∞	∞								
Phil Regan, R ERA: 1.62 (7, 1)	1.1		7	3	3	3	1	0	0	0	0	0	1	9	9	20.25	2.250								
Ron Perranoski, L ERA: 2.27 (9, 1)	1.0		3	0	0	0	1	0	0	0	0	0	0	5	5	0.00	0.000								

Pittsburgh Pirates @ Los Angeles Dodgers
Dodger Stadium, Los Angeles, CA
Wed Jul 20 1966, 7:05 PM PDT
Att: 39,545 - Unknown

AB 39
R 8
H 13
RBI 8
BB 1
SO 5
LOB 12



Batter	1	2	3	4	5	6	7	8	9	AB	R	H	RBI	BB	SO	LOB	BOTTOM								
Maury Wills, S OBP: 0.340, SLG: 0.340 (1, 6)	0-0 SH1-3 2B 1B	0-0 FC6-4 2H 1B		0-0 1B		0-0 4-3		0-0 1-3		5	1	3	1	0	0	2									
Wes Parker, S OBP: 0.336, SLG: 0.389 (1, 3)	0-0 SH1-3 1-2	0-0 FC6-4 1-2		0-0 5-3			0-3 K		4	0	1	0	0	1	2										
Willie Davis, L OBP: 0.292, SLG: 0.381 (1, 8)	0-0 2H 2B		0-0 SH1-4 E 1B		0-0 HR		0-0 3-1		5	2	3	2	0	0	1										
John Roseboro, L OBP: 0.369, SLG: 0.469 (1, 2)	0-0 F8		0-0 SH1-4 1-2		0-0 4-3		0-0 1B 1B		4	0	1	0	0	0	2										
Lou Johnson, R OBP: 0.327, SLG: 0.415 (1, 7)	0-0 6-3		0-0 E6 2H		0-0 L4-3 1B		0-0 1B 1B		5	0	2	0	0	0	2										
Jim Lefebvre, S OBP: 0.332, SLG: 0.452 (9, 5)		0-0 P6	0-0 P4		0-0 L4-3 1-2		0-0 1-3		4	0	0	0	0	0	4										
Ron Fairly, L OBP: 0.344, SLG: 0.346 (1, 9)		4-0 1B 5-3 BB	0-3 K		0-0 1B 1B		0-0 6-3		3	1	1	0	1	1	1										
John Kennedy, R OBP: 0.229, SLG: 0.257 Jim Barbieri, L OBP: 0.364, SLG: 0.316 Nate Oliver, R OBP: 0.288, SLG: 0.238 (1, 5) (8, PH) (9, 4)		0-0 5-3 1B 1B		0-0 F3		0-0 G6-4-3 1B 1B		0-0 1B		3	1	2	0	0	0										
Don Drysdale, R OBP: 0.270, SLG: 0.317 Jim Brewer, L (7, 1)	0-0 5-3		0-3 K		0-0 G6-4-3		0-0 F9		3	0	0	1	0	1	3										
Phil Regan, R OBP: 0.222, SLG: 0.176 Wes Covington, L OBP: 0.161, SLG: 0.037 Ron Perranoski, L OBP: 0.333, SLG: 0.667 (7, 1) (8, PH) (9, 1)	0-0 1-2 3H								0	0	0	0	0	0	0										
Inning Stats	R: 1 E: 0 K: 0 S: 5	H: 2 LOB: 1 BB: 0 P: 5	R: 2 E: 0 K: 0 S: 5	H: 2 LOB: 1 BB: 1 P: 9	R: 1 E: 1 K: 1 S: 7	H: 1 LOB: 1 BB: 0 P: 7	R: 0 E: 0 K: 1 S: 6	H: 1 LOB: 1 BB: 0 P: 6	R: 1 E: 0 K: 0 S: 4	H: 2 LOB: 0 BB: 0 P: 4	R: 0 E: 0 K: 0 S: 4	H: 2 LOB: 1 BB: 0 P: 4	R: 0 E: 0 K: 1 S: 7	H: 2 LOB: 2 BB: 0 P: 7	R: 0 E: 0 K: 0 S: 4	H: 1 LOB: 1 BB: 0 P: 4	R: 0 E: 0 K: 0 S: 4	H: 1 LOB: 1 BB: 0 P: 4	1B: 12 2B: 2 3B: 0 HR: 1	SF: 0 SAC: 2 DP: 2 HBP: 0	WP: 0 PB: 0 SB: 0 CS: 0	PA: 41			
PITCHER	IP	WLS	BF	H	R	ER	SO	BB	IBB	HBP	BLK	WP	HR	S	P	ERA	WHIP								
Vern Law, R ERA: 4.31 (1, 1)	1.2		10	4	3	3	0	1	0	0	0	0	0	14	14	0.00	0.857								
Billy O'Dell, L ERA: 2.61 (2, 1)	2.1		10	2	1	0	2	0	0	0	0	0	1	8	8	4.50	2.000								
Don Cardwell, R ERA: 4.27 (5, 1)	2.0	W	8	4	1	1	0	0	0	0	0	0	1	8	8	4.50	2.000								
Al McBean, R ERA: 3.62 (7, 1)	3.0	S	13	4	0	0	1	0	0	0	0	0	0	15	15	0.00	1.333								

Pittsburgh Pirates @ Los Angeles Dodgers
Dodger Stadium, Los Angeles, CA
Wed Jul 20 1966, 7:05 PM PDT
Att: 39,545 - Unknown

AB 38
R 5
H 14
RBI 4
BB 1
SO 3
LOB 18



Batter	1	2	3	4	5	6	7	8	9	10	AB	R	H	RBI	BB	SO	LOB	TOP	
Matty Alou, L OBP: 0.376, SLG: 0.445 (1, 8)	L9		6-3 BB			1B		1B 2B		K	4	1	2	0	1	1	0		
Gene Michael, S OBP: 0.143, SLG: 0.214 Manny Mota, R OBP: 0.389, SLG: 0.518 Billy O'Dell, S OBP: 0.167, SLG: 0.167 Roy Face, R OBP: 0.273, SLG: 0.200 Pete Mikkelsen, R OBP: 0.373, SLG: 0.545 (1, 6) (8, PH) (8, 1) (9, 1) (10, 1) (1, 9)	K		6-3			K		1B 2H		P8	3	0	0	0	0	2	3		
Roberto Clemente, R OBP: 0.373, SLG: 0.545 (1, 9)	K		K			6-3		1B		K	5	0	1	1	1	0	3	2	
Willie Stargell, L OBP: 0.406, SLG: 0.625 (1, 7)		K				G5-4-3 1B		FC5-4 1B		K	4	0	2	0	0	2	1		
Jose Pagan, R OBP: 0.301, SLG: 0.430 (1, 5) (8, 6)	K					G5-4-3 1-2		FC5-4 1B		F9	4	0	1	0	0	1	2		
Donn Clendenen, R OBP: 0.353, SLG: 0.517 (1, 3)						K		FC5-4 1-2 2-3		F7	4	0	1	0	0	1	2		
Jim Paolaroni, R OBP: 0.333, SLG: 0.382 (1, 2)	L6							K		4-3	4	0	0	0	0	1	3		
Bill Mazerowski, R OBP: 0.309, SLG: 0.388 (1, 4)						6-3 SH5-3-4 1B		5-3		P6	4	0	1	0	0	0	2		
Woodie Fryman, R OBP: 0.179, SLG: 0.179 Jerry Lynch, S OBP: 0.316, SLG: 0.257 Bob Bailey, R OBP: 0.343, SLG: 0.396 (1, 1) (8, PH) (8, 5)						SH5-3-4 1-2		K		P6	1	0	0	0	0	1	0		
										HR	1	0	0	0	0	0	0		
											1	0	0	0	0	0	0		
											1	1	1	1	0	0	0		
Inning Stats	R: 0 E: 0 K: 2 S: 7	H: 0 LOB: 0 BB: 0 P: 7	R: 0 E: 0 K: 2 S: 8	H: 1 LOB: 1 BB: 0 P: 8	R: 0 E: 0 K: 1 S: 6	H: 1 LOB: 2 BB: 1 P: 10	R: 0 E: 0 K: 1 S: 5	H: 1 LOB: 0 BB: 0 P: 5	R: 0 E: 0 K: 1 S: 5	H: 2 LOB: 2 BB: 0 P: 7	R: 2 E: 0 K: 1 S: 8	H: 3 LOB: 1 BB: 0 P: 8	R: 0 E: 0 K: 0 S: 3	H: 0 LOB: 0 BB: 0 P: 3	R: 1 E: 0 K: 2 S: 8	H: 1 LOB: 0 BB: 0 P: 8	1B: 8 2B: 1 3B: 0 HR: 1	SF: 0 SAC: 1 DP: 1 HBP: 0	WP: 0 PA: 39
PITCHER	IP 7.1	WLS 30	BF 9	H 2	R 2	ER 2	SO 9	BB 1	IBB 0	HBP 0	BLK 0	WP 0	HR 0	S 47	P 51	ERA 2.46	WHIP 1.364		
Don Sutton, R ERA: 3.13 Ron Perranoski, L ERA: 2.18 Phil Regan, R ERA: 1.74 (1, 1) (8, 1) (10, 1)	1.2	5	0	0	0	1	0	0	0	0	0	0	0	0	7	7	0.00	0.000	
	1.0	W	4	1	1	1	2	0	0	0	0	0	1	8	8	9.00	1.000		

Pittsburgh Pirates @ Los Angeles Dodgers
Dodger Stadium, Los Angeles, CA
Thu Jul 21 1966, 7:05 PM PDT
Att: 35,586 - Unknown

AB 37
R 3
H 10
RBI 3
BB 1
SO 12
LOB 15



Batter	1	2	3	4	5	6	7	8	9	10	AB	R	H	RBI	BB	SO	LOB	BOTTOM	
Willie Davis, L OBP: 0.296, SLG: 0.384 (1, 8)	G3 BLK 1B					FC3-6 FC6-4 1-2		P5			5	1	3	1	0	0	1		
Maury Wills, S OBP: 0.341, SLG: 0.344 (1, 6)	G3					FC6-4 1-2		P6			5	0	2	0	0	0	2		
Lou Johnson, R OBP: 0.325, SLG: 0.409 (1, 9) (8, 7)	K					6-3		K			4	1	0	0	0	2	3		
Dick Stuart, R OBP: 0.278, SLG: 0.333 Wes Parker, S OBP: 0.340, SLG: 0.391 (1, 3) (8, 3)						K		L9			3	0	1	1	0	1	1		
Tommy Davis, R OBP: 0.255, SLG: 0.337 Ron Fairly, L OBP: 0.344, SLG: 0.346 Al Ferrara, R OBP: 0.336, SLG: 0.474 (1, 7) (8, 9) (8, PH) (9, 9)	P4					6-3		6-3			3	0	0	0	0	0	1		
Jim Barbieri, L OBP: 0.391, SLG: 0.350 (10, PH)											1	0	1	1	0	0	0		
John Roseboro, L OBP: 0.396, SLG: 0.461 (1, 2)											4	0	0	0	1	0	0		
John Kennedy, R OBP: 0.247, SLG: 0.265 (1, 5)											3	1	2	1	1	0	0		
Nate Oliver, R OBP: 0.288, SLG: 0.243 (1, 4)											2	0	1	0	1	0	1		
Don Sutton, R OBP: 0.250, SLG: 0.273 Ron Perranoski, L OBP: 0.333, SLG: 0.667 Jim Gilliam, S OBP: 0.267, SLG: 0.237 Phil Regan, R OBP: 0.222, SLG: 0.176 (1, 1) (8, 1) (9, PH) (10, 1)	K										3	0	0	0	0	3	3		
Inning Stats	R: 1 E: 0 K: 1 S: 7	H: 2 LOB: 1 BB: 0 P: 7	R: 0 E: 0 K: 1 S: 5	H: 0 LOB: 1 BB: 1 P: 9	R: 0 E: 0 K: 1 S: 6	H: 2 LOB: 1 BB: 0 P: 6	R: 0 E: 0 K: 0 S: 3	H: 0 LOB: 0 BB: 0 P: 3	R: 0 E: 0 K: 1 S: 5	H: 1 LOB: 1 BB: 0 P: 6	R: 0 E: 0 K: 0 S: 4	H: 1 LOB: 2 BB: 0 P: 5	R: 1 E: 0 K: 0 S: 4	H: 2 LOB: 2 BB: 1 P: 8	R: 2 E: 0 K: 0 S: 3	H: 2 LOB: 3 BB: 2 P: 12	1B: 10 2B: 1 3B: 0 HR: 0	SF: 0 SAC: 1 DP: 0 HBP: 2	WP: 0 PA: 43
PITCHER	IP 7.0	WLS 27	BF 27	H 6	R 1	ER 1	SO 6	BB 1	IBB 0	HBP 0	BLK 1	WP 0	HR 0	S 38	P 42	ERA 1.29	WHIP 1.000		
Woodie Fryman, L ERA: 2.47 Billy O'Dell, L ERA: 2.7 Roy Face, R ERA: 2.79 Pete Mikkelsen, R ERA: 3.54 (1, 1) (8, 1) (9, 1) (10, 1)	1.1	8	2	1	1	0	0	1	0	1	0	0	0	6	11	6.75	2.250		
	1.0	L	4	2	1	1	0	0	0	0	0	0	0	4	4	9.00	2.000		
	0.0		4	1	1	1	0	1	1	1	0	0	0	1	10	∞	∞		

Pittsburgh Pirates @ Los Angeles Dodgers
Dodger Stadium, Los Angeles, CA
Thu Jul 21 1966, 7:05 PM PDT
Att: 35,586 - Unknown

AB 36
R 4
H 11
RBI 4
BB 4
SO 6
LOB 16



Batter	1	2	3	4	5	6	7	8	9	AB	R	H	RBI	BB	SO	LOB	TOP			
Matty Alou, L OBP: 0.371, SLG: 0.439 (1, 8)	L8		F9		F2			5-3		4	0	0	0	0	0	0				
Bob Bailey, R OBP: 0.341, SLG: 0.408 (1, 5)	L5		HR		6-3			P6		4	1	1	1	0	0	0				
Roberto Clemente, R OBP: 0.374, SLG: 0.545 (1, 9)			F9					K		4	0	2	0	0	1	0				
Willie Stargell, L OBP: 0.406, SLG: 0.630 (1, 7)	K									4	1	1	1	0	2	2				
Jose Pagan, R OBP: 0.296, SLG: 0.423 (1, 6)			F9		F8			F7		4	0	0	0	0	0	1				
Donn Clendenon, R OBP: 0.355, SLG: 0.517 (1, 3)					F3					4	0	2	0	0	0	0				
Jim Pagliaroni, R OBP: 0.336, SLG: 0.384 (1, 2)			K							4	0	2	0	0	1	2				
Bill Mazerowski, R OBP: 0.306, SLG: 0.384 (1, 4)			6-3		F9					3	0	0	0	0	1	3				
Steve Blass, R OBP: 0.200, SLG: 0.222 (1, 1)										0	0	0	0	0	0	0				
Don Cardwell, R OBP: 0.115, SLG: 0.042 (7, PH)			K							2	0	0	0	0	2	0				
Jerry Lynch, L OBP: 0.308, SLG: 0.250 (7, 1)										1	0	0	0	0	0	1				
Billy O'Dell, S OBP: 0.167, SLG: 0.167 (7, 1)										0	0	0	0	0	0	0				
Inning Stats	R: 0 E: 0 K: 1 S: 6	H: 1 LOB: 1 BB: 0 P: 6	R: 0 E: 0 K: 1 S: 6	H: 1 LOB: 1 BB: 0 P: 6	R: 1 E: 0 K: 1 S: 6	H: 1 LOB: 0 BB: 0 P: 6	R: 1 E: 0 K: 0 S: 5	H: 2 LOB: 1 BB: 0 P: 5	R: 0 E: 0 K: 1 S: 5	H: 1 LOB: 0 BB: 0 P: 5	R: 0 E: 0 K: 1 S: 6	H: 1 LOB: 1 BB: 0 P: 6	R: 0 E: 0 K: 1 S: 5	H: 0 LOB: 0 BB: 0 P: 5	R: 0 E: 0 K: 0 S: 4	H: 1 LOB: 1 BB: 0 P: 4	1B: 6 2B: 0 3B: 0 HR: 2	SF: 0 SAC: 0 DP: 1 HBP: 0	WP: 0 PB: 0 SB: 0 CS: 0	PA: 34
PITCHER Larry Dierker, R ERA: 3.38 (1, 1)	IP: 9.0 WLS: W BF: 34 H: 8 R: 2 ER: 2 SO: 7 BB: 0 IBB: 0 HBP: 0 BLK: 0 WP: 0 HR: 2 S: 48 P: 48 ERA: 2.00 WHIP: 0.889															PITCHER				

Pittsburgh Pirates @ Houston Astros
Astrodome, Houston, TX
Fri Jul 22 1966, 8:05 PM EDT
Att: 28,942 - Dome

AB	34
R	2
H	8
RBI	2
BB	0
SO	7
LOB	9



Batter	1	2	3	4	5	6	7	8	9	AB	R	H	RBI	BB	SO	LOB	BOTTOM			
Jimmy Wynn, R OBP: 0.316, SLG: 0.427 (1, 8)	K	5-3		F2		5-3		K		5	0	0	0	0	2	3				
Sonny Jackson, L OBP: 0.314, SLG: 0.321 (1, 6)	E5 2B	F7		4-3			SH1 1B			4	1	1	0	0	0	0				
Rusty Staub, L OBP: 0.342, SLG: 0.425 (8, 7)	1H 2B				F7		SH1 1-2			3	1	2	1	0	0	0				
John Bateman, R OBP: 0.320, SLG: 0.493 (1, 2)	6-3				5-3		F8			4	0	1	0	0	0	2				
Lee Maye, L OBP: 0.300, SLG: 0.418 (7, PH)										3	1	1	1	0	0	2				
Dave Nicholson, R OBP: 0.379, SLG: 0.453 (8, 9)	2H 2B	FC6-4 1B			P6		P3			1	0	0	0	0	0	1				
Bob Aspromonte, R OBP: 0.285, SLG: 0.311 (1, 5)	2H 1B		1-3			FC1-6 BB		F7		3	1	1	1	1	0	0				
Ron Brand, R OBP: 0.293, SLG: 0.254 (1, 4)	2H 1B		1-3			FC1-6 2B		4-3		4	1	1	1	0	0	1				
Chuck Harrison, R OBP: 0.324, SLG: 0.315 (1, 3)	1-2 1B		6-3				1H 2B			2	0	1	1	2	0	0				
Larry Dierker, R OBP: 0.170, SLG: 0.255 (1, 1)	1-3				K					4	0	1	0	0	1	3				
Inning Stats	R: 4 E: 2 K: 1 S: 10	H: 4 LOB: 2 BB: 1 P: 14	R: 0 E: 0 K: 0 S: 5	H: 2 LOB: 2 BB: 0 P: 5	R: 0 E: 0 K: 0 S: 3	H: 0 LOB: 0 BB: 0 P: 3	R: 0 E: 0 K: 1 S: 5	H: 0 LOB: 0 BB: 0 P: 5	R: 0 E: 0 K: 0 S: 3	H: 0 LOB: 0 BB: 0 P: 3	R: 1 E: 0 K: 0 S: 4	H: 1 LOB: 1 BB: 1 P: 8	R: 0 E: 0 K: 0 S: 4	H: 1 LOB: 1 BB: 0 P: 4	R: 0 E: 0 K: 1 S: 6	H: 1 LOB: 2 BB: 1 P: 10	1B: 5 2B: 4 3B: 0 HR: 0	SF: 0 SAC: 1 DP: 0 HBP: 0	WP: 0 PB: 0 SB: 0 CS: 0	PA: 37
PITCHER Steve Blass, R ERA: 3.5 (1, 1)	IP: 0.2 WLS: L BF: 7 H: 4 R: 4 ER: 0 SO: 1 BB: 0 IBB: 0 HBP: 0 BLK: 0 WP: 0 HR: 0 S: 9 P: 9 ERA: 0.00 WHIP: 6.000															PITCHER				
PITCHER Don Cardwell, R ERA: 4.09 (1, 1)	IP: 5.1 WLS: L BF: 21 H: 3 R: 1 ER: 1 SO: 1 BB: 1 IBB: 0 HBP: 0 BLK: 0 WP: 0 HR: 21 S: 29 P: 29 ERA: 1.69 WHIP: 0.750															PITCHER				
PITCHER Billy O'Dell, L ERA: 2.61 (7, 1)	IP: 2.0 WLS: L BF: 9 H: 2 R: 0 ER: 0 SO: 1 BB: 1 IBB: 0 HBP: 0 BLK: 0 WP: 0 HR: 10 S: 14 P: 14 ERA: 0.00 WHIP: 1.500															PITCHER				

Pittsburgh Pirates @ Houston Astros
Astrodome, Houston, TX
Fri Jul 22 1966, 8:05 PM EDT
Att: 28,942 - Dome

AB	33
R	5
H	9
RBI	5
BB	3
SO	3
LOB	12



Batter	1	2	3	4	5	6	7	8	9	AB	R	H	RBI	BB	SO	LOB	TOP			
Matty Alou, L OBP: 0.375, SLG: 0.440 (1, 8)										4	1	2	0	1	1	1	Pittsburgh Pirates @ Houston Astros Astrodome, Houston, TX Sat Jul 23 1966, 8:05 PM EDT Att: 43,825 - Dome			
Bob Bailey, R OBP: 0.336, SLG: 0.402 (1, 5)										3	0	0	0	0	2	2				
Jerry Lynch, L OBP: 0.325, SLG: 0.297 (8, PH)										1	0	1	1	0	0	0				
Gene Michael, S OBP: 0.133, SLG: 0.200 (8, PR)										1	1	0	0	0	1	0				
Roberto Clemente, R OBP: 0.375, SLG: 0.543 (1, 9)										5	1	2	0	0	0	0				
Willie Stargell, L OBP: 0.402, SLG: 0.622 (1, 7)										4	1	0	1	0	0	3				
Jose Pagan, R OBP: 0.296, SLG: 0.420 (8, 5)										4	0	1	0	0	0	2				
Donn Clendenen, R OBP: 0.354, SLG: 0.514 (1, 3)										4	0	1	1	0	1	1				
Bill Mazerowski, R OBP: 0.308, SLG: 0.386 (1, 4)										4	0	2	1	0	0	0				
Jesse Gonder, L OBP: 0.203, SLG: 0.358 (1, 2)										2	0	1	0	0	0	0				
Jerry May, R OBP: 0.281, SLG: 0.276 (7, PH)										1	0	0	0	0	0	1				
Vern Law, R OBP: 0.324, SLG: 0.417 (1, 1)										2	0	0	0	0	0	1				
Al McBean, R OBP: 0.125, SLG: 0.125 (5, 1)										0	0	0	0	0	0	0				
Manny Mota, R OBP: 0.386, SLG: 0.513 (8, PH)										2	0	0	0	0	0	3				
Pete Mikkelsen, R OBP: 0.273, SLG: 0.200 (8, 1)										0	0	0	0	0	0	0				
Inning Stats	R: 0 E: 0 K: 0 S: 4	H: 2 LOB: 1 BB: 0 P: 4	R: 0 E: 0 K: 0 S: 3	H: 0 LOB: 0 BB: 0 P: 3	R: 0 E: 0 K: 1 S: 6	H: 1 LOB: 1 BB: 0 P: 6	R: 0 E: 0 K: 1 S: 6	H: 1 LOB: 1 BB: 0 P: 6	R: 0 E: 0 K: 1 S: 5	H: 0 LOB: 0 BB: 0 P: 5	R: 0 E: 0 K: 0 S: 4	H: 1 LOB: 1 BB: 0 P: 4	R: 4 E: 1 K: 0 S: 8	H: 4 LOB: 3 BB: 1 P: 13	R: 0 E: 0 K: 1 S: 5	H: 0 LOB: 0 BB: 0 P: 5	1B: 9 2B: 1 3B: 0 HR: 0	SF: 0 SAC: 0 DP: 1 HBP: 1	WP: 0 PB: 0 SB: 1 CS: 0	PA: 39
PITCHER	IP	WLS	BF	H	R	ER	SO	BB	IBB	HBP	BLK	WP	HR	S	P	ERA	WHIP			
Bob Bruce, R ERA: 4.91 (1, 1)	7.1		29	7	2	2	4	1	0	0	0	0	0	36	40	2.46	1.091			
Claude Raymond, R ERA: 2.1 (8, 1)	0.1	L	5	3	2	0	0	0	0	0	0	0	0	5	5	0.00	9.000			
Barry Latman, R ERA: 2.84 (8, 1)	1.1		5	0	0	0	1	0	0	1	0	0	0	6	7	0.00	0.000			

AB 37
R 4
H 10
RBI 4
BB 1
SO 5
LOB 14



Batter	1	2	3	4	5	6	7	8	9	AB	R	H	RBI	BB	SO	LOB	BOTTOM					
Jimmy Wynn, R OBP: 0.322, SLG: 0.438 (1, 8)										4	1	3	2	1	0	0	Pittsburgh Pirates @ Houston Astros Astrodome, Houston, TX Sat Jul 23 1966, 8:05 PM EDT Att: 43,825 - Dome					
Sonny Jackson, L OBP: 0.312, SLG: 0.319 (1, 6)										5	0	1	0	0	0	4						
Rusty Staub, L OBP: 0.346, SLG: 0.434 (1, 9)										4	1	2	0	1	0	2						
John Bateman, R OBP: 0.316, SLG: 0.488 (1, 2)										3	0	0	1	0	0	3						
Dave Giusti, R OBP: 0.256, SLG: 0.310 (8, PR)										0	0	0	0	0	0	0						
Bob Lillis, R OBP: 0.277, SLG: 0.295 (9, 4)										0	0	0	0	0	0	0						
Lee Maye, L OBP: 0.300, SLG: 0.415 (1, 7)										4	0	1	0	0	0	3						
Bob Aspromonte, R OBP: 0.296, SLG: 0.312 (1, 5)										2	0	1	0	0	0	0						
Gene Freese, R OBP: 0.274, SLG: 0.315 (4, 5)										2	0	1	0	0	0	2						
Ron Brand, R OBP: 0.291, SLG: 0.254 (1, 4)										4	0	1	0	0	0	3						
Chuck Harrison, R OBP: 0.323, SLG: 0.313 (1, 3)										4	1	1	0	0	2	3						
Bob Bruce, R OBP: 0.143, SLG: 0.100 (1, 1)										3	0	1	0	0	1	0						
Claude Raymond, R (8, 1)										0	0	0	0	0	0	0						
Barry Latman, R OBP: 0.261, SLG: 0.190 (8, 1)										0	0	0	0	0	0	0						
Bill Heath, L OBP: 0.250, SLG: 0.265 (8, PH)										1	0	0	0	0	0	0						
Inning Stats	R: 0 E: 0 K: 0 S: 5	H: 2 LOB: 2 BB: 0 P: 5	R: 1 E: 0 K: 0 S: 6	H: 4 LOB: 2 BB: 0 P: 6	R: 1 E: 0 K: 0 S: 4	H: 1 LOB: 0 BB: 0 P: 4	R: 0 E: 0 K: 0 S: 3	H: 1 LOB: 0 BB: 0 P: 3	R: 1 E: 0 K: 0 S: 5	H: 2 LOB: 2 BB: 1 P: 9	R: 0 E: 0 K: 2 S: 7	H: 0 LOB: 0 BB: 0 P: 7	R: 0 E: 0 K: 0 S: 2	H: 0 LOB: 0 BB: 1 P: 6	R: 0 E: 1 K: 1 S: 7	H: 1 LOB: 2 BB: 0 P: 7	R: 0 E: 0 K: 0 S: 4	H: 1 LOB: 1 BB: 0 P: 4	1B: 9 2B: 1 3B: 1 HR: 1	SF: 1 SAC: 0 DP: 1 HBP: 0	WP: 0 PB: 0 SB: 0 CS: 2	PA: 40
PITCHER	IP	WLS	BF	H	R	ER	SO	BB	IBB	HBP	BLK	WP	HR	S	P	ERA	WHIP					
Vern Law, R ERA: 4.42 (1, 1)	4.0		19	9	3	3	0	0	0	0	0	0	0	13	21	0.00	1.000					
Al McBean, R ERA: 3.42 (5, 1)	3.0	W	11	1	0	0	2	2	0	0	0	0	0	13	21	0.00	1.000					
Pete Mikkelsen, R ERA: 3.44 (8, 1)	2.0	S	9	2	0	0	1	0	0	0	0	0	0	11	11	0.00	1.000					

AB 36
R 3
H 12
RBI 3
BB 2
SO 3
LOB 20



Batter	1	2	3	4	5	6	7	8	9	AB	R	H	RBI	BB	SO	LOB	TOP										
Manny Mota, R OBP: 0.383, SLG: 0.508 Gene Michael, S OBP: 0.125, SLG: 0.188	1-3		6-3	F9			HR	G6-4-3		4	1	1	0	0	0	2											
Gene Alley, R OBP: 0.309, SLG: 0.394 Willie Stargell, L OBP: 0.402, SLG: 0.631	6-3		L6		P4		HR	K		3	0	0	0	0	0	0											
Roberto Clemente, R OBP: 0.375, SLG: 0.549	5-3			P3			HR	P4		5	2	2	1	0	0	0											
Donn Clendenon, R OBP: 0.357, SLG: 0.518		K		1B				E4		5	3	3	0	0	2	0											
Jose Pagan, R OBP: 0.302, SLG: 0.432				6-3				1B		5	1	3	1	0	2	1											
Bill Mazerowski, R OBP: 0.305, SLG: 0.381				6-3				F8		4	0	0	2	0	0	3											
Bob Bailey, R OBP: 0.335, SLG: 0.414 Pete Mikkelsen, R OBP: 0.273, SLG: 0.200 Billy O'Dell, S OBP: 0.167, SLG: 0.167 Roy Face, R	6-3			HR				P5		4	1	1	2	0	1	2											
Jim Pagliaroni, R OBP: 0.341, SLG: 0.398								L8		3	1	2	1	1	0	0											
Tommy Sisk, R OBP: 0.273, SLG: 0.158 Don Cardwell, R OBP: 0.115, SLG: 0.042 Matty Alou, L OBP: 0.378, SLG: 0.447			K					1B		2	0	1	0	0	1	0											
Inning Stats	R: 0 E: 0 K: 0 S: 3	H: 0 LOB: 0 BB: 0 P: 3	R: 0 E: 0 K: 1 S: 6	H: 1 LOB: 1 BB: 0 P: 6	R: 1 E: 0 K: 1 S: 6	H: 1 LOB: 0 BB: 0 P: 6	R: 3 E: 0 K: 0 S: 7	H: 4 LOB: 2 BB: 1 P: 11	R: 1 E: 0 K: 2 S: 8	H: 1 LOB: 0 BB: 0 P: 8	R: 0 E: 0 K: 0 S: 3	H: 0 LOB: 0 BB: 0 P: 3	R: 4 E: 1 K: 1 S: 10	H: 5 LOB: 1 BB: 0 P: 10	R: 0 E: 0 K: 1 S: 6	H: 2 LOB: 1 BB: 0 P: 6	R: 2 E: 1 K: 2 S: 9	H: 2 LOB: 0 BB: 0 P: 9	1B: 9 2B: 2 3B: 1 HR: 4	SF: 0 SAC: 1 DP: 1 HBP: 0	WP: 0 PA: 43 PB: 0 SB: 0 CS: 0						
PITCHER	IP	WLS	BF	H	R	ER	SO	BB	IBB	HBP	BLK	WP	HR	S	P	ERA	WHIP										
Mike Cuellar, L ERA: 2.24	3.2		18	6	4	4	2	1	0	0	0	0	2	21	25	9.82	1.909										
Claude Raymond, R ERA: 2.17	2.1		8	1	1	1	2	0	0	0	0	0	1	12	12	3.86	0.429										
Ron Taylor, R ERA: 5.56	0.1	L	5	4	4	4	0	0	0	0	0	0	1	5	5	108.00	12.000										
Jim Owens, R ERA: 3.99	1.2		7	3	0	0	2	0	0	0	0	0	0	11	11	0.00	1.800										
Barry Latman, R ERA: 2.81	1.0		5	2	2	0	2	0	0	0	0	0	0	9	9	0.00	2.000										

Pittsburgh Pirates @ Houston Astros
Astrodome, Houston, TX
Sun Jul 24 1966, 4:33 AM EDT
Att: 34,556 - Dome

AB 41
R 11
H 16
RBI 10
BB 1
SO 8
LOB 11



Batter	1	2	3	4	5	6	7	8	9	AB	R	H	RBI	BB	SO	LOB	BOTTOM										
Jimmy Wynn, R OBP: 0.325, SLG: 0.439	3-1	P4		1B				FC6-4		4	1	2	0	1	1	1											
Sonny Jackson, L OBP: 0.321, SLG: 0.326	3-1			2B				FC6-4		4	2	4	1	1	0	0											
Rusty Staub, L OBP: 0.346, SLG: 0.435	3-1			1B				FC6-4		4	1	1	2	1	0	5											
John Bateman, R OBP: 0.314, SLG: 0.481	K			FC4-6				F9		4	0	0	0	0	1	6											
Lee Maye, L OBP: 0.302, SLG: 0.414				FC4-6				4-3		5	0	2	2	0	0	0											
Bob Aspromonte, R OBP: 0.295, SLG: 0.310	F3			FC4-6				K		5	0	1	1	0	1	3											
Ron Brand, R OBP: 0.286, SLG: 0.250				G4-6-3				5-3		5	0	1	0	0	0	3											
Chuck Harrison, R OBP: 0.326, SLG: 0.318				6-3				L1		4	1	2	0	0	0	1											
Mike Cuellar, L ERA: 2.17 Claude Raymond, R ERA: 3.95 Felix Mantilla OBP: 0.353 Ron Taylor, R ERA: 5.56 Jim Owens, R ERA: 3.99 Gene Fresse, R OBP: 0.273, SLG: 0.312 Barry Latman, R ERA: 2.81				BB				6-3		1	0	0	0	0	1	1											
Inning Stats	R: 2 E: 0 K: 1 S: 7	H: 2 LOB: 1 BB: 1 P: 11	R: 0 E: 0 K: 1 S: 6	H: 1 LOB: 0 BB: 0 P: 6	R: 2 E: 0 K: 0 S: 5	H: 3 LOB: 1 BB: 0 P: 6	R: 1 E: 0 K: 0 S: 4	H: 2 LOB: 2 BB: 2 P: 12	R: 0 E: 0 K: 1 S: 6	H: 1 LOB: 1 BB: 0 P: 6	R: 0 E: 0 K: 0 S: 4	H: 1 LOB: 1 BB: 0 P: 4	R: 0 E: 0 K: 0 S: 6	H: 3 LOB: 2 BB: 0 P: 6	R: 0 E: 0 K: 0 S: 3	H: 0 LOB: 0 BB: 0 P: 3	1B: 13 2B: 1 3B: 0 HR: 0	SF: 0 SAC: 0 DP: 1 HBP: 1	WP: 0 PA: 43 PB: 0 SB: 3 CS: 0								
PITCHER	IP	WLS	BF	H	R	ER	SO	BB	IBB	HBP	BLK	WP	HR	S	P	ERA	WHIP										
Tommy Sisk, R ERA: 4.69	3.1		19	7	5	5	2	2	0	1	0	0	0	20	29	13.50	2.700										
Don Cardwell, R ERA: 3.95	2.2	W	11	3	0	0	2	0	1	0	0	0	0	14	18	0.00	1.125										
Pete Mikkelsen, R ERA: 3.5	1.1		8	4	1	1	0	0	0	0	0	0	0	8	8	6.75	3.000										
Billy O'Dell, L ERA: 2.8	0.1		1	0	0	0	0	0	0	0	0	0	0	1	1	0.00	0.000										
Roy Face, R ERA: 2.7	1.1	S	4	0	0	0	0	0	0	0	0	0	0	4	4	0.00	0.000										

Pittsburgh Pirates @ Houston Astros
Astrodome, Houston, TX
Sun Jul 24 1966, 4:33 AM EDT
Att: 34,556 - Dome

AB 39
R 6
H 14
RBI 6
BB 3
SO 4
LOB 21



Batter	1	2	3	4	5	6	7	8	9	AB	R	H	RBI	BB	SO	LOB	TOP
Matty Alou, L OBP: 0.377, SLG: 0.448 (1, 8)	F8			B5-3		FC3-6 1B		WP 2B		4	0	1	1	0	0	1	Pittsburgh Pirates @ San Francisco Giants Candlestick Park, San Francisco, CA Mon Jul 25 1966, 6:33 AM EDT Att: 22,191 - Unknown livebaseballscorecards.com
Gene Alley, R OBP: 0.308, SLG: 0.392 (1, 6)	F9			F3		1-2 3-H 0-0 1B		F7 2-3		4	0	1	0	0	0	1	
Roberto Clemente, R OBP: 0.371, SLG: 0.543 (1, 9)	4-3			K		0-0 4-3			6-3	4	0	0	0	0	1	2	
Willie Stargell, L OBP: 0.398, SLG: 0.623 (1, 7)			F4		K			G3		4	0	0	0	0	2	0	
Jose Pagan, R OBP: 0.297, SLG: 0.425 (1, 5)			6-3		F6			F7		4	0	0	0	0	0	0	
Donn Clendenen, R OBP: 0.357, SLG: 0.517 (1, 3)			K		6-3			FC6-4 1B		3	0	1	0	0	1	0	
Jim Pagliaroni, R OBP: 0.341, SLG: 0.402 (1, 2)			K			1B FC3-6 2B		FC6-4 1B		3	1	1	0	0	1	1	
Bill Mazerowski, R OBP: 0.305, SLG: 0.381 (1, 4)			6-3			FC3-6 2-3 1B		K		3	0	1	0	0	1	0	
Woodie Fryman, R OBP: 0.175, SLG: 0.175 (1, 1)			K			K				1	0	0	0	0	1	0	
Jerry Lynch, L OBP: 0.317, SLG: 0.289 (6, PH)										1	0	0	0	0	1	2	
Al McBean, R OBP: 0.125, SLG: 0.125 (6, 1)										0	0	0	0	0	0	0	
Manny Mota, R OBP: 0.386, SLG: 0.510 (8, PH)										1	0	1	0	0	0	0	
Roy Face, R (8, 1)										0	0	0	0	0	0	0	
Inning Stats	R: 0 E: 0 K: 0 S: 3	H: 0 LOB: 0 BB: 0 P: 3	R: 0 E: 0 K: 1 S: 5	H: 0 LOB: 0 BB: 0 P: 5	R: 0 E: 0 K: 2 S: 7	H: 0 LOB: 0 BB: 0 P: 7	R: 0 E: 0 K: 1 S: 5	H: 0 LOB: 0 BB: 0 P: 5	R: 0 E: 0 K: 0 S: 4	H: 1 LOB: 1 BB: 0 P: 4	R: 0 E: 0 K: 1 S: 6	H: 2 LOB: 1 BB: 0 P: 6	R: 0 E: 0 K: 1 S: 5	H: 0 LOB: 0 BB: 0 P: 5	1B: 4 2B: 2 3B: 0 HR: 0	SF: 0 SAC: 0 DP: 0 HBP: 0	WP: 1 PA: 32 PB: 0 SB: 0 CS: 0
PITCHER Juan Marichal, R ERA: 1.95 (1, 1)	IP: 9.0 WLS: W BF: 32 H: 6 R: 1 ER: 1 SO: 8 BB: 0 IBB: 0 HBP: 0 BLK: 0 WP: 1 HR: 0 S: 48 P: 48 ERA: 1.00 WHIP: 0.667																

Batter	1	2	3	4	5	6	7	8	9	AB	R	H	RBI	BB	SO	LOB	BOTTOM
Tito Fuentes, S OBP: 0.285, SLG: 0.336 (1, 6)	G3					F8		E1 1B		4	0	2	1	0	0	0	Pittsburgh Pirates @ San Francisco Giants Candlestick Park, San Francisco, CA Mon Jul 25 1966, 6:33 AM EDT Att: 22,191 - Unknown livebaseballscorecards.com
Hal Lanier, R OBP: 0.233, SLG: 0.262 (1, 4)	5-3		G6-4-3 1B			E3 1B		F7		4	0	0	0	0	0	2	
Willie Mays, R OBP: 0.354, SLG: 0.549 (1, 8)			F9			G4-6-3 1B		FC5-4 1BB		3	0	2	0	1	0	0	
Jim Ray Hart, R OBP: 0.345, SLG: 0.490 (1, 5)	K			6-3		G4-6-3 1B		FC5-4		4	0	0	0	0	1	5	
Ozzie Virgil, R OBP: 0.298, SLG: 0.444 (1, 2)		6-3		6-3				6-3		3	0	0	0	0	0	0	
Willie McCovey, L OBP: 0.379, SLG: 0.557 (1, 3)		K		L4				FC1-6 1B		3	0	1	0	0	1	0	
Jesus Alou, R OBP: 0.251, SLG: 0.268 (1, 7)		1-3			5-3			FC1-6 1B		3	0	0	0	0	0	1	
Ollie Brown, R OBP: 0.277, SLG: 0.272 (1, 9)						F7				3	1	2	0	0	0	0	
Juan Marichal, R OBP: 0.257, SLG: 0.297 (1, 1)			SH 1B			F9		F8		2	1	0	0	0	0	0	
Inning Stats	R: 0 E: 0 K: 1 S: 6	H: 1 LOB: 1 BB: 0 P: 6	R: 0 E: 0 K: 1 S: 5	H: 0 LOB: 0 BB: 0 P: 5	R: 2 E: 0 K: 0 S: 5	H: 2 LOB: 0 BB: 0 P: 5	R: 0 E: 0 K: 0 S: 3	H: 0 LOB: 0 BB: 0 P: 3	R: 0 E: 1 K: 0 S: 4	H: 1 LOB: 1 BB: 0 P: 4	R: 0 E: 0 K: 0 S: 4	H: 2 LOB: 2 BB: 0 P: 4	R: 0 E: 1 K: 0 S: 4	H: 1 LOB: 2 BB: 1 P: 8	1B: 7 2B: 0 3B: 0 HR: 0	SF: 0 SAC: 1 DP: 2 HBP: 0	
PITCHER Woodie Fryman, L ERA: 2.52 (1, 1)	IP: 5.0 WLS: L BF: 18 H: 3 R: 2 ER: 2 SO: 2 BB: 0 IBB: 0 HBP: 0 BLK: 0 WP: 0 HR: 0 S: 22 P: 22 ERA: 3.60 WHIP: 0.600																
Al McBean, R ERA: 3.29 (6, 1)	2.0 8 3 0 0 0 0 0 0 0 0 0 8 8 0.00 1.500																
Roy Face, R ERA: 2.63 (8, 1)	1.0 5 1 0 0 0 0 0 1 0 0 0 0 0 4 8 0.00 1.000																

Batter	1	2	3	4	5	6	7	8	9	AB	R	H	RBI	BB	SO	LOB	TOP								
Matty Alou, L OBP: 0.374, SLG: 0.443 (1, 8)	F2		F8			4-3	K			3	0	0	0	0	0	0	Pittsburgh Pirates @ San Francisco Giants Candlestick Park, San Francisco, CA Tue Jul 26 1966, 6:33 AM EDT Att: 21,786 - Unknown								
Bob Bailey, R OBP: 0.333, SLG: 0.412 (7, PH)										1	0	0	0	0	1	2									
Billy O'Dell, S OBP: 0.167, SLG: 0.167 (7, 1)										0	0	0	0	0	0	0									
Pete Mikkelsen, R OBP: 0.273, SLG: 0.290 (7, 1)										0	0	0	0	0	0	0									
Bob Purkey, R (8, 1)										0	0	0	0	0	0	0									
Gene Alley, R OBP: 0.310, SLG: 0.393 (1, 6)	1-3 1B				F9	E7 HR 1B	F8			4	1	2	0	0	0	2									
Roberto Clemente, R OBP: 0.370, SLG: 0.548 (1, 9)	1-3				E6 1B	HR	K			4	1	1	2	0	1	1									
Willie Stargell, L OBP: 0.393, SLG: 0.615 (1, 7)	K				F6	K	F4			4	0	0	0	0	2	2									
Jose Pagan, R OBP: 0.296, SLG: 0.422 (1, 5)		F8				F7	6-3			4	0	1	0	0	0	0									
Donn Clendenen, R OBP: 0.356, SLG: 0.513 (1, 3)		4-3			1-3 K		HBP 1B			4	1	1	0	0	1	2									
Jim Pagliaroni, R OBP: 0.343, SLG: 0.401 (1, 2)		F6				G5-4-3 1B	1-2 HBP 1B			3	0	1	0	0	0	0									
Bill Mazerowski, R OBP: 0.305, SLG: 0.380 (1, 4)			K		G5-4-3 1-2	G5-4-3	1-2 2H 1B			4	0	1	1	0	1	2									
Steve Blass, R OBP: 0.206, SLG: 0.222 (3, PH)			G6-3		G3		F3			0	0	0	0	0	0	0									
Jesse Gonder, L OBP: 0.207, SLG: 0.353 (3, 1)										1	0	0	0	0	0	1									
Al McBean, L OBP: 0.111, SLG: 0.111 (7, PH)										1	0	0	0	0	0	0									
Jerry Lynch, L OBP: 0.111, SLG: 0.111 (7, PH)										0	0	0	0	0	0	0									
Manny Mota, R OBP: 0.394, SLG: 0.508 (7, PH)										1	0	0	0	0	0	2									
Manny Mota, R OBP: 0.394, SLG: 0.508 (7, 8)										0	0	0	0	0	0	0									
Inning Stats	R: 0 E: 0 K: 1 S: 6	H: 1 LOB: 1 BB: 0 P: 6	R: 0 E: 0 K: 0 S: 3	H: 0 LOB: 0 BB: 0 P: 3	R: 0 E: 0 K: 1 S: 5	H: 0 LOB: 0 BB: 0 P: 5	R: 0 E: 1 K: 1 S: 7	H: 1 LOB: 2 BB: 0 P: 7	R: 0 E: 0 K: 0 S: 3	H: 1 LOB: 0 BB: 0 P: 3	R: 2 E: 1 K: 1 S: 7	H: 2 LOB: 0 BB: 0 P: 7	R: 1 E: 0 K: 1 S: 7	H: 2 LOB: 2 BB: 0 P: 8	R: 0 E: 0 K: 1 S: 5	H: 0 LOB: 0 BB: 0 P: 5	R: 0 E: 1 K: 0 S: 3	H: 0 LOB: 0 BB: 0 P: 3	1B: 6 2B: 0 3B: 0 HR: 1	SF: 0 SAC: 0 DP: 3 HBP: 1	WP: 1 PB: 0 SB: 0 CS: 0	PA: 35			
PITCHER	IP	WLS	BF	H	R	ER	SO	BB	IBB	HBP	BLK	WP	HR	S	P	ERA	WHIP								
Gaylord Perry, R ERA: 2.69 (1, 1)	6.0	W	26	7	3	3	4	0	0	1	0	1	1	33	34	4.50	1.167								
Bill Henry, L ERA: 1.5 (7, 1)	0.1		1	0	0	0	0	0	0	0	0	0	0	1	1	0.00	0.000								
Lindy McDaniel, R ERA: 3.18 (7, 1)	2.2	S	8	0	0	0	2	0	0	0	0	0	0	12	12	0.00	0.000								

Batter	1	2	3	4	5	6	7	8	9	AB	R	H	RBI	BB	SO	LOB	BOTTOM								
Tito Fuentes, S OBP: 0.287, SLG: 0.344 (1, 6)	F7				5-3		BB SF8 2B	F2		5	1	2	1	0	0	1	Pittsburgh Pirates @ San Francisco Giants Candlestick Park, San Francisco, CA Tue Jul 26 1966, 6:33 AM EDT Att: 21,786 - Unknown								
Jim Davenport, R OBP: 0.317, SLG: 0.408 (1, 5)	F7	2H 2B	1-3		E 1B		5-3	F8		5	1	1	0	0	0	3									
Willie Mays, R OBP: 0.356, SLG: 0.546 (1, 8)	HR BB BB		F6		E9 1H 1B		SF8 BB BB			2	2	0	0	2	0	0									
Willie McCovey, L OBP: 0.380, SLG: 0.553 (1, 3)	HR BB		4-3		6-3		1B 1-2 2-3 BB			2	1	0	0	2	0	1									
Jim Ray Hart, R OBP: 0.344, SLG: 0.497 (1, 7)	1H 2H HR		F8		6-3		SF8			3	1	1	4	0	0	0									
Tom Haller, L OBP: 0.307, SLG: 0.466 (1, 2)	K				3-1		F5			4	0	1	1	0	1	0									
Ollie Brown, R OBP: 0.276, SLG: 0.276 (1, 9)		K			F8		1B 2B	K		4	1	1	0	0	2	2									
Hal Lanier, R OBP: 0.240, SLG: 0.269 (1, 4)		2B 1B			F9		2H 1B 1B	SH1-4 1B		4	1	3	1	0	0	0									
Gaylord Perry, R OBP: 0.245, SLG: 0.265 (7, 1)					G3		2H 1B	SH1-4		3	0	1	0	0	1	1									
Bill Henry, L (7, 1)										0	0	0	0	0	0	0									
Lindy McDaniel, R OBP: 0.100, SLG: 0.100 (7, 1)										0	0	0	0	0	0	0									
Inning Stats	R: 3 E: 0 K: 1 S: 6	H: 1 LOB: 0 BB: 2 P: 14	R: 1 E: 0 K: 2 S: 9	H: 2 LOB: 1 BB: 0 P: 9	R: 0 E: 0 K: 0 S: 3	H: 0 LOB: 0 BB: 0 P: 3	R: 0 E: 0 K: 0 S: 3	H: 0 LOB: 0 BB: 0 P: 3	R: 1 E: 1 K: 0 S: 5	H: 1 LOB: 1 BB: 0 P: 5	R: 1 E: 0 K: 0 S: 5	H: 3 LOB: 2 BB: 0 P: 5	R: 2 E: 0 K: 1 S: 7	H: 2 LOB: 2 BB: 2 P: 15	R: 0 E: 0 K: 0 S: 4	H: 1 LOB: 1 BB: 0 P: 4	R: 0 E: 0 K: 0 S: 3	H: 0 LOB: 0 BB: 0 P: 3	1B: 6 2B: 3 3B: 0 HR: 1	SF: 1 SAC: 1 DP: 0 HBP: 0	WP: 0 PB: 0 SB: 0 CS: 0	PA: 38			
PITCHER	IP	WLS	BF	H	R	ER	SO	BB	IBB	HBP	BLK	WP	HR	S	P	ERA	WHIP								
Steve Blass, R ERA: 3.73 (3, 1)	4.0	L	16	4	2	1	0	0	0	0	0	0	0	16	16	2.25	1.000								
Al McBean, R ERA: 3.22 (7, 1)	0.1		4	1	2	2	0	2	0	0	0	0	0	2	10	54.00	9.000								
Billy O'Dell, L ERA: 2.87 (7, 1)	0.2		3	1	0	0	1	0	0	0	0	0	0	5	5	0.00	1.500								
Pete Mikkelsen, R ERA: 3.47 (8, 1)	1.0		4	1	0	0	0	0	0	0	0	0	0	4	4	0.00	1.000								



Batter	1	2	3	4	5	6	7	8	9	AB	R	H	RBI	BB	SO	LOB	TOP								
Matty Alou, L OBP: 0.374, SLG: 0.446 (1, 8)										5	1	2	0	0	2	1	Pittsburgh Pirates @ San Francisco Giants Candlestick Park, San Francisco, CA Wed Jul 27 1966, 6:33 AM EDT Att: 22,154 - Unknown								
Gene Alley, R OBP: 0.311, SLG: 0.405 (1, 6)										5	1	2	2	0	0	2									
Roberto Clemente, R OBP: 0.369, SLG: 0.545 (1, 9)										4	0	1	0	0	1	1									
Willie Stargell, L OBP: 0.392, SLG: 0.611 (1, 7)										4	0	1	0	0	1	2									
Jose Pagan, R OBP: 0.296, SLG: 0.418 (1, 5)										3	0	0	0	0	0	1									
Donn Clendenon, R OBP: 0.363, SLG: 0.527 (1, 3)										3	2	3	1	1	0	0									
Jim Pagliaroni, R OBP: 0.340, SLG: 0.396 (9, PH)										3	0	0	0	0	2	3									
Gene Michael, S OBP: 0.125, SLG: 0.188 (9, PH)										0	1	0	0	0	0	0									
Jerry May, R OBP: 0.261, SLG: 0.276 (9, 2)										0	0	0	0	0	0	0									
Bill Mazerowski, R OBP: 0.304, SLG: 0.378 (1, 4)										4	0	1	1	0	1	1									
Tommie Sisk, R OBP: 0.285, SLG: 0.143 (5, 1)										2	0	0	0	0	2	0									
Billy O'Dell, L OBP: 0.167, SLG: 0.167 (7, PH)										0	0	0	0	0	0	0									
Jerry Lynch, R OBP: 0.167, SLG: 0.167 (7, PH)										0	0	0	0	0	0	0									
Pete Mikkelsen, R OBP: 0.206, SLG: 0.206 (9, PH)										0	0	0	0	0	0	0									
Manny Mota, R OBP: 0.343, SLG: 0.508 (9, PH)										0	0	0	1	0	0	0									
Roy Face, R OBP: 0.343, SLG: 0.508 (9, PH)										0	0	0	0	0	0	0									
Inning Stats	R: 0 E: 0 K: 3 S: 10	H: 1 LOB: 1 BB: 0 P: 10	R: 1 E: 0 K: 2 S: 8	H: 1 LOB: 0 BB: 0 P: 8	R: 0 E: 0 K: 1 S: 5	H: 0 LOB: 0 BB: 0 P: 5	R: 0 E: 0 K: 1 S: 5	H: 0 LOB: 2 BB: 1 P: 10	R: 2 E: 0 K: 1 S: 8	H: 3 LOB: 1 BB: 0 P: 8	R: 0 E: 0 K: 0 S: 4	H: 1 LOB: 1 BB: 0 P: 4	R: 0 E: 0 K: 0 S: 3	H: 1 LOB: 0 BB: 0 P: 3	R: 0 E: 0 K: 0 S: 3	H: 1 LOB: 0 BB: 0 P: 3	R: 2 E: 2 K: 1 S: 8	H: 2 LOB: 1 BB: 0 P: 8	1B: 6 2B: 2 3B: 0 HR: 2	SF: 1 SAC: 1 DP: 2 HBP: 1	WP: 0 PB: 0 CS: 0	PA: 38			
PITCHER	IP	WLS	BF	H	R	ER	SO	BB	IBB	HBP	BLK	WP	HR	S	P	ERA	WHIP								
Bobby Bolin, R ERA: 3.34 (1, 1)	5.0		22	5	3	3	8	1	0	1	0	0	2	36	41	5.40	1.200								
Frank Linzy, R ERA: 2.52 (6, 1)	3.0	L	13	5	2	1	0	0	0	0	0	0	0	13	13	3.00	1.667								
Lindy McDaniel, R ERA: 3.13 (9, 1)	1.0		3	0	0	0	1	0	0	0	0	0	0	5	5	0.00	0.000								

AB	34
R	5
H	10
RBI	5
BB	1
SO	9
LOB	11



Batter	1	2	3	4	5	6	7	8	9	AB	R	H	RBI	BB	SO	LOB	BOTTOM								
Tito Fuentes, S OBP: 0.286, SLG: 0.343 (1, 6)										4	0	1	1	0	0	0	Pittsburgh Pirates @ San Francisco Giants Candlestick Park, San Francisco, CA Wed Jul 27 1966, 6:33 AM EDT Att: 22,154 - Unknown								
Len Gabrielson, L OBP: 0.277, SLG: 0.295 (9, PH)										1	0	0	0	0	0	0									
Jim Davenport, R OBP: 0.315, SLG: 0.403 (1, 5)										5	0	1	0	0	1	1									
Willie Mays, R OBP: 0.355, SLG: 0.543 (1, 8)										4	1	1	0	0	0	1									
Willie McCovey, L OBP: 0.385, SLG: 0.553 (1, 3)										2	0	1	0	2	1	1									
Jim Ray Hart, R OBP: 0.343, SLG: 0.494 (1, 7)										4	0	1	1	0	0	3									
Tom Haller, L OBP: 0.310, SLG: 0.465 (1, 2)										3	0	1	0	1	1	1									
Ollie Brown, R OBP: 0.276, SLG: 0.276 (1, 9)										4	0	1	0	0	0	5									
Hal Lanier, R OBP: 0.243, SLG: 0.272 (1, 4)										4	1	2	0	0	0	1									
Bobby Bolin, R OBP: 0.262, SLG: 0.216 (1, 1)										1	0	0	0	0	0	0									
Bob Burda, L OBP: 0.167, SLG: 0.250 (5, PH)										1	1	1	0	0	0	0									
Frank Linzy, R OBP: 0.188, SLG: 0.313 (6, 1)										1	0	0	0	0	1	2									
Lindy McDaniel, R OBP: 0.100, SLG: 0.100 (9, 1)										0	0	0	0	0	0	0									
Cap Peterson, R OBP: 0.314, SLG: 0.357 (9, PH)										1	0	0	0	0	0	0									
Inning Stats	R: 0 E: 0 K: 0 S: 3	H: 0 LOB: 0 BB: 0 P: 3	R: 0 E: 0 K: 0 S: 4	H: 1 LOB: 1 BB: 0 P: 4	R: 0 E: 0 K: 0 S: 3	H: 0 LOB: 0 BB: 0 P: 3	R: 0 E: 0 K: 0 S: 4	H: 1 LOB: 2 BB: 2 P: 12	R: 1 E: 2 K: 1 S: 8	H: 4 LOB: 1 BB: 0 P: 8	R: 0 E: 0 K: 1 S: 7	H: 2 LOB: 2 BB: 0 P: 7	R: 0 E: 0 K: 0 S: 4	H: 1 LOB: 1 BB: 1 P: 8	R: 0 E: 0 K: 1 S: 5	H: 1 LOB: 0 BB: 0 P: 5	R: 0 E: 0 K: 1 S: 5	H: 0 LOB: 0 BB: 0 P: 5	1B: 9 2B: 1 3B: 0 HR: 0	SF: 0 SAC: 0 DP: 3 HBP: 0	WP: 0 PB: 0 CS: 0	PA: 38			
PITCHER	IP	WLS	BF	H	R	ER	SO	BB	IBB	HBP	BLK	WP	HR	S	P	ERA	WHIP								
Tommie Sisk, R ERA: 4.63 (1, 1)	4.2		21	6	3	2	0	0	0	0	0	0	0	10	10	0.00	1.500								
Billy O'Dell, L ERA: 2.11 (5, 1)	1.1		6	2	0	0	2	0	0	0	0	0	0	10	10	0.00	1.500								
Pete Mikkelsen, R ERA: 3.38 (7, 1)	2.0	W	8	2	0	0	1	1	0	0	0	0	0	9	13	0.00	1.500								
Roy Face, R ERA: 2.57 (9, 1)	1.0	S	3	0	0	0	1	0	0	0	0	0	0	5	5	0.00	0.000								



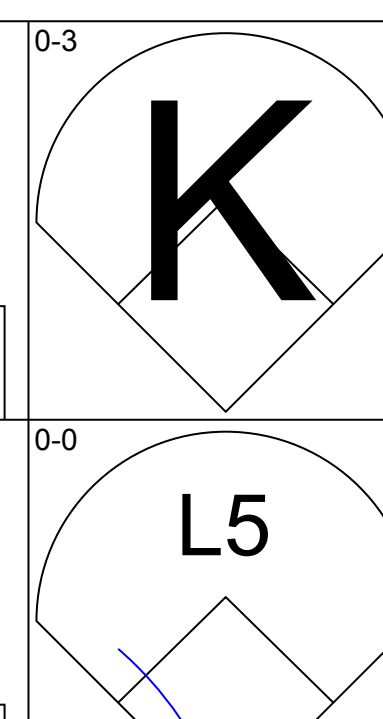
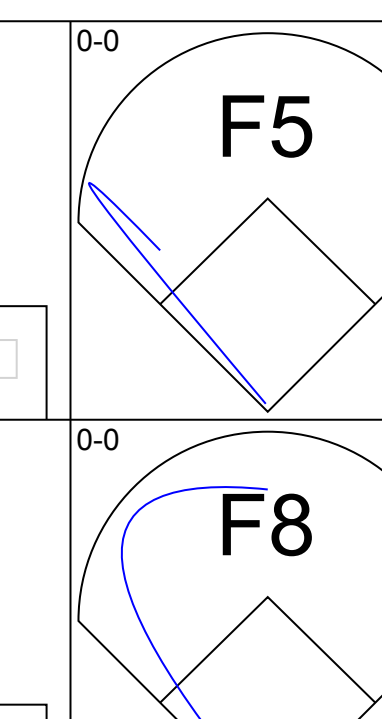
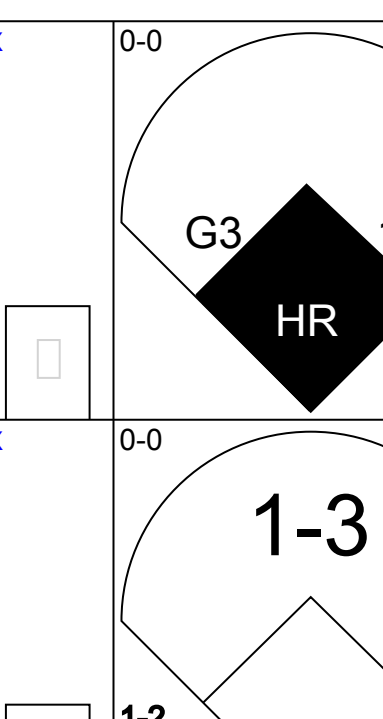
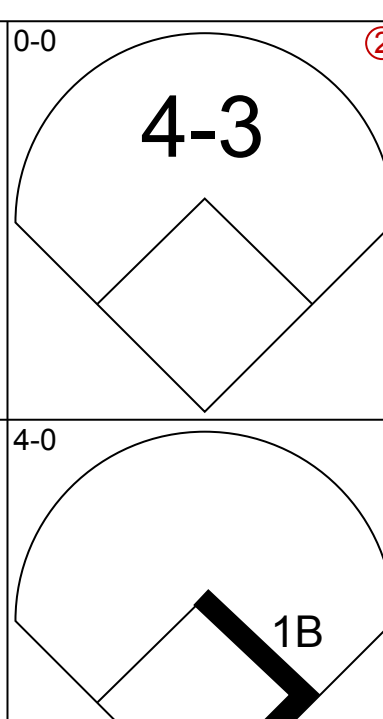
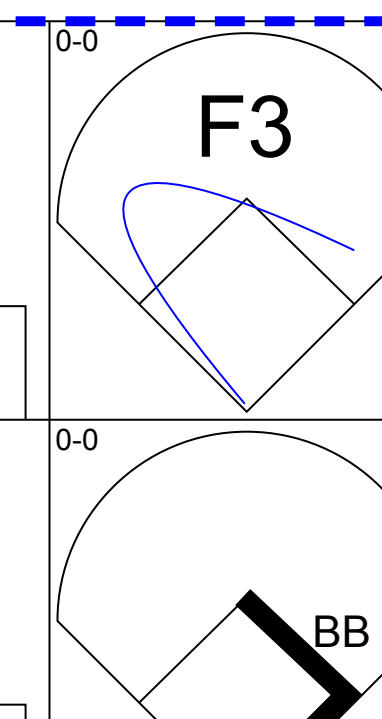
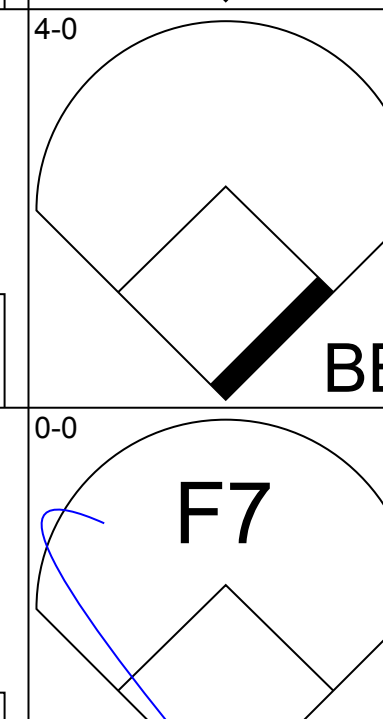

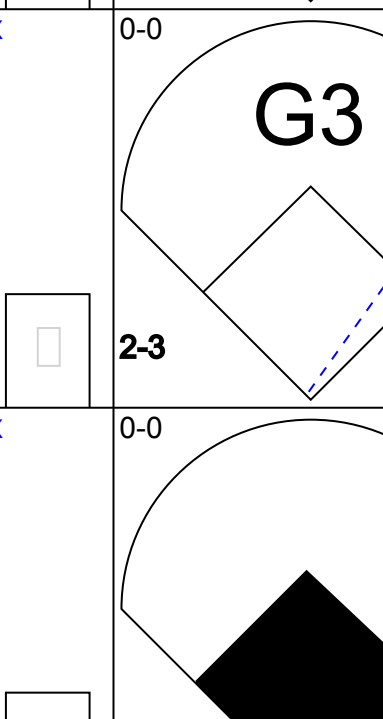
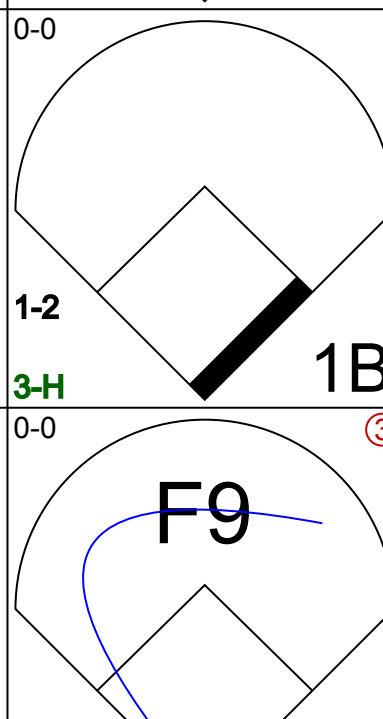
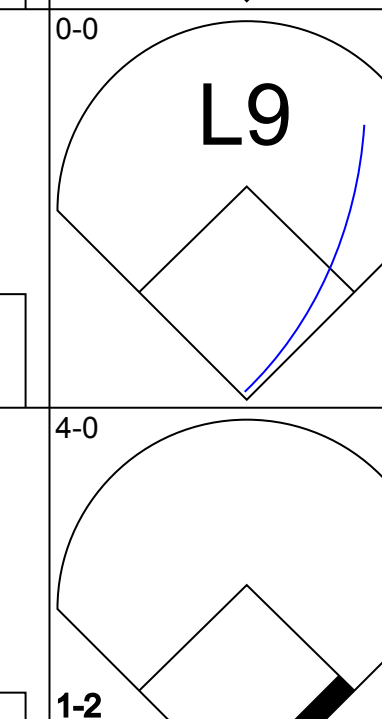

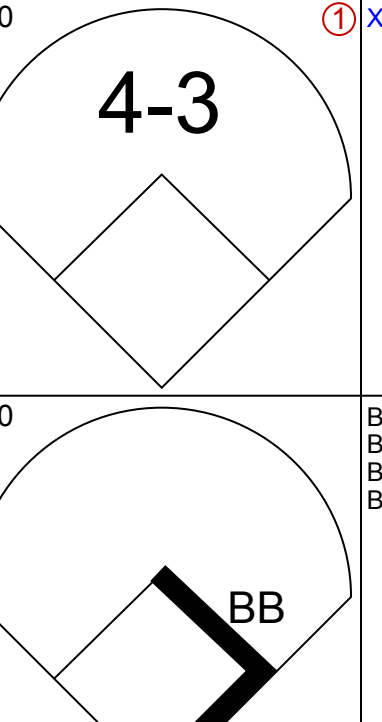
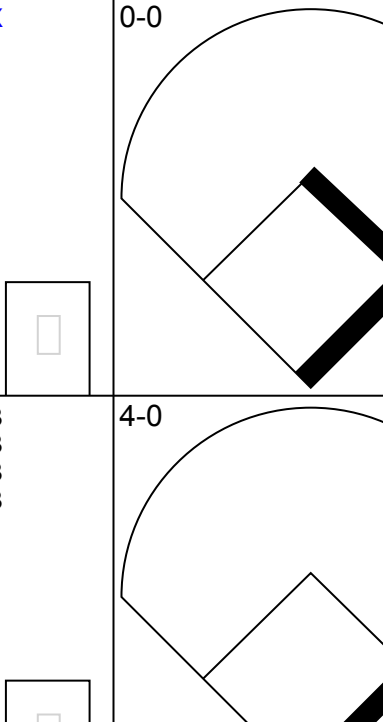

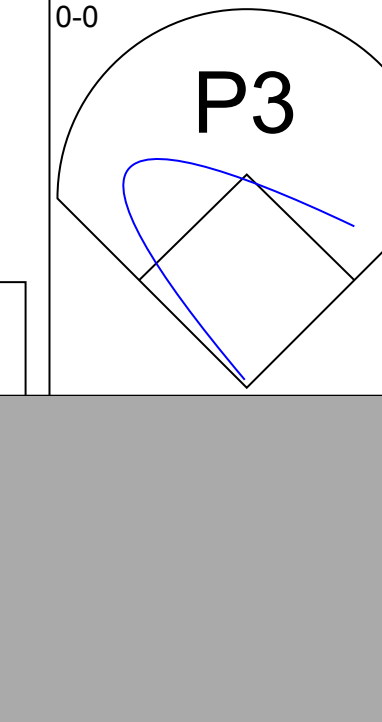

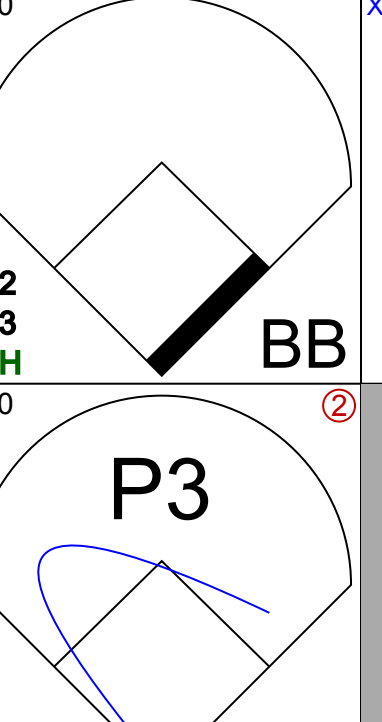
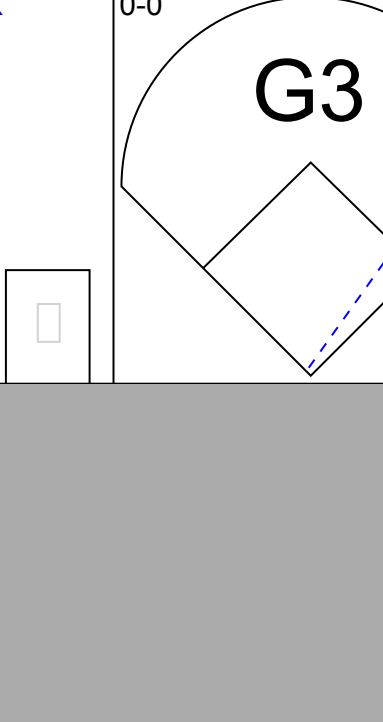
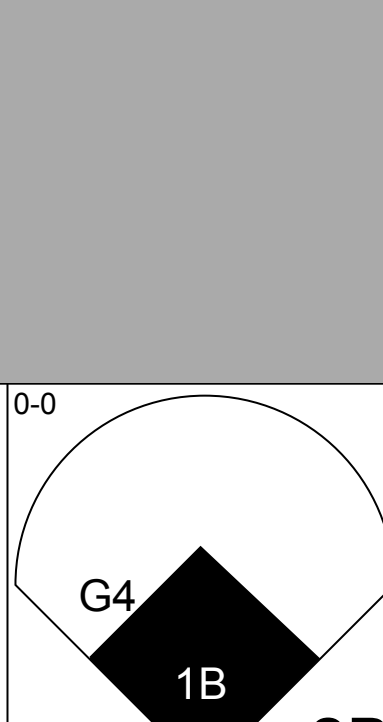

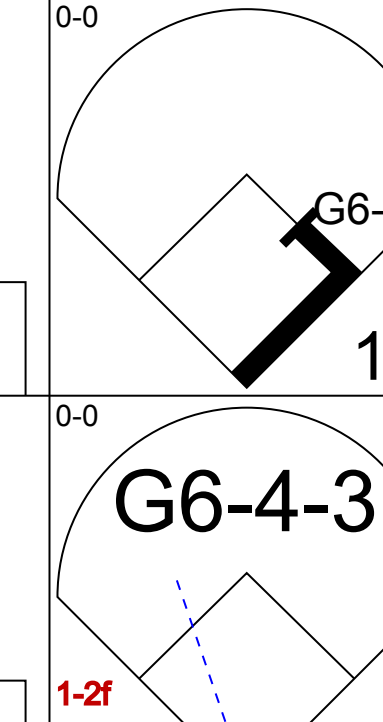
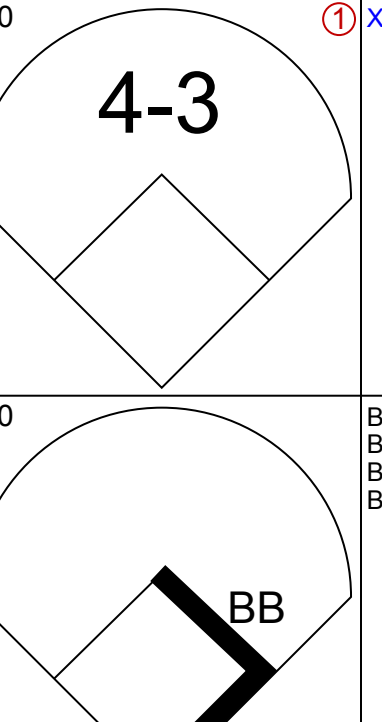
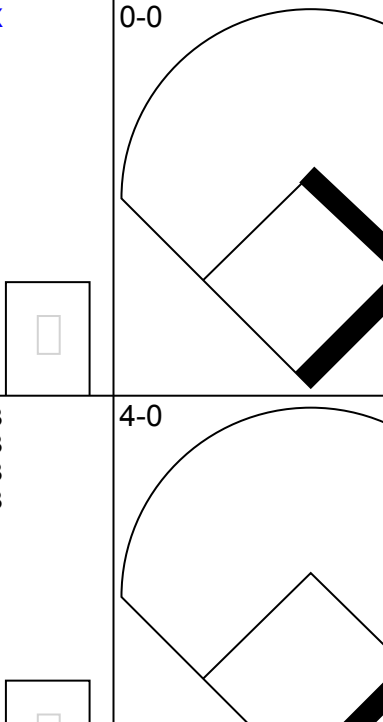
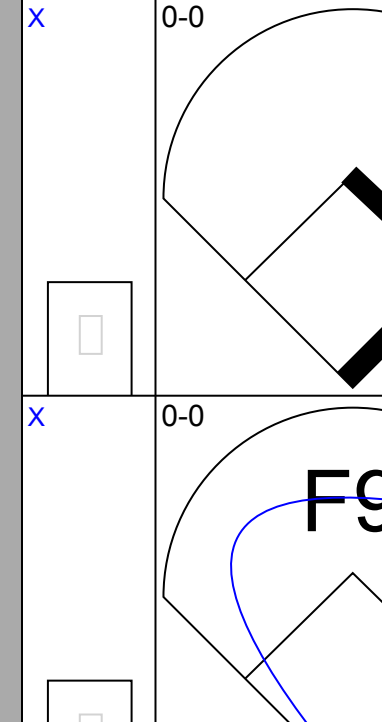
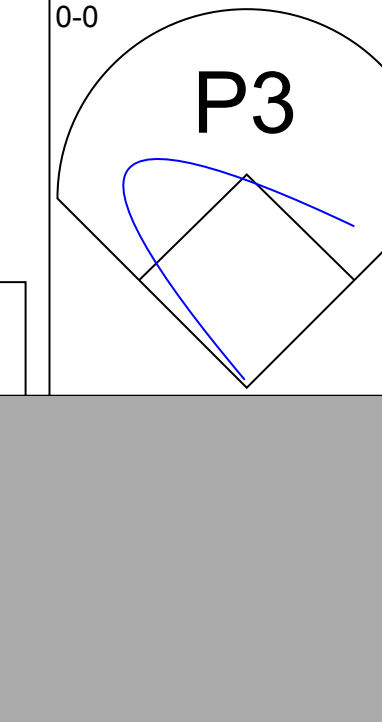
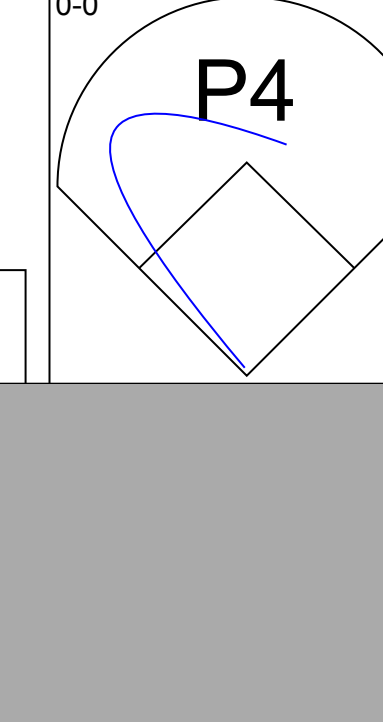
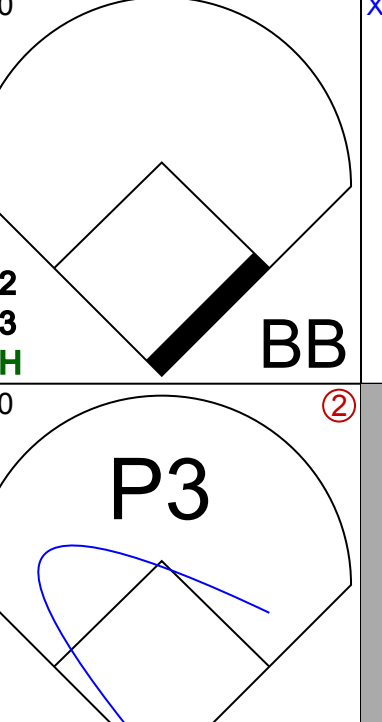
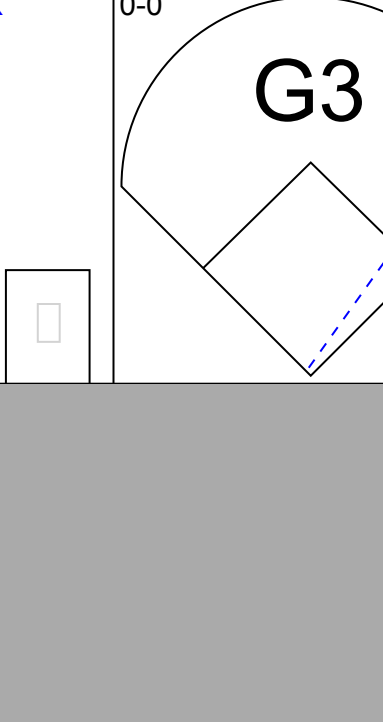
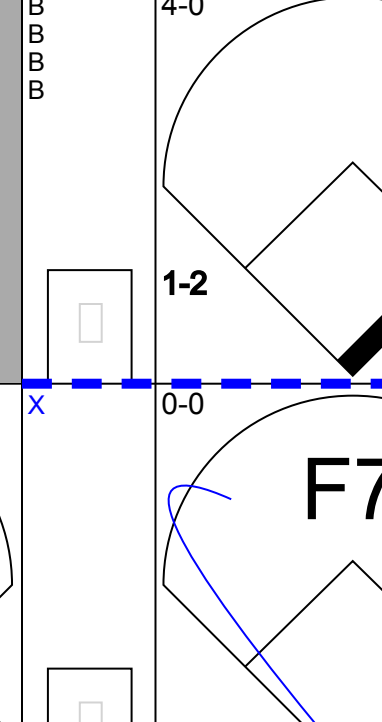


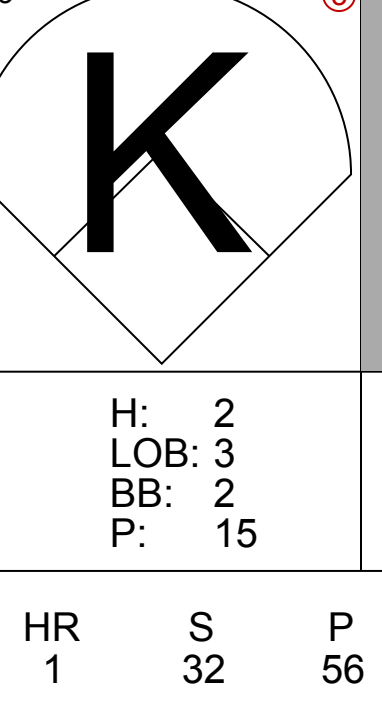
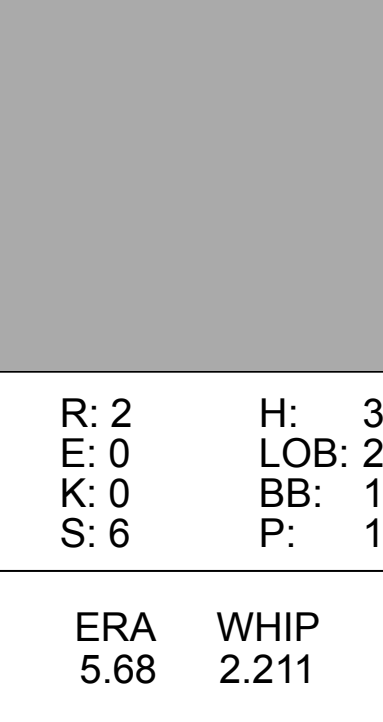
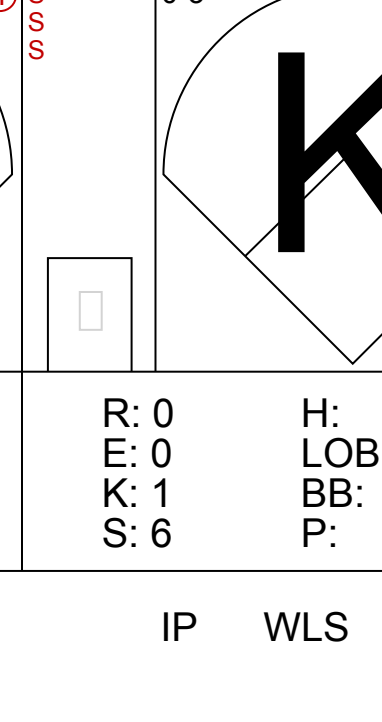
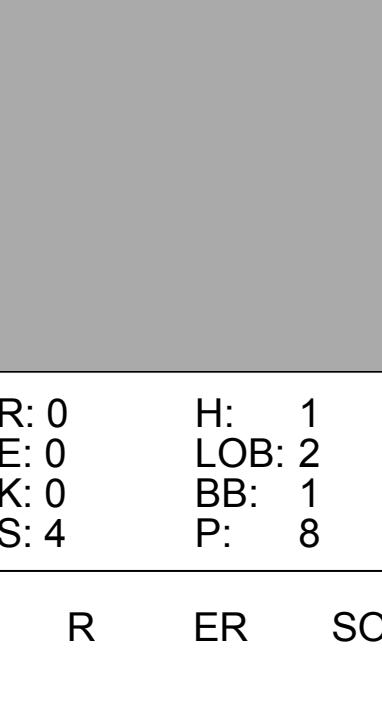
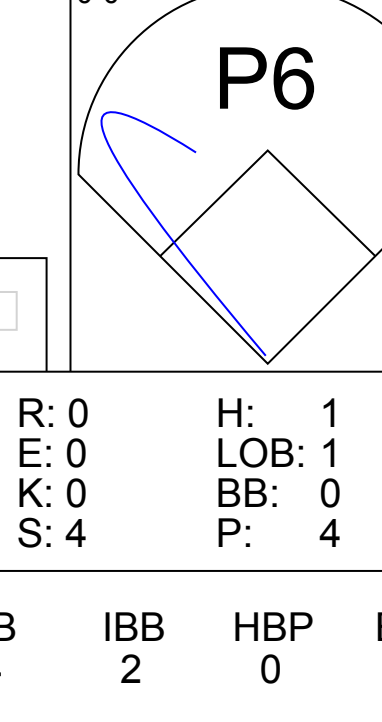
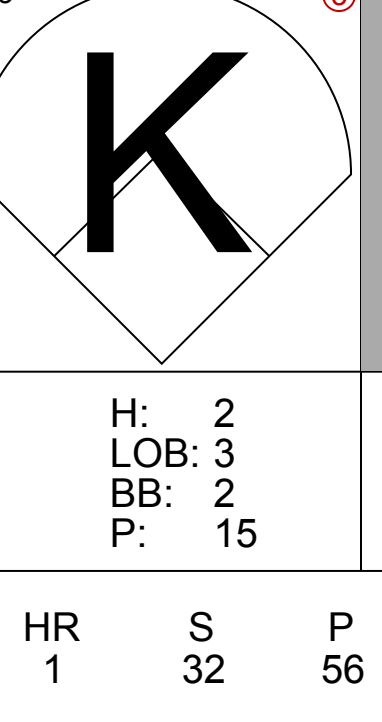
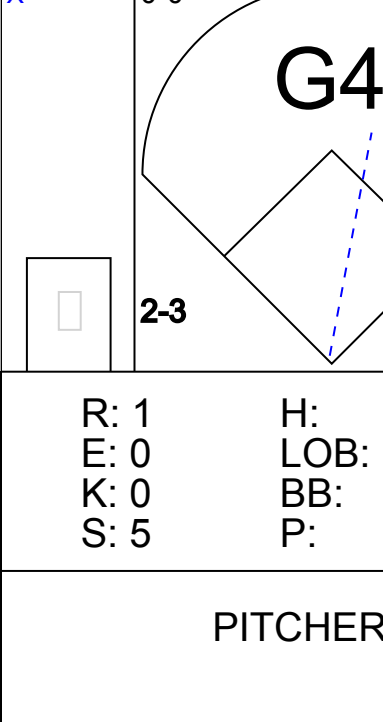
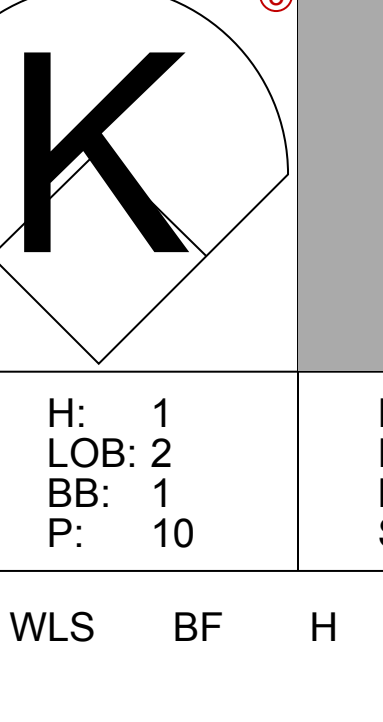
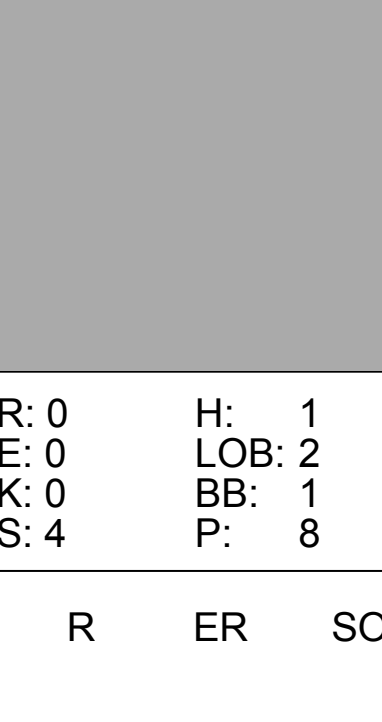

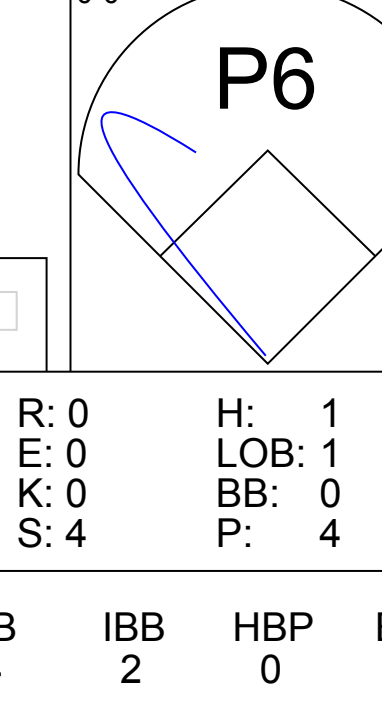
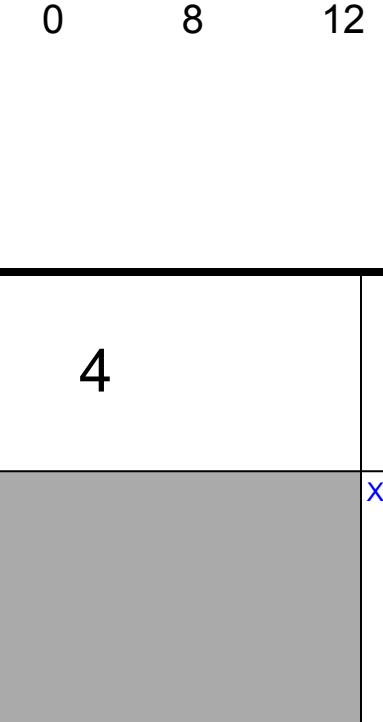
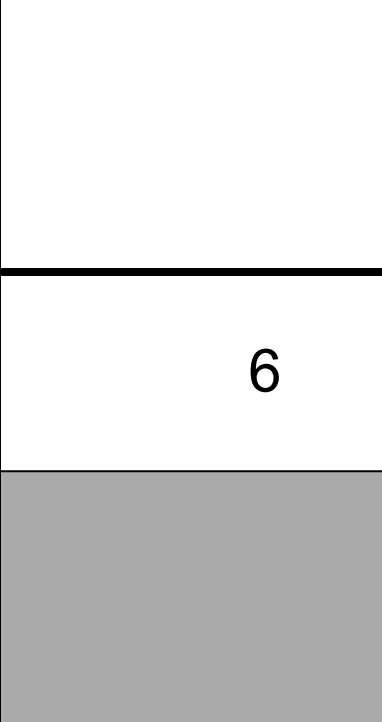
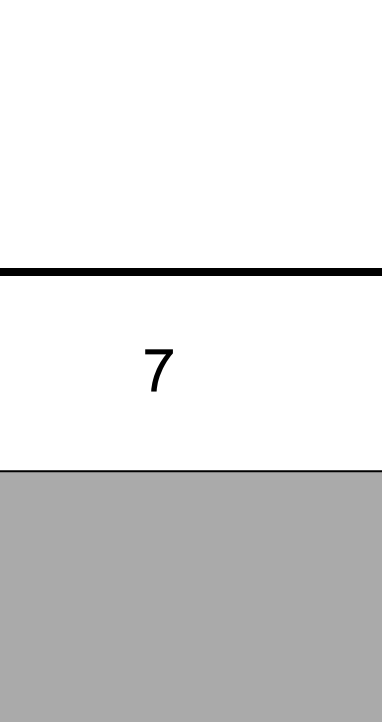
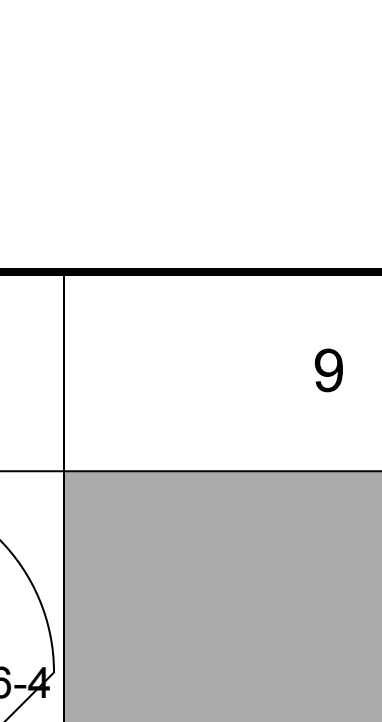
Batter	1	2	3	4	5	6	7	8	9	AB	R	H	RBI	BB	SO	LOB	TOP										
John Briggs, L OBP: 0.417, SLG: 0.542 (1, 8)	4-0 FC1-5 BB BB		0-0 E HR 1B		0-3 K		0-0 FC4-6 1B		0-0 1B	4	1	3	0	1	1	0	Philadelphia Phillies @ Pittsburgh Pirates Forbes Field, Pittsburgh, PA Fri Jul 29 1966, 7:05 PM EDT Att: 25,358 - Unknown										
Johnny Callison, L OBP: 0.339, SLG: 0.412 (1, 9)	4-0 FC1-5 BB		0-0 E9 HR 1B		0-0 F8		0-0 FC4-6 FC6-4 1B		0-0 1B	4	1	2	0	1	0	2											
Dick Allen, R OBP: 0.383, SLG: 0.631 (1, 5)	0-0 FC1-5 G4-6-3 1-2 2-3f		0-0 HR		0-3 K2-3		0-0 FC6-4 1-2f		0-3 K	5	1	1	3	0	2	6											
Bill White, L OBP: 0.349, SLG: 0.466 (1, 3)	0-0 G4-6-3 1-2f		0-0 G3				0-0 4-3 SH3-4 1B		0-0 1B	4	0	2	0	0	0	2											
Tony Gonzalez, L OBP: 0.318, SLG: 0.397 (1, 7)		0-0 4-3	0-0 F7				0-0 SH3-4 1-2		0-3 K	3	0	0	0	0	1	1											
Clay Dalrymple, L OBP: 0.377, SLG: 0.358 (1, 2)		0-0 FC4-6 1B	0-0 G3				0-0 4-3 2-3		0-0 F8	4	0	1	0	0	0	2											
Cookie Rojas, R OBP: 0.306, SLG: 0.347 (1, 4)		0-0 FC4-6 1B 1-2f			0-0 F2		0-0 F5		0-0 4-3	4	0	0	0	0	0	3											
Dick Groat, R OBP: 0.290, SLG: 0.313 (1, 6)		0-0 1B 1-2			0-0 6-3		0-0 F5		0-3 K	4	0	1	0	0	1	0											
Chris Short, R OBP: 0.215, SLG: 0.215 (1, 1)		0-0 4-3			0-0 5-6-3		0-0 FC4-6 1B 1B		0-3 K	3	0	1	0	0	0	2											
Doug Clemens, L OBP: 0.357, SLG: 0.293 (9, PH)									0-3 K	1	0	0	0	0	1	0											
Inning Stats	R: 0 E: 0 K: 0 S: 2	H: 0 LOB: 1 BB: 2 P: 10	R: 0 E: 0 K: 0 S: 5	H: 2 LOB: 2 BB: 0 P: 5	R: 3 E: 1 K: 0 S: 6	H: 3 LOB: 0 BB: 0 P: 6	R: 0 E: 0 K: 0 S: 3	H: 0 LOB: 0 BB: 0 P: 3	R: 0 E: 0 K: 2 S: 7	H: 0 LOB: 0 BB: 0 P: 7	R: 0 E: 0 K: 0 S: 4	H: 1 LOB: 1 BB: 0 P: 4	R: 0 E: 0 K: 0 S: 5	H: 2 LOB: 2 BB: 0 P: 5	R: 0 E: 0 K: 1 S: 6	H: 1 LOB: 1 BB: 0 P: 6	R: 0 E: 0 K: 3 S: 11	H: 2 LOB: 2 BB: 0 P: 11	1B: 10 2B: 0 3B: 0 HR: 1	SF: 0 SAC: 1 DP: 1 HBP: 0	WP: 0 PB: 0 CS: 0	PA: 39					
PITCHER	IP	WLS	BF	H	R	ER	SO	BB	IBB	HBP	BLK	WP	HR	S	P	ERA	WHIP										
Don Cardwell, R ERA: 4.19 (1, 1)	2.0		12	5	3	3	0	2	0	0	0	0	1	10	18	13.50	3.500										
Billy O'Dell, L ERA: 2.57 (3, 1)	6.0	W	22	4	0	0	3	0	0	0	0	0	0	28	28	0.00	0.667										
Roy Face, R ERA: 2.51 (9, 1)	1.0	S	5	2	0	0	3	0	0	0	0	0	0	11	11	0.00	2.000										

AB	36
R	3
H	11
RBI	3
BB	2
SO	6
LOB	18



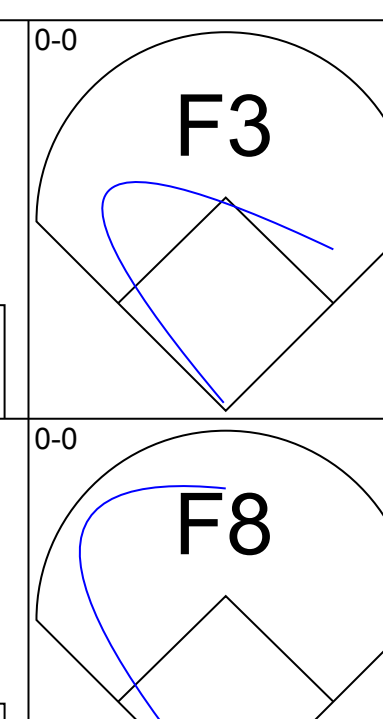
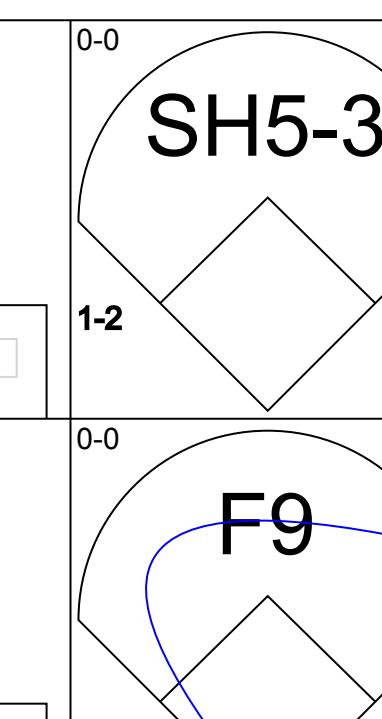
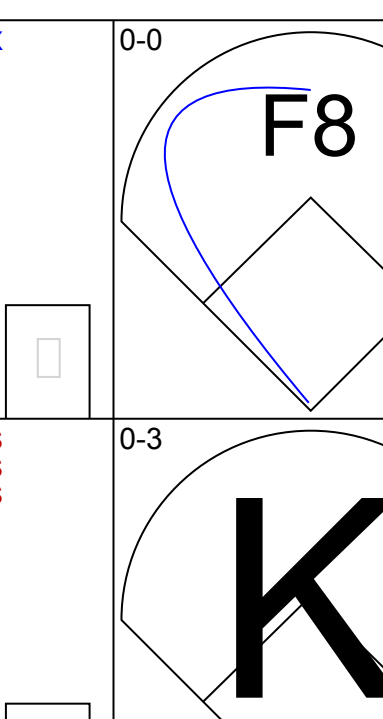
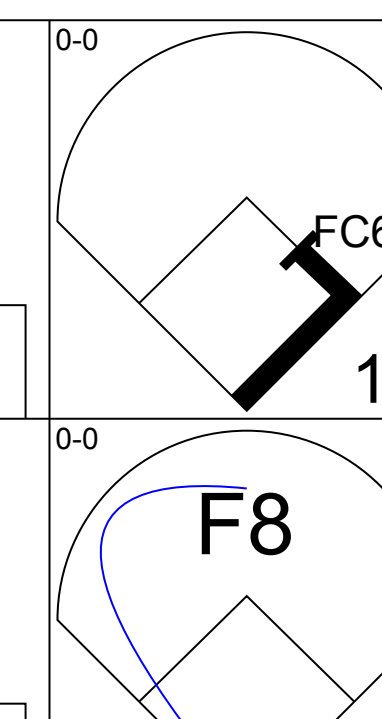
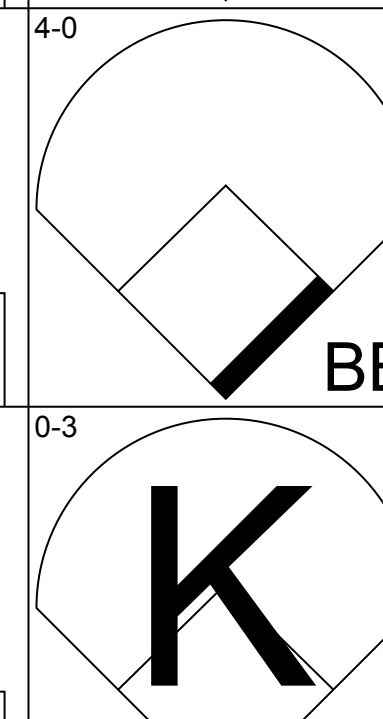


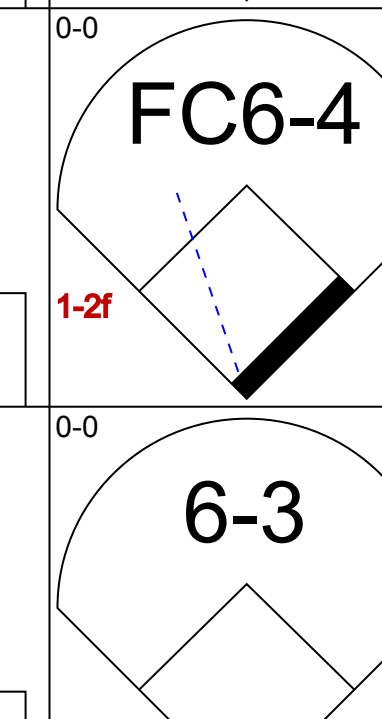

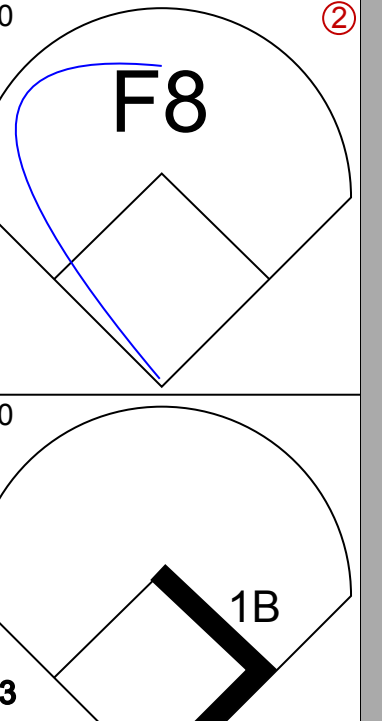
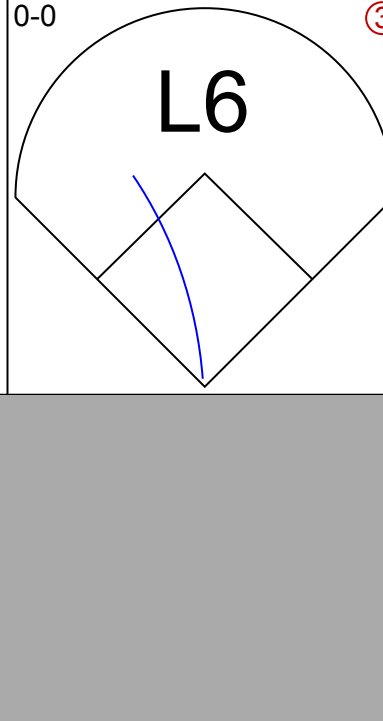


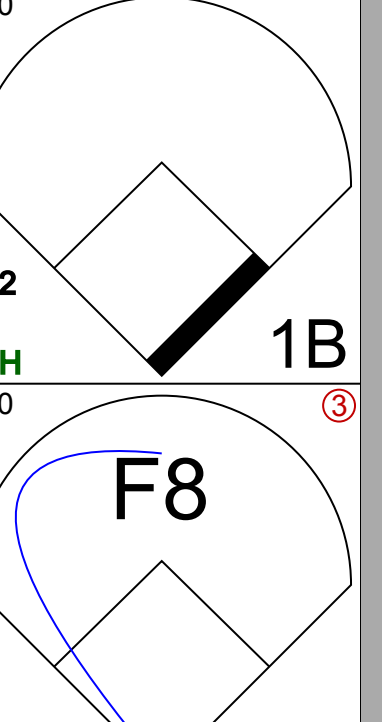


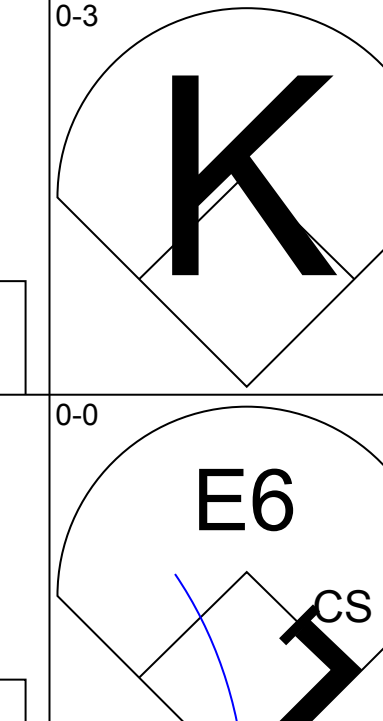
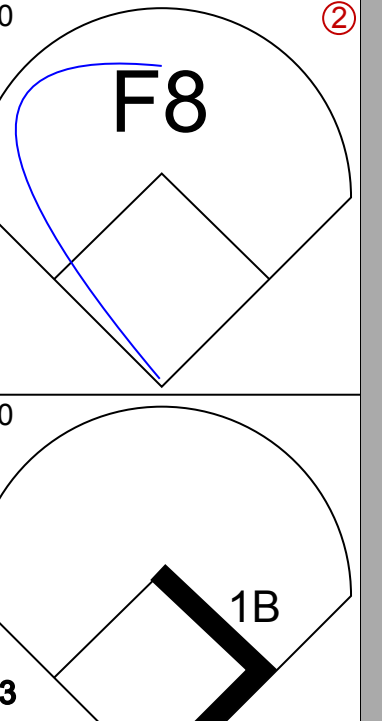
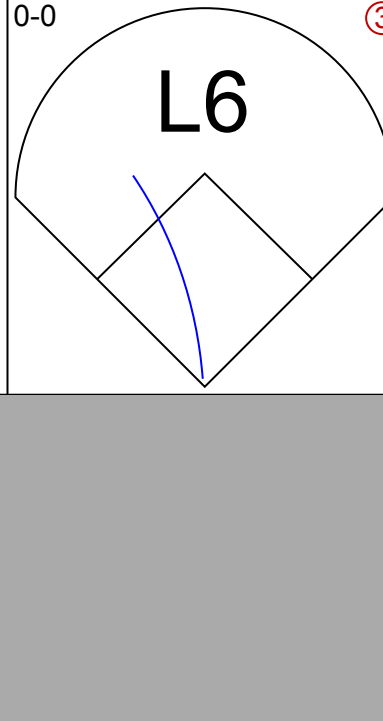

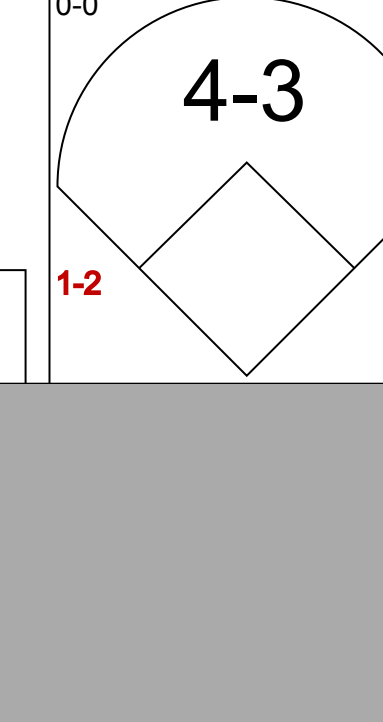
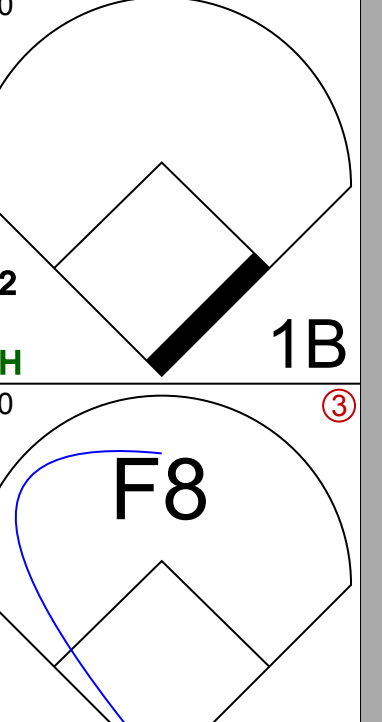
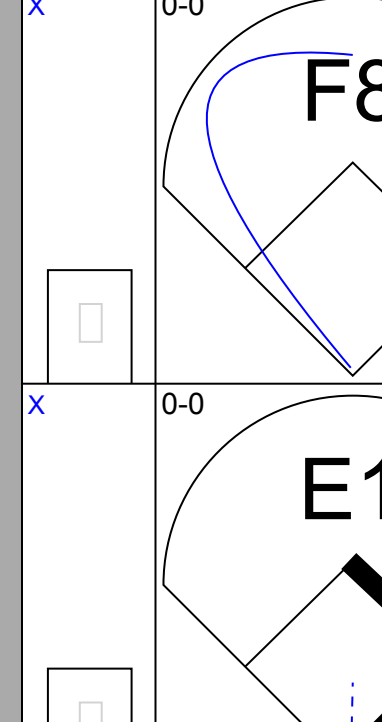

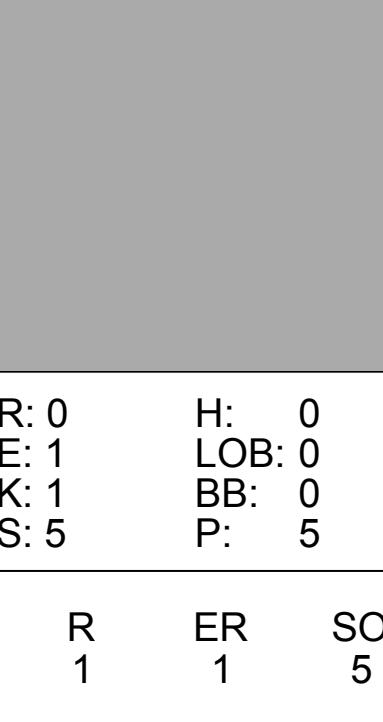
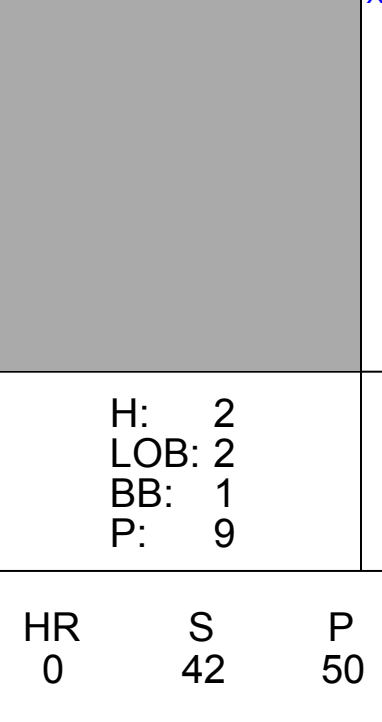
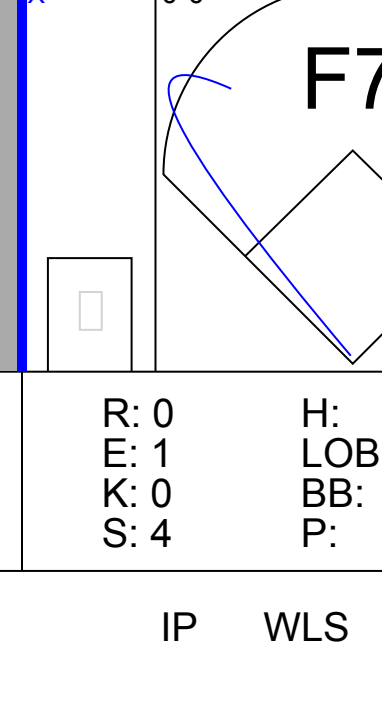
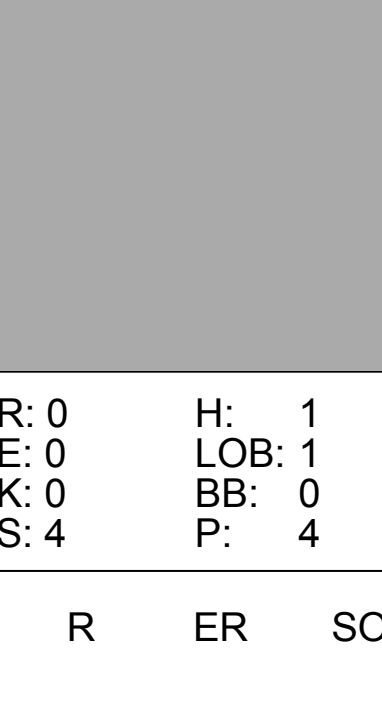
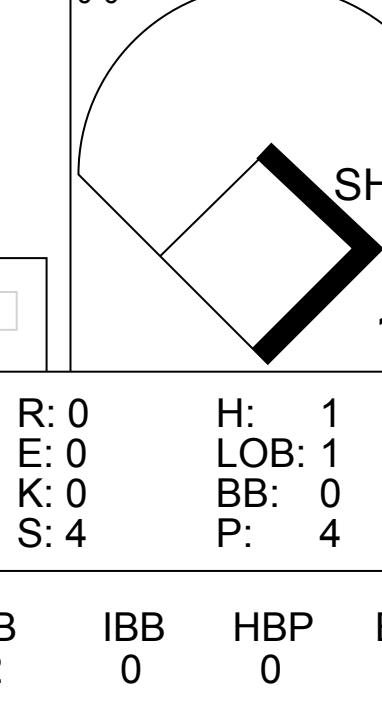
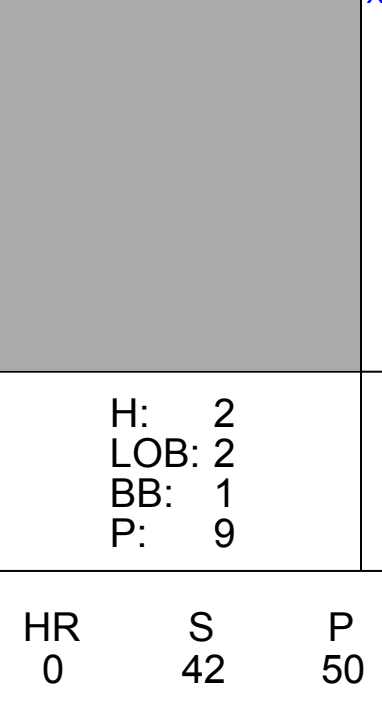
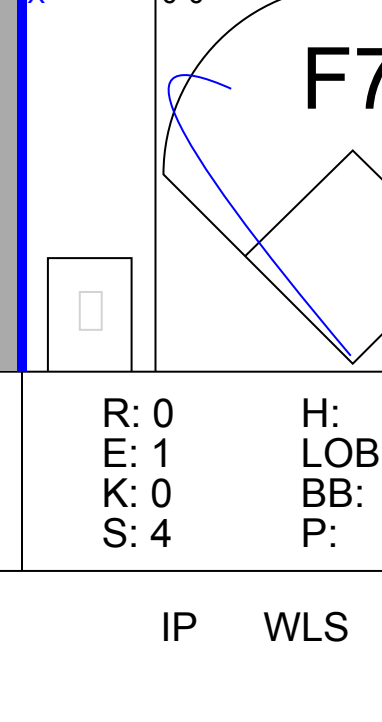
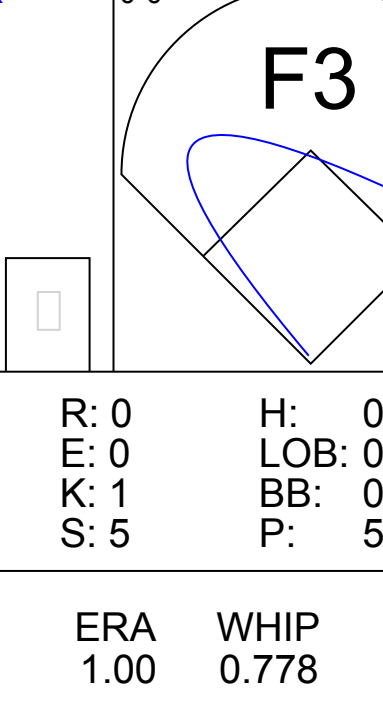
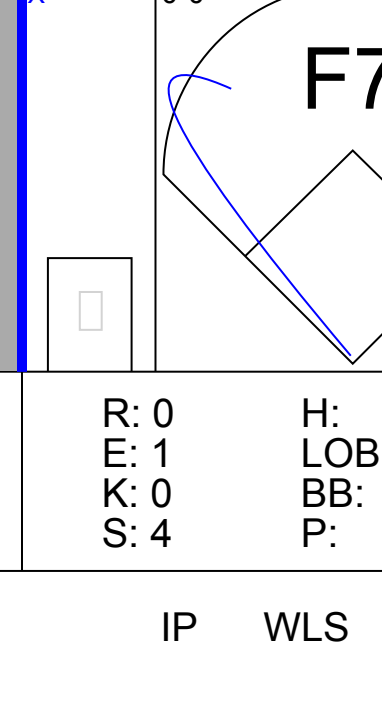
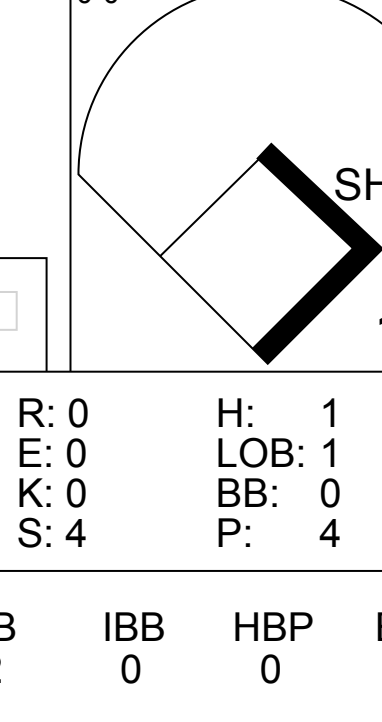
Batter	1	2	3	4	5	6	7	8	9	AB	R	H	RBI	BB	SO	LOB	BOTTOM										
Manny Mota, R OBP: 0.385, SLG: 0.505 (1, 8)	4-0 FC6-4 BB	0-0 FC6 1-2f			0-0 6-3			0-0 FC4-6 1B 1-2 2B		3	1	1	0	1	0	2	Philadelphia Phillies @ Pittsburgh Pirates Forbes Field, Pittsburgh, PA Fri Jul 29 1966, 7:05 PM EDT Att: 25,358 - Unknown										
Gene Alley, R OBP: 0.314, SLG: 0.407 (1, 6)	0-3 K		0-0 G4-6-3 1B				0-0 F2		0-0 FC4-6 1B 1-2 2-H	4	0	2	1	0	1	1											
Roberto Clemente, R OBP: 0.366, SLG: 0.539 (1, 9)	0-3 K		0-0 G4-6-3 1-2f				0-0 L3		0-0 FC4-6 2B 1-2f 2-3	4	1	0	0	0	1	4											
Donn Clendenon, R OBP: 0.362, SLG: 0.522 (1, 3)	0-0 FC6-4 1-2f		0-3 K				0-0 4-3		0-0 2B 1-2 BB	3	1	0	0	1	1	1											
Jose Pagan, R OBP: 0.299, SLG: 0.420 (1, 5)		4-0 2B BB			0-0 L8			0-0 6-3	0-0 2B 1-H 2-H 3-H	3	1	1	3	1	0	0											
Jim Pagliaroni, R OBP: 0.340, SLG: 0.399 (1, 2)		0-0 FC4-6 1-H 2B			0-0 F8			0-3 K		3	0	1	1	0	1	0											
Bill Mazerowski, R OBP: 0.302, SLG: 0.375 (1, 4)		0-3 K			0-3 K			0-0 F8		3	0	0	0	0	2	1											
Bob Bailey, R OBP: 0.333, SLG: 0.408 (1, 7)		1-0 FC4-6 HBP			0-3 K			0-0 6-3		2	0	0	0	0	1	0											
Willie Stargell, L OBP: 0.332, SLG: 0.611 (9, 7)								0-0 K		0	0	0	0	0	0	0											
Don Cardwell, R OBP: 0.111, SLG: 0.040 (1, 1)		0-0 FC4-6			0-3 K			0-0 K		1	0	0	0	0	0	2											
Billy O'Dell, S OBP: 0.154, SLG: 0.154 (3, 1)										1	0	0	0	0	1	0											
Gene Michael, S OBP: 0.176, SLG: 0.235 (9, PH)										1	1	1	0	0	0	0											
Roy Face, R OBP: 0.357, SLG: 0.293 (9, 1)									0-0 1B 1B 1-2f 2-3	0	0	0	0	0	0	0											
Inning Stats	R: 0 E: 0 K: 2 S: 7	H: 0 LOB: 1 BB: 1 P: 11	R: 1 E: 0 K: 1 S: 6	H: 1 LOB: 2 BB: 1 P: 11	R: 0 E: 0 K: 1 S: 5	H: 1 LOB: 0 BB: 0 P: 5	R: 0 E: 0 K: 1 S: 5	H: 0 LOB: 0 BB: 0 P: 5	R: 0 E: 0 K: 2 S: 7	H: 0 LOB: 0 BB: 0 P: 7	R: 0 E: 0 K: 0 S: 3	H: 0 LOB: 0 BB: 0 P: 3	R: 0 E: 0 K: 1 S: 5	H: 0 LOB: 0 BB: 0 P: 5	R: 0 E: 0 K: 0 S: 6	H: 4 LOB: 1 BB: 1 P: 10	1B: 4 2B: 2 3B: 0 HR: 0	SF: 0 SAC: 0 DP: 1 HBP: 1	WP: 0 PB: 0 CS: 0	PA: 32							
PITCHER	IP	WLS	BF	H	R	ER	SO	BB	IBB	HBP	BLK	WP	HR	S	P	ERA	WHIP										
Chris Short, L ERA: 3.35 (1, 1)	8.0	L	32	6	5	5	8	3	0	1	0	0	0	44	57	5.62	1.125										



Batter	1	2	3	4	5	6	7	8	9	AB	R	H	RBI	BB	SO	LOB	TOP					
John Briggs, L (1, 8) OBP: 0.404, SLG: 0.519										5	1	1	0	0	1	2	Philadelphia Phillies @ Pittsburgh Pirates Forbes Field, Pittsburgh, PA Sat Jul 30 1966, 3:33 AM EDT Att: 15,804 - Unknown					
Cookie Rojas, R (1, 4) OBP: 0.307, SLG: 0.346										4	0	1	0	1	0	2						
Johnny Callison, L (1, 9) OBP: 0.342, SLG: 0.413										4	1	2	1	1	0	2						
Dick Allen, R (1, 5) OBP: 0.386, SLG: 0.643										4	1	2	2	1	0	3						
Jackie Brandt, R (1, 7) OBP: 0.326, SLG: 0.331										5	0	3	0	0	0	4						
Bob Uecker, R (1, 2) OBP: 0.306, SLG: 0.402										3	0	1	0	2	0	2						
Bill White, L (1, 3) OBP: 0.350, SLG: 0.463										3	0	0	1	2	0	3						
Dick Groat, R (1, 6) OBP: 0.292, SLG: 0.317										5	1	2	0	0	0	6						
Larry Jackson, R (1, 1) OBP: 0.158, SLG: 0.185										5	0	0	0	0	2	8						
Inning Stats	R: 0 E: 0 K: 1 S: 5	H: 0 LOB: 1 BB: 1 P: 9	R: 0 E: 0 K: 0 S: 3	H: 1 LOB: 0 BB: 0 P: 3	R: 0 E: 0 K: 0 S: 4	H: 1 LOB: 1 BB: 0 P: 4	R: 1 E: 0 K: 1 S: 7	H: 2 LOB: 3 BB: 2 P: 15	R: 2 E: 0 K: 0 S: 6	H: 3 LOB: 2 BB: 1 P: 10	R: 1 E: 0 K: 0 S: 5	H: 2 LOB: 2 BB: 1 P: 9	R: 0 E: 0 K: 1 S: 6	H: 1 LOB: 2 BB: 1 P: 10	R: 0 E: 0 K: 0 S: 4	H: 1 LOB: 1 BB: 0 P: 8	R: 0 E: 0 K: 0 S: 4	H: 1 LOB: 1 BB: 0 P: 4	1B: 8 2B: 3 3B: 0 HR: 1	SF: 0 SAC: 0 DP: 1 HBP: 0	WP: 0 PB: 0 SB: 0 CS: 0	PA: 45
PITCHER	IP WLS BF H R ER SO BB IBB HBP BLK WP HR S P ERA WHIP																					
Woodie Fryman, L (1, 1) ERA: 2.69	6.1 L 34 10 4 4 2 4 2 0 0 0 1 32 56 5.68 2.211																					
Al McBean, R (7, 1) ERA: 3.19	0.2 2 0 0 0 1 0 0 0 0 0 0 4 4 0.00 0.000																					
Pete Mikkelsen, R (8, 1) ERA: 3.29	2.0 9 2 0 0 0 1 0 0 0 0 0 8 12 0.00 1.500																					

AB	38
R	4
H	12
RBI	4
BB	7
SO	3
LOB	32



Batter	1	2	3	4	5	6	7	8	9	AB	R	H	RBI	BB	SO	LOB	BOTTOM					
Matty Alou, L (1, 8) OBP: 0.374, SLG: 0.445										3	0	1	0	0	0	0	Philadelphia Phillies @ Pittsburgh Pirates Forbes Field, Pittsburgh, PA Sat Jul 30 1966, 3:33 AM EDT Att: 15,804 - Unknown					
Gene Alley, R (1, 6) OBP: 0.310, SLG: 0.402										4	0	0	0	0	1	2						
Manny Mota, R (1, 9) OBP: 0.387, SLG: 0.500										2	1	0	0	2	0	1						
Willie Stargell, L (1, 7) OBP: 0.387, SLG: 0.603										4	0	0	0	0	2	3						
Jose Pagan, R (1, 5) OBP: 0.294, SLG: 0.414										4	0	0	0	0	1	1						
Donn Clendenen, R (1, 3) OBP: 0.361, SLG: 0.519										4	0	1	0	0	0	0						
Jim Pagliaroni, R (1, 2) OBP: 0.339, SLG: 0.397										4	0	1	1	0	1	1						
Bill Mazerowski, R (1, 4) OBP: 0.302, SLG: 0.375										3	0	1	0	0	0	2						
Woodie Fryman, R (1, 1) OBP: 0.190, SLG: 0.190										2	0	1	0	0	0	0						
Al McBean, R (7, 1) OBP: 0.111, SLG: 0.111										0	0	0	0	0	0	0						
Jerry Lynch, L (7, PH) OBP: 0.302, SLG: 0.275										1	0	0	0	0	0	1						
Pete Mikkelsen, R (8, 1) OBP: 0.273, SLG: 0.200										0	0	0	0	0	0	0						
Inning Stats	R: 0 E: 0 K: 1 S: 5	H: 0 LOB: 1 BB: 1 P: 9	R: 0 E: 1 K: 1 S: 5	H: 0 LOB: 0 BB: 0 P: 5	R: 0 E: 0 K: 0 S: 4	H: 1 LOB: 1 BB: 0 P: 4	R: 1 E: 0 K: 0 S: 5	H: 2 LOB: 2 BB: 1 P: 9	R: 0 E: 0 K: 1 S: 5	H: 0 LOB: 0 BB: 0 P: 5	R: 0 E: 0 K: 0 S: 5	H: 0 LOB: 0 BB: 0 P: 5	R: 0 E: 0 K: 0 S: 4	H: 1 LOB: 1 BB: 0 P: 4	R: 0 E: 0 K: 0 S: 4	H: 1 LOB: 1 BB: 0 P: 4	R: 0 E: 0 K: 1 S: 5	H: 0 LOB: 0 BB: 0 P: 5	1B: 5 2B: 0 3B: 0 HR: 0	SF: 0 SAC: 1 DP: 0 HBP: 0	WP: 0 PB: 0 SB: 0 CS: 1	PA: 34
PITCHER	IP WLS BF H R ER SO BB IBB HBP BLK WP HR S P ERA WHIP																					
Larry Jackson, R (1, 1) ERA: 3.07	9.0 W 34 5 1 1 5 2 0 0 0 0 0 42 50 1.00 0.778																					

AB	31
R	1
H	5
RBI	1
BB	2
SO	5
LOB	11



Batter	1	2	3	4	5	6	7	8	9	AB	R	H	RBI	BB	SO	LOB	TOP					
John Briggs, L OBP: 0.404, SLG: 0.512 (1, 8)										5	0	2	0	0	0	3	Philadelphia Phillies @ Pittsburgh Pirates Forbes Field, Pittsburgh, PA Sun Jul 31 1966, 3:33 AM EDT Unknown					
Cookie Rojas, R OBP: 0.309, SLG: 0.347 (1, 4)										4	1	2	0	0	0	0						
Johnny Callison, L OBP: 0.343, SLG: 0.415 (1, 9)										5	2	2	0	0	0	2						
Dick Allen, R OBP: 0.386, SLG: 0.638 (1, 5)										4	2	1	1	1	1	2						
Bill White, L OBP: 0.357, SLG: 0.485 (1, 3)										5	2	5	5	0	0	0						
Tony Gonzalez, L OBP: 0.320, SLG: 0.397 (1, 7)										5	1	2	0	0	1	3						
Clay Dalrymple, L OBP: 0.379, SLG: 0.357 (1, 2)										3	0	1	1	1	0	1						
Dick Groat, R OBP: 0.294, SLG: 0.319 (1, 6)										4	0	2	0	0	0	1						
Jim Bunning, R OBP: 0.169, SLG: 0.162 (1, 1)										4	0	0	0	0	4	4						
Inning Stats	R: 0 E: 0 K: 0 S: 3	H: 1 LOB: 0 BB: 0 P: 3	R: 0 E: 0 K: 0 S: 3	H: 1 LOB: 0 BB: 0 P: 3	R: 0 E: 0 K: 1 S: 5	H: 0 LOB: 0 BB: 0 P: 5	R: 0 E: 0 K: 1 S: 6	H: 1 LOB: 1 BB: 0 P: 6	R: 1 E: 0 K: 1 S: 7	H: 3 LOB: 1 BB: 0 P: 7	R: 5 E: 0 K: 1 S: 12	H: 8 LOB: 2 BB: 0 P: 12	R: 1 E: 0 K: 1 S: 6	H: 1 LOB: 1 BB: 1 P: 10	R: 0 E: 0 K: 1 S: 5	H: 0 LOB: 1 BB: 1 P: 9	R: 1 E: 0 K: 0 S: 5	H: 2 LOB: 1 BB: 0 P: 5	1B: 12 2B: 4 3B: 0 HR: 1	SF: 0 SAC: 1 DP: 2 HBP: 0	WP: 0 PB: 0 SB: 1 CS: 1	PA: 42
PITCHER	IP	WLS	BF	H	R	ER	SO	BB	IBB	HBP	BLK	WP	HR	S	P	ERA	WHIP					
Vern Law, R ERA: 4.74 (1, 1)	5.1	L	24	12	6	6	3	0	0	0	0	0	1	30	30	10.12	2.250					
Pete Mikkelsen, R ERA: 3.29 (6, 1)	0.2		4	2	0	0	1	0	0	0	0	0	0	6	6	0.00	3.000					
Don Cardwell, R ERA: 4.25 (7, 1)	1.0		5	1	1	1	1	1	0	0	0	0	0	6	10	9.00	2.000					
Al McBean, R ERA: 3.23 (8, 1)	2.0		9	2	1	1	1	1	0	0	1	0	0	10	14	4.50	1.500					

AB	39
R	8
H	17
RBI	7
BB	2
SO	6
LOB	16



Batter	1	2	3	4	5	6	7	8	9	AB	R	H	RBI	BB	SO	LOB	BOTTOM		
Matty Alou, L OBP: 0.374, SLG: 0.444 (1, 8)										5	0	2	0	0	0	2	Philadelphia Phillies @ Pittsburgh Pirates Forbes Field, Pittsburgh, PA Sun Jul 31 1966, 3:33 AM EDT Unknown		
Gene Alley, R OBP: 0.309, SLG: 0.399 (1, 6)										5	1	1	0	0	1	3			
Manny Mota, R OBP: 0.389, SLG: 0.500 (1, 9)										4	0	2	0	0	0	0			
Willie Stargell, L OBP: 0.389, SLG: 0.602 (1, 7)										4	0	2	1	0	0	0			
Jose Pagan, R OBP: 0.290, SLG: 0.408 (1, 5)										4	0	0	0	0	0	4			
Donn Clendenen, R OBP: 0.362, SLG: 0.519 (1, 3)										4	0	2	0	0	0	2			
Bill Mazerowski, R OBP: 0.302, SLG: 0.374 (1, 4)										4	0	1	0	0	0	2			
Jesse Gonder, L OBP: 0.203, SLG: 0.338 (1, 2)										3	0	0	0	0	2	2			
Vern Law, R ERA: 4.74 (1, 1)										2	0	1	0	0	0	0			
Pete Mikkelsen, R ERA: 3.29 (6, 1)										0	0	0	0	0	0	0			
Don Cardwell, R ERA: 4.25 (7, 1)										0	0	0	0	0	0	0			
Jerry Lynch, R OBP: 0.226, SLG: 0.288 (7, PH)										1	0	0	0	0	1	2			
Al McBean, R ERA: 3.23 (8, 1)										0	0	0	0	0	0	0			
Andre Rodgers, R ERA: 3.23 (8, PH)										1	0	0	0	0	1	1			
Inning Stats	R: 0 E: 0 K: 0 S: 5	H: 3 LOB: 2 BB: 0 P: 5	R: 0 E: 0 K: 1 S: 7	H: 2 LOB: 0 BB: 0 P: 7	R: 0 E: 0 K: 0 S: 3	H: 0 LOB: 0 BB: 0 P: 3	R: 0 E: 0 K: 0 S: 3	H: 0 LOB: 0 BB: 0 P: 3	R: 0 E: 0 K: 0 S: 6	H: 1 LOB: 2 BB: 0 P: 7	R: 1 E: 0 K: 0 S: 6	H: 3 LOB: 2 BB: 0 P: 6	R: 0 E: 0 K: 3 S: 11	H: 2 LOB: 0 BB: 0 P: 11	1B: 11 2B: 0 3B: 0 HR: 0	SF: 0 SAC: 0 DP: 1 HBP: 1	WP: 0 PB: 0 SB: 0 CS: 0	PA: 38	
PITCHER	IP	WLS	BF	H	R	ER	SO	BB	IBB	HBP	BLK	WP	HR	S	P	ERA	WHIP		
Jim Bunning, R ERA: 2.41 (1, 1)	9.0	W	38	11	1	1	5	0	0	1	0	0	0	47	48	1.00	1.222		



Batter	1	2	3	4	5	6	7	8	9	AB	R	H	RBI	BB	SO	LOB	TOP			
Jim Barbieri, L (1, 7) OBP: 0.346, SLG: 0.333 Lou Johnson, R (9, PR) OBP: 0.321, SLG: 0.399 (9, 7)	F8			6-3		F2		1B	FC4-6	5	0	1	0	0	0	3				
Maury Wills, S (1, 5) OBP: 0.335, SLG: 0.337 (8, 6)	1-3			F7		FC4-6		1B	CS	4	0	1	1	0	0	2				
Willie Davis, L (1, 8)	4-3			F8			4-3	4-3		4	0	0	0	0	0	2				
Dick Stuart, R (1, 3) Wes Parker, S (9, PR) OBP: 0.341, SLG: 0.389 (9, 3)		G6-3			F8		1-3		HR	3	0	1	0	1	0	0				
John Roseboro, L (1, 2)		G6-3		6-3					HR	4	1	2	2	0	0	1				
Ron Fairly, L (1, 9)				4-3			6-3		G3	4	0	0	0	0	0	2				
Jim Lefebvre, S (1, 4) Nate Oliver, R (9, 4) OBP: 0.289, SLG: 0.221			K			1B		L8	HR	4	1	2	0	0	1	0				
John Kennedy, R (1, 6) Jim Gilliam, S (8, PH) OBP: 0.266 (8, 5)			F9			1B		1B	HR	2	0	1	0	0	0	0				
Sandy Koufax, R (1, 1) Wes Covington, L (8, PH) Phil Regan, R (8, 1) OBP: 0.263, SLG: 0.176			K			K		F9	FC4-6	2	0	0	0	0	2	2				
									BB	1	0	0	0	0	0	1				
										0	0	0	0	1	0	0				
Inning Stats	R: 0 E: 0 K: 0 S: 3	H: 0 LOB: 0 BB: 0 P: 3	R: 0 E: 0 K: 0 S: 3	H: 1 LOB: 0 BB: 0 P: 3	R: 0 E: 0 K: 2 S: 7	H: 0 LOB: 0 BB: 0 P: 7	R: 0 E: 0 K: 0 S: 3	H: 0 LOB: 0 BB: 0 P: 3	R: 0 E: 0 K: 1 S: 7	H: 2 LOB: 2 BB: 0 P: 7	R: 0 E: 0 K: 0 S: 4	H: 1 LOB: 1 BB: 0 P: 4	R: 1 E: 0 K: 0 S: 5	H: 2 LOB: 2 BB: 1 P: 9	R: 4 E: 0 K: 0 S: 5	H: 3 LOB: 1 BB: 2 P: 13	1B: 7 2B: 0 3B: 0 HR: 2	SF: 0 SAC: 0 DP: 1 HBP: 0	WP: 0 PA: 38 PB: 0 SB: 0 CS: 1	
PITCHER	IP	WLS	BF	H	R	ER	SO	BB	IBB	HBP	BLK	WP	HR	S	P	ERA	WHIP			
Tommie Sisk, R (1, 1) ERA: 4.6	8.1	L	34	8	4	4	3	2	0	0	0	0	1	38	46	4.32	1.200			
Roy Face, R (9, 1) ERA: 2.76	0.2		3	1	1	1	0	1	0	0	0	0	1	2	6	13.50	3.000			

Los Angeles Dodgers @ Pittsburgh Pirates
Forbes Field, Pittsburgh, PA
Mon Aug 01 1966, 7:05 PM EDT
Att: 27,398 - Unknown

AB 34
R 5
H 9
RBI 5
BB 3
SO 3
LOB 13



Batter	1	2	3	4	5	6	7	8	9	AB	R	H	RBI	BB	SO	LOB	BOTTOM			
Gene Alley, R (1, 6) OBP: 0.312, SLG: 0.398	3B		1B		K			K		3	1	1	0	1	2	0				
Manny Mota, R (1, 8) OBP: 0.393, SLG: 0.505 (8, 7)	F8		F9			E4		2B		4	0	2	0	0	0	2				
Roberto Clemente, R (1, 9) OBP: 0.372, SLG: 0.550	1H		1B			4-3		1B		4	0	3	1	0	0	1				
Donn Clendenon, R (1, 3) OBP: 0.359, SLG: 0.510	K		K			4-3		1B		4	0	0	0	0	4	5				
Jose Pagan, R (1, 5) OBP: 0.292, SLG: 0.404	K				F9			K		4	0	0	0	0	1	1				
Bill Mazerowski, R (1, 4) OBP: 0.297, SLG: 0.367		K		6-3				P4		4	0	0	0	0	1	0				
Bob Bailey, R (1, 7) Matty Alou, L (7, PR) OBP: 0.367, SLG: 0.435 (8, 8)		F2		F9				P6		4	0	0	0	0	1	0				
Jim Pagliaroni, R (1, 2) OBP: 0.340, SLG: 0.399		4-3			F2			S	WP	3	0	1	0	0	0	0				
Tommie Sisk, R (1, 1) Roy Face, R (9, 1) ERA: 1.63					K			1B		2	0	0	0	1	0	0				
					K			IBB		3	0	0	0	0	3	2				
					K			K		0	0	0	0	0	0	0				
Inning Stats	R: 1 E: 0 K: 2 S: 8	H: 1 LOB: 1 BB: 1 P: 12	R: 0 E: 0 K: 1 S: 5	H: 0 LOB: 0 BB: 0 P: 5	R: 0 E: 0 K: 2 S: 9	H: 2 LOB: 2 BB: 0 P: 9	R: 0 E: 0 K: 0 S: 3	H: 0 LOB: 0 BB: 0 P: 3	R: 0 E: 0 K: 1 S: 5	H: 1 LOB: 0 BB: 0 P: 5	R: 0 E: 0 K: 1 S: 6	H: 1 LOB: 2 BB: 1 P: 10	R: 0 E: 0 K: 2 S: 8	H: 2 LOB: 1 BB: 0 P: 8	R: 0 E: 0 K: 0 S: 3	H: 0 LOB: 0 BB: 0 P: 3	1B: 5 2B: 1 3B: 1 HR: 0	SF: 0 SAC: 0 DP: 0 HBP: 0	WP: 1 PA: 34 PB: 0 SB: 1 CS: 1	
PITCHER	IP	WLS	BF	H	R	ER	SO	BB	IBB	HBP	BLK	WP	HR	S	P	ERA	WHIP			
Sandy Koufax, L (1, 1) ERA: 1.63	7.0		27	5	1	1	9	1	0	0	0	0	0	43	51	1.29	0.857			
Phil Regan, R (8, 1) ERA: 1.52	2.0	W	7	2	0	0	2	0	0	0	0	0	0	11	11	0.00	1.000			

Los Angeles Dodgers @ Pittsburgh Pirates
Forbes Field, Pittsburgh, PA
Mon Aug 01 1966, 7:05 PM EDT
Att: 27,398 - Unknown

AB 32
R 1
H 7
RBI 1
BB 2
SO 11
LOB 11





Batter	1	2	3	4	5	6	7	8	9	AB	R	H	RBI	BB	SO	LOB	TOP					
Willie Davis, L OBP: 0.294, SLG: 0.371 (1, 8)	0-0 B5-3		0-0 5-3		0-0 4-3			0-0 4-3 1B		4	0	1	0	0	0	0	Los Angeles Dodgers @ Pittsburgh Pirates Forbes Field, Pittsburgh, PA Tue Aug 02 1966, 7:05 PM EDT Att: 12,886 - Unknown livebaseballscores.com					
Maury Wills, S OBP: 0.332, SLG: 0.333 (1, 5)	0-3 K		0-3 K		0-0 L7			0-0 4-3 1-2		4	0	0	0	0	2	1						
Lou Johnson, R OBP: 0.323, SLG: 0.410 (1, 9)	0-0 HR			0-3 K		0-0 2B 1B		0-0 5-3		4	2	2	1	0	1	1						
Dick Stuart, R OBP: 0.324, SLG: 0.424 (1, 3)	0-3 K			0-0 P4		0-3 K		0-0 1-3		4	0	0	0	0	2	2						
Tommy Davis, R OBP: 0.319, SLG: 0.360 (1, 7)		0-0 5-3 1B		0-0 HR 1B		0-0 1-H 2B			0-3 K	4	1	3	1	0	1	0						
Jim Lefebvre, S OBP: 0.325, SLG: 0.451 (1, 4)		0-0 5-3 1-2		0-0 1-H HR		0-0 6-3			0-0 6-3	4	1	1	2	0	0	1						
John Roseboro, L OBP: 0.364, SLG: 0.462 Wes Parker, S OBP: 0.341, SLG: 0.389 (9, PR)		0-0 1-3		0-0 F2			0-0 4-3		0-0 1B 1B	4	0	1	0	0	0	1						
John Kennedy, R OBP: 0.256, SLG: 0.303 Ron Fairly, L OBP: 0.331, SLG: 0.324 (9, PH)		0-0 F8			0-0 HR		0-0 CS 1B		0-0 1-2 1B	3	1	2	1	0	0	1						
Don Drysdale, R OBP: 0.286, SLG: 0.373 Joe Moeller, R OBP: 0.286, SLG: 0.167 Ron Perranoski, L OBP: 0.250, SLG: 0.500 Jim Barbieri, L OBP: 0.340, SLG: 0.327 (9, PH)			0-0 5-3		0-0 5-3		0-3 K		0-0 FC6 1-2	1	0	0	0	0	0	0						
Inning Stats	R: 1 E: 0 K: 2 S: 8	H: 1 LOB: 0 BB: 0 P: 8	R: 0 E: 0 K: 0 S: 4	H: 1 LOB: 1 BB: 0 P: 4	R: 0 E: 0 K: 1 S: 5	H: 0 LOB: 0 BB: 0 P: 5	R: 2 E: 0 K: 1 S: 7	H: 2 LOB: 0 BB: 0 P: 7	R: 1 E: 0 K: 0 S: 4	H: 1 LOB: 0 BB: 0 P: 4	R: 1 E: 0 K: 1 S: 6	H: 2 LOB: 0 BB: 0 P: 6	R: 0 E: 0 K: 1 S: 5	H: 1 LOB: 0 BB: 0 P: 5	R: 0 E: 0 K: 0 S: 4	H: 2 LOB: 2 BB: 0 P: 7		1B: 7 2B: 1 3B: 0 HR: 3	SF: 0 SAC: 0 DP: 0 HBP: 0	WP: 0 PB: 0 SB: 0 CS: 1	PA: 36	
PITCHER	IP WLS BF H R ER SO BB IBB HBP BLK WP HR S P ERA WHIP	IP WLS BF H R ER SO BB IBB HBP BLK WP HR S P ERA WHIP																				
Woodie Fryman, L ERA: 2.93 (1, 1)	6.0	24	7	5	5	5	0	0	0	0	0	0	0	0	0	0	0	3	34	34	7.50	1.167
Pete Mikkelsen, R ERA: 3.18 (7, 1)	2.0	W	7	2	0	0	1	0	0	0	0	0	0	0	0	0	0	0	9	9	0.00	1.000
Al McBean, R ERA: 3.13 (9, 1)	1.0	S	5	2	0	0	1	0	0	0	0	0	0	0	0	0	0	0	7	7	0.00	2.000

Batter	1	2	3	4	5	6	7	8	9	AB	R	H	RBI	BB	SO	LOB	BOTTOM					
Matty Alou, L OBP: 0.364, SLG: 0.431 Manny Mota, R OBP: 0.394, SLG: 0.509 (6, PH) (7, 8)	0-0 5-3		0-0 B1-3	0-0 G3		0-0 1-3		0-0 1-3 2-H 2B		3	0	0	0	0	0	1	Los Angeles Dodgers @ Pittsburgh Pirates Forbes Field, Pittsburgh, PA Tue Aug 02 1966, 7:05 PM EDT Att: 12,886 - Unknown livebaseballscores.com					
Gene Alley, R OBP: 0.310, SLG: 0.404 (1, 6)	0-3 K		0-0 4-3		0-0 HR		0-0 3-1		0-3 K	5	1	1	1	0	2	4						
Roberto Clemente, R OBP: 0.373, SLG: 0.548 (1, 9)	0-0 6-3		0-0 5-3		4-0 BB		0-0 FC6-5 SH3 1B			3	0	1	0	1	0	0						
Willie Stargell, L OBP: 0.391, SLG: 0.604 (1, 7)		0-0 4-3		0-0 1B 2B		0-3 K		0-0 SH3		3	1	1	0	0	1	1						
Jose Pagan, R OBP: 0.294, SLG: 0.405 (1, 5)		0-0 5-3 1B		0-0 2-H HR 1B		0-0 L9		0-0 FC6-5		4	2	2	1	0	0	2						
Donn Clendenen, R OBP: 0.358, SLG: 0.515 (1, 3)		0-0 5-3 1-2		0-0 1-H HR		0-0 4-3		0-0 F8		4	1	1	2	0	0	3						
Bill Mazerowski, R OBP: 0.299, SLG: 0.368 (1, 4)		0-0 WP 1B		0-0 5-3		0-0 4-3		0-0 SH1-4 2B 1B		4	1	2	1	0	0	0						
Jesse Gonder, L OBP: 0.231, SLG: 0.351 Jim Pagliaroni, R OBP: 0.340, SLG: 0.399 Jerry May, R OBP: 0.273, SLG: 0.267 (9, 2)		4-0 1B		0-0 1B		0-0 1B		0-0 SH1-4		2	0	2	0	1	0	0						
Woodie Fryman, R OBP: 0.182, SLG: 0.182 Bob Bailey, R OBP: 0.336, SLG: 0.406 Pete Mikkelsen, R OBP: 0.273, SLG: 0.200 Andre Rodgers, R OBP: 0.342, SLG: 0.233 Al McBean, R OBP: 0.111, SLG: 0.111 (9, 1)		0-3 K		0-3 K		0-0 1-3 1B		4-0 2B CS BB		2	0	0	0	0	2	3						
Inning Stats	R: 0 E: 0 K: 1 S: 5	H: 0 LOB: 0 BB: 0 P: 5	R: 1 E: 0 K: 1 S: 7	H: 2 LOB: 2 BB: 1 P: 11	R: 0 E: 0 K: 0 S: 3	H: 0 LOB: 0 BB: 0 P: 3	R: 3 E: 0 K: 1 S: 9	H: 4 LOB: 1 BB: 0 P: 9	R: 1 E: 0 K: 1 S: 6	H: 1 LOB: 1 BB: 1 P: 10	R: 0 E: 0 K: 0 S: 5	H: 2 LOB: 2 BB: 0 P: 5	R: 0 E: 0 K: 1 S: 4	H: 1 LOB: 1 BB: 0 P: 4	R: 1 E: 0 K: 1 S: 6	H: 2 LOB: 2 BB: 1 P: 10		1B: 8 2B: 3 3B: 0 HR: 2	SF: 0 SAC: 2 DP: 1 HBP: 0	WP: 1 PB: 0 SB: 0 CS: 1	PA: 38	
PITCHER	IP WLS BF H R ER SO BB IBB HBP BLK WP HR S P ERA WHIP	IP WLS BF H R ER SO BB IBB HBP BLK WP HR S P ERA WHIP																				
Don Drysdale, R ERA: 4.18 (1, 1)	3.0	15	5	4	4	2	0	0	0	0	0	0	0	0	0	0	1	18	22	12.00	1.667	
Joe Moeller, R ERA: 2.01 (4, 1)	2.1	L	12	4	1	1	2	1	0	0	0	0	0	0	0	0	0	1	15	19	3.86	2.143
Ron Perranoski, L ERA: 1.94 (6, 1)	2.2	L	11	3	1	1	1	1	0	0	0	0	0	0	0	0	0	0	12	16	3.38	1.500

Batter	1	2	3	4	5	6	7	8	9	AB	R	H	RBI	BB	SO	LOB	TOP			
Willie Davis, L (1, 8) OBP: 0.290, SLG: 0.367	0-0 4-3		0-0 G3			0-3 K	0-3 K			4	0	0	0	0	2	1	Los Angeles Dodgers @ Pittsburgh Pirates Forbes Field, Pittsburgh, PA Wed Aug 03 1966, 7:05 PM EDT Att: 21,952 - Unknown livebaseballscorecards.com			
Maury Wills, S (1, 5) OBP: 0.333, SLG: 0.338	0-3 K		0-0 6-3			0-0 WP E 2B		0-0 G1-4-3 1B		4	1	2	0	0	1	0				
Lou Johnson, R (1, 9) OBP: 0.320, SLG: 0.404	0-3 K			0-3 K		0-0 F8		0-0 G1-4-3 1-2		4	0	0	0	0	2	2				
Dick Stuart, R (1, 3) OBP: 0.322, SLG: 0.419		0-0 1B 1B		0-0 1-3		0-0 E5 2B 2H		0-0 F7		4	0	1	0	0	0	0				
Tommy Davis, R (1, 7) OBP: 0.318, SLG: 0.363		0-3 K		0-0 4-3		0-0 1-3 2B			0-0 4-3	4	0	1	0	0	1	1				
Jim Lefebvre, S (1, 4) OBP: 0.331, SLG: 0.451		0-0 HBP 1B			0-0 5-3	0-0 5-3			0-0 1B	4	0	2	0	0	0	2				
John Kennedy, R (1, 6) OBP: 0.256, SLG: 0.298		1-0 G4-6-3 HBP		0-0 F8		0-3 K		0-3 K		3	0	0	0	0	2	1				
Jeff Torborg, R (1, 2) OBP: 0.284, SLG: 0.290 (7, PR)		0-0 G4-6-3		4-0 BB		0-0 FC6-4 1B		0-3 K		2	0	1	0	1	0	3				
Jim Barber, L (7, PR) OBP: 0.340, SLG: 0.327								0-3 K		0	0	0	0	0	0	0				
John Roseboro, L (7, 2) OBP: 0.363, SLG: 0.460		1-2						0-0 FC6-4 1-2		1	0	0	0	0	1	1				
Don Sutton, R (1, 1) OBP: 0.222, SLG: 0.242 (7, PH)			0-3 K		0-3 K		0-0 FC6-4 1-2			2	0	0	0	0	2	1				
Al Ferrara, R (7, PH) OBP: 0.328, SLG: 0.453										1	0	0	0	0	0	1				
Phil Regan, R (7, 1) OBP: 0.263, SLG: 0.176										0	0	0	0	0	0	0				
Inning Stats	R: 0 E: 0 K: 2 S: 7	H: 0 LOB: 0 BB: 0 P: 7	R: 0 E: 0 K: 1 S: 6	H: 2 LOB: 2 BB: 0 P: 7	R: 0 E: 0 K: 1 S: 5	H: 0 LOB: 0 BB: 0 P: 5	R: 0 E: 0 K: 1 S: 5	H: 0 LOB: 1 BB: 1 P: 9	R: 1 E: 1 K: 1 S: 8	H: 2 LOB: 2 BB: 0 P: 8	R: 0 E: 0 K: 2 S: 8	H: 1 LOB: 1 BB: 0 P: 8	R: 0 E: 0 K: 0 S: 3	H: 1 LOB: 0 BB: 0 P: 3	R: 0 E: 0 K: 2 S: 8	H: 1 LOB: 1 BB: 0 P: 8	1B: 5 2B: 2 3B: 0 HR: 0	SF: 0 SAC: 0 DP: 2 HBP: 1	WP: 1 PB: 0 SB: 0 CS: 0	PA: 35
PITCHER Bob Veale, L (1, 1) ERA: 2.64	IP: 9.0 WLS: W BF: 35 H: 7 R: 1 ER: 0 SO: 11 BB: 1 IBB: 0 HBP: 1 BLK: 0 WP: 1 HR: 0 S: 55 P: 60 ERA: 0.00 WHIP: 0.889															PITCHER				

Batter	1	2	3	4	5	6	7	8	9	AB	R	H	RBI	BB	SO	LOB	BOTTOM			
Matty Alou, L (1, 8) OBP: 0.368, SLG: 0.435	0-0 HR 6-3 1B		0-3 K			0-0 4-3 SH3-4 CS 1B		0-0 2B 1B		4	2	3	0	0	1	0	Los Angeles Dodgers @ Pittsburgh Pirates Forbes Field, Pittsburgh, PA Wed Aug 03 1966, 7:05 PM EDT Att: 21,952 - Unknown livebaseballscorecards.com			
Gene Alley, R (1, 6) OBP: 0.311, SLG: 0.406	0-0 6-3 1-2		0-3 K			0-0 SH3-4 1-2		0-0 1-H 2B		3	0	1	1	0	1	1				
Roberto Clemente, R (1, 9) OBP: 0.372, SLG: 0.552	0-0 2H HR			0-0 4-3		0-0 4-3 2-3		0-0 4-3		4	1	1	2	0	0	2				
Willie Stargell, L (1, 7) OBP: 0.391, SLG: 0.601	0-0 F9			0-0 4-3		4-0 IBB				2	0	0	0	1	0	0				
Jose Pagan, R (1, 5) OBP: 0.291, SLG: 0.401	0-0 F8			0-0 6-3		0-0 CS 3-H	0-0 F9			3	0	0	0	0	0	0				
Donn Clendenen, R (1, 3) OBP: 0.355, SLG: 0.511		0-0 1-6-3			0-0 P4		0-3 K			3	0	0	0	0	1	0				
Bill Mazerowski, R (1, 4) OBP: 0.299, SLG: 0.368		0-3 K			0-0 WP 1B		0-3 K			3	0	1	0	0	2	0				
Jesse Gonder, L (1, 2) OBP: 0.222, SLG: 0.338		0-0 P4			0-3 K 1-2			0-0 F9		3	0	0	0	0	1	1				
Bob Veale, S (1, 1) OBP: 0.172, SLG: 0.207			0-3 K		0-3 K			0-3 K		3	0	0	0	0	3	1				
Inning Stats	R: 2 E: 0 K: 0 S: 5	H: 2 LOB: 0 BB: 0 P: 5	R: 0 E: 0 K: 1 S: 5	H: 0 LOB: 0 BB: 0 P: 5	R: 0 E: 0 K: 3 S: 9	H: 0 LOB: 0 BB: 0 P: 9	R: 0 E: 0 K: 0 S: 3	H: 0 LOB: 0 BB: 0 P: 3	R: 0 E: 0 K: 2 S: 8	H: 1 LOB: 1 BB: 0 P: 8	R: 0 E: 0 K: 0 S: 3	H: 1 LOB: 1 BB: 1 P: 7	R: 0 E: 0 K: 2 S: 7	H: 0 LOB: 0 BB: 0 P: 7	R: 1 E: 0 K: 1 S: 7	H: 2 LOB: 1 BB: 0 P: 7		1B: 4 2B: 1 3B: 0 HR: 1	SF: 0 SAC: 1 DP: 0 HBP: 0	WP: 1 PB: 0 SB: 0 CS: 1
PITCHER Don Sutton, R (1, 1) ERA: 3.23 Phil Regan, R (7, 1) ERA: 1.6	IP: 6.0 WLS: L BF: 22 H: 4 R: 2 ER: 2 SO: 6 BB: 0 IBB: 1 HBP: 0 BLK: 0 WP: 1 HR: 1 S: 33 P: 37 ERA: 3.00 WHIP: 0.667															PITCHER				


Batter	1	2	3	4	5	6	7	8	9	AB	R	H	RBI	BB	SO	LOB	TOP					
Jim Barbieri, L OBP: 0.333, SLG: 0.340 (1, 7)	G3		L4-6 2B			F7		P5		4	0	1	0	0	0	2	Los Angeles Dodgers @ Pittsburgh Pirates Forbes Field, Pittsburgh, PA Thu Aug 04 1966, 7:05 PM EDT Att: 22,529 - Unknown AB 32 R 1 H 6 RBI 1 BB 0 SO 6 LOB 9 					
Maury Wills, S OBP: 0.330, SLG: 0.334 Ron Perranoski, L OBP: 0.250, SLG: 0.500 (1, 5) (8, 1)	1-3		L4-6 2-3			5-3		1-3		4	0	0	0	0	0	3						
Willie Davis, L OBP: 0.288, SLG: 0.363 (1, 8)	F7			K				4-3		4	0	0	0	0	1	0						
Dick Stuart, R OBP: 0.314, SLG: 0.407 (1, 3)		K		5-3				K		4	0	0	0	0	2	0						
John Roseboro, L OBP: 0.365, SLG: 0.468 (1, 2)		1B 2B		4-3						4	1	2	0	0	0	0						
Jim Lefebvre, S OBP: 0.331, SLG: 0.450 (1, 4) (8, 5)					F9			P3		3	0	1	1	0	0	1						
Ron Fairly, L OBP: 0.331, SLG: 0.324 (1, 9)						K				3	0	1	0	0	1	1						
John Kennedy, R OBP: 0.252, SLG: 0.293 (1, 6)						K		F9		3	0	0	0	0	2	2						
Claude Osteen, L OBP: 0.281, SLG: 0.352 Bob Miller, R OBP: 0.266, SLG: 0.167 Joe Moeller, R OBP: 0.254, SLG: 0.388 Wes Parkers, L OBP: 0.195, SLG: 0.176 Jim Brewer, L OBP: 0.195, SLG: 0.176 Wes Covington, R OBP: 0.230, SLG: 0.221 (1, 1) (2, 1) (4, 1) (6, PH) (8, 1) (8, PH) (8, 4)				6-3						0	0	0	0	0	0	0						
Inning Stats	R: 0 E: 0 K: 0 S: 3	H: 0 LOB: 0 BB: 0 P: 3	R: 1 E: 0 K: 2 S: 9	H: 2 LOB: 1 BB: 0 P: 9	R: 0 E: 0 K: 0 S: 3	H: 1 LOB: 0 BB: 0 P: 3	R: 0 E: 0 K: 1 S: 5	H: 0 LOB: 0 BB: 0 P: 5	R: 0 E: 0 K: 2 S: 7	H: 0 LOB: 0 BB: 0 P: 7	R: 0 E: 0 K: 0 S: 3	H: 0 LOB: 0 BB: 0 P: 3	R: 0 E: 0 K: 1 S: 6	H: 1 LOB: 1 BB: 0 P: 6	R: 0 E: 0 K: 0 S: 5	H: 2 LOB: 2 BB: 0 P: 5		R: 0 E: 0 K: 0 S: 3	H: 0 LOB: 0 BB: 0 P: 3	1B: 3 2B: 4 3B: 0 HR: 0	SF: 0 SAC: 0 DP: 1 HBP: 0	WP: 0 PB: 0 SB: 0 CS: 0
PITCHER Vern Law, R ERA: 4.41 (1, 1)	IP: 9.0 WLS: W BF: 32 H: 6 R: 1 ER: 1 SO: 6 BB: 0 IBB: 0 HBP: 0 BLK: 0 WP: 0 HR: 0 S: 44 P: 44 ERA: 1.00 WHIP: 0.667															PITCHER						

Batter	1	2	3	4	5	6	7	8	9	AB	R	H	RBI	BB	SO	LOB	BOTTOM			
Gene Alley, R OBP: 0.313, SLG: 0.408 (1, 6)	3B 1B	E9 2H 1B		SH2-3 1-2	K 3H		SF8			3	1	2	2	0	1	0	Los Angeles Dodgers @ Pittsburgh Pirates Forbes Field, Pittsburgh, PA Thu Aug 04 1966, 7:05 PM EDT Att: 22,529 - Unknown AB 36 R 8 H 16 RBI 7 BB 2 SO 3 LOB 25 			
Manny Mota, R OBP: 0.402, SLG: 0.532 (1, 8) (6, 7)	5-3 1H 3B			1B 2H 3B		1B 1B	K			4	3	3	2	1	1	0				
Roberto Clemente, R OBP: 0.370, SLG: 0.548 (1, 9)	5-3			P4		1B 1B		P4		5	0	1	1	0	1	3				
Donn Clendenon, R OBP: 0.360, SLG: 0.514 (1, 3)	FC1-6 1B	FC1-4-6 1-2		1B 3H		1B 1B		E 1B HBP		4	0	3	2	0	0	2				
Jose Pagan, R OBP: 0.296, SLG: 0.402 (1, 5)	FC1-6 1-2 1B			BB HBP		P5		E5 G5-4-3 1B		4	0	2	0	0	0	3				
Bill Mazerowski, R OBP: 0.298, SLG: 0.366 (1, 4)	1-2 1B			P5		P3		F8		5	0	1	0	0	0	7				
Bob Bailey, R OBP: 0.340, SLG: 0.411 Matty Alou, L OBP: 0.367, SLG: 0.434 (1, 7) (6, 8)	4-3			G4-6-3 1-2 BB		4-3 WP 2B		F8		2	1	1	0	1	0	2				
Jim Pagliaroni, R OBP: 0.341, SLG: 0.404 (1, 2)				G4-6-3 E 1B		P3		4-3 SF8 2B		4	2	2	0	0	0	3				
Vern Law, R OBP: 0.326, SLG: 0.405 (1, 1)	4-3			WP SH2-3 3B 1B		4-3		4-3		4	1	1	0	0	0	3				
Inning Stats	R: 2 E: 0 K: 0 S: 7	H: 4 LOB: 2 BB: 0 P: 7	R: 1 E: 1 K: 1 S: 7	H: 2 LOB: 1 BB: 1 P: 11	R: 0 E: 0 K: 0 S: 2	H: 0 LOB: 1 BB: 1 P: 7	R: 2 E: 0 K: 0 S: 7	H: 4 LOB: 2 BB: 0 P: 7	R: 1 E: 0 K: 1 S: 6	H: 1 LOB: 0 BB: 0 P: 6	R: 1 E: 0 K: 0 S: 6	H: 3 LOB: 2 BB: 0 P: 6	R: 1 E: 0 K: 1 S: 6	H: 1 LOB: 0 BB: 0 P: 6	R: 0 E: 1 K: 0 S: 3	H: 1 LOB: 1 BB: 0 P: 4		1B: 12 2B: 2 3B: 2 HR: 0	SF: 1 SAC: 1 DP: 2 HBP: 2	WP: 2 PB: 0 SB: 0 CS: 0
PITCHER Claude Osteen, L ERA: 2.5 Bob Miller, R ERA: 3.94 Joe Moeller, R ERA: 2.15 Jim Brewer, L ERA: 4.91 Ron Perranoski, L ERA: 1.9 (1, 1) (2, 1) (4, 1) (6, 1) (8, 1)	IP: 1.1 WLS: L BF: 10 H: 4 R: 3 ER: 2 SO: 3 BB: 2 IBB: 0 HBP: 1 BLK: 0 WP: 1 HR: 0 S: 10 P: 10 ERA: 20.25 WHIP: 4.500															PITCHER				

Batter	1	2	3	4	5	6	7	8	9	AB	R	H	RBI	BB	SO	LOB	TOP				
Tommy Harper, R OBP: 0.371, SLG: 0.402 (1, 9)										3	1	1	0	1	0	1					
Pete Rose, S OBP: 0.314, SLG: 0.404 (1, 4)										4	1	1	1	0	0	1					
Vada Pinson, L OBP: 0.336, SLG: 0.438 (1, 8)										4	0	1	0	0	1	1					
Gordy Coleman, L OBP: 0.308, SLG: 0.351 Dick Simpson, R OBP: 0.308, SLG: 0.422 (1, 3)										3	1	1	1	0	0	1					
Tommy Helms, R OBP: 0.342, SLG: 0.425 (1, 5)										4	1	3	0	0	0	0					
Deron Johnson, R OBP: 0.283, SLG: 0.391 (1, 7)										3	0	1	0	0	0	1					
Johnny Edwards, L OBP: 0.296, SLG: 0.315 (1, 2)										4	0	1	1	0	1	2					
Leo Cardenas, R OBP: 0.313, SLG: 0.413 (1, 6)										3	0	0	0	1	0	2					
Mitt Pappas, R OBP: 0.127, SLG: 0.208 Billy McCool, R OBP: 0.235, SLG: 0.188 (1, 1)										3	0	0	0	0	1	0					
Inning Stats	R: 0 E: 0 K: 0 S: 3	H: 1 LOB: 0 BB: 0 P: 3	R: 0 E: 0 K: 0 S: 3	H: 0 LOB: 0 BB: 0 P: 3	R: 0 E: 0 K: 0 S: 3	H: 0 LOB: 0 BB: 0 P: 3	R: 3 E: 0 K: 0 S: 7	H: 5 LOB: 2 BB: 1 P: 11	R: 0 E: 0 K: 1 S: 5	H: 0 LOB: 0 BB: 0 P: 5	R: 1 E: 0 K: 1 S: 7	H: 2 LOB: 1 BB: 0 P: 7	R: 0 E: 1 K: 0 S: 3	H: 0 LOB: 0 BB: 0 P: 3	R: 0 E: 0 K: 1 S: 5	H: 1 LOB: 2 BB: 1 P: 10	1B: 7 2B: 1 3B: 0 HR: 1	SF: 0 SAC: 1 DP: 3 HBP: 0	WP: 0 PB: 0 SB: 0 CS: 0	PA: 36	
PITCHER	IP	WLS	BF	H	R	ER	SO	BB	IBB	HBP	BLK	WP	HR	S	P	ERA	WHIP				
Steve Blass, R ERA: 3.69 (1, 1)	1.1		4	1	0	0	0	0	0	0	0	0	0	4	4	0.00	0.750				
Billy O'Dell, L ERA: 3.03 (2, 1)	2.1		12	5	3	3	0	1	0	0	0	0	0	11	15	11.57	2.571				
Pete Mikkelsen, R ERA: 3.12 (4, 1)	4.1	L	15	2	1	1	3	0	0	0	0	0	1	21	21	2.08	0.462				
Roy Face, R ERA: 2.7 (9, 1)	1.0		5	1	0	0	1	0	1	0	0	0	0	6	10	0.00	1.000				

Cincinnati Reds @ Pittsburgh Pirates
Forbes Field, Pittsburgh, PA
Fri Aug 05 1966, 7:05 PM EDT
Att: 20,064 - Unknown


AB	33
R	4
H	9
RBI	3
BB	2
SO	4
LOB	11



Batter	1	2	3	4	5	6	7	8	9	AB	R	H	RBI	BB	SO	LOB	BOTTOM					
Matty Alou, L OBP: 0.372, SLG: 0.441 Roy Face, R (1, 8)										3	0	3	0	0	0	0						
Gene Alley, R OBP: 0.309, SLG: 0.404 (1, 6)										4	0	0	0	0	0	3						
Roberto Clemente, R OBP: 0.367, SLG: 0.543 (1, 9)										4	0	0	0	0	2	3						
Willie Stargell, L OBP: 0.387, SLG: 0.595 Bob Bailey, R OBP: 0.339, SLG: 0.410 (1, 7)										3	0	0	0	0	1	1						
Jose Pagan, R OBP: 0.302, SLG: 0.405 Gene Michael, S OBP: 0.167, SLG: 0.222 (1, 5)										3	1	2	0	1	0	0						
Donn Clendenen, R OBP: 0.380, SLG: 0.515 (1, 3)										3	1	1	1	0	1	1						
Bill Mazerowski, R OBP: 0.296, SLG: 0.364 (1, 4)										2	0	0	1	0	1	1						
Jim Pagliaroni, R OBP: 0.341, SLG: 0.413 (1, 2)										3	1	1	1	0	0	1						
Steve Blass, R OBP: 0.196, SLG: 0.217 Billy O'Dell, L OBP: 0.143, SLG: 0.143 Pete Mikkelsen, R OBP: 0.295, SLG: 0.182 Jerry Lynch, S OBP: 0.295, SLG: 0.292 Manny Mota, R OBP: 0.426, SLG: 0.532 (1, 1)										0	0	0	0	0	0	0						
Inning Stats	R: 0 E: 0 K: 1 S: 5	H: 1 LOB: 0 BB: 0 P: 5	R: 2 E: 0 K: 0 S: 5	H: 2 LOB: 0 BB: 0 P: 5	R: 0 E: 0 K: 1 S: 5	H: 1 LOB: 0 BB: 0 P: 5	R: 0 E: 0 K: 1 S: 5	H: 0 LOB: 0 BB: 0 P: 5	R: 1 E: 0 K: 3 S: 10	H: 1 LOB: 0 BB: 0 P: 10	R: 0 E: 0 K: 1 S: 6	H: 1 LOB: 1 BB: 0 P: 6	R: 0 E: 0 K: 0 S: 3	H: 0 LOB: 1 BB: 1 P: 7	R: 0 E: 0 K: 0 S: 3	H: 0 LOB: 1 BB: 1 P: 7	R: 0 E: 0 K: 1 S: 5	H: 1 LOB: 1 BB: 0 P: 5	1B: 4 2B: 2 3B: 0 HR: 1	SF: 1 SAC: 2 DP: 1 HBP: 0	WP: 0 PB: 0 SB: 0 CS: 1	PA: 34
PITCHER	IP	WLS	BF	H	R	ER	SO	BB	IBB	HBP	BLK	WP	HR	S	P	ERA	WHIP					
Mitt Pappas, R ERA: 4.27 (1, 1)	7.0	W	26	6	3	3	7	1	0	0	0	0	0	39	43	3.86	1.000					
Billy McCool, L ERA: 1.93 (8, 1)	2.0	S	7	1	0	0	1	1	0	0	0	0	0	8	12	0.00	1.000					

Cincinnati Reds @ Pittsburgh Pirates
Forbes Field, Pittsburgh, PA
Fri Aug 05 1966, 7:05 PM EDT
Att: 20,064 - Unknown

AB	28
R	3
H	7
RBI	3
BB	2
SO	8
LOB	10



Batter	1	2	3	4	5	6	7	8	9	AB	R	H	RBI	BB	SO	LOB	TOP												
Tommy Harper, R OBP: 0.375, SLG: 0.404	SH5-4 BB 1B		BB	6-3		BB 2B 1B		SH1-3 1B		4	1	3	0	1	0	1	Cincinnati Reds @ Pittsburgh Pirates Forbes Field, Pittsburgh, PA Sun Aug 07 1966, 3:33 AM EDT Att: 18,470 - Unknown												
Pete Rose, S OBP: 0.317, SLG: 0.413	SH5-4 BB		F8		HR	K		SH1-3		3	1	1	1	1	1	3													
Tommy Helms, R OBP: 0.340, SLG: 0.420	SH5-4 1-2 2-3		F4		2B 1B	2B BB		F9		3	2	1	0	1	0	2													
Deron Johnson, R OBP: 0.292, SLG: 0.406	G4-6-3 IBB			2B 1B	1B	2B		K		4	2	3	4	1	1	1													
Tony Perez, R OBP: 0.291, SLG: 0.377	G4-6-3			1B	F4	F3		SH1-3 1B		2	1	1	1	0	0	3													
Gordy Coleman, L OBP: 0.305, SLG: 0.347				1B						1	0	0	0	0	0	1													
Giraldo Ruiz, S OBP: 0.259, SLG: 0.234	1-2			1-H 4-3 2B						2	0	1	0	0	0	1													
Dick Simpson, R OBP: 0.357, SLG: 0.458				4-3 1B		L3 1B		SH1-3 1-2		3	1	3	1	1	0	0													
Leo Cardenas, R OBP: 0.312, SLG: 0.408	G4-6-3 1-2			4-3 1B		L3 1B		5-3		5	0	0	1	0	0	5													
Jimmie Coker, R OBP: 0.271, SLG: 0.426	6-3			2-3 1B				F7		5	0	2	1	0	0	1													
Billy McCool, R OBP: 0.235, SLG: 0.188				6-3		4-3 1B		F9		0	0	0	0	0	0	0													
Joe Nuxhall, L OBP: 0.136, SLG: 0.182				2-H 1B				2-H 1B		2	0	1	0	0	1	0													
Don Nottebart, R OBP: 0.150, SLG: 0.105				K				K		2	1	1	0	0	1	1													
Johnny Edwards, L OBP: 0.291, SLG: 0.309				1B		BB 2B 1B		K		0	0	0	0	0	0	0													
Inning Stats	R: 0 E: 0 K: 0 S: 3	H: 1 LOB: 2 BB: 2 P: 11	R: 0 E: 0 K: 0 S: 3	H: 1 LOB: 0 BB: 0 P: 3	R: 0 E: 0 K: 1 S: 5	H: 0 LOB: 1 BB: 1 P: 9	R: 3 E: 0 K: 0 S: 7	H: 5 LOB: 1 BB: 0 P: 7	R: 3 E: 0 K: 1 S: 6	H: 4 LOB: 0 BB: 0 P: 6	R: 3 E: 0 K: 1 S: 8	H: 3 LOB: 1 BB: 1 P: 12	R: 0 E: 0 K: 1 S: 5	H: 0 LOB: 1 BB: 1 P: 9	R: 0 E: 0 K: 0 S: 4	H: 2 LOB: 2 BB: 0 P: 4	1B: 13 2B: 4 3B: 0 HR: 1	SF: 0 SAC: 3 DP: 3 HBP: 0	WP: 0 PB: 0 SB: 0 CS: 0	PA: 44									
PITCHER	IP WLS BF H R ER SO BB IBB HBP BLK WP HR S P ERA WHIP	4.0 L 22 10 6 6 1 2 1 0 0 0 1 21 33 13.50 3.000	1.0 3 1 0 0 0 0 0 0 0 0 0 0 3 3 0.00 1.000	0.2 6 3 3 3 0 1 1 0 0 0 0 0 7 11 40.50 6.000	1.1 5 0 0 0 0 1 1 0 0 0 0 0 6 10 0.00 0.750	2.0 8 3 0 0 0 1 0 0 0 0 0 0 10 10 0.00 1.500	PITCHER										IP WLS BF H R ER SO BB IBB HBP BLK WP HR S P ERA WHIP												
Bob Veale, L ERA: 2.89											4.0	L	22	10	6	6	1	2	1	0	0	0	0	0	1	21	33	13.50	3.000
Al McBean, R ERA: 3.08											1.0	3	1	0	0	0	0	0	0	0	0	0	0	0	0	3	3	0.00	1.000
Don Cardwell, R ERA: 4.54											0.2	6	3	3	3	0	1	1	0	0	0	0	0	0	7	11	40.50	6.000	
Billy O'Dell, L ERA: 2.97											1.1	5	0	0	0	0	1	1	0	0	0	0	0	0	6	10	0.00	0.750	
Roy Face, R ERA: 2.59											2.0	8	3	0	0	0	1	0	0	0	0	0	0	0	10	10	0.00	1.500	


AB	36
R	9
H	17
RBI	9
BB	5
SO	4
LOB	19




Batter	1	2	3	4	5	6	7	8	9	AB	R	H	RBI	BB	SO	LOB	BOTTOM												
Gene Alley, R OBP: 0.314, SLG: 0.413	CS 1B		K		4-3 1B 2B		1B HR BB		FC6-4 1B	4	2	3	1	1	1	0	Cincinnati Reds @ Pittsburgh Pirates Forbes Field, Pittsburgh, PA Sun Aug 07 1966, 3:33 AM EDT Att: 18,470 - Unknown												
Manny Mota, R OBP: 0.408, SLG: 0.535	K			1B FC6-4 1B	4-3		HR 1B		FC6-4	5	2	2	0	0	1	4													
Roberto Clemente, R OBP: 0.370, SLG: 0.555	HR			FC6-4 1B	FC4-6 1B		HR		F8	5	2	4	5	0	0	2													
Donn Clendenon, R OBP: 0.365, SLG: 0.522	K			FC6-4 1B	FC4-6		K			4	0	0	1	0	2	2													
Roy Face, R	K			WP FC6-4 1B	FC4-6		K			0	0	0	0	0	0	0													
Jose Pagan, R OBP: 0.303, SLG: 0.401			F3	WP 1B		6-3		6-3		4	0	1	0	0	0	0													
Bill Mazeroski, R OBP: 0.294, SLG: 0.367			F5	G4-6-3 IBB		1-3		F7		3	0	0	0	1	0	0													
Bob Bailey, R OBP: 0.247, SLG: 0.408			5-3	G4-6-3		5-3		3-1		2	0	0	0	0	0	3													
Jesse Conder, L OBP: 0.217, SLG: 0.329			5-3	1-2		5-3				2	0	0	0	0	0	0													
Jerry May, R OBP: 0.289, SLG: 0.314			6-3			6-3		FC6-4 1B		1	0	0	0	0	0	0													
Matty Alou, L OBP: 0.371, SLG: 0.440			6-3		2B 2B			1B		1	0	1	0	0	0	0													
Andre Rodgers, R OBP: 0.359, SLG: 0.258			K		F7		F9		K	1	0	0	0	0	0	0													
Inning Stats	R: 1 E: 0 K: 2 S: 8	H: 2 LOB: 0 BB: 0 P: 8	R: 0 E: 0 K: 0 S: 3	H: 0 LOB: 0 BB: 0 P: 3	R: 0 E: 0 K: 2 S: 7	H: 0 LOB: 0 BB: 0 P: 7	R: 1 E: 0 K: 0 S: 5	H: 3 LOB: 2 BB: 1 P: 9	R: 2 E: 0 K: 0 S: 6	H: 3 LOB: 1 BB: 0 P: 6	R: 0 E: 0 K: 0 S: 3	H: 0 LOB: 0 BB: 0 P: 3	R: 3 E: 0 K: 1 S: 7	H: 2 LOB: 0 BB: 1 P: 11	R: 0 E: 0 K: 0 S: 3	H: 0 LOB: 0 BB: 0 P: 3	R: 0 E: 0 K: 1 S: 7	H: 2 LOB: 2 BB: 0 P: 7	1B: 8 2B: 3 3B: 0 HR: 2	SF: 0 SAC: 0 DP: 2 HBP: 0	WP: 1 PB: 0 SB: 0 CS: 1	PA: 39							
PITCHER	IP WLS BF H R ER SO BB IBB HBP BLK WP HR S P ERA WHIP	4.1 W 15 7 4 4 1 1 0 0 0 0 1 16 20 7.36 1.091	3.2 W 15 3 3 3 1 1 0 0 0 0 0 1 16 20 7.36 1.091	1.0 S 5 2 0 0 1 0 0 0 0 0 0 7 7 0.00 2.000	PITCHER										IP WLS BF H R ER SO BB IBB HBP BLK WP HR S P ERA WHIP														
Joe Nuxhall, L ERA: 4.5											4.1	W	15	7	4	4	1	1	0	0	0	0	0	1	16	20	7.36	1.091	
Don Nottebart, R ERA: 2.14											3.2	W	15	3	3	3	1	1	0	0	0	0	0	0	1	16	20	7.36	1.091
Billy McCool, L ERA: 1.9											1.0	S	5	2	0	0	1	0	0	0	0	0	0	0	7	7	0.00	2.000	

AB	37
R	7
H	12
RBI	7
BB	2
SO	6
LOB	13




Batter	1	2	3	4	5	6	7	8	9	AB	R	H	RBI	BB	SO	LOB	TOP										
Ron Hunt, R OBP: 0.355, SLG: 0.356 (1, 4)	1-4-3		6-3		6-3		G4-3			4	0	0	0	0	0	5	New York Mets @ Pittsburgh Pirates Forbes Field, Pittsburgh, PA Tue Aug 09 1966, 7:05 PM EDT Att: 12,847 - Unknown livebaseballscores.com AB 31 R 1 H 8 RBI 1 BB 3 SO 2 LOB 15 										
Eddie Bressoud, R OBP: 0.319, SLG: 0.388 (1, 6)	G5-4-3 1B			K		L9		G5-4-3 BB		3	0	1	0	1	1	0											
Ken Boyer, R OBP: 0.306, SLG: 0.423 (1, 5)	G5-4-3			K		6-3		F7		4	0	0	0	0	1	2											
Cleon Jones, R OBP: 0.317, SLG: 0.376 (1, 8)		L9						G5-4-3		4	0	2	0	0	0	1											
Ron Swoboda, R OBP: 0.284, SLG: 0.351 (1, 7)	L9			6-3		6-3			6-3	4	0	0	0	0	2												
Jim Hickman, R OBP: 0.290, SLG: 0.362 (9, PH) Larry Elliot, L OBP: 0.336, SLG: 0.426 (9, PH)	F8					2B		1-3	3-1	3	0	1	0	0	0	0											
Jerry Grote, R OBP: 0.335, SLG: 0.322 (9, PH) Chuck Hiller, L OBP: 0.364, SLG: 0.393 (9, PH)			G5-4-3 1B		L4			1B BB	F8	2	1	1	0	1	0	1											
Ed Kranepool, L OBP: 0.325, SLG: 0.409 (1, 3)			4-0 1-2 BB					1B		2	0	2	0	1	0	0											
Dennis Ribant, R OBP: 0.195, SLG: 0.220 (7, PH) Billy Murphy, R OBP: 0.277, SLG: 0.355 (7, PH) Jack Hamilton, R OBP: 0.143, SLG: 0.118 (7, 1)	G5-4-3				5-3			G4-3 1B		2	0	0	0	0	0	4											
										1	0	1	1	0	0	0											
										0	0	0	0	0	0	0											
Inning Stats	R: 0 E: 0 K: 0 S: 3	H: 1 LOB: 0 BB: 0 P: 3	R: 0 E: 0 K: 0 S: 3	H: 0 LOB: 0 BB: 0 P: 3	R: 0 E: 0 K: 2 S: 3	H: 1 LOB: 1 BB: 1 P: 7	R: 0 E: 0 K: 2 S: 8	H: 1 LOB: 1 BB: 0 P: 8	R: 0 E: 0 K: 0 S: 4	H: 2 LOB: 2 BB: 0 P: 5	R: 1 E: 0 K: 0 S: 4	H: 2 LOB: 1 BB: 1 P: 8	R: 0 E: 0 K: 0 S: 2	H: 0 LOB: 0 BB: 1 P: 6	R: 0 E: 0 K: 0 S: 3	H: 0 LOB: 0 BB: 0 P: 3	1B: 6 2B: 2 3B: 0 HR: 0	SF: 0 SAC: 0 DP: 4 HBP: 0	WP: 0 PB: 0 SB: 0 CS: 0	PA: 34							
PITCHER	IP	WLS	BF	H	R	ER	SO	BB	IBB	HBP	BLK	WP	HR	S	P	ERA	WHIP										
Woodie Fryman, L ERA: 2.85 (1, 1)	6.1	W	27	8	1	1	2	2	0	0	0	0	0	29	37	1.42	1.579										
Pete Mikkelsen, R ERA: 3.02 (7, 1)	2.2	S	7	0	0	0	0	1	0	0	0	0	0	6	10	0.00	0.375										

Batter	1	2	3	4	5	6	7	8	9	AB	R	H	RBI	BB	SO	LOB	BOTTOM										
Matty Alou, L OBP: 0.367, SLG: 0.435 (1, 8)	L7		F5	L4			1-3			4	0	0	0	0	0	3	New York Mets @ Pittsburgh Pirates Forbes Field, Pittsburgh, PA Tue Aug 09 1966, 7:05 PM EDT Att: 12,847 - Unknown livebaseballscores.com AB 29 R 2 H 5 RBI 2 BB 4 SO 5 LOB 12 										
Gene Alley, R OBP: 0.311, SLG: 0.408 (1, 6)	P4		K			1-3				4	0	0	0	0	2	1											
Roberto Clemente, R OBP: 0.369, SLG: 0.552 (1, 9)			6-3			6-3		K		4	0	1	0	0	1	1											
Willie Stargell, L OBP: 0.388, SLG: 0.590 (1, 7)	4-0 1-2 BB			4-3		L8		FC4-6 BB		2	0	0	0	2	0	0											
Jose Pagan, R OBP: 0.302, SLG: 0.399 (1, 5)	F7			2B		1B		F8		4	1	1	0	0	0	3											
Donn Clendenen, R OBP: 0.366, SLG: 0.527 (1, 3)		F9		1B		2B		WP		4	1	2	1	0	0	1											
Jim Pagliaroni, R OBP: 0.339, SLG: 0.410 (1, 2)		6-3		5-3				K		3	0	0	0	0	1	2											
Bill Mazerowski, R OBP: 0.294, SLG: 0.365 (1, 4)		6-3				1B		F8		2	0	0	0	1	0	1											
Woodie Fryman, R OBP: 0.217, SLG: 0.200 (1, 1) Pete Mikkelsen, R OBP: 0.231, SLG: 0.167 (7, 1)								K		1	0	1	1	1	0	0											
										1	0	0	0	0	1	0											
Inning Stats	R: 0 E: 0 K: 0 S: 4	H: 1 LOB: 2 BB: 1 P: 8	R: 0 E: 0 K: 0 S: 3	H: 0 LOB: 0 BB: 0 P: 3	R: 0 E: 0 K: 1 S: 5	H: 3 LOB: 1 BB: 1 P: 9	R: 2 E: 0 K: 0 S: 6	H: 3 LOB: 2 BB: 1 P: 10	R: 0 E: 0 K: 1 S: 3	H: 0 LOB: 0 BB: 0 P: 3	R: 0 E: 0 K: 1 S: 6	H: 1 LOB: 1 BB: 0 P: 6	R: 0 E: 0 K: 2 S: 7	H: 0 LOB: 0 BB: 0 P: 7	R: 0 E: 0 K: 1 S: 5	H: 0 LOB: 1 BB: 1 P: 9	1B: 3 2B: 2 3B: 0 HR: 0	SF: 0 SAC: 0 DP: 0 HBP: 0	WP: 1 PB: 0 SB: 0 CS: 0	PA: 33							
PITCHER	IP	WLS	BF	H	R	ER	SO	BB	IBB	HBP	BLK	WP	HR	S	P	ERA	WHIP										
Dennis Ribant, R ERA: 2.79 (1, 1)	6.0	L	26	5	2	2	2	2	0	0	0	0	0	27	39	3.00	1.167										
Jack Hamilton, R ERA: 3.63 (7, 1)	2.0		7	0	0	0	3	1	0	0	0	0	0	12	16	0.00	0.500										

Batter	1	2	3	4	5	6	7	8	9	AB	R	H	RBI	BB	SO	LOB	TOP				
Al Luplow, L OBP: 0.331, SLG: 0.338 (1, 8)	6-3		1-2 1B			G1-2-3 1B 1-2 BLK 1B	1B 1B		G6-4-3 1B	5	2	4	0	0	0	0					
Ron Hunt, R OBP: 0.355, SLG: 0.356 (1, 4) (6, 5)	F8		FC5			BLK G1-2-3 1B 1-2 2-3	1B 1B		G6-4-3 1-2	5	1	2	0	0	0	3					
Ed Kranepool, L OBP: 0.324, SLG: 0.407 (1, 3)	P5					G1-2-3 1-2 2-3 3-H				4	0	1	1	0	1	3					
Larry Elliot, L OBP: 0.336, SLG: 0.419 Jim Hickman, R OBP: 0.296, SLG: 0.356 (7, PH) (7, 9)	3-1					1B 2B BB			F8	2	1	0	0	1	0	0					
Ken Boyer, R OBP: 0.306, SLG: 0.422 John Stephenson, L OBP: 0.250, SLG: 0.250 Hawk Taylor, R OBP: 0.195, SLG: 0.284 (8, PH) (8, 2)	F9					2B 1-2 3-H 1B			P3	3	0	1	1	0	0	0					
Ron Swoboda, R OBP: 0.287, SLG: 0.357 (1, 7)	K					1-3 2-H 2B			2B 1B	4	0	2	1	0	2	0					
Eddie Bressoud, R OBP: 0.318, SLG: 0.390 (1, 6)			K			K			1B 2B	4	0	1	0	0	3	2					
Jerry Grote, R OBP: 0.332, SLG: 0.319 Chuck Hillier, L OBP: 0.350, SLG: 0.388 (6, 4)	6-3					K			F8 4-3	2	0	0	0	0	1	0					
Bob Shaw, R OBP: 0.275, SLG: 0.237 Bill Hepler, L OBP: 0.273, SLG: 0.273 Billy Murphy, R OBP: 0.275, SLG: 0.351 (9, PH)	FC5 1B					G1-2-3 1B 1B			F8 L7	1	0	1	0	0	0	0					
Inning Stats	R: 0 E: 0 K: 0 S: 3	H: 0 LOB: 0 BB: 0 P: 3	R: 0 E: 0 K: 1 S: 5	H: 0 LOB: 0 BB: 0 P: 5	R: 0 E: 0 K: 1 S: 7	H: 2 LOB: 2 BB: 0 P: 7	R: 0 E: 0 K: 1 S: 5	H: 0 LOB: 0 BB: 0 P: 5	R: 0 E: 0 K: 3 S: 9	H: 0 LOB: 0 BB: 0 P: 9	R: 3 E: 0 K: 1 S: 9	H: 5 LOB: 2 BB: 1 P: 13	R: 1 E: 0 K: 0 S: 6	H: 3 LOB: 2 BB: 0 P: 6	R: 0 E: 0 K: 0 S: 4	H: 2 LOB: 1 BB: 0 P: 4	R: 0 E: 0 K: 0 S: 3	H: 1 LOB: 0 BB: 0 P: 3	1B: 11 2B: 2 3B: 0 HR: 0	SF: 0 SAC: 0 DP: 2 HBP: 0	WP: 0 PA: 38 PB: 0 SB: 0 CS: 0
PITCHER	IP WLS BF H R ER SO BB IBB HBP BLK WP HR S P ERA WHIP	IP WLS BF H R ER SO BB IBB HBP BLK WP HR S P ERA WHIP																			
Vern Law, R ERA: 4.47 Billy O'Dell, L ERA: 2.88 (1, 1) (7, 1)	6.2 W 30 10 4 4 7 1 0 0 0 0 0 0 43 47 5.40 1.650	2.1 S 8 3 0 0 0 0 0 0 0 0 0 0 8 8 0.00 1.286																			

New York Mets @ Pittsburgh Pirates
 Forbes Field, Pittsburgh, PA
 Wed Aug 10 1966, 7:05 PM EDT
 Att: 15,008 - Unknown


AB	37
R	4
H	13
RBI	3
BB	1
SO	7
LOB	11




Batter	1	2	3	4	5	6	7	8	9	AB	R	H	RBI	BB	SO	LOB	BOTTOM		
Matty Alou, L OBP: 0.369, SLG: 0.434 Manny Mota, R OBP: 0.407, SLG: 0.533 (7, PH) (8, 8)	K		L9	WP 1B		FC5-4 BB	4-3			3	1	1	1	1	1	1			
Gene Alley, R OBP: 0.314, SLG: 0.409 Gene Michael, S OBP: 0.143, SLG: 0.190 (4, FR) (5, 6)	5-3		1B	1B		FC5-4 G3 1B 1-2			K	2	1	1	1	0	0	0			
Roberto Clemente, R OBP: 0.371, SLG: 0.553 (1, 9)	6-3		2-H 1B	HR 1B		G3 1B 1-2			F9	5	1	3	2	0	0	0			
Willie Stargell, L OBP: 0.390, SLG: 0.601 (1, 7)	F9 4-3 2B		2-H HR 1B	K		G3 1-2 2-3			2B BB	4	3	2	2	1	1	4			
Jose Pagan, R OBP: 0.307, SLG: 0.405 (1, 5)	F9 2-3		1B	HR 1B		6-3			1B 2B	5	1	3	1	0	0	3			
Donn Clendenen, R OBP: 0.364, SLG: 0.523 (1, 3)	4-3		K						1B	5	0	1	1	0	2	2			
Jim Pagliaroni, R OBP: 0.337, SLG: 0.416 (1, 2)	K			F8					F8 P4	5	1	1	2	0	1	2			
Bill Mazerowski, R OBP: 0.296, SLG: 0.366 (1, 4)			SH3-4 1B	P6					E 1B	4	1	2	0	0	0	0			
Vern Law, R OBP: 0.333, SLG: 0.432 Billy O'Dell, S OBP: 0.133, SLG: 0.133 (7, 1)	SH3-4		1-2 1B	K					E1	2	1	1	0	0	1	0			
Inning Stats	R: 0 E: 0 K: 1 S: 5	H: 0 LOB: 0 BB: 0 P: 5	R: 1 E: 0 K: 1 S: 6	H: 1 LOB: 0 BB: 0 P: 6	R: 4 E: 0 K: 1 S: 10	H: 5 LOB: 1 BB: 0 P: 10	R: 2 E: 0 K: 1 S: 8	H: 3 LOB: 2 BB: 0 P: 9	R: 2 E: 0 K: 2 S: 9	H: 2 LOB: 0 BB: 0 P: 9	R: 0 E: 0 K: 0 S: 4	H: 1 LOB: 2 BB: 1 P: 8	R: 0 E: 1 K: 0 S: 5	H: 1 LOB: 2 BB: 0 P: 5	R: 1 E: 0 K: 1 S: 7	H: 2 LOB: 2 BB: 1 P: 11	1B: 10 2B: 3 3B: 0 HR: 2	SF: 0 SAC: 1 DP: 0 HBP: 1	WP: 1 PA: 43 PB: 0 SB: 0 CS: 0
PITCHER	IP WLS BF H R ER SO BB IBB HBP BLK WP HR S P ERA WHIP	IP WLS BF H R ER SO BB IBB HBP BLK WP HR S P ERA WHIP																	
Bob Shaw, R ERA: 4.84 Bill Hepler, L ERA: 3.54 (1, 1) (4, 1)	3.2 L 23 7 3 3 4 2 0 0 0 0 1 29 37 6.23 2.077																		

New York Mets @ Pittsburgh Pirates
 Forbes Field, Pittsburgh, PA
 Wed Aug 10 1966, 7:05 PM EDT
 Att: 15,008 - Unknown

AB	39
R	10
H	15
RBI	10
BB	2
SO	7
LOB	16



Batter	1	2	3	4	5	6	7	8	9	AB	R	H	RBI	BB	SO	LOB	TOP																	
Matty Alou, L OBP: 0.377, SLG: 0.436 Manny Mota, R OBP: 0.405, SLG: 0.528	(1, 8) X 0-0 F8		(1, 8) X 0-0 4-3			(1, 8) X 0-0				1	0	0	0	0	0	0	Pittsburgh Pirates @ Cincinnati Reds Crosley Field, Cincinnati, OH Sat Aug 13 1966, 3:33 AM EDT Att: 9,003 - Unknown																	
Bob Bailey, R OBP: 0.349, SLG: 0.444	(1, 5) X 0-0 6-3		(1, 5) X 0-3 K							2	0	0	0	0	1	0																		
Roberto Clemente, R OBP: 0.373, SLG: 0.555	(1, 9) X 0-3 K		(1, 9) X 0-0 3-1							2	0	0	0	0	1	0																		
Willie Stargell, L OBP: 0.389, SLG: 0.610	(1, 7) X 0-3 K		(1, 7) X 0-0 6-3							2	0	0	0	0	1	0																		
Jose Pagan, R OBP: 0.304, SLG: 0.398	(1, 6) X 0-0 1B		(1, 6) X 0-0 F5							2	0	1	0	0	0	0																		
Donn Clendenen, R OBP: 0.384, SLG: 0.516	(1, 3) X 0-0 1B		(1, 3) X 0-3 K							2	0	1	0	0	1	0																		
Bill Mazerowski, R OBP: 0.299, SLG: 0.364	(1, 4) X 0-0 F2		(1, 4) X 0-0 F3							2	0	0	0	0	0	2																		
Jesse Gonder, L OBP: 0.225, SLG: 0.357	(1, 2) X 4-0 IBB		(1, 2) X 0-3 K							1	0	0	0	1	1	0																		
Woodie Fryman, R OBP: 0.208, SLG: 0.191 Don Cardwell, R OBP: 0.111, SLG: 0.040	(1, 1) X 0-3 K		(1, 1) X 0-3 K							2	0	0	0	0	2	3																		
										0	0	0	0	0	0	0	AB 18 R 0 H 2 RBI 0 BB 1 SO 7 LOB 5 																	
Inning Stats	R: 0 E: 0 K: 1 S: 5	H: 0 LOB: 0 BB: 0 P: 5	R: 0 E: 0 K: 2 S: 9	H: 2 LOB: 3 BB: 1 P: 13	R: 0 E: 0 K: 1 S: 5	H: 0 LOB: 0 BB: 0 P: 5	R: 0 E: 0 K: 1 S: 5	H: 0 LOB: 0 BB: 0 P: 5	R: 0 E: 0 K: 0 S: 7	H: 0 LOB: 0 BB: 0 P: 7	R: 0 E: 0 K: 0 S: 0	H: 0 LOB: 0 BB: 0 P: 0					1B: 2 2B: 0 3B: 0 HR: 0	SF: 0 SAC: 0 DP: 0 HBP: 0	WP: 0 PA: 19 PB: 0 SB: 0 CS: 0															
PITCHER Jim Maloney, R ERA: 2.63	(1, 1)	IP: 5.0 WLS: W BF: 19 H: 2 R: 0 ER: 0 SO: 7 BB: 0 IBB: 1 HBP: 0 BLK: 0 WP: 0 HR: 0 S: 31 P: 35 ERA: 0.00 WHIP: 0.400															PITCHER	IP	WLS	BF	H	R	ER	SO	BB	IBB	HBP	BLK	WP	HR	S	P	ERA	WHIP

Batter	1	2	3	4	5	6	7	8	9	AB	R	H	RBI	BB	SO	LOB	BOTTOM																	
Tommy Harper, R OBP: 0.372, SLG: 0.393	(1, 9) X 0-0 6-3		(1, 9) X 0-0 FC5-6 1B		(1, 9) X 0-0 6-3					3	1	1	0	1	0	0	Pittsburgh Pirates @ Cincinnati Reds Crosley Field, Cincinnati, OH Sat Aug 13 1966, 3:33 AM EDT Att: 9,003 - Unknown																	
Vada Pinson, L OBP: 0.335, SLG: 0.439	(1, 8) X 0-0 FC6-4 1B		(1, 8) X 0-0 FC5-6 1B		(1, 8) X 0-0 4-3					4	2	3	2	0	0	0																		
Pete Rose, S OBP: 0.324, SLG: 0.422	(1, 4) X 0-0 FC6-4 1-2		(1, 4) X 0-0 FC5-6 1B		(1, 4) X 0-0 F4					4	2	1	2	0	0	3																		
Deron Johnson, R OBP: 0.303, SLG: 0.425	(1, 7) X 0-0 F9		(1, 7) X 0-0 FC1-5 1B		(1, 7) X 0-0 2B					4	1	3	2	0	0	1																		
Tony Perez, R OBP: 0.302, SLG: 0.401 Dick Simpson, R OBP: 0.355, SLG: 0.444	(1, 3) X 0-0 3B		(1, 3) X 0-0 BB FC1-5 1B		(1, 3) X 0-0 2B 1B					3	1	3	1	0	0	0																		
Tommy Helms, R OBP: 0.335, SLG: 0.422	(1, 5) X 0-0 F8		(1, 5) X 0-0 FC1-5 BB		(1, 5) X 0-0 1B 2B					0	1	0	0	0	0	0																		
Don Pavletich, R OBP: 0.354, SLG: 0.533	(1, 2) X 0-0 1B		(1, 2) X 0-0 SH5-3 1B		(1, 2) X 0-0 1B IBB					1	1	1	1	2	0	0																		
Leo Cardenas, R OBP: 0.314, SLG: 0.415	(1, 6) X 0-0 6-3		(1, 6) X 0-0 F9		(1, 6) X 0-0 SH5-3 1B					3	1	1	2	0	0	4																		
Jim Maloney, L OBP: 0.250, SLG: 0.219	(1, 1) X 0-0 F8		(1, 1) X 0-3 K		(1, 1) X 0-0 SH5-3					2	0	0	0	0	1	1																		
Inning Stats	R: 0 E: 0 K: 0 S: 4	H: 1 LOB: 1 BB: 0 P: 4	R: 1 E: 0 K: 0 S: 5	H: 2 LOB: 1 BB: 0 P: 5	R: 2 E: 0 K: 0 S: 7	H: 4 LOB: 3 BB: 1 P: 11	R: 0 E: 0 K: 1 S: 5	H: 0 LOB: 0 BB: 0 P: 5	R: 8 E: 0 K: 0 S: 9	H: 7 LOB: 1 BB: 2 P: 17	R: 0 E: 0 K: 0 S: 0	H: 0 LOB: 0 BB: 0 P: 0					1B: 10 2B: 3 3B: 1 HR: 0	SF: 0 SAC: 1 DP: 0 HBP: 0	WP: 0 PA: 31 PB: 0 SB: 0 CS: 0															
PITCHER Woodie Fryman, L ERA: 3.36 Don Cardwell, R ERA: 4.52	(1, 1)	IP: 0.1 WLS: L BF: 2 H: 2 R: 1 ER: 1 SO: 0 BB: 0 IBB: 0 HBP: 0 BLK: 0 WP: 0 HR: 0 S: 2 P: 2 ERA: 27.00 WHIP: 6.000															PITCHER	IP	WLS	BF	H	R	ER	SO	BB	IBB	HBP	BLK	WP	HR	S	P	ERA	WHIP

Batter	1	2	3	4	5	6	7	8	9	AB	R	H	RBI	BB	SO	LOB	TOP					
Gene Alley, R OBP: 0.317, SLG: 0.410 (1, 6)										4	1	2	0	1	1	1	Pittsburgh Pirates @ Cincinnati Reds Crosley Field, Cincinnati, OH Sun Aug 14 1966, 7:05 PM EDT Att: 19,767 - Unknown					
Manny Mota, R OBP: 0.408, SLG: 0.547 (1, 8)										5	1	3	3	0	0	2						
Roberto Clemente, R OBP: 0.371, SLG: 0.551 (1, 9)										5	0	1	0	0	1	4						
Willie Stargell, L OBP: 0.391, SLG: 0.609 (1, 7)										4	1	2	0	1	0	1						
Donn Clendenon, R OBP: 0.365, SLG: 0.514 (1, 3)										4	0	1	0	1	2	3						
Bill Mazerowski, R OBP: 0.298, SLG: 0.362 (1, 4)										5	0	1	0	0	1	5						
Bob Bailey, R OBP: 0.349, SLG: 0.442 (8, PH)										3	0	1	1	0	0	3						
Jose Pagan, R OBP: 0.304, SLG: 0.398 (9, 5)										0	0	0	0	0	0	0						
Jesse Gonder, L OBP: 0.237, SLG: 0.356 (1, 2)										3	1	1	0	1	1	3						
Vern Law, R OBP: 0.313, SLG: 0.404 (8, PH)										3	0	0	0	0	2	2						
Andre Rodgers, R OBP: 0.349, SLG: 0.257 (8, PH)										1	0	0	0	0	0	2						
Pete Mikkelsen, R OBP: 0.231, SLG: 0.167 (8, 1)										0	0	0	0	0	0	0						
Inning Stats	R: 0 E: 0 K: 0 S: 3	H: 1 LOB: 0 BB: 0 P: 3	R: 0 E: 0 K: 2 S: 9	H: 2 LOB: 2 BB: 0 P: 9	R: 0 E: 0 K: 1 S: 6	H: 1 LOB: 1 BB: 0 P: 6	R: 0 E: 0 K: 2 S: 8	H: 1 LOB: 0 BB: 0 P: 8	R: 0 E: 0 K: 2 S: 7	H: 0 LOB: 1 BB: 1 P: 11	R: 0 E: 0 K: 0 S: 3	H: 0 LOB: 1 BB: 1 P: 7	R: 1 E: 0 K: 1 S: 8	H: 3 LOB: 2 BB: 0 P: 8	R: 1 E: 0 K: 0 S: 5	H: 2 LOB: 2 BB: 1 P: 9	R: 2 E: 0 K: 0 S: 5	H: 2 LOB: 1 BB: 1 P: 9	1B: 10 2B: 1 3B: 0 HR: 1	SF: 1 SAC: 0 DP: 1 HBP: 0	WP: 1 PB: 0 SB: 1 CS: 0	PA: 42
PITCHER	IP WLS BF H R ER SO BB IBB HBP BLK WP HR S P ERA WHIP																					
Mitt Pappas, R ERA: 4.11 (1, 1)	7.0		30	8	1	1	8	2	0	0	0	0	1	0	44	5	13	1.29	1.429			
Don Nottebart, R ERA: 2.43 (8, 1)	1.0	L	7	2	2	2	0	2	0	0	0	0	0	0	5	13	18.00	4.000				
Sammy Ellis, R ERA: 5.17 (9, 1)	0.0		2	2	1	1	0	0	0	0	0	0	0	1	2	2	∞	∞				
Joe Nuxhall, L ERA: 4.54 (9, 1)	0.1		1	0	0	0	0	0	0	0	0	0	0	0	1	1	0.00	0.000				
Jack Baldschun, R ERA: 5.49 (9, 1)	0.2		2	0	0	0	0	0	0	0	0	0	0	0	2	2	0.00	0.000				
Batter	1	2	3	4	5	6	7	8	9	AB	R	H	RBI	BB	SO	LOB	BOTTOM					
Tommy Harper, R OBP: 0.368, SLG: 0.389 (1, 9)										4	0	0	0	0	1	0	Pittsburgh Pirates @ Cincinnati Reds Crosley Field, Cincinnati, OH Sun Aug 14 1966, 7:05 PM EDT Att: 19,767 - Unknown					
Pete Rose, S OBP: 0.325, SLG: 0.423 (1, 4)										4	0	2	0	0	0	0						
Vada Pinson, L OBP: 0.335, SLG: 0.435 (1, 8)										4	0	0	0	0	0	2						
Deron Johnson, R OBP: 0.300, SLG: 0.420 (1, 7)										4	0	0	0	0	0	2						
Gordy Coleman, L OBP: 0.313, SLG: 0.350 (1, 3)										3	0	2	0	0	0	0						
Dick Simpson, R OBP: 0.355, SLG: 0.444 (7, PR)										0	1	0	0	0	0	0						
Giraldo Ruiz, S OBP: 0.262, SLG: 0.238 (9, PH)										1	0	0	0	0	0	0						
Tommy Helms, R OBP: 0.335, SLG: 0.421 (1, 5)										3	0	1	0	0	1	1						
Leo Cardenas, R OBP: 0.314, SLG: 0.413 (1, 6)										4	0	1	0	0	1	3						
Johnny Edwards, L OBP: 0.296, SLG: 0.299 (1, 2)										2	0	0	0	0	1	2						
Art Shamsky, L OBP: 0.227, SLG: 0.289 (7, PH)										1	1	1	2	0	0	0						
Don Nottebart, R OBP: 0.143, SLG: 0.100 (8, 1)										0	0	0	0	0	0	0						
Sammy Ellis, R OBP: 0.185, SLG: 0.122 (9, 1)										0	0	0	0	0	0	0						
Joe Nuxhall, R OBP: 0.156, SLG: 0.162 (9, 1)										0	0	0	0	0	0	0						
Jack Baldschun, R OBP: 0.333, SLG: 0.333 (9, 1)										0	0	0	0	0	0	0						
Mitt Pappas, R OBP: 0.150, SLG: 0.196 (1, 1)										2	0	0	0	0	1	2						
Don Pavletich, R OBP: 0.352, SLG: 0.530 (7, PH)										1	0	0	0	0	0	1						
Inning Stats	R: 0 E: 0 K: 0 S: 3	H: 0 LOB: 0 BB: 0 P: 3	R: 0 E: 0 K: 1 S: 6	H: 1 LOB: 1 BB: 0 P: 6	R: 0 E: 0 K: 0 S: 3	H: 0 LOB: 0 BB: 0 P: 3	R: 0 E: 0 K: 2 S: 9	H: 2 LOB: 2 BB: 0 P: 9	R: 0 E: 0 K: 0 S: 4	H: 1 LOB: 1 BB: 0 P: 4	R: 2 E: 0 K: 0 S: 5	H: 2 LOB: 1 BB: 0 P: 5	R: 0 E: 0 K: 1 S: 6	H: 1 LOB: 1 BB: 0 P: 6	R: 0 E: 0 K: 1 S: 5	H: 0 LOB: 0 BB: 0 P: 5	1B: 6 2B: 0 3B: 0 HR: 1	SF: 0 SAC: 1 DP: 0 HBP: 0	WP: 0 PB: 0 SB: 0 CS: 0	PA: 34		
PITCHER	IP WLS BF H R ER SO BB IBB HBP BLK WP HR S P ERA WHIP																					
Vern Law, R ERA: 4.36 (1, 1)	7.0		27	6	2	2	3	0	0	0	0	0	0	0	11	11	0.00	0.500				
Pete Mikkelsen, R ERA: 2.91 (8, 1)	2.0	W	7	1	0	0	2	0	0	0	0	0	0	0	11	11	0.00	0.500				

AB	37
R	4
H	12
RBI	4
BB	4
SO	8
LOB	26

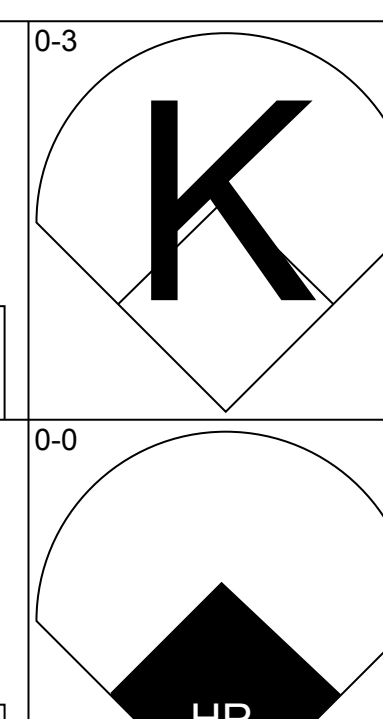
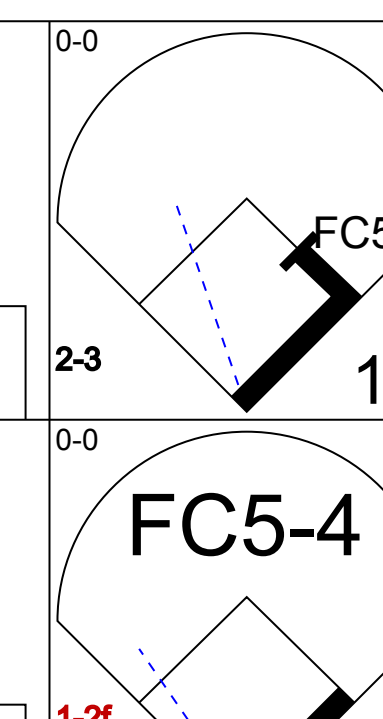
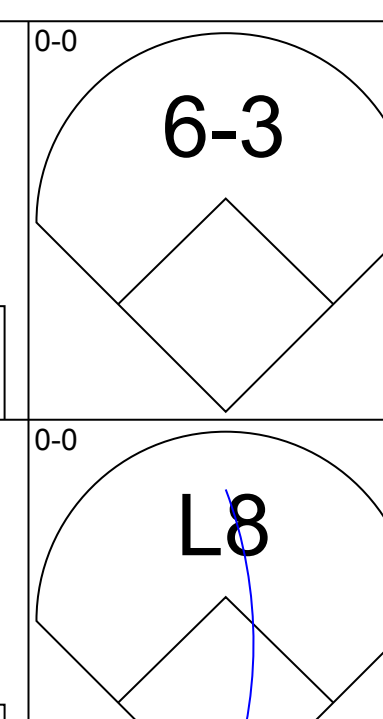
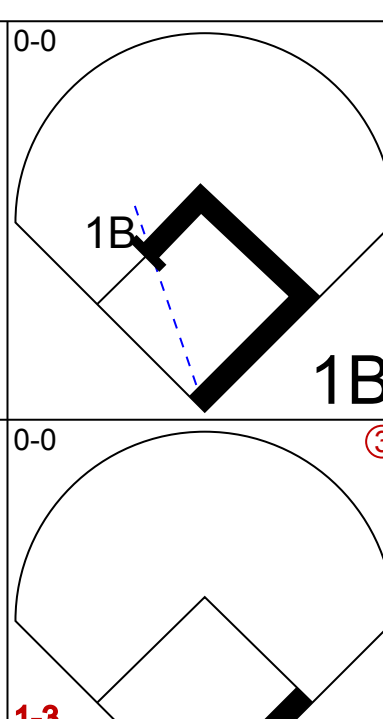
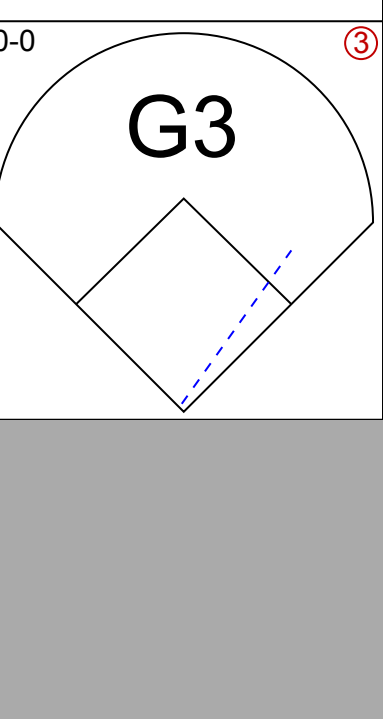
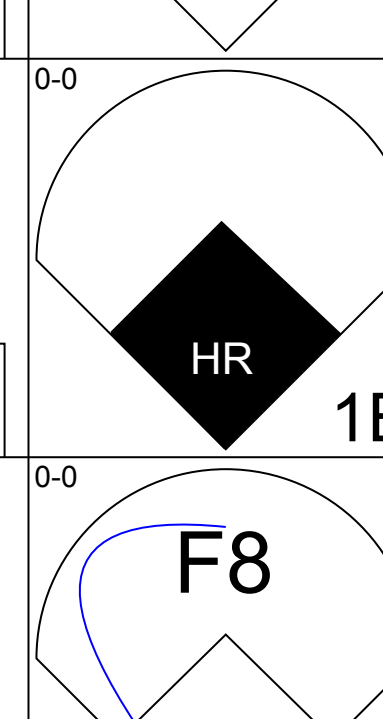
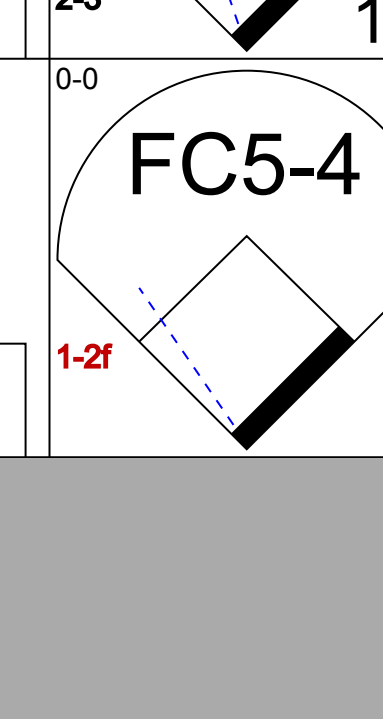
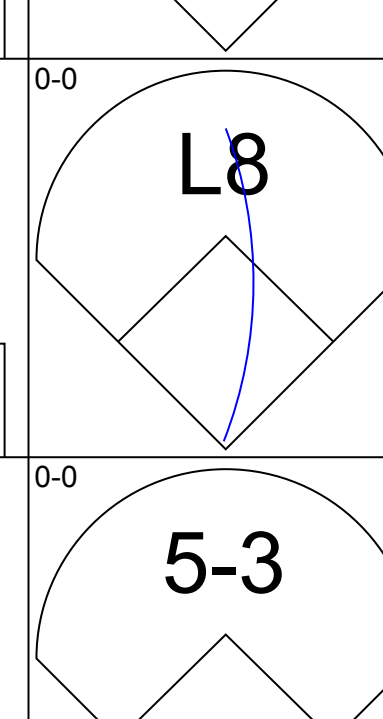
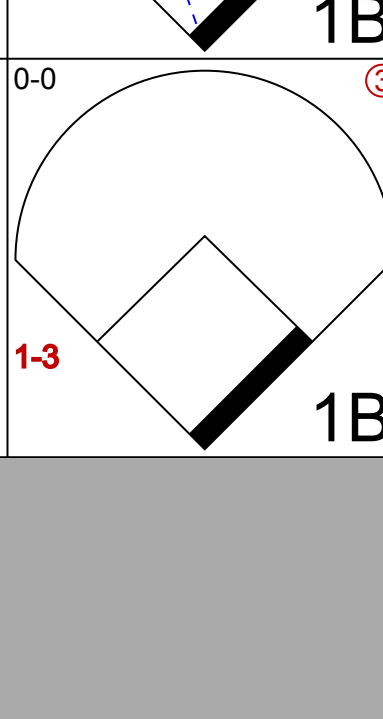
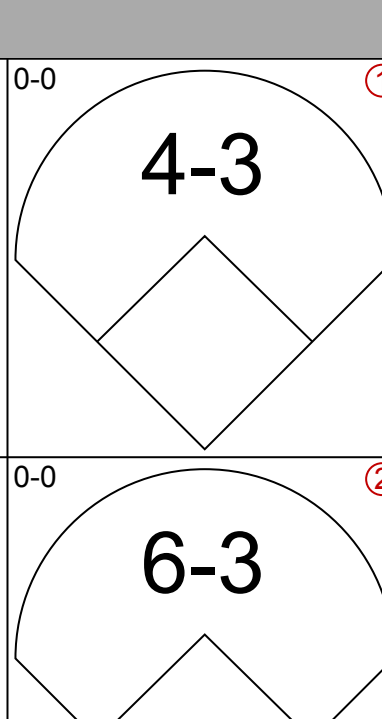
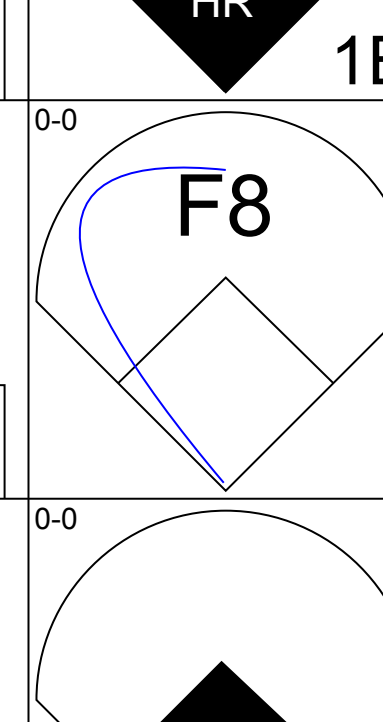
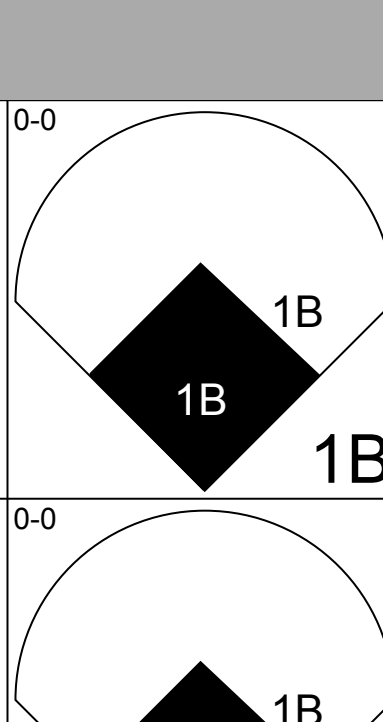
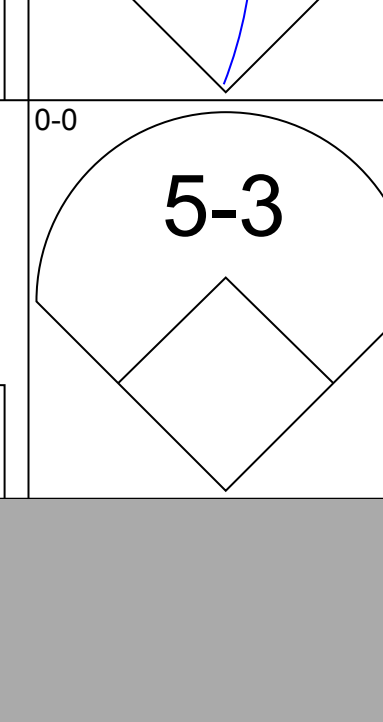
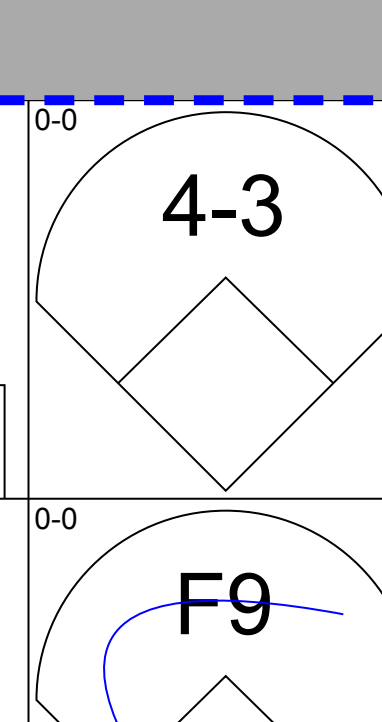
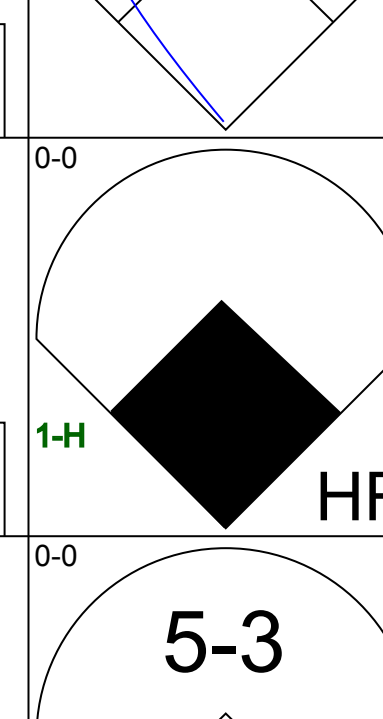
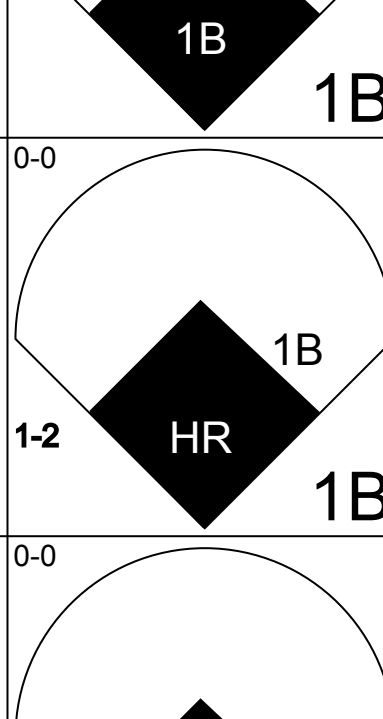

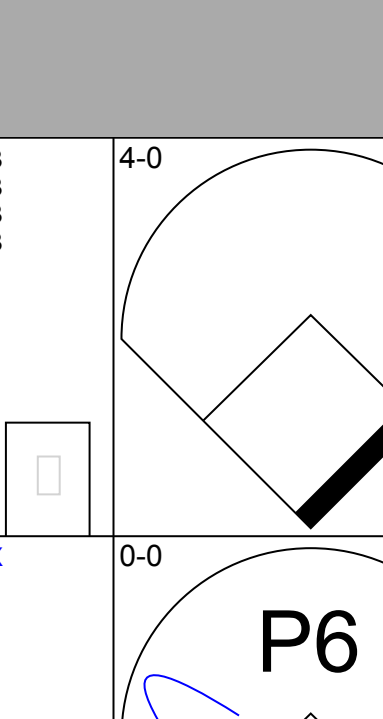
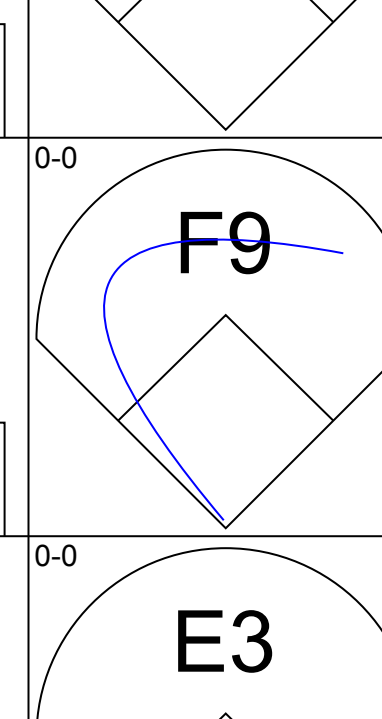

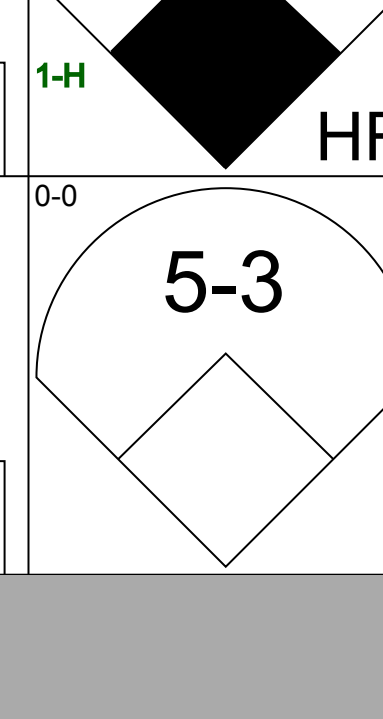
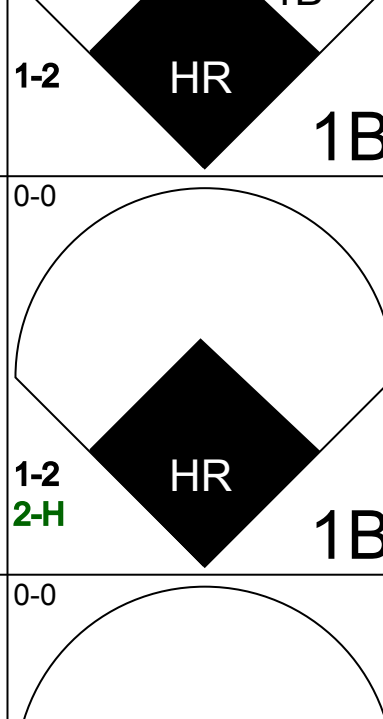

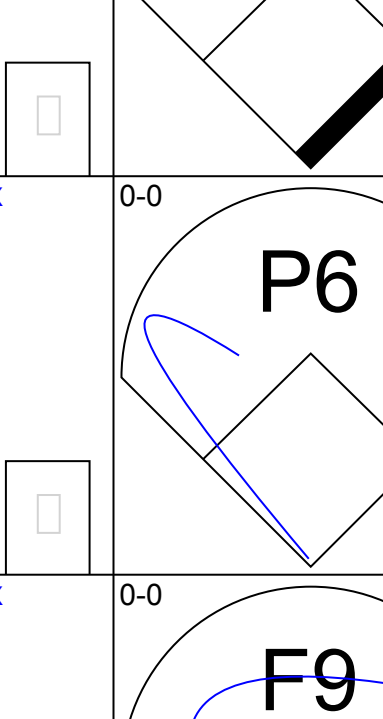
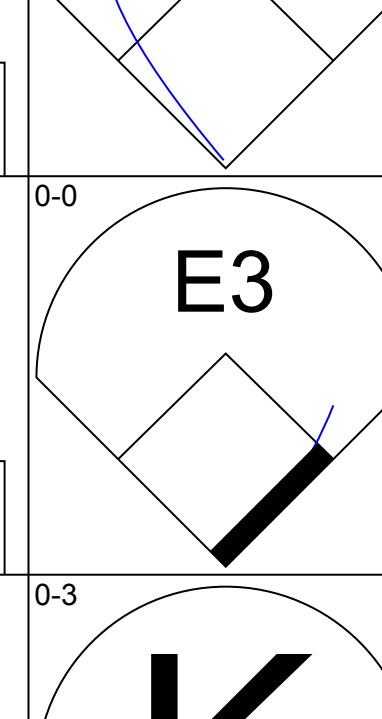
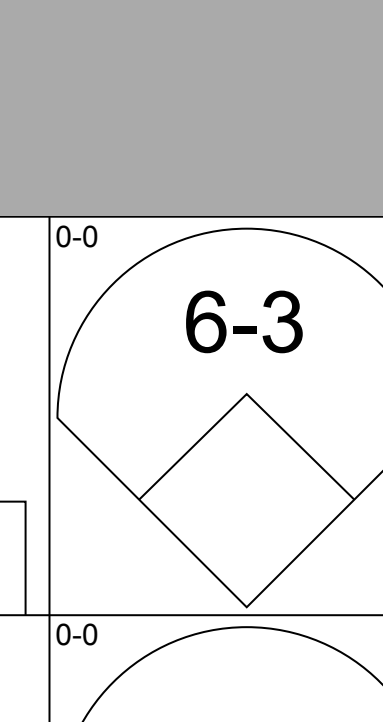
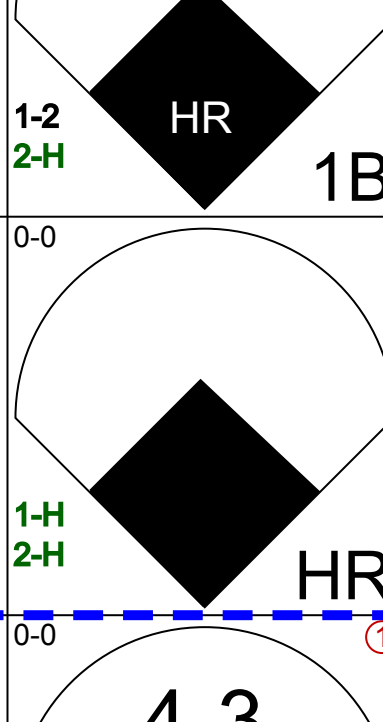
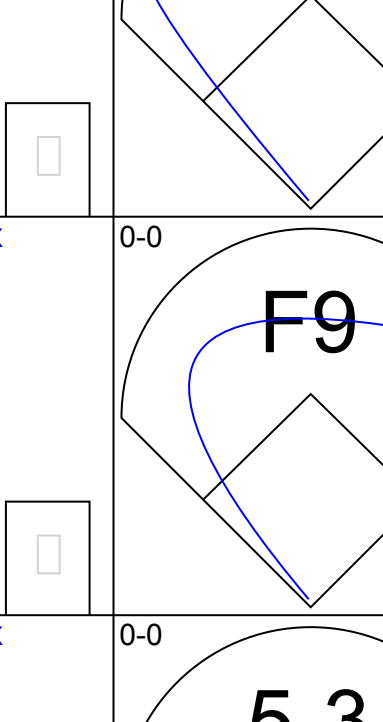
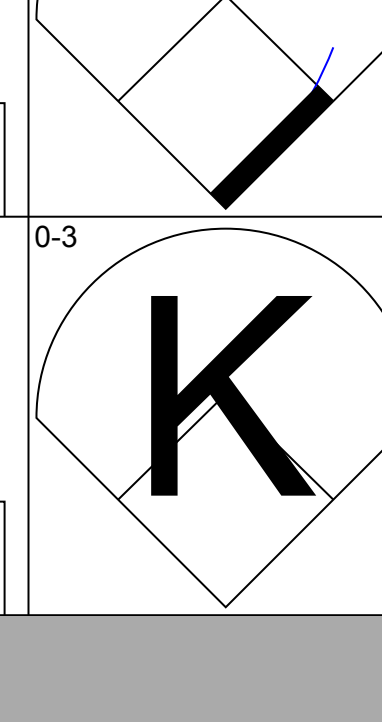
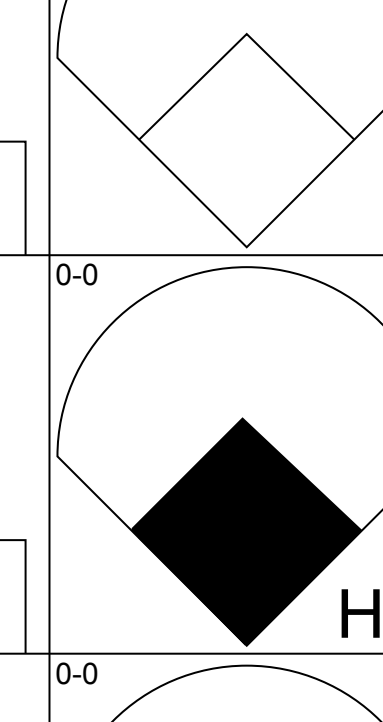
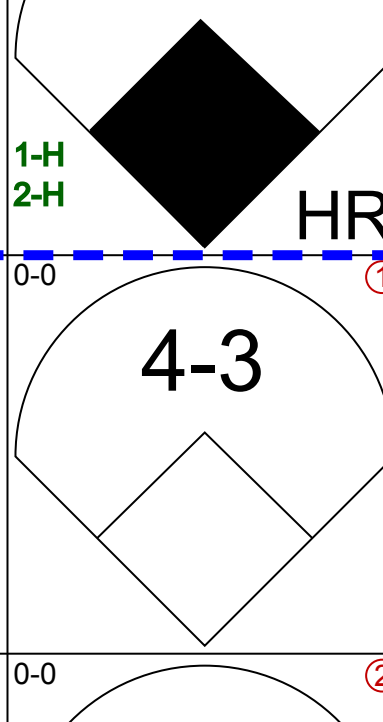
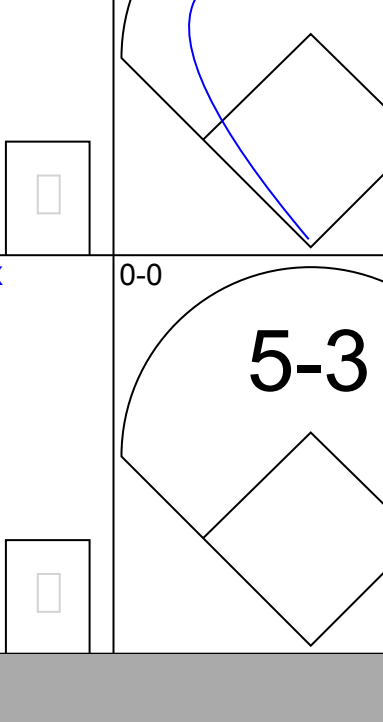
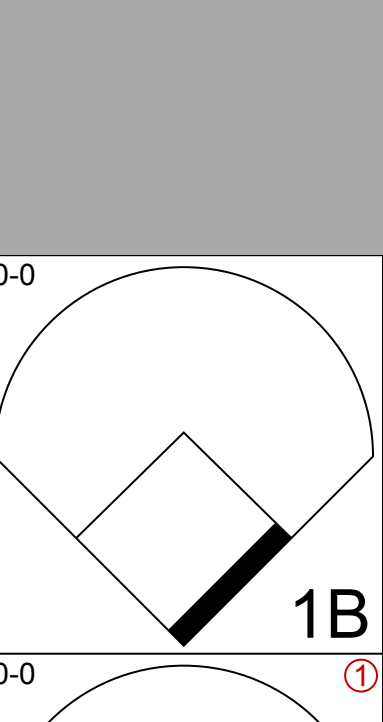
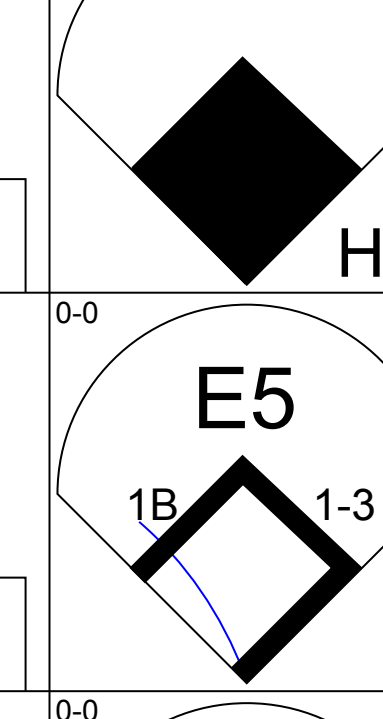
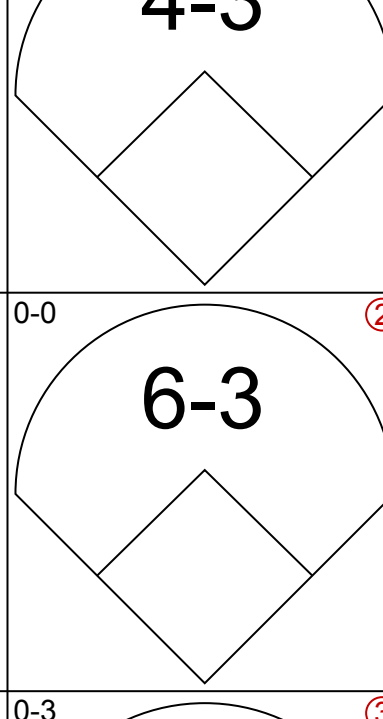
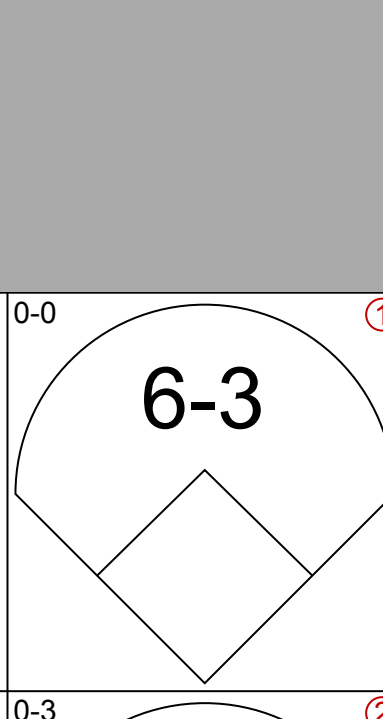
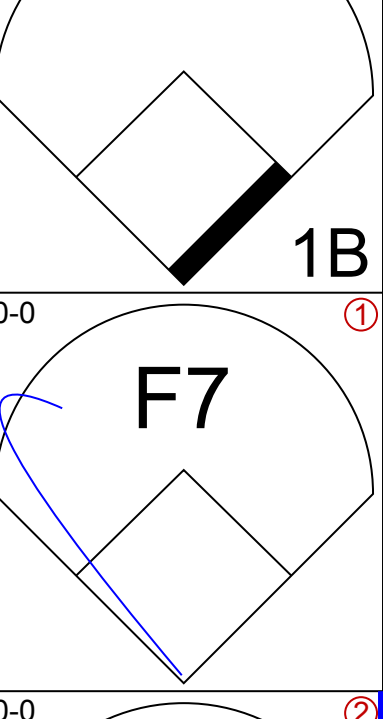
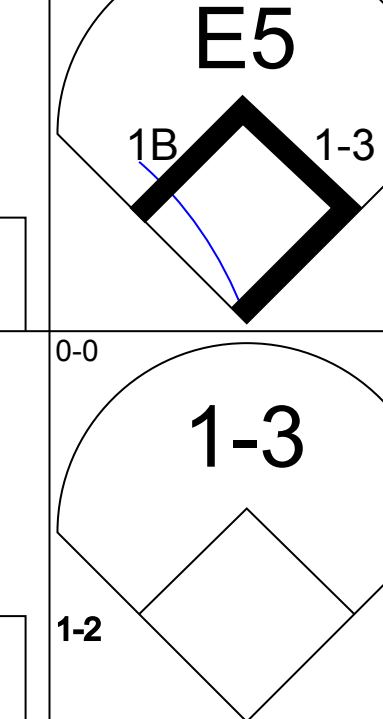
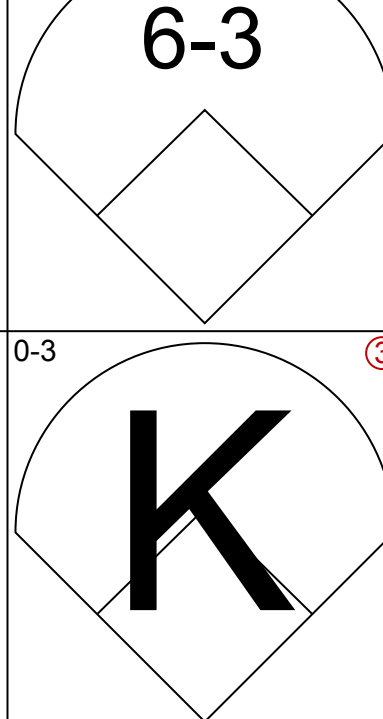
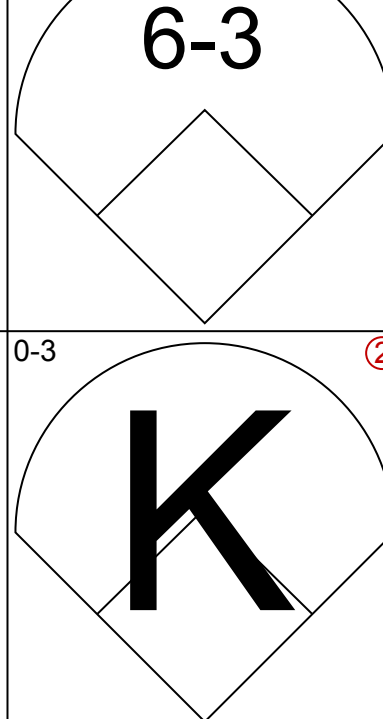
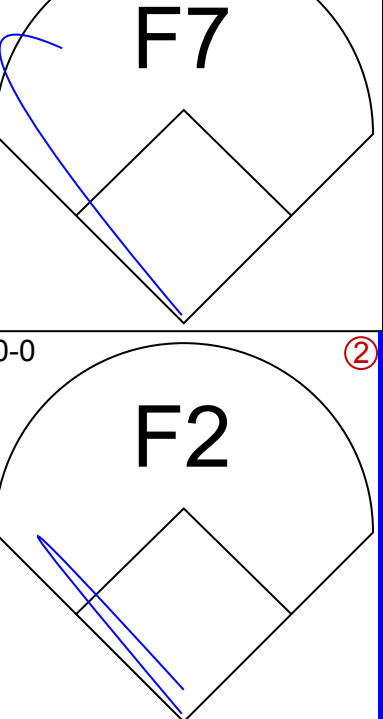


AB	33
R	2
H	7
RBI	2
BB	0
SO	5
LOB	13



Batter	1	2	3	4	5	6	7	8	9	AB	R	H	RBI	BB	SO	LOB	TOP			
Gene Alley, R OBP: 0.319, SLG: 0.413 (1, 6)										4	0	2	0	0	0	2	<p>Pittsburgh Pirates @ New York Mets Shea Stadium, Flushing, NY Tue Aug 16 1966, 7:05 PM EDT Att: 23,953 - Unknown</p> <p>livebaseballscorecards.com</p> <p>AB 28 R 3 H 8 RBI 3 BB 4 SO 1 LOB 14</p>			
Manny Mota, R OBP: 0.406, SLG: 0.542 (1, 8)										4	1	1	0	0	0	3				
Roberto Clemente, R OBP: 0.370, SLG: 0.548 (1, 9)										4	0	1	1	0	0	2				
Donn Clendenon, R OBP: 0.366, SLG: 0.515 (1, 3)										3	0	1	1	1	0	3				
Jose Pagan, R OBP: 0.309, SLG: 0.399 (1, 5)										2	1	1	0	2	0	0				
Bob Bailey, R OBP: 0.344, SLG: 0.437 (1, 7)										3	0	0	0	0	1	3				
Bill Mazeroski, R OBP: 0.296, SLG: 0.360 (1, 4)										3	0	0	0	0	1					
Jim Pagliaroni, R OBP: 0.340, SLG: 0.412 (1, 2)										2	0	0	0	1	0	0				
Tommie Sisk, R OBP: 0.229, SLG: 0.156 (1, 1)										3	1	2	1	0	0	0				
Inning Stats	R: 0 E: 0 K: 0 S: 4	H: 1 LOB: 1 BB: 0 P: 4	R: 0 E: 0 K: 0 S: 3	H: 0 LOB: 0 BB: 0 P: 3	R: 1 E: 0 K: 0 S: 6	H: 3 LOB: 2 BB: 0 P: 6	R: 1 E: 0 K: 0 S: 4	H: 1 LOB: 2 BB: 2 P: 12	R: 0 E: 0 K: 1 S: 6	H: 0 LOB: 2 BB: 1 P: 10	R: 1 E: 0 K: 0 S: 4	H: 2 LOB: 2 BB: 1 P: 8					1B: 6 2B: 2 3B: 0 HR: 0	SF: 0 SAC: 0 DP: 0 HBP: 0	WP: 0 PB: 0 CS: 0	PA: 32
PITCHER	IP WLS BF H R ER SO BB IBB HBP BLK WP HR S P ERA WHIP																			
Tug McGraw, L ERA: 5.06 (1, 1)	6.2 L 31 8 3 3 1 2 1 0 0 0 0 0 30 42 4.05 1.500																			
Bob Friend, R ERA: 4.35 (7, 1)	0.0 1 0 0 0 0 0 0 1 0 0 0 0 0 4 ∞ ∞																			

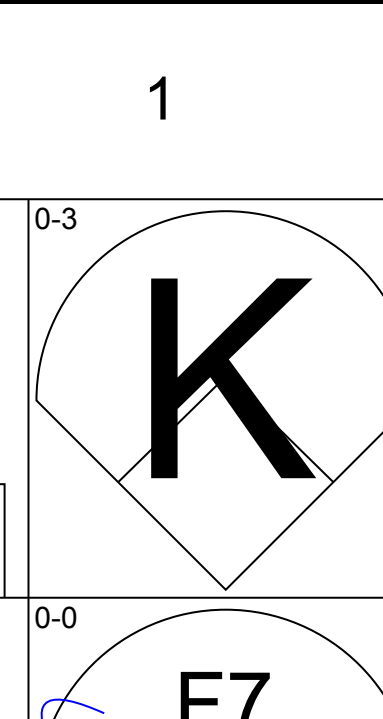
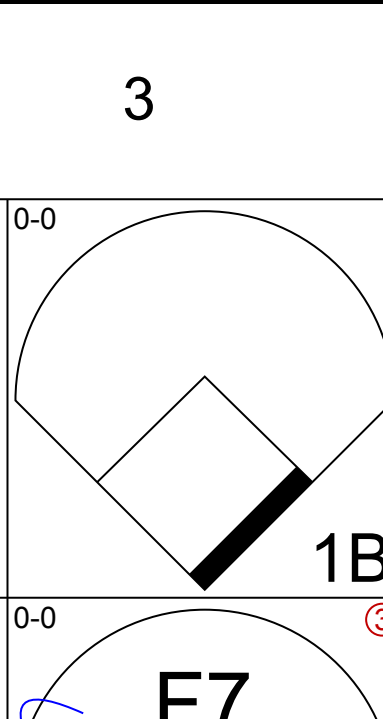
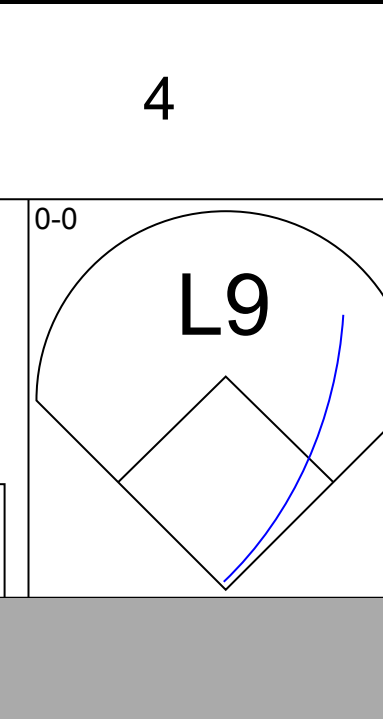
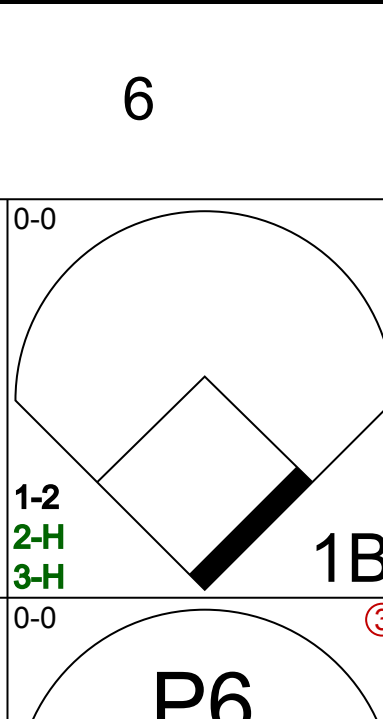
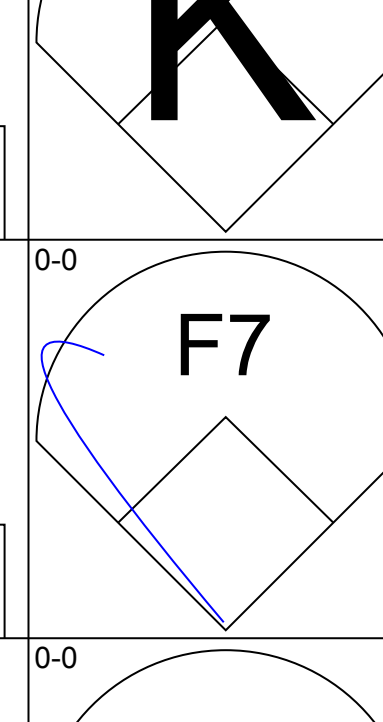
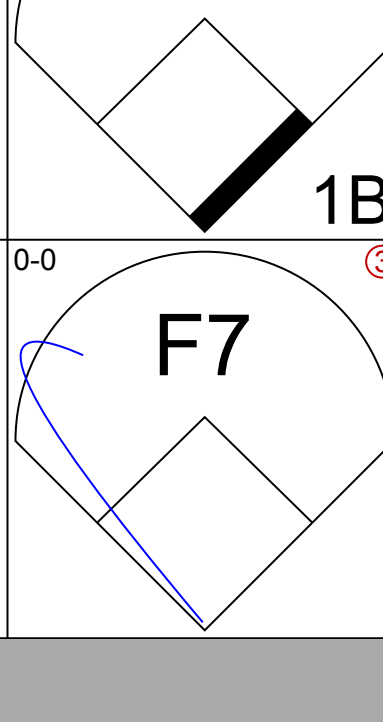
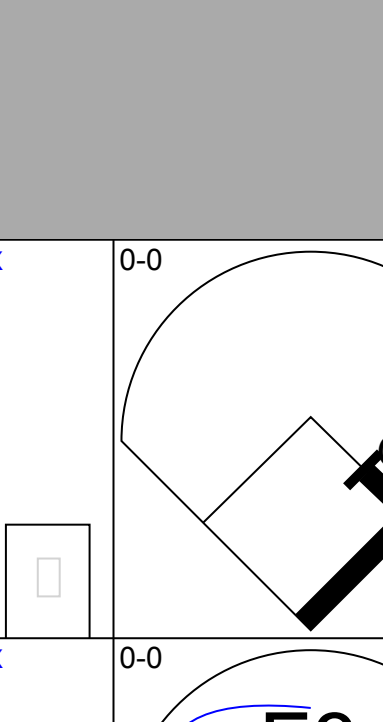
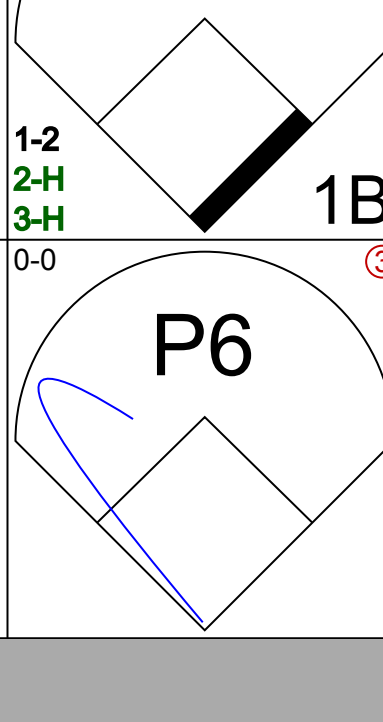
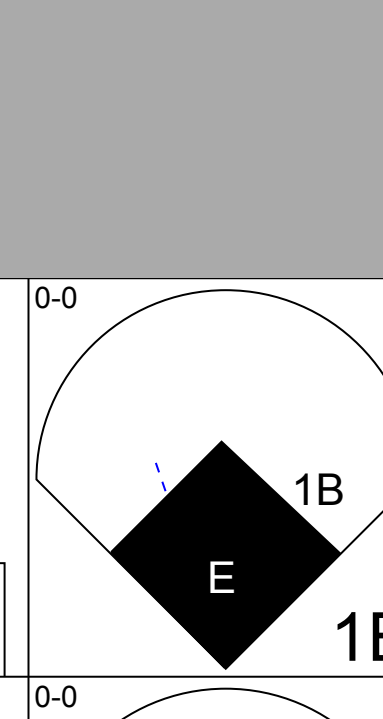
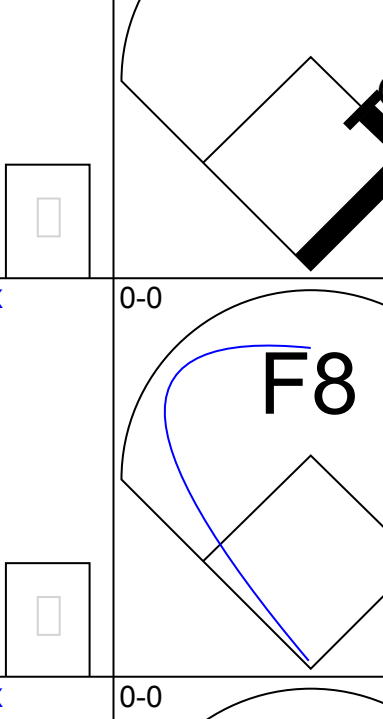
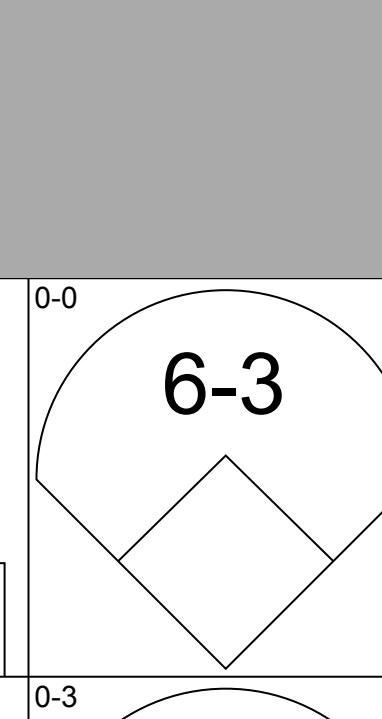
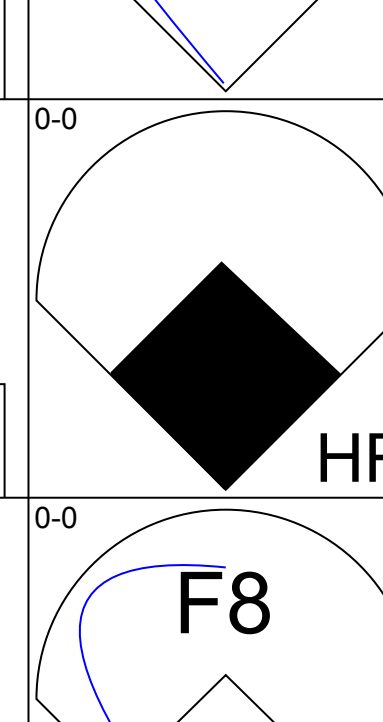
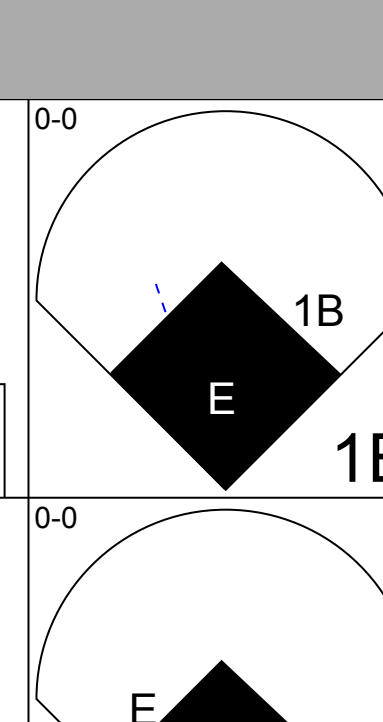
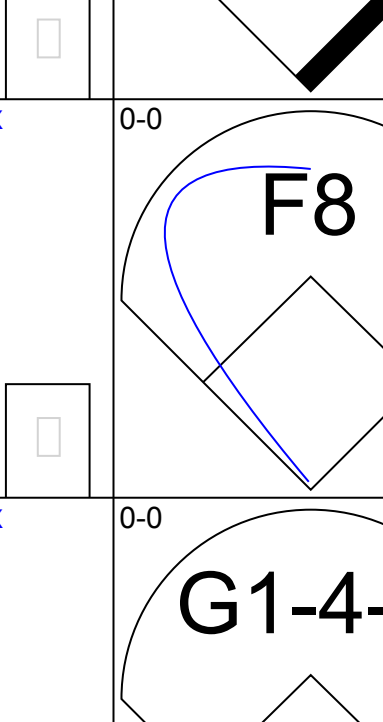
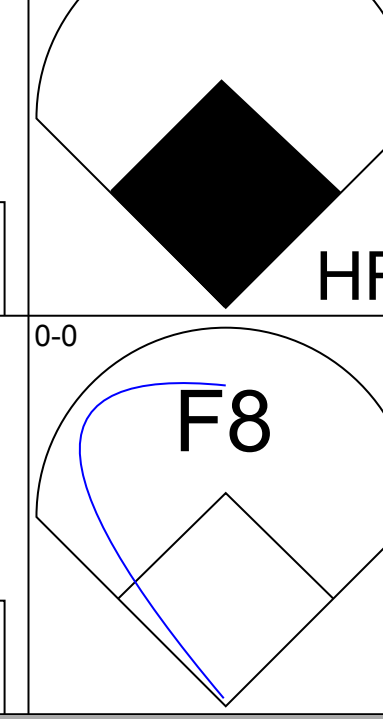
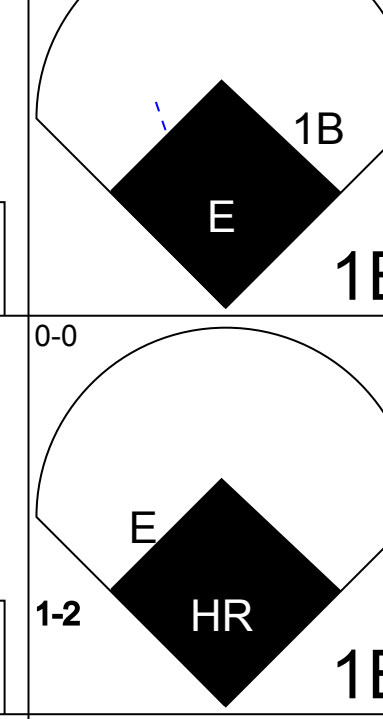
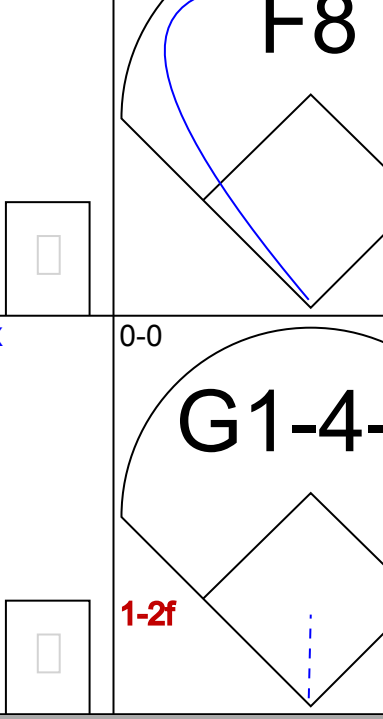
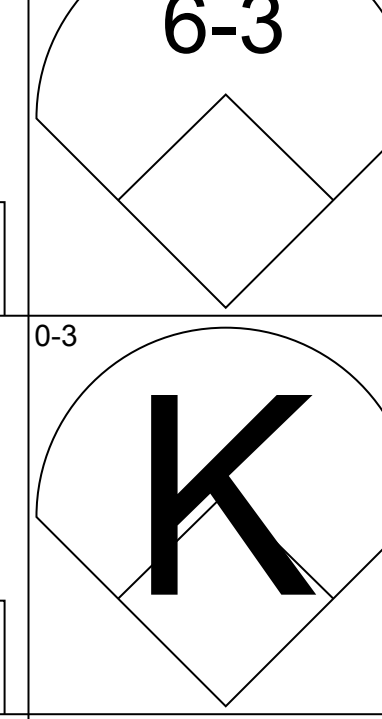
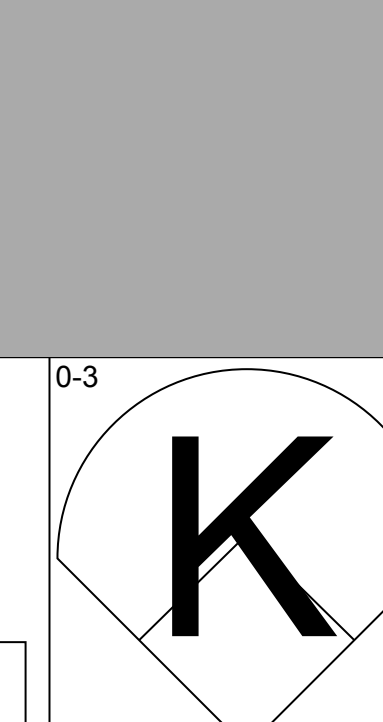
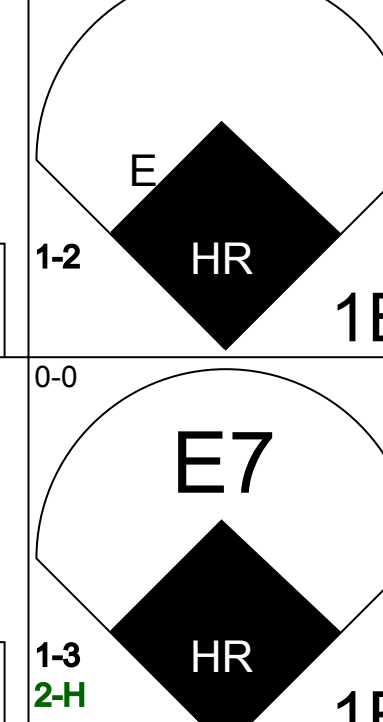
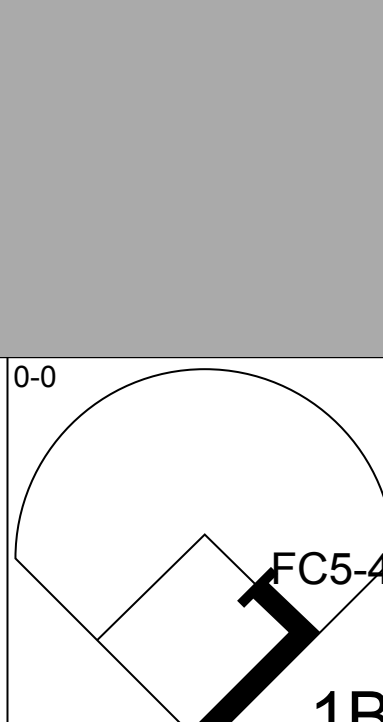
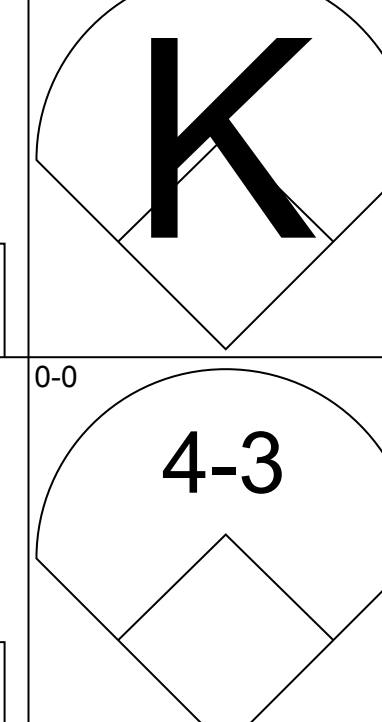
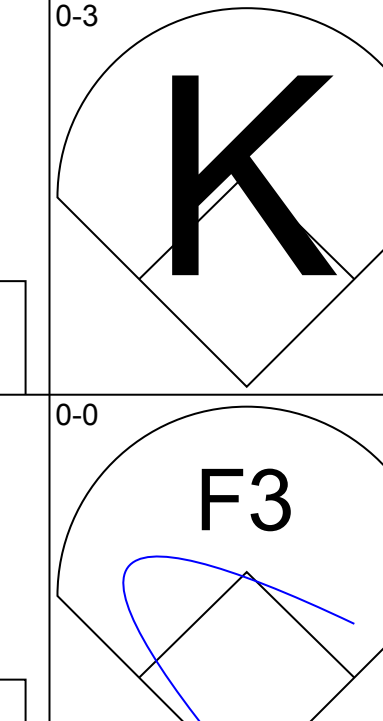
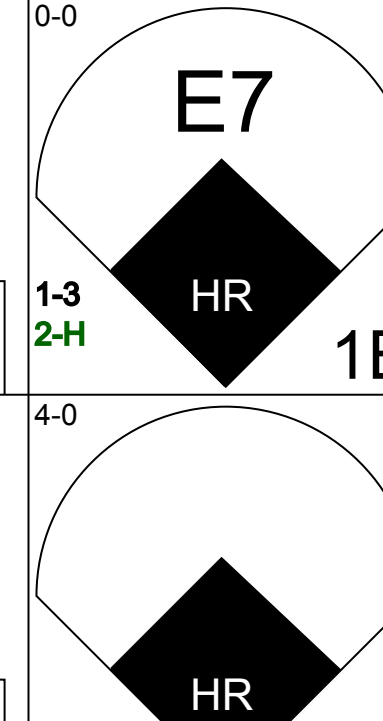

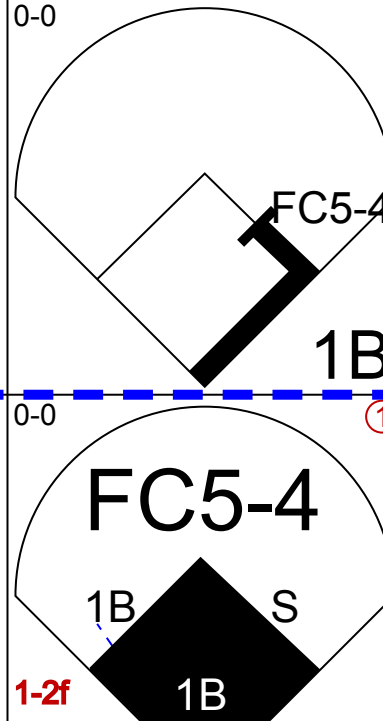
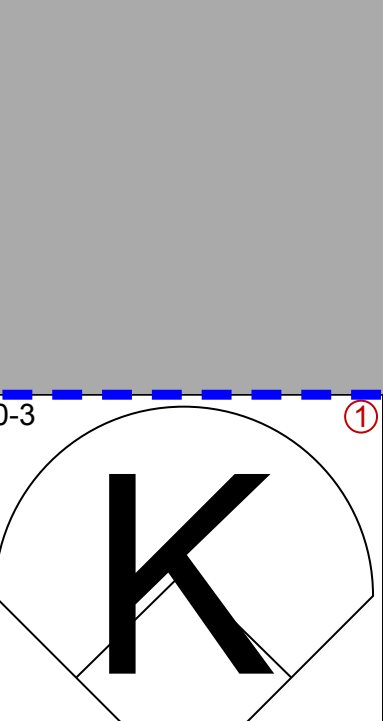
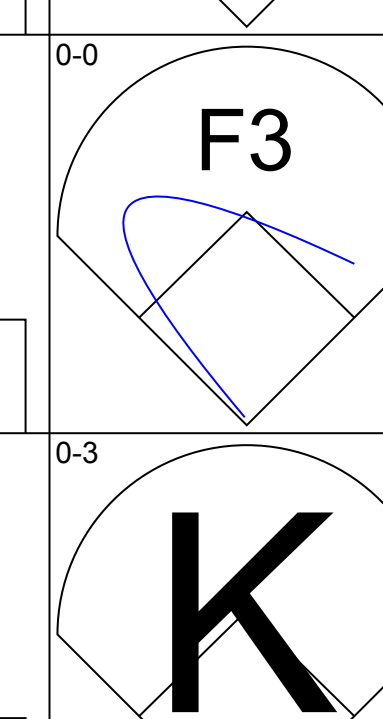
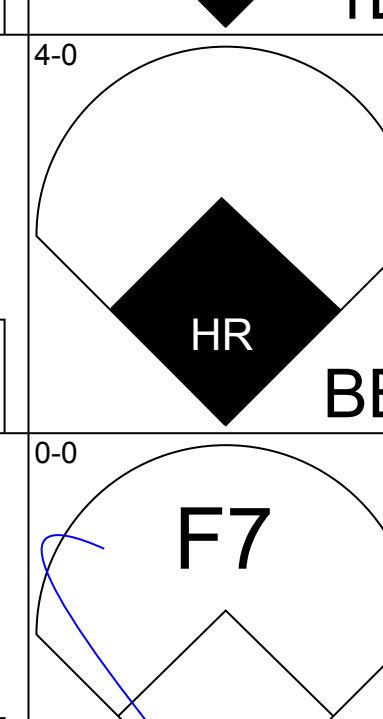
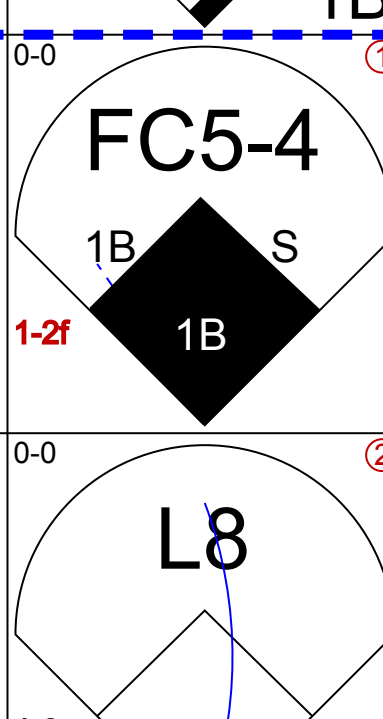
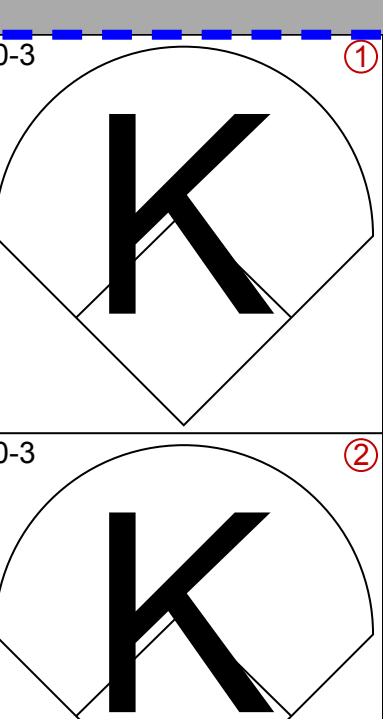

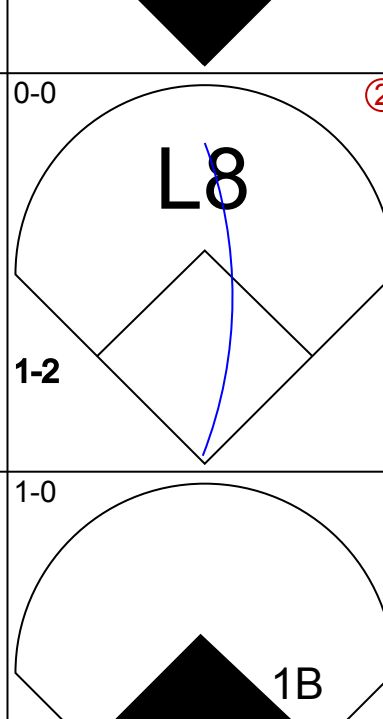
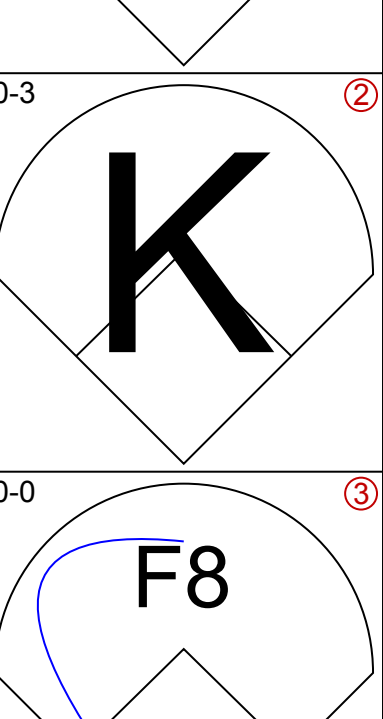
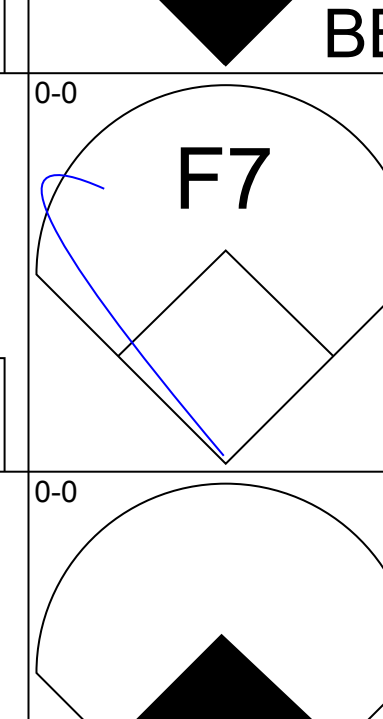
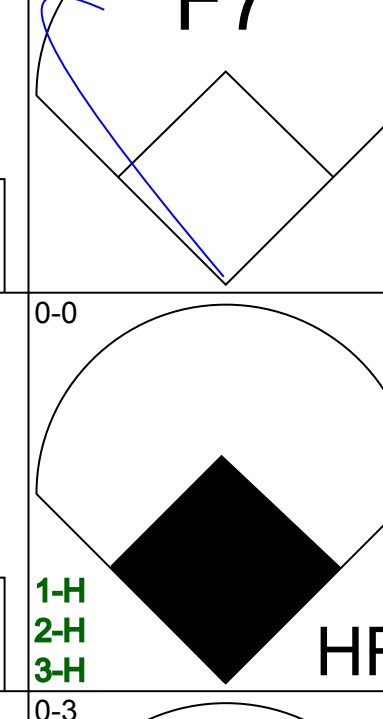
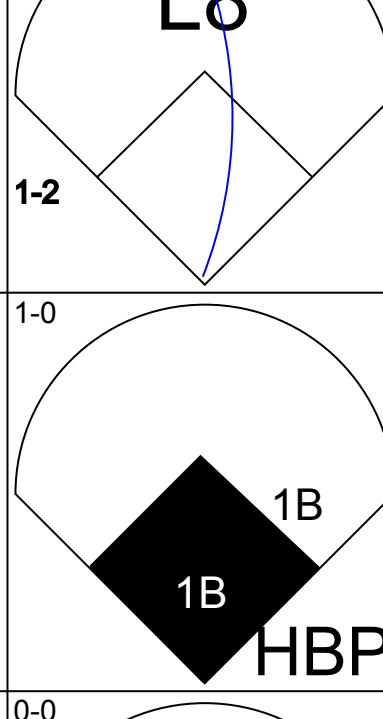
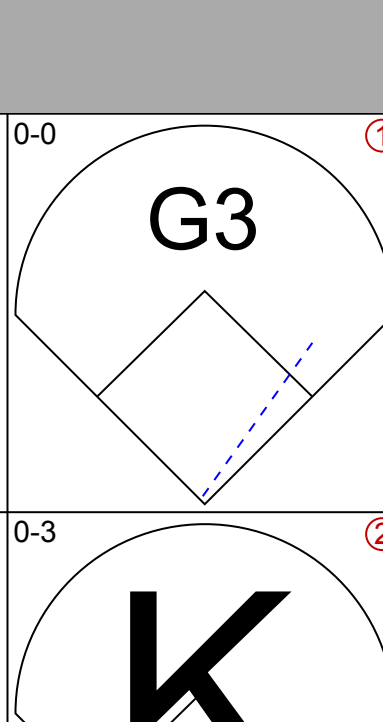
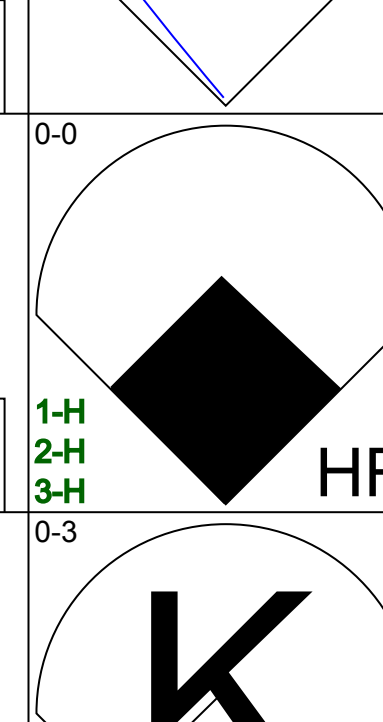
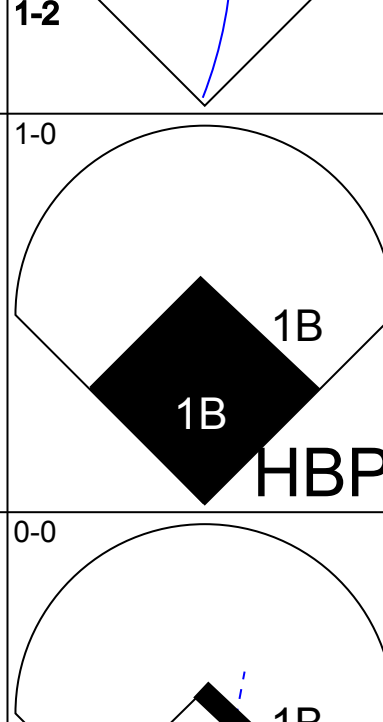
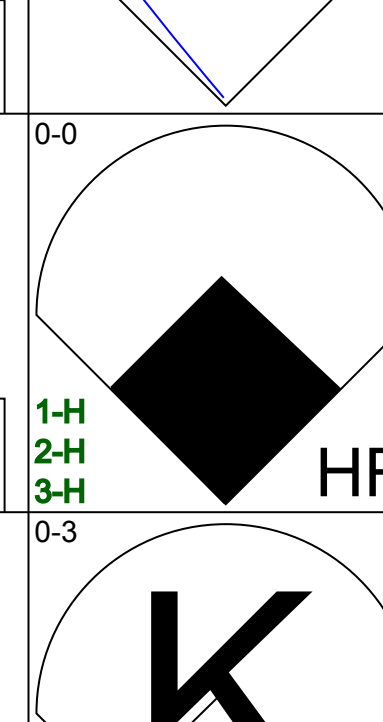
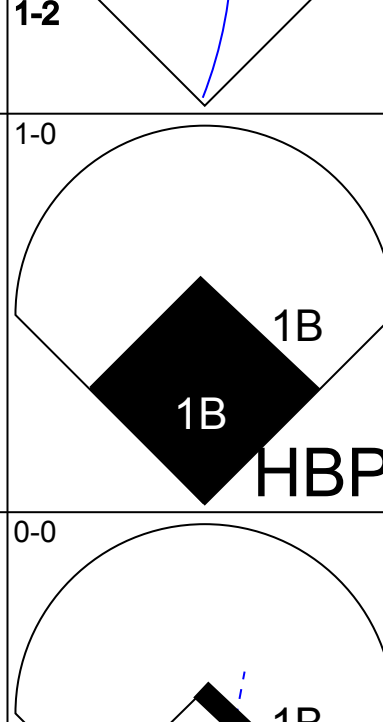
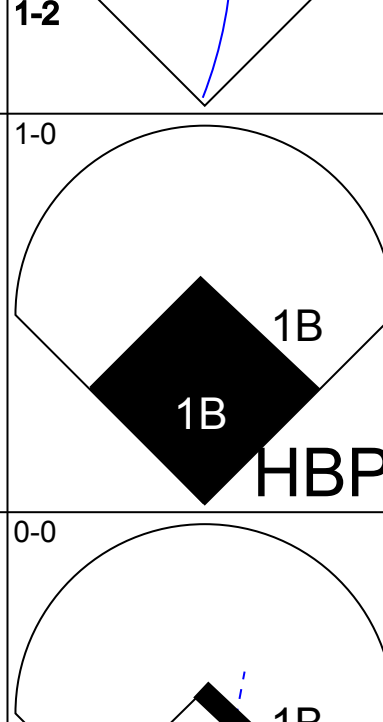
Batter	1	2	3	4	5	6	7	8	9	AB	R	H	RBI	BB	SO	LOB	BOTTOM			
Al Luplow, L OBP: 0.328, SLG: 0.349 (1, 9)										3	0	0	0	0	0	0	<p>Pittsburgh Pirates @ New York Mets Shea Stadium, Flushing, NY Tue Aug 16 1966, 7:05 PM EDT Att: 23,953 - Unknown</p> <p>livebaseballscorecards.com</p> <p>AB 20 R 0 H 2 RBI 0 BB 2 SO 2 LOB 5</p>			
Ron Hunt, R OBP: 0.360, SLG: 0.362 (1, 4)										2	0	0	0	1	0	0				
Larry Elliot, L OBP: 0.329, SLG: 0.412 (1, 7)										2	0	0	0	1	1	1				
Cleon Jones, R OBP: 0.322, SLG: 0.376 (1, 8)										3	0	1	0	0	1	1				
Ed Kranepool, L OBP: 0.328, SLG: 0.424 (1, 3)										2	0	0	0	0	2					
Ken Boyer, R OBP: 0.306, SLG: 0.414 (1, 5)										2	0	0	0	0	0	0				
Eddie Bressoud, R OBP: 0.314, SLG: 0.383 (1, 6)										2	0	0	0	0	0	0				
Jerry Grote, R OBP: 0.335, SLG: 0.325 (1, 2)										2	0	1	0	0	0	0				
Tug McGraw, R OBP: 0.300, SLG: 0.222 (1, 1)										2	0	0	0	0	0	1				
Bob Friend, R ERA: 4.35 (7, 1)										0	0	0	0	0	0	0				
Inning Stats	R: 0 E: 0 K: 0 S: 4	H: 1 LOB: 2 BB: 1 P: 8	R: 0 E: 0 K: 0 S: 3	H: 0 LOB: 0 BB: 0 P: 3	R: 0 E: 0 K: 2 S: 7	H: 0 LOB: 0 BB: 0 P: 7	R: 0 E: 0 K: 0 S: 4	H: 1 LOB: 1 BB: 0 P: 4	R: 0 E: 0 K: 0 S: 3	H: 0 LOB: 1 BB: 1 P: 7	R: 0 E: 0 K: 0 S: 4	H: 0 LOB: 1 BB: 1 P: 7					1B: 2 2B: 0 3B: 0 HR: 0	SF: 0 SAC: 0 DP: 0 HBP: 0	WP: 0 PB: 0 CS: 0	PA: 22
PITCHER	IP WLS BF H R ER SO BB IBB HBP BLK WP HR S P ERA WHIP																			
Tommie Sisk, R ERA: 4.28 (1, 1)	6.0 W 22 2 0 0 2 2 0 0 0 0 0 0 24 32 0.00 0.667																			

Batter	1	2	3	4	5	6	7	8	9	AB	R	H	RBI	BB	SO	LOB	TOP					
Matty Alou, L OBP: 0.377, SLG: 0.436 (1, 8)										5	0	2	0	0	1	1						
Gene Alley, R OBP: 0.320, SLG: 0.413 (1, 6)										5	1	2	0	0	0	2						
Roberto Clemente, R OBP: 0.369, SLG: 0.544 (1, 9)										5	1	1	0	0	0	1						
Willie Stargell, L OBP: 0.394, SLG: 0.616 (1, 7)										4	2	2	2	1	1	0						
Jose Pagan, R OBP: 0.309, SLG: 0.397 (1, 5)										4	1	1	1	0	0	1						
Donn Clendenen, R OBP: 0.365, SLG: 0.520 (1, 3)										4	1	1	3	0	1	2						
Bill Mazerolski, R OBP: 0.297, SLG: 0.368 (1, 4)										4	1	2	1	0	0	1						
Jim Pagliaroni, R OBP: 0.336, SLG: 0.407 (1, 2)										4	0	0	0	0	0	1						
Bob Veale, S OBP: 0.156, SLG: 0.188 (1, 1)										3	0	0	0	0	2	1						
Al McBean, R OBP: 0.111, SLG: 0.111 (6, PH)										0	0	0	0	0	0	0						
Jerry Lynch, L OBP: 0.292, SLG: 0.333 (6, PH)										1	0	0	0	0	0	1						
Pete Mikkelsen, R OBP: 0.231, SLG: 0.167 (8, 1)										0	0	0	0	0	0	0						
Inning Stats	R: 2 E: 0 K: 1 S: 7	H: 2 LOB: 0 BB: 0 P: 7	R: 1 E: 1 K: 0 S: 6	H: 2 LOB: 2 BB: 0 P: 6	R: 4 E: 0 K: 1 S: 9	H: 4 LOB: 0 BB: 0 P: 9	R: 0 E: 0 K: 0 S: 3	H: 0 LOB: 0 BB: 0 P: 3	R: 0 E: 0 K: 0 S: 3	H: 0 LOB: 1 BB: 1 P: 7	R: 0 E: 0 K: 1 S: 6	H: 2 LOB: 2 BB: 0 P: 6	R: 0 E: 1 K: 1 S: 6	H: 0 LOB: 1 BB: 0 P: 6	R: 0 E: 0 K: 0 S: 4	H: 1 LOB: 1 BB: 0 P: 4	R: 0 E: 0 K: 1 S: 5	H: 0 LOB: 0 BB: 0 P: 5	1B: 8 2B: 0 3B: 0 HR: 3	SF: 0 SAC: 0 DP: 0 HBP: 0	WP: 0 PB: 0 SB: 0 CS: 0	PA: 40
PITCHER	IP	WLS	BF	H	R	ER	SO	BB	IBB	HBP	BLK	WP	HR	S	P	ERA	WHIP					
Jack Fisher, R ERA: 3.95 (1, 1)	2.0		15	8	7	7	1	0	0	0	0	0	3	17	17	31.50	4.000					
Bill Hepler, L ERA: 3.44 (3, 1)	4.0	W	14	2	0	0	2	1	0	0	0	0	0	17	21	0.00	0.750					
Bob Friend, R ERA: 4.23 (7, 1)	3.0	S	11	1	0	0	2	0	0	0	0	0	0	15	15	0.00	0.333					

Pittsburgh Pirates @ New York Mets
Shea Stadium, Flushing, NY
Wed Aug 17 1966, 7:05 PM EDT
Att: 32,461 - Unknown

AB 39
R 7
H 11
RBI 7
BB 1
SO 5
LOB 11



Batter	1	2	3	4	5	6	7	8	9	AB	R	H	RBI	BB	SO	LOB	BOTTOM				
Ron Hunt, R OBP: 0.361, SLG: 0.363 (1, 4)										4	0	2	2	0	1	0					
Eddie Brassoud, R OBP: 0.313, SLG: 0.381 (1, 6)										4	0	1	0	0	0	3					
Cleon Jones, R OBP: 0.324, SLG: 0.386 (1, 8)										4	2	2	1	0	0	1					
Billy Murphy, R OBP: 0.268, SLG: 0.339 (6, 8)										0	0	0	0	0	0	0					
Ken Boyer, R OBP: 0.305, SLG: 0.412 (1, 5)										4	1	1	0	0	1	1					
Jim Hickman, R OBP: 0.304, SLG: 0.373 (1, 9)										4	1	2	1	0	1	0					
Ron Swoboda, R OBP: 0.288, SLG: 0.348 (1, 7)										3	2	0	0	1	1	1					
Jerry Grote, R OBP: 0.330, SLG: 0.319 (1, 2)										4	0	0	0	0	2	4					
Ed Kranepool, L OBP: 0.327, SLG: 0.423 (1, 3)										1	0	0	0	0	0	0					
Hawk Taylor, R OBP: 0.214, SLG: 0.329 (4, PH)										1	2	1	4	0	0	0					
Al Luplow, L OBP: 0.327, SLG: 0.347 (6, PH)										1	0	0	0	0	0	0					
Jack Fisher, R OBP: 0.218, SLG: 0.163 (1, 1)										0	0	0	0	0	0	0					
Bill Hepler, L OBP: 0.214, SLG: 0.214 (3, 1)										2	0	0	0	0	2	0					
Chuck Hiller, L OBP: 0.353, SLG: 0.380 (6, PH)										1	0	1	0	0	0	0					
Bob Friend, R ERA: 2.88 (7, 1)										0	0	0	0	0	0	0					
Inning Stats	R: 1 E: 0 K: 1 S: 6	H: 1 LOB: 0 BB: 0 P: 6	R: 0 E: 0 K: 2 S: 7	H: 0 LOB: 0 BB: 0 P: 7	R: 0 E: 0 K: 1 S: 6	H: 1 LOB: 0 BB: 0 P: 6	R: 5 E: 1 K: 1 S: 9	H: 4 LOB: 1 BB: 1 P: 13	R: 0 E: 0 K: 0 S: 3	H: 1 LOB: 0 BB: 0 P: 3	R: 2 E: 0 K: 0 S: 6	H: 3 LOB: 2 BB: 0 P: 7	R: 0 E: 0 K: 1 S: 5	H: 0 LOB: 0 BB: 0 P: 5	R: 0 E: 0 K: 2 S: 7	H: 0 LOB: 0 BB: 0 P: 7	1B: 8 2B: 0 3B: 0 HR: 2	SF: 0 SAC: 0 DP: 1 HBP: 1	WP: 0 PB: 0 SB: 1 CS: 0	PA: 35	
PITCHER	IP	WLS	BF	H	R	ER	SO	BB	IBB	HBP	BLK	WP	HR	S	P	ERA	WHIP				
Bob Veale, L ERA: 3.36 (1, 1)	5.0		23	8	7	7	5	1	0	0	0	0	2	32	36	12.60	1.800				
Al McBean, R ERA: 3.47 (6, 1)	2.0	L	9	2	1	1	1	0	0	1	0	0	0	10	11	4.50	1.000				
Pete Mikkelsen, R ERA: 2.88 (8, 1)	1.0		3	0	0	0	2	0	0	0	0	0	0	7	7	0.00	0.000				

Pittsburgh Pirates @ New York Mets
Shea Stadium, Flushing, NY
Wed Aug 17 1966, 7:05 PM EDT
Att: 32,461 - Unknown

AB 33
R 8
H 10
RBI 8
BB 1
SO 8
LOB 10



Batter	1	2	3	4	5	6	7	8	9	AB	R	H	RBI	BB	SO	LOB	TOP								
Gene Alley, R OBP: 0.325, SLG: 0.422 (1, 6)										4	0	3	1	1	0	0	Pittsburgh Pirates @ New York Mets Shea Stadium, Flushing, NY Thu Aug 18 1966, 3:33 AM EDT Att: 26,829 - Unknown								
Manny Mota, R OBP: 0.402, SLG: 0.533 (1, 8)										4	0	0	0	1	0	5									
Roberto Clemente, R OBP: 0.367, SLG: 0.540 (1, 9)										4	0	0	0	1	0	4									
Donn Clendenon, R OBP: 0.366, SLG: 0.527 (1, 3)										4	1	2	1	0	2	2									
Jose Pagan, R OBP: 0.305, SLG: 0.392 (1, 5)										4	0	0	0	0	2	1									
Bill Mazerowski, R OBP: 0.299, SLG: 0.382 (1, 4)										4	2	2	2	0	1	1									
Bob Bailey, R OBP: 0.342, SLG: 0.433 (1, 7)										4	1	1	0	0	1	1									
Jerry May, R OBP: 0.279, SLG: 0.375 (6, PH)										2	1	1	1	0	1	0									
Jerry Lynch, L OBP: 0.266, SLG: 0.326 (6, PH)										1	0	0	0	0	1	1									
Pete Mikkelsen, R OBP: 0.231, SLG: 0.167 (8, 1)										0	0	0	0	0	0	0									
Billy O'Dell, S OBP: 0.133, SLG: 0.133 (6, PH)										0	0	0	0	0	0	0									
Matty Alou, L OBP: 0.376, SLG: 0.435 (6, PH)										1	0	0	0	0	0	0									
Woodie Fryman, R OBP: 0.224, SLG: 0.191 Don Cardwell, R OBP: 0.111, SLG: 0.040 Gene Michael, R OBP: 0.115, SLG: 0.154 Al McBean, R OBP: 0.111, SLG: 0.111 Jesse Gonder, L OBP: 0.255, SLG: 0.364 (1, 1) (4, 1) (5, PH) (5, 1) (6, PH) (6, 2)										0	0	0	0	1	0	0									
Inning Stats	R: 0 E: 0 K: 0 S: 3	H: 0 LOB: 0 BB: 0 P: 3	R: 0 E: 0 K: 1 S: 6	H: 1 LOB: 1 BB: 0 P: 6	R: 1 E: 0 K: 1 S: 6	H: 2 LOB: 2 BB: 2 P: 14	R: 1 E: 0 K: 1 S: 6	H: 1 LOB: 0 BB: 0 P: 6	R: 0 E: 0 K: 0 S: 4	H: 1 LOB: 1 BB: 0 P: 4	R: 3 E: 0 K: 1 S: 8	H: 4 LOB: 2 BB: 1 P: 12	R: 0 E: 0 K: 1 S: 4	H: 0 LOB: 0 BB: 1 P: 8	R: 0 E: 0 K: 3 S: 9	H: 0 LOB: 0 BB: 0 P: 9	R: 0 E: 0 K: 0 S: 4	H: 1 LOB: 2 BB: 1 P: 8	1B: 4 2B: 3 3B: 0 HR: 4	SF: 0 SAC: 0 DP: 1 HBP: 0	WP: 0 PB: 0 SB: 0 CS: 1	PA: 39			
PITCHER	IP	WLS	BF	H	R	ER	SO	BB	IBB	HBP	BLK	WP	HR	S	P	ERA	WHIP								
Rob Gardner, L ERA: 4.91 (1, 1)	5.1	W	25	8	5	5	3	2	0	0	0	0	4	29	37	8.44	1.875								
Jack Hamilton, R ERA: 3.8 (6, 1)	0.2		3	1	0	0	1	1	0	0	0	0	0	4	8	0.00	3.000								
Ralph Terry, R ERA: 3.86 (7, 1)	3.0	S	11	1	0	0	4	2	0	0	0	0	0	17	25	0.00	1.000								

AB 34
R 5
H 10
RBI 5
BB 5
SO 8
LOB 15




Batter	1	2	3	4	5	6	7	8	9	AB	R	H	RBI	BB	SO	LOB	BOTTOM								
Ron Hunt, R OBP: 0.361, SLG: 0.369 (1, 4)										5	2	2	2	0	0	2	Pittsburgh Pirates @ New York Mets Shea Stadium, Flushing, NY Thu Aug 18 1966, 3:33 AM EDT Att: 26,829 - Unknown								
Eddie Brassoud, R OBP: 0.312, SLG: 0.382 (1, 6)										5	0	1	2	0	1	3									
Cleon Jones, R OBP: 0.111, SLG: 0.040 Ralph Terry, R OBP: 0.286, SLG: 0.263 (1, 8) (7, 1)										3	1	1	1	0	1	1									
Ken Boyer, R OBP: 0.307, SLG: 0.412 (1, 5)										3	0	1	0	1	0	1									
Jim Hickman, R OBP: 0.301, SLG: 0.380 (1, 9)										4	1	1	1	0	0	2									
Ron Swoboda, R OBP: 0.294, SLG: 0.352 (1, 7)										2	2	1	1	2	1	1									
Jerry Grote, R OBP: 0.330, SLG: 0.316 (1, 2)										2	0	0	0	1	0	2									
Ed Kranepool, L OBP: 0.327, SLG: 0.421 (1, 3)										4	1	1	1	0	2	3									
Rob Gardner, R OBP: 0.171, SLG: 0.195 Jack Hamilton, R OBP: 0.139, SLG: 0.114 Al Luplow, L OBP: 0.332, SLG: 0.350 (1, 1) (6, 1) (6, PH) (7, 8)										2	1	0	0	0	0	1									
Inning Stats	R: 3 E: 1 K: 1 S: 9	H: 3 LOB: 2 BB: 1 P: 13	R: 0 E: 0 K: 1 S: 5	H: 0 LOB: 0 BB: 0 P: 5	R: 0 E: 0 K: 1 S: 4	H: 0 LOB: 1 BB: 1 P: 8	R: 3 E: 3 K: 1 S: 8	H: 1 LOB: 1 BB: 1 P: 12	R: 0 E: 0 K: 0 S: 4	H: 1 LOB: 1 BB: 0 P: 4	R: 0 E: 0 K: 0 S: 3	H: 0 LOB: 0 BB: 0 P: 3	R: 3 E: 0 K: 1 S: 7	H: 2 LOB: 1 BB: 2 P: 15	R: 0 E: 0 K: 1 S: 4	H: 0 LOB: 0 BB: 0 P: 3		R: 0 E: 0 K: 1 S: 7	H: 2 LOB: 1 BB: 2 P: 15	1B: 5 2B: 3 3B: 1 HR: 0	SF: 0 SAC: 1 DP: 2 HBP: 0	WP: 0 PB: 0 SB: 0 CS: 0	PA: 40		
PITCHER	IP	WLS	BF	H	R	ER	SO	BB	IBB	HBP	BLK	WP	HR	S	P	ERA	WHIP								
Woodie Fryman, L ERA: 3.27 (1, 1)	3.2	L	19	4	6	0	4	2	1	0	0	0	0	24	36	0.00	1.636								
Don Cardwell, R ERA: 4.5 (4, 1)	0.1		2	0	0	0	0	0	0	0	0	0	0	2	2	0.00	0.000								
Al McBean, R ERA: 3.42 (5, 1)	1.0		4	1	0	0	1	0	0	0	0	0	0	6	6	0.00	1.000								
Pete Mikkelsen, R ERA: 3.1 (6, 1)	2.1		11	3	3	3	0	2	0	0	0	0	0	9	17	11.57	2.143								
Billy O'Dell, L ERA: 2.9 (8, 1)	0.2		3	1	0	0	1	0	0	0	0	0	0	5	5	0.00	1.500								



Batter	1	2	3	4	5	6	7	8	9	AB	R	H	RBI	BB	SO	LOB	TOP									
Matty Alou, L OBP: 0.376, SLG: 0.439 (1, 8)	F8		2H 3B		L7		P4		FC5-4 1B	5	0	2	1	0	0	2										
Gene Alley, R OBP: 0.325, SLG: 0.421 (1, 6)	K		5-3			4-3 1B		4-3	FC5-4 1-2	5	0	1	0	0	0	1										
Roberto Clemente, R OBP: 0.362, SLG: 0.532 (1, 9)	L9			4-3		4-3 1-2		E6 1B SF7		4	1	0	0	0	0	1										
Willie Stargell, L OBP: 0.392, SLG: 0.611 (1, 7)		4-3		L4		K		1B IBB		3	0	0	0	1	1											
Donn Clendenon, R OBP: 0.370, SLG: 0.533 (1, 3)	F9			FC6-4 1B		1-3		1-2 2-3 1B		4	0	2	0	0	0	1										
Bill Mazeroski, R OBP: 0.300, SLG: 0.391 (1, 4)	P6			FC6-4 1-2				SF7		3	1	1	2	0	0	1										
Bob Bailey, R OBP: 0.337, SLG: 0.425 (1, 5)			K		G6-3 1B		F5	F9		4	0	1	0	0	1	2										
Jesse Gonder, L OBP: 0.250, SLG: 0.355 (1, 2)			SH3-4 3B 1B		G6-3 1-2		K		F9	4	1	1	0	0	1	1										
Tommy Sisk, R OBP: 0.237, SLG: 0.147 Pete Mikkelsen, R OBP: 0.231, SLG: 0.167 (9, 1)			SH3-4 1-2		E4				K	2	0	0	0	0	1	0										
Inning Stats	R: 0 E: 0 K: 1 S: 5	H: 0 LOB: 0 BB: 0 P: 5	R: 0 E: 0 K: 0 S: 3	H: 0 LOB: 0 BB: 0 P: 3	R: 1 E: 0 K: 1 S: 7	H: 2 LOB: 1 BB: 0 P: 7	R: 0 E: 0 K: 0 S: 4	H: 1 LOB: 1 BB: 0 P: 4	R: 0 E: 1 K: 0 S: 4	H: 1 LOB: 1 BB: 0 P: 4	R: 0 E: 0 K: 1 S: 6	H: 1 LOB: 1 BB: 0 P: 6	R: 1 E: 0 K: 1 S: 6	H: 1 LOB: 1 BB: 1 P: 10	R: 1 E: 0 K: 0 S: 5	H: 1 LOB: 2 BB: 0 P: 9	R: 0 E: 0 K: 1 S: 6	H: 1 LOB: 1 BB: 0 P: 6	1B: 6 2B: 0 3B: 1 HR: 1	SF: 1 SAC: 1 DP: 1 HBP: 0	WP: 0 PB: 0 SB: 0 CS: 0	PA: 38				
PITCHER	IP	WLS	BF	H	R	ER	SO	BB	IBB	HBP	BLK	WP	HR	S	P	ERA	WHIP									
Bill Hands, R ERA: 4.59 Cal Koonce, R ERA: 4.15	(1, 1)	7.0	L	28	6	2	2	4	1	0	0	0	0	1	35	39	2.57	1.000								
(8, 1)	2.0		10	2	1	0	1	0	1	0	0	0	0	0	11	15	0.00	1.000								

Pittsburgh Pirates @ Chicago Cubs
Wrigley Field, Chicago, IL
Sat Aug 20 1966, 3:33 AM CDT
Att: 14,446 - Unknown


AB 34
R 3
H 8
RBI 3
BB 2
SO 5
LOB 11



Batter	1	2	3	4	5	6	7	8	9	AB	R	H	RBI	BB	SO	LOB	BOTTOM									
Don Kessinger, S OBP: 0.287, SLG: 0.286 (1, 6)	1-3		5-3		4-3			F7		4	0	0	0	0	0	1										
Glenn Beckert, R OBP: 0.319, SLG: 0.348 (1, 4)	K		5-3			F9		F7		4	0	0	0	0	1	0										
Billy Williams, L OBP: 0.357, SLG: 0.479 (1, 9)	3B		6-3			HR		BB		3	1	2	1	1	0	0										
Ron Santo, R OBP: 0.412, SLG: 0.556 (1, 5)	BB			5-3		L8		L8		3	0	0	0	1	0	1										
14 Ernie Banks, R OBP: 0.303, SLG: 0.436 Joey Amalfitano, R OBP: 0.260, SLG: 0.200 (9, PR)	5-3			G6-4-3 1B		1B		E 4-3 1B		4	0	3	0	0	0	2										
John Boccabella, R OBP: 0.273, SLG: 0.397 (1, 7)		6-3		G6-4-3 1-2		K		E3 4-3		4	0	0	0	0	1	3										
Randy Hundley, R OBP: 0.303, SLG: 0.451 Don Bryant, R OBP: 0.381, SLG: 0.450 Lee Thomas, L OBP: 0.277, SLG: 0.316 (9, PH)		L9		SH3-4 BB		SH3-4 BB		K		2	0	0	0	0	0	0										
Byron Browne, R OBP: 0.317, SLG: 0.446 (1, 8)					F9		K		6-3	3	0	0	0	1	1	3										
Bill Hands, R OBP: 0.119, SLG: 0.077 George Altman, L OBP: 0.260, SLG: 0.362 Cal Koonce, R OBP: 0.176, SLG: 0.067 Marty Keough, L OBP: 0.279, SLG: 0.189 (9, PH)		5-3			SH3-4		L8		F7	1	0	0	0	0	0	1										
Inning Stats	R: 0 E: 0 K: 1 S: 6	H: 1 LOB: 2 BB: 1 P: 10	R: 0 E: 0 K: 0 S: 3	H: 0 LOB: 1 BB: 1 P: 7	R: 0 E: 0 K: 0 S: 3	H: 0 LOB: 0 BB: 0 P: 3	R: 0 E: 0 K: 0 S: 3	H: 1 LOB: 0 BB: 0 P: 3	R: 0 E: 0 K: 0 S: 3	H: 0 LOB: 0 BB: 1 P: 7	R: 1 E: 0 K: 1 S: 7	H: 2 LOB: 1 BB: 0 P: 7	R: 0 E: 0 K: 2 S: 7	H: 0 LOB: 0 BB: 0 P: 7	R: 0 E: 0 K: 0 S: 3	H: 0 LOB: 1 BB: 1 P: 7	R: 1 E: 1 K: 0 S: 5	H: 1 LOB: 2 BB: 0 P: 5	1B: 3 2B: 0 3B: 1 HR: 1	SF: 0 SAC: 1 DP: 1 HBP: 0	WP: 0 PB: 0 SB: 0 CS: 0	PA: 36				
PITCHER	IP	WLS	BF	H	R	ER	SO	BB	IBB	HBP	BLK	WP	HR	S	P	ERA	WHIP									
Tommy Sisk, R ERA: 4.03 Pete Mikkelsen, R ERA: 3.06	(1, 1)	8.0	W	33	5	2	1	4	4	0	0	0	0	0	37	53	1.12	1.125								
(9, 1)	1.0	S	3	0	0	0	0	0	0	0	0	0	0	3	3	0.00	0.000									

Pittsburgh Pirates @ Chicago Cubs
Wrigley Field, Chicago, IL
Sat Aug 20 1966, 3:33 AM CDT
Att: 14,446 - Unknown

AB 31
R 2
H 5
RBI 2
BB 4
SO 4
LOB 15



Batter	1	2	3	4	5	6	7	8	9	AB R H RBI BB SO LOB	TOP									
Gene Alley, R OBP: 0.323, SLG: 0.418 (1, 6)	6-3	1B		K		F8		P3		5 0 1 1 0 1 0	Pittsburgh Pirates @ Chicago Cubs Wrigley Field, Chicago, IL Sun Aug 21 1966, 3:33 AM CDT Att: 15,944 - Cloudy - 82 F									
Manny Mota, R OBP: 0.402, SLG: 0.531 (1, 8)	6-3	2B		HR		F9		E3		5 2 4 0 0 0 0										
Roberto Clemente, R OBP: 0.362, SLG: 0.536 (1, 9)	6-3	4-3		HR		2B		6-3		5 1 2 2 0 0 3										
Willie Stargell, L OBP: 0.397, SLG: 0.619 (1, 7)	2B			4-1		1B		P5		5 0 4 1 0 0 0										
Donn Clendenon, R OBP: 0.368, SLG: 0.529 (1, 3)	P5			4-1		K		1B		5 1 1 0 0 1 5										
Bill Mazerowski, R OBP: 0.299, SLG: 0.389 (1, 4)		3-1		E5		K		F7		5 1 1 0 0 1 1										
Bob Bailey, R OBP: 0.335, SLG: 0.426 (1, 5)		2B		F9		6-3		4-3		4 1 1 1 0 0 2										
Jesse Gonder, L OBP: 0.276, SLG: 0.429 (1, 2)		4-3		K		HR		1B		5 2 4 3 0 1 2										
Bob Veale, S OBP: 0.145, SLG: 0.174 (1, 1)		4-3		K		K		4-3		5 0 0 0 0 2 3										
Inning Stats	R: 1 E: 0 K: 0 S: 5	H: 2 LOB: 1 BB: 0 P: 5	R: 2 E: 0 K: 0 S: 7	H: 4 LOB: 2 BB: 0 P: 7	R: 0 E: 1 K: 1 S: 7	H: 1 LOB: 2 BB: 0 P: 7	R: 2 E: 0 K: 2 S: 10	H: 3 LOB: 1 BB: 0 P: 10	R: 1 E: 0 K: 2 S: 8	H: 1 LOB: 0 BB: 0 P: 8	R: 0 E: 0 K: 1 S: 4	H: 1 LOB: 1 BB: 0 P: 4	R: 0 E: 1 K: 0 S: 3	H: 1 LOB: 0 BB: 0 P: 3	R: 2 E: 0 K: 0 S: 6	H: 3 LOB: 1 BB: 0 P: 6	1B: 10 2B: 6 3B: 0 HR: 2	SF: 1 SAC: 0 DP: 0 HBP: 0	WP: 0 PB: 0 SB: 0 CS: 0	PA: 45
PITCHER	IP WLS BF H R ER SO BB IBB HBP BLK WP HR S P ERA WHIP											PITCHER	IP WLS BF H R ER SO BB IBB HBP BLK WP HR S P ERA WHIP							
Robin Roberts, R ERA: 4.62 (1, 1)	1.2 L 10 5 3 3 0 0 0 0 0 0 0 10 10 16.20 3.000																			
Cal Koonce, R ERA: 4.25 (2, 1)	4.1 22 8 3 3 6 0 0 0 0 0 2 34 34 6.23 1.846																			
Don Lee, R ERA: 4.86 (7, 1)	3.0 13 5 2 2 0 0 0 0 0 0 0 13 13 6.00 1.667																			

AB 44
R 8
H 18
RBI 8
BB 0
SO 6
LOB 16



Batter	1	2	3	4	5	6	7	8	9	AB R H RBI BB SO LOB	BOTTOM											
Adolfo Phillips, R OBP: 0.337, SLG: 0.454 (1, 8)	K					K			K	3 0 0 0 0 2 0	Pittsburgh Pirates @ Chicago Cubs Wrigley Field, Chicago, IL Sun Aug 21 1966, 3:33 AM CDT Att: 15,944 - Cloudy - 82 F											
Byron Browne, R OBP: 0.316, SLG: 0.445 (9, FH)			L8							1 0 0 0 0 1 1												
Glenn Beckert, R OBP: 0.317, SLG: 0.345 (1, 4)	4-3			P4		F8		P3		4 0 0 0 0 0 1												
Billy Williams, L OBP: 0.356, SLG: 0.484 (1, 9)	HR			F9		K		4-3		4 1 1 1 0 1 1												
Ron Santo, R OBP: 0.411, SLG: 0.553 (1, 5)	F9			6-3		BB				2 0 0 0 1 0 0												
14 Ernie Banks, R OBP: 0.304, SLG: 0.432 (1, 3)		F8			F8		F9			3 0 0 0 0 0 1												
John Boccabella, R OBP: 0.275, SLG: 0.396 (1, 7)		K			F9			G4-6-3		3 0 1 0 0 1 0												
Randy Hundley, R OBP: 0.301, SLG: 0.448 (1, 2)		1-3			K			G4-6-3		3 0 0 0 0 1 1												
Don Kessinger, S OBP: 0.285, SLG: 0.284 (1, 6)				5-3				1-3		3 0 0 0 0 0 0												
Robin Roberts, S OBP: 0.241, SLG: 0.120 (1, 1)				4-3						0 0 0 0 0 0 0												
Cal Koonce, R OBP: 0.167, SLG: 0.063 (2, 1)										1 0 0 0 0 0 0												
Joey Amalfitano, R OBP: 0.243, SLG: 0.194 (6, FH)										1 0 0 0 0 1 0												
Don Lee, R OBP: 1.000, SLG: 1.000 (7, 1)										0 0 0 0 0 0 0												
Ron Campbell, R OBP: 0.254, SLG: 0.167 (9, FH)								BB		0 0 0 0 1 0 0												
Inning Stats	R: 1 E: 0 K: 1 S: 6	H: 1 LOB: 0 BB: 0 P: 6	R: 0 E: 0 K: 1 S: 5	H: 0 LOB: 0 BB: 0 P: 5	R: 0 E: 0 K: 0 S: 3	H: 0 LOB: 0 BB: 0 P: 3	R: 0 E: 0 K: 0 S: 3	H: 0 LOB: 0 BB: 0 P: 3	R: 0 E: 0 K: 1 S: 5	H: 0 LOB: 0 BB: 0 P: 5	R: 0 E: 0 K: 2 S: 7	H: 0 LOB: 0 BB: 0 P: 7	R: 0 E: 0 K: 1 S: 5	H: 0 LOB: 1 BB: 1 P: 9	R: 0 E: 0 K: 0 S: 3	H: 1 LOB: 0 BB: 0 P: 3	R: 0 E: 0 K: 1 S: 5	H: 0 LOB: 1 BB: 1 P: 9	1B: 1 2B: 0 3B: 0 HR: 1	SF: 0 SAC: 0 DP: 1 HBP: 0	WP: 0 PB: 0 SB: 0 CS: 0	PA: 30
PITCHER	IP WLS BF H R ER SO BB IBB HBP BLK WP HR S P ERA WHIP											PITCHER	IP WLS BF H R ER SO BB IBB HBP BLK WP HR S P ERA WHIP									
Bob Veale, L ERA: 3.25 (1, 1)	9.0 W 30 2 1 1 7 2 0 0 0 0 0 1 42 50 1.00 0.444																					

AB 28
R 1
H 2
RBI 1
BB 2
SO 7
LOB 5



Batter	1	2	3	4	5	6	7	8	9	AB	R	H	RBI	BB	SO	LOB	TOP			
John Briggs, L (1.8) OBP: 0.402, SLG: 0.538										5	1	1	0	0	0	2				
Cookie Rojas, R (1.4) OBP: 0.316, SLG: 0.347										4	2	3	0	0	0	0				
Johnny Callison, L (1.9) OBP: 0.347, SLG: 0.429										5	1	2	1	0	1	4				
Dick Allen, R (1.5) OBP: 0.388, SLG: 0.633										3	0	1	0	2	0	2				
Bill White, L (1.3) OBP: 0.361, SLG: 0.479										5	0	2	4	0	1	2				
Tony Gonzalez, L (1.7) OBP: 0.325, SLG: 0.403										4	0	1	0	1	0	4				
Clay Dalrymple, L (1.2) OBP: 0.380, SLG: 0.356										4	0	1	0	0	1	4				
Dick Groat, R (1.6) OBP: 0.301, SLG: 0.315										4	0	1	0	0	0	4				
Chris Short, R (1.1) OBP: 0.220, SLG: 0.210										3	1	0	0	1	2	2				
Inning Stats	R: 3 E: 1 K: 0 S: 7	H: 4 LOB: 2 BB: 1 P: 11	R: 0 E: 0 K: 1 S: 6	H: 1 LOB: 1 BB: 0 P: 6	R: 0 E: 0 K: 0 S: 3	H: 0 LOB: 0 BB: 0 P: 3	R: 0 E: 0 K: 1 S: 5	H: 2 LOB: 1 BB: 0 P: 5	R: 0 E: 0 K: 0 S: 4	H: 1 LOB: 1 BB: 0 P: 4	R: 2 E: 0 K: 1 S: 7	H: 2 LOB: 2 BB: 2 P: 15	R: 0 E: 0 K: 1 S: 6	H: 2 LOB: 1 BB: 0 P: 6	R: 0 E: 1 K: 1 S: 6	H: 0 LOB: 2 BB: 1 P: 10	1B: 12 2B: 2 3B: 0 HR: 0	SF: 0 SAC: 1 DP: 3 HBP: 0	WP: 0 PB: 0 CS: 0	PA: 42
PITCHER	IP WLS BF H R ER SO BB IBB HBP BLK WP HR S P ERA WHIP																			
Vern Law, R (1.1) ERA: 4.48	6.0 L 22 4 1 1 2 2 0 0 0 0 0 0 24 32 1.50 1.000																			
Billy O'Dell, L (1.1) ERA: 2.3	7.1 1.0 6 2 1 1 1 1 0 0 0 0 0 7 11 9.00 3.000																			
Roy Face, R (7.1) ERA: 2.68	8.1 2.0 9 2 0 0 2 1 0 0 0 0 0 0 12 16 0.00 1.500																			

Philadelphia Phillies @ Pittsburgh Pirates
Forbes Field, Pittsburgh, PA
Tue Aug 23 1966, 7:05 PM EDT
Att: 25,504 - Unknown

AB	37
R	5
H	12
RBI	5
BB	4
SO	5
LOB	24

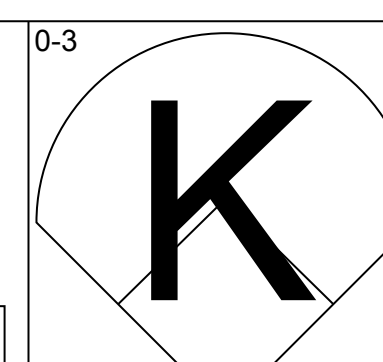
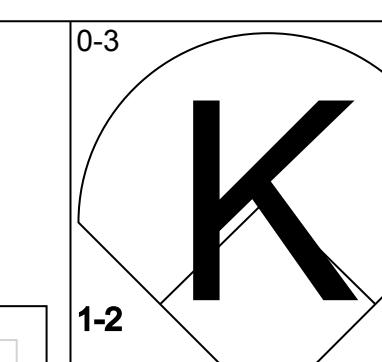
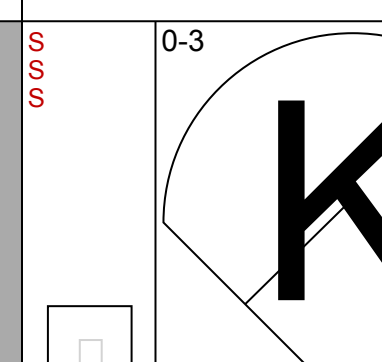
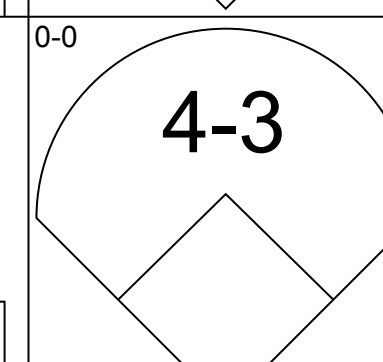
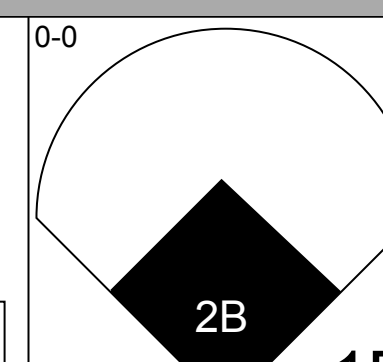
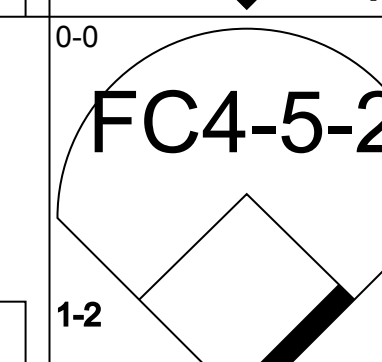
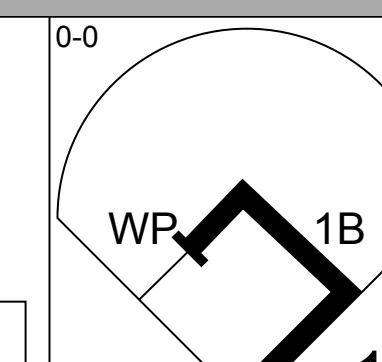

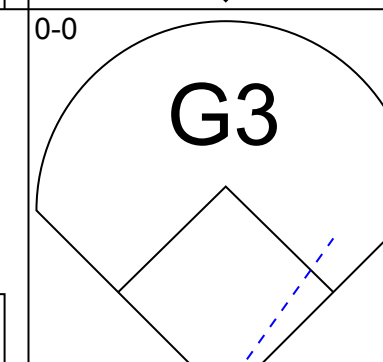
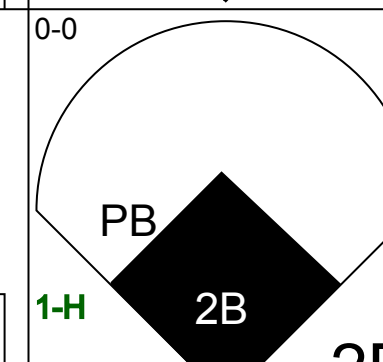
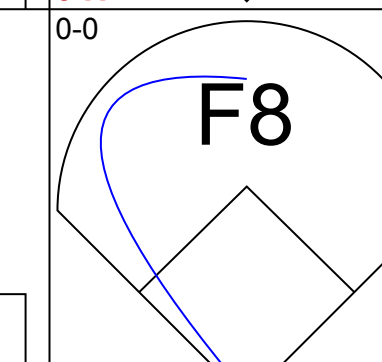
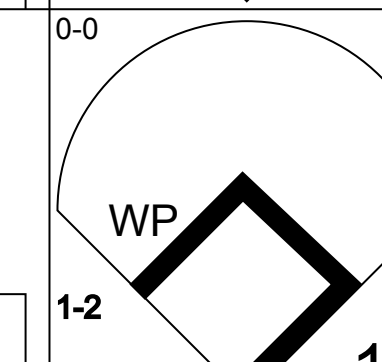

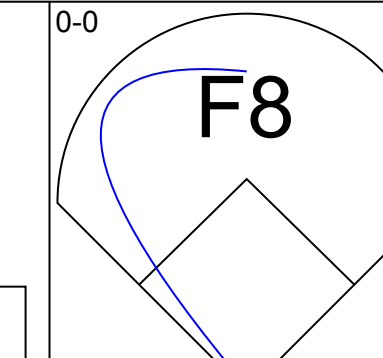
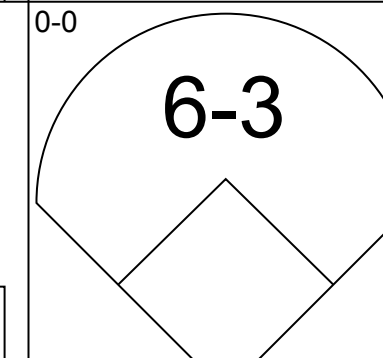
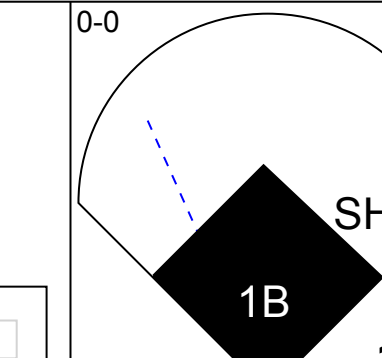
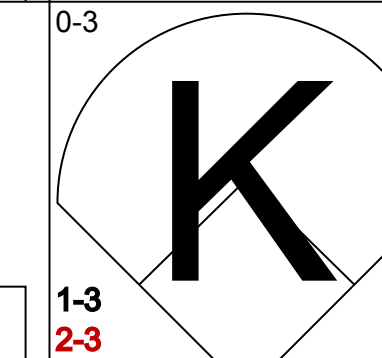

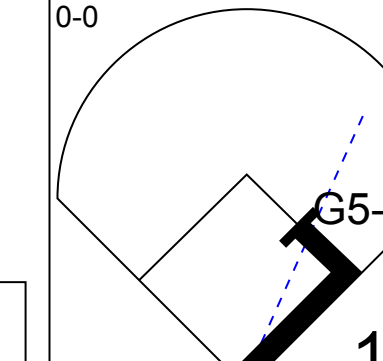
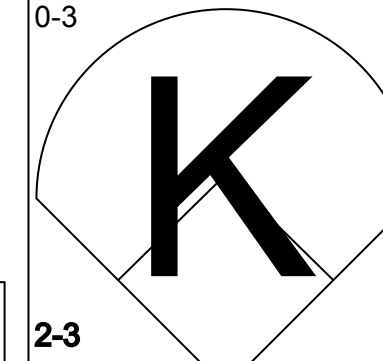
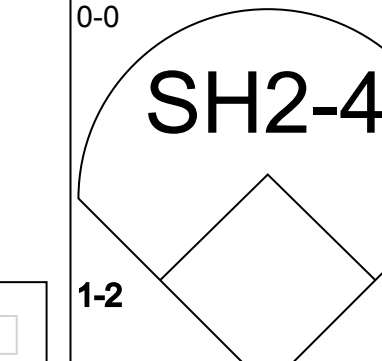
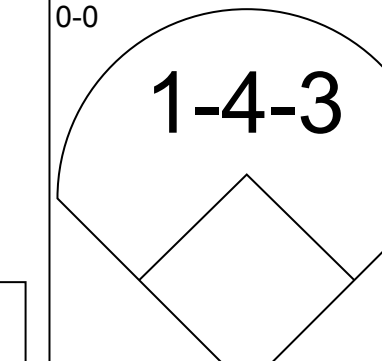
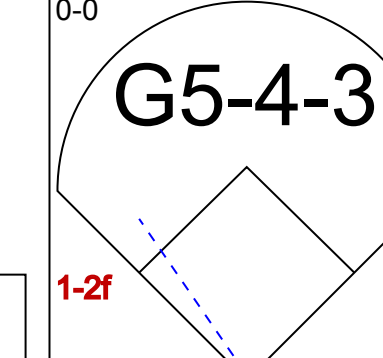
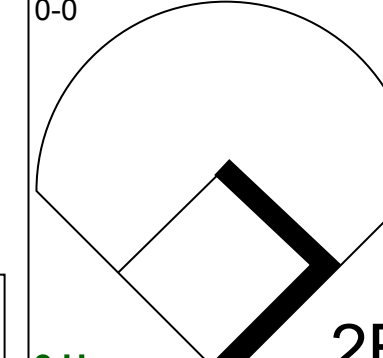
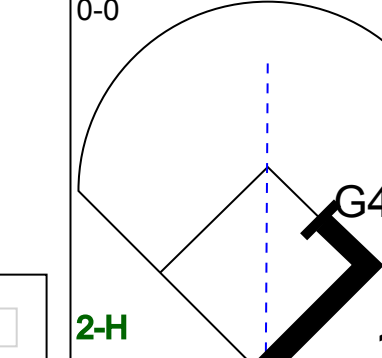
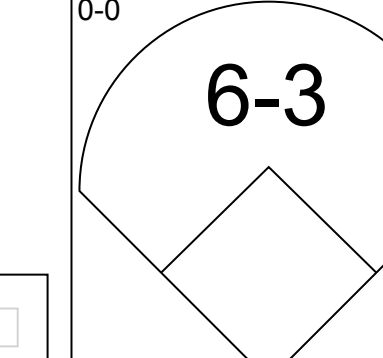
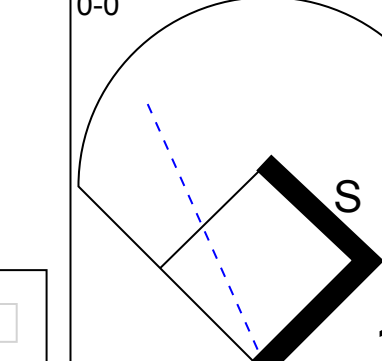
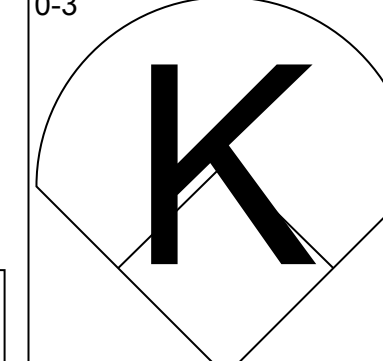
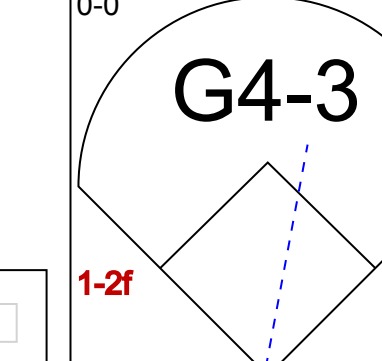
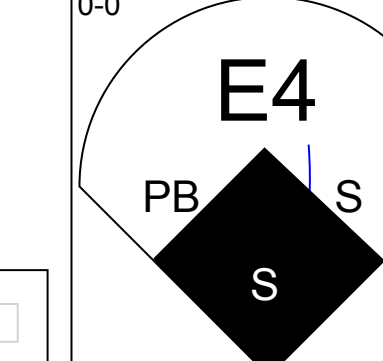
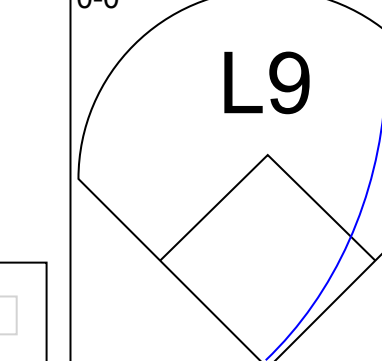
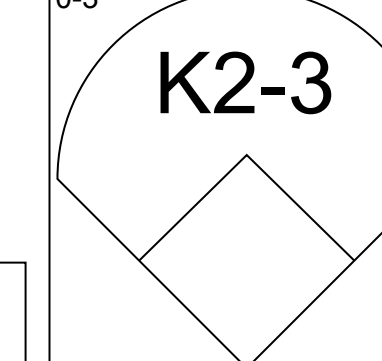
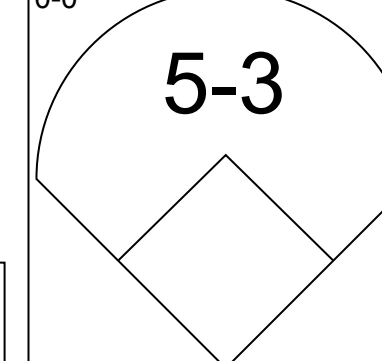
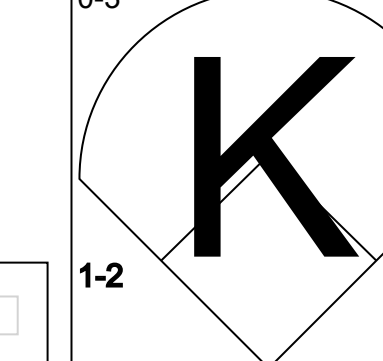
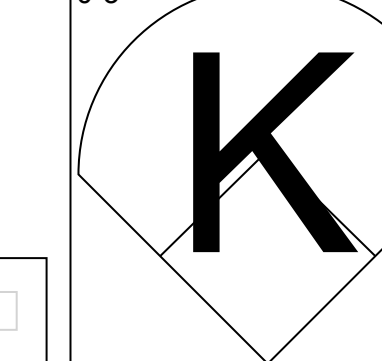
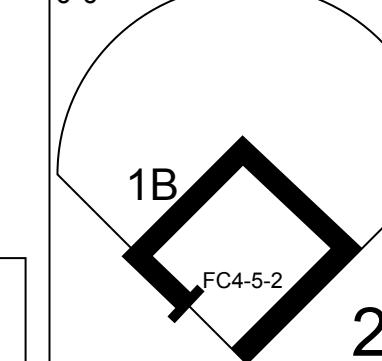
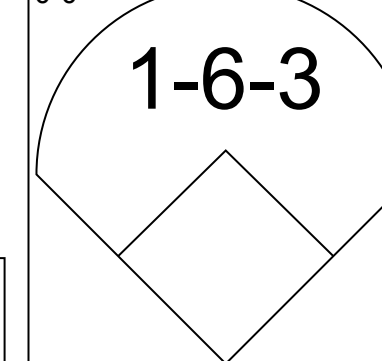
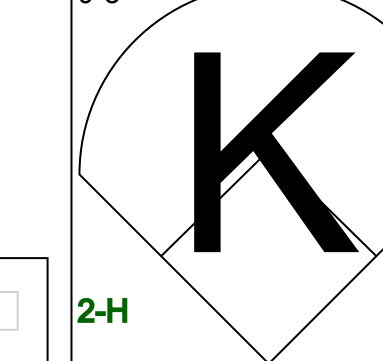


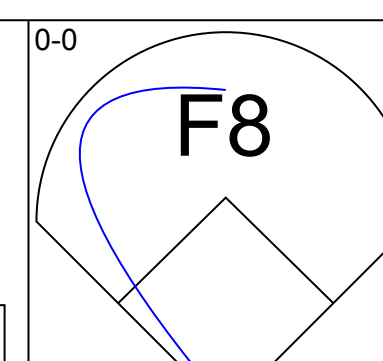
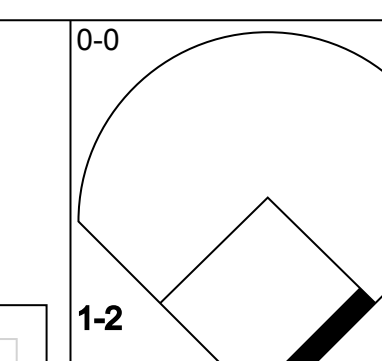
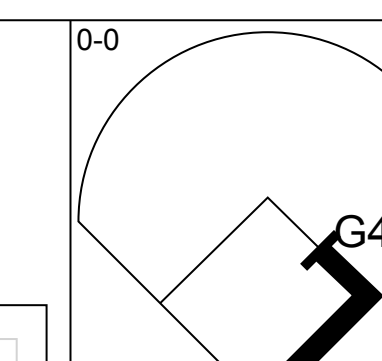
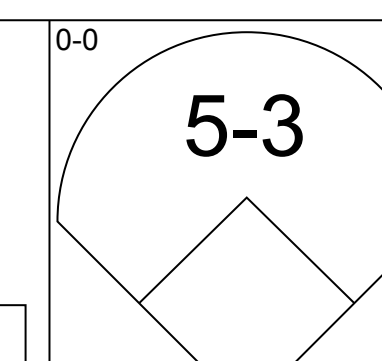
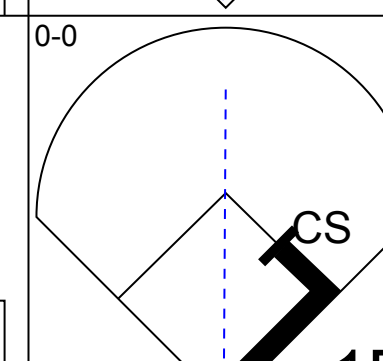
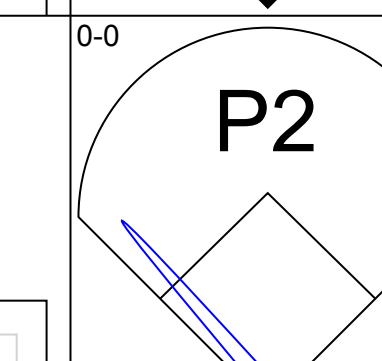
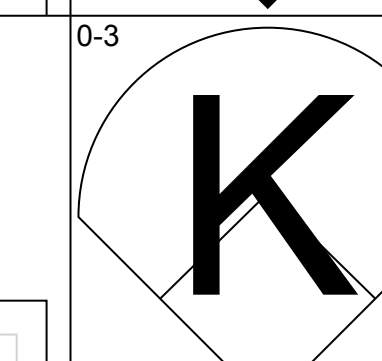
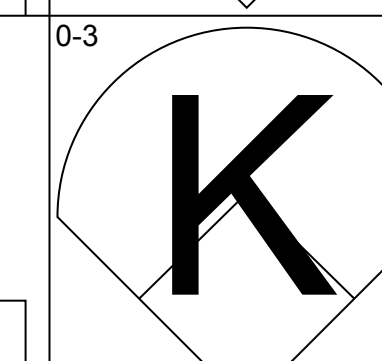
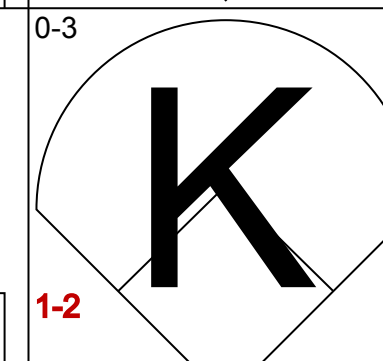
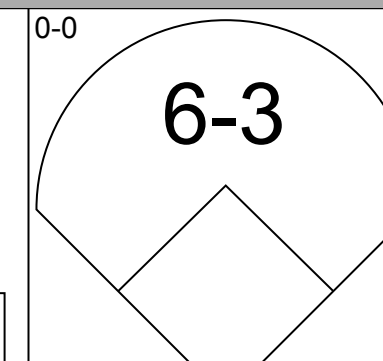
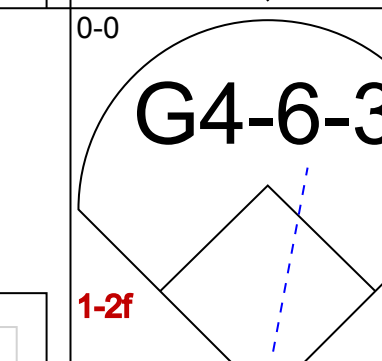
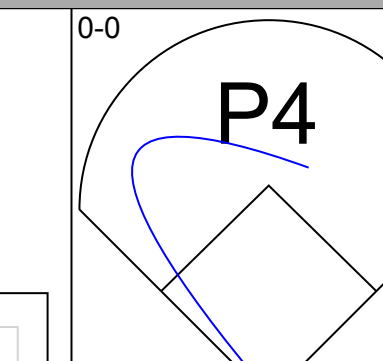
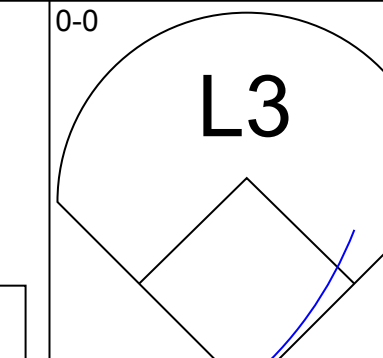
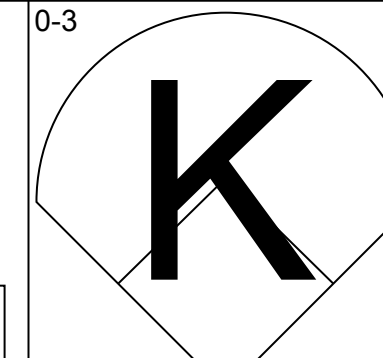

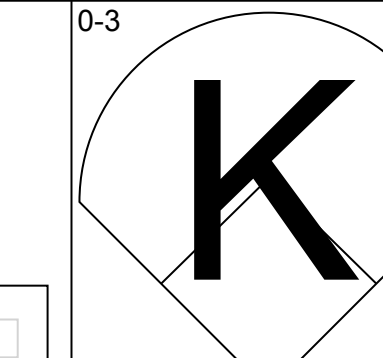
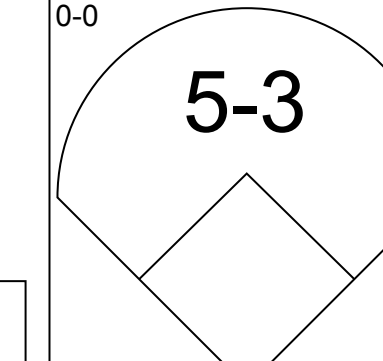
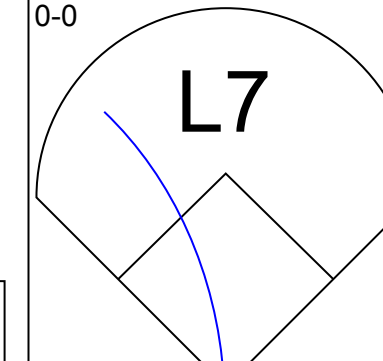

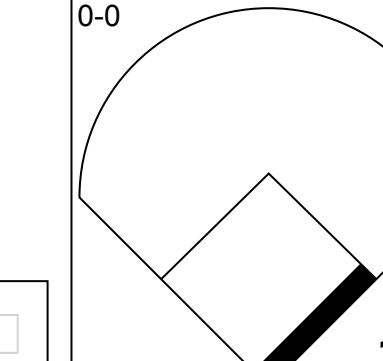
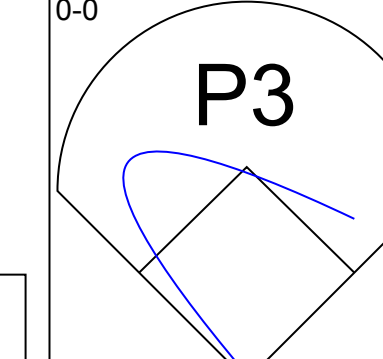
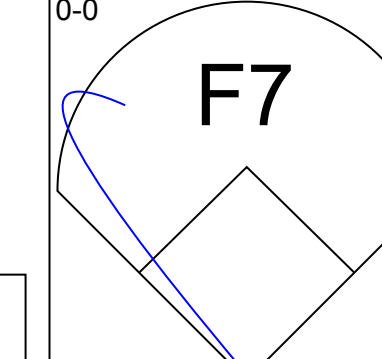
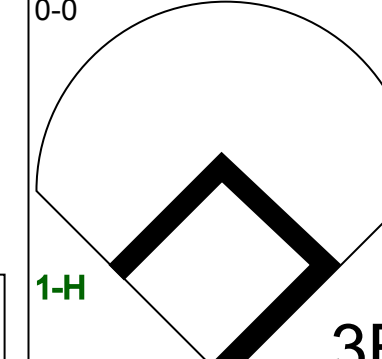
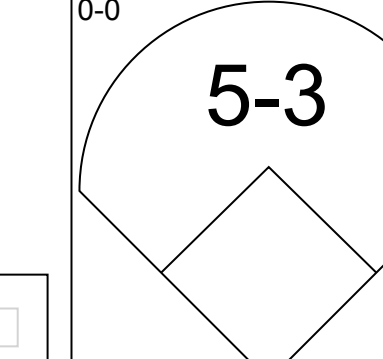
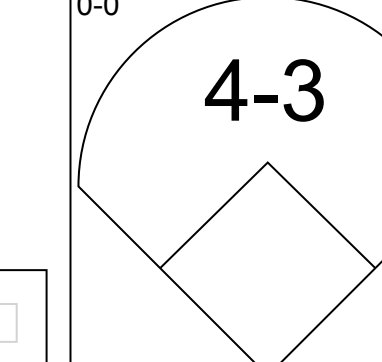
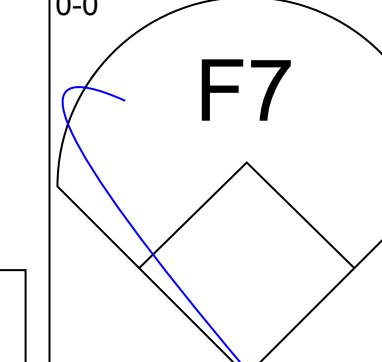
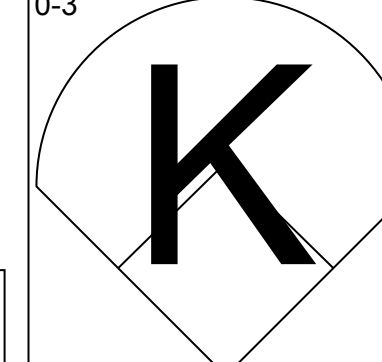
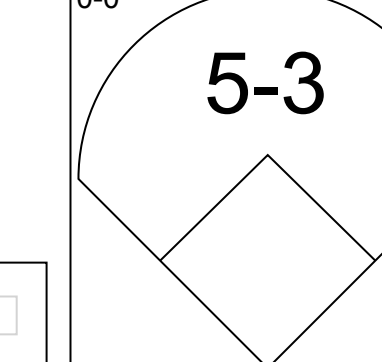
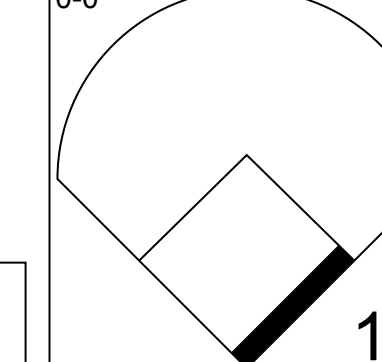
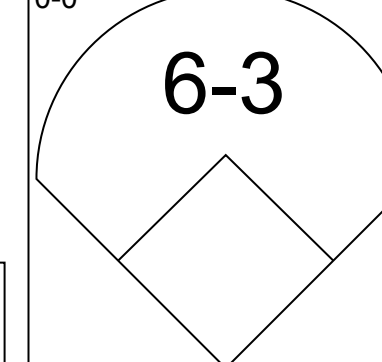

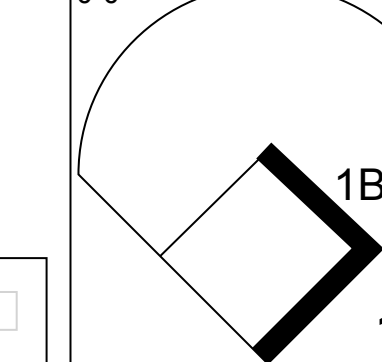
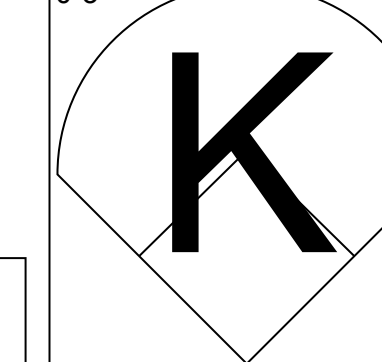
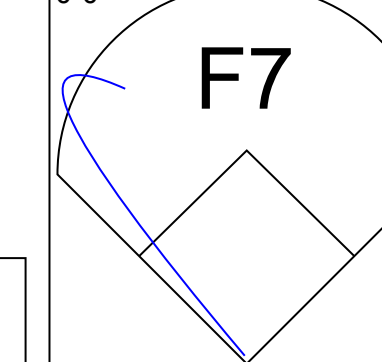
Batter	1	2	3	4	5	6	7	8	9	AB	R	H	RBI	BB	SO	LOB	BOTTOM					
Gene Alley, R (1.6) OBP: 0.325, SLG: 0.419										4	1	0	0	1	1	1						
Manny Mota, R (1.8) OBP: 0.407, SLG: 0.535										4	1	3	1	0	0	1						
Roberto Clemente, R (1.9) OBP: 0.364, SLG: 0.541										4	1	1	3	0	0	3						
Donn Clendenon, R (1.3) OBP: 0.365, SLG: 0.523										4	0	1	0	0	1	1						
Bill Mazerowski, R (1.4) OBP: 0.296, SLG: 0.389										4	0	0	0	0	1	2						
Bob Bailey, R (1.7) OBP: 0.336, SLG: 0.426										3	0	1	0	1	0	0						
Jose Pagan, R (1.5) OBP: 0.298, SLG: 0.383										4	0	0	0	0	0	4						
Jerry May, R (1.2) OBP: 0.271, SLG: 0.356										3	0	0	0	0	0	0						
Jim Pagliaroni, R (9. PH) OBP: 0.334, SLG: 0.404										1	0	0	0	0	0	0						
Inning Stats	R: 0 E: 0 K: 0 S: 3	H: 0 LOB: 1 BB: 1 P: 7	R: 0 E: 0 K: 0 S: 3	H: 0 LOB: 0 BB: 0 P: 3	R: 0 E: 0 K: 1 S: 5	H: 0 LOB: 0 BB: 0 P: 5	R: 0 E: 0 K: 0 S: 5	H: 2 LOB: 3 BB: 1 P: 9	R: 3 E: 1 K: 2 S: 10	H: 2 LOB: 0 BB: 0 P: 10	R: 0 E: 0 K: 1 S: 5	H: 0 LOB: 0 BB: 0 P: 5	R: 1 E: 0 K: 0 S: 5	H: 2 LOB: 1 BB: 0 P: 5	R: 0 E: 0 K: 0 S: 4	H: 1 LOB: 1 BB: 0 P: 4	R: 0 E: 0 K: 2 S: 7	H: 0 LOB: 0 BB: 0 P: 7	1B: 5 2B: 1 3B: 0 HR: 1	SF: 0 SAC: 0 DP: 0 HBP: 0	WP: 0 PB: 0 CS: 0	PA: 37
PITCHER	IP WLS BF H R ER SO BB IBB HBP BLK WP HR S P ERA WHIP																					
Chris Short, L (1.1) ERA: 3.27	9.0 W 37 7 4 1 6 2 0 0 0 0 0 1 47 55 1.00 1.000																					

Philadelphia Phillies @ Pittsburgh Pirates
Forbes Field, Pittsburgh, PA
Tue Aug 23 1966, 7:05 PM EDT
Att: 25,504 - Unknown

AB	35
R	4
H	7
RBI	4
BB	2
SO	6
LOB	12



Batter	1	2	3	4	5	6	7	8	9	AB	R	H	RBI	BB	SO	LOB	TOP									
Cookie Rojas, R OBP: 0.315, SLG: 0.346 (1, 7)										4	0	1	0	0	3	1	Philadelphia Phillies @ Pittsburgh Pirates Forbes Field, Pittsburgh, PA Thu Aug 25 1966, 7:05 PM EDT Att: 25,658 - Unknown									
Johnny Callison, L OBP: 0.347, SLG: 0.427 (1, 9)										4	1	2	0	0	0	2										
Dick Groat, R OBP: 0.302, SLG: 0.318 (1, 6)										4	1	2	1	0	0	2										
Dick Allen, R OBP: 0.386, SLG: 0.625 (1, 5)										4	1	1	0	0	1	3										
Harvey Kuenn, R OBP: 0.311, SLG: 0.351 Bill White, L OBP: 0.361, SLG: 0.476 (1, 3) (8, 3)										3	0	1	0	0	1	2										
Jackie Brandt, R OBP: 0.320, SLG: 0.338 John Briggs, L OBP: 0.392, SLG: 0.526 (1, 8) (9, PH) (9, 8)										3	0	2	2	0	0	1										
Tony Taylor, R OBP: 0.292, SLG: 0.366 (1, 4)										4	1	1	0	0	1	2										
Bob Uecker, R OBP: 0.273, SLG: 0.348 (1, 2)										4	0	0	0	0	2	2										
Jim Bunning, R OBP: 0.205, SLG: 0.212 (1, 1)										4	0	1	0	0	2	1										
Inning Stats	R: 0 E: 0 K: 1 S: 5	H: 0 LOB: 0 BB: 0 P: 5	R: 0 E: 0 K: 0 S: 3	H: 1 LOB: 0 BB: 0 P: 3	R: 0 E: 0 K: 2 S: 8	H: 1 LOB: 1 BB: 0 P: 8	R: 2 E: 0 K: 2 S: 10	H: 3 LOB: 1 BB: 0 P: 10	R: 0 E: 0 K: 1 S: 7	H: 2 LOB: 2 BB: 0 P: 7	R: 1 E: 0 K: 0 S: 4	H: 2 LOB: 0 BB: 0 P: 4	R: 0 E: 0 K: 1 S: 5	H: 0 LOB: 0 BB: 0 P: 5	R: 0 E: 0 K: 1 S: 6	H: 2 LOB: 1 BB: 0 P: 6		R: 1 E: 1 K: 2 S: 8	H: 0 LOB: 0 BB: 0 P: 8	1B: 8 2B: 3 3B: 0 HR: 0	SF: 0 SAC: 1 DP: 2 HBP: 0	WP: 2 PB: 2 SB: 3 CS: 0	PA: 36			
PITCHER	IP	WLS	BF	H	R	ER	SO	BB	IBB	HBP	BLK	WP	HR	S	P	ERA	WHIP									
Bob Veale, L ERA: 3.26 Don Cardwell, R ERA: 4.39	(1, 1)	8.0	L	32	11	3	3	8	0	0	0	0	0	0	8	48	3.38	1.375								
(9, 1)	1.0	4	0	1	0	0	2	0	0	0	0	0	0	8	8	0.00	0.000									

Batter	1	2	3	4	5	6	7	8	9	AB	R	H	RBI	BB	SO	LOB	BOTTOM								
Matty Alou, L OBP: 0.376, SLG: 0.439 (1, 8)										4	0	2	0	0	0	0	Philadelphia Phillies @ Pittsburgh Pirates Forbes Field, Pittsburgh, PA Thu Aug 25 1966, 7:05 PM EDT Att: 25,658 - Unknown								
Gene Alley, R OBP: 0.328, SLG: 0.420 (1, 6)										4	0	1	0	0	2	3									
Manny Mota, R OBP: 0.401, SLG: 0.527 (1, 7)										4	0	0	0	0	1	2									
Willie Stargell, L OBP: 0.397, SLG: 0.610 (1, 9)										4	0	0	0	0	2	0									
Donn Clendenon, R OBP: 0.366, SLG: 0.519 (1, 3)										4	1	2	0	0	0	0									
Bill Mazerowski, R OBP: 0.297, SLG: 0.392 (1, 4)										4	0	1	1	0	0	1									
Jesse Gonder, L OBP: 0.284, SLG: 0.431 (1, 2)										3	0	0	0	0	1	1									
Bob Bailey, R OBP: 0.345, SLG: 0.428 (1, 5)										3	0	1	0	0	0	1									
Bob Veale, S OBP: 0.155, SLG: 0.183 Jerry Lynch, L OBP: 0.280, SLG: 0.319 Don Cardwell, R OBP: 0.133, SLG: 0.071 (1, 1) (8, PH) (9, 1)										2	0	1	0	0	1	1									
Inning Stats	R: 0 E: 0 K: 1 S: 5	H: 1 LOB: 1 BB: 0 P: 5	R: 0 E: 0 K: 0 S: 3	H: 0 LOB: 0 BB: 0 P: 3	R: 0 E: 0 K: 0 S: 5	H: 2 LOB: 2 BB: 0 P: 5	R: 0 E: 0 K: 1 S: 5	H: 0 LOB: 0 BB: 0 P: 5	R: 0 E: 0 K: 1 S: 6	H: 1 LOB: 1 BB: 0 P: 6	R: 1 E: 0 K: 1 S: 7	H: 2 LOB: 1 BB: 0 P: 7	R: 0 E: 0 K: 1 S: 5	H: 0 LOB: 0 BB: 0 P: 5	R: 0 E: 0 K: 1 S: 6	H: 1 LOB: 1 BB: 0 P: 6		1B: 7 2B: 1 3B: 1 HR: 0	SF: 0 SAC: 0 DP: 2 HBP: 0	WP: 0 PB: 0 SB: 0 CS: 1	PA: 33				
PITCHER	IP	WLS	BF	H	R	ER	SO	BB	IBB	HBP	BLK	WP	HR	S	P	ERA	WHIP								
Jim Bunning, R ERA: 2.37	(1, 1)	9.0	W	33	8	1	1	7	0	0	0	0	0	47	47	1.00	0.889								

Batter	1	2	3	4	5	6	7	8	9	AB	R	H	RBI	BB	SO	LOB	TOP											
Gene Alley, R OBP: 0.332, SLG: 0.422 (1, 6)	1-3		G6-4-3 1B	6-3 1B	6-3 1B	1-2 2-3 3-H BB	F9		E SF9-5 1B	5	2	3	1	1	0	0												
Manny Mota, R OBP: 0.400, SLG: 0.521 (1, 8)	F9		G6-4-3 1-2	6-3	F8		1B HBP		E1 SF9-5 1B	5	0	1	0	0	0	5												
Roberto Clemente, R OBP: 0.369, SLG: 0.543 (1, 9)	1B BB		E 1B	1B	1B	6-3 1B	2B	1-3 1B	1B IBB	4	2	4	1	2	0	0												
Donn Clendenon, R OBP: 0.367, SLG: 0.521 (1, 3)	FC5-4 1B		E7 1B	F8		6-3	4-0 1B	G6-4-3 IBB	SF9-5	4	1	2	2	1	0	2												
Bill Mazerowski, R OBP: 0.298, SLG: 0.393 (1, 4)	FC5-4 1-2		2B			6-3	3-1 1B	G6-4-3 1-2	F3	5	0	1	0	1	0	6												
Bob Bailey, R OBP: 0.352, SLG: 0.435 (1, 5)		CS 2B	2B	BB		2B FC5-2 BB	3-1 1B	1-2 3-H	1-3 2-3	3	0	2	1	2	0	0												
Willie Stargell, L OBP: 0.395, SLG: 0.607 (1, 7)	1-3	2-3	4-3			FC5-2 1-3 2B	3-1	1-2 2-3	K	5	1	1	0	0	1	5												
Jim Pagliaroni, R OBP: 0.344, SLG: 0.419 (1, 2)	1B			HR		BB FC5-2 IBB	IBB	IBB	1B	3	1	3	1	2	0	0												
Woodie Fryman, R OBP: 0.204, SLG: 0.173 Pete Mikkelsen, R OBP: 0.214, SLG: 0.154 (9, 1)	K	0-3	K	K	FC5-2 BB	K	K	K	K	5	0	0	0	0	4	8												
										0	0	0	0	0	0	0												
Inning Stats	R: 0 E: 0 K: 0 S: 4	H: 1 LOB: 2 BB: 1 P: 8	R: 0 E: 0 K: 1 S: 6	H: 2 LOB: 1 BB: 0 P: 6	R: 2 E: 1 K: 0 S: 6	H: 4 LOB: 2 BB: 1 P: 10	R: 2 E: 0 K: 1 S: 8	H: 3 LOB: 1 BB: 0 P: 8	R: 1 E: 0 K: 0 S: 4	H: 2 LOB: 3 BB: 3 P: 16	R: 0 E: 0 K: 0 S: 3	H: 1 LOB: 2 BB: 1 P: 8	R: 0 E: 0 K: 2 S: 8	H: 1 LOB: 1 BB: 0 P: 8	R: 1 E: 1 K: 0 S: 4	H: 2 LOB: 1 BB: 1 P: 8	1B: 11 2B: 6 3B: 0 HR: 1	SF: 1 SAC: 0 DP: 3 HBP: 1	WP: 0 PB: 0 SB: 1 CS: 1	PA: 50								
PITCHER	IP	WLS	BF	H	R	ER	SO	BB	IBB	HBP	BLK	WP	HR	S	P	ERA	WHIP											
Al Jackson, L ERA: 2.39 Ron Piche, R ERA: 3.71 Nelson Briles, R ERA: 3.28 Joe Hoerner, L ERA: 1.32	(1, 1)	4.1	L	25	11	5	5	2	3	0	0	0	0	1	26	38	10.38	3.231										
	(5, 1)	0.2		4	0	0	0	0	1	1	0	0	0	0	2	10	0.00	1.500										
	(6, 1)	2.0		12	3	1	1	1	0	3	1	0	0	0	10	23	4.50	1.500										
	(8, 1)	2.0		9	3	1	0	2	0	1	0	0	0	0	12	16	0.00	1.500										

Pittsburgh Pirates @ St. Louis Cardinals
 Busch Stadium, St. Louis, MO
 Fri Aug 26 1966, 7:05 PM CDT
 Att: 43,951 - Unknown

AB	39
R	7
H	17
RBI	6
BB	9
SO	5
LOB	26



Batter	1	2	3	4	5	6	7	8	9	AB	R	H	RBI	BB	SO	LOB	BOTTOM										
Julian Javier, R OBP: 0.274, SLG: 0.332 (1, 4)	2B		E2 2B			5-3		F8	F4	5	0	2	0	0	0	1											
Lou Brock, L OBP: 0.336, SLG: 0.451 (1, 7)	K		K			S 1B		F8		4	0	1	0	0	2	2											
Mike Shannon, R OBP: 0.332, SLG: 0.462 (1, 9)	K		F3			F4 1-2		F9		4	0	0	0	0	1	3											
Orlando Cepeda, R OBP: 0.366, SLG: 0.509 (1, 3)	F3					F9		K		4	1	1	0	0	1	2											
Curt Flood, R OBP: 0.299, SLG: 0.361 (1, 8)		CS 1B				F3		5-3	4-3	4	0	1	0	0	0	1											
Tim McCarver, L OBP: 0.315, SLG: 0.429 (1, 2)						F8		2B 1B	HR BB	3	2	2	0	1	0	0											
Charley Smith, R OBP: 0.303, SLG: 0.389 (1, 5)	FC5-4 1-2					K		1-H 2B	HR	4	1	2	4	0	1	1											
Dal Maxvill, R OBP: 0.337, SLG: 0.332 (1, 6)	K					F8		F9	BB	3	0	0	0	1	1	2											
Al Jackson, L Ron Piche, R Ted Savage, R Nelson Briles, R Phil Gagliano, R Joe Hoerner, R Tito Francona, L	(1, 1)	8.1		34	9	4	4	8	1	0	0	0	0	1	0	0	0										
	(5, 1)	0.2		3	0	0	0	0	1	0	0	0	0	0	0	0											
	(6, 1)	1.25		5	1	0	0	0	0	0	0	0	0	0	0	0											
	(7, 1)	1.0		4	0	0	0	0	0	0	0	0	0	0	0	0											
	(8, 1)	1.000		4	0	0	0	0	0	0	0	0	0	0	0	0											
	(9, 1)	0.350		3	0	0	0	0	1	0	0	0	0	0	0	1											
Inning Stats	R: 0 E: 0 K: 2 S: 8	H: 1 LOB: 1 BB: 0 P: 8	R: 0 E: 0 K: 1 S: 6	H: 2 LOB: 0 BB: 0 P: 6	R: 0 E: 1 K: 2 S: 8	H: 1 LOB: 1 BB: 0 P: 8	R: 0 E: 0 K: 0 S: 3	H: 0 LOB: 0 BB: 0 P: 3	R: 0 E: 0 K: 1 S: 5	H: 0 LOB: 0 BB: 0 P: 5	R: 0 E: 0 K: 1 S: 6	H: 1 LOB: 1 BB: 0 P: 6	R: 1 E: 0 K: 1 S: 7	H: 2 LOB: 1 BB: 0 P: 7	R: 0 E: 0 K: 0 S: 3	H: 0 LOB: 0 BB: 0 P: 3	R: 3 E: 0 K: 0 S: 5	H: 2 LOB: 1 BB: 2 P: 13	1B: 4 2B: 4 3B: 0 HR: 1	SF: 0 SAC: 0 DP: 0 HBP: 0	WP: 0 PB: 0 SB: 1 CS: 1	PA: 37					
PITCHER	IP	WLS	BF	H	R	ER	SO	BB	IBB	HBP	BLK	WP	HR	S	P	ERA	WHIP										
Woodie Fryman, L ERA: 3.49 Pete Mikkelsen, R ERA: 2.90	(1, 1)	8.1		34	9	4	4	8	1	0	0	0	0	1	0	0	0										
	(9, 1)	0.2		3	0	0	0	0	1	0	0	0	0	0	0	0	0										

Pittsburgh Pirates @ St. Louis Cardinals
 Busch Stadium, St. Louis, MO
 Fri Aug 26 1966, 7:05 PM CDT
 Att: 43,951 - Unknown

AB	35
R	4
H	9
RBI	4
BB	2
SO	8
LOB	14



Batter	1	2	3	4	5	6	7	8	9	AB	R	H	RBI	BB	SO	LOB	TOP					
Matty Alou, L OBP: 0.374, SLG: 0.437 (1, 8)	1-3		FC6-4				K			4	0	1	1	0	1	1	Pittsburgh Pirates @ St. Louis Cardinals Busch Stadium, St. Louis, MO Sat Aug 27 1966, 7:05 PM CDT Att: 30,457 - Unknown					
Gene Alley, R OBP: 0.331, SLG: 0.420 (1, 6)	F8		FC6-4				K			4	0	1	0	0	1	1						
Roberto Clemente, R OBP: 0.369, SLG: 0.541 (1, 9)	6-3				K		K2-3		G6-3	4	0	1	0	0	2	2						
Willie Stargell, L OBP: 0.393, SLG: 0.603 (1, 7)		L8			1-3				L8	3	0	0	0	1	0	1						
Donn Clendenon, R OBP: 0.368, SLG: 0.521 (1, 3)		S					K		G6-3	4	0	2	0	0	1	2						
Bill Mazerowski, R OBP: 0.295, SLG: 0.389 (1, 4)	F2				K		F6			4	0	0	0	0	1	3						
Bob Bailey, R OBP: 0.356, SLG: 0.439 (1, 5)	F8									4	1	3	0	0	0	1						
Jesse Gonder, L OBP: 0.275, SLG: 0.416 (1, 2)			K							4	0	0	0	0	2	4						
Steve Blass, R OBP: 0.213, SLG: 0.234 (7, PH)										1	0	1	0	0	0	0						
Jerry Lynch, L OBP: 0.275, SLG: 0.313 (7, PH)										1	0	0	0	0	0	0						
Pete Mikkelsen, R OBP: 0.214, SLG: 0.154 (7, 1)										0	0	0	0	0	0	0						
Inning Stats	R: 0 E: 0 K: 0 S: 3	H: 0 LOB: 0 BB: 0 P: 3	R: 0 E: 0 K: 0 S: 4	H: 1 LOB: 1 BB: 0 P: 4	R: 0 E: 0 K: 1 S: 6	H: 1 LOB: 1 BB: 0 P: 6	R: 0 E: 0 K: 2 S: 8	H: 1 LOB: 1 BB: 0 P: 8	R: 1 E: 0 K: 1 S: 8	H: 3 LOB: 2 BB: 0 P: 8	R: 0 E: 0 K: 2 S: 8	H: 1 LOB: 0 BB: 0 P: 12	R: 0 E: 0 K: 2 S: 7	H: 0 LOB: 0 BB: 0 P: 7	R: 0 E: 0 K: 0 S: 3	H: 1 LOB: 0 BB: 0 P: 3	R: 0 E: 0 K: 0 S: 3	H: 1 LOB: 0 BB: 0 P: 3	1B: 9 2B: 0 3B: 0 HR: 0	SF: 0 SAC: 1 DP: 2 HBP: 0	WP: 0 PB: 0 SB: 2 CS: 0	PA: 35
PITCHER Bob Gibson, R ERA: 2.17 (1, 1)	IP: 9.0 WLS: W BF: 35 H: 9 R: 1 ER: 1 SO: 8 BB: 1 IBB: 0 HBP: 0 BLK: 0 WP: 0 HR: 0 S: 50 P: 54 ERA: 1.00 WHIP: 1.111															PITCHER						

Batter	1	2	3	4	5	6	7	8	9	AB	R	H	RBI	BB	SO	LOB	BOTTOM					
Lou Brock, L OBP: 0.337, SLG: 0.450 (1, 7)	L6						E5			3	2	1	0	1	0	0	Pittsburgh Pirates @ St. Louis Cardinals Busch Stadium, St. Louis, MO Sat Aug 27 1966, 7:05 PM CDT Att: 30,457 - Unknown					
Ted Savage, R OBP: 0.250, SLG: 0.417 (1, 9)	WP		F8			4-3				4	1	2	2	0	0	2						
Tim McCarver, L OBP: 0.319, SLG: 0.431 (1, 2)	E								F9	3	0	2	1	1	0	1						
Orlando Cepeda, R OBP: 0.362, SLG: 0.504 (1, 3)	3-1									4	0	0	0	0	0	2						
Curt Flood, R OBP: 0.299, SLG: 0.360 (1, 8)	F9									4	0	1	0	0	0	1						
Charley Smith, R OBP: 0.299, SLG: 0.385 (1, 5)		F5								4	0	0	0	0	0	0						
Julian Javier, R OBP: 0.274, SLG: 0.335 (1, 4)		K								3	1	1	0	0	2	0						
Dal Maxvill, R OBP: 0.337, SLG: 0.332 (1, 6)		F9								3	1	1	1	0	0	0						
Bob Gibson, R OBP: 0.256, SLG: 0.317 (1, 1)										3	0	0	0	0	0	1						
Inning Stats	R: 1 E: 1 K: 0 S: 4	H: 1 LOB: 1 BB: 1 P: 8	R: 0 E: 0 K: 1 S: 5	H: 0 LOB: 0 BB: 0 P: 5	R: 0 E: 0 K: 0 S: 4	H: 2 LOB: 2 BB: 0 P: 4	R: 0 E: 0 K: 0 S: 3	H: 0 LOB: 0 BB: 0 P: 3	R: 0 E: 0 K: 1 S: 5	H: 0 LOB: 0 BB: 0 P: 5	R: 1 E: 1 K: 0 S: 5	H: 2 LOB: 2 BB: 0 P: 5	R: 3 E: 1 K: 0 S: 6	H: 3 LOB: 1 BB: 1 P: 10	R: 0 E: 0 K: 0 S: 3	H: 0 LOB: 0 BB: 0 P: 3	R: 0 E: 0 K: 0 S: 3	H: 0 LOB: 0 BB: 0 P: 3	1B: 5 2B: 3 3B: 0 HR: 0	SF: 0 SAC: 0 DP: 0 HBP: 0	WP: 1 PB: 0 SB: 2 CS: 0	PA: 33
PITCHER Steve Blass, R ERA: 3.52 (7, 1)	IP: 6.0 WLS: L BF: 23 H: 5 R: 2 ER: 2 SO: 2 BB: 1 IBB: 0 HBP: 0 BLK: 0 WP: 1 HR: 0 S: 26 P: 30 ERA: 0.00 WHIP: 1.000															PITCHER						

AB	33
R	1
H	9
RBI	1
BB	1
SO	8
LOB	15



AB	31
R	5
H	8
RBI	4
BB	2
SO	2
LOB	7



Batter	1	2	3	4	5	6	7	8	9	AB	R	H	RBI	BB	SO	LOB	TOP					
Matty Alou, L (1, 8) OBP: 0.372, SLG: 0.434										5	0	1	0	0	0	1						
Gene Alley, R (1, 6) OBP: 0.326, SLG: 0.415										5	0	0	0	0	2	2						
Roberto Clemente, R (1, 9) OBP: 0.369, SLG: 0.539										5	1	2	0	0	0	2						
Willie Stargell, L (1, 7) OBP: 0.392, SLG: 0.599										4	1	1	0	0	2	2						
Donn Clendenon, R (1, 3) OBP: 0.369, SLG: 0.521										4	0	2	1	0	1	1						
Bill Mazaroski, R (1, 4) OBP: 0.299, SLG: 0.392										4	0	3	1	0	1	2						
Bob Bailey, R (1, 5) OBP: 0.359, SLG: 0.438										3	0	1	0	1	1	3						
Jesse Gonder, L (1, 2) OBP: 0.279, SLG: 0.417										2	0	1	0	0	0	1						
Jim Pagliaroni, R (6, PH) OBP: 0.342, SLG: 0.417										2	0	0	0	0	1	5						
Vern Law, R (1, 1) OBP: 0.278, SLG: 0.358										2	0	0	0	0	0	1						
Andre Rodgers, R (7, PH) OBP: 0.340, SLG: 0.256										1	0	0	0	0	1	0						
Roy Face, R (7, PH) OBP: 0.340, SLG: 0.256										0	0	0	0	0	0	0						
Manny Mota, R (9, PH) OBP: 0.402, SLG: 0.522										1	0	1	0	0	0	0						
Inning Stats	R: 0 E: 0 K: 2 S: 8	H: 1 LOB: 1 BB: 0 P: 8	R: 0 E: 0 K: 1 S: 6	H: 1 LOB: 1 BB: 0 P: 6	R: 0 E: 0 K: 0 S: 3	H: 0 LOB: 0 BB: 0 P: 3	R: 0 E: 0 K: 2 S: 9	H: 2 LOB: 2 BB: 0 P: 9	R: 0 E: 0 K: 0 S: 3	H: 1 LOB: 0 BB: 0 P: 3	R: 1 E: 0 K: 1 S: 8	H: 3 LOB: 3 BB: 1 P: 12	R: 0 E: 0 K: 1 S: 5	H: 0 LOB: 0 BB: 0 P: 5	R: 1 E: 0 K: 1 S: 8	H: 3 LOB: 2 BB: 0 P: 8	R: 0 E: 0 K: 1 S: 6	H: 1 LOB: 1 BB: 0 P: 6	1B: 12 2B: 0 3B: 0 HR: 0	SF: 0 SAC: 0 DP: 1 HBP: 0	WP: 0 PB: 0 SB: 1 CS: 0	PA: 39
PITCHER	IP WLS BF H R ER SO BB IBB HBP BLK WP HR S P ERA WHIP																					
Ray Washburn, R (1, 1) ERA: 3.87	5.2 W 25 8 1 1 6 1 0 0 0 0 0 0 36 40 1.59 1.588																					
Hal Woodeshick, L (6, 1) ERA: 2.29	2.0 8 2 1 1 1 0 0 0 0 0 0 0 10 10 4.50 1.000																					
Nelson Briles, R (8, 1) ERA: 3.25	1.1 S 6 2 0 0 2 0 0 0 0 0 0 0 10 10 0.00 1.500																					

Pittsburgh Pirates @ St. Louis Cardinals
 Busch Stadium, St. Louis, MO
 Sun Aug 28 1966, 3:33 AM CDT
 Unknown

AB	38
R	2
H	12
RBI	2
BB	1
SO	9
LOB	20



Batter	1	2	3	4	5	6	7	8	9	AB	R	H	RBI	BB	SO	LOB	BOTTOM					
Lou Brock, L (1, 7) OBP: 0.338, SLG: 0.450										4	1	2	0	0	0	0						
Ted Savage, R (1, 9) OBP: 0.313, SLG: 0.533										3	1	1	1	1	2	0						
Mike Shannon, R (9, 9) OBP: 0.332, SLG: 0.462										0	0	0	0	0	0	0						
Tim McCarver, L (1, 2) OBP: 0.321, SLG: 0.429										2	1	0	0	2	0	1						
Orlando Cepeda, R (1, 3) OBP: 0.364, SLG: 0.504										4	0	2	1	0	0	3						
Curt Flood, R (1, 8) OBP: 0.299, SLG: 0.360										3	0	1	0	0	0	3						
Phil Gagliano, R (1, 5) OBP: 0.329, SLG: 0.337										3	0	2	1	0	0	0						
Julian Javier, R (1, 4) OBP: 0.272, SLG: 0.332										3	0	0	0	0	0	3						
Dal Maxvill, R (1, 6) OBP: 0.333, SLG: 0.329										3	0	0	0	0	0	1						
Ray Washburn, R (1, 1) OBP: 0.140, SLG: 0.220										1	0	0	0	0	1	0						
Hal Woodeshick, R (6, 1) OBP: 0.200, SLG: 0.400										1	0	0	0	0	1	0						
Nelson Briles, R (8, 1) OBP: 0.128, SLG: 0.081										1	0	0	0	0	0	0						
Inning Stats	R: 2 E: 0 K: 0 S: 5	H: 3 LOB: 0 BB: 0 P: 5	R: 0 E: 0 K: 0 S: 3	H: 0 LOB: 0 BB: 0 P: 3	R: 0 E: 0 K: 2 S: 7	H: 0 LOB: 0 BB: 0 P: 7	R: 0 E: 0 K: 0 S: 3	H: 1 LOB: 0 BB: 0 P: 3	R: 0 E: 0 K: 0 S: 3	H: 1 LOB: 0 BB: 0 P: 3	R: 0 E: 0 K: 2 S: 7	H: 0 LOB: 0 BB: 0 P: 7	R: 1 E: 0 K: 0 S: 4	H: 2 LOB: 1 BB: 1 P: 8	R: 0 E: 0 K: 0 S: 4	H: 1 LOB: 3 BB: 2 P: 12	R: 0 E: 0 K: 0 S: 4	H: 1 LOB: 3 BB: 2 P: 12	1B: 6 2B: 2 3B: 1 HR: 0	SF: 0 SAC: 0 DP: 3 HBP: 0	WP: 1 PB: 0 SB: 2 CS: 1	PA: 32
PITCHER	IP WLS BF H R ER SO BB IBB HBP BLK WP HR S P ERA WHIP																					
Vern Law, R (1, 1) ERA: 4.21	6.0 L 20 5 2 2 4 0 0 0 0 0 0 0 28 28 3.00 0.833																					
Roy Face, R (7, 1) ERA: 2.75	2.0 11 3 1 1 0 3 0 0 0 0 1 0 8 20 4.50 3.000																					

Pittsburgh Pirates @ St. Louis Cardinals
 Busch Stadium, St. Louis, MO
 Sun Aug 28 1966, 3:33 AM CDT
 Unknown

AB	28
R	3
H	8
RBI	3
BB	3
SO	4
LOB	11



Batter	1	2	3	4	5	6	7	8	9	AB	R	H	RBI	BB	SO	LOB	TOP								
Gene Alley, R OBP: 0.329, SLG: 0.415 (1, 6)	F7			G6-4-3 1B		FC4-6 BB		K		3	0	1	0	1	1	1	Pittsburgh Pirates @ St. Louis Cardinals Busch Stadium, St. Louis, MO Sun Aug 28 1966, 3:38 AM CDT Att: 46,211 - Unknown livebaseballscorecards.com								
Manny Mota, R OBP: 0.397, SLG: 0.515 (1, 8)	6-3			F9		FC4-6 2B		FC5-4		4	1	0	1	0	0	4									
Roberto Clemente, R OBP: 0.370, SLG: 0.540 (1, 9)	L7			G6-4-3 1-2f		2B				3	1	1	2	1	0	1									
Donn Clendenon, R OBP: 0.368, SLG: 0.521 (1, 3)				F9		2B		K		4	0	1	1	0	1	2									
Bill Mazerowski, R OBP: 0.300, SLG: 0.398 (1, 4)				G6-4-3 BB		6-3				3	1	1	1	1	0	1									
Bob Bailey, R OBP: 0.357, SLG: 0.435 Willie Stargell, L OBP: 0.390, SLG: 0.596 (1, 7) (6, 7)				G6-4-3 1-2f		F4		G3		2	0	0	0	0	0	1									
Jim Pagliaroni, R OBP: 0.343, SLG: 0.419 (1, 2)				6-3		BB FC4-6 2B		K		3	1	1	0	1	1	0									
Jose Pagan, R OBP: 0.295, SLG: 0.379 (1, 5)				5-3		K		G6-3		4	0	0	0	0	1	2									
Billy O'Dell, S OBP: 0.158, SLG: 0.111 Pete Mikkelsen, R OBP: 0.267, SLG: 0.214 (1, 1) (6, 1)				4-3		FC4-6 BB 2B BB		FC5-4 1B		1	1	0	0	1	0	0									
Inning Stats	R: 0 E: 0 K: 0 S: 3	H: 0 LOB: 0 BB: 0 P: 3	R: 0 E: 0 K: 0 S: 2	H: 0 LOB: 0 BB: 1 P: 6	R: 0 E: 0 K: 0 S: 3	H: 0 LOB: 0 BB: 0 P: 3	R: 0 E: 0 K: 0 S: 3	H: 1 LOB: 0 BB: 0 P: 3	R: 0 E: 0 K: 0 S: 3	H: 0 LOB: 0 BB: 0 P: 3	R: 4 E: 0 K: 1 S: 8	H: 3 LOB: 1 BB: 2 P: 16	R: 0 E: 0 K: 0 S: 2	H: 0 LOB: 0 BB: 1 P: 6	R: 0 E: 0 K: 2 S: 8	H: 1 LOB: 2 BB: 1 P: 12	R: 1 E: 0 K: 2 S: 8	H: 1 LOB: 0 BB: 0 P: 8	1B: 2 2B: 3 3B: 0 HR: 1	SF: 0 SAC: 0 DP: 3 HBP: 0	WP: 0 PB: 0 SB: 1 CS: 0	PA: 35			
PITCHER	IP	WLS	BF	H	R	ER	SO	BB	IBB	HBP	BLK	WP	HR	S	P	ERA	WHIP								
Steve Carlton, L ERA: 3.24 (1, 1)	5.2	L	21	3	4	4	1	3	0	0	0	0	0	20	32	6.35	1.059								
Don Dennis, R ERA: 4.59 (6, 1)	1.1		5	1	0	0	0	1	0	0	0	0	0	4	8	0.00	1.500								
Ron Piche, R ERA: 3.79 (8, 1)	2.0		9	2	1	1	4	1	0	0	0	0	1	16	20	4.50	1.500								

Batter	1	2	3	4	5	6	7	8	9	AB	R	H	RBI	BB	SO	LOB	BOTTOM								
Julian Javier, R OBP: 0.273, SLG: 0.332 Tito Francona, L OBP: 0.262, SLG: 0.348 Ron Piche, R (1, 4) (7, PH) (8, 1)	F9			1B	FC5-4 1-2f		G3			3	0	1	0	0	0	2	Pittsburgh Pirates @ St. Louis Cardinals Busch Stadium, St. Louis, MO Sun Aug 28 1966, 3:38 AM CDT Att: 46,211 - Unknown livebaseballscorecards.com								
Lou Brock, L OBP: 0.341, SLG: 0.453 (1, 7)				1B		F8 1B	1-3			4	1	3	0	0	0	2									
Ted Savage, R OBP: 0.250, SLG: 0.421 (1, 9)				F8		F8		K		4	0	0	0	0	1	4									
Orlando Cepeda, R OBP: 0.365, SLG: 0.503 (1, 3)				4-3		G5-3 2H 1B		5-3 BB		3	0	1	1	1	1	2									
Phil Gagliano, R OBP: 0.328, SLG: 0.335 (1, 5)				F3		F5		5-3		4	0	1	0	0	0	3									
Curt Flood, R OBP: 0.299, SLG: 0.359 (1, 8)				F7		1B		6-3		4	0	1	0	0	0	3									
Dal Maxvill, R OBP: 0.329, SLG: 0.324 (1, 6)				6-3		F8		F3		4	0	0	0	0	0	1									
Pat Corrales, R OBP: 0.212, SLG: 0.210 Mike Shannon, R OBP: 0.334, SLG: 0.464 Jerry Buchek, R OBP: 0.304, SLG: 0.357 Ed Spiezio, R (1, 2) (7, PH) (8, 4) (9, PH)				K		FC5-4 1B		K		2	0	1	0	0	1	0									
Steve Carlton, L OBP: 0.300, SLG: 0.222 Don Dennis, R OBP: 0.091, SLG: 0.091 Tim McCarver, L OBP: 0.321, SLG: 0.428 (1, 1) (6, 1) (7, PH) (8, 2)				K		F7		F9		2	0	0	0	0	1	2									
Inning Stats	R: 0 E: 0 K: 0 S: 3	H: 1 LOB: 0 BB: 0 P: 3	R: 0 E: 0 K: 0 S: 3	H: 0 LOB: 0 BB: 0 P: 3	R: 0 E: 0 K: 2 S: 7	H: 0 LOB: 0 BB: 0 P: 7	R: 0 E: 0 K: 1 S: 7	H: 2 LOB: 2 BB: 0 P: 7	R: 0 E: 0 K: 0 S: 5	H: 2 LOB: 2 BB: 0 P: 5	R: 1 E: 0 K: 0 S: 5	H: 3 LOB: 1 BB: 0 P: 5	R: 0 E: 0 K: 0 S: 4	H: 1 LOB: 2 BB: 1 P: 8	R: 0 E: 0 K: 1 S: 5	H: 0 LOB: 1 BB: 1 P: 9	R: 0 E: 0 K: 1 S: 5	H: 0 LOB: 0 BB: 0 P: 5	1B: 9 2B: 0 3B: 0 HR: 0	SF: 0 SAC: 0 DP: 1 HBP: 0	WP: 0 PB: 0 SB: 1 CS: 1	PA: 36			
PITCHER	IP	WLS	BF	H	R	ER	SO	BB	IBB	HBP	BLK	WP	HR	S	P	ERA	WHIP								
Billy O'Dell, L ERA: 2.74 (1, 1)	5.1	W	22	7	1	1	3	0	0	0	0	0	0	28	28	1.69	1.312								
Pete Mikkelsen, R ERA: 3.09 (6, 1)	3.2	S	14	2	0	0	2	2	0	0	0	0	0	16	24	0.00	1.091								

Batter	1	2	3	4	5	6	7	8	9	AB	R	H	RBI	BB	SO	LOB	TOP									
Ron Davis, R (1, 8) OBP: 0.262, SLG: 0.284	0-3 K		0-0 5-3		0-0 3B			0-0 SH5-3 1B		4	0	2	2	0	1	1	Houston Astros @ Pittsburgh Pirates Forbes Field, Pittsburgh, PA Mon Aug 29 1966, 7:05 PM EDT Att: 13,011 - Cloudy - 80 F									
Joe Morgan, L (1, 4) OBP: 0.421, SLG: 0.411	0-0 4-3			0-0 1B	0-3 K			0-0 SH5-3 1-2		3	0	1	0	0	1	1										
Bob Aspromonte, R (1, 5) OBP: 0.299, SLG: 0.351	0-0 6-3			0-0 L4-3 1-2		0-0 F9		0-0 6-3		4	0	0	0	0	0	2										
Chuck Harrison, R (1, 3) OBP: 0.309, SLG: 0.371		0-0 5-3		0-0 1B		0-0 F8		0-0 F8		4	0	1	0	0	0	1										
Rusty Staub, L (1, 9) OBP: 0.351, SLG: 0.431	0-0 6-3			0-0 P3		0-3 K			0-3 K	4	0	0	0	0	2	1										
John Bateman, R (1, 2) OBP: 0.310, SLG: 0.474	0-0 5-3				0-0 P4		0-0 F8		0-0 1B	4	0	1	0	0	0	0										
Dave Nicholson, R (1, 7) OBP: 0.359, SLG: 0.419			0-0 4-3		4-0 3B E BB		0-0 6-3		0-0 P4	3	1	0	0	1	0	1										
Bob Lillis, R (1, 6) OBP: 0.277, SLG: 0.293			0-0 SH5-4 1B		0-0 E4 3B		0-0 1B		0-0 4-3	4	1	2	0	0	0	2										
Mike Cuellar, L (1, 1) OBP: 0.138, SLG: 0.125	0-0 SH5-4 1-2				0-3 K		0-3 K			2	0	0	0	0	2	3										
Inning Stats	R: 0 E: 0 K: 1 S: 5	H: 0 LOB: 0 BB: 0 P: 5	R: 0 E: 0 K: 0 S: 3	H: 0 LOB: 0 BB: 0 P: 3	R: 0 E: 0 K: 0 S: 4	H: 1 LOB: 1 BB: 0 P: 4	R: 0 E: 0 K: 0 S: 4	H: 2 LOB: 1 BB: 0 P: 4	R: 2 E: 1 K: 2 S: 9	H: 1 LOB: 1 BB: 1 P: 13	R: 0 E: 0 K: 1 S: 5	H: 0 LOB: 0 BB: 0 P: 5	R: 0 E: 0 K: 1 S: 6	H: 1 LOB: 1 BB: 0 P: 6	R: 0 E: 0 K: 0 S: 4	H: 1 LOB: 1 BB: 0 P: 4	R: 0 E: 0 K: 1 S: 6	H: 1 LOB: 1 BB: 0 P: 6	1B: 6 2B: 1 3B: 1 HR: 0	SF: 0 SAC: 2 DP: 1 HBP: 0	WP: 0 PB: 0 SB: 0 CS: 0	PA: 35				
PITCHER	IP WLS BF H R ER SO BB IBB HBP BLK WP HR S P ERA WHIP	8.0 L 31 6 2 0 5 1 0 0 0 0 0 0 40 44 0.00 0.875	1.0 4 1 0 0 1 0 0 0 0 0 0 0 6 6 0.00 1.000																							

AB	32
R	2
H	7
RBI	2
BB	1
SO	6
LOB	12



Batter	1	2	3	4	5	6	7	8	9	AB	R	H	RBI	BB	SO	LOB	BOTTOM									
Matty Alou, L (1, 8) OBP: 0.369, SLG: 0.430	0-0 F9		0-0 6-3			0-0 6-3		0-3 K		4	0	0	0	0	1	0	Houston Astros @ Pittsburgh Pirates Forbes Field, Pittsburgh, PA Mon Aug 29 1966, 7:05 PM EDT Att: 13,011 - Cloudy - 80 F									
Gene Alley, R (1, 6) OBP: 0.331, SLG: 0.416	0-0 G3		0-3 K			0-0 FC4-6 1B		0-0 1B 1B		4	0	2	0	0	1	0										
Roberto Clemente, R (1, 9) OBP: 0.367, SLG: 0.536	0-3 K			0-3 K		0-0 FC4-6 1-2		0-3 K		4	0	0	0	0	3	2										
Donn Clendenon, R (1, 3) OBP: 0.367, SLG: 0.518		0-0 F7		0-0 6-3		0-3 K		0-0 1B 1-3		4	0	1	0	0	1	1										
Bill Mazerowski, R (1, 4) OBP: 0.300, SLG: 0.399		0-0 2B		0-3 K		0-0 L4		0-0 F8		4	0	1	0	0	1	1										
Bob Bailey, R (1, 7) OBP: 0.357, SLG: 0.434		0-3 K			0-0 FC6-4 1B		0-0 5-3			3	0	1	0	0	1	1										
Jim Pagliaroni, R (1, 2) OBP: 0.343, SLG: 0.416		4-0 BB			0-3 K		0-3 K			2	0	0	0	1	2	1										
Jose Pagan, R (1, 5) OBP: 0.293, SLG: 0.375		0-0 FC6-4 1-2			0-0 FC6-4 1-2			0-3 K		3	0	0	0	0	1	3										
Bob Veale, S (1, 1) OBP: 0.151, SLG: 0.178			0-3 K			0-0 FC6-4 1-2		0-0 P4		2	0	0	0	0	1	1										
Andre Rodgers, R (8, PH) OBP: 0.333, SLG: 0.250										1	0	0	0	0	0	0										
Roy Face, R (9, 1) ERA: 2.7										0	0	0	0	0	0	0										
Inning Stats	R: 0 E: 0 K: 1 S: 5	H: 0 LOB: 0 BB: 0 P: 5	R: 0 E: 0 K: 1 S: 6	H: 1 LOB: 2 BB: 1 P: 10	R: 0 E: 0 K: 2 S: 7	H: 0 LOB: 0 BB: 0 P: 7	R: 0 E: 0 K: 2 S: 7	H: 0 LOB: 0 BB: 0 P: 7	R: 0 E: 0 K: 1 S: 6	H: 1 LOB: 1 BB: 0 P: 6	R: 0 E: 0 K: 1 S: 6	H: 1 LOB: 1 BB: 0 P: 6	R: 0 E: 0 K: 1 S: 5	H: 0 LOB: 0 BB: 0 P: 5	R: 0 E: 0 K: 2 S: 7	H: 0 LOB: 0 BB: 0 P: 7	R: 0 E: 0 K: 2 S: 7	H: 0 LOB: 0 BB: 0 P: 7	R: 0 E: 0 K: 1 S: 6	H: 2 LOB: 1 BB: 0 P: 6	1B: 4 2B: 1 3B: 0 HR: 0	SF: 0 SAC: 0 DP: 0 HBP: 0	WP: 0 PB: 0 SB: 0 CS: 0	PA: 32		
PITCHER	IP WLS BF H R ER SO BB IBB HBP BLK WP HR S P ERA WHIP	9.0 W 32 5 0 0 12 1 0 0 0 0 0 55 59 0.00 0.667																								

AB	31
R	0
H	5
RBI	0
BB	1
SO	12
LOB	10



Batter	1	2	3	4	5	6	7	8	9	AB	R	H	RBI	BB	SO	LOB	TOP			
Ron Davis, R OBP: 0.289, SLG: 0.283 (1, 8)	L7		2B BB		6-3		1-2 1B		6-3	4	0	1	0	1	0	0				
Joe Morgan, L OBP: 0.421, SLG: 0.418 Carroll Sembera, R (7, 1)	4-3 1B 2B		1-3 2B		P6		F9			4	1	2	0	0	0	2				
Bob Aspromonte, R OBP: 0.301, SLG: 0.349 (1, 5)	4-3		G6-4-3 IBB		P5			2B 1B BB		2	1	0	0	2	0	1				
Chuck Harrison, R OBP: 0.311, SLG: 0.376 (1, 3)			G6-4-3 1-2		F9			G5-3 1-3 2B		4	0	2	1	0	0	3				
Rusty Staub, L OBP: 0.351, SLG: 0.432 Lee Maye, L OBP: 0.317, SLG: 0.419 (1, 9) (6, 7)	F8			4-3		2B		G5-3 1B		3	0	1	0	0	0	1				
John Bateman, R OBP: 0.307, SLG: 0.468 (1, 2)		F2		F2		5-3		G5-3 1-2 2-3f		4	0	0	0	0	0	3				
Dave Nicholson, R OBP: 0.364, SLG: 0.419 (1, 7) (6, 9)		L1-3 BB		BB			1B 1B	K		2	0	1	0	2	1	1				
Bob Lillis, R OBP: 0.270, SLG: 0.285 (1, 6)	L1-3		L3		L7			4-3		4	0	0	0	0	0	3				
Dave Giusti, R OBP: 0.250, SLG: 0.333 Ron Taylor, R OBP: 0.222, SLG: 0.333 Gene Freese, R OBP: 0.267, SLG: 0.273 (7, PH) (7, 4)			K		K		K	K		1	0	0	0	0	1	0				
										1	0	0	0	0	1	0				
										2	0	0	0	0	2	1				
Inning Stats	R: 1 E: 0 K: 0 S: 5	H: 2 LOB: 1 BB: 0 P: 5	R: 0 E: 0 K: 0 S: 2	H: 0 LOB: 0 BB: 1 P: 6	R: 0 E: 0 K: 1 S: 5	H: 1 LOB: 2 BB: 2 P: 13	R: 0 E: 0 K: 0 S: 3	H: 0 LOB: 1 BB: 1 P: 7	R: 0 E: 0 K: 1 S: 4	H: 1 LOB: 0 BB: 0 P: 4	R: 0 E: 0 K: 0 S: 7	H: 2 LOB: 2 BB: 0 P: 7	R: 1 E: 0 K: 1 S: 6	H: 2 LOB: 1 BB: 0 P: 10	R: 0 E: 0 K: 1 S: 5	H: 0 LOB: 0 BB: 0 P: 5	1B: 4 2B: 5 3B: 0 HR: 0	SF: 0 SAC: 0 DP: 3 HBP: 0	WP: 0 PB: 0 SB: 0 CS: 0	PA: 37
PITCHER	IP WLS BF H R ER SO BB IBB HBP BLK WP HR S P ERA WHIP	IP WLS BF H R ER SO BB IBB HBP BLK WP HR S P ERA WHIP																		
Woodie Fryman, L ERA: 3.45 (1, 1)	7.0 W 32 8 2 2 3 4 1 0 0 0 0 0 33 53 2.57 1.714																			
Pete Mikkelsen, R ERA: 3.0 (8, 1)	2.0 S 5 0 0 0 2 0 0 0 0 0 0 9 9 0.00 0.000																			

Houston Astros @ Pittsburgh Pirates
 Forbes Field, Pittsburgh, PA
 Tue Aug 30 1966, 7:05 PM EDT
 Att: 11,564 - Cloudy - 82 F

AB	32
R	2
H	8
RBI	2
BB	5
SO	5
LOB	15



Batter	1	2	3	4	5	6	7	8	9	AB	R	H	RBI	BB	SO	LOB	BOTTOM		
Matty Alou, L OBP: 0.372, SLG: 0.432 (1, 8)	FC4-6 1B		1B 1B	1-2 2H 1B 1B		6-3		F7		5	2	3	1	0	0	0			
Gene Alley, R OBP: 0.333, SLG: 0.416 (1, 6)	K		1B	1-2 2-3 1B BB		G3		1B		4	1	2	0	1	1	1			
Roberto Clemente, R OBP: 0.369, SLG: 0.537 (1, 9)	FC4-6 2B 1-2		FC6-4 1-2 2H 1B	1-2 2-3 3H 1B			1B WP 1B	4-3		5	1	3	2	0	0	2			
Willie Stargell, L OBP: 0.393, SLG: 0.600 (1, 7)			P6	1-3 2H 3H 1B			1B WP 1B			4	1	3	2	0	0	2			
Donn Clendenon, R OBP: 0.365, SLG: 0.514 (1, 3)	4-3		FC6-4 1-2	K			1-3 1B	1-3 3H 1B		4	0	0	0	0	1	6			
Bill Mazerowski, R OBP: 0.303, SLG: 0.402 (1, 4)		G6-4-3 1B		WP 1B 1B		P4		FC4-6 2H 1B		4	1	3	1	0	0	0			
Bob Bailey, R OBP: 0.356, SLG: 0.431 (1, 5)		G6-4-3 1-2		FC6-4 1H 1B		F9		FC4-6 1-2		4	0	1	1	0	0	2			
Jim Pagliaroni, R OBP: 0.340, SLG: 0.411 (1, 2)			K	FC6-4 1-2 1B		F8		5-3		4	1	0	0	0	1	2			
Woodie Fryman, R OBP: 0.211, SLG: 0.182 Pete Mikkelsen, R OBP: 0.250, SLG: 0.200 (1, 1) (8, 1)		6-3		BB 1B 1B		4-3		K		3	1	1	0	0	0	0			
										1	0	0	0	0	1	0			
Inning Stats	R: 0 E: 0 K: 1 S: 7	H: 2 LOB: 2 BB: 0 P: 7	R: 0 E: 0 K: 1 S: 5	H: 1 LOB: 0 BB: 0 P: 5	R: 1 E: 0 K: 0 S: 6	H: 3 LOB: 2 BB: 0 P: 6	R: 5 E: 0 K: 1 S: 10	H: 6 LOB: 1 BB: 1 P: 14	R: 0 E: 0 K: 0 S: 3	H: 0 LOB: 0 BB: 0 P: 3	R: 2 E: 0 K: 0 S: 6	H: 3 LOB: 1 BB: 0 P: 6	R: 0 E: 0 K: 1 S: 6	H: 1 LOB: 1 BB: 0 P: 6	1B: 15 2B: 1 3B: 0 HR: 0	SF: 0 SAC: 0 DP: 1 HBP: 0	WP: 2 PB: 0 SB: 0 CS: 0	PA: 39	
PITCHER	IP WLS BF H R ER SO BB IBB HBP BLK WP HR S P ERA WHIP	IP WLS BF H R ER SO BB IBB HBP BLK WP HR S P ERA WHIP																	
Dave Giusti, R ERA: 3.8 (1, 1)	3.1 L 19 10 5 5 2 0 0 0 0 0 0 11 15 3.38 1.125																		
Ron Taylor, R ERA: 5.95 (4, 1)	2.2 10 2 1 1 1 1 0 0 0 0 0 0 12 12 9.00 2.000																		
Carroll Sembera, R ERA: 3.18 (7, 1)	2.0 10 4 2 2 1 0 0 0 0 0 1 0 12 12 9.00 2.000																		

Houston Astros @ Pittsburgh Pirates
 Forbes Field, Pittsburgh, PA
 Tue Aug 30 1966, 7:05 PM EDT
 Att: 11,564 - Cloudy - 82 F

AB	38
R	8
H	16
RBI	7
BB	1
SO	4
LOB	15



Batter	1	2	3	4	5	6	7	8	9	AB	R	H	RBI	BB	SO	LOB	TOP					
Maury Wills, S OBP: 0.313, SLG: 0.313 (1, 6)										4	1	2	0	1	0	2	Los Angeles Dodgers @ Pittsburgh Pirates Forbes Field, Pittsburgh, PA Wed Aug 31 1966, 7:05 PM EDT Att: 31,036 - Unknown livebaseballscorecards.com					
Wes Parker, S OBP: 0.350, SLG: 0.401 (1, 3)										5	1	1	0	0	2	5						
Willie Davis, L OBP: 0.309, SLG: 0.409 (1, 8)										5	1	2	3	0	0	2						
Ron Fairly, L OBP: 0.348, SLG: 0.399 (1, 9)										3	0	0	0	1	1							
Jim Lefebvre, S OBP: 0.338, SLG: 0.478 (1, 4)										3	0	2	0	1	0	0						
John Roseboro, L OBP: 0.355, SLG: 0.431 (1, 2)										4	0	1	0	0	0	4						
Lou Johnson, R OBP: 0.308, SLG: 0.386 (1, 7)										4	0	0	0	0	2	3						
John Kennedy, R OBP: 0.238, SLG: 0.287 (7, PH)										2	0	0	0	0	0	1						
Dick Stuart, R OBP: 0.313, SLG: 0.369 (7, PH)										0	0	0	0	1	0	0						
Jim Gilliam, S OBP: 0.296, SLG: 0.259 (7, 5)										1	0	1	0	0	0	0						
Don Drysdale, R OBP: 0.236, SLG: 0.302 (5, 1)										2	0	0	0	0	1	0						
Bob Miller, R OBP: 0.333, SLG: 0.381 (7, PH)										0	0	0	0	0	0	0						
Tommy Davis, R OBP: 0.238, SLG: 0.158 (7, 1)										1	0	0	0	0	1	1						
Phil Regan, R OBP: 0.331, SLG: 0.450 (9, PH)										1	0	1	0	0	0	0						
Inning Stats	R: 0 E: 0 K: 0 S: 4	H: 2 LOB: 1 BB: 0 P: 4	R: 0 E: 0 K: 0 S: 4	H: 1 LOB: 1 BB: 0 P: 4	R: 0 E: 0 K: 2 S: 7	H: 0 LOB: 0 BB: 0 P: 7	R: 0 E: 0 K: 1 S: 5	H: 0 LOB: 1 BB: 1 P: 9	R: 0 E: 0 K: 0 S: 3	H: 0 LOB: 0 BB: 0 P: 3	R: 3 E: 0 K: 0 S: 5	H: 3 LOB: 0 BB: 1 P: 9	R: 0 E: 0 K: 3 S: 10	H: 1 LOB: 2 BB: 1 P: 14	R: 0 E: 0 K: 1 S: 6	H: 1 LOB: 2 BB: 1 P: 10	R: 0 E: 0 K: 0 S: 5	H: 2 LOB: 2 BB: 0 P: 5	1B: 9 2B: 0 3B: 0 HR: 1	SF: 0 SAC: 0 DP: 2 HBP: 0	WP: 0 PB: 0 SB: 0 CS: 0	PA: 39
PITCHER	IP WLS BF H R ER SO BB IBB HBP BLK WP HR S P ERA WHIP																					
Steve Blass, R ERA: 3.59 (1, 1)	5.0 W 21 5 3 3 3 2 0 0 0 0 1 25 33 5.40 1.400																					
Billy O'Dell, L ERA: 2.63 (6, 1)	4.0 S 18 5 0 0 4 2 0 0 0 0 0 0 24 32 0.00 1.750																					

Batter	1	2	3	4	5	6	7	8	9	AB	R	H	RBI	BB	SO	LOB	BOTTOM			
Matty Alou, L OBP: 0.371, SLG: 0.430 (1, 8)										4	0	1	0	0	0	3	Los Angeles Dodgers @ Pittsburgh Pirates Forbes Field, Pittsburgh, PA Wed Aug 31 1966, 7:05 PM EDT Att: 31,036 - Unknown livebaseballscorecards.com			
Gene Alley, R OBP: 0.333, SLG: 0.416 (1, 6)										3	1	1	2	0	0	0				
Roberto Clemente, R OBP: 0.370, SLG: 0.535 (1, 9)										3	0	1	1	1	0	0				
Willie Stargell, L OBP: 0.397, SLG: 0.601 (1, 7)										4	0	3	1	0	0	2				
Donn Clendenon, R OBP: 0.362, SLG: 0.510 (1, 3)										4	0	0	0	0	3	7				
Bill Mazerowski, R OBP: 0.301, SLG: 0.398 (1, 4)										4	0	0	0	0	2	1				
Bob Bailey, R OBP: 0.361, SLG: 0.436 (1, 5)										4	1	3	0	0	1	0				
Jim Pagliaroni, R OBP: 0.339, SLG: 0.409 (1, 2)										4	1	1	0	0	0	2				
Steve Blass, R OBP: 0.224, SLG: 0.245 (1, 1)										2	1	1	0	0	0	0				
Billy O'Dell, S OBP: 0.143, SLG: 0.100 (6, 1)										2	0	0	0	0	0	2				
Inning Stats	R: 0 E: 0 K: 0 S: 3	H: 0 LOB: 0 BB: 0 P: 3	R: 0 E: 0 K: 1 S: 5	H: 1 LOB: 0 BB: 0 P: 5	R: 0 E: 0 K: 0 S: 5	H: 0 LOB: 0 BB: 0 P: 5	R: 0 E: 1 K: 0 S: 5	H: 1 LOB: 2 BB: 0 P: 5	R: 4 E: 0 K: 1 S: 11	H: 6 LOB: 2 BB: 0 P: 11	R: 0 E: 0 K: 1 S: 6	H: 1 LOB: 0 BB: 0 P: 6	R: 0 E: 0 K: 1 S: 6	H: 1 LOB: 2 BB: 1 P: 10	R: 0 E: 0 K: 1 S: 6	H: 1 LOB: 1 BB: 0 P: 6	1B: 11 2B: 0 3B: 0 HR: 0	SF: 0 SAC: 1 DP: 1 HBP: 0	WP: 0 PB: 0 SB: 0 CS: 0	PA: 36
PITCHER	IP WLS BF H R ER SO BB IBB HBP BLK WP HR S P ERA WHIP																			
Don Drysdale, R ERA: 3.8 (1, 1)	4.2 L 22 8 4 4 2 0 0 0 0 0 0 0 9 9 0.00 0.750																			
Bob Miller, R ERA: 3.29 (5, 1)	1.1 5 1 0 0 2 0 0 0 0 0 0 0 9 9 0.00 0.750																			
Phil Regan, R ERA: 1.66 (7, 1)	2.0 9 2 0 0 2 1 0 0 0 0 0 0 12 16 0.00 1.500																			

Batter	1	2	3	4	5	6	7	8	9	10	AB	R	H	RBI	BB	SO	LOB	TOP						
Wes Parker, S OBP: 0.351, SLG: 0.402	(1, 3) 0-3 K		(1, 0) 0-0 P4			(1, 0) 0-0 4-3 5-3-2 2B		(1, 0) 0-0 4-3		(1, 2) 4-0 FC9-2 1B BB	4	1	1	0	1	1	0							
Jim Gilliam, S OBP: 0.307, SLG: 0.269	(1, 5) 0-0 1B			(1, 0) 0-0 3B 1B		(1, 0) 0-0 4-3		(1, 0) 0-0 4-3		(1, 2) 4-0 1B BB	4	2	3	1	1	0	1							
Willie Davis, L OBP: 0.306, SLG: 0.405	(1, 8) 0-0 F8		(1, 0) 0-0 F9			(1, 0) 0-0 5-3-2		(1, 0) 0-0 5-3-2		(1, 2) 4-0 P6 FC9-2 1B BB	5	0	0	0	0	0	7							
Ron Fairly, L OBP: 0.346, SLG: 0.396	(1, 9) 0-0 1-3		(1, 0) 0-0 F7			(1, 0) 0-0 3-1		(1, 0) 0-0 3-1		(1, 2) 4-0 F9 1B	5	0	1	2	0	0	3							
Jim Lefebvre, S OBP: 0.342, SLG: 0.486		(1, 4) 0-0 G1-6-3 1B		(1, 0) 0-0 3B		(1, 0) 0-0 1B		(1, 0) 0-0 1B		(1, 2) 4-0 FC4-6 1B	5	0	4	1	0	0	2							
John Roseboro, L OBP: 0.352, SLG: 0.426	(1, 2) 0-0 G1-6-3		(1, 0) 0-0 K			(1, 0) 0-0 K		(1, 0) 0-0 K		(1, 2) 4-0 FC4-6	4	0	0	0	0	2	5							
Lou Johnson, R OBP: 0.307, SLG: 0.385	(1, 7) 0-3 K		(1, 0) 0-0 5-3			(1, 0) 0-0 K		(1, 0) 0-0 K		(1, 2) 4-0 BB SH1-4 1B	4	1	1	0	0	2	1							
John Kennedy, R OBP: 0.235, SLG: 0.283	(1, 6) 0-0 5-3		(1, 0) 0-0 F9			(1, 0) 0-0 L8		(1, 0) 0-0 L8		(1, 2) 4-0 SH1-4	3	0	0	0	0	0	0							
Don Sutton, R OBP: 0.213, SLG: 0.218	(1, 1) 0-0 4-1		(1, 0) 0-0 4-1			(1, 0) 0-0 5-3		(1, 0) 0-0 5-3		(1, 2) 4-0 BB BB FC9-2 BB	3	0	0	0	0	0	0							
Jim Barbieri, L OBP: 0.365, SLG: 0.355	(10, PH)										0	0	0	0	1	0	0							
Phil Regan, R OBP: 0.238, SLG: 0.158	(10, 1)										0	0	0	0	0	0	0							
Ron Perranoski, L OBP: 0.200, SLG: 0.400	(10, 1)										0	0	0	0	0	0	0							
Inning Stats	R: 0 E: 0 K: 1 S: 6	H: 1 LOB: 1 BB: 0 P: 6	R: 0 E: 0 K: 1 S: 5	H: 1 LOB: 0 BB: 0 P: 5	R: 0 E: 0 K: 0 S: 3	H: 0 LOB: 0 BB: 0 P: 3	R: 1 E: 0 K: 1 S: 7	H: 2 LOB: 1 BB: 0 P: 7	R: 0 E: 0 K: 0 S: 3	H: 0 LOB: 0 BB: 0 P: 3	R: 0 E: 0 K: 2 S: 8	H: 1 LOB: 1 BB: 0 P: 8	R: 0 E: 0 K: 0 S: 3	H: 0 LOB: 0 BB: 0 P: 3	R: 0 E: 0 K: 0 S: 5	H: 2 LOB: 2 BB: 0 P: 5	R: 3 E: 0 K: 0 S: 5	H: 2 LOB: 2 BB: 3 P: 17	1B: 8 2B: 2 3B: 1 HR: 0	SF: 0 SAC: 1 DP: 2 HBP: 0	WP: 0 PB: 0 SB: 0 CS: 0	PA: 41		
PITCHER	IP 9.1	WLS L	BF 37	H 9	R 4	ER 4	SO 5	BB 2	IBB 0	HBP 0	BLK 0	WP 0	HR 0	S 45	P 53	ERA 3.86	WHIP 1.179							
Vern Law, R ERA: 4.19	(1, 1)																							
Pete Mikkelsen, R ERA: 2.98	(10, 1)	0.2	4	1	0	0	0	1	0	0	0	0	0	0	3	7	0.00	3.000						

Los Angeles Dodgers @ Pittsburgh Pirates
 Forbes Field, Pittsburgh, PA
 Thu Sep 01 1966, 7:05 PM EDT
 Att: 26,761 - Unknown

livebaseballscorecards.com

AB	37
R	4
H	10
RBI	4
BB	3
SO	5
LOB	19




Batter	1	2	3	4	5	6	7	8	9	10	AB	R	H	RBI	BB	SO	LOB	BOTTOM						
Matty Alou, L OBP: 0.372, SLG: 0.430	(1, 8) 4-0 FC5-4 BB		(1, 0) 0-0 F7			(1, 2) 1-2 1B		(1, 0) 0-0 4-3		(1, 2) 4-0 FC5-4 BB	3	0	1	0	1	0	0							
Gene Alley, R OBP: 0.333, SLG: 0.414	(1, 6) 0-0 FC5-4		(1, 0) 0-0 K			(1, 0) 0-0 L9		(1, 0) 0-0 L9		(1, 2) 4-0 G6-3 1B	4	0	1	0	0	1	3							
Roberto Clemente, R OBP: 0.369, SLG: 0.333	(1, 9) 0-0 P3		(1, 0) 0-0 6-3			(1, 0) 0-0 6-3		(1, 0) 0-0 6-3		(1, 2) 4-0 L4	4	0	1	1	0	0	2							
Willie Stargell, L OBP: 0.333, SLG: 0.596	(1, 7) 0-0 F7		(1, 0) 0-0 4-3			(1, 0) 0-0 K		(1, 0) 0-0 K		(1, 2) 4-0 G6-3	4	0	0	0	0	1	4							
Donn Clendenon, R OBP: 0.301, SLG: 0.507	(1, 3) 0-0 1-3		(1, 0) 0-0 6-3			(1, 0) 0-0 K		(1, 0) 0-0 K		(1, 2) 4-0 HR 1B	4	1	1	0	0	1	0							
Bill Mazerowski, R OBP: 0.299, SLG: 0.395	(1, 4) 0-0 5-3		(1, 0) 0-0 5-3			(1, 0) 0-0 L3		(1, 0) 0-0 L3		(1, 2) 4-0 F8	4	0	0	0	0	1	1							
Bob Bailey, R OBP: 0.359, SLG: 0.444	(1, 5) 0-3 K		(1, 0) 0-0 K			(1, 0) 0-0 6-3		(1, 0) 0-0 6-3		(1, 2) 4-0 HR	4	1	1	2	0	2	0							
Jim Pagliaroni, R OBP: 0.335, SLG: 0.404	(1, 2) 0-0 F7		(1, 0) 0-0 F7			(1, 0) 0-0 5-3		(1, 0) 0-0 5-3		(1, 2) 4-0 F7	4	0	0	0	0	0	0							
Vern Law, R OBP: 0.281, SLG: 0.357	(1, 1) 0-0 5-3		(1, 0) 0-0 5-3			(1, 0) 0-0 1B 1B		(1, 0) 0-0 F8		(1, 2) 4-0 3-1	3	1	1	0	0	0	0							
Pete Mikkelsen, R ERA: 1.85	(10, 1)										0	0	0	0	0	0	0							
Jerry Lynch, L OBP: 0.275, SLG: 0.313	(10, PH)										0	0	0	0	0	0	0							
Manny Mota, R OBP: 0.395, SLG: 0.513	(10, PH)										1	0	0	0	0	0	0							
Inning Stats	R: 0 E: 0 K: 0 S: 3	H: 0 LOB: 1 BB: 1 P: 7	R: 0 E: 0 K: 1 S: 5	H: 0 LOB: 0 BB: 0 P: 5	R: 0 E: 0 K: 0 S: 3	H: 0 LOB: 0 BB: 0 P: 3	R: 0 E: 0 K: 1 S: 5	H: 0 LOB: 0 BB: 0 P: 5	R: 0 E: 0 K: 1 S: 5	H: 0 LOB: 0 BB: 0 P: 5	R: 1 E: 0 K: 1 S: 8	H: 3 LOB: 2 BB: 0 P: 8	R: 0 E: 0 K: 0 S: 3	H: 0 LOB: 0 BB: 0 P: 3	R: 0 E: 0 K: 0 S: 3	H: 1 LOB: 0 BB: 0 P: 3	R: 2 E: 0 K: 0 S: 5	H: 2 LOB: 0 BB: 0 P: 5	1B: 5 2B: 0 3B: 0 HR: 1	SF: 0 SAC: 0 DP: 1 HBP: 0	WP: 0 PB: 0 SB: 0 CS: 0	PA: 36		
PITCHER	IP 9.0	WLS W	BF 31	H 4	R 1	ER 1	SO 5	BB 1	IBB 0	HBP 0	BLK 0	WP 0	HR 0	S 40	P 44	ERA 1.00	WHIP 0.556							
Don Sutton, R ERA: 3.07	(1, 1)																							
Phil Regan, R ERA: 1.85	(10, 1)	0.2	4	2	2	2	0	0	0	0	0	0	1	4	4	27.00	3.000							
Ron Perranoski, L ERA: 2.51	(10, 1)	0.1	S	1	0	0	0	0	0	0	0	0	0	1	1	0.00	0.000							

Los Angeles Dodgers @ Pittsburgh Pirates
 Forbes Field, Pittsburgh, PA
 Thu Sep 01 1966, 7:05 PM EDT
 Att: 26,761 - Unknown

livebaseballscorecards.com

AB	35
R	3
H	6
RBI	3
BB	1
SO	5
LOB	10



Batter	1	2	3	4	5	6	7	8	9	AB	R	H	RBI	BB	SO	LOB	TOP					
Don Kessinger, S (1, 6) OBP: 0.288, SLG: 0.289	L6		F9			5-3	6-3			4	0	0	1	0	0	0	Chicago Cubs @ Pittsburgh Pirates Forbes Field, Pittsburgh, PA Fri Sep 02 1966, 7:05 PM EDT Att: 13,677 - Cloudy - 70 F					
Glenn Beckert, R (1, 4) OBP: 0.323, SLG: 0.355	6-3			5-3		WP 1B 2B	F8			4	1	1	0	0	0	0						
Billy Williams, L (1, 9) OBP: 0.350, SLG: 0.487				F7		K		F7		4	0	1	0	0	1	1						
Ron Santo, R (1, 5) OBP: 0.414, SLG: 0.560	K			1B		14 BB 1B		14 FC4-6 1B		3	1	2	0	1	1	1						
14 Ernie Banks, R (1, 3) OBP: 0.319, SLG: 0.448		K		6-3		1B BB		1-2 1B	FC4-6	3	0	0	0	1	1	2						
John Boccabella, R (1, 7) OBP: 0.276, SLG: 0.378	4-3				K	1-2 2-H 3-H 1B		P6		4	0	1	2	0	1	1						
Randy Hundley, R (1, 2) OBP: 0.301, SLG: 0.436	P5				E 2B	P3			K	4	0	1	0	0	1	2						
Byron Browne, R (1, 8) OBP: 0.319, SLG: 0.440			F8		K	5-3		E3		3	0	0	0	0	1	1						
Lee Thomas, L (9, PH) OBP: 0.275, SLG: 0.313					2-3 K			G4-6-3		1	0	0	0	0	0	0						
Fergie Jenkins, R (1, 1) OBP: 0.250, SLG: 0.273			F8		K			G4-6-3		2	0	0	0	0	1	1						
Adolfo Phillips, R (7, PH) OBP: 0.338, SLG: 0.452						E WP 6-3 BB		1-2		0	1	0	0	1	0	0						
Curt Simmons, L (7, 1) OBP: 0.231, SLG: 0.174										0	1	0	0	1	0	0						
George Altman, L (9, PH) OBP: 0.270, SLG: 0.359										1	0	0	0	0	0	1						
Inning Stats	R: 0 E: 0 K: 1 S: 6	H: 1 LOB: 1 BB: 0 P: 6	R: 0 E: 0 K: 1 S: 5	H: 0 LOB: 0 BB: 0 P: 5	R: 0 E: 0 K: 0 S: 3	H: 0 LOB: 0 BB: 0 P: 3	R: 0 E: 0 K: 0 S: 4	H: 1 LOB: 1 BB: 0 P: 4	R: 0 E: 0 K: 3 S: 10	H: 1 LOB: 1 BB: 0 P: 10	R: 2 E: 0 K: 1 S: 7	H: 2 LOB: 2 BB: 2 P: 15	R: 1 E: 1 K: 0 S: 3	H: 0 LOB: 0 BB: 1 P: 7	R: 0 E: 0 K: 0 S: 4	H: 1 LOB: 1 BB: 0 P: 4	R: 0 E: 1 K: 1 S: 5	H: 0 LOB: 0 BB: 0 P: 5	1B: 4 2B: 2 3B: 0 HR: 0	SF: 0 SAC: 0 DP: 1 HBP: 0	WP: 2 PB: 0 SB: 0 CS: 0	PA: 36
PITCHER	IP WLS BF H R ER SO BB IBB HBP BLK WP HR S P ERA WHIP																					
Bob Veale, L (1, 1) ERA: 3.12	6.1 W 27 5 3 2 6 3 0 0 0 1 0 36 48 2.84 1.263																					
Don Cardwell, R (7, 1) ERA: 4.26	2.2 S 9 1 0 0 1 0 0 0 0 1 0 11 11 0.00 0.375																					

AB	33
R	3
H	6
RBI	3
BB	3
SO	7
LOB	10



Batter	1	2	3	4	5	6	7	8	9	AB	R	H	RBI	BB	SO	LOB	BOTTOM					
Matty Alou, L (1, 8) OBP: 0.373, SLG: 0.430	F7		1B		SH HR	F7		S 1B		4	1	2	0	0	0	1	Chicago Cubs @ Pittsburgh Pirates Forbes Field, Pittsburgh, PA Fri Sep 02 1966, 7:05 PM EDT Att: 13,677 - Cloudy - 70 F					
Gene Alley, R (1, 6) OBP: 0.334, SLG: 0.415			1B	FC6-4 1B	SH5-4	K		1-3		4	0	2	0	0	1	3						
Roberto Clemente, R (1, 9) OBP: 0.370, SLG: 0.537	K		FC6-4 1-2 1B		2-H 3-H HR		F9	IBB		4	1	1	3	1	1	3						
Willie Stargell, L (1, 7) OBP: 0.391, SLG: 0.590	4-3			1B 5-3 HBP	K		L4	F8		4	1	0	0	0	1	4						
Don Clendenon, R (1, 3) OBP: 0.360, SLG: 0.504		F8		5-3			4-3			3	0	0	0	1	0	1						
Bill Mazaroski, R (1, 4) OBP: 0.299, SLG: 0.394	K			1-2 FC6 1B	K		4-3			4	0	1	1	0	2	1						
Bob Bailey, R (1, 5) OBP: 0.361, SLG: 0.449	F8			K		1B 3B		1B 2B BB		3	2	1	0	1	1	1						
Jim Pagliaroni, R (1, 2) OBP: 0.337, SLG: 0.405			F2	FC6		6-3 1B		2B 1B		4	1	2	1	0	0	1						
Bob Veale, S (1, 1) OBP: 0.158, SLG: 0.184			3-1		SH5-4 HR	SH		1B 2B		3	1	1	0	0	0	1						
Don Cardwell, R (7, 1) OBP: 0.161, SLG: 0.138					SH5-4 HR	6-3		1-H 2-H		1	0	1	2	0	0	0						
Inning Stats	R: 0 E: 0 K: 1 S: 6	H: 1 LOB: 1 BB: 0 P: 6	R: 0 E: 0 K: 1 S: 5	H: 0 LOB: 0 BB: 0 P: 5	R: 0 E: 0 K: 0 S: 5	H: 2 LOB: 2 BB: 0 P: 5	R: 1 E: 0 K: 1 S: 6	H: 1 LOB: 1 BB: 0 P: 7	R: 3 E: 1 K: 2 S: 10	H: 2 LOB: 1 BB: 1 P: 14	R: 1 E: 0 K: 1 S: 7	H: 2 LOB: 1 BB: 0 P: 7	R: 0 E: 0 K: 0 S: 3	H: 0 LOB: 0 BB: 0 P: 3	R: 2 E: 0 K: 0 S: 6	H: 3 LOB: 3 BB: 2 P: 14	R: 0 E: 0 K: 0 S: 6	H: 0 LOB: 0 BB: 2 P: 14	1B: 8 2B: 1 3B: 1 HR: 1	SF: 0 SAC: 2 DP: 0 HBP: 1	WP: 0 PB: 0 SB: 1 CS: 0	PA: 40
PITCHER	IP WLS BF H R ER SO BB IBB HBP BLK WP HR S P ERA WHIP																					
Fergie Jenkins, R (1, 1) ERA: 3.87	6.0 L 29 8 5 4 6 1 0 1 0 0 0 0 39 44 6.00 1.500																					
Curt Simmons, L (7, 1) ERA: 4.2	2.0 11 3 2 2 0 1 1 0 0 0 0 9 17 9.00 2.000																					

AB	34
R	7
H	11
RBI	7
BB	3
SO	6
LOB	16



Batter	1	2	3	4	5	6	7	8	9	AB	R	H	RBI	BB	SO	LOB	TOP					
Don Kessinger, S (1, 6) OBP: 0.287, SLG: 0.287	K		FC6-4 BB		G3			FC3-6 8-4 1B 1-2f		3	0	0	0	1	1	1	Chicago Cubs @ Pittsburgh Pirates Forbes Field, Pittsburgh, PA Sat Sep 03 1966, 7:05 PM EDT Att: 10,891 - Cloudy - 80 F					
Glenn Beckert, R (1, 4) OBP: 0.323, SLG: 0.355	4-3		FC6-4 1-2f			L9		1B		4	0	1	0	0	0	1						
Billy Williams, L (1, 9) OBP: 0.348, SLG: 0.483	6-3			4-3		3-1		8-4 2-3f		4	0	0	0	0	0	2						
Ron Santo, R (1, 5) OBP: 0.413, SLG: 0.557		E5 14 4-3		1B		K			4-3	4	0	1	0	0	1	0						
14 Ernie Banks, R (1, 3) OBP: 0.316, SLG: 0.443	4-3			K			5-3		5-3	4	0	0	0	0	1	2						
John Boccabella, R (1, 7) OBP: 0.271, SLG: 0.370	F5			1-3			E3 5-3		F8	4	0	0	0	0	0	2						
Randy Hundley, R (1, 2) OBP: 0.301, SLG: 0.442	F5						5-3 1-2			3	1	1	1	0	0	2						
Byron Browne, R (1, 8) OBP: 0.317, SLG: 0.437			6-3		K		F9			3	0	0	0	0	1	1						
Ken Holtzman, R (1, 1) OBP: 0.127, SLG: 0.113			5-3		6-3					2	0	0	0	0	0	0						
Marty Keough, L (8, PH) OBP: 0.311, SLG: 0.211										1	0	1	0	0	0	0						
Robin Roberts, S (8, 1) OBP: 0.233, SLG: 0.115								FC3-6 1B		0	0	0	0	0	0	0						
Inning Stats	R: 0 E: 0 K: 1 S: 5	H: 0 LOB: 0 BB: 0 P: 5	R: 0 E: 1 K: 0 S: 4	H: 0 LOB: 1 BB: 0 P: 4	R: 0 E: 0 K: 0 S: 3	H: 0 LOB: 1 BB: 1 P: 7	R: 0 E: 0 K: 1 S: 6	H: 1 LOB: 1 BB: 0 P: 6	R: 1 E: 0 K: 1 S: 6	H: 1 LOB: 0 BB: 0 P: 6	R: 0 E: 0 K: 0 S: 5	H: 0 LOB: 0 BB: 0 P: 5	R: 0 E: 1 K: 0 S: 4	H: 0 LOB: 1 BB: 0 P: 4	R: 0 E: 0 K: 0 S: 4	H: 2 LOB: 1 BB: 0 P: 4	R: 0 E: 0 K: 0 S: 3	H: 0 LOB: 0 BB: 0 P: 3	1B: 3 2B: 1 3B: 0 HR: 1	SF: 0 SAC: 0 DP: 1 HBP: 0	WP: 0 PB: 0 SB: 0 CS: 0	PA: 33
PITCHER Tommie Sisk, R (1, 1) ERA: 4.0	IP: 9.0 WLS: W BF: 33 H: 4 R: 1 ER: 1 SO: 4 BB: 1 IBB: 0 HBP: 0 BLK: 0 WP: 0 HR: 1 S: 40 P: 44 ERA: 1.00 WHIP: 0.556															PITCHER						

AB	32
R	1
H	4
RBI	1
BB	1
SO	4
LOB	11



Batter	1	2	3	4	5	6	7	8	9	AB	R	H	RBI	BB	SO	LOB	BOTTOM			
Matty Alou, L (1, 8) OBP: 0.377, SLG: 0.433	4-3		5-3 1B HBP		2B 1B		3B 1B	G6-3 1B		4	3	3	0	0	0	0	Chicago Cubs @ Pittsburgh Pirates Forbes Field, Pittsburgh, PA Sat Sep 03 1966, 7:05 PM EDT Att: 10,891 - Cloudy - 80 F			
Gene Alley, R (1, 6) OBP: 0.335, SLG: 0.421	SF9 3B		5-3 1-2		2B 1-H		P4 1-H	G6-3 1-2f		5	1	2	1	0	0	3				
Roberto Clemente, R (1, 9) OBP: 0.369, SLG: 0.539	SF9 3-H		K		K		3B 1-H			3	0	1	2	0	2	2				
Donn Clendenon, R (1, 3) OBP: 0.361, SLG: 0.506	2B		1B 2-H		6-3		K			4	0	2	1	0	1	2				
Bill Mazerowski, R (1, 4) OBP: 0.298, SLG: 0.397	K		F9		P4			1B 3B		4	1	1	0	0	1	3				
Bob Bailey, R (1, 5) OBP: 0.366, SLG: 0.464		HR		K		G6-4-3 1B		HR 1B		4	2	3	2	0	1	0				
Jim Pagliaroni, R (1, 2) OBP: 0.339, SLG: 0.405	F3		1B		1B		G6-4-3 1-2f	HR BB		3	1	1	0	1	0	1				
Willie Stargell, L (1, 7) OBP: 0.390, SLG: 0.594	4-1				F8		K	HR		4	1	1	3	0	1	1				
Tommie Sisk, R (1, 1) OBP: 0.209, SLG: 0.128	K				5-3		L7	K		4	0	0	0	0	2	1				
Inning Stats	R: 1 E: 0 K: 1 S: 7	H: 2 LOB: 1 BB: 0 P: 7	R: 1 E: 0 K: 1 S: 6	H: 1 LOB: 0 BB: 0 P: 6	R: 1 E: 0 K: 1 S: 6	H: 1 LOB: 1 BB: 0 P: 7	R: 0 E: 0 K: 1 S: 6	H: 1 LOB: 1 BB: 0 P: 6	R: 1 E: 0 K: 1 S: 7	H: 2 LOB: 1 BB: 0 P: 7	R: 0 E: 0 K: 1 S: 5	H: 1 LOB: 0 BB: 0 P: 5	R: 1 E: 0 K: 1 S: 7	H: 2 LOB: 1 BB: 0 P: 7	R: 4 E: 0 K: 1 S: 8	H: 4 LOB: 0 BB: 1 P: 12	1B: 7 2B: 2 3B: 3 HR: 2	SF: 1 SAC: 0 DP: 2 HBP: 1	WP: 0 PB: 0 SB: 0 CS: 0	PA: 38
PITCHER Ken Holtzman, L (1, 1) ERA: 3.7	IP: 7.0 WLS: L BF: 31 H: 10 R: 5 ER: 5 SO: 7 BB: 0 IBB: 0 HBP: 1 BLK: 0 WP: 0 HR: 1 S: 44 P: 45 ERA: 6.43 WHIP: 1.429															PITCHER				
Robin Roberts, R (8, 1) ERA: 4.82	IP: 1.0 WLS: 7 BF: 4 H: 4 R: 4 ER: 4 SO: 1 BB: 1 IBB: 0 HBP: 0 BLK: 0 WP: 0 HR: 1 S: 8 P: 12 ERA: 36.00 WHIP: 5.000															PITCHER				


AB	35
R	9
H	14
RBI	9
BB	1
SO	8
LOB	13




Batter	1	2	3	4	5	6	7	8	9	AB	R	H	RBI	BB	SO	LOB	TOP		
Adolfo Phillips, R OBP: 0.341, SLG: 0.463										5	2	3	0	0	2	2	Chicago Cubs @ Pittsburgh Pirates Forbes Field, Pittsburgh, PA Sun Sep 04 1966, 7:05 PM EDT Att: 12,899 - Unknown - 70 F		
Glenn Beckert, R OBP: 0.324, SLG: 0.355										5	1	2	1	0	0	1			
Billy Williams, L OBP: 0.350, SLG: 0.485										5	1	3	1	0	1	1			
Ron Santo, R OBP: 0.411, SLG: 0.553										5	0	1	0	0	0	4			
14 Ernie Banks, R OBP: 0.319, SLG: 0.451										4	1	2	3	1	0	2			
Randy Hundley, R OBP: 0.296, SLG: 0.437										5	0	0	0	0	2	6			
John Boccabella, R OBP: 0.266, SLG: 0.363										4	0	0	0	0	0	1			
Don Kessinger, S OBP: 0.291, SLG: 0.290										3	0	2	0	1	0	0			
Bill Hands, R OBP: 0.100, SLG: 0.064										1	0	0	0	0	1	0			
George Altman, L OBP: 0.298, SLG: 0.357										1	0	0	0	0	1	0			
Len Church, S OBP: 0.176, SLG: 0.245										0	0	0	0	0	0	0			
Byron Browne, R OBP: 0.285, SLG: 0.425										1	0	0	0	0	1	2			
Bob Hendley, L OBP: 0.282, SLG: 0.235										0	0	0	0	0	0	0			
Marty Keough, L OBP: 0.262, SLG: 0.205										1	0	0	0	0	0	1			
Arnold Earley, L OBP: 0.181, SLG: 0.111										0	0	0	0	0	0	0			
Inning Stats	R: 4 E: 0 K: 1 S: 9	H: 4 LOB: 0 BB: 0 P: 9	R: 1 E: 0 K: 1 S: 7	H: 2 LOB: 1 BB: 0 P: 7	R: 0 E: 0 K: 0 S: 3	H: 0 LOB: 0 BB: 0 P: 3	R: 0 E: 0 K: 1 S: 5	H: 0 LOB: 1 BB: 1 P: 9	R: 0 E: 0 K: 1 S: 5	H: 2 LOB: 2 BB: 0 P: 7	R: 0 E: 0 K: 1 S: 7	H: 2 LOB: 3 BB: 1 P: 11	R: 0 E: 0 K: 1 S: 6	H: 1 LOB: 1 BB: 0 P: 6	R: 0 E: 0 K: 0 S: 5	H: 2 LOB: 2 BB: 0 P: 5	1B: 10 2B: 1 3B: 1 HR: 1	SF: 0 SAC: 0 DP: 0 HBP: 0	WP: 0 PA: 42
PITCHER	IP WLS BF H R ER SO BB IBB HBP BLK WP HR S P ERA WHIP																		
Woodie Fryman, L ERA: 3.62	(1, 1) 0.0 3 3 3 3 0 0 0 0 0 0 0 0 3 3																		
Don Cardwell, R ERA: 4.32	(1, 1) 3.0 12 3 2 2 2 0 0 0 0 0 1 16 16																		
Al McBean, R ERA: 3.28	(4, 1) 1.0 W 4 0 0 0 1 1 0 0 0 0 0 0 5 9																		
Billy O'Dell, L ERA: 2.58	(5, 1) 1.2 7 2 0 0 1 0 0 0 0 0 0 9 9																		
Pete Mikkelsen, R ERA: 2.91	(6, 1) 2.2 14 5 0 0 3 1 0 0 0 0 0 0 19 23																		
PITCHER	IP WLS BF H R ER SO BB IBB HBP BLK WP HR S P ERA WHIP																		
Roy Face, R ERA: 2.67	(9, 1) 0.2 S 2 0 0 0 0 0 0 0 0 0 0 1 16																		

Batter	1	2	3	4	5	6	7	8	9	AB	R	H	RBI	BB	SO	LOB	BOTTOM		
Matty Alou, L OBP: 0.378, SLG: 0.433										5	0	2	2	0	0	0	Chicago Cubs @ Pittsburgh Pirates Forbes Field, Pittsburgh, PA Sun Sep 04 1966, 7:05 PM EDT Att: 12,899 - Unknown - 70 F		
Gene Alley, R OBP: 0.334, SLG: 0.420										4	1	1	0	0	1	2			
Roberto Clemente, R OBP: 0.369, SLG: 0.543										4	1	1	2	0	1	2			
Willie Stargell, L OBP: 0.387, SLG: 0.588										4	0	0	0	0	0	1			
Bill Mazerowski, R OBP: 0.298, SLG: 0.398										4	1	1	0	0	0	0			
Bob Bailey, R OBP: 0.367, SLG: 0.463										3	1	1	0	1	1	1			
Jim Pagliaroni, R OBP: 0.338, SLG: 0.401										3	0	0	0	1	0	2			
Jose Pagan, R OBP: 0.296, SLG: 0.380										1	2	1	0	0	0	0			
Billy O'Dell, S OBP: 0.182, SLG: 0.143										1	0	1	1	0	0	0			
Pete Mikkelsen, R OBP: 0.235, SLG: 0.188										1	0	0	0	0	1	0			
Roy Face, R ERA: 2.67	(9, 1) 0.2 S 2 0 0 0 0 0 0 0 0 0 0 1 16																		
Woodie Fryman, R ERA: 4.84	(1, 1) 3.0 14 4 4 4 1 0 0 0 0 0 0 1 15																		
Don Cardwell, R ERA: 7.5	(4, 1) 2.0 L 13 6 4 4 1 0 1 0 0 0 0 0 14																		
Gene Michael, S ERA: 7.5	(3, PH) 0.0 0 0 0 0 0 0 0 0 0 0 0 0 0																		
Al McBean, R ERA: 3.9	(4, 1) 1.0 7 0 0 0 1 1 0 0 0 0 0 0 8																		
Manny Mota, R OBP: 0.396, SLG: 0.513	(5, 7) 2.0 14 5 0 0 3 1 0 0 0 0 0 0 19																		
Donn Clendenen, R OBP: 0.260, SLG: 0.326	(9, 3) 1.0 3 0 0 0 1 0 0 0 0 0 0 0 5																		
Inning Stats	R: 0 E: 0 K: 0 S: 4	H: 1 LOB: 1 BB: 0 P: 4	R: 0 E: 0 K: 1 S: 5	H: 0 LOB: 0 BB: 0 P: 5	R: 4 E: 0 K: 0 S: 6	H: 3 LOB: 0 BB: 0 P: 7	R: 3 E: 0 K: 1 S: 9	H: 4 LOB: 1 BB: 0 P: 9	R: 1 E: 0 K: 0 S: 5	H: 2 LOB: 2 BB: 1 P: 9	R: 0 E: 0 K: 1 S: 3	H: 0 LOB: 1 BB: 1 P: 7	R: 0 E: 0 K: 1 S: 5	H: 0 LOB: 0 BB: 0 P: 5	R: 0 E: 0 K: 0 S: 5	H: 2 LOB: 2 BB: 0 P: 5	1B: 6 2B: 2 3B: 1 HR: 1	SF: 0 SAC: 0 DP: 0 HBP: 1	WP: 0 PA: 37
PITCHER	IP WLS BF H R ER SO BB IBB HBP BLK WP HR S P ERA WHIP																		
Bill Hands, R ERA: 4.84	(1, 1) 3.0 14 4 4 4 1 0 0 0 0 0 0 1 15																		
Len Church, R ERA: 7.5	(4, 1) 2.0 L 13 6 4 4 1 0 1 0 0 0 0 0 14																		
Bob Hendley, L ERA: 3.9	(6, 1) 2.0 7 0 0 0 1 1 0 0 0 0 0 0 8																		
Arnold Earley, L ERA: 5.11	(8, 1) 1.0 3 0 0 0 1 0 0 0 0 0 0 0 5																		

Batter	1	2	3	4	5	6	7	8	9	AB	R	H	RBI	BB	SO	LOB	TOP																		
Felipe Alou, R (1, 3) OBP: 0.363, SLG: 0.531											0	0	0	0	0	0	0	Atlanta Braves @ Pittsburgh Pirates Forbes Field, Pittsburgh, PA Mon Sep 05 1966, 3:33 AM EDT Unknown livebaseballscorecards.com																	
Eddie Mathews, L (1, 5) OBP: 0.336, SLG: 0.408											0	0	0	0	0	0	0																		
Hank Aaron, R (1, 9) OBP: 0.360, SLG: 0.529											0	0	0	0	0	0	0																		
Joe Torre, R (1, 2) OBP: 0.376, SLG: 0.542											0	0	0	0	0	0	0																		
Rico Carty, R (1, 7) OBP: 0.384, SLG: 0.452											0	0	0	0	0	0	0																		
Mack Jones, L (1, 8) OBP: 0.326, SLG: 0.452											0	0	0	0	0	0	0																		
Denis Menke, R (1, 6) OBP: 0.359, SLG: 0.408											0	0	0	0	0	0	0																		
Woody Woodward, R (1, 4) OBP: 0.329, SLG: 0.329											0	0	0	0	0	0	0																		
Dick Kelley, R (1, 1) OBP: 0.067, SLG: 0.067											0	0	0	0	0	0	0																		
Inning Stats											1B: 0	SF: 0	WP: 0	PA: 0	2B: 0	SAC: 0	FB: 0	3B: 0	DP: 0	SB: 0	CS: 0	HR: 0	HBP: 0												
PITCHER Vern Law, R (1, 1) ERA: 4.19	IP	WLS	BF	H	R	ER	SO	BB	IBB	HBP	BLK	WP	HR	S	P	ERA	WHIP																		
																		PITCHER	IP	WLS	BF	H	R	ER	SO	BB	IBB	HBP	BLK	WP	HR	S	P	ERA	WHIP

Batter	1	2	3	4	5	6	7	8	9	AB	R	H	RBI	BB	SO	LOB	BOTTOM																		
Gene Alley, R (1, 6) OBP: 0.334, SLG: 0.420											0	0	0	0	0	0	0	Atlanta Braves @ Pittsburgh Pirates Forbes Field, Pittsburgh, PA Mon Sep 05 1966, 3:33 AM EDT Unknown livebaseballscorecards.com																	
Manny Mota, R (1, 8) OBP: 0.396, SLG: 0.513											0	0	0	0	0	0	0																		
Roberto Clemente, R (1, 9) OBP: 0.366, SLG: 0.543											0	0	0	0	0	0	0																		
Donn Clendenon, R (1, 3) OBP: 0.360, SLG: 0.505											0	0	0	0	0	0	0																		
Bill Mazeroski, R (1, 4) OBP: 0.298, SLG: 0.398											0	0	0	0	0	0	0																		
Bob Bailey, R (1, 7) OBP: 0.367, SLG: 0.463											0	0	0	0	0	0	0																		
Jim Pagliaroni, R (1, 2) OBP: 0.338, SLG: 0.401											0	0	0	0	0	0	0																		
Jose Pagan, R (1, 5) OBP: 0.296, SLG: 0.380											0	0	0	0	0	0	0																		
Vern Law, R (1, 1) OBP: 0.281, SLG: 0.357											0	0	0	0	0	0	0																		
Inning Stats											1B: 0	SF: 0	WP: 0	PA: 0	2B: 0	SAC: 0	FB: 0	3B: 0	DP: 0	SB: 0	CS: 0	HR: 0	HBP: 0												
PITCHER Dick Kelley, L (1, 1) ERA: 3.26	IP	WLS	BF	H	R	ER	SO	BB	IBB	HBP	BLK	WP	HR	S	P	ERA	WHIP																		
																		PITCHER	IP	WLS	BF	H	R	ER	SO	BB	IBB	HBP	BLK	WP	HR	S	P	ERA	WHIP

Batter	1	2	3	4	5	6	7	8	9	AB	R	H	RBI	BB	SO	LOB	TOP										
Felipe Alou, R OBP: 0.363, SLG: 0.532 (1, 3)	0-0 1B	0-0 9-2			0-0 1-3	0-0 3B		0-0 6-3		5	0	2	2	0	0	2	Atlanta Braves @ Pittsburgh Pirates Forbes Field, Pittsburgh, PA Mon Sep 05 1966, 3:38 AM EDT Att: 30,747 - Unknown										
Eddie Mathews, L OBP: 0.359, SLG: 0.418 (1, 5)	0-0 4-3		0-0 P3		0-0 HR	0-0 BB		0-0 F6		4	1	1	0	1	0	0											
Hank Aaron, R OBP: 0.359, SLG: 0.532 (1, 9)	0-3 K		0-0 6-3		0-0 HR	0-3 K		0-0 1B BB		4	1	1	2	1	2	2											
Rico Carty, R OBP: 0.383, SLG: 0.450 (1, 7)		0-0 G3 HR 1B	0-0 1B		0-3 K			0-0 F8		5	1	3	0	0	1	1											
Gary Geiger, L OBP: 0.367, SLG: 0.444 (1, 8)		0-0 G3 HR BB	0-0 1B		0-0 F8			0-0 F8		4	1	2	0	1	0	1											
Gene Oliver, R OBP: 0.254, SLG: 0.372 (1, 2)		0-0 G3	0-0 F8		0-0 E7 1B 3B			0-0 F8		5	1	0	0	0	0	7											
Denis Menke, R OBP: 0.357, SLG: 0.413 (1, 6)		0-0 HR			0-0 F6	0-3 K		0-3 K		4	1	1	3	0	2	2											
Woody Woodward, R OBP: 0.329, SLG: 0.329 (1, 4)		0-0 1B 9-2 1B			0-3 K			0-3 K		4	1	2	0	0	2	0											
Tony Cloninger, R OBP: 0.277, SLG: 0.454 (1, 1)		0-0 1-3 1B			0-0 P3	0-3 K		0-0 1-3		4	0	1	0	0	1	2											
Inning Stats	R: 0 E: 0 K: 1 S: 5	H: 1 LOB: 0 BB: 0 P: 5	R: 3 E: 0 K: 0 S: 6	H: 4 LOB: 1 BB: 1 P: 10	R: 0 E: 0 K: 0 S: 5	H: 2 LOB: 2 BB: 0 P: 5	R: 0 E: 0 K: 1 S: 5	H: 0 LOB: 0 BB: 0 P: 5	R: 2 E: 0 K: 3 S: 12	H: 2 LOB: 2 BB: 1 P: 16	R: 0 E: 0 K: 1 S: 6	H: 1 LOB: 1 BB: 0 P: 6	R: 0 E: 0 K: 1 S: 5	H: 0 LOB: 2 BB: 1 P: 8	R: 0 E: 0 K: 0 S: 4	H: 1 LOB: 2 BB: 1 P: 8	1B: 9 2B: 2 3B: 1 HR: 2	SF: 0 SAC: 0 DP: 1 HBP: 0	WP: 0 PB: 0 SB: 0 CS: 0	PA: 42							
PITCHER	IP	WLS	BF	H	R	ER	SO	BB	IBB	HBP	BLK	WP	HR	S	P	ERA	WHIP										
Steve Blass, R ERA: 3.71 (1, 1)	2.2	L	14	7	3	3	1	1	0	0	0	0	1	15	19	10.12	3.000										
Don Cardwell, R ERA: 4.4 (3, 1)	2.1		9	2	2	2	2	0	0	0	0	0	1	13	13	7.71	0.857										
Al McBean, R ERA: 3.12 (6, 1)	4.0		19	4	2	0	5	2	0	0	0	0	0	27	35	0.00	1.500										

Batter	1	2	3	4	5	6	7	8	9	AB	R	H	RBI	BB	SO	LOB	BOTTOM										
Matty Alou, L OBP: 0.379, SLG: 0.436 (1, 8)	0-0 PB SF9 1B		0-0 P3		0-0 FC6-4			0-0 F4	0-0 1B 2B	5	2	2	2	0	0	1	Atlanta Braves @ Pittsburgh Pirates Forbes Field, Pittsburgh, PA Mon Sep 05 1966, 3:38 AM EDT Att: 30,747 - Unknown										
Gene Alley, R OBP: 0.337, SLG: 0.428 (1, 6)	0-3 K		0-0 4-3 2B		0-0 5-3			0-0 F8	0-0 1B	5	0	2	1	0	1	2											
Roberto Clemente, R OBP: 0.396, SLG: 0.539 (8, PR) Manny Mota, R OBP: 0.398, SLG: 0.512 (9, 9)	0-0 SF9		0-0 4-3		0-0 6-3			0-0 6-3	0-0 4-3	3	0	1	1	0	0	1											
Willie Stargell, L OBP: 0.383, SLG: 0.581 (1, 7)	0-0 4-3		0-0 F9		0-0 F7			0-0 4-3		4	0	0	0	0	0	2											
Don Clendenon, R OBP: 0.363, SLG: 0.505 Andre Rodgers, R OBP: 0.320, SLG: 0.238 (8, 3)		0-3 K			0-0 1-3			0-0 BB	0-0 6-3	2	0	0	0	1	1	0											
Bill Mazerowski, R OBP: 0.299, SLG: 0.411 (1, 4)		0-0 5-3			0-3 K			0-0 F4	0-0 1B 2B	4	1	1	0	0	1	1											
Bob Bailey, R OBP: 0.370, SLG: 0.458 (1, 5)		0-0 BB BB			0-3 K			0-0 1-3	0-0 WP 1B 2B 1B	3	1	1	1	1	1	0											
Jim Pagliaroni, R OBP: 0.343, SLG: 0.404 Jerry May, R OBP: 0.286, SLG: 0.370 (9, PR)		0-0 BB BB			0-0 FC6-4 BB			0-0 F9	0-0 WP 2B 1B	2	0	1	0	2	0	0											
Steve Blass, R OBP: 0.220, SLG: 0.240 Don Cardwell, R OBP: 0.161, SLG: 0.138 Gene Michael, S OBP: 0.167, SLG: 0.300 Al McBean, R OBP: 0.100, SLG: 0.100 Jerry Lynch, L OBP: 0.289, SLG: 0.306 (9, PH)		0-0 P3			0-3 K			0-3 K	0-3 K	1	0	0	0	0	0	2											
Inning Stats	R: 1 E: 0 K: 1 S: 6	H: 1 LOB: 0 BB: 0 P: 6	R: 0 E: 0 K: 1 S: 5	H: 0 LOB: 2 BB: 2 P: 13	R: 0 E: 0 K: 2 S: 7	H: 0 LOB: 0 BB: 0 P: 7	R: 0 E: 0 K: 1 S: 5	H: 0 LOB: 1 BB: 1 P: 9	R: 0 E: 0 K: 0 S: 3	H: 0 LOB: 1 BB: 1 P: 7	R: 0 E: 0 K: 1 S: 5	H: 0 LOB: 0 BB: 0 P: 5	R: 0 E: 0 K: 0 S: 4	H: 1 LOB: 1 BB: 0 P: 4	R: 4 E: 0 K: 1 S: 10	H: 5 LOB: 1 BB: 0 P: 10	1B: 5 2B: 3 3B: 0 HR: 0	SF: 1 SAC: 0 DP: 0 HBP: 0	WP: 1 PB: 1 SB: 1 CS: 0	PA: 39							
PITCHER	IP	WLS	BF	H	R	ER	SO	BB	IBB	HBP	BLK	WP	HR	S	P	ERA	WHIP										
Tony Cloninger, R ERA: 4.18 (1, 1)	9.0	W	39	8	5	4	7	4	0	0	0	1	0	49	65	4.00	1.333										




Batter	1	2	3	4	5	6	7	8	9	AB	R	H	RBI	BB	SO	LOB	TOP				
Felipe Alou, R OBP: 0.364, SLG: 0.532 (1, 8)	F9		F3			2B		SH3-4 HR BB	K	4	1	1	0	1	1	1	Atlanta Braves @ Pittsburgh Pirates Forbes Field, Pittsburgh, PA Tue Sep 06 1966, 7:05 PM EDT Att: 10,792 - Unknown				
Denis Menke, R OBP: 0.354, SLG: 0.410 (1, 6)	K			F7		F5		SH3-4		3	0	0	0	0	1						
Hank Aaron, R OBP: 0.359, SLG: 0.529 (1, 9)	6-3			F8		E6		HR IBB		3	1	0	0	1	0	1					
Joe Torre, R OBP: 0.379, SLG: 0.557 (1, 3)		1B		F8		F8		HR		4	1	2	3	0	0	2					
Rico Carty, R OBP: 0.384, SLG: 0.450 (1, 7)	K				1B		2B 1B	F8		4	1	2	0	0	1	1					
Gene Oliver, R OBP: 0.249, SLG: 0.363 (1, 2)	F7			K		F7		F8		4	0	0	0	0	1	3					
Miguel de la Hoz, R OBP: 0.232, SLG: 0.237 Eddie Mathews, L OBP: 0.338, SLG: 0.417 (1, 5) (7, 5)	F9			F8		F8		F8		3	0	0	0	0	0	3					
Woody Woodward, R OBP: 0.330, SLG: 0.333 (1, 4)			F7		F6		1-H 2B	SH1-4 1B		4	0	2	1	0	0	1					
Pat Jarvis, R (1, 1)			F3			K		SH1-4		3	0	0	0	0	2	1					
Dick Kelley, R OBP: 0.087, SLG: 0.067 Jay Ritchie, R OBP: 0.500, SLG: 0.500 (8, 1) (8, 1)						K		SH1-4		0	0	0	0	0	0	0					
Inning Stats	R: 0 E: 0 K: 1 S: 5	H: 0 LOB: 0 BB: 0 P: 5	R: 0 E: 0 K: 1 S: 6	H: 1 LOB: 1 BB: 0 P: 6	R: 0 E: 0 K: 0 S: 3	H: 0 LOB: 0 BB: 0 P: 3	R: 0 E: 0 K: 0 S: 3	H: 0 LOB: 0 BB: 0 P: 3	R: 0 E: 0 K: 1 S: 6	H: 1 LOB: 1 BB: 0 P: 6	R: 1 E: 0 K: 1 S: 7	H: 2 LOB: 1 BB: 0 P: 7	R: 3 E: 0 K: 0 S: 4	H: 1 LOB: 0 BB: 2 P: 12	R: 0 E: 0 K: 1 S: 6	H: 1 LOB: 1 BB: 0 P: 6	1B: 4 2B: 2 3B: 0 HR: 1	SF: 0 SAC: 2 DP: 0 HBP: 0	WP: 0 PB: 0 CS: 0	PA: 37	
PITCHER	IP	WLS	BF	H	R	ER	SO	BB	IBB	HBP	BLK	WP	HR	S	P	ERA	WHIP				
Bob Veale, L ERA: 3.17 Roy Face, R ERA: 2.63 (1, 1) (9, 1)	8.0	L	33	6	4	4	5	1	1	0	0	0	1	41	49	4.50	0.875				


AB	33
R	4
H	7
RBI	4
BB	2
SO	6
LOB	14



Batter	1	2	3	4	5	6	7	8	9	AB	R	H	RBI	BB	SO	LOB	BOTTOM				
Matty Alou, L OBP: 0.379, SLG: 0.435 Donn Clendenon, R OBP: 0.362, SLG: 0.504 (1, 8) (8, PH) (9, 3)	1-3		F8			1B		K		3	0	1	0	0	0	0	Atlanta Braves @ Pittsburgh Pirates Forbes Field, Pittsburgh, PA Tue Sep 06 1966, 7:05 PM EDT Att: 10,792 - Unknown				
Gene Alley, R OBP: 0.337, SLG: 0.426 (1, 6)	S 1B			5-3		F5		G3		4	0	1	0	0	0	2					
Roberto Clemente, R OBP: 0.365, SLG: 0.536 (1, 9)	F6			4-3		F7 5-3 1B		5-3		4	1	1	0	0	0	1					
Willie Stargell, L OBP: 0.379, SLG: 0.576 (1, 3) (9, 7)	K			K		5-3		K		4	0	0	0	0	3	2					
Bill Mazerowski, R OBP: 0.297, SLG: 0.407 (1, 4)	K			F9		F7		6-3		4	0	0	0	0	1	1					
Manny Mota, R OBP: 0.397, SLG: 0.511 (1, 7) (9, 8)	4-3			F9		1B				3	0	1	1	0	0	0					
Bob Bailey, R OBP: 0.367, SLG: 0.454 (1, 5)	F3			6-3		K				3	0	0	0	0	1	1					
Jim Pagliaroni, R OBP: 0.343, SLG: 0.403 Gene Michael, S OBP: 0.167, SLG: 0.300 Roy Face, R (1, 2) (8, PR) (9, 1)			K			F7		1B		3	0	1	0	0	1	0					
Bob Veale, S OBP: 0.167, SLG: 0.192 Jerry Lynch, L OBP: 0.269, SLG: 0.306 Andre Rodgers, R OBP: 0.314, SLG: 0.233 Jerry May, R OBP: 0.286, SLG: 0.370 (1, 1) (8, PH) (8, PH) (9, 2)			1B			K		K		2	0	1	0	0	1	0					
Inning Stats	R: 0 E: 0 K: 1 S: 6	H: 1 LOB: 1 BB: 0 P: 6	R: 0 E: 0 K: 1 S: 5	H: 0 LOB: 0 BB: 0 P: 5	R: 0 E: 0 K: 1 S: 5	H: 0 LOB: 0 BB: 0 P: 5	R: 0 E: 0 K: 0 S: 3	H: 0 LOB: 0 BB: 0 P: 3	R: 0 E: 0 K: 1 S: 6	H: 1 LOB: 1 BB: 0 P: 6	R: 1 E: 0 K: 1 S: 7	H: 2 LOB: 1 BB: 0 P: 7	R: 0 E: 0 K: 2 S: 8	H: 1 LOB: 1 BB: 0 P: 8	R: 0 E: 0 K: 1 S: 5	H: 0 LOB: 0 BB: 0 P: 5		1B: 6 2B: 0 3B: 0 HR: 0	SF: 0 SAC: 0 DP: 0 HBP: 0	WP: 0 PB: 0 CS: 0	PA: 32
PITCHER	IP	WLS	BF	H	R	ER	SO	BB	IBB	HBP	BLK	WP	HR	S	P	ERA	WHIP				
Pat Jarvis, R ERA: 2.18 Dick Kelley, L ERA: 3.94 Jay Ritchie, R ERA: 1.46 (1, 1) (8, 1) (8, 1)	7.0	W	26	6	1	1	6	0	0	0	0	0	0	3	3	0.00	0.000				




Batter	1	2	3	4	5	6	7	8	9	AB	R	H	RBI	BB	SO	LOB	TOP															
Felipe Alou, R OBP: 0.363, SLG: 0.530 (1,3)	0-0 4-3		0-0 1B FC6-4	0-0 F7		0-3 K	0-3 K		0-0 1B	6	1	2	0	0	2	1	Atlanta Braves @ Pittsburgh Pirates Forbes Field, Pittsburgh, PA Wed Sep 07 1966, 7:05 PM EDT Att: 12,100 - Unknown livebaseballscorecards.com															
Eddie Mathews, L OBP: 0.340, SLG: 0.418 (1,5)	0-3 K		0-0 1-3 1B FC6-4		0-0 WP 1B SF8	0-0 2B 1B	0-0 F3		0-0 4-3	6	2	3	0	0	1	1																
Hank Aaron, R OBP: 0.362, SLG: 0.534 (1,9)	0-0 1B S		0-0 1-2 1B FC6-4		0-0 1-2 1B SF8	0-0 1B 1B				5	3	4	2	0	0	1																
Joe Torre, R OBP: 0.381, SLG: 0.557 (1,2)	0-0 4-3		0-0 1-2 1B BB		0-0 1-3 2H SF8	4-0 1B FC6-4			0-0 G6-4-3 1B	2	0	1	1	2	0	1																
Rico Carty, R OBP: 0.382, SLG: 0.448 (1,7)		0-3 K	0-0 1-3		0-0 5-3	0-0 1-2 2H 1B FC6-4			0-0 G6-4-3 1B	5	0	1	1	0	1	5																
Mack Jones, L OBP: 0.328, SLG: 0.449 (1,8)	0-3 K			4-0 3B BB	4-0 1B BB	0-0 1-2 2-3 FC6-4			0-0 S 1B	3	2	1	1	2	1	2																
Denis Menke, R OBP: 0.357, SLG: 0.412 (1,6)	0-0 2B		0-0 F8	0-0 1-2 1B HBP	0-0 1-2 1B FC6-4	4-0 1-2 1B BB			0-3 K	3	0	1	0	1	1	2																
Woody Woodward, R OBP: 0.329, SLG: 0.332 (1,4)	0-0 4-3		0-3 K	0-0 1-2 2H 3H 1B	0-0 1-2 1B FC6-4				0-3 K	5	0	1	2	0	2	5																
Ken Johnson, R OBP: 0.143, SLG: 0.242 (1,1)			0-3 K	0-0 1-H 3B	0-0 F7				0-3 K	5	0	1	1	0	3	2																
Inning Stats	R: 0 E: 0 K: 1 S: 6	H: 1 LOB: 1 BB: 0 P: 6	R: 0 E: 0 K: 2 S: 8	H: 1 LOB: 1 BB: 0 P: 8	R: 1 E: 0 K: 1 S: 7	H: 2 LOB: 2 BB: 1 P: 11	R: 1 E: 0 K: 1 S: 6	H: 1 LOB: 1 BB: 1 P: 10	R: 3 E: 0 K: 0 S: 6	H: 3 LOB: 3 BB: 2 P: 11	R: 2 E: 0 K: 1 S: 8	H: 3 LOB: 3 BB: 2 P: 16	R: 0 E: 0 K: 2 S: 7	H: 0 LOB: 0 BB: 0 P: 7	R: 1 E: 0 K: 1 S: 7	H: 3 LOB: 1 BB: 0 P: 7	R: 0 E: 0 K: 2 S: 8	H: 1 LOB: 1 BB: 0 P: 8	1B: 12 2B: 2 HR: 0	SF: 1 SAC: 0 HBP: 1	WP: 1 PB: 0 SB: 3 CS: 0	PA: 47										
PITCHER	IP WLS BF	H R ER SO	BB IBB HBP BLK	WP HR S P	ERA WHIP	PITCHER														IP WLS BF	H R ER SO	BB IBB HBP BLK	WP HR S P	ERA WHIP								
Tommy Sisk, R ERA: 4.22 (1,1)	4.2	L	24	7	5	5	5	3	0	0	0	0	1	0	31	43	9.64	2.143														
Don Cardwell, R ERA: 4.54 (5,1)	0.2		8	4	2	2	1	0	1	1	0	0	0	0	8	13	27.00	6.000														
Billy O'Dell, L ERA: 2.54 (6,1)	0.0		0	0	0	0	0	0	0	0	0	0	0	0	0	0	∞	∞														
Al McBean, R ERA: 3.15 (8,1)	2.0		9	4	1	1	3	0	0	0	0	0	0	0	15	15	4.50	2.000														

Batter	1	2	3	4	5	6	7	8	9	AB	R	H	RBI	BB	SO	LOB	BOTTOM															
Matty Alou, L OBP: 0.378, SLG: 0.434 (1,8)	0-0 1B 1B	0-0 E3			0-0 F5		0-0 6-3			4	1	1	0	0	0	0	Atlanta Braves @ Pittsburgh Pirates Forbes Field, Pittsburgh, PA Wed Sep 07 1966, 7:05 PM EDT Att: 12,100 - Unknown livebaseballscorecards.com															
Gene Alley, R OBP: 0.336, SLG: 0.425 (1,6)	0-0 F8 1B E		0-3 K		0-0 F3		0-0 F2			4	1	1	0	0	1	0																
Roberto Clemente, R OBP: 0.366, SLG: 0.538 (1,9)	0-0 1-2 2H F8 1B		0-0 6-3		0-0 2B			0-3 K		4	1	2	1	0	1	0																
Willie Stargell, L OBP: 0.378, SLG: 0.573 (1,3)	0-0 F8		0-0 1B		0-0 6-3			0-3 K		4	0	1	0	0	1	3																
Bill Mazeroski, R OBP: 0.300, SLG: 0.410 (1,4)	0-0 2H 3H E7 1B		0-0 F9		0-0 FC 1B			0-0 1B		4	0	3	2	0	0	1																
Manny Mota, R OBP: 0.392, SLG: 0.503 (1,7)	0-0 F7			0-3 K	0-0 FC FC5-4			0-0 4-3		4	0	0	0	0	1	3																
Bob Bailey, R OBP: 0.369, SLG: 0.452 (1,5)	0-0 F4			0-0 1B	0-3 K			0-0 G4-6-3 BB		3	0	1	0	1	1	2																
Jim Pagliaroni, R OBP: 0.340, SLG: 0.399 (1,2)		0-3 K		0-0 F6	0-0 FC5-4			0-0 G4-6-3		4	0	0	0	0	1	3																
Tommy Sisk, R OBP: 0.200, SLG: 0.122 (1,1)		0-3 K		0-0 5-3				0-0 F7		2	0	0	0	0	1	1																
Don Cardwell, R OBP: 0.167, SLG: 0.136 (5,1)										0	0	0	0	0	0	0																
Billy O'Dell, L OBP: 0.182, SLG: 0.143 (6,1)										0	0	0	0	0	0	0																
Jerry Lynch, R OBP: 0.124, SLG: 0.300 (7, PH)										0	0	0	0	0	0	0																
Al McBean, R OBP: 0.102, SLG: 0.100 (8,1)										0	0	0	0	0	0	0																
Andre Rodgers, R OBP: 0.208, SLG: 0.227 (6, PH)										1	0	0	0	0	0	0																
Inning Stats	R: 3 E: 1 K: 0 S: 7	H: 4 LOB: 1 BB: 0 P: 7	R: 0 E: 1 K: 2 S: 7	H: 0 LOB: 1 BB: 0 P: 7	R: 0 E: 0 K: 1 S: 6	H: 1 LOB: 1 BB: 0 P: 6	R: 0 E: 0 K: 1 S: 6	H: 1 LOB: 1 BB: 0 P: 6	R: 0 E: 0 K: 1 S: 6	H: 1 LOB: 1 BB: 0 P: 6	R: 0 E: 0 K: 0 S: 3	H: 0 LOB: 0 BB: 0 P: 3	R: 0 E: 0 K: 2 S: 8	H: 1 LOB: 1 BB: 0 P: 8	R: 0 E: 0 K: 0 S: 2	H: 0 LOB: 0 BB: 1 P: 6	1B: 8 2B: 1 3B: 0 HR: 0	SF: 0 SAC: 0 DP: 1 HBP: 0	WP: 0 PB: 0 SB: 0 CS: 0	PA: 36												
PITCHER	IP WLS BF	H R ER SO	BB IBB HBP BLK	WP HR S P	ERA WHIP	PITCHER														IP WLS BF	H R ER SO	BB IBB HBP BLK	WP HR S P	ERA WHIP								
Ken Johnson, R ERA: 3.36 (1,1)	9.0	W	36	9	3	3	7	1	0	0	0	0	0	0	49	53	3.00	1.111														

Batter	1	2	3	4	5	6	7	8	9	10	11	12	AB	R	H	RBI	BB	SO	LOB	TOP		
Julian Javier, R OBP: 0.270, SLG: 0.327 (1.4)													5	1	1	0	0	0	3			
Lou Brock, L OBP: 0.325, SLG: 0.434 (1.7)													4	1	0	0	1	2	1			
Curt Flood, R OBP: 0.296, SLG: 0.353 (1.8)													4	0	1	0	1	0	2			
Orlando Cepeda, R OBP: 0.360, SLG: 0.484 (1.3)													5	0	2	2	0	2	2			
Mike Shannon, R OBP: 0.348, SLG: 0.466 (1.9)													5	0	0	0	0	3	3			
Tim McCarver, L OBP: 0.329, SLG: 0.433 (1.2)													5	0	1	0	0	0	0			
Ed Spiezio, R OBP: 0.214, SLG: 0.286 (1.5)													5	0	2	0	0	1	0			
Dal Maxvill, R OBP: 0.329, SLG: 0.317 (1.6)													5	0	0	0	0	0	2			
Ray Washburn, R OBP: 0.143, SLG: 0.196 (1.1)													2	0	0	0	1	0	1			
Tito Francona, L OBP: 0.248, SLG: 0.327 (10, PH)													1	0	0	0	0	1	0			
Nelson Briles, R OBP: 0.125, SLG: 0.079 (10, 11)													0	0	0	0	0	0	0			
Joe Hoerner, R OBP: 0.167, SLG: 0.667 (12, 11)													0	0	0	0	0	0	0			
Inning Stats	R: 1 E: 0 K: 1 S: 7	H: 2 LOB: 1 BB: 0 P: 7	R: 0 E: 0 K: 0 S: 4	H: 1 LOB: 2 BB: 1 P: 8	R: 0 E: 0 K: 1 S: 4	H: 0 LOB: 0 BB: 1 P: 8	R: 0 E: 0 K: 0 S: 3	H: 0 LOB: 0 BB: 0 P: 3	R: 0 E: 0 K: 0 S: 3	H: 0 LOB: 0 BB: 0 P: 3	R: 0 E: 0 K: 1 S: 5	H: 0 LOB: 0 BB: 0 P: 5	R: 0 E: 0 K: 1 S: 5	H: 0 LOB: 0 BB: 0 P: 5	R: 0 E: 0 K: 2 S: 8	H: 1 LOB: 1 BB: 0 P: 8	R: 0 E: 0 K: 1 S: 5	H: 0 LOB: 0 BB: 0 P: 6	1B: 5 2B: 2 3B: 0 HR: 0	SF: 0 SAC: 0 DP: 1 HBP: 0	WP: 0 PB: 0 SB: 1 CS: 0	PA: 44
PITCHER	IP WLS BF H R ER SO BB IBB HBP BLK WP HR S P ERA WHIP	PITCHER												IP WLS BF H R ER SO BB IBB HBP BLK WP HR S P ERA WHIP								
Woodie Fryman, L ERA: 3.58 (1.1)	7.0	28	6	2	2	3	3	0	0	0	0	0	0	0	10	10	0.00	0.000				
Pete Mikkelsen, R ERA: 2.85 (8, 1)	2.0	6	0	0	0	2	0	0	0	0	0	0	0	0	10	10	0.00	0.000				
Roy Face, R ERA: 2.51 (10, 1)	3.0	10	1	0	0	4	0	0	0	0	0	0	0	18	18	0.00	0.333					

St. Louis Cardinals @ Pittsburgh Pirates
 Forbes Field, Pittsburgh, PA
 Fri Sep 09 1966, 7:05 PM EDT
 Att. 19,676 - Unknown


AB 41
 R 2
 H 7
 RBI 2
 BB 3
 SO 9
 LOB 14



Batter	1	2	3	4	5	6	7	8	9	10	11	12	AB	R	H	RBI	BB	SO	LOB	BOTTOM				
Matty Alou, L OBP: 0.361, SLG: 0.435 (1.8)													5	2	3	0	1	0	0					
Gene Alley, R OBP: 0.333, SLG: 0.421 (1.6)													5	0	0	0	0	1	3					
Roberto Clemente, R OBP: 0.371, SLG: 0.542 (1.9)													5	1	4	0	1	1	0					
Willie Stargell, L OBP: 0.379, SLG: 0.571 (1.7)													3	0	1	2	1	1	1					
Manny Mota, R OBP: 0.394, SLG: 0.503 (12, PH)													0	0	0	0	1	0	0					
Bill Mazeroski, R OBP: 0.297, SLG: 0.406 (1.4)													5	0	0	1	0	0	5					
Bob Bailey, R OBP: 0.369, SLG: 0.450 (1.5)													4	0	1	0	1	1	4					
Donn Clendenon, R OBP: 0.365, SLG: 0.503 (1.3)													3	0	1	0	2	1	1					
Jim Pagliaroni, R OBP: 0.337, SLG: 0.394 (1.2)													4	0	0	0	0	2	5					
Woodie Fryman, R OBP: 0.293, SLG: 0.175 (7, PH)													2	0	0	0	0	1	2					
Pete Mikkelsen, R OBP: 0.235, SLG: 0.188 (8, 1)													1	0	0	0	0	0	0					
Andre Rodgers, R OBP: 0.302, SLG: 0.222 (9, PH)													0	0	0	0	0	0	0					
Roy Face, R ERA: 1.39 (10, 1)													1	0	0	0	0	1	0					
Inning Stats	R: 1 E: 0 K: 2 S: 5	H: 2 LOB: 3 BB: 1 P: 12	R: 0 E: 0 K: 2 S: 8	H: 2 LOB: 3 BB: 1 P: 12	R: 0 E: 0 K: 1 S: 5	H: 0 LOB: 0 BB: 0 P: 5	R: 0 E: 0 K: 2 S: 7	H: 0 LOB: 1 BB: 1 P: 11	R: 0 E: 0 K: 1 S: 5	H: 0 LOB: 0 BB: 0 P: 5	R: 0 E: 0 K: 1 S: 6	H: 1 LOB: 1 BB: 0 P: 6	R: 0 E: 0 K: 0 S: 4	H: 1 LOB: 2 BB: 1 P: 8	R: 0 E: 0 K: 1 S: 3	H: 1 LOB: 1 BB: 0 P: 7	R: 0 E: 0 K: 1 S: 5	H: 0 LOB: 0 BB: 0 P: 5	R: 1 E: 0 K: 0 S: 3	H: 1 LOB: 2 BB: 2 P: 11	1B: 9 2B: 1 3B: 0 HR: 0	SF: 2 SAC: 2 DP: 1 HBP: 0	WP: 0 PB: 0 SB: 0 CS: 0	PA: 50
PITCHER	IP WLS BF H R ER SO BB IBB HBP BLK WP HR S P ERA WHIP	PITCHER												IP WLS BF H R ER SO BB IBB HBP BLK WP HR S P ERA WHIP										
Ray Washburn, R ERA: 3.78 (1.1)	9.0	38	8	2	1	8	3	1	0	0	0	0	0	0	10	14	3.86	1.286						
Nelson Briles, R ERA: 3.28 (10, 1)	2.1	9	2	1	1	1	1	0	0	0	0	0	0	0	10	14	3.86	1.286						
Joe Hoerner, L ERA: 1.39 (12, 1)	0.1	3	0	0	0	0	1	1	0	0	0	0	0	0	1	9	0.00	3.000						

St. Louis Cardinals @ Pittsburgh Pirates
 Forbes Field, Pittsburgh, PA
 Fri Sep 09 1966, 7:05 PM EDT
 Att. 19,676 - Unknown

AB 39
 R 3
 H 10
 RBI 3
 BB 7
 SO 9
 LOB 22



Batter	1	2	3	4	5	6	7	8	9	AB	R	H	RBI	BB	SO	LOB	TOP																	
Lou Brock, L OBP: 0.326, SLG: 0.434 (1, 7)										5	1	2	0	0	0	2	St. Louis Cardinals @ Pittsburgh Pirates Forbes Field, Pittsburgh, PA Sat Sep 10 1966, 7:05 PM EDT Att: 13,535 - Unknown																	
Curt Flood, R OBP: 0.297, SLG: 0.353 (1, 8)										5	1	2	1	0	0	1																		
Tim McCarver, L OBP: 0.326, SLG: 0.433 (1, 2)										5	0	1	1	0	0	3																		
Orlando Cepeda, R OBP: 0.361, SLG: 0.483 (1, 3)										5	1	2	1	0	0	2																		
Mike Shannon, R OBP: 0.351, SLG: 0.467 (1, 9)										4	1	2	0	1	0	2																		
Ed Spiezio, R OBP: 0.222, SLG: 0.278 (1, 5)										4	0	1	1	0	1	2																		
Al Jackson, L OBP: 0.239, SLG: 0.288 (9, PR)										0	0	0	0	0	0	0																		
Hal Woodeshick, R OBP: 0.200, SLG: 0.400 (9, 1)										0	0	0	0	0	0	0																		
Julian Javier, R OBP: 0.274, SLG: 0.333 (1, 4)										5	1	3	0	0	0	2																		
Dal Maxvill, R OBP: 0.328, SLG: 0.316 (1, 6)										4	0	1	1	0	0	3																		
Bob Gibson, R OBP: 0.247, SLG: 0.303 (1, 1)										3	0	1	1	0	1	1																		
Phil Gagliano, R OBP: 0.328, SLG: 0.337 (9, PH)										1	1	1	0	0	0	0																		
Inning Stats	R: 0 E: 0 K: 0 S: 4	H: 1 LOB: 1 BB: 0 P: 4	R: 0 E: 0 K: 0 S: 4	H: 2 LOB: 1 BB: 0 P: 4	R: 0 E: 0 K: 1 S: 6	H: 1 LOB: 1 BB: 0 P: 6	R: 2 E: 0 K: 0 S: 7	H: 4 LOB: 2 BB: 0 P: 7	R: 0 E: 0 K: 0 S: 4	H: 1 LOB: 1 BB: 0 P: 4	R: 0 E: 0 K: 0 S: 4	H: 1 LOB: 1 BB: 0 P: 4	R: 0 E: 0 K: 0 S: 3	H: 0 LOB: 1 BB: 1 P: 7	R: 4 E: 0 K: 0 S: 8	H: 5 LOB: 1 BB: 0 P: 8	1B: 13 2B: 3 3B: 0 HR: 0	SF: 0 SAC: 1 DP: 1 HBP: 0	WP: 0 PB: 0 SB: 2 CS: 0	PA: 43														
PITCHER	IP WLS BF H R ER SO BB IBB HBP BLK WP HR S P ERA WHIP																																	
Vern Law, R ERA: 4.16 (1, 1)	7.1		33	11	2	2	2	1	0	0	0	0	0	0	36	40	2.46	1.636																
Pete Mikkelsen, R ERA: 3.13 (8, 1)	1.2	L	10	5	4	4	0	0	0	0	0	0	0	0	10	10	21.60	3.000																

Batter	1	2	3	4	5	6	7	8	9	AB	R	H	RBI	BB	SO	LOB	BOTTOM																	
Matty Alou, L OBP: 0.380, SLG: 0.433 (1, 8)										5	1	1	0	0	0	1	St. Louis Cardinals @ Pittsburgh Pirates Forbes Field, Pittsburgh, PA Sat Sep 10 1966, 7:05 PM EDT Att: 13,535 - Unknown																	
Gene Alley, R OBP: 0.337, SLG: 0.428 (1, 6)										5	0	4	1	0	0	0																		
Roberto Clemente, R OBP: 0.370, SLG: 0.539 (1, 9)										5	0	1	0	0	1	4																		
Willie Stargell, L OBP: 0.382, SLG: 0.572 (1, 7)										3	1	2	0	1	0	0																		
Andre Rodgers, R OBP: 0.235, SLG: 0.217 (9, PH)										4	0	0	0	0	3	4																		
Donn Clendenon, R OBP: 0.362, SLG: 0.499 (1, 3)										4	0	0	0	0	3	4																		
Bill Mazerowski, R OBP: 0.298, SLG: 0.412 (1, 4)										4	2	2	2	0	0	0																		
Bob Bailey, R OBP: 0.370, SLG: 0.457 (1, 5)										4	0	2	1	0	0	0																		
Jim Pagliaroni, R OBP: 0.336, SLG: 0.391 (1, 2)										3	0	0	0	1	0	1																		
Vern Law, R OBP: 0.302, SLG: 0.367 (1, 1)										2	1	1	0	1	1	2																		
Pete Mikkelsen, R ERA: 2.31 (8, 1)	8.0		35	11	5	4	5	1	2	0	0	0	0	0	0	0																		
Manny Mota, R OBP: 0.393, SLG: 0.502 (9, PH)	1.0	S	5	2	0	0	0	0	0	0	0	0	0	0	0	0																		
Inning Stats	R: 0 E: 0 K: 0 S: 3	H: 0 LOB: 0 BB: 0 P: 3	R: 0 E: 0 K: 1 S: 5	H: 0 LOB: 0 BB: 0 P: 5	R: 2 E: 1 K: 1 S: 7	H: 3 LOB: 1 BB: 1 P: 11	R: 1 E: 0 K: 1 S: 7	H: 3 LOB: 2 BB: 1 P: 11	R: 0 E: 0 K: 0 S: 6	H: 1 LOB: 2 BB: 1 P: 10	R: 0 E: 0 K: 0 S: 3	H: 0 LOB: 0 BB: 0 P: 3	R: 0 E: 0 K: 1 S: 7	H: 2 LOB: 1 BB: 0 P: 7	R: 2 E: 0 K: 0 S: 5	H: 2 LOB: 2 BB: 0 P: 5	1B: 9 2B: 2 3B: 2 HR: 1	SF: 0 SAC: 0 DP: 3 HBP: 0	WP: 0 PB: 0 SB: 0 CS: 0	PA: 40														
PITCHER	IP WLS BF H R ER SO BB IBB HBP BLK WP HR S P ERA WHIP																																	
Bob Gibson, R ERA: 2.31 (1, 1)	8.0		35	11	5	4	5	1	2	0	0	0	0	0	0	0	4.50	1.500																
Hal Woodeshick, L ERA: 1.96 (9, 1)	1.0	S	5	2	0	0	0	0	0	0	0	5	5	0.00	2.000																			



Batter	1	2	3	4	5	6	7	8	9	AB	R	H	RBI	BB	SO	LOB	TOP				
Julian Javier, R OBP: 0.273, SLG: 0.331 (1, 4)	6-3		P6		5-3			4-3 FC3-2 1B	K	5	0	1	0	0	1	1	St. Louis Cardinals @ Pittsburgh Pirates Forbes Field, Pittsburgh, PA Sun Sep 11 1966, 7:05 PM EDT Att: 17,859 - Unknown livebaseballscorecards.com				
Lou Brock, L OBP: 0.325, SLG: 0.432 (1, 7)	K		K			6-3		FC3-2 4-3 1B		4	1	1	0	0	2	0					
Curt Flood, R OBP: 0.296, SLG: 0.353 (1, 8)	1B		F8			P4		4-3		4	1	1	0	0	2	0					
Orlando Cepeda, R OBP: 0.362, SLG: 0.482 (1, 3)	1B CS 1B			P3		P5		FC3-2 1B IBB		3	1	1	0	1	0	0					
Mike Shannon, R OBP: 0.350, SLG: 0.464 (1, 9)	1B		3-1				F7	FC3-2 1B		4	0	1	1	0	0	3					
Tim McCarver, L OBP: 0.330, SLG: 0.434 (1, 2)	1B		L4				PB BB			3	0	2	2	1	0	0					
Ed Spiezio, R OBP: 0.227, SLG: 0.409 Charley Smith, R OBP: 0.299, SLG: 0.395 (9, 5)	CS						F3		K	4	1	1	1	0	2	1					
Dal Maxvill, R OBP: 0.330, SLG: 0.316 (1, 6)				4-3			4-3			3	0	1	0	1	0	0					
Al Jackson, L OBP: 0.233, SLG: 0.279 Phil Gagliano, R OBP: 0.326, SLG: 0.335 Dick Hughes, R (7, 1)								FC6-4 BB		2	0	0	0	0	2	0					
Inning Stats	R: 1 E: 0 K: 1 S: 8	H: 4 LOB: 2 BB: 0 P: 8	R: 0 E: 0 K: 2 S: 7	H: 0 LOB: 0 BB: 0 P: 7	R: 0 E: 0 K: 1 S: 5	H: 0 LOB: 0 BB: 0 P: 5	R: 0 E: 0 K: 0 S: 3	H: 0 LOB: 0 BB: 0 P: 3	R: 1 E: 0 K: 1 S: 6	H: 1 LOB: 0 BB: 0 P: 6	R: 0 E: 0 K: 0 S: 3	H: 0 LOB: 2 BB: 2 P: 11	R: 0 E: 0 K: 0 S: 5	H: 3 LOB: 2 BB: 1 P: 9	R: 0 E: 0 K: 2 S: 8	H: 1 LOB: 1 BB: 0 P: 8		1B: 8 2B: 0 3B: 0 HR: 1	SF: 0 SAC: 1 DP: 0 HBP: 0	WP: 1 PB: 1 SB: 0 CS: 0	PA: 38
PITCHER	IP	WLS	BF	H	R	ER	SO	BB	IBB	HBP	BLK	WP	HR	S	P	ERA	WHIP				
Bob Veale, L ERA: 3.23 Roy Face, R ERA: 2.47 Pete Mikkelsen, R ERA: 3.11	(1, 1)	7.0	L	29	7	4	4	5	2	0	0	0	1	37	45	5.14	1.286				

Batter	1	2	3	4	5	6	7	8	9	AB	R	H	RBI	BB	SO	LOB	BOTTOM					
Gene Alley, R OBP: 0.336, SLG: 0.429 (1, 6)	SH G5-4-3 2B		F7		5-3			4-3		4	1	1	0	0	0	1	St. Louis Cardinals @ Pittsburgh Pirates Forbes Field, Pittsburgh, PA Sun Sep 11 1966, 7:05 PM EDT Att: 17,859 - Unknown livebaseballscorecards.com					
Manny Mota, R OBP: 0.388, SLG: 0.497 (8, 7)	SH		5-3			4-3		6-3		3	0	0	0	0	0	1						
Pete Mikkelsen, R OBP: 0.236, SLG: 0.188 (9, 1)	G5-4-3 2-3									0	0	0	0	0	0	0						
Roberto Clemente, R OBP: 0.369, SLG: 0.539 (1, 9)	G5-4-3 1-2 3-H				1B 2B				K	4	1	1	0	0	2	1						
Donn Clendenon, R OBP: 0.363, SLG: 0.498 (1, 3)	4-3				E 1B			FC6-4 BB		3	1	1	1	1	1	0						
Bill Mazerowski, R OBP: 0.298, SLG: 0.410 (1, 4)					6-3			FC6-4		3	0	0	0	1	0	1						
Bob Bailey, R OBP: 0.368, SLG: 0.454 Matty Alou, L OBP: 0.378, SLG: 0.431 (8, 8)					6-3					2	0	0	0	0	0	0						
Jose Pagan, R OBP: 0.296, SLG: 0.375 (1, 5)					6-3					2	0	0	0	0	0	1						
Jerry May, R OBP: 0.288, SLG: 0.388 (1, 2)										3	0	0	0	0	0	0						
Bob Veale, S OBP: 0.163, SLG: 0.188 Roy Face, R Willie Stargell, L OBP: 0.381, SLG: 0.571 (9, 7)					6-3					2	0	0	0	0	0	0						
Inning Stats	R: 1 E: 1 K: 0 S: 4	H: 1 LOB: 0 BB: 0 P: 4	R: 0 E: 0 K: 0 S: 3	H: 0 LOB: 0 BB: 0 P: 3	R: 0 E: 0 K: 0 S: 4	H: 1 LOB: 1 BB: 0 P: 4	R: 2 E: 1 K: 0 S: 5	H: 2 LOB: 0 BB: 0 P: 5	R: 0 E: 0 K: 1 S: 5	H: 0 LOB: 0 BB: 0 P: 5	R: 0 E: 0 K: 1 S: 5	H: 0 LOB: 1 BB: 1 P: 9	R: 0 E: 0 K: 1 S: 5	H: 0 LOB: 0 BB: 0 P: 5	R: 0 E: 0 K: 0 S: 3	H: 0 LOB: 0 BB: 0 P: 3	R: 0 E: 0 K: 2 S: 7	H: 0 LOB: 1 BB: 1 P: 11	1B: 1 2B: 3 3B: 0 HR: 0	SF: 0 SAC: 1 DP: 1 HBP: 0	WP: 0 PB: 0 SB: 0 CS: 0	PA: 33
PITCHER	IP	WLS	BF	H	R	ER	SO	BB	IBB	HBP	BLK	WP	HR	S	P	ERA	WHIP					
Al Jackson, L ERA: 2.51 Dick Hughes, R ERA:	(1, 1)	6.0	W	10	0	0	0	3	1	0	0	0	0	15	19	0.00	0.333					

Batter	1	2	3	4	5	6	7	8	9	AB	R	H	RBI	BB	SO	LOB	TOP				
Matty Alou, L OBP: 0.380, SLG: 0.433 (1, 8)										5	3	3	0	0	1	0	Pittsburgh Pirates @ Houston Astros Astrodome, Houston, TX Tue Sep 13 1966, 8:05 PM EDT Att. 17,872 - Dome				
Gene Alley, R OBP: 0.341, SLG: 0.434 (1, 6)										5	2	4	1	0	1	0					
Roberto Clemente, R OBP: 0.369, SLG: 0.539 (1, 9)										5	1	2	2	0	0	2					
Willie Stargell, L OBP: 0.381, SLG: 0.577 (1, 7)										4	1	2	4	0	1	3					
Donn Clendenon, R OBP: 0.363, SLG: 0.505 (1, 3)										5	2	2	1	0	1	4					
Bill Mazeroski, R OBP: 0.297, SLG: 0.408 (1, 4)										5	0	1	1	0	0	1					
Bob Bailey, R OBP: 0.369, SLG: 0.451 (1, 5)										4	0	1	0	1	0	0					
Jesse Gonder, L OBP: 0.276, SLG: 0.408 (1, 2)										5	0	1	0	0	1	4					
Tommy Sisk, R OBP: 0.184, SLG: 0.111 Roy Face, R (8, 1)										4	0	0	0	0	2	1					
										0	0	0	0	0	0	0	P				
Inning Stats	R: 0 E: 0 K: 2 S: 8	H: 1 LOB: 1 BB: 0 P: 8	R: 1 E: 0 K: 0 S: 4	H: 1 LOB: 0 BB: 0 P: 4	R: 2 E: 1 K: 1 S: 8	H: 2 LOB: 1 BB: 0 P: 8	R: 0 E: 0 K: 1 S: 6	H: 1 LOB: 1 BB: 0 P: 6	R: 0 E: 0 K: 1 S: 5	H: 2 LOB: 2 BB: 0 P: 7	R: 5 E: 0 K: 0 S: 8	H: 6 LOB: 1 BB: 1 P: 12	R: 1 E: 0 K: 1 S: 8	H: 3 LOB: 2 BB: 0 P: 8	R: 0 E: 0 K: 0 S: 3	H: 0 LOB: 0 BB: 0 P: 3		1B: 11 2B: 3 3B: 0 HR: 2	SF: 1 SAC: 0 DP: 1 HBP: 0	WP: 0 PB: 1 SB: 1 CS: 0	PA: 44
PITCHER	IP WLS BF H R ER SO BB IBB HBP BLK WP HR S P ERA WHIP	5.0 L 21 5 3 2 5 0 0 0 0 0 0 1 31 13 3.60 1.000	1.1 11 7 5 5 1 0 0 0 0 0 0 1 13 13 33.75 5.250	0.2 3 1 0 0 0 1 0 0 0 0 0 0 6 0.00 3.000	2.0 9 3 1 1 1 0 0 0 0 0 0 0 11 11 4.50 1.500																

Batter	1	2	3	4	5	6	7	8	9	AB	R	H	RBI	BB	SO	LOB	BOTTOM					
Ron Davis, R OBP: 0.300, SLG: 0.314 (1, 8)										5	0	1	0	0	1	2	Pittsburgh Pirates @ Houston Astros Astrodome, Houston, TX Tue Sep 13 1966, 8:05 PM EDT Att. 17,872 - Dome					
Sonny Jackson, L OBP: 0.330, SLG: 0.325 (1, 6)										5	1	1	0	0	0	4						
Joe Morgan, L OBP: 0.413, SLG: 0.399 (1, 4)										2	1	1	1	2	1	0						
Rusty Staub, L OBP: 0.355, SLG: 0.430 (1, 9)										4	0	1	0	0	0	3						
Lee Maye, L OBP: 0.315, SLG: 0.414 (1, 7)										4	0	0	1	0	1	3						
John Bateman, R OBP: 0.320, SLG: 0.484 Bill Heath, L OBP: 0.340, SLG: 0.330 (1, 2) (8, 2)										3	0	1	1	0	0	1						
Bob Aspromonte, R OBP: 0.287, SLG: 0.333 (1, 5)										4	0	0	0	0	1	6						
Chuck Harrison, R OBP: 0.300, SLG: 0.356 (1, 3)										4	0	1	0	0	0	2						
Dave Giusti, R OBP: 0.275, SLG: 0.343 Brooks Davis, L OBP: 0.111, SLG: 0.222 Turk Farrell, R OBP: 0.146, SLG: 0.298 Carroll Sembera, R OBP: 0.146, SLG: 0.298 Norm Miller, L OBP: 0.066, SLG: 0.060 Danny Coombs, R OBP: 0.066, SLG: 0.060 Joe Gaines, R (5, PH) (8, PH) (7, PH) (8, PH) (9, PH)										1	0	1	0	0	0	0						
										1	1	1	0	0	0	0						
Inning Stats	R: 0 E: 0 K: 1 S: 5	H: 0 LOB: 0 BB: 0 P: 5	R: 0 E: 0 K: 1 S: 5	H: 0 LOB: 0 BB: 0 P: 5	R: 0 E: 0 K: 0 S: 5	H: 2 LOB: 2 BB: 0 P: 5	R: 1 E: 1 K: 1 S: 7	H: 1 LOB: 2 BB: 1 P: 11	R: 1 E: 0 K: 0 S: 5	H: 2 LOB: 1 BB: 0 P: 5	R: 0 E: 0 K: 0 S: 3	H: 1 LOB: 0 BB: 0 P: 3	R: 0 E: 0 K: 1 S: 5	H: 0 LOB: 0 BB: 0 P: 5	R: 1 E: 1 K: 0 S: 4	H: 1 LOB: 2 BB: 1 P: 9	R: 0 E: 0 K: 1 S: 6	H: 1 LOB: 1 BB: 0 P: 6	1B: 4 2B: 4 3B: 0 HR: 0	SF: 0 SAC: 0 DP: 2 HBP: 1	WP: 0 PB: 0 SB: 0 CS: 0	PA: 38
PITCHER	IP WLS BF H R ER SO BB IBB HBP BLK WP HR S P ERA WHIP	7.1 W 33 7 3 3 4 2 0 1 0 0 0 0 0 7 7 0.00 0.600																				



Batter	1	2	3	4	5	6	7	8	9	AB	R	H	RBI	BB	SO	LOB	TOP			
Matty Alou, L OBP: 0.379, SLG: 0.431 (1, 8)	F8			K 4-3 2B G3 1B		K 0-3			5-3	4	1	1	0	0	1	0	Pittsburgh Pirates @ Los Angeles Dodgers Dodger Stadium, Los Angeles, CA Thu Sep 15 1966, 7:05 PM PDT Att: 50,559 - Unknown			
Gene Alley, R OBP: 0.338, SLG: 0.431 (1, 6)	K			G3 1-2		L7			1-3	4	0	0	0	0	1	1				
Roberto Clemente, R OBP: 0.369, SLG: 0.543 (1, 9)	4-3			4-3 2-3		6-3			HR	4	1	1	1	0	0	1				
Willie Stargell, L OBP: 0.382, SLG: 0.585 (1, 7)		F8					K		HR	4	1	2	2	0	1	0				
Donn Clendenon, R OBP: 0.361, SLG: 0.501 (1, 3)		4-3		K 3-H 2B		5-3			HR	4	0	0	0	0	1	1				
Bill Mazaroski, R OBP: 0.296, SLG: 0.406 (1, 4)		F9				F8				3	0	0	0	0	0	0				
Bob Bailey, R OBP: 0.369, SLG: 0.453 (1, 5)				K				6-3		3	0	1	0	0	1	0				
Jim Pagliaroni, R OBP: 0.333, SLG: 0.388 (1, 2)				5-3		5-3		K		3	0	0	0	0	1	1				
Vern Law, R OBP: 0.302, SLG: 0.367 (1, 1)				1-3		F8		6-3		0	0	0	0	0	0	0				
Billy O'Dell, S OBP: 0.182, SLG: 0.143 (3, PH)										1	0	0	0	0	0	0				
Gene Mitchell, S OBP: 0.181, SLG: 0.290 (3, PH)										0	0	0	0	0	0	0				
Steve Blass, R OBP: 0.299, SLG: 0.440 (3, PH)										0	0	0	0	0	0	0				
Andre Rodgers, R OBP: 0.102, SLG: 0.213 (5, PH)										1	0	0	0	0	0	1				
Al McBean, R OBP: 0.100, SLG: 0.100 (5, PH)										0	0	0	0	0	0	0				
George Spriggs, L OBP: 0.100, SLG: 0.100 (5, PH)										1	0	0	0	0	0	0				
Jim Shellenback, L OBP: 0.100, SLG: 0.100 (5, PH)										0	0	0	0	0	0	0				
Inning Stats	R: 0 E: 0 K: 1 S: 5	H: 0 LOB: 0 BB: 0 P: 5	R: 0 E: 0 K: 0 S: 3	H: 0 LOB: 0 BB: 0 P: 3	R: 0 E: 0 K: 1 S: 5	H: 0 LOB: 0 BB: 0 P: 5	R: 1 E: 0 K: 1 S: 7	H: 2 LOB: 1 BB: 0 P: 7	R: 0 E: 0 K: 0 S: 4	H: 1 LOB: 1 BB: 0 P: 4	R: 0 E: 0 K: 1 S: 5	H: 0 LOB: 0 BB: 0 P: 5	R: 0 E: 0 K: 1 S: 5	H: 0 LOB: 0 BB: 0 P: 5	R: 2 E: 0 K: 0 S: 5	H: 2 LOB: 0 BB: 0 P: 5	1B: 1 2B: 2 3B: 0 HR: 2	SF: 0 SAC: 0 DP: 0 HBP: 0	WP: 0 PB: 0 SB: 0 CS: 0	PA: 32
PITCHER	IP WLS BF H R ER SO BB IBB HBP BLK WP HR S P ERA WHIP																			
Don Drysdale, R ERA: 3.72 (1, 1)	8.2 W 31 5 3 3 6 0 0 0 0 0 2 43 43 3.12 0.577																			
Phil Regan, R ERA: 1.62 (9, 1)	0.1 S 1 0 0 0 0 0 0 0 0 0 0 1 1 0.00 0.000																			

Batter	1	2	3	4	5	6	7	8	9	AB	R	H	RBI	BB	SO	LOB	BOTTOM			
Maury Wills, S OBP: 0.316, SLG: 0.314 (1, 6)	F7 4-3			K					6-3	4	0	0	0	0	1	2	Pittsburgh Pirates @ Los Angeles Dodgers Dodger Stadium, Los Angeles, CA Thu Sep 15 1966, 7:05 PM PDT Att: 50,559 - Unknown			
Dick Schofield, S OBP: 0.283, SLG: 0.209 (1, 5)	1B 1B	K		4-3					4-3	4	1	1	0	0	1	0				
Willie Davis, L OBP: 0.310, SLG: 0.413 (1, 8)	F8	4-3				4-3			4-3	4	0	0	0	0	0	1				
Ron Fairly, L OBP: 0.356, SLG: 0.411 (1, 9)	1B 2B 1B	3-1				F7			G3	4	1	1	0	0	0	0				
Jim Lefebvre, S OBP: 0.340, SLG: 0.475 (1, 4)	2B E 1B			F5		P6			2B	4	1	2	1	0	0	0				
Lou Johnson, R OBP: 0.320, SLG: 0.400 (1, 7)	E 1B FC 2B					FC4 1B			5-3	3	1	2	1	1	0	0				
John Roseboro, L OBP: 0.353, SLG: 0.410 (1, 2)	FC E BLK BB			F8					1B	3	1	1	0	1	0	3				
Wes Parker, S OBP: 0.344, SLG: 0.389 (1, 3)	E6 BLK FC			FC4					K	3	0	0	0	0	1	4				
Don Drysdale, R OBP: 0.227, SLG: 0.287 (1, 1)	FC									3	0	0	1	0	1	3				
Phil Regan, R OBP: 0.261, SLG: 0.150 (9, 1)	FC BLK			K					G3	0	0	0	0	0	0	0				
Inning Stats	R: 5 E: 1 K: 0 S: 9	H: 4 LOB: 2 BB: 1 P: 13	R: 0 E: 0 K: 1 S: 5	H: 0 LOB: 0 BB: 0 P: 5	R: 0 E: 0 K: 0 S: 4	H: 1 LOB: 1 BB: 0 P: 4	R: 0 E: 0 K: 2 S: 7	H: 0 LOB: 0 BB: 0 P: 7	R: 0 E: 0 K: 0 S: 3	H: 0 LOB: 0 BB: 0 P: 3	R: 0 E: 0 K: 1 S: 6	H: 1 LOB: 1 BB: 0 P: 6	R: 0 E: 0 K: 0 S: 3	H: 0 LOB: 0 BB: 0 P: 3	R: 0 E: 0 K: 0 S: 3	H: 1 LOB: 1 BB: 1 P: 7	1B: 5 2B: 3 3B: 0 HR: 0	SF: 0 SAC: 0 DP: 1 HBP: 0	WP: 0 PB: 0 SB: 0 CS: 0	PA: 34
PITCHER	IP WLS BF H R ER SO BB IBB HBP BLK WP HR S P ERA WHIP																			
Vern Law, R ERA: 4.25 (1, 1)	0.2 L 7 0 1 0 1 1 0 0 0 1 0 0 8 12 0.00 0.750																			
Billy O'Dell, L ERA: 2.5 (1, 1)	1.1 7 0 1 0 1 1 0 0 0 0 0 0 11 11 0.00 0.500																			
Steve Blass, R ERA: 3.66 (3, 1)	2.0 7 1 0 0 2 0 0 0 0 0 0 0 11 11 0.00 0.500																			
Al McBean, R ERA: 3.04 (5, 1)	3.0 10 1 0 0 1 0 0 0 0 0 0 0 12 12 0.00 0.333																			
Jim Shellenback, L ERA: (8, 1)	1.0 4 1 0 0 0 0 0 1 0 0 0 0 3 7 0.00 1.000																			



Batter	1	2	3	4	5	6	7	8	9	AB	R	H	RBI	BB	SO	LOB	TOP					
Gene Alley, R OBP: 0.338, SLG: 0.431 (1, 6)										3	0	1	1	0	1	1	Pittsburgh Pirates @ Los Angeles Dodgers Dodger Stadium, Los Angeles, CA Fri Sep 16 1966, 7:05 PM PDT Att: 54,510 - Unknown					
Manny Mota, R OBP: 0.389, SLG: 0.495 (1, 8)										3	0	1	0	0	0	3						
Roberto Clemente, R OBP: 0.369, SLG: 0.539 (1, 9)										4	0	0	0	0	2	2						
Donn Clendenon, R OBP: 0.358, SLG: 0.497 (1, 3)										4	0	0	0	0	1	2						
Bill Mazerowski, R OBP: 0.295, SLG: 0.405 (1, 4)										4	0	1	0	0	0	1						
Bob Bailey, R OBP: 0.370, SLG: 0.451 (1, 7)										2	1	0	0	2	0	0						
Jose Pagan, R OBP: 0.295, SLG: 0.374 (1, 5)										4	0	1	0	0	0	2						
Jim Pagliaroni, R OBP: 0.333, SLG: 0.386 (1, 2)										4	0	1	0	0	1	2						
Bob Veale, S OBP: 0.163, SLG: 0.158 (4, 1)										0	0	0	0	0	0	0						
Billy O'Dell, S OBP: 0.142, SLG: 0.143 (5, PH)										0	0	0	0	0	0	0						
Gene Michael, S OBP: 0.136, SLG: 0.251 (5, 1)										1	0	0	0	0	0	0						
Pete Mikkelsen, R OBP: 0.345, SLG: 0.213 (7, PH)										0	0	0	0	0	0	0						
Andre Rodgers, R OBP: 0.345, SLG: 0.213 (7, PH)										0	0	0	0	1	0	0						
Al McBean, R OBP: 0.100, SLG: 0.100 (7, 1)										0	0	0	0	0	0	0						
Inning Stats	R: 0 E: 0 K: 0 S: 4	H: 1 LOB: 1 BB: 0 P: 4	R: 0 E: 0 K: 0 S: 3	H: 0 LOB: 0 BB: 0 P: 3	R: 0 E: 1 K: 1 S: 6	H: 1 LOB: 1 BB: 0 P: 6	R: 0 E: 0 K: 2 S: 8	H: 1 LOB: 2 BB: 1 P: 12	R: 0 E: 0 K: 1 S: 5	H: 0 LOB: 0 BB: 0 P: 5	R: 0 E: 0 K: 1 S: 6	H: 1 LOB: 1 BB: 0 P: 6	R: 1 E: 0 K: 0 S: 4	H: 1 LOB: 2 BB: 2 P: 12	R: 0 E: 0 K: 0 S: 3	H: 0 LOB: 0 BB: 0 P: 3	R: 0 E: 0 K: 0 S: 3	H: 0 LOB: 0 BB: 0 P: 3	1B: 5 2B: 0 3B: 0 HR: 0	SF: 1 SAC: 2 DP: 0 HBP: 0	WP: 0 PB: 0 SB: 0 CS: 0	PA: 35
PITCHER Sandy Koufax, L ERA: 1.78 (1, 1)	IP: 9.0 WLS: W BF: 35 H: 5 R: 1 ER: 1 SO: 5 BB: 3 IBB: 0 HBP: 0 BLK: 0 WP: 0 HR: 0 S: 42 P: 54 ERA: 1.00 WHIP: 0.889															PITCHER						

AB	29
R	1
H	5
RBI	1
BB	3
SO	5
LOB	13



Batter	1	2	3	4	5	6	7	8	9	AB	R	H	RBI	BB	SO	LOB	BOTTOM			
Maury Wills, S OBP: 0.318, SLG: 0.314 (1, 6)										3	0	1	1	1	1	3	Pittsburgh Pirates @ Los Angeles Dodgers Dodger Stadium, Los Angeles, CA Fri Sep 16 1966, 7:05 PM PDT Att: 54,510 - Unknown			
Dick Schofield, S OBP: 0.282, SLG: 0.211 (1, 5)										4	1	1	0	0	1	1				
John Kennedy, R OBP: 0.241, SLG: 0.281 (8, 5)										0	0	0	0	0	0	0				
Lou Johnson, R OBP: 0.320, SLG: 0.406 (1, 9)										4	1	1	3	0	0	0				
Tommy Davis, R OBP: 0.332, SLG: 0.379 (1, 7)										3	0	0	0	0	1	0				
Ron Fairly, L OBP: 0.355, SLG: 0.410 (7, 9)										1	0	0	0	0	0	0				
Jim Lefebvre, S OBP: 0.341, SLG: 0.475 (1, 4)										4	1	2	0	0	1	0				
Dick Stuart, R OBP: 0.325, SLG: 0.371 (1, 3)										3	0	2	0	0	0	1				
Willie Crawford, L (8, FR)										0	0	0	0	0	0	0				
Tom Hutton, L (9, 3)										0	0	0	0	0	0	0				
Wes Parker, S OBP: 0.343, SLG: 0.387 (1, 8)										4	1	1	0	0	0	4				
Jeff Torborg, R OBP: 0.296, SLG: 0.295 (1, 2)										1	0	0	1	1	0	0				
Sandy Koufax, R OBP: 0.109, SLG: 0.087 (1, 1)										2	1	0	0	1	1	5				
Inning Stats	R: 0 E: 0 K: 0 S: 2	H: 0 LOB: 0 BB: 1 P: 6	R: 0 E: 0 K: 0 S: 4	H: 1 LOB: 1 BB: 0 P: 4	R: 3 E: 0 K: 2 S: 9	H: 2 LOB: 0 BB: 1 P: 13	R: 1 E: 1 K: 1 S: 8	H: 2 LOB: 2 BB: 0 P: 8	R: 0 E: 0 K: 0 S: 3	H: 0 LOB: 0 BB: 0 P: 3	R: 1 E: 0 K: 1 S: 6	H: 2 LOB: 1 BB: 1 P: 11	R: 0 E: 0 K: 1 S: 5	H: 0 LOB: 0 BB: 0 P: 5	R: 0 E: 0 K: 0 S: 3	H: 1 LOB: 1 BB: 0 P: 3	1B: 7 2B: 0 3B: 0 HR: 1	SF: 1 SAC: 0 DP: 1 HBP: 1	WP: 0 PB: 0 SB: 0 CS: 1	PA: 34
PITCHER Bob Veale, L ERA: 3.31 (1, 1)	IP: 3.0 WLS: L BF: 15 H: 5 R: 4 ER: 3 SO: 2 BB: 2 IBB: 0 HBP: 0 BLK: 0 WP: 0 HR: 1 S: 17 P: 25 ERA: 9.00 WHIP: 2.333															PITCHER				
Billy O'Dell, L ERA: 2.48 (4, 1)	IP: 1.0 WLS: L BF: 4 H: 0 R: 0 ER: 0 SO: 1 BB: 0 IBB: 0 HBP: 0 BLK: 0 WP: 0 HR: 0 S: 6 P: 6 ERA: 0.00 WHIP: 0.000																			
Pete Mikkelsen, R ERA: 3.13 (5, 1)	IP: 2.0 WLS: L BF: 9 H: 2 R: 1 ER: 1 SO: 1 BB: 0 IBB: 1 HBP: 0 BLK: 0 WP: 0 HR: 0 S: 9 P: 14 ERA: 4.50 WHIP: 1.000																			
Al McBean, R ERA: 2.96 (7, 1)	IP: 2.0 WLS: L BF: 6 H: 1 R: 0 ER: 0 SO: 1 BB: 0 IBB: 0 HBP: 0 BLK: 0 WP: 0 HR: 0 S: 8 P: 8 ERA: 0.00 WHIP: 0.500																			

AB	29
R	5
H	8
RBI	5
BB	3
SO	5
LOB	14



Batter	1	2	3	4	5	6	7	8	9	AB	R	H	RBI	BB	SO	LOB	TOP					
Matty Alou, L OBP: 0.381, SLG: 0.431 (1, 8)	0-0 1-3	4-0 IBB		0-0 1-3 6-3 1B		0-0 2-3		0-0 BB SH5-4 6-3 1B	0-0 F7	5	1	2	0	1	0	3	Pittsburgh Pirates @ Los Angeles Dodgers Dodger Stadium, Los Angeles, CA Sat Sep 17 1966, 3:33 AM PDT Att: 44,330 - Unknown					
Gene Alley, R OBP: 0.336, SLG: 0.427 (1, 6)	4-0 E BB	0-0 F9		0-0 6-3		0-0 L8		0-0 SH5-4	0-3 K	4	1	0	0	1	1	6						
Roberto Clemente, R OBP: 0.369, SLG: 0.536 (1, 9)	0-3 K		0-0 4-3	0-0 1-3			4-0 1B HR BB	4-0 6-3 BB 1B IBB		3	2	0	0	2	1	2						
Willie Stargell, L OBP: 0.383, SLG: 0.591 (8, PH)	0-0 E8		0-0	0-0 4-3			0-0 1-3 HR 1B	4-0 1-2 2-3 3-H 1B BB		4	2	2	1	0	0	1						
Manny Mota, R OBP: 0.391, SLG: 0.495 (8, 7)	1-H E8			0-0 4-3			0-0 1-3 HR 1B	4-0 1-2 2-3 3-H 1B BB		0	1	0	1	1	0	0						
Donn Clendenon, R OBP: 0.357, SLG: 0.500 (1, 3)	0-0 6-3		0-0 E2 S 1B		0-0 F8		0-0 2-H 3-H HR	0-0 6-3		5	1	1	4	0	0	3						
Bill Mazerowski, R OBP: 0.300, SLG: 0.407 (1, 4)		0-0 F8 1B FC5-2 1B	0-0 S 1B		0-0 G3		0-0 CS 1B	4-0 1B BB		4	0	3	0	1	0	0						
Bob Bailey, R OBP: 0.370, SLG: 0.450 (1, 5)		0-0 WP FC5-2 1B	0-3 K		0-3 K		0-3 1-2	0-0 1-3 2-H 3-H 1B		5	0	2	2	0	3	3						
Jesse Gonder, L OBP: 0.285, SLG: 0.410 (6, PR)	0-0 F8		4-0		0-0 F8		0-0 F8	0-3 K		2	0	1	0	1	0	2						
George Spriggs, L (6, PR)										0	0	0	0	0	0	0						
Vern Law, R OBP: 0.297, SLG: 0.361 (7, 1)										0	0	0	0	0	0	0						
Roy Face, R (7, 1)										1	0	0	0	0	1	2						
Billy O'Dell, S OBP: 0.182, SLG: 0.143 (8, 1)	2-3									0	0	0	0	0	0	0						
Tommy Sisk, R OBP: 0.176, SLG: 0.106 (1, 1)	0-0 FC5-2 WP		0-0 F8		0-0 4-3			0-0 SH5-4 1B BB 1B		2	0	0	0	0	0	5						
Jerry Lynch, L OBP: 0.255, SLG: 0.288 (6, PH)										1	0	0	0	0	0	1						
Jerry May, R OBP: 0.302, SLG: 0.400 (6, 2)										1	0	1	0	0	0	0						
Gene Michael, S OBP: 0.156, SLG: 0.281 (8, PR)										0	1	0	0	0	0	0						
Jim Paoligaroni, R OBP: 0.334, SLG: 0.386 (8, 2)	1-2 3-H									0	0	0	0	1	0	0						
Inning Stats	R: 1 E: 1 K: 1 S: 6	H: 0 LOB: 1 BB: 1 P: 10	R: 0 E: 0 K: 0 S: 5	H: 2 LOB: 3 BB: 1 P: 9	R: 1 E: 1 K: 1 S: 8	H: 2 LOB: 3 BB: 1 P: 12	R: 0 E: 0 K: 0 S: 4	H: 1 LOB: 1 BB: 0 P: 4	R: 0 E: 0 K: 1 S: 5	H: 0 LOB: 0 BB: 0 P: 5	R: 0 E: 0 K: 0 S: 4	H: 1 LOB: 2 BB: 0 P: 4	R: 3 E: 0 K: 1 S: 7	H: 3 LOB: 0 BB: 1 P: 11	R: 4 E: 0 K: 1 S: 8	H: 3 LOB: 3 BB: 3 P: 20	R: 0 E: 0 K: 1 S: 4	H: 0 LOB: 0 BB: 1 P: 8	1B: 10 2B: 1 3B: 0 HR: 2	SF: 0 SAC: 1 DP: 1 HBP: 0	WP: 1 PB: 0 CS: 3 SB: 2	PA: 47
PITCHER	IP WLS BF H R ER SO BB IBB HBP BLK WP HR S P ERA WHIP																					
Joe Moeller, R ERA: 2.41 (1, 1)	4.0	22	5	2	1	2	1	2	0	0	0	1	1	23	35	2.25	1.500					
Bob Miller, R ERA: 3.17 (5, 1)	2.0	L	9	2	2	1	1	1	0	0	0	0	0	10	14	9.00	1.500					
Phil Regan, R ERA: 1.69 (7, 1)	1.0		4	2	1	1	1	0	0	0	0	0	1	6	6	9.00	2.000					
Ron Perranoski, L ERA: 3.12 (8, 1)	0.2		6	2	4	4	0	1	1	0	0	0	0	4	12	54.00	4.500					
Bill Singer, R ERA: (8, 1)	1.1		6	1	0	0	2	2	0	0	0	0	0	8	16	0.00	2.250					

Batter	1	2	3	4	5	6	7	8	9	AB	R	H	RBI	BB	SO	LOB	BOTTOM					
Maury Wills, S OBP: 0.322, SLG: 0.319 (1, 6)	0-0 S E 1B	0-0 PO 1B			0-0 B1-6-3 1B		0-0 1-2 1B		0-0 5-3	5	1	4	0	0	0	1	Pittsburgh Pirates @ Los Angeles Dodgers Dodger Stadium, Los Angeles, CA Sat Sep 17 1966, 3:33 AM PDT Att: 44,330 - Unknown					
Dick Schofield, S OBP: 0.276, SLG: 0.202 (1, 5)	4-0 E BB	0-0 PO	0-0 F9		0-0 B1-6-3		0-0 P4		0-0 4-3	4	0	0	0	1	0	4						
Willie Davis, L OBP: 0.309, SLG: 0.410 (1, 8)	0-0 F7		0-0 G3		0-0 3-1		0-0 P6		4-0 DI 1B BB	4	1	0	0	1	0	4						
Ron Fairly, L OBP: 0.364, SLG: 0.426 (1, 9)	0-0 E9		0-0		0-0		0-0 SH1-3 PB 1B	4-0 BB BB	0-0 1-3 2-H 3-H 1B	4	1	4	4	1	0	0						
Jim Lefebvre, S OBP: 0.342, SLG: 0.473 (1, 4)	4-0 FC4 IBB		0-0 P6				0-0 SH1-3	4-0 BB BB	0-0 5-3	2	0	0	0	2	0	1						
Lou Johnson, R OBP: 0.319, SLG: 0.408 (1, 7)	0-3 K				0-0 SF8 3B		0-0 P5		0-0 F3	4	1	1	0	0	1	6						
John Roseboro, L OBP: 0.353, SLG: 0.408 (1, 2)	0-0 FC4						0-3 K		4-0 G6-4-3 BB	2	0	0	1	1	1	4						
Willie Crawford, L (8, PR)										0	0	0	0	0	0	0						
Jeff Torborg, R OBP: 0.296, SLG: 0.295 (9, 2)	1-2									0	0	0	0	0	0	0						
Wes Parker, S OBP: 0.342, SLG: 0.386 (1, 3)		0-0 1B SH2-4 1B			0-0 G1			0-0 G3	0-0 G6-4-3	4	0	1	0	0	0	3						
Joe Moeller, R OBP: 0.308, SLG: 0.182 (4, PH)										0	0	0	0	0	0	0						
Wes Covington, L OBP: 0.288, SLG: 0.244 (5, 1)										1	0	0	0	0	0	0						
Bob Miller, R OBP: 0.288, SLG: 0.244 (5, 1)										0	0	0	0	0	0	0						
Phil Regan, R OBP: 0.288, SLG: 0.244 (5, 1)										0	0	0	0	0	0	0						
Jim Lefebvre, S OBP: 0.342, SLG: 0.473 (1, 4)										1	0	1	0	0	0	0						
Ron Perranoski, L OBP: 0.302, SLG: 0.400 (6, 2)										0	0	0	0	0	0	0						
Gene Michael, S OBP: 0.156, SLG: 0.281 (8, PR)										0	0	0	0	0	0	0						
Jim Paoligaroni, R OBP: 0.334, SLG: 0.386 (8, 2)										0	0	0	0	0	0	0						
Tommy Davis, R OBP: 0.334, SLG: 0.386 (8, 2)										1	1	1	0	0	0	0						
Inning Stats	R: 1 E: 1 K: 1 S: 7	H: 2 LOB: 2 BB: 2 P: 15	R: 0 E: 0 K: 0 S: 3	H: 2 LOB: 0 BB: 0 P: 3	R: 1 E: 0 K: 0 S: 4	H: 1 LOB: 0 BB: 0 P: 4	R: 1 E: 0 K: 1 S: 6	H: 1 LOB: 0 BB: 0 P: 6	R: 0 E: 0 K: 0 S: 3	H: 1 LOB: 0 BB: 0 P: 3	R: 0 E: 0 K: 1 S: 6	H: 1 LOB: 1 BB: 0 P: 6	R: 0 E: 0 K: 0 S: 5	H: 2 LOB: 2 BB: 0 P: 5	R: 0 E: 0 K: 0 S: 2	H: 0 LOB: 3 BB: 3 P: 14	R: 2 E: 0 K: 0 S: 5	H: 2 LOB: 1 BB: 1 P: 9	1B: 10 2B: 0 3B: 1 HR: 1	SF: 1 SAC: 2 DP: 2 HBP: 0	WP: 0 PB: 1 CS: 0	PA: 42
PITCHER	IP WLS BF H R ER SO BB IBB HBP BLK WP HR S P ERA WHIP																					
Tommy Sisk, R ERA: 4.24 (1, 1)	5.0	21	7	3	0	1	0	0	0	0	0	0	9	9	5.40	2.250						
Vern Law, R ERA: 4.22 (6, 1)	1.1	W	7	3	0	0	1	0	0	0	0	0	3	15	0.00	3.000						
Roy Face, R ERA: 2.37 (7, 1)	1.0		6	0	0	0	0	3	0	0	0	0	6	10	10.80	1.800						
Billy O'Dell, L ERA: 2.61 (8, 1)	1.2	S	7	2	2	2	0	1	0	0	0	0	6	10	10.80	1.800						

Batter	1	2	3	4	5	6	7	8	9	AB	R	H	RBI	BB	SO	LOB	TOP		
Matty Alou, L OBP: 0.377, SLG: 0.427 (1, 8)	F8	F4			K2-3		E6		F7	5	0	0	0	0	1	1	Pittsburgh Pirates @ San Francisco Giants Candlestick Park, San Francisco, CA Sun Sep 18 1966, 6:33 AM EDT Att: 41,981 - Unknown		
Gene Alley, R OBP: 0.339, SLG: 0.429 (1, 6)	K				4-3 2B		FC4 1B		F4	5	1	3	0	0	1	0			
Roberto Clemente, R OBP: 0.366, SLG: 0.533 (1, 9)	BB E 1B BB	4-3			4-3		FC4 1-2			3	1	0	0	1	0	4			
Willie Stargell, L OBP: 0.384, SLG: 0.592 (1, 7)	BB E 1B				F4		F6			4	1	2	1	0	0	1			
Donn Clendenon, R OBP: 0.356, SLG: 0.497 (1, 3)	E 1-2 2-3 BB				5-3				F4	3	0	0	0	1	1	1			
Bill Mazerowski, R OBP: 0.299, SLG: 0.406 (1, 4)	E3 1-3 2-H 3-H				F8				FC6 1B	4	0	1	0	0	1	1			
Bob Bailey, R OBP: 0.366, SLG: 0.444 (1, 5)	F9				6-3				FC6 1-2	4	0	0	0	0	0	3			
Jesse Gonder, L OBP: 0.291, SLG: 0.403 (1, 2)		1B SH1-4 BB			4-3				F8	2	0	0	0	2	0	1			
Woodie Fryman, R OBP: 0.194, SLG: 0.167 (1, 1)		SH1-4			K		F7		1-4-3	3	0	0	0	0	1	1			
Inning Stats	R: 2 E: 1 K: 1 S: 7	H: 1 LOB: 2 BB: 2 P: 15	R: 0 E: 0 K: 0 S: 4	H: 1 LOB: 2 BB: 1 P: 8	R: 0 E: 0 K: 0 S: 3	H: 0 LOB: 0 BB: 0 P: 3	R: 0 E: 0 K: 1 S: 5	H: 0 LOB: 1 BB: 0 P: 5	R: 1 E: 0 K: 2 S: 9	H: 2 LOB: 1 BB: 0 P: 9	R: 0 E: 0 K: 0 S: 4	H: 1 LOB: 1 BB: 0 P: 4	R: 0 E: 0 K: 0 S: 4	H: 1 LOB: 1 BB: 0 P: 4	R: 0 E: 0 K: 0 S: 3	H: 0 LOB: 0 BB: 0 P: 3	1B: 5 2B: 1 3B: 0 HR: 0	SF: 0 SAC: 1 DP: 0 HBP: 0	WP: 0 PA: 38 PB: 0 SB: 0 CS: 0
PITCHER	IP WLS BF H R ER SO BB IBB HBP BLK WP HR S P ERA WHIP	IP WLS BF H R ER SO BB IBB HBP BLK WP HR S P ERA WHIP															IP WLS BF H R ER SO BB IBB HBP BLK WP HR S P ERA WHIP		
Gaylord Perry, R ERA: 3.02 (1, 1)	8.0 L 35 6 3 1 5 4 0 0 0 0 0 0 41 57 1.12 1.250	1.0 3 0 0 0 0 0 0 0 0 0 0 0 0 3 3 0.00 0.000																	
Lindy McDaniel, R ERA: 2.64 (9, 1)																			

Batter	1	2	3	4	5	6	7	8	9	AB	R	H	RBI	BB	SO	LOB	BOTTOM		
Tito Fuentes, S OBP: 0.276, SLG: 0.360 (1, 6)	F8					F7				4	1	2	1	0	0	0	Pittsburgh Pirates @ San Francisco Giants Candlestick Park, San Francisco, CA Sun Sep 18 1966, 6:33 AM EDT Att: 41,981 - Unknown		
Willie McCovey, L OBP: 0.391, SLG: 0.581 (1, 3)	K				G3-6 1B		K		F9 HR	4	0	0	0	0	2	1			
Willie Mays, R OBP: 0.372, SLG: 0.564 (1, 8)									F9	2	0	0	0	0	1	0			
Ken Henderson, S OBP: 0.375, SLG: 0.429 (8, 8)	K								F9	0	0	0	0	0	0	0			
Frank Johnson, R OBP: 0.304, SLG: 0.238 (9, PH)										1	0	0	0	0	0	0			
Jim Ray Hart, R OBP: 0.331, SLG: 0.503 (1, 5)		G3								4	0	1	0	0	1	1			
Jesus Alou, R OBP: 0.276, SLG: 0.314 (1, 7)		G3								4	0	0	0	0	0	1			
Ollie Brown, R OBP: 0.294, SLG: 0.301 (1, 9)		4-3								2	0	0	0	1	0	0			
Hal Lanier, R OBP: 0.281, SLG: 0.299 (1, 4)										2	0	0	0	0	0	0			
Jim Davenport, R OBP: 0.295, SLG: 0.364 (8, PH) (9, 4)										1	0	1	0	0	0	0			
Bob Barton, R OBP: 0.210, SLG: 0.197 (1, 2)										2	0	0	0	0	0	0			
Jack Hiatt, R OBP: 0.357, SLG: 0.385 (8, PH)										1	0	0	0	0	0	2			
Tom Haller, L OBP: 0.321, SLG: 0.453 (9, 2)										0	0	0	0	0	0	0			
Gaylord Perry, R OBP: 0.205, SLG: 0.208 (1, 1)										2	0	0	0	0	1	0			
Cap Peterson, R OBP: 0.294, SLG: 0.316 (8, PH)										1	0	0	0	0	0	2			
Lindy McDaniel, R OBP: 0.059, SLG: 0.059 (9, 1)										0	0	0	0	0	0	0			
Inning Stats	R: 0 E: 0 K: 2 S: 7	H: 0 LOB: 0 BB: 0 P: 7	R: 0 E: 0 K: 0 S: 3	H: 0 LOB: 0 BB: 0 P: 3	R: 0 E: 0 K: 0 S: 3	H: 0 LOB: 0 BB: 0 P: 3	R: 0 E: 0 K: 1 S: 5	H: 1 LOB: 1 BB: 0 P: 6	R: 0 E: 0 K: 0 S: 3	H: 0 LOB: 0 BB: 0 P: 3	R: 0 E: 0 K: 1 S: 5	H: 0 LOB: 0 BB: 0 P: 5	R: 0 E: 0 K: 0 S: 4	H: 1 LOB: 2 BB: 1 P: 8	R: 1 E: 0 K: 0 S: 5	H: 2 LOB: 1 BB: 0 P: 5	1B: 3 2B: 0 3B: 0 HR: 1	SF: 0 SAC: 0 DP: 1 HBP: 1	WP: 0 PA: 32 PB: 0 SB: 0 CS: 0
PITCHER	IP WLS BF H R ER SO BB IBB HBP BLK WP HR S P ERA WHIP	IP WLS BF H R ER SO BB IBB HBP BLK WP HR S P ERA WHIP															IP WLS BF H R ER SO BB IBB HBP BLK WP HR S P ERA WHIP		
Woodie Fryman, L ERA: 3.44 (1, 1)	9.0 W 32 4 1 1 5 1 0 1 0 0 1 40 45 1.00 0.556																		

AB 33
R 3
H 6
RBI 1
BB 4
SO 5
LOB 13



AB 30
R 1
H 4
RBI 1
BB 1
SO 5
LOB 7



Batter	1	2	3	4	5	6	7	8	9	10	11	AB	R	H	RBI	BB	SO	LOB	TOP			
Matty Alou, L OBP: 0.376, SLG: 0.424 (1, 8)	5-3 ①			5-3 ①		HBP		F9 ②		K ②	CS 1B ②	5	0	1	0	0	1	4				
Gene Alley, R OBP: 0.337, SLG: 0.427 (1, 6)	G6-3 1B			E6 CS ②		F4 ③		6-3 ③		4-3 ③	CS ③	5	0	1	0	0	0	5				
Roberto Clemente, R OBP: 0.368, SLG: 0.537 (1, 9)	G6-3 1-2			F4 1-2 ③					4-3 ①		HR ①	4	2	1	1	1	0	2				
Willie Stargell, L OBP: 0.384, SLG: 0.592 (1, 7)									4-3 ①		HR ①	5	1	2	0	0	2	1				
Donn Clendenon, R OBP: 0.355, SLG: 0.494 (1, 3)									4-3 ①		HR ①	5	1	1	0	0	1	2				
Bill Mazeroski, R OBP: 0.337, SLG: 0.407 (1, 4)									4-3 ①		HR ①	4	1	2	1	1	1	1				
Bob Bailey, R OBP: 0.364, SLG: 0.450 (1, 5)									4-3 ①		HR ①	5	1	1	1	4	0	1	3			
Jesse Gonder, L OBP: 0.290, SLG: 0.398 (1, 2)									4-3 ①		HR ①	4	0	1	0	0	2	0				
George Spriggs, L (10, PR)									4-3 ①		HR ①	0	0	0	0	0	0	0				
Jerry May, R OBP: 0.296, SLG: 0.392 (10, 2)									4-3 ①		HR ①	1	0	0	0	0	0	0				
Bob Veale, S OBP: 0.189, SLG: 0.183 (1, 1)									4-3 ①		HR ①	2	0	0	0	1	0	0				
Jerry Lynch, L OBP: 0.268, SLG: 0.288 (10, PH)									4-3 ①		HR ①	0	0	0	0	1	0	0				
Don Bosch, S (10, PR)									4-3 ①		HR ①	0	0	0	0	0	0	0				
Pete Mikkelsen, R OBP: 0.222, SLG: 0.176 (10, 1)									4-3 ①		HR ①	1	0	0	0	0	1	0				
Inning Stats	R: 0 E: 0 K: 0 S: 3	H: 1 LOB: 0 BB: 0 P: 3	R: 0 E: 0 K: 1 S: 5	H: 0 LOB: 0 BB: 0 P: 5	R: 0 E: 0 K: 1 S: 5	H: 0 LOB: 0 BB: 0 P: 5	R: 0 E: 1 K: 0 S: 3	H: 0 LOB: 0 BB: 0 P: 3	R: 0 E: 1 K: 2 S: 8	H: 0 LOB: 1 BB: 0 P: 4	R: 1 E: 1 K: 1 S: 6	H: 1 LOB: 1 BB: 1 P: 10	R: 0 E: 0 K: 1 S: 5	H: 0 LOB: 0 BB: 0 P: 3	R: 0 E: 0 K: 2 S: 9	H: 2 LOB: 3 BB: 1 P: 13	R: 5 E: 0 K: 1 S: 9	H: 5 LOB: 0 BB: 1 P: 13	1B: 7 2B: 2 3B: 0 HR: 2	SF: 0 SAC: 0 DP: 2 HBP: 1	WP: 0 PB: 0 SB: 1 CS: 2	PA: 47
PITCHER	IP WLS BF H R ER SO BB IBB HBP BLK WP HR S P ERA WHIP	PITCHER																				
Bobby Bolin, R ERA: 3.03 (1, 1)	3.0	L	17	8	5	5	3	1	1	0	0	0	2	21	29	15.00	3.000					
Frank Linzy, R ERA: 3.0 (9, 1)	3.0	L	17	8	5	5	3	1	1	0	0	0	2	21	29	15.00	3.000					

Pittsburgh Pirates @ San Francisco Giants
Candlestick Park, San Francisco, CA
Mon Sep 19 1966, 6:33 AM EDT
Att: 12,871 - Unknown

AB	41
R	6
H	10
RBI	6
BB	4
SO	9
LOB	18



Batter	1	2	3	4	5	6	7	8	9	10	11	AB	R	H	RBI	BB	SO	LOB	BOTTOM					
Tito Fuentes, S OBP: 0.273, SLG: 0.357 (1, 6)	F9 ①											5	0	0	0	0	1	0						
Frank Johnson, R OBP: 0.290, SLG: 0.192 (1, 8)	6-3 ②											5	0	0	0	0	1	0						
Jim Ray Hart, R OBP: 0.332, SLG: 0.501 (1, 5)	5-3 ③											4	0	1	0	1	1	0						
Jack Hiatt, R OBP: 0.389, SLG: 0.438 (1, 3)												3	0	1	0	1	0	1						
Don Mason, L OBP: 0.153, SLG: 0.250 (9, PR)												0	1	0	0	0	0	0						
Willie McCovey, L OBP: 0.391, SLG: 0.580 (10, 3)												1	0	0	0	0	0	0						
Jesus Alou, R OBP: 0.272, SLG: 0.310 (1, 7)												5	0	0	0	0	1	4						
Ollie Brown, R OBP: 0.297, SLG: 0.300 (1, 9)												1	0	0	0	2	0	2						
Willie Mays, R OBP: 0.373, SLG: 0.565 (9, PH)												1	0	1	1	0	0	0						
Ken Henderson, S OBP: 0.375, SLG: 0.429 (9, PR)												0	0	0	0	0	0	0						
Hal Lanier, R OBP: 0.280, SLG: 0.298 (1, 4)												2	0	0	0	0	0	4						
Jim Davenport, R OBP: 0.296, SLG: 0.365 (7, PH)												2	0	1	0	0	0	1						
Bob Barton, R OBP: 0.200, SLG: 0.188 (1, 2)												4	0	0	0	0	0	5						
Bobby Bolin, R ERA: 3.22 (1, 1)												2	0	0	0	0	0	0						
Cap Peterson, R OBP: 0.282, SLG: 0.314 (8, PH)												1	0	0	0	0	1	0						
Frank Linzy, R OBP: 0.150, SLG: 0.250 (9, 1)												1	0	0	0	0	1	0						
Inning Stats	R: 0 E: 0 K: 0 S: 3	H: 0 LOB: 0 BB: 0 P: 3	R: 0 E: 0 K: 0 S: 4	H: 1 LOB: 2 BB: 1 P: 8	R: 0 E: 0 K: 0 S: 3	H: 0 LOB: 0 BB: 0 P: 3	R: 0 E: 0 K: 1 S: 5	H: 0 LOB: 2 BB: 2 P: 13	R: 0 E: 0 K: 0 S: 3	H: 0 LOB: 0 BB: 0 P: 3	R: 0 E: 0 K: 0 S: 3	H: 0 LOB: 1 BB: 1 P: 7	R: 0 E: 0 K: 2 S: 7	H: 0 LOB: 0 BB: 0 P: 7	R: 1 E: 1 K: 0 S: 6	H: 3 LOB: 2 BB: 0 P: 6	R: 0 E: 0 K: 2 S: 7	H: 0 LOB: 0 BB: 0 P: 7	R: 0 E: 0 K: 1 S: 5	H: 0 LOB: 0 BB: 0 P: 5	1B: 3 2B: 1 3B: 0 HR: 0	SF: 0 SAC: 0 DP: 0 HBP: 0	WP: 0 PB: 0 SB: 0 CS: 0	PA: 41
PITCHER	IP WLS BF H R ER SO BB IBB HBP BLK WP HR S P ERA WHIP	PITCHER																						
Bobby Bolin, R ERA: 3.22 (1, 1)	9.0	W	6	0	0	0	3	0	0	0	0	0	0	12	12	0.00	0.000							
Pete Mikkelsen, R ERA: 3.08 (10, 1)	2.0	W	6	0	0	0	3	0	0	0	0	0	0	12	12	0.00	0.000							

Pittsburgh Pirates @ San Francisco Giants
Candlestick Park, San Francisco, CA
Mon Sep 19 1966, 6:33 AM EDT
Att: 12,871 - Unknown

AB	37
R	1
H	4
RBI	1
BB	4
SO	6
LOB	17



Batter	1	2	3	4	5	6	7	8	9	AB	R	H	RBI	BB	SO	LOB	TOP																	
Matty Alou, L OBP: 0.377, SLG: 0.424 (1, 8)	F4		E5 6-3 E 1B		SH3-4 1B 1B		5-3		6-3	5	2	0	0	0	0	0	Pittsburgh Pirates @ San Francisco Giants Candlestick Park, San Francisco, CA Tue Sep 20 1966, 10:05 PM EDT Att: 30,187 - Unknown livebaseballscorecards.com																	
Gene Alley, R OBP: 0.337, SLG: 0.425 (1, 6)	F9		6-3		SH3-4 1-2		6-3 1B 1B		4-3	4	1	1	0	0	0	1																		
Roberto Clemente, R OBP: 0.366, SLG: 0.537 (1, 9)	1B 2B		E1 WP BB		CS 1B		6-3 1-2		4-3	5	1	2	1	0	0	1																		
Willie Stargell, L OBP: 0.387, SLG: 0.593 (1, 7)	FC6-4 2H 1B		3H 4-0 1-2 BB		6-3 1-2 BB		FC6-4 2H 1B			3	0	2	2	1	1	1																		
Donn Clendenon, R OBP: 0.354, SLG: 0.498 (1, 3)	FC6-4 1-2		6-3		1-2 2-3		FC6-4 1-2			4	1	1	1	0	0	4																		
Bill Mazaroski, R OBP: 0.300, SLG: 0.404 (1, 4)		F8			F9		F3		F8	4	0	0	0	0	0	0																		
Bob Bailey, R OBP: 0.366, SLG: 0.449 (1, 5)		5-3			BB 1B		1B		K	3	0	1	0	1	1	0																		
Jesse Gonder, L OBP: 0.289, SLG: 0.417 (1, 2)		4-3			F5		K		K HR	4	1	1	1	0	1	2																		
Vern Law, R OBP: 0.279, SLG: 0.338 (1, 1)			6-3		F9		F3		F3	4	0	0	0	0	0	2																		
Inning Stats	R: 1 E: 0 K: 0 S: 5	H: 2 LOB: 1 BB: 0 P: 5	R: 0 E: 0 K: 0 S: 3	H: 0 LOB: 0 BB: 0 P: 3	R: 1 E: 2 K: 0 S: 5	H: 1 LOB: 2 BB: 1 P: 9	R: 0 E: 0 K: 0 S: 3	H: 0 LOB: 1 BB: 1 P: 7	R: 1 E: 0 K: 1 S: 6	H: 2 LOB: 1 BB: 0 P: 6	R: 1 E: 0 K: 0 S: 5	H: 2 LOB: 1 BB: 0 P: 5	R: 1 E: 0 K: 1 S: 6	H: 1 LOB: 0 BB: 0 P: 6	R: 0 E: 0 K: 0 S: 3	H: 0 LOB: 0 BB: 0 P: 3	1B: 7 2B: 2 3B: 0 HR: 2	SF: 0 SAC: 1 DP: 1 HBP: 0	WP: 1 PB: 0 SB: 0 CS: 1	PA: 39														
PITCHER	IP WLS BF H R ER SO BB IBB HBP BLK WP HR S P ERA WHIP	IP WLS BF H R ER SO BB IBB HBP BLK WP HR S P ERA WHIP																																
Ron Herbel, R ERA: 4.16 (1, 1)	4.1	L	21	5	3	2	0	2	0	0	0	0	1	0	19	27	4.15	1.615																
Lindy McDaniel, R ERA: 2.94 (5, 1)	2.2		11	4	2	2	2	0	0	0	0	0	0	1	15	15	6.75	1.500																
Bob Priddy, R ERA: 3.94 (8, 1)	2.0		7	1	1	1	1	0	0	0	0	0	0	1	9	9	4.50	0.500																

Batter	1	2	3	4	5	6	7	8	9	AB	R	H	RBI	BB	SO	LOB	BOTTOM																	
Tito Fuentes, S OBP: 0.271, SLG: 0.354 (1, 6)	F6		K		5-3			1-3		4	0	0	0	0	1	1	Pittsburgh Pirates @ San Francisco Giants Candlestick Park, San Francisco, CA Tue Sep 20 1966, 10:05 PM EDT Att: 30,187 - Unknown livebaseballscorecards.com																	
Ken Henderson, S OBP: 0.393, SLG: 0.440 (1, 8)	FC1-4 1B		F9		K			G2-6-3 1B		4	0	2	0	0	1	1																		
Willie Mays, R OBP: 0.374, SLG: 0.565 (1, 9)	FC1-4 1-2		1-2 1B		F7-3 1B			G2-6-3 1-2		3	0	2	0	0	0	1																		
Ollie Brown, R OBP: 0.296, SLG: 0.299 (7, 9)	BB		1-2 1B		1-2 1B					1	0	0	0	0	0	1																		
Willie McCovey, L OBP: 0.389, SLG: 0.576 (1, 3)	BB 1-2 BB		6-3		F7-3 1-2 1B			F6		3	0	0	0	1	0	3																		
Jim Ray Hart, R OBP: 0.333, SLG: 0.501 (1, 5)	K				F9 1B 1B			F7		4	0	2	0	0	1	2																		
Jesus Alou, R OBP: 0.275, SLG: 0.310 (1, 7)		G6-4-3 HBP			G6-4-3 1-2 1B			E5 1B		3	0	1	0	0	0	1																		
Tom Haller, L OBP: 0.321, SLG: 0.451 (1, 2)	F7		F9		F9			3-1		4	0	1	0	0	0	3																		
Hal Lanier, R OBP: 0.258, SLG: 0.296 (1, 4)	G6-4-3		G6-4-3		G6-4-3			F6		3	0	0	0	0	0	3																		
Jack Hiatt, R OBP: 0.368, SLG: 0.412 (9, PH)	1-2		1-2		1-2			F7		1	0	0	0	0	0	2																		
Ron Herbel, R OBP: 0.051, SLG: 0.026 (1, 1)			CI 1B		F8			F8		0	0	0	0	0	0	0																		
Lindy McDaniel, R OBP: 0.056, SLG: 0.056 (5, 1)					F8			F8		1	0	0	0	0	0	0																		
Bob Burda, L OBP: 0.190, SLG: 0.250 (7, PH)										1	0	0	0	0	0	0																		
Bob Priddy, R OBP: 0.235, SLG: 0.188 (8, 1)										0	0	0	0	0	0	0																		
Inning Stats	R: 0 E: 0 K: 1 S: 6	H: 1 LOB: 2 BB: 1 P: 10	R: 0 E: 0 K: 0 S: 2	H: 0 LOB: 0 BB: 0 P: 3	R: 0 E: 1 K: 1 S: 7	H: 1 LOB: 2 BB: 0 P: 7	R: 0 E: 0 K: 0 S: 4	H: 2 LOB: 1 BB: 0 P: 4	R: 0 E: 0 K: 1 S: 5	H: 0 LOB: 0 BB: 0 P: 5	R: 0 E: 0 K: 0 S: 4	H: 2 LOB: 1 BB: 0 P: 4	R: 0 E: 0 K: 0 S: 3	H: 0 LOB: 0 BB: 0 P: 3	R: 0 E: 1 K: 0 S: 5	H: 1 LOB: 2 BB: 0 P: 5	1B: 8 2B: 1 3B: 0 HR: 0	SF: 0 SAC: 0 DP: 4 HBP: 1	WP: 0 PB: 0 SB: 0 CS: 0	PA: 35														
PITCHER	IP WLS BF H R ER SO BB IBB HBP BLK WP HR S P ERA WHIP	IP WLS BF H R ER SO BB IBB HBP BLK WP HR S P ERA WHIP																																
Vern Law, R ERA: 4.0 (1, 1)	9.0	W	35	8	0	0	3	1	0	1	0	0	0	0	39	44	0.00	1.000																



Batter	1	2	3	4	5	6	7	8	9	AB	R	H	RBI	BB	SO	LOB	TOP			
Matty Alou, L OBP: 0.376, SLG: 0.423 (1, 8)										4	0	1	0	0	0	0	Pittsburgh Pirates @ San Francisco Giants Candlestick Park, San Francisco, CA Wed Sep 21 1966, 6:33 AM EDT Att: 15,338 - Unknown			
Gene Alley, R OBP: 0.339, SLG: 0.429 (1, 6)										3	1	2	0	0	0	0				
Roberto Clemente, R OBP: 0.363, SLG: 0.535 (1, 9)										4	1	1	0	0	3	2				
Willie Stargell, L OBP: 0.386, SLG: 0.589 (1, 7)										3	2	0	0	1	0	3				
Donn Clendenon, R OBP: 0.353, SLG: 0.502 (1, 3)										4	1	1	3	0	0	2				
Bill Mazaroski, R OBP: 0.301, SLG: 0.405 (1, 4)										4	0	2	1	0	1	0				
Bob Bailey, R OBP: 0.362, SLG: 0.443 Jose Pagan, R OBP: 0.295, SLG: 0.374 (9, 5)										4	0	0	0	0	1	2				
Jesse Gonder, L OBP: 0.283, SLG: 0.407 (1, 2)										3	0	0	0	0	0	0				
Tommy Sisk, R OBP: 0.170, SLG: 0.102 Pete Mikkelsen, R OBP: 0.211, SLG: 0.167 Roy Face, R (8, 1)										2	0	0	0	0	2	0				
Inning Stats	R: 0 E: 0 K: 1 S: 6	H: 1 LOB: 1 BB: 0 P: 6	R: 0 E: 0 K: 1 S: 5	H: 0 LOB: 0 BB: 0 P: 5	R: 0 E: 0 K: 1 S: 5	H: 0 LOB: 0 BB: 0 P: 5	R: 0 E: 0 K: 0 S: 3	H: 1 LOB: 0 BB: 0 P: 3	R: 0 E: 0 K: 1 S: 5	H: 0 LOB: 0 BB: 0 P: 5	R: 3 E: 0 K: 1 S: 7	H: 2 LOB: 1 BB: 1 P: 11	R: 0 E: 0 K: 1 S: 5	H: 0 LOB: 0 BB: 0 P: 5	R: 2 E: 1 K: 1 S: 8	H: 3 LOB: 1 BB: 0 P: 8		1B: 5 2B: 1 3B: 0 HR: 1	SF: 0 SAC: 1 DP: 1 HBP: 0	WP: 0 PB: 0 SB: 1 CS: 0
PITCHER Juan Marichal, R ERA: 2.18 (1, 1)	IP: 9.0 WLS: W BF: 34 H: 7 R: 5 ER: 4 SO: 8 BB: 0 IBB: 1 HBP: 0 BLK: 0 WP: 0 HR: 1 S: 49 P: 53 ERA: 4.00 WHIP: 0.778															PITCHER				

Batter	1	2	3	4	5	6	7	8	9	AB	R	H	RBI	BB	SO	LOB	BOTTOM			
Tito Fuentes, S OBP: 0.269, SLG: 0.352 Jack Hiatt, R OBP: 0.400, SLG: 0.412 Bob Priddy, R OBP: 0.235, SLG: 0.188 Jim Davenport, R OBP: 0.296, SLG: 0.365 (9, 6)										3	0	0	0	0	0	0	Pittsburgh Pirates @ San Francisco Giants Candlestick Park, San Francisco, CA Wed Sep 21 1966, 6:33 AM EDT Att: 15,338 - Unknown			
Ken Henderson, S OBP: 0.375, SLG: 0.517 (1, 9)										4	1	1	1	0	1	2				
Willie Mays, R OBP: 0.375, SLG: 0.565 (1, 8)										4	1	2	0	0	1	0				
Willie McCovey, L OBP: 0.388, SLG: 0.573 (1, 3)										3	0	0	1	1	1	2				
Jim Ray Hart, R OBP: 0.331, SLG: 0.497 (1, 5)										4	0	0	0	0	1	4				
Jesus Alou, R OBP: 0.277, SLG: 0.312 (1, 7)										4	1	2	1	0	0	0				
Tom Haller, L OBP: 0.320, SLG: 0.456 (1, 2)										4	1	1	2	0	0	1				
Hal Lanier, R OBP: 0.257, SLG: 0.294 Bob Burda, L OBP: 0.205, SLG: 0.250 Don Mason, L OBP: 0.120, SLG: 0.240 (9, 4)										2	0	0	0	0	1	0				
Juan Marichal, R OBP: 0.255, SLG: 0.314 (1, 1)										3	1	1	1	0	0	0				
Inning Stats	R: 0 E: 0 K: 1 S: 5	H: 0 LOB: 0 BB: 0 P: 5	R: 0 E: 0 K: 0 S: 3	H: 0 LOB: 0 BB: 0 P: 3	R: 0 E: 0 K: 1 S: 5	H: 0 LOB: 0 BB: 0 P: 5	R: 0 E: 1 K: 1 S: 6	H: 0 LOB: 1 BB: 0 P: 6	R: 0 E: 0 K: 0 S: 3	H: 0 LOB: 0 BB: 0 P: 3	R: 2 E: 0 K: 0 S: 6	H: 3 LOB: 1 BB: 0 P: 6	R: 1 E: 0 K: 2 S: 8	H: 1 LOB: 3 BB: 3 P: 20	R: 3 E: 0 K: 0 S: 4	H: 3 LOB: 0 BB: 0 P: 4		1B: 4 2B: 0 3B: 0 HR: 3	SF: 0 SAC: 1 DP: 0 HBP: 0	WP: 0 PB: 0 SB: 0 CS: 0
PITCHER Tommy Sisk, R ERA: 4.16 Pete Mikkelsen, R ERA: 3.13 Roy Face, R ERA: 2.74 (7, 1)	IP: 1.0 WLS: L BF: 7 H: 1 R: 1 ER: 1 SO: 1 BB: 3 IBB: 0 HBP: 0 BLK: 0 WP: 0 HR: 0 S: 6 P: 18 ERA: 9.00 WHIP: 4.000															PITCHER				

Batter	1	2	3	4	5	6	7	8	9	AB	R	H	RBI	BB	SO	LOB	TOP					
Matty Alou, L OBP: 0.375, SLG: 0.421 Luke Walker, L (7.1)										4	1	1	0	0	0	2	Pittsburgh Pirates @ Atlanta Braves Atlanta Stadium, Atlanta, GA Thu Sep 22 1966, 7:05 PM EDT Att: 11,004 - Unknown					
Gene Alley, R OBP: 0.339, SLG: 0.427 Don Bosch, S (7.8)										2	0	0	0	1	0	1						
Roberto Clemente, R OBP: 0.295, SLG: 0.374 Jose Pagan, R (8.5)										4	0	1	0	0	0	1						
Willie Stargell, L OBP: 0.383, SLG: 0.584 Jerry Lynch, L OBP: 0.296, SLG: 0.288 (8.7)										4	0	0	0	0	1	2						
Donn Clendenon, R OBP: 0.354, SLG: 0.504 (1.3)										4	0	2	1	0	1	0						
Bill Mazaroski, R OBP: 0.300, SLG: 0.403 Andre Rodgers, R OBP: 0.298, SLG: 0.208 (7.6)										3	0	0	0	0	0	3						
Bob Bailey, R Gene Michael, S OBP: 0.152, SLG: 0.273 (7.4)										3	0	1	0	0	0	1						
Jim Pagliaroni, R OBP: 0.332, SLG: 0.383 (1.2)										3	0	0	0	0	1	3						
Woodie Fryman, R Steve Bliss, R Don Cardwell, R George Springer, L Jim Shellenback, L Manny Mota, R OBP: 0.390, SLG: 0.493 (8.9)										0	0	0	0	0	0	0						
Inning Stats	R: 1 E: 0 K: 0 S: 6	H: 3 LOB: 2 BB: 0 P: 6	R: 0 E: 1 K: 1 S: 6	H: 0 LOB: 1 BB: 0 P: 6	R: 0 E: 0 K: 0 S: 3	H: 0 LOB: 0 BB: 0 P: 3	R: 0 E: 0 K: 0 S: 4	H: 1 LOB: 1 BB: 0 P: 4	R: 0 E: 0 K: 0 S: 3	H: 0 LOB: 1 BB: 1 P: 7	R: 0 E: 0 K: 1 S: 5	H: 0 LOB: 0 BB: 0 P: 5	R: 0 E: 0 K: 0 S: 4	H: 1 LOB: 1 BB: 0 P: 4	R: 0 E: 0 K: 0 S: 3	H: 0 LOB: 0 BB: 0 P: 3		R: 0 E: 0 K: 1 S: 5	H: 0 LOB: 0 BB: 0 P: 5	1B: 4 2B: 1 3B: 0 HR: 0	SF: 0 SAC: 1 DP: 0 HBP: 0	WP: 0 PB: 0 CS: 0
PITCHER Pat Jarvis, R ERA: 1.88 (1.1)	IP: 9.0 WLS: W BF: 34 H: 5 R: 1 ER: 1 SO: 3 BB: 1 IBB: 0 HBP: 0 BLK: 0 WP: 0 HR: 0 S: 39 P: 43 ERA: 1.00 WHIP: 0.667											PITCHER	IP: 9.0 WLS: W BF: 34 H: 5 R: 1 ER: 1 SO: 3 BB: 1 IBB: 0 HBP: 0 BLK: 0 WP: 0 HR: 0 S: 39 P: 43 ERA: 1.00 WHIP: 0.667									

AB	32
R	1
H	5
RBI	1
BB	1
SO	3
LOB	14





Batter	1	2	3	4	5	6	7	8	9	AB	R	H	RBI	BB	SO	LOB	BOTTOM			
Woody Woodward, R OBP: 0.325, SLG: 0.329 (1.4)										5	1	1	0	0	0	3	Pittsburgh Pirates @ Atlanta Braves Atlanta Stadium, Atlanta, GA Thu Sep 22 1966, 7:05 PM EDT Att: 11,004 - Unknown			
Eddie Mathews, L Miguel de la Hoz, R OBP: 0.233, SLG: 0.247 (6.5)										4	2	2	2	0	1	0				
Hank Aaron, R Ty Cline, L OBP: 0.339, SLG: 0.316 (8.7)										2	2	1	3	2	0	2				
Joe Torre, R OBP: 0.382, SLG: 0.560 (1.3)										4	0	2	2	1	1	1				
Rico Carty, R Bill Robinson, R OBP: 0.390, SLG: 0.462 (8.9)										4	0	1	1	0	0	2				
Gene Oliver, R OBP: 0.285, SLG: 0.370 (1.2)										3	2	1	1	2	0	0				
Denis Menke, R OBP: 0.360, SLG: 0.418 (1.6)										3	2	2	0	2	0	0				
Mack Jones, L OBP: 0.336, SLG: 0.461 (1.8)										5	2	2	2	0	1	4				
Pat Jarvis, R (1.1)										3	1	0	1	1	1	1				
Inning Stats	R: 1 E: 0 K: 1 S: 6	H: 2 LOB: 2 BB: 1 P: 10	R: 0 E: 0 K: 0 S: 3	H: 0 LOB: 0 BB: 0 P: 3	R: 2 E: 0 K: 1 S: 8	H: 3 LOB: 1 BB: 0 P: 8	R: 6 E: 0 K: 1 S: 9	H: 4 LOB: 0 BB: 2 P: 17	R: 3 E: 0 K: 0 S: 5	H: 2 LOB: 0 BB: 1 P: 9	R: 0 E: 0 K: 0 S: 2	H: 0 LOB: 1 BB: 1 P: 6	R: 0 E: 0 K: 1 S: 6	H: 1 LOB: 1 BB: 0 P: 6	R: 2 E: 1 K: 0 S: 5	H: 1 LOB: 3 BB: 3 P: 17		1B: 7 2B: 3 3B: 0 HR: 3	SF: 0 SAC: 0 DP: 1 HBP: 0	WP: 1 PB: 1 CS: 0
PITCHER Woodie Fryman, L Steve Bliss, R Don Cardwell, R Jim Shellenback, L Luke Walker, L ERA: 4.82 (7.1)	IP: 3.0 WLS: L BF: 17 H: 7 R: 6 ER: 6 SO: 2 BB: 2 IBB: 0 HBP: 0 BLK: 0 WP: 0 HR: 0 S: 19 P: 27 ERA: 18.00 WHIP: 3.000											PITCHER	IP: 3.0 WLS: L BF: 17 H: 7 R: 6 ER: 6 SO: 2 BB: 2 IBB: 0 HBP: 0 BLK: 0 WP: 0 HR: 0 S: 19 P: 27 ERA: 18.00 WHIP: 3.000							



Batter	1	2	3	4	5	6	7	8	9	AB	R	H	RBI	BB	SO	LOB	TOP																		
Matty Alou, L (1, 8) OBP: 0.375, SLG: 0.421																	0	0	0	0	0	0	0	Pittsburgh Pirates @ Atlanta Braves Atlanta Stadium, Atlanta, GA Fri Sep 23 1966, 7:05 PM EDT Att: 21,238 - Unknown livebaseballscorecards.com											
Gene Alley, R (1, 6) OBP: 0.339, SLG: 0.427																	0	0	0	0	0	0	0												
Roberto Clemente, R (1, 9) OBP: 0.365, SLG: 0.533																	0	0	0	0	0	0	0												
Willie Stargell, L (1, 7) OBP: 0.383, SLG: 0.584																	0	0	0	0	0	0	0												
Donn Clendenon, R (1, 3) OBP: 0.354, SLG: 0.504																	0	0	0	0	0	0	0												
Bill Mazeroski, R (1, 4) OBP: 0.300, SLG: 0.403																	0	0	0	0	0	0	0												
Bob Bailey, R (1, 5) OBP: 0.362, SLG: 0.443																	0	0	0	0	0	0	0												
Jesse Gonder, L (1, 2) OBP: 0.283, SLG: 0.407																	0	0	0	0	0	0	0												
Bob Veale, S (1, 1) OBP: 0.169, SLG: 0.183																	0	0	0	0	0	0	0												
Inning Stats																	1B: 0 SF: 0 2B: 0 SAC: 0 3B: 0 DP: 0 HR: 0 HBP: 0	WP: 0 PA: 0 PB: 0 SB: 0 CS: 0																	
PITCHER Don Schwall, R (1, 1) ERA: 3.48	IP	WLS	BF	H	R	ER	SO	BB	IBB	HBP	BLK	WP	HR	S	P	ERA	WHIP	PITCHER	IP	WLS	BF	H	R	ER	SO	BB	IBB	HBP	BLK	WP	HR	S	P	ERA	WHIP

Batter	1	2	3	4	5	6	7	8	9	AB	R	H	RBI	BB	SO	LOB	BOTTOM																		
Woody Woodward, R (1, 4) OBP: 0.325, SLG: 0.329																	0	0	0	0	0	0	0	Pittsburgh Pirates @ Atlanta Braves Atlanta Stadium, Atlanta, GA Fri Sep 23 1966, 7:05 PM EDT Att: 21,238 - Unknown livebaseballscorecards.com											
Ty Cline, L (1, 3) OBP: 0.339, SLG: 0.316																	0	0	0	0	0	0	0												
Hank Aaron, R (1, 9) OBP: 0.362, SLG: 0.536																	0	0	0	0	0	0	0												
Rico Carty, R (1, 7) OBP: 0.390, SLG: 0.462																	0	0	0	0	0	0	0												
Gene Oliver, R (1, 2) OBP: 0.255, SLG: 0.370																	0	0	0	0	0	0	0												
Miguel de la Hoz, R (1, 5) OBP: 0.233, SLG: 0.247																	0	0	0	0	0	0	0												
Denis Menke, R (1, 6) OBP: 0.360, SLG: 0.418																	0	0	0	0	0	0	0												
Mack Jones, L (1, 8) OBP: 0.336, SLG: 0.461																	0	0	0	0	0	0	0												
Don Schwall, R (1, 1) OBP: 0.100, SLG: 0.053																	0	0	0	0	0	0	0												
Inning Stats																	1B: 0 SF: 0 2B: 0 SAC: 0 3B: 0 DP: 0 HR: 0 HBP: 0	WP: 0 PA: 0 PB: 0 SB: 0 CS: 0																	
PITCHER Bob Veale, L (1, 1) ERA: 3.22	IP	WLS	BF	H	R	ER	SO	BB	IBB	HBP	BLK	WP	HR	S	P	ERA	WHIP	PITCHER	IP	WLS	BF	H	R	ER	SO	BB	IBB	HBP	BLK	WP	HR	S	P	ERA	WHIP

Batter	1	2	3	4	5	6	7	8	9	AB	R	H	RBI	BB	SO	LOB	TOP																		
Matty Alou, L (1, 8) OBP: 0.376, SLG: 0.421											0	0	0	0	0	0	0	Pittsburgh Pirates @ Atlanta Braves Atlanta Stadium, Atlanta, GA Sat Sep 24 1966, 3:33 AM EDT Att: 20,054 - Unknown livebaseballscorecards.com																	
Gene Alley, R (1, 6) OBP: 0.336, SLG: 0.424											0	0	0	0	0	0	0																		
Roberto Clemente, R (1, 9) OBP: 0.362, SLG: 0.530											0	0	0	0	0	0	0																		
Willie Stargell, L (1, 7) OBP: 0.382, SLG: 0.588											0	0	0	0	0	0	0																		
Donn Clendenon, R (1, 3) OBP: 0.357, SLG: 0.510											0	0	0	0	0	0	0																		
Bill Mazeroski, R (1, 4) OBP: 0.299, SLG: 0.401											0	0	0	0	0	0	0																		
Bob Bailey, R (1, 5) OBP: 0.358, SLG: 0.438											0	0	0	0	0	0	0																		
Jesse Gonder, L (1, 2) OBP: 0.289, SLG: 0.410											0	0	0	0	0	0	0																		
Vern Law, R (1, 1) OBP: 0.279, SLG: 0.338											0	0	0	0	0	0	0																		
Inning Stats											1B: 0	SF: 0	WP: 0	PA: 0	2B: 0	SAC: 0	FB: 0	3B: 0	DP: 0	SB: 0	CS: 0	HR: 0	HBP: 0												
PITCHER Tony Cloninger, R (1, 1) ERA: 4.05	IP	WLS	BF	H	R	ER	SO	BB	IBB	HBP	BLK	WP	HR	S	P	ERA	WHIP	PITCHER	IP	WLS	BF	H	R	ER	SO	BB	IBB	HBP	BLK	WP	HR	S	P	ERA	WHIP

Batter	1	2	3	4	5	6	7	8	9	AB	R	H	RBI	BB	SO	LOB	BOTTOM																		
Ty Cline, L (1, 3) OBP: 0.333, SLG: 0.300											0	0	0	0	0	0	0	Pittsburgh Pirates @ Atlanta Braves Atlanta Stadium, Atlanta, GA Sat Sep 24 1966, 3:33 AM EDT Att: 20,054 - Unknown livebaseballscorecards.com																	
Eddie Mathews, L (1, 5) OBP: 0.347, SLG: 0.430											0	0	0	0	0	0	0																		
Hank Aaron, R (1, 9) OBP: 0.360, SLG: 0.532											0	0	0	0	0	0	0																		
Rico Carty, R (1, 7) OBP: 0.389, SLG: 0.463											0	0	0	0	0	0	0																		
Mack Jones, L (1, 8) OBP: 0.333, SLG: 0.457											0	0	0	0	0	0	0																		
Gene Oliver, R (1, 2) OBP: 0.250, SLG: 0.362											0	0	0	0	0	0	0																		
Denis Menke, R (1, 6) OBP: 0.360, SLG: 0.417											0	0	0	0	0	0	0																		
Woody Woodward, R (1, 4) OBP: 0.322, SLG: 0.326											0	0	0	0	0	0	0																		
Tony Cloninger, R (1, 1) OBP: 0.266, SLG: 0.429											0	0	0	0	0	0	0																		
Inning Stats											1B: 0	SF: 0	WP: 0	PA: 0	2B: 0	SAC: 0	FB: 0	3B: 0	DP: 0	SB: 0	CS: 0	HR: 0	HBP: 0												
PITCHER Vern Law, R (1, 1) ERA: 4.0	IP	WLS	BF	H	R	ER	SO	BB	IBB	HBP	BLK	WP	HR	S	P	ERA	WHIP	PITCHER	IP	WLS	BF	H	R	ER	SO	BB	IBB	HBP	BLK	WP	HR	S	P	ERA	WHIP

Batter	1	2	3	4	5	6	7	8	9	AB	R	H	RBI	BB	SO	LOB	TOP							
Gene Alley, R OBP: 0.338, SLG: 0.426 (1, 6)										4	1	2	0	0	0	0	Pittsburgh Pirates @ Atlanta Braves Atlanta Stadium, Atlanta, GA Sun Sep 25 1966, 3:33 AM EDT Att: 28,372 - Unknown							
Manny Mota, R OBP: 0.388, SLG: 0.488 (1, 8)										3	0	0	0	0	1	1								
Roberto Clemente, R OBP: 0.360, SLG: 0.536 (1, 9)										4	1	1	1	0	1	2								
Donn Clendenon, R OBP: 0.355, SLG: 0.510 (1, 3)										4	0	1	1	0	1	2								
Bill Mazerolski, R OBP: 0.297, SLG: 0.398 (1, 4)										3	0	1	0	0	0	1								
Willie Stargell, L OBP: 0.380, SLG: 0.583 (8, PH)										1	0	0	0	0	2									
Bob Bailey, R OBP: 0.361, SLG: 0.450 (1, 7)										4	0	2	0	0	1	0								
Jose Pagan, R OBP: 0.295, SLG: 0.373 (1, 5)										4	0	1	0	0	0	3								
Jim Pagliaroni, R OBP: 0.331, SLG: 0.380 (1, 2)										3	0	0	0	1	0	4								
Gene Michael, S OBP: 0.152, SLG: 0.273 (9, PR)										0	0	0	0	0	0	0								
Tommie Sisk, R OBP: 0.167, SLG: 0.100 (1, 1)										1	0	0	0	0	1	0								
Don Bosch, S OBP: 0.125, SLG: 0.125 (5, PH)										1	0	0	0	0	1	1								
Billy O'Dell, S OBP: 0.102, SLG: 0.102 (5, 1)										0	0	0	0	0	0	0								
Andre Rodgers, R OBP: 0.102, SLG: 0.102 (8, PH)										0	0	0	0	0	0	0								
Al McBean, R OBP: 0.102, SLG: 0.102 (8, 1)										0	0	0	0	0	0	0								
Roy Face, R OBP: 0.102, SLG: 0.102 (8, 1)										0	0	0	0	0	0	0								
George Springs, L OBP: 0.260, SLG: 0.260 (9, PH)										1	0	0	0	0	1	1								
Inning Stats	R: 0 E: 0 K: 0 S: 3	H: 1 LOB: 0 BB: 0 P: 3	R: 0 E: 0 K: 0 S: 5	H: 2 LOB: 2 BB: 0 P: 5	R: 0 E: 0 K: 1 S: 5	H: 0 LOB: 0 BB: 0 P: 5	R: 0 E: 0 K: 2 S: 7	H: 0 LOB: 0 BB: 0 P: 7	R: 0 E: 0 K: 0 S: 4	H: 1 LOB: 1 BB: 0 P: 4	R: 1 E: 0 K: 1 S: 7	H: 2 LOB: 1 BB: 0 P: 7	R: 0 E: 0 K: 0 S: 3	H: 1 LOB: 0 BB: 0 P: 3	R: 1 E: 1 K: 0 S: 5	H: 1 LOB: 2 BB: 1 P: 6	R: 0 E: 0 K: 2 S: 7	H: 0 LOB: 1 BB: 1 P: 11	1B: 6 2B: 2 3B: 0 HR: 1	SF: 0 SAC: 0 DP: 2 HBP: 1	WP: 0 PB: 0 SB: 0 CS: 0	PA: 36		
PITCHER	IP WLS BF H R ER SO BB IBB HBP BLK WP HR S P ERA WHIP	7.1 W 29 8 2 1 4 0 0 1 0 0 1 36 37 1.23 1.091	1.2 S 7 0 0 0 2 1 0 0 0 0 0 10 14 0.00 0.600																					

AB	34
R	2
H	8
RBI	2
BB	1
SO	6
LOB	17



Batter	1	2	3	4	5	6	7	8	9	AB	R	H	RBI	BB	SO	LOB	BOTTOM						
Ty Cline, L OBP: 0.356, SLG: 0.319 (1, 3)										4	0	2	0	0	0	2	Pittsburgh Pirates @ Atlanta Braves Atlanta Stadium, Atlanta, GA Sun Sep 25 1966, 3:33 AM EDT Att: 28,372 - Unknown						
Eddie Mathews, L OBP: 0.345, SLG: 0.423 (1, 5)										4	0	1	0	0	1	2							
Hank Aaron, R OBP: 0.358, SLG: 0.539 (1, 9)										4	2	2	2	0	0	2							
Rico Carty, R OBP: 0.391, SLG: 0.466 (1, 2)										3	1	1	0	1	0	2							
Mack Jones, L OBP: 0.336, SLG: 0.464 (1, 8)										3	2	2	2	1	0	1							
Denis Menke, R OBP: 0.382, SLG: 0.424 (1, 6)										4	1	1	0	0	0	2							
Bill Robinson, R OBP: 0.167, SLG: 0.167 (1, 7)										4	0	1	1	0	0	1							
Woody Woodward, R OBP: 0.321, SLG: 0.325 (1, 4)										4	0	1	1	0	1	0							
Dick Kelley, R OBP: 0.037, SLG: 0.037 (1, 1)										3	0	0	0	0	2	0							
Clay Carroll, R OBP: 0.100, SLG: 0.100 (8, 1)										0	0	0	0	0	0	0							
Inning Stats	R: 0 E: 0 K: 0 S: 3	H: 0 LOB: 0 BB: 0 P: 3	R: 0 E: 0 K: 0 S: 4	H: 1 LOB: 1 BB: 0 P: 4	R: 0 E: 0 K: 0 S: 4	H: 1 LOB: 1 BB: 0 P: 4	R: 3 E: 0 K: 1 S: 7	H: 2 LOB: 1 BB: 1 P: 11	R: 0 E: 0 K: 1 S: 7	H: 2 LOB: 2 BB: 0 P: 7	R: 0 E: 0 K: 0 S: 3	H: 1 LOB: 0 BB: 0 P: 3	R: 0 E: 0 K: 2 S: 7	H: 0 LOB: 0 BB: 0 P: 8	R: 3 E: 0 K: 0 S: 7	H: 4 LOB: 2 BB: 1 P: 11	1B: 8 2B: 0 3B: 0 HR: 3	SF: 0 SAC: 1 DP: 1 HBP: 1	WP: 0 PB: 0 SB: 0 CS: 0	PA: 37			
PITCHER	IP WLS BF H R ER SO BB IBB HBP BLK WP HR S P ERA WHIP	4.0 L 17 3 0 0 3 0 0 1 0 0 0 17 18 0.00 1.000	3.0 L 12 3 0 0 3 0 0 1 0 0 0 1 4 8 81.00 12.000	0.1 S 3 1 0 0 0 0 0 0 0 0 0 3 3 0.00 1.500	0.2 S 3 1 0 0 0 0 0 0 0 0 0 3 3 0.00 1.500																		



Batter	1	2	3	4	5	6	7	8	9	10	11	AB	R	H	RBI	BB	SO	LOB	TOP					
Matty Alou, L OBP: 0.376, SLG: 0.426 (1, 8)												5	1	1	0	0	1	0						
Gene Alley, R OBP: 0.337, SLG: 0.424 (1, 6)												5	0	1	1	0	0	0						
Roberto Clemente, R OBP: 0.361, SLG: 0.536 (1, 9)												5	0	2	0	0	1	1						
Willie Stargell, L OBP: 0.381, SLG: 0.583 Manny Mota, R OBP: 0.389, SLG: 0.487 (1, 7), (2, 7)												0	0	0	0	1	0	0						
Donn Clendenon, R OBP: 0.356, SLG: 0.516 (1, 3)												5	1	2	2	0	0	5						
Bill Mazeroski, R OBP: 0.357, SLG: 0.397 (1, 4)												5	0	1	1	0	1	1						
Bob Bailey, R OBP: 0.357, SLG: 0.444 (1, 5)												5	0	0	0	0	0	1						
Jesse Gonder, L OBP: 0.287, SLG: 0.397 Gene Michael, S OBP: 0.152, SLG: 0.273 Jim Paoliaroni, R OBP: 0.331, SLG: 0.380 (1, 2), (11, PR), (11, 2)												4	0	0	0	1	0	0						
Woody Fryman, R OBP: 0.311, SLG: 0.481 Steve Blass, R OBP: 0.240, SLG: 0.240 Lump Walker, L OBP: 0.200, SLG: 0.200 George Springs, L OBP: 0.200, SLG: 0.200 Pete Mikkelsen, R OBP: 0.199, SLG: 0.199 Jerry Lynch, L OBP: 0.199, SLG: 0.199 Billy O'Dell, L OBP: 0.142, SLG: 0.143 (1, 1), (5, 1), (8, 1), (8, 1), (7, PH), (7, 1), (11, PH), (11, 1)												2	0	0	0	0	1	1						
Inning Stats	R: 1 E: 0 K: 0 S: 4	H: 2 LOB: 1 BB: 1 P: 8	R: 0 E: 1 K: 1 S: 6	H: 0 LOB: 1 BB: 0 P: 6	R: 0 E: 0 K: 0 S: 4	H: 1 LOB: 1 BB: 0 P: 4	R: 1 E: 0 K: 0 S: 4	H: 1 LOB: 0 BB: 0 P: 4	R: 0 E: 0 K: 0 S: 3	H: 0 LOB: 0 BB: 0 P: 3	R: 1 E: 0 K: 2 S: 7	H: 2 LOB: 1 BB: 0 P: 5	R: 0 E: 0 K: 1 S: 5	H: 0 LOB: 0 BB: 0 P: 7	R: 1 E: 1 K: 1 S: 7	H: 1 LOB: 1 BB: 0 P: 7	R: 0 E: 0 K: 1 S: 6	H: 0 LOB: 2 BB: 1 P: 10	R: 0 E: 0 K: 0 S: 3	H: 0 LOB: 1 BB: 1 P: 7	1B: 4 2B: 2 3B: 1 HR: 1	SF: 0 SAC: 0 DP: 1 HBP: 0	WP: 0 PB: 0 SB: 1 CS: 0	PA: 45
PITCHER	IP: 6.0 WLS: 25 BF: 25 H: 6 R: 3 ER: 3 SO: 1 BB: 1 IBB: 0 HBP: 0 BLK: 0 WP: 0 HR: 1 S: 26 P: 30 ERA: 4.50 WHIP: 1.167	IP: 7.1 WLS: 16 BF: 25 H: 2 R: 1 ER: 0 SO: 5 BB: 1 IBB: 0 HBP: 0 BLK: 0 WP: 0 HR: 0 S: 25 P: 29 ERA: 5.04 WHIP: 0.750	IP: 11.1 WLS: 4 BF: 4 H: 0 R: 0 ER: 0 SO: 0 BB: 1 IBB: 0 HBP: 0 BLK: 0 WP: 0 HR: 3 S: 7 P: 7 ERA: 0.00 WHIP: 1.000	PITCHER											IP: 6.0 WLS: 25 BF: 25 H: 6 R: 3 ER: 3 SO: 1 BB: 1 IBB: 0 HBP: 0 BLK: 0 WP: 0 HR: 1 S: 26 P: 30 ERA: 4.50 WHIP: 1.167	IP: 7.1 WLS: 16 BF: 25 H: 2 R: 1 ER: 0 SO: 5 BB: 1 IBB: 0 HBP: 0 BLK: 0 WP: 0 HR: 0 S: 25 P: 29 ERA: 5.04 WHIP: 0.750	IP: 11.1 WLS: 4 BF: 4 H: 0 R: 0 ER: 0 SO: 0 BB: 1 IBB: 0 HBP: 0 BLK: 0 WP: 0 HR: 3 S: 7 P: 7 ERA: 0.00 WHIP: 1.000							

Pittsburgh Pirates @ Philadelphia Phillies
 Connie Mack Stadium, Philadelphia, PA
 Mon Sep 26 1966, 7:05 PM EDT
 Att: 8,289 - Unknown

AB 42
 R 4
 H 8
 RBI 4
 BB 3
 SO 6
 LOB 12



Batter	1	2	3	4	5	6	7	8	9	10	11	AB	R	H	RBI	BB	SO	LOB	BOTTOM							
Cookie Rojas, R OBP: 0.313, SLG: 0.334 (1, 7), (6, 4)												5	0	2	1	0	0	1								
Johnny Callison, L OBP: 0.339, SLG: 0.418 (1, 9)												6	1	2	0	0	1	2								
Dick Groat, R OBP: 0.313, SLG: 0.323 (1, 6)													6	2	4	0	0	3								
Dick Allen, R OBP: 0.396, SLG: 0.638 (1, 5)													5	1	1	0	1	2	3							
Harvey Kuenn, R OBP: 0.337, SLG: 0.358 (1, 3), (6, 7)													4	0	3	3	2	0	0							
Tony Taylor, R OBP: 0.296, SLG: 0.350 Bill White, L OBP: 0.350, SLG: 0.442 (1, 4), (5, PH), (6, 3)													2	0	0	0	0	2								
Jackie Brandt, R OBP: 0.320, SLG: 0.325 John Briggs, L OBP: 0.319, SLG: 0.488 (1, 8), (6, PH), (7, 8)													2	0	1	0	0	0								
Jimmie Schaffer, R OBP: 0.200, SLG: 0.429 Clay Dalrymple, L OBP: 0.366, SLG: 0.339 (1, 2), (6, PH), (7, 2)													2	0	0	0	0	1								
Rick Wise, R OBP: 0.363, SLG: 0.299 Doug Clemens, L OBP: 0.077, SLG: 0.077 Tony Gonzalez, L OBP: 0.330, SLG: 0.405 Jim Bunning, R OBP: 0.200, SLG: 0.214 (1, 1), (6, PH), (7, 1), (10, PH), (11, 1)													2	0	0	0	0	1								
Inning Stats	R: 0 E: 0 K: 1 S: 6	H: 1 LOB: 1 BB: 0 P: 6	R: 0 E: 0 K: 1 S: 6	H: 2 LOB: 1 BB: 0 P: 6	R: 3 E: 0 K: 1 S: 8	H: 3 LOB: 1 BB: 1 P: 12	R: 0 E: 0 K: 0 S: 3	H: 0 LOB: 0 BB: 0 P: 3	R: 0 E: 0 K: 2 S: 9	H: 2 LOB: 3 BB: 1 P: 13	R: 1 E: 0 K: 0 S: 4	H: 1 LOB: 1 BB: 0 P: 5	R: 0 E: 0 K: 1 S: 6	H: 2 LOB: 2 BB: 0 P: 10	R: 0 E: 0 K: 1 S: 7	H: 2 LOB: 2 BB: 0 P: 7	R: 0 E: 0 K: 0 S: 3	H: 0 LOB: 0 BB: 0 P: 3	R: 0 E: 0 K: 0 S: 3	H: 0 LOB: 1 BB: 1 P: 7	R: 1 E: 0 K: 1 S: 6	H: 2 LOB: 3 BB: 2 P: 14	1B: 13 2B: 2 3B: 0 HR: 0	SF: 0 SAC: 1 DP: 2 HBP: 1	WP: 2 PB: 0 SB: 0 CS: 0	PA: 52
PITCHER	IP: 4.2 WLS: 23 BF: 23 H: 8 R: 3 ER: 3 SO: 4 BB: 2 IBB: 0 HBP: 0 BLK: 0 WP: 0 HR: 0 S: 29 P: 37 ERA: 5.79 WHIP: 2.143	IP: 5.1 WLS: 5 BF: 1 H: 1 R: 1 ER: 1 SO: 1 BB: 0 IBB: 0 HBP: 0 BLK: 0 WP: 0 HR: 1 S: 6 P: 7 ERA: 9.00 WHIP: 1.000	IP: 6.1 WLS: 1 BF: 0 H: 0 R: 0 ER: 0 SO: 0 BB: 0 IBB: 0 HBP: 0 BLK: 0 WP: 0 HR: 0 S: 4 P: 19 ERA: 0.00 WHIP: 1.500	IP: 11.1 WLS: 6 BF: 6 H: 2 R: 1 ER: 0 SO: 5 BB: 1 IBB: 0 HBP: 0 BLK: 0 WP: 0 HR: 6 S: 26 P: 30 ERA: 4.50 WHIP: 1.167	IP: 7.1 WLS: 16 BF: 25 H: 2 R: 1 ER: 0 SO: 5 BB: 1 IBB: 0 HBP: 0 BLK: 0 WP: 0 HR: 0 S: 25 P: 29 ERA: 5.04 WHIP: 0.750	IP: 11.1 WLS: 4 BF: 4 H: 0 R: 0 ER: 0 SO: 0 BB: 1 IBB: 0 HBP: 0 BLK: 0 WP: 0 HR: 3 S: 7 P: 7 ERA: 0.00 WHIP: 1.000																				

Pittsburgh Pirates @ Philadelphia Phillies
 Connie Mack Stadium, Philadelphia, PA
 Mon Sep 26 1966, 7:05 PM EDT
 Att: 8,289 - Unknown

AB 44
 R 5
 H 15
 RBI 5
 BB 6
 SO 8
 LOB 21



Batter	1	2	3	4	5	6	7	8	9	AB	R	H	RBI	BB	SO	LOB	TOP											
Matty Alou, L OBP: 0.375, SLG: 0.424 (1, 8)										4	1	1	0	0	0	1	Pittsburgh Pirates @ Philadelphia Phillies Connie Mack Stadium, Philadelphia, PA Wed Sep 28 1966, 7:05 PM EDT Unknown											
Gene Alley, R OBP: 0.334, SLG: 0.421 (1, 6)										4	0	0	0	0	2	2												
Manny Mota, R OBP: 0.391, SLG: 0.487 (1, 7)										4	0	2	1	0	0	2												
Roberto Clemente, R OBP: 0.359, SLG: 0.533 (1, 9)										4	0	0	0	0	1	1												
Donn Clendenon, R OBP: 0.355, SLG: 0.520 (1, 3)										4	1	1	1	0	0	0												
Bill Mazerolski, R OBP: 0.296, SLG: 0.396 (1, 4)										4	0	1	0	0	0	0												
Bob Bailey, R OBP: 0.358, SLG: 0.447 Jose Pagan, R OBP: 0.295, SLG: 0.373 (1, 5) (9, 5)										4	0	2	0	0	0	0												
Jesse Gonder, L OBP: 0.286, SLG: 0.389 (1, 2)										3	0	0	0	1	0	2												
Billy O'Dell, S OBP: 0.167, SLG: 0.130 Steve Blass, R OBP: 0.231, SLG: 0.250 Luke Walker, L OBP: 0.167, SLG: 0.100 (1, 1) (5, 1) (9, 1) (9, 1)										2	0	0	0	0	1	2												
Inning Stats	R: 0 E: 0 K: 1 S: 5	H: 0 LOB: 0 BB: 0 P: 5	R: 0 E: 0 K: 0 S: 5	H: 2 LOB: 2 BB: 0 P: 5	R: 1 E: 0 K: 1 S: 6	H: 2 LOB: 0 BB: 0 P: 6	R: 1 E: 0 K: 1 S: 7	H: 2 LOB: 2 BB: 1 P: 11	R: 0 E: 0 K: 0 S: 6	H: 1 LOB: 1 BB: 0 P: 6	R: 0 E: 0 K: 0 S: 3	H: 0 LOB: 0 BB: 0 P: 3	R: 0 E: 1 K: 0 S: 5	H: 1 LOB: 2 BB: 0 P: 5	R: 0 E: 0 K: 0 S: 3	H: 0 LOB: 0 BB: 0 P: 3		R: 0 E: 0 K: 0 S: 3	H: 0 LOB: 0 BB: 0 P: 3	1B: 6 2B: 1 3B: 0 HR: 1	SF: 0 SAC: 0 DP: 0 HBP: 0	WP: 0 PB: 0 SB: 3 CS: 1	PA: 37					
PITCHER	IP	WLS	BF	H	R	ER	SO	BB	IBB	HBP	BLK	WP	HR	S	P	ERA	WHIP											
Jim Bunning, R ERA: 2.33 Bob Buhl, R ERA: 4.96 (1, 1) (9, 1)	8.0	L	33	8	2	2	4	0	1	0	0	0	0	1	40	44	2.25	1.000										

AB	35
R	2
H	8
RBI	2
BB	1
SO	4
LOB	10



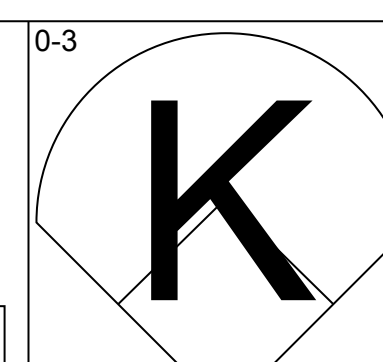
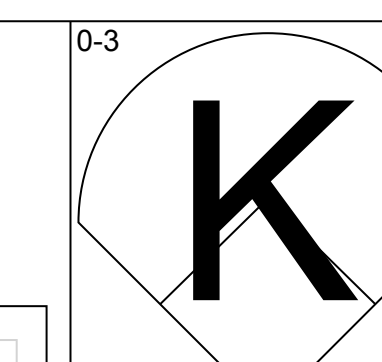
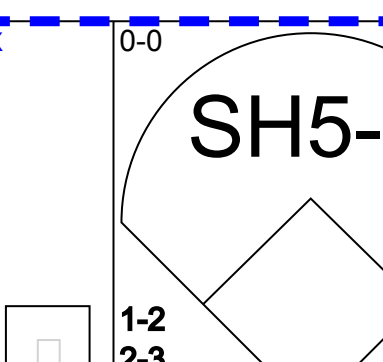
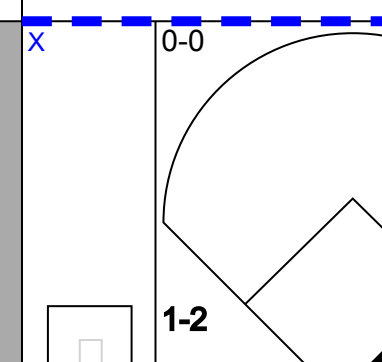
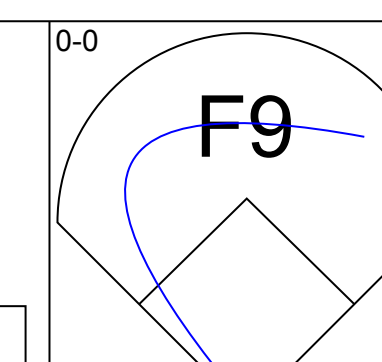
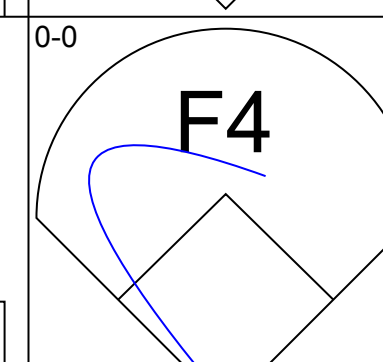
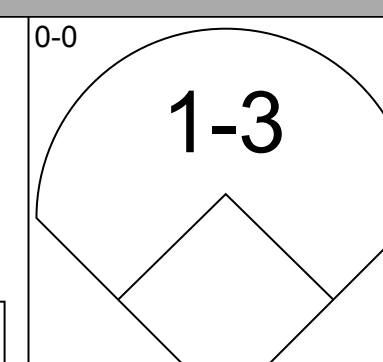
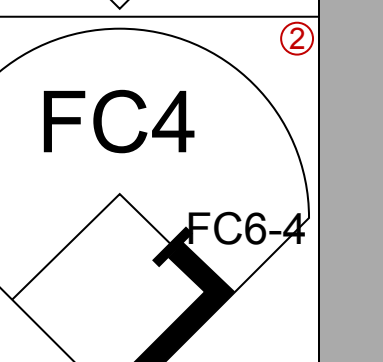
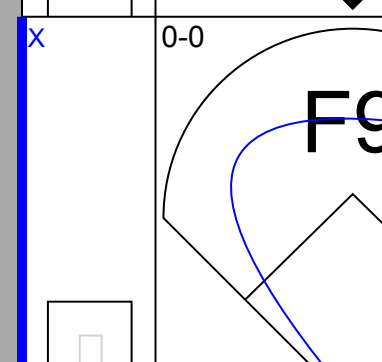
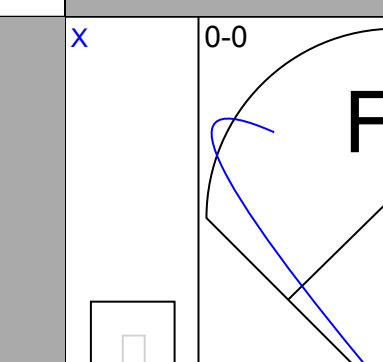
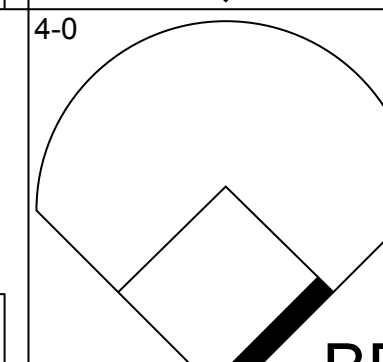
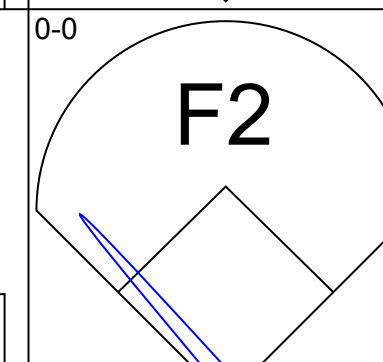
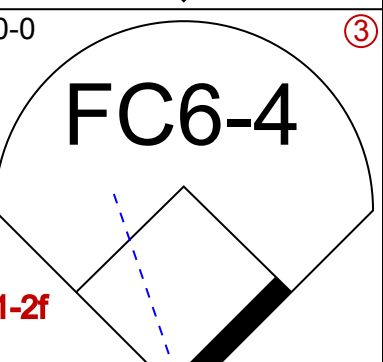
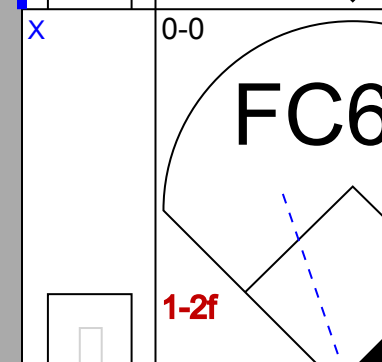
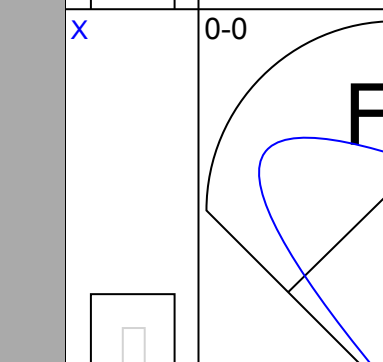
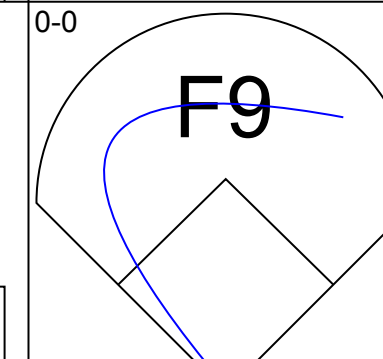
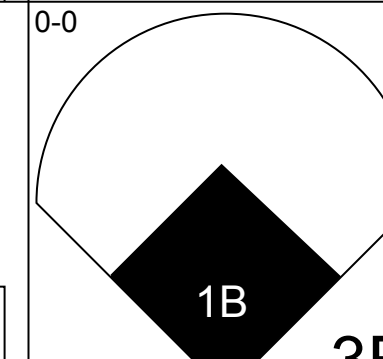
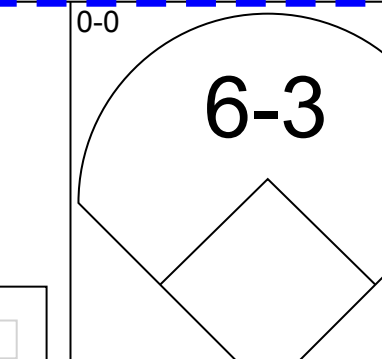
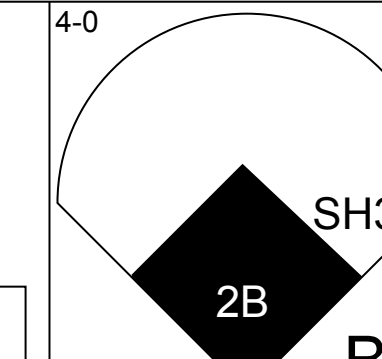
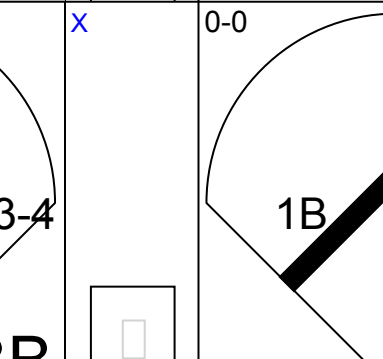
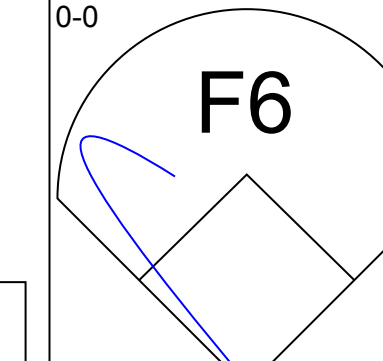
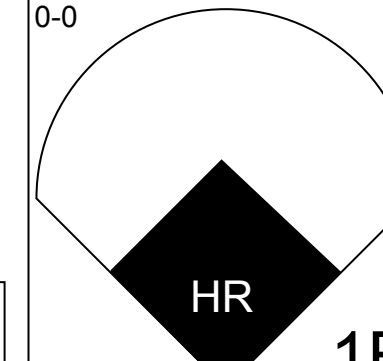
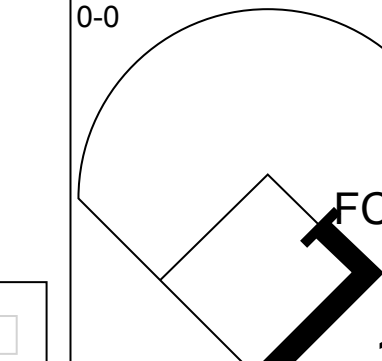
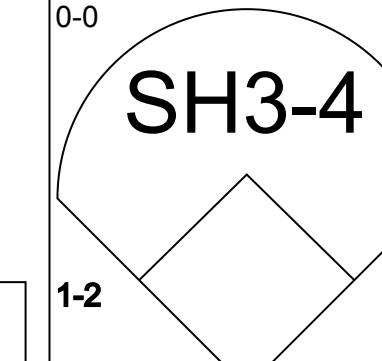
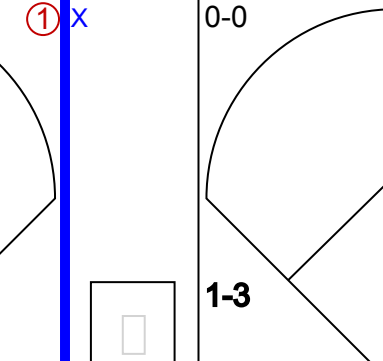
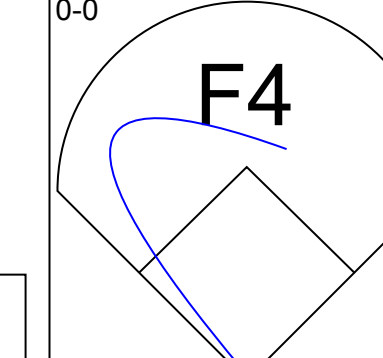
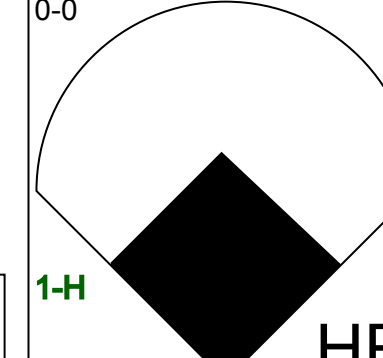
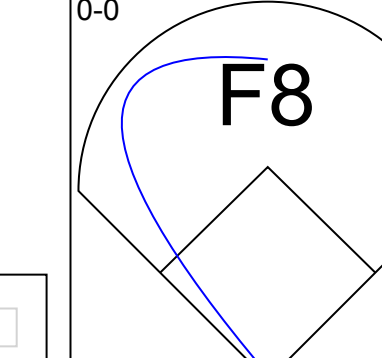
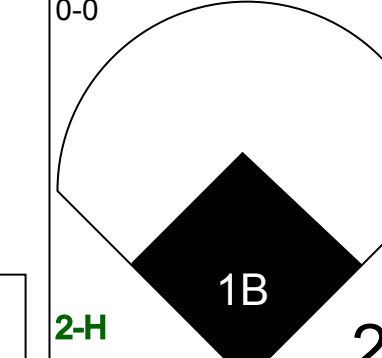
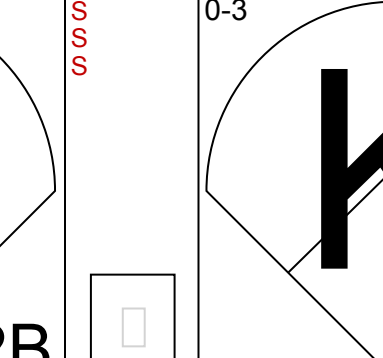
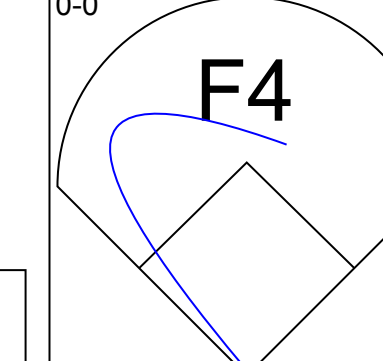
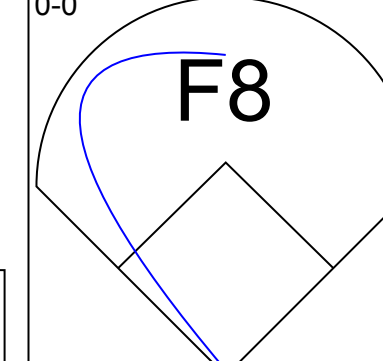
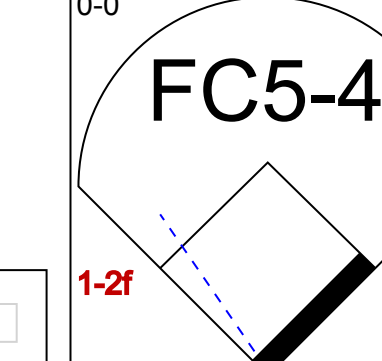
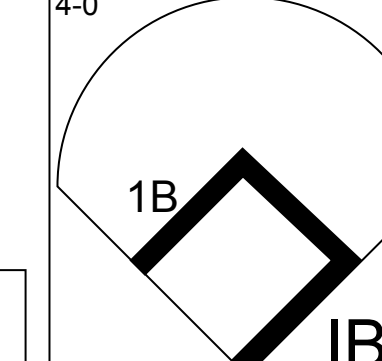
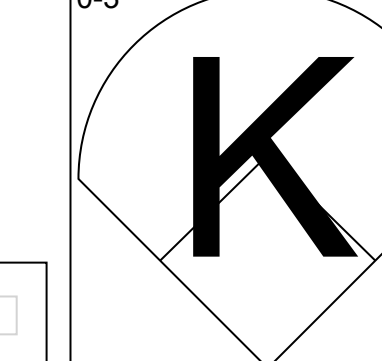
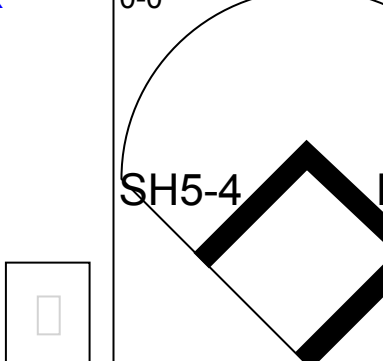
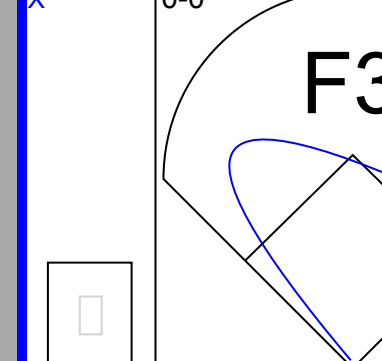
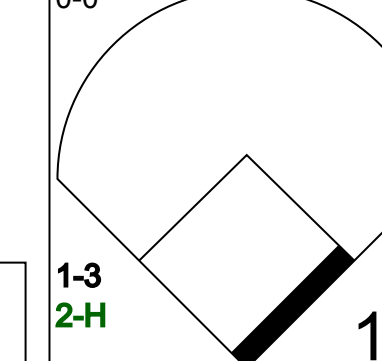
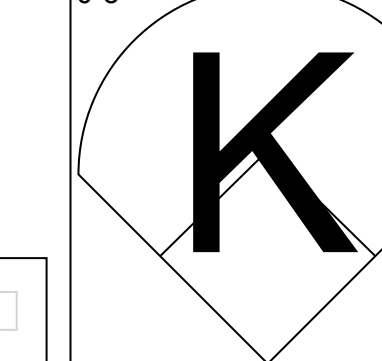
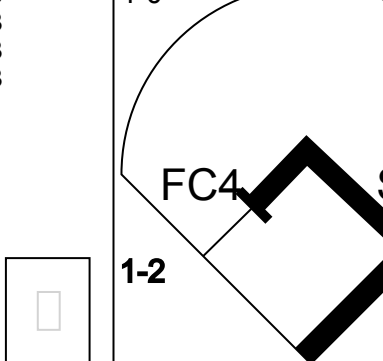
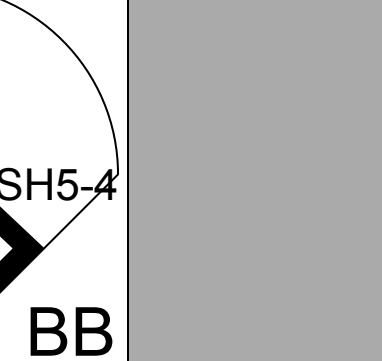
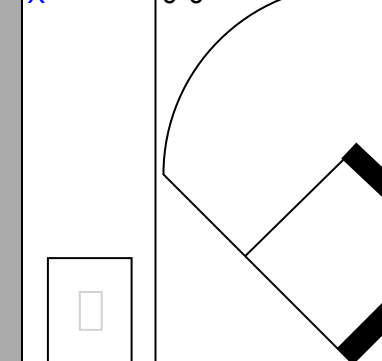
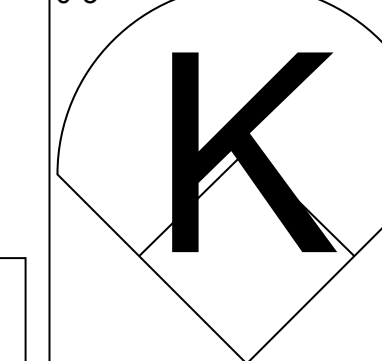
Batter	1	2	3	4	5	6	7	8	9	AB	R	H	RBI	BB	SO	LOB	BOTTOM										
John Briggs, L OBP: 0.377, SLG: 0.482 (1, 8)										3	0	0	0	1	1	1	Pittsburgh Pirates @ Philadelphia Phillies Connie Mack Stadium, Philadelphia, PA Wed Sep 28 1966, 7:05 PM EDT Unknown										
Cookie Rojas, R OBP: 0.311, SLG: 0.332 (1, 7)										4	0	0	0	0	0	1											
Johnny Callison, L OBP: 0.336, SLG: 0.415 (1, 9)										4	0	0	0	0	2	0											
Dick Allen, R OBP: 0.396, SLG: 0.641 (1, 5)										4	1	2	0	0	1	0											
Bill White, L OBP: 0.351, SLG: 0.442 (1, 3)										3	0	1	0	0	2	0											
Dick Great, R OBP: 0.311, SLG: 0.322 (1, 6)										3	0	0	0	0	0	2											
Tony Taylor, R OBP: 0.297, SLG: 0.350 (1, 4)										3	0	1	1	0	0	0											
Bob Uecker, R OBP: 0.281, SLG: 0.342 Doug Clemens, L OBP: 0.350, SLG: 0.297 Jimmie Schaffer, R OBP: 0.200, SLG: 0.429 Harvey Kuenn, R OBP: 0.335, SLG: 0.355 Clay Dalrymple, L OBP: 0.366, SLG: 0.339 (1, 2) (6, PH) (6, 2) (8, PH) (8, PH) (9, 1)										1	0	0	0	0	0	0											
Jim Bunning, R OBP: 0.202, SLG: 0.210 Tony Gonzalez, L OBP: 0.332, SLG: 0.407 Bob Buhl, R OBP: 0.156, SLG: 0.095 (1, 1) (8, PH) (9, 1)										2	0	0	0	0	0	2											
Inning Stats	R: 0 E: 0 K: 1 S: 5	H: 0 LOB: 0 BB: 0 P: 5	R: 0 E: 0 K: 2 S: 7	H: 0 LOB: 0 BB: 0 P: 7	R: 0 E: 0 K: 0 S: 3	H: 0 LOB: 0 BB: 0 P: 3	R: 0 E: 0 K: 1 S: 4	H: 0 LOB: 1 BB: 1 P: 8	R: 1 E: 0 K: 1 S: 8	H: 3 LOB: 2 BB: 0 P: 8	R: 0 E: 0 K: 0 S: 3	H: 0 LOB: 0 BB: 0 P: 3	R: 0 E: 0 K: 1 S: 5	H: 0 LOB: 0 BB: 0 P: 5	R: 0 E: 0 K: 0 S: 4	H: 1 LOB: 1 BB: 0 P: 4		R: 0 E: 0 K: 1 S: 6	H: 1 LOB: 2 BB: 0 P: 7	1B: 4 2B: 0 3B: 1 HR: 0	SF: 0 SAC: 1 DP: 1 HBP: 1	WP: 0 PB: 0 SB: 0 CS: 0	PA: 33				
PITCHER	IP	WLS	BF	H	R	ER	SO	BB	IBB	HBP	BLK	WP	HR	S	P	ERA	WHIP										
Billy O'Dell, L ERA: 2.67 Steve Blass, R ERA: 3.71 Luke Walker, L ERA: 4.66 Tommie Sisk, R ERA: 4.23 (1, 1) (5, 1) (9, 1) (9, 1)	4.1	W	15	2	0	0	3	0	0	0	0	0	0	21	21	0.00	0.462										

AB	30
R	1
H	5
RBI	1
BB	1
SO	7
LOB	8



Batter	1	2	3	4	5	6	7	8	9	AB	R	H	RBI	BB	SO	LOB	TOP			
Matty Alou, L OBP: 0.374, SLG: 0.423 (1, 8)										4	1	1	0	0	1	2	Pittsburgh Pirates @ Philadelphia Phillies Connie Mack Stadium, Philadelphia, PA Wed Sep 28 1966, 7:05 PM EDT Att: 7,213 - Unknown			
Gene Alley, R OBP: 0.334, SLG: 0.420 (1, 6)										3	0	1	0	0	1	0				
Manny Mota, R OBP: 0.386, SLG: 0.481 (1, 7)										4	0	0	0	0	0	2				
Roberto Clemente, R OBP: 0.359, SLG: 0.534 (1, 9)										4	1	2	1	0	0	0				
Donn Clendenon, R OBP: 0.359, SLG: 0.522 (1, 3)										2	1	2	0	2	0	0				
Bill Mazerowski, R OBP: 0.296, SLG: 0.398 (1, 4)										4	1	1	1	0	0	4				
Bob Bailey, R OBP: 0.360, SLG: 0.447 Jose Pagan, R OBP: 0.294, SLG: 0.372 (7, 5)										2	0	1	0	1	0	0				
Jesse Gonder, L OBP: 0.279, SLG: 0.379 (1, 2)										4	0	0	0	0	1	2				
Bob Veale, S OBP: 0.154, SLG: 0.167 (1, 1)										4	0	0	0	0	1	2				
Inning Stats	R: 0 E: 0 K: 1 S: 5	H: 0 LOB: 0 BB: 0 P: 5	R: 2 E: 2 K: 0 S: 6	H: 2 LOB: 2 BB: 1 P: 10	R: 0 E: 0 K: 0 S: 4	H: 2 LOB: 2 BB: 1 P: 8	R: 0 E: 0 K: 0 S: 2	H: 0 LOB: 0 BB: 0 P: 6	R: 0 E: 0 K: 1 S: 5	H: 1 LOB: 0 BB: 0 P: 3	R: 0 E: 0 K: 0 S: 3	H: 0 LOB: 0 BB: 0 P: 5	R: 2 E: 1 K: 0 S: 6	H: 3 LOB: 1 BB: 0 P: 6	R: 0 E: 0 K: 1 S: 5	H: 0 LOB: 0 BB: 0 P: 5	1B: 6 2B: 1 3B: 1 HR: 0	SF: 0 SAC: 1 DP: 2 HBP: 0	WP: 0 PB: 0 SB: 1 CS: 1	PA: 36
PITCHER Larry Jackson, R ERA: 3.3 (1, 1)	IP: 9.0 WLS: L BF: 36	H: 8 R: 4 ER: 3 SO: 4	BB: 3 IBB: 0 HBP: 0 BLK: 0	WP: 0 HR: 0 S: 41 P: 53	ERA: 3.00 WHIP: 1.222															

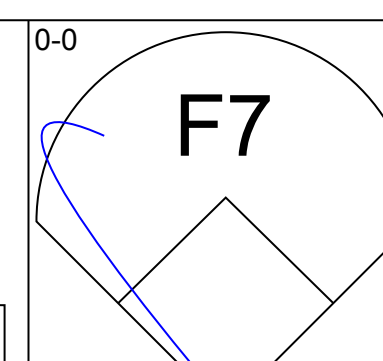
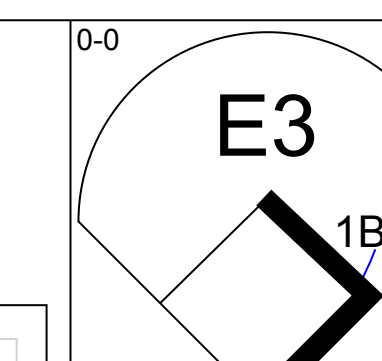
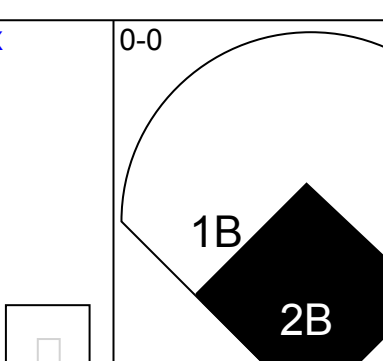
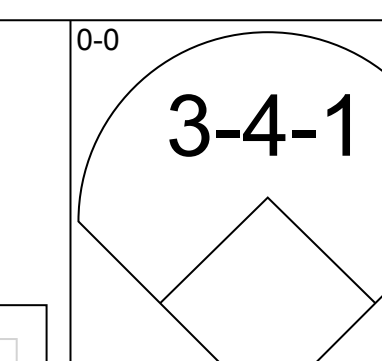
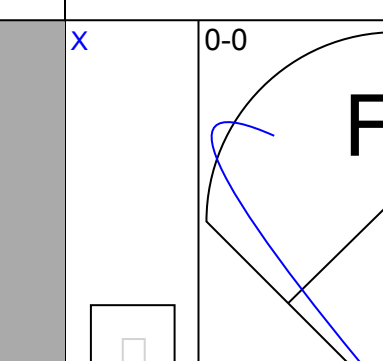
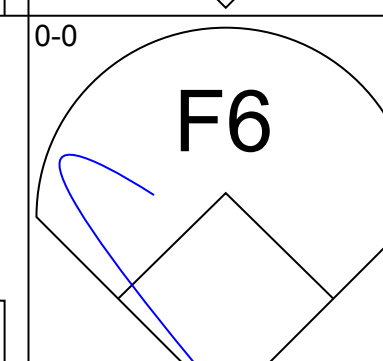
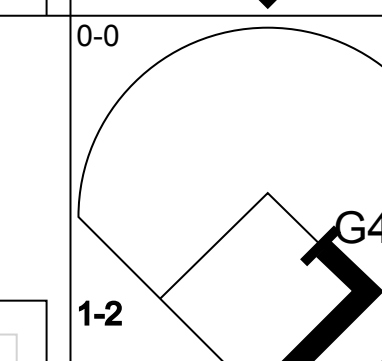
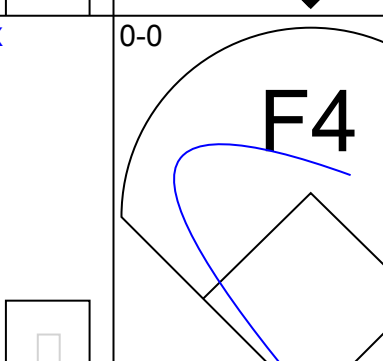
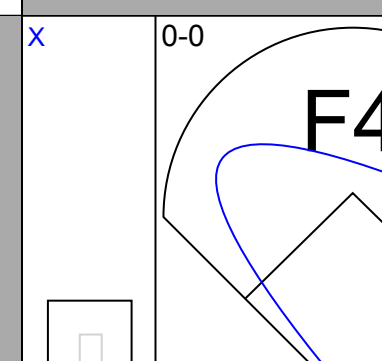
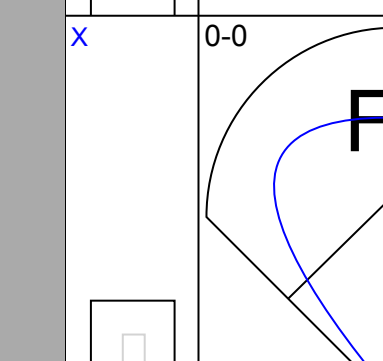
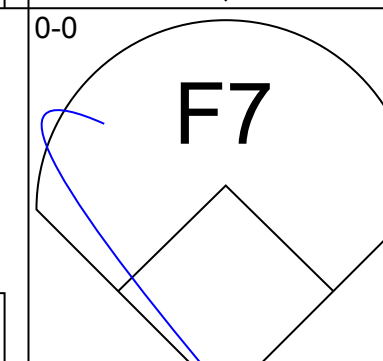
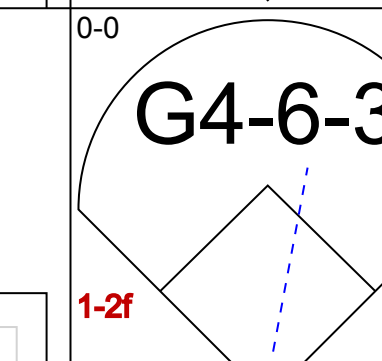
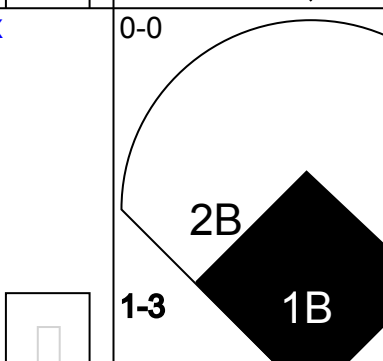
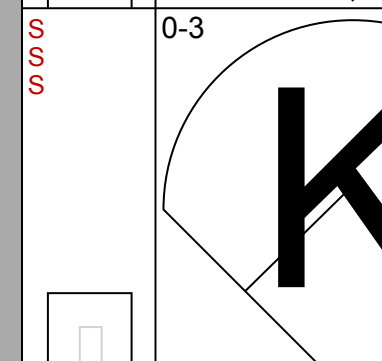
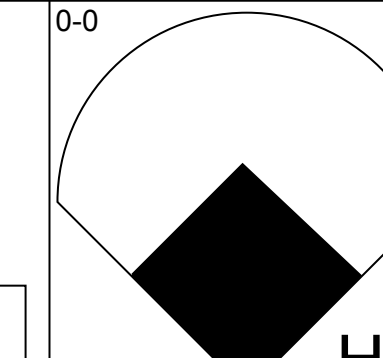
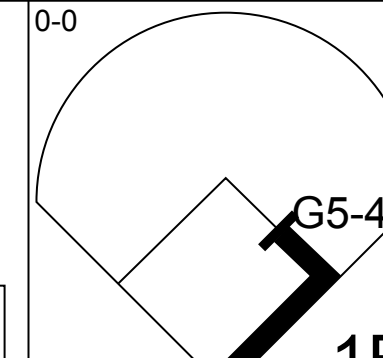
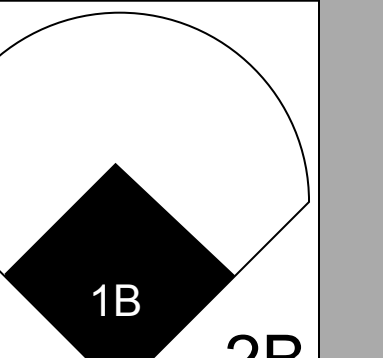

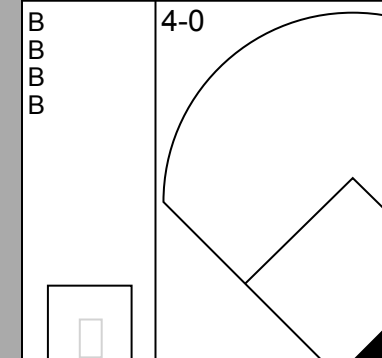
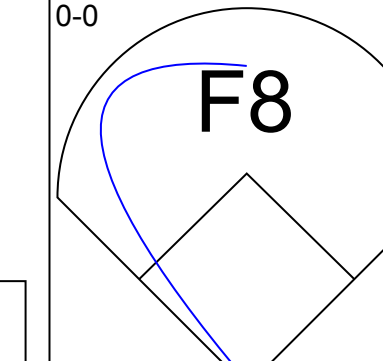
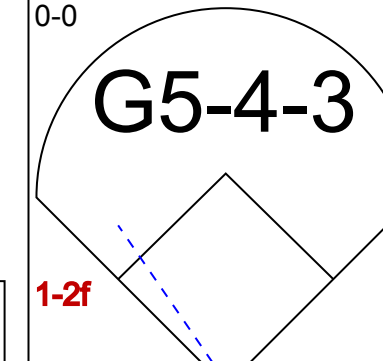
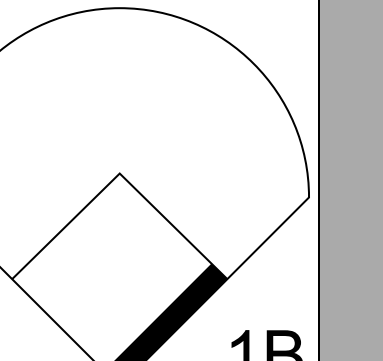

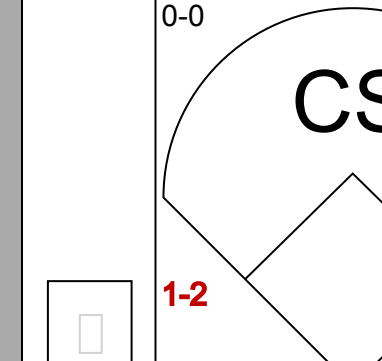
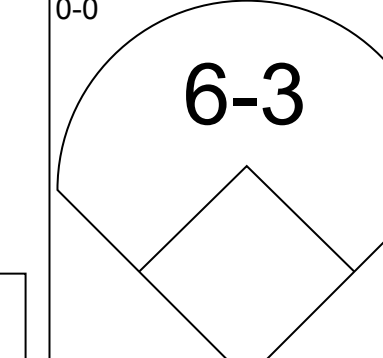
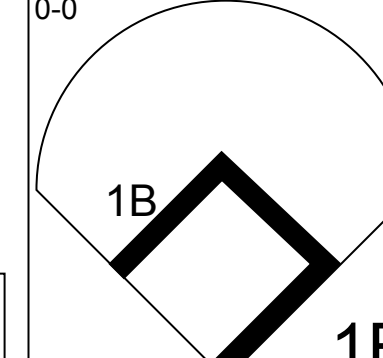
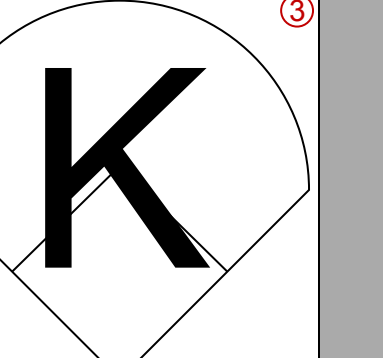
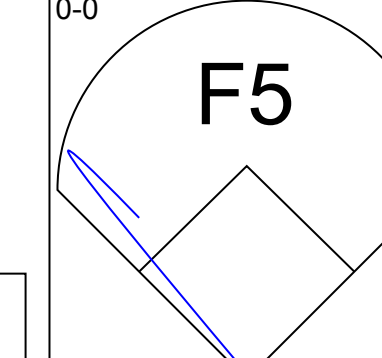
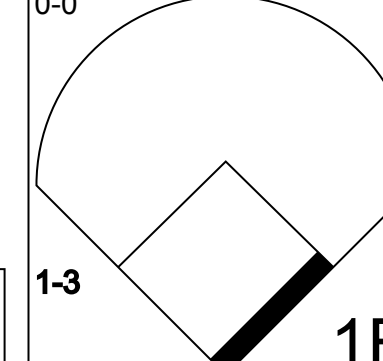
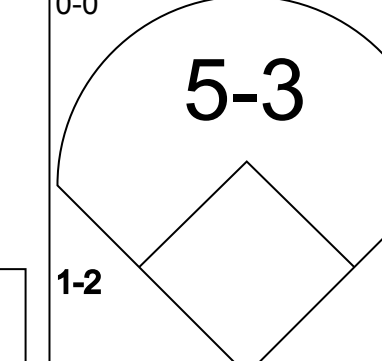
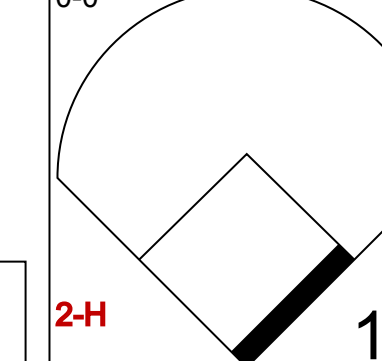
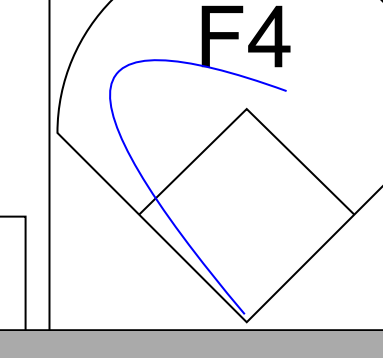
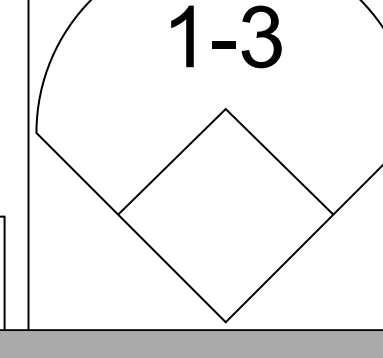
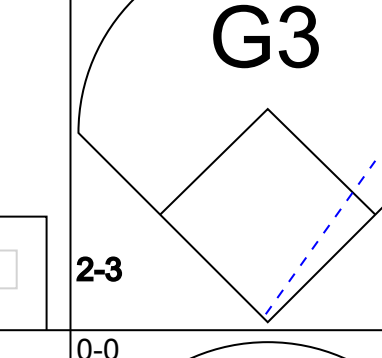
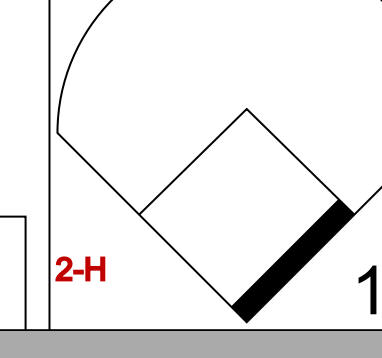



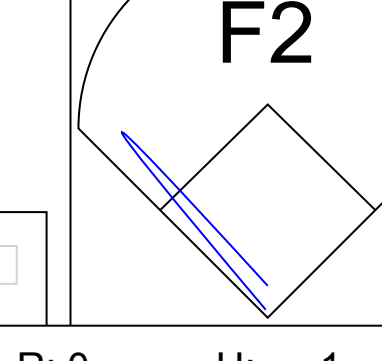
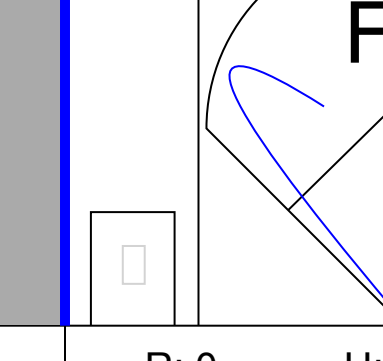
Batter	1	2	3	4	5	6	7	8	9	AB	R	H	RBI	BB	SO	LOB	BOTTOM			
Cookie Rojas, R OBP: 0.312, SLG: 0.332 (1, 7)										5	0	2	0	0	0	2	Pittsburgh Pirates @ Philadelphia Phillies Connie Mack Stadium, Philadelphia, PA Wed Sep 28 1966, 7:05 PM EDT Att: 7,213 - Unknown			
Johnny Callison, L OBP: 0.336, SLG: 0.415 (1, 9)										4	1	1	0	0	0	3				
Dick Groat, R OBP: 0.311, SLG: 0.321 (1, 6)										4	0	1	0	0	0	4				
Dick Allen, R OBP: 0.397, SLG: 0.639 (1, 5)										3	1	1	0	1	0	1				
Harvey Kuenn, R OBP: 0.335, SLG: 0.355 (1, 3)										3	0	1	0	0	0	0				
Tony Taylor, R OBP: 0.295, SLG: 0.347 (1, 4)										3	0	0	0	0	1	1				
Jackie Brandt, R OBP: 0.324, SLG: 0.325 (1, 8)										3	0	1	0	1	0	1				
Bob Uecker, R OBP: 0.280, SLG: 0.345 (1, 2)										4	0	1	0	0	0	4				
Larry Jackson, R OBP: 0.172, SLG: 0.200 Jimmie Schaffer, R OBP: 0.188, SLG: 0.400 (9, PH)										3	0	1	0	0	1	1				
Inning Stats	R: 0 E: 0 K: 0 S: 4	H: 1 LOB: 1 BB: 0 P: 4	R: 0 E: 0 K: 0 S: 3	H: 0 LOB: 0 BB: 0 P: 3	R: 0 E: 0 K: 1 S: 8	H: 3 LOB: 1 BB: 0 P: 8	R: 0 E: 0 K: 1 S: 7	H: 2 LOB: 2 BB: 0 P: 7	R: 0 E: 1 K: 0 S: 3	H: 0 LOB: 1 BB: 2 P: 11	R: 0 E: 0 K: 0 S: 4	H: 1 LOB: 0 BB: 0 P: 4	R: 0 E: 0 K: 0 S: 3	H: 0 LOB: 0 BB: 0 P: 3	R: 0 E: 0 K: 1 S: 6	H: 1 LOB: 1 BB: 0 P: 6	1B: 7 2B: 2 3B: 0 HR: 0	SF: 0 SAC: 2 DP: 2 HBP: 0	WP: 0 PB: 0 SB: 0 CS: 0	PA: 37
PITCHER Bob Veale, L ERA: 3.03 (1, 1)	IP: 9.0 WLS: W BF: 37	H: 9 R: 2 ER: 1 SO: 3	BB: 1 IBB: 1 HBP: 0 BLK: 0	WP: 0 HR: 0 S: 41 P: 49	ERA: 1.00 WHIP: 1.111															

Batter	1	2	3	4	5	6	7	8	9	AB	R	H	RBI	BB	SO	LOB	TOP					
Tito Fuentes, S OBP: 0.278, SLG: 0.362 (1, 6)										4	0	1	0	0	2	2						
Jesus Alou, R OBP: 0.273, SLG: 0.304 Willie McCovey, L OBP: 0.393, SLG: 0.584 (7, PH) (7, 3)										3	0	0	0	0	0	2						
Willie Mays, R OBP: 0.370, SLG: 0.557 (1, 8)										4	0	0	0	1	0	4						
Jim Ray Hart, R OBP: 0.341, SLG: 0.512 (1, 5)										4	2	2	0	1	0	1						
Jack Hiatt, R OBP: 0.417, SLG: 0.429 Len Gabrielson, L OBP: 0.278, SLG: 0.297 Frank Johnson, R OBP: 0.265, SLG: 0.219 (1, 3) (7, 7) (8, 7)										3	1	2	1	0	0	0						
Ollie Brown, R OBP: 0.296, SLG: 0.315 (1, 9)										5	2	2	3	0	1	3						
Bob Barton, R OBP: 0.202, SLG: 0.213 Tom Haller, L OBP: 0.321, SLG: 0.461 (8, PH) (8, 2)										3	0	0	0	0	0	1						
Hal Lanier, R OBP: 0.257, SLG: 0.291 Jim Davenport, R OBP: 0.350, SLG: 0.371 (1, 4) (7, PH) (7, 4)										2	0	1	0	0	1	0						
Juan Marichal, R OBP: 0.263, SLG: 0.321 (1, 1)										3	0	1	0	1	2	2						
Inning Stats	R: 0 E: 0 K: 1 S: 5	H: 0 LOB: 1 BB: 1 P: 9	R: 0 E: 0 K: 0 S: 3	H: 0 LOB: 0 BB: 0 P: 3	R: 0 E: 0 K: 3 S: 9	H: 0 LOB: 0 BB: 0 P: 9	R: 3 E: 0 K: 0 S: 6	H: 3 LOB: 0 BB: 0 P: 6	R: 0 E: 0 K: 0 S: 4	H: 1 LOB: 2 BB: 1 P: 8	R: 0 E: 0 K: 0 S: 4	H: 1 LOB: 1 BB: 0 P: 4	R: 0 E: 0 K: 1 S: 5	H: 2 LOB: 2 BB: 0 P: 5	R: 2 E: 0 K: 1 S: 7	H: 2 LOB: 2 BB: 2 P: 15	R: 0 E: 0 K: 1 S: 7	H: 2 LOB: 2 BB: 0 P: 7	1B: 8 2B: 1 3B: 1 HR: 1	SF: 0 SAC: 2 DP: 0 HBP: 0	WP: 0 PB: 0 SB: 0 CS: 0	PA: 42
PITCHER	IP	WLS	BF	H	R	ER	SO	BB	IBB	HBP	BLK	WP	HR	S	P	ERA	WHIP					
Woodie Fryman, L ERA: 3.81 (1, 1)	4.0		18	4	3	3	4	2	0	0	0	0	1	24	32	6.75	1.500					
Steve Blass, R ERA: 3.69 (5, 1)	1.0		3	0	0	0	0	0	0	0	0	0	0	3	3	0.00	0.000					
Billy O'Dell, L ERA: 2.64 (6, 1)	1.1		6	2	0	0	0	0	0	0	0	0	0	6	6	0.00	1.500					
Pete Mikkelsen, R ERA: 3.07 (7, 1)	1.0	L	8	3	2	2	0	1	1	0	0	0	0	6	14	18.00	4.000					
Vern Law, R ERA: 4.05 (8, 1)	1.2		7	2	0	0	2	0	0	0	0	0	0	11	11	0.00	1.200					

San Francisco Giants @ Pittsburgh Pirates
 Forbes Field, Pittsburgh, PA
 Sat Oct 01 1966, 3:33 AM EDT
 Unknown

AB	36
R	5
H	11
RBI	5
BB	4
SO	6
LOB	17



Batter	1	2	3	4	5	6	7	8	9	AB	R	H	RBI	BB	SO	LOB	BOTTOM				
Matty Alou, L OBP: 0.372, SLG: 0.421 (1, 8)										5	1	1	0	0	0	1					
Gene Alley, R OBP: 0.333, SLG: 0.419 (1, 6)										5	0	1	0	0	0	1					
Manny Mota, R OBP: 0.384, SLG: 0.478 (1, 7)										4	1	1	0	0	1	2					
Roberto Clemente, R OBP: 0.363, SLG: 0.543 (1, 9)										3	2	3	2	1	0	0					
Donn Clendenon, R OBP: 0.360, SLG: 0.521 (1, 3)										4	0	2	2	0	0	1					
Bill Mazerolski, R OBP: 0.296, SLG: 0.397 (1, 4)										4	0	1	0	0	1	2					
Bob Bailey, R OBP: 0.365, SLG: 0.455 (1, 5)										3	0	3	0	0	0	0					
Jose Pagan, R OBP: 0.294, SLG: 0.372 (7, 5)										0	0	0	0	0	0	0					
Willie Stargell, L OBP: 0.381, SLG: 0.581 (8, PH) (9, 5)										1	0	0	0	0	0	1					
Gene Michael, S OBP: 0.152, SLG: 0.273 (9, 5)										0	0	0	0	0	0	0					
Jesse Gonder, L OBP: 0.278, SLG: 0.376 (1, 2)										4	0	1	0	0	0	4					
Woodie Fryman, R ERA: 3.81 (1, 1)	9.0		38	13	4	4	3	1	0	0	0	0	0	0	0	0					
Steve Blass, R ERA: 3.69 (5, 1)	1.0		3	0	0	0	0	0	0	0	0	0	0	0	0	0					
Billy O'Dell, L ERA: 2.64 (6, 1)	1.1		6	2	0	0	0	0	0	0	0	0	0	0	0	0					
Pete Mikkelsen, R ERA: 3.07 (7, 1)	1.0	L	8	3	2	2	0	1	1	0	0	0	0	6	14	18.00	4.000				
Vern Law, R ERA: 4.05 (8, 1)	1.2		7	2	0	0	2	0	0	0	0	0	0	11	11	0.00	1.200				
Jerry Lynch, S ERA: 2.23 (1, 1)	9.0	W	38	13	4	4	3	1	0	0	0	0	0	0	0	0					
Inning Stats	R: 1 E: 0 K: 0 S: 3	H: 2 LOB: 1 BB: 0 P: 5	R: 0 E: 1 K: 0 S: 4	H: 1 LOB: 1 BB: 0 P: 4	R: 0 E: 0 K: 0 S: 5	H: 3 LOB: 2 BB: 0 P: 5	R: 3 E: 0 K: 2 S: 11	H: 4 LOB: 1 BB: 0 P: 11	R: 0 E: 0 K: 0 S: 4	H: 1 LOB: 1 BB: 0 P: 4	R: 0 E: 0 K: 1 S: 4	H: 0 LOB: 0 BB: 1 P: 8	R: 0 E: 0 K: 0 S: 4	H: 2 LOB: 2 BB: 0 P: 4	R: 0 E: 0 K: 0 S: 3	H: 0 LOB: 0 BB: 0 P: 3	1B: 10 2B: 2 3B: 0 HR: 1	SF: 0 SAC: 0 DP: 2 HBP: 0	WP: 0 PB: 0 SB: 0 CS: 1	PA: 39	
PITCHER	IP	WLS	BF	H	R	ER	SO	BB	IBB	HBP	BLK	WP	HR	S	P	ERA	WHIP				
Juan Marichal, R ERA: 2.23 (1, 1)	9.0	W	38	13	4	4	3	1	0	0	0	0	0	0	0	0					

San Francisco Giants @ Pittsburgh Pirates
 Forbes Field, Pittsburgh, PA
 Sat Oct 01 1966, 3:33 AM EDT
 Unknown

AB	37
R	4
H	13
RBI	4
BB	1
SO	3
LOB	13



Batter	1	2	3	4	5	6	7	8	9	AB	R	H	RBI	BB	SO	LOB	TOP									
Tito Fuentes, S OBP: 0.277, SLG: 0.361	F2		K			5-3		SF8 1B		4	0	1	0	0	1	1	San Francisco Giants @ Pittsburgh Pirates Forbes Field, Pittsburgh, PA Sat Oct 01 1966, 3:38 AM EDT Att: 18,928 - Unknown									
Tom Haller, L OBP: 0.323, SLG: 0.461	HBP			F8		FC6-4 1B		SF8		2	0	1	1	0	0	0										
Willie Mays, R OBP: 0.369, SLG: 0.554	G6-4-3			F8		FC6-4				3	0	0	0	1	0	2										
Willie McCovey, L OBP: 0.390, SLG: 0.579		G3		4-3			K	K		4	0	0	0	0	2	2										
Jim Ray Hart, R OBP: 0.340, SLG: 0.510		1-3			F7		FC3-6 1B	F7		4	0	1	0	0	0	2										
Len Gabrielson, L OBP: 0.278, SLG: 0.296 Frank Johnson, R OBP: 0.265, SLG: 0.219							FC3-6 1B		4-3	4	0	1	0	0	0	1										
Ollie Brown, R OBP: 0.304, SLG: 0.321			WP 6-3 BB				1-2 1B			3	0	2	0	1	0	1										
Hal Lanier, R OBP: 0.257, SLG: 0.291			6-3				1-2 1B	G1-6-3 1B	E1 2B	4	1	1	0	0	0	4										
Bobby Bolin, R OBP: 0.232, SLG: 0.289			K						F7	4	1	1	1	0	1	2										
									5-3	4	1	1	1	0	1	2										
Inning Stats	R: 0 E: 0 K: 0 S: 2	H: 0 LOB: 0 BB: 0 P: 3	R: 0 E: 0 K: 0 S: 3	H: 0 LOB: 0 BB: 0 P: 3	R: 0 E: 0 K: 2 S: 7	H: 0 LOB: 1 BB: 1 P: 11	R: 0 E: 0 K: 0 S: 3	H: 0 LOB: 0 BB: 0 P: 3	R: 0 E: 0 K: 0 S: 4	H: 2 LOB: 1 BB: 0 P: 4	R: 0 E: 0 K: 0 S: 4	H: 1 LOB: 1 BB: 0 P: 4	R: 0 E: 0 K: 1 S: 6	H: 1 LOB: 1 BB: 0 P: 6	R: 2 E: 1 K: 1 S: 8	H: 3 LOB: 2 BB: 1 P: 12	R: 0 E: 0 K: 0 S: 4	H: 1 LOB: 1 BB: 0 P: 4	1B: 6 2B: 2 3B: 0 HR: 0	SF: 1 SAC: 0 DP: 2 HBP: 1	WP: 1 PB: 0 SB: 0 CS: 0	PA: 36				
PITCHER	IP	WLS	BF	H	R	ER	SO	BB	IBB	HBP	BLK	WP	HR	S	P	ERA	WHIP									
Tommie Sisk, R ERA: 4.14	(1, 1)	7.1	L	30	7	2	2	3	1	1	1	0	1	0	33	42	2.46	1.091								
Luke Walker, L ERA: 4.5	(8, 1)	0.1		1	0	0	0	1	0	0	0	0	0	0	3	3	0.00	0.000								
Steve Blass, R ERA: 3.66	(8, 1)	1.1		5	1	0	0	0	0	0	0	0	0	5	5	0.00	0.750									

Batter	1	2	3	4	5	6	7	8	9	AB	R	H	RBI	BB	SO	LOB	BOTTOM								
Matty Alou, L OBP: 0.370, SLG: 0.418	F4		F9			G5-4-3			F9	4	0	0	0	0	0	1	San Francisco Giants @ Pittsburgh Pirates Forbes Field, Pittsburgh, PA Sat Oct 01 1966, 3:38 AM EDT Att: 18,928 - Unknown								
Gene Alley, R OBP: 0.332, SLG: 0.416	1-3			6-3				F9		3	0	0	0	0	0	0									
Manny Mota, R OBP: 0.381, SLG: 0.473	F8			4-3				4-3		3	0	0	0	0	0	0									
Roberto Clemente, R OBP: 0.362, SLG: 0.540		4-3		1-3				F9		3	0	0	0	0	0	0									
Donn Clendenon, R OBP: 0.359, SLG: 0.519			K					F7		3	0	0	0	0	1	0									
Bill Mazerowski, R OBP: 0.296, SLG: 0.397								6-3		3	0	1	0	0	0	0									
Bob Bailey, R OBP: 0.362, SLG: 0.451								4-3		3	0	0	0	0	0	1									
Jim Pagliaroni, R OBP: 0.329, SLG: 0.377			F8						K	3	0	0	0	0	1	0									
Tommie Sisk, R OBP: 0.179, SLG: 0.098 Luke Walker, L	(1, 1)								6-3	1	0	0	0	1	1	0									
Steve Blass, R OBP: 0.231, SLG: 0.250 George Spriggs, L OBP: 0.143, SLG: 0.143	(8, 1)									0	0	0	0	0	0	0									
	(8, PH)									1	0	0	0	0	0	0									
Inning Stats	R: 0 E: 0 K: 0 S: 3	H: 0 LOB: 0 BB: 0 P: 3	R: 0 E: 0 K: 1 S: 6	H: 1 LOB: 0 BB: 0 P: 6	R: 0 E: 0 K: 1 S: 5	H: 0 LOB: 0 BB: 0 P: 5	R: 0 E: 0 K: 0 S: 3	H: 0 LOB: 0 BB: 0 P: 3	R: 0 E: 0 K: 0 S: 3	H: 0 LOB: 0 BB: 0 P: 3	R: 0 E: 0 K: 0 S: 2	H: 0 LOB: 1 BB: 1 P: 6	R: 0 E: 0 K: 0 S: 3	H: 0 LOB: 0 BB: 0 P: 3	R: 0 E: 0 K: 0 S: 3	H: 0 LOB: 0 BB: 0 P: 3	R: 0 E: 0 K: 1 S: 5	H: 0 LOB: 0 BB: 0 P: 5	1B: 1 2B: 0 3B: 0 HR: 0	SF: 0 SAC: 0 DP: 1 HBP: 0	WP: 0 PB: 0 SB: 0 CS: 0	PA: 28			
PITCHER	IP	WLS	BF	H	R	ER	SO	BB	IBB	HBP	BLK	WP	HR	S	P	ERA	WHIP								
Bobby Bolin, R ERA: 2.89	(1, 1)	9.0	W	28	1	0	0	3	1	0	0	0	0	33	37	0.00	0.222								

