


# Pittsburgh Pirates - 1967

Batter	1	2	3	4	5	6	7	8	9	AB	R	H	RBI	BB	SO	LOB	TOP			
Matty Alou, L (1, 8) OBP: 0.400, SLG: 0.250										4	2	1	1	1	1	0				
Maury Wills, S (1, 5) OBP: 0.400, SLG: 0.400										5	0	2	1	0	0	1				
Roberto Clemente, R (1, 9) OBP: 0.400, SLG: 0.250										4	0	1	1	1	1	1				
Willie Stargell, L (1, 7)										3	1	0	0	2	1	4				
Donn Clendenon, R (1, 3) OBP: 0.200, SLG: 0.200										5	1	1	0	0	2	6				
Bill Mazerowski, R (1, 4) OBP: 0.250, SLG: 0.500										4	0	1	1	0	2	2				
Gene Alley, R (1, 6) OBP: 0.250, SLG: 0.500										4	1	1	0	0	0	1				
Jesse Gonder, L (1, 2) OBP: 0.250, SLG: 0.500										4	0	1	1	0	0	0				
George Spriggs, L (9, PR)										0	1	0	0	0	0	0				
Jerry May, R (9, 2)										0	0	0	0	0	0	0				
Bob Veale, S (1, 1)										3	0	0	0	0	3	0				
Manny Jimenez, L (9, PH)										0	0	0	0	0	0	0				
Manny Mota, R (9, PH)										1	0	0	0	0	0	1				
Pete Mikkelsen, R (9, 1)										0	0	0	0	0	0	0				
<b>Inning Stats</b>	R: 0 E: 1 K: 3 S: 10	H: 1 LOB: 2 BB: 1 P: 14	R: 0 E: 0 K: 1 S: 5	H: 0 LOB: 0 BB: 0 P: 5	R: 1 E: 0 K: 1 S: 6	H: 1 LOB: 1 BB: 1 P: 10	R: 0 E: 0 K: 0 S: 3	H: 0 LOB: 0 BB: 0 P: 3	R: 0 E: 0 K: 1 S: 5	H: 0 LOB: 0 BB: 0 P: 5	R: 2 E: 2 K: 0 S: 6	H: 2 LOB: 1 BB: 0 P: 6	R: 0 E: 0 K: 1 S: 5	H: 0 LOB: 2 BB: 1 P: 12	R: 3 E: 0 K: 1 S: 9	H: 4 LOB: 2 BB: 1 P: 13	1B: 5 2B: 3 3B: 0 HR: 0	SF: 0 SAC: 0 DP: 0 HBP: 0	WP: 0 PB: 2 CS: 0	PA: 41
<b>PITCHER</b>	IP WLS BF H R ER SO BB IBB HBP BLK WP HR S P ERA WHIP																			
Don Cardwell, R (1, 1) ERA: 3.38	8.0 L 35 6 5 4 9 2 1 0 0 0 0 50 62 4.50 1.000																			
Don Shaw, L (9, 1) ERA: 9.0	1.0 6 2 1 0 1 0 1 0 0 0 0 0 7 11 0.00 2.000																			

Pittsburgh Pirates @ New York Mets  
Shea Stadium, Flushing, NY  
Tue Apr 11 1967, 3:33 AM EST  
Att: 31,510 - Unknown - 44 F

AB 37  
R 6  
H 8  
RBI 5  
BB 4  
SO 10  
LOB 16



livebaseballscorecards.com

Batter	1	2	3	4	5	6	7	8	9	AB	R	H	RBI	BB	SO	LOB	BOTTOM					
Don Bosch, S (1, 8) OBP: 0.500, SLG: 0.333										3	1	1	0	1	0	1						
Cleon Jones, R (1, 9)										4	0	0	0	0	2	2						
Ken Boyer, R (1, 5)										3	0	0	0	1	0	0						
Tommy Davis, R (1, 7) OBP: 0.500, SLG: 0.500										4	0	2	1	0	2	0						
Tommie Reynolds, R (8, PR) (9, 7)										0	0	0	0	0	0	0						
Ron Swoboda, R (1, 3) OBP: 0.250, SLG: 0.500										4	1	1	0	0	0	3						
Jerry Buchek, R (1, 4)										2	0	0	0	1	0	3						
Chuck Hillier, L (9, PH)										1	0	0	0	0	0	0						
Jerry Grote, R (1, 2) OBP: 0.250, SLG: 1.000										4	1	1	2	0	2	1						
Bud Harrelson, S (1, 6)										4	0	0	0	0	1	0						
Don Cardwell, R (1, 1)										2	0	0	0	1	1	0						
Don Shaw, L (9, 1)										0	0	0	0	0	0	0						
<b>Inning Stats</b>	R: 1 E: 0 K: 0 S: 5	H: 2 LOB: 2 BB: 1 P: 9	R: 0 E: 0 K: 1 S: 5	H: 0 LOB: 1 BB: 1 P: 9	R: 0 E: 0 K: 2 S: 7	H: 0 LOB: 0 BB: 0 P: 7	R: 2 E: 0 K: 1 S: 7	H: 2 LOB: 0 BB: 0 P: 7	R: 0 E: 0 K: 1 S: 5	H: 0 LOB: 0 BB: 0 P: 5	R: 0 E: 0 K: 2 S: 7	H: 0 LOB: 1 BB: 1 P: 11	R: 0 E: 0 K: 1 S: 5	H: 0 LOB: 1 BB: 1 P: 9	R: 0 E: 0 K: 0 S: 3	H: 1 LOB: 1 BB: 0 P: 3	R: 0 E: 0 K: 0 S: 3	H: 0 LOB: 0 BB: 0 P: 3	1B: 3 2B: 1 3B: 0 HR: 1	SF: 0 SAC: 0 DP: 1 HBP: 0	WP: 0 PB: 0 CS: 0	PA: 35
<b>PITCHER</b>	IP WLS BF H R ER SO BB IBB HBP BLK WP HR S P ERA WHIP																					
Bob Veale, L (1, 1) ERA: 3.38	8.0 W 32 5 3 3 8 4 0 0 0 0 0 1 44 60 3.38 1.125																					
Pete Mikkelsen, R (9, 1) ERA:	1.0 S 3 0 0 0 0 0 0 0 0 0 0 0 3 3 0.00 0.000																					

Pittsburgh Pirates @ New York Mets  
Shea Stadium, Flushing, NY  
Tue Apr 11 1967, 3:33 AM EST  
Att: 31,510 - Unknown - 44 F

AB 31  
R 3  
H 5  
RBI 3  
BB 4  
SO 8  
LOB 10



livebaseballscorecards.com



Batter	1	2	3	4	5	6	7	8	9	AB	R	H	RBI	BB	SO	LOB	TOP								
Matty Alou, L OBP: 0.600, SLG: 0.500 (1, 8)										2	1	1	0	1	0	1									
Maury Wills, S OBP: 0.500, SLG: 0.500 (1, 5)										5	0	3	1	0	0	1									
Roberto Clemente, R OBP: 0.300, SLG: 0.222 (1, 9)										5	0	1	1	0	0	1	6								
Willie Stargell, L (1, 7)										4	0	0	0	1	2	5									
Donn Clendenon, R OBP: 0.222, SLG: 0.125 (1, 3)										3	0	0	0	1	2	4									
Bill Mazerowski, R OBP: 0.125, SLG: 0.250 (1, 4)										4	0	0	0	0	1	3									
Gene Alley, R OBP: 0.250, SLG: 0.375 (1, 6)										4	0	1	0	0	3	0									
Jesse Gonder, L OBP: 0.425, SLG: 0.500 (1, 2)										2	1	1	0	1	0	0									
Woodie Fryman, R (1, 1)										2	0	0	0	0	1	2									
Vern Law, R OBP: 0.500, SLG: 1.000 (5, 1)										2	0	1	0	0	0	1									
<b>Inning Stats</b>	R: 0 E: 0 K: 1 S: 6	H: 1 LOB: 2 BB: 1 P: 10	R: 0 E: 0 K: 2 S: 8	H: 1 LOB: 1 BB: 0 P: 8	R: 1 E: 0 K: 2 S: 9	H: 2 LOB: 2 BB: 1 P: 13	R: 1 E: 1 K: 2 S: 9	H: 1 LOB: 3 BB: 1 P: 14	R: 0 E: 0 K: 1 S: 4	H: 0 LOB: 0 BB: 1 P: 8	R: 0 E: 0 K: 0 S: 4	H: 2 LOB: 0 BB: 0 P: 5	R: 0 E: 0 K: 1 S: 5	H: 0 LOB: 0 BB: 0 P: 5	R: 0 E: 0 K: 0 S: 4	H: 1 LOB: 1 BB: 0 P: 4	R: 0 E: 0 K: 1 S: 5	H: 0 LOB: 0 BB: 0 P: 5	1B: 6 2B: 2 3B: 0 HR: 0	SF: 0 SAC: 1 DP: 1 HBP: 2	WP: 0 PB: 0 SB: 0 CS: 1	PA: 40			
<b>PITCHER</b>	IP	WLS	BF	H	R	ER	SO	BB	IBB	HBP	BLK	WP	HR	S	P	ERA	WHIP								
Tom Seaver, R ERA: 3.38 (1, 1)	5.1		28	6	2	2	8	4	0	2	0	0	0	38	56	3.38	1.875								
Chuck Estrada, R ERA: (6, 1)	2.2	W	9	2	0	0	1	0	0	0	0	0	0	11	11	0.00	0.750								
Ron Taylor, R ERA: (9, 1)	1.0	S	3	0	0	0	1	0	0	0	0	0	0	5	5	0.00	0.000								

Pittsburgh Pirates @ New York Mets  
Shea Stadium, Flushing, NY  
Thu Apr 13 1967, 3:33 AM EST  
Att: 5,005 - Unknown

AB 33  
R 2  
H 8  
RBI 2  
BB 4  
SO 10  
LOB 23



Batter	1	2	3	4	5	6	7	8	9	AB	R	H	RBI	BB	SO	LOB	BOTTOM								
Don Bosch, S OBP: 0.222, SLG: 0.125 (1, 8)										5	0	0	0	0	2	7									
Cleon Jones, R (1, 9)										4	0	0	0	0	0	2									
Ken Boyer, R OBP: 0.375, SLG: 0.167 (1, 5)										3	0	1	0	1	0	0									
Ron Swoboda, R OBP: 0.250, SLG: 0.286 (1, 3)										3	0	0	0	1	0	1									
Tommy Reynolds, R OBP: 1.000, SLG: 1.000 Al Luplow, L (5, PH) (6, 7)										2	1	2	0	0	0	0									
Jerry Buchek, R OBP: 0.425, SLG: 0.833 (1, 4)										4	2	2	2	0	1	2									
Jerry Grote, R OBP: 0.286, SLG: 0.667 (1, 2)										2	0	0	0	1	1	0									
Bud Harrelson, S OBP: 0.167, SLG: 0.167 Larry Stahl, L (8, PH) Ron Taylor, R (9, 1)										2	0	1	0	0	0	1									
Tom Seaver, R OBP: 1.000, SLG: 1.000 Chuck Estrada, R (6, 1) Chuck Hiller, L OBP: 0.500, SLG: 1.000 (8, PH) Sandy Alomar Sr., S (9, 6)										1	0	1	0	1	0	0									
<b>Inning Stats</b>	R: 0 E: 0 K: 1 S: 5	H: 0 LOB: 0 BB: 0 P: 5	R: 2 E: 0 K: 1 S: 7	H: 2 LOB: 2 BB: 2 P: 15	R: 0 E: 0 K: 0 S: 4	H: 2 LOB: 0 BB: 0 P: 4	R: 0 E: 0 K: 2 S: 9	H: 2 LOB: 2 BB: 0 P: 9	R: 0 E: 1 K: 0 S: 5	H: 0 LOB: 2 BB: 2 P: 11	R: 0 E: 0 K: 0 S: 3	H: 0 LOB: 0 BB: 0 P: 3	R: 1 E: 0 K: 0 S: 5	H: 2 LOB: 1 BB: 0 P: 5	R: 0 E: 0 K: 0 S: 5	H: 0 LOB: 0 BB: 0 P: 5	1B: 6 2B: 1 3B: 0 HR: 1	SF: 0 SAC: 2 DP: 0 HBP: 0	WP: 0 PB: 0 SB: 1 CS: 0	PA: 37					
<b>PITCHER</b>	IP	WLS	BF	H	R	ER	SO	BB	IBB	HBP	BLK	WP	HR	S	P	ERA	WHIP								
Woodie Fryman, L ERA: 4.15 (1, 1)	4.1		22	6	2	2	4	4	0	0	0	0	0	26	42	4.15	2.308								
Vern Law, R ERA: 2.45 (5, 1)	3.2	L	15	2	1	1	0	0	0	0	0	0	0	15	15	2.46	0.545								

Pittsburgh Pirates @ New York Mets  
Shea Stadium, Flushing, NY  
Thu Apr 13 1967, 3:33 AM EST  
Att: 5,005 - Unknown

AB 31  
R 3  
H 8  
RBI 3  
BB 4  
SO 4  
LOB 18





Batter	1	2	3	4	5	6	7	8	9	AB	R	H	RBI	BB	SO	LOB	TOP				
Don Kessinger, S OBP: 0.333, SLG: 0.429	4-3		K		2B	8-4		F9		5	1	2	3	0	1	0	<b>Chicago Cubs @ Pittsburgh Pirates</b> Forbes Field, Pittsburgh, PA Fri Apr 14 1967, 3:33 AM EST Att: 32,296 - Sunny - 75 F				
Glenn Beckert, R OBP: 0.429, SLG: 0.786	G3		F9		HR	8-4		4-3		5	1	1	2	0	0	1					
Billy Williams, L OBP: 0.429, SLG: 0.538	4-3				3-1					5	0	2	0	0	0	1					
Ron Santo, R OBP: 0.143, SLG: 0.308		1-3			K			G4-6-3		5	1	1	2	0	1	2					
14 Ernie Banks, R OBP: 0.385, SLG: 0.923						HR		B1		4	1	3	1	0	0	0					
John Boccabella, R OBP: 0.143, SLG: 0.308					2B					4	0	0	0	0	0	2					
Lee Thomas, L OBP: 0.400, SLG: 0.400					F3					4	1	2	0	0	0	0					
Adolfo Phillips, R OBP: 0.500, SLG: 0.444					FC6					3	2	1	0	1	0	2					
Curt Simmons, L OBP: 0.250, SLG: 0.250			1-3							4	1	1	0	0	1	3					
<b>Inning Stats</b>	R: 0 E: 0 K: 0 S: 3	H: 0 LOB: 0 BB: 0 P: 3	R: 1 E: 1 K: 0 S: 5	H: 1 LOB: 1 BB: 0 P: 5	R: 0 E: 0 K: 1 S: 5	H: 0 LOB: 0 BB: 0 P: 5	R: 0 E: 0 K: 1 S: 6	H: 1 LOB: 1 BB: 0 P: 6	R: 5 E: 0 K: 0 S: 8	H: 5 LOB: 1 BB: 1 P: 12	R: 2 E: 1 K: 0 S: 5	H: 3 LOB: 0 BB: 0 P: 5	R: 0 E: 0 K: 1 S: 6	H: 1 LOB: 1 BB: 0 P: 6	R: 0 E: 0 K: 0 S: 4	H: 1 LOB: 0 BB: 0 P: 4	1B: 8 2B: 3 3B: 1 HR: 2	SF: 0 SAC: 0 DP: 2 HBP: 0	WP: 0 PB: 0 SB: 0 CS: 0	PA: 40	
<b>PITCHER</b>	IP	WLS	BF	H	R	ER	SO	BB	IBB	HBP	BLK	WP	HR	S	P	ERA	WHIP				
Dennis Ribant, R ERA: 10.38	4.1	L	20	5	5	5	2	1	0	0	0	0	1	23	27	10.38	1.385				
Bill Short, L ERA:	0.1		1	0	0	0	0	0	0	0	0	0	0	1	1	0.00	0.000				
Steve Blass, R ERA: 27.0	0.1		3	2	1	1	0	0	0	0	0	0	1	3	3	27.00	6.000				
Al McBean, R ERA: 4.5	2.0		8	4	2	1	0	0	0	0	0	0	0	8	8	4.50	2.000				
Jim Shellenback, L ERA:	2.0		8	2	0	0	1	0	0	0	0	0	0	10	10	0.00	1.000				



Batter	1	2	3	4	5	6	7	8	9	AB	R	H	RBI	BB	SO	LOB	BOTTOM				
Maury Wills, S OBP: 0.400, SLG: 0.500	6-3		6-3			1-3		4-3		4	1	1	1	0	0	1	<b>Chicago Cubs @ Pittsburgh Pirates</b> Forbes Field, Pittsburgh, PA Fri Apr 14 1967, 3:33 AM EST Att: 32,296 - Sunny - 75 F				
Manny Mota, R OBP: 0.333, SLG: 0.833			F8			1-3		6-3		5	1	2	0	0	0	1					
Roberto Clemente, R OBP: 0.214, SLG: 0.154						2B				4	0	0	2	0	0	1					
Donn Clendenon, R OBP: 0.308, SLG: 0.250										4	0	2	0	0	0	1					
Bill Mazerolski, R OBP: 0.250, SLG: 0.333										4	0	2	0	0	0	1					
Gene Alley, R OBP: 0.250, SLG: 0.333										4	1	1	0	0	0	4					
Willie Stargell, L OBP: 0.286, SLG: 0.091										4	1	1	0	0	0	1					
Jim Pagliaroni, R OBP: 0.500, SLG: 0.750										4	1	2	1	0	1	1					
Dennis Ribant, R ERA: 10.38	9.0	W	38	11	5	5	2	0	0	0	0	0	0	0	0	0	<b>Chicago Cubs @ Pittsburgh Pirates</b> Forbes Field, Pittsburgh, PA Fri Apr 14 1967, 3:33 AM EST Att: 32,296 - Sunny - 75 F				
Bill Short, L ERA:	0.1		1	0	0	0	0	0	0	0	0	0	0	0	0	0					
Steve Blass, R ERA: 27.0	0.1		3	2	1	1	0	0	0	0	0	0	0	0	0	0					
Jose Pagan, R ERA:	0.1		1	0	0	0	0	0	0	0	0	0	0	0	0	0					
Al McBean, R ERA: 4.5	2.0		8	4	2	1	0	0	0	0	0	0	0	0	0	0					
Matty Alou, L OBP: 0.500, SLG: 0.429	2.0		8	2	0	0	1	0	0	0	0	0	0	0	0	0					
Jim Shellenback, L ERA:	2.0		8	2	0	0	1	0	0	0	0	0	0	0	0	0					
Andre Rodgers, R ERA:	0.1		1	0	0	0	0	0	0	0	0	0	0	0	0	0					
<b>Inning Stats</b>	R: 0 E: 0 K: 0 S: 4	H: 1 LOB: 1 BB: 0 P: 4	R: 0 E: 0 K: 1 S: 6	H: 1 LOB: 1 BB: 0 P: 6	R: 0 E: 0 K: 0 S: 3	H: 0 LOB: 0 BB: 0 P: 3	R: 0 E: 0 K: 0 S: 4	H: 1 LOB: 1 BB: 0 P: 4	R: 0 E: 0 K: 0 S: 6	H: 3 LOB: 2 BB: 0 P: 6	R: 0 E: 0 K: 1 S: 6	H: 1 LOB: 1 BB: 0 P: 6	R: 1 E: 0 K: 0 S: 4	H: 1 LOB: 0 BB: 0 P: 4	R: 3 E: 0 K: 0 S: 6	H: 3 LOB: 0 BB: 0 P: 6	1B: 7 2B: 3 3B: 1 HR: 0	SF: 2 SAC: 0 DP: 0 HBP: 0	WP: 0 PB: 0 SB: 0 CS: 0	PA: 38	
<b>PITCHER</b>	IP	WLS	BF	H	R	ER	SO	BB	IBB	HBP	BLK	WP	HR	S	P	ERA	WHIP				
Curt Simmons, L ERA: 5.0	9.0	W	38	11	5	5	2	0	0	0	0	0	0	42	42	5.00	1.222				





Batter	1	2	3	4	5	6	7	8	9	AB	R	H	RBI	BB	SO	LOB	TOP			
Paul Popovich, S (1.6)										5	0	0	0	0	0	1				
Glenn Beckert, R OBP: 0.421, SLG: 0.667 (1.4)										4	1	1	0	1	0	0				
Billy Williams, L OBP: 0.421, SLG: 0.556 (1.7)										5	1	2	1	0	1	1				
Ron Santo, R OBP: 0.263, SLG: 0.313 (1.5)										3	0	1	0	2	2	1				
14 Ernie Banks, R OBP: 0.333, SLG: 0.778 (1.3)										5	1	1	0	0	2	5				
Lee Thomas, L OBP: 0.500, SLG: 0.571 Byron Browne, R (7.9)										4	2	3	2	0	0	0				
Randy Hundley, R OBP: 0.500, SLG: 1.333 (1.2)										3	1	1	2	1	1	1				
Adolfo Phillips, R OBP: 0.563, SLG: 0.667 (1.8)										3	1	2	1	1	0	3				
Ray Culp, R (1.1)										3	0	0	1	0	1	2				
<b>Inning Stats</b>	R: 2 E: 1 K: 1 S: 8	H: 3 LOB: 3 BB: 2 P: 16	R: 0 E: 0 K: 1 S: 5	H: 0 LOB: 1 BB: 1 P: 9	R: 3 E: 0 K: 1 S: 9	H: 4 LOB: 0 BB: 0 P: 9	R: 0 E: 0 K: 1 S: 6	H: 1 LOB: 1 BB: 0 P: 6	R: 2 E: 0 K: 0 S: 5	H: 2 LOB: 0 BB: 0 P: 5	R: 0 E: 0 K: 1 S: 6	H: 1 LOB: 1 BB: 0 P: 6	R: 0 E: 0 K: 1 S: 5	H: 0 LOB: 1 BB: 1 P: 9	R: 0 E: 1 K: 1 S: 2	H: 0 LOB: 0 BB: 0 P: 6	1B: 6 2B: 3 3B: 1 HR: 1	SF: 0 SAC: 1 DP: 1 HBP: 0	WP: 0 PB: 0 SB: 0 CS: 0	PA: 42
<b>PITCHER</b>	IP WLS BF H R ER SO BB IBB HBP BLK WP HR S P ERA WHIP																			
Tommie Sisk, R ERA: 19.29 (1.1)	2.1 L 17 7 5 5 3 3 0 0 0 0 0 1 20 32 19.29 4.286																			
Steve Blass, R ERA: 4.5 (3.1)	1.2 6 1 0 0 1 0 0 0 0 0 0 0 8 8 0.00 0.600																			
Al McBean, R ERA: 5.4 (5.1)	3.0 13 3 2 2 2 1 0 0 0 0 0 0 16 20 6.00 1.333																			
Roy Face, R ERA: (8.1)	2.0 6 0 0 0 1 1 0 0 0 0 0 0 7 11 0.00 0.500																			

Chicago Cubs @ Pittsburgh Pirates  
Forbes Field, Pittsburgh, PA  
Sat Apr 15 1967, 3:33 AM EST  
Att: 10,624 - Cloudy - 67 F

AB	36
R	7
H	11
RBI	7
BB	5
SO	7
LOB	14



Batter	1	2	3	4	5	6	7	8	9	AB	R	H	RBI	BB	SO	LOB	BOTTOM					
Matty Alou, L OBP: 0.438, SLG: 0.273 (1.8)										4	1	0	0	0	0	0						
Maury Wills, S OBP: 0.350, SLG: 0.421 (1.5)										5	0	1	0	0	1	1						
Roberto Clemente, R OBP: 0.333, SLG: 0.250 (1.9)										3	2	2	1	1	0	1						
Willie Stargell, L OBP: 0.222, SLG: 0.067 (1.7)										4	0	0	0	0	2	4						
Donn Clendenon, R OBP: 0.294, SLG: 0.250 (1.3)										4	0	1	1	0	1	2						
Bill Mazeroski, R OBP: 0.250, SLG: 0.313 (1.4)										4	0	1	0	0	1	4						
Gene Alley, R OBP: 0.313, SLG: 0.438 (1.6)										4	0	2	1	0	1	2						
Jim Pagliaroni, R OBP: 0.250, SLG: 0.375 (1.2)										4	0	0	0	0	2	3						
Tommie Sisk, R Steve Blass, R Manny Jimenez, L Al McBean, R George Spriggs, L Roy Face, R Manny Mota, R (1.1) (3.1) (4. PH) (5.1) (7. PH) (8.1) (9. PH)										1	0	0	0	0	0	0						
<b>Inning Stats</b>	R: 2 E: 1 K: 0 S: 6	H: 3 LOB: 2 BB: 0 P: 7	R: 0 E: 0 K: 1 S: 5	H: 0 LOB: 0 BB: 0 P: 5	R: 0 E: 1 K: 1 S: 7	H: 1 LOB: 2 BB: 0 P: 7	R: 0 E: 0 K: 2 S: 7	H: 0 LOB: 0 BB: 0 P: 7	R: 0 E: 0 K: 1 S: 5	H: 0 LOB: 1 BB: 1 P: 9	R: 0 E: 0 K: 1 S: 6	H: 1 LOB: 1 BB: 0 P: 6	R: 0 E: 0 K: 0 S: 3	H: 0 LOB: 0 BB: 0 P: 3	R: 1 E: 1 K: 1 S: 8	H: 2 LOB: 2 BB: 0 P: 8	R: 0 E: 0 K: 1 S: 5	H: 0 LOB: 0 BB: 0 P: 5	1B: 6 2B: 1 3B: 1 HR: 0	SF: 0 SAC: 0 DP: 0 HBP: 1	WP: 0 PB: 0 SB: 0 CS: 0	PA: 38
<b>PITCHER</b>	IP WLS BF H R ER SO BB IBB HBP BLK WP HR S P ERA WHIP																					
Ray Culp, R ERA: 2.0 (1.1)	9.0 W 38 7 3 2 8 1 0 1 0 0 0 0 52 57 2.00 0.889																					

Chicago Cubs @ Pittsburgh Pirates  
Forbes Field, Pittsburgh, PA  
Sat Apr 15 1967, 3:33 AM EST  
Att: 10,624 - Cloudy - 67 F

AB	36
R	3
H	7
RBI	3
BB	1
SO	8
LOB	17



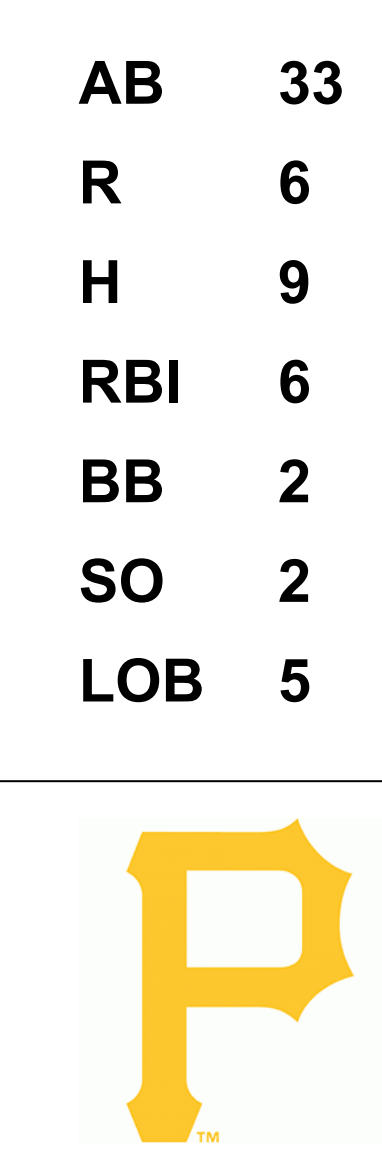


Batter	1	2	3	4	5	6	7	8	9	AB	R	H	RBI	BB	SO	LOB	TOP								
Paul Popovich, S OBP: 0.200, SLG: 0.200 (1, 6)										5	0	2	1	0	0	1	<b>Chicago Cubs @ Pittsburgh Pirates</b> Forbes Field, Pittsburgh, PA Sun Apr 16 1967, 3:33 AM EST Att: 13,510 - Cloudy - 75 F								
Glenn Beckert, R OBP: 0.375, SLG: 0.565 (1, 4)										5	0	1	1	0	0	1									
Billy Williams, L OBP: 0.500, SLG: 0.667 (1, 7)										3	1	2	0	2	0	0									
Ron Santo, R OBP: 0.292, SLG: 0.300 (1, 5)										4	0	1	1	1	1	6									
14 Ernie Banks, R OBP: 0.304, SLG: 0.652 (1, 3)										5	1	1	0	0	0	4									
Randy Hundley, R OBP: 0.500, SLG: 0.857 (1, 2)										4	1	2	0	0	1	1									
Byron Browne, R (1, 9)										2	1	0	0	1	0	1									
Adolfo Phillips, R OBP: 0.550, SLG: 0.571 (1, 8)										2	1	0	1	2	1	2									
Fergie Jenkins, R (1, 1)										3	0	0	0	0	1	4									
Cal Koonce, R (7, 1)										1	0	0	0	0	0	1									
John Upham, L (9, 1)										0	0	0	0	0	0	0									
Joe Niekro, R (9, 1)										0	0	0	0	0	0	0									
<b>Inning Stats</b>	R: 0 E: 0 K: 0 S: 3	H: 1 LOB: 1 BB: 1 P: 7	R: 4 E: 1 K: 1 S: 9	H: 4 LOB: 2 BB: 2 P: 17	R: 0 E: 0 K: 1 S: 6	H: 1 LOB: 1 BB: 0 P: 6	R: 0 E: 0 K: 0 S: 3	H: 0 LOB: 0 BB: 0 P: 3	R: 1 E: 0 K: 1 S: 6	H: 2 LOB: 0 BB: 0 P: 6	R: 0 E: 0 K: 0 S: 3	H: 0 LOB: 1 BB: 1 P: 7	R: 0 E: 0 K: 0 S: 3	H: 0 LOB: 1 BB: 1 P: 7	R: 0 E: 0 K: 0 S: 4	H: 1 LOB: 1 BB: 0 P: 4	R: 0 E: 1 K: 1 S: 6	H: 0 LOB: 2 BB: 1 P: 10	1B: 8 2B: 0 3B: 1 HR: 0	SF: 0 SAC: 1 DP: 2 HBP: 0	WP: 0 PB: 0 SB: 2 CS: 0	PA: 41			
<b>PITCHER</b>	IP	WLS	BF	H	R	ER	SO	BB	IBB	HBP	BLK	WP	HR	S	P	ERA	WHIP								
Bob Veale, L ERA: 4.66 (1, 1)	1.2		12	5	4	2	1	3	0	0	0	0	0	11	23	10.80	4.800								
Dennis Ribant, R ERA: 7.04 (2, 1)	3.1		12	3	1	1	2	0	0	0	0	0	0	16	16	2.70	0.900								
Pete Mikkelsen, R ERA: (6, 1)	2.0		8	0	0	0	0	2	0	0	0	0	0	6	14	0.00	1.000								
Juan Pizarro, L ERA: (8, 1)	2.0	W	9	1	0	0	1	1	0	0	0	0	0	10	14	0.00	1.000								

AB	34
R	5
H	9
RBI	4
BB	6
SO	4
LOB	21



Batter	1	2	3	4	5	6	7	8	9	AB	R	H	RBI	BB	SO	LOB	BOTTOM								
Matty Alou, L OBP: 0.429, SLG: 0.400 (1, 8)										4	0	1	2	1	0	0	<b>Chicago Cubs @ Pittsburgh Pirates</b> Forbes Field, Pittsburgh, PA Sun Apr 16 1967, 3:33 AM EST Att: 13,510 - Cloudy - 75 F								
Maury Wills, S OBP: 0.333, SLG: 0.391 (1, 5)										4	0	1	0	0	0	0									
Roberto Clemente, R OBP: 0.319, SLG: 0.250 (1, 9)										4	0	1	0	0	0	2									
Willie Stargell, L OBP: 0.182, SLG: 0.053 (1, 7)										4	0	0	0	0	1	1									
Donn Clendenon, R OBP: 0.333, SLG: 0.300 (1, 3)										4	2	2	0	0	1	0									
Bill Mazerowski, R OBP: 0.350, SLG: 0.450 (1, 4)										4	2	3	0	0	0	0									
Gene Alley, R OBP: 0.300, SLG: 0.389 (1, 6)										2	1	0	1	1	0	1									
Jesse Gonder, L OBP: 0.300, SLG: 0.333 (1, 2)										3	0	0	1	0	0	1									
Manny Mota, R OBP: 0.375, SLG: 0.750 (9, PH)										1	1	1	1	0	0	0									
Bob Veale, S ERA: 2.35 (5, PH)										0	0	0	0	0	0	0									
Dennis Ribant, R George Spriggs, L Pete Mikkelsen, R Manny Jimenez, L Juan Pizarro, L Jim Paganoni, R OBP: 0.222, SLG: 0.375 (9, PH)										1	0	0	0	0	0	0									
<b>Inning Stats</b>	R: 0 E: 0 K: 0 S: 4	H: 1 LOB: 0 BB: 0 P: 4	R: 0 E: 0 K: 0 S: 3	H: 0 LOB: 0 BB: 0 P: 3	R: 0 E: 0 K: 0 S: 4	H: 1 LOB: 1 BB: 1 P: 8	R: 1 E: 0 K: 0 S: 5	H: 2 LOB: 1 BB: 0 P: 5	R: 0 E: 0 K: 2 S: 7	H: 0 LOB: 0 BB: 0 P: 7	R: 0 E: 0 K: 0 S: 4	H: 0 LOB: 0 BB: 0 P: 4	R: 0 E: 0 K: 0 S: 3	H: 0 LOB: 0 BB: 0 P: 3	R: 4 E: 0 K: 0 S: 6	H: 4 LOB: 1 BB: 1 P: 10	1B: 7 2B: 1 3B: 1 HR: 0	SF: 2 SAC: 0 DP: 0 HBP: 0	WP: 0 PB: 0 SB: 0 CS: 0	PA: 37					
<b>PITCHER</b>	IP	WLS	BF	H	R	ER	SO	BB	IBB	HBP	BLK	WP	HR	S	P	ERA	WHIP								
Fergie Jenkins, R ERA: 2.35 (1, 1)	1.1		25	5	2	2	2	1	0	0	0	0	0	8	12	13.50	1.500								
Cal Koonce, R ERA: 11.97 (7, 1)	2.0		9	2	3	3	0	1	0	0	0	0	0	1	1	∞	∞								
John Upham, L ERA: (9, 1)	0.0	L	1	1	0	0	0	0	0	0	0	0	0	1	1	∞	∞								
Joe Niekro, R ERA: (9, 1)	0.1		2	1	1	1	0	0	0	0	0	0	0	2	2	27.00	3.000								







Batter	1	2	3	4	5	6	7	8	9	AB	R	H	RBI	BB	SO	LOB	TOP								
<b>Cleon Jones, R</b> OBP: 0.048, SLG: 0.048 (1, 9)	6-3	4-3		SH 1B	F9		FC			5	1	1	0	0	0	4	<b>New York Mets @ Pittsburgh Pirates</b> Forbes Field, Pittsburgh, PA Mon Apr 17 1967, 6:05 PM EST Att: 7,599 - Unknown								
<b>Don Bosch, S</b> OBP: 0.174, SLG: 0.136 (1, 8)	E5 1B		4-3	SH 1B	2-3		P4			4	2	0	1	0	0	4									
<b>Ken Boyer, R</b> OBP: 0.381, SLG: 0.294 (1, 5)	K		1B	5-3	F8		FC6-4			5	1	1	0	0	1	7									
<b>Tommy Davis, R</b> OBP: 0.357, SLG: 0.308 <b>Tommie Reynolds, R</b> OBP: 0.425, SLG: 0.857 (6, 7)	1B		F9 1B	1B			6-3		K	3	2	2	1	1	0	0									
<b>Ed Kranepool, L</b> OBP: 0.417, SLG: 0.300 (1, 3)	K		1B	1B	IBB		6-3		6-3	4	0	2	3	1	1	1									
<b>Jerry Buchek, R</b> OBP: 0.388, SLG: 0.500 (1, 4)			F9	F9			K		4-3	5	0	1	1	0	1	3									
<b>Jerry Grote, R</b> OBP: 0.389, SLG: 0.588 (1, 2)			HR	E6	5-3		FC		F7	5	1	2	0	0	0	2									
<b>Bud Harrelson, S</b> OBP: 0.316, SLG: 0.250 (1, 6)			F7				1B		5-3	2	1	0	0	3	0	1									
<b>Don Cardwell, R</b> OBP: 0.429, SLG: 0.833 <b>Ron Taylor, R</b> (8, 1)	HR		K				P4		1-3	4	1	2	2	0	1	5									
<b>Inning Stats</b>	R: 1 E: 1 K: 2 S: 9	H: 1 LOB: 1 BB: 0 P: 9	R: 2 E: 0 K: 0 S: 5	H: 2 LOB: 0 BB: 0 P: 5	R: 2 E: 1 K: 1 S: 9	H: 3 LOB: 3 BB: 1 P: 13	R: 3 E: 1 K: 0 S: 6	H: 3 LOB: 1 BB: 1 P: 10	R: 1 E: 0 K: 0 S: 4	H: 1 LOB: 1 BB: 1 P: 8	R: 0 E: 0 K: 1 S: 4	H: 0 LOB: 0 BB: 1 P: 8	R: 0 E: 0 K: 0 S: 5	H: 1 LOB: 3 BB: 1 P: 9	R: 0 E: 0 K: 1 S: 5	H: 0 LOB: 0 BB: 0 P: 5		R: 0 E: 0 K: 0 S: 3	H: 0 LOB: 0 BB: 0 P: 3	1B: 9 2B: 2 3B: 0 HR: 1	SF: 0 SAC: 1 DP: 1 HBP: 0	WP: 0 PB: 0 SB: 1 CS: 1	PA: 45		
<b>PITCHER</b>	IP	WLS	BF	H	R	ER	SO	BB	IBB	HBP	BLK	WP	HR	S	P	ERA	WHIP								
<b>Vern Law, R</b> ERA: 5.68 (1, 1)	2.2	L	17	6	5	3	2	1	0	0	0	0	1	20	24	10.12	2.625								
<b>Steve Glass, R</b> ERA: 3.86 (3, 1)	0.1		1	0	0	0	1	0	0	0	0	0	0	3	3	0.00	0.000								
<b>Tommie Sisk, R</b> ERA: 16.62 (4, 1)	2.0		12	4	4	3	0	1	1	0	0	0	0	10	18	13.50	2.500								
<b>Jim Shellenback, L</b> ERA: (6, 1)	2.0		9	1	0	0	1	2	0	0	0	0	0	9	17	0.00	1.500								
<b>Al McBean, R</b> ERA: 3.86 (8, 1)	2.0		6	0	0	0	1	0	0	0	0	0	0	8	8	0.00	0.000								
<b>Batter</b>	<b>1</b>	<b>2</b>	<b>3</b>	<b>4</b>	<b>5</b>	<b>6</b>	<b>7</b>	<b>8</b>	<b>9</b>	<b>AB</b>	<b>R</b>	<b>H</b>	<b>RBI</b>	<b>BB</b>	<b>SO</b>	<b>LOB</b>	<b>BOTTOM</b>								
<b>Matty Alou, L</b> OBP: 0.440, SLG: 0.421 (1, 8)	3-1		F9		G6-4-3 1B			FC4-6 1B		4	0	2	0	0	0	1	<b>New York Mets @ Pittsburgh Pirates</b> Forbes Field, Pittsburgh, PA Mon Apr 17 1967, 6:05 PM EST Att: 7,599 - Unknown								
<b>Maury Wills, S</b> OBP: 0.321, SLG: 0.346 (1, 5)	5-3		WP 4-3 BB		G6-4-3 1-2			F7		3	1	0	0	1	0	2									
<b>Roberto Clemente, R</b> OBP: 0.389, SLG: 0.290 (1, 9)	K		E4 4-3 WP		G4-6-3 1B			FC4-6 WP HR		4	1	1	0	0	1	3									
<b>Willie Stargell, L</b> OBP: 0.192, SLG: 0.217 (1, 7)		6-3	4-3		G4-6-3 1-2			HR		4	1	1	3	0	0	2									
<b>Don Clendenon, R</b> OBP: 0.280, SLG: 0.250 (1, 3)		P5	4-3		K			K		4	0	0	0	0	2	1									
<b>Bill Mazeroski, R</b> OBP: 0.375, SLG: 0.500 (1, 4)		3B 2B			FC5-4 1B			L7		4	1	2	0	0	0	0									
<b>Gene Alley, R</b> OBP: 0.292, SLG: 0.455 (1, 6)		2H 3B			FC5-4 G5-4-3 1-2			P6		4	0	1	1	0	0	1									
<b>Jim Pagliaroni, R</b> OBP: 0.250, SLG: 0.300 <b>Jerry May, R</b> (8, 2)					G5-4-3					2	0	0	0	1	1	2									
<b>Manny Jimenez, L</b> OBP: 0.333, SLG: 1.333 (9, PH)					1-2					0	0	0	0	0	0	0									
<b>Inning Stats</b>	R: 0 E: 0 K: 1 S: 5	H: 0 LOB: 0 BB: 0 P: 5	R: 1 E: 0 K: 1 S: 7	H: 2 LOB: 1 BB: 0 P: 7	R: 2 E: 1 K: 0 S: 5	H: 1 LOB: 1 BB: 1 P: 9	R: 0 E: 0 K: 0 S: 3	H: 1 LOB: 0 BB: 0 P: 3	R: 0 E: 0 K: 1 S: 5	H: 1 LOB: 0 BB: 0 P: 5	R: 0 E: 0 K: 0 S: 3	H: 0 LOB: 0 BB: 1 P: 7	R: 2 E: 0 K: 1 S: 7	H: 2 LOB: 0 BB: 0 P: 7	R: 1 E: 0 K: 0 S: 4	H: 1 LOB: 0 BB: 0 P: 4		1B: 5 2B: 1 3B: 1 HR: 2	SF: 0 SAC: 0 DP: 3 HBP: 0	WP: 2 PB: 0 SB: 0 CS: 0	PA: 36				
<b>PITCHER</b>	IP	WLS	BF	H	R	ER	SO	BB	IBB	HBP	BLK	WP	HR	S	P	ERA	WHIP								
<b>Don Cardwell, R</b> ERA: 4.02 (1, 1)	7.2		31	8	5	4	3	2	0	0	0	0	1	35	43	4.70	1.304								
<b>Ron Taylor, R</b> ERA: 2.7 (8, 1)	1.1	S	5	1	1	1	1	0	0	0	0	0	1	7	7	6.75	0.750								





Batter	1	2	3	4	5	6	7	8	9	AB	R	H	RBI	BB	SO	LOB	TOP			
Matty Alou, L OBP: 0.433, SLG: 0.391 (1, 8)	0-3 K		0-0 1B 2B	4-0 1B BB		0-0 4-1		0-0 3-1		4	1	1	0	1	1	1	Pittsburgh Pirates @ Chicago Cubs Wrigley Field, Chicago, IL Fri Apr 21 1967, 3:33 AM CST Att: 2,974 - Cloudy - 57 F			
Maury Wills, S OBP: 0.394, SLG: 0.387 (1, 5)	0-0 5-3		0-0 2B 1B	0-0 1B		0-0 1B		0-0 6-3		5	1	3	0	0	0	0				
Roberto Clemente, R OBP: 0.355, SLG: 0.345 (1, 9)	0-0 1B		0-0 1B 2B	0-0 1B		0-0 F9		0-3 K		5	1	3	2	0	1	2				
Willie Stargell, L OBP: 0.161, SLG: 0.179 (1, 7)	0-3 K		0-3 K	0-0 G3				0-0 G3		5	0	0	0	0	3	5				
Donn Clendenon, R OBP: 0.267, SLG: 0.241 (1, 3)		0-0 6-3	0-0 5-3		0-0 6-3		0-0 1B 1B		0-3 K		5	1	1	0	0	1				
Bill Mazerowski, R OBP: 0.428, SLG: 0.643 (1, 4)		0-0 HR	0-0 1B		0-0 6-3		0-0 1B 1B				4	1	3	2	0	0				
Gene Alley, R OBP: 0.321, SLG: 0.577 (1, 6)		0-0 HR	0-0 5-3		0-0 F9		0-0 G5-4-3 1B				4	1	2	2	0	0				
Jim Pagliaroni, R OBP: 0.188, SLG: 0.214 (1, 2)		0-0 6-3		0-0 6-3		0-3 K		0-0 G5-4-3		4	0	0	0	0	1	2				
Bob Veale, S OBP: 0.143, SLG: 0.143 (1, 1)	0-0 4-3			0-3 K		0-0 1B 4-1 1B		0-3 K		4	0	1	0	0	2	0				
<b>Inning Stats</b>	R: 0 E: 0 K: 2 S: 8	H: 1 LOB: 1 BB: 0 P: 8	R: 2 E: 0 K: 0 S: 5	H: 2 LOB: 0 BB: 0 P: 5	R: 3 E: 0 K: 1 S: 9	H: 4 LOB: 1 BB: 0 P: 9	R: 0 E: 0 K: 1 S: 7	H: 2 LOB: 3 BB: 1 P: 11	R: 0 E: 0 K: 0 S: 3	H: 0 LOB: 0 BB: 0 P: 3	R: 0 E: 0 K: 1 S: 5	H: 3 LOB: 1 BB: 0 P: 5	R: 0 E: 0 K: 3 S: 5	H: 0 LOB: 0 BB: 0 P: 5	R: 0 E: 0 K: 3 S: 9	H: 0 LOB: 0 BB: 0 P: 9		1B: 11 2B: 1 3B: 0 HR: 2	SF: 0 SAC: 0 DP: 1 HBP: 0	WP: 0 PB: 0 SB: 1 CS: 0
<b>PITCHER</b>	IP WLS BF H R ER SO BB IBB HBP BLK WP HR S P ERA WHIP	IP WLS BF H R ER SO BB IBB HBP BLK WP HR S P ERA WHIP																		
Ray Culp, R ERA: 5.73 (1, 1)	2.0 L	12 6	5 5	2 2	0 0	0 0	0 0	0 0	0 0	0 0	0 0	0 0	0 0	0 0	0 0	0 0	22.50 3.000			
Joe Niekro, R ERA: (3, 1)	3.0	13 3	0 0	0 2	1 0	0 0	0 0	0 0	0 0	0 0	0 0	0 0	0 0	0 0	0 0	0 0	0.00 1.333			
Rich Nye, L ERA: 3.38 (6, 1)	3.0	13 5	1 1	2 2	0 0	0 0	0 0	0 0	0 0	0 0	0 0	0 0	0 0	0 0	0 0	0 0	3.00 1.667			
Fred Norman, L ERA: (9, 1)	1.0	3 0	0 0	0 3	0 0	0 0	0 0	0 0	0 0	0 0	0 0	0 0	0 0	0 0	0 0	0 0	0.00 0.000			

Batter	1	2	3	4	5	6	7	8	9	AB	R	H	RBI	BB	SO	LOB	BOTTOM					
Don Kessinger, S OBP: 0.345, SLG: 0.385 (1, 6)	4-0 G6-3 BB		0-0 F8		0-3 K			0-0 G5-4-3		3	0	0	0	1	1	4	Pittsburgh Pirates @ Chicago Cubs Wrigley Field, Chicago, IL Fri Apr 21 1967, 3:33 AM CST Att: 2,974 - Cloudy - 57 F					
Glenn Beckert, R OBP: 0.270, SLG: 0.389 (1, 4)	0-0 G6-3		0-0 FC1-6		0-0 F8			0-0 4-3		4	0	0	0	0	0	4						
Billy Williams, L OBP: 0.486, SLG: 0.613 (1, 7)	0-0 4-3		0-0 G3																			
Ron Santo, R OBP: 0.270, SLG: 0.200 (1, 5)		0-3 K		0-0 5-3		4-0 14 G6-3 BB		0-0 G5-4-3		3	0	0	0	1	1	1						
14 Ernie Banks, R OBP: 0.257, SLG: 0.486 (1, 3)		0-0 5-3		0-0 6-3		0-0 G6-3		0-0 5-3		4	0	0	0	0	0	1						
Randy Hundley, R OBP: 0.400, SLG: 0.500 (1, 2)		0-0 1B		0-0 F8						3	0	1	0	0	0	0						
Byron Browne, R OBP: 0.333, SLG: 0.385 (1, 9)		0-3 K			0-0 F9					3	0	0	0	0	2	1						
Adolfo Phillips, R OBP: 0.548, SLG: 0.875 (1, 8)			0-0 HR		0-0 E5 BLK					3	1	1	1	0	1	0						
Ray Culp, R Joe Niekro, R John Boccabella, R Rich Nye, L Norm Gigon, R Fred Norman, S (1, 1) (3, 1) (5, PH) (6, 1) (8, PH) (9, 1)			4-0 FC1-6 BB		4-0 1-2 BB			4-0 G5-4-3 BB		0 0 0 0 0 0 0 0	0 0 0 0 0 0 0 0	0 0 0 0 0 0 0 0	0 0 0 0 0 0 0 0	0 0 0 0 0 0 0 0	0 0 0 0 0 0 0 0	0 0 0 0 0 0 0 0						
<b>Inning Stats</b>	R: 0 E: 0 K: 0 S: 2	H: 0 LOB: 0 BB: 1 P: 6	R: 0 E: 0 K: 2 S: 8	H: 1 LOB: 1 BB: 0 P: 8	R: 1 E: 0 K: 0 S: 4	H: 1 LOB: 1 BB: 1 P: 8	R: 0 E: 0 K: 0 S: 3	H: 0 LOB: 0 BB: 0 P: 3	R: 0 E: 0 K: 1 S: 6	H: 0 LOB: 2 BB: 1 P: 10	R: 0 E: 0 K: 0 S: 2	H: 0 LOB: 0 BB: 1 P: 6	R: 0 E: 0 K: 2 S: 7	H: 0 LOB: 0 BB: 0 P: 7	R: 0 E: 0 K: 0 S: 2	H: 0 LOB: 0 BB: 1 P: 6	R: 0 E: 0 K: 0 S: 2	H: 0 LOB: 0 BB: 1 P: 6	1B: 1 2B: 0 3B: 0 HR: 1	SF: 0 SAC: 0 DP: 4 HBP: 0	WP: 0 PB: 0 SB: 0 CS: 0	PA: 32
<b>PITCHER</b>	IP WLS BF H R ER SO BB IBB HBP BLK WP HR S P ERA WHIP	IP WLS BF H R ER SO BB IBB HBP BLK WP HR S P ERA WHIP																				
Bob Veale, L ERA: 2.89 (1, 1)	9.0 W	32 2	1 1	5 5	6 6	0 0	0 0	0 0	0 0	0 0	0 0	0 0	0 0	0 0	0 0	0 0	1.00 0.889					



Batter	1	2	3	4	5	6	7	8	9	AB	R	H	RBI	BB	SO	LOB	TOP	
Matty Alou, L OBP: 0.412, SLG: 0.370 (1, 8)										4	0	1	0	0	2	1	<b>Pittsburgh Pirates @ Chicago Cubs</b> Wrigley Field, Chicago, IL Sun Apr 23 1967, 3:33 AM CST Att: 6,754 - Cloudy - 40 F	
Maury Wills, S OBP: 0.378, SLG: 0.400 (1, 5)										4	0	2	0	0	0	0		
Roberto Clemente, R OBP: 0.371, SLG: 0.455 (1, 9)										4	1	2	1	0	0	3		
Willie Stargell, L OBP: 0.171, SLG: 0.161 (1, 7)										3	0	0	0	1	1	2		
Donn Clendenon, R OBP: 0.265, SLG: 0.333 (1, 3)										4	1	1	1	0	3	2		
Bill Mazerowski, R OBP: 0.406, SLG: 0.594 (1, 4)										4	1	1	0	0	0	0		
Gene Alley, R OBP: 0.313, SLG: 0.567 (1, 6)										4	0	1	0	0	1	0		
Jim Pagliaroni, R OBP: 0.158, SLG: 0.176 (1, 2)										3	0	0	0	0	2	2		
Juan Pizarro, L Steve Glass, R George Springs, L Jim Shellenback, L Bill Short, L Tommy Sisk, R (1, 1) (5, 1) (7, 9) (7, 1) (7, 1)										2	0	1	1	0	0	0		
<b>Inning Stats</b>	R: 0 E: 0 K: 1 S: 6	H: 2 LOB: 2 BB: 1 P: 10	R: 1 E: 0 K: 1 S: 7	H: 3 LOB: 1 BB: 0 P: 7	R: 0 E: 0 K: 0 S: 3	H: 1 LOB: 0 BB: 0 P: 3	R: 1 E: 0 K: 1 S: 6	H: 1 LOB: 0 BB: 0 P: 6	R: 0 E: 0 K: 0 S: 9	H: 0 LOB: 0 BB: 0 P: 9	R: 0 E: 0 K: 2 S: 8	H: 1 LOB: 1 BB: 0 P: 8	R: 0 E: 0 K: 1 S: 5	H: 0 LOB: 0 BB: 0 P: 5	1B: 6 2B: 1 3B: 0 HR: 2	SF: 0 SAC: 0 DP: 1 HBP: 0		WP: 1 PB: 0 SB: 1 CS: 2
<b>PITCHER</b> Fergie Jenkins, R ERA: 2.59 (1, 1)	IP: 9.0 WLS: W BF: 34 H: 9 R: 3 ER: 3 SO: 10 BB: 1 IBB: 0 HBP: 0 BLK: 0 WP: 1 HR: 2 S: 53 P: 57 ERA: 3.00 WHIP: 1.111															<b>PITCHER</b> IP: WLS: BF: H: R: ER: SO: BB: IBB: HBP: BLK: WP: HR: S: P: ERA: WHIP		

AB 33  
R 3  
H 9  
RBI 3  
BB 1  
SO 10  
LOB 10



Batter	1	2	3	4	5	6	7	8	9	AB	R	H	RBI	BB	SO	LOB	BOTTOM			
Don Kessinger, S OBP: 0.394, SLG: 0.370 (1, 6)										1	1	0	0	3	1	0	<b>Pittsburgh Pirates @ Chicago Cubs</b> Wrigley Field, Chicago, IL Sun Apr 23 1967, 3:33 AM CST Att: 6,754 - Cloudy - 40 F			
Glenn Beckert, R OBP: 0.293, SLG: 0.410 (1, 4)										3	2	1	0	1	0	1				
Billy Williams, L OBP: 0.475, SLG: 0.588 (1, 7)										3	1	1	1	0	0	1				
Ron Santo, R OBP: 0.317, SLG: 0.194 (1, 5)										1	2	0	0	3	0	0				
Norm Gigon, R OBP: 0.500, SLG: 1.000 (1, 9)										4	1	1	3	0	2	6				
Randy Hundley, R OBP: 0.333, SLG: 0.429 (1, 2)										3	0	0	1	0	0	3				
14 Ernie Banks, R OBP: 0.256, SLG: 0.447 (1, 3)										3	0	0	0	1	0	0				
Adolfo Phillips, R OBP: 0.543, SLG: 0.821 (1, 8)										4	0	2	2	0	2	0				
Fergie Jenkins, R (1, 1)										4	0	0	0	0	2	2				
<b>Inning Stats</b>	R: 0 E: 0 K: 1 S: 5	H: 0 LOB: 0 BB: 0 P: 5	R: 0 E: 0 K: 0 S: 3	H: 0 LOB: 0 BB: 0 P: 3	R: 0 E: 0 K: 1 S: 5	H: 0 LOB: 0 BB: 0 P: 5	R: 4 E: 1 K: 2 S: 10	H: 2 LOB: 3 BB: 3 P: 22	R: 3 E: 0 K: 0 S: 4	H: 2 LOB: 0 BB: 2 P: 12	R: 0 E: 0 K: 2 S: 7	H: 0 LOB: 0 BB: 0 P: 7	R: 0 E: 0 K: 1 S: 5	H: 0 LOB: 3 BB: 3 P: 17	R: 0 E: 0 K: 0 S: 3	H: 1 LOB: 0 BB: 0 P: 3		1B: 3 2B: 1 3B: 0 HR: 1	SF: 1 SAC: 1 DP: 0 HBP: 0	WP: 0 PB: 0 SB: 0 CS: 1
<b>PITCHER</b> Juan Pizarro, L Steve Glass, R Jim Shellenback, L Bill Short, L Tommy Sisk, R ERA: 4.05 ERA: 2.45 ERA: ERA: ERA: (1, 1) (5, 1) (7, 1) (7, 1) (7, 1)	IP: 4.2 WLS: L BF: 23 H: 4 R: 7 ER: 3 SO: 4 BB: 4 IBB: 0 HBP: 0 BLK: 0 WP: 0 HR: 1 S: 26 P: 46 ERA: 5.79 WHIP: 1.714															<b>PITCHER</b> IP: WLS: BF: H: R: ER: SO: BB: IBB: HBP: BLK: WP: HR: S: P: ERA: WHIP				





Batter	1	2	3	4	5	6	7	8	9	AB	R	H	RBI	BB	SO	LOB	TOP					
John Briggs, L OBP: 0.289, SLG: 0.436 (1, 7)										4	0	0	0	0	1	1						
Tito Francona, L OBP: 0.316, SLG: 0.188 Phil Linz, R OBP: 0.500, SLG: 1.000 (8, PH) (8, 6)										3	2	2	0	0	0	0						
Dick Allen, R OBP: 0.469, SLG: 0.810 (1, 5)										4	0	2	0	0	0	0						
Johnny Callison, L OBP: 0.340, SLG: 0.429 (1, 9)										3	0	1	2	1	0	1						
Tony Gonzalez, L OBP: 0.417, SLG: 0.567 Don Lock, R OBP: 0.462, SLG: 0.364 (6, PH) (6, 8)										2	0	0	0	0	0	3						
Cookie Rojas, R OBP: 0.184, SLG: 0.229 (1, 4)										4	0	0	0	0	0	2						
Clay Dainymple, L OBP: 0.145, SLG: 0.310 Gary Sutherland, R (9, PH)										2	1	1	1	1	0	0						
Bobby Wine, R (1, 6) (8, 3)										4	0	0	0	0	1	1						
Jim Bunning, R ERA: 7.15 Grand Jacks, S Bob Buhl, R Jackie Brandt, R Ruben Gomez, R Bob Uecker, R OBP: 0.200, SLG: 0.111 (1, 1) (3, 1) (5, 1) (7, PH) (7, 1) (9, PH)										1	0	0	0	0	0	1						
<b>Inning Stats</b>	R: 1 E: 0 K: 0 S: 5	H: 3 LOB: 1 BB: 0 P: 5	R: 0 E: 0 K: 1 S: 5	H: 0 LOB: 1 BB: 1 P: 9	R: 1 E: 0 K: 1 S: 7	H: 2 LOB: 1 BB: 0 P: 7	R: 1 E: 0 K: 0 S: 4	H: 1 LOB: 1 BB: 0 P: 8	R: 0 E: 0 K: 1 S: 3	H: 0 LOB: 0 BB: 0 P: 3	R: 0 E: 0 K: 0 S: 3	H: 0 LOB: 0 BB: 0 P: 3	R: 0 E: 0 K: 0 S: 4	H: 1 LOB: 2 BB: 1 P: 8	R: 0 E: 0 K: 1 S: 5	H: 0 LOB: 0 BB: 0 P: 5	1B: 5 2B: 1 3B: 0 HR: 1	SF: 0 SAC: 0 DP: 1 HBP: 0	WP: 0 PB: 0 CS: 0	PA: 36		
<b>PITCHER</b>	IP WLS BF H R ER SO BB IBB HBP BLK WP HR S P ERA WHIP	IP WLS BF H R ER SO BB IBB HBP BLK WP HR S P ERA WHIP	IP WLS BF H R ER SO BB IBB HBP BLK WP HR S P ERA WHIP	IP WLS BF H R ER SO BB IBB HBP BLK WP HR S P ERA WHIP	IP WLS BF H R ER SO BB IBB HBP BLK WP HR S P ERA WHIP	IP WLS BF H R ER SO BB IBB HBP BLK WP HR S P ERA WHIP	IP WLS BF H R ER SO BB IBB HBP BLK WP HR S P ERA WHIP	IP WLS BF H R ER SO BB IBB HBP BLK WP HR S P ERA WHIP	IP WLS BF H R ER SO BB IBB HBP BLK WP HR S P ERA WHIP	IP WLS BF H R ER SO BB IBB HBP BLK WP HR S P ERA WHIP	IP WLS BF H R ER SO BB IBB HBP BLK WP HR S P ERA WHIP	IP WLS BF H R ER SO BB IBB HBP BLK WP HR S P ERA WHIP	IP WLS BF H R ER SO BB IBB HBP BLK WP HR S P ERA WHIP	IP WLS BF H R ER SO BB IBB HBP BLK WP HR S P ERA WHIP	IP WLS BF H R ER SO BB IBB HBP BLK WP HR S P ERA WHIP	IP WLS BF H R ER SO BB IBB HBP BLK WP HR S P ERA WHIP	IP WLS BF H R ER SO BB IBB HBP BLK WP HR S P ERA WHIP	IP WLS BF H R ER SO BB IBB HBP BLK WP HR S P ERA WHIP	IP WLS BF H R ER SO BB IBB HBP BLK WP HR S P ERA WHIP	IP WLS BF H R ER SO BB IBB HBP BLK WP HR S P ERA WHIP	IP WLS BF H R ER SO BB IBB HBP BLK WP HR S P ERA WHIP	IP WLS BF H R ER SO BB IBB HBP BLK WP HR S P ERA WHIP

Philadelphia Phillies @ Pittsburgh Pirates  
Forbes Field, Pittsburgh, PA  
Tue Apr 25 1967, 6:05 PM EST  
Att: 5,585 - Unknown

AB 33  
R 3  
H 7  
RBI 3  
BB 3  
SO 4  
LOB 9



Batter	1	2	3	4	5	6	7	8	9	AB	R	H	RBI	BB	SO	LOB	BOTTOM					
Matty Alou, L OBP: 0.410, SLG: 0.375 (1, 8)										5	2	2	0	0	0	0						
Maury Wills, S OBP: 0.381, SLG: 0.400 (1, 5)										5	2	2	2	0	0	0						
Roberto Clemente, R OBP: 0.400, SLG: 0.499 (1, 9)										4	1	2	0	1	1	1						
Willie Stargell, L OBP: 0.205, SLG: 0.286 (1, 3)										4	1	2	4	0	0	3						
Manny Mota, R OBP: 0.308, SLG: 0.538 (1, 7)										4	0	1	1	0	1	2						
Bill Mazerowski, R OBP: 0.388, SLG: 0.556 (1, 4)										4	0	1	0	0	0	3						
Gene Alley, R OBP: 0.306, SLG: 0.529 (1, 6)										4	0	1	0	0	0	4						
Jesse Gonder, L OBP: 0.357, SLG: 0.333 (1, 2)										3	0	1	0	1	1	1						
Dennis Ribant, R ERA: 4.26 Billy O'Dell, S (4, 1)										2	1	0	0	0	0	2						
<b>Inning Stats</b>	R: 2 E: 0 K: 0 S: 7	H: 3 LOB: 2 BB: 0 P: 7	R: 3 E: 1 K: 0 S: 7	H: 4 LOB: 1 BB: 0 P: 7	R: 0 E: 0 K: 1 S: 6	H: 1 LOB: 1 BB: 0 P: 6	R: 0 E: 0 K: 0 S: 4	H: 1 LOB: 1 BB: 0 P: 4	R: 0 E: 0 K: 0 S: 3	H: 0 LOB: 0 BB: 0 P: 3	R: 2 E: 1 K: 0 S: 6	H: 2 LOB: 3 BB: 2 P: 14	R: 0 E: 0 K: 1 S: 5	H: 0 LOB: 0 BB: 0 P: 5	1B: 11 2B: 0 3B: 0 HR: 1	SF: 0 SAC: 0 DP: 1 HBP: 0	WP: 0 PB: 0 CS: 0	PA: 39				
<b>PITCHER</b>	IP WLS BF H R ER SO BB IBB HBP BLK WP HR S P ERA WHIP	IP WLS BF H R ER SO BB IBB HBP BLK WP HR S P ERA WHIP	IP WLS BF H R ER SO BB IBB HBP BLK WP HR S P ERA WHIP	IP WLS BF H R ER SO BB IBB HBP BLK WP HR S P ERA WHIP	IP WLS BF H R ER SO BB IBB HBP BLK WP HR S P ERA WHIP	IP WLS BF H R ER SO BB IBB HBP BLK WP HR S P ERA WHIP	IP WLS BF H R ER SO BB IBB HBP BLK WP HR S P ERA WHIP	IP WLS BF H R ER SO BB IBB HBP BLK WP HR S P ERA WHIP	IP WLS BF H R ER SO BB IBB HBP BLK WP HR S P ERA WHIP	IP WLS BF H R ER SO BB IBB HBP BLK WP HR S P ERA WHIP	IP WLS BF H R ER SO BB IBB HBP BLK WP HR S P ERA WHIP	IP WLS BF H R ER SO BB IBB HBP BLK WP HR S P ERA WHIP	IP WLS BF H R ER SO BB IBB HBP BLK WP HR S P ERA WHIP	IP WLS BF H R ER SO BB IBB HBP BLK WP HR S P ERA WHIP	IP WLS BF H R ER SO BB IBB HBP BLK WP HR S P ERA WHIP	IP WLS BF H R ER SO BB IBB HBP BLK WP HR S P ERA WHIP	IP WLS BF H R ER SO BB IBB HBP BLK WP HR S P ERA WHIP	IP WLS BF H R ER SO BB IBB HBP BLK WP HR S P ERA WHIP	IP WLS BF H R ER SO BB IBB HBP BLK WP HR S P ERA WHIP	IP WLS BF H R ER SO BB IBB HBP BLK WP HR S P ERA WHIP	IP WLS BF H R ER SO BB IBB HBP BLK WP HR S P ERA WHIP	IP WLS BF H R ER SO BB IBB HBP BLK WP HR S P ERA WHIP

Philadelphia Phillies @ Pittsburgh Pirates  
Forbes Field, Pittsburgh, PA  
Tue Apr 25 1967, 6:05 PM EST  
Att: 5,585 - Unknown

AB 37  
R 7  
H 12  
RBI 7  
BB 2  
SO 3  
LOB 19













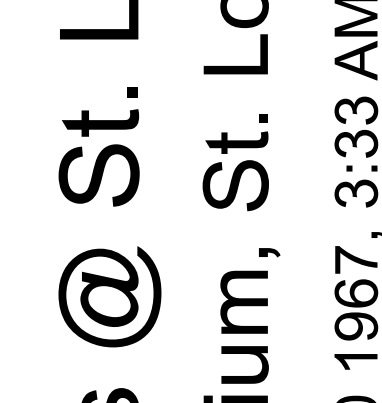
Batter	1	2	3	4	5	6	7	8	9	AB	R	H	RBI	BB	SO	LOB	TOP			
Maury Wills, S (1.5) X OBP: 0.345, SLG: 0.365	0-0 6-3		0-0 1B 2B		0-0 6-3 1B			0-0 6-3		4	0	2	0	0	0	0	<b>Pittsburgh Pirates @ St. Louis Cardinals</b> Busch Stadium, St. Louis, MO Sun Apr 30 1967, 3:33 AM CDT Att: 20,017 - Unknown <a href="http://livebaseballscorecards.com">livebaseballscorecards.com</a>			
Manny Mota, R (1.8) S OBP: 0.316, SLG: 0.444	0-3 K		0-0 6-3 1B		0-0 6-3			0-0 E6 FC6-4		4	0	1	0	0	1	1				
Roberto Clemente, R (1.9) S OBP: 0.390, SLG: 0.417	0-3 K		0-0 6-3					0-0 FC6-4		4	0	0	0	0	2	2				
Donn Clendenon, R (1.3) X OBP: 0.304, SLG: 0.395		0-0 F8	0-0 F3					0-0 F9		4	0	0	0	0	0	1				
Bill Mazerowski, R (1.4) X OBP: 0.327, SLG: 0.449		0-0 1B 1B		0-0 1-3				0-0 F8		4	1	1	0	0	1	0				
Gene Alley, R (1.6) X OBP: 0.354, SLG: 0.578		0-0 P4		0-0 F8				0-0 L4-6 2B		4	0	2	0	0	0	1				
Willie Stargell, L (1.7) X OBP: 0.240, SLG: 0.356		0-0 1B 1B		0-0 1-3				0-0 L4-6 2B		3	0	1	0	1	0	1				
Jerry May, R (1.2) X OBP: 0.400, SLG: 0.700		0-0 1-2 3-H 1B						0-0 5-3		4	1	2	2	0	0	2				
Juan Pizarro, L (1.1) X OBP: 0.200, SLG: 0.200	0-3 K			0-0 4-3				0-3 K		3	0	0	0	0	2	2				
<b>Inning Stats</b>	R: 0 E: 0 K: 2 S: 7	H: 0 LOB: 0 BB: 0 P: 7	R: 1 E: 0 K: 1 S: 8	H: 3 LOB: 2 BB: 0 P: 8	R: 0 E: 0 K: 0 S: 4	H: 2 LOB: 1 BB: 0 P: 4	R: 0 E: 0 K: 0 S: 3	H: 0 LOB: 0 BB: 0 P: 3	R: 1 E: 0 K: 0 S: 4	H: 2 LOB: 0 BB: 0 P: 4	R: 0 E: 0 K: 1 S: 5	H: 1 LOB: 0 BB: 0 P: 3	R: 0 E: 1 K: 1 S: 6	H: 0 LOB: 1 BB: 0 P: 6	R: 0 E: 0 K: 1 S: 6	H: 1 LOB: 2 BB: 1 P: 10	1B: 5 2B: 4 3B: 0 HR: 1	SF: 0 SAC: 0 DP: 1 HBP: 0	WP: 0 PB: 0 SB: 1 CS: 0	PA: 35
<b>PITCHER</b>	IP WLS BF H R ER SO BB IBB HBP BLK WP HR S P ERA WHIP																			
Larry Jaster, L (1.1) ERA: 5.85	2.1 L 11 5 1 1 3 0 0 0 0 0 0 0 17 17 3.86 2.143																			
Nelson Briles, R (3.1) ERA: 1.17	3.2 12 2 1 1 1 0 0 0 0 0 0 1 14 14 2.46 0.545																			
Hal Woodeshick, L (7.1) ERA: 2.35	2.0 7 1 0 0 1 0 0 0 0 0 0 0 9 9 0.00 0.500																			
Ron Willis, R (9.1) ERA: 3.0	1.0 5 1 0 0 1 0 1 0 0 0 0 0 6 10 0.00 1.000																			

Batter	1	2	3	4	5	6	7	8	9	AB	R	H	RBI	BB	SO	LOB	BOTTOM			
Lou Brock, L (1.7) X OBP: 0.432, SLG: 0.729	0-0 2-3		0-0 F8					0-3 K		4	0	0	0	0	1	0	<b>Pittsburgh Pirates @ St. Louis Cardinals</b> Busch Stadium, St. Louis, MO Sun Apr 30 1967, 3:33 AM CDT Att: 20,017 - Unknown <a href="http://livebaseballscorecards.com">livebaseballscorecards.com</a>			
Curt Flood, R (1.8) B OBP: 0.417, SLG: 0.339	4-0 BB			0-0 G4-6-3 1B				0-0 P4		3	0	1	0	1	0	0				
Alex Johnson, R (1.9) X OBP: 0.188, SLG: 0.267	0-0 F9			0-0 G4-6-3 1-2				4-0 1B BB		3	0	0	0	1	0	2				
Orlando Cepeda, R (1.3) S OBP: 0.385, SLG: 0.468	0-3 K			0-0 6-3				0-0 F7		4	0	0	0	0	1	2				
Mike Shannon, R (1.5) X OBP: 0.429, SLG: 0.556		0-0 1-3			4-0 FC3-6 BB			0-0 FC5-4 1B		2	0	1	0	1	0	0				
Tim McCarver, L (1.2) X OBP: 0.340, SLG: 0.521		0-0 G5-4-3 1B			0-0 FC3-6 1-2			0-3 K		3	0	1	0	0	1	3				
Julian Javier, R (1.4) X OBP: 0.370, SLG: 0.449		0-0 G5-4-3 1-2			0-3 K			0-0 FC5-4 1-2		3	0	0	0	0	1	4				
Dal Maxvill, R (1.6) X OBP: 0.302, SLG: 0.255			0-0 4-3					0-3 K		2	0	0	0	0	1	1				
Phil Gagliano, R (8. PH) X OBP: 0.266, SLG: 0.348								0-0 K		1	0	0	0	0	1	0				
Ron Willis, R (9.1) X OBP: 0.125, SLG: 0.125								0-0 K		0	0	0	0	0	0	0				
Larry Jaster, L (1.1) ERA: 5.85								0-3 K		0	0	0	0	0	0	0				
Nelson Briles, R (3.1) ERA: 1.17								0-0 K		1	0	0	0	0	1	0				
Ted Savage, R (6. PH) ERA: 0.145								0-0 K		1	0	0	0	0	0	0				
Hal Woodeshick, R (7.1) ERA: 2.35								0-0 K		0	0	0	0	0	0	0				
Ed Spiazo, R (8. PH) ERA: 0.125								0-0 K		1	0	0	0	0	1	0				
Eddie Bressoud, R (9.6) ERA: 3.0								0-0 K		0	0	0	0	0	0	0				
<b>Inning Stats</b>	R: 0 E: 0 K: 1 S: 5	H: 0 LOB: 1 BB: 1 P: 9	R: 0 E: 0 K: 0 S: 3	H: 1 LOB: 0 BB: 0 P: 3	R: 0 E: 0 K: 1 S: 5	H: 0 LOB: 0 BB: 0 P: 5	R: 0 E: 0 K: 0 S: 3	H: 1 LOB: 0 BB: 0 P: 3	R: 0 E: 0 K: 2 S: 7	H: 0 LOB: 0 BB: 1 P: 11	R: 0 E: 0 K: 1 S: 5	H: 1 LOB: 2 BB: 1 P: 10	R: 0 E: 0 K: 2 S: 7	H: 0 LOB: 0 BB: 0 P: 7	R: 0 E: 0 K: 0 S: 3	H: 0 LOB: 0 BB: 0 P: 3	1B: 4 2B: 0 3B: 0 HR: 0	SF: 0 SAC: 0 DP: 2 HBP: 0	WP: 0 PB: 0 SB: 0 CS: 0	PA: 31
<b>PITCHER</b>	IP WLS BF H R ER SO BB IBB HBP BLK WP HR S P ERA WHIP																			
Juan Pizarro, L (1.1) ERA: 1.72	9.0 W 31 4 0 0 8 3 0 0 0 0 0 0 44 56 0.00 0.778																			

AB 34  
R 2  
H 9  
RBI 2  
BB 1  
SO 6  
LOB 10



AB 28  
R 0  
H 4  
RBI 0  
BB 3  
SO 8  
LOB 12









Batter	1	2	3	4	5	6	7	8	9	10	11	AB	R	H	RBI	BB	SO	LOB	TOP	
Willie Davis, L OBP: 0.125, SLG: 0.125	F7		4-3 5-3 1B		F9		F9	F3		P4		6	0	1	0	0	0	2		
Ron Hunt, R Dick Schofield, S	2B 2B 1B		5-3				F8	L9				4	1	1	0	1	0	2		
Ron Fairly, L	2B 2B		4-3		6-3			1B G4-2-3 1B		4-3		5	1	2	0	0	0	2		
Jim Lefebvre, S	2B		3-1		F7			G4-2-3 1B		4-3		5	0	2	2	0	0	1		
Al Ferrara, R Jeff Torborg, R	6-3				F9			G4-2-3 1B		P4		5	1	2	1	0	0	1		
John Rosboro, L Don Sutton, R Ron Perranoski, L	F3						1-3	G4-2-3			SH5-4 1B	5	0	2	0	0	0	4		
Bob Bailey, R Jim Hickman, R		K			5-3		1-3				SH5-4 2B 1B	3	0	0	0	1	1	1		
Gene Michael, S	F3				6-3			3-1			SH5-4	4	0	1	0	0	0	4		
Claude Osteen, L Phil Regan, R Wes Parker, S	6-3				G1		SH1-4 1B		P3		SH5-4 2B	2	0	0	0	0	0	0		
<b>Inning Stats</b>	R: 2 E: 0 K: 0 S: 6	H: 3 LOB: 1 BB: 0 P: 6	R: 0 E: 0 K: 1 S: 5	H: 0 LOB: 0 BB: 0 P: 5	R: 0 E: 0 K: 0 S: 4	H: 1 LOB: 1 BB: 0 P: 4	R: 0 E: 0 K: 0 S: 4	H: 1 LOB: 1 BB: 0 P: 4	R: 0 E: 0 K: 0 S: 5	H: 3 LOB: 3 BB: 1 P: 9	R: 0 E: 0 K: 0 S: 3	H: 0 LOB: 0 BB: 0 P: 3	R: 2 E: 0 K: 0 S: 5	H: 3 LOB: 1 BB: 1 P: 5	1B: 8 2B: 4 3B: 0 HR: 1	SF: 0 SAC: 2 DP: 1 HBP: 0	WP: 0 PB: 0 SB: 0 CS: 0	PA: 46		
<b>PITCHER</b>	IP ERA WLS BF H R ER SO BB IBB HBP BLK WP HR S P ERA WHIP	Vern Law, R ERA: 4.73	Dennis Ribant, R ERA: 6.57	Roy Face, R ERA: 5.79	Steve Blass, R ERA: 5.79															
Batter	1	2	3	4	5	6	7	8	9	10	11	AB	R	H	RBI	BB	SO	LOB	BOTTOM	
Maury Wills, S	4-3 1B 2B	F9			5-3			FC 1B BB		CS 1B		4	2	2	0	1	0	0		
Manny Mota, R	4-3		1-3				5-3	FC 1B FC3-2		F3		5	0	0	0	0	0	3		
Roberto Clemente, R	1B 1B		6-3				F8	FC3-2 1B		4-3		5	1	2	2	0	0	0		
Donn Clendenon, R	1B 1B		5-3				P4	FC3-2		K		5	0	1	0	0	1	2		
Bill Mazerowski, R	1B				6-3		SH3-4 1B	F9		F8		5	0	2	1	0	0	2		
Gene Alley, R	P6				K		SH3-4		K2-3			3	0	0	0	0	2	2		
Willie Stargell, L	6-3				4-3		6-3		F5			4	0	0	0	0	0	3		
Jerry May, R Jim Padgugioni, R	6-3				4-3		6-3		K			2	0	0	0	0	0	0		
Vern Law, R Dennis Ribant, R Andre Rodgers, R Roy Face, R George Spriggs, L Steve Blass, R	P4				K			6-3		K		2	0	0	0	0	0	1		
<b>Inning Stats</b>	R: 2 E: 0 K: 0 S: 7	H: 4 LOB: 2 BB: 0 P: 7	R: 0 E: 0 K: 0 S: 3	H: 0 LOB: 0 BB: 0 P: 3	R: 0 E: 0 K: 0 S: 3	H: 0 LOB: 0 BB: 0 P: 3	R: 0 E: 0 K: 1 S: 5	H: 1 LOB: 1 BB: 0 P: 5	R: 0 E: 0 K: 0 S: 5	H: 1 LOB: 2 BB: 1 P: 9	R: 0 E: 0 K: 2 S: 7	H: 0 LOB: 0 BB: 0 P: 7	R: 0 E: 0 K: 1 S: 5	H: 1 LOB: 0 BB: 0 P: 5	1B: 6 2B: 1 3B: 0 HR: 0	SF: 0 SAC: 1 DP: 0 HBP: 0	WP: 0 PB: 0 SB: 1 CS: 1	PA: 41		
<b>PITCHER</b>	IP ERA WLS BF H R ER SO BB IBB HBP BLK WP HR S P ERA WHIP	Claude Osteen, L ERA: 3.09	Phil Regan, R ERA: 1.2	Ron Perranoski, L ERA: 1.93																


Los Angeles Dodgers @ Pittsburgh Pirates  
 Forbes Field, Pittsburgh, PA  
 Tue May 02 1967, 7:05 PM EDT  
 Att. 5,762 - Unknown

AB 42  
 R 5  
 H 13  
 RBI 5  
 BB 2  
 SO 1  
 LOB 17



Los Angeles Dodgers @ Pittsburgh Pirates  
 Forbes Field, Pittsburgh, PA  
 Tue May 02 1967, 7:05 PM EDT  
 Att. 5,762 - Unknown

AB 39  
 R 3  
 H 7  
 RBI 3  
 BB 1  
 SO 6  
 LOB 13





Batter	1	2	3	4	5	6	7	8	9	10	11	12	13	14	15	AB	R	H	RBI	BB	SO	LOB	TOP							
Willie Davis, L OBP: 0.333, SLG: 0.167 (1, 8)																4	0	1	0	2	0	0								
Ron Hunt, R OBP: 0.410, SLG: 0.328 Dick Schofield, S (9, PPR) (9, 4)																4	0	1	0	1	1	4								
Jim Lefebvre, S OBP: 0.378, SLG: 0.400 (1, 5)																6	1	2	1	1	2	3								
Al Ferrara, R OBP: 0.297, SLG: 0.424 Jim Hickman, R OBP: 0.278, SLG: 0.303 (1, 7) (9, 7)																4	1	0	0	1	0	3								
Ron Fairly, L OBP: 0.329, SLG: 0.427 (1, 9)																7	2	1	1	0	1	2								
Wes Parker, S OBP: 0.367, SLG: 0.381 (1, 3)																7	0	3	2	0	1	0								
Jeff Torborg, R OBP: 0.297, SLG: 0.290 (1, 2)																7	0	1	0	0	1	2								
Gene Michael, S OBP: 0.248, SLG: 0.227 (1, 6)																7	1	2	0	0	0	3								
Don Sutton, R Phi Regan, R Ron Perranoski, L Bob Miller, R Dick Egan, L Bob Bailey, R Bill Singer, R (1, 1) (9, 1) (9, 1) (11, PPR) (11, 1) (12, 1) (13, PPR) (11, 1)																3	0	0	0	0	0	3								
<b>Inning Stats</b>	R: 0 E: 0 K: 2 S: 4	H: 1 LOB: 1 BB: 0 P: 4	R: 0 E: 0 K: 0 S: 5	H: 2 LOB: 2 BB: 0 P: 5	R: 0 E: 0 K: 1 S: 6	H: 1 LOB: 1 BB: 0 P: 6	R: 1 E: 0 K: 0 S: 5	H: 2 LOB: 1 BB: 0 P: 5	R: 3 E: 1 K: 0 S: 5	H: 2 LOB: 1 BB: 1 P: 10	R: 1 E: 0 K: 1 S: 6	H: 2 LOB: 2 BB: 1 P: 10	R: 0 E: 0 K: 1 S: 5	H: 0 LOB: 0 BB: 0 P: 5	R: 0 E: 0 K: 1 S: 3	H: 0 LOB: 0 BB: 0 P: 3	R: 0 E: 0 K: 1 S: 6	H: 1 LOB: 1 BB: 0 P: 6	R: 0 E: 0 K: 2 S: 7	H: 0 LOB: 2 BB: 2 P: 15	R: 0 E: 0 K: 0 S: 3	H: 0 LOB: 0 BB: 0 P: 3	R: 0 E: 0 K: 0 S: 3	H: 1 LOB: 1 BB: 0 P: 8	R: 0 E: 0 K: 0 S: 3	H: 0 LOB: 0 BB: 0 P: 3	1B: 8 2B: 2 3B: 1 HR: 1	SF: 0 SAC: 1 DP: 1 HBP: 1	WP: 1 PB: 0 CS: 0	PA: 62
<b>PITCHER</b>	IP ERA WLS BF H R ER SO BB IBB HBP BLK WP HR S P 36 3.38 2.062	IP ERA WLS BF H R ER SO BB IBB HBP BLK WP HR S P 11 0.00 0.500															IP ERA WLS BF H R ER SO BB IBB HBP BLK WP HR S P 11 0.00 0.500													
Woodie Fryman, L ERA: 4.5 (1, 1)	Tommie Sisk, R ERA: 18.8 (6, 1)	Al McBean, R ERA: 2.7 (7, 1)	Pete Mikkelsen, R ERA: 2.57 (10, 1)	Dennis Ribant, R ERA: 5.28 (11, 1)															Juan Pizarro, L ERA: 1.53 (14, 1)											

Los Angeles Dodgers @ Pittsburgh Pirates  
Forbes Field, Pittsburgh, PA  
Wed May 03 1967, 7:05 PM EDT  
Att: 9,124 - Unknown

AB 55  
R 5  
H 12  
RBI 4  
BB 8  
SO 5  
LOB 23

Batter	1	2	3	4	5	6	7	8	9	10	11	12	13	14	15	AB	R	H	RBI	BB	SO	LOB	BOTTOM						
Matty Alou, L OBP: 0.375, SLG: 0.347 (1, 8)																7	1	3	0	0	1	0							
Maury Wills, S OBP: 0.343, SLG: 0.364 (1, 5)																6	0	1	0	0	0	1							
Roberto Clemente, R OBP: 0.429, SLG: 0.478 (1, 9)																5	1	2	0	2	1	2							
Willie Stargell, L OBP: 0.286, SLG: 0.333 Jose Pagan, R (12, PH) (13, 7)																	4	1	0	0	1	0	2						
Bill Mazaroski, R OBP: 0.328, SLG: 0.422 (1, 4)																	6	1	3	1	0	0	3						
Donn Clendenon, R OBP: 0.306, SLG: 0.397 (1, 3)																6	2	2	3	1	3	2							
Gene Alley, R OBP: 0.355, SLG: 0.561 (1, 8)																5	0	2	1	1	0	1							
Jerry May, R OBP: 0.421, SLG: 0.529 Jesse Gonder, L OBP: 0.400, SLG: 0.385 Jim Paglaroni, R OBP: 0.200, SLG: 0.143 (1, 2) (9, PH) (9, PH) (10, 2)																	1	0	0	0	1	0	0						
Wesley Fryman, R Tommy Sisk, R Al McBean, R Ron Perranoski, L Bob Miller, R Dick Egan, L Bob Bailey, R Bill Singer, R (1, 1) (9, 1) (9, 1) (11, PPR) (11, 1) (12, 1) (13, PPR) (11, 1)																	1	0	0	0	0	0	1						
<b>Inning Stats</b>	R: 0 E: 0 K: 2 S: 7	H: 0 LOB: 0 BB: 0 P: 7	R: 0 E: 0 K: 0 S: 3	H: 1 LOB: 0 BB: 0 P: 3	R: 0 E: 0 K: 0 S: 2	H: 0 LOB: 0 BB: 0 P: 3	R: 0 E: 0 K: 0 S: 3	H: 0 LOB: 0 BB: 0 P: 3	R: 0 E: 0 K: 1 S: 5	H: 1 LOB: 1 BB: 0 P: 4	R: 0 E: 0 K: 1 S: 5	H: 0 LOB: 0 BB: 0 P: 3	R: 0 E: 0 K: 0 S: 4	H: 1 LOB: 3 BB: 1 P: 9	R: 0 E: 0 K: 0 S: 4	H: 1 LOB: 2 BB: 1 P: 8	R: 0 E: 0 K: 1 S: 6	H: 1 LOB: 2 BB: 1 P: 10	R: 0 E: 0 K: 0 S: 4	H: 1 LOB: 2 BB: 1 P: 8	R: 1 E: 0 K: 0 S: 2	H: 2 LOB: 3 BB: 2 P: 10	1B: 12 2B: 2 3B: 0 HR: 0	SF: 0 SAC: 2 DP: 3 HBP: 2	WP: 1 PB: 0 CS: 0	PA: 63			
<b>PITCHER</b>	IP ERA WLS BF H R ER SO BB IBB HBP BLK WP HR S P 47 3.12 0.808	IP ERA WLS BF H R ER SO BB IBB HBP BLK WP HR S P 28 4.50 2.500															IP ERA WLS BF H R ER SO BB IBB HBP BLK WP HR S P 28 4.50 2.500												
Don Sutton, R ERA: 4.64 (1, 1)	Phi Regan, R ERA: 2.4 (9, 1)	Ron Perranoski, L ERA: 1.8 (9, 1)	Bob Miller, R ERA: 5.57 (11, 1)	Dick Egan, L ERA: (12, 1)															Bill Singer, R ERA: 6.35 (13, 1)										

Los Angeles Dodgers @ Pittsburgh Pirates  
Forbes Field, Pittsburgh, PA  
Wed May 03 1967, 7:05 PM EDT  
Att: 9,124 - Unknown

AB 51  
R 6  
H 14  
RBI 6  
BB 8  
SO 7  
LOB 23







Batter	1	2	3	4	5	6	7	8	9	AB	R	H	RBI	BB	SO	LOB	TOP
Ken Henderson, S (1.9) OBP: 0.322, SLG: 0.363										2	1	1	0	2	0	0	San Francisco Giants @ Pittsburgh Pirates Forbes Field, Pittsburgh, PA Fri May 05 1967, 7:05 PM EDT Att: 18,294 - Unknown
Jesus Alou, R (1.7) OBP: 0.286, SLG: 0.387										3	0	0	0	0	2		
Willie McCovey, L (1.3) OBP: 0.289, SLG: 0.403										4	0	1	0	0	1	3	
Willie Mays, R (1.8) OBP: 0.327, SLG: 0.429										4	1	1	1	0	2		
Jim Ray Hart, R (1.5) OBP: 0.280, SLG: 0.329										3	0	0	0	1	0	0	
Tom Haller, L (1.2) OBP: 0.333, SLG: 0.309										3	0	1	0	1	0	1	
Hal Lanier, R (1.6) OBP: 0.179, SLG: 0.236 Bob Schroder, L (9, PH)										3	0	0	0	0	3	livebaseballscores.com	
Tito Fuentes, S (1.4) OBP: 0.203, SLG: 0.215 Norm Siebern, L (9, PH)										3	0	0	0	0	0		
Bobby Bolin, R (1.1) OBP: 0.222, SLG: 0.333 Ron Herbel, R (2.1) OBP: 0.600, SLG: 0.667 Bill Sorrell, L (5, PH) Ray Sadecki, L (5.1)										1	0	0	0	0	0		
<b>Inning Stats</b>	R: 2 H: 1 E: 2 K: 1 S: 7	H: 1 LOB: 2 BB: 2 P: 15	R: 0 H: 0 E: 0 K: 0 S: 3	H: 0 LOB: 0 BB: 0 P: 3	R: 0 H: 1 E: 0 K: 0 S: 3	H: 0 LOB: 2 BB: 1 P: 8	R: 0 H: 0 E: 0 K: 0 S: 3	H: 0 LOB: 0 BB: 0 P: 3	R: 0 H: 2 E: 0 K: 1 S: 4	H: 0 LOB: 1 BB: 1 P: 9	1B: 4 2B: 0 3B: 0 HR: 0	SF: 0 SAC: 1 DP: 2 HBP: 0	WP: 0 PA: 35 PB: 0 SB: 0 CS: 0				
<b>PITCHER</b> Tommie Sisk, R (1.1) ERA: 5.17	IP: 9.0 WLS: W BF: 35 H: 4 R: 2 ER: 1 SO: 2 BB: 4 IBB: 0 HBP: 0 BLK: 0 WP: 0 HR: 0 S: 35 P: 51 ERA: 1.00 WHIP: 0.889											<b>PITCHER</b>					

Batter	1	2	3	4	5	6	7	8	9	AB	R	H	RBI	BB	SO	LOB	BOTTOM			
Matty Alou, L (1.8) OBP: 0.375, SLG: 0.368										5	2	3	0	0	2	San Francisco Giants @ Pittsburgh Pirates Forbes Field, Pittsburgh, PA Fri May 05 1967, 7:05 PM EDT Att: 18,294 - Unknown				
Maury Wills, S (1.5) OBP: 0.380, SLG: 0.405 Jose Pagan, R (7.5)										3	2	2	0	0	1					
George Spriggs, L (1.7) OBP: 0.353, SLG: 0.286										2	2	1	2	1	0					
Roberto Clemente, R (1.9) OBP: 0.450, SLG: 0.479										4	0	1	1	1	2		4			
Bill Mazerowski, R (1.4) OBP: 0.338, SLG: 0.438										4	1	2	1	1	0		3			
Donn Clendenen, R (1.3) OBP: 0.306, SLG: 0.397										5	0	2	2	0	1		6			
Gene Alley, R (1.6) OBP: 0.386, SLG: 0.563										3	0	2	0	1	0		livebaseballscores.com			
Jerry May, R (1.2) OBP: 0.423, SLG: 0.583										4	0	1	1	0	1			4		
Tommie Sisk, R (1.1)										4	0	0	0	2	4					
<b>Inning Stats</b>	R: 3 H: 3 E: 1 K: 1 S: 8	H: 3 LOB: 2 BB: 2 P: 16	R: 2 H: 4 E: 1 K: 1 S: 9	H: 4 LOB: 2 BB: 0 P: 9	R: 0 H: 1 E: 0 K: 1 S: 5	H: 1 LOB: 0 BB: 0 P: 5	R: 1 H: 1 E: 0 K: 0 S: 4	H: 1 LOB: 0 BB: 0 P: 4	R: 1 H: 3 E: 0 K: 1 S: 8	H: 3 LOB: 2 BB: 0 P: 8	R: 0 H: 0 E: 0 K: 1 S: 5	H: 0 LOB: 1 BB: 0 P: 6	R: 0 H: 1 E: 0 K: 0 S: 4	H: 1 LOB: 1 BB: 0 P: 4	R: 0 H: 1 E: 0 K: 2 S: 8			H: 1 LOB: 3 BB: 2 P: 16	1B: 12 2B: 3 3B: 0 HR: 0	SF: 1 SAC: 1 DP: 1 HBP: 1
<b>PITCHER</b> Bobby Bolin, R (1.1) ERA: 6.95 Ron Herbel, R (2.1) ERA: 1.59 Ray Sadecki, L (5.1) ERA: 1.29	IP: 1.2 WLS: L BF: 13 H: 6 R: 5 ER: 4 SO: 2 BB: 2 IBB: 0 HBP: 0 BLK: 0 WP: 1 HR: 0 S: 15 P: 23 ERA: 21.60 WHIP: 4.800											<b>PITCHER</b>								



Batter	1	2	3	4	5	6	7	8	9	10	AB	R	H	RBI	BB	SO	LOB	
Ken Henderson, S OBP: 0.319, SLG: 0.349 Frank Linzy, R (7.1)	G4-3 BB			K		F3	G3		K		3	0	0	0	1	1	1	
Jim Davenport, R OBP: 0.345, SLG: 0.556 (1.6)	G4-3			F4		5-3			1-3		5	1	1	0	0	0	1	
Willie Mays, R OBP: 0.316, SLG: 0.396 (1.8)	F8			F6		1B HR			F9		4	1	0	0	1	0	1	
Jim Ray Hart, R OBP: 0.299, SLG: 0.346 (1.5)				F4		F6					5	1	3	0	0	0	0	
Jack Hlatt, R OBP: 0.354, SLG: 0.600 (7.7)				6-3		F6			1B		4	1	2	4	0	0	0	
Jesus Alou, R OBP: 0.282, SLG: 0.382 (8.7)									1B		1	0	0	0	0	0	1	
Ollie Brown, R OBP: 0.356, SLG: 0.341 (1.9)				5-3					1B		5	1	1	0	0	1	3	
Dick Dietz, R OBP: 0.200, SLG: 0.385 Tom Haller, L OBP: 0.354, SLG: 0.321 (7.2)				1-3							2	0	1	1	0	0	0	
Hal Lanier, R OBP: 0.190, SLG: 0.246 Norm Siebern, L (7.4)				1-3							1	0	0	0	0	1	1	
Tito Fuentes, S OBP: 0.200, SLG: 0.212 (7.4)				1-3							1	0	0	0	0	0	3	
Gaylord Perry, R OBP: 0.200, SLG: 0.200 Lindy McDaniel, R (5.1)				1-3							2	0	0	0	0	0	2	
Willie McCovey, L OBP: 0.282, SLG: 0.392 (7.3)				5-3							0	0	0	0	0	0	0	
											2	0	0	0	0	1	1	
<b>Inning Stats</b>	R: 0 E: 0 K: 0 S: 2	H: 0 LOB: 0 BB: 1 P: 6	R: 0 E: 0 K: 0 S: 3	H: 0 LOB: 0 BB: 0 P: 3	R: 0 E: 0 K: 1 S: 5	H: 0 LOB: 0 BB: 0 P: 3	R: 1 E: 0 K: 0 S: 6	H: 3 LOB: 2 BB: 0 P: 6	R: 3 E: 0 K: 2 S: 8	H: 1 LOB: 1 BB: 0 P: 8	R: 1 E: 0 K: 1 S: 8	H: 3 LOB: 3 BB: 1 P: 12	R: 0 E: 0 K: 1 S: 5	H: 0 LOB: 0 BB: 0 P: 5	R: 0 E: 0 K: 0 S: 4	H: 1 LOB: 1 BB: 0 P: 4	1B: 8 2B: 1 3B: 0 HR: 1	SF: 0 SAC: 0 DP: 1 HBP: 0

**TOP**

**San Francisco Giants @ Pittsburgh Pirates**  
Forbes Field, Pittsburgh, PA  
Sat May 06 1967, 3:33 AM EDT  
Att: 7,662 - Unknown

AB	39
R	5
H	10
RBI	5
BB	3
SO	5
LOB	14

**GIANTS**

WP: 0	PA: 42
PB: 0	
SB: 0	
CS: 0	

Batter	1	2	3	4	5	6	7	8	9	10	AB	R	H	RBI	BB	SO	LOB	
Matty Alou, L OBP: 0.371, SLG: 0.365 (1.8)	F8			F2	F3			F7			6	1	2	0	0	0	5	
Gene Alley, R OBP: 0.387, SLG: 0.551 (1.6)	4-3							F8			5	0	2	2	0	0	0	
George Spriggs, L OBP: 0.391, SLG: 0.400 (1.7)	5-3										6	0	3	0	0	1	5	
Roberto Clemente, R OBP: 0.447, SLG: 0.467 (1.9)				4-3				F9			4	1	1	0	1	1	4	
Bill Mazaroski, R OBP: 0.354, SLG: 0.449 (1.4)											5	2	3	0	0	0	2	
Donn Clendenon, R OBP: 0.299, SLG: 0.375 (1.3)											4	0	0	0	1	2	4	
Jose Pagan, R OBP: 0.100, SLG: 0.100 (1.5)											5	1	1	1	0	0	2	
Jerry May, R OBP: 0.452, SLG: 0.586 (1.2)											5	1	3	1	0	0	0	
Billy O'Dell, S OBP: 0.275, SLG: 0.286 Dennis Ribant, R (8.1)											2	0	1	0	1	0	3	
Bill Short, L OBP: 0.275, SLG: 0.286 Al McBean, R OBP: 0.299, SLG: 0.375 Manny Jimenez, L OBP: 0.299, SLG: 0.375 Roy Face, R (10.1)											0	0	0	0	0	0	0	
											1	0	0	0	0	0	2	
											0	0	0	0	0	0	0	
											0	0	0	0	0	0	0	
<b>Inning Stats</b>	R: 0 E: 0 K: 0 S: 3	H: 0 LOB: 0 BB: 0 P: 3	R: 0 E: 0 K: 1 S: 6	H: 1 LOB: 1 BB: 0 P: 6	R: 0 E: 0 K: 1 S: 7	H: 2 LOB: 3 BB: 1 P: 11	R: 3 E: 0 K: 0 S: 7	H: 4 LOB: 2 BB: 1 P: 11	R: 2 E: 1 K: 1 S: 9	H: 4 LOB: 2 BB: 1 P: 9	R: 0 E: 0 K: 0 S: 4	H: 1 LOB: 0 BB: 0 P: 8	R: 0 E: 0 K: 0 S: 4	H: 1 LOB: 1 BB: 0 P: 4	R: 0 E: 1 K: 0 S: 7	H: 2 LOB: 1 BB: 0 P: 3	1B: 15 2B: 1 3B: 0 HR: 0	SF: 0 SAC: 1 DP: 0 HBP: 0

**BOTTOM**

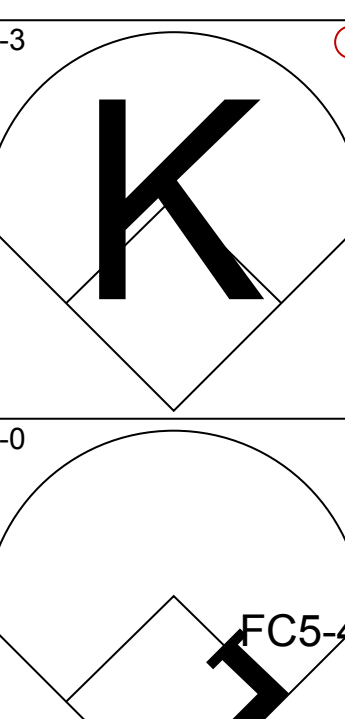
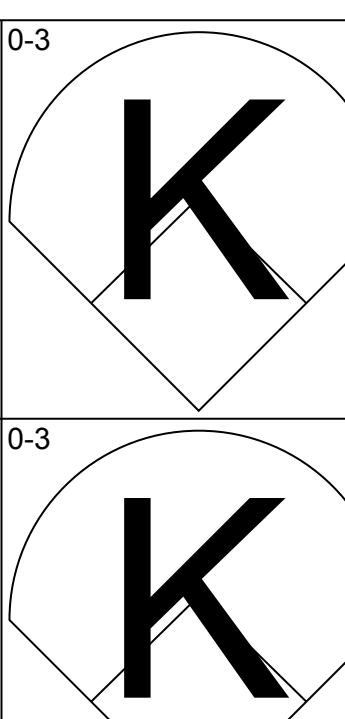
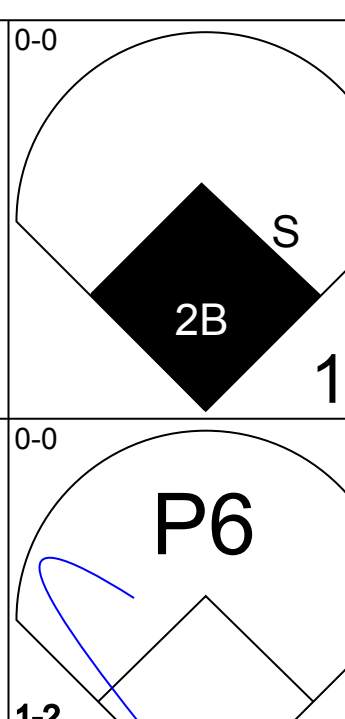
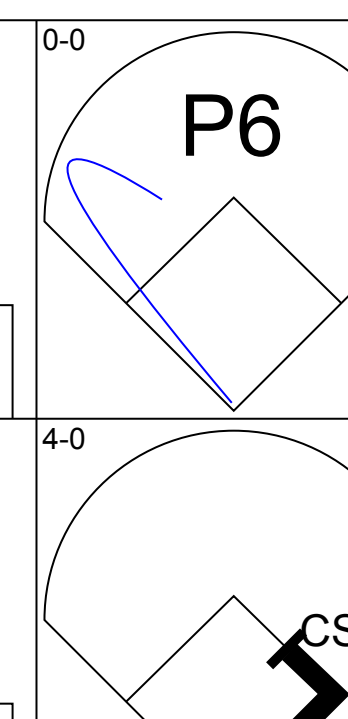
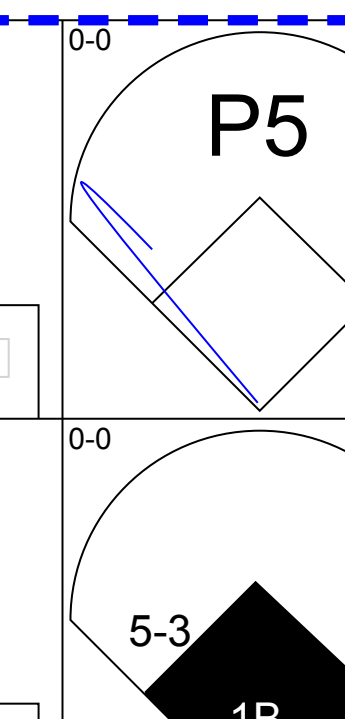
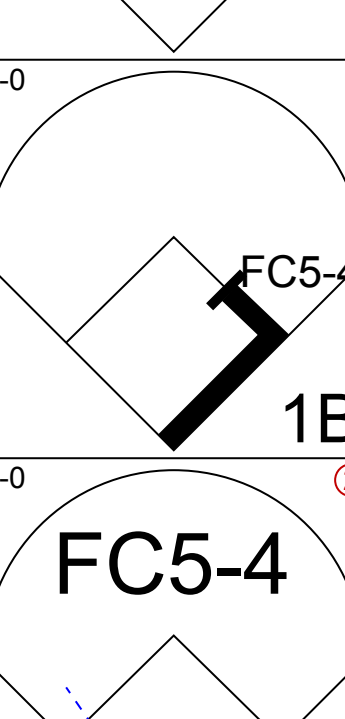

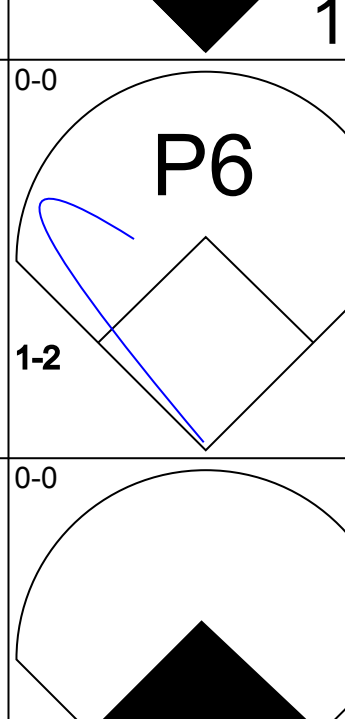
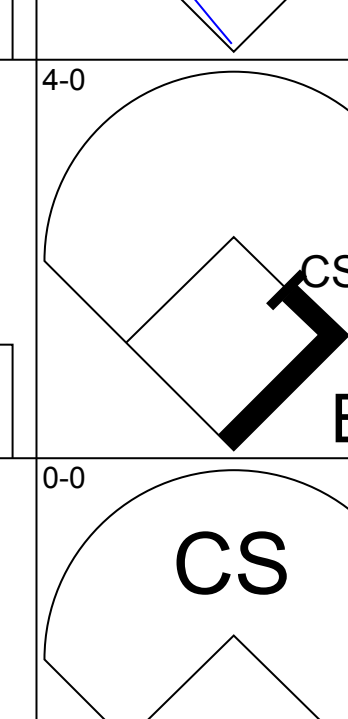
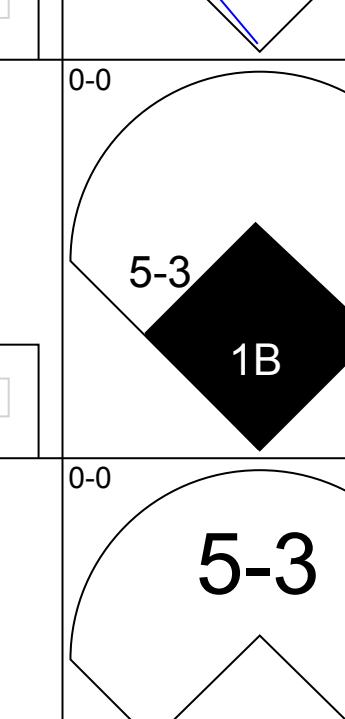
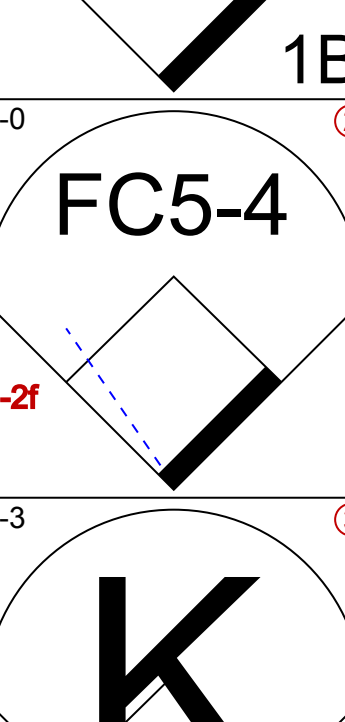
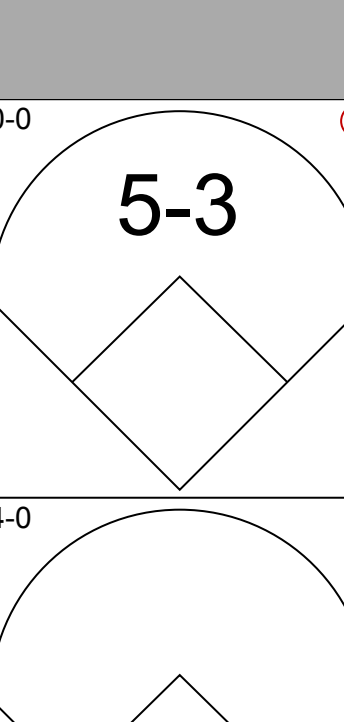
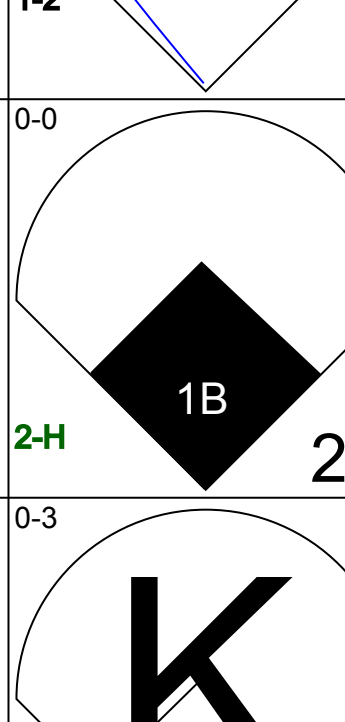
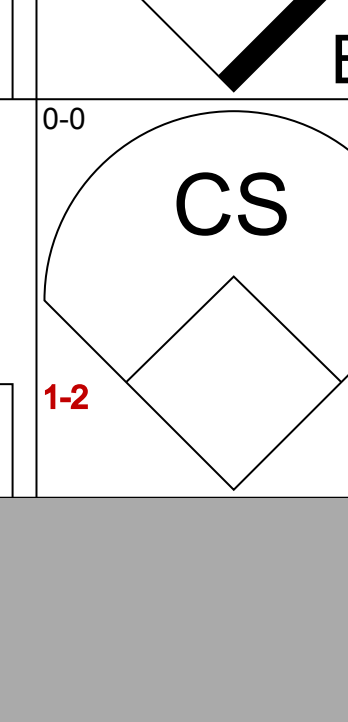
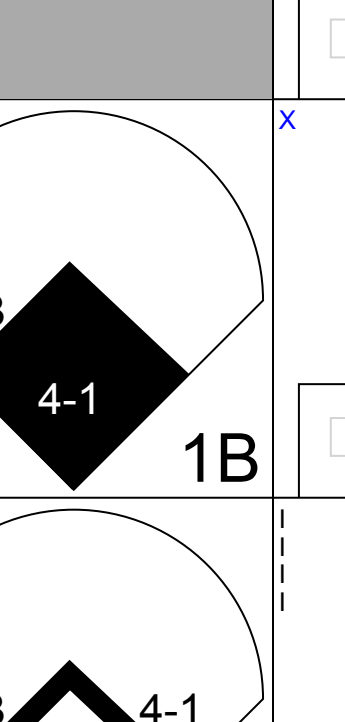
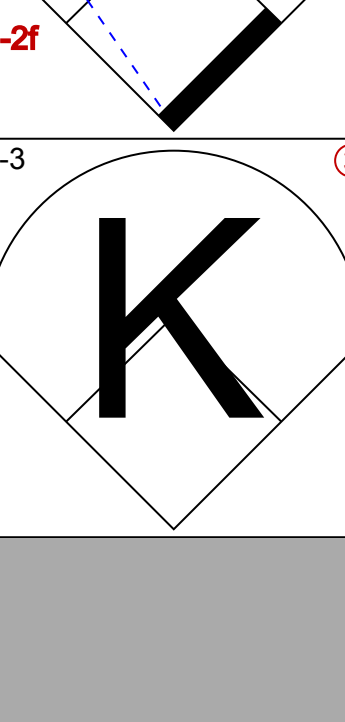
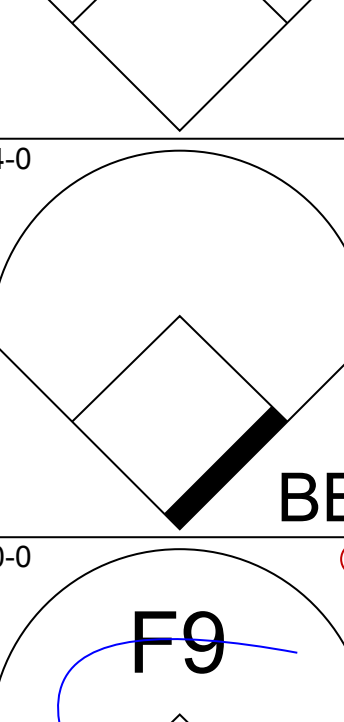
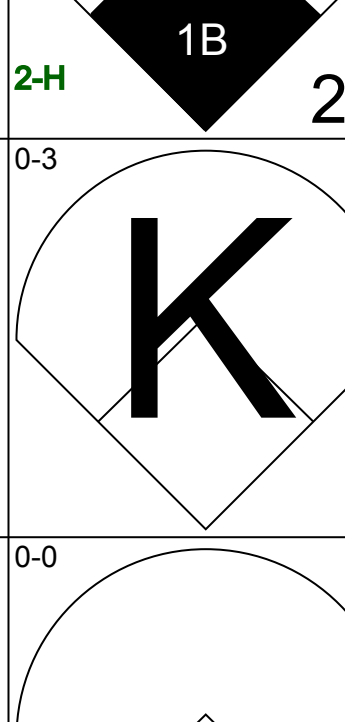
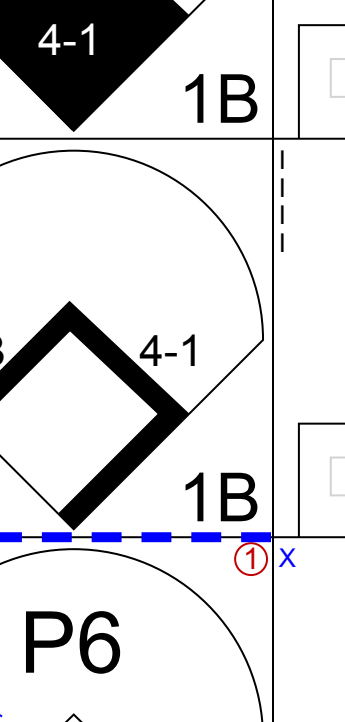
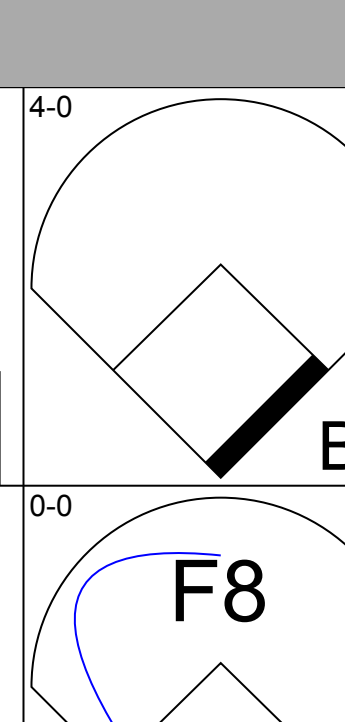
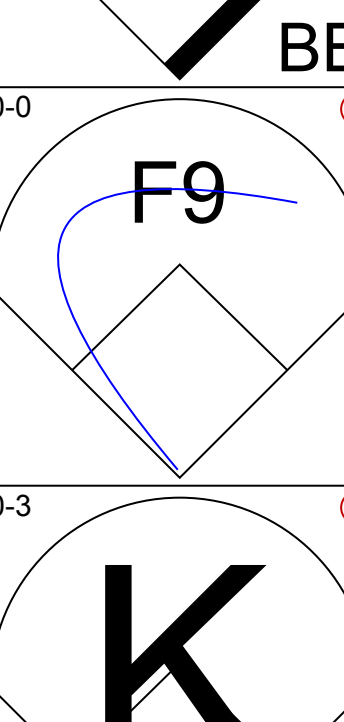
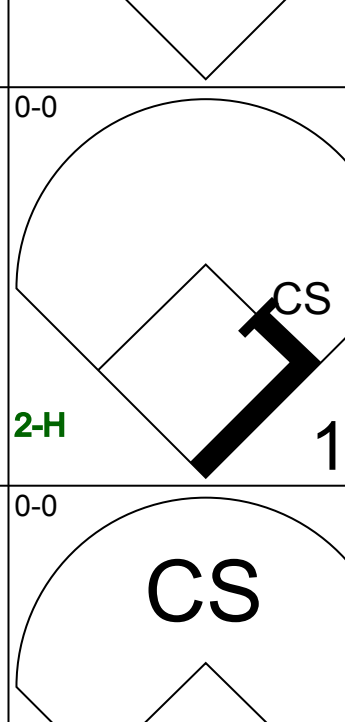

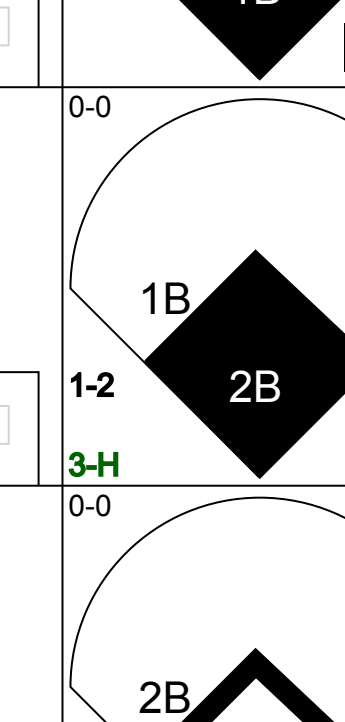
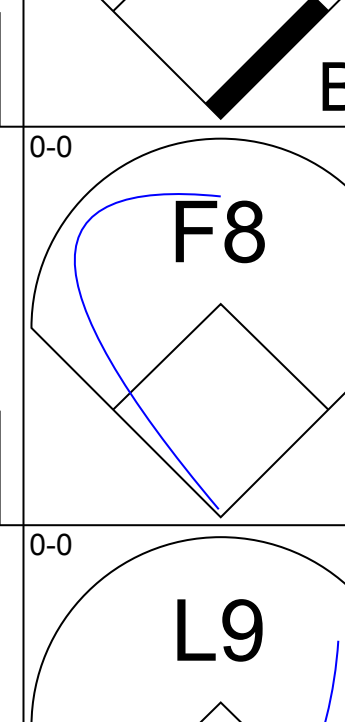
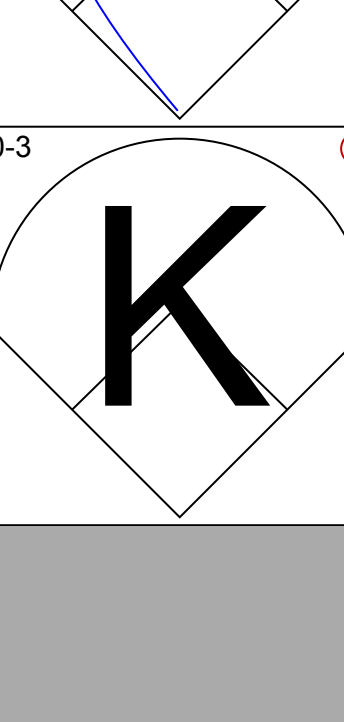
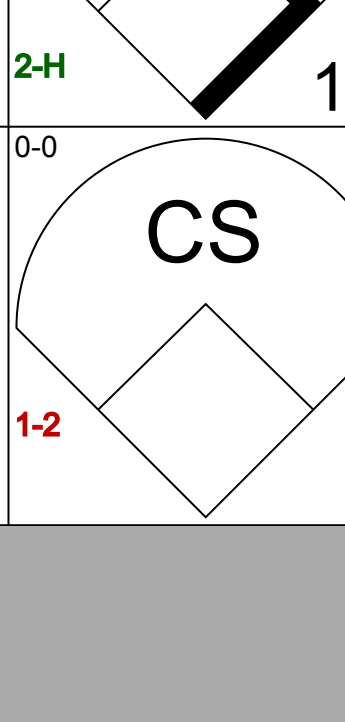
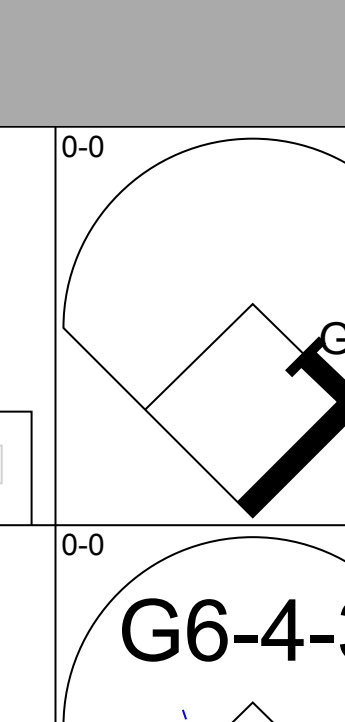

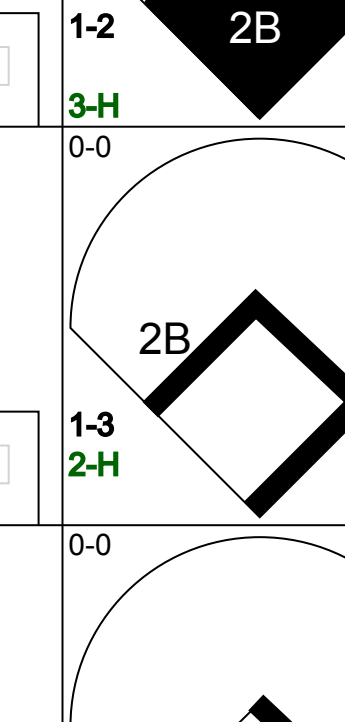
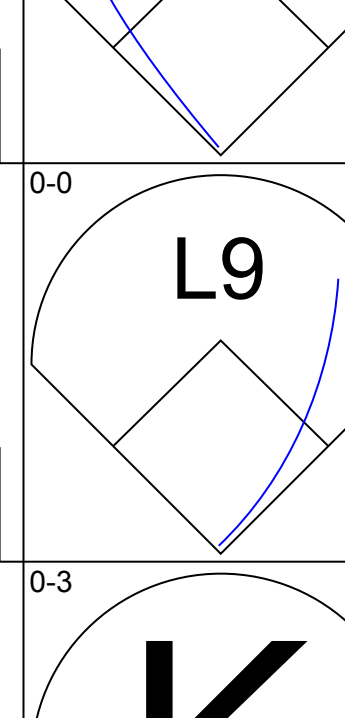

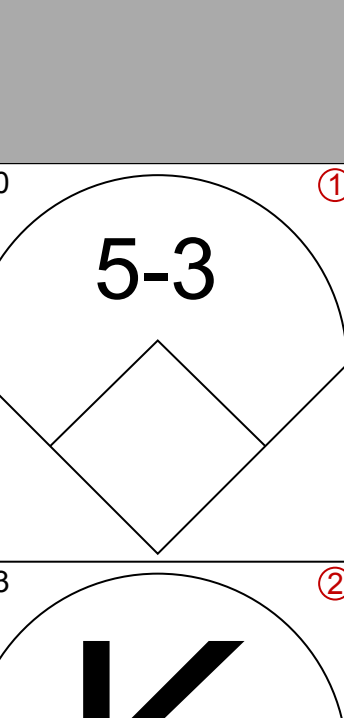
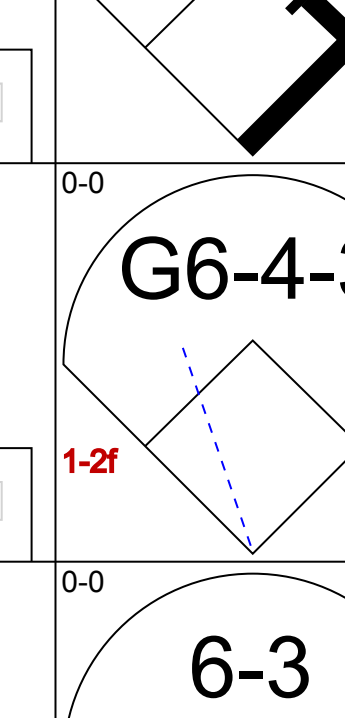

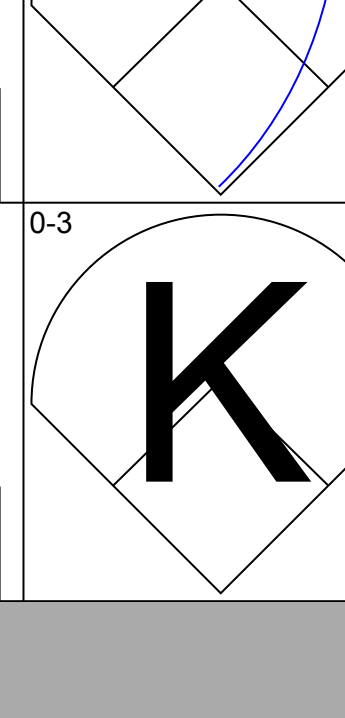

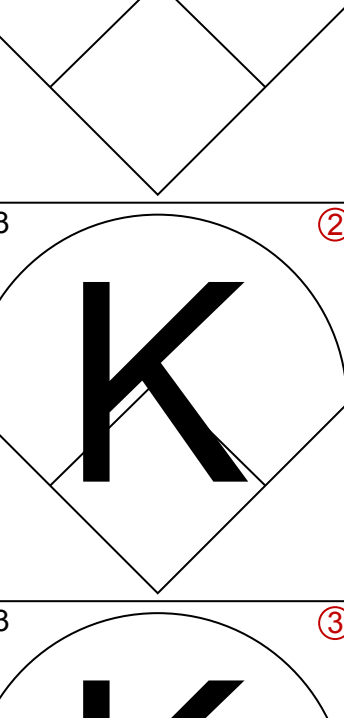
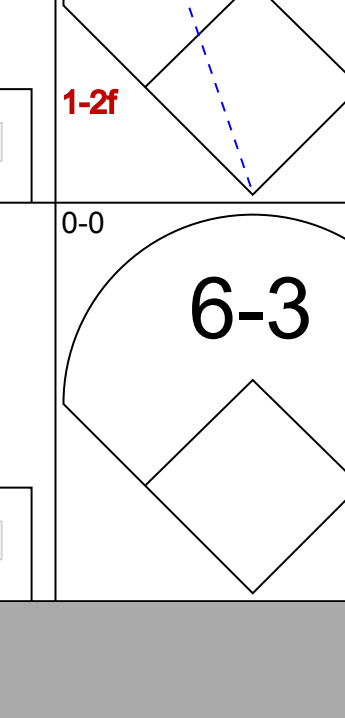

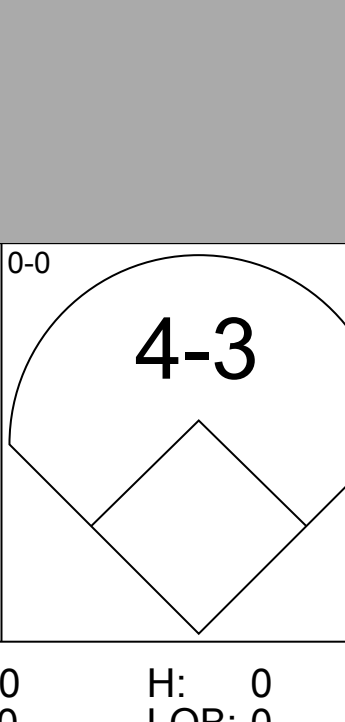

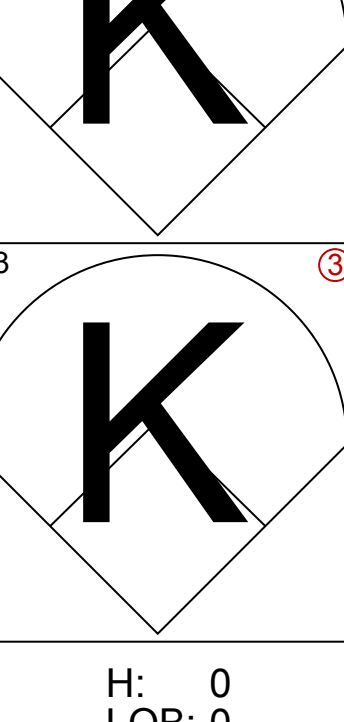
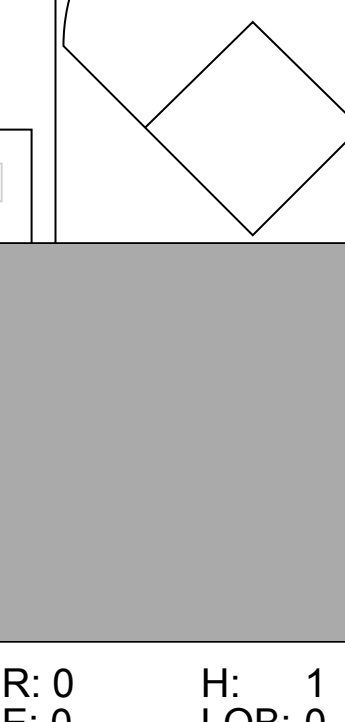
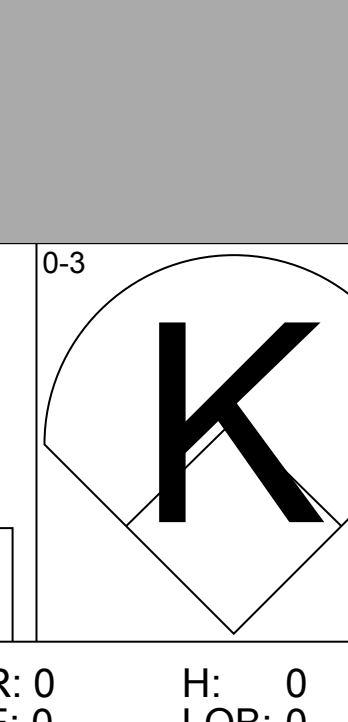
**San Francisco Giants @ Pittsburgh Pirates**  
Forbes Field, Pittsburgh, PA  
Sat May 06 1967, 3:33 AM EDT  
Att: 7,662 - Unknown

AB	44
R	6
H	16
RBI	4
BB	3
SO	5
LOB	27

**P**

WP: 1	PA: 48
PB: 0	
SB: 0	
CS: 0	

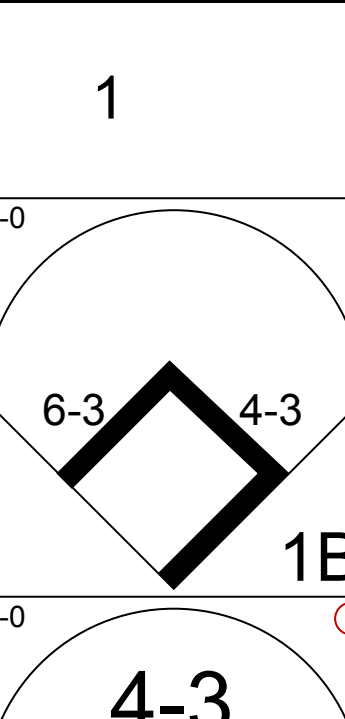
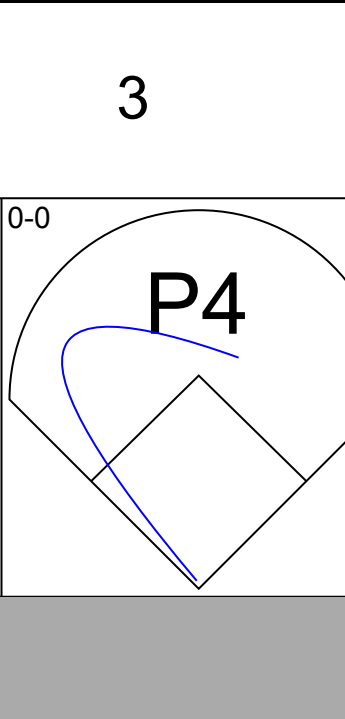
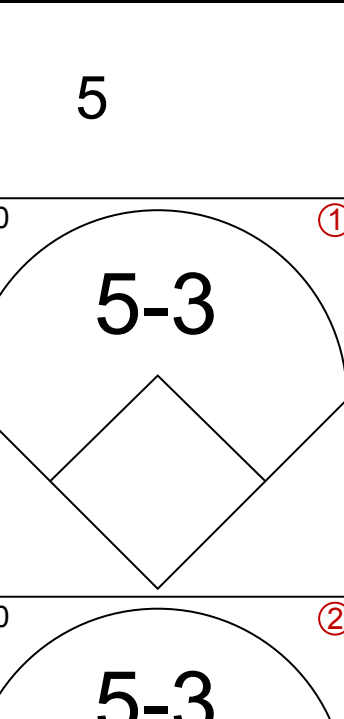
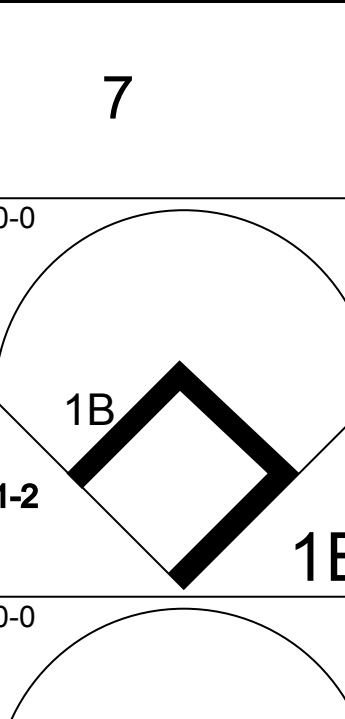
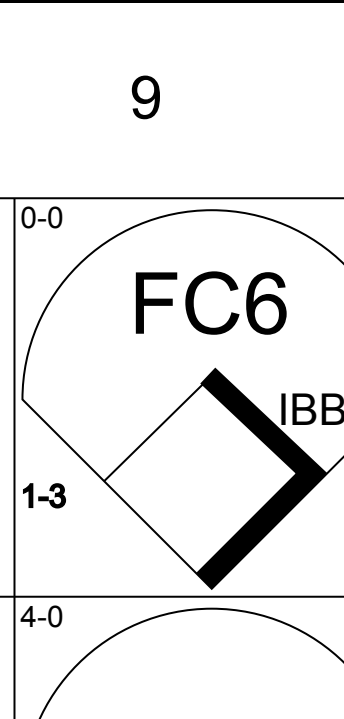
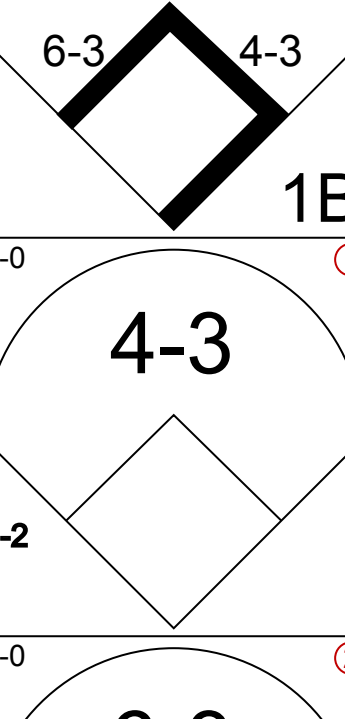
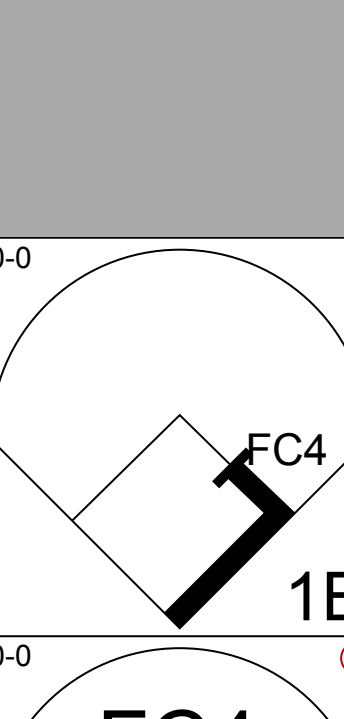
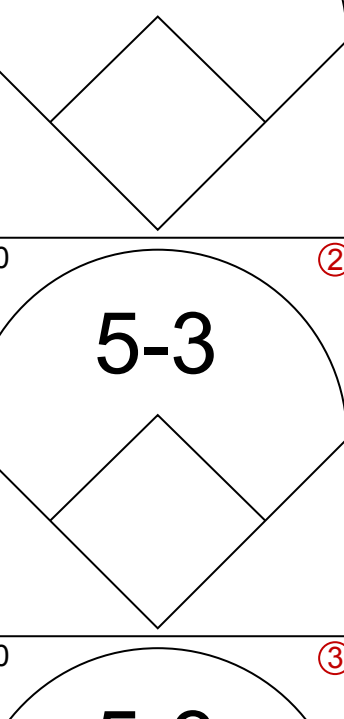
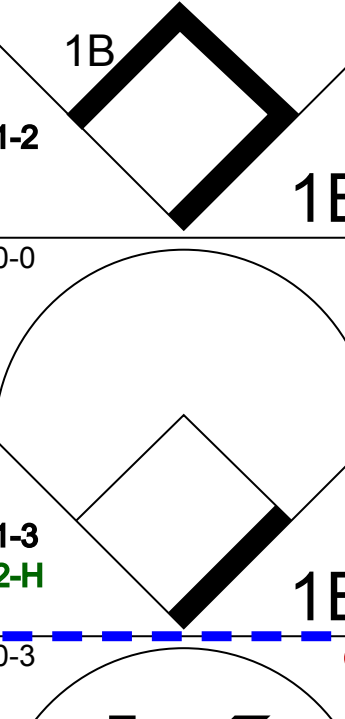
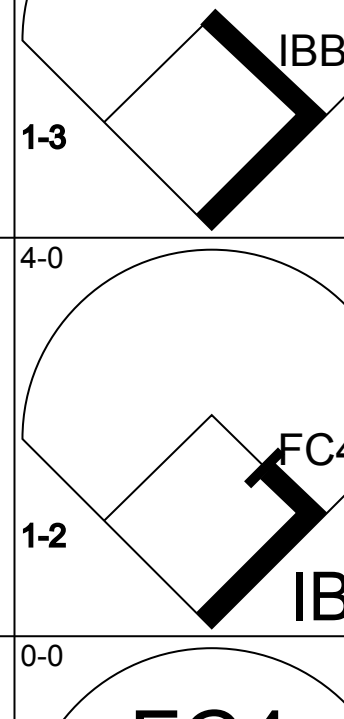
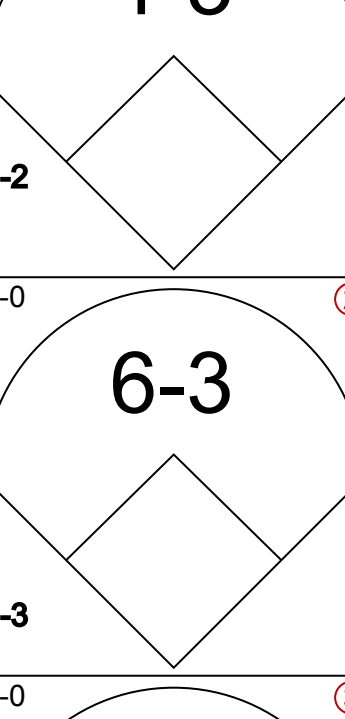
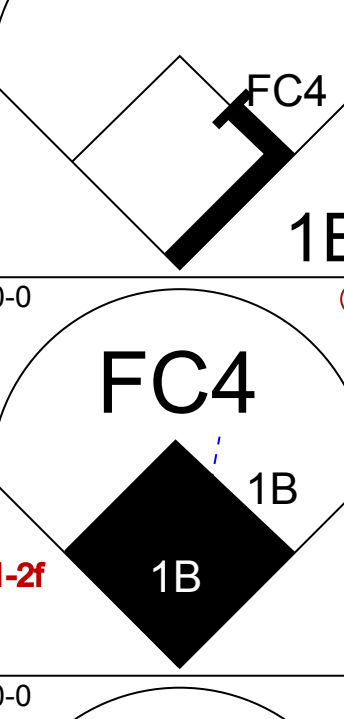
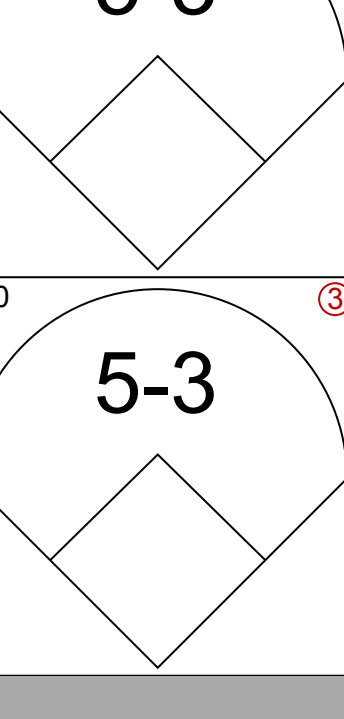
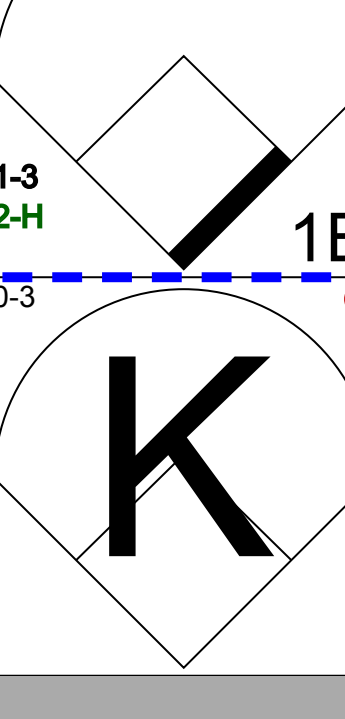
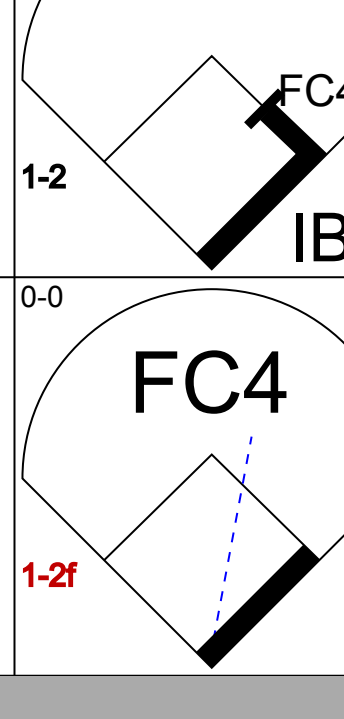
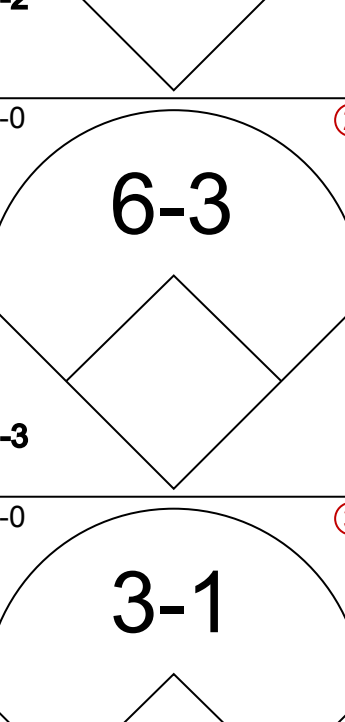
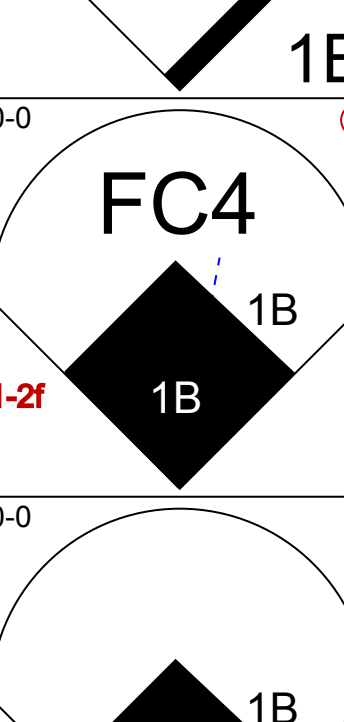
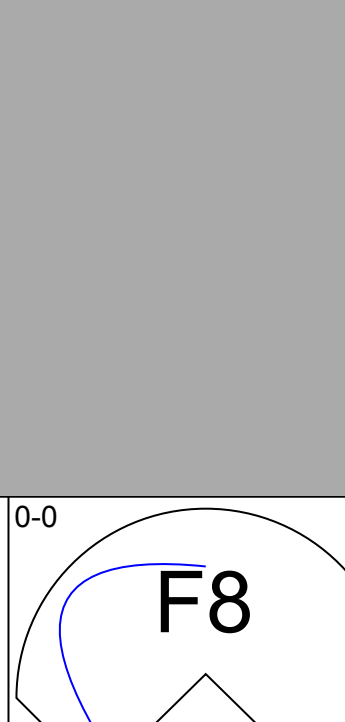
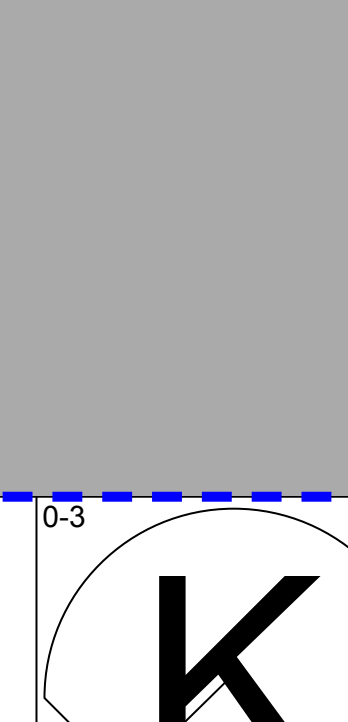
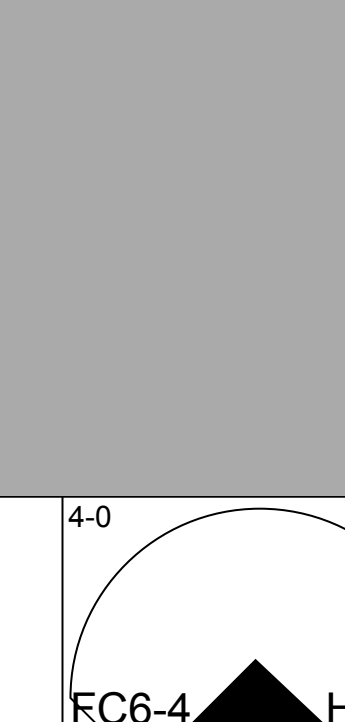
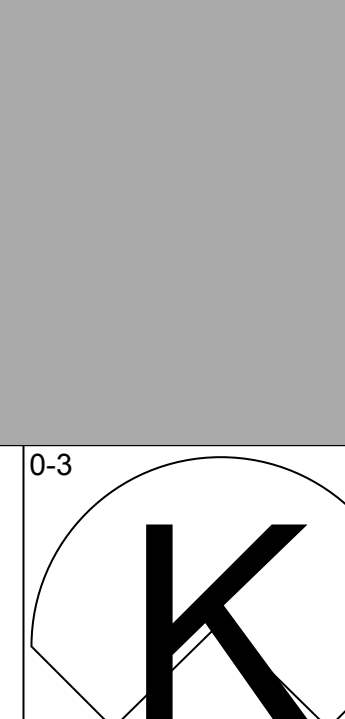
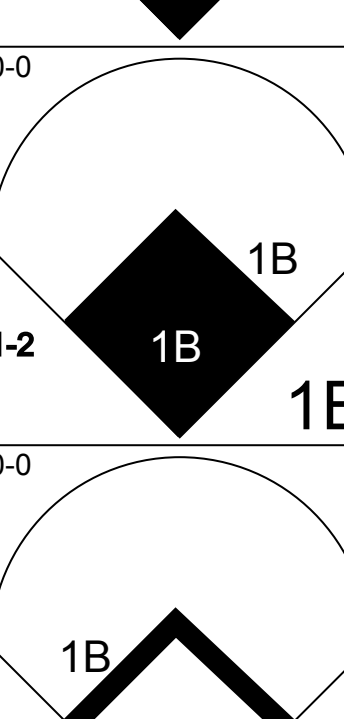



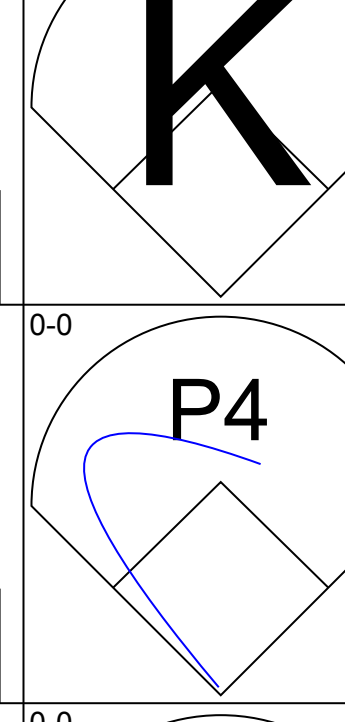
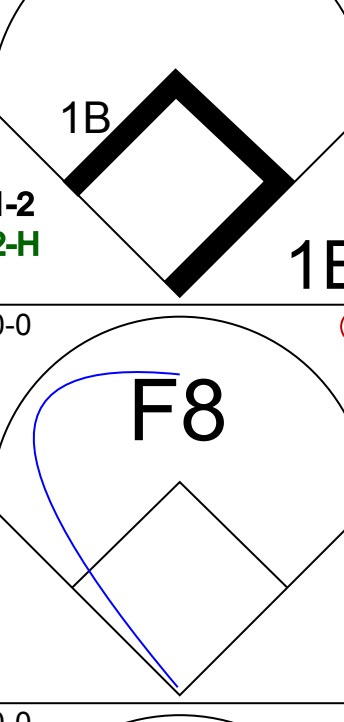
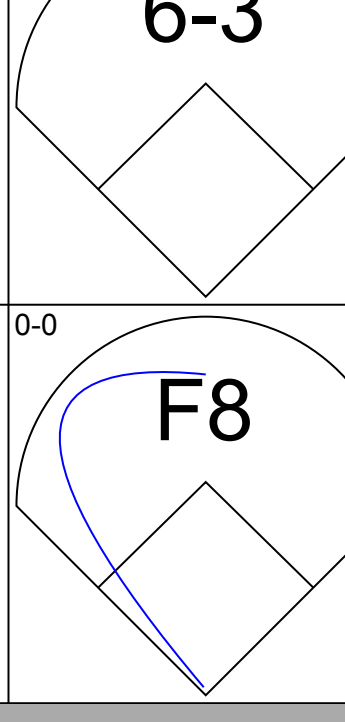
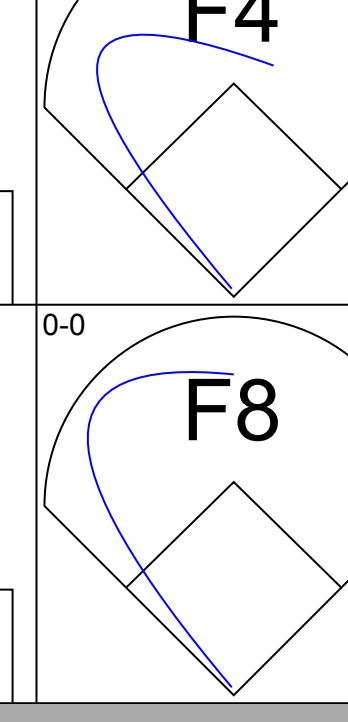
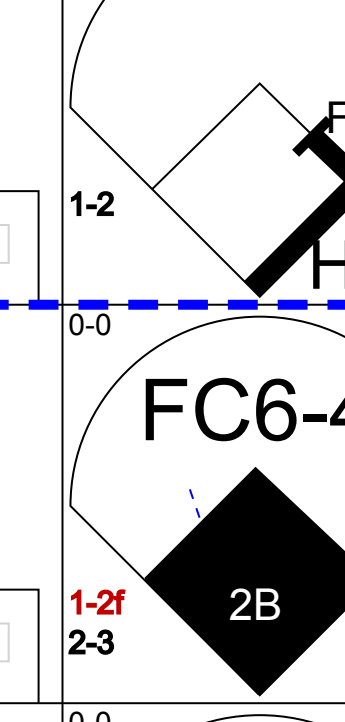
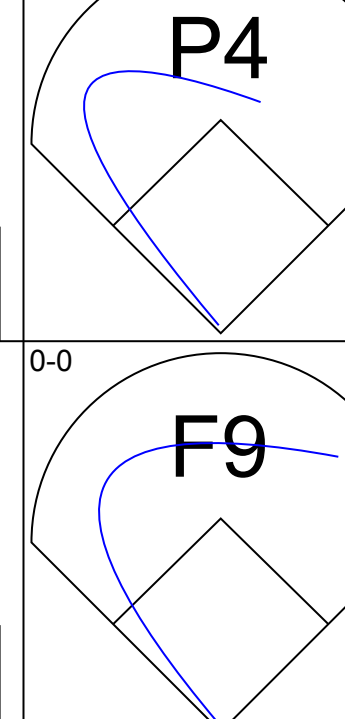
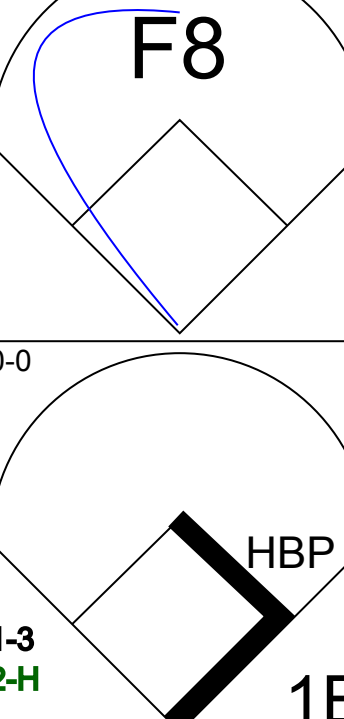

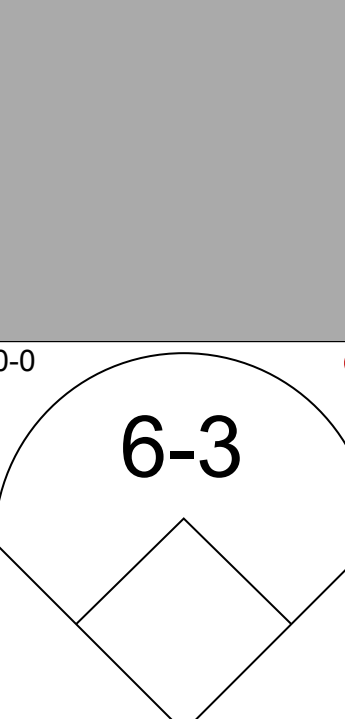
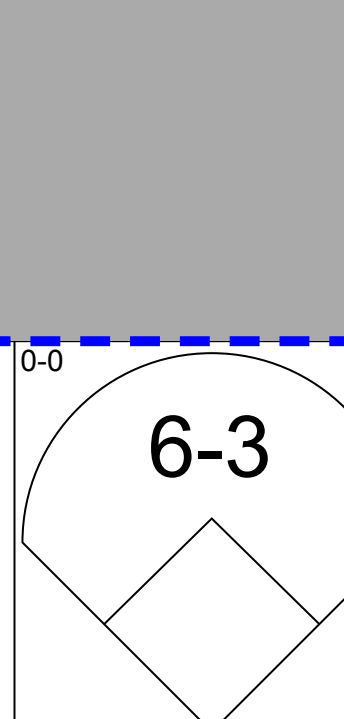

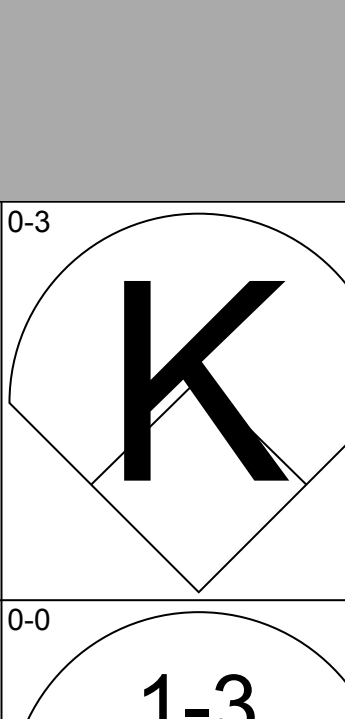

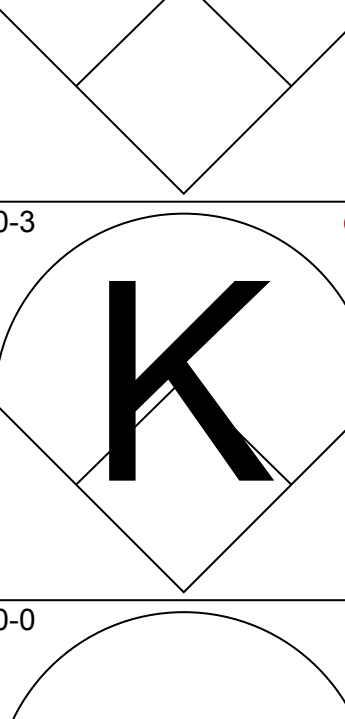
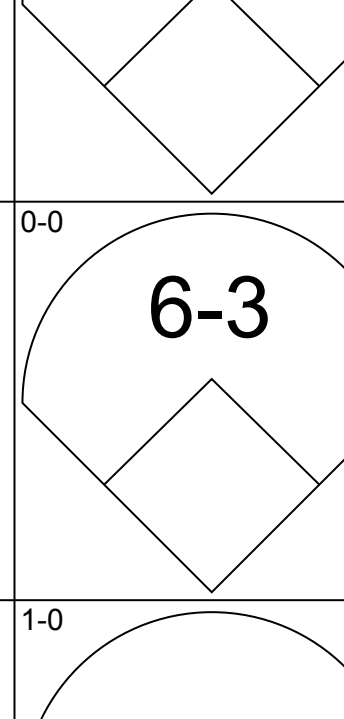
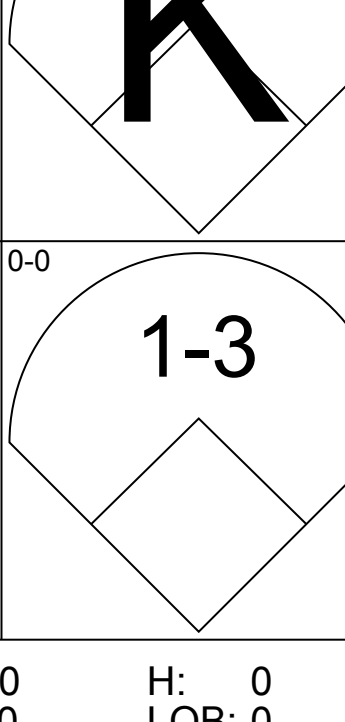
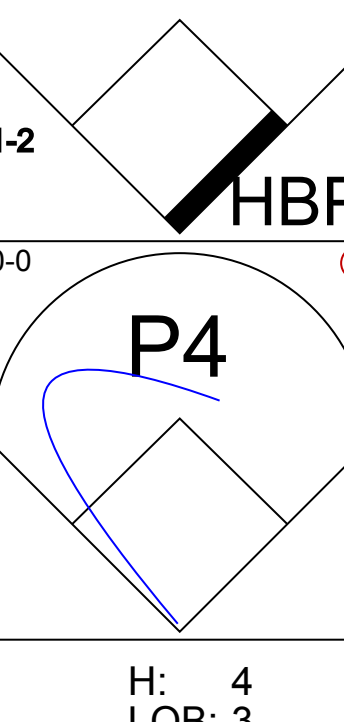


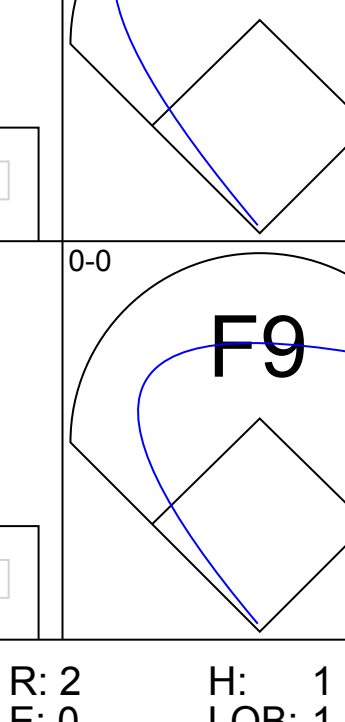


Batter	1	2	3	4	5	6	7	8	9	10	AB	R	H	RBI	BB	SO	LOB	TOP	
Lou Brock, L OBP: 0.364, SLG: 0.573 (1, 7)											5	1	1	0	0	2	0		
Julian Javier, R OBP: 0.364, SLG: 0.437 (1, 4)											4	1	2	0	1	1	1		
Curt Flood, R OBP: 0.404, SLG: 0.370 (1, 8)											5	2	2	1	0	0	2		
Orlando Cepeda, R OBP: 0.438, SLG: 0.652 (1, 3)											3	1	1	0	2	2	2		
Mike Shannon, R OBP: 0.408, SLG: 0.591 (1, 5)											4	1	2	2	1	0	3		
Tim McCarver, L OBP: 0.347, SLG: 0.456 (1, 2)											5	0	2	2	0	1	3		
Alex Johnson, R OBP: 0.121, SLG: 0.250 Roger Maris, L OBP: 0.329, SLG: 0.381 (9, PH) (9, 9)											3	0	0	0	0	0	2		
Dal Maxvill, R OBP: 0.307, SLG: 0.288 Bobby Tolan, L OBP: 0.388, SLG: 0.333 Eddie Bressoud, R (9, 6)											3	0	0	0	0	2	1		
Ray Washburn, R Hal Woodeshick, R Ed Spiezio, R Joe Hoerner, R Dave Ricketts, S Ron Willis, R Nelson Briles, R Larry Jaster, L (1, 1) (7, 1) (8, PH) (8, 1) (8, PH) (8, 1) (10, 1) (10, 1)											2	0	0	0	0	1	0		
<b>Inning Stats</b>	R: 0 E: 0 K: 2 S: 8	H: 1 LOB: 1 BB: 0 P: 8	R: 0 E: 0 K: 1 S: 5	H: 0 LOB: 1 BB: 1 P: 9	R: 0 E: 0 K: 2 S: 7	H: 0 LOB: 0 BB: 0 P: 7	R: 0 E: 0 K: 2 S: 7	H: 3 LOB: 0 BB: 0 P: 7	R: 0 E: 0 K: 0 S: 3	H: 1 LOB: 0 BB: 0 P: 3	R: 0 E: 0 K: 1 S: 4	H: 3 LOB: 3 BB: 1 P: 10	R: 3 E: 0 K: 1 S: 9	H: 4 LOB: 3 BB: 2 P: 17	1B: 9 2B: 3 3B: 0 HR: 0	SF: 0 SAC: 0 DP: 1 HBP: 0	WP: 0 PB: 0 SB: 1 CS: 2	PA: 47	
<b>PITCHER</b>	IP WLS BF H R ER SO ERA WHIP	IP WLS BF H R ER SO ERA WHIP	IP WLS BF H R ER SO ERA WHIP	IP WLS BF H R ER SO ERA WHIP	IP WLS BF H R ER SO ERA WHIP	IP WLS BF H R ER SO ERA WHIP	IP WLS BF H R ER SO ERA WHIP	IP WLS BF H R ER SO ERA WHIP	IP WLS BF H R ER SO ERA WHIP	IP WLS BF H R ER SO ERA WHIP	IP WLS BF H R ER SO ERA WHIP	IP WLS BF H R ER SO ERA WHIP	IP WLS BF H R ER SO ERA WHIP	IP WLS BF H R ER SO ERA WHIP	IP WLS BF H R ER SO ERA WHIP	IP WLS BF H R ER SO ERA WHIP	IP WLS BF H R ER SO ERA WHIP	IP WLS BF H R ER SO ERA WHIP	
Juan Pizarro, L ERA: 2.1	8.0	0.1	0.1	0.1	1.0	0.0	0.0	0.0	0.0	0.0	0.0	0.0	0.0	0.0	0.0	0.0	0.0	0.0	0.0
Roy Face, R ERA: 4.5	0.1	1	1	1	3	0	0	0	0	0	0	0	0	0	0	0	0	0	0
Bill Short, L ERA: 4.5	0.1	1	1	1	3	0	0	0	0	0	0	0	0	0	0	0	0	0	0
Al McBean, R ERA: 2.19	0.1	3	3	3	9	0	0	0	0	0	0	0	0	0	0	0	0	0	0
Vern Law, R ERA: 6.29	1.0	L	9	4	3	3	1	0	2	0	0	0	0	0	0	0	0	0	0

St. Louis Cardinals @ Pittsburgh Pirates  
Forbes Field, Pittsburgh, PA  
Mon May 08 1967, 7:05 PM EDT  
Att: 5,388 - Unknown

AB	39
R	6
H	12
RBI	6
BB	6
SO	11
LOB	20



Batter	1	2	3	4	5	6	7	8	9	10	AB	R	H	RBI	BB	SO	LOB	BOTTOM	
Matty Alou, L OBP: 0.373, SLG: 0.368 (1, 8)											5	0	2	0	0	0	1		
Gene Alley, R OBP: 0.400, SLG: 0.548 (1, 6)											4	0	2	1	1	0	1		
George Spriggs, L OBP: 0.346, SLG: 0.348 Donn Clendenon, F OBP: 0.291, SLG: 0.365 (1, 7) (7, PH) (8, 3)											3	1	0	0	0	0	2		
Wille Stargell, L OBP: 0.250, SLG: 0.328 (1, 3) (8, 7)											4	2	1	0	1	1	1		
Roberto Clemente, R OBP: 0.444, SLG: 0.456 (1, 9)											4	0	1	1	0	1	0		
Bill Mazerowski, R OBP: 0.333, SLG: 0.422 (1, 4)											5	1	0	0	0	0	4		
Jose Pagan, R OBP: 0.143, SLG: 0.143 Manny Jimenez, L OBP: 0.333, SLG: 1.000 (1, 5) (10, PH)											4	0	1	1	0	0	0		
Jerry May, R OBP: 0.429, SLG: 0.531 Jesse Gonder, L OBP: 0.400, SLG: 0.385 Jim Pagliaroni, R OBP: 0.222, SLG: 0.136 (1, 2) (10, PH) (10, PH)											3	0	0	0	0	2	0		
Juan Pizarro, L Roy Face, R Bill Short, L Al McBean, R Vern Law, R Manny Jimenez, L (1, 1) (9, 1) (9, 1) (9, 1) (10, 1) (10, PH)											3	1	1	0	0	0	3		
<b>Inning Stats</b>	R: 0 E: 0 K: 0 S: 4	H: 1 LOB: 1 BB: 0 P: 4	R: 0 E: 0 K: 1 S: 5	H: 0 LOB: 0 BB: 0 P: 5	R: 0 E: 0 K: 1 S: 5	H: 4 LOB: 3 BB: 0 P: 8	R: 0 E: 0 K: 0 S: 3	H: 0 LOB: 0 BB: 0 P: 3	R: 1 E: 0 K: 2 S: 10	H: 3 LOB: 2 BB: 0 P: 10	R: 0 E: 0 K: 1 S: 5	H: 0 LOB: 3 BB: 1 P: 9	R: 2 E: 0 K: 0 S: 4	H: 1 LOB: 1 BB: 1 P: 9	1B: 8 2B: 1 3B: 0 HR: 0	SF: 0 SAC: 0 DP: 0 HBP: 3	WP: 0 PB: 0 SB: 0 CS: 0	PA: 45	
<b>PITCHER</b>	IP WLS BF H R ER SO ERA WHIP	IP WLS BF H R ER SO ERA WHIP	IP WLS BF H R ER SO ERA WHIP	IP WLS BF H R ER SO ERA WHIP	IP WLS BF H R ER SO ERA WHIP	IP WLS BF H R ER SO ERA WHIP	IP WLS BF H R ER SO ERA WHIP	IP WLS BF H R ER SO ERA WHIP	IP WLS BF H R ER SO ERA WHIP	IP WLS BF H R ER SO ERA WHIP	IP WLS BF H R ER SO ERA WHIP	IP WLS BF H R ER SO ERA WHIP	IP WLS BF H R ER SO ERA WHIP	IP WLS BF H R ER SO ERA WHIP	IP WLS BF H R ER SO ERA WHIP	IP WLS BF H R ER SO ERA WHIP	IP WLS BF H R ER SO ERA WHIP	IP WLS BF H R ER SO ERA WHIP	
Ray Washburn, R ERA: 3.53	6.2	0.1	1.0	0.1	3.0	0.0	0.0	0.0	0.0	0.0	0.0	0.0	0.0	0.0	0.0	0.0	0.0	0.0	0.0
Hal Woodeshick, L ERA: 2.25	0.1	1	0	0	1	0	0	0	0	0	0	0	0	0	0	0	0	0	0
Joe Hoerner, L ERA: 3.24	1.0	3	0	0	0	1	0	0	0	0	0	0	0	0	0	0	0	0	0
Ron Willis, R ERA: 3.72	1.0	W	8	0	2	2	0	1	1	2	0	0	0	0	4	14	18.00	1.000	
Nelson Briles, R ERA: 2.19	0.1	2	1	0	0	0	0	0	0	0	0	0	0	0	2	2	0.00	3.000	

St. Louis Cardinals @ Pittsburgh Pirates  
Forbes Field, Pittsburgh, PA  
Mon May 08 1967, 7:05 PM EDT  
Att: 5,388 - Unknown

AB	40
R	5
H	9
RBI	5
BB	2
SO	5
LOB	19



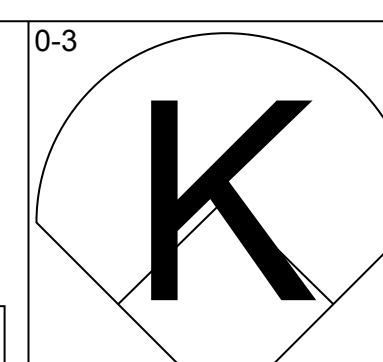
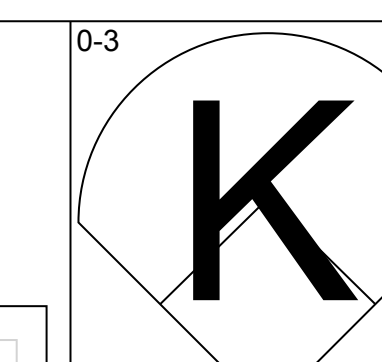
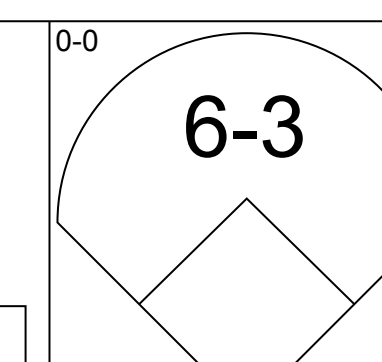
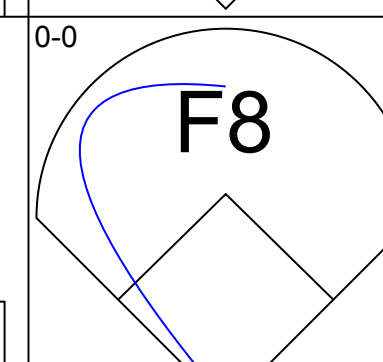
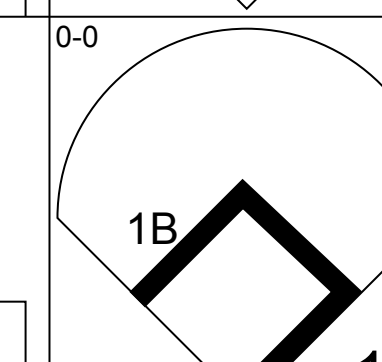
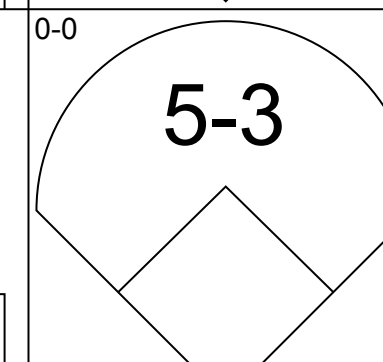
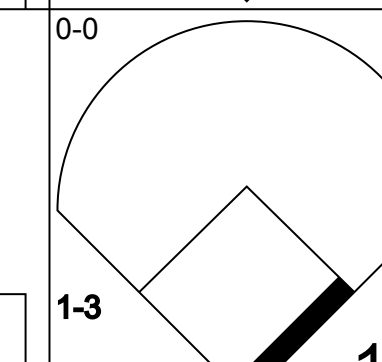
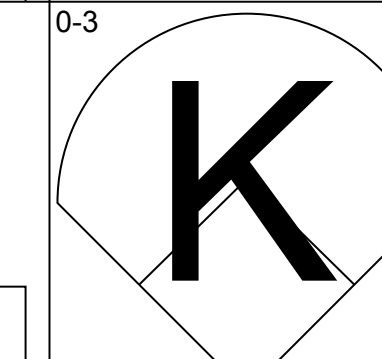








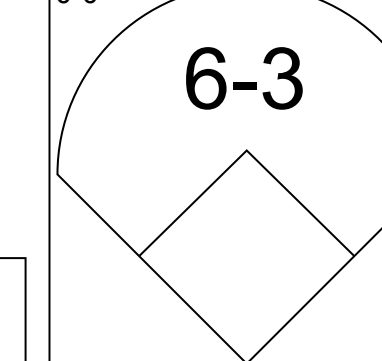
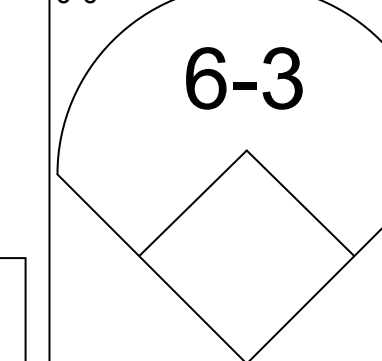
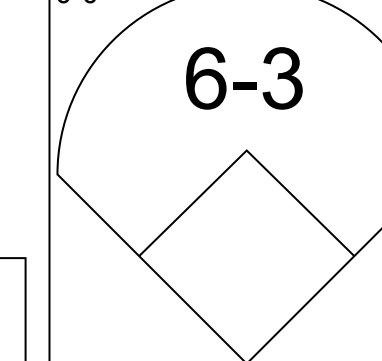
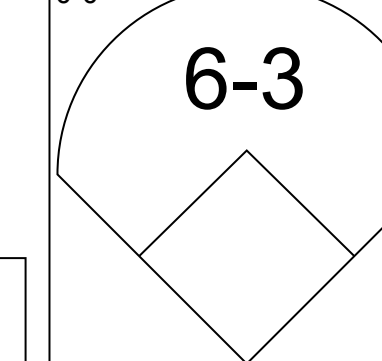
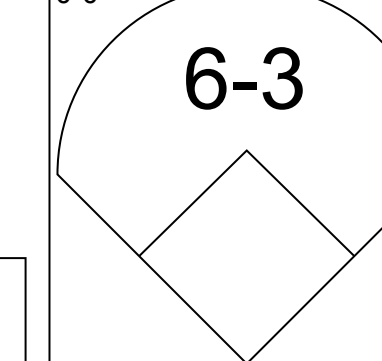
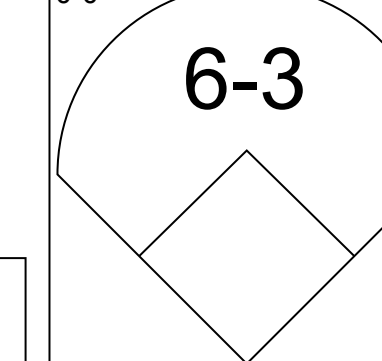


Batter	1	2	3	4	5	6	7	8	9	AB	R	H	RBI	BB	SO	LOB	TOP								
<b>Lou Brock, L</b> OBP: 0.366, SLG: 0.574 (1, 7)	B1-3	K		5-3			FC1-5-6-1 2B	F8 1B		5	0	2	0	0	1	3	<b>St. Louis Cardinals @ Pittsburgh Pirates</b> Forbes Field, Pittsburgh, PA Tue May 09 1967, 7:05 PM EDT Att: 4,951 - Unknown <a href="http://livebaseballscorecards.com">livebaseballscorecards.com</a>								
<b>Julian Javier, R</b> OBP: 0.354, SLG: 0.421 (1, 4)	F9		2B 1B		P4		FC1-5-6-1 2B	F8		5	2	1	0	0	0	3									
<b>Curt Flood, R</b> OBP: 0.394, SLG: 0.361 (1, 8)	BB 1B		K		P3		K	6-3		5	0	1	0	0	2	4									
<b>Orlando Cepeda, R</b> OBP: 0.471, SLG: 0.699 (1, 3)	BB 1B		SF8 2B		1B		3B 2B	G4-6-3 1B		4	2	4	2	1	0	0									
<b>Mike Shannon, R</b> OBP: 0.389, SLG: 0.553 (1, 5)	5-3		SF8		6-3		3B IBB	F8		3	1	0	1	1	0	4									
<b>Tim McCarver, L</b> OBP: 0.351, SLG: 0.479 (1, 2)		1B 1B	F7			F8	3B	G4-6-3		5	0	2	2	0	0	1									
<b>Roger Maris, L</b> OBP: 0.324, SLG: 0.418 (1, 9)		K		K		HR	4-3			4	1	1	1	0	2	2									
<b>Dal Maxvill, R</b> OBP: 0.316, SLG: 0.314 (1, 6)		1B		2B		6-3		K		4	0	2	0	0	1	0									
<b>Steve Carlton, L</b> OBP: 0.333, SLG: 0.250 (1, 1) <b>Joe Hoerner, R</b> (9, 1)		K		1-3		4-3		F8 1B 1B		4	0	1	0	0	1	3									
<b>Inning Stats</b>	R: 0 E: 0 K: 0 S: 4	H: 1 LOB: 2 BB: 1 P: 8	R: 0 E: 0 K: 3 S: 11	H: 2 LOB: 2 BB: 0 P: 11	R: 2 E: 0 K: 1 S: 7	H: 2 LOB: 0 BB: 0 P: 7	R: 0 E: 0 K: 1 S: 6	H: 1 LOB: 1 BB: 0 P: 6	R: 0 E: 0 K: 0 S: 4	H: 1 LOB: 1 BB: 0 P: 4	R: 1 E: 0 K: 0 S: 4	H: 1 LOB: 0 BB: 0 P: 4	R: 3 E: 0 K: 1 S: 8	H: 3 LOB: 1 BB: 1 P: 12	R: 0 E: 0 K: 1 S: 7	H: 2 LOB: 2 BB: 0 P: 7	R: 0 E: 0 K: 0 S: 3	H: 1 LOB: 0 BB: 0 P: 3	1B: 8 2B: 4 3B: 1 HR: 1	SF: 1 SAC: 0 DP: 1 HBP: 0	WP: 0 PB: 0 SB: 0 CS: 0	PA: 42			
<b>PITCHER</b>	IP	WLS	BF	H	R	ER	SO	BB	IBB	HBP	BLK	WP	HR	S	P	ERA	WHIP								
<b>Woodie Fryman, L</b> ERA: 5.56 (1, 1)	6.2	L	33	11	6	6	6	1	1	0	0	0	1	43	51	8.10	1.800								
<b>Bill Short, L</b> ERA: 3.99 (7, 1)	0.1		1	0	0	0	0	0	0	0	0	0	0	1	1	0.00	0.000								
<b>Dennis Ribant, R</b> ERA: 4.5 (8, 1)	2.0		8	3	0	0	1	0	0	0	0	0	0	10	10	0.00	1.500								

Batter	1	2	3	4	5	6	7	8	9	AB	R	H	RBI	BB	SO	LOB	BOTTOM								
<b>Matty Alou, L</b> OBP: 0.375, SLG: 0.370 (1, 8)	F7			E5 1B 1B		P6		G3-6-3 1B	K	5	1	2	0	0	1	2	<b>St. Louis Cardinals @ Pittsburgh Pirates</b> Forbes Field, Pittsburgh, PA Tue May 09 1967, 7:05 PM EDT Att: 4,951 - Unknown <a href="http://livebaseballscorecards.com">livebaseballscorecards.com</a>								
<b>Manny Mota, R</b> OBP: 0.216, SLG: 0.286 (1, 7)	K			1-3		K		G3-6-3 1B		4	0	0	0	0	2	2									
<b>Gene Alley, R</b> OBP: 0.405, SLG: 0.539 (1, 6)	K			E S 1B		BB		F8		3	0	1	1	1	1	0									
<b>Donn Clendenon, R</b> OBP: 0.289, SLG: 0.372 (1, 3)		K		K		K		WP 1B 2B		4	1	1	0	0	3	2									
<b>Bill Mazerowski, R</b> OBP: 0.341, SLG: 0.425 (1, 4)		CS 1B		5-3		6-3		WP 1B 1B		4	1	2	0	0	0	1									
<b>Jose Pagan, R</b> OBP: 0.222, SLG: 0.222 (1, 5)		F8				F9		1-3 1B		4	0	2	2	0	0	1									
<b>Willie Stargell, L</b> OBP: 0.276, SLG: 0.333 (1, 9)				G3		G6-4-3 BB		BB 1B		2	0	1	0	2	0	0									
<b>Jerry May, R</b> OBP: 0.410, SLG: 0.486 (1, 2)				K		G6-4-3		1-3		3	0	0	0	1	1	4									
<b>Woodie Fryman, R</b> (1, 1) <b>Bill Short, L</b> (7, 1) <b>Andre Rodgers, R</b> (7, PH) <b>Dennis Ribant, R</b> (8, 1) <b>Jim Pappiarani, R</b> OBP: 0.214, SLG: 0.130 (9, PH)		K		K		L9		F6		2	0	0	0	0	2	1									
<b>Inning Stats</b>	R: 0 E: 0 K: 2 S: 7	H: 0 LOB: 0 BB: 0 P: 7	R: 0 E: 0 K: 1 S: 5	H: 1 LOB: 0 BB: 0 P: 5	R: 0 E: 0 K: 2 S: 7	H: 0 LOB: 0 BB: 0 P: 7	R: 1 E: 1 K: 1 S: 7	H: 2 LOB: 1 BB: 0 P: 7	R: 0 E: 0 K: 1 S: 5	H: 1 LOB: 1 BB: 1 P: 9	R: 0 E: 0 K: 2 S: 7	H: 0 LOB: 1 BB: 1 P: 11	R: 0 E: 0 K: 0 S: 3	H: 0 LOB: 2 BB: 2 P: 11	R: 0 E: 0 K: 0 S: 3	H: 1 LOB: 0 BB: 0 P: 3	R: 2 E: 0 K: 1 S: 9	H: 4 LOB: 2 BB: 0 P: 9	1B: 8 2B: 1 3B: 0 HR: 0	SF: 0 SAC: 0 DP: 2 HBP: 0	WP: 1 PB: 0 SB: 1 CS: 1	PA: 37			
<b>PITCHER</b>	IP	WLS	BF	H	R	ER	SO	BB	IBB	HBP	BLK	WP	HR	S	P	ERA	WHIP								
<b>Steve Carlton, L</b> ERA: 3.32 (1, 1)	8.0		32	7	3	3	9	4	0	0	0	0	0	46	62	3.38	1.375								
<b>Joe Hoerner, L</b> ERA: 2.89 (9, 1)	1.0	S	5	2	0	0	1	0	0	0	0	1	0	7	7	0.00	2.000								



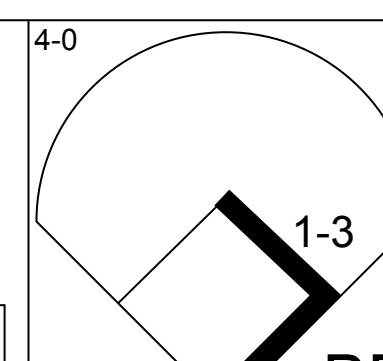
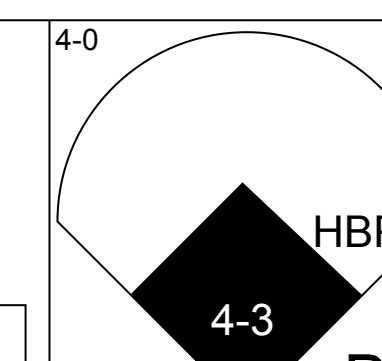
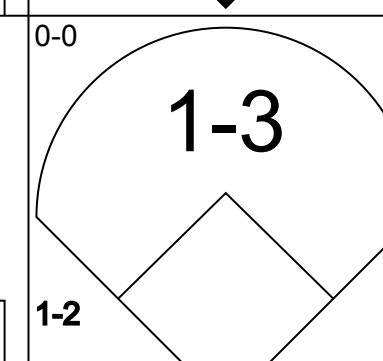
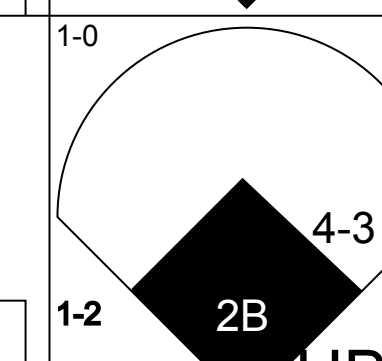
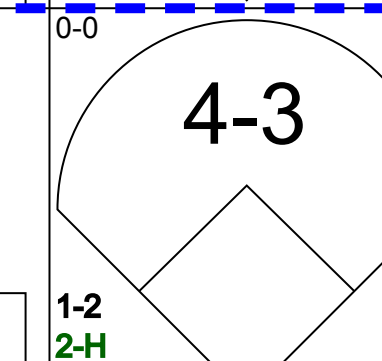
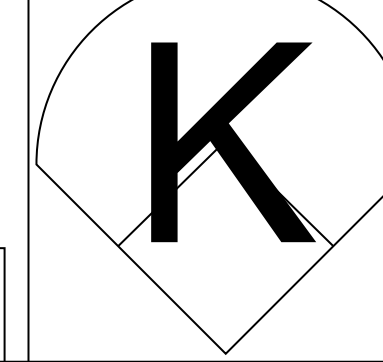
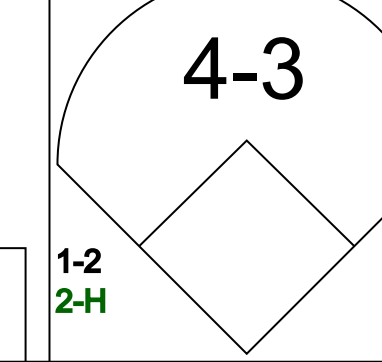
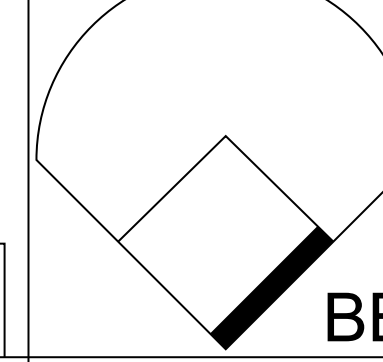
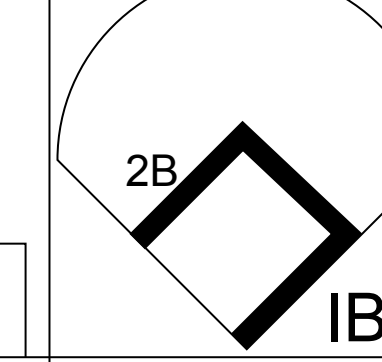
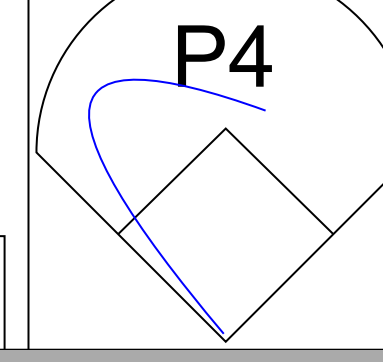
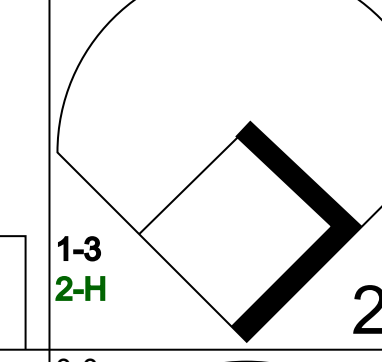
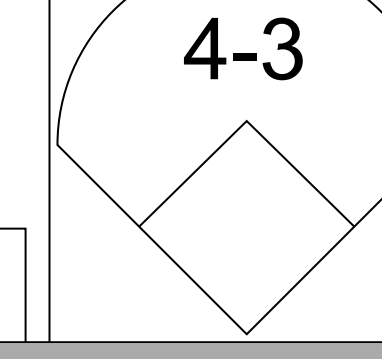


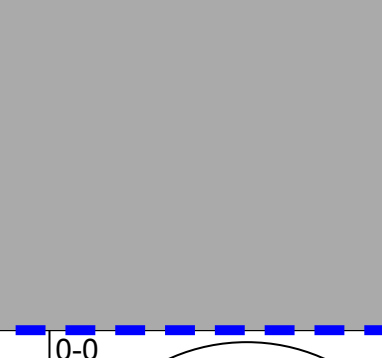
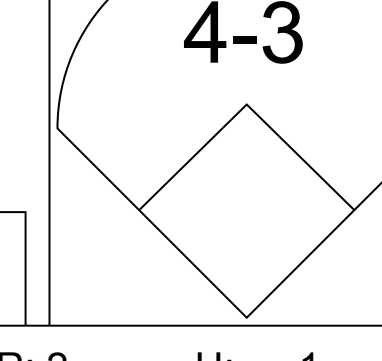
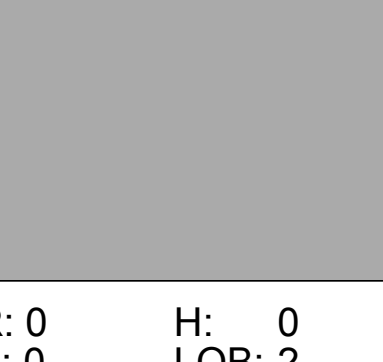
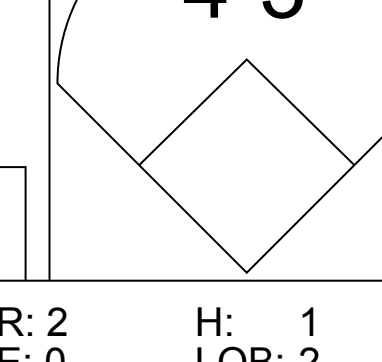


Batter	1	2	3	4	5	6	7	8	9	AB	R	H	RBI	BB	SO	LOB	TOP		
<b>Lou Brock, L</b> OBP: 0.353, SLG: 0.554 (1,7)											4	0	0	0	0	2	2		
<b>Julian Javier, R</b> OBP: 0.360, SLG: 0.418 (1,4)											3	1	1	0	1	0	2		
<b>Curt Flood, R</b> OBP: 0.389, SLG: 0.356 (1,8)											4	0	1	0	0	0	1		
<b>Orlando Cepeda, R</b> OBP: 0.472, SLG: 0.697 (1,3)											3	0	1	0	1	1	3		
<b>Mike Shannon, R</b> OBP: 0.379, SLG: 0.549 (1,5)											4	0	1	1	0	1	2		
<b>Alex Johnson, R</b> OBP: 0.108, SLG: 0.222 (1,9)											4	0	0	0	0	1	2		
<b>John Romano, R</b> OBP: 0.276, SLG: 0.087 (1,2)											2	0	0	0	2	2	1		
<b>Al Jackson, L</b> OBP: 0.273, SLG: 0.273 (0, PR)											0	0	0	0	0	0	0		
<b>Dal Maxvill, R</b> OBP: 0.325, SLG: 0.315 (1,6)											3	0	1	0	1	2	0		
<b>Dick Hughes, R</b> OBP: 0.285, SLG: 0.308 (5, PH)											2	0	0	0	0	0	2		
<b>Phil Gagliano, R</b> OBP: 0.255, SLG: 0.308 (5, PH)											1	0	0	0	0	0	0		
<b>Hal Woodeshick, R</b> OBP: 0.255, SLG: 0.308 (5, PH)											0	0	0	0	0	0	0		
<b>Ron Willis, R</b> OBP: 0.255, SLG: 0.308 (5, PH)											0	0	0	0	0	0	0		
<b>Ed Spiezio, R</b> OBP: 0.350, SLG: 0.111 (5, PH)											0	0	0	0	0	0	0		
<b>Roger Maris, L</b> OBP: 0.320, SLG: 0.412 (5, PH)											1	0	0	0	0	0	2		
<b>Inning Stats</b>	R: 0 E: 0 K: 1 S: 5	H: 0 LOB: 0 BB: 0 P: 5	R: 0 E: 0 K: 1 S: 6	H: 1 LOB: 1 BB: 0 P: 6	R: 0 E: 0 K: 2 S: 7	H: 0 LOB: 0 BB: 0 P: 7	R: 1 E: 0 K: 0 S: 4	H: 1 LOB: 1 BB: 1 P: 8	R: 0 E: 0 K: 0 S: 4	H: 1 LOB: 2 BB: 1 P: 8	R: 0 E: 0 K: 3 S: 9	H: 0 LOB: 0 BB: 0 P: 9	R: 0 E: 0 K: 1 S: 7	H: 2 LOB: 2 BB: 0 P: 7	R: 0 E: 0 K: 1 S: 5	H: 0 LOB: 2 BB: 2 P: 13	1B: 3 2B: 2 3B: 0 HR: 0	SF: 0 SAC: 0 DP: 1 HBP: 0	WP: 0 PA: 36 PB: 0 SB: 0 CS: 0
<b>PITCHER</b>	IP	WLS	BF	H	R	ER	SO	BB	IBB	HBP	BLK	WP	HR	S	P	ERA	WHIP		
<b>Bob Veale, L</b> ERA: 2.49 (1,1)	8.2	W	35	5	1	1	9	5	0	0	0	0	0	48	68	1.04	1.154		
<b>Roy Face, R</b> ERA: (9,1)	0.1	S	1	0	0	0	0	0	0	0	0	0	0	1	1	0.00	0.000		

St. Louis Cardinals @ Pittsburgh Pirates  
Forbes Field, Pittsburgh, PA  
Wed May 10 1967, 7:05 PM EDT  
Att: 8,466 - Unknown

AB	31
R	1
H	5
RBI	1
BB	5
SO	9
LOB	17



Batter	1	2	3	4	5	6	7	8	9	AB	R	H	RBI	BB	SO	LOB	BOTTOM		
<b>Matty Alou, L</b> OBP: 0.393, SLG: 0.373 (1,8)											2	1	1	0	2	1	0		
<b>Gene Alley, R</b> OBP: 0.409, SLG: 0.557 (1,6)											3	2	1	0	0	0	1		
<b>George Spriggs, L</b> OBP: 0.345, SLG: 0.320 (1,7)											2	0	0	0	1	1	2		
<b>Manny Mota, R</b> OBP: 0.211, SLG: 0.278 (5, PH)											1	0	0	0	0	0	1		
<b>Willie Stargell, L</b> OBP: 0.303, SLG: 0.385 (1,9)											2	1	1	2	2	0	1		
<b>Bill Mazerowski, R</b> OBP: 0.337, SLG: 0.429 (1,4)											4	0	1	1	0	1	3		
<b>Donn Clendenen, R</b> OBP: 0.276, SLG: 0.354 (1,3)											4	0	0	0	0	0	2		
<b>Jose Pagan, R</b> OBP: 0.238, SLG: 0.238 (1,5)											3	0	1	0	0	0	0		
<b>Jerry May, R</b> OBP: 0.381, SLG: 0.447 (1,2)											3	0	0	0	0	3	1		
<b>Bob Veale, S</b> OBP: 0.067, SLG: 0.067 (1,1)											3	0	0	0	0	0	1		
<b>Roy Face, R</b> ERA: (9,1)											0	0	0	0	0	0	0		
<b>Inning Stats</b>	R: 0 E: 0 K: 1 S: 5	H: 0 LOB: 2 BB: 2 P: 13	R: 0 E: 0 K: 1 S: 6	H: 1 LOB: 1 BB: 0 P: 6	R: 2 E: 0 K: 0 S: 5	H: 3 LOB: 0 BB: 0 P: 5	R: 0 E: 0 K: 1 S: 5	H: 0 LOB: 0 BB: 0 P: 5	R: 0 E: 0 K: 1 S: 4	H: 0 LOB: 1 BB: 1 P: 8	R: 0 E: 0 K: 1 S: 5	H: 0 LOB: 0 BB: 0 P: 5	R: 2 E: 0 K: 0 S: 4	H: 1 LOB: 2 BB: 2 P: 13	1B: 2 2B: 1 3B: 1 HR: 1	SF: 0 SAC: 0 DP: 0 HBP: 1	WP: 0 PA: 33 PB: 0 SB: 0 CS: 1		
<b>PITCHER</b>	IP	WLS	BF	H	R	ER	SO	BB	IBB	HBP	BLK	WP	HR	S	P	ERA	WHIP		
<b>Dick Hughes, R</b> ERA: 3.86 (1,1)	7.0	L	26	4	2	2	6	3	0	0	0	0	0	35	47	2.57	1.000		
<b>Hal Woodeshick, L</b> ERA: 4.32 (8,1)	0.1		3	0	2	2	0	1	0	1	0	0	0	1	6	54.00	3.000		
<b>Ron Willis, R</b> ERA: 3.48 (8,1)	0.2		4	1	0	0	0	0	1	0	0	0	0	3	7	0.00	1.500		

St. Louis Cardinals @ Pittsburgh Pirates  
Forbes Field, Pittsburgh, PA  
Wed May 10 1967, 7:05 PM EDT  
Att: 8,466 - Unknown

AB	27
R	4
H	5
RBI	3
BB	5
SO	6
LOB	12









Batter	1	2	3	4	5	6	7	8	9	AB	R	H	RBI	BB	SO	LOB	TOP		
Denis Menke, R (1,6) OBP: 0.278, SLG: 0.255	0-0 E 5-3 1B		0-0 6-3			0-0 L1		0-0 F9		4	1	1	0	0	0	0			
Felipe Alou, R (1,3) OBP: 0.339, SLG: 0.495	0-0 5-3 1-2		0-0 6-3			0-0 5-3		0-0 6-3		4	0	0	0	0	0	1			
Hank Aaron, R (1,9) OBP: 0.378, SLG: 0.592	0-0 E6 2H 2B			0-0 6-3		0-0 6-3			0-0 F9	4	0	1	1	0	0	0			
Joe Torre, R (1,2) OBP: 0.353, SLG: 0.578	0-0 F7			0-0 F3			0-0 FC6-4 1B		0-0 5-3	4	0	1	0	0	0	1			
Rico Carty, R (1,7) OBP: 0.404, SLG: 0.466	0-0 6-3			4-0 BB		0-0 FC6-4 1-2			0-0 1B	3	0	1	0	1	0	2			
Mack Jones, L (1,8) OBP: 0.258, SLG: 0.333		0-0 4-3		0-3 K		0-3 K			0-0 F9	4	0	0	0	0	2	3			
Clete Boyer, R (1,5) OBP: 0.272, SLG: 0.368		0-0 F4			4-0 BB G6-4-3		0-0 F8			2	0	0	0	1	0	1			
Felix Millan, R (1,4) OBP: 0.254, SLG: 0.255		0-0 5-3			0-0 G6-4-3 1-2			0-0 F8		3	0	0	0	0	0	1			
Pat Jarvis, R (1,1)			0-3 K					0-0 HR		2	0	0	0	0	1	0			
Ramon Hernandez, S (7,1)										0	0	0	0	0	0	0			
Clay Carroll, R (7,1)										0	0	0	0	0	0	0			
Miguel de la Hoz, R (8,PH) OBP: 0.304, SLG: 0.409										1	1	1	1	0	0	0			
Jay Ritchie, R (8,1)										0	0	0	0	0	0	0			
<b>Inning Stats</b>	R: 1 E: 1 K: 0 S: 5	H: 2 LOB: 1 BB: 0 P: 5	R: 0 E: 0 K: 0 S: 3	H: 0 LOB: 0 BB: 0 P: 3	R: 0 E: 0 K: 1 S: 5	H: 0 LOB: 0 BB: 0 P: 5	R: 0 E: 0 K: 1 S: 5	H: 0 LOB: 1 BB: 1 P: 9	R: 0 E: 0 K: 0 S: 2	H: 0 LOB: 0 BB: 1 P: 6	R: 0 E: 0 K: 0 S: 3	H: 1 LOB: 1 BB: 0 P: 6	R: 1 E: 0 K: 0 S: 4	H: 1 LOB: 0 BB: 0 P: 4	R: 0 E: 0 K: 0 S: 4	H: 1 LOB: 1 BB: 0 P: 4	1B: 3 2B: 1 3B: 0 HR: 1	SF: 0 SAC: 0 DP: 1 HBP: 0	WP: 0 PA: 33
<b>PITCHER</b>	IP WLS BF H R ER SO BB IBB HBP BLK WP HR S P ERA WHIP																		
Billy O'Dell, L (1,1) ERA: 3.16	7.1 W 27 4 2 2 3 2 0 0 0 0 1 31 39 2.46 0.818																		
Roy Face, R (8,1) ERA:	1.2 S 6 1 0 0 0 0 0 0 0 0 0 0 6 6 0.00 0.600																		

Atlanta Braves @ Pittsburgh Pirates  
Forbes Field, Pittsburgh, PA  
Fri May 12 1967, 7:05 PM EDT  
Att: 12,920 - Unknown

AB 31  
R 2  
H 5  
RBI 2  
BB 2  
SO 3  
LOB 9



Batter	1	2	3	4	5	6	7	8	9	AB	R	H	RBI	BB	SO	LOB	BOTTOM		
Matty Alou, L (1,8) OBP: 0.398, SLG: 0.410	0-0 E 1B 1B		0-0 HR		0-0 F7		0-0 1B 1B	0-0 6-3		5	2	3	1	0	0	0			
Maury Wills, S (1,5) OBP: 0.368, SLG: 0.390	0-0 1-2 1B		0-0 5-3		0-0 1B		0-0 F2			4	0	2	0	0	0	1			
Roberto Clemente, R (1,9) OBP: 0.429, SLG: 0.471	0-0 L4 1-2 2-3		0-0 HR		0-0 F9		0-0 1B E 1B			4	2	2	1	0	0	3			
Willie Stargell, L (1,7) OBP: 0.313, SLG: 0.371	4-0 G6-4-3 1B		4-0 HR		0-0 F5		0-0 E7 1B WP 1B			1	0	0	0	2	0	1			
Manny Mota, R (7,PH) OBP: 0.231, SLG: 0.297										1	1	1	1	0	0	0			
Bill Mazerowski, R (1,4) OBP: 0.320, SLG: 0.404	0-0 G6-4-3 1-2		0-0 F9		0-0 F8		0-0 2-3 1B			4	0	1	1	0	0	4			
Donn Clendenen, R (1,3) OBP: 0.274, SLG: 0.337		0-0 G1-4-3 1B		0-0 F4		0-3 K	0-0 2-3			4	0	1	0	0	1	1			
Gene Alley, R (1,6) OBP: 0.411, SLG: 0.558		0-0 F9		0-0 FC5-4 1B		0-0 1B	0-0 6-3			4	0	2	0	0	0	2			
Jerry May, R (1,2) OBP: 0.367, SLG: 0.409		0-0 G1-4-3 1-2		0-0 FC5-4 FC4-6		4-0 1-2 BB		0-0 5-3		3	0	0	0	1	0	2			
Billy O'Dell, S (1,1) OBP: 0.273, SLG: 0.200			0-3 K		0-0 FC4-6			0-0 4-3		3	0	0	0	0	1	3			
Roy Face, R (8,1) ERA: 1.0										1	0	0	0	0	0	0			
<b>Inning Stats</b>	R: 0 E: 1 K: 0 S: 4	H: 2 LOB: 2 BB: 1 P: 8	R: 0 E: 0 K: 0 S: 3	H: 1 LOB: 0 BB: 0 P: 3	R: 2 E: 0 K: 1 S: 7	H: 2 LOB: 1 BB: 1 P: 11	R: 0 E: 0 K: 0 S: 4	H: 1 LOB: 1 BB: 0 P: 4	R: 0 E: 0 K: 0 S: 4	H: 1 LOB: 1 BB: 0 P: 4	R: 0 E: 0 K: 1 S: 6	H: 1 LOB: 2 BB: 1 P: 10	R: 3 E: 1 K: 0 S: 7	H: 4 LOB: 1 BB: 0 P: 7	R: 0 E: 0 K: 0 S: 3	H: 0 LOB: 0 BB: 0 P: 3	1B: 10 2B: 0 3B: 0 HR: 2	SF: 0 SAC: 0 DP: 2 HBP: 0	WP: 1 PA: 37
<b>PITCHER</b>	IP WLS BF H R ER SO BB IBB HBP BLK WP HR S P ERA WHIP																		
Pat Jarvis, R (1,1) ERA: 5.4	6.1 L 30 10 4 4 2 2 1 0 0 0 0 0 1 1 5.68 1.895																		
Ramon Hernandez, L (7,1) ERA: 11.97	0.0 1 1 0 0 0 0 0 0 0 0 0 0 1 1 13.50 1.500																		
Clay Carroll, R (7,1) ERA: 5.29	0.2 3 1 1 1 0 0 0 0 0 0 1 0 3 3 0.00 0.000																		
Jay Ritchie, R (8,1) ERA: 1.0	1.0 3 0 0 0 0 0 0 0 0 0 0 0 3 3 0.00 0.000																		

Atlanta Braves @ Pittsburgh Pirates  
Forbes Field, Pittsburgh, PA  
Fri May 12 1967, 7:05 PM EDT  
Att: 12,920 - Unknown

AB 34  
R 5  
H 12  
RBI 4  
BB 3  
SO 2  
LOB 17





Batter	1	2	3	4	5	6	7	8	9	10	AB	R	H	RBI	BB	SO	LOB	TOP				
Denis Menke, R (1, 6) OBP: 0.283, SLG: 0.248	F6		F3		FC4-6 1B BB	1B HBP			1-6-3		3	1	0	0	1	0	0					
Felipe Alou, R (1, 3) OBP: 0.368, SLG: 0.545	1B		1-3 1B		FC4-6 1B	1B			HR		5	2	5	1	0	0	0					
Hank Aaron, R (1, 9) OBP: 0.362, SLG: 0.563	F2		1-3		FC4-6 1B BB	F7			F7		5	1	0	0	0	0	6					
Joe Torre, R (1, 2) OBP: 0.355, SLG: 0.596	F4		HR		1-2 1B BB	5-3			F8		4	1	1	2	1	0	1					
Rico Carty, R (1, 7) OBP: 0.404, SLG: 0.457		4-0 BB BB	6-3		1-3 2-H 3-H 1B WP	F8			K		4	0	1	2	1	1	0					
Mack Jones, L (1, 8) OBP: 0.269, SLG: 0.333		0-0			G5-4-3 1B	G3			1B		3	0	1	0	1	0	1					
Gary Geiger, L (7, 8) OBP: 0.571, SLG: 0.400	F9				1-2 BB						1	0	1	0	0	0	0					
Clete Boyer, R (1, 5) OBP: 0.267, SLG: 0.350		4-0 BB BB			G5-4-3 1B	F5			K		4	0	0	0	1	1	5					
Felix Millan, R (1, 4) OBP: 0.234, SLG: 0.233		0-0			F4	5-3			F6		5	0	0	0	0	0	3					
Denny Lemaster, R (1, 1) OBP: 0.059, SLG: 0.059		0-3			F3	5-3			1-3		4	0	0	0	0	1	2					
Phil Niekro, R (8, 1) OBP: 0.400, SLG: 0.500	K										0	0	0	0	0	0	0					
<b>Inning Stats</b>	R: 0 E: 0 K: 0 S: 4	H: 1 LOB: 1 BB: 0 P: 4	R: 0 E: 0 K: 1 S: 5	H: 0 LOB: 2 BB: 2 P: 13	R: 2 E: 0 K: 0 S: 5	H: 2 LOB: 0 BB: 0 P: 5	R: 0 E: 0 K: 0 S: 3	H: 1 LOB: 0 BB: 0 P: 3	R: 0 E: 0 K: 0 S: 3	H: 0 LOB: 0 BB: 0 P: 3	R: 0 E: 0 K: 1 S: 5	H: 0 LOB: 0 BB: 0 P: 5	R: 1 E: 0 K: 0 S: 4	H: 1 LOB: 0 BB: 0 P: 4	R: 0 E: 0 K: 1 S: 6	H: 1 LOB: 1 BB: 0 P: 6	1B: 7 2B: 0 3B: 0 HR: 2	SF: 0 SAC: 0 DP: 1 HBP: 1	WP: 1 PB: 0 SB: 0 CS: 0	PA: 44		
<b>PITCHER</b>	IP WLS BF H R ER SO ERA WHIP	IP WLS BF H R ER SO ERA WHIP	IP WLS BF H R ER SO ERA WHIP	IP WLS BF H R ER SO ERA WHIP	IP WLS BF H R ER SO ERA WHIP	IP WLS BF H R ER SO ERA WHIP	IP WLS BF H R ER SO ERA WHIP	IP WLS BF H R ER SO ERA WHIP	IP WLS BF H R ER SO ERA WHIP	IP WLS BF H R ER SO ERA WHIP	IP WLS BF H R ER SO ERA WHIP	IP WLS BF H R ER SO ERA WHIP	IP WLS BF H R ER SO ERA WHIP	IP WLS BF H R ER SO ERA WHIP	IP WLS BF H R ER SO ERA WHIP	IP WLS BF H R ER SO ERA WHIP	IP WLS BF H R ER SO ERA WHIP	IP WLS BF H R ER SO ERA WHIP	IP WLS BF H R ER SO ERA WHIP	IP WLS BF H R ER SO ERA WHIP	IP WLS BF H R ER SO ERA WHIP	
Juan Pizarro, L (1, 1) ERA: 2.97	4.2	2.1	2.0	1.0	1.0	1.0	1.0	1.0	1.0	1.0	4.2	2.1	2.0	1.0	1.0	1.0	1.0	1.0	1.0	1.0	1.0	1.0
Pete Mikkelsen, R (5, 1) ERA: 1.59	2.1	2.0	1.0	1.0	1.0	1.0	1.0	1.0	1.0	1.0	2.1	2.0	1.0	1.0	1.0	1.0	1.0	1.0	1.0	1.0	1.0	1.0
Al McBean, R (8, 1) ERA: 2.51	2.0	1.0	1.0	1.0	1.0	1.0	1.0	1.0	1.0	1.0	2.0	1.0	1.0	1.0	1.0	1.0	1.0	1.0	1.0	1.0	1.0	1.0
Roy Face, R (10, 1) ERA:	1.0	1.0	1.0	1.0	1.0	1.0	1.0	1.0	1.0	1.0	1.0	1.0	1.0	1.0	1.0	1.0	1.0	1.0	1.0	1.0	1.0	1.0
<b>Batter</b>	1	2	3	4	5	6	7	8	9	10	AB	R	H	RBI	BB	SO	LOB	BOTTOM				
Maury Wills, S (1, 5) OBP: 0.359, SLG: 0.414	5-3	G3			6-3		HR		F7		5	1	1	1	0	0	3					
Manny Mota, R (1, 8) OBP: 0.227, SLG: 0.286	F9		6-3		K		F9		E9		5	0	1	1	0	1	0					
Roy Face, R (10, 1)									1B		0	0	0	0	0	0	0					
Gene Alley, R (1, 6) OBP: 0.410, SLG: 0.571	F4		WP 2B				F4		5-3		5	1	2	0	0	0	1					
Roberto Clemente, R (1, 9) OBP: 0.427, SLG: 0.462		4-0 HR BB	F8		F7		F7		F9		4	2	1	0	1	0	2					
Bill Mazerowski, R (1, 4) OBP: 0.324, SLG: 0.433		0-0 BB	F4				BB 1B		K		5	1	2	2	0	1	3					
Donn Clendenon, R (1, 3) OBP: 0.290, SLG: 0.355		1-H HR	F4				BB 1B		K		4	0	2	1	1	0	0					
Willie Stargell, L (1, 7) OBP: 0.310, SLG: 0.356		4-3			F4		BB		E1		4	0	2	1	1	0	0					
Jim Pagliaroni, R (1, 2) OBP: 0.194, SLG: 0.115		BB BB			K		K		K		3	0	0	0	1	3	3					
Matty Alou, L (9, PH) OBP: 0.394, SLG: 0.405		BB BB	F4				F8		1-3		3	0	0	0	0	1	1					
Juan Pizarro, L (1, 1) ERA: 2.97		4-0 BB BB			K		F9		K		0	0	0	0	1	0	0					
Pete Mikkelsen, R (5, 1) ERA: 1.59		0-0									1	0	0	0	0	1	0					
Andre Rodgers, R (7, PH) ERA: 1.59		0-0									1	0	0	0	0	0	0					
Al McBean, R (8, 1) ERA: 2.51		0-0									1	0	0	0	0	0	0					
George Springs, L (9, PH) ERA: 2.51		0-0									1	0	0	0	0	1	0					
Jerry May, R (10, 2) ERA:		1-2 BB									0	0	0	0	0	0	0					
<b>Inning Stats</b>	R: 0 E: 0 K: 0 S: 3	H: 0 LOB: 1 BB: 3 P: 3	R: 2 E: 0 K: 1 S: 6	H: 1 LOB: 2 BB: 3 P: 18	R: 0 E: 0 K: 1 S: 5	H: 0 LOB: 0 BB: 0 P: 5	R: 0 E: 0 K: 1 S: 5	H: 1 LOB: 2 BB: 1 P: 10	R: 1 E: 0 K: 2 S: 4	H: 1 LOB: 0 BB: 4 P: 4	R: 1 E: 1 K: 2 S: 9	H: 2 LOB: 1 BB: 9 P: 9	R: 1 E: 1 K: 1 S: 7	H: 1 LOB: 1 BB: 0 P: 7	R: 1 E: 0 K: 0 S: 3	H: 2 LOB: 1 BB: 3 P: 3	1B: 4 2B: 3 3B: 0 HR: 2	SF: 0 SAC: 0 DP: 0 HBP: 0	WP: 1 PB: 1 SB: 1 CS: 0	PA: 42		
<b>PITCHER</b>	IP WLS BF H R ER SO ERA WHIP	IP WLS BF H R ER SO ERA WHIP	IP WLS BF H R ER SO ERA WHIP	IP WLS BF H R ER SO ERA WHIP	IP WLS BF H R ER SO ERA WHIP	IP WLS BF H R ER SO ERA WHIP	IP WLS BF H R ER SO ERA WHIP	IP WLS BF H R ER SO ERA WHIP	IP WLS BF H R ER SO ERA WHIP	IP WLS BF H R ER SO ERA WHIP	IP WLS BF H R ER SO ERA WHIP	IP WLS BF H R ER SO ERA WHIP	IP WLS BF H R ER SO ERA WHIP	IP WLS BF H R ER SO ERA WHIP	IP WLS BF H R ER SO ERA WHIP	IP WLS BF H R ER SO ERA WHIP	IP WLS BF H R ER SO ERA WHIP	IP WLS BF H R ER SO ERA WHIP	IP WLS BF H R ER SO ERA WHIP	IP WLS BF H R ER SO ERA WHIP	IP WLS BF H R ER SO ERA WHIP	
Denny Lemaster, L (1, 1) ERA: 3.05	7.0	2.1	2.0	1.0	1.0	1.0	1.0	1.0	1.0	1.0	7.0	2.1	2.0	1.0	1.0	1.0	1.0	1.0	1.0	1.0	1.0	1.0
Phil Niekro, R (8, 1) ERA: 1.5	2.1	2.0	1.0	1.0	1.0	1.0	1.0	1.0	1.0	1.0	2.1	2.0	1.0	1.0	1.0	1.0	1.0	1.0	1.0	1.0	1.0	1.0

Atlanta Braves @ Pittsburgh Pirates  
Forbes Field, Pittsburgh, PA  
Sat May 13 1967, 3:33 AM EDT  
Att: 8,156 - Unknown


AB 38  
R 5  
H 9  
RBI 5  
BB 5  
SO 3  
LOB 18


Atlanta Braves @ Pittsburgh Pirates  
Forbes Field, Pittsburgh, PA  
Sat May 13 1967, 3:33 AM EDT  
Att: 8,156 - Unknown

AB 38  
R 6  
H 9  
RBI 5  
BB 4  
SO 8  
LOB 13





Batter	1	2	3	4	5	6	7	8	9	AB	R	H	RBI	BB	SO	LOB	TOP																		
<a href="#">Denis Menke, R</a> (1, 6) OBP: 0.283, SLG: 0.248											0	0	0	0	0	0	0	<b>Atlanta Braves @ Pittsburgh Pirates</b> <b>Forbes Field, Pittsburgh, PA</b> Sun May 14 1967, 3:33 AM EDT Att: 26,071 - Unknown <a href="http://livebaseballscorecards.com">livebaseballscorecards.com</a>																	
<a href="#">Felipe Alou, R</a> (1, 3) OBP: 0.368, SLG: 0.545											0	0	0	0	0	0	0																		
<a href="#">Hank Aaron, R</a> (1, 9) OBP: 0.362, SLG: 0.563											0	0	0	0	0	0	0																		
<a href="#">Rico Carty, R</a> (1, 7) OBP: 0.404, SLG: 0.457											0	0	0	0	0	0	0																		
<a href="#">Mack Jones, L</a> (1, 8) OBP: 0.269, SLG: 0.333											0	0	0	0	0	0	0																		
<a href="#">Gene Oliver, R</a> (1, 2) OBP: 0.333, SLG: 0.462											0	0	0	0	0	0	0																		
<a href="#">Clete Boyer, R</a> (1, 5) OBP: 0.267, SLG: 0.350											0	0	0	0	0	0	0																		
<a href="#">Felix Millan, R</a> (1, 4) OBP: 0.234, SLG: 0.233											0	0	0	0	0	0	0																		
<a href="#">Dick Kelley, R</a> (1, 1)											0	0	0	0	0	0	0																		
<b>Inning Stats</b>											1B: 0	SF: 0	WP: 0	PA: 0	2B: 0	SAC: 0	FB: 0	3B: 0	DP: 0	SB: 0	CS: 0	HR: 0	HBP: 0												
<b>PITCHER</b> <a href="#">Dennis Ribant, R</a> (1, 1) ERA: 4.5	IP	WLS	BF	H	R	ER	SO	BB	IBB	HBP	BLK	WP	HR	S	P	ERA	WHIP	<b>PITCHER</b>	IP	WLS	BF	H	R	ER	SO	BB	IBB	HBP	BLK	WP	HR	S	P	ERA	WHIP

Batter	1	2	3	4	5	6	7	8	9	AB	R	H	RBI	BB	SO	LOB	BOTTOM																		
<a href="#">Maury Wills, S</a> (1, 5) OBP: 0.359, SLG: 0.414											0	0	0	0	0	0	0	<b>Atlanta Braves @ Pittsburgh Pirates</b> <b>Forbes Field, Pittsburgh, PA</b> Sun May 14 1967, 3:33 AM EDT Att: 26,071 - Unknown <a href="http://livebaseballscorecards.com">livebaseballscorecards.com</a>																	
<a href="#">Manny Mota, R</a> (1, 8) OBP: 0.227, SLG: 0.286											0	0	0	0	0	0	0																		
<a href="#">Gene Alley, R</a> (1, 6) OBP: 0.410, SLG: 0.571											0	0	0	0	0	0	0																		
<a href="#">Roberto Clemente, R</a> (1, 9) OBP: 0.427, SLG: 0.462											0	0	0	0	0	0	0																		
<a href="#">Bill Mazeroski, R</a> (1, 4) OBP: 0.324, SLG: 0.433											0	0	0	0	0	0	0																		
<a href="#">Donn Clendenen, R</a> (1, 3) OBP: 0.290, SLG: 0.355											0	0	0	0	0	0	0																		
<a href="#">Willie Stargell, L</a> (1, 7) OBP: 0.310, SLG: 0.356											0	0	0	0	0	0	0																		
<a href="#">Jim Pagliaroni, R</a> (1, 2) OBP: 0.194, SLG: 0.115											0	0	0	0	0	0	0																		
<a href="#">Dennis Ribant, R</a> (1, 1)											0	0	0	0	0	0	0																		
<b>Inning Stats</b>											1B: 0	SF: 0	WP: 0	PA: 0	2B: 0	SAC: 0	FB: 0	3B: 0	DP: 0	SB: 0	CS: 0	HR: 0	HBP: 0												
<b>PITCHER</b> <a href="#">Dick Kelley, L</a> (1, 1) ERA: 5.12	IP	WLS	BF	H	R	ER	SO	BB	IBB	HBP	BLK	WP	HR	S	P	ERA	WHIP	<b>PITCHER</b>	IP	WLS	BF	H	R	ER	SO	BB	IBB	HBP	BLK	WP	HR	S	P	ERA	WHIP



Batter	1	2	3	4	5	6	7	8	9	10	AB	R	H	RBI	BB	SO	LOB	TOP							
Matty Alou, L OBP: 0.384, SLG: 0.393 Manny Mota, R OBP: 0.224, SLG: 0.277	(1, 8) X 0-0 FC4-6 1B	(1, 8) X 0-0 G3			(1, 8) X 0-0 E5		(1, 8) X 0-0 F9		(1, 8) X 0-3 K		5	0	1	0	0	1	3								
Maury Willis, S OBP: 0.347, SLG: 0.389	(1, 5) X 0-0 FC4-6 HR		(1, 5) X 0-0 5-3		(1, 5) X 0-0 FC2-4 HR		(1, 5) X 4-0 2B BB		(1, 5) X 0-0 6-3		4	3	0	0	1	0	2								
Roberto Clemente, R OBP: 0.455, SLG: 0.620	(1, 9) X 0-0 HR		(1, 9) X 0-3 K		(1, 9) X 0-0 HR		(1, 9) X 0-0 2B		(1, 9) X 0-0 HR		5	3	4	7	0	1	0								
Willie Stargell, L OBP: 0.305, SLG: 0.338	(1, 7) S 0-3 K		(1, 7) X 0-0 F2		(1, 7) X 0-0 G3		(1, 7) S 0-3 K		(1, 7) X 0-0 F9		5	0	0	0	0	2	1								
Bill Mazerolski, R OBP: 0.342, SLG: 0.432	(1, 4) X 0-0 F9			(1, 4) X 0-0 1B		(1, 4) X 0-0 6-3		(1, 4) X 4-0 WP BB		(1, 4) X 0-0 5-3		4	0	1	0	1	0	0							
Donn Clendenon, R OBP: 0.294, SLG: 0.382		(1, 3) X 0-0 1B 1B		(1, 3) X 0-0 F9		(1, 3) X 0-0 5-3		(1, 3) X 0-0 F9		(1, 3) X 0-0 4-3		5	0	1	0	0	0	2							
Gene Alley, R OBP: 0.394, SLG: 0.535	(1, 6) X 0-0 1-2 1B		(1, 6) X 0-0 F3		(1, 6) X 0-0 3-1		(1, 6) X 0-3 K		(1, 6) X 0-0 5-3		5	0	1	0	0	1	2								
Jim Pagliaroni, R OBP: 0.231, SLG: 0.125	(1, 2) X 0-3 K		(1, 2) X 0-3 K				(1, 2) X 0-0 6-3		(1, 2) X 4-0 FC6-4 BB		3	0	0	0	1	2	3								
Bob Veale, S OBP: 0.059, SLG: 0.059 Pete Mikkelsen, R OBP: 0.394, SLG: 0.535 Al McBean, R OBP: 0.394, SLG: 0.535 Juan Pizarro, L OBP: 0.364, SLG: 0.300	(1, 1) X 0-0 F8			(1, 1) X 0-0 1-3			(1, 1) X 4-0 2B BB		(1, 1) X 0-0 FC6-4		2	0	0	0	0	0	2								
											0	1	0	0	1	0	0								
											1	0	0	0	0	0	2								
											0	0	0	0	0	0	0								
<b>Inning Stats</b>	R: 2 E: 0 K: 1 S: 7	H: 2 LOB: 0 BB: 0 P: 7	R: 0 E: 0 K: 1 S: 7	H: 2 LOB: 2 BB: 0 P: 7	R: 0 E: 0 K: 1 S: 5	H: 0 LOB: 0 BB: 0 P: 5	R: 0 E: 0 K: 1 S: 6	H: 1 LOB: 1 BB: 0 P: 6	R: 2 E: 1 K: 0 S: 5	H: 1 LOB: 0 BB: 0 P: 5	R: 0 E: 0 K: 0 S: 3	H: 0 LOB: 0 BB: 0 P: 3	R: 2 E: 0 K: 1 S: 6	H: 1 LOB: 1 BB: 2 P: 14	R: 0 E: 0 K: 1 S: 5	H: 0 LOB: 2 BB: 2 P: 13	R: 1 E: 0 K: 1 S: 6	H: 1 LOB: 0 BB: 0 P: 6	R: 0 E: 0 K: 0 S: 3	H: 0 LOB: 0 BB: 0 P: 3	1B: 4 2B: 1 3B: 0 HR: 3	SF: 0 SAC: 0 DP: 0 HBP: 0	WP: 1 PB: 0 SB: 1 CS: 0	PA: 43	
<b>PITCHER</b>	IP 5.0	WLS 2	BF 22	H 6	R 4	ER 2	SO 4	BB 0	IBB 0	HBP 0	BLK 0	WP 0	HR 2	S 30	P 30	ERA 3.60	WHIP 1.200								
Mitt Pappas, R ERA: 4.03 Don Nottebart, R ERA: 1.93 Darrell Osteen, R ERA: 2.84 Gerry Arrigo, L ERA: 0.49	(1, 1) (6, 1) (7, 1) (8, 1)																								

Pittsburgh Pirates @ Cincinnati Reds  
Crosley Field, Cincinnati, OH  
Mon May 15 1967, 7:05 PM EDT  
Att: 5,222 - Unknown

AB 39  
R 7  
H 8  
RBI 7  
BB 4  
SO 7  
LOB 17




Batter	1	2	3	4	5	6	7	8	9	10	AB	R	H	RBI	BB	SO	LOB	BOTTOM							
Tommy Harper, R OBP: 0.338, SLG: 0.362	(1, 9) X 0-0 5-3		(1, 9) X 4-0 BB		(1, 9) X 4-0 1-2 BB		(1, 9) X 0-0 F7		(1, 9) X 0-0 5-3		4	0	1	0	2	0	2								
Vada Pinson, L OBP: 0.315, SLG: 0.423	(1, 8) S 0-3 K		(1, 8) X 0-0 F2		(1, 8) X 0-0 F8		(1, 8) X 0-0 4-3		(1, 8) X 0-0 5-3		6	0	0	0	0	2	6								
Pete Rose, S OBP: 0.380, SLG: 0.461	(1, 7) X 0-0 1-3			(1, 7) X 0-0 E4 WP		(1, 7) X 0-0 1B 1B		(1, 7) X 4-0 2B BB		(1, 7) X 0-0 6-3		5	3	1	0	1	0	1							
Tony Perez, R OBP: 0.313, SLG: 0.528	(1, 5) X 0-0 BB		(1, 5) X 0-0 K		(1, 5) X 0-0 1-3 K		(1, 5) X 0-0 WP 1B		(1, 5) X 0-0 SF9 1B		5	3	4	2	1	1	1								
Lee May, R OBP: 0.373, SLG: 0.509	(1, 3) X 0-3 K		(1, 3) X 4-0 G6-4-3 BB		(1, 3) X 0-0 SF9 WP		(1, 3) X 1-2 3H 4-3 1B		(1, 3) X 2-H 1B		4	2	3	4	1	1	1								
Don Pavletich, R OBP: 0.393, SLG: 0.438	(1, 2) X 0-3 K		(1, 2) X 0-0 G6-4-3		(1, 2) X 0-0 SF9		(1, 2) X 1-3 2-H K2-3		(1, 2) X 0-0 4-3 2B		3	0	0	1	0	2	4								
Girardo Ruiz, S OBP: 0.175, SLG: 0.200 Art Shamsky, L OBP: 0.375, SLG: 0.300	(1, 4) (8, PH) (9, 7)		(1, 4) X 0-0 G3		(1, 4) X 0-0 1-3		(1, 4) X 0-0 4-3		(1, 4) X 0-0 5-3 2B		3	0	0	1	0	0	1								
Leo Cardenas, R OBP: 0.298, SLG: 0.283	(1, 6) X 0-0 4-3		(1, 6) X 0-0 4-3		(1, 6) X 0-0 FC5-4 1B		(1, 6) X 0-0 1B		(1, 6) X 0-0 1-3		4	0	2	0	1	0	1								
Mitt Pappas, R ERA: 2.76 Dick Simpson, R ERA: 3.55 Don Nottebart, R ERA: 3.55 Jimmie Coker, R ERA: 2.35 Darrell Osteen, R ERA: 2.35 Gerry Arrigo, L ERA: 0.49 Johnny Edwards, L ERA: 0.314, SLG: 0.379	(1, 1) (5, PH) (6, 1) (6, PH) (7, 1) (8, 1) (8, 2)		(1, 1) X 0-3 K		(1, 1) X 0-0 FC5-4 BLK		(1, 1) X 0-0 F8		(1, 1) X 4-0 5-3 BB		(1, 1) X 0-3 K		1	0	0	0	0	1	0						
											1	0	0	0	0	0	1								
											0	0	0	0	0	0	0								
											0	0	0	0	0	0	1								
											0	0	0	0	0	0	0								
											1	0	1	0	0	0	0								
											1	0	0	0	1	1	2								
<b>Inning Stats</b>	R: 0 E: 0 K: 1 S: 5	H: 0 LOB: 0 BB: 0 P: 5	R: 0 E: 0 K: 2 S: 7	H: 0 LOB: 1 BB: 1 P: 11	R: 0 E: 0 K: 1 S: 5	H: 0 LOB: 1 BB: 1 P: 9	R: 0 E: 1 K: 1 S: 5	H: 0 LOB: 1 BB: 1 P: 9	R: 0 E: 0 K: 0 S: 4	H: 1 LOB: 2 BB: 1 P: 8	R: 3 E: 0 K: 0 S: 7	H: 4 LOB: 2 BB: 0 P: 7	R: 2 E: 0 K: 1 S: 7	H: 2 LOB: 1 BB: 1 P: 11	R: 0 E: 0 K: 0 S: 4	H: 1 LOB: 2 BB: 1 P: 8	R: 2 E: 0 K: 1 S: 8	H: 3 LOB: 2 BB: 1 P: 12	R: 1 E: 0 K: 1 S: 6	H: 2 LOB: 1 BB: 0 P: 6	1B: 8 2B: 4 3B: 0 HR: 1	SF: 1 SAC: 0 DP: 1 HBP: 0	WP: 3 PB: 0 SB: 1 CS: 0	PA: 49	
<b>PITCHER</b>	IP 5.2	WLS 2	BF 26	H 5	R 3	ER 3	SO 5	BB 4	IBB 0	HBP 0	BLK 1	WP 2	HR 0	S 32	P 48	ERA 4.76	WHIP 1.588								
Bob Veale, L ERA: 2.76 Pete Mikkelsen, R ERA: 3.55 Al McBean, R ERA: 2.35 Juan Pizarro, L ERA: 3.62	(1, 1) (6, 1) (7, 1) (8, 1)																								

Pittsburgh Pirates @ Cincinnati Reds  
Crosley Field, Cincinnati, OH  
Mon May 15 1967, 7:05 PM EDT  
Att: 5,222 - Unknown

AB 41  
R 8  
H 13  
RBI 8  
BB 7  
SO 8  
LOB 22





Batter	1	2	3	4	5	6	7	8	9	AB	R	H	RBI	BB	SO	LOB	TOP					
Matty Alou, L (1, 8) OBP: 0.379, SLG: 0.398	F6		F7			F2			E7	4	1	1	0	0	0	0	Pittsburgh Pirates @ Cincinnati Reds Crosley Field, Cincinnati, OH Tue May 16 1967, 7:05 PM EDT Att: 13,389 - Unknown					
Maury Wills, S (1, 5) OBP: 0.333, SLG: 0.374	K			6-3		5-3			E4	4	1	0	0	0	1	0						
Roberto Clemente, R (1, 9) OBP: 0.497, SLG: 0.625	K								F9	4	1	2	0	0	1	0						
Willie Stargell, L (1, 7) OBP: 0.303, SLG: 0.345									F7	4	0	1	0	0	1	3						
Bill Mazerowski, R (1, 4) OBP: 0.339, SLG: 0.426									F4	4	0	1	1	0	0	2						
Donn Clendenen, R (1, 3) OBP: 0.283, SLG: 0.371									SF9	3	0	0	1	0	2	1						
Gene Alley, R (1, 6) OBP: 0.369, SLG: 0.534									F7	4	0	1	0	0	0	2						
Jesse Gonder, L (1, 2) OBP: 0.333, SLG: 0.313										3	0	0	0	0	2	1						
Jose Pagan, R (8, 2) OBP: 0.236, SLG: 0.238										0	0	0	0	0	0	0						
Woodie Fryman, R (1, 1) Steve Blass, R (2, 1) George Spriggs, L (8, PH) Vern Law, R (8, 1) OBP: 0.200, SLG: 0.400										0	0	0	0	0	0	0						
<b>Inning Stats</b>	R: 0 E: 0 K: 2 S: 7	H: 0 LOB: 0 BB: 0 P: 7	R: 0 E: 0 K: 1 S: 6	H: 1 LOB: 1 BB: 0 P: 6	R: 0 E: 0 K: 1 S: 5	H: 0 LOB: 0 BB: 0 P: 5	R: 0 E: 0 K: 1 S: 6	H: 1 LOB: 1 BB: 0 P: 6	R: 0 E: 0 K: 2 S: 7	H: 0 LOB: 0 BB: 0 P: 7	R: 0 E: 0 K: 0 S: 3	H: 0 LOB: 0 BB: 0 P: 3	R: 0 E: 0 K: 0 S: 3	H: 0 LOB: 0 BB: 0 P: 3	R: 0 E: 0 K: 2 S: 8	H: 1 LOB: 1 BB: 0 P: 8	R: 3 E: 2 K: 0 S: 7	H: 3 LOB: 1 BB: 0 P: 7	1B: 2 2B: 4 3B: 0 HR: 0	SF: 1 SAC: 0 DP: 0 HBP: 0	WP: 0 PB: 0 SB: 0 CS: 0	PA: 34
<b>PITCHER</b> Mel Queen, R (1, 1) ERA: 1.85	IP: 9.0 WLS: W BF: 34 H: 6 R: 3 ER: 1 SO: 9 BB: 0 IBB: 0 HBP: 0 BLK: 0 WP: 0 HR: 0 S: 52 P: 52 ERA: 1.00 WHIP: 0.667															<b>PITCHER</b>						

Batter	1	2	3	4	5	6	7	8	9	AB	R	H	RBI	BB	SO	LOB	BOTTOM					
Tommy Harper, R (1, 9) OBP: 0.343, SLG: 0.356										2	1	0	0	2	1	0	Pittsburgh Pirates @ Cincinnati Reds Crosley Field, Cincinnati, OH Tue May 16 1967, 7:05 PM EDT Att: 13,389 - Unknown					
Vada Pinson, L (1, 8) OBP: 0.321, SLG: 0.416										2	0	0	0	2	0	1						
Pete Rose, S (1, 7) OBP: 0.376, SLG: 0.454										4	0	1	0	0	0	3						
Tony Perez, R (1, 5) OBP: 0.310, SLG: 0.527										4	1	1	0	0	1	2						
Lee May, R (1, 3) OBP: 0.381, SLG: 0.500										3	1	1	1	1	0	0						
Don Pavletich, R (1, 2) OBP: 0.383, SLG: 0.412										3	1	0	0	1	0	1						
Giraldo Ruiz, S (1, 4) OBP: 0.182, SLG: 0.233										3	0	1	1	0	1	1						
Leo Cardenas, R (1, 6) OBP: 0.295, SLG: 0.276										3	1	0	0	1	1	1						
Mel Queen, L (1, 1) OBP: 0.133, SLG: 0.071										2	1	0	0	1	0	0						
<b>Inning Stats</b>	R: 0 E: 0 K: 0 S: 2	H: 0 LOB: 1 BB: 2 P: 10	R: 3 E: 1 K: 2 S: 8	H: 0 LOB: 1 BB: 3 P: 20	R: 0 E: 0 K: 0 S: 2	H: 0 LOB: 0 BB: 1 P: 6	R: 0 E: 0 K: 1 S: 5	H: 0 LOB: 0 BB: 0 P: 5	R: 0 E: 0 K: 1 S: 5	H: 0 LOB: 1 BB: 1 P: 7	R: 2 E: 1 K: 0 S: 5	H: 2 LOB: 0 BB: 0 P: 5	R: 1 E: 1 K: 1 S: 6	H: 1 LOB: 1 BB: 1 P: 10	R: 0 E: 0 K: 0 S: 4	H: 1 LOB: 1 BB: 0 P: 4		R: 0 E: 0 K: 0 S: 4	H: 1 LOB: 1 BB: 0 P: 4	1B: 2 2B: 2 3B: 0 HR: 0	SF: 1 SAC: 0 DP: 0 HBP: 0	WP: 1 PB: 2 SB: 3 CS: 1
<b>PITCHER</b> Woodie Fryman, L (1, 1) ERA: 5.55 Steve Blass, R (2, 1) ERA: 3.39 Vern Law, R (8, 1) ERA: 5.6	IP: 1.2 WLS: L BF: 9 H: 3 R: 3 ER: 2 SO: 3 BB: 3 IBB: 0 HBP: 0 BLK: 0 WP: 1 HR: 0 S: 25 P: 37 ERA: 5.40 WHIP: 3.000															<b>PITCHER</b>						

AB 33  
R 3  
H 6  
RBI 2  
BB 0  
SO 9  
LOB 10





Batter	1	2	3	4	5	6	7	8	9	AB	R	H	RBI	BB	SO	LOB	TOP		
Matty Alou, L OBP: 0.370, SLG: 0.388 (1, 8)	F3		F8		1-3 CS 1B		4-3		F2	5	0	1	0	0	0	0	<b>Pittsburgh Pirates @ Cincinnati Reds</b> Crosley Field, Cincinnati, OH Wed May 17 1967, 7:05 PM EDT Att: 13,159 - Unknown - 64 F		
Maury Wills, S OBP: 0.339, SLG: 0.379 (1, 5)	F8		1B		1-3		E 1B			4	0	2	0	0	0	1			
Roberto Clemente, R OBP: 0.450, SLG: 0.611 (1, 9)	K				5-3		F8			4	0	1	0	0	1	2			
Willie Stargell, L OBP: 0.301, SLG: 0.333 (1, 7)		F9	K				F2			3	0	0	0	1	1	2			
Bill Mazerowski, R OBP: 0.336, SLG: 0.420 (1, 4)		WP 1B			5-3		F5		BB 1	4	1	1	0	0	0	1			
Donn Clendenen, R OBP: 0.291, SLG: 0.376 (1, 3)		1B 1H			F9		BB 1B		F8	4	0	2	1	0	0	1			
Jose Pagan, R OBP: 0.320, SLG: 0.292 (1, 6)		G4-6-3 1B					1-2 BB		F2	3	0	2	0	1	0	1			
Jesse Gonder, L OBP: 0.273, SLG: 0.250 (1, 2)		G4-6-3 1-2			2-3		4-3		K	4	0	0	0	0	1	5			
Tommie Sisk, R (1, 1)			K						F5	2	0	0	0	0	2	0			
George Spriggs, L (7, PH) Al McBean, R (7, PH) Manny Mota, R (9, PH)										1	0	0	0	0	0	0			
<b>Inning Stats</b>	R: 0 E: 0 K: 1 S: 5	H: 0 LOB: 0 BB: 0 P: 5	R: 1 E: 0 K: 0 S: 5	H: 3 LOB: 1 BB: 0 P: 5	R: 0 E: 0 K: 2 S: 9	H: 2 LOB: 2 BB: 0 P: 9	R: 0 E: 0 K: 0 S: 4	H: 1 LOB: 1 BB: 0 P: 4	R: 0 E: 0 K: 0 S: 4	H: 1 LOB: 2 BB: 1 P: 8	R: 0 E: 1 K: 0 S: 4	H: 1 LOB: 1 BB: 0 P: 4	R: 0 E: 0 K: 0 S: 3	H: 0 LOB: 1 BB: 1 P: 7	R: 0 E: 0 K: 1 S: 5	H: 0 LOB: 0 BB: 0 P: 5	1B: 9 2B: 0 3B: 0 HR: 0	SF: 0 SAC: 0 DP: 1 HBP: 0	WP: 1 PA: 37 PB: 0 SB: 0 CS: 1
<b>PITCHER</b> Sammy Ellis, R ERA: 2.18 (1, 1)	IP: 9.0 WLS: W BF: 37 H: 9 R: 1 ER: 1 SO: 5 BB: 2 IBB: 0 HBP: 0 BLK: 0 WP: 1 HR: 0 S: 45 P: 53 ERA: 1.00 WHIP: 1.222																		

AB	35
R	1
H	9
RBI	1
BB	2
SO	5
LOB	13



Batter	1	2	3	4	5	6	7	8	9	AB	R	H	RBI	BB	SO	LOB	BOTTOM		
Giraldo Ruiz, S OBP: 0.208, SLG: 0.255 (1, 4)	5-3		4-3 S 1-6-3 1B					4-3		4	1	2	0	0	0	0	<b>Pittsburgh Pirates @ Cincinnati Reds</b> Crosley Field, Cincinnati, OH Wed May 17 1967, 7:05 PM EDT Att: 13,159 - Unknown - 64 F		
Vada Pinson, L OBP: 0.319, SLG: 0.411 (1, 8)	3-1		4-3 1-3		F9			G3 1B		4	1	1	0	0	0	2			
Pete Rose, S OBP: 0.380, SLG: 0.451 (1, 7)	1B BB		1-6-3 3-H			FC3-6 1B		G3		3	1	1	1	1	0	1			
Art Shamsky, L Tommy Harper, R	1B		4-3			FC3-6 1-2		1B IBB		3	0	1	0	1	0	1			
Tony Perez, R OBP: 0.317, SLG: 0.526 (1, 5)	1-2 3-H				F4		G1-6-4-3 1-2		FC6-4 1B	4	0	2	2	0	0	1			
Lee May, R OBP: 0.358, SLG: 0.467 (1, 3)	F5				6-3			4-3	FC6-4 1-2	4	0	0	0	0	0	4			
Johnny Edwards, L OBP: 0.315, SLG: 0.297 (1, 2)			6-3		K			FC5 2B		3	0	1	0	0	1	0			
Leo Cardenas, R OBP: 0.288, SLG: 0.269 (1, 6)			6-3					5-3	F4	3	0	0	0	0	0	1			
Sammy Ellis, L OBP: 0.158, SLG: 0.059 (1, 1)			3-1					4-3	FC5 2-3	3	0	0	0	0	0	1			
<b>Inning Stats</b>	R: 1 E: 0 K: 0 S: 5	H: 2 LOB: 2 BB: 1 P: 9	R: 0 E: 0 K: 0 S: 3	H: 0 LOB: 0 BB: 0 P: 3	R: 1 E: 0 K: 0 S: 4	H: 1 LOB: 0 BB: 0 P: 4	R: 0 E: 0 K: 1 S: 5	H: 0 LOB: 0 BB: 0 P: 5	R: 0 E: 0 K: 0 S: 4	H: 1 LOB: 1 BB: 0 P: 4	R: 0 E: 0 K: 0 S: 3	H: 1 LOB: 0 BB: 0 P: 3	R: 0 E: 0 K: 0 S: 4	H: 1 LOB: 2 BB: 1 P: 9	R: 1 E: 0 K: 0 S: 5	H: 2 LOB: 2 BB: 1 P: 9		1B: 7 2B: 1 3B: 0 HR: 0	SF: 0 SAC: 0 DP: 1 HBP: 0
<b>PITCHER</b> Tommie Sisk, R Al McBean, R	IP: 6.0 WLS: L BF: 23 H: 5 R: 2 ER: 2 SO: 2 BB: 1 IBB: 0 HBP: 0 BLK: 0 WP: 0 HR: 0 S: 24 P: 28 ERA: 3.00 WHIP: 1.000																		






Batter	1	2	3	4	5	6	7	8	9	AB	R	H	RBI	BB	SO	LOB	TOP																
Matty Alou, L OBP: 0.363, SLG: 0.379 (1, 8)										5	1	1	0	0	0	5	<b>Pittsburgh Pirates @ Atlanta Braves</b> Atlanta Stadium, Atlanta, GA Thu May 18 1967, 7:05 PM EDT Att: 14,092 - Unknown																
Maury Wills, S OBP: 0.351, SLG: 0.402 (1, 5)										4	0	2	1	1	0	3																	
Roberto Clemente, R OBP: 0.456, SLG: 0.616 (1, 9)										4	0	2	1	1	0	1																	
Willie Stargell, L OBP: 0.306, SLG: 0.348 (1, 7)										5	0	2	0	0	1	4																	
Bill Mazerowski, R OBP: 0.346, SLG: 0.452 (1, 4)										5	1	3	2	0	0	3																	
Donn Clendenen, R OBP: 0.287, SLG: 0.395 (1, 3)										5	1	1	1	0	1	5																	
Gene Alley, R OBP: 0.407, SLG: 0.538 (1, 6)										3	1	2	0	1	0	0																	
Jerry May, R OBP: 0.389, SLG: 0.449 (1, 2)										5	1	3	0	0	0	3																	
Billy O'Dell, S OBP: 0.214, SLG: 0.154 Roy Face, R (8, 1)										3	0	0	0	0	1	3																	
<b>Inning Stats</b>	R: 1 E: 0 K: 1 S: 7	H: 2 LOB: 2 BB: 1 P: 11	R: 0 E: 0 K: 1 S: 6	H: 1 LOB: 1 BB: 0 P: 6	R: 0 E: 0 K: 1 S: 5	H: 1 LOB: 1 BB: 1 P: 9	R: 1 E: 0 K: 0 S: 6	H: 3 LOB: 2 BB: 0 P: 6	R: 0 E: 0 K: 0 S: 4	H: 2 LOB: 0 BB: 0 P: 4	R: 2 E: 0 K: 0 S: 6	H: 4 LOB: 2 BB: 1 P: 6	R: 0 E: 0 K: 0 S: 4	H: 1 LOB: 2 BB: 1 P: 8	R: 0 E: 0 K: 0 S: 4	H: 1 LOB: 1 BB: 0 P: 4		R: 1 E: 0 K: 0 S: 4	H: 1 LOB: 1 BB: 0 P: 5	1B: 10 2B: 3 3B: 1 HR: 2	SF: 0 SAC: 1 DP: 2 HBP: 1	WP: 0 PB: 1 SB: 0 CS: 0	PA: 44										
<b>PITCHER</b>	IP WLS BF H R ER SO BB IBB HBP BLK WP HR S P ERA WHIP																																
Pat Jarvis, R ERA: 5.47 (1, 1)	3.0	17	7	2	2	3	2	0	0	0	0	0	1	21	29	6.00	3.000																
Clay Carroll, R ERA: 5.87 (4, 1)	4.0	L 18	7	2	2	0	0	1	0	0	0	0	0	17	21	4.50	1.750																
Phil Niekro, R ERA: 1.59 (8, 1)	2.0	9	2	1	1	0	0	0	1	0	0	0	1	8	9	4.50	1.000																
<b>Batter</b>	<b>1</b>	<b>2</b>	<b>3</b>	<b>4</b>	<b>5</b>	<b>6</b>	<b>7</b>	<b>8</b>	<b>9</b>	<b>AB</b>	<b>R</b>	<b>H</b>	<b>RBI</b>	<b>BB</b>	<b>SO</b>	<b>LOB</b>	<b>BOTTOM</b>																
Woody Woodward, R OBP: 0.205, SLG: 0.186 (1, 4)										4	0	2	0	0	0	4	<b>Pittsburgh Pirates @ Atlanta Braves</b> Atlanta Stadium, Atlanta, GA Thu May 18 1967, 7:05 PM EDT Att: 14,092 - Unknown																
Felipe Alou, R OBP: 0.353, SLG: 0.512 (1, 8)										4	0	0	0	0	1	3																	
Hank Aaron, R OBP: 0.379, SLG: 0.610 (1, 9)										3	1	1	0	1	0	1																	
Joe Torre, R OBP: 0.359, SLG: 0.612 Marty Martinez, S (8, PR)										4	1	2	1	0	1	2																	
Mack Jones, L OBP: 0.265, SLG: 0.326 (9, 8)										0	0	0	0	0	0	0																	
Rico Carty, R OBP: 0.408, SLG: 0.433 (1, 7)										2	0	0	0	1	0	1																	
Gene Oliver, R OBP: 0.320, SLG: 0.565 (1, 2)										4	1	1	1	0	1	4																	
Clete Boyer, R OBP: 0.277, SLG: 0.383 (1, 5)										3	0	0	0	1	1	1																	
Denis Menke, R OBP: 0.304, SLG: 0.276 (1, 6)										4	0	1	1	0	1	0																	
Pat Jarvis, R (1, 1)										1	0	0	0	0	1	3																	
Clay Carroll, R (4, 1)										0	0	0	0	1	0	0																	
Miguel de la Hoz, R OBP: 0.260, SLG: 0.375 (7, PH)										1	0	0	0	0	0	0																	
Phil Niekro, R OBP: 0.400, SLG: 0.500 Gary Geiger, L OBP: 0.375, SLG: 0.211 (9, PH)										0	0	0	0	0	0	0																	
<b>Inning Stats</b>	R: 0 E: 0 K: 1 S: 5	H: 1 LOB: 0 BB: 0 P: 5	R: 1 E: 0 K: 1 S: 7	H: 2 LOB: 3 BB: 1 P: 12	R: 0 E: 0 K: 0 S: 3	H: 0 LOB: 0 BB: 0 P: 3	R: 1 E: 0 K: 0 S: 4	H: 1 LOB: 0 BB: 0 P: 4	R: 0 E: 0 K: 0 S: 5	H: 0 LOB: 2 BB: 2 P: 13	R: 0 E: 0 K: 0 S: 2	H: 0 LOB: 0 BB: 1 P: 6	R: 0 E: 0 K: 0 S: 4	H: 1 LOB: 1 BB: 0 P: 4	R: 1 E: 0 K: 2 S: 9	H: 2 LOB: 0 BB: 0 P: 9	R: 0 E: 0 K: 1 S: 4	H: 0 LOB: 0 BB: 1 P: 8	1B: 4 2B: 2 3B: 0 HR: 1	SF: 0 SAC: 1 DP: 3 HBP: 1	WP: 0 PB: 0 SB: 0 CS: 0	PA: 37											
<b>PITCHER</b>	IP WLS BF H R ER SO BB IBB HBP BLK WP HR S P ERA WHIP																																
Billy O'Dell, L ERA: 3.31 (1, 1)	7.0	31	7	3	3	3	3	1	0	0	0	0	0	11	15	0.00	0.500																
Roy Face, R ERA: (8, 1)	2.0	S 6	0	0	0	3	1	0	0	0	0	0	0	11	15	0.00	0.500																



Batter	1	2	3	4	5	6	7	8	9	AB	R	H	RBI	BB	SO	LOB	TOP					
Maury Wills, S OBP: 0.336, SLG: 0.384 (1, 5)	F7		6-3	L5			F9		G3	5	0	0	0	0	0	1						
Manny Mota, R OBP: 0.241, SLG: 0.308 (1, 8)	2B		1B	2B			F9			4	2	2	0	0	0	0						
Gene Alley, R OBP: 0.393, SLG: 0.518 (1, 6)	F2		F8				F9		F7	4	0	0	0	0	0	2						
Roberto Clemente, R OBP: 0.465, SLG: 0.623 (1, 9)	1-H		1B	IBB			K		1B	2	0	1	1	2	1	0						
Bill Mazerowski, R OBP: 0.344, SLG: 0.445 (1, 4)	F8		FC	1B			1-3		F8	4	0	1	1	0	0	2						
Donn Clendenen, R OBP: 0.286, SLG: 0.390 (1, 3)			K	FC			6-3		1B	4	0	1	0	0	1	2						
Jose Pagan, R OBP: 0.345, SLG: 0.393 (1, 7)	F8			CS			3B		5-3	4	0	2	0	0	0	1						
Jerry May, R OBP: 0.397, SLG: 0.431 (1, 2)	FC6-4		BB				IBB		G3	2	0	0	0	2	1	1						
Dennis Ribant, R OBP: 0.091, SLG: 0.091 Pete Mikkelsen, R (6, 1) Jim Pagliaroni, R OBP: 0.225, SLG: 0.121 (9, PH)	FC6-4						5-3		5-3	3	0	1	0	0	0	3						
<b>Inning Stats</b>	R: 1 E: 0 K: 0 S: 5	H: 2 LOB: 1 BB: 0 P: 5	R: 0 E: 0 K: 1 S: 5	H: 0 LOB: 1 BB: 1 P: 9	R: 1 E: 0 K: 0 S: 5	H: 2 LOB: 2 BB: 1 P: 9	R: 0 E: 0 K: 1 S: 6	H: 2 LOB: 1 BB: 0 P: 6	R: 0 E: 0 K: 0 S: 5	H: 0 LOB: 0 BB: 0 P: 5	R: 0 E: 0 K: 0 S: 4	H: 1 LOB: 2 BB: 1 P: 8	R: 0 E: 0 K: 0 S: 3	H: 0 LOB: 0 BB: 0 P: 3	R: 0 E: 0 K: 0 S: 3	H: 1 LOB: 1 BB: 1 P: 7	R: 0 E: 0 K: 0 S: 3	H: 0 LOB: 0 BB: 0 P: 3	1B: 5 2B: 2 3B: 1 HR: 0	SF: 0 SAC: 0 DP: 0 HBP: 0	WP: 0 PB: 0 SB: 0 CS: 1	PA: 37
<b>PITCHER</b> Denny Lemaster, L ERA: 2.87 (1, 1)	IP: 9.0 WLS: W BF: 37 H: 8 R: 2 ER: 2 SO: 3 BB: 2 IBB: 2 HBP: 0 BLK: 0 WP: 0 HR: 0 S: 39 P: 55 ERA: 2.00 WHIP: 1.111															<b>PITCHER</b>						

Pittsburgh Pirates @ Atlanta Braves  
Atlanta Stadium, Atlanta, GA  
Fri May 19 1967, 7:05 PM EDT  
Att: 20,603 - Unknown


AB 33  
R 2  
H 8  
RBI 2  
BB 4  
SO 3  
LOB 12




Batter	1	2	3	4	5	6	7	8	9	AB	R	H	RBI	BB	SO	LOB	BOTTOM			
Woody Woodward, R OBP: 0.188, SLG: 0.170 (1, 4)	K		F7			5-3	FC5-4			4	0	0	0	0	1	4				
Felipe Alou, R OBP: 0.358, SLG: 0.508 (1, 3)	1B		FC6-4			1-3			G4-6-3	3	0	1	0	0	0	2				
Hank Aaron, R OBP: 0.368, SLG: 0.590 (1, 9)	K					6-3	P4		K	4	0	0	0	0	2	2				
Joe Torre, R OBP: 0.364, SLG: 0.604 (1, 2)	5-3					BB	1B		G4-6-3	3	1	1	0	1	0	2				
Rico Carty, R OBP: 0.403, SLG: 0.435 (1, 7)			4-3			F9	WP		6-3	4	1	1	1	0	0	1				
Mack Jones, L OBP: 0.294, SLG: 0.372 (1, 8)	CS		1B			1-2	BB		BB	2	1	2	2	2	0	0				
Clete Boyer, R OBP: 0.276, SLG: 0.378 (1, 5)	P4					1-3			F8	4	0	1	0	0	0	4				
Marty Martinez, S OBP: 0.400, SLG: 0.400 (1, 6)			6-3			SH1-4	1B		4-3	4	0	2	0	0	0	1				
Denny Lemaster, R OBP: 0.105, SLG: 0.105 (1, 1)			FC6-4			SH1-4	1B		K	2	0	1	0	0	1	2				
<b>Inning Stats</b>	R: 0 E: 0 K: 2 S: 8	H: 1 LOB: 0 BB: 0 P: 8	R: 0 E: 0 K: 0 S: 3	H: 1 LOB: 0 BB: 0 P: 3	R: 0 E: 0 K: 0 S: 4	H: 1 LOB: 1 BB: 0 P: 4	R: 0 E: 0 K: 0 S: 4	H: 1 LOB: 2 BB: 1 P: 8	R: 0 E: 0 K: 0 S: 4	H: 1 LOB: 1 BB: 0 P: 4	R: 3 E: 0 K: 1 S: 9	H: 4 LOB: 2 BB: 1 P: 13	R: 0 E: 0 K: 1 S: 4	H: 0 LOB: 0 BB: 0 P: 5	R: 0 E: 0 K: 0 S: 3	H: 0 LOB: 1 BB: 1 P: 7	1B: 7 2B: 1 3B: 0 HR: 1	SF: 0 SAC: 1 DP: 1 HBP: 1	WP: 1 PB: 0 SB: 0 CS: 1	PA: 35
<b>PITCHER</b> Dennis Ribant, R ERA: 3.77 Pete Mikkelsen, R ERA: 2.93 (6, 1)	IP: 5.1 WLS: L BF: 25 H: 8 R: 3 ER: 3 SO: 2 BB: 2 IBB: 0 HBP: 0 BLK: 0 WP: 1 HR: 1 S: 27 P: 35 ERA: 5.06 WHIP: 1.875															<b>PITCHER</b>				


Pittsburgh Pirates @ Atlanta Braves  
Atlanta Stadium, Atlanta, GA  
Fri May 19 1967, 7:05 PM EDT  
Att: 20,603 - Unknown

AB 30  
R 3  
H 9  
RBI 3  
BB 3  
SO 4  
LOB 18





Batter	1	2	3	4	5	6	7	8	9	AB	R	H	RBI	BB	SO	LOB	TOP																		
<a href="#">Maury Wills, S</a> (1, 5) OBP: 0.336, SLG: 0.384											0	0	0	0	0	0	0	<b>Pittsburgh Pirates @ Atlanta Braves</b> Atlanta Stadium, Atlanta, GA Sat May 20 1967, 3:33 AM EDT Att: 33,883 - Unknown <a href="http://livebaseballscorecards.com">livebaseballscorecards.com</a>																	
<a href="#">Manny Mota, R</a> (1, 8) OBP: 0.241, SLG: 0.308											0	0	0	0	0	0	0																		
<a href="#">Gene Alley, R</a> (1, 6) OBP: 0.393, SLG: 0.518											0	0	0	0	0	0	0																		
<a href="#">Roberto Clemente, R</a> (1, 9) OBP: 0.465, SLG: 0.623											0	0	0	0	0	0	0																		
<a href="#">Bill Mazeroski, R</a> (1, 4) OBP: 0.344, SLG: 0.445											0	0	0	0	0	0	0																		
<a href="#">Donn Clendenen, R</a> (1, 3) OBP: 0.286, SLG: 0.390											0	0	0	0	0	0	0																		
<a href="#">Jose Pagan, R</a> (1, 7) OBP: 0.345, SLG: 0.393											0	0	0	0	0	0	0																		
<a href="#">Jerry May, R</a> (1, 2) OBP: 0.397, SLG: 0.431											0	0	0	0	0	0	0																		
<a href="#">Bob Veale, S</a> (1, 1) OBP: 0.059, SLG: 0.059											0	0	0	0	0	0	0																		
<b>Inning Stats</b>											1B: 0	SF: 0	WP: 0	PA: 0	2B: 0	SAC: 0	FB: 0		3B: 0	DP: 0	SB: 0	CS: 0	HR: 0	HBP: 0											
<b>PITCHER</b> <a href="#">Dick Kelley, L</a> (1, 1) ERA: 4.62	IP	WLS	BF	H	R	ER	SO	BB	IBB	HBP	BLK	WP	HR	S	P	ERA	WHIP																		
																		<b>PITCHER</b>	IP	WLS	BF	H	R	ER	SO	BB	IBB	HBP	BLK	WP	HR	S	P	ERA	WHIP

Batter	1	2	3	4	5	6	7	8	9	AB	R	H	RBI	BB	SO	LOB	BOTTOM																		
<a href="#">Woody Woodward, R</a> (1, 4) OBP: 0.188, SLG: 0.170											0	0	0	0	0	0	0	<b>Pittsburgh Pirates @ Atlanta Braves</b> Atlanta Stadium, Atlanta, GA Sat May 20 1967, 3:33 AM EDT Att: 33,883 - Unknown <a href="http://livebaseballscorecards.com">livebaseballscorecards.com</a>																	
<a href="#">Felipe Alou, R</a> (1, 8) OBP: 0.358, SLG: 0.508											0	0	0	0	0	0	0																		
<a href="#">Hank Aaron, R</a> (1, 9) OBP: 0.368, SLG: 0.590											0	0	0	0	0	0	0																		
<a href="#">Joe Torre, R</a> (1, 3) OBP: 0.364, SLG: 0.604											0	0	0	0	0	0	0																		
<a href="#">Rico Carty, R</a> (1, 7) OBP: 0.403, SLG: 0.435											0	0	0	0	0	0	0																		
<a href="#">Gene Oliver, R</a> (1, 2) OBP: 0.320, SLG: 0.565											0	0	0	0	0	0	0																		
<a href="#">Clete Boyer, R</a> (1, 5) OBP: 0.276, SLG: 0.378											0	0	0	0	0	0	0																		
<a href="#">Marty Martinez, S</a> (1, 6) OBP: 0.400, SLG: 0.400											0	0	0	0	0	0	0																		
<a href="#">Dick Kelley, R</a> (1, 1) OBP: 0.286, SLG: 0.333											0	0	0	0	0	0	0																		
<b>Inning Stats</b>											1B: 0	SF: 0	WP: 0	PA: 0	2B: 0	SAC: 0	FB: 0		3B: 0	DP: 0	SB: 0	CS: 0	HR: 0	HBP: 0											
<b>PITCHER</b> <a href="#">Bob Veale, L</a> (1, 1) ERA: 2.76	IP	WLS	BF	H	R	ER	SO	BB	IBB	HBP	BLK	WP	HR	S	P	ERA	WHIP																		
																		<b>PITCHER</b>	IP	WLS	BF	H	R	ER	SO	BB	IBB	HBP	BLK	WP	HR	S	P	ERA	WHIP

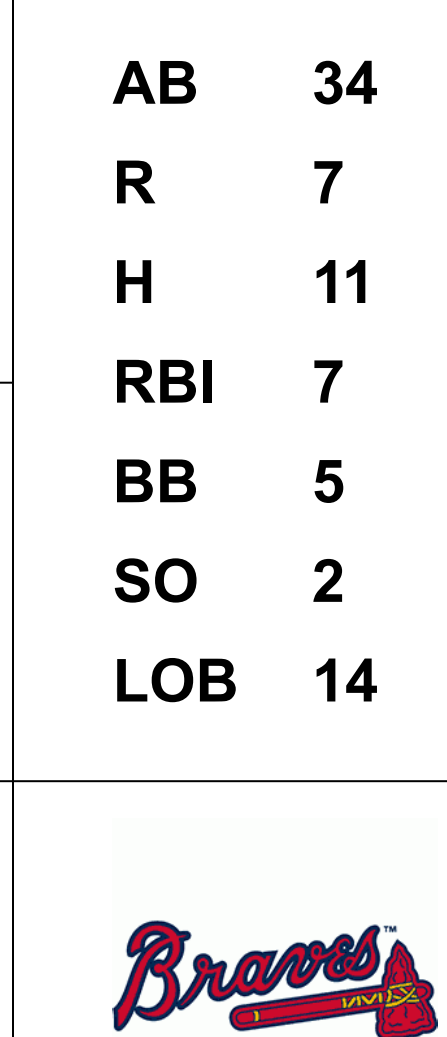


Batter	1	2	3	4	5	6	7	8	9	AB	R	H	RBI	BB	SO	LOB	TOP										
Matty Alou, L OBP: 0.350, SLG: 0.364 (1, 8)	0-3 K		0-3 K		0-0 F3			0-0 F5		4	0	0	0	0	2	1	<b>Pittsburgh Pirates @ Atlanta Braves</b> Atlanta Stadium, Atlanta, GA Sun May 21 1967, 3:33 AM EDT Att: 23,221 - Unknown										
Maury Wills, S OBP: 0.336, SLG: 0.380 Jose Pagan, R OBP: 0.333, SLG: 0.375 (1, 5) (8, 5)	0-0 6-3			0-0 1B		0-0 1B		0-3 K		4	1	2	0	0	1	0											
Roberto Clemente, R OBP: 0.460, SLG: 0.636 (1, 9)	0-0 F9			0-0 E1 1B		0-0 F8 1-2		0-0 6-3		4	0	0	0	0	2												
Willie Stargell, L OBP: 0.313, SLG: 0.385 (1, 7)		0-0 HR		0-0 FC6-4 1B		0-0 P4			0-0 1-3	4	1	2	2	0	0	1											
Bill Mazeroski, R OBP: 0.326, SLG: 0.422 (1, 4)	0-0 6-3			0-0 F9		0-0 F7			0-0 6-3	4	0	0	0	0	2												
Donn Clendenen, R OBP: 0.284, SLG: 0.381 (1, 3)	0-3 K			0-0 FC6-4 1-2					0-3 K	4	0	1	0	0	2	1											
Gene Alley, R OBP: 0.380, SLG: 0.496 (1, 6)	0-0 F2				0-0 P1			0-0 G5-4-3 1-2		3	0	0	0	0	0	1											
Jerry May, R OBP: 0.415, SLG: 0.439 (1, 2)			0-3 K		0-3 K			0-0 1B		3	0	1	0	0	2	0											
Juan Pizarro, L OBP: 0.344, SLG: 0.300 Steve Blass, R OBP: 0.325, SLG: 0.200 Andre Rodgers, R OBP: 0.285, SLG: 0.200 Al McBean, R OBP: 0.307, SLG: 0.276 George Springs, L OBP: 0.307, SLG: 0.276 Pete Mikkelsen, R OBP: 0.307, SLG: 0.276 (1, 1) (1, 1) (5, Ph) (5, 1) (7, Ph) (7, 1)			0-0 3-1		0-0 1B			0-0 G3		0	0	0	0	0	0	0											
<b>Inning Stats</b>	R: 0 E: 0 K: 1 S: 5	H: 0 LOB: 0 BB: 0 P: 5	R: 1 E: 0 K: 1 S: 6	H: 1 LOB: 0 BB: 0 P: 6	R: 0 E: 0 K: 2 S: 7	H: 0 LOB: 0 BB: 0 P: 7	R: 1 E: 1 K: 0 S: 5	H: 2 LOB: 1 BB: 0 P: 5	R: 0 E: 0 K: 1 S: 6	H: 1 LOB: 1 BB: 0 P: 6	R: 0 E: 0 K: 0 S: 4	H: 1 LOB: 1 BB: 0 P: 4	R: 0 E: 0 K: 0 S: 4	H: 2 LOB: 1 BB: 0 P: 4	R: 0 E: 0 K: 1 S: 5	H: 0 LOB: 0 BB: 0 P: 5		R: 0 E: 0 K: 1 S: 5	H: 0 LOB: 0 BB: 0 P: 5	1B: 6 2B: 0 3B: 0 HR: 1	SF: 0 SAC: 0 DP: 1 HBP: 0	WP: 0 PB: 0 SB: 1 CS: 0	PA: 33				
<b>PITCHER</b> Ken Johnson, R ERA: 2.49 (1, 1)	IP 9.0	WLS W	BF 33	H 7	R 2	ER 1	SO 7	BB 0	IBB 0	HBP 0	BLK 0	WP 0	HR 1	S 47	P 47	ERA 1.00	WHIP 0.778										

AB	33
R	2
H	7
RBI	2
BB	0
SO	7
LOB	9



Batter	1	2	3	4	5	6	7	8	9	AB	R	H	RBI	BB	SO	LOB	BOTTOM										
Woody Woodward, R OBP: 0.190, SLG: 0.193 (1, 4)	0-0 5-3	0-0 5-3		0-0 BB 1B	0-0 F8			0-3 K		5	0	1	0	0	1	1	<b>Pittsburgh Pirates @ Atlanta Braves</b> Atlanta Stadium, Atlanta, GA Sun May 21 1967, 3:33 AM EDT Att: 23,221 - Unknown										
Felipe Alou, R OBP: 0.342, SLG: 0.478 (1, 8)	0-0 F8	0-0 E6 HR		0-0 F9		0-0 5-3		4-0 HR BB		4	2	0	0	1	0	1											
Hank Aaron, R OBP: 0.400, SLG: 0.659 (1, 9)	0-0 1B BB	0-0 HR		4-0 1-2 BB		0-0 1B		0-0 HR		4	3	4	4	1	0	0											
Joe Torre, R OBP: 0.369, SLG: 0.591 (1, 3)	0-0 BB 1B	0-0 1B		0-0 F8		0-0 G6-4-3 1B		0-0 F8		5	1	3	0	0	2												
Rico Carty, R OBP: 0.387, SLG: 0.409 (1, 7)	4-0 BB IBB	0-0 F9		0-0 F9		0-0 G6-4-3 1-2				3	0	0	0	1	0	5											
Gene Oliver, R OBP: 0.333, SLG: 0.533 (1, 2)	4-0 BB 1-2 2-3 3-H		0-0 6-3		0-0 1B 2B		0-0 F5			3	1	1	1	1	0	0											
Clete Boyer, R OBP: 0.292, SLG: 0.375 (1, 5)	4-0 BB		0-0 F8		0-0 5-3		0-0 5-3			3	0	0	1	1	0	1											
Denis Menke, R OBP: 0.307, SLG: 0.281 (1, 6)	0-0 P4		0-0 1B		0-0 SH1-4 1B		0-0 5-3			4	0	2	1	0	0	3											
Ken Johnson, R OBP: 0.133, SLG: 0.071 (1, 1)		0-0 F8	0-0 1-3		0-0 SH1-4 1-2		0-3 K			3	0	0	0	0	1	1											
<b>Inning Stats</b>	R: 2 E: 0 K: 0 S: 5	H: 2 LOB: 3 BB: 3 P: 17	R: 2 E: 1 K: 0 S: 6	H: 2 LOB: 1 BB: 0 P: 6	R: 0 E: 0 K: 0 S: 4	H: 1 LOB: 1 BB: 0 P: 4	R: 0 E: 0 K: 0 S: 4	H: 1 LOB: 2 BB: 1 P: 8	R: 1 E: 0 K: 0 S: 5	H: 2 LOB: 1 BB: 0 P: 5	R: 0 E: 0 K: 0 S: 4	H: 2 LOB: 1 BB: 0 P: 4	R: 0 E: 0 K: 0 S: 3	H: 0 LOB: 0 BB: 0 P: 3	R: 2 E: 0 K: 2 S: 8	H: 1 LOB: 0 BB: 1 P: 12		1B: 8 2B: 1 3B: 0 HR: 2	SF: 0 SAC: 1 DP: 1 HBP: 0	WP: 0 PB: 0 SB: 0 CS: 0	PA: 40						
<b>PITCHER</b> Juan Pizarro, L ERA: 4.09 Steve Blass, R ERA: 2.7 Al McBean, R ERA: 2.45 Pete Mikkelsen, R ERA: 3.63 (1, 1) (1, 1) (5, 1) (7, 1)	IP 0.2 3.1 2.0 2.0	WLS L	BF 7 16 9 8	H 2 4 1 2	R 2 2 1 2	ER 2 0 1 2	SO 2 0 0 2	BB 2 1 0 1	IBB 0 0 0 0	HBP 0 0 0 0	BLK 0 0 0 0	WP 0 0 0 0	HR 0 1 0 1	S 0 15 9 11	P 0 19 9 15	ERA 27.00 0.00 4.50 9.00	WHIP 6.000 1.500 2.000 1.000										





Batter	1	2	3	4	5	6	7	8	9	AB	R	H	RBI	BB	SO	LOB	TOP								
Matty Alou, L (1,8) OBP: 0.364, SLG: 0.373	F5		E 4-3 1B		BB	BB	CS			3	1	2	0	1	0	0	<b>Pittsburgh Pirates @ Houston Astros</b> Astrodome, Houston, TX Mon May 22, 1967, 8:05 PM EDT Att: 10,613 - Dome								
Maury Wills, S (1,5) OBP: 0.326, SLG: 0.368	F9		4-3 1-2		2-3f		CS	F9		4	0	0	0	0	0	3									
Roberto Clemente, R (1,9) OBP: 0.461, SLG: 0.632			E5 2-H			HR		K		4	1	2	0	0	1	0									
Willie Stargell, L (1,7) OBP: 0.310, SLG: 0.410	F7		F7			HR		F8		4	1	1	2	0	0	2									
Bill Mazerowski, R (1,4) OBP: 0.317, SLG: 0.410		6-3		F2		F4		F8		4	0	0	0	0	0	0									
Donn Clendenon, R (1,3) OBP: 0.290, SLG: 0.400				1-5 3B		6-3		F8		4	0	2	0	0	0	0									
Gene Alley, R (1,6) OBP: 0.366, SLG: 0.479				1-5 3-Hf		5-3		K		4	0	0	0	0	1	2									
Jerry May, R (1,2) OBP: 0.412, SLG: 0.450						6-4 2B		K		3	0	1	0	0	1	1									
Tommie Sisk, R (1,1)			K			F1		F7		3	0	0	0	0	1	1									
<b>Inning Stats</b>	R: 0 E: 0 K: 0 S: 4	H: 1 LOB: 1 BB: 0 P: 4	R: 0 E: 0 K: 0 S: 4	H: 1 LOB: 1 BB: 0 P: 4	R: 1 E: 1 K: 1 S: 7	H: 1 LOB: 1 BB: 0 P: 7	R: 0 E: 0 K: 0 S: 3	H: 1 LOB: 1 BB: 0 P: 3	R: 0 E: 0 K: 0 S: 5	H: 1 LOB: 1 BB: 1 P: 7	R: 2 E: 0 K: 0 S: 5	H: 2 LOB: 0 BB: 0 P: 5	R: 0 E: 0 K: 1 S: 5	H: 1 LOB: 0 BB: 0 P: 5	R: 0 E: 0 K: 1 S: 5	H: 0 LOB: 0 BB: 0 P: 5	R: 0 E: 0 K: 1 S: 5	H: 0 LOB: 0 BB: 0 P: 5	1B: 5 2B: 3 3B: 1 HR: 1	SF: 0 SAC: 0 DP: 2 HBP: 0	WP: 0 PB: 0 SB: 0 CS: 1	PA: 35			
<b>PITCHER</b>	IP	WLS	BF	H	R	ER	SO	BB	IBB	HBP	BLK	WP	HR	S	P	ERA	WHIP								
Chris Zachary, R (1,1) ERA: 4.5	8.0	L	31	8	3	2	3	1	0	0	0	0	1	36	40	2.25	1.125								
Barry Latman, R (9,1) ERA: 2.57	1.0		3	0	0	0	1	0	0	0	0	0	0	5	5	0.00	0.000								

AB 33  
R 3  
H 8  
RBI 2  
BB 1  
SO 4  
LOB 9



Batter	1	2	3	4	5	6	7	8	9	AB	R	H	RBI	BB	SO	LOB	BOTTOM								
Ron Davis, R (1,9) OBP: 0.306, SLG: 0.439	5-3		K			1B 3B		6-3		4	1	1	0	0	1	0	<b>Pittsburgh Pirates @ Houston Astros</b> Astrodome, Houston, TX Mon May 22, 1967, 8:05 PM EDT Att: 10,613 - Dome								
Sonny Jackson, L (1,6) OBP: 0.244, SLG: 0.273	F7			4-3		K				3	0	0	0	1	1	1									
Joe Morgan, L (1,4) OBP: 0.383, SLG: 0.358				FC4-6 BB		FC4-6 1B		F8		3	0	2	1	1	0	1									
Eddie Mathews, L (1,3) OBP: 0.321, SLG: 0.337	F8			FC4-6 1-2f		FC4-6 1-2f		K		4	0	0	0	0	1	3									
Jimmy Wynn, R (1,8) OBP: 0.350, SLG: 0.455			K		5-3			F8		4	0	0	0	0	2	2									
Bob Aspromonte, R (1,5) OBP: 0.315, SLG: 0.374			F9			F5		K		4	0	0	0	0	1	0									
Norm Miller, L (1,7) OBP: 0.194, SLG: 0.148			4-3			4-3		F4		3	0	0	0	0	0	0									
John Bateman, R (1,2) OBP: 0.185, SLG: 0.212						K		1-3		3	0	1	0	0	1	0									
Chris Zachary, L (1,1) Ron Brand, R (8,PH) Barry Latman, R (9,1)						1-3		K		2	0	0	0	0	1	1									
						K		6-3		1	0	0	0	0	0	0									
						K				0	0	0	0	0	0	0									
<b>Inning Stats</b>	R: 0 E: 0 K: 0 S: 4	H: 1 LOB: 0 BB: 0 P: 4	R: 0 E: 0 K: 1 S: 5	H: 0 LOB: 0 BB: 0 P: 5	R: 0 E: 0 K: 2 S: 7	H: 0 LOB: 0 BB: 0 P: 7	R: 0 E: 0 K: 0 S: 3	H: 0 LOB: 1 BB: 1 P: 7	R: 0 E: 0 K: 1 S: 6	H: 1 LOB: 1 BB: 0 P: 6	R: 1 E: 0 K: 2 S: 9	H: 2 LOB: 1 BB: 0 P: 9	R: 0 E: 0 K: 1 S: 5	H: 0 LOB: 0 BB: 0 P: 5	R: 0 E: 0 K: 0 S: 3	H: 0 LOB: 1 BB: 1 P: 7	R: 0 E: 0 K: 1 S: 5	H: 0 LOB: 0 BB: 0 P: 5	1B: 3 2B: 0 3B: 1 HR: 0	SF: 0 SAC: 0 DP: 0 HBP: 0	WP: 0 PB: 0 SB: 0 CS: 0	PA: 33			
<b>PITCHER</b>	IP	WLS	BF	H	R	ER	SO	BB	IBB	HBP	BLK	WP	HR	S	P	ERA	WHIP								
Tommie Sisk, R (1,1) ERA: 4.24	9.0	W	33	4	1	1	8	2	0	0	0	0	0	47	55	1.00	0.667								





Batter	1	2	3	4	5	6	7	8	9	AB	R	H	RBI	BB	SO	LOB	TOP																					
Matty Alou, L OBP: 0.360, SLG: 0.377 (1, 8)	F2			1B		5-3		4-3		4	1	1	0	0	0	0	<b>Pittsburgh Pirates @ Houston Astros</b> Astrodome, Houston, TX Tue May 23 1967, 8:05 PM EDT Att: 10,572 - Dome																					
Maury Wills, S OBP: 0.324, SLG: 0.364 (1, 5)	F7			1B	WP	4-3		1-3		4	1	1	0	0	0	0																						
Roberto Clemente, R OBP: 0.462, SLG: 0.625 (1, 9)	1-3			1B					BB	3	0	1	2	1	0	0																						
Willie Stargell, L OBP: 0.311, SLG: 0.408 Jose Pagan, R OBP: 0.324, SLG: 0.364 (9, PH)		3-1		3-6-4			1B	K		3	1	1	0	0	0	1																						
Bill Mazeroski, R OBP: 0.315, SLG: 0.406 (1, 4)	F8			F8			1B	F8		4	0	1	0	0	0	1																						
Donn Clendenen, R OBP: 0.289, SLG: 0.396 (1, 3)	F4				K		1B	1-3		4	0	1	1	0	1	1																						
Gene Alley, R OBP: 0.360, SLG: 0.468 (1, 6)				5-3		F4		FC5		3	0	0	0	0	0	2																						
Jerry May, R OBP: 0.394, SLG: 0.429 (1, 2)				F7		F8		K		3	0	0	0	0	1	2																						
Billy O'Dell, S Vern Law, R Steve Blass, R Manny Mota, R Al McBean, R (1, 1) (5, 1) (6, PH) (8, PH) (8, 1)	F8					3-1		F9		1	0	0	0	0	0	0																						
<b>Inning Stats</b>	R: 0 E: 0 K: 0 S: 3	H: 0 LOB: 0 BB: 0 P: 3	R: 0 E: 0 K: 0 S: 3	H: 0 LOB: 0 BB: 0 P: 3	R: 0 E: 0 K: 0 S: 3	H: 0 LOB: 0 BB: 0 P: 3	R: 2 E: 0 K: 0 S: 5	H: 3 LOB: 0 BB: 0 P: 5	R: 0 E: 0 K: 1 S: 5	H: 0 LOB: 0 BB: 0 P: 5	R: 0 E: 0 K: 0 S: 3	H: 0 LOB: 0 BB: 0 P: 3	R: 1 E: 1 K: 1 S: 8	H: 3 LOB: 2 BB: 0 P: 8	R: 0 E: 0 K: 1 S: 3	H: 0 LOB: 0 BB: 0 P: 3		R: 0 E: 0 K: 1 S: 5	H: 0 LOB: 1 BB: 1 P: 9	1B: 5 2B: 2 3B: 0 HR: 0	SF: 0 SAC: 0 DP: 1 HBP: 0	WP: 2 PB: 0 SB: 0 CS: 0	PA: 33															
<b>PITCHER</b>	IP	WLS	BF	H	R	ER	SO	BB	IBB	HBP	BLK	WP	HR	S	P	ERA	WHIP	<b>PITCHER</b>				IP	WLS	BF	H	R	ER	SO	BB	IBB	HBP	BLK	WP	HR	S	P	ERA	WHIP
Larry Dierker, R ERA: 3.49 (1, 1)	7.0	W	26	6	3	3	2	0	0	0	0	2	0	30	30	3.86	0.857																					
Dan Schneider, L ERA: 0.71 (8, 1)	2.0	S	7	0	0	0	1	1	0	0	0	0	0	8	12	0.00	0.500																					

AB	32
R	3
H	6
RBI	3
BB	1
SO	3
LOB	8



Batter	1	2	3	4	5	6	7	8	9	AB	R	H	RBI	BB	SO	LOB	BOTTOM																					
Ron Davis, R OBP: 0.286, SLG: 0.408 (1, 9)	5-3		F8	1-3	5-3			F8		5	0	0	0	0	0	2	<b>Pittsburgh Pirates @ Houston Astros</b> Astrodome, Houston, TX Tue May 23 1967, 8:05 PM EDT Att: 10,572 - Dome																					
Sonny Jackson, L OBP: 0.250, SLG: 0.275 (1, 6)	4-3		F7		2B		5-3			3	1	1	0	1	0	0																						
Joe Morgan, L OBP: 0.386, SLG: 0.366 (1, 4)	4-3		2B		2B		6-3			3	2	1	0	1	0	1																						
Jimmy Wynn, R OBP: 0.361, SLG: 0.452 (1, 8)			2B		2B		F9			1	2	0	0	3	0	0																						
Chuck Harrison, R OBP: 0.328, SLG: 0.404 (1, 3)	F9		2B		1B		F3			4	1	2	4	0	0	2																						
Jim Landis, R OBP: 0.325, SLG: 0.351 (1, 7)			F9		2B		3-1			4	2	2	1	0	0	1																						
Bob Aspromonte, R OBP: 0.306, SLG: 0.363 (1, 5)	F4			F7	F9		6-3			4	0	0	0	0	0	2																						
John Bateman, R OBP: 0.188, SLG: 0.206 (1, 2)	F9			5-3	2B		F9			3	0	0	0	1	0	0																						
Larry Dierker, R OBP: 0.333, SLG: 0.421 Dan Schneider, L (8, 1)			K		1B		1-3			3	0	2	2	0	1	0																						
<b>Inning Stats</b>	R: 0 E: 0 K: 0 S: 4	H: 1 LOB: 2 BB: 1 P: 8	R: 1 E: 0 K: 1 S: 6	H: 1 LOB: 0 BB: 0 P: 6	R: 2 E: 0 K: 0 S: 4	H: 1 LOB: 1 BB: 2 P: 12	R: 0 E: 0 K: 0 S: 4	H: 1 LOB: 1 BB: 0 P: 4	R: 5 E: 0 K: 0 S: 6	H: 4 LOB: 1 BB: 3 P: 18	R: 0 E: 0 K: 0 S: 3	H: 0 LOB: 0 BB: 0 P: 3	R: 0 E: 0 K: 0 S: 3	H: 0 LOB: 0 BB: 0 P: 3	R: 0 E: 0 K: 0 S: 3	H: 0 LOB: 0 BB: 0 P: 3		R: 0 E: 0 K: 0 S: 3	H: 0 LOB: 0 BB: 0 P: 3	1B: 3 2B: 4 3B: 1 HR: 0	SF: 0 SAC: 0 DP: 0 HBP: 0	WP: 0 PB: 0 SB: 0 CS: 0	PA: 37															
<b>PITCHER</b>	IP	WLS	BF	H	R	ER	SO	BB	IBB	HBP	BLK	WP	HR	S	P	ERA	WHIP	<b>PITCHER</b>				IP	WLS	BF	H	R	ER	SO	BB	IBB	HBP	BLK	WP	HR	S	P	ERA	WHIP
Billy O'Dell, L ERA: 4.66 (1, 1)	4.0	L	23	6	7	7	1	4	1	0	1	0	0	20	40	15.75	2.500																					
Vern Law, R ERA: 5.79 (5, 1)	1.0		5	2	1	1	0	0	1	0	0	0	0	4	8	9.00	2.000																					
Steve Blass, R ERA: 2.41 (6, 1)	2.0		6	0	0	0	0	0	0	0	0	0	0	6	6	0.00	0.000																					
Al McBean, R ERA: 2.35 (8, 1)	1.0		3	0	0	0	0	0	0	0	0	0	0	3	3	0.00	0.000																					





Batter	1	2	3	4	5	6	7	8	9	AB	R	H	RBI	BB	SO	LOB	TOP								
Matty Alou, L OBP: 0.354, SLG: 0.364 (1, 8)	F5		5-3			K			F7	4	0	0	0	1	1	2	<b>Pittsburgh Pirates @ Houston Astros</b> Astrodome, Houston, TX Wed May 24, 1967, 8:05 PM EDT Att. 13,140 - Dome								
Maury Wills, S OBP: 0.326, SLG: 0.373 (1, 5)	4-3			4-3		HR			1B 2B	5	2	2	1	0	0	3									
Roberto Clemente, R OBP: 0.460, SLG: 0.639 (1, 9)	F8			K		F9			HR E 1B	5	2	2	1	0	1	1									
Willie Stargell, L OBP: 0.325, SLG: 0.443 Jose Pagan, R OBP: 0.314, SLG: 0.353 (9, PH) (9, 7)	K								K	3	2	2	2	1	1	0									
Bill Mazerowski, R OBP: 0.318, SLG: 0.412 (1, 4)	3-1			BB		HR			K	1	0	0	0	0	1	2									
Donn Clendenen, R OBP: 0.286, SLG: 0.391 (1, 3)	5-3			F1		6-3			E7	5	0	2	1	0	0	1									
Gene Alley, R OBP: 0.357, SLG: 0.457 (1, 6)				F8					K	4	0	1	1	0	1	1									
Jerry May, R OBP: 0.387, SLG: 0.409 (1, 2)				6-3		K			F6	3	0	0	0	1	1	1									
Dennis Ribant, R Pete Mikkelsen, R George Spriggs, L Steve Blass, R Manny Mota, R Roy Face, R (1, 1) (5, 1) (6, PH) (6, 1) (7, PH) (7, 1)				K		K			IBB	3	0	0	0	1	3	2									
				1B		WP 1B			K	1	0	0	0	0	0	0									
<b>Inning Stats</b>	R: 0 E: 0 K: 0 S: 3	H: 0 LOB: 0 BB: 0 P: 3	R: 0 E: 0 K: 1 S: 5	H: 0 LOB: 0 BB: 0 P: 5	R: 0 E: 0 K: 1 S: 6	H: 1 LOB: 1 BB: 0 P: 6	R: 0 E: 0 K: 1 S: 5	H: 0 LOB: 1 BB: 1 P: 9	R: 0 E: 0 K: 2 S: 7	H: 0 LOB: 0 BB: 0 P: 7	R: 3 E: 0 K: 1 S: 8	H: 3 LOB: 0 BB: 0 P: 8	R: 0 E: 1 K: 1 S: 6	H: 1 LOB: 3 BB: 2 P: 14	R: 2 E: 0 K: 1 S: 8	H: 3 LOB: 2 BB: 1 P: 12	R: 2 E: 1 K: 2 S: 10	H: 3 LOB: 1 BB: 0 P: 10	1B: 7 2B: 2 3B: 0 HR: 2	SF: 1 SAC: 0 DP: 0 HBP: 0	WP: 1 PB: 0 SB: 1 CS: 0	PA: 42			
<b>PITCHER</b>	IP	WLS	BF	H	R	ER	SO	BB	IBB	HBP	BLK	WP	HR	S	P	ERA	WHIP	<b>PITCHER</b>							
Don Wilson, R ERA: 3.89 (1, 1)	6.0		25	5	3	3	6	2	0	0	0	1	1	35	43	4.50	1.167								
Barry Latman, R ERA: 3.27 (7, 1)	1.0	L	7	3	2	2	1	1	0	0	0	0	1	8	12	18.00	4.000								
Claude Raymond, R ERA: 2.82 (8, 1)	1.0		4	0	0	0	1	0	1	0	0	0	0	5	9	0.00	0.000								
Dan Schneider, L ERA: 1.38 (9, 1)	0.1		3	2	2	1	0	0	0	0	0	0	0	3	3	27.00	6.000								
Carroll Sembera, R ERA: 2.09 (9, 1)	0.2		3	1	0	0	2	0	0	0	0	0	0	7	7	0.00	1.500								
<b>Batter</b>	<b>1</b>	<b>2</b>	<b>3</b>	<b>4</b>	<b>5</b>	<b>6</b>	<b>7</b>	<b>8</b>	<b>9</b>	<b>AB</b>	<b>R</b>	<b>H</b>	<b>RBI</b>	<b>BB</b>	<b>SO</b>	<b>LOB</b>	<b>BOTTOM</b>								
Ron Davis, R OBP: 0.293, SLG: 0.400 (1, 9)	F8		1B 2B	FC5-4		F7				4	1	1	0	1	0	2	<b>Pittsburgh Pirates @ Houston Astros</b> Astrodome, Houston, TX Wed May 24, 1967, 8:05 PM EDT Att. 13,140 - Dome								
Sonny Jackson, L OBP: 0.255, SLG: 0.278 (1, 6)	BB S 1B		2B 1B	4-3		FC5-4			7-4	5	1	2	0	0	0	4									
Joe Morgan, L OBP: 0.393, SLG: 0.386 (1, 4)	BB 1B		1B 2B	3-1		E			F9	4	2	2	1	1	0	0									
Jimmy Wynn, R OBP: 0.362, SLG: 0.450 (1, 8)	K		CS 1B	5-3		5-3			F3	5	0	2	2	0	1	3									
Eddie Mathews, L OBP: 0.325, SLG: 0.327 (1, 5)	BB		F8	F7		BB			E4	3	0	0	0	2	0	2									
Norm Miller, L OBP: 0.222, SLG: 0.161 (1, 7)	F3		FC6-4 1B	FC5-4 BB		FC5-4			K	4	0	1	0	1	1	5									
Chuck Harrison, R OBP: 0.323, SLG: 0.393 (1, 3)			FC6-4 1B	6-3		F9				4	0	1	0	0	0	4									
John Bateman, R OBP: 0.191, SLG: 0.202 Ron Brand, R OBP: 0.250, SLG: 0.111 (8, PH) (9, 2)	G6-3 1B		1-3			FC1-6 BB			5-3	2	0	0	0	1	0	1									
Don Wilson, R Barry Latman, R Claude Raymond, R Bob Aspromonte, R Dave Giusti, R Dan Schneider, L Carroll Sembera, R (1, 1) (7, 1) (8, 1) (8, PH) (9, 1) (9, 1)	6-3		FC5-4 BB			FC1-6 FC5-4			7-4 1B	2	0	0	0	1	0	1									
<b>Inning Stats</b>	R: 0 E: 0 K: 1 S: 6	H: 1 LOB: 3 BB: 2 P: 14	R: 0 E: 0 K: 0 S: 3	H: 1 LOB: 0 BB: 0 P: 3	R: 3 E: 0 K: 0 S: 6	H: 4 LOB: 1 BB: 1 P: 10	R: 0 E: 0 K: 0 S: 3	H: 0 LOB: 1 BB: 1 P: 7	R: 0 E: 0 K: 0 S: 4	H: 1 LOB: 2 BB: 1 P: 8	R: 1 E: 1 K: 0 S: 4	H: 1 LOB: 1 BB: 1 P: 8	R: 0 E: 0 K: 0 S: 4	H: 2 LOB: 1 BB: 0 P: 4	R: 0 E: 1 K: 1 S: 6	H: 0 LOB: 1 BB: 0 P: 6		1B: 8 2B: 3 3B: 0 HR: 0	SF: 0 SAC: 0 DP: 2 HBP: 0	WP: 0 PB: 0 SB: 5 CS: 1	PA: 42				
<b>PITCHER</b>	IP	WLS	BF	H	R	ER	SO	BB	IBB	HBP	BLK	WP	HR	S	P	ERA	WHIP	<b>PITCHER</b>							
Dennis Ribant, R ERA: 4.04 (1, 1)	4.2		24	7	3	3	1	5	0	0	0	0	0	21	41	5.79	2.571								
Pete Mikkelsen, R ERA: 3.57 (5, 1)	0.1		1	0	0	0	0	0	0	0	0	0	0	1	1	0.00	0.000								
Steve Blass, R ERA: 2.29 (6, 1)	1.0		4	0	0	0	0	1	0	0	0	0	0	3	7	0.00	1.000								
Roy Face, R ERA: (7, 1)	3.0	W	13	3	1	0	1	1	0	0	0	0	0	14	18	0.00	1.333								







Batter	1	2	3	4	5	6	7	8	9	AB	R	H	RBI	BB	SO	LOB	TOP								
Tommy Harper, R OBP: 0.333, SLG: 0.347 (1, 9)	F9		HR	6-3			F8-3 BB		1-3	4	1	1	1	1	0	1	<b>Cincinnati Reds @ Pittsburgh Pirates</b> Forbes Field, Pittsburgh, PA Sat May 27 1967, 7:05 PM EDT Att: 28,179 - Unknown								
Tommy Helms, R OBP: 0.301, SLG: 0.380 (1, 4)	5-3 1B		HR		F3		F8-3 1-2		5-3	5	1	2	0	0	0	1									
Pete Rose, S OBP: 0.390, SLG: 0.488 (1, 7)	E5 FC5 1-2		5-3		6-3		HR		BB 1B	5	2	2	0	0	0	2									
Tony Perez, R OBP: 0.335, SLG: 0.565 (1, 5)	5-3 1-2 2-3		6-3		K		HR		1B BB	4	1	1	2	1	1	3									
Deron Johnson, R OBP: 0.345, SLG: 0.578 (1, 3)	BB		HR			6-3	FC5-4 1B		FC5-4 1B	4	1	3	3	1	0	0									
Don Pavletich, R OBP: 0.337, SLG: 0.373 (1, 2)	FC5 2-3f		K			4-3	FC5-4 1-2f		FC5-4 1-2f	5	0	0	0	0	1	6									
Dick Simpson, R OBP: 0.267, SLG: 0.462 (1, 8)		F9		K				6-3		4	0	1	0	0	1	0									
Leo Cardenas, R OBP: 0.298, SLG: 0.270 (1, 6)		K				2B		6-3		3	0	1	0	1	1	0									
Milt Pappas, R (1, 1)		K		K			K		K	4	0	0	0	0	4	3									
<b>Inning Stats</b>	R: 0 E: 1 K: 0 S: 5	H: 1 LOB: 3 BB: 1 P: 9	R: 0 E: 0 K: 2 S: 7	H: 0 LOB: 0 BB: 0 P: 7	R: 3 E: 0 K: 1 S: 8	H: 3 LOB: 0 BB: 0 P: 8	R: 0 E: 0 K: 2 S: 8	H: 1 LOB: 1 BB: 0 P: 8	R: 0 E: 0 K: 1 S: 6	H: 0 LOB: 0 BB: 0 P: 5	R: 0 E: 0 K: 1 S: 6	H: 1 LOB: 2 BB: 1 P: 10	R: 2 E: 0 K: 0 S: 5	H: 3 LOB: 1 BB: 1 P: 9	R: 0 E: 0 K: 1 S: 5	H: 0 LOB: 0 BB: 0 P: 5	R: 1 E: 0 K: 0 S: 5	H: 2 LOB: 2 BB: 1 P: 9	1B: 5 2B: 3 3B: 1 HR: 3	SF: 0 SAC: 0 DP: 1 HBP: 0	WP: 0 PB: 0 SB: 0 CS: 0	PA: 42			
<b>PITCHER</b>	IP	WLS	BF	H	R	ER	SO	BB	IBB	HBP	BLK	WP	HR	S	P	ERA	WHIP								
Juan Pizarro, L ERA: 4.54 (1, 1)	6.2	L	32	9	5	5	7	2	1	0	0	0	3	43	55	6.75	1.650								
Pete Mikkelsen, R ERA: 3.32 (7, 1)	1.1		4	0	0	0	1	0	0	0	0	0	0	6	6	0.00	0.000								
Vern Law, R ERA: 5.95 (9, 1)	1.0		6	2	1	1	0	1	0	0	0	0	0	5	9	9.00	3.000								

AB	38
R	6
H	11
RBI	6
BB	4
SO	8
LOB	16



Batter	1	2	3	4	5	6	7	8	9	AB	R	H	RBI	BB	SO	LOB	BOTTOM								
Matty Alou, L OBP: 0.362, SLG: 0.357 (1, 8)	F9		G3			F4		K		4	0	1	0	0	0	0	<b>Cincinnati Reds @ Pittsburgh Pirates</b> Forbes Field, Pittsburgh, PA Sat May 27 1967, 7:05 PM EDT Att: 28,179 - Unknown								
Maury Wills, S OBP: 0.325, SLG: 0.368 (1, 5)	6-3			5-3		5-3			FC3-6 1B	4	0	1	0	0	0	1									
Roberto Clemente, R OBP: 0.447, SLG: 0.632 (1, 9)	4-3			F3			1B		FC3-6 1-2f	4	1	1	1	0	2	2									
Willie Stargell, L OBP: 0.323, SLG: 0.430 (1, 7)		K			HR		K		K	4	0	1	0	0	1	1									
Bill Mazerowski, R OBP: 0.313, SLG: 0.397 (1, 4)		F9					F9		4-3	3	0	0	0	0	1	1									
Donn Clendenen, R OBP: 0.288, SLG: 0.395 (1, 3)		E S 1B		F8			K			3	0	1	0	0	1	0									
Gene Alley, R OBP: 0.349, SLG: 0.437 (1, 6)		S 1-H				K		6-3		4	0	0	0	0	0	1									
Jerry May, R OBP: 0.375, SLG: 0.386 (1, 2)			F6			5-3			F6	2	0	0	0	0	0	0									
Jesse Gonder, L OBP: 0.290, SLG: 0.227 (8, PH) (9, 2)										1	0	0	0	0	1	0									
Juan Pizarro, L OBP: 0.308, SLG: 0.250 (1, 1)			5-3			F7			K	2	0	0	0	0	0	0									
Pete Mikkelsen, R (7, 1)										0	0	0	0	0	0	0									
George Spriggs, L OBP: 0.306, SLG: 0.290 (8, PH)										1	0	0	0	0	1	0									
Vern Law, R OBP: 0.200, SLG: 0.400 (9, 1)										0	0	0	0	0	0	0									
<b>Inning Stats</b>	R: 0 E: 0 K: 0 S: 3	H: 0 LOB: 0 BB: 0 P: 3	R: 0 E: 1 K: 1 S: 5	H: 1 LOB: 1 BB: 0 P: 5	R: 0 E: 0 K: 0 S: 3	H: 0 LOB: 0 BB: 0 P: 3	R: 1 E: 0 K: 0 S: 5	H: 2 LOB: 1 BB: 0 P: 5	R: 0 E: 0 K: 1 S: 5	H: 0 LOB: 0 BB: 0 P: 5	R: 0 E: 0 K: 1 S: 6	H: 1 LOB: 1 BB: 0 P: 6	R: 0 E: 0 K: 1 S: 5	H: 0 LOB: 0 BB: 0 P: 5	R: 0 E: 0 K: 2 S: 7	H: 0 LOB: 0 BB: 0 P: 7	R: 0 E: 0 K: 1 S: 6	H: 1 LOB: 1 BB: 0 P: 6	1B: 3 2B: 1 3B: 0 HR: 1	SF: 0 SAC: 0 DP: 0 HBP: 0	WP: 0 PB: 0 SB: 1 CS: 0	PA: 32			
<b>PITCHER</b>	IP	WLS	BF	H	R	ER	SO	BB	IBB	HBP	BLK	WP	HR	S	P	ERA	WHIP								
Milt Pappas, R ERA: 3.17 (1, 1)	9.0	W	32	5	1	1	7	0	0	0	0	0	1	45	45	1.00	0.556								





Batter	1	2	3	4	5	6	7	8	9	AB	R	H	RBI	BB	SO	LOB	TOP																					
Tommy Harper, R (1,9) OBP: 0.331, SLG: 0.344	F1		F5		K		G3		F7	1	0	0	0	0	0	0	<b>Cincinnati Reds @ Pittsburgh Pirates</b> Forbes Field, Pittsburgh, PA Sun May 28 1967, 3:33 AM EDT Att: 31,778 - Unknown																					
Art Shamsky, L (3,PH) OBP: 0.256, SLG: 0.184										3	0	0	0	0	1	3																						
Don Nottebart, R (7,1)										0	0	0	0	0	0	0																						
Lee May, R (9,PH)										1	0	0	0	0	0	1																						
Vada Pinson, L (1,8) OBP: 0.300, SLG: 0.385	F6		G5-3		F8		4-3		FC5-FC3-2	5	0	2	0	0	0	3																						
Pete Rose, S (1,7) OBP: 0.396, SLG: 0.494						5-3		1B SF9	FC3-2	4	1	2	0	1	0	2																						
Tony Perez, R (1,5) OBP: 0.331, SLG: 0.553	FC5-4		G5-3			F9		SF9	FC5	5	0	1	0	0	0	5																						
Deron Johnson, R (1,3) OBP: 0.351, SLG: 0.577		6-3			G6-4-3			SF9		2	0	1	1	1	0	0																						
Tommy Helms, R (1,4) OBP: 0.299, SLG: 0.369					K	G6-4-3		1B		3	0	0	0	1	1	2																						
Johnny Edwards, L (1,2) OBP: 0.295, SLG: 0.295										3	0	2	0	0	0	0																						
Giraldo Ruiz, S (7,PR) OBP: 0.219, SLG: 0.274										0	1	0	0	0	0	0																						
Jimmie Coker, R (7,2) OBP: 0.333, SLG: 0.444					3-1			3B	F2	1	0	0	0	0	0	2																						
Leo Cardenas, R (1,6) OBP: 0.303, SLG: 0.271								F5	K	3	0	1	0	1	1	3																						
Sammy Ellis, L (1,1) OBP: 0.120, SLG: 0.043										2	0	0	0	0	1	3																						
Floyd Robinson, L (7,PH) OBP: 0.367, SLG: 0.375	FC1-4				K			1B	1B	2	0	2	1	0	0	0																						
<b>Inning Stats</b>	R: 0 E: 0 K: 0 S: 4	H: 1 LOB: 1 BB: 0 P: 4	R: 0 E: 0 K: 1 S: 6	H: 1 LOB: 2 BB: 1 P: 10	R: 0 E: 0 K: 0 S: 3	H: 1 LOB: 0 BB: 1 P: 7	R: 0 E: 0 K: 0 S: 2	H: 0 LOB: 0 BB: 1 P: 6	R: 0 E: 0 K: 2 S: 8	H: 1 LOB: 1 BB: 0 P: 8	R: 0 E: 0 K: 0 S: 4	H: 1 LOB: 1 BB: 0 P: 4	R: 1 E: 0 K: 0 S: 5	H: 2 LOB: 2 BB: 0 P: 5	R: 1 E: 0 K: 1 S: 7	H: 2 LOB: 2 BB: 1 P: 11	R: 0 E: 0 K: 0 S: 5	H: 2 LOB: 2 BB: 0 P: 5	1B: 8 2B: 2 3B: 1 HR: 0	SF: 1 SAC: 0 DP: 2 HBP: 0	WP: 0 PB: 0 SB: 0 CS: 0	PA: 40																
<b>PITCHER</b>	IP	WLS	BF	H	R	ER	SO	BB	IBB	HBP	BLK	WP	HR	S	P	ERA	WHIP	<b>PITCHER</b>				IP	WLS	BF	H	R	ER	SO	BB	IBB	HBP	BLK	WP	HR	S	P	ERA	WHIP
Tommy Sisk, R (1,1) ERA: 3.86	8.0	W	36	10	2	2	4	3	1	0	0	0	0	40	56	2.25	1.625																					
Roy Face, R (9,1) ERA:	1.0	S	4	1	0	0	0	0	0	0	0	0	0	4	4	0.00	1.000																					

AB	35
R	2
H	11
RBI	2
BB	4
SO	4
LOB	24



Batter	1	2	3	4	5	6	7	8	9	AB	R	H	RBI	BB	SO	LOB	BOTTOM																					
Matty Alou, L (1,8) OBP: 0.361, SLG: 0.357	F7				6-3					3	0	1	0	0	0	1	<b>Cincinnati Reds @ Pittsburgh Pirates</b> Forbes Field, Pittsburgh, PA Sun May 28 1967, 3:33 AM EDT Att: 31,778 - Unknown																					
Manny Mota, R (6,8) OBP: 0.254, SLG: 0.328			FC6-4				FC6-4			1	0	1	0	0	0	0																						
Maury Wills, S (1,5) OBP: 0.323, SLG: 0.365			FC6-4		6-3		FC6-4			4	1	1	0	0	0	4																						
Roberto Clemente, R (1,9) OBP: 0.440, SLG: 0.649										4	1	2	2	0	1	3																						
Willie Stargell, L (1,7) OBP: 0.321, SLG: 0.424	FC4-6		F8		F6		F8		1B SF8	4	1	1	0	0	0	2																						
Bill Mazerowski, R (1,4) OBP: 0.311, SLG: 0.394	F6				F8		6-3		CS	4	0	1	0	0	0	1																						
Donn Clendenen, R (1,3) OBP: 0.288, SLG: 0.393			F2		K				SF8	3	0	1	1	0	1	0																						
Gene Alley, R (1,6) OBP: 0.353, SLG: 0.439					F4		K		3H	4	0	2	0	0	1	1																						
Jerry May, R (1,2) OBP: 0.393, SLG: 0.405										4	0	3	0	0	1	1																						
Tommie Sisk, R (1,1) Roy Face, R (9,1)										3	0	0	0	0	1	4																						
<b>Inning Stats</b>	R: 1 E: 1 K: 0 S: 5	H: 2 LOB: 1 BB: 0 P: 5	R: 0 E: 0 K: 1 S: 6	H: 1 LOB: 0 BB: 0 P: 6	R: 0 E: 0 K: 1 S: 5	H: 0 LOB: 0 BB: 0 P: 5	R: 0 E: 0 K: 0 S: 4	H: 1 LOB: 1 BB: 0 P: 4	R: 1 E: 0 K: 1 S: 7	H: 2 LOB: 1 BB: 0 P: 7	R: 0 E: 0 K: 2 S: 9	H: 2 LOB: 2 BB: 0 P: 9	R: 1 E: 0 K: 0 S: 6	H: 4 LOB: 2 BB: 0 P: 6	1B: 12 2B: 0 3B: 0 HR: 1	SF: 1 SAC: 1 DP: 0 HBP: 0	WP: 0 PB: 0 SB: 3 CS: 1	PA: 36																				
<b>PITCHER</b>	IP	WLS	BF	H	R	ER	SO	BB	IBB	HBP	BLK	WP	HR	S	P	ERA	WHIP	<b>PITCHER</b>				IP	WLS	BF	H	R	ER	SO	BB	IBB	HBP	BLK	WP	HR	S	P	ERA	WHIP
Sammy Ellis, R (1,1) ERA: 2.36	6.0	L	25	7	2	2	3	0	0	0	0	0	0	31	31	3.00	1.167																					
Don Nottebart, R (7,1) ERA: 1.69	2.0	L	11	6	1	1	2	0	0	0	0	0	0	15	15	4.50	3.000																					





Batter	1	2	3	4	5	6	7	8	9	AB	R	H	RBI	BB	SO	LOB	TOP										
<b>Joe Morgan, L</b> OBP: 0.404, SLG: 0.424 (1,4)	4-0 G5-4-3 BB		0-0 1B					0-3 K		2	0	1	0	2	1	0											
<b>Sonny Jackson, L</b> OBP: 0.284, SLG: 0.284 (1,6)	0-0 G5-4-3			4-0 WP 1B BB	0-0 CS	0-0 F8		0-0 4-3		3	1	0	0	1	0	1											
<b>Jimmy Wynn, R</b> OBP: 0.370, SLG: 0.496 (1,8)	0-3 K			0-0 P6		0-0 F7			0-0 5-3	4	0	0	0	0	1	1											
<b>Rusty Staub, L</b> OBP: 0.402, SLG: 0.545 (1,9)		0-0 G4-6-3 1B		0-0 6-3		0-0 HR			4-0 FC4 BB	3	1	2	1	1	0	1											
<b>Eddie Mathews, L</b> OBP: 0.321, SLG: 0.309 (1,3)	0-0 G4-6-3			0-0 2B 1B		0-0 P6			0-0 FC4 FC6-4	4	1	1	1	0	0	2											
<b>Ron Davis, R</b> OBP: 0.287, SLG: 0.437 (1,7)	0-0 F9			0-0 2B					0-0 FC6-4	4	0	1	1	0	0	1											
<b>Bob Aspromonte, R</b> OBP: 0.310, SLG: 0.359 (1,5)			0-0 5-3	0-0 5-3						3	0	0	0	0	0	1											
<b>John Bateman, R</b> OBP: 0.220, SLG: 0.220 (1,2)			0-3 K			0-0 F2			0-0 5-3	3	0	0	0	0	1	0											
<b>Don Wilson, R</b> OBP: 0.190, SLG: 0.056 (1,1)			0-0 1B			0-3 K			0-3 K	3	0	1	0	0	2	0											
<b>Inning Stats</b>	R: 0 E: 0 K: 1 S: 4	H: 0 LOB: 0 BB: 1 P: 8	R: 0 E: 0 K: 0 S: 3	H: 1 LOB: 0 BB: 0 P: 3	R: 0 E: 0 K: 1 S: 6	H: 2 LOB: 2 BB: 0 P: 6	R: 2 E: 0 K: 0 S: 5	H: 2 LOB: 1 BB: 1 P: 9	R: 0 E: 0 K: 1 S: 4	H: 0 LOB: 0 BB: 1 P: 8	R: 1 E: 0 K: 0 S: 4	H: 1 LOB: 0 BB: 0 P: 4	R: 0 E: 0 K: 0 S: 3	H: 0 LOB: 0 BB: 0 P: 3	R: 0 E: 0 K: 2 S: 7	H: 0 LOB: 1 BB: 1 P: 7	R: 0 E: 0 K: 0 S: 3	H: 0 LOB: 0 BB: 1 P: 7	1B: 4 2B: 1 3B: 0 HR: 1	SF: 0 SAC: 0 DP: 2 HBP: 0	WP: 1 PB: 0 SB: 0 CS: 1	PA: 34					
<b>PITCHER</b>	IP	WLS	BF	H	R	ER	SO	BB	IBB	HBP	BLK	WP	HR	S	P	ERA	WHIP										
<b>Dennis Ribant, R</b> ERA: 4.01 (1,1)	7.0	L	26	6	3	3	3	3	0	0	0	1	1	29	41	3.86	1.286										
<b>Pete Mikkelsen, R</b> ERA: 3.0 (8,1)	2.0		7	0	0	0	2	1	0	0	0	0	0	10	14	0.00	0.500										

Houston Astros @ Pittsburgh Pirates  
Forbes Field, Pittsburgh, PA  
Tue May 30 1967, 3:33 AM EDT  
Unknown

AB 29  
R 3  
H 6  
RBI 3  
BB 4  
SO 5  
LOB 7



Batter	1	2	3	4	5	6	7	8	9	AB	R	H	RBI	BB	SO	LOB	BOTTOM										
<b>Matty Alou, L</b> OBP: 0.358, SLG: 0.353 (1,8)	0-3 K		0-0 4-3					0-0 4-3		4	0	1	0	0	1	1											
<b>Maury Wills, S</b> OBP: 0.327, SLG: 0.368 (1,5)	0-0 WP 1B		0-0 S 1B		0-0 4-3			0-0 4-3		4	1	2	1	0	0	1											
<b>Roberto Clemente, R</b> OBP: 0.450, SLG: 0.642 (1,9)	0-3 K		0-0 WP 1B			4-0 1B BB		0-3 K		3	0	1	1	1	2	1											
<b>Willie Stargell, L</b> OBP: 0.312, SLG: 0.410 (1,7)	0-3 K		0-3 K			0-0 F8			0-3 K	4	0	0	0	0	3	3											
<b>Bill Mazeroski, R</b> OBP: 0.315, SLG: 0.396 (1,4)		0-0 FC5-4 1B		0-0 F9		0-0 G6-4-3 1B			0-0 F8	4	0	2	0	0	0	0											
<b>Don Clendenen, R</b> OBP: 0.280, SLG: 0.383 (1,3)		0-0 FC5-4 S		0-0 F6		0-0 G6-4-3			0-3 K	4	0	0	0	0	1	3											
<b>Gene Alley, R</b> OBP: 0.346, SLG: 0.430 (1,6)		0-0 6-3-5		0-0 F9					0-0 F8	3	0	0	0	0	0	1											
<b>Jerry May, R</b> OBP: 0.384, SLG: 0.395 (1,2)			0-0 P4			0-3 K			0-3 K	2	0	0	0	0	1	0											
<b>Jesse Gonder, L</b> OBP: 0.269, SLG: 0.217 (6,2)										1	0	0	0	0	1	0											
<b>Dennis Ribant, R</b> OBP: 0.214, SLG: 0.357 (1,1)			0-0 P4						0-0 F9	2	1	1	0	0	0	0											
<b>Andre Rodgers, R</b> (7, PH) OBP: 0.300, SLG: 0.143										1	0	0	0	0	0	0											
<b>Pete Mikkelsen, R</b> (8,1)			1B 3B							0	0	0	0	0	0	0											
<b>Inning Stats</b>	R: 0 E: 0 K: 3 S: 10	H: 1 LOB: 1 BB: 0 P: 10	R: 0 E: 0 K: 0 S: 3	H: 1 LOB: 0 BB: 0 P: 3	R: 2 E: 0 K: 1 S: 8	H: 3 LOB: 1 BB: 0 P: 8	R: 0 E: 0 K: 0 S: 3	H: 0 LOB: 0 BB: 0 P: 3	R: 0 E: 0 K: 1 S: 6	H: 1 LOB: 1 BB: 0 P: 6	R: 0 E: 0 K: 0 S: 3	H: 1 LOB: 1 BB: 1 P: 7	R: 0 E: 0 K: 1 S: 5	H: 0 LOB: 0 BB: 0 P: 5	R: 0 E: 0 K: 1 S: 5	H: 0 LOB: 0 BB: 0 P: 5	R: 0 E: 0 K: 2 S: 7	H: 0 LOB: 0 BB: 0 P: 7	1B: 6 2B: 1 3B: 1 HR: 0	SF: 0 SAC: 0 DP: 2 HBP: 0	WP: 2 PB: 0 SB: 3 CS: 0	PA: 33					
<b>PITCHER</b>	IP	WLS	BF	H	R	ER	SO	BB	IBB	HBP	BLK	WP	HR	S	P	ERA	WHIP										
<b>Don Wilson, R</b> ERA: 3.54 (1,1)	9.0	W	33	7	2	2	9	1	0	0	0	2	0	50	54	2.00	0.889										


Houston Astros @ Pittsburgh Pirates  
Forbes Field, Pittsburgh, PA  
Tue May 30 1967, 3:33 AM EDT  
Unknown

AB 32  
R 2  
H 7  
RBI 2  
BB 1  
SO 9  
LOB 10





Batter	1	2	3	4	5	6	7	8	9	AB	R	H	RBI	BB	SO	LOB	TOP																		
<a href="#">Joe Morgan, L</a> (1, 4) OBP: 0.404, SLG: 0.424										0	0	0	0	0	0	0	<b>Houston Astros @ Pittsburgh Pirates</b> Forbes Field, Pittsburgh, PA Tue May 30 1967, 3:38 AM EDT Att: 32,986 - Unknown  <a href="http://livebaseballscorecards.com">livebaseballscorecards.com</a>																		
<a href="#">Sonny Jackson, L</a> (1, 6) OBP: 0.284, SLG: 0.284										0	0	0	0	0	0	0																			
<a href="#">Jimmy Wynn, R</a> (1, 8) OBP: 0.370, SLG: 0.496										0	0	0	0	0	0	0																			
<a href="#">Chuck Harrison, R</a> (1, 3) OBP: 0.299, SLG: 0.361										0	0	0	0	0	0	0																			
<a href="#">Rusty Staub, L</a> (1, 9) OBP: 0.402, SLG: 0.545										0	0	0	0	0	0	0																			
<a href="#">Ron Davis, R</a> (1, 7) OBP: 0.287, SLG: 0.437										0	0	0	0	0	0	0																			
<a href="#">Bob Aspromonte, R</a> (1, 5) OBP: 0.310, SLG: 0.359										0	0	0	0	0	0	0																			
<a href="#">John Bateman, R</a> (1, 2) OBP: 0.220, SLG: 0.220										0	0	0	0	0	0	0																			
<a href="#">Larry Dierker, R</a> (1, 1) OBP: 0.333, SLG: 0.421										0	0	0	0	0	0	0																			
<b>Inning Stats</b>																	WP: 0 PA: 0 1B: 0 SF: 0 2B: 0 SAC: 0 3B: 0 DP: 0 HR: 0 HBP: 0 CS: 0																		
<b>PITCHER</b> <a href="#">Billy O'Dell, L</a> (1, 1) ERA: 4.66	IP	WLS	BF	H	R	ER	SO	BB	IBB	HBP	BLK	WP	HR	S	P	ERA	WHIP	<b>PITCHER</b>	IP	WLS	BF	H	R	ER	SO	BB	IBB	HBP	BLK	WP	HR	S	P	ERA	WHIP

Batter	1	2	3	4	5	6	7	8	9	AB	R	H	RBI	BB	SO	LOB	BOTTOM																		
<a href="#">Matty Alou, L</a> (1, 8) OBP: 0.358, SLG: 0.353										0	0	0	0	0	0	0	<b>Houston Astros @ Pittsburgh Pirates</b> Forbes Field, Pittsburgh, PA Tue May 30 1967, 3:38 AM EDT Att: 32,986 - Unknown  <a href="http://livebaseballscorecards.com">livebaseballscorecards.com</a>																		
<a href="#">Maury Wills, S</a> (1, 5) OBP: 0.327, SLG: 0.368										0	0	0	0	0	0	0																			
<a href="#">George Spriggs, L</a> (1, 7) OBP: 0.306, SLG: 0.290										0	0	0	0	0	0	0																			
<a href="#">Roberto Clemente, R</a> (1, 9) OBP: 0.450, SLG: 0.642										0	0	0	0	0	0	0																			
<a href="#">Bill Mazeroski, R</a> (1, 4) OBP: 0.315, SLG: 0.396										0	0	0	0	0	0	0																			
<a href="#">Donn Clendenen, R</a> (1, 3) OBP: 0.280, SLG: 0.383										0	0	0	0	0	0	0																			
<a href="#">Gene Alley, R</a> (1, 6) OBP: 0.346, SLG: 0.430										0	0	0	0	0	0	0																			
<a href="#">Jim Pagliaroni, R</a> (1, 2) OBP: 0.244, SLG: 0.147										0	0	0	0	0	0	0																			
<a href="#">Billy O'Dell, S</a> (1, 1) OBP: 0.200, SLG: 0.143										0	0	0	0	0	0	0																			
<b>Inning Stats</b>																	WP: 0 PA: 0 1B: 0 SF: 0 2B: 0 SAC: 0 3B: 0 DP: 0 HR: 0 HBP: 0 CS: 0																		
<b>PITCHER</b> <a href="#">Larry Dierker, R</a> (1, 1) ERA: 3.49	IP	WLS	BF	H	R	ER	SO	BB	IBB	HBP	BLK	WP	HR	S	P	ERA	WHIP	<b>PITCHER</b>	IP	WLS	BF	H	R	ER	SO	BB	IBB	HBP	BLK	WP	HR	S	P	ERA	WHIP



Batter	1	2	3	4	5	6	7	8	9	AB	R	H	RBI	BB	SO	LOB	TOP										
Maury Wills, S OBP: 0.323, SLG: 0.363 (1, 5)	1-3		F4		5-3		F7			4	0	0	0	0	0	0	<b>Pittsburgh Pirates @ San Francisco Giants</b> Candlestick Park, San Francisco, CA Wed May 31 1967, 6:33 AM EDT Att: 7,393 - Unknown <a href="http://livebaseballscorecards.com">livebaseballscorecards.com</a>										
Manny Mota, R OBP: 0.269, SLG: 0.385 (1, 8)	2B		K		6-3		E6	G4-6-3		4	1	2	0	0	1	0											
Roberto Clemente, R OBP: 0.446, SLG: 0.627 (1, 9)	IBB		F9		6-3		G4-6-3	1-2		3	0	0	1	1	0	1											
Bill Mazerolski, R OBP: 0.326, SLG: 0.406 (1, 4)	F8			HR	FC3-6			6-3		4	1	2	0	0	0	2											
Donn Clendenon, R OBP: 0.279, SLG: 0.383 (1, 3)	F8		K		FC3-6					4	0	1	0	0	1	4											
Gene Alley, R OBP: 0.335, SLG: 0.433 (1, 6)		F9		HR		5-3		G5-4-3		4	1	1	2	0	0	1											
Jose Pagan, R OBP: 0.359, SLG: 0.444 Vern Law, R OBP: 0.200, SLG: 0.400 George Spriggs, L OBP: 0.268, SLG: 0.250 (9, PH)				HR		F8			K	2	1	1	1	0	0	0											
Jim Pagliaroni, R OBP: 0.265, SLG: 0.150 (1, 2)				HR						0	0	0	0	0	0	0											
Bob Veale, S OBP: 0.042, SLG: 0.042 Willie Stargell, L OBP: 0.306, SLG: 0.403 (6, PH)										1	0	0	0	0	0	0											
										1	0	0	0	0	1	1											
<b>Inning Stats</b>	R: 0 E: 0 K: 0 S: 4	H: 1 LOB: 2 BB: 1 P: 8	R: 0 E: 0 K: 1 S: 5	H: 1 LOB: 1 BB: 0 P: 6	R: 0 E: 0 K: 1 S: 5	H: 0 LOB: 0 BB: 0 P: 5	R: 3 E: 0 K: 2 S: 10	H: 3 LOB: 0 BB: 0 P: 10	R: 1 E: 0 K: 0 S: 5	H: 2 LOB: 1 BB: 0 P: 5	R: 0 E: 0 K: 0 S: 3	H: 0 LOB: 0 BB: 0 P: 3	R: 0 E: 0 K: 0 S: 3	H: 1 LOB: 0 BB: 0 P: 3	R: 0 E: 0 K: 1 S: 5	H: 0 LOB: 0 BB: 0 P: 5	1B: 3 2B: 2 3B: 1 HR: 2	SF: 0 SAC: 0 DP: 2 HBP: 1	WP: 1 PB: 0 SB: 0 CS: 0	PA: 36							
<b>PITCHER</b>	IP	WLS	BF	H	R	ER	SO	BB	IBB	HBP	BLK	WP	HR	S	P	ERA	WHIP										
Mike McCormick, L ERA: 4.64 Ron Herbel, R ERA: 3.94 Frank Linzy, R ERA: 0.56	(1, 1)	4.0	18	5	3	3	4	0	1	1	0	1	2	24	29	6.75	1.250										
(5, 1)	3.0	W	12	2	1	1	1	1	0	0	0	0	0	13	17	3.00	1.000										
(8, 1)	2.0	S	6	1	0	0	1	0	0	0	0	0	0	8	8	0.00	0.500										

Batter	1	2	3	4	5	6	7	8	9	AB	R	H	RBI	BB	SO	LOB	BOTTOM										
Jesus Alou, R OBP: 0.288, SLG: 0.377 (8, 9)	K		FC1-6	HR		K	E	2B		6	2	3	5	0	2	2	<b>Pittsburgh Pirates @ San Francisco Giants</b> Candlestick Park, San Francisco, CA Wed May 31 1967, 6:33 AM EDT Att: 7,393 - Unknown <a href="http://livebaseballscorecards.com">livebaseballscorecards.com</a>										
Jim Davenport, R OBP: 0.377, SLG: 0.471 Tito Fuentes, S OBP: 0.231, SLG: 0.231 (8, 4)	K		1B	HR			1B	2B		5	1	2	1	0	1	2											
Willie Mays, R OBP: 0.386, SLG: 0.515 Bill Sorrell, L OBP: 0.222, SLG: 0.250 (8, 7)			1B			1B	1B			1	0	1	1	0	0	0											
Jim Ray Hart, R OBP: 0.321, SLG: 0.428 (1, 5)			1B			K		1B		5	0	2	2	0	1	1											
Jack Hiatt, R OBP: 0.479, SLG: 0.486 (1, 3)		F8					1B			4	2	1	0	1	0	3											
Ollie Brown, R OBP: 0.350, SLG: 0.491 (8, 8)	K			BB			1B	HR		3	3	2	3	1	1	1											
Dick Dietz, R OBP: 0.375, SLG: 0.375 Tom Haller, L OBP: 0.409, SLG: 0.539 (7, PH)	K			BB			1B			1	1	0	0	2	1	1											
Hal Lanier, R OBP: 0.218, SLG: 0.244 (8, 6)				BB			1B	HR		2	1	0	0	0	0	3											
Mike McCormick, L (1, 1)				BB			1B			0	0	0	0	0	0	0											
Ken Henderson, S OBP: 0.299, SLG: 0.325 Ron Herbel, R OBP: 0.429, SLG: 0.400 Willie McCovey, L OBP: 0.338, SLG: 0.459 Frank Linzy, R (8, 1)			SH			K				1	0	0	0	0	1	2											
										1	0	0	0	0	1	0											
										0	1	0	0	1	0	0											
										1	0	0	0	1	0	2											
<b>Inning Stats</b>	R: 0 E: 0 K: 2 S: 7	H: 0 LOB: 0 BB: 0 P: 7	R: 0 E: 0 K: 2 S: 8	H: 1 LOB: 1 BB: 0 P: 8	R: 1 E: 0 K: 1 S: 8	H: 3 LOB: 2 BB: 0 P: 8	R: 4 E: 0 K: 1 S: 7	H: 2 LOB: 0 BB: 2 P: 15	R: 2 E: 0 K: 1 S: 6	H: 1 LOB: 1 BB: 2 P: 14	R: 0 E: 0 K: 2 S: 8	H: 1 LOB: 1 BB: 0 P: 8	R: 6 E: 2 K: 0 S: 10	H: 5 LOB: 2 BB: 1 P: 14	R: 2 E: 0 K: 1 S: 8	H: 4 LOB: 2 BB: 0 P: 8	1B: 14 2B: 1 3B: 0 HR: 2	SF: 1 SAC: 1 DP: 0 HBP: 0	WP: 0 PB: 0 SB: 0 CS: 0	PA: 47							
<b>PITCHER</b>	IP	WLS	BF	H	R	ER	SO	BB	IBB	HBP	BLK	WP	HR	S	P	ERA	WHIP										
Bob Veale, L ERA: 3.42 Vern Law, R ERA: 6.35	(1, 1)	5.0	L	26	7	7	7	4	0	0	0	0	2	36	52	12.60	2.200										
(6, 1)	3.0		21	10	8	3	3	0	1	0	0	0	0	26	30	9.00	3.333										



Batter	1	2	3	4	5	6	7	8	9	AB	R	H	RBI	BB	SO	LOB	TOP			
Matty Alou, L OBP: 0.359, SLG: 0.355 Pete Mikkelsen, R (8, 1)	0-0 4-3		0-3 K			0-0 5-3		0-0 G4-3		4	0	0	0	0	1	1	<b>Pittsburgh Pirates @ San Francisco Giants</b> Candlestick Park, San Francisco, CA Thu Jun 01 1967, 6:33 AM EDT Att: 7,000 - Unknown <a href="http://livebaseballscorecards.com">livebaseballscorecards.com</a>			
Maury Wills, S OBP: 0.316, SLG: 0.354 (1, 5)	0-0 F7			0-0 6-3		0-0 5-3			0-0 6-3	4	0	0	0	0	0	0				
George Spriggs, L OBP: 0.289, SLG: 0.237 (1, 7)	0-0 3-1			4-0 FC4-6 BB			4-0 E BB		0-3 K	2	1	0	0	2	1	0				
Roberto Clemente, R OBP: 0.436, SLG: 0.611 (1, 9) (8, 8)		0-0 4-3		0-0 FC4-6			0-0 2-3		0-3 K	4	0	0	0	0	1	2				
Bill Mazerowski, R OBP: 0.320, SLG: 0.399 (1, 4)		0-3 K		0-0 F2			0-0 E6 1B			3	0	0	0	0	1	1				
Donn Clendenen, R OBP: 0.286, SLG: 0.384 (1, 3)		4-0 BB			0-0 4-3		0-0 G4-6-3 1B			2	0	1	0	1	0	0				
Gene Alley, R OBP: 0.329, SLG: 0.425 (1, 6)		0-0 F8			0-3 K		0-0 G4-6-3 1B			3	0	0	0	0	1	3				
Jesse Gonder, L OBP: 0.241, SLG: 0.192 (1, 2)			0-0 5-3		0-3 K			0-3 K		3	0	0	0	0	2	0				
Juan Pizarro, L OBP: 0.267, SLG: 0.214 Willie Stargell, L OBP: 0.313, SLG: 0.408 (8, PH) (8, 9)			0-0 4-3			0-0 F4		0-0 G4-3 1B		2	0	0	0	0	0	0				
<b>Inning Stats</b>	R: 0 E: 0 K: 0 S: 3	H: 0 LOB: 0 BB: 0 P: 3	R: 0 E: 0 K: 1 S: 5	H: 0 LOB: 1 BB: 1 P: 9	R: 0 E: 0 K: 1 S: 5	H: 0 LOB: 0 BB: 0 P: 5	R: 0 E: 0 K: 0 S: 3	H: 0 LOB: 1 BB: 1 P: 7	R: 0 E: 0 K: 2 S: 7	H: 0 LOB: 0 BB: 0 P: 7	R: 1 E: 1 K: 0 S: 4	H: 1 LOB: 1 BB: 1 P: 8	R: 0 E: 0 K: 1 S: 5	H: 1 LOB: 0 BB: 0 P: 5	R: 0 E: 0 K: 2 S: 7	H: 0 LOB: 0 BB: 0 P: 7	1B: 2 2B: 0 3B: 0 HR: 0	SF: 0 SAC: 0 DP: 2 HBP: 0	WP: 0 PB: 0 SB: 0 CS: 0	PA: 31
<b>PITCHER</b> Gaylord Perry, R ERA: 2.9 (1, 1)	IP: 9.0 WLS: W BF: 31	H: 2 R: 1 ER: 1 SO: 7	BB: 3 IBB: 0 HBP: 0 BLK: 0	WP: 0 HR: 0 S: 42 P: 54	ERA: 1.00 WHIP: 0.556															

Batter	1	2	3	4	5	6	7	8	9	AB	R	H	RBI	BB	SO	LOB	BOTTOM			
Jesus Alou, R OBP: 0.299, SLG: 0.405 (1, 7)	0-0 1B		0-0 HR		0-0 F6			0-0 BB SH3-4 2B 1B		4	2	3	1	0	0	0	<b>Pittsburgh Pirates @ San Francisco Giants</b> Candlestick Park, San Francisco, CA Thu Jun 01 1967, 6:33 AM EDT Att: 7,000 - Unknown <a href="http://livebaseballscorecards.com">livebaseballscorecards.com</a>			
Jim Davenport, R OBP: 0.363, SLG: 0.451 Tito Fuentes, S OBP: 0.231, SLG: 0.231 (1, 6) (8, 4)	0-3 K		0-0 6-3		0-0 6-3			0-0 SH3-4		3	0	0	0	0	1	1				
Willie Mays, R OBP: 0.389, SLG: 0.511 (1, 8)	0-0 F3		0-0 3B 1B		0-0 F9			4-0 BB 2B IBB		3	2	1	0	1	0	1				
Jim Ray Hart, R OBP: 0.326, SLG: 0.439 (1, 5)	0-3 K		0-0 1-H 3B		0-0 F8			4-0 2B HR BB		3	1	1	1	1	1	1				
Jack Hiatt, R OBP: 0.451, SLG: 0.450 Willie McCovey, L OBP: 0.344, SLG: 0.473 Norm Siebern, L OBP: 0.289, SLG: 0.139 (1, 3) (8, PH) (8, 3)		0-3 K		0-0 F7		0-0 6-3		0-0 HR 2B		3	0	0	0	0	1	1				
Ollie Brown, R OBP: 0.347, SLG: 0.491 (1, 9)		0-0 2B		0-3 K		0-3 K		0-0 F3		4	0	1	0	0	2	2				
Dick Dietz, R OBP: 0.486, SLG: 0.481 (1, 2)		0-3 K		4-0 BB			0-0 5-3		0-0 HR	3	1	1	3	1	1	1				
Hal Lanier, R OBP: 0.212, SLG: 0.237 (1, 4) (8, 6)		0-0 F8		0-0 F9			0-0 F4		0-3 K	4	0	0	0	0	1	2				
Gaylord Perry, R OBP: 0.214, SLG: 0.214 (1, 1)			0-3 K		0-3 K		0-3 K			3	0	0	0	0	3	1				
<b>Inning Stats</b>	R: 0 E: 0 K: 2 S: 8	H: 1 LOB: 1 BB: 0 P: 8	R: 0 E: 0 K: 2 S: 8	H: 1 LOB: 0 BB: 0 P: 8	R: 2 E: 0 K: 1 S: 8	H: 3 LOB: 1 BB: 0 P: 8	R: 0 E: 0 K: 2 S: 7	H: 0 LOB: 1 BB: 1 P: 11	R: 0 E: 0 K: 1 S: 5	H: 0 LOB: 0 BB: 0 P: 5	R: 0 E: 0 K: 1 S: 5	H: 0 LOB: 0 BB: 0 P: 5	R: 0 E: 0 K: 1 S: 8	H: 3 LOB: 0 BB: 2 P: 16	R: 5 E: 0 K: 1 S: 8	H: 3 LOB: 0 BB: 2 P: 16	1B: 3 2B: 2 3B: 1 HR: 2	SF: 0 SAC: 1 DP: 0 HBP: 0	WP: 0 PB: 0 SB: 0 CS: 0	PA: 35
<b>PITCHER</b> Juan Pizarro, L ERA: 4.24 Pete Mikkelsen, R ERA: 4.91 (1, 1) (8, 1)	IP: 7.0 WLS: L BF: 27	H: 5 R: 2 ER: 2 SO: 9	BB: 1 IBB: 0 HBP: 0 BLK: 0	WP: 0 HR: 1 S: 44 P: 48	ERA: 2.57 WHIP: 0.857															



Batter	1	2	3	4	5	6	7	8	9	AB	R	H	RBI	BB	SO	LOB	TOP												
Matty Alou, L (1, 8) OBP: 0.354, SLG: 0.345	0-3 K (1)		0-3 K (3)			4-0 1B BB (2)	0-3 K (2)		0-0 F5 (2)	4	1	0	0	1	3	1	<b>Pittsburgh Pirates @ Los Angeles Dodgers</b> Dodger Stadium, Los Angeles, CA Fri Jun 02 1967, 7:05 PM PDT Att: 35,540 - Unknown <a href="http://livebaseballscorecards.com">livebaseballscorecards.com</a>												
Maury Wills, S (1, 5) OBP: 0.318, SLG: 0.367	0-0 1-3 (2)			0-0 6-3 (1)		0-0 1B WP 1B (3)	0-0 1B 3B (3)		0-0 1-3 (3)	5	2	2	1	0	0	0													
Roberto Clemente, R (1, 9) OBP: 0.439, SLG: 0.688	0-3 K (3)			0-0 F2 (2)		0-0 F8 WP 1B (3)	0-0 1B (3)			4	0	2	2	0	1	0													
Willie Stargell, L (1, 7) OBP: 0.324, SLG: 0.414		0-0 G6-4-3 1B (3)		0-0 1B (3)		0-0 1-2 BB (3)	0-0 F9 (3)			3	0	2	0	1	0	1													
Bill Mazerowski, R (1, 4) OBP: 0.319, SLG: 0.395		0-0 G6-4-3 1B (3)		0-0 P6 (3)		0-0 F8 (3)		0-0 4-3 (1)		4	0	1	0	0	0	3													
Donn Clendenen, R (1, 3) OBP: 0.279, SLG: 0.375		0-0 G6-4-3 (2)			0-3 K (1)	0-0 F9 (3)		0-3 K (2)		4	0	0	0	0	2	4													
Gene Alley, R (1, 6) OBP: 0.333, SLG: 0.436		0-0 P3 (3)			0-0 F9 (2)		0-0 2B 3B (3)	4-0 BB (3)		3	1	1	0	1	0	1													
Jim Pagliaroni, R (1, 2) OBP: 0.255, SLG: 0.143			0-0 5-3 (1)		0-3 K (3)		0-0 4-3 3B 2B (3)		0-0 G3 (3)	2	0	0	0	0	1	0													
Jerry May, R (7, PH) OBP: 0.386, SLG: 0.410					0-3 K (3)		0-0 3B 2B (3)			2	1	1	1	0	0	1													
Tommie Sisk, R (1, 1)			0-3 K (2)			0-3 K (1)			0-0 6-3 (1)	1	0	0	0	0	1	0													
George Spriggs, L (6, PH) OBP: 0.283, SLG: 0.231						0-3 K (2)				1	0	0	0	0	1	0													
Steve Blass, R (6, PH)										0	0	0	0	0	0	0													
Manny Mota, R (7, PH) OBP: 0.265, SLG: 0.379										1	0	0	0	0	0	1													
Roy Face, R (7, 1)										1	0	0	0	0	0	0													
<b>Inning Stats</b>	R: 0 E: 0 K: 2 S: 7	H: 0 LOB: 0 BB: 0 P: 7	R: 0 E: 0 K: 0 S: 4	H: 2 LOB: 1 BB: 0 P: 4	R: 0 E: 0 K: 2 S: 7	H: 0 LOB: 0 BB: 0 P: 7	R: 0 E: 0 K: 0 S: 4	H: 1 LOB: 1 BB: 0 P: 4	R: 0 E: 0 K: 2 S: 7	H: 0 LOB: 0 BB: 0 P: 7	R: 2 E: 0 K: 1 S: 7	H: 2 LOB: 2 BB: 2 P: 15	R: 3 E: 0 K: 1 S: 9	H: 4 LOB: 1 BB: 0 P: 9	R: 0 E: 0 K: 1 S: 5	H: 0 LOB: 1 BB: 1 P: 9	1B: 6 2B: 1 3B: 2 HR: 0	SF: 0 SAC: 0 DP: 1 HBP: 0	WP: 1 PB: 0 SB: 0 CS: 0	PA: 38									
<b>PITCHER</b>	IP WLS BF H R ER SO BB IBB HBP BLK WP HR S P ERA WHIP																												
Bill Singer, R (1, 1) ERA: 4.13	5.1	L	22	5	2	2	7	2	0	0	0	0	0	1	0	34	42	3.38	1.312										
Phil Regan, R (6, 1) ERA: 3.1	1.2	L	9	4	3	3	1	0	0	0	0	0	0	0	0	11	11	16.20	2.400										
Bob Miller, R (8, 1) ERA: 6.46	2.0		7	0	0	0	1	1	0	0	0	0	0	0	0	8	12	0.00	0.500										

Batter	1	2	3	4	5	6	7	8	9	AB	R	H	RBI	BB	SO	LOB	BOTTOM												
Wes Parker, S (1, 3) OBP: 0.374, SLG: 0.338	0-0 4-3 (1)		0-3 K (1)		0-0 5-3 (1)		0-3 K2-3 (3)			4	0	0	0	0	2	1	<b>Pittsburgh Pirates @ Los Angeles Dodgers</b> Dodger Stadium, Los Angeles, CA Fri Jun 02 1967, 7:05 PM PDT Att: 35,540 - Unknown <a href="http://livebaseballscorecards.com">livebaseballscorecards.com</a>												
Nate Oliver, R (1, 4) OBP: 0.429, SLG: 0.476	0-0 1-3 (2)		0-3 K (2)		0-0 5-3 (2)			0-3 K (1)		4	0	0	0	0	2	0													
Willie Davis, L (1, 8) OBP: 0.333, SLG: 0.365	0-0 4-3 (3)		0-0 2B S (3)		0-0 4-3 (3)			0-0 F7 (2)		4	1	1	0	0	0	0													
Ron Fairly, L (1, 9) OBP: 0.344, SLG: 0.398		0-0 4-3 (1)	0-0 1B 2B (1)		0-0 1-3 (1)			0-0 P1 (3)		4	1	1	1	0	0	0													
Jim Lefebvre, S (1, 5) OBP: 0.357, SLG: 0.377		0-0 BB E 1B (3)	0-0 2B 1B (3)		0-0 G3 (2)			0-0 BB 1B (3)		4	1	3	1	0	0	0													
Len Gabrielson, L (1, 7) OBP: 0.245, SLG: 0.244		4-0 S E BB (3)	0-0 P6 (3)		0-0 F5 (3)			0-0 F9 (1)		3	0	0	0	1	0	2													
John Roseboro, L (1, 2) OBP: 0.400, SLG: 0.344		0-0 E6 1-2 2H (3)		0-0 4-3 (1)		0-0 1B (1)		0-3 K (2)		4	0	1	0	0	1	2													
Gene Michael, S (1, 6) OBP: 0.248, SLG: 0.227		0-3 K (2)		0-0 4-3 (2)		0-3 K (1)		4-0 BB (3)		3	0	0	0	0	2	3													
Bob Bailey, R (9, PH) OBP: 0.175, SLG: 0.178		1-2 2-3 (3)		0-0 4-3 (3)		0-0 K (1)		1-2 BB (3)		0	0	0	0	1	0	0													
Bill Singer, R (1, 1) OBP: 0.125, SLG: 0.125		0-3 K (3)		0-0 6-3 (3)		0-0 F9 (2)			0-0 F8 (3)	2	0	0	0	0	1	2													
Phil Regan, R (6, 1)										0	0	0	0	0	0	0													
Al Ferrara, R (7, PH) OBP: 0.310, SLG: 0.398										1	0	0	0	0	0	1													
Bob Miller, R (8, 1)										0	0	0	0	0	0	0													
Ron Hunt, R (9, PH) OBP: 0.376, SLG: 0.344										1	0	0	0	0	0	2													
<b>Inning Stats</b>	R: 0 E: 0 K: 0 S: 3	H: 0 LOB: 0 BB: 0 P: 3	R: 1 E: 1 K: 2 S: 9	H: 1 LOB: 2 BB: 1 P: 13	R: 2 E: 0 K: 2 S: 10	H: 3 LOB: 1 BB: 0 P: 10	R: 0 E: 0 K: 0 S: 3	H: 0 LOB: 0 BB: 0 P: 3	R: 0 E: 0 K: 0 S: 3	H: 0 LOB: 0 BB: 0 P: 3	R: 0 E: 0 K: 2 S: 8	H: 0 LOB: 0 BB: 0 P: 3	R: 0 E: 0 K: 1 S: 5	H: 1 LOB: 1 BB: 0 P: 5	R: 0 E: 0 K: 1 S: 6	H: 1 LOB: 2 BB: 1 P: 10	1B: 5 2B: 1 3B: 0 HR: 0	SF: 0 SAC: 0 DP: 0 HBP: 0	WP: 0 PB: 0 SB: 3 CS: 0	PA: 36									
<b>PITCHER</b>	IP WLS BF H R ER SO BB IBB HBP BLK WP HR S P ERA WHIP																												
Tommie Sisk, R (1, 1) ERA: 3.83	5.0	W	21	4	3	2	4	1	0	0	0	0	0	0	0	28	32	3.60	1.000										
Steve Blass, R (6, 1) ERA: 2.18	1.0	W	3	0	0	0	0	0	0	0	0	0	0	0	3	3	0.00	0.000											
Roy Face, R (7, 1) ERA: 0.39	3.0	S	12	2	0	0	4	1	0	0	0	0	0	0	19	23	0.00	1.000											

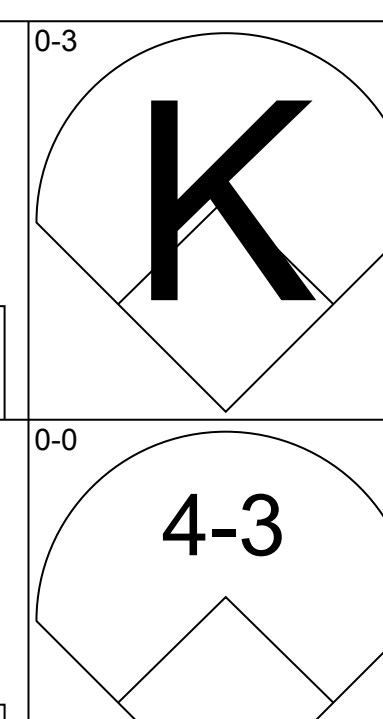
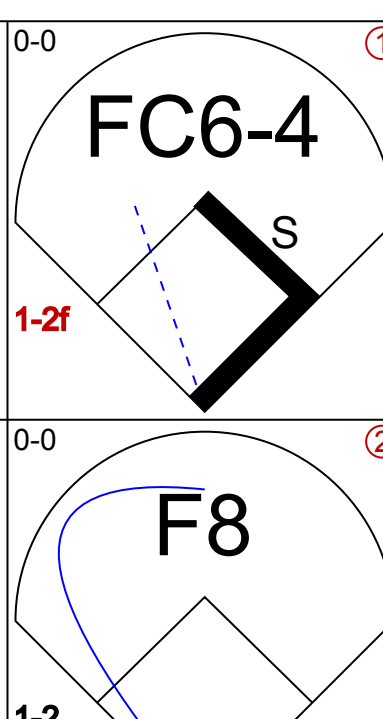
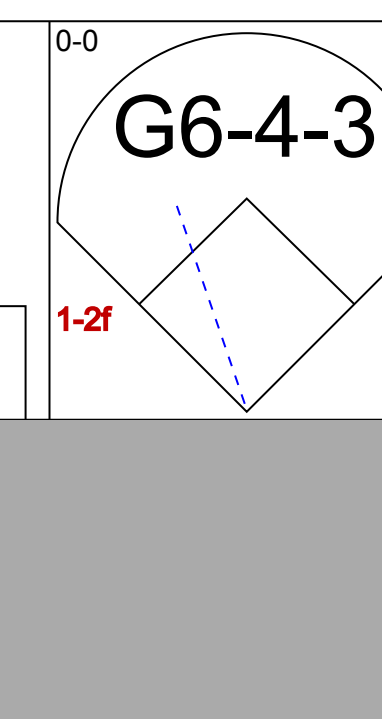
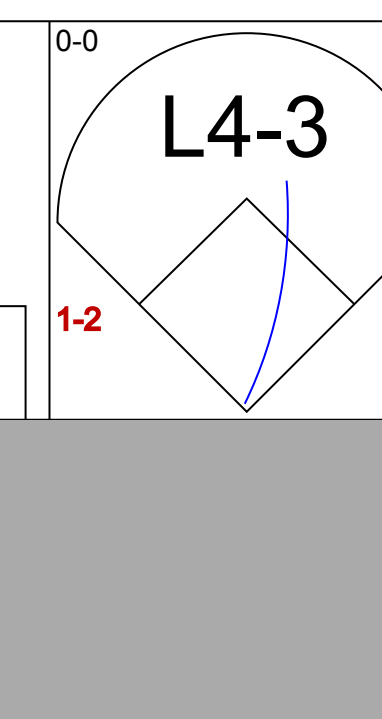
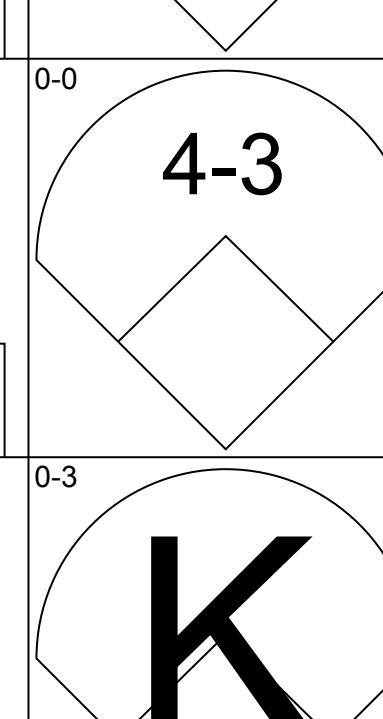
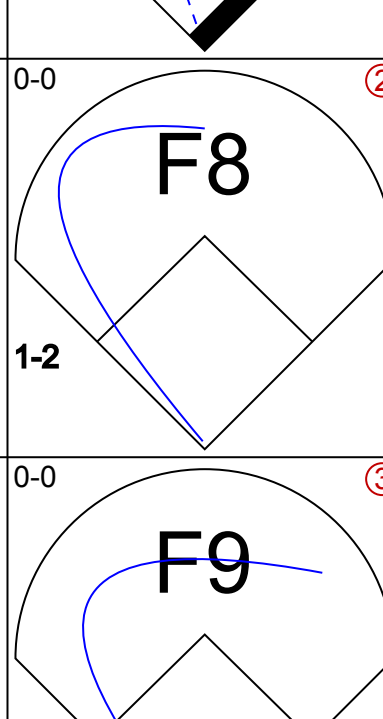
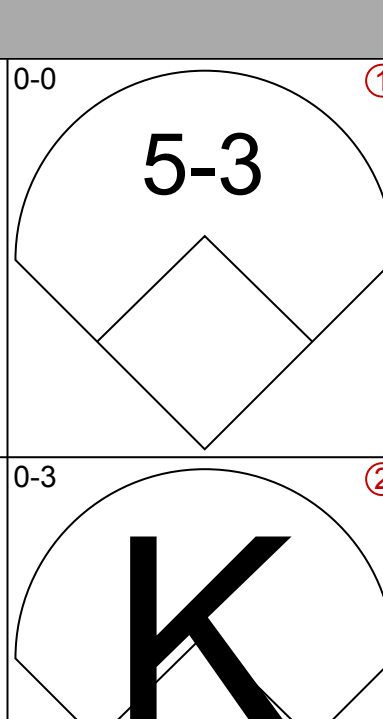
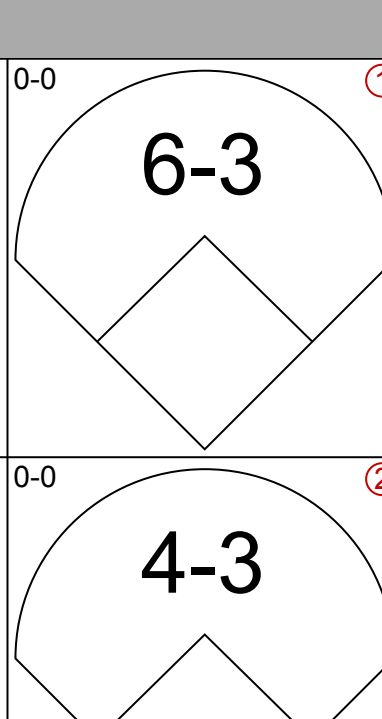
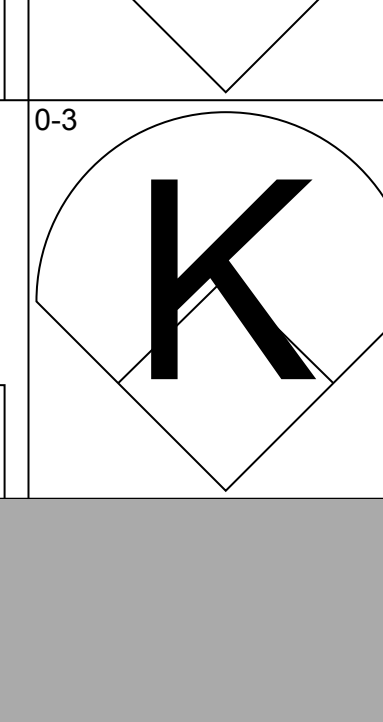
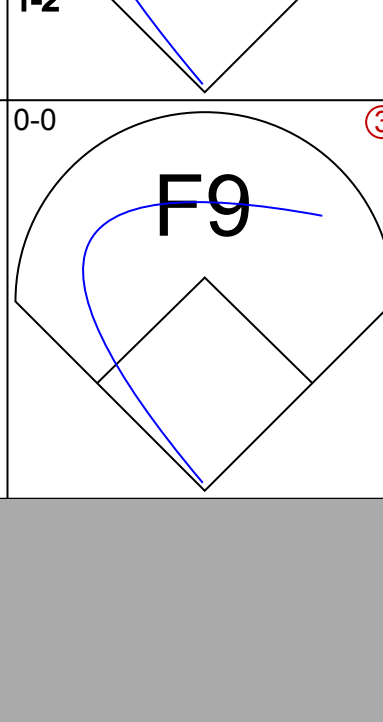
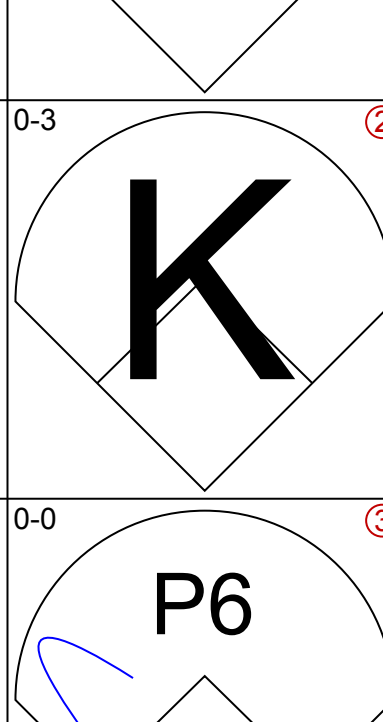
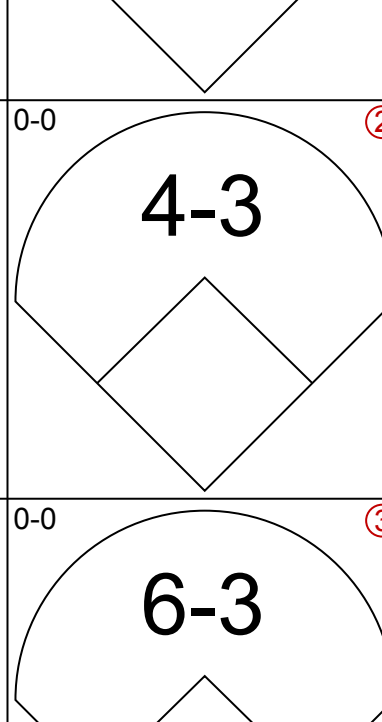
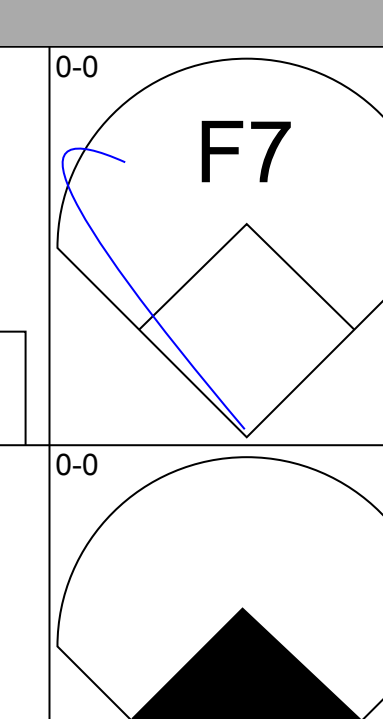
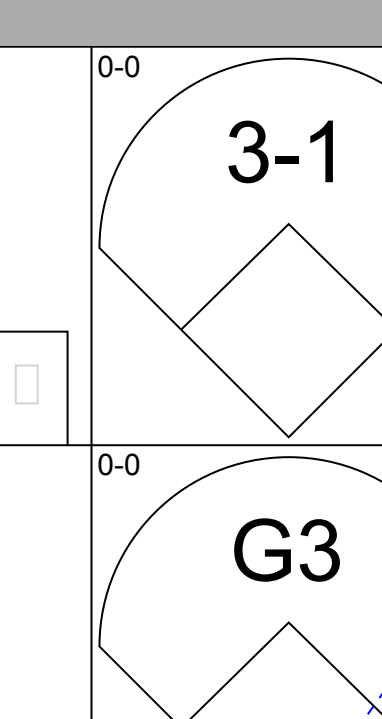
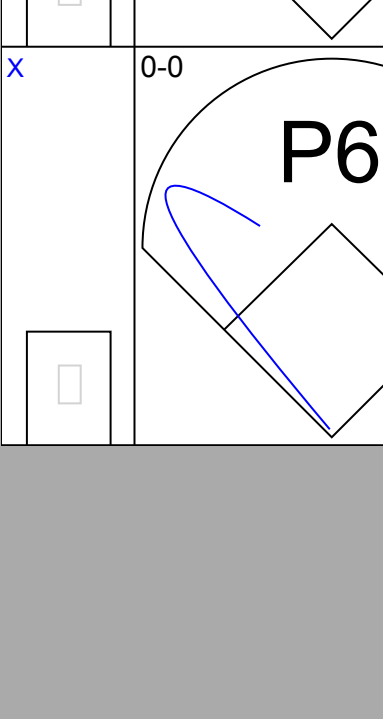
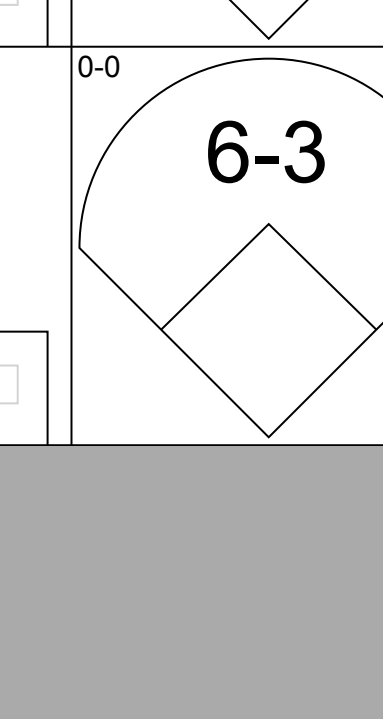
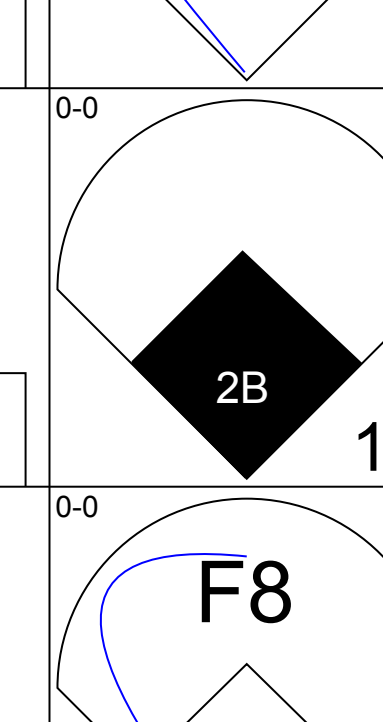
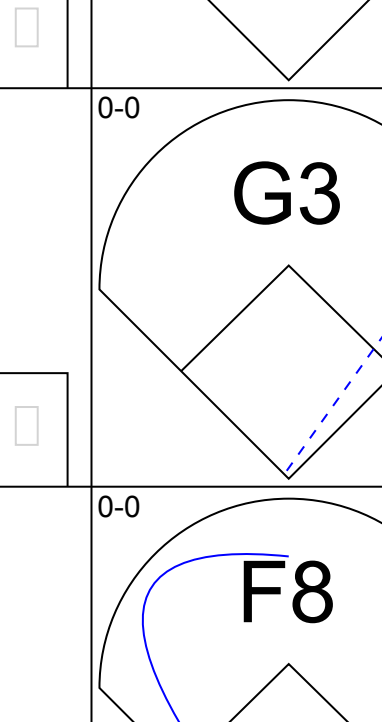

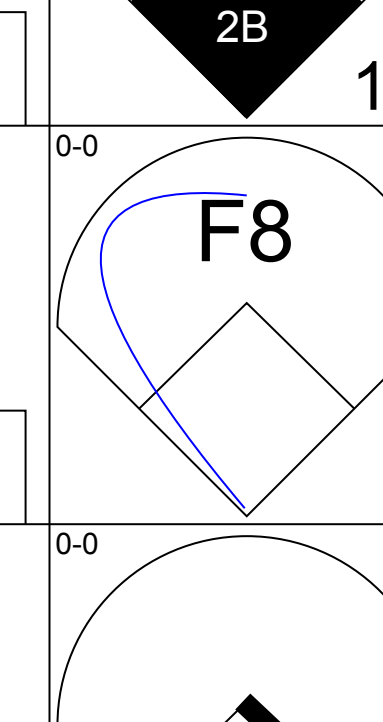
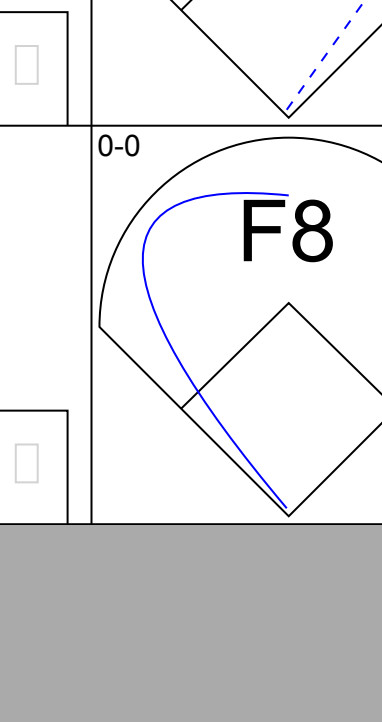

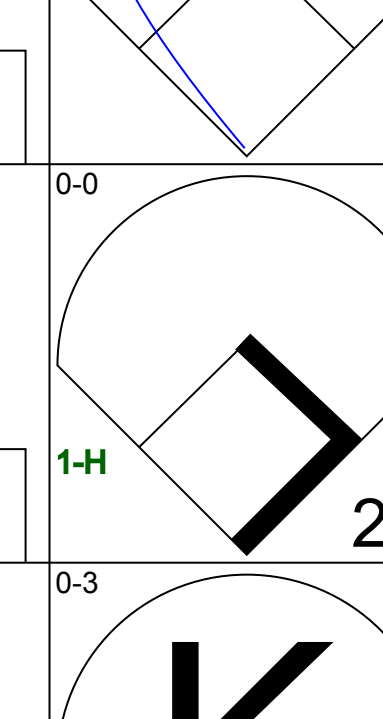
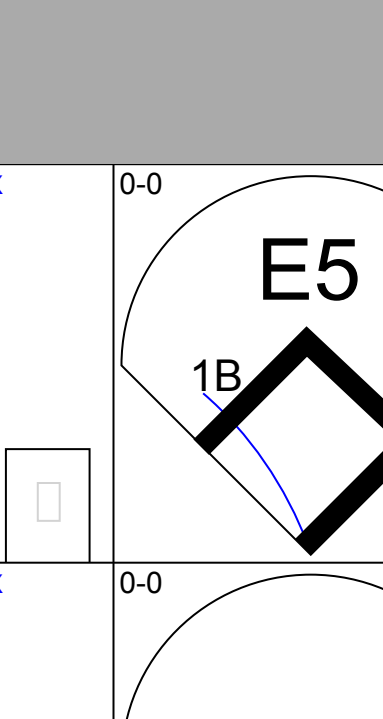
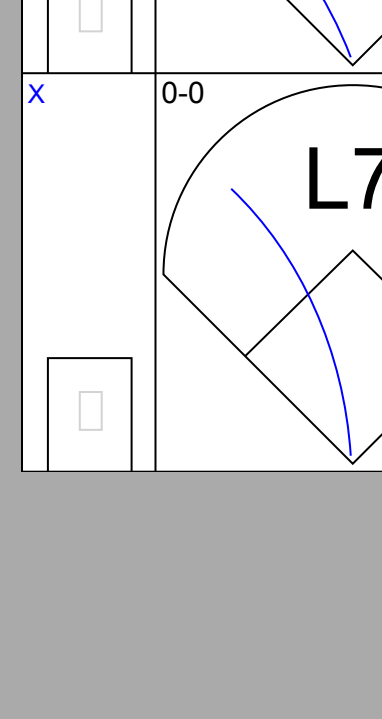
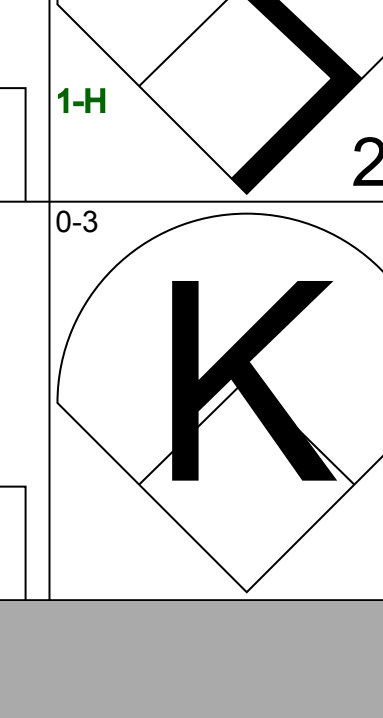
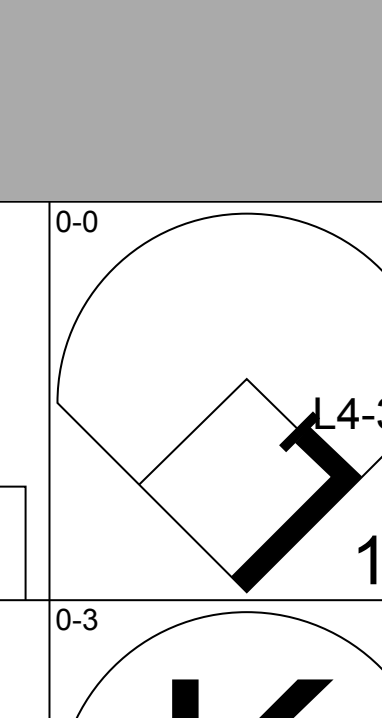
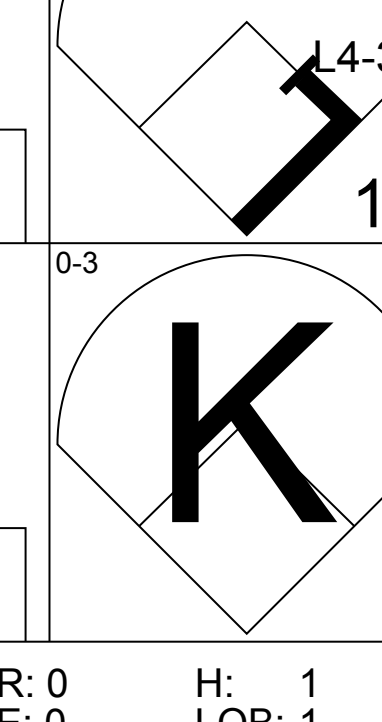
AB 35  
R 5  
H 9  
RBI 4  
BB 3  
SO 9  
LOB 12

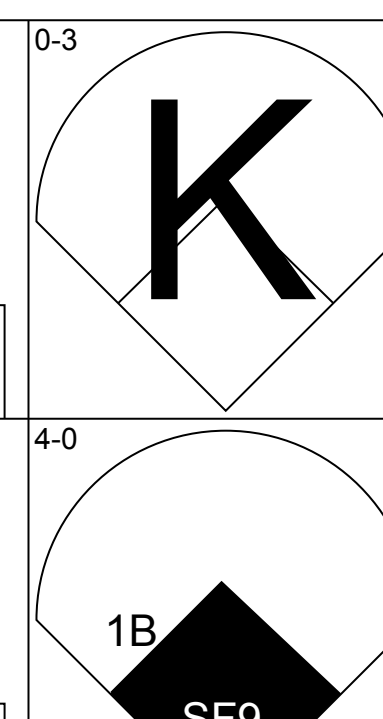
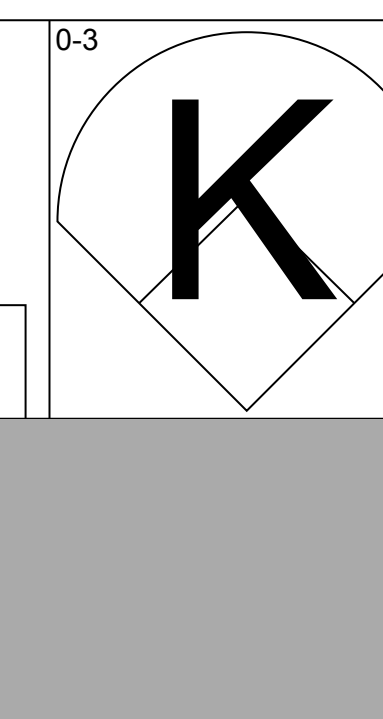
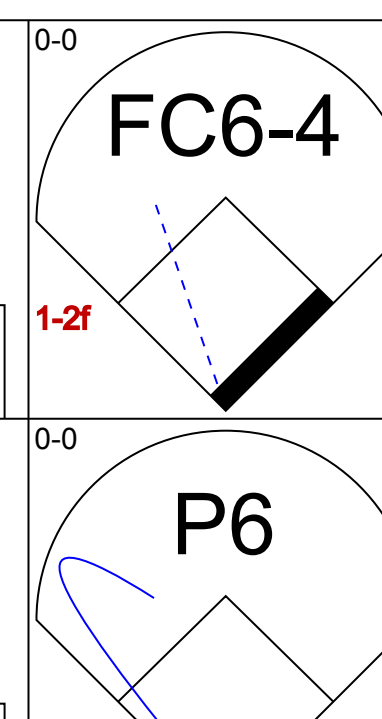
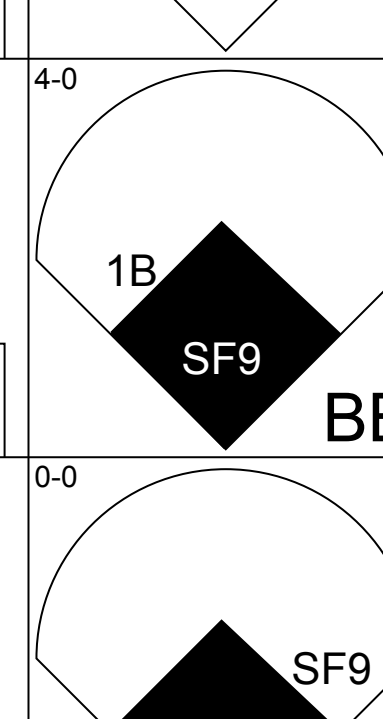
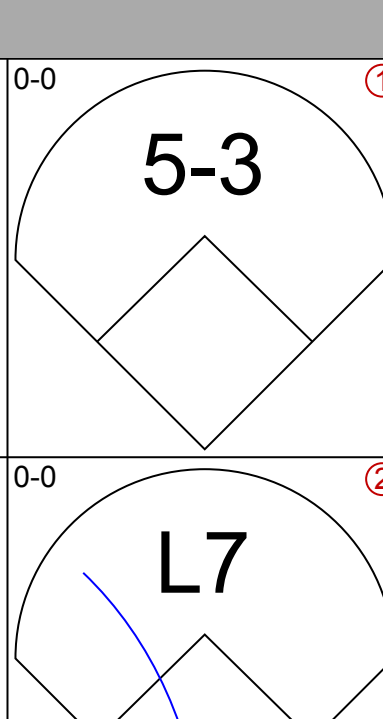
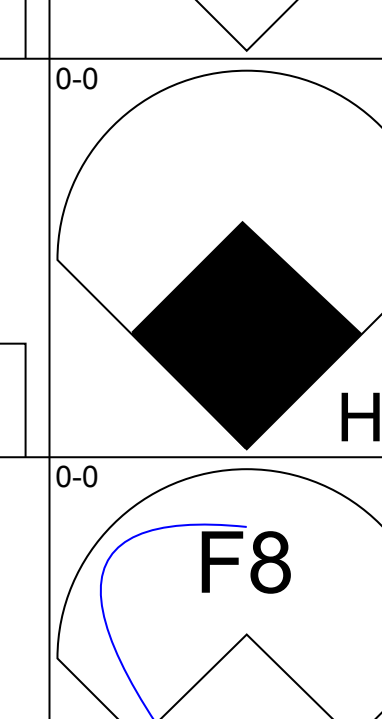
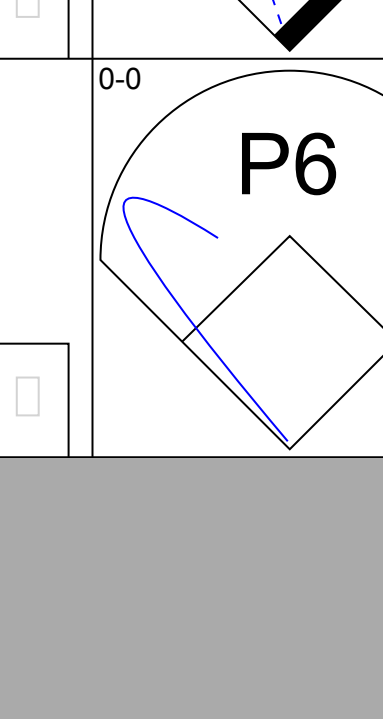
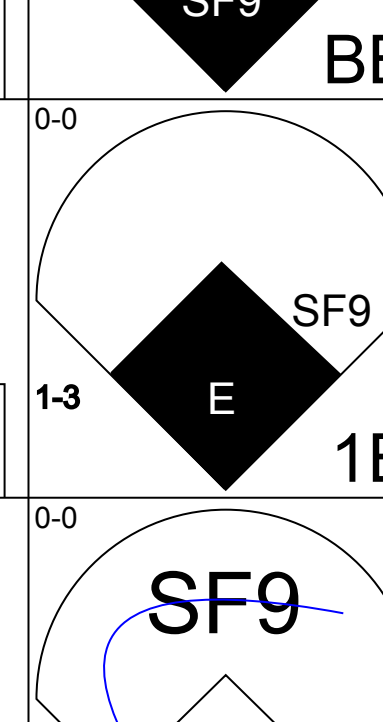
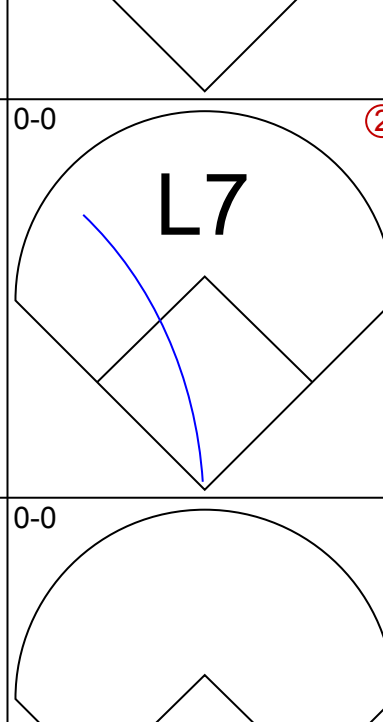
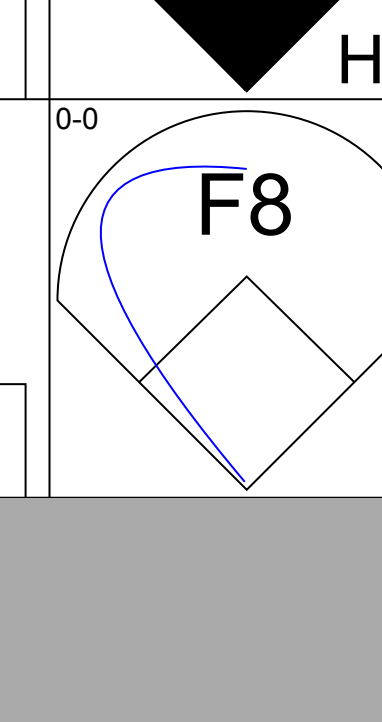
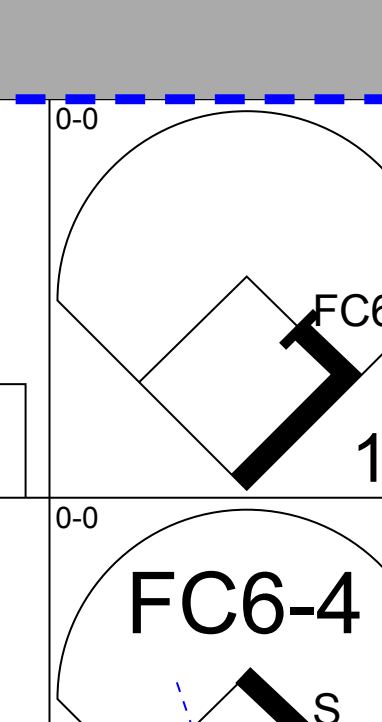
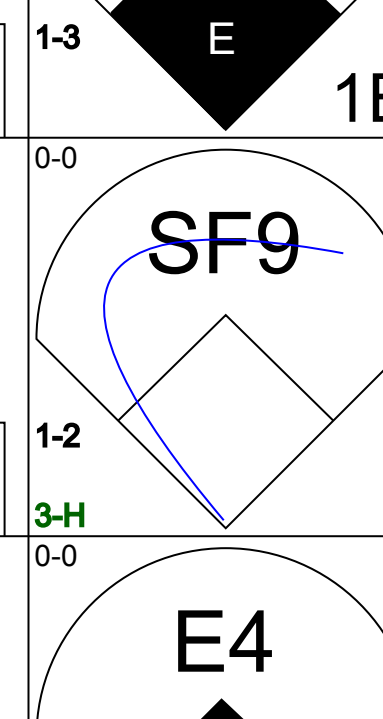
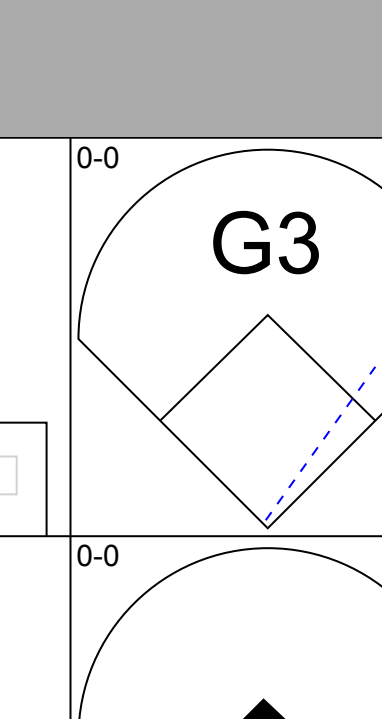
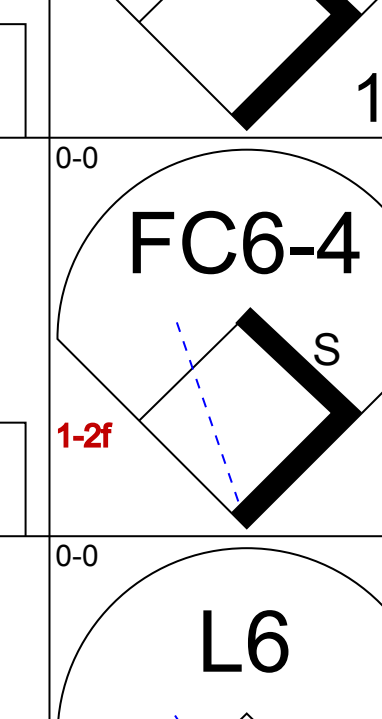
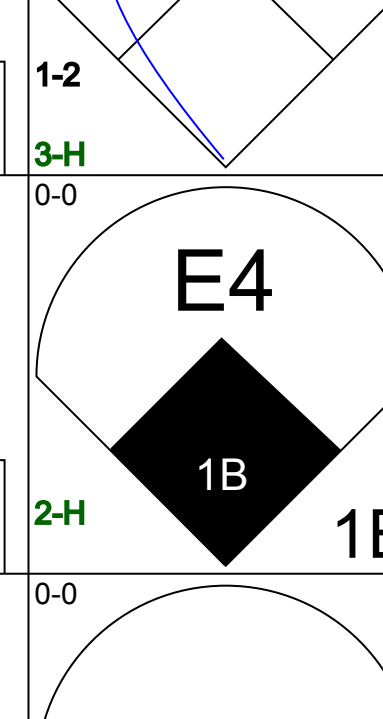
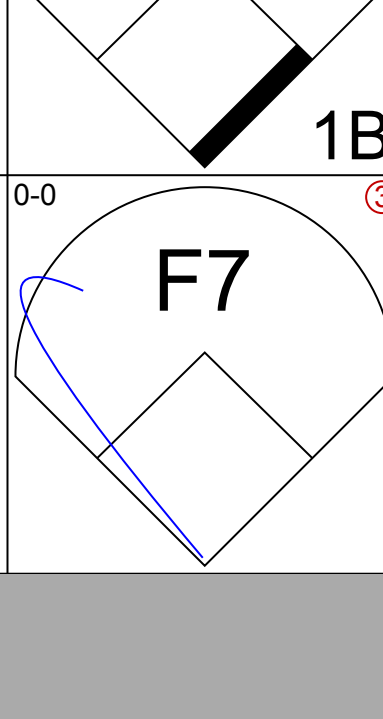
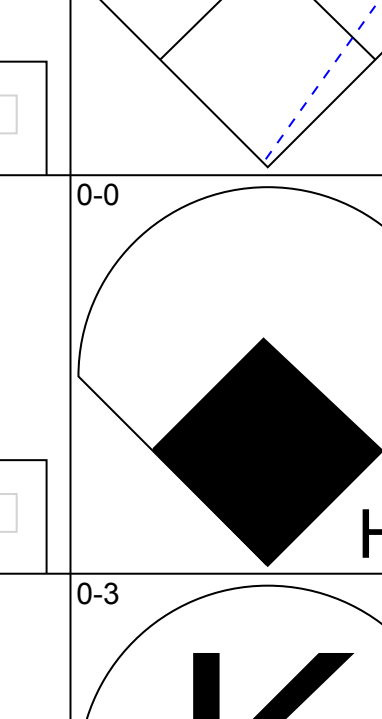
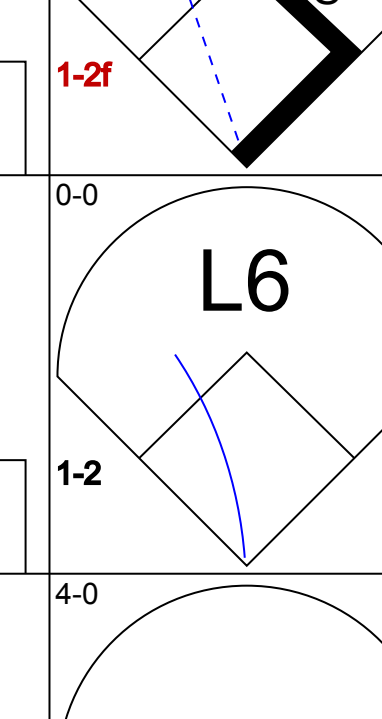
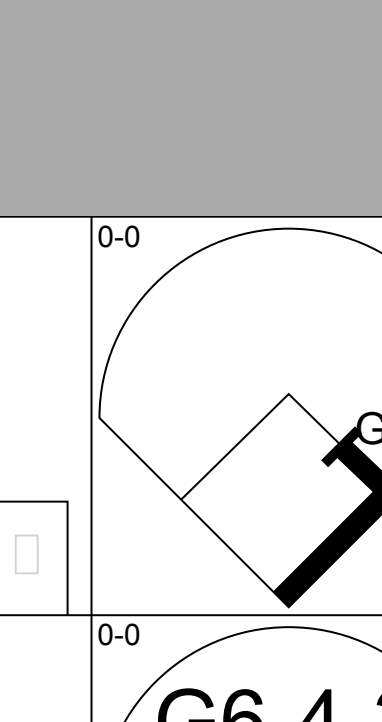
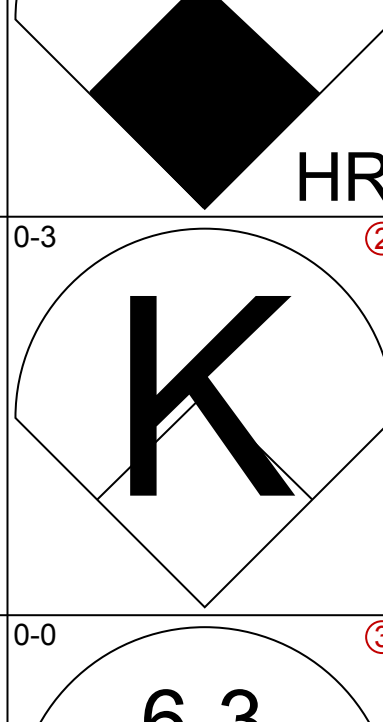
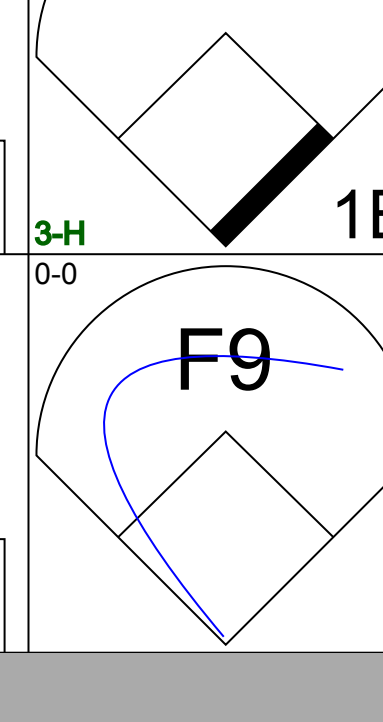
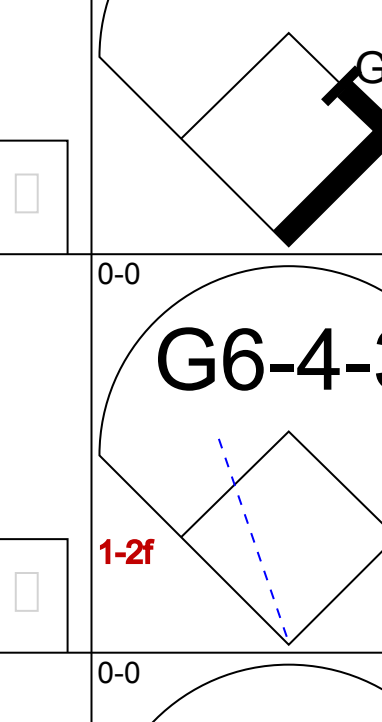
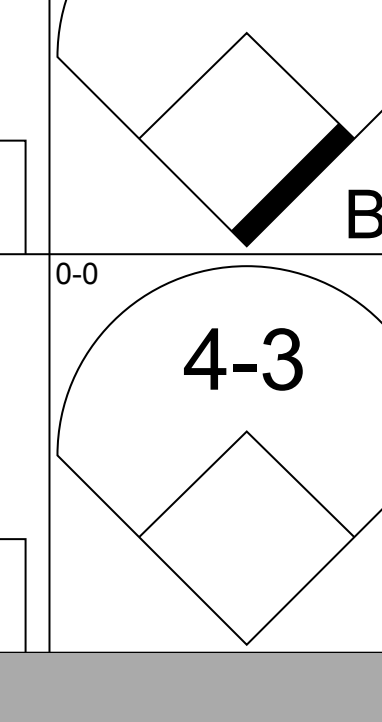
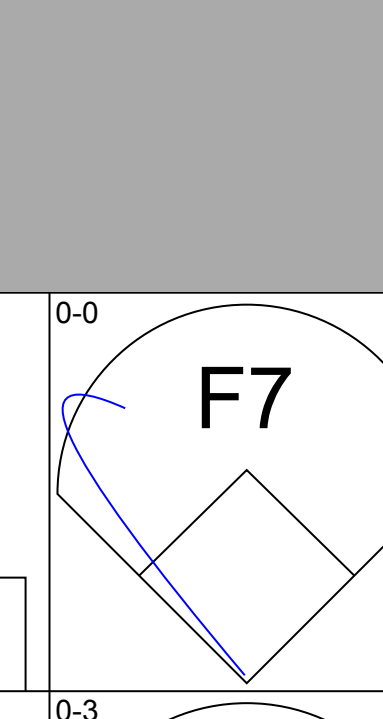
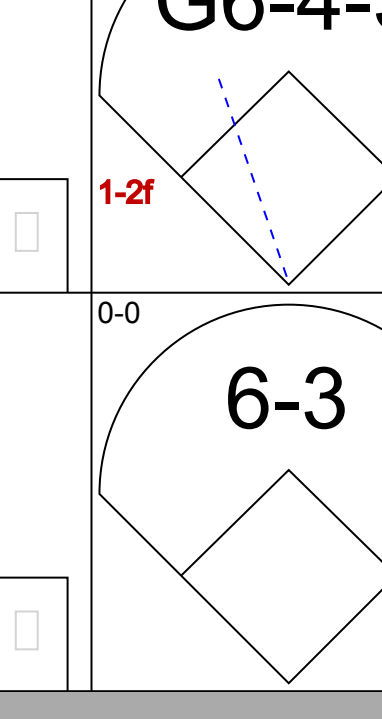
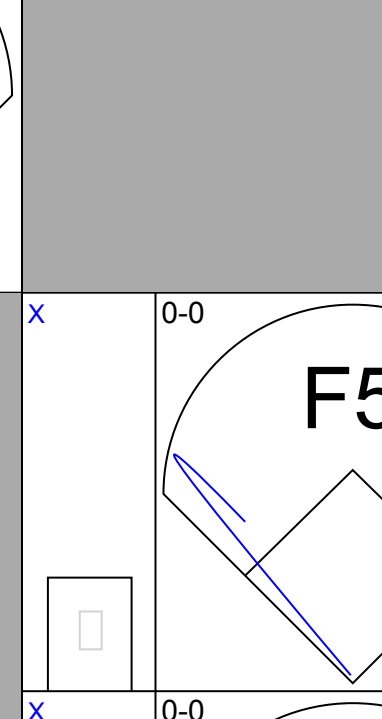
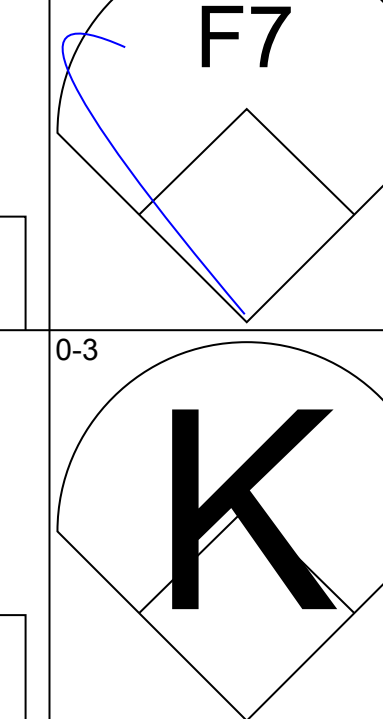
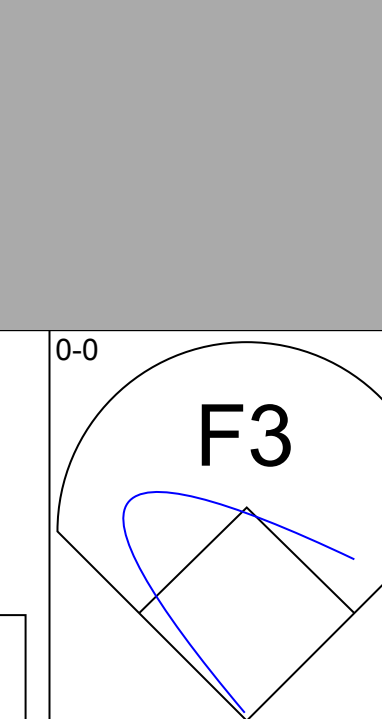
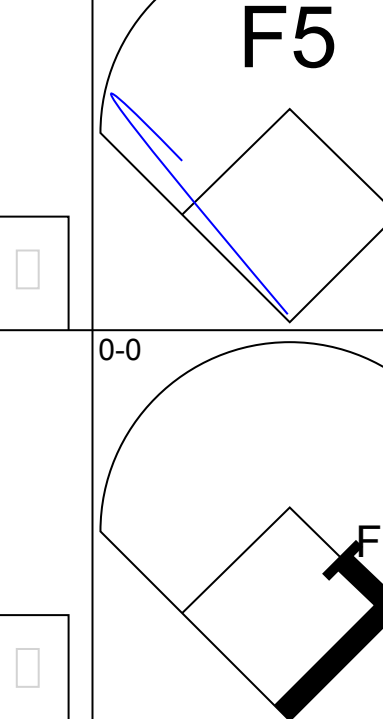



AB 34  
R 3  
H 6  
RBI 2  
BB 2  
SO 8  
LOB 13





Batter	1	2	3	4	5	6	7	8	9	AB	R	H	RBI	BB	SO	LOB	TOP					
Matty Alou, L (1, 8) OBP: 0.345, SLG: 0.336										4	0	0	0	0	1	4	<b>Pittsburgh Pirates @ Los Angeles Dodgers</b> Dodger Stadium, Los Angeles, CA Sat Jun 03 1967, 7:05 PM PDT Att: 39,621 - Unknown					
Maury Wills, S (1, 5) OBP: 0.311, SLG: 0.358										4	0	0	0	0	0	1						
Roberto Clemente, R (1, 9) OBP: 0.429, SLG: 0.594										4	0	0	0	0	2	1						
Willie Stargell, L (1, 7) OBP: 0.316, SLG: 0.402										4	0	0	0	0	0	0						
Bill Mazerowski, R (1, 4) OBP: 0.319, SLG: 0.394										3	1	1	0	0	1	0						
Donn Clendenon, R (1, 3) OBP: 0.275, SLG: 0.368										3	0	0	0	0	0	1						
Gene Alley, R (1, 6) OBP: 0.333, SLG: 0.440										3	0	1	1	0	0	0						
Jerry May, R (1, 2) OBP: 0.396, SLG: 0.420										3	0	2	0	0	1	1						
Dennis Ribant, R (8, PR) OBP: 0.214, SLG: 0.357										0	0	0	0	0	0	0						
Jesse Gonder, L (8, 2) OBP: 0.241, SLG: 0.192										0	0	0	0	0	0	0						
Billy O'Dell, S (1, 1) OBP: 0.250, SLG: 0.167										2	0	1	0	0	0	2						
George Spriggs, L (8, PH) OBP: 0.277, SLG: 0.225										1	0	0	0	0	1	1						
Al McBean, R (8, 1)										0	0	0	0	0	0	0						
<b>Inning Stats</b>	R: 0 E: 0 K: 2 S: 7	H: 0 LOB: 0 BB: 0 P: 7	R: 1 E: 0 K: 1 S: 7	H: 2 LOB: 1 BB: 0 P: 7	R: 0 E: 0 K: 0 S: 4	H: 1 LOB: 1 BB: 0 P: 4	R: 0 E: 0 K: 0 S: 3	H: 0 LOB: 0 BB: 0 P: 3	R: 0 E: 1 K: 0 S: 4	H: 1 LOB: 1 BB: 0 P: 4	R: 0 E: 0 K: 1 S: 5	H: 0 LOB: 0 BB: 0 P: 5	R: 0 E: 0 K: 1 S: 5	H: 0 LOB: 0 BB: 0 P: 5	R: 0 E: 0 K: 1 S: 5	H: 1 LOB: 1 BB: 0 P: 5	R: 0 E: 0 K: 0 S: 3	H: 0 LOB: 0 BB: 0 P: 3	1B: 4 2B: 2 3B: 0 HR: 0	SF: 0 SAC: 0 DP: 2 HBP: 0	WP: 0 PB: 0 SB: 1 CS: 0	PA: 31
<b>PITCHER</b> Don Sutton, R (1, 1) ERA: 4.05	IP: 9.0 WLS: W BF: 31 H: 5 R: 1 ER: 1 SO: 6 BB: 0 IBB: 0 HBP: 0 BLK: 0 WP: 0 HR: 0 S: 43 P: 43 ERA: 1.00 WHIP: 0.556															<b>PITCHER</b>						

Batter	1	2	3	4	5	6	7	8	9	AB	R	H	RBI	BB	SO	LOB	BOTTOM			
Wes Parker, S (1, 3) OBP: 0.366, SLG: 0.329										4	0	0	0	0	2	1	<b>Pittsburgh Pirates @ Los Angeles Dodgers</b> Dodger Stadium, Los Angeles, CA Sat Jun 03 1967, 7:05 PM PDT Att: 39,621 - Unknown			
Ron Hunt, R (1, 4) OBP: 0.378, SLG: 0.363										3	2	1	1	1	0	1				
Willie Davis, L (1, 8) OBP: 0.338, SLG: 0.369										4	1	2	0	0	0	0				
Ron Fairly, L (1, 9) OBP: 0.342, SLG: 0.396										3	0	1	1	0	0	1				
Al Ferrara, R (1, 7) OBP: 0.317, SLG: 0.435										4	2	2	2	0	0	2				
Bob Bailey, R (1, 5) OBP: 0.188, SLG: 0.191										3	0	2	1	0	1	0				
Nate Oliver, R (7, 5) OBP: 0.455, SLG: 0.476										0	0	0	0	1	0	0				
Jeff Torborg, R (1, 2) OBP: 0.227, SLG: 0.290										4	0	0	0	0	0	4				
Gene Michael, S (1, 6) OBP: 0.244, SLG: 0.222										3	0	0	0	0	0	0				
Don Sutton, R (1, 1) OBP: 0.185, SLG: 0.259										3	0	1	0	0	1	0				
<b>Inning Stats</b>	R: 3 E: 1 K: 1 S: 8	H: 3 LOB: 1 BB: 1 P: 12	R: 0 E: 0 K: 2 S: 7	H: 0 LOB: 0 BB: 0 P: 7	R: 0 E: 0 K: 0 S: 4	H: 1 LOB: 1 BB: 0 P: 4	R: 0 E: 0 K: 0 S: 3	H: 1 LOB: 0 BB: 0 P: 3	R: 1 E: 0 K: 0 S: 4	H: 1 LOB: 0 BB: 0 P: 4	R: 1 E: 0 K: 1 S: 6	H: 1 LOB: 0 BB: 0 P: 6	R: 0 E: 0 K: 0 S: 4	H: 1 LOB: 1 BB: 0 P: 4	R: 0 E: 0 K: 0 S: 4	H: 1 LOB: 2 BB: 1 P: 8	1B: 7 2B: 0 3B: 0 HR: 2	SF: 1 SAC: 0 DP: 1 HBP: 0	WP: 0 PB: 0 SB: 1 CS: 0	PA: 34
<b>PITCHER</b> Billy O'Dell, L (1, 1) ERA: 4.59	IP: 7.0 WLS: L BF: 29 H: 8 R: 5 ER: 5 SO: 4 BB: 1 IBB: 0 HBP: 0 BLK: 0 WP: 0 HR: 2 S: 36 P: 40 ERA: 6.43 WHIP: 1.286															<b>PITCHER</b>				
Al McBean, R (8, 1) ERA: 2.42	IP: 1.0 WLS: L BF: 5 H: 1 R: 0 ER: 0 SO: 0 BB: 0 IBB: 0 HBP: 0 BLK: 0 WP: 0 HR: 0 S: 4 P: 8 ERA: 0.00 WHIP: 2.000															<b>PITCHER</b>				





Batter	1	2	3	4	5	6	7	8	9	AB	R	H	RBI	BB	SO	LOB	TOP																			
<b>Matty Alou, L</b> OBP: 0.341, SLG: 0.331 (1, 8)	F7		F7		F2		1B HR		K	5	1	1	0	0	1	0	<b>Pittsburgh Pirates @ Los Angeles Dodgers</b> Dodger Stadium, Los Angeles, CA Sun Jun 04 1967, 3:33 AM PDT Att: 39,741 - Unknown																			
<b>Maury Wills, S</b> OBP: 0.314, SLG: 0.360 (1, 5)	F7		K				HR		G3	5	1	2	0	0	1	0																				
<b>Roberto Clemente, R</b> OBP: 0.435, SLG: 0.632 (1, 9)	K						HR			4	2	3	4	0	1	0																				
<b>Willie Stargell, L</b> OBP: 0.308, SLG: 0.390 (1, 7)		4-3								4	0	0	0	0	2	1																				
<b>Bill Mazerolski, R</b> OBP: 0.312, SLG: 0.386 (1, 4)		4-3			6-3					4	0	0	0	0	0	0																				
<b>Donn Clendenon, R</b> OBP: 0.280, SLG: 0.368 (1, 3)										3	0	1	0	1	1	0																				
<b>Gene Alley, R</b> OBP: 0.337, SLG: 0.442 (1, 6)										4	0	2	0	0	0	1																				
<b>Jerry May, R</b> OBP: 0.400, SLG: 0.410 (1, 2)										2	0	0	0	2	1	1																				
<b>Bob Veale, S</b> OBP: 0.036, SLG: 0.036 Roy Face, R (9, 1)										4	0	0	0	0	2	5																				
<b>Inning Stats</b>	R: 0 E: 0 K: 1 S: 5	H: 0 LOB: 0 BB: 0 P: 5	R: 0 E: 0 K: 0 S: 5	H: 2 LOB: 3 BB: 1 P: 9	R: 0 E: 0 K: 1 S: 6	H: 1 LOB: 1 BB: 0 P: 6	R: 0 E: 0 K: 1 S: 5	H: 0 LOB: 2 BB: 2 P: 13	R: 1 E: 0 K: 1 S: 6	H: 2 LOB: 0 BB: 0 P: 6	R: 0 E: 0 K: 1 S: 5	H: 0 LOB: 0 BB: 0 P: 5	R: 3 E: 0 K: 2 S: 10	H: 3 LOB: 0 BB: 0 P: 10	R: 0 E: 0 K: 0 S: 4	H: 1 LOB: 1 BB: 0 P: 4	R: 0 E: 0 K: 2 S: 7	H: 0 LOB: 0 BB: 0 P: 7	1B: 7 2B: 0 3B: 0 HR: 2	SF: 0 SAC: 0 DP: 0 HBP: 0	WP: 0 PB: 0 SB: 1 CS: 1	PA: 38														
<b>PITCHER</b>	IP	WLS	BF	H	R	ER	SO	BB	IBB	HBP	BLK	WP	HR	S	P	ERA	WHIP	<b>PITCHER</b>		IP	WLS	BF	H	R	ER	SO	BB	IBB	HBP	BLK	WP	HR	S	P	ERA	WHIP
<b>Don Drysdale, R</b> ERA: 1.91 <b>Ron Perranoski, L</b> ERA: 2.48	(1, 1)	7.0	L	31	8	4	4	7	1	2	0	0	0	2	54	5.14	1.286			(8, 1)	2.0	7	1	0	0	2	0	0	0	0	0	0	11	11	0.00	0.500




Batter	1	2	3	4	5	6	7	8	9	AB	R	H	RBI	BB	SO	LOB	BOTTOM																			
<b>Wes Parker, S</b> OBP: 0.358, SLG: 0.320 <b>Len Gabrielson, L</b> OBP: 0.240, SLG: 0.239 (9, PH)	F2									4	0	0	0	0	2	4	<b>Pittsburgh Pirates @ Los Angeles Dodgers</b> Dodger Stadium, Los Angeles, CA Sun Jun 04 1967, 3:33 AM PDT Att: 39,741 - Unknown																			
<b>Ron Hunt, R</b> OBP: 0.374, SLG: 0.358 (1, 4)										5	0	1	0	0	1	1																				
<b>Willie Davis, L</b> OBP: 0.329, SLG: 0.358 (1, 8)										4	0	0	0	0	1	1																				
<b>Al Ferrara, R</b> OBP: 0.324, SLG: 0.432 (1, 7)										3	0	1	0	1	1	1																				
<b>Ron Fairly, L</b> OBP: 0.340, SLG: 0.390 (1, 9)										3	1	0	0	1	0	2																				
<b>Bob Bailey, R</b> OBP: 0.215, SLG: 0.214 (1, 5)										2	0	2	0	2	0	0																				
<b>Jeff Torborg, R</b> OBP: 0.167, SLG: 0.302 <b>Jim Lefebvre, S</b> OBP: 0.355, SLG: 0.374 <b>John Roseboro, L</b> OBP: 0.400, SLG: 0.344 (9, 2)										1	0	1	1	1	0	0																				
<b>Gene Michael, S</b> OBP: 0.244, SLG: 0.218 (1, 6)										3	0	0	0	1	0	5																				
<b>Don Drysdale, R</b> OBP: 0.167, SLG: 0.121 <b>Jim Hickman, R</b> OBP: 0.255, SLG: 0.280 <b>Ron Perranoski, L</b> OBP: 0.250, SLG: 0.250 <b>Nate Oliver, R</b> OBP: 0.435, SLG: 0.455 (9, PH)										2	0	0	0	0	1	4																				
<b>Inning Stats</b>	R: 0 E: 0 K: 2 S: 8	H: 1 LOB: 1 BB: 0 P: 8	R: 1 E: 0 K: 2 S: 9	H: 2 LOB: 2 BB: 1 P: 13	R: 0 E: 0 K: 0 S: 3	H: 0 LOB: 1 BB: 1 P: 7	R: 0 E: 0 K: 0 S: 4	H: 1 LOB: 2 BB: 0 P: 5	R: 0 E: 0 K: 0 S: 3	H: 0 LOB: 0 BB: 0 P: 3	R: 0 E: 0 K: 0 S: 2	H: 0 LOB: 1 BB: 2 P: 10	R: 0 E: 0 K: 3 S: 9	H: 0 LOB: 0 BB: 0 P: 9	R: 0 E: 0 K: 0 S: 4	H: 1 LOB: 2 BB: 1 P: 8	R: 0 E: 0 K: 0 S: 3	H: 0 LOB: 1 BB: 1 P: 7	1B: 4 2B: 1 3B: 0 HR: 0	SF: 0 SAC: 0 DP: 0 HBP: 1	WP: 2 PB: 0 SB: 1 CS: 0	PA: 38														
<b>PITCHER</b>	IP	WLS	BF	H	R	ER	SO	BB	IBB	HBP	BLK	WP	HR	S	P	ERA	WHIP	<b>PITCHER</b>		IP	WLS	BF	H	R	ER	SO	BB	IBB	HBP	BLK	WP	HR	S	P	ERA	WHIP
<b>Bob Veale, L</b> ERA: 3.18 <b>Roy Face, R</b> ERA: 0.35	(1, 1)	8.0	W	35	5	1	1	7	6	0	1	1	1	4	67	1.12	1.375			(9, 1)	1.0	3	0	0	0	0	0	0	0	0	0	3	3	0.00	0.000	










Batter	1	2	3	4	5	6	7	8	9	AB	R	H	RBI	BB	SO	LOB	TOP			
<b>Bud Harrelson, S</b> (1,6) OBP: 0.312, SLG: 0.302	0-0 4-3		0-0 4-3			0-0 4-3		0-0 1B		4	0	1	0	0	0	0	<b>New York Mets @ Pittsburgh Pirates</b> Forbes Field, Pittsburgh, PA Wed Jun 07 1967, 7:05 PM EDT Att: 7,979 - Unknown  livebaseballscores.com  			
<b>Ed Charles, R</b> (1,5) OBP: 0.384, SLG: 0.311	0-0 1-3			0-0 4-3		0-0 1B		0-0 F8		4	0	1	0	0	0	1				
<b>Jerry Buchek, R</b> (1,4) OBP: 0.292, SLG: 0.428	0-0 4-3			0-3 K		0-3 K			0-0 1-3 1B	4	0	1	0	0	2	1				
<b>Tommy Davis, R</b> (1,7) OBP: 0.346, SLG: 0.503		0-0 E5		0-0 4-3					0-0 1-3 1-2 1B	4	0	1	0	0	0	1				
<b>Ed Kranepool, L</b> (1,3) OBP: 0.356, SLG: 0.432		0-0 1-3				0-0 3-1			0-0 F7	4	0	0	0	0	0	3				
<b>Ron Swoboda, R</b> (1,9) OBP: 0.302, SLG: 0.402		0-0 FC6-5-6-1				0-0 6-3			4-0 BB	3	0	0	0	1	1	2				
<b>Cleon Jones, R</b> (1,8) <b>Al Luplow, L</b> (8, PH) OBP: 0.165, SLG: 0.214 OBP: 0.286, SLG: 0.324		0-0 4-3				0-0 1B			0-0 G3	3	0	1	0	0	0	2				
<b>John Sullivan, L</b> (1,2) OBP: 0.242, SLG: 0.210				0-0 3-1		0-3 K			0-0 F2	3	0	0	0	0	1	1				
<b>Jack Fisher, R</b> (1,1) <b>Johnny Lewis, L</b> (8, PH) <b>Don Shaw, L</b> (8, 1) OBP: 0.222, SLG: 0.167 OBP: 0.152, SLG: 0.156				0-3 K					0-3 K	2	0	0	0	0	2	0				
<b>Inning Stats</b>	R: 0 E: 0 K: 0 S: 3	H: 0 LOB: 0 BB: 0 P: 3	R: 0 E: 1 K: 0 S: 4	H: 0 LOB: 1 BB: 0 P: 4	R: 0 E: 0 K: 1 S: 5	H: 0 LOB: 0 BB: 0 P: 5	R: 0 E: 0 K: 1 S: 5	H: 0 LOB: 0 BB: 0 P: 5	R: 0 E: 0 K: 1 S: 6	H: 1 LOB: 1 BB: 0 P: 6	R: 0 E: 0 K: 1 S: 6	H: 1 LOB: 1 BB: 0 P: 6	R: 0 E: 0 K: 1 S: 6	H: 1 LOB: 2 BB: 1 P: 8	R: 0 E: 0 K: 0 S: 4	H: 1 LOB: 2 BB: 1 P: 8		1B: 4 2B: 1 3B: 0 HR: 0	SF: 0 SAC: 0 DP: 0 HBP: 0	WP: 0 PB: 0 SB: 0 CS: 0
<b>PITCHER</b> <b>Tommie Sisk, R</b> (1,1) ERA: 3.21	IP: 9.0 WLS: W BF: 34 H: 5 R: 0 ER: 0 SO: 7 BB: 1 IBB: 0 HBP: 0 BLK: 0 WP: 0 HR: 0 S: 47 P: 51 ERA: 0.00 WHIP: 0.667															<b>PITCHER</b>				

Batter	1	2	3	4	5	6	7	8	9	AB	R	H	RBI	BB	SO	LOB	BOTTOM			
<b>Manny Mota, R</b> (1,8) OBP: 0.274, SLG: 0.380	0-0 4-3								0-0 6-3	4	0	2	2	0	0	0	<b>New York Mets @ Pittsburgh Pirates</b> Forbes Field, Pittsburgh, PA Wed Jun 07 1967, 7:05 PM EDT Att: 7,979 - Unknown  livebaseballscores.com  			
<b>Gene Alley, R</b> (1,6) OBP: 0.326, SLG: 0.420	0-0 2B	0-0 2H 3H 1B	0-0 6-3		4-0 FC6 1-2 BB			0-0 1-3		3	0	1	0	1	0	1				
<b>Roberto Clemente, R</b> (1,9) OBP: 0.430, SLG: 0.624	0-0 1-3		0-0 G4-6-3 1B		0-0 FC6 1-2			0-0 5-3		4	0	2	0	0	0	1				
<b>Willie Stargell, L</b> (1,7) OBP: 0.318, SLG: 0.415	0-0 L5		0-0 G4-6-3 1-2		0-0 HR			0-3 K		4	1	1	1	0	1	3				
<b>Bill Mazaroski, R</b> (1,4) OBP: 0.299, SLG: 0.364	0-0 P6		0-0 F2					0-0 F7		3	0	0	0	0	0	2				
<b>Donn Clendenen, R</b> (1,3) <b>Andre Rodgers, R</b> (8, 3) OBP: 0.276, SLG: 0.359 OBP: 0.273, SLG: 0.125		0-0 P3		0-0 L9				0-0 F2		3	0	0	0	0	0	0				
<b>Jose Pagan, R</b> (1,5) OBP: 0.326, SLG: 0.419		0-0 1B 1B 2B		0-3 K				0-0 6-3		3	1	1	0	0	1	0				
<b>Jerry May, R</b> (1,2) OBP: 0.396, SLG: 0.398		0-0 1B 1B 2-3		0-3 K				0-0 5-3		3	1	1	0	0	1	0				
<b>Tommie Sisk, R</b> (1,1)		0-0 5-3		0-3 K				0-3 K		3	0	0	0	0	2	2				
<b>Inning Stats</b>	R: 0 E: 0 K: 0 S: 5	H: 2 LOB: 2 BB: 0 P: 5	R: 2 E: 0 K: 0 S: 6	H: 3 LOB: 1 BB: 0 P: 6	R: 0 E: 0 K: 2 S: 7	H: 0 LOB: 0 BB: 0 P: 7	R: 0 E: 0 K: 1 S: 5	H: 0 LOB: 0 BB: 0 P: 9	R: 1 E: 0 K: 0 S: 4	H: 1 LOB: 0 BB: 0 P: 4	R: 0 E: 0 K: 1 S: 5	H: 0 LOB: 0 BB: 0 P: 5	R: 0 E: 0 K: 1 S: 5	H: 0 LOB: 0 BB: 0 P: 5	R: 0 E: 0 K: 0 S: 5	H: 0 LOB: 0 BB: 0 P: 5		1B: 5 2B: 2 3B: 0 HR: 1	SF: 0 SAC: 0 DP: 1 HBP: 0	WP: 0 PB: 0 SB: 0 CS: 1
<b>PITCHER</b> <b>Jack Fisher, R</b> (1,1) <b>Don Shaw, L</b> (8, 1) ERA: 4.81 ERA: 3.66	IP: 7.0 WLS: L BF: 28 H: 8 R: 3 ER: 3 SO: 4 BB: 1 IBB: 0 HBP: 0 BLK: 0 WP: 0 HR: 1 S: 35 P: 39 ERA: 3.86 WHIP: 1.286															<b>PITCHER</b>				



Batter	1	2	3	4	5	6	7	8	9	AB	R	H	RBI	BB	SO	LOB	TOP				
Tony Taylor, R OBP: 0.360, SLG: 0.411 (1, 3)	4-0 BB 2-3		0-0 P4		0-3 K		0-0 L9			3	0	0	0	1	1	3					
Gary Sutherland, R OBP: 0.330, SLG: 0.365 (1, 7)	0-0 2-3		0-0 FC6-4			0-0 F7		0-0 P6		4	0	0	0	0	0	2					
Dick Allen, R OBP: 0.419, SLG: 0.497 Tito Francona, L OBP: 0.275, SLG: 0.222 (1, 5)	0-0 F7			0-0 F3		0-0 6-3		0-0 1B		3	0	0	0	0	0	1					
Don Lock, R OBP: 0.384, SLG: 0.562 (1, 8)	0-0 6-3			0-0 2B 1B		0-0 2B		0-0 P6		4	1	2	0	0	0	2					
Gene Oliver, R OBP: 0.279, SLG: 0.418 (1, 2)		0-0 1-3		0-0 2B		0-0 F8		0-0 1-3		4	0	1	1	0	0	2					
Johnny Callison, L OBP: 0.360, SLG: 0.422 Phil Linz, R OBP: 0.357, SLG: 0.417 (1, 9)		0-0 G5-4-3 1B		0-0 G3			0-0 F9		0-0 P4	2	0	1	0	0	0	1					
Cookie Rojas, R OBP: 0.262, SLG: 0.272 (1, 4)		0-0 G5-4-3 1-2		0-0 5-3			0-0 1B 1B		0-0 F9	4	0	1	0	0	0	2					
Bobby Wine, R OBP: 0.188, SLG: 0.216 (1, 6)			0-0 P3		0-0 F5		0-0 F7		0-0 F8	4	0	0	0	0	0	1					
Rick Wise, R OBP: 0.200, SLG: 0.200 Grant Jackson, S OBP: 0.250, SLG: 0.143 Dick Groat, R OBP: 0.259, SLG: 0.130 John Boozar, R OBP: 0.500, SLG: 0.500 (1, 1)					0-0 P4					1	0	1	0	0	0	0					
<b>Inning Stats</b>	R: 0 E: 0 K: 0 S: 3	H: 0 LOB: 1 BB: 1 P: 7	R: 0 E: 0 K: 0 S: 3	H: 1 LOB: 0 BB: 0 P: 3	R: 0 E: 0 K: 0 S: 4	H: 1 LOB: 1 BB: 0 P: 4	R: 1 E: 0 K: 0 S: 5	H: 2 LOB: 1 BB: 0 P: 5	R: 0 E: 0 K: 0 S: 4	H: 0 LOB: 0 BB: 0 P: 5	R: 0 E: 0 K: 0 S: 4	H: 1 LOB: 2 BB: 0 P: 4	R: 0 E: 0 K: 0 S: 5	H: 2 LOB: 2 BB: 0 P: 5	R: 0 E: 0 K: 0 S: 4	H: 1 LOB: 1 BB: 0 P: 4	R: 0 E: 0 K: 0 S: 3	H: 0 LOB: 0 BB: 0 P: 3	1B: 6 2B: 2 3B: 0 HR: 0	SF: 0 SAC: 0 DP: 1 HBP: 0	WP: 0 PA: 35
<b>PITCHER</b> Billy O'Dell, L ERA: 4.05 (1, 1)	IP: 9.0 WLS: W BF: 35 H: 8 R: 1 ER: 1 SO: 1 BB: 1 IBB: 0 HBP: 0 BLK: 0 WP: 0 HR: 0 S: 36 P: 40 ERA: 1.00 WHIP: 1.000															<b>PITCHER</b>					

Philadelphia Phillies @ Pittsburgh Pirates  
Forbes Field, Pittsburgh, PA  
Fri Jun 09 1967, 7:05 PM EDT  
Att: 17,064 - Unknown

AB	34
R	1
H	8
RBI	1
BB	1
SO	1
LOB	14



Batter	1	2	3	4	5	6	7	8	9	AB	R	H	RBI	BB	SO	LOB	BOTTOM													
Matty Alou, L OBP: 0.348, SLG: 0.335 (1, 8)	0-0 1B SH1-3 1B			0-0 6-3	0-0 1B	0-0 6-3	0-0 4-3			6	2	2	0	0	0	2														
Manny Mota, R OBP: 0.368, SLG: 0.421 (1, 7)	0-0 SH1-3 1-2	0-0 G6-4-3 1B		0-0 3B 2B	0-0 1B 1B	0-0 1B		0-0 4-3		5	2	4	0	0	0	0														
Roberto Clemente, R OBP: 0.444, SLG: 0.627 George Spriggs, L OBP: 0.259, SLG: 0.196 (1, 9)	0-0 1B 2-3	0-0 G6-4-3 1-2		0-0 3B 1B	0-0 1B WP 1B	0-3 K		0-0 4-3		4	3	3	1	0	0	1														
Willie Stargell, L OBP: 0.333, SLG: 0.440 Andre Rodgers, R OBP: 0.231, SLG: 0.100 (1, 3)	0-0 1B 1-2 3-H		0-0 E 1B	0-0 SF7 3B	0-0 1B 3B IBB	0-0 F8		0-0 F9		3	4	3	3	1	0	0														
Bill Mazerowski, R OBP: 0.301, SLG: 0.367 (1, 4)	0-0 G3 1B 1-2 2-H		0-0 E5 K 1B	0-0 SF7 3-H	0-0 3B 1B		0-0 6-3			4	2	2	4	0	0	1														
Gene Alley, R OBP: 0.338, SLG: 0.441 (1, 6)	0-0 1B 1-2 2-H		0-3 K	0-0 1B	0-0 1B 3B		0-0 1B WP 1B			5	3	4	3	0	1	2														
Jose Pagan, R OBP: 0.353, SLG: 0.426 (1, 5)	0-0 G3 1-2 2-3		0-0 K IBB	0-0 L8	0-0 1B 1B		0-0 1B 1B			4	0	2	1	1	0	3														
Jerry May, R OBP: 0.406, SLG: 0.409 (1, 2)	0-0 1B 2-H 3-H		0-3 K		0-0 P4 1B		0-0 1B 1B			5	0	3	3	0	1	2														
Billy O'Dell, S OBP: 0.200, SLG: 0.130 (1, 1)	0-0 P6		0-3 K		0-3 K		0-3 K			5	0	0	0	0	4	7														
<b>Inning Stats</b>	R: 5 E: 0 K: 0 S: 9	H: 6 LOB: 1 BB: 0 P: 9	R: 0 E: 0 K: 0 S: 3	H: 1 LOB: 0 BB: 0 P: 3	R: 1 E: 1 K: 3 S: 11	H: 1 LOB: 2 BB: 1 P: 15	R: 3 E: 0 K: 0 S: 7	H: 4 LOB: 1 BB: 0 P: 7	R: 6 E: 0 K: 2 S: 14	H: 7 LOB: 2 BB: 1 P: 18	R: 0 E: 0 K: 1 S: 6	H: 1 LOB: 1 BB: 0 P: 6	R: 1 E: 0 K: 1 S: 8	H: 3 LOB: 2 BB: 0 P: 8	R: 0 E: 0 K: 0 S: 3	H: 0 LOB: 0 BB: 0 P: 3	1B: 20 2B: 1 3B: 2 HR: 0	SF: 1 SAC: 1 DP: 1 HBP: 0	WP: 2 PA: 49											
<b>PITCHER</b> Rick Wise, R ERA: 4.79 (1, 1)	IP: 3.1 WLS: L BF: 21 H: 10 R: 8 ER: 7 SO: 3 BB: 0 IBB: 0 HBP: 0 BLK: 0 WP: 0 HR: 0 S: 26 P: 30 ERA: 13.50 WHIP: 3.000															<b>PITCHER</b>														
Grant Jackson, L ERA: 3.99 (4, 1)	0.2	4	2	1	1	0	0	0	0	4	4	13.50	3.000																	
John Boozar, R ERA: 15.0 (5, 1)	4.0	24	11	7	7	4	0	1	0	0	2	0	31	35	15.75	2.750														

Philadelphia Phillies @ Pittsburgh Pirates  
Forbes Field, Pittsburgh, PA  
Fri Jun 09 1967, 7:05 PM EDT  
Att: 17,064 - Unknown

AB	45
R	16
H	23
RBI	15
BB	2
SO	7
LOB	20





Batter	1	2	3	4	5	6	7	8	9	AB	R	H	RBI	BB	SO	LOB	TOP			
Tony Taylor, R OBP: 0.354, SLG: 0.403	F9	1-2 2-H 1B		K			6-3		5-3	5	0	1	0	0	1	0	Philadelphia Phillies @ Pittsburgh Pirates Forbes Field, Pittsburgh, PA Sat Jun 10 1967, 7:05 PM EDT Att: 17,587 - Unknown			
Gary Sutherland, R OBP: 0.333, SLG: 0.366	P3		HBP FC5-2 1B	F8			BB 1B		6-3	5	0	2	0	0	0	0				
Dick Allen, R OBP: 0.420, SLG: 0.495	5-3		FC5-2 1-2 1B	HBP 1B	1-3		BB 1-2 BB			3	1	1	0	1	0	0				
Don Lock, R OBP: 0.388, SLG: 0.565		HR 2B	1B FC5-2 1-2 2-3 HBP		6-3		L7			3	1	1	0	0	0	2				
Gene Oliver, R OBP: 0.277, SLG: 0.397	P5		K				F9			3	0	0	0	1	1	6				
Johnny Callison, L OBP: 0.358, SLG: 0.434		HR	FC5-2 1B		F3				G3	4	1	1	2	0	0	4				
Cookie Rojas, R OBP: 0.267, SLG: 0.277		1B 1B	1-2 2-3 3-H 1B			F2			G3	4	0	2	1	0	0	0				
Bobby Wine, R OBP: 0.181, SLG: 0.208	K		4-3			K			K	4	0	0	0	0	3	4				
Dick Hall, R										0	0	0	0	0	0	0				
Larry Jackson, R OBP: 0.176, SLG: 0.152				K					5-3	3	0	1	0	0	1	0				
Tony Gonzalez, L OBP: 0.368, SLG: 0.457	1-2 1B					6-3				1	0	0	0	0	0	0				
<b>Inning Stats</b>	R: 0 E: 0 K: 0 S: 3	H: 0 LOB: 0 BB: 0 P: 3	R: 2 E: 0 K: 1 S: 9	H: 5 LOB: 2 BB: 0 P: 9	R: 1 E: 0 K: 1 S: 8	H: 3 LOB: 3 BB: 0 P: 9	R: 0 E: 0 K: 2 S: 7	H: 0 LOB: 0 BB: 0 P: 7	R: 0 E: 0 K: 0 S: 3	H: 0 LOB: 1 BB: 1 P: 7	R: 0 E: 0 K: 0 S: 4	H: 1 LOB: 2 BB: 1 P: 8	R: 0 E: 0 K: 1 S: 5	H: 0 LOB: 0 BB: 0 P: 5	R: 0 E: 0 K: 0 S: 3	H: 0 LOB: 0 BB: 0 P: 3	1B: 7 2B: 1 3B: 0 HR: 1	SF: 0 SAC: 0 DP: 0 HBP: 1	WP: 0 PB: 0 CS: 0	PA: 38
<b>PITCHER</b>	IP WLS BF H R ER SO BB IBB HBP BLK WP HR S P ERA WHIP	IP WLS BF H R ER SO BB IBB HBP BLK WP HR S P ERA WHIP	IP WLS BF H R ER SO BB IBB HBP BLK WP HR S P ERA WHIP	IP WLS BF H R ER SO BB IBB HBP BLK WP HR S P ERA WHIP	IP WLS BF H R ER SO BB IBB HBP BLK WP HR S P ERA WHIP	IP WLS BF H R ER SO BB IBB HBP BLK WP HR S P ERA WHIP	IP WLS BF H R ER SO BB IBB HBP BLK WP HR S P ERA WHIP	IP WLS BF H R ER SO BB IBB HBP BLK WP HR S P ERA WHIP	IP WLS BF H R ER SO BB IBB HBP BLK WP HR S P ERA WHIP	IP WLS BF H R ER SO BB IBB HBP BLK WP HR S P ERA WHIP	IP WLS BF H R ER SO BB IBB HBP BLK WP HR S P ERA WHIP	IP WLS BF H R ER SO BB IBB HBP BLK WP HR S P ERA WHIP	IP WLS BF H R ER SO BB IBB HBP BLK WP HR S P ERA WHIP	IP WLS BF H R ER SO BB IBB HBP BLK WP HR S P ERA WHIP	IP WLS BF H R ER SO BB IBB HBP BLK WP HR S P ERA WHIP	IP WLS BF H R ER SO BB IBB HBP BLK WP HR S P ERA WHIP	IP WLS BF H R ER SO BB IBB HBP BLK WP HR S P ERA WHIP			
Bob Veale, L ERA: 3.45	2.0	13	7	3	3	1	0	0	0	1	14	15	13.50	3.500						
Steve Blass, R ERA: 1.75	5.0	19	2	0	0	4	2	0	0	0	25	33	0.00	0.800						
Al McBean, R ERA: 2.25	2.0	W	6	0	0	0	1	0	0	0	8	8	0.00	0.000						

AB	35
R	3
H	9
RBI	3
BB	2
SO	6
LOB	16



Batter	1	2	3	4	5	6	7	8	9	AB	R	H	RBI	BB	SO	LOB	BOTTOM					
Matty Alou, L OBP: 0.349, SLG: 0.337	6-3		L7			6-3	E 1B		1B	5	0	2	1	0	0	0	Philadelphia Phillies @ Pittsburgh Pirates Forbes Field, Pittsburgh, PA Sat Jun 10 1967, 7:05 PM EDT Att: 17,587 - Unknown					
Manny Mota, R OBP: 0.305, SLG: 0.418	K			K		1B G1 1B	SF9 1-2 3-H			3	1	1	1	0	2	0						
Roberto Clemente, R OBP: 0.445, SLG: 0.624				K		1B G1 1B	4-3			4	1	2	0	0	1	2						
Willie Stargell, L OBP: 0.331, SLG: 0.442	K			1B 2B		G1	F5			4	0	1	1	0	1	2						
Bill Mazerowski, R OBP: 0.310, SLG: 0.374		FC5-4 1B		FC6-4 1B		E 2-H 1B	P6			4	0	3	1	0	0	0						
Gene Alley, R OBP: 0.337, SLG: 0.443		FC5-4 G6-4-3 1-2		FC6-4 1-2		E5 1-3	2B			4	0	1	0	0	0	4						
Jose Pagan, R OBP: 0.327, SLG: 0.392		G6-4-3 1-2			K	F7	F7			4	0	0	0	0	1	4						
Jerry May, R OBP: 0.406, SLG: 0.409			K		F7		1B SH1-4 SF9 BB		1-3	0	0	0	0	0	0	0						
Jim Pagliaroni, R OBP: 0.259, SLG: 0.136										2	0	0	0	1	1	0						
Dennis Ribant, R OBP: 0.235, SLG: 0.353										0	1	0	0	0	0	0						
Jesse Gonder, L OBP: 0.286, SLG: 0.200										1	0	0	0	0	0	0						
Bob Veale, S OBP: 0.036, SLG: 0.036										0	0	0	0	0	0	0						
Steve Blass, R										2	0	0	0	0	1	0						
Maury Wills, S OBP: 0.311, SLG: 0.355										0	0	0	0	0	0	0						
Al McBean, R										0	0	0	0	0	0	0						
George Springs, L OBP: 0.273, SLG: 0.255										1	1	1	0	0	0	0						
<b>Inning Stats</b>	R: 0 E: 0 K: 2 S: 8	H: 1 LOB: 1 BB: 0 P: 8	R: 0 E: 0 K: 0 S: 3	H: 1 LOB: 0 BB: 0 P: 3	R: 0 E: 0 K: 1 S: 5	H: 0 LOB: 0 BB: 0 P: 5	R: 0 E: 0 K: 2 S: 9	H: 2 LOB: 2 BB: 0 P: 9	R: 0 E: 0 K: 0 S: 7	H: 0 LOB: 0 BB: 0 P: 7	R: 2 E: 1 K: 0 S: 4	H: 3 LOB: 2 BB: 0 P: 7	R: 1 E: 1 K: 0 S: 4	H: 1 LOB: 2 BB: 1 P: 8	R: 0 E: 0 K: 0 S: 4	H: 1 LOB: 1 BB: 0 P: 4	R: 1 E: 0 K: 0 S: 3	H: 2 LOB: 1 BB: 0 P: 3	1B: 8 2B: 2 3B: 1 HR: 0	SF: 1 SAC: 1 DP: 1 HBP: 0	WP: 0 PB: 0 CS: 0	PA: 37
<b>PITCHER</b>	IP WLS BF H R ER SO BB IBB HBP BLK WP HR S P ERA WHIP	IP WLS BF H R ER SO BB IBB HBP BLK WP HR S P ERA WHIP	IP WLS BF H R ER SO BB IBB HBP BLK WP HR S P ERA WHIP	IP WLS BF H R ER SO BB IBB HBP BLK WP HR S P ERA WHIP	IP WLS BF H R ER SO BB IBB HBP BLK WP HR S P ERA WHIP	IP WLS BF H R ER SO BB IBB HBP BLK WP HR S P ERA WHIP	IP WLS BF H R ER SO BB IBB HBP BLK WP HR S P ERA WHIP	IP WLS BF H R ER SO BB IBB HBP BLK WP HR S P ERA WHIP	IP WLS BF H R ER SO BB IBB HBP BLK WP HR S P ERA WHIP	IP WLS BF H R ER SO BB IBB HBP BLK WP HR S P ERA WHIP	IP WLS BF H R ER SO BB IBB HBP BLK WP HR S P ERA WHIP	IP WLS BF H R ER SO BB IBB HBP BLK WP HR S P ERA WHIP	IP WLS BF H R ER SO BB IBB HBP BLK WP HR S P ERA WHIP	IP WLS BF H R ER SO BB IBB HBP BLK WP HR S P ERA WHIP	IP WLS BF H R ER SO BB IBB HBP BLK WP HR S P ERA WHIP	IP WLS BF H R ER SO BB IBB HBP BLK WP HR S P ERA WHIP						
Larry Jackson, R ERA: 3.57	7.0	30	8	3	3	7	1	0	0	0	43	47	3.86	1.286								
Dick Hall, R ERA: 1.73	1.1	L	7	3	1	1	0	0	0	0	7	7	6.75	2.250								









Batter	1	2	3	4	5	6	7	8	9	AB	R	H	RBI	BB	SO	LOB	TOP			
Lou Brock, L OBP: 0.359, SLG: 0.574 (1, 7)	0-0 3-1 2B		0-0 L7			0-0 4-3 1B		0-0 HR 2B		4	1	3	0	0	0	0				
Bobby Tolan, L OBP: 0.391, SLG: 0.544 (1, 8)	0-0 L9		0-0 F2			0-0 P4		0-0 2-H HR		4	1	1	2	0	0	2				
Roger Maris, L OBP: 0.365, SLG: 0.479 (1, 9)	0-0 3-1 2-3		0-3 K			0-0 4-3 2-3		0-0 4-3		4	0	0	0	0	1	2				
Orlando Cepeda, R OBP: 0.440, SLG: 0.552 (1, 3)	0-0 P6			0-0 P5		0-0 P3		0-0 1-3		4	0	0	0	0	0	2				
Tim McCarver, L OBP: 0.392, SLG: 0.513 (1, 2)		0-0 2B		0-0 F8			0-0 HR	4-0 BB		3	2	2	1	1	0	0				
Mike Shannon, R OBP: 0.336, SLG: 0.462 (1, 5)		0-0 2B		0-3 K			0-0 6-3	0-3 K		4	0	1	1	0	2	1				
Julian Javier, R OBP: 0.335, SLG: 0.439 (1, 4)		0-0 6-3			0-0 6-3		0-0 HR	0-0 P6		4	1	1	1	0	0	1				
Dal Maxvill, R OBP: 0.274, SLG: 0.256 (7, PH)		0-0 F9		0-0 F9		0-0 G3		0-3 K		2	0	0	0	0	0	1				
Dave Ricketts, S OBP: 0.353, SLG: 0.412 (7, PH)										1	0	0	0	0	0	0				
Nelson Briles, R OBP: 0.248, SLG: 0.250 (9, PH)										1	0	0	0	0	1	0				
Steve Carlton, L OBP: 0.190, SLG: 0.150 (7, PH)		0-0 G3		0-0 F7		0-0 4-3		0-3 K		2	0	0	0	0	0	1				
Curt Flood, R OBP: 0.369, SLG: 0.393 (7, PH)										1	0	0	0	0	0	0				
Eddie Bressoud, R OBP: 0.216, SLG: 0.129 (7, 6)										1	0	0	0	0	1	0				
<b>Inning Stats</b>	R: 0 E: 0 K: 0 S: 4	H: 1 LOB: 1 BB: 0 P: 4	R: 1 E: 0 K: 0 S: 5	H: 2 LOB: 1 BB: 0 P: 5	R: 0 E: 0 K: 1 S: 5	H: 0 LOB: 0 BB: 0 P: 5	R: 0 E: 0 K: 1 S: 3	H: 0 LOB: 0 BB: 0 P: 3	R: 0 E: 0 K: 0 S: 4	H: 1 LOB: 1 BB: 0 P: 4	R: 2 E: 0 K: 0 S: 5	H: 2 LOB: 0 BB: 0 P: 5	R: 2 E: 0 K: 1 S: 7	H: 2 LOB: 1 BB: 0 P: 11	R: 0 E: 0 K: 2 S: 7	H: 0 LOB: 0 BB: 0 P: 7	1B: 1 2B: 4 3B: 0 HR: 3	SF: 0 SAC: 0 DP: 0 HBP: 0	WP: 0 PB: 0 SB: 1 CS: 0	PA: 36
<b>PITCHER</b>	IP WLS BF H R ER SO BB IBB HBP BLK WP HR S P ERA WHIP																			
Dennis Ribant, R ERA: 3.53 (1, 1)	7.0 W 28 7 4 4 2 0 0 0 0 0 2 32 32 5.14 1.000																			
Roy Face, R ERA: 1.29 (8, 1)	2.0 S 8 1 1 1 3 1 0 0 0 0 1 13 17 4.50 1.000																			

St. Louis Cardinals @ Pittsburgh Pirates  
Forbes Field, Pittsburgh, PA  
Mon Jun 12 1967, 7:05 PM EDT  
Att: 10,964 - Unknown

AB 35  
R 5  
H 8  
RBI 5  
BB 1  
SO 5  
LOB 10



Batter	1	2	3	4	5	6	7	8	9	AB	R	H	RBI	BB	SO	LOB	BOTTOM			
Maury Wills, S OBP: 0.317, SLG: 0.375 (1, 5)	0-0 6-3		0-0 1B		0-0 6-3	0-0 1-H 2-H HR		0-0 FC6-2 FC4-6		5	1	2	3	0	0	3				
Manny Mota, R OBP: 0.308, SLG: 0.409 (1, 8)	0-0 BB 1B		0-0 G6-4-3 1B		0-0 L9	0-3 K		0-0 FC4-6		5	0	2	0	0	1	3				
Gene Alley, R OBP: 0.340, SLG: 0.436 (1, 6)	4-0 1-2 BB		0-0 G6-4-3 1-2		0-3 K		0-0 6-3			3	0	0	0	1	1	2				
Roberto Clemente, R OBP: 0.436, SLG: 0.607 (1, 9)	0-3 K			0-0 6-3		0-0 1B 1B		0-0 F9		4	1	1	0	0	1	2				
Bill Mazerowski, R OBP: 0.313, SLG: 0.381 (1, 4)	0-0 F9			0-0 F9 HR		0-0 1B 1B		0-0 F8		4	2	2	1	0	0	2				
Jose Pagan, R OBP: 0.317, SLG: 0.375 (1, 7)		0-3 K		0-0 F9		0-0 F9		0-0 E FC6-2 1B		4	0	1	0	0	1	2				
Willie Stargell, L OBP: 0.333, SLG: 0.453 (1, 3)		0-3 K		0-0 HR		0-3 K		4-0 FC6-2 1-2 IBB		3	1	1	2	1	2	1				
Jerry May, R OBP: 0.409, SLG: 0.406 (1, 2)		0-0 5-3			0-0 BB	0-0 1B HR		0-3 K		3	1	1	0	1	1	2				
Dennis Ribant, R OBP: 0.250, SLG: 0.350 (1, 1)			0-0 3-1		0-3 K		0-0 1B HR	0-0 E4 FC6-2		3	1	1	1	0	1	1				
Roy Face, R ERA: 1.29 (8, 1)										1	0	0	0	0	2					
<b>Inning Stats</b>	R: 0 E: 0 K: 1 S: 6	H: 1 LOB: 2 BB: 1 P: 10	R: 0 E: 0 K: 2 S: 7	H: 0 LOB: 0 BB: 0 P: 7	R: 0 E: 0 K: 0 S: 4	H: 2 LOB: 1 BB: 0 P: 4	R: 2 E: 0 K: 1 S: 7	H: 2 LOB: 1 BB: 1 P: 11	R: 0 E: 0 K: 1 S: 5	H: 0 LOB: 0 BB: 0 P: 5	R: 5 E: 0 K: 2 S: 12	H: 5 LOB: 0 BB: 0 P: 12	R: 0 E: 0 K: 0 S: 3	H: 0 LOB: 0 BB: 0 P: 3	R: 0 E: 1 K: 1 S: 7	H: 1 LOB: 3 BB: 1 P: 11	1B: 8 2B: 1 3B: 0 HR: 2	SF: 0 SAC: 0 DP: 1 HBP: 0	WP: 1 PB: 0 SB: 1 CS: 0	PA: 38
<b>PITCHER</b>	IP WLS BF H R ER SO BB IBB HBP BLK WP HR S P ERA WHIP																			
Steve Carlton, L ERA: 3.7 (1, 1)	6.0 L 29 10 7 7 7 2 0 0 0 0 1 0 2 41 10.50 2.000																			
Nelson Briles, R ERA: 4.25 (7, 1)	2.0 9 1 0 0 1 0 1 0 0 0 1 0 10 14 0.00 0.500																			

St. Louis Cardinals @ Pittsburgh Pirates  
Forbes Field, Pittsburgh, PA  
Mon Jun 12 1967, 7:05 PM EDT  
Att: 10,964 - Unknown

AB 35  
R 7  
H 11  
RBI 7  
BB 3  
SO 8  
LOB 20





Batter	1	2	3	4	5	6	7	8	9	AB	R	H	RBI	BB	SO	LOB	TOP										
<b>Lou Brock, L</b> OBP: 0.355, SLG: 0.567 (1, 7)	K2-3	1B	5-3			F9			6-3	5	1	1	2	0	1	1											
<b>Curt Flood, R</b> OBP: 0.399, SLG: 0.410 <b>Alex Johnson, R</b> OBP: 0.182, SLG: 0.250 (9, FR) (9, 9)	WP 1B	2B	1B			6-3			1-3 1B	5	1	4	1	0	0	0											
<b>Bobby Tolan, L</b> OBP: 0.351, SLG: 0.534 (1, 9) (9, 8)	P5	2B	1B			3-1			1-3	5	0	1	0	0	1	3											
<b>Orlando Cepeda, R</b> OBP: 0.439, SLG: 0.548 (1, 3)	1B		1B			F9			F6	5	1	2	1	0	0	3											
<b>Tim McCarver, L</b> OBP: 0.400, SLG: 0.516 (1, 2)	E9		1B			FC6-4 1B			F9	3	1	2	0	1	0	0											
<b>Mike Shannon, R</b> OBP: 0.333, SLG: 0.452 (1, 5)		1B	F9			FC6-4 1B			5-3	3	0	0	0	1	0	4											
<b>Julian Javier, R</b> OBP: 0.345, SLG: 0.446 (1, 4)		1B	1B			4-3			G6-3 1B	4	2	3	0	0	0	0											
<b>Dal Maxvill, R</b> OBP: 0.268, SLG: 0.252 (1, 6)	5-3		SF9			4-3			G6-3	3	0	0	1	0	0	3											
<b>Dick Hughes, R</b> OBP: 0.227, SLG: 0.190 <b>Joe Hoerner, R</b> OBP: 0.500, SLG: 0.500 (9, 1) (9, 1)	FC4-2-5-4 1B		1B			F8			K	4	1	1	1	0	1	2											
<b>Inning Stats</b>	R: 1 E: 1 K: 1 S: 7	H: 3 LOB: 2 BB: 0 P: 7	R: 3 E: 0 K: 0 S: 6	H: 4 LOB: 2 BB: 1 P: 10	R: 3 E: 1 K: 0 S: 6	H: 3 LOB: 1 BB: 1 P: 10	R: 0 E: 0 K: 1 S: 7	H: 2 LOB: 2 BB: 0 P: 7	R: 0 E: 0 K: 0 S: 3	H: 0 LOB: 0 BB: 0 P: 3	R: 0 E: 0 K: 0 S: 3	H: 0 LOB: 0 BB: 0 P: 3	R: 0 E: 0 K: 1 S: 5	H: 1 LOB: 0 BB: 0 P: 5	R: 0 E: 0 K: 0 S: 4	H: 1 LOB: 2 BB: 0 P: 4	1B: 12 2B: 2 3B: 0 HR: 0	SF: 1 SAC: 0 DP: 1 HBP: 0	WP: 1 PB: 0 SB: 0 CS: 0	PA: 40							
<b>PITCHER</b>	IP	WLS	BF	H	R	ER	SO	BB	IBB	HBP	BLK	WP	HR	S	P	ERA	WHIP										
<b>Tommie Sisk, R</b> ERA: 3.75 (1, 1)	1.2	L	11	6	4	4	1	1	0	0	0	1	0	12	16	21.60	4.200										
<b>Woodie Fryman, L</b> ERA: 6.51 (2, 1)	1.1		8	4	3	3	0	1	0	0	0	0	0	7	11	20.25	3.750										
<b>Pete Mikkelsen, R</b> ERA: 4.03 (4, 1)	4.0		14	2	0	0	1	0	0	0	0	0	0	16	16	0.00	0.500										
<b>Al McBean, R</b> ERA: 2.17 (8, 1)	1.0		3	1	0	0	1	0	0	0	0	0	0	5	5	0.00	1.000										
<b>Roy Face, R</b> ERA: 1.24 (9, 1)	1.0		4	1	0	0	0	0	0	0	0	0	0	4	4	0.00	1.000										

St. Louis Cardinals @ Pittsburgh Pirates  
Forbes Field, Pittsburgh, PA  
Tue Jun 13 1967, 3:33 AM EDT  
Att: 14,325 - Unknown

AB 37  
R 7  
H 14  
RBI 6  
BB 2  
SO 3  
LOB 16



Batter	1	2	3	4	5	6	7	8	9	AB	R	H	RBI	BB	SO	LOB	BOTTOM										
<b>Matty Alou, L</b> OBP: 0.348, SLG: 0.348 (1, 8)	6-3	1B				6-3			6-3	5	0	2	0	0	0	0											
<b>Maury Wills, S</b> OBP: 0.314, SLG: 0.371 (1, 5)	F8	4-3				6-3			1B	5	0	1	0	0	0	2											
<b>Roberto Clemente, R</b> OBP: 0.435, SLG: 0.662 (1, 9)	1B WP					F8			1B	5	1	2	0	0	2	0											
<b>Willie Stargell, L</b> OBP: 0.335, SLG: 0.470 (1, 3)	WP 1B					4-3			K	5	1	2	1	0	1	2											
<b>Bill Mazerowski, R</b> OBP: 0.321, SLG: 0.385 (1, 4)	1B					6-3			1B	3	0	2	0	1	0	0											
<b>Manny Mota, R</b> OBP: 0.316, SLG: 0.446 (1, 7)	K					F9			1B	4	1	2	1	0	1	3											
<b>Gene Alley, R</b> OBP: 0.333, SLG: 0.427 (1, 6)						K			K	4	0	0	0	0	3	2											
<b>Jerry May, R</b> OBP: 0.407, SLG: 0.434 <b>Al McBean, R</b> OBP: 0.263, SLG: 0.245 (8, 1) (8, PH) <b>Roy Face, R</b> OBP: 0.246, SLG: 0.128 (7, PH) (8, 2)						6-3			P4	3	1	1	1	0	0	0											
<b>Tommie Sisk, R</b> <b>Woodie Fryman, R</b> <b>Pete Mikkelsen, R</b> <b>Jim Pagliaroni, R</b> (1, 1) (2, 1) (4, 1) (7, PH) (8, 2)						F9			F9	0	0	0	0	0	0	0											
<b>Inning Stats</b>	R: 1 E: 0 K: 1 S: 7	H: 2 LOB: 1 BB: 1 P: 11	R: 1 E: 0 K: 1 S: 7	H: 2 LOB: 0 BB: 0 P: 7	R: 0 E: 0 K: 1 S: 6	H: 1 LOB: 1 BB: 0 P: 6	R: 0 E: 0 K: 1 S: 5	H: 0 LOB: 0 BB: 0 P: 5	R: 0 E: 0 K: 0 S: 3	H: 0 LOB: 0 BB: 0 P: 3	R: 1 E: 0 K: 0 S: 4	H: 1 LOB: 1 BB: 0 P: 4	R: 0 E: 0 K: 1 S: 6	H: 1 LOB: 1 BB: 0 P: 6	R: 1 E: 0 K: 2 S: 10	H: 3 LOB: 2 BB: 0 P: 10	R: 0 E: 0 K: 1 S: 7	H: 2 LOB: 2 BB: 0 P: 7	1B: 8 2B: 0 3B: 1 HR: 3	SF: 0 SAC: 0 DP: 0 HBP: 0	WP: 1 PB: 0 SB: 0 CS: 0	PA: 40					
<b>PITCHER</b>	IP	WLS	BF	H	R	ER	SO	BB	IBB	HBP	BLK	WP	HR	S	P	ERA	WHIP										
<b>Dick Hughes, R</b> ERA: 2.74 (1, 1)	8.2	W	39	12	4	4	7	1	0	0	0	0	0	3	56	4.15	1.500										
<b>Joe Hoerner, L</b> ERA: 3.74 (9, 1)	0.1	S	1	0	0	0	1	0	0	0	0	0	0	3	3	0.00	0.000										

St. Louis Cardinals @ Pittsburgh Pirates  
Forbes Field, Pittsburgh, PA  
Tue Jun 13 1967, 3:33 AM EDT  
Att: 14,325 - Unknown

AB 39  
R 4  
H 12  
RBI 3  
BB 1  
SO 8  
LOB 11









Batter	1	2	3	4	5	6	7	8	9	AB	R	H	RBI	BB	SO	LOB	TOP			
Matty Alou, L OBP: 0.343, SLG: 0.342 (1, 8)	G3		L6		F7			5-3		4	0	0	0	0	0	1	Pittsburgh Pirates @ Philadelphia Phillies Connie Mack Stadium, Philadelphia, PA Thu Jun 15 1967, 7:05 PM EDT Unknown			
Maury Wills, S OBP: 0.315, SLG: 0.369 (1, 5)	1B		G3				1-3	1B		4	1	2	0	0	0	0				
George Spriggs, L OBP: 0.258, SLG: 0.241 (1, 9)	1B		1-3		F7			K		4	0	1	0	0	1	1				
Willie Stargell, L OBP: 0.337, SLG: 0.466 (1, 3)	1B				F7			K		4	0	2	1	0	1	0				
Manny Mota, R OBP: 0.320, SLG: 0.440 (1, 7)	K				P6			G4-6-3		4	0	1	0	0	1	3				
Bill Mazerowski, R OBP: 0.318, SLG: 0.380 (1, 4)	P4				5-3			1-3		4	0	1	0	0	0	2				
Gene Alley, R OBP: 0.332, SLG: 0.422 (1, 6)								K		3	0	1	0	0	1	2				
Jerry May, R OBP: 0.400, SLG: 0.419 (1, 2)			L3					G5-3		3	0	1	0	0	0	3				
Bob Veale, S OBP: 0.033, SLG: 0.033 Pete Mikkelsen, R (6, 1)			4-3					F8		2	0	0	0	0	0	1				
Jose Pagan, R OBP: 0.323, SLG: 0.379 Juan Pizarro, L OBP: 0.222, SLG: 0.176 (8, 1)										0	0	0	0	0	0	0				
Inning Stats	R: 1 E: 0 K: 1 S: 8	H: 3 LOB: 2 BB: 0 P: 8	R: 0 E: 0 K: 0 S: 3	H: 1 LOB: 0 BB: 0 P: 3	R: 0 E: 0 K: 0 S: 3	H: 0 LOB: 0 BB: 0 P: 3	R: 0 E: 0 K: 0 S: 3	H: 1 LOB: 1 BB: 0 P: 4	R: 0 E: 0 K: 1 S: 5	H: 0 LOB: 0 BB: 0 P: 5	R: 0 E: 0 K: 1 S: 6	H: 2 LOB: 1 BB: 0 P: 6	R: 0 E: 0 K: 1 S: 6	H: 1 LOB: 1 BB: 0 P: 6	R: 0 E: 0 K: 0 S: 3	H: 1 LOB: 0 BB: 0 P: 3	1B: 9 2B: 1 3B: 0 HR: 0	SF: 0 SAC: 0 DP: 3 HBP: 0	WP: 0 PB: 0 SB: 0 CS: 0	PA: 33
PITCHER Dick Hall, R ERA: 1.5 (1, 1)	IP: 9.0 WLS: W BF: 33 H: 9 R: 1 ER: 1 SO: 4 BB: 0 IBB: 0 HBP: 0 BLK: 0 WP: 0 HR: 0 S: 41 P: 41 ERA: 1.00 WHIP: 1.000															PITCHER				

Batter	1	2	3	4	5	6	7	8	9	AB	R	H	RBI	BB	SO	LOB	BOTTOM			
Tony Taylor, R OBP: 0.337, SLG: 0.400 (1, 3)	1B		F9		FC6-5			F2		5	1	1	0	0	0	4	Pittsburgh Pirates @ Philadelphia Phillies Connie Mack Stadium, Philadelphia, PA Thu Jun 15 1967, 7:05 PM EDT Unknown			
Gary Sutherland, R OBP: 0.341, SLG: 0.358 (1, 6)	P4				CS			5-3		3	1	1	0	1	0	1				
Dick Allen, R OBP: 0.430, SLG: 0.526 (1, 5)	BB				HR			K		4	1	3	3	0	1	1				
Don Lock, R OBP: 0.388, SLG: 0.537 (1, 8)	BB				K			5-3		4	0	1	0	0	2	1				
Gene Oliver, R OBP: 0.329, SLG: 0.493 (1, 2)	BB				1B			HR		1	1	1	1	3	0	0				
Johnny Callison, L OBP: 0.348, SLG: 0.438 (1, 9)	F5				BB			SH3-4		3	0	2	0	1	0	3				
Cookie Rojas, R OBP: 0.271, SLG: 0.283 (1, 4)	K				G1-6-3			SH3-4		2	0	0	0	1	1	5				
Tony Gonzalez, L OBP: 0.380, SLG: 0.473 (1, 7)			G3		FC6-5			G5-4-3		3	0	1	0	1	1	3				
Dick Hall, R (1, 1)			K		SH5-4			G5-4-3		3	0	0	0	0	2	5				
Inning Stats	R: 1 E: 0 K: 1 S: 8	H: 3 LOB: 3 BB: 1 P: 12	R: 0 E: 0 K: 1 S: 5	H: 0 LOB: 0 BB: 0 P: 5	R: 2 E: 0 K: 1 S: 7	H: 3 LOB: 1 BB: 1 P: 11	R: 0 E: 0 K: 0 S: 3	H: 1 LOB: 0 BB: 0 P: 3	R: 0 E: 0 K: 1 S: 4	H: 0 LOB: 0 BB: 1 P: 8	R: 1 E: 0 K: 0 S: 3	H: 1 LOB: 1 BB: 2 P: 11	R: 0 E: 0 K: 1 S: 6	H: 1 LOB: 3 BB: 2 P: 16	R: 0 E: 0 K: 2 S: 8	H: 1 LOB: 2 BB: 2 P: 16		1B: 6 2B: 3 3B: 0 HR: 2	SF: 0 SAC: 2 DP: 3 HBP: 0	WP: 0 PB: 0 SB: 1 CS: 2
PITCHER Bob Veale, L ERA: 3.67 Pete Mikkelsen, R ERA: 3.77 Juan Pizarro, L ERA: 4.29	IP: 5.0 WLS: L BF: 24 H: 8 R: 4 ER: 4 SO: 4 BB: 4 IBB: 0 HBP: 0 BLK: 0 WP: 0 HR: 2 S: 28 P: 44 ERA: 7.20 WHIP: 2.400															PITCHER				



Batter	1	2	3	4	5	6	7	8	9	AB	R	H	RBI	BB	SO	LOB	TOP										
Maury Wills, S OBP: 0.309, SLG: 0.362	3-1			K			K			4	0	0	0	0	2	2	Pittsburgh Pirates @ Philadelphia Phillies Connie Mack Stadium, Philadelphia, PA Thu Jun 15 1967, 7:05 PM EDT Att: 24,480 - Unknown										
Manny Mota, R OBP: 0.318, SLG: 0.433	2B	F9		K			F3			4	1	1	0	0	1	0											
Roberto Clemente, R OBP: 0.429, SLG: 0.598	1B				K		F3			4	1	1	0	0	2	0											
Donn Clendenon, R OBP: 0.279, SLG: 0.356	E9				5-3					4	1	1	2	0	0	0											
Andre Rodgers, R OBP: 0.267, SLG: 0.167	1B	F9								0	0	0	0	0	0	0											
Bill Mazerowski, R OBP: 0.318, SLG: 0.378	P4			1B						4	0	1	0	0	0	1											
Jose Pagan, R OBP: 0.333, SLG: 0.377	1B			F8			G6-4-3			3	1	1	0	0	0	1											
Gene Alley, R OBP: 0.335, SLG: 0.424	1B				G6-4-3					4	1	2	1	0	0	1											
Jim Pagliaroni, R OBP: 0.262, SLG: 0.122	1B			K						2	0	0	0	2	1	1											
Steve Blass, R OBP: 0.100, SLG: 0.100	1B			P5			5-3			4	0	1	2	0	1	1											
<b>Inning Stats</b>	R: 5 E: 1 K: 0 S: 8	H: 5 LOB: 2 BB: 1 P: 13	R: 0 E: 0 K: 1 S: 5	H: 0 LOB: 0 BB: 0 P: 5	R: 0 E: 0 K: 1 S: 6	H: 2 LOB: 1 BB: 0 P: 6	R: 0 E: 0 K: 2 S: 7	H: 0 LOB: 0 BB: 0 P: 7	R: 0 E: 0 K: 1 S: 5	H: 1 LOB: 1 BB: 0 P: 7	R: 0 E: 0 K: 1 S: 5	H: 0 LOB: 0 BB: 0 P: 5	R: 0 E: 0 K: 0 S: 3	H: 0 LOB: 0 BB: 0 P: 3	R: 0 E: 0 K: 1 S: 5	H: 0 LOB: 0 BB: 0 P: 5	1B: 7 2B: 1 3B: 0 HR: 0	SF: 0 SAC: 0 DP: 1 HBP: 1	WP: 0 PB: 0 SB: 0 CS: 0	PA: 36							
<b>PITCHER</b>	IP	WLS	BF	H	R	ER	SO	BB	IBB	HBP	BLK	WP	HR	S	P	ERA	WHIP										
Dick Ellsworth, L ERA: 6.17	0.1	L	4	3	3	3	0	0	0	0	0	0	0	4	4	81.00	9.000										
Turk Farrell, R ERA: 2.5	2.2		13	4	2	2	2	0	1	1	0	0	0	15	20	6.75	1.500										
Grant Jackson, L ERA: 3.83	5.0		16	1	0	0	4	1	0	0	0	0	0	23	27	0.00	0.400										
John Boozar, R ERA: 15.43	1.0		3	0	0	0	1	0	0	0	0	0	0	5	5	0.00	0.000										

Batter	1	2	3	4	5	6	7	8	9	AB	R	H	RBI	BB	SO	LOB	BOTTOM										
Tony Gonzalez, L OBP: 0.376, SLG: 0.468	3-1		4-3		F8			FC5-4		4	0	1	1	0	0	0	Pittsburgh Pirates @ Philadelphia Phillies Connie Mack Stadium, Philadelphia, PA Thu Jun 15 1967, 7:05 PM EDT Att: 24,480 - Unknown										
Tony Taylor, R OBP: 0.335, SLG: 0.396	5-3		CS			6-3		FC5-4		4	0	1	0	0	0	1											
Dick Allen, R OBP: 0.431, SLG: 0.524	BB		CS		FC5-4		F8			3	0	1	0	1	0	1											
Johnny Callison, L OBP: 0.343, SLG: 0.430	G3				K		F9			4	0	0	0	0	1	2											
John Briggs, L OBP: 0.278, SLG: 0.349		F9			FC5-4			F9		4	0	0	0	0	0	1											
Cookie Rojas, R OBP: 0.271, SLG: 0.282	K				P6		K			4	0	1	0	0	2	1											
Clay Dalrymple, L OBP: 0.250, SLG: 0.246	F8							G3		4	1	2	1	0	0	1											
Gary Sutherland, R OBP: 0.341, SLG: 0.374					4-3		K			3	1	1	0	0	1	1											
Dick Ellsworth, L OBP: 0.118, SLG: 0.118										0	0	0	0	0	0	0											
Turk Farrell, R OBP: 0.206, SLG: 0.222										0	0	0	0	0	0	0											
Doug Clements, R OBP: 0.296, SLG: 0.333										1	0	0	0	0	0	1											
Grant Jackson, L OBP: 0.292, SLG: 0.125										1	0	0	0	0	0	0											
Dick Groat, R OBP: 0.262, SLG: 0.125										1	0	0	0	0	0	0											
John Boozar, R OBP: 0.500, SLG: 0.500										0	0	0	0	0	0	0											
<b>Inning Stats</b>	R: 0 E: 0 K: 0 S: 3	H: 0 LOB: 1 BB: 1 P: 7	R: 0 E: 0 K: 1 S: 5	H: 0 LOB: 0 BB: 0 P: 5	R: 1 E: 0 K: 0 S: 4	H: 2 LOB: 0 BB: 0 P: 4	R: 0 E: 0 K: 1 S: 6	H: 1 LOB: 1 BB: 0 P: 6	R: 1 E: 0 K: 2 S: 8	H: 1 LOB: 0 BB: 0 P: 8	R: 0 E: 0 K: 0 S: 3	H: 0 LOB: 0 BB: 0 P: 3	R: 0 E: 0 K: 1 S: 6	H: 1 LOB: 1 BB: 0 P: 6	R: 0 E: 1 K: 0 S: 4	H: 1 LOB: 1 BB: 0 P: 4	R: 0 E: 0 K: 0 S: 4	H: 1 LOB: 1 BB: 0 P: 4	1B: 5 2B: 0 3B: 1 HR: 1	SF: 0 SAC: 0 DP: 0 HBP: 0	WP: 0 PB: 0 SB: 0 CS: 1	PA: 35					
<b>PITCHER</b>	IP	WLS	BF	H	R	ER	SO	BB	IBB	HBP	BLK	WP	HR	S	P	ERA	WHIP										
Steve Blass, R ERA: 1.82	9.0	W	34	7	2	2	5	1	0	0	0	0	1	43	47	2.00	0.889										





Batter	1	2	3	4	5	6	7	8	9	AB	R	H	RBI	BB	SO	LOB	TOP	
Matty Alou, L OBP: 0.341, SLG: 0.345 (1, 8)	0-0 1-3		0-0 4-3			0-0 6-3		0-0 1B 2B		4	1	1	0	0	0	0	Pittsburgh Pirates @ Philadelphia Phillies Connie Mack Stadium, Philadelphia, PA Fri Jun 16 1967, 7:05 PM EDT Att: 20,796 - Unknown	
Maury Wills, S OBP: 0.308, SLG: 0.360 (1, 5)	0-0 BB 1B		0-0 F7			0-0 1-3		0-0 L7		4	0	1	0	0	0	1		
Roberto Clemente, R OBP: 0.434, SLG: 0.661 (1, 9)	0-3 K			0-0 G4-6-3 1B			0-0 1B E 1B	0-0 2-H 1B		4	1	3	1	0	1	1		
Willie Stargell, L OBP: 0.340, SLG: 0.463 (1, 3)	4-0 1-2 BB			0-0 G4-6-3 1-2			0-0 FC4-6 1B	0-0 4-3		3	0	1	0	1	0	2		
Manny Mota, R OBP: 0.315, SLG: 0.421 (1, 7)	0-0 P4			0-0 L8			0-0 FC4-6 1B 1-2 2-H		4-0 6-3 1B BB	3	1	0	0	1	0	3		
Bill Mazerowski, R OBP: 0.312, SLG: 0.371 (1, 4)		0-0 6-3			0-0 6-3			0-0 K	0-0 6-3 1-2	4	0	0	0	0	1	2		
Gene Alley, R OBP: 0.333, SLG: 0.420 (1, 6)		0-0 F3			0-3 K			0-0 2-3 1B	0-0 5-3	4	0	1	0	0	1	1		
Jerry May, R OBP: 0.395, SLG: 0.413 Dennis Ribant, R OBP: 0.250, SLG: 0.350 (9, PR)	0-0 F8				0-0 1-3			0-3 K	0-0 2-H 1B	4	0	1	1	0	1	2		
Billy O'Dell, S Vern Law, R George Spivey, R Woodie Fryman, R Jesse Gonder, L Pete Mikkelsen, R Donn Clendenen, R (1, 1) (4, 1) (6, PH) (6, 1) (8, PH) (8, 1) (9, PH)			0-3 K			0-0 F7		0-0 F2	0-3 K	1	0	0	0	0	1	0		
<b>Inning Stats</b>	R: 0 E: 0 K: 1 S: 6	H: 1 LOB: 2 BB: 1 P: 10	R: 0 E: 0 K: 0 S: 3	H: 0 LOB: 0 BB: 0 P: 3	R: 0 E: 0 K: 1 S: 5	H: 0 LOB: 0 BB: 0 P: 5	R: 0 E: 0 K: 0 S: 3	H: 0 LOB: 0 BB: 0 P: 3	R: 1 E: 1 K: 2 S: 10	H: 3 LOB: 2 BB: 0 P: 10	R: 1 E: 0 K: 1 S: 6	H: 2 LOB: 1 BB: 1 P: 10	R: 1 E: 0 K: 1 S: 6	H: 1 LOB: 1 BB: 1 P: 10	1B: 7 2B: 1 3B: 0 HR: 0	SF: 0 SAC: 0 DP: 1 HBP: 0		WP: 0 PB: 0 SB: 0 CS: 0
<b>PITCHER</b> Larry Jackson, R ERA: 3.78 (1, 1)	IP: 9.0 WLS: W BF: 36 H: 8 R: 3 ER: 3 SO: 6 BB: 2 IBB: 0 HBP: 0 BLK: 0 WP: 0 HR: 0 S: 46 P: 54 ERA: 3.00 WHIP: 1.111															<b>PITCHER</b> IP: 9.0 WLS: W BF: 36 H: 8 R: 3 ER: 3 SO: 6 BB: 2 IBB: 0 HBP: 0 BLK: 0 WP: 0 HR: 0 S: 46 P: 54 ERA: 3.00 WHIP: 1.111		

Batter	1	2	3	4	5	6	7	8	9	AB	R	H	RBI	BB	SO	LOB	BOTTOM	
Tony Taylor, R OBP: 0.339, SLG: 0.405 (1, 3)	0-0 3B 1B		0-0 2B	0-3 K		0-0 G3				4	1	2	0	0	1	1	Pittsburgh Pirates @ Philadelphia Phillies Connie Mack Stadium, Philadelphia, PA Fri Jun 16 1967, 7:05 PM EDT Att: 20,796 - Unknown	
Gary Sutherland, R OBP: 0.331, SLG: 0.362 Bobby Wine, R OBP: 0.181, SLG: 0.208 (1, 6) (8, 6)	0-0 L7		0-0 5-3		0-0 6-3		0-0 4-3			4	0	0	0	0	0	2		
Dick Allen, R OBP: 0.436, SLG: 0.549 (1, 5)	0-0 1-H SF7 3B		4-0 IBB		0-0 HR		0-0 F9			3	2	2	2	1	0	0		
Don Lock, R OBP: 0.376, SLG: 0.523 (1, 8)	0-0 SF7		0-0 F8		0-0 6-3		0-3 K			3	0	0	1	0	1	2		
Gene Oliver, R OBP: 0.349, SLG: 0.514 (1, 2)	0-0 6-3			0-0 3B 2B	4-0 1B BB			0-0 G6-4-3 1B 1B		3	1	2	0	1	0	0		
Johnny Callison, L OBP: 0.350, SLG: 0.445 (1, 9)		0-0 P4		0-0 2-H SF8 3B	1-2 1B			0-0 G6-4-3 1B 1-2		4	1	3	1	0	0	0		
Cookie Rojas, R OBP: 0.285, SLG: 0.276 (1, 4)		0-0 F8		0-0 5-3	0-3 K			0-0 G6-4-3 1-2 2-3		4	0	0	0	0	1	5		
Tony Gonzalez, L OBP: 0.374, SLG: 0.462 (1, 7)		0-0 3-1		0-0 SF8		0-0 F7		4-0 FC6-4 IBB		2	0	0	1	1	0	0		
Larry Jackson, R OBP: 0.179, SLG: 0.158 (1, 1)			0-0 4-3	0-0 3-H 1B		0-3 K		0-0 FC6-4 1-2		4	0	1	0	0	1	2		
<b>Inning Stats</b>	R: 2 E: 0 K: 0 S: 5	H: 2 LOB: 0 BB: 0 P: 5	R: 0 E: 0 K: 0 S: 3	H: 0 LOB: 0 BB: 0 P: 3	R: 0 E: 0 K: 1 S: 4	H: 1 LOB: 2 BB: 1 P: 8	R: 2 E: 0 K: 1 S: 8	H: 3 LOB: 1 BB: 0 P: 8	R: 1 E: 0 K: 1 S: 7	H: 2 LOB: 2 BB: 1 P: 11	R: 0 E: 0 K: 1 S: 5	H: 0 LOB: 0 BB: 0 P: 5	R: 0 E: 0 K: 0 S: 4	H: 2 LOB: 2 BB: 1 P: 8	1B: 5 2B: 2 3B: 2 HR: 1	SF: 2 SAC: 0 DP: 1 HBP: 0		WP: 0 PB: 0 SB: 0 CS: 0
<b>PITCHER</b> Billy O'Dell, L ERA: 5.15 Vern Law, R ERA: 6.0 Woodie Fryman, L ERA: 6.07 Pete Mikkelsen, R ERA: 3.66 (1, 1) (4, 1) (6, 1) (8, 1)	IP: 3.2 WLS: L BF: 18 H: 6 R: 4 ER: 4 SO: 4 BB: 1 IBB: 0 HBP: 0 BLK: 0 WP: 0 HR: 1 S: 17 P: 21 ERA: 9.82 WHIP: 1.636															<b>PITCHER</b> IP: 3.2 WLS: L BF: 18 H: 6 R: 4 ER: 4 SO: 4 BB: 1 IBB: 0 HBP: 0 BLK: 0 WP: 0 HR: 1 S: 17 P: 21 ERA: 9.82 WHIP: 1.636		

AB 34  
R 3  
H 8  
RBI 2  
BB 2  
SO 6  
LOB 13



AB 31  
R 5  
H 10  
RBI 5  
BB 3  
SO 4  
LOB 12













Batter	1	2	3	4	5	6	7	8	9	AB	R	H	RBI	BB	SO	LOB	TOP			
Don Kessinger, S (1,6) OBP: 0.241, SLG: 0.220 George Altman, L (8,PH) OBP: 0.077, SLG: 0.154 Chuck Hartenstein, R (8,1) OBP: 0.250, SLG: 0.250	4-0 P5-3 2B BB		0-0 G3		0-0 HBP 1B	0-0 1-3		0-3 K		3	1	1	0	1	0	1				
Paul Popovich, S (1,4) OBP: 0.297, SLG: 0.242	0-0 P5-3 1-2		0-0 1B		0-0 P8		0-0 P6-3		0-0 P4-3	5	0	1	0	0	0	2				
Billy Williams, L (1,7) OBP: 0.398, SLG: 0.535	0-0 2H 2B		0-0 F8		0-3 K		0-3 K		4-0 1B BB	4	0	1	1	1	2	1				
Ron Santo, R (1,5) OBP: 0.367, SLG: 0.465	0-0 6-3			0-0 6-3	1-0 HBP		0-0 1B		0-0 1B	4	0	2	0	0	0	1				
14 Ernie Banks, R (1,3) OBP: 0.333, SLG: 0.500	0-3 K			0-0 1B SF8	0-3 K		0-3 K		0-0 F9	5	1	1	0	0	3	6				
Randy Hundley, R (1,2) OBP: 0.351, SLG: 0.469		0-0 1-3		0-0 FC5 PB 1B		0-0 E2 3B		0-0 5-3	0-3 K	5	1	2	0	0	1	2				
Ted Savage, R (1,9) OBP: 0.318, SLG: 0.338		0-0 F9		0-0 SF8		0-3 K		0-0 BB 1B		3	0	1	1	0	1	1				
Adolfo Phillips, R (1,8) OBP: 0.415, SLG: 0.582		4-0 BB		0-3 K	1-2 BB	0-0 K		0-0 F8		3	0	1	1	1	1	2				
Fergie Jenkins, R (1,1) OBP: 0.125, SLG: 0.154 Lee Thomas, L (8,PH) OBP: 0.279, SLG: 0.302 Norm Gigon, R (8,4) OBP: 0.207, SLG: 0.296	0-3 K		0-0 FC5		0-0 FC5 2-3F		0-0 F3		4-0 BB	3	0	0	0	0	1	4				
<b>Inning Stats</b>	R: 1 E: 0 K: 1 S: 6	H: 1 LOB: 1 BB: 1 P: 10	R: 0 E: 0 K: 1 S: 5	H: 0 LOB: 1 BB: 1 P: 9	R: 0 E: 0 K: 0 S: 3	H: 1 LOB: 0 BB: 0 P: 3	R: 1 E: 0 K: 1 S: 8	H: 2 LOB: 2 BB: 0 P: 8	R: 0 E: 0 K: 2 S: 8	H: 1 LOB: 1 BB: 0 P: 7	R: 0 E: 0 K: 2 S: 8	H: 1 LOB: 1 BB: 0 P: 8	R: 0 E: 0 K: 1 S: 6	H: 1 LOB: 2 BB: 1 P: 10	R: 0 E: 0 K: 1 S: 6	H: 1 LOB: 2 BB: 1 P: 10	1B: 7 2B: 2 3B: 1 HR: 0	SF: 1 SAC: 0 DP: 0 HBP: 1	WP: 0 PB: 1 SB: 0 CS: 0	PA: 42
<b>PITCHER</b>	IP WLS BF H R ER SO BB IBB HBP BLK WP HR S P ERA WHIP	IP WLS BF H R ER SO BB IBB HBP BLK WP HR S P ERA WHIP																		
Bob Veale, L (1,1) ERA: 3.67 Al McBean, R (8,1) ERA: 1.93	7.1 W 34 9 3 3 8 2 0 1 0 0 0 0 47 56 3.68 1.500	1.2 S 8 1 0 0 2 2 0 0 0 0 0 0 10 18 0.00 1.800																		

Chicago Cubs @ Pittsburgh Pirates  
Forbes Field, Pittsburgh, PA  
Mon Jun 19 1967, 7:05 PM EDT  
Att: 12,224 - Cloudy - 60 F

AB	36
R	3
H	10
RBI	3
BB	4
SO	10
LOB	22



Batter	1	2	3	4	5	6	7	8	9	AB	R	H	RBI	BB	SO	LOB	BOTTOM	
Matty Alou, L (1,8) OBP: 0.369, SLG: 0.380	0-0 BB FC6-4 1B						0-0 K		0-0 1-3 2H 1B	4	1	3	1	0	1	0		
Maury Wills, S (1,5) OBP: 0.316, SLG: 0.362	0-0 FC6-4 1B	0-0 P5			0-0 2-3			0-0 1B 4-3 1B		4	1	2	0	0	0	1		
Roberto Clemente, R (1,9) OBP: 0.426, SLG: 0.591	0-3 K		0-0 6-3			0-0 L4		0-0 4-3 1B		4	0	1	0	0	1	2		
Willie Stargell, L (1,3) OBP: 0.341, SLG: 0.450	4-0 FC6-4 BB		0-3 K			0-0 F7		0-0 4-3 1B		3	0	0	0	1	1	2		
Manny Mota, R (1,7) OBP: 0.298, SLG: 0.392	0-0 FC6-4 1B		0-0 5-3			0-0 5-3		0-3 K		4	1	0	1	0	1	3		
Bill Mazeroski, R (1,4) OBP: 0.310, SLG: 0.367	0-0 1H 3H 1B			0-3 K			0-0 E5 1B			3	1	1	2	0	1	0		
Andre Rodgers, R (1,6) ERA: 3.2 Gene Alley, R (8,6) OBP: 0.330, SLG: 0.412	0-0 F9			0-0 CS 1B			0-3 K			3	0	1	0	0	1	2		
Jerry May, R (1,2) OBP: 0.394, SLG: 0.405		0-0 P4-3		0-0 F8			0-0 1B 1B			3	0	1	0	0	0	1		
Bob Veale, S (1,1) OBP: 0.030, SLG: 0.030 Al McBean, R (8,1)		0-0 P4-3			0-0 1-3		0-0 L5			3	0	0	0	0	0	2		
<b>Inning Stats</b>	R: 3 E: 0 K: 1 S: 8	H: 3 LOB: 1 BB: 1 P: 12	R: 0 E: 0 K: 0 S: 4	H: 1 LOB: 1 BB: 0 P: 4	R: 0 E: 0 K: 1 S: 5	H: 0 LOB: 0 BB: 0 P: 5	R: 0 E: 0 K: 1 S: 5	H: 1 LOB: 0 BB: 0 P: 5	R: 0 E: 0 K: 0 S: 3	H: 0 LOB: 0 BB: 0 P: 3	R: 1 E: 1 K: 1 S: 7	H: 2 LOB: 2 BB: 0 P: 7	R: 0 E: 0 K: 1 S: 6	H: 2 LOB: 1 BB: 0 P: 6	1B: 9 2B: 0 3B: 0 HR: 0	SF: 0 SAC: 0 DP: 0 HBP: 0	WP: 0 PB: 0 SB: 1 CS: 1	PA: 32
<b>PITCHER</b>	IP WLS BF H R ER SO BB IBB HBP BLK WP HR S P ERA WHIP	IP WLS BF H R ER SO BB IBB HBP BLK WP HR S P ERA WHIP																
Fergie Jenkins, R (1,1) ERA: 3.2 Chuck Hartenstein, R (8,1) ERA: 5.06	7.0 L 28 7 4 3 5 1 0 0 0 0 0 0 37 41 3.86 1.143	1.0 4 2 0 0 1 0 0 0 0 0 0 0 6 6 0.00 2.000																

Chicago Cubs @ Pittsburgh Pirates  
Forbes Field, Pittsburgh, PA  
Mon Jun 19 1967, 7:05 PM EDT  
Att: 12,224 - Cloudy - 60 F

AB	31
R	4
H	9
RBI	4
BB	1
SO	6
LOB	13





Batter	1	2	3	4	5	6	7	8	9	AB	R	H	RBI	BB	SO	LOB	TOP					
Don Kessinger, S (1, 6) OBP: 0.240, SLG: 0.220										4	0	1	1	0	1	0	<b>Chicago Cubs @ Pittsburgh Pirates</b> Forbes Field, Pittsburgh, PA Tue Jun 20 1967, 7:05 PM EDT Att: 12,393 - Cloudy - 80 F					
Paul Popovich, S (1, 4) OBP: 0.274, SLG: 0.242										4	1	1	0	1	0	1						
Billy Williams, L (1, 7) OBP: 0.399, SLG: 0.540										5	1	2	0	0	1	1						
Ron Santo, R (1, 5) OBP: 0.371, SLG: 0.468										5	1	3	2	0	0	0						
Lee Thomas, L (1, 3) OBP: 0.276, SLG: 0.299										5	0	1	0	0	0	3						
Randy Hundley, R (1, 2) OBP: 0.353, SLG: 0.470										4	1	2	0	0	0	2						
Ted Savage, R (1, 9) OBP: 0.337, SLG: 0.373										4	1	3	1	0	0	0						
Adolfo Phillips, R (1, 8) OBP: 0.416, SLG: 0.579										3	0	1	0	1	0	3						
Joe Niekro, R (1, 1) Chuck Hartenstein, R (5, 1) OBP: 0.157, SLG: 0.157										2	0	0	1	0	0	2						
										2	0	0	0	0	2	4						
<b>Inning Stats</b>	R: 0 E: 0 K: 0 S: 3	H: 1 LOB: 0 BB: 0 P: 3	R: 1 E: 0 K: 0 S: 5	H: 3 LOB: 1 BB: 0 P: 5	R: 1 E: 0 K: 1 S: 8	H: 3 LOB: 2 BB: 0 P: 8	R: 2 E: 1 K: 0 S: 5	H: 2 LOB: 1 BB: 1 P: 9	R: 0 E: 0 K: 0 S: 3	H: 0 LOB: 0 BB: 0 P: 3	R: 0 E: 0 K: 1 S: 6	H: 1 LOB: 1 BB: 0 P: 6	R: 0 E: 0 K: 0 S: 5	H: 0 LOB: 0 BB: 0 P: 5	R: 0 E: 0 K: 1 S: 7	H: 2 LOB: 3 BB: 1 P: 11	R: 1 E: 0 K: 0 S: 5	H: 2 LOB: 1 BB: 0 P: 5	1B: 12 2B: 1 3B: 1 HR: 0	SF: 1 SAC: 0 DP: 2 HBP: 0	WP: 0 PB: 0 SB: 0 CS: 1	PA: 42
<b>PITCHER</b>	IP WLS BF H R ER SO BB IBB HBP BLK WP HR S P ERA WHIP																					
Steve Blass, R (1, 1) ERA: 2.35	3.2 L 20 9 4 3 1 1 0 0 0 0 0 0 21 25 7.36 2.727																					
Woodie Fryman, L (4, 1) ERA: 5.51	1.1 3 0 0 0 0 0 0 0 0 0 0 0 3 3 0.00 0.000																					
Pete Mikkelsen, R (6, 1) ERA: 3.79	2.0 7 1 0 0 2 0 0 0 0 0 0 0 11 11 0.00 0.500																					
Al McBean, R (8, 1) ERA: 2.08	2.0 11 4 1 1 1 0 1 0 0 0 0 0 12 16 4.50 2.000																					

Batter	1	2	3	4	5	6	7	8	9	AB	R	H	RBI	BB	SO	LOB	BOTTOM					
Matty Alou, L (1, 8) OBP: 0.371, SLG: 0.382										4	0	2	0	0	0	1	<b>Chicago Cubs @ Pittsburgh Pirates</b> Forbes Field, Pittsburgh, PA Tue Jun 20 1967, 7:05 PM EDT Att: 12,393 - Cloudy - 80 F					
Maury Wills, S (1, 5) OBP: 0.311, SLG: 0.355										4	0	0	0	0	0	2						
Roberto Clemente, R (1, 9) OBP: 0.423, SLG: 0.576										4	0	1	0	0	0	1						
Willie Stargell, L (1, 3) OBP: 0.348, SLG: 0.456										4	0	3	0	0	0	1						
Manny Mota, R (1, 7) OBP: 0.297, SLG: 0.387										4	0	1	0	0	1	2						
Bill Mazeroski, R (1, 4) OBP: 0.309, SLG: 0.365										4	1	1	0	0	0	2						
Andre Rodgers, R (1, 6) OBP: 0.320, SLG: 0.381										3	0	0	0	1	1	2						
Jerry May, R (1, 2) OBP: 0.390, SLG: 0.408										4	1	1	0	0	0	1						
Steve Blass, R (1, 1) ERA: 2.35										1	0	0	0	0	0	1						
Woodie Fryman, R (4, 1) ERA: 5.51										0	0	0	0	0	0	0						
Donn Clendenen, R (5, PH) OBP: 0.343, SLG: 0.374										1	1	1	3	0	0	0						
Pete Mikkelsen, R (6, 1) ERA: 3.79										0	0	0	0	0	0	0						
George Spriggs, L (7, PH) OBP: 0.397, SLG: 0.232										1	0	0	0	0	0	0						
Al McBean, R (8, 1) ERA: 2.08										0	0	0	0	0	0	0						
<b>Inning Stats</b>	R: 0 E: 0 K: 0 S: 3	H: 0 LOB: 0 BB: 0 P: 3	R: 0 E: 0 K: 0 S: 3	H: 1 LOB: 0 BB: 0 P: 3	R: 0 E: 0 K: 0 S: 3	H: 0 LOB: 1 BB: 1 P: 7	R: 0 E: 0 K: 1 S: 6	H: 1 LOB: 1 BB: 0 P: 6	R: 3 E: 0 K: 1 S: 9	H: 4 LOB: 1 BB: 0 P: 9	R: 0 E: 0 K: 0 S: 4	H: 2 LOB: 1 BB: 0 P: 4	R: 0 E: 0 K: 0 S: 4	H: 1 LOB: 1 BB: 0 P: 4	R: 0 E: 0 K: 0 S: 3	H: 1 LOB: 0 BB: 0 P: 3	R: 0 E: 0 K: 0 S: 3	H: 0 LOB: 0 BB: 0 P: 3	1B: 8 2B: 1 3B: 0 HR: 1	SF: 0 SAC: 0 DP: 3 HBP: 0	WP: 0 PB: 0 SB: 0 CS: 0	PA: 35
<b>PITCHER</b>	IP WLS BF H R ER SO BB IBB HBP BLK WP HR S P ERA WHIP																					
Joe Niekro, R (1, 1) ERA: 3.88	4.1 19 6 3 3 2 1 0 0 0 0 0 0 22 26 6.23 1.615																					
Chuck Hartenstein, R (5, 1) ERA: 3.52	4.2 W 16 4 0 0 0 0 0 0 0 0 0 0 16 16 0.00 0.857																					



Batter	1	2	3	4	5	6	7	8	9	AB	R	H	RBI	BB	SO	LOB	TOP		
Don Kessinger, S OBP: 0.245, SLG: 0.230	BB 1B	P6-4-3 1B			K		SH3 1B		F7	5	1	3	0	0	1	0	<b>Chicago Cubs @ Pittsburgh Pirates</b> Forbes Field, Pittsburgh, PA Wed Jun 21 1967, 7:05 PM EDT Att: 11,870 - Unknown - 84 F		
Paul Popovich, S OBP: 0.294, SLG: 0.233	K	P6-4-3 1-2			P4-3		SH3		P6	4	0	0	0	0	1	2			
Billy Williams, L OBP: 0.400, SLG: 0.536	1B 1B BB				P6		4-3		IBB	2	1	0	0	2	0	0			
Ron Santo, R OBP: 0.369, SLG: 0.465	1B 1B 1-2 2-H				4-3		K		P6	4	1	1	1	0	1	2			
Randy Hundley, R OBP: 0.356, SLG: 0.470	1B 1B 1-3 2-H				K		2B 3B 1B		F7	4	2	2	1	0	1	2			
Ted Savage, R OBP: 0.344, SLG: 0.385	1B IBB				K		3B 2B		6-3	3	1	1	0	1	1	0			
John Boccabella, R OBP: 0.208, SLG: 0.250	F9				6-3		3B 2-H 3-H 4-0		K	4	0	1	2	0	1	3			
Adolfo Phillips, R OBP: 0.418, SLG: 0.575	1B 1-3 2-H 3-H				P6		IBB		K	3	0	1	2	1	1	0			
Curt Simmons, L OBP: 0.120, SLG: 0.120		6-3			6-3		6-3		5-3	4	0	0	0	0	1	2			
Dick Radatz, R OBP: 0.500, SLG: 0.500										0	0	0	0	0	0	0			
<b>Inning Stats</b>	R: 4 E: 0 K: 1 S: 8	H: 4 LOB: 2 BB: 2 P: 16	R: 0 E: 0 K: 0 S: 3	H: 1 LOB: 0 BB: 0 P: 3	R: 0 E: 0 K: 1 S: 5	H: 0 LOB: 0 BB: 0 P: 5	R: 0 E: 0 K: 1 S: 5	H: 0 LOB: 0 BB: 0 P: 5	R: 0 E: 0 K: 1 S: 5	H: 3 LOB: 2 BB: 1 P: 14	R: 0 E: 0 K: 0 S: 4	H: 1 LOB: 2 BB: 1 P: 8	R: 0 E: 0 K: 2 S: 7	H: 0 LOB: 0 BB: 0 P: 7	R: 0 E: 0 K: 0 S: 3	H: 0 LOB: 0 BB: 0 P: 3	1B: 7 2B: 1 3B: 1 HR: 0	SF: 0 SAC: 1 DP: 1 HBP: 0	WP: 0 PA: 38 PB: 0 SB: 0 CS: 0
<b>PITCHER</b>	IP WLS BF H R ER SO BB IBB HBP BLK WP HR S P ERA WHIP	IP WLS BF H R ER SO BB IBB HBP BLK WP HR S P ERA WHIP																	
Billy O'Dell, L ERA: 5.68	0.1	L	5	3	4	4	1	1	0	0	0	0	0	0	6	10	108.00	12.000	
Vern Law, R ERA: 5.45	6.2		27	6	2	2	5	0	3	0	0	0	0	0	34	46	2.70	0.900	
Pete Mikkelsen, R ERA: 3.58	2.0		6	0	0	0	2	0	0	0	0	0	0	0	10	10	0.00	0.000	
<b>Batter</b>	<b>1</b>	<b>2</b>	<b>3</b>	<b>4</b>	<b>5</b>	<b>6</b>	<b>7</b>	<b>8</b>	<b>9</b>	<b>AB</b>	<b>R</b>	<b>H</b>	<b>RBI</b>	<b>BB</b>	<b>SO</b>	<b>LOB</b>	<b>BOTTOM</b>		
Matty Alou, L OBP: 0.369, SLG: 0.380	1B 6-3 1B				K		5-3			4	1	1	0	0	1	1	<b>Chicago Cubs @ Pittsburgh Pirates</b> Forbes Field, Pittsburgh, PA Wed Jun 21 1967, 7:05 PM EDT Att: 11,870 - Unknown - 84 F		
Maury Wills, S OBP: 0.314, SLG: 0.358	1B 1-3 1B				BB 1B		6-3		6-3	4	0	2	0	0	0	0			
Manny Mota, R OBP: 0.303, SLG: 0.402	6-3				1-2 2-3 BB		P4-3 3B		1-3	3	1	1	1	1	0	0			
Roberto Clemente, R OBP: 0.420, SLG: 0.568	P4-3				1-3		P4-3		BB	3	0	0	1	1	0	3			
Bill Mazerowski, R OBP: 0.308, SLG: 0.367	F7				1B 2B		P4-3		L7	4	0	1	0	0	0	1			
Andre Rodgers, R OBP: 0.345, SLG: 0.400	P6-4-3 1B				F8		F9		FC6-4 1B	4	0	2	0	0	0	1			
Gene Alley, R OBP: 0.333, SLG: 0.419	P6-4-3 1-2				P4-6-3 1B		P4-3 SF9 2B		FC6-4 5-3	4	1	2	0	0	0	2			
Jerry May, R OBP: 0.388, SLG: 0.407					BB 1B 1B		P4-3		5-3	3	0	1	0	0	0	3			
George Springs, L OBP: 0.246, SLG: 0.228					1-2		2-3		1-2	1	0	0	0	0	0	1			
Billy O'Dell, S OBP: 0.192, SLG: 0.125					F8		6-3		6-3	0	0	0	0	0	0	0			
Vern Law, R OBP: 0.222, SLG: 0.444							SF9			2	0	0	0	0	0	1			
Jose Pagan, R OBP: 0.329, SLG: 0.375										0	0	0	1	0	0	0			
Pete Mikkelsen, R OBP: 0.279, SLG: 0.372										0	0	0	0	0	0	0			
<b>Inning Stats</b>	R: 1 E: 0 K: 0 S: 4	H: 2 LOB: 0 BB: 0 P: 4	R: 0 E: 0 K: 0 S: 3	H: 1 LOB: 0 BB: 0 P: 3	R: 0 E: 0 K: 1 S: 7	H: 2 LOB: 3 BB: 1 P: 11	R: 0 E: 0 K: 0 S: 4	H: 2 LOB: 1 BB: 0 P: 4	R: 0 E: 0 K: 0 S: 3	H: 0 LOB: 0 BB: 0 P: 3	R: 1 E: 0 K: 0 S: 4	H: 1 LOB: 0 BB: 0 P: 4	R: 1 E: 0 K: 0 S: 4	H: 1 LOB: 1 BB: 1 P: 7	R: 0 E: 0 K: 0 S: 4	H: 1 LOB: 1 BB: 0 P: 4	1B: 7 2B: 2 3B: 1 HR: 0	SF: 1 SAC: 0 DP: 2 HBP: 0	WP: 0 PA: 36 PB: 0 SB: 0 CS: 0
<b>PITCHER</b>	IP WLS BF H R ER SO BB IBB HBP BLK WP HR S P ERA WHIP	IP WLS BF H R ER SO BB IBB HBP BLK WP HR S P ERA WHIP																	
Curt Simmons, L ERA: 3.89	8.0	W	33	10	3	3	1	2	0	0	0	0	0	0	33	41	3.38	1.500	
Dick Radatz, R ERA: 7.11	1.0	S	3	0	0	0	0	0	0	0	0	0	0	3	3	0.00	0.000		



Batter	1	2	3	4	5	6	7	8	9	AB	R	H	RBI	BB	SO	LOB	TOP								
Matty Alou, L OBP: 0.363, SLG: 0.373 Jim Pagliaroni, R OBP: 0.274, SLG: 0.122	F6		6-3		F8		F8		WP IBB	4	0	0	0	0	0	2									
Al Luplow, L OBP: 0.262, SLG: 0.284 Jose Pagan, R OBP: 0.324, SLG: 0.375 Al McBean, R	E6		K		6-3			1-3	SF9	4	0	0	0	0	1	2									
Roberto Clemente, R OBP: 0.416, SLG: 0.559	F9				F9		5-3	K	IBB	4	0	0	0	1	1	1									
Donn Clendenon, R OBP: 0.287, SLG: 0.374	F8				HBP		1B	1B	K	4	0	2	0	0	1	3									
Bill Mazerowski, R OBP: 0.304, SLG: 0.361			F9		F4		F3	K		4	0	0	0	0	1	3									
Andre Rodgers, R OBP: 0.333, SLG: 0.379 George Spriggs, L OBP: 0.246, SLG: 0.228	G3				F7		F8		S 1B	4	0	1	0	0	0	0									
Gene Alley, R OBP: 0.340, SLG: 0.440					6-3			HR	SH2-4 1B WP BB	3	2	2	1	1	0	0									
Jerry May, R OBP: 0.387, SLG: 0.405 Maury Willis, S OBP: 0.317, SLG: 0.361	K						F9		WP SH2-4 1B	3	0	1	0	0	1	1									
Dennis Ribant, R OBP: 0.269, SLG: 0.385 Manny Mota, R OBP: 0.303, SLG: 0.402			F6				1-3		SH2-4	3	0	1	0	0	0	0									
<b>Inning Stats</b>	R: 0 E: 1 K: 0 S: 4	H: 0 LOB: 1 BB: 0 P: 4	R: 0 E: 0 K: 1 S: 6	H: 1 LOB: 1 BB: 0 P: 6	R: 0 E: 0 K: 1 S: 5	H: 0 LOB: 0 BB: 0 P: 5	R: 0 E: 0 K: 0 S: 3	H: 0 LOB: 1 BB: 0 P: 4	R: 0 E: 0 K: 0 S: 5	H: 2 LOB: 2 BB: 0 P: 5	R: 0 E: 0 K: 0 S: 4	H: 1 LOB: 1 BB: 0 P: 4	R: 1 E: 0 K: 0 S: 4	H: 1 LOB: 0 BB: 0 P: 4	R: 0 E: 0 K: 2 S: 8	H: 1 LOB: 1 BB: 0 P: 8	R: 3 E: 0 K: 1 S: 7	H: 2 LOB: 2 BB: 3 P: 19	1B: 6 2B: 1 3B: 0 HR: 1	SF: 1 DP: 0 HBP: 1	WP: 1 PB: 0 SB: 1 CS: 0	PA: 40			
<b>PITCHER</b>	IP	WLS	BF	H	R	ER	SO	BB	IBB	HBP	BLK	WP	HR	S	P	ERA	WHIP								
Sammy Ellis, R ERA: 3.42	8.0		33	7	2	2	4	0	0	1	0	0	1	40	41	2.25	0.875								
Ted Abernathy, R ERA: 2.0	0.1	L	3	1	0	0	0	1	0	0	0	0	0	2	6	0.00	6.000								
Gerry Arrigo, L ERA: 1.31	0.0		1	0	0	0	0	0	1	0	0	0	0	0	4	∞	∞								
Bob Lee, R ERA: 3.42	0.2		3	0	2	2	1	0	1	0	0	1	0	4	8	27.00	0.000								

Pittsburgh Pirates @ Cincinnati Reds  
Crosley Field, Cincinnati, OH  
Fri Jun 23 1967, 7:05 PM EDT  
Att: 25,227 - Unknown

AB 34  
R 4  
H 8  
RBI 3  
BB 3  
SO 5  
LOB 14



Batter	1	2	3	4	5	6	7	8	9	AB	R	H	RBI	BB	SO	LOB	BOTTOM								
Giraldo Ruiz, S OBP: 0.245, SLG: 0.275	F5					6-3		F9		4	0	1	1	0	0	0									
Floyd Robinson, L OBP: 0.276, SLG: 0.319 Dick Simpson, R OBP: 0.294, SLG: 0.379	4-3		2H 1B		F6		FC4-6 BB		F7	2	0	0	0	1	0	1									
Mel Queen, L OBP: 0.152, SLG: 0.156							BB			1	0	0	0	0	0	0									
Vada Pinson, L OBP: 0.328, SLG: 0.431	K					FC4-6			4-3	4	0	1	0	0	1	1									
Tony Perez, R OBP: 0.327, SLG: 0.556			F3		1-3				6-3	3	0	0	0	1	0	0									
Lee May, R OBP: 0.279, SLG: 0.393	F6				F7				F9	4	0	0	0	0	1	1									
Art Shamsky, L OBP: 0.267, SLG: 0.227	G3					K			6-3	3	0	0	0	0	1	0									
Tommy Helms, R OBP: 0.293, SLG: 0.349									1-3	2	1	1	0	1	0	0									
Jimmie Coker, R OBP: 0.364, SLG: 0.594 Johnny Edwards, L OBP: 0.262, SLG: 0.261			SH1-4 1B 1B		F9		G6-4-3 BB			3	1	1	1	0	0	2									
Sammy Ellis, L OBP: 0.097, SLG: 0.034 Ted Abernathy, R OBP: 0.250, SLG: 0.250 Gerry Arrigo, L OBP: 0.167, SLG: 0.250 Bob Lee, R	SH1-4					G6-4-3			HR	0	0	0	0	0	0	0									
<b>Inning Stats</b>	R: 0 E: 0 K: 1 S: 5	H: 0 LOB: 0 BB: 0 P: 5	R: 0 E: 0 K: 0 S: 3	H: 0 LOB: 0 BB: 0 P: 3	R: 1 E: 0 K: 0 S: 5	H: 2 LOB: 1 BB: 0 P: 5	R: 0 E: 0 K: 0 S: 3	H: 1 LOB: 0 BB: 0 P: 3	R: 0 E: 0 K: 0 S: 4	H: 0 LOB: 1 BB: 1 P: 8	R: 0 E: 0 K: 1 S: 5	H: 0 LOB: 1 BB: 1 P: 9	R: 0 E: 0 K: 0 S: 3	H: 0 LOB: 0 BB: 0 P: 3	R: 1 E: 0 K: 1 S: 6	H: 1 LOB: 0 BB: 0 P: 6	R: 0 E: 0 K: 1 S: 5	H: 0 LOB: 1 BB: 1 P: 9	1B: 3 2B: 0 3B: 0 HR: 1	SF: 0 DP: 1 HBP: 0	WP: 0 PB: 0 SB: 0 CS: 0	PA: 32			
<b>PITCHER</b>	IP	WLS	BF	H	R	ER	SO	BB	IBB	HBP	BLK	WP	HR	S	P	ERA	WHIP								
Dennis Ribant, R ERA: 3.38	8.0		28	4	2	2	4	2	0	0	0	0	1	34	42	2.25	0.750								
Al McBean, R ERA: 2.02	1.0	S	4	0	0	0	1	1	0	0	0	0	0	5	9	0.00	1.000								

Pittsburgh Pirates @ Cincinnati Reds  
Crosley Field, Cincinnati, OH  
Fri Jun 23 1967, 7:05 PM EDT  
Att: 25,227 - Unknown

AB 28  
R 2  
H 4  
RBI 2  
BB 3  
SO 5  
LOB 5





Batter	1	2	3	4	5	6	7	8	9	AB	R	H	RBI	BB	SO	LOB	TOP			
Matty Alou, L OBP: 0.368, SLG: 0.387 (1, 8)										5	1	3	0	0	0	4				
Al Luplow, L OBP: 0.250, SLG: 0.275 (1, 7)										4	0	0	0	1	2	6				
Roberto Clemente, R OBP: 0.412, SLG: 0.550 (1, 9)										4	0	0	0	0	1	7				
Donn Clendenon, R OBP: 0.285, SLG: 0.385 (1, 3)										5	1	1	2	0	1	7				
Bill Mazerowski, R OBP: 0.305, SLG: 0.362 (1, 4)										5	1	2	0	0	0	4				
Andra Rodgers, R OBP: 0.342, SLG: 0.394 (1, 5)										4	0	1	0	1	2	1				
Gene Alley, R OBP: 0.337, SLG: 0.432 (1, 6)										4	1	0	0	1	0	3				
Jerry May, R OBP: 0.390, SLG: 0.408 Willie Stargell, L OBP: 0.347, SLG: 0.454 (9, PH)										4	0	2	0	0	0	2				
Tommy Sisk, R Pete Mikkelsen, R Maury Wills, S Vern Law, R Jose Pagan, R Roy Face, R (1, 1) (4, 1) (6, PH) (6, 1) (7, PH) (7, 1)										2	0	1	1	0	0	1				
<b>Inning Stats</b>	R: 2 E: 0 K: 2 S: 10	H: 3 LOB: 1 BB: 0 P: 10	R: 1 E: 1 K: 2 S: 10	H: 2 LOB: 3 BB: 1 P: 14	R: 1 E: 0 K: 0 S: 5	H: 2 LOB: 2 BB: 1 P: 9	R: 0 E: 0 K: 0 S: 3	H: 0 LOB: 0 BB: 0 P: 4	R: 0 E: 0 K: 1 S: 5	H: 1 LOB: 3 BB: 1 P: 11	R: 0 E: 0 K: 0 S: 5	H: 2 LOB: 2 BB: 0 P: 5	R: 0 E: 0 K: 0 S: 2	H: 0 LOB: 0 BB: 1 P: 6	R: 0 E: 0 K: 1 S: 6	H: 1 LOB: 1 BB: 0 P: 6	1B: 7 2B: 2 3B: 1 HR: 1	SF: 0 SAC: 0 DP: 1 HBP: 1	WP: 0 PB: 0 SB: 1 CS: 0	PA: 44
<b>PITCHER</b>	IP WLS BF H R ER SO BB IBB HBP BLK WP HR S P ERA WHIP	IP WLS BF H R ER SO BB IBB HBP BLK WP HR S P ERA WHIP																		
Gary Nolan, R ERA: 2.93 Bob Lee, R ERA: 2.93	(1, 1) (6, 1)	5.0 W 28 8 4 3 5 3 0 1 0 0 1 34 47 5.40 2.200																		

Pittsburgh Pirates @ Cincinnati Reds  
Crosley Field, Cincinnati, OH  
Sat Jun 24 1967, 7:05 PM EDT  
Att: 28,312 - Unknown

AB 39  
R 4  
H 11  
RBI 3  
BB 4  
SO 7  
LOB 36



Batter	1	2	3	4	5	6	7	8	9	AB	R	H	RBI	BB	SO	LOB	BOTTOM		
Giraldo Ruiz, S OBP: 0.255, SLG: 0.302 (1, 4)										4	2	2	1	0	0	1			
Floyd Robinson, L OBP: 0.294, SLG: 0.340 Dick Simpson, R OBP: 0.294, SLG: 0.379 (7, FR) (8, 9)										3	0	2	2	1	1	1			
Vada Pinson, L OBP: 0.326, SLG: 0.432 (1, 8)										4	0	1	1	0	0	2			
Tony Perez, R OBP: 0.330, SLG: 0.554 (1, 5)										3	0	1	0	1	0	0			
Lee May, R OBP: 0.270, SLG: 0.379 (1, 3)										4	0	0	0	0	3	4			
Art Shamsky, L OBP: 0.278, SLG: 0.275 (1, 7)										3	2	1	1	1	0	0			
Tommy Helms, R OBP: 0.292, SLG: 0.347 (1, 6)										4	1	1	0	0	0	1			
Jimmie Coker, R OBP: 0.378, SLG: 0.583 (1, 2)										4	1	2	0	0	0	0			
Gary Nolan, R OBP: 0.214, SLG: 0.043 Bob Lee, R (6, 1)										1	0	0	1	0	1	2			
<b>Inning Stats</b>	R: 1 E: 0 K: 1 S: 6	H: 1 LOB: 0 BB: 0 P: 6	R: 2 E: 0 K: 1 S: 8	H: 3 LOB: 1 BB: 0 P: 8	R: 0 E: 0 K: 1 S: 5	H: 1 LOB: 1 BB: 1 P: 9	R: 3 E: 1 K: 1 S: 8	H: 3 LOB: 1 BB: 1 P: 12	R: 0 E: 0 K: 1 S: 5	H: 0 LOB: 0 BB: 0 P: 5	R: 0 E: 0 K: 0 S: 4	H: 2 LOB: 3 BB: 1 P: 8	R: 0 E: 0 K: 0 S: 3	H: 0 LOB: 0 BB: 0 P: 3	1B: 6 2B: 2 3B: 1 HR: 1	SF: 0 SAC: 1 DP: 2 HBP: 0	WP: 0 PB: 0 SB: 0 CS: 0	PA: 35	
<b>PITCHER</b>	IP WLS BF H R ER SO BB IBB HBP BLK WP HR S P ERA WHIP	IP WLS BF H R ER SO BB IBB HBP BLK WP HR S P ERA WHIP																	
Tommy Sisk, R ERA: 4.08 Pete Mikkelsen, R ERA: 3.46 Vern Law, R ERA: 5.31 Roy Face, R ERA: 1.34	(1, 1) (4, 1) (6, 1) (7, 1)	3.2 L 20 8 6 4 4 2 0 0 0 0 0 6 6 0.00 0.000																	

Pittsburgh Pirates @ Cincinnati Reds  
Crosley Field, Cincinnati, OH  
Sat Jun 24 1967, 7:05 PM EDT  
Att: 28,312 - Unknown

AB 31  
R 6  
H 10  
RBI 6  
BB 3  
SO 6  
LOB 11





Batter	1	2	3	4	5	6	7	8	9	AB	R	H	RBI	BB	SO	LOB	TOP										
Matty Alou, L (1, 8) OBP: 0.374, SLG: 0.406										4	2	3	1	0	0	1	<b>Pittsburgh Pirates @ Cincinnati Reds</b> Crosley Field, Cincinnati, OH Sun Jun 25 1967, 3:33 AM EDT Att: 23,673 - Unknown - 70 F										
Maury Wills, S (1, 5) OBP: 0.315, SLG: 0.354										4	0	0	0	0	0	3											
Roberto Clemente, R (1, 9) OBP: 0.410, SLG: 0.549										4	0	1	1	0	0	1											
Manny Jimenez, L (1, 7) OBP: 0.333, SLG: 1.111 Willie Stargell, L (6, 7) OBP: 0.350, SLG: 0.454										3	1	1	1	0	0	1											
Donn Clendenon, R (1, 3) OBP: 0.280, SLG: 0.377										4	0	0	0	0	2	2											
Bill Mazerowski, R (1, 4) OBP: 0.305, SLG: 0.360										4	1	1	0	0	1	0											
Gene Alley, R (1, 6) OBP: 0.336, SLG: 0.429										4	1	1	0	0	1	0											
Jerry May, R (1, 2) OBP: 0.387, SLG: 0.403										4	0	1	1	0	0	0											
Bob Veale, S (1, 1) OBP: 0.028, SLG: 0.028 Al McBean, R (7, 1) Juan Pizarro, L (9, 1) OBP: 0.211, SLG: 0.167										3	0	0	1	0	1	1											
<b>Inning Stats</b>	R: 1 E: 0 K: 0 S: 5	H: 2 LOB: 1 BB: 0 P: 5	R: 0 E: 0 K: 0 S: 3	H: 0 LOB: 0 BB: 0 P: 3	R: 0 E: 0 K: 1 S: 6	H: 1 LOB: 1 BB: 0 P: 6	R: 0 E: 0 K: 1 S: 5	H: 0 LOB: 0 BB: 0 P: 5	R: 0 E: 0 K: 1 S: 5	H: 0 LOB: 0 BB: 0 P: 5	R: 2 E: 0 K: 1 S: 7	H: 2 LOB: 0 BB: 0 P: 7	R: 2 E: 0 K: 0 S: 6	H: 3 LOB: 1 BB: 0 P: 6	R: 0 E: 0 K: 0 S: 2	H: 0 LOB: 0 BB: 1 P: 6		R: 0 E: 0 K: 1 S: 5	H: 0 LOB: 0 BB: 0 P: 5	1B: 5 2B: 1 3B: 0 HR: 2	SF: 0 SAC: 0 DP: 1 HBP: 0	WP: 0 PB: 0 SB: 1 CS: 0	PA: 35				
<b>PITCHER</b>	IP	WLS	BF	H	R	ER	SO	BB	IBB	HBP	BLK	WP	HR	S	P	ERA	WHIP										
Mitt Pappas, R (1, 1) ERA: 3.42	6.0	L	23	5	3	3	4	0	0	0	0	0	2	31	31	4.50	0.833										
Jack Baldschun, R (7, 1) ERA: 20.25	0.0		3	3	2	2	0	0	0	0	0	0	0	3	3	∞	∞										
Don Nottebart, R (7, 1) ERA: 1.63	2.0		6	0	0	0	0	1	0	0	0	0	0	5	9	0.00	0.500										
Ted Abernathy, R (9, 1) ERA: 1.95	1.0		3	0	0	0	1	0	0	0	0	0	0	5	5	0.00	0.000										

Batter	1	2	3	4	5	6	7	8	9	AB	R	H	RBI	BB	SO	LOB	BOTTOM										
Giraldo Ruiz, S (1, 4) OBP: 0.270, SLG: 0.318										4	2	2	0	1	2	0	<b>Pittsburgh Pirates @ Cincinnati Reds</b> Crosley Field, Cincinnati, OH Sun Jun 25 1967, 3:33 AM EDT Att: 23,673 - Unknown - 70 F										
Vada Pinson, L (1, 8) OBP: 0.324, SLG: 0.428										5	0	1	0	0	1	2											
Tony Perez, R (1, 5) OBP: 0.342, SLG: 0.563										3	1	3	2	2	0	0											
Deron Johnson, R (1, 3) OBP: 0.326, SLG: 0.494 Dick Simpson, R (9, PR) OBP: 0.294, SLG: 0.379										5	0	1	0	0	1	6											
Lee May, R (1, 7) OBP: 0.282, SLG: 0.392											4	0	2	1	1	0		1									
Jake Wood, R (1, 9) OBP: 0.083, SLG: 0.087 Floyd Robinson, L (8, PH) OBP: 0.300, SLG: 0.347 Johnny Edwards, L (9, 2) OBP: 0.290, SLG: 0.258										3	0	0	0	0	2	2											
Tommy Helms, R (1, 6) OBP: 0.291, SLG: 0.345										4	0	1	0	0	1	2											
Jimmie Coker, R (1, 2) OBP: 0.375, SLG: 0.553 Jack Baldschun, R (7, 1) Don Nottebart, R (7, 1) Art Shamsky, L (8, PH) OBP: 0.275, SLG: 0.275										2	0	0	0	1	1	1											
Mitt Pappas, R (1, 1) OBP: 0.065, SLG: 0.033 Don Pavletich, R (6, PH) OBP: 0.346, SLG: 0.513 Ted Abernathy, R (9, 1) OBP: 0.250, SLG: 0.250										2	0	0	0	0	0	2											
<b>Inning Stats</b>	R: 0 E: 0 K: 1 S: 6	H: 1 LOB: 1 BB: 0 P: 6	R: 0 E: 0 K: 1 S: 6	H: 1 LOB: 0 BB: 0 P: 6	R: 1 E: 0 K: 3 S: 10	H: 1 LOB: 1 BB: 1 P: 14	R: 0 E: 0 K: 1 S: 5	H: 0 LOB: 0 BB: 0 P: 5	R: 0 E: 0 K: 2 S: 9	H: 2 LOB: 3 BB: 1 P: 13	R: 0 E: 0 K: 1 S: 5	H: 0 LOB: 2 BB: 2 P: 13	R: 1 E: 0 K: 0 S: 5	H: 2 LOB: 1 BB: 0 P: 5	R: 1 E: 0 K: 0 S: 4	H: 2 LOB: 2 BB: 0 P: 4		R: 1 E: 0 K: 1 S: 7	H: 2 LOB: 2 BB: 1 P: 11	1B: 8 2B: 3 3B: 0 HR: 0	SF: 1 SAC: 0 DP: 0 HBP: 0	WP: 0 PB: 0 SB: 3 CS: 0	PA: 42				
<b>PITCHER</b>	IP	WLS	BF	H	R	ER	SO	BB	IBB	HBP	BLK	WP	HR	S	P	ERA	WHIP										
Bob Veale, L (1, 1) ERA: 3.61	6.2	W	31	7	2	2	9	3	1	0	0	0	0	45	61	2.70	1.500										
Al McBean, R (7, 1) ERA: 2.39	2.0		10	4	2	2	1	1	0	0	0	0	0	11	15	9.00	2.500										
Juan Pizarro, L (9, 1) ERA: 4.1	0.1	S	1	0	0	0	0	0	0	0	0	0	0	1	1	0.00	0.000										

AB	34
R	5
H	8
RBI	5
BB	1
SO	5
LOB	9



AB	36
R	4
H	11
RBI	4
BB	5
SO	10
LOB	18





Batter	1	2	3	4	5	6	7	8	9	AB	R	H	RBI	BB	SO	LOB	TOP					
<b>Mauri Willis, S</b> OBP: 0.323, SLG: 0.370 (1, 5)										5	1	4	0	0	0	1						
<b>Manny Mota, R</b> OBP: 0.321, SLG: 0.412 <b>Billy O'Dell, S</b> OBP: 0.192, SLG: 0.125 (1, 8) (8, 1)				<b>K</b>						4	1	3	0	1	0	1						
<b>Roberto Clemente, R</b> OBP: 0.497, SLG: 0.541 (1, 9)			<b>K</b>	<b>L8</b>						5	0	1	1	0	2	4						
<b>Donn Clendenon, R</b> OBP: 0.282, SLG: 0.373 (1, 3)							<b>K</b>			4	0	1	0	1	0	6						
<b>Bill Mazerowski, R</b> OBP: 0.309, SLG: 0.372 (1, 4)										4	0	1	1	1	2	1						
<b>Jose Pagan, R</b> OBP: 0.316, SLG: 0.377 (1, 7)										4	0	0	0	0	1	1						
<b>Gene Alley, R</b> OBP: 0.329, SLG: 0.419 (1, 6)		<b>K</b>					<b>K</b>			4	0	0	0	0	0	4						
<b>Jim Pagliaroni, R</b> OBP: 0.273, SLG: 0.115 (1, 2)										3	0	0	0	1	1	2						
<b>Woodie Fryman, R</b> (1, 1) <b>Vern Law, R</b> (2, 1) <b>Matty Alou, L</b> (6, PH) <b>Pete Mikkelsen, R</b> (6, PH) <b>Al Luplow, L</b> (8, PH)		<b>K</b>								1	0	0	0	0	1	1						
<b>Inning Stats</b>	R: 1 E: 0 K: 0 S: 5	H: 2 LOB: 2 BB: 1 P: 9	R: 0 E: 0 K: 2 S: 7	H: 0 LOB: 1 BB: 1 P: 11	R: 1 E: 0 K: 1 S: 8	H: 3 LOB: 2 BB: 0 P: 8	R: 0 E: 0 K: 1 S: 7	H: 2 LOB: 2 BB: 0 P: 7	R: 0 E: 0 K: 0 S: 3	H: 0 LOB: 0 BB: 0 P: 3	R: 0 E: 0 K: 0 S: 5	H: 2 LOB: 3 BB: 1 P: 9	R: 0 E: 0 K: 1 S: 6	H: 0 LOB: 0 BB: 0 P: 5	R: 0 E: 0 K: 1 S: 6	H: 1 LOB: 1 BB: 0 P: 6	R: 0 E: 0 K: 1 S: 5	H: 0 LOB: 1 BB: 1 P: 9	1B: 9 2B: 0 3B: 1 HR: 0	SF: 0 SAC: 0 DP: 0 HBP: 0	WP: 1 PB: 0 SB: 0 CS: 0	PA: 41
<b>PITCHER</b>	IP	WLS	BF	H	R	ER	SO	BB	IBB	HBP	BLK	WP	HR	S	P	ERA	WHIP					
<b>Dennis Bennett, L</b> ERA: 3.95 <b>Dick Selma, R</b> ERA: 3.45	(1, 1) (4, 1)	3.1 W	19 22	7 3	2 0	2 0	3 4	2 2	0 0	0 0	0 0	1 0	0 28	23 36	31 36	5.40 0.00	2.700 0.882					

Pittsburgh Pirates @ New York Mets  
Shea Stadium, Flushing, NY  
Tue Jun 27 1967, 3:33 AM EDT  
Att: 18,167 - Unknown

AB	36
R	2
H	10
RBI	2
BB	4
SO	7
LOB	21



Batter	1	2	3	4	5	6	7	8	9	AB	R	H	RBI	BB	SO	LOB	BOTTOM				
<b>Bud Harrelson, S</b> OBP: 0.315, SLG: 0.303 (1, 6)										4	1	3	1	0	0	0					
<b>Cleon Jones, R</b> OBP: 0.232, SLG: 0.290 (1, 8)										5	1	1	0	0	0	3					
<b>Tommy Davis, R</b> OBP: 0.344, SLG: 0.592 <b>Tommie Reynolds, R</b> OBP: 0.256, SLG: 0.286 (1, 7) (9, 7)		<b>K</b>								4	1	1	1	1	1	3					
<b>Ron Swoboda, R</b> OBP: 0.315, SLG: 0.451 (1, 9)										4	1	2	3	0	0	2					
<b>Hawk Taylor, R</b> OBP: 0.273, SLG: 0.290 (1, 2)	<b>K</b>									3	0	0	0	1	1	1					
<b>Ed Charles, R</b> OBP: 0.355, SLG: 0.316 (1, 5)										4	0	2	0	0	0	3					
<b>Ed Kranepool, L</b> OBP: 0.366, SLG: 0.406 (1, 3)										3	0	0	0	1	0	1					
<b>Jerry Buchek, R</b> OBP: 0.280, SLG: 0.376 (1, 4)							<b>K</b>			4	1	1	0	0	1	3					
<b>Dennis Bennett, L</b> OBP: 0.148, SLG: 0.269 <b>Dick Selma, R</b> (4, 1)										1	0	1	0	0	0	0					
<b>Inning Stats</b>	R: 4 E: 1 K: 1 S: 9	H: 3 LOB: 0 BB: 0 P: 9	R: 1 E: 0 K: 1 S: 7	H: 2 LOB: 1 BB: 0 P: 7	R: 0 E: 0 K: 0 S: 4	H: 1 LOB: 1 BB: 0 P: 4	R: 0 E: 0 K: 0 S: 5	H: 2 LOB: 2 BB: 0 P: 5	R: 0 E: 0 K: 0 S: 4	H: 1 LOB: 3 BB: 2 P: 12	R: 0 E: 0 K: 1 S: 5	H: 0 LOB: 0 BB: 0 P: 5	R: 0 E: 0 K: 0 S: 3	H: 0 LOB: 0 BB: 0 P: 3	R: 0 E: 0 K: 1 S: 3	H: 0 LOB: 0 BB: 0 P: 3	1B: 8 2B: 2 3B: 0 HR: 1	SF: 1 SAC: 0 DP: 0 HBP: 0	WP: 0 PB: 0 SB: 1 CS: 0	PA: 39	
<b>PITCHER</b>	IP	WLS	BF	H	R	ER	SO	BB	IBB	HBP	BLK	WP	HR	S	P	ERA	WHIP				
<b>Woodie Fryman, L</b> ERA: 6.75 <b>Vern Law, R</b> ERA: 4.54 <b>Pete Mikkelsen, R</b> ERA: 3.29 <b>Billy O'Dell, L</b> ERA: 5.59	(1, 1) (2, 1) (6, 1) (8, 1)	1.0 4.0 2.0 1.0	L 18 9 3	9 5 1 0	5 0 0 0	4 0 0 0	1 1 0 0	0 1 1 0	0 1 0 0	0 0 0 0	0 0 0 0	1 0 0 3	11 23 17 3	11 23 17 3	11 23 17 3	36.00 0.00 0.00 0.00	5.000 1.250 1.000 0.000				

Pittsburgh Pirates @ New York Mets  
Shea Stadium, Flushing, NY  
Tue Jun 27 1967, 3:33 AM EDT  
Att: 18,167 - Unknown

AB	35
R	5
H	11
RBI	5
BB	3
SO	3
LOB	19





Batter	1	2	3	4	5	6	7	8	9	AB	R	H	RBI	BB	SO	LOB	TOP		
Matty Alou, L (1, 8) OBP: 0.376, SLG: 0.405	0-0 4-3			0-0 FC6-4 1B		0-0 6-3		0-0 6-3		4	0	1	0	0	0	0			
Maury Wills, S (1, 5) OBP: 0.318, SLG: 0.364	0-0 F2			0-0 FC6-4 1-2		0-0 F8			0-0 F8	4	0	0	0	0	0	1			
Manny Mota, R (1, 9) OBP: 0.326, SLG: 0.415	0-0 1-3			0-0 F9			0-0 E5 1B		0-0 5-3 1B	4	2	2	0	0	0	1			
Manny Jimenez, L (1, 7) Roberto Clemente, R (7, 9) OBP: 0.313, SLG: 0.733 OBP: 0.406, SLG: 0.539		0-0 3-1		0-0 4-3			0-0 2H 1B		0-0 5-3 1B	3	0	1	1	0	0	1			
Bill Mazaroski, R (1, 4) OBP: 0.308, SLG: 0.370		0-0 F5			0-0 F9		0-0 F5		0-0 2H 1B	4	0	1	1	0	0	1			
Donn Clendenen, R (1, 3) OBP: 0.277, SLG: 0.366		0-0 F8			0-0 5-3		0-3 K		0-0 F7	4	0	0	0	0	1	2			
Gene Alley, R (1, 6) OBP: 0.333, SLG: 0.419			0-0 L5-3 1B		4-0 BB		0-3 K			2	0	1	0	1	1	1			
Jerry May, R (1, 2) OBP: 0.382, SLG: 0.397			0-0 L5-3 1-2		0-0 4-3			0-0 F9		3	0	0	0	0	0	2			
Dennis Ribant, R (1, 1) Pete Mikkelsen, R (7, 1) Al Luplow, L (8, PH) Vern Law, R (8, 1) OBP: 0.250, SLG: 0.357 OBP: 0.244, SLG: 0.268 OBP: 0.200, SLG: 0.400			0-3 K		0-3 K			0-0 F8		2	0	0	0	0	2	0			
<b>Inning Stats</b>	R: 0 E: 0 K: 0 S: 3	H: 0 LOB: 0 BB: 0 P: 3	R: 0 E: 0 K: 0 S: 3	H: 0 LOB: 0 BB: 0 P: 3	R: 0 E: 0 K: 1 S: 5	H: 1 LOB: 0 BB: 0 P: 5	R: 0 E: 0 K: 0 S: 4	H: 1 LOB: 1 BB: 0 P: 4	R: 0 E: 0 K: 0 S: 3	H: 0 LOB: 1 BB: 1 P: 7	R: 1 E: 1 K: 2 S: 9	H: 2 LOB: 1 BB: 0 P: 9	R: 0 E: 0 K: 0 S: 3	H: 0 LOB: 0 BB: 0 P: 3	R: 1 E: 0 K: 0 S: 5	H: 2 LOB: 1 BB: 0 P: 5	1B: 6 2B: 1 3B: 0 HR: 0	SF: 0 SAC: 0 DP: 1 HBP: 0	WP: 0 PA: 33 CS: 0
<b>PITCHER</b> Fergie Jenkins, R (1, 1) ERA: 2.84	IP: 9.0 WLS: W BF: 33 H: 6 R: 2 ER: 1 SO: 4 BB: 1 IBB: 0 HBP: 0 BLK: 0 WP: 0 HR: 0 S: 40 P: 44 ERA: 1.00 WHIP: 0.778															<b>PITCHER</b>			

Pittsburgh Pirates @ Chicago Cubs  
Wrigley Field, Chicago, IL  
Wed Jun 28 1967, 3:33 AM CDT  
Cloudy - 78 F

AB	32
R	2
H	6
RBI	2
BB	1
SO	4
LOB	10



Batter	1	2	3	4	5	6	7	8	9	AB	R	H	RBI	BB	SO	LOB	BOTTOM		
Don Kessinger, S (1, 6) OBP: 0.264, SLG: 0.243	0-0 1-3		0-0 4-3			0-0 6-3	0-0 6-3			4	0	0	0	0	0	0			
Glenn Beckert, R (1, 4) OBP: 0.325, SLG: 0.393	0-0 1-3		0-0 6-3			0-0 F8		0-0 E 14 7-2 1B		4	0	1	0	0	0	0			
Billy Williams, L (1, 7) OBP: 0.387, SLG: 0.536	0-0 3B			0-0 F7		0-0 3-1		0-0 F7 1-2		4	0	1	0	0	0	1			
Ron Santo, R (1, 5) OBP: 0.374, SLG: 0.474	0-3 K			0-3 K			0-0 BB 1B	0-0 E6 2-3		4	1	1	0	0	2	2			
14 Ernie Banks, R (1, 3) OBP: 0.335, SLG: 0.530		0-0 6-3		0-0 F8			0-0 F3	0-0 7-2 3-H		4	0	0	0	0	0	3			
Al Spangler, L (1, 9) OBP: 0.536, SLG: 0.500		0-0 WP 1B			0-0 F8		4-0 BB 1B HR BB			2	1	1	0	1	0	0			
Randy Hundley, R (1, 2) OBP: 0.357, SLG: 0.453		0-3 K			4-0 FC6-4 BB		0-0 HR 1B			2	1	1	1	1	1	1			
Adolfo Phillips, R (1, 8) OBP: 0.425, SLG: 0.587		0-0 5-3			0-0 FC6-4 1-2		0-0 1-H 2-H HR			3	1	1	3	0	0	2			
Fergie Jenkins, R (1, 1) OBP: 0.109, SLG: 0.133			0-3 K		0-0 F8		0-0 4-3			3	0	0	0	0	1	1			
<b>Inning Stats</b>	R: 0 E: 0 K: 1 S: 6	H: 1 LOB: 1 BB: 0 P: 6	R: 0 E: 0 K: 1 S: 6	H: 1 LOB: 1 BB: 0 P: 6	R: 0 E: 0 K: 1 S: 5	H: 0 LOB: 0 BB: 0 P: 5	R: 0 E: 0 K: 1 S: 5	H: 0 LOB: 0 BB: 0 P: 5	R: 0 E: 0 K: 0 S: 3	H: 0 LOB: 0 BB: 1 P: 7	R: 4 E: 0 K: 0 S: 6	H: 3 LOB: 0 BB: 1 P: 10	R: 0 E: 1 K: 0 S: 4	H: 1 LOB: 1 BB: 0 P: 4	R: 0 E: 1 K: 0 S: 4	H: 1 LOB: 1 BB: 0 P: 4	1B: 4 2B: 1 3B: 1 HR: 1	SF: 0 SAC: 0 DP: 1 HBP: 0	WP: 1 PA: 32 CS: 0
<b>PITCHER</b> Dennis Ribant, R (1, 1) ERA: 3.45 Pete Mikkelsen, R (7, 1) ERA: 3.45 Vern Law, R (8, 1) ERA: 4.73	IP: 6.1 WLS: L BF: 25 H: 4 R: 3 ER: 3 SO: 4 BB: 2 IBB: 0 HBP: 0 BLK: 0 WP: 1 HR: 0 S: 31 P: 39 ERA: 4.26 WHIP: 0.947															<b>PITCHER</b>			

Pittsburgh Pirates @ Chicago Cubs  
Wrigley Field, Chicago, IL  
Wed Jun 28 1967, 3:33 AM CDT  
Cloudy - 78 F

AB	30
R	4
H	6
RBI	4
BB	2
SO	4
LOB	10





Batter	1	2	3	4	5	6	7	8	9	AB	R	H	RBI	BB	SO	LOB	TOP	
Matty Alou, L OBP: 0.375, SLG: 0.407 Jerry May, R OBP: 0.382, SLG: 0.397	P5		F8			F5		6-3 2H 2B		4	0	1	1	0	0	0	<b>Pittsburgh Pirates @ Chicago Cubs</b> Wrigley Field, Chicago, IL Wed Jun 28 1967, 3:38 AM CDT Att: 22,731 - Cloudy - 78 F	
Maury Wills, S OBP: 0.313, SLG: 0.358	4-3			1-3		4-3		6-3		4	0	0	0	0	0	1		
Manny Mota, R OBP: 0.324, SLG: 0.406 Juan Pizarro, L OBP: 0.211, SLG: 0.167 Roy Face, R OBP: 0.167, SLG: 0.167	4-0 BB			4-3		F3		5-3		3	0	0	0	1	0	1		
Manny Jimenez, L OBP: 0.250, SLG: 0.579	1-3			K				5-3		4	0	0	0	0	1	1		
Bill Mazerowski, R OBP: 0.307, SLG: 0.366		5-3				E5 FC5 1B		F8		3	0	0	0	1	0	0		
Donn Clendenen, R OBP: 0.272, SLG: 0.359		6-3				K		F8		4	0	0	0	0	1	2		
Gene Alley, R OBP: 0.333, SLG: 0.418				K		1-2 1B		F3		3	0	1	0	0	1	1		
Jim Pagliaroni, R OBP: 0.265, SLG: 0.111 Al Luplow, L OBP: 0.250, SLG: 0.274			P6			K		2B S 1B		2	0	0	0	0	1	2		
Tommie Sisk, R OBP: 0.080, SLG: 0.080 Roberto Clemente, R OBP: 0.404, SLG: 0.537			K			FC5 2-3F		K		1	1	1	0	0	0	0		
										2	0	0	0	0	1	2		
										1	0	0	0	0	1	1		
<b>Inning Stats</b>	R: 0 E: 0 K: 0 S: 3	H: 0 LOB: 1 BB: 1 P: 7	R: 0 E: 0 K: 1 S: 5	H: 0 LOB: 0 BB: 0 P: 5	R: 0 E: 0 K: 1 S: 5	H: 0 LOB: 0 BB: 0 P: 5	R: 0 E: 1 K: 2 S: 9	H: 1 LOB: 2 BB: 0 P: 9	R: 0 E: 0 K: 0 S: 3	H: 0 LOB: 1 BB: 1 P: 7	R: 1 E: 0 K: 0 S: 7	H: 2 LOB: 1 BB: 0 P: 7	R: 0 E: 0 K: 0 S: 3	H: 0 LOB: 0 BB: 0 P: 3	1B: 2 2B: 1 3B: 0 HR: 0	SF: 0 SAC: 0 DP: 0 HBP: 0	WP: 0 PB: 0 SB: 1 CS: 0	PA: 33
<b>PITCHER</b> Ray Culp, R ERA: 3.73	IP: 9.0 WLS: W BF: 33	H: 3 R: 1 ER: 1 SO: 6	BB: 2 IBB: 0 HBP: 0 BLK: 0	WP: 0 HR: 0 S: 43 P: 51	ERA: 1.00 WHIP: 0.556	<b>PITCHER</b>												

Batter	1	2	3	4	5	6	7	8	9	AB	R	H	RBI	BB	SO	LOB	BOTTOM	
Don Kessinger, S OBP: 0.263, SLG: 0.243	4-3		G4 1-3 1B			G3		F9		4	0	1	0	0	0	2	<b>Pittsburgh Pirates @ Chicago Cubs</b> Wrigley Field, Chicago, IL Wed Jun 28 1967, 3:38 AM CDT Att: 22,731 - Cloudy - 78 F	
Glenn Beckert, R OBP: 0.324, SLG: 0.388	K		G4 1-2 3-H			G1-6-3 BB		E3 1-3 2-H		3	0	0	1	1	1	2		
Billy Williams, L OBP: 0.382, SLG: 0.528	F8		F5			G1-6-3 1-2F		L4		4	0	0	0	0	0	4		
Ron Santo, R OBP: 0.370, SLG: 0.468		6-3				P3		P6		3	0	0	0	0	0	0		
14 Ernie Banks, R OBP: 0.331, SLG: 0.524		F8				6-3		5-3		3	0	0	0	0	0	0		
Al Spangler, L OBP: 0.436, SLG: 0.385		F8				G3		F9		3	0	0	0	0	0	0		
Randy Hundley, R OBP: 0.357, SLG: 0.455			K			1-3		E 2B		3	1	1	0	0	1	0		
Adolfo Phillips, R OBP: 0.432, SLG: 0.593			1B 2B			HBP		E IBB		1	1	1	0	1	0	0		
Ray Culp, R OBP: 0.111, SLG: 0.259			1B 2B G4			SH2-3-6-5 1-3F		P3		2	1	1	1	0	0	2		
										1B: 2 2B: 3 3B: 0 HR: 0	SF: 0 SAC: 1 DP: 2 HBP: 1	WP: 0 PB: 0 SB: 0 CS: 0	PA: 30					
<b>Inning Stats</b>	R: 0 E: 0 K: 1 S: 5	H: 0 LOB: 0 BB: 0 P: 5	R: 2 E: 0 K: 1 S: 8	H: 3 LOB: 1 BB: 0 P: 8	R: 0 E: 0 K: 0 S: 3	H: 0 LOB: 0 BB: 0 P: 3	R: 0 E: 0 K: 0 S: 2	H: 0 LOB: 0 BB: 0 P: 3	R: 0 E: 0 K: 0 S: 3	H: 0 LOB: 0 BB: 0 P: 3	R: 1 E: 1 K: 0 S: 5	H: 1 LOB: 2 BB: 1 P: 9	R: 0 E: 0 K: 0 S: 3	H: 0 LOB: 0 BB: 0 P: 3	1B: 2 2B: 3 3B: 0 HR: 0	SF: 0 SAC: 1 DP: 2 HBP: 1	WP: 0 PB: 0 SB: 0 CS: 0	PA: 30
<b>PITCHER</b> Tommie Sisk, R ERA: 3.94 Juan Pizarro, L ERA: 4.03 Roy Face, R ERA: 1.57	IP: 7.0 WLS: L BF: 24	H: 3 R: 2 ER: 2 SO: 2	BB: 1 IBB: 0 HBP: 0 BLK: 0	WP: 0 HR: 0 S: 26 P: 31	ERA: 2.57 WHIP: 0.571	<b>PITCHER</b>												



Batter	1	2	3	4	5	6	7	8	9	AB	R	H	RBI	BB	SO	LOB	TOP		
Matty Alou, L OBP: 0.371, SLG: 0.400 (1, 8)	F8		1B G4-6-3 BB		5-3	1-3			4-3	4	1	0	0	1	0	2	<b>Pittsburgh Pirates @ Chicago Cubs</b> Wrigley Field, Chicago, IL Thu Jun 29 1967, 3:33 AM CDT Att: 16,415 - Cloudy - 75 F		
Maury Wills, S OBP: 0.319, SLG: 0.371 (1, 5)					1B		F7		4-3	5	0	3	0	0	0	0			
Roberto Clemente, R OBP: 0.409, SLG: 0.538 (1, 9)	K		G4-6-3		1B				1B	5	1	3	0	0	1	2			
Willie Stargell, L OBP: 0.355, SLG: 0.467 (1, 7)	F8				1B				1B	5	1	3	1	0	1	3			
Bill Mazerowski, R OBP: 0.309, SLG: 0.371 (1, 4)					F7				5-3	5	0	2	1	0	0	5			
Donn Clendenen, R OBP: 0.276, SLG: 0.356 (1, 3)										2	0	0	0	2	0	2			
Gene Alley, R OBP: 0.332, SLG: 0.413 (1, 6)					1B BB				4-3	3	0	0	0	1	0	2			
Jerry May, R OBP: 0.385, SLG: 0.396 (1, 2)					1B				4-3	3	0	1	0	1	0	2			
Al McBean, R (1, 1)	1-3				G4-6-3				K	2	0	0	0	0	0	4			
Manny Jimenez, L (6, PH)										1	0	0	0	0	1	2			
Pete Mikkelsen, R (6, 1)										0	0	0	0	0	0	0			
Manny Mola, R (8, PH)										1	0	0	0	0	1	0			
Roy Face, R (8, 1)										0	0	0	0	0	0	0			
<b>Inning Stats</b>	R: 0 E: 0 K: 1 S: 6	H: 1 LOB: 1 BB: 0 P: 6	R: 0 E: 0 K: 0 S: 4	H: 1 LOB: 2 BB: 1 P: 8	R: 1 E: 0 K: 0 S: 4	H: 2 LOB: 1 BB: 1 P: 8	R: 0 E: 0 K: 0 S: 3	H: 1 LOB: 1 BB: 1 P: 7	R: 0 E: 0 K: 1 S: 7	H: 2 LOB: 2 BB: 0 P: 13	R: 2 E: 0 K: 0 S: 5	H: 3 LOB: 0 BB: 0 P: 5	R: 0 E: 0 K: 1 S: 5	H: 0 LOB: 0 BB: 0 P: 5	R: 0 E: 0 K: 0 S: 5	H: 2 LOB: 2 BB: 0 P: 5	1B: 8 2B: 3 3B: 1 HR: 0	SF: 0 SAC: 0 DP: 3 HBP: 0	WP: 2 PA: 41
<b>PITCHER</b>	IP WLS BF H R ER SO BB IBB HBP BLK WP HR S P ERA WHIP																		
Joe Niekro, R (1, 1)	5.0 W 23 7 1 1 2 2 2 1 0 0 0 0 0 24 36 1.80 1.800																		
Dick Radatz, R (6, 1)	0.0 2 0 0 0 0 2 0 0 0 0 1 0 0 8 8 13.50 1.500																		
Cal Koonce, R (6, 1)	1.1 6 2 2 2 1 0 0 0 0 0 1 0 8 8 0.00 1.125																		
Chuck Hartenstein, R (7, 1)	2.2 S 10 3 0 0 1 0 0 0 0 0 0 0 12 12 0.00 1.125																		

AB	36
R	3
H	12
RBI	2
BB	5
SO	4
LOB	24



Batter	1	2	3	4	5	6	7	8	9	AB	R	H	RBI	BB	SO	LOB	BOTTOM		
Don Kessinger, S OBP: 0.267, SLG: 0.248 (1, 6)			4-3		L6-3					4	0	2	0	0	0	1	<b>Pittsburgh Pirates @ Chicago Cubs</b> Wrigley Field, Chicago, IL Thu Jun 29 1967, 3:33 AM CDT Att: 16,415 - Cloudy - 75 F		
Glenn Beckert, R (1, 4)									B2-3	4	0	0	0	0	0	2			
Billy Williams, L (1, 7)										3	0	0	0	1	0	1			
Ron Santo, R (1, 5)										3	2	1	0	1	0	3			
14 Ernie Banks, R (1, 3)										4	1	2	2	0	1	2			
Al Spangler, L (1, 9)										3	0	1	1	0	0	0			
Randy Hundley, R (1, 2)										3	0	0	0	0	1	0			
Adolfo Phillips, R (1, 8)										1	0	0	0	0	0	0			
Ted Savage, R (6, PH)										2	1	1	0	0	1	0			
Joe Niekro, R (1, 1)										2	0	1	1	0	1	0			
Dick Radatz, R (6, 1)										0	0	0	0	0	0	0			
Cal Koonce, R (6, 1)										0	0	0	0	0	0	0			
Chuck Hartenstein, R (7, 1)										1	0	0	0	0	1	0			
<b>Inning Stats</b>	R: 0 E: 0 K: 0 S: 4	H: 0 LOB: 0 BB: 0 P: 4	R: 0 E: 0 K: 2 S: 7	H: 0 LOB: 0 BB: 0 P: 7	R: 0 E: 0 K: 1 S: 5	H: 0 LOB: 0 BB: 0 P: 5	R: 1 E: 0 K: 0 S: 4	H: 2 LOB: 2 BB: 1 P: 8	R: 1 E: 0 K: 0 S: 4	H: 2 LOB: 0 BB: 0 P: 4	R: 2 E: 0 K: 0 S: 5	H: 2 LOB: 0 BB: 0 P: 5	R: 0 E: 0 K: 2 S: 7	H: 0 LOB: 0 BB: 0 P: 7	R: 0 E: 0 K: 0 S: 4	H: 1 LOB: 2 BB: 1 P: 8	1B: 6 2B: 2 3B: 0 HR: 1	SF: 0 SAC: 0 DP: 1 HBP: 0	WP: 0 PA: 32
<b>PITCHER</b>	IP WLS BF H R ER SO BB IBB HBP BLK WP HR S P ERA WHIP																		
Al McBean, R (1, 1)	5.0 L 19 5 2 2 3 0 0 0 0 0 0 1 12 12 9.00 1.000																		
Pete Mikkelsen, R (6, 1)	2.0 8 2 2 2 2 0 0 0 0 0 0 1 12 12 9.00 1.000																		
Roy Face, R (8, 1)	1.0 5 1 0 0 0 0 0 1 0 0 0 0 4 8 0.00 1.000																		















Batter	1	2	3	4	5	6	7	8	9	AB	R	H	RBI	BB	SO	LOB	TOP			
Dick Schofield, S (1, 6) OBP: 0.336, SLG: 0.267	4-0 BB G1-6-3		0-0 1-H 3B			0-0 4-3		0-0 F9		3	0	1	1	1	0	0	<b>Los Angeles Dodgers @ Pittsburgh Pirates</b> Forbes Field, Pittsburgh, PA Mon Jul 03 1967, 7:05 PM EDT Att: 12,321 - Unknown  <b>AB 31</b> <b>R 2</b> <b>H 5</b> <b>RBI 1</b> <b>BB 1</b> <b>SO 1</b> <b>LOB 7</b> 			
Len Gabrielson, L (1, 9) OBP: 0.308, SLG: 0.402	0-0 G1-6-3 1-2		0-0 L9			0-0 3B		0-0 4-3		4	0	1	0	0	0	2				
Willie Davis, L (1, 8) OBP: 0.311, SLG: 0.353	0-0 G3			0-0 F8		0-0 5-3		0-0 F8		4	0	0	0	0	0	1				
Jim Lefebvre, S (1, 5) OBP: 0.361, SLG: 0.431		0-0 P6		0-0 L1		0-0 F2		0-0 5-3		4	0	0	0	0	0	1				
Ron Fairly, L (1, 3) OBP: 0.316, SLG: 0.333		0-0 F7		0-0 G3			0-0 4-3		0-0 F7		4	0	0	0	0	0				
Lou Johnson, R (1, 7) OBP: 0.319, SLG: 0.400		0-0 F8			0-0 5-3		0-0 FC4-6 1B			3	0	1	0	0	0	0				
John Roseboro, L (1, 2) OBP: 0.354, SLG: 0.367			0-0 1-3		0-0 6-3 WP 2B		0-0 FC4-6 1-2			3	1	1	0	0	0	1				
Nate Oliver, R (1, 4) OBP: 0.298, SLG: 0.321			0-0 6-3		0-0 6-3		0-3 K			3	0	0	0	0	1	2				
Don Drysdale, R (1, 1) OBP: 0.164, SLG: 0.135 Claude Osteen, L (8, PH) OBP: 0.255, SLG: 0.392 Bob Miller, R (8, 1)			0-0 3B 1B		0-0 5-3 3-H		0-0 4-3			2	1	1	0	0	0	0				
<b>Inning Stats</b>	R: 0 E: 0 K: 0 S: 2	H: 0 LOB: 0 BB: 1 P: 6	R: 0 E: 0 K: 0 S: 3	H: 0 LOB: 0 BB: 0 P: 3	R: 1 E: 0 K: 0 S: 5	H: 2 LOB: 1 BB: 0 P: 5	R: 0 E: 0 K: 0 S: 3	H: 0 LOB: 0 BB: 0 P: 3	R: 0 E: 0 K: 0 S: 4	H: 1 LOB: 1 BB: 0 P: 4	R: 0 E: 0 K: 1 S: 6	H: 1 LOB: 1 BB: 0 P: 6	R: 0 E: 0 K: 0 S: 3	H: 0 LOB: 0 BB: 0 P: 3	R: 0 E: 0 K: 0 S: 3	H: 0 LOB: 0 BB: 0 P: 3	1B: 2 2B: 1 3B: 2 HR: 0	SF: 0 SAC: 0 DP: 1 HBP: 0	WP: 1 PB: 0 SB: 0 CS: 0	PA: 32
<b>PITCHER</b> Tommie Sisk, R (1, 1) ERA: 3.74	IP: 9.0 WLS: W BF: 32 H: 5 R: 2 ER: 2 SO: 1 BB: 1 IBB: 0 HBP: 0 BLK: 0 WP: 1 HR: 0 S: 33 P: 37 ERA: 2.00 WHIP: 0.667															<b>PITCHER</b>				

Batter	1	2	3	4	5	6	7	8	9	AB	R	H	RBI	BB	SO	LOB	BOTTOM			
Matty Alou, L (1, 8) OBP: 0.367, SLG: 0.394	0-0 F7		0-0 E 2-3 1B	0-0 F8		0-0 1-3		0-0 4-3		5	1	1	0	0	0	4	<b>Los Angeles Dodgers @ Pittsburgh Pirates</b> Forbes Field, Pittsburgh, PA Mon Jul 03 1967, 7:05 PM EDT Att: 12,321 - Unknown  <b>AB 33</b> <b>R 5</b> <b>H 11</b> <b>RBI 5</b> <b>BB 3</b> <b>SO 5</b> <b>LOB 17</b> 			
Maury Wills, S (1, 5) OBP: 0.316, SLG: 0.367	0-0 F7		0-0 2-3 1-2		0-0 1B SF7 1B		0-0 1-3			4	1	1	0	0	0	1				
Roberto Clemente, R (1, 9) OBP: 0.380, SLG: 0.522	0-3 K		0-0 FC 1B		0-0 5-3 1B		0-3 K			4	1	1	0	0	2	1				
Willie Stargell, L (1, 7) OBP: 0.351, SLG: 0.481		0-0 1B 3B	0-0 1B IBB		0-0 SF7 3-H		0-0 HR			2	2	2	2	1	0	0				
Bill Mazeroski, R (1, 4) OBP: 0.320, SLG: 0.386		0-0 G4-6-3 BB 3-H 1B	0-0 G4-6-3 1-2 2-H 3-H 1B		0-0 5-3 1-2		0-0 F7			4	0	2	3	0	0	1				
Donn Clendenen, R (1, 3) OBP: 0.297, SLG: 0.362		0-0 G4-6-3 BB 1-2	0-0 G4-6-3 1-2		0-0 6-3		0-0 5-3			3	0	0	0	1	0	3				
Gene Alley, R (1, 6) OBP: 0.339, SLG: 0.429		0-0 G4-6-3 1-2 2-3		0-0 1B 2B		0-0 2B		0-3 K		4	0	2	0	0	1	2				
Jerry May, R (1, 2) OBP: 0.368, SLG: 0.373		0-0 IBB		0-0 6-3		0-3 K		0-0 E4 1B		3	0	0	0	1	1	2				
Tommie Sisk, R (1, 1) OBP: 0.138, SLG: 0.138		0-3 K		0-0 1B		0-0 F7		0-0 1-3 1B		4	0	2	0	0	1	3				
<b>Inning Stats</b>	R: 0 E: 0 K: 1 S: 5	H: 0 LOB: 0 BB: 0 P: 5	R: 1 E: 0 K: 1 S: 6	H: 2 LOB: 2 BB: 2 P: 14	R: 2 E: 1 K: 0 S: 5	H: 2 LOB: 1 BB: 1 P: 9	R: 0 E: 0 K: 0 S: 4	H: 2 LOB: 1 BB: 0 P: 4	R: 1 E: 0 K: 0 S: 5	H: 2 LOB: 1 BB: 0 P: 5	R: 0 E: 0 K: 1 S: 6	H: 1 LOB: 1 BB: 0 P: 6	R: 1 E: 0 K: 1 S: 6	H: 1 LOB: 0 BB: 0 P: 6	R: 0 E: 1 K: 1 S: 7	H: 1 LOB: 2 BB: 0 P: 7	1B: 7 2B: 2 3B: 1 HR: 1	SF: 1 SAC: 0 DP: 2 HBP: 0	WP: 0 PB: 0 SB: 0 CS: 0	PA: 37
<b>PITCHER</b> Don Drysdale, R (1, 1) ERA: 2.52 Bob Miller, R (8, 1) ERA: 6.31	IP: 7.0 WLS: L BF: 32 H: 10 R: 5 ER: 4 SO: 4 BB: 1 IBB: 2 HBP: 0 BLK: 0 WP: 0 HR: 1 S: 37 P: 49 ERA: 5.14 WHIP: 1.571															<b>PITCHER</b>				



Batter	1	2	3	4	5	6	7	8	9	AB	R	H	RBI	BB	SO	LOB	TOP																	
Dick Schofield, S OBP: 0.397, SLG: 0.316	0-0 1B		0-0 1B 2B		0-0 6-3		0-0 4-3 2B	0-0 1-2 2H HR 1B		5	2	4	1	0	0	0	<b>Los Angeles Dodgers @ Pittsburgh Pirates</b> Forbes Field, Pittsburgh, PA Tue Jul 04 1967, 3:33 AM EDT Att: 9,080 - Unknown																	
Len Gabrielson, L OBP: 0.390, SLG: 0.391 Al Ferrara, R OBP: 0.341, SLG: 0.429	0-0 F8		0-0 4-3		0-0 3-1		0-0 4-3	0-0 1-1 2H HR		3	0	0	0	0	0	2																		
Willie Davis, L OBP: 0.309, SLG: 0.350	0-0 L9		0-0 FC4-6 1B		0-0 3-1		0-0 K	0-0 3-1		5	0	1	1	0	1	2																		
Jim Lefebvre, S OBP: 0.361, SLG: 0.436	0-3 K		0-0 FC4-6 1B		0-0 6-3 3B		0-0 BB		0-0 F8	4	1	1	0	1	1	2																		
Ron Fairly, L OBP: 0.320, SLG: 0.338		0-0 1B 1B	0-0 1-3 1B		0-0 P6		0-0 K		0-0 L4 1B	5	0	3	0	0	1	3																		
Lou Johnson, R OBP: 0.313, SLG: 0.389 Gene Michael, S OBP: 0.241, SLG: 0.220	0-0 F8		0-0 F8		0-0 6-3		0-0 5-3		0-0 1-2 1B	5	0	1	1	0	0	3																		
John Roseboro, L OBP: 0.360, SLG: 0.374	0-0 F7			0-0 CS 1B		0-0 1B		0-0 1B 1B	0-0 L4	5	1	3	0	0	0	3																		
Nate Oliver, R OBP: 0.295, SLG: 0.317	0-0 1-2 1B			0-3 K		0-0 4-3		0-0 P3		4	0	1	0	0	1	3																		
Claude Osteen, L Phil Regan, R Ron Perranoski, L Bob Miller, R Bob Brewer, L	0-0 4-3			0-3 K			0-0 2B 4-3 1B	0-0 1-2 HR BB		3	1	1	0	0	1	2																		
<b>Inning Stats</b>	R: 0 E: 0 K: 1 S: 6	H: 1 LOB: 1 BB: 0 P: 6	R: 0 E: 0 K: 0 S: 5	H: 2 LOB: 2 BB: 0 P: 5	R: 1 E: 0 K: 0 S: 6	H: 3 LOB: 2 BB: 0 P: 6	R: 0 E: 0 K: 2 S: 7	H: 1 LOB: 0 BB: 0 P: 7	R: 0 E: 0 K: 0 S: 3	H: 0 LOB: 0 BB: 0 P: 3	R: 1 E: 0 K: 0 S: 5	H: 2 LOB: 1 BB: 0 P: 5	R: 1 E: 0 K: 2 S: 9	H: 2 LOB: 2 BB: 1 P: 13	R: 4 E: 0 K: 0 S: 6	H: 3 LOB: 0 BB: 1 P: 10		R: 0 E: 0 K: 0 S: 4	H: 2 LOB: 1 BB: 0 P: 4	1B: 12 2B: 3 3B: 1 HR: 1	SF: 0 SAC: 0 DP: 1 HBP: 0	WP: 0 PB: 0 SB: 0 CS: 1	PA: 43											
<b>PITCHER</b>	IP WLS BF H R ER SO BB IBB HBP BLK WP HR S P ERA WHIP																																	
Dennis Ribant, R ERA: 3.52	6.0	28	11	3	3	3	0	0	0	0	0	0	0	0	34	34	4.50	1.833																
Juan Pizarro, L ERA: 4.35	1.2	9	2	3	3	2	2	0	0	0	0	0	0	1	11	19	16.20	2.400																
Al McBean, R ERA: 2.72	0.1	2	1	1	1	0	0	0	0	0	0	1	2	2	27.00	3.000																		
Roy Face, R ERA: 1.46	1.0	W 4	2	0	0	0	0	0	0	0	0	0	4	4	0.00	2.000																		

Batter	1	2	3	4	5	6	7	8	9	AB	R	H	RBI	BB	SO	LOB	BOTTOM														
Maury Wills, S OBP: 0.318, SLG: 0.372	0-0 4-3		0-0 E2 1B 2B		0-0 F8	0-0 L8		0-0 E S 1B		5	2	2	1	0	0	0	<b>Los Angeles Dodgers @ Pittsburgh Pirates</b> Forbes Field, Pittsburgh, PA Tue Jul 04 1967, 3:33 AM EDT Att: 9,080 - Unknown														
Manny Mota, R OBP: 0.318, SLG: 0.417 Matty Alou, L OBP: 0.369, SLG: 0.400	0-0 L3		0-0 4-3		0-0 HR		0-0 1B 2B	0-0 SF8		3	1	1	1	0	0	1															
Jose Pagan, R OBP: 0.294, SLG: 0.351 Roy Face, R	0-0 2B 1B		0-0 L6		0-0 WP HR 2B		0-0 SH1-3 1B 1B	0-0 E5 1B		0	0	0	1	0	0	0															
Roberto Clemente, R OBP: 0.495, SLG: 0.530	0-0 2B 1B		0-0 L6		0-0 HR 2B		0-0 SH1-3 1B 1B	0-0 E5 1B		5	2	4	2	0	0	1															
Bill Mazerowski, R OBP: 0.322, SLG: 0.391	0-0 1-3 2B		0-0 1B 1B		0-0 F9		0-0 SH1-3	0-0 F8		4	0	2	1	0	0	3															
Donn Clendenon, R OBP: 0.290, SLG: 0.377	0-0 F9		0-0 1-3 1B		0-0 HR		0-0 F5			4	1	2	2	0	0	3															
Gene Alley, R OBP: 0.342, SLG: 0.430		0-0 6-3	0-0 F8		0-0 E S 1B		0-0 1B		0-0 2H 1B	4	0	2	1	0	0	2															
Willie Stargell, L OBP: 0.350, SLG: 0.476		0-0 G4-6-3 1B		0-0 F7	0-0 4-3		0-0 K			4	0	1	0	0	1	2															
Jerry May, R OBP: 0.366, SLG: 0.365 Vern Law, R OBP: 0.200, SLG: 0.400 Jim Pagliaroni, R OBP: 0.275, SLG: 0.127	0-0 G4-6-3		0-0 1-3 1B		0-0 1-3		0-0 F9	0-0 1B SH3-4 SF8 HBP		3	0	0	0	0	0	1															
Dennis Ribant, R OBP: 0.258, SLG: 0.355 Juan Pizarro, L OBP: 0.211, SLG: 0.167 Al McBean, R Al Luplow, L OBP: 0.248, SLG: 0.272	0-0 G4-6-3		0-0 E 1B		0-0 4-3		0-0 F9	0-0 SH3-4		3	1	1	0	0	0	0															
<b>Inning Stats</b>	R: 0 E: 0 K: 0 S: 5	H: 2 LOB: 2 BB: 0 P: 5	R: 0 E: 0 K: 0 S: 3	H: 1 LOB: 0 BB: 0 P: 3	R: 2 E: 1 K: 0 S: 7	H: 4 LOB: 2 BB: 0 P: 7	R: 0 E: 0 K: 0 S: 3	H: 0 LOB: 0 BB: 0 P: 3	R: 3 E: 0 K: 0 S: 7	H: 4 LOB: 1 BB: 0 P: 7	R: 0 E: 0 K: 0 S: 3	H: 0 LOB: 0 BB: 0 P: 3	R: 2 E: 0 K: 1 S: 8	H: 3 LOB: 1 BB: 0 P: 8	R: 2 E: 2 K: 0 S: 5	H: 2 LOB: 2 BB: 0 P: 6	1B: 10 2B: 4 3B: 0 HR: 2	SF: 1 SAC: 2 DP: 1 HBP: 1	WP: 1 PB: 0 SB: 2 CS: 0	PA: 40											
<b>PITCHER</b>	IP WLS BF H R ER SO BB IBB HBP BLK WP HR S P ERA WHIP																														
Claude Osteen, L ERA: 3.52	6.0	28	11	5	5	0	0	0	0	0	0	5	5	27.00	4.500																
Phil Regan, R ERA: 3.02	0.2	5	3	2	2	0	0	0	0	0	0	5	5	27.00	4.500																
Ron Perranoski, L ERA: 2.42	0.1	1	0	0	0	1	0	0	0	0	0	3	3	0.00	0.000																
Bob Miller, R ERA: 6.5	0.0	L 1	0	1	1	0	0	0	1	0	0	0	1	∞	∞																
Jim Brewer, L ERA: 2.22	1.0	5	2	1	0	0	0	0	0	0	0	5	5	0.00	2.000																







Batter	1	2	3	4	5	6	7	8	9	AB	R	H	RBI	BB	SO	LOB	TOP								
<b>Tommy Helms, R</b> OBP: 0.284, SLG: 0.337 (1, 6)	0-0 6-3	0-0 F9-2			0-0 5-3		0-0 1B		0-0 SH3	4	0	1	0	0	0	3	<b>Cincinnati Reds @ Pittsburgh Pirates</b> Forbes Field, Pittsburgh, PA Fri Jul 07 1967, 7:05 PM EDT Att: 19,805 - Unknown								
<b>Vada Pinson, L</b> OBP: 0.395, SLG: 0.417 (1, 8)	0-0 3-1		0-3 K		4-0 3B		0-0 1B		0-0 2B	4	2	2	0	1	1	0									
<b>Pete Rose, S</b> OBP: 0.395, SLG: 0.507 (1, 4) (9, 7)	0-0 2B		0-0 1B		0-0 3B		0-0 1B		0-0 2B	5	2	4	3	0	0	2									
<b>Tony Perez, R</b> OBP: 0.325, SLG: 0.529 (1, 5)	0-0 F7		0-0 1-2		0-0 SF9		0-0 BB		0-0 1B	3	0	1	2	1	0	2									
<b>Deron Johnson, R</b> OBP: 0.319, SLG: 0.472 (1, 3)		0-0 1B	4-0 BB		0-0 K		0-0 F3		0-0 K	4	1	1	0	1	2	4									
<b>Lee May, R</b> OBP: 0.274, SLG: 0.360 (1, 7) <b>Giraldo Ruiz, S</b> OBP: 0.243, SLG: 0.290 (8, 7) (9, 4)		0-0 1B	0-3 K		0-0 F8		0-3 K		0-0 F8	4	0	1	1	0	2	2									
<b>Dick Simpson, R</b> OBP: 0.295, SLG: 0.293 (1, 9)		0-0 F4		0-0 6-3		0-0 G3		0-0 F4	4	0	0	0	0	0	1										
<b>Jimmie Coker, R</b> OBP: 0.321, SLG: 0.480 (1, 2)		4-0 1B	0-0 F8		0-0 4-3		0-3 K			3	0	0	0	1	1	0									
<b>Sammy Ellis, L</b> OBP: 0.139, SLG: 0.061 (1, 1)		0-0 1B	0-3 K		4-0 1B		0-0 E1			3	1	1	0	1	1	0									
<b>Inning Stats</b>	R: 0 E: 0 K: 0 S: 4	H: 1 LOB: 1 BB: 0 P: 4	R: 1 E: 0 K: 0 S: 5	H: 3 LOB: 2 BB: 1 P: 9	R: 0 E: 0 K: 2 S: 8	H: 1 LOB: 2 BB: 1 P: 12	R: 0 E: 0 K: 1 S: 5	H: 0 LOB: 0 BB: 0 P: 5	R: 2 E: 0 K: 0 S: 6	H: 1 LOB: 0 BB: 1 P: 10	R: 0 E: 0 K: 0 S: 3	H: 0 LOB: 0 BB: 0 P: 3	R: 0 E: 0 K: 0 S: 4	H: 2 LOB: 3 BB: 2 P: 12	R: 0 E: 0 K: 2 S: 7	H: 0 LOB: 0 BB: 0 P: 7	R: 3 E: 1 K: 1 S: 9	H: 3 LOB: 1 BB: 0 P: 9	1B: 7 2B: 4 3B: 1 HR: 0	SF: 1 SAC: 1 DP: 1 HBP: 0	WP: 1 PB: 0 SB: 0 CS: 0	PA: 42			
<b>PITCHER</b>	IP	WLS	BF	H	R	ER	SO	BB	IBB	HBP	BLK	WP	HR	S	P	ERA	WHIP								
<b>Bob Veale, L</b> ERA: 3.45 <b>Al McBean, R</b> ERA: 2.93	(1, 1)	(9, 1)	8.0 7	35 3	8 3	3 2	6 1	5 0	0 0	0 0	0 0	1 0	0 0	42 9	62 9	3.38 18.00	1.625 3.000								

Batter	1	2	3	4	5	6	7	8	9	AB	R	H	RBI	BB	SO	LOB	BOTTOM								
<b>Matty Alou, L</b> OBP: 0.366, SLG: 0.393 (1, 8)	4-0 S		0-0 4-3			0-0 4-3		0-0 F9		3	1	0	0	1	0	2	<b>Cincinnati Reds @ Pittsburgh Pirates</b> Forbes Field, Pittsburgh, PA Fri Jul 07 1967, 7:05 PM EDT Att: 19,805 - Unknown								
<b>Maury Wills, S</b> OBP: 0.309, SLG: 0.361 (1, 5)	0-3 K			0-0 6-3		0-0 F8		0-0 F2		4	0	0	0	0	1	3									
<b>Roberto Clemente, R</b> OBP: 0.494, SLG: 0.526 (1, 9)	0-0 1-3			0-0 1B		0-0 5-3		0-0 L4		4	0	1	0	0	0	0									
<b>Willie Stargell, L</b> OBP: 0.351, SLG: 0.477 (1, 7) (9, 3)	0-0 4-3			0-0 1B		0-0 F4		0-0 G6-4-3		4	0	2	0	0	0	0									
<b>Bill Mazerowski, R</b> OBP: 0.317, SLG: 0.384 (1, 4)		0-0 G6-4-3		0-0 F8-4-2		0-0 6-3		0-0 G6-4-3		4	0	1	0	0	0	3									
<b>Donn Clendenen, R</b> OBP: 0.290, SLG: 0.387 <b>Manny Mota, R</b> OBP: 0.318, SLG: 0.417 <b>Al McBean, R</b> (8, FR) (9, 1)		0-0 G6-4-3		0-0 F9		0-0 E1		0-0 SH5-4		3	0	0	0	0	0	1									
<b>Gene Alley, R</b> OBP: 0.344, SLG: 0.428 (1, 6)		4-0 CS		0-0 2-3		0-0 1B		0-0 SH5-4		2	0	1	0	1	0	0									
<b>Jerry May, R</b> OBP: 0.356, SLG: 0.354 <b>Al Luplow, L</b> OBP: 0.246, SLG: 0.270 (8, PH) (9, 7)		0-0 CS		0-0 F9		0-0 F6		0-0 SH5-4		2	0	0	0	0	0	0									
<b>Bob Veale, S</b> OBP: 0.025, SLG: 0.025 <b>Manny Jimenez, L</b> OBP: 0.304, SLG: 0.591 <b>Jim Pagliarini, R</b> OBP: 0.275, SLG: 0.127 (8, PH) (9, 2)			0-3 K		0-0 6-3		0-0 1B			2	0	0	0	0	1	0									
<b>Inning Stats</b>	R: 1 E: 0 K: 1 S: 5	H: 0 LOB: 0 BB: 1 P: 9	R: 0 E: 0 K: 0 S: 2	H: 1 LOB: 0 BB: 1 P: 6	R: 0 E: 0 K: 1 S: 5	H: 0 LOB: 0 BB: 0 P: 5	R: 0 E: 0 K: 0 S: 4	H: 2 LOB: 1 BB: 0 P: 4	R: 0 E: 0 K: 0 S: 3	H: 0 LOB: 0 BB: 0 P: 3	R: 0 E: 0 K: 0 S: 3	H: 0 LOB: 0 BB: 0 P: 3	R: 0 E: 0 K: 0 S: 3	H: 0 LOB: 0 BB: 0 P: 3	R: 1 E: 1 K: 0 S: 6	H: 2 LOB: 2 BB: 0 P: 6	R: 0 E: 0 K: 0 S: 3	H: 1 LOB: 0 BB: 0 P: 3	1B: 6 2B: 1 3B: 0 HR: 0	SF: 0 SAC: 1 DP: 3 HBP: 0	WP: 0 PB: 0 SB: 2 CS: 1	PA: 33			
<b>PITCHER</b>	IP	WLS	BF	H	R	ER	SO	BB	IBB	HBP	BLK	WP	HR	S	P	ERA	WHIP								
<b>Sammy Ellis, R</b> ERA: 3.67	(1, 1)	(9, 0)	9.0 W	32 6	6 2	0 0	2 2	2 2	0 0	0 0	0 0	0 0	0 0	34 4	42 42	0.00 0.889									





Batter	1	2	3	4	5	6	7	8	9	AB	R	H	RBI	BB	SO	LOB	TOP				
Tommy Helms, R OBP: 0.287, SLG: 0.340	0-0 4-3		0-0 E 1B 1B		0-0 1B		0-0 F8			4	0	2	0	0	0	1	<b>Cincinnati Reds @ Pittsburgh Pirates</b> Forbes Field, Pittsburgh, PA Sat Jul 08 1967, 3:33 AM EDT Att: 11,182 - Unknown				
Vada Pinson, L OBP: 0.309, SLG: 0.415	0-0 FC4-6 1B		0-3 K		0-0 4-3			0-0 4-3		4	0	1	0	0	1	2					
Pete Rose, S OBP: 0.393, SLG: 0.504	0-0 FC4-6 1-2		0-0 E7 1B		0-0 1B		0-0 4-3		0-0 4-3		4	0	1	0	0	1					
Tony Perez, R OBP: 0.321, SLG: 0.522	0-0 3-1		0-0 5-3		0-0 6-3			0-0 5-3		4	0	0	0	0	0	3					
Art Shamsky, L OBP: 0.299, SLG: 0.274		0-0 F2		0-3 K		0-0 1B			0-0 4-1		4	0	1	0	0	1					
Deron Johnson, R OBP: 0.322, SLG: 0.477		0-0 1B		0-0 6-3		0-0 F6			0-0 1B 2B		4	1	2	0	0	1					
Lee May, R OBP: 0.279, SLG: 0.376		0-0 F8		0-0 F2			0-0 1B 3B		0-0 2H 1B		4	0	2	1	0	0					
Jimmie Coker, R OBP: 0.298, SLG: 0.444		0-3 K			0-0 F8		0-3 K		0-0 F9		4	0	0	0	0	2					
Gerry Arrigo, L OBP: 0.154, SLG: 0.231			0-0 F7		0-0 G3		0-0 1B		0-0 3-1		1	0	0	0	0	0					
Jack Baldschun, R OBP: 0.200, SLG: 0.195											0	0	0	0	0	0					
Mel Queen, L OBP: 0.142, SLG: 0.148											0	0	0	0	0	0					
Bob Lee, R OBP: 0.207, SLG: 0.333											0	0	0	0	0	0					
Jake Wood, R OBP: 0.142, SLG: 0.148											0	0	0	0	0	0					
Don Nottebart, R OBP: 0.207, SLG: 0.333											0	0	0	0	0	1					
<b>Inning Stats</b>	R: 0 E: 0 K: 0 S: 4	H: 1 LOB: 1 BB: 0 P: 4	R: 0 E: 0 K: 1 S: 6	H: 1 LOB: 1 BB: 0 P: 6	R: 0 E: 1 K: 1 S: 7	H: 2 LOB: 2 BB: 0 P: 7	R: 0 E: 0 K: 1 S: 5	H: 0 LOB: 0 BB: 0 P: 5	R: 0 E: 0 K: 0 S: 4	H: 1 LOB: 1 BB: 0 P: 4	R: 0 E: 0 K: 1 S: 6	H: 2 LOB: 1 BB: 0 P: 6	R: 0 E: 0 K: 0 S: 3	H: 0 LOB: 0 BB: 0 P: 3	R: 1 E: 0 K: 0 S: 5	H: 2 LOB: 1 BB: 0 P: 5	1B: 8 2B: 1 3B: 1 HR: 0	SF: 0 SAC: 0 DP: 0 HBP: 0	WP: 1 PB: 0 SB: 0 CS: 0	PA: 36	
<b>PITCHER</b>	IP WLS BF H R ER SO BB IBB HBP BLK WP HR S P ERA WHIP																				
Tommy Sisk, R ERA: 3.47	9.0 W 36	H 10 R 1 ER 1 SO 4	BB 0 IBB 0 HBP 0 BLK 0	WP 1 HR 0 S 44 P 44	ERA 1.00 WHIP 1.111																

AB	36
R	1
H	10
RBI	1
BB	0
SO	4
LOB	13



Batter	1	2	3	4	5	6	7	8	9	AB	R	H	RBI	BB	SO	LOB	BOTTOM				
Maury Wills, S OBP: 0.304, SLG: 0.355	0-0 F8		0-0 L7	0-0 L6		0-0 6-3		0-0 4-3		5	0	0	0	0	0	2	<b>Cincinnati Reds @ Pittsburgh Pirates</b> Forbes Field, Pittsburgh, PA Sat Jul 08 1967, 3:33 AM EDT Att: 11,182 - Unknown				
Manny Mota, R OBP: 0.329, SLG: 0.432	0-0 2B SF7 1B		0-0 1B SF7 1B	1-3 2B		0-0 G3				4	2	3	0	0	0	0					
Roberto Clemente, R OBP: 0.499, SLG: 0.531	0-0 1-3 1B 2B		0-0 1-3 1B	4-0 FC IBB		0-0 4-3				3	1	2	0	1	0	0					
Bill Mazerowski, R OBP: 0.313, SLG: 0.382	0-0 SF7		0-0 SF7	0-0 FC 1-2		0-0 6-3				2	0	0	2	0	0	3					
Donn Clendenon, R OBP: 0.289, SLG: 0.385	0-0 3H FC6-4 1B		0-0 G3		0-0 4-3		0-0 5-3			4	0	1	1	0	0	1					
Gene Alley, R OBP: 0.342, SLG: 0.423	0-0 FC6-4 1-2			0-0 F4	4-0 2B BB		0-0 6-3			3	1	0	0	1	0	1					
Willie Stargell, L OBP: 0.353, SLG: 0.487		0-0 F7		0-0 E 2B	0-0 WP 1H FC5-2 2B		0-0 F4			4	1	2	1	0	0	0					
Jerry May, R OBP: 0.359, SLG: 0.364		0-0 F4		0-0 E WP 2H 1B	0-0 FC5-2 2H		0-0 2B			4	1	2	1	0	0	1					
Tommy Sisk, R OBP: 0.121, SLG: 0.121		0-3 K		0-0 E 2B 2H	0-3 K		0-0 1-3			4	0	0	0	0	2	2					
<b>Inning Stats</b>	R: 2 E: 0 K: 0 S: 6	H: 3 LOB: 1 BB: 0 P: 6	R: 0 E: 0 K: 1 S: 5	H: 0 LOB: 0 BB: 0 P: 5	R: 1 E: 0 K: 0 S: 5	H: 2 LOB: 1 BB: 0 P: 5	R: 2 E: 2 K: 0 S: 7	H: 3 LOB: 3 BB: 1 P: 11	R: 1 E: 0 K: 1 S: 6	H: 1 LOB: 1 BB: 1 P: 10	R: 0 E: 0 K: 0 S: 3	H: 0 LOB: 0 BB: 0 P: 3	R: 0 E: 0 K: 0 S: 3	H: 0 LOB: 0 BB: 0 P: 3	R: 0 E: 0 K: 0 S: 4	H: 1 LOB: 1 BB: 0 P: 4		1B: 5 2B: 5 3B: 0 HR: 0	SF: 2 SAC: 0 DP: 0 HBP: 0	WP: 2 PB: 0 SB: 0 CS: 0	PA: 37
<b>PITCHER</b>	IP WLS BF H R ER SO BB IBB HBP BLK WP HR S P ERA WHIP																				
Gerry Arrigo, L ERA: 2.57	3.1 L 17	H 7 R 5 ER 4 SO 1	BB 0 IBB 0 HBP 0 BLK 0	WP 0 HR 0 S 19 P 19	ERA 10.80 WHIP 2.100																
Jack Baldschun, R ERA: 6.75	0.2	5 1 0 0 0 0	0 1 0 0 0 1	0 4 8	0.00 1.500																
Bob Lee, R ERA: 3.74	2.0	8 1 1 1 1 1	1 0 0 0 0 1	0 9 13	4.50 1.000																
Don Nottebart, R ERA: 1.62	7.1	7 1 0 0 0 0	0 0 0 0 0 0	0 7 7	0.00 0.500																

AB	33
R	6
H	10
RBI	5
BB	2
SO	2
LOB	10





Batter	1	2	3	4	5	6	7	8	9	AB	R	H	RBI	BB	SO	LOB	TOP			
Tommy Helms, R (1, 6) OBP: 0.283, SLG: 0.335	6-3		F9			F3			F3	4	0	0	0	0	0	0	<p>Cincinnati Reds @ Pittsburgh Pirates Forbes Field, Pittsburgh, PA Sun Jul 09 1967, 3:33 AM EDT Att: 25,934 - Unknown</p> <p>livebaseballscores.com</p>			
Vada Pinson, L (1, 8) OBP: 0.311, SLG: 0.422	FC6-4 1B			G3			F9		1B 3B	4	1	2	0	0	0	0				
Pete Rose, S (1, 4) OBP: 0.388, SLG: 0.496	F7			G3			F7		G3	4	0	0	0	0	2					
Tony Perez, R (1, 5) OBP: 0.323, SLG: 0.522	FC6-4 1-2			K					BB 1B	4	0	2	1	0	1	1				
Art Shamsky, L (1, 9) OBP: 0.299, SLG: 0.265		L6			F8				BB 1B 3-H	3	0	0	0	1	0	1				
Deron Johnson, R (1, 3) OBP: 0.317, SLG: 0.469		F3			F8				BB K	4	0	0	0	0	1	2				
Lee May, R (1, 7) OBP: 0.275, SLG: 0.369		F3			F7				1-3	3	0	0	0	0	0	0				
Jimmie Coker, R (1, 2) OBP: 0.317, SLG: 0.456 (8, PR)						F2			1B	3	0	2	0	0	0	0				
Giraldo Ruiz, S (8, PR) OBP: 0.293, SLG: 0.290										0	0	0	0	0	0	0				
Don Pavletich, R (8, 2) OBP: 0.348, SLG: 0.507				CS 1B						0	0	0	0	0	0	0				
Gary Nolan, R (1, 1) OBP: 0.222, SLG: 0.097										2	0	0	0	0	1	1				
Floyd Robinson, L (8, PH) OBP: 0.294, SLG: 0.330						4-1				1	0	0	0	0	0	1				
Jim Maloney, L (8, 1) OBP: 0.194, SLG: 0.267									G3	0	0	0	0	0	0	0				
<b>Inning Stats</b>	R: 0 E: 0 K: 0 S: 4	H: 1 LOB: 1 BB: 0 P: 4	R: 0 E: 0 K: 0 S: 3	H: 0 LOB: 0 BB: 0 P: 3	R: 0 E: 0 K: 1 S: 5	H: 1 LOB: 0 BB: 0 P: 5	R: 0 E: 0 K: 1 S: 5	H: 0 LOB: 0 BB: 0 P: 5	R: 0 E: 0 K: 0 S: 3	H: 0 LOB: 0 BB: 0 P: 3	R: 0 E: 0 K: 0 S: 4	H: 1 LOB: 1 BB: 0 P: 4	R: 0 E: 0 K: 0 S: 4	H: 1 LOB: 1 BB: 0 P: 4	R: 1 E: 0 K: 1 S: 7	H: 2 LOB: 2 BB: 1 P: 11	1B: 5 2B: 0 3B: 1 HR: 0	SF: 0 SAC: 0 DP: 0 HBP: 0	WP: 0 PB: 0 SB: 0 CS: 1	PA: 33
<b>PITCHER</b> Dennis Ribant, R (1, 1) ERA: 3.28	IP: 9.0 WLS: W BF: 33 H: 6 R: 1 ER: 1 SO: 3 BB: 1 IBB: 0 HBP: 0 BLK: 0 WP: 0 HR: 0 S: 38 P: 42 ERA: 1.00 WHIP: 0.778																			

Batter	1	2	3	4	5	6	7	8	9	AB	R	H	RBI	BB	SO	LOB	BOTTOM					
Matty Alou, L (1, 8) OBP: 0.362, SLG: 0.389	F9		6-3		FC6-4 1-2			SH1-4 1-2		3	0	0	0	0	0	2	<p>Cincinnati Reds @ Pittsburgh Pirates Forbes Field, Pittsburgh, PA Sun Jul 09 1967, 3:33 AM EDT Att: 25,934 - Unknown</p> <p>livebaseballscores.com</p>					
Maury Wills, S (1, 5) OBP: 0.300, SLG: 0.350	6-3			6-3		F7		F8		4	0	0	0	0	0	1						
Roberto Clemente, R (1, 9) OBP: 0.496, SLG: 0.526	K			F9		BB		5-3		3	0	0	0	1	1	1						
Willie Stargell, L (1, 7) OBP: 0.355, SLG: 0.498		BB		K		F8			HR	3	1	1	1	1	1	1						
Bill Mazerowski, R (1, 4) OBP: 0.310, SLG: 0.378		F8			F6	4-3				3	0	0	0	0	0	2						
Donn Clendenen, R (1, 3) OBP: 0.290, SLG: 0.388		F8			E 2B		K			3	1	1	0	0	1	1						
Gene Alley, R (1, 6) OBP: 0.342, SLG: 0.420		F4			BB		F3			2	0	0	0	1	0	1						
Jerry May, R (1, 2) OBP: 0.353, SLG: 0.357			5-3		F7		1-3			3	0	0	0	0	0	2						
Dennis Ribant, R (1, 1) OBP: 0.265, SLG: 0.353			K		E4 FC6-4 1-2 2-H			SH1-4 1B		3	0	1	0	0	1	1						
<b>Inning Stats</b>	R: 0 E: 0 K: 1 S: 5	H: 0 LOB: 0 BB: 0 P: 5	R: 0 E: 0 K: 0 S: 3	H: 0 LOB: 1 BB: 1 P: 7	R: 0 E: 0 K: 1 S: 5	H: 0 LOB: 0 BB: 0 P: 5	R: 0 E: 0 K: 1 S: 5	H: 0 LOB: 0 BB: 0 P: 5	R: 1 E: 1 K: 0 S: 5	H: 1 LOB: 2 BB: 1 P: 9	R: 0 E: 0 K: 0 S: 3	H: 0 LOB: 1 BB: 1 P: 7	R: 0 E: 0 K: 1 S: 5	H: 0 LOB: 0 BB: 0 P: 5	R: 0 E: 0 K: 0 S: 4	H: 1 LOB: 1 BB: 0 P: 4		R: 1 E: 0 K: 0 S: 1	H: 1 LOB: 0 BB: 0 P: 1	1B: 1 2B: 1 3B: 0 HR: 1	SF: 0 SAC: 1 DP: 0 HBP: 0	WP: 0 PB: 0 SB: 0 CS: 0
<b>PITCHER</b> Gary Nolan, R (1, 1) ERA: 2.49 Jim Maloney, R (8, 1) ERA: 4.02	IP: 7.0 WLS: L BF: 26 H: 1 R: 1 ER: 1 SO: 4 BB: 3 IBB: 0 HBP: 0 BLK: 0 WP: 0 HR: 1 S: 31 P: 43 ERA: 0.00 WHIP: 0.571																					



Batter	1	2	3	4	5	6	7	8	9	AB	R	H	RBI	BB	SO	LOB	TOP										
Matty Alou, L (1, 8) OBP: 0.362, SLG: 0.386 Manny Mota, R (8, FH) OBP: 0.327, SLG: 0.432	4-0 L5-3 BB			0-0 F7		0-0 4-3		0-0 SF8		2	0	0	0	1	0	0											
Maury Wills, S (1, 5) OBP: 0.296, SLG: 0.345	0-0 L5-3			0-0 E9		0-0 6-3		0-3 K		4	0	0	0	0	1	1											
Roberto Clemente, R (1, 9) OBP: 0.494, SLG: 0.522	0-0 6-3			0-3 K			0-0 5-3		0-0 G5-4-3 1B	4	0	1	0	0	1	1											
Willie Stargell, L (1, 7) OBP: 0.350, SLG: 0.489		0-0 4-3		0-0 L9			0-0 F5		0-3 K	4	0	0	0	0	1	2											
Bill Mazerowski, R (1, 4) OBP: 0.310, SLG: 0.376		0-0 G4-6-3 1B			0-0 F8		0-0 6-3		0-0 G5-4-3	4	0	1	0	0	0	1											
Donn Clendenen, R (1, 3) OBP: 0.294, SLG: 0.391		0-0 G4-6-3			0-0 F8 1B			0-0 HR 1B		3	1	2	0	0	0	1											
Gene Alley, R (1, 6) OBP: 0.346, SLG: 0.434				0-0 P4 1B		0-0 F8		0-0 HR		3	1	2	2	0	0	1											
Jerry May, R (1, 2) OBP: 0.353, SLG: 0.368				0-0 P4		0-0 F9		0-0 SF8 3B		3	1	1	0	0	0	2											
Steve Blass, R (1, 1) OBP: 0.095, SLG: 0.095 Juan Pizarro, L (8, 1) OBP: 0.211, SLG: 0.167 Pete Mikkelsen, R (8, 1)				0-3 K		0-0 F2		0-3 K		3	0	0	0	0	2	1											
<b>Inning Stats</b>	R: 0 E: 0 K: 0 S: 2	H: 0 LOB: 0 BB: 1 P: 6	R: 0 E: 0 K: 0 S: 3	H: 1 LOB: 0 BB: 0 P: 3	R: 0 E: 0 K: 1 S: 5	H: 1 LOB: 0 BB: 0 P: 5	R: 0 E: 1 K: 1 S: 6	H: 0 LOB: 1 BB: 0 P: 6	R: 0 E: 0 K: 0 S: 4	H: 1 LOB: 1 BB: 0 P: 4	R: 0 E: 0 K: 0 S: 3	H: 0 LOB: 0 BB: 0 P: 3	R: 0 E: 0 K: 0 S: 3	H: 0 LOB: 0 BB: 0 P: 3	R: 3 E: 0 K: 2 S: 10	H: 3 LOB: 0 BB: 0 P: 10	R: 0 E: 0 K: 1 S: 5	H: 1 LOB: 0 BB: 0 P: 5	1B: 5 2B: 1 3B: 1 HR: 1	SF: 1 SAC: 0 DP: 3 HBP: 0	WP: 0 PB: 0 SB: 0 CS: 0	PA: 32					
<b>PITCHER</b>	IP	WLS	BF	H	R	ER	SO	BB	IBB	HBP	BLK	WP	HR	S	P	ERA	WHIP										
Dick Hughes, R (1, 1) ERA: 3.18 Al Jackson, L (8, 1) ERA: 4.79	7.1		27	6	3	3	3	1	0	0	0	0	1	32	36	3.68	0.955										

Pittsburgh Pirates @ St. Louis Cardinals  
 Busch Stadium, St. Louis, MO  
 Wed Jul 12 1967, 7:05 PM CDT  
 Att: 14,812 - Unknown

AB 30  
 R 3  
 H 7  
 RBI 3  
 BB 1  
 SO 5  
 LOB 10



Batter	1	2	3	4	5	6	7	8	9	AB	R	H	RBI	BB	SO	LOB	BOTTOM										
Lou Brock, L (1, 7) OBP: 0.304, SLG: 0.471	0-0 4-3 2B		0-0 FC3-6 1B		4-0 BB		0-0 4-3			3	0	2	0	1	0	0											
Bobby Tolan, L (1, 8) OBP: 0.344, SLG: 0.474	0-3 K		0-0 FC3-6 S		0-0 F8		0-0 6-3			4	0	0	0	0	1	3											
Roger Maris, L (1, 9) OBP: 0.357, SLG: 0.438	0-0 4-3		0-0 F9		0-0 E 1B		0-0 P4			4	1	1	0	0	0	2											
Orlando Cepeda, R (1, 3) OBP: 0.429, SLG: 0.552	0-0 5-3			0-0 E5 FC6-4		0-0 E5 1B G4-3		0-0 HR 1B		4	2	1	0	0	0	2											
Tim McCarver, L (1, 2) OBP: 0.421, SLG: 0.541		0-0 G5-4-3 1B		0-0 F8		4-0 G4-3 1B IBB		0-0 F2		3	0	1	0	1	0	2											
Mike Shannon, R (1, 5) OBP: 0.313, SLG: 0.409		0-0 G5-4-3		0-0 FC6-4		0-0 G4-3 1B		0-0 HR		4	1	2	3	0	0	2											
Julian Javier, R (1, 4) OBP: 0.325, SLG: 0.426				0-0 5-3		0-0 G4-3		0-0 FC5-4 1B		4	0	2	0	0	0	3											
Dal Maxvill, R (1, 6) OBP: 0.255, SLG: 0.241		0-0 5-3			0-0 F9		0-0 BB		0-0 FC5-4	3	0	0	0	1	0	2											
Dick Hughes, R (1, 1) OBP: 0.158, SLG: 0.135 Al Jackson, L (8, 1) OBP: 0.400, SLG: 0.391			0-0 5-3		0-0 6-3		0-3 K		0-3 K	3	0	0	0	0	1	2											
<b>Inning Stats</b>	R: 0 E: 0 K: 1 S: 6	H: 1 LOB: 1 BB: 0 P: 6	R: 0 E: 0 K: 0 S: 4	H: 2 LOB: 1 BB: 0 P: 4	R: 0 E: 0 K: 0 S: 4	H: 1 LOB: 1 BB: 0 P: 4	R: 0 E: 1 K: 0 S: 4	H: 0 LOB: 1 BB: 0 P: 4	R: 0 E: 0 K: 0 S: 3	H: 0 LOB: 1 BB: 1 P: 7	R: 2 E: 1 K: 1 S: 7	H: 2 LOB: 2 BB: 2 P: 15	R: 0 E: 0 K: 0 S: 3	H: 0 LOB: 0 BB: 0 P: 3	R: 2 E: 0 K: 1 S: 8	H: 3 LOB: 1 BB: 0 P: 8	R: 0 E: 0 K: 1 S: 5	H: 1 LOB: 0 BB: 0 P: 5	1B: 7 2B: 1 3B: 0 HR: 1	SF: 0 SAC: 0 DP: 2 HBP: 0	WP: 0 PB: 0 SB: 1 CS: 0	PA: 36					
<b>PITCHER</b>	IP	WLS	BF	H	R	ER	SO	BB	IBB	HBP	BLK	WP	HR	S	P	ERA	WHIP										
Steve Blass, R (1, 1) ERA: 2.39 Juan Pizarro, L (8, 1) ERA: 4.33 Pete Mikkelsen, R (8, 1) ERA: 4.34	7.0		31	7	3	1	2	2	1	0	0	0	0	32	44	1.29	1.286										
	0.1		1	0	0	0	0	0	0	0	0	0	0	1	1	0.00	0.000										
	0.2	L	4	2	1	1	1	0	0	0	0	0	1	6	6	13.50	3.000										

Pittsburgh Pirates @ St. Louis Cardinals  
 Busch Stadium, St. Louis, MO  
 Wed Jul 12 1967, 7:05 PM CDT  
 Att: 14,812 - Unknown

AB 33  
 R 4  
 H 9  
 RBI 3  
 BB 3  
 SO 3  
 LOB 19






Batter	1	2	3	4	5	6	7	8	9	AB	R	H	RBI	BB	SO	LOB	TOP					
<b>Maury Wills, S</b> OBP: 0.301, SLG: 0.349 (1, 5)										5	2	3	0	0	0	1						
<b>Manny Mota, R</b> OBP: 0.331, SLG: 0.434 (1, 8) (7, 7)										4	1	2	0	0	0	1						
<b>Roberto Clemente, R</b> OBP: 0.497, SLG: 0.520 (1, 9)										3	2	1	2	2	0	1						
<b>Bill Mazerowski, R</b> OBP: 0.311, SLG: 0.386 (1, 4)										5	2	2	2	0	0	4						
<b>Donn Clendenon, R</b> OBP: 0.293, SLG: 0.350 (1, 3) <b>Willie Stargell, L</b> OBP: 0.346, SLG: 0.487 (9, PH) (9, 3)										4	1	1	2	0	1	2						
<b>Gene Alley, R</b> OBP: 0.343, SLG: 0.428 (1, 6)										4	0	0	0	1	0	1						
<b>Jose Pagan, R</b> OBP: 0.292, SLG: 0.350 (1, 7) <b>Matty Alou, L</b> OBP: 0.361, SLG: 0.385 (7, 8)										3	0	1	1	0	0	0						
<b>Jerry May, R</b> OBP: 0.366, SLG: 0.389 (1, 2)										4	0	4	1	0	0	0						
<b>Bob Veale, S</b> OBP: 0.023, SLG: 0.023 (1, 1) <b>Billy O'Dell, S</b> OBP: 0.185, SLG: 0.120 (6, 1) <b>Al McBean, R</b> (9, 1)										3	0	0	0	0	1	4						
<b>Inning Stats</b>	R: 1 E: 0 K: 1 S: 7	H: 2 LOB: 1 BB: 0 P: 7	R: 0 E: 0 K: 0 S: 4	H: 1 LOB: 1 BB: 0 P: 4	R: 2 E: 1 K: 0 S: 6	H: 3 LOB: 1 BB: 0 P: 6	R: 0 E: 0 K: 1 S: 6	H: 1 LOB: 1 BB: 0 P: 6	R: 1 E: 0 K: 0 S: 4	H: 1 LOB: 0 BB: 0 P: 4	R: 0 E: 0 K: 0 S: 4	H: 2 LOB: 1 BB: 0 P: 4	R: 4 E: 1 K: 0 S: 7	H: 3 LOB: 2 BB: 2 P: 15	R: 0 E: 0 K: 0 S: 3	H: 1 LOB: 1 BB: 1 P: 7	R: 0 E: 0 K: 1 S: 5	H: 0 LOB: 0 BB: 0 P: 5	1B: 12 2B: 2 3B: 0 HR: 1	SF: 1 SAC: 1 DP: 2 HBP: 0	WP: 0 PB: 2 SB: 0 CS: 0	PA: 43
<b>PITCHER</b>	IP WLS BF H R ER SO BB IBB HBP BLK WP HR S P ERA WHIP																					
<b>Steve Carlton, L</b> ERA: 3.39	6.0 L 27 10 4 3 2 0 0 0 0 0 0 1 31 31 4.50 1.667																					
<b>Ron Willis, R</b> ERA: 4.55	0.1 4 2 3 2 0 0 1 0 0 0 0 0 3 7 54.00 6.000																					
<b>Hal Woodeshick, L</b> ERA: 5.96	1.2 9 2 1 0 0 0 0 2 0 0 0 0 0 7 15 0.00 1.200																					
<b>Nelson Briles, R</b> ERA: 3.51	1.0 3 0 0 0 1 0 0 0 0 0 0 0 0 5 5 0.00 0.000																					

Pittsburgh Pirates @ St. Louis Cardinals  
Busch Stadium, St. Louis, MO  
Thu Jul 13 1967, 7:05 PM CDT  
Att: 24,134 - Unknown


AB 38  
R 8  
H 14  
RBI 8  
BB 3  
SO 3  
LOB 16



Batter	1	2	3	4	5	6	7	8	9	AB	R	H	RBI	BB	SO	LOB	BOTTOM					
<b>Julian Javier, R</b> OBP: 0.323, SLG: 0.420 (1, 4)										4	0	0	0	1	0	1						
<b>Bobby Tolan, L</b> OBP: 0.354, SLG: 0.475 (1, 8)										4	2	2	1	1	1	0						
<b>Ed Spiezio, R</b> OBP: 0.286, SLG: 0.305 (1, 5)										4	1	1	0	1	1	4						
<b>Orlando Cepeda, R</b> OBP: 0.431, SLG: 0.550 (1, 3)										3	0	1	1	2	0	1						
<b>Mike Shannon, R</b> OBP: 0.315, SLG: 0.404 (1, 7)										3	1	0	1	2	1	3						
<b>Alex Johnson, R</b> OBP: 0.220, SLG: 0.271 (1, 9) <b>Tim McCarver, L</b> OBP: 0.423, SLG: 0.543 (9, PH)										3	0	1	0	1	0	2						
<b>Dave Ricketts, S</b> OBP: 0.326, SLG: 0.419 (1, 2)										5	0	1	1	0	1	3						
<b>Dal Maxvill, R</b> OBP: 0.255, SLG: 0.238 (1, 6)										3	1	0	0	1	0	2						
<b>Steve Carlton, L</b> OBP: 0.194, SLG: 0.176 (5, PH) <b>Phil Cigliano, R</b> OBP: 0.207, SLG: 0.224 (6, PH) <b>Al Jackson, L</b> OBP: 0.340, SLG: 0.391 (7, 1) <b>Ron Willis, R</b> OBP: 0.340, SLG: 0.391 (7, 1) <b>Hal Woodeshick, R</b> OBP: 0.299, SLG: 0.175 (8, PH) <b>Eddie Bressoud, R</b> OBP: 0.299, SLG: 0.175 (8, PH) <b>Nelson Briles, R</b> (9, 1)										1	0	0	0	1	1	1						
<b>Inning Stats</b>	R: 0 E: 0 K: 0 S: 3	H: 0 LOB: 1 BB: 1 P: 7	R: 1 E: 0 K: 1 S: 6	H: 2 LOB: 1 BB: 1 P: 10	R: 1 E: 0 K: 1 S: 7	H: 2 LOB: 2 BB: 1 P: 11	R: 0 E: 0 K: 1 S: 5	H: 0 LOB: 1 BB: 1 P: 9	R: 0 E: 0 K: 2 S: 7	H: 0 LOB: 1 BB: 1 P: 11	R: 0 E: 0 K: 0 S: 3	H: 1 LOB: 3 BB: 4 P: 19	R: 0 E: 0 K: 0 S: 3	H: 0 LOB: 0 BB: 0 P: 3	R: 0 E: 0 K: 1 S: 5	H: 0 LOB: 0 BB: 0 P: 5	R: 2 E: 0 K: 0 S: 5	H: 2 LOB: 2 BB: 2 P: 13	1B: 6 2B: 1 3B: 0 HR: 0	SF: 0 SAC: 0 DP: 2 HBP: 0	WP: 0 PB: 0 SB: 1 CS: 0	PA: 43
<b>PITCHER</b>	IP WLS BF H R ER SO BB IBB HBP BLK WP HR S P ERA WHIP																					
<b>Bob Veale, L</b> ERA: 3.51	5.2 W 28 4 3 3 5 9 0 0 0 0 0 0 0 29 65 4.76 2.294																					
<b>Billy O'Dell, L</b> ERA: 5.64	2.2 12 2 2 2 1 2 0 0 0 0 0 0 0 12 20 6.75 1.500																					
<b>Al McBean, R</b> ERA: 2.89	0.2 S 3 1 0 0 0 0 0 0 0 0 0 0 0 3 3 0.00 1.500																					

Pittsburgh Pirates @ St. Louis Cardinals  
Busch Stadium, St. Louis, MO  
Thu Jul 13 1967, 7:05 PM CDT  
Att: 24,134 - Unknown

AB 32  
R 5  
H 7  
RBI 5  
BB 11  
SO 6  
LOB 17





Batter	1	2	3	4	5	6	7	8	9	AB	R	H	RBI	BB	SO	LOB	TOP									
Maury Wills, S OBP: 0.301, SLG: 0.347 Matty Alou, L OBP: 0.363, SLG: 0.387 (8, PH) (8, 8)	0-3 K		4-0 BB			0-0 1-3		0-0 FC5-4 1B		2	0	0	0	1	1	0										
Manny Mota, R OBP: 0.325, SLG: 0.426 Al Luplow, L OBP: 0.245, SLG: 0.268 (1, 8) (8, PH) (8, 7)	0-0 1-3		0-0 F8 1-2			0-0 6-3		0-0 FC5-4 E 1-2		3	0	0	0	0	0	1										
Roberto Clemente, R OBP: 0.493, SLG: 0.516 (1, 9)	0-0 1B		0-3 K			0-0 E4 CS		0-0 E4 FC4-6 1-3		4	0	1	0	0	1	1										
Bill Mazerowski, R OBP: 0.307, SLG: 0.381 (1, 4)	0-0 F9			0-0 F7		0-0 CS 1-2	0-0 F8	0-0 P3		4	0	0	0	0	0	3										
Donn Clendenon, R OBP: 0.289, SLG: 0.383 (1, 3)		0-0 6-3		0-0 6-3			0-3 K	0-0 FC4-6 1-2		4	0	0	0	0	1	2										
Gene Alley, R OBP: 0.342, SLG: 0.425 (1, 6)		0-0 1-6-3		0-0 P3			0-0 1B E 1B		0-0 5-3	4	1	1	0	0	0	0										
Jose Pagan, R OBP: 0.304, SLG: 0.361 (8, 5) (8, 5)		0-0 1B		0-0 F3		0-0 E7		4-0 G4-6-3 BB		3	0	2	0	0	0	0										
Willie Stargell, L OBP: 0.348, SLG: 0.487 Jim Pajiarani, R OBP: 0.286, SLG: 0.127 Dennis Ribant, R OBP: 0.265, SLG: 0.353 (9, PH) (9, PH) (9, PR)		0-0 1B		0-0 F9		0-0 F9	4-0 1B	0-0 G4-6-3 BB		0	0	0	0	0	0	0										
Jerry May, R OBP: 0.369, SLG: 0.388 (1, 2)		0-0 1B		0-0 F9		0-0 F9	4-0 IBB	0-0 G4-6-3 1-2		3	0	1	0	1	0	1										
Tommie Sisk, R OBP: 0.111, SLG: 0.111 (1, 1)	0-3 K		0-3 K		0-3 K		0-0 P2			3	0	0	0	0	2	4										
<b>Inning Stats</b>	R: 0 E: 0 K: 1 S: 6	H: 1 LOB: 1 BB: 0 P: 6	R: 0 E: 0 K: 1 S: 7	H: 2 LOB: 2 BB: 0 P: 7	R: 0 E: 0 K: 1 S: 4	H: 0 LOB: 0 BB: 1 P: 8	R: 0 E: 0 K: 0 S: 3	H: 0 LOB: 0 BB: 0 P: 3	R: 0 E: 0 K: 0 S: 5	H: 0 LOB: 0 BB: 0 P: 5	R: 0 E: 1 K: 0 S: 3	H: 0 LOB: 0 BB: 0 P: 3	R: 1 E: 1 K: 1 S: 7	H: 2 LOB: 2 BB: 1 P: 11	R: 0 E: 1 K: 0 S: 5	H: 1 LOB: 1 BB: 1 P: 5	R: 0 E: 0 K: 0 S: 2	H: 0 LOB: 0 BB: 1 P: 6	1B: 6 2B: 0 3B: 0 HR: 0	SF: 0 SAC: 0 DP: 1 HBP: 0	WP: 0 PB: 0 SB: 0 CS: 1	PA: 36				
<b>PITCHER</b>	IP	WLS	BF	H	R	ER	SO	BB	IBB	HBP	BLK	WP	HR	S	P	ERA	WHIP									
Larry Jaster, L ERA: 3.22 Nelson Briles, R ERA: 3.42 Joe Hoerner, L ERA: 2.86	(1, 1)	7.0	W	27	5	1	0	5	1	1	0	0	0	0	35	43	0.00	0.857								
	(8, 1)	1.1		6	1	0	0	0	0	0	0	0	0	0	6	6	0.00	0.750								
	(9, 1)	0.2	S	2	0	0	0	0	1	0	0	0	0	0	1	5	0.00	1.500								

Pittsburgh Pirates @ St. Louis Cardinals  
Busch Stadium, St. Louis, MO  
Fri Jul 14, 1967, 7:05 PM CDT  
Att: 25,668 - Unknown


AB 32  
R 1  
H 6  
RBI 0  
BB 3  
SO 5  
LOB 13



Batter	1	2	3	4	5	6	7	8	9	AB	R	H	RBI	BB	SO	LOB	BOTTOM									
Lou Brock, L OBP: 0.301, SLG: 0.466 (1, 7)	0-0 6-3		0-0 FC5-4 S 1-2			0-0 L7	0-0 F8			4	0	0	0	0	0	3										
Bobby Tolan, L OBP: 0.343, SLG: 0.459 (1, 3) (8, 8)	0-0 4-3		0-0 4-3 1-2			0-0 4-3		0-0 P3		4	0	0	0	0	0	1										
Roger Maris, L OBP: 0.359, SLG: 0.433 (1, 9)	0-0 4-3			4-0 BB L3		4-0 BB		0-0 F8		2	0	0	0	2	0	0										
Tim McCarver, L OBP: 0.417, SLG: 0.534 (1, 2)		0-0 4-3		0-0 L3 1-2		0-0 F7		0-0 4-3		4	0	0	0	0	0	2										
Mike Shannon, R OBP: 0.319, SLG: 0.405 (1, 8) (8, 5)		4-0 BB		0-0 1B		0-0 6-3				2	0	1	0	1	0	0										
Ed Spiezio, R OBP: 0.288, SLG: 0.306 Alex Johnson, R OBP: 0.220, SLG: 0.271 Dal Maxvill, R OBP: 0.235, SLG: 0.238 (1, 5) (7, PR) (8, 6)		0-3 K		0-3 K		0-0 BB 1B		0-0 BB 1B		3	0	1	0	0	2	2										
Julian Javier, R OBP: 0.323, SLG: 0.417 (1, 4)		0-0 P6		0-0 F9		4-0 BB 1B E BB		4-0 BB 1B		2	1	0	0	1	0	1										
Eddie Bressoud, R OBP: 0.250, SLG: 0.171 Orlando Cepeda, R OBP: 0.433, SLG: 0.551 (1, 6) (7, PH) (8, 3)			4-0 FC5-4 BB		0-0 5-3		0-0 E 1B		0-0 F7 1-3 2H 1B	1	0	0	0	1	0	0										
Larry Jaster, L OBP: 0.156, SLG: 0.100 Dave Ricketts, S OBP: 0.318, SLG: 0.409 Nelson Briles, R Joe Hoerner, R OBP: 0.286, SLG: 0.286 (1, 1) (7, PH) (8, 1) (9, 1)			0-3 K		0-0 4-3		0-0 F7 1-2 3H			2	0	0	0	0	1	1										
<b>Inning Stats</b>	R: 0 E: 0 K: 0 S: 3	H: 0 LOB: 0 BB: 0 P: 3	R: 0 E: 0 K: 1 S: 5	H: 0 LOB: 1 BB: 1 P: 9	R: 0 E: 0 K: 1 S: 5	H: 0 LOB: 1 BB: 1 P: 9	R: 0 E: 0 K: 1 S: 5	H: 1 LOB: 1 BB: 1 P: 9	R: 0 E: 0 K: 0 S: 3	H: 0 LOB: 0 BB: 0 P: 3	R: 0 E: 0 K: 0 S: 3	H: 0 LOB: 0 BB: 0 P: 7	R: 2 E: 1 K: 0 S: 5	H: 2 LOB: 2 BB: 1 P: 9	R: 0 E: 0 K: 0 S: 3	H: 0 LOB: 0 BB: 0 P: 3	1B: 3 2B: 1 3B: 0 HR: 0	SF: 0 SAC: 0 DP: 1 HBP: 0	WP: 0 PB: 0 SB: 1 CS: 0	PA: 31						
<b>PITCHER</b>	IP	WLS	BF	H	R	ER	SO	BB	IBB	HBP	BLK	WP	HR	S	P	ERA	WHIP									
Tommie Sisk, R ERA: 3.29	(1, 1)	8.0	L	31	3	2	1	3	5	0	0	0	0	0	32	52	1.12	1.000								

Pittsburgh Pirates @ St. Louis Cardinals  
Busch Stadium, St. Louis, MO  
Fri Jul 14, 1967, 7:05 PM CDT  
Att: 25,668 - Unknown

AB 26  
R 2  
H 3  
RBI 1  
BB 5  
SO 3  
LOB 11





Batter	1	2	3	4	5	6	7	8	9	AB	R	H	RBI	BB	SO	LOB	TOP								
Matty Alou, L OBP: 0.363, SLG: 0.387 (1, 8)										5	1	2	0	0	0	3									
Maury Wills, S OBP: 0.303, SLG: 0.348 (1, 5)										5	2	2	0	0	1	3									
Roberto Clemente, R OBP: 0.499, SLG: 0.521 (1, 9)										5	2	3	1	0	0	1									
Willie Stargell, L OBP: 0.351, SLG: 0.485 (1, 7)									3	0	1	1	1	0	1										
Bill Mazerowski, R OBP: 0.306, SLG: 0.378 (1, 4)										5	0	1	1	0	0	5									
Donn Clendenen, R OBP: 0.295, SLG: 0.385 (1, 3)										4	1	2	1	1	1	1									
Gene Alley, R OBP: 0.342, SLG: 0.423 (1, 6)										1	0	0	1	1	0	1									
Jerry May, R OBP: 0.371, SLG: 0.387 (1, 2)										3	0	1	0	1	0	2									
Dennis Ribant, R Manny Mota, R Al McBean, R Juan Pizarro, L Manny Jimenez, R Jose Pagan, R Roy Face, R (1, 1) (7, PH) (7, 1) (7, 1) (8, PH) (8, PH) (8, PH)										2	0	0	0	0	0	2									
<b>Inning Stats</b>	R: 0 E: 0 K: 0 S: 3	H: 0 LOB: 0 BB: 0 P: 3	R: 0 E: 0 K: 1 S: 5	H: 0 LOB: 0 BB: 0 P: 5	R: 0 E: 0 K: 0 S: 3	H: 0 LOB: 2 BB: 2 P: 11	R: 1 E: 0 K: 0 S: 4	H: 1 LOB: 2 BB: 2 P: 12	R: 0 E: 0 K: 1 S: 5	H: 1 LOB: 1 BB: 0 P: 5	R: 1 E: 0 K: 0 S: 5	H: 2 LOB: 1 BB: 0 P: 5	R: 2 E: 0 K: 0 S: 7	H: 4 LOB: 2 BB: 0 P: 7	R: 1 E: 0 K: 0 S: 5	H: 2 LOB: 1 BB: 0 P: 5	R: 1 E: 0 K: 0 S: 5	H: 2 LOB: 1 BB: 0 P: 5	1B: 11 2B: 2 3B: 0 HR: 0	SF: 1 SAC: 2 DP: 1 HBP: 0	WP: 0 PB: 0 SB: 0 CS: 1	PA: 42			
<b>PITCHER</b>	IP	WLS	BF	H	R	ER	SO	BB	IBB	HBP	BLK	WP	HR	S	P	ERA	WHIP								
Bob Gibson, R ERA: 3.52	3.1		15	1	1	1	1	4	0	0	0	0	0	13	29	2.70	1.500								
Al Jackson, L ERA: 4.94	3.1		16	7	3	3	1	0	0	0	0	0	0	18	18	8.10	2.100								
Ron Willis, R ERA: 4.91	0.1	L	1	0	0	0	0	0	0	0	0	0	0	1	1	0.00	0.000								
Nelson Briles, R ERA: 3.58	0.1	L	3	2	1	1	0	0	0	0	0	0	0	3	3	27.00	6.000								
Hal Woodeshick, L ERA: 5.92	1.2		7	2	1	1	0	0	0	0	0	0	0	7	7	5.40	1.200								

Pittsburgh Pirates @ St. Louis Cardinals  
Busch Stadium, St. Louis, MO

AB 35  
R 6  
H 12  
RBI 6  
BB 4  
SO 2  
LOB 20

Sat Jul 15 1967, 7:05 PM CDT  
Att: 39,440 - Unknown

Batter	1	2	3	4	5	6	7	8	9	AB	R	H	RBI	BB	SO	LOB	BOTTOM								
Lou Brock, L OBP: 0.301, SLG: 0.464 (1, 7)										4	1	1	0	0	1	2									
Bobby Tolan, L OBP: 0.343, SLG: 0.452 (1, 8)										2	1	0	0	0	1	1									
Phil Gagliano, R OBP: 0.248, SLG: 0.222 (7, PH)										1	0	0	0	0	1	2									
Nelson Briles, R ERA: 4.91										0	0	0	0	0	0	0									
Hal Woodeshick, R ERA: 5.92										0	0	0	0	0	0	0									
Roger Maris, L OBP: 0.357, SLG: 0.440 (1, 9)										4	0	1	1	0	0	1									
Orlando Cepeda, R OBP: 0.431, SLG: 0.557 (1, 3)										4	1	1	2	0	0	3									
Tim McCarver, L OBP: 0.415, SLG: 0.529 (1, 2)										4	0	1	0	0	0	1									
Mike Shannon, R OBP: 0.318, SLG: 0.402 (1, 5)										4	1	1	0	0	0	1									
Julian Javier, R OBP: 0.322, SLG: 0.414 (1, 4)										4	0	1	0	0	1	0									
Eddie Bressoud, R OBP: 0.269, SLG: 0.182 (1, 6)										3	0	1	0	1	0	0									
Bob Gibson, R OBP: 0.222, SLG: 0.125 (1, 1)										1	0	0	0	0	0	0									
Al Jackson, L OBP: 0.385, SLG: 0.375 (4, 1)										1	0	0	0	0	0	0									
Ron Willis, R OBP: 0.500, SLG: 0.500 (7, 1)										1	0	0	0	0	0	0									
Alex Johnson, R OBP: 0.216, SLG: 0.268 (7, PH)										1	0	0	1	0	0	1									
<b>Inning Stats</b>	R: 1 E: 1 K: 1 S: 7	H: 2 LOB: 1 BB: 0 P: 7	R: 0 E: 0 K: 0 S: 3	H: 0 LOB: 0 BB: 0 P: 3	R: 0 E: 0 K: 0 S: 3	H: 0 LOB: 0 BB: 0 P: 3	R: 0 E: 1 K: 0 S: 4	H: 1 LOB: 1 BB: 0 P: 4	R: 0 E: 0 K: 1 S: 5	H: 0 LOB: 0 BB: 0 P: 5	R: 2 E: 0 K: 0 S: 4	H: 1 LOB: 0 BB: 1 P: 8	R: 1 E: 0 K: 2 S: 10	H: 3 LOB: 2 BB: 0 P: 10	R: 0 E: 1 K: 0 S: 3	H: 0 LOB: 0 BB: 0 P: 3	R: 0 E: 0 K: 0 S: 3	H: 0 LOB: 1 BB: 1 P: 7	1B: 5 2B: 0 3B: 1 HR: 1	SF: 1 SAC: 0 DP: 1 HBP: 0	WP: 0 PB: 0 SB: 0 CS: 0	PA: 36			
<b>PITCHER</b>	IP	WLS	BF	H	R	ER	SO	BB	IBB	HBP	BLK	WP	HR	S	P	ERA	WHIP								
Dennis Ribant, R ERA: 3.35	6.0		23	4	3	3	2	1	0	0	0	0	0	4	4	27.00	9.000								
Al McBean, R ERA: 3.06	0.1		4	3	1	1	0	0	0	0	0	0	0	4	4	27.00	9.000								
Juan Pizarro, L ERA: 4.29	0.2	W	2	0	0	0	2	0	0	0	0	0	0	6	6	0.00	0.000								
Roy Face, R ERA: 1.38	2.0	S	7	0	0	0	0	1	0	0	0	0	0	6	10	0.00	0.500								

Pittsburgh Pirates @ St. Louis Cardinals  
Busch Stadium, St. Louis, MO

AB 33  
R 4  
H 7  
RBI 4  
BB 2  
SO 4  
LOB 12

Sat Jul 15 1967, 7:05 PM CDT  
Att: 39,440 - Unknown



Batter	1	2	3	4	5	6	7	8	9	AB	R	H	RBI	BB	SO	LOB	TOP					
Matty Alou, L OBP: 0.359, SLG: 0.382 (1, 8)	1-3		G3			K E SF7		K		4	1	0	0	0	2	1	Pittsburgh Pirates @ Atlanta Braves Atlanta Stadium, Atlanta, GA Sun Jul 16 1967, 3:33 AM EDT Att: 35,204 - Unknown					
Gene Alley, R OBP: 0.341, SLG: 0.426 (1, 6)	2B		6-3			SF7 1-H		FC6-4 1-2		3	0	1	1	0	0	1						
Roberto Clemente, R OBP: 0.494, SLG: 0.514 (1, 9)	F9				F8	4-3		F9		4	0	0	0	0	0	1						
Willie Stargell, L OBP: 0.349, SLG: 0.481 (1, 7)	F8				K	P6		2B 1B		4	0	1	0	0	1	1						
Bill Mazerowski, R OBP: 0.305, SLG: 0.380 (1, 4)		K			K			F8		4	0	1	0	0	2	0						
Donn Clendenen, R OBP: 0.291, SLG: 0.379 (1, 3)		K				E7 FC3-6		P3		4	0	0	0	0	1	2						
Jose Pagan, R OBP: 0.299, SLG: 0.352 (1, 5)		E1 1B				K		K		4	0	1	0	0	3	3						
Jerry May, R OBP: 0.366, SLG: 0.380 (1, 2)	F8					FC3-6 1-2		K		3	0	0	0	0	1	2						
Vern Law, R OBP: 0.154, SLG: 0.308 (8, PH)						K				2	0	0	0	0	1	1						
Manny Jimenez, L OBP: 0.333, SLG: 0.609 (8, PR)										1	0	1	0	0	0	0						
Manny Mota, R OBP: 0.323, SLG: 0.423 (8, PR)										0	0	0	0	0	0	0						
Al McBean, R OBP: 0.185, SLG: 0.120 (8, 1)										0	0	0	0	0	0	0						
Billy O'Dell, S OBP: 0.185, SLG: 0.120 (8, 1)										0	0	0	0	0	0	0						
<b>Inning Stats</b>	R: 0 E: 0 K: 0 S: 4	H: 1 LOB: 1 BB: 0 P: 4	R: 0 E: 1 K: 2 S: 8	H: 1 LOB: 1 BB: 0 P: 8	R: 0 E: 0 K: 0 S: 3	H: 0 LOB: 0 BB: 0 P: 3	R: 0 E: 0 K: 2 S: 7	H: 0 LOB: 0 BB: 0 P: 7	R: 0 E: 1 K: 2 S: 8	H: 0 LOB: 1 BB: 0 P: 8	R: 1 E: 1 K: 1 S: 6	H: 0 LOB: 0 BB: 0 P: 6	R: 0 E: 0 K: 1 S: 5	H: 0 LOB: 0 BB: 0 P: 5	R: 0 E: 0 K: 2 S: 8	H: 1 LOB: 1 BB: 0 P: 8	R: 0 E: 0 K: 1 S: 7	H: 2 LOB: 2 BB: 0 P: 7	1B: 3 2B: 2 3B: 0 HR: 0	SF: 1 SAC: 0 DP: 0 HBP: 0	WP: 0 PB: 1 SB: 0 CS: 0	PA: 34
<b>PITCHER</b> Phil Niekro, R ERA: 1.49 (1, 1)	IP: 9.0 WLS: W BF: 34 H: 5 R: 1 ER: 0 SO: 11 BB: 0 IBB: 0 HBP: 0 BLK: 0 WP: 0 HR: 0 S: 56 P: 56 ERA: 0.00 WHIP: 0.556															<b>PITCHER</b> IP: 9.0 WLS: W BF: 34 H: 5 R: 1 ER: 0 SO: 11 BB: 0 IBB: 0 HBP: 0 BLK: 0 WP: 0 HR: 0 S: 56 P: 56 ERA: 0.00 WHIP: 0.556						

Batter	1	2	3	4	5	6	7	8	9	AB	R	H	RBI	BB	SO	LOB	BOTTOM			
Felipe Alou, R OBP: 0.340, SLG: 0.442 (1, 3)	F9		5-3			FC4 FC6-2 2B		F3		4	0	1	0	0	0	0	Pittsburgh Pirates @ Atlanta Braves Atlanta Stadium, Atlanta, GA Sun Jul 16 1967, 3:33 AM EDT Att: 35,204 - Unknown			
Marty Martinez, S OBP: 0.316, SLG: 0.212 (1, 6)	4-3				G6-4-3 HBP	FC4 FC6-2 5-3 1B		5-3		3	1	0	0	0	0	1				
Hank Aaron, R OBP: 0.402, SLG: 0.620 (1, 9)	6-3				F9	5-3 1-2		1B BB		3	0	0	0	1	0	3				
Rico Carty, R OBP: 0.355, SLG: 0.449 (1, 7)					G6-4-3 1-2	FC6-2 1B				4	0	1	0	0	0	3				
Mack Jones, L OBP: 0.326, SLG: 0.428 (1, 8)		K				P6		FC 1B		4	0	1	1	0	2	2				
Clete Boyer, R OBP: 0.296, SLG: 0.409 (1, 5)		S 1B				1B SF8 1B		FC 1-2		3	1	2	0	0	0	2				
Woody Woodward, R OBP: 0.297, SLG: 0.277 (1, 4)	F7 1-2							6-3		3	0	1	0	0	0	1				
Bob Uecker, R OBP: 0.206, SLG: 0.171 (1, 2)						K		SF8 P3		2	0	0	1	0	1	0				
Phil Niekro, R OBP: 0.217, SLG: 0.190 (1, 1)						K		1-3 P3		3	0	0	0	0	1	1				
<b>Inning Stats</b>	R: 0 E: 0 K: 0 S: 3	H: 0 LOB: 0 BB: 0 P: 3	R: 0 E: 0 K: 1 S: 6	H: 1 LOB: 1 BB: 0 P: 6	R: 0 E: 0 K: 2 S: 7	H: 0 LOB: 0 BB: 0 P: 7	R: 0 E: 0 K: 0 S: 2	H: 0 LOB: 0 BB: 0 P: 3	R: 1 E: 0 K: 0 S: 6	H: 2 LOB: 2 BB: 0 P: 6	R: 0 E: 0 K: 0 S: 3	H: 0 LOB: 0 BB: 0 P: 3	R: 0 E: 0 K: 1 S: 6	H: 1 LOB: 2 BB: 1 P: 10	R: 0 E: 0 K: 1 S: 6	H: 1 LOB: 2 BB: 1 P: 10		1B: 5 2B: 1 3B: 0 HR: 0	SF: 1 SAC: 0 DP: 1 HBP: 1	WP: 0 PB: 0 SB: 1 CS: 0
<b>PITCHER</b> Vern Law, R ERA: 4.23 (8, 1)	IP: 7.0 WLS: L BF: 27 H: 5 R: 2 ER: 2 SO: 3 BB: 0 IBB: 0 HBP: 1 BLK: 0 WP: 0 HR: 0 S: 32 P: 33 ERA: 2.57 WHIP: 0.714															<b>PITCHER</b> IP: 7.0 WLS: L BF: 27 H: 5 R: 2 ER: 2 SO: 3 BB: 0 IBB: 0 HBP: 1 BLK: 0 WP: 0 HR: 0 S: 32 P: 33 ERA: 2.57 WHIP: 0.714				
Al McBean, R ERA: 3.02 (8, 1)	0.2	4	1	0	0	0	1	0	0	0	0	3	7	0.00	3.000					
Billy O'Dell, L ERA: 5.61 (8, 1)	0.1	1	0	0	0	1	0	0	0	0	0	3	3	0.00	0.000					





Batter	1	2	3	4	5	6	7	8	9	AB	R	H	RBI	BB	SO	LOB	TOP		
Matty Alou, L OBP: 0.354, SLG: 0.376 (1, 8)	0-0 5-3		0-0 F9		0-0 FC5-4			0-0 F8		4	0	0	0	0	0	2	Pittsburgh Pirates @ Atlanta Braves Atlanta Stadium, Atlanta, GA Mon Jul 17 1967, 7:05 PM EDT Att: 18,220 - Unknown		
Gene Alley, R OBP: 0.336, SLG: 0.420 (1, 6)	0-0 4-3		0-0 P4		0-0 F2			0-0 6-3		4	0	0	0	0	0	2			
Roberto Clemente, R OBP: 0.399, SLG: 0.598 (1, 9)	0-0 F9			0-0 F9		0-0 4-3		0-0 6-3		4	0	0	0	0	0	0			
Willie Stargell, L OBP: 0.355, SLG: 0.496 (1, 7)		0-0 1B		1-0 1-3 1B HBP		0-0 F3		0-0 HR		3	1	2	1	0	0	0			
Bill Mazerowski, R OBP: 0.304, SLG: 0.378 (1, 4)	0-0 P4			0-0 1-3 1B		0-0 P5		0-0 F8		4	0	1	0	0	0	1			
Donn Clendenen, R OBP: 0.290, SLG: 0.377 (1, 3)	0-0 F8			0-0 1-3			0-0 1B G6-4-3	0-0 1-3		4	1	1	0	0	0	3			
Jose Pagan, R OBP: 0.297, SLG: 0.348 (1, 5)	0-0 1-3			0-0 F9			0-0 1-3 1B G6-4-3	0-0 6-3		4	0	1	0	0	0	3			
Jerry May, R OBP: 0.365, SLG: 0.380 Jim Pagliaroni, R OBP: 0.296, SLG: 0.127 (1, 2) (7, 2)			0-0 1-6-3		0-0 FC5-4 1B		0-0 G6-4-3			3	0	1	0	0	0	1			
Bob Veale, S OBP: 0.044, SLG: 0.044 Al Luplow, L OBP: 0.243, SLG: 0.266 Woodie Fryman, R (7, 1)			0-0 1B		0-0 P3		0-0 F8			0	0	0	0	0	0	0			
<b>Inning Stats</b>	R: 0 E: 0 K: 0 S: 3	H: 0 LOB: 0 BB: 0 P: 3	R: 0 E: 0 K: 0 S: 4	H: 1 LOB: 1 BB: 0 P: 4	R: 0 E: 0 K: 0 S: 4	H: 1 LOB: 1 BB: 0 P: 4	R: 0 E: 0 K: 0 S: 4	H: 1 LOB: 2 BB: 0 P: 5	R: 0 E: 0 K: 0 S: 3	H: 0 LOB: 0 BB: 0 P: 3	R: 1 E: 0 K: 0 S: 4	H: 2 LOB: 0 BB: 0 P: 4	R: 0 E: 0 K: 0 S: 3	H: 0 LOB: 0 BB: 0 P: 3	R: 1 E: 0 K: 0 S: 4	H: 1 LOB: 0 BB: 0 P: 4		1B: 6 2B: 0 3B: 0 HR: 1	SF: 0 SAC: 0 DP: 1 HBP: 1
<b>PITCHER</b> Ken Johnson, R ERA: 2.77 (1, 1)	IP: 9.0 WLS: W BF: 34 H: 7 R: 2 ER: 2 SO: 0 BB: 0 IBB: 0 HBP: 1 BLK: 0 WP: 0 HR: 1 S: 33 P: 34 ERA: 2.00 WHIP: 0.778																		

Batter	1	2	3	4	5	6	7	8	9	AB	R	H	RBI	BB	SO	LOB	BOTTOM		
Felipe Alou, R OBP: 0.339, SLG: 0.448 (1, 3)	0-0 4-3		0-0 F7		0-0 6-3	0-0 HR				4	1	1	4	0	0	0	Pittsburgh Pirates @ Atlanta Braves Atlanta Stadium, Atlanta, GA Mon Jul 17 1967, 7:05 PM EDT Att: 18,220 - Unknown		
Mack Jones, L OBP: 0.329, SLG: 0.425 (1, 8)	4-0 FC6-4 BB		4-0 E 1B BB		0-0 F9	0-0 6-3				2	1	0	0	2	0	0			
Hank Aaron, R OBP: 0.398, SLG: 0.612 (1, 9)	0-0 F3		0-0 E5 1B		0-0 F8		0-0 F9			4	0	0	0	0	0	2			
Rico Carty, R OBP: 0.354, SLG: 0.446 (1, 7)	0-0 FC6-4		0-0 1-2 2H 1B		0-0 F8	0-0 4-3				4	0	1	1	0	0	1			
Joe Torre, R OBP: 0.378, SLG: 0.549 (1, 2)		0-0 BB 1B	0-0 F9		0-0 BB WP SF8 1B	0-0 P6				4	1	2	0	0	0	2			
Clete Boyer, R OBP: 0.295, SLG: 0.405 (1, 5)		0-0 F8	0-0 P6		0-0 SF8 HR BB		0-0 F8			3	1	0	0	1	0	3			
Denis Menke, R OBP: 0.328, SLG: 0.327 (1, 6)		4-0 FC4 BB		0-0 F7		4-0 SF8 HR BB		0-0 1B L1-5 1B		2	1	1	0	2	0	0			
Woody Woodward, R OBP: 0.296, SLG: 0.278 (1, 4)		0-0 F7		0-0 1-3		0-0 SF8		0-0 1-3 1B		3	0	1	1	0	0	2			
Ken Johnson, R OBP: 0.196, SLG: 0.098 (1, 1)		0-0 FC4		0-0 F9		0-0 HR BB		0-0 L1-5		3	1	0	0	1	0	4			
<b>Inning Stats</b>	R: 0 E: 0 K: 0 S: 3	H: 0 LOB: 1 BB: 1 P: 7	R: 0 E: 0 K: 0 S: 4	H: 1 LOB: 2 BB: 1 P: 8	R: 1 E: 1 K: 0 S: 5	H: 1 LOB: 2 BB: 1 P: 9	R: 0 E: 0 K: 0 S: 3	H: 0 LOB: 0 BB: 0 P: 3	R: 0 E: 0 K: 0 S: 3	H: 0 LOB: 0 BB: 0 P: 3	R: 5 E: 0 K: 0 S: 5	H: 2 LOB: 3 BB: 3 P: 17	R: 0 E: 0 K: 0 S: 3	H: 0 LOB: 0 BB: 0 P: 3	R: 0 E: 0 K: 0 S: 4	H: 2 LOB: 1 BB: 0 P: 4		1B: 5 2B: 1 3B: 0 HR: 1	SF: 1 SAC: 0 DP: 1 HBP: 0
<b>PITCHER</b> Bob Veale, L ERA: 3.77 Woodie Fryman, L ERA: 6.44 (1, 1) (7, 1)	IP: 6.0 WLS: L BF: 29 H: 4 R: 6 ER: 6 SO: 0 BB: 6 IBB: 0 HBP: 0 BLK: 0 WP: 1 HR: 1 S: 23 P: 47 ERA: 9.00 WHIP: 1.667																		



Batter	1	2	3	4	5	6	7	8	9	AB	R	H	RBI	BB	SO	LOB	TOP																			
Ken Henderson, S (1, 8) OBP: 0.282, SLG: 0.302	G3	4-3					G6-4-3 1B		K	5	0	1	0	0	1	4	San Francisco Giants @ Pittsburgh Pirates Forbes Field, Pittsburgh, PA Tue Jul 18 1967, 7:05 PM EDT Unknown																			
Bobby Etheridge, R (1, 5) OBP: 0.500, SLG: 0.778	1B 2B		F9			G6-4-3 1-2		BB BB	1B 1B	4	1	2	1	1	0	1																				
Willie McCovey, L (1, 3) OBP: 0.396, SLG: 0.502	HR 1B							K	1B	4	2	3	2	1	1	1																				
Jim Ray Hart, R (1, 7) OBP: 0.375, SLG: 0.538	HR		F7					K	BB	4	1	1	3	1	1	2																				
Tom Haller, L (1, 2) OBP: 0.357, SLG: 0.452 Dick Dietz, R (8, PH) OBP: 0.430, SLG: 0.383	6-3								F9	2	0	0	0	1	1	1																				
Ollie Brown, R (1, 9) OBP: 0.316, SLG: 0.432	K								F8	1	0	0	0	1	0	3																				
Hal Lanier, R (1, 6) OBP: 0.233, SLG: 0.279									F7	4	0	1	0	0	0	1																				
Tito Fuentes, S (1, 4) OBP: 0.240, SLG: 0.271 Dick Groat, R (7, PH) OBP: 0.240, SLG: 0.200	SH1-3								1B 3B	1	0	0	0	0	0	0																				
Juan Marichal, R (1, 1) OBP: 0.214, SLG: 0.279 Bobby Bolin, R (5, 1) OBP: 0.273, SLG: 0.313 Bob Schroder, L (7, PH) OBP: 0.278, SLG: 0.242 Ron Herbel, R (7, 1) OBP: 0.333, SLG: 0.400 Jim Davenport, R (9, PH) OBP: 0.362, SLG: 0.380	6-3								1B BB	2	0	0	0	0	0	1																				
Inning Stats	R: 3 E: 0 K: 1 S: 8	H: 3 LOB: 0 BB: 0 P: 8	R: 0 E: 0 K: 0 S: 4	H: 1 LOB: 1 BB: 0 P: 4	R: 0 E: 0 K: 1 S: 5	H: 0 LOB: 1 BB: 1 P: 9	R: 0 E: 0 K: 0 S: 3	H: 0 LOB: 0 BB: 0 P: 3	R: 0 E: 0 K: 0 S: 3	H: 1 LOB: 0 BB: 0 P: 3	R: 1 E: 0 K: 0 S: 6	H: 1 LOB: 1 BB: 1 P: 10	R: 0 E: 0 K: 0 S: 2	H: 0 LOB: 0 BB: 1 P: 6	R: 0 E: 0 K: 2 S: 7	H: 0 LOB: 2 BB: 2 P: 15		R: 2 E: 0 K: 1 S: 8	H: 3 LOB: 3 BB: 2 P: 16	1B: 5 2B: 1 3B: 2 HR: 1	SF: 0 SAC: 1 DP: 2 HBP: 0	WP: 0 PB: 0 SB: 0 CS: 0	PA: 41													
PITCHER	IP	WLS	BF	H	R	ER	SO	BB	IBB	HBP	BLK	WP	HR	S	P	ERA	WHIP	PITCHER		IP	WLS	BF	H	R	ER	SO	BB	IBB	HBP	BLK	WP	HR	S	P	ERA	WHIP
Steve Blass, R (1, 1) ERA: 2.66	7.0	W	29	6	4	4	3	4	0	0	0	0	1	31	47	5.14	1.429																			
Juan Pizarro, L (8, 1) ERA: 4.45	1.2		10	3	2	2	3	2	0	0	0	0	0	14	22	10.80	3.000																			
Roy Face, R (9, 1) ERA: 1.37	0.1	S	2	0	0	0	0	1	0	0	0	0	0	1	5	0.00	3.000																			

San Francisco Giants @ Pittsburgh Pirates  
Forbes Field, Pittsburgh, PA  
Tue Jul 18 1967, 7:05 PM EDT  
Unknown

AB 33  
R 6  
H 9  
RBI 6  
BB 7  
SO 6  
LOB 17



Batter	1	2	3	4	5	6	7	8	9	AB	R	H	RBI	BB	SO	LOB	BOTTOM																			
Matty Alou, L (1, 8) OBP: 0.358, SLG: 0.387	1B 3B	F3								5	2	3	0	0	0	2	San Francisco Giants @ Pittsburgh Pirates Forbes Field, Pittsburgh, PA Tue Jul 18 1967, 7:05 PM EDT Unknown																			
Maury Wills, S (1, 5) OBP: 0.308, SLG: 0.349	FC4-6 1B		3-1						1B BB	2	1	1	1	2	0	0																				
Manny Mota, R (1, 7) OBP: 0.331, SLG: 0.425	FC4-6 1B 4-3		1B						1B BB	4	1	2	1	1	0	2																				
Willie Stargell, L (1, 9) OBP: 0.363, SLG: 0.498	4-3 1B								1B BB	3	1	2	0	2	0	2																				
Bill Mazerolski, R (1, 4) OBP: 0.303, SLG: 0.379	4-3		F6						1B BB	5	1	1	2	0	0	8																				
Donn Clendenen, R (1, 3) OBP: 0.293, SLG: 0.383	K		FC6-4						1B	4	1	2	2	0	1	3																				
Gene Alley, R (1, 6) OBP: 0.339, SLG: 0.435									1B	4	1	2	2	0	0	1																				
Jerry May, R (1, 2) OBP: 0.358, SLG: 0.372	K								1B	4	0	0	0	0	2	1																				
Steve Blass, R (1, 1) ERA: 2.89 Juan Pizarro, L (8, 1) OBP: 0.200, SLG: 0.158 Roy Face, R (9, 1) ERA: 3.52	6-3								K	3	0	1	0	0	0	1																				
Inning Stats	R: 2 E: 0 K: 1 S: 8	H: 3 LOB: 1 BB: 0 P: 8	R: 0 E: 0 K: 1 S: 6	H: 1 LOB: 0 BB: 0 P: 6	R: 0 E: 0 K: 0 S: 5	H: 2 LOB: 2 BB: 0 P: 5	R: 0 E: 0 K: 1 S: 5	H: 0 LOB: 0 BB: 0 P: 5	R: 0 E: 0 K: 0 S: 2	H: 0 LOB: 1 BB: 2 P: 10	R: 0 E: 0 K: 0 S: 3	H: 1 LOB: 0 BB: 0 P: 3	R: 0 E: 1 K: 1 S: 6	H: 2 LOB: 3 BB: 2 P: 14	1B: 9 2B: 4 3B: 1 HR: 1	SF: 0 SAC: 1 DP: 2 HBP: 0		WP: 0 PB: 0 SB: 0 CS: 0	PA: 41																	
PITCHER	IP	WLS	BF	H	R	ER	SO	BB	IBB	HBP	BLK	WP	HR	S	P	ERA	WHIP	PITCHER		IP	WLS	BF	H	R	ER	SO	BB	IBB	HBP	BLK	WP	HR	S	P	ERA	WHIP
Juan Marichal, R (1, 1) ERA: 2.89	4.1	L	25	10	8	7	3	0	1	0	0	0	1	30	34	14.54	2.308																			
Bobby Bolin, R (5, 1) ERA: 4.3	1.2		7	1	0	0	0	2	0	0	0	0	0	5	13	0.00	1.800																			
Ron Herbel, R (7, 1) ERA: 3.52	2.0		9	3	0	0	1	2	0	0	0	0	0	9	17	0.00	2.500																			

San Francisco Giants @ Pittsburgh Pirates  
Forbes Field, Pittsburgh, PA  
Tue Jul 18 1967, 7:05 PM EDT  
Unknown

AB 35  
R 8  
H 14  
RBI 8  
BB 5  
SO 4  
LOB 20





Batter	1	2	3	4	5	6	7	8	9	AB	R	H	RBI	BB	SO	LOB	TOP		
Dick Groat, R OBP: 0.218, SLG: 0.180 (1, 6)	6-3	F4			1-3		5-3		K	5	0	0	0	0	1	2	<b>San Francisco Giants @ Pittsburgh Pirates</b> Forbes Field, Pittsburgh, PA Tue Jul 18 1967, 7:05 PM EDT Att: 28,023 - Unknown <a href="http://livebaseballscorecards.com">livebaseballscorecards.com</a>		
Bobby Etheridge, R OBP: 0.500, SLG: 0.667 (1, 5)	6-3		F9		1B		HR	BB		3	1	1	0	1	0	0			
Willie McCovey, L OBP: 0.401, SLG: 0.520 (1, 3)	1B		1B	FC7-2	1B		HR	HR		4	1	3	2	0	0	1			
Jim Ray Hart, R OBP: 0.376, SLG: 0.537 (1, 7)	6-3		1B				K			4	0	2	0	0	1	1			
Tom Haller, L OBP: 0.355, SLG: 0.447 (1, 2)		HBP	FC7-2			F8		G3		3	1	0	0	1	0	3			
Ollie Brown, R OBP: 0.315, SLG: 0.427 (1, 9)		1B			F4	L5		F9		3	0	0	0	0	0	1			
Ken Henderson, S OBP: 0.288, SLG: 0.302 (1, 8)		HBP			3-1			F9		3	0	1	1	1	0	0			
Hal Lanier, R OBP: 0.230, SLG: 0.275 (1, 4)		FC5-2			5-3		F8		6-3	4	0	0	0	0	0	4			
Joe Gibbon, R OBP: 0.118, SLG: 0.125 (1, 1)					6-3				6-3	2	0	0	0	0	1	2			
Bob Schroder, L OBP: 0.274, SLG: 0.239 (7, PH)	K						1-3		6-3	1	0	0	0	0	0	0			
Frank Linzy, R (7, 1)										1	0	0	0	0	0	0			
<b>Inning Stats</b>	R: 0 E: 0 K: 0 S: 4	H: 1 LOB: 1 BB: 0 P: 4	R: 1 E: 0 K: 1 S: 6	H: 1 LOB: 2 BB: 1 P: 11	R: 0 E: 0 K: 0 S: 4	H: 2 LOB: 1 BB: 0 P: 4	R: 0 E: 0 K: 0 S: 3	H: 0 LOB: 0 BB: 0 P: 3	R: 0 E: 0 K: 0 S: 4	H: 1 LOB: 2 BB: 1 P: 8	R: 2 E: 0 K: 1 S: 6	H: 1 LOB: 0 BB: 1 P: 10	R: 0 E: 0 K: 0 S: 3	H: 0 LOB: 0 BB: 0 P: 3	R: 0 E: 0 K: 1 S: 5	H: 0 LOB: 0 BB: 0 P: 5	1B: 6 2B: 1 3B: 0 HR: 1	SF: 0 SAC: 0 DP: 1 HBP: 1	WP: 0 PA: 37 PB: 0 SB: 0 CS: 0
<b>PITCHER</b>	IP WLS BF H R ER SO BB IBB HBP BLK WP HR S P ERA WHIP	IP WLS BF H R ER SO BB IBB HBP BLK WP HR S P ERA WHIP	IP WLS BF H R ER SO BB IBB HBP BLK WP HR S P ERA WHIP	IP WLS BF H R ER SO BB IBB HBP BLK WP HR S P ERA WHIP	IP WLS BF H R ER SO BB IBB HBP BLK WP HR S P ERA WHIP	IP WLS BF H R ER SO BB IBB HBP BLK WP HR S P ERA WHIP	IP WLS BF H R ER SO BB IBB HBP BLK WP HR S P ERA WHIP	IP WLS BF H R ER SO BB IBB HBP BLK WP HR S P ERA WHIP	IP WLS BF H R ER SO BB IBB HBP BLK WP HR S P ERA WHIP	IP WLS BF H R ER SO BB IBB HBP BLK WP HR S P ERA WHIP	IP WLS BF H R ER SO BB IBB HBP BLK WP HR S P ERA WHIP	IP WLS BF H R ER SO BB IBB HBP BLK WP HR S P ERA WHIP	IP WLS BF H R ER SO BB IBB HBP BLK WP HR S P ERA WHIP	IP WLS BF H R ER SO BB IBB HBP BLK WP HR S P ERA WHIP	IP WLS BF H R ER SO BB IBB HBP BLK WP HR S P ERA WHIP	IP WLS BF H R ER SO BB IBB HBP BLK WP HR S P ERA WHIP	IP WLS BF H R ER SO BB IBB HBP BLK WP HR S P ERA WHIP		
Tommie Sisk, R ERA: 3.25 (1, 1)	6.2	29	6	2	2	1	3	0	1	0	0	0	0	0	0	0	2.70	1.350	
Billy O'Dell, L ERA: 5.71 (7, 1)	0.1	L	2	1	1	1	0	0	0	0	0	0	0	0	0	0	27.00	3.000	
Al McBean, R ERA: 2.9 (8, 1)	2.0	6	0	0	0	1	0	0	0	0	0	0	0	0	0	0	0.00	0.000	

Batter	1	2	3	4	5	6	7	8	9	AB	R	H	RBI	BB	SO	LOB	BOTTOM		
Maury Wills, S OBP: 0.304, SLG: 0.344 (1, 5)	K		F8		5-3		K		SH3-4	4	0	0	0	0	2	0	<b>San Francisco Giants @ Pittsburgh Pirates</b> Forbes Field, Pittsburgh, PA Tue Jul 18 1967, 7:05 PM EDT Att: 28,023 - Unknown <a href="http://livebaseballscorecards.com">livebaseballscorecards.com</a>		
Gene Alley, R OBP: 0.343, SLG: 0.434 (1, 6)	4-3		G6-3	BB	1-3	1B			F9	3	0	1	0	2	0	1			
Manny Mota, R OBP: 0.322, SLG: 0.412 (1, 8) (7, 9)	K		G6-3		1-3				1-3	5	0	0	0	0	1	4			
Donn Clendenon, R OBP: 0.296, SLG: 0.382 (1, 3)	F9				5-3					3	1	1	0	1	0	2			
Bill Mazerowski, R OBP: 0.302, SLG: 0.377 (1, 4)					4-3				FC4-6	4	1	1	0	0	0	1			
Willie Stargell, L OBP: 0.380, SLG: 0.494 (1, 9)					1-4				K	2	0	0	0	0	1	2			
Matty Alou, L OBP: 0.356, SLG: 0.384 (6, PH) (7, 8)	K				1-4				K	2	0	0	0	0	1	1			
Jim Pagliaroni, R OBP: 0.324, SLG: 0.207 (1, 2)										3	0	3	2	1	0	0			
Jose Pagan, R OBP: 0.295, SLG: 0.344 (1, 7)					4-3				FC5	4	0	1	0	0	0	4			
Tommie Sisk, R OBP: 0.105, SLG: 0.105 (1, 1)					6-3					2	0	0	0	0	0	3			
Billy O'Dell, S OBP: 0.185, SLG: 0.120 (7, PH)	6-3								F9	0	0	0	0	0	0	0			
Manny Jimenez, L OBP: 0.320, SLG: 0.583 (7, PH)									SH3-4	1	0	0	0	0	0	0			
Al McBean, R (8, 1)										0	0	0	0	0	0	0			
Al Luplow, L OBP: 0.248, SLG: 0.271 (8, PH)									1B	1	0	1	0	0	0	0			
<b>Inning Stats</b>	R: 0 E: 0 K: 2 S: 8	H: 0 LOB: 1 BB: 0 P: 8	R: 0 E: 0 K: 1 S: 7	H: 2 LOB: 2 BB: 0 P: 7	R: 0 E: 0 K: 0 S: 2	H: 0 LOB: 1 BB: 1 P: 6	R: 2 E: 0 K: 0 S: 6	H: 3 LOB: 1 BB: 0 P: 6	R: 0 E: 0 K: 0 S: 4	H: 1 LOB: 1 BB: 0 P: 4	R: 0 E: 0 K: 1 S: 5	H: 0 LOB: 1 BB: 1 P: 9	R: 0 E: 0 K: 1 S: 5	H: 0 LOB: 2 BB: 2 P: 13	R: 0 E: 0 K: 0 S: 4	H: 1 LOB: 1 BB: 0 P: 4	1B: 7 2B: 0 3B: 1 HR: 0	SF: 0 SAC: 1 DP: 1 HBP: 0	WP: 0 PA: 39 PB: 1 SB: 0 CS: 0
<b>PITCHER</b>	IP WLS BF H R ER SO BB IBB HBP BLK WP HR S P ERA WHIP	IP WLS BF H R ER SO BB IBB HBP BLK WP HR S P ERA WHIP	IP WLS BF H R ER SO BB IBB HBP BLK WP HR S P ERA WHIP	IP WLS BF H R ER SO BB IBB HBP BLK WP HR S P ERA WHIP	IP WLS BF H R ER SO BB IBB HBP BLK WP HR S P ERA WHIP	IP WLS BF H R ER SO BB IBB HBP BLK WP HR S P ERA WHIP	IP WLS BF H R ER SO BB IBB HBP BLK WP HR S P ERA WHIP	IP WLS BF H R ER SO BB IBB HBP BLK WP HR S P ERA WHIP	IP WLS BF H R ER SO BB IBB HBP BLK WP HR S P ERA WHIP	IP WLS BF H R ER SO BB IBB HBP BLK WP HR S P ERA WHIP	IP WLS BF H R ER SO BB IBB HBP BLK WP HR S P ERA WHIP	IP WLS BF H R ER SO BB IBB HBP BLK WP HR S P ERA WHIP	IP WLS BF H R ER SO BB IBB HBP BLK WP HR S P ERA WHIP	IP WLS BF H R ER SO BB IBB HBP BLK WP HR S P ERA WHIP	IP WLS BF H R ER SO BB IBB HBP BLK WP HR S P ERA WHIP	IP WLS BF H R ER SO BB IBB HBP BLK WP HR S P ERA WHIP			
Joe Gibbon, L ERA: 4.01 (7, 1)	6.0	W	26	7	2	2	3	1	0	0	0	0	0	0	0	0	3.00	1.333	
Frank Linzy, R ERA: 1.63 (7, 1)	3.0	S	13	1	0	0	2	3	0	0	0	0	0	0	0	0	0.00	1.333	



Batter	1	2	3	4	5	6	7	8	9	10	11	AB	R	H	RBI	BB	SO	LOB	TOP							
Ken Henderson, S OBP: 0.291, SLG: 0.306 (1, 8)												5	0	2	0	0	0	1								
Dick Groat, R OBP: 0.210, SLG: 0.164 Tito Fuentes, S OBP: 0.240, SLG: 0.271 (1, 6)												5	0	0	0	0	1	3								
Bobby Etheridge, R OBP: 0.474, SLG: 0.765 (1, 5)												5	0	2	0	0	0									
Willie McCovey, L OBP: 0.394, SLG: 0.509 (1, 3)												5	0	0	0	0	2									
Jim Ray Hart, R OBP: 0.375, SLG: 0.537 (1, 7)												4	0	1	0	0	0									
Tom Haller, L OBP: 0.300, SLG: 0.458 (1, 2)												2	1	1	1	2	0									
Ollie Brown, R OBP: 0.314, SLG: 0.424 (1, 9)												4	0	1	0	0	0									
Hal Lanier, R OBP: 0.230, SLG: 0.275 (1, 4)												4	0	1	0	0	0									
Mike McCormick, L Frank Linzy, R (1, 1)												4	0	1	0	0	1									
<b>Inning Stats</b>	R: 0 E: 0 K: 2 S: 8	H: 2 LOB: 1 BB: 0 P: 8	R: 1 E: 0 K: 0 S: 4	H: 1 LOB: 0 BB: 0 P: 4	R: 0 E: 0 K: 0 S: 3	H: 1 LOB: 0 BB: 0 P: 3	R: 0 E: 0 K: 0 S: 4	H: 1 LOB: 1 BB: 0 P: 4	R: 0 E: 0 K: 1 S: 5	H: 1 LOB: 0 BB: 0 P: 5	R: 0 E: 0 K: 0 S: 3	H: 0 LOB: 0 BB: 0 P: 3	R: 0 E: 0 K: 1 S: 5	H: 0 LOB: 1 BB: 0 P: 9	R: 0 E: 0 K: 0 S: 4	H: 2 LOB: 1 BB: 0 P: 4	R: 0 E: 0 K: 0 S: 3	H: 1 LOB: 2 BB: 1 P: 8	R: 0 E: 0 K: 0 S: 3	H: 0 LOB: 0 BB: 0 P: 3	R: 0 E: 0 K: 0 S: 3	H: 0 LOB: 0 BB: 0 P: 3	1B: 5 2B: 2 3B: 1 HR: 1	SF: 0 SAC: 0 DP: 3 HBP: 0	WP: 0 PB: 0 SB: 0 CS: 1	PA: 40
<b>PITCHER</b> Dennis Ribant, R ERA: 3.1 (1, 1)	IP: 11.0 WLS: 4 BF: 40 H: 9 R: 1 ER: 1 SO: 4 BB: 1 IBB: 1 HBP: 0 BLK: 0 WP: 0 HR: 1 S: 46 P: 54 ERA: 0.82 WHIP: 0.909																									

San Francisco Giants @ Pittsburgh Pirates  
Forbes Field, Pittsburgh, PA  
Wed Jul 19 1967, 7:05 PM EDT  
Att: 16,013 - Unknown

AB 38  
R 1  
H 9  
RBI 1  
BB 2  
SO 4  
LOB 13



Batter	1	2	3	4	5	6	7	8	9	10	11	AB	R	H	RBI	BB	SO	LOB	BOTTOM			
Maury Wills, S OBP: 0.306, SLG: 0.343 (1, 5)												4	1	1	0	1	0	0				
Gene Alley, R OBP: 0.340, SLG: 0.440 (1, 6)												5	0	3	1	1	0					
Manny Mota, R OBP: 0.324, SLG: 0.408 (1, 9)												4	0	1	0	1	0					
Donn Clendenon, R OBP: 0.297, SLG: 0.384 (1, 3)												4	0	1	0	1	2					
Bill Mazeroski, R OBP: 0.306, SLG: 0.377 (1, 4)												3	0	1	0	2	0					
Jose Pagan, R OBP: 0.291, SLG: 0.330 (1, 7)												4	0	0	0	1	1					
Matty Alou, L OBP: 0.350, SLG: 0.378 (1, 8)												5	0	0	0	0	0					
Jerry May, R OBP: 0.355, SLG: 0.378 Al Luplow, L OBP: 0.248, SLG: 0.271 (11, PR)												5	0	1	0	0	1					
Dennis Ribant, R Andre Rodgers, R OBP: 0.359, SLG: 0.394 (11, PH)												4	0	1	0	0	0					
<b>Inning Stats</b>	R: 1 E: 0 K: 0 S: 5	H: 2 LOB: 3 BB: 2 P: 13	R: 0 E: 0 K: 1 S: 5	H: 0 LOB: 0 BB: 0 P: 5	R: 0 E: 0 K: 1 S: 7	H: 2 LOB: 3 BB: 1 P: 11	R: 0 E: 0 K: 0 S: 3	H: 0 LOB: 0 BB: 0 P: 3	R: 0 E: 0 K: 0 S: 3	H: 0 LOB: 1 BB: 1 P: 7	R: 0 E: 0 K: 0 S: 3	H: 0 LOB: 0 BB: 0 P: 3	R: 0 E: 0 K: 0 S: 6	H: 1 LOB: 2 BB: 1 P: 10	R: 0 E: 0 K: 0 S: 3	H: 1 LOB: 0 BB: 0 P: 3	R: 1 E: 0 K: 0 S: 2	H: 2 LOB: 3 BB: 2 P: 10	1B: 6 2B: 2 3B: 1 HR: 0	SF: 0 SAC: 1 DP: 1 HBP: 0	WP: 0 PB: 1 SB: 2 CS: 0	PA: 47
<b>PITCHER</b> Mike McCormick, L ERA: 2.31 Frank Linzy, R ERA: 1.63 (1, 1)	IP: 10.0 WLS: 1 BF: 46 H: 8 R: 2 ER: 1 SO: 4 BB: 2 IBB: 6 HBP: 0 BLK: 0 WP: 0 HR: 0 S: 46 P: 78 ERA: 0.90 WHIP: 1.000																					

San Francisco Giants @ Pittsburgh Pirates  
Forbes Field, Pittsburgh, PA  
Wed Jul 19 1967, 7:05 PM EDT  
Att: 16,013 - Unknown

AB 38  
R 2  
H 9  
RBI 1  
BB 8  
SO 4  
LOB 29





Batter	1	2	3	4	5	6	7	8	9	AB	R	H	RBI	BB	SO	LOB	TOP				
Ken Henderson, S (1, 8) OBP: 0.289, SLG: 0.304 Jesus Alou, R (1, 9) OBP: 0.312, SLG: 0.372	4-3		F7		1B 3B	4-3		4-3	4-3	1	0	0	0	0	0	0	<b>San Francisco Giants @ Pittsburgh Pirates</b> Forbes Field, Pittsburgh, PA Thu Jul 20 1967, 7:05 PM EDT Att: 10,359 - Unknown <a href="http://livebaseballscorecards.com">livebaseballscorecards.com</a>				
Dick Groat, R (1, 6) OBP: 0.200, SLG: 0.167	K		1B 2H		1-3		1-3	4-3	4-3	5	0	1	1	0	1	1					
Bobby Etheridge, R (1, 5) OBP: 0.458, SLG: 0.667	6-3		6-3		HR 1B		5-3		HBP	4	1	1	1	0	0	1					
Willie McCovey, L (1, 3) OBP: 0.394, SLG: 0.519		F5		1B 1B	HR 1H		K		G3	5	2	2	2	0	1	1					
Jim Ray Hart, R (1, 7) OBP: 0.376, SLG: 0.539	F3			1B 1B	HR 2B				6-3	4	0	2	0	0	0	0					
Tom Haller, L (1, 2) OBP: 0.365, SLG: 0.466				1-2 2H 1B	4-3					4	1	3	1	0	0	0					
Ollie Brown, R (1, 9) (1, 8)	K		F8		1B		5-3		F8	4	0	0	0	0	1	4					
Hal Lanier, R (1, 4) OBP: 0.237, SLG: 0.284			SH1-4 1B		F8		SH1-4 1B		E6 1H 2B	4	1	3	1	0	0	2					
Gaylord Perry, R (1, 1) OBP: 0.182, SLG: 0.182			SH1-4 1-2		1-3		SH1-4 1-2		6-3	2	0	0	0	0	0	3					
<b>Inning Stats</b>	R: 0 E: 0 K: 1 S: 5	H: 0 LOB: 0 BB: 0 P: 5	R: 0 E: 0 K: 1 S: 6	H: 1 LOB: 1 BB: 0 P: 6	R: 1 E: 0 K: 0 S: 5	H: 2 LOB: 1 BB: 0 P: 5	R: 1 E: 0 K: 0 S: 6	H: 3 LOB: 2 BB: 0 P: 6	R: 3 E: 0 K: 0 S: 6	H: 4 LOB: 0 BB: 0 P: 6	R: 0 E: 0 K: 1 S: 5	H: 0 LOB: 0 BB: 0 P: 5	R: 1 E: 1 K: 0 S: 3	H: 2 LOB: 1 BB: 0 P: 5	R: 0 E: 0 K: 0 S: 3	H: 0 LOB: 1 BB: 0 P: 4		1B: 8 2B: 3 3B: 1 HR: 1	SF: 0 SAC: 2 DP: 0 HBP: 1	WP: 0 PB: 0 SB: 0 CS: 0	PA: 40
<b>PITCHER</b>	IP	WLS	BF	H	R	ER	SO	BB	IBB	HBP	BLK	WP	HR	S	P	ERA	WHIP				
Vern Law, R (1, 1) ERA: 4.53	4.1	L	21	8	4	4	2	0	0	0	0	0	0	25	25	8.31	1.846				
Pete Mikkelsen, R (5, 1) ERA: 4.37	1.2		7	3	1	1	0	0	0	0	0	0	1	7	7	5.40	1.800				
Billy O'Dell, L (7, 1) ERA: 5.68	2.0		8	2	1	1	1	0	0	0	0	0	0	10	10	4.50	1.000				
Al McBean, R (9, 1) ERA: 2.84	1.0		4	0	0	0	0	0	0	1	0	0	0	3	4	0.00	0.000				

Batter	1	2	3	4	5	6	7	8	9	AB	R	H	RBI	BB	SO	LOB	BOTTOM				
Matty Alou, L (1, 8) OBP: 0.346, SLG: 0.373	F8		6-3			E6 1B E		G3		4	1	0	0	0	0	0	<b>San Francisco Giants @ Pittsburgh Pirates</b> Forbes Field, Pittsburgh, PA Thu Jul 20 1967, 7:05 PM EDT Att: 10,359 - Unknown <a href="http://livebaseballscorecards.com">livebaseballscorecards.com</a>				
Maury Wills, S (1, 5) OBP: 0.311, SLG: 0.346			5-3			E 1B 1B			BB 1-3 1B BB	3	0	2	0	1	0	0					
Manny Mota, R (1, 9) OBP: 0.328, SLG: 0.410	FC1-6 1B 1-2					E9 G1-6-3 1B			1-2 1-3 1B	4	0	2	1	0	1	1					
Willie Stargell, L (1, 7) OBP: 0.359, SLG: 0.490	FC6-4 1B 1-3					G1-6-3 1-2 1B			1-2 2-3 1-3	4	0	1	0	0	1	4					
Bill Mazerowski, R (1, 4) OBP: 0.303, SLG: 0.372	FC6-4 1-2					5-3			F4	4	0	0	0	0	0	4					
Donn Clendenen, R (1, 3) OBP: 0.300, SLG: 0.385						K			K	4	0	2	0	0	2	2					
Gene Alley, R (1, 6) OBP: 0.345, SLG: 0.436			G4-6-3 1B 1-2			F6			6-3	3	0	0	0	0	2						
Jim Pagliaroni, R (1, 2) OBP: 0.312, SLG: 0.197			F8			G4-6-3 1-2			5-3	3	0	0	0	0	1						
Vern Law, R (1, 1) ERA: 4.53						6-3			F5	1	0	0	0	0	0	0					
Pete Mikkelsen, R (5, 1) ERA: 4.37										0	0	0	0	0	0	0					
Al Luplow, L (6, PH) OBP: 0.269										0	0	0	0	0	0	0					
Billy O'Dell, S (7, 1) OBP: 0.311, SLG: 0.346										0	0	0	0	0	0	0					
Manny Jimenez, L (8, PH) OBP: 0.328, SLG: 0.410										0	0	0	0	0	0	0					
Al McBean, R (9, 1) ERA: 2.84										0	0	0	0	0	0	0					
<b>Inning Stats</b>	R: 0 E: 0 K: 0 S: 5	H: 2 LOB: 2 BB: 0 P: 5	R: 0 E: 0 K: 0 S: 3	H: 1 LOB: 0 BB: 0 P: 3	R: 0 E: 0 K: 2 S: 7	H: 0 LOB: 0 BB: 0 P: 7	R: 0 E: 0 K: 0 S: 3	H: 1 LOB: 0 BB: 0 P: 3	R: 1 E: 2 K: 0 S: 5	H: 2 LOB: 1 BB: 0 P: 5	R: 0 E: 0 K: 1 S: 5	H: 0 LOB: 0 BB: 0 P: 5	R: 0 E: 0 K: 0 S: 3	H: 0 LOB: 0 BB: 0 P: 3	R: 0 E: 0 K: 1 S: 6	H: 1 LOB: 2 BB: 1 P: 10	1B: 7 2B: 0 3B: 0 HR: 0	SF: 0 SAC: 0 DP: 3 HBP: 0	WP: 0 PB: 0 SB: 0 CS: 0	PA: 33	
<b>PITCHER</b>	IP	WLS	BF	H	R	ER	SO	BB	IBB	HBP	BLK	WP	HR	S	P	ERA	WHIP				
Gaylord Perry, R (1, 1) ERA: 3.47	9.0	W	33	7	1	0	4	1	0	0	0	0	0	40	44	0.00	0.889				





Batter	1	2	3	4	5	6	7	8	9	AB	R	H	RBI	BB	SO	LOB	TOP			
<b>Julio Gotay, R</b> OBP: 0.329, SLG: 0.406 (1, 6)	0-0 6-3		0-3 K		0-0 4-3			0-0 F3		4	0	0	0	0	1	2				
<b>Joe Morgan, L</b> OBP: 0.407, SLG: 0.425 (1, 4)	0-0 1B		0-0 F6			0-0 F7		0-0 F9		4	0	1	0	0	0	1				
<b>Jimmy Wynn, R</b> OBP: 0.347, SLG: 0.530 (1, 8)	0-0 F7			0-3 K					0-0 E5 2B 6-3	3	1	0	0	1	1	1				
<b>Rusty Staub, L</b> OBP: 0.399, SLG: 0.508 (1, 9)	0-3 K			0-0 1B		0-3 K			0-0 1-3 2B	4	0	2	0	0	2	2				
<b>Jackie Brandt, R</b> OBP: 0.246, SLG: 0.348 (1, 3)		0-0 5-3		0-0 F8		0-0 F6			0-0 6-3	4	0	0	1	0	0	3				
<b>Ron Davis, R</b> OBP: 0.274, SLG: 0.375 (1, 7)		0-3 K		0-0 F7					0-0 F2	4	0	0	0	0	2	2				
<b>Eddie Mathews, L</b> OBP: 0.341, SLG: 0.425 (1, 5)		0-3 K			4-0 G3 BB		0-0 F5		0-0 F6	3	0	0	0	1	1	1				
<b>John Bateman, R</b> OBP: 0.251, SLG: 0.266 (1, 2)			4-0 BB		0-0 F7		0-3 K			2	0	0	0	1	1	1				
<b>Wade Blasingame, L</b> OBP: 0.235, SLG: 0.071 (1, 1)			0-3 K				0-0 G3			2	0	0	0	0	1	2				
<b>Dave Eilers, R</b> (7, 1)								0-3 K		0	0	0	0	0	0	0				
<b>Carroll Sembera, R</b> OBP: 0.143, SLG: 0.143 (7, 1)										0	0	0	0	0	0	0				
<b>Chuck Harrison, R</b> OBP: 0.290, SLG: 0.325 (8, PH)										1	0	0	0	0	1	0				
<b>Larry Sherry, R</b> (8, 1)										0	0	0	0	0	0	0				
<b>Inning Stats</b>	R: 0 E: 0 K: 1 S: 6	H: 1 LOB: 1 BB: 0 P: 6	R: 0 E: 0 K: 2 S: 7	H: 0 LOB: 0 BB: 0 P: 7	R: 0 E: 0 K: 2 S: 7	H: 0 LOB: 1 BB: 1 P: 11	R: 0 E: 0 K: 1 S: 6	H: 1 LOB: 1 BB: 0 P: 6	R: 0 E: 0 K: 0 S: 3	H: 0 LOB: 1 BB: 1 P: 7	R: 0 E: 0 K: 2 S: 5	H: 0 LOB: 2 BB: 0 P: 7	R: 0 E: 0 K: 1 S: 5	H: 0 LOB: 0 BB: 0 P: 5	R: 1 E: 1 K: 0 S: 5	H: 1 LOB: 1 BB: 0 P: 5	1B: 2 2B: 1 3B: 0 HR: 0	SF: 0 SAC: 0 DP: 0 HBP: 0	WP: 0 PB: 0 SB: 1 CS: 0	PA: 34
<b>PITCHER</b> <b>Bob Veale, L</b> ERA: 3.52 (1, 1)	IP: 9.0 WLS: W BF: 34 H: 3 R: 1 ER: 0 SO: 10 BB: 3 IBB: 0 HBP: 0 BLK: 0 WP: 0 HR: 0 S: 51 P: 63 ERA: 0.00 WHIP: 0.667																			

Houston Astros @ Pittsburgh Pirates  
Forbes Field, Pittsburgh, PA  
Fri Jul 21 1967, 7:05 PM EDT  
Att: 14,687 - Unknown

AB	31
R	1
H	3
RBI	1
BB	3
SO	10
LOB	15



Batter	1	2	3	4	5	6	7	8	9	AB	R	H	RBI	BB	SO	LOB	BOTTOM			
<b>Maury Wills, S</b> OBP: 0.315, SLG: 0.350 (1, 5)	0-0 1B		0-0 6-3		0-0 6-3			0-0 3B 1B		5	2	3	0	0	0	0				
<b>Gene Alley, R</b> OBP: 0.343, SLG: 0.432 (1, 6)	0-0 G6-3		0-3 K		0-0 F8		0-3 K	0-0 1B		5	0	1	1	0	2	3				
<b>Roberto Clemente, R</b> OBP: 0.490, SLG: 0.520 (1, 9)	0-0 3B			0-3 K		0-0 4-3		0-0 1B 3B		4	1	2	2	0	1	0				
<b>Matty Alou, L</b> OBP: 0.345, SLG: 0.372 (8, 8)								0-0 L3		1	0	0	0	0	0	1				
<b>Donn Clendenon, R</b> OBP: 0.306, SLG: 0.392 (1, 3)	0-0 F4			0-0 1B WP		4-0 CS BB		0-0 2B 1B		3	2	2	1	1	0	1				
<b>Bill Mazerowski, R</b> OBP: 0.308, SLG: 0.380 (1, 4)		0-0 4-3		0-0 1B WP		0-0 3B 1B		0-0 2B		4	2	3	1	0	0	0				
<b>Manny Mota, R</b> OBP: 0.337, SLG: 0.443 (1, 8)		0-0 HR		0-0 6-3		0-0 3B 1B		4-0 BB		3	1	2	2	1	0	1				
<b>Jim Pagliaroni, R</b> OBP: 0.309, SLG: 0.200 (1, 2)		0-0 6-3		0-0 1B		0-0 5-3		0-3 K		4	0	1	1	0	1	3				
<b>Jose Pagan, R</b> OBP: 0.281, SLG: 0.317 (1, 7)		0-0 5-3			0-0 F8			0-0 1-3		4	0	0	0	0	0	1				
<b>Bob Veale, S</b> OBP: 0.061, SLG: 0.061 (1, 1)			0-3 K		0-3 K			0-0 1B 3B		4	1	1	0	0	3	0				
<b>Inning Stats</b>	R: 0 E: 0 K: 0 S: 4	H: 2 LOB: 1 BB: 0 P: 4	R: 1 E: 0 K: 0 S: 4	H: 1 LOB: 0 BB: 0 P: 4	R: 0 E: 0 K: 2 S: 7	H: 0 LOB: 0 BB: 0 P: 7	R: 2 E: 0 K: 1 S: 8	H: 3 LOB: 1 BB: 0 P: 8	R: 0 E: 0 K: 1 S: 5	H: 0 LOB: 0 BB: 0 P: 5	R: 1 E: 0 K: 0 S: 4	H: 2 LOB: 1 BB: 1 P: 8	R: 4 E: 0 K: 2 S: 12	H: 5 LOB: 2 BB: 1 P: 16	R: 1 E: 0 K: 1 S: 7	H: 2 LOB: 1 BB: 0 P: 7	1B: 9 2B: 2 3B: 3 HR: 1	SF: 0 SAC: 0 DP: 1 HBP: 0	WP: 2 PB: 0 SB: 0 CS: 1	PA: 39
<b>PITCHER</b> <b>Wade Blasingame, L</b> ERA: 6.04 (1, 1)	IP: 0.1 WLS: L BF: 3 H: 2 R: 1 ER: 1 SO: 1 BB: 0 IBB: 0 HBP: 0 BLK: 0 WP: 0 HR: 0 S: 5 P: 39 ERA: 27.00 WHIP: 6.000																			
<b>Dave Eilers, R</b> ERA: 5.54 (7, 1)	0.1	3	2	1	1	1	0	0	0	0	0	5	5	27.00	6.000					
<b>Carroll Sembera, R</b> ERA: 3.77 (7, 1)	0.1	3	1	1	1	1	1	0	0	0	0	4	8	27.00	6.000					
<b>Larry Sherry, R</b> ERA: 5.86 (8, 1)	1.0	5	2	1	1	1	0	0	0	0	1	0	7	9.00	2.000					

Houston Astros @ Pittsburgh Pirates  
Forbes Field, Pittsburgh, PA  
Fri Jul 21 1967, 7:05 PM EDT  
Att: 14,687 - Unknown

AB	37
R	9
H	15
RBI	8
BB	2
SO	7
LOB	10

















Batter	1	2	3	4	5	6	7	8	9	AB	R	H	RBI	BB	SO	LOB	TOP			
Maury Wills, S OBP: 0.333, SLG: 0.369										3	2	2	0	2	0	0	<b>Pittsburgh Pirates @ Los Angeles Dodgers</b> Dodger Stadium, Los Angeles, CA Mon Jul 24 1967, 7:05 PM PDT Att: 22,495 - Unknown			
Gene Alley, R OBP: 0.339, SLG: 0.420										5	0	0	0	0	2	4				
Roberto Clemente, R OBP: 0.407, SLG: 0.546										5	1	3	1	0	0	1				
Donn Clendenon, R OBP: 0.307, SLG: 0.393										4	0	0	0	0	0	3				
Bill Mazerowski, R OBP: 0.312, SLG: 0.399										4	0	1	1	0	0	1				
Manny Mota, R OBP: 0.351, SLG: 0.474										3	0	1	0	1	0	0				
Jose Pagan, R OBP: 0.298, SLG: 0.342										4	0	3	0	0	0	2				
Manny Sanguillen, R OBP: 0.222, SLG: 0.222										4	0	1	0	0	0	2				
Dennis Ribant, R OBP: 0.238, SLG: 0.310										2	0	0	0	0	0	1				
Juan Pizarro, L OBP: 0.190, SLG: 0.150										1	0	0	0	0	1	2				
Al McBean, R OBP: 0.310, SLG: 0.536										0	0	0	0	0	0	0				
Roy Face, R										0	0	0	0	0	0	0				
<b>Inning Stats</b>	R: 1 E: 0 K: 0 S: 5	H: 2 LOB: 1 BB: 0 P: 5	R: 0 E: 0 K: 0 S: 4	H: 2 LOB: 1 BB: 0 P: 4	R: 2 E: 1 K: 1 S: 7	H: 2 LOB: 2 BB: 2 P: 15	R: 0 E: 0 K: 0 S: 3	H: 0 LOB: 0 BB: 0 P: 3	R: 0 E: 0 K: 1 S: 5	H: 2 LOB: 2 BB: 0 P: 5	R: 0 E: 0 K: 0 S: 4	H: 2 LOB: 1 BB: 0 P: 4	R: 0 E: 0 K: 0 S: 4	H: 1 LOB: 1 BB: 0 P: 4	R: 0 E: 0 K: 0 S: 3	H: 0 LOB: 1 BB: 7 P: 7	1B: 11 2B: 0 3B: 0 HR: 0	SF: 0 SAC: 0 DP: 1 HBP: 0	WP: 0 PB: 1 SB: 0 CS: 0	PA: 39
<b>PITCHER</b>	IP WLS BF H R ER SO BB IBB HBP BLK WP HR S P ERA WHIP																			
Claude Osteen, L ERA: 3.76	(1, 1) 8.0 35 11 3 3 3 2 0 0 0 0 0 0 39 47 3.38 1.625																			
Phil Regan, R ERA: 2.81	(9, 1) 1.0 W 4 0 0 0 0 1 0 0 0 0 0 0 3 7 0.00 1.000																			

AB 36  
R 3  
H 11  
RBI 2  
BB 3  
SO 3  
LOB 16



Batter	1	2	3	4	5	6	7	8	9	AB	R	H	RBI	BB	SO	LOB	BOTTOM					
Dick Schofield, S OBP: 0.337, SLG: 0.313										5	2	3	1	0	1	2	<b>Pittsburgh Pirates @ Los Angeles Dodgers</b> Dodger Stadium, Los Angeles, CA Mon Jul 24 1967, 7:05 PM PDT Att: 22,495 - Unknown					
Willie Davis, L OBP: 0.305, SLG: 0.346										4	0	1	1	0	1	1						
Len Gabrielson, L OBP: 0.291, SLG: 0.411										4	0	2	0	1	0	0						
Ron Fairly, L OBP: 0.317, SLG: 0.332										5	1	1	0	0	1	5						
Jim Lefebvre, S OBP: 0.353, SLG: 0.414										5	0	2	1	0	0	3						
John Roseboro, L OBP: 0.382, SLG: 0.378										2	0	1	1	1	1	0						
Wes Parker, S OBP: 0.368, SLG: 0.354										1	0	0	0	0	0	1						
Jeff Torborg, R OBP: 0.287, SLG: 0.291										0	0	0	0	0	0	0						
Lou Johnson, R OBP: 0.309, SLG: 0.397										4	0	0	0	0	0	3						
Bob Bailey, R OBP: 0.261, SLG: 0.258										2	1	1	0	2	0	0						
Claude Osteen, L ERA: 3.22	(1, 1) 4.1 21 8 3 3 3 3 0 0 0 0 0 0 27 27 6.23 1.846																					
Al Ferrara, R ERA: 4.29	(8, PH) 3.0 13 1 0 0 3 2 0 0 0 0 0 0 17 25 0.00 1.000																					
Phil Regan, R ERA: 2.7	(9, 1) 0.2 2 0 0 0 0 0 1 0 0 0 0 0 1 5 0.00 1.500																					
Roy Face, R ERA: 1.58	(9, 1) 0.2 L 5 2 1 1 0 0 1 0 0 0 0 0 4 8 13.50 3.000																					
<b>Inning Stats</b>	R: 0 E: 0 K: 1 S: 6	H: 1 LOB: 1 BB: 0 P: 6	R: 0 E: 0 K: 1 S: 5	H: 0 LOB: 0 BB: 0 P: 5	R: 0 E: 0 K: 1 S: 6	H: 1 LOB: 1 BB: 0 P: 6	R: 1 E: 0 K: 0 S: 5	H: 2 LOB: 1 BB: 0 P: 5	R: 2 E: 0 K: 1 S: 9	H: 4 LOB: 2 BB: 0 P: 9	R: 0 E: 0 K: 2 S: 7	H: 0 LOB: 2 BB: 2 P: 15	R: 0 E: 0 K: 0 S: 3	H: 0 LOB: 0 BB: 0 P: 3	R: 0 E: 0 K: 0 S: 4	H: 1 LOB: 2 BB: 1 P: 8	R: 1 E: 0 K: 0 S: 4	H: 2 LOB: 2 BB: 1 P: 8	1B: 8 2B: 4 3B: 0 HR: 0	SF: 0 SAC: 1 DP: 1 HBP: 0	WP: 0 PB: 0 SB: 0 CS: 0	PA: 41
<b>PITCHER</b>	IP WLS BF H R ER SO BB IBB HBP BLK WP HR S P ERA WHIP																					
Dennis Ribant, R ERA: 3.22	(1, 1) 4.1 21 8 3 3 3 3 0 0 0 0 0 0 27 27 6.23 1.846																					
Juan Pizarro, L ERA: 4.29	(8, PH) 3.0 13 1 0 0 3 2 0 0 0 0 0 0 17 25 0.00 1.000																					
Al McBean, R ERA: 2.7	(9, 1) 0.2 2 0 0 0 0 0 1 0 0 0 0 0 1 5 0.00 1.500																					
Roy Face, R ERA: 1.58	(9, 1) 0.2 L 5 2 1 1 0 0 1 0 0 0 0 0 4 8 13.50 3.000																					

AB 36  
R 4  
H 11  
RBI 4  
BB 4  
SO 6  
LOB 21





Batter	1	2	3	4	5	6	7	8	9	AB	R	H	RBI	BB	SO	LOB	TOP	
Matty Alou, L (1, 8) OBP: 0.348, SLG: 0.381	0-0 6-3			0-0 FC5-4 1B		0-0 1B		0-0 1B		4	0	3	0	0	0	0	<b>Pittsburgh Pirates @ Los Angeles Dodgers</b> Dodger Stadium, Los Angeles, CA Tue Jul 25 1967, 7:05 PM PDT Att: 24,348 - Unknown <a href="http://livebaseballscorecards.com">livebaseballscorecards.com</a>	
Maury Wills, S (1, 5) OBP: 0.332, SLG: 0.368	0-0 3-1		0-0 FC5-4 1B		0-0 F7		0-0 1B	0-0 1B		4	1	1	0	0	0	2		
Roberto Clemente, R (1, 9) OBP: 0.493, SLG: 0.542	0-0 4-3		0-3 K		0-0 1B		0-0 1B	0-3 K		4	0	1	0	0	2	3		
Willie Stargell, L (1, 3) OBP: 0.357, SLG: 0.486		0-0 4-3		0-0 1B		0-3 K			0-3 K		4	0	1	1	0	2		2
Bill Mazerowski, R (1, 4) OBP: 0.308, SLG: 0.395		0-0 L8		0-0 F7			0-0 F2		0-0 F9		4	0	0	0	0	0		1
Manny Mota, R (1, 7) OBP: 0.348, SLG: 0.469		0-0 4-3			0-0 CS 1B		0-3 K		0-0 F9		4	0	1	0	0	1		0
Gene Alley, R (1, 6) OBP: 0.336, SLG: 0.416			0-0 4-3		0-0 L8		0-0 F8				3	0	0	0	0	0		1
Jim Pagliaroni, R (1, 2) OBP: 0.312, SLG: 0.211			0-3 K		0-0 F9			0-3 K		3	0	0	0	0	0	2		0
Vern Law, R (1, 1) Al Lugowski, L (6, PH) Billy O'Dell, S (6, PH) Roy Face, R (7, 1) Manny Jimenez, L (8, PH) Juan Pizarro, L (8, 1)			0-3 K			0-0 4-3		0-0 4-3		1	0	0	0	0	0	1		0
<b>Inning Stats</b>	R: 0 E: 0 K: 0 S: 3	H: 0 LOB: 0 BB: 0 P: 3	R: 0 E: 0 K: 0 S: 3	H: 0 LOB: 0 BB: 0 P: 3	R: 0 E: 0 K: 2 S: 7	H: 0 LOB: 0 BB: 0 P: 7	R: 1 E: 0 K: 1 S: 7	H: 2 LOB: 1 BB: 0 P: 7	R: 0 E: 0 K: 0 S: 5	H: 0 LOB: 0 BB: 0 P: 5	R: 0 E: 0 K: 2 S: 9	H: 2 LOB: 2 BB: 0 P: 9	R: 0 E: 0 K: 1 S: 5	H: 0 LOB: 0 BB: 0 P: 5	1B: 7 2B: 0 3B: 0 HR: 0	SF: 0 SAC: 0 DP: 0 HBP: 0		WP: 0 PB: 0 SB: 1 CS: 1
<b>PITCHER</b> Bill Singer, R (1, 1) ERA: 3.12	IP: 9.0 WLS: W BF: 33 H: 7 R: 1 ER: 1 SO: 8 BB: 0 IBB: 0 HBP: 0 BLK: 0 WP: 0 HR: 0 S: 49 P: 49 ERA: 1.00 WHIP: 0.778											<b>PITCHER</b>	IP: 9.0 WLS: W BF: 33 H: 7 R: 1 ER: 1 SO: 8 BB: 0 IBB: 0 HBP: 0 BLK: 0 WP: 0 HR: 0 S: 49 P: 49 ERA: 1.00 WHIP: 0.778					

Batter	1	2	3	4	5	6	7	8	9	AB	R	H	RBI	BB	SO	LOB	BOTTOM	
Dick Schofield, S (1, 6) OBP: 0.335, SLG: 0.307	0-0 F6		4-0 FC6-4 BB		0-0 L3-6			0-0 6-3		3	0	0	0	1	0	1	<b>Pittsburgh Pirates @ Los Angeles Dodgers</b> Dodger Stadium, Los Angeles, CA Tue Jul 25 1967, 7:05 PM PDT Att: 24,348 - Unknown <a href="http://livebaseballscorecards.com">livebaseballscorecards.com</a>	
Willie Davis, L (1, 8) OBP: 0.304, SLG: 0.343	0-0 4-3		0-0 FC6-4 G4-3		0-0 G3		1-0 HBP			3	0	0	0	0	0	1		
Len Gabrielson, L (1, 9) OBP: 0.284, SLG: 0.400	0-0 L9		0-0 G4-3		0-0 F8		0-0 F6			4	0	0	0	0	0	2		
Ron Fairly, L (1, 3) OBP: 0.315, SLG: 0.329		0-3 K		0-0 F3		0-0 L7				3	0	0	0	0	1	0		
Jim Lefebvre, S (1, 4) OBP: 0.356, SLG: 0.414		0-0 1B		0-3 K			1-0 HBP			2	1	1	0	0	1	0		
Nate Oliver, R (9, 4) OBP: 0.317, SLG: 0.342		1B 1B		0-3 K			5-3 HBP			0	0	0	0	0	0	0		
John Roseboro, L (1, 2) OBP: 0.361, SLG: 0.378		0-0 1B		0-3 K			5-3			3	1	1	0	0	1	1		
Lou Johnson, R (1, 7) OBP: 0.315, SLG: 0.399		0-0 1B			0-0 E5 1B		4-0 1B IBB			2	1	1	1	1	0	0		
Bob Bailey, R (1, 5) OBP: 0.262, SLG: 0.261		0-0 SF8			0-0 L3-6 1B		0-0 L6-4			2	0	1	2	0	0	2		
Bill Singer, R (1, 1) OBP: 0.059, SLG: 0.059		0-3 K		0-3 K			0-3 K			3	0	0	0	0	3	2		
<b>Inning Stats</b>	R: 0 E: 0 K: 0 S: 3	H: 0 LOB: 0 BB: 0 P: 3	R: 2 E: 0 K: 2 S: 10	H: 3 LOB: 1 BB: 0 P: 10	R: 0 E: 0 K: 0 S: 2	H: 0 LOB: 0 BB: 1 P: 6	R: 0 E: 0 K: 2 S: 7	H: 0 LOB: 0 BB: 0 P: 7	R: 1 E: 1 K: 1 S: 6	H: 1 LOB: 0 BB: 0 P: 6	R: 0 E: 0 K: 0 S: 3	H: 0 LOB: 0 BB: 1 P: 3	R: 0 E: 0 K: 1 S: 5	H: 0 LOB: 1 BB: 0 P: 6	1B: 4 2B: 2 3B: 0 HR: 0	SF: 1 SAC: 0 DP: 3 HBP: 2	WP: 0 PB: 0 SB: 0 CS: 0	PA: 30
<b>PITCHER</b> Vern Law, R (1, 1) ERA: 4.45 Billy O'Dell, L (6, 1) ERA: 5.97 Roy Face, R (7, 1) ERA: 1.55 Juan Pizarro, L (8, 1) ERA: 4.19	IP: 5.0 WLS: L BF: 19 H: 4 R: 3 ER: 4 SO: 3 BB: 1 IBB: 0 HBP: 1 BLK: 0 WP: 0 HR: 0 S: 28 P: 32 ERA: 3.60 WHIP: 1.000											<b>PITCHER</b>	IP: 5.0 WLS: L BF: 19 H: 4 R: 3 ER: 4 SO: 3 BB: 1 IBB: 0 HBP: 1 BLK: 0 WP: 0 HR: 0 S: 28 P: 32 ERA: 3.60 WHIP: 1.000					



Batter	1	2	3	4	5	6	7	8	9	AB	R	H	RBI	BB	SO	LOB	TOP								
Matty Alou, L (1, 8) OBP: 0.346, SLG: 0.381	F7		F9		B5-3		4-3			5	0	1	0	0	0	0									
Maury Wills, S (1, 5) OBP: 0.336, SLG: 0.369	G4-6-3 1B		6-3			4-3 1B BB		F S FC6-4 1B	1-3	4	2	2	0	1	0	1									
Roberto Clemente, R (1, 9) OBP: 0.491, SLG: 0.536	G4-6-3 1-2		6-3			4-3 1-2		4-3 1-3		4	0	0	0	0	0	3									
Willie Stargell, L (1, 3) OBP: 0.363, SLG: 0.498		K				HR		FC6-4 1B IBB		2	1	1	1	2	1	0									
Bill Mazerowski, R (1, 4) OBP: 0.308, SLG: 0.392		FC5-4 BB				K		FC6-4 1B 1-2		3	0	0	1	1	2	3									
Manny Mota, R (1, 7) OBP: 0.352, SLG: 0.470		FC5-4 1B 1-2				1-3		3-H 1-2		4	1	2	1	0	0	1									
Gene Alley, R (1, 6) OBP: 0.335, SLG: 0.414		1B 1-3				K		1-2 1B		4	0	1	0	0	1	4									
Jim Pagliaroni, R (1, 2) OBP: 0.309, SLG: 0.213		1-2 3-H 1B				F8		F8		4	0	1	1	0	0	0									
Bob Veale, S (1, 1) OBP: 0.058, SLG: 0.058		K				K		F7		3	0	0	0	0	3	2									
Juan Pizarro, L (8, 1) OBP: 0.182, SLG: 0.143						K				1	0	0	0	0	0	0									
<b>Inning Stats</b>	R: 0 E: 0 K: 0 S: 3	H: 1 LOB: 0 BB: 0 P: 3	R: 1 E: 0 K: 2 S: 9	H: 2 LOB: 2 BB: 1 P: 13	R: 0 E: 0 K: 0 S: 3	H: 0 LOB: 0 BB: 0 P: 3	R: 1 E: 0 K: 2 S: 8	H: 1 LOB: 0 BB: 0 P: 8	R: 0 E: 0 K: 1 S: 5	H: 0 LOB: 2 BB: 0 P: 5	R: 1 E: 0 K: 1 S: 6	H: 1 LOB: 2 BB: 2 P: 14	R: 0 E: 0 K: 1 S: 5	H: 0 LOB: 0 BB: 0 P: 5	R: 1 E: 0 K: 0 S: 5	H: 2 LOB: 2 BB: 1 P: 9	R: 0 E: 0 K: 0 S: 4	H: 1 LOB: 1 BB: 0 P: 4	1B: 6 2B: 1 3B: 0 HR: 1	SF: 0 SAC: 0 DP: 1 HBP: 0	WP: 0 PB: 0 SB: 1 CS: 0	PA: 38			
<b>PITCHER</b>	IP	WLS	BF	H	R	ER	SO	BB	IBB	HBP	BLK	WP	HR	S	P	ERA	WHIP								
Don Sutton, R (1, 1) ERA: 4.3	7.0	L	28	5	3	3	7	2	1	0	0	0	1	39	51	3.86	1.000								
Phil Regan, R (8, 1) ERA: 2.87	2.0		10	3	1	1	0	0	1	0	0	0	0	9	13	4.50	1.500								

Pittsburgh Pirates @ Los Angeles Dodgers  
Dodger Stadium, Los Angeles, CA  
Wed Jul 26 1967, 7:05 PM PDT  
Att: 24,772 - Unknown

AB	34
R	4
H	8
RBI	4
BB	4
SO	7
LOB	14



Batter	1	2	3	4	5	6	7	8	9	AB	R	H	RBI	BB	SO	LOB	BOTTOM								
Dick Schofield, S (1, 6) OBP: 0.330, SLG: 0.302	F6		G5-4-3 1-2		SH5-4 1-2 2-3			F8		3	0	0	0	0	0	1									
Willie Davis, L (1, 8) OBP: 0.305, SLG: 0.343	F5				K			BB BB		2	1	1	0	0	0	0									
Jim Hickman, R (5, 8) OBP: 0.253, SLG: 0.247				E 2B 1B	K			BB BB		1	0	0	0	1	1	2									
Lou Johnson, R (1, 7) OBP: 0.315, SLG: 0.397				L8	6-3			1-2 BB		3	0	1	0	0	0	3									
Ron Fairly, L (6, 9) OBP: 0.316, SLG: 0.329				1-2 1B				1-2 BB		0	0	0	0	1	0	0									
Al Ferrara, R (1, 9) OBP: 0.332, SLG: 0.444	K			WP 2H 1B 2B			F9	K		4	1	1	1	0	2	3									
Jim Lefebvre, S (1, 4) OBP: 0.355, SLG: 0.412		F8		6-3			CS 1B	K2-3		4	0	1	0	0	1	3									
Bob Bailey, R (1, 5) OBP: 0.262, SLG: 0.260		6-3		2-3			1B			4	0	1	1	0	2	1									
Wes Parker, S (1, 3) OBP: 0.363, SLG: 0.348		K		3-H 0-0 G3			1-2 K			4	0	0	0	0	2	1									
Jeff Torborg, R (1, 2) OBP: 0.280, SLG: 0.304				G5-4-3 1B	SH5-4 1B		G4-3 1B			4	0	3	0	0	1	0									
Don Sutton, R (1, 1) OBP: 0.154, SLG: 0.192				K			G4-3 1B			2	0	1	0	0	1	1									
Nate Oliver, R (7, PH) OBP: 0.313, SLG: 0.338										1	0	0	0	0	0	1									
Phil Regan, R (8, 1) OBP: 0.143, SLG: 0.143				K			SH5-4 1-2 1B			0	0	0	0	0	0	0									
<b>Inning Stats</b>	R: 0 E: 0 K: 1 S: 6	H: 1 LOB: 1 BB: 0 P: 6	R: 0 E: 0 K: 1 S: 5	H: 0 LOB: 0 BB: 0 P: 5	R: 0 E: 0 K: 1 S: 5	H: 1 LOB: 0 BB: 0 P: 5	R: 2 E: 1 K: 0 S: 6	H: 3 LOB: 1 BB: 0 P: 6	R: 0 E: 0 K: 1 S: 7	H: 2 LOB: 2 BB: 0 P: 7	R: 0 E: 0 K: 1 S: 5	H: 1 LOB: 1 BB: 0 P: 5	R: 0 E: 0 K: 2 S: 7	H: 0 LOB: 2 BB: 2 P: 15	R: 0 E: 0 K: 3 S: 9	H: 0 LOB: 0 BB: 0 P: 9	1B: 8 2B: 2 3B: 0 HR: 0	SF: 0 SAC: 1 DP: 3 HBP: 0	WP: 1 PB: 0 SB: 0 CS: 1	PA: 35					
<b>PITCHER</b>	IP	WLS	BF	H	R	ER	SO	BB	IBB	HBP	BLK	WP	HR	S	P	ERA	WHIP								
Bob Veale, L (1, 1) ERA: 3.33	7.1	W	30	9	2	0	5	2	0	0	0	0	0	15	46	0.00	1.500								
Juan Pizarro, L (8, 1) ERA: 4.09	1.2	S	5	0	0	0	5	0	0	0	0	0	0	15	15	0.00	0.000								

Pittsburgh Pirates @ Los Angeles Dodgers  
Dodger Stadium, Los Angeles, CA  
Wed Jul 26 1967, 7:05 PM PDT  
Att: 24,772 - Unknown

AB	32
R	2
H	9
RBI	2
BB	2
SO	10
LOB	16





Batter	1	2	3	4	5	6	7	8	9	AB	R	H	RBI	BB	SO	LOB	TOP					
Maury Wills, S OBP: 0.332, SLG: 0.364 (1, 5)										5	0	0	0	0	2	3	<b>Pittsburgh Pirates @ Houston Astros</b> Astrodome, Houston, TX Thu Jul 27 1967, 8:05 PM EDT Att: 17,229 - Dome					
Gene Alley, R OBP: 0.340, SLG: 0.424 (1, 6)										4	1	3	1	0	0	0						
Roberto Clemente, R Al Luplow, L OBP: 0.494, SLG: 0.543 OBP: 0.243, SLG: 0.265 (1, 9) (8, 7)										3	2	2	1	0	0	2						
Bill Mazerowski, R OBP: 0.310, SLG: 0.393 (1, 4)										4	0	2	0	0	1	2						
Manny Mota, R OBP: 0.346, SLG: 0.461 (1, 8) (7, 7) (8, 9)										4	0	0	0	0	0	2						
Willie Stargell, L OBP: 0.336, SLG: 0.490 (1, 3)										4	0	0	0	0	1	3						
Jim Pagliaroni, R OBP: 0.307, SLG: 0.214 (1, 2)										4	0	1	0	0	1	0						
Jose Pagan, R Matty Alou, L OBP: 0.294, SLG: 0.336 OBP: 0.347, SLG: 0.380 (1, 7) (7, PH) (7, 8)										2	0	0	0	0	1	0						
Woodie Fryman, R Al McBean, R OBP: 0.059, SLG: 0.063 OBP: 0.286, SLG: 0.167 (1, 1) (6, 1)										2	0	0	0	0	1	0						
<b>Inning Stats</b>	R: 2 E: 1 K: 1 S: 8	H: 3 LOB: 1 BB: 0 P: 8	R: 0 E: 0 K: 0 S: 3	H: 0 LOB: 0 BB: 0 P: 3	R: 0 E: 0 K: 0 S: 5	H: 1 LOB: 1 BB: 0 P: 6	R: 0 E: 0 K: 0 S: 3	H: 0 LOB: 0 BB: 0 P: 3	R: 0 E: 0 K: 0 S: 9	H: 0 LOB: 0 BB: 0 P: 9	R: 1 E: 1 K: 0 S: 5	H: 2 LOB: 1 BB: 0 P: 5	R: 1 E: 0 K: 1 S: 7	H: 2 LOB: 2 BB: 1 P: 11	R: 0 E: 0 K: 1 S: 5	H: 0 LOB: 0 BB: 0 P: 5		R: 0 E: 0 K: 1 S: 6	H: 1 LOB: 1 BB: 0 P: 6	1B: 7 2B: 1 3B: 2 HR: 0	SF: 0 SAC: 0 DP: 2 HBP: 1	WP: 0 PB: 0 SB: 0 CS: 0
<b>PITCHER</b>	IP WLS BF H R ER SO BB IBB HBP BLK WP HR S P ERA WHIP																					
Bo Belinsky, L ERA: 5.03 Barry Latman, R ERA: 4.41 (1, 1) (7, 1)	6.0 W 24 6 3 2 5 0 0 1 0 0 0 0 33 34 3.00 1.000																					

AB	35
R	4
H	9
RBI	2
BB	1
SO	8
LOB	14



Batter	1	2	3	4	5	6	7	8	9	AB	R	H	RBI	BB	SO	LOB	BOTTOM					
Ron Davis, R OBP: 0.270, SLG: 0.371 (1, 7)										5	0	2	1	0	0	0	<b>Pittsburgh Pirates @ Houston Astros</b> Astrodome, Houston, TX Thu Jul 27 1967, 8:05 PM EDT Att: 17,229 - Dome					
Joe Morgan, L OBP: 0.411, SLG: 0.447 (1, 4)										4	0	1	1	1	0	0						
Jimmy Wynn, R OBP: 0.344, SLG: 0.526 (1, 8)										4	1	1	0	0	1	2						
Rusty Staub, L OBP: 0.408, SLG: 0.512 (1, 9)										4	2	3	0	0	0	0						
Chuck Harrison, R Eddie Mathews, L OBP: 0.287, SLG: 0.314 OBP: 0.323, SLG: 0.397 (1, 3) (8, PH) (9, 3)										3	0	0	0	0	1	3						
Jackie Brandt, R OBP: 0.242, SLG: 0.312 (1, 5)										3	0	1	2	1	0	1						
John Bateman, R OBP: 0.255, SLG: 0.264 (1, 2)										4	0	1	0	0	3	3						
Bob Lillis, R OBP: 0.256, SLG: 0.262 (1, 6)										4	1	2	1	0	0	2						
Bo Belinsky, L Bob Aspromonte, R Barry Latman, R Lee Bales, S OBP: 0.185, SLG: 0.120 OBP: 0.354, SLG: 0.395 OBP: 0.091, SLG: 0.091 (1, 1) (6, PH) (7, 1) (9, PH)										2	0	0	0	0	1	0						
<b>Inning Stats</b>	R: 0 E: 0 K: 1 S: 5	H: 0 LOB: 0 BB: 0 P: 5	R: 0 E: 0 K: 1 S: 5	H: 0 LOB: 1 BB: 1 P: 9	R: 0 E: 0 K: 1 S: 6	H: 1 LOB: 2 BB: 1 P: 10	R: 0 E: 0 K: 0 S: 5	H: 2 LOB: 2 BB: 0 P: 5	R: 0 E: 0 K: 0 S: 3	H: 0 LOB: 0 BB: 0 P: 3	R: 2 E: 0 K: 2 S: 11	H: 4 LOB: 2 BB: 0 P: 11	R: 0 E: 0 K: 0 S: 3	H: 0 LOB: 0 BB: 0 P: 3	R: 1 E: 0 K: 1 S: 6	H: 1 LOB: 0 BB: 0 P: 6		R: 2 E: 0 K: 0 S: 4	H: 3 LOB: 2 BB: 0 P: 4	1B: 8 2B: 3 3B: 0 HR: 0	SF: 0 SAC: 1 DP: 0 HBP: 0	WP: 0 PB: 0 SB: 0 CS: 0
<b>PITCHER</b>	IP WLS BF H R ER SO BB IBB HBP BLK WP HR S P ERA WHIP																					
Woodie Fryman, L Al McBean, R ERA: 5.29 ERA: 3.07 (1, 1) (6, 1)	5.2 L 12 4 3 3 1 0 0 0 0 0 0 0 14 14 11.57 1.714																					

AB	35
R	5
H	11
RBI	5
BB	2
SO	6
LOB	14





Batter	1	2	3	4	5	6	7	8	9	AB	R	H	RBI	BB	SO	LOB	TOP				
Matty Alou, L OBP: 0.348, SLG: 0.380	E6 BB	F4			G3 1B		4-3		E9 1B	5	0	2	2	0	0	3					
Maury Wills, S OBP: 0.332, SLG: 0.368	4-0 1-2 BB			SF8 3B		K	F7		F5	4	1	1	0	1	1	3					
Al Luplow, L OBP: 0.242, SLG: 0.259	F9		SF8		G3			K		3	0	0	1	1	1	3					
Willie Stargell, L OBP: 0.359, SLG: 0.491	F6				K			K	F4	4	0	1	0	1	1	5					
Donn Clendenon, R OBP: 0.307, SLG: 0.392	F2		F7			K				4	0	1	0	0	1	3					
Bill Mazerowski, R OBP: 0.308, SLG: 0.391		1B FC5-2 1B	F8			K			G6-4-3	4	0	1	0	0	1	3					
Gene Alley, R OBP: 0.341, SLG: 0.425		G3 FC5-2 1B		6-3			F3		1B E 1B	4	1	2	0	0	0	0					
Jim Pagliaroni, R OBP: 0.314, SLG: 0.227		FC5-2 G3	F8				4-3 WP 1B		1B E 1B	4	1	2	0	0	0	2					
Tommye Sisk, R OBP: 0.122, SLG: 0.100		G3			F1		K		5-3	0	0	0	0	0	0	0					
Mandy Jimenez, L OBP: 0.289, SLG: 0.500										1	0	0	0	0	0	2					
Billy O'Dell, L OBP: 0.179, SLG: 0.115										1	0	0	0	0	0	0					
Andre Rodriguez, R OBP: 0.295, SLG: 0.247										1	0	0	0	0	0	1					
Pete Mikkelsen, R OBP: 0.344, SLG: 0.459										0	0	0	0	0	0	0					
Manny Mota, R OBP: 0.344, SLG: 0.459										1	0	0	0	0	0	2					
<b>Inning Stats</b>	R: 0 E: 1 K: 0 S: 4	H: 0 LOB: 2 BB: 1 P: 8	R: 0 E: 0 K: 0 S: 5	H: 2 LOB: 2 BB: 0 P: 5	R: 1 E: 0 K: 0 S: 5	H: 2 LOB: 1 BB: 0 P: 5	R: 0 E: 0 K: 0 S: 3	H: 0 LOB: 0 BB: 0 P: 3	R: 0 E: 0 K: 2 S: 8	H: 1 LOB: 1 BB: 0 P: 8	R: 0 E: 0 K: 2 S: 7	H: 0 LOB: 0 BB: 0 P: 7	R: 0 E: 0 K: 1 S: 6	H: 1 LOB: 1 BB: 0 P: 6	R: 0 E: 0 K: 1 S: 5	H: 1 LOB: 1 BB: 1 P: 9	R: 2 E: 1 K: 0 S: 6	H: 3 LOB: 2 BB: 1 P: 10	1B: 8 2B: 1 3B: 1 HR: 0	SF: 1 SAC: 0 DP: 1 HBP: 0	WP: 2 PA: 40
<b>PITCHER</b> Dave Giusti, R ERA: 4.0	IP: 9.0 WLS: W BF: 40 H: 10 R: 3 ER: 3 SO: 6 BB: 3 IBB: 0 HBP: 0 BLK: 0 WP: 2 HR: 0 S: 49 P: 61 ERA: 3.00 WHIP: 1.444																				

Pittsburgh Pirates @ Houston Astros  
Astrodome, Houston, TX  
Fri Jul 28 1967, 8:05 PM EDT  
Att: 20,909 - Unknown

AB 36  
R 3  
H 10  
RBI 3  
BB 3  
SO 6  
LOB 27



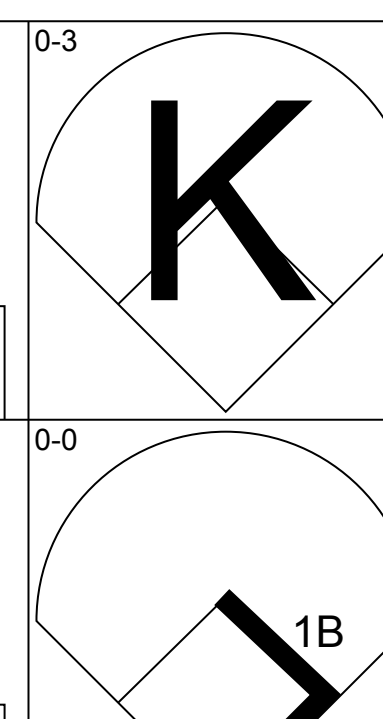
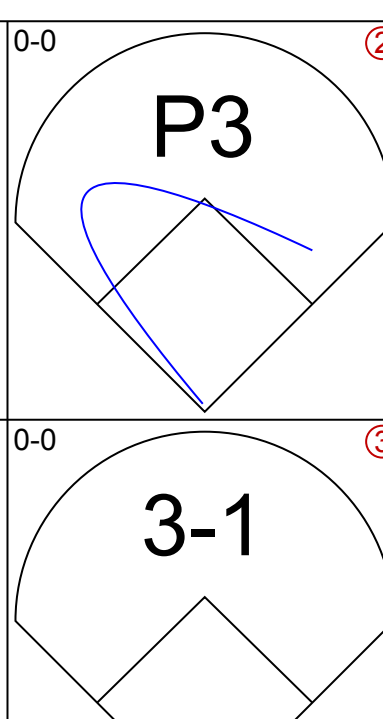
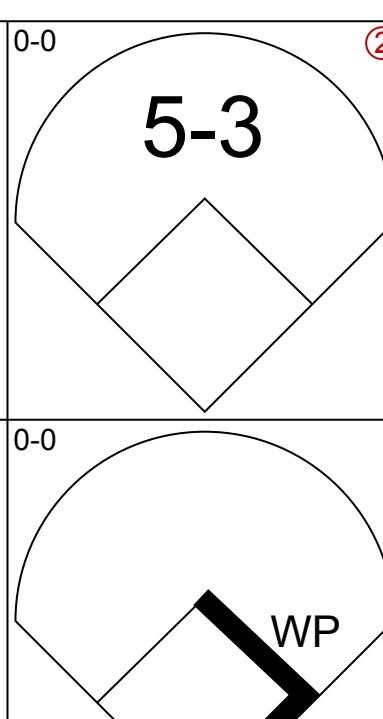
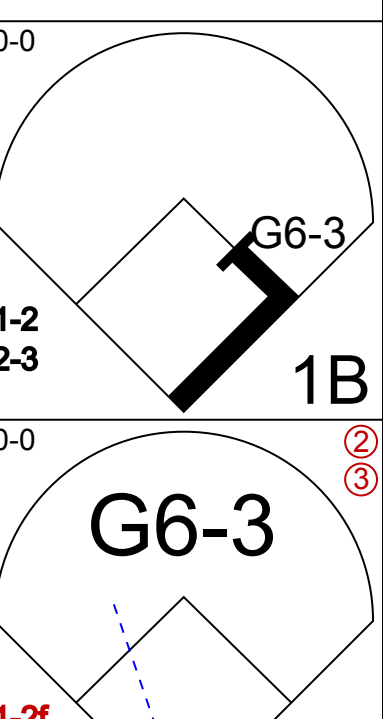
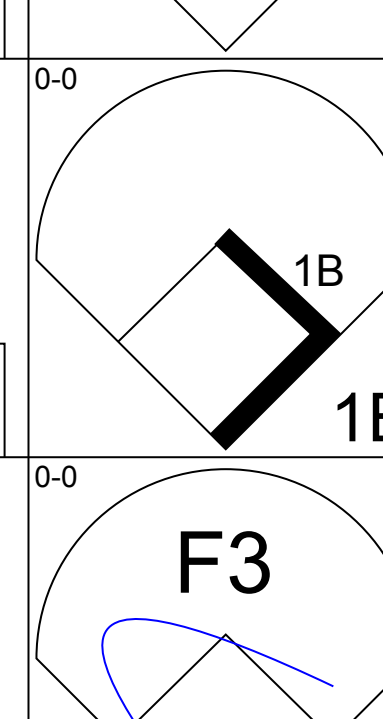
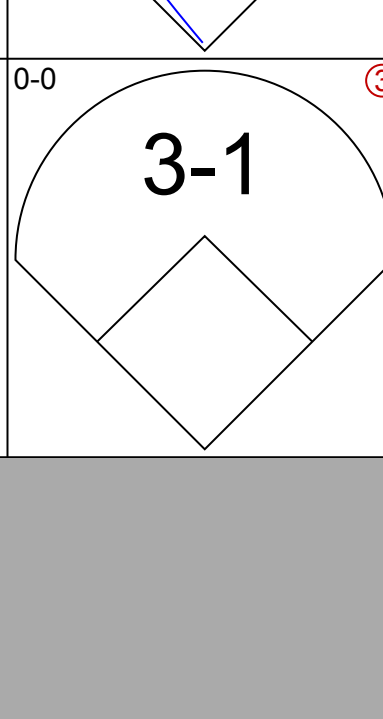
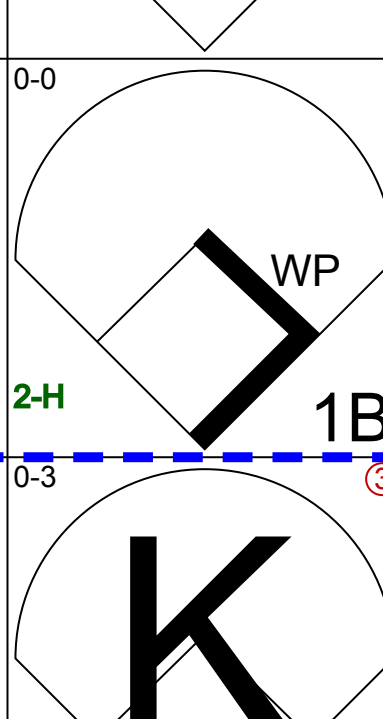
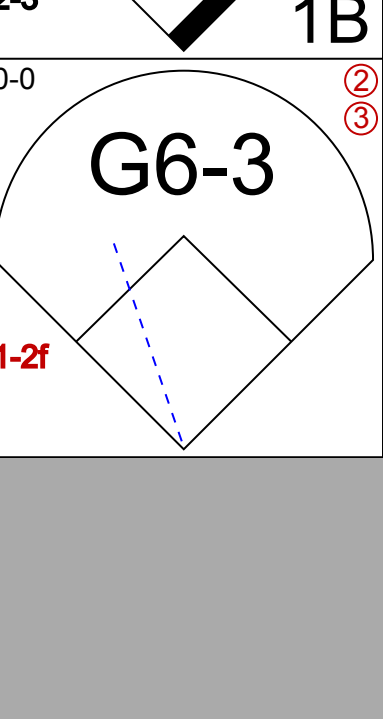
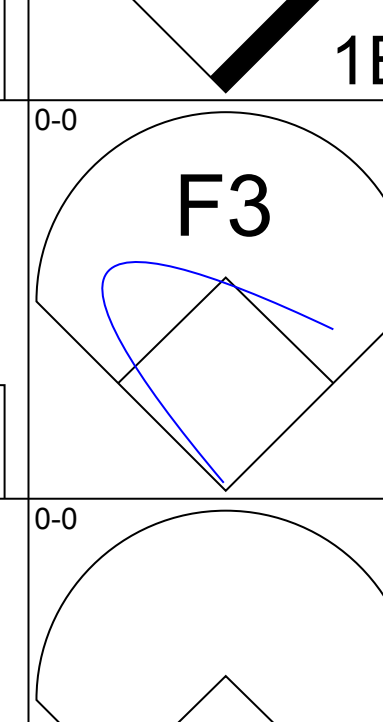
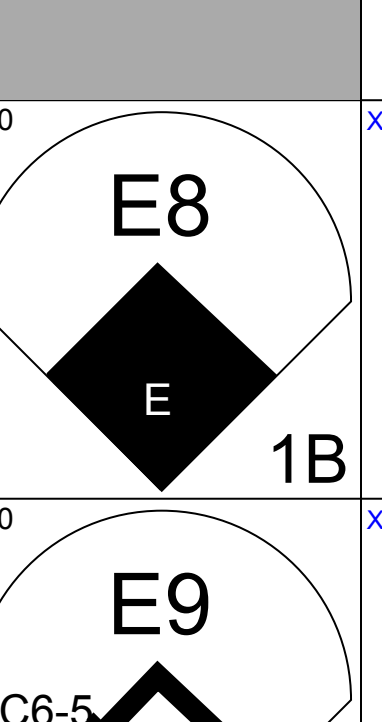
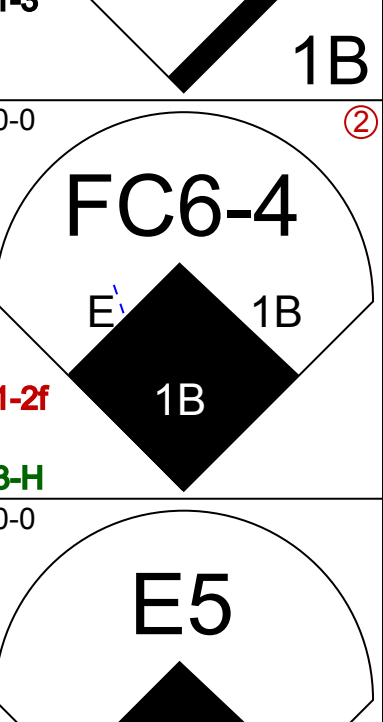
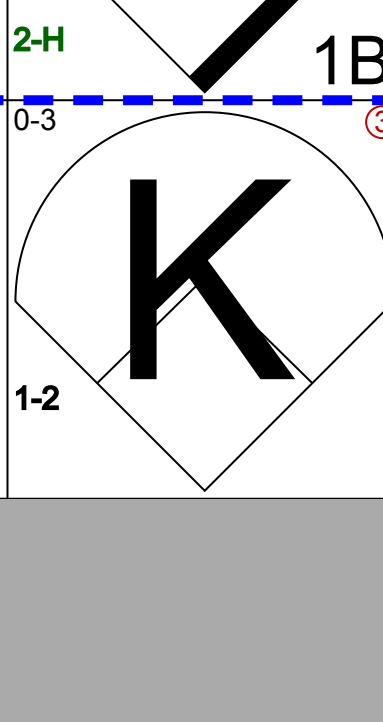
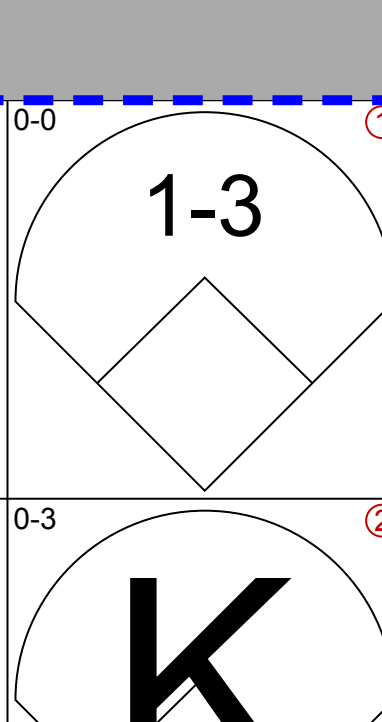
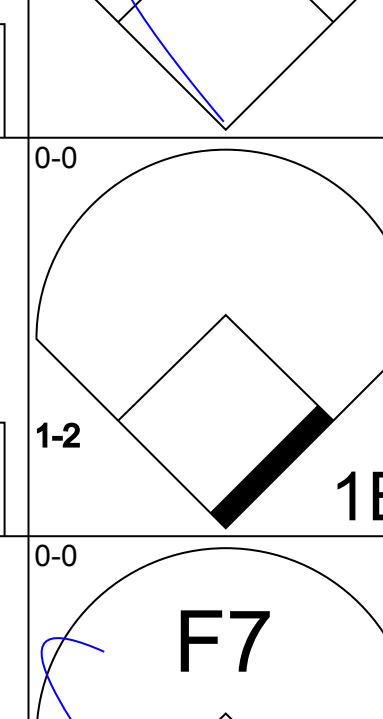
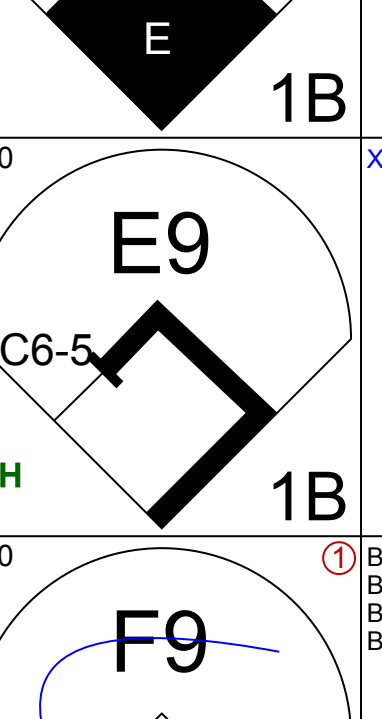
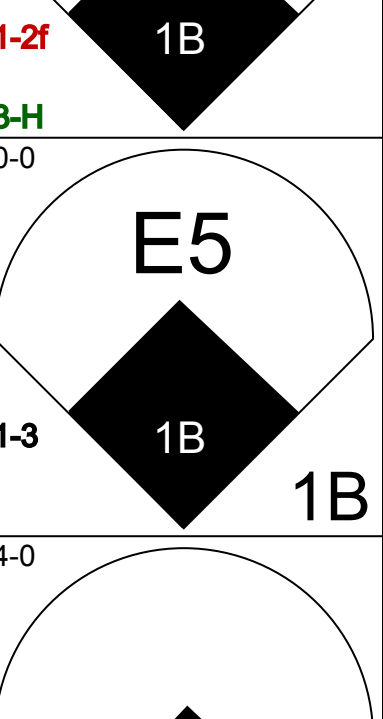
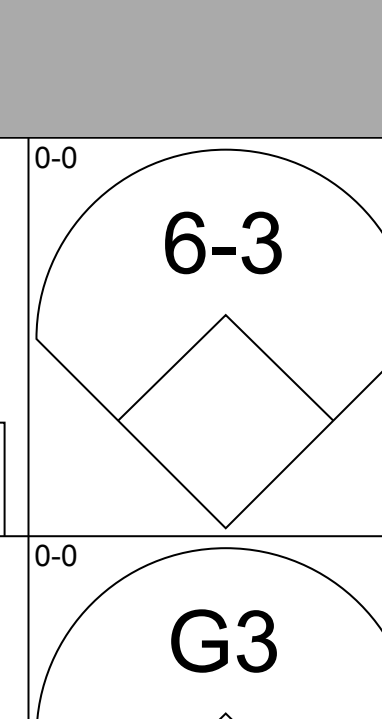
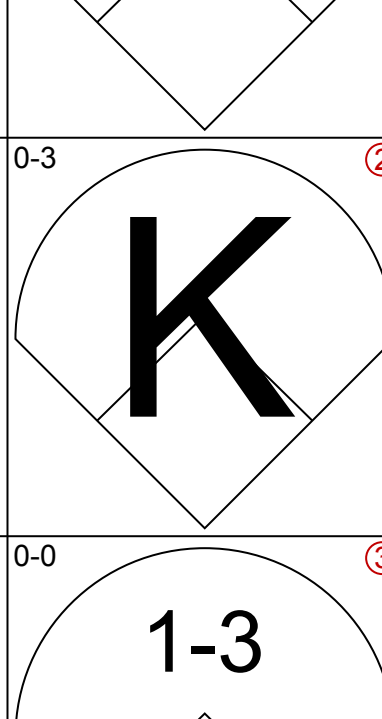
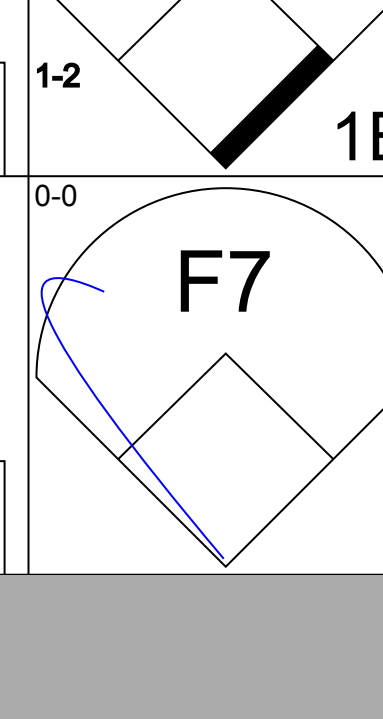
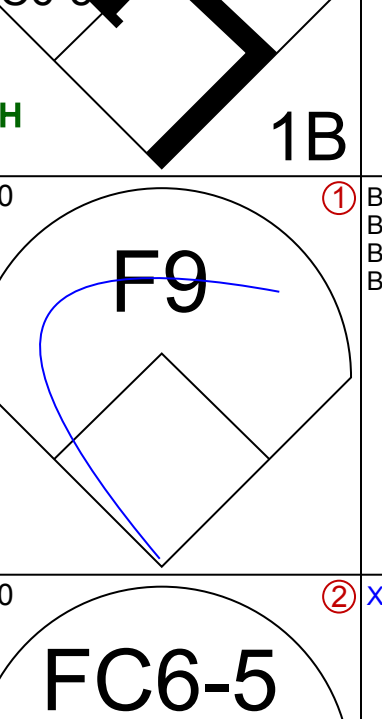
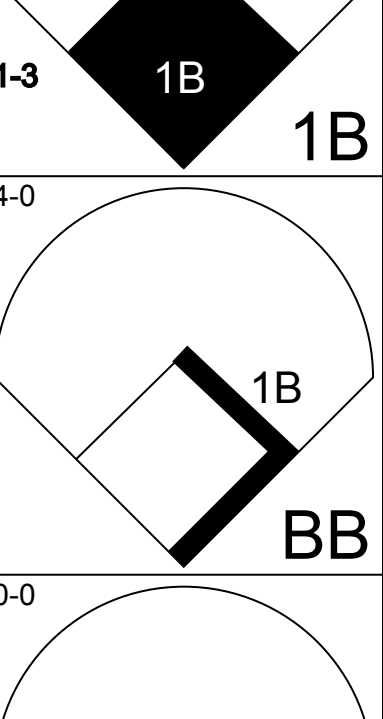
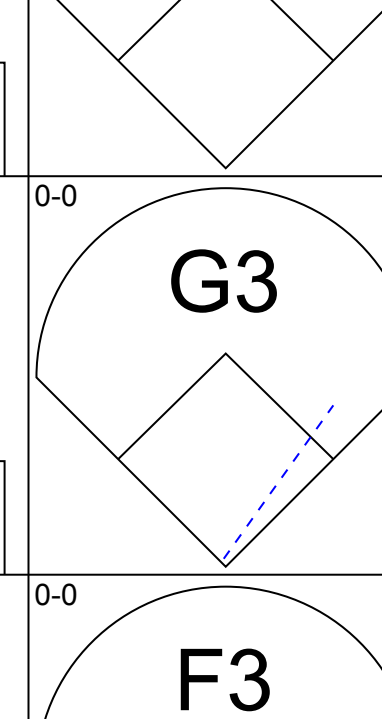
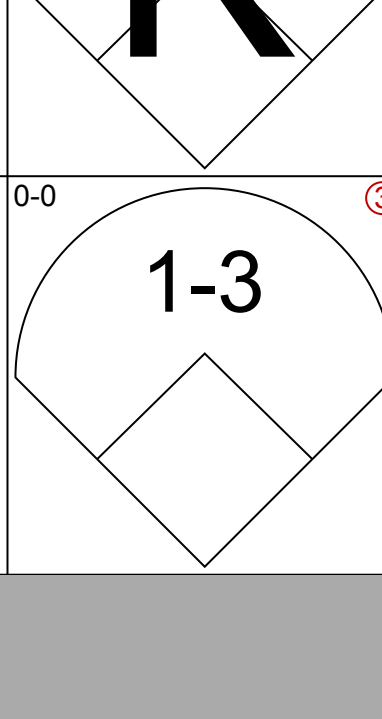
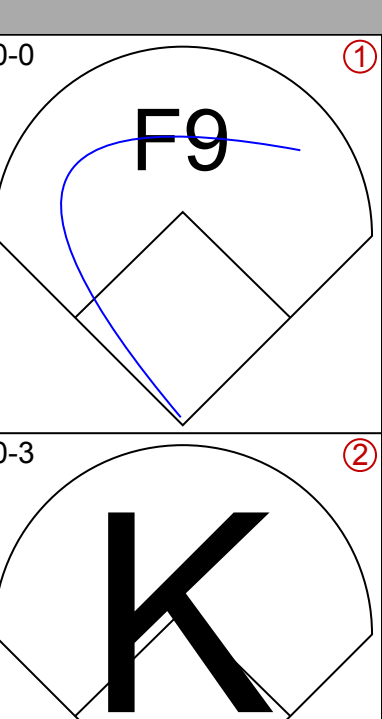
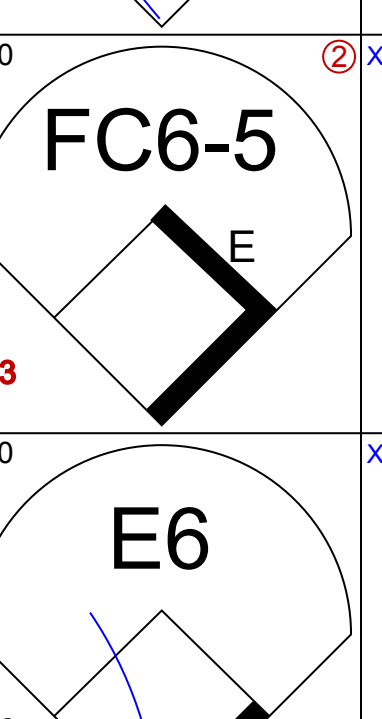
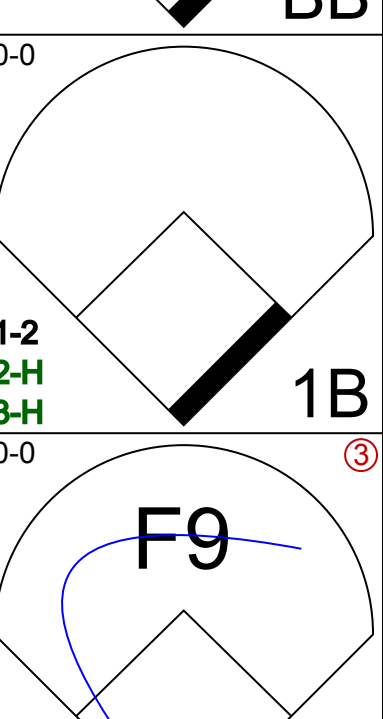
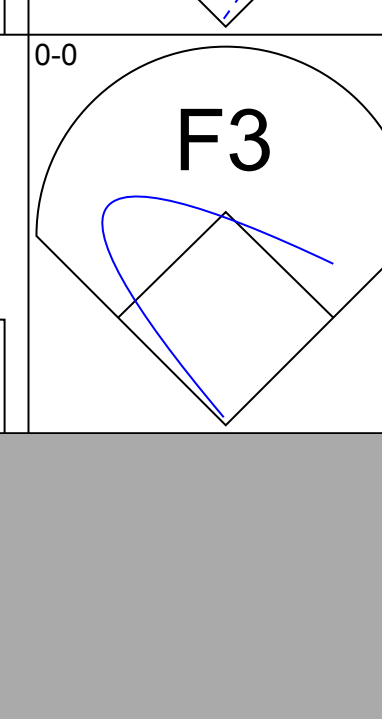
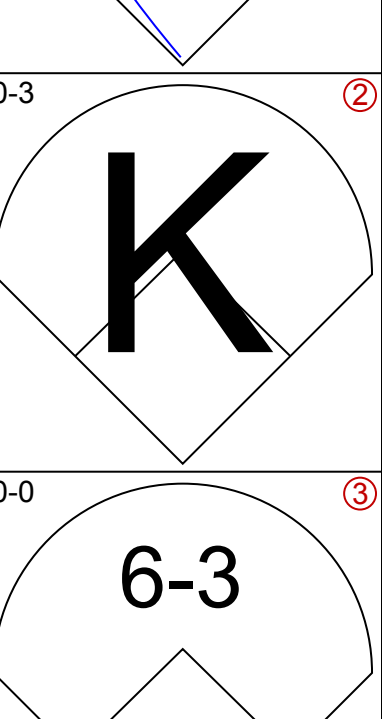
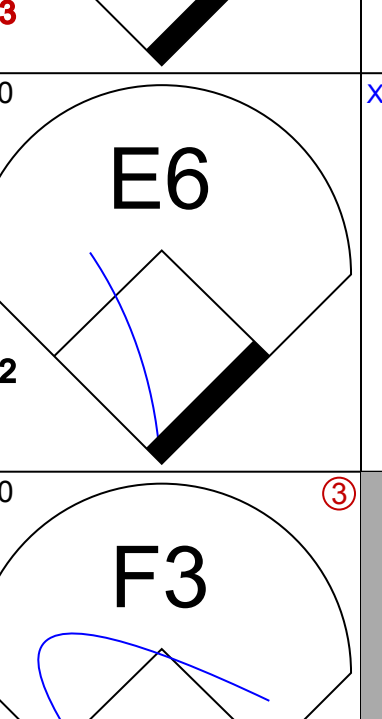
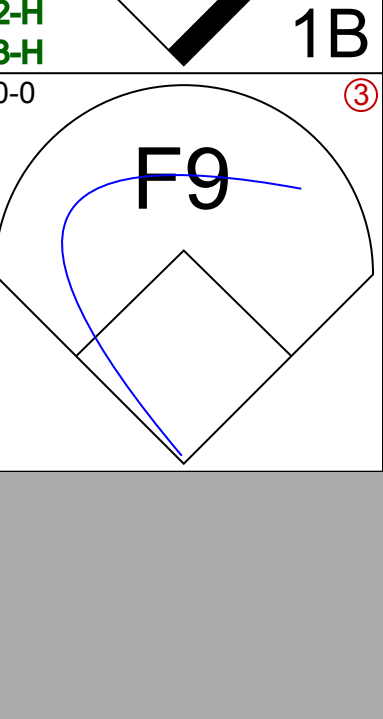
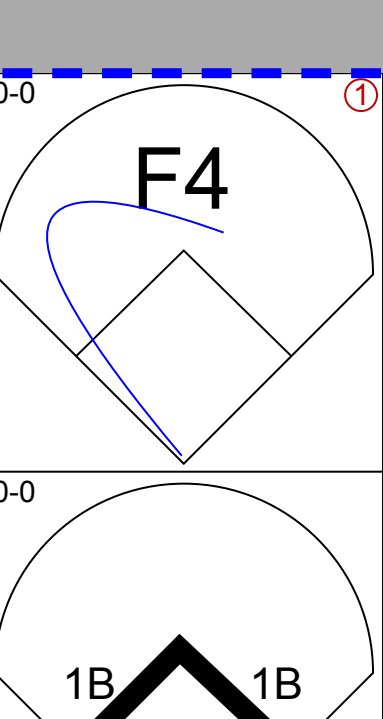
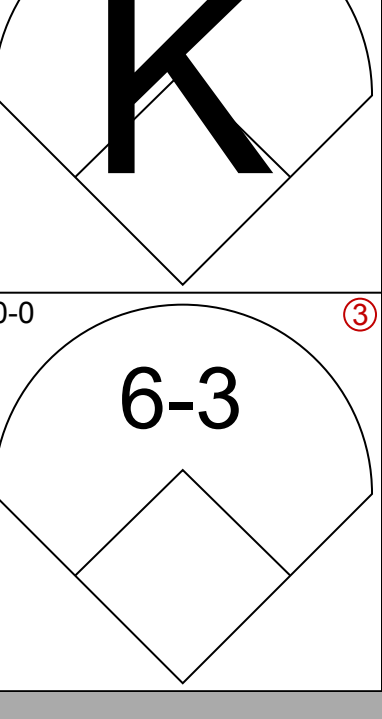
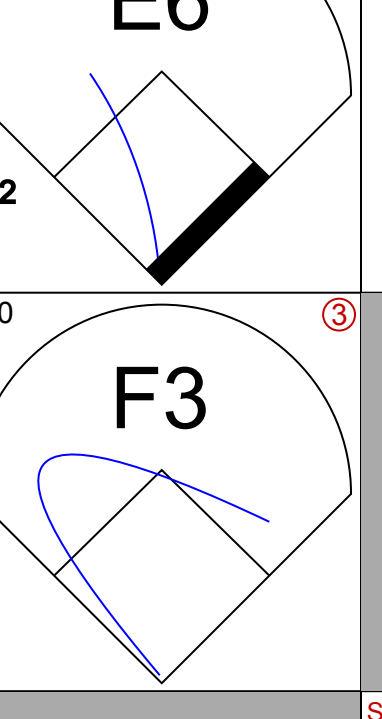
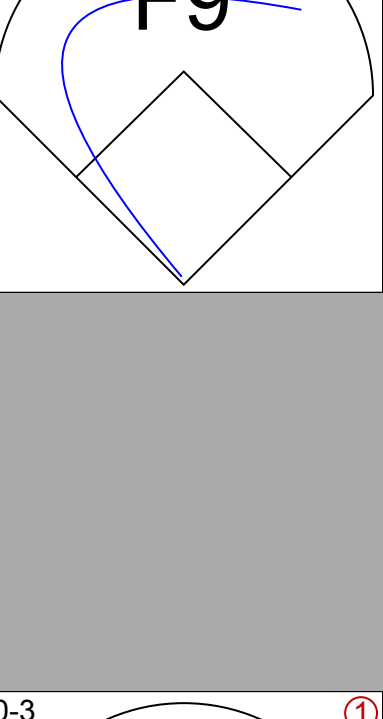
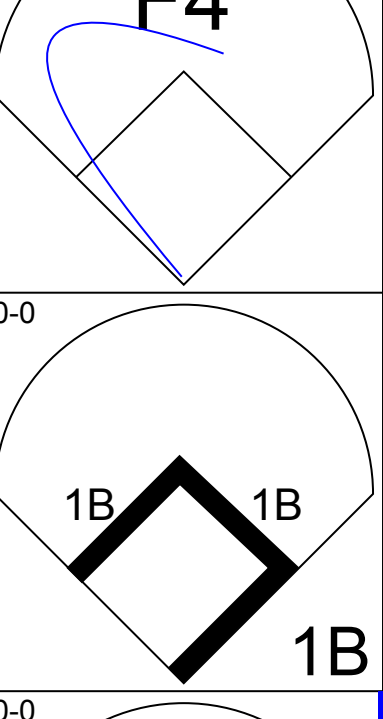
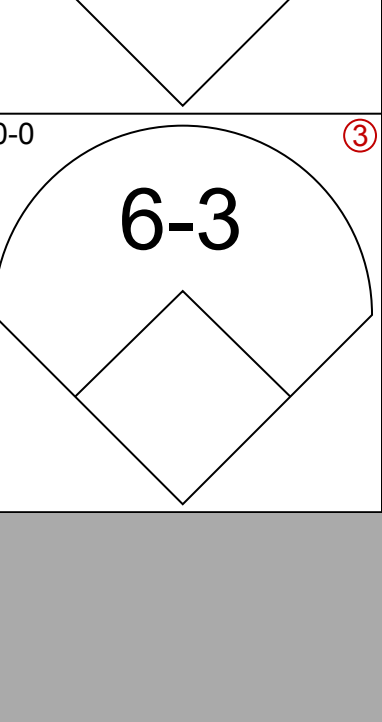
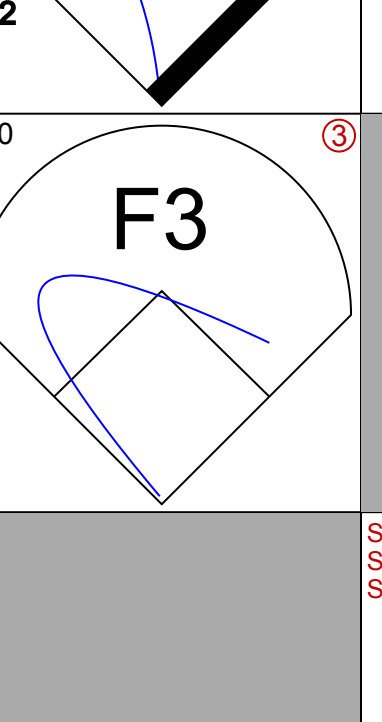
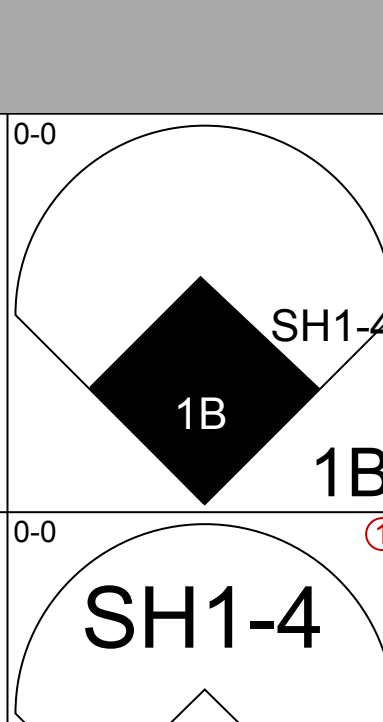
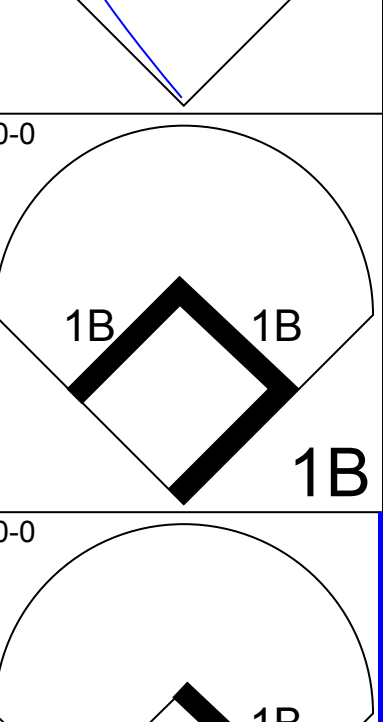

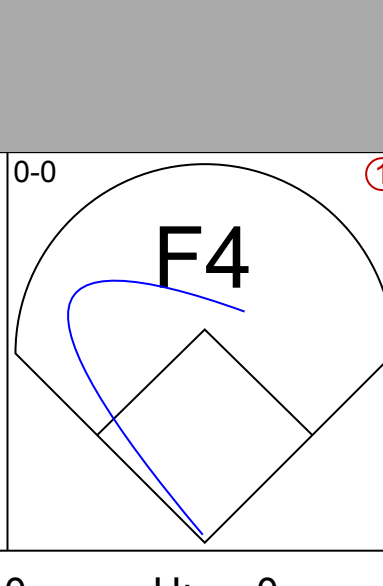
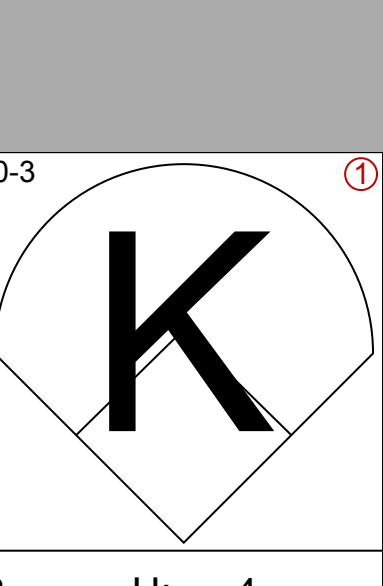
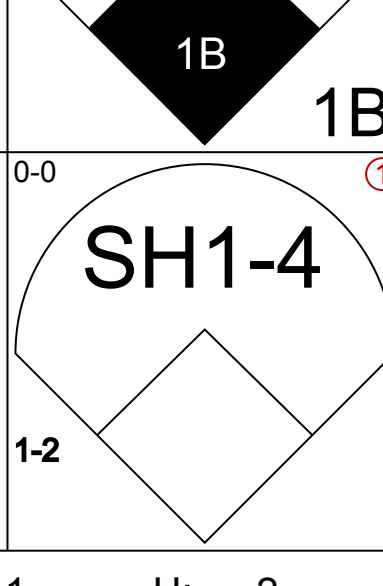
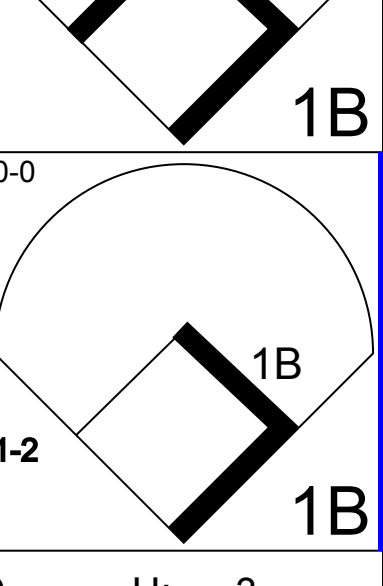
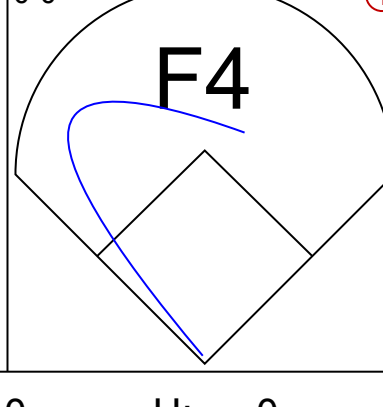
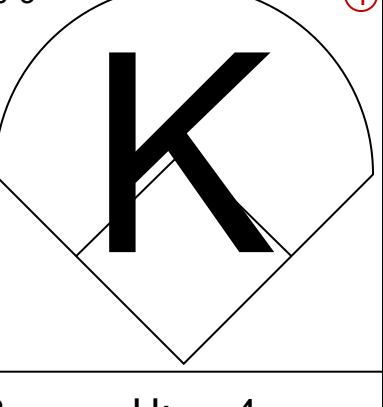
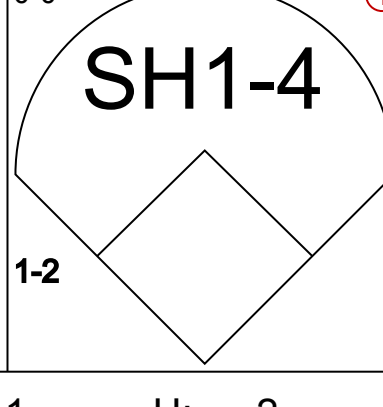
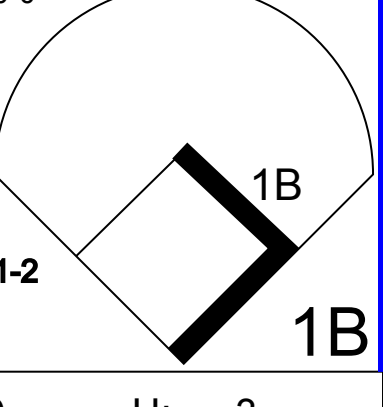
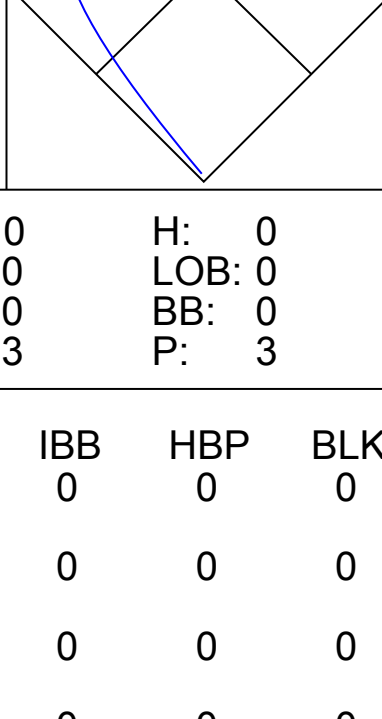
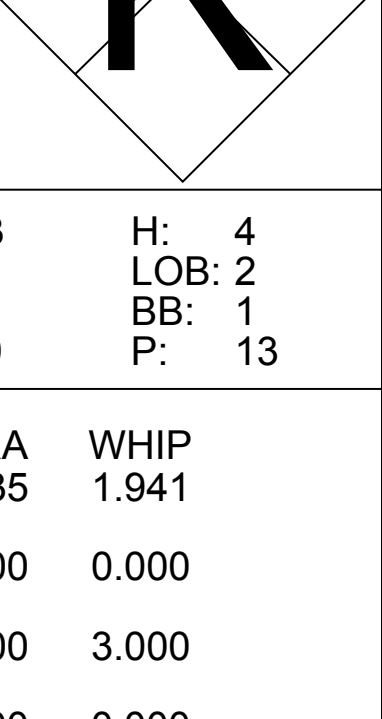
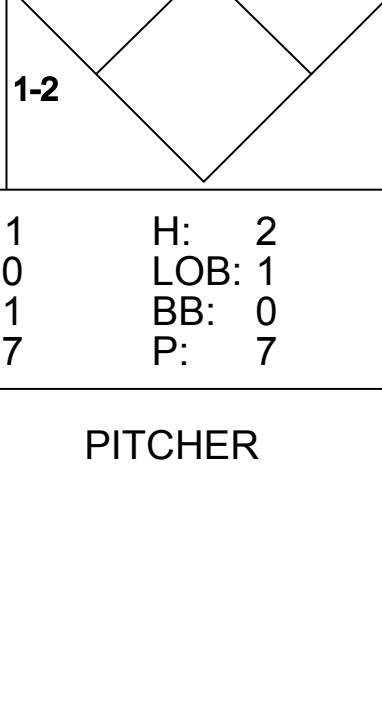
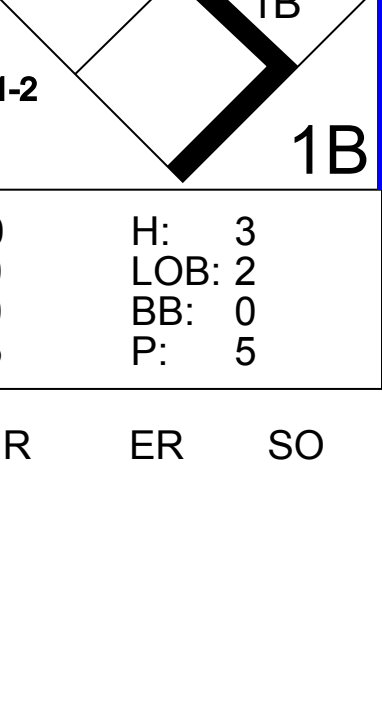
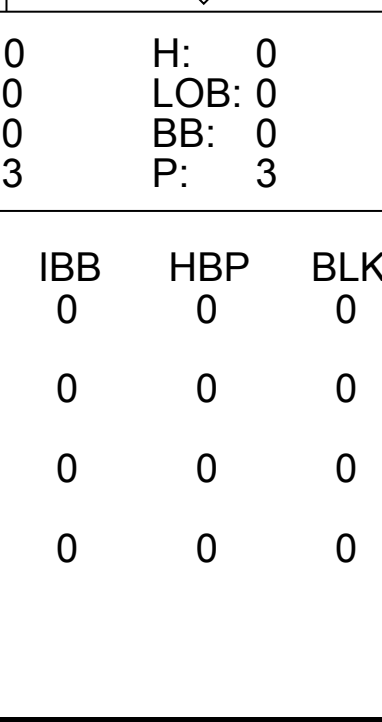
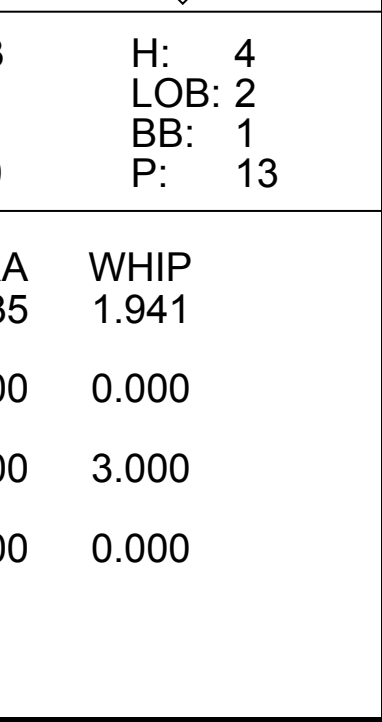
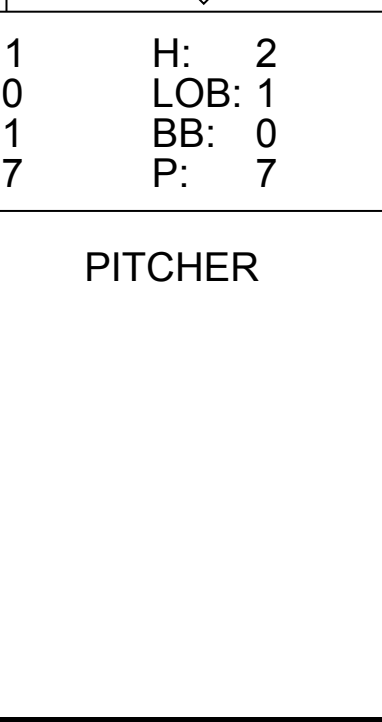
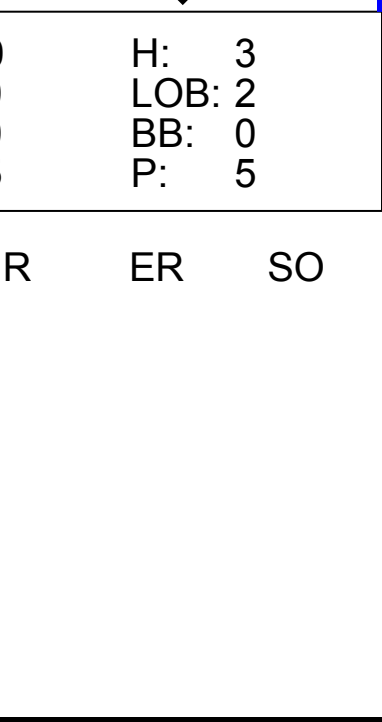
Batter	1	2	3	4	5	6	7	8	9	AB	R	H	RBI	BB	SO	LOB	BOTTOM		
Jackie Brandt, R OBP: 0.250, SLG: 0.319	SH 2B 1B		FC6-4			E 1B BB				1	1	1	0	0	0	0			
Chuck Harrison, R OBP: 0.301, SLG: 0.333		1H 1B 3B								2	2	1	1	2	0	1			
Joe Morgan, L OBP: 0.413, SLG: 0.444	4-0 1-2 2B BB	4-0 G3 1B SF7 BB			F9	E7 1B BB				2	3	0	0	2	0	1			
Jimmy Wynn, R OBP: 0.345, SLG: 0.524	SH 2B FC6-4				5-3					3	1	1	1	1	0	2			
Rusty Staub, L OBP: 0.409, SLG: 0.515	FC6-4 SF9 2B	G3			F8					4	1	2	4	0	0	2			
Eddie Mathews, L OBP: 0.322, SLG: 0.394	FC6-4 IBB	SF7				G3				2	0	0	1	1	1	2			
Norm Miller, L OBP: 0.314, SLG: 0.348	FC6-4		K			G3				4	0	0	1	0	1	3			
John Bateman, R OBP: 0.250, SLG: 0.260	SF9					F9				3	0	0	1	0	0	0			
Bob Lillis, R OBP: 0.234, SLG: 0.239	6-3					F6				4	0	0	0	0	0	1			
Dave Giusti, R OBP: 0.169, SLG: 0.228						F7				4	1	2	0	0	0	0			
<b>Inning Stats</b>	R: 4 E: 1 K: 0 S: 6	H: 2 LOB: 1 BB: 2 P: 14	R: 3 E: 0 K: 1 S: 8	H: 3 LOB: 1 BB: 1 P: 12	R: 0 E: 0 K: 0 S: 4	H: 1 LOB: 0 BB: 0 P: 4	R: 0 E: 0 K: 0 S: 3	H: 0 LOB: 0 BB: 0 P: 3	R: 0 E: 1 K: 1 S: 7	H: 1 LOB: 2 BB: 2 P: 15	R: 0 E: 0 K: 0 S: 3	H: 0 LOB: 0 BB: 0 P: 3	R: 0 E: 0 K: 0 S: 2	H: 0 LOB: 1 BB: 1 P: 7	R: 0 E: 0 K: 0 S: 2	H: 0 LOB: 1 BB: 1 P: 7	1B: 5 2B: 1 3B: 1 HR: 0	SF: 2 SAC: 1 DP: 1 HBP: 1	WP: 0 PA: 39
<b>PITCHER</b> Tommye Sisk, R ERA: 3.28	IP: 1.0 WLS: L BF: 8 H: 2 R: 4 ER: 2 SO: 0 BB: 1 IBB: 0 HBP: 0 BLK: 0 WP: 0 HR: 0 S: 14 P: 14 ERA: 18.00 WHIP: 3.000																		
Billy O'Dell, L ERA: 5.65	5.0 24 5 5 3 2 3 0 0 0 0 0 0 25 37 5.40 1.600																		
Pete Mikkelsen, R ERA: 4.56	2.0 7 0 0 0 0 1 0 1 0 0 0 5 10 0.00 0.500																		

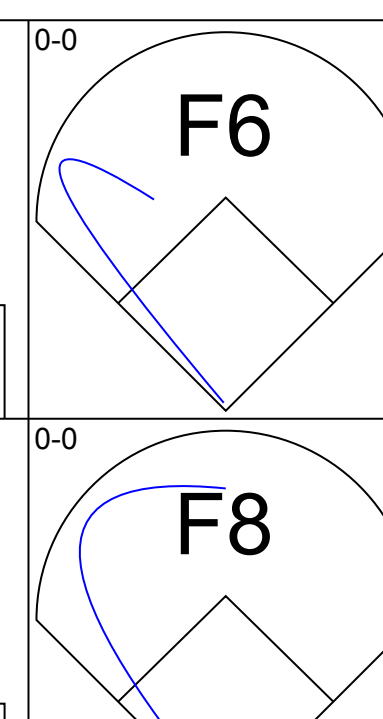
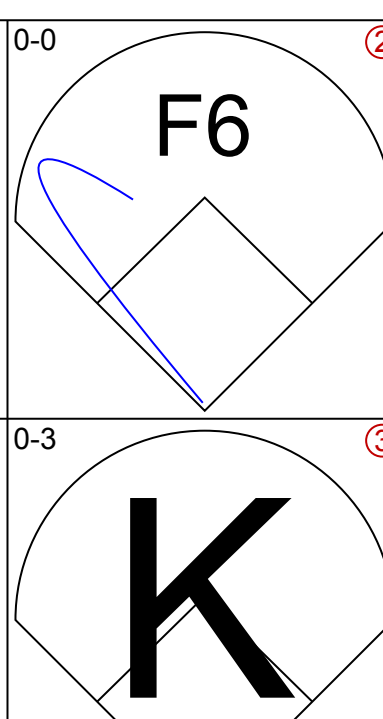
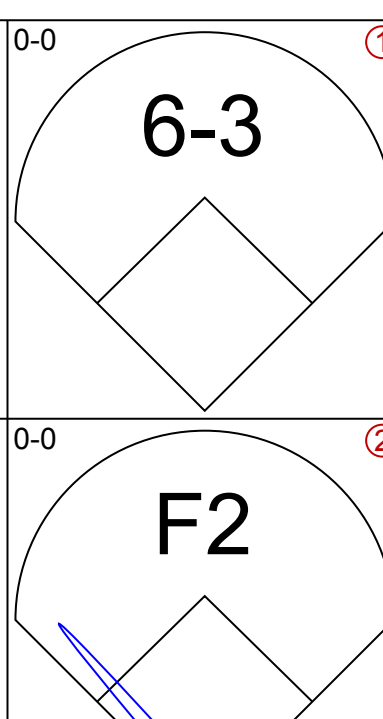
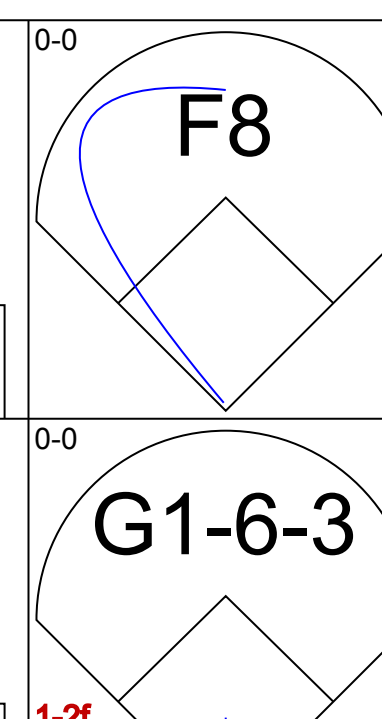

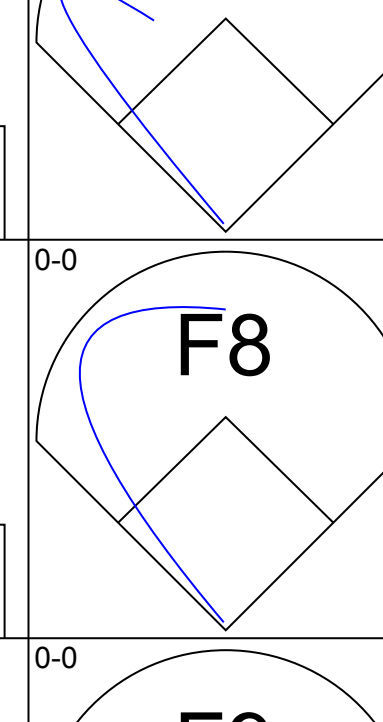
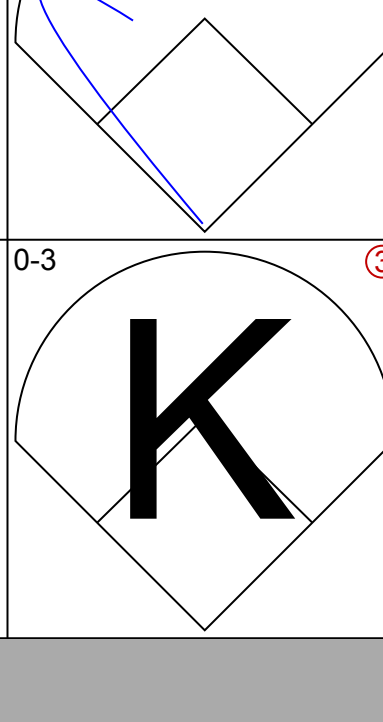
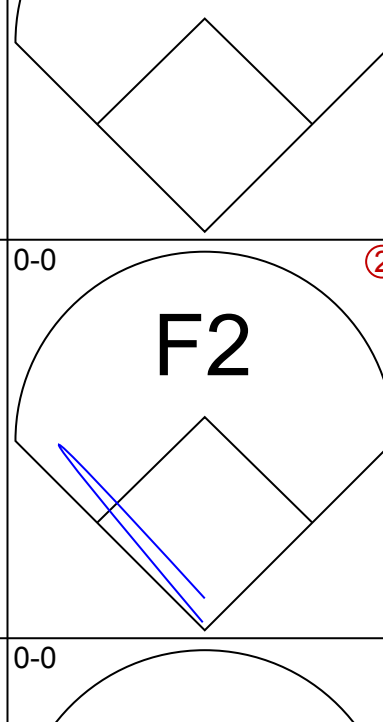
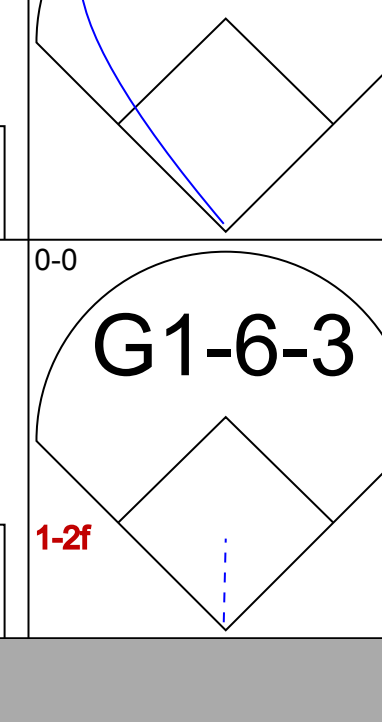
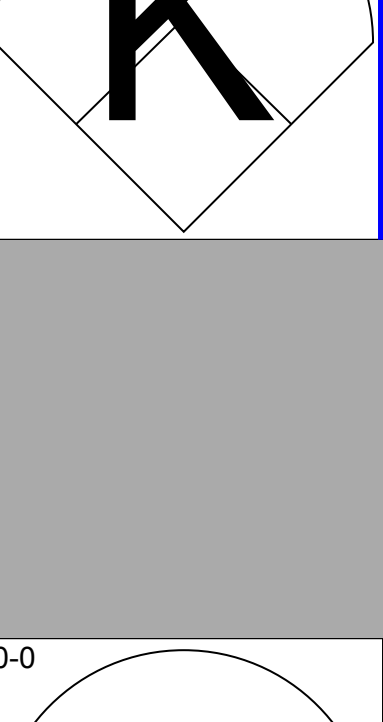
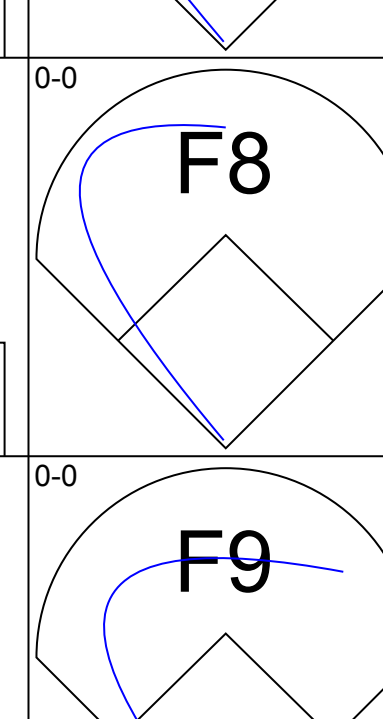

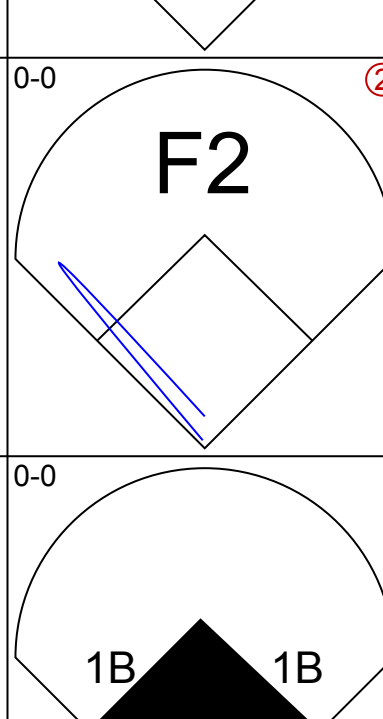
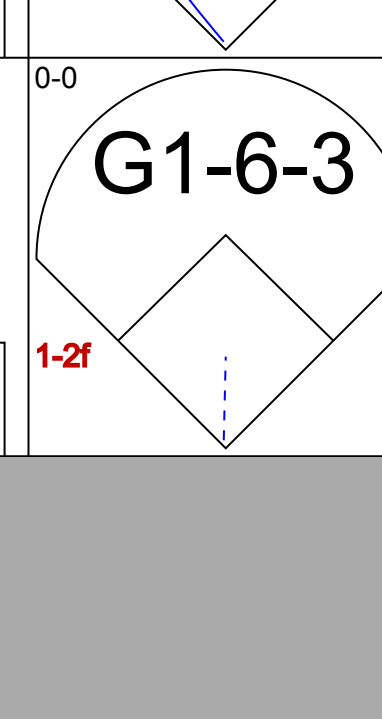
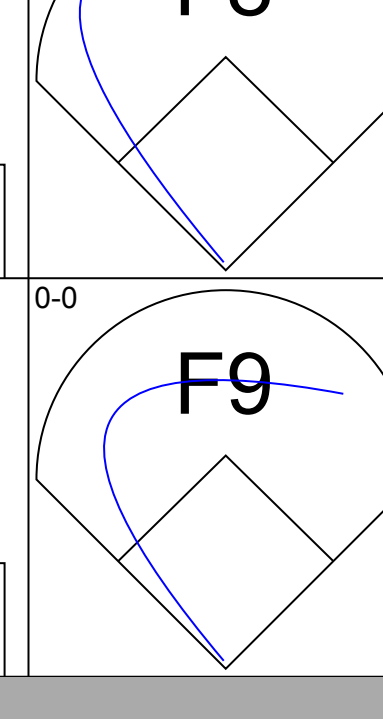
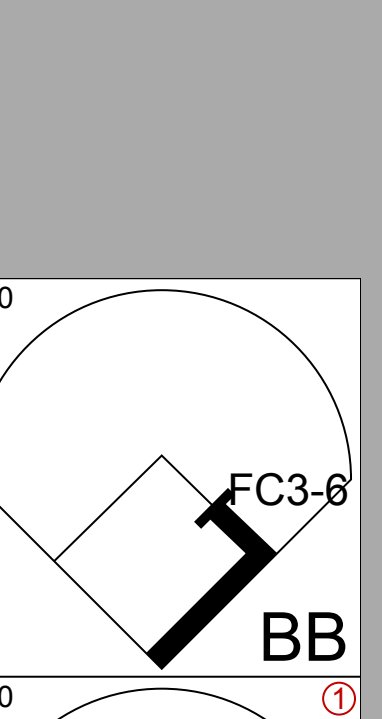
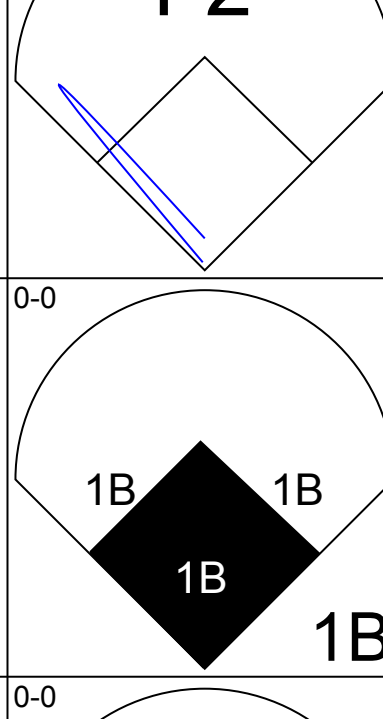
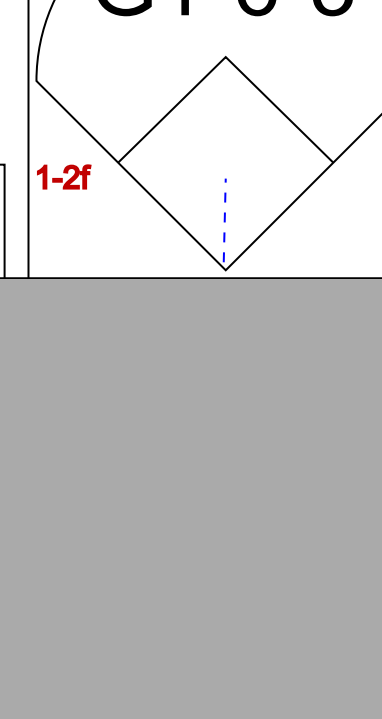
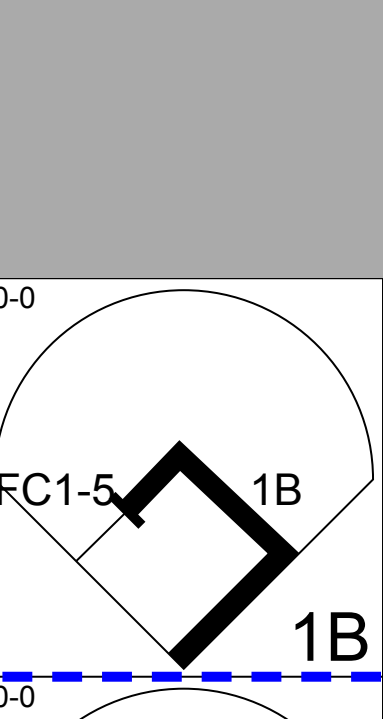
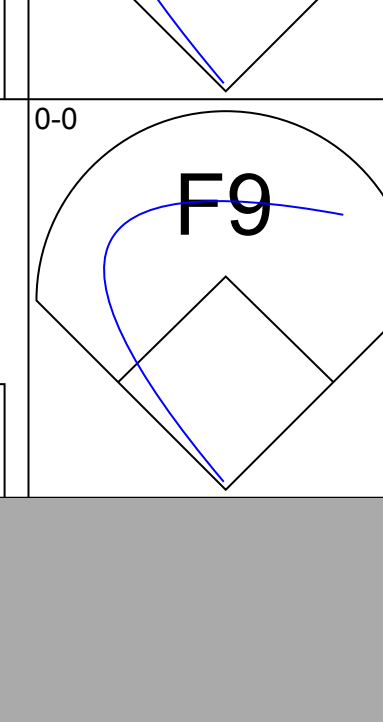
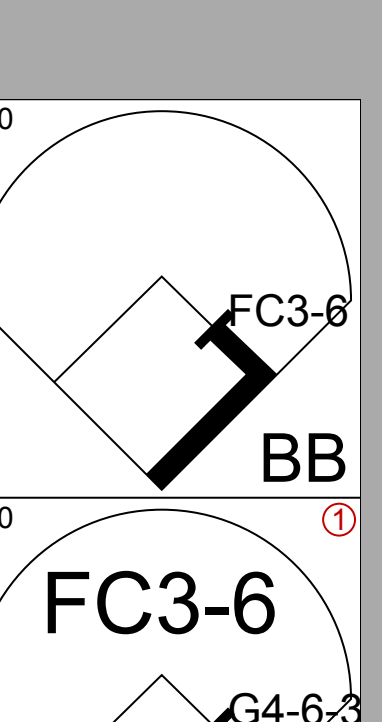
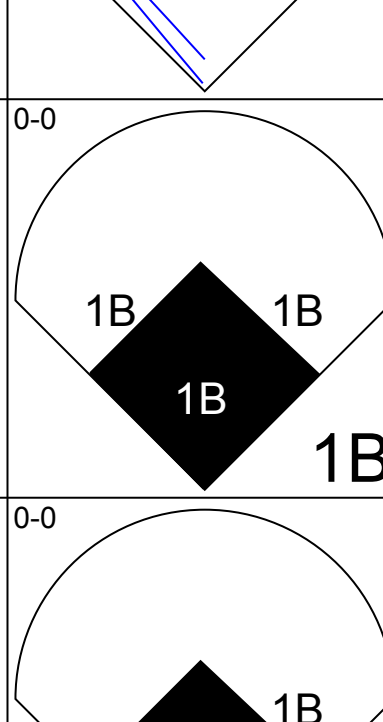

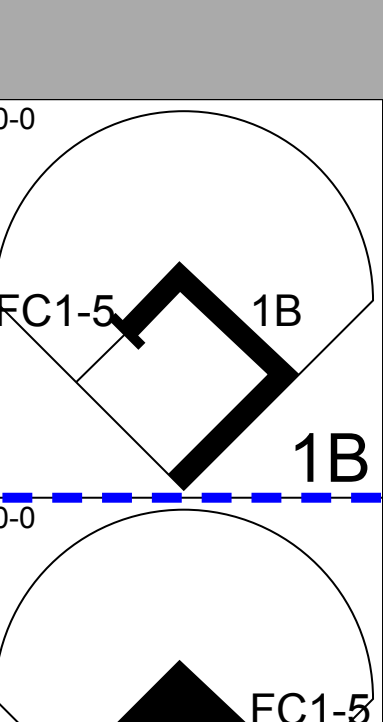
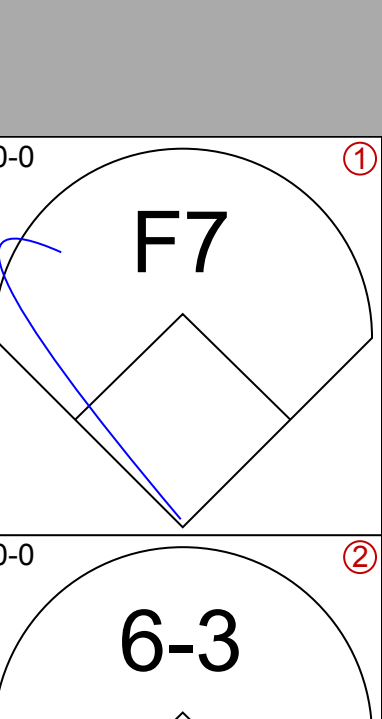
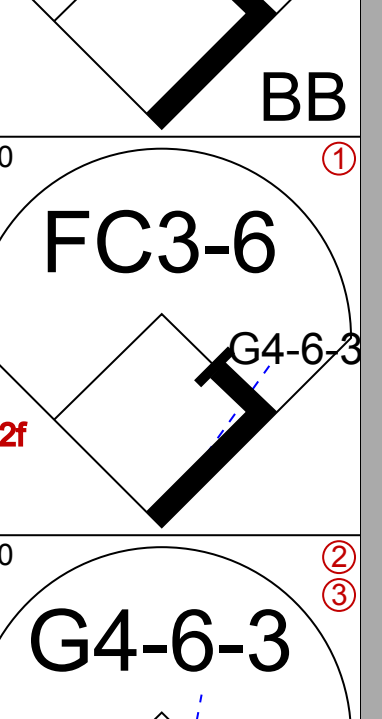
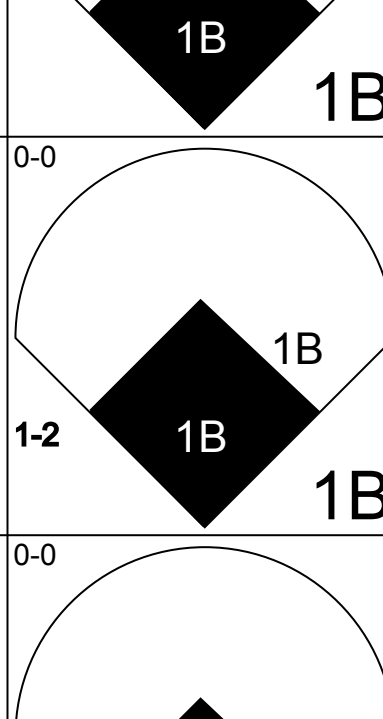

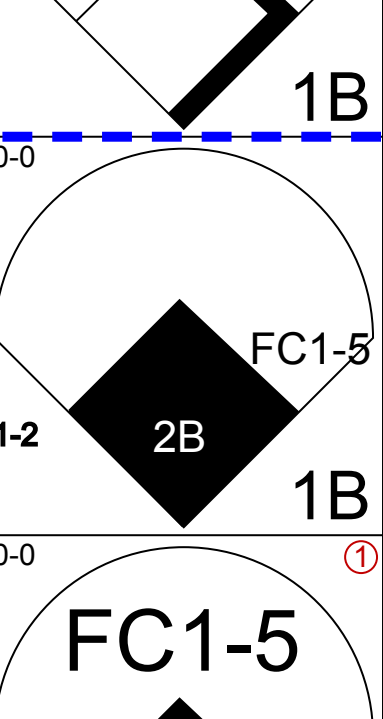
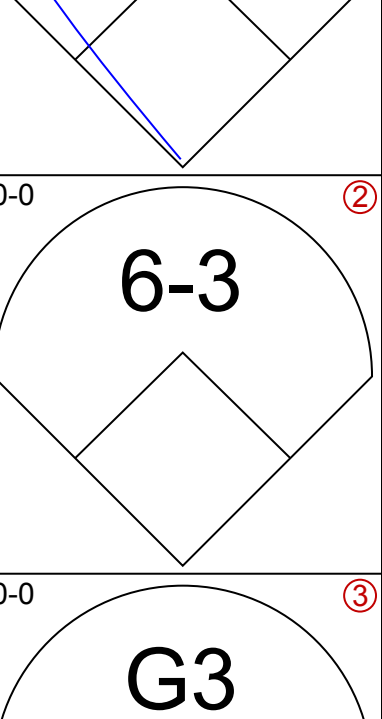
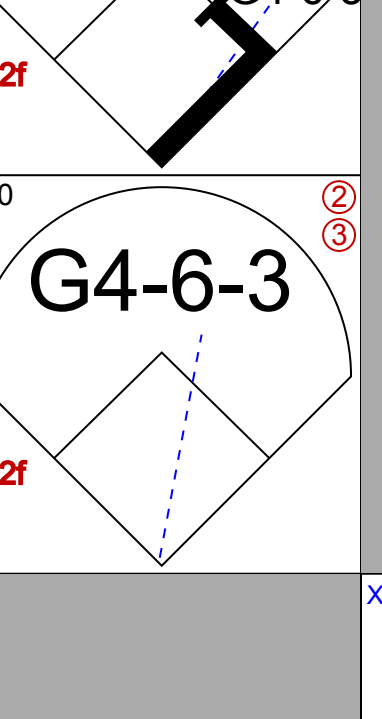
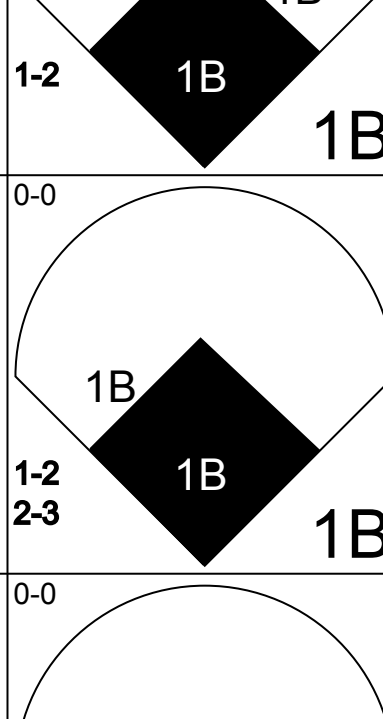

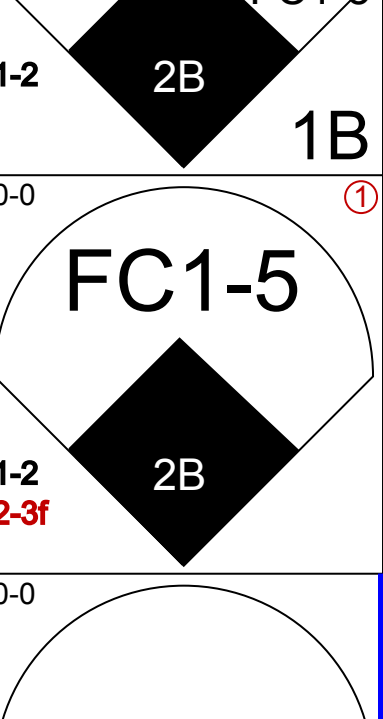
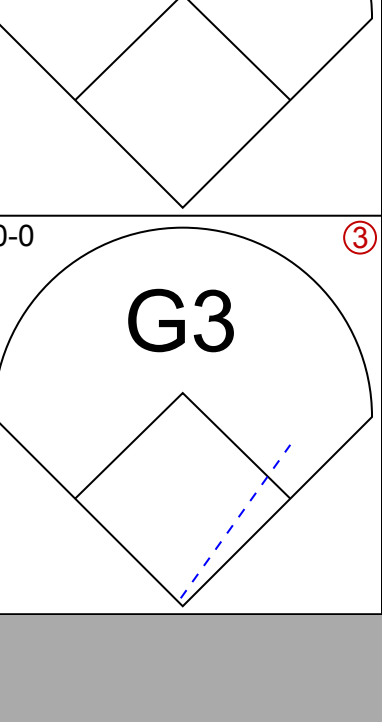
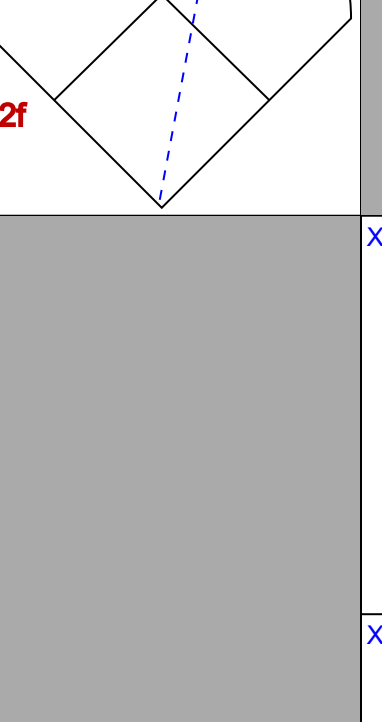
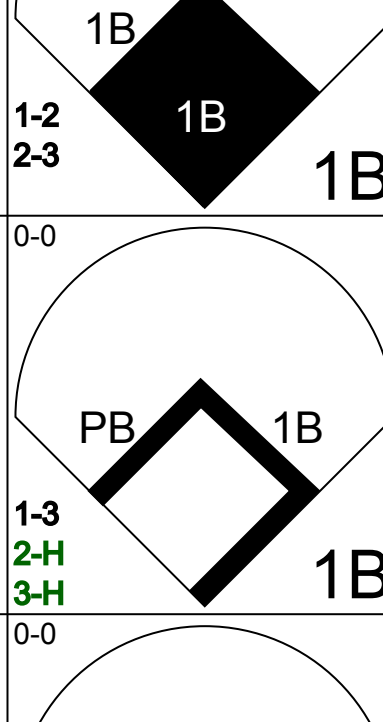

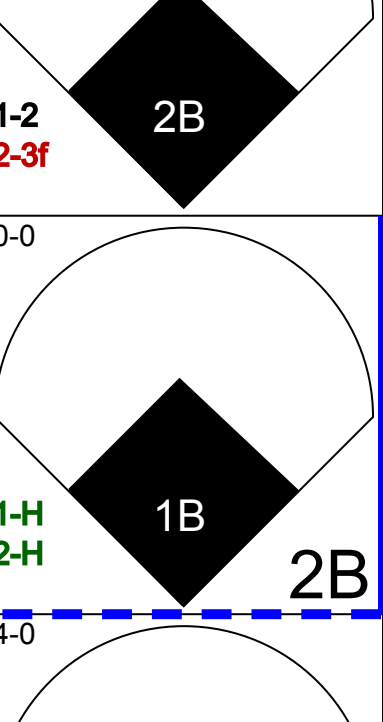
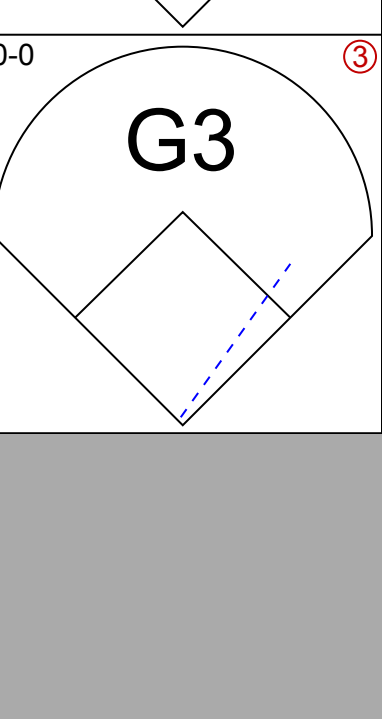

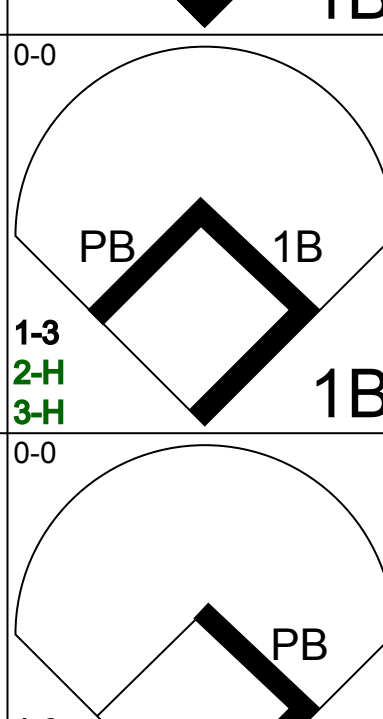

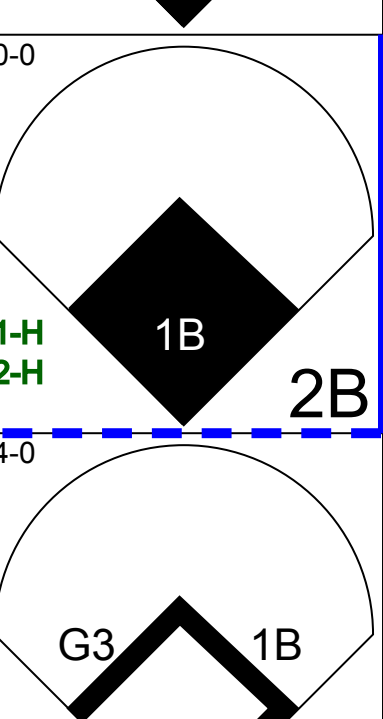
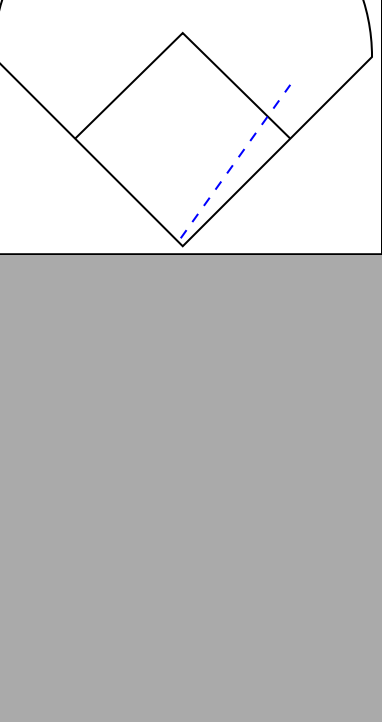

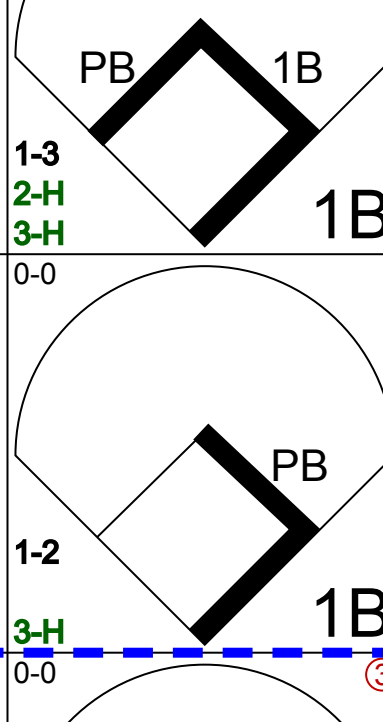

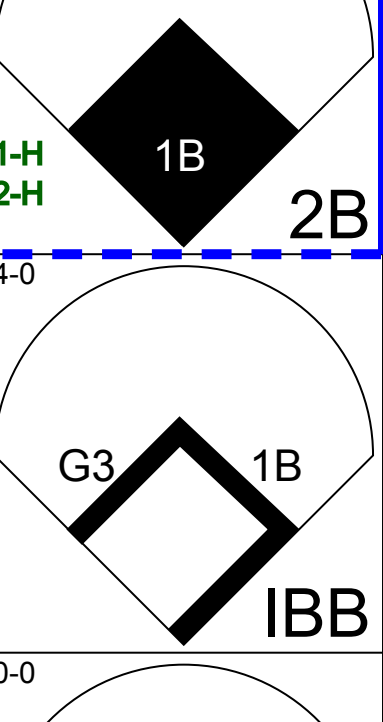
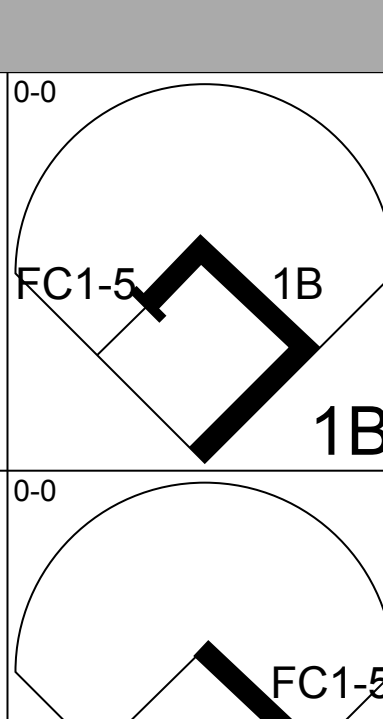
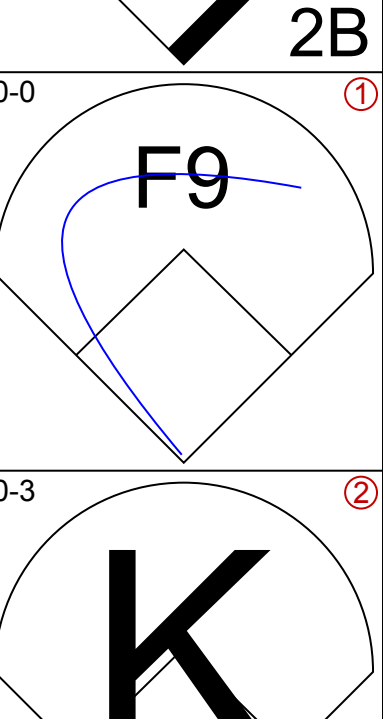
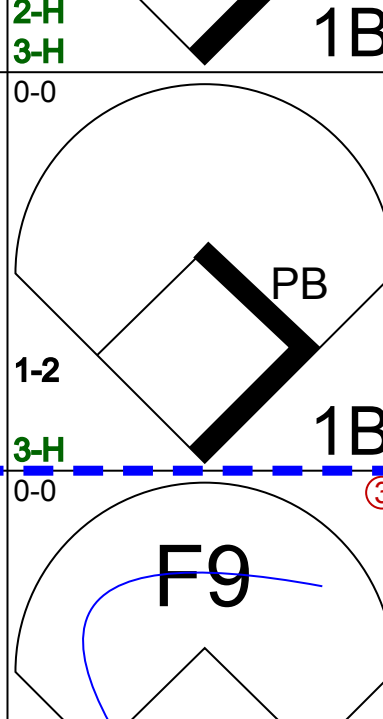

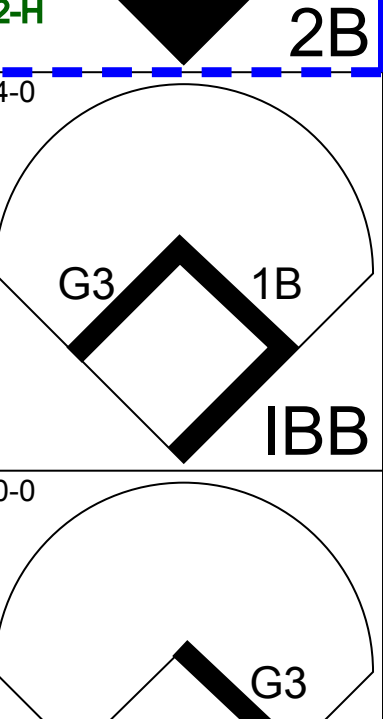

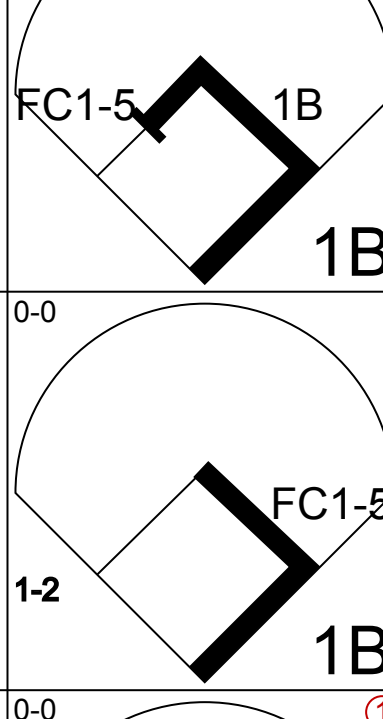
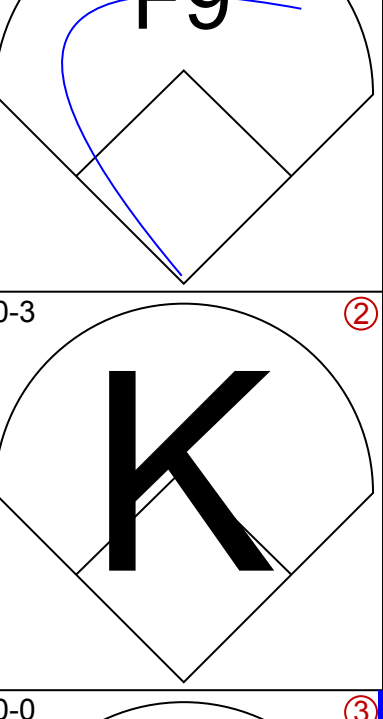
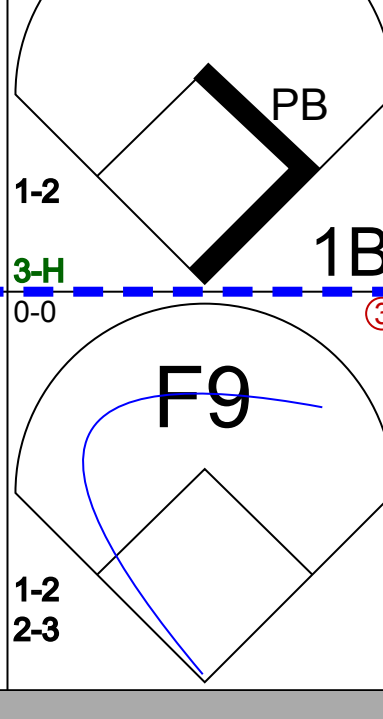

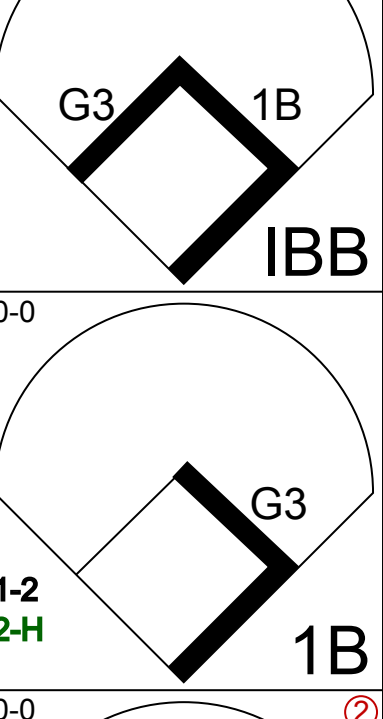

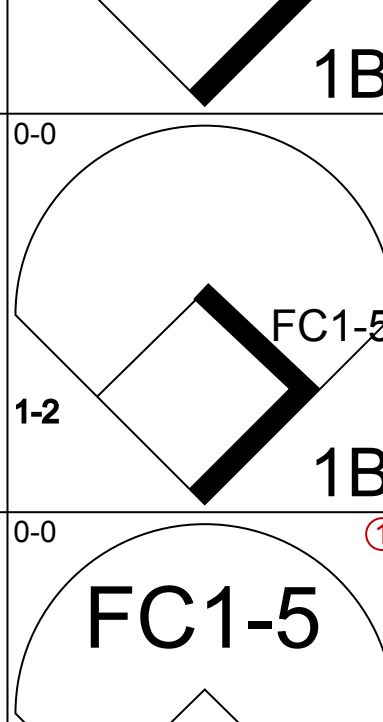
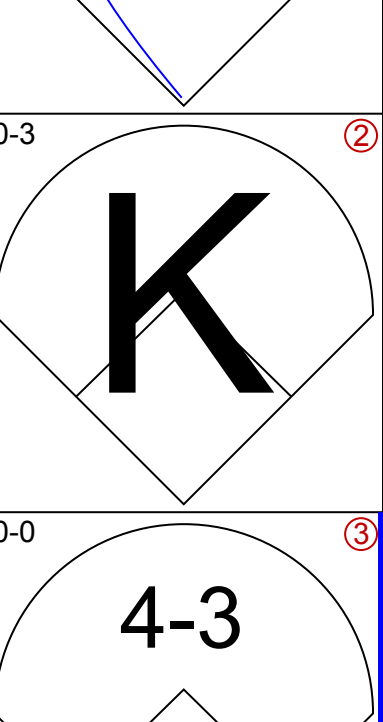
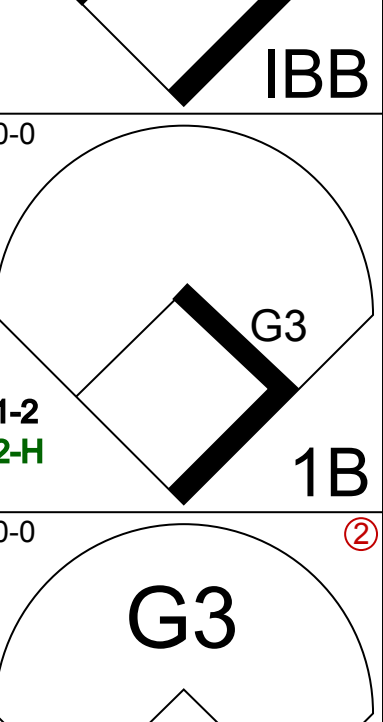
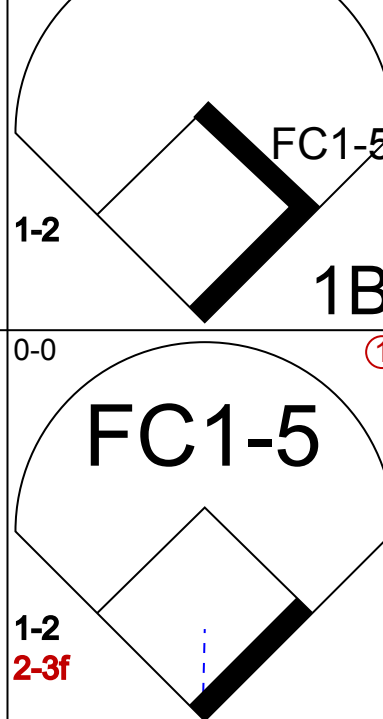
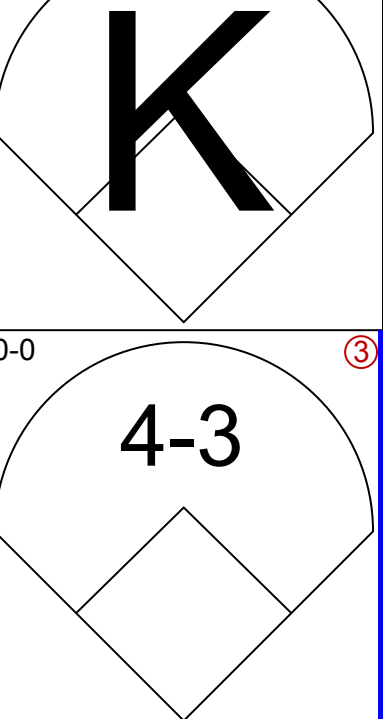
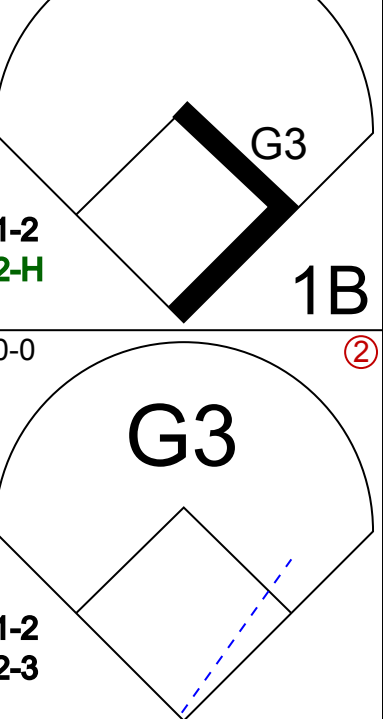
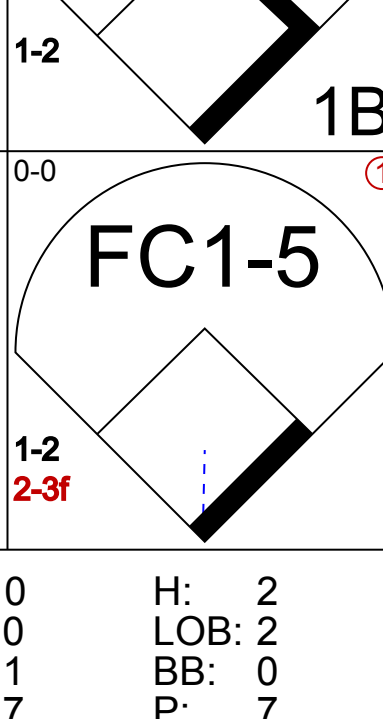
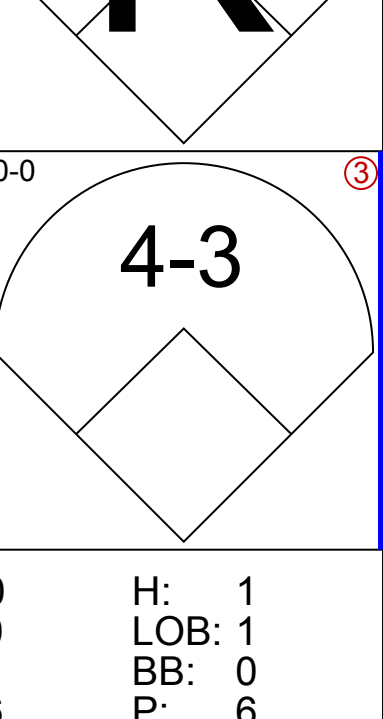
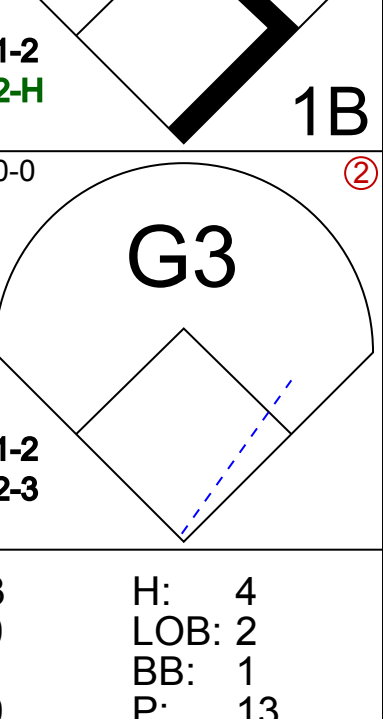
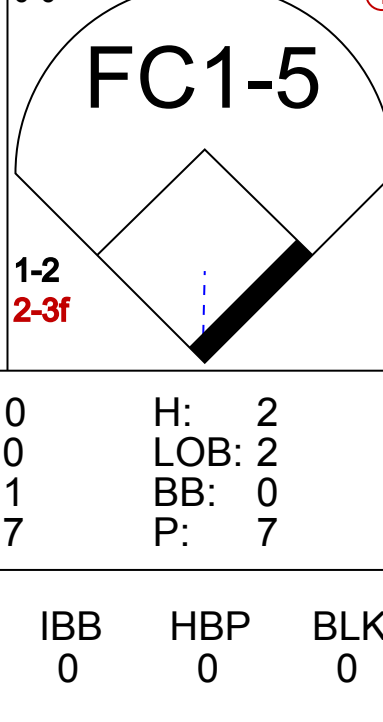
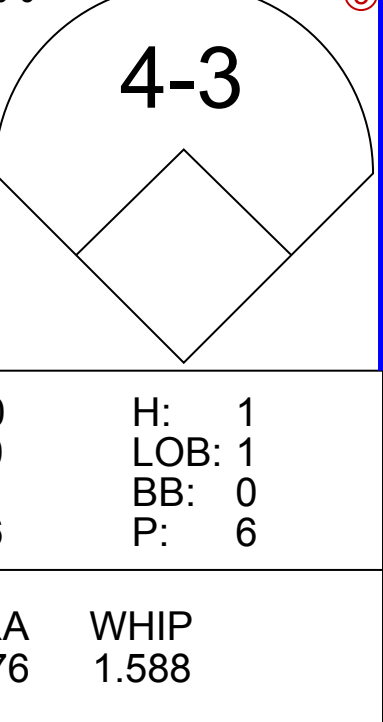
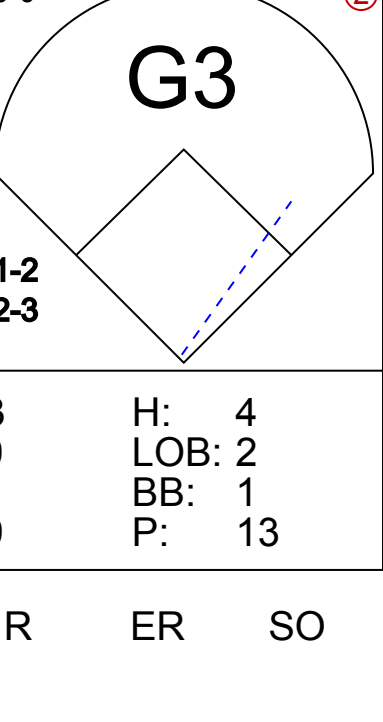
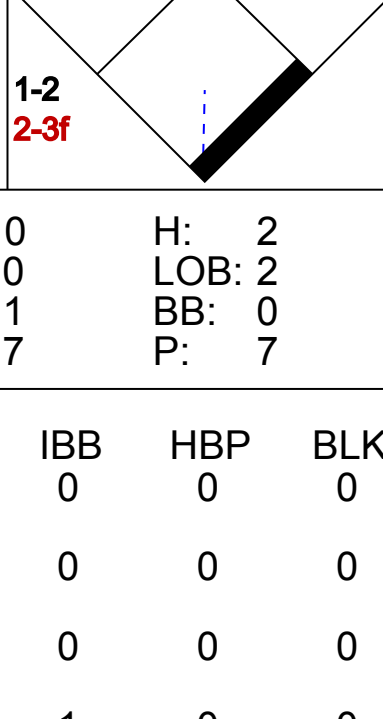
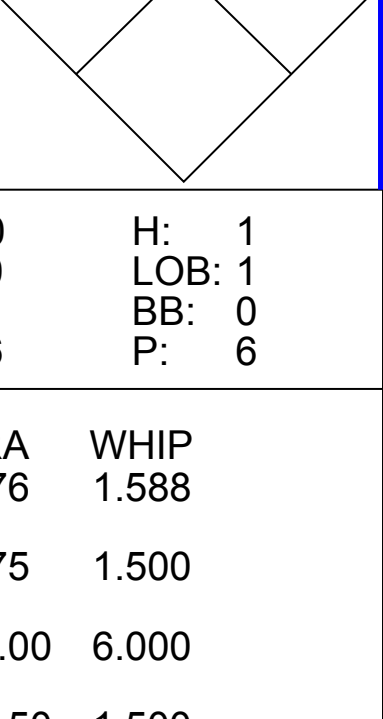
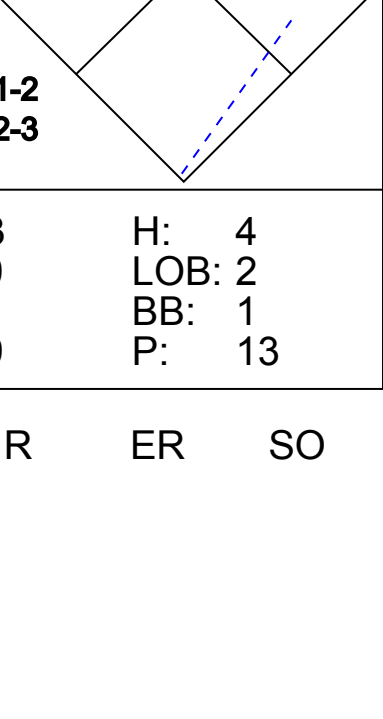
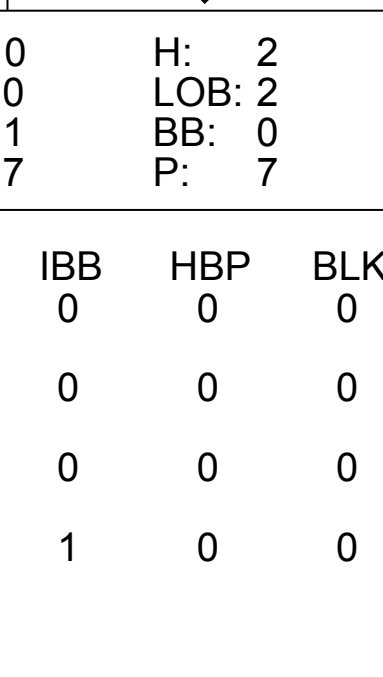
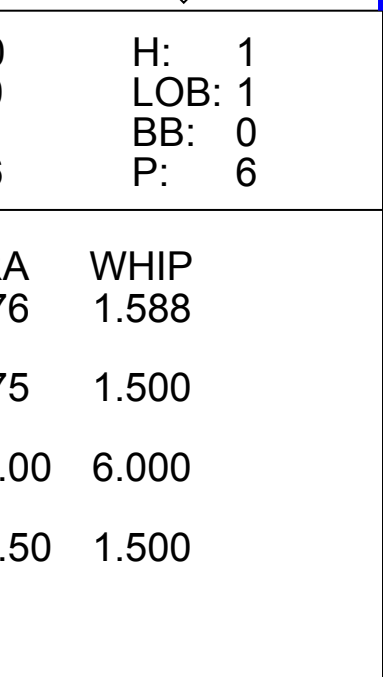
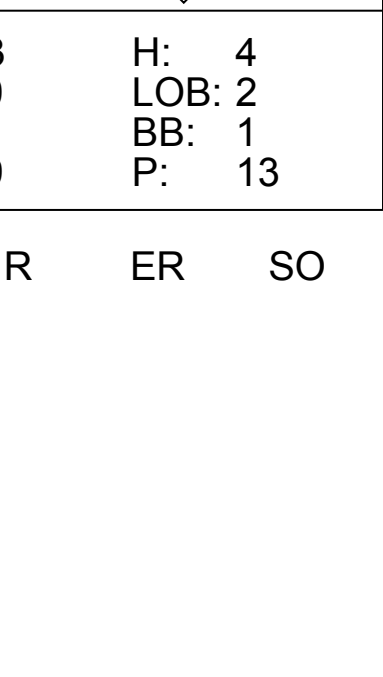
Pittsburgh Pirates @ Houston Astros  
Astrodome, Houston, TX  
Fri Jul 28 1967, 8:05 PM EDT  
Att: 20,909 - Unknown

AB 29  
R 9  
H 7  
RBI 9  
BB 6  
SO 2  
LOB 12





Batter	1	2	3	4	5	6	7	8	9	AB	R	H	RBI	BB	SO	LOB	TOP		
<b>Maury Wills, S</b> OBP: 0.333, SLG: 0.369 (1, 5)										5	1	2	0	0	1	1	<b>Pittsburgh Pirates @ Houston Astros</b> Astrodome, Houston, TX Sat Jul 29 1967, 4:33 AM EDT Att: 25,785 - Unknown		
<b>Gene Alley, R</b> OBP: 0.345, SLG: 0.428 (1, 6)										5	0	3	1	0	0	3			
<b>Roberto Clemente, R</b> OBP: 0.492, SLG: 0.538 (1, 9)										5	2	1	1	0	1	3			
<b>Donn Clendenon, R</b> OBP: 0.311, SLG: 0.395 (1, 3)										5	1	3	0	0	1	0			
<b>Bill Mazerowski, R</b> OBP: 0.308, SLG: 0.387 (1, 4)										4	0	0	0	1	0	3			
<b>Manny Mota, R</b> OBP: 0.342, SLG: 0.455 (1, 8)										4	0	1	2	0	0	1			
<b>Jose Pagan, R</b> OBP: 0.327, SLG: 0.328 (8, PH)										3	0	0	0	0	1	3			
<b>Matty Alou, L</b> OBP: 0.347, SLG: 0.379 (8, B)										1	0	0	0	0	0	0			
<b>Manny Sanguillen, R</b> OBP: 0.308, SLG: 0.308 (1, 2)										4	1	2	0	0	0	2			
<b>Dennis Ribant, R</b> OBP: 0.227, SLG: 0.295 (1, 1)										2	0	0	0	0	1	0			
<b>Al McBean, R</b> OBP: 0.375, SLG: 0.286 (8, PH)										1	0	1	0	0	0	0			
<b>Juan Pizarro, L</b> OBP: 0.182, SLG: 0.143 (8, 1)										0	0	0	0	0	0	0			
<b>Roy Face, R</b> (8, 1)										0	0	0	0	0	0	0			
<b>Inning Stats</b>	R: 0 E: 0 K: 1 S: 7	H: 2 LOB: 2 BB: 0 P: 7	R: 0 E: 0 K: 1 S: 5	H: 0 LOB: 0 BB: 0 P: 5	R: 0 E: 0 K: 0 S: 3	H: 0 LOB: 0 BB: 0 P: 3	R: 1 E: 3 K: 0 S: 6	H: 2 LOB: 2 BB: 0 P: 6	R: 3 E: 1 K: 1 S: 9	H: 4 LOB: 2 BB: 1 P: 13	R: 0 E: 0 K: 0 S: 3	H: 0 LOB: 0 BB: 0 P: 3	R: 0 E: 0 K: 0 S: 5	H: 3 LOB: 2 BB: 0 P: 5	R: 0 E: 0 K: 1 S: 5	H: 0 LOB: 0 BB: 0 P: 5	1B: 13 2B: 0 3B: 0 HR: 0	SF: 0 SAC: 1 DP: 1 HBP: 0	WP: 1 PA: 41 PB: 0 SB: 0 CS: 0
<b>PITCHER</b>	IP	WLS	BF	H	R	ER	SO	BB	IBB	HBP	BLK	WP	HR	S	P	ERA	WHIP		
<b>Mike Cuellar, L</b> ERA: 2.97 (1, 1)	5.2		29	10	5	4	3	1	0	0	0	0	0	34	38	6.35	1.941		
<b>Barry Latman, R</b> ERA: 4.33 (6, 1)	1.1		4	0	0	0	1	0	0	0	0	1	0	6	6	0.00	0.000		
<b>Dave Eilers, R</b> ERA: 5.5 (8, 1)	1.0	W	5	3	0	0	0	0	0	0	0	0	0	5	5	0.00	3.000		
<b>Larry Sherry, R</b> ERA: 5.01 (9, 1)	1.0	S	3	0	0	0	1	0	0	0	0	0	0	5	5	0.00	0.000		

Batter	1	2	3	4	5	6	7	8	9	AB	R	H	RBI	BB	SO	LOB	BOTTOM		
<b>Lee Bales, S</b> (1, 4)										5	0	0	0	0	1	5	<b>Pittsburgh Pirates @ Houston Astros</b> Astrodome, Houston, TX Sat Jul 29 1967, 4:33 AM EDT Att: 25,785 - Unknown		
<b>Larry Sherry, R</b> (9, 1)										0	0	0	0	0	0	0			
<b>Norm Miller, L</b> OBP: 0.302, SLG: 0.333 (1, 7)										4	0	0	0	0	1	3			
<b>Jimmy Wynn, R</b> OBP: 0.348, SLG: 0.524 (1, 8)										2	1	1	0	1	0	0			
<b>Ron Davis, R</b> OBP: 0.274, SLG: 0.374 (7, 8)										1	0	1	0	0	0	0			
<b>Rusty Staub, L</b> OBP: 0.410, SLG: 0.515 (1, 9)										4	2	2	0	0	0	1			
<b>Eddie Mathews, L</b> OBP: 0.321, SLG: 0.392 (1, 3)										4	2	1	0	0	0	3			
<b>Bob Aspromonte, R</b> OBP: 0.359, SLG: 0.407 (1, 5)										4	0	3	4	0	0	0			
<b>Julio Gotay, R</b> OBP: 0.345, SLG: 0.413 (8, FR)										0	1	0	0	0	0	0			
<b>Chuck Harrison, R</b> OBP: 0.301, SLG: 0.333 (9, 3)										0	0	0	0	0	0	0			
<b>John Bateman, R</b> OBP: 0.259, SLG: 0.266 (1, 2)										3	0	2	1	1	0	1			
<b>Bob Lillis, R</b> OBP: 0.255, SLG: 0.260 (1, 6)										4	0	2	1	0	1	3			
<b>Mike Cuellar, L</b> OBP: 0.190, SLG: 0.263 (8, 1)										2	0	0	0	0	0	3			
<b>Barry Latman, R</b> OBP: 0.291, SLG: 0.291 (7, PH)										0	0	0	0	0	0	0			
<b>Jackie Brandt, R</b> OBP: 0.277, SLG: 0.326 (7, PH)										1	0	1	0	0	0	0			
<b>Dave Glavin, R</b> OBP: 0.199, SLG: 0.228 (8, 1)										0	0	0	0	0	0	0			
<b>Dave Eilers, R</b> (8, 1)										0	0	0	0	0	0	0			
<b>Joe Morgan, L</b> OBP: 0.412, SLG: 0.442 (8, PH)										1	0	0	0	0	0	2			
<b>Inning Stats</b>	R: 0 E: 0 K: 0 S: 3	H: 0 LOB: 0 BB: 0 P: 3	R: 0 E: 0 K: 0 S: 3	H: 0 LOB: 0 BB: 0 P: 3	R: 0 E: 0 K: 1 S: 7	H: 2 LOB: 2 BB: 0 P: 7	R: 0 E: 0 K: 0 S: 2	H: 0 LOB: 0 BB: 1 P: 6	R: 0 E: 0 K: 1 S: 6	H: 1 LOB: 1 BB: 0 P: 6	R: 3 E: 0 K: 0 S: 8	H: 5 LOB: 2 BB: 0 P: 8	R: 0 E: 0 K: 0 S: 3	H: 1 LOB: 1 BB: 0 P: 3	R: 3 E: 0 K: 1 S: 9	H: 4 LOB: 2 BB: 1 P: 13	1B: 11 2B: 2 3B: 0 HR: 0	SF: 0 SAC: 0 DP: 2 HBP: 0	WP: 0 PA: 37 PB: 1 SB: 0 CS: 0
<b>PITCHER</b>	IP	WLS	BF	H	R	ER	SO	BB	IBB	HBP	BLK	WP	HR	S	P	ERA	WHIP		
<b>Dennis Ribant, R</b> ERA: 3.29 (1, 1)	5.2		25	8	3	3	2	1	0	0	0	0	0	28	32	4.76	1.588		
<b>Al McBean, R</b> ERA: 3.16 (6, 1)	1.1		5	2	1	1	0	0	0	0	0	0	0	5	5	6.75	1.500		
<b>Juan Pizarro, L</b> ERA: 4.33 (8, 1)	0.1	L	3	2	1	1	0	0	0	0	0	0	0	3	3	27.00	6.000		
<b>Roy Face, R</b> ERA: 1.52 (8, 1)	0.2		4	1	1	1	1	0	1	0	0	0	0	5	9	13.50	1.500		





Batter	1	2	3	4	5	6	7	8	9	AB	R	H	RBI	BB	SO	LOB	TOP									
Maury Wills, S OBP: 0.332, SLG: 0.375	0-0 1-3		0-3 K			0-0 6-3		0-0 HR	0-0 4-3	5	1	1	1	0	1	3	<b>Pittsburgh Pirates @ San Francisco Giants</b> Candlestick Park, San Francisco, CA Sun Jul 30 1967, 6:33 AM EDT Att: 32,209 - Unknown <a href="http://livebaseballscorecards.com">livebaseballscorecards.com</a>									
Gene Alley, R OBP: 0.346, SLG: 0.427	0-3 K		0-0 FC4-6			0-0 HR		4-0 1B		3	2	1	0	1	1	2										
Roberto Clemente, R OBP: 0.400, SLG: 0.543	0-3 K			0-0 1-3		0-0 HR		0-0 1-3		4	1	1	2	0	1	1										
Donn Clendenon, R OBP: 0.313, SLG: 0.396		0-0 6-3		0-3 K		0-0 1B		0-0 1B		4	0	2	1	0	1	0										
Bill Mazerowski, R OBP: 0.305, SLG: 0.383		0-0 6-3		0-0 F2		0-0 F3		0-0 F7		4	0	0	0	0	0	2										
Manny Mota, R OBP: 0.336, SLG: 0.446		0-0 L1			0-3 K	0-0 F9		0-0 F8		4	0	0	0	0	1	2										
Jose Pagan, R OBP: 0.301, SLG: 0.336			4-0 1B		0-0 2B		0-0 F8		0-0 1-3	3	0	2	0	1	0	0										
Manny Sanguillen, R OBP: 0.353, SLG: 0.412			0-0 FC4-6		0-0 1B		0-0 F4		0-0 1-3	4	0	2	0	0	0	1										
Vern Law, R OBP: 0.105, SLG: 0.211			0-3 K		0-0 FC9-2		0-0 4-3		0-0 1-3	4	0	0	0	0	1	5										
Juan Pizarro, L OBP: 0.162, SLG: 0.143										0	0	0	0	0	0	0										
Roy Face, R OBP: 0.162, SLG: 0.143										0	0	0	0	0	0	0										
<b>Inning Stats</b>	R: 0 E: 0 K: 2 S: 7	H: 0 LOB: 0 BB: 0 P: 7	R: 0 E: 0 K: 0 S: 3	H: 0 LOB: 0 BB: 0 P: 3	R: 0 E: 0 K: 2 S: 8	H: 1 LOB: 2 BB: 1 P: 12	R: 0 E: 0 K: 1 S: 5	H: 0 LOB: 0 BB: 0 P: 5	R: 0 E: 0 K: 1 S: 6	H: 2 LOB: 1 BB: 0 P: 6	R: 2 E: 0 K: 0 S: 6	H: 3 LOB: 1 BB: 0 P: 6	R: 0 E: 0 K: 0 S: 3	H: 0 LOB: 0 BB: 0 P: 3	R: 2 E: 0 K: 0 S: 5	H: 2 LOB: 1 BB: 1 P: 9	R: 0 E: 0 K: 0 S: 4	H: 1 LOB: 0 BB: 0 P: 4	1B: 6 2B: 2 3B: 0 HR: 2	SF: 0 SAC: 0 DP: 1 HBP: 0	WP: 0 PB: 0 SB: 0 CS: 0	PA: 37				
<b>PITCHER</b>	IP	WLS	BF	H	R	ER	SO	BB	IBB	HBP	BLK	WP	HR	S	P	ERA	WHIP									
Ray Sadecki, L ERA: 3.32	(1, 1)	7.0	L	28	7	3	3	6	1	0	0	0	0	2	39	43	3.86	1.143								
Lindy McDaniel, R ERA: 4.95	(8, 1)	1.0		5	1	1	1	0	1	0	0	0	0	0	4	8	9.00	2.000								
Ron Herbel, R ERA: 3.89	(9, 1)	1.0		4	1	0	0	0	0	0	0	0	0	0	4	4	0.00	1.000								

Batter	1	2	3	4	5	6	7	8	9	AB	R	H	RBI	BB	SO	LOB	BOTTOM									
Jesus Alou, R OBP: 0.321, SLG: 0.384	0-0 4-3		0-0 L5-3			0-0 L6-3			0-0 F2	4	0	0	0	0	0	2	<b>Pittsburgh Pirates @ San Francisco Giants</b> Candlestick Park, San Francisco, CA Sun Jul 30 1967, 6:33 AM EDT Att: 32,209 - Unknown <a href="http://livebaseballscorecards.com">livebaseballscorecards.com</a>									
Willie Mays, R OBP: 0.352, SLG: 0.482	0-3 K			0-0 G4-6-3		0-0 F9		0-0 1B		4	1	2	0	0	1	0										
Willie McCovey, L OBP: 0.401, SLG: 0.535	0-0 6-3			0-0 G4-6-3		0-0 4-3		0-0 1B		4	1	1	0	0	0	1										
Jim Ray Hart, R OBP: 0.376, SLG: 0.565		0-0 FC5-4		0-3 K		0-0 F2		0-0 1B		4	1	2	1	0	1	0										
Tom Haller, L OBP: 0.366, SLG: 0.466		4-0 FC5-4			0-0 F8		0-0 1-3		0-0 K	2	0	1	0	1	0	0										
Dick Dietz, R OBP: 0.414, SLG: 0.412		1-2 BB			0-0 F8		0-0 1B		0-0 K	1	0	0	0	0	1	2										
Bobby Etheridge, R OBP: 0.318, SLG: 0.443		0-0 FC5-4		0-0 G4-6-3		0-0 6-3		0-0 1-3		4	0	2	2	0	0	2										
Dick Groat, R OBP: 0.252, SLG: 0.195		0-0 G4-6-3			0-0 F8		0-0 F6		0-0 6-3	3	0	0	0	0	0	4										
Jack Hiatt, R OBP: 0.397, SLG: 0.465		0-0 G4-6-3			0-0 F8		0-0 F6		0-0 6-3	1	0	0	0	0	0	1										
Tito Fuentes, S OBP: 0.252, SLG: 0.288			0-0 L5-3			0-0 F5		0-0 1-3		2	0	1	0	0	0	0										
Bob Schroder, L OBP: 0.282, SLG: 0.254								0-0 1-3		1	0	0	0	0	0	2										
Ray Sadecki, L OBP: 0.226, SLG: 0.267			0-3 K			0-0 L6-3		0-0 6-3		2	0	1	0	0	1	1										
Lindy McDaniel, R OBP: 0.250, SLG: 0.250										0	0	0	0	0	0	0										
Jim Davenport, R OBP: 0.360, SLG: 0.374										1	0	0	0	0	0	2										
Ron Herbel, R OBP: 0.357, SLG: 0.417										0	0	0	0	0	0	0										
<b>Inning Stats</b>	R: 0 E: 0 K: 1 S: 5	H: 0 LOB: 0 BB: 0 P: 5	R: 0 E: 0 K: 0 S: 3	H: 1 LOB: 1 BB: 1 P: 7	R: 0 E: 0 K: 1 S: 5	H: 1 LOB: 0 BB: 0 P: 5	R: 0 E: 0 K: 1 S: 5	H: 1 LOB: 0 BB: 0 P: 5	R: 0 E: 0 K: 0 S: 3	H: 0 LOB: 0 BB: 0 P: 3	R: 0 E: 0 K: 0 S: 3	H: 0 LOB: 0 BB: 0 P: 3	R: 0 E: 0 K: 0 S: 5	H: 2 LOB: 2 BB: 0 P: 5	R: 3 E: 0 K: 1 S: 9	H: 4 LOB: 1 BB: 0 P: 9	1B: 9 2B: 3 3B: 0 HR: 0	SF: 0 SAC: 0 DP: 4 HBP: 0	WP: 0 PB: 0 SB: 0 CS: 0	PA: 34						
<b>PITCHER</b>	IP	WLS	BF	H	R	ER	SO	BB	IBB	HBP	BLK	WP	HR	S	P	ERA	WHIP									
Vern Law, R ERA: 4.32	(1, 1)	8.1	W	31	9	3	3	3	1	0	0	0	0	0	36	40	3.24	1.200								
Juan Pizarro, L ERA: 4.31	(9, 1)	0.1		1	0	0	0	1	0	0	0	0	0	0	3	3	0.00	0.000								
Roy Face, R ERA: 1.51	(9, 1)	0.1	S	2	1	0	0	0	0	0	0	0	0	2	2	0.00	3.000									





Batter	1	2	3	4	5	6	7	8	9	AB	R	H	RBI	BB	SO	LOB	TOP								
<b>Maury Wills, S</b> OBP: 0.331, SLG: 0.373 (1, 5)										4	1	1	0	0	1	1	<b>Pittsburgh Pirates @ San Francisco Giants</b> Candlestick Park, San Francisco, CA Mon Jul 31 1967, 6:33 AM EDT Att: 8,683 - Unknown <a href="http://livebaseballscorecards.com">livebaseballscorecards.com</a>								
<b>Gene Alley, R</b> OBP: 0.348, SLG: 0.428 (1, 6)										4	1	2	0	0	0	0									
<b>Roberto Clemente, R</b> OBP: 0.491, SLG: 0.541 (1, 9)										3	0	1	2	1	0	1									
<b>Donn Clendenon, R</b> OBP: 0.312, SLG: 0.404 (1, 3)										4	1	1	2	0	0	3									
<b>Bill Mazerowski, R</b> OBP: 0.302, SLG: 0.379 (1, 4)										4	0	0	0	0	1	0									
<b>Manny Mota, R</b> OBP: 0.330, SLG: 0.438 (1, 8)										4	0	0	0	0	0	0									
<b>Jose Pagan, R</b> OBP: 0.309, SLG: 0.344 (1, 7)										3	1	2	0	0	0	0									
<b>Matty Alou, L</b> OBP: 0.346, SLG: 0.378 (9, PH)										1	0	0	0	0	0	0									
<b>Manny Sanguillen, R</b> OBP: 0.350, SLG: 0.368 (1, 2)										2	0	0	0	1	1	1									
<b>Al Luplow, L</b> OBP: 0.240, SLG: 0.257 (9, PH)										1	0	0	0	0	0	0									
<b>Tommie Sisk, R</b> OBP: 0.136, SLG: 0.095 (1, 1)										2	0	0	0	1	1	3									
<b>Juan Pizarro, L</b> OBP: 0.162, SLG: 0.143 (7, 1)										0	0	0	0	0	0	0									
<b>Roy Face, R</b> OBP: 0.281, SLG: 0.484 (8, 1)										1	0	0	0	0	0	0									
<b>Manny Jimenez, L</b> OBP: 0.281, SLG: 0.484 (9, PH)										0	0	0	0	0	0	0									
<b>Inning Stats</b>	R: 0 E: 0 K: 0 S: 3	H: 0 LOB: 1 BB: 1 P: 7	R: 0 E: 0 K: 0 S: 3	H: 0 LOB: 0 BB: 0 P: 3	R: 0 E: 0 K: 0 S: 2	H: 0 LOB: 0 BB: 1 P: 6	R: 2 E: 0 K: 1 S: 7	H: 2 LOB: 0 BB: 0 P: 7	R: 2 E: 0 K: 2 S: 11	H: 4 LOB: 2 BB: 0 P: 11	R: 0 E: 1 K: 0 S: 4	H: 1 LOB: 2 BB: 1 P: 8	R: 0 E: 0 K: 1 S: 5	H: 0 LOB: 0 BB: 0 P: 5	R: 0 E: 0 K: 0 S: 3	H: 0 LOB: 0 BB: 0 P: 3	R: 0 E: 0 K: 0 S: 3	H: 0 LOB: 0 BB: 0 P: 3	1B: 6 2B: 0 3B: 0 HR: 1	SF: 0 SAC: 0 DP: 1 HBP: 0	WP: 0 PB: 0 SB: 0 CS: 0	PA: 36			
<b>PITCHER</b>	IP	WLS	BF	H	R	ER	SO	BB	IBB	HBP	BLK	WP	HR	S	P	ERA	WHIP								
<b>Mike McCormick, L</b> ERA: 2.78 (1, 1)	8.0	W	33	7	4	4	4	2	1	0	0	0	1	38	50	4.50	1.125								
<b>Frank Linzy, R</b> ERA: 1.72 (9, 1)	1.0	S	3	0	0	0	0	0	0	0	0	0	0	3	3	0.00	0.000								


Batter	1	2	3	4	5	6	7	8	9	AB	R	H	RBI	BB	SO	LOB	BOTTOM								
<b>Jesus Alou, R</b> OBP: 0.316, SLG: 0.378 (1, 9)										5	0	0	1	0	0	2	<b>Pittsburgh Pirates @ San Francisco Giants</b> Candlestick Park, San Francisco, CA Mon Jul 31 1967, 6:33 AM EDT Att: 8,683 - Unknown <a href="http://livebaseballscorecards.com">livebaseballscorecards.com</a>								
<b>Willie Mays, R</b> OBP: 0.354, SLG: 0.482 (1, 8)										4	0	2	1	0	0	0									
<b>Willie McCovey, L</b> OBP: 0.399, SLG: 0.534 (1, 3)										4	0	1	1	0	1	1									
<b>Jim Ray Hart, R</b> OBP: 0.375, SLG: 0.562 (1, 7)										4	0	1	0	0	0	2									
<b>Tom Haller, L</b> OBP: 0.367, SLG: 0.468 (1, 2)										3	0	1	0	0	0	0									
<b>Bobby Etheridge, R</b> OBP: 0.314, SLG: 0.446 (1, 5)										4	1	1	0	0	0	2									
<b>Hal Lanier, R</b> OBP: 0.230, SLG: 0.267 (1, 6)										2	3	0	0	2	0	0									
<b>Tito Fuentes, S</b> OBP: 0.251, SLG: 0.287 (1, 4)										1	0	0	0	0	0	0									
<b>Bob Schroder, L</b> OBP: 0.231, SLG: 0.254 (7, PH)										0	1	0	0	1	0	0									
<b>Jim Davenport, R</b> OBP: 0.356, SLG: 0.372 (8, PH)										1	1	0	0	0	0	3									
<b>Mike McCormick, L</b> OBP: 0.182, SLG: 0.200 (1, 1)										2	1	1	1	0	0	0									
<b>Jack Hatt, R</b> OBP: 0.402, SLG: 0.500 (8, PH)										1	1	1	4	0	0	0									
<b>Frank Linzy, R</b> ERA: 1.7 (9, 1)										0	0	0	0	0	0	0									
<b>Inning Stats</b>	R: 0 E: 0 K: 1 S: 5	H: 0 LOB: 0 BB: 0 P: 5	R: 0 E: 0 K: 0 S: 3	H: 0 LOB: 0 BB: 0 P: 3	R: 2 E: 0 K: 0 S: 6	H: 3 LOB: 2 BB: 1 P: 10	R: 0 E: 0 K: 0 S: 3	H: 0 LOB: 0 BB: 0 P: 3	R: 0 E: 0 K: 0 S: 5	H: 2 LOB: 2 BB: 0 P: 5	R: 2 E: 1 K: 0 S: 5	H: 1 LOB: 1 BB: 1 P: 9	R: 4 E: 0 K: 0 S: 5	H: 2 LOB: 0 BB: 1 P: 10	R: 0 E: 0 K: 0 S: 3	H: 0 LOB: 0 BB: 1 P: 10	1B: 4 2B: 3 3B: 0 HR: 1	SF: 0 SAC: 2 DP: 0 HBP: 1	WP: 0 PB: 0 SB: 0 CS: 0	PA: 37					
<b>PITCHER</b>	IP	WLS	BF	H	R	ER	SO	BB	IBB	HBP	BLK	WP	HR	S	P	ERA	WHIP								
<b>Tommie Sisk, R</b> ERA: 3.25 (1, 1)	6.2	L	29	6	4	2	1	2	0	0	0	0	0	29	37	2.70	1.200								
<b>Juan Pizarro, L</b> ERA: 4.65 (7, 1)	0.2	L	5	1	3	3	0	0	1	1	0	0	0	3	8	40.50	1.500								
<b>Roy Face, R</b> ERA: 1.7 (8, 1)	0.2	S	3	1	1	1	0	0	0	0	0	0	1	3	3	13.50	1.500								



Batter	1	2	3	4	5	6	7	8	9	AB	R	H	RBI	BB	SO	LOB	TOP			
Matty Alou, L OBP: 0.345, SLG: 0.376 (1, 8)	F4		3B 1B		F9			F4		4	1	1	0	0	0	1	<b>Pittsburgh Pirates @ San Francisco Giants</b> Candlestick Park, San Francisco, CA Tue Aug 01 1967, 10:05 PM EDT Att: 15,501 - Unknown			
Maury Wills, S OBP: 0.327, SLG: 0.369 (1, 5)	6-3		F3			K2-3		FC6-4		4	0	0	0	0	1	2				
Roberto Clemente, R OBP: 0.492, SLG: 0.549 (1, 9)	1B 2B		1H 3B			4-3		F9		4	0	2	1	0	0	1				
Al Luplow, L OBP: 0.240, SLG: 0.257 (1, 7)	2-3 1B		F9			6-3			F4	4	0	1	0	0	0	1				
Donn Clendenon, R OBP: 0.309, SLG: 0.399 (1, 3)	K			F8			E5 4-3 4-3	F9		4	0	0	0	0	1	2				
Bill Mazerowski, R OBP: 0.301, SLG: 0.378 (1, 4)		F3		F6			4-3		BB 1B	4	0	1	0	0	0	1				
Gene Alley, R OBP: 0.347, SLG: 0.424 (1, 6)		5-3		1-3			4-3		BB 1-2 BB	3	0	0	0	1	0	1				
Jim Pagliaroni, R OBP: 0.306, SLG: 0.220 (9, PH)		6-3			6-3				BB K	3	0	0	0	0	1	1				
Manny Mota, R OBP: 0.320, SLG: 0.436 (9, PH)									K	1	0	0	0	0	1	2				
Woodie Fryman, R OBP: 0.053, SLG: 0.056 (8, PH)										2	0	0	0	0	0	0				
Manny Jimenez, L OBP: 0.303, SLG: 0.500 (8, PR)										1	0	1	0	0	0	0				
Andre Rodgers, R OBP: 0.372, SLG: 0.417 (8, PR)										0	0	0	0	0	0	0				
Al McBean, R OBP: 0.375, SLG: 0.286 (8, 1)								FC6-4 1B		0	0	0	0	0	0	0				
<b>Inning Stats</b>	R: 0 E: 0 K: 1 S: 7	H: 2 LOB: 2 BB: 0 P: 7	R: 0 E: 0 K: 0 S: 3	H: 0 LOB: 0 BB: 0 P: 3	R: 1 E: 0 K: 0 S: 5	H: 2 LOB: 1 BB: 0 P: 5	R: 0 E: 0 K: 0 S: 3	H: 0 LOB: 0 BB: 0 P: 3	R: 0 E: 0 K: 1 S: 5	H: 0 LOB: 0 BB: 0 P: 5	R: 0 E: 0 K: 1 S: 6	H: 0 LOB: 1 BB: 0 P: 6	R: 0 E: 0 K: 0 S: 4	H: 1 LOB: 1 BB: 0 P: 4	R: 0 E: 0 K: 1 S: 6	H: 1 LOB: 2 BB: 1 P: 10	1B: 4 2B: 1 3B: 1 HR: 0	SF: 0 SAC: 0 DP: 0 HBP: 0	WP: 0 PB: 0 SB: 0 CS: 0	PA: 35
<b>PITCHER</b> Juan Marichal, R ERA: 2.73 (1, 1)	IP: 9.0 WLS: W BF: 35 H: 6 R: 1 ER: 1 SO: 4 BB: 1 IBB: 0 HBP: 0 BLK: 0 WP: 0 HR: 0 S: 42 P: 46 ERA: 1.00 WHIP: 0.778																			

Batter	1	2	3	4	5	6	7	8	9	AB	R	H	RBI	BB	SO	LOB	BOTTOM			
Jesus Alou, R OBP: 0.318, SLG: 0.380 (1, 9)	SH1-3 BB 1B		5-3		E6 1B 1B	F1				4	1	2	0	0	0	1	<b>Pittsburgh Pirates @ San Francisco Giants</b> Candlestick Park, San Francisco, CA Tue Aug 01 1967, 10:05 PM EDT Att: 15,501 - Unknown			
Willie McCovey, L OBP: 0.397, SLG: 0.528 (1, 3)	SH1-3 1-2 BB		F7		K		4-3			3	0	0	0	1	1	1				
Willie Mays, R OBP: 0.359, SLG: 0.494 (1, 8)	SH1-3 1-2 2-3				1B BB		HR			1	1	1	1	2	0	0				
Jim Ray Hart, R OBP: 0.378, SLG: 0.563 (1, 7)			F8			1-3 2H	1B			3	0	2	1	1	0	1				
Bobby Etheridge, R OBP: 0.297, SLG: 0.420 (1, 5)	K			F8	4-3		F8			4	0	0	0	0	1	6				
Dick Dietz, R OBP: 0.396, SLG: 0.389 (1, 2)	K			F4			5-3	F9		4	0	0	0	0	1	4				
Hal Lanier, R OBP: 0.233, SLG: 0.270 (1, 6)		F7		FC5-4 1B		1B 1B		6-3		4	1	2	0	0	0	0				
Tito Fuentes, S OBP: 0.251, SLG: 0.286 (1, 4)		F6		FC5-4 1-2		1B 1-2 1B		6-3		4	0	1	0	0	0	1				
Juan Marichal, R OBP: 0.200, SLG: 0.256 (1, 1)		F8			K	1-3 2H	1B	6-3		4	0	1	1	0	1	0				
<b>Inning Stats</b>	R: 0 E: 0 K: 2 S: 8	H: 1 LOB: 3 BB: 2 P: 16	R: 0 E: 0 K: 0 S: 3	H: 0 LOB: 0 BB: 0 P: 3	R: 0 E: 0 K: 0 S: 3	H: 0 LOB: 1 BB: 1 P: 7	R: 0 E: 0 K: 0 S: 4	H: 1 LOB: 1 BB: 0 P: 4	R: 1 E: 1 K: 2 S: 9	H: 2 LOB: 2 BB: 1 P: 13	R: 1 E: 0 K: 0 S: 5	H: 3 LOB: 1 BB: 0 P: 5	R: 1 E: 0 K: 0 S: 5	H: 2 LOB: 1 BB: 0 P: 5	R: 0 E: 0 K: 0 S: 3	H: 0 LOB: 0 BB: 0 P: 3		1B: 8 2B: 0 3B: 0 HR: 1	SF: 0 SAC: 1 DP: 0 HBP: 0	WP: 0 PB: 0 SB: 0 CS: 0
<b>PITCHER</b> Woodie Fryman, L ERA: 5.12 Al McBean, R ERA: 3.1 (8, 1)	IP: 7.0 WLS: L BF: 33 H: 9 R: 3 ER: 3 SO: 4 BB: 3 IBB: 1 HBP: 0 BLK: 0 WP: 0 HR: 1 S: 37 P: 53 ERA: 3.86 WHIP: 1.714																			

AB 34  
R 1  
H 6  
RBI 1  
BB 1  
SO 4  
LOB 12



AB 31  
R 3  
H 9  
RBI 3  
BB 4  
SO 4  
LOB 14





Batter	1	2	3	4	5	6	7	8	9	AB	R	H	RBI	BB	SO	LOB	TOP			
Matty Alou, L OBP: 0.341, SLG: 0.372 (1, 8)	F4		E6			G3			4-3	4	0	0	0	0	0	0				
Maury Wills, S OBP: 0.329, SLG: 0.371 (1, 5)	K								3-1	4	0	2	0	0	1	0				
Roberto Clemente, R OBP: 0.493, SLG: 0.557 (1, 9)			G4-6-3							4	1	2	1	0	0	3				
Al Luplow, L OBP: 0.247, SLG: 0.259 (1, 7)									HR	3	1	1	0	1	0	0				
Donn Clendenon, R OBP: 0.311, SLG: 0.400 (1, 3)										4	0	2	0	0	1	2				
Bill Mazerowski, R OBP: 0.301, SLG: 0.377 (1, 4)										4	0	1	1	0	1	1				
Gene Alley, R OBP: 0.343, SLG: 0.419 (1, 6)										4	0	0	0	0	0	2				
Jim Pagliaroni, R OBP: 0.306, SLG: 0.223 (1, 2)										3	0	1	0	0	0	1				
Dennis Ribant, R OBP: 0.222, SLG: 0.289 (1, 1)										1	0	0	0	0	1	0				
Pete Mikkelsen, R (3, 1)										1	0	0	0	0	0	0				
Andre Rodgers, R OBP: 0.364, SLG: 0.405 (8, PH)										1	0	0	0	0	0	1				
Billy O'Dell, S OBP: 0.179, SLG: 0.115 (8, 1)										0	0	0	0	0	0	0				
<b>Inning Stats</b>	R: 0 E: 0 K: 1 S: 6	H: 1 LOB: 2 BB: 1 P: 10	R: 0 E: 0 K: 0 S: 3	H: 0 LOB: 0 BB: 0 P: 3	R: 0 E: 1 K: 1 S: 6	H: 1 LOB: 1 BB: 0 P: 6	R: 0 E: 0 K: 0 S: 3	H: 0 LOB: 0 BB: 0 P: 3	R: 0 E: 1 K: 0 S: 3	H: 0 LOB: 0 BB: 0 P: 3	R: 0 E: 0 K: 2 S: 7	H: 0 LOB: 0 BB: 0 P: 7	R: 0 E: 0 K: 0 S: 3	H: 1 LOB: 0 BB: 0 P: 3	R: 2 E: 0 K: 0 S: 7	H: 4 LOB: 2 BB: 0 P: 7	1B: 8 2B: 0 3B: 0 HR: 1	SF: 0 SAC: 0 DP: 5 HBP: 0	WP: 0 PB: 0 SB: 0 CS: 0	PA: 34
<b>PITCHER</b> Gaylord Perry, R ERA: 3.24 (1, 1)	IP: 9.0 WLS: W BF: 34 H: 9 R: 2 ER: 2 SO: 4 BB: 1 IBB: 0 HBP: 0 BLK: 0 WP: 0 HR: 1 S: 41 P: 45 ERA: 2.00 WHIP: 1.111																			

Pittsburgh Pirates @ San Francisco Giants  
Candlestick Park, San Francisco, CA  
Wed Aug 02 1967, 6:33 AM EDT  
Att: 11,654 - Unknown

AB	33
R	2
H	9
RBI	2
BB	1
SO	4
LOB	10



Batter	1	2	3	4	5	6	7	8	9	AB	R	H	RBI	BB	SO	LOB	BOTTOM			
Jesus Alou, R OBP: 0.323, SLG: 0.384 (1, 9)	HR		2B	4-3						4	2	3	0	0	0	0				
Willie Mays, R OBP: 0.381, SLG: 0.506 (1, 8)			1B	F3						4	2	2	3	0	0	1				
Willie McCovey, L OBP: 0.396, SLG: 0.524 (1, 3)	K		1B							4	1	1	0	0	3	0				
Jim Ray Hart, R OBP: 0.379, SLG: 0.562 (1, 7)			1B							4	1	2	1	0	0	0				
Tom Haller, L OBP: 0.369, SLG: 0.469 (1, 2)										4	0	2	1	0	0	2				
Bobby Etheridge, R OBP: 0.282, SLG: 0.397 (1, 5)	K		G6-4-3							4	0	0	0	0	1	4				
Hal Lanier, R OBP: 0.234, SLG: 0.273 (1, 6)										4	1	1	0	0	0	1				
Tito Fuentes, S OBP: 0.251, SLG: 0.286 (1, 4)										4	0	1	1	0	0	0				
Gaylord Perry, R OBP: 0.164, SLG: 0.164 (1, 1)										4	0	0	0	0	1	1				
<b>Inning Stats</b>	R: 2 E: 0 K: 2 S: 10	H: 3 LOB: 1 BB: 0 P: 10	R: 0 E: 0 K: 0 S: 3	H: 0 LOB: 0 BB: 0 P: 3	R: 5 E: 0 K: 0 S: 9	H: 7 LOB: 1 BB: 0 P: 9	R: 0 E: 0 K: 1 S: 5	H: 0 LOB: 0 BB: 0 P: 5	R: 0 E: 0 K: 0 S: 4	H: 1 LOB: 1 BB: 0 P: 4	R: 0 E: 1 K: 1 S: 6	H: 0 LOB: 1 BB: 0 P: 6	R: 0 E: 0 K: 1 S: 5	H: 0 LOB: 0 BB: 0 P: 5	R: 0 E: 0 K: 1 S: 5	H: 0 LOB: 0 BB: 0 P: 5	1B: 9 2B: 2 3B: 0 HR: 1	SF: 0 SAC: 0 DP: 1 HBP: 0	WP: 0 PB: 0 SB: 0 CS: 0	PA: 36
<b>PITCHER</b> Dennis Ribant, R ERA: 3.68 (1, 1)	IP: 2.0 WLS: L BF: 13 H: 7 R: 6 ER: 6 SO: 2 BB: 0 IBB: 0 HBP: 0 BLK: 0 WP: 0 HR: 1 S: 17 P: 17 ERA: 27.00 WHIP: 3.500																			
<b>PITCHER</b> Pete Mikkelsen, R ERA: 4.31 (3, 1)	IP: 5.0 WLS: L BF: 20 H: 5 R: 1 ER: 1 SO: 2 BB: 0 IBB: 0 HBP: 0 BLK: 0 WP: 0 HR: 0 S: 24 P: 24 ERA: 1.80 WHIP: 1.000																			
<b>PITCHER</b> Billy O'Dell, L ERA: 5.58 (8, 1)	IP: 1.0 WLS: L BF: 3 H: 0 R: 0 ER: 0 SO: 1 BB: 0 IBB: 0 HBP: 0 BLK: 0 WP: 0 HR: 0 S: 5 P: 5 ERA: 0.00 WHIP: 0.000																			

Pittsburgh Pirates @ San Francisco Giants  
Candlestick Park, San Francisco, CA  
Wed Aug 02 1967, 6:33 AM EDT  
Att: 11,654 - Unknown

AB	36
R	7
H	12
RBI	6
BB	0
SO	5
LOB	9










Batter	1	2	3	4	5	6	7	8	9	AB	R	H	RBI	BB	SO	LOB	TOP		
Dick Schofield, S (1, 6) OBP: 0.309, SLG: 0.285	4-0 FC4-6 1B BB		0-0 F8			0-0 E4		0-3 K		3	1	0	0	1	1	0			
Ron Hunt, R (1, 4) OBP: 0.371, SLG: 0.371	0-0 FC4-6 1-2 1B		0-0 F7			0-0 F4		0-0 6-3		4	0	1	0	0	0	1			
Willie Davis, L (1, 8) OBP: 0.301, SLG: 0.337	0-0 FC4-6 1-2 2-3 1B		0-0 F9			0-0 F7		0-0 1B		4	0	1	0	0	0	2			
Al Ferrara, R (1, 9) OBP: 0.349, SLG: 0.505	0-0 1-2 3-H 1B			0-0 E5 5-3		0-0 F4		0-3 K		4	0	1	1	0	1	1			
Len Gabrielson, L (1, 7) OBP: 0.293, SLG: 0.398	0-0 F9		0-0 F7			0-0 1B			0-0 F9	4	0	1	0	0	0	3			
Ron Fairly, L (1, 3) OBP: 0.314, SLG: 0.320	0-0 4-3		0-0 5-3			0-0 6-3			0-0 F7	4	0	0	0	0	0	4			
John Roseboro, L (1, 2) OBP: 0.356, SLG: 0.376		0-3 K		0-0 6-3			0-0 F7		0-0 1B	4	0	1	0	0	1	1			
Gene Michael, S (9, PR) OBP: 0.237, SLG: 0.217										0	0	0	0	0	0	0			
Bob Bailey, R (1, 5) OBP: 0.281, SLG: 0.258		0-3 K			0-0 5-3		0-0 5-3		0-0 F6	3	0	0	0	0	1	0			
Jim Lefebvre, S (9, PH) OBP: 0.346, SLG: 0.399										1	0	0	0	0	0	1			
Phil Regan, R (1, 1) OBP: 0.111, SLG: 0.111		0-3 K			0-0 6-3		0-0 F7			2	0	0	0	0	1	0			
Jim Campanis, R (7, PH) OBP: 0.333, SLG: 0.379										1	0	0	0	0	0	0			
Bob Miller, R (7, 1)										0	0	0	0	0	0	0			
<b>Inning Stats</b>	R: 1 E: 0 K: 0 S: 5	H: 2 LOB: 2 BB: 1 P: 9	R: 0 E: 0 K: 3 S: 9	H: 0 LOB: 0 BB: 0 P: 9	R: 0 E: 0 K: 0 S: 3	H: 0 LOB: 0 BB: 0 P: 3	R: 0 E: 1 K: 0 S: 4	H: 0 LOB: 1 BB: 0 P: 4	R: 0 E: 0 K: 0 S: 4	H: 1 LOB: 1 BB: 0 P: 4	R: 0 E: 0 K: 0 S: 3	H: 0 LOB: 0 BB: 0 P: 3	R: 0 E: 0 K: 2 S: 8	H: 1 LOB: 1 BB: 0 P: 8	R: 0 E: 0 K: 0 S: 4	H: 1 LOB: 1 BB: 0 P: 4	1B: 5 2B: 0 3B: 0 HR: 0	SF: 0 SAC: 0 DP: 0 HBP: 0	WP: 0 PA: 35
<b>PITCHER</b> Vern Law, R (1, 1) ERA: 3.95	IP: 9.0 WLS: W BF: 35 H: 5 R: 1 ER: 1 SO: 5 BB: 1 IBB: 0 HBP: 0 BLK: 0 WP: 0 HR: 0 S: 44 P: 48 ERA: 1.00 WHIP: 0.667															<b>PITCHER</b>			

Los Angeles Dodgers @ Pittsburgh Pirates  
Forbes Field, Pittsburgh, PA  
Sat Aug 05 1967, 7:05 PM EDT  
Att: 9,658 - Unknown


AB 34  
R 1  
H 5  
RBI 1  
BB 1  
SO 5  
LOB 13



Batter	1	2	3	4	5	6	7	8	9	AB	R	H	RBI	BB	SO	LOB	BOTTOM		
Matty Alou, L (1, 8) OBP: 0.339, SLG: 0.369	0-0 4-3 1B		0-0 G3		0-0 4-3		0-0 F3			4	0	1	0	0	0	1			
Maury Wills, S (1, 5) OBP: 0.325, SLG: 0.366	0-0 4-3			0-0 WP 1B G3	0-0 6-3		0-0 4-3			4	1	1	0	0	0	2			
Roberto Clemente, R (1, 9) OBP: 0.400, SLG: 0.550	0-0 4-3			0-0 G3 WP 1B		0-0 FC5-6 1B		0-0 F4		4	0	2	0	0	0	1			
Al Luplow, L (1, 7) OBP: 0.242, SLG: 0.253	0-0 4-3			0-0 F8		0-0 FC5-6 1B SH1-3		0-0 F6		4	1	0	0	0	0	4			
Donn Clendenon, R (1, 3) OBP: 0.312, SLG: 0.399		0-3 K		0-0 G3		0-0 1B SH1-3 1B		0-0 6-3		4	0	1	1	0	1	1			
Bill Mazerowski, R (1, 4) OBP: 0.301, SLG: 0.375		0-0 F4		0-0 BB		0-0 SH1-3				1	0	0	1	1	0	0			
Gene Alley, R (1, 6) OBP: 0.342, SLG: 0.417		0-0 F6		0-0 F5		0-0 1B				3	0	1	0	0	0	2			
Jim Pagliaroni, R (1, 2) OBP: 0.314, SLG: 0.230			0-0 6-3		0-0 4-3 SH2-4 BB		0-0 F8			2	0	0	0	1	0	2			
Vern Law, R (1, 1) OBP: 0.095, SLG: 0.190			0-0 6-3		0-0 SH2-4		0-0 4-3			2	0	0	0	0	0	0			
<b>Inning Stats</b>	R: 0 E: 0 K: 0 S: 4	H: 1 LOB: 1 BB: 0 P: 4	R: 0 E: 0 K: 1 S: 5	H: 0 LOB: 0 BB: 0 P: 5	R: 0 E: 0 K: 0 S: 3	H: 0 LOB: 0 BB: 0 P: 3	R: 1 E: 0 K: 0 S: 5	H: 2 LOB: 2 BB: 1 P: 9	R: 0 E: 0 K: 0 S: 3	H: 0 LOB: 1 BB: 1 P: 7	R: 1 E: 0 K: 0 S: 6	H: 3 LOB: 2 BB: 0 P: 6	R: 0 E: 0 K: 0 S: 3	H: 0 LOB: 0 BB: 0 P: 3	R: 0 E: 0 K: 0 S: 3	H: 0 LOB: 0 BB: 0 P: 3	1B: 6 2B: 0 3B: 0 HR: 0	SF: 0 SAC: 2 DP: 0 HBP: 0	WP: 1 PA: 32
<b>PITCHER</b> Phil Regan, R (1, 1) ERA: 2.93 Bob Miller, R (7, 1) ERA: 5.95	IP: 6.0 WLS: L BF: 26 H: 6 R: 2 ER: 2 SO: 2 BB: 2 IBB: 2 HBP: 0 BLK: 0 WP: 1 HR: 0 S: 26 P: 34 ERA: 3.00 WHIP: 1.333															<b>PITCHER</b>			

Los Angeles Dodgers @ Pittsburgh Pirates  
Forbes Field, Pittsburgh, PA  
Sat Aug 05 1967, 7:05 PM EDT  
Att: 9,658 - Unknown

AB 28  
R 2  
H 6  
RBI 2  
BB 2  
SO 1  
LOB 13





Batter	1	2	3	4	5	6	7	8	9	AB	R	H	RBI	BB	SO	LOB	TOP			
Dick Schofield, S OBP: 0.311, SLG: 0.284 (1, 6)										4	1	1	0	1	0	1	<b>Los Angeles Dodgers @ Pittsburgh Pirates</b> Forbes Field, Pittsburgh, PA Sun Aug 06 1967, 7:05 PM EDT Att: 12,384 - Unknown			
Ron Hunt, R OBP: 0.371, SLG: 0.376 (1, 4)										4	1	2	2	0	0	0				
Willie Davis, L OBP: 0.300, SLG: 0.333 (1, 8)											4	0	0	0	1	0				
Al Ferrara, R OBP: 0.347, SLG: 0.505 Wes Parker, S OBP: 0.365, SLG: 0.353 (7, 3)											4	1	1	0	0	1				
Len Gabrielson, L OBP: 0.303, SLG: 0.423 (1, 7)											4	1	3	1	0	1				
Ron Fairly, L OBP: 0.311, SLG: 0.317 (7, 9)											3	0	0	2	0	2				
John Roseboro, L OBP: 0.359, SLG: 0.378 (1, 2)											4	1	2	0	0	1				
Bob Bailey, R OBP: 0.280, SLG: 0.254 (1, 5)											3	0	0	0	1	2				
Claude Osteen, L OBP: 0.215, SLG: 0.307 Bob Miller, R (8, 1)											3	0	0	0	0	1				
Ron Perranoski, L OBP: 0.167, SLG: 0.167 (9, 1)											0	0	0	0	0	0				
<b>Inning Stats</b>	R: 2 E: 0 K: 0 S: 6	H: 3 LOB: 1 BB: 0 P: 6	R: 1 E: 0 K: 0 S: 4	H: 1 LOB: 3 BB: 3 P: 16	R: 1 E: 0 K: 0 S: 4	H: 1 LOB: 1 BB: 0 P: 4	R: 0 E: 0 K: 0 S: 4	H: 1 LOB: 1 BB: 0 P: 4	R: 1 E: 0 K: 2 S: 9	H: 1 LOB: 0 BB: 0 P: 9	R: 0 E: 0 K: 1 S: 6	H: 1 LOB: 1 BB: 0 P: 6	R: 0 E: 0 K: 2 S: 8	H: 1 LOB: 1 BB: 0 P: 8	R: 0 E: 0 K: 1 S: 5	H: 0 LOB: 1 BB: 1 P: 9	1B: 5 2B: 3 3B: 1 HR: 0	SF: 2 SAC: 2 DP: 0 HBP: 0	WP: 0 PB: 0 SB: 0 CS: 0	PA: 41
<b>PITCHER</b>	IP WLS BF H R ER SO BB IBB HBP BLK WP HR S P ERA WHIP																			
Tommie Sisk, R ERA: 3.45 (1, 1)	3.0 L 17 5 4 4 0 1 2 0 0 0 0 0 14 26 12.00 2.000																			
Steve Blass, R ERA: 2.96 (4, 1)	2.0 9 2 1 1 2 0 0 0 0 0 0 0 13 13 4.50 1.000																			
Al McBean, R ERA: 2.98 (6, 1)	2.0 7 1 0 0 1 0 0 0 0 0 0 0 9 9 0.00 0.500																			
Roy Face, R ERA: 1.62 (8, 1)	2.0 8 1 0 0 3 1 0 0 0 0 0 0 13 17 0.00 1.000																			

Batter	1	2	3	4	5	6	7	8	9	AB	R	H	RBI	BB	SO	LOB	BOTTOM					
Maury Wills, S OBP: 0.324, SLG: 0.364 (1, 5)											4	0	1	0	0	1	<b>Los Angeles Dodgers @ Pittsburgh Pirates</b> Forbes Field, Pittsburgh, PA Sun Aug 06 1967, 7:05 PM EDT Att: 12,384 - Unknown					
Gene Alley, R OBP: 0.339, SLG: 0.412 (1, 6)											4	0	0	0	0	2						
Roberto Clemente, R OBP: 0.493, SLG: 0.558 (1, 9)											4	2	3	0	0	1						
Donn Clendenon, R OBP: 0.309, SLG: 0.395 (1, 3)											4	0	0	0	0	4						
Bill Mazerowski, R OBP: 0.301, SLG: 0.373 (1, 4)											4	1	1	1	0	0						
Manny Mota, R OBP: 0.335, SLG: 0.444 (1, 8)											4	1	3	0	0	0						
Jose Pagan, R OBP: 0.309, SLG: 0.344 Manny Jimenez, L OBP: 0.294, SLG: 0.485 (9, PH)											3	0	1	1	0	0						
Manny Sanguillen, R OBP: 0.292, SLG: 0.304 (1, 2)											1	0	0	0	0	1						
Tommie Sisk, R OBP: 0.138, SLG: 0.095 Al Lugnow, L OBP: 0.247, SLG: 0.236 Steve Blass, R OBP: 0.172, SLG: 0.125 Matty Alonzo, R OBP: 0.125, SLG: 0.368 Al McBean, R OBP: 0.175, SLG: 0.236 Andre Rodgers, R OBP: 0.125, SLG: 0.236 Roy Face, R (8, 1)											0	0	0	0	0	0						
<b>Inning Stats</b>	R: 0 E: 0 K: 1 S: 5	H: 0 LOB: 0 BB: 0 P: 5	R: 0 E: 0 K: 0 S: 4	H: 1 LOB: 1 BB: 0 P: 4	R: 0 E: 0 K: 1 S: 6	H: 1 LOB: 1 BB: 0 P: 6	R: 2 E: 3 K: 0 S: 6	H: 2 LOB: 1 BB: 0 P: 6	R: 0 E: 0 K: 0 S: 3	H: 0 LOB: 0 BB: 0 P: 3	R: 1 E: 0 K: 0 S: 4	H: 2 LOB: 0 BB: 0 P: 4	R: 0 E: 0 K: 0 S: 4	H: 1 LOB: 1 BB: 0 P: 3	R: 0 E: 0 K: 0 S: 4	H: 2 LOB: 1 BB: 0 P: 4		R: 1 E: 0 K: 0 S: 4	H: 1 LOB: 0 BB: 0 P: 4	1B: 8 2B: 1 3B: 1 HR: 0	SF: 0 SAC: 0 DP: 3 HBP: 0	WP: 1 PB: 0 SB: 0 CS: 0
<b>PITCHER</b>	IP WLS BF H R ER SO BB IBB HBP BLK WP HR S P ERA WHIP																					
Claude Osteen, L ERA: 3.41 (8, 1)	1.0 3 1 1 1 0 0 0 0 0 0 0 0 3 3 9.00 1.000																					
Ron Perranoski, L ERA: 2.65 (9, 1)	0.2 S 2 0 0 0 0 0 0 0 0 0 1 0 2 2 0.00 0.000																					





Batter	1	2	3	4	5	6	7	8	9	AB	R	H	RBI	BB	SO	LOB	TOP										
<b>Maury Wills, S</b> OBP: 0.333, SLG: 0.372 (1, 5)	0-0 WP 1B	0-0 G3 2B		4-0 FC4-6 BB		4-0 BB			0-0 E1 1B 1B	3	2	3	0	2	0	0											
<b>Matty Alou, L</b> OBP: 0.335, SLG: 0.368 (1, 8)	0-0 WP 1B	0-0 G3		0-0 FC4-6 CS		0-0 F7			0-0 1B SF9 1B	5	2	2	0	0	0	3											
<b>Roberto Clemente, R</b> OBP: 0.499, SLG: 0.557 (1, 9)	0-0 1B 1H 2H	4-0 S BB		0-0 F9			0-0 F9		0-0 1B SF9 HR 1B	4	1	2	3	1	0	1											
<b>Al Luplow, L</b> OBP: 0.265, SLG: 0.273 (9, PH)	0-0 F6 1B	1-0 HBP		0-0 CS	0-0 G6-4-3 1B		0-0 G5-4-3 1B		0-0 SF9 1B	3	0	3	0	0	0	0											
<b>Manny Mota, R</b> OBP: 0.333, SLG: 0.444 (9, 7)	1-3 1B	1-2 HBP		1-2 CS	1-2 G6-4-3 1B		1-2 G5-4-3 1B		1-2 SF9 1B	0	0	0	1	0	0	0											
<b>Donn Clendenon, R</b> OBP: 0.307, SLG: 0.401 (1, 3)	0-0 F6	0-0 5-3		0-0 CS	0-0 G6-4-3		0-0 G5-4-3		0-0 HR	5	1	1	2	0	0	7											
<b>Bill Mazerowski, R</b> OBP: 0.394, SLG: 0.376 (1, 4)	4-0 IBB		0-0 4-3		0-0 2B			0-0 L7	4-0 G6-4-3 BB	3	0	1	0	2	0	0											
<b>Gene Alley, R</b> OBP: 0.337, SLG: 0.410 (1, 6)	0-0 F3		0-0 1-3 1B		0-0 6-3			0-3 K	0-0 G6-4-3	5	0	1	0	0	1	5											
<b>Manny Sanguillen, R</b> OBP: 0.286, SLG: 0.296 (1, 2)	0-0 L7		0-0 1-3		0-0 6-3		0-0 6-3		0-0 1B	4	0	1	0	0	0	4											
<b>Woodie Fryman, R</b> OBP: 0.248, SLG: 0.250 (1, 1)		0-0 6-3		0-0 6-3		0-0 F8		0-0 4-3		2	0	0	0	0	0	1											
<b>Inning Stats</b>	R: 2 E: 0 K: 0 S: 7	H: 4 LOB: 3 BB: 1 P: 11	R: 0 E: 0 K: 0 S: 4	H: 1 LOB: 3 BB: 1 P: 9	R: 0 E: 0 K: 0 S: 4	H: 1 LOB: 0 BB: 0 P: 4	R: 0 E: 0 K: 0 S: 2	H: 0 LOB: 1 BB: 0 P: 6	R: 0 E: 0 K: 0 S: 3	H: 0 LOB: 1 BB: 1 P: 7	R: 0 E: 0 K: 0 S: 3	H: 1 LOB: 0 BB: 0 P: 3	R: 0 E: 0 K: 1 S: 6	H: 1 LOB: 1 BB: 0 P: 6	R: 4 E: 1 K: 0 S: 6	H: 4 LOB: 0 BB: 1 P: 10	1B: 11 2B: 2 3B: 0 HR: 1	SF: 1 SAC: 0 DP: 3 HBP: 1	WP: 1 PB: 0 SB: 1 CS: 1	PA: 44							
<b>PITCHER</b>	IP	WLS	BF	H	R	ER	SO	BB	IBB	HBP	BLK	WP	HR	S	P	ERA	WHIP										
<b>Bob Shaw, R</b> ERA: 4.7	1.2		13	5	2	2	0	1	1	1	0	1	0	10	19	10.80	3.600										
<b>Chuck Hartenstein, R</b> ERA: 2.74	6.1	L	26	8	3	3	1	2	0	0	0	0	0	26	34	4.26	1.579										
<b>Rob Gardner, L</b> ERA: 4.05	0.1		1	0	0	0	0	0	0	0	0	0	0	1	1	0.00	0.000										
<b>Pete Mikkelsen, R</b> ERA: 4.3	0.2		3	1	1	1	0	1	0	0	0	0	1	2	6	13.50	3.000										

Pittsburgh Pirates @ Chicago Cubs  
Wrigley Field, Chicago, IL  
Mon Aug 07 1967, 3:33 AM CDT  
Unknown - 80 F

AB 36  
R 6  
H 14  
RBI 6  
BB 5  
SO 1  
LOB 22



Batter	1	2	3	4	5	6	7	8	9	AB	R	H	RBI	BB	SO	LOB	BOTTOM										
<b>Don Kessinger, S</b> OBP: 0.275, SLG: 0.261 (1, 6)	0-0 4-3	0-0 F9		0-0 3-1		4-0 G4-3-6 BB			0-0 F8	4	0	0	0	1	0	2											
<b>Glenn Beckert, R</b> OBP: 0.304, SLG: 0.360 (1, 4)	0-0 5-3		0-0 L1	0-0 BB 1B		0-0 G4-3-6			0-0 F9	5	0	1	0	0	0	1											
<b>Billy Williams, L</b> OBP: 0.351, SLG: 0.481 (1, 7)	0-0 1B		0-0 HR	0-0 F9		0-0 4-3			0-0 F9	5	1	2	1	0	0	1											
<b>Ron Santo, R</b> OBP: 0.389, SLG: 0.509 (1, 5)	0-0 4-3		4-0 14 2B BB	4-0 BB 1B	4-0 BB 1B	0-0 4-3		0-0 K		2	1	1	0	2	0	1											
<b>14 Ernie Banks, R</b> OBP: 0.323, SLG: 0.505 (1, 3)		0-0 BB 1B	0-0 BB 2B	0-0 F4		0-0 K		0-3 K		4	1	2	0	0	1	3											
<b>Byron Browne, R</b> OBP: 0.300, SLG: 0.294 (3, PH)		4-0 BB 1B	4-0 BB 2B		0-0 G6-4-3 1B			0-0 SH3-4 2B		0	0	0	0	1	0	0											
<b>Clarence Jones, L</b> OBP: 0.324, SLG: 0.385 (4, 9)		1-2 BB	0-0 BB IBB		0-0 G6-4-3 1B			0-0 SH3-4		2	0	2	0	1	0	0											
<b>Ted Savage, R</b> OBP: 0.347, SLG: 0.331 (9, 9)		1-2 BB	0-0 BB IBB		0-0 K			0-0 SH3-4		0	0	0	0	0	0	0											
<b>Randy Hundley, R</b> OBP: 0.333, SLG: 0.403 (1, 2)		0-0 1B	0-3 K	0-3 K	0-3 K	0-3 K		0-0 SH3-4		3	0	1	1	0	2	4											
<b>Adolfo Phillips, R</b> OBP: 0.380, SLG: 0.505 (1, 8)		0-3 K	4-0 K	0-0 G6-4-3		0-0 G6-4-3		0-0 F4		3	0	0	1	1	1	4											
<b>Bob Shaw, R</b> OBP: 0.103, SLG: 0.071 (1, 1)		0-3 K	0-3 K		0-3 K			0-0 F7		0	0	0	0	0	0	0											
<b>Chuck Hartenstein, R</b> OBP: 0.077, SLG: 0.077 (2, 1)		0-3 K	0-3 K		0-3 K			0-0 F7		4	0	0	0	0	3	6											
<b>Rob Gardner, R</b> (9, 1)		0-3 K	0-3 K		0-3 K			0-0 F7		0	0	0	0	0	0	0											
<b>Pete Mikkelsen, R</b> (9, 1)		0-3 K	0-3 K		0-3 K			0-0 F7		0	0	0	0	0	0	0											
<b>Inning Stats</b>	R: 0 E: 0 K: 0 S: 4	H: 1 LOB: 1 BB: 0 P: 4	R: 1 E: 0 K: 2 S: 9	H: 2 LOB: 2 BB: 1 P: 13	R: 2 E: 0 K: 2 S: 9	H: 2 LOB: 3 BB: 3 P: 21	R: 0 E: 0 K: 0 S: 4	H: 1 LOB: 2 BB: 1 P: 8	R: 0 E: 0 K: 1 S: 5	H: 1 LOB: 0 BB: 0 P: 5	R: 0 E: 0 K: 1 S: 5	H: 1 LOB: 1 BB: 0 P: 5	R: 0 E: 0 K: 0 S: 4	H: 1 LOB: 1 BB: 0 P: 4	R: 0 E: 0 K: 0 S: 3	H: 0 LOB: 0 BB: 0 P: 3	1B: 6 2B: 3 3B: 0 HR: 1	SF: 0 SAC: 1 DP: 3 HBP: 0	WP: 0 PB: 0 SB: 0 CS: 1	PA: 39							
<b>PITCHER</b>	IP	WLS	BF	H	R	ER	SO	BB	IBB	HBP	BLK	WP	HR	S	P	ERA	WHIP										
<b>Woodie Fryman, L</b> ERA: 5.37	2.1		14	5	3	3	2	2	1	0	0	0	0	15	27	0.00	1.500										
<b>Steve Glass, R</b> ERA: 2.89	2.2		12	2	0	0	3	2	1	0	0	0	0	9	13	0.00	1.000										
<b>Al McBean, R</b> ERA: 2.89	2.0		6	1	0	0	2	1	0	0	0	0	0	9	13	0.00	1.000										
<b>Roy Face, R</b> ERA: 1.55	2.0	W	7	1	0	0	0	0	0	0	0	0	0	7	7	0.00	0.500										

Pittsburgh Pirates @ Chicago Cubs  
Wrigley Field, Chicago, IL  
Mon Aug 07 1967, 3:33 AM CDT  
Unknown - 80 F

AB 32  
R 3  
H 9  
RBI 3  
BB 6  
SO 7  
LOB 22






Batter	1	2	3	4	5	6	7	8	9	10	11	12	13	14	AB	R	H	RBI	BB	SO	LOB	TOP								
Maury Wills, S OBP: 0.334, SLG: 0.374 (1, 5)	4-3																					6 1 2 0 1 0 3								
Matty Alou, L OBP: 0.336, SLG: 0.365 (1, 8)	K		4-3																			6 0 1 0 0 3 2								
Roberto Clemente, R OBP: 0.400, SLG: 0.548 (1, 9)	4-3		4-3																			6 0 0 0 0 2 4								
Al Luplow, L OBP: 0.273, SLG: 0.281 (1, 7)																						6 1 3 1 0 1 1								
Bill Mazeroski, R OBP: 0.300, SLG: 0.370 (1, 4)																						6 0 0 0 0 1 3								
Andre Rodgers, R OBP: 0.314, SLG: 0.341 (1, 3)																						6 0 0 0 0 3 2								
Gene Alley, R OBP: 0.340, SLG: 0.411 (1, 6)																						6 1 3 0 0 0 0								
Manny Sanguillen, R OBP: 0.294, SLG: 0.333 (1, 2)																						6 0 2 2 0 0 2								
Dennis Ribant, R ERA: 3.266 (8, 1)																						4 0 1 0 0 0 1								
Al McBean, R ERA: 2.86 (9, 1)																						0 0 0 0 0 0 0								
Juan Pizarro, L ERA: 4.34 (10, PH)																						0 0 0 0 0 0 0								
Roy Face, R ERA: 1.49 (12, 1)																						0 1 0 0 0 0 0								
Manny Jimenez, R ERA: 3.43 (14, 1)																						0 0 0 0 0 0 0								
Tommie Sisk, R ERA: 3.43 (14, 1)																						0 0 0 0 0 0 0								
<b>Inning Stats</b>	R: 0 E: 0 K: 1 S: 5	H: 0 LOB: 0 BB: 0 P: 5	R: 2 E: 0 K: 0 S: 6	H: 3 LOB: 1 BB: 0 P: 6	R: 0 E: 0 K: 0 S: 4	H: 1 LOB: 1 BB: 0 P: 4	R: 0 E: 0 K: 0 S: 3	H: 0 LOB: 0 BB: 0 P: 3	R: 0 E: 0 K: 0 S: 3	H: 0 LOB: 0 BB: 0 P: 3	R: 1 E: 0 K: 0 S: 4	H: 1 LOB: 1 BB: 1 P: 8	R: 0 E: 0 K: 1 S: 7	H: 2 LOB: 2 BB: 0 P: 7	R: 0 E: 0 K: 3 S: 9	H: 0 LOB: 0 BB: 0 P: 9	R: 0 E: 0 K: 1 S: 6	H: 1 LOB: 1 BB: 0 P: 6	R: 0 E: 0 K: 2 S: 7	H: 0 LOB: 0 BB: 0 P: 7	R: 0 E: 0 K: 1 S: 6	H: 1 LOB: 1 BB: 0 P: 6	R: 0 E: 0 K: 1 S: 4	H: 1 LOB: 1 BB: 0 P: 4	R: 0 E: 0 K: 0 S: 4	H: 1 LOB: 1 BB: 0 P: 4	1B: 10 2B: 2 3B: 0 HR: 0	SF: 0 SAC: 0 DP: 0 HBP: 0	WP: 0 PB: 0 CS: 0	PA: 55
<b>PITCHER</b>	IP 9.0	WLS 37	BF 37	H 9	R 3	ER 3	SO 4	BB 1	IBB 0	HBP 0	BLK 0	WP 0	HR 0	S 44	P 48	ERA 3.00	WHIP 1.111													
Bill Hands, R ERA: 2.43 (10, 1)	4.0	14	2	0	0	7	0	0	0	0	0	0	0	28	28	0.00	0.500													
Bill Steinemann, R ERA: 3.51 (14, 1)	1.0	4	1	0	0	0	0	0	0	0	0	0	0	4	4	0.00	1.000													

Pittsburgh Pirates @ Chicago Cubs  
Wrigley Field, Chicago, IL  
Mon Aug 07 1967, 3:38 AM CDT  
Att. 11,482 - Sunny - 78 F


AB 54  
R 13  
H 12  
RBI 3  
BB 1  
SO 11  
LOB 19



Batter	1	2	3	4	5	6	7	8	9	10	11	12	13	14	AB	R	H	RBI	BB	SO	LOB	BOTTOM										
Don Kessinger, S OBP: 0.278, SLG: 0.260 (1, 6)	4-3																					5 0 1 0 0 0 0										
Lee Thomas, L OBP: 0.290, SLG: 0.301 (1, 9)	F9																					6 0 0 1 0 0 3										
Billy Williams, L OBP: 0.351, SLG: 0.479 (1, 7)	5-3																					6 0 2 1 0 0 1										
Ron Santo, R OBP: 0.390, SLG: 0.515 (1, 5)																						5 1 2 1 1 1 1										
Clarence Jones, L OBP: 0.308, SLG: 0.365 (1, 3)																						5 0 0 0 0 1 3										
Al Spangler, L OBP: 0.349, SLG: 0.324 (1, 8)																						3 0 0 0 0 0 0										
Byron Browne, R OBP: 0.304, SLG: 0.263 (11, 8)																						2 0 0 0 1 1 1										
Glenn Beckert, R OBP: 0.302, SLG: 0.357 (1, 4)																						4 0 0 0 1 0 2										
John Stephenson, L OBP: 0.288, SLG: 0.346 (9, PR)																						3 0 1 0 0 0 0										
Ted Savage, R OBP: 0.347, SLG: 0.331 (10, 2)																						0 1 0 0 0 0 0										
Randy Hundley, R OBP: 0.311, SLG: 0.401 (1, 5)																						2 0 0 0 0 0 2										
Bill Hands, R ERA: 3.66 (9, 1)																						2 0 0 0 0 2 0										
Al McBean, R ERA: 2.86 (9, 1)																						0 0 1 0 0 0 0										
Juan Pizarro, L ERA: 4.34 (10, PH)																						0 1 0 0 0 0 0										
Roy Face, R ERA: 1.49 (12, 1)																						0 1 0 0 0 0 0										
Manny Jimenez, R ERA: 3.43 (14, 1)																						0 0 0 0 0 0 0										
Tommie Sisk, R ERA: 3.43 (14, 1)																						0 0 0 0 0 0 0										
<b>Inning Stats</b>	R: 0 E: 0 K: 0 S: 3	H: 0 LOB: 0 BB: 0 P: 3	R: 0 E: 0 K: 0 S: 3	H: 0 LOB: 0 BB: 0 P: 3	R: 0 E: 0 K: 1 S: 4	H: 0 LOB: 0 BB: 1 P: 8	R: 0 E: 0 K: 0 S: 3	H: 0 LOB: 0 BB: 0 P: 3	R: 0 E: 0 K: 0 S: 3	H: 0 LOB: 0 BB: 0 P: 3	R: 1 E: 0 K: 0 S: 4	H: 1 LOB: 0 BB: 0 P: 4	R: 2 E: 0 K: 1 S: 8	H: 3 LOB: 2 BB: 1 P: 12	R: 0 E: 0 K: 1 S: 5	H: 0 LOB: 0 BB: 0 P: 5	R: 0 E: 0 K: 1 S: 6	H: 1 LOB: 1 BB: 0 P: 6	R: 0 E: 0 K: 0 S: 4	H: 0 LOB: 0 BB: 0 P: 8	R: 0 E: 0 K: 1 S: 3	H: 0 LOB: 0 BB: 0 P: 3	R: 0 E: 0 K: 1 S: 6	H: 1 LOB: 1 BB: 0 P: 6	R: 0 E: 0 K: 0 S: 4	H: 0 LOB: 0 BB: 0 P: 8	R: 0 E: 0 K: 1 S: 3	H: 1 LOB: 1 BB: 0 P: 6	1B: 6 2B: 1 3B: 0 HR: 1	SF: 0 SAC: 2 DP: 1 HBP: 0	WP: 1 PB: 0 SB: 0 CS: 0	PA: 51
<b>PITCHER</b>	IP 8.0	WLS 27	BF 27	H 3	R 3	ER 3	SO 2	BB 1	IBB 0	HBP 0	BLK 0	WP 1	HR 1	S 30	P 34	ERA 3.38	WHIP 0.500															
Dennis Ribant, R ERA: 3.66 (9, 1)	0.2	2	0	0	0	0	0	0	0	0	0	0	0	2	2	0.00	0.000															
Juan Pizarro, L ERA: 4.34 (10, PH)	2.1	10	2	0	0	3	1	0	0	0	0	0	0	15	19	0.00	1.286															
Roy Face, R ERA: 1.49 (12, 1)	2.0	8	1	0	0	0	0	1	0	0	0	0	0	7	11	0.00	0.500															
Tommie Sisk, R ERA: 3.43 (14, 1)	1.0	4	1	0	0	1	0	0	0	0	0	0	0	6	6	0.00	1.000															

Pittsburgh Pirates @ Chicago Cubs  
Wrigley Field, Chicago, IL  
Mon Aug 07 1967, 3:38 AM CDT  
Att. 11,482 - Sunny - 78 F

AB 46  
R 7  
H 7  
RBI 3  
BB 3  
SO 6  
LOB 14





Batter	1	2	3	4	5	6	7	8	9	AB	R	H	RBI	BB	SO	LOB	TOP				
<b>Maury Wills, S</b> OBP: 0.337, SLG: 0.375 (1, 5)										4	1	2	0	1	0	2	<b>Pittsburgh Pirates @ Chicago Cubs</b> Wrigley Field, Chicago, IL Tue Aug 08 1967, 3:33 AM CDT Alt. 9,412 - Unknown - 74 F				
<b>Matty Alou, L</b> OBP: 0.334, SLG: 0.365 (1, 8)										5	1	1	0	0	0	4					
<b>Roberto Clemente, R</b> OBP: 0.399, SLG: 0.548 (1, 9)										4	1	1	1	0	0	1					
<b>Willie Stargell, L</b> OBP: 0.359, SLG: 0.489 (6, PR)										3	0	2	1	0	0	0					
<b>Jose Pagan, R</b> OBP: 0.307, SLG: 0.341 (6, 7)										1	1	0	0	0	0	1					
<b>Don Clendenon, R</b> OBP: 0.310, SLG: 0.405 (1, 3)										4	0	2	1	0	0	1					
<b>Bill Mazerowski, R</b> OBP: 0.300, SLG: 0.374 (1, 4)										4	0	1	1	0	0	3					
<b>Gene Alley, R</b> OBP: 0.336, SLG: 0.407 (1, 6)										4	0	0	0	0	0	5					
<b>Manny Sanguillen, R</b> OBP: 0.289, SLG: 0.324 (1, 2)										4	0	1	0	0	1	0					
<b>John Gelnar, R</b> (1, 1)										1	0	0	0	0	0	0					
<b>Woody Fryman, R</b> OBP: 0.268, SLG: 0.280 (2, 1)										0	0	0	0	0	0	0					
<b>Manny Jimenez, R</b> OBP: 0.221, SLG: 0.472 (5, PH)										0	0	1	0	0	0	0					
<b>Dennis Rife, R</b> OBP: 0.192, SLG: 0.298 (5, PH)										0	0	0	0	0	0	0					
<b>Steve Blass, R</b> OBP: 0.102, SLG: 0.130 (5, 1)										1	0	0	0	0	0	0					
<b>Al Luplow, L</b> OBP: 0.271, SLG: 0.290 (5, PH)										1	0	0	0	0	0	1					
<b>Inning Stats</b>	R: 2 E: 0 K: 0 S: 7	H: 4 LOB: 2 BB: 0 P: 7	R: 0 E: 0 K: 0 S: 4	H: 1 LOB: 0 BB: 0 P: 4	R: 0 E: 0 K: 1 S: 3	H: 0 LOB: 0 BB: 0 P: 3	R: 0 E: 0 K: 1 S: 5	H: 0 LOB: 0 BB: 0 P: 5	R: 0 E: 0 K: 0 S: 3	H: 1 LOB: 1 BB: 0 P: 3	R: 1 E: 0 K: 0 S: 5	H: 2 LOB: 2 BB: 0 P: 5	R: 0 E: 0 K: 0 S: 3	H: 0 LOB: 1 BB: 1 P: 7	R: 1 E: 0 K: 0 S: 5	H: 2 LOB: 1 BB: 0 P: 5	R: 0 E: 0 K: 0 S: 4	H: 1 LOB: 1 BB: 0 P: 4	1B: 7 2B: 3 3B: 1 HR: 0	SF: 0 SAC: 0 DP: 1 HBP: 0	WP: 0 PA: 38
<b>PITCHER</b>	IP	WLS	BF	H	R	ER	SO	BB	IBB	HBP	BLK	WP	HR	S	P	ERA	WHIP				
<b>Joe Niekro, R</b> ERA: 3.66 (1, 1)	9.0	W	38	11	4	4	1	1	0	0	0	0	0	39	43	4.00	1.333				

AB	37
R	4
H	11
RBI	4
BB	1
SO	1
LOB	18



Batter	1	2	3	4	5	6	7	8	9	AB	R	H	RBI	BB	SO	LOB	BOTTOM				
<b>Don Kessinger, S</b> OBP: 0.280, SLG: 0.262 (1, 6)										2	1	1	1	1	0	0	<b>Pittsburgh Pirates @ Chicago Cubs</b> Wrigley Field, Chicago, IL Tue Aug 08 1967, 3:33 AM CDT Alt. 9,412 - Unknown - 74 F				
<b>Glenn Beckert, R</b> OBP: 0.302, SLG: 0.355 (1, 4)										4	1	1	0	0	0	2					
<b>Billy Williams, L</b> OBP: 0.350, SLG: 0.476 (1, 7)										3	1	0	0	1	1	1					
<b>Ron Santo, R</b> OBP: 0.391, SLG: 0.521 (1, 5)										3	1	1	2	1	1	2					
<b>14 Ernie Banks, R</b> OBP: 0.327, SLG: 0.511 (1, 3)										4	0	2	2	0	0	1					
<b>Clarence Jones, L</b> OBP: 0.306, SLG: 0.361 (3, PH)										1	0	0	0	0	0	1					
<b>Ted Savage, R</b> OBP: 0.347, SLG: 0.327 (4, 9)										2	0	0	0	1	0	2					
<b>Randy Hundley, R</b> OBP: 0.333, SLG: 0.413 (1, 2)										4	2	2	1	0	0	0					
<b>Adolfo Phillips, R</b> OBP: 0.382, SLG: 0.508 (1, 8)										4	2	2	0	0	0	1					
<b>Joe Niekro, R</b> OBP: 0.167, SLG: 0.182 (1, 1)										2	0	0	0	0	2	1					
<b>Inning Stats</b>	R: 2 E: 0 K: 0 S: 4	H: 1 LOB: 1 BB: 2 P: 12	R: 2 E: 0 K: 0 S: 5	H: 2 LOB: 0 BB: 0 P: 5	R: 0 E: 0 K: 0 S: 3	H: 0 LOB: 1 BB: 1 P: 7	R: 1 E: 1 K: 0 S: 4	H: 1 LOB: 0 BB: 0 P: 4	R: 2 E: 1 K: 1 S: 6	H: 2 LOB: 0 BB: 1 P: 10	R: 1 E: 1 K: 1 S: 7	H: 2 LOB: 1 BB: 0 P: 7	R: 0 E: 0 K: 1 S: 6	H: 1 LOB: 1 BB: 0 P: 6	R: 0 E: 0 K: 1 S: 5	H: 0 LOB: 0 BB: 0 P: 5	1B: 3 2B: 4 3B: 0 HR: 2	SF: 1 SAC: 2 DP: 0 HBP: 0	WP: 1 PA: 37		
<b>PITCHER</b>	IP	WLS	BF	H	R	ER	SO	BB	IBB	HBP	BLK	WP	HR	S	P	ERA	WHIP				
<b>John Gelnar, R</b> ERA: 27.0 (1, 1)	1.1	L	9	3	4	4	0	2	0	0	0	0	0	9	15	27.00	3.750				
<b>Woody Fryman, L</b> ERA: 5.14 (2, 1)	2.2		10	1	1	0	0	1	0	0	0	0	0	9	13	0.00	0.750				
<b>Steve Blass, R</b> ERA: 2.94 (5, 1)	4.0		17	5	3	2	4	1	0	0	0	1	1	24	28	4.50	1.500				





Batter	1	2	3	4	5	6	7	8	9	AB	R	H	RBI	BB	SO	LOB	TOP		
Maury Wills, S OBP: 0.336, SLG: 0.374 (1, 5)	0-0 4-3 1		0-0 1B 1			0-0 6-3 2			0-0 FC5-4 1B 1-2	4	0	1	0	0	0	1			
Matty Alou, L OBP: 0.333, SLG: 0.364 (1, 8)	0-0 F5 2		0-0 4-3 3			0-0 F8 3			0-0 1B 1-2	4	0	1	0	0	0	1			
Roberto Clemente, R OBP: 0.393, SLG: 0.543 (1, 9)	0-0 6-3 3			0-0 F4 1			0-0 6-3 1		0-3 K 2	4	0	0	0	0	1	2			
Willie Stargell, L OBP: 0.356, SLG: 0.484 Andre Rodgers, R OBP: 0.308, SLG: 0.333 (7, 3)		0-3 K 1		0-3 K 2		0-0 1-3 2			0-0 F7 3	3	0	0	0	0	2	0			
Al Luplow, L OBP: 0.272, SLG: 0.280 (1, 7)		0-0 1B 1		0-3 K2-3 3		0-0 F7 3				3	0	1	0	0	1	0			
Bill Mazerowski, R OBP: 0.298, SLG: 0.371 (1, 4)		0-3 K 2			0-0 F9 1				0-0 F8 1	3	0	0	0	0	1	1			
Gene Alley, R OBP: 0.334, SLG: 0.404 (1, 6)		0-3 K 3			0-0 F6 2				0-0 F7 2	3	0	0	0	0	1	1			
Manny Sanguillen, R OBP: 0.268, SLG: 0.300 (1, 2)			0-3 K 1		0-0 6-3 3				0-0 5-3 3	3	0	0	0	0	1	0			
Bob Veale, S OBP: 0.053, SLG: 0.053 Manny Jimenez, L (9, PH) OBP: 0.316, SLG: 0.486 (1, 1)			0-3 K 2			0-3 K 1			0-0 FC5-4 1B	2	0	0	0	0	2	0			
										1	0	1	0	0	0	0			
<b>Inning Stats</b>	R: 0 E: 0 K: 0 S: 3	H: 0 LOB: 0 BB: 0 P: 3	R: 0 E: 0 K: 3 S: 10	H: 1 LOB: 1 BB: 0 P: 10	R: 0 E: 0 K: 2 S: 8	H: 1 LOB: 1 BB: 0 P: 8	R: 0 E: 0 K: 2 S: 7	H: 0 LOB: 0 BB: 0 P: 7	R: 0 E: 0 K: 0 S: 3	H: 0 LOB: 0 BB: 0 P: 3	R: 0 E: 0 K: 0 S: 3	H: 0 LOB: 0 BB: 0 P: 3	R: 0 E: 0 K: 0 S: 3	H: 0 LOB: 0 BB: 0 P: 3	R: 0 E: 0 K: 1 S: 7	H: 2 LOB: 2 BB: 0 P: 7	1B: 4 2B: 0 3B: 0 HR: 0	SF: 0 SAC: 0 DP: 0 HBP: 0	WP: 0 PA: 31 PB: 0 SB: 0 CS: 0
<b>PITCHER</b> Fergie Jenkins, R ERA: 2.76 (1, 1)	IP: 9.0 WLS: W BF: 31 H: 4 R: 0 ER: 0 SO: 9 BB: 0 IBB: 0 HBP: 0 BLK: 0 WP: 0 HR: 0 S: 49 P: 49 ERA: 0.00 WHIP: 0.444															<b>PITCHER</b> IP: 9.0 WLS: W BF: 31 H: 4 R: 0 ER: 0 SO: 9 BB: 0 IBB: 0 HBP: 0 BLK: 0 WP: 0 HR: 0 S: 49 P: 49 ERA: 0.00 WHIP: 0.444			

Pittsburgh Pirates @ Chicago Cubs  
Wrigley Field, Chicago, IL  
Wed Aug 09 1967, 3:33 AM CDT  
Sunny - 75 F

AB	31
R	0
H	4
RBI	0
BB	0
SO	9
LOB	8



Batter	1	2	3	4	5	6	7	8	9	AB	R	H	RBI	BB	SO	LOB	BOTTOM		
Don Kessinger, S OBP: 0.281, SLG: 0.263 (1, 6)	0-3 K 1		0-0 1B 2-3 3-H		0-0 F7 1	0-0 1B 1-2 3-H		0-0 6-3 3		5	0	2	2	0	1	0			
Glenn Beckert, R OBP: 0.299, SLG: 0.352 (1, 4)	0-0 4-3 2		0-0 F3 2		0-0 F9 2	0-0 F7 2				4	0	0	0	0	0	4			
Billy Williams, L OBP: 0.351, SLG: 0.480 (1, 7)	0-0 F6 3		4-0 FC4 BB		0-0 3B 3	0-0 4-3 3				3	0	1	0	1	0	2			
Ron Santo, R OBP: 0.392, SLG: 0.518 (1, 5)		0-0 F9 1	0-0 FC4 1-2		4-0 SH2-4 1B WP BB	4-0 FC5-2 BB 14 1B	4-0 FC5-4 BB 14			2	0	0	0	2	0	3			
14 Ernie Banks, R OBP: 0.329, SLG: 0.510 Clarence Jones, L (7, PR) OBP: 0.306, SLG: 0.361 (8, 3)		0-0 6-3 2		4-0 SH2-4 1B WP BB	0-0 FC5-4 1	0-0 FC5-4 PB 1-2				3	2	1	0	1	0	1			
Ted Savage, R OBP: 0.354, SLG: 0.329 (1, 9)		0-0 5-3 3		0-0 WP SH2-4 CS 1B	0-0 FC5-4 1B 1-2 2-3	0-0 FC5-4 BB G5-4-3 BB				2	1	1	0	2	0	0			
Randy Hundley, R OBP: 0.330, SLG: 0.409 (1, 2)			0-0 F7 1	0-0 SH2-4 1-2 2-3	0-0 FC5-2 1B 1-3 2-H 3-H	0-0 G5-4-3 BB 1-2				3	1	0	0	0	0	4			
Adolfo Phillips, R OBP: 0.386, SLG: 0.508 (1, 8)			0-0 1B 1B	4-0 WP IBB	0-0 FC5-2 1B 1-3 2-H 3-H	0-0 FC5-2 1B 1-2				2	2	1	0	2	0	0			
Fergie Jenkins, R OBP: 0.200, SLG: 0.242 (1, 1)			0-0 1B 1-3	0-3 K 2	0-0 1B 1-2 2-H 3-H	0-0 1B 1-3 2-H 3-H			0-0 F9 2	4	0	2	2	0	1	2			
<b>Inning Stats</b>	R: 0 E: 0 K: 1 S: 5	H: 0 LOB: 0 BB: 0 P: 5	R: 0 E: 0 K: 0 S: 3	H: 0 LOB: 0 BB: 0 P: 3	R: 1 E: 0 K: 0 S: 6	H: 3 LOB: 3 BB: 1 P: 10	R: 0 E: 0 K: 1 S: 5	H: 1 LOB: 1 BB: 2 P: 13	R: 0 E: 0 K: 0 S: 3	H: 1 LOB: 1 BB: 0 P: 3	R: 4 E: 1 K: 0 S: 6	H: 3 LOB: 3 BB: 3 P: 18	R: 0 E: 0 K: 0 S: 2	H: 0 LOB: 2 BB: 2 P: 10	R: 0 E: 0 K: 0 S: 3	H: 0 LOB: 0 BB: 0 P: 3	1B: 7 2B: 0 3B: 1 HR: 0	SF: 0 SAC: 1 DP: 1 HBP: 0	WP: 1 PA: 37 PB: 1 SB: 0 CS: 1
<b>PITCHER</b> Bob Veale, L ERA: 3.48 (1, 1)	IP: 8.0 WLS: L BF: 37 H: 8 R: 6 ER: 6 SO: 2 BB: 6 IBB: 2 HBP: 0 BLK: 0 WP: 1 HR: 0 S: 33 P: 65 ERA: 6.75 WHIP: 1.750															<b>PITCHER</b> IP: 8.0 WLS: L BF: 37 H: 8 R: 6 ER: 6 SO: 2 BB: 6 IBB: 2 HBP: 0 BLK: 0 WP: 1 HR: 0 S: 33 P: 65 ERA: 6.75 WHIP: 1.750			

Pittsburgh Pirates @ Chicago Cubs  
Wrigley Field, Chicago, IL  
Wed Aug 09 1967, 3:33 AM CDT  
Sunny - 75 F

AB	28
R	6
H	8
RBI	4
BB	8
SO	2
LOB	16















Batter	1	2	3	4	5	6	7	8	9	AB	R	H	RBI	BB	SO	LOB	TOP					
Maury Wills, S OBP: 0.336, SLG: 0.368	0-0 4-3		0-0 6-3			0-0 G3		0-0 L8	4 0 0 0 0 0													
Matty Alou, L OBP: 0.344, SLG: 0.371	0-0 G6-3 1B			4-0 G6-3 BB		0-0 FC4-6 1B		4-0 1B BB	2 0 2 0 2 0													
Roberto Clemente, R OBP: 0.391, SLG: 0.533 Billy O'Dell, S OBP: 0.179, SLG: 0.115	0-0 G6-3		0-0 G6-3			0-0 FC4-6 FC3-6 1-2		0-0 1-3 1B	4 0 1 0 0 0 3 0 0 0 0 0 0 0													
Willie Stargell, L OBP: 0.352, SLG: 0.471		0-0 F8		0-0 6-3		0-0 FC3-6 1B 1-2		0-0 P6	4 0 0 0 0 0 3													
Bill Mazaroski, R OBP: 0.301, SLG: 0.376		4-0 BB			0-0 F5		0-0 1-3 1B	0-0 L7	3 0 1 0 1 0 2													
Donn Clendenen, R OBP: 0.311, SLG: 0.404		0-3 K		0-0 6-3		0-0 L9			3 0 0 0 0 1 3													
Jose Pagan, R OBP: 0.292, SLG: 0.329		0-3 K		0-0 F9				0-0 F8	3 0 0 0 0 1 1								AB 29 R 0 H 4 RBI 0 BB 3 SO 5 LOB 12					
Manny Sanguillen, R OBP: 0.231, SLG: 0.275			0-0 F9			0-0 F8		0-3 K	3 0 0 0 0 1 0													
Steve Blass, R OBP: 0.107, SLG: 0.107 Al McBean, R OBP: 0.300, SLG: 0.222			0-0 F7			0-3 K		0-3 K	3 0 0 0 0 2 0 0 0 0 0 0 0 0													
<b>Inning Stats</b>	R: 0 E: 0 K: 0 S: 3	H: 1 LOB: 0 BB: 0 P: 3	R: 0 E: 0 K: 2 S: 7	H: 0 LOB: 1 BB: 1 P: 11	R: 0 E: 0 K: 0 S: 3	H: 0 LOB: 0 BB: 0 P: 3	R: 0 E: 0 K: 0 S: 2	H: 0 LOB: 0 BB: 1 P: 6	R: 0 E: 0 K: 0 S: 3	H: 0 LOB: 0 BB: 0 P: 3	R: 0 E: 0 K: 1 S: 5	H: 0 LOB: 0 BB: 0 P: 5	R: 0 E: 0 K: 0 S: 5	H: 2 LOB: 2 BB: 0 P: 5	R: 0 E: 0 K: 2 S: 7	H: 0 LOB: 0 BB: 0 P: 7	R: 0 E: 0 K: 0 S: 4	H: 1 LOB: 2 BB: 1 P: 8	1B: 4 2B: 0 3B: 0 HR: 0	SF: 0 SAC: 0 DP: 2 HBP: 0	WP: 0 PB: 0 SB: 0 CS: 0	PA: 32
<b>PITCHER</b> Tom Seaver, R ERA: 2.95	IP: 9.0 WLS: W BF: 32 H: 4 R: 0 ER: 0 SO: 5 BB: 3 IBB: 0 HBP: 0 BLK: 0 WP: 0 HR: 0 S: 39 P: 51 ERA: 0.00 WHIP: 0.778															<b>PITCHER</b>						

Pittsburgh Pirates @ New York Mets  
Shea Stadium, Flushing, NY  
Sun Aug 13 1967, 3:33 AM EDT  
Unknown

livebaseballscorecards.com

Batter	1	2	3	4	5	6	7	8	9	AB	R	H	RBI	BB	SO	LOB	BOTTOM			
Bud Harrelson, S OBP: 0.328, SLG: 0.320	0-0 6-3		0-3 K					0-0 1-3		4 0 0 0 0 1 2										
Bob Johnson, R OBP: 0.362, SLG: 0.504	0-0 6-3		0-0 F3					0-0 1-3		4 0 0 0 0 0 2										
Tommy Davis, R OBP: 0.357, SLG: 0.498 Tommie Reynolds, R OBP: 0.278, SLG: 0.272	4-0 BB 1B BB		0-0 FC5-4 1B			0-3 K		0-0 1B 1B	3 1 2 0 1 1 0 0 0 0 0 0 0 0											
Ron Swoboda, R OBP: 0.336, SLG: 0.407	0-0 1-2 1B		0-0 FC5-4 G4-6-3 1-2			0-0 1B		0-0 1B 2B 1B	4 1 3 0 0 0 1											
Ed Kranepool, L OBP: 0.331, SLG: 0.381	4-0 1-2 2-3 BB		0-0 G4-6-3 1-2			0-0 F7		0-0 2B 1B	3 1 1 1 1 1 0 2											
Ed Charles, R OBP: 0.335, SLG: 0.317	0-0 FC5-4 1-2			0-3 K		0-3 K		0-0 1H 3H 2B 1B	4 0 1 2 0 2 4											
Cleon Jones, R OBP: 0.258, SLG: 0.301		0-0 2B		0-0 4-3				0-0 L8	3 0 1 0 1 0 0								AB 31 R 3 H 8 RBI 3 BB 4 SO 4 LOB 14			
Jerry Grote, R OBP: 0.233, SLG: 0.270		0-0 6-3		0-0 6-3				0-0 F9	4 0 0 0 0 0 3											
Tom Seaver, R OBP: 0.290, SLG: 0.212		4-0 BB			0-0 6-3			0-0 1-4-3	2 0 0 0 1 0 0											
<b>Inning Stats</b>	R: 0 E: 0 K: 0 S: 4	H: 1 LOB: 3 BB: 2 P: 12	R: 0 E: 0 K: 1 S: 6	H: 1 LOB: 2 BB: 1 P: 10	R: 0 E: 0 K: 0 S: 3	H: 1 LOB: 0 BB: 0 P: 3	R: 0 E: 0 K: 1 S: 5	H: 0 LOB: 0 BB: 0 P: 5	R: 0 E: 0 K: 0 S: 3	H: 0 LOB: 0 BB: 0 P: 3	R: 0 E: 0 K: 2 S: 8	H: 1 LOB: 1 BB: 0 P: 8	R: 0 E: 0 K: 0 S: 3	H: 0 LOB: 0 BB: 0 P: 3	R: 3 E: 0 K: 0 S: 7	H: 4 LOB: 2 BB: 1 P: 11	1B: 6 2B: 2 3B: 0 HR: 0	SF: 0 SAC: 0 DP: 1 HBP: 0	WP: 0 PB: 0 SB: 0 CS: 0	PA: 35
<b>PITCHER</b> Steve Blass, R ERA: 2.99 Al McBean, R ERA: 2.82	IP: 7.2 WLS: L BF: 34 H: 8 R: 3 ER: 3 SO: 4 BB: 3 IBB: 1 HBP: 0 BLK: 0 WP: 0 HR: 0 S: 54 P: 54 ERA: 3.52 WHIP: 1.435															<b>PITCHER</b>				

Pittsburgh Pirates @ New York Mets  
Shea Stadium, Flushing, NY  
Sun Aug 13 1967, 3:33 AM EDT  
Unknown

livebaseballscorecards.com







Batter	1	2	3	4	5	6	7	8	9	AB	R	H	RBI	BB	SO	LOB	TOP										
<b>Tommy Harper, R</b> OBP: 0.306, SLG: 0.358 (1, 9)	G3	6-3			5-3		FC5-4 1B S			4	1	0	0	0	0	2	<b>Cincinnati Reds @ Pittsburgh Pirates</b> Forbes Field, Pittsburgh, PA Mon Aug 14 1967, 7:05 PM EDT Att: 8,414 - Unknown										
<b>Vada Pinson, L</b> OBP: 0.321, SLG: 0.440 (1, 8)	S 1B		K			E6 SF7	S 1B			4	2	2	0	0	1	0											
<b>Pete Rose, S</b> OBP: 0.389, SLG: 0.471 (1, 7) (8, 4)	F9 1B BB		1-3			SF7 E BB	F4			2	0	0	0	2	0	1											
<b>Lee May, R</b> OBP: 0.300, SLG: 0.428 (1, 3)	1-2 2H 1B		F9			E6 FC6-4	CS BB			3	0	1	1	1	0	2											
<b>Tony Perez, R</b> OBP: 0.343, SLG: 0.526 (1, 5)	F9 2-3				3-1	SF7	F8 1-2			3	0	0	1	0	0	3											
<b>Tommy Helms, R</b> OBP: 0.276, SLG: 0.335 (1, 6)	F8				6-3	FC6-4 1-2	6-3			4	0	0	0	0	0	4											
<b>Don Pavletich, R</b> OBP: 0.336, SLG: 0.444 (1, 2)			E5 S		1-3	4-3		F5		4	0	0	0	0	0	2											
<b>Giraldo Ruiz, S</b> OBP: 0.273, SLG: 0.320 (1, 4) (8, 6)		K 1-2			5-3		FC5-4 BB	F3		3	0	0	0	1	1	1											
<b>Gary Nolan, R</b> OBP: 0.218, SLG: 0.143 (1, 1)			K					K		3	0	0	0	0	3	2											
<b>Billy McCool, R</b> OBP: 0.160, SLG: 0.087 (8, 1)										0	0	0	0	0	0	0											
<b>Ted Abernathy, R</b> OBP: 0.091, SLG: 0.091 (8, 1)										0	0	0	0	0	0	0											
<b>Art Shamsky, L</b> OBP: 0.262, SLG: 0.274 (8, 7)										1	0	0	0	0	1	0											
<b>Inning Stats</b>	R: 1 E: 0 K: 0 S: 5	H: 2 LOB: 2 BB: 1 P: 9	R: 0 E: 1 K: 2 S: 8	H: 0 LOB: 1 BB: 0 P: 8	R: 0 E: 0 K: 1 S: 5	H: 0 LOB: 0 BB: 0 P: 5	R: 0 E: 0 K: 0 S: 3	H: 0 LOB: 0 BB: 0 P: 3	R: 0 E: 0 K: 1 S: 5	H: 0 LOB: 0 BB: 1 P: 9	R: 1 E: 0 K: 0 S: 6	H: 1 LOB: 1 BB: 1 P: 10	R: 0 E: 0 K: 0 S: 2	H: 0 LOB: 0 BB: 1 P: 6	R: 0 E: 0 K: 1 S: 5	H: 0 LOB: 0 BB: 0 P: 5	1B: 3 2B: 0 3B: 0 HR: 0	SF: 1 SAC: 0 DP: 0 HBP: 0	WP: 0 PB: 0 SB: 4 CS: 1	PA: 36							
<b>PITCHER</b>	IP	WLS	BF	H	R	ER	SO	BB	IBB	HBP	BLK	WP	HR	S	P	ERA	WHIP										
<b>Bob Veale, L</b> ERA: 3.42 (1, 1)	8.0	W	33	3	3	2	5	4	0	0	0	0	0	39	55	2.25	0.875										
<b>Roy Face, R</b> ERA: 1.47 (9, 1)	1.0	S	3	0	0	0	1	0	0	0	0	0	0	5	5	0.00	0.000										

AB	31
R	3
H	3
RBI	2
BB	4
SO	6
LOB	17



Batter	1	2	3	4	5	6	7	8	9	AB	R	H	RBI	BB	SO	LOB	BOTTOM										
<b>Maury Wills, S</b> OBP: 0.329, SLG: 0.360 (1, 5)	F8		4-3			K		4-3		4	0	0	0	0	1	1	<b>Cincinnati Reds @ Pittsburgh Pirates</b> Forbes Field, Pittsburgh, PA Mon Aug 14 1967, 7:05 PM EDT Att: 8,414 - Unknown										
<b>Matty Alou, L</b> OBP: 0.347, SLG: 0.374 (1, 8)	6-3 WP 1B		6-3			F7		1B IBB		4	2	2	1	0	0	0											
<b>Al Luplow, L</b> OBP: 0.260, SLG: 0.279 (1, 9)	6-3				6-3		F8	1B IBB		3	0	0	0	0	0	1											
<b>Manny Mota, R</b> OBP: 0.344, SLG: 0.452 (8, PH) (9, 9)	1-3						F8	1B IBB		0	0	0	0	1	0	0											
<b>Willie Stargell, L</b> OBP: 0.360, SLG: 0.485 (1, 7)	3H 1B				F5		F8	1-2 2H 1B		4	0	2	2	0	0	0											
<b>Bill Mazerowski, R</b> OBP: 0.300, SLG: 0.372 (1, 4)	F4				F9			1B		4	0	1	0	0	0	3											
<b>Don Clendenen, R</b> OBP: 0.312, SLG: 0.402 (1, 3)			L6			BB		F9		2	0	0	0	1	0	1											
<b>Andre Rodgers, R</b> OBP: 0.311, SLG: 0.377 (1, 6)			5-3			K		1B 4-3 1B		3	1	1	0	0	1	1											
<b>Jerry May, R</b> OBP: 0.357, SLG: 0.369 (1, 2)								1B		3	0	1	0	0	0	1											
<b>Gene Alley, R</b> OBP: 0.335, SLG: 0.403 (8, PR)			G3			G1-4-6-3		1B 4-3 1B		0	1	0	0	0	0	0											
<b>Manny Sanguillen, R</b> OBP: 0.232, SLG: 0.273 (9, 2)								1-3 1B 1B		0	0	0	0	0	0	0											
<b>Bob Veale, S</b> OBP: 0.051, SLG: 0.051 (1, 1)					4-3			F7		2	0	0	0	0	1	0											
<b>Manny Jimenez, L</b> OBP: 0.325, SLG: 0.474 (8, PH)										1	0	0	0	0	0	2											
<b>Roy Face, R</b> ERA: 1.74 (9, 1)										0	0	0	0	0	0	0											
<b>Inning Stats</b>	R: 1 E: 0 K: 0 S: 5	H: 2 LOB: 1 BB: 0 P: 5	R: 0 E: 0 K: 0 S: 3	H: 0 LOB: 0 BB: 0 P: 3	R: 0 E: 0 K: 0 S: 3	H: 0 LOB: 0 BB: 0 P: 3	R: 0 E: 0 K: 1 S: 4	H: 0 LOB: 0 BB: 1 P: 8	R: 0 E: 0 K: 2 S: 7	H: 0 LOB: 0 BB: 0 P: 7	R: 0 E: 0 K: 0 S: 4	H: 1 LOB: 1 BB: 0 P: 4	R: 3 E: 0 K: 0 S: 7	H: 4 LOB: 2 BB: 1 P: 11	R: 0 E: 0 K: 0 S: 5	H: 0 LOB: 0 BB: 0 P: 5	1B: 7 2B: 0 3B: 0 HR: 0	SF: 0 SAC: 0 DP: 1 HBP: 0	WP: 1 PB: 0 SB: 0 CS: 0	PA: 32							
<b>PITCHER</b>	IP	WLS	BF	H	R	ER	SO	BB	IBB	HBP	BLK	WP	HR	S	P	ERA	WHIP										
<b>Gary Nolan, R</b> ERA: 2.82 (1, 1)	7.2	L	29	6	4	4	3	1	0	0	0	0	0	1	5	4.70	0.913										
<b>Billy McCool, L</b> ERA: 3.06 (8, 1)	0.0		2	1	0	0	0	0	1	0	0	0	0	1	5	∞	∞										
<b>Ted Abernathy, R</b> ERA: 1.74 (8, 1)	0.1		1	0	0	0	0	0	0	0	0	0	0	1	1	0.00	0.000										

AB	30
R	4
H	7
RBI	3
BB	2
SO	3
LOB	10









Batter	1	2	3	4	5	6	7	8	9	AB	R	H	RBI	BB	SO	LOB	TOP										
<b>Tommy Harper, R</b> OBP: 0.304, SLG: 0.347 (1, 9)										3	0	0	0	1	3	3	<b>Cincinnati Reds @ Pittsburgh Pirates</b> Forbes Field, Pittsburgh, PA Wed Aug 16 1967, 7:05 PM EDT Att: 9,116 - Unknown										
<b>Vada Pinson, L</b> OBP: 0.322, SLG: 0.438 (1, 8)										4	0	1	0	0	0	1											
<b>Pete Rose, S</b> OBP: 0.389, SLG: 0.472 (1, 7)										4	1	1	0	0	1	1											
<b>Lee May, R</b> OBP: 0.299, SLG: 0.424 (1, 3)										3	2	1	1	0	0	0											
<b>Tony Perez, R</b> OBP: 0.343, SLG: 0.532 (1, 5)										3	1	1	2	1	0	0											
<b>Jimmie Coker, R</b> OBP: 0.231, SLG: 0.310 (1, 2)										4	0	0	0	0	1	1											
<b>Giraldo Ruiz, S</b> OBP: 0.272, SLG: 0.314 (1, 4)										4	0	1	0	0	0	1											
<b>Leo Cardenas, R</b> OBP: 0.323, SLG: 0.342 (1, 6)										4	0	2	0	0	0	1											
<b>Jim Maloney, L</b> OBP: 0.188, SLG: 0.277 (1, 1)										3	0	2	0	0	0	1											
<b>Billy McCool, R</b> OBP: 0.154, SLG: 0.083 (7, 1)										1	0	0	0	0	1	1											
<b>Inning Stats</b>	R: 0 E: 0 K: 0 S: 2	H: 1 LOB: 0 BB: 1 P: 6	R: 0 E: 0 K: 0 S: 3	H: 0 LOB: 0 BB: 0 P: 3	R: 0 E: 0 K: 1 S: 6	H: 1 LOB: 1 BB: 0 P: 6	R: 2 E: 0 K: 0 S: 4	H: 1 LOB: 0 BB: 0 P: 5	R: 0 E: 0 K: 1 S: 6	H: 1 LOB: 1 BB: 0 P: 6	R: 2 E: 1 K: 0 S: 5	H: 2 LOB: 1 BB: 1 P: 9	R: 0 E: 0 K: 1 S: 6	H: 2 LOB: 1 BB: 0 P: 6	R: 0 E: 0 K: 1 S: 5	H: 0 LOB: 0 BB: 0 P: 5	R: 0 E: 0 K: 2 S: 8	H: 1 LOB: 1 BB: 0 P: 8	R: 0 E: 0 K: 2 S: 8	H: 1 LOB: 0 BB: 0 P: 8	1B: 6 2B: 1 3B: 1 HR: 1	SF: 0 SAC: 0 DP: 0 HBP: 1	WP: 0 PB: 0 SB: 0 CS: 2	PA: 37			
<b>PITCHER</b>	IP	WLS	BF	H	R	ER	SO	BB	IBB	HBP	BLK	WP	HR	S	P	ERA	WHIP										
<b>Woodie Fryman, L</b> ERA: 4.99 (1, 1)	6.0	L	25	6	4	3	2	1	1	1	0	0	1	26	35	4.50	1.167										
<b>Al McBean, R</b> ERA: 3.0 (7, 1)	2.0		7	2	0	0	2	0	0	0	0	0	0	11	11	0.00	1.000										
<b>Juan Pizarro, L</b> ERA: 4.23 (9, 1)	1.0		4	1	0	0	2	0	0	0	0	0	0	8	8	0.00	1.000										

AB	33
R	4
H	9
RBI	3
BB	2
SO	6
LOB	10



Batter	1	2	3	4	5	6	7	8	9	AB	R	H	RBI	BB	SO	LOB	BOTTOM										
<b>Maury Wills, S</b> OBP: 0.325, SLG: 0.356 (1, 5)										4	0	0	0	0	1	2	<b>Cincinnati Reds @ Pittsburgh Pirates</b> Forbes Field, Pittsburgh, PA Wed Aug 16 1967, 7:05 PM EDT Att: 9,116 - Unknown										
<b>Matty Alou, L</b> OBP: 0.349, SLG: 0.373 (1, 8)										3	0	0	0	1	2	0											
<b>Al Luplow, L</b> OBP: 0.257, SLG: 0.275 (1, 9)										2	0	0	0	0	0	0											
<b>Manny Mota, R</b> OBP: 0.341, SLG: 0.449 (7, PH) (8, 9)										2	0	0	0	0	1	1											
<b>Willie Stargell, L</b> OBP: 0.357, SLG: 0.475 (1, 7)										3	0	0	0	1	2	0											
<b>Bill Mazerowski, R</b> OBP: 0.298, SLG: 0.369 (1, 4)										3	0	0	0	0	0	2											
<b>Donn Clendenen, R</b> OBP: 0.308, SLG: 0.395 (1, 3)										3	0	0	0	0	2	0											
<b>Jose Pagan, R</b> OBP: 0.296, SLG: 0.329 (1, 6)										3	0	1	0	0	1	0											
<b>Jerry May, R</b> OBP: 0.352, SLG: 0.368 (1, 2)										3	0	1	0	0	0	0											
<b>Woodie Fryman, R</b> OBP: 0.043, SLG: 0.045 (1, 1)										1	0	0	0	0	1	0											
<b>Andre Rodgers, R</b> OBP: 0.308, SLG: 0.370 (6, PH)										1	0	0	0	0	0	0											
<b>Al McBean, R</b> OBP: 0.300, SLG: 0.222 (7, 1)										0	0	0	0	0	0	0											
<b>Gene Alley, R</b> OBP: 0.332, SLG: 0.399 (8, PH)										1	0	0	0	0	2	0											
<b>Juan Pizarro, L</b> OBP: 0.182, SLG: 0.143 (9, 1)										0	0	0	0	0	0	0											
<b>Inning Stats</b>	R: 0 E: 0 K: 1 S: 5	H: 0 LOB: 0 BB: 0 P: 5	R: 0 E: 0 K: 2 S: 7	H: 0 LOB: 0 BB: 0 P: 7	R: 0 E: 0 K: 1 S: 5	H: 0 LOB: 0 BB: 0 P: 5	R: 0 E: 0 K: 0 S: 3	H: 0 LOB: 0 BB: 0 P: 3	R: 0 E: 0 K: 1 S: 5	H: 0 LOB: 0 BB: 0 P: 5	R: 0 E: 0 K: 1 S: 5	H: 0 LOB: 2 BB: 2 P: 11	R: 0 E: 0 K: 2 S: 9	H: 2 LOB: 2 BB: 0 P: 9	R: 0 E: 0 K: 2 S: 7	H: 0 LOB: 0 BB: 0 P: 7	1B: 1 2B: 1 3B: 0 HR: 0	SF: 0 SAC: 0 DP: 0 HBP: 0	WP: 0 PB: 0 SB: 0 CS: 0	PA: 31							
<b>PITCHER</b>	IP	WLS	BF	H	R	ER	SO	BB	IBB	HBP	BLK	WP	HR	S	P	ERA	WHIP										
<b>Jim Maloney, R</b> ERA: 3.88 (1, 1)	6.1	W	20	0	0	0	6	1	0	0	0	0	0	31	35	0.00	0.158										
<b>Billy McCool, L</b> ERA: 2.96 (7, 1)	2.2	S	11	2	0	0	4	1	0	0	0	0	0	18	22	0.00	1.125										





Batter	1	2	3	4	5	6	7	8	9	AB	R	H	RBI	BB	SO	LOB	TOP								
<b>Bud Harrelson, S</b> OBP: 0.333, SLG: 0.329 (1, 6)	4-0 1B F9-2 BB		0-0 1B 3B	4-0 1-2 FC6-4 BB		0-0 F8		0-0 IHR		3	2	1	2	0	0										
<b>Cleon Jones, R</b> OBP: 0.276, SLG: 0.320 (1, 8)	0-0 1B		0-0 1-3 3B	0-0 1-2 FC6-4		0-0 6-3		0-0 1B FC4-6		5	2	3	0	0	0	2									
<b>Bob Johnson, R</b> OBP: 0.385, SLG: 0.522 (1, 4)	0-0 1-2 2-3 1B		0-0 1-H 3-H G3 3B		4-0 SH5-4 1B BB		0-0 1B 1B		0-0 1-3 FC4-6 1B		4	2	4	2	1	0	0								
<b>Tommy Davis, R</b> OBP: 0.357, SLG: 0.489 <b>Larry Stahl, L</b> OBP: 0.270, SLG: 0.274 (8, PR) (8, 9)	0-0 F9-2		0-0 K		0-0 SH5-4 1B 1B		0-0 1-3 1B		0-0 1-2 FC4-6 1B		5	0	2	1	0	1	5								
<b>Ed Kranepool, L</b> OBP: 0.336, SLG: 0.398 (1, 3)	0-0 3-H 4-3		0-0 G3		0-0 SH5-4		0-0 5-3		0-0 1-3 1B		4	0	1	1	0	0	2								
<b>Ed Charles, R</b> OBP: 0.331, SLG: 0.313 (1, 5)		0-0 FC6-4 1B	0-0 5-3		0-0 1B IBB		0-0 5-3		0-0 6-3		4	0	1	0	1	0	0								
<b>Tommie Reynolds, R</b> OBP: 0.301, SLG: 0.290 (8, 7)		0-0 FC6-4 1B		0-0 FC5-4 1B		0-0 1-3 2-H 3-H 1B		0-0 FC6-4 1B		0-3 K		5	0	3	1	0	1								
<b>Jerry Grote, R</b> OBP: 0.233, SLG: 0.263 (1, 2)		0-0 5-3		0-0 L4		0-0 FC6-4 IBB		0-0 FC6-4		0-0 1-3 1B		4	0	0	0	1	0	3							
<b>Tom Seaver, R</b> OBP: 0.286, SLG: 0.208 <b>Don Cardwell, R</b> OBP: 0.216, SLG: 0.265 (3, 1)		0-3 K		0-0 FC5-4 BB		0-0 FC6-4		0-0 F7		1	0	0	0	0	1	1									
<b>Inning Stats</b>	R: 0 E: 0 K: 0 S: 4	H: 2 LOB: 2 BB: 1 P: 8	R: 0 E: 0 K: 1 S: 6	H: 1 LOB: 0 BB: 0 P: 6	R: 3 E: 0 K: 1 S: 8	H: 3 LOB: 0 BB: 0 P: 8	R: 0 E: 0 K: 0 S: 4	H: 1 LOB: 2 BB: 1 P: 8	R: 1 E: 0 K: 0 S: 4	H: 2 LOB: 3 BB: 3 P: 16	R: 0 E: 0 K: 0 S: 4	H: 2 LOB: 2 BB: 0 P: 4	R: 0 E: 0 K: 0 S: 4	H: 1 LOB: 1 BB: 0 P: 4	R: 2 E: 0 K: 0 S: 6	H: 4 LOB: 2 BB: 0 P: 6	R: 0 E: 0 K: 1 S: 5	H: 0 LOB: 0 BB: 0 P: 5	1B: 14 2B: 1 3B: 1 HR: 1	SF: 0 SAC: 1 DP: 1 HBP: 0	WP: 0 PB: 0 SB: 0 CS: 0	PA: 44			
<b>PITCHER</b>	IP	WLS	BF	H	R	ER	SO	BB	IBB	HBP	BLK	WP	HR	S	P	ERA	WHIP								
<b>Steve Blass, R</b> ERA: 3.16 (1, 1)	3.2		19	7	3	3	2	2	0	0	0	0	0	21	29	7.36	2.455								
<b>Juan Pizarro, L</b> ERA: 4.37 (4, 1)	3.2	L	19	7	3	3	0	1	2	0	0	0	0	16	28	7.36	2.182								
<b>Roy Face, R</b> ERA: 1.4 (8, 1)	1.2		6	2	0	0	1	0	0	0	0	0	0	8	8	0.00	1.200								

**New York Mets @ Pittsburgh Pirates**  
Forbes Field, Pittsburgh, PA  
Thu Aug 17 1967, 7:05 PM EDT  
Unknown

AB 38  
R 6  
H 16  
RBI 6  
BB 5  
SO 3  
LOB 18



Batter	1	2	3	4	5	6	7	8	9	AB	R	H	RBI	BB	SO	LOB	BOTTOM								
<b>Maury Wills, S</b> OBP: 0.327, SLG: 0.357 (1, 5)	0-0 1B 3B	0-0 1B		0-0 2-3 L6-4			0-3 K			4	1	2	0	0	1	2									
<b>Matty Alou, L</b> OBP: 0.350, SLG: 0.375 (1, 8)	0-0 1-2 3B	0-0 1-2 1B			0-0 6-3		0-0 F7			4	1	2	1	0	0	1									
<b>Al Luplow, L</b> OBP: 0.282, SLG: 0.269 (1, 9)	0-3 K	0-0 4-3			0-0 3-1			0-0 6-3		4	0	0	0	0	1	4									
<b>Willie Stargell, L</b> OBP: 0.359, SLG: 0.492 (1, 3)	0-0 1-H 2-H SF8 3B		0-0 L8		0-0 4-1			0-0 HR		4	2	2	3	0	0	0									
<b>Bill Mazerolski, R</b> OBP: 0.295, SLG: 0.366 (1, 4)	0-0 3-H SF8		0-0 6-3		0-0 F7		0-0 6-3		0-0 6-3		3	0	0	1	0	0									
<b>Manny Mota, R</b> OBP: 0.343, SLG: 0.453 (1, 7)	0-0 2B		0-0 1B		0-0 F9		0-0 F9		0-0 F9		4	0	2	0	0	0									
<b>Jose Pagan, R</b> OBP: 0.289, SLG: 0.320 (1, 6)		0-3 K	0-0 L7		0-0 P6			0-0 F7		4	0	0	0	0	1	1									
<b>Jerry May, R</b> OBP: 0.347, SLG: 0.363 <b>Manny Jimenez, L</b> OBP: 0.310, SLG: 0.450 (8, PH)		0-0 5-3		0-0 5-3		0-0 P5		0-0 F9		3	0	0	0	0	0	0									
<b>Steve Blass, R</b> OBP: 0.138, SLG: 0.107 <b>Juan Pizarro, L</b> OBP: 0.250, SLG: 0.261 <b>Roy Face, R</b> OBP: 0.307, SLG: 0.394 (8, PH)		4-0 1B BB		0-0 L6-4 2B		0-0 1B		0-3 K		0	1	0	0	1	0	0									
<b>Inning Stats</b>	R: 3 E: 0 K: 1 S: 8	H: 4 LOB: 1 BB: 0 P: 8	R: 1 E: 0 K: 1 S: 7	H: 2 LOB: 2 BB: 1 P: 11	R: 0 E: 0 K: 0 S: 4	H: 1 LOB: 0 BB: 0 P: 4	R: 0 E: 0 K: 0 S: 3	H: 1 LOB: 0 BB: 0 P: 3	R: 0 E: 0 K: 0 S: 3	H: 0 LOB: 0 BB: 0 P: 3	R: 0 E: 0 K: 0 S: 6	H: 1 LOB: 1 BB: 0 P: 6	R: 0 E: 0 K: 0 S: 4	H: 1 LOB: 0 BB: 0 P: 4	R: 0 E: 0 K: 1 S: 5	H: 0 LOB: 0 BB: 0 P: 5	1B: 6 2B: 3 3B: 1 HR: 1	SF: 1 SAC: 0 DP: 1 HBP: 0	WP: 0 PB: 0 SB: 0 CS: 0	PA: 36					
<b>PITCHER</b>	IP	WLS	BF	H	R	ER	SO	BB	IBB	HBP	BLK	WP	HR	S	P	ERA	WHIP								
<b>Tom Seaver, R</b> ERA: 3.13 (1, 1)	2.0		12	6	4	4	2	1	0	0	0	0	0	15	19	18.00	3.500								
<b>Don Cardwell, R</b> ERA: 3.99 (3, 1)	7.0	W	24	4	1	1	2	0	0	0	0	0	1	28	28	1.29	0.571								

**New York Mets @ Pittsburgh Pirates**  
Forbes Field, Pittsburgh, PA  
Thu Aug 17 1967, 7:05 PM EDT  
Unknown

AB 34  
R 5  
H 10  
RBI 5  
BB 1  
SO 4  
LOB 8






Batter	1	2	3	4	5	6	7	8	9	10	11	12	13	14	AB	R	H	RBI	BB	SO	LOB	TOP								
Cleon Jones, R OBP: 0.282, SLG: 0.326 (1, 8)															7	1	4	0	0	1	1									
Phil Linz, R OBP: 0.268, SLG: 0.292 Bud Harrelson, S OBP: 0.331, SLG: 0.328 (1, 6) (8, 6)															4	1	1	0	0	0	2									
Tommy Davis, R OBP: 0.356, SLG: 0.488 Larry Stahl, L OBP: 0.273, SLG: 0.277 (1, 7) (9, 9)															5	1	1	0	0	0	4									
Ed Kranepool, L OBP: 0.335, SLG: 0.396 (1, 3)														7	1	2	1	0	2	4										
Jerry Buchek, R OBP: 0.291, SLG: 0.363 Tom Seaver, R OBP: 0.281, SLG: 0.204 (1, 4) (12, 1)														6	1	2	1	0	1	2										
Ed Charles, R OBP: 0.336, SLG: 0.329 (1, 5)														6	0	4	2	0	1	0										
Tommie Reynolds, R OBP: 0.311, SLG: 0.295 (1, 9) (9, 7)														5	0	2	1	1	1	3										
Jerry Grote, R OBP: 0.231, SLG: 0.261 Dick Selma, R OBP: 0.059, SLG: 0.059 Ron Taylor, R OBP: 0.059, SLG: 0.059 Joe Grzenda, R OBP: 0.382, SLG: 0.518 (1, 2) (5, 1) (7, 1) (9, 1) (12, 4)														2	0	0	0	0	1	3										
Billy Wynne, L Hal Reniff, R John Sullivan, L Greg Goossen, R (1, 13) (2, 1) (6, 9) (8, 2) (13, 9) (13, 2)														1	0	0	0	0	0	2										
<b>Inning Stats</b>	R: 0 E: 0 K: 1 S: 6	H: 1 LOB: 1 BB: 0 P: 6	R: 1 E: 0 K: 1 S: 7	H: 3 LOB: 1 BB: 0 P: 7	R: 0 E: 0 K: 0 S: 4	H: 1 LOB: 1 BB: 0 P: 4	R: 0 E: 0 K: 0 S: 4	H: 1 LOB: 1 BB: 0 P: 4	R: 3 E: 0 K: 0 S: 8	H: 5 LOB: 2 BB: 0 P: 8	R: 0 E: 0 K: 0 S: 4	H: 1 LOB: 0 BB: 0 P: 4	R: 1 E: 0 K: 1 S: 7	H: 2 LOB: 2 BB: 1 P: 11	R: 0 E: 0 K: 1 S: 5	H: 0 LOB: 0 BB: 0 P: 5	R: 0 E: 0 K: 1 S: 3	H: 1 LOB: 0 BB: 0 P: 3	R: 0 E: 0 K: 1 S: 5	H: 0 LOB: 0 BB: 0 P: 5	R: 0 E: 0 K: 1 S: 5	H: 1 LOB: 0 BB: 0 P: 5	R: 0 E: 0 K: 1 S: 8	H: 2 LOB: 3 BB: 0 P: 8	R: 0 E: 0 K: 2 S: 7	H: 0 LOB: 0 BB: 0 P: 7	1B: 15 2B: 4 3B: 1 HR: 0	SF: 0 SAC: 2 DP: 3 HBP: 0	WP: 0 PB: 0 CS: 0	PA: 59
<b>PITCHER</b>	IP 6.2	WLS 8	BF 33	H 14	R 5	ER 5	SO 2	BB 0	IBB 0	HBP 0	BLK 0	WP 0	HR 0	S 37	P 37	ERA 6.75	WHIP 2.100													
Dennis Ribant, R ERA: 3.9 Al McBean, R ERA: 2.9 Roy Face, R ERA: 1.36 Juan Pizarro, L ERA: 4.22 (1, 1) (7, 1) (10, 1) (12, 1)	2.1 2.0 3.0	W 12	12	3	0	0	4	0	0	0	0	0	0	0	20	20	0.00	1.000												

New York Mets @ Pittsburgh Pirates  
Forbes Field, Pittsburgh, PA  
Thu Aug 17 1967, 7:05 PM EDT  
Att. 9,213 - Unknown

AB	56
R	5
H	18
RBI	5
BB	1
SO	10
LOB	29



Batter	1	2	3	4	5	6	7	8	9	10	11	12	13	14	AB	R	H	RBI	BB	SO	LOB	BOTTOM					
Maury Wills, S OBP: 0.331, SLG: 0.364 (1, 5) (2, 6)															6	2	4	1	0	0	1						
Matty Alou, L OBP: 0.351, SLG: 0.376 (1, 8)															7	1	3	0	0	1	2						
Al Luplow, L OBP: 0.248, SLG: 0.264 Roberto Clemente, R OBP: 0.392, SLG: 0.531 (1, 9) (9, 9) (10, 9)															4	0	0	0	0	0	3						
Willie Stargell, L OBP: 0.363, SLG: 0.492 (1, 3) (2, 7)															6	0	3	1	1	0	1						
Bill Mazerowski, R OBP: 0.297, SLG: 0.366 (1, 4)															6	1	2	0	1	0	5						
Manny Mota, R OBP: 0.349, SLG: 0.455 (1, 7) (2, 5)															6	0	3	1	1	1	1						
Jose Pagan, R OBP: 0.287, SLG: 0.318 Donn Clendenen, R OBP: 0.305, SLG: 0.392 (1, 6) (1, 9) (2, 3)															1	0	0	0	0	1							
Manny Sanguillen, R OBP: 0.216, SLG: 0.246 (1, 2)														6	0	0	0	0	1	4							
Dennis Ribant, R Al McBean, R Roy Face, R Gene Alley, R Juan Pizarro, L (1, 13) (2, 1) (6, 9) (8, 2) (13, 9) (13, 2)															3	1	2	0	0	0	2						
<b>Inning Stats</b>	R: 3 E: 3 K: 0 S: 8	H: 4 LOB: 2 BB: 0 P: 8	R: 1 E: 0 K: 0 S: 5	H: 2 LOB: 1 BB: 0 P: 5	R: 0 E: 0 K: 0 S: 3	H: 1 LOB: 0 BB: 0 P: 3	R: 0 E: 0 K: 0 S: 9	H: 2 LOB: 2 BB: 0 P: 9	R: 0 E: 0 K: 0 S: 3	H: 0 LOB: 0 BB: 0 P: 3	R: 1 E: 0 K: 0 S: 6	H: 3 LOB: 2 BB: 0 P: 6	R: 0 E: 0 K: 0 S: 7	H: 0 LOB: 2 BB: 2 P: 11	R: 0 E: 0 K: 0 S: 3	H: 1 LOB: 1 BB: 0 P: 4	R: 1 E: 0 K: 0 S: 3	H: 3 LOB: 3 BB: 1 P: 7	1B: 17 2B: 1 3B: 1 HR: 0	SF: 1 SAC: 0 DP: 2 HBP: 0	WP: 0 PB: 0 CS: 0	PA: 60					
<b>PITCHER</b>	IP 1.1	WLS 11	BF 11	H 6	R 4	ER 3	SO 0	BB 0	IBB 0	HBP 0	BLK 0	WP 0	HR 0	S 11	P 11	ERA 20.25	WHIP 4.500										
Billy Wynne, R ERA: 6.23 Hal Reniff, R ERA: 3.24 Dick Selma, R ERA: 2.88 Ron Taylor, R ERA: 2.54 Joe Grzenda, L ERA: 1.42 (1, 1) (2, 1) (5, 1) (7, 1) (9, 1)	1.1 2.2 2.2 1.2 3.1	WLS 11 8 12 6 14	BF 11 2 4 1 14	H 6 2 2 2	R 4 0 0 0	ER 3 0 0 0	SO 0 0 0 0	BB 0 0 0 0	IBB 0 0 0 0	HBP 0 0 0 0	BLK 0 0 0 0	WP 0 0 0 0	HR 0 8 16 6 16	S 11 8 6 6 16	P 11 8 16 6 16	ERA 20.25 6.75 5.40 2.88 0.900	WHIP 4.500 0.750 1.500 0.600 0.900										
<b>PITCHER</b>	IP 12.1	WLS 9	BF 44	H 4	R 1	ER 1	SO 0	BB 0	IBB 0	HBP 0	BLK 0	WP 0	HR 0	S 8	P 12	ERA 6.75	WHIP 3.000										

New York Mets @ Pittsburgh Pirates  
Forbes Field, Pittsburgh, PA  
Thu Aug 17 1967, 7:05 PM EDT  
Att. 9,213 - Unknown

AB	56
R	6
H	19
RBI	4
BB	3
SO	4
LOB	24





Batter	1	2	3	4	5	6	7	8	9	AB	R	H	RBI	BB	SO	LOB	TOP		
<b>Bud Harrelson, S</b> OBP: 0.332, SLG: 0.325 (1, 6)										3	1	0	0	2	0	0			
<b>Cleon Jones, R</b> OBP: 0.297, SLG: 0.334 (1, 8)										4	1	2	0	1	1	1			
<b>Bob Johnson, R</b> OBP: 0.376, SLG: 0.503 (1, 3)										4	0	0	1	1	0	3			
<b>Tommy Davis, R</b> OBP: 0.355, SLG: 0.486 (1, 7)										4	0	1	1	0	2	3			
<b>Ed Charles, R</b> OBP: 0.338, SLG: 0.329 (1, 5)										3	0	1	0	1	0	2			
<b>Jerry Buchek, R</b> OBP: 0.293, SLG: 0.373 (1, 4)										4	0	2	0	0	1	3			
<b>Tommie Reynolds, R</b> OBP: 0.309, SLG: 0.294 (1, 9)										4	0	1	0	0	0	4			
<b>Jerry Grote, R</b> OBP: 0.228, SLG: 0.258 (1, 2)										3	0	0	0	0	1	3			
<b>Hal Reniff, R</b> (6, 1)										0	0	0	0	0	0	0			
<b>Billy Wynne, L</b> (6, 1)										0	0	0	0	0	0	0			
<b>Phil Linz, R</b> OBP: 0.264, SLG: 0.288 (6, PH)										1	0	0	0	0	1	1			
<b>Dick Selma, R</b> OBP: 0.059, SLG: 0.059 (6, 1)										0	0	0	0	0	0	0			
<b>Jack Fisher, R</b> OBP: 0.131, SLG: 0.103 (6, PH)										2	0	0	0	0	1	2			
<b>Greg Goossen, R</b> OBP: 0.235, SLG: 0.224 (6, 2)										2	0	0	0	0	1	1			
<b>Inning Stats</b>	R: 2 E: 0 K: 1 S: 8	H: 3 LOB: 2 BB: 1 P: 12	R: 0 E: 0 K: 1 S: 5	H: 0 LOB: 0 BB: 0 P: 5	R: 0 E: 0 K: 1 S: 5	H: 0 LOB: 0 BB: 0 P: 5	R: 0 E: 0 K: 0 S: 4	H: 1 LOB: 2 BB: 1 P: 8	R: 0 E: 0 K: 2 S: 7	H: 0 LOB: 2 BB: 2 P: 15	R: 0 E: 0 K: 0 S: 3	H: 0 LOB: 1 BB: 1 P: 7	R: 0 E: 0 K: 1 S: 6	H: 1 LOB: 1 BB: 0 P: 6	R: 0 E: 0 K: 0 S: 4	H: 1 LOB: 1 BB: 0 P: 4	1B: 4 2B: 1 3B: 2 HR: 0	SF: 0 SAC: 0 DP: 0 HBP: 0	WP: 0 PA: 39 PB: 0 SB: 1 CS: 0
<b>PITCHER</b> <b>Bob Veale, L</b> ERA: 3.34 (1, 1)	IP: 9.0 WLS: W BF: 39 H: 7 R: 2 ER: 2 SO: 8 BB: 5 IBB: 0 HBP: 0 BLK: 0 WP: 0 HR: 0 S: 50 P: 70 ERA: 2.00 WHIP: 1.333															<b>PITCHER</b>			

**New York Mets @ Pittsburgh Pirates**  
Forbes Field, Pittsburgh, PA  
Fri Aug 18 1967, 7:05 PM EDT  
Att: 6,628 - Unknown

AB 34  
R 2  
H 7  
RBI 2  
BB 5  
SO 8  
LOB 23



Batter	1	2	3	4	5	6	7	8	9	AB	R	H	RBI	BB	SO	LOB	BOTTOM		
<b>Maury Wills, S</b> OBP: 0.331, SLG: 0.364 (1, 5)										5	1	2	1	0	1	3			
<b>Matty Alou, L</b> OBP: 0.352, SLG: 0.376 (1, 8)										5	1	2	0	0	0	3			
<b>Al Luplow, L</b> OBP: 0.251, SLG: 0.260 (1, 7)										3	0	0	0	2	1	4			
<b>Willie Stargell, L</b> OBP: 0.366, SLG: 0.502 (1, 3)										4	1	2	2	0	0	0			
<b>Bill Mazerolski, R</b> OBP: 0.298, SLG: 0.364 (1, 4)										2	1	0	1	2	0	1			
<b>Manny Mota, R</b> OBP: 0.350, SLG: 0.451 (1, 9)										4	1	1	2	1	1	2			
<b>Gene Alley, R</b> OBP: 0.333, SLG: 0.399 (1, 6)										4	1	2	1	0	0	3			
<b>Jerry May, R</b> OBP: 0.350, SLG: 0.366 (1, 2)										4	0	2	0	0	1	1			
<b>Bob Veale, S</b> OBP: 0.063, SLG: 0.048 (1, 1)										3	0	0	0	1	3	4			
<b>Inning Stats</b>	R: 1 E: 0 K: 1 S: 6	H: 1 LOB: 2 BB: 1 P: 11	R: 1 E: 0 K: 1 S: 8	H: 3 LOB: 2 BB: 0 P: 8	R: 2 E: 0 K: 1 S: 8	H: 3 LOB: 2 BB: 1 P: 12	R: 1 E: 0 K: 1 S: 6	H: 1 LOB: 0 BB: 0 P: 6	R: 0 E: 0 K: 0 S: 5	H: 0 LOB: 0 BB: 0 P: 5	R: 2 E: 0 K: 0 S: 4	H: 1 LOB: 3 BB: 4 P: 20	R: 0 E: 0 K: 1 S: 7	H: 2 LOB: 2 BB: 0 P: 7	R: 0 E: 1 K: 1 S: 5	H: 0 LOB: 0 BB: 0 P: 5	1B: 10 2B: 0 3B: 0 HR: 1	SF: 1 SAC: 0 DP: 1 HBP: 1	WP: 1 PA: 42 PB: 0 SB: 2 CS: 0
<b>PITCHER</b> <b>Jack Fisher, R</b> ERA: 4.7 <b>Hal Reniff, R</b> ERA: 3.45 <b>Billy Wynne, R</b> ERA: 4.76 <b>Dick Selma, R</b> ERA: 2.83	IP: 5.0 WLS: L BF: 26 H: 8 R: 5 ER: 5 SO: 5 BB: 2 IBB: 0 HBP: 1 BLK: 0 WP: 1 HR: 1 S: 33 P: 42 ERA: 9.00 WHIP: 2.000															<b>PITCHER</b>			

**New York Mets @ Pittsburgh Pirates**  
Forbes Field, Pittsburgh, PA  
Fri Aug 18 1967, 7:05 PM EDT  
Att: 6,628 - Unknown

AB 34  
R 6  
H 11  
RBI 7  
BB 6  
SO 7  
LOB 21





Batter	1	2	3	4	5	6	7	8	9	AB	R	H	RBI	BB	SO	LOB	TOP							
<b>Bud Harrelson, S</b> OBP: 0.335, SLG: 0.331 (1, 6)										5	1	3	0	0	0	1								
<b>Cleon Jones, R</b> OBP: 0.286, SLG: 0.333 (1, 8)										4	1	1	0	0	0	1								
<b>Tommy Davis, R</b> OBP: 0.355, SLG: 0.485 (1, 7)										5	2	2	1	0	0	2								
<b>Ed Kranepool, L</b> OBP: 0.334, SLG: 0.394 (1, 3)										4	0	1	1	0	0	2								
<b>Jerry Buchek, R</b> OBP: 0.293, SLG: 0.370 (1, 4)										3	1	0	1	1	0	1								
<b>Larry Stahl, L</b> OBP: 0.280, SLG: 0.285 (1, 9)										4	0	2	0	0	0	1								
<b>Ed Charles, R</b> OBP: 0.337, SLG: 0.328 (1, 5)										4	0	1	1	0	0	1								
<b>John Sullivan, L</b> OBP: 0.254, SLG: 0.241 (1, 2)										4	0	1	0	0	1	3								
<b>Danny Frisella, L</b> OBP: 0.200, SLG: 0.222 (1, 1)										3	0	0	0	0	0	3								
<b>Ron Taylor, R</b> (6, 1)										0	0	0	0	0	0	0								
<b>Bob Johnson, R</b> OBP: 0.373, SLG: 0.500 (9, PH)										1	0	0	0	0	0	0								
<b>Inning Stats</b>	R: 4 E: 0 K: 0 S: 8	H: 5 LOB: 2 BB: 1 P: 12	R: 0 E: 0 K: 0 S: 3	H: 0 LOB: 0 BB: 0 P: 3	R: 0 E: 0 K: 0 S: 3	H: 0 LOB: 0 BB: 0 P: 3	R: 0 E: 0 K: 0 S: 4	H: 1 LOB: 1 BB: 0 P: 4	R: 1 E: 0 K: 0 S: 5	H: 2 LOB: 1 BB: 0 P: 5	R: 0 E: 0 K: 0 S: 3	H: 0 LOB: 0 BB: 0 P: 3	R: 0 E: 0 K: 0 S: 4	H: 1 LOB: 1 BB: 0 P: 4	R: 0 E: 0 K: 1 S: 6	H: 1 LOB: 1 BB: 0 P: 6	R: 0 E: 0 K: 0 S: 4	H: 1 LOB: 1 BB: 0 P: 4	R: 0 E: 0 K: 0 S: 4	H: 1 LOB: 1 BB: 0 P: 4	1B: 10 2B: 1 3B: 0 HR: 0	SF: 0 SAC: 1 DP: 0 HBP: 0	WP: 1 PB: 1 SB: 1 CS: 0	PA: 39
<b>PITCHER</b> <b>Tommie Sisk, R</b> ERA: 3.26 (1, 1)	IP: 9.0 WLS: W BF: 39 H: 11 R: 5 ER: 5 SO: 1 BB: 1 IBB: 0 HBP: 0 BLK: 0 WP: 1 HR: 0 S: 40 P: 44 ERA: 5.00 WHIP: 1.333															<b>PITCHER</b>	IP: 9.0 WLS: W BF: 39 H: 11 R: 5 ER: 5 SO: 1 BB: 1 IBB: 0 HBP: 0 BLK: 0 WP: 1 HR: 0 S: 40 P: 44 ERA: 5.00 WHIP: 1.333							

**New York Mets @ Pittsburgh Pirates**  
Forbes Field, Pittsburgh, PA  
Sat Aug 19 1967, 7:05 PM EDT  
Att: 7,570 - Unknown

AB 37  
R 5  
H 11  
RBI 4  
BB 1  
SO 1  
LOB 15



Batter	1	2	3	4	5	6	7	8	9	AB	R	H	RBI	BB	SO	LOB	BOTTOM			
<b>Maury Wills, S</b> OBP: 0.328, SLG: 0.360 (1, 5)										5	0	0	0	0	0	1				
<b>Matty Alou, L</b> OBP: 0.355, SLG: 0.381 (1, 8)										5	2	3	0	0	1	1				
<b>Roberto Clemente, R</b> OBP: 0.393, SLG: 0.537 (1, 9)										5	2	2	2	0	1	2				
<b>Willie Stargell, L</b> OBP: 0.368, SLG: 0.502 (1, 3)										4	2	2	1	0	2	1				
<b>Bill Mazeroski, R</b> OBP: 0.296, SLG: 0.361 (1, 4)										4	0	0	0	0	1	2				
<b>Manny Mota, R</b> OBP: 0.348, SLG: 0.448 (1, 7)										4	0	1	1	0	2	1				
<b>Gene Alley, R</b> OBP: 0.336, SLG: 0.401 (1, 6)										3	0	2	0	1	0	2				
<b>Jerry May, R</b> OBP: 0.352, SLG: 0.365 (1, 2)										3	0	1	0	1	1	3				
<b>Tommie Sisk, R</b> OBP: 0.130, SLG: 0.096 (1, 1)										4	0	1	0	0	2	5				
<b>Inning Stats</b>	R: 2 E: 0 K: 2 S: 9	H: 2 LOB: 0 BB: 0 P: 9	R: 0 E: 0 K: 2 S: 7	H: 0 LOB: 1 BB: 1 P: 11	R: 0 E: 0 K: 1 S: 6	H: 1 LOB: 1 BB: 0 P: 6	R: 0 E: 0 K: 1 S: 7	H: 2 LOB: 2 BB: 0 P: 7	R: 3 E: 2 K: 0 S: 8	H: 4 LOB: 2 BB: 0 P: 8	R: 0 E: 0 K: 1 S: 6	H: 1 LOB: 1 BB: 0 P: 6	R: 1 E: 1 K: 2 S: 9	H: 2 LOB: 2 BB: 1 P: 13	R: 0 E: 0 K: 1 S: 5	H: 0 LOB: 0 BB: 0 P: 5	1B: 10 2B: 1 3B: 0 HR: 1	SF: 0 SAC: 0 DP: 0 HBP: 0	WP: 0 PB: 0 SB: 1 CS: 0	PA: 39
<b>PITCHER</b> <b>Danny Frisella, R</b> ERA: 3.12 (1, 1)	IP: 5.0 WLS: L BF: 27 H: 10 R: 5 ER: 4 SO: 6 BB: 1 IBB: 0 HBP: 0 BLK: 0 WP: 0 HR: 1 S: 38 P: 42 ERA: 7.20 WHIP: 2.200															<b>PITCHER</b> <b>Ron Taylor, R</b> ERA: 2.41 (6, 1)	IP: 3.0 WLS: L BF: 12 H: 2 R: 1 ER: 0 SO: 4 BB: 0 IBB: 1 HBP: 0 BLK: 0 WP: 0 HR: 0 S: 19 P: 23 ERA: 0.00 WHIP: 0.667			

**New York Mets @ Pittsburgh Pirates**  
Forbes Field, Pittsburgh, PA  
Sat Aug 19 1967, 7:05 PM EDT  
Att: 7,570 - Unknown

AB 37  
R 6  
H 12  
RBI 4  
BB 2  
SO 10  
LOB 18





Batter	1	2	3	4	5	6	7	8	9	AB	R	H	RBI	BB	SO	LOB	TOP								
<b>Bud Harrelson, S</b> OBP: 0.333, SLG: 0.329 (1, 6)										5	0	1	0	0	1	0	<b>New York Mets @ Pittsburgh Pirates</b> Forbes Field, Pittsburgh, PA Sun Aug 20 1967, 3:33 AM EDT Att: 7,263 - Unknown								
<b>Cleon Jones, R</b> OBP: 0.285, SLG: 0.335 (1, 8)										4	0	2	0	0	0	2									
<b>Bob Johnson, R</b> OBP: 0.370, SLG: 0.507 (1, 4) (6, 3)										4	1	1	0	0	0	4									
<b>Tommy Davis, R</b> OBP: 0.352, SLG: 0.480 (1, 7)										4	0	0	0	0	0	4									
<b>Ed Kranepool, L</b> OBP: 0.337, SLG: 0.397 (6, 1)										3	1	2	1	0	0	0									
<b>Dick Selma, R</b> OBP: 0.059, SLG: 0.059 (7, 1)										0	0	0	0	0	0	0									
<b>Don Cardwell, R</b> OBP: 0.216, SLG: 0.265 (8, PH)										0	0	0	0	0	0	0									
<b>Tommie Reynolds, R</b> OBP: 0.315, SLG: 0.300 (8, 9)										1	0	1	0	0	0	0									
<b>Larry Stahl, L</b> OBP: 0.289, SLG: 0.302 (1, 9)										3	0	2	0	0	0	1									
<b>Phil Linz, R</b> OBP: 0.260, SLG: 0.284 (8, PH)										1	0	0	0	0	0	1									
<b>Billy Wynne, L</b> (8, 1)										0	0	0	0	0	0	0									
<b>Jerry Buchek, R</b> OBP: 0.295, SLG: 0.372 (1, 5) (6, 4)										4	0	2	0	0	2	2									
<b>John Sullivan, L</b> OBP: 0.250, SLG: 0.237 (1, 2)										2	0	0	0	0	0	2									
<b>Ed Charles, R</b> OBP: 0.335, SLG: 0.327 (6, PH) (6, 5)										1	0	0	1	0	1	0									
<b>Bob Hendley, R</b> OBP: 0.160, SLG: 0.087 (1, 1)										1	0	1	0	0	0	0									
<b>Cal Koonce, R</b> OBP: 0.143, SLG: 0.143 (4, 1)										1	0	0	0	0	0	0									
<b>Greg Goossen, R</b> OBP: 0.226, SLG: 0.216 (6, PH) (6, 2)										2	0	0	0	0	0	2									
<b>Inning Stats</b>	R: 0 E: 1 K: 0 S: 4	H: 1 LOB: 1 BB: 0 P: 4	R: 0 E: 0 K: 0 S: 4	H: 2 LOB: 1 BB: 0 P: 4	R: 0 E: 0 K: 0 S: 5	H: 2 LOB: 2 BB: 0 P: 5	R: 0 E: 0 K: 1 S: 6	H: 1 LOB: 1 BB: 0 P: 6	R: 0 E: 0 K: 0 S: 3	H: 0 LOB: 0 BB: 0 P: 3	R: 2 E: 0 K: 0 S: 7	H: 4 LOB: 2 BB: 0 P: 7	R: 0 E: 0 K: 1 S: 5	H: 1 LOB: 0 BB: 0 P: 5	R: 0 E: 0 K: 1 S: 6	H: 1 LOB: 1 BB: 0 P: 6	R: 0 E: 0 K: 1 S: 5	H: 0 LOB: 0 BB: 0 P: 5	1B: 10 2B: 1 3B: 1 HR: 0	SF: 1 SAC: 0 DP: 2 HBP: 0	WP: 0 PB: 0 SB: 0 CS: 0	PA: 37			
<b>PITCHER</b>	IP	WLS	BF	H	R	ER	SO	BB	IBB	HBP	BLK	WP	HR	S	P	ERA	WHIP								
<b>Vern Law, R</b> ERA: 4.18 (1, 1)	5.1		25	10	2	2	1	0	0	0	0	0	0	27	27	3.38	1.875								
<b>Juan Pizarro, L</b> ERA: 4.12 (6, 1)	2.0	W	7	2	0	0	1	0	0	0	0	0	0	9	9	0.00	1.000								
<b>Roy Face, R</b> ERA: 1.32 (8, 1)	1.2	S	5	0	0	0	2	0	0	0	0	0	0	9	9	0.00	0.000								

Batter	1	2	3	4	5	6	7	8	9	AB	R	H	RBI	BB	SO	LOB	BOTTOM									
<b>Maury Wills, S</b> OBP: 0.327, SLG: 0.358 (1, 5)										5	0	1	0	0	0	1	<b>New York Mets @ Pittsburgh Pirates</b> Forbes Field, Pittsburgh, PA Sun Aug 20 1967, 3:33 AM EDT Att: 7,263 - Unknown									
<b>Gene Alley, R</b> OBP: 0.333, SLG: 0.396 (1, 6)										5	1	0	0	0	1	2										
<b>Roberto Clemente, R</b> OBP: 0.391, SLG: 0.534 (1, 9)										4	0	1	0	0	1	1										
<b>Willie Stargell, L</b> OBP: 0.369, SLG: 0.500 (1, 7)										3	1	1	0	1	1	1										
<b>Manny Mota, R</b> OBP: 0.351, SLG: 0.447 (1, 8)										1	1	0	1	1	0	0										
<b>Donn Clendenen, R</b> OBP: 0.310, SLG: 0.402 (1, 3)										3	1	2	2	1	0	2										
<b>Bill Mazerowski, R</b> OBP: 0.297, SLG: 0.362 (1, 4)										4	0	2	1	0	2	3										
<b>Jerry May, R</b> OBP: 0.355, SLG: 0.365 (1, 2)										3	0	1	0	1	0	2										
<b>Vern Law, R</b> OBP: 0.143, SLG: 0.185 (1, 1)										2	0	0	0	0	0	0										
<b>Juan Pizarro, L</b> OBP: 0.231, SLG: 0.240 (6, 1)										1	0	0	0	0	0	3										
<b>Roy Face, R</b> (8, 1)										1	0	0	0	0	1	1										
<b>Inning Stats</b>	R: 0 E: 1 K: 2 S: 8	H: 0 LOB: 1 BB: 0 P: 8	R: 2 E: 0 K: 1 S: 6	H: 1 LOB: 0 BB: 0 P: 7	R: 0 E: 0 K: 0 S: 3	H: 1 LOB: 0 BB: 0 P: 3	R: 0 E: 0 K: 0 S: 5	H: 2 LOB: 2 BB: 0 P: 5	R: 0 E: 0 K: 0 S: 3	H: 0 LOB: 0 BB: 0 P: 3	R: 1 E: 0 K: 1 S: 7	H: 2 LOB: 3 BB: 2 P: 15	R: 1 E: 1 K: 1 S: 7	H: 1 LOB: 3 BB: 2 P: 15	R: 0 E: 0 K: 1 S: 6	H: 1 LOB: 1 BB: 0 P: 6		1B: 7 2B: 0 3B: 0 HR: 1	SF: 1 SAC: 0 DP: 1 HBP: 1	WP: 0 PB: 1 SB: 0 CS: 0	PA: 38					
<b>PITCHER</b>	IP	WLS	BF	H	R	ER	SO	BB	IBB	HBP	BLK	WP	HR	S	P	ERA		WHIP								
<b>Bob Hendley, L</b> ERA: 3.63 (1, 1)	3.2		16	4	2	2	3	0	0	1	0	0	0	4	4	0.00		1.091								
<b>Cal Koonce, R</b> ERA: 3.92 (4, 1)	1.1		4	0	0	0	0	0	0	0	0	0	0	4	4	0.00		0.000								
<b>Dick Selma, R</b> ERA: 2.93 (6, 1)	1.0	L	7	2	1	1	1	1	1	0	0	0	0	7	15	9.00		3.000								
<b>Don Cardwell, R</b> ERA: 3.95 (7, 1)	1.0		7	1	1	0	1	1	1	0	0	0	0	7	15	0.00	2.000									
<b>Billy Wynne, R</b> ERA: 4.05 (8, 1)	1.0		4	1	0	0	1	0	0	0	0	0	0	6	6	0.00	1.000									



Batter	1	2	3	4	5	6	7	8	9	AB	R	H	RBI	BB	SO	LOB	TOP										
Don Kessinger, S (1, 6) OBP: 0.278, SLG: 0.266	1-3		E4		K			6-3		4	0	0	0	0	1	2	<b>Chicago Cubs @ Pittsburgh Pirates</b> Forbes Field, Pittsburgh, PA Mon Aug 21 1967, 7:05 PM EDT Att: 7,794 - Unknown - 75 F										
Glenn Beckert, R (1, 4) OBP: 0.297, SLG: 0.351	6-3		G5-4-3					4-3		4	0	0	0	0	0	2											
Billy Williams, L (1, 7) OBP: 0.353, SLG: 0.465					K					4	0	2	0	0	2	0											
Ron Santo, R (1, 5) OBP: 0.400, SLG: 0.528	FC6-4				F3			FC6-4		4	0	1	0	0	0	2											
14 Ernie Banks, R (1, 3) OBP: 0.313, SLG: 0.481										4	0	0	0	0	0	1											
Randy Hundley, R (1, 2) OBP: 0.328, SLG: 0.406										4	0	2	0	0	0	0											
Ted Savage, R (1, 9) OBP: 0.348, SLG: 0.325										3	0	1	0	1	0	1											
Adolfo Phillips, R (1, 8) OBP: 0.375, SLG: 0.484										3	1	0	0	1	0	4											
Fergie Jenkins, R (1, 1) OBP: 0.192, SLG: 0.230										2	0	1	1	0	1	1											
Paul Popovich, S (7, PH) OBP: 0.270, SLG: 0.237										1	0	0	0	0	1	1											
Bob Shaw, R (7, 1) OBP: 0.129, SLG: 0.069										0	0	0	0	0	0	0											
Lee Thomas, L (9, PH) OBP: 0.286, SLG: 0.292										1	0	0	0	0	0	2											
<b>Inning Stats</b>	R: 0 E: 0 K: 0 S: 4	H: 1 LOB: 1 BB: 0 P: 4	R: 0 E: 0 K: 0 S: 3	H: 0 LOB: 0 BB: 0 P: 3	R: 0 E: 2 K: 1 S: 6	H: 0 LOB: 1 BB: 0 P: 6	R: 0 E: 0 K: 1 S: 5	H: 0 LOB: 0 BB: 0 P: 5	R: 1 E: 0 K: 1 S: 6	H: 2 LOB: 1 BB: 1 P: 10	R: 0 E: 0 K: 1 S: 6	H: 1 LOB: 1 BB: 0 P: 6	R: 0 E: 1 K: 1 S: 5	H: 0 LOB: 1 BB: 1 P: 9	R: 0 E: 0 K: 0 S: 4	H: 1 LOB: 1 BB: 0 P: 4	R: 0 E: 0 K: 0 S: 5	H: 2 LOB: 2 BB: 0 P: 5	1B: 6 2B: 1 3B: 0 HR: 0	SF: 0 SAC: 0 DP: 3 HBP: 0	WP: 1 PA: 36 PB: 0 SB: 0 CS: 0						
<b>PITCHER</b>	IP	WLS	BF	H	R	ER	SO	BB	IBB	HBP	BLK	WP	HR	S	P	ERA	WHIP										
Woodie Fryman, L (1, 1) ERA: 4.59	8.1	W	34	7	1	1	5	2	0	0	0	1	0	42	50	1.08	1.080										
Roy Face, R (9, 1) ERA: 1.31	0.2	S	2	0	0	0	0	0	0	0	0	0	0	2	2	0.00	0.000										

AB	34
R	1
H	7
RBI	1
BB	2
SO	5
LOB	16



Batter	1	2	3	4	5	6	7	8	9	AB	R	H	RBI	BB	SO	LOB	BOTTOM										
Maury Wills, S (1, 5) OBP: 0.330, SLG: 0.362	E4		1B		HBP					4	2	3	1	0	0	0	<b>Chicago Cubs @ Pittsburgh Pirates</b> Forbes Field, Pittsburgh, PA Mon Aug 21 1967, 7:05 PM EDT Att: 7,794 - Unknown - 75 F										
Matty Alou, L (1, 8) OBP: 0.356, SLG: 0.381	K		1B		1B					3	1	1	0	0	1	2											
Roberto Clemente, R (1, 9) OBP: 0.392, SLG: 0.541	6-3		1B		HBP					4	1	2	4	0	0	0											
Willie Stargell, L (1, 3) OBP: 0.368, SLG: 0.495			HR		1B					3	0	0	0	1	0	0											
Bill Mazerowski, R (1, 4) OBP: 0.299, SLG: 0.366					1B					4	0	2	0	0	0	3											
Manny Mota, R (1, 7) OBP: 0.351, SLG: 0.445					1B					3	0	1	0	0	1	4											
Gene Alley, R (1, 6) OBP: 0.330, SLG: 0.392					1B					4	0	0	0	0	1	2											
Jerry May, R (1, 2) OBP: 0.349, SLG: 0.358					1B					4	1	0	0	0	0	2											
Woodie Fryman, R (1, 1) OBP: 0.077, SLG: 0.080					1B					3	0	1	0	0	1	0											
Roy Face, R (9, 1) ERA: 1.31					1B					0	0	0	0	0	0	0											
<b>Inning Stats</b>	R: 0 E: 1 K: 1 S: 5	H: 0 LOB: 0 BB: 0 P: 5	R: 0 E: 0 K: 0 S: 4	H: 1 LOB: 1 BB: 0 P: 4	R: 3 E: 0 K: 0 S: 6	H: 4 LOB: 0 BB: 0 P: 6	R: 0 E: 0 K: 1 S: 6	H: 1 LOB: 1 BB: 0 P: 6	R: 1 E: 0 K: 0 S: 7	H: 2 LOB: 3 BB: 1 P: 12	R: 1 E: 1 K: 0 S: 5	H: 1 LOB: 1 BB: 0 P: 5	R: 0 E: 0 K: 1 S: 6	H: 1 LOB: 1 BB: 0 P: 6	R: 0 E: 0 K: 0 S: 3	H: 0 LOB: 0 BB: 0 P: 3	1B: 8 2B: 1 3B: 0 HR: 1	SF: 0 SAC: 2 DP: 0 HBP: 1	WP: 0 PA: 36 PB: 0 SB: 0 CS: 1								
<b>PITCHER</b>	IP	WLS	BF	H	R	ER	SO	BB	IBB	HBP	BLK	WP	HR	S	P	ERA	WHIP										
Fergie Jenkins, R (1, 1) ERA: 2.71	6.0	L	29	9	5	4	3	0	0	1	0	0	0	33	38	6.00	1.500										
Bob Shaw, R (7, 1) ERA: 4.43	2.0		7	1	0	0	1	0	0	0	0	0	0	9	9	0.00	0.500										





Batter	1	2	3	4	5	6	7	8	9	AB	R	H	RBI	BB	SO	LOB	TOP					
Don Kessinger, S OBP: 0.275, SLG: 0.268 (1, 6)										5	0	2	0	0	1	2	Chicago Cubs @ Pittsburgh Pirates Forbes Field, Pittsburgh, PA Tue Aug 22 1967, 7:05 PM EDT Alt. 8,414 - Unknown - 75 F					
Glenn Beckert, R OBP: 0.295, SLG: 0.351 (1, 4)										5	1	1	1	0	0	2						
Billy Williams, L OBP: 0.353, SLG: 0.469 (1, 7)										4	1	1	1	1	1	3						
Ron Santo, R OBP: 0.402, SLG: 0.532 (1, 5)										4	1	2	1	1	1	1						
14 Ernie Banks, R OBP: 0.316, SLG: 0.484 Clarence Jones, L OBP: 0.307, SLG: 0.360 (9, PR) (9, 3)										5	0	3	1	0	1	2						
Randy Hundley, R OBP: 0.325, SLG: 0.407 (1, 2)										4	1	1	0	1	0	4						
Ted Savage, R OBP: 0.345, SLG: 0.321 (1, 9)										5	1	1	0	0	2	3						
Adolfo Phillips, R OBP: 0.376, SLG: 0.482 (1, 8)										2	1	0	0	1	0	2						
Joe Niekro, R OBP: 0.200, SLG: 0.250 (1, 1)										3	2	2	3	0	0	0						
<b>Inning Stats</b>	R: 0 E: 1 K: 1 S: 6	H: 1 LOB: 2 BB: 1 P: 10	R: 5 E: 0 K: 2 S: 13	H: 6 LOB: 2 BB: 1 P: 17	R: 0 E: 0 K: 0 S: 3	H: 0 LOB: 1 BB: 0 P: 4	R: 0 E: 0 K: 0 S: 2	H: 0 LOB: 0 BB: 1 P: 6	R: 0 E: 0 K: 1 S: 5	H: 0 LOB: 1 BB: 1 P: 9	R: 1 E: 0 K: 0 S: 4	H: 2 LOB: 0 BB: 0 P: 4	R: 1 E: 0 K: 1 S: 7	H: 2 LOB: 1 BB: 0 P: 7	R: 0 E: 0 K: 0 S: 3	H: 0 LOB: 0 BB: 0 P: 3		R: 1 E: 0 K: 1 S: 7	H: 2 LOB: 1 BB: 0 P: 7	1B: 7 2B: 4 3B: 1 HR: 1	SF: 0 SAC: 1 DP: 3 HBP: 1	WP: 0 PB: 0 SB: 0 CS: 0
<b>PITCHER</b>	IP WLS BF H R ER SO BB IBB HBP BLK WP HR S P ERA WHIP																					
Bob Veale, L ERA: 3.57 (1, 1)	1.2 L 12 5 5 5 3 2 0 0 0 0 0 0 16 24 27.00 4.200																					
John Geinar, R ERA: 9.82 (2, 1)	1.1 7 2 0 0 0 0 0 0 1 0 0 0 6 7 0.00 1.500																					
Billy O'Dell, L ERA: 5.38 (4, 1)	2.0 7 0 0 0 1 2 0 0 0 0 0 0 7 15 0.00 1.000																					
Dennis Ribant, R ERA: 3.95 (6, 1)	3.0 12 4 2 2 1 0 0 0 0 0 0 0 14 14 6.00 1.333																					
Juan Pizarro, L ERA: 4.18 (9, 1)	1.0 5 2 1 1 1 0 0 0 0 0 0 1 7 7 9.00 2.000																					
<b>Batter</b>	<b>1</b>	<b>2</b>	<b>3</b>	<b>4</b>	<b>5</b>	<b>6</b>	<b>7</b>	<b>8</b>	<b>9</b>	<b>AB</b>	<b>R</b>	<b>H</b>	<b>RBI</b>	<b>BB</b>	<b>SO</b>	<b>LOB</b>	<b>BOTTOM</b>					
Maury Wills, S OBP: 0.329, SLG: 0.361 (1, 5)										4	0	1	0	0	1	0	Chicago Cubs @ Pittsburgh Pirates Forbes Field, Pittsburgh, PA Tue Aug 22 1967, 7:05 PM EDT Alt. 8,414 - Unknown - 75 F					
Juan Pizarro, L OBP: 0.231, SLG: 0.240 (9, 1)										0	0	0	0	0	0	0						
Donn Clendenon, R OBP: 0.309, SLG: 0.401 (9, PH)										1	0	0	0	0	1	2						
Matty Alou, L OBP: 0.360, SLG: 0.387 (1, 8)										4	0	3	0	0	0	0						
Roberto Clemente, R OBP: 0.393, SLG: 0.545 (1, 9)										4	0	2	0	0	2	3						
Willie Stargell, L OBP: 0.364, SLG: 0.489 (1, 3)										4	0	0	0	0	1	4						
Bill Mazerowski, R OBP: 0.299, SLG: 0.365 (1, 4)										4	1	1	0	0	0	1						
Manny Mota, R OBP: 0.356, SLG: 0.450 (1, 7)										4	0	3	0	0	0	0						
Gene Alley, R OBP: 0.329, SLG: 0.391 (1, 6)										4	0	1	1	0	0	2						
Jerry May, R OBP: 0.345, SLG: 0.354 Manny Jimenez, L OBP: 0.295, SLG: 0.429 (9, PH) (8, 1)										3	0	0	0	0	0	1						
Bob Veale, S OBP: 0.283, SLG: 0.048 John Geinar, R OBP: 0.259, SLG: 0.115 Al Luplow, L OBP: 0.259, SLG: 0.115 Billy O'Dell, L OBP: 0.259, SLG: 0.115 Andre Rodgers, R OBP: 0.259, SLG: 0.115 Dennis Ribant, R OBP: 0.259, SLG: 0.115 Jose Pagan, R OBP: 0.259, SLG: 0.115 (1, 1) (2, 1) (3, PH) (4, 1) (5, PH) (6, 1) (8, PH) (9, 5)										0	0	0	0	0	0	0						
<b>Inning Stats</b>	R: 0 E: 0 K: 0 S: 4	H: 1 LOB: 1 BB: 0 P: 4	R: 0 E: 0 K: 0 S: 3	H: 0 LOB: 0 BB: 0 P: 3	R: 0 E: 0 K: 1 S: 7	H: 2 LOB: 2 BB: 0 P: 7	R: 0 E: 0 K: 0 S: 4	H: 1 LOB: 1 BB: 0 P: 4	R: 0 E: 0 K: 2 S: 7	H: 0 LOB: 0 BB: 0 P: 7	R: 0 E: 0 K: 1 S: 6	H: 1 LOB: 1 BB: 0 P: 6	R: 0 E: 0 K: 0 S: 3	H: 1 LOB: 0 BB: 0 P: 3	R: 0 E: 0 K: 1 S: 7	H: 2 LOB: 2 BB: 0 P: 7	R: 1 E: 0 K: 1 S: 8	H: 3 LOB: 2 BB: 0 P: 8	1B: 9 2B: 1 3B: 1 HR: 0	SF: 0 SAC: 0 DP: 1 HBP: 0	WP: 0 PB: 0 SB: 0 CS: 0	PA: 37
<b>PITCHER</b>	IP WLS BF H R ER SO BB IBB HBP BLK WP HR S P ERA WHIP																					
Joe Niekro, R ERA: 3.75 (1, 1)	9.0 W 37 11 1 1 1 6 0 0 0 0 0 0 49 49 1.00 1.222																					

AB	37
R	8
H	13
RBI	7
BB	4
SO	6
LOB	19



AB	37
R	1
H	11
RBI	1
BB	0
SO	6
LOB	17






Batter	1	2	3	4	5	6	7	8	9	AB	R	H	RBI	BB	SO	LOB	TOP			
Don Kessinger, S (1, 6) OBP: 0.281, SLG: 0.270										4	0	2	0	0	0	2				
Glenn Beckert, R (1, 4) OBP: 0.294, SLG: 0.348										4	0	0	0	0	0	4				
Billy Williams, L (1, 7) OBP: 0.353, SLG: 0.467										4	0	1	0	0	1	2				
Ron Santo, R (1, 5) OBP: 0.399, SLG: 0.528										4	0	0	0	0	1	3				
14 Ernie Banks, R (1, 3) OBP: 0.318, SLG: 0.485										4	0	2	0	0	0	0				
Clarence Jones, L (1, 9) OBP: 0.306, SLG: 0.357										4	1	1	0	0	1	2				
Randy Hundley, R (1, 2) OBP: 0.330, SLG: 0.407										3	0	1	0	1	2	2				
Adolfo Phillips, R (1, 8) OBP: 0.374, SLG: 0.478										3	0	0	0	0	0	4				
Bill Hands, R (1, 1) OBP: 0.241, SLG: 0.154										2	0	1	1	0	0	0				
Al Spangler, L (7, PH) OBP: 0.326, SLG: 0.299										1	0	0	0	0	1	1				
Bill Stoneman, R (7, 1)										0	0	0	0	0	0	0				
<b>Inning Stats</b>	R: 0 E: 0 K: 0 S: 4	H: 1 LOB: 1 BB: 0 P: 4	R: 0 E: 0 K: 2 S: 8	H: 1 LOB: 1 BB: 0 P: 8	R: 0 E: 0 K: 0 S: 3	H: 0 LOB: 0 BB: 0 P: 3	R: 0 E: 0 K: 1 S: 5	H: 0 LOB: 0 BB: 0 P: 5	R: 1 E: 0 K: 0 S: 6	H: 3 LOB: 2 BB: 0 P: 6	R: 0 E: 0 K: 1 S: 5	H: 1 LOB: 1 BB: 0 P: 9	R: 0 E: 0 K: 0 S: 4	H: 1 LOB: 1 BB: 0 P: 4	R: 0 E: 0 K: 1 S: 5	H: 1 LOB: 1 BB: 0 P: 5	1B: 8 2B: 2 3B: 0 HR: 0	SF: 0 SAC: 0 DP: 2 HBP: 0	WP: 0 PB: 1 CS: 2	PA: 34
<b>PITCHER</b> Al McBean, R (1, 1) ERA: 2.69	IP: 9.0 WLS: W BF: 34 H: 8 R: 1 ER: 1 SO: 6 BB: 1 IBB: 0 HBP: 0 BLK: 0 WP: 0 HR: 0 S: 45 P: 49 ERA: 1.00 WHIP: 1.000															<b>PITCHER</b>				

Chicago Cubs @ Pittsburgh Pirates  
Forbes Field, Pittsburgh, PA  
Wed Aug 23 1967, 7:05 PM EDT  
Att: 8,952 - Unknown


AB	33
R	1
H	8
RBI	1
BB	1
SO	6
LOB	20



Batter	1	2	3	4	5	6	7	8	9	AB	R	H	RBI	BB	SO	LOB	BOTTOM			
Maury Wills, S (1, 5) OBP: 0.327, SLG: 0.358										4	0	0	0	0	1	1				
Matty Alou, L (1, 8) OBP: 0.359, SLG: 0.386										3	1	1	0	0	0	0				
Roberto Clemente, R (1, 9) OBP: 0.393, SLG: 0.544										3	0	1	1	0	2	0				
Willie Stargell, L (1, 3) OBP: 0.361, SLG: 0.485										3	0	0	0	0	0	1				
Bill Mazerowski, R (1, 4) OBP: 0.299, SLG: 0.364										3	0	1	0	0	0	0				
Manny Mota, R (1, 7) OBP: 0.356, SLG: 0.452										3	1	1	0	0	1	1				
Gene Alley, R (1, 6) OBP: 0.329, SLG: 0.390										3	0	1	0	0	1	0				
Jerry May, R (1, 2) OBP: 0.345, SLG: 0.353										3	0	1	1	0	0	1				
Al McBean, R (1, 1) OBP: 0.231, SLG: 0.167										3	0	0	0	0	3	2				
<b>Inning Stats</b>	R: 1 E: 0 K: 1 S: 6	H: 2 LOB: 0 BB: 0 P: 6	R: 1 E: 0 K: 1 S: 7	H: 2 LOB: 1 BB: 0 P: 7	R: 0 E: 0 K: 1 S: 5	H: 0 LOB: 0 BB: 0 P: 5	R: 0 E: 0 K: 0 S: 3	H: 1 LOB: 0 BB: 0 P: 3	R: 0 E: 0 K: 1 S: 6	H: 1 LOB: 1 BB: 0 P: 6	R: 0 E: 0 K: 1 S: 5	H: 0 LOB: 0 BB: 0 P: 5	R: 0 E: 0 K: 2 S: 7	H: 0 LOB: 0 BB: 0 P: 7	R: 0 E: 0 K: 1 S: 5	H: 0 LOB: 0 BB: 0 P: 5	1B: 5 2B: 1 3B: 0 HR: 0	SF: 0 SAC: 0 DP: 2 HBP: 0	WP: 0 PB: 0 SB: 1 CS: 0	PA: 28
<b>PITCHER</b> Bill Hands, R (1, 1) ERA: 2.62	IP: 6.0 WLS: L BF: 22 H: 6 R: 2 ER: 2 SO: 5 BB: 2 IBB: 2 HBP: 2 BLK: 0 WP: 0 HR: 0 S: 32 P: 32 ERA: 3.00 WHIP: 1.000															<b>PITCHER</b>				
Bill Stoneman, R (7, 1) ERA: 3.15	IP: 2.0 WLS: L BF: 6 H: 0 R: 0 ER: 0 SO: 3 BB: 0 IBB: 0 HBP: 0 BLK: 0 WP: 0 HR: 0 S: 12 P: 12 ERA: 0.00 WHIP: 0.000															<b>PITCHER</b>				

Chicago Cubs @ Pittsburgh Pirates  
Forbes Field, Pittsburgh, PA  
Wed Aug 23 1967, 7:05 PM EDT  
Att: 8,952 - Unknown

AB	28
R	2
H	6
RBI	2
BB	0
SO	8
LOB	6





Batter	1	2	3	4	5	6	7	8	9	AB	R	H	RBI	BB	SO	LOB	TOP			
Maury Wills, S (1, 5) OBP: 0.324, SLG: 0.355										4	0	0	0	0	0	0	Pittsburgh Pirates @ Philadelphia Phillies Connie Mack Stadium, Philadelphia, PA Fri Aug 25 1967, 7:05 PM EDT Unknown			
Matty Alou, L (1, 8) OBP: 0.363, SLG: 0.390										4	0	3	0	0	0	0				
Roberto Clemente, R (1, 9) OBP: 0.392, SLG: 0.543										4	0	1	0	0	2	3				
Willie Stargell, L (1, 3) OBP: 0.363, SLG: 0.482										2	0	0	0	1	1	1				
Bill Mazerowski, R (1, 4) OBP: 0.297, SLG: 0.361										4	0	0	0	0	0	5				
Manny Mota, R (1, 7) OBP: 0.351, SLG: 0.446										4	0	0	0	0	0	3				
Gene Alley, R (1, 6) OBP: 0.330, SLG: 0.392										4	0	2	0	0	0	0				
Jerry May, R (1, 2) OBP: 0.341, SLG: 0.349										3	0	0	0	0	1	1				
Manny Jimenez, L (9, PH) OBP: 0.289, SLG: 0.419										1	0	0	0	0	0	1				
Tommy Sisk, R (1, 1) OBP: 0.125, SLG: 0.093										2	0	0	0	0	1	1				
Al Luplow, L (7, PH) OBP: 0.249, SLG: 0.257										1	0	0	0	0	1	0				
Billy O'Dell, S (7, 1) OBP: 0.179, SLG: 0.115										0	0	0	0	0	0	0				
Dennis Ribant, R (7, 1) OBP: 0.245, SLG: 0.340										0	0	0	0	0	0	0				
<b>Inning Stats</b>	R: 0 E: 1 K: 1 S: 6	H: 0 LOB: 2 BB: 0 P: 7	R: 0 E: 0 K: 0 S: 4	H: 1 LOB: 1 BB: 0 P: 4	R: 0 E: 0 K: 1 S: 5	H: 1 LOB: 1 BB: 0 P: 5	R: 0 E: 0 K: 1 S: 5	H: 0 LOB: 0 BB: 0 P: 5	R: 0 E: 0 K: 2 S: 7	H: 2 LOB: 3 BB: 1 P: 9	R: 0 E: 0 K: 1 S: 5	H: 0 LOB: 0 BB: 0 P: 5	R: 0 E: 0 K: 0 S: 4	H: 1 LOB: 1 BB: 0 P: 4	R: 0 E: 0 K: 0 S: 4	H: 1 LOB: 1 BB: 0 P: 4	1B: 5 2B: 2 3B: 0 HR: 0	SF: 0 SAC: 0 DP: 1 HBP: 1	WP: 0 PB: 0 SB: 1 CS: 2	PA: 35
<b>PITCHER</b> Jim Bunning, R (1, 1) ERA: 2.54	IP: 9.0 WLS: W BF: 35 H: 6 R: 0 ER: 0 SO: 6 BB: 0 IBB: 1 HBP: 1 BLK: 0 WP: 0 HR: 0 S: 45 P: 50 ERA: 0.00 WHIP: 0.667															<b>PITCHER</b>				

Batter	1	2	3	4	5	6	7	8	9	AB	R	H	RBI	BB	SO	LOB	BOTTOM			
Cookie Rojas, R (1, 4) OBP: 0.295, SLG: 0.321										3	0	0	0	1	0	0	Pittsburgh Pirates @ Philadelphia Phillies Connie Mack Stadium, Philadelphia, PA Fri Aug 25 1967, 7:05 PM EDT Unknown			
John Briggs, L (1, 8) OBP: 0.331, SLG: 0.398										4	1	1	1	0	0	1				
Tony Gonzalez, L (1, 7) OBP: 0.395, SLG: 0.484										3	0	2	0	1	0	0				
Johnny Callison, L (1, 9) OBP: 0.327, SLG: 0.420										4	0	1	0	0	0	5				
Bill White, L (1, 3) OBP: 0.359, SLG: 0.381										3	1	2	0	1	1	3				
Tony Taylor, R (1, 5) OBP: 0.320, SLG: 0.334										4	0	1	0	0	0	2				
Gary Sutherland, R (1, 6) OBP: 0.305, SLG: 0.342										3	0	1	1	1	0	2				
Bobby Wine, R (9, 6) OBP: 0.257, SLG: 0.294										0	0	0	0	0	0	0				
Clay Dalrymple, L (1, 2) OBP: 0.286, SLG: 0.248										3	0	0	0	0	1	3				
Jim Bunning, R (1, 1) OBP: 0.177, SLG: 0.272										4	0	0	0	0	1	4				
<b>Inning Stats</b>	R: 0 E: 0 K: 0 S: 4	H: 1 LOB: 1 BB: 0 P: 4	R: 0 E: 0 K: 0 S: 3	H: 1 LOB: 1 BB: 1 P: 7	R: 0 E: 1 K: 2 S: 8	H: 0 LOB: 2 BB: 2 P: 16	R: 0 E: 0 K: 0 S: 3	H: 0 LOB: 0 BB: 0 P: 3	R: 0 E: 0 K: 0 S: 3	H: 0 LOB: 0 BB: 0 P: 3	R: 1 E: 0 K: 0 S: 6	H: 3 LOB: 3 BB: 0 P: 7	R: 1 E: 0 K: 0 S: 5	H: 3 LOB: 1 BB: 0 P: 5	R: 0 E: 0 K: 1 S: 5	H: 0 LOB: 1 BB: 1 P: 9	1B: 7 2B: 0 3B: 0 HR: 1	SF: 0 SAC: 0 DP: 1 HBP: 1	WP: 0 PB: 0 SB: 0 CS: 0	PA: 37
<b>PITCHER</b> Tommy Sisk, R (1, 1) ERA: 3.19	IP: 6.0 WLS: L BF: 27 H: 5 R: 1 ER: 1 SO: 2 BB: 2 IBB: 1 HBP: 1 BLK: 0 WP: 0 HR: 0 S: 27 P: 40 ERA: 1.50 WHIP: 1.167															<b>PITCHER</b>				
Billy O'Dell, L (7, 1) ERA: 5.44	0.2 WLS: L BF: 5 H: 3 R: 1 ER: 1 SO: 0 BB: 0 IBB: 0 HBP: 0 BLK: 0 WP: 0 HR: 1 S: 5 P: 5 ERA: 13.50 WHIP: 4.500															<b>PITCHER</b>				
Dennis Ribant, R (7, 1) ERA: 3.91	1.1 WLS: L BF: 4 H: 0 R: 0 ER: 0 SO: 1 BB: 1 IBB: 0 HBP: 0 BLK: 0 WP: 0 HR: 0 S: 5 P: 9 ERA: 0.00 WHIP: 0.750															<b>PITCHER</b>				





Batter	1	2	3	4	5	6	7	8	9	AB	R	H	RBI	BB	SO	LOB	TOP										
Maury Wills, S (1, 5) OBP: 0.323, SLG: 0.355	F9			F9		E6		1B	FC6-4	5	1	1	0	0	0	1											
Gene Alley, R (1, 6) OBP: 0.332, SLG: 0.393	CS			6-3		FC4-6		1B		4	0	2	1	0	0	1											
Roberto Clemente, R (1, 9) OBP: 0.390, SLG: 0.540	1B					FC4-6		2B		3	0	0	0	0	1	1											
Roberto Clemente, R (1, 9) OBP: 0.390, SLG: 0.540	K					2-3		1B	FC6-4	3	0	0	0	0	1	1											
Willie Stargell, L (1, 7) OBP: 0.364, SLG: 0.481				L7						3	0	1	0	1	1	1											
Manny Mota, R (1, 8) OBP: 0.353, SLG: 0.450										4	1	2	0	0	0	3											
Donn Clendenen, R (1, 3) OBP: 0.308, SLG: 0.399										4	0	1	0	0	1	3											
Bill Mazerolski, R (1, 4) OBP: 0.296, SLG: 0.361										4	0	1	1	0	0	1											
Jerry May, R (1, 2) OBP: 0.337, SLG: 0.345										3	0	0	0	0	1	3											
Al Luplow, L (9, PH) OBP: 0.245, SLG: 0.256										1	0	0	0	0	1	0											
Steve Blass, R (1, 1) OBP: 0.133, SLG: 0.103										1	0	0	0	0	0	0											
John Gelnar, R (4, 1)										1	0	0	0	0	1	0											
Jose Pagan, R (7, PH) OBP: 0.282, SLG: 0.312										1	0	0	0	0	0	2											
Juan Pizarro, L (7, 1) OBP: 0.231, SLG: 0.240										0	0	0	0	0	0	0											
Manny Jimenez, L (9, PH) OBP: 0.304, SLG: 0.432										1	0	1	0	0	0	0											
<b>Inning Stats</b>	R: 0 E: 0 K: 1 S: 5	H: 1 LOB: 1 BB: 0 P: 5	R: 0 E: 0 K: 1 S: 4	H: 0 LOB: 0 BB: 1 P: 8	R: 0 E: 0 K: 0 S: 3	H: 0 LOB: 0 BB: 0 P: 3	R: 0 E: 0 K: 0 S: 3	H: 0 LOB: 1 BB: 1 P: 7	R: 0 E: 0 K: 1 S: 6	H: 0 LOB: 1 BB: 0 P: 6	R: 1 E: 0 K: 1 S: 8	H: 3 LOB: 2 BB: 0 P: 8	R: 1 E: 0 K: 0 S: 6	H: 3 LOB: 2 BB: 0 P: 6	R: 0 E: 0 K: 1 S: 6	H: 1 LOB: 1 BB: 0 P: 6	1B: 7 2B: 3 3B: 0 HR: 0	SF: 0 SAC: 0 DP: 2 HBP: 0	WP: 0 PB: 0 SB: 0 CS: 1	PA: 37							
<b>PITCHER</b>	IP	WLS	BF	H	R	ER	SO	BB	IBB	HBP	BLK	WP	HR	S	P	ERA	WHIP										
Chris Short, L (1, 1) ERA: 2.49	7.1	W	31	8	2	2	5	2	0	0	0	0	0	39	47	2.46	1.364										
Turk Farrell, R (8, 1) ERA: 2.4	1.2	S	6	1	0	0	1	0	0	0	0	0	0	8	8	0.00	0.600										

Pittsburgh Pirates @ Philadelphia Phillies  
 Connie Mack Stadium, Philadelphia, PA  
 Fri Aug 25 1967, 7:05 PM EDT  
 Att: 13,696 - Unknown


AB 35  
 R 2  
 H 9  
 RBI 2  
 BB 2  
 SO 6  
 LOB 18



Batter	1	2	3	4	5	6	7	8	9	AB	R	H	RBI	BB	SO	LOB	BOTTOM										
Cookie Rojas, R (1, 4) OBP: 0.298, SLG: 0.323	1B			F7		6-3				4	1	2	1	1	0	1											
John Briggs, L (1, 8) OBP: 0.325, SLG: 0.390	F8			1-3						5	0	0	0	0	1	5											
Tony Gonzalez, L (1, 7) OBP: 0.396, SLG: 0.484	2B			G3						4	2	2	0	0	0	0											
Johnny Callison, L (1, 9) OBP: 0.330, SLG: 0.426	2B									4	1	3	2	0	0	0											
Bill White, L (1, 3) OBP: 0.369, SLG: 0.392										2	1	2	2	2	0	0											
Tony Taylor, R (1, 5) OBP: 0.316, SLG: 0.330	G1-6-3									4	1	0	0	0	0	5											
Gary Sutherland, R (1, 6) OBP: 0.306, SLG: 0.338										2	0	0	0	1	1	0											
Bobby Wine, R (7, 6) OBP: 0.256, SLG: 0.292										1	0	0	0	0	0	0											
Gene Oliver, R (1, 2) OBP: 0.298, SLG: 0.397										3	0	1	0	1	0	2											
Chris Short, R (1, 1) OBP: 0.152, SLG: 0.136										1	0	0	0	0	1	0											
Turk Farrell, R (8, 1) OBP: 0.176, SLG: 0.188										0	0	0	0	0	0	0											
<b>Inning Stats</b>	R: 2 E: 0 K: 0 S: 5	H: 3 LOB: 1 BB: 1 P: 9	R: 0 E: 0 K: 1 S: 5	H: 0 LOB: 0 BB: 0 P: 5	R: 0 E: 0 K: 0 S: 3	H: 0 LOB: 0 BB: 0 P: 3	R: 3 E: 1 K: 0 S: 6	H: 3 LOB: 2 BB: 1 P: 11	R: 0 E: 0 K: 0 S: 3	H: 0 LOB: 1 BB: 1 P: 7	R: 0 E: 0 K: 1 S: 6	H: 1 LOB: 1 BB: 0 P: 6	R: 1 E: 0 K: 1 S: 7	H: 3 LOB: 1 BB: 0 P: 7	R: 0 E: 0 K: 0 S: 3	H: 0 LOB: 2 BB: 2 P: 11	1B: 8 2B: 2 3B: 0 HR: 0	SF: 0 SAC: 2 DP: 2 HBP: 1	WP: 0 PB: 0 SB: 0 CS: 1	PA: 38							
<b>PITCHER</b>	IP	WLS	BF	H	R	ER	SO	BB	IBB	HBP	BLK	WP	HR	S	P	ERA	WHIP										
Steve Blass, R (1, 1) ERA: 3.43	3.0	L	15	5	5	4	1	0	0	0	0	0	0	16	20	12.00	1.667										
John Gelnar, R (4, 1) ERA: 5.4	3.0		13	2	0	0	1	2	0	1	0	0	0	12	21	0.00	1.333										
Juan Pizarro, L (7, 1) ERA: 4.18	2.0		10	3	1	1	1	1	1	0	0	0	0	10	18	4.50	2.000										

Pittsburgh Pirates @ Philadelphia Phillies  
 Connie Mack Stadium, Philadelphia, PA  
 Fri Aug 25 1967, 7:05 PM EDT  
 Att: 13,696 - Unknown

AB 30  
 R 6  
 H 10  
 RBI 5  
 BB 5  
 SO 3  
 LOB 13





Batter	1	2	3	4	5	6	7	8	9	AB	R	H	RBI	BB	SO	LOB	TOP			
Maury Wills, S OBP: 0.320, SLG: 0.352 (1, 5)	0-0 6-3		0-3 K			0-3 K		0-0 F9		4	0	0	0	0	2	0				
Matty Alou, L OBP: 0.362, SLG: 0.388 (1, 8)	0-0 L3		0-0 6-3			0-0 F7		0-0 FC6-4 1B		4	0	1	0	0	0	0				
Roberto Clemente, R OBP: 0.391, SLG: 0.539 (1, 9)	0-0 1B			0-0 F8		0-0 2B 1B		0-3 K		4	0	2	0	0	1	1				
Willie Stargell, L OBP: 0.363, SLG: 0.481 (1, 3)	0-0 F7			0-0 4-3		0-0 1-H 2B		0-0 FC6-4 1B 1-2		4	0	1	0	0	0	2				
Bill Mazerowski, R OBP: 0.296, SLG: 0.360 (1, 4)		0-0 P4		0-0 L9				0-0 6-3		4	0	1	0	0	0	0				
Manny Mota, R OBP: 0.348, SLG: 0.444 (1, 7)		0-0 F9				0-0 F9		0-0 4-3		4	0	0	0	0	1	2				
Gene Alley, R OBP: 0.332, SLG: 0.391 (1, 6)		1-0 S HBP				0-3 K		0-0 F9		2	0	0	0	0	1	0				
Jerry May, R OBP: 0.338, SLG: 0.346 (1, 2)		0-0 4-3				0-0		0-0 5-3		2	0	1	0	0	0	0				
Al Luplow, L OBP: 0.247, SLG: 0.255 (8, PH)								0-0 1B		1	0	0	0	0	0	0				
Manny Sanguillen, R OBP: 0.210, SLG: 0.245 (8, 2)		1-2						0-0 4-3		0	0	0	0	0	0	0				
Bob Veale, S OBP: 0.062, SLG: 0.047 (1, 1)			0-3 K					0-0 L7		2	0	0	0	0	1	1				
Manny Jimenez, L OBP: 0.298, SLG: 0.422 (8, PH)										1	0	0	0	0	0	0				
Roy Face, R (8, 1)										0	0	0	0	0	0	0				
<b>Inning Stats</b>	R: 0 E: 0 K: 0 S: 4	H: 1 LOB: 1 BB: 0 P: 4	R: 0 E: 0 K: 0 S: 3	H: 0 LOB: 1 BB: 0 P: 4	R: 0 E: 0 K: 2 S: 7	H: 0 LOB: 0 BB: 0 P: 7	R: 0 E: 0 K: 0 S: 3	H: 0 LOB: 0 BB: 0 P: 3	R: 0 E: 0 K: 1 S: 6	H: 1 LOB: 1 BB: 0 P: 6	R: 0 E: 0 K: 0 S: 3	H: 0 LOB: 0 BB: 0 P: 3	R: 0 E: 0 K: 0 S: 3	H: 0 LOB: 0 BB: 0 P: 3	R: 0 E: 0 K: 2 S: 9	H: 2 LOB: 2 BB: 0 P: 9	1B: 5 2B: 1 3B: 0 HR: 0	SF: 0 SAC: 0 DP: 0 HBP: 1	WP: 0 PB: 0 SB: 1 CS: 0	PA: 33
<b>PITCHER</b> Rick Wise, R ERA: 2.92 (1, 1)	IP: 9.0 WLS: W BF: 33 H: 6 R: 0 ER: 0 SO: 6 BB: 0 IBB: 0 HBP: 1 BLK: 0 WP: 0 HR: 0 S: 44 P: 45 ERA: 0.00 WHIP: 0.667															<b>PITCHER</b> IP: 9.0 WLS: W BF: 33 H: 6 R: 0 ER: 0 SO: 6 BB: 0 IBB: 0 HBP: 1 BLK: 0 WP: 0 HR: 0 S: 44 P: 45 ERA: 0.00 WHIP: 0.667				

Pittsburgh Pirates @ Philadelphia Phillies  
 Connie Mack Stadium, Philadelphia, PA  
 Sat Aug 26 1967, 7:05 PM EDT  
 Att: 16,454 - Unknown

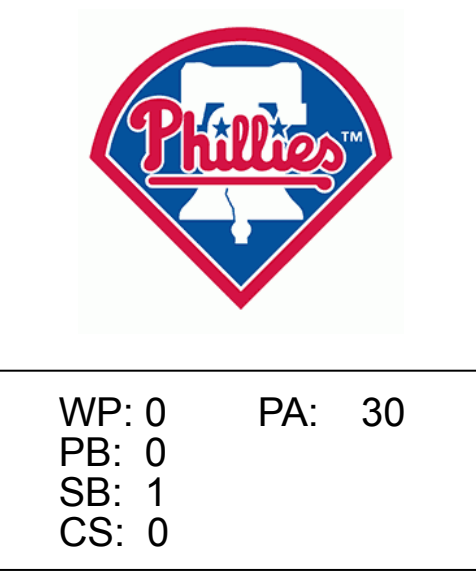
AB	32
R	0
H	6
RBI	0
BB	0
SO	6
LOB	7



Batter	1	2	3	4	5	6	7	8	9	AB	R	H	RBI	BB	SO	LOB	BOTTOM			
Cookie Rojas, R OBP: 0.298, SLG: 0.323 (1, 4)	0-0 6-3		0-0 SH2-4			0-0 SH1-3 1B		0-0 4-3		3	0	1	0	0	0	0				
Johnny Callison, L OBP: 0.328, SLG: 0.423 (1, 9)	0-0 5-3		0-0 FC6			0-0 SH1-3 1-2		0-0 F9		3	0	0	0	0	0	2				
Tony Gonzalez, L OBP: 0.392, SLG: 0.479 (1, 7)	0-0 4-3		0-3 K			0-3 K		0-0 G3		4	0	0	0	0	2	3				
Don Lock, R OBP: 0.357, SLG: 0.462 (1, 8)		0-0 F4		0-0 6-3		0-0 P4				3	0	0	0	0	0	1				
Gene Oliver, R OBP: 0.303, SLG: 0.411 (1, 2)		0-0 HR		0-0 F8		1-0 S HBP				2	1	1	1	0	0	0				
Tony Taylor, R OBP: 0.314, SLG: 0.327 (1, 5)		0-0 L9		0-0 6-3		0-0 6-3 1-2				3	0	0	0	0	0	1				
Gary Sutherland, R OBP: 0.306, SLG: 0.335 (8, 6)		0-0 L6				0-3 K		4-0 IBB IBB		2	0	0	0	1	1	0				
Bill White, L OBP: 0.373, SLG: 0.390 (1, 3)			4-0 SH2-4 E BB			0-0 G3		4-0 1-2 IBB		1	0	0	0	2	0	0				
Rick Wise, R OBP: 0.289, SLG: 0.286 (1, 1)			0-0 E6 FC6 SH2-4 1-2			0-0 F9		0-3 K		3	0	0	0	0	1	3				
<b>Inning Stats</b>	R: 0 E: 0 K: 0 S: 3	H: 0 LOB: 0 BB: 0 P: 3	R: 1 E: 0 K: 0 S: 4	H: 1 LOB: 0 BB: 0 P: 4	R: 0 E: 1 K: 1 S: 6	H: 0 LOB: 2 BB: 1 P: 10	R: 0 E: 0 K: 0 S: 3	H: 0 LOB: 0 BB: 0 P: 3	R: 0 E: 0 K: 1 S: 5	H: 0 LOB: 0 BB: 0 P: 5	R: 0 E: 0 K: 1 S: 6	H: 1 LOB: 1 BB: 0 P: 6	R: 0 E: 0 K: 1 S: 4	H: 0 LOB: 2 BB: 2 P: 13	R: 0 E: 0 K: 0 S: 3	H: 0 LOB: 0 BB: 0 P: 3	1B: 1 2B: 0 3B: 0 HR: 1	SF: 0 SAC: 2 DP: 0 HBP: 1	WP: 0 PB: 0 SB: 1 CS: 0	PA: 30
<b>PITCHER</b> Bob Veale, L ERA: 3.48 Roy Face, R ERA: 1.29 (8, 1)	IP: 7.0 WLS: L BF: 27 H: 2 R: 1 ER: 1 SO: 4 BB: 1 IBB: 2 HBP: 1 BLK: 0 WP: 0 HR: 1 S: 31 P: 44 ERA: 1.29 WHIP: 0.429															<b>PITCHER</b> IP: 1.0 WLS: L BF: 3 H: 0 R: 0 ER: 0 SO: 0 BB: 0 IBB: 0 HBP: 0 BLK: 0 WP: 0 HR: 0 S: 3 P: 3 ERA: 0.00 WHIP: 0.000				

Pittsburgh Pirates @ Philadelphia Phillies  
 Connie Mack Stadium, Philadelphia, PA  
 Sat Aug 26 1967, 7:05 PM EDT  
 Att: 16,454 - Unknown

AB	24
R	1
H	2
RBI	1
BB	3
SO	4
LOB	10





Batter	1	2	3	4	5	6	7	8	9	AB	R	H	RBI	BB	SO	LOB	TOP		
Maury Wills, S OBP: 0.319, SLG: 0.351	0-0 1-3		0-0 F7							2	0	0	0	0	0	0	Pittsburgh Pirates @ Philadelphia Phillies Connie Mack Stadium, Philadelphia, PA Sun Aug 27 1967, 3:33 AM EDT Att: 10,953 - Overcast <a href="http://livebaseballscorecards.com">livebaseballscorecards.com</a>		
Matty Alou, L OBP: 0.360, SLG: 0.387	0-0 F8		0-0 L6							2	0	0	0	0	0				
Roberto Clemente, R OBP: 0.392, SLG: 0.539	0-0 4-3			0-0 G3-6-1 1B						2	0	1	0	0	0				
Willie Stargell, L OBP: 0.364, SLG: 0.481		0-0 G6-3 1B		0-0 G3-6-1 1-2						2	0	1	0	0	0	1			
Bill Mazerowski, R OBP: 0.295, SLG: 0.358		0-0 G6-3 1-2		0-0 1-3						2	0	0	0	0	0	1			
Manny Mota, R OBP: 0.350, SLG: 0.444		0-0 BLK 1B			0-0 F9					2	0	1	0	0	0	0			
Gene Alley, R OBP: 0.333, SLG: 0.391		0-0 BLK 1-2 1B			0-0 1-3					2	0	1	0	0	0	0			
Jerry May, R OBP: 0.336, SLG: 0.343		0-3 K 1-2 2-3			0-0 5-3					2	0	0	0	0	1	2			
Woodie Fryman, R OBP: 0.074, SLG: 0.077			0-3 K							1	0	0	0	0	1	0			
<b>Inning Stats</b>	R: 0 E: 0 K: 0 S: 3	H: 0 LOB: 0 BB: 0 P: 3	R: 0 E: 0 K: 1 S: 7	H: 3 LOB: 2 BB: 0 P: 7	R: 0 E: 0 K: 1 S: 5	H: 0 LOB: 0 BB: 0 P: 5	R: 0 E: 0 K: 0 S: 3	H: 1 LOB: 0 BB: 0 P: 3	R: 0 E: 0 K: 0 S: 3	H: 0 LOB: 0 BB: 0 P: 3						1B: 4 2B: 0 3B: 0 HR: 0		SF: 0 SAC: 0 DP: 2 HBP: 0	WP: 0 PB: 0 SB: 0 CS: 0
<b>PITCHER</b> Larry Jackson, R ERA: 3.25	IP: 5.0 WLS: W BF: 17 H: 4 R: 0 ER: 0 SO: 2 BB: 0 IBB: 0 HBP: 0 BLK: 1 WP: 0 HR: 0 S: 21 P: 21 ERA: 0.00 WHIP: 0.800																<b>PITCHER</b>		

Batter	1	2	3	4	5	6	7	8	9	AB	R	H	RBI	BB	SO	LOB	BOTTOM		
Cookie Rojas, R OBP: 0.299, SLG: 0.322	4-0 FC3-6 BB		0-0 L7							1	0	0	0	1	0	0	Pittsburgh Pirates @ Philadelphia Phillies Connie Mack Stadium, Philadelphia, PA Sun Aug 27 1967, 3:33 AM EDT Att: 10,953 - Overcast <a href="http://livebaseballscorecards.com">livebaseballscorecards.com</a>		
Johnny Callison, L OBP: 0.329, SLG: 0.423	0-0 FC3-6 CS 1-2			0-0 FC5-6 1B						2	0	1	0	0	0	1			
Tony Gonzalez, L OBP: 0.391, SLG: 0.476	0-0 F5 1-2			0-3 K						2	0	0	0	0	1	2			
Don Lock, R OBP: 0.355, SLG: 0.459		0-3 K		0-0 FC5-6 1B 1-2 3B						2	1	0	0	0	1	1			
Gene Oliver, R OBP: 0.308, SLG: 0.421		0-0 1B F8 2B		0-0 3B 1B 1-2						2	1	2	0	0	0	0			
Tony Taylor, R OBP: 0.318, SLG: 0.337		0-0 F8 2-3 1B		0-0 3B 1-1 2-H						2	0	2	2	0	0	0			
Bill White, L OBP: 0.370, SLG: 0.386	0-0 F8 1-2 3-H			0-0 P4						2	0	0	0	0	0	3			
Bobby Wine, R OBP: 0.254, SLG: 0.290			0-0 F8		0-0 F3					2	0	0	0	0	0	0			
Larry Jackson, R OBP: 0.188, SLG: 0.206			0-3 K		0-0 1B					2	0	1	0	0	1	0			
<b>Inning Stats</b>	R: 0 E: 0 K: 0 S: 2	H: 0 LOB: 1 BB: 0 P: 6	R: 0 E: 0 K: 1 S: 6	H: 2 LOB: 0 BB: 0 P: 6	R: 0 E: 0 K: 1 S: 5	H: 0 LOB: 0 BB: 0 P: 5	R: 2 E: 0 K: 1 S: 8	H: 3 LOB: 1 BB: 0 P: 8	R: 0 E: 0 K: 0 S: 2	H: 1 LOB: 1 BB: 0 P: 2						1B: 4 2B: 1 3B: 1 HR: 0		SF: 0 SAC: 0 DP: 0 HBP: 0	WP: 0 PB: 0 SB: 0 CS: 1
<b>PITCHER</b> Woodie Fryman, L ERA: 4.57	IP: 4.1 WLS: L BF: 18 H: 6 R: 2 ER: 2 SO: 3 BB: 1 IBB: 0 HBP: 0 BLK: 0 WP: 0 HR: 0 S: 23 P: 27 ERA: 4.15 WHIP: 1.615																<b>PITCHER</b>		



Batter	1	2	3	4	5	6	7	8	9	10	AB	R	H	RBI	BB	SO	LOB	TOP				
Matty Alou, L OBP: 0.361, SLG: 0.391 (1, 8)	F8		K		BLK 3B		L4			CS 1B	5	1	2	1	0	1	1	<b>Pittsburgh Pirates @ Atlanta Braves</b> Atlanta Stadium, Atlanta, GA Mon Aug 28 1967, 7:05 PM EDT Att: 8,725 - Unknown				
Gene Alley, R OBP: 0.331, SLG: 0.389 (1, 6)	1B		K		K		1-3			K	5	0	1	0	0	3	1					
Roberto Clemente, R OBP: 0.394, SLG: 0.553 (1, 9)	1B		K				HR			HR	5	2	3	2	0	1	0					
Wille Stargell, L OBP: 0.352, SLG: 0.477 (1, 7)	K				FC4-6 1B		6-3			6-3	5	0	1	0	0	1	2					
Donn Clendenon, R OBP: 0.305, SLG: 0.395 (1, 3)	G3				FC4-6 CS 1-2f		K2-3			K	4	0	0	0	0	2	3					
Bill Mazerowski, R OBP: 0.234, SLG: 0.357 (1, 4)		G4-6-3 HBP 1B			F2 1-2f		6-3			6-3	4	0	1	0	0	0	1					
Jose Pagan, R OBP: 0.293, SLG: 0.319 (1, 5)							F8				3	0	2	0	0	0	0					
Jerry May, R OBP: 0.338, SLG: 0.343 (1, 2)		G4-6-3 HBP					3-1 1B			BB 1B	3	1	1	0	1	0	3					
Al McBean, R OBP: 0.188, SLG: 0.133 Roy Face, R (8, 1)							3B 1B			BB	3	0	0	0	0	0	0					
Manny Jimenez, L OBP: 0.292, SLG: 0.413 Dennis Ribant, R OBP: 0.245, SLG: 0.340 Juan Pizarro, L OBP: 0.231, SLG: 0.240 (10, 1)					K		3-1			F9	3	0	0	0	0	1	3					
<b>Inning Stats</b>	R: 0 E: 0 K: 1 S: 7	H: 2 LOB: 2 BB: 0 P: 7	R: 0 E: 0 K: 3 S: 3	H: 1 LOB: 1 BB: 0 P: 4	R: 0 E: 0 K: 3 S: 9	H: 0 LOB: 0 BB: 0 P: 9	R: 0 E: 0 K: 2 S: 3	H: 1 LOB: 0 BB: 0 P: 3	R: 2 E: 0 K: 2 S: 9	H: 2 LOB: 0 BB: 0 P: 9	R: 1 E: 0 K: 1 S: 6	H: 1 LOB: 1 BB: 0 P: 6	R: 0 E: 0 K: 0 S: 4	H: 1 LOB: 1 BB: 0 P: 4	R: 0 E: 0 K: 1 S: 6	H: 1 LOB: 2 BB: 10 P: 10	R: 1 E: 0 K: 1 S: 6	H: 2 LOB: 0 BB: 0 P: 6	1B: 8 2B: 0 3B: 1 HR: 2	SF: 0 SAC: 0 DP: 1 HBP: 1	WP: 0 PB: 0 SB: 0 CS: 2	PA: 40
<b>PITCHER</b>	IP 8.0	WLS 31	BF 8	H 3	R 3	ER 3	SO 7	BB 0	IBB 0	HBP 1	BLK 1	WP 0	HR 1	S 44	P 45	ERA 3.38	WHIP 1.000					
Pat Jarvis, R ERA: 4.06 Jay Ritchie, R ERA: 3.39 (9, 1)	2.0	L	9	3	1	1	2	1	0	0	0	0	0	1	12	16	4.50	2.000				

AB	38
R	4
H	11
RBI	3
BB	1
SO	9
LOB	16



Batter	1	2	3	4	5	6	7	8	9	10	AB	R	H	RBI	BB	SO	LOB	BOTTOM				
Felipe Alou, R OBP: 0.326, SLG: 0.422 (1, 8)	F8		G4-6-3 1B		3-1			1B BLK 1B		1B	5	1	3	1	0	0	0	<b>Pittsburgh Pirates @ Atlanta Braves</b> Atlanta Stadium, Atlanta, GA Mon Aug 28 1967, 7:05 PM EDT Att: 8,725 - Unknown				
Tito Francona, L OBP: 0.296, SLG: 0.326 (1, 3)	5-3		G4-6-3 1-2f				G6-4-3 1B			K	5	0	2	0	0	1	2					
Hank Aaron, R OBP: 0.385, SLG: 0.581 (1, 9)	P4		P3				F8			G1-6-3 1B	4	0	1	1	0	0	1					
Joe Torre, R OBP: 0.352, SLG: 0.465 (1, 2)		BLK 1B BB			6-3		G6-4-3 1-2f			G1-6-3 1-2f	3	1	0	0	1	0	4					
Clete Boyer, R OBP: 0.296, SLG: 0.442 (1, 6)		K			F8					6-3	4	0	0	0	0	1	1					
Mack Jones, L OBP: 0.319, SLG: 0.406 (1, 7)		F8					K			K	4	0	1	0	0	2	1					
Miguel de la Hoz, R OBP: 0.212, SLG: 0.300 (9, 4)		1B BB			1-6-3		6-3			F8	3	0	0	0	1	0	1					
Woody Woodward, R OBP: 0.288, SLG: 0.272 Charlie Lau, L OBP: 0.304, SLG: 0.256 Denis Menke, R OBP: 0.321, SLG: 0.321 (9, 5)							F9			F7	2	0	1	1	0	0	0					
Pat Jarvis, R OBP: 0.117, SLG: 0.102 Rico Carty, R OBP: 0.353, SLG: 0.425 Gary Geiger, L OBP: 0.288, SLG: 0.223 Jay Ritchie, R OBP: 0.300, SLG: 0.500 Bob Uecker, R OBP: 0.225, SLG: 0.210 (10, PH)		1-3 2H 1B					F3			1B 2B	2	0	0	0	0	1	2					
<b>Inning Stats</b>	R: 0 E: 0 K: 0 S: 3	H: 0 LOB: 0 BB: 0 P: 3	R: 1 E: 0 K: 2 S: 8	H: 1 LOB: 2 BB: 2 P: 16	R: 0 E: 0 K: 0 S: 3	H: 1 LOB: 1 BB: 0 P: 3	R: 0 E: 0 K: 0 S: 4	H: 1 LOB: 1 BB: 0 P: 4	R: 0 E: 0 K: 0 S: 3	H: 0 LOB: 0 BB: 0 P: 3	R: 2 E: 0 K: 0 S: 6	H: 4 LOB: 2 BB: 0 P: 6	R: 0 E: 0 K: 1 S: 5	H: 0 LOB: 0 BB: 5 P: 5	R: 0 E: 0 K: 2 S: 8	H: 1 LOB: 1 BB: 0 P: 8	R: 0 E: 0 K: 2 S: 8		H: 1 LOB: 1 BB: 0 P: 8	1B: 8 2B: 1 3B: 0 HR: 0	SF: 0 SAC: 0 DP: 3 HBP: 0	WP: 0 PB: 0 SB: 0 CS: 0
<b>PITCHER</b>	IP 7.1	WLS 29	BF 7	H 3	R 3	ER 3	SO 3	BB 2	IBB 0	HBP 0	BLK 1	WP 0	HR 0	S 33	P 41	ERA 3.688	WHIP 1.227					
Al McBean, R ERA: 2.77 Roy Face, R ERA: 1.27 Dennis Ribant, R ERA: 3.87 Juan Pizarro, L ERA: 4.17 (10, 1)	0.2	2	1	0	0	0	0	0	0	0	0	0	0	2	2	0.00	1.500					
	1.2	W	6	1	0	0	2	0	0	0	0	0	0	10	10	0.00	0.600					
	0.1	S	1	0	0	0	1	0	0	0	0	0	0	3	3	0.00	0.000					

AB	36
R	3
H	9
RBI	3
BB	2
SO	6
LOB	12





Batter	1	2	3	4	5	6	7	8	9	AB	R	H	RBI	BB	SO	LOB	TOP					
Matty Alou, L (1, 8) OBP: 0.362, SLG: 0.391 Manny Mota, R (9, PH) OBP: 0.348, SLG: 0.443	6-3			HBP	4-3		PB		6-3	3	0	1	0	0	0	1	<b>Pittsburgh Pirates @ Atlanta Braves</b> Atlanta Stadium, Atlanta, GA Tue Aug 29 1967, 7:05 PM EDT Att: 6,516 - Unknown					
Gene Alley, R (1, 6) OBP: 0.333, SLG: 0.390	F9			1B		FC3-6	G3			4	0	2	0	0	0	1						
Roberto Clemente, R (1, 9) OBP: 0.393, SLG: 0.550	K			K		P4			G4-6-3	4	0	1	0	0	2	3						
Willie Stargell, L (1, 7) OBP: 0.358, SLG: 0.472		K		F8		FC3-6			G4-6-3	4	0	0	0	0	1	4						
Donn Clendenon, R (1, 3) OBP: 0.305, SLG: 0.393		4-3		F9		PB			E6	4	1	1	0	0	0	2						
Bill Mazaroski, R (1, 4) OBP: 0.298, SLG: 0.360						1B				4	1	2	1	0	0	2						
Jose Pagan, R (1, 5) OBP: 0.287, SLG: 0.311				6-3		F9			P4	4	0	0	0	0	0	2						
Jerry May, R (1, 2) OBP: 0.341, SLG: 0.345				F9		SH3				4	0	2	1	0	0	0						
Tommie Sisk, R (1, 1) Al Luginbuhl, L (7, PH) John Geinar, R (7, 1) Dennis Ribant, R (7, 1) Andre Rodgers, R (8, 3) Roy Face, R (8, 1) Manny Jimenez, L (9, PH)				G3		SH3			G4-6-3	1	0	0	0	0	0	0		<b>P</b>				
						1B				1	0	0	0	0	0	1						
<b>Inning Stats</b>	R: 0 E: 0 K: 1 S: 5	H: 0 LOB: 0 BB: 0 P: 5	R: 0 E: 0 K: 1 S: 5	H: 0 LOB: 0 BB: 0 P: 5	R: 0 E: 0 K: 0 S: 3	H: 0 LOB: 0 BB: 0 P: 3	R: 0 E: 0 K: 1 S: 6	H: 1 LOB: 2 BB: 0 P: 7	R: 1 E: 0 K: 0 S: 5	H: 2 LOB: 1 BB: 0 P: 5	R: 0 E: 0 K: 0 S: 5	H: 2 LOB: 2 BB: 0 P: 5	R: 1 E: 1 K: 0 S: 5	H: 2 LOB: 1 BB: 0 P: 5	R: 1 E: 1 K: 0 S: 5	H: 2 LOB: 1 BB: 0 P: 5	R: 0 E: 0 K: 0 S: 3	H: 1 LOB: 0 BB: 0 P: 3	1B: 9 2B: 1 3B: 0 HR: 0	SF: 0 SAC: 1 DP: 2 HBP: 1	WP: 0 PB: 2 CS: 0	PA: 37
<b>PITCHER</b>	IP WLS BF H R ER SO BB IBB HBP BLK WP HR S P ERA WHIP																					
Phil Niekro, R (1, 1) ERA: 1.76	8.0 W 34 9 3 1 3 0 0 0 0 0 0 0 39 40 1.12 1.125																					
Cecil Upshaw, R (9, 1) ERA: 2.45	1.0 S 3 1 0 0 0 0 0 0 0 0 0 0 3 3 0.00 1.000																					

Batter	1	2	3	4	5	6	7	8	9	AB	R	H	RBI	BB	SO	LOB	BOTTOM			
Felipe Alou, R (1, 8) OBP: 0.325, SLG: 0.419	5-3		F9			FC4-6		F7		4	0	0	0	1	0	4	<b>Pittsburgh Pirates @ Atlanta Braves</b> Atlanta Stadium, Atlanta, GA Tue Aug 29 1967, 7:05 PM EDT Att: 6,516 - Unknown			
Tito Francona, L (1, 3) OBP: 0.294, SLG: 0.324	4-3		F8		E6		4-3	FC3-2	IBB	5	1	1	1	0	0	2				
Hank Aaron, R (1, 9) OBP: 0.385, SLG: 0.584			5-3		P6		F7	FC3-2	IBB	4	2	1	1	1	0	3				
Mack Jones, L (1, 7) OBP: 0.320, SLG: 0.410	F8			1B	4-1			FC3-2	IBB	4	1	1	0	1	0	6				
Clete Boyer, R (1, 5) OBP: 0.304, SLG: 0.450		BB		BB		K				3	1	2	4	2	1	0				
Denis Menke, R (1, 6) OBP: 0.324, SLG: 0.320		BB		BB		1B				1	1	0	0	2	0	1				
Rico Carty, R (7, PH) OBP: 0.295, SLG: 0.425		BB		BB		5-3				0	0	0	0	1	0	0				
Miguel de la Hoz, R (8, 5) OBP: 0.211, SLG: 0.297		BB		BB				F8	1B	1	0	0	0	0	0	0				
Woody Woodward, R (1, 4) OBP: 0.298, SLG: 0.272			L3		F9					4	0	1	0	0	0	6				
Bob Uecker, R (1, 2) OBP: 0.232, SLG: 0.209										1	0	0	0	2	0	2				
Joe Torre, R (9, PH) OBP: 0.354, SLG: 0.466						FC3-6		F8		1	1	1	0	0	0	0				
Phil Niekro, R (1, 1) OBP: 0.167, SLG: 0.152										3	0	1	1	0	0	3				
Gary Geiger, L (8, PH) ERA: 4.91						FC3-6				0	0	0	0	1	0	0				
Cecil Upshaw, R (9, 1) OBP: 0.400, SLG: 0.250										0	0	0	0	0	0	0				
<b>Inning Stats</b>	R: 1 E: 0 K: 0 S: 4	H: 1 LOB: 0 BB: 0 P: 4	R: 0 E: 0 K: 0 S: 2	H: 0 LOB: 3 BB: 3 P: 14	R: 0 E: 0 K: 0 S: 3	H: 0 LOB: 0 BB: 0 P: 3	R: 0 E: 0 K: 0 S: 3	H: 1 LOB: 1 BB: 1 P: 7	R: 0 E: 1 K: 0 S: 4	H: 0 LOB: 3 BB: 2 P: 12	R: 0 E: 0 K: 1 S: 7	H: 2 LOB: 2 BB: 1 P: 11	R: 0 E: 0 K: 0 S: 4	H: 1 LOB: 3 BB: 2 P: 12	R: 5 E: 0 K: 0 S: 6	H: 3 LOB: 0 BB: 2 P: 14	1B: 5 2B: 1 3B: 1 HR: 2	SF: 0 SAC: 0 DP: 1 HBP: 0	WP: 0 PB: 1 CS: 0	PA: 42
<b>PITCHER</b>	IP WLS BF H R ER SO BB IBB HBP BLK WP HR S P ERA WHIP																			
Tommie Sisk, R (1, 1) ERA: 3.19	6.0 2 5 1 0 0 0 2 0 0 0 0 0 23 51 3.00 1.667																			
John Geinar, R (7, 1) ERA: 4.91	0.2 5 1 0 0 0 0 2 0 0 0 0 0 3 11 0.00 4.500																			
Dennis Ribant, R (7, 1) ERA: 3.98	0.1 L 3 1 2 2 0 1 0 0 0 0 0 0 2 6 54.00 6.000																			
Roy Face, R (8, 1) ERA: 1.67	1.0 6 2 3 3 0 0 0 1 0 0 0 0 1 5 9 27.00 2.000																			







Batter	1	2	3	4	5	6	7	8	9	AB	R	H	RBI	BB	SO	LOB	TOP										
<b>Cookie Rojas, R</b> OBP: 0.301, SLG: 0.318 (1, 4)										3	2	1	0	2	0	0	Philadelphia Phillies @ Pittsburgh Pirates Forbes Field, Pittsburgh, PA Thu Aug 31 1967, 7:05 PM EDT Att: 3,406 - Unknown										
<b>Johnny Callison, L</b> OBP: 0.333, SLG: 0.426 (1, 9)										2	1	2	0	2	0	0											
<b>Gene Oliver, R</b> OBP: 0.308, SLG: 0.420 (1, 2)										4	0	1	1	0	0	5											
<b>Don Lock, R</b> OBP: 0.352, SLG: 0.450 (1, 8)										4	0	1	1	0	2	2											
<b>Tony Taylor, R</b> OBP: 0.313, SLG: 0.326 (1, 5)										4	0	0	0	0	1	0											
<b>Rick Joseph, R</b> (1, 3)										4	0	0	0	0	1	0											
<b>Gary Sutherland, R</b> OBP: 0.304, SLG: 0.332 (1, 7)										4	0	1	0	0	1	0											
<b>Bobby Wine, R</b> OBP: 0.257, SLG: 0.289 (1, 6)										4	1	2	0	0	1	2											
<b>Rick Wise, R</b> OBP: 0.277, SLG: 0.273 (5, 1) <b>Grandderson, S</b> OBP: 0.133, SLG: 0.071 (7, PH) <b>Billy Cowart, R</b> OBP: 0.242, SLG: 0.340 (7, 1) <b>Dick Hall, R</b> OBP: 0.197, SLG: 0.175 (8, 1) <b>Turk Farrell, R</b> OBP: 0.300, SLG: 0.469 (8, PH)										2	0	0	0	0	2	2											
<b>Inning Stats</b>	R: 1 E: 1 K: 0 S: 3	H: 2 LOB: 0 BB: 1 P: 7	R: 0 E: 1 K: 3 S: 11	H: 1 LOB: 2 BB: 0 P: 11	R: 0 E: 0 K: 1 S: 5	H: 0 LOB: 1 BB: 1 P: 9	R: 0 E: 0 K: 1 S: 5	H: 0 LOB: 0 BB: 0 P: 5	R: 0 E: 0 K: 1 S: 6	H: 1 LOB: 2 BB: 1 P: 10	R: 0 E: 0 K: 1 S: 5	H: 0 LOB: 0 BB: 0 P: 5	R: 3 E: 1 K: 2 S: 10	H: 3 LOB: 1 BB: 1 P: 14	R: 0 E: 0 K: 0 S: 3	H: 0 LOB: 0 BB: 0 P: 3	R: 0 E: 0 K: 0 S: 3	H: 1 LOB: 0 BB: 0 P: 3	1B: 7 2B: 2 3B: 0 HR: 0	SF: 0 SAC: 0 DP: 2 HBP: 0	WP: 2 PB: 0 SB: 0 CS: 1	PA: 38					
<b>PITCHER</b>	IP	WLS	BF	H	R	ER	SO	BB	IBB	HBP	BLK	WP	HR	S	P	ERA	WHIP										
<b>Bob Veale, L</b> ERA: 3.45 (1, 1)	7.0	W	31	7	4	2	9	4	0	0	0	1	0	45	61	2.57	1.571										
<b>Juan Pizarro, L</b> ERA: 4.2 (8, 1)	2.0	S	6	1	0	0	0	0	0	0	0	0	0	6	6	0.00	0.500										

AB	33
R	4
H	8
RBI	2
BB	4
SO	9
LOB	13



Batter	1	2	3	4	5	6	7	8	9	AB	R	H	RBI	BB	SO	LOB	BOTTOM										
<b>Maury Wills, S</b> OBP: 0.323, SLG: 0.355 (1, 5)										3	1	3	1	0	0	0	Philadelphia Phillies @ Pittsburgh Pirates Forbes Field, Pittsburgh, PA Thu Aug 31 1967, 7:05 PM EDT Att: 3,406 - Unknown										
<b>Juan Pizarro, L</b> OBP: 0.259, SLG: 0.269 (8, 1)										1	0	1	1	0	0	0											
<b>Matty Alou, L</b> OBP: 0.367, SLG: 0.396 (1, 8)										5	0	2	1	0	0	3											
<b>Roberto Clemente, R</b> OBP: 0.395, SLG: 0.551 (1, 9)										5	2	3	1	0	0	3											
<b>Willie Stargell, L</b> OBP: 0.362, SLG: 0.488 (1, 7)										3	0	2	2	1	0	0											
<b>Donn Clendenon, R</b> OBP: 0.301, SLG: 0.386 (1, 3)										4	0	0	0	0	0	4											
<b>Gene Alley, R</b> OBP: 0.333, SLG: 0.391 (1, 6)										4	0	1	0	0	1	1											
<b>Jose Pagan, R</b> OBP: 0.294, SLG: 0.318 (8, 5)										4	1	1	0	0	1	1											
<b>Jerry May, R</b> OBP: 0.345, SLG: 0.352 (1, 2)										3	1	2	0	1	0	0											
<b>Bob Veale, S</b> OBP: 0.061, SLG: 0.046 (1, 1) <b>Al Luplow, L</b> OBP: 0.253, SLG: 0.267 (7, PH) <b>Bill Mazaroski, R</b> OBP: 0.293, SLG: 0.356 (8, 4)										1	0	0	0	0	1	1											
<b>Inning Stats</b>	R: 2 E: 0 K: 0 S: 6	H: 3 LOB: 1 BB: 0 P: 6	R: 1 E: 0 K: 0 S: 4	H: 1 LOB: 1 BB: 1 P: 8	R: 0 E: 0 K: 1 S: 6	H: 2 LOB: 1 BB: 0 P: 6	R: 0 E: 0 K: 1 S: 5	H: 0 LOB: 0 BB: 0 P: 5	R: 0 E: 0 K: 1 S: 5	H: 0 LOB: 0 BB: 0 P: 5	R: 1 E: 0 K: 0 S: 5	H: 3 LOB: 2 BB: 1 P: 9	R: 1 E: 0 K: 2 S: 11	H: 4 LOB: 3 BB: 0 P: 11	1B: 13 2B: 3 3B: 0 HR: 0	SF: 0 SAC: 2 DP: 1 HBP: 0	WP: 0 PB: 0 SB: 2 CS: 1	PA: 39									
<b>PITCHER</b>	IP	WLS	BF	H	R	ER	SO	BB	IBB	HBP	BLK	WP	HR	S	P	ERA	WHIP										
<b>Rick Wise, R</b> ERA: 3.01 (1, 1)	4.2		21	8	4	3	1	0	0	0	0	0	0	22	26	5.79	1.929										
<b>Grant Jackson, L</b> ERA: 3.99 (5, 1)	1.1		5	1	0	0	1	0	0	0	0	0	0	7	7	0.00	0.750										
<b>Dick Hall, R</b> ERA: 2.1 (7, 1)	1.2	L	12	7	2	2	2	0	1	0	0	0	0	15	19	10.80	4.200										
<b>Turk Farrell, R</b> ERA: 2.28 (8, 1)	0.1		1	0	0	0	0	0	0	0	0	0	0	1	1	0.00	0.000										

AB	35
R	6
H	16
RBI	6
BB	2
SO	4
LOB	15





Batter	1	2	3	4	5	6	7	8	9	AB	R	H	RBI	BB	SO	LOB	TOP			
Cookie Rojas, R (1,4) OBP: 0.299, SLG: 0.315	0-0 6-3			0-3 K		0-0 6-3		0-3 K		4	0	0	0	0	2	0	Philadelphia Phillies @ Pittsburgh Pirates Forbes Field, Pittsburgh, PA Fri Sep 01 1967, 7:05 PM EDT Att: 6,113 - Unknown			
Johnny Callison, L (1,9) OBP: 0.330, SLG: 0.422	0-0 G3			0-3 K		0-3 K		0-3 K	4	0	0	0	0	3	0					
Tony Gonzalez, L (1,7) OBP: 0.387, SLG: 0.464	0-3 K			0-3 K			0-3 K	0-0 P3	4	0	0	0	0	3	0					
Don Lock, R (1,8) OBP: 0.351, SLG: 0.445		0-0 F7			4-0 PB 1B BB		0-3 K	0-3 K	3	0	0	0	1	2	0					
Gene Oliver, R (1,2) OBP: 0.305, SLG: 0.415		0-0 F8			0-0 L9		0-0 E6 1B		3	0	0	0	0	0	1					
Tony Taylor, R (1,5) OBP: 0.316, SLG: 0.328		0-3 K			0-0 PB 1B		0-0 1B		3	0	2	0	0	1	0					
Rick Joseph, R (1,3) OBP: 0.143, SLG: 0.143			0-0 G5-4-3 1B		0-3 K		0-0 6-3		3	0	1	0	0	1	4					
Bobby Wine, R (1,6) OBP: 0.254, SLG: 0.286			0-0 G5-4-3 1-2		0-3 K			0-0 F3	3	0	0	0	0	1	3					
Larry Jackson, R (1,1) OBP: 0.183, SLG: 0.200			0-3 K			0-3 K		0-0 6-3	2	0	0	0	0	2	0					
Gary Sutherland, R (8, PH) OBP: 0.302, SLG: 0.330									1	0	0	0	0	0	0					
Turk Farrell, R (8, 1) OBP: 0.167, SLG: 0.176									0	0	0	0	0	0	0					
<b>Inning Stats</b>	R: 0 E: 0 K: 1 S: 5	H: 0 LOB: 0 BB: 0 P: 5	R: 0 E: 0 K: 1 S: 5	H: 0 LOB: 0 BB: 0 P: 5	R: 0 E: 0 K: 1 S: 5	H: 1 LOB: 0 BB: 0 P: 5	R: 0 E: 0 K: 3 S: 9	H: 0 LOB: 0 BB: 0 P: 9	R: 0 E: 0 K: 2 S: 7	H: 1 LOB: 2 BB: 0 P: 7	R: 0 E: 1 K: 2 S: 9	H: 1 LOB: 2 BB: 0 P: 9	R: 0 E: 0 K: 1 S: 5	H: 0 LOB: 0 BB: 0 P: 5	R: 0 E: 0 K: 2 S: 7	H: 0 LOB: 0 BB: 0 P: 7	1B: 3 2B: 0 3B: 0 HR: 0	SF: 0 SAC: 0 DP: 1 HBP: 0	WP: 0 PB: 1 SB: 0 CS: 0	PA: 31
<b>PITCHER</b> Woodie Fryman, L (1,1) ERA: 4.14	IP: 9.0 WLS: W BF: 31 H: 3 R: 0 ER: 0 SO: 15 BB: 1 IBB: 0 HBP: 0 BLK: 0 WP: 0 HR: 0 S: 60 P: 64 ERA: 0.00 WHIP: 0.444															<b>PITCHER</b>				


Batter	1	2	3	4	5	6	7	8	9	AB	R	H	RBI	BB	SO	LOB	BOTTOM			
Maury Wills, S (1,5) OBP: 0.323, SLG: 0.354	0-0 F5	0-0 E4		0-0 1B 1B		0-0 G3				4	0	1	0	0	0	1	Philadelphia Phillies @ Pittsburgh Pirates Forbes Field, Pittsburgh, PA Fri Sep 01 1967, 7:05 PM EDT Att: 6,113 - Unknown			
Matty Alou, L (1,8) OBP: 0.368, SLG: 0.399	0-0 2B	0-0 F6		0-0 1B 1B		0-0 G3				4	0	2	1	0	0	2				
Roberto Clemente, R (1,9) OBP: 0.392, SLG: 0.547	0-3 K		0-3 K	0-0 F8		0-0 4-3				4	0	0	0	0	2	3				
Willie Stargell, L (1,7) OBP: 0.364, SLG: 0.485	4-0 FC6-4 IBB		4-0 BB		0-3 K		0-0 6-3			2	0	0	0	2	1	0				
Donn Clendenon, R (1,3) OBP: 0.300, SLG: 0.384	0-0 FC6-4		0-3 K		0-3 K			0-0 SH3-4 2B 1B		4	1	1	0	0	2	3				
Gene Alley, R (1,6) OBP: 0.335, SLG: 0.392		4-0 FC4-6 E BB	0-0 1-3		0-0 1B		0-0 SH3-4			2	1	1	0	1	0	1				
Jose Pagan, R (1,4) OBP: 0.295, SLG: 0.318				0-0 6-3	0-3 K			0-0 2B		3	0	1	0	0	1	1				
Bill Mazaroski, R (7,4) OBP: 0.294, SLG: 0.359				1-2 1B				0-0 2B		1	0	1	1	0	0	0				
Jerry May, R (1,2) OBP: 0.340, SLG: 0.346		0-3 K		0-0 1-3		0-0 F8		0-3 K		4	0	0	0	0	2	3				
Woodie Fryman, R (1,1) OBP: 0.097, SLG: 0.100		0-0 FC4-6 E		0-0 1B 1B		0-0 6-3		0-0 F9		4	1	1	0	0	0	3				
<b>Inning Stats</b>	R: 0 E: 0 K: 1 S: 6	H: 1 LOB: 2 BB: 1 P: 10	R: 1 E: 1 K: 1 S: 7	H: 1 LOB: 2 BB: 1 P: 11	R: 0 E: 0 K: 2 S: 7	H: 0 LOB: 1 BB: 1 P: 11	R: 1 E: 0 K: 0 S: 6	H: 3 LOB: 2 BB: 0 P: 6	R: 0 E: 0 K: 3 S: 10	H: 1 LOB: 1 BB: 0 P: 10	R: 0 E: 0 K: 0 S: 3	H: 0 LOB: 0 BB: 0 P: 3	R: 0 E: 0 K: 0 S: 3	H: 0 LOB: 0 BB: 0 P: 3	R: 1 E: 0 K: 1 S: 7	H: 2 LOB: 1 BB: 0 P: 7	1B: 6 2B: 2 3B: 0 HR: 0	SF: 0 SAC: 1 DP: 0 HBP: 0	WP: 0 PB: 0 SB: 0 CS: 0	PA: 36
<b>PITCHER</b> Larry Jackson, R (1,1) ERA: 3.19	IP: 7.0 WLS: L BF: 31 H: 6 R: 2 ER: 1 SO: 7 BB: 2 IBB: 1 HBP: 0 BLK: 0 WP: 0 HR: 0 S: 42 P: 54 ERA: 1.29 WHIP: 1.143															<b>PITCHER</b>				
Turk Farrell, R (8, 1) ERA: 2.35	IP: 1.0 WLS: L BF: 5 H: 2 R: 1 ER: 1 SO: 1 BB: 0 IBB: 0 HBP: 0 BLK: 0 WP: 0 HR: 0 S: 7 P: 7 ERA: 9.00 WHIP: 2.000															<b>PITCHER</b>				



Batter	1	2	3	4	5	6	7	8	9	AB	R	H	RBI	BB	SO	LOB	TOP	
<b>Cookie Rojas, R</b> (1,4) <small>OBP: 0.297, SLG: 0.314</small> <b>John Booser, R</b> (3,1) <small>OBP: 0.235, SLG: 0.188</small> <b>Doug Clemens, L</b> (5,PH) <small>OBP: 0.274, SLG: 0.258</small> <b>Grant Jackson, S</b> (5,1) <small>OBP: 0.188, SLG: 0.133</small> <b>Rick Joseph, R</b> (9,PH) <small>OBP: 0.125, SLG: 0.125</small> <b>Johnny Callison, L</b> (1,9) <small>OBP: 0.331, SLG: 0.420</small>	0-0 5-3		0-0 G3		0-0 L9		0-0 1B	0-0 F8	0-0 F8	2	0	0	0	0	0	0		
<b>Tony Gonzalez, L</b> (1,7) <small>OBP: 0.386, SLG: 0.465</small> <b>Bill White, L</b> (1,3) <small>OBP: 0.374, SLG: 0.385</small> <b>Tony Taylor, R</b> (1,5) <small>OBP: 0.315, SLG: 0.326</small> <b>Don Lock, R</b> (1,8) <small>OBP: 0.346, SLG: 0.439</small> <b>Clay Dainryple, L</b> (1,2) <small>OBP: 0.289, SLG: 0.250</small> <b>Bobby Wine, R</b> (1,6) <small>OBP: 0.254, SLG: 0.286</small> <b>Jim Bunning, R</b> (1,1) <small>OBP: 0.165, SLG: 0.262</small> <b>Chuck Hillier, L</b> (3,PH) <small>OBP: 0.158, SLG: 0.169</small>	0-0 G5-4-3		0-0 F8		0-0 4-3		0-0 1B	0-0 FC4-6	0-0 FC6-4	1	1	1	0	0	0	2		
<b>Al McBean, R</b> (1,1) <small>ERA: 2.61</small>	9.0 W 38	8 R 1	1 ER 1	1 SO 1	5 BB	0 IBB	0 HBP	0 BLK	0 WP	0 HR	35 S	55 P	1.00 ERA	1.444 WHIP				

Philadelphia Phillies @ Pittsburgh Pirates  
 Forbes Field, Pittsburgh, PA  
 Sat Sep 02 1967, 7:05 PM EDT  
 Att: 6,431 - Unknown

AB 33  
 R 1  
 H 8  
 RBI 0  
 BB 5  
 SO 1  
 LOB 18




WP: 0 PA: 38  
 RB: 0  
 SB: 0  
 CS: 0

Batter	1	2	3	4	5	6	7	8	9	AB	R	H	RBI	BB	SO	LOB	BOTTOM
<b>Maury Wills, S</b> (1,5) <small>OBP: 0.325, SLG: 0.358</small> <b>Matty Alou, L</b> (1,8) <small>OBP: 0.366, SLG: 0.397</small> <b>Roberto Clemente, R</b> (1,9) <small>OBP: 0.392, SLG: 0.553</small> <b>Willie Stargell, L</b> (1,7) <small>OBP: 0.369, SLG: 0.495</small> <b>Donn Clendenon, R</b> (1,3) <small>OBP: 0.306, SLG: 0.386</small> <b>Gene Alley, R</b> (1,6) <small>OBP: 0.335, SLG: 0.392</small> <b>Bill Mazerowski, R</b> (1,4) <small>OBP: 0.293, SLG: 0.358</small> <b>Jerry May, R</b> (1,2) <small>OBP: 0.338, SLG: 0.343</small> <b>Al McBean, R</b> (1,1) <small>OBP: 0.200, SLG: 0.158</small>	0-0 3B	0-0 SF7		0-0 F9	0-0 6-3		0-0 K		0-0 K	5	3	3	0	0	1	1	
<b>Al McBean, R</b> (1,1) <small>ERA: 2.61</small>	2.0 L	5 R	3 ER	3 SO	0 BB	0 IBB	0 HBP	0 BLK	0 WP	1 HR	13 S	25 P	18.00 ERA	3.000 WHIP			
<b>Jim Bunning, R</b> (1,1) <small>ERA: 2.62</small> <b>John Booser, R</b> (3,1) <small>ERA: 4.79</small> <b>Grant Jackson, L</b> (5,1) <small>ERA: 3.89</small>	2.0 L	5 R	3 ER	3 SO	0 BB	0 IBB	0 HBP	0 BLK	0 WP	1 HR	13 S	25 P	13.50 ERA	2.500 WHIP			

Philadelphia Phillies @ Pittsburgh Pirates  
 Forbes Field, Pittsburgh, PA  
 Sat Sep 02 1967, 7:05 PM EDT  
 Att: 6,431 - Unknown

AB 39  
 R 9  
 H 15  
 RBI 9  
 BB 4  
 SO 4  
 LOB 23




WP: 0 PA: 44  
 RB: 0  
 SB: 0  
 CS: 0



Batter	1	2	3	4	5	6	7	8	9	AB	R	H	RBI	BB	SO	LOB	TOP			
Chuck Hiller, L (1,4) OBP: 0.173, SLG: 0.203	0-0 2B 1B	0-0 1-3	0-0 FC6-4			0-0 P6		0-0 SH1-3		5	2	2	0	0	0	2				
Cookie Rojas, R (8,4) OBP: 0.297, SLG: 0.314										0	0	0	0	0	0	0				
Tony Taylor, R (1,5) OBP: 0.314, SLG: 0.328	0-0 1B	0-0 2-3			0-3 K			0-0 SH1-3		4	1	1	0	0	2	0				
Johnny Callison, L (1,9) OBP: 0.335, SLG: 0.426	0-0 G3 1B		0-0 BB 1B	0-0 1B SF7				0-0 F9		5	2	4	2	0	0	1				
Tony Gonzalez, L (1,7) OBP: 0.390, SLG: 0.469	0-0 G3 1B		0-0 BB BB E	0-0 1B		0-0 3-1		0-0 2B		5	1	4	1	0	0	1				
Bill White, L (1,3) OBP: 0.371, SLG: 0.382	0-0 G3		0-0 F7	0-0 SF7				0-0 3-1		4	0	1	1	0	0	5				
Gene Oliver, R (1,2) OBP: 0.306, SLG: 0.410	4-0 FC6 IBB		4-0 BB E	0-0 F8		0-3 K		0-0 F2		3	1	0	0	2	1	2				
Don Lock, R (1,8) OBP: 0.347, SLG: 0.436	0-3 K		4-0 E FC5-2 BB		0-3 K			0-3 K		4	0	1	1	1	3	3				
Bobby Wine, R (1,6) OBP: 0.250, SLG: 0.281	0-0 FC6		0-0 E6		0-0 F7			0-0 6-3		5	0	0	1	0	1	6				
Chris Short, R (1,1) OBP: 0.135, SLG: 0.120			0-3 K		0-0 4-3					4	0	0	0	0	1	4				
Turk Farrell, R (9,1) OBP: 0.167, SLG: 0.176			0-0 FC5-2		0-0 4-3					0	0	0	0	0	0	0				
<b>Inning Stats</b>	R: 2 E: 0 K: 1 S: 9	H: 4 LOB: 3 BB: 1 P: 13	R: 0 E: 0 K: 0 S: 5	H: 0 LOB: 0 BB: 0 P: 5	R: 3 E: 1 K: 0 S: 6	H: 2 LOB: 2 BB: 2 P: 14	R: 1 E: 0 K: 1 S: 7	H: 2 LOB: 1 BB: 0 P: 7	R: 0 E: 0 K: 1 S: 5	H: 1 LOB: 1 BB: 0 P: 6	R: 0 E: 0 K: 2 S: 9	H: 2 LOB: 2 BB: 0 P: 9	R: 1 E: 0 K: 0 S: 5	H: 2 LOB: 1 BB: 0 P: 5	R: 0 E: 0 K: 1 S: 5	H: 0 LOB: 0 BB: 0 P: 5	1B: 11 2B: 2 3B: 0 HR: 0	SF: 1 SAC: 1 DP: 0 HBP: 0	WP: 0 PA: 44 PB: 0 SB: 0 CS: 0	
<b>PITCHER</b>	IP WLS BF H R ER SO BB IBB HBP BLK WP HR S P ERA WHIP	IP WLS BF H R ER SO BB IBB HBP BLK WP HR S P ERA WHIP	IP WLS BF H R ER SO BB IBB HBP BLK WP HR S P ERA WHIP	IP WLS BF H R ER SO BB IBB HBP BLK WP HR S P ERA WHIP	IP WLS BF H R ER SO BB IBB HBP BLK WP HR S P ERA WHIP	IP WLS BF H R ER SO BB IBB HBP BLK WP HR S P ERA WHIP	IP WLS BF H R ER SO BB IBB HBP BLK WP HR S P ERA WHIP	IP WLS BF H R ER SO BB IBB HBP BLK WP HR S P ERA WHIP	IP WLS BF H R ER SO BB IBB HBP BLK WP HR S P ERA WHIP	IP WLS BF H R ER SO BB IBB HBP BLK WP HR S P ERA WHIP	IP WLS BF H R ER SO BB IBB HBP BLK WP HR S P ERA WHIP	IP WLS BF H R ER SO BB IBB HBP BLK WP HR S P ERA WHIP	IP WLS BF H R ER SO BB IBB HBP BLK WP HR S P ERA WHIP	IP WLS BF H R ER SO BB IBB HBP BLK WP HR S P ERA WHIP	IP WLS BF H R ER SO BB IBB HBP BLK WP HR S P ERA WHIP	IP WLS BF H R ER SO BB IBB HBP BLK WP HR S P ERA WHIP	IP WLS BF H R ER SO BB IBB HBP BLK WP HR S P ERA WHIP			
Tommie Sisk, R (1,1) ERA: 3.38	2.1 L	16 6 5 4 2 2	2 1 0 0 0	2 1 0 0 0	0 0 10 17 29	15.43 3.429														
John Gelnar, R (3,1) ERA: 5.56	1.2 8	2 1 1 1 1	0 0 0 0 0	0 0 0 0 0	0 0 10 20 20	5.40 1.200														
Bruce Dal Canton, R (5,1) ERA: 1.00	3.0 12	3 0 0 4 0	0 0 0 0 0	0 0 0 0 0	0 0 20 20 20	0.00 1.000														
Dennis Ribant, R (8,1) ERA: 3.97	1.0 5	2 1 1 0 0	0 0 0 0 0	0 0 0 0 0	0 0 5 5 5	9.00 2.000														
Roy Face, R (9,1) ERA: 1.84	1.0 3	0 0 0 0 1	0 0 0 0 0	0 0 0 0 0	0 0 5 5 5	0.00 0.000														

Philadelphia Phillies @ Pittsburgh Pirates  
 Forbes Field, Pittsburgh, PA  
 Sun Sep 03 1967, 3:33 AM EDT  
 Att: 7,164 - Unknown


AB 39  
 R 7  
 H 13  
 RBI 6  
 BB 3  
 SO 8  
 LOB 24



Batter	1	2	3	4	5	6	7	8	9	AB	R	H	RBI	BB	SO	LOB	BOTTOM			
Maury Wills, S (1,5) OBP: 0.326, SLG: 0.363	0-0 1-3		0-0 S 6-3 1B	0-0 F9			0-0 L7		0-0 FC5-6-1 3B	5	1	2	0	0	0	4				
Gene Alley, R (1,6) OBP: 0.334, SLG: 0.390	0-0 L4		0-0 6-3	0-0 F5			0-0 BB 1B		0-0 FC5-2-5-1 1B	5	1	1	0	0	0	5				
Roberto Clemente, R (1,9) OBP: 0.394, SLG: 0.552	0-3 K		0-0 1B		0-0 5-3		0-0 BB 1B		0-0 BB 1B	4	0	2	2	1	1	0				
Willie Stargell, L (1,7) OBP: 0.371, SLG: 0.493		4-0 1B BB	0-0 1B	0-0 4-3		0-0 4-3		0-3 K	4-0 FC4-8 BB	3	0	1	0	2	1	3				
Don Clendenon, R (1,3) OBP: 0.305, SLG: 0.384		0-0 1B	0-0 5-3		0-0 F9		0-0 F2		0-0 FC4-6	5	0	1	0	0	0	7				
Manny Mota, R (1,8) OBP: 0.343, SLG: 0.435	0-0 F9		0-0 L8		0-0 6-3		0-0 6-3		0-3 K	5	0	0	0	0	1	4				
Bill Mazaroski, R (1,4) OBP: 0.295, SLG: 0.358	0-0 F7		0-0 BB 1B		0-0 5-3		0-0 1B BB		4-0 BB	3	0	1	0	1	0	2				
Jerry May, R (1,2) OBP: 0.340, SLG: 0.346	0-0 F5		0-0 BB 1B		0-0 L7		0-0 BB 1B		0-0 G6-4-3 1B	4	0	2	0	0	0	2				
Tommie Sisk, R (1,1) OBP: 0.123, SLG: 0.091			0-3 K		4-0 BB		0-0 BB 1B		0-0 G6-4-3 1B	0	0	0	0	0	0	0				
John Gelnar, R (3,1) ERA: 5.56										1	0	0	0	0	1	0				
Andru Rodgers, R (4,PH) OBP: 0.285, SLG: 0.394										0	0	0	0	1	0	0				
Bruce Dal Canton, R (5,1) ERA: 1.00										0	0	0	0	0	0	0				
Jose Pagan, R (7,PH) OBP: 0.296, SLG: 0.322										1	0	1	0	0	0	0				
Dennis Ribant, R (8,1) ERA: 3.97										0	0	0	0	0	0	0				
Manny Mazaroski, R (8,PH) OBP: 0.295, SLG: 0.358										1	0	0	0	0	0	2				
Roy Face, R (9,1) ERA: 1.84										0	0	0	0	0	0	0				
<b>Inning Stats</b>	R: 0 E: 0 K: 1 S: 5	H: 0 LOB: 0 BB: 0 P: 5	R: 0 E: 0 K: 0 S: 4	H: 1 LOB: 2 BB: 1 P: 8	R: 1 E: 0 K: 1 S: 8	H: 3 LOB: 0 BB: 0 P: 8	R: 0 E: 0 K: 0 S: 5	H: 2 LOB: 3 BB: 1 P: 9	R: 0 E: 0 K: 0 S: 3	H: 0 LOB: 0 BB: 0 P: 3	R: 0 E: 0 K: 1 S: 7	H: 2 LOB: 3 BB: 1 P: 11	R: 0 E: 0 K: 0 S: 3	H: 1 LOB: 1 BB: 1 P: 7	R: 1 E: 0 K: 1 S: 7	H: 2 LOB: 2 BB: 1 P: 11	1B: 10 2B: 0 3B: 1 HR: 0	SF: 0 SAC: 0 DP: 1 HBP: 0	WP: 0 PA: 42 PB: 0 SB: 1 CS: 0	
<b>PITCHER</b>	IP WLS BF H R ER SO BB IBB HBP BLK WP HR S P ERA WHIP	IP WLS BF H R ER SO BB IBB HBP BLK WP HR S P ERA WHIP	IP WLS BF H R ER SO BB IBB HBP BLK WP HR S P ERA WHIP	IP WLS BF H R ER SO BB IBB HBP BLK WP HR S P ERA WHIP	IP WLS BF H R ER SO BB IBB HBP BLK WP HR S P ERA WHIP	IP WLS BF H R ER SO BB IBB HBP BLK WP HR S P ERA WHIP	IP WLS BF H R ER SO BB IBB HBP BLK WP HR S P ERA WHIP	IP WLS BF H R ER SO BB IBB HBP BLK WP HR S P ERA WHIP	IP WLS BF H R ER SO BB IBB HBP BLK WP HR S P ERA WHIP	IP WLS BF H R ER SO BB IBB HBP BLK WP HR S P ERA WHIP	IP WLS BF H R ER SO BB IBB HBP BLK WP HR S P ERA WHIP	IP WLS BF H R ER SO BB IBB HBP BLK WP HR S P ERA WHIP	IP WLS BF H R ER SO BB IBB HBP BLK WP HR S P ERA WHIP	IP WLS BF H R ER SO BB IBB HBP BLK WP HR S P ERA WHIP	IP WLS BF H R ER SO BB IBB HBP BLK WP HR S P ERA WHIP	IP WLS BF H R ER SO BB IBB HBP BLK WP HR S P ERA WHIP				
Chris Short, L (1,1) ERA: 2.42	8.1 W	40 11 2 2 3	0 0 0 0 1	0 0 0 0 0	0 0 4 4 4	0.00 0.000														
Turk Farrell, R (9,1) ERA: 2.33	0.2 S	2 0 0 0 0	0 0 0 0 0	0 0 0 0 0	0 0 4 4 4	0.00 0.000														

Philadelphia Phillies @ Pittsburgh Pirates  
 Forbes Field, Pittsburgh, PA  
 Sun Sep 03 1967, 3:33 AM EDT  
 Att: 7,164 - Unknown

AB 37  
 R 2  
 H 11  
 RBI 2  
 BB 5  
 SO 4  
 LOB 29





Batter	1	2	3	4	5	6	7	8	9	AB	R	H	RBI	BB	SO	LOB	TOP					
<b>Maury Wills, S</b> OBP: 0.330, SLG: 0.366 (1, 5)										6	1	4	3	0	0	1	<b>Pittsburgh Pirates @ St. Louis Cardinals</b> Busch Stadium, St. Louis, MO Mon Sep 04 1967, 3:33 AM CDT Unknown					
<b>Gene Alley, R</b> OBP: 0.335, SLG: 0.388 (1, 6)										4	1	1	0	1	0	5						
<b>Roberto Clemente, R</b> OBP: 0.394, SLG: 0.551 (1, 9)										5	2	2	1	0	0	1						
<b>Willie Stargell, L</b> OBP: 0.372, SLG: 0.492 (1, 7)										5	1	2	1	0	2	1						
<b>Donn Clendenon, R</b> OBP: 0.306, SLG: 0.387 (1, 3)										5	0	2	0	0	1	4						
<b>Manny Mota, R</b> OBP: 0.347, SLG: 0.443 (1, 8)										4	2	3	3	0	0	1						
<b>Bill Mazerowski, R</b> OBP: 0.296, SLG: 0.362 (1, 4)										5	2	2	1	0	0	3						
<b>Jerry May, R</b> OBP: 0.344, SLG: 0.343 (1, 2)										2	1	0	0	3	0	0						
<b>Bob Veale, S</b> OBP: 0.060, SLG: 0.045 (1, 1)										1	0	0	0	0	1	0						
<b>Dennis Ribant, R</b> OBP: 0.259, SLG: 0.368 (9, PH)										2	0	2	1	0	0	0						
<b>Manny Jimenez, L</b> OBP: 0.275, SLG: 0.388 (9, PH)										1	0	0	0	0	0	1						
<b>Juan Pizarro, L</b> OBP: 0.259, SLG: 0.269 (9, 1)										0	0	0	0	0	0	0						
<b>Inning Stats</b>	R: 3 E: 0 K: 0 S: 6	H: 3 LOB: 1 BB: 1 P: 10	R: 0 E: 0 K: 1 S: 6	H: 1 LOB: 1 BB: 0 P: 6	R: 5 E: 0 K: 0 S: 8	H: 6 LOB: 1 BB: 1 P: 12	R: 0 E: 0 K: 1 S: 6	H: 1 LOB: 1 BB: 0 P: 6	R: 0 E: 0 K: 0 S: 4	H: 1 LOB: 1 BB: 0 P: 4	R: 0 E: 0 K: 0 S: 3	H: 1 LOB: 0 BB: 0 P: 3	R: 2 E: 0 K: 1 S: 8	H: 3 LOB: 2 BB: 1 P: 12	R: 0 E: 0 K: 1 S: 7	H: 2 LOB: 2 BB: 0 P: 7	R: 0 E: 0 K: 0 S: 2	H: 0 LOB: 0 BB: 1 P: 6	1B: 13 2B: 5 3B: 0 HR: 0	SF: 2 SAC: 0 DP: 3 HBP: 0	WP: 0 PB: 0 SB: 1 CS: 0	PA: 46
<b>PITCHER</b>	IP	WLS	BF	H	R	ER	SO	BB	IBB	HBP	BLK	WP	HR	S	P	ERA	WHIP					
<b>Larry Jaster, L</b> ERA: 3.18	0.0		4	3	3	3	0	1	0	0	0	0	0	3	7	∞	∞					
<b>Jack Lamabe, R</b> ERA: 3.43	2.1	L	14	6	5	5	1	0	1	0	0	0	0	15	19	19.29	2.571					
<b>Al Jackson, L</b> ERA: 4.0	4.1		19	7	2	2	2	0	1	0	0	0	0	22	26	4.15	1.615					
<b>Ron Willis, R</b> ERA: 2.84	2.1		9	2	0	0	1	1	0	0	0	0	0	10	14	0.00	1.286					

Batter	1	2	3	4	5	6	7	8	9	AB	R	H	RBI	BB	SO	LOB	BOTTOM					
<b>Lou Brock, L</b> OBP: 0.313, SLG: 0.460 (1, 7)										5	2	2	4	0	0	0	<b>Pittsburgh Pirates @ St. Louis Cardinals</b> Busch Stadium, St. Louis, MO Mon Sep 04 1967, 3:33 AM CDT Unknown					
<b>Phil Gaetano, R</b> OBP: 0.298, SLG: 0.292 (1, 4)										5	0	1	0	0	1	0						
<b>Curt Flood, R</b> OBP: 0.372, SLG: 0.396 (1, 8)										4	0	0	0	0	1	1						
<b>Orlando Cepeda, R</b> OBP: 0.415, SLG: 0.559 (1, 3)										4	1	1	0	0	1	1						
<b>Mike Shannon, R</b> OBP: 0.306, SLG: 0.376 (1, 5)										4	1	2	0	0	0	0						
<b>Alex Johnson, R</b> OBP: 0.294, SLG: 0.344 (3, PH)										1	1	1	0	0	0	0						
<b>Roger Maris, L</b> OBP: 0.356, SLG: 0.419 (4, 9)										1	0	0	1	1	1	0						
<b>Dave Ricketts, S</b> OBP: 0.333, SLG: 0.426 (1, 2)										4	2	2	2	0	0	2						
<b>Dal Maxvill, R</b> OBP: 0.291, SLG: 0.273 (9, PH)										3	1	1	1	0	0	1						
<b>Tim McCarver, L</b> OBP: 0.376, SLG: 0.463 (9, 6)										1	0	0	0	0	0	0						
<b>Eddie Bressoud, R</b> OBP: 0.261, SLG: 0.250 (9, 6)										0	0	0	0	0	0	0						
<b>Larry Jaster, L</b> OBP: 0.170, SLG: 0.102 (1, 1)										0	0	0	0	0	0	0						
<b>Jack Lamabe, R</b> OBP: 0.200, SLG: 0.143 (1, 1)										1	0	0	0	0	1	2						
<b>Al Jackson, L</b> OBP: 0.323, SLG: 0.310 (3, 1)										2	0	0	0	0	0	0						
<b>Ron Willis, R</b> OBP: 0.429, SLG: 0.571 (9, PH)										0	0	0	0	0	0	0						
<b>Ed Spiezio, R</b> OBP: 0.277, SLG: 0.310 (9, PH)										1	0	0	0	0	0	0						
<b>Inning Stats</b>	R: 0 E: 0 K: 2 S: 8	H: 1 LOB: 1 BB: 0 P: 8	R: 5 E: 0 K: 1 S: 10	H: 5 LOB: 0 BB: 0 P: 10	R: 1 E: 0 K: 0 S: 5	H: 2 LOB: 1 BB: 0 P: 5	R: 1 E: 0 K: 0 S: 4	H: 1 LOB: 0 BB: 0 P: 4	R: 0 E: 0 K: 0 S: 3	H: 0 LOB: 0 BB: 1 P: 7	R: 0 E: 0 K: 0 S: 3	H: 0 LOB: 0 BB: 0 P: 3	R: 0 E: 0 K: 1 S: 5	H: 0 LOB: 0 BB: 0 P: 5	R: 1 E: 0 K: 1 S: 6	H: 1 LOB: 0 BB: 0 P: 6	R: 0 E: 0 K: 0 S: 3	H: 0 LOB: 0 BB: 0 P: 3	1B: 6 2B: 1 3B: 0 HR: 3	SF: 1 SAC: 0 DP: 0 HBP: 0	WP: 0 PB: 0 SB: 0 CS: 0	PA: 38
<b>PITCHER</b>	IP	WLS	BF	H	R	ER	SO	BB	IBB	HBP	BLK	WP	HR	S	P	ERA	WHIP					
<b>Bob Veale, L</b> ERA: 3.66	1.1		10	6	5	5	3	0	0	0	0	0	0	16	16	33.75	4.500					
<b>Dennis Ribant, R</b> ERA: 3.97	6.2	W	25	4	3	3	2	1	0	0	0	0	2	28	32	4.05	0.750					
<b>Juan Pizarro, L</b> ERA: 4.15	1.0	S	3	0	0	0	0	0	0	0	0	0	0	3	3	0.00	0.000					





















Batter	1	2	3	4	5	6	7	8	9	10	AB	R	H	RBI	BB	SO	LOB	TOP	
Lou Brock, L OBP: 0.319, SLG: 0.468 (1, 7)											4	1	2	0	1	0	1		
Curt Flood, R OBP: 0.371, SLG: 0.394 Bobby Tolan, L OBP: 0.306, SLG: 0.388 (1, 8) (8, 8)											4	0	1	0	0	0	4		
Roger Maris, L OBP: 0.361, SLG: 0.428 (1, 9)											4	0	2	1	1	0	0		
Orlando Cepeda, R OBP: 0.410, SLG: 0.553 (1, 3)											5	1	1	1	0	2	4		
Tim McCarver, L OBP: 0.374, SLG: 0.454 (1, 2)											3	1	1	0	2	0	1		
Mike Shannon, R OBP: 0.303, SLG: 0.377 (1, 5)												5	0	0	0	0	1	4	
Julian Javier, R OBP: 0.311, SLG: 0.414 (1, 4)											5	0	4	0	0	0	0		
Dal Maxvill, R OBP: 0.298, SLG: 0.280 (1, 6)											4	0	1	0	1	0	4		
Dick Hughes, R OBP: 0.164, SLG: 0.141 Joe Hoerner, R OBP: 0.162, SLG: 0.182 Ron Willis, R OBP: 0.429, SLG: 0.571 Al Jackson, L OBP: 0.323, SLG: 0.310 (1, 1) (8, 1) (9, 1) (10, 1)											4	0	0	1	0	1	5		
<b>Inning Stats</b>	R: 0 E: 0 K: 1 S: 5	H: 1 LOB: 1 BB: 1 P: 9	R: 1 E: 0 K: 1 S: 7	H: 2 LOB: 3 BB: 2 P: 15	R: 0 E: 0 K: 1 S: 5	H: 1 LOB: 1 BB: 1 P: 9	R: 0 E: 0 K: 0 S: 4	H: 1 LOB: 1 BB: 0 P: 4	R: 1 E: 0 K: 2 S: 6	H: 3 LOB: 1 BB: 0 P: 5	R: 0 E: 0 K: 0 S: 4	H: 1 LOB: 1 BB: 0 P: 4	R: 0 E: 0 K: 0 S: 3	H: 0 LOB: 0 BB: 0 P: 3	R: 0 E: 0 K: 0 S: 4	H: 1 LOB: 2 BB: 1 P: 8	1B: 10 2B: 1 3B: 0 HR: 1	SF: 0 SAC: 0 DP: 2 HBP: 0	WP: 0 PA: 44
<b>PITCHER</b>	IP WLS BF H R ER SO BB IBB HBP BLK WP HR S P ERA WHIP	Dennis Ribant, R ERA: 3.99 Roy Face, R ERA: 1.57 Juan Pizarro, L ERA: 3.99 Bruce Dal Canton, R ERA:	IP WLS BF H R ER SO BB IBB HBP BLK WP HR S P ERA WHIP	Dennis Ribant, R ERA: 3.99 Roy Face, R ERA: 1.57 Juan Pizarro, L ERA: 3.99 Bruce Dal Canton, R ERA:															

St. Louis Cardinals @ Pittsburgh Pirates  
 Forbes Field, Pittsburgh, PA  
 Fri Sep 08 1967, 7:05 PM EDT  
 Att: 9,637 - Unknown

AB	39
R	3
H	12
RBI	3
BB	5
SO	4
LOB	23



Batter	1	2	3	4	5	6	7	8	9	10	AB	R	H	RBI	BB	SO	LOB	BOTTOM	
Maury Wills, S OBP: 0.330, SLG: 0.365 (1, 5)											6	0	2	1	0	0	3		
Matty Alou, L OBP: 0.366, SLG: 0.397 Manny Mota, R OBP: 0.338, SLG: 0.429 (1, 8) (9, 8)											4	0	1	0	0	1	5		
Roberto Clemente, R OBP: 0.396, SLG: 0.548 (1, 9)											2	2	1	0	3	1	2		
Willie Stargell, L OBP: 0.350, SLG: 0.503 (1, 7)											4	0	1	1	1	2	3		
Donn Clendenon, R OBP: 0.305, SLG: 0.379 (1, 3)											5	0	0	0	0	0	5		
Gene Alley, R OBP: 0.331, SLG: 0.386 (1, 6)											5	1	3	1	0	0	0		
Bill Mazerowski, R OBP: 0.302, SLG: 0.368 (1, 4)											3	1	1	0	2	1	0		
Jerry May, R OBP: 0.339, SLG: 0.337 (1, 2)											4	0	0	0	1	3	3		
Dennis Ribant, R ERA: 3.99 Roy Face, R ERA: 1.57 Manny Jimenez, L ERA: 3.99 Jose Pagan, R ERA: 3.99 Juan Pizarro, L ERA: 3.99 Bruce Dal Canton, R ERA: Al Luplow, L ERA: 3.92 (1, 1) (7, 1) (7, 1) (8, 1) (9, 1) (10, 1)											1	0	0	0	1	0	0		
<b>Inning Stats</b>	R: 1 E: 0 K: 0 S: 4	H: 2 LOB: 1 BB: 8 P: 8	R: 0 E: 0 K: 2 S: 7	H: 0 LOB: 0 BB: 7 P: 7	R: 0 E: 0 K: 1 S: 6	H: 1 LOB: 2 BB: 1 P: 10	R: 0 E: 0 K: 0 S: 3	H: 0 LOB: 0 BB: 0 P: 3	R: 0 E: 1 K: 2 S: 8	H: 2 LOB: 2 BB: 0 P: 7	R: 1 E: 0 K: 2 S: 9	H: 2 LOB: 2 BB: 1 P: 13	R: 0 E: 0 K: 0 S: 4	H: 1 LOB: 3 BB: 2 P: 12	R: 1 E: 0 K: 1 S: 5	H: 2 LOB: 3 BB: 2 P: 13	1B: 6 2B: 4 3B: 1 HR: 0	SF: 0 SAC: 0 DP: 0 HBP: 0	WP: 1 PA: 47
<b>PITCHER</b>	IP WLS BF H R ER SO BB IBB HBP BLK WP HR S P ERA WHIP	Dick Hughes, R ERA: 2.84 Joe Hoerner, L ERA: 2.00 Ron Willis, R ERA: 2.94 Al Jackson, L ERA: 3.92	IP WLS BF H R ER SO BB IBB HBP BLK WP HR S P ERA WHIP	Dick Hughes, R ERA: 2.84 Joe Hoerner, L ERA: 2.00 Ron Willis, R ERA: 2.94 Al Jackson, L ERA: 3.92															

St. Louis Cardinals @ Pittsburgh Pirates  
 Forbes Field, Pittsburgh, PA  
 Fri Sep 08 1967, 7:05 PM EDT  
 Att: 9,637 - Unknown

AB	38
R	4
H	11
RBI	4
BB	8
SO	9
LOB	25






Batter	1	2	3	4	5	6	7	8	9	AB	R	H	RBI	BB	SO	LOB	TOP								
Lou Brock, L OBP: 0.322, SLG: 0.471 (1, 7)	G3			FC5 E 1B	G4-3			1B FC6-4 BB		4	1	2	2	1	0	1									
Bobby Tolán, L OBP: 0.304, SLG: 0.384 (1, 8) (8, 9)	F8			E3 FC5 1B			1-3	FC6-4 1B	K2-3	5	1	1	0	0	1	2									
Roger Maris, L OBP: 0.359, SLG: 0.424 Curt Flood, R OBP: 0.371, SLG: 0.393 (6, PH) (8, 8)	1-3			F7			F7	FC6-4		3	0	0	0	0	0	2									
Orlando Cepeda, R OBP: 0.408, SLG: 0.553 (1, 3)		F8		FC5 1B E			E9 2B	F9		4	1	1	0	0	0	3									
Dave Ricketts, S OBP: 0.325, SLG: 0.411 (1, 2)		6-3		E9 BB 1B			3-1		4-3	4	0	1	1	0	0	1									
Julian Javier, R OBP: 0.312, SLG: 0.413 (1, 4)				FC6-4 BB			F9		1B 1B	3	1	1	0	1	0	0									
Mike Shannon, R OBP: 0.305, SLG: 0.377 (1, 5)				FC6-4 BB			6-3		1B 1B 3B 1B	3	1	1	0	1	0	2									
Dal Maxvill, R OBP: 0.295, SLG: 0.277 (1, 6)				4-3			6-3		K	4	0	0	0	0	1	3									
Steve Carlton, L OBP: 0.169, SLG: 0.161 (1, 1)				3-1			G4-3 1B		4-3 3B 1B	4	1	2	1	0	0	0									
<b>Inning Stats</b>	R: 0 E: 0 K: 0 S: 3	H: 0 LOB: 0 BB: 0 P: 3	R: 0 E: 0 K: 0 S: 3	H: 0 LOB: 0 BB: 0 P: 3	R: 0 E: 0 K: 0 S: 2	H: 0 LOB: 0 BB: 1 P: 6	R: 2 E: 2 K: 0 S: 6	H: 2 LOB: 2 BB: 1 P: 10	R: 0 E: 0 K: 0 S: 3	H: 1 LOB: 0 BB: 0 P: 3	R: 0 E: 1 K: 0 S: 4	H: 0 LOB: 0 BB: 0 P: 4	R: 0 E: 0 K: 0 S: 3	H: 0 LOB: 0 BB: 0 P: 3	R: 1 E: 0 K: 0 S: 4	H: 1 LOB: 1 BB: 1 P: 8	R: 3 E: 0 K: 2 S: 11	H: 4 LOB: 1 BB: 0 P: 11	1B: 7 2B: 1 3B: 1 HR: 0	SF: 0 SAC: 0 DP: 1 HBP: 0	WP: 0 PB: 0 SB: 0 CS: 1	PA: 38			
<b>PITCHER</b>	IP	WLS	BF	H	R	ER	SO	BB	IBB	HBP	BLK	WP	HR	S	P	ERA	WHIP								
Steve Blass, R ERA: 3.61 (1, 1)	7.1	L	29	5	3	1	0	3	0	0	0	0	0	26	38	1.23	1.091								
Juan Pizarro, L ERA: 3.96 (8, 1)	0.2		2	0	0	0	0	0	0	0	0	0	0	2	2	0.00	0.000								
Roy Face, R ERA: 1.94 (9, 1)	0.2		6	4	3	3	1	0	0	0	0	0	0	8	8	40.50	6.000								
Billy O'Dell, L ERA: 5.42 (9, 1)	0.1		1	0	0	0	1	0	0	0	0	0	0	3	3	0.00	0.000								

**St. Louis Cardinals @ Pittsburgh Pirates**  
 Forbes Field, Pittsburgh, PA  
 Sat Sep 09 1967, 7:05 PM EDT  
 Att: 6,446 - Unknown

livebaseballscorecards.com

AB 35  
 R 6  
 H 9  
 RBI 5  
 BB 3  
 SO 2  
 LOB 15



Batter	1	2	3	4	5	6	7	8	9	AB	R	H	RBI	BB	SO	LOB	BOTTOM								
Maury Wills, S OBP: 0.329, SLG: 0.364 (1, 5)	F9		K			P6		CS 1B		4	0	1	0	0	1	0									
Manny Mota, R OBP: 0.340, SLG: 0.436 (1, 8)	K		FC4 1B			3B		3-1		4	0	2	0	0	1	1									
Roberto Clemente, R OBP: 0.394, SLG: 0.546 (1, 9)	1B		FC4			K			4-3	4	0	1	0	0	1	2									
Willie Stargell, L OBP: 0.379, SLG: 0.500 (1, 7)	1B			4-3		K			F7	4	0	1	0	0	1	1									
Donn Clendenon, R OBP: 0.305, SLG: 0.376 (1, 3)	K			4-3		K			BB	3	0	0	0	1	2	2									
Bill Mazeroski, R OBP: 0.299, SLG: 0.366 (1, 4)		K		6-3		4-3			5-3	4	0	0	0	0	1	1									
Jose Pagan, R OBP: 0.319, SLG: 0.346 (1, 6)		F9				L1-3 1B				3	0	2	0	0	0	0									
Jerry May, R OBP: 0.335, SLG: 0.333 (1, 2)		4-3				L1-3 1B				3	0	0	0	0	0	2									
Steve Blass, R OBP: 0.143, SLG: 0.118 (1, 1)										2	0	0	0	0	2	0									
Juan Pizarro, L OBP: 0.259, SLG: 0.269 (8, 1)										0	0	0	0	0	0	0									
Andre Rodgers, R OBP: 0.328, SLG: 0.397 (6, PH)										1	0	0	0	0	0	0									
Roy Face, R (9, 1)										0	0	0	0	0	0	0									
Billy O'Dell, S OBP: 0.179, SLG: 0.115 (9, 1)										0	0	0	0	0	0	0									
<b>Inning Stats</b>	R: 0 E: 0 K: 2 S: 9	H: 2 LOB: 2 BB: 0 P: 9	R: 0 E: 0 K: 1 S: 5	H: 0 LOB: 0 BB: 0 P: 5	R: 0 E: 0 K: 2 S: 8	H: 1 LOB: 1 BB: 0 P: 8	R: 0 E: 0 K: 0 S: 3	H: 0 LOB: 0 BB: 0 P: 3	R: 0 E: 0 K: 1 S: 5	H: 1 LOB: 0 BB: 0 P: 5	R: 0 E: 0 K: 2 S: 8	H: 1 LOB: 1 BB: 0 P: 8	R: 0 E: 0 K: 1 S: 6	H: 1 LOB: 1 BB: 0 P: 6	R: 0 E: 0 K: 0 S: 3	H: 1 LOB: 0 BB: 0 P: 3	R: 0 E: 0 K: 0 S: 3	H: 0 LOB: 1 BB: 1 P: 7	1B: 5 2B: 1 3B: 2 HR: 0	SF: 0 SAC: 0 DP: 1 HBP: 0	WP: 0 PB: 0 SB: 0 CS: 1	PA: 33			
<b>PITCHER</b>	IP	WLS	BF	H	R	ER	SO	BB	IBB	HBP	BLK	WP	HR	S	P	ERA	WHIP								
Steve Carlton, L ERA: 3.01 (1, 1)	9.0	W	33	7	0	0	9	1	0	0	0	0	0	50	54	0.00	0.889								


**St. Louis Cardinals @ Pittsburgh Pirates**  
 Forbes Field, Pittsburgh, PA  
 Sat Sep 09 1967, 7:05 PM EDT  
 Att: 6,446 - Unknown


livebaseballscorecards.com

AB 32  
 R 0  
 H 7  
 RBI 0  
 BB 1  
 SO 9  
 LOB 9





Batter	1	2	3	4	5	6	7	8	9	AB	R	H	RBI	BB	SO	LOB	TOP																				
Lou Brock, L OBP: 0.322, SLG: 0.470 (1, 7)	E5	SH3 1B		K	1B			P4		5	0	2	2	0	1	1	<b>St. Louis Cardinals @ Pittsburgh Pirates</b> Forbes Field, Pittsburgh, PA Sun Sep 10 1967, 3:33 AM EDT Att: 8,920 - Unknown  <b>AB 36</b> <b>R 7</b> <b>H 12</b> <b>RBI 7</b> <b>BB 4</b> <b>SO 4</b> <b>LOB 14</b> 																				
Julian Javier, R OBP: 0.314, SLG: 0.413 (1, 4)	F9	SH3		1B	1B			P6		3	0	1	1	1	0	1																					
Curt Flood, R OBP: 0.372, SLG: 0.393 Al Jackson, L OBP: 0.313, SLG: 0.300 Joe Hoerner, R OBP: 0.182, SLG: 0.182 Ron Willis, R OBP: 0.429, SLG: 0.571 Mike Torrez, R OBP: 0.429, SLG: 0.571 (1, 8)	K			FC6-4 1B	4-3			F7		3	0	1	0	1	1	3																					
Orlando Cepeda, R OBP: 0.405, SLG: 0.548 (1, 3)	6-3	9-4-2		FC6-4 1B				P4		5	0	0	0	0	0	7																					
Alex Johnson, R OBP: 0.293, SLG: 0.342 Bobby Tolán, L OBP: 0.305, SLG: 0.383 (5, 1)		1B 1B	6-3		CS 1B			F5		2	1	1	0	0	0	0																					
Phil Gagliano, R OBP: 0.294, SLG: 0.285 (1, 5)		1B E 1B	K		1B BB			L8		4	2	1	0	1	2	0																					
Dave Ricketts, S OBP: 0.333, SLG: 0.416 (1, 2)		E 1B 1B	F8		1B 1B			F9		4	2	2	1	0	0	0																					
Dal Maxvill, R OBP: 0.299, SLG: 0.280 (1, 6)		E9 1B 1B		1B SH3-4 BB	1B 1B			6-3		3	2	2	2	1	0	0																					
Ray Washburn, R OBP: 0.115, SLG: 0.150 Larry Jaster, L OBP: 0.170, SLG: 0.102 Jack Lamabe, R OBP: 0.188, SLG: 0.133 Roger Maris, L OBP: 0.357, SLG: 0.422 (5, 9)		SH3 9-4-2 1B		SH3-4 1-2	F9			P2		1	0	1	1	0	0	0																					
<b>Inning Stats</b>	R: 0 E: 1 K: 1 S: 6	H: 0 LOB: 1 BB: 0 P: 6	R: 4 E: 1 K: 0 S: 8	H: 6 LOB: 2 BB: 1 P: 12	R: 0 E: 0 K: 1 S: 5	H: 0 LOB: 0 BB: 0 P: 5	R: 0 E: 0 K: 1 S: 6	H: 1 LOB: 3 BB: 2 P: 14	R: 3 E: 0 K: 0 S: 7	H: 5 LOB: 2 BB: 1 P: 11	R: 0 E: 0 K: 0 S: 3	H: 0 LOB: 0 BB: 0 P: 3	R: 0 E: 0 K: 0 S: 3	H: 0 LOB: 0 BB: 0 P: 3	R: 0 E: 0 K: 1 S: 5	H: 0 LOB: 0 BB: 0 P: 5		1B: 12 2B: 1 3B: 0 HR: 0	SF: 0 SAC: 2 DP: 1 HBP: 0	WP: 0 PB: 0 SB: 1 CS: 1	PA: 42																
<b>PITCHER</b>	IP	WLS	BF	H	R	ER	SO	BB	IBB	HBP	BLK	WP	HR	S	P	ERA		WHIP	<b>PITCHER</b>		IP	WLS	BF	H	R	ER	SO	BB	IBB	HBP	BLK	WP	HR	S	P	ERA	WHIP
Woodie Fryman, L ERA: 4.49 John Gelnar, R ERA: 6.14 Billy O'Dell, L ERA: 5.4 Bruce Dal Canton, R ERA: Juan Pizarro, L ERA: 3.88 (1, 1)	1.0		8	4	4	4	1	0	0	0	0	0	0	10	10	36.00		4.000	Tommye Sisk, R ERA: 3.27 (9, 1)		1.0	S	3	0	0	0	1	0	0	0	0	0	5	5	0.00	0.000	

Batter	1	2	3	4	5	6	7	8	9	AB	R	H	RBI	BB	SO	LOB	BOTTOM																				
Maury Wills, S OBP: 0.332, SLG: 0.370 (1, 5)	G3		1B FC3-6	2B 1B		5-3		4-3 3B		5	3	3	3	0	0	0	<b>St. Louis Cardinals @ Pittsburgh Pirates</b> Forbes Field, Pittsburgh, PA Sun Sep 10 1967, 3:33 AM EDT Att: 8,920 - Unknown  <b>AB 37</b> <b>R 8</b> <b>H 15</b> <b>RBI 8</b> <b>BB 4</b> <b>SO 4</b> <b>LOB 14</b> 																				
Matty Alou, L OBP: 0.367, SLG: 0.397 Gene Alley, R OBP: 0.331, SLG: 0.386 Manny Jimenez, L OBP: 0.293, SLG: 0.412 Tommye Sisk, R OBP: 0.131, SLG: 0.102 (1, 8)			F8	2B BB		6-3		4-3		3	0	1	0	1	0	1																					
Roberto Clemente, R OBP: 0.389, SLG: 0.549 (1, 9)		1B BB	FC3-6	1B 2B		6-3		BB 1B		4	0	3	2	1	0	0																					
Willie Stargell, L OBP: 0.379, SLG: 0.498 (1, 7)		1B	FC3-6		3-1		4-3	4-0 BB BB	4-0 BB	4	0	1	1	1	0	1																					
Donn Clendenon, R OBP: 0.302, SLG: 0.372 (1, 3)	K		K		5-3		6-3	K		5	0	0	0	0	3	5																					
Bill Mazeroski, R OBP: 0.301, SLG: 0.367 (1, 4)		P4		FC6-4 1B	1B			5-3		4	0	2	0	0	0	0																					
Jose Pagan, R OBP: 0.327, SLG: 0.356 (1, 6)				FC6-4 1B	1B			1B 2B		3	2	2	0	1	0	1																					
Jerry May, R OBP: 0.334, SLG: 0.332 Manny Sanguillen, R OBP: 0.212, SLG: 0.234 (8, PR)		K		P6	6-3			1B 3B 1B		4	0	1	0	0	1	4																					
Woodie Fryman, R ERA: 4.49 John Gelnar, R ERA: 6.14 Billy O'Dell, L ERA: 5.4 Bruce Dal Canton, R ERA: Andre Rodgers, R OBP: 0.299, SLG: 0.399 Juan Pizarro, L ERA: 3.88 Manny Mota, R OBP: 0.340, SLG: 0.438 (1, 1)				BB 1B		1-3		1-2 2H 3B 1B		0	0	0	0	0	0	0																					
<b>Inning Stats</b>	R: 0 E: 0 K: 1 S: 6	H: 2 LOB: 2 BB: 1 P: 10	R: 0 E: 0 K: 1 S: 5	H: 0 LOB: 1 BB: 1 P: 9	R: 1 E: 0 K: 1 S: 7	H: 2 LOB: 1 BB: 0 P: 7	R: 3 E: 0 K: 0 S: 6	H: 4 LOB: 2 BB: 1 P: 10	R: 0 E: 0 K: 0 S: 5	H: 2 LOB: 2 BB: 0 P: 5	R: 0 E: 0 K: 0 S: 3	H: 0 LOB: 0 BB: 0 P: 3	R: 0 E: 0 K: 0 S: 3	H: 0 LOB: 0 BB: 0 P: 3	R: 4 E: 0 K: 1 S: 10	H: 5 LOB: 2 BB: 1 P: 14		1B: 12 2B: 2 3B: 1 HR: 0	SF: 0 SAC: 0 DP: 0 HBP: 0	WP: 0 PB: 0 SB: 0 CS: 1	PA: 41																
<b>PITCHER</b>	IP	WLS	BF	H	R	ER	SO	BB	IBB	HBP	BLK	WP	HR	S	P	ERA		WHIP	<b>PITCHER</b>		IP	WLS	BF	H	R	ER	SO	BB	IBB	HBP	BLK	WP	HR	S	P	ERA	WHIP
Ray Washburn, R ERA: 3.7 Larry Jaster, L ERA: 3.13 Jack Lamabe, R ERA: 3.24 Al Jackson, L ERA: 4.06 Joe Hoerner, L ERA: 2.18 (1, 1)	3.2		19	7	4	4	3	2	0	0	0	0	0	23	31	9.82		2.455	Ron Willis, R ERA: 2.93 (8, 1)		0.1		1	0	0	0	1	0	0	0	0	0	3	3	0.00	0.000	



Batter	1	2	3	4	5	6	7	8	9	AB	R	H	RBI	BB	SO	LOB	TOP										
<b>Maury Wills, S</b> OBP: 0.329, SLG: 0.368 (1, 5)										4	0	0	0	0	0	2	<b>Pittsburgh Pirates @ Cincinnati Reds</b> Crosley Field, Cincinnati, OH Mon Sep 11 1967, 7:05 PM EDT Att. 4,150 - Unknown - 68 F										
<b>Matty Alou, L</b> OBP: 0.366, SLG: 0.402 (1, 8)										4	2	2	0	0	0	0											
<b>Roberto Clemente, R</b> OBP: 0.393, SLG: 0.545 (1, 9)										4	0	0	0	0	1	2											
<b>Willie Stargell, L</b> OBP: 0.380, SLG: 0.505 (1, 7)										4	1	2	3	0	0	0											
<b>Donn Clendenon, R</b> OBP: 0.299, SLG: 0.369 (1, 3)										4	0	0	0	0	0	1											
<b>Gene Alley, R</b> OBP: 0.331, SLG: 0.385 (1, 6)										4	0	1	0	0	2	0											
<b>Bill Mazeroski, R</b> OBP: 0.302, SLG: 0.366 (1, 4)										3	0	1	0	1	0	1											
<b>Manny Sanguillen, R</b> OBP: 0.214, SLG: 0.235 (1, 2)										4	0	1	0	0	1	1											
<b>Al McBean, R</b> OBP: 0.259, SLG: 0.250 (1, 1)										3	0	0	0	0	1	2											
<b>Juan Pizarro, L</b> OBP: 0.259, SLG: 0.269 (9, 1)										0	0	0	0	0	0	0											
<b>Roy Face, R</b> (9, 1)										0	0	0	0	0	0	0											
<b>Inning Stats</b>	R: 1 E: 0 K: 1 S: 7	H: 2 LOB: 1 BB: 0 P: 7	R: 0 E: 0 K: 1 S: 7	H: 2 LOB: 2 BB: 0 P: 7	R: 0 E: 0 K: 0 S: 3	H: 0 LOB: 0 BB: 0 P: 3	R: 0 E: 0 K: 1 S: 5	H: 0 LOB: 0 BB: 0 P: 5	R: 0 E: 0 K: 1 S: 5	H: 0 LOB: 0 BB: 0 P: 5	R: 2 E: 0 K: 0 S: 6	H: 3 LOB: 1 BB: 0 P: 6	R: 0 E: 0 K: 1 S: 5	H: 0 LOB: 0 BB: 0 P: 5	R: 0 E: 0 K: 0 S: 3	H: 0 LOB: 0 BB: 0 P: 3	R: 0 E: 0 K: 0 S: 3	H: 0 LOB: 0 BB: 0 P: 7	1B: 4 2B: 2 3B: 0 HR: 1	SF: 0 SAC: 0 DP: 0 HBP: 0	WP: 1 PB: 0 SB: 0 CS: 0	PA: 35					
<b>PITCHER</b>	IP	WLS	BF	H	R	ER	SO	BB	IBB	HBP	BLK	WP	HR	S	P	ERA	WHIP										
<b>Milt Pappas, R</b> ERA: 2.88 (1, 1)	7.0		28	7	3	3	5	0	0	0	0	0	1	38	38	3.86	1.000										
<b>Ted Davidson, L</b> ERA: 4.26 (8, 1)	2.0	W	7	0	0	0	0	1	0	0	0	1	0	6	10	0.00	0.500										

AB	34
R	3
H	7
RBI	3
BB	1
SO	5
LOB	9



Batter	1	2	3	4	5	6	7	8	9	AB	R	H	RBI	BB	SO	LOB	BOTTOM										
<b>Tommy Harper, R</b> OBP: 0.296, SLG: 0.339 (1, 9)										5	0	0	0	0	3	5	<b>Pittsburgh Pirates @ Cincinnati Reds</b> Crosley Field, Cincinnati, OH Mon Sep 11 1967, 7:05 PM EDT Att. 4,150 - Unknown - 68 F										
<b>Pete Rose, S</b> OBP: 0.372, SLG: 0.457 (1, 7)										5	0	2	1	0	0	2											
<b>Vada Pinson, L</b> OBP: 0.315, SLG: 0.440 (1, 8)										4	1	1	0	0	0	1											
<b>Lee May, R</b> OBP: 0.291, SLG: 0.405 (1, 3)										4	1	3	1	0	0	1											
<b>Tony Perez, R</b> OBP: 0.329, SLG: 0.491 (1, 5)										4	0	1	0	0	1	2											
<b>Tommy Helms, R</b> OBP: 0.301, SLG: 0.351 (1, 4)										3	1	1	1	1	0	2											
<b>Johnny Bench, R</b> OBP: 0.173, SLG: 0.220 (1, 2)										3	0	0	0	0	1	1											
<b>Art Shamsky, L</b> OBP: 0.267, SLG: 0.279 (9, PH)										0	0	0	0	0	0	0											
<b>Deron Johnson, R</b> OBP: 0.291, SLG: 0.401 (9, PH)										1	0	1	0	0	0	0											
<b>Dick Simpson, R</b> OBP: 0.333, SLG: 0.377 (9, PR)										0	1	0	0	0	0	0											
<b>Leo Cardenas, R</b> OBP: 0.303, SLG: 0.302 (1, 6)										2	0	0	0	2	1	0											
<b>Milt Pappas, R</b> OBP: 0.130, SLG: 0.091 (1, 1)										2	0	1	0	0	0	0											
<b>Mel Queen, L</b> OBP: 0.221, SLG: 0.208 (7, PH)										1	0	0	0	0	0	0											
<b>Ted Davidson, R</b> (8, 1)										0	0	0	0	0	0	0											
<b>Don Pavletich, R</b> OBP: 0.316, SLG: 0.413 (9, PH)										1	0	0	1	0	0	2											
<b>Inning Stats</b>	R: 0 E: 0 K: 0 S: 3	H: 0 LOB: 0 BB: 0 P: 3	R: 1 E: 0 K: 1 S: 6	H: 1 LOB: 0 BB: 0 P: 6	R: 0 E: 0 K: 1 S: 5	H: 1 LOB: 1 BB: 1 P: 9	R: 1 E: 0 K: 0 S: 5	H: 3 LOB: 1 BB: 0 P: 5	R: 0 E: 0 K: 0 S: 3	H: 0 LOB: 0 BB: 0 P: 3	R: 0 E: 0 K: 0 S: 5	H: 2 LOB: 2 BB: 0 P: 5	R: 0 E: 0 K: 1 S: 5	H: 0 LOB: 0 BB: 0 P: 5	R: 0 E: 0 K: 1 S: 6	H: 1 LOB: 1 BB: 0 P: 6	R: 2 E: 1 K: 2 S: 9	H: 2 LOB: 3 BB: 2 P: 17	1B: 6 2B: 4 3B: 1 HR: 0	SF: 0 SAC: 0 DP: 2 HBP: 0	WP: 0 PB: 0 SB: 0 CS: 0	PA: 38					
<b>PITCHER</b>	IP	WLS	BF	H	R	ER	SO	BB	IBB	HBP	BLK	WP	HR	S	P	ERA	WHIP										
<b>Al McBean, R</b> ERA: 2.53 (1, 1)	8.1		33	8	3	3	5	2	0	0	0	0	0	41	49	3.24	1.200										
<b>Juan Pizarro, L</b> ERA: 3.89 (9, 1)	0.0	L	3	1	0	0	0	0	1	0	0	0	0	2	6	∞	∞										
<b>Roy Face, R</b> ERA: 1.93 (9, 1)	0.1		2	1	1	0	1	0	0	0	0	0	0	4	4	0.00	3.000										







Batter	1	2	3	4	5	6	7	8	9	AB	R	H	RBI	BB	SO	LOB	TOP			
Maury Wills, S OBP: 0.330, SLG: 0.370										5	2	2	1	0	1	3	<b>Pittsburgh Pirates @ Cincinnati Reds</b> Crosley Field, Cincinnati, OH Tue Sep 12 1967, 7:05 PM EDT Att. 4,605 - Unknown - 72 F			
Matty Alou, L OBP: 0.370, SLG: 0.404										5	1	3	0	0	2	2				
Roberto Clemente, R OBP: 0.394, SLG: 0.543										4	0	1	3	0	0	2				
Willie Stargell, L OBP: 0.378, SLG: 0.501										5	0	1	0	0	1	3				
Donn Clendenon, R OBP: 0.302, SLG: 0.374										5	0	3	1	0	0	3				
Gene Alley, R OBP: 0.328, SLG: 0.381										5	1	0	0	0	0	3				
Bill Mazerolski, R OBP: 0.303, SLG: 0.367										5	1	2	0	0	0	1				
Manny Sanguillen, R OBP: 0.247, SLG: 0.268										3	1	3	1	0	0	0				
Bob Veale, S OBP: 0.060, SLG: 0.045										0	0	0	0	0	0	0				
John Geinar, R OBP: 0.286, SLG: 0.167										1	0	0	0	0	0	2				
Al Luplow, L OBP: 0.251, SLG: 0.265										0	0	0	1	0	0	0				
Billy O'Dell, S OBP: 0.179, SLG: 0.115										0	0	0	0	0	0	0				
Dennis Ribant, R OBP: 0.274, SLG: 0.367										2	1	1	0	0	1	1				
<b>Inning Stats</b>	R: 1 E: 0 K: 0 S: 5	H: 2 LOB: 1 BB: 0 P: 5	R: 0 E: 1 K: 0 S: 5	H: 1 LOB: 2 BB: 0 P: 5	R: 0 E: 0 K: 1 S: 5	H: 0 LOB: 0 BB: 0 P: 5	R: 2 E: 0 K: 0 S: 6	H: 3 LOB: 1 BB: 0 P: 6	R: 1 E: 0 K: 0 S: 5	H: 2 LOB: 1 BB: 0 P: 5	R: 3 E: 0 K: 1 S: 10	H: 5 LOB: 2 BB: 0 P: 10	R: 0 E: 0 K: 1 S: 6	H: 1 LOB: 1 BB: 0 P: 6	R: 0 E: 0 K: 0 S: 3	H: 1 LOB: 0 BB: 0 P: 3	1B: 14 2B: 2 3B: 0 HR: 0	SF: 2 SAC: 0 DP: 1 HBP: 0	WP: 1 PB: 1 SB: 0 CS: 0	PA: 43
<b>PITCHER</b>	IP WLS BF H R ER SO BB IBB HBP BLK WP HR S P ERA WHIP																			
Bob Lee, R ERA: 4.72	(1, 1) 5.0 W 24 8 4 3 1 0 0 0 0 0 0 0 26 26 5.40 1.600																			
Ted Davidson, L ERA: 7.36	(6, 1) 1.0 8 5 3 3 1 0 0 0 0 0 0 0 10 10 27.00 5.000																			
Don Nottebart, R ERA: 1.97	(7, 1) 3.0 S 11 3 0 0 3 0 0 0 0 0 1 0 17 17 0.00 1.000																			

Batter	1	2	3	4	5	6	7	8	9	AB	R	H	RBI	BB	SO	LOB	BOTTOM			
Tommy Harper, R OBP: 0.298, SLG: 0.342										6	2	2	0	0	1	8	<b>Pittsburgh Pirates @ Cincinnati Reds</b> Crosley Field, Cincinnati, OH Tue Sep 12 1967, 7:05 PM EDT Att. 4,605 - Unknown - 72 F			
Vada Pinson, L OBP: 0.316, SLG: 0.446										6	1	3	2	0	1	2				
Pete Rose, S OBP: 0.372, SLG: 0.464										6	4	2	4	0	0	2				
Lee May, R OBP: 0.296, SLG: 0.411										5	2	3	1	1	0	0				
Tony Perez, R OBP: 0.330, SLG: 0.496										6	2	3	4	0	0	1				
Tommy Helms, R OBP: 0.304, SLG: 0.354										5	1	3	2	0	0	2				
Johnny Bench, R OBP: 0.175, SLG: 0.204										4	1	0	0	1	0	4				
Leo Cardenas, R OBP: 0.313, SLG: 0.311										4	1	4	0	1	0	0				
Bob Lee, R OBP: 0.375, SLG: 0.375										3	1	2	1	0	1	2				
Jimmie Coker, R OBP: 0.218, SLG: 0.289										1	0	1	1	0	0	0				
Ted Davidson, R ERA: 7.94										0	0	0	0	0	0	0				
Don Nottebart, R ERA: 3.96										1	0	0	0	0	1	2				
<b>Inning Stats</b>	R: 4 E: 0 K: 1 S: 10	H: 6 LOB: 2 BB: 1 P: 14	R: 2 E: 1 K: 0 S: 7	H: 3 LOB: 2 BB: 0 P: 7	R: 3 E: 0 K: 0 S: 6	H: 3 LOB: 0 BB: 0 P: 6	R: 1 E: 1 K: 1 S: 7	H: 2 LOB: 2 BB: 1 P: 11	R: 4 E: 0 K: 0 S: 8	H: 5 LOB: 2 BB: 1 P: 12	R: 1 E: 0 K: 1 S: 6	H: 2 LOB: 0 BB: 0 P: 6	R: 0 E: 1 K: 1 S: 7	H: 1 LOB: 1 BB: 0 P: 7	R: 0 E: 0 K: 0 S: 4	H: 1 LOB: 1 BB: 0 P: 4	1B: 16 2B: 4 3B: 1 HR: 2	SF: 0 SAC: 0 DP: 0 HBP: 0	WP: 2 PB: 0 SB: 0 CS: 1	PA: 50
<b>PITCHER</b>	IP WLS BF H R ER SO BB IBB HBP BLK WP HR S P ERA WHIP																			
Bob Veale, L ERA: 3.84	(1, 1) 0.2 L 8 6 4 4 0 0 0 0 0 0 0 2 16 16 54.00 10.500																			
John Geinar, R ERA: 7.94	(1, 1) 2.1 14 6 5 5 1 0 0 0 0 0 0 2 16 16 19.29 2.571																			
Billy O'Dell, L ERA: 5.82	(4, 1) 1.2 13 6 5 5 1 1 1 0 0 0 1 0 13 21 27.00 4.200																			
Dennis Ribant, R ERA: 3.96	(5, 1) 3.1 15 5 1 1 2 0 0 0 0 0 1 0 19 19 2.70 1.500																			

AB 40  
R 7  
H 16  
RBI 7  
BB 0  
SO 5  
LOB 20



AB 47  
R 15  
H 23  
RBI 15  
BB 3  
SO 4  
LOB 23





Batter	1	2	3	4	5	6	7	8	9	AB	R	H	RBI	BB	SO	LOB	TOP								
<b>Maury Wills, S</b> OBP: 0.332, SLG: 0.370 (1.5)	6-3		E9 SF8 1B	1-3			E5 WP 2B	1B BB	1B	5	3	2	0	1	0	1									
<b>Matty Alou, L</b> OBP: 0.372, SLG: 0.406 (1.8)	1B		SF8				F5	G4-6-3 1B WP 1B	F8	5	1	3	1	0	0	3									
<b>Roberto Clemente, R</b> OBP: 0.399, SLG: 0.554 (1.9)	F3		F9 1B				E	G4-6-3 1B	1B	6	2	5	4	0	0	1									
<b>Willie Stargell, L</b> OBP: 0.380, SLG: 0.499 (1.7)	G3		1B				E 1B	G4-6-3 1B	1B	4	1	1	0	2	0	5									
<b>Donn Clendenon, R</b> OBP: 0.303, SLG: 0.373 (1.3)			F9				E1 1B	2B		4	1	1	0	1	1	4									
<b>Gene Alley, R</b> OBP: 0.328, SLG: 0.383 (1.6)	6-3		F3				FC4-6 1B	1B		5	0	2	2	0	0	4									
<b>Bill Mazerolski, R</b> OBP: 0.302, SLG: 0.367 (1.4)	F8						WP 2B	FC4-6 2B	K	5	1	1	0	0	1	4									
<b>Manny Sanguillen, R</b> OBP: 0.269, SLG: 0.303 (1.2)	K						K	1B SH1-4	1B	5	1	3	1	0	2	2									
<b>Tommie Sisk, R</b> OBP: 0.138, SLG: 0.111 (1.1)			E 1B				F4	K	SH1-4	4	1	1	0	0	2	3									
<b>Inning Stats</b>	R: 0 E: 0 K: 0 S: 4	H: 1 LOB: 1 BB: 0 P: 4	R: 0 E: 0 K: 1 S: 6	H: 1 LOB: 1 BB: 0 P: 6	R: 2 E: 1 K: 0 S: 7	H: 4 LOB: 2 BB: 0 P: 7	R: 0 E: 0 K: 1 S: 6	H: 1 LOB: 1 BB: 0 P: 6	R: 1 E: 0 K: 1 S: 6	H: 2 LOB: 1 BB: 1 P: 10	R: 0 E: 0 K: 1 S: 5	H: 1 LOB: 0 BB: 0 P: 5	R: 5 E: 2 K: 1 S: 10	H: 3 LOB: 1 BB: 1 P: 14	R: 2 E: 0 K: 1 S: 7	H: 3 LOB: 2 BB: 2 P: 15	R: 1 E: 0 K: 0 S: 6	H: 3 LOB: 2 BB: 0 P: 6	1B: 14 2B: 4 3B: 0 HR: 1	SF: 1 SAC: 1 DP: 1 HBP: 0	WP: 3 PB: 0 SB: 0 CS: 0	PA: 49			
<b>PITCHER</b>	IP	WLS	BF	H	R	ER	SO	BB	IBB	HBP	BLK	WP	HR	S	P	ERA	WHIP								
<b>Mel Queen, R</b> ERA: 2.74 (1.1)	6.1	L	31	11	6	3	4	1	1	0	0	2	1	37	45	4.26	1.895								
<b>Don Nottebart, R</b> ERA: 1.99 (7.1)	0.1		4	2	2	0	0	0	0	0	0	0	0	4	4	0.00	6.000								
<b>Ted Davidson, L</b> ERA: 7.04 (7.1)	0.1		1	0	0	0	1	0	0	0	0	0	0	3	3	0.00	0.000								
<b>Sammy Ellis, R</b> ERA: 4.0 (8.1)	2.0		13	6	3	3	1	2	0	0	0	1	0	13	21	13.50	4.000								

Pittsburgh Pirates @ Cincinnati Reds  
Crosley Field, Cincinnati, OH  
Wed Sep 13 1967, 7:05 PM EDT  
Att. 4,966 - Unknown - 71 F

AB 43  
R 11  
H 19  
RBI 8  
BB 4  
SO 6  
LOB 27



Batter	1	2	3	4	5	6	7	8	9	AB	R	H	RBI	BB	SO	LOB	BOTTOM								
<b>Tommy Harper, R</b> OBP: 0.295, SLG: 0.338 (1.9)	4-3		K							4	0	0	0	0	1	3									
<b>Pete Rose, S</b> OBP: 0.371, SLG: 0.462 (1.7)	6-3		4-3-6-4						F7	4	0	1	0	0	0	2									
<b>Vada Pinson, L</b> OBP: 0.319, SLG: 0.450 (1.8)	CS 1B								1B SF9	4	2	3	0	0	0	1									
<b>Lee May, R</b> OBP: 0.296, SLG: 0.409 (1.3)	CS		F7						1B 1B	4	1	1	0	0	1	1									
<b>Tony Perez, R</b> OBP: 0.330, SLG: 0.495 (1.5)			4-3						SF9	3	0	1	2	0	0	0									
<b>Tommy Helms, R</b> OBP: 0.306, SLG: 0.354 (1.4)									1B	3	0	1	0	1	0	1									
<b>Johnny Bench, R</b> OBP: 0.167, SLG: 0.193 (1.2)									1B	3	0	0	0	0	0	2									
<b>Sammy Ellis, L</b> OBP: 0.122, SLG: 0.065 (8.1)										0	0	0	0	0	0	0									
<b>Art Shamsky, L</b> OBP: 0.272, SLG: 0.285 (9, PH)									1B	1	0	1	1	0	0	0									
<b>Leo Cardenas, R</b> OBP: 0.312, SLG: 0.310 (1.6)									1B	4	0	1	0	0	1	2									
<b>Mel Queen, L</b> OBP: 0.241, SLG: 0.243 (1.1)										2	0	2	0	0	0	0									
<b>Don Nottebart, R</b> ERA: 1.99 (7.1)										0	0	0	0	0	0	0									
<b>Ted Davidson, R</b> ERA: 7.04 (7.1)										0	0	0	0	0	0	0									
<b>Johnny Edwards, L</b> OBP: 0.258, SLG: 0.240 (8.2)										1	0	0	0	0	0	0									
<b>Inning Stats</b>	R: 0 E: 0 K: 0 S: 3	H: 1 LOB: 0 BB: 0 P: 3	R: 0 E: 0 K: 0 S: 3	H: 0 LOB: 1 BB: 1 P: 7	R: 0 E: 0 K: 1 S: 6	H: 2 LOB: 1 BB: 0 P: 6	R: 1 E: 0 K: 0 S: 4	H: 1 LOB: 0 BB: 0 P: 4	R: 0 E: 0 K: 1 S: 5	H: 1 LOB: 0 BB: 0 P: 5	R: 0 E: 0 K: 0 S: 3	H: 1 LOB: 0 BB: 0 P: 3	R: 0 E: 0 K: 1 S: 5	H: 0 LOB: 0 BB: 0 P: 5	R: 2 E: 0 K: 0 S: 7	H: 4 LOB: 2 BB: 0 P: 7	1B: 9 2B: 3 3B: 0 HR: 0	SF: 1 SAC: 0 DP: 3 HBP: 0	WP: 0 PB: 0 SB: 0 CS: 1	PA: 36					
<b>PITCHER</b>	IP	WLS	BF	H	R	ER	SO	BB	IBB	HBP	BLK	WP	HR	S	P	ERA	WHIP								
<b>Tommie Sisk, R</b> ERA: 3.26 (1.1)	9.0	W	35	11	3	3	3	1	0	0	0	0	0	40	44	3.00	1.333								

Pittsburgh Pirates @ Cincinnati Reds  
Crosley Field, Cincinnati, OH  
Wed Sep 13 1967, 7:05 PM EDT  
Att. 4,966 - Unknown - 71 F

AB 33  
R 3  
H 11  
RBI 3  
BB 1  
SO 3  
LOB 12













Batter	1	2	3	4	5	6	7	8	9	AB	R	H	RBI	BB	SO	LOB	TOP				
Jesus Alou, R (1.9) OBP: 0.316, SLG: 0.366	4-0 HR BB	0-0 FC4 1B			0-0 4-3		0-0 6-3		0-0 1-3	3	1	1	0	1	0	0	<b>San Francisco Giants @ Pittsburgh Pirates</b> Forbes Field, Pittsburgh, PA Sun Sep 17 1967, 3:33 AM EDT Att: 5,733 - Unknown <a href="http://livebaseballscorecards.com">livebaseballscorecards.com</a>				
Joe Gibbon, R (7.1) OBP: 0.080, SLG: 0.083										0	0	0	0	0	0	0					
Jim Davenport, R (9.6) OBP: 0.356, SLG: 0.362										1	0	0	0	0	0	1					
Ty Cline, L (1.7) OBP: 0.291, SLG: 0.361	0-0 L7	0-0 FC4 1-2			0-0 1B			0-0 L6-3		4	0	1	0	0	0	3					
Willie McCovey, L (1.3) OBP: 0.381, SLG: 0.532	0-0 HR 1B		0-0 FC5-4 BB		0-0 BB			0-3 K		2	1	1	0	2	1	0					
Jim Ray Hart, R (1.5) OBP: 0.369, SLG: 0.514	0-0 HR		0-0 FC5-4 1-2		0-0 5-3			0-0 BB		3	1	1	3	1	0	2					
Tom Haller, L (1.2) OBP: 0.345, SLG: 0.414	0-0 4-3		0-0 F6		0-0 F7			0-0 F9		4	0	0	0	0	0	2					
Ken Henderson, S (1.8) OBP: 0.277, SLG: 0.276	0-0 G3		0-3 K		0-0 F8			0-0 SH3-4 1B BB		3	1	0	0	1	1	1					
Bob Schroder, L (1.4) OBP: 0.308, SLG: 0.258		0-0 1B SH3-4 1B		0-0 4-3		0-0 4-3		0-0 SH3-4 1-2		3	0	1	0	0	0	0					
Hal Lanier, R (1.6) OBP: 0.240, SLG: 0.261		0-0 SH3-4		0-0 G3			0-0 E5 CS		0-0 6-3	2	0	0	0	0	0	0					
Willie Mays, R (9.6) OBP: 0.335, SLG: 0.450			1-2							1	0	0	0	0	0	1					
Frank Linzy, R (9.1)										0	0	0	0	0	0	0					
Ray Sadecki, L (1.1) OBP: 0.281, SLG: 0.317		0-0 F9		0-0 F6			0-0 6-3 1-2		0-0 1B	2	0	0	0	0	0	1					
Lindy McDaniel, R (5.1) OBP: 0.091, SLG: 0.091										0	0	0	0	0	0	0					
Jack Hiatt, R (7.9) OBP: 0.399, SLG: 0.465										1	0	0	0	0	0	1					
Ollie Brown, R (7.9) OBP: 0.309, SLG: 0.414										1	0	1	1	0	0	0					
<b>Inning Stats</b>	R: 3 E: 0 K: 0 S: 5	H: 2 LOB: 0 BB: 1 P: 9	R: 0 E: 0 K: 0 S: 5	H: 2 LOB: 0 BB: 0 P: 5	R: 0 E: 0 K: 1 S: 5	H: 0 LOB: 1 BB: 1 P: 9	R: 0 E: 0 K: 0 S: 3	H: 0 LOB: 0 BB: 0 P: 3	R: 0 E: 0 K: 0 S: 3	H: 1 LOB: 1 BB: 1 P: 7	R: 0 E: 0 K: 0 S: 3	H: 0 LOB: 0 BB: 0 P: 3	R: 0 E: 1 K: 0 S: 3	H: 0 LOB: 0 BB: 0 P: 3	R: 0 E: 0 K: 1 S: 4	H: 0 LOB: 1 BB: 1 P: 9	R: 1 E: 0 K: 0 S: 4	H: 1 LOB: 1 BB: 1 P: 8	1B: 5 2B: 0 3B: 0 HR: 1	SF: 0 SAC: 2 DP: 0 HBP: 0	WP: 0 PA: 37 PB: 0 CS: 1
<b>PITCHER</b> Al McBean, R (1.1) ERA: 2.63	IP: 9.0 WLS: W BF: 37 H: 6 R: 4 ER: 4 SO: 2 BB: 5 IBB: 0 HBP: 0 BLK: 0 WP: 0 HR: 1 S: 36 P: 56 ERA: 4.00 WHIP: 1.222															<b>PITCHER</b>	IP: WLS: BF: H: R: ER: SO: BB: IBB: HBP: BLK: WP: HR: S: P: ERA: WHIP:				

Batter	1	2	3	4	5	6	7	8	9	AB	R	H	RBI	BB	SO	LOB	BOTTOM													
Maury Wills, S (1.5) OBP: 0.329, SLG: 0.365	0-3 K	0-0 F8		0-0 G3-6-3 1-2		0-3 K		0-0 FC4-6 1-2		5	0	0	0	0	2	5	<b>San Francisco Giants @ Pittsburgh Pirates</b> Forbes Field, Pittsburgh, PA Sun Sep 17 1967, 3:33 AM EDT Att: 5,733 - Unknown <a href="http://livebaseballscorecards.com">livebaseballscorecards.com</a>													
Jose Pagan, R (9.5) OBP: 0.325, SLG: 0.354										0	0	0	0	0	0	0														
Matty Alou, L (1.8) OBP: 0.374, SLG: 0.410	0-0 F8	0-0 3-1			0-0 G3	4-0 1-2 BB		0-0 6-3		4	0	0	0	1	0	2														
Roberto Clemente, R (1.9) OBP: 0.400, SLG: 0.555	0-0 BB 1B		0-0 4-3		0-0 WP 2B 1B		0-0 1-3		0-0 HR	5	2	3	1	0	0	2														
Donn Clendenon, R (1.3) OBP: 0.302, SLG: 0.376	4-0 1-2 BB		0-0 6-3 3B		0-0 F6		0-3 K			3	1	1	0	1	1	1														
Manny Mota, R (1.7) OBP: 0.338, SLG: 0.433	0-3 K		0-0 6-3		0-0 1B 2B		0-0 4-3			4	1	1	2	0	1	2														
Gene Alley, R (1.6) OBP: 0.330, SLG: 0.386		0-0 1B 1B	0-0 2B		0-0 FC6-4 1B		0-0 6-3			4	1	3	1	0	0	0														
Bill Mazerowski, R (1.4) OBP: 0.301, SLG: 0.363		0-0 FC1-5 1B 1B	0-0 F8		0-0 FC6-4 1-2		0-0 5-3			4	0	1	0	0	0	2														
Manny Sanguillen, R (1.2) OBP: 0.304, SLG: 0.318		0-0 FC1-5 1B 1-2 2H		0-0 F8		0-0 F6		0-0 1-3		4	0	1	1	0	0	0														
Al McBean, R (1.1) OBP: 0.323, SLG: 0.296		0-0 FC1-5		0-0 G3-6-3 1B		4-0 BB BB		0-0 FC4-6 1B		3	0	2	0	1	0	2														
<b>Inning Stats</b>	R: 0 E: 0 K: 2 S: 8	H: 1 LOB: 2 BB: 1 P: 12	R: 1 E: 0 K: 0 S: 6	H: 3 LOB: 2 BB: 0 P: 6	R: 1 E: 0 K: 0 S: 5	H: 2 LOB: 0 BB: 0 P: 5	R: 0 E: 0 K: 0 S: 3	H: 1 LOB: 0 BB: 0 P: 3	R: 2 E: 0 K: 1 S: 6	H: 3 LOB: 1 BB: 0 P: 6	R: 0 E: 0 K: 1 S: 5	H: 0 LOB: 2 BB: 2 P: 13	R: 0 E: 0 K: 1 S: 5	H: 0 LOB: 0 BB: 0 P: 5	R: 0 E: 0 K: 0 S: 4	H: 1 LOB: 1 BB: 0 P: 4		R: 1 E: 0 K: 0 S: 2	H: 1 LOB: 0 BB: 0 P: 2	1B: 8 2B: 2 3B: 1 HR: 1	SF: 0 SAC: 0 DP: 1 HBP: 0	WP: 1 PA: 39 PB: 0 CS: 0								
<b>PITCHER</b> Ray Sadecki, L (1.1) ERA: 3.13	IP: 4.2 WLS: 7 BF: 23 H: 9 R: 4 ER: 4 SO: 2 BB: 1 IBB: 0 HBP: 0 BLK: 0 WP: 0 HR: 0 S: 26 P: 30 ERA: 7.71 WHIP: 2.143															<b>PITCHER</b>		IP: WLS: BF: H: R: ER: SO: BB: IBB: HBP: BLK: WP: HR: S: P: ERA: WHIP:												
Lindy McDaniel, R (5.1) ERA: 3.91	1.1	7	1	0	0	1	2	0	0	0	0	0	7	15	0.00	2.250														
Joe Gibbon, L (7.1) ERA: 3.07	2.0	7	1	0	0	1	0	0	0	0	0	0	9	9	0.00	0.500														
Frank Linzy, R (9.1) ERA: 1.61	0.1	L	2	1	1	1	0	0	0	0	0	0	1	2	27.00	3.000														



Batter	1	2	3	4	5	6	7	8	9	AB	R	H	RBI	BB	SO	LOB	TOP				
Matty Alou, L OBP: 0.376, SLG: 0.412 (1, 8)	F6		L4-3 1B		F6		FC6-4 1B		BLK 1B	5	1	3	0	0	0	1	<b>Pittsburgh Pirates @ Houston Astros</b> Astrodome, Houston, TX Mon Sep 18 1967, 8:05 PM EDT Att: 6,327 - Dome				
Gene Alley, R OBP: 0.333, SLG: 0.388 (1, 6)	1B		L4-3			3B 2B	K		1B BB	4	1	2	0	1	1	3					
Manny Mota, R OBP: 0.339, SLG: 0.438 (1, 9)	K				K	1B 3B	FC6-4		BB 1B	5	1	2	3	0	2	3					
Willie Stargell, L OBP: 0.378, SLG: 0.493 (1, 7)	F7				K	2-3 1B		F8	1-2 BB	4	0	1	1	1	1	1					
Bob Robertson, R OBP: 0.200, SLG: 0.200 (1, 3)		K				F3		F8	K	5	0	1	0	0	2	4					
Bill Mazerowski, R OBP: 0.299, SLG: 0.361 (1, 4)	F4				K	2-3		F3		4	0	0	0	0	1	2					
Jose Pagan, R OBP: 0.329, SLG: 0.362 (1, 5)						F8			F9	4	0	2	0	0	0	1					
Manny Sanguillen, R OBP: 0.313, SLG: 0.326 (1, 2)	5-3					4-3			BLK 1B	4	1	2	0	0	0	1					
Tommie Sisk, R OBP: 0.136, SLG: 0.109 (5, PH) Mandy Jimenez, L OBP: 0.208, SLG: 0.389 (5, 1) Jim Shellenback, L OBP: 0.195, SLG: 0.305 (7, PH) Maury Wills, S OBP: 0.382, SLG: 0.167 (7, 1) John Gelnar, R OBP: 0.241, SLG: 0.292 (9, PH) Al Luplow, L OBP: 0.341, SLG: 0.292 (9, PH)	F9				G4-6-3 1B				F7	1	0	0	0	0	0	0	<b>P</b>				
<b>Inning Stats</b>	R: 0 E: 0 K: 1 S: 6	H: 1 LOB: 1 BB: 0 P: 6	R: 0 E: 0 K: 1 S: 6	H: 1 LOB: 1 BB: 0 P: 6	R: 0 E: 0 K: 0 S: 3	H: 1 LOB: 0 BB: 0 P: 3	R: 0 E: 0 K: 3 S: 10	H: 1 LOB: 1 BB: 0 P: 10	R: 0 E: 0 K: 0 S: 4	H: 2 LOB: 1 BB: 0 P: 4	R: 2 E: 0 K: 0 S: 6	H: 3 LOB: 1 BB: 0 P: 6	R: 0 E: 0 K: 1 S: 6	H: 1 LOB: 2 BB: 1 P: 10	R: 0 E: 0 K: 0 S: 3	H: 0 LOB: 0 BB: 0 P: 3		R: 2 E: 0 K: 1 S: 8	H: 3 LOB: 3 BB: 2 P: 16	1B: 10 2B: 3 3B: 1 HR: 0	SF: 0 SAC: 0 DP: 2 HBP: 0
<b>PITCHER</b> Dave Giusti, R ERA: 4.28 (1, 1)	IP: 9.0 WLS: W BF: 41 H: 13 R: 4 ER: 4 SO: 7 BB: 3 IBB: 0 HBP: 0 BLK: 1 WP: 0 HR: 0 S: 52 P: 64 ERA: 4.00 WHIP: 1.778															<b>PITCHER</b>					

Batter	1	2	3	4	5	6	7	8	9	AB	R	H	RBI	BB	SO	LOB	BOTTOM		
Sonny Jackson, L OBP: 0.281, SLG: 0.289 (1, 6)	F4	F6		4-3	FC1-4			6-3		6	1	1	1	0	0	2	<b>Pittsburgh Pirates @ Houston Astros</b> Astrodome, Houston, TX Mon Sep 18 1967, 8:05 PM EDT Att: 6,327 - Dome		
Joe Morgan, L OBP: 0.381, SLG: 0.407 (1, 4)	S 2B 1B	4-3			1B E 1B	3-1	SF9 E BB	F9		5	2	2	0	1	0	1			
Jimmy Wynn, R OBP: 0.335, SLG: 0.515 (1, 8)	2B BB			S 1B 1B	E 1B 1B	BB 1B	E5			4	4	3	0	1	0	2			
Rusty Staub, L OBP: 0.392, SLG: 0.479 (1, 9)	PB 1B 2B			F9	E6 1B	BB 1B	SF9			3	3	1	3	1	0	2			
Hal King, L OBP: 0.273, SLG: 0.333 (1, 2)	1B BB			F7	G3	K	4-3			4	0	0	0	1	1	7			
Doug Rader, R OBP: 0.382, SLG: 0.496 (1, 3)	FC5-4 1B				E 1B 1B	1B 3B		1B 2B 1B		4	2	4	4	1	0	0			
Bob Aspromonte, R OBP: 0.361, SLG: 0.490 (1, 5)	K			1-3	E3 1B 1B	FC5-4 BB		2B 6-3 1B		4	2	2	2	1	1	3			
Ron Davis, R OBP: 0.304, SLG: 0.411 (1, 7)	FC5-4				K	K	FC5-4	6-3 2B		5	0	1	1	0	2	5			
Dave Giusti, R OBP: 0.176, SLG: 0.289 (1, 1)		6-3			K	FC1-4 1B		F3	1-3 2B	5	0	1	1	0	1	2	<b>Houston Astros</b>		
<b>Inning Stats</b>	R: 3 E: 0 K: 1 S: 8	H: 3 LOB: 2 BB: 2 P: 16	R: 0 E: 0 K: 0 S: 3	H: 0 LOB: 0 BB: 0 P: 3	R: 1 E: 0 K: 0 S: 5	H: 2 LOB: 1 BB: 0 P: 5	R: 0 E: 0 K: 2 S: 7	H: 0 LOB: 0 BB: 0 P: 7	R: 5 E: 2 K: 1 S: 10	H: 4 LOB: 1 BB: 1 P: 14	R: 2 E: 0 K: 1 S: 7	H: 2 LOB: 2 BB: 2 P: 15	R: 1 E: 1 K: 0 S: 5	H: 1 LOB: 2 BB: 1 P: 9	R: 2 E: 0 K: 0 S: 6	H: 3 LOB: 1 BB: 0 P: 6		1B: 12 2B: 2 3B: 1 HR: 0	SF: 1 SAC: 0 DP: 0 HBP: 0
<b>PITCHER</b> Tommie Sisk, R ERA: 3.38 (1, 1) Jim Shellenback, L ERA: 7.5 (5, 1) John Gelnar, R ERA: 8.05 (7, 1)	IP: 4.0 WLS: L BF: 19 H: 5 R: 4 ER: 4 SO: 3 BB: 2 IBB: 0 HBP: 0 BLK: 0 WP: 0 HR: 0 S: 23 P: 31 ERA: 9.00 WHIP: 1.750															<b>PITCHER</b>			



Batter	1	2	3	4	5	6	7	8	9	AB	R	H	RBI	BB	SO	LOB	TOP										
<b>Maury Wills, S</b> (1, 5) OBP: 0.330, SLG: 0.365	0-0 1-3	0-0 1B		0-0 F5		0-0 F8				6	1	2	1	0	0	3											
<b>Matty Alou, L</b> (1, 8) OBP: 0.377, SLG: 0.411	4-0 1B	0-0 F9			0-0 F8		0-0		0-0 F8	3	1	1	0	1	0	1											
<b>Donn Clendenon, R</b> (9, PH) OBP: 0.302, SLG: 0.376										0	0	0	0	0	0	0											
<b>Manny Jimenez, L</b> (9, PH) OBP: 0.400										1	0	1	1	0	0	0											
<b>Al Luplow, L</b> (9, PR) OBP: 0.248, SLG: 0.262										0	1	0	0	0	0	0											
<b>Juan Pizarro, L</b> (9, 1) OBP: 0.286, SLG: 0.296										0	0	0	0	0	0	0											
<b>Roberto Clemente, R</b> (1, 9) OBP: 0.491, SLG: 0.554	0-0 4-3		4-0 S		0-0 4-3		0-0 F9		0-0 F8	4	1	2	1	1	0	1											
	1-3 1B		BB		1-2 HR		1-2 BB		1-2 1B																		
<b>Willie Stargell, L</b> (1, 7) OBP: 0.376, SLG: 0.488	0-0 4-3		0-3 K		4-0 WP		0-0 4-3		0-0 F8	4	1	0	1	1	1	4											
	1-2 3-H		1-2 K		1-2 HR		1-2 BB		1-2 3-H																		
<b>Bob Robertson, R</b> (1, 3) OBP: 0.200, SLG: 0.500	0-3 K		0-3 6-3		0-0 HR		0-0 F9		0-0 F7	5	1	1	2	0	1	5											
	1-2 3-H		1-2 K		1-2 HR		1-2 BB		1-2 3-H																		
<b>Gene Alley, R</b> (1, 6) OBP: 0.335, SLG: 0.389		4-0 3B	0-0 F8		0-0 1B		0-0 3-1		0-0 1B	4	2	2	1	1	0	1											
		3-1 BB	3-1 BB		1-2 1B		2-3 3-H		2-3 3-H																		
<b>Bill Mazerolski, R</b> (1, 4) OBP: 0.300, SLG: 0.365		0-0 5-3		0-3 K		0-0 F7		0-0 K	5	1	2	1	0	1	2												
		1-2 K		1-2 K		1-2 1B		1-2 3B																			
<b>Jerry May, R</b> (1, 2) OBP: 0.335, SLG: 0.333		0-0 3-1		0-0 1B		0-0 F9		0-3 K	5	0	2	0	0	1	2												
		2-3 K		2-3 1B		2-3 1B		2-3 3-H																			
<b>Bob Moose, R</b> (1, 1) OBP: 0.333, SLG: 1.000		0-0 1B		0-3 K		0-3 K		0-0 1B	3	1	1	1	0	2	1												
<b>Dennis Ribant, R</b> (6, 1) OBP: 0.274, SLG: 0.367									0	0	0	0	0	0	0	0											
<b>Roy Face, R</b> (8, 1) OBP: 0.343, SLG: 0.442									2	1	2	2	0	0	0												
<b>Manny Mota, R</b> (9, PH) OBP: 0.343, SLG: 0.442		3-H 1B		3-H 3B		3-H 3B		3-H 3B	2	1	2	2	0	0	0												
<b>Inning Stats</b>	R: 1 E: 0 K: 1 S: 6	H: 1 LOB: 1 BB: 1 P: 10	R: 2 E: 0 K: 0 S: 5	H: 2 LOB: 1 BB: 1 P: 9	R: 0 E: 0 K: 1 S: 5	H: 0 LOB: 1 BB: 1 P: 9	R: 0 E: 0 K: 2 S: 8	H: 1 LOB: 1 BB: 0 P: 8	R: 2 E: 0 K: 0 S: 5	H: 2 LOB: 1 BB: 1 P: 9	R: 0 E: 0 K: 1 S: 5	H: 0 LOB: 0 BB: 0 P: 5	R: 0 E: 0 K: 0 S: 3	H: 1 LOB: 1 BB: 0 P: 3	R: 0 E: 0 K: 1 S: 6	H: 1 LOB: 1 BB: 0 P: 6	R: 6 E: 0 K: 0 S: 11	H: 8 LOB: 2 BB: 0 P: 11	1B: 13 2B: 0 3B: 2 HR: 1	SF: 0 SAC: 0 DP: 0 HBP: 0	WP: 1 PA: 46 PB: 0 SB: 1 CS: 1						
<b>PITCHER</b>	IP	WLS	BF	H	R	ER	SO	BB	IBB	HBP	BLK	WP	HR	S	P	ERA	WHIP										
<b>Bruce Von Hoff, R</b> (1, 1) ERA: 5.02	4.2		24	6	5	5	4	4	0	0	0	1	1	28	44	9.64	2.143										
<b>Carroll Sembera, R</b> (5, 1) ERA: 4.53	0.1		1	0	0	0	0	0	0	0	0	0	0	1	1	0.00	0.000										
<b>Dan Schneider, L</b> (6, 1) ERA: 5.14	3.0		12	4	2	2	2	0	0	0	0	0	0	16	16	6.00	1.333										
<b>Larry Sherry, R</b> (9, 1) ERA: 5.5	0.0	L	2	2	0	0	0	0	0	0	0	0	0	2	2	∞	∞										
<b>Pat House, L</b> (9, 1) ERA: 6.0	0.2		5	3	2	2	0	0	0	0	0	0	0	5	5	27.00	4.500										

Pittsburgh Pirates @ Houston Astros  
Astrodome, Houston, TX  
Tue Sep 19 1967, 8:05 PM EDT  
Att: 5,321 - Dome

AB 42  
R 11  
H 16  
RBI 11  
BB 4  
SO 6  
LOB 20



Batter	1	2	3	4	5	6	7	8	9	AB	R	H	RBI	BB	SO	LOB	BOTTOM										
<b>Sonny Jackson, L</b> (1, 6) OBP: 0.280, SLG: 0.288	0-0 1-3		0-0 6-3		0-0 5-3		0-3 K		0-0 6-3	5	1	1	0	0	1	0											
<b>Joe Morgan, L</b> (1, 4) OBP: 0.381, SLG: 0.406	0-0 5-3		4-0 BB		0-0 1B		0-0 F6		0-0 F8	4	1	1	0	1	0	1											
<b>Jimmy Wynn, R</b> (1, 8) OBP: 0.333, SLG: 0.511	0-0 1-3		0-0 F7		0-0 F9		0-0 6-3		0-3 K	5	0	0	0	0	1	3											
	2-3 K		2-3 1B		2-3 1B		2-3 1B		2-3 1B																		
<b>Rusty Staub, L</b> (1, 9) OBP: 0.394, SLG: 0.481	0-0 4-3		0-0 1B		0-0 4-3		0-0 1B		0-0 SH1-3	4	2	3	1	0	0	0											
	3-H 1B		3-H 1B		3-H 1B		1-3 3B		1-3 1B																		
<b>Hal King, L</b> (1, 2) OBP: 0.240, SLG: 0.292	0-3 K		0-3 K		0-3 F5		0-3 K		0-0 SH1-3	3	0	0	0	0	2	3											
<b>Ron Brand, R</b> (8, PH) OBP: 0.318, SLG: 0.290									1-2 SH1-3	0	0	0	0	0	0	0											
<b>Doug Rader, R</b> (1, 3) OBP: 0.372, SLG: 0.500		0-0 4-3		0-0 FC4		0-0 1B		0-0 2B	3	2	2	1	1	0	0												
		1-2 1B		1-2 1B		1-3 3B		1-3 1B																			
<b>Bob Aspromonte, R</b> (1, 5) OBP: 0.360, SLG: 0.493		0-0 5-3		0-0 FC4		0-0 1B		0-0 F6	4	1	1	2	0	0	3												
		1-2 1B		1-2 1B		1-3 3B		1-3 1B																			
<b>Aaron Pointer, R</b> (1, 7) OBP: 0.318, SLG: 0.333		0-0 6-3		0-0 S4-3		4-0 BB		0-0 2B	3	0	2	3	1	0	0												
		1-2 1B		1-2 1B		3-H 1B		3-H 2B																			
<b>Bruce Von Hoff, R</b> (1, 1) ERA: 7.94	5.2		25	7	5	5	2	2	0	0	0	0	0	0	0	0											
<b>Carroll Sembera, R</b> (5, 1) ERA: 3.99	1.2		7	2	1	1	1	0	0	0	0	0	0	0	1	2											
<b>Dan Schneider, L</b> (6, 1) ERA: 5.14	0.2	W	4	1	1	1	1	0	1	0	0	0	0	0	0	0											
<b>Larry Sherry, R</b> (9, 1) ERA: 5.5	1.0	S	3	0	0	0	1	0	0	0	0	0	0	0	0	0											
<b>Pat House, L</b> (9, 1) ERA: 6.0										1	0	0	0	0	0	0											
<b>Tom Dukes, R</b> (9, 1) ERA: 3.74										0	0	0	0	0	0	0											
<b>Inning Stats</b>	R: 1 E: 0 K: 1 S: 7	H: 2 LOB: 1 BB: 0 P: 7	R: 0 E: 0 K: 0 S: 3	H: 0 LOB: 0 BB: 0 P: 3	R: 0 E: 0 K: 0 S: 3	H: 0 LOB: 1 BB: 1 P: 7	R: 0 E: 0 K: 0 S: 4	H: 1 LOB: 1 BB: 0 P: 4	R: 0 E: 0 K: 0 S: 2	H: 0 LOB: 0 BB: 1 P: 6	R: 4 E: 0 K: 1 S: 10	H: 5 LOB: 1 BB: 0 P: 10	R: 0 E: 0 K: 1 S: 5	H: 0 LOB: 0 BB: 0 P: 5	R: 2 E: 0 K: 1 S: 7	H: 2 LOB: 1 BB: 1 P: 11	R: 0 E: 0 K: 1 S: 5	H: 0 LOB: 0 BB: 0 P: 5	1B: 8 2B: 1 3B: 1 HR: 0	SF: 0 SAC: 1 DP: 1 HBP: 0	WP: 0 PA: 39 PB: 0 SB: 0 CS: 0						
<b>PITCHER</b>	IP	WLS	BF	H	R	ER	SO	BB	IBB	HBP	BLK	WP	HR	S	P	ERA	WHIP										
<b>Bruce Von Hoff, R</b> (1, 1) ERA: 7.94	5.2		25	7	5	5	2	2	0	0	0	0	0	0	0	7.94	1.588										
<b>Dennis Ribant, R</b> (6, 1) ERA: 3.99	1.2		7	2	1	1	1	0	0	0	0	0	0	0	0	5.40	1.200										
<b>Roy Face, R</b> (8, 1) ERA: 1.95	0.2	W	4	1	1	1	1	0	1	0	0	0	0	0	0	13.50	1.500										
<b>Juan Pizarro, L</b> (9, 1) ERA: 3.74	1.0	S	3	0	0	0	1	0	0	0	0	0	0	0	0	0.00	0.000										

Pittsburgh Pirates @ Houston Astros  
Astrodome, Houston, TX  
Tue Sep 19 1967, 8:05 PM EDT  
Att: 5,321 - Dome

AB 35  
R 7  
H 10  
RBI 7  
BB 3  
SO 5  
LOB 13





Batter	1	2	3	4	5	6	7	8	9	AB	R	H	RBI	BB	SO	LOB	TOP		
Maury Wills, S OBP: 0.329, SLG: 0.367 (1, 5)	6-3		FC4		F9				1-3	5	0	1	1	0	0	1			
Matty Alou, L OBP: 0.375, SLG: 0.411 (1, 8)	WP 2B		F7			F6	F6		L5	5	0	1	0	0	0	2			
Roberto Clemente, R OBP: 0.399, SLG: 0.549 (1, 9)	F9		4-3			E4 G3 1B		F9	K	5	1	0	0	0	1	2			
Willie Stargell, L OBP: 0.375, SLG: 0.485 (1, 7)	WP BB			F7		G3		4-3		3	0	0	0	1	0	1			
Bob Robertson, R OBP: 0.286, SLG: 0.500 (1, 3)	K			F2						4	1	2	1	0	1	2			
Gene Alley, R OBP: 0.334, SLG: 0.396 (1, 6)										4	1	3	1	0	0	1			
Bill Mazerolski, R OBP: 0.301, SLG: 0.365 (1, 4)		G6-4-3 1B								4	0	2	1	0	0	2			
Jerry May, R OBP: 0.334, SLG: 0.330 (1, 2)					4-3					3	1	0	0	1	0	1			
Bruce Dal Canton, R OBP: 0.250, SLG: 0.250 (1, 1)										4	0	1	0	0	2	3			
Juan Pizarro, L OBP: 0.256, SLG: 0.296 (8, 1)										0	0	0	0	0	0	0			
Dennis Ribant, R OBP: 0.274, SLG: 0.367 (9, 1)										0	0	0	0	0	0	0			
Woodie Fryman, R OBP: 0.139, SLG: 0.118 (9, 1)										0	0	0	0	0	0	0			
<b>Inning Stats</b>	R: 0 E: 0 K: 1 S: 6	H: 1 LOB: 2 BB: 1 P: 10	R: 0 E: 0 K: 0 S: 3	H: 1 LOB: 0 BB: 0 P: 3	R: 0 E: 0 K: 0 S: 4	H: 1 LOB: 1 BB: 0 P: 4	R: 0 E: 0 K: 0 S: 4	H: 0 LOB: 0 BB: 0 P: 3	R: 1 E: 1 K: 0 S: 5	H: 1 LOB: 1 BB: 0 P: 5	R: 1 E: 0 K: 1 S: 7	H: 2 LOB: 1 BB: 0 P: 7	R: 2 E: 0 K: 1 S: 8	H: 3 LOB: 2 BB: 1 P: 12	R: 0 E: 0 K: 1 S: 5	H: 0 LOB: 0 BB: 0 P: 5	1B: 7 2B: 1 3B: 2 HR: 0	SF: 0 SAC: 0 DP: 1 HBP: 0	WP: 2 PA: 39
<b>PITCHER</b>	IP	WLS	BF	H	R	ER	SO	BB	IBB	HBP	BLK	WP	HR	S	P	ERA	WHIP		
Howie Reed, R ERA: 3.38 (1, 1)	7.0		29	7	2	1	2	1	0	0	0	1	0	32	36	1.29	1.143		
Danny Coombs, L ERA: 3.95 (8, 1)	1.0		7	3	2	2	1	0	1	0	0	1	0	8	12	18.00	3.000		
Pat House, L ERA: 4.5 (9, 1)	1.0	W	3	0	0	0	1	0	0	0	0	0	0	5	5	0.00	0.000		

Pittsburgh Pirates @ Houston Astros  
Astrodome, Houston, TX  
Wed Sep 20 1967, 8:05 PM EDT  
Att: 4,629 - Dome

AB	37
R	4
H	10
RBI	4
BB	2
SO	4
LOB	15



Batter	1	2	3	4	5	6	7	8	9	AB	R	H	RBI	BB	SO	LOB	BOTTOM		
Sonny Jackson, L OBP: 0.282, SLG: 0.288 (1, 6)	6-3	4-3			2-3					4	1	1	0	1	0	3			
Joe Morgan, L OBP: 0.380, SLG: 0.406 (1, 4)	F8		4-3							5	0	1	0	0	0	3			
Jimmy Wynn, R OBP: 0.335, SLG: 0.512 (1, 8)	F7		K							4	1	2	0	1	1	0			
Rusty Staub, L OBP: 0.396, SLG: 0.483 (1, 9)		1B FC5-2 2B	2B		4-3					4	0	2	0	1	0	3			
Doug Rader, R OBP: 0.379, SLG: 0.517 (1, 3)		FC5-2 2B 1B	1B	1-3 2B	5-3					5	1	3	1	0	0	4			
Bob Aspromonte, R OBP: 0.358, SLG: 0.401 (1, 5)		FC5-2 2B	4-3							5	1	1	0	0	1	4			
Hal King, L OBP: 0.311, SLG: 0.321 (1, 2)										4	0	1	1	0	1	0			
Ron Brand, R OBP: 0.321, SLG: 0.290 (9, PH)										0	1	0	0	1	0	0			
Aaron Pointer, R OBP: 0.324, SLG: 0.316 (1, 7)										3	0	0	0	2	1	3			
Howie Reed, R ERA: 1.13 (7, PH)										2	0	0	0	0	1	3			
Ivan Murrell, R OBP: 0.333, SLG: 0.310 (8, PH)										1	0	0	0	0	0	0			
Danny Coombs, R OBP: 0.229, SLG: 0.500 (8, PH)										0	0	0	0	0	0	0			
Julio Escobar, L OBP: 0.229, SLG: 0.500 (8, PH)										0	0	0	0	0	1	0			
Pat House, L OBP: 0.229, SLG: 0.500 (9, PH)										0	0	0	0	0	0	0			
Ron Davis, R OBP: 0.200, SLG: 0.413 (9, PH)										1	0	1	2	0	0	0			
<b>Inning Stats</b>	R: 0 E: 0 K: 0 S: 3	H: 3 LOB: 3 BB: 1 P: 12	R: 1 E: 0 K: 1 S: 8	H: 1 LOB: 2 BB: 1 P: 10	R: 0 E: 0 K: 0 S: 3	H: 0 LOB: 0 BB: 0 P: 3	R: 0 E: 0 K: 0 S: 4	H: 1 LOB: 2 BB: 1 P: 8	R: 0 E: 0 K: 2 S: 7	H: 0 LOB: 0 BB: 0 P: 7	R: 1 E: 0 K: 0 S: 6	H: 3 LOB: 2 BB: 0 P: 6	R: 0 E: 0 K: 1 S: 5	H: 0 LOB: 3 BB: 3 P: 17	R: 3 E: 0 K: 0 S: 6	H: 4 LOB: 2 BB: 1 P: 10	1B: 6 2B: 6 3B: 0 HR: 0	SF: 0 SAC: 0 DP: 0 HBP: 0	WP: 0 PA: 45
<b>PITCHER</b>	IP	WLS	BF	H	R	ER	SO	BB	IBB	HBP	BLK	WP	HR	S	P	ERA	WHIP		
Bruce Dal Canton, R ERA: 1.13 (1, 1)	7.2		35	8	2	2	5	3	1	0	0	0	0	41	57	2.35	1.435		
Juan Pizarro, L ERA: 3.8 (8, 1)	0.2		5	1	1	1	0	2	0	0	0	0	0	3	11	13.50	4.500		
Dennis Ribant, R ERA: 4.08 (9, 1)	0.0	L	2	2	0	0	0	0	0	0	0	0	0	2	2	*	*		
Woodie Fryman, L ERA: 4.15 (9, 1)	0.1		3	1	2	2	0	1	0	0	0	0	0	2	6	54.00	6.000		

Pittsburgh Pirates @ Houston Astros  
Astrodome, Houston, TX  
Wed Sep 20 1967, 8:05 PM EDT  
Att: 4,629 - Dome

AB	38
R	5
H	12
RBI	4
BB	7
SO	5
LOB	23





Batter	1	2	3	4	5	6	7	8	9	AB	R	H	RBI	BB	SO	LOB	TOP			
Maury Wills, S OBP: 0.327, SLG: 0.364 (1, 5)	0-0 4-3		0-3 K		0-0 F9			0-0 6-3		4	0	0	0	0	1	1	<b>Pittsburgh Pirates @ San Francisco Giants</b> Candlestick Park, San Francisco, CA Fri Sep 22, 1967, 10:05 PM EDT Att: 10,238 - Unknown <a href="http://livebaseballscorecards.com">livebaseballscorecards.com</a>			
Gene Alley, R OBP: 0.337, SLG: 0.394 (1, 6)	0-0 5-3		4-0 WP BB		0-3 K			0-0 L7		3	0	0	0	1	1	1				
Roberto Clemente, R OBP: 0.399, SLG: 0.553 (1, 9)	0-0 2B		0-3 K		0-0 6-3			0-0 2B		4	0	2	0	0	1	1				
Willie Stargell, L OBP: 0.372, SLG: 0.480 (1, 7)	0-0 5-3		0-0 6-3		0-0 4-3			0-3 K		4	0	0	0	0	1	3				
Donn Clendenon, R OBP: 0.301, SLG: 0.375 (1, 3)		0-0 6-3		0-3 K				0-0 F3		4	0	1	0	0	1	0				
Manny Mota, R OBP: 0.342, SLG: 0.442 (1, 8)		0-0 2B		0-0 F9				0-0 F9		4	0	1	0	0	0	1				
Bill Mazerolski, R OBP: 0.300, SLG: 0.363 (1, 4)		0-0 F8		0-0 F3				0-0 E6		4	0	0	0	0	0	1				
Jerry May, R OBP: 0.336, SLG: 0.328 (1, 2)		4-0 IBB		4-0 SH3-4 BB				0-0 F9		2	0	0	0	2	1	1				
Al McBean, R OBP: 0.303, SLG: 0.276 (1, 1)		0-3 K		0-0 SH3-4				0-0 F9		2	0	0	0	0	1	2				
<b>Inning Stats</b>	R: 0 E: 0 K: 0 S: 4	H: 1 LOB: 1 BB: 0 P: 4	R: 0 E: 0 K: 1 S: 6	H: 1 LOB: 2 BB: 1 P: 10	R: 0 E: 0 K: 2 S: 7	H: 0 LOB: 1 BB: 1 P: 11	R: 0 E: 0 K: 1 S: 5	H: 0 LOB: 0 BB: 0 P: 5	R: 0 E: 0 K: 1 S: 5	H: 1 LOB: 1 BB: 0 P: 4	R: 0 E: 0 K: 1 S: 5	H: 0 LOB: 0 BB: 0 P: 5	R: 0 E: 0 K: 1 S: 6	H: 1 LOB: 1 BB: 0 P: 6	R: 0 E: 1 K: 0 S: 4	H: 0 LOB: 1 BB: 0 P: 4	1B: 1 2B: 3 3B: 0 HR: 0	SF: 0 SAC: 1 DP: 0 HBP: 0	WP: 1 PB: 0 SB: 0 CS: 0	PA: 35
<b>PITCHER</b> Ray Sadecki, L ERA: 2.96 (1, 1)	IP: 9.0 WLS: W BF: 35 H: 4 R: 0 ER: 0 SO: 7 BB: 2 IBB: 1 HBP: 0 BLK: 0 WP: 1 HR: 0 S: 46 P: 58 ERA: 0.00 WHIP: 0.667															<b>PITCHER</b>				

Batter	1	2	3	4	5	6	7	8	9	AB	R	H	RBI	BB	SO	LOB	BOTTOM					
Bob Schroder, L OBP: 0.319, SLG: 0.270 (1, 4)	0-0 4-3		0-0 6-3		4-0 1B BB			0-0 F5		3	0	0	0	1	0	0	<b>Pittsburgh Pirates @ San Francisco Giants</b> Candlestick Park, San Francisco, CA Fri Sep 22, 1967, 10:05 PM EDT Att: 10,238 - Unknown <a href="http://livebaseballscorecards.com">livebaseballscorecards.com</a>					
Ty Cline, L OBP: 0.310, SLG: 0.374 (1, 7)	4-0 BB		4-0 BB		0-0 1B			0-0 L1-3		2	0	1	0	2	0	0						
Willie Mays, R OBP: 0.334, SLG: 0.443 (1, 8)	0-0 F8		0-0 F9		0-0 1B			0-0 F9		4	0	1	0	0	0	2						
Willie McCovey, L OBP: 0.382, SLG: 0.528 (1, 3)	0-0 4-3		0-0 F8		0-0 F7			0-0 1B		4	0	1	0	0	0	3						
Jim Ray Hart, R OBP: 0.373, SLG: 0.517 (1, 5)		0-0 FC6-4 1B		0-0 1B				0-0 F6		4	0	3	0	0	0	1						
Tom Haller, L OBP: 0.342, SLG: 0.415 (1, 2)		0-0 FC6-4 1-2f BB		0-0 F7				0-0 FC6-4 1-2f G5-4-3		4	1	1	1	0	0	3						
Ollie Brown, R OBP: 0.311, SLG: 0.409 (1, 9)		4-0 G4-3 BB		0-0 1B				0-0 G5-4-3		2	0	1	0	1	0	1						
Hal Lanier, R OBP: 0.239, SLG: 0.259 (1, 6)		0-0 G4-3 1-2f		0-0 4-3				0-0 5-3		3	0	0	0	0	0	4						
Ray Sadecki, L OBP: 0.269, SLG: 0.303 (1, 1)			0-3 K		0-0 F4			0-0 F4		3	0	0	0	0	1	0						
<b>Inning Stats</b>	R: 0 E: 0 K: 0 S: 3	H: 0 LOB: 1 BB: 1 P: 7	R: 0 E: 0 K: 0 S: 3	H: 1 LOB: 1 BB: 1 P: 7	R: 0 E: 0 K: 1 S: 5	H: 0 LOB: 1 BB: 1 P: 9	R: 0 E: 0 K: 0 S: 5	H: 2 LOB: 2 BB: 0 P: 5	R: 0 E: 0 K: 0 S: 4	H: 2 LOB: 2 BB: 1 P: 8	R: 0 E: 0 K: 0 S: 3	H: 1 LOB: 0 BB: 0 P: 3	R: 0 E: 0 K: 0 S: 3	H: 0 LOB: 0 BB: 0 P: 3	R: 0 E: 0 K: 0 S: 4	H: 1 LOB: 1 BB: 0 P: 4	R: 1 E: 0 K: 0 S: 1	H: 1 LOB: 0 BB: 0 P: 1	1B: 7 2B: 0 3B: 0 HR: 1	SF: 0 SAC: 0 DP: 2 HBP: 0	WP: 0 PB: 0 SB: 0 CS: 0	PA: 33
<b>PITCHER</b> Al McBean, R ERA: 2.54 (1, 1)	IP: 8.0 WLS: L BF: 33 H: 8 R: 1 ER: 1 SO: 1 BB: 4 IBB: 0 HBP: 0 BLK: 0 WP: 0 HR: 1 S: 31 P: 47 ERA: 1.12 WHIP: 1.500															<b>PITCHER</b>						



Batter	1	2	3	4	5	6	7	8	9	AB	R	H	RBI	BB	SO	LOB	TOP								
<b>Maury Wills, S</b> OBP: 0.326, SLG: 0.362 (1, 5)	F4		SF9			6-3		6-3		3	0	0	1	1	0	0	<b>Pittsburgh Pirates @ San Francisco Giants</b> Candlestick Park, San Francisco, CA Sat Sep 23 1967, 6:33 AM EDT Att: 12,431 - Unknown								
<b>Gene Alley, R</b> OBP: 0.336, SLG: 0.394 (1, 6)	F9		F8			1B		1B	BB	5	2	2	0	0	0	2									
<b>Roberto Clemente, R</b> OBP: 0.399, SLG: 0.552 (1, 9)	K			K		1B		1B		4	1	2	0	0	2	0									
<b>Willie Stargell, L</b> OBP: 0.371, SLG: 0.478 (1, 7)		F3		F3		1B		K		4	0	1	1	0	1	2									
<b>Donn Clendenon, R</b> OBP: 0.301, SLG: 0.374 (1, 3)		K		K		1B		1B		4	0	1	2	0	2	2									
<b>Manny Mota, R</b> OBP: 0.343, SLG: 0.443 (1, 8)		F9				1B		1B		4	0	2	0	0	0	0									
<b>Bill Mazerolski, R</b> OBP: 0.299, SLG: 0.362 (1, 4)			SH1-4	1B	FC6-4	1B	F4	4-3		4	1	1	0	0	0	3									
<b>Jerry May, R</b> OBP: 0.339, SLG: 0.331 (1, 2)			SF9	1B	5-3				L7	3	0	2	0	0	0	1									
<b>Al Luplow, L</b> OBP: 0.247, SLG: 0.260 (9, PH)			SH1-4	1B	5-3					1	0	0	0	0	0	0									
<b>Tommie Sisk, R</b> OBP: 0.132, SLG: 0.106 (1, 1)			SH1-4	1B	5-3				2-3	2	0	0	0	0	0	2									
<b>Roy Face, R</b> (8, 1)										0	0	0	0	0	0	0									
<b>Juan Pizarro, L</b> OBP: 0.286, SLG: 0.296 (8, 1)										0	0	0	0	0	0	0									
<b>Manny Jimenez, L</b> OBP: 0.276, SLG: 0.393 (9, PH)										1	0	0	0	0	0	0									
<b>Inning Stats</b>	R: 0 E: 0 K: 1 S: 5	H: 0 LOB: 0 BB: 0 P: 5	R: 0 E: 0 K: 1 S: 5	H: 0 LOB: 0 BB: 0 P: 5	R: 1 E: 0 K: 0 S: 5	H: 2 LOB: 1 BB: 0 P: 5	R: 0 E: 0 K: 2 S: 7	H: 0 LOB: 0 BB: 0 P: 7	R: 0 E: 0 K: 0 S: 4	H: 1 LOB: 1 BB: 0 P: 4	R: 1 E: 0 K: 0 S: 5	H: 3 LOB: 1 BB: 0 P: 5	R: 0 E: 0 K: 0 S: 4	H: 1 LOB: 0 BB: 0 P: 4	R: 2 E: 0 K: 1 S: 9	H: 4 LOB: 2 BB: 0 P: 9	R: 0 E: 0 K: 0 S: 3	H: 0 LOB: 1 BB: 1 P: 7	1B: 11 2B: 0 3B: 0 HR: 0	SF: 1 SAC: 1 DP: 1 HBP: 0	WP: 0 PB: 1 SB: 0 CS: 0	PA: 38			
<b>PITCHER</b>	IP	WLS	BF	H	R	ER	SO	BB	IBB	HBP	BLK	WP	HR	S	P	ERA	WHIP								
<b>Mike McCormick, L</b> ERA: 2.95 (1, 1)	7.2		33	11	4	4	5	0	0	0	0	0	0	43	43	4.70	1.435								
<b>Lindy McDaniel, R</b> ERA: 3.89 (8, 1)	0.1	W	1	0	0	0	0	0	0	0	0	0	0	1	1	0.00	0.000								
<b>Frank Linzy, R</b> ERA: 1.57 (9, 1)	1.0	S	4	0	0	0	0	1	0	0	0	0	0	3	7	0.00	1.000								

AB 35  
R 4  
H 11  
RBI 4  
BB 1  
SO 5  
LOB 12



Batter	1	2	3	4	5	6	7	8	9	AB	R	H	RBI	BB	SO	LOB	BOTTOM								
<b>Ty Cline, L</b> OBP: 0.323, SLG: 0.387 (1, 7)	F7		L1-3			CS		HR		4	2	3	1	0	0	0	<b>Pittsburgh Pirates @ San Francisco Giants</b> Candlestick Park, San Francisco, CA Sat Sep 23 1967, 6:33 AM EDT Att: 12,431 - Unknown								
<b>Jim Davenport, R</b> OBP: 0.364, SLG: 0.382 (1, 4)	1-3			4-3		L		K		5	0	1	0	0	1	4									
<b>Willie Mays, R</b> OBP: 0.335, SLG: 0.441 (1, 8)	F7			F8		1B		HR		2	1	0	0	2	0	1									
<b>Willie McCovey, L</b> OBP: 0.381, SLG: 0.533 (1, 3)	K			F8		1B		HR		4	1	1	4	0	1	2									
<b>Jim Ray Hart, R</b> OBP: 0.372, SLG: 0.515 (1, 5)		4-3			K			HR		3	1	0	0	1	1	2									
<b>Tito Fuentes, S</b> OBP: 0.256, SLG: 0.279 (9, 4)								2B		0	0	0	0	0	0	0									
<b>Tom Haller, L</b> OBP: 0.345, SLG: 0.419 (1, 2)					F8			BB		3	1	2	1	1	0	0									
<b>Ollie Brown, R</b> OBP: 0.313, SLG: 0.408 (1, 9)					F9			1B		3	1	1	0	1	0	1									
<b>Hal Lanier, R</b> OBP: 0.240, SLG: 0.260 (1, 6)						F7				2	0	1	0	0	0	0									
<b>Jack Hiatt, R</b> OBP: 0.415, SLG: 0.485 (8, PH)										1	0	1	1	0	0	0									
<b>Cesar Gutierrez, R</b> ERA: 2.3 (8, PR)										1	1	0	0	0	0	2									
<b>Mike McCormick, L</b> OBP: 0.167, SLG: 0.190 (1, 1)										2	0	0	0	0	0	1									
<b>Lindy McDaniel, R</b> OBP: 0.091, SLG: 0.091 (8, 1)										0	0	0	0	0	0	0									
<b>Dick Dietz, R</b> OBP: 0.359, SLG: 0.348 (8, PH)										1	0	0	0	0	1	2									
<b>Frank Linzy, R</b> (9, 1)										0	0	0	0	0	0	0									
<b>Inning Stats</b>	R: 1 E: 0 K: 1 S: 6	H: 1 LOB: 0 BB: 0 P: 6	R: 0 E: 0 K: 0 S: 3	H: 1 LOB: 0 BB: 0 P: 3	R: 0 E: 0 K: 0 S: 3	H: 1 LOB: 0 BB: 0 P: 3	R: 0 E: 0 K: 0 S: 3	H: 0 LOB: 0 BB: 0 P: 3	R: 0 E: 0 K: 0 S: 3	H: 1 LOB: 0 BB: 0 P: 3	R: 0 E: 0 K: 0 S: 3	H: 1 LOB: 1 BB: 1 P: 7	R: 7 E: 0 K: 2 S: 12	H: 5 LOB: 2 BB: 4 P: 28	R: 0 E: 0 K: 0 S: 3	H: 0 LOB: 0 BB: 0 P: 7	1B: 8 2B: 1 3B: 0 HR: 1	SF: 0 SAC: 0 DP: 3 HBP: 0	WP: 1 PB: 0 SB: 2 CS: 1	PA: 36					
<b>PITCHER</b>	IP	WLS	BF	H	R	ER	SO	BB	IBB	HBP	BLK	WP	HR	S	P	ERA	WHIP								
<b>Tommie Sisk, R</b> ERA: 3.4 (1, 1)	7.0		26	6	3	3	2	2	0	0	0	0	0	27	35	3.86	1.143								
<b>Roy Face, R</b> ERA: 2.3 (8, 1)	0.2	L	5	2	0	0	2	0	1	0	0	0	0	8	12	0.00	3.000								
<b>Juan Pizarro, L</b> ERA: 3.95 (8, 1)	0.1		5	2	5	5	0	1	1	0	0	0	1	3	11	135.00	9.000								

AB 31  
R 8  
H 10  
RBI 7  
BB 5  
SO 4  
LOB 15





Batter	1	2	3	4	5	6	7	8	9	AB	R	H	RBI	BB	SO	LOB	TOP								
Maury Wills, S OBP: 0.328, SLG: 0.363 (1, 5)										4	0	2	1	1	0	3	<b>Pittsburgh Pirates @ San Francisco Giants</b> Candlestick Park, San Francisco, CA Sun Sep 24 1967, 6:33 AM EDT Att: 16,123 - Unknown								
Matty Alou, L OBP: 0.374, SLG: 0.409 (1, 8)										5	0	1	1	0	1	4									
Roberto Clemente, R OBP: 0.399, SLG: 0.548 (1, 9)										4	0	0	0	1	1	3									
Willie Stargell, L OBP: 0.370, SLG: 0.475 (1, 7)										3	0	0	0	1	1	0									
Donn Clendenon, R OBP: 0.298, SLG: 0.371 (1, 3)										4	0	0	0	0	3	3									
Gene Alley, R OBP: 0.336, SLG: 0.391 (1, 6)										4	0	0	0	0	1	3									
Bill Mazerowski, R OBP: 0.297, SLG: 0.360 (1, 4)										4	0	0	0	0	1	0									
Jerry May, R OBP: 0.344, SLG: 0.338 (1, 2)										3	1	2	0	1	0	0									
Steve Blass, R OBP: 0.150, SLG: 0.128 Woodie Fryman, R OBP: 0.139, SLG: 0.118 (9, 1)										3	1	1	0	0	0	2									
<b>Inning Stats</b>	R: 0 E: 0 K: 2 S: 7	H: 0 LOB: 3 BB: 3 P: 19	R: 0 E: 0 K: 1 S: 6	H: 1 LOB: 2 BB: 1 P: 10	R: 0 E: 0 K: 1 S: 5	H: 0 LOB: 0 BB: 0 P: 5	R: 0 E: 1 K: 0 S: 5	H: 1 LOB: 2 BB: 0 P: 5	R: 0 E: 0 K: 1 S: 7	H: 0 LOB: 0 BB: 0 P: 7	R: 0 E: 0 K: 1 S: 5	H: 0 LOB: 1 BB: 0 P: 5	R: 1 E: 0 K: 1 S: 7	H: 2 LOB: 1 BB: 0 P: 7	R: 0 E: 0 K: 0 S: 3	H: 0 LOB: 0 BB: 0 P: 3	R: 1 E: 1 K: 0 S: 6	H: 2 LOB: 2 BB: 0 P: 6	1B: 5 2B: 1 3B: 0 HR: 0	SF: 0 SAC: 1 DP: 0 HBP: 0	WP: 1 PB: 0 SB: 1 CS: 0	PA: 39			
<b>PITCHER</b>	IP	WLS	BF	H	R	ER	SO	BB	IBB	HBP	BLK	WP	HR	S	P	ERA	WHIP								
Gaylord Perry, R ERA: 2.63 Frank Linzy, R ERA: 1.55 (9, 1)	8.0	L	33	4	1	1	8	4	0	0	0	0	0	45	61	1.12	1.000								

AB	34
R	2
H	6
RBI	2
BB	4
SO	8
LOB	18



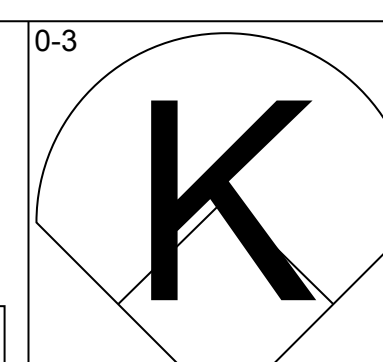
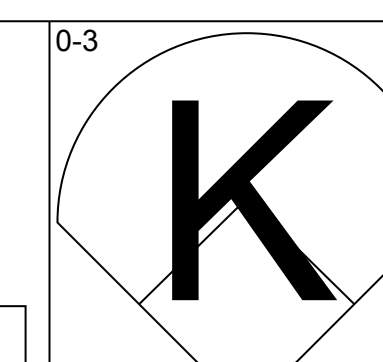
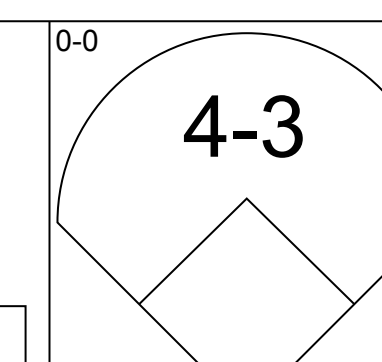
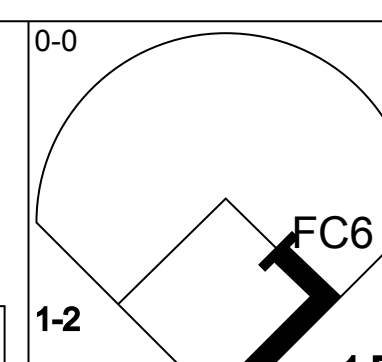
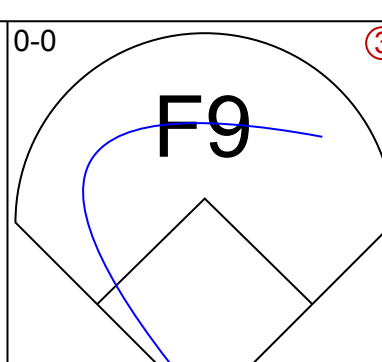
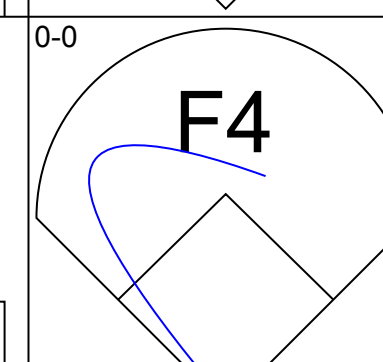
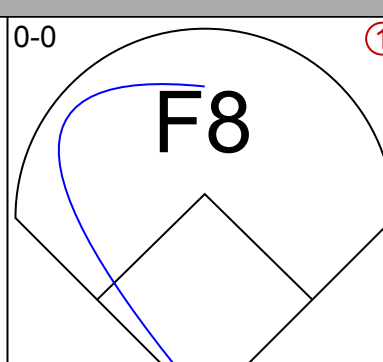
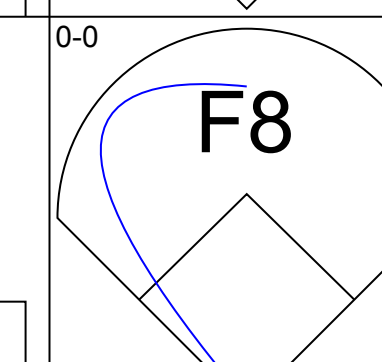
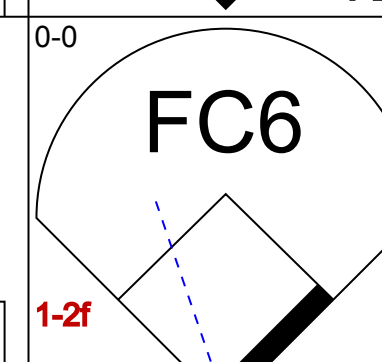
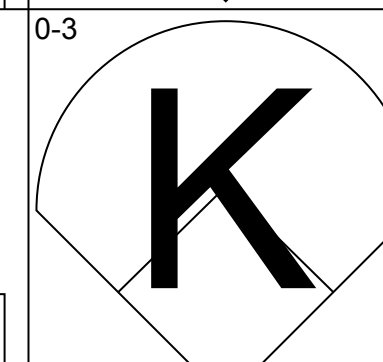
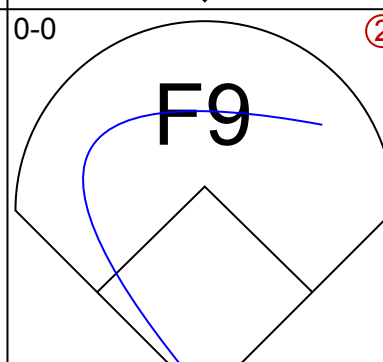
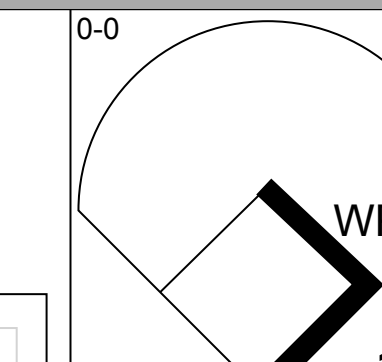
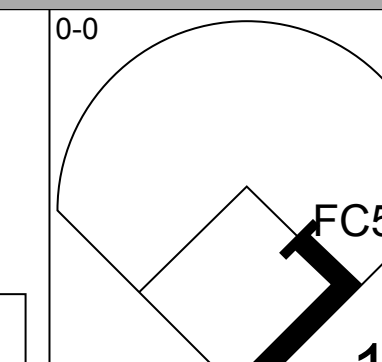
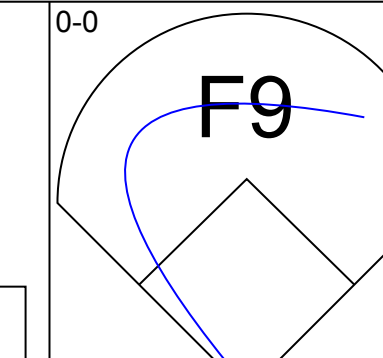
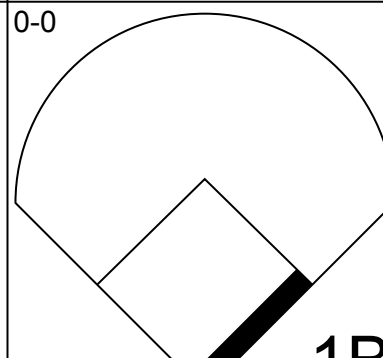
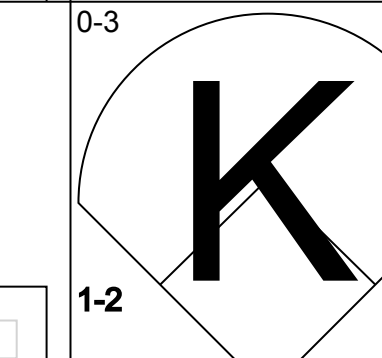
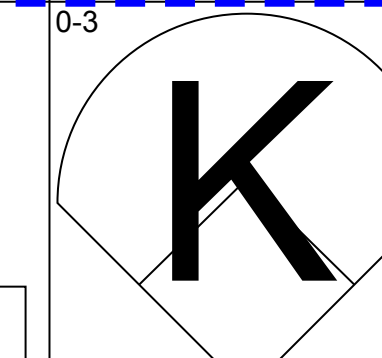
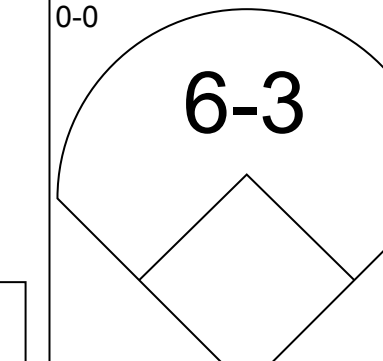
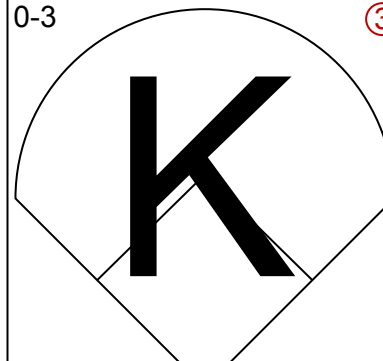
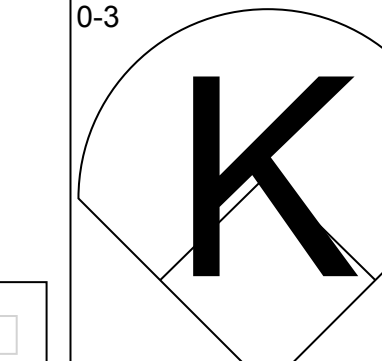
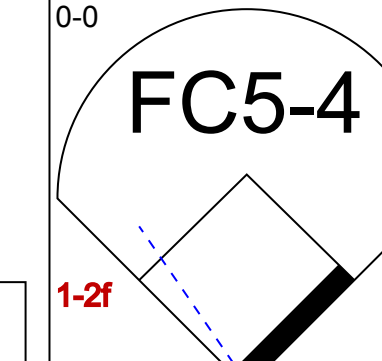
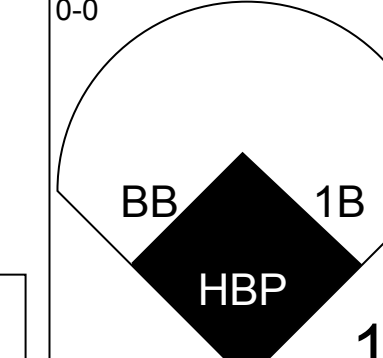
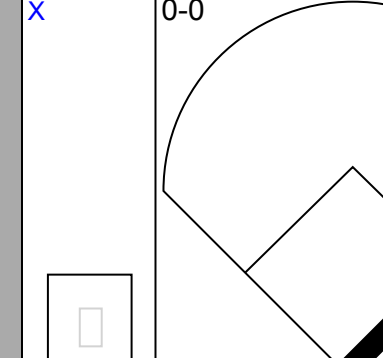
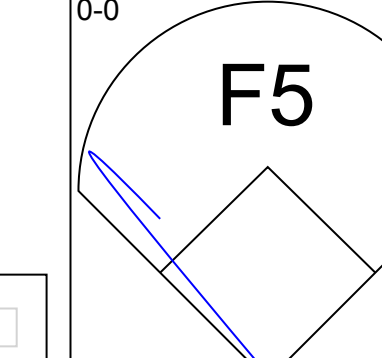
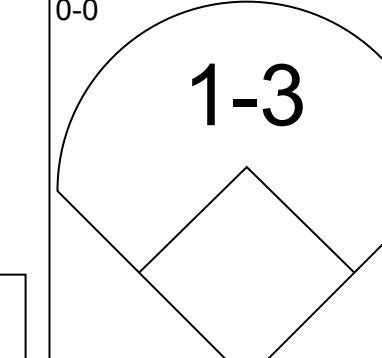
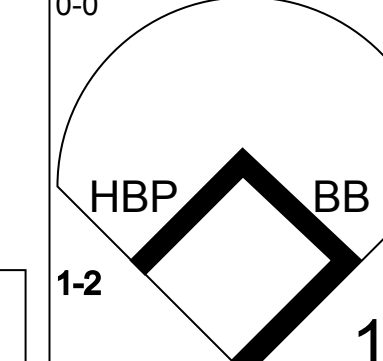
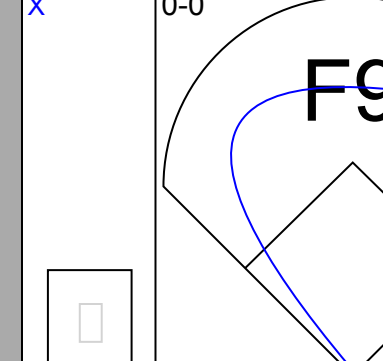
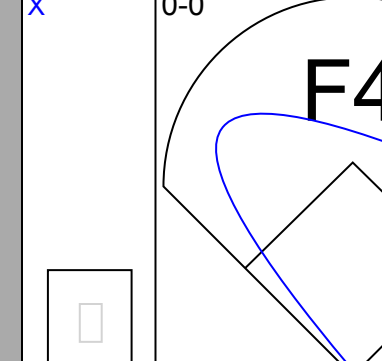
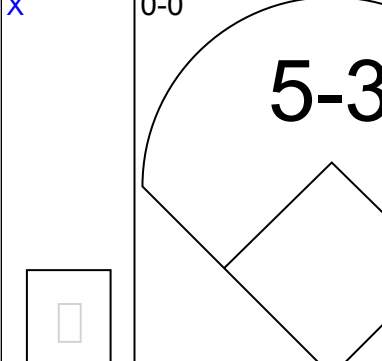
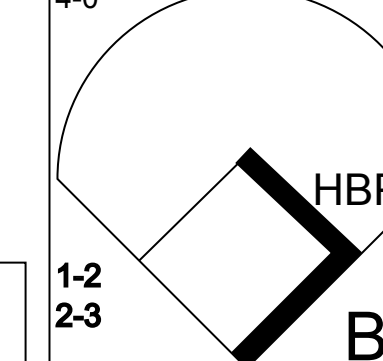
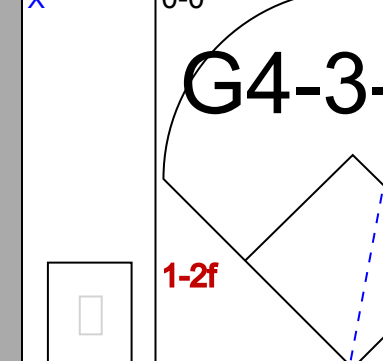
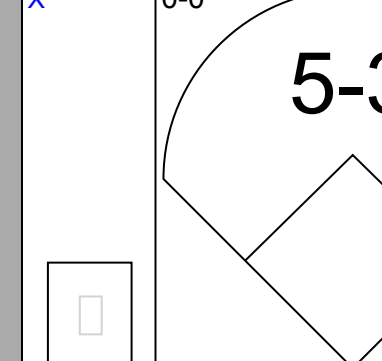
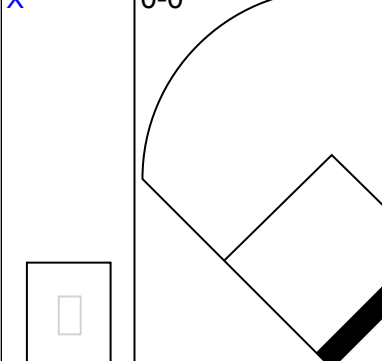
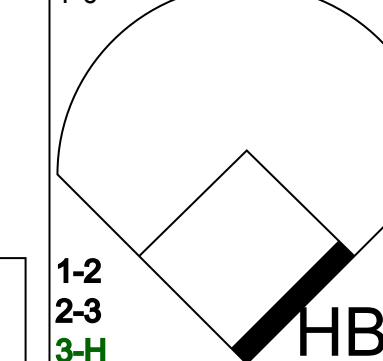
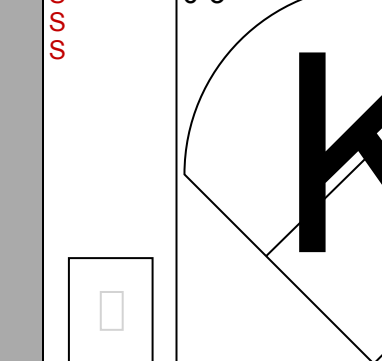
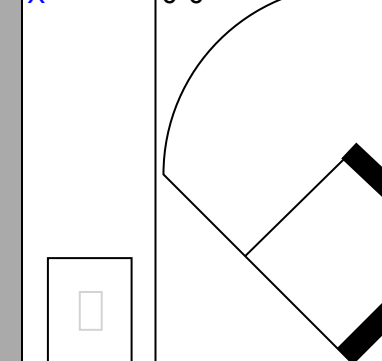
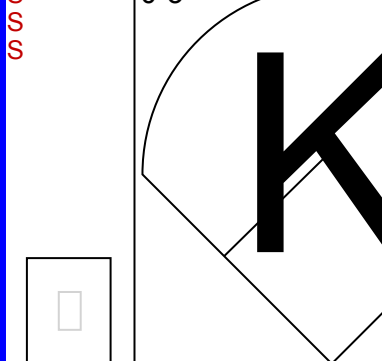
Batter	1	2	3	4	5	6	7	8	9	AB	R	H	RBI	BB	SO	LOB	BOTTOM								
Ty Cline, L OBP: 0.321, SLG: 0.382 (1, 7)										4	1	1	0	0	0	1	<b>Pittsburgh Pirates @ San Francisco Giants</b> Candlestick Park, San Francisco, CA Sun Sep 24 1967, 6:33 AM EDT Att: 16,123 - Unknown								
Jim Davenport, R OBP: 0.386, SLG: 0.384 Tito Fuentes, S OBP: 0.256, SLG: 0.279 (9, FR)										4	0	2	0	0	0	0									
Willie Mays, R OBP: 0.335, SLG: 0.440 Ken Henderson, S OBP: 0.275, SLG: 0.273 (2, 8)										1	0	0	0	0	1	0									
Willie McCovey, L OBP: 0.380, SLG: 0.529 (1, 3)										3	0	0	0	1	2	3									
Jim Ray Hart, R OBP: 0.373, SLG: 0.514 (1, 5)										3	0	1	0	1	0	1									
Tom Haller, L OBP: 0.343, SLG: 0.416 Dick Groat, R OBP: 0.240, SLG: 0.191 (9, PH)										3	0	0	0	0	0	2									
Ollie Brown, R OBP: 0.311, SLG: 0.405 (1, 9)										3	0	0	0	0	0	1									
Hal Lanier, R OBP: 0.239, SLG: 0.259 Jack Hiatt, R OBP: 0.413, SLG: 0.481 Cesar Gutierrez, R (9, 6)										2	0	0	0	0	0	2									
Gaylord Perry, R OBP: 0.146, SLG: 0.157 Jesus Alou, R OBP: 0.315, SLG: 0.365 Frank Linzy, R (9, 1)										1	0	0	0	0	0	0									
<b>Inning Stats</b>	R: 0 E: 0 K: 1 S: 5	H: 0 LOB: 0 BB: 0 P: 5	R: 0 E: 0 K: 0 S: 3	H: 0 LOB: 0 BB: 0 P: 3	R: 0 E: 1 K: 0 S: 4	H: 0 LOB: 1 BB: 0 P: 4	R: 0 E: 0 K: 1 S: 5	H: 0 LOB: 0 BB: 0 P: 5	R: 0 E: 0 K: 0 S: 4	H: 1 LOB: 1 BB: 0 P: 4	R: 0 E: 0 K: 2 S: 8	H: 1 LOB: 1 BB: 0 P: 8	R: 0 E: 0 K: 0 S: 2	H: 0 LOB: 0 BB: 1 P: 6	R: 0 E: 0 K: 0 S: 3	H: 0 LOB: 0 BB: 0 P: 3	R: 1 E: 0 K: 1 S: 7	H: 2 LOB: 2 BB: 1 P: 11	1B: 4 2B: 1 3B: 0 HR: 0	SF: 0 SAC: 2 DP: 1 HBP: 0	WP: 0 PB: 1 SB: 0 CS: 0	PA: 33			
<b>PITCHER</b>	IP	WLS	BF	H	R	ER	SO	BB	IBB	HBP	BLK	WP	HR	S	P	ERA	WHIP								
Steve Blass, R ERA: 3.57 Woodie Fryman, L ERA: 4.12 (9, 1)	8.1	W	30	4	1	0	4	1	0	0	0	0	0	4	8	0.00	1.500								

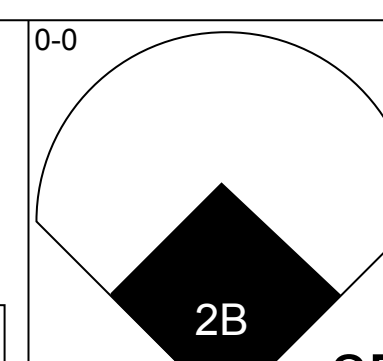
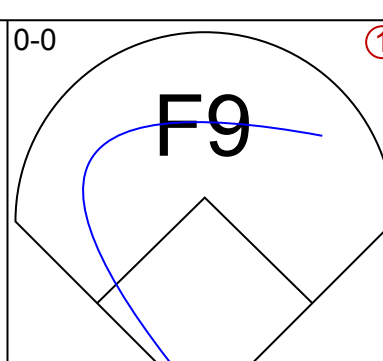
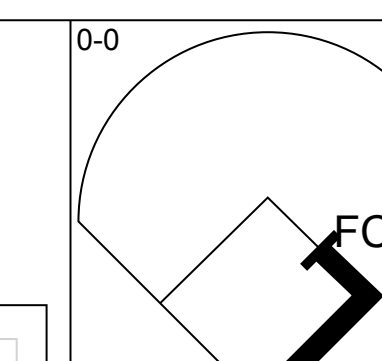
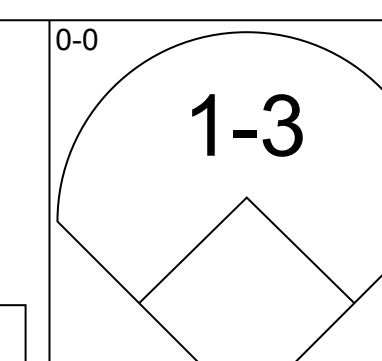
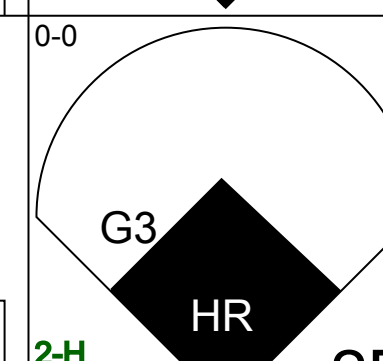
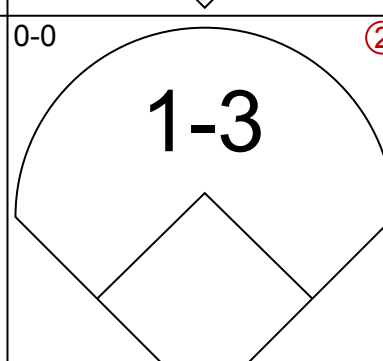
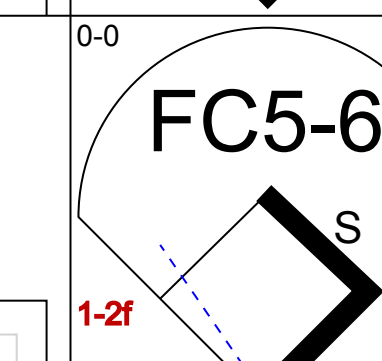
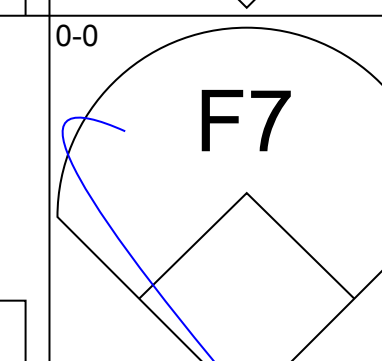
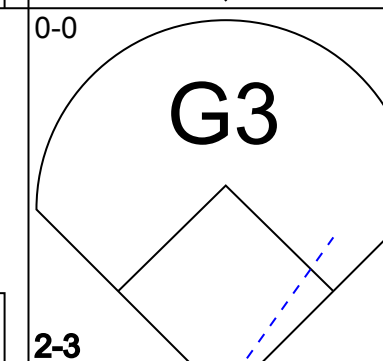
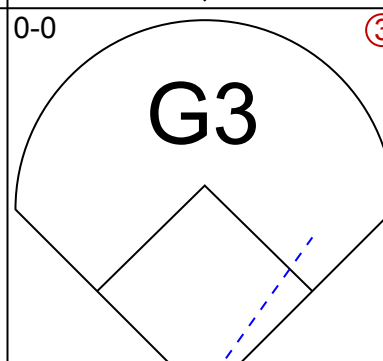
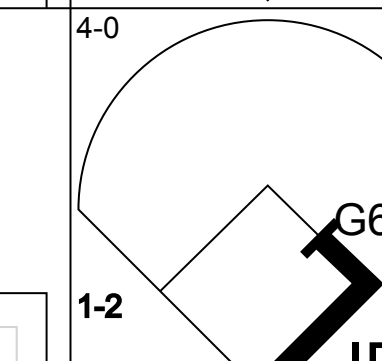
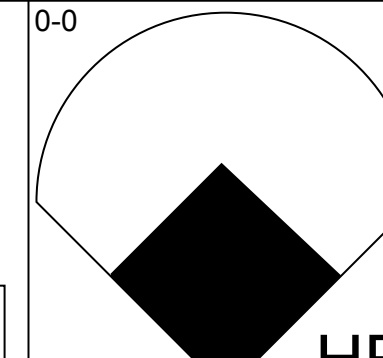
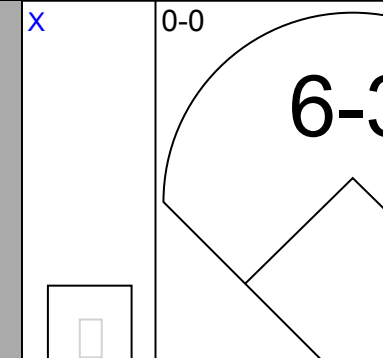
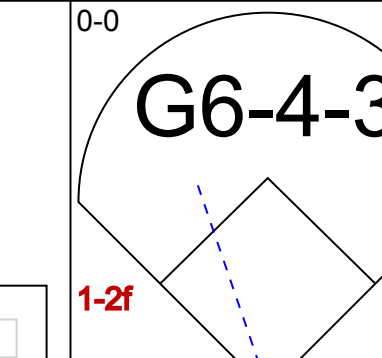
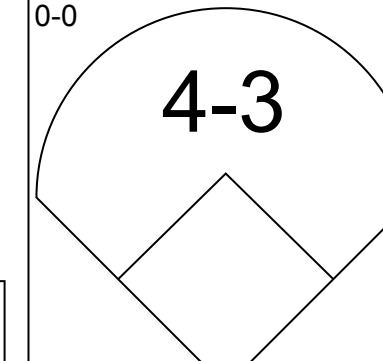
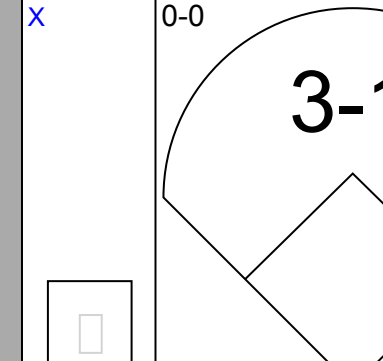

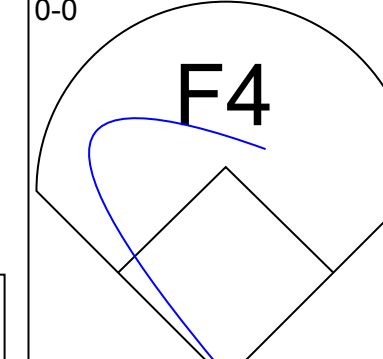
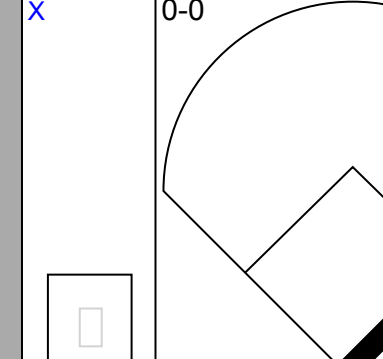
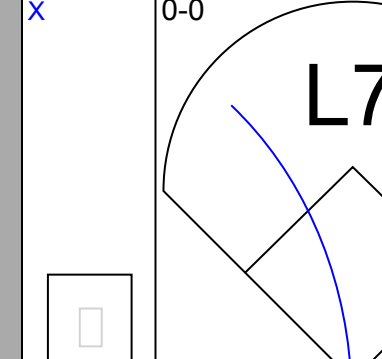

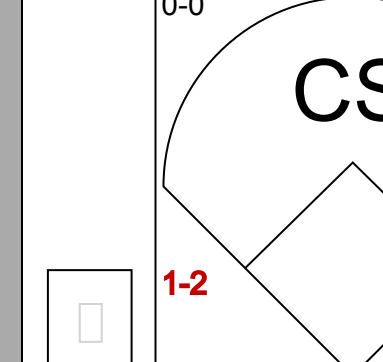
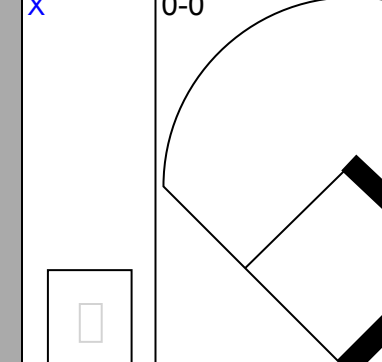
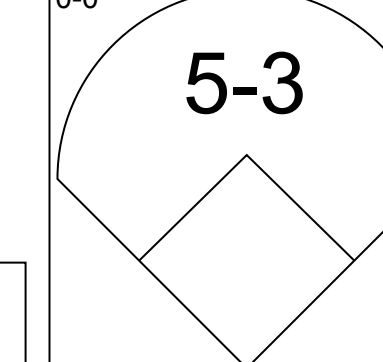

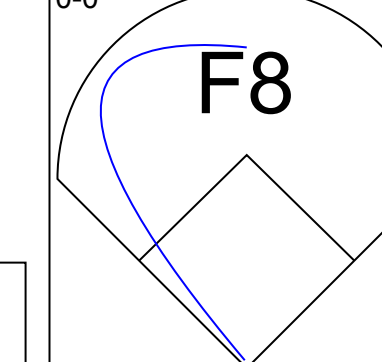
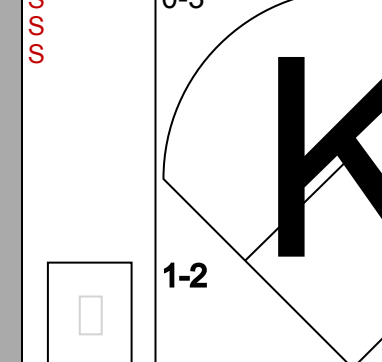
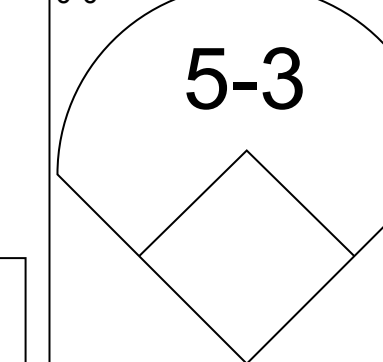
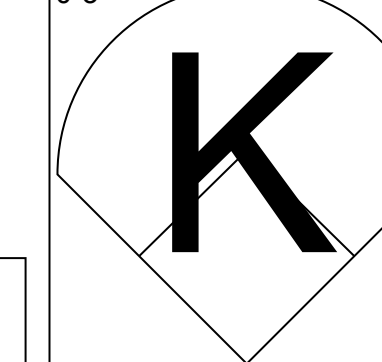

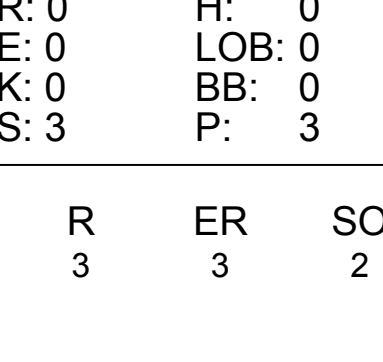
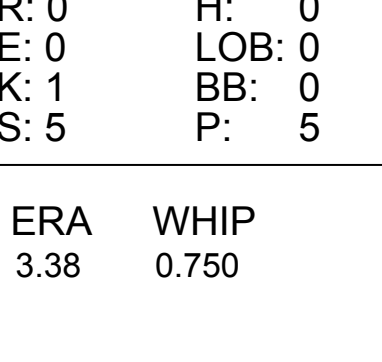
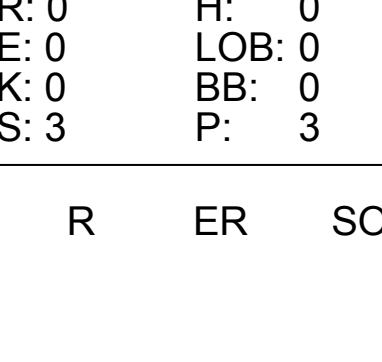








Batter	1	2	3	4	5	6	7	8	9	AB	R	H	RBI	BB	SO	LOB	TOP					
Maury Wills, S OBP: 0.329, SLG: 0.364 (1, 5)										5	0	1	0	0	2	4	<b>Pittsburgh Pirates @ Los Angeles Dodgers</b> Dodger Stadium, Los Angeles, CA Tue Sep 26 1967, 7:05 PM PDT Att: 12,486 - Unknown <a href="http://livebaseballscorecards.com">livebaseballscorecards.com</a>					
Matty Alou, L OBP: 0.373, SLG: 0.408 (1, 8)										4	0	0	0	0	0	2						
Roberto Clemente, R OBP: 0.399, SLG: 0.547 (1, 9)										4	0	2	0	0	1	0						
Willie Stargell, L OBP: 0.369, SLG: 0.472 (1, 7)										4	0	1	0	0	2	2						
Bob Robertson, R OBP: 0.217, SLG: 0.318 (1, 3)										4	0	0	0	0	2	3						
Gene Alley, R OBP: 0.337, SLG: 0.392 (1, 6)										4	1	2	0	0	0	2						
Bill Mazerowski, R OBP: 0.296, SLG: 0.358 (1, 4)										4	0	1	0	0	0	1						
Jerry May, R OBP: 0.346, SLG: 0.338 (9, FR)										3	0	1	0	1	0	1						
Bruce Dal Canton, R OBP: 0.429, SLG: 0.333 (9, PH)										2	0	1	1	0	1	0						
<b>Inning Stats</b>	R: 0 E: 0 K: 2 S: 7	H: 0 LOB: 0 BB: 0 P: 7	R: 1 E: 0 K: 1 S: 7	H: 2 LOB: 3 BB: 1 P: 12	R: 0 E: 0 K: 1 S: 6	H: 1 LOB: 0 BB: 0 P: 6	R: 0 E: 0 K: 0 S: 3	H: 1 LOB: 0 BB: 0 P: 3	R: 0 E: 0 K: 1 S: 5	H: 0 LOB: 0 BB: 0 P: 5	R: 0 E: 0 K: 2 S: 8	H: 1 LOB: 1 BB: 0 P: 8	R: 0 E: 0 K: 0 S: 5	H: 2 LOB: 2 BB: 0 P: 5	R: 0 E: 0 K: 1 S: 6	H: 1 LOB: 1 BB: 0 P: 6		R: 0 E: 0 K: 1 S: 6	H: 1 LOB: 1 BB: 0 P: 6	1B: 9 2B: 0 3B: 0 HR: 0	SF: 0 SAC: 0 DP: 1 HBP: 1	WP: 1 PB: 0 SB: 0 CS: 0
<b>PITCHER</b>	IP	WLS	BF	H	R	ER	SO	BB	IBB	HBP	BLK	WP	HR	S	P	ERA	WHIP					
Don Drysdale, R ERA: 2.69 (1, 1)	7.0	W	30	8	1	1	7	1	0	1	0	1	0	42	47	1.29	1.286					
Ron Perranoski, L ERA: 2.49 (8, 1)	2.0	S	7	1	0	0	2	0	0	0	0	0	0	11	11	0.00	0.500					

Batter	1	2	3	4	5	6	7	8	9	AB	R	H	RBI	BB	SO	LOB	BOTTOM				
Willie Davis, L OBP: 0.296, SLG: 0.372 (1, 8)										4	1	2	0	0	0	0	<b>Pittsburgh Pirates @ Los Angeles Dodgers</b> Dodger Stadium, Los Angeles, CA Tue Sep 26 1967, 7:05 PM PDT Att: 12,486 - Unknown <a href="http://livebaseballscorecards.com">livebaseballscorecards.com</a>				
Len Gabrielson, L OBP: 0.306, SLG: 0.408 (1, 7)										4	1	1	1	0	0	1					
Ron Fairly, L OBP: 0.298, SLG: 0.330 (9, 9)										2	0	0	0	1	0	1					
Al Ferrara, R OBP: 0.350, SLG: 0.470 (9, 3)										3	1	1	2	0	0	2					
Wes Parker, S OBP: 0.337, SLG: 0.345 (9, 3)										0	0	0	0	0	0	0					
John Roseboro, L OBP: 0.344, SLG: 0.373 (1, 2)										3	0	0	0	0	0	0					
Bob Bailey, R OBP: 0.301, SLG: 0.300 (1, 5)										3	0	1	0	0	0	0					
Luis Alcaraz, R OBP: 0.234, SLG: 0.261 (1, 4)										3	0	1	0	0	0	0					
Tommy Dean, R OBP: 0.222, SLG: 0.278 (1, 6)										3	0	0	0	0	1	1					
Don Drysdale, R OBP: 0.165, SLG: 0.132 (8, 1)										2	0	0	0	0	1	0					
<b>Inning Stats</b>	R: 3 E: 0 K: 0 S: 6	H: 3 LOB: 0 BB: 0 P: 6	R: 0 E: 0 K: 0 S: 3	H: 0 LOB: 0 BB: 0 P: 3	R: 0 E: 0 K: 0 S: 3	H: 1 LOB: 0 BB: 0 P: 3	R: 0 E: 0 K: 0 S: 3	H: 1 LOB: 1 BB: 1 P: 7	R: 0 E: 0 K: 1 S: 6	H: 1 LOB: 1 BB: 0 P: 6	R: 0 E: 0 K: 0 S: 3	H: 0 LOB: 0 BB: 0 P: 3	R: 0 E: 0 K: 0 S: 3	H: 0 LOB: 0 BB: 0 P: 3	1B: 3 2B: 2 3B: 0 HR: 1	SF: 0 SAC: 0 DP: 1 HBP: 0	WP: 0 PB: 1 SB: 1 CS: 1	PA: 30			
<b>PITCHER</b>	IP	WLS	BF	H	R	ER	SO	BB	IBB	HBP	BLK	WP	HR	S	P	ERA	WHIP				
Bruce Dal Canton, R ERA: 1.88 (1, 1)	8.0	L	29	6	3	3	2	0	1	0	0	0	1	32	36	3.38	0.750				



Batter	1	2	3	4	5	6	7	8	9	AB	R	H	RBI	BB	SO	LOB	TOP				
Maury Wills, S OBP: 0.329, SLG: 0.363	F7			1-3		CS 1B		F8		4	0	1	0	0	0	0					
Matty Alou, L OBP: 0.372, SLG: 0.410	F7			1B 3B		6-3			F7	4	1	1	0	0	0	1					
Roberto Clemente, R OBP: 0.399, SLG: 0.546	L9			1B				FC5-4 BB 1B	F9	4	0	2	1	0	0	0					
Willie Stargell, L OBP: 0.369, SLG: 0.469		K		K				FC5-4 BB 1-2	G3	3	0	0	0	1	2	1					
Bill Mazaroski, R OBP: 0.295, SLG: 0.356		K		F9				K		3	0	0	0	0	2	3					
Jose Pagan, R OBP: 0.324, SLG: 0.357		K			G3			FC5-4 1-2 2-3		3	0	0	0	0	1	2					
Bob Robertson, R OBP: 0.192, SLG: 0.280			F7		K			F7		3	0	0	0	0	1	2					
Jerry May, R OBP: 0.346, SLG: 0.338			6-3		F8			B5-6-4 1B		3	0	1	0	0	0	0					
Bob Veale, S OBP: 0.057, SLG: 0.043			K		K			B5-6-4 1-2		3	0	0	0	0	2	1					
<b>Inning Stats</b>	R: 0 E: 0 X: 0 S: 3	H: 0 LOB: 0 BB: 0 P: 3	R: 0 E: 0 X: 3 S: 9	H: 0 LOB: 0 BB: 0 P: 9	R: 0 E: 0 X: 1 S: 5	H: 2 LOB: 1 BB: 0 P: 7	R: 0 E: 0 X: 1 S: 5	H: 0 LOB: 0 BB: 0 P: 5	R: 0 E: 0 X: 1 S: 5	H: 1 LOB: 0 BB: 0 P: 5	R: 0 E: 0 X: 6 S: 6	H: 1 LOB: 2 BB: 1 P: 10	R: 0 E: 0 X: 0 S: 3	H: 1 LOB: 0 BB: 0 P: 3	R: 0 E: 0 X: 0 S: 3	H: 0 LOB: 0 BB: 0 P: 3	1B: 4 2B: 0 3B: 1 HR: 0	SF: 0 SAC: 0 DP: 1 HBP: 0	WP: 0 PB: 0 SB: 0 CS: 1	PA: 31	
<b>PITCHER</b>	IP	WLS	BF	H	R	ER	SO	BB	IBB	HBP	BLK	WP	HR	S	P	ERA	WHIP				
Alan Foster, R ERA: 2.79	(1, 1)	7.0	L	25	4	1	1	8	1	0	0	0	0	40	44	1.29	0.714				
Phil Regan, R ERA: 3.05	(8, 1)	2.0		6	1	0	0	0	0	0	0	0	0	6	6	0.00	0.500				

Pittsburgh Pirates @ Los Angeles Dodgers  
Dodger Stadium, Los Angeles, CA  
Wed Sep 27 1967, 7:05 PM PDT  
Att: 12,467 - Unknown

AB 30  
R 1  
H 5  
RBI 1  
BB 1  
SO 8  
LOB 10



Batter	1	2	3	4	5	6	7	8	9	AB	R	H	RBI	BB	SO	LOB	BOTTOM				
Willie Davis, L OBP: 0.296, SLG: 0.371	F2		K			K2-3		SH5-4 1B		4	0	1	0	0	2	0					
Luis Alcaraz, R OBP: 0.280, SLG: 0.271				K		1B BB		SH5-4 1-2		2	0	1	0	1	1	0					
Lou Johnson, R OBP: 0.327, SLG: 0.418		K		K		2-3 1B		K		4	0	1	0	0	3	2					
Al Ferrara, R OBP: 0.346, SLG: 0.464	P4			F2		2-3		F7		4	0	0	0	0	0	4					
Bob Bailey, R OBP: 0.309, SLG: 0.304		G4-6-3 1B			G3 BB			1-3 SH3-4 1B		2	0	2	0	2	0	0					
Ron Fairly, L OBP: 0.297, SLG: 0.328		G4-6-3 1-2			G3 1-2		K	SH3-4		3	0	0	0	0	1	5					
Jim Campanis, R OBP: 0.288, SLG: 0.274										2	0	0	0	2	1	0					
Gene Michael, S OBP: 0.246, SLG: 0.224										0	0	0	0	0	0	0					
Tommy Dean, R OBP: 0.190, SLG: 0.238			P3							3	0	0	0	0	1	2					
Ron Hunt, R OBP: 0.346, SLG: 0.347					F9			1-3 1-2 2-3		1	0	0	0	0	0	2					
Alan Foster, R	(1, 1)									2	0	0	0	0	2	2					
Jim Lefebvre, S OBP: 0.321, SLG: 0.366	(7, PH)									1	0	0	0	0	1	0					
Phil Regan, R OBP: 0.100, SLG: 0.100	(8, 1)									0	0	0	0	0	0	0					
Nate Oliver, R OBP: 0.289, SLG: 0.286	(9, PH)									1	0	0	0	0	0	3					
<b>Inning Stats</b>	R: 0 E: 0 X: 1 S: 6	H: 1 LOB: 1 BB: 0 P: 6	R: 0 E: 0 X: 1 S: 5	H: 1 LOB: 0 BB: 0 P: 5	R: 0 E: 0 X: 2 S: 7	H: 0 LOB: 0 BB: 0 P: 7	R: 0 E: 0 X: 2 S: 7	H: 0 LOB: 2 BB: 0 P: 7	R: 0 E: 0 X: 2 S: 8	H: 1 LOB: 3 BB: 2 P: 16	R: 0 E: 0 X: 2 S: 7	H: 0 LOB: 0 BB: 0 P: 7	R: 0 E: 0 X: 1 S: 6	H: 1 LOB: 1 BB: 0 P: 6	R: 0 E: 0 X: 0 S: 4	H: 1 LOB: 3 BB: 1 P: 8	1B: 5 2B: 0 3B: 0 HR: 0	SF: 0 SAC: 2 DP: 1 HBP: 0	WP: 0 PB: 0 SB: 0 CS: 0	PA: 36	
<b>PITCHER</b>	IP	WLS	BF	H	R	ER	SO	BB	IBB	HBP	BLK	WP	HR	S	P	ERA	WHIP				
Bob Veale, L ERA: 3.84	(1, 1)	9.0	W	36	5	0	0	12	4	1	0	0	0	55	75	0.00	1.000				

Pittsburgh Pirates @ Los Angeles Dodgers  
Dodger Stadium, Los Angeles, CA  
Wed Sep 27 1967, 7:05 PM PDT  
Att: 12,467 - Unknown

AB 29  
R 0  
H 5  
RBI 0  
BB 5  
SO 12  
LOB 20









Batter	1	2	3	4	5	6	7	8	9	AB	R	H	RBI	BB	SO	LOB	TOP																		
<a href="#">Ron Davis, R</a> (1, 8) OBP: 0.298, SLG: 0.402											0	0	0	0	0	0	0	<b>Houston Astros @ Pittsburgh Pirates</b> Forbes Field, Pittsburgh, PA Sat Sep 30 1967, 3:33 AM EDT Att: 2,109 - Unknown  <a href="http://livebaseballscorecards.com">livebaseballscorecards.com</a>																	
<a href="#">Sonny Jackson, L</a> (1, 6) OBP: 0.286, SLG: 0.284											0	0	0	0	0	0	0																		
<a href="#">Rusty Staub, L</a> (1, 9) OBP: 0.401, SLG: 0.479											0	0	0	0	0	0	0																		
<a href="#">Bob Aspromonte, R</a> (1, 5) OBP: 0.350, SLG: 0.401											0	0	0	0	0	0	0																		
<a href="#">Joe Morgan, L</a> (1, 4) OBP: 0.378, SLG: 0.407											0	0	0	0	0	0	0																		
<a href="#">Aaron Pointer, R</a> (1, 7) OBP: 0.296, SLG: 0.273											0	0	0	0	0	0	0																		
<a href="#">Bob Watson, R</a> (1, 3) OBP: 0.167, SLG: 0.167											0	0	0	0	0	0	0																		
<a href="#">Dave Adlesh, R</a> (1, 2) OBP: 0.248, SLG: 0.211											0	0	0	0	0	0	0																		
<a href="#">Don Wilson, R</a> (1, 1) OBP: 0.147, SLG: 0.109											0	0	0	0	0	0	0																		
<b>Inning Stats</b>											1B: 0	SF: 0	WP: 0	PA: 0	2B: 0	SAC: 0	FB: 0	3B: 0	DP: 0	SB: 0	CS: 0	HR: 0	HBP: 0												
<b>PITCHER</b> <a href="#">Jim Shellenback, L</a> (1, 1) ERA: 3.18	IP	WLS	BF	H	R	ER	SO	BB	IBB	HBP	BLK	WP	HR	S	P	ERA	WHIP	<b>PITCHER</b>	IP	WLS	BF	H	R	ER	SO	BB	IBB	HBP	BLK	WP	HR	S	P	ERA	WHIP

Batter	1	2	3	4	5	6	7	8	9	AB	R	H	RBI	BB	SO	LOB	BOTTOM																		
<a href="#">Maury Wills, S</a> (1, 5) OBP: 0.330, SLG: 0.364											0	0	0	0	0	0	0	<b>Houston Astros @ Pittsburgh Pirates</b> Forbes Field, Pittsburgh, PA Sat Sep 30 1967, 3:33 AM EDT Att: 2,109 - Unknown  <a href="http://livebaseballscorecards.com">livebaseballscorecards.com</a>																	
<a href="#">Matty Alou, L</a> (1, 8) OBP: 0.372, SLG: 0.410											0	0	0	0	0	0	0																		
<a href="#">Roberto Clemente, R</a> (1, 9) OBP: 0.400, SLG: 0.546											0	0	0	0	0	0	0																		
<a href="#">Willie Stargell, L</a> (1, 7) OBP: 0.368, SLG: 0.467											0	0	0	0	0	0	0																		
<a href="#">Bob Robertson, R</a> (1, 3) OBP: 0.200, SLG: 0.379											0	0	0	0	0	0	0																		
<a href="#">Bill Mazaroski, R</a> (1, 4) OBP: 0.293, SLG: 0.354											0	0	0	0	0	0	0																		
<a href="#">Jose Pagan, R</a> (1, 6) OBP: 0.323, SLG: 0.355											0	0	0	0	0	0	0																		
<a href="#">Jerry May, R</a> (1, 2) OBP: 0.347, SLG: 0.338											0	0	0	0	0	0	0																		
<a href="#">Jim Shellenback, L</a> (1, 1)											0	0	0	0	0	0	0																		
<b>Inning Stats</b>											1B: 0	SF: 0	WP: 0	PA: 0	2B: 0	SAC: 0	FB: 0	3B: 0	DP: 0	SB: 0	CS: 0	HR: 0	HBP: 0												
<b>PITCHER</b> <a href="#">Don Wilson, R</a> (1, 1) ERA: 2.76	IP	WLS	BF	H	R	ER	SO	BB	IBB	HBP	BLK	WP	HR	S	P	ERA	WHIP	<b>PITCHER</b>	IP	WLS	BF	H	R	ER	SO	BB	IBB	HBP	BLK	WP	HR	S	P	ERA	WHIP



