Pittsburgh Pirates - 1968

Batter	1	2	3	4	5	6	7	8	9	AB	R	H	RBI	BB	SO	LOB
Maury Wills, S (1, 5) OBP: 0.400, SLG: 0.400	S 1B 1B	4-3		F8			F6		2-H 3-H 1B	5	1	2	2	0	0	3
Gene Alley, R (1, 6) OBP: 0.200, SLG: 0.200	1-H S 1B		L7		K		F3		F8	5	0	1	1	0	1	1
Roberto Clemente, R (1, 9) OBP: 0.250, SLG: 1.000	F8 1-2		HR		P4			6-3		4	1	1	1	0	0	1
Willie Stargell, L (1, 7)	F8		HBP		F8			F3		3	0	0	0	0	0	1
Donn Clendenon, R (1, 3)	5-3		K			F8		K		4	0	0	0	0	2	2
Bill Mazeroski, R (1, 4) OBP: 0.250, SLG: 0.250		E6 PB WP	F2			6-3			3-1 SH3-4 1B	4	1	1	0	0	0	1
Matty Alou, L (1, 8) OBP: 1.000, SLG: 1.000		B B B B 4-0 1-3 BB		E 6-3 1B		B B B B 4-0 S BB			SH3-4 1-2	1	0	1	0	2	0	0
Jerry May, R (1, 2)		F2		6-3 1-2		L5 1-2			3-1 1B IBB	3	1	0	0	1	0	4
Jim Bunning, R (1, 1) Juan Pizarro, L (9, 1) Ron Kline, R (9, 1)		F9		K 2-3			6-3		3-1 1-2 2-3	4 0 0	0 0 0	0 0 0	0 0 0	0 0 0	1 0 0	5 0 0
Inning Stats	R: 1 H: 2 E: 0 LOB: 1 K: 0 BB: 0 S: 5 P: 5	R: 0 H: 0 E: 1 LOB: 2 K: 0 BB: 1 S: 4 P: 8	R: 1 H: 1 E: 0 LOB: 1 K: 1 BB: 0 S: 6 P: 7	R: 0 H: 1 E: 1 LOB: 1 K: 1 BB: 0 S: 6 P: 6	R: 0 H: 0 E: 0 LOB: 0 K: 1 BB: 0 S: 5 P: 5	R: 0 H: 0 E: 0 LOB: 1 K: 0 BB: 1 S: 3 P: 7	R: 0 H: 0 E: 0 LOB: 0 K: 0 BB: 0 S: 3 P: 3	R: 0 H: 0 E: 0 LOB: 0 K: 1 BB: 0 S: 5 P: 5	R: 2 H: 2 E: 0 LOB: 1 K: 0 BB: 1 S: 5 P: 9	1B: 5 SF: 0 2B: 0 SAC: 1 3B: 0 DP: 0 HR: 1 HBP: 1						WP: 1 PA: 38 PB: 1 SB: 3 CS: 0	

PITCHER	IP	WLS	BF	H	R	ER	SO	BB	IBB	HBP	BLK	WP	HR	S	P	ERA	WHIP
Larry Dierker, R (1, 1) ERA: 4.0	9.0	W	38	6	4	4	4	2	1	1	0	1	1	42	55	4.00	0.889

PITCHER	IP	WLS	BF	H	R	ER	SO	BB	IBB	HBP	BLK	WP	HR	S	P	ERA	WHIP

TOP

Pittsburgh Pirates @ Houston Astros

Astrodome, Houston, TX

Wed Apr 10 1968, 7:05 PM EST

Att. 21,320 - Dome

livebaseballscorecards.com

AB	33
R	4
H	6
RBI	4
BB	3
SO	4
LOB	18

Batter	1	2	3	4	5	6	7	8	9	AB	R	H	RBI	BB	SO	LOB
Ron Davis, R (1, 8)	4-3		K			F8		4-3		4	0	0	0	0	1	1
Joe Morgan, L (1, 4) OBP: 0.250, SLG: 0.250	4-3			F6		F8			BB, 1B	4	1	1	0	0	0	1
Hal King, L (1, 2) OBP: 0.500, SLG: 1.000	F9			1B, 3B		F7			BB	3	1	1	0	1	0	1
Julio Gotay, R (9, PR)									1B, 3B	0	1	0	0	0	0	0
Rusty Staub, L (1, 3) OBP: 0.500, SLG: 0.500		F9		G6-4-3, 1B			BB, 1B		F2	4	0	2	1	0	0	2
Jimmy Wynn, R (1, 7)		F7		G6-4-3			G6-4-3, BB		F8	3	0	0	0	1	0	3
Norm Miller, L (1, 9) OBP: 0.333, SLG: 1.333			K		K		F9			3	1	1	1	0	1	2
Ivan Murrell, R (9, PH) OBP: 1.000, SLG: 1.000		HR							3B, 1B	1	1	1	1	0	0	0
Bob Aspromonte, R (1, 5) OBP: 0.250, SLG: 0.750		4-3		4-3			G6-4-3		3B	4	0	1	2	0	0	2
Hector Torres, R (1, 6)			K		K			6-3		3	0	0	0	0	2	0
Larry Dierker, R (1, 1)			6-3			BB		K		2	0	0	0	1	1	0
Inning Stats	R: 0 E: 0 K: 0 S: 3 H: 0 LOB: 0 BB: 0 P: 3	R: 1 E: 0 K: 0 S: 4 H: 1 LOB: 0 BB: 0 P: 4	R: 0 E: 0 K: 2 S: 7 H: 0 LOB: 0 BB: 0 P: 7	R: 1 E: 0 K: 0 S: 4 H: 2 LOB: 0 BB: 0 P: 4	R: 0 E: 0 K: 2 S: 7 H: 0 LOB: 0 BB: 0 P: 7	R: 0 E: 0 K: 0 S: 3 H: 0 LOB: 1 BB: 1 P: 7	R: 0 E: 0 K: 0 S: 3 H: 1 LOB: 1 BB: 1 P: 7	R: 0 E: 0 K: 1 S: 5 H: 0 LOB: 0 BB: 0 P: 5	R: 3 E: 0 K: 0 S: 5 H: 3 LOB: 2 BB: 1 P: 9	1B: 4 2B: 0 3B: 2 HR: 1	SF: 0 SAC: 0 DP: 2 HBP: 0						

BOTTOM

Pittsburgh Pirates @ Houston Astros

Astrodome, Houston, TX

Wed Apr 10 1968, 7:05 PM EST

Att. 21,320 - Dome

livebaseballscorecards.com

AB	31
R	5
H	7
RBI	5
BB	3
SO	5
LOB	12

PITCHER		IP	WLS	BF	H	R	ER	SO	BB	IBB	HBP	BLK	WP	HR	S	P	ERA	WHIP
Jim Bunning, R ERA: 4.5	(1, 1)	8.0		30	5	4	4	5	3	0	0	0	0	1	37	49	4.50	1.000
Juan Pizarro, L ERA: 13.5	(9, 1)	0.2	L	3	1	0	0	0	0	0	0	0	0	0	3	3	0.00	1.500
Ron Kline, R ERA:	(9, 1)	0.0		1	1	1	1	0	0	0	0	0	0	0	1	1	∞	∞

PITCHER	IP	WLS	BF	H	R	ER	SO	BB	IBB	HBP	BLK	WP	HR	S	P	ERA	WHIP

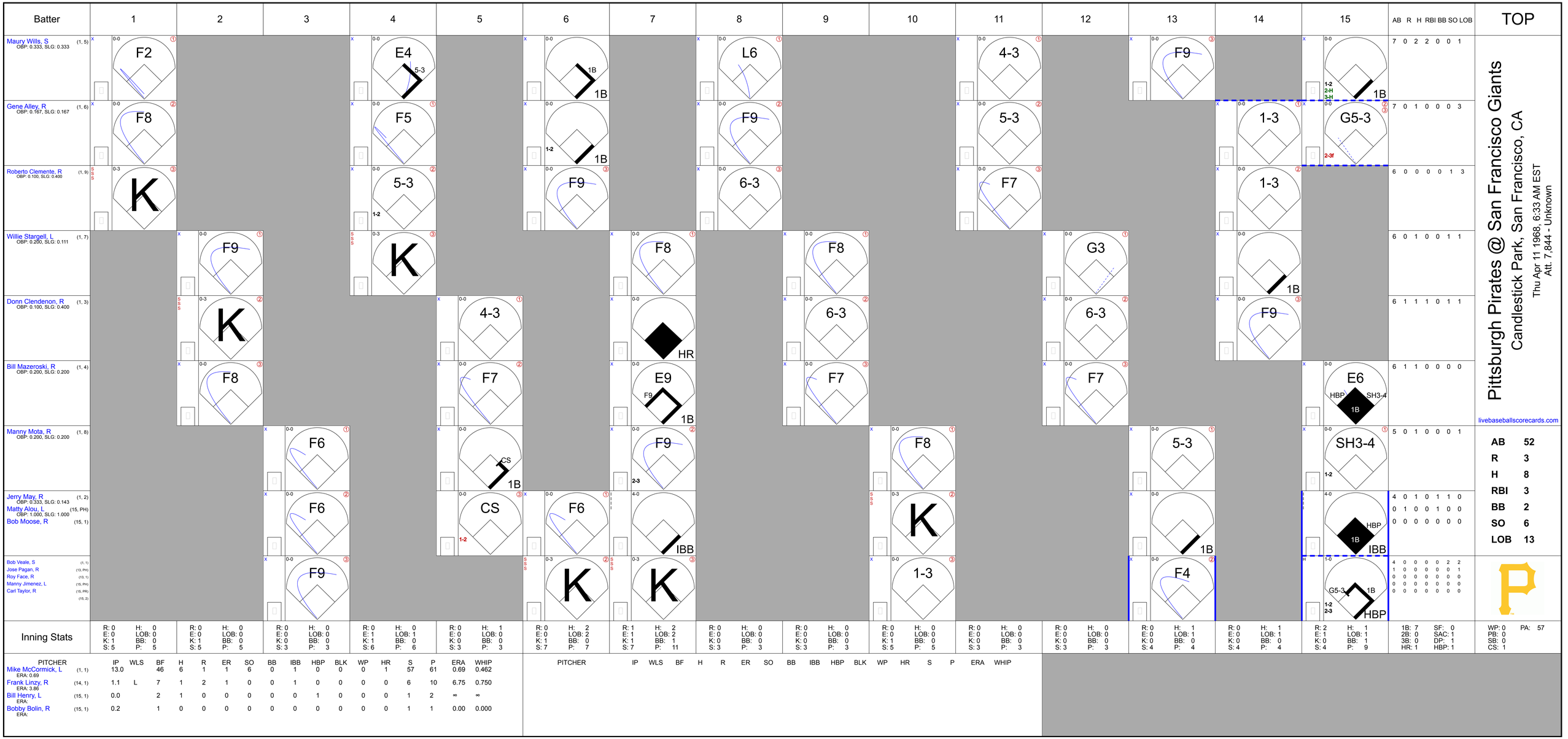
Batter
1
2
3
4
5
6
7
8
9
10
11
12
13
14
15
AB R H RBI BB SO LOB
TOP
Maury Wills, S (1, 5) OBP: 0.333, SLG: 0.333
F2
F8
K
E4 5-3
F5
5-3 1-2
K
L6
F9
6-3
4-3
5-3
F7
F9
1-3
G5-3 2-3f
7 0 2 2 0 0 1
Gene Alley, R (1, 6) OBP: 0.167, SLG: 0.167
7 0 1 0 0 0 3
Roberto Clemente, R (1, 9) OBP: 0.100, SLG: 0.400
1-3
6 0 0 0 0 1 3
Willie Stargell, L (1, 7) OBP: 0.200, SLG: 0.111
F9
K
K
F8
HR
F8
6-3
G3
6-3
F7
1B
6 0 1 0 0 1 1
Donn Clendenon, R (1, 3) OBP: 0.100, SLG: 0.400
4-3
F9
6 1 1 1 0 1 1
Bill Mazeroski, R (1, 4) OBP: 0.200, SLG: 0.200
F8
F7
E9 F9
F7
F7
E6 HBP SH3-4
6 1 1 0 0 0 0
Manny Mota, R (1, 8) OBP: 0.200, SLG: 0.200
F6
CS
F9 2-3
F8
5-3
SH3-4 1-2
5 0 1 0 0 0 1
Jerry May, R (1, 2) OBP: 0.333, SLG: 0.143
Matty Alou, L (15, PH) OBP: 1.000, SLG: 1.000
Bob Moose, R (15, 1)
F6
F6
CS 1-2
F6
IBB
K
5-3
1B
HBP IBB
4 0 1 0 1 1 0
0 1 0 0 1 0 0
0 0 0 0 0 0 0
Bob Veale, S (1, 1)
Jose Pagan, R (13, PH)
Roy Face, R (13, 1)
Manny Jimenez, L (15, PH)
Carl Taylor, R (15, PR)
(15, 2)
F9
K
K
1-3
F4
G5-3 1-2 2-3
1B HBP
4 0 0 0 0 2 2
1 0 0 0 0 0 1
1 0 0 0 0 0 0
0 0 0 0 0 0 0
0 0 0 0 0 0 0
Inning Stats
R: 0 H: 0 E: 0 LOB: 0 K: 1 BB: 0 S: 5 P: 5
R: 0 H: 0 E: 0 LOB: 0 K: 1 BB: 0 S: 5 P: 5
R: 0 H: 0 E: 0 LOB: 0 K: 0 BB: 0 S: 3 P: 3
R: 0 H: 0 E: 1 LOB: 1 K: 1 BB: 0 S: 6 P: 6
R: 0 H: 1 E: 0 LOB: 0 K: 0 BB: 0 S: 3 P: 3
R: 0 H: 2 E: 0 LOB: 2 K: 1 BB: 0 S: 7 P: 7
R: 1 H: 2 E: 1 LOB: 2 K: 1 BB: 1 S: 7 P: 11
R: 0 H: 0 E: 0 LOB: 0 K: 0 BB: 0 S: 3 P: 3
R: 0 H: 0 E: 0 LOB: 0 K: 0 BB: 0 S: 3 P: 3
R: 0 H: 0 E: 0 LOB: 0 K: 1 BB: 0 S: 5 P: 5
R: 0 H: 0 E: 0 LOB: 0 K: 0 BB: 0 S: 3 P: 3
R: 0 H: 0 E: 0 LOB: 0 K: 3 BB: 0 P: 3
R: 0 H: 1 E: 0 LOB: 1 K: 0 BB: 0 S: 4 P: 4
R: 0 H: 1 E: 0 LOB: 1 K: 0 BB: 0 S: 4 P: 4
R: 2 H: 1 E: 1 LOB: 1 K: 0 BB: 1 S: 4 P: 9
1B: 7 SF: 0 2B: 0 SAC: 1 3B: 0 DP: 1 HR: 1 HBP: 1
WP: 0 PA: 57 PB: 0 SB: 0 CS: 1
PITCHER IP WLS BF H R ER SO BB IBB HBP BLK WP HR S P ERA WHIP
Mike McCormick, L (1, 1) ERA: 0.69 13.0 46 6 1 1 6 0 1 0 0 0 1 57 61 0.69 0.462
Frank Linzy, R (14, 1) ERA: 3.86 1.1 L 7 1 2 1 0 0 1 0 0 0 0 6 10 6.75 0.750
Bill Henry, L (15, 1) ERA: 0.0 2 1 0 0 0 0 0 1 0 0 0 1 2 ∞ ∞
Bobby Bolin, R (15, 1) ERA: 0.2 1 0 0 0 0 0 0 0 0 0 0 1 1 0.00 0.000
PITCHER IP WLS BF H R ER SO BB IBB HBP BLK WP HR S P ERA WHIP
Pittsburgh Pirates @ San Francisco Giants
Candlestick Park, San Francisco, CA
Thu Apr 11 1968, 6:33 AM EST
Att. 7,844 - Unknown
livebaseballscorecards.com
AB 52
R 3
H 8
RBI 3
BB 2
SO 6
LOB 13

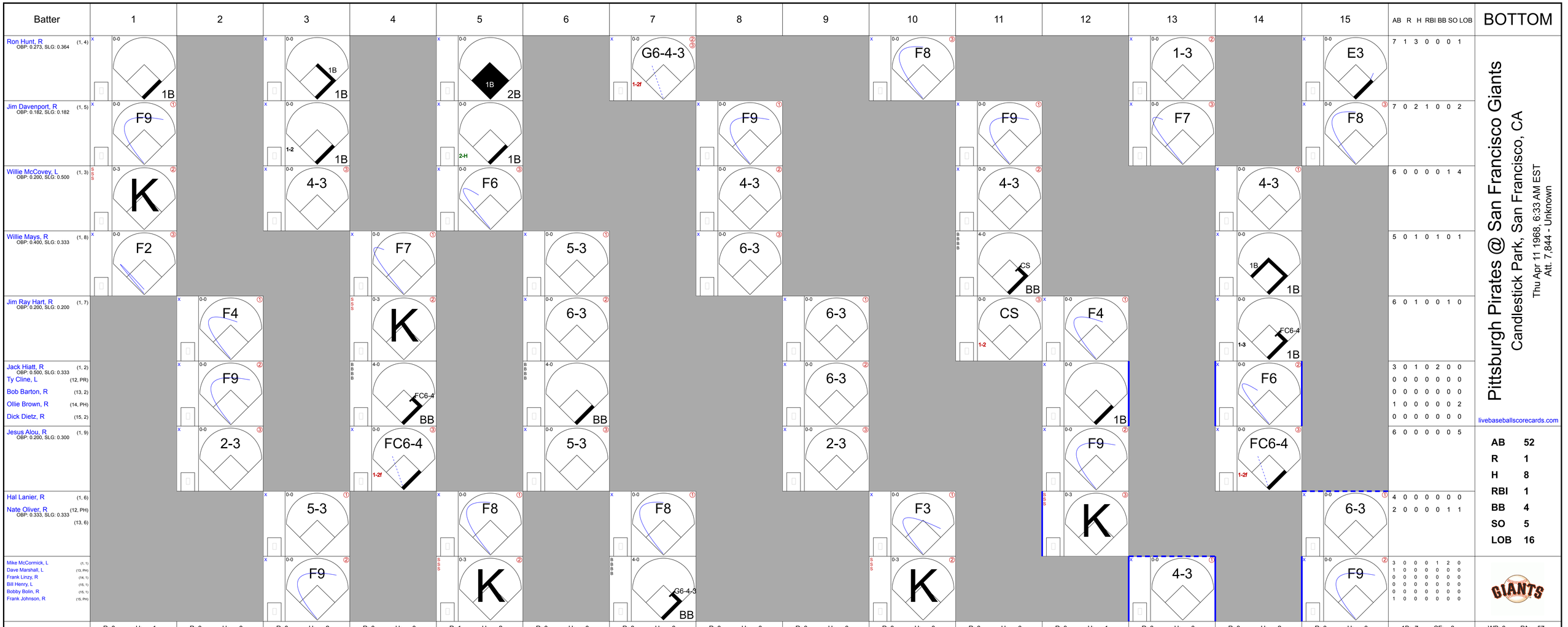
Batter
1
2
3
4
5
6
7
8
9
10
11
12
13
14
15
AB R H RBI BB SO LOB
BOTTOM
Ron Hunt, R (1, 4) OBP: 0.273, SLG: 0.364
1B
F9
K
4-3
F2
F7
5-3
6-3
F8
1-3
E3
7 1 3 0 0 0 1
Jim Davenport, R (1, 5) OBP: 0.182, SLG: 0.182
1B
F9
1-2
1B
2-H
1B
F9
F9
F7
F8
7 0 2 1 0 0 2
Willie McCovey, L (1, 3)
K
4-3
F6
4-3
4-3
6 0 0 0 0 1 4
Willie Mays, R (1, 8) OBP: 0.400, SLG: 0.333
F2
F7
5-3
6-3
CS
BB
1B
1B
5 0 1 0 1 0 1
Jim Ray Hart, R (1, 7) OBP: 0.200, SLG: 0.200
F4
K
6-3
6-3
CS
1-2
F4
FC6-4
1-3
1B
6 0 1 0 0 1 0
Jack Hiatt, R (1, 2) OBP: 0.500, SLG: 0.333
Ty Cline, L (12, PR)
Bob Barton, R (13, 2)
Ollie Brown, R (14, PH)
Dick Dietz, R (15, 2)
F9
FC6-4
BB
6-3
BB
6-3
1B
F6
3 0 1 0 2 0 0
0 0 0 0 0 0 0
0 0 0 0 0 0 0
1 0 0 0 0 0 2
0 0 0 0 0 0 0
Jesus Alou, R (1, 9) OBP: 0.200, SLG: 0.300
2-3
FC6-4
1-2f
5-3
2-3
F9
FC6-4
1-2f
6 0 0 0 0 0 5
Hal Lanier, R (1, 6)
Nate Oliver, R (12, PH) OBP: 0.333, SLG: 0.333 (13, 6)
5-3
F8
F8
F3
K
6-3
4 0 0 0 0 0 0
2 0 0 0 0 1 1
Mike McCormick, L (1, 1)
Dave Marshall, L (13, PH)
Frank Linzy, R (14, 1)
Bill Henry, L (15, 1)
Bobby Bolin, R (15, 1)
Frank Johnson, R (15, PH)
F9
K
BB
K
4-3
F9
3 0 0 0 1 2 0
1 0 0 0 0 0 0
0 0 0 0 0 0 0
0 0 0 0 0 0 0
1 0 0 0 0 0 0
Inning Stats
R: 0 H: 1 E: 0 LOB: 1 K: 1 BB: 0 S: 6 P: 6
R: 0 H: 0 E: 0 LOB: 0 K: 0 BB: 0 S: 3 P: 3
R: 0 H: 2 E: 0 LOB: 2 K: 0 BB: 0 S: 5 P: 5
R: 0 H: 0 E: 0 LOB: 1 K: 1 BB: 1 S: 5 P: 9
R: 1 H: 2 E: 0 LOB: 1 K: 1 BB: 0 S: 7 P: 7
R: 0 H: 0 E: 0 LOB: 1 K: 0 BB: 1 S: 3 P: 7
R: 0 H: 0 E: 0 LOB: 0 K: 0 BB: 1 S: 2 P: 6
R: 0 H: 0 E: 0 LOB: 0 K: 0 BB: 0 S: 3 P: 3
R: 0 H: 0 E: 0 LOB: 0 K: 0 BB: 0 S: 3 P: 3
R: 0 H: 0 E: 0 LOB: 0 K: 1 BB: 0 S: 5 P: 5
R: 0 H: 0 E: 0 LOB: 0 K: 0 BB: 1 S: 2 P: 6
R: 0 H: 1 E: 0 LOB: 1 K: 1 BB: 0 S: 6 P: 6
R: 0 H: 0 E: 0 LOB: 0 K: 0 BB: 0 S: 3 P: 3
R: 0 H: 2 E: 0 LOB: 2 K: 0 BB: 0 S: 5 P: 5
R: 0 H: 0 E: 1 LOB: 1 K: 0 BB: 0 S: 4 P: 4
1B: 7 SF: 0 2B: 1 SAC: 0 3B: 0 DP: 1 HR: 0 HBP: 0
WP: 0 PA: 57 PB: 0 SB: 0 CS: 1
PITCHER IP WLS BF H R ER SO BB IBB HBP BLK WP HR S P ERA WHIP
Bob Veale, L (1, 1) ERA: 0.75 12.0 44 6 1 1 5 4 0 0 0 0 0 50 66 0.75 0.833
Roy Face, R (13, 1) ERA: 2.0 W 8 2 0 0 0 0 0 0 0 0 0 8 8 0.00 1.000
Bob Moose, R (15, 1) ERA: 1.0 S 4 0 0 0 0 0 0 0 0 0 0 4 4 0.00 0.000
PITCHER IP WLS BF H R ER SO BB IBB HBP BLK WP HR S P ERA WHIP
Pittsburgh Pirates @ San Francisco Giants
Candlestick Park, San Francisco, CA
Thu Apr 11 1968, 6:33 AM EST
Att. 7,844 - Unknown
livebaseballscorecards.com
AB 52
R 1
H 8
RBI 1
BB 4
SO 5
LOB 16

Batter	1	2	3	4	5	6	7	8	9	AB	R	H	RBI	BB	SO	LOB
Maury Wills, S (1, 5) OBP: 0.250, SLG: 0.250	F8		FC4-6 CS 1-2f 3-H		F8		F1			4	0	0	1	0	0	5
Gene Alley, R (1, 6) OBP: 0.125, SLG: 0.125	5-3		K 1-2			6-3		K		4	0	0	0	0	2	1
Roberto Clemente, R (1, 9) OBP: 0.143, SLG: 0.357	1B			4-3		5-3		4-3		4	0	1	0	0	0	0
Willie Stargell, L (1, 7) OBP: 0.214, SLG: 0.083	4-3			F8		F8		BB		3	0	0	0	1	0	1
Donn Clendenon, R (1, 3) OBP: 0.143, SLG: 0.357		P4		4-3			SH1-4 1B 1B	F9		4	1	1	0	0	0	1
Bill Mazeroski, R (1, 4) OBP: 0.231, SLG: 0.231		1-3			F8		SH1-4 1-2		1-3 1B	3	0	1	0	0	0	0
Matty Alou, L (1, 8) OBP: 0.750, SLG: 0.500		1-3			FC1-4 1B		1B IBB		1-3 1-2	3	0	1	0	1	0	1
Jerry May, R (1, 2) OBP: 0.308, SLG: 0.182			E FC4-6 1B		FC1-4 1B 1-2f		K		6-3	4	1	1	0	0	1	4
Al McBean, R (1, 1) OBP: 0.667, SLG: 0.667			SH FC4-6 1-3		1-2 1B		1-3 2-H 1B		K	3	0	2	1	0	1	1
Inning Stats	R: 0 E: 0 K: 0 S: 4 H: 1 LOB: 1 BB: 0 P: 4	R: 0 E: 0 K: 0 S: 3 H: 0 LOB: 0 BB: 0 P: 3	R: 1 E: 1 K: 1 S: 6 H: 1 LOB: 1 BB: 0 P: 6	R: 0 E: 0 K: 0 S: 3 H: 0 LOB: 0 BB: 0 P: 3	R: 0 E: 0 K: 0 S: 5 H: 2 LOB: 2 BB: 0 P: 5	R: 0 E: 0 K: 0 S: 3 H: 0 LOB: 0 BB: 0 P: 3	R: 1 E: 0 K: 1 S: 7 H: 2 LOB: 2 BB: 1 P: 11	R: 0 E: 0 K: 1 S: 5 H: 0 LOB: 1 BB: 1 P: 9	R: 0 E: 0 K: 1 S: 6 H: 1 LOB: 1 BB: 0 P: 6	1B: 7 2B: 1 3B: 0 HR: 0 SF: 0 SAC: 2 DP: 1 HBP: 0						

TOP

Pittsburgh Pirates @ San Francisco Giants

Candlestick Park, San Francisco, CA

Sat Apr 13 1968, 6:33 AM EST

Att. 11,488 - Unknown

livebaseballscorecards.com

AB	32
R	2
H	7
RBI	2
BB	2
SO	4
LOB	14

WP: 0 PB: 0 SB: 0 CS: 1 PA: 36

PITCHER		IP	WLS	BF	H	R	ER	SO	BB	IBB	HBP	BLK	WP	HR	S	P	ERA	WHIP
Gaylord Perry, R ERA: 1.13	(1, 1)	8.0	L	32	6	2	1	3	1	1	0	0	0	0	36	44	1.12	0.875
Frank Linzy, R ERA: 2.7	(9, 1)	1.0		4	1	0	0	1	0	0	0	0	0	0	6	6	0.00	1.000

PITCHER	IP	WLS	BF	H	R	ER	SO	BB	IBB	HBP	BLK	WP	HR	S	P	ERA	WHIP

BOTTOM

Batter	1	2	3	4	5	6	7	8	9	AB	R	H	RBI	BB	SO	LOB
Ron Hunt, R (1, 4) OBP: 0.267, SLG: 0.286	BBBB 4-0 G3 BB		x 0-0 ③ 4-3			x 0-0 ② 4-3		x 0-0 ③ 5-3		3	0	0	0	1	0	0
Jim Davenport, R (1, 5)	x 0-0 ① G3 1-2			x 0-0 ① F9		x 0-0 ③ 4-3			x 0-0 ① 5-3	4	0	0	0	0	0	1
Willie Mays, R (1, 8) OBP: 0.429, SLG: 0.333	SSS 0-3 ② K			BBBB 4-0 BB			x 0-0 1B 1B		SSS 0-3 ② K	3	0	1	0	1	2	1
Willie McCovey, L (1, 3) OBP: 0.214, SLG: 0.429	x 0-0 ③ 6-3			x 0-0 ② F7			x 0-0 ① 1-3 1-3 1B 1B		x 0-0 ③ F8	4	1	1	0	0	0	2
Jim Ray Hart, R (1, 7) OBP: 0.154, SLG: 0.154		x 0-0 ① 6-3		x 0-0 ③ 6-3			x 0-0 ② 1-3 1-2			3	0	0	0	0	0	2
Jack Hiatt, R (1, 2) OBP: 0.455, SLG: 0.333 Frank Johnson, R (7, PR) Bob Barton, R (8, 2)		x 0-0 ② 5-3			SSS 0-3 ① K		x 0-0 2-H 1B			3 0 0	0 0 0	1 0 0	1 0 0	0 0 0	1 0 0	0 0 0
Jesus Alou, R (1, 9) OBP: 0.154, SLG: 0.231		x 0-0 ③ 6-3			SSS 0-3 ② K2-3		x 0-0 ③ 5-3			3	0	0	0	0	1	1
Hal Lanier, R (1, 6) Ty Cline, L (8, PH) Nate Oliver, R (9, 6) OBP: 0.333, SLG: 0.333			x 0-0 ① 1-3		x 0-0 ③ 5-3			x 0-0 ① L5-3		2 1 0	0 0 0	0 0 0	0 0 0	0 0 0	0 0 0	0 0 0
Gaylord Perry, R (1, 1) Dave Marshall, L (8, PH) Frank Linzy, R (9, 1)			x 0-0 ② F7			SSS 0-3 ① K		x 0-0 ② F7		2 1 0	0 0 0	0 0 0	0 0 0	1 0 0	0 0 0	0 0 0
Inning Stats	R: 0 E: 0 K: 1 S: 5 H: 0 LOB: 1 BB: 1 P: 9	R: 0 E: 0 K: 0 S: 3 H: 0 LOB: 0 BB: 0 P: 3	R: 0 E: 0 K: 0 S: 3 H: 0 LOB: 0 BB: 0 P: 3	R: 0 E: 0 K: 0 S: 3 H: 0 LOB: 1 BB: 1 P: 7	R: 0 E: 0 K: 2 S: 7 H: 0 LOB: 0 BB: 0 P: 7	R: 0 E: 0 K: 1 S: 5 H: 0 LOB: 0 BB: 0 P: 5	R: 1 E: 0 K: 0 S: 5 H: 3 LOB: 1 BB: 0 P: 5	R: 0 E: 0 K: 0 S: 3 H: 0 LOB: 0 BB: 0 P: 3	R: 0 E: 0 K: 1 S: 5 H: 0 LOB: 0 BB: 0 P: 5	1B: 3 2B: 0 3B: 0 HR: 0 SF: 0 SAC: 0 DP: 0 HBP: 0						

PITCHER	IP	WLS	BF	H	R	ER	SO	BB	IBB	HBP	BLK	WP	HR	S	P	ERA	WHIP
Al McBean, R (1, 1) ERA: 1.0	9.0	W	31	3	1	1	5	2	0	0	0	0	0	39	47	1.00	0.556

PITCHER	IP	WLS	BF	H	R	ER	SO	BB	IBB	HBP	BLK	WP	HR	S	P	ERA	WHIP

Pittsburgh Pirates @ San Francisco Giants

Candlestick Park, San Francisco, CA

Sat Apr 13 1968, 6:33 AM EST

Att. 11,488 - Unknown

livebaseballscorecards.com

AB	29
R	1
H	3
RBI	1
BB	2
SO	5
LOB	7

PA: 31

WP: 0
PB: 0
SB: 0
CS: 0

Batter	1	2	3	4	5	6	7	8	9	AB	R	H	RBI	BB	SO	LOB
Maury Wills, S (1, 5) OBP: 0.200, SLG: 0.200	L9		1-3		1-3		4-3			4	0	0	0	0	0	0
Gene Alley, R (1, 6) OBP: 0.200, SLG: 0.400	P4		HR		2B		5-3			4	1	2	1	0	0	0
Roberto Clemente, R (1, 9) OBP: 0.278, SLG: 0.412	BB		1B		1-3			L9		3	1	2	0	1	0	1
Willie Stargell, L (1, 7) OBP: 0.222, SLG: 0.125	1B		L7		6-3			CS 1B		4	1	1	0	0	0	3
Donn Clendenon, R (1, 3) OBP: 0.222, SLG: 0.444	2B		1B			6-3		F9		4	0	2	2	0	1	0
Bill Mazeroski, R (1, 4) OBP: 0.176, SLG: 0.176	F8		5-3			G1			K	4	0	0	0	0	0	3
Manny Mota, R (1, 8) OBP: 0.333, SLG: 0.333		1-3		3-1		S 1B			F9	4	0	2	0	0	0	0
Jerry May, R (1, 2) OBP: 0.235, SLG: 0.133		K		4-3		S			1B	5	0	0	0	0	1	2
Jim Bunning, R (1, 1)		G3		6-3			6-3		F9	3	0	0	0	0	0	0
Inning Stats	R: 2 E: 0 K: 0 S: 5 H: 2 LOB: 1 BB: 1 P: 9	R: 0 E: 0 K: 1 S: 5 H: 0 LOB: 0 BB: 0 P: 5	R: 1 E: 0 K: 0 S: 6 H: 3 LOB: 2 BB: 0 P: 6	R: 0 E: 0 K: 0 S: 3 H: 0 LOB: 0 BB: 0 P: 3	R: 0 E: 0 K: 0 S: 4 H: 1 LOB: 1 BB: 0 P: 4	R: 0 E: 0 K: 0 S: 3 H: 1 LOB: 1 BB: 0 P: 3	R: 0 E: 0 K: 0 S: 3 H: 0 LOB: 0 BB: 0 P: 3	R: 0 E: 0 K: 0 S: 3 H: 1 LOB: 0 BB: 0 P: 3	R: 0 E: 0 K: 1 S: 6 H: 1 LOB: 1 BB: 0 P: 6	1B: 6 2B: 2 3B: 0 HR: 1	SF: 0 SAC: 0 DP: 0 HBP: 0						

TOP

Pittsburgh Pirates @ Los Angeles Dodgers

Dodger Stadium, Los Angeles, CA

Sun Apr 14 1968, 3:33 AM PST

Att. 27,136 - Unknown

livebaseballscorecards.com

AB	35
R	3
H	9
RBI	3
BB	1
SO	2
LOB	9

WP: 0 PB: 0 SB: 1 CS: 1 PA: 36

PITCHER		IP	WLS	BF	H	R	ER	SO	BB	IBB	HBP	BLK	WP	HR	S	P	ERA	WHIP
Claude Osteen, L ERA: 2.81	(1, 1)	8.0	L	32	8	3	3	1	1	0	0	0	0	1	32	36	3.38	1.125
Phil Regan, R ERA:	(9, 1)	1.0		4	1	0	0	1	0	0	0	0	0	0	6	6	0.00	1.000

PITCHER		IP	WLS	BF	H	R	ER	SO	BB	IBB	HBP	BLK	WP	HR	S	P	ERA	WHIP

Pittsburgh Pirates @ Los Angeles Dodgers

Dodger Stadium, Los Angeles, CA

Sun Apr 14 1968, 3:33 AM PST

Att. 27,136 - Unknown

BOTTOM

livebaseballscorecards.com

Batter	1	2	3	4	5	6	7	8	9	AB	R	H	RBI	BB	SO	LOB
Wes Parker, S (1, 3) OBP: 0.375, SLG: 0.563	1B		P9			FC3-6 1B		4-3		4	0	2	0	0	0	0
Zoilo Versalles, R (1, 6) OBP: 0.125, SLG: 0.067	K		K			K		K		4	0	0	0	0	4	2
Willie Davis, L (1, 8) OBP: 0.125, SLG: 0.125	K			4-3		FC3-6 1B 1-2f			F8	4	0	0	0	0	1	2
Ron Fairly, L (1, 9) OBP: 0.273, SLG: 0.500	F9			3-1		1B 1-2			3-1	4	0	1	0	0	0	1
Jim Lefebvre, S (1, 4) OBP: 0.250, SLG: 0.375		G3		F4		K			2B	4	0	1	0	0	1	2
Jim Fairey, L (1, 7)		6-3			K		F7		F9	4	0	0	0	0	1	1
Tom Haller, L (1, 2) OBP: 0.462, SLG: 0.364		FC5-4 BB			1B		F9			2	0	1	0	1	0	0
Bob Bailey, R (1, 5)		FC5-4 1-2f			L9		F9			3	0	0	0	0	0	2
Claude Osteen, L (1, 1) Paul Popovich, S (8, PH) Phil Regan, R (9, 1)			K		F8			F5		2 1 0	0 0 0	0 0 0	0 0 0	0 0 0	1 0 0	1 0 0
Inning Stats	R: 0 E: 0 K: 2 S: 8 H: 1 LOB: 1 BB: 0 P: 8	R: 0 E: 0 K: 0 S: 3 H: 0 LOB: 1 BB: 1 P: 7	R: 0 E: 0 K: 2 S: 7 H: 0 LOB: 0 BB: 0 P: 7	R: 0 E: 0 K: 0 S: 3 H: 0 LOB: 0 BB: 0 P: 3	R: 0 E: 0 K: 1 S: 6 H: 1 LOB: 1 BB: 0 P: 6	R: 0 E: 0 K: 2 S: 9 H: 2 LOB: 2 BB: 0 P: 9	R: 0 E: 0 K: 0 S: 3 H: 0 LOB: 0 BB: 0 P: 3	R: 0 E: 0 K: 1 S: 5 H: 0 LOB: 0 BB: 0 P: 5	R: 0 E: 0 K: 0 S: 4 H: 1 LOB: 1 BB: 0 P: 4	1B: 4 2B: 1 3B: 0 HR: 0	SF: 0 SAC: 0 DP: 0 HBP: 0						

	AB	32
	R	0
	H	5
	RBI	0
	BB	1
	SO	8
	LOB	11

WP: 0 PB: 0 SB: 0 CS: 0 PA: 33

PITCHER	IP	WLS	BF	H	R	ER	SO	BB	IBB	HBP	BLK	WP	HR	S	P	ERA	WHIP
Jim Bunning, R (1, 1) ERA: 2.12	9.0	W	33	5	0	0	8	1	0	0	0	0	0	48	52	0.00	0.667

PITCHER	IP	WLS	BF	H	R	ER	SO	BB	IBB	HBP	BLK	WP	HR	S	P	ERA	WHIP

Batter	1	2	3	4	5	6	7	8	9	AB	R	H	RBI	BB	SO	LOB
Maury Wills, S (1, 5) OBP: 0.208, SLG: 0.208	4-3 1B		P6			5-3	F8			4	1	1	0	0	0	3
Gene Alley, R (1, 6) OBP: 0.208, SLG: 0.348	BBBB 4-3 E 1-2 BB		L8			4-3		E5 G4-6-3 PB		3	0	0	0	1	0	0
Roberto Clemente, R (1, 9) OBP: 0.273, SLG: 0.350	E4 4-3 1-2 2-3		F9			6-3		BBBB G4-6-3 1-2 BB		3	0	0	0	1	0	2
Willie Stargell, L (1, 7) OBP: 0.182, SLG: 0.100	F2			F7			SSS K	G4-6-3 1-2f 2-3		4	0	0	0	0	1	5
Donn Clendenon, R (1, 3) OBP: 0.227, SLG: 0.409	4-3 1-2 2-3 3-H			SSS K			6-3 1B	6-3		4	1	1	1	0	1	3
Bill Mazeroski, R (1, 4) OBP: 0.190, SLG: 0.190	F9			F8			6-3 1-2		CS 1B	4	0	1	0	0	0	3
Matty Alou, L (1, 8) OBP: 0.583, SLG: 0.286		SSS K			6-3		IBB		F9 1-2	3	0	0	0	1	1	1
Jerry May, R (1, 2) OBP: 0.286, SLG: 0.211		F7			SSS K		1B 1-2 2-H		1B	4	0	2	1	0	1	0
Bob Veale, S (1, 1) OBP: 0.125, SLG: 0.125		SSS K			6-3		1-2 2-3		SSS K	4	0	1	0	0	2	1
Inning Stats	R: 1 H: 1 E: 1 LOB: 2 K: 0 BB: 1 S: 5 P: 9	R: 0 H: 0 E: 0 LOB: 0 K: 2 BB: 0 S: 7 P: 7	R: 0 H: 0 E: 0 LOB: 0 K: 0 BB: 0 S: 3 P: 3	R: 0 H: 0 E: 0 LOB: 0 K: 1 BB: 0 S: 5 P: 5	R: 0 H: 0 E: 0 LOB: 0 K: 1 BB: 0 S: 5 P: 5	R: 0 H: 0 E: 0 LOB: 0 K: 0 BB: 0 S: 3 P: 3	R: 1 H: 3 E: 0 LOB: 3 K: 1 BB: 1 S: 8 P: 12	R: 0 H: 0 E: 1 LOB: 1 K: 0 BB: 1 S: 3 P: 7	R: 0 H: 2 E: 0 LOB: 1 K: 1 BB: 0 S: 6 P: 6	1B: 6 SF: 0 2B: 0 SAC: 0 3B: 0 DP: 1 HR: 0 HBP: 0						

PITCHER		IP	WLS	BF	H	R	ER	SO	BB	IBB	HBP	BLK	WP	HR	S	P	ERA	WHIP
Bill Singer, R ERA: 1.69	(1, 1)	9.0	W	36	6	2	1	6	2	1	0	0	0	0	45	57	1.00	0.889

PITCHER	IP	WLS	BF	H	R	ER	SO	BB	IBB	HBP	BLK	WP	HR	S	P	ERA	WHIP

TOP

Pittsburgh Pirates @ Los Angeles Dodgers

Dodger Stadium, Los Angeles, CA

Mon Apr 15 1968, 6:05 PM PST

Att. 16,214 - Unknown

livebaseballscorecards.com

AB	33
R	2
H	6
RBI	2
BB	3
SO	6
LOB	18

Batter	1	2	3	4	5	6	7	8	9	AB	R	H	RBI	BB	SO	LOB
Willie Davis, L (1, 8) OBP: 0.150, SLG: 0.150	1-3		K			K			WP HR 2-3 1B	4	1	1	0	0	2	1
Zoilo Versalles, R (1, 6) OBP: 0.100, SLG: 0.053	6-3			1-3		F8			6-3 1-2 3-H	4	0	0	1	0	0	1
Wes Parker, S (1, 3) OBP: 0.300, SLG: 0.450	4-3			L9			P4		K	4	0	0	0	0	1	1
Jim Lefebvre, S (1, 4) OBP: 0.250, SLG: 0.583		6-3		6-3			K		HR 2-H	4	1	1	2	0	1	0
Rocky Colavito, R (1, 7) OBP: 0.250, SLG: 0.100		F7			FC5-4 1B		P6			3	0	1	0	0	0	0
Ron Fairly, L (1, 9) OBP: 0.214, SLG: 0.385		G3			FC5-4 1-2f			K		3	0	0	0	0	1	1
Luis Alcaraz, R (1, 5)			4-3		L9			F3		3	0	0	0	0	0	1
Tom Haller, L (1, 2) OBP: 0.467, SLG: 0.333			BB SH3-2-4		K			K		1	0	0	0	1	1	1
Cleo James, R (8, PH)										1	0	0	0	0	1	0
Jeff Torborg, R (9, 2)										0	0	0	0	0	0	0
Bill Singer, R (1, 1)			SH3-2-4 1-2			K			1B 6-3 2B	1	0	0	0	0	1	0
Bob Bailey, R (9, PH) OBP: 0.357, SLG: 0.200										1	1	1	0	0	0	0
Inning Stats	R: 0 E: 0 K: 0 S: 3 H: 0 LOB: 0 BB: 0 P: 3	R: 0 E: 0 K: 0 S: 3 H: 0 LOB: 0 BB: 0 P: 3	R: 0 E: 0 K: 1 S: 5 H: 0 LOB: 1 BB: 1 P: 9	R: 0 E: 0 K: 0 S: 3 H: 0 LOB: 0 BB: 0 P: 3	R: 0 E: 0 K: 1 S: 6 H: 1 LOB: 1 BB: 0 P: 6	R: 0 E: 0 K: 2 S: 7 H: 0 LOB: 0 BB: 0 P: 7	R: 0 E: 0 K: 1 S: 5 H: 0 LOB: 0 BB: 0 P: 5	R: 0 E: 0 K: 2 S: 7 H: 0 LOB: 0 BB: 0 P: 7	R: 3 E: 0 K: 1 S: 7 H: 3 LOB: 0 BB: 0 P: 7	1B: 2 2B: 1 3B: 0 HR: 1	SF: 0 SAC: 1 DP: 0 HBP: 0						

PITCHER	IP	WLS	BF	H	R	ER	SO	BB	IBB	HBP	BLK	WP	HR	S	P	ERA	WHIP
Bob Veale, L (1, 1) ERA: 1.74	8.2	L	31	4	3	3	8	1	0	0	0	1	1	46	50	3.12	0.577

PITCHER	IP	WLS	BF	H	R	ER	SO	BB	IBB	HBP	BLK	WP	HR	S	P	ERA	WHIP

BOTTOM

Pittsburgh Pirates @ Los Angeles Dodgers

Dodger Stadium, Los Angeles, CA

Mon Apr 15 1968, 6:05 PM PST

Att. 16,214 - Unknown

livebaseballscorecards.com

AB	29
R	3
H	4
RBI	3
BB	1
SO	8
LOB	6

1B: 2	SF: 0	WP: 1	PA: 31
2B: 1	SAC: 1	PB: 0	
3B: 0	DP: 0	SB: 0	
HR: 1	HBP: 0	CS: 0	

Batter	1	2	3	4	5	6	7	8	9	AB	R	H	RBI	BB	SO	LOB
Ron Davis, R (1, 8) OBP: 0.229, SLG: 0.188 Lee Thomas, L (9, PH) OBP: 0.667, SLG: 1.000	0-0 BLK 2B 1B		BBB 4-0 G1-6-3 BB		0-0 ② 1-3 1-2 2-3		0-0 ② 4-3 2-3 3-H		0-0 2B	3 1	1 0	1 1	1 0	1 0	0 0	3 0
Norm Miller, L (1, 9) OBP: 0.296, SLG: 0.417	0-0 ① F8 1-2		0-0 ① ② G1-6-3 1-2f		0-0 2-H 3-H 1B		0-0 ③ 6-3		0-0 ③ F8	5	0	1	2	0	0	4
Jimmy Wynn, R (1, 7) OBP: 0.229, SLG: 0.100	0-0 ② F2		BBBB 4-0 CS BB		SSS 0-3 ③ K			0-0 ① F7		3	0	0	0	1	1	2
Rusty Staub, L (1, 3) OBP: 0.371, SLG: 0.455	0-0 2-H 2B		0-0 ③ CS 1-2	SSS 0-3 ① K		0-0 ① 3-1		0-0 ② F8		4	0	1	1	0	1	0
Hal King, L (1, 2) OBP: 0.321, SLG: 0.333	0-0 ③ 4-3			SSS 0-3 ② K		0-0 ② P6		BBBB 4-0 1B BB		3	0	0	0	1	1	1
Bob Aspromonte, R (1, 5) OBP: 0.324, SLG: 0.310		0-0 ① 6-3		0-0 ③ 6-3		0-0 ③ 4-3		0-0 FC6-4 1-2 1B		4	0	1	0	0	0	0
Julio Gotay, R (1, 4) OBP: 0.286, SLG: 0.286		SSS 0-3 ② K			0-0 ① 6-3		0-0 2B 4-3 1B	0-0 ③ FC6-4 1-2f		4	1	1	0	0	1	2
Hector Torres, R (1, 6) OBP: 0.400, SLG: 0.429		0-0 2B			0-0 1-3 1B 1B 1B		0-0 4-3 1-3 2B		SSS 0-3 ① K	4	1	3	0	0	1	0
Denny Lemaster, R (1, 1) John Buzhardt, R (3, 1) Dave Adlesh, R (5, PH) OBP: 1.000, SLG: 1.000 Don Wilson, R (5, PR) Tom Dukes, R (5, 1) Doug Rader, R (7, PH) Danny Coombs, R (7, 1) Denis Menke, R (9, PH)		0-0 ③ 1-3			0-0 1-3 1-2 1B 1B		0-0 ① F9		0-0 ② F7	1 0 1 0 0 1 0 1	0 0 0 1 0 0 0 0	0 0 1 0 0 0 0 0	0 0 0 0 0 0 0 0	0 0 0 0 0 0 0 0	0 0 0 0 0 0 0 0	1 0 0 0 0 2 0 0
Inning Stats	R: 1 H: 2 E: 0 LOB: 1 K: 0 BB: 0 S: 5 P: 5	R: 0 H: 1 E: 0 LOB: 1 K: 1 BB: 0 S: 6 P: 6	R: 0 H: 0 E: 0 LOB: 0 K: 0 BB: 2 S: 1 P: 9	R: 0 H: 0 E: 0 LOB: 0 K: 2 BB: 0 S: 7 P: 7	R: 2 H: 3 E: 0 LOB: 1 K: 1 BB: 0 S: 8 P: 8	R: 0 H: 0 E: 0 LOB: 0 K: 0 BB: 0 S: 3 P: 3	R: 1 H: 2 E: 0 LOB: 1 K: 0 BB: 0 S: 5 P: 5	R: 0 H: 1 E: 0 LOB: 2 K: 0 BB: 1 S: 4 P: 8	R: 0 H: 1 E: 0 LOB: 1 K: 1 BB: 0 S: 6 P: 6	1B: 6 SF: 0 2B: 4 SAC: 0 3B: 0 DP: 1 HR: 0 HBP: 0						WP: 0 PA: 39 PB: 0 SB: 0 CS: 1

PITCHER	IP	WLS	BF	H	R	ER	SO	BB	IBB	HBP	BLK	WP	HR	S	P	ERA	WHIP
Al McBean, R (1, 1) ERA: 2.5	9.0	W	38	10	4	4	5	3	0	0	1	0	0	45	57	4.00	1.444

PITCHER	IP	WLS	BF	H	R	ER	SO	BB	IBB	HBP	BLK	WP	HR	S	P	ERA	WHIP

TOP

Houston Astros @ Pittsburgh Pirates

Forbes Field, Pittsburgh, PA

Wed Apr 17 1968, 6:05 PM EST

Att. 30,779 - Unknown

livebaseballscorecards.com

AB	35
R	4
H	10
RBI	4
BB	3
SO	5
LOB	15

Batter	1	2	3	4	5	6	7	8	9	AB	R	H	RBI	BB	SO	LOB
Maury Wills, S (1, 5) OBP: 0.300, SLG: 0.276	BBBB 4-0 S 1B BB	x 0-0 ③ 4-3	x 0-0 1B 1-2 3-H 1B		x 0-0 S BLK 1-3 1B	x 0-0 1-2 3-H 1B		SSS 0-3 ② K		5	2	3	2	1	1	1
Gene Alley, R (1, 6) OBP: 0.267, SLG: 0.357	x 0-0 FC5-4 1-H 1B	SSS 0-3 ① K x 0-0 1-2 2-H 1B			BBBB 4-0 S 1-2 BB	x 0-0 ③ 5-3		x 0-0 ③ 4-3		5	0	2	2	1	1	3
Roberto Clemente, R (1, 9) OBP: 0.259, SLG: 0.320	x 0-0 ① FC5-4 1B 1-2f 1B	x 0-0 1B 2B 1B x 0-0 ③ 4-3			x 0-0 ② 1-3 1-2 2-H		x 0-0 ① 5-3			5	2	1	1	0	0	4
Willie Stargell, L (1, 7) OBP: 0.259, SLG: 0.167	x 0-0 1B 1-2 1B	x 0-0 2B 1-2 FC4-6 1B	BBBB 4-0 FC6-4 1B BB	SSS 0-3 ③ K			x 0-0 ② F8			4	1	2	0	1	1	1
Donn Clendenon, R (1, 3) OBP: 0.259, SLG: 0.444	SSS 0-3 ② K	x 0-0 FC4-6 1-3 2-H S 2B	x 0-0 FC6-4 1-2 1B		SSS 0-3 ① K	x 0-0 ③ 5-3				5	1	2	1	0	2	2
Bill Mazeroski, R (1, 4) OBP: 0.269, SLG: 0.280	x 0-0 1-2 2-H 1B	III 4-0 FC4-6 IBB	x 0-0 ① FC6-4 1-2f 2-3		x 0-0 E 2B	x 0-0 E6 1B 1B				4	2	2	1	1	0	2
Manny Mota, R (1, 8) OBP: 0.286, SLG: 0.286	x 0-0 ③ F9	x 0-0 ② FC4-6 S 1-2f 2-3 3-H 2B	x 0-0 ② P5		x 0-0 E5 2-H 1B	x 0-0 1B 1-2 1B 1B				5	3	1	1	0	0	6
Jerry May, R (1, 2) OBP: 0.346, SLG: 0.333		x 0-0 ① P3	x 0-0 1B 1-H 3-H 1B 2B	SSS 0-3 ③ K		x 0-0 1B 1B		x 0-0 WP 1-H 2-H 1B		5	1	3	3	0	1	2
Al McBean, R (1, 1) OBP: 0.375, SLG: 0.375		SSS 0-3 ② K	x 0-0 1B 2-3 1B		x 0-0 ① 1-3	x 0-0 ② F3		x 0-0 ① 6-3 1-3		5	1	1	0	0	1	3
Inning Stats	R: 2 E: 0 K: 1 S: 8 H: 3 LOB: 2 BB: 1 P: 12	R: 0 E: 0 K: 1 S: 5 H: 0 LOB: 0 BB: 0 P: 5	R: 6 E: 0 K: 1 S: 12 H: 7 LOB: 2 BB: 1 P: 16	R: 0 E: 0 K: 1 S: 6 H: 1 LOB: 2 BB: 1 P: 10	R: 1 E: 0 K: 1 S: 6 H: 1 LOB: 1 BB: 1 P: 10	R: 2 E: 1 K: 1 S: 9 H: 3 LOB: 2 BB: 0 P: 9	R: 0 E: 0 K: 0 S: 3 H: 0 LOB: 0 BB: 0 P: 3	R: 2 E: 1 K: 1 S: 8 H: 2 LOB: 1 BB: 0 P: 8		1B: 14 2B: 3 3B: 0 HR: 0 SF: 0 SAC: 0 DP: 0 HBP: 0					

BOTTOM

Houston Astros @ Pittsburgh Pirates

Forbes Field, Pittsburgh, PA

Wed Apr 17 1968, 6:05 PM EST

Att. 30,779 - Unknown

livebaseballscorecards.com

AB	43
R	13
H	17
RBI	11
BB	4
SO	7
LOB	24

PITCHER		IP	WLS	BF	H	R	ER	SO	BB	IBB	HBP	BLK	WP	HR	S	P	ERA	WHIP
Denny Lemaster, L ERA: 7.84	(1, 1)	2.2	L	17	7	7	7	3	1	1	0	0	0	0	21	29	23.62	3.000
John Buzhardt, R ERA: 1.93	(3, 1)	1.1		9	4	1	1	1	1	0	0	0	0	0	10	14	6.75	3.750
Tom Dukes, R ERA: 4.5	(5, 1)	2.0		12	4	3	1	2	1	0	0	1	0	0	15	19	4.50	2.500
Danny Coombs, L ERA: 1.8	(7, 1)	2.0		9	2	2	1	1	0	0	0	0	1	0	11	11	4.50	1.000

PITCHER	IP	WLS	BF	H	R	ER	SO	BB	IBB	HBP	BLK	WP	HR	S	P	ERA	WHIP

Batter	1	2	3	4	5	6	7	8	9	AB	R	H	RBI	BB	SO	LOB
Ron Hunt, R (1, 4) OBP: 0.368, SLG: 0.313	S S S 0-3 ① K		S S S 0-3 ③ K		x 0-0 ③ 5-3			x 0-0 SH3 1B 1B	x 0-0 ③ 4-3	5	1	1	0	0	2	0
Jim Davenport, R (1, 5) OBP: 0.235, SLG: 0.188	x 0-0 ② 5-3			x 0-0 ① 5-3		x 0-0 BB 1B		x 0-0 ① SH3 1-2		3	0	1	0	0	0	0
Willie Mays, R (1, 8) OBP: 0.452, SLG: 0.655	x 0-0 3B			x 0-0 ② F9		x 0-0 ① F3		x 0-0 HR 2-H 1B		4	1	2	1	0	0	1
Willie McCovey, L (1, 3) OBP: 0.333, SLG: 0.485	x 0-0 ③ F4			x 0-0 HR		x 0-0 ② F6		x 0-0 ② F9		4	1	1	1	0	0	3
Jim Ray Hart, R (1, 7) OBP: 0.324, SLG: 0.727		x 0-0 ① F4		x 0-0 1B 3B		B B B B 4-0 1-2 BB		x 0-0 1-H HR		3	2	2	2	1	0	0
Jesus Alou, R (1, 9) OBP: 0.242, SLG: 0.333		x 0-0 ② L4		x 0-0 3-H 1B		x 0-0 ③ F6		x 0-0 1B		4	0	2	1	0	0	2
Nate Oliver, R (1, 6) OBP: 0.357, SLG: 0.429		x 0-0 ③ F7		x 0-0 ③ F3			S S S 0-3 ① K	x 0-0 ③ 4-3		4	0	0	0	0	1	2
Bob Barton, R (1, 2)			x 0-0 ① 6-3		x 0-0 ① 6-3		x 0-0 ② F4		x 0-0 ① 4-3	4	0	0	0	0	0	0
Juan Marichal, R (1, 1) OBP: 0.091, SLG: 0.091			x 0-0 ② F5		x 0-0 ② F8		S S S 0-3 ③ K		x 0-0 ② 1-3	4	0	0	0	0	1	0
Inning Stats	R: 0 H: 1 E: 0 LOB: 1 K: 1 BB: 0 S: 6 P: 6	R: 0 H: 0 E: 0 LOB: 0 K: 0 BB: 0 S: 3 P: 3	R: 0 H: 0 E: 0 LOB: 0 K: 1 BB: 0 S: 5 P: 5	R: 2 H: 3 E: 0 LOB: 1 K: 0 BB: 0 S: 6 P: 6	R: 0 H: 0 E: 0 LOB: 0 K: 0 BB: 0 S: 3 P: 3	R: 0 H: 1 E: 0 LOB: 2 K: 0 BB: 1 S: 4 P: 8	R: 0 H: 0 E: 0 LOB: 0 K: 2 BB: 0 S: 7 P: 7	R: 3 H: 4 E: 0 LOB: 1 K: 0 BB: 0 S: 7 P: 7	R: 0 H: 0 E: 0 LOB: 0 K: 0 BB: 0 S: 3 P: 3	1B: 5 SF: 0 2B: 0 SAC: 1 3B: 2 DP: 0 HR: 2 HBP: 0						WP: 0 PA: 37 PB: 0 SB: 0 CS: 0	

PITCHER	IP	WLS	BF	H	R	ER	SO	BB	IBB	HBP	BLK	WP	HR	S	P	ERA	WHIP
Jim Bunning, R (1, 1) ERA: 3.28	7.2	L	33	9	5	5	4	1	0	0	0	0	2	40	44	5.87	1.304
Bob Moose, R (8, 1) ERA:	1.1		4	0	0	0	0	0	0	0	0	0	0	4	4	0.00	0.000

PITCHER	IP	WLS	BF	H	R	ER	SO	BB	IBB	HBP	BLK	WP	HR	S	P	ERA	WHIP

San Francisco Giants @ Pittsburgh Pirates

Forbes Field, Pittsburgh, PA

Fri Apr 19 1968, 6:05 PM EST

Att. 24,224 - Unknown

TOP

livebaseballscorecards.com

AB	35
R	5
H	9
RBI	5
BB	1
SO	4
LOB	8

Batter	1	2	3	4	5	6	7	8	9	AB	R	H	RBI	BB	SO	LOB
Maury Wills, S (1, 5) OBP: 0.265, SLG: 0.242	S S S 0-3 K ①		x 0-0 F5 ③		x 0-0 4-3 ②		x 0-0 4-3 ③			4	0	0	0	0	1	1
Gene Alley, R (1, 6) OBP: 0.294, SLG: 0.375	S S S 0-3 K ②			x 0-0 WP 1B 1B 1B	x 0-0 1B			S S S 0-3 K ①		4	1	2	0	0	2	0
Roberto Clemente, R (1, 9) OBP: 0.290, SLG: 0.414	x 0-0 F7 ③			x 0-0 1B WP 6-3 1-2 1B	x 0-0 L3 ③			x 0-0 3B		4	1	2	0	0	0	1
Willie Stargell, L (1, 7) OBP: 0.258, SLG: 0.179		x 0-0 4-3 ①		x 0-0 6-3 1-3 2-H 1B		x 0-0 F7 ①		S S S 0-3 K ②		4	0	1	1	0	1	1
Donn Clendenon, R (1, 3) OBP: 0.258, SLG: 0.419		x 0-0 1B		x 0-0 6-3 ① 2-3 3-H		x 0-0 F9 ②		x 0-0 1-3 ③		4	0	1	1	0	0	2
Bill Mazeroski, R (1, 4) OBP: 0.233, SLG: 0.241		x 0-0 F7 ②		x 0-0 F4 ②		x 0-0 F7 ③			x 0-0 5-3 ①	4	0	0	0	0	0	2
Matty Alou, L (1, 8) OBP: 0.563, SLG: 0.300	S S S 0-3 K ③			4-0 IBB			x 0-0 6-3 SH1-4 1B		x 0-0 F3 ②	3	0	1	0	1	1	1
Jerry May, R (1, 2) OBP: 0.321, SLG: 0.308 Chuck Hiller, L (9, PH)			x 0-0 6-3 ①	x 0-0 1-3 ③			x 0-0 SH1-4 ① 1-2		x 0-0 F8 ③	2 1	0 0	0 0	0 0	0 0	2 0	2 0
Jim Bunning, R (1, 1) Bob Moose, R (8, 1)			S S S 0-3 K ②		S S S 0-3 K2-3 ①		x 0-0 6-3 ② 2-3			3 0	0 0	0 0	0 0	0 0	2 0	1 0
Inning Stats	R: 0 H: 0 E: 0 LOB: 0 K: 2 BB: 0 S: 7 P: 7	R: 0 H: 1 E: 0 LOB: 1 K: 1 BB: 0 S: 6 P: 6	R: 0 H: 0 E: 0 LOB: 0 K: 1 BB: 0 S: 5 P: 5	R: 2 H: 3 E: 0 LOB: 2 K: 0 BB: 1 S: 6 P: 10	R: 0 H: 1 E: 0 LOB: 1 K: 1 BB: 0 S: 6 P: 6	R: 0 H: 0 E: 0 LOB: 0 K: 0 BB: 0 S: 3 P: 3	R: 0 H: 1 E: 0 LOB: 1 K: 0 BB: 0 S: 4 P: 4	R: 0 H: 1 E: 0 LOB: 1 K: 2 BB: 0 S: 8 P: 8	R: 0 H: 0 E: 0 LOB: 0 K: 0 BB: 0 S: 3 P: 3	1B: 6 SF: 0 2B: 0 SAC: 1 3B: 1 DP: 0 HR: 0 HBP: 0						

PITCHER	IP	WLS	BF	H	R	ER	SO	BB	IBB	HBP	BLK	WP	HR	S	P	ERA	WHIP
Juan Marichal, R (1, 1) ERA: 2.77	9.0	W	35	7	2	2	7	0	1	0	0	1	0	48	52	2.00	0.778

PITCHER	IP	WLS	BF	H	R	ER	SO	BB	IBB	HBP	BLK	WP	HR	S	P	ERA	WHIP

BOTTOM

San Francisco Giants @ Pittsburgh Pirates

Forbes Field, Pittsburgh, PA

Fri Apr 19 1968, 6:05 PM EST

Att. 24,224 - Unknown

livebaseballscorecards.com

AB	33
R	2
H	7
RBI	2
BB	1
SO	7
LOB	11

WP: 1	PA: 35		
PB: 0			
SB: 0			
CS: 0			

Batter	1	2	3	4	5	6	7	8	9	AB	R	H	RBI	BB	SO	LOB
Ron Hunt, R (1, 4) OBP: 0.341, SLG: 0.286	6-3		F3		F7			E 1B		3	0	0	0	0	0	0
Hal Lanier, R (5, 6) OBP: 0.105, SLG: 0.105										1	0	1	0	0	0	0
Jim Davenport, R (1, 5) OBP: 0.237, SLG: 0.194	6-3		BB 1B			F4		E5 1-2		4	0	1	0	0	0	1
Willie McCovey, L (1, 3) OBP: 0.350, SLG: 0.457	K		1-2 BB			FC6-4 BB		K		2	0	0	0	2	2	2
Willie Mays, R (1, 8) OBP: 0.429, SLG: 0.667		BLK 3B	K			K			F9	4	1	1	0	0	2	5
Jim Ray Hart, R (1, 7) OBP: 0.342, SLG: 0.686		3-H S BB		G6-4-3 BB		FC6-4 1-2f			F4	2	0	0	0	2	0	1
Jesus Alou, R (1, 9) OBP: 0.216, SLG: 0.297		6-3 1-2		G6-4-3 1-2f			4-3		4-3	4	0	0	0	0	0	2
Nate Oliver, R (1, 6) OBP: 0.278, SLG: 0.333 (5, 4)		F9	4-3				F7		4-3	4	0	0	0	0	0	1
Bob Barton, R (1, 2) OBP: 0.100, SLG: 0.100		K			B5-6-4 1B		F9			3	0	1	0	0	1	1
Ray Sadecki, L (1, 1)			K		B5-6-4 1-2f			1-3		3	0	0	0	0	1	1
Inning Stats	R: 0 E: 0 K: 1 S: 5 H: 0 LOB: 0 BB: 0 P: 5	R: 1 E: 0 K: 1 S: 6 H: 1 LOB: 1 BB: 1 P: 10	R: 0 E: 0 K: 2 S: 8 H: 1 LOB: 2 BB: 1 P: 12	R: 0 E: 0 K: 0 S: 2 H: 0 LOB: 0 BB: 1 P: 6	R: 0 E: 0 K: 0 S: 3 H: 1 LOB: 0 BB: 0 P: 3	R: 0 E: 0 K: 1 S: 5 H: 0 LOB: 1 BB: 1 P: 9	R: 0 E: 0 K: 0 S: 3 H: 0 LOB: 0 BB: 0 P: 3	R: 0 E: 1 K: 1 S: 7 H: 1 LOB: 2 BB: 0 P: 7	R: 0 E: 0 K: 0 S: 3 H: 0 LOB: 0 BB: 0 P: 3	1B: 3 2B: 0 3B: 1 HR: 0	SF: 0 SAC: 0 DP: 2 HBP: 0						

TOP

San Francisco Giants @ Pittsburgh Pirates

Forbes Field, Pittsburgh, PA

Sat Apr 20 1968, 3:33 AM EST

Att. 8,156 - Unknown

livebaseballscorecards.com

AB	30
R	1
H	4
RBI	0
BB	4
SO	6
LOB	14

WP: 0 PA: 34
PB: 0
SB: 1
CS: 0

PITCHER		IP	WLS	BF	H	R	ER	SO	BB	IBB	HBP	BLK	WP	HR	S	P	ERA	WHIP
Bob Veale, L ERA: 1.63	(1, 1)	7.0	L	26	3	1	1	5	4	0	0	1	0	0	32	48	1.29	1.000
Roy Face, R ERA:	(8, 1)	2.0		8	1	0	0	1	0	0	0	0	0	0	10	10	0.00	0.500

PITCHER	IP	WLS	BF	H	R	ER	SO	BB	IBB	HBP	BLK	WP	HR	S	P	ERA	WHIP

Batter	1	2	3	4	5	6	7	8	9	AB	R	H	RBI	BB	SO	LOB
Maury Wills, S (1, 5) OBP: 0.263, SLG: 0.243	F5		1-3			F8 SH2-4 1B		6-3		4	0	1	0	0	0	0
Gene Alley, R (1, 6) OBP: 0.270, SLG: 0.343	F8		F7			SH2-4 1-2		6-3		3	0	0	0	0	0	0
Roberto Clemente, R (1, 9) OBP: 0.257, SLG: 0.364	E6		F8			F8 2-3		K		4	0	0	0	0	1	1
Willie Stargell, L (1, 7) OBP: 0.229, SLG: 0.156	4-3			G3		K			F9	4	0	0	0	0	1	2
Donn Clendenon, R (1, 3) OBP: 0.257, SLG: 0.382		K		F8			F9		G5-4-3 BB	3	0	0	0	1	1	0
Gary Kolb, L (9, PR)										0	0	0	0	0	0	0
Bill Mazeroski, R (1, 4) OBP: 0.235, SLG: 0.219		5-3		6-3			4-0 1B BB		G5-4-3 1-2f	3	0	0	0	1	0	1
Manny Mota, R (1, 8) OBP: 0.294, SLG: 0.294		1B 1B			6-3		F7			3	0	1	0	0	0	1
Jerry May, R (1, 2) OBP: 0.355, SLG: 0.345		1-2 1B			6-3		1-2 1B			3	0	2	0	0	0	0
Bob Veale, S (1, 1) OBP: 0.100, SLG: 0.100		K			K		K			2	0	0	0	0	2	2
Jose Pagan, R (7, PH)										1	0	0	0	0	1	2
Roy Face, R (8, 1)										0	0	0	0	0	0	0
Inning Stats	R: 0 E: 1 K: 0 S: 4 H: 0 LOB: 1 BB: 0 P: 4	R: 0 E: 0 K: 2 S: 9 H: 2 LOB: 2 BB: 0 P: 9	R: 0 E: 0 K: 0 S: 3 H: 0 LOB: 0 BB: 0 P: 3	R: 0 E: 0 K: 0 S: 3 H: 0 LOB: 0 BB: 0 P: 3	R: 0 E: 0 K: 1 S: 5 H: 0 LOB: 0 BB: 0 P: 5	R: 0 E: 0 K: 1 S: 6 H: 1 LOB: 1 BB: 0 P: 6	R: 0 E: 0 K: 1 S: 6 H: 1 LOB: 2 BB: 1 P: 10	R: 0 E: 0 K: 1 S: 5 H: 0 LOB: 0 BB: 0 P: 5	R: 0 E: 0 K: 0 S: 2 H: 0 LOB: 1 BB: 1 P: 6	1B: 4 2B: 0 3B: 0 HR: 0	SF: 0 SAC: 1 DP: 1 HBP: 0						

PITCHER	IP	WLS	BF	H	R	ER	SO	BB	IBB	HBP	BLK	WP	HR	S	P	ERA	WHIP
Ray Sadecki, L (1, 1) ERA: 0.5	9.0	W	33	4	0	0	6	2	0	0	0	0	0	43	51	0.00	0.667

PITCHER	IP	WLS	BF	H	R	ER	SO	BB	IBB	HBP	BLK	WP	HR	S	P	ERA	WHIP

BOTTOM

San Francisco Giants @ Pittsburgh Pirates

Forbes Field, Pittsburgh, PA

Sat Apr 20 1968, 3:33 AM EST

Att. 8,156 - Unknown

livebaseballscorecards.com

AB	30
R	0
H	4
RBI	0
BB	2
SO	6
LOB	9

1B: 4 2B: 0 3B: 0 HR: 0 SF: 0 SAC: 1 DP: 1 HBP: 0

WP: 0 PB: 0 SB: 0 CS: 0 PA: 33

Batter	1	2	3	4	5	6	7	8	9	AB	R	H	RBI	BB	SO	LOB
Ty Cline, L (1, 8) (7, 3)	K		L3 2-3			L4		L8		4	0	0	0	0	1	2
Nate Oliver, R (1, 4) OBP: 0.227, SLG: 0.273	5-3		F8			K		F8		4	0	0	0	0	1	2
Jim Davenport, R (1, 5) OBP: 0.250, SLG: 0.189	BB			6-3		1B			F8	1	0	0	0	1	0	0
Frank Johnson, R (5, 5) OBP: 0.250, SLG: 0.250										2	0	1	0	0	0	0
Willie McCovey, L (1, 3) OBP: 0.326, SLG: 0.421	F8			1-3		F7			F8	3	0	0	0	0	0	2
Bill Henry, L (7, 1)										0	0	0	0	0	0	0
Ray Sadecki, L (9, PH)									3B	1	0	0	0	0	0	0
Jim Ray Hart, R (1, 7) OBP: 0.357, SLG: 0.711		FC1-6 BB		F8			K			3	0	1	0	1	1	0
Jesus Alou, R (1, 9) OBP: 0.205, SLG: 0.282		FC1-6 G6-4-3 1-2f			4-3		F8		F9	2	0	0	0	0	0	1
Joe Gibbon, R (5, 1)										0	0	0	0	0	0	0
Ollie Brown, R (7, PH) (7, 8)										2	0	0	0	0	0	1
Hal Lanier, R (1, 6) OBP: 0.136, SLG: 0.136		G6-4-3 1-2f			G3 1B		F8			3	0	1	0	0	0	1
Bob Barton, R (1, 2) OBP: 0.182, SLG: 0.182			L3 SH3-4 1B		G3 1-2			1B		1	0	1	0	0	0	0
Dave Marshall, L (5, PH) OBP: 0.200, SLG: 0.200										2	0	1	0	0	0	1
(5, 9)																
Mike McCormick, L (1, 1) OBP: 0.333, SLG: 0.200			SH3-4 1-2		F4			F8		0	0	0	0	0	0	0
Lindy McDaniel, R (4, 1)										0	0	0	0	0	0	0
Ron Herbel, R (4, 1)										0	0	0	0	0	0	0
Dick Dietz, R (5, PH)										2	0	0	0	0	0	2
(5, 2)																

TOP

San Francisco Giants @ Pittsburgh Pirates

Forbes Field, Pittsburgh, PA

Sun Apr 21 1968, 3:33 AM EST

Att. 17,337 - Unknown

livebaseballscorecards.com

AB	30
R	0
H	5
RBI	0
BB	2
SO	3
LOB	12

Inning Stats	1	2	3	4	5	6	7	8	9			
	R: 0 E: 0 K: 1 S: 5	H: 0 LOB: 1 BB: 1 P: 9	R: 0 E: 0 K: 0 S: 2	H: 0 LOB: 0 BB: 1 P: 6	R: 0 E: 0 K: 0 S: 4	H: 1 LOB: 1 BB: 0 P: 4	R: 0 E: 0 K: 0 S: 3	H: 0 LOB: 0 BB: 0 P: 3	R: 0 E: 0 K: 0 S: 4	H: 1 LOB: 1 BB: 0 P: 4	R: 0 E: 0 K: 1 S: 6	H: 1 LOB: 1 BB: 0 P: 6
	R: 0 E: 0 K: 1 S: 5	H: 0 LOB: 0 BB: 0 P: 5	R: 0 E: 0 K: 0 S: 4	H: 1 LOB: 1 BB: 0 P: 4	R: 0 E: 0 K: 0 S: 4	H: 1 LOB: 1 BB: 0 P: 4	1B: 4 2B: 0 3B: 1 HR: 0	SF: 0 SAC: 1 DP: 1 HBP: 0	WP: 0 PB: 0 SB: 0 CS: 0	PA: 33		

PITCHER		IP	WLS	BF	H	R	ER	SO	BB	IBB	HBP	BLK	WP	HR	S	P	ERA	WHIP
Al McBean, R ERA: 1.67	(1, 1)	9.0	W	33	5	0	0	3	2	0	0	0	0	0	37	45	0.00	0.778

PITCHER	IP	WLS	BF	H	R	ER	SO	BB	IBB	HBP	BLK	WP	HR	S	P	ERA	WHIP

Batter	1	2	3	4	5	6	7	8	9	AB	R	H	RBI	BB	SO	LOB
Maury Wills, S (1, 5) OBP: 0.286, SLG: 0.268 Gary Kolb, L (6, 9)	6-3	6-3 2-3		1B E 1-3 2-H 1B	G4-6-3 1B		FC6-4 1B 1-2f			4 1	1 0	2 0	1 0	0 0	0 0	1 1
Gene Alley, R (1, 6) OBP: 0.310, SLG: 0.400	2B	K		E7 IHR 1-H 3-H 1B	G4-6-3 1-2f		FC6-4 1-2 1B			5	1	3	1	0	1	2
Roberto Clemente, R (1, 9) OBP: 0.308, SLG: 0.528 Jose Pagan, R (6, 5)	G4-6-3 IBB	3B		IHR 3-H	F9		FC6-4 1-2f			3 1	1 0	2 0	2 0	1 0	0 0	0 2
Willie Stargell, L (1, 7) OBP: 0.250, SLG: 0.250 (7, 3)	G4-6-3 1-2f	BB	HR			K		L3-1		4	1	1	1	1	1	2
Donn Clendenon, R (1, 3) OBP: 0.308, SLG: 0.459 Matty Alou, L (7, 8) OBP: 0.529, SLG: 0.273		WP 3B	K	1B 1B BB		E6 1B		F7		3 1	2 0	2 0	0 0	1 0	1 0	1 0
Bill Mazeroski, R (1, 4) OBP: 0.256, SLG: 0.222		WP 1B BB	F7	1B 1-2 1B		K		F4		4	1	1	0	1	1	2
Manny Mota, R (1, 8) OBP: 0.333, SLG: 0.333 (7, 7)		E 1B 1-H 3-H 1B	F9 FC6-4 1-2 2-H 1B			6-3				4	1	2	2	0	0	1
Jerry May, R (1, 2) OBP: 0.343, SLG: 0.333		E6 6-3 1B 2-3	WP 1B 1B F5				L4-3			4	1	1	0	0	0	3
Al McBean, R (1, 1) OBP: 0.500, SLG: 0.455		1-2 3-H 1B	1B 1B 1-2 BB FC6-4				FC6-4 1B			3	1	2	1	1	0	2
Inning Stats	R: 0 E: 0 K: 0 S: 3 H: 1 LOB: 1 BB: 1 P: 7	R: 3 E: 1 K: 1 S: 8 H: 3 LOB: 1 BB: 1 P: 12	R: 0 E: 0 K: 1 S: 5 H: 1 LOB: 1 BB: 1 P: 9	R: 7 E: 1 K: 0 S: 10 H: 7 LOB: 2 BB: 2 P: 18	R: 0 E: 0 K: 0 S: 3 H: 1 LOB: 0 BB: 0 P: 3	R: 0 E: 1 K: 2 S: 8 H: 1 LOB: 1 BB: 0 P: 8	R: 0 E: 0 K: 0 S: 5 H: 2 LOB: 2 BB: 0 P: 5	R: 0 E: 0 K: 0 S: 3 H: 0 LOB: 0 BB: 0 P: 3		1B: 11 2B: 1 3B: 2 HR: 2 SF: 0 SAC: 0 DP: 2 HBP: 0					WP: 2 PB: 0 SB: 0 CS: 0 PA: 42	

PITCHER		IP	WLS	BF	H	R	ER	SO	BB	IBB	HBP	BLK	WP	HR	S	P	ERA	WHIP
Mike McCormick, L ERA: 3.63	(1, 1)	3.1	L	19	7	6	6	2	3	1	0	0	2	0	19	35	16.20	3.000
Lindy McDaniel, R ERA:	(4, 1)	0.0		5	4	3	3	0	1	0	0	0	0	1	4	8	∞	∞
Ron Herbel, R ERA:	(4, 1)	0.2		3	1	1	1	0	0	0	0	0	0	0	3	3	13.50	1.500
Joe Gibbon, L ERA:	(5, 1)	2.0		7	2	0	0	2	0	0	0	0	0	0	11	11	0.00	1.000
Bill Henry, L ERA:	(7, 1)	2.0		8	2	0	0	0	0	0	0	0	0	0	8	8	0.00	1.000

PITCHER	IP	WLS	BF	H	R	ER	SO	BB	IBB	HBP	BLK	WP	HR	S	P	ERA	WHIP

BOTTOM

San Francisco Giants @ Pittsburgh Pirates

Forbes Field, Pittsburgh, PA

Sun Apr 21 1968, 3:33 AM EST

Att. 17,337 - Unknown

livebaseballscorecards.com

AB	37
R	10
H	16
RBI	8
BB	5
SO	4
LOB	17

Batter	1	2	3	4	5	6	7	8	9	AB	R	H	RBI	BB	SO	LOB
Wes Parker, S (1, 3) OBP: 0.380, SLG: 0.422	BBBB 4-0 FC4-6 1B 1B BB	x 0-0 4-3			x 0-0 F9		x 0-0 SH FC6-4-3-2 1-2		x 0-0 1-3 3-H 3B 2B	3	2	1	1	1	0	1
Zoilo Versalles, R (1, 6) OBP: 0.231, SLG: 0.327	x 0-0 F5	x 0-0 F9			BBBB 4-0 1B 1B BB		x 0-0 FC6-4-3-2 1-2 2-H		x 0-0 2-H 3-H 3B	4	1	1	2	1	0	3
Willie Davis, L (1, 8) OBP: 0.314, SLG: 0.380	x 0-0 FC4-6 1-2 1B	x 0-0 F9			x 0-0 1-3 1B			SSS 0-3 K	x 0-0 G3	5	0	2	0	0	1	2
Ron Fairly, L (1, 9) OBP: 0.262, SLG: 0.282	x 0-0 FC4-6 1B 1-2f 2-3	x 0-0 1B 1B			x 0-0 3-H 1B			x 0-0 3-1		4	0	2	1	0	0	2
Jim Lefebvre, S (1, 4) OBP: 0.350, SLG: 0.459	x 0-0 1-2 3-H 1B	x 0-0 1-2 1B				SSS 0-3 K		x 0-0 1-3		4	0	2	1	0	1	0
Tom Haller, L (1, 2) OBP: 0.371, SLG: 0.367 Paul Popovich, S (9, PR) (9, 5)	x 0-0 F7	x 0-0 4-3				x 0-0 3-1			x 0-0 1B 2B 1B	4 0	0 1	1 0	0 0	0 0	0 0	4 0
Jim Fairey, L (1, 7) OBP: 0.300, SLG: 0.444		x 0-0 2B		x 0-0 F3		BBBB 4-0 CS BB			x 0-0 F6	3	0	1	0	1	0	1
Luis Alcaraz, R (1, 5) OBP: 0.286, SLG: 0.250 Len Gabrielsen, L (9, PH) OBP: 0.333, SLG: 0.333 John Purdin, R (9, PR) OBP: 1.000, SLG: 1.000 Jeff Torborg, R (9, 2)		SSS 0-3 K		x 0-0 F6		0-0 CS 1-2	x 0-0 5-3		x 0-0 2B 1-3 3B 1B	3 1 0 0	0 0 1 0	0 1 0 0	0 0 0 0	1 0 0 0	1 0 0 0	1 0 0 0
Mudcat Grant, R (1, 1) OBP: 0.400, SLG: 0.400 Cleo James, R (7, PR) OBP: 0.500, SLG: 0.500 Jim Brewer, L (7, 1) Rocky Colavito, R (9, PH) OBP: 0.286, SLG: 0.207 Jack Billingham, R (9, 1)		SSS 0-3 K2-3		x 0-0 4-3			x 0-0 SH FC6-4-3-2 1B		SSS 0-3 K	3 0 0 1 0	0 0 0 0 0	1 0 0 0 0	0 0 0 0 0	0 0 0 1 0	1 0 0 2 0	1 0 0 0 0

Inning Stats										
	R: 1 E: 0 K: 0 S: 5	H: 2 LOB: 2 BB: 1 P: 9	R: 0 E: 0 K: 2 S: 8	H: 1 LOB: 1 BB: 0 P: 8	R: 0 E: 0 K: 0 S: 5	H: 2 LOB: 2 BB: 0 P: 5	R: 0 E: 0 K: 0 S: 3	H: 0 LOB: 0 BB: 0 P: 3	R: 1 E: 0 K: 0 S: 3	H: 2 LOB: 1 BB: 1 P: 7
	R: 0 E: 0 K: 1 S: 4	H: 0 LOB: 0 BB: 1 P: 8	R: 0 E: 1 K: 0 S: 4	H: 1 LOB: 1 BB: 0 P: 4	R: 0 E: 0 K: 1 S: 5	H: 0 LOB: 0 BB: 0 P: 5	R: 3 E: 0 K: 1 S: 9	H: 4 LOB: 2 BB: 0 P: 9	1B: 9 2B: 3 3B: 1 HR: 0	SF: 0 SAC: 1 DP: 1 HBP: 0

PITCHER		IP	WLS	BF	H	R	ER	SO	BB	IBB	HBP	BLK	WP	HR	S	P	ERA	WHIP
Tommie Sisk, R ERA: 2.84	(1, 1)	6.1		28	8	2	2	3	3	0	0	0	0	0	31	43	2.84	1.737
Bob Moose, R ERA: 5.79	(7, 1)	2.1	L	10	4	3	3	2	0	0	0	0	0	0	14	14	11.57	1.714
Juan Pizarro, L ERA: 9.0	(9, 1)	0.1		1	0	0	0	0	0	0	0	0	0	0	1	1	0.00	0.000

PITCHER	IP	WLS	BF	H	R	ER	SO	BB	IBB	HBP	BLK	WP	HR	S	P	ERA	WHIP

TOP

Los Angeles Dodgers @ Pittsburgh Pirates

Forbes Field, Pittsburgh, PA

Mon Apr 22 1968, 6:05 PM EST

Att. 7,963 - Unknown

livebaseballscorecards.com

AB	35
R	5
H	12
RBI	5
BB	3
SO	5
LOB	17

WP: 0	PA: 40					
PB: 0						
SB: 0						
CS: 1						

Los Angeles Dodgers @ Pittsburgh Pirates

Forbes Field, Pittsburgh, PA

Mon Apr 22 1968, 6:05 PM EST

Att. 7,963 - Unknown

BOTTOM

livebaseballscorecards.com

Batter	1	2	3	4	5	6	7	8	9	AB	R	H	RBI	BB	SO	LOB
Maury Wills, S (1, 5) OBP: 0.261, SLG: 0.244	1-3		4-3		G3		K			4	0	0	0	0	1	0
Gene Alley, R (1, 6) OBP: 0.283, SLG: 0.364	F4		4-1			E8 SH5-3 FC6-4	K			4	1	0	0	0	1	0
Roberto Clemente, R (1, 9) OBP: 0.302, SLG: 0.487	F7		E5			FC6-4 SH5-3 1B BB	K			3	1	0	0	1	1	0
Willie Stargell, L (1, 7) OBP: 0.256, SLG: 0.237		5-3 1B BB	4-3			SH5-3 1-2 2-3		K		2	1	0	0	1	1	1
Donn Clendenon, R (1, 3) OBP: 0.302, SLG: 0.425		5-3 1-2		F8		FC6-4 IBB		K		3	0	0	0	1	1	1
Bill Mazeroski, R (1, 4) OBP: 0.256, SLG: 0.225		IBB 2-H 1B		L9		FC6-4 1B 1-2f 2-3 3-H		F9		4	0	1	2	0	0	2
Matty Alou, L (1, 8) OBP: 0.524, SLG: 0.333		F6		CS 1B		BB 1-3 3-H 1B			F9	4	0	2	1	0	0	1
Jerry May, R (1, 2) OBP: 0.368, SLG: 0.324		4-0		0-0 CS 1-2	K	4-0 1-2 BB			6-3	1	0	0	0	2	1	0
Chuck Hiller, L (9, PH)		IBB								1	0	0	0	0	0	0
Tommie Sisk, R (1, 1)		K			F6	F8			F7	3	0	0	0	0	1	5
Bob Moose, R (7, 1)										0	0	0	0	0	0	0
Juan Pizarro, L (9, 1)										0	0	0	0	0	0	0
Manny Jimenez, L (9, PH)										1	0	0	0	0	0	0
Inning Stats	R: 0 E: 0 K: 0 S: 3 H: 0 LOB: 0 BB: 0 P: 3	R: 1 E: 0 K: 1 S: 6 H: 1 LOB: 2 BB: 2 P: 14	R: 0 E: 1 K: 0 S: 4 H: 0 LOB: 1 BB: 0 P: 4	R: 0 E: 0 K: 0 S: 3 H: 1 LOB: 0 BB: 0 P: 3	R: 0 E: 0 K: 1 S: 5 H: 0 LOB: 0 BB: 0 P: 5	R: 2 E: 1 K: 0 S: 5 H: 1 LOB: 3 BB: 3 P: 17	R: 0 E: 0 K: 3 S: 9 H: 0 LOB: 0 BB: 0 P: 9	R: 0 E: 0 K: 2 S: 7 H: 0 LOB: 0 BB: 0 P: 7	R: 0 E: 0 K: 0 S: 3 H: 0 LOB: 0 BB: 0 P: 3	1B: 3 2B: 0 3B: 0 HR: 0	SF: 0 SAC: 1 DP: 0 HBP: 0	WP: 0 PB: 0 SB: 0 CS: 1	PA: 37			

	AB	30
	R	3
	H	3
	RBI	3
	BB	5
	SO	7
	LOB	10

PITCHER		IP	WLS	BF	H	R	ER	SO	BB	IBB	HBP	BLK	WP	HR	S	P	ERA	WHIP
Mudcat Grant, R ERA: 1.5	(1, 1)	6.0		27	3	3	1	2	3	2	0	0	0	0	26	46	1.50	1.000
Jim Brewer, L ERA:	(7, 1)	2.0	W	6	0	0	0	5	0	0	0	0	0	0	16	16	0.00	0.000
Jack Billingham, R ERA:	(9, 1)	1.0	S	3	0	0	0	0	0	0	0	0	0	0	3	3	0.00	0.000

PITCHER	IP	WLS	BF	H	R	ER	SO	BB	IBB	HBP	BLK	WP	HR	S	P	ERA	WHIP

Batter	1	2	3	4	5	6	7	8	9	AB	R	H	RBI	BB	SO	LOB
Wes Parker, S (1, 3) OBP: 0.364, SLG: 0.400	HR 1B 1B		E1 G4-3 1B		F1 ①		4-3 ②		F7 ③	5	1	1	0	0	0	2
Zoilo Versalles, R (1, 6) OBP: 0.250, SLG: 0.358	K ①		G4-3 1-2 1B		K ②		2B			4	0	2	0	0	2	2
Willie Davis, L (1, 8) OBP: 0.309, SLG: 0.370	HR 1-2 1B		G4-3 ① ② 1-2f 2-3		K ③		F9 ③			4	1	1	0	0	1	4
Ron Fairly, L (1, 9) OBP: 0.283, SLG: 0.268	F7 ②		BB			FC4-6 1B BB		F5 ①		2	0	0	0	2	0	2
Jim Lefebvre, S (1, 4) OBP: 0.341, SLG: 0.512	1-H 2-H HR		G3 ③			K ①		F3 ②		4	1	1	3	0	1	3
Tom Haller, L (1, 2) OBP: 0.368, SLG: 0.364 Jeff Torborg, R (6, 2)	F5 ③			F5 ①		FC4-6 1-2 1B		F5 ③		3 1	0 0	1 0	0 0	0 0	0 0	0 0
Jim Fairey, L (1, 7) OBP: 0.286, SLG: 0.385		K ①		4-3 ②		FC4-6 ② FC6-4 1-2f 2-3			1B	4	0	1	0	0	1	2
Luis Alcaraz, R (1, 5) OBP: 0.250, SLG: 0.217 Len Gabrielson, L (9, PH) OBP: 0.250, SLG: 0.250		F4 ②		F8 ③		FC6-4 ③ 1-2f			K ①	3 1	0 0	0 0	0 0	0 0	0 1	2 1
Claude Osteen, L (1, 1) OBP: 0.100, SLG: 0.200 John Purdin, R (6, 1) OBP: 1.000, SLG: 1.000 Paul Popovich, S (7, PH) Jim Brewer, L (7, 1) Ted Savage, R (9, PH) OBP: 0.222, SLG: 0.222		K ③			2B		P4-3 ①		K ②	2 0 1 0 1	0 0 0 0 0	1 0 0 0 1	0 0 0 0 0	0 0 0 0 0	1 0 0 0 1	0 0 0 0 1
Inning Stats	R: 3 H: 3 E: 0 LOB: 0 K: 1 BB: 0 S: 8 P: 8	R: 0 H: 0 E: 0 LOB: 0 K: 2 BB: 0 S: 7 P: 7	R: 0 H: 1 E: 1 LOB: 2 K: 0 BB: 1 S: 4 P: 8	R: 0 H: 0 E: 0 LOB: 0 K: 0 BB: 0 S: 3 P: 3	R: 0 H: 1 E: 0 LOB: 1 K: 2 BB: 0 S: 8 P: 8	R: 0 H: 1 E: 0 LOB: 2 K: 1 BB: 1 S: 6 P: 10	R: 0 H: 1 E: 0 LOB: 1 K: 0 BB: 0 S: 4 P: 4	R: 0 H: 0 E: 0 LOB: 0 K: 0 BB: 0 S: 3 P: 3	R: 0 H: 1 E: 0 LOB: 1 K: 2 BB: 0 S: 8 P: 8	1B: 5 2B: 2 3B: 0 HR: 1	SF: 0 SAC: 0 DP: 1 HBP: 0					

PITCHER	IP	WLS	BF	H	R	ER	SO	BB	IBB	HBP	BLK	WP	HR	S	P	ERA	WHIP
Jim Bunning, R (1, 1) ERA: 3.31	8.0	W	33	7	3	3	6	2	0	0	0	0	1	43	51	3.38	1.125
Roy Face, R (9, 1) ERA:	1.0	S	4	1	0	0	2	0	0	0	0	0	0	8	8	0.00	1.000

PITCHER	IP	WLS	BF	H	R	ER	SO	BB	IBB	HBP	BLK	WP	HR	S	P	ERA	WHIP

Los Angeles Dodgers @ Pittsburgh Pirates

Forbes Field, Pittsburgh, PA

Wed Apr 24 1968, 6:05 PM EST

Att. 4,938 - Unknown

TOP

livebaseballscorecards.com

AB	35
R	3
H	8
RBI	3
BB	2
SO	8
LOB	19

WP: 0 PA: 37
PB: 0
SB: 0
CS: 0

BOTTOM

Los Angeles Dodgers @ Pittsburgh Pirates

Forbes Field, Pittsburgh, PA

Wed Apr 24 1968, 6:05 PM EST

Att. 4,938 - Unknown

livebaseballscorecards.com

Batter	1	2	3	4	5	6	7	8	9	AB	R	H	RBI	BB	SO	LOB
Maury Wills, S (1, 5) OBP: 0.280, SLG: 0.250	B B B B 4-0 G4-6-3 BB		x 0-0 ③ 4-3		x 0-0 ③ 2-3		x 0-0 S 1B			3	0	1	0	1	0	0
Gene Alley, R (1, 6) OBP: 0.280, SLG: 0.396	x 0-0 ①② G4-6-3 1-2f			x 0-0 3-1 3B		x 0-0 E6 G3 1B SF8 S S S	0-3 ② K 1-2			4	2	1	0	0	1	2
Roberto Clemente, R (1, 9) OBP: 0.319, SLG: 0.476	S S S 0-3 ③ K			x 0-0 ① 3-1 3-H		x 0-0 BB G3 1-2 1B	I I I 4-0 IBB			3	0	1	1	1	1	0
Willie Stargell, L (1, 7) OBP: 0.234, SLG: 0.214		x 0-0 ① 5-3		x 0-0 E8 SF9		x 0-0 ① G3 1-2 2-3	S S S 0-3 ③ K			4	1	0	0	0	1	4
Donn Clendenon, R (1, 3) OBP: 0.340, SLG: 0.415		x 0-0 ② L3		B B B B 4-0 SF9 1B BB		I I I I 4-0 BB IBB		B B B B 4-0 SH1-4 BB		1	1	0	0	3	0	0
Bill Mazeroski, R (1, 4) OBP: 0.261, SLG: 0.225		B B B B 4-0 BB		x 0-0 ② SF9 1-2 3-H		x 0-0 ② SF8 3-H		x 0-0 ① SH1-4 1-2		0	0	0	2	1	0	0
Manny Mota, R (1, 8) OBP: 0.400, SLG: 0.348		x 0-0 ③ F4		x 0-0 CS 1B 2-H		B B B B 4-0 1-2 2-3 BB	I I I I 4-0 IBB			2	0	1	1	2	0	1
Jerry May, R (1, 2) OBP: 0.357, SLG: 0.297			B B B B 4-0 G6-3 BB	0-0 ③ CS 1-2	S S S 0-3 ① K	x 0-0 ③ F4		S S S 0-3 ② K		3	0	0	0	1	2	5
Jim Bunning, R (1, 1) Jose Pagan, R (8, PH) Roy Face, R (9, 1)			x 0-0 ①② G6-3 1-2f		x 0-0 ② F9		S S S 0-3 ① K	x 0-0 ③ 6-3		3 1 0	0 0 0	0 0 0	0 0 0	0 0 0	1 0 0	1 2 0
Inning Stats	R: 0 H: 0 E: 0 LOB: 0 K: 1 BB: 1 S: 4 P: 8	R: 0 H: 0 E: 0 LOB: 1 K: 0 BB: 1 S: 3 P: 7	R: 0 H: 0 E: 0 LOB: 0 K: 0 BB: 1 S: 2 P: 6	R: 3 H: 2 E: 1 LOB: 0 K: 0 BB: 1 S: 5 P: 9	R: 0 H: 0 E: 0 LOB: 0 K: 1 BB: 0 S: 5 P: 5	R: 1 H: 1 E: 1 LOB: 3 K: 0 BB: 2 S: 5 P: 13	R: 0 H: 1 E: 0 LOB: 2 K: 3 BB: 1 S: 10 P: 14	R: 0 H: 0 E: 0 LOB: 2 K: 1 BB: 2 S: 5 P: 13		1B: 3 SF: 2 2B: 0 SAC: 1 3B: 1 DP: 2 HR: 0 HBP: 0						

	AB	24
	R	4
	H	4
	RBI	4
	BB	9
	SO	6
	LOB	15

WP: 0 PB: 0 SB: 1 CS: 1 PA: 37

PITCHER		IP	WLS	BF	H	R	ER	SO	BB	IBB	HBP	BLK	WP	HR	S	P	ERA	WHIP
Claude Osteen, L ERA: 2.05	(1, 1)	5.2	L	25	3	4	1	2	5	1	0	0	0	0	23	47	1.59	1.412
John Purdin, R ERA:	(6, 1)	0.1		1	0	0	0	0	0	0	0	0	0	0	1	1	0.00	0.000
Jim Brewer, L ERA:	(7, 1)	2.0		10	1	0	0	4	1	2	0	0	0	0	15	27	0.00	1.000

PITCHER	IP	WLS	BF	H	R	ER	SO	BB	IBB	HBP	BLK	WP	HR	S	P	ERA	WHIP

Batter	1	2	3	4	5	6	7	8	9	AB	R	H	RBI	BB	SO	LOB
Maury Wills, S (1, 5) OBP: 0.259, SLG: 0.231	F6		K			F7		G3		4	0	0	0	0	1	0
Gene Alley, R (1, 6) OBP: 0.259, SLG: 0.365	4-3			K		6-3		P4		4	0	0	0	0	1	0
Roberto Clemente, R (1, 9) OBP: 0.333, SLG: 0.478	1B			1B SF9 1B		F8			G3	4	1	2	0	0	0	0
Willie Stargell, L (1, 7) OBP: 0.235, SLG: 0.217	P4			1-3 1B			G3		F3	4	0	1	0	0	0	1
Donn Clendenon, R (1, 3) OBP: 0.333, SLG: 0.409		K		SF9 3-H			5-3		1B	3	0	1	1	0	1	0
Matty Alou, L (1, 8) OBP: 0.480, SLG: 0.316		5-3		L1			PB WP 1B		K	4	0	1	0	0	1	2
Bill Mazeroski, R (1, 4) OBP: 0.265, SLG: 0.214		5-3			P4		1-3 BB			2	0	0	0	1	0	0
Jerry May, R (1, 2) OBP: 0.378, SLG: 0.325			B5-6-4 1B		1B		F8			3	0	2	0	0	0	2
Bob Veale, S (1, 1) OBP: 0.083, SLG: 0.083			B5-6-4 1-2f		K			L5		2	0	0	0	0	1	1
Manny Jimenez, L (8, PH)										1	0	0	0	0	0	0
Steve Blass, R (8, 1)										0	0	0	0	0	0	0
Inning Stats	R: 0 E: 0 K: 0 S: 4 H: 1 LOB: 1 BB: 0 P: 4	R: 0 E: 0 K: 1 S: 5 H: 0 LOB: 0 BB: 0 P: 5	R: 0 E: 0 K: 1 S: 5 H: 1 LOB: 0 BB: 0 P: 5	R: 1 E: 0 K: 1 S: 7 H: 2 LOB: 1 BB: 0 P: 7	R: 0 E: 0 K: 1 S: 5 H: 1 LOB: 0 BB: 0 P: 5	R: 0 E: 0 K: 0 S: 3 H: 0 LOB: 0 BB: 0 P: 3	R: 0 E: 0 K: 0 S: 4 H: 1 LOB: 2 BB: 1 P: 8	R: 0 E: 0 K: 0 S: 3 H: 0 LOB: 0 BB: 0 P: 3	R: 0 E: 0 K: 1 S: 6 H: 1 LOB: 1 BB: 0 P: 6	1B: 7 2B: 0 3B: 0 HR: 0	SF: 1 SAC: 0 DP: 1 HBP: 0					

TOP

Pittsburgh Pirates @ St. Louis Cardinals

Busch Stadium, St. Louis, MO

Fri Apr 26 1968, 6:05 PM CST

Att. 39,866 - Unknown

livebaseballscorecards.com

AB	31
R	1
H	7
RBI	1
BB	1
SO	5
LOB	6

WP: 1 PB: 1 SB: 0 CS: 0 PA: 33

PITCHER	IP	WLS	BF	H	R	ER	SO	BB	IBB	HBP	BLK	WP	HR	S	P	ERA	WHIP
Bob Gibson, R (1, 1) ERA: 1.97	9.0	W	33	7	1	1	5	1	0	0	0	1	0	42	46	1.00	0.889

PITCHER	IP	WLS	BF	H	R	ER	SO	BB	IBB	HBP	BLK	WP	HR	S	P	ERA	WHIP

Batter	1	2	3	4	5	6	7	8	9	AB	R	H	RBI	BB	SO	LOB
Lou Brock, L (1, 7) OBP: 0.275, SLG: 0.415	G3		FC4-6 1-2f		FC4-6 1-2f			P3 1-2		4	0	0	0	0	0	3
Julian Javier, R (1, 4) OBP: 0.254, SLG: 0.291	F2		F9			K		K		4	0	0	0	0	2	2
Curt Flood, R (1, 8) OBP: 0.439, SLG: 0.548	1B			K		F8		5-3		4	0	1	0	0	1	1
Orlando Cepeda, R (1, 3) OBP: 0.435, SLG: 0.714	K			HR		K				3	1	1	1	0	2	1
Dick Simpson, R (1, 9) OBP: 0.375, SLG: 0.769		K		5-3			F9			3	0	0	0	0	1	0
Tim McCarver, L (1, 2) OBP: 0.352, SLG: 0.388		F7		G3			HR			3	1	1	1	0	0	0
Mike Shannon, R (1, 5) OBP: 0.304, SLG: 0.423		F7			K		BB G6-4-3			2	0	0	0	1	1	0
Dal Maxvill, R (1, 6) OBP: 0.281, SLG: 0.308			1-3		K		G6-4-3 1-2f			3	0	0	0	0	1	1
Bob Gibson, R (1, 1) OBP: 0.444, SLG: 0.375			BB FC4-6		1B FC4-6			1B WP		2	0	2	0	1	0	0
Inning Stats	R: 0 E: 0 K: 1 S: 6 H: 1 LOB: 1 BB: 0 P: 6	R: 0 E: 0 K: 1 S: 5 H: 0 LOB: 0 BB: 0 P: 5	R: 0 E: 0 K: 0 S: 3 H: 0 LOB: 1 BB: 1 P: 7	R: 1 E: 0 K: 1 S: 6 H: 1 LOB: 0 BB: 0 P: 6	R: 0 E: 0 K: 2 S: 8 H: 1 LOB: 1 BB: 0 P: 8	R: 0 E: 0 K: 2 S: 7 H: 0 LOB: 0 BB: 0 P: 7	R: 1 E: 0 K: 0 S: 3 H: 1 LOB: 0 BB: 1 P: 7	R: 0 E: 0 K: 1 S: 6 H: 1 LOB: 1 BB: 0 P: 6		1B: 3 2B: 0 3B: 0 HR: 2 SF: 0 SAC: 0 DP: 1 HBP: 0						

PITCHER		IP	WLS	BF	H	R	ER	SO	BB	IBB	HBP	BLK	WP	HR	S	P	ERA	WHIP
Bob Veale, L ERA: 1.82	(1, 1)	7.0	L	26	4	2	2	7	2	0	0	0	0	2	38	46	2.57	0.857
Steve Blass, R ERA:	(8, 1)	1.0		4	1	0	0	1	0	0	0	0	1	0	6	6	0.00	1.000

PITCHER	IP	WLS	BF	H	R	ER	SO	BB	IBB	HBP	BLK	WP	HR	S	P	ERA	WHIP

BOTTOM

Pittsburgh Pirates @ St. Louis Cardinals

Busch Stadium, St. Louis, MO

Fri Apr 26 1968, 6:05 PM CST
Att. 39,866 - Unknown

livebaseballscorecards.com

AB	28
R	2
H	5
RBI	2
BB	2
SO	8
LOB	8

WP: 1 PA: 30
PB: 0
SB: 0
CS: 0

Batter	1	2	3	4	5	6	7	8	9	AB	R	H	RBI	BB	SO	LOB
Maury Wills, S (1, 5) OBP: 0.288, SLG: 0.263	6-3			FC5-4		FC5-4		F9 HR 1B	P3	5	1	3	0	0	0	0
Matty Alou, L (1, 8) OBP: 0.448, SLG: 0.304	P4			FC5-4 FC6-4 1-2f		FC5-4 1B 1-2f		HR 1-2		4	1	1	0	0	0	2
Roberto Clemente, R (1, 9) OBP: 0.327, SLG: 0.460	K			FC6-4 1B 1B 1-2f		1-2		F9 2-3		4	1	1	0	0	1	3
Willie Stargell, L (1, 7) OBP: 0.255, SLG: 0.300		3-1		1B 1-2		F5		1-H 3-H HR		4	1	2	3	0	0	2
Donn Clendenon, R (1, 3) OBP: 0.345, SLG: 0.417		G1-6-3		1-3 2-H		K		2-3		4	0	2	1	0	1	2
Gene Alley, R (1, 6) OBP: 0.241, SLG: 0.339		G1-6-3 1-2f		1-3			4-3	1-3		4	0	0	0	0	0	3
Bill Mazeroski, R (1, 4) OBP: 0.264, SLG: 0.283			P6		4-3		F8		HR	4	1	1	1	0	0	0
Jerry May, R (1, 2) OBP: 0.354, SLG: 0.302 Carl Taylor, R (7, 2)			K		1-3		E5		L6	3 1	0 0	0 0	0 0	0 0	1 0	0 0
Al McBean, R (1, 1) OBP: 0.462, SLG: 0.417 Ron Kline, R (4, 1) Gary Kolb, L (7, PH) Luke Walker, L (7, 1) Bob Moose, R (8, 1) Manny Jimenez, L (9, PH)			K		L1-3		P4		K	1 1 1 0 0 0	0 0 0 0 0 0	0 0 0 0 0 0	0 0 0 0 0 0	1 0 0 0 0 0	0 0 1 0 0 0	0 0 0 0 0 0
Inning Stats	R: 0 E: 0 K: 1 S: 5 H: 0 LOB: 0 BB: 0 P: 5	R: 0 E: 0 K: 0 S: 3 H: 1 LOB: 0 BB: 0 P: 3	R: 0 E: 0 K: 2 S: 7 H: 0 LOB: 0 BB: 0 P: 7	R: 1 E: 0 K: 0 S: 6 H: 3 LOB: 2 BB: 0 P: 6	R: 0 E: 0 K: 0 S: 3 H: 0 LOB: 0 BB: 0 P: 3	R: 0 E: 0 K: 1 S: 7 H: 2 LOB: 2 BB: 0 P: 7	R: 0 E: 1 K: 0 S: 4 H: 0 LOB: 1 BB: 0 P: 4	R: 3 E: 0 K: 0 S: 6 H: 3 LOB: 0 BB: 0 P: 6	R: 1 E: 0 K: 1 S: 6 H: 1 LOB: 0 BB: 0 P: 6	1B: 8 2B: 0 3B: 0 HR: 2	SF: 0 SAC: 0 DP: 1 HBP: 0						

TOP

Pittsburgh Pirates @ St. Louis Cardinals

Busch Stadium, St. Louis, MO

Sat Apr 27 1968, 3:33 AM CST

Att. 20,863 - Unknown

livebaseballscorecards.com

AB	37
R	5
H	10
RBI	5
BB	0
SO	5
LOB	13

PITCHER		IP	WLS	BF	H	R	ER	SO	BB	IBB	HBP	BLK	WP	HR	S	P	ERA	WHIP
Nelson Briles, R ERA: 2.56	(1, 1)	7.1	W	31	9	4	4	4	0	0	0	0	0	1	39	39	4.91	1.227
Ron Willis, R ERA: 2.08	(8, 1)	1.0		4	1	1	1	0	0	0	0	0	0	1	4	4	9.00	1.000
Joe Hoerner, L ERA:	(9, 1)	0.2	S	2	0	0	0	1	0	0	0	0	0	0	4	4	0.00	0.000

PITCHER	IP	WLS	BF	H	R	ER	SO	BB	IBB	HBP	BLK	WP	HR	S	P	ERA	WHIP

Batter	1	2	3	4	5	6	7	8	9	AB	R	H	RBI	BB	SO	LOB
Lou Brock, L (1, 7) OBP: 0.284, SLG: 0.457	K		HR	L1-3		G4-3-6 1B		E4 1B, 1-2		5	1	2	1	0	1	2
Curt Flood, R (1, 8) OBP: 0.437, SLG: 0.537	F8		F8 BB 2B 1B		F8	G4-3-6, 1-2f		1-2 2-H 1B		5	1	2	1	0	0	1
Roger Maris, L (1, 9) Dick Simpson, R (8, PH) (9, 9) OBP: 0.395, SLG: 0.618 OBP: 0.353, SLG: 0.714	1B		BB 2B E 1-2		E6 BB E		K	F7		3 1	2 0	1 0	0 0	1 0	1 0	0 2
Orlando Cepeda, R (1, 3) OBP: 0.424, SLG: 0.678	F8		F8 2-3		E E 1-2 BB		4-3			3	1	0	0	1	0	3
Tim McCarver, L (1, 2) OBP: 0.345, SLG: 0.396		F8	E9 1-H 3-H 2B		E3 E 1-3 2-H		K			4	1	1	1	0	1	1
Mike Shannon, R (1, 5) OBP: 0.300, SLG: 0.429		2B	F8		F3		1-3			4	0	1	0	0	0	4
Dick Schofield, S (1, 4) OBP: 0.167, SLG: 0.500		K	CS 3B		E6 2-H 3-H			K		4	0	1	0	0	2	1
Dal Maxvill, R (1, 6) OBP: 0.279, SLG: 0.291		1-3	SH3-4 BB 3-H		F9			K2-3		3	0	0	0	1	1	2
Nelson Briles, R (1, 1) Ron Willis, R (8, 1) Joe Hoerner, R (9, 1)			K	SH3-4 1-2		F8		E 1B BB		2 0 0	0 1 0	0 0 0	0 0 0	0 1 0	1 0 0	0 0 0
Inning Stats	R: 0 E: 0 K: 1 S: 6 H: 1 LOB: 1 BB: 0 P: 6	R: 0 E: 0 K: 1 S: 6 H: 1 LOB: 1 BB: 0 P: 6	R: 3 E: 1 K: 1 S: 8 H: 3 LOB: 1 BB: 1 P: 12	R: 0 E: 0 K: 0 S: 3 H: 1 LOB: 1 BB: 1 P: 7	R: 3 E: 3 K: 0 S: 6 H: 0 LOB: 1 BB: 1 P: 10	R: 0 E: 0 K: 0 S: 3 H: 1 LOB: 0 BB: 0 P: 3	R: 0 E: 0 K: 2 S: 8 H: 0 LOB: 1 BB: 0 P: 8	R: 1 E: 1 K: 2 S: 9 H: 1 LOB: 2 BB: 1 P: 13		1B: 4 2B: 2 3B: 1 HR: 1	SF: 0 SAC: 1 DP: 1 HBP: 0					

PITCHER		IP	WLS	BF	H	R	ER	SO	BB	IBB	HBP	BLK	WP	HR	S	P	ERA	WHIP
Al McBean, R ERA: 2.08	(1, 1)	3.1	L	17	6	3	2	3	2	0	0	0	0	1	21	29	5.40	2.400
Ron Kline, R ERA:	(4, 1)	2.2		12	1	3	0	0	1	0	0	0	0	0	11	15	0.00	0.750
Luke Walker, L ERA:	(7, 1)	1.2		9	1	1	0	4	1	0	0	0	1	0	16	20	0.00	1.200
Bob Moose, R ERA: 5.4	(8, 1)	0.1		1	0	0	0	0	0	0	0	0	0	0	1	1	0.00	0.000

PITCHER	IP	WLS	BF	H	R	ER	SO	BB	IBB	HBP	BLK	WP	HR	S	P	ERA	WHIP

BOTTOM

Pittsburgh Pirates @ St. Louis Cardinals

Busch Stadium, St. Louis, MO

Sat Apr 27 1968, 3:33 AM CST

Att. 20,863 - Unknown

livebaseballscorecards.com

AB	34
R	7
H	8
RBI	3
BB	4
SO	7
LOB	16

1B: 4 2B: 2 3B: 1 HR: 1 SF: 0 SAC: 1 DP: 1 HBP: 0

WP: 1 PB: 0 SB: 0 CS: 1 PA: 39

Batter	1	2	3	4	5	6	7	8	9	AB	R	H	RBI	BB	SO	LOB
Maury Wills, S (1, 5) OBP: 0.317, SLG: 0.283	G5-4-3 BB 1B		F9			1-2 2B 1B		BBB 4-0 FC4-6 BB		3	1	2	0	1	0	0
Gene Alley, R (1, 6) OBP: 0.258, SLG: 0.356	BBBB 4-0 1-2 G5-4-3 BB			6-3		1-H 2-H 2B		0-0 F9		3	0	1	2	1	0	1
Roberto Clemente, R (1, 9) OBP: 0.305, SLG: 0.426	G5-4-3 1-2f 2-3			6-3		SSS 0-3 K		0-0 FC4-6 1-2f		4	0	0	0	0	1	4
Donn Clendenon, R (1, 3) OBP: 0.322, SLG: 0.385	6-3			4-3		6-3			SSS 0-3 K	4	0	0	0	0	1	2
Manny Mota, R (1, 8) OBP: 0.379, SLG: 0.333		L5			F9		F8		1B	4	0	1	0	0	0	0
Willie Stargell, L (1, 7) OBP: 0.254, SLG: 0.296		F7			L6		1B		F9	4	0	1	0	0	0	1
Bill Mazeroski, R (1, 4) OBP: 0.246, SLG: 0.260		P4			6-3		P4		SSS 0-3 K	4	0	0	0	0	1	2
Jerry May, R (1, 2) OBP: 0.333, SLG: 0.283			5-3			5-3	SSS 0-3 K			3	0	0	0	0	1	1
Tommie Sisk, R (1, 1)			L4			BBBB 4-0 1B 2B BB		0-0 1-3		1	1	0	0	1	0	0
Juan Pizarro, L (7, 1)										0	0	0	0	0	0	0
Jose Pagan, R (8, PH)										1	0	0	0	0	0	0
Roy Face, R (8, 1)										0	0	0	0	0	0	0
Inning Stats	R: 0 E: 0 K: 0 S: 3 H: 1 LOB: 1 BB: 1 P: 7	R: 0 E: 0 K: 0 S: 3 H: 0 LOB: 0 BB: 0 P: 3	R: 0 E: 0 K: 0 S: 3 H: 0 LOB: 0 BB: 0 P: 3	R: 0 E: 0 K: 0 S: 3 H: 0 LOB: 0 BB: 0 P: 3	R: 0 E: 0 K: 0 S: 3 H: 0 LOB: 0 BB: 0 P: 3	R: 2 E: 0 K: 1 S: 7 H: 2 LOB: 1 BB: 1 P: 11	R: 0 E: 0 K: 1 S: 6 H: 1 LOB: 1 BB: 0 P: 6	R: 0 E: 0 K: 0 S: 3 H: 0 LOB: 1 BB: 1 P: 7	R: 0 E: 0 K: 2 S: 8 H: 1 LOB: 1 BB: 0 P: 8	1B: 4 2B: 1 3B: 0 HR: 0	SF: 0 SAC: 0 DP: 1 HBP: 0					

TOP

Pittsburgh Pirates @ St. Louis Cardinals

Busch Stadium, St. Louis, MO

Sun Apr 28 1968, 3:33 AM CDT
Att. 20,562 - Unknown

livebaseballscorecards.com

AB	31
R	2
H	5
RBI	2
BB	3
SO	4
LOB	11

PITCHER		IP	WLS	BF	H	R	ER	SO	BB	IBB	HBP	BLK	WP	HR	S	P	ERA	WHIP
Steve Carlton, L ERA: 3.38	(1, 1)	9.0	W	34	5	2	2	4	3	0	0	0	0	0	39	51	2.00	0.889

PITCHER	IP	WLS	BF	H	R	ER	SO	BB	IBB	HBP	BLK	WP	HR	S	P	ERA	WHIP

Batter	1	2	3	4	5	6	7	8	9	AB	R	H	RBI	BB	SO	LOB
Lou Brock, L (1, 7) OBP: 0.295, SLG: 0.452	S S S 0-3 K ①		X 0-0 BB 1B		B B B 4-0 BB		S S S 0-3 K ②			3	0	1	0	1	2	1
Curt Flood, R (1, 8) OBP: 0.440, SLG: 0.522	X 0-0 5-3 ②		B B B B 4-0 G4-6-3 1-2 BB		X 0-0 5-3 ③		B B B B 4-0 PB WP BB			2	0	0	0	2	0	1
Roger Maris, L (1, 9) OBP: 0.357, SLG: 0.553	X 0-0 5-3 ③		X 0-0 G4-6-3 ② ③ 1-2f			X 0-0 6-3 ①	X 0-0 F9 ③ 1-3 3-H			4	0	0	0	0	0	3
Orlando Cepeda, R (1, 3) OBP: 0.429, SLG: 0.656		X 0-0 F7 ①		H 1-0 G1-6-3 HBP		X 0-0 F8 ②		B B B B 4-0 CS BB		2	0	0	0	1	0	0
Tim McCarver, L (1, 2) OBP: 0.355, SLG: 0.411		X 0-0 1B 2B		X 0-0 G1-6-3 ① ② 1-2f		B B B B 4-0 1B BB		X 0-0 F8 ① ② 1-2		3	1	1	0	1	0	2
Mike Shannon, R (1, 5) OBP: 0.328, SLG: 0.500		X 0-0 3-1 WP 2-H 1B		X 0-0 HR		X 0-0 ③ 1-3 1B		X 0-0 ③ 5-3		4	1	3	2	0	0	0
Dick Schofield, S (1, 4) OBP: 0.222, SLG: 0.556		X 0-0 3-1 ② 1-3		X 0-0 1-3 ③			X 0-0 1B 2B			3	1	1	0	0	0	1
Dal Maxvill, R (1, 6) OBP: 0.281, SLG: 0.293		X 0-0 F9 ③			X 0-0 4-3 ①		X 0-0 SH5-4 WP 2-H 1B			3	1	1	1	0	0	1
Steve Carlton, L (1, 1)			X 0-0 4-3 ①		S S S 0-3 K ②		X 0-0 SH5-4 ① 2-3			2	0	0	0	0	1	0
Inning Stats	R: 0 H: 0 E: 0 LOB: 0 K: 1 BB: 0 S: 5 P: 5	R: 1 H: 2 E: 0 LOB: 1 K: 0 BB: 0 S: 5 P: 5	R: 0 H: 1 E: 0 LOB: 1 K: 0 BB: 1 S: 3 P: 7	R: 1 H: 1 E: 0 LOB: 0 K: 0 BB: 0 S: 3 P: 4	R: 0 H: 0 E: 0 LOB: 1 K: 1 BB: 1 S: 5 P: 9	R: 0 H: 1 E: 0 LOB: 2 K: 0 BB: 1 S: 3 P: 7	R: 2 H: 2 E: 0 LOB: 1 K: 1 BB: 1 S: 7 P: 11	R: 0 H: 0 E: 0 LOB: 0 K: 0 BB: 1 S: 2 P: 6		1B: 4 SF: 0 2B: 2 SAC: 1 3B: 0 DP: 2 HR: 1 HBP: 1						WP: 2 PA: 33 PB: 1 SB: 0 CS: 1

PITCHER		IP	WLS	BF	H	R	ER	SO	BB	IBB	HBP	BLK	WP	HR	S	P	ERA	WHIP
Tommie Sisk, R ERA: 4.38	(1, 1)	6.0	L	26	7	4	4	2	3	0	1	0	1	1	26	39	6.00	1.667
Juan Pizarro, L ERA: 4.5	(7, 1)	1.0		4	0	0	0	1	1	0	0	0	1	0	5	9	0.00	1.000
Roy Face, R ERA:	(8, 1)	1.0		3	0	0	0	0	1	0	0	0	0	0	2	6	0.00	1.000

PITCHER	IP	WLS	BF	H	R	ER	SO	BB	IBB	HBP	BLK	WP	HR	S	P	ERA	WHIP

BOTTOM

Pittsburgh Pirates @ St. Louis Cardinals

Busch Stadium, St. Louis, MO

Sun Apr 28 1968, 3:33 AM CDT

Att. 20,562 - Unknown

livebaseballscorecards.com

AB	26
R	4
H	7
RBI	3
BB	5
SO	3
LOB	9

Batter	1	2	3	4	5	6	7	8	9	AB	R	H	RBI	BB	SO	LOB
Don Kessinger, S (1, 6) OBP: 0.432, SLG: 0.485	P5		4-3			6-3	F9		K	5	0	0	0	0	1	4
Glenn Beckert, R (1, 4) OBP: 0.333, SLG: 0.429	6-3			E2 G5-3 1B		2B		1B 2B 1B		4	1	3	0	0	0	0
Billy Williams, L (1, 7) OBP: 0.329, SLG: 0.535	G3			G5-3 1B		G3		1-3 2B 1B		4	1	2	0	0	0	1
Ron Santo, R (1, 5) OBP: 0.380, SLG: 0.525		4-3		G5-3 1-2 2-3f			5-3	14 1B 1-H 3-H 2B		4	1	1	2	0	0	2
14 Ernie Banks, R (1, 3) OBP: 0.304, SLG: 0.530		F9		1-5-3			HR	G4-6-3 2-H 1B		4	1	2	2	0	0	1
Lou Johnson, R (1, 9) OBP: 0.345, SLG: 0.500		F8			6-3		FC6-4 1B	G4-6-3 1-2f		4	0	1	0	0	0	1
Randy Hundley, R (1, 2) OBP: 0.262, SLG: 0.304			4-3 2B		K		FC6-4 1B 1-2f	F8		4	0	1	0	0	1	1
Adolfo Phillips, R (1, 8) OBP: 0.311, SLG: 0.526			P3		K		BB 1-3 1B		F9	4	0	1	0	0	1	1
Fergie Jenkins, R (1, 1) OBP: 0.083, SLG: 0.333			4-3 2-3			F2 BBBB	BB 1-2		F6	1	0	0	0	0	0	1
Lee Elia, R (6, PH) OBP: 0.250, SLG: 0.250										1	0	0	0	0	0	0
Jack Lamabe, R (6, 1)										0	0	0	0	0	0	0
Al Spangler, L (7, PH) OBP: 0.333, SLG: 0.300										0	0	0	0	1	0	0
Bobby Tiefenauer, R (7, 1)										0	0	0	0	0	0	0
Chuck Hartenstein, R (8, 1)										0	0	0	0	0	0	0
Dick Nen, L (9, PH)										1	0	0	0	0	0	0
Inning Stats	R: 0 E: 0 K: 0 S: 3 H: 0 LOB: 0 BB: 0 P: 3	R: 0 E: 0 K: 0 S: 3 H: 0 LOB: 0 BB: 0 P: 3	R: 0 E: 0 K: 0 S: 4 H: 1 LOB: 1 BB: 0 P: 4	R: 0 E: 1 K: 0 S: 4 H: 2 LOB: 1 BB: 0 P: 4	R: 0 E: 0 K: 2 S: 7 H: 0 LOB: 0 BB: 0 P: 7	R: 0 E: 0 K: 0 S: 4 H: 1 LOB: 1 BB: 0 P: 4	R: 1 E: 0 K: 0 S: 6 H: 3 LOB: 3 BB: 1 P: 10	R: 3 E: 0 K: 0 S: 6 H: 4 LOB: 0 BB: 0 P: 6	R: 0 E: 0 K: 1 S: 5 H: 0 LOB: 0 BB: 0 P: 5	1B: 7 2B: 3 3B: 0 HR: 1 SF: 0 SAC: 0 DP: 2 HBP: 0	WP: 0 PB: 0 SB: 0 CS: 0 PA: 37					

TOP

Chicago Cubs @ Pittsburgh Pirates

Forbes Field, Pittsburgh, PA

Mon Apr 29 1968, 7:05 PM EDT

Att. 5,603 - Unknown

livebaseballscorecards.com

AB	36
R	4
H	11
RBI	4
BB	1
SO	3
LOB	12

PITCHER		IP	WLS	BF	H	R	ER	SO	BB	IBB	HBP	BLK	WP	HR	S	P	ERA	WHIP
Steve Blass, R ERA: 1.17	(1, 1)	6.2	W	27	7	1	1	2	1	0	0	0	0	1	30	34	1.35	1.200
Roy Face, R ERA: 4.26	(7, 1)	0.1		4	3	3	3	0	0	0	0	0	0	0	4	4	81.00	9.000
Bob Moose, R ERA: 3.86	(8, 1)	2.0	S	6	1	0	0	1	0	0	0	0	0	0	8	8	0.00	0.500

PITCHER	IP	WLS	BF	H	R	ER	SO	BB	IBB	HBP	BLK	WP	HR	S	P	ERA	WHIP

Chicago Cubs @ Pittsburgh Pirates

Forbes Field, Pittsburgh, PA

Mon Apr 29 1968, 7:05 PM EDT

Att. 5,603 - Unknown

BOTTOM

livebaseballscorecards.com

Batter	1	2	3	4	5	6	7	8	9	AB	R	H	RBI	BB	SO	LOB
Maury Wills, S (1, 5) OBP: 0.313, SLG: 0.270	4-3		BB		4-3		6-3			3	1	0	0	1	0	0
Matty Alou, L (1, 8) OBP: 0.455, SLG: 0.308	CS 1B		BB		K2-3		F8			3	1	1	0	1	1	0
Roberto Clemente, R (1, 9) OBP: 0.302, SLG: 0.414	5-3		E5			2B BLK 1B	L9			4	1	1	0	0	0	3
Willie Stargell, L (1, 7) OBP: 0.270, SLG: 0.328		G3	1B			BLK FC3-6 2B		K HR		4	2	2	2	0	1	0
Donn Clendenon, R (1, 3) OBP: 0.333, SLG: 0.382		S 1B	5-3			FC3-6 BLK IBB		F7		3	0	1	0	1	0	2
Bill Mazeroski, R (1, 4) OBP: 0.246, SLG: 0.315		K		K		6-3		HR		4	1	1	2	0	2	3
Gene Alley, R (1, 6) OBP: 0.258, SLG: 0.339		K		P4		FC3-6 IBB		E6		3	0	0	0	1	1	1
Jerry May, R (1, 2) OBP: 0.327, SLG: 0.280			FC1-6 1B	5-3		FC3-6		K		4	0	1	1	0	1	3
Steve Blass, R (1, 1)			FC1-6		K	P4		K		3	1	0	0	0	1	3
Roy Face, R (7, 1)										0	0	0	0	0	0	0
Bob Moose, R (8, 1)										1	0	0	0	0	1	1
Inning Stats	R: 0 E: 0 K: 0 S: 3 H: 1 LOB: 0 BB: 0 P: 3	R: 0 E: 0 K: 2 S: 8 H: 1 LOB: 1 BB: 0 P: 8	R: 3 E: 1 K: 0 S: 5 H: 2 LOB: 1 BB: 2 P: 13	R: 0 E: 0 K: 1 S: 5 H: 0 LOB: 0 BB: 0 P: 5	R: 0 E: 0 K: 2 S: 7 H: 0 LOB: 0 BB: 0 P: 7	R: 2 E: 0 K: 0 S: 5 H: 2 LOB: 2 BB: 2 P: 13	R: 0 E: 0 K: 0 S: 3 H: 0 LOB: 0 BB: 0 P: 3	R: 2 E: 1 K: 3 S: 12 H: 1 LOB: 1 BB: 0 P: 12		1B: 5 2B: 1 3B: 0 HR: 1	SF: 0 SAC: 0 DP: 0 HBP: 0			WP: 0 PB: 1 SB: 1 CS: 1	PA: 36	

	AB	32
	R	7
	H	7
	RBI	5
	BB	4
	SO	8
	LOB	16

PITCHER		IP	WLS	BF	H	R	ER	SO	BB	IBB	HBP	BLK	WP	HR	S	P	ERA	WHIP
Fergie Jenkins, R ERA: 3.09	(1, 1)	5.0	L	20	4	3	2	5	2	0	0	0	0	0	28	36	3.60	1.200
Jack Lamabe, R ERA: 8.1	(6, 1)	1.0		7	2	2	2	0	0	2	0	1	0	0	5	13	18.00	2.000
Bobby Tiefenauer, R ERA: 5.91	(7, 1)	1.1		7	1	2	1	1	0	0	0	0	0	1	9	9	6.75	0.750
Chuck Hartenstein, R ERA: 3.52	(8, 1)	0.2		2	0	0	0	2	0	0	0	0	0	0	6	6	0.00	0.000

PITCHER	IP	WLS	BF	H	R	ER	SO	BB	IBB	HBP	BLK	WP	HR	S	P	ERA	WHIP

Chicago Cubs @ Pittsburgh Pirates

Forbes Field, Pittsburgh, PA

Tue Apr 30 1968, 7:05 PM EDT

Att. 3,710 - Unknown - 49 F

TOP

livebaseballscorecards.com

Batter	1	2	3	4	5	6	7	8	9	AB	R	H	RBI	BB	SO	LOB
Don Kessinger, S (1, 6) OBP: 0.443, SLG: 0.486	F9		BBBB 4-0 1-2 BB		1B S 3-H 1B		G3		E7 2-H 1B	4	0	2	2	1	0	0
Glenn Beckert, R (1, 4) OBP: 0.310, SLG: 0.397	SSS 0-3 K		0-0 1-3		SSS 0-3 K 1-2		F9		5-3	5	0	0	0	0	2	4
Billy Williams, L (1, 7) OBP: 0.338, SLG: 0.547	SSS 0-3 K			0-0 PB FC6-2 2B	0-0 14 FC5 BB 2-3 1B			0-0 4-3		4	0	2	0	0	1	0
Ron Santo, R (1, 5) OBP: 0.387, SLG: 0.516		0-0 14 G5-4-3 1B		0-0 FC6-2 14 E 14 1B 2-H	BBBB 4-0 1-2 BB			0-0 F9		3	0	1	0	1	0	1
14 Ernie Banks, R (1, 3) OBP: 0.301, SLG: 0.514		0-0 G5-4-3 1-2f		0-0 E7 1-3 1B	0-0 FC5 2-3f			0-0 6-3		4	0	1	0	0	0	4
Lou Johnson, R (1, 9) OBP: 0.323, SLG: 0.468		0-0 5-3		SSS 0-3 K		0-0 4-3			0-0 F8	4	0	0	0	0	1	2
Randy Hundley, R (1, 2) OBP: 0.246, SLG: 0.283			0-0 P4	0-0 F3		0-0 L6			0-0 6-3	4	0	0	0	0	0	2
Adolfo Phillips, R (1, 8) OBP: 0.323, SLG: 0.541			0-0 5-3		0-0 E 1B 2B	0-0 6-3			0-0 S 1B 1B	4	2	2	0	0	0	0
Bill Hands, R (1, 1) OBP: 0.200, SLG: 0.111			BBBB 4-0 BB BB		0-0 1-3 2-3		SSS 0-3 K		0-0 1-H E 1B	2	0	0	0	1	1	1
Phil Regan, R (8, 1)										0	0	0	0	0	0	0
Al Spangler, L (9, PH) OBP: 0.385, SLG: 0.364										1	1	1	1	0	0	0
Chuck Hartenstein, R (9, 1)										0	0	0	0	0	0	0
Bill Stoneman, R (9, 1)										0	0	0	0	0	0	0
Inning Stats	R: 0 E: 0 K: 2 S: 7 H: 0 LOB: 0 BB: 0 P: 7	R: 0 E: 0 K: 0 S: 3 H: 1 LOB: 0 BB: 0 P: 3	R: 0 E: 0 K: 0 S: 3 H: 0 LOB: 2 BB: 2 P: 11	R: 0 E: 1 K: 1 S: 7 H: 2 LOB: 2 BB: 0 P: 7	R: 1 E: 1 K: 1 S: 8 H: 3 LOB: 3 BB: 1 P: 12	R: 0 E: 0 K: 0 S: 3 H: 0 LOB: 0 BB: 0 P: 3	R: 0 E: 0 K: 1 S: 5 H: 0 LOB: 0 BB: 0 P: 5	R: 0 E: 0 K: 0 S: 3 H: 0 LOB: 0 BB: 0 P: 3	R: 2 E: 1 K: 0 S: 6 H: 3 LOB: 1 BB: 0 P: 6	1B: 7 2B: 2 3B: 0 HR: 0 SF: 0 SAC: 0 DP: 1 HBP: 0							

AB	35
R	3
H	9
RBI	3
BB	3
SO	5
LOB	14

WP: 0 PB: 1 SB: 2 CS: 0 PA: 38

PITCHER		IP	WLS	BF	H	R	ER	SO	BB	IBB	HBP	BLK	WP	HR	S	P	ERA	WHIP
Bob Veale, L	(1, 1)	6.0		26	6	1	1	4	3	0	0	0	0	0	31	43	1.50	1.500
ERA: 1.77																		
Ron Kline, R	(7, 1)	2.0		6	0	0	0	1	0	0	0	0	0	0	8	8	0.00	0.000
ERA:																		
Bob Moose, R	(9, 1)	0.2		4	2	2	2	0	0	0	0	0	0	0	4	4	27.00	3.000
ERA: 5.87																		
Juan Pizarro, L	(9, 1)	0.1	W	2	1	0	0	0	0	0	0	0	0	0	2	2	0.00	3.000
ERA: 3.86																		

PITCHER	IP	WLS	BF	H	R	ER	SO	BB	IBB	HBP	BLK	WP	HR	S	P	ERA	WHIP

Chicago Cubs @ Pittsburgh Pirates

Forbes Field, Pittsburgh, PA

Tue Apr 30 1968, 7:05 PM EDT

Att. 3,710 - Unknown - 49 F

BOTTOM

Batter	1	2	3	4	5	6	7	8	9	AB	R	H	RBI	BB	SO	LOB
Maury Wills, S (1, 5) OBP: 0.310, SLG: 0.269	5-3		K			1B		FC4-6 2B 1-2f 2-3		4	0	1	0	0	1	3
Matty Alou, L (1, 8) OBP: 0.459, SLG: 0.367	4-3			G4-6-3 1B		F9		1-3 3-H 2B		4	0	2	1	0	0	1
Roberto Clemente, R (1, 9) OBP: 0.284, SLG: 0.387	F9			G4-6-3 1-2f		8-9		F8		4	0	0	0	0	0	5
Willie Stargell, L (1, 7) OBP: 0.284, SLG: 0.339		4-3		1B			4-3		BB 1B 1B	4	1	2	0	0	0	0
Donn Clendenon, R (1, 3) OBP: 0.328, SLG: 0.373		G6-4-3 1B		F9			6-3		F9	4	0	1	0	0	0	2
Bill Mazeroski, R (1, 4) OBP: 0.246, SLG: 0.298		G6-4-3 1-2f			F8		4-3		1B 1-2 2B BB	3	1	0	0	1	0	1
Gene Alley, R (1, 6) OBP: 0.271, SLG: 0.338			K		6-3			FC4-6 SH1-4 2B BB	1-2 2-H 2B 1B	3	2	1	1	1	1	0
Jerry May, R (1, 2) OBP: 0.328, SLG: 0.283			1B		1-3			SH1-4 1-2	K	3	0	1	0	0	1	2
Bob Veale, S (1, 1) OBP: 0.077, SLG: 0.077 Gary Kolb, L (6, PH) Ron Kline, R (7, 1) Manny Jimenez, L (8, PH) Jose Pagan, R (8, PR) Bob Moose, R (9, 1) Juan Pizarro, L (9, 1) Manny Mota, R (9, PH) OBP: 0.400, SLG: 0.393			K			G3		FC4-6 BB	1-H 2-H 2B	1 1 0 0 0 0 0 0 1	0 0 0 0 0 0 0 0 0	0 0 0 0 1 0 0 0 1	0 0 0 0 0 0 0 0 2	0 0 0 0 0 0 0 0 1	1 0 0 0 0 0 0 0 0	1 1 0 0 0 0 0 0 0
Inning Stats	R: 0 E: 0 K: 0 S: 3 H: 0 LOB: 0 BB: 0 P: 3	R: 0 E: 0 K: 0 S: 3 H: 1 LOB: 0 BB: 0 P: 3	R: 0 E: 0 K: 3 S: 10 H: 1 LOB: 1 BB: 0 P: 10	R: 0 E: 0 K: 0 S: 4 H: 2 LOB: 1 BB: 0 P: 4	R: 0 E: 0 K: 0 S: 3 H: 0 LOB: 0 BB: 0 P: 3	R: 0 E: 0 K: 0 S: 4 H: 1 LOB: 1 BB: 0 P: 4	R: 0 E: 0 K: 0 S: 3 H: 0 LOB: 0 BB: 0 P: 3	R: 1 E: 0 K: 0 S: 4 H: 1 LOB: 3 BB: 2 P: 12	R: 3 E: 0 K: 1 S: 7 H: 3 LOB: 1 BB: 1 P: 11	1B: 7 2B: 2 3B: 0 HR: 0 SF: 0 SAC: 1 DP: 2 HBP: 0						

livebaseballscorecards.com

AB	32
R	4
H	9
RBI	4
BB	3
SO	4
LOB	15

WP: 0 PB: 0 SB: 0 CS: 0 PA: 36

PITCHER		IP	WLS	BF	H	R	ER	SO	BB	IBB	HBP	BLK	WP	HR	S	P	ERA	WHIP
Bill Hands, R ERA: 3.16	(1, 1)	7.1		27	5	1	1	3	2	0	0	0	0	0	31	39	1.23	0.955
Phil Regan, R ERA: 3.0	(8, 1)	0.2		3	1	0	0	0	0	0	0	0	0	0	3	3	0.00	1.500
Chuck Hartenstein, R ERA: 6.75	(9, 1)	0.1	L	4	2	3	3	0	1	0	0	0	0	0	3	7	81.00	9.000
Bill Stoneman, R ERA: 12.0	(9, 1)	0.1		2	1	0	0	1	0	0	0	0	0	0	4	4	0.00	3.000

PITCHER	IP	WLS	BF	H	R	ER	SO	BB	IBB	HBP	BLK	WP	HR	S	P	ERA	WHIP

Chicago Cubs @ Pittsburgh Pirates

Forbes Field, Pittsburgh, PA

Wed May 01 1968, 7:05 PM EDT

Att. 5,449 - Unknown

TOP

livebaseballscorecards.com

Batter	1	2	3	4	5	6	7	8	9	AB	R	H	RBI	BB	SO	LOB
Don Kessinger, S (1, 6) OBP: 0.446, SLG: 0.479	6-3		CS 1B		FC4-6 BB		4-3			3	0	1	0	1	0	1
Glenn Beckert, R (1, 4) OBP: 0.307, SLG: 0.380	1B BB		G3 1-2		FC4-6 G6-3 1-2f			4-3		3	0	0	0	1	0	2
Billy Williams, L (1, 7) OBP: 0.346, SLG: 0.538	K		BB 1B		G6-3 1-2f			5-3 HBP		3	0	1	0	0	1	2
Ron Santo, R (1, 5) OBP: 0.392, SLG: 0.507	1-3 1B		1-2 BB			4-3		5-3 1-2		3	0	1	0	1	0	1
14 Ernie Banks, R (1, 3) OBP: 0.286, SLG: 0.486	5-3		F8			1-3		F9		4	0	0	0	0	0	5
Lou Johnson, R (1, 9) OBP: 0.333, SLG: 0.485		1B 2B		1-6-3		F4			1B	4	0	2	0	0	0	0
Randy Hundley, R (1, 2) OBP: 0.250, SLG: 0.274		K		K			FC4-6 BB		K	2	0	0	0	1	2	1
Al Spangler, L (9, PH) OBP: 0.357, SLG: 0.333										1	0	0	0	0	1	1
Adolfo Phillips, R (1, 8) OBP: 0.319, SLG: 0.516		1-3		BB			P5		K	3	0	0	0	1	1	3
Rich Nye, L (1, 1) OBP: 0.143, SLG: 0.143		2-3 1B		F9			FC4-6 1-2f		P6	3	0	1	0	0	0	2
Dick Nen, L (9, PH)										1	0	0	0	0	0	1

	AB	30
	R	0
	H	6
	RBI	0
	BB	5
	SO	5
	LOB	19

Inning Stats										
	R: 0	H: 1	R: 0	H: 2	R: 0	H: 2	R: 0	H: 0	R: 0	H: 0
	E: 0	LOB: 2	E: 0	LOB: 2	E: 0	LOB: 2	E: 0	LOB: 1	E: 0	LOB: 0
	K: 1	BB: 1	K: 1	BB: 0	K: 0	BB: 1	K: 1	BB: 1	K: 0	BB: 1
	S: 6	P: 10	S: 6	P: 6	S: 4	P: 8	S: 5	P: 9	S: 2	P: 6

Inning Stats										
	R: 0	H: 0	R: 0	H: 0	R: 0	H: 1	1B: 5	SF: 0	WP: 0	PA: 36
	E: 0	LOB: 0	E: 0	LOB: 1	E: 0	LOB: 1	2B: 1	SAC: 0	PB: 0	
	K: 0	BB: 0	K: 0	BB: 1	K: 2	BB: 0	3B: 0	DP: 1	SB: 0	
	S: 3	P: 3	S: 3	P: 7	S: 3	P: 4	S: 8	P: 8	HR: 0	HBP: 1	CS: 1	

PITCHER	IP	WLS	BF	H	R	ER	SO	BB	IBB	HBP	BLK	WP	HR	S	P	ERA	WHIP
Al McBean, R (1, 1) ERA: 1.6	9.0	W	36	6	0	0	5	5	0	1	0	0	0	40	61	0.00	1.222

PITCHER	IP	WLS	BF	H	R	ER	SO	BB	IBB	HBP	BLK	WP	HR	S	P	ERA	WHIP

BOTTOM

Chicago Cubs @ Pittsburgh Pirates

Forbes Field, Pittsburgh, PA

Wed May 01 1968, 7:05 PM EDT

Att. 5,449 - Unknown

livebaseballscorecards.com

Batter	1	2	3	4	5	6	7	8	9	AB	R	H	RBI	BB	SO	LOB
Maury Wills, S (1, 5) OBP: 0.307, SLG: 0.268	G5-4-3 1B		K			F9		4-3		4	0	1	0	0	1	0
Gene Alley, R (1, 6) OBP: 0.270, SLG: 0.324	G5-4-3 1-2f		F9			F8		BB 2B BB		3	1	0	0	1	0	1
Roberto Clemente, R (1, 9) OBP: 0.282, SLG: 0.409	1B 3B		K			4-3		K		4	1	1	0	0	2	1
Donn Clendenon, R (1, 3) OBP: 0.352, SLG: 0.435	3-H 1B			5-3			HR	1-2 2B BB		3	2	2	2	1	0	0
Manny Mota, R (1, 8) OBP: 0.382, SLG: 0.406	4-3			4-3			6-3	1-H 2-H 2B		4	0	1	2	0	0	1
Willie Stargell, L (1, 7) OBP: 0.282, SLG: 0.333		G6-3 1B		4-3			F5	K		4	0	1	0	0	1	1
Bill Mazeroski, R (1, 4) OBP: 0.250, SLG: 0.288		G6-3 1-2f			F8		1B BB			2	0	0	0	1	0	1
Jerry May, R (1, 2) OBP: 0.344, SLG: 0.304		1B			2-3		1-3 1B			3	0	2	0	0	0	0
Al McBean, R (1, 1) OBP: 0.375, SLG: 0.333		6-3			K		4-3			3	0	0	0	0	1	3
Inning Stats	R: 1 H: 3 E: 0 LOB: 1 K: 0 BB: 0 S: 5 P: 5	R: 0 H: 2 E: 0 LOB: 1 K: 0 BB: 0 S: 4 P: 4	R: 0 H: 0 E: 0 LOB: 0 K: 2 BB: 0 S: 7 P: 7	R: 0 H: 0 E: 0 LOB: 0 K: 0 BB: 0 S: 3 P: 3	R: 0 H: 0 E: 0 LOB: 0 K: 1 BB: 0 S: 5 P: 5	R: 0 H: 0 E: 0 LOB: 0 K: 0 BB: 0 S: 3 P: 3	R: 1 H: 2 E: 0 LOB: 2 K: 0 BB: 1 S: 5 P: 9	R: 2 H: 1 E: 0 LOB: 1 K: 2 BB: 2 S: 8 P: 16		1B: 5 SF: 0 2B: 1 SAC: 0 3B: 1 DP: 2 HR: 1 HBP: 0						

PITCHER	IP	WLS	BF	H	R	ER	SO	BB	IBB	HBP	BLK	WP	HR	S	P	ERA	WHIP
Rich Nye, L (1, 1) ERA: 7.27	8.0	L	33	8	4	4	5	3	0	0	0	0	1	40	52	4.50	1.375

PITCHER	IP	WLS	BF	H	R	ER	SO	BB	IBB	HBP	BLK	WP	HR	S	P	ERA	WHIP

AB	30
R	4
H	8
RBI	4
BB	3
SO	5
LOB	8

WP: 0 PA: 33
PB: 0
SB: 0
CS: 0

Batter	1	2	3	4	5	6	7	8	9	AB	R	H	RBI	BB	SO	LOB
Don Kessinger, S (1, 6) OBP: 0.455, SLG: 0.481	G3		G4-6-3 1B		G3		5-3 1B		BBB G3 BB	4	0	2	0	1	0	0
Glenn Beckert, R (1, 4) OBP: 0.300, SLG: 0.368	1B 1B		G4-6-3 1-2f		L9		5-3 1-2		G3 1-2	5	0	1	0	0	0	3
Billy Williams, L (1, 7) OBP: 0.360, SLG: 0.561	14 FC6-4 1-3 1B		3B		4-3		P3		IBB	4	0	2	0	1	0	1
Ron Santo, R (1, 5) OBP: 0.369, SLG: 0.472	K		K			F8		6-3	F8	5	0	0	0	0	2	5
14 Ernie Banks, R (1, 3) OBP: 0.309, SLG: 0.532	FC6-4 1-2f			1B 5-3 1B		HR		WP 1B HBP		3	1	2	1	0	0	2
Lou Johnson, R (1, 9) OBP: 0.329, SLG: 0.471		6-3		K		4-3 S 1B		F7		4	0	1	0	0	1	2
Randy Hundley, R (1, 2) OBP: 0.264, SLG: 0.288		PB 1B		5-3 1-2		4-3 1-3		WP 1-2 1B		4	0	2	0	0	0	2
Adolfo Phillips, R (1, 8) OBP: 0.315, SLG: 0.500		6-3 1-2		2-3 1B		P5		5-3 1-2 2-3		4	0	1	0	0	0	4
Joe Niekro, R (1, 1) OBP: 0.125, SLG: 0.125		F8		F9			K		K	4	0	0	0	0	2	3
Inning Stats	R: 0 E: 0 K: 1 S: 7 H: 2 LOB: 2 BB: 0 P: 7	R: 0 E: 0 K: 0 S: 4 H: 1 LOB: 1 BB: 0 P: 4	R: 0 E: 0 K: 1 S: 6 H: 2 LOB: 1 BB: 0 P: 6	R: 0 E: 0 K: 1 S: 7 H: 2 LOB: 2 BB: 0 P: 7	R: 0 E: 0 K: 0 S: 3 H: 0 LOB: 0 BB: 0 P: 3	R: 1 E: 0 K: 0 S: 5 H: 2 LOB: 1 BB: 0 P: 5	R: 0 E: 0 K: 1 S: 6 H: 1 LOB: 1 BB: 0 P: 6	R: 0 E: 0 K: 0 S: 4 H: 1 LOB: 2 BB: 0 P: 5	R: 0 E: 0 K: 1 S: 5 H: 0 LOB: 2 BB: 2 P: 13	1B: 9 2B: 0 3B: 1 HR: 1	SF: 0 SAC: 0 DP: 1 HBP: 1						

Chicago Cubs @ Pittsburgh Pirates

Forbes Field, Pittsburgh, PA

Thu May 02 1968, 7:05 PM EDT

Att. 7,249 - Unknown - 58 F

TOP

livebaseballscorecards.com

AB	37
R	1
H	11
RBI	1
BB	2
SO	5
LOB	22

WP: 1 PB: 1 SB: 1 CS: 0 PA: 40

PITCHER		IP	WLS	BF	H	R	ER	SO	BB	IBB	HBP	BLK	WP	HR	S	P	ERA	WHIP
Jim Bunning, R ERA: 2.88	(1, 1)	8.0	L	35	11	1	1	4	0	0	1	0	1	1	42	43	1.12	1.375
Ron Kline, R ERA:	(9, 1)	1.0		5	0	0	0	1	1	1	0	0	0	0	5	13	0.00	1.000

PITCHER	IP	WLS	BF	H	R	ER	SO	BB	IBB	HBP	BLK	WP	HR	S	P	ERA	WHIP

Batter	1	2	3	4	5	6	7	8	9	AB	R	H	RBI	BB	SO	LOB
Maury Wills, S (1, 5) OBP: 0.316, SLG: 0.280	4-3			1-3		1B			6-3 SH1-4 1B	4	0	2	0	0	0	0
Matty Alou, L (1, 8) OBP: 0.450, SLG: 0.364	4-3			FC6-4 1B		P3			SH1-4 1-2	3	0	1	0	0	0	1
Roberto Clemente, R (1, 9) OBP: 0.267, SLG: 0.386	1-3			FC6-4 1-2f			P4		6-3 2-3	4	0	0	0	0	0	2
Willie Stargell, L (1, 7) OBP: 0.280, SLG: 0.329		F7		SSS K			G6-4-3 1B		P3	4	0	1	0	0	1	2
Donn Clendenon, R (1, 3) OBP: 0.365, SLG: 0.438		BBBB CS BB			G4-6-3 1B		G6-4-3 1-2f			2	0	1	0	1	0	1
Bill Mazeroski, R (1, 4) OBP: 0.239, SLG: 0.274		F9			G4-6-3 1-2f			F8		3	0	0	0	0	0	2
Gene Alley, R (1, 6) OBP: 0.260, SLG: 0.310		CS 1-2	6-3		6-3			SSS K		3	0	0	0	0	1	0
Jerry May, R (1, 2) OBP: 0.344, SLG: 0.305			L4			1-3		1B		3	0	1	0	0	0	0
Gary Kolb, L (8, PR)										0	0	0	0	0	0	0
(9, 2)																
Jim Bunning, R (1, 1)			G3			1-3		G3		2	0	0	0	0	0	0
Manny Jimenez, L (8, PH)										1	0	0	0	0	0	1
Ron Kline, R (9, 1)										0	0	0	0	0	0	0
Inning Stats	R: 0 E: 0 K: 0 S: 3 H: 0 LOB: 0 BB: 0 P: 3	R: 0 E: 0 K: 0 S: 2 H: 0 LOB: 0 BB: 1 P: 6	R: 0 E: 0 K: 0 S: 3 H: 0 LOB: 0 BB: 0 P: 3	R: 0 E: 0 K: 1 S: 6 H: 1 LOB: 1 BB: 0 P: 6	R: 0 E: 0 K: 0 S: 3 H: 1 LOB: 0 BB: 0 P: 3	R: 0 E: 0 K: 0 S: 4 H: 1 LOB: 1 BB: 0 P: 4	R: 0 E: 0 K: 0 S: 3 H: 1 LOB: 0 BB: 0 P: 3	R: 0 E: 0 K: 1 S: 6 H: 1 LOB: 1 BB: 0 P: 6	R: 0 E: 0 K: 0 S: 4 H: 1 LOB: 1 BB: 0 P: 4	1B: 6 2B: 0 3B: 0 HR: 0	SF: 0 SAC: 1 DP: 2 HBP: 0						

PITCHER	IP	WLS	BF	H	R	ER	SO	BB	IBB	HBP	BLK	WP	HR	S	P	ERA	WHIP
Joe Niekro, R (1, 1) ERA: 3.8	9.0	W	31	6	0	0	2	1	0	0	0	0	0	34	38	0.00	0.778

PITCHER	IP	WLS	BF	H	R	ER	SO	BB	IBB	HBP	BLK	WP	HR	S	P	ERA	WHIP

BOTTOM

Chicago Cubs @ Pittsburgh Pirates

Forbes Field, Pittsburgh, PA

Thu May 02 1968, 7:05 PM EDT

Att. 7,249 - Unknown - 58 F

livebaseballscorecards.com

AB	29
R	0
H	6
RBI	0
BB	1
SO	2
LOB	9

WP: 0	PA: 32		
PB: 0			
SB: 0			
CS: 1			

Batter	1	2	3	4	5	6	7	8	9	AB	R	H	RBI	BB	SO	LOB
Maury Wills, S (1, 5) OBP: 0.333, SLG: 0.316	B B B B 4-0 CS S BB		x 0-0 3B		x 0-0 ③ F7		x 0-0 BB 1B 1B		x 0-0 ① L6	4	0	2	0	1	0	1
Gene Alley, R (1, 6) OBP: 0.293, SLG: 0.347	S S S 0-3 ① K 1-2		B B B B 4-0 BB			x 0-0 FC6-4 1B	x 0-0 BB 1-2 1B		x 0-0 2B	4	0	3	0	1	1	1
Manny Mota, R (1, 9) OBP: 0.385, SLG: 0.389	x 0-0 ② 2-3 1B		x 0-0 ③ F9			x 0-0 ① FC6-4 1B 1-2f E	x 0-0 ② P3		B B B B 4-0 BB	4	1	1	0	1	0	5
Willie Stargell, L (1, 7) OBP: 0.291, SLG: 0.329	S S S 0-3 ③ K			x 0-0 ① 3-1		x 0-0 B B B S 1-3 E 1B	4-0 FC6-4 1-2 2-3 BB		S S S 0-3 ② K	3	1	1	0	1	1	1
Jose Pagan, R (7, PR) (7, 7)										1	0	0	0	0	1	2
Donn Clendenon, R (1, 3) OBP: 0.342, SLG: 0.406		S S S 0-3 ① K		S S S 0-3 ② K		S S S 0-3 ② K 1-H 3-H	x 0-0 ③ FC6-4 1-2f		x 0-0 1-3	5	0	0	0	0	3	5
Matty Alou, L (1, 8) OBP: 0.455, SLG: 0.378		x 0-0 ② F7		x 0-0 ③ 5-3		x 0-0 1B 1B		x 0-0 4-3 SH2-4 1B		4	0	2	0	0	0	0
Bill Mazeroski, R (1, 4) OBP: 0.257, SLG: 0.292		S S S 0-3 ③ K			x 0-0 CS 1B	x 0-0 1-3 1B		x 0-0 ① SH2-4 1-2		3	0	2	0	0	1	0
Jerry May, R (1, 2) OBP: 0.338, SLG: 0.302			S S S 0-3 ① K		x 0-0 ① 1-2 1B	x 0-0 ③ 4-3		x 0-0 ② 4-3 2-3		4	0	1	0	0	1	3
Steve Blass, R (1, 1)			S S S 0-3 ② K		S S S 0-3 ② K		x 0-0 ① 5-3	x 0-0 ③ F9		3	0	0	0	0	2	1
Manny Jimenez, L (8, PH)										1	0	0	0	0	0	1
Ron Kline, R (8, 1)										0	0	0	0	0	0	0
Juan Pizarro, L (9, 1)										0	0	0	0	0	0	0
Inning Stats	R: 0 E: 0 K: 2 S: 7 H: 1 LOB: 1 BB: 1 P: 11	R: 0 E: 0 K: 2 S: 7 H: 0 LOB: 0 BB: 0 P: 7	R: 0 E: 0 K: 2 S: 8 H: 1 LOB: 2 BB: 1 P: 12	R: 0 E: 0 K: 1 S: 5 H: 0 LOB: 0 BB: 0 P: 5	R: 0 E: 0 K: 1 S: 6 H: 2 LOB: 1 BB: 0 P: 6	R: 2 E: 1 K: 1 S: 9 H: 4 LOB: 2 BB: 0 P: 9	R: 0 E: 0 K: 0 S: 5 H: 2 LOB: 3 BB: 1 P: 9	R: 0 E: 0 K: 0 S: 4 H: 1 LOB: 1 BB: 0 P: 4	R: 0 E: 0 K: 1 S: 6 H: 1 LOB: 2 BB: 1 P: 10	1B: 10 2B: 1 3B: 1 HR: 0 SF: 0 SAC: 1 DP: 0 HBP: 0						

TOP

Pittsburgh Pirates @ Philadelphia Phillies

Connie Mack Stadium, Philadelphia, PA

Fri May 03 1968, 7:05 PM EDT

Att. 9,433 - Unknown

livebaseballscorecards.com

AB	36
R	2
H	12
RBI	0
BB	4
SO	10
LOB	20

WP: 0 PB: 0 SB: 2 CS: 2 PA: 41

PITCHER		IP	WLS	BF	H	R	ER	SO	BB	IBB	HBP	BLK	WP	HR	S	P	ERA	WHIP
Rick Wise, R ERA: 3.34	(1, 1)	7.0		32	10	2	2	9	3	0	0	0	0	0	47	59	2.57	1.857
Turk Farrell, R ERA: 0.87	(8, 1)	2.0	W	9	2	0	0	1	1	0	0	0	0	0	10	14	0.00	1.500

PITCHER		IP	WLS	BF	H	R	ER	SO	BB	IBB	HBP	BLK	WP	HR	S	P	ERA	WHIP

BOTTOM

Pittsburgh Pirates @ Philadelphia Phillies
Connie Mack Stadium, Philadelphia, PA
Fri May 03 1968, 7:05 PM EDT
Att. 9,433 - Unknown

livebaseballscorecards.com

Batter	1	2	3	4	5	6	7	8	9	AB	R	H	RBI	BB	SO	LOB
Tony Taylor, R (1, 5) OBP: 0.360, SLG: 0.381	0-0 BB 1B		0-0 ① 1-3	0-0 CS 1B		0-0 ② 5-3		0-0 ③ F9		5	0	2	0	0	0	3
Cookie Rojas, R (1, 4) OBP: 0.256, SLG: 0.289	0-0 ① L9		0-0 ② F7	0-0 ③ CS 1-2	0-0 F8 2B	0-0 ③ F3			0-0 ① P3	5	0	1	0	0	0	2
Johnny Callison, L (1, 9) OBP: 0.317, SLG: 0.338	0-0 ② P6		4-0 1B BB BB		0-0 ① F8 2-3		0-0 ① G3		0-0 ② F9	4	1	0	0	1	0	2
Dick Allen, R (1, 7) OBP: 0.356, SLG: 0.476	B B B B 4-0 BB 1-2		0-0 BB BB 1B 1-3		4-0 IBB IBB		S S S 0-3 ② K		0-0 BB 1B 1B 1B	3	1	2	0	2	1	0
Tony Gonzalez, L (1, 8) OBP: 0.279, SLG: 0.236 John Briggs, L (3, PH) OBP: 0.333, SLG: 0.450 (4, 8)	0-0 ③ F8		B B B B 4-0 BB BB 1-2		0-0 ② F9		0-0 HR		0-0 1B BB 1B 1-2	1 3	0 1	0 2	0 1	0 1	0 0	2 2
Bill White, L (1, 3) OBP: 0.342, SLG: 0.485		B B B B 4-0 BB	B B B B 4-0 BB 1-2 2-3 3-H		4-0 IBB 1-2		0-0 ③ 1-3		B B B B 4-0 1B BB 1-2 2-3	1	0	0	1	4	0	0
Clay Dalrymple, L (1, 2) OBP: 0.314, SLG: 0.318 Roberto Pena, R (8, PR) Mike Ryan, R (9, 2) OBP: 0.190, SLG: 0.150	S S S 0-3 ① K		0-0 ③ 3-1		0-0 ③ F8			0-0 F9 SH2-4 1B	0-0 1B 1-2 2-3 3-H	4 0 1	0 0 0	1 0 1	0 0 1	0 0 0	1 0 0	7 0 0
Bobby Wine, R (1, 6) OBP: 0.255, SLG: 0.298	0-0 ② F8			S S S 0-3 ① K		0-0 SH5-4 1B		0-0 ① SH2-4 1-2		3	0	1	0	0	1	1
Rick Wise, R (1, 1) OBP: 0.222, SLG: 0.333 Turk Farrell, R (8, 1)	S S S 0-3 ③ K			0-0 ② 6-3		0-0 ① SH5-4 1-2		0-0 ② F9 2-3		2 1	0 0	0 0	0 0	0 0	1 0	1 2
Inning Stats	R: 0 H: 1 E: 0 LOB: 2 K: 0 BB: 1 S: 4 P: 8	R: 0 H: 0 E: 0 LOB: 1 K: 2 BB: 1 S: 7 P: 11	R: 1 H: 1 E: 0 LOB: 3 K: 0 BB: 3 S: 4 P: 16	R: 0 H: 1 E: 0 LOB: 0 K: 1 BB: 0 S: 5 P: 5	R: 0 H: 1 E: 0 LOB: 3 K: 0 BB: 2 S: 4 P: 12	R: 0 H: 1 E: 0 LOB: 1 K: 0 BB: 0 S: 4 P: 4	R: 1 H: 1 E: 0 LOB: 0 K: 1 BB: 0 S: 6 P: 6	R: 0 H: 1 E: 0 LOB: 2 K: 0 BB: 0 S: 4 P: 4	R: 1 H: 3 E: 0 LOB: 3 K: 0 BB: 1 S: 5 P: 9	1B: 8 SF: 0 2B: 1 SAC: 2 3B: 0 DP: 0 HR: 1 HBP: 0						WP: 0 PA: 44 PB: 0 SB: 0 CS: 1	

	AB	33
	R	3
	H	10
	RBI	3
	BB	8
	SO	4
	LOB	22

PITCHER		IP	WLS	BF	H	R	ER	SO	BB	IBB	HBP	BLK	WP	HR	S	P	ERA	WHIP
Steve Blass, R ERA: 1.84	(1, 1)	7.0		33	6	2	2	4	5	2	0	0	0	1	34	62	2.57	1.571
Ron Kline, R ERA: 1.23	(8, 1)	1.2	L	8	3	1	1	0	0	0	0	0	0	0	8	8	5.40	1.800
Juan Pizarro, L ERA: 3.86	(9, 1)	0.0		2	1	0	0	0	1	0	0	0	0	0	1	5	∞	∞

PITCHER	IP	WLS	BF	H	R	ER	SO	BB	IBB	HBP	BLK	WP	HR	S	P	ERA	WHIP

TOP

Pittsburgh Pirates @ Philadelphia Phillies
Connie Mack Stadium, Philadelphia, PA
Sat May 04 1968, 7:05 PM EDT
Att. 15,834 - Unknown

livebaseballscorecards.com

Batter	1	2	3	4	5	6	7	8	9	AB	R	H	RBI	BB	SO	LOB
Maury Wills, S (1, 5) OBP: 0.330, SLG: 0.305	1-3		1-3			SH3-4 1-2	BBBB 4-0 1-2 BB		FC6-4 1-2f	3	0	0	0	1	0	2
Gene Alley, R (1, 6) OBP: 0.291, SLG: 0.333	5-3			5-3		BBBB 4-0 FC1-5 1B BB	4-3			3	1	0	0	1	0	3
Roberto Clemente, R (1, 9) OBP: 0.266, SLG: 0.378	5-3			1-3		FC1-5 1B 1-2 2-3f		L6-4-3 1B 1B		4	0	1	0	0	0	2
Donn Clendenon, R (1, 3) OBP: 0.373, SLG: 0.472		HR		BBBB 4-0 FC5-4 BB		1-3 2-H 1B		1-2 L6-4-3 1B		3	1	3	2	1	0	0
Manny Mota, R (1, 8) (8, 7) OBP: 0.349, SLG: 0.350		5-3		FC5-4 1-2f		F9		L6-4-3 1-2 2-3		4	0	0	0	0	0	5
Bill Mazeroski, R (1, 4) OBP: 0.256, SLG: 0.290		P3			F2		5-3		FC4-6 SH1-4 1B	4	0	1	0	0	0	0
Jose Pagan, R (1, 7) OBP: 0.111, SLG: 0.111 Matty Alou, L (8, 8) OBP: 0.455, SLG: 0.378	5-3				P5		1B 1B		SH1-4 1-2	3 0	0 0	1 0	0 0	0 0	0 0	0 0
Jerry May, R (1, 2) OBP: 0.347, SLG: 0.303			P6		F8		BB 1-3 1B		BBBB 4-0 FC4-6 BB	3	0	1	0	1	0	0
Tommie Sisk, R (1, 1) OBP: 0.250, SLG: 0.143 Carl Taylor, R (7, PH) Roy Face, R (7, 1) Juan Pizarro, L (9, 1)			SSS K			FC1-5 SH3-4 1B	SSS K		FC4-6 1-2f 2-3 FC6-4	2 1 1 0	0 0 0 0	1 0 0 0	0 0 0 0	1 1 0 0	0 2 2 0	0 2 2 0

	AB	31
	R	2
	H	8
	RBI	2
	BB	4
	SO	2
	LOB	16

Inning Stats																																		
	R: 0	E: 0	K: 0	S: 3	H: 0	LOB: 0	BB: 0	P: 3	R: 1	E: 0	K: 0	S: 4	H: 1	LOB: 0	BB: 0	P: 4	R: 0	E: 0	K: 1	S: 5	H: 0	LOB: 0	BB: 0	P: 5	R: 0	E: 0	K: 0	S: 3	H: 0	LOB: 1	BB: 1	P: 7	R: 0	E: 0	K: 0	S: 3	H: 0	LOB: 0	BB: 0	P: 3
	R: 1	E: 0	K: 0	S: 5	H: 2	LOB: 2	BB: 1	P: 9	R: 0	E: 0	K: 1	S: 7	H: 2	LOB: 3	BB: 1	P: 11	R: 0	E: 0	K: 0	S: 3	H: 2	LOB: 0	BB: 0	P: 3	R: 0	E: 0	K: 0	S: 4	H: 1	LOB: 2	BB: 1	P: 8	1B: 7	2B: 0	3B: 1	HR: 1	SF: 0	SAC: 2	DP: 0	HBP: 0	WP: 0	PB: 0	SB: 0	CS: 0	PA: 37

PITCHER		IP	WLS	BF	H	R	ER	SO	BB	IBB	HBP	BLK	WP	HR	S	P	ERA	WHIP
Chris Short, L ERA: 2.11	(1, 1)	8.1		34	8	2	2	2	3	0	0	0	0	1	35	47	2.16	1.320
Dick Hall, R ERA: 6.75	(9, 1)	0.2	W	3	0	0	0	0	1	0	0	0	0	0	2	6	0.00	1.500

PITCHER	IP	WLS	BF	H	R	ER	SO	BB	IBB	HBP	BLK	WP	HR	S	P	ERA	WHIP

Batter	1	2	3	4	5	6	7	8	9	AB	R	H	RBI	BB	SO	LOB
Tony Taylor, R (1, 5) OBP: 0.355, SLG: 0.375	1-3		6-3			L8			1B SH E 1B 1-2	4	1	1	0	0	0	0
Cookie Rojas, R (1, 4) OBP: 0.270, SLG: 0.302	4-3 1B			G4-6-3 1B		K			SH E 1B BB 1-2 2-3	3	1	2	0	0	1	0
Johnny Callison, L (1, 9) OBP: 0.302, SLG: 0.325	4-3 1-2			G4-6-3 1-2f			G3		SF8 3-H	3	0	0	1	0	0	2
Dick Allen, R (1, 7) OBP: 0.364, SLG: 0.493	F9			2B			P4		BB E 1B 1-2 2-3	4	0	2	0	0	0	1
John Briggs, L (1, 8) OBP: 0.280, SLG: 0.375		4-3		K			F9		E2 BB 1-2 2-3 3-H	4	0	0	0	0	1	3
Bill White, L (1, 3) OBP: 0.375, SLG: 0.493		FC3-6 BB			G5-4-3 BB			G5-4-3 1B	BB 1-2 2-3 3-H	1	0	1	1	3	0	0
Clay Dalrymple, L (1, 2) OBP: 0.296, SLG: 0.298		FC3-6 CS 1-2f			K			K		3	0	0	0	0	2	3
Bobby Wine, R (1, 6) OBP: 0.241, SLG: 0.280		CS 1-2	5-3		G5-4-3 1-2f			G5-4-3 1-2f		3	0	0	0	0	0	2
Chris Short, R (1, 1) OBP: 0.071, SLG: 0.071 Dick Hall, R (9, 1) Don Lock, R (9, PH) OBP: 0.200, SLG: 0.111			6-3			F2			SH 1B SF8 BB	2 0 0	0 0 1	0 0 0	0 0 0	0 0 1	0 0 0	0 0 0
Inning Stats	R: 0 E: 0 K: 0 S: 4 H: 1 LOB: 1 BB: 0 P: 4	R: 0 E: 0 K: 0 S: 2 H: 0 LOB: 0 BB: 1 P: 6	R: 0 E: 0 K: 0 S: 3 H: 0 LOB: 0 BB: 0 P: 3	R: 0 E: 0 K: 1 S: 6 H: 2 LOB: 1 BB: 0 P: 6	R: 0 E: 0 K: 1 S: 4 H: 0 LOB: 0 BB: 1 P: 8	R: 0 E: 0 K: 1 S: 5 H: 0 LOB: 0 BB: 0 P: 5	R: 0 E: 0 K: 0 S: 3 H: 0 LOB: 0 BB: 0 P: 3	R: 0 E: 0 K: 1 S: 5 H: 1 LOB: 0 BB: 0 P: 5	R: 3 E: 2 K: 0 S: 5 H: 2 LOB: 3 BB: 2 P: 13	1B: 5 2B: 1 3B: 0 HR: 0	SF: 1 SAC: 1 DP: 3 HBP: 0						

PITCHER		IP	WLS	BF	H	R	ER	SO	BB	IBB	HBP	BLK	WP	HR	S	P	ERA	WHIP
Tommie Sisk, R ERA: 2.95	(1, 1)	6.0		20	3	0	0	3	2	0	0	0	0	0	24	32	0.00	0.833
Roy Face, R ERA: 4.15	(7, 1)	2.1	L	12	3	3	1	1	1	0	0	0	0	0	13	17	3.86	1.714
Juan Pizarro, L ERA: 3.86	(9, 1)	0.0		1	0	0	0	0	1	0	0	0	0	0	0	4	∞	∞

PITCHER	IP	WLS	BF	H	R	ER	SO	BB	IBB	HBP	BLK	WP	HR	S	P	ERA	WHIP

BOTTOM

Pittsburgh Pirates @ Philadelphia Phillies
Connie Mack Stadium, Philadelphia, PA
Sat May 04 1968, 7:05 PM EDT
Att. 15,834 - Unknown

livebaseballscorecards.com

AB	27
R	3
H	6
RBI	2
BB	4
SO	4
LOB	11

WP: 0 PB: 0 SB: 0 CS: 1 PA: 34

Batter	1	2	3	4	5	6	7	8	9	AB	R	H	RBI	BB	SO	LOB
Maury Wills, S (1, 5) OBP: 0.333, SLG: 0.322	5-3		G3			G6-4-3 1B		1-3 3-H 1B 2B	F2	5	1	2	1	0	0	1
Gene Alley, R (1, 6) OBP: 0.289, SLG: 0.329	5-3		4-3			G6-4-3 1-2f		2-H 3-H FC5-4 1B		4	0	1	2	0	0	1
Roberto Clemente, R (1, 9) OBP: 0.277, SLG: 0.385	FC6-4 1B			F9				FC5-4 CS 1-2f		4	0	2	0	0	0	1
Donn Clendenon, R (1, 3) OBP: 0.356, SLG: 0.447	FC6-4 1-2f			6-3		S S S K		S S S K 1-2		4	0	0	0	0	2	3
Manny Mota, R (1, 7) OBP: 0.362, SLG: 0.364		6-3		E8 1B			G6-4-3 1B		4-3	4	0	2	0	0	0	0
Matty Alou, L (1, 8) OBP: 0.438, SLG: 0.366		G3		P6			F9		S 2B 1B	4	1	1	0	0	0	2
Bill Mazeroski, R (1, 4) OBP: 0.268, SLG: 0.292		FC6-4 1B			3-1		G6-4-3 1-2f		B B B B 1-2 2B BB	3	1	1	0	1	0	1
Jerry May, R (1, 2) OBP: 0.355, SLG: 0.343		FC6-4 1-2f			F2			1B 2B 2B	F9 1-H 2-H 2B	4	1	2	2	0	0	1
Luke Walker, L (1, 1)			S S S K		S S S K			2B 2-3 1B	F9 2-3	2	0	0	0	0	2	0
Dave Wickersham, R (7, 1)										0	0	0	0	0	0	0
Chuck Hiller, L (8, PH) OBP: 0.333, SLG: 0.333										1	1	1	0	0	0	0
Bob Moose, R (8, 1)										1	0	0	0	0	0	1
Inning Stats	R: 0 E: 0 K: 0 S: 4 H: 1 LOB: 1 BB: 0 P: 4	R: 0 E: 0 K: 0 S: 4 H: 1 LOB: 1 BB: 0 P: 4	R: 0 E: 0 K: 1 S: 5 H: 0 LOB: 0 BB: 0 P: 5	R: 0 E: 1 K: 0 S: 4 H: 1 LOB: 1 BB: 0 P: 4	R: 0 E: 0 K: 1 S: 5 H: 0 LOB: 0 BB: 0 P: 5	R: 0 E: 0 K: 1 S: 6 H: 2 LOB: 1 BB: 0 P: 6	R: 0 E: 0 K: 0 S: 3 H: 1 LOB: 0 BB: 0 P: 3	R: 3 E: 0 K: 1 S: 8 H: 4 LOB: 1 BB: 0 P: 8	R: 2 E: 0 K: 0 S: 5 H: 2 LOB: 1 BB: 1 P: 9	1B: 9 2B: 4 3B: 0 HR: 0	SF: 0 SAC: 0 DP: 3 HBP: 0						

PITCHER		IP	WLS	BF	H	R	ER	SO	BB	IBB	HBP	BLK	WP	HR	S	P	ERA	WHIP
Larry Jackson, R ERA: 3.4	(1, 1)	7.0	L	29	10	3	3	3	0	0	0	0	0	0	35	35	3.86	1.429
Turk Farrell, R ERA: 0.79	(8, 1)	1.0		2	0	0	0	1	0	0	0	0	0	0	4	4	0.00	0.000
John Boozer, R ERA: 7.71	(9, 1)	1.0		6	2	2	2	0	1	0	0	0	0	0	5	9	18.00	3.000

PITCHER	IP	WLS	BF	H	R	ER	SO	BB	IBB	HBP	BLK	WP	HR	S	P	ERA	WHIP

TOP

Pittsburgh Pirates @ Philadelphia Phillies
Connie Mack Stadium, Philadelphia, PA
Sun May 05 1968, 3:33 AM EDT
Att. 9,407 - Unknown

livebaseballscorecards.com

AB	36
R	5
H	12
RBI	5
BB	1
SO	4
LOB	11

WP: 0	PA: 37
PB: 0	
SB: 1	
CS: 1	

BOTTOM

Pittsburgh Pirates @ Philadelphia Phillies
Connie Mack Stadium, Philadelphia, PA
Sun May 05 1968, 3:33 AM EDT
Att. 9,407 - Unknown

livebaseballscorecards.com

Batter	1	2	3	4	5	6	7	8	9	AB	R	H	RBI	BB	SO	LOB
Tony Taylor, R (1, 5) OBP: 0.347, SLG: 0.366	S S S 0-3 K ①	x 0-0 FC5-4 ③ 1-2f		x 0-0 F9 ③			x 0-0 1B WP SF7 1B	S S S 0-3 K ③		5	1	1	0	0	2	6
Cookie Rojas, R (1, 4) OBP: 0.287, SLG: 0.311	x 0-0 3B 1B	x 0-0 F8 ①		B B B B 4-0 G6-4-3 BB BB			x 0-0 BB 1-3 1B	S S S 0-3 K ①		4	1	2	0	1	1	0
Dick Allen, R (1, 7) OBP: 0.354, SLG: 0.471	S S S 0-3 K ②	x 0-0 F9 ②		B B B B 4-0 G6-4-3 1-2 BB			x 0-0 SF7 ① 3-H	S S S 0-3 K ②		3	0	0	1	1	2	1
Don Lock, R (1, 8) OBP: 0.217, SLG: 0.238 John Briggs, L (7, PH) OBP: 0.296, SLG: 0.360 (8, 8)	x 0-0 1-H 3B	x 0-0 F9 ③			x 0-0 G6-4-3 ① ② 1-2f 2-3		B B B B 4-0 1-2 BB	x 0-0 P4 ③		3 1	0 0	1 0	1 0	0 1	0 0	2 0
Rick Joseph, R (1, 3) OBP: 0.455, SLG: 0.250 Bill White, L (7, PH) OBP: 0.370, SLG: 0.485 (8, 3)	B B B B 4-0 FC4-6 BB			x 0-0 FC1-5 SH5-4 1B	x 0-0 1-3 ③		x 0-0 F9 ②			2 1	0 0	1 0	0 0	1 0	0 0	1 2
Johnny Callison, L (1, 9) OBP: 0.292, SLG: 0.313	x 0-0 FC4-6 ③ 1-2f			x 0-0 SH5-4 ① 1-2		x 0-0 3-1 ①	x 0-0 G3 ③			3	0	0	0	0	0	4
Mike Ryan, R (1, 2) OBP: 0.200, SLG: 0.167 Roberto Pena, R (8, PR) John Boozer, R (9, 1)		x 0-0 F9 ①		x 0-0 FC1-5 ② 1B BB 2-3		x 0-0 FC2-4 1B		x 0-0 E5 SH3-4		4 0 0	0 0 0	1 0 0	0 0 0	0 0 0	0 0 0	1 0 0
Bobby Wine, R (1, 6) OBP: 0.246, SLG: 0.269		x 0-0 4-3 ②		B B B B 4-0 1B 1-2 BB		x 0-0 FC2-4 ② 1-2f		x 0-0 SH3-4 ① 1-2		2	0	0	0	1	0	1
Larry Jackson, R (1, 1) OBP: 0.188, SLG: 0.188 Turk Farrell, R (8, 1) Clay Dalrymple, L (8, PH) OBP: 0.291, SLG: 0.292 (9, 2)		x 0-0 FC5-4 1B		x 0-0 1-2 2-3 1B		x 0-0 6-3 ③		x 0-0 F8 ②		3 0 1	0 0 0	2 0 0	0 0 0	0 0 0	0 0 0	1 0 2
Inning Stats	R: 1 E: 0 K: 2 S: 9 H: 2 LOB: 2 BB: 1 P: 13	R: 0 E: 0 K: 0 S: 4 H: 1 LOB: 1 BB: 0 P: 4	R: 0 E: 0 K: 0 S: 3 H: 0 LOB: 0 BB: 0 P: 3	R: 0 E: 0 K: 0 S: 5 H: 2 LOB: 3 BB: 1 P: 9	R: 0 E: 0 K: 0 S: 2 H: 0 LOB: 1 BB: 2 P: 10	R: 0 E: 0 K: 0 S: 4 H: 1 LOB: 1 BB: 0 P: 4	R: 1 E: 0 K: 0 S: 5 H: 2 LOB: 2 BB: 1 P: 9	R: 0 E: 1 K: 1 S: 6 H: 0 LOB: 2 BB: 0 P: 6	R: 0 E: 0 K: 2 S: 7 H: 0 LOB: 0 BB: 0 P: 7	1B: 7 2B: 0 3B: 1 HR: 0	SF: 1 SAC: 2 DP: 1 HBP: 0		WP: 1 PB: 0 SB: 0 CS: 0	PA: 40			

PITCHER		IP	WLS	BF	H	R	ER	SO	BB	IBB	HBP	BLK	WP	HR	S	P	ERA	WHIP
Luke Walker, L ERA: 2.35	(1, 1)	6.0		29	8	2	2	2	4	0	0	0	1	0	29	45	3.00	2.000
Dave Wickersham, R ERA:	(7, 1)	1.0	W	4	0	0	0	0	1	0	0	0	0	0	3	7	0.00	1.000
Bob Moose, R ERA: 4.66	(8, 1)	2.0	S	7	0	0	0	3	0	0	0	0	0	0	13	13	0.00	0.000

PITCHER	IP	WLS	BF	H	R	ER	SO	BB	IBB	HBP	BLK	WP	HR	S	P	ERA	WHIP

AB	32
R	2
H	8
RBI	2
BB	5
SO	5
LOB	21

Batter	1	2	3	4	5	6	7	8	9	AB	R	H	RBI	BB	SO	LOB
Maury Wills, S (1, 5) OBP: 0.330, SLG: 0.319	F3			4-3		G6-4-3, 1B		4-3		4	0	1	0	0	0	2
Gene Alley, R (1, 6) OBP: 0.277, SLG: 0.314	F8			K		G6-4-3, 1-2f		K		4	0	0	0	0	2	3
Roberto Clemente, R (1, 9) OBP: 0.276, SLG: 0.378	K			E6, HR, 1B			4-3		4-3	4	1	1	0	0	1	0
Donn Clendenon, R (1, 3) OBP: 0.363, SLG: 0.481		F8		2-H, HR			BB		F9	3	1	1	2	1	0	0
Manny Mota, R (1, 7) OBP: 0.333, SLG: 0.333		4-3		K			F7		5-3	4	0	0	0	0	1	1
Matty Alou, L (1, 8) OBP: 0.412, SLG: 0.341		F7			F8		F5			3	0	0	0	0	0	1
Bill Mazeroski, R (1, 4) OBP: 0.271, SLG: 0.284			5-3		5-3			SH1-3, 1B, BB		2	0	0	0	1	0	0
Jerry May, R (1, 2) OBP: 0.354, SLG: 0.342			F6		K			SH1-3, 1-2, 1B		3	0	1	0	0	1	0
Jim Bunning, R (1, 1)			6-3			6-3		SH1-3, 1-2, 2-3		2	0	0	0	0	0	0
Ron Kline, R (8, 1)										0	0	0	0	0	0	0

TOP

Pittsburgh Pirates @ Atlanta Braves

Atlanta Stadium, Atlanta, GA

Mon May 06 1968, 7:05 PM EDT

Att. 9,131 - Unknown

livebaseballscorecards.com

AB	29
R	2
H	4
RBI	2
BB	2
SO	5
LOB	7

Inning Stats	1	2	3	4	5	6	7	8	9
R	0	0	0	2	0	0	0	0	0
E	0	0	0	1	0	0	0	0	0
K	1	0	0	2	1	0	0	1	0
S	5	3	3	9	5	3	3	6	3
H	0	0	0	2	0	1	0	1	0
LOB	0	0	0	0	0	0	1	2	0
BB	0	0	0	0	0	0	1	1	0
P	5	3	3	9	5	3	7	10	3

1B	3
2B	0
3B	0
HR	1
SF	0
SAC	1
DP	1
HBP	0
WP	0
PB	0
SB	0
CS	0
PA	32

PITCHER	IP	WLS	BF	H	R	ER	SO	BB	IBB	HBP	BLK	WP	HR	S	P	ERA	WHIP
Pat Jarvis, R (1, 1) ERA: 2.15	9.0	L	32	4	2	2	5	2	0	0	0	0	1	40	48	2.00	0.667

Pittsburgh Pirates @ Atlanta Braves

Atlanta Stadium, Atlanta, GA

Mon May 06 1968, 7:05 PM EDT

Att. 9,131 - Unknown

BOTTOM

Batter	1	2	3	4	5	6	7	8	9	AB	R	H	RBI	BB	SO	LOB
Felipe Alou, R (1, 8) OBP: 0.394, SLG: 0.564	E3 6-3		3B		3B 1B			1B 1B		4	1	3	0	0	0	0
Sonny Jackson, L (1, 6) OBP: 0.236, SLG: 0.250	6-3 1-2 ①		K ②		1-H 3B			F6 ①		4	0	1	1	0	1	3
Hank Aaron, R (1, 9) OBP: 0.387, SLG: 0.564	F9 ②		5-3 ③		F7 ③			L1-6-3 1-2 1B		4	0	1	0	0	0	3
Tito Francona, L (1, 3) OBP: 0.424, SLG: 0.552	F9 ③			6-3 ①		3-1 ①		L1-6-3 ② ③ 1-2		4	0	0	0	0	0	3
Sandy Valdespino, L (1, 7) OBP: 0.371, SLG: 0.344		4-3 ①		F8 ②		K ②			F5 ①	4	0	0	0	0	1	0
Clete Boyer, R (1, 5) OBP: 0.230, SLG: 0.280		K ②		BB		K ③			6-3 ②	3	0	0	0	1	2	0
Felix Millan, R (1, 4) OBP: 0.333, SLG: 0.333		BB		F9 ③			5-3 ①		2B	3	0	1	0	1	0	1
Marty Martinez, S (1, 2) OBP: 0.167, SLG: 0.167		F5 ③			F5 ①		F8 ②		6-3 ③	3	0	0	0	0	0	1
Deron Johnson, R (9, PH) OBP: 0.186, SLG: 0.185										1	0	0	0	0	0	1
Pat Jarvis, R (1, 1) OBP: 0.188, SLG: 0.133			F9 ①		F9 ②		F8 ③			3	0	0	0	0	0	0
Inning Stats	R: 0 E: 1 K: 0 S: 4 H: 0 LOB: 1 BB: 0 P: 4	R: 0 E: 0 K: 1 S: 5 H: 0 LOB: 1 BB: 1 P: 9	R: 0 E: 0 K: 1 S: 6 H: 1 LOB: 1 BB: 0 P: 6	R: 0 E: 0 K: 0 S: 3 H: 0 LOB: 1 BB: 1 P: 7	R: 1 E: 0 K: 0 S: 5 H: 2 LOB: 1 BB: 0 P: 5	R: 0 E: 0 K: 2 S: 7 H: 0 LOB: 0 BB: 0 P: 7	R: 0 E: 0 K: 0 S: 3 H: 0 LOB: 0 BB: 0 P: 3	R: 0 E: 0 K: 0 S: 4 H: 2 LOB: 1 BB: 0 P: 4	R: 0 E: 0 K: 0 S: 4 H: 1 LOB: 1 BB: 0 P: 4	1B: 3 2B: 1 3B: 2 HR: 0	SF: 0 SAC: 0 DP: 1 HBP: 0						

livebaseballscorecards.com

AB	33
R	1
H	6
RBI	1
BB	2
SO	4
LOB	12

WP: 0 PB: 0 SB: 0 CS: 0 PA: 35

PITCHER		IP	WLS	BF	H	R	ER	SO	BB	IBB	HBP	BLK	WP	HR	S	P	ERA	WHIP
Jim Bunning, R ERA: 2.64	(1, 1)	7.0	W	28	4	1	1	4	2	0	0	0	0	0	34	42	1.29	0.857
Ron Kline, R ERA: 0.96	(8, 1)	2.0	S	7	2	0	0	0	0	0	0	0	0	0	7	7	0.00	1.000

PITCHER	IP	WLS	BF	H	R	ER	SO	BB	IBB	HBP	BLK	WP	HR	S	P	ERA	WHIP

Batter	1	2	3	4	5	6	7	8	9	AB	R	H	RBI	BB	SO	LOB
Maury Wills, S (1, 5) OBP: 0.327, SLG: 0.316	S S S 0-3 ① K			x 0-0 ① 4-3		x 0-0 S 1B		S S S 0-3 ③ K		4	0	1	0	0	2	1
Gene Alley, R (1, 6) OBP: 0.265, SLG: 0.300	x 0-0 ② F9			x 0-0 ② 6-3		S S S 0-3 ② K 1-2			x 0-0 ① F9	4	0	0	0	0	1	1
Roberto Clemente, R (1, 9) OBP: 0.264, SLG: 0.360	x 0-0 ③ 4-3			x 0-0 ③ 3-1		x 0-0 ③ P4			x 0-0 E6 1B	4	1	0	0	0	0	1
Donn Clendenon, R (1, 3) OBP: 0.368, SLG: 0.476		x 0-0 ① P4			B B B B 4-0 SH1-3 E FC5 BB		x 0-0 ① 6-3		x 0-0 S 2-H 1B	3	0	1	1	1	0	0
Manny Mota, R (1, 8) OBP: 0.309, SLG: 0.308		x 0-0 ② P4			x 0-0 E6 SH1-3 1-2		x 0-0 ② L4		x 0-0 ② F7	4	0	0	0	0	0	2
Jose Pagan, R (1, 7) OBP: 0.083, SLG: 0.083		x 0-0 ③ G3			x 0-0 ① SH1-3 1-2 2-3		x 0-0 ③ F3		x 0-0 ③ 6-3 1-2	3	0	0	0	0	0	1
Bill Mazeroski, R (1, 4) OBP: 0.261, SLG: 0.273			x 0-0 ① 6-3		x 0-0 ② FC5 3-3			x 0-0 ① F7		3	0	0	0	0	0	2
Jerry May, R (1, 2) OBP: 0.354, SLG: 0.342			x 0-0 ② 6-3		S S S 0-3 ③ K			x 0-0 FC1-6 1B		3	0	1	0	0	1	2
Al McBean, R (1, 1) OBP: 0.316, SLG: 0.278			S S S 0-3 ③ K			x 0-0 ① P3		x 0-0 ② FC1-6 1-2f		3	0	0	0	0	1	1
Inning Stats	R: 0 E: 0 K: 1 S: 5 H: 0 LOB: 0 BB: 0 P: 5	R: 0 E: 0 K: 0 S: 3 H: 0 LOB: 0 BB: 0 P: 3	R: 0 E: 0 K: 1 S: 5 H: 0 LOB: 0 BB: 0 P: 5	R: 0 E: 0 K: 0 S: 3 H: 0 LOB: 0 BB: 0 P: 3	R: 0 E: 1 K: 1 S: 6 H: 0 LOB: 2 BB: 1 P: 10	R: 0 E: 0 K: 1 S: 6 H: 1 LOB: 1 BB: 0 P: 6	R: 0 E: 0 K: 0 S: 3 H: 0 LOB: 0 BB: 0 P: 3	R: 0 E: 0 K: 1 S: 6 H: 1 LOB: 1 BB: 0 P: 6	R: 1 E: 1 K: 0 S: 5 H: 1 LOB: 1 BB: 0 P: 5	1B: 3 2B: 0 3B: 0 HR: 0 SF: 0 SAC: 1 DP: 0 HBP: 0						

TOP

Pittsburgh Pirates @ Atlanta Braves

Atlanta Stadium, Atlanta, GA

Tue May 07 1968, 7:05 PM EDT

Att. 6,610 - Unknown

livebaseballscorecards.com

AB	31
R	1
H	3
RBI	1
BB	1
SO	5
LOB	11

WP: 0 PB: 0 SB: 2 CS: 0 PA: 33

PITCHER		IP	WLS	BF	H	R	ER	SO	BB	IBB	HBP	BLK	WP	HR	S	P	ERA	WHIP
Dick Kelley, L ERA: 3.25	(1, 1)	8.1		31	3	1	0	5	1	0	0	0	0	0	40	44	0.00	0.480
Cecil Upshaw, R ERA: 2.93	(9, 1)	0.2	W	2	0	0	0	0	0	0	0	0	0	0	2	2	0.00	0.000

PITCHER	IP	WLS	BF	H	R	ER	SO	BB	IBB	HBP	BLK	WP	HR	S	P	ERA	WHIP

Pittsburgh Pirates @ Atlanta Braves

Atlanta Stadium, Atlanta, GA

Tue May 07 1968, 7:05 PM EDT

Att. 6,610 - Unknown

BOTTOM

Batter	1	2	3	4	5	6	7	8	9	AB	R	H	RBI	BB	SO	LOB
Felipe Alou, R (1, 8) OBP: 0.389, SLG: 0.548	4-3			K			5-3	1B IBB		3	0	0	0	1	1	0
Sonny Jackson, L (1, 6) OBP: 0.246, SLG: 0.252	K			4-3			1B S BB	1-3 2-H 1B		3	0	1	1	1	1	0
Hank Aaron, R (1, 9) OBP: 0.373, SLG: 0.541	K			5-3			F9	F7		4	0	0	0	0	1	3
Tito Francona, L (1, 3) OBP: 0.432, SLG: 0.531		G3			L7		1B 1-2 BB		FC4-6 1B	3	0	1	0	1	0	0
Skip Guinn, R (9, PR)										0	0	0	0	0	0	0
Sandy Valdespino, L (1, 7) OBP: 0.365, SLG: 0.338		1-3			1-3		FC6-4 1-2 2-3 1B		FC4-6 1B 1-2f 1B	4	1	1	0	0	0	1
Clete Boyer, R (1, 5) OBP: 0.231, SLG: 0.278		1-3			5-3		FC6-4 1-2f		1B 1-3 1B	4	0	1	0	0	0	3
Felix Millan, R (1, 4) OBP: 0.340, SLG: 0.340			4-3			6-3		1B SH1-3 1B	1-2 3-H 1B	4	1	2	1	0	0	0
Bob Tillman, R (1, 2) OBP: 0.227, SLG: 0.295			F9			6-3		SH1-3 1-2		2	0	0	0	0	0	0
Dick Kelley, R (1, 1)			F8			6-3		K		3	0	0	0	0	1	1
Cecil Upshaw, R (9, 1)										0	0	0	0	0	0	0
Inning Stats	R: 0 E: 0 K: 2 S: 7 H: 0 LOB: 0 BB: 0 P: 7	R: 0 E: 0 K: 0 S: 3 H: 0 LOB: 0 BB: 0 P: 3	R: 0 E: 0 K: 0 S: 3 H: 0 LOB: 0 BB: 0 P: 3	R: 0 E: 0 K: 1 S: 5 H: 0 LOB: 0 BB: 0 P: 5	R: 0 E: 0 K: 0 S: 3 H: 0 LOB: 0 BB: 0 P: 3	R: 0 E: 0 K: 0 S: 3 H: 0 LOB: 0 BB: 0 P: 3	R: 0 E: 0 K: 0 S: 4 H: 1 LOB: 3 BB: 2 P: 12	R: 1 E: 0 K: 1 S: 7 H: 2 LOB: 2 BB: 1 P: 11	R: 1 E: 0 K: 0 S: 4 H: 3 LOB: 2 BB: 0 P: 4	1B: 6 2B: 0 3B: 0 HR: 0	SF: 0 SAC: 1 DP: 0 HBP: 0						

PITCHER	IP	WLS	BF	H	R	ER	SO	BB	IBB	HBP	BLK	WP	HR	S	P	ERA	WHIP
Al McBean, R (1, 1) ERA: 1.7	8.1	L	34	6	2	2	4	2	1	0	0	0	0	39	51	2.16	0.960

PITCHER	IP	WLS	BF	H	R	ER	SO	BB	IBB	HBP	BLK	WP	HR	S	P	ERA	WHIP

livebaseballscorecards.com

AB	30
R	2
H	6
RBI	2
BB	3
SO	4
LOB	8

WP: 0 PB: 0 SB: 1 CS: 0 PA: 34

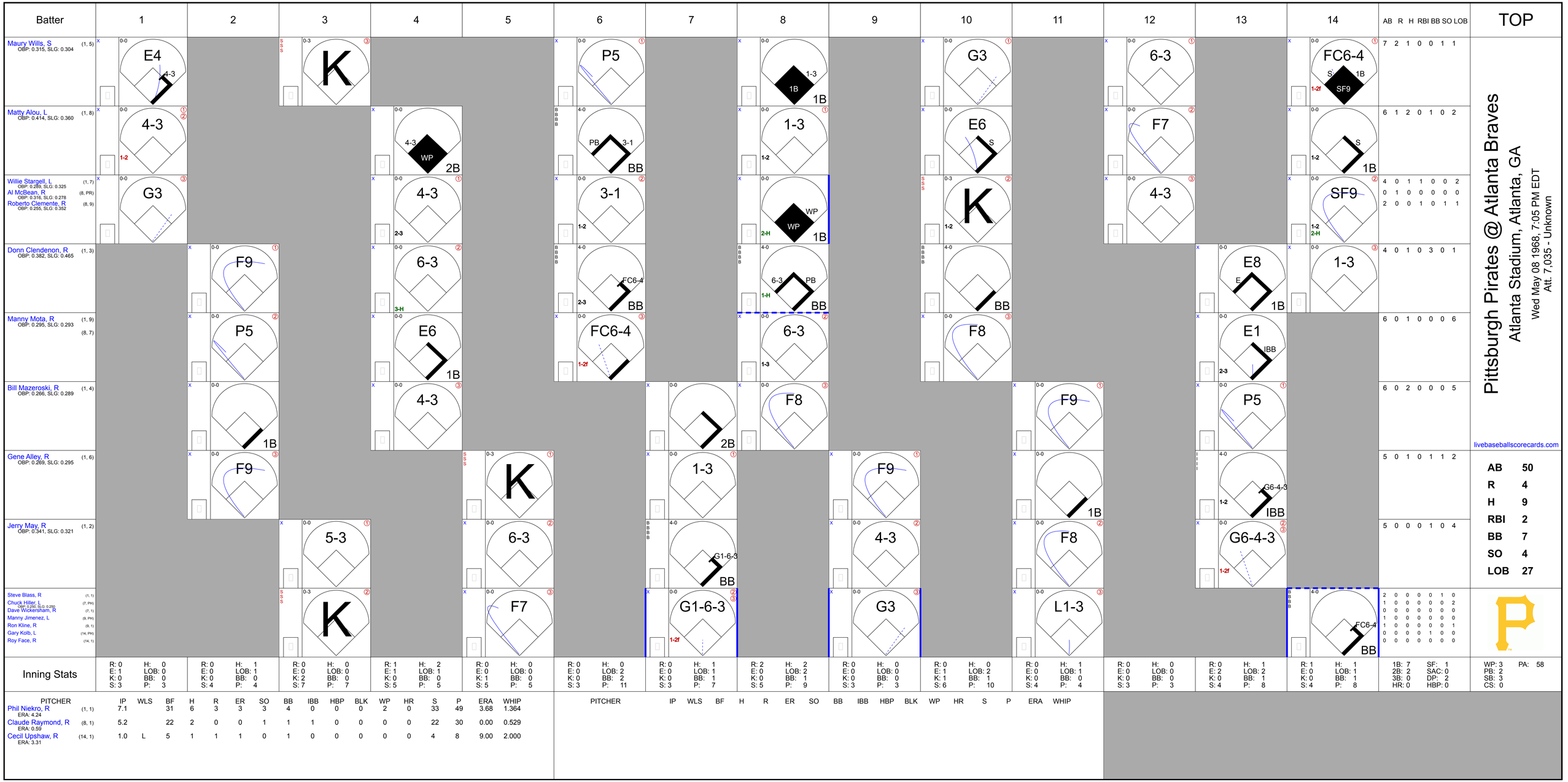
Batter
1
2
3
4
5
6
7
8
9
10
11
12
13
14
AB R H RBI BB SO LOB
TOP
Maury Wills, S (1, 5) OBP: 0.315, SLG: 0.304
E4 4-3
K
P5
1-3 1B 1B
G3
6-3
FC6-4 S 1B SF9 1-2f
7 2 1 0 0 1 1
Matty Alou, L (1, 8) OBP: 0.414, SLG: 0.360
4-3 1-2
4-3 WP 2B
PB 3-1 BB
1-3 1-2
E6 S
F7
FC6-4 S 1B 1-2f
S 1B 1-2
6 1 2 0 1 0 2
Willie Stargell, L (1, 7) OBP: 0.289, SLG: 0.325
Al McBean, R (8, PR) OBP: 0.316, SLG: 0.278
Roberto Clemente, R (8, 9) OBP: 0.255, SLG: 0.352
G3
4-3 2-3
3-1 1-2
WP WP 1B 2-H
K 1-2
4-3
SF9 1-2 2-H
4 0 1 1 0 0 2
0 1 0 0 0 0 0
2 0 0 1 0 1 1
Donn Clendenon, R (1, 3) OBP: 0.382, SLG: 0.465
F9
6-3 3-H
FC6-4 BB
6-3 PB 1-H BB
BB
E8 E 1B
1-3
4 0 1 0 3 0 1
Manny Mota, R (1, 9) OBP: 0.295, SLG: 0.293 (8, 7)
P5
E6 1B
FC6-4 1-2f
6-3 1-3
F8
E1 IBB 2-3
6 0 1 0 0 0 6
Bill Mazeroski, R (1, 4) OBP: 0.266, SLG: 0.289
1B
4-3
2B
F8
F9
P5
6 0 2 0 0 0 5
Gene Alley, R (1, 6) OBP: 0.269, SLG: 0.295
F9
K
1-3
F9
F9
G6-4-3 1-2 IBB
5 0 1 0 1 1 2
Jerry May, R (1, 2) OBP: 0.341, SLG: 0.321
5-3
6-3
G1-6-3 BB
4-3
F8
G6-4-3 1-2f
5 0 0 0 1 0 4
Steve Blass, R (1, 1)
Chuck Hiller, L (7, PH) OBP: 0.250, SLG: 0.250
Dave Wickersham, R (7, 1)
Manny Jimenez, L (9, PH)
Ron Kline, R (9, 1)
Gary Kolb, L (14, PH)
Roy Face, R (14, 1)
K
F7
G1-6-3 1-2f
G3
L1-3
FC6-4 BB
2 0 0 0 0 1 0
1 0 0 0 0 0 2
0 0 0 0 0 0 0
1 0 0 0 0 0 0
1 0 0 0 0 0 1
0 0 0 0 1 0 0
0 0 0 0 0 0 0
Pittsburgh Pirates @ Atlanta Braves
Atlanta Stadium, Atlanta, GA
Wed May 08 1968, 7:05 PM EDT
Att. 7,035 - Unknown
livebaseballscorecards.com
AB 50
R 4
H 9
RBI 2
BB 7
SO 4
LOB 27
Inning Stats
R: 0 E: 1 K: 0 S: 3 H: 0 LOB: 0 BB: 0 P: 3
R: 0 E: 0 K: 0 S: 4 H: 1 LOB: 1 BB: 0 P: 4
R: 0 E: 0 K: 2 S: 7 H: 0 LOB: 0 BB: 0 P: 7
R: 1 E: 1 K: 0 S: 5 H: 2 LOB: 1 BB: 0 P: 5
R: 0 E: 0 K: 1 S: 5 H: 0 LOB: 0 BB: 0 P: 5
R: 0 E: 0 K: 0 S: 3 H: 0 LOB: 2 BB: 2 P: 11
R: 0 E: 0 K: 0 S: 3 H: 1 LOB: 1 BB: 1 P: 7
R: 2 E: 0 K: 0 S: 5 H: 2 LOB: 2 BB: 1 P: 9
R: 0 E: 0 K: 0 S: 3 H: 0 LOB: 0 BB: 0 P: 3
R: 0 E: 1 K: 1 S: 6 H: 0 LOB: 2 BB: 1 P: 10
R: 0 E: 0 K: 0 S: 4 H: 1 LOB: 1 BB: 0 P: 4
R: 0 E: 0 K: 0 S: 3 H: 0 LOB: 0 BB: 0 P: 3
R: 0 E: 2 K: 0 S: 4 H: 1 LOB: 2 BB: 1 P: 8
R: 1 E: 0 K: 0 S: 4 H: 1 LOB: 1 BB: 1 P: 8
1B: 7 2B: 2 3B: 0 HR: 0
SF: 1 SAC: 0 DP: 2 HBP: 0
WP: 3 PB: 2 SB: 3 CS: 0
PA: 58
PITCHER IP WLS BF H R ER SO BB IBB HBP BLK WP HR S P ERA WHIP
Phil Niekro, R (1, 1) ERA: 4.24 7.1 31 6 3 3 3 4 0 0 0 2 0 33 49 3.68 1.364
Claude Raymond, R (8, 1) ERA: 0.59 5.2 22 2 0 0 1 1 1 0 0 0 0 22 30 0.00 0.529
Cecil Upshaw, R (14, 1) ERA: 3.31 1.0 L 5 1 1 1 0 1 0 0 0 0 0 4 8 9.00 2.000

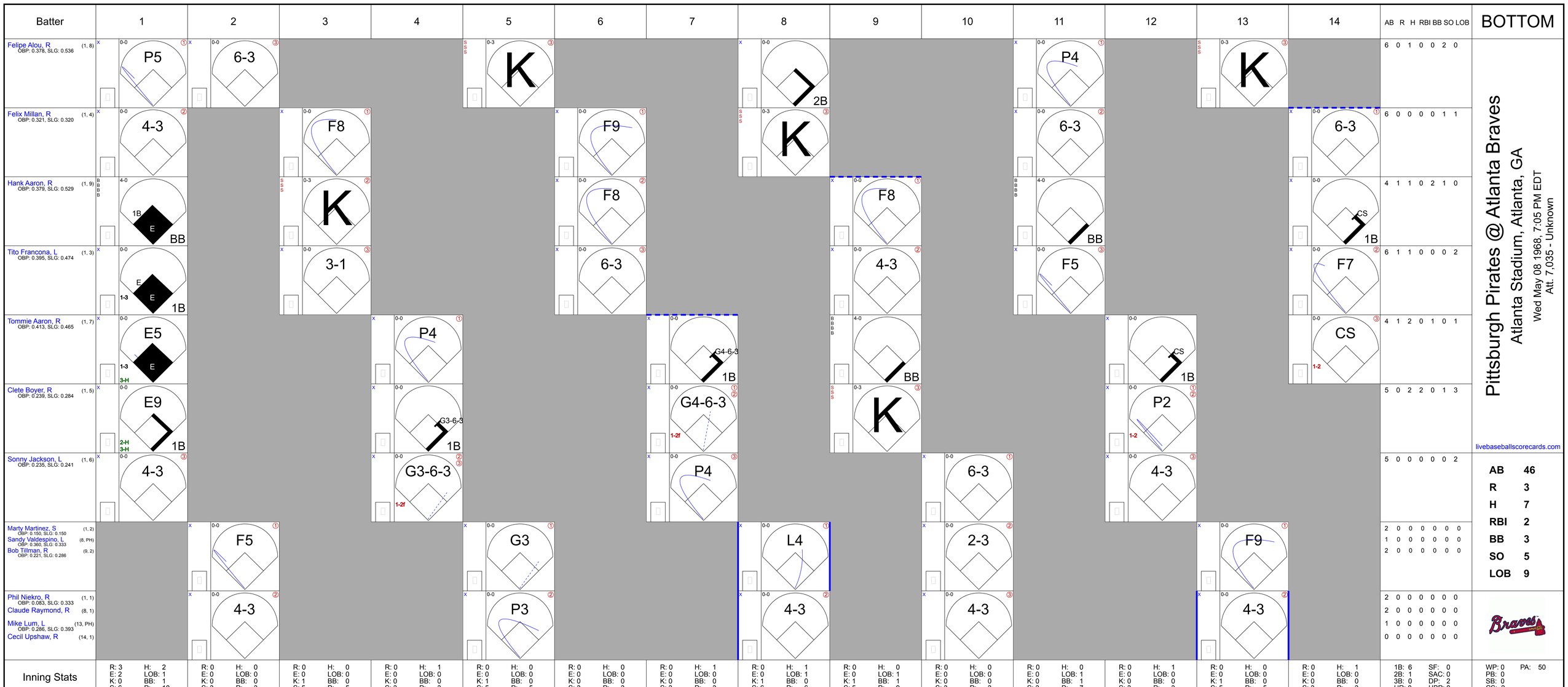
Batter
1
2
3
4
5
6
7
8
9
10
11
12
13
14
AB R H RBI BB SO LOB
BOTTOM
Felipe Alou, R (1, 8) OBP: 0.378, SLG: 0.536
P5
6-3
K
2B
P4
K
6 0 1 0 0 2 0
Felix Millan, R (1, 4) OBP: 0.321, SLG: 0.320
4-3
F8
F9
K
6-3
6-3
6 0 0 0 0 1 1
Hank Aaron, R (1, 9) OBP: 0.379, SLG: 0.529
1B E BB
K
F8
F8
BB
CS 1B
4 1 1 0 2 1 0
Tito Francona, L (1, 3) OBP: 0.395, SLG: 0.474
E E 1-3 1B
3-1
6-3
4-3
F5
F7
6 1 1 0 0 0 2
Tommie Aaron, R (1, 7) OBP: 0.413, SLG: 0.465
E5 1-3 3-H
P4
G4-6-3 1B
CS 1B
CS 1-2
4 1 2 0 1 0 1
Clete Boyer, R (1, 5) OBP: 0.239, SLG: 0.284
E9 2-H 3-H 1B
G3-6-3 1B
G4-6-3 1-2f
K
P2 1-2
5 0 2 2 0 1 3
Sonny Jackson, L (1, 6) OBP: 0.235, SLG: 0.241
4-3
G3-6-3 1-2f
P4
6-3
4-3
5 0 0 0 0 0 2
Marty Martinez, S (1, 2) OBP: 0.150, SLG: 0.150
Sandy Valdespino, L (8, PH) OBP: 0.360, SLG: 0.333
Bob Tillman, R (9, 2) OBP: 0.221, SLG: 0.286
F5
G3
L4
2-3
F9
2 0 0 0 0 0 0
1 0 0 0 0 0 0
2 0 0 0 0 0 0
Phil Niekro, R (1, 1) OBP: 0.083, SLG: 0.333
Claude Raymond, R (8, 1)
Mike Lum, L (13, PH) OBP: 0.286, SLG: 0.393
Cecil Upshaw, R (14, 1)
4-3
P3
4-3
4-3
4-3
2 0 0 0 0 0 0
2 0 0 0 0 0 0
1 0 0 0 0 0 0
0 0 0 0 0 0 0
Inning Stats
R: 3 H: 2 E: 2 LOB: 1 K: 0 BB: 1 S: 6 P: 10
R: 0 H: 0 E: 0 LOB: 0 K: 0 BB: 0 S: 3 P: 3
R: 0 H: 0 E: 0 LOB: 0 K: 1 BB: 0 S: 5 P: 5
R: 0 H: 1 E: 0 LOB: 0 K: 0 BB: 0 S: 3 P: 3
R: 0 H: 0 E: 0 LOB: 0 K: 1 BB: 0 S: 5 P: 5
R: 0 H: 0 E: 0 LOB: 0 K: 0 BB: 0 S: 3 P: 3
R: 0 H: 1 E: 0 LOB: 0 K: 0 BB: 0 S: 3 P: 3
R: 0 H: 1 E: 0 LOB: 0 K: 1 BB: 0 S: 6 P: 6
R: 0 H: 0 E: 0 LOB: 1 K: 1 BB: 1 S: 5 P: 9
R: 0 H: 0 E: 0 LOB: 0 K: 0 BB: 0 S: 3 P: 3
R: 0 H: 0 E: 0 LOB: 1 K: 0 BB: 1 S: 3 P: 7
R: 0 H: 1 E: 0 LOB: 0 K: 0 BB: 0 S: 3 P: 3
R: 0 H: 0 E: 0 LOB: 0 K: 1 BB: 0 S: 5 P: 5
R: 0 H: 1 E: 0 LOB: 0 K: 0 BB: 0 S: 3 P: 3
1B: 6 SF: 0 2B: 1 SAC: 0 3B: 0 DP: 2 HR: 0 HBP: 0
WP: 0 PA: 50 PB: 0 SB: 0 CS: 2
PITCHER IP WLS BF H R ER SO BB IBB HBP BLK WP HR S P ERA WHIP
Steve Blass, R (1, 1) ERA: 1.31 6.0 22 3 3 0 2 1 0 0 0 0 0 25 29 0.00 0.667
Dave Wickersham, R (7, 1) ERA: 2.0 7 2 0 0 1 0 0 0 0 0 0 0 9 9 0.00 1.000
Ron Kline, R (9, 1) ERA: 0.63 5.0 W 17 1 0 0 2 2 0 0 0 0 0 0 19 27 0.00 0.600
Roy Face, R (14, 1) ERA: 3.72 1.0 S 3 1 0 0 0 0 0 0 0 0 0 0 3 3 0.00 1.000
PITCHER IP WLS BF H R ER SO BB IBB HBP BLK WP HR S P ERA WHIP
Pittsburgh Pirates @ Atlanta Braves
Atlanta Stadium, Atlanta, GA
Wed May 08 1968, 7:05 PM EDT
Att. 7,035 - Unknown
livebaseballscorecards.com
AB 46
R 3
H 7
RBI 2
BB 3
SO 5
LOB 9

Batter	1	2	3	4	5	6	7	8	9	AB	R	H	RBI	BB	SO	LOB
Maury Wills, S (1, 6) OBP: 0.313, SLG: 0.295	P4		BBB 4-0 S BB		F8		F7			3	0	0	0	1	0	1
Gary Kolb, L (1, 5) OBP: 0.250, SLG: 0.286	SSS 0-3 K		0-0 G3 1-2			0-0 1B 1B 2B		0-0 F8		4	1	1	0	0	1	1
Willie Stargell, L (1, 7) OBP: 0.287, SLG: 0.321	0-0 F8			0-0 4-3		0-0 1B 2-3 1B		0-0 F7		4	0	1	0	0	0	0
Donn Clendenon, R (1, 3) OBP: 0.377, SLG: 0.449		0-0 5-3		BBB 4-0 6-3 BB		0-0 F5		0-0 F8		3	0	0	0	1	0	2
Manny Mota, R (1, 9) OBP: 0.308, SLG: 0.323		0-0 6-3		0-0 6-3 1-2		0-0 1B 1-2 3-H			0-0 1B 2B	4	1	2	1	0	0	1
Matty Alou, L (1, 8) OBP: 0.403, SLG: 0.352		0-0 FC6-4 1B		0-0 F8		0-0 F9			0-0 F8	4	0	1	0	0	0	4
Bill Mazeroski, R (1, 4) OBP: 0.255, SLG: 0.276		0-0 FC6-4 1-2f			0-0 6-3	0-0 1-3			0-0 P3	4	0	0	0	0	0	4
Jerry May, R (1, 2) OBP: 0.337, SLG: 0.318 Al McBean, R (9, PR) OBP: 0.316, SLG: 0.278			0-0 6-3		0-0 P4		0-0 6-3		0-0 1B 2-H	4 0	0 0	1 0	1 0	0 0	0 0	0 0
Bob Moose, R (1, 1) Chuck Hiller, L (7, PH) OBP: 0.200, SLG: 0.200 Dave Wickersham, R (7, 1) Manny Jimenez, L (9, PH)			SSS 0-3 K		BBB 4-0 BB		0-0 F9		0-0 P6	1 1 0 1	0 0 0 0	0 0 0 0	0 0 0 0	1 0 0 0	1 0 0 0	0 0 0 1
Inning Stats	R: 0 E: 0 K: 1 S: 5 H: 0 LOB: 0 BB: 0 P: 5	R: 0 E: 0 K: 0 S: 4 H: 1 LOB: 1 BB: 0 P: 4	R: 0 E: 0 K: 1 S: 5 H: 0 LOB: 1 BB: 1 P: 9	R: 0 E: 0 K: 0 S: 3 H: 0 LOB: 1 BB: 1 P: 7	R: 0 E: 0 K: 0 S: 3 H: 0 LOB: 1 BB: 1 P: 7	R: 1 E: 0 K: 0 S: 6 H: 3 LOB: 2 BB: 0 P: 6	R: 0 E: 0 K: 0 S: 3 H: 0 LOB: 0 BB: 0 P: 3	R: 0 E: 0 K: 0 S: 3 H: 0 LOB: 0 BB: 0 P: 3	R: 1 E: 0 K: 0 S: 5 H: 2 LOB: 1 BB: 0 P: 5	1B: 4 2B: 2 3B: 0 HR: 0 SF: 0 SAC: 0 DP: 0 HBP: 0						

PITCHER	IP	WLS	BF	H	R	ER	SO	BB	IBB	HBP	BLK	WP	HR	S	P	ERA	WHIP
Ron Reed, R (1, 1) ERA: 2.48	8.2	W	35	6	2	2	2	3	0	0	0	0	0	36	48	2.08	1.038
Jim Britton, R (9, 1) ERA:	0.1	S	1	0	0	0	0	0	0	0	0	0	0	1	1	0.00	0.000

PITCHER	IP	WLS	BF	H	R	ER	SO	BB	IBB	HBP	BLK	WP	HR	S	P	ERA	WHIP

TOP

Pittsburgh Pirates @ Atlanta Braves

Atlanta Stadium, Atlanta, GA

Thu May 09 1968, 7:05 PM EDT

Att. 5,704 - Unknown

livebaseballscorecards.com

AB	33
R	2
H	6
RBI	2
BB	3
SO	2
LOB	14

WP: 0 PB: 0 SB: 1 CS: 0 PA: 36

Pittsburgh Pirates @ Atlanta Braves

Atlanta Stadium, Atlanta, GA

Thu May 09 1968, 7:05 PM EDT

Att. 5,704 - Unknown

BOTTOM

Batter	1	2	3	4	5	6	7	8	9	AB	R	H	RBI	BB	SO	LOB
Felipe Alou, R (1, 8) OBP: 0.374, SLG: 0.526	1-3	FC4-6 1-2f			F7		1-2 1B			4	0	1	0	0	0	2
Felix Millan, R (1, 4) OBP: 0.310, SLG: 0.308	6-3		1-3		5-3		L4			4	0	0	0	0	0	2
Hank Aaron, R (1, 9) OBP: 0.367, SLG: 0.509	F9		5-3		P4			K		4	0	0	0	0	1	0
Tito Francona, L (1, 7) OBP: 0.426, SLG: 0.524		1B BLK 1B 1B	1B 1B			4-3		1B 2B		4	1	3	0	0	0	0
Mike Lum, L (8, PR) OBP: 0.286, SLG: 0.393 (9, 7)										0	1	0	0	0	0	0
Tommie Aaron, R (1, 3) OBP: 0.440, SLG: 0.467		BBBB 1B 1-2 1B BB	1-3 1B			K		1B 1B IBB		2	2	1	0	2	1	0
Clete Boyer, R (1, 5) OBP: 0.239, SLG: 0.283		E 1B 1-2 FC5-2 2-3 1B	K			K		F7		4	0	1	0	0	2	4
Sonny Jackson, L (1, 6) OBP: 0.244, SLG: 0.250		E7 FC5-2 1-3 2-H 3-H 1B		4-3			4-3	1B 1-3 2-H 1B		4	0	2	3	0	0	0
Bob Tillman, R (1, 2) OBP: 0.211, SLG: 0.273		6-3		K			P3	1B 1-2 3-H 1B		3	0	0	0	0	1	2
Sandy Valdespino, L (8, PH) OBP: 0.368, SLG: 0.343										1	0	1	1	0	0	0
Marty Martinez, S (9, 2) OBP: 0.150, SLG: 0.150										0	0	0	0	0	0	0
Ron Reed, R (1, 1) OBP: 0.333, SLG: 0.273		FC5-2 FC4-6 2-3 3-H		K			BBBB 4-0 1B BB	6-3		3	0	0	0	1	1	4
Jim Britton, R (9, 1) OBP: 0.500, SLG: 0.500										0	0	0	0	0	0	0
Inning Stats	R: 0 E: 0 K: 0 S: 3 H: 0 LOB: 0 BB: 0 P: 3	R: 2 E: 1 K: 0 S: 6 H: 3 LOB: 2 BB: 1 P: 10	R: 0 E: 0 K: 1 S: 7 H: 2 LOB: 2 BB: 0 P: 7	R: 0 E: 0 K: 2 S: 7 H: 0 LOB: 0 BB: 0 P: 7	R: 0 E: 0 K: 0 S: 3 H: 0 LOB: 0 BB: 0 P: 3	R: 0 E: 0 K: 2 S: 7 H: 0 LOB: 0 BB: 0 P: 7	R: 0 E: 0 K: 0 S: 4 H: 1 LOB: 2 BB: 1 P: 8	R: 2 E: 0 K: 1 S: 8 H: 3 LOB: 2 BB: 1 P: 12		1B: 8 2B: 1 3B: 0 HR: 0	SF: 0 SAC: 0 DP: 0 HBP: 0						

PITCHER	IP	WLS	BF	H	R	ER	SO	BB	IBB	HBP	BLK	WP	HR	S	P	ERA	WHIP
Bob Moose, R (1, 1) ERA: 4.02	6.0	L	24	5	2	2	5	1	0	0	1	0	0	33	37	3.00	1.000
Dave Wickersham, R (7, 1) ERA: 3.6	2.0		12	4	2	2	1	1	1	0	0	0	0	12	20	9.00	2.500

PITCHER	IP	WLS	BF	H	R	ER	SO	BB	IBB	HBP	BLK	WP	HR	S	P	ERA	WHIP

livebaseballscorecards.com

AB	33
R	4
H	9
RBI	4
BB	3
SO	6
LOB	14

WP: 0 PB: 0 SB: 0 CS: 0 PA: 36

Batter	1	2	3	4	5	6	7	8	9	AB	R	H	RBI	BB	SO	LOB
Tony Taylor, R (1, 5) OBP: 0.331, SLG: 0.351	4-3		6-3			5-3		6-3		4	0	0	0	0	0	0
Cookie Rojas, R (1, 4) OBP: 0.302, SLG: 0.349	BBB, 4-0, 1B, BB			F9		BBB, 4-0, BB		P3		2	0	0	0	2	0	0
Johnny Callison, L (1, 9) OBP: 0.324, SLG: 0.420	1-2, 1B			SSS, 0-3, K		SSS, 0-3, K		1-3		4	0	1	0	0	2	1
Dick Allen, R (1, 7) OBP: 0.340, SLG: 0.422	P6			1B			F8	1B, 1B		4	1	2	0	0	0	1
Don Lock, R (1, 8) OBP: 0.250, SLG: 0.241		CS, 1B		SSS, 0-3, K			BB, 1B		SSS, 0-3, K	4	0	2	0	0	2	2
Bill White, L (1, 3) OBP: 0.392, SLG: 0.459 Grant Jackson, S (9, PR)		SSS, 0-3, K	4-3				1-2, BB, 1B	1-3, 1B		4 0	0 0	2 0	0 0	0 0	1 0	1 0
Mike Ryan, R (1, 2) OBP: 0.200, SLG: 0.227 John Briggs, L (9, PH) OBP: 0.300, SLG: 0.351	1-2, 5-3		SSS, 0-3, K			L8		SSS, 0-3, K		3 1	0 0	0 0	0 0	0 0	1 1	3 2
Bobby Wine, R (1, 6) OBP: 0.243, SLG: 0.309 Roberto Pena, R (7, PH) OBP: 0.750, SLG: 0.667 (7, 6)		SSS, 0-3, K			SSS, 0-3, K	BBB, 4-0, 1-2, 2-3, FC4, BB		1-3, 3-H, 1B		2 1	0 0	0 1	0 1	0 1	2 0	0 0
Woodie Fryman, R (1, 1) OBP: 0.176, SLG: 0.125 Gary Sutherland, R (7, PH) OBP: 0.375, SLG: 0.375 Dick Hall, R (7, 1) OBP: 0.500, SLG: 0.500 Clay Dalrymple, L (9, PH) OBP: 0.286, SLG: 0.286			6-3			4-3	1-2f, FC4		SSS, 0-3, K	2 1 0 1	0 0 0 0	0 0 0 0	0 0 0 0	0 0 0 0	0 0 0 1	0 3 0 2
Inning Stats	R: 0 E: 0 K: 0 S: 3 H: 1 LOB: 1 BB: 1 P: 7	R: 0 E: 0 K: 1 S: 5 H: 1 LOB: 0 BB: 0 P: 5	R: 0 E: 0 K: 1 S: 5 H: 0 LOB: 0 BB: 0 P: 5	R: 0 E: 0 K: 2 S: 8 H: 1 LOB: 1 BB: 0 P: 8	R: 0 E: 0 K: 2 S: 7 H: 0 LOB: 0 BB: 0 P: 7	R: 0 E: 0 K: 1 S: 5 H: 0 LOB: 1 BB: 1 P: 9	R: 0 E: 0 K: 0 S: 5 H: 2 LOB: 3 BB: 1 P: 9	R: 0 E: 0 K: 0 S: 3 H: 0 LOB: 0 BB: 0 P: 3	R: 1 E: 0 K: 3 S: 12 H: 3 LOB: 2 BB: 0 P: 12	1B: 8 2B: 0 3B: 0 HR: 0	SF: 0 SAC: 0 DP: 0 HBP: 0						

TOP

Philadelphia Phillies @ Pittsburgh Pirates
Forbes Field, Pittsburgh, PA
Fri May 10 1968, 7:05 PM EDT
Att. 9,397 - Unknown

livebaseballscorecards.com

AB	33
R	1
H	8
RBI	1
BB	3
SO	10
LOB	15

WP: 0 PB: 0 SB: 0 CS: 1 PA: 36

PITCHER		IP	WLS	BF	H	R	ER	SO	BB	IBB	HBP	BLK	WP	HR	S	P	ERA	WHIP
Bob Veale, L ERA: 1.65	(1, 1)	8.1	W	33	7	1	1	8	3	0	0	0	0	0	46	58	1.08	1.200
Roy Face, R ERA: 3.48	(9, 1)	0.2	S	3	1	0	0	2	0	0	0	0	0	0	7	7	0.00	1.500

PITCHER	IP	WLS	BF	H	R	ER	SO	BB	IBB	HBP	BLK	WP	HR	S	P	ERA	WHIP

Batter	1	2	3	4	5	6	7	8	9	AB	R	H	RBI	BB	SO	LOB
Maury Wills, S (1, 5) OBP: 0.310, SLG: 0.294	4-3		P6		K		CS 1B			4	0	1	0	0	1	0
Bill Mazeroski, R (1, 4) OBP: 0.255, SLG: 0.275	BB 1B		F8			4-3	1-2 K			4	0	1	0	0	1	1
Manny Mota, R (1, 8) (7, 9) OBP: 0.319, SLG: 0.348	F9		1B			6-3	2B			4	0	2	0	0	0	1
Donn Clendenon, R (1, 3) OBP: 0.382, SLG: 0.440	1-2 BB		K			1B 1B BB	K			2	1	0	0	2	2	2
Willie Stargell, L (1, 7) OBP: 0.286, SLG: 0.318	2-3			K		1B 1B 1-3 1B		3-1		4	1	1	0	0	1	2
Jerry May, R (1, 2) OBP: 0.344, SLG: 0.326		L9		L7		HBP 1B 1-2 3-H 1B		G5-4-3 1B		4	0	2	1	0	0	0
Carl Taylor, R (1, 9) OBP: 0.500, SLG: 0.500		1B		6-3		HBP 1-2 2-H 1B		G5-4-3 1-2f		3	0	2	1	0	0	0
Matty Alou, L (7, 8) OBP: 0.397, SLG: 0.345										1	0	0	0	0	0	1
Gene Alley, R (1, 6) OBP: 0.271, SLG: 0.289		K			G3	1-2 2-3 HBP				2	0	0	0	0	1	1
Bob Veale, S (1, 1) OBP: 0.063, SLG: 0.063		K			K	5-3				3	0	0	0	0	2	4
Roy Face, R (9, 1)										0	0	0	0	0	0	0
Inning Stats	R: 0 E: 0 K: 0 S: 4 H: 1 LOB: 2 BB: 1 P: 8	R: 0 E: 0 K: 2 S: 8 H: 1 LOB: 1 BB: 0 P: 8	R: 0 E: 0 K: 1 S: 6 H: 1 LOB: 1 BB: 0 P: 6	R: 0 E: 0 K: 1 S: 5 H: 0 LOB: 0 BB: 0 P: 5	R: 0 E: 0 K: 2 S: 7 H: 0 LOB: 0 BB: 0 P: 7	R: 2 E: 0 K: 0 S: 6 H: 3 LOB: 3 BB: 1 P: 11	R: 0 E: 0 K: 2 S: 8 H: 2 LOB: 1 BB: 0 P: 8	R: 0 E: 0 K: 0 S: 3 H: 1 LOB: 0 BB: 0 P: 3		1B: 8 2B: 1 3B: 0 HR: 0	SF: 0 SAC: 0 DP: 1 HBP: 1			WP: 0 PB: 0 SB: 0 CS: 1	PA: 34		

PITCHER		IP	WLS	BF	H	R	ER	SO	BB	IBB	HBP	BLK	WP	HR	S	P	ERA	WHIP
Woodie Fryman, L ERA: 3.18	(1, 1)	6.0	L	27	6	2	2	6	2	0	1	0	0	0	36	45	3.00	1.333
Dick Hall, R ERA: 5.23	(7, 1)	2.0		7	3	0	0	2	0	0	0	0	0	0	11	11	0.00	1.500

PITCHER	IP	WLS	BF	H	R	ER	SO	BB	IBB	HBP	BLK	WP	HR	S	P	ERA	WHIP

BOTTOM

Philadelphia Phillies @ Pittsburgh Pirates

Forbes Field, Pittsburgh, PA

Fri May 10 1968, 7:05 PM EDT

Att. 9,397 - Unknown

livebaseballscorecards.com

AB	31
R	2
H	9
RBI	2
BB	2
SO	8
LOB	12

Batter	1	2	3	4	5	6	7	8	9	AB	R	H	RBI	BB	SO	LOB
Tony Taylor, R (1, 5) OBP: 0.331, SLG: 0.345	6-3		BBB 4-0 G4-6-3 BB			F9		SH3-4 1-2		2	0	0	0	1	0	0
Cookie Rojas, R (1, 4) OBP: 0.300, SLG: 0.345	1B 1B		0-0 G4-6-3 1-2f			5-3		SSS 0-3 K		4	0	1	0	0	1	2
Johnny Callison, L (1, 9) OBP: 0.313, SLG: 0.404	F8		F7			P6		G3		4	0	0	0	0	0	2
Bill White, L (1, 3) OBP: 0.396, SLG: 0.461	1-2 1B			SSS 0-3 K			1B 1B		L8	4	1	2	0	0	1	0
Dick Allen, R (1, 7) OBP: 0.336, SLG: 0.415	5-3			SSS 0-3 K			F9		1B	4	0	1	0	0	1	3
John Briggs, L (1, 8) OBP: 0.318, SLG: 0.366		4-3 G1 1B		4-3			1B 1-2 1B		SSS 0-3 K	4	0	2	0	0	1	1
Mike Ryan, R (1, 2) OBP: 0.204, SLG: 0.229		G1 1-2			SSS 0-3 K		1-3 2-H 1B		F9	4	0	1	1	0	1	2
Bobby Wine, R (1, 6) OBP: 0.237, SLG: 0.300 Don Lock, R (7, PH) OBP: 0.242, SLG: 0.233 Turk Farrell, R (7, 1)	4-3 2-3				6-3		1-3			2 1 0	0 0 0	0 0 0	0 0 0	0 0 0	0 0 0	1 1 0
Jeff James, R (1, 1) Roberto Pena, R (7, 6) OBP: 0.800, SLG: 0.667	6-3				4-3		BBB 4-0 SH3-4 BB			2 0	0 0	0 0	0 0	0 1	0 0	1 0
Inning Stats	R: 0 E: 0 K: 0 S: 5 H: 2 LOB: 2 BB: 0 P: 5	R: 0 E: 0 K: 0 S: 4 H: 1 LOB: 1 BB: 0 P: 4	R: 0 E: 0 K: 0 S: 2 H: 0 LOB: 0 BB: 1 P: 6	R: 0 E: 0 K: 2 S: 7 H: 0 LOB: 0 BB: 0 P: 7	R: 0 E: 0 K: 1 S: 5 H: 0 LOB: 0 BB: 0 P: 5	R: 0 E: 0 K: 0 S: 3 H: 0 LOB: 0 BB: 0 P: 3	R: 1 E: 0 K: 0 S: 5 H: 3 LOB: 1 BB: 0 P: 5	R: 0 E: 0 K: 1 S: 5 H: 0 LOB: 1 BB: 1 P: 9	R: 0 E: 0 K: 1 S: 6 H: 1 LOB: 1 BB: 0 P: 6	1B: 7 2B: 0 3B: 0 HR: 0	SF: 0 SAC: 1 DP: 1 HBP: 0						

PITCHER	IP	WLS	BF	H	R	ER	SO	BB	IBB	HBP	BLK	WP	HR	S	P	ERA	WHIP
Al McBean, R (1, 1) ERA: 1.59	9.0	W	34	7	1	1	5	2	0	0	0	0	0	42	50	1.00	1.000

PITCHER	IP	WLS	BF	H	R	ER	SO	BB	IBB	HBP	BLK	WP	HR	S	P	ERA	WHIP

TOP

Philadelphia Phillies @ Pittsburgh Pirates
Forbes Field, Pittsburgh, PA
Sun May 12 1968, 3:33 AM EDT
Att. 12,203 - Unknown

livebaseballscorecards.com

AB	31
R	1
H	7
RBI	1
BB	2
SO	5
LOB	13

WP: 0 PB: 0 SB: 0 CS: 0 PA: 34

Batter	1	2	3	4	5	6	7	8	9	AB	R	H	RBI	BB	SO	LOB
Maury Wills, S (1, 5) OBP: 0.311, SLG: 0.295	F8 1B 1B	K			L7			SH1-4 1-2		3	1	1	0	0	1	0
Bill Mazeroski, R (1, 4) OBP: 0.245, SLG: 0.263	F8 1-2	L6			L8			F7		4	0	0	0	0	0	2
Roberto Clemente, R (1, 9) OBP: 0.255, SLG: 0.348	FC4-6 2-H 1B		F9			3-1		2-3		4	0	1	1	0	0	1
Willie Stargell, L (1, 7) OBP: 0.277, SLG: 0.307	FC4-6 1B 1-2f 1B		4-3			K				3	1	0	0	0	1	1
Donn Clendenon, R (1, 3) OBP: 0.381, SLG: 0.436	1B 1B 1-2 1B		L4			K				3	0	1	0	0	1	0
Matty Alou, L (1, 8) OBP: 0.394, SLG: 0.345	1B 1-2 2-H 1B			F7			L8			3	0	1	1	0	0	0
Jerry May, R (1, 2) OBP: 0.343, SLG: 0.326	FC4-6 1-2 2-3 1B			F2			F5			3	0	1	0	0	0	0
Gene Alley, R (1, 6) OBP: 0.264, SLG: 0.280	FC4-6 1-2f			F9			P3			3	0	0	0	0	0	3
Al McBean, R (1, 1) OBP: 0.318, SLG: 0.286		K			6-3			SH1-4 1B		3	0	1	0	0	1	0
Inning Stats	R: 2 E: 0 K: 0 S: 8 H: 5 LOB: 3 BB: 0 P: 8	R: 0 E: 0 K: 2 S: 7 H: 0 LOB: 0 BB: 0 P: 7	R: 0 E: 0 K: 0 S: 3 H: 0 LOB: 0 BB: 0 P: 3	R: 0 E: 0 K: 0 S: 3 H: 0 LOB: 0 BB: 0 P: 3	R: 0 E: 0 K: 0 S: 3 H: 0 LOB: 0 BB: 0 P: 3	R: 0 E: 0 K: 2 S: 7 H: 0 LOB: 0 BB: 0 P: 7	R: 0 E: 0 K: 0 S: 3 H: 0 LOB: 0 BB: 0 P: 3	R: 0 E: 0 K: 0 S: 4 H: 1 LOB: 1 BB: 0 P: 4		1B: 6 2B: 0 3B: 0 HR: 0 SF: 0 SAC: 1 DP: 0 HBP: 0						

PITCHER	IP	WLS	BF	H	R	ER	SO	BB	IBB	HBP	BLK	WP	HR	S	P	ERA	WHIP
Jeff James, R (1, 1) ERA: 6.23	6.0	L	23	5	2	2	4	0	0	0	0	0	0	31	31	3.00	0.833
Turk Farrell, R (7, 1) ERA: 0.52	2.0		7	1	0	0	0	0	0	0	0	0	0	7	7	0.00	0.500

PITCHER	IP	WLS	BF	H	R	ER	SO	BB	IBB	HBP	BLK	WP	HR	S	P	ERA	WHIP

BOTTOM

Philadelphia Phillies @ Pittsburgh Pirates

Forbes Field, Pittsburgh, PA

Sun May 12 1968, 3:33 AM EDT

Att. 12,203 - Unknown

livebaseballscorecards.com

AB	29
R	2
H	6
RBI	2
BB	0
SO	4
LOB	7

1B: 6	SF: 0	WP: 0	PA: 30
2B: 0	SAC: 1	PB: 0	
3B: 0	DP: 0	SB: 0	
HR: 0	HBP: 0	CS: 0	

Batter	1	2	3	4	5	6	7	8	9	AB	R	H	RBI	BB	SO	LOB
Lou Brock, L (1, 7) OBP: 0.281, SLG: 0.400	F7	K			F8			F7		4	0	0	0	0	1	1
Curt Flood, R (1, 8) OBP: 0.432, SLG: 0.509	1B 2B		P5		1B			4-3		4	1	2	0	0	0	0
Roger Maris, L (1, 9) OBP: 0.315, SLG: 0.409	F8 BB 2-H 1B		F9		4-3			L4		4	0	1	1	0	0	1
Orlando Cepeda, R (1, 3) OBP: 0.325, SLG: 0.418	FC6-4 1-2 BB		1B			4-3			F9	3	0	1	0	1	0	0
Tim McCarver, L (1, 2) OBP: 0.291, SLG: 0.347	F8 2-3		P4			F7			P3	4	0	0	0	0	0	3
Mike Shannon, R (1, 5) OBP: 0.308, SLG: 0.464	FC6-4 1-2f			4-3		CS BB			1B	3	0	1	0	1	0	2
Julian Javier, R (1, 4) OBP: 0.283, SLG: 0.336		F8		4-3		CS 1-2	K2-3		K	4	0	0	0	0	2	1
Dal Maxvill, R (1, 6) OBP: 0.280, SLG: 0.279		SH1-4 1B		K			4-3			3	0	1	0	0	1	0
Nelson Briles, R (1, 1) OBP: 0.105, SLG: 0.056		SH1-4 1-2			K		K			2	0	0	0	0	2	0
Inning Stats	R: 1 E: 0 K: 0 S: 5 H: 2 LOB: 2 BB: 1 P: 9	R: 0 E: 0 K: 1 S: 6 H: 1 LOB: 1 BB: 0 P: 6	R: 0 E: 0 K: 0 S: 4 H: 1 LOB: 1 BB: 0 P: 4	R: 0 E: 0 K: 1 S: 5 H: 0 LOB: 0 BB: 0 P: 5	R: 0 E: 0 K: 1 S: 6 H: 1 LOB: 1 BB: 0 P: 6	R: 0 E: 0 K: 0 S: 2 H: 0 LOB: 0 BB: 1 P: 6	R: 0 E: 0 K: 2 S: 7 H: 0 LOB: 0 BB: 0 P: 7	R: 0 E: 0 K: 0 S: 3 H: 0 LOB: 0 BB: 0 P: 3	R: 0 E: 0 K: 1 S: 6 H: 1 LOB: 1 BB: 0 P: 6	1B: 5 2B: 1 3B: 0 HR: 0	SF: 0 SAC: 1 DP: 0 HBP: 0			WP: 0 PB: 0 SB: 0 CS: 1	PA: 35		

PITCHER	IP	WLS	BF	H	R	ER	SO	BB	IBB	HBP	BLK	WP	HR	S	P	ERA	WHIP
Jim Bunning, R (1, 1) ERA: 2.43	8.0	L	30	5	1	1	5	2	0	0	0	0	0	38	46	1.12	0.875
Ron Kline, R (9, 1) ERA: 0.59	1.0		4	1	0	0	1	0	0	0	0	0	0	6	6	0.00	1.000

PITCHER	IP	WLS	BF	H	R	ER	SO	BB	IBB	HBP	BLK	WP	HR	S	P	ERA	WHIP

TOP

St. Louis Cardinals @ Pittsburgh Pirates

Forbes Field, Pittsburgh, PA

Mon May 13 1968, 7:05 PM EDT

Att. 10,082 - Unknown

livebaseballscorecards.com

AB	31
R	1
H	6
RBI	1
BB	2
SO	6
LOB	8

Batter	1	2	3	4	5	6	7	8	9	AB	R	H	RBI	BB	SO	LOB
Maury Wills, S (1, 5) OBP: 0.317, SLG: 0.296	F5		BBBB 4-0 4-3 S BB			5-3		1B		3	0	1	0	1	0	0
Bill Mazeroski, R (1, 4) OBP: 0.245, SLG: 0.263	2B 1B		4-3 1-3			4-3		F7		4	0	1	0	0	0	2
Roberto Clemente, R (1, 9) OBP: 0.245, SLG: 0.333	SSS K		F9			6-3			1-3	4	0	0	0	0	1	2
Willie Stargell, L (1, 7) OBP: 0.276, SLG: 0.315	1-3 2B			SSS K			3-1		F7	4	0	1	0	0	1	0
Donn Clendenon, R (1, 3) OBP: 0.385, SLG: 0.433	SSS K			BBBB 4-0 FC6-4 BB			1B		6-3	3	0	1	0	1	1	2
Matty Alou, L (1, 8) OBP: 0.377, SLG: 0.328		6-3		FC6-4 CS 1-2f			F9			3	0	0	0	0	0	2
Jose Pagan, R (1, 6) OBP: 0.067, SLG: 0.067		6-3		CS 1-2	6-3		F9			3	0	0	0	0	0	1
Jerry May, R (1, 2) OBP: 0.333, SLG: 0.316		F8			SSS K			SSS K		3	0	0	0	0	2	0
Jim Bunning, R (1, 1)			6-3		5-3			6-3		2	0	0	0	0	0	0
Manny Mota, R (8, PH) OBP: 0.314, SLG: 0.343										1	0	0	0	0	0	0
Ron Kline, R (9, 1)										0	0	0	0	0	0	0
Inning Stats	R: 0 E: 0 K: 2 S: 9 H: 2 LOB: 2 BB: 0 P: 9	R: 0 E: 0 K: 0 S: 3 H: 0 LOB: 0 BB: 0 P: 3	R: 0 E: 0 K: 0 S: 3 H: 0 LOB: 1 BB: 1 P: 7	R: 0 E: 0 K: 1 S: 4 H: 0 LOB: 0 BB: 1 P: 8	R: 0 E: 0 K: 1 S: 5 H: 0 LOB: 0 BB: 0 P: 5	R: 0 E: 0 K: 0 S: 3 H: 0 LOB: 0 BB: 0 P: 3	R: 0 E: 0 K: 0 S: 4 H: 1 LOB: 1 BB: 0 P: 4	R: 0 E: 0 K: 1 S: 6 H: 1 LOB: 1 BB: 0 P: 6	R: 0 E: 0 K: 0 S: 3 H: 0 LOB: 0 BB: 0 P: 3	1B: 3 2B: 1 3B: 0 HR: 0	SF: 0 SAC: 0 DP: 0 HBP: 0						

PITCHER	IP	WLS	BF	H	R	ER	SO	BB	IBB	HBP	BLK	WP	HR	S	P	ERA	WHIP
Nelson Briles, R (1, 1) ERA: 2.26	9.0	W	32	4	0	0	5	2	0	0	0	0	0	40	48	0.00	0.667

PITCHER	IP	WLS	BF	H	R	ER	SO	BB	IBB	HBP	BLK	WP	HR	S	P	ERA	WHIP

BOTTOM

St. Louis Cardinals @ Pittsburgh Pirates

Forbes Field, Pittsburgh, PA

Mon May 13 1968, 7:05 PM EDT

Att. 10,082 - Unknown

livebaseballscorecards.com

AB	30
R	0
H	4
RBI	0
BB	2
SO	5
LOB	9

Batter	1	2	3	4	5	6	7	8	9	AB	R	H	RBI	BB	SO	LOB
Lou Brock, L (1, 7) OBP: 0.278, SLG: 0.393	x 0-0 BB BB FC5-2 1B		x 0-0 ① 4-3	x 0-0 ② FC3-6 1-2f		SSS 0-3 ② K			x 0-0 ② 4-3	5	0	1	0	0	1	3
Curt Flood, R (1, 8) OBP: 0.431, SLG: 0.500	BBBB 4-0 FC5-2 BB 1-2 BB		x 0-0 1B 1B	SSS 0-3 ③ K		x 0-0 ③ L4			x 0-0 ③ 6-3	4	0	1	0	1	1	3
Roger Maris, L (1, 9) OBP: 0.312, SLG: 0.400	x 0-0 ① P4		x 0-0 HBP 1-3 1B		x 0-0 ① F7		x 0-0 ① F8			4	0	1	0	0	0	2
Orlando Cepeda, R (1, 3) OBP: 0.323, SLG: 0.407	BBBB 4-0 FC5-2 1-2 2-3 BB		x 0-0 ② P3		x 0-0 ② 6-3		x 0-0 ② L1-3			3	0	0	0	1	0	2
Tim McCarver, L (1, 2) OBP: 0.299, SLG: 0.347	x 0-0 ② FC5-2 1-2 2-3 3-Hf		H 1-0 1-2 HBP		x 0-0 1B		x 0-0 ③ P4			3	0	1	0	0	0	3
Mike Shannon, R (1, 5) OBP: 0.298, SLG: 0.447	x 0-0 ③ F8		x 0-0 ③ 6-3		x 0-0 ③ 6-3			x 0-0 ① F9		4	0	0	0	0	0	7
Julian Javier, R (1, 4) OBP: 0.291, SLG: 0.369		x 0-0 ① 6-3		x 0-0 HR		x 0-0 1-3 1B		x 0-0 ② 6-3		4	1	2	1	0	0	0
Dal Maxvill, R (1, 6) OBP: 0.278, SLG: 0.278		x 0-0 ② F9		x 0-0 FC3-6 1B		x 0-0 ① 1-3 1-2		SSS 0-3 ③ K		4	0	1	0	0	1	1
Steve Carlton, L (1, 1) OBP: 0.150, SLG: 0.150		x 0-0 ③ 4-3		SSS 0-3 ① K		x 0-0 1B			SSS 0-3 ① K	4	0	1	0	0	2	1
Inning Stats	R: 0 E: 0 K: 0 S: 4 H: 1 LOB: 3 BB: 2 P: 12	R: 0 E: 0 K: 0 S: 3 H: 0 LOB: 0 BB: 0 P: 3	R: 0 E: 0 K: 0 S: 5 H: 2 LOB: 3 BB: 0 P: 6	R: 1 E: 0 K: 2 S: 9 H: 2 LOB: 1 BB: 0 P: 9	R: 0 E: 0 K: 0 S: 4 H: 1 LOB: 1 BB: 0 P: 4	R: 0 E: 0 K: 1 S: 7 H: 2 LOB: 2 BB: 0 P: 7	R: 0 E: 0 K: 0 S: 3 H: 0 LOB: 0 BB: 0 P: 3	R: 0 E: 0 K: 1 S: 5 H: 0 LOB: 0 BB: 0 P: 5	R: 0 E: 0 K: 1 S: 5 H: 0 LOB: 0 BB: 0 P: 5	1B: 7 2B: 0 3B: 0 HR: 1	SF: 0 SAC: 0 DP: 0 HBP: 1						

TOP

St. Louis Cardinals @ Pittsburgh Pirates

Forbes Field, Pittsburgh, PA

Wed May 15 1968, 7:05 PM EDT

Att. 9,461 - Unknown

livebaseballscorecards.com

AB	35
R	1
H	8
RBI	1
BB	2
SO	5
LOB	22

WP: 0 PB: 0 SB: 0 CS: 0 PA: 38

PITCHER		IP	WLS	BF	H	R	ER	SO	BB	IBB	HBP	BLK	WP	HR	S	P	ERA	WHIP
Steve Blass, R ERA: 1.35	(1, 1)	6.0	L	29	8	1	1	3	2	0	1	0	0	1	32	41	1.50	1.667
Ron Kline, R ERA: 0.52	(7, 1)	2.0		6	0	0	0	1	0	0	0	0	0	0	8	8	0.00	0.000
Roy Face, R ERA: 3.18	(9, 1)	1.0		3	0	0	0	1	0	0	0	0	0	0	5	5	0.00	0.000

PITCHER	IP	WLS	BF	H	R	ER	SO	BB	IBB	HBP	BLK	WP	HR	S	P	ERA	WHIP

Batter	1	2	3	4	5	6	7	8	9	AB	R	H	RBI	BB	SO	LOB
Maury Wills, S (1, 5) OBP: 0.315, SLG: 0.294	F3			F9		1-2 1B			F3	4	0	1	0	0	0	0
Bill Mazeroski, R (1, 4) OBP: 0.246, SLG: 0.255	6-3			BBBB G4-6-3 BB		F3			F8	3	0	0	0	1	0	2
Roberto Clemente, R (1, 9) OBP: 0.245, SLG: 0.330	5-3			G4-6-3 1-2f			FC6-4 1B		5-3	4	0	1	0	0	0	1
Donn Clendenon, R (1, 3) OBP: 0.383, SLG: 0.430		6-3			4-3 1B		FC6-4 1-2f PB			3	0	1	0	0	0	1
Manny Mota, R (1, 8) OBP: 0.301, SLG: 0.329		4-3			4-3 1-2f		F8 1-2			3	0	0	0	0	0	2
Willie Stargell, L (1, 7) OBP: 0.267, SLG: 0.305		K			K		K			3	0	0	0	0	3	1
Jerry May, R (1, 2) OBP: 0.324, SLG: 0.306			K			L5		6-3		3	0	0	0	0	1	0
Gene Alley, R (1, 6) OBP: 0.257, SLG: 0.272			K			4-3		6-3		3	0	0	0	0	1	0
Steve Blass, R (1, 1)			K			1B 1B			F9	1	0	0	0	0	1	0
Jose Pagan, R (6, PH) OBP: 0.125, SLG: 0.125										1	0	1	0	0	0	0
Ron Kline, R (7, 1)										0	0	0	0	0	0	0
Carl Taylor, R (8, PH) OBP: 0.400, SLG: 0.400										1	0	0	0	0	0	0
Roy Face, R (9, 1)										0	0	0	0	0	0	0
Inning Stats	R: 0 E: 0 K: 0 S: 3 H: 0 LOB: 0 BB: 0 P: 3	R: 0 E: 0 K: 1 S: 5 H: 0 LOB: 0 BB: 0 P: 5	R: 0 E: 0 K: 3 S: 9 H: 0 LOB: 0 BB: 0 P: 9	R: 0 E: 0 K: 0 S: 2 H: 0 LOB: 0 BB: 1 P: 6	R: 0 E: 0 K: 1 S: 5 H: 1 LOB: 0 BB: 0 P: 5	R: 0 E: 0 K: 0 S: 5 H: 2 LOB: 2 BB: 0 P: 5	R: 0 E: 0 K: 1 S: 6 H: 1 LOB: 1 BB: 0 P: 6	R: 0 E: 0 K: 0 S: 3 H: 0 LOB: 0 BB: 0 P: 3	R: 0 E: 0 K: 0 S: 3 H: 0 LOB: 0 BB: 0 P: 3							

PITCHER		IP	WLS	BF	H	R	ER	SO	BB	IBB	HBP	BLK	WP	HR	S	P	ERA	WHIP
Steve Carlton, L ERA: 2.57	(1, 1)	9.0	W	30	4	0	0	6	1	0	0	0	0	0	41	45	0.00	0.556

PITCHER	IP	WLS	BF	H	R	ER	SO	BB	IBB	HBP	BLK	WP	HR	S	P	ERA	WHIP

BOTTOM

St. Louis Cardinals @ Pittsburgh Pirates

Forbes Field, Pittsburgh, PA

Wed May 15 1968, 7:05 PM EDT

Att. 9,461 - Unknown

livebaseballscorecards.com

AB	29
R	0
H	4
RBI	0
BB	1
SO	6
LOB	7

1B: 4	SF: 0	WP: 0	PA: 30
2B: 1	SAC: 0	PB: 1	
3B: 0	DP: 2	SB: 0	
HR: 0	HBP: 0	CS: 0	

Batter	1	2	3	4	5	6	7	8	9	AB	R	H	RBI	BB	SO	LOB
Lou Brock, L (1, 7) OBP: 0.277, SLG: 0.388	F3		CS 1B		K			K		4	0	1	0	0	2	1
Julian Javier, R (1, 4) OBP: 0.289, SLG: 0.365	6-3		F2 1-2		F8			1B		4	0	1	0	0	0	2
Curt Flood, R (1, 8) OBP: 0.433, SLG: 0.500	1B		K			1-3		1-2 1B		4	0	2	0	0	1	0
Orlando Cepeda, R (1, 3) OBP: 0.321, SLG: 0.402	1-2 1B			4-3		K		P3		4	0	1	0	0	1	2
Mike Shannon, R (1, 5) OBP: 0.288, SLG: 0.432	F9			P3		K		F8		4	0	0	0	0	1	4
Tim McCarver, L (1, 2) OBP: 0.306, SLG: 0.347		BB		1B			K		F7	3	0	1	0	1	1	0
Dick Simpson, R (1, 9) OBP: 0.333, SLG: 0.432		K		F9			K		K	4	0	0	0	0	3	2
Dal Maxvill, R (1, 6) OBP: 0.297, SLG: 0.301		K			2B		BB		1B	3	0	2	0	1	1	1
Ray Washburn, R (1, 1) Ed Spiezio, R (7, PH) OBP: 0.600, SLG: 0.333 Larry Jaster, L (7, 1) Phil Gagliano, R (9, PH) OBP: 0.286, SLG: 0.333		K			K		K		F7	2 1 0 1	0 0 0 0	0 0 0 0	0 0 0 0	0 0 0 0	2 1 0 0	2 1 0 1
Inning Stats	R: 0 E: 0 K: 0 S: 5 H: 2 LOB: 2 BB: 0 P: 5	R: 0 E: 0 K: 3 S: 9 H: 0 LOB: 1 BB: 1 P: 13	R: 0 E: 0 K: 1 S: 5 H: 1 LOB: 0 BB: 0 P: 5	R: 0 E: 0 K: 0 S: 4 H: 1 LOB: 1 BB: 0 P: 4	R: 0 E: 0 K: 2 S: 8 H: 1 LOB: 1 BB: 0 P: 8	R: 0 E: 0 K: 2 S: 7 H: 0 LOB: 0 BB: 0 P: 7	R: 0 E: 0 K: 3 S: 9 H: 0 LOB: 1 BB: 1 P: 13	R: 0 E: 0 K: 1 S: 7 H: 2 LOB: 2 BB: 0 P: 7	R: 0 E: 0 K: 1 S: 6 H: 1 LOB: 1 BB: 0 P: 6	1B: 7 2B: 1 3B: 0 HR: 0 SF: 0 SAC: 0 DP: 0 HBP: 0						WP: 0 PB: 0 SB: 0 CS: 1 PA: 36

PITCHER	IP	WLS	BF	H	R	ER	SO	BB	IBB	HBP	BLK	WP	HR	S	P	ERA	WHIP
Bob Veale, L (1, 1) ERA: 1.4	9.0	W	36	8	0	0	13	2	0	0	0	0	0	60	68	0.00	1.111

PITCHER	IP	WLS	BF	H	R	ER	SO	BB	IBB	HBP	BLK	WP	HR	S	P	ERA	WHIP

TOP

St. Louis Cardinals @ Pittsburgh Pirates

Forbes Field, Pittsburgh, PA

Thu May 16 1968, 7:05 PM EDT

Att. 9,595 - Unknown

livebaseballscorecards.com

AB	34
R	0
H	8
RBI	0
BB	2
SO	13
LOB	16

Batter	1	2	3	4	5	6	7	8	9	AB	R	H	RBI	BB	SO	LOB
Matty Alou, L (1, 8) OBP: 0.370, SLG: 0.323	F3		1B E 3B 1B		G4-6-3 1-2f		FC5-4 S 1-2f 2-3			4	1	1	0	0	0	3
Maury Wills, S (1, 5) OBP: 0.321, SLG: 0.301	4-3		1-3 3B 1B		S 1B		SSS K 1-2			4	1	2	0	0	1	2
Roberto Clemente, R (1, 9) OBP: 0.255, SLG: 0.356	1B		1B 1-H 3-H 3B		F8 1-2			6-3		4	1	2	2	0	0	1
Willie Stargell, L (1, 7) OBP: 0.267, SLG: 0.303	F3		FC6-4 3-H 1B			F7		SSS K		4	0	1	1	0	1	1
Donn Clendenon, R (1, 3) OBP: 0.371, SLG: 0.413		5-3	FC6-4 1-2f			6-3		6-3		4	0	0	0	0	0	1
Jerry May, R (1, 2) OBP: 0.315, SLG: 0.297		6-3	SSS K			P4				3	0	0	0	0	1	0
Gene Alley, R (1, 6) OBP: 0.259, SLG: 0.274		5-3	6-3				FC5-4 S 1B			3	0	1	0	0	0	0
Bill Mazeroski, R (1, 4) OBP: 0.248, SLG: 0.250			F8 F3				BBB 4-0 FC5-4 1-2 BB			2	0	0	0	1	0	0
Bob Veale, S (1, 1) OBP: 0.105, SLG: 0.105			4-3		G4-6-3 1B		SSS K			3	0	1	0	0	1	2
Inning Stats	R: 0 H: 1 E: 0 LOB: 1 K: 0 BB: 0 S: 4 P: 4	R: 0 H: 0 E: 0 LOB: 0 K: 0 BB: 0 S: 3 P: 3	R: 3 H: 4 E: 1 LOB: 1 K: 0 BB: 0 S: 7 P: 7	R: 0 H: 0 E: 0 LOB: 0 K: 1 BB: 0 S: 5 P: 5	R: 0 H: 2 E: 0 LOB: 1 K: 0 BB: 0 S: 4 P: 4	R: 0 H: 0 E: 0 LOB: 0 K: 0 BB: 0 S: 3 P: 3	R: 0 H: 1 E: 0 LOB: 2 K: 2 BB: 1 S: 8 P: 12	R: 0 H: 0 E: 0 LOB: 0 K: 1 BB: 0 S: 5 P: 5		1B: 7 SF: 0 2B: 0 SAC: 0 3B: 1 DP: 1 HR: 0 HBP: 0						

PITCHER		IP	WLS	BF	H	R	ER	SO	BB	IBB	HBP	BLK	WP	HR	S	P	ERA	WHIP
Ray Washburn, R ERA: 2.23	(1, 1)	6.0	L	24	7	3	3	1	0	0	0	0	0	0	26	26	4.50	1.167
Larry Jaster, L ERA: 2.13	(7, 1)	2.0		8	1	0	0	3	1	0	0	0	0	0	13	17	0.00	1.000

PITCHER	IP	WLS	BF	H	R	ER	SO	BB	IBB	HBP	BLK	WP	HR	S	P	ERA	WHIP

BOTTOM

St. Louis Cardinals @ Pittsburgh Pirates

Forbes Field, Pittsburgh, PA

Thu May 16 1968, 7:05 PM EDT

Att. 9,595 - Unknown

livebaseballscorecards.com

AB	31
R	3
H	8
RBI	3
BB	1
SO	4
LOB	10

Batter	1	2	3	4	5	6	7	8	9	AB	R	H	RBI	BB	SO	LOB
Pete Rose, S (1, 9) OBP: 0.411, SLG: 0.529	4-3	1-3 1B		K			4-3			4	0	1	0	0	1	1
Alex Johnson, R (1, 7) OBP: 0.336, SLG: 0.377	1B	K			K			4-3		4	0	1	0	0	2	2
Tony Perez, R (1, 5) OBP: 0.322, SLG: 0.421	F9		6-3		K			F9		4	0	0	0	0	1	1
Lee May, R (1, 3) OBP: 0.336, SLG: 0.458	5-3		HR		5-3			5-3		4	1	1	1	0	0	1
Vada Pinson, L (1, 8) OBP: 0.295, SLG: 0.359		1B 1B 1B	G3			4-3			G3	4	1	1	0	0	0	0
Johnny Bench, R (1, 2) OBP: 0.269, SLG: 0.369		G4-6-3 1B 1-3 1B 1B	F8			K			F9	4	1	1	0	0	1	0
Tommy Helms, R (1, 4) OBP: 0.303, SLG: 0.364		G4-6-3 1-2 3-H 1B		F8		6-3			1B	4	0	2	1	0	0	0
Leo Cardenas, R (1, 6) OBP: 0.228, SLG: 0.225		G4-6-3 1-2f 2-3		5-3			4-3		L1-3	4	0	0	0	0	0	3
Jim Maloney, L (1, 1) OBP: 0.250, SLG: 0.250		1B 3-H 1B		1B			F7			2	0	2	1	0	0	0
Bob Lee, R (6, 1)										0	0	0	0	0	0	0
Fred Whitfield, L (7, PH) OBP: 0.143, SLG: 0.143										1	0	0	0	0	0	0
Ted Davidson, R (7, 1)										0	0	0	0	0	0	0
Ted Abernathy, R (8, 1)										0	0	0	0	0	0	0
Inning Stats	R: 0 E: 0 K: 0 S: 4 H: 1 LOB: 1 BB: 0 P: 4	R: 2 E: 0 K: 1 S: 9 H: 5 LOB: 2 BB: 0 P: 9	R: 1 E: 0 K: 0 S: 4 H: 1 LOB: 0 BB: 0 P: 4	R: 0 E: 0 K: 1 S: 6 H: 1 LOB: 1 BB: 0 P: 6	R: 0 E: 0 K: 2 S: 7 H: 0 LOB: 0 BB: 0 P: 7	R: 0 E: 0 K: 1 S: 5 H: 0 LOB: 0 BB: 0 P: 5	R: 0 E: 0 K: 0 S: 3 H: 0 LOB: 0 BB: 0 P: 3	R: 0 E: 0 K: 0 S: 3 H: 0 LOB: 0 BB: 0 P: 3	R: 0 E: 0 K: 0 S: 4 H: 1 LOB: 1 BB: 0 P: 4	1B: 8 2B: 0 3B: 0 HR: 1	SF: 0 SAC: 0 DP: 1 HBP: 0						

TOP

Cincinnati Reds @ Pittsburgh Pirates

Forbes Field, Pittsburgh, PA

Fri May 17 1968, 7:05 PM EDT

Att. 13,499 - Unknown

livebaseballscorecards.com

AB	35
R	3
H	9
RBI	3
BB	0
SO	5
LOB	8

PITCHER		IP	WLS	BF	H	R	ER	SO	BB	IBB	HBP	BLK	WP	HR	S	P	ERA	WHIP
Al McBean, R ERA: 1.9	(1, 1)	5.0	L	22	8	3	3	4	0	0	0	0	0	1	30	30	5.40	1.600
Bob Moose, R ERA: 3.78	(6, 1)	1.0		3	0	0	0	1	0	0	0	0	0	0	5	5	0.00	0.000
Ron Kline, R ERA: 0.44	(7, 1)	3.0		10	1	0	0	0	0	0	0	0	0	0	10	10	0.00	0.333

PITCHER		IP	WLS	BF	H	R	ER	SO	BB	IBB	HBP	BLK	WP	HR	S	P	ERA	WHIP

Batter	1	2	3	4	5	6	7	8	9	AB	R	H	RBI	BB	SO	LOB
Matty Alou, L (1, 8) OBP: 0.385, SLG: 0.343	G4-6-3 SH 1B		WP 1B		G3		4-3		G1 1B	5	0	3	0	0	0	1
Maury Wills, S (1, 5) OBP: 0.319, SLG: 0.299	SH G4-6-3 1-2		K 1-2			E6 1B 1B	4-3		G1 1-2	4	1	1	0	0	1	2
Roberto Clemente, R (1, 9) OBP: 0.252, SLG: 0.349	G4-6-3 1-2f 2-3			4-3		1B SF9 1B 2-H	1-3		6-3	5	1	1	1	0	0	3
Willie Stargell, L (1, 7) OBP: 0.269, SLG: 0.304 Jose Pagan, R (8, PH) OBP: 0.176, SLG: 0.235 (9, 7)	G3			4-3		2B 1B 1-3		1B 2B		3 1	0 0	1 1	0 0	0 0	0 0	1 0
Donn Clendenon, R (1, 3) OBP: 0.375, SLG: 0.417		4-3		1B		K		HBP 1B 2-3		4	0	2	0	0	1	2
Jerry May, R (1, 2) OBP: 0.304, SLG: 0.288		K		K		SF9 3-H		K		3	0	0	1	0	3	3
Gene Alley, R (1, 6) OBP: 0.267, SLG: 0.284		K			F7	2B 1-3		G6-4-3 HBP 1-2		3	0	1	0	0	1	0
Bill Mazeroski, R (1, 4) OBP: 0.248, SLG: 0.243			K		K	IBB		G6-4-3 1-2f		3	0	0	0	1	2	3
Al McBean, R (1, 1) OBP: 0.304, SLG: 0.273 Chuck Hiller, L (5, PH) OBP: 0.333, SLG: 0.333 Bob Moose, R (6, 1) Manny Mota, R (6, PH) OBP: 0.297, SLG: 0.324 Ron Kline, R (7, 1) Gary Kolb, L (9, PH) OBP: 0.222, SLG: 0.250			K		1B	4-3			K	1 1 0 1 0 0 1	0 0 0 0 0 0 0	0 1 0 0 0 0 0	0 0 0 0 0 0 1	0 0 0 0 0 0 0	1 0 0 0 0 0 1	0 0 0 3 0 0 0
Inning Stats	R: 0 E: 1 K: 0 S: 4 H: 1 LOB: 1 BB: 0 P: 4	R: 0 E: 0 K: 2 S: 7 H: 0 LOB: 0 BB: 0 P: 7	R: 0 E: 0 K: 3 S: 10 H: 1 LOB: 1 BB: 0 P: 10	R: 0 E: 0 K: 1 S: 6 H: 1 LOB: 1 BB: 0 P: 6	R: 0 E: 0 K: 1 S: 6 H: 1 LOB: 1 BB: 0 P: 6	R: 2 E: 1 K: 1 S: 9 H: 4 LOB: 3 BB: 1 P: 13	R: 0 E: 0 K: 0 S: 3 H: 0 LOB: 0 BB: 0 P: 3	R: 0 E: 0 K: 1 S: 6 H: 2 LOB: 2 BB: 0 P: 7	R: 0 E: 0 K: 1 S: 6 H: 1 LOB: 1 BB: 0 P: 6	1B: 9 2B: 2 3B: 0 HR: 0	SF: 1 SAC: 1 DP: 2 HBP: 1			WP: 1 PB: 0 SB: 0 CS: 0	PA: 39		

PITCHER		IP	WLS	BF	H	R	ER	SO	BB	IBB	HBP	BLK	WP	HR	S	P	ERA	WHIP
Jim Maloney, R ERA: 5.47	(1, 1)	5.0	W	22	7	2	2	7	0	0	0	0	1	0	36	36	3.60	1.400
Bob Lee, R ERA: 2.33	(6, 1)	1.0		5	1	0	0	1	0	1	0	0	0	0	6	10	0.00	1.000
Ted Davidson, L ERA: 5.5	(7, 1)	1.0		3	0	0	0	0	0	0	0	0	0	0	3	3	0.00	0.000
Ted Abernathy, R ERA: 0.68	(8, 1)	2.0	S	9	3	0	0	2	0	0	1	0	0	0	12	13	0.00	1.500

PITCHER	IP	WLS	BF	H	R	ER	SO	BB	IBB	HBP	BLK	WP	HR	S	P	ERA	WHIP

Cincinnati Reds @ Pittsburgh Pirates

BOTTOM

Forbes Field, Pittsburgh, PA

Fri May 17 1968, 7:05 PM EDT

Att. 13,499 - Unknown

livebaseballscorecards.com

AB	35
R	2
H	11
RBI	2
BB	1
SO	10
LOB	18

Cincinnati Reds @ Pittsburgh Pirates

Forbes Field, Pittsburgh, PA

Sat May 18 1968, 3:33 AM EDT

Att. 3,670 - Unknown

TOP

livebaseballscorecards.com

Batter	1	2	3	4	5	6	7	8	9	AB	R	H	RBI	BB	SO	LOB
Pete Rose, S (1, 9) OBP: 0.417, SLG: 0.525	F5		G3		2B 1B 1-3 2-H		1B 1B BB BBB 4-0	BB BBB 4-0		3	2	1	1	2	0	1
Alex Johnson, R (1, 7) OBP: 0.338, SLG: 0.385	6-3			K SSS 0-3	2B 1-H 3-H		1B FC6-4 1-3 0-0	1-3 0-0		5	1	2	2	0	1	1
Tony Perez, R (1, 5) OBP: 0.318, SLG: 0.413	F8			6-3 0-0	L8 0-0		FC6-4 1B 1-3 3-H 0-0		6-3 0-0	5	0	1	1	0	0	1
Lee May, R (1, 3) OBP: 0.323, SLG: 0.439		6-3 0-0		5-3 0-0		5-3 0-0	FC6-4 1B PB 1-2f 3-H 0-0		F9 0-0	5	1	0	1	0	0	1
Vada Pinson, L (1, 8) OBP: 0.306, SLG: 0.376		G3 0-0			F9 2B 5-3 0-0	S 1B 3B 0-0	PB 1B 1B 1-2 0-0		4-3 0-0	5	2	3	0	0	0	0
Johnny Bench, R (1, 2) OBP: 0.268, SLG: 0.365		P9 0-0			F9 2-3 SSS 0-0	K 1-2 0-3	1B 1-H 2-H 0-0			4	0	1	1	0	1	2
Tommy Helms, R (1, 4) OBP: 0.309, SLG: 0.383			S 1B 0-0		5-3 3-H 0-0	3B 2-H 0-0	F9 0-0			4	0	2	2	0	0	1
Leo Cardenas, R (1, 6) OBP: 0.237, SLG: 0.228			F9 1-2 0-0		HBP 1B 1B 0-0	IBB 4-0		K SSS 0-3		3	1	1	0	1	1	1
Mel Queen, L (1, 1)			F9 0-0		1B 2B HBP 1-2 1-0	B4 0-0		K SSS 0-3		1	0	0	0	0	0	1
Bill Kelso, R (4, 1)										0	0	0	0	0	0	0
Fred Whitfield, L (5, PH) OBP: 0.172, SLG: 0.143										0	1	0	0	0	0	0
Billy McCool, R (5, 1)										2	0	0	0	0	1	2
Inning Stats	R: 0 E: 0 K: 0 S: 3 H: 0 LOB: 0 BB: 0 P: 3	R: 0 E: 0 K: 0 S: 3 H: 0 LOB: 0 BB: 0 P: 3	R: 0 E: 0 K: 0 S: 4 H: 1 LOB: 1 BB: 0 P: 4	R: 0 E: 0 K: 1 S: 5 H: 0 LOB: 0 BB: 0 P: 5	R: 4 E: 0 K: 0 S: 7 H: 4 LOB: 1 BB: 0 P: 8	R: 1 E: 0 K: 1 S: 7 H: 2 LOB: 2 BB: 1 P: 11	R: 3 E: 0 K: 0 S: 6 H: 4 LOB: 1 BB: 1 P: 10	R: 0 E: 0 K: 2 S: 7 H: 0 LOB: 1 BB: 1 P: 11	R: 0 E: 0 K: 0 S: 3 H: 0 LOB: 0 BB: 0 P: 3	1B: 8 2B: 2 3B: 1 HR: 0 SF: 0 SAC: 0 DP: 0 HBP: 1						

	AB	37
	R	8
	H	11
	RBI	8
	BB	3
	SO	4
	LOB	11

WP: 0 PB: 1 SB: 2 CS: 0 PA: 41

PITCHER		IP	WLS	BF	H	R	ER	SO	BB	IBB	HBP	BLK	WP	HR	S	P	ERA	WHIP
Jim Bunning, R ERA: 2.83	(1, 1)	4.2	L	20	5	4	4	1	0	0	1	0	0	0	21	22	7.71	1.071
Dave Wickersham, R ERA: 8.53	(5, 1)	1.1		10	4	4	4	1	1	1	0	0	0	0	10	18	27.00	3.750
Juan Pizarro, L ERA: 2.7	(7, 1)	1.0		4	2	0	0	0	0	0	0	0	0	0	4	4	0.00	2.000
Luke Walker, L ERA: 1.86	(8, 1)	2.0		7	0	0	0	2	1	0	0	0	0	0	10	14	0.00	0.500

PITCHER	IP	WLS	BF	H	R	ER	SO	BB	IBB	HBP	BLK	WP	HR	S	P	ERA	WHIP

Cincinnati Reds @ Pittsburgh Pirates

Forbes Field, Pittsburgh, PA

Sat May 18 1968, 3:33 AM EDT

Att. 3,670 - Unknown

livebaseballscorecards.com

BOTTOM

Batter	1	2	3	4	5	6	7	8	9	AB	R	H	RBI	BB	SO	LOB
Matty Alou, L (1, 8) OBP: 0.402, SLG: 0.365	6-3		CS, 3-H					2B		4	0	3	1	0	0	0
Maury Wills, S (1, 5) OBP: 0.317, SLG: 0.298	L8		CS, 1-2	HR	F9			P4		4	1	1	0	0	0	2
Roberto Clemente, R (1, 9) OBP: 0.261, SLG: 0.389	K			HR, 1-H		L6		1-3		4	1	2	2	0	1	0
Willie Stargell, L (1, 7) OBP: 0.277, SLG: 0.311		K		E S		1B		K		4	0	2	0	0	2	2
Donn Clendenon, R (1, 3) OBP: 0.371, SLG: 0.411		K		K, 1-3		G5-4-3, 1-3		K		4	0	1	0	0	3	3
Jerry May, R (1, 2) OBP: 0.304, SLG: 0.288		F8		K		G5-4-3, 1-2f			WP	0	0	0	0	0	0	0
Carl Taylor, R (1, 2) OBP: 0.333, SLG: 0.333										4	0	1	0	0	1	3
Gene Alley, R (1, 6) OBP: 0.266, SLG: 0.283			E S 1B	P5			K		K, 1-2	4	1	1	0	0	2	2
Bill Mazeroski, R (1, 4) OBP: 0.240, SLG: 0.234			K, 1-3		F8		F9		P4	4	0	0	0	0	1	2
Jim Bunning, R (1, 1)			L4		4-3		F8		6-3	1	0	0	0	0	0	1
Dave Wickersham, R (5, 1)										1	0	0	0	0	0	0
Juan Pizarro, L (7, 1)										0	0	0	0	0	0	0
Jose Pagan, R (7, PH) OBP: 0.167, SLG: 0.222										1	0	0	0	0	0	0
Luke Walker, L (8, 1)										0	0	0	0	0	0	0
Manny Mota, R (9, PH) OBP: 0.293, SLG: 0.319										1	0	0	0	0	0	1
Inning Stats	R: 0 E: 0 K: 1 S: 5 H: 0 LOB: 0 BB: 0 P: 5	R: 0 E: 0 K: 2 S: 7 H: 0 LOB: 0 BB: 0 P: 7	R: 1 E: 0 K: 1 S: 6 H: 2 LOB: 0 BB: 0 P: 6	R: 2 E: 0 K: 2 S: 10 H: 3 LOB: 1 BB: 0 P: 10	R: 0 E: 0 K: 0 S: 4 H: 1 LOB: 1 BB: 0 P: 4	R: 0 E: 0 K: 0 S: 4 H: 2 LOB: 1 BB: 0 P: 4	R: 0 E: 0 K: 1 S: 5 H: 0 LOB: 0 BB: 0 P: 5	R: 0 E: 0 K: 2 S: 9 H: 2 LOB: 2 BB: 0 P: 9	R: 0 E: 0 K: 1 S: 6 H: 1 LOB: 1 BB: 0 P: 6	1B: 9 2B: 1 3B: 0 HR: 1 SF: 0 SAC: 0 DP: 1 HBP: 0						

	AB	36
	R	3
	H	11
	RBI	3
	BB	0
	SO	10
	LOB	16

	WP: 1	PA: 37
	PB: 0	
	SB: 2	
	CS: 1	

PITCHER		IP	WLS	BF	H	R	ER	SO	BB	IBB	HBP	BLK	WP	HR	S	P	ERA	WHIP
Mel Queen, R ERA: 10.5	(1, 1)	3.1		14	5	3	3	5	0	0	0	0	0	1	24	24	8.10	1.500
Bill Kelso, R ERA: 3.38	(4, 1)	0.2		2	0	0	0	1	0	0	0	0	0	0	4	4	0.00	0.000
Billy McCool, L ERA: 3.21	(5, 1)	5.0	W	20	6	0	0	4	0	0	0	0	1	0	28	28	0.00	1.200

PITCHER		IP	WLS	BF	H	R	ER	SO	BB	IBB	HBP	BLK	WP	HR	S	P	ERA	WHIP

Batter	1	2	3	4	5	6	7	8	9	AB	R	H	RBI	BB	SO	LOB
Pete Rose, S (1, 9) OBP: 0.416, SLG: 0.514	0-0 ① 1-3		0-3 ③ K		4-0 1B 2B IBB	0-3 ③ K2-3		4-0 BB		3	1	0	0	2	2	0
Alex Johnson, R (1, 7) OBP: 0.347, SLG: 0.393	0-0 ② F9			0-0 E 1B 1B	0-0 2B 6-3 1B 1-3 2-H		0-0 FC3-6 E 1B 1B	0-0 ③ P4		5	3	3	1	0	0	1
Tony Perez, R (1, 5) OBP: 0.314, SLG: 0.413	0-0 ③ 6-3			0-0 ① F9	0-0 6-3 2B 2B 1-3 3-H		0-0 E5 FC3-6 1-2		0-0 ① F3	5	1	1	1	0	0	2
Lee May, R (1, 3) OBP: 0.312, SLG: 0.422		0-0 ① 5-3		0-0 ② F9	0-0 ② 6-3 2-3 3-H		0-0 ① F8		0-3 ② K	5	0	0	1	0	1	4
Vada Pinson, L (1, 8) OBP: 0.315, SLG: 0.380		0-0 5-3 1B 1B		0-0 E7 E 1B 1-3	4-0 2B IBB		0-0 ② FC3-6 1B 1-2f 2-3		0-0 ③ F9	4	3	2	0	1	0	2
Johnny Bench, R (1, 2) OBP: 0.283, SLG: 0.387		0-0 ② 5-3 1-2		0-0 E5 1B 2-H 3-H	0-0 2B 1-H 3-H		0-0 FC6-4 1B 1-2 3-H			4	0	3	4	0	0	1
Tommy Helms, R (1, 4) OBP: 0.307, SLG: 0.380		0-0 CS 1B 2-H		0-0 ③ F8	0-0 ③ 5-3		0-0 ③ FC6-4 1-2f			4	0	1	1	0	0	4
Leo Cardenas, R (1, 6) OBP: 0.237, SLG: 0.228		0-0 ③ CS 1-2	0-0 ① F9		0-0 SH3 1B 1B	0-0 ① P4		0-0 ① 6-3		4	1	1	0	0	0	0
George Culver, R (1, 1) OBP: 0.053, SLG: 0.105			0-0 ② 4-3		0-0 ① SH3 1-2	0-0 ② 4-3		0-3 ② K		2	0	0	0	0	0	0
Bill Kelso, R (7, 1)										1	0	0	0	0	1	0
Inning Stats	R: 0 E: 0 K: 0 S: 3 H: 0 LOB: 0 BB: 0 P: 3	R: 1 E: 0 K: 0 S: 4 H: 2 LOB: 0 BB: 0 P: 4	R: 0 E: 0 K: 1 S: 5 H: 0 LOB: 0 BB: 0 P: 5	R: 2 E: 2 K: 0 S: 6 H: 3 LOB: 1 BB: 0 P: 6	R: 5 E: 0 K: 0 S: 7 H: 4 LOB: 1 BB: 2 P: 15	R: 0 E: 0 K: 1 S: 5 H: 0 LOB: 0 BB: 0 P: 5	R: 1 E: 1 K: 0 S: 6 H: 2 LOB: 2 BB: 0 P: 6	R: 0 E: 0 K: 1 S: 5 H: 0 LOB: 1 BB: 1 P: 9	R: 0 E: 0 K: 1 S: 5 H: 0 LOB: 0 BB: 0 P: 5	1B: 9 2B: 2 3B: 0 HR: 0	SF: 0 SAC: 1 DP: 0 HBP: 0						

TOP

Cincinnati Reds @ Pittsburgh Pirates

Forbes Field, Pittsburgh, PA

Sun May 19 1968, 3:33 AM EDT

Att. 9,458 - Unknown

livebaseballscorecards.com

AB	37
R	9
H	11
RBI	8
BB	3
SO	4
LOB	14

PITCHER		IP	WLS	BF	H	R	ER	SO	BB	IBB	HBP	BLK	WP	HR	S	P	ERA	WHIP
Steve Blass, R ERA: 2.9	(1, 1)	4.1	L	21	8	7	6	1	0	1	0	0	0	0	22	26	12.46	1.846
Bob Moose, R ERA: 3.93	(5, 1)	1.2		7	1	1	1	1	0	1	0	0	0	0	8	12	5.40	0.600
Juan Pizarro, L ERA: 2.08	(7, 1)	1.0		6	2	1	0	0	0	0	0	0	0	0	6	6	0.00	2.000
Dave Wickersham, R ERA: 6.48	(8, 1)	2.0		7	0	0	0	2	1	0	0	0	0	0	10	14	0.00	0.500

PITCHER	IP	WLS	BF	H	R	ER	SO	BB	IBB	HBP	BLK	WP	HR	S	P	ERA	WHIP

WP: 0	PB: 0	SB: 0	CS: 1
PA: 42			

Cincinnati Reds @ Pittsburgh Pirates

Forbes Field, Pittsburgh, PA

Sun May 19 1968, 3:33 AM EDT

Att. 9,458 - Unknown

BOTTOM

Batter	1	2	3	4	5	6	7	8	9	AB	R	H	RBI	BB	SO	LOB
Matty Alou, L (1, 8) OBP: 0.407, SLG: 0.364	F8			6-3		1B	BB 1-2 2-3			3	0	1	0	1	0	0
Maury Wills, S (1, 5) OBP: 0.308, SLG: 0.289	4-3			5-3		F7	4-3			4	0	0	0	0	0	4
Roberto Clemente, R (1, 9) OBP: 0.252, SLG: 0.376	K			F9			E5 HBP 1B	F9		4	1	0	0	0	1	0
Willie Stargell, L (1, 3) OBP: 0.284, SLG: 0.321		K 2B			4-3		1B SF7 1-2 HBP	K		3	1	1	0	0	1	0
Manny Jimenez, L (1, 7) OBP: 0.308, SLG: 0.182		K 2-3			E5		1B 1B SF8 1-3 2-H 1B	1B		4	1	2	1	0	1	1
Jose Pagan, R (1, 6) OBP: 0.136, SLG: 0.190	1-3			F7		SF7 3-H	5-3			3	0	0	1	0	0	2
Chuck Hiller, L (1, 4) OBP: 0.300, SLG: 0.300		3-1		1-4-3		BB 1B 1-2 1B		4-3		4	0	1	0	0	0	1
Jerry May, R (1, 2) OBP: 0.301, SLG: 0.286		4-3				6-3	BB 1-2 2-3 1B	G3		1	0	0	0	0	0	0
Gary Kolb, L (6, 2) OBP: 0.250, SLG: 0.273										3	0	1	0	0	0	0
Steve Blass, R (1, 1) Bob Moose, R (5, 1) Juan Pizarro, L (6, PH) (7, 1) Donn Clendenon, R (7, PH) OBP: 0.368, SLG: 0.411 Dave Wickersham, R (8, 1) Manny Mota, R (9, PH) OBP: 0.289, SLG: 0.315		K				1-3	SF8 3-H		F9	1 0 1 0 0 1	0 0 0 0 0 0	0 0 0 1 0 0	0 0 0 0 0 0	1 0 0 0 0 0	0 0 0 0 0 0	0 0 0 0 0 0
Inning Stats	R: 0 E: 0 K: 1 S: 5 H: 0 LOB: 0 BB: 0 P: 5	R: 0 E: 0 K: 1 S: 5 H: 1 LOB: 0 BB: 0 P: 5	R: 0 E: 0 K: 1 S: 5 H: 0 LOB: 0 BB: 0 P: 5	R: 0 E: 0 K: 0 S: 3 H: 0 LOB: 0 BB: 0 P: 3	R: 0 E: 1 K: 0 S: 4 H: 0 LOB: 1 BB: 0 P: 4	R: 0 E: 0 K: 0 S: 4 H: 1 LOB: 1 BB: 0 P: 4	R: 3 E: 1 K: 0 S: 7 H: 3 LOB: 3 BB: 1 P: 12	R: 0 E: 0 K: 1 S: 6 H: 1 LOB: 1 BB: 0 P: 6	R: 0 E: 0 K: 0 S: 3 H: 0 LOB: 0 BB: 0 P: 3	1B: 5 2B: 1 3B: 0 HR: 0	SF: 2 SAC: 0 DP: 0 HBP: 1			WP: 0 PB: 0 SB: 0 CS: 0		PA: 36	

livebaseballscorecards.com

	AB	32
	R	3
	H	6
	RBI	3
	BB	1
	SO	4
	LOB	8

PITCHER		IP	WLS	BF	H	R	ER	SO	BB	IBB	HBP	BLK	WP	HR	S	P	ERA	WHIP
George Culver, R ERA: 1.98	(1, 1)	6.1	W	26	5	3	1	3	0	0	1	0	0	0	31	32	1.42	0.789
Bill Kelso, R ERA: 3.04	(7, 1)	2.2	S	10	1	0	0	1	1	0	0	0	0	0	11	15	0.00	0.750

PITCHER	IP	WLS	BF	H	R	ER	SO	BB	IBB	HBP	BLK	WP	HR	S	P	ERA	WHIP

Batter	1	2	3	4	5	6	7	8	9	AB	R	H	RBI	BB	SO	LOB
Matty Alou, L (1, 8) OBP: 0.400, SLG: 0.383	x 0-0 3B		x 0-0 ③ L3			x 0-0 ① F9		x 0-0 ② F5		4	0	1	0	0	0	0
Maury Wills, S (1, 6) OBP: 0.313, SLG: 0.290	B B B B 4-0 CS BB			x 0-0 ① 4-3		x 0-0 WP 4-3 1B		x 0-0 ③ F9		3	0	1	0	1	0	0
Roberto Clemente, R (1, 9) OBP: 0.244, SLG: 0.364	S S S 0-3 ① ② K 1-2			S S S 0-3 ② K		x 0-0 ② 4-3 1-2			x 0-0 ① 5-3	4	0	0	0	0	2	3
Manny Mota, R (1, 7) OBP: 0.288, SLG: 0.312	x 0-0 ③ 4-3			x 0-0 ③ F8		x 0-0 ③ F9 2-3			x 0-0 E8 L1-6 1B	4	0	1	0	0	0	2
Donn Clendenon, R (1, 3) OBP: 0.365, SLG: 0.414		S S S 0-3 ① K			x 0-0 1B 2B		x 0-0 ① 4-3		x 0-0 ② ③ L1-6 2-3	4	1	1	0	0	1	1
Jose Pagan, R (1, 5) OBP: 0.120, SLG: 0.167		S S S 0-3 ② K			S S S 0-3 ① K		S S S 0-3 ② K			3	0	0	0	0	3	1
Bill Mazeroski, R (1, 4) OBP: 0.250, SLG: 0.239		S S S 0-3 ③ K			x 0-0 2-H 1-3 1B		B B B B 4-0 BB			2	0	1	1	1	1	0
Jerry May, R (1, 2) OBP: 0.293, SLG: 0.278			S S S 0-3 ① K		x 0-0 ② 1-3 1-2		x 0-0 ③ L9			3	0	0	0	0	1	2
Bob Veale, S (1, 1) OBP: 0.091, SLG: 0.091			S S S 0-3 ② K		S S S 0-3 ③ K			x 0-0 ① 4-3		3	0	0	0	0	2	1
Inning Stats	R: 0 E: 0 K: 1 S: 5 H: 1 LOB: 1 BB: 1 P: 9	R: 0 E: 0 K: 3 S: 9 H: 0 LOB: 0 BB: 0 P: 9	R: 0 E: 0 K: 2 S: 7 H: 0 LOB: 0 BB: 0 P: 7	R: 0 E: 0 K: 1 S: 5 H: 0 LOB: 0 BB: 0 P: 5	R: 1 E: 0 K: 2 S: 9 H: 2 LOB: 1 BB: 0 P: 9	R: 0 E: 0 K: 0 S: 4 H: 1 LOB: 1 BB: 0 P: 4	R: 0 E: 0 K: 1 S: 5 H: 0 LOB: 1 BB: 1 P: 9	R: 0 E: 0 K: 0 S: 3 H: 0 LOB: 0 BB: 0 P: 3	R: 0 E: 1 K: 0 S: 3 H: 1 LOB: 0 BB: 0 P: 3	1B: 3 2B: 2 3B: 1 HR: 0	SF: 0 SAC: 0 DP: 1 HBP: 0						

PITCHER	IP	WLS	BF	H	R	ER	SO	BB	IBB	HBP	BLK	WP	HR	S	P	ERA	WHIP
Jerry Koosman, L (1, 1) ERA: 1.55	9.0	W	32	5	1	1	10	2	0	0	0	1	0	50	58	1.00	0.778

PITCHER	IP	WLS	BF	H	R	ER	SO	BB	IBB	HBP	BLK	WP	HR	S	P	ERA	WHIP

TOP

Pittsburgh Pirates @ New York Mets

Shea Stadium, Flushing, NY

Mon May 20 1968, 7:05 PM EDT

Att. 12,221 - Unknown

livebaseballscorecards.com

AB	30
R	1
H	5
RBI	1
BB	2
SO	10
LOB	10

WP: 1	PA: 32								
PB: 0									
SB: 0									
CS: 1									

Batter	1	2	3	4	5	6	7	8	9	AB	R	H	RBI	BB	SO	LOB
Al Weis, S (1, 4) OBP: 0.172, SLG: 0.119	K	L8		K			K			4	0	0	0	0	3	4
Tommie Agee, R (1, 8) OBP: 0.162, SLG: 0.170	K		CS 1B		K		L7			4	0	1	0	0	2	0
Cleon Jones, R (1, 7) OBP: 0.259, SLG: 0.379	1B		L7 1-2		K		4-3			4	0	1	0	0	1	1
Ron Swoboda, R (1, 9) OBP: 0.335, SLG: 0.460	F7		1B		F7			K		4	0	1	0	0	1	1
Jerry Grote, R (1, 2) OBP: 0.384, SLG: 0.398		K	1-3			4-3		G3		4	0	0	0	0	1	1
Greg Goossen, R (1, 3) OBP: 0.359, SLG: 0.357		BB 1B BB		F9		1-3		6-3		3	0	0	0	1	0	0
Ed Charles, R (1, 5) OBP: 0.308, SLG: 0.463		BB 1-2 1B		HR		E BB			HR	3	2	3	2	1	0	0
Bud Harrelson, S (1, 6) OBP: 0.227, SLG: 0.228		1-2 2-3 BB		SH5-4 1B		E3 1-3				2	0	1	0	1	0	1
Jerry Koosman, R (1, 1)		K		SH5-4 1-2		K				2	0	0	0	0	2	5
Inning Stats	R: 0 H: 1 E: 0 LOB: 1 K: 2 BB: 0 S: 8 P: 8	R: 0 H: 1 E: 0 LOB: 3 K: 2 BB: 2 S: 8 P: 16	R: 0 H: 2 E: 0 LOB: 1 K: 0 BB: 0 S: 4 P: 4	R: 1 H: 2 E: 0 LOB: 1 K: 1 BB: 0 S: 7 P: 7	R: 0 H: 0 E: 0 LOB: 0 K: 2 BB: 0 S: 7 P: 7	R: 0 H: 0 E: 1 LOB: 2 K: 1 BB: 1 S: 6 P: 10	R: 0 H: 0 E: 0 LOB: 0 K: 1 BB: 0 S: 5 P: 5	R: 0 H: 0 E: 0 LOB: 0 K: 1 BB: 0 S: 5 P: 5	R: 1 H: 1 E: 0 LOB: 0 K: 0 BB: 0 S: 1 P: 1	1B: 5 SF: 0 2B: 0 SAC: 1 3B: 0 DP: 0 HR: 2 HBP: 0						

PITCHER		IP	WLS	BF	H	R	ER	SO	BB	IBB	HBP	BLK	WP	HR	S	P	ERA	WHIP
Bob Veale, L ERA: 1.5	(1, 1)	8.0	L	34	7	2	2	10	3	0	0	0	0	2	51	63	2.25	1.250

PITCHER	IP	WLS	BF	H	R	ER	SO	BB	IBB	HBP	BLK	WP	HR	S	P	ERA	WHIP

BOTTOM

Pittsburgh Pirates @ New York Mets

Shea Stadium, Flushing, NY

Mon May 20 1968, 7:05 PM EDT

Att. 12,221 - Unknown

livebaseballscorecards.com

AB	30
R	2
H	7
RBI	2
BB	3
SO	10
LOB	13

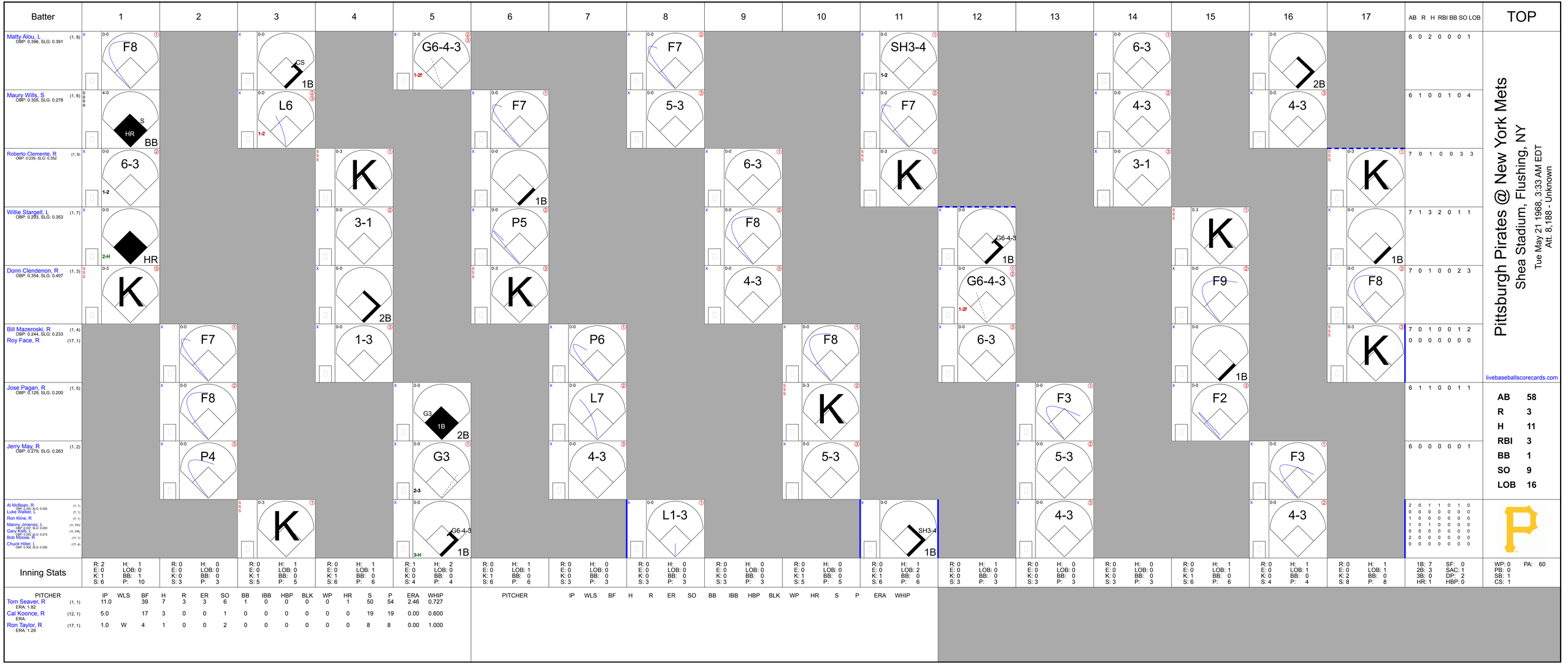
Batter
1
2
3
4
5
6
7
8
9
10
11
12
13
14
15
16
17
AB R H RBI BB SO LOB
TOP
Matty Alou, L (1, 8) OBP: 0.396, SLG: 0.391
F8
CS 1B
G6-4-3 1-2f
F7
SH3-4 1-2
6-3
4-3
2B
6 0 2 0 0 0 1
Maury Wills, S (1, 6) OBP: 0.305, SLG: 0.278
L6 1-2
F7
5-3
4-3
4-3
6 1 0 0 1 0 4
Roberto Clemente, R (1, 9) OBP: 0.239, SLG: 0.352
6-3 1-2
K
6-3
K
3-1
K
7 0 1 0 0 3 3
Willie Stargell, L (1, 7) OBP: 0.283, SLG: 0.353
HR 2-H
3-1
P5
F8
G6-4-3 1B
K
1B
7 1 3 2 0 1 1
Donn Clendenon, R (1, 3) OBP: 0.354, SLG: 0.407
K
2B
K
4-3
G6-4-3 1-2f
F9
F8
7 0 1 0 0 2 3
Bill Mazeroski, R (1, 4) OBP: 0.244, SLG: 0.233
Roy Face, R (17, 1)
F7
1-3
P6
F8
6-3
1B
K
7 0 1 0 0 1 2
0 0 0 0 0 0 0
Jose Pagan, R (1, 5) OBP: 0.129, SLG: 0.200
F8
G3 1B 2B
L7
K
F3
F2
6 1 1 0 0 1 1
Jerry May, R (1, 2) OBP: 0.279, SLG: 0.263
P4
G3 2-3
4-3
5-3
5-3
F3
6 0 0 0 0 0 1
Al McBean, R (1, 1) OBP: 0.320, SLG: 0.292
Luke Walker, L (7, 1)
Ron Kline, R (7, 1)
Manny Jimenez, L (11, PH) OBP: 0.250, SLG: 0.250
Gary Kolb, L (11, PR) OBP: 0.250, SLG: 0.273
Bob Moose, R (11, 1)
Chuck Hiller, L (17, 4) OBP: 0.300, SLG: 0.300
K
G6-4-3 3-H
L1-3
SH3-4
4-3
4-3
2 0 1 1 0 1 0
0 0 0 0 0 0 0
1 0 0 0 0 0 0
1 0 1 0 0 0 0
0 0 0 0 0 0 0
2 0 0 0 0 0 0
0 0 0 0 0 0 0
Pittsburgh Pirates @ New York Mets
Shea Stadium, Flushing, NY
Tue May 21 1968, 3:33 AM EDT
Att. 8,188 - Unknown
livebaseballscorecards.com
AB 58
R 3
H 11
RBI 3
BB 1
SO 9
LOB 16
Inning Stats
R: 2 E: 0 K: 1 S: 6 H: 1 LOB: 0 BB: 1 P: 10
R: 0 E: 0 K: 0 S: 3 H: 0 LOB: 0 BB: 0 P: 3
R: 0 E: 0 K: 1 S: 5 H: 1 LOB: 0 BB: 0 P: 5
R: 0 E: 0 K: 1 S: 6 H: 1 LOB: 1 BB: 0 P: 6
R: 1 E: 0 K: 0 S: 4 H: 2 LOB: 0 BB: 0 P: 4
R: 0 E: 0 K: 1 S: 6 H: 1 LOB: 1 BB: 0 P: 6
R: 0 E: 0 K: 0 S: 3 H: 0 LOB: 0 BB: 0 P: 3
R: 0 E: 0 K: 0 S: 3 H: 0 LOB: 0 BB: 0 P: 3
R: 0 E: 0 K: 0 S: 3 H: 0 LOB: 0 BB: 0 P: 3
R: 0 E: 0 K: 1 S: 5 H: 0 LOB: 0 BB: 0 P: 5
R: 0 E: 0 K: 1 S: 6 H: 1 LOB: 2 BB: 0 P: 6
R: 0 E: 0 K: 0 S: 3 H: 1 LOB: 0 BB: 0 P: 3
R: 0 E: 0 K: 0 S: 3 H: 0 LOB: 0 BB: 0 P: 3
R: 0 E: 0 K: 0 S: 3 H: 0 LOB: 0 BB: 0 P: 3
R: 0 E: 0 K: 1 S: 6 H: 1 LOB: 1 BB: 0 P: 6
R: 0 E: 0 K: 0 S: 4 H: 1 LOB: 1 BB: 0 P: 4
R: 0 E: 0 K: 2 S: 8 H: 1 LOB: 1 BB: 0 P: 8
1B: 7 2B: 3 3B: 0 HR: 1
SF: 0 SAC: 1 DP: 2 HBP: 0
WP: 0 PB: 0 SB: 1 CS: 1
PA: 60
PITCHER IP WLS BF H R ER SO BB IBB HBP BLK WP HR S P ERA WHIP
Tom Seaver, R (1, 1) ERA: 1.82 11.0 39 7 3 3 6 1 0 0 0 0 0 1 50 54 2.46 0.727
Cal Koonce, R (12, 1) ERA: 5.0 17 3 0 0 1 0 0 0 0 0 0 0 19 19 0.00 0.600
Ron Taylor, R (17, 1) ERA: 1.29 1.0 W 4 1 0 0 2 0 0 0 0 0 0 0 8 8 0.00 1.000
PITCHER IP WLS BF H R ER SO BB IBB HBP BLK WP HR S P ERA WHIP

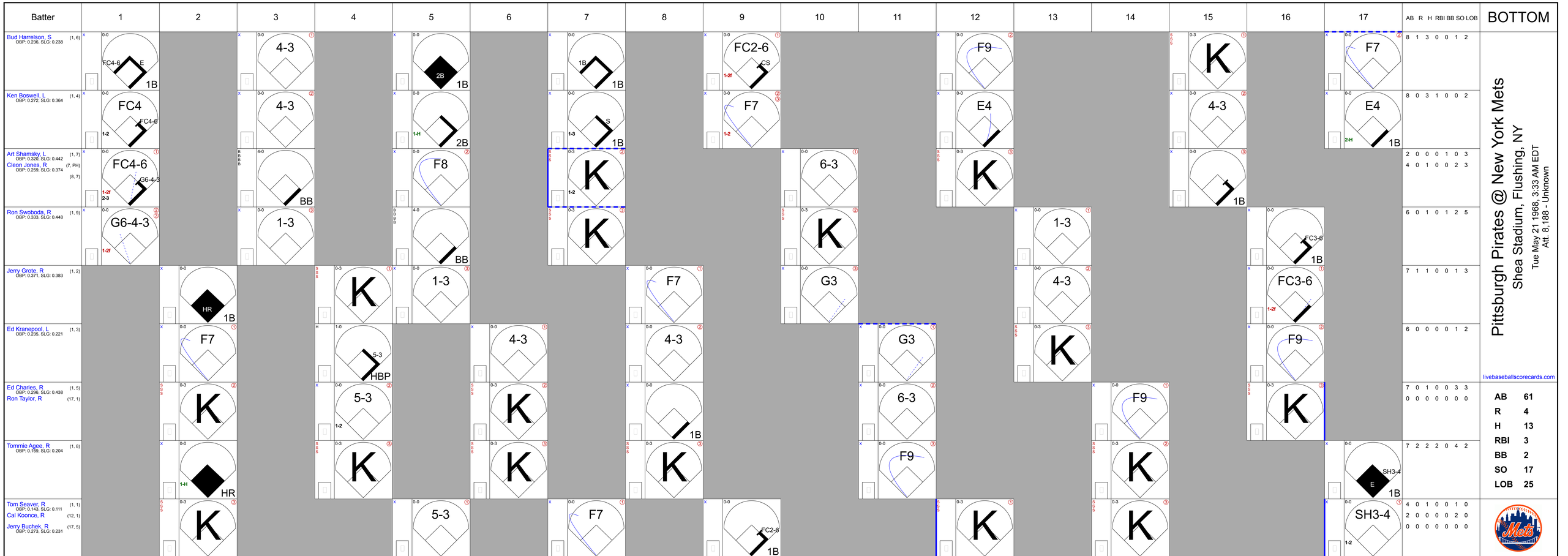
Batter
1
2
3
4
5
6
7
8
9
10
11
12
13
14
15
16
17
AB R H RBI BB SO LOB
BOTTOM
Bud Harrelson, S (1, 6) OBP: 0.236, SLG: 0.238
FC4-6 E 1B
4-3
2B 1B
1B 1B
FC2-6 CS
F9
K
F7
8 1 3 0 0 1 2
Ken Boswell, L (1, 4) OBP: 0.272, SLG: 0.364
FC4 FC4-6
4-3
1-H 2B
S 1B
F7
E4
4-3
E4 1B
8 0 3 1 0 0 2
Art Shamsky, L (1, 7) OBP: 0.320, SLG: 0.442
Cleon Jones, R (7, PH) (8, 7) OBP: 0.259, SLG: 0.374
FC4-6 G6-4-3
BB
F8
K
6-3
K
1-3
2 0 0 0 1 0 3
4 0 1 0 0 2 3
Ron Swoboda, R (1, 9) OBP: 0.333, SLG: 0.448
G6-4-3
1-3
BB
K
K
1-3
FC3-6 1B
6 0 1 0 1 2 5
Jerry Grote, R (1, 2) OBP: 0.371, SLG: 0.383
HR 1B
K
1-3
F7
G3
4-3
FC3-6
7 1 1 0 0 1 3
Ed Kranepool, L (1, 3) OBP: 0.235, SLG: 0.221
F7
5-3 HBP
4-3
4-3
G3
K
F9
6 0 0 0 0 1 2
Ed Charles, R (1, 5) OBP: 0.296, SLG: 0.438
Ron Taylor, R (17, 1)
K
5-3
K
K
1B
6-3
F9
K
K
7 0 1 0 0 3 3
0 0 0 0 0 0 0
Tommie Agee, R (1, 8) OBP: 0.169, SLG: 0.204
1-H HR
K
K
F9
SH3-4 E 1B
7 2 2 2 0 4 2
Tom Seaver, R (1, 1) OBP: 0.143, SLG: 0.111
Cal Koonce, R (12, 1)
Jerry Buchek, R (17, 5) OBP: 0.273, SLG: 0.231
K
5-3
F7
FC2-6 1B
K
K
SH3-4
4 0 1 0 0 1 0
2 0 0 0 0 2 0
0 0 0 0 0 0 0
R: 0 E: 1 K: 0 S: 4
H: 1 LOB: 1 BB: 0 P: 4
R: 2 E: 0 K: 2 S: 9
H: 2 LOB: 0 BB: 0 P: 9
R: 0 E: 0 K: 0 S: 3
H: 0 LOB: 1 BB: 1 P: 7
R: 0 E: 0 K: 2 S: 7
H: 0 LOB: 1 BB: 0 P: 8
R: 1 E: 0 K: 0 S: 5
H: 2 LOB: 2 BB: 1 P: 9
R: 0 E: 0 K: 2 S: 7
H: 0 LOB: 0 BB: 0 P: 7
R: 0 E: 0 K: 2 S: 9
H: 2 LOB: 2 BB: 0 P: 9
R: 0 E: 0 K: 1 S: 6
H: 1 LOB: 1 BB: 0 P: 6
R: 0 E: 0 K: 0 S: 3
H: 1 LOB: 0 BB: 0 P: 3
R: 0 E: 0 K: 1 S: 5
H: 0 LOB: 0 BB: 0 P: 5
R: 0 E: 0 K: 0 S: 3
H: 0 LOB: 0 BB: 0 P: 3
R: 0 E: 1 K: 2 S: 8
H: 0 LOB: 1 BB: 0 P: 8
R: 0 E: 0 K: 1 S: 5
H: 0 LOB: 0 BB: 0 P: 5
R: 0 E: 0 K: 2 S: 7
H: 0 LOB: 0 BB: 0 P: 7
R: 0 E: 0 K: 1 S: 5
H: 1 LOB: 1 BB: 0 P: 5
R: 0 E: 0 K: 1 S: 6
H: 1 LOB: 1 BB: 0 P: 6
R: 1 E: 1 K: 0 S: 4
H: 2 LOB: 1 BB: 0 P: 4
1B: 11 2B: 1 3B: 0 HR: 1
SF: 0 SAC: 1 DP: 1 HBP: 1
WP: 0 PB: 0 SB: 1 CS: 1
PA: 65
Pittsburgh Pirates @ New York Mets
Shea Stadium, Flushing, NY
Tue May 21 1968, 3:33 AM EDT
Att. 8,188 - Unknown
livebaseballscorecards.com
AB 61
R 4
H 13
RBI 3
BB 2
SO 17
LOB 25
Inning Stats
PITCHER IP WLS BF H R ER SO BB IBB HBP BLK WP HR S P ERA WHIP
Al McBean, R (1, 1) ERA: 2.12 6.1 29 7 3 3 6 2 0 1 0 0 1 38 47 4.26 1.421
Luke Walker, L (7, 1) ERA: 1.8 0.1 1 0 0 0 1 0 0 0 0 0 0 3 3 0.00 0.000
Ron Kline, R (7, 1) ERA: 0.38 3.1 11 2 0 0 3 0 0 0 0 0 0 17 17 0.00 0.600
Bob Moose, R (11, 1) ERA: 2.92 6.1 L 22 3 1 0 7 0 0 0 0 0 0 36 36 0.00 0.474
Roy Face, R (17, 1) ERA: 3.09 0.1 2 1 0 0 0 0 0 0 0 0 0 2 2 0.00 3.000
PITCHER IP WLS BF H R ER SO BB IBB HBP BLK WP HR S P ERA WHIP

Batter	1	2	3	4	5	6	7	8	9	AB	R	H	RBI	BB	SO	LOB
Matty Alou, L (1, 8) OBP: 0.382, SLG: 0.376	L4		F8		4-3 1-3 2-H 1B	F7	F9		1-3	6	1	1	1	0	0	6
Maury Wills, S (1, 5) OBP: 0.300, SLG: 0.273	1-3		G6-4-3 1-2f		4-3 1-2 3-H	2B 1-3 2-H 1B		E1 HR	F8	6	2	1	2	0	0	4
Willie Stargell, L (1, 7) OBP: 0.320, SLG: 0.463	HR			HR	S 1B 2-H 1B	1-H 3-H 2B		1-H HR		5	4	5	7	0	0	0
Manny Mota, R (1, 9) OBP: 0.271, SLG: 0.293	1-3			3-1 S S S	K 1-2	F7		6-3		5	0	0	0	0	1	2
Donn Clendenon, R (1, 3) OBP: 0.349, SLG: 0.398		S S S K		6-3	2-H 1B		S S S K	6-3		5	0	1	1	0	2	0
Gene Alley, R (1, 6) OBP: 0.279, SLG: 0.284		H HBP		FC6-4 1B	F8		B B B B 1B FC3-5-2 BB	6-3		3	0	1	0	1	0	1
Bill Mazeroski, R (1, 4) OBP: 0.257, SLG: 0.248		F8	FC6-4 1-2f			1B 1B	1B FC3-5-2 1-3 1B		SH3-4 1B	5	2	3	0	0	0	2
Jerry May, R (1, 2) OBP: 0.291, SLG: 0.271		6-3			B B B B BB 1B	1B 1-2 2B 1B	FC3-5-2 1-3 3-H 1B		SH3-4 1-2 1B	4	3	2	0	1	0	3
Jim Bunning, R (1, 1) OBP: 0.048, SLG: 0.048 Tommie Sisk, R (3, 1) OBP: 0.250, SLG: 0.143 Manny Jimenez, L (5, PH) OBP: 0.400, SLG: 0.250 Dave Wickersham, R (5, 1) OBP: 0.333, SLG: 0.333			G6-4-3 1B		B B B B 1B 4-3 1-2 BB	S S S K	2-H 3-H 1B		SH3-4 1-2 2-3	1 0 0 2	0 0 1 0	1 0 0 1	0 0 0 2	0 0 1 1	0 0 0 2	0 0 0 2
Inning Stats	R: 1 E: 0 K: 0 S: 4 H: 1 LOB: 0 BB: 0 P: 4	R: 0 E: 0 K: 1 S: 5 H: 0 LOB: 1 BB: 0 P: 6	R: 0 E: 0 K: 0 S: 3 H: 1 LOB: 0 BB: 0 P: 3	R: 1 E: 0 K: 0 S: 5 H: 2 LOB: 1 BB: 0 P: 5	R: 4 E: 0 K: 1 S: 8 H: 3 LOB: 1 BB: 2 P: 16	R: 3 E: 0 K: 1 S: 9 H: 4 LOB: 1 BB: 0 P: 9	R: 2 E: 0 K: 1 S: 7 H: 2 LOB: 1 BB: 1 P: 11	R: 2 E: 1 K: 0 S: 5 H: 1 LOB: 0 BB: 0 P: 5	R: 0 E: 0 K: 0 S: 5 H: 2 LOB: 2 BB: 0 P: 5	1B: 12 2B: 1 3B: 0 HR: 3 SF: 0 SAC: 1 DP: 1 HBP: 1						

PITCHER		IP	WLS	BF	H	R	ER	SO	BB	IBB	HBP	BLK	WP	HR	S	P	ERA	WHIP
Joe Niekro, R ERA: 4.83	(1, 1)	4.1	L	21	6	6	6	1	2	0	1	0	0	2	20	29	12.46	1.846
Bill Stoneman, R ERA: 6.75	(5, 1)	1.2		10	5	3	3	2	0	0	0	0	0	0	14	14	16.20	3.000
Chuck Hartenstein, R ERA: 5.74	(7, 1)	2.0		11	3	4	3	1	1	0	0	0	0	1	12	16	13.50	2.000
Jack Lamabe, R ERA: 7.56	(9, 1)	1.0		5	2	0	0	0	0	0	0	0	0	0	5	5	0.00	2.000

PITCHER	IP	WLS	BF	H	R	ER	SO	BB	IBB	HBP	BLK	WP	HR	S	P	ERA	WHIP

TOP

Pittsburgh Pirates @ Chicago Cubs

Wrigley Field, Chicago, IL

Wed May 22 1968, 3:33 AM CDT

Att. 5,075 - Unknown

livebaseballscorecards.com

AB	42
R	13
H	16
RBI	13
BB	3
SO	4
LOB	20

WP: 0 PB: 0 SB: 1 CS: 0 PA: 47

BOTTOM

Pittsburgh Pirates @ Chicago Cubs

Wrigley Field, Chicago, IL

Wed May 22 1968, 3:33 AM CDT

Att. 5,075 - Unknown

Batter	1	2	3	4	5	6	7	8	9	AB	R	H	RBI	BB	SO	LOB
Don Kessinger, S (1, 6) OBP: 0.329, SLG: 0.333	4-3	K		F7		6-3		1-2 2-H 1B		5	0	1	0	0	1	1
Glenn Beckert, R (1, 4) OBP: 0.277, SLG: 0.329	F9		1-3	6-3			5-3		5-3	5	0	0	0	0	0	0
Billy Williams, L (1, 7) (3, 9) OBP: 0.347, SLG: 0.488	1B		14 1B 1B 1B 1B	6-3			K		1-3	5	1	2	0	0	1	0
Ron Santo, R (1, 5) OBP: 0.357, SLG: 0.444	K		1B 14 1B 1-2 1B 1B		14 FC1-5 2B		6-3		BB 14 BB BB	4	1	2	0	1	1	1
14 Ernie Banks, R (1, 3) OBP: 0.292, SLG: 0.438		5-3	1B 1-2 2-3 1B		FC1-5 2-3			F8	FC6-4 1-2 BB	4	1	1	0	1	0	1
Lou Johnson, R (1, 9) OBP: 0.291, SLG: 0.405 Jose Arcia, R (3, 7) OBP: 0.217, SLG: 0.304	HR HBP		BB 1B 1-2 2-3 3-H 1B	F9				E6 BB 1B SF8	FC6-4 1-2f	0 4	1 1	0 1	0 1	0 0	0 0	0 3
Randy Hundley, R (1, 2) OBP: 0.289, SLG: 0.354	1-H HR		BB 1-2 2-H 3-H 1B	1-3				BB 1-2 1B 1B		4	1	3	4	0	0	1
Adolfo Phillips, R (1, 8) OBP: 0.277, SLG: 0.344	6-3		G5-4-3 1-2 2-3 BB			K		1B 1-2 2-3 BB		2	0	0	0	2	1	0
Joe Niekro, R (1, 1) OBP: 0.167, SLG: 0.130 Bill Stoneman, R (5, 1) Lee Elia, R (6, PH) OBP: 0.143, SLG: 0.143 Chuck Hartenstein, R (7, 1) Dick Nen, L (8, PH) OBP: 0.118, SLG: 0.313 Jack Lamabe, R (9, 1)	1B	G5-4-3 1-2f			K			SF8 3-H		2 0 1 0 0 0 0	0 0 0 0 0 0 0	1 0 0 0 1 0 0	0 0 0 0 0 0 0	0 0 0 0 0 0 0	0 0 1 0 0 0 0	3 0 0 0 0 0 0
Inning Stats	R: 0 E: 0 K: 1 S: 6 H: 1 LOB: 1 BB: 0 P: 6	R: 2 E: 0 K: 1 S: 7 H: 2 LOB: 1 BB: 0 P: 8	R: 3 E: 0 K: 0 S: 7 H: 5 LOB: 2 BB: 1 P: 11	R: 0 E: 0 K: 0 S: 3 H: 0 LOB: 0 BB: 0 P: 3	R: 0 E: 0 K: 0 S: 4 H: 1 LOB: 1 BB: 0 P: 4	R: 0 E: 0 K: 2 S: 7 H: 0 LOB: 0 BB: 0 P: 7	R: 0 E: 0 K: 1 S: 5 H: 0 LOB: 0 BB: 0 P: 5	R: 1 E: 1 K: 0 S: 5 H: 2 LOB: 2 BB: 1 P: 9	R: 0 E: 0 K: 0 S: 3 H: 0 LOB: 2 BB: 2 P: 11	1B: 9 2B: 1 3B: 0 HR: 1 SF: 1 SAC: 0 DP: 1 HBP: 1						

livebaseballscorecards.com

AB	36
R	6
H	11
RBI	6
BB	4
SO	5
LOB	10

PITCHER		IP	WLS	BF	H	R	ER	SO	BB	IBB	HBP	BLK	WP	HR	S	P	ERA	WHIP
Jim Bunning, R ERA: 3.45	(1, 1)	2.1		16	8	5	5	2	0	0	1	0	0	1	19	20	19.29	3.429
Tommie Sisk, R ERA: 2.7	(3, 1)	1.2	W	5	0	0	0	0	1	0	0	0	0	0	4	8	0.00	0.600
Dave Wickersham, R ERA: 4.05	(5, 1)	5.0	S	21	3	1	0	3	3	0	0	0	0	0	24	36	0.00	1.200

PITCHER	IP	WLS	BF	H	R	ER	SO	BB	IBB	HBP	BLK	WP	HR	S	P	ERA	WHIP

Batter	1	2	3	4	5	6	7	8	9	AB	R	H	RBI	BB	SO	LOB
Matty Alou, L (1, 8) OBP: 0.383, SLG: 0.388	0-0 E 1B 1B	0-0 FC6 1-2f		PB SF7 2B	0-0 F8			0-0 6-3		5	2	2	0	0	0	2
Maury Wills, S (1, 5) OBP: 0.303, SLG: 0.273	0-0 FC3-6 1-2 1B		0-0 5-3	1-0 PB HR HBP		0-0 F8			0-0 F8	4	1	1	0	0	0	0
Willie Stargell, L (1, 7) OBP: 0.316, SLG: 0.464	0-0 FC3-6 1-2f 2-H		0-0 1B 2B	0-0 SF7 1-2 2-H		0-0 P3			0-3 K	4	1	1	1	0	1	1
Roberto Clemente, R (1, 9) OBP: 0.237, SLG: 0.368 Manny Mota, R (9, 9) OBP: 0.271, SLG: 0.293	0-0 6-3		0-0 6-3	0-0 2-H HR		0-0 F9			0-0 6-3	5 0	1 0	1 0	2 0	0 0	0 0	2 0
Donn Clendenon, R (1, 3) OBP: 0.346, SLG: 0.394	0-0 4-3		0-0 BB 2-H 1B 1B	0-0 P3			0-0 6-3			4	1	1	1	0	0	1
Bill Mazeroski, R (1, 4) OBP: 0.271, SLG: 0.252		0-0 1B S SF9 1B	B B B B 4-0 1B 1-2 BB		0-0 6-3		B B B 4-0 G5-4-3 BB			2	1	1	0	2	0	0
Gene Alley, R (1, 6) OBP: 0.286, SLG: 0.292		S S S 0-3 K 1-2	0-0 1-2 2-H 1B		0-0 S SF9 1B		0-0 G5-4-3 1-2f			4	1	2	1	0	1	2
Jerry May, R (1, 2) OBP: 0.298, SLG: 0.273		0-0 FC6 2-3 1B	0-0 F8	B B B B 4-0 1-3 BB				S S S 0-3 K		3	0	1	0	1	1	2
Steve Blass, R (1, 1) Ron Kline, R (5, 1)		0-0 SF9 3-H	0-0 G3	0-0 SF9 3-H				S S S 0-3 K		1 1	0 0	0 0	2 0	0 0	0 1	0 0
Inning Stats	R: 1 E: 1 K: 0 S: 5 H: 2 LOB: 1 BB: 0 P: 5	R: 1 E: 0 K: 1 S: 7 H: 2 LOB: 1 BB: 0 P: 7	R: 2 E: 0 K: 0 S: 6 H: 3 LOB: 2 BB: 1 P: 10	R: 3 E: 0 K: 0 S: 5 H: 2 LOB: 0 BB: 0 P: 6	R: 1 E: 0 K: 0 S: 4 H: 1 LOB: 1 BB: 1 P: 8	R: 0 E: 0 K: 0 S: 3 H: 0 LOB: 0 BB: 0 P: 3	R: 0 E: 0 K: 0 S: 2 H: 0 LOB: 0 BB: 1 P: 6	R: 0 E: 0 K: 2 S: 7 H: 0 LOB: 0 BB: 0 P: 7	R: 0 E: 0 K: 1 S: 5 H: 0 LOB: 0 BB: 0 P: 5	1B: 7 2B: 2 3B: 0 HR: 1	SF: 3 SAC: 0 DP: 1 HBP: 1						

TOP

Pittsburgh Pirates @ Cincinnati Reds

Crosley Field, Cincinnati, OH

Fri May 24 1968, 7:05 PM EDT

Att. 9,379 - Unknown

livebaseballscorecards.com

AB	33
R	8
H	10
RBI	7
BB	3
SO	4
LOB	10

WP: 0 PB: 1 SB: 3 CS: 0 PA: 40

PITCHER		IP	WLS	BF	H	R	ER	SO	BB	IBB	HBP	BLK	WP	HR	S	P	ERA	WHIP
George Culver, R ERA: 2.44	(1, 1)	2.2	L	15	6	4	4	1	1	0	0	0	0	0	16	20	13.50	2.625
Ted Davidson, L ERA: 5.3	(3, 1)	0.1		2	1	0	0	0	0	0	0	0	0	0	2	2	0.00	3.000
Bill Kelso, R ERA: 3.38	(4, 1)	0.2		5	2	3	3	0	0	0	1	0	0	1	4	5	40.50	3.000
Bob Lee, R ERA: 3.0	(4, 1)	1.1		6	1	1	1	0	1	0	0	0	0	0	5	9	6.75	1.500
Billy McCool, L ERA: 2.95	(6, 1)	3.0		9	0	0	0	2	1	0	0	0	0	0	12	16	0.00	0.333

PITCHER		IP	WLS	BF	H	R	ER	SO	BB	IBB	HBP	BLK	WP	HR	S	P	ERA	WHIP
Milt Pappas, R ERA: 5.08	(9, 1)	1.0		3	0	0	0	1	0	0	0	0	0	0	5	5	0.00	0.000

Pittsburgh Pirates @ Cincinnati Reds

Crosley Field, Cincinnati, OH

Fri May 24 1968, 7:05 PM EDT

Att. 9,379 - Unknown

BOTTOM

Batter	1	2	3	4	5	6	7	8	9	AB	R	H	RBI	BB	SO	LOB
Pete Rose, S (1, 9) OBP: 0.413, SLG: 0.506	3-1 1B		1B		1B G3 SF4 1-2 1B	4-3			F8 ②	5	1	3	0	0	0	1
Alex Johnson, R (1, 7) OBP: 0.345, SLG: 0.385	3-1 ① 1-2		F9 ②		G3 ① 1-2 2-3		F8 ①		4-3 ③	5	0	0	0	0	0	5
Vada Pinson, L (1, 8) OBP: 0.309, SLG: 0.368	F8 ②		4-3 ③		1B 2-3 3-H 1B		G6-4-3 1B			4	1	2	1	0	0	2
Tony Perez, R (1, 5) OBP: 0.308, SLG: 0.391	4-0 IBB			HR 1B	SF4 ② 3-H		G6-4-3 ② ③ 1-2f			2	1	1	1	1	0	1
Johnny Bench, R (1, 2) OBP: 0.286, SLG: 0.424 Jimmie Schaffer, R (5, 2) OBP: 0.250, SLG: 0.250	P5 ③			HR 1-H HR	BB 2-H 1B			S S S K ①		2 2	1 0	1 1	2 1	0 0	0 1	2 0
Lee May, R (1, 3) OBP: 0.307, SLG: 0.397 Billy McCool, R (6, 1) Giraldo Ruiz, S (8, PH) OBP: 0.500, SLG: 0.375 (9, 4)		5-3 ①		6-3 ①	B B B 4-0 1-2 BB			F8 ②		2 0 1	0 0 0	0 0 0	0 0 0	1 0 0	0 0 0	0 0 0
Tommy Helms, R (1, 4) OBP: 0.303, SLG: 0.364 Milt Pappas, R (9, 1) OBP: 0.071, SLG: 0.071		F8 ②		L8 ②	F5 ③			F8 ③		4 0	0 0	0 0	0 0	0 0	0 0	2 0
Leo Cardenas, R (1, 6) OBP: 0.236, SLG: 0.223		S S S K ③		1-3 ③		5-3 ①			1B	4	0	1	0	0	1	0
George Culver, R (1, 1) OBP: 0.053, SLG: 0.105 Ted Davidson, R (3, 1) Mel Queen, L (3, PH) Bill Kelso, R (4, 1) Bob Lee, R (4, 1) Fred Whitfield, L (5, PH) OBP: 0.147, SLG: 0.121 (6, 3)			F7 ①		E3 G3 1B 1B	S S S K ②			F5 ①	0 0 1 0 0 3	0 0 0 0 0 1	0 0 0 0 0 1	0 0 0 0 0 1	0 0 0 0 0 1	0 0 0 0 0 0	0 0 0 0 0 1
Inning Stats	R: 0 E: 0 K: 0 S: 4 H: 1 LOB: 2 BB: 1 P: 8	R: 0 E: 0 K: 1 S: 5 H: 0 LOB: 0 BB: 0 P: 5	R: 0 E: 0 K: 0 S: 4 H: 1 LOB: 1 BB: 0 P: 4	R: 2 E: 0 K: 0 S: 5 H: 2 LOB: 0 BB: 0 P: 5	R: 3 E: 1 K: 0 S: 7 H: 3 LOB: 2 BB: 1 P: 11	R: 0 E: 0 K: 1 S: 5 H: 0 LOB: 0 BB: 0 P: 5	R: 0 E: 0 K: 0 S: 3 H: 1 LOB: 0 BB: 0 P: 3	R: 0 E: 0 K: 1 S: 5 H: 0 LOB: 0 BB: 0 P: 5	R: 0 E: 0 K: 0 S: 4 H: 1 LOB: 1 BB: 0 P: 4	1B: 8 2B: 0 3B: 0 HR: 1	SF: 1 SAC: 0 DP: 1 HBP: 0						

livebaseballscorecards.com

AB	35
R	5
H	9
RBI	5
BB	2
SO	3
LOB	14

WP: 0 PB: 0 SB: 0 CS: 0 PA: 38

PITCHER		IP	WLS	BF	H	R	ER	SO	BB	IBB	HBP	BLK	WP	HR	S	P	ERA	WHIP
Steve Blass, R ERA: 3.06	(1, 1)	4.1		21	6	5	2	1	0	1	0	0	0	1	22	26	4.15	1.385
Ron Kline, R ERA: 0.32	(5, 1)	4.2	W	17	3	0	0	2	1	0	0	0	0	0	20	24	0.00	0.857

PITCHER	IP	WLS	BF	H	R	ER	SO	BB	IBB	HBP	BLK	WP	HR	S	P	ERA	WHIP

Batter	1	2	3	4	5	6	7	8	9	10	11	12	AB	R	H	RBI	BB	SO	LOB
Maury Wills, S (1, 5) OBP: 0.292, SLG: 0.263	L6		6-3	5-3			F7		FC6-4 1-2f		2-3		6	0	0	0	0	0	3
Manny Mota, R (1, 8) (8, 7) OBP: 0.275, SLG: 0.295	5-3		1B 1B		F9			5-3	FC4-6 1-2f			WP SH1-4 SF9 1B	6	2	2	0	0	0	1
Willie Stargell, L (1, 7) OBP: 0.314, SLG: 0.457 Matty Alou, L (8, 8) OBP: 0.389, SLG: 0.388	K		1B 1B 1-3		K			G3		L6-3 HBP		SH1-4 1-2	4 0	1 0	1 0	0 0	2 0	0 0	0 0
Roberto Clemente, R (1, 9) OBP: 0.248, SLG: 0.370		6-3	1B 1-2 3-H		6-3			E 1B		L6-3 1-2		SF9 WP IBB	5	1	2	1	1	0	1
Donn Clendenon, R (1, 3) OBP: 0.352, SLG: 0.409		BB 1B 1B	FC6-4 1-3 2-H 1B			F9		E4 1-H 1B 2B		5-3		SF9 1-3 2-H	5	1	3	3	0	0	0
Bill Mazeroski, R (1, 4) OBP: 0.273, SLG: 0.256		BB 1-2 1B	P4			P5		3-H 1B			F8	F7	6	0	2	1	0	0	3
Gene Alley, R (1, 6) OBP: 0.290, SLG: 0.290		P9	FC6-4 1-2f			CS 1B		K			1-3 BB		4	0	1	0	1	1	5
Jerry May, R (1, 2) OBP: 0.301, SLG: 0.272 Carl Taylor, R (11, 2) OBP: 0.333, SLG: 0.333		BB 1-2 2-3		K		CS 1-2	F8		FC5-6 1B		1-3 1-2		4 0	0 0	1 0	0 0	1 0	1 0	1 0
Bob Veale, S (1, 1) OBP: 0.095, SLG: 0.080 Roy Face, R (8, 1) Luke Walker, L (8, 1) Bob Moose, R (9, 1) Jose Pagan, R (11, PH) OBP: 0.156, SLG: 0.200 Tommie Sisk, R (11, 1) OBP: 0.250, SLG: 0.143		K		K			K		FC5-6 FC6-4 1-2f		IBB		3 0 1 0 0 0 0	0 0 0 0 0 0 0	0 0 0 0 0 1 0	0 0 0 0 0 0 0	3 0 0 0 0 0 0	0 0 1 0 0 0 0	3 0 0 0 0 0 0
Inning Stats	R: 0 H: 0 E: 0 LOB: 0 K: 1 BB: 0 S: 5 P: 5	R: 0 H: 2 E: 0 LOB: 3 K: 1 BB: 1 S: 7 P: 11	R: 2 H: 4 E: 0 LOB: 2 K: 0 BB: 0 S: 7 P: 7	R: 0 H: 0 E: 0 LOB: 0 K: 2 BB: 0 S: 7 P: 7	R: 0 H: 0 E: 0 LOB: 0 K: 1 BB: 0 S: 5 P: 5	R: 0 H: 1 E: 0 LOB: 0 K: 0 BB: 0 S: 3 P: 3	R: 0 H: 0 E: 0 LOB: 0 K: 1 BB: 0 S: 5 P: 5	R: 2 H: 3 E: 1 LOB: 1 K: 1 BB: 0 S: 8 P: 8	R: 0 H: 1 E: 0 LOB: 1 K: 0 BB: 0 S: 4 P: 4	R: 0 H: 0 E: 0 LOB: 0 K: 0 BB: 0 S: 2 P: 3	R: 0 H: 0 E: 0 LOB: 2 K: 0 BB: 2 S: 3 P: 11	R: 1 H: 1 E: 0 LOB: 1 K: 0 BB: 1 S: 4 P: 8	1B: 11 2B: 2 3B: 0 HR: 0	SF: 1 SAC: 1 DP: 1 HBP: 1		WP: 1 PB: 0 SB: 0 CS: 1		PA: 52	

PITCHER		IP	WLS	BF	H	R	ER	SO	BB	IBB	HBP	BLK	WP	HR	S	P	ERA	WHIP
Gerry Arrigo, L ERA: 1.88	(1, 1)	7.2		33	10	4	4	6	1	0	0	0	0	0	44	48	4.70	1.435
Milt Pappas, R ERA: 5.05	(8, 1)	0.1		1	0	0	0	1	0	0	0	0	0	0	3	3	0.00	0.000
George Culver, R ERA: 2.41	(9, 1)	1.0		5	1	0	0	0	0	0	1	0	0	0	4	5	0.00	1.000
Bob Lee, R ERA: 2.9	(10, 1)	1.0		2	0	0	0	0	0	0	0	0	0	0	2	2	0.00	0.000
Billy McCool, L ERA: 3.1	(11, 1)	2.0	L	10	1	1	1	0	1	2	0	0	1	0	7	19	4.50	1.000

PITCHER	IP	WLS	BF	H	R	ER	SO	BB	IBB	HBP	BLK	WP	HR	S	P	ERA	WHIP

TOP

Pittsburgh Pirates @ Cincinnati Reds

Crosley Field, Cincinnati, OH

Sat May 25 1968, 7:05 PM EDT

Att. 12,153 - Unknown

livebaseballscorecards.com

AB	44
R	5
H	12
RBI	5
BB	4
SO	7
LOB	18

Pittsburgh Pirates @ Cincinnati Reds

Crosley Field, Cincinnati, OH

Sat May 25 1968, 7:05 PM EDT

Att. 12,153 - Unknown

livebaseballscorecards.com

Batter	1	2	3	4	5	6	7	8	9	10	11	12	AB	R	H	RBI	BB	SO	LOB
Pete Rose, S (1, 9) OBP: 0.405, SLG: 0.494	6-3		1-2 1B		L9		F7	2-3		G1-6-3 1-2f			6	0	1	0	0	0	5
Vada Pinson, L (1, 8) OBP: 0.327, SLG: 0.401	F7		1-2 2-3 1B			1B 3B	BBBB CS BB		FC1-4 2B		G1-6-3 1B		5	1	4	0	1	0	0
Alex Johnson, R (1, 7) OBP: 0.345, SLG: 0.383	1B		F4			1B 1B 3-H 1B	1-2 CS	E 1B 1B	4-3		F9		6	1	2	1	0	0	5
Tony Perez, R (1, 5) OBP: 0.315, SLG: 0.391	K		K			1B 1-2 2B 1B		1-2 E 1B 1B	FC1-4 IBB		1-2f G1-6-3		5	2	2	0	1	2	5
Johnny Bench, R (1, 2) OBP: 0.281, SLG: 0.413		K		F7		2B 1-2 2-3 1B		E SH1-4 1B 1-2 2-3	FC1-4 1-2f 2-3			F8	6	0	1	0	0	1	4
Tommy Helms, R (1, 4) OBP: 0.304, SLG: 0.369		F9		6-3		2B 1-3 2-H		SH1-4 1-2 2-H 3-H 1B	K			P3	6	0	2	3	0	1	2
Lee May, R (1, 3) OBP: 0.310, SLG: 0.393		6-3		6-3		G3-6 IBB		SH1-4 1-2 2-3		FC5-6 1B		K	4	0	1	0	1	1	0
Leo Cardenas, R (1, 6) OBP: 0.235, SLG: 0.217			6-3		6-3	G3-6 1-2f		IBB		FC5-6 1-2f			4	0	0	0	1	0	4
Gerry Arrigo, L (1, 1) OBP: 0.143, SLG: 0.158			BBBB		K		K	K		G1-6-3 1-2 1B			2	0	0	0	1	2	0
Milt Pappas, R (8, 1) OBP: 0.071, SLG: 0.071													0	0	0	0	0	0	0
Mack Jones, L (8, PH) OBP: 0.324, SLG: 0.172													0	0	0	0	0	0	0
Bob Johnson, R (8, PH) OBP: 0.364, SLG: 0.300													1	0	0	0	0	1	3
George Culver, R (9, 1) OBP: 0.053, SLG: 0.105													0	0	0	0	0	0	0
Bob Lee, R (10, 1)													0	0	0	0	0	0	0
Fred Whitfield, L (10, PH) OBP: 0.171, SLG: 0.147													1	0	1	0	0	0	0
Billy McCool, R (11, 1)													0	0	0	0	0	0	0

Inning Stats																			
	R: 0	H: 1	R: 0	H: 0	R: 0	H: 2	R: 0	H: 0	R: 0	H: 0	R: 2	H: 5	R: 0	H: 0	R: 2	H: 2	R: 0	H: 1	R: 0	H: 2	R: 0	H: 1	R: 0	H: 0	1B: 11	SF: 0	WP: 0	PA: 53
	E: 0	LOB: 1	E: 0	LOB: 0	E: 0	LOB: 3	E: 0	LOB: 0	E: 0	LOB: 0	E: 0	LOB: 2	E: 0	LOB: 0	E: 2	LOB: 3	E: 0	LOB: 2	E: 0	LOB: 1	E: 0	LOB: 0	E: 0	LOB: 0	2B: 2	SAC: 1	PB: 0	
	K: 1	BB: 0	K: 1	BB: 0	K: 1	BB: 1	K: 1	BB: 0	K: 0	BB: 0	K: 1	BB: 1	K: 1	BB: 1	K: 1	BB: 1	K: 0	BB: 1	K: 0	BB: 0	K: 0	BB: 0	K: 1	BB: 0	3B: 1	DP: 3	SB: 0	
	S: 6	P: 6	S: 5	P: 5	S: 7	P: 11	S: 3	P: 3	S: 5	P: 8	S: 6	P: 10	S: 4	P: 8	S: 9	P: 13	S: 6	P: 10	S: 4	P: 4	S: 3	P: 3	S: 5	P: 5	HR: 0	HBP: 0	CS: 1	

PITCHER		IP	WLS	BF	H	R	ER	SO	BB	IBB	HBP	BLK	WP	HR	S	P	ERA	WHIP
Bob Veale, L	(1, 1)	7.0		31	9	4	2	5	2	1	0	0	0	0	38	50	2.57	1.571
ERA: 1.6																		
Roy Face, R	(8, 1)	0.1		4	1	0	0	0	0	1	0	0	0	0	3	7	0.00	3.000
ERA: 3.0																		
Luke Walker, L	(8, 1)	0.2		3	1	0	0	1	0	0	0	0	0	0	5	5	0.00	1.500
ERA: 1.69																		
Bob Moose, R	(9, 1)	2.0		8	2	0	0	1	0	1	0	0	0	0	9	13	0.00	1.000
ERA: 2.7																		
Tommie Sisk, R	(11, 1)	2.0	W	6	1	0	0	1	0	0	0	0	0	0	8	8	0.00	0.500
ERA: 2.45																		

PITCHER	IP	WLS	BF	H	R	ER	SO	BB	IBB	HBP	BLK	WP	HR	S	P	ERA	WHIP

AB	46
R	4
H	14
RBI	4
BB	5
SO	8
LOB	28

Pittsburgh Pirates @ Cincinnati Reds

Crosley Field, Cincinnati, OH

Sun May 26 1968, 3:33 AM EDT

Att. 9,672 - Unknown

TOP

livebaseballscorecards.com

Batter	1	2	3	4	5	6	7	8	9	AB	R	H	RBI	BB	SO	LOB
Matty Alou, L (1, 8) OBP: 0.389, SLG: 0.398	F9 2B		G3 1B	P4		2B 4-3 1B 1-2 2-3 3-H	F7			5	1	2	1	0	0	2
Maury Wills, S (1, 5) OBP: 0.295, SLG: 0.268	K		2B BB		K	4-3 HR 2B 1-3 2-H 3-H	F3			4	1	1	2	1	2	1
Willie Stargell, L (1, 7) OBP: 0.319, SLG: 0.462	F9 2-3		2B 1-3		2B BB	4-3 2-3 3-H				3	0	1	1	1	0	2
Roberto Clemente, R (1, 9) OBP: 0.262, SLG: 0.404	L8		G5-4-3 IBB		2B 1-3	HR 3-H				3	1	2	2	1	0	1
Donn Clendenon, R (1, 3) OBP: 0.344, SLG: 0.397		K	G5-4-3 1-2f		K	P5				4	0	0	0	0	2	5
Bill Mazeroski, R (1, 4) OBP: 0.279, SLG: 0.257		F8		BB BB	P6	1B 1B				3	0	1	0	1	0	2
Gene Alley, R (1, 6) OBP: 0.310, SLG: 0.315		1B 2B		BB 1-2		1B 1B 1B 1-2 1B				3	2	3	0	1	0	0
Jerry May, R (1, 2) OBP: 0.307, SLG: 0.279		1B 1B 2-H		B3		1B 1B 2B 1B 1-2 P4				4	2	2	1	0	0	4
Al McBean, R (1, 1) OBP: 0.333, SLG: 0.308		1B 2-H		P4		1B 2B 1B 1-2 2-3	6-3			2	0	1	1	0	0	2
Dave Wickersham, R (5, 1) OBP: 0.333, SLG: 0.333										0	0	0	0	0	0	0
Manny Jimenez, L (6, PH) OBP: 0.438, SLG: 0.308										1	1	1	0	0	0	0
Bob Moose, R (6, 1)										1	0	0	0	0	0	0
Inning Stats	R: 0 E: 0 K: 1 S: 6 H: 1 LOB: 1 BB: 0 P: 6	R: 2 E: 0 K: 1 S: 7 H: 3 LOB: 1 BB: 0 P: 7	R: 0 E: 0 K: 0 S: 3 H: 1 LOB: 2 BB: 2 P: 11	R: 0 E: 0 K: 0 S: 3 H: 0 LOB: 2 BB: 2 P: 11	R: 0 E: 0 K: 2 S: 8 H: 1 LOB: 2 BB: 1 P: 12	R: 6 E: 0 K: 0 S: 11 H: 8 LOB: 2 BB: 0 P: 11	R: 0 E: 0 K: 0 S: 3 H: 0 LOB: 0 BB: 0 P: 3			1B: 8 2B: 5 3B: 0 HR: 1 SF: 0 SAC: 0 DP: 1 HBP: 0				WP: 0 PB: 0 SB: 0 CS: 0 PA: 38		

	AB	33
	R	8
	H	14
	RBI	8
	BB	5
	SO	4
	LOB	19

PITCHER		IP	WLS	BF	H	R	ER	SO	BB	IBB	HBP	BLK	WP	HR	S	P	ERA	WHIP
Mel Queen, R ERA: 9.0	(1, 1)	3.0		14	5	2	2	2	1	1	0	0	0	0	16	24	6.00	2.000
Bob Lee, R ERA: 3.82	(4, 1)	2.0		14	5	4	4	2	3	0	0	0	0	0	15	27	18.00	4.000
Ted Davidson, L ERA: 6.05	(6, 1)	0.2		6	4	2	2	0	0	0	0	0	0	1	6	6	27.00	6.000
Bill Kelso, R ERA: 3.24	(6, 1)	1.1		4	0	0	0	0	0	0	0	0	0	0	4	4	0.00	0.000

PITCHER		IP	WLS	BF	H	R	ER	SO	BB	IBB	HBP	BLK	WP	HR	S	P	ERA	WHIP

Batter	1	2	3	4	5	6	7	8	9	AB	R	H	RBI	BB	SO	LOB
Pete Rose, S (1, 9) OBP: 0.407, SLG: 0.497	0-0 2B		0-3 ② K		4-0 1B E BB	0-0 ② F7				3	1	1	0	1	1	1
Tommy Helms, R (1, 4) OBP: 0.315, SLG: 0.391	0-3 ① K		0-0 1-3 1B 2B		0-0 E 1-3 1B 1B	0-0 1B 2B				4	3	3	0	0	1	1
Vada Pinson, L (1, 8) OBP: 0.331, SLG: 0.404	0-0 ② F7		0-0 1B 1B 2-H 3-H 1B		0-0 E4 BB 1-3 1B	0-0 FC6-4 2-H 1B				4	2	2	3	0	0	2
Alex Johnson, R (1, 7) OBP: 0.349, SLG: 0.382	0-0 ③ 1-3		0-0 1B 1-3 1B		4-0 1B 1-2 SF7 BB	0-0 ③ FC6-4 1-2f				3	1	1	0	1	0	2
Fred Whitfield, L (1, 3) OBP: 0.205, SLG: 0.184		0-0 E3 FC1-6	0-0 1-2 3-H 1B		0-0 ① 1-3 2-H 3-H 1B		0-3 ① K			4	0	2	3	0	1	0
Tony Perez, R (1, 5) OBP: 0.313, SLG: 0.384		0-0 ① FC1-6 G6-4-3 1-2f	0-3 ③ K		4-0 IBB		0-0 ② F9			3	0	0	0	1	1	3
Johnny Bench, R (1, 2) OBP: 0.280, SLG: 0.411		0-0 ②③ G6-4-3 1-2f	0-3 ① K		0-0 ② SF7 3-H		0-0 1B			3	0	1	1	0	1	1
Leo Cardenas, R (1, 6) OBP: 0.236, SLG: 0.218			0-0 2B 1B 1B	0-0 ② F3	0-0 ③ G3		0-3 ③ K			4	1	1	0	0	1	2
Mel Queen, L (1, 1)			0-0 ① F8	0-3 ③ K		0-0 ① 1-3				1	0	0	0	0	0	1
Bob Lee, R (4, 1)										1	0	0	0	0	1	0
Ted Davidson, R (6, 1)										0	0	0	0	0	0	0
Bill Kelso, R (6, 1)										1	0	0	0	0	0	0
Inning Stats	R: 0 E: 0 K: 1 S: 6 H: 1 LOB: 1 BB: 0 P: 6	R: 0 E: 1 K: 0 S: 3 H: 0 LOB: 0 BB: 0 P: 3	R: 3 E: 0 K: 2 S: 12 H: 5 LOB: 2 BB: 0 P: 12	R: 0 E: 0 K: 2 S: 7 H: 0 LOB: 0 BB: 0 P: 7	R: 4 E: 1 K: 0 S: 5 H: 2 LOB: 1 BB: 3 P: 17	R: 1 E: 0 K: 0 S: 5 H: 2 LOB: 1 BB: 0 P: 5	R: 0 E: 0 K: 2 S: 8 H: 1 LOB: 1 BB: 0 P: 8			1B: 8 2B: 3 3B: 0 HR: 0 SF: 1 SAC: 0 DP: 1 HBP: 0						

BOTTOM

Pittsburgh Pirates @ Cincinnati Reds

Crosley Field, Cincinnati, OH

Sun May 26 1968, 3:33 AM EDT

Att. 9,672 - Unknown

livebaseballscorecards.com

AB	31
R	8
H	11
RBI	7
BB	3
SO	7
LOB	13

PITCHER		IP	WLS	BF	H	R	ER	SO	BB	IBB	HBP	BLK	WP	HR	S	P	ERA	WHIP
Al McBean, R ERA: 2.63	(1, 1)	4.0		22	7	7	5	5	2	0	0	0	0	0	30	38	11.25	2.250
Dave Wickersham, R ERA: 3.77	(5, 1)	1.0		4	1	0	0	0	0	1	0	0	0	0	3	7	0.00	1.000
Bob Moose, R ERA: 2.83	(6, 1)	2.0		9	3	1	1	2	0	0	0	0	0	0	13	13	4.50	1.500

PITCHER	IP	WLS	BF	H	R	ER	SO	BB	IBB	HBP	BLK	WP	HR	S	P	ERA	WHIP

Batter	1	2	3	4	5	6	7	8	9	AB	R	H	RBI	BB	SO	LOB
Tommie Agee, R (1, 8) OBP: 0.219, SLG: 0.267	1-3 1B 2B	BBB 1-2 BB	1-2 2-3 3-H 1B			SH2-4 1B 1B		5-3		3	1	3	1	1	0	0
Cleon Jones, R (6, PR) (6, 8) OBP: 0.267, SLG: 0.381										1	0	0	0	0	0	0
Ken Boswell, L (1, 4) OBP: 0.262, SLG: 0.336	1-3 2-3	4-3	F8			SH2-4 1-2 1B		G3 3B 1B		5	1	2	0	0	0	6
Art Shamsky, L (1, 7) OBP: 0.324, SLG: 0.437	FC6-4 BB 1B 3-H		WP BB 1B	G3		SH2-4 1-2 2-3		G3 1-2		4	1	2	1	0	0	1
J.C. Martin, L (1, 2) OBP: 0.517, SLG: 0.524	BBB FC6-4 1-2 BB		BBB WP 1-2 1B BB	G5-4-3 1B		H HBP		2-H 3B		2	1	2	1	2	0	0
Ron Swoboda, R (1, 9) OBP: 0.317, SLG: 0.411	FC6-4 1-2f 2-3		F9	G5-4-3 1-2f		SSS K		5-3		5	0	0	0	0	1	9
Kevin Collins, L (1, 5) OBP: 0.000, SLG: 0.000	SSS K		III HBP 1B 1B 1-2 2-3 IBB		F8	SSS K			F9	4	1	0	0	1	2	5
Ed Kranepool, L (1, 3) OBP: 0.250, SLG: 0.230		BB 1B	1B HBP 1B 1-2 2-H 3-H		2B E 1B		F8		1-3	5	1	3	2	0	0	0
Al Weis, S (1, 6) OBP: 0.228, SLG: 0.233		P3	H 1B HBP 1-2 2-3		E6 1-H 2B		F7		SSS K	4	0	1	0	0	1	1
Jerry Koosman, R (1, 1) OBP: 0.069, SLG: 0.036		SSS K	SSS K		F7		SSS K			4	0	0	0	0	3	4
Ron Taylor, R (8, 1)										0	0	0	0	0	0	0
Bill Short, L (9, 1)										0	0	0	0	0	0	0
Cal Koonce, R (9, 1)										0	0	0	0	0	0	0
Inning Stats	R: 1 H: 2 E: 0 LOB: 2 K: 1 BB: 1 S: 7 P: 11	R: 0 H: 1 E: 0 LOB: 2 K: 1 BB: 1 S: 6 P: 10	R: 3 H: 3 E: 0 LOB: 3 K: 1 BB: 2 S: 8 P: 17	R: 0 H: 1 E: 0 LOB: 0 K: 0 BB: 0 S: 3 P: 3	R: 1 H: 2 E: 1 LOB: 0 K: 0 BB: 0 S: 4 P: 4	R: 0 H: 2 E: 0 LOB: 3 K: 2 BB: 0 S: 9 P: 10	R: 0 H: 0 E: 0 LOB: 0 K: 1 BB: 0 S: 5 P: 5	R: 1 H: 2 E: 0 LOB: 1 K: 0 BB: 0 S: 5 P: 5	R: 0 H: 0 E: 0 LOB: 0 K: 1 BB: 0 S: 5 P: 5	1B: 10 SF: 0 2B: 2 SAC: 1 3B: 1 DP: 1 HR: 0 HBP: 2						

TOP

New York Mets @ Pittsburgh Pirates

Forbes Field, Pittsburgh, PA

Thu May 30 1968, 3:33 AM EDT

Overcast

livebaseballscorecards.com

AB	37
R	6
H	13
RBI	5
BB	4
SO	7
LOB	26

WP: 1 PA: 44
PB: 0
SB: 0
CS: 0

PITCHER		IP	WLS	BF	H	R	ER	SO	BB	IBB	HBP	BLK	WP	HR	S	P	ERA	WHIP
Jim Bunning, R ERA: 3.72	(1, 1)	5.0	L	28	10	5	4	3	3	1	1	0	1	0	29	46	7.20	2.600
Juan Pizarro, L ERA: 1.69	(6, 1)	1.0		5	1	0	0	2	0	0	1	0	0	0	8	9	0.00	1.000
Dave Wickersham, R ERA: 3.86	(7, 1)	2.0		8	2	1	1	1	0	0	0	0	0	0	10	10	4.50	1.000
Luke Walker, L ERA: 1.54	(9, 1)	1.0		3	0	0	0	1	0	0	0	0	0	0	5	5	0.00	0.000

PITCHER	IP	WLS	BF	H	R	ER	SO	BB	IBB	HBP	BLK	WP	HR	S	P	ERA	WHIP

Batter	1	2	3	4	5	6	7	8	9	AB	R	H	RBI	BB	SO	LOB
Maury Wills, S (1, 5) OBP: 0.287, SLG: 0.262	K			4-3		P4		FC4-6 1-2f	SF9 2-3 3-H	4	1	0	1	0	1	1
Manny Mota, R (1, 8) (9, 7) OBP: 0.295, SLG: 0.315	6-3			2B 1B		1B		1B 2B 1B 1-2	2-5 3-3	4	1	3	0	0	0	0
Willie Stargell, L (1, 7) OBP: 0.313, SLG: 0.452 Jose Pagan, R (8, PH) (9, 3) OBP: 0.182, SLG: 0.226	4-3			K		P5		2B 1B 1-3 2-H		3 1	0 0	0 1	0 1	0 0	1 0	2 0
Roberto Clemente, R (1, 9) OBP: 0.268, SLG: 0.421		1-3		2B 1-3			L4	2B 1-3 3-H		4	0	2	1	0	0	0
Donn Clendenon, R (1, 3) OBP: 0.335, SLG: 0.386 Luke Walker, L (9, 1)		5-3		F9			F8	F8		4 0	0 0	0 0	0 0	0 0	0 0	4 0
Bill Mazeroski, R (1, 4) OBP: 0.285, SLG: 0.264		F9			G6-4-3 1B		E3		1B SF9 1B	4	1	2	0	0	0	0
Gene Alley, R (1, 6) OBP: 0.301, SLG: 0.305			K		G6-4-3 1-2f		F8		K	4	0	0	0	0	2	3
Jerry May, R (1, 2) OBP: 0.303, SLG: 0.275 Dave Wickersham, R (7, 1) OBP: 0.333, SLG: 0.333 Matty Alou, L (8, PH) (9, 8) OBP: 0.400, SLG: 0.404		L8			4-3			FC4-6 BB	SF9 HBP 1-3 2-5	2 0 1	0 0 0	0 0 1	0 0 0	0 0 1	0 0 0	0 0 0
Jim Bunning, R (1, 1) OBP: 0.045, SLG: 0.045 Juan Pizarro, L (6, 1) Carl Taylor, R (6, PH) (7, 2) OBP: 0.273, SLG: 0.273 Manny Jimenez, L (9, PH) OBP: 0.471, SLG: 0.308 Gary Kolb, L (9, PR) OBP: 0.250, SLG: 0.273		K				P4		K	HBP 1-2	1 0 2 0 0	0 0 0 0 0	0 0 0 0 0	0 0 0 0 0	1 0 1 0 0	0 0 1 0 0	0 0 1 0 0

Inning Stats	1	2	3	4	5	6	7	8	9
	R: 0 E: 0 K: 1 S: 5	H: 0 LOB: 0 BB: 0 P: 5	R: 0 E: 0 K: 0 S: 3	H: 0 LOB: 0 BB: 0 P: 3	R: 0 E: 0 K: 2 S: 7	H: 0 LOB: 0 BB: 0 P: 7	R: 0 E: 0 K: 1 S: 7	H: 2 LOB: 2 BB: 0 P: 7	R: 0 E: 0 K: 0 S: 3	H: 1 LOB: 0 BB: 0 P: 3	R: 0 E: 0 K: 0 S: 4	H: 1 LOB: 1 BB: 0 P: 4	R: 0 E: 1 K: 0 S: 4	H: 0 LOB: 1 BB: 0 P: 4	R: 2 E: 0 K: 1 S: 8	H: 3 LOB: 2 BB: 1 P: 12	R: 1 E: 0 K: 1 S: 6	H: 2 LOB: 2 BB: 0 P: 7

PITCHER		IP	WLS	BF	H	R	ER	SO	BB	IBB	HBP	BLK	WP	HR	S	P	ERA	WHIP
Jerry Koosman, L	(1, 1)	7.2	W	31	7	2	2	5	1	0	0	0	0	0	40	44	2.35	1.043
ERA: 1.59																		
Ron Taylor, R	(8, 1)	0.2		4	2	1	1	1	0	0	0	0	0	0	6	6	13.50	3.000
ERA: 2.3																		
Bill Short, L	(9, 1)	0.1		2	0	0	0	0	0	0	1	0	0	0	1	2	0.00	0.000
ERA: 8.53																		
Cal Koonce, R	(9, 1)	0.1	S	1	0	0	0	0	0	0	0	0	0	0	0	0	0.00	0.000
ERA:																		

PITCHER	IP	WLS	BF	H	R	ER	SO	BB	IBB	HBP	BLK	WP	HR	S	P	ERA	WHIP

BOTTOM

New York Mets @ Pittsburgh Pirates

Forbes Field, Pittsburgh, PA

Thu May 30 1968, 3:33 AM EDT

Overcast

livebaseballscorecards.com

AB	34
R	3
H	9
RBI	3
BB	1
SO	6
LOB	11

1B: 7	SF: 1	WP: 0	PA: 37
2B: 2	SAC: 0	PB: 0	
3B: 0	DP: 1	SB: 0	
HR: 0	HBP: 1	CS: 0	

New York Mets @ Pittsburgh Pirates

Forbes Field, Pittsburgh, PA

Thu May 30 1968, 7:05 PM EDT

Att. 19,779 - Cloudy

TOP

livebaseballscorecards.com

Batter	1	2	3	4	5	6	7	8	9	AB	R	H	RBI	BB	SO	LOB
Don Bosch, S (1, 8) OBP: 0.200, SLG: 0.059	F9		K		1B 2B 1B		K		6-3	5	1	1	0	0	2	2
Cleon Jones, R (1, 7) OBP: 0.272, SLG: 0.376	F9		G4-6-3 1-2f		1-2 2B 1B		4-3		BB	4	1	1	0	1	0	2
Ron Swoboda, R (1, 9) OBP: 0.319, SLG: 0.413	S BB			L9	1B 1-H 2-H 2B		L9		K	4	1	1	2	1	1	1
Jerry Grote, R (1, 2) OBP: 0.372, SLG: 0.386	F9 1-2			4-3	1B 3B 2-H 1B		G1-6-3 1B			4	1	2	1	0	0	1
Ed Charles, R (1, 5) OBP: 0.294, SLG: 0.408		K		BB	1-2 3B 1B		G1-6-3 1-2f			3	1	1	0	1	1	1
Greg Goossen, R (1, 3) Art Shamsky, L (4, 3) OBP: 0.324, SLG: 0.308 OBP: 0.327, SLG: 0.457		1-3		1-2 BB	1-H 2-H 3B				4-3	1 2	0 0	0 1	0 2	1 0	0 0	0 0
Phil Linz, R (1, 4) OBP: 0.194, SLG: 0.121	1B	1-3	K		K			K		4	0	1	0	0	2	3
Al Weis, S (1, 6) OBP: 0.229, SLG: 0.234		K			F8	SH1-4 1B		F7		4	0	1	0	0	1	1
Dick Selma, R (1, 1) Bill Short, L (7, 1) Cal Koonce, R (8, 1) Al Jackson, L (9, 1) OBP: 0.333, SLG: 0.400 OBP: 0.429, SLG: 0.429			G4-6-3 1B		K	SH1-4 1-2			K	2 0 1 0	0 0 0 0	1 0 0 0	0 0 0 0	0 0 0 0	1 0 1 0	0 0 0 0

	AB	34
	R	5
	H	10
	RBI	5
	BB	4
	SO	9
	LOB	11

Inning Stats																				
	R: 0	H: 0	R: 0	H: 1	R: 0	H: 1	R: 0	H: 0	R: 5	H: 6	R: 0	H: 1	R: 0	H: 1	R: 0	H: 0	1B: 8	SF: 0	WP: 0	PA: 39
	E: 0	LOB: 1	E: 0	LOB: 1	E: 0	LOB: 0	E: 0	LOB: 2	E: 0	LOB: 1	E: 0	LOB: 1	E: 0	LOB: 0	E: 0	LOB: 1	2B: 1	SAC: 1	PB: 0	
	K: 0	BB: 1	K: 2	BB: 0	K: 1	BB: 0	K: 0	BB: 2	K: 2	BB: 0	K: 1	BB: 0	K: 0	BB: 0	K: 2	BB: 1	3B: 1	DP: 2	SB: 1	
	S: 3	P: 7	S: 8	P: 8	S: 5	P: 5	S: 3	P: 11	S: 13	P: 13	S: 6	P: 6	S: 3	P: 3	S: 5	P: 5	HR: 0	HBP: 0	CS: 0	

PITCHER		IP	WLS	BF	H	R	ER	SO	BB	IBB	HBP	BLK	WP	HR	S	P	ERA	WHIP
Bob Veale, L ERA: 2.09	(1, 1)	4.2	L	23	7	5	5	4	3	0	0	0	0	0	28	40	9.64	2.143
Ron Kline, R ERA: 0.31	(5, 1)	0.1		2	1	0	0	1	0	0	0	0	0	0	4	4	0.00	3.000
Bob Moose, R ERA: 2.64	(6, 1)	2.0		7	2	0	0	1	0	0	0	0	0	0	9	9	0.00	1.000
Luke Walker, L ERA: 1.32	(8, 1)	2.0		7	0	0	0	3	1	0	0	0	0	0	12	16	0.00	0.500

PITCHER		IP	WLS	BF	H	R	ER	SO	BB	IBB	HBP	BLK	WP	HR	S	P	ERA	WHIP

BOTTOM

New York Mets @ Pittsburgh Pirates

Forbes Field, Pittsburgh, PA

Thu May 30 1968, 7:05 PM EDT

Att. 19,779 - Cloudy

livebaseballscorecards.com

Batter	1	2	3	4	5	6	7	8	9	AB	R	H	RBI	BB	SO	LOB
Matty Alou, L (1, 8) OBP: 0.425, SLG: 0.426	BBBB; 4-0; SH1-3; HR; BB		x; 0-0; BB; 1B		x; 0-0; E7; 1B		x; 0-0; 1-2; 2-H; 1B		x; 0-0; FC6-4; 1-3; 1B	4	1	4	1	1	0	0
Maury Wills, S (1, 5) OBP: 0.281, SLG: 0.256	x; 0-0; ①; SH1-3; 1-2		x; 0-0; ②; F8		x; 0-0; ③; 1-3		x; 0-0; ②; F8		x; 0-0; ③; FC6-4; 1-2f	4	0	0	0	0	0	6
Willie Stargell, L (1, 7) OBP: 0.318, SLG: 0.471	x; 0-0; 2-H; HR		BBBB; 4-0; 1-2; BB			x; 0-0; ①; G3	SSS; 0-3; ③; K			3	1	1	2	1	1	2
Roberto Clemente, R (1, 9) OBP: 0.261, SLG: 0.409	SSS; 0-3; ②; K		SSS; 0-3; ③; K			x; 0-0; ②; 1-3		SSS; 0-3; ①; K		4	0	0	0	0	3	2
Donn Clendenon, R (1, 3) OBP: 0.327, SLG: 0.376	x; 0-0; ③; 6-3			x; 0-0; ①; 2-3		x; 0-0; ③; 6-3		SSS; 0-3; ②; K		4	0	0	0	0	1	0
Bill Mazeroski, R (1, 4) OBP: 0.284, SLG: 0.264		x; 0-0; ①; 6-3		x; 0-0; ②; P6			x; 0-0; FC5-4; 1B	x; 0-0; ③; 5-3		4	0	1	0	0	0	0
Gene Alley, R (1, 6) OBP: 0.293, SLG: 0.296		x; 0-0; ②; F8		SSS; 0-3; ③; K			x; 0-0; ①; FC5-4; 1B; 1-2f		x; 0-0; ①; 1-3	4	1	0	0	0	1	1
Jerry May, R (1, 2) OBP: 0.301, SLG: 0.274		x; 0-0; ③; 5-3			x; 0-0; ①; 2-3		x; 0-0; 1B; 1-3; 1B		x; 0-0; ②; F8	4	1	1	0	0	0	0
Bob Veale, S (1, 1) OBP: 0.077, SLG: 0.077 Ron Kline, R (5, 1) Chuck Hiller, L (5, PH) OBP: 0.273, SLG: 0.273 Bob Moose, R (6, 1) Manny Jimenez, L (7, PH) OBP: 0.500, SLG: 0.357 Gary Kolb, L (7, PR) OBP: 0.250, SLG: 0.273 Luke Walker, L (8, 1) Manny Mota, R (9, PH) OBP: 0.302, SLG: 0.323			SSS; 0-3; ①; K		x; 0-0; ②; L4		x; 0-0; 1B; 1-2; 3-H; 1B		1B; 0-0; 1B	1 0 1 0 1 0 0 1	0 0 0 0 0 0 0 0	0 0 0 0 0 0 0 1	0 0 0 0 0 0 0 0	0 0 0 0 0 0 0 0	1 0 0 0 0 0 0 0	0 0 0 0 0 0 0 0
Inning Stats	R: 2 E: 0 K: 1 S: 6 H: 1 LOB: 0 BB: 1 P: 10	R: 0 E: 0 K: 0 S: 3 H: 0 LOB: 0 BB: 0 P: 3	R: 0 E: 0 K: 2 S: 8 H: 1 LOB: 2 BB: 1 P: 12	R: 0 E: 0 K: 1 S: 5 H: 0 LOB: 0 BB: 0 P: 5	R: 0 E: 1 K: 0 S: 4 H: 1 LOB: 1 BB: 0 P: 4	R: 0 E: 0 K: 0 S: 3 H: 0 LOB: 0 BB: 0 P: 3	R: 2 E: 0 K: 1 S: 9 H: 4 LOB: 2 BB: 0 P: 9	R: 0 E: 0 K: 2 S: 7 H: 0 LOB: 0 BB: 0 P: 7	R: 0 E: 0 K: 0 S: 5 H: 2 LOB: 2 BB: 0 P: 5	1B: 8 2B: 0 3B: 0 HR: 1	SF: 0 SAC: 1 DP: 0 HBP: 0						

	AB	35
	R	4
	H	9
	RBI	4
	BB	2
	SO	7
	LOB	11

WP: 0 PB: 0 SB: 0 CS: 0 PA: 38

PITCHER		IP	WLS	BF	H	R	ER	SO	BB	IBB	HBP	BLK	WP	HR	S	P	ERA	WHIP
Dick Selma, R ERA: 1.79	(1, 1)	6.1	W	28	7	4	4	4	2	0	0	0	0	1	34	42	5.68	1.421
Bill Short, L ERA: 7.71	(7, 1)	0.2		2	0	0	0	1	0	0	0	0	0	0	4	4	0.00	0.000
Cal Koonce, R ERA:	(8, 1)	1.2		7	2	0	0	2	0	0	0	0	0	0	11	11	0.00	1.200
Al Jackson, L ERA: 2.13	(9, 1)	0.1	S	1	0	0	0	0	0	0	0	0	0	0	1	1	0.00	0.000

PITCHER	IP	WLS	BF	H	R	ER	SO	BB	IBB	HBP	BLK	WP	HR	S	P	ERA	WHIP

Batter	1	2	3	4	5	6	7	8	9	AB	R	H	RBI	BB	SO	LOB
Felipe Alou, R (1, 8) OBP: 0.345, SLG: 0.468										0	0	0	0	0	0	0
Sonny Jackson, L (1, 6) OBP: 0.293, SLG: 0.269										0	0	0	0	0	0	0
Hank Aaron, R (1, 9) OBP: 0.350, SLG: 0.500										0	0	0	0	0	0	0
Tito Francona, L (1, 7) OBP: 0.429, SLG: 0.413										0	0	0	0	0	0	0
Deron Johnson, R (1, 3) OBP: 0.236, SLG: 0.247										0	0	0	0	0	0	0
Clete Boyer, R (1, 5) OBP: 0.273, SLG: 0.315										0	0	0	0	0	0	0
Felix Millan, R (1, 4) OBP: 0.308, SLG: 0.312										0	0	0	0	0	0	0
Bob Tillman, R (1, 2) OBP: 0.220, SLG: 0.263										0	0	0	0	0	0	0
Phil Niekro, R (1, 1) OBP: 0.105, SLG: 0.263										0	0	0	0	0	0	0
Inning Stats										1B: 0 2B: 0 3B: 0 HR: 0		SF: 0 SAC: 0 DP: 0 HBP: 0				

Atlanta Braves @ Pittsburgh Pirates

Forbes Field, Pittsburgh, PA

Fri May 31 1968, 7:05 PM EDT

Att. 7,301 - Unknown

TOP

livebaseballscorecards.com

AB	0
R	0
H	0
RBI	0
BB	0
SO	0
LOB	0

WP: 0 PA: 0
PB: 0
SB: 0
CS: 0

PITCHER	IP	WLS	BF	H	R	ER	SO	BB	IBB	HBP	BLK	WP	HR	S	P	ERA	WHIP
Al McBean, R (1, 1) ERA: 2.63	0.0	L	0	0	0	0	0	0	0	0	0	0	0	0	0	∞	∞

PITCHER	IP	WLS	BF	H	R	ER	SO	BB	IBB	HBP	BLK	WP	HR	S	P	ERA	WHIP

Batter	1	2	3	4	5	6	7	8	9	AB	R	H	RBI	BB	SO	LOB
Matty Alou, L (1, 8) OBP: 0.425, SLG: 0.426										0	0	0	0	0	0	0
Jose Pagan, R (1, 5) OBP: 0.182, SLG: 0.226										0	0	0	0	0	0	0
Willie Stargell, L (1, 7) OBP: 0.318, SLG: 0.471										0	0	0	0	0	0	0
Roberto Clemente, R (1, 9) OBP: 0.261, SLG: 0.409										0	0	0	0	0	0	0
Donn Clendenon, R (1, 3) OBP: 0.327, SLG: 0.376										0	0	0	0	0	0	0
Bill Mazeroski, R (1, 4) OBP: 0.284, SLG: 0.264										0	0	0	0	0	0	0
Gene Alley, R (1, 6) OBP: 0.293, SLG: 0.296										0	0	0	0	0	0	0
Jerry May, R (1, 2) OBP: 0.301, SLG: 0.274										0	0	0	0	0	0	0
Al McBean, R (1, 1) OBP: 0.333, SLG: 0.308										0	0	0	0	0	0	0
Inning Stats										1B: 0 2B: 0 3B: 0 HR: 0		SF: 0 SAC: 0 DP: 0 HBP: 0		WP: 0 PB: 0 SB: 0 CS: 0		PA: 0

PITCHER		IP	WLS	BF	H	R	ER	SO	BB	IBB	HBP	BLK	WP	HR	S	P	ERA	WHIP
Phil Niekro, R ERA: 3.69	(1, 1)	0.0	W	0	0	0	0	0	0	0	0	0	0	0	0	0	∞	∞

PITCHER	IP	WLS	BF	H	R	ER	SO	BB	IBB	HBP	BLK	WP	HR	S	P	ERA	WHIP

BOTTOM

Atlanta Braves @ Pittsburgh Pirates

Forbes Field, Pittsburgh, PA

Fri May 31 1968, 7:05 PM EDT

Att. 7,301 - Unknown

livebaseballscorecards.com

AB	**0**
R	**0**
H	**0**
RBI	**0**
BB	**0**
SO	**0**
LOB	**0**

Batter	1	2	3	4	5	6	7	8	9	AB	R	H	RBI	BB	SO	LOB
Felipe Alou, R (1, 8) OBP: 0.351, SLG: 0.477										0	0	0	0	0	0	0
Sonny Jackson, L (1, 6) OBP: 0.292, SLG: 0.269										0	0	0	0	0	0	0
Hank Aaron, R (1, 9) OBP: 0.343, SLG: 0.494										0	0	0	0	0	0	0
Joe Torre, R (1, 2) OBP: 0.347, SLG: 0.500										0	0	0	0	0	0	0
Tito Francona, L (1, 7) OBP: 0.421, SLG: 0.405										0	0	0	0	0	0	0
Deron Johnson, R (1, 3) OBP: 0.236, SLG: 0.247										0	0	0	0	0	0	0
Clete Boyer, R (1, 5) OBP: 0.273, SLG: 0.314										0	0	0	0	0	0	0
Felix Millan, R (1, 4) OBP: 0.317, SLG: 0.324										0	0	0	0	0	0	0
Dick Kelley, R (1, 1) OBP: 0.250, SLG: 0.077										0	0	0	0	0	0	0
Inning Stats										1B: 0 2B: 0 3B: 0 HR: 0		SF: 0 SAC: 0 DP: 0 HBP: 0				

Atlanta Braves @ Pittsburgh Pirates

Forbes Field, Pittsburgh, PA

Sun Jun 02 1968, 3:33 AM EDT

Unknown

TOP

livebaseballscorecards.com

AB	0
R	0
H	0
RBI	0
BB	0
SO	0
LOB	0

WP: 0 PA: 0
PB: 0
SB: 0
CS: 0

PITCHER	IP	WLS	BF	H	R	ER	SO	BB	IBB	HBP	BLK	WP	HR	S	P	ERA	WHIP
Tommie Sisk, R (1, 1) ERA: 2.45	0.0		0	0	0	0	0	0	0	0	0	0	0	0	0	∞	∞

PITCHER	IP	WLS	BF	H	R	ER	SO	BB	IBB	HBP	BLK	WP	HR	S	P	ERA	WHIP

Batter	1	2	3	4	5	6	7	8	9	AB	R	H	RBI	BB	SO	LOB
Maury Wills, S (1, 5) OBP: 0.281, SLG: 0.256										0	0	0	0	0	0	0
Manny Mota, R (1, 8) OBP: 0.302, SLG: 0.323										0	0	0	0	0	0	0
Willie Stargell, L (1, 3) OBP: 0.322, SLG: 0.489										0	0	0	0	0	0	0
Roberto Clemente, R (1, 9) OBP: 0.255, SLG: 0.399										0	0	0	0	0	0	0
Bill Mazeroski, R (1, 4) OBP: 0.291, SLG: 0.262										0	0	0	0	0	0	0
Jose Pagan, R (1, 7) OBP: 0.162, SLG: 0.200										0	0	0	0	0	0	0
Gene Alley, R (1, 6) OBP: 0.294, SLG: 0.297										0	0	0	0	0	0	0
Carl Taylor, R (1, 2) OBP: 0.231, SLG: 0.231										0	0	0	0	0	0	0
Tommie Sisk, R (1, 1) OBP: 0.250, SLG: 0.143										0	0	0	0	0	0	0
Inning Stats										1B: 0 2B: 0 3B: 0 HR: 0		SF: 0 SAC: 0 DP: 0 HBP: 0		WP: 0 PB: 0 SB: 0 CS: 0		PA: 0

BOTTOM

Atlanta Braves @ Pittsburgh Pirates

Forbes Field, Pittsburgh, PA

Sun Jun 02 1968, 3:33 AM EDT

Unknown

livebaseballscorecards.com

AB	**0**
R	**0**
H	**0**
RBI	**0**
BB	**0**
SO	**0**
LOB	**0**

PITCHER	IP	WLS	BF	H	R	ER	SO	BB	IBB	HBP	BLK	WP	HR	S	P	ERA	WHIP
Dick Kelley, L (1, 1) ERA: 2.6	0.0		0	0	0	0	0	0	0	0	0	0	0	0	0	∞	∞

PITCHER	IP	WLS	BF	H	R	ER	SO	BB	IBB	HBP	BLK	WP	HR	S	P	ERA	WHIP

Batter	1	2	3	4	5	6	7	8	9	AB	R	H	RBI	BB	SO	LOB
Felipe Alou, R (1, 8) OBP: 0.362, SLG: 0.485										0	0	0	0	0	0	0
Felix Millan, R (1, 4) OBP: 0.332, SLG: 0.341										0	0	0	0	0	0	0
Hank Aaron, R (1, 9) OBP: 0.350, SLG: 0.492										0	0	0	0	0	0	0
Tito Francona, L (1, 7) OBP: 0.434, SLG: 0.434										0	0	0	0	0	0	0
Deron Johnson, R (1, 3) OBP: 0.243, SLG: 0.248										0	0	0	0	0	0	0
Sonny Jackson, L (1, 6) OBP: 0.289, SLG: 0.267										0	0	0	0	0	0	0
Clete Boyer, R (1, 5) OBP: 0.265, SLG: 0.304										0	0	0	0	0	0	0
Bob Tillman, R (1, 2) OBP: 0.221, SLG: 0.262										0	0	0	0	0	0	0
Pat Jarvis, R (1, 1) OBP: 0.138, SLG: 0.107										0	0	0	0	0	0	0
Inning Stats										1B: 0 2B: 0 3B: 0 HR: 0		SF: 0 SAC: 0 DP: 0 HBP: 0		WP: 0 PB: 0 SB: 0 CS: 0		PA: 0

TOP

Atlanta Braves @ Pittsburgh Pirates

Forbes Field, Pittsburgh, PA

Sun Jun 02 1968, 3:38 AM EDT

Att. 21,491 - Unknown

livebaseballscorecards.com

AB	0
R	0
H	0
RBI	0
BB	0
SO	0
LOB	0

PITCHER	IP	WLS	BF	H	R	ER	SO	BB	IBB	HBP	BLK	WP	HR	S	P	ERA	WHIP
Steve Blass, R (1, 1) ERA: 3.06	0.0		0	0	0	0	0	0	0	0	0	0	0	0	0	∞	∞

PITCHER	IP	WLS	BF	H	R	ER	SO	BB	IBB	HBP	BLK	WP	HR	S	P	ERA	WHIP

Batter	1	2	3	4	5	6	7	8	9	AB	R	H	RBI	BB	SO	LOB
Matty Alou, L (1, 8) OBP: 0.409, SLG: 0.409										0	0	0	0	0	0	0
Manny Mota, R (1, 7) OBP: 0.300, SLG: 0.330										0	0	0	0	0	0	0
Willie Stargell, L (1, 3) OBP: 0.338, SLG: 0.527										0	0	0	0	0	0	0
Roberto Clemente, R (1, 9) OBP: 0.265, SLG: 0.404										0	0	0	0	0	0	0
Bill Mazeroski, R (1, 4) OBP: 0.288, SLG: 0.260										0	0	0	0	0	0	0
Gary Kolb, L (1, 5) OBP: 0.250, SLG: 0.273										0	0	0	0	0	0	0
Gene Alley, R (1, 6) OBP: 0.299, SLG: 0.298										0	0	0	0	0	0	0
Carl Taylor, R (1, 2) OBP: 0.235, SLG: 0.235										0	0	0	0	0	0	0
Steve Blass, R (1, 1)										0	0	0	0	0	0	0
Inning Stats										1B: 0 2B: 0 3B: 0 HR: 0		SF: 0 SAC: 0 DP: 0 HBP: 0		WP: 0 PB: 0 SB: 0 CS: 0		PA: 0

BOTTOM

Atlanta Braves @ Pittsburgh Pirates

Forbes Field, Pittsburgh, PA

Sun Jun 02 1968, 3:38 AM EDT

Att. 21,491 - Unknown

livebaseballscorecards.com

AB	**0**
R	**0**
H	**0**
RBI	**0**
BB	**0**
SO	**0**
LOB	**0**

PITCHER	IP	WLS	BF	H	R	ER	SO	BB	IBB	HBP	BLK	WP	HR	S	P	ERA	WHIP
Pat Jarvis, R (1, 1) ERA: 1.73	0.0	W	0	0	0	0	0	0	0	0	0	0	0	0	0	∞	∞

PITCHER	IP	WLS	BF	H	R	ER	SO	BB	IBB	HBP	BLK	WP	HR	S	P	ERA	WHIP

Pittsburgh Pirates @ Los Angeles Dodgers

Dodger Stadium, Los Angeles, CA

Mon Jun 03 1968, 7:05 PM PDT

Att. 14,568 - Unknown

livebaseballscorecards.com

TOP

Batter	1	2	3	4	5	6	7	8	9	AB	R	H	RBI	BB	SO	LOB
Freddie Patek, R (1, 6)	P4-3		P4-3			F7		1-3		4	0	0	0	0	0	1
Maury Wills, S (1, 5) OBP: 0.289, SLG: 0.265	G6-3, 1B			6-3		F9			G6-3, 1B	4	0	2	0	0	0	1
Willie Stargell, L (1, 7) OBP: 0.333, SLG: 0.532	G6-3 1-2f			K			K		G6-3 1-2f	4	0	0	0	0	2	2
Roberto Clemente, R (1, 9) OBP: 0.276, SLG: 0.423		BBBB FC3-6, BB BB		P4-3			K		E, 1B	3	0	1	0	1	1	0
Donn Clendenon, R (1, 3) OBP: 0.324, SLG: 0.365 Al McBean, R (9, PR) OBP: 0.321, SLG: 0.296		BBBB 1-2 FC3-6 BB			SSS K		1B		E6 1-3	3 0	0 0	1 0	0 0	1 0	1 0	1 0
Manny Mota, R (1, 8) OBP: 0.303, SLG: 0.324		FC3-6 1-2f 2-3			5-3		1B 1-2		P4-3	4	0	1	0	0	0	4
Bill Mazeroski, R (1, 4) OBP: 0.282, SLG: 0.255		P1-4-6-3 1-2f			6-3		F8			3	0	0	0	0	0	4
Carl Taylor, R (1, 2) OBP: 0.292, SLG: 0.261			6-3			1B		P5-4-3 1B		3	0	2	0	0	0	0
Bob Veale, S (1, 1) OBP: 0.071, SLG: 0.071 Jerry May, R (8, PH) OBP: 0.302, SLG: 0.270 Dave Wickersham, R (8, 1) OBP: 0.333, SLG: 0.333			SSS K			SSS K		P5-4-3 1-2f		2 1 0	0 0 0	0 0 0	0 0 0	0 0 0	2 0 0	1 1 0

Inning Stats	1	2	3	4	5	6	7	8	9
	R: 0 E: 0 K: 0 S: 3	H: 1 LOB: 0 BB: 0 P: 3	R: 0 E: 0 K: 0 S: 2	H: 0 LOB: 1 BB: 2 P: 10	R: 0 E: 0 K: 1 S: 5	H: 0 LOB: 0 BB: 0 P: 5	R: 0 E: 0 K: 1 S: 5	H: 0 LOB: 0 BB: 0 P: 5	R: 0 E: 0 K: 1 S: 6	H: 1 LOB: 1 BB: 0 P: 6	R: 0 E: 0 K: 2 S: 9	H: 2 LOB: 2 BB: 0 P: 9	R: 0 E: 0 K: 0 S: 3	H: 1 LOB: 0 BB: 0 P: 3	R: 0 E: 1 K: 0 S: 5	H: 2 LOB: 2 BB: 0 P: 5

1B: 7	SF: 0
2B: 0	SAC: 0
3B: 0	DP: 4
HR: 0	HBP: 0

WP: 0	PA: 33
PB: 0	
SB: 0	
CS: 0	

AB	31
R	0
H	7
RBI	0
BB	2
SO	6
LOB	15

PITCHER	IP	WLS	BF	H	R	ER	SO	BB	IBB	HBP	BLK	WP	HR	S	P	ERA	WHIP
Claude Osteen, L (1, 1) ERA: 3.47	9.0	W	33	7	0	0	6	2	0	0	0	0	0	43	51	0.00	1.000

PITCHER	IP	WLS	BF	H	R	ER	SO	BB	IBB	HBP	BLK	WP	HR	S	P	ERA	WHIP

BOTTOM

Pittsburgh Pirates @ Los Angeles Dodgers

Dodger Stadium, Los Angeles, CA

Mon Jun 03 1968, 7:05 PM PDT

Att. 14,568 - Unknown

livebaseballscorecards.com

Batter	1	2	3	4	5	6	7	8	9	AB	R	H	RBI	BB	SO	LOB
Willie Davis, L (1, 8) OBP: 0.258, SLG: 0.320	0-0 S 1B 2B	4-0 L6-4 S BB		0-0 G3 1-3			0-0 F6			3	1	1	0	1	0	1
Wes Parker, S (1, 7) (8, 3) OBP: 0.341, SLG: 0.333	0-0 F2 2-3	4-0 1-2 BB		0-3 K			0-0 FC6-4 1B			3	0	1	0	1	1	2
Bob Bailey, R (1, 5) OBP: 0.345, SLG: 0.350 Jim Fairey, L (8, 7) OBP: 0.255, SLG: 0.319	4-0 1B 1B IBB	0-0 L6-4 2-3			0-0 6-3		0-0 FC6-4 1-2f			3 0	1 0	0 0	0 0	1 0	0 0	3 0
Ken Boyer, R (1, 3) (8, 5) OBP: 0.313, SLG: 0.286	0-0 BB 1B 1-2 3-H 1B		0-0 6-3 2B		0-0 F8			4-0 BB BB		3	0	2	1	1	0	0
Rocky Colavito, R (1, 9) OBP: 0.298, SLG: 0.314 Ron Fairly, L (8, 9) OBP: 0.270, SLG: 0.229	0-0 BB 1-2 2-H 1B		0-0 6-3 2-3		0-0 F7			4-0 1-2 BB		3 0	0 0	1 0	1 0	0 1	0 0	1 0
Paul Popovich, S (1, 4) OBP: 0.279, SLG: 0.247	0-0 P7		0-0 P1-3			0-0 F9		0-0 P7		4	0	0	0	0	0	5
Zoilo Versalles, R (1, 6) OBP: 0.236, SLG: 0.268	4-0 1-2 2-3 BB		0-0 F8			0-0 G3		0-0 F9		3	0	0	0	1	0	3
Jeff Torborg, R (1, 2) OBP: 0.270, SLG: 0.206 Tom Haller, L (8, PH) (9, 2) OBP: 0.339, SLG: 0.340	0-3 K			0-0 4-3		0-0 F3		0-0 G3		3 1	0 0	0 0	0 0	0 0	1 0	3 2
Claude Osteen, L (1, 1) OBP: 0.240, SLG: 0.320		0-3 K		0-0 G3 PB 1B			0-0 1-3			3	0	1	0	0	1	0
Inning Stats	R: 2 E: 0 K: 1 S: 8 H: 3 LOB: 3 BB: 2 P: 16	R: 0 E: 0 K: 1 S: 4 H: 0 LOB: 1 BB: 2 P: 12	R: 0 E: 0 K: 0 S: 4 H: 1 LOB: 1 BB: 0 P: 4	R: 0 E: 0 K: 1 S: 6 H: 1 LOB: 1 BB: 0 P: 6	R: 0 E: 0 K: 0 S: 3 H: 0 LOB: 0 BB: 0 P: 3	R: 0 E: 0 K: 0 S: 3 H: 0 LOB: 0 BB: 0 P: 3	R: 0 E: 0 K: 0 S: 4 H: 1 LOB: 1 BB: 0 P: 4	R: 0 E: 0 K: 0 S: 3 H: 0 LOB: 2 BB: 2 P: 11		1B: 4 2B: 3 3B: 0 HR: 0	SF: 0 SAC: 0 DP: 1 HBP: 0			WP: 0 PB: 1 SB: 2 CS: 0	PA: 35	

	AB	29
	R	2
	H	6
	RBI	2
	BB	6
	SO	3
	LOB	20

PITCHER		IP	WLS	BF	H	R	ER	SO	BB	IBB	HBP	BLK	WP	HR	S	P	ERA	WHIP
Bob Veale, L ERA: 2.13	(1, 1)	7.0	L	30	6	2	2	3	3	1	0	0	0	0	32	48	2.57	1.286
Dave Wickersham, R ERA: 3.38	(8, 1)	1.0		5	0	0	0	0	2	0	0	0	0	0	3	11	0.00	2.000

PITCHER	IP	WLS	BF	H	R	ER	SO	BB	IBB	HBP	BLK	WP	HR	S	P	ERA	WHIP

Pittsburgh Pirates @ Los Angeles Dodgers

Dodger Stadium, Los Angeles, CA

Tue Jun 04 1968, 7:05 PM PDT

Att. 30,422 - Unknown

livebaseballscorecards.com

Batter	1	2	3	4	5	6	7	8	9	AB	R	H	RBI	BB	SO	LOB
Matty Alou, L (1, 8) OBP: 0.397, SLG: 0.403	1-6-3		1-3			P4-3 2-3			5-3	4	0	0	0	0	0	1
Maury Wills, S (1, 5) OBP: 0.288, SLG: 0.265	P4-3			5-3		P4-3			1B	4	0	1	0	0	0	1
Willie Stargell, L (1, 3) (2, 7) OBP: 0.325, SLG: 0.519	1-3			F8			K		P4-3	4	0	0	0	0	1	1
Roberto Clemente, R (1, 9) OBP: 0.271, SLG: 0.416		P4-3		K			5-3			3	0	0	0	0	1	0
Manny Mota, R (1, 7) OBP: 0.309, SLG: 0.324		FC5-4 HBP			P5-4-3 1B		5-3			0	0	0	0	0	0	0
Donn Clendenon, R (2, 3) OBP: 0.326, SLG: 0.367										2	0	1	0	0	0	0
Bill Mazeroski, R (1, 4) OBP: 0.278, SLG: 0.250		K			P5-4-3 1-2f			5-3		3	0	0	0	0	1	2
Jerry May, R (1, 2) OBP: 0.296, SLG: 0.264		FC5-4 1-2f			K			6-3		3	0	0	0	0	1	1
Gene Alley, R (1, 6) OBP: 0.293, SLG: 0.297			K			6-3		K		3	0	0	0	0	2	0
Jim Bunning, R (1, 1) OBP: 0.043, SLG: 0.043			K			P4-3 2B			K2-3	1	0	0	0	0	1	0
Gary Kolb, L (6, PH) OBP: 0.294, SLG: 0.375										1	0	1	0	0	0	0
Juan Pizarro, L (6, 1)										0	0	0	0	0	0	0
Manny Jimenez, L (9, PH) OBP: 0.450, SLG: 0.313										1	0	0	0	0	1	0

Inning Stats	R	E	K	S	H	LOB	BB	P
1	0	0	0	3	0	0	0	3
2	0	0	1	5	0	1	0	6
3	0	0	2	7	0	0	0	7
4	0	0	1	5	0	0	0	5
5	0	0	1	5	1	0	0	5
6	0	0	0	4	1	1	0	4
7	0	0	1	5	0	0	0	5
8	0	0	1	5	0	0	0	5
9	0	0	1	6	1	1	0	6

PITCHER	IP	WLS	BF	H	R	ER	SO	BB	IBB	HBP	BLK	WP	HR	S	P	ERA	WHIP
Don Drysdale, R (1, 1) ERA: 1.21	9.0	W	30	3	0	0	8	0	0	1	0	0	0	45	46	0.00	0.333

PITCHER	IP	WLS	BF	H	R	ER	SO	BB	IBB	HBP	BLK	WP	HR	S	P	ERA	WHIP

AB	29
R	0
H	3
RBI	0
BB	0
SO	8
LOB	6

1B: 2	SF: 0	WP: 0	PA: 30
2B: 1	SAC: 0	PB: 0	
3B: 0	DP: 1	SB: 0	
HR: 0	HBP: 1	CS: 0	

Batter	1	2	3	4	5	6	7	8	9	AB	R	H	RBI	BB	SO	LOB
Wes Parker, S (1, 3) OBP: 0.348, SLG: 0.354	G4-6-3 1B			1B 1B E BB		HR	E1 1-3 3-H			3	2	2	1	1	0	1
Willie Davis, L (1, 8) OBP: 0.258, SLG: 0.318	L9			E E 1-2 1B		F7	K			4	1	1	0	0	1	3
Len Gabrielson, L (1, 7) OBP: 0.291, SLG: 0.404 Jim Fairey, L (7, 7) OBP: 0.269, SLG: 0.319	G4-6-3 1-2f			E1 1-H 2-H 1B 1B		3-1	BB			3 0	1 0	1 0	0 0	0 1	0 0	1 0
Tom Haller, L (1, 2) OBP: 0.343, SLG: 0.358		G5-4-3 1B		K		3B	L3			4	0	2	0	0	1	4
Ken Boyer, R (1, 5) OBP: 0.333, SLG: 0.292		G5-4-3 1-2f		CS 2-H 1B		IBB		BB		2	0	1	1	2	0	1
Ron Fairly, L (1, 9) OBP: 0.264, SLG: 0.224		F9		K 1-2		G3		K		4	0	0	0	0	2	4
Paul Popovich, S (1, 4) OBP: 0.278, SLG: 0.240			P8	CS BB			P4-3	P8		3	0	0	0	1	0	1
Zoilo Versalles, R (1, 6) OBP: 0.236, SLG: 0.264			6-3	K 1-2			1B E BB	K		3	1	0	0	1	2	2
Don Drysdale, R (1, 1) OBP: 0.235, SLG: 0.265			K	K			E 1-3 1B			3	0	1	0	0	2	0
Inning Stats	R: 0 H: 1 E: 0 LOB: 0 K: 0 BB: 0 S: 3 P: 3	R: 0 H: 1 E: 0 LOB: 0 K: 0 BB: 0 S: 3 P: 3	R: 0 H: 0 E: 0 LOB: 0 K: 1 BB: 0 S: 5 P: 5	R: 3 H: 3 E: 1 LOB: 0 K: 2 BB: 1 S: 9 P: 13	R: 0 H: 0 E: 0 LOB: 0 K: 2 BB: 1 S: 6 P: 10	R: 1 H: 2 E: 0 LOB: 2 K: 0 BB: 1 S: 5 P: 9	R: 1 H: 1 E: 1 LOB: 3 K: 1 BB: 2 S: 7 P: 15	R: 0 H: 0 E: 0 LOB: 1 K: 2 BB: 1 S: 7 P: 11		1B: 6 SF: 0 2B: 0 SAC: 0 3B: 1 DP: 2 HR: 1 HBP: 0						

BOTTOM

Pittsburgh Pirates @ Los Angeles Dodgers

Dodger Stadium, Los Angeles, CA

Tue Jun 04 1968, 7:05 PM PDT

Att. 30,422 - Unknown

livebaseballscorecards.com

AB	29
R	5
H	8
RBI	2
BB	6
SO	8
LOB	17

WP: 0 PA: 35
PB: 0
SB: 0
CS: 2

PITCHER		IP	WLS	BF	H	R	ER	SO	BB	IBB	HBP	BLK	WP	HR	S	P	ERA	WHIP
Jim Bunning, R ERA: 3.72	(1, 1)	5.0	L	18	5	3	2	5	2	0	0	0	0	0	26	34	3.60	1.400
Juan Pizarro, L ERA: 2.16	(6, 1)	3.0		17	3	2	1	3	3	1	0	0	0	1	19	35	3.00	2.000

PITCHER	IP	WLS	BF	H	R	ER	SO	BB	IBB	HBP	BLK	WP	HR	S	P	ERA	WHIP

Batter	1	2	3	4	5	6	7	8	9	10	AB	R	H	RBI	BB	SO	LOB
Maury Wills, S (1, 5) OBP: 0.291, SLG: 0.265	K		K		L7			BB		1B	4	0	1	0	1	2	1
Freddie Patek, R (1, 6) Manny Jimenez, L (10, PH) OBP: 0.429, SLG: 0.294 Bill Mazeroski, R (10, 4) OBP: 0.278, SLG: 0.250	K		K		FC6-4 1-2f			SH3-4 1-2		P4	3 1 0	0 0 0	0 0 0	0 0 0	0 0 0	2 0 0	1 1 0
Willie Stargell, L (1, 7) OBP: 0.316, SLG: 0.503	K		K			F7		F8		P4-3	5	0	0	0	0	2	2
Roberto Clemente, R (1, 9) OBP: 0.287, SLG: 0.438		1B 3B		E1 1B		1B		FC6 IBB			3	1	3	0	1	0	0
Matty Alou, L (1, 8) OBP: 0.386, SLG: 0.391		G3		1-3		F5		FC6 1-2f			4	0	0	0	0	0	5
Donn Clendenon, R (1, 3) OBP: 0.324, SLG: 0.364		BB 3-H 1B		K		K			6-3		4	0	1	1	0	2	2
Jerry May, R (1, 2) OBP: 0.295, SLG: 0.259		1-2 BB		K	L7				K		3	0	0	0	1	2	1
Gene Alley, R (1, 4) OBP: 0.286, SLG: 0.289 (10, 6)		P4			K		F9		F9		4	0	0	0	0	1	2
Al McBean, R (1, 1) OBP: 0.313, SLG: 0.290		G1			FC6-4 1B		K			G3	4	0	1	0	0	1	2
Inning Stats	R: 0 H: 0 E: 0 LOB: 0 K: 3 BB: 0 S: 9 P: 9	R: 1 H: 2 E: 0 LOB: 2 K: 0 BB: 1 S: 5 P: 9	R: 0 H: 0 E: 0 LOB: 0 K: 3 BB: 0 S: 9 P: 9	R: 0 H: 1 E: 1 LOB: 1 K: 2 BB: 0 S: 8 P: 8	R: 0 H: 1 E: 0 LOB: 1 K: 1 BB: 0 S: 6 P: 6	R: 0 H: 1 E: 0 LOB: 1 K: 1 BB: 0 S: 6 P: 6	R: 0 H: 0 E: 0 LOB: 0 K: 1 BB: 0 S: 5 P: 5	R: 0 H: 0 E: 0 LOB: 2 K: 0 BB: 2 S: 3 P: 11	R: 0 H: 0 E: 0 LOB: 0 K: 1 BB: 0 S: 5 P: 5	R: 0 H: 1 E: 0 LOB: 1 K: 0 BB: 0 S: 4 P: 4	1B: 5 SF: 0 2B: 0 SAC: 1 3B: 1 DP: 0 HR: 0 HBP: 0						

PITCHER	IP	WLS	BF	H	R	ER	SO	BB	IBB	HBP	BLK	WP	HR	S	P	ERA	WHIP
Bill Singer, R (1, 1) ERA: 1.76	10.0	W	39	6	1	1	12	2	1	0	0	0	0	60	72	0.90	0.800

PITCHER	IP	WLS	BF	H	R	ER	SO	BB	IBB	HBP	BLK	WP	HR	S	P	ERA	WHIP

TOP

Pittsburgh Pirates @ Los Angeles Dodgers

Dodger Stadium, Los Angeles, CA

Wed Jun 05 1968, 7:05 PM PDT

Att. 14,660 - Unknown

livebaseballscorecards.com

AB	35
R	1
H	6
RBI	1
BB	3
SO	12
LOB	17

WP: 0 PA: 39
PB: 0
SB: 0
CS: 0

Pittsburgh Pirates @ Los Angeles Dodgers

Dodger Stadium, Los Angeles, CA

Wed Jun 05 1968, 7:05 PM PDT

Att. 14,660 - Unknown

livebaseballscorecards.com

BOTTOM

Batter	1	2	3	4	5	6	7	8	9	10	AB	R	H	RBI	BB	SO	LOB
Wes Parker, S (1, 3) OBP: 0.345, SLG: 0.350	F6		6-3		4-3			4-3		E5 1-H	5	0	1	0	0	0	2
Willie Davis, L (1, 8) OBP: 0.262, SLG: 0.319	3-1			BBB 1B SF8 BB		4-3 SH1-4 1B		1-3			3	1	1	0	1	0	0
Len Gabrielson, L (1, 7) OBP: 0.293, SLG: 0.400	4-3			G3 1-3 1B		SH1-4 1-2			F8		3	0	1	0	0	0	0
Tom Haller, L (1, 2) OBP: 0.335, SLG: 0.351		5-3		SF8 3-H		4-3 2-3			4-3		3	0	0	1	0	0	1
Ken Boyer, R (1, 5) OBP: 0.330, SLG: 0.289		SSS K		G3 1-2		1-3			1B		4	0	1	0	0	1	2
Ron Fairly, L (1, 9) OBP: 0.258, SLG: 0.218		F8		L7			F9		SSS K		4	0	0	0	0	1	2
Paul Popovich, S (1, 4) OBP: 0.277, SLG: 0.240			P4-3		P9		P5-3			FC1-6 1B	4	0	1	0	0	0	0
Zoilo Versalles, R (1, 6) OBP: 0.241, SLG: 0.270			2B		BBB BB		6-3			FC1-6 E 1-2f E	3	1	1	0	1	0	1
Bill Singer, R (1, 1) OBP: 0.172, SLG: 0.214 Jim Fairey, L (10, PH) OBP: 0.264, SLG: 0.313		SSS K			SSS K			G3		F6	3 1	0 0	0 0	0 0	0 0	2 0	2 1
Inning Stats	R: 0 H: 0 E: 0 LOB: 0 K: 0 BB: 0 S: 3 P: 3	R: 0 H: 0 E: 0 LOB: 0 K: 1 BB: 0 S: 5 P: 5	R: 0 H: 1 E: 0 LOB: 1 K: 1 BB: 0 S: 6 P: 6	R: 1 H: 1 E: 0 LOB: 1 K: 0 BB: 1 S: 4 P: 8	R: 0 H: 0 E: 0 LOB: 1 K: 1 BB: 1 S: 5 P: 9	R: 0 H: 1 E: 0 LOB: 1 K: 0 BB: 0 S: 4 P: 4	R: 0 H: 0 E: 0 LOB: 0 K: 0 BB: 0 S: 3 P: 3	R: 0 H: 0 E: 0 LOB: 0 K: 0 BB: 0 S: 3 P: 3	R: 0 H: 1 E: 0 LOB: 1 K: 1 BB: 0 S: 6 P: 6	R: 1 H: 2 E: 1 LOB: 1 K: 0 BB: 0 S: 4 P: 4	1B: 5 SF: 1 2B: 1 SAC: 1 3B: 0 DP: 0 HR: 0 HBP: 0						

PITCHER	IP	WLS	BF	H	R	ER	SO	BB	IBB	HBP	BLK	WP	HR	S	P	ERA	WHIP
Al McBean, R (1, 1) ERA: 2.55	9.2	L	37	6	2	1	4	2	0	0	0	0	0	43	51	0.93	0.828

PITCHER	IP	WLS	BF	H	R	ER	SO	BB	IBB	HBP	BLK	WP	HR	S	P	ERA	WHIP

AB	33
R	2
H	6
RBI	1
BB	2
SO	4
LOB	11

WP: 0 PA: 37
PB: 0
SB: 0
CS: 0

Batter	1	2	3	4	5	6	7	8	9	AB	R	H	RBI	BB	SO	LOB
Matty Alou, L (1, 8) OBP: 0.372, SLG: 0.376	F7		6-3	FC6 1-2f			P4-3		1-3	5	0	0	0	0	0	3
Jose Pagan, R (1, 5) OBP: 0.140, SLG: 0.171	K		F8		5-3		L5			4	0	0	0	0	1	0
Roberto Clemente, R (1, 9) OBP: 0.297, SLG: 0.445	1B 1B 1B		1B 1B		G3		1B			4	1	3	0	0	0	0
Manny Jimenez, L (1, 7) OBP: 0.480, SLG: 0.350	1-H 1B		1-3 1B		BBB BB		F7			3	0	2	1	1	0	1
Donn Clendenon, R (1, 3) OBP: 0.323, SLG: 0.358	K			BBB BB S BB	K			K		3	0	0	0	1	3	2
Bill Mazeroski, R (1, 4) OBP: 0.272, SLG: 0.244		F8		F8 1-2		F6		F7		4	0	0	0	0	0	1
Gene Alley, R (1, 6) OBP: 0.291, SLG: 0.310		BBB 4-0 G3 BB		K		HR		6-3		3	1	1	1	1	1	1
Jerry May, R (1, 2) OBP: 0.294, SLG: 0.253		G3 1-2		BB IBB		K			5-3	3	0	0	0	1	1	1
Tommie Sisk, R (1, 1) OBP: 0.200, SLG: 0.111		K		BBB FC6 1-2 2-3 BB		K			P4-3	1	0	0	0	0	1	1
Ron Kline, R (2, 1)										0	0	0	0	1	0	0
Juan Pizarro, L (6, PH)										1	0	0	0	0	1	0
Luke Walker, L (6, 1)										0	0	0	0	0	0	0
Gary Kolb, L (9, PH) OBP: 0.278, SLG: 0.353										1	0	0	0	0	0	0
Inning Stats	R: 1 E: 0 K: 2 S: 9 H: 2 LOB: 1 BB: 0 P: 9	R: 0 E: 0 K: 1 S: 5 H: 0 LOB: 1 BB: 1 P: 9	R: 0 E: 0 K: 0 S: 4 H: 2 LOB: 2 BB: 0 P: 4	R: 0 E: 0 K: 1 S: 5 H: 0 LOB: 3 BB: 3 P: 17	R: 0 E: 0 K: 1 S: 5 H: 0 LOB: 1 BB: 1 P: 9	R: 1 E: 0 K: 2 S: 8 H: 1 LOB: 0 BB: 0 P: 8	R: 0 E: 0 K: 0 S: 4 H: 1 LOB: 1 BB: 0 P: 4	R: 0 E: 0 K: 1 S: 5 H: 0 LOB: 0 BB: 0 P: 5	R: 0 E: 0 K: 0 S: 3 H: 0 LOB: 0 BB: 0 P: 3	1B: 5 2B: 0 3B: 0 HR: 1	SF: 0 SAC: 0 DP: 0 HBP: 0	WP: 0 PB: 0 SB: 1 CS: 0	PA: 37			

PITCHER	IP	WLS	BF	H	R	ER	SO	BB	IBB	HBP	BLK	WP	HR	S	P	ERA	WHIP
Don Sutton, R (1, 1) ERA: 3.36	9.0	W	37	6	2	2	8	4	1	0	0	0	1	48	68	2.00	1.111

PITCHER	IP	WLS	BF	H	R	ER	SO	BB	IBB	HBP	BLK	WP	HR	S	P	ERA	WHIP

TOP

Pittsburgh Pirates @ Los Angeles Dodgers

Dodger Stadium, Los Angeles, CA

Thu Jun 06 1968, 7:05 PM PDT

Att. 14,112 - Unknown

livebaseballscorecards.com

AB	32
R	2
H	6
RBI	2
BB	5
SO	8
LOB	10

Batter	1	2	3	4	5	6	7	8	9	AB	R	H	RBI	BB	SO	LOB
Wes Parker, S (1, 3) OBP: 0.350, SLG: 0.353	G4-6-3 1B		K		4-3	BB BB		1-2 1B		4	0	2	0	1	1	0
Willie Davis, L (1, 8) OBP: 0.269, SLG: 0.323	F9		2B		1B 1B BB	FC5-4 1-2 BB		F5		3	1	1	0	2	0	3
Len Gabrielson, L (1, 7) OBP: 0.295, SLG: 0.397 Rocky Colavito, R (6, PH) OBP: 0.295, SLG: 0.311 Jim Fairey, L (7, 7) OBP: 0.259, SLG: 0.306	G4-6-3 1-2f		F5		FC6-4 1-2 1B 1B	FC5-4 1-2f		K		3 1 1	1 0 0	1 0 0	0 0 0	0 0 0	0 0 0	2 2 2
Tom Haller, L (1, 2) OBP: 0.339, SLG: 0.361		1B 2B 2B	L7		FC6-4 1-2 2-H 1B		K			4	1	2	1	0	1	1
Ron Fairly, L (1, 9) OBP: 0.258, SLG: 0.219		2B 2-3 1B	L9		FC6-4 1-2f 2-3 1B		4-3			4	1	1	0	0	0	2
Bob Bailey, R (1, 5) OBP: 0.349, SLG: 0.350 Ken Boyer, R (8, 5) OBP: 0.330, SLG: 0.289	K		E5 2B L1-2-3		1-2 3-H 1B		BB			3 0	0 0	1 0	1 0	1 0	1 0	2 0
Paul Popovich, S (1, 4) OBP: 0.284, SLG: 0.269	1-H 3-H 2B		2-3 2B		P7		P6-3			4	0	2	2	0	0	3
Zoilo Versalles, R (1, 6) OBP: 0.241, SLG: 0.266	F8		IBB		2-3			K		3	0	0	0	1	1	1
Don Sutton, R (1, 1) OBP: 0.318, SLG: 0.316	K		L1-2-3 3-H		6-3			1B 1B		4	0	1	0	0	1	4
Inning Stats	R: 0 E: 0 K: 0 S: 3 H: 1 LOB: 0 BB: 0 P: 3	R: 2 E: 0 K: 2 S: 10 H: 3 LOB: 1 BB: 0 P: 10	R: 0 E: 0 K: 1 S: 6 H: 1 LOB: 1 BB: 0 P: 6	R: 0 E: 1 K: 0 S: 4 H: 1 LOB: 2 BB: 1 P: 8	R: 2 E: 0 K: 0 S: 6 H: 3 LOB: 2 BB: 1 P: 10	R: 0 E: 0 K: 0 S: 3 H: 0 LOB: 2 BB: 2 P: 11	R: 0 E: 0 K: 1 S: 5 H: 0 LOB: 1 BB: 1 P: 9	R: 0 E: 0 K: 2 S: 9 H: 2 LOB: 2 BB: 0 P: 9		1B: 7 2B: 4 3B: 0 HR: 0 SF: 0 SAC: 0 DP: 2 HBP: 0						

PITCHER		IP	WLS	BF	H	R	ER	SO	BB	IBB	HBP	BLK	WP	HR	S	P	ERA	WHIP
Tommie Sisk, R ERA: 3.71	(1, 1)	1.0	L	5	3	2	2	0	0	0	0	0	0	0	5	5	18.00	3.000
Ron Kline, R ERA: 0.98	(2, 1)	4.0		20	6	2	2	3	1	1	0	0	0	0	24	32	4.50	1.750
Luke Walker, L ERA: 1.62	(6, 1)	3.0		14	2	0	0	3	3	0	0	0	0	0	17	29	0.00	1.667

PITCHER	IP	WLS	BF	H	R	ER	SO	BB	IBB	HBP	BLK	WP	HR	S	P	ERA	WHIP

BOTTOM

Pittsburgh Pirates @ Los Angeles Dodgers

Dodger Stadium, Los Angeles, CA

Thu Jun 06 1968, 7:05 PM PDT

Att. 14,112 - Unknown

livebaseballscorecards.com

AB	34
R	4
H	11
RBI	4
BB	5
SO	6
LOB	22

PA: 39

WP: 0
PB: 0
SB: 0
CS: 0

Batter	1	2	3	4	5	6	7	8	9	AB	R	H	RBI	BB	SO	LOB
Maury Wills, S (1, 5) OBP: 0.293, SLG: 0.268	1-3		5-3 HR 1B		3-1		1-2 1B		4-3	5	1	2	0	0	0	0
Gene Alley, R (1, 6) OBP: 0.284, SLG: 0.302	E5 1B 1B		5-3 1-2		4-3		K			4	1	0	0	0	1	3
Roberto Clemente, R (1, 9) OBP: 0.302, SLG: 0.463	1B 1-2 1B		2-H HR			1-3	F9			4	1	2	2	0	0	2
Manny Jimenez, L (1, 7) OBP: 0.536, SLG: 0.381 Gary Kolb, L (6, PR) (6, 7) OBP: 0.316, SLG: 0.556	G4-6-3 1-2 2-H 1B		B B B BB			H 1-0 WP 2B HBP		HR		1 1	0 2	1 1	1 1	1 0	0 0	0 0
Matty Alou, L (1, 8) OBP: 0.376, SLG: 0.387	G4-6-3 1-2f		F8			1-H 2B		G6-4-3 1B		4	0	2	1	0	0	3
Donn Clendenon, R (1, 3) OBP: 0.316, SLG: 0.349		S S S K		1-3		F9		G6-4-3 1-2f		4	0	0	0	0	1	3
Bill Mazeroski, R (1, 4) OBP: 0.266, SLG: 0.238		P4		P2		F7		S S S K		4	0	0	0	0	1	2
Jerry May, R (1, 2) OBP: 0.287, SLG: 0.247		F9		3-1			5-3		F7	4	0	0	0	0	0	0
Steve Blass, R (1, 1) OBP: 0.053, SLG: 0.059			P3		6-3		1B 1B		F9	4	0	1	0	0	0	0
Inning Stats	R: 1 E: 1 K: 0 S: 5 H: 2 LOB: 1 BB: 0 P: 5	R: 0 E: 0 K: 1 S: 5 H: 0 LOB: 0 BB: 0 P: 5	R: 2 E: 0 K: 0 S: 5 H: 2 LOB: 1 BB: 1 P: 9	R: 0 E: 0 K: 0 S: 3 H: 0 LOB: 0 BB: 0 P: 3	R: 0 E: 0 K: 0 S: 3 H: 0 LOB: 0 BB: 0 P: 3	R: 1 E: 0 K: 0 S: 4 H: 1 LOB: 2 BB: 0 P: 5	R: 0 E: 0 K: 1 S: 7 H: 2 LOB: 2 BB: 0 P: 7	R: 1 E: 0 K: 1 S: 6 H: 2 LOB: 0 BB: 0 P: 6	R: 0 E: 0 K: 0 S: 3 H: 0 LOB: 0 BB: 0 P: 3	1B: 6 2B: 1 3B: 0 HR: 2	SF: 0 SAC: 0 DP: 2 HBP: 1						

TOP

Pittsburgh Pirates @ Houston Astros

Astrodome, Houston, TX

Fri Jun 07 1968, 8:05 PM EDT

Att. 14,578 - Unknown

livebaseballscorecards.com

AB	35
R	5
H	9
RBI	5
BB	1
SO	3
LOB	13

WP: 1 PB: 0 SB: 0 CS: 0 PA: 37

PITCHER		IP	WLS	BF	H	R	ER	SO	BB	IBB	HBP	BLK	WP	HR	S	P	ERA	WHIP
Dave Giusti, R ERA: 1.98	(1, 1)	5.1	L	23	5	4	3	1	1	0	1	0	1	1	23	28	5.06	1.125
John Buzhardt, R ERA: 4.08	(6, 1)	0.2		2	0	0	0	0	0	0	0	0	0	0	2	2	0.00	0.000
Tom Dukes, R ERA: 5.4	(7, 1)	2.0		9	4	1	1	2	0	0	0	0	0	1	13	13	4.50	2.000
Jim Ray, R ERA: 4.13	(9, 1)	1.0		3	0	0	0	0	0	0	0	0	0	0	3	3	0.00	0.000

PITCHER	IP	WLS	BF	H	R	ER	SO	BB	IBB	HBP	BLK	WP	HR	S	P	ERA	WHIP

Pittsburgh Pirates @ Houston Astros

Astrodome, Houston, TX

Fri Jun 07 1968, 8:05 PM EDT

Att. 14,578 - Unknown

BOTTOM

Batter	1	2	3	4	5	6	7	8	9	AB	R	H	RBI	BB	SO	LOB
Ron Davis, R (1, 8) OBP: 0.286, SLG: 0.305	P6			4-3		K 1-2		F7		4	0	0	0	0	1	1
Denis Menke, R (1, 6) OBP: 0.347, SLG: 0.335	K			6-3		P2		F8		4	0	0	0	0	1	1
Rusty Staub, L (1, 3) OBP: 0.385, SLG: 0.433	P5			1B		K			BB	3	0	1	0	1	1	1
Lee Thomas, L (1, 9) OBP: 0.303, SLG: 0.338		K		1-2 1B			K		G4-6-3 1-2 1B	4	0	2	0	0	2	0
Jimmy Wynn, R (1, 7) OBP: 0.372, SLG: 0.408		P4		K			BB		K	3	0	0	0	1	2	4
Bob Aspromonte, R (1, 5) OBP: 0.313, SLG: 0.294		K			4-3		K		G4-6-3 1-2f	4	0	0	0	0	2	3
Julio Gotay, R (1, 4) OBP: 0.259, SLG: 0.265			6-3		3-1		1-2 1B			3	0	1	0	0	0	0
John Bateman, R (1, 2) OBP: 0.268, SLG: 0.326			P3		P5		5-3			3	0	0	0	0	0	2
Dave Giusti, R (1, 1) OBP: 0.063, SLG: 0.094			5-3			WP 1B		F9		1	0	0	0	0	0	0
John Buzhardt, R (6, 1)										0	0	0	0	0	0	0
Byron Browne, R (6, PH) OBP: 0.300, SLG: 0.222										1	0	1	0	0	0	0
Tom Dukes, R (7, 1)										0	0	0	0	0	0	0
Ron Brand, R (8, PH) OBP: 0.267, SLG: 0.192										1	0	0	0	0	0	0
Jim Ray, R (9, 1) OBP: 0.333, SLG: 0.333										0	0	0	0	0	0	0
Inning Stats	R: 0 E: 0 K: 1 S: 5 H: 0 LOB: 0 BB: 0 P: 5	R: 0 E: 0 K: 2 S: 7 H: 0 LOB: 0 BB: 0 P: 7	R: 0 E: 0 K: 0 S: 3 H: 0 LOB: 0 BB: 0 P: 3	R: 0 E: 0 K: 1 S: 7 H: 2 LOB: 2 BB: 0 P: 7	R: 0 E: 0 K: 0 S: 3 H: 0 LOB: 0 BB: 0 P: 3	R: 0 E: 0 K: 2 S: 8 H: 1 LOB: 1 BB: 0 P: 8	R: 0 E: 0 K: 2 S: 8 H: 1 LOB: 2 BB: 1 P: 12	R: 0 E: 0 K: 0 S: 3 H: 0 LOB: 0 BB: 0 P: 3	R: 0 E: 0 K: 1 S: 5 H: 1 LOB: 1 BB: 1 P: 9	1B: 5 2B: 0 3B: 0 HR: 0	SF: 0 SAC: 0 DP: 1 HBP: 0						

PITCHER	IP	WLS	BF	H	R	ER	SO	BB	IBB	HBP	BLK	WP	HR	S	P	ERA	WHIP
Steve Blass, R (1, 1) ERA: 2.52	9.0	W	33	5	0	0	9	2	0	0	0	1	0	49	57	0.00	0.778

PITCHER	IP	WLS	BF	H	R	ER	SO	BB	IBB	HBP	BLK	WP	HR	S	P	ERA	WHIP

AB	31
R	0
H	5
RBI	0
BB	2
SO	9
LOB	12

WP: 1 PA: 33
PB: 0
SB: 0
CS: 0

livebaseballscorecards.com

Batter	1	2	3	4	5	6	7	8	9	AB	R	H	RBI	BB	SO	LOB
Maury Wills, S (1, 5) OBP: 0.291, SLG: 0.266	K		G6-3 1-2f		6-3		WP 1-3 2-H		F7	5	0	1	1	0	1	1
Gene Alley, R (1, 6) OBP: 0.289, SLG: 0.307	WP 1-4-3		1B		5-3		K 1-2			4	0	2	0	0	1	2
Roberto Clemente, R (1, 9) OBP: 0.301, SLG: 0.461	1-4-3 1-2		1-3		5-3		SF8 3-H			3	0	1	1	0	0	1
Donn Clendenon, R (1, 3) OBP: 0.310, SLG: 0.341	K 2-3		K			5-3	5-3			4	0	0	0	0	2	4
Matty Alou, L (1, 8) OBP: 0.373, SLG: 0.383		F7		K		2B		6-3		4	0	1	0	0	1	0
Jerry May, R (1, 2) OBP: 0.286, SLG: 0.247		K		FC6-4		F7		5-3		4	0	1	0	0	1	1
Jose Pagan, R (1, 7) OBP: 0.149, SLG: 0.200		E6		FC6-4 1-2f		1-H		K		4	0	1	0	0	1	1
Bill Mazeroski, R (1, 4) OBP: 0.271, SLG: 0.240		F8		1-2			BB 1B		F4	3	1	1	0	1	0	1
Jim Bunning, R (1, 1) OBP: 0.080, SLG: 0.080			G6-3	P4			1B SF8 1-2		F4	2	0	1	0	0	0	2
Freddie Patek, R (7, PH)			1B				BB			0	1	0	0	1	0	0
Roy Face, R (7, 1)										0	0	0	0	0	0	0
Gary Kolb, L (9, PH) OBP: 0.300, SLG: 0.526										1	0	0	0	0	0	0
Inning Stats	R: 0 E: 0 K: 2 S: 8 H: 1 LOB: 1 BB: 0 P: 8	R: 0 E: 1 K: 1 S: 6 H: 0 LOB: 1 BB: 0 P: 6	R: 0 E: 0 K: 1 S: 7 H: 3 LOB: 2 BB: 0 P: 7	R: 0 E: 0 K: 1 S: 6 H: 1 LOB: 2 BB: 1 P: 10	R: 0 E: 0 K: 0 S: 3 H: 0 LOB: 0 BB: 0 P: 3	R: 0 E: 0 K: 0 S: 4 H: 2 LOB: 2 BB: 0 P: 4	R: 2 E: 0 K: 1 S: 7 H: 2 LOB: 1 BB: 1 P: 11	R: 0 E: 0 K: 1 S: 5 H: 0 LOB: 0 BB: 0 P: 5	R: 0 E: 0 K: 0 S: 3 H: 0 LOB: 0 BB: 0 P: 3	1B: 8 2B: 1 3B: 0 HR: 0 SF: 1 SAC: 0 DP: 1 HBP: 0						

PITCHER		IP	WLS	BF	H	R	ER	SO	BB	IBB	HBP	BLK	WP	HR	S	P	ERA	WHIP
Denny Lemaster, L ERA: 3.15	(1, 1)	6.0	W	28	9	2	2	5	2	0	0	0	1	0	36	44	3.00	1.833
John Buzhardt, R ERA: 3.48	(7, 1)	3.0	S	9	0	0	0	2	0	0	0	0	1	0	13	13	0.00	0.000

PITCHER	IP	WLS	BF	H	R	ER	SO	BB	IBB	HBP	BLK	WP	HR	S	P	ERA	WHIP

Pittsburgh Pirates @ Houston Astros

Astrodome, Houston, TX

Sat Jun 08 1968, 8:05 PM EDT

Att. 21,447 - Dome

TOP

livebaseballscorecards.com

AB	34
R	2
H	9
RBI	2
BB	2
SO	7
LOB	13

WP: 2	PA: 37		
PB: 0			
SB: 0			
CS: 0			

BOTTOM

Pittsburgh Pirates @ Houston Astros

Astrodome, Houston, TX

Sat Jun 08 1968, 8:05 PM EDT

Att. 21,447 - Dome

Batter	1	2	3	4	5	6	7	8	9	AB	R	H	RBI	BB	SO	LOB
Ron Davis, R (1, 8) OBP: 0.281, SLG: 0.299	P5		P4			6-3	K			4	0	0	0	0	1	0
Denis Menke, R (1, 6) OBP: 0.351, SLG: 0.335	FC3-6, BB		5-3			BB, S, 1B	F2			3	1	1	0	1	0	0
Rusty Staub, L (1, 3) OBP: 0.387, SLG: 0.432	FC3-6, FC5-4			G5-4-3, 1B		BB, 1B		K		3	1	1	0	1	1	1
Jimmy Wynn, R (1, 7) OBP: 0.365, SLG: 0.399	FC5-4			G5-4-3		P6		P5		4	0	0	0	0	0	4
Lee Thomas, L (1, 9) OBP: 0.313, SLG: 0.351		6-3		2B		BB, 1B		K		3	1	1	0	1	1	0
Bob Aspromonte, R (1, 5) OBP: 0.314, SLG: 0.295		6-3		F7		1B				3	0	1	2	0	0	1
Julio Gotay, R (1, 4) OBP: 0.273, SLG: 0.279		1B			4-3	1B				3	0	2	1	0	0	0
John Bateman, R (1, 2) OBP: 0.260, SLG: 0.315		6-3			5-3	F7				3	0	0	0	0	0	3
Denny Lemaster, R (1, 1) OBP: 0.037, SLG: 0.037			F9		5-3		K			2	0	0	0	0	0	0
John Buzhardt, R (7, 1)										1	0	0	0	0	1	0
Inning Stats	R: 0 E: 0 K: 0 S: 3 H: 0 LOB: 1 BB: 1 P: 7	R: 0 E: 0 K: 0 S: 4 H: 1 LOB: 1 BB: 0 P: 4	R: 0 E: 0 K: 0 S: 3 H: 0 LOB: 0 BB: 0 P: 3	R: 0 E: 0 K: 0 S: 4 H: 2 LOB: 1 BB: 0 P: 4	R: 0 E: 0 K: 0 S: 3 H: 0 LOB: 0 BB: 0 P: 3	R: 3 E: 0 K: 0 S: 6 H: 3 LOB: 2 BB: 2 P: 14	R: 0 E: 0 K: 2 S: 7 H: 0 LOB: 0 BB: 0 P: 7	R: 0 E: 0 K: 2 S: 7 H: 0 LOB: 0 BB: 0 P: 7		1B: 5 2B: 1 3B: 0 HR: 0 SF: 0 SAC: 0 DP: 1 HBP: 0				WP: 0 PB: 0 SB: 1 CS: 0 PA: 32		

livebaseballscorecards.com

	AB	29
	R	3
	H	6
	RBI	3
	BB	3
	SO	4
	LOB	9

PITCHER		IP	WLS	BF	H	R	ER	SO	BB	IBB	HBP	BLK	WP	HR	S	P	ERA	WHIP
Jim Bunning, R ERA: 3.78	(1, 1)	6.0	L	26	6	3	3	0	2	1	0	0	0	0	23	35	4.50	1.333
Roy Face, R ERA: 4.24	(7, 1)	2.0		6	0	0	0	4	0	0	0	0	0	0	14	14	0.00	0.000

PITCHER	IP	WLS	BF	H	R	ER	SO	BB	IBB	HBP	BLK	WP	HR	S	P	ERA	WHIP

Batter	1	2	3	4	5	6	7	8	9	AB	R	H	RBI	BB	SO	LOB
Freddie Patek, R (1, 5)	BBBB 4-0 1B 1B BB		x 0-0 ① F8		SSS 0-3 ① K		x 0-0 ① F9		x 0-0 ② 6-3	4	1	0	0	1	1	0
Gene Alley, R (1, 6) OBP: 0.297, SLG: 0.315	x 0-0 1B 1-2 SF9-4 1B		x 0-0 S 1B		x 0-0 5-3 1B		x 0-0 ② 5-3		x 0-0 ③ 3-1	5	1	3	0	0	0	0
Roberto Clemente, R (1, 9) OBP: 0.294, SLG: 0.451	x 0-0 ① P3		SSS 0-3 ② K2-3 1-2		x 0-0 ② 5-3 1-2		SSS 0-3 ③ K			4	0	0	0	0	2	4
Donn Clendenon, R (1, 3) OBP: 0.308, SLG: 0.339	x 0-0 SF9-4 1-3 2-H 1B		x 0-0 ③ F9		x 0-0 ③ F9			SSS 0-3 ① K		4	0	1	1	0	1	2
Matty Alou, L (1, 8) OBP: 0.382, SLG: 0.396	x 0-0 ②③ ~~SF9-4~~ 1-2 3-H			x 0-0 G6-4-3 1B		x 0-0 SH5-3 G1-2-3 1B		x 0-0 1B SF8 1B		3	1	3	1	0	0	0
Jerry May, R (1, 2) OBP: 0.291, SLG: 0.253		x 0-0 ① 3-1		x 0-0 ①② G6-4-3 1-2f		x 0-0 SH5-3 1-2 1B		x 0-0 1-3 1B		4	0	2	0	0	0	1
Jose Pagan, R (1, 7) OBP: 0.160, SLG: 0.213		x 0-0 ② P6		x 0-0 1B 1B		x 0-0 ① SH5-3 1-2 2-3		x 0-0 ② SF8 3-H		2	0	1	1	0	0	0
Bill Mazeroski, R (1, 4) OBP: 0.281, SLG: 0.243		BBBB 4-0 BB		x 0-0 1-2 1B		4-0 IBB		SSS 0-3 ③ K		2	0	1	0	2	1	1
Bob Moose, R (1, 1) Ron Kline, R (9, 1)		SSS 0-3 ③ K		x 0-0 6-3		x 0-0 ②③ G1-2-3 3-Hf			SSS 0-3 ① K	4 0	0 0	0 0	0 0	0 0	2 0	6 0
Inning Stats	R: 2 E: 0 K: 0 S: 4 H: 2 LOB: 0 BB: 1 P: 8	R: 0 E: 0 K: 1 S: 5 H: 0 LOB: 1 BB: 1 P: 9	R: 0 E: 0 K: 1 S: 6 H: 1 LOB: 1 BB: 0 P: 6	R: 0 E: 0 K: 0 S: 5 H: 3 LOB: 2 BB: 0 P: 5	R: 0 E: 0 K: 1 S: 6 H: 1 LOB: 1 BB: 0 P: 6	R: 0 E: 0 K: 0 S: 4 H: 2 LOB: 2 BB: 1 P: 8	R: 0 E: 0 K: 1 S: 5 H: 0 LOB: 0 BB: 0 P: 5	R: 1 E: 0 K: 2 S: 9 H: 2 LOB: 1 BB: 0 P: 9	R: 0 E: 0 K: 1 S: 5 H: 0 LOB: 0 BB: 0 P: 5	1B: 11 2B: 1 3B: 0 HR: 0	SF: 2 SAC: 1 DP: 3 HBP: 0						

PITCHER		IP	WLS	BF	H	R	ER	SO	BB	IBB	HBP	BLK	WP	HR	S	P	ERA	WHIP
Mike Cuellar, L ERA: 1.71	(1, 1)	8.0	L	35	11	3	3	6	2	1	0	0	0	0	44	56	3.38	1.625
Fred Gladding, R ERA:	(9, 1)	1.0		3	0	0	0	1	0	0	0	0	0	0	5	5	0.00	0.000

PITCHER	IP	WLS	BF	H	R	ER	SO	BB	IBB	HBP	BLK	WP	HR	S	P	ERA	WHIP

TOP

Pittsburgh Pirates @ Houston Astros

Astrodome, Houston, TX

Sun Jun 09 1968, 4:33 AM EDT

Att. 12,862 - Dome

livebaseballscorecards.com

AB	32
R	3
H	11
RBI	3
BB	3
SO	7
LOB	14

1B: 11	SF: 2	WP: 0	PA: 38
2B: 1	SAC: 1	PB: 0	
3B: 0	DP: 3	SB: 1	
HR: 0	HBP: 0	CS: 0	

Pittsburgh Pirates @ Houston Astros

Astrodome, Houston, TX

Sun Jun 09 1968, 4:33 AM EDT

Att. 12,862 - Dome

BOTTOM

livebaseballscorecards.com

Batter	1	2	3	4	5	6	7	8	9	AB	R	H	RBI	BB	SO	LOB
Byron Browne, R (1, 9) OBP: 0.357, SLG: 0.250	K			SH1-3 BB BB		1-3		FC6-4 1B 2-H		3	0	1	1	1	1	0
Ron Brand, R (1, 2) OBP: 0.265, SLG: 0.172	F9			SH1-3 1-2 BB		4-3		FC6-4 1-2f		3	0	0	0	1	0	1
Lee Thomas, L (1, 3) OBP: 0.301, SLG: 0.338	4-3			SH1-3 1-2 2-3		F9			F9	3	0	0	0	0	0	0
Jimmy Wynn, R (1, 8) OBP: 0.367, SLG: 0.401		G6-4-3 1B		K			P4		FC6-4 1B	4	0	2	0	0	1	2
Denis Menke, R (1, 5) OBP: 0.343, SLG: 0.328		G6-4-3 1-2f		K			4-3		FC6-4 1-2f	4	0	0	0	0	1	4
Julio Gotay, R (1, 4) OBP: 0.261, SLG: 0.267		P5			K		5-3			4	0	0	0	0	1	1
Bob Watson, R (1, 7) OBP: 0.205, SLG: 0.220			F9		4-3 2B			K		3	0	1	0	0	1	0
Hector Torres, R (1, 6) OBP: 0.252, SLG: 0.262			K		4-3 2-3			1B 2B		3	1	1	0	0	1	1
Mike Cuellar, L (1, 1) OBP: 0.176, SLG: 0.235			4-3		4-3			6-3		2	0	0	0	0	0	1
Ivan Murrell, R (8, PH) OBP: 0.079, SLG: 0.054										1	0	0	0	0	0	1
Fred Gladding, L (9, 1)										0	0	0	0	0	0	0
Inning Stats	R: 0 E: 0 K: 1 S: 5 H: 0 LOB: 0 BB: 0 P: 5	R: 0 E: 0 K: 0 S: 3 H: 1 LOB: 0 BB: 0 P: 3	R: 0 E: 0 K: 1 S: 5 H: 0 LOB: 0 BB: 0 P: 5	R: 0 E: 0 K: 2 S: 7 H: 0 LOB: 2 BB: 2 P: 15	R: 0 E: 0 K: 1 S: 6 H: 1 LOB: 1 BB: 0 P: 6	R: 0 E: 0 K: 0 S: 3 H: 0 LOB: 0 BB: 0 P: 3	R: 0 E: 0 K: 0 S: 3 H: 0 LOB: 0 BB: 0 P: 3	R: 1 E: 0 K: 1 S: 7 H: 2 LOB: 1 BB: 0 P: 7	R: 0 E: 0 K: 0 S: 4 H: 1 LOB: 1 BB: 0 P: 4	1B: 3 2B: 2 3B: 0 HR: 0 SF: 0 SAC: 1 DP: 1 HBP: 0						

	AB	30
	R	1
	H	5
	RBI	1
	BB	2
	SO	6
	LOB	11

WP: 0 PB: 0 SB: 0 CS: 0 PA: 33

PITCHER		IP	WLS	BF	H	R	ER	SO	BB	IBB	HBP	BLK	WP	HR	S	P	ERA	WHIP
Bob Moose, R ERA: 2.81	(1, 1)	8.1	W	31	5	1	1	6	2	0	0	0	0	0	41	49	1.08	0.840
Ron Kline, R ERA: 0.96	(9, 1)	0.2	S	2	0	0	0	0	0	0	0	0	0	0	2	2	0.00	0.000

PITCHER	IP	WLS	BF	H	R	ER	SO	BB	IBB	HBP	BLK	WP	HR	S	P	ERA	WHIP

Pittsburgh Pirates @ San Francisco Giants

Candlestick Park, San Francisco, CA

Mon Jun 10 1968, 6:33 AM EDT

Att. 4,356 - Unknown

livebaseballscorecards.com

Batter	1	2	3	4	5	6	7	8	9	AB	R	H	RBI	BB	SO	LOB
Maury Wills, S (1, 5) OBP: 0.295, SLG: 0.271	F8 1B		F7			FC6-4 1B		4-3		4	0	2	0	0	0	0
Gene Alley, R (1, 6) OBP: 0.293, SLG: 0.310	F8 1-2			K		FC6-4 1-2f		K		3	0	0	0	0	1	2
Carl Taylor, R (7, 2) OBP: 0.280, SLG: 0.250										1	0	0	0	0	1	0
Willie Stargell, L (1, 7) OBP: 0.309, SLG: 0.491	F7			G3		F5			G3	4	0	0	0	0	0	2
Roberto Clemente, R (1, 9) OBP: 0.294, SLG: 0.447	K			6-3			FC6-4 1B		F3	4	0	1	0	0	1	1
Matty Alou, L (1, 8) OBP: 0.381, SLG: 0.395		K			F8		FC6-4 1-2		5-3	3	0	1	0	0	1	0
Manny Mota, R (7, 8) OBP: 0.306, SLG: 0.321										1	0	0	0	0	0	0
Donn Clendenon, R (1, 3) OBP: 0.304, SLG: 0.333		6-3			K		K			3	0	0	0	0	2	2
Jerry May, R (1, 2) OBP: 0.291, SLG: 0.250		1-3			BB		FC6-4 1-2f 2-3			2	0	0	0	1	0	2
Jose Pagan, R (7, 6) OBP: 0.160, SLG: 0.213										0	0	0	0	0	0	0
Bill Mazeroski, R (1, 4) OBP: 0.276, SLG: 0.239			F5		6-3		F8			3	0	0	0	0	0	3
Bob Veale, S (1, 1) OBP: 0.069, SLG: 0.069			K			F8		K		1	0	0	0	0	1	0
Freddie Patek, R (6, PH)										1	0	0	0	0	0	0
Dave Wickersham, R (6, 1) OBP: 0.333, SLG: 0.333										0	0	0	0	0	0	0
Gary Kolb, L (8, PH) OBP: 0.286, SLG: 0.500										1	0	0	0	0	1	0
Juan Pizarro, L (8, 1)										0	0	0	0	0	0	0

TOP	
AB	31
R	0
H	4
RBI	0
BB	1
SO	8
LOB	12

Inning Stats	1	2	3	4	5	6	7	8	9
	R: 0 E: 0 K: 1 S: 6	H: 1 LOB: 1 BB: 0 P: 6	R: 0 E: 0 K: 1 S: 5	H: 0 LOB: 0 BB: 0 P: 5	R: 0 E: 0 K: 1 S: 5	H: 0 LOB: 0 BB: 0 P: 5	R: 0 E: 0 K: 1 S: 5	H: 0 LOB: 1 BB: 1 P: 9	R: 0 E: 0 K: 0 S: 4	H: 1 LOB: 1 BB: 0 P: 4	R: 0 E: 0 K: 1 S: 7	H: 2 LOB: 2 BB: 0 P: 7	R: 0 E: 0 K: 2 S: 7	H: 0 LOB: 0 BB: 0 P: 7	R: 0 E: 0 K: 0 S: 3	H: 0 LOB: 0 BB: 0 P: 3

1B: 4	SF: 0	WP: 0	PA: 32
2B: 0	SAC: 0	PB: 0	
3B: 0	DP: 0	SB: 0	
HR: 0	HBP: 0	CS: 0	

PITCHER	IP	WLS	BF	H	R	ER	SO	BB	IBB	HBP	BLK	WP	HR	S	P	ERA	WHIP
Juan Marichal, R (1, 1) ERA: 2.59	9.0	W	32	4	0	0	8	1	0	0	0	0	0	47	51	0.00	0.556

PITCHER	IP	WLS	BF	H	R	ER	SO	BB	IBB	HBP	BLK	WP	HR	S	P	ERA	WHIP

Pittsburgh Pirates @ San Francisco Giants

Candlestick Park, San Francisco, CA

Mon Jun 10 1968, 6:33 AM EDT

Att. 4,356 - Unknown

BOTTOM

livebaseballscorecards.com

Batter	1	2	3	4	5	6	7	8	9	AB	R	H	RBI	BB	SO	LOB
Ron Hunt, R (1, 4) OBP: 0.356, SLG: 0.307	BBBB 4-0 WP 1B BB	x 0-0 ②③ G4-6-3 1-2f		x 0-0 ② F8		x 0-0 ① SF9 3-H	BBBB 4-0 FC6-4 BB			2	0	0	1	2	0	4
Frank Johnson, R (1, 6) OBP: 0.290, SLG: 0.272	SSS 0-3 ① K		x 0-0 ① 4-3	SSS 0-3 ③ K		x 0-0 FC6-4 1-3 2B 1B	x 0-0 ③ FC6-4 1-2f			5	1	1	0	0	2	4
Willie McCovey, L (1, 3) OBP: 0.397, SLG: 0.557	x 0-0 WP 1-2 1B		SSS 0-3 ② K		x 0-0 ① F9	x 0-0 ② F9		x 0-0 HR		5	1	2	1	0	1	2
Willie Mays, R (1, 8) OBP: 0.350, SLG: 0.510 Ty Cline, L (9, 8) OBP: 0.244, SLG: 0.247	x 0-0 ② F3 1-2 2-3		BBBB 4-0 BB 1B BB		x 0-0 ② F5	x 0-0 2B 1-H 3-H		x 0-0 ① F8		4 0	1 0	1 0	2 0	1 0	0 0	2 0
Jim Ray Hart, R (1, 5) OBP: 0.342, SLG: 0.482	x 0-0 ③ F7		BBBB 4-0 1B 1-2 BB		x 0-0 E 1B	x 0-0 ③ F4		x 0-0 ② F8		4	1	1	0	1	0	3
Ollie Brown, R (1, 9) OBP: 0.257, SLG: 0.257		x 0-0 ① F3	x 0-0 1-2 2-H 1B		x 0-0 E6 1-H 2B		x 0-0 ① 4-3	x 0-0 ③ F9		5	1	2	2	0	0	0
Jesus Alou, R (1, 7) OBP: 0.255, SLG: 0.295		x 0-0 E 2B	x 0-0 ③ 5-3		x 0-0 ③ F9		x 0-0 1B SF7 2B			4	1	2	0	0	0	2
Bob Barton, R (1, 2) OBP: 0.333, SLG: 0.286		BBBB 4-0 E BB		BBBB 4-0 SH2 BB		x 0-0 E6 SH SF9	x 0-0 SF7 2-3 1B			2	1	1	0	2	0	0
Juan Marichal, R (1, 1) OBP: 0.120, SLG: 0.143		x 0-0 E5 G4-6-3 1-2 2-3		x 0-0 ① SH2 1-2		x 0-0 SH 1B 1-3 2B	x 0-0 ② SF7 1-2 3-H			1	1	0	1	0	0	2
Inning Stats	R: 0 E: 0 K: 1 S: 6 H: 1 LOB: 2 BB: 1 P: 10	R: 0 E: 1 K: 0 S: 4 H: 1 LOB: 2 BB: 1 P: 8	R: 1 E: 0 K: 1 S: 6 H: 1 LOB: 2 BB: 2 P: 14	R: 0 E: 0 K: 1 S: 5 H: 0 LOB: 1 BB: 1 P: 9	R: 2 E: 1 K: 0 S: 5 H: 2 LOB: 0 BB: 0 P: 5	R: 3 E: 2 K: 0 S: 7 H: 2 LOB: 1 BB: 0 P: 7	R: 1 E: 0 K: 0 S: 5 H: 2 LOB: 2 BB: 1 P: 9	R: 1 E: 0 K: 0 S: 4 H: 1 LOB: 0 BB: 0 P: 4		1B: 5 2B: 4 3B: 0 HR: 1	SF: 2 SAC: 2 DP: 1 HBP: 0					

	AB	32
	R	8
	H	10
	RBI	7
	BB	6
	SO	3
	LOB	19

WP: 1 PB: 0 SB: 0 CS: 0 PA: 42

PITCHER		IP	WLS	BF	H	R	ER	SO	BB	IBB	HBP	BLK	WP	HR	S	P	ERA	WHIP
Bob Veale, L ERA: 2.21	(1, 1)	5.0	L	25	5	3	2	3	5	0	0	0	1	0	26	46	3.60	2.000
Dave Wickersham, R ERA: 3.48	(6, 1)	2.0		13	4	4	1	0	1	0	0	0	0	0	12	16	4.50	2.500
Juan Pizarro, L ERA: 2.89	(8, 1)	1.0		4	1	1	1	0	0	0	0	0	0	1	4	4	9.00	1.000

PITCHER		IP	WLS	BF	H	R	ER	SO	BB	IBB	HBP	BLK	WP	HR	S	P	ERA	WHIP

Batter	1	2	3	4	5	6	7	8	9	AB	R	H	RBI	BB	SO	LOB
Maury Wills, S (1, 5) OBP: 0.297, SLG: 0.274	4-3		CS 1B		FC6-4 1-2f 2-3	2-3 3-H 1B		6-3		5	0	2	1	0	0	2
Gene Alley, R (1, 6) OBP: 0.295, SLG: 0.313	PB 1B		CS 1-2	F9	5-3	F4			3-6 1B	5	0	2	0	0	0	4
Roberto Clemente, R (1, 9) OBP: 0.296, SLG: 0.461	F9 1-2			K		HR	CS 1B		3-6 1-2f	5	1	2	1	0	1	2
Manny Mota, R (1, 8) OBP: 0.310, SLG: 0.324	F9			F7		2B FC5-2 1B	6-3 1-2		S 1B	5	0	2	0	0	0	2
Donn Clendenon, R (1, 3) OBP: 0.311, SLG: 0.348		K			1B BB	FC5-2 1-3 1B 2B	1B 2B		F3 1-2	4	3	2	0	1	1	1
Jose Pagan, R (1, 7) OBP: 0.204, SLG: 0.240		CS 1B			F8	FC5-2 1B IBB	2-H 1B			3	1	2	1	1	0	1
Jerry May, R (1, 2) OBP: 0.291, SLG: 0.250		K 1-2			1B 1-2 1B	FC5-2 SH1-4 1B 1-2 2-3 3-Hf	K			4	2	1	0	0	2	5
Bill Mazeroski, R (1, 4) OBP: 0.281, SLG: 0.244			F8		FC6-4 1B 1-2 2-H 1B	1B SH1-4 1-2 2-H 3-H 1B		F8		4	0	2	3	0	0	0
Steve Blass, R (1, 1) OBP: 0.050, SLG: 0.056 Carl Taylor, R (5, PH) OBP: 0.308, SLG: 0.280 Ron Kline, R (5, 1) Roy Face, R (9, 1)			K		FC6-4 1-2 2-H 1B	SH1-4 1-2 2-3		K		1 1 1 0	0 0 0 0	0 1 0 0	0 1 0 0	0 0 1 0	1 0 0 0	0 0 0 0
Inning Stats	R: 0 E: 0 K: 0 S: 4 H: 1 LOB: 1 BB: 0 P: 4	R: 0 E: 0 K: 2 S: 7 H: 1 LOB: 0 BB: 0 P: 7	R: 0 E: 0 K: 1 S: 5 H: 1 LOB: 0 BB: 0 P: 5	R: 0 E: 0 K: 1 S: 5 H: 0 LOB: 0 BB: 0 P: 5	R: 2 E: 0 K: 0 S: 6 H: 3 LOB: 2 BB: 1 P: 10	R: 4 E: 0 K: 0 S: 8 H: 5 LOB: 2 BB: 1 P: 12	R: 1 E: 0 K: 1 S: 7 H: 3 LOB: 1 BB: 0 P: 7	R: 0 E: 0 K: 1 S: 5 H: 0 LOB: 0 BB: 0 P: 5	R: 0 E: 0 K: 0 S: 4 H: 2 LOB: 1 BB: 0 P: 4	1B: 13 2B: 3 3B: 0 HR: 1 SF: 0 SAC: 1 DP: 1 HBP: 0						

PITCHER		IP	WLS	BF	H	R	ER	SO	BB	IBB	HBP	BLK	WP	HR	S	P	ERA	WHIP
Ray Sadecki, L ERA: 2.71	(1, 1)	5.0	L	23	9	5	5	4	1	0	0	0	0	1	30	34	9.00	2.000
Ron Herbel, R ERA: 3.97	(6, 1)	1.2		10	5	2	2	0	0	1	0	0	0	0	9	13	10.80	3.000
Lindy McDaniel, R ERA: 9.75	(7, 1)	2.1		8	2	0	0	2	0	0	0	0	0	0	12	12	0.00	0.857

PITCHER	IP	WLS	BF	H	R	ER	SO	BB	IBB	HBP	BLK	WP	HR	S	P	ERA	WHIP

TOP

Pittsburgh Pirates @ San Francisco Giants

Candlestick Park, San Francisco, CA

Tue Jun 11 1968, 10:05 PM EDT

Att. 7,807 - Unknown

livebaseballscorecards.com

AB	38
R	7
H	16
RBI	7
BB	2
SO	6
LOB	17

WP: 0 PA: 42
PB: 1
SB: 1
CS: 3

BOTTOM

Pittsburgh Pirates @ San Francisco Giants

Candlestick Park, San Francisco, CA

Tue Jun 11 1968, 10:05 PM EDT

Att. 7,807 - Unknown

livebaseballscorecards.com

Batter	1	2	3	4	5	6	7	8	9	AB	R	H	RBI	BB	SO	LOB
Ron Hunt, R (1, 4) OBP: 0.350, SLG: 0.301	5-3		5-3		4-3 1-2		F7		BB	4	0	0	0	0	0	2
Jim Davenport, R (9, PH) OBP: 0.280, SLG: 0.231										0	0	0	0	1	0	0
Frank Johnson, R (1, 6) OBP: 0.276, SLG: 0.258	F3		6-3		4-3		F7		K	5	0	0	0	0	1	4
Willie Mays, R (1, 8) OBP: 0.349, SLG: 0.503	F8			HR BB		L1-3		5-3		3	1	0	0	1	0	0
Willie McCovey, L (1, 3) OBP: 0.404, SLG: 0.579		3B BB		1-H HR		1B 1B		F7		3	2	2	2	1	0	0
Jim Ray Hart, R (1, 5) OBP: 0.340, SLG: 0.474		F5		G6-4-3 BB		F8		6-3		3	0	0	0	1	0	2
Ollie Brown, R (1, 9) OBP: 0.256, SLG: 0.257		K		K		1-3 1B			6-3	4	0	1	0	0	2	2
Jesus Alou, R (1, 7) OBP: 0.257, SLG: 0.310		1-H 3B		G6-4-3 1-2f		L1-3			2B BB	3	0	1	1	0	0	3
Lindy McDaniel, R (7, 1)										0	0	0	0	0	0	0
Jack Hiatt, R (9, PH) OBP: 0.360, SLG: 0.330										0	1	0	0	1	0	0
Bob Barton, R (1, 2) OBP: 0.317, SLG: 0.270		6-3			K		K		L1-3 1-H 2B	2	0	0	0	0	1	1
Ty Cline, L (7, PH) OBP: 0.242, SLG: 0.244										1	0	0	0	0	1	0
Dick Dietz, R (8, 2) OBP: 0.312, SLG: 0.391										1	0	1	1	0	0	0
Ray Sadecki, L (1, 1) OBP: 0.184, SLG: 0.171			K		4-3 1B		1B		L1-3 2-3	2	0	1	0	0	1	0
Ron Herbel, R (6, 1)										0	0	0	0	0	0	0
Dave Marshall, L (7, 7) OBP: 0.303, SLG: 0.284										2	0	1	0	0	0	1
Inning Stats	R: 0 E: 0 K: 0 S: 3 H: 0 LOB: 0 BB: 0 P: 3	R: 1 E: 0 K: 1 S: 6 H: 1 LOB: 1 BB: 1 P: 10	R: 0 E: 0 K: 1 S: 5 H: 0 LOB: 0 BB: 0 P: 5	R: 2 E: 0 K: 1 S: 5 H: 1 LOB: 0 BB: 2 P: 13	R: 0 E: 0 K: 1 S: 6 H: 1 LOB: 1 BB: 0 P: 6	R: 0 E: 0 K: 0 S: 5 H: 2 LOB: 2 BB: 0 P: 5	R: 0 E: 0 K: 1 S: 6 H: 1 LOB: 1 BB: 0 P: 6	R: 0 E: 0 K: 0 S: 3 H: 0 LOB: 0 BB: 0 P: 3	R: 1 E: 0 K: 1 S: 6 H: 1 LOB: 2 BB: 2 P: 14	1B: 4 2B: 1 3B: 1 HR: 1	SF: 0 SAC: 0 DP: 1 HBP: 0						

	AB	33
	R	4
	H	7
	RBI	4
	BB	5
	SO	6
	LOB	15

WP: 0 PB: 0 SB: 0 CS: 0 PA: 38

PITCHER		IP	WLS	BF	H	R	ER	SO	BB	IBB	HBP	BLK	WP	HR	S	P	ERA	WHIP
Steve Blass, R ERA: 2.83	(1, 1)	4.0		16	2	3	3	3	3	0	0	0	0	1	19	31	6.75	1.250
Ron Kline, R ERA: 1.07	(5, 1)	4.2	W	21	5	1	1	2	2	0	0	0	0	0	23	31	1.93	1.500
Roy Face, R ERA: 4.15	(9, 1)	0.1	S	1	0	0	0	1	0	0	0	0	0	0	3	3	0.00	0.000

PITCHER	IP	WLS	BF	H	R	ER	SO	BB	IBB	HBP	BLK	WP	HR	S	P	ERA	WHIP

Batter	1	2	3	4	5	6	7	8	9	AB	R	H	RBI	BB	SO	LOB
Maury Wills, S (1, 5) OBP: 0.305, SLG: 0.283	PB S 1B		6-3 S HR 1B		L7			4-3 G3 1B		4	1	3	0	0	0	0
Gene Alley, R (1, 6) OBP: 0.291, SLG: 0.307 Manny Jimenez, L (8, PH) OBP: 0.517, SLG: 0.364 Freddie Patek, R (8, 6)	K 1-3		6-3 1-3			6-3		G3 1-2		3 1 0	0 0 0	0 0 0	0 0 0	0 0 0	1 0 0	2 1 0
Roberto Clemente, R (1, 9) OBP: 0.295, SLG: 0.472	K		3-H HR			2-3		4-3 2-3		4	1	1	2	0	1	2
Willie Stargell, L (1, 7) OBP: 0.302, SLG: 0.480	F9		K			K		5-3		4	0	0	0	0	2	2
Manny Mota, R (1, 8) OBP: 0.300, SLG: 0.313		K		F8			6-3		E3 FC5-4	4	0	0	0	0	1	0
Donn Clendenon, R (1, 3) OBP: 0.310, SLG: 0.342		F3		BB G6-4-3			6-3		FC5-4 G4-6-3 1-2f	3	0	0	0	1	0	1
Bill Mazeroski, R (1, 4) OBP: 0.285, SLG: 0.250		1B		G6-4-3 1-2f			1B		G4-6-3 1-2f	4	0	2	0	0	0	2
Jerry May, R (1, 2) OBP: 0.291, SLG: 0.251		F3			L7		1-2 1B			3	0	1	0	0	0	1
Jim Bunning, R (1, 1) OBP: 0.071, SLG: 0.071			K		F4		G3			3	0	0	0	0	1	2
Inning Stats	R: 0 H: 1 E: 0 LOB: 1 K: 2 BB: 0 S: 8 P: 8	R: 0 H: 1 E: 0 LOB: 1 K: 1 BB: 0 S: 6 P: 6	R: 2 H: 2 E: 0 LOB: 0 K: 2 BB: 0 S: 9 P: 9	R: 0 H: 0 E: 0 LOB: 0 K: 0 BB: 1 S: 2 P: 6	R: 0 H: 0 E: 0 LOB: 0 K: 0 BB: 0 S: 3 P: 3	R: 0 H: 0 E: 0 LOB: 0 K: 1 BB: 0 S: 5 P: 5	R: 0 H: 2 E: 0 LOB: 2 K: 0 BB: 0 S: 5 P: 5	R: 0 H: 1 E: 0 LOB: 1 K: 0 BB: 0 S: 4 P: 4	R: 0 H: 0 E: 1 LOB: 0 K: 0 BB: 0 S: 3 P: 3	1B: 6 SF: 0 2B: 0 SAC: 0 3B: 0 DP: 2 HR: 1 HBP: 0						

TOP

Pittsburgh Pirates @ San Francisco Giants

Candlestick Park, San Francisco, CA

Wed Jun 12 1968, 6:33 AM EDT

Att. 4,771 - Unknown

livebaseballscorecards.com

AB	33
R	2
H	7
RBI	2
BB	1
SO	6
LOB	13

WP: 0 PA: 34
PB: 1
SB: 2
CS: 0

PITCHER		IP	WLS	BF	H	R	ER	SO	BB	IBB	HBP	BLK	WP	HR	S	P	ERA	WHIP
Bobby Bolin, R ERA: 2.57	(1, 1)	7.0	W	27	6	2	2	6	1	0	0	0	0	1	38	42	2.57	1.000
Frank Linzy, R ERA: 2.3	(8, 1)	2.0	S	7	1	0	0	0	0	0	0	0	0	0	7	7	0.00	0.500

PITCHER	IP	WLS	BF	H	R	ER	SO	BB	IBB	HBP	BLK	WP	HR	S	P	ERA	WHIP

Batter	1	2	3	4	5	6	7	8	9	AB	R	H	RBI	BB	SO	LOB
Ty Cline, L (1, 7) OBP: 0.232, SLG: 0.233	L1-3	L8			L8		L8			4	0	0	0	0	0	3
Dave Marshall, L (1, 9) OBP: 0.312, SLG: 0.306	2B		G4-3		G3		E4 1-2 2-H			4	1	2	0	0	0	1
Willie Mays, R (1, 8) OBP: 0.351, SLG: 0.508	1B 2-H		G4-3 1-2f			S BB WP	F2			4	1	2	1	0	0	3
Willie McCovey, L (1, 3) OBP: 0.401, SLG: 0.568	K		F9			G5-4-3 1-2		F3		3	0	0	0	1	1	1
Jim Ray Hart, R (1, 5) OBP: 0.348, SLG: 0.500	1B			2B		G5-4-3 1-2f 2-3		HR		3	1	2	1	1	0	2
Dick Dietz, R (1, 2) OBP: 0.309, SLG: 0.385	1B 1-2 2-H			F3	K 3-H			K		4	0	1	0	0	2	1
Hal Lanier, R (1, 6) OBP: 0.226, SLG: 0.266		F9		K			SH3-4 E	2B		4	1	2	0	0	1	1
Ron Hunt, R (1, 4) OBP: 0.350, SLG: 0.298		3-1		5-3			SH3-4 1-2	IBB		2	0	0	0	1	0	1
Bobby Bolin, R (1, 1) OBP: 0.167, SLG: 0.167 Jack Hiatt, R (7, PH) OBP: 0.365, SLG: 0.330 Frank Johnson, R (7, PR) OBP: 0.276, SLG: 0.258 Frank Linzy, R (8, 1)	1B				5-3		E BB	K		2 0 0 1	0 0 0 0	1 0 0 0	0 0 0 0	0 1 0 0	0 0 0 1	0 0 0 2
Inning Stats	R: 1 E: 0 K: 1 S: 7 H: 3 LOB: 3 BB: 1 P: 11	R: 0 E: 0 K: 0 S: 4 H: 1 LOB: 1 BB: 0 P: 4	R: 0 E: 0 K: 0 S: 3 H: 1 LOB: 0 BB: 0 P: 3	R: 0 E: 0 K: 1 S: 6 H: 1 LOB: 1 BB: 0 P: 6	R: 0 E: 0 K: 0 S: 3 H: 0 LOB: 0 BB: 0 P: 3	R: 1 E: 0 K: 1 S: 5 H: 1 LOB: 0 BB: 1 P: 9	R: 1 E: 1 K: 0 S: 5 H: 1 LOB: 2 BB: 1 P: 9	R: 1 E: 0 K: 2 S: 9 H: 2 LOB: 2 BB: 1 P: 13		1B: 5 2B: 4 3B: 0 HR: 1	SF: 0 SAC: 1 DP: 2 HBP: 0			WP: 1 PB: 0 SB: 1 CS: 0	PA: 36	

PITCHER	IP	WLS	BF	H	R	ER	SO	BB	IBB	HBP	BLK	WP	HR	S	P	ERA	WHIP
Jim Bunning, R (1, 1) ERA: 3.74	8.0	L	36	10	4	3	5	3	1	0	0	1	1	42	58	3.38	1.625

PITCHER	IP	WLS	BF	H	R	ER	SO	BB	IBB	HBP	BLK	WP	HR	S	P	ERA	WHIP

BOTTOM

Pittsburgh Pirates @ San Francisco Giants

Candlestick Park, San Francisco, CA

Wed Jun 12 1968, 6:33 AM EDT

Att. 4,771 - Unknown

livebaseballscorecards.com

AB	31
R	4
H	10
RBI	2
BB	4
SO	5
LOB	15

Pittsburgh Pirates @ San Francisco Giants

Candlestick Park, San Francisco, CA

Thu Jun 13 1968, 6:33 AM EDT

Att. 6,028 - Unknown

livebaseballscorecards.com

Batter	1	2	3	4	5	6	7	8	9	AB	R	H	RBI	BB	SO	LOB
Maury Wills, S (1, 5) OBP: 0.315, SLG: 0.290	S E 1B		5-3 ①	2B 1B	6-3			CS SH1-4 1B	IBB	5	2	3	0	1	0	3
Gary Kolb, L (1, 7) OBP: 0.320, SLG: 0.542	FC4-6 1-H 1B		4-3 ②	4-3 1-H 2B	F8 ①			SH1-4 ① 1-2	F6 ③	4	1	2	1	0	0	0
Jose Pagan, R (9, PH) OBP: 0.200, SLG: 0.235 (9, 7)										1	0	0	0	0	0	3
Roberto Clemente, R (1, 9) OBP: 0.298, SLG: 0.468	FC4-6 ① 1B 1-2f		1B	4-3 ① 2-3	S S S	F8 ②		CS 1B IBB		4	1	1	0	1	1	2
Donn Clendenon, R (1, 3) OBP: 0.312, SLG: 0.349	S S S K ②		1-3 ③	6-3 1B 3-H 2B	F9 ③			1-H 2-3 1B		5	1	2	2	0	1	2
Matty Alou, L (1, 8) OBP: 0.388, SLG: 0.408	1-2 1B			4-3 ①	6-3 ② 2-3		4-3 2B 2B		1B 1B 1B 1B	5	2	3	0	0	0	1
Bill Mazeroski, R (1, 4) OBP: 0.292, SLG: 0.259	4-1 ③			1B 1B	2B BB 3-H 1B		4-3 ① 2-3		1B 1B 1-2 G5-2-3 1B	5	1	3	1	0	0	3
Gene Alley, R (1, 6) OBP: 0.299, SLG: 0.326		5-3 ①		F8 ②	BB 1-3 2B		6-3 3-H 2B		G5-2-3 1B 1-2 2-3 1B	5	0	3	1	0	0	1
Jerry May, R (1, 2) OBP: 0.299, SLG: 0.257		F6 ②		1-2 1B	BB IBB		6-3 ② 2-3		G5-2-3 1-2 2-3 3-H 1B	4	0	2	1	1	0	1
Al McBean, R (1, 1) OBP: 0.284, SLG: 0.273		F4 ③		4-3 ③	B B B 1-2 2-3 3-H BB		5-3 ③		G5-2-3 ①② 1-2 2-3 3-Hf	2	0	0	0	0	0	2
Willie Stargell, L (5, PH) OBP: 0.302, SLG: 0.480										0	0	0	0	0	0	0
Manny Mota, R (5, PH) OBP: 0.306, SLG: 0.313										0	0	0	1	1	0	0
Luke Walker, L (5, 1)										0	0	0	0	0	0	0
Ron Kline, R (5, 1)										0	0	0	0	0	0	0
Tommie Sisk, R (6, 1) OBP: 0.167, SLG: 0.091										2	0	0	0	0	0	4
Bob Veale, S (9, 1) OBP: 0.069, SLG: 0.069										0	0	0	0	0	0	0
Roy Face, R (9, 1)										0	0	0	0	0	0	0

Inning Stats	1	2	3	4	5	6	7	8	9
	R: 1 E: 0 K: 1 S: 8	H: 3 LOB: 2 BB: 0 P: 8	R: 0 E: 0 K: 0 S: 3	H: 0 LOB: 0 BB: 0 P: 3	R: 0 E: 0 K: 0 S: 4	H: 1 LOB: 1 BB: 0 P: 4	R: 0 E: 0 K: 0 S: 5	H: 2 LOB: 2 BB: 0 P: 5	R: 4 E: 0 K: 0 S: 8	H: 5 LOB: 3 BB: 2 P: 16	R: 0 E: 0 K: 1 S: 5	H: 0 LOB: 0 BB: 0 P: 5	R: 1 E: 0 K: 0 S: 5	H: 2 LOB: 1 BB: 0 P: 5	R: 1 E: 0 K: 0 S: 3	H: 2 LOB: 1 BB: 1 P: 7	R: 1 E: 0 K: 0 S: 6	H: 4 LOB: 3 BB: 1 P: 10

	AB	42
	R	8
	H	19
	RBI	7
	BB	4
	SO	2
	LOB	22

1B: 14 SF: 0
2B: 5 SAC: 1
3B: 0 DP: 1
HR: 0 HBP: 0

WP: 0 PA: 47
PB: 0
SB: 2
CS: 2

PITCHER		IP	WLS	BF	H	R	ER	SO	BB	IBB	HBP	BLK	WP	HR	S	P	ERA	WHIP
Gaylord Perry, R ERA: 3.17	(1, 1)	4.2		26	11	5	5	1	0	1	0	0	0	0	27	31	9.64	2.357
Joe Gibbon, L ERA: 0.73	(5, 1)	1.1		5	0	0	0	1	1	0	0	0	0	0	6	10	0.00	0.750
Frank Linzy, R ERA: 2.7	(7, 1)	2.0	L	9	4	2	2	0	0	1	0	0	0	0	8	12	9.00	2.000
Lindy McDaniel, R ERA: 10.5	(9, 1)	0.0		4	4	1	1	0	0	0	0	0	0	0	4	4	∞	∞
Ron Herbel, R ERA: 3.75	(9, 1)	0.2		2	0	0	0	0	0	1	0	0	0	0	1	5	0.00	0.000

PITCHER		IP	WLS	BF	H	R	ER	SO	BB	IBB	HBP	BLK	WP	HR	S	P	ERA	WHIP
Bill Henry, L ERA: 3.86	(9, 1)	0.1		1	0	0	0	0	0	0	0	0	0	0	1	1	0.00	0.000

Batter	1	2	3	4	5	6	7	8	9	AB	R	H	RBI	BB	SO	LOB
Ty Cline, L (1, 7) OBP: 0.230, SLG: 0.232	x 0-0 ① L3-1		x 0-0 ② L3	SSS 0-3 ③ K		x 0-0 5-3 1-2 3-H 1B		x 0-0 ③ F2		5	0	1	1	0	1	3
Dave Marshall, L (1, 9) OBP: 0.333, SLG: 0.314 Ollie Brown, R (5, PR) OBP: 0.263, SLG: 0.263 (6, 9)	x 0-0 G6-4-3 1B		BBBB 4-0 BB		BBBB 4-0 1B BB	x 0-0 ② 5-3 1-2 2-3			x 0-0 E 1B 1B 1B	1 2	0 1	1 1	0 0	2 0	0 0	0 2
Willie Mays, R (1, 8) OBP: 0.348, SLG: 0.500	x 0-0 ②③ G6-4-3 1-2f		x 0-0 ③ F3		x 0-0 ① F8	x 0-0 ③ F9			x 0-0 E1 1-3 1B 1B	5	1	1	0	0	0	5
Willie McCovey, L (1, 3) OBP: 0.411, SLG: 0.594		x 0-0 HR		x 0-0 2B 1B 1B	x 0-0 G6-4-3 1-2 1B		x 0-0 ① F5		x 0-0 4-3 1B 2-H 3-H 1B	5	2	4	3	0	0	0
Jim Ray Hart, R (1, 5) OBP: 0.350, SLG: 0.503		x 0-0 ① F4		x 0-0 1-3 1B 2B	x 0-0 ②③ G6-4-3 1-2f		x 0-0 ② F8		x 0-0 4-3 1-2 1B	5	1	2	0	0	0	2
Dick Dietz, R (1, 2) OBP: 0.310, SLG: 0.383 Bob Barton, R (7, 2) OBP: 0.302, SLG: 0.256		x 0-0 ② 5-3		x 0-0 ① 6-3		x 0-0 SH5-4 BB 1B 1B	x 0-0 ③ 6-3		x 0-0 ① B1	3 2	1 0	1 0	0 0	0 0	0 0	2 2
Hal Lanier, R (1, 6) OBP: 0.232, SLG: 0.266		x 0-0 1B		x 0-0 ② 6-3	BBBB 4-0 1B SH5-4 1-2 1B BB			x 0-0 ① 6-3	x 0-0 ② 4-3 1-2 2-3	4	1	1	0	1	0	4
Ron Hunt, R (1, 4) OBP: 0.351, SLG: 0.297 Jesus Alou, R (8, PH) OBP: 0.262, SLG: 0.315 Frank Johnson, R (9, 4) OBP: 0.283, SLG: 0.258		x 0-0 ③ F8		4-0 1B IBB		x 0-0 ① SH5-4 1-2 2-3		x 0-0 1B	4-0 IBB	1 1 0	0 0 0	0 1 0	0 0 0	1 0 1	0 0 0	1 0 0
Gaylord Perry, R (1, 1) OBP: 0.111, SLG: 0.158 Joe Gibbon, R (5, 1) Jim Davenport, R (6, PH) OBP: 0.364, SLG: 0.238 Frank Linzy, R (7, 1) Jack Hiatt, R (8, PH) OBP: 0.000, SLG: 0.000 Lindy McDaniel, R (8, 1) Ron Herbel, R (8, 1) Bill Henry, L (8, 1) Ray Sadecki, L (8, PH) OBP: 0.176, SLG: 0.167			x 0-0 ① 1-3	x 0-0 1-3 2-H 3-H 1B		x 0-0 5-3 1B 2-3 3-H 1B		x 0-0 ② F9	0-3 ③ K	2 0 1 0 1 0 0 0 1	0 0 0 0 0 0 0 0 0	1 0 1 0 0 0 0 0 0	2 0 1 0 0 0 0 0 0	0 0 0 0 0 0 0 0 0	0 0 0 0 0 0 0 0 1	0 0 0 1 0 0 0 0 3
Inning Stats	R: 0 H: 1 E: 0 LOB: 0 K: 0 BB: 0 S: 3 P: 3	R: 1 H: 2 E: 0 LOB: 1 K: 0 BB: 0 S: 5 P: 5	R: 0 H: 0 E: 0 LOB: 1 K: 0 BB: 1 S: 3 P: 7	R: 2 H: 3 E: 0 LOB: 2 K: 1 BB: 1 S: 8 P: 12	R: 0 H: 1 E: 0 LOB: 2 K: 0 BB: 1 S: 3 P: 7	R: 2 H: 3 E: 0 LOB: 2 K: 0 BB: 1 S: 6 P: 10	R: 0 H: 0 E: 0 LOB: 0 K: 0 BB: 0 S: 3 P: 3	R: 0 H: 1 E: 0 LOB: 1 K: 0 BB: 0 S: 4 P: 4	R: 2 H: 4 E: 1 LOB: 3 K: 1 BB: 1 S: 9 P: 13	1B: 13 SF: 0 2B: 1 SAC: 1 3B: 0 DP: 2 HR: 1 HBP: 0						

PITCHER		IP	WLS	BF	H	R	ER	SO	BB	IBB	HBP	BLK	WP	HR	S	P	ERA	WHIP
Al McBean, R ERA: 2.73	(1, 1)	4.0		19	6	3	3	1	1	1	0	0	0	1	19	27	6.75	1.750
Luke Walker, L ERA: 1.59	(5, 1)	0.1		3	1	0	0	0	1	0	0	0	0	0	2	6	0.00	6.000
Ron Kline, R ERA: 1.47	(5, 1)	1.0		6	3	2	2	0	1	0	0	0	0	0	5	9	18.00	4.000
Tommie Sisk, R ERA: 3.99	(6, 1)	2.2	W	11	3	2	2	0	0	0	0	0	0	0	11	11	6.75	1.125
Bob Veale, L ERA: 2.21	(9, 1)	0.0		1	1	0	0	0	0	0	0	0	0	0	1	1	∞	∞

PITCHER		IP	WLS	BF	H	R	ER	SO	BB	IBB	HBP	BLK	WP	HR	S	P	ERA	WHIP
Roy Face, R ERA: 3.93	(9, 1)	1.0	S	5	1	0	0	1	0	1	0	0	0	0	6	10	0.00	1.000

BOTTOM

Pittsburgh Pirates @ San Francisco Giants

Candlestick Park, San Francisco, CA

Thu Jun 13 1968, 6:33 AM EDT

Att. 6,028 - Unknown

livebaseballscorecards.com

AB	39
R	7
H	15
RBI	7
BB	5
SO	2
LOB	25

1B: 13	SF: 0	WP: 0	PA: 45
2B: 1	SAC: 1	PB: 0	
3B: 0	DP: 2	SB: 0	
HR: 1	HBP: 0	CS: 0	

Batter	1	2	3	4	5	6	7	8	9	AB	R	H	RBI	BB	SO	LOB
Ron Davis, R (1, 8) OBP: 0.270, SLG: 0.287										0	0	0	0	0	0	0
Hector Torres, R (1, 6) OBP: 0.250, SLG: 0.260										0	0	0	0	0	0	0
Rusty Staub, L (1, 3) OBP: 0.387, SLG: 0.435										0	0	0	0	0	0	0
Lee Thomas, L (1, 9) OBP: 0.295, SLG: 0.341										0	0	0	0	0	0	0
Jimmy Wynn, R (1, 7) OBP: 0.361, SLG: 0.393										0	0	0	0	0	0	0
Bob Aspromonte, R (1, 5) OBP: 0.316, SLG: 0.291										0	0	0	0	0	0	0
Julio Gotay, R (1, 4) OBP: 0.253, SLG: 0.258										0	0	0	0	0	0	0
John Bateman, R (1, 2) OBP: 0.252, SLG: 0.313										0	0	0	0	0	0	0
Denny Lemaster, R (1, 1) OBP: 0.037, SLG: 0.037										0	0	0	0	0	0	0
Inning Stats										1B: 0 2B: 0 3B: 0 HR: 0			SF: 0 SAC: 0 DP: 0 HBP: 0			

TOP

Houston Astros @ Pittsburgh Pirates

Forbes Field, Pittsburgh, PA

Fri Jun 14 1968, 7:05 PM EDT

Att. 8,603 - Unknown

livebaseballscorecards.com

AB	0
R	0
H	0
RBI	0
BB	0
SO	0
LOB	0

WP: 0 PA: 0
PB: 0
SB: 0
CS: 0

PITCHER	IP	WLS	BF	H	R	ER	SO	BB	IBB	HBP	BLK	WP	HR	S	P	ERA	WHIP
Bob Moose, R (1, 1) ERA: 2.81	0.0	W	0	0	0	0	0	0	0	0	0	0	0	0	0	∞	∞

PITCHER	IP	WLS	BF	H	R	ER	SO	BB	IBB	HBP	BLK	WP	HR	S	P	ERA	WHIP

Batter	1	2	3	4	5	6	7	8	9	AB	R	H	RBI	BB	SO	LOB
Maury Wills, S (1, 5) OBP: 0.315, SLG: 0.290										0	0	0	0	0	0	0
Jose Pagan, R (1, 7) OBP: 0.200, SLG: 0.235										0	0	0	0	0	0	0
Roberto Clemente, R (1, 9) OBP: 0.298, SLG: 0.468										0	0	0	0	0	0	0
Manny Mota, R (1, 8) OBP: 0.306, SLG: 0.313										0	0	0	0	0	0	0
Donn Clendenon, R (1, 3) OBP: 0.312, SLG: 0.349										0	0	0	0	0	0	0
Bill Mazeroski, R (1, 4) OBP: 0.292, SLG: 0.259										0	0	0	0	0	0	0
Freddie Patek, R (1, 6)										0	0	0	0	0	0	0
Jerry May, R (1, 2) OBP: 0.299, SLG: 0.257										0	0	0	0	0	0	0
Bob Moose, R (1, 1)										0	0	0	0	0	0	0
Inning Stats										1B: 0 2B: 0 3B: 0 HR: 0			SF: 0 SAC: 0 DP: 0 HBP: 0			

BOTTOM

Houston Astros @ Pittsburgh Pirates

Forbes Field, Pittsburgh, PA

Fri Jun 14 1968, 7:05 PM EDT

Att. 8,603 - Unknown

livebaseballscorecards.com

AB	**0**
R	**0**
H	**0**
RBI	**0**
BB	**0**
SO	**0**
LOB	**0**

WP: 0 PA: 0
PB: 0
SB: 0
CS: 0

PITCHER	IP	WLS	BF	H	R	ER	SO	BB	IBB	HBP	BLK	WP	HR	S	P	ERA	WHIP
Denny Lemaster, L (1, 1) ERA: 3.15	0.0	L	0	0	0	0	0	0	0	0	0	0	0	0	0	∞	∞

PITCHER	IP	WLS	BF	H	R	ER	SO	BB	IBB	HBP	BLK	WP	HR	S	P	ERA	WHIP

Houston Astros @ Pittsburgh Pirates

Forbes Field, Pittsburgh, PA

Sat Jun 15 1968, 3:33 AM EDT

Att. 5,005 - Unknown

TOP

livebaseballscorecards.com

Batter	1	2	3	4	5	6	7	8	9	AB	R	H	RBI	BB	SO	LOB
Ron Davis, R (1, 8) OBP: 0.268, SLG: 0.281	BBBB 4-0 1B E BB	x 0-0 ③ FC4-6 1-2f			x 0-0 ① F2		x 0-0 ① F5		x 0-0 ② 6-3	4	1	0	0	1	0	3
Ivan Murrell, R (1, 9) OBP: 0.106, SLG: 0.109	x 0-0 ① F9		x 0-0 ① L4		x 0-0 1B		x 0-0 ② F7		SSS 0-3 ③ K	5	0	1	0	0	1	2
Rusty Staub, L (1, 3) OBP: 0.386, SLG: 0.430	x 0-0 E 1-3 1B		x 0-0 ② F8		x 0-0 ② F2		x 0-0 1B 1-3 1B			4	0	2	0	0	0	1
Jimmy Wynn, R (1, 7) OBP: 0.359, SLG: 0.386	x 0-0 ② 5-3		BBBB 4-0 BB		x 0-0 ③ F4		x 0-0 FC6 1-3 3-H 1B			3	0	1	1	1	0	3
Bob Aspromonte, R (1, 5) OBP: 0.310, SLG: 0.281	x 0-0 ③ 5-3 2-3 3-H		x 0-0 ③ 4-3			BBBB 4-0 FC4-6 BB	x 0-0 ③ FC6 1-2f			3	0	0	0	1	0	4
Julio Gotay, R (1, 4) OBP: 0.245, SLG: 0.250		x 0-0 E1 SH1-3 FC		x 0-0 ① F4		x 0-0 ① FC4-6 1-2f		x 0-0 ① 4-3		4	0	0	0	0	0	1
Dave Adlesh, R (1, 2) OBP: 0.275, SLG: 0.333 Tom Dukes, R (6, 1) Byron Browne, R (8, PH) OBP: 0.400, SLG: 0.250 Fred Gladding, L (8, 1) Jim Ray, R (8, 1) OBP: 0.333, SLG: 0.333		x 0-0 ① SH1-3 2-3		x 0-0 ② F9	SSS 0-3 ② K			BBBB 4-0 G6-4-3 BB		2 0 0 0 0	0 0 0 0 0	0 0 0 0 0	0 0 1 0 0	0 0 0 0 0	1 0 0 0 0	1 0 0 0 0
Hector Torres, R (1, 6) OBP: 0.243, SLG: 0.259		x 0-0 ② FC 1B 3-H		x 0-0 2B	x 0-0 ③ 1-3			x 0-0 ②③ G6-4-3 1-2f		4	0	1	0	0	0	3
Don Wilson, R (1, 1) OBP: 0.300, SLG: 0.345 John Buzhardt, R (4, 1) Ron Brand, R (6, 2) OBP: 0.278, SLG: 0.167		x 0-0 FC4-6 1-2 1B		x 0-0 ③ 4-3		BBBB 4-0 1B 1B BB			SSS 0-3 ① K	2 0 1	0 0 1	1 0 1	0 0 1	0 0 1	0 0 1	1 0 0
Inning Stats	R: 1 H: 1 E: 1 LOB: 1 K: 0 BB: 1 S: 4 P: 8	R: 0 H: 1 E: 1 LOB: 2 K: 0 BB: 0 S: 5 P: 5	R: 0 H: 0 E: 0 LOB: 1 K: 0 BB: 1 S: 3 P: 7	R: 0 H: 1 E: 0 LOB: 1 K: 0 BB: 0 S: 4 P: 4	R: 0 H: 1 E: 0 LOB: 1 K: 0 BB: 0 S: 4 P: 4	R: 0 H: 0 E: 0 LOB: 1 K: 1 BB: 1 S: 5 P: 9	R: 1 H: 2 E: 0 LOB: 2 K: 0 BB: 1 S: 5 P: 9	R: 0 H: 0 E: 0 LOB: 0 K: 0 BB: 1 S: 2 P: 6	R: 0 H: 0 E: 0 LOB: 0 K: 2 BB: 0 S: 7 P: 7	1B: 5 SF: 0 2B: 1 SAC: 1 3B: 0 DP: 1 HR: 0 HBP: 0						

	AB	32
	R	2
	H	6
	RBI	1
	BB	5
	SO	3
	LOB	19

WP: 0 PA: 38
PB: 0
SB: 0
CS: 0

PITCHER		IP	WLS	BF	H	R	ER	SO	BB	IBB	HBP	BLK	WP	HR	S	P	ERA	WHIP
Bob Veale, L ERA: 2.1	(1, 1)	9.0	W	38	6	2	1	3	5	0	0	0	0	0	39	59	1.00	1.222

PITCHER	IP	WLS	BF	H	R	ER	SO	BB	IBB	HBP	BLK	WP	HR	S	P	ERA	WHIP

Batter	1	2	3	4	5	6	7	8	9	AB	R	H	RBI	BB	SO	LOB
Maury Wills, S (1, 5) OBP: 0.317, SLG: 0.298	S S S 0-3 K ①		x 0-0 4-3 S 2-H 1B	x 0-0 ② 1-3		x 0-0 1B 4-3 2B	S S S 0-3 K ③			4	1	2	1	0	1	0
Jose Pagan, R (7, 5) OBP: 0.200, SLG: 0.218										1	0	0	0	0	1	1
Gary Kolb, L (1, 7) OBP: 0.333, SLG: 0.517	x 0-0 ② F5		x 0-0 ① F9 1-2	x 0-0 ③ 2-3		x 0-0 4-3 1B 2-3 1B		x 0-0 WP 1B 1B		5	2	2	0	0	0	1
Roberto Clemente, R (1, 9) OBP: 0.304, SLG: 0.478	x 0-0 ③ L4		x 0-0 ② 4-3 2-3		x 0-0 E6 HBP BB 1B	x 0-0 ① 4-3 1-2 3-H		B B B B 4-0 BB 1-3 1B BB		4	2	0	1	1	0	2
Manny Mota, R (9, 9) OBP: 0.304, SLG: 0.308										0	0	0	0	0	0	0
Donn Clendenon, R (1, 3) OBP: 0.322, SLG: 0.367		x 0-0 1B WP FC1-2 1B	S S S 0-3 K ③		B B B B 4-0 1-3 1-2 BB	x 0-0 2-H 1B		B B B B 4-0 1B 1-2 1B BB		3	1	2	1	2	1	1
Matty Alou, L (1, 8) OBP: 0.394, SLG: 0.420		x 0-0 FC1-2 1-3 1B		x 0-0 1B HR 2B	x 0-0 ① ② 1-3 1-2f	x 0-0 ② F5		x 0-0 1B 1-2 2-H 3-H 1B 1B		5	2	3	2	0	0	3
Bill Mazeroski, R (1, 4) OBP: 0.303, SLG: 0.269		x 0-0 ① F4		x 0-0 HR 2-3 1B	B B B 4-0 HBP 1B BB	S S S 0-3 K ③		x 0-0 G6-4-3 1B 1-3 2-H 1B		4	2	2	1	1	1	3
Freddie Patek, R (1, 6) OBP: 0.261, SLG: 0.300		x 0-0 ② FC1-2 1-2 3-H		x 0-0 1-H 3-H HR	H 1-0 1B 1-2 2-3 HBP		x 0-0 ① 6-3	x 0-0 G6-4-3 1-2 3-H 1B		4	1	2	4	0	0	2
Jerry May, R (1, 2) OBP: 0.308, SLG: 0.285		x 0-0 ③ F7		x 0-0 HR	x 0-0 1-2 2-H 3-H 1B		x 0-0 1B	x 0-0 ① ② G6-4-3 1-2f 2-3		5	1	3	3	0	0	4
Bob Veale, S (1, 1) OBP: 0.088, SLG: 0.118			x 0-0 1B 2B	S S S 0-3 K ①	x 0-0 ③ 4-3		x 0-0 ② F2	S S S 0-3 K ③		5	1	1	0	0	2	4
Inning Stats	R: 0 E: 0 K: 1 S: 5 H: 0 LOB: 0 BB: 0 P: 5	R: 0 E: 0 K: 0 S: 5 H: 2 LOB: 2 BB: 0 P: 5	R: 1 E: 0 K: 1 S: 7 H: 2 LOB: 1 BB: 0 P: 7	R: 4 E: 0 K: 1 S: 9 H: 4 LOB: 0 BB: 0 P: 9	R: 2 E: 1 K: 0 S: 4 H: 1 LOB: 2 BB: 2 P: 13	R: 2 E: 0 K: 1 S: 8 H: 3 LOB: 1 BB: 0 P: 8	R: 0 E: 0 K: 1 S: 6 H: 1 LOB: 1 BB: 0 P: 6	R: 4 E: 0 K: 1 S: 8 H: 4 LOB: 1 BB: 2 P: 16		1B: 12 2B: 4 3B: 0 HR: 2 SF: 0 SAC: 0 DP: 2 HBP: 1						

PITCHER		IP	WLS	BF	H	R	ER	SO	BB	IBB	HBP	BLK	WP	HR	S	P	ERA	WHIP
Don Wilson, R ERA: 4.19	(1, 1)	3.0	L	17	8	5	5	2	0	0	0	0	1	2	21	21	15.00	2.667
John Buzhardt, R ERA: 3.18	(4, 1)	2.0		10	1	2	0	1	2	0	1	0	0	0	9	18	0.00	1.500
Tom Dukes, R ERA: 6.0	(6, 1)	2.0		10	4	2	2	2	0	0	0	0	0	0	14	14	9.00	2.000
Fred Gladding, R ERA: 36.0	(8, 1)	0.0		4	2	4	4	0	2	0	0	0	1	0	2	10	∞	∞
Jim Ray, R ERA: 3.99	(8, 1)	1.0		4	2	0	0	1	0	0	0	0	0	0	6	6	0.00	2.000

PITCHER	IP	WLS	BF	H	R	ER	SO	BB	IBB	HBP	BLK	WP	HR	S	P	ERA	WHIP

BOTTOM

Houston Astros @ Pittsburgh Pirates

Forbes Field, Pittsburgh, PA

Sat Jun 15 1968, 3:33 AM EDT

Att. 5,005 - Unknown

livebaseballscorecards.com

AB	40
R	13
H	17
RBI	13
BB	4
SO	6
LOB	21

WP: 3 PA: 45
PB: 0
SB: 1
CS: 0

Batter	1	2	3	4	5	6	7	8	9	AB	R	H	RBI	BB	SO	LOB
Ivan Murrell, R (1, 7) OBP: 0.098, SLG: 0.100	S S S 0-3 ① K		S S S 0-3 ③ K		x 0-0 ③ F9			x 0-0 ②③ G5-4-3 1-2f		4	0	0	0	0	2	2
Jimmy Wynn, R (1, 8) OBP: 0.357, SLG: 0.383	x 0-0 ② 5-3			S S S 0-3 ① K	x 0-0 ① F8				x 0-0 BB BB 1B	4	0	1	0	0	1	0
Rusty Staub, L (1, 3) OBP: 0.388, SLG: 0.426	x 0-0 ③ 4-3			B B B B 4-0 1B BB	B B B B 4-0 G4-6-3 BB				S S S 0-3 ① K	2	0	0	0	2	1	1
Lee Thomas, L (1, 9) OBP: 0.287, SLG: 0.330 Byron Browne, R (9, PH) OBP: 0.375, SLG: 0.231		x 0-0 ① F8		x 0-0 1-2 1B	x 0-0 ②③ G4-6-3 1-2f				S S S 0-3 ② K	3 1	0 0	1 0	0 0	0 0	0 1	1 1
Bob Aspromonte, R (1, 5) OBP: 0.309, SLG: 0.276		x 0-0 ② 1-3		S S S 0-3 ② K			x 0-0 ① F9		B B B B 4-0 1-2 BB	3	0	0	0	1	1	2
Julio Gotay, R (1, 4) OBP: 0.245, SLG: 0.243		x 0-0 ③ 5-3		x 0-0 ③ F6			S S S 0-3 ② K		B B B B 4-0 1-2 2-3 BB	3	0	0	0	1	1	2
Dave Adlesh, R (1, 2) OBP: 0.250, SLG: 0.302			x 0-0 ① 6-3		x 0-0 ① F9		x 0-0 ③ 3-1		S S S 0-3 ③ K	4	0	0	0	0	1	3
Hector Torres, R (1, 6) OBP: 0.252, SLG: 0.268			x 0-0 ② 1B		x 0-0 ② F9			x 0-0 FC3-6 1B		3	0	2	0	0	0	0
Mike Cuellar, L (1, 1) OBP: 0.250, SLG: 0.450			x 0-0 HR		x 0-0 1B			x 0-0 ① FC3-6 G5-4-3 1-2f		3	1	2	1	0	0	1
Inning Stats	R: 0 H: 0 E: 0 LOB: 0 K: 1 BB: 0 S: 5 P: 5	R: 0 H: 0 E: 0 LOB: 0 K: 0 BB: 0 S: 3 P: 3	R: 1 H: 2 E: 0 LOB: 0 K: 1 BB: 0 S: 6 P: 6	R: 0 H: 1 E: 0 LOB: 2 K: 2 BB: 1 S: 8 P: 12	R: 0 H: 1 E: 0 LOB: 1 K: 0 BB: 0 S: 4 P: 4	R: 0 H: 0 E: 0 LOB: 0 K: 0 BB: 1 S: 2 P: 6	R: 0 H: 0 E: 0 LOB: 0 K: 1 BB: 0 S: 5 P: 5	R: 0 H: 1 E: 0 LOB: 0 K: 0 BB: 0 S: 3 P: 3	R: 0 H: 1 E: 0 LOB: 3 K: 3 BB: 2 S: 10 P: 18	1B: 5 SF: 0 2B: 0 SAC: 0 3B: 0 DP: 2 HR: 1 HBP: 0					WP: 0 PA: 34 PB: 0 SB: 0 CS: 0	

PITCHER		IP	WLS	BF	H	R	ER	SO	BB	IBB	HBP	BLK	WP	HR	S	P	ERA	WHIP
Steve Blass, R ERA: 2.61	(1, 1)	8.0	W	29	6	1	1	5	2	0	0	0	0	1	37	45	1.12	1.000
Luke Walker, L ERA: 1.53	(9, 1)	0.2		4	0	0	0	2	2	0	0	0	0	0	6	14	0.00	3.000
Roy Face, R ERA: 3.86	(9, 1)	0.1	S	1	0	0	0	1	0	0	0	0	0	0	3	3	0.00	0.000

PITCHER	IP	WLS	BF	H	R	ER	SO	BB	IBB	HBP	BLK	WP	HR	S	P	ERA	WHIP

Houston Astros @ Pittsburgh Pirates

Forbes Field, Pittsburgh, PA

Sun Jun 16 1968, 3:33 AM EDT

Unknown

livebaseballscorecards.com

AB	30
R	1
H	6
RBI	1
BB	4
SO	8
LOB	13

Batter	1	2	3	4	5	6	7	8	9	AB	R	H	RBI	BB	SO	LOB
Maury Wills, S (1, 5) OBP: 0.320, SLG: 0.306	6-3			2B		SH1-3 1B		4-3		4	1	2	0	0	0	0
Jose Pagan, R (1, 7) OBP: 0.222, SLG: 0.259	6-3			1B 4-3 2B 2-H		SH1-3 1-2		3B 1B		3	2	2	1	0	0	0
Matty Alou, L (9, 8) OBP: 0.394, SLG: 0.420										0	0	0	0	0	0	0
Roberto Clemente, R (1, 9) OBP: 0.311, SLG: 0.491	F7			4-3 1B 2-3		IBB		1-H 3B		3	0	2	1	1	0	0
Donn Clendenon, R (1, 3) OBP: 0.316, SLG: 0.360		F8		K		K		K		4	0	0	0	0	3	5
Manny Mota, R (1, 8) OBP: 0.297, SLG: 0.300 (9, 7)		K		4-3 1-2 3-H		1-3				3	0	0	1	0	1	3
Bill Mazeroski, R (1, 4) OBP: 0.299, SLG: 0.265		F6		F7			6-3			3	0	0	0	0	0	1
Freddie Patek, R (1, 6) OBP: 0.269, SLG: 0.304			K		5-3		1B			3	0	1	0	0	1	0
Jerry May, R (1, 2) OBP: 0.308, SLG: 0.282			K		K BB		K			2	0	0	0	1	2	0
Steve Blass, R (1, 1) OBP: 0.043, SLG: 0.048			F9		K 1-2			K		3	0	0	0	0	2	1
Luke Walker, L (9, 1)										0	0	0	0	0	0	0
Roy Face, R (9, 1)										0	0	0	0	0	0	0
Inning Stats	R: 0 E: 0 K: 0 S: 3 H: 0 LOB: 0 BB: 0 P: 3	R: 0 E: 0 K: 1 S: 5 H: 0 LOB: 0 BB: 0 P: 5	R: 0 E: 0 K: 2 S: 7 H: 0 LOB: 0 BB: 0 P: 7	R: 2 E: 0 K: 1 S: 8 H: 3 LOB: 1 BB: 0 P: 8	R: 0 E: 0 K: 1 S: 4 H: 0 LOB: 0 BB: 1 P: 8	R: 0 E: 0 K: 1 S: 6 H: 1 LOB: 2 BB: 1 P: 10	R: 0 E: 0 K: 1 S: 5 H: 1 LOB: 0 BB: 0 P: 5	R: 1 E: 0 K: 2 S: 9 H: 2 LOB: 1 BB: 0 P: 9		1B: 4 2B: 2 3B: 1 HR: 0	SF: 0 SAC: 1 DP: 0 HBP: 0						

PITCHER	IP	WLS	BF	H	R	ER	SO	BB	IBB	HBP	BLK	WP	HR	S	P	ERA	WHIP
Mike Cuellar, L (1, 1) ERA: 1.95	8.0	L	31	7	3	3	9	1	1	0	0	0	0	47	55	3.38	1.000

PITCHER	IP	WLS	BF	H	R	ER	SO	BB	IBB	HBP	BLK	WP	HR	S	P	ERA	WHIP

BOTTOM

Houston Astros @ Pittsburgh Pirates

Forbes Field, Pittsburgh, PA

Sun Jun 16 1968, 3:33 AM EDT

Unknown

livebaseballscorecards.com

AB	28
R	3
H	7
RBI	3
BB	2
SO	9
LOB	10

1B: 4	SF: 0	WP: 0	PA: 31		
2B: 2	SAC: 1	PB: 0			
3B: 1	DP: 0	SB: 0			
HR: 0	HBP: 0	CS: 0			

Batter	1	2	3	4	5	6	7	8	9	AB	R	H	RBI	BB	SO	LOB
Ivan Murrell, R (1, 7) OBP: 0.098, SLG: 0.100										0	0	0	0	0	0	0
Jimmy Wynn, R (1, 8) OBP: 0.357, SLG: 0.383										0	0	0	0	0	0	0
Rusty Staub, L (1, 3) OBP: 0.388, SLG: 0.426										0	0	0	0	0	0	0
Lee Thomas, L (1, 9) OBP: 0.287, SLG: 0.330										0	0	0	0	0	0	0
Bob Aspromonte, R (1, 5) OBP: 0.309, SLG: 0.276										0	0	0	0	0	0	0
Julio Gotay, R (1, 4) OBP: 0.245, SLG: 0.243										0	0	0	0	0	0	0
John Bateman, R (1, 2) OBP: 0.245, SLG: 0.304										0	0	0	0	0	0	0
Hector Torres, R (1, 6) OBP: 0.252, SLG: 0.268										0	0	0	0	0	0	0
Larry Dierker, R (1, 1) OBP: 0.091, SLG: 0.063										0	0	0	0	0	0	0
Inning Stats										1B: 0 2B: 0 3B: 0 HR: 0		SF: 0 SAC: 0 DP: 0 HBP: 0		WP: 0 PB: 0 SB: 0 CS: 0		PA: 0

TOP

Houston Astros @ Pittsburgh Pirates

Forbes Field, Pittsburgh, PA

Sun Jun 16 1968, 3:38 AM EDT

Att. 8,448 - Unknown

livebaseballscorecards.com

AB	0
R	0
H	0
RBI	0
BB	0
SO	0
LOB	0

PITCHER	IP	WLS	BF	H	R	ER	SO	BB	IBB	HBP	BLK	WP	HR	S	P	ERA	WHIP
Tommie Sisk, R (1, 1) ERA: 3.99	0.0	W	0	0	0	0	0	0	0	0	0	0	0	0	0	∞	∞

PITCHER	IP	WLS	BF	H	R	ER	SO	BB	IBB	HBP	BLK	WP	HR	S	P	ERA	WHIP

Batter	1	2	3	4	5	6	7	8	9	AB	R	H	RBI	BB	SO	LOB
Maury Wills, S (1, 5) OBP: 0.320, SLG: 0.306										0	0	0	0	0	0	0
Gary Kolb, L (1, 4) OBP: 0.333, SLG: 0.517										0	0	0	0	0	0	0
Willie Stargell, L (1, 9) OBP: 0.302, SLG: 0.480										0	0	0	0	0	0	0
Manny Jimenez, L (1, 7) OBP: 0.517, SLG: 0.364										0	0	0	0	0	0	0
Matty Alou, L (1, 8) OBP: 0.394, SLG: 0.420										0	0	0	0	0	0	0
Donn Clendenon, R (1, 3) OBP: 0.316, SLG: 0.360										0	0	0	0	0	0	0
Freddie Patek, R (1, 6) OBP: 0.269, SLG: 0.304										0	0	0	0	0	0	0
Carl Taylor, R (1, 2) OBP: 0.308, SLG: 0.280										0	0	0	0	0	0	0
Tommie Sisk, R (1, 1) OBP: 0.167, SLG: 0.091										0	0	0	0	0	0	0
Inning Stats										1B: 0 2B: 0 3B: 0 HR: 0		SF: 0 SAC: 0 DP: 0 HBP: 0		WP: 0 PB: 0 SB: 0 CS: 0		PA: 0

BOTTOM

Houston Astros @ Pittsburgh Pirates

Forbes Field, Pittsburgh, PA

Sun Jun 16 1968, 3:38 AM EDT

Att. 8,448 - Unknown

livebaseballscorecards.com

AB	**0**
R	**0**
H	**0**
RBI	**0**
BB	**0**
SO	**0**
LOB	**0**

PITCHER	IP	WLS	BF	H	R	ER	SO	BB	IBB	HBP	BLK	WP	HR	S	P	ERA	WHIP
Larry Dierker, R (1, 1) ERA: 2.69	0.0	L	0	0	0	0	0	0	0	0	0	0	0	0	0	∞	∞

PITCHER	IP	WLS	BF	H	R	ER	SO	BB	IBB	HBP	BLK	WP	HR	S	P	ERA	WHIP

Houston Astros @ Pittsburgh Pirates

Forbes Field, Pittsburgh, PA

Mon Jun 17 1968, 7:05 PM EDT

Att. 5,887 - Unknown

livebaseballscorecards.com

Batter	1	2	3	4	5	6	7	8	9	AB	R	H	RBI	BB	SO	LOB
Julio Gotay, R (1, 4) OBP: 0.244, SLG: 0.241	F6		1-3	F5		G4-3 1-2f			5-3	5	0	0	0	0	0	3
Dick Simpson, R (1, 9) OBP: 0.343, SLG: 0.433	6-3		K		BB E BB		3B		1B 1B	4	0	2	0	1	1	0
Rusty Staub, L (1, 3) OBP: 0.382, SLG: 0.416	F4		5-3		E6 BB 1-2		F3		1-2 1B	5	0	1	0	0	0	2
Jimmy Wynn, R (1, 8) OBP: 0.356, SLG: 0.393		1B 1B HBP		1B BB 1B 1B	F8		K		K	4	2	1	0	0	2	5
Doug Rader, R (1, 5) OBP: 0.295, SLG: 0.414		1B 1-2 1B		1B 1-2 1B BB	1-2 2-3 BB		K			2	1	1	0	2	1	1
Bob Watson, R (1, 7) OBP: 0.235, SLG: 0.313		1-2 2-H 1B		K	K			6-3		4	0	1	1	0	2	5
John Bateman, R (1, 2) OBP: 0.233, SLG: 0.287		K		F9	F2			F9		2	0	0	0	0	1	4
Ron Brand, R (5, PH) OBP: 0.263, SLG: 0.156 (5, 2)										2	0	0	0	0	0	3
Hector Torres, R (1, 6) OBP: 0.258, SLG: 0.273		K		1B 1-2 2-3 1B		1-3		6-3		4	0	1	0	0	1	2
Dave Giusti, R (1, 1) OBP: 0.105, SLG: 0.132		6-3		1-2 2-H 3-H 1B		G4-3 1B			F2	3	0	2	2	0	0	2
Lee Thomas, L (9, PH) OBP: 0.273, SLG: 0.312										1	0	0	0	0	0	0

TOP	
AB	36
R	3
H	9
RBI	3
BB	3
SO	8
LOB	27

Inning Stats	1	2	3	4	5	6	7	8	9		
	R: 0 H: 0 E: 0 LOB: 0 K: 0 BB: 0 S: 3 P: 3	R: 1 H: 2 E: 0 LOB: 2 K: 2 BB: 0 S: 9 P: 10	R: 0 H: 0 E: 0 LOB: 0 K: 1 BB: 0 S: 5 P: 5	R: 2 H: 3 E: 0 LOB: 2 K: 1 BB: 1 S: 8 P: 12	R: 0 H: 0 E: 1 LOB: 3 K: 1 BB: 2 S: 6 P: 14	R: 0 H: 1 E: 0 LOB: 0 K: 0 BB: 0 S: 3 P: 3	R: 0 H: 1 E: 0 LOB: 1 K: 2 BB: 0 S: 8 P: 8	R: 0 H: 0 E: 0 LOB: 0 K: 0 BB: 0 S: 3 P: 3	R: 0 H: 2 E: 0 LOB: 2 K: 1 BB: 0 S: 7 P: 7	1B: 8 SF: 0 2B: 0 SAC: 0 3B: 1 DP: 1 HR: 0 HBP: 1	WP: 0 PA: 40 PB: 0 SB: 0 CS: 0

PITCHER		IP	WLS	BF	H	R	ER	SO	BB	IBB	HBP	BLK	WP	HR	S	P	ERA	WHIP
Al McBean, R ERA: 2.76	(1, 1)	8.2	W	39	9	3	3	7	3	0	1	0	0	0	49	62	3.12	1.385
Roy Face, R ERA: 3.79	(9, 1)	0.1	S	1	0	0	0	1	0	0	0	0	0	0	3	3	0.00	0.000

PITCHER	IP	WLS	BF	H	R	ER	SO	BB	IBB	HBP	BLK	WP	HR	S	P	ERA	WHIP

BOTTOM

Houston Astros @ Pittsburgh Pirates

Forbes Field, Pittsburgh, PA

Mon Jun 17 1968, 7:05 PM EDT

Att. 5,887 - Unknown

livebaseballscorecards.com

Batter	1	2	3	4	5	6	7	8	9	AB	R	H	RBI	BB	SO	LOB
Maury Wills, S (1, 5) OBP: 0.331, SLG: 0.319	FC6-4 1B	1B 1B		1B		1B		F7		5	0	4	0	0	0	1
Freddie Patek, R (1, 6) OBP: 0.324, SLG: 0.400	FC6-4 BB S 2B	1B		K		F9		6-3		3	1	1	0	0	1	3
Jose Pagan, R (6, 6) OBP: 0.215, SLG: 0.250										2	0	0	0	0	0	3
Roberto Clemente, R (1, 9) OBP: 0.310, SLG: 0.484	BB 2B BB	K		K		F8				3	1	0	0	1	2	6
Willie Stargell, L (1, 7) OBP: 0.319, SLG: 0.494	2B BB		FC5-4 BB		HR		1B 1B			2	2	2	1	2	0	0
Matty Alou, L (1, 8) OBP: 0.408, SLG: 0.448	2B		FC5-4 S		F6		G5-4-3 1B			4	0	2	3	0	0	1
Donn Clendenon, R (1, 3) OBP: 0.313, SLG: 0.355	K		K		F4		K			4	0	0	0	0	3	4
Gene Alley, R (1, 4) OBP: 0.304, SLG: 0.337	F8		6-3		CS 1B		G5-4-3			4	0	1	0	0	0	4
Jerry May, R (1, 2) OBP: 0.312, SLG: 0.288		K		BB	CS	F2		2B		3	0	1	0	1	1	0
Al McBean, R (1, 1) OBP: 0.289, SLG: 0.270		5-3		F3		1B		5-3		4	0	1	0	0	0	2
Roy Face, R (9, 1)										0	0	0	0	0	0	0
Inning Stats	R: 3 H: 2 E: 0 LOB: 1 K: 1 BB: 2 S: 7 P: 15	R: 0 H: 2 E: 0 LOB: 2 K: 2 BB: 0 S: 9 P: 9	R: 0 H: 0 E: 0 LOB: 1 K: 1 BB: 1 S: 5 P: 9	R: 0 H: 1 E: 0 LOB: 2 K: 2 BB: 1 S: 8 P: 12	R: 1 H: 2 E: 0 LOB: 0 K: 0 BB: 0 S: 4 P: 4	R: 0 H: 2 E: 0 LOB: 2 K: 0 BB: 0 S: 5 P: 5	R: 0 H: 2 E: 0 LOB: 1 K: 1 BB: 0 S: 6 P: 6	R: 0 H: 1 E: 0 LOB: 1 K: 0 BB: 0 S: 4 P: 4		1B: 9 SF: 0 2B: 2 SAC: 0 3B: 0 DP: 1 HR: 1 HBP: 0						

	AB	34
	R	4
	H	12
	RBI	4
	BB	4
	SO	7
	LOB	24

WP: 0 PA: 39
PB: 0
SB: 2
CS: 1

PITCHER		IP	WLS	BF	H	R	ER	SO	BB	IBB	HBP	BLK	WP	HR	S	P	ERA	WHIP
Dave Giusti, R ERA: 2.27	(1, 1)	8.0	L	38	12	4	4	7	4	0	0	0	0	1	48	64	4.50	2.000

PITCHER	IP	WLS	BF	H	R	ER	SO	BB	IBB	HBP	BLK	WP	HR	S	P	ERA	WHIP

Batter	1	2	3	4	5	6	7	8	9	10	AB	R	H	RBI	BB	SO	LOB
Wes Parker, S (1, 3) OBP: 0.336, SLG: 0.353	G3		6-3			K		FC4-6 1B		4-3	5	0	1	0	0	1	1
Willie Davis, L (1, 8) OBP: 0.252, SLG: 0.301	S 1B		K			K		FC4-6 CS 1-2f			4	0	1	0	0	2	1
Len Gabrielson, L (1, 7) OBP: 0.301, SLG: 0.425	BB 1-2			G3 1B 1B		2B BB		6-3 1-2			2	2	1	0	2	0	1
Tom Haller, L (1, 2) OBP: 0.354, SLG: 0.381	F7			G3 1-2		1-H 2B			L5		4	0	1	1	0	0	3
Ron Fairly, L (1, 9) OBP: 0.262, SLG: 0.227	F9			CS 2-H 1B		FC6-4 IBB			G3		3	0	1	1	1	0	2
Bob Bailey, R (1, 5) OBP: 0.333, SLG: 0.355		4-3		F9 1-2		FC6-4 1-2f			K		4	0	0	0	0	1	3
Luis Alcaraz, R (1, 4) OBP: 0.229, SLG: 0.230		F9			5-3		K			PB SH5-4 1B	4	0	1	0	0	1	0
Zoilo Versalles, R (1, 6) OBP: 0.226, SLG: 0.251		K			L9-3 1B		F4			SH5-4 1-2	3	0	1	0	0	1	0
Don Drysdale, R (1, 1) OBP: 0.195, SLG: 0.220			K		L9-3 1-2		F4			K 2-3	3	0	0	0	0	1	1
Jim Brewer, L (8, 1) OBP: 0.333, SLG: 0.333											0	0	0	0	0	0	0
Jack Billingham, R (9, 1)											0	0	0	0	0	0	0
Ken Boyer, R (10, PH) OBP: 0.327, SLG: 0.302											1	0	0	0	0	1	1
Hank Aguirre, R (10, 1)											0	0	0	0	0	0	0
Inning Stats	R: 0 E: 0 K: 0 S: 4 H: 1 LOB: 2 BB: 1 P: 8	R: 0 E: 0 K: 1 S: 5 H: 0 LOB: 0 BB: 0 P: 5	R: 0 E: 0 K: 2 S: 7 H: 0 LOB: 0 BB: 0 P: 7	R: 1 E: 0 K: 0 S: 4 H: 2 LOB: 0 BB: 0 P: 4	R: 0 E: 0 K: 0 S: 3 H: 1 LOB: 0 BB: 0 P: 3	R: 1 E: 0 K: 2 S: 8 H: 1 LOB: 2 BB: 2 P: 16	R: 0 E: 0 K: 1 S: 5 H: 0 LOB: 0 BB: 0 P: 5	R: 0 E: 0 K: 0 S: 3 H: 1 LOB: 0 BB: 0 P: 3	R: 0 E: 0 K: 1 S: 5 H: 0 LOB: 0 BB: 0 P: 5	R: 0 E: 0 K: 1 S: 6 H: 1 LOB: 1 BB: 0 P: 6	1B: 6 2B: 2 3B: 0 HR: 0	SF: 0 SAC: 1 DP: 1 HBP: 0						

PITCHER	IP	WLS	BF	H	R	ER	SO	BB	IBB	HBP	BLK	WP	HR	S	P	ERA	WHIP
Bob Moose, R (1, 1) ERA: 2.34	7.0		27	5	2	2	6	2	1	0	0	0	0	36	48	2.57	1.000
Luke Walker, L (8, 1) ERA: 1.37	2.0		6	1	0	0	1	0	0	0	0	0	0	8	8	0.00	0.500
Dock Ellis, R (10, 1) ERA:	1.0	W	4	1	0	0	1	0	0	0	0	0	0	6	6	0.00	1.000

PITCHER	IP	WLS	BF	H	R	ER	SO	BB	IBB	HBP	BLK	WP	HR	S	P	ERA	WHIP

Los Angeles Dodgers @ Pittsburgh Pirates

Forbes Field, Pittsburgh, PA

Tue Jun 18 1968, 7:05 PM EDT

Att. 13,721 - Unknown

TOP

livebaseballscorecards.com

AB	33
R	2
H	7
RBI	2
BB	3
SO	8
LOB	13

WP: 0 PB: 1 SB: 1 CS: 2 PA: 37

Batter	1	2	3	4	5	6	7	8	9	10	AB	R	H	RBI	BB	SO	LOB
Maury Wills, S (1, 5) OBP: 0.328, SLG: 0.317	L9		K		K			F9		SH5-4 1B	5	1	1	0	0	2	2
Gary Kolb, L (1, 9) OBP: 0.333, SLG: 0.471	4-3			F5	K			F9		SH5-4	3	0	0	0	0	1	2
Manny Mota, R (8, PH) (9, 9) OBP: 0.298, SLG: 0.301											1	0	0	0	0	0	0
Willie Stargell, L (1, 7) OBP: 0.332, SLG: 0.514	1B			BB		F8		HR		IBB	3	1	2	1	2	0	0
Matty Alou, L (1, 8) OBP: 0.402, SLG: 0.441	F4			F5		6-3		F2		1B	5	0	1	1	0	0	2
Donn Clendenon, R (1, 3) OBP: 0.316, SLG: 0.358		CS 1B		K		4-3			SH3-4 1B		4	0	2	0	0	1	1
Gene Alley, R (1, 4) OBP: 0.300, SLG: 0.332	K		K		K		1-3		SH3-4		3	0	0	0	0	2	1
Freddie Patek, R (1, 6) OBP: 0.351, SLG: 0.406	F8				1B HBP E		6-3 HBP		IBB		2	1	1	0	0	0	0
Jose Pagan, R (8, 6) OBP: 0.227, SLG: 0.250											0	0	0	0	1	0	0
Jerry May, R (1, 2) OBP: 0.311, SLG: 0.283			K		E HBP		6-3		F9		3	0	0	0	0	1	3
Bob Moose, R (1, 1) OBP: 0.133, SLG: 0.071			1-3		E6 1B		F7		G1		2	0	1	0	0	0	0
Manny Jimenez, L (7, PH) OBP: 0.545, SLG: 0.423											1	0	0	0	0	0	1
Luke Walker, L (8, 1)											0	0	0	0	0	0	0
Bill Mazeroski, R (9, PH) OBP: 0.298, SLG: 0.264											1	0	0	0	0	0	2
Dock Ellis, S (10, 1)											0	0	0	0	0	0	0
Inning Stats	R: 0 E: 0 K: 0 S: 4 / H: 1 LOB: 1 BB: 0 P: 4	R: 0 E: 0 K: 1 S: 5 / H: 1 LOB: 0 BB: 0 P: 5	R: 0 E: 0 K: 2 S: 7 / H: 0 LOB: 0 BB: 0 P: 7	R: 0 E: 0 K: 1 S: 5 / H: 0 LOB: 1 BB: 1 P: 9	R: 1 E: 1 K: 3 S: 11 / H: 2 LOB: 2 BB: 0 P: 12	R: 0 E: 0 K: 0 S: 3 / H: 0 LOB: 0 BB: 0 P: 3	R: 0 E: 0 K: 0 S: 3 / H: 0 LOB: 1 BB: 0 P: 4	R: 1 E: 0 K: 0 S: 4 / H: 1 LOB: 0 BB: 0 P: 4	R: 0 E: 0 K: 0 S: 4 / H: 1 LOB: 2 BB: 1 P: 8	R: 1 E: 0 K: 0 S: 3 / H: 2 LOB: 2 BB: 1 P: 7	1B: 7 2B: 0 3B: 0 HR: 1	SF: 0 SAC: 2 DP: 0 HBP: 2	WP: 0 PB: 0 SB: 0 CS: 1	PA: 40			

PITCHER		IP	WLS	BF	H	R	ER	SO	BB	IBB	HBP	BLK	WP	HR	S	P	ERA	WHIP
Don Drysdale, R ERA: 1.29	(1, 1)	7.0		27	4	1	0	7	1	0	2	0	0	0	38	44	0.00	0.714
Jim Brewer, L ERA: 2.43	(8, 1)	1.1		7	2	1	1	0	0	1	0	0	0	1	6	10	6.75	1.500
Jack Billingham, R ERA: 2.32	(9, 1)	0.2		2	0	0	0	0	0	0	0	0	0	0	2	2	0.00	0.000
Hank Aguirre, L ERA: 1.08	(10, 1)	0.1	L	4	2	1	1	0	0	1	0	0	0	0	3	7	27.00	6.000

PITCHER	IP	WLS	BF	H	R	ER	SO	BB	IBB	HBP	BLK	WP	HR	S	P	ERA	WHIP

BOTTOM

Los Angeles Dodgers @ Pittsburgh Pirates

Forbes Field, Pittsburgh, PA

Tue Jun 18 1968, 7:05 PM EDT

Att. 13,721 - Unknown

livebaseballscorecards.com

AB	33
R	3
H	8
RBI	2
BB	3
SO	7
LOB	14

Batter	1	2	3	4	5	6	7	8	9	AB	R	H	RBI	BB	SO	LOB
Willie Davis, L (1, 8) OBP: 0.251, SLG: 0.300	x 0-0 B1-3 ①		x 0-0 FC6-4 1B			S S S 0-3 K ①		x 0-0 1B		1	0	0	0	0	0	0
Rocky Colavito, R (1, 9) OBP: 0.295, SLG: 0.310										3	0	2	0	0	1	0
Jim Fairey, L (8, PR) (8, 7) OBP: 0.268, SLG: 0.314										0	0	0	0	0	0	0
Paul Popovich, S (1, 4) OBP: 0.299, SLG: 0.308	B B B B 4-0 1-3 1B BB		x 0-0 FC6-4 G6-4-3 ① 1-2f			x 0-0 P6-3 ②		S S S 0-3 K ③		3	1	0	0	1	1	2
Bob Bailey, R (1, 5) OBP: 0.326, SLG: 0.346	x 0-0 1-3 ② 1-2		x 0-0 G6-4-3 ② ③ 1-2f			S S S 0-3 K ③			x 0-0 6-3 ①	4	0	0	0	0	1	2
Ken Boyer, R (1, 3) OBP: 0.342, SLG: 0.313	x 0-0 2-H 1B			B B B 4-0 FC3-6 BB			x 0-0 6-3 ①		x 0-0 G6-4-3 1B	3	0	2	1	1	0	0
Wes Parker, S (1, 7) (1, 8) OBP: 0.331, SLG: 0.348	S S S 0-3 K ③			x 0-0 FC3-6 CS ① 1-2f			S S S 0-3 K ②		x 0-0 G6-4-3 ② ③ 1-2f	4	0	0	0	0	2	3
Ted Savage, R (1, 9) (1, 7) (8, 9) OBP: 0.261, SLG: 0.349		x 0-0 G5-4-3 1B		S S S 0-3 K ② ③ 1-2			x 0-0 WP 2B			3	0	2	0	0	1	1
Jeff Torborg, R (1, 2) OBP: 0.240, SLG: 0.156		x 0-0 G5-4-3 ① ② 1-2f			S S S 0-3 K ①		x 0-0 F3 ③ 2-3			3	0	0	0	0	1	2
Zoilo Versalles, R (1, 6) OBP: 0.227, SLG: 0.249		B B B B 4-0 BB			x 0-0 F9 ②			x 0-0 F9 ①		2	0	0	0	1	0	0
Bill Singer, R (1, 1) OBP: 0.171, SLG: 0.235		x 0-0 5-3 ③			x 0-0 5-3 ③			S S S 0-3 K ②		2	0	0	0	0	0	1
Luis Alcaraz, R (8, PH) OBP: 0.227, SLG: 0.228										1	0	0	0	0	1	0
Jim Brewer, L (8, 1) OBP: 0.333, SLG: 0.333										0	0	0	0	0	0	0
Inning Stats	R: 1 H: 1 E: 0 LOB: 1 K: 1 BB: 1 S: 6 P: 10	R: 0 H: 1 E: 0 LOB: 1 K: 0 BB: 1 S: 3 P: 7	R: 0 H: 1 E: 0 LOB: 0 K: 0 BB: 0 S: 3 P: 3	R: 0 H: 0 E: 0 LOB: 0 K: 1 BB: 1 S: 4 P: 8	R: 0 H: 0 E: 0 LOB: 0 K: 1 BB: 0 S: 5 P: 5	R: 0 H: 0 E: 0 LOB: 0 K: 2 BB: 0 S: 7 P: 7	R: 0 H: 1 E: 0 LOB: 1 K: 1 BB: 0 S: 6 P: 6	R: 0 H: 1 E: 0 LOB: 1 K: 2 BB: 0 S: 8 P: 8	R: 0 H: 1 E: 0 LOB: 0 K: 0 BB: 0 S: 3 P: 3	1B: 5 SF: 0 2B: 1 SAC: 0 3B: 0 DP: 3 HR: 0 HBP: 0						

PITCHER		IP	WLS	BF	H	R	ER	SO	BB	IBB	HBP	BLK	WP	HR	S	P	ERA	WHIP
Bob Veale, L ERA: 2.01	(1, 1)	9.0	W	32	6	1	1	8	3	0	0	0	1	0	45	57	1.00	1.000

PITCHER		IP	WLS	BF	H	R	ER	SO	BB	IBB	HBP	BLK	WP	HR	S	P	ERA	WHIP

TOP

Los Angeles Dodgers @ Pittsburgh Pirates

Forbes Field, Pittsburgh, PA

Wed Jun 19 1968, 7:05 PM EDT

Att. 10,799 - Unknown

livebaseballscorecards.com

AB	29
R	1
H	6
RBI	1
BB	3
SO	8
LOB	11

PA: 32

WP: 1
PB: 0
SB: 0
CS: 1

Batter	1	2	3	4	5	6	7	8	9	AB	R	H	RBI	BB	SO	LOB
Maury Wills, S (1, 5) OBP: 0.331, SLG: 0.320	F7		S 1B			PB SH1-4 SF7 1B	P4-6-3 1-2f			4	1	2	0	0	0	1
Gary Kolb, L (1, 9) OBP: 0.316, SLG: 0.444	K		F7 1-2			SH1-4 1-2		P4-3 1B		2	0	0	0	0	1	1
Manny Mota, R (8, PH) OBP: 0.303, SLG: 0.306										1	0	1	0	0	0	0
										0	0	0	0	0	0	0
Willie Stargell, L (1, 7) OBP: 0.330, SLG: 0.516	2B			K		SF7 2-H		K		3	0	1	1	0	2	1
Matty Alou, L (1, 8) OBP: 0.404, SLG: 0.443	F9			1B		1B 1B		P4-3 1-2		4	0	2	0	0	0	2
Donn Clendenon, R (1, 3) OBP: 0.319, SLG: 0.358		K		K		1-3 1B		FC6-4 BB		3	0	1	0	1	2	1
Bill Mazeroski, R (1, 4) OBP: 0.293, SLG: 0.259		F8		K		F9		FC6-4 1-2f		4	0	0	0	0	1	5
Gene Alley, R (1, 6) OBP: 0.300, SLG: 0.328		F8			K		E S 1B BB			2	1	0	0	1	1	0
Jerry May, R (1, 2) OBP: 0.311, SLG: 0.284			K		F8		P4-6-3 1-H 1B			3	0	1	1	0	1	0
Bob Veale, S (1, 1) OBP: 0.081, SLG: 0.108			K		K		K			3	0	0	0	0	3	1
Inning Stats	R: 0 H: 1 E: 0 LOB: 1 K: 1 BB: 0 S: 6 P: 6	R: 0 H: 0 E: 0 LOB: 0 K: 1 BB: 0 S: 5 P: 5	R: 0 H: 1 E: 0 LOB: 1 K: 2 BB: 0 S: 8 P: 8	R: 0 H: 1 E: 0 LOB: 1 K: 3 BB: 0 S: 10 P: 10	R: 0 H: 0 E: 0 LOB: 0 K: 2 BB: 0 S: 7 P: 7	R: 1 H: 3 E: 0 LOB: 2 K: 0 BB: 0 S: 6 P: 6	R: 1 H: 1 E: 1 LOB: 0 K: 1 BB: 1 S: 5 P: 9	R: 0 H: 1 E: 0 LOB: 2 K: 1 BB: 1 S: 6 P: 10		1B: 7 SF: 1 2B: 1 SAC: 1 3B: 0 DP: 1 HR: 0 HBP: 0						

PITCHER		IP	WLS	BF	H	R	ER	SO	BB	IBB	HBP	BLK	WP	HR	S	P	ERA	WHIP
Bill Singer, R ERA: 1.75	(1, 1)	7.0	L	28	7	2	2	10	1	0	0	0	0	0	47	51	2.57	1.143
Jim Brewer, L ERA: 2.35	(8, 1)	1.0		5	1	0	0	1	1	0	0	0	0	0	6	10	0.00	2.000

PITCHER	IP	WLS	BF	H	R	ER	SO	BB	IBB	HBP	BLK	WP	HR	S	P	ERA	WHIP

BOTTOM

Los Angeles Dodgers @ Pittsburgh Pirates

Forbes Field, Pittsburgh, PA

Wed Jun 19 1968, 7:05 PM EDT

Att. 10,799 - Unknown

livebaseballscorecards.com

AB	29
R	2
H	8
RBI	2
BB	2
SO	11
LOB	12

Los Angeles Dodgers @ Pittsburgh Pirates

Forbes Field, Pittsburgh, PA

Thu Jun 20 1968, 7:05 PM EDT

Unknown

TOP

livebaseballscorecards.com

Batter	1	2	3	4	5	6	7	8	9	AB	R	H	RBI	BB	SO	LOB
Wes Parker, S (1, 3) OBP: 0.326, SLG: 0.342	F5			4-3		1-3		F7		4	0	0	0	0	0	1
Willie Davis, L (1, 8) OBP: 0.247, SLG: 0.295	F7			L4			1-3		F8	4	0	0	0	0	0	0
Len Gabrielson, L (1, 7) OBP: 0.299, SLG: 0.451	G3			K			F5		HR	4	1	1	1	0	1	0
Tom Haller, L (1, 2) OBP: 0.352, SLG: 0.383		F5			4-3		1B 2B		K	4	1	1	0	0	1	0
Ron Fairly, L (1, 9) OBP: 0.267, SLG: 0.233		K			F7		2-H 2B 1B		1B	4	1	2	1	0	1	0
Jim Lefebvre, S (1, 4) OBP: 0.304, SLG: 0.453		1-3			F6		1-H 2B		4-3	4	0	1	1	0	0	1
Paul Popovich, S (1, 6) OBP: 0.300, SLG: 0.304			P4-3			BBB 4-0 FC3-6 BB	P9			2	0	0	0	1	0	1
Bob Bailey, R (1, 5) OBP: 0.321, SLG: 0.340			5-3			SSS K		6-3		3	0	0	0	0	1	1
Don Sutton, R (1, 1) OBP: 0.250, SLG: 0.240			6-3			FC3-6 1-2f		F7		1	0	0	0	0	0	0
Mudcat Grant, R (4, 1) OBP: 0.250, SLG: 0.500										1	0	0	0	0	0	1
Jim Fairey, L (8, PH) OBP: 0.263, SLG: 0.308										1	0	0	0	0	0	0
Hank Aguirre, R (8, 1)										0	0	0	0	0	0	0
Inning Stats	R: 0 E: 0 K: 0 S: 3 H: 0 LOB: 0 BB: 0 P: 3	R: 0 E: 0 K: 1 S: 5 H: 0 LOB: 0 BB: 0 P: 5	R: 0 E: 0 K: 0 S: 3 H: 0 LOB: 0 BB: 0 P: 3	R: 0 E: 0 K: 1 S: 5 H: 0 LOB: 0 BB: 0 P: 5	R: 0 E: 0 K: 0 S: 3 H: 0 LOB: 0 BB: 0 P: 3	R: 0 E: 1 K: 1 S: 5 H: 0 LOB: 1 BB: 1 P: 9	R: 2 E: 0 K: 0 S: 6 H: 3 LOB: 1 BB: 0 P: 6	R: 0 E: 0 K: 0 S: 3 H: 0 LOB: 0 BB: 0 P: 3	R: 1 E: 0 K: 1 S: 7 H: 2 LOB: 1 BB: 0 P: 7	1B: 2 2B: 2 3B: 0 HR: 1 SF: 0 SAC: 0 DP: 0 HBP: 0							

	AB	32
	R	3
	H	5
	RBI	3
	BB	1
	SO	4
	LOB	5

WP: 0 PB: 0 SB: 0 CS: 0 PA: 33

PITCHER	IP	WLS	BF	H	R	ER	SO	BB	IBB	HBP	BLK	WP	HR	S	P	ERA	WHIP
Steve Blass, R (1, 1) ERA: 2.66	9.0	W	33	5	3	3	4	1	0	0	0	0	1	40	44	3.00	0.667

PITCHER	IP	WLS	BF	H	R	ER	SO	BB	IBB	HBP	BLK	WP	HR	S	P	ERA	WHIP

Batter	1	2	3	4	5	6	7	8	9	AB	R	H	RBI	BB	SO	LOB
Maury Wills, S (1, 5) OBP: 0.328, SLG: 0.317	P6-3		S F8 1B	P6 1B 1-2 2-H 3-H		P6-4-3 1-2f		4-3		5	0	1	1	0	0	4
Gary Kolb, L (1, 9) OBP: 0.333, SLG: 0.436	BBBB 1B 1B BB		F8 1-2	1-3 2-H 1B		4-3				3	1	1	1	1	0	1
Willie Stargell, L (1, 7) OBP: 0.333, SLG: 0.522	L6-4 1B 1-3 1B		F8 2-3	3-1			1B 2B			4	0	2	0	0	0	2
Matty Alou, L (1, 8) OBP: 0.406, SLG: 0.444	1-2 3-H 1B		F7		E4 1B 1B		2-H 1B			4	1	2	1	0	0	1
Donn Clendenon, R (1, 3) OBP: 0.321, SLG: 0.357	L6-4 2-3			BBBB 1B 1B BB BB	1-3 1B		F9			3	2	1	0	1	0	3
Bill Mazeroski, R (1, 4) OBP: 0.296, SLG: 0.263		5-3		BB 1B 1-2 1B 1B	P4-6-3 2-H 3-H 1B		1-3			4	1	2	2	0	0	1
Gene Alley, R (1, 6) OBP: 0.300, SLG: 0.327		P6-3	1B BB 1-2 2-3 E 1B	P4-6-3 1-2f				5-3		4	1	1	0	0	0	1
Jerry May, R (1, 2) OBP: 0.319, SLG: 0.286		1B	BBBB 1B 1-2 2-3 3-H P6 BB	SSS K				BBBB SH2-4 BB		2	0	1	1	2	1	0
Steve Blass, R (1, 1) OBP: 0.115, SLG: 0.125		1-3	P6 1-2 2-3 3-H 1B			P6-4-3 1B		SH2-4 1-2		3	1	2	1	0	0	1
Inning Stats	R: 1 H: 2 E: 0 LOB: 1 K: 0 BB: 1 S: 4 P: 8	R: 0 H: 1 E: 0 LOB: 1 K: 0 BB: 0 S: 4 P: 4	R: 0 H: 1 E: 0 LOB: 1 K: 0 BB: 0 S: 4 P: 4	R: 4 H: 4 E: 1 LOB: 1 K: 0 BB: 2 S: 6 P: 14	R: 2 H: 2 E: 1 LOB: 0 K: 1 BB: 0 S: 7 P: 7	R: 0 H: 1 E: 0 LOB: 0 K: 0 BB: 0 S: 3 P: 3	R: 0 H: 2 E: 0 LOB: 1 K: 0 BB: 0 S: 4 P: 4	R: 0 H: 0 E: 0 LOB: 1 K: 0 BB: 1 S: 3 P: 7		1B: 12 SF: 0 2B: 2 SAC: 1 3B: 0 DP: 3 HR: 0 HBP: 0						

PITCHER		IP	WLS	BF	H	R	ER	SO	BB	IBB	HBP	BLK	WP	HR	S	P	ERA	WHIP
Don Sutton, R ERA: 3.58	(1, 1)	3.0	L	17	6	5	5	0	3	0	0	0	0	0	14	26	15.00	3.000
Mudcat Grant, R ERA: 2.93	(4, 1)	4.0		16	7	2	0	1	0	0	0	0	0	0	18	18	0.00	1.750
Hank Aguirre, L ERA: 1.02	(8, 1)	1.0		4	0	0	0	0	1	0	0	0	0	0	3	7	0.00	1.000

PITCHER	IP	WLS	BF	H	R	ER	SO	BB	IBB	HBP	BLK	WP	HR	S	P	ERA	WHIP

BOTTOM

Los Angeles Dodgers @ Pittsburgh Pirates

Forbes Field, Pittsburgh, PA

Thu Jun 20 1968, 7:05 PM EDT

Unknown

livebaseballscorecards.com

AB	32
R	7
H	13
RBI	7
BB	4
SO	1
LOB	14

WP: 0 PA: 37
PB: 0
SB: 1
CS: 0

Los Angeles Dodgers @ Pittsburgh Pirates

Forbes Field, Pittsburgh, PA

Thu Jun 20 1968, 7:05 PM EDT

Att. 19,838 - Unknown

livebaseballscorecards.com

TOP

Batter	1	2	3	4	5	6	7	8	9	10	AB	R	H	RBI	BB	SO	LOB
Willie Davis, L (1, 8) OBP: 0.253, SLG: 0.305	G3		3B		1B 1-3 1B			L4-6 SH3-4 BB		F6	4	0	2	0	1	0	1
Paul Popovich, S (1, 6) (10, 4) OBP: 0.301, SLG: 0.305	P6-3		P3		G6-4-3 1-3 1B 3-H			SH3-4 1-2			3	0	1	1	0	0	1
Len Gabrielson, L (1, 7) OBP: 0.303, SLG: 0.446 Ted Savage, R (5, PH) (5, 7) OBP: 0.250, SLG: 0.333	1B BB		4-3		G6-4-3 1-2f			L4-6 2-3			1 2	0 0	0 0	0 0	1 0	0 0	1 3
Tom Haller, L (1, 2) OBP: 0.355, SLG: 0.383	1-3 1B			G4-6-3 BB		3-1			F7		3	0	1	0	1	0	0
Ron Fairly, L (1, 9) OBP: 0.262, SLG: 0.228	K			L4		1-3			K		4	0	0	0	0	2	3
Jim Lefebvre, S (1, 4) OBP: 0.283, SLG: 0.421 Bob Bailey, R (10, 5) OBP: 0.321, SLG: 0.340		4-3		G4-6-3 1-2f		K			K		4 0	0 0	0 0	0 0	0 0	2 0	1 0
Ken Boyer, R (1, 5) OBP: 0.347, SLG: 0.340 Zoilo Versalles, R (10, PR) (10, 6) OBP: 0.227, SLG: 0.249		5-3			1B 3B		F6			G4-6-3 1B	4 0	1 0	2 0	0 0	0 0	0 0	0 0
Wes Parker, S (1, 3) OBP: 0.322, SLG: 0.337		G3			6-3		F7			G4-6-3 1-2f	4	0	0	0	0	0	2
Mike Kekich, R (1, 1) OBP: 0.200, SLG: 0.143 Jack Billingham, R (9, 1) Jim Fairey, L (10, PH) OBP: 0.276, SLG: 0.377 John Purdin, R (10, 1) OBP: 0.500, SLG: 0.500			1-3		1B 1B 3-H 1B		4-3			HR	3 0 1 0	1 0 1 0	1 0 1 0	1 0 1 0	0 0 0 0	0 0 0 0	0 0 0 0

| Inning Stats | | |

Batter	1	2	3	4	5	6	7	8	9	10	AB	R	H	RBI	BB	SO	LOB
Maury Wills, S (1, 5) OBP: 0.333, SLG: 0.323	L4			4-1		2B 1B		3B 1B		1B	5	2	3	0	0	0	0
Gene Alley, R (1, 6) OBP: 0.302, SLG: 0.343	K			F7		1-H 2B		1-H 3B		F8	5	0	2	2	0	1	1
Willie Stargell, L (1, 7) OBP: 0.332, SLG: 0.513	K			BB FC4-6		P6		F7			3	0	0	0	1	1	2
Manny Mota, R (1, 9) OBP: 0.316, SLG: 0.310		BB P6-4-3		FC4-6 1-2f			FC1-5 1B		BB 1B		2	0	1	0	2	0	1
Matty Alou, L (1, 8) OBP: 0.408, SLG: 0.445		P6-4-3 1-2f			P6-3		P FC1-5 1-2		P4-6-3 1-2		4	0	2	0	0	0	1
Donn Clendenon, R (1, 3) OBP: 0.316, SLG: 0.351		F8			K		FC1-5 1-2 2-3f		F4		4	0	0	0	0	1	4
Bill Mazeroski, R (1, 4) OBP: 0.291, SLG: 0.258			P6-3		L9		F3		P4-6-3 1-2f		4	0	0	0	0	0	4
Jerry May, R (1, 2) OBP: 0.315, SLG: 0.282 Gary Kolb, L (10, PH) OBP: 0.326, SLG: 0.425			P6-3			F9	P 2-3	F3		F7	4 1	0 0	0 0	0 0	0 0	0 0	2 0
Tommie Sisk, R (1, 1) OBP: 0.133, SLG: 0.071 Luke Walker, L (5, 1) Jose Pagan, R (6, PH) OBP: 0.224, SLG: 0.246 Ron Kline, R (7, 1) Carl Taylor, R (8, PH) OBP: 0.325, SLG: 0.250 Roy Face, R (9, 1) Manny Jimenez, L (10, PH) OBP: 0.529, SLG: 0.407			K			K		F4		6-3	1 0 1 0 1 0 0 1	0 0 0 0 0 0 0 0	0 0 0 0 0 0 0 0	0 0 0 0 0 0 0 0	1 0 0 0 0 0 0 0	0 0 1 0 0 0 0 0	0 0 0 0 0 0 0 0
Inning Stats	R: 0 H: 0 E: 0 LOB: 0 K: 2 BB: 0 S: 7 P: 7	R: 0 H: 0 E: 0 LOB: 0 K: 0 BB: 1 S: 2 P: 6	R: 0 H: 0 E: 0 LOB: 0 K: 1 BB: 0 S: 5 P: 5	R: 0 H: 0 E: 0 LOB: 1 K: 0 BB: 1 S: 3 P: 7	R: 0 H: 0 E: 0 LOB: 0 K: 1 BB: 0 S: 5 P: 5	R: 1 H: 2 E: 0 LOB: 1 K: 1 BB: 0 S: 7 P: 7	R: 0 H: 2 E: 0 LOB: 1 K: 0 BB: 0 S: 4 P: 4	R: 1 H: 2 E: 0 LOB: 1 K: 0 BB: 0 S: 5 P: 5	R: 0 H: 1 E: 0 LOB: 1 K: 0 BB: 1 S: 3 P: 7	R: 0 H: 1 E: 0 LOB: 1 K: 0 BB: 0 S: 4 P: 4							

PITCHER		IP	WLS	BF	H	R	ER	SO	BB	IBB	HBP	BLK	WP	HR	S	P	ERA	WHIP
Mike Kekich, L ERA: 3.09	(1, 1)	8.0		33	7	2	2	5	3	0	0	0	0	0	39	51	2.25	1.250
Jack Billingham, R ERA: 2.25	(9, 1)	1.0	W	2	0	0	0	0	0	0	0	0	0	0	2	2	0.00	0.000
John Purdin, R ERA: 1.35	(10, 1)	1.0	S	4	1	0	0	0	0	0	0	0	0	0	4	4	0.00	1.000

PITCHER	IP	WLS	BF	H	R	ER	SO	BB	IBB	HBP	BLK	WP	HR	S	P	ERA	WHIP

BOTTOM

Los Angeles Dodgers @ Pittsburgh Pirates

Forbes Field, Pittsburgh, PA

Thu Jun 20 1968, 7:05 PM EDT

Att. 19,838 - Unknown

livebaseballscorecards.com

AB	36
R	2
H	8
RBI	2
BB	3
SO	5
LOB	15

1B: 6	SF: 0	WP: 0	PA: 39
2B: 1	SAC: 0	PB: 0	
3B: 1	DP: 2	SB: 0	
HR: 0	HBP: 0	CS: 0	

Batter	1	2	3	4	5	6	7	8	9	AB	R	H	RBI	BB	SO	LOB
Nate Oliver, R (1, 4) OBP: 0.190, SLG: 0.211	S S S 0-3 ① K		S S S 0-3 ③ K			x 0-0 ② F5		x 0-0 ② F5		4	0	0	0	0	2	0
Ty Cline, L (1, 7) OBP: 0.240, SLG: 0.244	x 0-0 ② L9		B B B B 4-0 1B SF8 BB			x 0-0 ③ L1-3		x 0-0 WP 1B		3	1	1	0	1	0	0
Willie Mays, R (1, 8) OBP: 0.363, SLG: 0.526	x 0-0 ③ G3			x 0-0 G6-4-3 1-3 1B			x 0-0 2B WP 1B	S S S 0-3 ③ K 1-2		4	1	2	0	0	1	1
Willie McCovey, L (1, 3) OBP: 0.389, SLG: 0.572		x 0-0 ① 3-1		x 0-0 ① SF8 3-H			x 0-0 ① 1-3 2B		x 0-0 ① 4-3	3	0	1	1	0	0	0
Jim Ray Hart, R (1, 5) OBP: 0.360, SLG: 0.517		x 0-0 ② F5		x 0-0 ② ③ G6-4-3 1-2f			4-0 WP 2B IBB		S S S 0-3 ② K	3	1	0	0	1	1	1
Jack Hiatt, R (1, 2) OBP: 0.360, SLG: 0.360		B B B B 4-0 BB			x 0-0 ① F9		x 0-0 G3 1-H 3-H 2B		x 0-0 ③ F8	3	0	1	1	1	0	0
Jesus Alou, R (1, 9) OBP: 0.267, SLG: 0.308		x 0-0 ③ F9			x 0-0 ② 4-3		x 0-0 ② G3 2-3			3	0	0	0	0	0	2
Hal Lanier, R (1, 6) OBP: 0.215, SLG: 0.244			x 0-0 ① 6-3		x 0-0 ③ F9		x 0-0 ③ 4-3			3	0	0	0	0	0	1
Bobby Bolin, R (1, 1) OBP: 0.091, SLG: 0.091			x 0-0 ② F7			S S S 0-3 ① K		S S S 0-3 ① K		3	0	0	0	0	2	0
Inning Stats	R: 0 H: 0 E: 0 LOB: 0 K: 1 BB: 0 S: 5 P: 5	R: 0 H: 0 E: 0 LOB: 1 K: 0 BB: 1 S: 3 P: 7	R: 0 H: 0 E: 0 LOB: 0 K: 1 BB: 0 S: 5 P: 5	R: 1 H: 1 E: 0 LOB: 0 K: 0 BB: 1 S: 3 P: 7	R: 0 H: 0 E: 0 LOB: 0 K: 0 BB: 0 S: 3 P: 3	R: 0 H: 0 E: 0 LOB: 0 K: 1 BB: 0 S: 5 P: 5	R: 2 H: 3 E: 0 LOB: 1 K: 0 BB: 1 S: 5 P: 9	R: 0 H: 1 E: 0 LOB: 1 K: 2 BB: 0 S: 8 P: 8	R: 0 H: 0 E: 0 LOB: 0 K: 1 BB: 0 S: 5 P: 5	1B: 3 SF: 1 2B: 2 SAC: 0 3B: 0 DP: 1 HR: 0 HBP: 0						

TOP

San Francisco Giants @ Pittsburgh Pirates

Forbes Field, Pittsburgh, PA

Fri Jun 21 1968, 7:05 PM EDT

Att. 16,222 - Unknown

livebaseballscorecards.com

AB	29
R	3
H	5
RBI	2
BB	3
SO	6
LOB	5

WP: 2 PA: 33
PB: 0
SB: 0
CS: 0

PITCHER		IP	WLS	BF	H	R	ER	SO	BB	IBB	HBP	BLK	WP	HR	S	P	ERA	WHIP
Al McBean, R ERA: 2.83	(1, 1)	7.0	L	26	4	3	3	3	2	1	0	0	1	0	29	41	3.86	0.857
Dock Ellis, R ERA:	(8, 1)	2.0		7	1	0	0	3	0	0	0	0	1	0	13	13	0.00	0.500

PITCHER	IP	WLS	BF	H	R	ER	SO	BB	IBB	HBP	BLK	WP	HR	S	P	ERA	WHIP

Batter	1	2	3	4	5	6	7	8	9	AB	R	H	RBI	BB	SO	LOB
Maury Wills, S (1, 5) OBP: 0.332, SLG: 0.322	FC1-5 S 1B		F8		E4 1-2		4-3 1-2			4	0	1	0	0	0	2
Gary Kolb, L (1, 9) OBP: 0.298, SLG: 0.386	F6 1-2		L7		F8 2-3		K			4	0	0	0	0	1	4
Willie Stargell, L (1, 7) OBP: 0.325, SLG: 0.503	FC1-5 2-3		4-3		G3			F8		4	0	0	0	0	0	3
Matty Alou, L (1, 8) OBP: 0.405, SLG: 0.438	F8			BBBB 6-3 BB		F4		F8		3	0	0	0	1	0	1
Donn Clendenon, R (1, 3) OBP: 0.315, SLG: 0.346		H 1B S HBP		SSS K		F3		SSS K		3	0	0	0	0	2	1
Bill Mazeroski, R (1, 4) OBP: 0.290, SLG: 0.255		F8		6-3 1-2		BBBB 4-0 BB			F6	3	0	0	0	1	0	2
Gene Alley, R (1, 6) OBP: 0.301, SLG: 0.341		E 1-3 1B		F8		5-3			5-3	4	0	1	0	0	0	2
Jerry May, R (1, 2) OBP: 0.318, SLG: 0.286		E4 1-2			FC1-6 1B		4-3 1B		F9	4	0	2	0	0	0	1
Al McBean, R (1, 1) OBP: 0.275, SLG: 0.256		F6			FC1-6 F8 E 1-2f		F9			2	0	0	0	0	0	3
Manny Jimenez, L (7, PH) OBP: 0.514, SLG: 0.393										1	0	0	0	0	0	1
Dock Ellis, S (8, 1)										0	0	0	0	0	0	0
Inning Stats	R: 0 H: 1 E: 0 LOB: 1 K: 0 BB: 0 S: 4 P: 4	R: 0 H: 1 E: 1 LOB: 2 K: 0 BB: 0 S: 4 P: 5	R: 0 H: 0 E: 0 LOB: 0 K: 0 BB: 0 S: 3 P: 3	R: 0 H: 0 E: 0 LOB: 1 K: 1 BB: 1 S: 5 P: 9	R: 0 H: 1 E: 1 LOB: 2 K: 0 BB: 0 S: 5 P: 5	R: 0 H: 0 E: 0 LOB: 1 K: 0 BB: 1 S: 3 P: 7	R: 0 H: 1 E: 0 LOB: 1 K: 1 BB: 0 S: 6 P: 6	R: 0 H: 0 E: 0 LOB: 0 K: 1 BB: 0 S: 5 P: 5	R: 0 H: 0 E: 0 LOB: 0 K: 0 BB: 0 S: 3 P: 3	1B: 4 SF: 0 2B: 0 SAC: 0 3B: 0 DP: 0 HR: 0 HBP: 1						

PITCHER	IP	WLS	BF	H	R	ER	SO	BB	IBB	HBP	BLK	WP	HR	S	P	ERA	WHIP
Bobby Bolin, R (1, 1) ERA: 2.06	9.0	W	35	4	0	0	3	2	0	1	0	0	0	38	47	0.00	0.667

PITCHER	IP	WLS	BF	H	R	ER	SO	BB	IBB	HBP	BLK	WP	HR	S	P	ERA	WHIP

BOTTOM

San Francisco Giants @ Pittsburgh Pirates

Forbes Field, Pittsburgh, PA

Fri Jun 21 1968, 7:05 PM EDT

Att. 16,222 - Unknown

livebaseballscorecards.com

AB	32
R	0
H	4
RBI	0
BB	2
SO	3
LOB	20

WP: 0	PA: 35
PB: 0	
SB: 2	
CS: 0	

Batter	1	2	3	4	5	6	7	8	9	AB	R	H	RBI	BB	SO	LOB
Nate Oliver, R (1, 4) OBP: 0.188, SLG: 0.206	G3		5-3		1B HR 1B	K		F2	K	6	1	1	0	0	2	4
Ty Cline, L (1, 7) (9, 3) OBP: 0.262, SLG: 0.260	1B 1B 1B		L4-3		1-3 HR 1B		F9 WP SF9 1B	BB		4	3	3	0	1	0	0
Willie Mays, R (1, 8) OBP: 0.364, SLG: 0.521	1-3 1B 1B		5-3		F5		1-2 F9 E BB	F9		4	1	1	0	1	0	4
Willie McCovey, L (1, 3) OBP: 0.393, SLG: 0.586	1-2 3-H 1B			F8	1-H 3-H HR		1-2 2-3 F9		1-0 1B 1B HBP	4	1	2	4	0	0	2
Ollie Brown, R (9, PR) (9, 7) OBP: 0.273, SLG: 0.265										0	1	0	0	0	0	0
Jim Ray Hart, R (1, 5) OBP: 0.365, SLG: 0.516	K			1-3 1B 1B	5-3		E IBB		1-2 1B 1B	4	1	2	0	1	1	2
Jack Hiatt, R (1, 2) OBP: 0.368, SLG: 0.367	K			1-2 1-3 1B		1B FC3-2-5-1 BB	1-3 2-H 3-H SF9		1-3 2-H 1B WP 1B	3	1	2	2	1	1	2
Jesus Alou, R (1, 9) OBP: 0.271, SLG: 0.310		4-3		1-2 2-3 1-3		1-3 FC3-2-5-1 SF8 1B	4-3		1-3 3-H E 1B	5	1	2	1	0	0	3
Hal Lanier, R (1, 6) OBP: 0.209, SLG: 0.238		1-3		6-3		1-3 3-H FC3-2-5-1		F8	1-3 3-H F8	5	0	0	0	0	0	5
Mike McCormick, L (1, 1) OBP: 0.150, SLG: 0.143		K			F6	3-H SF8		3B	6-3	4	0	1	1	0	1	2
Inning Stats	R: 1 E: 0 K: 2 S: 10 H: 3 LOB: 2 BB: 0 P: 10	R: 0 E: 0 K: 1 S: 5 H: 0 LOB: 0 BB: 0 P: 5	R: 0 E: 0 K: 0 S: 3 H: 0 LOB: 0 BB: 0 P: 3	R: 0 E: 0 K: 0 S: 5 H: 2 LOB: 2 BB: 0 P: 5	R: 3 E: 0 K: 0 S: 6 H: 3 LOB: 0 BB: 0 P: 6	R: 1 E: 0 K: 1 S: 6 H: 1 LOB: 1 BB: 1 P: 10	R: 2 E: 1 K: 0 S: 4 H: 1 LOB: 1 BB: 2 P: 12	R: 0 E: 0 K: 0 S: 4 H: 1 LOB: 2 BB: 1 P: 8	R: 3 E: 0 K: 1 S: 8 H: 3 LOB: 2 BB: 0 P: 9	1B: 12 2B: 0 3B: 1 HR: 1	SF: 2 SAC: 0 DP: 0 HBP: 1						

TOP

San Francisco Giants @ Pittsburgh Pirates

Forbes Field, Pittsburgh, PA

Sat Jun 22 1968, 3:33 AM EDT

Att. 15,617 - Unknown

livebaseballscorecards.com

AB	39
R	10
H	14
RBI	8
BB	4
SO	5
LOB	24

PITCHER		IP	WLS	BF	H	R	ER	SO	BB	IBB	HBP	BLK	WP	HR	S	P	ERA	WHIP
Bob Moose, R ERA: 2.87	(1, 1)	5.0	L	25	9	5	5	3	1	0	0	0	0	1	30	34	9.00	2.000
Ron Kline, R ERA: 1.3	(6, 1)	1.0		3	0	0	0	1	0	0	0	0	0	0	5	5	0.00	0.000
Juan Pizarro, L ERA: 3.27	(7, 1)	1.2		10	2	2	1	0	2	1	0	0	1	0	7	19	5.40	2.400
Tommie Sisk, R ERA: 3.76	(8, 1)	0.1		1	0	0	0	0	0	0	0	0	0	0	1	1	0.00	0.000
Dock Ellis, R ERA: 6.75	(9, 1)	1.0		7	3	3	3	1	0	0	1	0	1	0	8	9	27.00	3.000

PITCHER	IP	WLS	BF	H	R	ER	SO	BB	IBB	HBP	BLK	WP	HR	S	P	ERA	WHIP

Batter	1	2	3	4	5	6	7	8	9	AB	R	H	RBI	BB	SO	LOB
Maury Wills, S (1, 5) OBP: 0.333, SLG: 0.323	E S 1B		F9		F4		4-3		FC6 1B SF8 1B 2-3	5	1	2	0	0	0	0
Gene Alley, R (1, 6) OBP: 0.299, SG: 0.338	L7 1-3		E5 F9 S		6-3		4-3		FC6 1-2 3-H	5	0	1	1	0	0	1
Roberto Clemente, R (1, 9) OBP: 0.308, SLG: 0.482	F8		F9 1-3		2B		F8		FC6 1B 1-2f 2-3	5	0	1	0	0	0	4
Willie Stargell, L (1, 7) OBP: 0.323, SLG: 0.495	BBBB FC6-4 BB		SSS K		G3			F3	SF8 3-H	3	0	0	1	1	1	2
Manny Mota, R (1, 8) OBP: 0.319, SLG: 0.313	FC6-4 1-2f			4-3		F9		2B 1B	1B 1-2	5	0	2	0	0	0	2
Donn Clendenon, R (1, 3) OBP: 0.317, SLG: 0.348		F9		S 1B		1B 1B		F8	K	5	1	2	0	0	1	3
Bill Mazeroski, R (1, 4) OBP: 0.298, SLG: 0.268		FC4-6 1B		F9		1B 1-2 1B		2B 1-3		4	0	3	0	0	0	1
Jerry May, R (1, 2) OBP: 0.323, SLG: 0.289		K		IBB 1-2		G5-4-3 1-2 2-H 1B		6-3		2	0	1	1	1	1	1
Juan Pizarro, L (7, 1)										0	0	0	0	0	0	0
Tommie Sisk, R (8, 1) OBP: 0.133, SLG: 0.071										0	0	0	0	0	0	0
Jose Pagan, R (8, PH) OBP: 0.221, SLG: 0.242										1	0	0	0	0	0	2
Dock Ellis, S (9, 1)										0	0	0	0	0	0	0
Bob Moose, R (1, 1) OBP: 0.118, SLG: 0.063		FC4-6 1-2f		K		G5-4-3 1-2f			1B 2B	2	0	0	0	0	1	3
Ron Kline, R (6, 1)										0	0	0	0	0	0	0
Carl Taylor, R (6, PH) OBP: 0.333, SLG: 0.300										2	1	1	0	0	0	2
(7, 2)																
Inning Stats	R: 0 E: 0 K: 0 S: 4 H: 1 LOB: 2 BB: 1 P: 8	R: 0 E: 0 K: 1 S: 6 H: 1 LOB: 1 BB: 0 P: 6	R: 0 E: 1 K: 1 S: 6 H: 0 LOB: 1 BB: 0 P: 6	R: 0 E: 0 K: 1 S: 6 H: 1 LOB: 2 BB: 1 P: 10	R: 0 E: 0 K: 0 S: 4 H: 1 LOB: 1 BB: 0 P: 4	R: 1 E: 0 K: 0 S: 5 H: 3 LOB: 1 BB: 0 P: 5	R: 0 E: 0 K: 0 S: 3 H: 0 LOB: 0 BB: 0 P: 3	R: 0 E: 0 K: 0 S: 5 H: 2 LOB: 2 BB: 0 P: 5	R: 2 E: 0 K: 1 S: 9 H: 4 LOB: 2 BB: 0 P: 9	1B: 10 2B: 3 3B: 0 HR: 0 SF: 1 SAC: 0 DP: 1 HBP: 0						

PITCHER	IP	WLS	BF	H	R	ER	SO	BB	IBB	HBP	BLK	WP	HR	S	P	ERA	WHIP
Mike McCormick, L (1, 1) ERA: 3.94	9.0	W	42	13	3	3	4	1	1	0	0	0	0	48	56	3.00	1.556

PITCHER	IP	WLS	BF	H	R	ER	SO	BB	IBB	HBP	BLK	WP	HR	S	P	ERA	WHIP

BOTTOM

San Francisco Giants @ Pittsburgh Pirates

Forbes Field, Pittsburgh, PA

Sat Jun 22 1968, 3:33 AM EDT

Att. 15,617 - Unknown

livebaseballscorecards.com

AB	39
R	3
H	13
RBI	3
BB	2
SO	4
LOB	21

WP: 0 PA: 42
PB: 0
SB: 3
CS: 0

Batter	1	2	3	4	5	6	7	8	9	AB	R	H	RBI	BB	SO	LOB
Nate Oliver, R (1, 4) OBP: 0.203, SLG: 0.221	6-3		K	6-3			1B (2-3)		1B (1-2)	5	0	2	0	0	1	2
Ty Cline, L (1, 8) Willie Mays, R (7, PH) (7, 8) OBP: 0.361, SLG: 0.517	L9		L6-3		L8		K		F8	3 2	0 0	0 0	0 0	0 0	0 1	0 4
Willie McCovey, L (1, 3) OBP: 0.395, SLG: 0.614	HR		HR		4-3		4-3			4	2	2	2	0	0	2
Jim Ray Hart, R (1, 5) OBP: 0.363, SLG: 0.509	F7		BB		6-3			5-3		3	0	0	0	1	0	0
Jack Hiatt, R (1, 2) OBP: 0.358, SLG: 0.356		F9	K			2-3		6-3		4	0	0	0	0	1	1
Jesus Alou, R (1, 7) OBP: 0.271, SLG: 0.305		6-3	FC6-4 BB			F6		K		3	0	0	0	1	1	0
Ollie Brown, R (1, 9) OBP: 0.272, SLG: 0.264		1B 1B 1B	FC6-4 1B (1-2f)			F9			L3-1	4	0	1	0	0	0	1
Hal Lanier, R (1, 6) OBP: 0.215, SLG: 0.239		1B 1B (1-2)	F6				1B SH1-4 BB		6-3	3	0	1	0	1	0	1
Juan Marichal, R (1, 1) OBP: 0.213, SLG: 0.207		1B (1-2 2-H)		1B (1-2)			SH1-4 (1-2)		1B	3	0	3	0	0	0	0
Inning Stats	R: 1 E: 0 K: 0 S: 4 H: 1 LOB: 0 BB: 0 P: 4	R: 0 E: 0 K: 0 S: 5 H: 3 LOB: 3 BB: 0 P: 5	R: 1 E: 0 K: 2 S: 8 H: 1 LOB: 1 BB: 1 P: 12	R: 0 E: 0 K: 0 S: 4 H: 1 LOB: 2 BB: 1 P: 8	R: 0 E: 0 K: 0 S: 3 H: 0 LOB: 0 BB: 0 P: 3	R: 0 E: 0 K: 0 S: 3 H: 0 LOB: 0 BB: 0 P: 3	R: 0 E: 0 K: 1 S: 6 H: 1 LOB: 2 BB: 1 P: 10	R: 0 E: 0 K: 1 S: 5 H: 0 LOB: 0 BB: 0 P: 5	R: 0 E: 0 K: 0 S: 5 H: 2 LOB: 2 BB: 0 P: 5	1B: 7 2B: 0 3B: 0 HR: 2 SF: 0 SAC: 1 DP: 0 HBP: 0						

PITCHER		IP	WLS	BF	H	R	ER	SO	BB	IBB	HBP	BLK	WP	HR	S	P	ERA	WHIP
Jim Bunning, R ERA: 3.69	(1, 1)	6.0	L	25	6	2	2	2	2	0	0	0	0	2	27	35	3.00	1.333
Luke Walker, L ERA: 1.16	(7, 1)	2.0		8	1	0	0	2	1	0	0	0	0	0	11	15	0.00	1.000
Ron Kline, R ERA: 1.28	(9, 1)	1.0		5	2	0	0	0	0	0	0	0	0	0	5	5	0.00	2.000

PITCHER	IP	WLS	BF	H	R	ER	SO	BB	IBB	HBP	BLK	WP	HR	S	P	ERA	WHIP

TOP

San Francisco Giants @ Pittsburgh Pirates

Forbes Field, Pittsburgh, PA

Sun Jun 23 1968, 3:33 AM EDT

Att. 16,843 - Unknown

livebaseballscorecards.com

AB	34
R	2
H	9
RBI	2
BB	3
SO	4
LOB	11

1B: 7	SF: 0	WP: 0	PA: 38
2B: 0	SAC: 1	PB: 0	
3B: 0	DP: 0	SB: 0	
HR: 2	HBP: 0	CS: 0	

BOTTOM

San Francisco Giants @ Pittsburgh Pirates

Forbes Field, Pittsburgh, PA

Sun Jun 23 1968, 3:33 AM EDT

Att. 16,843 - Unknown

livebaseballscorecards.com

Batter	1	2	3	4	5	6	7	8	9	AB	R	H	RBI	BB	SO	LOB
Maury Wills, S (1, 5) OBP: 0.339, SLG: 0.327	B B B B 4-0 K BB			x 0-0 ① L8		x 0-0 FC4-6 1B		x 0-0 2B 1B		3	1	2	0	1	0	0
Matty Alou, L (1, 8) OBP: 0.407, SLG: 0.444	S S S 0-3 ①② K 1-2			x 0-0 FC4-6 1B		x 0-0 ② FC4-6 1-2f		x 0-0 L4-6 1-H 2B		4	0	2	1	0	1	2
Willie Stargell, L (1, 7) OBP: 0.323, SLG: 0.495 Manny Mota, R (1, PH) OBP: 0.310, SLG: 0.304 (2, 7)	x 0-0 ③ 5-3			x 0-0 ② FC4-6 1-2f		x 0-0 ③ 6-3		x 0-0 ②③ L4-6 2-3		0 4	0 0	0 0	0 0	0 0	0 0	0 3
Roberto Clemente, R (1, 9) OBP: 0.303, SLG: 0.473		x 0-0 ① 1-3		S S S 0-3 ③ K			x 0-0 ① 5-3		x 0-0 ① 1-3	4	0	0	0	0	1	1
Donn Clendenon, R (1, 3) OBP: 0.316, SLG: 0.346		S S S 0-3 ② K			x 0-0 ① 5-3		x 0-0 FC5 1B 1B		x 0-0 ② 4-3	4	0	1	0	0	1	0
Gene Alley, R (1, 6) OBP: 0.302, SLG: 0.346		x 0-0 ③ F6			x 0-0 2B		x 0-0 ② F9		x 0-0 FC6-4 1B	4	0	2	0	0	0	1
Bill Mazeroski, R (1, 4) OBP: 0.297, SLG: 0.268			x 0-0 ① 6-3		x 0-0 ② F4		x 0-0 1-2 1B		x 0-0 ③ FC6-4 1-2f	4	0	1	0	0	0	2
Jerry May, R (1, 2) OBP: 0.320, SLG: 0.286 Manny Jimenez, L (7, PH) OBP: 0.500, SLG: 0.379 Carl Taylor, R (8, 2) OBP: 0.333, SLG: 0.300			S S S 0-3 ② K		x 0-0 ③ L8		x 0-0 ③ FC5 2-3f			2 1 0	0 0 0	0 0 0	0 0 0	0 0 0	1 0 0	1 2 0
Jim Bunning, R (1, 1) OBP: 0.069, SLG: 0.069 Gary Kolb, L (6, PH) OBP: 0.292, SLG: 0.378 Luke Walker, L (7, 1) Jose Pagan, R (8, PH) OBP: 0.217, SLG: 0.238 Ron Kline, R (9, 1)			S S S 0-3 ③ K			x 0-0 ① 4-1		x 0-0 ① 6-3		1 1 0 1 0	0 0 0 0 0	0 0 0 0 0	0 0 0 0 0	1 0 0 0 0	0 0 0 0 0	0 0 0 0 0

Inning Stats	R: 0 E: 0 K: 1 S: 4 H: 0 LOB: 0 BB: 1 P: 8	R: 0 E: 0 K: 1 S: 5 H: 0 LOB: 0 BB: 0 P: 5	R: 0 E: 0 K: 2 S: 7 H: 0 LOB: 0 BB: 0 P: 7	R: 0 E: 0 K: 1 S: 6 H: 1 LOB: 1 BB: 0 P: 6	R: 0 E: 0 K: 0 S: 4 H: 1 LOB: 1 BB: 0 P: 4	R: 0 E: 0 K: 0 S: 4 H: 1 LOB: 1 BB: 0 P: 4	R: 0 E: 0 K: 0 S: 5 H: 2 LOB: 2 BB: 0 P: 5	R: 1 E: 0 K: 0 S: 4 H: 2 LOB: 0 BB: 0 P: 4	R: 0 E: 0 K: 0 S: 4 H: 1 LOB: 1 BB: 0 P: 4	1B: 6 2B: 3 3B: 0 HR: 0 SF: 0 SAC: 0 DP: 1 HBP: 0	WP: 0 PB: 0 SB: 0 CS: 0 PA: 34
---	---	---	---	---	---	---	---	---	---	---	---

PITCHER	IP	WLS	BF	H	R	ER	SO	BB	IBB	HBP	BLK	WP	HR	S	P	ERA	WHIP
Juan Marichal, R (1, 1) ERA: 2.49	9.0	W	34	8	1	1	5	1	0	0	0	0	0	43	47	1.00	1.000

PITCHER	IP	WLS	BF	H	R	ER	SO	BB	IBB	HBP	BLK	WP	HR	S	P	ERA	WHIP

AB	33
R	1
H	8
RBI	1
BB	1
SO	5
LOB	12

Batter	1	2	3	4	5	6	7	8	9	AB	R	H	RBI	BB	SO	LOB
Maury Wills, S (1, 5) OBP: 0.340, SLG: 0.336	E4 K			5-3	1-3 2-H 1B			1B 3B	F9	5	1	2	1	0	0	1
Gene Alley, R (1, 6) OBP: 0.305, SLG: 0.345	K 1-2			1B FC5-4 BB	F9			1B FC5-2-6 3-H 1B		3	1	1	1	1	1	3
Roberto Clemente, R (1, 9) OBP: 0.306, SLG: 0.474	6-3			FC5-4 1-3 1B		F9		FC5-2-6 1-3 1B		4	0	2	0	0	0	0
Manny Mota, R (1, 7) OBP: 0.315, SLG: 0.309		G6-3 1B		FC5-4 1-2f 3-H		1B		FC5-2-6 1-3 3-H		4	0	2	1	0	0	3
Matty Alou, L (1, 8) OBP: 0.404, SLG: 0.438		F7		2-3		F7		IBB		3	0	0	0	1	0	3
Donn Clendenon, R (1, 3) OBP: 0.311, SLG: 0.340		G6-3 1-2f			F8	K		K		4	0	0	0	0	2	4
Bill Mazeroski, R (1, 4) OBP: 0.296, SLG: 0.268			6-3		1-3		5-3		SH1-4 1B	4	0	1	0	0	0	0
Jerry May, R (1, 2) OBP: 0.320, SLG: 0.283			K		BB 1B BB		F3		SH1-4 1-2	2	1	0	0	1	1	0
Bob Veale, S (1, 1) OBP: 0.100, SLG: 0.103			F7		1B 1-2 BB		K		K	2	0	0	0	1	1	0
Dock Ellis, S (8, 1)										0	0	0	0	0	0	0
Luke Walker, L (8, 1)										1	0	0	0	0	1	1
Inning Stats	R: 0 E: 1 K: 1 S: 5 H: 0 LOB: 0 BB: 0 P: 5	R: 0 E: 0 K: 0 S: 3 H: 1 LOB: 0 BB: 0 P: 3	R: 0 E: 0 K: 1 S: 5 H: 0 LOB: 0 BB: 0 P: 5	R: 1 E: 0 K: 0 S: 4 H: 1 LOB: 1 BB: 1 P: 8	R: 1 E: 0 K: 0 S: 4 H: 1 LOB: 2 BB: 2 P: 12	R: 0 E: 0 K: 1 S: 6 H: 1 LOB: 1 BB: 0 P: 6	R: 0 E: 0 K: 1 S: 5 H: 0 LOB: 0 BB: 0 P: 5	R: 1 E: 0 K: 1 S: 7 H: 3 LOB: 2 BB: 1 P: 11	R: 0 E: 0 K: 1 S: 6 H: 1 LOB: 1 BB: 0 P: 6	1B: 7 2B: 1 3B: 1 HR: 0 SF: 0 SAC: 1 DP: 2 HBP: 0						

PITCHER		IP	WLS	BF	H	R	ER	SO	BB	IBB	HBP	BLK	WP	HR	S	P	ERA	WHIP
Steve Carlton, L ERA: 2.34	(1, 1)	7.0	L	27	4	2	2	4	3	0	0	0	0	0	32	44	2.57	1.000
Ron Willis, R ERA: 2.67	(8, 1)	0.0		3	3	1	1	0	0	0	0	0	0	0	3	3	∞	∞
Pete Mikkelsen, R ERA: 2.45	(8, 1)	2.0		7	1	0	0	2	0	1	0	0	0	0	10	14	0.00	0.500

PITCHER	IP	WLS	BF	H	R	ER	SO	BB	IBB	HBP	BLK	WP	HR	S	P	ERA	WHIP

TOP

Pittsburgh Pirates @ St. Louis Cardinals

Busch Stadium, St. Louis, MO

Tue Jun 25 1968, 7:05 PM CDT

Att. 26,927 - Unknown

livebaseballscorecards.com

AB	32
R	3
H	8
RBI	3
BB	4
SO	6
LOB	15

WP: 0	PA: 37
PB: 0	
SB: 0	
CS: 0	

Batter	1	2	3	4	5	6	7	8	9	AB	R	H	RBI	BB	SO	LOB
Lou Brock, L (1, 7) OBP: 0.284, SLG: 0.396	1-3	K			S 1B		K		5-3	5	0	1	0	0	2	2
Julian Javier, R (1, 4) OBP: 0.283, SLG: 0.349	1B 1B		F2		1-3 1-2			WP E 2B		4	1	2	0	0	0	1
Curt Flood, R (1, 8) OBP: 0.365, SLG: 0.412	1-3 1B		F9		6-3			E3 2B 1B 2-H		4	1	1	1	0	0	1
Orlando Cepeda, R (1, 3) OBP: 0.341, SLG: 0.430	IBB		5-3			P5		1B 2B 1-3		3	0	1	0	1	0	0
Mike Shannon, R (1, 5) OBP: 0.315, SLG: 0.404	K			F7		6-3		G5-4-3 1B 2-3 3-H		4	0	1	1	0	1	3
Tim McCarver, L (1, 2) OBP: 0.295, SLG: 0.364	F8			F9		K		K		4	0	0	0	0	2	5
Ed Spiezio, R (1, 9) OBP: 0.220, SLG: 0.139		F9		BB			L4	G5-4-3 1-2f		3	0	0	0	1	0	2
Dal Maxvill, R (1, 6) OBP: 0.304, SLG: 0.289		1B		F3			3B		K	4	0	2	0	0	1	1
Steve Carlton, L (1, 1) OBP: 0.237, SLG: 0.368		K			4-3		K		6-3	2	0	0	0	0	1	1
Phil Gagliano, R (7, PH) OBP: 0.250, SLG: 0.208										1	0	0	0	0	1	1
Ron Willis, R (8, 1)										0	0	0	0	0	0	0
Pete Mikkelsen, R (8, 1) OBP: 0.333, SLG: 0.333										0	0	0	0	0	0	0
Dick Schofield, S (9, PH) OBP: 0.295, SLG: 0.465										1	0	0	0	0	0	0
Inning Stats	R: 0 E: 0 K: 1 S: 7 H: 2 LOB: 3 BB: 1 P: 11	R: 0 E: 0 K: 2 S: 8 H: 1 LOB: 1 BB: 0 P: 8	R: 0 E: 0 K: 0 S: 3 H: 0 LOB: 0 BB: 0 P: 3	R: 0 E: 0 K: 0 S: 3 H: 0 LOB: 1 BB: 1 P: 7	R: 0 E: 0 K: 0 S: 4 H: 1 LOB: 1 BB: 0 P: 4	R: 0 E: 0 K: 1 S: 5 H: 0 LOB: 0 BB: 0 P: 5	R: 0 E: 0 K: 2 S: 8 H: 1 LOB: 1 BB: 0 P: 8	R: 2 E: 1 K: 1 S: 8 H: 3 LOB: 1 BB: 0 P: 8	R: 0 E: 0 K: 1 S: 5 H: 0 LOB: 0 BB: 0 P: 5	1B: 5 2B: 2 3B: 1 HR: 0 SF: 0 SAC: 0 DP: 1 HBP: 0						

PITCHER		IP	WLS	BF	H	R	ER	SO	BB	IBB	HBP	BLK	WP	HR	S	P	ERA	WHIP
Bob Veale, L ERA: 1.96	(1, 1)	7.0	W	30	6	2	1	6	1	1	0	0	1	0	40	48	1.29	1.000
Dock Ellis, R ERA: 6.75	(8, 1)	0.0		2	2	0	0	0	0	0	0	0	0	0	2	2	∞	∞
Luke Walker, L ERA: 1.07	(8, 1)	2.0	S	5	0	0	0	2	0	0	0	0	0	0	9	9	0.00	0.000

PITCHER	IP	WLS	BF	H	R	ER	SO	BB	IBB	HBP	BLK	WP	HR	S	P	ERA	WHIP

BOTTOM

Pittsburgh Pirates @ St. Louis Cardinals

Busch Stadium, St. Louis, MO

Tue Jun 25 1968, 7:05 PM CDT

Att. 26,927 - Unknown

livebaseballscorecards.com

AB	35
R	2
H	8
RBI	2
BB	2
SO	8
LOB	17

WP: 1 PA: 37
PB: 0
SB: 1
CS: 0

Batter	1	2	3	4	5	6	7	8	9	AB	R	H	RBI	BB	SO	LOB
Maury Wills, S (1, 5) OBP: 0.339, SLG: 0.335	F7		L5			FC1-6 1-2f			G6-3 1B	4	0	1	0	0	0	2
Gary Kolb, L (1, 7) OBP: 0.269, SLG: 0.347	K			P6		F8			G6-3 1-2f	4	0	0	0	0	1	2
Roberto Clemente, R (1, 9) OBP: 0.305, SLG: 0.470	F9			F8			FC3-6 1B		K	4	0	1	0	0	1	0
Matty Alou, L (1, 8) OBP: 0.398, SLG: 0.431		F3		F8			FC3-6 1-2f			3	0	0	0	0	0	1
Donn Clendenon, R (1, 3) OBP: 0.308, SLG: 0.336		5-3			K		F9			3	0	0	0	0	1	1
Gene Alley, R (1, 6) OBP: 0.302, SLG: 0.341		K			5-3		K			3	0	0	0	0	2	1
Bill Mazeroski, R (1, 4) OBP: 0.297, SLG: 0.268			1B		5-3			4-3		3	0	1	0	0	0	0
Jerry May, R (1, 2) OBP: 0.320, SLG: 0.284			P4			FC1-6 1B		F9		3	0	1	0	0	0	1
Al McBean, R (1, 1) OBP: 0.262, SLG: 0.244			K			F3		K		2	0	0	0	0	1	2
Manny Jimenez, L (8, PH) OBP: 0.486, SLG: 0.367										1	0	0	0	0	1	0
Ron Kline, R (8, 1)										0	0	0	0	0	0	0
Inning Stats	R: 0 E: 0 K: 1 S: 5 H: 0 LOB: 0 BB: 0 P: 5	R: 0 E: 0 K: 1 S: 5 H: 0 LOB: 0 BB: 0 P: 5	R: 0 E: 0 K: 1 S: 6 H: 1 LOB: 1 BB: 0 P: 6	R: 0 E: 0 K: 0 S: 3 H: 0 LOB: 0 BB: 0 P: 3	R: 0 E: 0 K: 1 S: 5 H: 0 LOB: 0 BB: 0 P: 5	R: 0 E: 0 K: 0 S: 4 H: 1 LOB: 1 BB: 0 P: 4	R: 0 E: 0 K: 1 S: 6 H: 1 LOB: 1 BB: 0 P: 6	R: 0 E: 0 K: 1 S: 5 H: 0 LOB: 0 BB: 0 P: 5	R: 0 E: 0 K: 1 S: 5 H: 1 LOB: 0 BB: 0 P: 5	1B: 4 2B: 0 3B: 0 HR: 0 SF: 0 SAC: 0 DP: 1 HBP: 0						

PITCHER	IP	WLS	BF	H	R	ER	SO	BB	IBB	HBP	BLK	WP	HR	S	P	ERA	WHIP
Bob Gibson, R (1, 1) ERA: 1.14	9.0	W	30	4	0	0	7	0	0	0	0	0	0	44	44	0.00	0.444

PITCHER	IP	WLS	BF	H	R	ER	SO	BB	IBB	HBP	BLK	WP	HR	S	P	ERA	WHIP

TOP

Pittsburgh Pirates @ St. Louis Cardinals

Busch Stadium, St. Louis, MO

Wed Jun 26 1968, 7:05 PM CDT

Unknown

livebaseballscorecards.com

AB	30
R	0
H	4
RBI	0
BB	0
SO	7
LOB	10

WP: 0 PA: 30
PB: 0
SB: 0
CS: 0

Batter	1	2	3	4	5	6	7	8	9	AB	R	H	RBI	BB	SO	LOB
Lou Brock, L (1, 7) OBP: 0.287, SLG: 0.401	P6	1-2 1B		WP 2-H 2B			1-3			4	0	2	1	0	0	0
Curt Flood, R (1, 8) OBP: 0.363, SLG: 0.409	1B SF8 1B	4-3		K 2-3			F9			4	1	1	0	0	1	3
Johnny Edwards, L (1, 2) OBP: 0.284, SLG: 0.372	E 1-3 1B		4-3 2B		4-3		P4			4	0	2	0	0	0	0
Orlando Cepeda, R (1, 3) OBP: 0.337, SLG: 0.425	SF8 3-H		6-3		6-3			F9		3	0	0	1	0	0	1
Bobby Tolan, L (1, 9) OBP: 0.264, SLG: 0.357	E4 1-3		4-3 2-3		CS S 1B			F3		4	0	1	0	0	0	2
Mike Shannon, R (1, 5) OBP: 0.318, SLG: 0.418	5-3		L5		CS 1-3	6-3 1B		HR		4	1	2	1	0	0	3
Julian Javier, R (1, 4) OBP: 0.278, SLG: 0.344		4-3		K		K		F9		4	0	0	0	0	2	1
Dal Maxvill, R (1, 6) OBP: 0.300, SLG: 0.285		K		K		6-3 1-2				3	0	0	0	0	2	1
Bob Gibson, R (1, 1) OBP: 0.200, SLG: 0.167		BB 1B		2B 2B		P3				2	1	1	0	1	0	1
Inning Stats	R: 1 E: 1 K: 0 S: 6 H: 2 LOB: 2 BB: 0 P: 6	R: 0 E: 0 K: 1 S: 6 H: 1 LOB: 2 BB: 1 P: 10	R: 0 E: 0 K: 0 S: 4 H: 1 LOB: 1 BB: 0 P: 4	R: 1 E: 0 K: 3 S: 11 H: 2 LOB: 1 BB: 0 P: 11	R: 0 E: 0 K: 0 S: 3 H: 1 LOB: 0 BB: 0 P: 3	R: 0 E: 0 K: 1 S: 6 H: 1 LOB: 1 BB: 0 P: 6	R: 0 E: 0 K: 0 S: 3 H: 0 LOB: 0 BB: 0 P: 3	R: 1 E: 0 K: 0 S: 4 H: 1 LOB: 0 BB: 0 P: 4		1B: 5 2B: 3 3B: 0 HR: 1		SF: 1 SAC: 0 DP: 0 HBP: 0		WP: 1 PB: 0 SB: 1 CS: 1		PA: 35	

PITCHER		IP	WLS	BF	H	R	ER	SO	BB	IBB	HBP	BLK	WP	HR	S	P	ERA	WHIP
Al McBean, R ERA: 2.82	(1, 1)	7.0	L	30	8	2	2	5	1	0	0	0	1	0	39	43	2.57	1.286
Ron Kline, R ERA: 1.43	(8, 1)	1.0		4	1	1	1	0	0	0	0	0	0	1	4	4	9.00	1.000

PITCHER	IP	WLS	BF	H	R	ER	SO	BB	IBB	HBP	BLK	WP	HR	S	P	ERA	WHIP

BOTTOM

Pittsburgh Pirates @ St. Louis Cardinals

Busch Stadium, St. Louis, MO

Wed Jun 26 1968, 7:05 PM CDT

Unknown

livebaseballscorecards.com

AB	32
R	3
H	9
RBI	3
BB	1
SO	5
LOB	12

Batter	1	2	3	4	5	6	7	8	9	AB	R	H	RBI	BB	SO	LOB
Maury Wills, S (1, 5) OBP: 0.333, SLG: 0.329	P3	4-3			F3	F3			4-3	5	0	0	0	0	0	2
Gene Alley, R (1, 4) OBP: 0.304, SLG: 0.339	BBBB S 1B BB		F7		FC4-6 1B		P4		6-3	4	1	1	0	1	0	0
Roberto Clemente, R (1, 9) OBP: 0.307, SLG: 0.473	F9 1-2		SSS K		FC4-6 BB 1B 1-2f		1B 2B		S 1B	5	2	2	0	0	1	2
Manny Mota, R (1, 7) OBP: 0.325, SLG: 0.310	BBBB 1B BB		F8		BBBB 1B BB 1-2		2-H 1B		1-3 1-2	3	0	1	1	2	0	1
Matty Alou, L (1, 8) OBP: 0.405, SLG: 0.437	FC6-4 1-2 2-H 1B			S 1B	1-2 2-H 1B		P4			4	0	3	2	0	0	1
Donn Clendenon, R (1, 3) OBP: 0.304, SLG: 0.331	FC6-4 1-2f			F4 1-2	SSS K		F8			4	0	0	0	0	1	6
Freddie Patek, R (1, 6) OBP: 0.366, SLG: 0.417		FC6-4 1B		F8	S 1B			P1		4	0	2	0	0	0	1
Jerry May, R (1, 2) OBP: 0.319, SLG: 0.280		FC6-4 SH5 1-2f		IBB	6-3 1-3			4-3		3	0	0	0	1	0	2
Steve Blass, R (1, 1) OBP: 0.103, SLG: 0.111		SH5 1-2		F8	F3			F8		3	0	0	0	0	0	3
Ron Kline, R (9, 1)										0	0	0	0	0	0	0
Inning Stats	R: 1 H: 1 E: 0 LOB: 2 K: 0 BB: 2 S: 4 P: 12	R: 0 H: 1 E: 0 LOB: 1 K: 0 BB: 0 S: 4 P: 4	R: 0 H: 0 E: 0 LOB: 0 K: 1 BB: 0 S: 5 P: 5	R: 0 H: 1 E: 0 LOB: 2 K: 0 BB: 1 S: 4 P: 8	R: 1 H: 2 E: 0 LOB: 2 K: 1 BB: 1 S: 7 P: 11	R: 0 H: 1 E: 0 LOB: 1 K: 0 BB: 0 S: 4 P: 4	R: 1 H: 2 E: 0 LOB: 1 K: 0 BB: 0 S: 5 P: 5	R: 0 H: 0 E: 0 LOB: 0 K: 0 BB: 0 S: 3 P: 3	R: 0 H: 1 E: 0 LOB: 1 K: 0 BB: 0 S: 4 P: 4	1B: 8 SF: 0 2B: 1 SAC: 1 3B: 0 DP: 0 HR: 0 HBP: 0						

TOP

Pittsburgh Pirates @ St. Louis Cardinals

Busch Stadium, St. Louis, MO

Wed Jun 26 1968, 7:05 PM CDT

Att. 30,641 - Unknown

livebaseballscorecards.com

AB	35
R	3
H	9
RBI	3
BB	4
SO	2
LOB	18

WP: 0 PA: 40
PB: 0
SB: 5
CS: 0

PITCHER		IP	WLS	BF	H	R	ER	SO	BB	IBB	HBP	BLK	WP	HR	S	P	ERA	WHIP
Larry Jaster, L ERA: 1.82	(1, 1)	8.0	L	36	8	3	3	2	3	1	0	0	0	0	36	52	3.38	1.375
Wayne Granger, R ERA:	(9, 1)	1.0		4	1	0	0	0	0	0	0	0	0	0	4	4	0.00	1.000

PITCHER		IP	WLS	BF	H	R	ER	SO	BB	IBB	HBP	BLK	WP	HR	S	P	ERA	WHIP

Batter	1	2	3	4	5	6	7	8	9	AB	R	H	RBI	BB	SO	LOB
Lou Brock, L (1, 7) OBP: 0.290, SLG: 0.402	4-3			4-3		1-3 1B		1B		4	0	2	0	0	0	0
Curt Flood, R (1, 8) OBP: 0.359, SLG: 0.404	F9			P4		1-3 1-2		F2		4	0	0	0	0	0	2
Tim McCarver, L (1, 2) OBP: 0.295, SLG: 0.362	F9			1B		6-3		F7		4	0	1	0	0	0	2
Orlando Cepeda, R (1, 3) OBP: 0.339, SLG: 0.426		K		F8			G6-3 1B		1B 1B	4	1	2	0	0	1	1
Bobby Tolan, L (1, 9) OBP: 0.264, SLG: 0.352		6-3			F3		G6-3 1-2f		1B 1B	4	0	1	0	0	0	1
Mike Shannon, R (1, 5) OBP: 0.320, SLG: 0.419		F8			1B		1B WP 1B		P5	4	0	2	0	0	0	2
Dick Schofield, S (1, 4) OBP: 0.313, SLG: 0.468 (8, 6)			K		F5		1-3 1B		1-3 2-H 1B	4	0	2	1	0	1	1
Dal Maxvill, R (1, 6) OBP: 0.298, SLG: 0.283			F8		5-3		F9		P6	2	0	0	0	0	0	1
Johnny Edwards, L (7, PH) OBP: 0.280, SLG: 0.367										1	0	0	0	0	0	2
Julian Javier, R (8, 4) OBP: 0.277, SLG: 0.342										1	0	0	0	0	0	2
Larry Jaster, L (1, 1) OBP: 0.095, SLG: 0.050			F9			F5		4-3	F7	2	0	0	0	0	0	0
Roger Maris, L (8, PH) OBP: 0.299, SLG: 0.346										1	0	0	0	0	0	0
Wayne Granger, R (9, 1)										0	0	0	0	0	0	0
Dave Ricketts, S (9, PH) OBP: 0.143, SLG: 0.143										1	0	0	0	0	0	2
Inning Stats	R: 0 E: 0 K: 0 S: 3 H: 0 LOB: 0 BB: 0 P: 3	R: 0 E: 0 K: 1 S: 5 H: 0 LOB: 0 BB: 0 P: 5	R: 0 E: 0 K: 1 S: 5 H: 0 LOB: 0 BB: 0 P: 5	R: 0 E: 0 K: 0 S: 4 H: 1 LOB: 1 BB: 0 P: 4	R: 0 E: 0 K: 0 S: 4 H: 1 LOB: 1 BB: 0 P: 4	R: 0 E: 0 K: 0 S: 4 H: 1 LOB: 1 BB: 0 P: 4	R: 0 E: 0 K: 0 S: 5 H: 3 LOB: 2 BB: 0 P: 5	R: 0 E: 0 K: 0 S: 4 H: 1 LOB: 1 BB: 0 P: 4	R: 1 E: 0 K: 0 S: 6 H: 3 LOB: 2 BB: 0 P: 6	1B: 10 2B: 0 3B: 0 HR: 0	SF: 0 SAC: 0 DP: 1 HBP: 0						

PITCHER		IP	WLS	BF	H	R	ER	SO	BB	IBB	HBP	BLK	WP	HR	S	P	ERA	WHIP
Steve Blass, R ERA: 2.51	(1, 1)	8.0	W	32	9	1	1	2	0	0	0	0	1	0	36	36	1.12	1.125
Ron Kline, R ERA: 1.4	(9, 1)	1.0	S	4	1	0	0	0	0	0	0	0	0	0	4	4	0.00	1.000

PITCHER	IP	WLS	BF	H	R	ER	SO	BB	IBB	HBP	BLK	WP	HR	S	P	ERA	WHIP

BOTTOM

Pittsburgh Pirates @ St. Louis Cardinals

Busch Stadium, St. Louis, MO

Wed Jun 26 1968, 7:05 PM CDT

Att. 30,641 - Unknown

livebaseballscorecards.com

AB	36
R	1
H	10
RBI	1
BB	0
SO	2
LOB	16

WP: 1 PB: 0 SB: 0 CS: 0 PA: 36

TOP

Pittsburgh Pirates @ Philadelphia Phillies
Connie Mack Stadium, Philadelphia, PA
Fri Jun 28 1968, 7:05 PM EDT
Att. 18,994 - Unknown

livebaseballscorecards.com

Batter	1	2	3	4	5	6	7	8	9	AB	R	H	RBI	BB	SO	LOB
Maury Wills, S (1, 5) OBP: 0.334, SLG: 0.328	6-3		FC6-2-4-3 2-3 3-H		1-3	BB 1-2			1B 1B	4	1	1	0	1	0	2
Gene Alley, R (1, 4) OBP: 0.302, SLG: 0.336	L8		L9		P2	G3			BB 1B 1-2 1B	5	1	1	0	0	0	3
Roberto Clemente, R (1, 9) OBP: 0.305, SLG: 0.467	L8			E6 1B 6-3 FC4-6		SH 1B	6-3		K	5	2	1	0	0	1	2
Manny Mota, R (1, 7) OBP: 0.333, SLG: 0.320		6-3		6-3 1-2		SH 1-2 2B 1B	1B 1B		1B BB 1-2 2-H 1B	5	2	3	1	0	0	1
Matty Alou, L (1, 8) OBP: 0.406, SLG: 0.438		4-3		FC4-6 2-3 1B		SH 2B 1-3 2-H 1B	G5-4-3 1-2 1B		F8	4	1	2	0	0	0	2
Donn Clendenon, R (1, 3) OBP: 0.305, SLG: 0.333		6-3		FC4-6 FC5 1B 1-2f 3-H		1B 2-3 3-H 2B	G5-4-3 1-2f		BB 1-2 2-3 1B	4	2	1	2	1	0	3
Freddie Patek, R (1, 6) OBP: 0.391, SLG: 0.439			PB S 2B 1B	1-2 1B		5-3		K 1B	1B 1-2 2-3 3-H 1B	5	1	3	1	0	1	2
Jerry May, R (1, 2) OBP: 0.321, SLG: 0.279 Al McBean, R (9, PR) OBP: 0.262, SLG: 0.244 Carl Taylor, R (9, 2) OBP: 0.333, SLG: 0.300			2B 1-3 FC6-2-4-3 BB	FC5 2-3f		K	6-3		FC4-6 1-3 2-H 3-H 1B	4 0 0	0 0 0	1 0 0	2 0 0	1 0 0	1 0 0	4 0 0
Jim Bunning, R (1, 1) OBP: 0.118, SLG: 0.147			FC6-2-4-3 1-3 3-H 2B		K	BB 2-H 3-H 1B		K	FC4-6 1-2f	5	0	2	3	0	2	2
Inning Stats	R: 0 E: 0 K: 0 S: 3 H: 0 LOB: 0 BB: 0 P: 3	R: 0 E: 0 K: 0 S: 3 H: 0 LOB: 0 BB: 0 P: 3	R: 1 E: 0 K: 0 S: 4 H: 2 LOB: 1 BB: 1 P: 8	R: 1 E: 1 K: 0 S: 6 H: 2 LOB: 2 BB: 0 P: 6	R: 0 E: 0 K: 1 S: 5 H: 0 LOB: 0 BB: 0 P: 5	R: 4 E: 1 K: 1 S: 10 H: 4 LOB: 2 BB: 1 P: 14	R: 0 E: 0 K: 0 S: 4 H: 2 LOB: 1 BB: 0 P: 4	R: 0 E: 0 K: 2 S: 7 H: 0 LOB: 0 BB: 0 P: 7	R: 4 E: 0 K: 1 S: 10 H: 5 LOB: 2 BB: 1 P: 14	1B: 13 2B: 3 3B: 0 HR: 0 SF: 0 SAC: 1 DP: 2 HBP: 0						

	AB	41
	R	10
	H	15
	RBI	9
	BB	3
	SO	5
	LOB	21

PITCHER		IP	WLS	BF	H	R	ER	SO	BB	IBB	HBP	BLK	WP	HR	S	P	ERA	WHIP
Woodie Fryman, L ERA: 1.96	(1, 1)	5.0	L	24	7	6	3	1	1	0	0	0	0	0	25	29	5.40	1.600
Gary Wagner, R ERA: 4.02	(6, 1)	2.0		9	3	0	0	1	1	0	0	0	0	0	10	14	0.00	2.000
Paul Brown, R ERA: 18.0	(8, 1)	2.0		12	5	4	4	3	1	0	0	0	0	0	17	21	18.00	3.000

PITCHER	IP	WLS	BF	H	R	ER	SO	BB	IBB	HBP	BLK	WP	HR	S	P	ERA	WHIP

Batter	1	2	3	4	5	6	7	8	9	AB	R	H	RBI	BB	SO	LOB
Tony Gonzalez, L (1, 8) OBP: 0.335, SLG: 0.337	4-3		F8		FC6-4 BB		1B 1B		F9	4	0	1	0	1	0	0
Cookie Rojas, R (1, 4) OBP: 0.268, SLG: 0.363	6-3		6-3		FC6-4 1-2f		1B		L7	5	0	1	0	0	0	3
Dick Allen, R (1, 5) OBP: 0.379, SLG: 0.568	K			6-3		1B	F3			4	0	1	0	0	1	3
Bill White, L (1, 3) OBP: 0.317, SLG: 0.375		G3		F8		F3		G3		4	0	0	0	0	0	1
John Briggs, L (1, 7) OBP: 0.345, SLG: 0.303		S 1B		K		K		2B BB		3	1	1	0	1	2	1
Johnny Callison, L (1, 9) OBP: 0.309, SLG: 0.396		P6 1-2			FC1-5 1B 1B	F9		K		4	0	1	0	0	1	3
Roberto Pena, R (1, 6) OBP: 0.352, SLG: 0.331		BB			SH3-4 FC1-5 1-2 1B		L8	1-H 2B		3	0	2	1	1	0	0
Mike Ryan, R (1, 2) OBP: 0.132, SLG: 0.143		K			FC1-5 SH3-4 1-2 2-3f		1B 1B	F9		4	0	1	0	0	1	5
Woodie Fryman, R (1, 1) OBP: 0.170, SLG: 0.136 Gary Wagner, R (6, 1) Howie Bedell, L (7, PH) OBP: 0.250, SLG: 0.167 Paul Brown, R (8, 1) Don Lock, R (9, PH) OBP: 0.250, SLG: 0.244			K		SH3-4 1-2 2-3		F9		K	1 0 1 0 1	0 0 0 0 0	0 0 0 0 0	0 0 0 0 0	0 0 0 0 1	1 0 0 0 0	0 0 1 0 0
Inning Stats	R: 0 E: 0 K: 1 S: 5 H: 0 LOB: 0 BB: 0 P: 5	R: 0 E: 0 K: 1 S: 6 H: 1 LOB: 2 BB: 1 P: 10	R: 0 E: 0 K: 1 S: 5 H: 0 LOB: 0 BB: 0 P: 5	R: 0 E: 0 K: 1 S: 5 H: 0 LOB: 0 BB: 0 P: 5	R: 0 E: 0 K: 0 S: 5 H: 2 LOB: 3 BB: 1 P: 9	R: 0 E: 0 K: 1 S: 6 H: 1 LOB: 1 BB: 0 P: 6	R: 0 E: 0 K: 0 S: 6 H: 3 LOB: 3 BB: 0 P: 6	R: 1 E: 0 K: 1 S: 6 H: 1 LOB: 1 BB: 1 P: 10	R: 0 E: 0 K: 1 S: 5 H: 0 LOB: 0 BB: 0 P: 5	1B: 7 2B: 1 3B: 0 HR: 0 SF: 0 SAC: 1 DP: 0 HBP: 0				WP: 0 PB: 0 SB: 1 CS: 0	PA: 38	

PITCHER	IP	WLS	BF	H	R	ER	SO	BB	IBB	HBP	BLK	WP	HR	S	P	ERA	WHIP
Jim Bunning, R (1, 1) ERA: 3.45	9.0	W	38	8	1	1	7	3	0	0	0	0	0	49	61	1.00	1.222

PITCHER	IP	WLS	BF	H	R	ER	SO	BB	IBB	HBP	BLK	WP	HR	S	P	ERA	WHIP

BOTTOM

Pittsburgh Pirates @ Philadelphia Phillies
Connie Mack Stadium, Philadelphia, PA
Fri Jun 28 1968, 7:05 PM EDT
Att. 18,994 - Unknown

livebaseballscorecards.com

AB	34
R	1
H	8
RBI	1
BB	3
SO	7
LOB	17

Pittsburgh Pirates @ Philadelphia Phillies
Connie Mack Stadium, Philadelphia, PA
Sat Jun 29 1968, 7:05 PM EDT
Att. 17,052 - Unknown

livebaseballscorecards.com

Batter	1	2	3	4	5	6	7	8	9	AB	R	H	RBI	BB	SO	LOB
Maury Wills, S (1, 5) OBP: 0.333, SLG: 0.326	6-3		4-3			G3			SH3-4 E 1B	4	1	1	0	0	0	1
Gene Alley, R (1, 4) (9, 6) OBP: 0.302, SLG: 0.336	L4			K			FC6-4 1B		SH3-4 1-2	3	0	1	0	0	1	0
Roberto Clemente, R (1, 9) OBP: 0.304, SLG: 0.461	3-1			F8			FC6-4 1-2f		E IBB	3	0	0	0	1	0	1
Willie Stargell, L (1, 3) OBP: 0.317, SLG: 0.485		5-3		G3			F5		F7	4	0	0	0	0	0	3
Donn Clendenon, R (9, 3) OBP: 0.305, SLG: 0.333										0	0	0	0	0	0	0
Matty Alou, L (1, 8) OBP: 0.399, SLG: 0.430		K			L8		F7		E3 1-3 2-H	4	0	0	0	0	1	2
Manny Mota, R (1, 7) OBP: 0.337, SLG: 0.320		L3			6-3			SH2-4 1B	IBB	3	0	1	0	1	0	0
Freddie Patek, R (1, 6) OBP: 0.375, SLG: 0.419			4-3		3-1			SH2-4 1-2	K	2	0	0	0	0	0	0
Manny Jimenez, L (9, PH) OBP: 0.474, SLG: 0.355										1	0	0	0	0	1	3
Bill Mazeroski, R (9, 4) OBP: 0.297, SLG: 0.268										0	0	0	0	0	0	0
Jerry May, R (1, 2) OBP: 0.321, SLG: 0.284			2B			L6		FC1-4-5 2-3		3	0	1	0	0	0	1
Bob Moose, R (1, 1) OBP: 0.100, SLG: 0.053			L9			4-3		4-3		3	0	0	0	0	0	2

	AB	30
	R	1
	H	4
	RBI	0
	BB	2
	SO	3
	LOB	13

Inning Stats										
	R: 0 E: 0 K: 0 S: 3	H: 0 LOB: 0 BB: 0 P: 3	R: 0 E: 0 K: 1 S: 5	H: 0 LOB: 0 BB: 0 P: 5	R: 0 E: 0 K: 0 S: 4	H: 1 LOB: 1 BB: 0 P: 4	R: 0 E: 0 K: 1 S: 5	H: 0 LOB: 0 BB: 0 P: 5	R: 0 E: 0 K: 0 S: 3	H: 0 LOB: 0 BB: 0 P: 3
	R: 0 E: 0 K: 0 S: 3	H: 0 LOB: 0 BB: 0 P: 3	R: 0 E: 0 K: 0 S: 4	H: 1 LOB: 1 BB: 0 P: 4	R: 0 E: 0 K: 0 S: 4	H: 1 LOB: 1 BB: 0 P: 4	R: 1 E: 1 K: 1 S: 7	H: 1 LOB: 3 BB: 2 P: 15	1B: 3 2B: 1 3B: 0 HR: 0	SF: 0 SAC: 2 DP: 0 HBP: 0

WP: 0 PB: 0 SB: 0 CS: 0 PA: 34

PITCHER	IP	WLS	BF	H	R	ER	SO	BB	IBB	HBP	BLK	WP	HR	S	P	ERA	WHIP
Larry Jackson, R (1, 1) ERA: 3.06	9.0	L	34	4	1	0	3	0	2	0	0	0	0	38	46	0.00	0.444

PITCHER	IP	WLS	BF	H	R	ER	SO	BB	IBB	HBP	BLK	WP	HR	S	P	ERA	WHIP

Batter	1	2	3	4	5	6	7	8	9	AB	R	H	RBI	BB	SO	LOB
Cookie Rojas, R (1, 4) OBP: 0.264, SLG: 0.357	5-3		F9			F9		FC5-4 1-2f		4	0	0	0	0	0	2
Roberto Pena, R (1, 6) OBP: 0.349, SLG: 0.328	6-3			F8		1-2 1B			6-3	4	0	1	0	0	0	0
Tony Gonzalez, L (1, 8) OBP: 0.333, SLG: 0.331	BB			4-3		4-3			L9	3	0	0	0	1	0	2
Dick Allen, R (1, 5) OBP: 0.372, SLG: 0.557	K			K			K		K	4	0	0	0	0	4	1
John Briggs, L (1, 7) OBP: 0.336, SLG: 0.294		K			K		P6			3	0	0	0	0	2	0
Johnny Callison, L (1, 9) OBP: 0.306, SLG: 0.391		1-3			4-3		F9			3	0	0	0	0	0	0
Bill White, L (1, 3) OBP: 0.313, SLG: 0.369		6-3			4-3			4-3		3	0	0	0	0	0	0
Mike Ryan, R (1, 2) OBP: 0.137, SLG: 0.148			1-3			FC1-6 1B		E5 FC5-4		3	0	1	0	0	0	0
Larry Jackson, R (1, 1) OBP: 0.116, SLG: 0.116			K			FC1-6 1B 1-2f		K		3	0	0	0	0	2	2
Inning Stats	R: 0 E: 0 K: 1 S: 5 H: 0 LOB: 1 BB: 1 P: 9	R: 0 E: 0 K: 1 S: 5 H: 0 LOB: 0 BB: 0 P: 5	R: 0 E: 0 K: 1 S: 5 H: 0 LOB: 0 BB: 0 P: 5	R: 0 E: 0 K: 1 S: 5 H: 0 LOB: 0 BB: 0 P: 5	R: 0 E: 0 K: 1 S: 5 H: 0 LOB: 0 BB: 0 P: 5	R: 0 E: 0 K: 0 S: 5 H: 2 LOB: 2 BB: 0 P: 5	R: 0 E: 0 K: 1 S: 5 H: 0 LOB: 0 BB: 0 P: 5	R: 0 E: 1 K: 1 S: 6 H: 0 LOB: 1 BB: 0 P: 6	R: 0 E: 0 K: 1 S: 5 H: 0 LOB: 0 BB: 0 P: 5	1B: 2 2B: 0 3B: 0 HR: 0	SF: 0 SAC: 0 DP: 0 HBP: 0						

PITCHER	IP	WLS	BF	H	R	ER	SO	BB	IBB	HBP	BLK	WP	HR	S	P	ERA	WHIP
Bob Moose, R (1, 1) ERA: 2.51	9.0	W	31	2	0	0	8	1	0	0	0	0	0	46	50	0.00	0.333

PITCHER	IP	WLS	BF	H	R	ER	SO	BB	IBB	HBP	BLK	WP	HR	S	P	ERA	WHIP

BOTTOM

Pittsburgh Pirates @ Philadelphia Phillies
Connie Mack Stadium, Philadelphia, PA
Sat Jun 29 1968, 7:05 PM EDT
Att. 17,052 - Unknown

livebaseballscorecards.com

AB	30
R	0
H	2
RBI	0
BB	1
SO	8
LOB	7

PB: 0 SB: 0 CS: 0 PA: 31

Batter	1	2	3	4	5	6	7	8	9	AB	R	H	RBI	BB	SO	LOB
Maury Wills, S (1, 5) OBP: 0.328, SLG: 0.321	F7		4-3			1-3	F9	F8		5	0	0	0	0	0	6
Gene Alley, R (1, 4) OBP: 0.296, SLG: 0.329 (7, 6)	1-3			F9		P4		K	6-3	5	0	0	0	0	1	0
Roberto Clemente, R (1, 9) OBP: 0.310, SLG: 0.462	BB			K			2B 1B	HR 1B	L3	4	2	2	0	1	1	0
Willie Stargell, L (1, 3) OBP: 0.319, SLG: 0.502	L6			K			1-H 1B 2B	1-H HR	K	5	2	2	3	0	2	1
Matty Alou, L (1, 8) OBP: 0.396, SLG: 0.427		F8 S FC5-2 1B			G3		E1 E 1B	P4		4	0	1	0	0	0	1
Manny Mota, R (1, 7) OBP: 0.341, SLG: 0.331		F8 1-3			FC1-4-6 1B		P3	1B 2B		4	1	2	0	0	0	3
Freddie Patek, R (1, 6) OBP: 0.360, SLG: 0.400		FC5-2 CS 3-H			FC1-4-6 1-2f		E2 S 1B 1-3 2-H	1B 1B IBB		2	0	0	0	0	0	2
Donn Clendenon, R (7, PH) OBP: 0.308, SLG: 0.336										1	0	1	1	0	0	0
Bill Mazeroski, R (7, 4) OBP: 0.300, SLG: 0.268										0	0	0	0	1	0	0
Jerry May, R (1, 2) OBP: 0.318, SLG: 0.282		CS 1-2	P4		1-3		BB 1-2	1B 1-2 2-H 1B		2	0	0	0	0	0	1
Carl Taylor, R (6, 2) OBP: 0.371, SLG: 0.323										1	0	1	1	1	0	0
Bob Veale, S (1, 1) OBP: 0.114, SLG: 0.116			F8			K	K	1-2 2-3 1B		4	0	1	0	0	2	3
Inning Stats	R: 0 E: 0 K: 0 S: 3 H: 0 LOB: 1 BB: 1 P: 7	R: 0 E: 0 K: 0 S: 3 H: 1 LOB: 0 BB: 0 P: 3	R: 0 E: 0 K: 0 S: 3 H: 0 LOB: 0 BB: 0 P: 3	R: 0 E: 0 K: 2 S: 7 H: 0 LOB: 0 BB: 0 P: 7	R: 0 E: 0 K: 0 S: 4 H: 1 LOB: 1 BB: 0 P: 4	R: 0 E: 0 K: 1 S: 5 H: 0 LOB: 0 BB: 0 P: 5	R: 2 E: 2 K: 1 S: 9 H: 3 LOB: 3 BB: 1 P: 13	R: 3 E: 0 K: 1 S: 10 H: 5 LOB: 3 BB: 1 P: 14	R: 0 E: 0 K: 1 S: 5 H: 0 LOB: 0 BB: 0 P: 5	1B: 7 2B: 2 3B: 0 HR: 1 SF: 0 SAC: 0 DP: 0 HBP: 0						

TOP

Pittsburgh Pirates @ Philadelphia Phillies
Connie Mack Stadium, Philadelphia, PA
Sun Jun 30 1968, 3:33 AM EDT
Att. 8,884 - Unknown

livebaseballscorecards.com

AB	37
R	5
H	10
RBI	5
BB	3
SO	6
LOB	17

WP: 0 PB: 0 SB: 2 CS: 1 PA: 41

PITCHER		IP	WLS	BF	H	R	ER	SO	BB	IBB	HBP	BLK	WP	HR	S	P	ERA	WHIP
Jeff James, R ERA: 4.21	(1, 1)	6.1		25	5	2	2	3	1	0	0	0	0	0	30	34	2.84	0.947
John Boozer, R ERA: 4.58	(7, 1)	0.2		3	0	0	0	1	1	0	0	0	0	0	4	8	0.00	1.500
Turk Farrell, R ERA: 2.21	(8, 1)	0.2	L	8	5	3	3	1	0	1	0	0	0	1	9	13	40.50	7.500
Grant Jackson, L ERA: 0.89	(8, 1)	1.1		4	0	0	0	1	0	0	0	0	0	0	6	6	0.00	0.000

PITCHER	IP	WLS	BF	H	R	ER	SO	BB	IBB	HBP	BLK	WP	HR	S	P	ERA	WHIP

BOTTOM

Pittsburgh Pirates @ Philadelphia Phillies
Connie Mack Stadium, Philadelphia, PA
Sun Jun 30 1968, 3:33 AM EDT
Att. 8,884 - Unknown

livebaseballscorecards.com

Batter	1	2	3	4	5	6	7	8	9	AB	R	H	RBI	BB	SO	LOB
Cookie Rojas, R (1, 4) OBP: 0.259, SLG: 0.351	F3		4-3		6-3		F9 2-3		L6	5	0	0	0	0	0	2
Roberto Pena, R (1, 6) OBP: 0.351, SLG: 0.331	6-3		FC4 1B		K		S 1B 3-H		F9	5	0	2	1	0	1	1
Tony Gonzalez, L (1, 8) OBP: 0.337, SLG: 0.332	1B		FC4 1-2f			BB E S	L8 1-2			3	0	1	0	1	0	2
Dick Allen, R (1, 7) OBP: 0.370, SLG: 0.561	F3			SF7-2-4 3B		P4		1-3		4	1	1	0	0	0	2
Don Lock, R (1, 9) OBP: 0.261, SLG: 0.238		BB		SF7-2-4 BB		K 1-3		F8		2	0	0	0	2	1	1
Rick Joseph, R (1, 5) OBP: 0.316, SLG: 0.265		P4		SF7-2-4 1-2 3-H		IBB		1B		2	0	1	1	1	0	1
Bill White, L (1, 3) OBP: 0.312, SLG: 0.364		K		BB		K2-3		P4		3	0	0	0	1	2	4
Mike Ryan, R (1, 2) OBP: 0.149, SLG: 0.145		K		F7			BB F9 SH1-4 1B		4-3 BB	2	1	0	0	2	1	2
Jeff James, R (1, 1) John Boozer, R (7, 1) Gary Sutherland, R (7, PH) OBP: 0.256, SLG: 0.270 Turk Farrell, R (8, 1) Grant Jackson, S (8, 1) Johnny Callison, L (9, PH) OBP: 0.305, SLG: 0.389			K		L9		SH1-4 1-2		4-3 1-2	2 0 0 0 0 0 1	0 0 0 0 0 0 0	0 0 0 0 0 0 0	0 0 0 0 0 0 0	0 0 0 0 0 0 0	1 0 0 0 0 0 0	0 0 0 0 0 0 1
Inning Stats	R: 0 E: 0 K: 0 S: 4 H: 1 LOB: 1 BB: 0 P: 4	R: 0 E: 0 K: 2 S: 7 H: 0 LOB: 1 BB: 1 P: 11	R: 0 E: 0 K: 1 S: 6 H: 1 LOB: 1 BB: 0 P: 6	R: 1 E: 0 K: 0 S: 3 H: 1 LOB: 1 BB: 2 P: 11	R: 0 E: 0 K: 1 S: 5 H: 0 LOB: 0 BB: 0 P: 5	R: 0 E: 0 K: 2 S: 7 H: 0 LOB: 2 BB: 2 P: 15	R: 1 E: 0 K: 0 S: 4 H: 1 LOB: 1 BB: 1 P: 8	R: 0 E: 0 K: 0 S: 4 H: 1 LOB: 1 BB: 0 P: 4	R: 0 E: 0 K: 0 S: 3 H: 0 LOB: 1 BB: 1 P: 7	1B: 4 2B: 1 3B: 1 HR: 0	SF: 1 SAC: 1 DP: 1 HBP: 0		WP: 0 PB: 0 SB: 2 CS: 0	PA: 38			

PITCHER	IP	WLS	BF	H	R	ER	SO	BB	IBB	HBP	BLK	WP	HR	S	P	ERA	WHIP
Bob Veale, L (1, 1) ERA: 1.96	9.0	W	38	5	2	2	6	6	1	0	0	0	0	43	71	2.00	1.222

PITCHER	IP	WLS	BF	H	R	ER	SO	BB	IBB	HBP	BLK	WP	HR	S	P	ERA	WHIP

AB	29
R	2
H	5
RBI	2
BB	7
SO	6
LOB	16

Batter	1	2	3	4	5	6	7	8	9	AB	R	H	RBI	BB	SO	LOB
Maury Wills, S (1, 5) OBP: 0.332, SLG: 0.326	CS 1B		3-1		L3-4 1B		F8		1-2 1B	5	0	3	0	0	0	0
Freddie Patek, R (1, 6) OBP: 0.333, SLG: 0.367	F7 1-2		4-3		L3-4 1-2		6-3		F8	4	0	0	0	0	0	2
Gene Alley, R (9, PH) OBP: 0.295, SLG: 0.328 (9, 6)										1	0	0	0	0	0	2
Roberto Clemente, R (1, 9) OBP: 0.309, SLG: 0.456	BB BB		F9		K			4-3		3	0	0	0	1	1	0
Willie Stargell, L (1, 7) OBP: 0.322, SLG: 0.505	1-2 BB			E4 1B 1B FC3-2		1B 2B		2-3		3	1	1	0	1	0	0
Matty Alou, L (1, 8) OBP: 0.394, SLG: 0.423	1-3			FC3-2 1-2 1B		F3		4-3		4	0	1	0	0	0	3
Donn Clendenon, R (1, 3) OBP: 0.310, SLG: 0.336		1-3 BB		K		P3			SH2 E 1B	3	1	1	0	1	1	3
Bill Mazeroski, R (1, 4) OBP: 0.304, SLG: 0.274		1-3 1-2		FC3-2 1-2 2-3 1B		E8 2-H 1B			SH2 1-2	3	0	2	1	0	0	1
Jerry May, R (1, 2) OBP: 0.313, SLG: 0.277	K			FC3-2 1-2 2-3 3-Hf		K			5-3	4	0	0	0	0	2	6
Al McBean, R (1, 1) OBP: 0.244, SLG: 0.227	K			K			4-3		E6 1B 2-H	3	0	0	0	0	2	4
Manny Jimenez, L (9, PH) OBP: 0.474, SLG: 0.355										0	0	0	0	0	0	0
Manny Mota, R (9, PH) OBP: 0.339, SLG: 0.329										1	0	0	0	0	0	0
Roy Face, R (9, 1)										0	0	0	0	0	0	0
Inning Stats	R: 0 E: 0 K: 0 S: 3 H: 1 LOB: 2 BB: 2 P: 11	R: 0 E: 0 K: 2 S: 7 H: 0 LOB: 1 BB: 1 P: 11	R: 0 E: 0 K: 0 S: 3 H: 0 LOB: 0 BB: 0 P: 3	R: 0 E: 1 K: 2 S: 10 H: 2 LOB: 3 BB: 0 P: 10	R: 0 E: 0 K: 1 S: 5 H: 1 LOB: 0 BB: 0 P: 5	R: 1 E: 1 K: 1 S: 7 H: 2 LOB: 1 BB: 0 P: 7	R: 0 E: 0 K: 0 S: 3 H: 0 LOB: 0 BB: 0 P: 3	R: 0 E: 0 K: 0 S: 3 H: 0 LOB: 0 BB: 0 P: 3	R: 1 E: 1 K: 0 S: 6 H: 2 LOB: 2 BB: 0 P: 6	1B: 7 2B: 2 3B: 0 HR: 0 SF: 0 SAC: 1 DP: 1 HBP: 0	WP: 0 PB: 0 SB: 0 CS: 1 PA: 38					

PITCHER		IP	WLS	BF	H	R	ER	SO	BB	IBB	HBP	BLK	WP	HR	S	P	ERA	WHIP
Dick Selma, R ERA: 2.25	(1, 1)	8.2	L	35	7	2	1	6	3	0	0	0	0	0	44	56	1.04	1.154
Al Jackson, L ERA: 2.42	(9, 1)	0.0		2	1	0	0	0	0	0	0	0	0	0	2	2	∞	∞
Cal Koonce, R ERA: 1.09	(9, 1)	0.1		1	0	0	0	0	0	0	0	0	0	0	1	1	0.00	0.000

PITCHER	IP	WLS	BF	H	R	ER	SO	BB	IBB	HBP	BLK	WP	HR	S	P	ERA	WHIP

TOP

Pittsburgh Pirates @ New York Mets

Shea Stadium, Flushing, NY

Tue Jul 02 1968, 7:05 PM EDT

Att. 27,350 - Unknown

livebaseballscorecards.com

AB	34
R	2
H	8
RBI	1
BB	3
SO	6
LOB	21

Pittsburgh Pirates @ New York Mets

Shea Stadium, Flushing, NY

Tue Jul 02 1968, 7:05 PM EDT

Att. 27,350 - Unknown

BOTTOM

Batter	1	2	3	4	5	6	7	8	9	AB	R	H	RBI	BB	SO	LOB
Bud Harrelson, S (1, 6) OBP: 0.270, SLG: 0.260	FC3-6 SH1-3 2B 1B	E6 1-2			K		1-3			4	1	1	0	0	1	2
Kevin Collins, L (1, 5) OBP: 0.246, SLG: 0.246	SH1-3 1-2	3-1			G3			K		3	0	0	0	0	1	2
Cleon Jones, R (1, 8) (9, 7) OBP: 0.308, SLG: 0.473	BBB FC3-6 BB		K		5-3			F3		3	0	0	0	1	1	0
Art Shamsky, L (1, 7) OBP: 0.283, SLG: 0.410	FC3-6 2B 1-2f 2-3		4-3			3-1		K		4	0	0	0	0	1	2
Tommie Agee, R (9, 8) OBP: 0.218, SLG: 0.253										0	0	0	0	0	0	0
Ron Swoboda, R (1, 9) OBP: 0.335, SLG: 0.426	1-3 3-H 2B		5-3			F7			K	4	0	1	1	0	1	0
Jerry Grote, R (1, 2) OBP: 0.368, SLG: 0.353	1-3			K		F7			5-3	4	0	0	0	0	1	2
Ed Kranepool, L (1, 3) OBP: 0.265, SLG: 0.258		G3		4-3			1B		F2	4	0	1	0	0	0	0
Al Weis, S (1, 4) OBP: 0.246, SLG: 0.223		4-3		1B			P6			3	0	1	0	0	0	1
Dick Selma, R (1, 1) OBP: 0.226, SLG: 0.258		E 1B		K			K			3	0	1	0	0	2	2
Al Jackson, L (9, 1) OBP: 0.231, SLG: 0.231										0	0	0	0	0	0	0
Cal Koonce, R (9, 1)										0	0	0	0	0	0	0
Inning Stats	R: 1 E: 0 K: 0 S: 5 H: 2 LOB: 2 BB: 1 P: 9	R: 0 E: 1 K: 0 S: 5 H: 1 LOB: 2 BB: 0 P: 5	R: 0 E: 0 K: 1 S: 5 H: 0 LOB: 0 BB: 0 P: 5	R: 0 E: 0 K: 2 S: 8 H: 1 LOB: 1 BB: 0 P: 8	R: 0 E: 0 K: 1 S: 5 H: 0 LOB: 0 BB: 0 P: 5	R: 0 E: 0 K: 0 S: 3 H: 0 LOB: 0 BB: 0 P: 3	R: 0 E: 0 K: 1 S: 6 H: 1 LOB: 1 BB: 0 P: 6	R: 0 E: 0 K: 2 S: 7 H: 0 LOB: 0 BB: 0 P: 7	R: 0 E: 0 K: 1 S: 5 H: 0 LOB: 0 BB: 0 P: 5							

PITCHER	IP	WLS	BF	H	R	ER	SO	BB	IBB	HBP	BLK	WP	HR	S	P	ERA	WHIP
Al McBean, R (1, 1) ERA: 2.71	8.0	W	31	5	1	1	7	1	0	0	0	0	0	44	48	1.12	0.750
Roy Face, R (9, 1) ERA: 3.68	1.0	S	3	0	0	0	1	0	0	0	0	0	0	5	5	0.00	0.000

PITCHER	IP	WLS	BF	H	R	ER	SO	BB	IBB	HBP	BLK	WP	HR	S	P	ERA	WHIP

AB	32
R	1
H	5
RBI	1
BB	1
SO	8
LOB	11

1B: 4	SF: 0	WP: 0	PA: 34
2B: 1	SAC: 1	PB: 0	
3B: 0	DP: 0	SB: 0	
HR: 0	HBP: 0	CS: 0	

livebaseballscorecards.com

Pittsburgh Pirates @ New York Mets

Shea Stadium, Flushing, NY

Wed Jul 03 1968, 3:33 AM EDT

Att. 14,909 - Unknown

TOP

livebaseballscorecards.com

Batter	1	2	3	4	5	6	7	8	9	AB	R	H	RBI	BB	SO	LOB
Maury Wills, S (1, 5) OBP: 0.337, SLG: 0.325	1-3			FC6-4					P3	1	1	0	0	3	0	0
Jose Pagan, R (6, 5) OBP: 0.214, SLG: 0.234				1B E	BB	1B BB				1	0	0	0	0	0	0
Gene Alley, R (1, 6) OBP: 0.297, SLG: 0.329	G3			FC6-4 1B	F8	1B			6-3	5	0	2	2	0	0	2
Roberto Clemente, R (1, 9) OBP: 0.303, SLG: 0.447	F9			FC6-4 HR	F8	1-3			4-3	5	1	0	1	0	0	5
Willie Stargell, L (1, 7) OBP: 0.325, SLG: 0.517		K		HR		2B 1B BB	K			3	2	1	2	1	2	0
Matty Alou, L (1, 8) OBP: 0.391, SLG: 0.425		K		F7		1B 2B	6-3			4	1	1	0	0	1	0
Donn Clendenon, R (1, 3) OBP: 0.310, SLG: 0.346		K		HR		K	6-3			4	1	1	1	0	2	2
Bill Mazeroski, R (1, 4) OBP: 0.303, SLG: 0.270			P5	4-3		FC1-5 IBB		K		3	0	0	0	1	1	0
Carl Taylor, R (1, 2) OBP: 0.359, SLG: 0.314			L6		F2	BB FC1-5 1B		K		4	1	1	2	0	1	0
Steve Blass, R (1, 1) OBP: 0.121, SLG: 0.129			K		BB	FC1-5 BB		F8		4	1	1	0	0	1	2
Inning Stats	R: 0 E: 0 K: 0 S: 3 H: 0 LOB: 0 BB: 0 P: 3	R: 0 E: 0 K: 3 S: 9 H: 0 LOB: 0 BB: 0 P: 9	R: 0 E: 0 K: 1 S: 5 H: 0 LOB: 0 BB: 0 P: 5	R: 4 E: 1 K: 0 S: 6 H: 3 LOB: 0 BB: 1 P: 10	R: 0 E: 0 K: 0 S: 4 H: 1 LOB: 2 BB: 1 P: 8	R: 4 E: 0 K: 1 S: 8 H: 3 LOB: 2 BB: 3 P: 20	R: 0 E: 0 K: 1 S: 5 H: 0 LOB: 0 BB: 0 P: 5	R: 0 E: 0 K: 2 S: 7 H: 0 LOB: 0 BB: 0 P: 7	R: 0 E: 0 K: 0 S: 3 H: 0 LOB: 0 BB: 0 P: 3	1B: 4 2B: 1 3B: 0 HR: 2	SF: 0 SAC: 0 DP: 0 HBP: 0						

	AB	34
	R	8
	H	7
	RBI	8
	BB	5
	SO	8
	LOB	11

WP: 0 PB: 0 SB: 0 CS: 0 PA: 39

PITCHER		IP	WLS	BF	H	R	ER	SO	BB	IBB	HBP	BLK	WP	HR	S	P	ERA	WHIP
Nolan Ryan, R ERA: 3.12	(1, 1)	5.1	L	26	6	8	8	5	3	1	0	0	0	2	32	48	13.50	1.688
Cal Koonce, R ERA: 1.05	(6, 1)	1.2		7	1	0	0	1	1	0	0	0	0	0	8	12	0.00	1.200
Ron Taylor, R ERA: 2.54	(8, 1)	2.0		6	0	0	0	2	0	0	0	0	0	0	10	10	0.00	0.000

PITCHER	IP	WLS	BF	H	R	ER	SO	BB	IBB	HBP	BLK	WP	HR	S	P	ERA	WHIP

BOTTOM

Pittsburgh Pirates @ New York Mets

Shea Stadium, Flushing, NY

Wed Jul 03 1968, 3:33 AM EDT

Att. 14,909 - Unknown

livebaseballscorecards.com

Batter	1	2	3	4	5	6	7	8	9	AB	R	H	RBI	BB	SO	LOB
Bud Harrelson, S (1, 6) OBP: 0.268, SLG: 0.254	6-3		1-4-3		G3		HBP, BB		L6	4	0	0	0	1	0	0
Jerry Grote, R (1, 2) OBP: 0.366, SLG: 0.348	6-3		6-3		F8		FC4, HBP		K	3	0	0	0	0	0	0
Ron Taylor, R (8, 1)										0	0	0	0	0	0	0
Kevin Collins, L (9, PH) OBP: 0.242, SLG: 0.242										1	0	0	0	0	1	0
Cleon Jones, R (1, 8) OBP: 0.309, SLG: 0.472	F9		S, 1B			5-3	FC4			3	0	1	0	0	0	0
Don Bosch, S (7, 8) OBP: 0.240, SLG: 0.241										1	0	0	0	0	0	3
(9, 7)																
Art Shamsky, L (1, 7) OBP: 0.282, SLG: 0.403		P5	K			P5		FC6-4, HBP		3	0	0	0	0	1	1
Tommie Agee, R (9, 8) OBP: 0.218, SLG: 0.253										0	0	0	0	0	0	0
Ed Charles, R (1, 5) OBP: 0.347, SLG: 0.481		5-3		F9		FC6-4, 1B		FC6-4, 4-3, 1B		4	0	1	0	0	0	1
Ron Swoboda, R (1, 9) OBP: 0.341, SLG: 0.427		BB, 1B		BB, L5		FC6-4		4-3, 1B		2	1	1	0	2	0	1
Ed Kranepool, L (1, 3) OBP: 0.279, SLG: 0.288		1B, 1B		1B			3B	4-3		4	0	3	0	0	0	2
Al Weis, S (1, 4) OBP: 0.246, SLG: 0.224		1B		L5			G3	F8		4	0	1	1	0	0	5
Nolan Ryan, R (1, 1) OBP: 0.162, SLG: 0.114		K			K		K		4-3	2	0	0	0	0	2	2
Cal Koonce, R (6, 1)										0	0	0	0	0	0	0
J.C. Martin, L (7, PH) OBP: 0.348, SLG: 0.316										2	0	0	0	0	1	1
(8, 2)																
Inning Stats	R: 0 E: 0 K: 0 S: 3 H: 0 LOB: 0 BB: 0 P: 3	R: 1 E: 0 K: 1 S: 7 H: 2 LOB: 2 BB: 1 P: 11	R: 0 E: 0 K: 1 S: 6 H: 1 LOB: 1 BB: 0 P: 6	R: 0 E: 0 K: 0 S: 3 H: 1 LOB: 1 BB: 1 P: 7	R: 0 E: 0 K: 1 S: 5 H: 0 LOB: 0 BB: 0 P: 5	R: 0 E: 0 K: 0 S: 4 H: 1 LOB: 1 BB: 0 P: 4	R: 0 E: 0 K: 1 S: 6 H: 1 LOB: 3 BB: 1 P: 11	R: 0 E: 0 K: 0 S: 4 H: 1 LOB: 2 BB: 0 P: 5	R: 0 E: 0 K: 1 S: 5 H: 0 LOB: 0 BB: 0 P: 5	1B: 6 2B: 1 3B: 1 HR: 0	SF: 0 SAC: 0 DP: 1 HBP: 2						

	AB	33
	R	1
	H	7
	RBI	1
	BB	3
	SO	5
	LOB	16

WP: 0 PB: 0 SB: 1 CS: 0 PA: 38

PITCHER	IP	WLS	BF	H	R	ER	SO	BB	IBB	HBP	BLK	WP	HR	S	P	ERA	WHIP
Steve Blass, R (1, 1) ERA: 2.35	9.0	W	38	7	1	1	5	3	0	2	0	0	0	43	57	1.00	1.111

PITCHER	IP	WLS	BF	H	R	ER	SO	BB	IBB	HBP	BLK	WP	HR	S	P	ERA	WHIP

Batter	1	2	3	4	5	6	7	8	9	AB	R	H	RBI	BB	SO	LOB
Maury Wills, S (1, 5) OBP: 0.345, SLG: 0.332	K		2B 1B 2-3		S 1B		S 1B 1B		S SH1-3 1B	5	1	4	0	0	1	0
Gene Alley, R (1, 6) OBP: 0.300, SLG: 0.333	5-3		2B 1-3 3-H		F8 1-2		BB 1B 1-2		SH1-3 1-2	3	0	1	1	1	0	1
Roberto Clemente, R (1, 9) OBP: 0.309, SLG: 0.446	6-3		G6-3 IBB		4-3		1B 1-3 2-H		S IBB	3	0	1	1	2	0	1
Manny Mota, R (1, 7) OBP: 0.331, SLG: 0.321 Willie Stargell, L (9, PH) OBP: 0.323, SLG: 0.514 (9, 7)		F7	G6-3 1-2f			5-3	5-3		K	4	0	0	0	0	0	5
										1	0	0	0	0	1	2
Matty Alou, L (1, 8) OBP: 0.392, SLG: 0.422		S 1B		1-3		FC1-6 HBP		1-3	1-3 1-2 2-3	4	0	1	0	0	0	2
Donn Clendenon, R (1, 3) OBP: 0.312, SLG: 0.352		K 1-2		1B		FC1-6 1-2f		2B 2B		4	1	2	0	0	1	2
Bill Mazeroski, R (1, 4) OBP: 0.302, SLG: 0.274		5-3		F9		F9		2B 2-H		4	0	1	1	0	0	3
Jerry May, R (1, 2) OBP: 0.312, SLG: 0.281			1B 2B 2B	F7			F8	4-3		4	1	1	0	0	0	2
Bob Moose, R (1, 1) OBP: 0.091, SLG: 0.048 Jose Pagan, R (7, PH) OBP: 0.211, SLG: 0.231 Ron Kline, R (7, 1)			K		K		F3	F7		2	0	0	0	0	2	1
										1	0	0	0	0	0	0
										1	0	0	0	0	0	1
Inning Stats	R: 0 H: 0 E: 0 LOB: 0 K: 1 BB: 0 S: 5 P: 5	R: 0 H: 1 E: 0 LOB: 1 K: 1 BB: 0 S: 6 P: 6	R: 1 H: 3 E: 0 LOB: 2 K: 1 BB: 1 S: 7 P: 11	R: 0 H: 1 E: 0 LOB: 1 K: 0 BB: 0 S: 4 P: 4	R: 0 H: 1 E: 0 LOB: 1 K: 1 BB: 0 S: 6 P: 6	R: 0 H: 0 E: 0 LOB: 1 K: 0 BB: 0 S: 3 P: 4	R: 1 H: 2 E: 0 LOB: 2 K: 0 BB: 1 S: 5 P: 9	R: 1 H: 2 E: 0 LOB: 1 K: 0 BB: 0 S: 5 P: 5	R: 0 H: 1 E: 0 LOB: 2 K: 1 BB: 1 S: 6 P: 10	1B: 7 SF: 0 2B: 4 SAC: 1 3B: 0 DP: 1 HR: 0 HBP: 1						

TOP

Pittsburgh Pirates @ New York Mets

Shea Stadium, Flushing, NY

Thu Jul 04 1968, 3:33 AM EDT

Unknown

livebaseballscorecards.com

AB	36
R	3
H	11
RBI	3
BB	3
SO	5
LOB	20

WP: 0 PA: 41
PB: 0
SB: 5
CS: 0

PITCHER		IP	WLS	BF	H	R	ER	SO	BB	IBB	HBP	BLK	WP	HR	S	P	ERA	WHIP
Jerry Koosman, L ERA: 1.94	(1, 1)	8.0	L	36	10	3	3	4	1	1	1	0	0	0	41	50	3.38	1.375
Ron Taylor, R ERA: 2.51	(9, 1)	0.1		3	1	0	0	0	0	1	0	0	0	0	2	6	0.00	3.000
Bill Short, L ERA: 4.85	(9, 1)	0.2		2	0	0	0	1	0	0	0	0	0	0	4	4	0.00	0.000

PITCHER	IP	WLS	BF	H	R	ER	SO	BB	IBB	HBP	BLK	WP	HR	S	P	ERA	WHIP

Pittsburgh Pirates @ New York Mets

Shea Stadium, Flushing, NY

Thu Jul 04 1968, 3:33 AM EDT

Unknown

BOTTOM

Batter	1	2	3	4	5	6	7	8	9	AB	R	H	RBI	BB	SO	LOB
Bud Harrelson, S (1, 6) OBP: 0.268, SLG: 0.250	F7	G3			6-3			BB		3	0	0	0	1	0	2
Don Bosch, S (1, 8) OBP: 0.232, SLG: 0.233	4-3		G3			4-3		F9		3	0	0	0	0	0	0
Kevin Collins, L (8, PH) OBP: 0.239, SLG: 0.238										1	0	0	0	0	0	1
Tommie Agee, R (9, 8) OBP: 0.218, SLG: 0.253										0	0	0	0	0	0	0
Cleon Jones, R (1, 7) OBP: 0.308, SLG: 0.466	K		K			K			FC6-5 SH1-3 BB	3	0	0	0	1	3	0
J.C. Martin, L (1, 2) OBP: 0.339, SLG: 0.306		E4 SH3-4 1B SF8	K			P6			SH1-3 1-2	3	1	0	0	0	1	0
Ed Charles, R (1, 5) OBP: 0.350, SLG: 0.481		SH3-4 1-2 1B 1B		FC3-6 1B			6-3		FC6-5 2-3	4	1	2	0	0	0	1
Ron Swoboda, R (1, 9) OBP: 0.337, SLG: 0.421		SH3-4 1-2 2-3		FC3-6 G3-6-3 1-2f			F8		P4	3	0	0	0	0	0	2
Ed Kranepool, L (1, 3) OBP: 0.280, SLG: 0.284		1B IBB		G3-6-3 1-2f			4-3			2	0	0	0	1	0	1
Al Weis, S (1, 4) OBP: 0.242, SLG: 0.221		SF8 3-H			1-3			4-3		2	0	0	1	0	0	0
Jerry Koosman, R (1, 1) OBP: 0.104, SLG: 0.106		1-3 2-H 1B			P4			F8		2	0	1	1	0	0	0
Art Shamsky, L (8, PH) OBP: 0.281, SLG: 0.401										1	0	0	0	0	0	0
Ron Taylor, R (9, 1)										0	0	0	0	0	0	0
Bill Short, L (9, 1)										0	0	0	0	0	0	0
Inning Stats	R: 0 E: 0 K: 1 S: 5 H: 0 LOB: 0 BB: 0 P: 5	R: 2 E: 1 K: 0 S: 6 H: 2 LOB: 2 BB: 1 P: 10	R: 0 E: 0 K: 2 S: 7 H: 0 LOB: 0 BB: 0 P: 7	R: 0 E: 0 K: 0 S: 3 H: 1 LOB: 0 BB: 0 P: 3	R: 0 E: 0 K: 0 S: 3 H: 0 LOB: 0 BB: 0 P: 3	R: 0 E: 0 K: 1 S: 5 H: 0 LOB: 0 BB: 0 P: 5	R: 0 E: 0 K: 0 S: 3 H: 0 LOB: 0 BB: 0 P: 3	R: 0 E: 0 K: 0 S: 3 H: 0 LOB: 1 BB: 1 P: 7	R: 0 E: 0 K: 0 S: 3 H: 0 LOB: 1 BB: 1 P: 7	1B: 3 2B: 0 3B: 0 HR: 0	SF: 1 SAC: 2 DP: 1 HBP: 0						

livebaseballscorecards.com

AB	27
R	2
H	3
RBI	2
BB	3
SO	4
LOB	7

WP: 0 PB: 0 SB: 0 CS: 0 PA: 33

PITCHER		IP	WLS	BF	H	R	ER	SO	BB	IBB	HBP	BLK	WP	HR	S	P	ERA	WHIP
Bob Moose, R ERA: 2.32	(1, 1)	6.0		22	3	2	0	4	0	1	0	0	0	0	29	33	0.00	0.500
Ron Kline, R ERA: 1.33	(7, 1)	3.0	W	11	0	0	0	0	2	0	0	0	0	0	9	17	0.00	0.667

PITCHER		IP	WLS	BF	H	R	ER	SO	BB	IBB	HBP	BLK	WP	HR	S	P	ERA	WHIP

Pittsburgh Pirates @ New York Mets

Shea Stadium, Flushing, NY

Thu Jul 04 1968, 3:38 AM EDT

Att. 29,587 - Unknown

TOP

livebaseballscorecards.com

Batter	1	2	3	4	5	6	7	8	9	AB	R	H	RBI	BB	SO	LOB
Maury Wills, S (1, 5) OBP: 0.345, SLG: 0.331	BBBB 4-0 S BB		x 0-0 E 1B		x 0-0 ① 4-3		x 0-0 ② 6-3		x 0-0 ③ P6	4	1	1	0	1	0	0
Gene Alley, R (1, 6) OBP: 0.299, SLG: 0.336	x 0-0 ① 5-3 1-2		x 0-0 E8 SF9 1-H 2B		x 0-0 ② F2		x 0-0 ③ 5-3			4	1	1	1	0	0	1
Willie Stargell, L (1, 9) (6, 3) OBP: 0.322, SLG: 0.512	SSS 0-3 ② K		x 0-0 ① SF9 3-H		x 0-0 ③ P3			x 0-0 1B 1B		3	0	1	1	0	1	1
Matty Alou, L (1, 8) OBP: 0.389, SLG: 0.419	x 0-0 ③ 6-3		x 0-0 CS 1B			x 0-0 E3 1B		x 0-0 ① L8		4	0	1	0	0	0	2
Manny Jimenez, L (1, 7) OBP: 0.524, SLG: 0.394 Freddie Patek, R (8, PR) (8, 7) OBP: 0.333, SLG: 0.367		H 1-0 FC4-6 1B HBP	BBBB 4-0 ② 1-2 BB			x 0-0 1-3 1B		x 0-0 CS 1-3 1B		2 0	0 0	2 0	0 0	1 0	0 0	0 0
Donn Clendenon, R (1, 3) OBP: 0.309, SLG: 0.348 Jerry May, R (6, 2) OBP: 0.311, SLG: 0.279		SSS 0-3 ① K	x 0-0 ③ 1-3			SSS 0-3 ① K		SSS 0-3 ② ③ K 1-2		3 1	0 0	0 0	0 0	0 0	2 1	4 2
Bill Mazeroski, R (1, 4) OBP: 0.301, SLG: 0.273		x 0-0 FC4-6 1-2 1B		x 0-0 ① P4		x 0-0 ② L6			x 0-0 ① P4	4	0	1	0	0	0	2
Carl Taylor, R (1, 2) OBP: 0.341, SLG: 0.297 Roberto Clemente, R (6, PH) (6, 9) OBP: 0.306, SLG: 0.443		x 0-0 ② FC4-6 1-2f 2-3		x 0-0 ② 1-3		x 0-0 ③ 6-3			x 0-0 ② L3	2 2	0 0	0 0	0 0	0 0	0 0	2 2
Jim Bunning, R (1, 1) OBP: 0.111, SLG: 0.139 Dock Ellis, S (6, 1) Manny Mota, R (7, PH) OBP: 0.329, SLG: 0.319 Bill Henry, L (7, 1) Gary Kolb, L (9, PH) OBP: 0.283, SLG: 0.420		SSS 0-3 ③ K		SSS 0-3 ③ K			x 0-0 ① F9		x 0-0 HR	2 0 1 0 1	0 0 0 0 1	0 0 0 0 1	0 0 0 0 1	0 0 0 0 0	2 0 0 0 0	2 0 0 0 0
Inning Stats	R: 0 E: 0 K: 1 S: 5 H: 0 LOB: 1 BB: 1 P: 9	R: 0 E: 0 K: 2 S: 8 H: 1 LOB: 2 BB: 0 P: 9	R: 2 E: 1 K: 0 S: 5 H: 3 LOB: 1 BB: 1 P: 9	R: 0 E: 0 K: 1 S: 5 H: 0 LOB: 0 BB: 0 P: 5	R: 0 E: 0 K: 0 S: 3 H: 0 LOB: 0 BB: 0 P: 3	R: 0 E: 1 K: 1 S: 7 H: 1 LOB: 2 BB: 0 P: 7	R: 0 E: 0 K: 0 S: 3 H: 0 LOB: 0 BB: 0 P: 3	R: 0 E: 0 K: 1 S: 6 H: 2 LOB: 2 BB: 0 P: 6	R: 1 E: 0 K: 0 S: 4 H: 1 LOB: 0 BB: 0 P: 4	1B: 6 2B: 1 3B: 0 HR: 1	SF: 1 SAC: 0 DP: 0 HBP: 1					

	AB	33
	R	3
	H	8
	RBI	3
	BB	2
	SO	6
	LOB	18

WP: 0 PB: 0 SB: 1 CS: 2 PA: 37

PITCHER		IP	WLS	BF	H	R	ER	SO	BB	IBB	HBP	BLK	WP	HR	S	P	ERA	WHIP
Don Cardwell, R ERA: 2.91	(1, 1)	7.1	W	32	7	2	2	5	2	0	1	0	0	0	39	48	2.46	1.227
Ron Taylor, R ERA: 2.67	(8, 1)	1.2	S	5	1	1	1	1	0	0	0	0	0	1	7	7	5.40	0.600

PITCHER		IP	WLS	BF	H	R	ER	SO	BB	IBB	HBP	BLK	WP	HR	S	P	ERA	WHIP

Batter	1	2	3	4	5	6	7	8	9	AB	R	H	RBI	BB	SO	LOB
Bud Harrelson, S (1, 6) OBP: 0.262, SLG: 0.245	1-3		F7		1-3		4-3			4	0	0	0	0	0	1
Don Bosch, S (1, 8) OBP: 0.243, SLG: 0.287	K		HR		2B		K			4	2	2	2	0	2	0
Cleon Jones, R (1, 7) OBP: 0.307, SLG: 0.475	HR		L7		E6			K		4	1	1	1	0	1	0
Ron Swoboda, R (1, 9) OBP: 0.336, SLG: 0.418	K			1B	5-3			6-3		4	0	1	0	0	1	1
Kevin Collins, L (1, 5) OBP: 0.239, SLG: 0.254		K	K	K		2B		P4		4	0	1	0	0	2	1
Ed Kranepool, L (1, 3) OBP: 0.274, SLG: 0.277		F3		F9		L8				3	0	0	0	0	0	2
Jerry Grote, R (1, 2) OBP: 0.365, SLG: 0.345		6-3		BB		6-3				2	0	0	0	1	0	1
Al Weis, S (1, 4) OBP: 0.238, SLG: 0.217			K	F7		1-3				3	0	0	0	0	1	3
Don Cardwell, R (1, 1) OBP: 0.074, SLG: 0.185 Ron Taylor, R (8, 1)			E3		K		K			3 0	1 0	0 0	0 0	0 0	2 0	0 0
Inning Stats	R: 1 E: 0 K: 2 S: 8 H: 1 LOB: 0 BB: 0 P: 8	R: 0 E: 0 K: 1 S: 5 H: 0 LOB: 0 BB: 0 P: 5	R: 2 E: 1 K: 1 S: 7 H: 1 LOB: 0 BB: 0 P: 7	R: 0 E: 0 K: 1 S: 6 H: 1 LOB: 2 BB: 1 P: 10	R: 1 E: 1 K: 1 S: 7 H: 1 LOB: 1 BB: 0 P: 7	R: 0 E: 0 K: 0 S: 4 H: 1 LOB: 1 BB: 0 P: 4	R: 0 E: 0 K: 2 S: 7 H: 0 LOB: 0 BB: 0 P: 7	R: 0 E: 0 K: 1 S: 5 H: 0 LOB: 0 BB: 0 P: 5		1B: 1 2B: 2 3B: 0 HR: 2 SF: 0 SAC: 0 DP: 0 HBP: 0						

PITCHER		IP	WLS	BF	H	R	ER	SO	BB	IBB	HBP	BLK	WP	HR	S	P	ERA	WHIP
Jim Bunning, R ERA: 3.36	(1, 1)	5.1	L	24	5	4	1	6	1	0	0	0	0	2	35	39	1.69	1.125
Dock Ellis, R ERA: 5.79	(6, 1)	0.2		2	0	0	0	0	0	0	0	0	0	0	2	2	0.00	0.000
Bill Henry, L ERA: 3.86	(7, 1)	2.0		6	0	0	0	3	0	0	0	0	0	0	12	12	0.00	0.000

PITCHER	IP	WLS	BF	H	R	ER	SO	BB	IBB	HBP	BLK	WP	HR	S	P	ERA	WHIP

BOTTOM

Pittsburgh Pirates @ New York Mets

Shea Stadium, Flushing, NY

Thu Jul 04 1968, 3:38 AM EDT

Att. 29,587 - Unknown

livebaseballscorecards.com

AB	31
R	4
H	5
RBI	3
BB	1
SO	9
LOB	9

Batter	1	2	3	4	5	6	7	8	9	AB	R	H	RBI	BB	SO	LOB
Maury Wills, S (1, 5) OBP: 0.343, SLG: 0.329	S S S 0-3 ① K			x 0-0 ① F8	x 0-0 SH3 1-2 2-H 1B		x 0-0 ② 1-3		x 0-0 ② FC5-4-6 CS 2-3	5	0	1	1	0	1	1
Gene Alley, R (1, 6) OBP: 0.298, SLG: 0.335 Freddie Patek, R (3, 6) OBP: 0.321, SLG: 0.353	S S S 0-3 ② K			x 0-0 ② 4-3	x 0-0 ② SH3 1-2 2-3		x 0-0 ③ P3		0-0 ③ CS 1-2	1 2	0 0	0 0	0 0	0 0	1 0	0 0
Roberto Clemente, R (1, 9) OBP: 0.302, SLG: 0.436	x 0-0 ③ L9			x 0-0 ③ 5-3	x 0-0 ③ 3-1			x 0-0 ① F9		4	0	0	0	0	0	2
Willie Stargell, L (1, 7) OBP: 0.326, SLG: 0.509 Matty Alou, L (6, 8) OBP: 0.392, SLG: 0.421		x 0-0 ① F8			H 1-0 1B 1B HBP	B B B B 4-0 1B FC5-2 BB		x 0-0 1B 1B		1 1	1 0	0 1	0 0	1 0	0 0	0 0
Manny Mota, R (1, 8) OBP: 0.339, SLG: 0.329 (6, 7)		x 0-0 ② 6-3			x 0-0 1B 1-2 2B 1B	x 0-0 S 1-3 1B		x 0-0 ② 1B 1-2 1B		4	1	3	0	0	0	0
Donn Clendenon, R (1, 3) OBP: 0.311, SLG: 0.351		S S S 0-3 ③ K			x 0-0 1-3 2-H 2B 1B	x 0-0 ① FC5-2 1-2 3-H		x 0-0 1-3 1B		4	1	2	1	0	1	2
Bill Mazeroski, R (1, 4) OBP: 0.301, SLG: 0.277			x 0-0 ① 5-3		x 0-0 1B 1-H FC5-2-5 3-H 2B	x 0-0 ② F8		x 0-0 ③ F3		4	0	1	2	0	0	4
Carl Taylor, R (1, 2) OBP: 0.356, SLG: 0.317			x 0-0 ② L6		x 0-0 FC5-2-5 1B 2-3 1B	S S S 0-3 ③ K			x 0-0 FC5-4-6 SH3-4 1B	4	1	2	0	0	1	2
Bob Veale, S (1, 1) OBP: 0.106, SLG: 0.109			S S S 0-3 ③ K		x 0-0 ① FC5-2-5 SH3 1B 1-2 3-H		x 0-0 ① F7		x 0-0 ① SH3-4 1-2	3	0	0	0	0	1	2
Inning Stats	R: 0 E: 0 K: 2 S: 7 H: 0 LOB: 0 BB: 0 P: 7	R: 0 E: 0 K: 1 S: 5 H: 0 LOB: 0 BB: 0 P: 5	R: 0 E: 0 K: 1 S: 5 H: 0 LOB: 0 BB: 0 P: 5	R: 0 E: 0 K: 0 S: 3 H: 0 LOB: 0 BB: 0 P: 3	R: 4 E: 0 K: 0 S: 8 H: 5 LOB: 2 BB: 0 P: 9	R: 0 E: 0 K: 1 S: 6 H: 1 LOB: 2 BB: 1 P: 10	R: 0 E: 0 K: 0 S: 3 H: 0 LOB: 0 BB: 0 P: 3	R: 0 E: 0 K: 0 S: 5 H: 3 LOB: 2 BB: 0 P: 5	R: 0 E: 0 K: 0 S: 3 H: 1 LOB: 0 BB: 0 P: 3	1B: 9 2B: 1 3B: 0 HR: 0	SF: 0 SAC: 2 DP: 0 HBP: 1						

PITCHER		IP	WLS	BF	H	R	ER	SO	BB	IBB	HBP	BLK	WP	HR	S	P	ERA	WHIP
Rich Nye, L ERA: 3.98	(1, 1)	4.1	L	19	5	4	4	4	0	0	1	0	0	0	26	27	8.31	1.154
Jack Lamabe, R ERA: 3.98	(5, 1)	4.2		18	5	0	0	1	1	0	0	0	0	0	19	23	0.00	1.286

PITCHER	IP	WLS	BF	H	R	ER	SO	BB	IBB	HBP	BLK	WP	HR	S	P	ERA	WHIP

TOP

Pittsburgh Pirates @ Chicago Cubs

Wrigley Field, Chicago, IL

Fri Jul 05 1968, 3:33 AM CDT

Att. 16,040 - Sunny - 80 F

livebaseballscorecards.com

AB	33
R	4
H	10
RBI	4
BB	1
SO	5
LOB	13

1B: 9	SF: 0	WP: 0	PA: 38
2B: 1	SAC: 2	PB: 0	
3B: 0	DP: 0	SB: 1	
HR: 0	HBP: 1	CS: 1	

Batter	1	2	3	4	5	6	7	8	9	AB	R	H	RBI	BB	SO	LOB
Don Kessinger, S (1, 6) OBP: 0.302, SLG: 0.301	F8		6-3			F8			FC4 G6-4-3 1-2f	4	0	0	0	0	0	1
Glenn Beckert, R (1, 4) OBP: 0.297, SLG: 0.342	FC4-6 1B			1-3			P5		G6-4-3 1-2f	4	0	1	0	0	0	1
Billy Williams, L (1, 7) OBP: 0.312, SLG: 0.434	FC4-6 FC6-4 1-2f			F8			K			3	0	0	0	0	1	1
Ron Santo, R (1, 5) OBP: 0.342, SLG: 0.435	FC6-4 1-2f			K			P6			3	0	0	0	0	1	1
14 Ernie Banks, R (1, 3) OBP: 0.283, SLG: 0.428		6-3			6-3			F8		3	0	0	0	0	0	0
Randy Hundley, R (1, 2) OBP: 0.287, SLG: 0.333		P4			6-3			L4		3	0	0	0	0	0	0
Jim Hickman, R (1, 9) OBP: 0.300, SLG: 0.405		6-3			6-3			1B		3	0	1	0	0	0	0
Adolfo Phillips, R (1, 8) OBP: 0.335, SLG: 0.382			K			6-3		1-3		3	0	0	0	0	1	1
Rich Nye, L (1, 1) OBP: 0.182, SLG: 0.182 Jack Lamabe, R (5, 1) OBP: 0.200, SLG: 0.200 Gene Oliver, R (9, PH) OBP: 0.308, SLG: 0.182 Jose Arcia, R (9, PR) OBP: 0.167, SLG: 0.250			K			K			FC4 BB	1 1 0 0	0 0 0 0	0 0 0 0	0 0 1 0	0 0 0 0	1 1 0 0	0 0 0 0
Inning Stats	R: 0 E: 0 K: 0 S: 4 H: 1 LOB: 1 BB: 0 P: 4	R: 0 E: 0 K: 0 S: 3 H: 0 LOB: 0 BB: 0 P: 3	R: 0 E: 0 K: 2 S: 7 H: 0 LOB: 0 BB: 0 P: 7	R: 0 E: 0 K: 1 S: 5 H: 0 LOB: 0 BB: 0 P: 5	R: 0 E: 0 K: 0 S: 3 H: 0 LOB: 0 BB: 0 P: 3	R: 0 E: 0 K: 1 S: 5 H: 0 LOB: 0 BB: 0 P: 5	R: 0 E: 0 K: 1 S: 5 H: 0 LOB: 0 BB: 0 P: 5	R: 0 E: 0 K: 0 S: 4 H: 1 LOB: 1 BB: 0 P: 4	R: 0 E: 0 K: 0 S: 2 H: 0 LOB: 1 BB: 1 P: 6	1B: 2 2B: 0 3B: 0 HR: 0 SF: 0 SAC: 0 DP: 1 HBP: 0						

PITCHER		IP	WLS	BF	H	R	ER	SO	BB	IBB	HBP	BLK	WP	HR	S	P	ERA	WHIP
Bob Veale, L ERA: 1.83	(1, 1)	9.0	W	29	2	0	0	5	1	0	0	0	0	0	38	42	0.00	0.333

PITCHER	IP	WLS	BF	H	R	ER	SO	BB	IBB	HBP	BLK	WP	HR	S	P	ERA	WHIP

BOTTOM

Pittsburgh Pirates @ Chicago Cubs

Wrigley Field, Chicago, IL

Fri Jul 05 1968, 3:33 AM CDT

Att. 16,040 - Sunny - 80 F

livebaseballscorecards.com

AB	28
R	0
H	2
RBI	0
BB	1
SO	5
LOB	5

PA: 29

Batter	1	2	3	4	5	6	7	8	9	AB	R	H	RBI	BB	SO	LOB
Maury Wills, S (1, 5) OBP: 0.342, SLG: 0.328	F8		1B		6-3			1-3		4	0	1	0	0	0	0
Jose Pagan, R (8, 5) OBP: 0.211, SLG: 0.231										0	0	0	0	0	0	0
Freddie Patek, R (1, 6) OBP: 0.317, SLG: 0.345	K		L4-3 1-3 1B		5-3			5-3		4	0	1	0	0	1	0
Roberto Clemente, R (1, 9) OBP: 0.301, SLG: 0.431	6-3		L4-3 1-2			BB		6-3		3	0	0	0	1	0	2
Willie Stargell, L (1, 7) OBP: 0.325, SLG: 0.505		E 1B	4-3			F7			K	4	1	1	0	0	1	2
Matty Alou, L (1, 8) OBP: 0.386, SLG: 0.414		E4 F7 1B 1-2		F9		L9			5-3	4	0	0	0	0	0	2
Donn Clendenon, R (1, 3) OBP: 0.311, SLG: 0.349		F7 1-2 2-H 1B		K		F9			K	4	0	1	1	0	2	1
Bill Mazeroski, R (1, 4) OBP: 0.301, SLG: 0.278		F7 1-2 2-3		FC6-4 1B			1-3			3	0	1	0	0	0	2
Carl Taylor, R (1, 2) OBP: 0.354, SLG: 0.302		G6-4-3 IBB		FC6-4 1-2f			F8			2	0	0	0	1	0	1
Luke Walker, L (1, 1)		G6-4-3 1-2f			K		K			1	0	0	0	0	0	3
Dock Ellis, S (4, 1)										1	0	0	0	0	1	0
Bill Henry, L (6, 1)										1	0	0	0	0	1	0
Inning Stats	R: 0 E: 0 K: 1 S: 5 H: 0 LOB: 0 BB: 0 P: 5	R: 1 E: 1 K: 0 S: 5 H: 2 LOB: 2 BB: 1 P: 9	R: 0 E: 0 K: 0 S: 4 H: 2 LOB: 1 BB: 0 P: 4	R: 0 E: 0 K: 1 S: 6 H: 1 LOB: 1 BB: 0 P: 6	R: 0 E: 0 K: 1 S: 5 H: 0 LOB: 0 BB: 0 P: 5	R: 0 E: 0 K: 0 S: 3 H: 0 LOB: 1 BB: 1 P: 7	R: 0 E: 0 K: 1 S: 5 H: 0 LOB: 0 BB: 0 P: 5	R: 0 E: 0 K: 0 S: 3 H: 0 LOB: 0 BB: 0 P: 3	R: 0 E: 0 K: 2 S: 7 H: 0 LOB: 0 BB: 0 P: 7	1B: 5 2B: 1 3B: 0 HR: 0	SF: 0 SAC: 0 DP: 2 HBP: 0					

PITCHER		IP	W/L/S	BF	H	R	ER	SO	BB	IBB	HBP	BLK	WP	HR	S	P	ERA	WHIP
Fergie Jenkins, R ERA: 2.53	(1, 1)	9.0	W	33	5	1	0	6	1	1	0	0	0	0	43	51	0.00	0.667

PITCHER		IP	W/L/S	BF	H	R	ER	SO	BB	IBB	HBP	BLK	WP	HR	S	P	ERA	WHIP

TOP

Pittsburgh Pirates @ Chicago Cubs

Wrigley Field, Chicago, IL

Sat Jul 06 1968, 3:33 AM CDT

Sunny - 75 F

livebaseballscorecards.com

AB	31
R	1
H	5
RBI	1
BB	2
SO	6
LOB	13

WP: 0 PB: 0 SB: 0 CS: 0 PA: 33

Batter	1	2	3	4	5	6	7	8	9	AB	R	H	RBI	BB	SO	LOB
Don Kessinger, S (1, 6) OBP: 0.301, SLG: 0.300	S S S 0-3 ① K		x 0-0 ① F8	x 0-0 ② 1-3 2-H 3-H 1B		x 0-0 ② 4-3 2-3		x 0-0 ① F8		5	0	1	2	0	1	1
Glenn Beckert, R (1, 4) OBP: 0.302, SLG: 0.352	x 0-0 4-3 2B		x 0-0 6-3 2B	x 0-0 ③ F9		x 0-0 E6 3-H		x 0-0 FC5-4 1B 1B		5	0	3	0	0	0	1
Billy Williams, L (1, 9) OBP: 0.316, SLG: 0.433 (3, 7)	x 0-0 ② 4-3 2-3		B B B B 4-0 6-3 BB		B B B B 4-0 PB 1B BB	x 0-0 ③ F9		x 0-0 FC5-4 1-2 1B		3	1	1	0	2	0	2
Ron Santo, R (1, 5) OBP: 0.340, SLG: 0.441	x 0-0 ③ 6-3		x 0-0 ② 6-3 1-2 2-3		x 0-0 ① F7 1-2		x 0-0 HR	x 0-0 ② FC5-4 1-2f 2-3		5	1	1	1	0	0	6
14 Ernie Banks, R (1, 3) OBP: 0.282, SLG: 0.425 Dick Nen, L (7, PR) (8, 3) OBP: 0.205, SLG: 0.378		x 0-0 ① L4	x 0-0 ③ P4		x 0-0 ② 1-3		x 0-0 FC6-4 1B	x 0-0 ③ F8		4 1	0 0	1 0	0 0	0 0	0 0	3 2
Randy Hundley, R (1, 2) OBP: 0.290, SLG: 0.336		x 0-0 ② 1-3		x 0-0 BB BB 1B 1B	x 0-0 FC4 2-H 1B		x 0-0 ① FC6-4 1-2f 3B			4	2	2	1	0	0	1
Gene Oliver, R (1, 7) OBP: 0.321, SLG: 0.200 Jose Arcia, R (2, PR) (3, 8) OBP: 0.179, SLG: 0.237		x 0-0 BB 1B	B B B B 4-0 BB 1-2 1B BB		x 0-0 ③ FC4 1-2f		S S S 0-3 ② K			1 2	0 1	1 0	0 0	0 1	0 1	0 2
Jim Hickman, R (1, 8) (3, 9) OBP: 0.364, SLG: 0.487		B B B B 4-0 1-2 BB	B B B B 4-0 1B 1-2 2-3 BB			x 0-0 4-3 S E 1B	x 0-0 1-H 3B			2	1	2	1	2	0	0
Fergie Jenkins, R (1, 1) OBP: 0.245, SLG: 0.250		S S S 0-3 ③ K	S S S 0-3 ① K			S S S 0-3 ① K 1-2	x 0-0 ③ 6-3			4	0	0	0	0	3	8
Inning Stats	R: 0 E: 0 K: 1 S: 6 H: 1 LOB: 1 BB: 0 P: 6	R: 0 E: 0 K: 1 S: 6 H: 1 LOB: 2 BB: 1 P: 10	R: 0 E: 0 K: 0 S: 4 H: 1 LOB: 2 BB: 1 P: 8	R: 2 E: 0 K: 1 S: 6 H: 2 LOB: 1 BB: 2 P: 14	R: 1 E: 0 K: 0 S: 4 H: 1 LOB: 1 BB: 1 P: 8	R: 1 E: 1 K: 1 S: 7 H: 1 LOB: 1 BB: 0 P: 7	R: 2 E: 0 K: 1 S: 8 H: 3 LOB: 2 BB: 0 P: 8	R: 0 E: 0 K: 0 S: 5 H: 2 LOB: 2 BB: 0 P: 5		1B: 8 2B: 2 3B: 1 HR: 1	SF: 0 SAC: 0 DP: 0 HBP: 0						

PITCHER		IP	WLS	BF	H	R	ER	SO	BB	IBB	HBP	BLK	WP	HR	S	P	ERA	WHIP
Luke Walker, L ERA: 1.59	(1, 1)	3.0	L	17	4	2	2	2	4	0	0	0	0	0	17	33	6.00	2.667
Dock Ellis, R ERA: 6.14	(4, 1)	2.2		12	3	2	2	2	1	0	0	0	0	0	15	19	6.75	1.500
Bill Henry, L ERA: 4.82	(6, 1)	2.1		12	5	2	2	1	0	0	0	0	0	1	14	14	7.71	2.143

PITCHER	IP	WLS	BF	H	R	ER	SO	BB	IBB	HBP	BLK	WP	HR	S	P	ERA	WHIP

BOTTOM

Pittsburgh Pirates @ Chicago Cubs

Wrigley Field, Chicago, IL

Sat Jul 06 1968, 3:33 AM CDT

Sunny - 75 F

livebaseballscorecards.com

AB	36
R	6
H	12
RBI	5
BB	5
SO	5
LOB	26

Batter	1	2	3	4	5	6	7	8	9	AB	R	H	RBI	BB	SO	LOB
Maury Wills, S (1, 5) OBP: 0.341, SLG: 0.325	BBBB 4-0 FC5-4 BB		SSS 0-3 ② K		x 0-0 ① 6-3		x 0-0 ② 6-3		x 0-0 ③ FC6 1-2f	3	0	0	0	1	1	1
Gary Kolb, L (8, 5) OBP: 0.278, SLG: 0.412										1	0	0	0	0	0	2
Freddie Patek, R (1, 6) OBP: 0.297, SLG: 0.322	x 0-0 ① FC5-4 CS 1-2f		x 0-0 E4 1-2		x 0-0 ② P3		SSS 0-3 ③ K			4	0	0	0	0	1	2
Willie Stargell, L (1, 7) OBP: 0.320, SLG: 0.496	x 0-0 ②③ F8 1-2		SSS 0-3 ③ K		x 0-0 ③ 4-3			x 0-0 ① 6-3		4	0	0	0	0	1	3
Matty Alou, L (1, 8) OBP: 0.387, SLG: 0.415		x 0-0 FC6-4 1B		x 0-0 6-3 SH3-4 E 1B		x 0-0 ① 6-3		x 0-0 ② 5-3		4	1	2	0	0	0	0
Manny Mota, R (1, 9) OBP: 0.333, SLG: 0.323		x 0-0 ① FC6-4 1B 1-2f		x 0-0 ① SH3-4 1-2		x 0-0 ② 5-3		x 0-0 ③ F9		3	0	0	0	0	0	1
Donn Clendenon, R (1, 3) OBP: 0.316, SLG: 0.350		x 0-0 G4-3 1B 1-3		x 0-0 ② 6-3 2-3		BBBB 4-0 BB			BBBB 4-0 CS BB	2	0	1	0	2	0	1
Bill Mazeroski, R (1, 4) OBP: 0.301, SLG: 0.278		x 0-0 ②③ G4-3 1-2f		x 0-0 E6 1B 3-H		x 0-0 ③ P6			x 0-0 ① F5	3	0	1	1	0	0	3
Carl Taylor, R (1, 2) OBP: 0.385, SLG: 0.311			BBBB 4-0 E BB	4-0 IBB			x 0-0 ① F9		x 0-0 ② 1B 1-2	2	0	1	0	2	0	0
Tommie Sisk, R (1, 1) OBP: 0.118, SLG: 0.063			SSS 0-3 ① K	SSS 0-3 ③ K			x 0-0 HR		x 0-0 FC6 1-2	2	0	0	0	0	2	3
Ron Kline, R (6, 1)										0	0	0	0	0	0	0
Jose Pagan, R (6, 4) OBP: 0.233, SLG: 0.299										2	1	2	1	0	0	0
Manny Jimenez, L (9, PH) OBP: 0.512, SLG: 0.382										1	0	0	0	0	0	1
Inning Stats	R: 0 H: 0 E: 0 LOB: 0 K: 0 BB: 1 S: 2 P: 6	R: 0 H: 2 E: 0 LOB: 1 K: 0 BB: 0 S: 4 P: 4	R: 0 H: 0 E: 1 LOB: 2 K: 3 BB: 1 S: 10 P: 14	R: 1 H: 2 E: 1 LOB: 2 K: 1 BB: 1 S: 7 P: 11	R: 0 H: 0 E: 0 LOB: 0 K: 0 BB: 0 S: 3 P: 3	R: 0 H: 0 E: 0 LOB: 1 K: 0 BB: 1 S: 3 P: 7	R: 1 H: 1 E: 0 LOB: 0 K: 1 BB: 0 S: 6 P: 6	R: 0 H: 0 E: 0 LOB: 0 K: 0 BB: 0 S: 3 P: 3	R: 0 H: 2 E: 0 LOB: 2 K: 0 BB: 1 S: 4 P: 8	1B: 6 SF: 0 2B: 0 SAC: 1 3B: 0 DP: 1 HR: 1 HBP: 0						

PITCHER		IP	WLS	BF	H	R	ER	SO	BB	IBB	HBP	BLK	WP	HR	S	P	ERA	WHIP
Gary Ross, R ERA: 3.29	(1, 1)	9.0	W	37	7	2	2	5	4	1	0	0	0	1	42	62	2.00	1.222

PITCHER	IP	WLS	BF	H	R	ER	SO	BB	IBB	HBP	BLK	WP	HR	S	P	ERA	WHIP

TOP

Pittsburgh Pirates @ Chicago Cubs

Wrigley Field, Chicago, IL

Sat Jul 06 1968, 3:38 AM CDT

Att. 30,794 - Unknown

livebaseballscorecards.com

AB	31
R	2
H	7
RBI	2
BB	5
SO	5
LOB	17

Batter	1	2	3	4	5	6	7	8	9	AB	R	H	RBI	BB	SO	LOB
Don Kessinger, S (1, 6) OBP: 0.300, SLG: 0.299	F9 1B WP 1B		L7		4-3	SH5-4 1-2 2-3	F7			4	1	1	0	0	0	0
Glenn Beckert, R (1, 4) OBP: 0.306, SLG: 0.356	WP S 1-2 1B		6-3		4-3	1B 2-H 3-H 1B		1B 1B		5	1	3	2	0	0	0
Jose Arcia, R (8, PR) OBP: 0.179, SLG: 0.237 (9, 4)										0	1	0	0	0	0	0
Billy Williams, L (1, 9) OBP: 0.317, SLG: 0.432	F9 2-3		G3		G3	1B 14 BB 2-H 1B		1B 1-3 1B		5	0	2	1	0	0	2
Ron Santo, R (1, 5) OBP: 0.341, SLG: 0.439	K 1-3 3-H			14 FC6-4 BB		14 SH E 1B F7		K		4	1	1	0	1	2	4
14 Ernie Banks, R (1, 3) OBP: 0.286, SLG: 0.424	BB			FC6-4 1B 1-2f 1B		SH E 1-2 1B 4-0 1B 1-2 BB		1B 1-3 3-H 1B		1	2	0	0	2	0	1
Dick Nen, L (6, PR) OBP: 0.225, SLG: 0.395 (7, 3)										1	0	1	1	0	0	0
Willie Smith, L (1, 7) OBP: 0.310, SLG: 0.365	6-3			1B 1-3 1B		E1 1-3 2H 1B 1-2 2-3 1B		F8		5	1	2	0	0	0	5
Randy Hundley, R (1, 2) OBP: 0.296, SLG: 0.339		G5-4-3 1B		1-2 3-H 1B		1B E IBB G3				3	1	2	1	1	0	3
Jim Hickman, R (1, 8) OBP: 0.354, SLG: 0.465		G5-4-3 1-2f		K		SH5-4 E 1-3 2-H 3-H 1B 1B		F7		4	1	1	2	0	1	3
Gary Ross, R (1, 1)		6-3		L7		E4 SH5-4 1-2 3-H 1B		K		4	1	0	1	0	1	3
Inning Stats	R: 1 E: 0 K: 1 S: 7 / H: 2 LOB: 2 BB: 1 P: 11	R: 0 E: 0 K: 0 S: 3 / H: 1 LOB: 0 BB: 0 P: 3	R: 0 E: 0 K: 0 S: 3 / H: 0 LOB: 0 BB: 0 P: 3	R: 1 E: 0 K: 1 S: 7 / H: 2 LOB: 2 BB: 1 P: 11	R: 0 E: 0 K: 0 S: 3 / H: 0 LOB: 0 BB: 0 P: 3	R: 7 E: 3 K: 0 S: 11 / H: 5 LOB: 3 BB: 2 P: 19	R: 0 E: 0 K: 1 S: 5 / H: 0 LOB: 0 BB: 0 P: 5	R: 1 E: 0 K: 1 S: 7 / H: 3 LOB: 2 BB: 0 P: 7		1B: 13 2B: 0 3B: 0 HR: 0	SF: 0 SAC: 2 DP: 1 HBP: 0					

PITCHER		IP	WLS	BF	H	R	ER	SO	BB	IBB	HBP	BLK	WP	HR	S	P	ERA	WHIP
Tommie Sisk, R ERA: 3.94	(1, 1)	5.0	L	26	7	7	3	2	2	1	0	0	1	0	27	39	5.40	1.800
Ron Kline, R ERA: 1.41	(6, 1)	3.0		16	6	3	1	2	1	0	0	0	0	0	19	23	3.00	2.333

PITCHER	IP	WLS	BF	H	R	ER	SO	BB	IBB	HBP	BLK	WP	HR	S	P	ERA	WHIP

BOTTOM

Pittsburgh Pirates @ Chicago Cubs

Wrigley Field, Chicago, IL

Sat Jul 06 1968, 3:38 AM CDT

Att. 30,794 - Unknown

livebaseballscorecards.com

AB	36
R	10
H	13
RBI	8
BB	4
SO	4
LOB	21

WP: 1 PB: 0 SB: 1 CS: 0 PA: 42

Pittsburgh Pirates @ Chicago Cubs

Wrigley Field, Chicago, IL

Sun Jul 07 1968, 3:33 AM CDT

Cloudy - 80 F

livebaseballscorecards.com

Batter	1	2	3	4	5	6	7	8	9	AB	R	H	RBI	BB	SO	LOB
Maury Wills, S (1, 6) OBP: 0.337, SLG: 0.321	F8		FC4 1-2f 2-3		5-3			F8		4	0	0	0	0	0	2
Matty Alou, L (1, 8) OBP: 0.385, SLG: 0.413	P6		1-3 3-H 1B			1-3		1-3		4	0	1	1	0	0	0
Roberto Clemente, R (1, 9) OBP: 0.297, SLG: 0.425	L4		F9			5-3			K	4	0	0	0	0	1	2
Manny Mota, R (1, 7) OBP: 0.332, SLG: 0.322 (9, 5)		4-3		1B		4-3			F9	4	0	1	0	0	0	0
Donn Clendenon, R (1, 3) OBP: 0.322, SLG: 0.364		BBBB G5-4-3 BB		SSS K			HR		1B 1B	3	2	2	1	1	1	1
Jose Pagan, R (1, 5) OBP: 0.234, SLG: 0.296 (9, 4)		G5-4-3 1-2f		SSS K			6-3		1B 1-2 1B	4	1	1	0	0	1	2
Bill Mazeroski, R (1, 4) OBP: 0.302, SLG: 0.279							F8			3	1	1	0	0	0	1
Willie Stargell, L (9, PH) OBP: 0.323, SLG: 0.498 (9, 7)			FC4 1B 1B	P3					1B 1-3 2-H	1	0	1	1	0	0	0
Carl Taylor, R (1, 2) OBP: 0.382, SLG: 0.313					1-3		5-3			3	0	1	0	0	0	0
Manny Jimenez, L (9, PH) OBP: 0.523, SLG: 0.400			1-2 FC4						1-2 3-H	1	0	1	1	0	0	0
Bob Veale, S (9, 1) OBP: 0.106, SLG: 0.109			1B						1B	0	0	0	0	0	0	0
Steve Blass, R (1, 1) OBP: 0.121, SLG: 0.129			F2		SSS K			SSS K	4-3	0	0	0	0	0	0	0
Dock Ellis, S (1, 1)										2	0	0	0	0	1	2
Gene Alley, R (8, PH) OBP: 0.297, SLG: 0.333										1	0	0	0	0	1	0
Roy Face, R (8, 1)										0	0	0	0	0	0	0
Gary Kolb, L (9, PH) OBP: 0.273, SLG: 0.404 (9, 2)										1	0	0	0	0	0	2
Inning Stats	R: 0 E: 0 K: 0 S: 3 H: 0 LOB: 0 BB: 0 P: 3	R: 0 E: 0 K: 0 S: 2 H: 0 LOB: 0 BB: 1 P: 6	R: 1 E: 0 K: 0 S: 6 H: 3 LOB: 2 BB: 0 P: 6	R: 0 E: 0 K: 2 S: 8 H: 1 LOB: 1 BB: 0 P: 8	R: 0 E: 0 K: 1 S: 5 H: 0 LOB: 0 BB: 0 P: 5	R: 0 E: 0 K: 0 S: 3 H: 0 LOB: 0 BB: 0 P: 3	R: 1 E: 0 K: 0 S: 4 H: 1 LOB: 0 BB: 0 P: 4	R: 0 E: 0 K: 1 S: 5 H: 0 LOB: 0 BB: 0 P: 5	R: 2 E: 0 K: 1 S: 9 H: 4 LOB: 2 BB: 0 P: 9	1B: 8 2B: 0 3B: 0 HR: 1 SF: 0 SAC: 0 DP: 1 HBP: 0	WP: 0 PB: 0 SB: 0 CS: 0 PA: 36					

PITCHER		IP	WLS	BF	H	R	ER	SO	BB	IBB	HBP	BLK	WP	HR	S	P	ERA	WHIP
Ken Holtzman, L ERA: 4.19	(1, 1)	8.2		33	7	4	4	5	1	0	0	0	0	1	42	46	4.15	0.923
Phil Regan, R ERA: 2.56	(9, 1)	0.1	W	3	2	0	0	0	0	0	0	0	0	0	3	3	0.00	6.000

PITCHER	IP	WLS	BF	H	R	ER	SO	BB	IBB	HBP	BLK	WP	HR	S	P	ERA	WHIP

AB	35
R	4
H	9
RBI	4
BB	1
SO	5
LOB	12

Batter	1	2	3	4	5	6	7	8	9	AB	R	H	RBI	BB	SO	LOB
Don Kessinger, S (1, 6) OBP: 0.297, SLG: 0.295	F7	4-3			4-3		F8			4	0	0	0	0	0	0
Glenn Beckert, R (1, 4) OBP: 0.308, SLG: 0.356	BB, 14 HR, 1B 1B	BBB BB			F9			F7		3	1	1	0	1	0	0
Billy Williams, L (1, 9) (7, 7) OBP: 0.316, SLG: 0.430	BB, 14 HR, 1-2 1B	4-3			F5			P6		4	1	1	0	0	0	1
Ron Santo, R (1, 5) OBP: 0.343, SLG: 0.436	BBBB 14 HR, 1-2, 2-3 BB		P3			SSS K		H 14 FC6-4, 1-0 HBP		2	1	0	0	1	1	0
14 Ernie Banks, R (1, 3) OBP: 0.289, SLG: 0.434	1-H, 2-H, 3-H HR		F9			BBBB BB		FC6-4, 1-2f		3	1	1	4	1	0	1
Willie Smith, L (1, 7) OBP: 0.311, SLG: 0.364	1B		G3			F9			HR	3	0	1	0	0	0	1
Jose Arcia, R (7, 8) OBP: 0.200, SLG: 0.333										1	1	1	1	0	0	0
Randy Hundley, R (1, 2) OBP: 0.293, SLG: 0.336	F8		F9			4-3				3	0	0	0	0	0	2
Jim Hickman, R (1, 8) (7, 9) OBP: 0.333, SLG: 0.435	4-3						F9			3	0	0	0	0	0	1
Ken Holtzman, R (1, 1) OBP: 0.132, SLG: 0.132		F3	6-3				1-3			3	0	0	0	0	0	0
Phil Regan, R (9, 1) OBP: 0.111, SLG: 0.111										0	0	0	0	0	0	0
Inning Stats	R: 4 H: 4 E: 0 LOB: 1 K: 0 BB: 1 S: 7 P: 11	R: 0 H: 0 E: 0 LOB: 1 K: 0 BB: 1 S: 3 P: 7	R: 0 H: 0 E: 0 LOB: 0 K: 0 BB: 0 S: 3 P: 3	R: 0 H: 0 E: 0 LOB: 0 K: 0 BB: 0 S: 3 P: 3	R: 0 H: 0 E: 0 LOB: 0 K: 0 BB: 0 S: 3 P: 3	R: 0 H: 0 E: 0 LOB: 1 K: 1 BB: 1 S: 5 P: 9	R: 0 H: 0 E: 0 LOB: 0 K: 0 BB: 0 S: 3 P: 3	R: 0 H: 0 E: 0 LOB: 1 K: 0 BB: 0 S: 3 P: 4	R: 1 H: 1 E: 0 LOB: 0 K: 0 BB: 0 S: 1 P: 1	1B: 3 SF: 0 2B: 0 SAC: 0 3B: 0 DP: 0 HR: 2 HBP: 1				WP: 0 PA: 33 PB: 0 SB: 0 CS: 0		

PITCHER		IP	WLS	BF	H	R	ER	SO	BB	IBB	HBP	BLK	WP	HR	S	P	ERA	WHIP
Steve Blass, R ERA: 2.75	(1, 1)	0.1		6	4	4	4	0	1	0	0	0	0	1	5	9	108.00	15.000
Dock Ellis, R ERA: 3.21	(1, 1)	6.2		22	0	0	0	1	2	0	0	0	0	0	22	30	0.00	0.300
Roy Face, R ERA: 3.52	(8, 1)	1.0		4	0	0	0	0	0	0	1	0	0	0	3	4	0.00	0.000
Bob Veale, L ERA: 1.9	(9, 1)	0.0	L	1	1	1	1	0	0	0	0	0	0	1	1	1	∞	∞

PITCHER	IP	WLS	BF	H	R	ER	SO	BB	IBB	HBP	BLK	WP	HR	S	P	ERA	WHIP

BOTTOM

Pittsburgh Pirates @ Chicago Cubs

Wrigley Field, Chicago, IL

Sun Jul 07 1968, 3:33 AM CDT

Cloudy - 80 F

livebaseballscorecards.com

AB	29
R	5
H	5
RBI	5
BB	3
SO	1
LOB	6

Batter	1	2	3	4	5	6	7	8	9	AB	R	H	RBI	BB	SO	LOB
Maury Wills, S (1, 6) OBP: 0.339, SLG: 0.329	F8		G6-4-3 1-2 2-3 1B		FC6-2 CS 3-H			3B		4	0	2	0	0	0	1
Bill Mazeroski, R (1, 4) OBP: 0.301, SLG: 0.279	4-3		G6-4-3 1-2f 2-3 3-H		CS 1-2	G5-3 1B		K		4	0	1	0	0	1	3
Willie Stargell, L (1, 7) OBP: 0.322, SLG: 0.493	4-3		K			G5-3 1-2 1B		F7		4	0	1	0	0	1	2
Roberto Clemente, R (1, 9) OBP: 0.297, SLG: 0.433		5-3		HR		G5-3 1-2 2-3f		K		4	1	1	1	0	1	3
Matty Alou, L (1, 8) OBP: 0.383, SLG: 0.410		6-3		6-3		P4			SH3-4 1B	4	0	1	0	0	0	1
Donn Clendenon, R (1, 3) OBP: 0.319, SLG: 0.360		6-3		6-3			5-3		SH3-4 1-2	3	0	0	0	0	0	0
Jose Pagan, R (1, 5) OBP: 0.222, SLG: 0.280			E6 1B E	K			5-3		K	4	1	0	0	0	2	1
Gary Kolb, L (1, 2) OBP: 0.305, SLG: 0.464			1B E G6-4-3 1-3 1B		FC6-2 3B		1B		4-3	4	1	3	0	0	0	1
Al McBean, R (1, 1) OBP: 0.229, SLG: 0.213 Roy Face, R (8, 1)			E4 G6-4-3 1-2 3-H 1B		K		5-3			3 0	0 0	0 0	0 0	0 0	1 0	3 0
Inning Stats	R: 0 E: 0 K: 0 S: 3 H: 0 LOB: 0 BB: 0 P: 3	R: 0 E: 0 K: 0 S: 3 H: 0 LOB: 0 BB: 0 P: 3	R: 2 E: 2 K: 1 S: 8 H: 2 LOB: 1 BB: 0 P: 8	R: 1 E: 0 K: 1 S: 6 H: 1 LOB: 0 BB: 0 P: 6	R: 0 E: 0 K: 1 S: 5 H: 1 LOB: 0 BB: 0 P: 5	R: 0 E: 0 K: 0 S: 4 H: 2 LOB: 1 BB: 0 P: 4	R: 0 E: 0 K: 0 S: 4 H: 1 LOB: 1 BB: 0 P: 4	R: 0 E: 0 K: 2 S: 8 H: 1 LOB: 1 BB: 0 P: 8	R: 0 E: 0 K: 1 S: 6 H: 1 LOB: 1 BB: 0 P: 6	1B: 6 2B: 0 3B: 2 HR: 1 SF: 0 SAC: 1 DP: 2 HBP: 0						

PITCHER		IP	WLS	BF	H	R	ER	SO	BB	IBB	HBP	BLK	WP	HR	S	P	ERA	WHIP
Bill Hands, R ERA: 2.7	(1, 1)	7.0		27	7	3	1	3	0	0	0	0	0	1	33	33	1.29	1.000
Phil Regan, R ERA: 2.48	(8, 1)	2.0	W	8	2	0	0	3	0	0	0	0	0	0	14	14	0.00	1.000

PITCHER	IP	WLS	BF	H	R	ER	SO	BB	IBB	HBP	BLK	WP	HR	S	P	ERA	WHIP

Pittsburgh Pirates @ Chicago Cubs

Wrigley Field, Chicago, IL

Sun Jul 07 1968, 3:38 AM CDT

Att. 32,447 - Unknown

TOP

livebaseballscorecards.com

AB	34
R	3
H	9
RBI	1
BB	0
SO	6
LOB	15

WP: 0	PA: 36		
PB: 0			
SB: 0			
CS: 1			

Batter	1	2	3	4	5	6	7	8	9	AB	R	H	RBI	BB	SO	LOB
Don Kessinger, S (1, 6) OBP: 0.298, SLG: 0.297	1-3			1-3 1B 6-3 1B	F7		4-3		2-H 1B	5	1	2	1	0	0	2
Glenn Beckert, R (1, 4) OBP: 0.308, SLG: 0.354	1-3			6-3 1-3 1-2 1B	3-1			F7		4	0	1	0	0	0	2
Billy Williams, L (1, 7) OBP: 0.318, SLG: 0.434	P4			1-3 1-2 2-3		1B 2B		1B 14 1B 1B		4	1	2	0	0	0	2
Ron Santo, R (1, 5) OBP: 0.345, SLG: 0.435		BBBB 14 L4-3 BB		6-3 2-3 3-H	P5			14 1B 1-3 1B		3	0	1	1	1	0	2
14 Ernie Banks, R (1, 3) OBP: 0.289, SLG: 0.431		L4-3 1-2		SSS K	5-3			1-3 3-H 1B		4	0	1	1	0	1	3
Randy Hundley, R (1, 2) OBP: 0.292, SLG: 0.335		6-3			6-3	FC5-4 2-3 1B		F8		4	0	1	0	0	0	1
Jim Hickman, R (1, 9) OBP: 0.327, SLG: 0.440			1-3		2B 2B	FC5-4 1-2f			SSS K2-3	4	1	1	0	0	1	2
Jose Arcia, R (1, 8) OBP: 0.205, SLG: 0.349			SSS K		2-H 2B		SSS K		SSS K	4	0	1	1	0	3	0
Bill Hands, R (1, 1) OBP: 0.079, SLG: 0.028			SSS K	BBBB BB			SSS F9		1B 2B	1	0	0	0	1	1	0
Al Spangler, L (7, PH) OBP: 0.330, SLG: 0.367										1	0	0	0	0	0	0
Phil Regan, R (8, 1) OBP: 0.200, SLG: 0.300										1	1	1	0	0	0	0
Inning Stats	R: 0 E: 0 K: 0 S: 3 H: 0 LOB: 0 BB: 0 P: 3	R: 0 E: 0 K: 0 S: 2 H: 0 LOB: 0 BB: 1 P: 6	R: 0 E: 0 K: 2 S: 7 H: 0 LOB: 0 BB: 0 P: 7	R: 1 E: 0 K: 1 S: 7 H: 2 LOB: 1 BB: 0 P: 7	R: 1 E: 0 K: 0 S: 5 H: 2 LOB: 2 BB: 1 P: 9	R: 0 E: 0 K: 0 S: 5 H: 2 LOB: 2 BB: 0 P: 5	R: 0 E: 0 K: 1 S: 5 H: 0 LOB: 0 BB: 0 P: 5	R: 1 E: 0 K: 0 S: 5 H: 3 LOB: 1 BB: 0 P: 5	R: 1 E: 0 K: 2 S: 8 H: 2 LOB: 1 BB: 0 P: 8	1B: 7 2B: 5 3B: 0 HR: 0	SF: 0 SAC: 0 DP: 1 HBP: 0						

PITCHER		IP	WLS	BF	H	R	ER	SO	BB	IBB	HBP	BLK	WP	HR	S	P	ERA	WHIP
Al McBean, R ERA: 2.76	(1, 1)	7.2		32	9	3	3	4	2	0	0	0	0	0	38	46	3.52	1.435
Roy Face, R ERA: 3.75	(8, 1)	1.0	L	5	2	1	1	2	0	0	0	0	0	0	9	9	9.00	2.000

PITCHER	IP	WLS	BF	H	R	ER	SO	BB	IBB	HBP	BLK	WP	HR	S	P	ERA	WHIP

BOTTOM

Pittsburgh Pirates @ Chicago Cubs

Wrigley Field, Chicago, IL

Sun Jul 07 1968, 3:38 AM CDT

Att. 32,447 - Unknown

livebaseballscorecards.com

AB	35
R	4
H	11
RBI	4
BB	2
SO	6
LOB	14

WP: 0	PB: 0	SB: 0	CS: 0
PA: 37			

Batter	1	2	3	4	5	6	7	8	9	AB	R	H	RBI	BB	SO	LOB
Cookie Rojas, R (1, 4) OBP: 0.254, SLG: 0.331	1B SF9 1B	F2			6-3		6-3		4-3	5	1	1	0	0	0	2
Roberto Pena, R (1, 6) OBP: 0.365, SLG: 0.361	FC5-4 1-3 1B		L9		F9		4-3		BB 1B 1B	5	1	2	0	0	0	0
Tony Gonzalez, L (1, 8) OBP: 0.354, SLG: 0.354	F8		S 1B			K	1B		1B 1-2 BB	4	0	2	0	1	1	2
Dick Allen, R (1, 7) OBP: 0.377, SLG: 0.555	SF9 3-H		P4			1B 2B	FC5-4 1-2 1B		1-2 2-H 1B	4	1	3	2	0	0	1
Don Lock, R (1, 9) OBP: 0.300, SLG: 0.281	FC5-4 1-2f		F8 1-2			E 2-H 1B	FC5-4 1-2f		K	5	1	1	1	0	1	6
Tony Taylor, R (1, 5) OBP: 0.309, SLG: 0.318		L9		6-3		E6 1-H 2B		4-3		4	1	1	1	0	0	0
John Briggs, L (1, 3) OBP: 0.340, SLG: 0.299		E BB		L6		SH1-3 BB		4-3		2	0	0	0	2	0	0
Mike Ryan, R (1, 2) OBP: 0.200, SLG: 0.207		F9		F8		SH1-3 1-2		P5		3	0	0	0	0	0	1
Larry Jackson, R (1, 1) OBP: 0.096, SLG: 0.096		E4 1-3			F9	5-3			K	4	0	0	0	0	1	2
Inning Stats	R: 1 E: 0 K: 0 S: 5 H: 2 LOB: 1 BB: 0 P: 5	R: 0 E: 1 K: 0 S: 4 H: 0 LOB: 2 BB: 1 P: 8	R: 0 E: 0 K: 0 S: 4 H: 1 LOB: 1 BB: 0 P: 4	R: 0 E: 0 K: 0 S: 3 H: 0 LOB: 0 BB: 0 P: 3	R: 0 E: 0 K: 0 S: 3 H: 0 LOB: 0 BB: 0 P: 3	R: 3 E: 1 K: 1 S: 8 H: 3 LOB: 1 BB: 1 P: 12	R: 0 E: 0 K: 0 S: 5 H: 2 LOB: 2 BB: 0 P: 5	R: 0 E: 0 K: 0 S: 3 H: 0 LOB: 0 BB: 0 P: 3	R: 1 E: 0 K: 2 S: 9 H: 2 LOB: 2 BB: 1 P: 13	1B: 8 2B: 2 3B: 0 HR: 0	SF: 1 SAC: 1 DP: 0 HBP: 0						

TOP

Philadelphia Phillies @ Pittsburgh Pirates
Forbes Field, Pittsburgh, PA
Thu Jul 11 1968, 7:05 PM EDT
Unknown

livebaseballscorecards.com

AB	36
R	5
H	10
RBI	4
BB	3
SO	3
LOB	14

WP: 0 PB: 0 SB: 1 CS: 0 PA: 41

PITCHER		IP	WLS	BF	H	R	ER	SO	BB	IBB	HBP	BLK	WP	HR	S	P	ERA	WHIP
Bob Veale, L ERA: 2.02	(1, 1)	5.1	L	25	6	4	3	1	2	0	0	0	0	0	25	33	5.06	1.500
Tommie Sisk, R ERA: 3.8	(6, 1)	1.2		7	2	0	0	0	0	0	0	0	0	0	7	7	0.00	1.200
Ron Kline, R ERA: 1.52	(8, 1)	2.0		9	2	1	1	2	1	0	0	0	0	0	12	16	4.50	1.500

PITCHER	IP	WLS	BF	H	R	ER	SO	BB	IBB	HBP	BLK	WP	HR	S	P	ERA	WHIP

BOTTOM

Philadelphia Phillies @ Pittsburgh Pirates
Forbes Field, Pittsburgh, PA
Thu Jul 11 1968, 7:05 PM EDT
Unknown

Batter	1	2	3	4	5	6	7	8	9	AB	R	H	RBI	BB	SO	LOB
Maury Wills, S (1, 5) OBP: 0.338, SLG: 0.326	BBBB 4-0 FC4-6 BB		x 0-0 ② 6-3		x 0-0 ① 4-3		x 0-0 ② F8			3	0	0	0	1	0	0
Gene Alley, R (1, 6) OBP: 0.296, SLG: 0.332	x 0-0 ① FC4-6 2B 1-2f		x 0-0 BB 1B		x 0-0 ② 6-3		SSS 0-3 ③ K			4	0	1	0	0	1	1
Willie Stargell, L (1, 7) OBP: 0.324, SLG: 0.491	x 0-0 ② F7		BBBB 4-0 FC5-4 1-2 BB		x 0-0 1B			x 0-0 ① F2		3	0	1	0	1	0	1
Roberto Clemente, R (1, 9) OBP: 0.296, SLG: 0.434	x 0-0 1-3 2B		x 0-0 ③ FC5-4 1-2f		x 0-0 ③ 4-3			SSS 0-3 ② K		4	0	1	0	0	1	3
Matty Alou, L (1, 8) OBP: 0.381, SLG: 0.407	x 0-0 ③ 6-3			x 0-0 4-3 1B		x 0-0 ① G3		x 0-0 ③ 5-3		4	0	1	0	0	0	2
Donn Clendenon, R (1, 3) OBP: 0.318, SLG: 0.359		SSS 0-3 ① K		x 0-0 ① F9		x 0-0 ② 5-3			x 0-0 FC4-6 1B	4	0	1	0	0	1	1
Bill Mazeroski, R (1, 4) OBP: 0.300, SLG: 0.278		x 0-0 ② F7		x 0-0 ② 4-3 1-2		x 0-0 1B			x 0-0 ① FC4-6 1-2f	4	0	1	0	0	0	2
Gary Kolb, L (1, 2) OBP: 0.302, SLG: 0.441		x 0-0 ③ F8		4-0 IBB		x 0-0 ③ 4-3			x 0-0 ② L6	3	0	0	0	1	0	2
Bob Veale, S (1, 1) OBP: 0.102, SLG: 0.104 Tommie Sisk, R (6, 1) OBP: 0.118, SLG: 0.063 Manny Mota, R (7, PH) OBP: 0.330, SLG: 0.320 Ron Kline, R (8, 1) Manny Jimenez, L (9, PH) OBP: 0.511, SLG: 0.389			SSS 0-3 ① K	SSS 0-3 ③ K			x 0-0 ① 4-3		x 0-0 ③ 3-1	2 0 1 0 1	0 0 0 0 0	0 0 0 0 0	0 0 0 0 0	0 0 0 0 0	2 0 0 0 0	2 0 0 0 1
Inning Stats	R: 0 H: 1 E: 0 LOB: 2 K: 0 BB: 1 S: 4 P: 8	R: 0 H: 0 E: 0 LOB: 0 K: 1 BB: 0 S: 5 P: 5	R: 0 H: 1 E: 0 LOB: 2 K: 1 BB: 1 S: 6 P: 10	R: 0 H: 1 E: 0 LOB: 2 K: 1 BB: 1 S: 6 P: 10	R: 0 H: 1 E: 0 LOB: 1 K: 0 BB: 0 S: 4 P: 4	R: 0 H: 1 E: 0 LOB: 1 K: 0 BB: 0 S: 4 P: 4	R: 0 H: 0 E: 0 LOB: 0 K: 1 BB: 0 S: 5 P: 5	R: 0 H: 0 E: 0 LOB: 0 K: 1 BB: 0 S: 5 P: 5	R: 0 H: 1 E: 0 LOB: 1 K: 0 BB: 0 S: 4 P: 4	1B: 5 2B: 1 3B: 0 HR: 0	SF: 0 SAC: 0 DP: 0 HBP: 0			WP: 0 PB: 0 SB: 0 CS: 0	PA: 36		

livebaseballscorecards.com

	AB	33
	R	0
	H	6
	RBI	0
	BB	3
	SO	5
	LOB	15

PITCHER	IP	WLS	BF	H	R	ER	SO	BB	IBB	HBP	BLK	WP	HR	S	P	ERA	WHIP
Larry Jackson, R (1, 1) ERA: 2.85	9.0	W	36	6	0	0	5	2	1	0	0	0	0	43	55	0.00	0.889

PITCHER	IP	WLS	BF	H	R	ER	SO	BB	IBB	HBP	BLK	WP	HR	S	P	ERA	WHIP

Batter	1	2	3	4	5	6	7	8	9	AB	R	H	RBI	BB	SO	LOB
Cookie Rojas, R (1, 4) OBP: 0.253, SLG: 0.332	x 0-0 ① L4			x 0-0 ① L6		x 0-0 ② 3-1		x 0-0 1B 2B 2-H	x 0-0 ③ 6-3	5	1	1	1	0	0	2
Roberto Pena, R (1, 6) OBP: 0.363, SLG: 0.355	x 0-0 ② F9			x 0-0 ② F8		S S S 0-3 ③ K		B B B 4-0 1B FC6-4 BB		3	1	0	0	1	1	0
Tony Gonzalez, L (1, 8) OBP: 0.353, SLG: 0.352	x 0-0 ③ 6-3			x 0-0 ③ F7			x 0-0 ① 4-3	x 0-0 FC6-4 1B 1-3 2-H		4	0	1	1	0	0	0
Dick Allen, R (1, 7) OBP: 0.375, SLG: 0.562		S S S 0-3 ① K			S S S 0-3 ① K		x 0-0 HR	x 0-0 ① FC6-4 CS 1-2f 3-H		4	1	1	2	0	2	2
Johnny Callison, L (1, 9) OBP: 0.302, SLG: 0.401		S S S 0-3 ② K			x 0-0 1B 2B		S S S 0-3 ② K	x 0-0 ②③ F8 1-2		4	0	1	0	0	2	2
Tony Taylor, R (1, 5) OBP: 0.311, SLG: 0.319		x 0-0 ③ F9			S S S 0-3 ② K		x 0-0 S 1B		B B B B 4-0 SH5-4 BB BB	3	0	1	0	1	1	1
John Briggs, L (1, 3) OBP: 0.350, SLG: 0.301			x 0-0 ① E1		x 0-0 2-3 1B		I I I 4-0 1-2 IBB		B B B B 4-0 1-2 SH5-4 BB	2	0	1	0	2	0	0
Clay Dalrymple, L (1, 2) OBP: 0.262, SLG: 0.280			x 0-0 G5-6-4 1B		x 0-0 ③ F8		x 0-0 ③ F7		x 0-0 ① SH5-4 1-2 2-3	3	0	1	0	0	0	4
Chris Short, R (1, 1) OBP: 0.191, SLG: 0.178 Bill White, L (8, PH) OBP: 0.317, SLG: 0.366 Gary Sutherland, R (8, PR) OBP: 0.286, SLG: 0.300 John Boozer, R (8, 1)			x 0-0 ②③ G5-6-4 1-2f			x 0-0 ① F9		x 0-0 2B 2B	S S S 0-3 ② K	2 1 0 1	0 0 1 0	0 1 0 0	0 0 0 0	0 0 0 1	0 0 0 2	1 0 0 2
Inning Stats	R: 0 E: 0 K: 0 S: 3 H: 0 LOB: 0 BB: 0 P: 3	R: 0 E: 0 K: 2 S: 7 H: 0 LOB: 0 BB: 0 P: 7	R: 0 E: 1 K: 0 S: 3 H: 1 LOB: 0 BB: 0 P: 3	R: 0 E: 0 K: 0 S: 3 H: 0 LOB: 0 BB: 0 P: 3	R: 0 E: 0 K: 2 S: 9 H: 2 LOB: 2 BB: 0 P: 9	R: 0 E: 0 K: 1 S: 5 H: 0 LOB: 0 BB: 0 P: 5	R: 1 E: 0 K: 1 S: 7 H: 2 LOB: 2 BB: 1 P: 11	R: 3 E: 0 K: 0 S: 5 H: 3 LOB: 1 BB: 1 P: 9	R: 0 E: 0 K: 1 S: 5 H: 0 LOB: 2 BB: 2 P: 13	1B: 4 2B: 3 3B: 0 HR: 1 SF: 0 SAC: 1 DP: 1 HBP: 0						

PITCHER		IP	WLS	BF	H	R	ER	SO	BB	IBB	HBP	BLK	WP	HR	S	P	ERA	WHIP
Bob Moose, R ERA: 2.44	(1, 1)	7.0	L	28	7	3	3	6	0	1	0	0	0	1	39	43	3.86	1.000
Dock Ellis, R ERA: 3.86	(8, 1)	0.0		1	0	0	0	0	1	0	0	0	0	0	0	4	∞	∞
Luke Walker, L ERA: 1.48	(8, 1)	2.0		8	1	1	1	1	2	0	0	0	0	0	8	16	4.50	1.500

PITCHER	IP	WLS	BF	H	R	ER	SO	BB	IBB	HBP	BLK	WP	HR	S	P	ERA	WHIP

TOP

Philadelphia Phillies @ Pittsburgh Pirates

Forbes Field, Pittsburgh, PA

Thu Jul 11 1968, 7:05 PM EDT

Att. 15,371 - Unknown

livebaseballscorecards.com

AB	32
R	4
H	8
RBI	4
BB	4
SO	7
LOB	14

WP: 0	PA: 37
PB: 0	
SB: 1	
CS: 1	

Batter	1	2	3	4	5	6	7	8	9	AB	R	H	RBI	BB	SO	LOB
Maury Wills, S (1, 5) OBP: 0.334, SLG: 0.322	K		F9		SH3-4 (1-2)		6-3		4-3	4	0	0	0	0	1	0
Gene Alley, R (1, 6) OBP: 0.302, SLG: 0.338	WP, 1B		BB, CS		F7		2B		K	4	0	2	0	1	1	1
Roberto Clemente, R (1, 9) OBP: 0.302, SLG: 0.435	F9		CS (1-2)	FC4-6, 1B	IBB		FC5-4, IBB			2	0	1	0	2	0	1
Willie Stargell, L (1, 7) OBP: 0.321, SLG: 0.485	K (1-2)			FC4-6 (1-2f), 1B, 1B	K		P3			3	0	0	0	0	2	4
Jose Pagan, R (7, PH) (8, 7) OBP: 0.220, SLG: 0.276										1	0	0	0	0	0	2
Manny Mota, R (1, 8) OBP: 0.333, SLG: 0.324		E, SF7, 1B		1B (1-2), 1B		4-3	FC5-4 (1-2f)			4	1	2	0	0	0	2
Donn Clendenon, R (1, 3) OBP: 0.314, SLG: 0.354		E5, G6-4-3 (1-3)		K		6-3		1-3		4	0	0	0	0	1	3
Bill Mazeroski, R (1, 4) OBP: 0.303, SLG: 0.283		SF7 (3-H)		1B (1-2, 2-3)		E, 1B		F8		3	0	2	1	0	0	0
Carl Taylor, R (1, 2) OBP: 0.356, SLG: 0.288		G6-4-3 (1-2f)		L4		E6 (1-2)		6-3		4	0	0	0	0	0	5
Bob Moose, R (1, 1) OBP: 0.120, SLG: 0.083			K		SH3-4, 1B		K		1-3	3	0	1	0	0	2	2
Dock Ellis, S (8, 1)										0	0	0	0	0	0	0
Luke Walker, L (8, 1)										0	0	0	0	0	0	0
Matty Alou, L (9, PH) OBP: 0.380, SLG: 0.406										1	0	0	0	0	0	0
Inning Stats	R: 0 E: 0 K: 2 S: 8 H: 1 LOB: 1 BB: 0 P: 8	R: 1 E: 1 K: 0 S: 4 H: 1 LOB: 0 BB: 0 P: 4	R: 0 E: 0 K: 1 S: 4 H: 0 LOB: 0 BB: 1 P: 8	R: 0 E: 0 K: 1 S: 8 H: 3 LOB: 3 BB: 0 P: 8	R: 0 E: 0 K: 1 S: 6 H: 1 LOB: 2 BB: 1 P: 10	R: 0 E: 1 K: 1 S: 7 H: 1 LOB: 2 BB: 0 P: 7	R: 0 E: 0 K: 0 S: 4 H: 1 LOB: 2 BB: 1 P: 8	R: 0 E: 0 K: 0 S: 3 H: 0 LOB: 0 BB: 0 P: 3	R: 0 E: 0 K: 1 S: 5 H: 0 LOB: 0 BB: 0 P: 5	1B: 7 2B: 1 3B: 0 HR: 0 SF: 1 SAC: 1 DP: 1 HBP: 0						

PITCHER	IP	WLS	BF	H	R	ER	SO	BB	IBB	HBP	BLK	WP	HR	S	P	ERA	WHIP
Chris Short, L (1, 1) ERA: 2.36	7.0	W	32	8	1	0	6	1	2	0	0	1	0	41	53	0.00	1.286
John Boozer, R (8, 1) ERA: 3.57	2.0	S	6	0	0	0	1	0	0	0	0	0	0	8	8	0.00	0.000

PITCHER	IP	WLS	BF	H	R	ER	SO	BB	IBB	HBP	BLK	WP	HR	S	P	ERA	WHIP

BOTTOM

Philadelphia Phillies @ Pittsburgh Pirates
Forbes Field, Pittsburgh, PA
Thu Jul 11 1968, 7:05 PM EDT
Att. 15,371 - Unknown

livebaseballscorecards.com

AB	33
R	1
H	8
RBI	1
BB	3
SO	7
LOB	20

WP: 1 PA: 39
PB: 0
SB: 0
CS: 1

Batter	1	2	3	4	5	6	7	8	9	AB	R	H	RBI	BB	SO	LOB
Cookie Rojas, R (1, 4) OBP: 0.256, SLG: 0.338	0-0 1B 2B	0-0 F8 ③		0-3 K ②			0-0 1B 1B			4	1	2	0	0	1	1
Roberto Pena, R (1, 6) OBP: 0.366, SLG: 0.358	0-0 FC5 1B 2-H 1B		0-0 6-3 ①	0-0 6-3 ③			0-0 G6-4-3 1-3 1B			4	0	2	1	0	0	0
Tony Gonzalez, L (1, 8) OBP: 0.351, SLG: 0.355	0-0 F7 ①		0-0 1B 2B		0-0 6-3 ①		0-0 G6-4-3 ② ③ 1-2f			4	1	1	0	0	0	3
Dick Allen, R (1, 7) OBP: 0.377, SLG: 0.561	0-0 1-2 1B		0-0 2B 2-H 1B		0-0 L3 ②			0-3 K ①		4	1	2	1	0	1	0
Johnny Callison, L (1, 9) OBP: 0.301, SLG: 0.402	0-0 F9 ②		0-0 1-H 2B		0-3 K ③			0-0 4-3 ②		4	0	1	1	0	1	2
Tony Taylor, R (1, 5) OBP: 0.307, SLG: 0.314	0-0 FC5 ③ 2-3f		0-0 F9 ②			0-0 5-3 ①		0-0 F9 ③		4	0	0	0	0	0	3
John Briggs, L (1, 3) OBP: 0.347, SLG: 0.295		0-3 K ①	4-0 IBB			0-0 G3 ②			0-3 K ①	3	0	0	0	1	2	0
Mike Ryan, R (1, 2) OBP: 0.201, SLG: 0.208		0-0 FC3-6 1B	0-0 P6 ③			0-3 K ③			0-0 6-3 ②	4	0	1	0	0	1	2
Jeff James, R (1, 1) John Boozer, R (9, 1)		0-0 FC3-6 ② 1-2f		0-0 6-3 ①			0-0 4-3 ①		0-0 F8 ③	4 0	0 0	0 0	0 0	0 0	0 0	1 0

TOP

Philadelphia Phillies @ Pittsburgh Pirates
Forbes Field, Pittsburgh, PA
Fri Jul 12 1968, 7:05 PM EDT
Att. 9,206 - Unknown

livebaseballscorecards.com

AB	35
R	3
H	9
RBI	3
BB	1
SO	6
LOB	12

Inning Stats	1	2	3	4	5	6	7	8	9
	R: 1 E: 0 K: 0 S: 6	H: 3 LOB: 2 BB: 0 P: 6	R: 0 E: 0 K: 1 S: 6	H: 1 LOB: 1 BB: 0 P: 6	R: 2 E: 0 K: 0 S: 6	H: 3 LOB: 2 BB: 1 P: 10	R: 0 E: 0 K: 1 S: 5	H: 0 LOB: 0 BB: 0 P: 5	R: 0 E: 0 K: 1 S: 5	H: 0 LOB: 0 BB: 0 P: 5	R: 0 E: 0 K: 1 S: 5	H: 0 LOB: 0 BB: 0 P: 5	R: 0 E: 0 K: 0 S: 4	H: 2 LOB: 1 BB: 0 P: 4	R: 0 E: 0 K: 1 S: 5	H: 0 LOB: 0 BB: 0 P: 5	R: 0 E: 0 K: 1 S: 5	H: 0 LOB: 0 BB: 0 P: 5

1B: 6	SF: 0	WP: 0
2B: 3	SAC: 0	PB: 0
3B: 0	DP: 1	SB: 0
HR: 0	HBP: 0	CS: 0

PA: 36

PITCHER		IP	WLS	BF	H	R	ER	SO	BB	IBB	HBP	BLK	WP	HR	S	P	ERA	WHIP
Jim Bunning, R ERA: 3.54	(1, 1)	2.1	L	14	7	3	3	1	0	0	0	0	0	0	16	16	11.57	3.000
Dock Ellis, R ERA: 3.24	(3, 1)	2.2		9	0	0	0	2	0	1	0	0	0	0	12	16	0.00	0.000
Tommie Sisk, R ERA: 3.58	(6, 1)	3.0		10	2	0	0	2	0	0	0	0	0	0	14	14	0.00	0.667
Roy Face, R ERA: 3.6	(9, 1)	1.0		3	0	0	0	1	0	0	0	0	0	0	5	5	0.00	0.000

PITCHER	IP	WLS	BF	H	R	ER	SO	BB	IBB	HBP	BLK	WP	HR	S	P	ERA	WHIP

BOTTOM

Batter	1	2	3	4	5	6	7	8	9	AB	R	H	RBI	BB	SO	LOB
Maury Wills, S (1, 5) OBP: 0.331, SLG: 0.319	4-3		4-3		K			4-3		4	0	0	0	0	1	1
Gene Alley, R (1, 6) OBP: 0.301, SLG: 0.335	5-3		4-3			5-3			FC4-6, BB	3	0	0	0	1	0	0
Willie Stargell, L (1, 7) OBP: 0.316, SLG: 0.477	F7			4-3		F9			FC4-6, 1-2f	4	1	0	0	0	0	1
Roberto Clemente, R (1, 9) OBP: 0.308, SLG: 0.441		1B, FC6-2, BB		4-3, 1B		4-3			1-3, 1B, 2B	3	1	2	0	1	0	0
Matty Alou, L (1, 8) OBP: 0.378, SLG: 0.403		FC6-2, S, 1-3, 1B		4-3, 1-2			G3		F2	4	0	1	0	0	0	3
Donn Clendenon, R (1, 3) OBP: 0.313, SLG: 0.353		K, 1-2		K			6-3		1B, 2-H, 3-H, 1B	4	0	1	2	0	2	3
Bill Mazeroski, R (1, 4) OBP: 0.306, SLG: 0.286		FC6-2, FC5-4, 2-3, 3-H			1B		L4		1-2, 1B	4	0	2	0	0	0	2
Carl Taylor, R (1, 2) OBP: 0.339, SLG: 0.273		FC5-4, 1-2f			F9			1-3	F9	3	0	0	0	0	0	3
Gary Kolb, L (9, PH) OBP: 0.297, SLG: 0.433										1	0	0	0	0	0	2
Jim Bunning, R (1, 1) OBP: 0.111, SLG: 0.139			K		F8			F9		0	0	0	0	0	0	0
Dock Ellis, S (3, 1)										1	0	0	0	0	1	0
Manny Jimenez, L (5, PH) OBP: 0.500, SLG: 0.378										1	0	0	0	0	0	1
Tommie Sisk, R (6, 1) OBP: 0.118, SLG: 0.063										0	0	0	0	0	0	0
Manny Mota, R (8, PH) OBP: 0.332, SLG: 0.322										1	0	0	0	0	0	0
Roy Face, R (9, 1)										0	0	0	0	0	0	0
Inning Stats	R: 0 E: 0 K: 0 S: 3 H: 0 LOB: 0 BB: 0 P: 3	R: 0 E: 0 K: 1 S: 6 H: 1 LOB: 2 BB: 1 P: 10	R: 0 E: 0 K: 1 S: 5 H: 0 LOB: 0 BB: 0 P: 5	R: 0 E: 0 K: 1 S: 6 H: 1 LOB: 1 BB: 0 P: 6	R: 0 E: 0 K: 1 S: 6 H: 1 LOB: 1 BB: 0 P: 6	R: 0 E: 0 K: 0 S: 3 H: 0 LOB: 0 BB: 0 P: 3	R: 0 E: 0 K: 0 S: 3 H: 0 LOB: 0 BB: 0 P: 3	R: 0 E: 0 K: 0 S: 3 H: 0 LOB: 0 BB: 0 P: 3	R: 2 E: 0 K: 0 S: 6 H: 3 LOB: 2 BB: 1 P: 10	1B: 5 2B: 1 3B: 0 HR: 0 SF: 0 SAC: 0 DP: 0 HBP: 0						

PITCHER	IP	WLS	BF	H	R	ER	SO	BB	IBB	HBP	BLK	WP	HR	S	P	ERA	WHIP
Jeff James, R (1, 1) ERA: 4.42	8.1	W	31	4	2	2	4	2	0	0	0	0	0	37	45	2.16	0.720
John Boozer, R (9, 1) ERA: 3.47	0.2	S	4	2	0	0	0	0	0	0	0	0	0	4	4	0.00	3.000

PITCHER	IP	WLS	BF	H	R	ER	SO	BB	IBB	HBP	BLK	WP	HR	S	P	ERA	WHIP

Philadelphia Phillies @ Pittsburgh Pirates
Forbes Field, Pittsburgh, PA
Fri Jul 12 1968, 7:05 PM EDT
Att. 9,206 - Unknown

livebaseballscorecards.com

AB	33
R	2
H	6
RBI	2
BB	2
SO	4
LOB	16

WP: 0 PB: 0 SB: 1 CS: 0 PA: 35

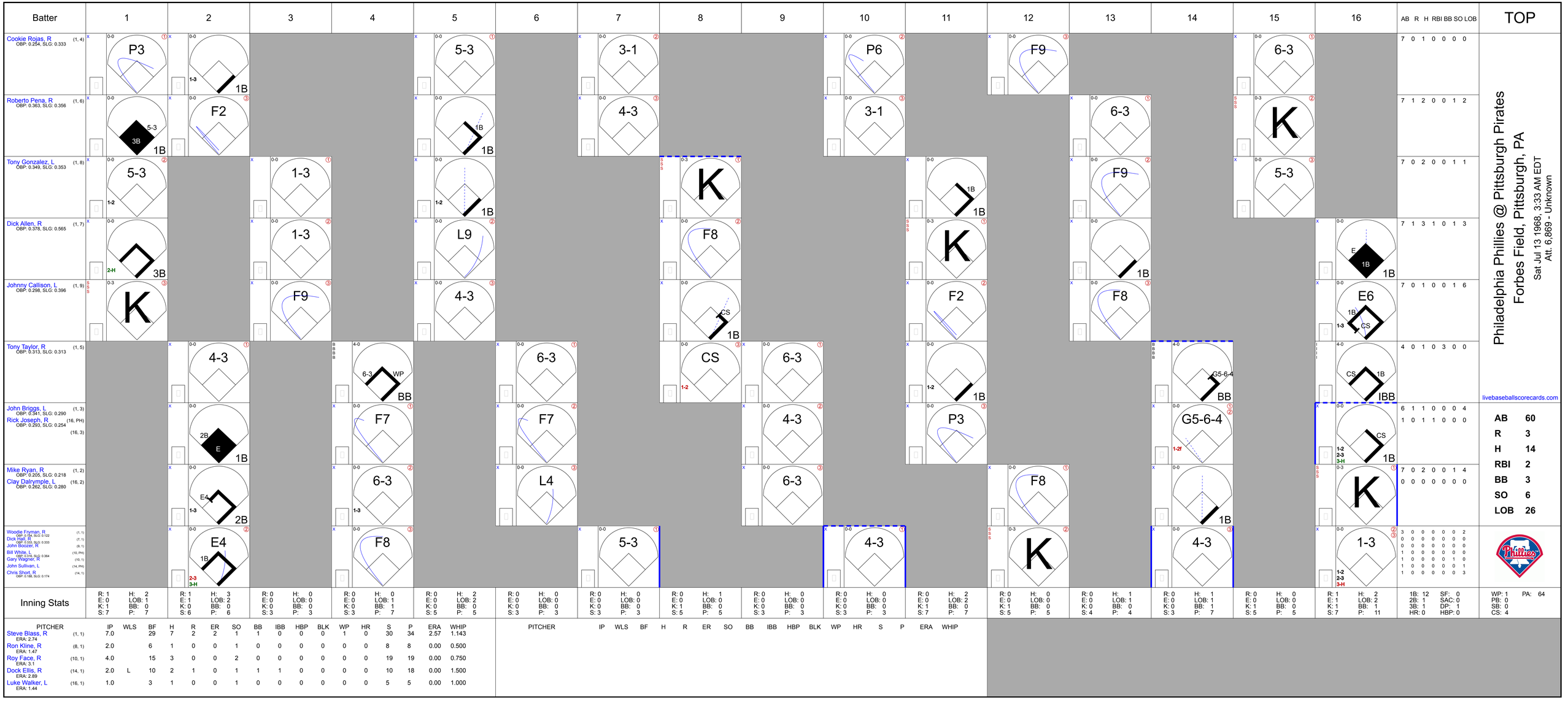
Batter
1
2
3
4
5
6
7
8
9
10
11
12
13
14
15
16
AB R H RBI BB SO LOB
TOP
Cookie Rojas, R (1, 4) OBP: 0.254, SLG: 0.333
P3
5-3 3B 1B
5-3 1B
3-1
P6
F9
6-3
7 0 1 0 0 0 0
Roberto Pena, R (1, 6) OBP: 0.363, SLG: 0.356
F2
1B 1B
4-3
3-1
6-3
K
7 1 2 0 0 1 2
Tony Gonzalez, L (1, 8) OBP: 0.349, SLG: 0.353
5-3 1-2
1-3
1-2 1B
K
1B
F9
5-3
7 0 2 0 0 1 1
Dick Allen, R (1, 7) OBP: 0.378, SLG: 0.565
2-H 3B
1-3
L9
F8
F9
E 1B 1B
7 1 3 1 0 1 3
Johnny Callison, L (1, 9) OBP: 0.298, SLG: 0.396
K
F9
4-3
CS 1B
F2
F8
E6 1B 1-3 CS
7 0 1 0 0 1 6
Tony Taylor, R (1, 5) OBP: 0.313, SLG: 0.313
4-3
6-3 WP BB
6-3
CS 1-2
6-3
1-2 1B
G5-6-4 BB
CS 1B IBB
4 0 1 0 3 0 0
John Briggs, L (1, 3) OBP: 0.341, SLG: 0.290
Rick Joseph, R (16, PH) (16, 3) OBP: 0.293, SLG: 0.254
2B E 1B
F7
F7
4-3
P3
G5-6-4 1-2f
CS 1-2 2-3 3-H
6 1 1 0 0 0 4
1 0 1 1 0 0 0
Mike Ryan, R (1, 2) OBP: 0.205, SLG: 0.218
Clay Dalrymple, L (16, 2) OBP: 0.262, SLG: 0.280
E4 1-3 2B
6-3
L4
6-3
F8
1B
K
7 0 2 0 0 1 4
0 0 0 0 0 0 0
Woodie Fryman, R (1, 1) OBP: 0.154, SLG: 0.122
Dick Hall, R (7, 1) OBP: 0.500, SLG: 0.333
John Boozer, R (9, 1)
Bill White, L (10, PH) OBP: 0.316, SLG: 0.364
Gary Wagner, R (10, 1)
John Sullivan, L (14, PH)
Chris Short, R (14, 1) OBP: 0.188, SLG: 0.174
E4 1B 2-3 3-H
F8
5-3
4-3
F8
K
4-3
1-3 1-2 2-3 3-H
3 0 0 0 0 0 2
0 0 0 0 0 0 0
0 0 0 0 0 0 0
1 0 0 0 0 0 0
1 0 0 0 0 1 0
1 0 0 0 0 0 1
1 0 0 0 0 0 3
Philadelphia Phillies @ Pittsburgh Pirates
Forbes Field, Pittsburgh, PA
Sat Jul 13 1968, 3:33 AM EDT
Att. 6,869 - Unknown
livebaseballscorecards.com
AB 60
R 3
H 14
RBI 2
BB 3
SO 6
LOB 26
Inning Stats
R: 1 E: 0 K: 1 S: 7 H: 2 LOB: 1 BB: 0 P: 7
R: 1 E: 1 K: 0 S: 6 H: 3 LOB: 2 BB: 0 P: 6
R: 0 E: 0 K: 0 S: 3 H: 0 LOB: 0 BB: 0 P: 3
R: 0 E: 0 K: 0 S: 3 H: 0 LOB: 1 BB: 1 P: 7
R: 0 E: 0 K: 0 S: 5 H: 2 LOB: 2 BB: 0 P: 5
R: 0 E: 0 K: 0 S: 3 H: 0 LOB: 0 BB: 0 P: 3
R: 0 E: 0 K: 0 S: 3 H: 0 LOB: 0 BB: 0 P: 3
R: 0 E: 0 K: 1 S: 5 H: 1 LOB: 0 BB: 0 P: 5
R: 0 E: 0 K: 0 S: 3 H: 0 LOB: 0 BB: 0 P: 3
R: 0 E: 0 K: 0 S: 3 H: 0 LOB: 0 BB: 0 P: 3
R: 0 E: 0 K: 1 S: 7 H: 2 LOB: 2 BB: 0 P: 7
R: 0 E: 0 K: 1 S: 5 H: 0 LOB: 0 BB: 0 P: 5
R: 0 E: 0 K: 0 S: 4 H: 1 LOB: 1 BB: 0 P: 4
R: 0 E: 0 K: 0 S: 3 H: 1 LOB: 1 BB: 1 P: 7
R: 0 E: 0 K: 1 S: 5 H: 0 LOB: 0 BB: 0 P: 5
R: 1 E: 1 K: 1 S: 7 H: 2 LOB: 2 BB: 1 P: 11
1B: 12 2B: 1 3B: 1 HR: 0
SF: 0 SAC: 0 DP: 1 HBP: 0
WP: 1 PB: 0 SB: 0 CS: 4
PA: 64
PITCHER IP WLS BF H R ER SO BB IBB HBP BLK WP HR S P ERA WHIP
Steve Blass, R (1, 1) ERA: 2.74 7.0 29 7 2 2 1 1 0 0 0 0 1 0 30 34 2.57 1.143
Ron Kline, R (8, 1) ERA: 1.47 2.0 6 1 0 0 1 0 0 0 0 0 0 0 8 8 0.00 0.500
Roy Face, R (10, 1) ERA: 3.1 4.0 15 3 0 0 2 0 0 0 0 0 0 0 19 19 0.00 0.750
Dock Ellis, R (14, 1) ERA: 2.89 2.0 L 10 2 1 0 1 1 1 0 0 0 0 0 0 10 18 0.00 1.500
Luke Walker, L (16, 1) ERA: 1.44 1.0 3 1 0 0 1 0 0 0 0 0 0 0 5 5 0.00 1.000
PITCHER IP WLS BF H R ER SO BB IBB HBP BLK WP HR S P ERA WHIP

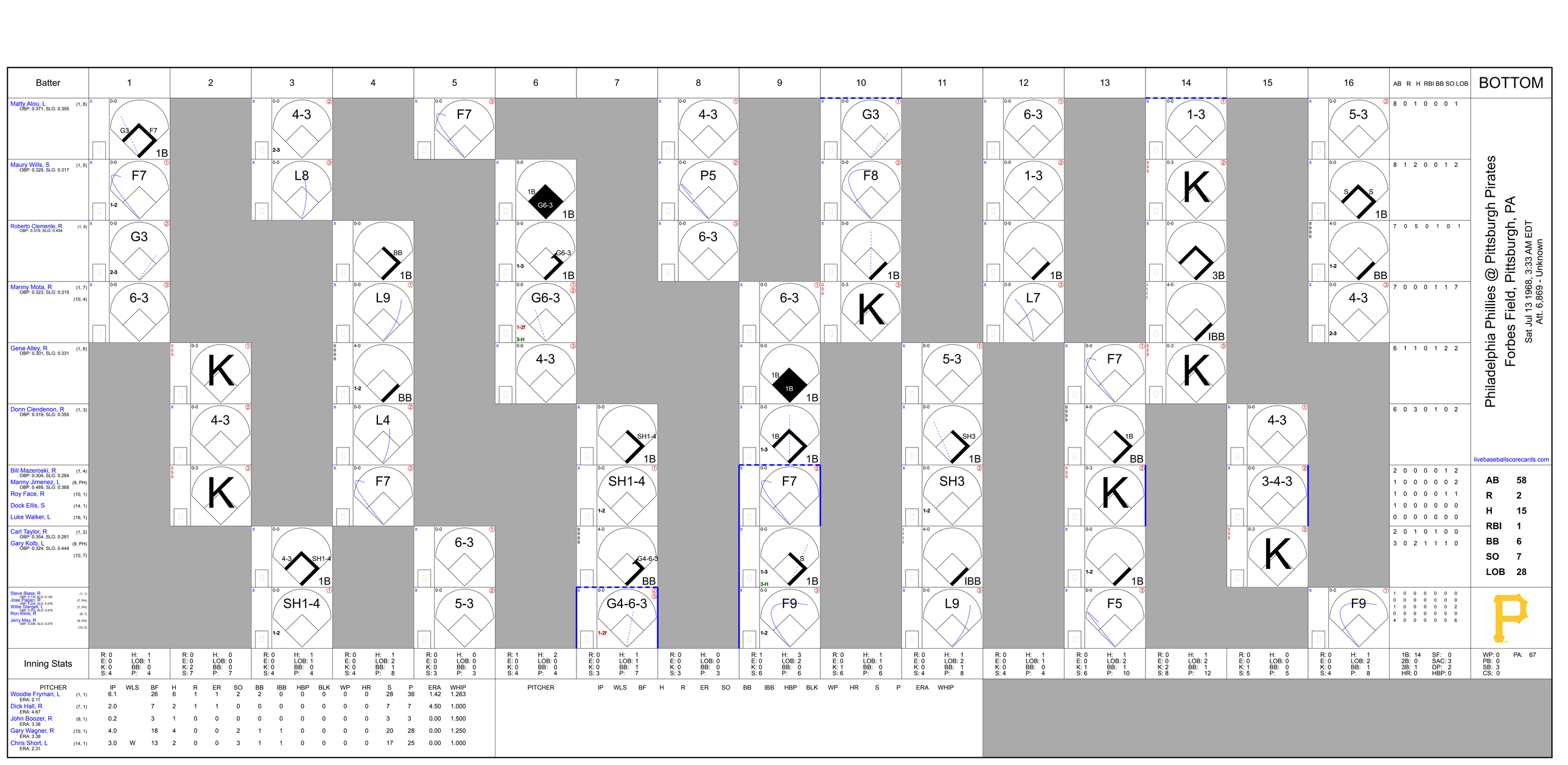
Batter
1
2
3
4
5
6
7
8
9
10
11
12
13
14
15
16
AB R H RBI BB SO LOB
BOTTOM
Matty Alou, L (1, 8) OBP: 0.371, SLG: 0.395
8 0 1 0 0 0 1
Maury Wills, S (1, 5) OBP: 0.329, SLG: 0.317
8 1 2 0 0 1 2
Roberto Clemente, R (1, 9) OBP: 0.319, SLG: 0.454
7 0 5 0 1 0 1
Manny Mota, R (1, 7) (10, 4) OBP: 0.323, SLG: 0.310
7 0 0 0 1 1 7
Gene Alley, R (1, 6) OBP: 0.301, SLG: 0.331
6 1 1 0 1 2 2
Donn Clendenon, R (1, 3) OBP: 0.319, SLG: 0.355
6 0 3 0 1 0 2
Bill Mazeroski, R (1, 4) OBP: 0.304, SLG: 0.284
2 0 0 0 0 1 2
Manny Jimenez, L (9, PH) OBP: 0.489, SLG: 0.368
1 0 0 0 0 0 2
Roy Face, R (10, 1)
1 0 0 0 0 1 1
Dock Ellis, S (14, 1)
1 0 0 0 0 0 0
Luke Walker, L (16, 1)
0 0 0 0 0 0 0
Carl Taylor, R (1, 2) OBP: 0.354, SLG: 0.281
2 0 1 0 1 0 0
Gary Kolb, L (9, PH) (10, 7) OBP: 0.324, SLG: 0.444
3 0 2 1 1 1 0
Steve Blass, R (1, 1) OBP: 0.118, SLG: 0.125
Jose Pagan, R (7, PH) OBP: 0.220, SLG: 0.276
Willie Stargell, L (7, PH) OBP: 0.333, SLG: 0.475
Ron Kline, R (8, 1)
Jerry May, R (9, PH) OBP: 0.308, SLG: 0.275
(10, 2)
1 0 0 0 0 0 0
0 0 0 0 0 0 0
1 0 0 0 0 0 2
0 0 0 0 0 0 0
4 0 0 0 0 0 6
Philadelphia Phillies @ Pittsburgh Pirates
Forbes Field, Pittsburgh, PA
Sat Jul 13 1968, 3:33 AM EDT
Att. 6,869 - Unknown
livebaseballscorecards.com
AB 58
R 2
H 15
RBI 1
BB 6
SO 7
LOB 28
1B: 14 SF: 0
2B: 0 SAC: 3
3B: 1 DP: 2
HR: 0 HBP: 0
WP: 0 PA: 67
PB: 0
SB: 3
CS: 0
Inning Stats
R: 0 E: 0 K: 0 S: 4 H: 1 LOB: 1 BB: 0 P: 4
R: 0 E: 0 K: 2 S: 7 H: 0 LOB: 0 BB: 0 P: 7
R: 0 E: 0 K: 0 S: 4 H: 1 LOB: 1 BB: 0 P: 4
R: 0 E: 0 K: 0 S: 4 H: 1 LOB: 2 BB: 1 P: 8
R: 0 E: 0 K: 0 S: 3 H: 0 LOB: 0 BB: 0 P: 3
R: 1 E: 0 K: 0 S: 4 H: 2 LOB: 0 BB: 0 P: 4
R: 0 E: 0 K: 0 S: 3 H: 1 LOB: 1 BB: 1 P: 7
R: 0 E: 0 K: 0 S: 3 H: 0 LOB: 0 BB: 0 P: 3
R: 1 E: 0 K: 0 S: 6 H: 3 LOB: 2 BB: 0 P: 6
R: 0 E: 0 K: 1 S: 6 H: 1 LOB: 1 BB: 0 P: 6
R: 0 E: 0 K: 0 S: 4 H: 1 LOB: 2 BB: 1 P: 8
R: 0 E: 0 K: 0 S: 4 H: 1 LOB: 1 BB: 1 P: 4
R: 0 E: 0 K: 1 S: 6 H: 1 LOB: 2 BB: 1 P: 10
R: 0 E: 0 K: 2 S: 8 H: 1 LOB: 2 BB: 1 P: 12
R: 0 E: 0 K: 1 S: 5 H: 0 LOB: 0 BB: 0 P: 5
R: 0 E: 0 K: 0 S: 4 H: 1 LOB: 2 BB: 1 P: 8
PITCHER IP WLS BF H R ER SO BB IBB HBP BLK WP HR S P ERA WHIP
Woodie Fryman, L (1, 1) ERA: 2.11 6.1 26 6 1 1 1 2 2 0 0 0 0 0 28 36 1.42 1.263
Dick Hall, R (7, 1) ERA: 4.67 2.0 7 2 1 1 0 0 0 0 0 0 0 7 7 4.50 1.000
John Boozer, R (9, 1) ERA: 3.38 0.2 3 1 0 0 0 0 0 0 0 0 0 3 3 0.00 1.500
Gary Wagner, R (10, 1) ERA: 3.38 4.0 18 4 0 0 2 1 1 0 0 0 0 20 28 0.00 1.250
Chris Short, L (14, 1) ERA: 2.31 3.0 W 13 2 0 0 3 1 1 0 0 0 0 17 25 0.00 1.000
PITCHER IP WLS BF H R ER SO BB IBB HBP BLK WP HR S P ERA WHIP

Chicago Cubs @ Pittsburgh Pirates

Forbes Field, Pittsburgh, PA

Sun Jul 14 1968, 3:33 AM EDT

Att. 19,335 - Unknown - 85 F

TOP

Batter	1	2	3	4	5	6	7	8	9	AB	R	H	RBI	BB	SO	LOB
Don Kessinger, S (1, 6) OBP: 0.289, SLG: 0.287	4-3		1B		4-3		BB HR 1B	4-3		5	1	2	0	0	0	0
Glenn Beckert, R (1, 4) OBP: 0.311, SLG: 0.355	BBBB G4-6-3 BB		5-3			6-3	BBBB HR BB		FC3-6 1B	3	1	1	0	2	0	1
Billy Williams, L (1, 9) OBP: 0.324, SLG: 0.440 (7, 7)	G4-6-3 1-2f			4-3		4-3	HR		FC3-6 G4-6-3 1-2f	5	1	1	4	0	0	2
Ron Santo, R (1, 5) OBP: 0.351, SLG: 0.436		G3 1B 2B		BBBB 1B BB		BBBB 1B BB	BBBB 1B 1B BB		G4-6-3 1-2f	2	2	1	0	3	0	1
Dick Nen, L (1, 3) OBP: 0.245, SLG: 0.383		G3 2-3		F8		1-3 1B	1B 1-3 1B			4	0	2	0	0	0	2
Willie Smith, L (1, 7) OBP: 0.311, SLG: 0.346		G3-6-3 3-H 1B		1-2 1B		F8	1-2 3-H 1B			4	0	3	2	0	0	2
Adolfo Phillips, R (7, 8) OBP: 0.330, SLG: 0.376										0	0	0	0	0	0	0
Randy Hundley, R (1, 2) OBP: 0.283, SLG: 0.318		G3-6-3 1-2f		F8			6-3 F8			4	0	0	0	0	0	5
Jim Hickman, R (1, 8) (7, 9) OBP: 0.271, SLG: 0.354			1-3		5-3		F8	F8		4	0	0	0	0	0	0
Joe Niekro, R (1, 1) OBP: 0.184, SLG: 0.139			1-3		F3		BB 1B HR 1B	SSS K		4	1	1	0	0	1	0
Inning Stats	R: 0 E: 0 K: 0 S: 2 H: 0 LOB: 0 BB: 1 P: 6	R: 1 E: 0 K: 0 S: 4 H: 2 LOB: 0 BB: 0 P: 4	R: 0 E: 0 K: 0 S: 4 H: 1 LOB: 1 BB: 0 P: 4	R: 0 E: 0 K: 0 S: 4 H: 1 LOB: 2 BB: 1 P: 8	R: 0 E: 0 K: 0 S: 3 H: 0 LOB: 0 BB: 0 P: 3	R: 0 E: 0 K: 0 S: 4 H: 1 LOB: 2 BB: 1 P: 8	R: 5 E: 0 K: 0 S: 8 H: 5 LOB: 2 BB: 2 P: 16	R: 0 E: 0 K: 1 S: 5 H: 0 LOB: 0 BB: 0 P: 5	R: 0 E: 0 K: 0 S: 3 H: 1 LOB: 0 BB: 0 P: 3	1B: 9 2B: 1 3B: 0 HR: 1	SF: 0 SAC: 0 DP: 3 HBP: 0						

livebaseballscorecards.com

AB	35
R	6
H	11
RBI	6
BB	5
SO	1
LOB	13

WP: 0 PB: 0 SB: 0 CS: 0 PA: 40

PITCHER		IP	WLS	BF	H	R	ER	SO	BB	IBB	HBP	BLK	WP	HR	S	P	ERA	WHIP
Al McBean, R ERA: 3.01	(1, 1)	6.2	L	31	8	6	6	0	5	0	0	0	0	1	26	46	8.10	1.950
Ron Kline, R ERA: 1.44	(7, 1)	1.1		6	2	0	0	1	0	0	0	0	0	0	8	8	0.00	1.500
Bill Henry, L ERA: 4.35	(9, 1)	1.0		3	1	0	0	0	0	0	0	0	0	0	3	3	0.00	1.000

PITCHER	IP	WLS	BF	H	R	ER	SO	BB	IBB	HBP	BLK	WP	HR	S	P	ERA	WHIP

Batter	1	2	3	4	5	6	7	8	9	AB	R	H	RBI	BB	SO	LOB
Maury Wills, S (1, 5) OBP: 0.331, SLG: 0.319	G3		CS, 1B			FC1-6, 1B		4-3, 1-2		4	0	2	0	0	0	1
Gene Alley, R (1, 6) OBP: 0.297, SLG: 0.326	K		F8, 1-2			FC1-6, E 1B, SF8, 1-2f		F9, 2-3		4	1	0	0	0	1	3
Roberto Clemente, R (1, 9) OBP: 0.321, SLG: 0.455	4-3		F9			E6, 1-3, 1B		1B, 3-H		4	0	2	1	0	0	0
Willie Stargell, L (1, 7) OBP: 0.314, SLG: 0.471		BBBB, 2B, BB		F7		SF8, 3-H		G3		2	0	0	1	1	0	1
Matty Alou, L (1, 8) OBP: 0.365, SLG: 0.389		F9		6-3		F9			6-3	4	0	0	0	0	0	2
Donn Clendenon, R (1, 3) OBP: 0.315, SLG: 0.351		F9		5-3			6-3		F9	4	0	0	0	0	0	1
Bill Mazeroski, R (1, 4) OBP: 0.303, SLG: 0.287		1-3, 2B			F7		F8		6-3	4	0	1	0	0	0	0
Jerry May, R (1, 2) OBP: 0.312, SLG: 0.275		IIII, FC6, IBB			BBBB, P1-4, BB		P3			0	0	0	0	2	0	0
Gary Kolb, L (7, PH) OBP: 0.319, SLG: 0.438										1	0	0	0	0	0	0
(8, 2)																
Al McBean, R (1, 1) OBP: 0.220, SLG: 0.204		FC6, 1-2f			P1-4, 1-2f			F9, 4-3, 1B, 1B		2	0	0	0	0	0	4
Ron Kline, R (7, 1)										0	0	0	0	0	0	0
Manny Jimenez, L (8, PH) OBP: 0.500, SLG: 0.385										1	1	1	0	0	0	0
Bill Henry, L (9, 1)										0	0	0	0	0	0	0
Inning Stats	R: 0 E: 0 K: 1 S: 5 H: 0 LOB: 0 BB: 0 P: 5	R: 0 E: 0 K: 0 S: 4 H: 1 LOB: 3 BB: 2 P: 12	R: 0 E: 0 K: 0 S: 3 H: 1 LOB: 0 BB: 0 P: 3	R: 0 E: 0 K: 0 S: 3 H: 0 LOB: 0 BB: 0 P: 3	R: 0 E: 0 K: 0 S: 2 H: 0 LOB: 0 BB: 1 P: 6	R: 1 E: 1 K: 0 S: 5 H: 2 LOB: 1 BB: 0 P: 5	R: 0 E: 0 K: 0 S: 3 H: 0 LOB: 0 BB: 0 P: 3	R: 1 E: 0 K: 0 S: 5 H: 2 LOB: 1 BB: 0 P: 5	R: 0 E: 0 K: 0 S: 3 H: 0 LOB: 0 BB: 0 P: 3	1B: 5 2B: 2 3B: 0 HR: 0	SF: 1 SAC: 0 DP: 1 HBP: 0						

PITCHER	IP	WLS	BF	H	R	ER	SO	BB	IBB	HBP	BLK	WP	HR	S	P	ERA	WHIP
Joe Niekro, R (1, 1) ERA: 4.74	9.0	W	34	6	2	1	1	2	1	0	0	0	0	33	45	1.00	0.889

PITCHER	IP	WLS	BF	H	R	ER	SO	BB	IBB	HBP	BLK	WP	HR	S	P	ERA	WHIP

BOTTOM

Chicago Cubs @ Pittsburgh Pirates

Forbes Field, Pittsburgh, PA

Sun Jul 14 1968, 3:33 AM EDT
Att. 19,335 - Unknown - 85 F

livebaseballscorecards.com

AB	30
R	2
H	6
RBI	2
BB	3
SO	1
LOB	12

1B: 5	SF: 1	WP: 0	PA: 34
2B: 2	SAC: 0	PB: 0	
3B: 0	DP: 1	SB: 0	
HR: 0	HBP: 0	CS: 1	

Batter	1	2	3	4	5	6	7	8	9	10	AB	R	H	RBI	BB	SO	LOB
Don Kessinger, S (1, 6) OBP: 0.288, SLG: 0.286	K		G4-6-3 1-2f			4-3			1B	5-3	5	0	1	0	0	1	2
Glenn Beckert, R (1, 4) OBP: 0.310, SLG: 0.354	F8			3-1		P6			1-2 1B		4	0	1	0	0	0	0
Billy Williams, L (1, 9) (10, 7) OBP: 0.320, SLG: 0.435	F8			4-3			G3		F9		4	0	0	0	0	0	2
Ron Santo, R (1, 5) OBP: 0.350, SLG: 0.432		1B BB		F9			F8		F9		3	0	0	0	1	0	2
Dick Nen, L (1, 3) OBP: 0.250, SLG: 0.420		F5			1B 3B		L3		5-3		3	1	1	0	0	0	1
14 Ernie Banks, R (9, PH) (9, 3) OBP: 0.286, SLG: 0.426											1	0	0	0	0	0	2
Willie Smith, L (1, 7) OBP: 0.312, SLG: 0.345		1-2 G1-6-3 1B			F2			6-3		K	3	0	1	0	0	0	1
Adolfo Phillips, R (10, PH) (10, 8) OBP: 0.329, SLG: 0.375											1	0	0	0	0	1	0
Randy Hundley, R (1, 2) OBP: 0.289, SLG: 0.321		G1-6-3 1-2f			G6-3 3-H 1B			6-3 1B		4-3 1B HBP	3	1	2	1	0	0	2
Jim Hickman, R (1, 8) (10, 9) OBP: 0.257, SLG: 0.333			P4		G6-3 1-2f			6-3 1-2		4-3 1-2	4	0	0	0	0	0	3
Fergie Jenkins, R (1, 1) OBP: 0.259, SLG: 0.264			G4-6-3 1B			K		K		1B 2-H	4	0	2	1	0	2	1
Inning Stats	R: 0 E: 0 K: 1 S: 5 / H: 0 LOB: 0 BB: 0 P: 5	R: 0 E: 0 K: 0 S: 3 / H: 1 LOB: 1 BB: 1 P: 7	R: 0 E: 0 K: 0 S: 3 / H: 1 LOB: 0 BB: 0 P: 3	R: 0 E: 0 K: 0 S: 3 / H: 0 LOB: 0 BB: 0 P: 3	R: 1 E: 0 K: 0 S: 4 / H: 2 LOB: 0 BB: 0 P: 4	R: 0 E: 0 K: 1 S: 5 / H: 0 LOB: 0 BB: 0 P: 5	R: 0 E: 0 K: 0 S: 3 / H: 0 LOB: 0 BB: 0 P: 3	R: 0 E: 0 K: 1 S: 6 / H: 1 LOB: 1 BB: 0 P: 6	R: 0 E: 0 K: 0 S: 5 / H: 2 LOB: 2 BB: 0 P: 5	R: 1 E: 0 K: 1 S: 6 / H: 1 LOB: 1 BB: 0 P: 7	1B: 7 2B: 0 3B: 1 HR: 0	SF: 0 SAC: 0 DP: 3 HBP: 1						

PITCHER		IP	WLS	BF	H	R	ER	SO	BB	IBB	HBP	BLK	WP	HR	S	P	ERA	WHIP
Bob Moose, R ERA: 2.33	(1, 1)	8.0		29	7	1	1	3	1	0	0	0	0	0	34	38	1.12	1.000
Luke Walker, L ERA: 1.62	(9, 1)	2.0	L	8	1	1	1	1	0	0	1	0	0	0	9	10	4.50	0.500

PITCHER	IP	WLS	BF	H	R	ER	SO	BB	IBB	HBP	BLK	WP	HR	S	P	ERA	WHIP

TOP

Chicago Cubs @ Pittsburgh Pirates

Forbes Field, Pittsburgh, PA

Mon Jul 15 1968, 7:05 PM EDT

Att. 6,648 - Unknown - 85 F

livebaseballscorecards.com

AB	35
R	2
H	8
RBI	2
BB	1
SO	4
LOB	16

1B: 7 2B: 0 3B: 1 HR: 0 SF: 0 SAC: 0 DP: 3 HBP: 1

WP: 0 PB: 0 SB: 0 CS: 0 PA: 37

Batter	1	2	3	4	5	6	7	8	9	10	AB	R	H	RBI	BB	SO	LOB
Maury Wills, S (1, 5) OBP: 0.329, SLG: 0.320	6-3			1B 2B		K	P4			F9	5	1	1	0	0	1	3
Gene Alley, R (1, 6) OBP: 0.293, SLG: 0.321	L6			K		P4		F9			4	0	0	0	0	1	1
Matty Alou, L (1, 8) OBP: 0.364, SLG: 0.387	P6			G6-3 1B 2-H		E6		F9			4	0	1	1	0	0	0
Roberto Clemente, R (1, 9) OBP: 0.317, SLG: 0.449		K		G6-3 1-2f		L4		4-3			4	0	0	0	0	1	2
Willie Stargell, L (1, 3) OBP: 0.320, SLG: 0.480 Al McBean, R (9, PR) OBP: 0.220, SLG: 0.204 Donn Clendenon, R (10, 3) OBP: 0.315, SLG: 0.351		5-3			F8 2B		FC3-5 SH 1B			G1-6-3 1B	4 0 0	0 0 0	3 0 0	0 0 0	0 0 0	0 0 0	0 0 0
Manny Mota, R (1, 7) OBP: 0.318, SLG: 0.305		1-3			K		SH 1B FC3-5 1-2 FC5-2			G1-6-3 1-2f	3	0	0	0	0	1	2
Bill Mazeroski, R (1, 4) OBP: 0.299, SLG: 0.283			6-3		F8 2-3		FC3-5 FC5-2 1B 1-2 2-3f			F2	4	0	0	0	0	0	4
Jerry May, R (1, 2) OBP: 0.316, SLG: 0.277 Manny Jimenez, L (10, PH) OBP: 0.490, SLG: 0.375			K		IBB		FC5-2 1-2 2-3 1B			K	2 1	0 0	1 0	0 0	1 0	1 1	0 0
Bob Moose, R (1, 1) OBP: 0.107, SLG: 0.074 Luke Walker, L (9, 1) Gary Kolb, L (10, PH) OBP: 0.314, SLG: 0.431			3-1		5-3		FC5-2 1-2 2-3 3-Hf			F7	3 0 1	0 0 0	0 0 0	0 0 0	0 0 0	0 0 0	5 0 0
Inning Stats	R: 0 H: 0 E: 0 LOB: 0 K: 0 BB: 0 S: 3 P: 3	R: 0 H: 0 E: 0 LOB: 0 K: 1 BB: 0 S: 5 P: 5	R: 0 H: 0 E: 0 LOB: 0 K: 1 BB: 0 S: 5 P: 5	R: 1 H: 2 E: 0 LOB: 0 K: 1 BB: 0 S: 6 P: 6	R: 0 H: 1 E: 0 LOB: 2 K: 1 BB: 1 S: 6 P: 10	R: 0 H: 0 E: 1 LOB: 1 K: 1 BB: 0 S: 6 P: 6	R: 0 H: 2 E: 1 LOB: 3 K: 0 BB: 0 S: 6 P: 6	R: 0 H: 0 E: 0 LOB: 0 K: 0 BB: 0 S: 3 P: 3	R: 0 H: 1 E: 0 LOB: 1 K: 0 BB: 0 S: 3 P: 3	R: 0 H: 0 E: 0 LOB: 0 K: 1 BB: 0 S: 5 P: 5	1B: 4 2B: 2 3B: 0 HR: 0	SF: 0 SAC: 1 DP: 2 HBP: 0						WP: 0 PA: 37 PB: 0 SB: 0 CS: 0

PITCHER	IP	WLS	BF	H	R	ER	SO	BB	IBB	HBP	BLK	WP	HR	S	P	ERA	WHIP
Fergie Jenkins, R (1, 1) ERA: 2.39	10.0	W	37	6	1	1	6	0	1	0	0	0	0	48	52	0.90	0.600

PITCHER	IP	WLS	BF	H	R	ER	SO	BB	IBB	HBP	BLK	WP	HR	S	P	ERA	WHIP

BOTTOM

Chicago Cubs @ Pittsburgh Pirates

Forbes Field, Pittsburgh, PA

Mon Jul 15 1968, 7:05 PM EDT

Att. 6,648 - Unknown - 85 F

livebaseballscorecards.com

AB	35
R	1
H	6
RBI	1
BB	1
SO	6
LOB	17

Batter	1	2	3	4	5	6	7	8	9	AB	R	H	RBI	BB	SO	LOB
Phil Linz, R (1, 4) OBP: 0.266, SLG: 0.244	G6-4-3 1B		F8		2B 1B BB	6-3 1-2			4-3	4	1	1	0	1	0	2
Cleon Jones, R (1, 7) (8, 8) OBP: 0.313, SLG: 0.458	G6-4-3 1-2f		BB 2-3 1B		1B 1-3 2B		4-3			4	1	2	0	0	0	1
Ron Swoboda, R (1, 9) OBP: 0.329, SLG: 0.390	F8			BB 1-2	1B 2-H 3-H		K			3	0	1	2	1	1	0
Ed Charles, R (1, 5) OBP: 0.345, SLG: 0.469		1B	F9		F9		K			4	0	1	0	0	1	4
Jerry Grote, R (1, 2) OBP: 0.378, SLG: 0.373		K		E 2B	K			6-3		4	0	1	0	0	2	2
Greg Goossen, R (1, 3) OBP: 0.288, SLG: 0.274 Ed Kranepool, L (8, PH) (8, 3) (8, 7) OBP: 0.286, SLG: 0.319		K		E5 G5-4-3 2-3	K			F7		3 1	0 0	0 0	0 0	0 0	2 0	3 0
Tommie Agee, R (1, 8) OBP: 0.213, SLG: 0.237 Art Shamsky, L (8, PH) (8, 7) OBP: 0.283, SLG: 0.385 Ron Taylor, R (8, 1)		4-3		G5-4-3 1-2f		P4		4-3		3 1 0	0 0 0	0 0 0	0 0 0	0 0 0	0 0 0	3 0 0
Al Weis, S (1, 6) OBP: 0.246, SLG: 0.222 Kevin Collins, L (9, PH) OBP: 0.277, SLG: 0.330			1B SH3-4 1B	BB	K				K	2 1	0 0	1 0	0 0	1 1	1 0	0 0
Dick Selma, R (1, 1) OBP: 0.231, SLG: 0.256 J.C. Martin, L (8, 3) OBP: 0.326, SLG: 0.305			SH3-4 1-2	K		E5 S			G3	2 1	0 0	0 0	0 0	0 0	1 0	2 0

TOP

New York Mets @ Pittsburgh Pirates

Forbes Field, Pittsburgh, PA

Tue Jul 16 1968, 7:05 PM EDT

Att. 6,123 - Unknown

livebaseballscorecards.com

AB	33
R	2
H	7
RBI	2
BB	3
SO	9
LOB	17

Inning Stats	1	2	3	4	5	6	7	8	9
	R: 0 E: 0 K: 0 S: 3	H: 1 LOB: 0 BB: 0 P: 3	R: 0 E: 0 K: 2 S: 8	H: 1 LOB: 1 BB: 0 P: 8	R: 0 E: 0 K: 0 S: 5	H: 2 LOB: 3 BB: 1 P: 9	R: 0 E: 1 K: 1 S: 6	H: 1 LOB: 2 BB: 1 P: 10	R: 2 E: 0 K: 2 S: 9	H: 2 LOB: 1 BB: 1 P: 13
	R: 0 E: 1 K: 1 S: 6	H: 0 LOB: 1 BB: 0 P: 6	R: 0 E: 0 K: 2 S: 7	H: 0 LOB: 0 BB: 0 P: 7	R: 0 E: 0 K: 0 S: 3	H: 0 LOB: 0 BB: 0 P: 3	R: 0 E: 0 K: 1 S: 5	H: 0 LOB: 0 BB: 0 P: 5		

PITCHER		IP	WLS	BF	H	R	ER	SO	BB	IBB	HBP	BLK	WP	HR	S	P	ERA	WHIP	PITCHER	IP	WLS	BF	H	R	ER	SO	BB	IBB	HBP	BLK	WP	HR	S	P	ERA	WHIP
Bob Veale, L ERA: 2.08	(1, 1)	5.0		24	7	2	2	5	3	0	0	0	0	0	31	43	3.60	2.000																	
Ron Kline, R ERA: 1.35	(6, 1)	4.0	W	13	0	0	0	4	0	0	0	0	0	0	21	21	0.00	0.000																	

	1B	2B	SS	3B	HR	SF	SAC	DP	HBP
	5	2	0	0	0	0	1	2	0

	PA	WP	PB	SB	CS
	37	0	0	1	0

Batter	1	2	3	4	5	6	7	8	9	AB	R	H	RBI	BB	SO	LOB
Maury Wills, S (1, 5) OBP: 0.331, SLG: 0.319	1-3		BB WP			BB G6-3		K		2	0	0	0	2	1	0
Gene Alley, R (1, 6) OBP: 0.295, SLG: 0.322	G5-4-3 1B		4-3 1-2			G6-3 1-2f		BB 2B		3	0	1	0	1	0	2
Matty Alou, L (1, 8) OBP: 0.359, SLG: 0.381	G5-4-3 1-2f			6-3		K		P4		4	0	0	0	0	1	2
Roberto Clemente, R (1, 9) OBP: 0.322, SLG: 0.454		BB F8 WP SF9		G4-6-3 1B			5-3	2B 1-3		3	1	2	0	1	0	0
Willie Stargell, L (1, 7) OBP: 0.319, SLG: 0.474		F8 1-3		G4-6-3 1-2f			K	IBB		3	0	0	0	1	1	2
Donn Clendenon, R (1, 3) OBP: 0.317, SLG: 0.355		SF9 3-H			2B		BB 4-3 1B 2B	4-3		2	1	1	1	1	0	3
Bill Mazeroski, R (1, 4) OBP: 0.299, SLG: 0.283		5-3			K		1-2 2B 1B			3	1	1	0	0	1	1
Jerry May, R (1, 2) OBP: 0.316, SLG: 0.282			F8		K		1-H 2-H 2B			3	0	1	2	0	1	1
Bob Veale, S (1, 1) OBP: 0.100, SLG: 0.102			K		K		K			1	0	0	0	0	1	0
Gary Kolb, L (5, PH) OBP: 0.310, SLG: 0.424										1	0	0	0	0	1	1
Ron Kline, R (6, 1)										1	0	0	0	0	1	1
Inning Stats	R: 0 E: 0 K: 0 S: 3 H: 1 LOB: 0 BB: 0 P: 3	R: 1 E: 0 K: 0 S: 3 H: 0 LOB: 0 BB: 1 P: 7	R: 0 E: 0 K: 1 S: 5 H: 0 LOB: 1 BB: 1 P: 9	R: 0 E: 0 K: 0 S: 3 H: 1 LOB: 0 BB: 0 P: 3	R: 0 E: 0 K: 3 S: 10 H: 1 LOB: 1 BB: 0 P: 10	R: 0 E: 0 K: 1 S: 4 H: 0 LOB: 0 BB: 1 P: 8	R: 2 E: 0 K: 2 S: 9 H: 2 LOB: 1 BB: 1 P: 13	R: 0 E: 0 K: 1 S: 6 H: 1 LOB: 3 BB: 2 P: 14		1B: 3 2B: 3 3B: 0 HR: 0	SF: 1 SAC: 0 DP: 3 HBP: 0			WP: 2 PB: 0 SB: 0 CS: 0	PA: 33		

PITCHER		IP	WLS	BF	H	R	ER	SO	BB	IBB	HBP	BLK	WP	HR	S	P	ERA	WHIP
Dick Selma, R ERA: 2.12	(1, 1)	7.2	L	32	6	3	3	8	5	1	0	0	2	0	42	66	3.52	1.435
Ron Taylor, R ERA: 3.63	(8, 1)	0.1		1	0	0	0	0	0	0	0	0	0	0	1	1	0.00	0.000

PITCHER	IP	WLS	BF	H	R	ER	SO	BB	IBB	HBP	BLK	WP	HR	S	P	ERA	WHIP

BOTTOM

New York Mets @ Pittsburgh Pirates

Forbes Field, Pittsburgh, PA

Tue Jul 16 1968, 7:05 PM EDT

Att. 6,123 - Unknown

livebaseballscorecards.com

AB	26
R	3
H	6
RBI	3
BB	6
SO	8
LOB	13

Batter	1	2	3	4	5	6	7	8	9	AB	R	H	RBI	BB	SO	LOB
Phil Linz, R (1, 4) OBP: 0.266, SLG: 0.244	S S S 0-3 ① K		S S S 0-3 ③ K		x 0-0 ③ 4-3			x 0-0 G6-4-3 1-3 1B		4	0	1	0	0	2	2
Kevin Collins, L (1, 5) OBP: 0.267, SLG: 0.320	S S S 0-3 ② K			x 0-0 ① 4-1		x 0-0 ① F9		x 0-0 ① SF9 3-H		3	0	0	1	0	1	0
Bill Short, L (8, 1)										0	0	0	0	0	0	0
Cleon Jones, R (1, 8) OBP: 0.315, SLG: 0.463	x 0-0 ③ 6-3			x 0-0 1B 2B		x 0-0 WP 1B		x 0-0 ②③ G6-4-3 1-2f		4	1	2	0	0	0	1
J.C. Martin, L (1, 2) OBP: 0.324, SLG: 0.303		x 0-0 ① 3-1		x 0-0 2-H 1B		x 0-0 ② F8			x 0-0 ① P6	4	0	1	1	0	0	1
Ed Kranepool, L (1, 3) OBP: 0.291, SLG: 0.324		x 0-0 CS 1B		x 0-0 ② P5		x 0-0 ③ G3 1-2			x 0-0 1B 1B	4	0	2	0	0	0	2
Art Shamsky, L (1, 7) OBP: 0.278, SLG: 0.378		S S S 0-3 ②③ K 1-2		x 0-0 ③ F7			x 0-0 ① P6		x 0-0 ② P4	4	0	0	0	0	1	3
Ron Swoboda, R (1, 9) OBP: 0.328, SLG: 0.387			S S S 0-3 ① K		x 0-0 ① F9		x 0-0 ② P4		x 0-0 1-2 1B	4	0	1	0	0	1	0
Al Weis, S (1, 6) OBP: 0.247, SLG: 0.222			x 0-0 E8 SH1-3		x 0-0 4-3 1B		x 0-0 ③ G3		x 0-0 ③ F9	4	0	1	0	0	0	2
Jerry Koosman, R (1, 1) OBP: 0.096, SLG: 0.098			x 0-0 ② SH1-3 1-2		x 0-0 ② 4-3 1-2			B B B 4-0 1B SF9 BB		0	0	0	0	0	0	0
Danny Frisella, L (3, 1) OBP: 0.083, SLG: 0.083										1	0	0	0	0	0	1
Ed Charles, R (8, PH) OBP: 0.348, SLG: 0.469										0	1	0	0	1	0	0
(8, 5)																

TOP

New York Mets @ Pittsburgh Pirates
Forbes Field, Pittsburgh, PA
Wed Jul 17 1968, 7:05 PM EDT
Unknown

livebaseballscorecards.com

AB	32
R	2
H	8
RBI	2
BB	1
SO	5
LOB	12

Inning Stats	1	2	3	4	5	6	7	8	9
	R: 0 E: 0 K: 2 S: 7	H: 0 LOB: 0 BB: 0 P: 7	R: 0 E: 0 K: 1 S: 5	H: 1 LOB: 1 BB: 0 P: 5	R: 0 E: 1 K: 2 S: 8	H: 0 LOB: 1 BB: 0 P: 8	R: 1 E: 0 K: 0 S: 5	H: 2 LOB: 1 BB: 0 P: 5	R: 0 E: 0 K: 0 S: 4	H: 1 LOB: 1 BB: 0 P: 4	R: 0 E: 0 K: 0 S: 4	H: 1 LOB: 1 BB: 0 P: 4	R: 0 E: 0 K: 0 S: 3	H: 0 LOB: 0 BB: 0 P: 3	R: 1 E: 0 K: 0 S: 3	H: 1 LOB: 0 BB: 1 P: 7	R: 0 E: 0 K: 0 S: 5	H: 2 LOB: 2 BB: 0 P: 5

| | | | | | | | | | | | | | | | |

BOTTOM

New York Mets @ Pittsburgh Pirates

Forbes Field, Pittsburgh, PA

Wed Jul 17 1968, 7:05 PM EDT

Unknown

livebaseballscorecards.com

Batter	1	2	3	4	5	6	7	8	9	AB	R	H	RBI	BB	SO	LOB
Maury Wills, S (1, 5) OBP: 0.334, SLG: 0.331	E6 6-3 2B	1B 3B		F8 ①	4-3 ③			PB BB 1B 1B		5	3	3	0	0	0	2
Gene Alley, R (1, 6) OBP: 0.297, SLG: 0.321	6-3 ① 3-H	1B 3-H		F9 ②		6-3 ①		BBBB 4-0 1B PB 6-3 1-2 BB		4	1	1	2	1	0	0
Roberto Clemente, R (1, 9) OBP: 0.323, SLG: 0.456 Matty Alou, L (9, 8) OBP: 0.359, SLG: 0.381	F8 ②	F9 ③		2B		1-3 ②		0-0 6-3 E 1-3 2-H 1B		5 0	1 0	2 0	1 0	0 0	0 0	1 0
Willie Stargell, L (1, 7) OBP: 0.324, SLG: 0.486 Bill Virdon, L (9, 9)	E8 1B 1B	HR		SSS K ③		BBBB BB		6-3 ① 1-2 3-H		4 0	2 0	2 0	2 0	1 0	1 0	2 0
Donn Clendenon, R (1, 3) OBP: 0.321, SLG: 0.359	E 2-H 1B	1B 1B			SH1-3 1B 1B	F9 ③		SSS K ②		5	1	3	1	0	1	2
Manny Mota, R (1, 8) OBP: 0.327, SLG: 0.314 (9, 7)	E6 1-3	1-3 1B			SH1-3 ① 1-2		0-0 1B	E9 2-H 1B		4	0	3	1	0	0	1
Bill Mazeroski, R (1, 4) OBP: 0.298, SLG: 0.282	SSS K ③	P5 ②			FC1-5 2-H 1B		SSS K ①	L4 ③		5	0	1	1	0	2	5
Jerry May, R (1, 2) OBP: 0.319, SLG: 0.279		P3 ①	BBBB WP BB		BBBB FC1-5 BB		SSS K ②			2	0	0	0	2	1	1
Steve Blass, R (1, 1) OBP: 0.105, SLG: 0.111		SSS K ②	5-3 ③ 1-2		FC1-5 ② 1-2 2-3f		SSS K ③			4	0	0	0	0	2	5
Inning Stats	R: 2 H: 3 E: 3 LOB: 2 K: 1 BB: 0 S: 9 P: 9	R: 1 H: 2 E: 0 LOB: 1 K: 1 BB: 0 S: 7 P: 7	R: 1 H: 3 E: 0 LOB: 2 K: 0 BB: 1 S: 5 P: 9	R: 0 H: 1 E: 0 LOB: 1 K: 1 BB: 0 S: 6 P: 6	R: 1 H: 2 E: 0 LOB: 2 K: 0 BB: 1 S: 5 P: 9	R: 0 H: 0 E: 0 LOB: 1 K: 0 BB: 1 S: 3 P: 7	R: 0 H: 1 E: 0 LOB: 1 K: 3 BB: 0 S: 10 P: 10	R: 3 H: 3 E: 1 LOB: 1 K: 1 BB: 1 S: 8 P: 12		1B: 11 SF: 0 2B: 2 SAC: 1 3B: 1 DP: 0 HR: 1 HBP: 0						

	AB	38
	R	8
	H	15
	RBI	8
	BB	4
	SO	7
	LOB	19

WP: 1 PA: 43
PB: 1
SB: 0
CS: 0

PITCHER		IP	WLS	BF	H	R	ER	SO	BB	IBB	HBP	BLK	WP	HR	S	P	ERA	WHIP
Jerry Koosman, L ERA: 1.98	(1, 1)	2.0	L	14	7	4	3	2	0	0	0	0	0	1	18	18	13.50	3.500
Danny Frisella, R ERA: 3.91	(3, 1)	5.0		22	5	1	1	4	3	0	0	0	1	0	27	39	1.80	1.600
Bill Short, L ERA: 5.51	(8, 1)	1.0		7	3	3	3	1	1	0	0	0	0	0	8	12	27.00	4.000

PITCHER	IP	WLS	BF	H	R	ER	SO	BB	IBB	HBP	BLK	WP	HR	S	P	ERA	WHIP

New York Mets @ Pittsburgh Pirates

Forbes Field, Pittsburgh, PA

Wed Jul 17 1968, 7:05 PM EDT

Att. 8,974 - Unknown

TOP

livebaseballscorecards.com

Batter	1	2	3	4	5	6	7	8	9	AB	R	H	RBI	BB	SO	LOB
Bud Harrelson, S (1, 6) OBP: 0.253, SLG: 0.233	F8		4-1 2B; BB		4-3	4-3-6; 1-2f; 3-H			4-3	4	1	0	1	1	0	2
Phil Linz, R (1, 4) OBP: 0.265, SLG: 0.245	2-5 WP; 1B		4-1; 1-2		F9		K			4	0	1	0	0	1	1
Cleon Jones, R (1, 9) (6, 7) OBP: 0.315, SLG: 0.463	K; 1-2		1B; 2-H; 2B		6-3		4-3			4	1	1	1	0	1	1
Ed Charles, R (1, 5) OBP: 0.355, SLG: 0.472	BB		1B; 2-H			1B; 1B	K			3	1	2	1	1	1	0
Ed Kranepool, L (1, 3) OBP: 0.284, SLG: 0.316	2-5; 2-3	F9	4-3			F5		F9		4	0	0	0	0	0	2
Jerry Grote, R (1, 2) OBP: 0.380, SLG: 0.373		BB		K		1B; E; 1-2		K		3	1	1	0	1	2	0
Art Shamsky, L (1, 7) OBP: 0.280, SLG: 0.384		K	WP; 2B			BB; E; 4-3-6; 1-2; 2-H		K		2	0	1	0	0	1	1
Ron Swoboda, R (6, PH) (6, 9) OBP: 0.329, SLG: 0.388										2	1	1	1	0	1	0
Tommie Agee, R (9, 9) OBP: 0.213, SLG: 0.237										0	0	0	0	0	0	0
Don Bosch, S (1, 8) OBP: 0.234, SLG: 0.267		4-3	G6-4-3; 2-3; BB			E6; BB; 1-2; 2-H			K	3	0	0	0	1	1	2
Don Cardwell, R (1, 1) OBP: 0.063, SLG: 0.156			6-3	G6-4-3; 1-2f		4-3-6; 1-2; 2-3; BB			K	2	0	0	0	0	0	2
Cal Koonce, R (5, 1)										1	0	0	0	1	1	0
Ron Taylor, R (9, 1)										0	0	0	0	0	0	0

AB	32
R	5
H	7
RBI	4
BB	5
SO	9
LOB	11

Inning Stats	1	2	3	4	5	6	7	8	9
	R: 0 E: 0 K: 1 S: 5	H: 1 LOB: 2 BB: 1 P: 9	R: 0 E: 0 K: 1 S: 5	H: 0 LOB: 1 BB: 1 P: 9	R: 2 E: 0 K: 0 S: 5	H: 2 LOB: 1 BB: 1 P: 9	R: 0 E: 0 K: 1 S: 5	H: 1 LOB: 1 BB: 1 P: 9	R: 0 E: 0 K: 0 S: 3	H: 0 LOB: 0 BB: 0 P: 3
	R: 3 E: 1 K: 0 S: 6	H: 3 LOB: 1 BB: 1 P: 10	R: 0 E: 0 K: 2 S: 7	H: 0 LOB: 0 BB: 0 P: 7	R: 0 E: 0 K: 2 S: 7	H: 0 LOB: 0 BB: 0 P: 7	R: 0 E: 0 K: 2 S: 7	H: 0 LOB: 0 BB: 0 P: 7		

1B: 5	SF: 0	WP: 2	PA: 37
2B: 3	SAC: 0	PB: 0	
3B: 0	DP: 2	SB: 0	
HR: 0	HBP: 0	CS: 0	

PITCHER		IP	WLS	BF	H	R	ER	SO	BB	IBB	HBP	BLK	WP	HR	S	P	ERA	WHIP
Tommie Sisk, R ERA: 3.58	(1, 1)	5.0		22	4	2	2	3	4	0	0	0	2	0	23	39	3.60	1.600
Luke Walker, L ERA: 1.87	(6, 1)	0.1	L	6	3	3	1	0	1	0	0	0	0	0	5	9	27.00	12.000
Dock Ellis, R ERA: 2.66	(6, 1)	1.2		4	0	0	0	2	0	0	0	0	0	0	8	8	0.00	0.000
Roy Face, R ERA: 2.9	(8, 1)	2.0		6	0	0	0	4	0	0	0	0	0	0	14	14	0.00	0.000

PITCHER		IP	WLS	BF	H	R	ER	SO	BB	IBB	HBP	BLK	WP	HR	S	P	ERA	WHIP

New York Mets @ Pittsburgh Pirates

Forbes Field, Pittsburgh, PA

Wed Jul 17 1968, 7:05 PM EDT

Att. 8,974 - Unknown

livebaseballscorecards.com

BOTTOM

Batter	1	2	3	4	5	6	7	8	9	AB	R	H	RBI	BB	SO	LOB
Matty Alou, L (1, 8) OBP: 0.361, SLG: 0.383	4-3 WP 4-3 1B		FC5-4 1-2f		FC4-6 1B 1-2f 2-3			FC6-4 1B		4	1	2	0	0	0	3
Gene Alley, R (1, 4) OBP: 0.297, SLG: 0.320	4-3 1-3		K		1-2 3-H			FC6-4 1B 1-2f E		4	1	1	1	0	1	3
Willie Stargell, L (1, 7) OBP: 0.323, SLG: 0.482	4-3 3-H			F8	P5			E9 FC4-6 1-H		4	0	1	1	0	0	2
Roberto Clemente, R (1, 9) OBP: 0.323, SLG: 0.454	6-3			G4-3 1B	1-3			FC4-6 1-2f		4	0	1	0	0	0	1
Donn Clendenon, R (1, 3) OBP: 0.317, SLG: 0.354		4-3		G4-3 1-2f	4-3			F8		4	0	0	0	0	0	2
Gary Kolb, L (1, 5) OBP: 0.320, SLG: 0.420		F8			FC1-5 HBP BB B B B B	3-1			SH3 1B	3	0	1	0	1	0	0
Jose Pagan, R (1, 6) OBP: 0.235, SLG: 0.282		L3			FC1-5 1B HBP 1-2	G5-4-3 1B			SH3 1-2	2	1	1	0	0	0	0
Jerry May, R (1, 2) OBP: 0.315, SLG: 0.276			K		FC1-5 FC4-6 1B 1-2 2-3f	G5-4-3 1-2f			F2	3	1	0	0	0	1	3
Maury Wills, S (9, PH) OBP: 0.333, SLG: 0.330										1	0	0	0	0	0	1
Tommie Sisk, R (1, 1) OBP: 0.167, SLG: 0.063			FC5-4 HBP		FC4-6 1B 1-2 2-H	F9			K	0	0	0	0	0	0	0
Manny Jimenez, L (5, PH) OBP: 0.500, SLG: 0.390										1	0	1	1	0	0	0
Al McBean, R (5, PR) OBP: 0.200, SLG: 0.204										0	0	0	0	0	0	0
Luke Walker, L (6, 1)										0	0	0	0	0	0	0
Dock Ellis, S (6, 1)										0	0	0	0	0	0	0
Manny Mota, R (7, PH) OBP: 0.325, SLG: 0.313										1	0	0	0	0	0	0
Roy Face, R (8, 1)										0	0	0	0	0	0	0
Bill Virdon, L (9, PH)										1	0	0	0	0	1	1
Inning Stats	R: 1 E: 0 K: 0 S: 4 H: 1 LOB: 0 BB: 0 P: 4	R: 0 E: 0 K: 0 S: 3 H: 0 LOB: 0 BB: 0 P: 3	R: 0 E: 0 K: 2 S: 7 H: 0 LOB: 1 BB: 0 P: 8	R: 0 E: 0 K: 0 S: 3 H: 1 LOB: 0 BB: 0 P: 3	R: 2 E: 0 K: 0 S: 5 H: 2 LOB: 2 BB: 1 P: 10	R: 0 E: 0 K: 0 S: 3 H: 0 LOB: 0 BB: 0 P: 3	R: 0 E: 0 K: 0 S: 3 H: 1 LOB: 0 BB: 0 P: 3	R: 1 E: 1 K: 0 S: 5 H: 2 LOB: 1 BB: 0 P: 5	R: 0 E: 0 K: 1 S: 6 H: 1 LOB: 1 BB: 0 P: 6	1B: 8 2B: 0 3B: 0 HR: 0		SF: 0 SAC: 1 DP: 2 HBP: 2		WP: 1 PB: 0 SB: 0 CS: 0		PA: 36	

	AB	32
	R	4
	H	8
	RBI	3
	BB	1
	SO	3
	LOB	16

PITCHER		IP	WLS	BF	H	R	ER	SO	BB	IBB	HBP	BLK	WP	HR	S	P	ERA	WHIP
Don Cardwell, R ERA: 3.02	(1, 1)	4.2		20	4	3	3	2	1	0	2	0	1	0	21	27	5.79	1.071
Cal Koonce, R ERA: 1.53	(5, 1)	3.1	W	13	4	1	1	0	0	0	0	0	0	0	13	13	2.70	1.200
Ron Taylor, R ERA: 3.53	(9, 1)	1.0	S	3	0	0	0	1	0	0	0	0	0	0	5	5	0.00	0.000

PITCHER	IP	WLS	BF	H	R	ER	SO	BB	IBB	HBP	BLK	WP	HR	S	P	ERA	WHIP

Batter	1	2	3	4	5	6	7	8	9	AB	R	H	RBI	BB	SO	LOB
Bud Harrelson, S (1, 6) OBP: 0.257, SLG: 0.233	SSS 0-3 ① K		x 0-0 ② 4-3 1-2			x 0-0 1B WP FC4-6 1B	x 0-0 ② 6-3		BBBB 4-0 G4-6-3 1-2 BB	4	1	1	0	1	1	1
Cleon Jones, R (1, 9) (8, 7) OBP: 0.313, SLG: 0.457	SSS 0-3 ② K		x 0-0 ③ 5-3			BBBB 4-0 FC4-6 1B 1-2 1B BB	x 0-0 ③ L4		x 0-0 ②③ G4-6-3 1-2f	4	1	0	0	1	1	4
Art Shamsky, L (1, 7) OBP: 0.285, SLG: 0.387 Tommie Agee, R (8, PH) (8, 9) OBP: 0.212, SLG: 0.236	x 0-0 1B			x 0-0 ① F7		x 0-0 FC4-6 1-2 2-3 1B		x 0-0 ① 4-3		3 1	0 0	2 0	0 0	0 0	0 0	0 0
Ed Charles, R (1, 5) OBP: 0.353, SLG: 0.465	SSS 0-3 ③ K			x 0-0 ② 4-3		SSS 0-3 ① K		BBBB 4-0 F8 S BB		3	0	0	0	1	2	4
Ed Kranepool, L (1, 3) OBP: 0.278, SLG: 0.309		x 0-0 ① 3-1		x 0-0 ③ F7		x 0-0 ② FC4-6 1B 1-2f 2-3 3-H 1B		x 0-0 ② F8 1-3		4	1	0	1	0	0	3
Jerry Grote, R (1, 2) OBP: 0.385, SLG: 0.376		x 0-0 G5-4-3 1B			BBBB 4-0 G3 1B CS BB	x 0-0 1B 1-3 3-H 1B		x 0-0 ③ 6-3		3	0	2	1	1	0	1
Phil Linz, R (1, 4) OBP: 0.272, SLG: 0.252		x 0-0 ②③ G5-4-3 1-2f			x 0-0 G3 1-2 1B	x 0-0 1-2 3-H 1B			x 0-0 E5 1B	4	0	2	1	0	0	1
Don Bosch, S (1, 8) OBP: 0.235, SLG: 0.267			x 0-0 4-3 1B		x 0-0 ① G3 1-2 2-3	x 0-0 ③ F9			SSS 0-3 ① K	4	0	1	0	0	1	5
Tom Seaver, R (1, 1) OBP: 0.133, SLG: 0.136			SSS 0-3 ① K		SSS 0-3 ②③ K 3-H		x 0-0 ① F9		x 0-0 BB 1-3 1B	4	0	1	0	0	2	3
Inning Stats	R: 0 H: 1 E: 0 LOB: 1 K: 3 BB: 0 S: 10 P: 10	R: 0 H: 1 E: 0 LOB: 0 K: 0 BB: 0 S: 3 P: 3	R: 0 H: 1 E: 0 LOB: 1 K: 1 BB: 0 S: 6 P: 6	R: 0 H: 0 E: 0 LOB: 0 K: 0 BB: 0 S: 3 P: 3	R: 0 H: 1 E: 0 LOB: 1 K: 1 BB: 1 S: 5 P: 9	R: 3 H: 4 E: 0 LOB: 2 K: 1 BB: 1 S: 9 P: 13	R: 0 H: 0 E: 0 LOB: 0 K: 0 BB: 0 S: 3 P: 3	R: 0 H: 0 E: 0 LOB: 1 K: 0 BB: 1 S: 3 P: 7	R: 0 H: 1 E: 1 LOB: 2 K: 1 BB: 1 S: 6 P: 10	1B: 9 SF: 0 2B: 0 SAC: 0 3B: 0 DP: 2 HR: 0 HBP: 0						WP: 1 PA: 38 PB: 0 SB: 1 CS: 1

TOP

New York Mets @ Pittsburgh Pirates

Forbes Field, Pittsburgh, PA

Thu Jul 18 1968, 7:05 PM EDT

Att. 6,234 - Unknown

livebaseballscorecards.com

AB	34
R	3
H	9
RBI	3
BB	4
SO	7
LOB	22

PITCHER		IP	WLS	BF	H	R	ER	SO	BB	IBB	HBP	BLK	WP	HR	S	P	ERA	WHIP
Al McBean, R ERA: 3.08	(1, 1)	5.2	L	25	8	3	3	6	2	0	0	0	1	0	35	43	4.76	1.765
Bill Henry, L ERA: 3.86	(6, 1)	1.1		4	0	0	0	0	0	0	0	0	0	0	4	4	0.00	0.000
Luke Walker, L ERA: 1.77	(8, 1)	2.0		9	1	0	0	1	2	0	0	0	0	0	9	17	0.00	1.500

PITCHER	IP	WLS	BF	H	R	ER	SO	BB	IBB	HBP	BLK	WP	HR	S	P	ERA	WHIP

New York Mets @ Pittsburgh Pirates

Forbes Field, Pittsburgh, PA

Thu Jul 18 1968, 7:05 PM EDT

Att. 6,234 - Unknown

livebaseballscorecards.com

BOTTOM

Batter	1	2	3	4	5	6	7	8	9	AB	R	H	RBI	BB	SO	LOB
Maury Wills, S (1, 6) OBP: 0.333, SLG: 0.330	S 1B		F7		SH5-4 1-2 2-3			4-3		3	0	1	0	0	0	0
Gene Alley, R (1, 4) OBP: 0.293, SLG: 0.315	F8 1-2		5-3		K			K		4	0	0	0	0	2	3
Willie Stargell, L (1, 7) OBP: 0.322, SLG: 0.479	F7		F8		K			1B		4	0	1	0	0	1	3
Roberto Clemente, R (1, 9) OBP: 0.319, SLG: 0.448	6-3			K		K		K		4	0	0	0	0	3	2
Matty Alou, L (1, 8) OBP: 0.366, SLG: 0.388		FC5-4 1B		6-3 WP 1B		F8			1B	4	0	3	0	0	0	0
Donn Clendenon, R (1, 3) OBP: 0.314, SLG: 0.350		F7		6-3 1-3		K			K	4	0	0	0	0	2	3
Jose Pagan, R (1, 5) OBP: 0.225, SLG: 0.268		FC5-4 BB 1-2f		P3			P4		F9	4	0	0	0	0	0	3
Jerry May, R (1, 2) OBP: 0.318, SLG: 0.276		BBBB 1-2 BB			SH5-4 E 1B		5-3		6-3	3	0	1	0	1	0	1
Al McBean, R (1, 1) OBP: 0.212, SLG: 0.196		K			E6 1-2 SH5-4		K			2	0	0	0	0	1	3
Bill Henry, L (6, 1)										0	0	0	0	0	0	0
Gary Kolb, L (7, PH) OBP: 0.316, SLG: 0.414										1	0	0	0	0	1	0
Luke Walker, L (8, 1)										0	0	0	0	0	0	0
Inning Stats	R: 0 E: 0 K: 0 S: 4 H: 1 LOB: 1 BB: 0 P: 4	R: 0 E: 0 K: 1 S: 6 H: 1 LOB: 2 BB: 1 P: 10	R: 0 E: 0 K: 0 S: 3 H: 0 LOB: 0 BB: 0 P: 3	R: 0 E: 0 K: 1 S: 6 H: 1 LOB: 1 BB: 0 P: 6	R: 0 E: 1 K: 2 S: 9 H: 1 LOB: 2 BB: 0 P: 9	R: 0 E: 0 K: 2 S: 7 H: 0 LOB: 0 BB: 0 P: 7	R: 0 E: 0 K: 1 S: 5 H: 0 LOB: 0 BB: 0 P: 5	R: 0 E: 0 K: 2 S: 8 H: 1 LOB: 1 BB: 0 P: 8	R: 0 E: 0 K: 1 S: 6 H: 1 LOB: 1 BB: 0 P: 6	1B: 6 2B: 0 3B: 0 HR: 0 SF: 0 SAC: 1 DP: 0 HBP: 0							

	AB	33
	R	0
	H	6
	RBI	0
	BB	1
	SO	10
	LOB	18

WP: 1 PB: 0 SB: 1 CS: 0 PA: 35

PITCHER		IP	WLS	BF	H	R	ER	SO	BB	IBB	HBP	BLK	WP	HR	S	P	ERA	WHIP
Tom Seaver, R ERA: 1.81	(1, 1)	9.0	W	35	6	0	0	10	1	0	0	0	1	0	54	58	0.00	0.778

PITCHER	IP	WLS	BF	H	R	ER	SO	BB	IBB	HBP	BLK	WP	HR	S	P	ERA	WHIP

Batter	1	2	3	4	5	6	7	8	9	AB	R	H	RBI	BB	SO	LOB
Maury Wills, S (1, 5) OBP: 0.330, SLG: 0.326	P6		F8		FC4-6 1-2f		F9			4	0	0	0	0	0	1
Gene Alley, R (1, 6) OBP: 0.292, SLG: 0.314	3 1B		4-3		K 1-2			5-3		4	0	1	0	0	1	1
Matty Alou, L (1, 8) OBP: 0.368, SLG: 0.387	3 1-2f			5-3		BB		E7 G1-2-3		3	0	1	0	1	0	1
Willie Stargell, L (1, 7) OBP: 0.324, SLG: 0.489		K		HR		K 1-2		IBB		3	1	1	1	1	2	1
Donn Clendenon, R (1, 3) OBP: 0.321, SLG: 0.357		1B 1B		4-3 2B		BB		IBB 1-2 2-3		2	1	2	0	2	0	0
Gary Kolb, L (1, 9) OBP: 0.313, SLG: 0.405		G5-3 1B 1-2		4-3 2-3		F7		G1-2-3 3-Hf		4	0	1	0	0	0	6
Bill Mazeroski, R (1, 4) OBP: 0.297, SLG: 0.281		1-2 2-H		P3		3-1			F7	4	0	1	1	0	0	3
Jerry May, R (1, 2) OBP: 0.313, SLG: 0.272		G5-3 2-3f			F9		4-3		4-3	4	0	0	0	0	0	2
Bob Moose, R (1, 1) OBP: 0.125, SLG: 0.097			5-3		FC4-6 1B		K		K	4	0	1	0	0	2	0
Inning Stats	R: 0 E: 0 K: 0 S: 3 H: 1 LOB: 0 BB: 0 P: 3	R: 1 E: 0 K: 1 S: 7 H: 3 LOB: 1 BB: 0 P: 7	R: 0 E: 0 K: 0 S: 3 H: 0 LOB: 0 BB: 0 P: 3	R: 1 E: 0 K: 0 S: 5 H: 2 LOB: 1 BB: 0 P: 5	R: 0 E: 0 K: 1 S: 6 H: 1 LOB: 1 BB: 0 P: 6	R: 0 E: 0 K: 1 S: 5 H: 0 LOB: 2 BB: 2 P: 13	R: 0 E: 0 K: 1 S: 5 H: 0 LOB: 0 BB: 0 P: 5	R: 0 E: 1 K: 0 S: 3 H: 1 LOB: 2 BB: 2 P: 11	R: 0 E: 0 K: 1 S: 5 H: 0 LOB: 0 BB: 0 P: 5	1B: 6 2B: 2 3B: 0 HR: 1	SF: 0 SAC: 0 DP: 3 HBP: 0					

PITCHER	IP	WLS	BF	H	R	ER	SO	BB	IBB	HBP	BLK	WP	HR	S	P	ERA	WHIP
Ron Reed, R (1, 1) ERA: 3.06	8.0	L	33	8	2	2	4	2	2	0	0	0	1	37	53	2.25	1.250
Claude Raymond, R (9, 1) ERA: 3.06	1.0		3	0	0	0	1	0	0	0	0	0	0	5	5	0.00	0.000

PITCHER	IP	WLS	BF	H	R	ER	SO	BB	IBB	HBP	BLK	WP	HR	S	P	ERA	WHIP

TOP

Pittsburgh Pirates @ Atlanta Braves

Atlanta Stadium, Atlanta, GA

Fri Jul 19 1968, 7:05 PM EDT

Att. 17,286 - Unknown

livebaseballscorecards.com

AB	32
R	2
H	8
RBI	2
BB	4
SO	5
LOB	15

1B: 6	SF: 0	WP: 0	PA: 36
2B: 2	SAC: 0	PB: 0	
3B: 0	DP: 3	SB: 4	
HR: 1	HBP: 0	CS: 0	

Pittsburgh Pirates @ Atlanta Braves

Atlanta Stadium, Atlanta, GA

Fri Jul 19 1968, 7:05 PM EDT

Att. 17,286 - Unknown

livebaseballscorecards.com

BOTTOM

Batter	1	2	3	4	5	6	7	8	9	AB	R	H	RBI	BB	SO	LOB
Felipe Alou, R (1, 8) OBP: 0.346, SLG: 0.408	6-3			BBBB 4-0 G4-6-3 BB		6-3		1-2 1B		3	0	1	0	1	0	0
Felix Millan, R (1, 4) OBP: 0.335, SLG: 0.364	SSS 0-3 K			0-0 F3		4-3		4-3		4	0	0	0	0	1	3
Hank Aaron, R (1, 9) OBP: 0.321, SLG: 0.480	P5			0-0 G4-6-3 1-2f			SSS 0-3 K		0-0 F2	4	0	0	0	0	1	1
Joe Torre, R (1, 2) OBP: 0.351, SLG: 0.413		0-0 G1-6-4-3 1B			SSS 0-3 K		SSS 0-3 K		0-0 6-3	4	0	1	0	0	2	0
Tito Francona, L (1, 7) OBP: 0.424, SLG: 0.393		0-0 G1-6-4-3 1-2f			0-0 P5		BBBB 4-0 BB		BBBB 4-0 BB	2	0	0	0	2	0	1
Tommie Aaron, R (1, 3) OBP: 0.335, SLG: 0.338		0-0 F8			BBBB 4-0 1B BB		0-0 F9		0-0 F8	3	0	0	0	1	0	2
Bob Johnson, R (1, 5) OBP: 0.283, SLG: 0.311			0-0 5-3		0-0 1-2 1B			0-0 5-3		3	0	1	0	0	0	0
Marty Martinez, S (1, 6) OBP: 0.278, SLG: 0.234			0-0 F7		SSS 0-3 K			0-0 1-3		3	0	0	0	0	1	2
Ron Reed, R (1, 1) OBP: 0.186, SLG: 0.146			SSS 0-3 K			0-0 F9		0-0 1B		2	0	0	0	0	1	0
Mike Lum, L (8, PH) OBP: 0.264, SLG: 0.306										1	0	1	0	0	0	0
Claude Raymond, R (9, 1) OBP: 0.167, SLG: 0.167										0	0	0	0	0	0	0

Inning Stats	1	2	3	4	5	6	7	8	9
	R: 0 H: 0 E: 0 LOB: 0 K: 1 BB: 0 S: 5 P: 5	R: 0 H: 1 E: 0 LOB: 0 K: 0 BB: 0 S: 3 P: 3	R: 0 H: 0 E: 0 LOB: 0 K: 1 BB: 0 S: 5 P: 5	R: 0 H: 0 E: 0 LOB: 0 K: 0 BB: 1 S: 2 P: 6	R: 0 H: 1 E: 0 LOB: 2 K: 2 BB: 1 S: 8 P: 12	R: 0 H: 0 E: 0 LOB: 0 K: 0 BB: 0 S: 3 P: 3	R: 0 H: 0 E: 0 LOB: 1 K: 2 BB: 1 S: 7 P: 11	R: 0 H: 2 E: 0 LOB: 2 K: 0 BB: 0 S: 5 P: 5	R: 0 H: 0 E: 0 LOB: 1 K: 0 BB: 1 S: 3 P: 7

	1B	SF	WP	PA
	4	0	0	33
	2B	SAC	PB	
	0	0	0	
	3B	DP	SB	
	0	2	0	
	HR	HBP	CS	
	0	0	0	

	AB	29
	R	0
	H	4
	RBI	0
	BB	4
	SO	6
	LOB	9

PITCHER		IP	WLS	BF	H	R	ER	SO	BB	IBB	HBP	BLK	WP	HR	S	P	ERA	WHIP
Bob Moose, R ERA: 2.12	(1, 1)	9.0	W	33	4	0	0	6	4	0	0	0	0	0	41	57	0.00	0.889

PITCHER	IP	WLS	BF	H	R	ER	SO	BB	IBB	HBP	BLK	WP	HR	S	P	ERA	WHIP

Batter	1	2	3	4	5	6	7	8	9	AB	R	H	RBI	BB	SO	LOB
Maury Wills, S (1, 5) OBP: 0.330, SLG: 0.326										0	0	0	0	0	0	0
Gene Alley, R (1, 6) OBP: 0.292, SLG: 0.314										0	0	0	0	0	0	0
Matty Alou, L (1, 8) OBP: 0.368, SLG: 0.387										0	0	0	0	0	0	0
Willie Stargell, L (1, 7) OBP: 0.324, SLG: 0.489										0	0	0	0	0	0	0
Donn Clendenon, R (1, 3) OBP: 0.321, SLG: 0.357										0	0	0	0	0	0	0
Gary Kolb, L (1, 9) OBP: 0.313, SLG: 0.405										0	0	0	0	0	0	0
Bill Mazeroski, R (1, 4) OBP: 0.297, SLG: 0.281										0	0	0	0	0	0	0
Jerry May, R (1, 2) OBP: 0.313, SLG: 0.272										0	0	0	0	0	0	0
Bob Veale, S (1, 1) OBP: 0.100, SLG: 0.102										0	0	0	0	0	0	0
Inning Stats										1B: 0 2B: 0 3B: 0 HR: 0				SF: 0 SAC: 0 DP: 0 HBP: 0		

TOP

Pittsburgh Pirates @ Atlanta Braves

Atlanta Stadium, Atlanta, GA

Sat Jul 20 1968, 7:05 PM EDT

Att. 20,771 - Unknown

livebaseballscorecards.com

AB	0
R	0
H	0
RBI	0
BB	0
SO	0
LOB	0

WP: 0 PA: 0
PB: 0
SB: 0
CS: 0

PITCHER	IP	WLS	BF	H	R	ER	SO	BB	IBB	HBP	BLK	WP	HR	S	P	ERA	WHIP
Phil Niekro, R (1, 1) ERA: 3.01	0.0	L	0	0	0	0	0	0	0	0	0	0	0	0	0	∞	∞

PITCHER	IP	WLS	BF	H	R	ER	SO	BB	IBB	HBP	BLK	WP	HR	S	P	ERA	WHIP

Batter	1	2	3	4	5	6	7	8	9	AB	R	H	RBI	BB	SO	LOB
Felipe Alou, R (1, 8) OBP: 0.346, SLG: 0.408										0	0	0	0	0	0	0
Felix Millan, R (1, 4) OBP: 0.335, SLG: 0.364										0	0	0	0	0	0	0
Hank Aaron, R (1, 9) OBP: 0.321, SLG: 0.480										0	0	0	0	0	0	0
Joe Torre, R (1, 2) OBP: 0.351, SLG: 0.413										0	0	0	0	0	0	0
Tommie Aaron, R (1, 7) OBP: 0.335, SLG: 0.338										0	0	0	0	0	0	0
Deron Johnson, R (1, 3) OBP: 0.290, SLG: 0.309										0	0	0	0	0	0	0
Bob Johnson, R (1, 5) OBP: 0.283, SLG: 0.311										0	0	0	0	0	0	0
Marty Martinez, S (1, 6) OBP: 0.278, SLG: 0.234										0	0	0	0	0	0	0
Phil Niekro, R (1, 1) OBP: 0.103, SLG: 0.205										0	0	0	0	0	0	0
Inning Stats										1B: 0 2B: 0 3B: 0 HR: 0		SF: 0 SAC: 0 DP: 0 HBP: 0		WP: 0 PB: 0 SB: 0 CS: 0		PA: 0

BOTTOM

Pittsburgh Pirates @ Atlanta Braves

Atlanta Stadium, Atlanta, GA

Sat Jul 20 1968, 7:05 PM EDT

Att. 20,771 - Unknown

livebaseballscorecards.com

AB	**0**
R	**0**
H	**0**
RBI	**0**
BB	**0**
SO	**0**
LOB	**0**

PITCHER	IP	WLS	BF	H	R	ER	SO	BB	IBB	HBP	BLK	WP	HR	S	P	ERA	WHIP
Bob Veale, L (1, 1) ERA: 2.08	0.0	W	0	0	0	0	0	0	0	0	0	0	0	0	0	∞	∞

PITCHER	IP	WLS	BF	H	R	ER	SO	BB	IBB	HBP	BLK	WP	HR	S	P	ERA	WHIP

Pittsburgh Pirates @ Atlanta Braves

Atlanta Stadium, Atlanta, GA

Sun Jul 21 1968, 3:33 AM EDT

Att. 25,109 - Unknown

TOP

Batter	1	2	3	4	5	6	7	8	9	AB	R	H	RBI	BB	SO	LOB
Maury Wills, S (1, 6) OBP: 0.330, SLG: 0.327	BBBB 4-0 HR 1B BB	x 0-0 6-3 ③		SSS 0-3 K ③ 1-2			x 0-0 P3 ②		SSS 0-3 K ①	4	1	0	0	1	2	1
Gary Kolb, L (1, 9) OBP: 0.295, SLG: 0.378	x 0-0 1-2 HR 1B	x 0-0 F9 ①	x 0-0 P3 ①				x 0-0 F7 ③		x 0-0 5-3 ②	4	1	1	0	0	0	0
Manny Mota, R (9, PH) OBP: 0.324, SLG: 0.311 (9, 9)										1	0	0	0	0	0	0
Matty Alou, L (1, 8) OBP: 0.373, SLG: 0.397	x 0-0 L4 ①	x 0-0 1B 1B	x 0-0 G3 ②					x 0-0 S HR 1B	SSS 0-3 K ③	5	1	2	0	0	1	2
Willie Stargell, L (1, 7) OBP: 0.332, SLG: 0.498	x 0-0 1-H 2-H HR	SSS 0-3 K ②	BBBB 4-0 FC6-4 BB					SSS 0-3 K ① 1-2		3	1	1	3	1	2	2
Bill Virdon, L (9, 7)										0	0	0	0	0	0	0
Donn Clendenon, R (1, 3) OBP: 0.320, SLG: 0.364	SSS 0-3 K ②	x 0-0 1-3 1B	x 0-0 FC6-4 ③ 1-2f					x 0-0 2-H HR		4	1	2	2	0	1	1
Bill Mazeroski, R (1, 4) OBP: 0.293, SLG: 0.277	x 0-0 6-3 ③	x 0-0 6-3 ③			x 0-0 P5 ①			x 0-0 WP 1B		4	0	1	0	0	0	2
Jerry May, R (1, 2) OBP: 0.311, SLG: 0.271		x 0-0 F9 ①		x 0-0 F9 ①	x 0-0 P3 ②			SSS 0-3 K ② 1-2		4	0	0	0	0	1	1
Jose Pagan, R (1, 5) OBP: 0.237, SLG: 0.314		x 0-0 HR		x 0-0 6-3 ②	x 0-0 P3 ③			x 0-0 1B		4	1	2	1	0	0	0
Steve Blass, R (1, 1) OBP: 0.119, SLG: 0.103		x 0-0 6-3 ②		BBBB 4-0 WP BB			x 0-0 1-3 ①	x 0-0 4-3 ③		3	0	0	0	1	0	2
Inning Stats	R: 3 H: 2 E: 0 LOB: 0 K: 1 BB: 1 S: 7 P: 11	R: 1 H: 1 E: 0 LOB: 0 K: 0 BB: 0 S: 4 P: 4	R: 0 H: 2 E: 0 LOB: 2 K: 1 BB: 0 S: 7 P: 7	R: 0 H: 0 E: 0 LOB: 1 K: 1 BB: 1 S: 5 P: 9	R: 0 H: 0 E: 0 LOB: 1 K: 0 BB: 1 S: 3 P: 7	R: 0 H: 0 E: 0 LOB: 0 K: 0 BB: 0 S: 3 P: 3	R: 0 H: 0 E: 0 LOB: 0 K: 0 BB: 0 S: 3 P: 3	R: 2 H: 4 E: 0 LOB: 2 K: 2 BB: 0 S: 11 P: 11	R: 0 H: 0 E: 0 LOB: 0 K: 2 BB: 0 S: 7 P: 7	1B: 6 2B: 0 3B: 0 HR: 3	SF: 0 SAC: 0 DP: 0 HBP: 0					

livebaseballscorecards.com

AB	36
R	6
H	9
RBI	6
BB	3
SO	7
LOB	11

PITCHER		IP	WLS	BF	H	R	ER	SO	BB	IBB	HBP	BLK	WP	HR	S	P	ERA	WHIP
Milt Pappas, R ERA: 4.67	(1, 1)	2.0	L	10	3	4	4	1	1	0	0	0	0	2	11	15	18.00	2.000
Dick Kelley, L ERA: 3.13	(3, 1)	5.1		23	5	2	2	3	2	0	0	0	1	1	27	35	3.38	1.312
Cecil Upshaw, R ERA: 2.12	(8, 1)	0.2		3	1	0	0	1	0	0	0	0	1	0	5	5	0.00	1.500
George Stone, L ERA: 3.38	(9, 1)	1.0		3	0	0	0	2	0	0	0	0	0	0	7	7	0.00	0.000

PITCHER	IP	WLS	BF	H	R	ER	SO	BB	IBB	HBP	BLK	WP	HR	S	P	ERA	WHIP

Batter	1	2	3	4	5	6	7	8	9	AB	R	H	RBI	BB	SO	LOB
Felipe Alou, R (1, 8) OBP: 0.342, SLG: 0.402	F8		BBBB G6-4-3 1B BB		5-3			FC6-4 G6-4-3 1-2f 2-3		3	0	0	0	1	0	2
Bob Johnson, R (1, 5) OBP: 0.327, SLG: 0.353 Deron Johnson, R (7, 5) OBP: 0.285, SLG: 0.303	6-3		G6-4-3 1-2			K		G6-4-3 1-2f		3 1	0 0	1 0	0 0	0 0	1 0	0 2
Hank Aaron, R (1, 9) OBP: 0.319, SLG: 0.475	1B		G6-4-3 1-2f 2-3			F2			K	4	0	1	0	0	1	2
Joe Torre, R (1, 2) OBP: 0.340, SLG: 0.398	4-3		4-3			K			5-3	4	0	0	0	0	1	2
Tito Francona, L (1, 7) OBP: 0.420, SLG: 0.390		1B 1B 1B		5-3			F7		F9	4	0	1	0	0	0	0
Tommie Aaron, R (1, 3) OBP: 0.339, SLG: 0.337		1B 1-2 1B		F9			5-3			3	0	1	0	0	0	0
Felix Millan, R (1, 4) OBP: 0.334, SLG: 0.360		4-3 1-3 2-H 1B		6-3			6-3			3	0	1	0	0	0	0
Marty Martinez, S (1, 6) OBP: 0.274, SLG: 0.232		4-3 1-2			3-1			FC6-4 1B		3	0	1	0	0	0	2
Milt Pappas, R (1, 1) OBP: 0.154, SLG: 0.120 Mike Page, L (2, PH) Dick Kelley, R (3, 1) OBP: 0.162, SLG: 0.053 Cecil Upshaw, R (8, 1) OBP: 0.250, SLG: 0.182 Mike Lum, L (8, PH) OBP: 0.272, SLG: 0.314 George Stone, L (9, 1) OBP: 0.333, SLG: 0.333		K			K			FC6-4 1-2		0 1 1 0 1 0	0 0 0 0 0 0	0 0 0 0 1 0	0 0 0 0 0 0	0 1 0 0 0 0	0 2 0 0 0 0	0 2 0 0 0 0
Inning Stats	R: 0 E: 0 K: 0 S: 4 H: 1 LOB: 1 BB: 0 P: 4	R: 0 E: 0 K: 1 S: 7 H: 3 LOB: 2 BB: 0 P: 7	R: 0 E: 0 K: 0 S: 3 H: 1 LOB: 1 BB: 1 P: 7	R: 0 E: 0 K: 0 S: 3 H: 0 LOB: 0 BB: 0 P: 3	R: 0 E: 0 K: 1 S: 5 H: 0 LOB: 0 BB: 0 P: 5	R: 0 E: 0 K: 2 S: 7 H: 0 LOB: 0 BB: 0 P: 7	R: 0 E: 0 K: 0 S: 3 H: 0 LOB: 0 BB: 0 P: 3	R: 0 E: 0 K: 0 S: 4 H: 2 LOB: 1 BB: 0 P: 4	R: 0 E: 0 K: 1 S: 5 H: 0 LOB: 0 BB: 0 P: 5	1B: 7 2B: 0 3B: 0 HR: 0	SF: 0 SAC: 0 DP: 2 HBP: 0			WP: 0 PB: 0 SB: 0 CS: 0	PA: 32	

PITCHER	IP	WLS	BF	H	R	ER	SO	BB	IBB	HBP	BLK	WP	HR	S	P	ERA	WHIP
Steve Blass, R (1, 1) ERA: 2.46	9.0	W	32	7	0	0	5	1	0	0	0	0	0	41	45	0.00	0.889

PITCHER	IP	WLS	BF	H	R	ER	SO	BB	IBB	HBP	BLK	WP	HR	S	P	ERA	WHIP

BOTTOM

Pittsburgh Pirates @ Atlanta Braves

Atlanta Stadium, Atlanta, GA

Sun Jul 21 1968, 3:33 AM EDT

Att. 25,109 - Unknown

livebaseballscorecards.com

AB	31
R	0
H	7
RBI	0
BB	1
SO	5
LOB	12

Cincinnati Reds @ Pittsburgh Pirates

Forbes Field, Pittsburgh, PA

Tue Jul 23 1968, 7:05 PM EDT

Att. 8,739 - Unknown

TOP

livebaseballscorecards.com

Batter	1	2	3	4	5	6	7	8	9	10	11	12	AB	R	H	RBI	BB	SO	LOB
Alex Johnson, R (1, 7) OBP: 0.345, SLG: 0.385	F9		K		4-3		FC6-5 1B 1-3		K		1B 1-3		6	0	2	0	0	2	0
Mack Jones, L (1, 9) OBP: 0.366, SLG: 0.420	1-3		3B 1B		HR		FC6-5 1B 2-3		G4-3 1B		G3		6	2	3	1	0	0	3
Vada Pinson, L (1, 8) OBP: 0.319, SLG: 0.402	1B		1B 3B 1-H		3-1		FC6-4 1B 1-2		G4-3 1-2f			G3	6	1	3	1	0	0	1
Lee May, R (1, 3) OBP: 0.331, SLG: 0.442	P4		E 1B BB		K		FC6-4 1-2f			5-3		1B 1B	5	2	1	0	1	1	3
Johnny Bench, R (1, 2) OBP: 0.306, SLG: 0.420		1B 1B	E5 1B 1-H 3-H			6-3		1B 1B		F8		1B 1B 1-3	6	1	4	1	0	0	0
Tony Perez, R (1, 5) OBP: 0.326, SLG: 0.393		G1-4-3 1B 1-2	6-3			HR		L5-3 1B 1-2		1B		1B 1B 1-2 3-H	6	1	5	2	0	0	1
Tommy Helms, R (1, 4) OBP: 0.320, SLG: 0.389		L8		F9		5-3		L5-3 1-2		G3		1B 1-3 2-H	6	0	1	1	0	0	5
Leo Cardenas, R (1, 6) OBP: 0.277, SLG: 0.259		G1-4-3 1-2f		5-3		5-3		FC6-4 IBB			5-3	G4-6-3 IBB	4	0	0	0	2	0	2
Jim Maloney, L (1, 1) OBP: 0.318, SLG: 0.395			K	K			1B	FC6-4 1-2f			E3 1B	G4-6-3 1-2f	2	0	0	0	0	2	0
Clay Carroll, R (6, 1) OBP: 0.200, SLG: 0.200													2	0	1	0	0	0	2
Ted Abernathy, R (8, 1)													0	0	0	0	0	0	0
Fred Whitfield, L (11, PH) OBP: 0.260, SLG: 0.245													1	0	0	0	0	0	0
Woody Woodward, R (11, PR) OBP: 0.291, SLG: 0.244													0	0	0	0	0	0	0
Gerry Arrigo, L (11, 1) OBP: 0.143, SLG: 0.125													1	0	0	0	0	0	3
Bob Lee, R (12, 1)													0	0	0	0	0	0	0
Inning Stats	R: 0 E: 0 K: 0 S: 4 H: 1 LOB: 1 BB: 0 P: 4	R: 0 E: 0 K: 0 S: 4 H: 2 LOB: 1 BB: 0 P: 4	R: 3 E: 1 K: 2 S: 10 H: 3 LOB: 1 BB: 1 P: 14	R: 0 E: 0 K: 1 S: 5 H: 0 LOB: 0 BB: 0 P: 5	R: 1 E: 0 K: 1 S: 6 H: 1 LOB: 0 BB: 0 P: 6	R: 1 E: 0 K: 0 S: 4 H: 1 LOB: 0 BB: 0 P: 4	R: 0 E: 0 K: 0 S: 5 H: 3 LOB: 2 BB: 0 P: 5	R: 0 E: 0 K: 0 S: 4 H: 2 LOB: 2 BB: 1 P: 8	R: 0 E: 0 K: 1 S: 5 H: 1 LOB: 0 BB: 0 P: 5	R: 0 E: 0 K: 0 S: 4 H: 1 LOB: 1 BB: 0 P: 4	R: 0 E: 1 K: 0 S: 4 H: 1 LOB: 2 BB: 0 P: 4	R: 2 E: 0 K: 0 S: 6 H: 4 LOB: 2 BB: 1 P: 10	1B: 17 2B: 1 3B: 1 HR: 2	SF: 0 SAC: 0 DP: 4 HBP: 0	WP: 0 PB: 0 SB: 0 CS: 0	PA: 54			

	AB	51
	R	7
	H	20
	RBI	6
	BB	3
	SO	5
	LOB	20

PITCHER		IP	WLS	BF	H	R	ER	SO	BB	IBB	HBP	BLK	WP	HR	S	P	ERA	WHIP
Al McBean, R ERA: 3.16	(1, 1)	5.0		22	7	4	3	4	1	0	0	0	0	1	29	33	5.40	1.600
Ron Kline, R ERA: 1.46	(6, 1)	1.1		6	3	1	1	0	0	0	0	0	0	1	6	6	6.75	2.250
Luke Walker, L ERA: 1.75	(7, 1)	0.1		2	1	0	0	0	0	0	0	0	0	0	2	2	0.00	3.000
Tommie Sisk, R ERA: 3.56	(7, 1)	0.1		1	0	0	0	0	0	0	0	0	0	0	1	1	0.00	0.000
Dock Ellis, R ERA: 2.42	(8, 1)	2.0		8	3	0	0	1	0	1	0	0	0	0	9	13	0.00	1.500

PITCHER		IP	WLS	BF	H	R	ER	SO	BB	IBB	HBP	BLK	WP	HR	S	P	ERA	WHIP
Roy Face, R ERA: 3.24	(10, 1)	2.1	L	13	6	2	2	0	0	0	0	0	0	0	13	13	7.71	2.571
Bill Henry, L ERA: 3.65	(12, 1)	0.2		2	0	0	0	0	0	0	1	0	0	0	1	5	0.00	0.000

Cincinnati Reds @ Pittsburgh Pirates

Forbes Field, Pittsburgh, PA

Tue Jul 23 1968, 7:05 PM EDT

Att. 8,739 - Unknown

livebaseballscorecards.com

BOTTOM

Batter	1	2	3	4	5	6	7	8	9	10	11	12	AB	R	H	RBI	BB	SO	LOB
Maury Wills, S (1, 6) OBP: 0.330, SLG: 0.326	E5 1B		4-3		F2		1B		K			BB	5	2	1	0	1	1	0
Gary Kolb, L (1, 9) OBP: 0.290, SLG: 0.368	FC4-6 1B 1-2		4-3		F2		4-3		K			5-3 1-2	5	0	1	0	0	1	1
Roy Face, R (10, 1)													0	0	0	0	0	0	0
Bill Henry, L (12, 1)													0	0	0	0	0	0	0
Carl Taylor, R (12, PH) OBP: 0.348, SLG: 0.276													1	0	0	0	0	0	1
Matty Alou, L (1, 8) OBP: 0.369, SLG: 0.393	F3		6-3			L9		4-3		5-3		FC6-4 1B 2-3	6	0	1	0	0	0	2
Willie Stargell, L (1, 7) OBP: 0.329, SLG: 0.504	FC4-6 1-2f 2-H			K		HR		4-3		4-3		SF8 3-H	5	1	1	2	0	1	1
Donn Clendenon, R (1, 3) OBP: 0.320, SLG: 0.364	F8			2B BB		F8		2B		F2		FC6-4 1-2f	5	1	1	0	1	0	2
Bill Mazeroski, R (1, 4) OBP: 0.298, SLG: 0.282		CS 1B		K		1B		6-3			1B		5	0	3	0	0	1	2
Jerry May, R (1, 2) OBP: 0.310, SLG: 0.274		K 1-2		2B 1-H		5-3			F7		F2		5	0	1	1	0	1	3
Jose Pagan, R (1, 5) OBP: 0.245, SLG: 0.303		BB		5-3			1-3		HR BB		F7		3	1	0	0	2	0	2
Al McBean, R (1, 1) Manny Jimenez, L (6, PH) OBP: 0.000 SLG: 0.000 Ron Kline, R (8, 1) Luke Walker, L (7, 1) Tommie Sisk, R (7, 1) OBP: 0.000 SLG: 0.000 Manny Mota, R (7, PH) OBP: 0.000 SLG: 0.000 Dock Ellis, S (8, 1) Bill Virdon, L (8, PH) OBP: 0.000 SLG: 0.000		K		K	K		K		HR		K		1	0	0	0	0	1	1
													1	0	0	0	0	0	0
													0	0	0	0	0	0	0
													0	0	0	0	0	0	0
													0	0	0	0	0	0	0
													1	0	0	0	1	0	0
													0	0	0	0	0	0	0
													0	0	0	0	0	0	0
													2	1	1	2	0	1	1
Inning Stats	R: 1 H: 1 E: 2 LOB: 1 K: 0 BB: 0 S: 5 P: 5	R: 0 H: 1 E: 0 LOB: 1 K: 2 BB: 1 S: 7 P: 11	R: 0 H: 0 E: 0 LOB: 0 K: 0 BB: 0 S: 3 P: 3	R: 1 H: 1 E: 0 LOB: 1 K: 2 BB: 1 S: 8 P: 12	R: 0 H: 0 E: 0 LOB: 0 K: 1 BB: 0 S: 5 P: 5	R: 1 H: 2 E: 0 LOB: 1 K: 0 BB: 0 S: 5 P: 5	R: 0 H: 1 E: 0 LOB: 1 K: 1 BB: 0 S: 6 P: 6	R: 0 H: 1 E: 0 LOB: 1 K: 0 BB: 0 S: 4 P: 4	R: 2 H: 1 E: 0 LOB: 0 K: 2 BB: 1 S: 8 P: 12	R: 0 H: 0 E: 0 LOB: 0 K: 0 BB: 0 S: 3 P: 3	R: 0 H: 1 E: 0 LOB: 1 K: 1 BB: 0 S: 6 P: 6	R: 1 H: 1 E: 0 LOB: 1 K: 0 BB: 1 S: 4 P: 8	1B: 6 SF: 1 2B: 2 SAC: 0 3B: 0 DP: 0 HR: 2 HBP: 0						

	AB	45
	R	6
	H	10
	RBI	5
	BB	4
	SO	9
	LOB	16

WP: 0 PA: 50
PB: 0
SB: 1
CS: 1

PITCHER		IP	WLS	BF	H	R	ER	SO	BB	IBB	HBP	BLK	WP	HR	S	P	ERA	WHIP
Jim Maloney, R ERA: 3.3	(1, 1)	5.2		24	5	3	2	5	2	0	0	0	0	1	32	40	3.18	1.235
Clay Carroll, R ERA: 3.28	(6, 1)	2.0		8	2	0	0	1	0	0	0	0	0	0	10	10	0.00	1.000
Ted Abernathy, R ERA: 1.14	(8, 1)	2.1		9	1	2	2	2	1	0	0	0	0	1	12	16	7.71	0.857
Gerry Arrigo, L ERA: 2.96	(11, 1)	1.2	W	8	2	1	1	1	1	0	0	0	0	0	9	13	5.40	1.800
Bob Lee, R ERA: 4.74	(12, 1)	0.1	S	1	0	0	0	0	0	0	0	0	0	0	1	1	0.00	0.000

PITCHER		IP	WLS	BF	H	R	ER	SO	BB	IBB	HBP	BLK	WP	HR	S	P	ERA	WHIP

Batter	1	2	3	4	5	6	7	8	9	AB	R	H	RBI	BB	SO	LOB
Alex Johnson, R (1, 7) OBP: 0.346, SLG: 0.384	6-3		BB		SH2-3 1B		6-3		6-3	4	0	1	0	1	0	1
Vada Pinson, L (1, 8) OBP: 0.318, SLG: 0.398	K		G3		SH2-3		L9		S IBB	3	0	0	0	1	1	2
Lee May, R (1, 9) OBP: 0.330, SLG: 0.439	F9			K	5-3		E 1B		F7	5	0	1	0	0	1	3
Tony Perez, R (1, 5) OBP: 0.323, SLG: 0.388		4-3		G3	4-3		F8			4	0	0	0	0	0	2
Johnny Bench, R (1, 2) OBP: 0.306, SLG: 0.418		F8		1B 1B		P3		F7		4	1	1	0	0	0	0
Tommy Helms, R (1, 4) OBP: 0.325, SLG: 0.393		4-3		1B 2B		1B		CS 1B		4	1	3	0	0	0	0
Don Pavletich, R (1, 3) OBP: 0.310, SLG: 0.364			5-3	2B		1B		K		4	0	2	1	0	1	1
Leo Cardenas, R (1, 6) OBP: 0.280, SLG: 0.266			K	2B		K			6-3 SH2-4	4	0	2	1	0	2	2
George Culver, R (1, 1) OBP: 0.098, SLG: 0.122										3	0	1	0	0	1	4
Clay Carroll, R (7, 1) OBP: 0.200, SLG: 0.200			BB 1B	4-3		K2-3			SH2-4	0	0	0	0	0	0	0
Inning Stats	R: 0 E: 0 K: 1 S: 5 H: 0 LOB: 0 BB: 0 P: 5	R: 0 E: 0 K: 0 S: 3 H: 0 LOB: 0 BB: 0 P: 3	R: 0 E: 0 K: 1 S: 6 H: 1 LOB: 2 BB: 1 P: 10	R: 2 E: 0 K: 1 S: 9 H: 4 LOB: 2 BB: 0 P: 9	R: 0 E: 0 K: 0 S: 4 H: 1 LOB: 1 BB: 0 P: 4	R: 0 E: 0 K: 2 S: 9 H: 2 LOB: 2 BB: 0 P: 9	R: 0 E: 1 K: 0 S: 4 H: 1 LOB: 1 BB: 0 P: 4	R: 0 E: 0 K: 1 S: 5 H: 1 LOB: 0 BB: 0 P: 5	R: 0 E: 0 K: 0 S: 4 H: 1 LOB: 2 BB: 1 P: 8	1B: 10 2B: 1 3B: 0 HR: 0 SF: 0 SAC: 2 DP: 0 HBP: 0							

TOP

Cincinnati Reds @ Pittsburgh Pirates

Forbes Field, Pittsburgh, PA

Thu Jul 25 1968, 7:05 PM EDT

Att. 5,797 - Unknown

livebaseballscorecards.com

AB	35
R	2
H	11
RBI	2
BB	2
SO	6
LOB	15

WP: 0 PB: 0 SB: 1 CS: 1 PA: 39

PITCHER		IP	WLS	BF	H	R	ER	SO	BB	IBB	HBP	BLK	WP	HR	S	P	ERA	WHIP
Bob Veale, L ERA: 1.98	(1, 1)	7.0	L	31	9	2	2	5	1	0	0	0	0	0	40	44	2.57	1.429
Tommie Sisk, R ERA: 3.43	(8, 1)	2.0		8	2	0	0	1	0	1	0	0	0	0	9	13	0.00	1.000

PITCHER		IP	WLS	BF	H	R	ER	SO	BB	IBB	HBP	BLK	WP	HR	S	P	ERA	WHIP

Batter	1	2	3	4	5	6	7	8	9	AB	R	H	RBI	BB	SO	LOB
Maury Wills, S (1, 6) OBP: 0.329, SLG: 0.322	BBBB 4-0 1B BB		x 0-0 E5 CS		x 0-0 ① F5		x 0-0 ② 6-3		x 0-0 ② P6	4	0	0	0	1	0	2
Manny Mota, R (1, 9) OBP: 0.329, SLG: 0.317	x 0-0 ① 1B 1-2 1B		x 0-0 ① ② 5-3 1-2		x 0-0 ② P6		x 0-0 1B 1B		x 0-0 1B 1B	5	0	3	0	0	0	3
Matty Alou, L (1, 8) OBP: 0.373, SLG: 0.396	x 0-0 ② 1-3 1B		x 0-0 ③ 1-3		x 0-0 ③ 1-3		x 0-0 1-3 1B		x 0-0 1-2 1B	5	0	3	0	0	0	2
Willie Stargell, L (1, 7) OBP: 0.330, SLG: 0.500	BBBB 4-0 BB			x 0-0 G6-4-3 1B 1B		x 0-0 ① P4	x 0-0 ③ 4-3		x 0-0 ③ F7	4	0	1	0	1	0	4
Donn Clendenon, R (1, 3) OBP: 0.325, SLG: 0.369	x 0-0 ③ 5-3			x 0-0 G6-4-3 1-2 1B		x 0-0 FC5-4 1B		x 0-0 6-3 1B		4	0	3	0	0	0	2
Jose Pagan, R (1, 5) OBP: 0.235, SLG: 0.290		x 0-0 ① 5-3		x 0-0 ① ② G6-4-3 1-2f 2-3		x 0-0 ② FC5-4 1B 1-2f		S S S 0-3 ① K		4	0	0	0	0	1	4
Bill Mazeroski, R (1, 4) OBP: 0.300, SLG: 0.285		x 0-0 PB 1B		x 0-0 ③ 6-3		x 0-0 FC6-4 1-3 1B		x 0-0 ② 6-3 1-2		4	0	2	0	0	0	2
Jerry May, R (1, 2) OBP: 0.309, SLG: 0.273		x 0-0 ② 6-3 1-2			x 0-0 BB 1B	x 0-0 ③ FC6-4 1-2f		x 0-0 ③ 6-3		4	0	1	0	0	0	4
Bob Veale, S (1, 1) OBP: 0.109, SLG: 0.094 Manny Jimenez, L (7, PH) OBP: 0.481, SLG: 0.372 Tommie Sisk, R (8, 1) OBP: 0.167, SLG: 0.063 Gary Kolb, L (9, PH) OBP: 0.287, SLG: 0.364		S S S 0-3 ③ K			BBBB 4-0 1-2 BB		S S S 0-3 ① K		x 0-0 ① 6-3	1 1 0 1	0 0 0 0	0 0 0 0	0 0 0 0	1 0 0 0	1 1 0 0	1 0 0 0
Inning Stats	R: 0 E: 0 K: 0 S: 3 H: 2 LOB: 2 BB: 2 P: 11	R: 0 E: 0 K: 1 S: 6 H: 1 LOB: 1 BB: 0 P: 6	R: 0 E: 1 K: 0 S: 3 H: 0 LOB: 0 BB: 0 P: 3	R: 0 E: 0 K: 0 S: 4 H: 2 LOB: 1 BB: 0 P: 4	R: 0 E: 0 K: 0 S: 4 H: 1 LOB: 2 BB: 1 P: 8	R: 0 E: 0 K: 0 S: 5 H: 2 LOB: 2 BB: 0 P: 5	R: 0 E: 0 K: 1 S: 7 H: 2 LOB: 2 BB: 0 P: 7	R: 0 E: 0 K: 1 S: 6 H: 1 LOB: 1 BB: 0 P: 6	R: 0 E: 0 K: 0 S: 5 H: 2 LOB: 2 BB: 0 P: 5	1B: 13 2B: 0 3B: 0 HR: 0	SF: 0 SAC: 0 DP: 1 HBP: 0			WP: 0 PB: 1 SB: 0 CS: 1	PA: 40		

PITCHER		IP	WLS	BF	H	R	ER	SO	BB	IBB	HBP	BLK	WP	HR	S	P	ERA	WHIP
George Culver, R ERA: 3.02	(1, 1)	6.0	W	26	8	0	0	1	3	0	0	0	0	0	25	37	0.00	1.833
Clay Carroll, R ERA: 3.12	(7, 1)	3.0	S	14	5	0	0	2	0	0	0	0	0	0	18	18	0.00	1.667

PITCHER	IP	WLS	BF	H	R	ER	SO	BB	IBB	HBP	BLK	WP	HR	S	P	ERA	WHIP

BOTTOM

Cincinnati Reds @ Pittsburgh Pirates

Forbes Field, Pittsburgh, PA

Thu Jul 25 1968, 7:05 PM EDT

Att. 5,797 - Unknown

livebaseballscorecards.com

AB	37
R	0
H	13
RBI	0
BB	3
SO	3
LOB	24

Batter	1	2	3	4	5	6	7	8	9	AB	R	H	RBI	BB	SO	LOB
Lou Brock, L (1, 7) OBP: 0.323, SLG: 0.432	6-3		FC6-4 (1B) 1-2f	F9		K		6-3		5	0	0	0	0	1	3
Curt Flood, R (1, 8) OBP: 0.349, SLG: 0.390	5-3		1-3 1B		HR 1B		5-3	K		5	1	2	0	0	1	0
Roger Maris, L (1, 9) OBP: 0.318, SLG: 0.401	4-3		F7		1-H HR		K	4-3		5	1	1	2	0	1	2
Orlando Cepeda, R (1, 3) OBP: 0.326, SLG: 0.401		K	F9		K		WP S 1B HBP		5-3	4	1	0	0	0	2	0
Johnny Edwards, L (1, 2) OBP: 0.319, SLG: 0.368		1B	1B 2B 1B		1B		WP 1-2 1B BB		1B 1B BB	3	3	3	0	2	0	0
Mike Shannon, R (1, 5) OBP: 0.341, SLG: 0.459		P6	2B 1-3 SF9 1B		F9		1-H 2-H 1B		1B 1-2 SF9 1B	5	3	3	2	0	0	2
Julian Javier, R (1, 4) OBP: 0.287, SLG: 0.338		F8	SF9 1-3 3-H 2B		P6		1B 2-H 1B		FC1-4 1-3 2-H 1B	5	0	3	3	0	0	2
Dal Maxvill, R (1, 6) OBP: 0.305, SLG: 0.283			6-3	IBB		5-3	1-2 1B		SF9 3-H	3	0	1	1	1	0	0
Nelson Briles, R (1, 1) OBP: 0.158, SLG: 0.115			FC6-4 1B	SF9 2-3 3-H		F7	4-3		FC1-4 1-2f	4	0	1	1	0	0	3
Inning Stats	R: 0 E: 0 K: 0 S: 3 H: 0 LOB: 0 BB: 0 P: 3	R: 0 E: 0 K: 1 S: 6 H: 1 LOB: 1 BB: 0 P: 6	R: 0 E: 0 K: 0 S: 5 H: 2 LOB: 2 BB: 0 P: 5	R: 2 E: 0 K: 0 S: 6 H: 3 LOB: 2 BB: 1 P: 10	R: 2 E: 0 K: 1 S: 8 H: 3 LOB: 1 BB: 0 P: 8	R: 0 E: 0 K: 1 S: 5 H: 0 LOB: 0 BB: 0 P: 5	R: 3 E: 0 K: 1 S: 8 H: 3 LOB: 2 BB: 1 P: 13	R: 0 E: 0 K: 1 S: 5 H: 0 LOB: 0 BB: 0 P: 5	R: 2 E: 0 K: 0 S: 5 H: 2 LOB: 1 BB: 1 P: 9	1B: 12 2B: 1 3B: 0 HR: 1 SF: 2 SAC: 0 DP: 0 HBP: 1						

TOP

St. Louis Cardinals @ Pittsburgh Pirates

Forbes Field, Pittsburgh, PA

Fri Jul 26 1968, 3:33 AM EDT

Unknown

livebaseballscorecards.com

AB	39
R	9
H	14
RBI	9
BB	3
SO	5
LOB	12

WP: 1 PB: 0 SB: 1 CS: 0 PA: 45

PITCHER		IP	WLS	BF	H	R	ER	SO	BB	IBB	HBP	BLK	WP	HR	S	P	ERA	WHIP
Steve Blass, R ERA: 2.68	(1, 1)	4.0	L	21	8	4	4	1	0	1	0	0	0	1	22	26	9.00	2.000
Ron Kline, R ERA: 1.41	(5, 1)	2.0		7	1	0	0	2	0	0	0	0	0	0	11	11	0.00	0.500
Bill Henry, L ERA: 5.4	(7, 1)	1.0		8	3	3	3	1	1	0	1	0	1	0	8	13	27.00	4.000
Dock Ellis, R ERA: 2.96	(8, 1)	2.0		9	2	2	2	1	1	0	0	0	0	0	10	14	9.00	1.500

PITCHER	IP	WLS	BF	H	R	ER	SO	BB	IBB	HBP	BLK	WP	HR	S	P	ERA	WHIP

Batter	1	2	3	4	5	6	7	8	9	AB	R	H	RBI	BB	SO	LOB
Maury Wills, S (1, 5) OBP: 0.330, SLG: 0.324	G4-6-3 1B		F7			1B		B5-3		4	0	2	0	0	0	0
Gene Alley, R (1, 6) OBP: 0.289, SLG: 0.308	G4-6-3 1-2f		6-3			F9		B2-3 HBP		3	0	0	0	0	0	2
Matty Alou, L (1, 8) OBP: 0.374, SLG: 0.397	1B			G4-6-3 1B		P5		B2-3 1-2		4	0	2	0	0	0	2
Willie Stargell, L (1, 7) OBP: 0.329, SLG: 0.495	K			G4-6-3 1-2f			4-3	BB		3	0	0	0	1	1	2
Donn Clendenon, R (1, 3) OBP: 0.324, SLG: 0.367		P6		6-3			1B 2B 1B	P4		4	1	1	0	0	0	2
Manny Mota, R (1, 9) OBP: 0.327, SLG: 0.315		E6	6-3				2B 1-3 1B		E4 6-3	4	0	1	0	0	0	0
Bill Mazeroski, R (1, 4) OBP: 0.299, SLG: 0.288		F7	3-1				1-3 3-H 2B		6-3 1-2	4	0	1	1	0	0	2
Jerry May, R (1, 2) OBP: 0.305, SLG: 0.269		F8	K				K		5-3	4	0	0	0	0	2	4
Steve Blass, R (1, 1) OBP: 0.116, SLG: 0.100			K			F8	P6		1-3	1	0	0	0	0	1	0
Ron Kline, R (5, 1)										0	0	0	0	0	0	0
Manny Jimenez, L (6, PH) OBP: 0.472, SLG: 0.364										1	0	0	0	0	0	0
Bill Henry, L (7, 1)										0	0	0	0	0	0	0
Gary Kolb, L (7, PH) OBP: 0.284, SLG: 0.360										1	0	0	0	0	0	2
Dock Ellis, S (8, 1)										0	0	0	0	0	0	0
Carl Taylor, R (9, PH) OBP: 0.343, SLG: 0.271										1	0	0	0	0	0	1
Inning Stats	R: 0 E: 0 K: 1 S: 6 H: 2 LOB: 1 BB: 0 P: 6	R: 0 E: 1 K: 0 S: 4 H: 0 LOB: 1 BB: 0 P: 4	R: 0 E: 0 K: 1 S: 5 H: 0 LOB: 0 BB: 0 P: 5	R: 0 E: 0 K: 0 S: 3 H: 1 LOB: 0 BB: 0 P: 3	R: 0 E: 0 K: 1 S: 5 H: 0 LOB: 0 BB: 0 P: 5	R: 0 E: 0 K: 0 S: 4 H: 1 LOB: 1 BB: 0 P: 4	R: 1 E: 0 K: 1 S: 8 H: 3 LOB: 2 BB: 0 P: 8	R: 0 E: 0 K: 0 S: 3 H: 0 LOB: 2 BB: 1 P: 8	R: 0 E: 1 K: 0 S: 4 H: 0 LOB: 1 BB: 0 P: 4	1B: 6 2B: 1 3B: 0 HR: 0 SF: 0 SAC: 0 DP: 2 HBP: 1						

PITCHER	IP	WLS	BF	H	R	ER	SO	BB	IBB	HBP	BLK	WP	HR	S	P	ERA	WHIP
Nelson Briles, R (1, 1) ERA: 2.6	9.0	W	36	7	1	1	4	1	0	1	0	0	0	42	47	1.00	0.889

PITCHER	IP	WLS	BF	H	R	ER	SO	BB	IBB	HBP	BLK	WP	HR	S	P	ERA	WHIP

BOTTOM

St. Louis Cardinals @ Pittsburgh Pirates

Forbes Field, Pittsburgh, PA

Fri Jul 26 1968, 3:33 AM EDT

Unknown

livebaseballscorecards.com

AB	34
R	1
H	7
RBI	1
BB	1
SO	4
LOB	17

PB: 0
SB: 0
CS: 0

Batter	1	2	3	4	5	6	7	8	9	10	AB	R	H	RBI	BB	SO	LOB
Lou Brock, L (1, 7) OBP: 0.321, SLG: 0.434	K		4-3		1B 3B 2-H 3-H		F7		6-3		5	1	1	2	0	1	0
Curt Flood, R (1, 8) OBP: 0.349, SLG: 0.390	CS 1B		K		4-3 1B 3-H		5-3			6-3	5	0	2	1	0	1	0
Bobby Tolan, L (1, 9) OBP: 0.291, SLG: 0.380 (4, 3)	F9 1-2			4-3 6-3 BB B B B	4-3 1-2			1B 2B		G3	4	1	1	0	1	0	2
Orlando Cepeda, R (1, 3) OBP: 0.327, SLG: 0.399 Roger Maris, L (4, 9) OBP: 0.330, SLG: 0.405		CS BB B B B		6-3 1-2	BB B B B			1B P6-2-5 1B 2-H		BB B B B	1 1	0 0	0 1	0 1	1 2	0 0	1 0
Tim McCarver, L (1, 2) OBP: 0.281, SLG: 0.340		2B 1-2		4-3 2-3	F9			F8		F7	5	0	1	0	0	0	5
Mike Shannon, R (1, 5) OBP: 0.343, SLG: 0.458		HBP H		6-3		6-3		1B 1-3			3	0	1	0	0	0	1
Dick Schofield, S (1, 4) OBP: 0.319, SLG: 0.372		K			2B 3B 1B	F8		P6-2-5 3-Hf			4	1	1	0	0	1	4
Dal Maxvill, R (1, 6) OBP: 0.304, SLG: 0.286		F9			1-3 3B 2B	6-3			F9		4	1	1	0	0	0	2
Mel Nelson, R (1, 1) OBP: 0.286, SLG: 0.167 Johnny Edwards, L (7, PH) OBP: 0.317, SLG: 0.366 Ron Willis, R (7, 1) Ed Spiezio, R (9, PH) OBP: 0.239, SLG: 0.171 Wayne Granger, R (9, 1) OBP: 0.200, SLG: 0.200 Joe Hoerner, R (10, 1)			4-3		K		P6		4-3		2 1 0 1 0 0 0	0 0 0 0 0 0 0	0 0 0 0 0 0 0	0 0 0 0 0 0 0	1 0 0 0 0 0 0	0 0 0 0 0 0 0	2 0 0 0 0 0 0
Inning Stats	R: 0 H: 1 E: 0 LOB: 0 K: 1 BB: 0 S: 5 P: 5	R: 0 H: 1 E: 0 LOB: 2 K: 1 BB: 1 S: 5 P: 10	R: 0 H: 0 E: 0 LOB: 0 K: 1 BB: 0 S: 5 P: 5	R: 0 H: 0 E: 0 LOB: 1 K: 0 BB: 1 S: 3 P: 7	R: 3 H: 4 E: 0 LOB: 2 K: 1 BB: 1 S: 9 P: 13	R: 0 H: 0 E: 0 LOB: 0 K: 0 BB: 0 S: 3 P: 3	R: 0 H: 0 E: 0 LOB: 0 K: 0 BB: 0 S: 3 P: 3	R: 1 H: 3 E: 0 LOB: 1 K: 0 BB: 0 S: 5 P: 5	R: 0 H: 0 E: 0 LOB: 0 K: 0 BB: 0 S: 3 P: 3	R: 0 H: 0 E: 0 LOB: 1 K: 0 BB: 1 S: 3 P: 7	1B: 5 2B: 4 3B: 1 HR: 0	SF: 0 SAC: 0 DP: 1 HBP: 1			WP: 0 PB: 0 SB: 0 CS: 2	PA: 41		

PITCHER		IP	WLS	BF	H	R	ER	SO	BB	IBB	HBP	BLK	WP	HR	S	P	ERA	WHIP
Jim Bunning, R ERA: 3.56	(1, 1)	7.0		29	6	3	3	4	3	0	1	0	0	0	33	46	3.86	1.286
Luke Walker, L ERA: 2.0	(8, 1)	0.0		2	2	1	1	0	0	0	0	0	0	0	2	2	∞	∞
Roy Face, R ERA: 3.15	(8, 1)	1.0		3	1	0	0	0	0	0	0	0	0	0	3	3	0.00	1.000
Ron Kline, R ERA: 1.38	(9, 1)	2.0	W	7	0	0	0	0	1	0	0	0	0	0	6	10	0.00	0.500

PITCHER	IP	WLS	BF	H	R	ER	SO	BB	IBB	HBP	BLK	WP	HR	S	P	ERA	WHIP

TOP

St. Louis Cardinals @ Pittsburgh Pirates

Forbes Field, Pittsburgh, PA

Fri Jul 26 1968, 3:38 AM EDT
Att. 23,515 - Unknown

livebaseballscorecards.com

AB	36
R	4
H	9
RBI	4
BB	4
SO	4
LOB	17

Batter	1	2	3	4	5	6	7	8	9	10	AB	R	H	RBI	BB	SO	LOB
Maury Wills, S (1, 5) OBP: 0.329, SLG: 0.323	1-3			SH5-4 1B; SH 1B	SH4-5 1-2 2-3		6-3			4-3	4	1	1	0	0	0	1
Gene Alley, R (1, 6) OBP: 0.289, SLG: 0.308	4-3			SH 1B; SH5-4 1-2	SF9 3-H		K S S S			E 1B; SF7 1B	3	2	1	1	0	1	1
Matty Alou, L (1, 8) OBP: 0.373, SLG: 0.395	4-3			SH5-4 1-2 2-3	1-3		4-3			E1 1-3	4	0	1	0	0	0	2
Roberto Clemente, R (1, 9) OBP: 0.323, SLG: 0.456		K S S S		1B IBB		HR		4-3		IBB	3	1	1	1	2	1	0
Willie Stargell, L (1, 7) OBP: 0.326, SLG: 0.489 Luke Walker, L (8, 1) Roy Face, R (8, 1) Gary Kolb, L (8, PH) OBP: 0.261, SLG: 0.356 Ron Kline, R (9, 1) Bill Virdon, L (10, PH) OBP: 0.333, SLG: 1.333 Jose Pagan, R (10, PH) OBP: 0.233, SLG: 0.290		4-3		F2		P3		F8		SF7 3-H	3 0 0 1 0 0 0	0 0 0 0 0 0 0	0 0 0 0 0 0 0	0 0 0 0 0 0 1	0 0 0 0 0 0 0	0 0 0 0 0 0 0	3 0 0 0 0 0 0
Donn Clendenon, R (1, 3) OBP: 0.323, SLG: 0.366		6-3		1-2 2-H 3-H 1B		3-1		F8			4	0	1	2	0	0	0
Bill Mazeroski, R (1, 4) OBP: 0.299, SLG: 0.288			F7	F8		FC5-4 1B			6-3		4	0	1	0	0	0	2
Jerry May, R (1, 2) OBP: 0.304, SLG: 0.269		5-3			SH4-5 SH; SF9 1B	FC5-4 1-2f			6-3		4	1	1	0	0	0	1
Jim Bunning, R (1, 1) OBP: 0.108, SLG: 0.135 Manny Jimenez, L (7, PH) OBP: 0.481, SLG: 0.422 Manny Mota, R (7, PR) OBP: 0.326, SLG: 0.314 (8, 7)		K S S S			SH SH4-5 1-2		3B		6-3		1 1 1	0 0 0	0 1 0	0 0 0	0 0 0	1 0 0	0 0 0
Inning Stats	R: 0 E: 0 K: 0 S: 3 H: 0 LOB: 0 BB: 0 P: 3	R: 0 E: 0 K: 1 S: 5 H: 0 LOB: 0 BB: 0 P: 5	R: 0 E: 0 K: 1 S: 5 H: 0 LOB: 0 BB: 0 P: 5	R: 2 E: 1 K: 0 S: 6 H: 2 LOB: 2 BB: 1 P: 10	R: 1 E: 0 K: 0 S: 5 H: 1 LOB: 1 BB: 0 P: 5	R: 1 E: 0 K: 0 S: 5 H: 2 LOB: 1 BB: 0 P: 5	R: 0 E: 0 K: 1 S: 6 H: 1 LOB: 1 BB: 0 P: 6	R: 0 E: 0 K: 0 S: 3 H: 0 LOB: 0 BB: 0 P: 3	R: 0 E: 0 K: 0 S: 3 H: 0 LOB: 0 BB: 0 P: 3	R: 1 E: 1 K: 0 S: 4 H: 2 LOB: 2 BB: 1 P: 8	1B: 6 2B: 0 3B: 1 HR: 1 SF: 2 SAC: 4 DP: 0 HBP: 0						

PITCHER		IP	WLS	BF	H	R	ER	SO	BB	IBB	HBP	BLK	WP	HR	S	P	ERA	WHIP
Mel Nelson, L ERA: 2.82	(1, 1)	6.0		26	5	4	2	2	0	1	0	0	0	1	29	33	3.00	0.833
Ron Willis, R ERA: 2.82	(7, 1)	2.0		7	1	0	0	1	0	0	0	0	0	0	9	9	0.00	0.500
Wayne Granger, R ERA: 2.33	(9, 1)	1.1	L	7	2	1	1	0	0	1	0	0	0	0	6	10	6.75	1.500
Joe Hoerner, L ERA: 1.53	(10, 1)	0.1		1	0	0	0	0	0	0	0	0	0	0	1	1	0.00	0.000

PITCHER	IP	WLS	BF	H	R	ER	SO	BB	IBB	HBP	BLK	WP	HR	S	P	ERA	WHIP

BOTTOM

St. Louis Cardinals @ Pittsburgh Pirates

Forbes Field, Pittsburgh, PA

Fri Jul 26 1968, 3:38 AM EDT
Att. 23,515 - Unknown

livebaseballscorecards.com

AB	33
R	5
H	8
RBI	5
BB	2
SO	3
LOB	10

Batter	1	2	3	4	5	6	7	8	9	AB	R	H	RBI	BB	SO	LOB
Lou Brock, L (1, 7) OBP: 0.320, SLG: 0.431	4-1 S 1B 1B		K		4-3		F9		F7	5	1	1	0	0	1	3
Curt Flood, R (1, 8) OBP: 0.346, SLG: 0.387	4-1 1-3		F9		G3			6-3		4	0	0	0	0	0	1
Bobby Tolan, L (1, 9) OBP: 0.290, SLG: 0.377	P4		S 1B			K 6-3 E SF7		6-3		4	1	1	0	0	1	1
Orlando Cepeda, R (1, 3) OBP: 0.329, SLG: 0.399	BBB 1B BB		6-3 1-2			6-3 1-3		1B		3	0	1	0	1	0	2
Johnny Edwards, L (1, 2) OBP: 0.315, SLG: 0.365	1-2 3-H 1B			K		SF7 3-H		G3		3	0	1	2	0	1	1
Mike Shannon, R (1, 5) OBP: 0.342, SLG: 0.455	K			K		K			1B 1B	4	1	1	0	0	3	2
Julian Javier, R (1, 4) OBP: 0.289, SLG: 0.340		1-6-3		6-3			SH1-4		G1-6-4 1B 1-3 1B	4	0	2	0	0	0	0
Dal Maxvill, R (1, 6) OBP: 0.301, SLG: 0.283 Roger Maris, L (9, PH) OBP: 0.333, SLG: 0.409 Dick Schofield, S (9, PR) OBP: 0.319, SLG: 0.372 (9, 6)		4-3			K HR		P3		G1-6-4 1-2 3-H 1B	3 1 0	0 0 0	0 1 0	0 1 0	0 0 0	1 0 0	1 0 0
Steve Carlton, L (1, 1) OBP: 0.196, SLG: 0.353		1-3					SH1-4 1-2		G1-6-4 1-2f 2-3	3	1	1	1	0	0	2
Inning Stats	R: 1 H: 2 E: 0 LOB: 2 K: 1 BB: 1 S: 7 P: 11	R: 0 H: 0 E: 0 LOB: 0 K: 0 BB: 0 S: 3 P: 3	R: 0 H: 1 E: 0 LOB: 1 K: 1 BB: 0 S: 6 P: 6	R: 0 H: 0 E: 0 LOB: 0 K: 2 BB: 0 S: 7 P: 7	R: 1 H: 1 E: 0 LOB: 0 K: 1 BB: 0 S: 6 P: 6	R: 1 H: 0 E: 1 LOB: 0 K: 2 BB: 0 S: 8 P: 8	R: 0 H: 1 E: 0 LOB: 1 K: 0 BB: 0 S: 4 P: 4	R: 0 H: 1 E: 0 LOB: 1 K: 0 BB: 0 S: 4 P: 4	R: 1 H: 3 E: 0 LOB: 2 K: 0 BB: 0 S: 5 P: 5	1B: 8 SF: 1 2B: 0 SAC: 1 3B: 0 DP: 1 HR: 1 HBP: 0						

PITCHER	IP	WLS	BF	H	R	ER	SO	BB	IBB	HBP	BLK	WP	HR	S	P	ERA	WHIP
Bob Moose, R (1, 1) ERA: 2.15	7.0	L	28	5	3	2	7	1	0	0	0	1	1	41	45	2.57	0.857
Dock Ellis, R (8, 1) ERA: 3.08	2.0		9	4	1	1	0	0	0	0	0	0	0	9	9	4.50	2.000

PITCHER	IP	WLS	BF	H	R	ER	SO	BB	IBB	HBP	BLK	WP	HR	S	P	ERA	WHIP

TOP

St. Louis Cardinals @ Pittsburgh Pirates

Forbes Field, Pittsburgh, PA

Sat Jul 27 1968, 3:33 AM EDT

Att. 12,147 - Unknown

livebaseballscorecards.com

AB	34
R	4
H	9
RBI	4
BB	1
SO	7
LOB	13

WP: 1	PA: 37
PB: 0	
SB: 2	
CS: 0	

BOTTOM

St. Louis Cardinals @ Pittsburgh Pirates

Forbes Field, Pittsburgh, PA

Sat Jul 27 1968, 3:33 AM EDT

Att. 12,147 - Unknown

livebaseballscorecards.com

Batter	1	2	3	4	5	6	7	8	9	AB	R	H	RBI	BB	SO	LOB
Maury Wills, S (1, 5) OBP: 0.326, SLG: 0.320	S S S 0-3 ① K		x 0-0 ② 1-3		x 0-0 ③ F8			x 0-0 ① 1-3		4	0	0	0	0	1	2
Gene Alley, R (1, 6) OBP: 0.291, SLG: 0.311	x 0-0 ② 6-3		x 0-0 ③ 1-3			x 0-0 FC6-4 1B		x 0-0 1B		4	0	2	0	0	0	0
Matty Alou, L (1, 8) OBP: 0.374, SLG: 0.397	x 0-0 BB 1B			x 0-0 CS 1B		x 0-0 ① F9		x 0-0 ② F9		4	0	2	0	0	0	2
Roberto Clemente, R (1, 9) OBP: 0.322, SLG: 0.452	B B B B 4-0 1-2 BB			x 0-0 ① ② 4-3 1-2		x 0-0 ② F9		S S S 0-3 ③ K		3	0	0	0	1	1	3
Donn Clendenon, R (1, 3) OBP: 0.322, SLG: 0.365	x 0-0 ③ F7			x 0-0 ③ F9		x 0-0 ③ FC6-4 1-2f			x 0-0 FC4-6 1B	4	0	1	0	0	0	3
Manny Mota, R (1, 7) OBP: 0.324, SLG: 0.317		S S S 0-3 ① K			x 0-0 ① F8		x 0-0 2B		x 0-0 ① FC4-6 G5-4-3 1-2f	4	0	1	0	0	1	1
Bill Mazeroski, R (1, 4) OBP: 0.295, SLG: 0.284		x 0-0 ② 5-3			x 0-0 ② 6-3		x 0-0 ① P6		x 0-0 ② ③ G5-4-3 1-2f	4	0	0	0	0	0	2
Jerry May, R (1, 2) OBP: 0.304, SLG: 0.267		x 0-0 ③ F7			B B B B 4-0 E BB		S S S 0-3 ② K			2	0	0	0	1	1	1
Bob Moose, R (1, 1) OBP: 0.118, SLG: 0.091 Jose Pagan, R (7, PH) OBP: 0.231, SLG: 0.287 Dock Ellis, S (8, 1)			x 0-0 ① P3		x 0-0 E1 1-2		x 0-0 ③ F3			2 1 0	0 0 0	0 0 0	0 0 0	0 0 0	0 0 0	1 1 0
Inning Stats	R: 0 H: 1 E: 0 LOB: 2 K: 1 BB: 1 S: 6 P: 10	R: 0 H: 0 E: 0 LOB: 0 K: 1 BB: 0 S: 5 P: 5	R: 0 H: 0 E: 0 LOB: 0 K: 0 BB: 0 S: 3 P: 3	R: 0 H: 1 E: 0 LOB: 0 K: 0 BB: 0 S: 3 P: 3	R: 0 H: 0 E: 1 LOB: 2 K: 0 BB: 1 S: 4 P: 8	R: 0 H: 1 E: 0 LOB: 1 K: 0 BB: 0 S: 4 P: 4	R: 0 H: 1 E: 0 LOB: 1 K: 1 BB: 0 S: 6 P: 6	R: 0 H: 1 E: 0 LOB: 1 K: 1 BB: 0 S: 6 P: 6	R: 0 H: 1 E: 0 LOB: 0 K: 0 BB: 0 S: 3 P: 3	1B: 5 SF: 0 2B: 1 SAC: 0 3B: 0 DP: 1 HR: 0 HBP: 0						WP: 0 PA: 34 PB: 0 SB: 0 CS: 1	

	AB	32
	R	0
	H	6
	RBI	0
	BB	2
	SO	4
	LOB	16

PITCHER	IP	WLS	BF	H	R	ER	SO	BB	IBB	HBP	BLK	WP	HR	S	P	ERA	WHIP
Steve Carlton, L (1, 1) ERA: 2.79	9.0	W	34	6	0	0	4	2	0	0	0	0	0	40	48	0.00	0.889

PITCHER	IP	WLS	BF	H	R	ER	SO	BB	IBB	HBP	BLK	WP	HR	S	P	ERA	WHIP

Batter	1	2	3	4	5	6	7	8	9	AB	R	H	RBI	BB	SO	LOB
Lou Brock, L (1, 7) OBP: 0.321, SLG: 0.431	G6-3 1B	4-3		FC2-4 1-2f		K			E4 1B	5	0	2	0	0	1	6
Curt Flood, R (1, 8) OBP: 0.344, SLG: 0.384	G6-3 1-2f		4-3		F7 1B	F9			5-3	5	0	1	0	0	0	4
Roger Maris, L (1, 9) OBP: 0.335, SLG: 0.409	FC6-4 1B		F8		F7 1-2 1B	3-1			F9	5	0	2	0	0	0	3
Orlando Cepeda, R (1, 3) OBP: 0.329, SLG: 0.402	FC6-4 1-2f		2B		F7 1-2 2-3		G6-4-3 1B		6-3	5	0	2	0	0	0	4
Tim McCarver, L (1, 2) OBP: 0.283, SLG: 0.344		1-3 1B 2B	F7		IBB		G6-4-3 1-2f			3	1	1	0	1	0	2
Mike Shannon, R (1, 5) OBP: 0.338, SLG: 0.450		1-3 2-3		K	F2		K			4	0	0	0	0	2	4
Julian Javier, R (1, 4) OBP: 0.291, SLG: 0.342		E 3-H 1B		1B 1B	F2			6-3		4	0	2	1	0	0	3
Dal Maxvill, R (1, 6) OBP: 0.301, SLG: 0.282		F8		P4		2B 1B		5-3		4	0	1	0	0	0	2
Larry Jaster, L (1, 1) OBP: 0.147, SLG: 0.121		E1 1-2		FC2-4 1-2 1B		1-3 2B		6-3		2	0	1	0	0	0	1
Johnny Edwards, L (6, PH) OBP: 0.320, SLG: 0.377										1	0	1	0	0	0	0
Dick Hughes, R (6, 1)										0	0	0	0	0	0	0
Bobby Tolan, L (8, PH) OBP: 0.289, SLG: 0.375										1	0	0	0	0	0	0
Wayne Granger, R (8, 1) OBP: 0.200, SLG: 0.200										0	0	0	0	0	0	0
Inning Stats	R: 0 E: 0 K: 0 S: 4 H: 2 LOB: 1 BB: 0 P: 4	R: 1 E: 1 K: 0 S: 6 H: 2 LOB: 2 BB: 0 P: 6	R: 0 E: 0 K: 0 S: 4 H: 1 LOB: 1 BB: 0 P: 4	R: 0 E: 0 K: 1 S: 7 H: 2 LOB: 2 BB: 0 P: 7	R: 0 E: 0 K: 0 S: 5 H: 2 LOB: 3 BB: 1 P: 9	R: 0 E: 0 K: 1 S: 7 H: 2 LOB: 2 BB: 0 P: 7	R: 0 E: 0 K: 1 S: 5 H: 1 LOB: 0 BB: 0 P: 5	R: 0 E: 0 K: 0 S: 3 H: 0 LOB: 0 BB: 0 P: 3	R: 0 E: 1 K: 0 S: 4 H: 1 LOB: 1 BB: 0 P: 4	1B: 10 2B: 3 3B: 0 HR: 0 SF: 0 SAC: 0 DP: 2 HBP: 0						

PITCHER	IP	WLS	BF	H	R	ER	SO	BB	IBB	HBP	BLK	WP	HR	S	P	ERA	WHIP
Al McBean, R (1, 1) ERA: 3.04	9.0	W	40	13	1	1	3	0	1	0	0	0	0	45	49	1.00	1.444

PITCHER	IP	WLS	BF	H	R	ER	SO	BB	IBB	HBP	BLK	WP	HR	S	P	ERA	WHIP

TOP

St. Louis Cardinals @ Pittsburgh Pirates

Forbes Field, Pittsburgh, PA

Sun Jul 28 1968, 3:33 AM EDT

Att. 14,926 - Unknown

livebaseballscorecards.com

AB	39
R	1
H	13
RBI	1
BB	1
SO	3
LOB	29

WP: 0 PA: 40
PB: 0
SB: 0
CS: 0

Batter	1	2	3	4	5	6	7	8	9	AB	R	H	RBI	BB	SO	LOB
Maury Wills, S (1, 5) OBP: 0.330, SLG: 0.324	CS 1B	2-3 3-H 1B		S 5-3 1B	F9			F9		5	0	3	1	0	0	0
Gene Alley, R (1, 4) OBP: 0.291, SLG: 0.310	F8 1-2	P6		5-3 1-2		G3-6-3 1B				4	0	1	0	0	0	4
Matty Alou, L (1, 8) OBP: 0.370, SLG: 0.392	F3		B1	P4 2-3		G3-6-3 1-2f				4	0	0	0	0	0	2
Roberto Clemente, R (1, 9) OBP: 0.327, SLG: 0.462		HR 3B	FC5-4 1B		BB HR 1-3 1B	SSS K				4	2	3	0	0	1	0
Donn Clendenon, R (1, 3) OBP: 0.322, SLG: 0.372		3-H HR	FC5-4 E 1B 1-2f		1-3 1-2		SSS K			4	1	1	2	0	1	2
Manny Mota, R (1, 7) OBP: 0.332, SLG: 0.327		SH1-3 1B 2B	E4 1-3 1B		HR BB IBB		F7			3	2	2	0	1	0	0
Jose Pagan, R (1, 6) OBP: 0.231, SLG: 0.278		F7	HBP		SSS K		F9			3	0	0	0	0	1	3
Jerry May, R (1, 2) OBP: 0.307, SLG: 0.265		1B SH1-3 HBP	F7	BBB HR 1-2 2-3 BB				6-3		2	1	0	0	1	0	3
Al McBean, R (1, 1) OBP: 0.214, SLG: 0.255		SH1-3 1-2 2-3		5-3	1-H 2-H 3-H HR			F8		3	1	1	4	0	0	0
Inning Stats	R: 0 H: 1 E: 0 LOB: 0 K: 0 BB: 0 S: 3 P: 3	R: 3 H: 4 E: 0 LOB: 2 K: 0 BB: 0 S: 7 P: 8	R: 0 H: 2 E: 1 LOB: 3 K: 0 BB: 0 S: 5 P: 6	R: 0 H: 1 E: 0 LOB: 1 K: 0 BB: 0 S: 4 P: 4	R: 4 H: 2 E: 0 LOB: 0 K: 1 BB: 2 S: 7 P: 15	R: 0 H: 1 E: 0 LOB: 0 K: 1 BB: 0 S: 5 P: 5	R: 0 H: 0 E: 0 LOB: 0 K: 1 BB: 0 S: 5 P: 5	R: 0 H: 0 E: 0 LOB: 0 K: 0 BB: 0 S: 3 P: 3		1B: 7 SF: 0 2B: 1 SAC: 1 3B: 1 DP: 1 HR: 2 HBP: 2						WP: 0 PA: 37 PB: 0 SB: 1 CS: 1

BOTTOM

St. Louis Cardinals @ Pittsburgh Pirates

Forbes Field, Pittsburgh, PA

Sun Jul 28 1968, 3:33 AM EDT

Att. 14,926 - Unknown

livebaseballscorecards.com

AB	32
R	7
H	11
RBI	7
BB	2
SO	3
LOB	14

PITCHER		IP	WLS	BF	H	R	ER	SO	BB	IBB	HBP	BLK	WP	HR	S	P	ERA	WHIP
Larry Jaster, L ERA: 2.74	(1, 1)	5.0	L	28	10	7	7	1	1	1	2	0	0	2	26	36	12.60	2.200
Dick Hughes, R ERA: 4.84	(6, 1)	2.0		6	1	0	0	2	0	0	0	0	0	0	10	10	0.00	0.500
Wayne Granger, R ERA: 2.25	(8, 1)	1.0		3	0	0	0	0	0	0	0	0	0	0	3	3	0.00	0.000

PITCHER	IP	WLS	BF	H	R	ER	SO	BB	IBB	HBP	BLK	WP	HR	S	P	ERA	WHIP

Atlanta Braves @ Pittsburgh Pirates

Forbes Field, Pittsburgh, PA

Mon Jul 29 1968, 7:05 PM EDT

Att. 7,357 - Unknown

TOP

livebaseballscorecards.com

Batter	1	2	3	4	5	6	7	8	9	AB	R	H	RBI	BB	SO	LOB
Felipe Alou, R (1, 8) OBP: 0.334, SLG: 0.394	4-3		F4			F9		1B 2B 1B		4	1	1	0	0	0	0
Felix Millan, R (1, 4) OBP: 0.325, SLG: 0.342	F3		5-3			4-3		F9		4	0	0	0	0	0	1
Hank Aaron, R (1, 9) OBP: 0.321, SLG: 0.472	5-3			F9-3 1B			1B 1B	2B 1-2 1B		4	0	3	0	0	0	0
Joe Torre, R (1, 2) OBP: 0.344, SLG: 0.425		F9		F9-3 1-2			BB 1B 4-3 1-2 1B	1-3 2-H 2B		4	1	2	1	0	0	1
Bob Johnson, R (1, 5) OBP: 0.304, SLG: 0.312		B B B B 1B BB		5-3			4-3 BB 1-2 1B	5-3		3	0	1	0	1	0	2
Deron Johnson, R (1, 3) OBP: 0.284, SLG: 0.306		F8			F4		B B B B 4-3 1-2 2-3 BB		F6	3	0	0	0	1	0	1
Tommie Aaron, R (1, 7) OBP: 0.326, SLG: 0.320		1-2 1B			S S S K		4-3 1-2 2-3 3-H		6-3	4	0	1	1	0	1	2
Sonny Jackson, L (1, 6) OBP: 0.299, SLG: 0.282 Tito Francona, L (9, PH) OBP: 0.407, SLG: 0.374		5-3			6-3		4-3		1B	3 1	0 0	0 1	0 0	0 0	0 0	4 0
Ron Reed, R (1, 1) OBP: 0.196, SLG: 0.159 Bob Tillman, R (8, PH) OBP: 0.234, SLG: 0.274 Cecil Upshaw, R (8, 1) OBP: 0.231, SLG: 0.167 Mike Lum, L (9, PH) OBP: 0.264, SLG: 0.327			S S S K			S S S K		5-3	S S S K	2 1 0 1	0 0 0 0	0 0 0 0	0 0 0 0	2 0 0 1	0 0 0 1	0 0 0 1

Inning Stats	1	2	3	4	5	6	7	8	9
	R: 0 E: 0 K: 0 S: 3	H: 0 LOB: 0 BB: 0 P: 3	R: 0 E: 0 K: 0 S: 4	H: 1 LOB: 2 BB: 1 P: 8	R: 0 E: 0 K: 1 S: 5	H: 0 LOB: 0 BB: 0 P: 5	R: 0 E: 0 K: 0 S: 3	H: 1 LOB: 0 BB: 0 P: 3	R: 0 E: 0 K: 1 S: 5	H: 0 LOB: 0 BB: 0 P: 5	R: 0 E: 0 K: 1 S: 5	H: 0 LOB: 0 BB: 0 P: 5	R: 1 E: 0 K: 0 S: 5	H: 3 LOB: 2 BB: 1 P: 9	R: 1 E: 0 K: 0 S: 6	H: 3 LOB: 2 BB: 0 P: 6	R: 0 E: 0 K: 1 S: 6	H: 1 LOB: 1 BB: 0 P: 6

	AB	34
	R	2
	H	9
	RBI	2
	BB	2
	SO	4
	LOB	12

1B: 8 SF: 0
2B: 2 SAC: 0
3B: 0 DP: 1
HR: 0 HBP: 0

WP: 0 PA: 36
PB: 0
SB: 0
CS: 0

PITCHER	IP	WLS	BF	H	R	ER	SO	BB	IBB	HBP	BLK	WP	HR	S	P	ERA	WHIP
Bob Veale, L (1, 1) ERA: 1.98	9.0	W	36	9	2	2	4	2	0	0	0	0	0	42	50	2.00	1.222

PITCHER	IP	WLS	BF	H	R	ER	SO	BB	IBB	HBP	BLK	WP	HR	S	P	ERA	WHIP

Batter	1	2	3	4	5	6	7	8	9	AB	R	H	RBI	BB	SO	LOB
Maury Wills, S (1, 5) OBP: 0.333, SLG: 0.326	CS 1B 1B		4-3 ②			BBBB 4-0 SH1-4 1B BB		FC8-6 S 1B		3	1	2	0	1	0	0
Gene Alley, R (1, 6) OBP: 0.291, SLG: 0.310	CS 1-2 1B		F8 ③			SH1-4 ① 1-2		F7 ① 1-2		3	0	1	0	0	0	1
Matty Alou, L (1, 8) OBP: 0.368, SLG: 0.390	F5 ① ② 1-2 2-3			1B SF9 1B		F6 ②		FC8-6 ② ③ 2-3		4	1	1	0	0	0	4
Roberto Clemente, R (1, 9) OBP: 0.330, SLG: 0.464	F3 ③			G4-6-3 1-3 1B		1B 2-H 1B				3	0	2	1	0	0	1
Donn Clendenon, R (1, 3) OBP: 0.322, SLG: 0.373		F8 ①		SF9 ① 3-H		1-3 1B				2	0	1	1	0	0	0
Manny Mota, R (1, 7) OBP: 0.328, SLG: 0.322		F9 ② 1-2		G4-6-3 ② ③ 1-2f		2-3 ③				3	0	0	0	0	0	3
Bill Mazeroski, R (1, 4) OBP: 0.296, SLG: 0.294		HR			4-3 ①		F6 ①			3	1	1	1	0	0	0
Jerry May, R (1, 2) OBP: 0.304, SLG: 0.262		5-3 ③			SSS K ②		5-3 ②			3	0	0	0	0	1	0
Bob Veale, S (1, 1) OBP: 0.103, SLG: 0.089			SSS K ①		SSS K ③		4-3 ③			3	0	0	0	0	2	0
Inning Stats	R: 0 H: 2 E: 0 LOB: 1 K: 0 BB: 0 S: 4 P: 4	R: 1 H: 1 E: 0 LOB: 0 K: 0 BB: 0 S: 4 P: 4	R: 0 H: 0 E: 0 LOB: 0 K: 1 BB: 0 S: 5 P: 5	R: 1 H: 2 E: 0 LOB: 0 K: 0 BB: 0 S: 4 P: 4	R: 0 H: 0 E: 0 LOB: 0 K: 2 BB: 0 S: 7 P: 7	R: 1 H: 2 E: 0 LOB: 2 K: 0 BB: 1 S: 5 P: 9	R: 0 H: 0 E: 0 LOB: 0 K: 0 BB: 0 S: 3 P: 3	R: 0 H: 1 E: 0 LOB: 0 K: 0 BB: 0 S: 3 P: 3		1B: 7 SF: 1 2B: 1 SAC: 1 3B: 0 DP: 2 HR: 1 HBP: 0						WP: 0 PA: 30 PB: 0 SB: 1 CS: 2

PITCHER		IP	WLS	BF	H	R	ER	SO	BB	IBB	HBP	BLK	WP	HR	S	P	ERA	WHIP
Ron Reed, R ERA: 2.99	(1, 1)	7.0	L	27	7	3	3	3	1	0	0	0	0	1	32	36	3.86	1.143
Cecil Upshaw, R ERA: 2.29	(8, 1)	1.0		3	1	0	0	0	0	0	0	0	0	0	3	3	0.00	1.000

PITCHER	IP	WLS	BF	H	R	ER	SO	BB	IBB	HBP	BLK	WP	HR	S	P	ERA	WHIP

BOTTOM

Atlanta Braves @ Pittsburgh Pirates

Forbes Field, Pittsburgh, PA

Mon Jul 29 1968, 7:05 PM EDT

Att. 7,357 - Unknown

livebaseballscorecards.com

AB	27
R	3
H	8
RBI	3
BB	1
SO	3
LOB	9

Atlanta Braves @ Pittsburgh Pirates

Forbes Field, Pittsburgh, PA

Tue Jul 30 1968, 7:05 PM EDT

Unknown

TOP

livebaseballscorecards.com

Batter	1	2	3	4	5	6	7	8	9	AB	R	H	RBI	BB	SO	LOB
Bob Johnson, R (1, 5) OBP: 0.310, SLG: 0.317	5-3			BB, SH1-3, 1B	FC6-4, 1B, 2B 1-2f 2-3		P4		BB, 1B	5	1	2	0	0	0	3
Sonny Jackson, L (1, 6) OBP: 0.299, SLG: 0.281	5-3			SH1-3 1-2	2B, 1B 1-2 3-H		F9		K	4	1	1	1	0	1	2
Tito Francona, L (1, 3) OBP: 0.416, SLG: 0.380	K			BB, BB BB	2B 1-H 2-H			1B, 2B, BB BB	BB 1-2	2	1	1	2	3	1	0
Joe Torre, R (1, 2) OBP: 0.340, SLG: 0.420 Bob Tillman, R (7, 2) OBP: 0.239, SLG: 0.279 Hank Aaron, R (9, PH) OBP: 0.320, SLG: 0.471		6-3		K	6-3			2B, 1B 1-2	K2-3	3 1 1	0 1 0	0 1 0	0 0 0	0 0 0	1 0 1	3 0 2
Felipe Alou, R (1, 8) OBP: 0.336, SLG: 0.396		F9		FC, BB 1-2 2-3		F8		2B 1-H 2-H		3	0	1	2	1	0	0
Mike Page, L (1, 9) OBP: 0.294, SLG: 0.250		F8		FC 1-2f		G4-6-3, 1B		F7		4	0	1	0	0	0	4
Mike Lum, L (1, 7) OBP: 0.263, SLG: 0.324			F9	FC6-4, 1B, 1B		G4-6-3 1-2f		G3		4	1	1	0	0	0	2
Felix Millan, R (1, 4) OBP: 0.324, SLG: 0.341			P6	F7		1B		K		4	0	1	0	0	1	2
Ken Johnson, R (1, 1) OBP: 0.147, SLG: 0.152 George Stone, L (5, 1) OBP: 0.250, SLG: 0.250 Wayne Causey, L (9, PH) OBP: 0.258, SLG: 0.179			K	FC6-4 1-2		F8			5-3	2 1 1	0 0 0	1 0 0	0 0 0	0 0 0	1 0 0	0 1 0
Inning Stats	R: 0 E: 0 K: 1 S: 5 H: 0 LOB: 0 BB: 0 P: 5	R: 0 E: 0 K: 0 S: 3 H: 0 LOB: 0 BB: 0 P: 3	R: 0 E: 0 K: 1 S: 5 H: 0 LOB: 0 BB: 0 P: 5	R: 0 E: 0 K: 1 S: 6 H: 1 LOB: 3 BB: 2 P: 14	R: 3 E: 1 K: 0 S: 7 H: 4 LOB: 1 BB: 0 P: 7	R: 0 E: 0 K: 0 S: 3 H: 1 LOB: 0 BB: 0 P: 3	R: 0 E: 0 K: 0 S: 4 H: 1 LOB: 1 BB: 0 P: 4	R: 2 E: 0 K: 1 S: 7 H: 2 LOB: 1 BB: 1 P: 11	R: 0 E: 0 K: 2 S: 8 H: 1 LOB: 2 BB: 1 P: 12	1B: 8 2B: 2 3B: 0 HR: 0 SF: 0 SAC: 1 DP: 1 HBP: 0						

	AB	35
	R	5
	H	10
	RBI	5
	BB	4
	SO	6
	LOB	19

PITCHER		IP	WLS	BF	H	R	ER	SO	BB	IBB	HBP	BLK	WP	HR	S	P	ERA	WHIP
Steve Blass, R ERA: 2.67	(1, 1)	7.1	W	33	9	5	2	3	3	0	0	0	0	0	36	48	2.46	1.636
Tommie Sisk, R ERA: 3.34	(8, 1)	1.2	S	7	1	0	0	3	1	0	0	0	0	0	12	16	0.00	1.200

PITCHER	IP	WLS	BF	H	R	ER	SO	BB	IBB	HBP	BLK	WP	HR	S	P	ERA	WHIP

Batter	1	2	3	4	5	6	7	8	9	AB	R	H	RBI	BB	SO	LOB
Maury Wills, S (1, 5) OBP: 0.332, SLG: 0.325	4-3		F8	E3 2-H 1B		4-3		F8		5	0	1	0	0	0	0
Gene Alley, R (1, 6) OBP: 0.293, SLG: 0.310	FC6-4 1B			5-3 F9		BBBB 2B BB		1-3		4	0	1	0	1	0	1
Matty Alou, L (1, 8) OBP: 0.369, SLG: 0.396	FC6-4 1-2f			3B 2B	F7	1-3 2B		L6		5	1	2	0	0	0	1
Roberto Clemente, R (1, 9) OBP: 0.334, SLG: 0.471	4-3			E 2-H 3B	1B 1B 1B 1B	IBB				3	2	2	1	1	0	1
Donn Clendenon, R (1, 3) OBP: 0.321, SLG: 0.371		K		6-3	1B 1-2 1B	K				4	1	1	0	0	2	4
Manny Mota, R (1, 7) OBP: 0.330, SLG: 0.326		F8		E8 1B 3-H 1B	1B 1-2 2-3 1B	F8				4	1	2	1	0	0	3
Bill Mazeroski, R (1, 4) OBP: 0.295, SLG: 0.291		6-3		1B 2B IBB	P6	4-3				3	1	0	0	1	0	3
Jerry May, R (1, 2) OBP: 0.306, SLG: 0.266			P4	2B 1-2 2-H 1B	1-3 2-H 3-H 1B	F8				4	1	2	3	0	0	0
Steve Blass, R (1, 1) OBP: 0.128, SLG: 0.136			1-3	E 1-H 2-H 2B	G3	6-3				4	1	1	2	0	0	2
Tommie Sisk, R (8, 1) OBP: 0.167, SLG: 0.063										0	0	0	0	0	0	0
Inning Stats	R: 0 H: 1 E: 0 LOB: 1 K: 0 BB: 0 S: 4 P: 4	R: 0 H: 0 E: 0 LOB: 0 K: 1 BB: 0 S: 5 P: 5	R: 0 H: 0 E: 0 LOB: 0 K: 0 BB: 0 S: 3 P: 3	R: 6 H: 6 E: 2 LOB: 1 K: 0 BB: 1 S: 9 P: 13	R: 2 H: 4 E: 0 LOB: 2 K: 0 BB: 0 S: 7 P: 7	R: 0 H: 1 E: 0 LOB: 3 K: 1 BB: 2 S: 6 P: 14	R: 0 H: 0 E: 0 LOB: 0 K: 0 BB: 0 S: 3 P: 3	R: 0 H: 0 E: 0 LOB: 0 K: 0 BB: 0 S: 3 P: 3		1B: 8 SF: 0 2B: 3 SAC: 0 3B: 1 DP: 0 HR: 0 HBP: 0						

PITCHER		IP	WLS	BF	H	R	ER	SO	BB	IBB	HBP	BLK	WP	HR	S	P	ERA	WHIP
Ken Johnson, R ERA: 3.18	(1, 1)	4.2	L	26	11	8	7	1	0	1	0	0	0	0	27	31	13.50	2.357
George Stone, L ERA: 2.5	(5, 1)	3.1		13	1	0	0	1	1	1	0	0	0	0	13	21	0.00	0.600

PITCHER	IP	WLS	BF	H	R	ER	SO	BB	IBB	HBP	BLK	WP	HR	S	P	ERA	WHIP

BOTTOM

Atlanta Braves @ Pittsburgh Pirates

Forbes Field, Pittsburgh, PA

Tue Jul 30 1968, 7:05 PM EDT

Unknown

livebaseballscorecards.com

AB	36
R	8
H	12
RBI	7
BB	3
SO	2
LOB	15

1B: 8 SF: 0
2B: 3 SAC: 0
3B: 1 DP: 0
HR: 0 HBP: 0

WP: 0 PA: 39
PB: 0
SB: 0
CS: 0

Atlanta Braves @ Pittsburgh Pirates

Forbes Field, Pittsburgh, PA

Tue Jul 30 1968, 7:05 PM EDT

Att. 11,624 - Unknown

TOP

livebaseballscorecards.com

Batter	1	2	3	4	5	6	7	8	9	10	AB	R	H	RBI	BB	SO	LOB
Sonny Jackson, L (1, 6) OBP: 0.294, SLG: 0.277	5-3	F8			F7		6-3			K2-3	5	0	0	0	0	1	2
Tito Francona, L (1, 7) OBP: 0.415, SLG: 0.381	1B	K				K	1B			F8	5	0	2	0	0	2	0
Hank Aaron, R (1, 9) OBP: 0.323, SLG: 0.472	G6-4-3 1-2	6-3				1B	F8			S	5	1	3	0	0	0	1
Joe Torre, R (1, 3) OBP: 0.338, SLG: 0.416	G6-4-3 1-2f	6-3				1B 1-2		5-3		K 1-2	5	1	1	0	0	1	3
Felipe Alou, R (1, 8) OBP: 0.335, SLG: 0.395		PB 1B		6-3		F8		6-3			4	1	1	0	0	0	2
Deron Johnson, R (1, 5) OBP: 0.287, SLG: 0.307		1B 1-2 FC5-2 BB		6-3		E 1-3 2-H		F8			3	1	1	1	1	0	0
Bob Tillman, R (1, 2) OBP: 0.244, SLG: 0.284		SH1-4 FC5-2 1-3 2-H		F9		E9 2-H 3-H			6-3		4	0	2	3	0	0	0
Felix Millan, R (1, 4) OBP: 0.321, SLG: 0.337		FC5-2 SH1-4 1-2 3-H			P6	4-3			L1-3		4	0	0	0	0	0	3
Phil Niekro, R (1, 1) OBP: 0.085, SLG: 0.170		SH1-4 1-2 2-3			5-3		6-3		P4		3	0	0	0	0	0	0
Inning Stats	R: 0 E: 0 K: 0 S: 4 H: 2 LOB: 1 BB: 0 P: 4	R: 1 E: 0 K: 0 S: 5 H: 2 LOB: 2 BB: 1 P: 9	R: 0 E: 0 K: 1 S: 5 H: 0 LOB: 0 BB: 0 P: 5	R: 0 E: 0 K: 0 S: 3 H: 0 LOB: 0 BB: 0 P: 3	R: 0 E: 0 K: 0 S: 3 H: 0 LOB: 0 BB: 0 P: 3	R: 3 E: 1 K: 1 S: 9 H: 4 LOB: 1 BB: 0 P: 9	R: 0 E: 0 K: 0 S: 4 H: 1 LOB: 1 BB: 0 P: 4	R: 0 E: 0 K: 0 S: 3 H: 0 LOB: 0 BB: 0 P: 3	R: 0 E: 0 K: 0 S: 3 H: 0 LOB: 0 BB: 0 P: 3	R: 0 E: 0 K: 2 S: 8 H: 1 LOB: 1 BB: 0 P: 8	1B: 10 2B: 0 3B: 0 HR: 0 SF: 0 SAC: 1 DP: 1 HBP: 0	WP: 0 PB: 1 SB: 1 CS: 0 PA: 40					

	AB	38
	R	4
	H	10
	RBI	4
	BB	1
	SO	4
	LOB	11

PITCHER		IP	WLS	BF	H	R	ER	SO	BB	IBB	HBP	BLK	WP	HR	S	P	ERA	WHIP
Jim Bunning, R ERA: 3.69	(1, 1)	5.2		25	8	4	4	2	1	0	0	0	0	0	28	32	6.35	1.588
Ron Kline, R ERA: 1.3	(6, 1)	4.1	W	15	2	0	0	2	0	0	0	0	0	0	19	19	0.00	0.462

PITCHER	IP	WLS	BF	H	R	ER	SO	BB	IBB	HBP	BLK	WP	HR	S	P	ERA	WHIP

Atlanta Braves @ Pittsburgh Pirates

Forbes Field, Pittsburgh, PA

Tue Jul 30 1968, 7:05 PM EDT

Att. 11,624 - Unknown

livebaseballscorecards.com

Batter	1	2	3	4	5	6	7	8	9	10	AB	R	H	RBI	BB	SO	LOB
Maury Wills, S (1, 5) OBP: 0.337, SLG: 0.335	0-0 1B G3 2B	0-0 2B		0-0 FC5-4 2-H 1B			0-0 4-3 SH3 1B		0-3 K ③		5	1	4	1	0	1	0
Gene Alley, R (1, 6) OBP: 0.292, SLG: 0.309	0-0 G3 WP 1B 2-3 1B	0-0 ③ 5-3		0-0 ③ FC5-4 1-2f			0-0 ① SH3 1-2			0-0 ① F8	4	1	1	0	0	0	2
Matty Alou, L (1, 8) OBP: 0.366, SLG: 0.393	0-0 ① G3 1-3 3-H		0-3 ① K		0-0 ① 5-3		0-0 ② 4-3 2-3			0-0 1B 4-3 1B	5	1	1	1	0	1	2
Donn Clendenon, R (1, 3) OBP: 0.327, SLG: 0.385	0-0 1B E 3-H 1B		0-0 4-3 1B		0-0 IHR		0-3 ③ K			0-0 4-3 1-3 1B	5	1	4	2	0	1	1
Manny Mota, R (1, 7) OBP: 0.328, SLG: 0.323	0-0 1-3 1B		0-0 ② 4-3 1-2		0-3 ② K			0-0 ① F9		0-0 ② 4-3 1-2 3-H	5	0	1	1	0	1	2
Gary Kolb, L (1, 9) OBP: 0.273, SLG: 0.344 Roberto Clemente, R (8, 9) OBP: 0.333, SLG: 0.470	0-0 ② P5		0-3 ③ K		0-0 ③ F8			0-0 ② 4-3			3 1	0 0	0 0	0 0	0 0	1 0	3 0
Bill Mazeroski, R (1, 4) OBP: 0.295, SLG: 0.290	0-0 ③ 5-3			0-0 PB SH1-3 1B 1B		0-0 ① G3		0-0 ③ F8			4	1	1	0	0	0	2
Carl Taylor, R (1, 2) OBP: 0.329, SLG: 0.258		0-0 ① 6-3		0-0 ① SH1-3 1-2		0-0 ② 5-3			0-0 ① 6-3		3	0	0	0	0	0	0
Jim Bunning, R (1, 1) OBP: 0.103, SLG: 0.128 Ron Kline, R (6, 1)		0-0 ② 1-3		0-0 ② F9		0-0 ③ L1-3			0-3 ② K		2 2	0 0	0 0	0 0	0 0	0 1	1 0
Inning Stats	R: 2 E: 1 K: 0 S: 7 H: 4 LOB: 2 BB: 0 P: 7	R: 0 E: 0 K: 0 S: 4 H: 1 LOB: 1 BB: 0 P: 4	R: 0 E: 0 K: 2 S: 8 H: 1 LOB: 1 BB: 0 P: 8	R: 1 E: 0 K: 0 S: 5 H: 2 LOB: 1 BB: 0 P: 5	R: 1 E: 0 K: 1 S: 6 H: 1 LOB: 0 BB: 0 P: 6	R: 0 E: 0 K: 0 S: 3 H: 0 LOB: 0 BB: 0 P: 3	R: 0 E: 0 K: 1 S: 6 H: 1 LOB: 1 BB: 0 P: 6	R: 0 E: 0 K: 0 S: 3 H: 0 LOB: 0 BB: 0 P: 3	R: 0 E: 0 K: 2 S: 7 H: 0 LOB: 0 BB: 0 P: 7	R: 1 E: 0 K: 0 S: 4 H: 2 LOB: 2 BB: 0 P: 4	1B: 9 2B: 2 3B: 0 HR: 1	SF: 0 SAC: 2 DP: 0 HBP: 0					

PITCHER	IP	WLS	BF	H	R	ER	SO	BB	IBB	HBP	BLK	WP	HR	S	P	ERA	WHIP
Phil Niekro, R (1, 1) ERA: 2.96	9.2	L	41	12	5	4	6	0	0	0	0	1	0	53	53	3.72	1.241

PITCHER	IP	WLS	BF	H	R	ER	SO	BB	IBB	HBP	BLK	WP	HR	S	P	ERA	WHIP

AB	39
R	5
H	12
RBI	5
BB	0
SO	6
LOB	13

WP: 1 PA: 41
PB: 1
SB: 0
CS: 0

Batter	1	2	3	4	5	6	7	8	9	AB	R	H	RBI	BB	SO	LOB
Maury Wills, S (1, 5) OBP: 0.336, SLG: 0.334	x 0-0 ① 4-3			x 0-0 FC4 1B	x 0-0 ③ B3			x 0-0 ② 4-3		4	0	1	0	0	0	0
Luke Walker, L (8, 1)										0	0	0	0	0	0	0
Gene Alley, R (1, 6) OBP: 0.292, SLG: 0.308	x 0-0 ② F9			x 0-0 ① FC4 BB 1B 1B 1-2f		x 0-0 ① F8		x 0-0 1B		4	1	1	0	0	0	1
Matty Alou, L (1, 8) OBP: 0.368, SLG: 0.393	x 0-0 ③ 5-3			x 0-0 1B BB SF8 1-2 1B		B B B B 4-0 G3 BB		x 0-0 ③ 4-3		3	1	1	0	1	0	1
Roberto Clemente, R (1, 9) OBP: 0.335, SLG: 0.467		B B B B 4-0 G4-6-3 BB		B B B B 4-0 SF8 1B 1-2 2-3 BB		x 0-0 ② G3 1-2			x 0-0 ① F8	2	0	0	0	2	0	1
Donn Clendenon, R (1, 3) OBP: 0.329, SLG: 0.386		S S S 0-3 ① K		x 0-0 1-2 2-3 3-H 1B		x 0-0 ③ F8			x 0-0 1-3 1B	4	0	2	1	0	1	2
Manny Mota, R (1, 7) OBP: 0.322, SLG: 0.319		x 0-0 ② ③ G4-6-3 1-2f		x 0-0 ② SF8 2-3 3-H			x 0-0 ① 1-3		x 0-0 ② 1-3 1-2	3	0	0	1	0	0	2
Bill Mazeroski, R (1, 4) OBP: 0.292, SLG: 0.287			x 0-0 ① 4-3	x 0-0 ③ F7			x 0-0 ② P4		x 0-0 ③ P4	4	0	0	0	0	0	3
Jerry May, R (1, 2) OBP: 0.305, SLG: 0.265			x 0-0 ② P4		x 0-0 ① 1-3		x 0-0 ③ 4-3			1	0	0	0	0	0	0
Carl Taylor, R (4, 2) OBP: 0.319, SLG: 0.250										2	0	0	0	0	0	0
Bob Moose, R (1, 1) OBP: 0.114, SLG: 0.088			S S S 0-3 ③ K		x 0-0 ② 1-3			x 0-0 ① F5		1	0	0	0	0	1	0
Bill Henry, L (4, 1)										1	0	0	0	0	0	0
Jose Pagan, R (8, PH) OBP: 0.229, SLG: 0.276										1	0	0	0	0	0	0
(8, 5)																
Inning Stats	R: 0 H: 0 E: 0 LOB: 0 K: 0 BB: 0 S: 3 P: 3	R: 0 H: 0 E: 0 LOB: 0 K: 1 BB: 1 S: 4 P: 8	R: 0 H: 0 E: 0 LOB: 0 K: 1 BB: 0 S: 5 P: 5	R: 2 H: 3 E: 0 LOB: 2 K: 0 BB: 1 S: 6 P: 10	R: 0 H: 0 E: 0 LOB: 0 K: 0 BB: 0 S: 3 P: 3	R: 0 H: 0 E: 0 LOB: 1 K: 0 BB: 1 S: 3 P: 7	R: 0 H: 0 E: 0 LOB: 0 K: 0 BB: 0 S: 3 P: 3	R: 0 H: 1 E: 0 LOB: 1 K: 0 BB: 0 S: 4 P: 4	R: 0 H: 1 E: 0 LOB: 1 K: 0 BB: 0 S: 4 P: 4	1B: 5 SF: 1 2B: 0 SAC: 0 3B: 0 DP: 1 HR: 0 HBP: 0						

PITCHER		IP	WLS	BF	H	R	ER	SO	BB	IBB	HBP	BLK	WP	HR	S	P	ERA	WHIP
Gerry Arrigo, L ERA: 2.91	(1, 1)	9.0	W	34	5	2	2	2	3	0	0	0	0	0	35	47	2.00	0.889

PITCHER		IP	WLS	BF	H	R	ER	SO	BB	IBB	HBP	BLK	WP	HR	S	P	ERA	WHIP

TOP

Pittsburgh Pirates @ Cincinnati Reds

Crosley Field, Cincinnati, OH

Wed Jul 31 1968, 3:33 AM EDT

Unknown

livebaseballscorecards.com

AB	30
R	2
H	5
RBI	2
BB	3
SO	2
LOB	10

BOTTOM

Pittsburgh Pirates @ Cincinnati Reds

Crosley Field, Cincinnati, OH

Wed Jul 31 1968, 3:33 AM EDT

Unknown

livebaseballscorecards.com

Batter	1	2	3	4	5	6	7	8	9	AB	R	H	RBI	BB	SO	LOB
Pete Rose, S (1, 9) OBP: 0.393, SLG: 0.455	E7 1B	F8 2B		6-3		F8		6-3		5	1	2	0	0	0	0
Vada Pinson, L (1, 8) OBP: 0.310, SLG: 0.385	E 2-H 1B	F8 2-3		4-3		2B		K		5	1	2	1	0	1	1
Mack Jones, L (1, 7) OBP: 0.368, SLG: 0.422	B B B B FC3-6 BB	G3			HR	F8				3	1	1	1	1	0	2
Lee May, R (1, 3) OBP: 0.338, SLG: 0.471	FC3-6 1-2f 2-H 2B		F9		F7		F7 E 2B			4	2	1	0	0	0	1
Johnny Bench, R (1, 2) OBP: 0.303, SLG: 0.422	2-H 1B 2B		P6		1B 1B 1B		F7 2-3			4	2	2	1	0	0	1
Tony Perez, R (1, 5) OBP: 0.328, SLG: 0.400	F7 2-H 1B		1B 2B		1B 1-2 1B		E5 3-H			4	1	3	1	0	0	0
Tommy Helms, R (1, 4) OBP: 0.331, SLG: 0.394	F7 1-2		2-H 1B		F5		K			4	0	1	1	0	1	4
Woody Woodward, R (1, 6) OBP: 0.280, SLG: 0.242	3-1		4-3		1-3 2-H 1B		G3			4	0	1	1	0	0	3
Gerry Arrigo, L (1, 1) OBP: 0.125, SLG: 0.108		K		F8		4-3		K		4	0	0	0	0	2	0
Inning Stats	R: 4 E: 2 K: 0 S: 7 H: 4 LOB: 1 BB: 1 P: 11	R: 0 E: 0 K: 1 S: 6 H: 1 LOB: 1 BB: 0 P: 6	R: 1 E: 0 K: 0 S: 5 H: 2 LOB: 1 BB: 0 P: 5	R: 0 E: 0 K: 0 S: 3 H: 0 LOB: 0 BB: 0 P: 3	R: 2 E: 0 K: 0 S: 6 H: 4 LOB: 2 BB: 0 P: 6	R: 0 E: 0 K: 0 S: 4 H: 1 LOB: 1 BB: 0 P: 4	R: 1 E: 1 K: 1 S: 7 H: 1 LOB: 1 BB: 0 P: 7	R: 0 E: 0 K: 2 S: 7 H: 0 LOB: 0 BB: 0 P: 7		1B: 7 2B: 5 3B: 0 HR: 1 SF: 0 SAC: 0 DP: 0 HBP: 0						

	AB	37
	R	8
	H	13
	RBI	6
	BB	1
	SO	4
	LOB	12

WP: 0 PA: 38
PB: 0
SB: 0
CS: 0

PITCHER		IP	WLS	BF	H	R	ER	SO	BB	IBB	HBP	BLK	WP	HR	S	P	ERA	WHIP
Bob Moose, R ERA: 2.5	(1, 1)	3.0	L	17	7	5	5	1	1	0	0	0	0	0	18	22	15.00	2.667
Bill Henry, L ERA: 5.19	(4, 1)	4.0		18	6	3	2	1	0	0	0	0	0	1	20	20	4.50	1.500
Luke Walker, L ERA: 1.95	(8, 1)	1.0		3	0	0	0	2	0	0	0	0	0	0	7	7	0.00	0.000

PITCHER	IP	WLS	BF	H	R	ER	SO	BB	IBB	HBP	BLK	WP	HR	S	P	ERA	WHIP

Batter	1	2	3	4	5	6	7	8	9	AB	R	H	RBI	BB	SO	LOB
Maury Wills, S (1, 5) OBP: 0.333, SLG: 0.330 Jose Pagan, R (9, 5) OBP: 0.229, SLG: 0.276	L5			F7	P6		K	4-3		5 0	0 0	0 0	0 0	0 0	1 0	3 0
Gene Alley, R (1, 6) OBP: 0.293, SLG: 0.310	6-3			K	F4		FC6-4 1B		2B 1B	5	1	2	0	0	1	2
Matty Alou, L (1, 8) OBP: 0.368, SLG: 0.396	B5			HR 1B		5-3	FC6-4		3B 2B	5	2	2	1	0	0	1
Roberto Clemente, R (1, 9) OBP: 0.333, SLG: 0.472 Bill Virdon, L (9, 9) OBP: 0.333, SLG: 1.333		F9		HR		5-3	5-3		K	5 0	1 0	1 0	2 0	0 0	1 0	2 0
Donn Clendenon, R (1, 3) OBP: 0.334, SLG: 0.404		K		2B 1B		HR		E 1B SF8 BB	1B 3B	4	3	3	2	1	1	0
Manny Mota, R (1, 7) OBP: 0.332, SLG: 0.333		F9		2B		1B 2B 1B		E6 1B 1B	FC1-6 1B	5	2	4	1	0	0	0
Bill Mazeroski, R (1, 4) OBP: 0.293, SLG: 0.289			F8		SH2-4 HBP 1B	2B 1B		SF8	FC1-6	4	1	2	1	0	0	1
Jerry May, R (1, 2) OBP: 0.307, SLG: 0.268			K		SH2-4 HBP	2B		5-3	K	4	0	1	2	0	2	2
Dock Ellis, S (1, 1) OBP: 0.125, SLG: 0.125 Roy Face, R (8, 1)			1-3		SH2-4	6-3				3 0	0 0	1 0	1 0	0 0	0 0	1 0
Inning Stats	R: 0 E: 0 K: 0 S: 3 H: 0 LOB: 0 BB: 0 P: 3	R: 0 E: 0 K: 1 S: 5 H: 0 LOB: 0 BB: 0 P: 5	R: 0 E: 0 K: 1 S: 5 H: 0 LOB: 0 BB: 0 P: 5	R: 2 E: 0 K: 1 S: 8 H: 4 LOB: 2 BB: 0 P: 8	R: 0 E: 0 K: 0 S: 4 H: 1 LOB: 2 BB: 0 P: 5	R: 3 E: 0 K: 0 S: 7 H: 4 LOB: 1 BB: 0 P: 7	R: 0 E: 0 K: 1 S: 6 H: 1 LOB: 1 BB: 0 P: 6	R: 2 E: 1 K: 0 S: 5 H: 2 LOB: 1 BB: 1 P: 9	R: 3 E: 0 K: 2 S: 11 H: 4 LOB: 1 BB: 0 P: 11	1B: 10 2B: 3 3B: 1 HR: 2 SF: 1 SAC: 1 DP: 0 HBP: 1						

TOP

Pittsburgh Pirates @ Cincinnati Reds

Crosley Field, Cincinnati, OH

Wed Jul 31 1968, 7:05 PM EDT

Att. 14,780 - Unknown

livebaseballscorecards.com

AB	40
R	10
H	16
RBI	10
BB	1
SO	6
LOB	12

WP: 0 PA: 44
PB: 0
SB: 0
CS: 0

PITCHER		IP	WLS	BF	H	R	ER	SO	BB	IBB	HBP	BLK	WP	HR	S	P	ERA	WHIP
Jay Ritchie, R ERA: 3.72	(1, 1)	5.2	L	25	8	5	5	3	0	0	1	0	0	2	30	31	7.94	1.412
Bob Lee, R ERA: 4.62	(6, 1)	1.1		6	2	0	0	1	0	0	0	0	0	0	8	8	0.00	1.500
Ted Abernathy, R ERA: 1.71	(8, 1)	2.0		13	6	5	4	2	1	0	0	0	0	0	16	20	18.00	3.500

PITCHER	IP	WLS	BF	H	R	ER	SO	BB	IBB	HBP	BLK	WP	HR	S	P	ERA	WHIP

Batter	1	2	3	4	5	6	7	8	9	AB	R	H	RBI	BB	SO	LOB
Pete Rose, S (1, 9) OBP: 0.392, SLG: 0.453	4-3 2B 1B		5-3		4-3		4-3 1-2			4	1	1	0	0	0	2
Vada Pinson, L (1, 8) OBP: 0.312, SLG: 0.387	4-3 1-2		1B			1-3		1B		4	0	2	0	0	0	1
Mack Jones, L (1, 7) OBP: 0.372, SLG: 0.433	F9 2-H 2B		K			1B		F9		4	0	2	1	0	1	1
Lee May, R (1, 3) OBP: 0.339, SLG: 0.470	F9 2-3			BBBB L6-4-3 BB BB		P3		G6-4-3 1-2 1B		3	0	1	0	1	0	2
Tony Perez, R (1, 5) OBP: 0.329, SLG: 0.399	5-3			BBBB L6-4-3 1-2 BB		1B		G6-4-3 1-2f		3	0	1	0	1	0	3
Tommy Helms, R (1, 4) OBP: 0.327, SLG: 0.390		G3		L6-4-3 1-2 2-3		F3			P4	4	0	0	0	0	0	4
Pat Corrales, R (1, 2) OBP: 0.143, SLG: 0.143 Johnny Bench, R (7, PH) OBP: 0.306, SLG: 0.427 (8, 2)		K			1-3		BBBB FC6-4 BB		1-3 2B	2 1	0 0	0 1	0 0	0 1	1 0	0 0
Woody Woodward, R (1, 6) OBP: 0.284, SLG: 0.248 Giraldo Ruiz, S (7, PH) OBP: 0.310, SLG: 0.272 (8, 6)	1B				4-3		FC6-4 1-2f FC4-6		1-3 2-3	2 2	0 0	1 0	0 0	0 0	0 0	0 2
Jay Ritchie, R (1, 1) Bob Lee, R (6, 1) Don Pavletich, R (7, PH) OBP: 0.338, SLG: 0.370 George Culver, R (7, PR) OBP: 0.089, SLG: 0.111 Ted Abernathy, R (8, 1) Fred Whitfield, L (9, PH) OBP: 0.257, SLG: 0.242		4-3			CI		FC4-6 1-2f WP		F2	1 0 1 0 0 0 1	0 0 0 0 0 0 0	0 0 0 0 0 0 0	0 0 0 0 0 0 0	0 0 1 0 0 0 0	0 0 0 0 0 0 0	1 0 1 0 0 0 1
Inning Stats	R: 1 H: 2 E: 0 LOB: 1 K: 0 BB: 0 S: 5 P: 5	R: 0 H: 1 E: 0 LOB: 1 K: 1 BB: 0 S: 6 P: 6	R: 0 H: 1 E: 0 LOB: 0 K: 1 BB: 0 S: 5 P: 5	R: 0 H: 0 E: 0 LOB: 0 K: 0 BB: 2 S: 1 P: 9	R: 0 H: 0 E: 1 LOB: 1 K: 0 BB: 0 S: 4 P: 4	R: 0 H: 2 E: 0 LOB: 2 K: 0 BB: 0 S: 5 P: 5	R: 0 H: 0 E: 0 LOB: 2 K: 0 BB: 1 S: 3 P: 7	R: 0 H: 2 E: 0 LOB: 1 K: 0 BB: 0 S: 4 P: 4	R: 0 H: 1 E: 0 LOB: 1 K: 0 BB: 0 S: 4 P: 4	1B: 7 2B: 2 3B: 1 HR: 0	SF: 0 SAC: 0 DP: 1 HBP: 0		WP: 1 PB: 0 SB: 0 CS: 0	PA: 36			

PITCHER		IP	WLS	BF	H	R	ER	SO	BB	IBB	HBP	BLK	WP	HR	S	P	ERA	WHIP
Dock Ellis, R ERA: 2.7	(1, 1)	7.0	W	28	6	1	1	2	3	0	0	0	1	0	29	41	1.29	1.286
Roy Face, R ERA: 2.97	(8, 1)	2.0	S	8	3	0	0	0	0	0	0	0	0	0	8	8	0.00	1.500

PITCHER	IP	WLS	BF	H	R	ER	SO	BB	IBB	HBP	BLK	WP	HR	S	P	ERA	WHIP

BOTTOM

Pittsburgh Pirates @ Cincinnati Reds

Crosley Field, Cincinnati, OH

Wed Jul 31 1968, 7:05 PM EDT

Att. 14,780 - Unknown

livebaseballscorecards.com

AB	32
R	1
H	9
RBI	1
BB	3
SO	2
LOB	18

Batter	1	2	3	4	5	6	7	8	9	AB	R	H	RBI	BB	SO	LOB
Maury Wills, S (1, 5) OBP: 0.335, SLG: 0.332	B B B B 4-0 S E BB		x 0-0 ③ F7		x 0-0 1B BB 1B	x 0-0 ③ 6-3			x 0-0 6-3 1B 9-2-5 1B	4	2	2	0	1	0	0
Jose Pagan, R (9, PR) OBP: 0.229, SLG: 0.276 (9, 5)										0	0	0	0	0	0	0
Matty Alou, L (1, 8) OBP: 0.372, SLG: 0.399	x 0-0 ① G3 1-H			x 0-0 E HR 1B	x 0-0 BB BB 1-3 SF9 1B		x 0-0 ① 5-3		x 0-0 6-3 1-2 1B	5	2	3	0	0	0	0
Roberto Clemente, R (1, 9) OBP: 0.329, SLG: 0.465	x 0-0 ② 4-3			x 0-0 E4 1-2 HR	S S S 0-3 ① K		x 0-0 ② F9		x 0-0 ① 6-3 1-2 2-3	5	1	0	0	0	1	5
Willie Stargell, L (1, 7) OBP: 0.333, SLG: 0.500	x 0-0 ③ F9			x 0-0 1-H 2-H HR	B B B B 4-0 SF9 BB 1-2 BB		B B B B 4-0 FC5-4 BB		I I I I 4-0 IBB	2	1	1	3	3	0	0
Donn Clendenon, R (1, 3) OBP: 0.335, SLG: 0.401		S S S 0-3 ① K		B B B B 4-0 SH1-4 BB	B B B B 4-0 1-2 2-3 3-H BB		x 0-0 ③ FC5-4 1-2f		x 0-0 ② ③ 9-2-5 3-Hf	3	0	0	1	2	1	4
Gene Alley, R (1, 6) OBP: 0.291, SLG: 0.308		x 0-0 ② 6-3		x 0-0 ① SH1-4 1-2	x 0-0 ② SF9 2-3 3-H			x 0-0 ① 5-3		2	0	0	1	0	0	0
Bill Mazeroski, R (1, 4) OBP: 0.293, SLG: 0.289		x 0-0 ③ F2		x 0-0 ② F8	x 0-0 ③ F2			x 0-0 5-3 1B		4	0	1	0	0	0	3
Jerry May, R (1, 2) OBP: 0.306, SLG: 0.265			x 0-0 ① F8	4-0 IBB		x 0-0 ① P4		x 0-0 ② 5-3 1-2		3	0	0	0	1	0	1
Tommie Sisk, R (1, 1) OBP: 0.136, SLG: 0.050			S S S 0-3 ② K	S S S 0-3 ③ K		x 0-0 ② F3		S S S 0-3 ③ K		4	0	0	0	0	3	3
Roy Face, R (9, 1)										0	0	0	0	0	0	0
Inning Stats	R: 1 E: 0 K: 0 S: 3 H: 0 LOB: 0 BB: 1 P: 7	R: 0 E: 0 K: 1 S: 5 H: 0 LOB: 0 BB: 0 P: 5	R: 0 E: 0 K: 1 S: 5 H: 0 LOB: 0 BB: 0 P: 5	R: 3 E: 1 K: 1 S: 8 H: 2 LOB: 2 BB: 2 P: 16	R: 2 E: 0 K: 1 S: 7 H: 2 LOB: 2 BB: 2 P: 15	R: 0 E: 0 K: 0 S: 3 H: 0 LOB: 0 BB: 0 P: 3	R: 0 E: 0 K: 0 S: 3 H: 0 LOB: 1 BB: 1 P: 7	R: 0 E: 0 K: 1 S: 6 H: 1 LOB: 1 BB: 0 P: 6	R: 0 E: 0 K: 0 S: 4 H: 2 LOB: 3 BB: 1 P: 8	1B: 6 2B: 1 3B: 0 HR: 1 SF: 1 SAC: 1 DP: 1 HBP: 0							

Pittsburgh Pirates @ Cincinnati Reds

Crosley Field, Cincinnati, OH

Thu Aug 01 1968, 7:05 PM EDT

Att. 10,926 - Unknown

TOP

livebaseballscorecards.com

AB	32
R	6
H	7
RBI	5
BB	7
SO	5
LOB	16

PITCHER		IP	WLS	BF	H	R	ER	SO	BB	IBB	HBP	BLK	WP	HR	S	P	ERA	WHIP
Jim Maloney, R ERA: 3.62	(1, 1)	4.1	L	23	4	6	5	4	4	1	0	0	0	1	26	46	10.38	1.846
Bob Lee, R ERA: 4.31	(5, 1)	3.2		13	1	0	0	1	1	0	0	0	0	0	14	18	0.00	0.545
Clay Carroll, R ERA: 2.79	(9, 1)	1.0		5	2	0	0	0	0	1	0	0	0	0	4	8	0.00	2.000

PITCHER	IP	WLS	BF	H	R	ER	SO	BB	IBB	HBP	BLK	WP	HR	S	P	ERA	WHIP

Batter	1	2	3	4	5	6	7	8	9	AB	R	H	RBI	BB	SO	LOB
Pete Rose, S (1, 9) OBP: 0.391, SLG: 0.454	4-3 2B		4-3		G3			L4		4	0	1	0	0	0	1
Vada Pinson, L (1, 8) OBP: 0.311, SLG: 0.393	4-3 2-3		F8			HR		F8		4	1	1	1	0	0	1
Clay Carroll, R (9, 1) OBP: 0.167, SLG: 0.167										0	0	0	0	0	0	0
Mack Jones, L (1, 7) OBP: 0.368, SLG: 0.423 (9, 8)	IBB G1-6-3			3-1		K			3-1	3	0	0	0	1	1	0
Lee May, R (1, 3) OBP: 0.338, SLG: 0.468	G1-6-3 1-2f			6-3		K			G3 HBP 1B	4	0	1	0	0	1	2
Johnny Bench, R (1, 2) OBP: 0.308, SLG: 0.426		P6		1B		5-3			G3 1-2	3	0	1	0	0	0	0
George Culver, R (9, PR) OBP: 0.089, SLG: 0.111									HBP	0	0	0	0	0	0	0
Tony Perez, R (1, 5) OBP: 0.326, SLG: 0.395		G3		K			F9		G3 1-2 2-3	4	0	0	0	0	1	3
Tommy Helms, R (1, 4) OBP: 0.326, SLG: 0.389		FC6-4 1B			F8		K		4-3	4	0	1	0	0	1	3
Woody Woodward, R (1, 6) OBP: 0.277, SLG: 0.240		FC6-4 1-2f			F7		F8			3	0	0	0	0	0	1
Jim Maloney, L (1, 1) OBP: 0.298, SLG: 0.370			3-1		1B			6-3		1	0	0	0	0	0	0
Bob Lee, R (5, 1) OBP: 0.200, SLG: 0.200										1	0	1	0	0	0	0
Alex Johnson, R (8, PH) (9, 7) OBP: 0.346, SLG: 0.387										1	0	0	0	0	0	0
Inning Stats	R: 0 E: 0 K: 0 S: 3 H: 1 LOB: 1 BB: 1 P: 7	R: 0 E: 0 K: 0 S: 4 H: 1 LOB: 1 BB: 0 P: 4	R: 0 E: 0 K: 0 S: 3 H: 0 LOB: 0 BB: 0 P: 3	R: 0 E: 0 K: 1 S: 6 H: 1 LOB: 1 BB: 0 P: 6	R: 0 E: 0 K: 0 S: 4 H: 1 LOB: 1 BB: 0 P: 4	R: 1 E: 0 K: 2 S: 8 H: 1 LOB: 0 BB: 0 P: 8	R: 0 E: 0 K: 1 S: 5 H: 0 LOB: 0 BB: 0 P: 5	R: 0 E: 0 K: 0 S: 3 H: 0 LOB: 0 BB: 0 P: 3	R: 0 E: 0 K: 0 S: 4 H: 1 LOB: 3 BB: 0 P: 5	1B: 4 2B: 1 3B: 0 HR: 1	SF: 0 SAC: 0 DP: 1 HBP: 1						

PITCHER	IP	WLS	BF	H	R	ER	SO	BB	IBB	HBP	BLK	WP	HR	S	P	ERA	WHIP
Tommie Sisk, R (1, 1) ERA: 3.06	8.1	W	32	6	1	1	4	0	1	1	0	0	1	38	43	1.08	0.720
Roy Face, R (9, 1) ERA: 2.92	0.2	S	2	0	0	0	0	0	0	0	0	0	0	2	2	0.00	0.000

PITCHER	IP	WLS	BF	H	R	ER	SO	BB	IBB	HBP	BLK	WP	HR	S	P	ERA	WHIP

BOTTOM

Pittsburgh Pirates @ Cincinnati Reds

Crosley Field, Cincinnati, OH

Thu Aug 01 1968, 7:05 PM EDT

Att. 10,926 - Unknown

livebaseballscorecards.com

AB	32
R	1
H	6
RBI	1
BB	1
SO	4
LOB	11

Pittsburgh Pirates @ San Francisco Giants

Candlestick Park, San Francisco, CA

Fri Aug 02 1968, 10:05 PM EDT

Att. 6,423 - Unknown

livebaseballscorecards.com

Batter	1	2	3	4	5	6	7	8	9	AB	R	H	RBI	BB	SO	LOB
Maury Wills, S (1, 5) OBP: 0.335, SLG: 0.330	1-3		PB E BB		K 3-H			6-3		3	1	0	0	1	1	0
Matty Alou, L (1, 8) OBP: 0.368, SLG: 0.394	L9		E3 1-H		1-3			F8		4	0	0	0	0	0	0
Roberto Clemente, R (1, 9) OBP: 0.328, SLG: 0.461	BB		4-3			6-3		6-3		3	0	0	0	1	0	1
Willie Stargell, L (1, 7) OBP: 0.332, SLG: 0.507	K			6-3		4-3			HR	4	1	1	1	0	1	1
Donn Clendenon, R (1, 3) OBP: 0.334, SLG: 0.399		1-3		1B		L9			L9	4	0	1	0	0	0	0
Gene Alley, R (1, 6) OBP: 0.288, SLG: 0.304		F8		K			6-3		1-3	4	0	0	0	0	1	1
Bill Mazeroski, R (1, 4) OBP: 0.289, SLG: 0.286		K		F4			6-3		5-3	4	0	0	0	0	1	1
Jerry May, R (1, 2) OBP: 0.309, SLG: 0.276			F3		WP 3B		1B			3	1	2	0	0	0	0
Al McBean, R (1, 1) OBP: 0.203, SLG: 0.241			K		4-3		F6			3	0	0	0	0	1	2

Inning Stats	1	2	3	4	5	6	7	8	9		
	R: 0 H: 0	R: 0 H: 0	R: 1 H: 0	R: 0 H: 1	R: 1 H: 1	R: 0 H: 0	R: 0 H: 1	R: 0 H: 0	R: 1 H: 1	1B: 2 SF: 0	WP: 1 PA: 34
	E: 0 LOB: 1	E: 0 LOB: 0	E: 1 LOB: 1	E: 0 LOB: 1	E: 0 LOB: 0	E: 0 LOB: 0	E: 0 LOB: 1	E: 0 LOB: 0	E: 0 LOB: 0	2B: 0 SAC: 0	PB: 1
	K: 1 BB: 1	K: 1 BB: 0	K: 1 BB: 1	K: 1 BB: 0	K: 1 BB: 0	K: 0 BB: 0	K: 0 BB: 0	K: 0 BB: 0	K: 0 BB: 0	3B: 1 DP: 0	SB: 0
	S: 5 P: 9	S: 5 P: 5	S: 6 P: 10	S: 6 P: 6	S: 6 P: 6	S: 3 P: 3	S: 4 P: 4	S: 3 P: 3	S: 4 P: 4	HR: 1 HBP: 0	CS: 0

PITCHER	IP	WLS	BF	H	R	ER	SO	BB	IBB	HBP	BLK	WP	HR	S	P	ERA	WHIP
Gaylord Perry, R (1, 1) ERA: 2.65	9.0	L	34	4	3	2	5	2	0	0	0	1	1	42	50	2.00	0.667

PITCHER	IP	WLS	BF	H	R	ER	SO	BB	IBB	HBP	BLK	WP	HR	S	P	ERA	WHIP

Pittsburgh Pirates @ San Francisco Giants

Candlestick Park, San Francisco, CA

Fri Aug 02 1968, 10:05 PM EDT

Att. 6,423 - Unknown

livebaseballscorecards.com

BOTTOM

Batter	1	2	3	4	5	6	7	8	9	AB	R	H	RBI	BB	SO	LOB
Ron Hunt, R (1, 4) OBP: 0.358, SLG: 0.281	6-3		F5		L4-6-3 1B 1-2		5-3			4	0	1	0	0	0	1
Ty Cline, L (1, 9) OBP: 0.253, SLG: 0.247	L7		L9		L4-6-3 1-2			L9		4	0	0	0	0	0	2
Willie Mays, R (1, 8) OBP: 0.348, SLG: 0.450	5-3			F8		F8		HR		4	1	1	1	0	0	0
Willie McCovey, L (1, 3) OBP: 0.370, SLG: 0.559		BB B B B B		5-3 1B		WP 1B		4-3		3	0	2	0	1	0	0
Dick Dietz, R (1, 2) OBP: 0.382, SLG: 0.487		BB B B B B 1-2		5-3 1-2		K S S S 1-2		F9		3	0	0	0	1	1	2
Dave Marshall, L (1, 7) OBP: 0.347, SLG: 0.346		F7		BB B B B B		F8			1-3	3	0	0	0	1	0	3
Jim Davenport, R (1, 5) OBP: 0.270, SLG: 0.236		F3		F9			F9		4-3	4	0	0	0	0	0	4
Hal Lanier, R (1, 6) OBP: 0.215, SLG: 0.233 Bob Schroder, L (9, PH) OBP: 0.389, SLG: 0.357		5-3			FC1-6 1B		3-1		6-3	3 1	0 0	1 0	0 0	0 0	0 0	2 0
Gaylord Perry, R (1, 1) OBP: 0.145, SLG: 0.131			5-3		FC1-6 1B 1-2f		1B			3	0	1	0	0	0	1

Inning Stats	1	2	3	4	5	6	7	8	9
	R: 0 H: 0 E: 0 LOB: 0 K: 0 BB: 0 S: 3 P: 3	R: 0 H: 0 E: 0 LOB: 2 K: 0 BB: 2 S: 3 P: 11	R: 0 H: 0 E: 0 LOB: 0 K: 0 BB: 0 S: 3 P: 3	R: 0 H: 1 E: 0 LOB: 2 K: 0 BB: 1 S: 4 P: 8	R: 0 H: 2 E: 0 LOB: 1 K: 0 BB: 0 S: 4 P: 4	R: 0 H: 1 E: 0 LOB: 1 K: 1 BB: 0 S: 6 P: 6	R: 0 H: 1 E: 0 LOB: 1 K: 0 BB: 0 S: 4 P: 4	R: 1 H: 1 E: 0 LOB: 0 K: 0 BB: 0 S: 4 P: 4	R: 0 H: 0 E: 0 LOB: 0 K: 0 BB: 0 S: 3 P: 3

1B: 5	SF: 0	WP: 1
2B: 0	SAC: 0	PB: 0
3B: 0	DP: 1	SB: 0
HR: 1	HBP: 0	CS: 0

PA: 35

PITCHER	IP	WLS	BF	H	R	ER	SO	BB	IBB	HBP	BLK	WP	HR	S	P	ERA	WHIP
Al McBean, R (1, 1) ERA: 2.93	9.0	W	35	6	1	1	1	3	0	0	0	1	1	34	46	1.00	1.000

PITCHER	IP	WLS	BF	H	R	ER	SO	BB	IBB	HBP	BLK	WP	HR	S	P	ERA	WHIP

Batter	1	2	3	4	5	6	7	8	9	AB	R	H	RBI	BB	SO	LOB
Maury Wills, S (1, 5) OBP: 0.336, SLG: 0.331	5-3			K		G4-6-3 1B		L4-3 L1-3 1B		4	0	2	0	0	1	0
Manny Mota, R (1, 8) OBP: 0.331, SLG: 0.332	4-3			BB 1B		G4-6-3 1-2f		L1-3 1-2		4	0	1	0	0	0	2
Roberto Clemente, R (1, 9) OBP: 0.330, SLG: 0.460	K			1-2 BB		1B		L4-3 2-3		3	0	1	0	1	1	1
Willie Stargell, L (1, 7) OBP: 0.328, SLG: 0.500		K		F4		K		F2		4	0	0	0	0	2	4
Donn Clendenon, R (1, 3) OBP: 0.331, SLG: 0.395		K		K			K		K	4	0	0	0	0	4	2
Gene Alley, R (1, 6) OBP: 0.287, SLG: 0.303		4-3			F3		K		1B 1B	4	0	1	0	0	1	0
Bill Mazeroski, R (1, 4) OBP: 0.292, SLG: 0.288			4-3		1B		1B 1B		F8	4	0	2	0	0	0	1
Jerry May, R (1, 2) OBP: 0.312, SLG: 0.279			F8		K		1-2 1B		1-3 1B	4	0	2	0	0	1	1
Bob Veale, S (1, 1) OBP: 0.102, SLG: 0.088 Jose Pagan, R (5, PH) OBP: 0.227, SLG: 0.273 Ron Kline, R (5, 1) Carl Taylor, R (7, PH) OBP: 0.315, SLG: 0.246 Bill Henry, L (7, 1) Luke Walker, L (8, 1) Gary Kolb, L (9, PH) OBP: 0.270, SLG: 0.340			K		L5		K		F5	1 1 0 1 0 0 0 1	0 0 0 0 0 0 0 0	0 0 0 0 0 0 0 0	0 0 0 0 0 0 0 0	1 0 0 1 0 0 0 0	0 1 0 2 0 0 0 2	0 1 0 4 0 0 0 2
Inning Stats	R: 0 E: 0 K: 1 S: 5 H: 0 LOB: 0 BB: 0 P: 5	R: 0 E: 0 K: 2 S: 7 H: 0 LOB: 0 BB: 0 P: 7	R: 0 E: 0 K: 1 S: 5 H: 0 LOB: 0 BB: 0 P: 5	R: 0 E: 0 K: 2 S: 8 H: 1 LOB: 2 BB: 1 P: 12	R: 0 E: 0 K: 1 S: 6 H: 1 LOB: 1 BB: 0 P: 6	R: 0 E: 0 K: 1 S: 6 H: 2 LOB: 1 BB: 0 P: 6	R: 0 E: 0 K: 3 S: 11 H: 2 LOB: 2 BB: 0 P: 11	R: 0 E: 0 K: 0 S: 4 H: 1 LOB: 1 BB: 0 P: 4	R: 0 E: 0 K: 1 S: 7 H: 2 LOB: 2 BB: 0 P: 7	1B: 9 2B: 0 3B: 0 HR: 0	SF: 0 SAC: 0 DP: 1 HBP: 0			WP: 0 PB: 0 SB: 0 CS: 0	PA: 36	

PITCHER	IP	WLS	BF	H	R	ER	SO	BB	IBB	HBP	BLK	WP	HR	S	P	ERA	WHIP
Ray Sadecki, L (1, 1) ERA: 2.8	9.0	W	36	9	0	0	12	1	0	0	0	0	0	59	63	0.00	1.111

PITCHER	IP	WLS	BF	H	R	ER	SO	BB	IBB	HBP	BLK	WP	HR	S	P	ERA	WHIP

TOP

Pittsburgh Pirates @ San Francisco Giants

Candlestick Park, San Francisco, CA

Sat Aug 03 1968, 6:33 AM EDT

Att. 9,251 - Unknown

livebaseballscorecards.com

AB	35
R	0
H	9
RBI	0
BB	1
SO	12
LOB	16

Batter	1	2	3	4	5	6	7	8	9	AB	R	H	RBI	BB	SO	LOB
Bobby Bonds, R (1, 9) (8, 8) OBP: 0.341, SLG: 0.408	HR		BB		F8 ②		E E BB			2	2	1	1	2	0	0
Ron Hunt, R (1, 4) OBP: 0.362, SLG: 0.283	L5 ①		1B 1-2 2-3 BB		HR BB		WP 1-H 1B			2	3	1	0	2	0	0
Willie McCovey, L (1, 3) OBP: 0.372, SLG: 0.567 Dave Marshall, L (8, 7) OBP: 0.347, SLG: 0.346	F5 ②		1B 1-3 2-H 3-H 1B		1-H HR		K 1-2 ②			4 0	1 0	2 0	3 0	0 0	1 0	1 0
Willie Mays, R (1, 8) OBP: 0.349, SLG: 0.450 Ty Cline, L (7, PR) (8, 9) (8, 3) OBP: 0.253, SLG: 0.247	F8 ③		1-2 3-H 1B		6-3 ③		WP 2-H 1B			4 0	0 0	2 0	2 0	0 0	0 0	0 0
Dick Dietz, R (1, 2) OBP: 0.385, SLG: 0.487		F8 ①	K ③			G4-6-3 1B	WP 1-2 1B			4	0	2	0	0	1	2
Jesus Alou, R (1, 7) (8, 9) OBP: 0.278, SLG: 0.335		G3 ②		5-3 ①		G4-6-3 ① ② 1-2f	F2 ③ 1-2 2-3			4	0	0	0	0	0	3
Frank Johnson, R (1, 5) OBP: 0.243, SLG: 0.207		4-3 ③		F2 ②		FC6-4 1B		6-3 ①		4	0	1	0	0	0	0
Hal Lanier, R (1, 6) OBP: 0.213, SLG: 0.230			E5 BB SH5-4 1B	F3 ③		FC6-4 ③ 1-2f		5-3 ②		4	1	0	0	0	0	1
Ray Sadecki, L (1, 1) OBP: 0.127, SLG: 0.117			SH5-4 ① 1-2		F4 ①		G3 ①	K ③		3	0	0	0	0	1	0
Inning Stats	R: 1 E: 0 K: 0 S: 4 H: 1 LOB: 0 BB: 0 P: 4	R: 0 E: 0 K: 0 S: 3 H: 0 LOB: 0 BB: 0 P: 3	R: 2 E: 1 K: 1 S: 7 H: 2 LOB: 2 BB: 2 P: 15	R: 0 E: 0 K: 0 S: 3 H: 0 LOB: 0 BB: 0 P: 3	R: 2 E: 0 K: 0 S: 4 H: 1 LOB: 0 BB: 1 P: 8	R: 0 E: 0 K: 0 S: 4 H: 2 LOB: 1 BB: 0 P: 4	R: 2 E: 1 K: 1 S: 8 H: 3 LOB: 3 BB: 1 P: 12	R: 0 E: 0 K: 1 S: 5 H: 0 LOB: 0 BB: 0 P: 5		1B: 7 2B: 0 3B: 0 HR: 2	SF: 0 SAC: 1 DP: 1 HBP: 0					

BOTTOM

Pittsburgh Pirates @ San Francisco Giants

Candlestick Park, San Francisco, CA

Sat Aug 03 1968, 6:33 AM EDT

Att. 9,251 - Unknown

livebaseballscorecards.com

AB	31
R	7
H	9
RBI	6
BB	4
SO	3
LOB	7

WP: 2 PB: 0 SB: 0 CS: 0 PA: 36

PITCHER		IP	WLS	BF	H	R	ER	SO	BB	IBB	HBP	BLK	WP	HR	S	P	ERA	WHIP
Bob Veale, L ERA: 1.99	(1, 1)	4.0	L	17	3	3	1	1	2	0	0	0	0	1	17	25	2.25	1.250
Ron Kline, R ERA: 1.49	(5, 1)	2.0		9	3	2	2	0	1	0	0	0	0	1	8	12	9.00	2.000
Bill Henry, L ERA: 4.91	(7, 1)	1.0		7	3	2	0	1	1	0	0	0	2	0	8	12	0.00	4.000
Luke Walker, L ERA: 1.89	(8, 1)	1.0		3	0	0	0	1	0	0	0	0	0	0	5	5	0.00	0.000

PITCHER	IP	WLS	BF	H	R	ER	SO	BB	IBB	HBP	BLK	WP	HR	S	P	ERA	WHIP

Batter	1	2	3	4	5	6	7	8	9	AB	R	H	RBI	BB	SO	LOB
Maury Wills, S (1, 5) OBP: 0.333, SLG: 0.328	K			6-3		F8		4-3		4	0	0	0	0	1	0
Matty Alou, L (1, 8) OBP: 0.369, SLG: 0.394	F9-3 1B			BB		F5			3-1	3	0	1	0	1	0	0
Roberto Clemente, R (1, 9) OBP: 0.329, SLG: 0.458	F9-3 1-2			K 1-2		K			FC4-6 1B	4	0	1	0	0	2	2
Willie Stargell, L (1, 7) OBP: 0.327, SLG: 0.495		K		IBB			K		FC4-6 1-2f	3	0	0	0	1	2	1
Donn Clendenon, R (1, 3) OBP: 0.330, SLG: 0.393		G5-4-3 1B		K			K		F9	4	0	1	0	0	2	3
Gene Alley, R (1, 6) OBP: 0.288, SLG: 0.304		G5-4-3 1-2f			F8		1B			3	0	1	0	0	0	1
Bill Mazeroski, R (1, 4) OBP: 0.292, SLG: 0.291			F7		2B		F8			3	0	1	0	0	0	1
Jerry May, R (1, 2) OBP: 0.309, SLG: 0.276			K		6-3			K		3	0	0	0	0	2	1
Jim Bunning, R (1, 1) OBP: 0.098, SLG: 0.122			1-3		K			F8		2	0	0	0	0	1	1
Manny Jimenez, L (8, PH) OBP: 0.473, SLG: 0.413										1	0	0	0	0	0	0
Tommie Sisk, R (8, 1) OBP: 0.136, SLG: 0.050										0	0	0	0	0	0	0
Inning Stats	R: 0 E: 0 K: 1 S: 5 H: 1 LOB: 0 BB: 0 P: 5	R: 0 E: 0 K: 1 S: 5 H: 1 LOB: 0 BB: 0 P: 5	R: 0 E: 0 K: 1 S: 5 H: 0 LOB: 0 BB: 0 P: 5	R: 0 E: 0 K: 2 S: 7 H: 0 LOB: 2 BB: 2 P: 15	R: 0 E: 0 K: 1 S: 6 H: 1 LOB: 1 BB: 0 P: 6	R: 0 E: 0 K: 1 S: 5 H: 0 LOB: 0 BB: 0 P: 5	R: 0 E: 0 K: 2 S: 8 H: 1 LOB: 1 BB: 0 P: 8	R: 0 E: 0 K: 1 S: 5 H: 0 LOB: 0 BB: 0 P: 5	R: 0 E: 0 K: 0 S: 4 H: 1 LOB: 1 BB: 0 P: 4	1B: 4 2B: 2 3B: 0 HR: 0 SF: 0 SAC: 0 DP: 2 HBP: 0						

PITCHER	IP	WLS	BF	H	R	ER	SO	BB	IBB	HBP	BLK	WP	HR	S	P	ERA	WHIP
Bobby Bolin, R (1, 1) ERA: 1.84	9.0	W	32	5	0	0	10	1	1	0	0	0	0	50	58	0.00	0.667

PITCHER	IP	WLS	BF	H	R	ER	SO	BB	IBB	HBP	BLK	WP	HR	S	P	ERA	WHIP

TOP

Pittsburgh Pirates @ San Francisco Giants

Candlestick Park, San Francisco, CA

Sun Aug 04 1968, 6:33 AM EDT

Att. 18,151 - Unknown

livebaseballscorecards.com

AB	30
R	0
H	5
RBI	0
BB	2
SO	10
LOB	10

WP: 0 PB: 0 SB: 1 CS: 0 PA: 32

Batter	1	2	3	4	5	6	7	8	9	AB	R	H	RBI	BB	SO	LOB
Bobby Bonds, R (1, 9) OBP: 0.348, SLG: 0.405	6-3		BB: S		1B: G6-4-3 (1-2)		F8			3	0	1	0	1	0	0
Ron Hunt, R (1, 4) OBP: 0.361, SLG: 0.280	BB: FC5-4		F9		G6-4-3 (1-2f)			6-3		3	0	0	0	1	0	3
Willie Mays, R (1, 8) OBP: 0.351, SLG: 0.449	FC5-4 (1-2f)		4-3 (1-2)			HBP: BB		1B; 1B		3	1	1	0	0	0	2
Willie McCovey, L (1, 3) OBP: 0.373, SLG: 0.565	F8			F9		BB (1-2)		1B (1-3)		3	0	1	0	1	0	1
Dick Dietz, R (1, 2) OBP: 0.382, SLG: 0.481		SH1-3: 1B		5-3		K		F4		4	0	1	0	0	1	4
Dave Marshall, L (1, 7) OBP: 0.347, SLG: 0.346	SH1-3 (1-2)			F9		F6		1-2; 3-H: 1B		3	0	1	1	0	0	2
Frank Johnson, R (1, 5) OBP: 0.244, SLG: 0.208	F8				SH1-4: 1B	F9		K		4	1	1	0	0	1	5
Hal Lanier, R (1, 6) OBP: 0.211, SLG: 0.228	F5				SH1-4 (1-2)		6-3			2	0	0	0	0	0	1
Bobby Bolin, R (1, 1) OBP: 0.143, SLG: 0.077			4-3		2-H: 1B		K			3	0	1	1	0	1	0
Inning Stats	R: 0 E: 0 K: 0 S: 3 H: 0 LOB: 1 BB: 1 P: 7	R: 0 E: 0 K: 0 S: 4 H: 1 LOB: 1 BB: 0 P: 4	R: 0 E: 0 K: 0 S: 3 H: 0 LOB: 1 BB: 1 P: 7	R: 0 E: 0 K: 0 S: 3 H: 0 LOB: 0 BB: 0 P: 3	R: 1 E: 0 K: 0 S: 5 H: 3 LOB: 1 BB: 0 P: 5	R: 0 E: 0 K: 1 S: 5 H: 0 LOB: 2 BB: 1 P: 10	R: 0 E: 0 K: 1 S: 5 H: 0 LOB: 0 BB: 0 P: 5	R: 1 E: 0 K: 1 S: 8 H: 3 LOB: 2 BB: 0 P: 8		1B: 7 2B: 0 3B: 0 HR: 0	SF: 0 SAC: 2 DP: 1 HBP: 1			WP: 0 PB: 0 SB: 1 CS: 0	PA: 34		

PITCHER	IP	WLS	BF	H	R	ER	SO	BB	IBB	HBP	BLK	WP	HR	S	P	ERA	WHIP
Jim Bunning, R (1, 1) ERA: 3.56	7.0	L	28	4	1	1	2	3	0	1	0	0	0	28	41	1.29	1.000
Tommie Sisk, R (8, 1) ERA: 3.15	1.0		6	3	1	1	1	0	0	0	0	0	0	8	8	9.00	3.000

PITCHER	IP	WLS	BF	H	R	ER	SO	BB	IBB	HBP	BLK	WP	HR	S	P	ERA	WHIP

BOTTOM

Pittsburgh Pirates @ San Francisco Giants

Candlestick Park, San Francisco, CA

Sun Aug 04 1968, 6:33 AM EDT

Att. 18,151 - Unknown

livebaseballscorecards.com

AB	28
R	2
H	7
RBI	2
BB	3
SO	3
LOB	18

TOP

Pittsburgh Pirates @ Los Angeles Dodgers

Dodger Stadium, Los Angeles, CA

Mon Aug 05 1968, 7:05 PM PDT

Att. 17,851 - Unknown

livebaseballscorecards.com

Batter	1	2	3	4	5	6	7	8	9	10	AB	R	H	RBI	BB	SO	LOB
Maury Wills, S (1, 5) OBP: 0.334, SLG: 0.327	1-3		1B		BB CS			4-3		K	4	0	1	0	1	1	0
Matty Alou, L (1, 8) OBP: 0.365, SLG: 0.389	F7		F9		CS 1-2	3-1		5-3			4	0	0	0	0	0	1
Willie Stargell, L (1, 7) OBP: 0.327, SLG: 0.492	FC6-4 1B			K		E4 FC6		K			4	0	1	0	0	2	0
Roberto Clemente, R (1, 9) OBP: 0.331, SLG: 0.458	FC6-4 1-2f			BB 1B		FC6 1B 1-2f			FC2-6 1B		4	0	2	0	0	0	2
Donn Clendenon, R (1, 3) OBP: 0.330, SLG: 0.392		K		F9		1-3 1B			FC2-6 FC6-4 1-2f		4	0	1	0	0	1	2
Gene Alley, R (1, 6) OBP: 0.287, SLG: 0.301		5-3		1-2 BB			K		FC6-4 FC5-4 1-2f		3	0	0	0	1	1	1
Bill Mazeroski, R (1, 4) OBP: 0.289, SLG: 0.288		K		F9			5-3		FC5-4 1-2f		4	0	0	0	0	1	3
Jerry May, R (1, 2) OBP: 0.308, SLG: 0.279			K		F7		2B			G2	4	0	1	0	0	1	0
Steve Blass, R (1, 1) OBP: 0.118, SLG: 0.125			4-3		K		L4			4-3	4	0	0	0	0	1	1
Inning Stats	R: 0 E: 0 K: 0 S: 4 H: 1 LOB: 1 BB: 0 P: 4	R: 0 E: 0 K: 2 S: 7 H: 0 LOB: 0 BB: 0 P: 7	R: 0 E: 0 K: 1 S: 6 H: 1 LOB: 1 BB: 0 P: 6	R: 0 E: 0 K: 1 S: 6 H: 1 LOB: 2 BB: 1 P: 10	R: 0 E: 0 K: 1 S: 4 H: 0 LOB: 0 BB: 1 P: 8	R: 0 E: 1 K: 0 S: 4 H: 1 LOB: 2 BB: 0 P: 4	R: 0 E: 0 K: 1 S: 6 H: 1 LOB: 1 BB: 0 P: 6	R: 0 E: 0 K: 1 S: 5 H: 0 LOB: 0 BB: 0 P: 5	R: 0 E: 0 K: 0 S: 4 H: 1 LOB: 1 BB: 0 P: 4	R: 0 E: 0 K: 1 S: 5 H: 0 LOB: 0 BB: 0 P: 5	1B: 5 2B: 1 3B: 0 HR: 0	SF: 0 SAC: 0 DP: 0 HBP: 0						

	AB	35
	R	0
	H	6
	RBI	0
	BB	2
	SO	8
	LOB	10

PITCHER		IP	WLS	BF	H	R	ER	SO	BB	IBB	HBP	BLK	WP	HR	S	P	ERA	WHIP
Jack Billingham, R ERA: 1.84	(1, 1)	8.0		30	5	0	0	7	2	0	0	0	0	0	42	50	0.00	0.875
Jim Brewer, L ERA: 2.28	(9, 1)	2.0	W	7	1	0	0	1	0	0	0	0	0	0	9	9	0.00	0.500

PITCHER	IP	WLS	BF	H	R	ER	SO	BB	IBB	HBP	BLK	WP	HR	S	P	ERA	WHIP

WP: 0 PB: 0 SB: 0 CS: 1 PA: 38

Pittsburgh Pirates @ Los Angeles Dodgers

Dodger Stadium, Los Angeles, CA

Mon Aug 05 1968, 7:05 PM PDT

Att. 17,851 - Unknown

BOTTOM

Batter	1	2	3	4	5	6	7	8	9	10	AB	R	H	RBI	BB	SO	LOB
Jim Fairey, L (1, 9) OBP: 0.250, SLG: 0.310	G6-4-3 1B		K			1B			L9		4	0	2	0	0	1	0
Len Gabrielson, L (1, 7) OBP: 0.321, SLG: 0.433	G6-4-3 1-2f			6-3		K			F8		4	0	0	0	0	1	2
Willie Davis, L (1, 8) OBP: 0.272, SLG: 0.350	S BB			F7			4-3			1B	3	0	1	0	1	0	0
Tom Haller, L (1, 2) OBP: 0.346, SLG: 0.392	K 1-2			6-3			L5		K		4	0	0	0	0	2	2
Ron Fairly, L (1, 3) OBP: 0.275, SLG: 0.283		L7			1-3		3-1			F3	4	0	0	0	0	0	0
Bob Bailey, R (1, 5) OBP: 0.331, SLG: 0.354		K			L3 BB		F7			6-3 1B	3	1	1	0	1	1	0
Bart Shirley, R (1, 4) OBP: 0.167, SLG: 0.167		4-3			L3 1-2		L8			6-3 1-2	4	0	0	0	0	0	2
Zoilo Versalles, R (1, 6) OBP: 0.238, SLG: 0.266			G4-6-3 1B			CS 1B				2-H 1B	4	0	4	1	0	0	0
Jack Billingham, R (1, 1) Paul Popovich, S (8, PH) OBP: 0.292, SLG: 0.280 Jim Brewer, L (9, 1) OBP: 0.200, SLG: 0.200			G4-6-3 1-2f			1B 1-2 BB		F3			1 1 0	0 0 0	0 0 0	0 0 0	1 0 0	0 0 0	1 1 0
Inning Stats	R: 0 H: 1 E: 0 LOB: 1 K: 1 BB: 1 S: 5 P: 9	R: 0 H: 0 E: 0 LOB: 0 K: 1 BB: 0 S: 5 P: 5	R: 0 H: 1 E: 0 LOB: 0 K: 1 BB: 0 S: 5 P: 5	R: 0 H: 0 E: 0 LOB: 0 K: 0 BB: 0 S: 3 P: 3	R: 0 H: 0 E: 0 LOB: 0 K: 0 BB: 1 S: 2 P: 6	R: 0 H: 2 E: 0 LOB: 1 K: 1 BB: 1 S: 5 P: 9	R: 0 H: 0 E: 0 LOB: 0 K: 0 BB: 0 S: 3 P: 3	R: 0 H: 1 E: 0 LOB: 1 K: 0 BB: 0 S: 4 P: 4	R: 0 H: 1 E: 0 LOB: 1 K: 1 BB: 0 S: 6 P: 6	R: 1 H: 2 E: 0 LOB: 1 K: 0 BB: 0 S: 4 P: 4	1B: 7 SF: 0 2B: 2 SAC: 0 3B: 0 DP: 3 HR: 0 HBP: 0						

livebaseballscorecards.com

AB	32
R	1
H	8
RBI	1
BB	3
SO	5
LOB	8

WP: 0 PB: 0 SB: 1 CS: 1 PA: 35

PITCHER	IP	WLS	BF	H	R	ER	SO	BB	IBB	HBP	BLK	WP	HR	S	P	ERA	WHIP
Steve Blass, R (1, 1) ERA: 2.55	9.2	L	35	8	1	1	5	3	0	0	0	0	0	42	54	0.93	1.138

Batter	1	2	3	4	5	6	7	8	9	AB	R	H	RBI	BB	SO	LOB
Maury Wills, S (1, 5) OBP: 0.331, SLG: 0.324	L5		K		L8		FC1-6 CS 1-2f		E1 FC3-2 1-2 2-3 3-H	5	1	0	0	0	1	3
Matty Alou, L (1, 8) OBP: 0.363, SLG: 0.387	E9 F8 1B 1B		6-3		6-3		P4 1-2		FC3-2 1B 1-2 2-3 3-Hf	5	1	1	0	0	0	4
Willie Stargell, L (1, 7) OBP: 0.330, SLG: 0.493	F8 2-3		1B 1B		1B 1B 1B			P4-3	1B 1-H 2-H 3-H	5	0	3	2	0	0	1
Roberto Clemente, R (1, 9) OBP: 0.335, SLG: 0.462	1B 3-H		1B 1-3		1B 1-2			K		4	0	3	1	0	1	0
Donn Clendenon, R (1, 3) OBP: 0.329, SLG: 0.390	F8		K		1B 1-2 2-H			K		4	0	1	0	0	2	3
Gene Alley, R (1, 6) OBP: 0.284, SLG: 0.298		F8		G3		F8			P4-3	4	0	0	0	0	0	0
Bill Mazeroski, R (1, 4) OBP: 0.291, SLG: 0.288		5-3		PB B B B BB		F8			E 1B E 1B	3	1	1	0	1	0	0
Jerry May, R (1, 2) OBP: 0.310, SLG: 0.280		BB B B B B		L6 1-2		K			E E FC3-2 1-2 1B	3	0	1	0	1	1	1
Bob Moose, R (1, 1) OBP: 0.132, SLG: 0.108 Manny Jimenez, L (9, PH) OBP: 0.464, SLG: 0.404 Gary Kolb, L (9, PR) OBP: 0.270, SLG: 0.340 Ron Kline, R (9, 1)		5-3		4-3			FC1-6 1B		E1 FC3-2 E 1-2 2-3 1B	3 1 0 0	0 0 1 0	1 0 0 0	0 0 0 0	0 0 0 0	0 0 0 0	2 2 0 0
Inning Stats	R: 1 H: 2 E: 1 LOB: 1 K: 0 BB: 0 S: 5 P: 5	R: 0 H: 0 E: 0 LOB: 1 K: 0 BB: 1 S: 3 P: 7	R: 0 H: 2 E: 0 LOB: 2 K: 2 BB: 0 S: 9 P: 9	R: 0 H: 0 E: 0 LOB: 1 K: 0 BB: 1 S: 3 P: 7	R: 0 H: 3 E: 0 LOB: 2 K: 0 BB: 0 S: 5 P: 5	R: 0 H: 0 E: 0 LOB: 0 K: 1 BB: 0 S: 5 P: 5	R: 0 H: 1 E: 0 LOB: 0 K: 0 BB: 0 S: 3 P: 3	R: 0 H: 0 E: 0 LOB: 0 K: 2 BB: 0 S: 7 P: 7	R: 3 H: 3 E: 2 LOB: 2 K: 0 BB: 0 S: 7 P: 7	1B: 11 SF: 0 2B: 0 SAC: 0 3B: 0 DP: 0 HR: 0 HBP: 0						WP: 0 PA: 39 PB: 1 SB: 0 CS: 1	

PITCHER	IP	WLS	BF	H	R	ER	SO	BB	IBB	HBP	BLK	WP	HR	S	P	ERA	WHIP
Don Drysdale, R (1, 1) ERA: 1.86	9.0	L	39	11	4	0	5	2	0	0	0	0	0	47	55	0.00	1.444

PITCHER	IP	WLS	BF	H	R	ER	SO	BB	IBB	HBP	BLK	WP	HR	S	P	ERA	WHIP

TOP

Pittsburgh Pirates @ Los Angeles Dodgers

Dodger Stadium, Los Angeles, CA

Tue Aug 06 1968, 7:05 PM PDT

Att. 15,732 - Unknown

livebaseballscorecards.com

AB	37
R	4
H	11
RBI	3
BB	2
SO	5
LOB	16

Batter	1	2	3	4	5	6	7	8	9	AB	R	H	RBI	BB	SO	LOB
Jim Fairey, L (1, 9) OBP: 0.240, SLG: 0.298	4-3		G3		F8		E6 2-3		L1-3	5	0	0	0	0	0	2
Len Gabrielson, L (1, 7) OBP: 0.319, SLG: 0.429	K		L8			SH 1B G3-2-3 1B	F7			4	0	1	0	0	1	2
Willie Davis, L (1, 8) OBP: 0.274, SLG: 0.351	S 1B			F6		G3-2-3 SH 1-2 1B		K		4	0	2	0	0	1	0
Tom Haller, L (1, 2) OBP: 0.346, SLG: 0.390	1-2 BB			4-3		SH G3-2-3 1-2 2-3		F2		2	0	0	0	1	0	0
Ron Fairly, L (1, 3) OBP: 0.278, SLG: 0.284	L6			BB		G3-2-3 1-2 2-3 3-Hf		1B		3	0	1	0	1	0	5
Bob Bailey, R (1, 5) OBP: 0.326, SLG: 0.348		K		F9		K		6-3		4	0	0	0	0	2	4
Bart Shirley, R (1, 4) OBP: 0.250, SLG: 0.313 (8, 6)		4-3			6-3 WP 2B		F3		L1-6-3 1B	4	1	2	0	0	0	0
Zoilo Versalles, R (1, 6) OBP: 0.239, SLG: 0.266 Paul Popovich, S (8, 4) OBP: 0.290, SLG: 0.279		K			6-3 2-3		E SH1-4 1B		L1-6-3 1-2	3 1	0 0	1 0	0 0	0 0	1 0	1 1
Don Drysdale, R (1, 1) OBP: 0.145, SLG: 0.159 Willie Crawford, L (9, PH) OBP: 0.179, SLG: 0.222			4-3		4-3 3-H		SH1-4 1-2		1B	2 1	0 0	0 1	0 0	0 0	0 0	0 0
Inning Stats	R: 0 H: 1 E: 0 LOB: 2 K: 1 BB: 1 S: 6 P: 10	R: 0 H: 0 E: 0 LOB: 0 K: 2 BB: 0 S: 7 P: 7	R: 0 H: 0 E: 0 LOB: 0 K: 0 BB: 0 S: 3 P: 3	R: 0 H: 0 E: 0 LOB: 1 K: 0 BB: 1 S: 3 P: 7	R: 1 H: 1 E: 0 LOB: 0 K: 0 BB: 0 S: 4 P: 4	R: 0 H: 2 E: 0 LOB: 2 K: 1 BB: 0 S: 7 P: 7	R: 0 H: 1 E: 1 LOB: 2 K: 0 BB: 0 S: 5 P: 5	R: 0 H: 1 E: 0 LOB: 1 K: 1 BB: 0 S: 6 P: 6	R: 0 H: 2 E: 0 LOB: 1 K: 0 BB: 0 S: 4 P: 4	1B: 7 SF: 0 2B: 1 SAC: 2 3B: 0 DP: 2 HR: 0 HBP: 0						WP: 1 PA: 37 PB: 0 SB: 1 CS: 0

PITCHER		IP	WLS	BF	H	R	ER	SO	BB	IBB	HBP	BLK	WP	HR	S	P	ERA	WHIP
Bob Moose, R ERA: 2.41	(1, 1)	8.0	W	33	6	1	1	5	2	0	0	0	1	0	41	49	1.12	1.000
Ron Kline, R ERA: 1.47	(9, 1)	1.0	S	4	2	0	0	0	0	0	0	0	0	0	4	4	0.00	2.000

PITCHER	IP	WLS	BF	H	R	ER	SO	BB	IBB	HBP	BLK	WP	HR	S	P	ERA	WHIP

BOTTOM

Pittsburgh Pirates @ Los Angeles Dodgers

Dodger Stadium, Los Angeles, CA

Tue Aug 06 1968, 7:05 PM PDT

Att. 15,732 - Unknown

livebaseballscorecards.com

AB	33
R	1
H	8
RBI	0
BB	2
SO	5
LOB	15

Batter	1	2	3	4	5	6	7	8	9	AB	R	H	RBI	BB	SO	LOB
Maury Wills, S (1, 5) OBP: 0.330, SLG: 0.322	BBBB 4-0 F8 S BB		x 0-0 ①② P6-4-3 1-2f		x 0-0 ②③ P6-4-3 1-2f			SSS 0-3 ② K		3	0	0	0	1	1	3
Gene Alley, R (1, 6) OBP: 0.281, SLG: 0.294	x 0-0 ① F8 1-3		x 0-0 ③ L4			x 0-0 ① F2		x 0-0 ③ L7		4	0	0	0	0	0	1
Matty Alou, L (1, 8) OBP: 0.367, SLG: 0.389	BBBB 4-0 L7-4 BB			x 0-0 ① 6-3		x 0-0 FC4-6 1B			x 0-0 1B P6-4-3 1B	3	1	2	0	1	0	0
Willie Stargell, L (1, 7) OBP: 0.330, SLG: 0.490	x 0-0 ②③ L7-4 1-2			x 0-0 ② L9		x 0-0 ② FC4-6 1-2f			x 0-0 P6-4-3 1-3 1B	4	0	1	0	0	0	3
Donn Clendenon, R (1, 3) OBP: 0.328, SLG: 0.397		x 0-0 ① F9		x 0-0 HR		x 0-0 ③ F3			x 0-0 ①② P6-4-3 1-2f 3-H	4	1	1	1	0	0	2
Manny Mota, R (1, 9) OBP: 0.329, SLG: 0.331		x 0-0 E9		x 0-0 ③ P4-3			x 0-0 ① 1-3		x 0-0 1B	4	0	1	0	0	0	0
Bill Mazeroski, R (1, 4) OBP: 0.291, SLG: 0.288		x 0-0 ② F9			x 0-0 1B 1B		x 0-0 ② 5-3		x 0-0 ③ F8	4	0	1	0	0	0	2
Jerry May, R (1, 2) OBP: 0.308, SLG: 0.277 Luke Walker, L (8, 1)		x 0-0 ③ L9			SSS 0-3 ① K		x 0-0 ③ F8			3 0	0 0	0 0	0 0	0 0	1 0	2 0
Al McBean, R (1, 1) OBP: 0.217, SLG: 0.254 Bill Henry, L (4, 1) Manny Jimenez, L (5, PH) OBP: 0.474, SLG: 0.417 Tommie Sisk, R (5, 1) OBP: 0.136, SLG: 0.050 Gary Kolb, L (8, PH) OBP: 0.267, SLG: 0.337 (8, 2)			x 0-0 P6-4-3 1B		x 0-0 1-2 P6-4-3 1B			x 0-0 ① F8		1 0 1 0 1	0 0 0 0 0	1 0 1 0 0	0 0 0 0 0	0 0 0 0 0	0 0 0 0 0	0 0 0 0 0
Inning Stats	R: 0 E: 0 K: 0 S: 2 H: 0 LOB: 1 BB: 2 P: 10	R: 0 E: 1 K: 0 S: 4 H: 0 LOB: 1 BB: 0 P: 4	R: 0 E: 0 K: 0 S: 3 H: 1 LOB: 0 BB: 0 P: 3	R: 1 E: 0 K: 0 S: 4 H: 1 LOB: 0 BB: 0 P: 4	R: 0 E: 0 K: 1 S: 6 H: 2 LOB: 1 BB: 0 P: 6	R: 0 E: 0 K: 0 S: 4 H: 1 LOB: 1 BB: 0 P: 4	R: 0 E: 0 K: 0 S: 3 H: 0 LOB: 0 BB: 0 P: 3	R: 0 E: 0 K: 1 S: 5 H: 0 LOB: 0 BB: 0 P: 5	R: 1 E: 0 K: 0 S: 5 H: 3 LOB: 1 BB: 0 P: 5	1B: 7 2B: 1 3B: 0 HR: 1	SF: 0 SAC: 0 DP: 4 HBP: 0						

PITCHER		IP	WLS	BF	H	R	ER	SO	BB	IBB	HBP	BLK	WP	HR	S	P	ERA	WHIP
Don Sutton, R ERA: 3.02	(1, 1)	9.0	W	34	8	2	2	2	2	0	0	0	0	1	36	44	2.00	1.111

PITCHER	IP	WLS	BF	H	R	ER	SO	BB	IBB	HBP	BLK	WP	HR	S	P	ERA	WHIP

TOP

Pittsburgh Pirates @ Los Angeles Dodgers

Dodger Stadium, Los Angeles, CA

Wed Aug 07 1968, 7:05 PM PDT

Att. 13,848 - Unknown

livebaseballscorecards.com

AB	32
R	2
H	8
RBI	1
BB	2
SO	2
LOB	13

Batter	1	2	3	4	5	6	7	8	9	AB	R	H	RBI	BB	SO	LOB
Willie Crawford, L (1, 7) OBP: 0.250, SLG: 0.300	0-0 1B FC6-4 2B		BBB 4-0 E7 BB	0-0 2-H 1B		0-0 ② 1-3				3	1	2	1	1	0	0
Jim Fairey, L (1, 9) OBP: 0.241, SLG: 0.296	0-0 FC6-4 2-3 1B		0-0 ① E7 6-3 1-2 1B	SSS 0-3 ③ K		0-0 ③ 5-3				4	1	1	0	0	1	2
Willie Davis, L (1, 8) OBP: 0.273, SLG: 0.351	0-0 ① FC6-4 4-3 S 1-2f 1B 3-H		0-0 ② 6-3 2-3		0-0 SH3-4 S 3B 1B		0-0 ① 4-3			4	2	1	1	0	0	2
Tom Haller, L (1, 2) OBP: 0.348, SLG: 0.391	0-0 ② 4-3 1-3		BBB 4-0 FC5 1B BB		0-0 ① SH3-4 1-3		0-0 1-3 1B			2	0	1	0	1	0	1
Ron Fairly, L (1, 3) OBP: 0.283, SLG: 0.287	0-0 3-H 1B		0-0 1-2 3-H 1B		4-0 3B IBB		0-0 ② 1-3 1-2			3	1	2	2	1	0	1
Bob Bailey, R (1, 5) OBP: 0.325, SLG: 0.355	0-0 ③ 5-3		0-0 ③ FC5 2-3f		0-0 1-H 3-H 3B		SSS 0-3 ③ K			4	0	1	2	0	1	4
Paul Popovich, S (1, 4) OBP: 0.293, SLG: 0.277		0-0 ① P6-3		BBB 4-0 6-3 1B BB	4-0 G6-4-3 IBB			0-0 ① P6-3		2	1	0	0	2	0	0
Bart Shirley, R (1, 6) OBP: 0.250, SLG: 0.300		0-0 ② F4	SSS 0-3 ① K	0-0 ②③ G6-4-3 1-2f				0-0 CS 1B		4	0	1	0	0	1	3
Don Sutton, R (1, 1) OBP: 0.216, SLG: 0.206		0-0 ③ 1-3	0-0 ② 6-3 1-2		0-0 ① G3			SSS 0-3 ②③ K 1-2		4	0	0	0	0	1	2
Inning Stats	R: 2 H: 3 E: 0 LOB: 1 K: 0 BB: 0 S: 6 P: 6	R: 0 H: 0 E: 0 LOB: 0 K: 0 BB: 0 S: 3 P: 3	R: 1 H: 1 E: 1 LOB: 2 K: 0 BB: 2 S: 4 P: 12	R: 1 H: 1 E: 0 LOB: 1 K: 2 BB: 1 S: 8 P: 12	R: 2 H: 2 E: 0 LOB: 1 K: 0 BB: 2 S: 4 P: 12	R: 0 H: 0 E: 0 LOB: 0 K: 0 BB: 0 S: 3 P: 3	R: 0 H: 1 E: 0 LOB: 1 K: 1 BB: 0 S: 6 P: 6	R: 0 H: 1 E: 0 LOB: 1 K: 1 BB: 0 S: 5 P: 5		1B: 7 SF: 0 2B: 2 SAC: 1 3B: 1 DP: 2 HR: 0 HBP: 0					WP: 0 PA: 36 PB: 0 SB: 2 CS: 1	

PITCHER		IP	WLS	BF	H	R	ER	SO	BB	IBB	HBP	BLK	WP	HR	S	P	ERA	WHIP
Al McBean, R ERA: 3.02	(1, 1)	3.2	L	19	5	4	3	1	3	0	0	0	0	0	18	30	7.36	2.182
Bill Henry, L ERA: 4.82	(4, 1)	0.1		1	0	0	0	1	0	0	0	0	0	0	3	3	0.00	0.000
Tommie Sisk, R ERA: 3.27	(5, 1)	3.0		13	3	2	2	1	0	2	0	0	0	0	13	21	6.00	1.000
Luke Walker, L ERA: 1.85	(8, 1)	1.0		3	1	0	0	1	0	0	0	0	0	0	5	5	0.00	1.000

PITCHER	IP	WLS	BF	H	R	ER	SO	BB	IBB	HBP	BLK	WP	HR	S	P	ERA	WHIP

BOTTOM

Pittsburgh Pirates @ Los Angeles Dodgers

Dodger Stadium, Los Angeles, CA

Wed Aug 07 1968, 7:05 PM PDT

Att. 13,848 - Unknown

livebaseballscorecards.com

AB	30
R	6
H	9
RBI	6
BB	5
SO	4
LOB	15

Batter	1	2	3	4	5	6	7	8	9	AB	R	H	RBI	BB	SO	LOB
Matty Alou, L (1, 8) OBP: 0.370, SLG: 0.390	6-3		F7		1B		2-3 1B		WP 1B BB	4	1	2	0	1	0	0
Freddie Patek, R (1, 6) OBP: 0.290, SLG: 0.359	F8		HR		5-3		2-3 1-2		K 1-2	5	1	1	1	0	1	3
Roberto Clemente, R (1, 9) OBP: 0.338, SLG: 0.460	1B		6-3			K	IBB		1B 1B IBB	3	0	1	0	2	1	0
Donn Clendenon, R (1, 3) OBP: 0.329, SLG: 0.399	K			E6 FC6-4		1B 1B 2B	F4		1-H 2-H 1B	5	1	2	1	0	1	3
Manny Mota, R (1, 7) OBP: 0.332, SLG: 0.333		E 6-3 L5 1B		FC6-4 1-2f		E 1B 2-3 1B		4-3		4	1	2	0	0	0	1
Jose Pagan, R (1, 5) OBP: 0.228, SLG: 0.272		6-3 1-2		K		E5 CS 1-H 3-H 1B		K		4	0	1	1	0	2	2
Gene Alley, R (1, 4) OBP: 0.284, SLG: 0.295		E4 2-3		5-3		IBB		1B		3	0	1	0	1	0	2
Jerry May, R (1, 2) OBP: 0.304, SLG: 0.274		L5 3-H			F2	F6 2-3		K		4	0	0	0	0	1	5
Bob Veale, S (1, 1) OBP: 0.098, SLG: 0.085			K		K		L1-3		1-3	2	0	0	0	0	2	0
Ron Kline, R (6, 1)										1	0	0	0	0	0	0
Maury Wills, S (9, PH) OBP: 0.329, SLG: 0.321										1	0	0	0	0	0	0
Roy Face, R (9, 1)										0	0	0	0	0	0	0
Inning Stats	R: 0 E: 0 K: 1 S: 6 H: 1 LOB: 1 BB: 0 P: 6	R: 0 E: 1 K: 0 S: 4 H: 1 LOB: 1 BB: 0 P: 4	R: 1 E: 0 K: 1 S: 6 H: 1 LOB: 0 BB: 0 P: 6	R: 0 E: 1 K: 1 S: 6 H: 0 LOB: 1 BB: 0 P: 6	R: 0 E: 0 K: 1 S: 6 H: 1 LOB: 1 BB: 0 P: 6	R: 2 E: 1 K: 1 S: 7 H: 3 LOB: 1 BB: 1 P: 11	R: 0 E: 0 K: 0 S: 4 H: 1 LOB: 2 BB: 1 P: 8	R: 0 E: 0 K: 2 S: 8 H: 1 LOB: 1 BB: 0 P: 8	R: 1 E: 0 K: 1 S: 5 H: 1 LOB: 2 BB: 2 P: 13	1B: 8 2B: 2 3B: 0 HR: 1 SF: 0 SAC: 0 DP: 1 HBP: 0						

TOP

Pittsburgh Pirates @ Houston Astros

Astrodome, Houston, TX

Thu Aug 08 1968, 8:05 PM EDT

Att. 14,851 - Dome

livebaseballscorecards.com

AB	36
R	4
H	10
RBI	3
BB	4
SO	8
LOB	16

PITCHER		IP	WLS	BF	H	R	ER	SO	BB	IBB	HBP	BLK	WP	HR	S	P	ERA	WHIP
Mike Cuellar, L ERA: 2.05	(1, 1)	9.0	L	40	10	4	3	8	1	3	0	0	1	1	52	68	3.00	1.222

PITCHER	IP	WLS	BF	H	R	ER	SO	BB	IBB	HBP	BLK	WP	HR	S	P	ERA	WHIP

BOTTOM

Batter	1	2	3	4	5	6	7	8	9	AB	R	H	RBI	BB	SO	LOB
Dick Simpson, R (1, 9) OBP: 0.289, SLG: 0.304	F6		K		F8		IBB		F9	4	0	0	0	1	1	1
Hector Torres, R (1, 6) OBP: 0.263, SLG: 0.255	6-3			4-3		SH1-4 1B	G3-2-3 3-Hf			3	0	1	0	0	0	0
Norm Miller, L (7, PH) OBP: 0.274, SLG: 0.325										1	0	0	0	0	0	3
Julio Gotay, R (8, 4) OBP: 0.264, SLG: 0.279										0	0	0	0	0	0	0
Rusty Staub, L (1, 3) OBP: 0.381, SLG: 0.401	K			6-3		SH1-4 1-2		K		3	0	0	0	0	2	0
Jimmy Wynn, R (1, 8) OBP: 0.354, SLG: 0.413		K		1-3		G6-4-3 IBB		5-3		3	0	0	0	1	1	0
Doug Rader, R (1, 5) OBP: 0.297, SLG: 0.337		4-3			4-3	G6-4-3 1-2f		1B		4	0	1	0	0	0	2
Denis Menke, R (1, 4) (8, 6) OBP: 0.337, SLG: 0.356		BB			HR		1B SH 2B	1-3 1B		3	2	3	1	1	0	0
Bob Aspromonte, R (1, 7) OBP: 0.311, SLG: 0.282		4-3			2B BB		SH5-4 SH G3-2-3 2-3 1B	F4		3	1	1	0	1	0	3
John Bateman, R (1, 2) OBP: 0.283, SLG: 0.333			6-3		2B 1-H		SH SH5-4 1-2 3-H		1-3	3	0	1	2	0	0	0
Mike Cuellar, L (1, 1) OBP: 0.195, SLG: 0.293			F8		1B		SH5-4 1-2 2-3		6-3	2	0	1	0	0	0	0
Lee Thomas, L (9, PH) OBP: 0.227, SLG: 0.234										1	0	0	0	0	0	0

Inning Stats	1	2	3	4	5	6	7	8	9
	R: 0 E: 0 K: 1 S: 5	H: 0 LOB: 0 BB: 0 P: 5	R: 0 E: 0 K: 1 S: 5	H: 0 LOB: 1 BB: 1 P: 9	R: 0 E: 0 K: 1 S: 5	H: 0 LOB: 0 BB: 0 P: 5	R: 0 E: 0 K: 0 S: 3	H: 0 LOB: 0 BB: 0 P: 3	R: 2 E: 0 K: 0 S: 5	H: 3 LOB: 1 BB: 1 P: 9	R: 0 E: 0 K: 0 S: 3	H: 1 LOB: 1 BB: 1 P: 7	R: 1 E: 0 K: 0 S: 5	H: 2 LOB: 2 BB: 1 P: 9	R: 0 E: 0 K: 1 S: 7	H: 2 LOB: 2 BB: 0 P: 7	R: 0 E: 0 K: 0 S: 3	H: 0 LOB: 0 BB: 0 P: 3

	1B	SF	WP	PA
	2B	SAC	PB	
	3B	DP	SB	
	HR	HBP	CS	
	5	0	0	37
	2	3	0	
	0	2	0	
	1	0		

PITCHER	IP	WLS	BF	H	R	ER	SO	BB	IBB	HBP	BLK	WP	HR	S	P	ERA	WHIP
Bob Veale, L (1, 1) ERA: 2.03	5.1		22	4	2	2	3	2	1	0	0	0	1	25	37	3.38	1.125
Ron Kline, R (6, 1) ERA: 1.54	2.2	W	12	4	1	1	1	0	1	0	0	0	0	13	17	3.38	1.500
Roy Face, R (9, 1) ERA: 2.84	1.0	S	3	0	0	0	0	0	0	0	0	0	0	3	3	0.00	0.000

PITCHER	IP	WLS	BF	H	R	ER	SO	BB	IBB	HBP	BLK	WP	HR	S	P	ERA	WHIP

Pittsburgh Pirates @ Houston Astros

Astrodome, Houston, TX

Thu Aug 08 1968, 8:05 PM EDT

Att. 14,851 - Dome

livebaseballscorecards.com

AB	30
R	3
H	8
RBI	3
BB	4
SO	4
LOB	9

Batter	1	2	3	4	5	6	7	8	9	AB	R	H	RBI	BB	SO	LOB
Matty Alou, L (1, 8) OBP: 0.370, SLG: 0.390										0	0	0	0	0	0	0
Freddie Patek, R (1, 6) OBP: 0.290, SLG: 0.359										0	0	0	0	0	0	0
Roberto Clemente, R (1, 9) OBP: 0.338, SLG: 0.460										0	0	0	0	0	0	0
Donn Clendenon, R (1, 3) OBP: 0.329, SLG: 0.399										0	0	0	0	0	0	0
Manny Mota, R (1, 7) OBP: 0.332, SLG: 0.333										0	0	0	0	0	0	0
Jose Pagan, R (1, 5) OBP: 0.228, SLG: 0.272										0	0	0	0	0	0	0
Gene Alley, R (1, 4) OBP: 0.284, SLG: 0.295										0	0	0	0	0	0	0
Jerry May, R (1, 2) OBP: 0.304, SLG: 0.274										0	0	0	0	0	0	0
Jim Bunning, R (1, 1) OBP: 0.098, SLG: 0.122										0	0	0	0	0	0	0
Inning Stats										1B: 0 2B: 0 3B: 0 HR: 0				SF: 0 SAC: 0 DP: 0 HBP: 0		

TOP

Pittsburgh Pirates @ Houston Astros

Astrodome, Houston, TX

Fri Aug 09 1968, 8:05 PM EDT
Att. 15,270 - Unknown

livebaseballscorecards.com

AB	0
R	0
H	0
RBI	0
BB	0
SO	0
LOB	0

WP: 0 PA: 0
PB: 0
SB: 0
CS: 0

PITCHER	IP	WLS	BF	H	R	ER	SO	BB	IBB	HBP	BLK	WP	HR	S	P	ERA	WHIP
Denny Lemaster, L (1, 1) ERA: 2.96	0.0		0	0	0	0	0	0	0	0	0	0	0	0	0	∞	∞

PITCHER	IP	WLS	BF	H	R	ER	SO	BB	IBB	HBP	BLK	WP	HR	S	P	ERA	WHIP

Batter	1	2	3	4	5	6	7	8	9	AB	R	H	RBI	BB	SO	LOB
Norm Miller, L (1, 8) OBP: 0.274, SLG: 0.325										0	0	0	0	0	0	0
Hector Torres, R (1, 6) OBP: 0.263, SLG: 0.255										0	0	0	0	0	0	0
Denis Menke, R (1, 4) OBP: 0.337, SLG: 0.356										0	0	0	0	0	0	0
Rusty Staub, L (1, 3) OBP: 0.381, SLG: 0.401										0	0	0	0	0	0	0
Lee Thomas, L (1, 9) OBP: 0.227, SLG: 0.234										0	0	0	0	0	0	0
Doug Rader, R (1, 5) OBP: 0.297, SLG: 0.337										0	0	0	0	0	0	0
Jimmy Wynn, R (1, 7) OBP: 0.354, SLG: 0.413										0	0	0	0	0	0	0
John Bateman, R (1, 2) OBP: 0.283, SLG: 0.333										0	0	0	0	0	0	0
Denny Lemaster, R (1, 1) OBP: 0.056, SLG: 0.019										0	0	0	0	0	0	0
Inning Stats										1B: 0 2B: 0 3B: 0 HR: 0		SF: 0 SAC: 0 DP: 0 HBP: 0				

BOTTOM

Pittsburgh Pirates @ Houston Astros

Astrodome, Houston, TX

Fri Aug 09 1968, 8:05 PM EDT

Att. 15,270 - Unknown

livebaseballscorecards.com

AB	0
R	0
H	0
RBI	0
BB	0
SO	0
LOB	0

WP: 0 PA: 0
PB: 0
SB: 0
CS: 0

PITCHER	IP	WLS	BF	H	R	ER	SO	BB	IBB	HBP	BLK	WP	HR	S	P	ERA	WHIP
Jim Bunning, R (1, 1) ERA: 3.56	0.0		0	0	0	0	0	0	0	0	0	0	0	0	0	∞	∞

PITCHER	IP	WLS	BF	H	R	ER	SO	BB	IBB	HBP	BLK	WP	HR	S	P	ERA	WHIP

Batter	1	2	3	4	5	6	7	8	9	AB	R	H	RBI	BB	SO	LOB
Maury Wills, S (1, 5) OBP: 0.329, SLG: 0.321										0	0	0	0	0	0	0
Freddie Patek, R (1, 6) OBP: 0.274, SLG: 0.338										0	0	0	0	0	0	0
Matty Alou, L (1, 8) OBP: 0.366, SLG: 0.386										0	0	0	0	0	0	0
Willie Stargell, L (1, 7) OBP: 0.330, SLG: 0.490										0	0	0	0	0	0	0
Roberto Clemente, R (1, 9) OBP: 0.340, SLG: 0.466										0	0	0	0	0	0	0
Donn Clendenon, R (1, 3) OBP: 0.330, SLG: 0.400										0	0	0	0	0	0	0
Bill Mazeroski, R (1, 4) OBP: 0.291, SLG: 0.288										0	0	0	0	0	0	0
Jerry May, R (1, 2) OBP: 0.301, SLG: 0.270										0	0	0	0	0	0	0
Steve Blass, R (1, 1) OBP: 0.118, SLG: 0.125										0	0	0	0	0	0	0
Inning Stats										1B: 0 2B: 0 3B: 0 HR: 0		SF: 0 SAC: 0 DP: 0 HBP: 0				

Pittsburgh Pirates @ Houston Astros

Astrodome, Houston, TX

Sat Aug 10 1968, 4:33 AM EDT

Att. 12,814 - Unknown

TOP

livebaseballscorecards.com

AB	0
R	0
H	0
RBI	0
BB	0
SO	0
LOB	0

WP: 0 PA: 0
PB: 0
SB: 0
CS: 0

PITCHER	IP	WLS	BF	H	R	ER	SO	BB	IBB	HBP	BLK	WP	HR	S	P	ERA	WHIP
John Buzhardt, R (1, 1) ERA: 2.52	0.0		0	0	0	0	0	0	0	0	0	0	0	0	0	∞	∞

PITCHER	IP	WLS	BF	H	R	ER	SO	BB	IBB	HBP	BLK	WP	HR	S	P	ERA	WHIP

Batter	1	2	3	4	5	6	7	8	9	AB	R	H	RBI	BB	SO	LOB
Norm Miller, L (1, 9) OBP: 0.274, SLG: 0.323										0	0	0	0	0	0	0
Hector Torres, R (1, 6) OBP: 0.263, SLG: 0.255										0	0	0	0	0	0	0
Rusty Staub, L (1, 3) OBP: 0.380, SLG: 0.398										0	0	0	0	0	0	0
Jimmy Wynn, R (1, 7) OBP: 0.355, SLG: 0.417										0	0	0	0	0	0	0
Doug Rader, R (1, 5) OBP: 0.296, SLG: 0.335										0	0	0	0	0	0	0
Denis Menke, R (1, 4) OBP: 0.334, SLG: 0.352										0	0	0	0	0	0	0
John Bateman, R (1, 2) OBP: 0.284, SLG: 0.333										0	0	0	0	0	0	0
Dick Simpson, R (1, 8) OBP: 0.289, SLG: 0.304										0	0	0	0	0	0	0
John Buzhardt, R (1, 1) OBP: 0.250, SLG: 0.182										0	0	0	0	0	0	0
Inning Stats										1B: 0 2B: 0 3B: 0 HR: 0		SF: 0 SAC: 0 DP: 0 HBP: 0		WP: 0 PB: 0 SB: 0 CS: 0		PA: 0

PITCHER	IP	WLS	BF	H	R	ER	SO	BB	IBB	HBP	BLK	WP	HR	S	P	ERA	WHIP
Steve Blass, R (1, 1) ERA: 2.55	0.0	L	0	0	0	0	0	0	0	0	0	0	0	0	0	∞	∞

PITCHER	IP	WLS	BF	H	R	ER	SO	BB	IBB	HBP	BLK	WP	HR	S	P	ERA	WHIP

Pittsburgh Pirates @ Houston Astros

Astrodome, Houston, TX

Sat Aug 10 1968, 4:33 AM EDT

Att. 12,814 - Unknown

livebaseballscorecards.com

BOTTOM

AB	0
R	0
H	0
RBI	0
BB	0
SO	0
LOB	0

Batter	1	2	3	4	5	6	7	8	9	AB	R	H	RBI	BB	SO	LOB
Maury Wills, S (1, 5) OBP: 0.332, SLG: 0.328										0	0	0	0	0	0	0
Freddie Patek, R (1, 6) OBP: 0.295, SLG: 0.352										0	0	0	0	0	0	0
Matty Alou, L (1, 8) OBP: 0.364, SLG: 0.382										0	0	0	0	0	0	0
Roberto Clemente, R (1, 9) OBP: 0.339, SLG: 0.464										0	0	0	0	0	0	0
Willie Stargell, L (1, 7) OBP: 0.329, SLG: 0.487										0	0	0	0	0	0	0
Donn Clendenon, R (1, 3) OBP: 0.328, SLG: 0.396										0	0	0	0	0	0	0
Gene Alley, R (1, 4) OBP: 0.283, SLG: 0.292										0	0	0	0	0	0	0
Carl Taylor, R (1, 2) OBP: 0.315, SLG: 0.246										0	0	0	0	0	0	0
Al McBean, R (1, 1) OBP: 0.217, SLG: 0.254										0	0	0	0	0	0	0
Inning Stats										1B: 0 2B: 0 3B: 0 HR: 0		SF: 0 SAC: 0 DP: 0 HBP: 0				

Pittsburgh Pirates @ Houston Astros

Astrodome, Houston, TX

Sat Aug 10 1968, 8:05 PM EDT

Att. 25,814 - Unknown

TOP

livebaseballscorecards.com

AB	0
R	0
H	0
RBI	0
BB	0
SO	0
LOB	0

WP: 0 PA: 0
PB: 0
SB: 0
CS: 0

PITCHER	IP	WLS	BF	H	R	ER	SO	BB	IBB	HBP	BLK	WP	HR	S	P	ERA	WHIP
Dave Giusti, R (1, 1) ERA: 2.95	0.0		0	0	0	0	0	0	0	0	0	0	0	0	0	∞	∞

PITCHER	IP	WLS	BF	H	R	ER	SO	BB	IBB	HBP	BLK	WP	HR	S	P	ERA	WHIP

Batter	1	2	3	4	5	6	7	8	9	AB	R	H	RBI	BB	SO	LOB
Norm Miller, L (1, 9) OBP: 0.281, SLG: 0.343										0	0	0	0	0	0	0
Hector Torres, R (1, 6) OBP: 0.269, SLG: 0.263										0	0	0	0	0	0	0
Rusty Staub, L (1, 3) OBP: 0.378, SLG: 0.396										0	0	0	0	0	0	0
Jimmy Wynn, R (1, 7) OBP: 0.358, SLG: 0.420										0	0	0	0	0	0	0
Doug Rader, R (1, 5) OBP: 0.312, SLG: 0.365										0	0	0	0	0	0	0
Denis Menke, R (1, 4) OBP: 0.337, SLG: 0.356										0	0	0	0	0	0	0
John Bateman, R (1, 2) OBP: 0.286, SLG: 0.332										0	0	0	0	0	0	0
Dick Simpson, R (1, 8) OBP: 0.291, SLG: 0.299										0	0	0	0	0	0	0
Dave Giusti, R (1, 1) OBP: 0.197, SLG: 0.213										0	0	0	0	0	0	0
Inning Stats										1B: 0 2B: 0 3B: 0 HR: 0		SF: 0 SAC: 0 DP: 0 HBP: 0		WP: 0 PB: 0 SB: 0 CS: 0		PA: 0

PITCHER	IP	WLS	BF	H	R	ER	SO	BB	IBB	HBP	BLK	WP	HR	S	P	ERA	WHIP
Al McBean, R (1, 1) ERA: 3.02	0.0		0	0	0	0	0	0	0	0	0	0	0	0	0	∞	∞

PITCHER	IP	WLS	BF	H	R	ER	SO	BB	IBB	HBP	BLK	WP	HR	S	P	ERA	WHIP

BOTTOM

Pittsburgh Pirates @ Houston Astros

Astrodome, Houston, TX

Sat Aug 10 1968, 8:05 PM EDT

Att. 25,814 - Unknown

livebaseballscorecards.com

AB	0
R	0
H	0
RBI	0
BB	0
SO	0
LOB	0

Batter	1	2	3	4	5	6	7	8	9	AB	R	H	RBI	BB	SO	LOB
Maury Wills, S (1, 5) OBP: 0.331, SLG: 0.323	F7		BB		FC6-4 BB		BB		F7	2	0	0	0	3	0	1
Freddie Patek, R (1, 6) OBP: 0.291, SLG: 0.354	K		K 1-2		FC6-4 2B 1-2f 2-3		K		F5	3	0	0	0	0	2	3
Manny Jimenez, L (7, PH) OBP: 0.475, SLG: 0.440										1	0	0	0	0	1	2
Bill Mazeroski, R (7, 4) OBP: 0.290, SLG: 0.287										1	0	0	0	0	0	1
Matty Alou, L (1, 8) OBP: 0.365, SLG: 0.388	1B		K		2B 1-3 3-H		F8			1	0	1	0	0	0	0
Manny Mota, R (3, PH) OBP: 0.331, SLG: 0.336										3	0	1	1	0	1	3
(3, 8)																
Steve Blass, R (7, 1) OBP: 0.118, SLG: 0.125										0	0	0	0	0	0	0
Roberto Clemente, R (1, 9) OBP: 0.340, SLG: 0.461	F9			G6-3 1B	F7			K		4	0	1	0	0	1	3
Willie Stargell, L (1, 7) OBP: 0.327, SLG: 0.481		K		G6-3 1-2f		K		1B		4	0	1	0	0	2	1
Donn Clendenon, R (1, 3) OBP: 0.328, SLG: 0.400		5-3		3B		6-3		K		4	0	1	0	0	1	1
Gene Alley, R (1, 4) OBP: 0.283, SLG: 0.292		BB		F9		4-3		F9		3	0	0	0	1	0	2
(7, 6)																
Jerry May, R (1, 2) OBP: 0.305, SLG: 0.276		F6			F7		F6		1B	4	0	1	0	0	0	1
Tommie Sisk, R (1, 1) OBP: 0.167, SLG: 0.091			5-3		FC6-4 BB 2B		BB		F7	2	1	1	0	0	0	0
Gary Kolb, L (7, PH) OBP: 0.279, SLG: 0.333					1B					1	0	0	0	1	0	1
(7, 8)																
Inning Stats	R: 0 E: 0 K: 1 S: 6 H: 1 LOB: 1 BB: 0 P: 6	R: 0 E: 0 K: 1 S: 5 H: 0 LOB: 1 BB: 1 P: 9	R: 0 E: 0 K: 2 S: 7 H: 0 LOB: 1 BB: 1 P: 11	R: 0 E: 0 K: 0 S: 4 H: 2 LOB: 1 BB: 0 P: 4	R: 1 E: 0 K: 0 S: 5 H: 2 LOB: 2 BB: 1 P: 9	R: 0 E: 0 K: 1 S: 5 H: 0 LOB: 0 BB: 0 P: 5	R: 0 E: 0 K: 1 S: 5 H: 0 LOB: 2 BB: 2 P: 13	R: 0 E: 0 K: 2 S: 8 H: 1 LOB: 1 BB: 0 P: 8	R: 0 E: 0 K: 0 S: 4 H: 1 LOB: 1 BB: 0 P: 4	1B: 5 2B: 1 3B: 1 HR: 0	SF: 0 SAC: 0 DP: 1 HBP: 0						

TOP

Pittsburgh Pirates @ Houston Astros

Astrodome, Houston, TX

Sun Aug 11 1968, 4:33 AM EDT

Att. 16,892 - Dome

livebaseballscorecards.com

AB	33
R	1
H	7
RBI	1
BB	5
SO	8
LOB	19

PITCHER		IP	WLS	BF	H	R	ER	SO	BB	IBB	HBP	BLK	WP	HR	S	P	ERA	WHIP
Larry Dierker, R ERA: 3.19	(1, 1)	6.1	W	28	5	1	1	5	5	0	0	0	0	0	33	53	1.42	1.579
Dave Giusti, R ERA: 3.08	(7, 1)	2.2	S	10	2	0	0	3	0	0	0	0	0	0	16	16	0.00	0.750

PITCHER	IP	WLS	BF	H	R	ER	SO	BB	IBB	HBP	BLK	WP	HR	S	P	ERA	WHIP

Batter	1	2	3	4	5	6	7	8	9	AB	R	H	RBI	BB	SO	LOB
Norm Miller, L (1, 9) OBP: 0.285, SLG: 0.349	WP 3B		SH3-4 S 4-3 BB		4-3		E5			3	2	1	0	1	0	0
Hector Torres, R (1, 6) OBP: 0.264, SLG: 0.258	F9 3-H		SH3-4 1-3			1-3	F9			3	0	0	0	0	0	1
Rusty Staub, L (1, 3) OBP: 0.376, SLG: 0.392	4-3		4-3 3-H			F3		3-1 SH5-3 1B 1B		4	1	1	1	0	0	0
Jimmy Wynn, R (1, 7) OBP: 0.361, SLG: 0.418	CS BB		K			1B 2B BB		SH5-3 1-2		1	1	0	0	2	1	0
Doug Rader, R (1, 5) OBP: 0.314, SLG: 0.379	CS 1-2	1B 1B		5-3		2B 1-2 1B		3-1 2-3		4	1	2	0	0	0	1
Denis Menke, R (1, 4) OBP: 0.340, SLG: 0.360		F9		F7		1B 1-H 2-H 2B		1B 1B BB		3	0	1	2	1	0	1
John Bateman, R (1, 2) OBP: 0.287, SLG: 0.329		F8		6-3		5-3		E8 1-H 3-H 1B		4	0	1	1	0	0	2
Dick Simpson, R (1, 8) OBP: 0.300, SLG: 0.328		1-3 1B			4-3		2B			3	0	2	0	0	0	0
Larry Dierker, R (1, 1) OBP: 0.088, SLG: 0.089 Dave Giusti, R (7, 1) OBP: 0.194, SLG: 0.210		K			K		K			2 1	0 0	0 0	0 0	0 0	2 1	2 0
Inning Stats	R: 1 H: 1 E: 0 LOB: 0 K: 0 BB: 1 S: 3 P: 7	R: 0 H: 2 E: 0 LOB: 2 K: 1 BB: 0 S: 7 P: 7	R: 1 H: 0 E: 0 LOB: 0 K: 1 BB: 1 S: 5 P: 9	R: 0 H: 0 E: 0 LOB: 0 K: 0 BB: 0 S: 3 P: 3	R: 0 H: 0 E: 0 LOB: 0 K: 1 BB: 0 S: 5 P: 5	R: 2 H: 2 E: 0 LOB: 1 K: 0 BB: 1 S: 5 P: 9	R: 0 H: 1 E: 1 LOB: 1 K: 1 BB: 0 S: 6 P: 6	R: 1 H: 2 E: 1 LOB: 2 K: 0 BB: 1 S: 4 P: 8		1B: 5 SF: 0 2B: 2 SAC: 2 3B: 1 DP: 0 HR: 0 HBP: 0						

PITCHER		IP	WLS	BF	H	R	ER	SO	BB	IBB	HBP	BLK	WP	HR	S	P	ERA	WHIP
Tommie Sisk, R ERA: 3.48	(1, 1)	6.0	L	25	5	4	4	3	3	0	0	0	1	0	28	40	6.00	1.333
Steve Blass, R ERA: 2.77	(7, 1)	2.0		9	3	1	1	1	1	0	0	0	0	0	10	14	4.50	2.000

PITCHER	IP	WLS	BF	H	R	ER	SO	BB	IBB	HBP	BLK	WP	HR	S	P	ERA	WHIP

Pittsburgh Pirates @ Houston Astros

Astrodome, Houston, TX

Sun Aug 11 1968, 4:33 AM EDT

Att. 16,892 - Dome

BOTTOM

livebaseballscorecards.com

AB	28
R	5
H	8
RBI	4
BB	4
SO	4
LOB	7

Batter	1	2	3	4	5	6	7	8	9	AB	R	H	RBI	BB	SO	LOB
Bobby Bonds, R (1, 9) OBP: 0.344, SLG: 0.412	x 0-0 K 2B		B B B 4-0 S BB			x 0-0 ① F9		S S S 0-3 ② K		3	0	1	0	1	1	1
Ron Hunt, R (1, 4) OBP: 0.369, SLG: 0.277	S S S 0-3 ① ② K 2-3		B B B B 4-0 1-2 BB			x 0-0 ② 6-3		H 1-0 HR HBP		2	1	0	0	1	1	1
Willie Mays, R (1, 8) OBP: 0.352, SLG: 0.455	x 0-0 ③ 1-3		x 0-0 ③ 6-3			x 0-0 1B		x 0-0 1-H 2-H HR		4	1	2	3	0	0	2
Willie McCovey, L (1, 3) OBP: 0.383, SLG: 0.593		x 0-0 ① 6-3		x 0-0 ① 4-3		x 0-0 ③ F8		x 0-0 ③ 4-3		4	0	0	0	0	0	1
Jim Ray Hart, R (1, 5) OBP: 0.339, SLG: 0.479 Jim Davenport, R (9, 5) OBP: 0.274, SLG: 0.237		x 0-0 ② 4-3		x 0-0 ② 6-3			x 0-0 ① 6-3		S S S 0-3 ① K	4 0	0 0	0 0	0 0	0 0	1 0	0 0
Dick Dietz, R (1, 2) OBP: 0.379, SLG: 0.456		x 0-0 1B		S S S 0-3 ③ K			x 0-0 ② F9		x 0-0 ② F5	4	0	1	0	0	1	0
Jesus Alou, R (1, 7) OBP: 0.272, SLG: 0.320		x 0-0 ③ G3			x 0-0 ① 6-3		x 0-0 ③ 6-3		x 0-0 FC6-4 1B	4	0	1	0	0	0	1
Hal Lanier, R (1, 6) OBP: 0.207, SLG: 0.216			x 0-0 ① 4-1		S S S 0-3 ② K			B B B 4-0 SH3 HR BB	x 0-0 ③ FC6-4 1-2f	3	1	0	0	1	1	1
Juan Marichal, R (1, 1) OBP: 0.192, SLG: 0.189			x 0-0 ② 1-3		x 0-0 ③ F9			x 0-0 ① SH3 1-2		2	0	0	0	0	0	0
Inning Stats	R: 0 E: 0 K: 1 S: 5 H: 1 LOB: 0 BB: 0 P: 5	R: 0 E: 0 K: 0 S: 4 H: 1 LOB: 1 BB: 0 P: 4	R: 0 E: 0 K: 0 S: 3 H: 0 LOB: 2 BB: 2 P: 11	R: 0 E: 0 K: 1 S: 5 H: 0 LOB: 0 BB: 0 P: 5	R: 0 E: 0 K: 1 S: 5 H: 0 LOB: 0 BB: 0 P: 5	R: 0 E: 0 K: 0 S: 4 H: 1 LOB: 1 BB: 0 P: 4	R: 0 E: 0 K: 0 S: 3 H: 0 LOB: 0 BB: 0 P: 3	R: 3 E: 0 K: 1 S: 6 H: 1 LOB: 0 BB: 1 P: 11	R: 0 E: 0 K: 1 S: 6 H: 1 LOB: 1 BB: 0 P: 6	1B: 3 2B: 1 3B: 0 HR: 1	SF: 0 SAC: 1 DP: 0 HBP: 1						

PITCHER	IP	WLS	BF	H	R	ER	SO	BB	IBB	HBP	BLK	WP	HR	S	P	ERA	WHIP
Bob Veale, L (1, 1) ERA: 2.09	8.0	L	31	4	3	3	4	3	0	1	0	0	1	35	48	3.38	0.875
Roy Face, R (9, 1) ERA: 3.15	1.0		4	1	0	0	1	0	0	0	0	0	0	6	6	0.00	1.000

PITCHER	IP	WLS	BF	H	R	ER	SO	BB	IBB	HBP	BLK	WP	HR	S	P	ERA	WHIP

TOP

San Francisco Giants @ Pittsburgh Pirates

Forbes Field, Pittsburgh, PA

Tue Aug 13 1968, 7:05 PM EDT
Att. 9,135 - Unknown

livebaseballscorecards.com

AB	30
R	3
H	5
RBI	3
BB	3
SO	5
LOB	7

WP: 0	PA: 35		
PB: 0			
SB: 1			
CS: 0			

Batter	1	2	3	4	5	6	7	8	9	AB	R	H	RBI	BB	SO	LOB
Maury Wills, S (1, 5) OBP: 0.333, SLG: 0.323	G6-3 1B		5-3			BBBB 4-0 SH1-4 BB		F9		3	0	1	0	1	0	0
Manny Mota, R (1, 8) OBP: 0.327, SLG: 0.332	F4		6-3			0-0 SH1-4 1-2			6-3	3	0	0	0	0	0	1
Roberto Clemente, R (1, 9) OBP: 0.336, SLG: 0.456	G6-3 1-2f		F9			F9			SSS 0-3 K	4	0	0	0	0	1	2
Willie Stargell, L (1, 7) OBP: 0.323, SLG: 0.475		L3		4-3		G3			4-3	4	0	0	0	0	0	1
Donn Clendenon, R (1, 3) OBP: 0.328, SLG: 0.400		FC6-4 1B		SSS 0-3 K			SSS 0-3 K			3	0	1	0	0	2	0
Freddie Patek, R (1, 6) OBP: 0.281, SLG: 0.341		FC6-4 E S 1-2f		6-3			F9			3	0	0	0	0	0	1
Gene Alley, R (1, 4) OBP: 0.283, SLG: 0.291		BBBB 4-0 E 1-2 BB			SSS 0-3 K		G3			2	0	0	0	1	1	0
Jerry May, R (1, 2) OBP: 0.305, SLG: 0.274		III 4-0 1-2 2-3 IBB			F8			4-1		2	0	0	0	1	0	0
Bob Veale, S (1, 1) OBP: 0.095, SLG: 0.082		SSS 0-3 K			SSS 0-3 K			SSS 0-3 K		2	0	0	0	0	2	3
Manny Jimenez, L (8, PH) OBP: 0.467, SLG: 0.431										1	0	0	0	0	1	0
Roy Face, R (9, 1)										0	0	0	0	0	0	0
Inning Stats	R: 0 E: 0 K: 0 S: 3 H: 1 LOB: 0 BB: 0 P: 3	R: 0 E: 1 K: 1 S: 6 H: 1 LOB: 3 BB: 2 P: 14	R: 0 E: 0 K: 0 S: 3 H: 0 LOB: 0 BB: 0 P: 3	R: 0 E: 0 K: 1 S: 5 H: 0 LOB: 0 BB: 0 P: 5	R: 0 E: 0 K: 2 S: 7 H: 0 LOB: 0 BB: 0 P: 7	R: 0 E: 0 K: 0 S: 3 H: 0 LOB: 1 BB: 1 P: 7	R: 0 E: 0 K: 1 S: 5 H: 0 LOB: 0 BB: 0 P: 5	R: 0 E: 0 K: 1 S: 5 H: 0 LOB: 0 BB: 0 P: 5	R: 0 E: 0 K: 1 S: 5 H: 0 LOB: 0 BB: 0 P: 5	1B: 2 2B: 0 3B: 0 HR: 0 SF: 0 SAC: 1 DP: 1 HBP: 0						

PITCHER	IP	WLS	BF	H	R	ER	SO	BB	IBB	HBP	BLK	WP	HR	S	P	ERA	WHIP
Juan Marichal, R (1, 1) ERA: 2.08	9.0	W	31	2	0	0	7	2	1	0	0	0	0	42	54	0.00	0.444

PITCHER	IP	WLS	BF	H	R	ER	SO	BB	IBB	HBP	BLK	WP	HR	S	P	ERA	WHIP

BOTTOM

San Francisco Giants @ Pittsburgh Pirates

Forbes Field, Pittsburgh, PA

Tue Aug 13 1968, 7:05 PM EDT

Att. 9,135 - Unknown

livebaseballscorecards.com

AB	27
R	0
H	2
RBI	0
BB	3
SO	7
LOB	8

WP: 0 PA: 31
PB: 0
SB: 1
CS: 0

Batter	1	2	3	4	5	6	7	8	9	10	AB	R	H	RBI	BB	SO	LOB
Bobby Bonds, R (1, 9) OBP: 0.338, SLG: 0.403	4-3			5-3		6-3		F8		G3 1B	5	1	1	0	0	0	0
Ron Hunt, R (1, 4) OBP: 0.367, SLG: 0.276	F3			F9		6-3		1B		G3 1-2	5	0	1	0	0	0	1
Willie Mays, R (1, 8) OBP: 0.355, SLG: 0.455	K			1B		K		G3 1-3		1B BB	4	0	2	0	1	2	0
Willie McCovey, L (1, 3) OBP: 0.384, SLG: 0.591		K		F7			1B 1B	G3 1-2		1-3 2-H	5	1	2	1	0	1	3
Dick Dietz, R (1, 2) OBP: 0.379, SLG: 0.454 Ty Cline, L (7, PR) OBP: 0.245, SLG: 0.241 Bob Barton, R (7, 2) OBP: 0.316, SLG: 0.289		K	K		K		G3 1B FC6-2 1-3	4-3		F9	3 0 2	0 0 0	1 0 0	0 0 0	0 0 0	2 0 0	0 0 4
Jesus Alou, R (1, 7) OBP: 0.271, SLG: 0.319		F3			F9		FC6-2 G3 1-2 3-H		4-3		4	0	1	1	0	0	0
Jim Davenport, R (1, 5) OBP: 0.274, SLG: 0.237			F9		1B		G3 1-2 2-3		F9		4	0	1	0	0	0	2
Hal Lanier, R (1, 6) OBP: 0.210, SLG: 0.219			1B		1-2 1B		FC6-2 2-3 3-H		4-3		4	0	2	0	0	0	3
Gaylord Perry, R (1, 1) OBP: 0.141, SLG: 0.116			4-3		6-3		F9			K	4	0	0	0	0	1	4
Inning Stats	R: 0 E: 0 K: 1 S: 5 / H: 0 LOB: 0 BB: 0 P: 5	R: 0 E: 0 K: 2 S: 7 / H: 0 LOB: 0 BB: 0 P: 7	R: 0 E: 0 K: 0 S: 3 / H: 1 LOB: 0 BB: 0 P: 3	R: 0 E: 0 K: 0 S: 4 / H: 1 LOB: 1 BB: 0 P: 4	R: 0 E: 0 K: 1 S: 7 / H: 2 LOB: 2 BB: 0 P: 7	R: 0 E: 0 K: 1 S: 5 / H: 0 LOB: 0 BB: 0 P: 5	R: 1 E: 0 K: 0 S: 6 / H: 3 LOB: 2 BB: 0 P: 6	R: 0 E: 0 K: 0 S: 5 / H: 2 LOB: 2 BB: 0 P: 5	R: 0 E: 0 K: 0 S: 3 / H: 0 LOB: 0 BB: 0 P: 3	R: 1 E: 0 K: 1 S: 7 / H: 2 LOB: 2 BB: 1 P: 11	1B: 11 2B: 0 3B: 0 HR: 0	SF: 0 SAC: 0 DP: 0 HBP: 0					

PITCHER		IP	WLS	BF	H	R	ER	SO	BB	IBB	HBP	BLK	WP	HR	S	P	ERA	WHIP
Dock Ellis, R ERA: 2.49	(1, 1)	7.1		30	9	1	1	5	0	0	0	0	0	0	40	40	1.23	1.227
Luke Walker, L ERA: 1.87	(8, 1)	0.2		2	0	0	0	0	0	0	0	0	0	0	2	2	0.00	0.000
Ron Kline, R ERA: 1.56	(9, 1)	2.0	L	9	2	1	1	1	1	0	0	0	0	0	10	14	4.50	1.500

PITCHER	IP	WLS	BF	H	R	ER	SO	BB	IBB	HBP	BLK	WP	HR	S	P	ERA	WHIP

TOP

San Francisco Giants @ Pittsburgh Pirates

Forbes Field, Pittsburgh, PA

Wed Aug 14 1968, 7:05 PM EDT

Att. 6,926 - Unknown

livebaseballscorecards.com

AB	40
R	2
H	11
RBI	2
BB	1
SO	6
LOB	17

Batter	1	2	3	4	5	6	7	8	9	10	AB	R	H	RBI	BB	SO	LOB
Maury Wills, S (1, 5) OBP: 0.332, SLG: 0.323	x 0-0 ① 5-3			x 0-0 ① 6-3		x 0-0 ① 6-3			x 0-0 FC1-6 1B		4	0	1	0	0	0	0
Gene Alley, R (1, 6) OBP: 0.280, SLG: 0.288	S S S 0-3 ② K			x 0-0 ② 4-3		x 0-0 ② 1-3			x 0-0 ① FC1-6 1-2f		4	0	0	0	0	1	1
Willie Stargell, L (1, 7) OBP: 0.323, SLG: 0.473	S S S 0-3 ③ K			x 0-0 E 2B 1B		x 0-0 ③ 4-3			x 0-0 ② F8		4	1	1	0	0	1	1
Roberto Clemente, R (1, 9) OBP: 0.333, SLG: 0.451		S S S 0-3 ① K		x 0-0 E1 2B 1-2			x 0-0 ① 4-3		S S S 0-3 ③ K		4	0	0	0	0	2	2
Donn Clendenon, R (1, 3) OBP: 0.328, SLG: 0.400		x 0-0 ② F8		x 0-0 1-3 2-H 2B			x 0-0 ② F8			x 0-0 ① 6-3	4	0	1	1	0	0	0
Manny Mota, R (1, 8) OBP: 0.322, SLG: 0.327		S S S 0-3 ③ K		x 0-0 ③ 1-3			x 0-0 ③ 6-3			x 0-0 ② G3	4	0	0	0	0	1	2
Bill Mazeroski, R (1, 4) OBP: 0.287, SLG: 0.284			x 0-0 ① 4-3		x 0-0 ① F9			x 0-0 ① 6-3		x 0-0 ③ 5-3	4	0	0	0	0	0	0
Chris Cannizzaro, R (1, 2)			x 0-0 ② 6-3		x 0-0 ② 6-3			x 0-0 ② F1			3	0	0	0	0	0	0
Dock Ellis, S (1, 1) OBP: 0.083, SLG: 0.083			x 0-0 ③ F6		S S S 0-3 ③ K			x 0-0 ③ 4-3			2	0	0	0	0	1	0
Luke Walker, L (8, 1)											0	0	0	0	0	0	0
Manny Jimenez, L (8, PH) OBP: 0.459, SLG: 0.423											1	0	0	0	0	0	0
Ron Kline, R (9, 1)											0	0	0	0	0	0	0
Inning Stats	R: 0 H: 0 E: 0 LOB: 0 K: 2 BB: 0 S: 7 P: 7	R: 0 H: 0 E: 0 LOB: 0 K: 2 BB: 0 S: 7 P: 7	R: 0 H: 0 E: 0 LOB: 0 K: 0 BB: 0 S: 3 P: 3	R: 1 H: 2 E: 1 LOB: 2 K: 0 BB: 0 S: 6 P: 6	R: 0 H: 0 E: 0 LOB: 0 K: 1 BB: 0 S: 5 P: 5	R: 0 H: 0 E: 0 LOB: 0 K: 0 BB: 0 S: 3 P: 3	R: 0 H: 0 E: 0 LOB: 0 K: 0 BB: 0 S: 3 P: 3	R: 0 H: 0 E: 0 LOB: 0 K: 0 BB: 0 S: 3 P: 3	R: 0 H: 1 E: 0 LOB: 1 K: 1 BB: 0 S: 6 P: 6	R: 0 H: 0 E: 0 LOB: 0 K: 0 BB: 0 S: 3 P: 3	1B: 2 2B: 1 3B: 0 HR: 0	SF: 0 SAC: 0 DP: 0 HBP: 0					WP: 0 PB: 0 SB: 0 CS: 0	PA: 34

PITCHER	IP	WLS	BF	H	R	ER	SO	BB	IBB	HBP	BLK	WP	HR	S	P	ERA	WHIP
Gaylord Perry, R (1, 1) ERA: 2.42	10.0	W	34	3	1	0	6	0	0	0	0	0	0	46	46	0.00	0.300

PITCHER	IP	WLS	BF	H	R	ER	SO	BB	IBB	HBP	BLK	WP	HR	S	P	ERA	WHIP

BOTTOM

San Francisco Giants @ Pittsburgh Pirates

Forbes Field, Pittsburgh, PA

Wed Aug 14 1968, 7:05 PM EDT

Att. 6,926 - Unknown

livebaseballscorecards.com

AB	34
R	1
H	3
RBI	1
BB	0
SO	6
LOB	6

San Francisco Giants @ Pittsburgh Pirates

Forbes Field, Pittsburgh, PA

Thu Aug 15 1968, 7:05 PM EDT

Att. 6,859 - Unknown

TOP

livebaseballscorecards.com

Batter	1	2	3	4	5	6	7	8	9	AB	R	H	RBI	BB	SO	LOB
Bobby Bonds, R (1, 9) OBP: 0.329, SLG: 0.390	K		K			4-3			F8	4	0	0	0	0	2	2
Ron Hunt, R (1, 4) OBP: 0.365, SLG: 0.273	K		K			F3			1B	3	0	0	0	0	2	2
Dave Marshall, L (9, PH) OBP: 0.346, SLG: 0.346										1	0	1	0	0	0	0
Willie Mays, R (1, 8) OBP: 0.352, SLG: 0.450	6-3			5-3			F3		4-3	4	0	0	0	0	0	1
Willie McCovey, L (1, 3) OBP: 0.381, SLG: 0.586		4-3		F4			4-3			3	0	0	0	0	0	0
Jim Ray Hart, R (1, 5) OBP: 0.336, SLG: 0.475		G3		K			6-3			3	0	0	0	0	1	0
Dick Dietz, R (1, 2) OBP: 0.378, SLG: 0.452		K			G4-6-3 1B			F9		3	0	1	0	0	1	0
Jesus Alou, R (1, 7) OBP: 0.272, SLG: 0.319			1B 1B		G4-6-3 1-2f			5-3		3	0	1	0	0	0	1
Hal Lanier, R (1, 6) OBP: 0.211, SLG: 0.220			1-2 1B		6-3			1-3		3	0	1	0	0	0	0
Bobby Bolin, R (1, 1) OBP: 0.156, SLG: 0.069			F2			F7			L6-3	1	0	0	0	0	0	2
Mike McCormick, L (5, 1) OBP: 0.179, SLG: 0.204										0	0	0	0	0	0	0
Bob Schroder, L (6, PH) OBP: 0.300, SLG: 0.320										1	0	0	0	0	0	0
Frank Linzy, R (6, 1)										0	0	0	0	0	0	0
Ty Cline, L (9, PH) OBP: 0.244, SLG: 0.240										1	0	0	0	0	0	0

	AB	30
	R	0
	H	4
	RBI	0
	BB	0
	SO	6
	LOB	8

Inning Stats										
	R: 0 E: 0 K: 2 S: 7	H: 0 LOB: 0 BB: 0 P: 7	R: 0 E: 0 K: 1 S: 5	H: 0 LOB: 0 BB: 0 P: 5	R: 0 E: 0 K: 2 S: 9	H: 2 LOB: 2 BB: 0 P: 9	R: 0 E: 0 K: 1 S: 5	H: 0 LOB: 0 BB: 0 P: 5	R: 0 E: 0 K: 0 S: 3	H: 1 LOB: 0 BB: 0 P: 3
	R: 0 E: 0 K: 0 S: 3	H: 0 LOB: 0 BB: 0 P: 3	R: 0 E: 0 K: 0 S: 3	H: 0 LOB: 0 BB: 0 P: 3	R: 0 E: 0 K: 0 S: 3	H: 0 LOB: 0 BB: 0 P: 3	R: 0 E: 0 K: 0 S: 4	H: 1 LOB: 1 BB: 0 P: 4	1B: 4 2B: 0 3B: 0 HR: 0	SF: 0 SAC: 0 DP: 1 HBP: 0

	WP: 0	PA: 30
	PB: 0	
	SB: 0	
	CS: 0	

PITCHER	IP	WLS	BF	H	R	ER	SO	BB	IBB	HBP	BLK	WP	HR	S	P	ERA	WHIP
Steve Blass, R (1, 1) ERA: 2.59	9.0	W	30	4	0	0	6	0	0	0	0	0	0	42	42	0.00	0.444

PITCHER	IP	WLS	BF	H	R	ER	SO	BB	IBB	HBP	BLK	WP	HR	S	P	ERA	WHIP

Batter	1	2	3	4	5	6	7	8	9	AB	R	H	RBI	BB	SO	LOB
Maury Wills, S (1, 5) OBP: 0.331, SLG: 0.322	K	K			6-3 WP 1B		3-1			4	0	1	0	0	2	0
Gene Alley, R (1, 6) OBP: 0.280, SLG: 0.285	1B S BB	F8			6-3 1-3			E3 G4-6-3 E		3	0	0	0	1	0	1
Matty Alou, L (1, 8) OBP: 0.367, SLG: 0.389	1-H 1B 1B		S 1B		F3			E6 1-2 G4-6-3		4	1	2	0	0	0	2
Willie Stargell, L (1, 7) OBP: 0.322, SLG: 0.468	1B E IBB		F5		G3			G4-6-3 1-2f 2-3		3	1	0	0	1	0	4
Donn Clendenon, R (1, 3) OBP: 0.327, SLG: 0.399	HBP E 1-3 2-H 1B		F9			K		4-3		4	0	1	1	0	1	2
Manny Mota, R (1, 9) OBP: 0.319, SLG: 0.323	E5 HBP 1-2 3-H		F4 1-2			3-1				3	0	0	0	0	0	2
Bill Mazeroski, R (1, 4) OBP: 0.287, SLG: 0.282	1-2 2-3 HBP			F8		4-3				2	0	0	0	0	0	0
Chris Cannizzaro, R (1, 2)	F9			5-3			4-3			3	0	0	0	0	0	3
Steve Blass, R (1, 1) OBP: 0.111, SLG: 0.118		F9		K			K			3	0	0	0	0	2	0
Inning Stats	R: 2 E: 1 K: 1 S: 7 H: 2 LOB: 3 BB: 2 P: 16	R: 0 E: 0 K: 1 S: 5 H: 0 LOB: 0 BB: 0 P: 5	R: 0 E: 0 K: 0 S: 4 H: 1 LOB: 1 BB: 0 P: 4	R: 0 E: 0 K: 1 S: 5 H: 0 LOB: 0 BB: 0 P: 5	R: 0 E: 0 K: 0 S: 4 H: 1 LOB: 1 BB: 0 P: 4	R: 0 E: 0 K: 1 S: 5 H: 0 LOB: 0 BB: 0 P: 5	R: 0 E: 0 K: 1 S: 5 H: 0 LOB: 0 BB: 0 P: 5	R: 0 E: 2 K: 0 S: 4 H: 0 LOB: 1 BB: 0 P: 4		1B: 4 2B: 0 3B: 0 HR: 0	SF: 0 SAC: 0 DP: 1 HBP: 1			WP: 1 PB: 0 SB: 2 CS: 0	PA: 32		

PITCHER		IP	WLS	BF	H	R	ER	SO	BB	IBB	HBP	BLK	WP	HR	S	P	ERA	WHIP
Bobby Bolin, R ERA: 1.69	(1, 1)	4.1	L	20	4	2	1	3	1	1	1	0	1	0	23	32	2.08	1.154
Mike McCormick, L ERA: 3.73	(5, 1)	0.2		2	0	0	0	0	0	0	0	0	0	0	2	2	0.00	0.000
Frank Linzy, R ERA: 2.91	(6, 1)	3.0		10	0	0	0	2	0	0	0	0	0	0	14	14	0.00	0.000

PITCHER	IP	WLS	BF	H	R	ER	SO	BB	IBB	HBP	BLK	WP	HR	S	P	ERA	WHIP

BOTTOM

San Francisco Giants @ Pittsburgh Pirates

Forbes Field, Pittsburgh, PA

Thu Aug 15 1968, 7:05 PM EDT

Att. 6,859 - Unknown

livebaseballscorecards.com

AB	29
R	2
H	4
RBI	1
BB	2
SO	5
LOB	14

Batter	1	2	3	4	5	6	7	8	9	AB	R	H	RBI	BB	SO	LOB
Willie Crawford, L (1, 7) OBP: 0.298, SLG: 0.286										0	0	0	0	0	0	0
Len Gabrielson, L (1, 9) OBP: 0.316, SLG: 0.420										0	0	0	0	0	0	0
Willie Davis, L (1, 8) OBP: 0.277, SLG: 0.355										0	0	0	0	0	0	0
Tom Haller, L (1, 2) OBP: 0.341, SLG: 0.384										0	0	0	0	0	0	0
Ron Fairly, L (1, 3) OBP: 0.278, SLG: 0.280										0	0	0	0	0	0	0
Bob Bailey, R (1, 5) OBP: 0.328, SLG: 0.346										0	0	0	0	0	0	0
Paul Popovich, S (1, 4) OBP: 0.294, SLG: 0.293										0	0	0	0	0	0	0
Zoilo Versalles, R (1, 6) OBP: 0.238, SLG: 0.262										0	0	0	0	0	0	0
Don Drysdale, R (1, 1) OBP: 0.153, SLG: 0.167										0	0	0	0	0	0	0
Inning Stats										1B: 0 2B: 0 3B: 0 HR: 0			SF: 0 SAC: 0 DP: 0 HBP: 0			

TOP

Los Angeles Dodgers @ Pittsburgh Pirates

Forbes Field, Pittsburgh, PA

Fri Aug 16 1968, 7:05 PM EDT

Att. 8,221 - Unknown

livebaseballscorecards.com

AB	0
R	0
H	0
RBI	0
BB	0
SO	0
LOB	0

WP: 0 PA: 0
PB: 0
SB: 0
CS: 0

PITCHER	IP	WLS	BF	H	R	ER	SO	BB	IBB	HBP	BLK	WP	HR	S	P	ERA	WHIP
Al McBean, R (1, 1) ERA: 3.11	0.0	L	0	0	0	0	0	0	0	0	0	0	0	0	0	∞	∞

PITCHER	IP	WLS	BF	H	R	ER	SO	BB	IBB	HBP	BLK	WP	HR	S	P	ERA	WHIP

Batter	1	2	3	4	5	6	7	8	9	AB	R	H	RBI	BB	SO	LOB
Maury Wills, S (1, 5) OBP: 0.331, SLG: 0.322										0	0	0	0	0	0	0
Gene Alley, R (1, 6) OBP: 0.280, SLG: 0.285										0	0	0	0	0	0	0
Matty Alou, L (1, 8) OBP: 0.367, SLG: 0.389										0	0	0	0	0	0	0
Willie Stargell, L (1, 7) OBP: 0.322, SLG: 0.468										0	0	0	0	0	0	0
Donn Clendenon, R (1, 3) OBP: 0.327, SLG: 0.399										0	0	0	0	0	0	0
Manny Mota, R (1, 9) OBP: 0.319, SLG: 0.323										0	0	0	0	0	0	0
Bill Mazeroski, R (1, 4) OBP: 0.287, SLG: 0.282										0	0	0	0	0	0	0
Chris Cannizzaro, R (1, 2)										0	0	0	0	0	0	0
Al McBean, R (1, 1) OBP: 0.206, SLG: 0.242										0	0	0	0	0	0	0
Inning Stats										1B: 0 2B: 0 3B: 0 HR: 0		SF: 0 SAC: 0 DP: 0 HBP: 0				

BOTTOM

Los Angeles Dodgers @ Pittsburgh Pirates

Forbes Field, Pittsburgh, PA

Fri Aug 16 1968, 7:05 PM EDT

Att. 8,221 - Unknown

livebaseballscorecards.com

AB	**0**
R	**0**
H	**0**
RBI	**0**
BB	**0**
SO	**0**
LOB	**0**

WP: 0 PA: 0
PB: 0
SB: 0
CS: 0

PITCHER	IP	WLS	BF	H	R	ER	SO	BB	IBB	HBP	BLK	WP	HR	S	P	ERA	WHIP
Don Drysdale, R (1, 1) ERA: 1.79	0.0	W	0	0	0	0	0	0	0	0	0	0	0	0	0	∞	∞

PITCHER	IP	WLS	BF	H	R	ER	SO	BB	IBB	HBP	BLK	WP	HR	S	P	ERA	WHIP

Batter	1	2	3	4	5	6	7	8	9	AB	R	H	RBI	BB	SO	LOB
Willie Crawford, L (1, 7) OBP: 0.346, SLG: 0.333										0	0	0	0	0	0	0
Len Gabrielson, L (1, 9) OBP: 0.317, SLG: 0.420										0	0	0	0	0	0	0
Willie Davis, L (1, 8) OBP: 0.277, SLG: 0.354										0	0	0	0	0	0	0
Tom Haller, L (1, 2) OBP: 0.347, SLG: 0.392										0	0	0	0	0	0	0
Ron Fairly, L (1, 3) OBP: 0.278, SLG: 0.278										0	0	0	0	0	0	0
Bob Bailey, R (1, 5) OBP: 0.326, SLG: 0.343										0	0	0	0	0	0	0
Paul Popovich, S (1, 4) OBP: 0.289, SLG: 0.288										0	0	0	0	0	0	0
Bart Shirley, R (1, 6) OBP: 0.207, SLG: 0.241										0	0	0	0	0	0	0
Mike Kekich, R (1, 1) OBP: 0.129, SLG: 0.100										0	0	0	0	0	0	0
Inning Stats										1B: 0 2B: 0 3B: 0 HR: 0		SF: 0 SAC: 0 DP: 0 HBP: 0		WP: 0 PB: 0 SB: 0 CS: 0		PA: 0

Los Angeles Dodgers @ Pittsburgh Pirates

Forbes Field, Pittsburgh, PA

Sat Aug 17 1968, 3:33 AM EDT

Att. 8,181 - Unknown

TOP

livebaseballscorecards.com

AB	0
R	0
H	0
RBI	0
BB	0
SO	0
LOB	0

PITCHER	IP	WLS	BF	H	R	ER	SO	BB	IBB	HBP	BLK	WP	HR	S	P	ERA	WHIP
Bob Moose, R (1, 1) ERA: 2.41	0.0	W	0	0	0	0	0	0	0	0	0	0	0	0	0	∞	∞

PITCHER	IP	WLS	BF	H	R	ER	SO	BB	IBB	HBP	BLK	WP	HR	S	P	ERA	WHIP

Batter	1	2	3	4	5	6	7	8	9	AB	R	H	RBI	BB	SO	LOB
Maury Wills, S (1, 5) OBP: 0.332, SLG: 0.323										0	0	0	0	0	0	0
Gene Alley, R (1, 4) OBP: 0.282, SLG: 0.284										0	0	0	0	0	0	0
Matty Alou, L (1, 8) OBP: 0.368, SLG: 0.390										0	0	0	0	0	0	0
Donn Clendenon, R (1, 3) OBP: 0.326, SLG: 0.405										0	0	0	0	0	0	0
Manny Mota, R (1, 9) OBP: 0.318, SLG: 0.319										0	0	0	0	0	0	0
Freddie Patek, R (1, 6) OBP: 0.281, SLG: 0.341										0	0	0	0	0	0	0
Jose Pagan, R (1, 7) OBP: 0.237, SLG: 0.274										0	0	0	0	0	0	0
Chris Cannizzaro, R (1, 2) OBP: 0.100, SLG: 0.100										0	0	0	0	0	0	0
Bob Moose, R (1, 1) OBP: 0.132, SLG: 0.108										0	0	0	0	0	0	0
Inning Stats										1B: 0 2B: 0 3B: 0 HR: 0		SF: 0 SAC: 0 DP: 0 HBP: 0		WP: 0 PB: 0 SB: 0 CS: 0		PA: 0

BOTTOM

Los Angeles Dodgers @ Pittsburgh Pirates

Forbes Field, Pittsburgh, PA

Sat Aug 17 1968, 3:33 AM EDT

Att. 8,181 - Unknown

livebaseballscorecards.com

AB	**0**
R	**0**
H	**0**
RBI	**0**
BB	**0**
SO	**0**
LOB	**0**

PITCHER		IP	WLS	BF	H	R	ER	SO	BB	IBB	HBP	BLK	WP	HR	S	P	ERA	WHIP
Mike Kekich, L ERA: 2.95	(1, 1)	0.0	L	0	0	0	0	0	0	0	0	0	0	0	0	0	∞	∞

PITCHER	IP	WLS	BF	H	R	ER	SO	BB	IBB	HBP	BLK	WP	HR	S	P	ERA	WHIP

Batter	1	2	3	4	5	6	7	8	9	AB	R	H	RBI	BB	SO	LOB
Willie Crawford, L (1, 7) OBP: 0.350, SLG: 0.346	FC 1B		K			G		K		4	0	1	0	0	2	2
Bart Shirley, R (1, 6) OBP: 0.222, SLG: 0.229	FC G 1-2f		G4-6-3 1-2f			G			FC 1B	4	0	1	0	0	0	2
Willie Davis, L (1, 8) OBP: 0.275, SLG: 0.350	G 1-2			G			F		FC 1-2f	4	0	0	0	0	0	2
Ken Boyer, R (1, 3) OBP: 0.309, SLG: 0.331	P			G			G		F	4	0	0	0	0	0	2
Bob Bailey, R (1, 5) OBP: 0.322, SLG: 0.338		G		G			P		G	4	0	0	0	0	0	1
Ted Savage, R (1, 9) OBP: 0.240, SLG: 0.290		BBBB FC BB			P			G		2	0	0	0	1	0	0
Paul Popovich, S (1, 4) OBP: 0.284, SLG: 0.282		P			P			SSS K		3	0	0	0	0	1	1
Jeff Torborg, R (1, 2) OBP: 0.208, SLG: 0.155		FC 1-2f			P			1B 2B		2	0	0	0	0	0	1
Zoilo Versalles, R (8, PH) OBP: 0.243, SLG: 0.270										1	1	1	0	0	0	0
Tom Haller, L (8, 2) OBP: 0.343, SLG: 0.387										0	0	0	0	0	0	0
Don Sutton, R (1, 1) OBP: 0.220, SLG: 0.189			BBBB G4-6-3 BB			P		2-H 1B		1	0	0	0	1	0	0
Jim Lefebvre, S (8, PH) OBP: 0.268, SLG: 0.286										1	0	1	1	0	0	0
Jim Brewer, L (8, 1) OBP: 0.167, SLG: 0.167										0	0	0	0	0	0	0
Jack Billingham, R (8, 1)										0	0	0	0	0	0	0
Inning Stats	R: 0 E: 0 K: 0 S: 4 H: 1 LOB: 1 BB: 0 P: 4	R: 0 E: 0 K: 0 S: 3 H: 0 LOB: 1 BB: 1 P: 7	R: 0 E: 0 K: 1 S: 4 H: 0 LOB: 0 BB: 1 P: 8	R: 0 E: 0 K: 0 S: 3 H: 0 LOB: 0 BB: 0 P: 3	R: 0 E: 0 K: 0 S: 3 H: 0 LOB: 0 BB: 0 P: 3	R: 0 E: 0 K: 0 S: 3 H: 0 LOB: 0 BB: 0 P: 3	R: 0 E: 0 K: 0 S: 3 H: 0 LOB: 0 BB: 0 P: 3	R: 1 E: 0 K: 2 S: 9 H: 2 LOB: 1 BB: 0 P: 9	R: 0 E: 0 K: 0 S: 4 H: 1 LOB: 1 BB: 0 P: 4	1B: 3 2B: 1 3B: 0 HR: 0	SF: 0 SAC: 0 DP: 1 HBP: 0						

PITCHER		IP	WLS	BF	H	R	ER	SO	BB	IBB	HBP	BLK	WP	HR	S	P	ERA	WHIP
Bob Veale, L ERA: 2.04	(1, 1)	9.0	W	32	4	1	1	3	2	0	0	0	0	0	36	44	1.00	0.667

PITCHER		IP	WLS	BF	H	R	ER	SO	BB	IBB	HBP	BLK	WP	HR	S	P	ERA	WHIP

TOP

Los Angeles Dodgers @ Pittsburgh Pirates

Forbes Field, Pittsburgh, PA

Sun Aug 18 1968, 7:05 PM EDT

Att. 17,423 - Unknown

livebaseballscorecards.com

AB	30
R	1
H	4
RBI	1
BB	2
SO	3
LOB	11

WP: 0 PB: 0 SB: 0 CS: 0 PA: 32

BOTTOM

Los Angeles Dodgers @ Pittsburgh Pirates

Forbes Field, Pittsburgh, PA

Sun Aug 18 1968, 7:05 PM EDT

Att. 17,423 - Unknown

livebaseballscorecards.com

Batter	1	2	3	4	5	6	7	8	9	AB	R	H	RBI	BB	SO	LOB
Maury Wills, S (1, 5) OBP: 0.331, SLG: 0.322	F ①		G ③			CS 1B	E5 S 1-3 2-H 3-H			4	0	1	0	0	0	1
Gary Kolb, L (1, 9) OBP: 0.275, SLG: 0.327	G ②			K ①		P ①② 1-2	K ③ 1-2			4	0	0	0	0	2	3
Matty Alou, L (1, 8) OBP: 0.368, SLG: 0.390	1B			G ②		F ③		G ①		4	0	1	0	0	0	0
Willie Stargell, L (1, 7) OBP: 0.319, SLG: 0.462	P ③			F ③			SH 1B 1B	F ②		4	1	1	0	0	0	1
Donn Clendenon, R (1, 3) OBP: 0.328, SLG: 0.404		P ①			G ①		SH ① 1-2	BB 1B 1B		3	1	1	0	0	0	0
Freddie Patek, R (1, 6) OBP: 0.309, SLG: 0.382		K ②			S 1B		2B E 1B 2-H	1B S BB 1-2		3	2	2	1	1	1	0
Bill Mazeroski, R (1, 4) OBP: 0.291, SLG: 0.289		G ③			K ② 1-2		E 2B 1-3	S 1B 1-3 2-H		4	1	2	1	0	1	1
Chris Cannizzaro, R (1, 2) OBP: 0.294, SLG: 0.400			G ①		IBB		E IBB	F ③ 1-2 3-H		2	0	0	0	2	0	1
Bob Veale, S (1, 1) OBP: 0.091, SLG: 0.078			K ②		G ③		K ②			3	0	0	0	0	2	5
Inning Stats	R: 0 H: 1 E: 0 LOB: 1 K: 0 BB: 0 S: 4 P: 4	R: 0 H: 0 E: 0 LOB: 0 K: 1 BB: 0 S: 5 P: 5	R: 0 H: 0 E: 0 LOB: 0 K: 1 BB: 0 S: 5 P: 5	R: 0 H: 0 E: 0 LOB: 0 K: 1 BB: 0 S: 5 P: 5	R: 0 H: 1 E: 0 LOB: 2 K: 1 BB: 1 S: 6 P: 10	R: 0 H: 1 E: 0 LOB: 0 K: 0 BB: 0 S: 3 P: 3	R: 3 H: 3 E: 1 LOB: 2 K: 2 BB: 1 S: 11 P: 15	R: 2 H: 2 E: 0 LOB: 1 K: 0 BB: 1 S: 5 P: 9		1B: 7 SF: 0 2B: 1 SAC: 1 3B: 0 DP: 0 HR: 0 HBP: 0						

	AB	31
	R	5
	H	8
	RBI	2
	BB	3
	SO	6
	LOB	12

WP: 0 PA: 35
PB: 0
SB: 4
CS: 1

PITCHER		IP	WLS	BF	H	R	ER	SO	BB	IBB	HBP	BLK	WP	HR	S	P	ERA	WHIP
Don Sutton, R ERA: 2.85	(1, 1)	7.0	L	29	6	3	1	6	0	2	0	0	0	0	39	47	1.29	0.857
Jim Brewer, L ERA: 2.64	(8, 1)	0.2		5	2	2	2	0	1	0	0	0	0	0	4	8	27.00	4.500
Jack Billingham, R ERA: 1.6	(8, 1)	0.1		1	0	0	0	0	0	0	0	0	0	0	1	1	0.00	0.000

PITCHER	IP	WLS	BF	H	R	ER	SO	BB	IBB	HBP	BLK	WP	HR	S	P	ERA	WHIP

Batter	1	2	3	4	5	6	7	8	9	AB	R	H	RBI	BB	SO	LOB
Maury Wills, S (1, 5) OBP: 0.328, SLG: 0.319	E7 SH1-3 S FC1-5		F9 ③		G5-4-3 ②③ 1-2f			1-3 ① 1-2		4	0	0	0	0	0	3
Manny Mota, R (1, 7) OBP: 0.319, SLG: 0.321	SH1-3 ① 1-3			WP 1B		5-3 ①		HR 2-H 1B		3	1	2	1	0	0	0
Matty Alou, L (1, 8) OBP: 0.364, SLG: 0.386	FC1-5 ② 3-H			F9 ① 1-2		5-3 ②		F9 ②		4	0	0	0	0	0	3
Donn Clendenon, R (1, 3) OBP: 0.329, SLG: 0.410	6-3 ③			BBB 4-0 BB		SSS 0-3 K ③		1-H HR		3	1	1	2	1	1	1
Willie Stargell, L (1, 9) OBP: 0.318, SLG: 0.460		P2 ①	SSS 0-3 K ②				F5 ①	1B		4	0	1	0	0	1	2
Freddie Patek, R (1, 6) OBP: 0.307, SLG: 0.376		F7 ②	6-3 ③				FC6-4 1B	5-3 ③		4	0	1	0	0	0	3
Bill Mazeroski, R (1, 4) OBP: 0.288, SLG: 0.286		F7 ③			4-3 ①		FC6-4 ② 1-2f		6-3 ①	4	0	0	0	0	0	1
Chris Cannizzaro, R (1, 2) OBP: 0.300, SLG: 0.353 Roy Face, R (8, 1) Gene Alley, R (9, PH) OBP: 0.283, SLG: 0.286			SSS 0-3 K ①		BBB 4-0 1B BB		1-3 ③		6-3 ②	2 0 1	0 0 0	0 0 0	0 0 0	1 0 0	1 0 0	1 0 0
Jim Bunning, R (1, 1) OBP: 0.083, SLG: 0.116 Tommie Sisk, R (4, 1) OBP: 0.167, SLG: 0.091 Jose Pagan, R (5, PH) OBP: 0.244, SLG: 0.279 Luke Walker, L (5, 1) Carl Taylor, R (8, PH) OBP: 0.308, SLG: 0.232 (8, 2)			F7 ②		G5-4-3 1-2 1B			BBB 4-0 WP 1-3 1B BB	6-3 ③	1 0 1 0 1	0 0 0 0 1	0 0 0 0 1	0 0 0 0 0	0 0 0 0 1	0 0 0 0 0	0 0 0 0 0
Inning Stats	R: 0 E: 1 K: 0 S: 4 H: 0 LOB: 1 BB: 0 P: 4	R: 0 E: 0 K: 0 S: 3 H: 0 LOB: 0 BB: 0 P: 3	R: 0 E: 0 K: 1 S: 5 H: 0 LOB: 0 BB: 0 P: 5	R: 0 E: 0 K: 1 S: 6 H: 1 LOB: 2 BB: 1 P: 10	R: 0 E: 0 K: 0 S: 3 H: 1 LOB: 1 BB: 1 P: 7	R: 0 E: 0 K: 1 S: 5 H: 0 LOB: 0 BB: 0 P: 5	R: 0 E: 0 K: 0 S: 4 H: 1 LOB: 1 BB: 0 P: 4	R: 3 E: 0 K: 0 S: 6 H: 3 LOB: 1 BB: 1 P: 10	R: 0 E: 0 K: 0 S: 3 H: 0 LOB: 0 BB: 0 P: 3	1B: 5 2B: 0 3B: 0 HR: 1	SF: 0 SAC: 1 DP: 1 HBP: 0			WP: 2 PB: 0 SB: 1 CS: 0	PA: 36		

PITCHER		IP	WLS	BF	H	R	ER	SO	BB	IBB	HBP	BLK	WP	HR	S	P	ERA	WHIP
Gerry Arrigo, L ERA: 3.02	(1, 1)	9.0	W	36	6	3	3	3	3	0	0	0	2	1	39	51	3.00	1.000

PITCHER	IP	WLS	BF	H	R	ER	SO	BB	IBB	HBP	BLK	WP	HR	S	P	ERA	WHIP

TOP

Pittsburgh Pirates @ Cincinnati Reds

Crosley Field, Cincinnati, OH

Mon Aug 19 1968, 7:05 PM EDT

Att. 6,659 - Unknown

livebaseballscorecards.com

AB	32
R	3
H	6
RBI	3
BB	3
SO	3
LOB	14

Batter	1	2	3	4	5	6	7	8	9	AB	R	H	RBI	BB	SO	LOB
Pete Rose, S (1, 9) OBP: 0.398, SLG: 0.482	1B 3B		1B	2B 1B IBB	1-3			F8		4	2	2	0	1	0	2
Alex Johnson, R (1, 7) OBP: 0.358, SLG: 0.415	FC3-6 1B 3-H		1B	1-3 2-H 1B 2B		F9		CS BB		4	1	3	2	1	0	0
Mack Jones, L (1, 8) OBP: 0.347, SLG: 0.436	FC3-6 1-2f		1-3	1B IBB		F7		CS 1-2		3	0	0	0	1	0	2
Tony Perez, R (1, 5) OBP: 0.342, SLG: 0.431	F8			HBP HR 1B 1-3 2-H 3-H 1B		F7				4	1	2	2	0	0	1
Tommy Helms, R (1, 4) OBP: 0.316, SLG: 0.376	F8			1-2 HR HBP 5-3			6-3			3	1	0	0	0	0	3
Fred Whitfield, L (1, 3) OBP: 0.311, SLG: 0.415		CS HBP		1-H 2-H HR	K		HR			3	2	2	4	0	1	0
Pat Corrales, R (1, 2) OBP: 0.333, SLG: 0.314		K 1-2		P3	BB		F8			3	0	0	0	1	1	1
Leo Cardenas, R (1, 6) OBP: 0.290, SLG: 0.308		6-3		K	1-2 BB		K			3	0	0	0	1	2	0
Gerry Arrigo, L (1, 1) OBP: 0.122, SLG: 0.130			K	2B 2B	K			P6		4	1	1	0	0	2	2
Inning Stats	R: 1 H: 2 E: 0 LOB: 1 K: 0 BB: 0 S: 5 P: 5	R: 0 H: 0 E: 0 LOB: 0 K: 1 BB: 0 S: 4 P: 5	R: 0 H: 2 E: 0 LOB: 1 K: 1 BB: 0 S: 6 P: 6	R: 6 H: 5 E: 0 LOB: 2 K: 1 BB: 2 S: 10 P: 19	R: 0 H: 0 E: 0 LOB: 2 K: 2 BB: 2 S: 7 P: 15	R: 0 H: 0 E: 0 LOB: 0 K: 0 BB: 0 S: 3 P: 3	R: 1 H: 1 E: 0 LOB: 0 K: 1 BB: 0 S: 6 P: 6	R: 0 H: 0 E: 0 LOB: 0 K: 0 BB: 1 S: 2 P: 6		1B: 5 SF: 0 2B: 3 SAC: 0 3B: 1 DP: 1 HR: 2 HBP: 2						

BOTTOM

Pittsburgh Pirates @ Cincinnati Reds

Crosley Field, Cincinnati, OH

Mon Aug 19 1968, 7:05 PM EDT

Att. 6,659 - Unknown

livebaseballscorecards.com

AB	31
R	8
H	10
RBI	8
BB	5
SO	6
LOB	11

WP: 0 PA: 39
PB: 0
SB: 0
CS: 2

PITCHER		IP	WLS	BF	H	R	ER	SO	BB	IBB	HBP	BLK	WP	HR	S	P	ERA	WHIP
Jim Bunning, R ERA: 3.88	(1, 1)	3.2	L	20	8	7	7	3	0	1	2	0	0	1	23	29	17.18	2.182
Tommie Sisk, R ERA: 3.49	(4, 1)	0.1		3	1	0	0	0	0	1	0	0	0	0	2	6	0.00	3.000
Luke Walker, L ERA: 2.17	(5, 1)	3.0		12	1	1	0	3	2	0	0	0	0	1	16	24	0.00	1.000
Roy Face, R ERA: 2.91	(8, 1)	1.0		3	0	0	0	0	1	0	0	0	0	0	2	6	0.00	1.000

PITCHER	IP	WLS	BF	H	R	ER	SO	BB	IBB	HBP	BLK	WP	HR	S	P	ERA	WHIP

Batter	1	2	3	4	5	6	7	8	9	AB	R	H	RBI	BB	SO	LOB
Freddie Patek, R (1, 9) OBP: 0.311, SLG: 0.378	S 2B 1B	3-1		E 1B		K			1-3	5	1	2	0	0	1	0
Maury Wills, S (1, 5) OBP: 0.329, SLG: 0.320	L7 1-2	S 1B 1B		E3 1-3 2-H			1-3		F9 1B 1B 1B	5	2	2	0	0	0	2
Matty Alou, L (1, 8) OBP: 0.367, SLG: 0.391	3B 2-H 2B	1-H 1B		F3			5-3		1B 3B 1-2 1B	5	2	3	2	0	0	2
Donn Clendenon, R (1, 3) OBP: 0.326, SLG: 0.405	K	K		K			5-3		F9 2-3	5	0	0	0	0	3	6
Manny Mota, R (1, 7) OBP: 0.321, SLG: 0.330	1B 2-H 3B		4-3		G3			P6	3B 1-2 3-H 1B	5	2	2	2	0	0	0
Bill Mazeroski, R (1, 4) OBP: 0.292, SLG: 0.294	1B 3-H 1B		F9		G5-4-3 BB			L6	3B 1-H 2-H	4	0	2	3	1	0	0
Gene Alley, R (1, 6) OBP: 0.285, SLG: 0.288	1B 1-2 1B		G3		G5-4-3 1-2f			S 1B	1-3	5	0	2	0	0	0	2
Jerry May, R (1, 2) OBP: 0.305, SLG: 0.272	4-3			P4		K		IBB 1-2		3	0	0	0	1	1	2
Dock Ellis, S (1, 1) OBP: 0.125, SLG: 0.188 Ron Kline, R (8, 1)		K		E 2B		4-3		F9		4 0	1 0	1 0	0 0	0 0	1 0	2 0
Inning Stats	R: 3 H: 5 E: 0 LOB: 2 K: 1 BB: 0 S: 10 P: 10	R: 1 H: 2 E: 0 LOB: 1 K: 2 BB: 0 S: 9 P: 9	R: 0 H: 0 E: 0 LOB: 0 K: 0 BB: 0 S: 3 P: 3	R: 1 H: 2 E: 1 LOB: 2 K: 1 BB: 0 S: 8 P: 8	R: 0 H: 0 E: 0 LOB: 0 K: 0 BB: 1 S: 2 P: 6	R: 0 H: 0 E: 0 LOB: 0 K: 2 BB: 0 S: 7 P: 7	R: 0 H: 0 E: 0 LOB: 0 K: 0 BB: 0 S: 3 P: 3	R: 0 H: 1 E: 0 LOB: 2 K: 0 BB: 1 S: 4 P: 8	R: 3 H: 4 E: 0 LOB: 1 K: 0 BB: 0 S: 7 P: 7	1B: 10 SF: 0 2B: 2 SAC: 0 3B: 2 DP: 1 HR: 0 HBP: 0						

TOP

Pittsburgh Pirates @ Cincinnati Reds

Crosley Field, Cincinnati, OH

Tue Aug 20 1968, 7:05 PM EDT

Att. 8,103 - Unknown

livebaseballscorecards.com

AB	41
R	8
H	14
RBI	7
BB	2
SO	6
LOB	16

PITCHER		IP	WLS	BF	H	R	ER	SO	BB	IBB	HBP	BLK	WP	HR	S	P	ERA	WHIP
Jay Ritchie, R ERA: 3.83	(1, 1)	0.2	L	7	5	3	3	1	0	0	0	0	0	0	9	9	40.50	7.500
Bob Lee, R ERA: 4.38	(1, 1)	2.1		9	2	1	1	2	0	0	0	0	0	0	13	13	3.86	0.857
Billy McCool, L ERA: 4.93	(4, 1)	0.1		3	2	1	0	0	0	0	0	0	0	0	3	3	0.00	6.000
Ted Abernathy, R ERA: 1.99	(4, 1)	5.0		19	2	1	1	3	1	1	0	0	0	0	23	31	1.80	0.600
Clay Carroll, R ERA: 3.03	(9, 1)	0.2		5	3	2	2	0	0	0	0	0	0	0	5	5	27.00	4.500

PITCHER	IP	WLS	BF	H	R	ER	SO	BB	IBB	HBP	BLK	WP	HR	S	P	ERA	WHIP

Pittsburgh Pirates @ Cincinnati Reds

Crosley Field, Cincinnati, OH

Tue Aug 20 1968, 7:05 PM EDT

Att. 8,103 - Unknown

BOTTOM

Batter	1	2	3	4	5	6	7	8	9	AB	R	H	RBI	BB	SO	LOB
Pete Rose, S (1, 9) OBP: 0.398, SLG: 0.485	6-3		4-3		F9 1-2 2-3		BBBB 4-0 1-2 BB		3B	4	0	1	0	1	0	3
Alex Johnson, R (1, 7) OBP: 0.357, SLG: 0.415	6-3			5-3		SSS 1-3 2B 2B	0-3 K		L1-3	5	1	1	0	0	1	3
Mack Jones, L (1, 8) OBP: 0.350, SLG: 0.434	1-3			6-3 1B		1-3 2-3		BBBB 4-0 HR BB		3	1	1	0	1	0	1
Tony Perez, R (1, 5) OBP: 0.341, SLG: 0.436		SSS 0-3 K		6-3 1-2		F9		1-H HR		4	1	1	2	0	1	2
Fred Whitfield, L (1, 3) OBP: 0.316, SLG: 0.425		SSS 0-3 K		4-3		3-H 2B		G6-4-3 1B		4	0	2	1	0	1	1
Tommy Helms, R (1, 4) OBP: 0.314, SLG: 0.372		F9			4-3	5-3		1-2f G6-4-3		4	0	0	0	0	0	2
Pat Corrales, R (1, 2) OBP: 0.349, SLG: 0.359 Clay Carroll, R (9, 1) OBP: 0.188, SLG: 0.188			1B		WP 2B		P4	6-3		4 0	0 0	2 0	0 0	0 0	0 0	0 0
Leo Cardenas, R (1, 6) OBP: 0.290, SLG: 0.305		SSS 0-3 K			L4		BBBB 4-0 BB BB		P4	3	0	0	0	1	1	2
Jay Ritchie, R (1, 1) Bob Lee, R (1, 1) OBP: 0.200, SLG: 0.200 Don Pavletich, R (3, PH) OBP: 0.315, SLG: 0.341 Billy McCool, R (4, 1) OBP: 0.125, SLG: 0.125 Ted Abernathy, R (4, 1) Johnny Bench, R (9, 2) OBP: 0.303, SLG: 0.417			F9		BBBB 4-0 WP BB		SSS 0-3 K		F8	0 0 1 0 1 1	0 0 0 0 0 0	0 0 0 0 0 0	0 0 0 0 1 0	0 0 0 0 1 0	0 0 0 0 1 0	0 0 1 0 1 0
Inning Stats	R: 0 E: 0 K: 0 S: 3 H: 0 LOB: 0 BB: 0 P: 3	R: 0 E: 0 K: 2 S: 7 H: 0 LOB: 0 BB: 0 P: 7	R: 0 E: 0 K: 1 S: 6 H: 1 LOB: 1 BB: 0 P: 6	R: 0 E: 0 K: 0 S: 4 H: 1 LOB: 1 BB: 0 P: 4	R: 0 E: 0 K: 0 S: 4 H: 1 LOB: 2 BB: 1 P: 8	R: 1 E: 0 K: 0 S: 5 H: 2 LOB: 1 BB: 0 P: 5	R: 0 E: 0 K: 2 S: 7 H: 0 LOB: 2 BB: 2 P: 15	R: 2 E: 0 K: 0 S: 4 H: 2 LOB: 0 BB: 1 P: 8	R: 0 E: 0 K: 0 S: 4 H: 1 LOB: 1 BB: 0 P: 4	1B: 3 2B: 3 3B: 1 HR: 1	SF: 0 SAC: 0 DP: 1 HBP: 0			WP: 1 PB: 0 SB: 0 CS: 0	PA: 38		

livebaseballscorecards.com

	AB	34
	R	3
	H	8
	RBI	3
	BB	4
	SO	5
	LOB	16

PITCHER		IP	WLS	BF	H	R	ER	SO	BB	IBB	HBP	BLK	WP	HR	S	P	ERA	WHIP
Dock Ellis, R ERA: 2.67	(1, 1)	7.0	W	31	6	3	3	5	4	0	0	0	1	1	37	53	3.86	1.429
Ron Kline, R ERA: 1.51	(8, 1)	2.0	S	7	2	0	0	0	0	0	0	0	0	0	7	7	0.00	1.000

PITCHER	IP	WLS	BF	H	R	ER	SO	BB	IBB	HBP	BLK	WP	HR	S	P	ERA	WHIP

Batter	1	2	3	4	5	6	7	8	9	AB	R	H	RBI	BB	SO	LOB
Matty Alou, L (1, 8) OBP: 0.371, SLG: 0.398	F7	1B 2-H 3-H		1B		K		WP 1B 2B	BB 1B 1-3 2B 1B	6	2	4	2	0	1	0
Maury Wills, S (1, 5) OBP: 0.328, SLG: 0.320	K	6-3		6-3			S HR 1B	1B 2-H 1B 1B	BB 1-2 3-H 2B 1B	4	1	1	0	0	1	2
Jose Pagan, R (7, 5) OBP: 0.256, SLG: 0.292										2	2	2	2	0	0	0
Roberto Clemente, R (1, 9) OBP: 0.339, SLG: 0.470	HR	HR	F3				BB 1-3 HR	1B 1-2 1B 1B	2B 1-2 2-3 1B BB	4	3	3	2	1	0	0
Gary Kolb, L (8, PR) OBP: 0.282, SLG: 0.327 (8, 9)										0	2	0	0	1	0	0
Donn Clendenon, R (1, 3) OBP: 0.326, SLG: 0.413	F8	6-3	K				1-H 3-H HR	F3	1B 1-3 2-H 3-H 1B 2B	6	2	2	5	0	1	2
Manny Mota, R (1, 7) OBP: 0.328, SLG: 0.342		1B 1B BB	K	1B 3B			F9	1B 1-3 2-H 1B	1B BB 2-3 3-H G6-3 1B	5	3	3	2	1	1	0
Bill Mazeroski, R (1, 4) OBP: 0.300, SLG: 0.298	SH2-4 1-3 1B 1B	BB	1B 3-H				K	1B 1-3 3-H 1B	G6-3 1-2 1B BB	4	2	3	2	2	1	0
Gene Alley, R (1, 6) OBP: 0.290, SLG: 0.296	SH2-4 1-2 3-H 1B 1B	F9	K				2B	FC6-4 2-H 1B	G6-3 1-2 2-3 3-H 1B	6	1	4	3	0	1	2
Jerry May, R (1, 2) OBP: 0.303, SLG: 0.268	SH2-4 1-2 2-3	K	K	5-3			BB	FC6-4 1-2f	G6-3 1-2f 2-3 3-H	4	0	0	0	1	1	3
Steve Blass, R (1, 1) OBP: 0.119, SLG: 0.125	K	K	K	4-3			K	1B 1B 1B	6-3	5	1	1	0	0	3	4
Manny Jimenez, L (9, PH) OBP: 0.444, SLG: 0.407										1	0	0	0	0	0	1
Roy Face, R (9, 1)										0	0	0	0	0	0	0
Inning Stats	R: 1 E: 0 K: 1 S: 6 H: 1 LOB: 0 BB: 0 P: 6	R: 3 E: 0 K: 1 S: 8 H: 3 LOB: 1 BB: 1 P: 12	R: 1 E: 0 K: 1 S: 6 H: 1 LOB: 1 BB: 1 P: 10	R: 0 E: 0 K: 2 S: 8 H: 1 LOB: 1 BB: 0 P: 8	R: 1 E: 0 K: 2 S: 9 H: 2 LOB: 1 BB: 0 P: 9	R: 0 E: 0 K: 1 S: 5 H: 0 LOB: 0 BB: 0 P: 5	R: 3 E: 0 K: 2 S: 10 H: 3 LOB: 2 BB: 2 P: 18	R: 4 E: 0 K: 0 S: 8 H: 6 LOB: 1 BB: 0 P: 8	R: 6 E: 0 K: 0 S: 8 H: 6 LOB: 1 BB: 2 P: 16	1B: 16 2B: 3 3B: 1 HR: 3 SF: 0 SAC: 1 DP: 1 HBP: 0						

PITCHER		IP	WLS	BF	H	R	ER	SO	BB	IBB	HBP	BLK	WP	HR	S	P	ERA	WHIP
Jim Maloney, R ERA: 3.84	(1, 1)	5.0	L	25	8	6	6	7	2	0	0	0	0	2	37	45	10.80	2.000
Jay Ritchie, R ERA: 4.59	(6, 1)	2.0		13	5	5	5	3	2	0	0	0	1	1	17	25	22.50	3.500
Bob Lee, R ERA: 5.15	(8, 1)	1.0		10	7	6	6	0	1	0	0	0	0	0	9	13	54.00	8.000
George Culver, R ERA: 3.02	(9, 1)	1.0		6	3	2	2	0	1	0	0	0	0	0	5	9	18.00	4.000

PITCHER	IP	WLS	BF	H	R	ER	SO	BB	IBB	HBP	BLK	WP	HR	S	P	ERA	WHIP

TOP

Pittsburgh Pirates @ Cincinnati Reds

Crosley Field, Cincinnati, OH

Wed Aug 21 1968, 7:05 PM EDT

Att. 8,155 - Unknown

livebaseballscorecards.com

AB	47
R	19
H	23
RBI	18
BB	6
SO	10
LOB	14

1B: 16	SF: 0
2B: 3	SAC: 1
3B: 1	DP: 1
HR: 3	HBP: 0
WP: 1	PA: 54
PB: 0	
SB: 2	
CS: 0	

BOTTOM

Pittsburgh Pirates @ Cincinnati Reds

Crosley Field, Cincinnati, OH

Wed Aug 21 1968, 7:05 PM EDT

Att. 8,155 - Unknown

livebaseballscorecards.com

Batter	1	2	3	4	5	6	7	8	9	AB	R	H	RBI	BB	SO	LOB
Pete Rose, S (1, 8) OBP: 0.397, SLG: 0.482	G3		F8			4-3		FC5-4 1B		4	0	1	0	0	0	1
Alex Johnson, R (1, 7) OBP: 0.356, SLG: 0.414	F8			2B 1B		K		FC5-4 BB 1-2f		4	1	1	0	0	1	1
Lee May, R (1, 9) OBP: 0.334, SLG: 0.463	6-3			F9		F2		BB 1-2		3	0	0	0	1	0	1
Tony Perez, R (1, 5) OBP: 0.340, SLG: 0.435		4-3		F7			G4-6-3 1B	4-3		4	0	1	0	0	0	3
Fred Whitfield, L (1, 3) OBP: 0.314, SLG: 0.427		4-3		2B 1-H			G4-6-3 1-2f		F8	4	0	1	1	0	0	1
Tommy Helms, R (1, 4) OBP: 0.314, SLG: 0.372		K		6-3			BB 1B		5-3	3	0	1	0	0	1	1
Woody Woodward, R (8, 4) OBP: 0.276, SLG: 0.234										1	0	0	0	0	0	0
Pat Corrales, R (1, 2) OBP: 0.370, SLG: 0.366			G6-4-3 1B		K		FC6-4 BB 1-2		K	2	0	1	0	1	1	0
Leo Cardenas, R (1, 6) OBP: 0.288, SLG: 0.302			G6-4-3 1-2f		6-3		FC6-4 1-2f			3	0	0	0	0	0	3
Jim Maloney, L (1, 1) OBP: 0.304, SLG: 0.426			2B		K			F7		1	0	1	0	0	0	0
Don Pavletich, R (5, PH) OBP: 0.311, SLG: 0.337										1	0	0	0	0	1	0
Jay Ritchie, R (6, 1)										0	0	0	0	0	0	0
Bob Lee, R (8, 1) OBP: 0.200, SLG: 0.200										0	0	0	0	0	0	0
Johnny Bench, R (8, 2) OBP: 0.303, SLG: 0.416										1	0	0	0	0	0	0
George Culver, R (9, 1) OBP: 0.145, SLG: 0.148										0	0	0	0	0	0	0
Jim Beauchamp, R (9, PH) OBP: 0.304, SLG: 0.500										1	0	0	0	0	1	0
Inning Stats	R: 0 E: 0 K: 0 S: 3 H: 0 LOB: 0 BB: 0 P: 3	R: 0 E: 0 K: 1 S: 5 H: 0 LOB: 0 BB: 0 P: 5	R: 0 E: 0 K: 0 S: 4 H: 2 LOB: 1 BB: 0 P: 4	R: 1 E: 0 K: 0 S: 5 H: 2 LOB: 1 BB: 0 P: 5	R: 0 E: 0 K: 2 S: 7 H: 0 LOB: 0 BB: 0 P: 7	R: 0 E: 0 K: 1 S: 5 H: 0 LOB: 0 BB: 0 P: 5	R: 0 E: 0 K: 0 S: 4 H: 2 LOB: 2 BB: 1 P: 8	R: 0 E: 0 K: 0 S: 4 H: 1 LOB: 2 BB: 1 P: 8	R: 0 E: 0 K: 1 S: 5 H: 0 LOB: 0 BB: 0 P: 5	1B: 5 2B: 2 3B: 0 HR: 0	SF: 0 SAC: 0 DP: 2 HBP: 0			WP: 0 PB: 0 SB: 0 CS: 0	PA: 34		

	AB	32
	R	1
	H	7
	RBI	1
	BB	2
	SO	5
	LOB	11

PITCHER		IP	WLS	BF	H	R	ER	SO	BB	IBB	HBP	BLK	WP	HR	S	P	ERA	WHIP
Steve Blass, R ERA: 2.52	(1, 1)	8.0	W	31	7	1	1	4	2	0	0	0	0	0	37	45	1.12	1.125
Roy Face, R ERA: 2.84	(9, 1)	1.0	S	3	0	0	0	1	0	0	0	0	0	0	5	5	0.00	0.000

PITCHER	IP	WLS	BF	H	R	ER	SO	BB	IBB	HBP	BLK	WP	HR	S	P	ERA	WHIP

Batter	1	2	3	4	5	6	7	8	9	AB	R	H	RBI	BB	SO	LOB
Freddie Patek, R (1, 7) OBP: 0.333, SLG: 0.392	0-0 1B S E 1B	BBB 4-0 1B 1-2 2B BB		0-0 ① F8	0-0 S 3-H 1B				0-0 FC5-4 1B	4	2	3	1	1	0	0
Maury Wills, S (1, 5) OBP: 0.331, SLG: 0.321	0-0 S E 1-3 SF9 1B	0-0 2B 1-2 2-3 1B		0-0 ② 6-3	BBBB 4-0 1-2 BB				0-0 ① FC5-4 4-3 1-2f	4	1	2	0	1	0	1
Matty Alou, L (1, 8) OBP: 0.369, SLG: 0.398	0-0 E4 SF9 S 1-2 3-H	0-0 1-3 2-H 3-H 2B		0-0 ③ P6	0-0 ③ F7				0-0 ② 4-3 1-2	5	0	1	3	0	0	4
Roberto Clemente, R (1, 9) OBP: 0.337, SLG: 0.465	SSS 0-3 ① K 1-2 2-3	IIII 4-0 IBB		SSS 0-3 ① K			0-0 ① 6-3		0-0 ③ G3	4	0	0	0	1	2	3
Donn Clendenon, R (1, 3) OBP: 0.324, SLG: 0.410	0-0 ② SF9 2-3 3-H	0-0 ③ 6-3			0-0 ② 6-3		0-0 ② F2			3	0	0	1	0	0	3
Bill Mazeroski, R (1, 4) OBP: 0.299, SLG: 0.300	0-0 ③ 4-3		0-0 2B		0-0 ③ 6-3		0-0 ③ F8			4	0	1	0	0	0	1
Gene Alley, R (1, 6) OBP: 0.290, SLG: 0.295		0-0 ① 6-3	SSS 0-3 ① K			0-0 6-3 6-3 1B 1B		0-0 ① F5		4	1	1	0	0	1	1
Jerry May, R (1, 2) OBP: 0.303, SLG: 0.266		BBBB 4-0 FC3-6 BB	0-0 ② 6-3			0-0 ① 6-3 1-2		0-0 ② 5-3		3	0	0	0	1	0	2
Al McBean, R (1, 1) OBP: 0.203, SLG: 0.238		0-0 ② FC3-6 1B BB 2B 1-2f	SSS 0-3 ③ K			0-0 ② 6-3 2-3		0-0 ③ G1		1	1	0	0	0	0	1
Tommie Sisk, R (2, 1) OBP: 0.154, SLG: 0.083										2	0	0	0	0	1	2
Ron Kline, R (7, 1)										0	0	0	0	0	0	0
Manny Jimenez, L (8, PH) OBP: 0.438, SLG: 0.400										1	0	0	0	0	0	0
Roy Face, R (8, 1)										0	0	0	0	0	0	0
Inning Stats	R: 2 E: 1 K: 1 S: 8 H: 2 LOB: 1 BB: 0 P: 8	R: 2 E: 0 K: 0 S: 5 H: 2 LOB: 3 BB: 3 P: 17	R: 0 E: 0 K: 2 S: 8 H: 1 LOB: 1 BB: 0 P: 8	R: 0 E: 0 K: 0 S: 3 H: 0 LOB: 0 BB: 0 P: 3	R: 0 E: 0 K: 1 S: 5 H: 0 LOB: 0 BB: 0 P: 5	R: 1 E: 0 K: 0 S: 5 H: 2 LOB: 2 BB: 1 P: 9	R: 0 E: 0 K: 0 S: 3 H: 0 LOB: 0 BB: 0 P: 3	R: 0 E: 0 K: 0 S: 3 H: 0 LOB: 0 BB: 0 P: 3	R: 0 E: 0 K: 0 S: 4 H: 1 LOB: 1 BB: 0 P: 4	1B: 6 2B: 2 3B: 0 HR: 0	SF: 1 SAC: 0 DP: 0 HBP: 0						

TOP

Pittsburgh Pirates @ Cincinnati Reds

Crosley Field, Cincinnati, OH

Thu Aug 22 1968, 7:05 PM EDT

Att. 7,195 - Unknown

livebaseballscorecards.com

AB	35
R	5
H	8
RBI	5
BB	4
SO	4
LOB	18

WP: 0 PB: 0 SB: 4 CS: 0 PA: 40

PITCHER		IP	WLS	BF	H	R	ER	SO	BB	IBB	HBP	BLK	WP	HR	S	P	ERA	WHIP
Tony Cloninger, R ERA: 4.58	(1, 1)	1.2		12	4	4	3	1	2	0	0	0	0	0	12	20	16.20	3.600
Clay Carroll, R ERA: 2.99	(2, 1)	4.1		18	3	1	1	3	1	1	0	0	0	0	22	30	2.08	0.923
Ted Abernathy, R ERA: 1.94	(7, 1)	3.0	W	10	1	0	0	0	0	0	0	0	0	0	10	10	0.00	0.333

PITCHER		IP	WLS	BF	H	R	ER	SO	BB	IBB	HBP	BLK	WP	HR	S	P	ERA	WHIP

Batter	1	2	3	4	5	6	7	8	9	AB	R	H	RBI	BB	SO	LOB
Pete Rose, S (1, 9) OBP: 0.399, SLG: 0.488	4-3	1-H, 2-H, 2B			1B, 2B		1B, 3B, 1B	L4		5	1	3	2	0	0	0
Alex Johnson, R (1, 7) OBP: 0.355, SLG: 0.413	6-3	F9			2-3, FC6-4, 1B		F9			4	0	1	0	0	0	2
Mack Jones, L (1, 8) OBP: 0.348, SLG: 0.430	4-3		F5		SSS, K		1-3, 3B, 1B			4	1	1	0	0	1	2
Tony Perez, R (1, 5) OBP: 0.340, SLG: 0.437		6-3	6-3		FC6-4, 1-2f		1-H, SF8, 3-H, 3B			4	1	1	2	0	0	2
Fred Whitfield, L (1, 3) OBP: 0.319, SLG: 0.425		G3, 1B, 1B, 1B	SSS, K			4-3	4-0, IBB			3	1	1	0	1	1	0
Giraldo Ruiz, S (7, PR) (8, 3) OBP: 0.296, SLG: 0.261										0	0	0	0	0	0	0
Johnny Bench, R (1, 2) OBP: 0.304, SLG: 0.418		G3, 1-2, 1B, 1B		F2		FC3-6, 1B	SF8, 3-H			3	1	2	1	0	0	0
Tommy Helms, R (1, 4) OBP: 0.311, SLG: 0.369		G3, 1-2, 2-3		SSS, K		FC3-6, 1-2f, 1B	F9			4	0	0	0	0	1	4
Leo Cardenas, R (1, 6) OBP: 0.290, SLG: 0.305		BB, 2-H, 3-H, 2B, 1B		6-3		1-2, 1B		SSS, K		4	1	2	2	0	1	0
Tony Cloninger, R (1, 1) OBP: 0.156, SLG: 0.375		BBBB, 1-2, 2B, BB			4-3	F9		F3		0	0	0	0	0	0	0
Clay Carroll, R (2, 1) OBP: 0.222, SLG: 0.176										1	1	0	0	1	0	0
Jim Beauchamp, R (6, PH) OBP: 0.292, SLG: 0.478										1	0	0	0	0	0	2
Ted Abernathy, R (7, 1)										1	0	0	0	0	0	0
Inning Stats	R: 0 E: 0 K: 0 S: 3 H: 0 LOB: 0 BB: 0 P: 3	R: 4 E: 0 K: 0 S: 7 H: 4 LOB: 1 BB: 1 P: 11	R: 0 E: 0 K: 1 S: 5 H: 0 LOB: 0 BB: 0 P: 5	R: 0 E: 0 K: 1 S: 5 H: 0 LOB: 0 BB: 0 P: 5	R: 0 E: 0 K: 1 S: 7 H: 2 LOB: 2 BB: 0 P: 7	R: 0 E: 0 K: 0 S: 5 H: 2 LOB: 2 BB: 0 P: 5	R: 3 E: 0 K: 0 S: 6 H: 3 LOB: 1 BB: 1 P: 10	R: 0 E: 0 K: 1 S: 5 H: 0 LOB: 0 BB: 0 P: 5		1B: 8 2B: 2 3B: 1 HR: 0 SF: 1 SAC: 0 DP: 0 HBP: 0						

PITCHER		IP	WLS	BF	H	R	ER	SO	BB	IBB	HBP	BLK	WP	HR	S	P	ERA	WHIP
Al McBean, R ERA: 3.46	(1, 1)	1.2		10	4	4	4	0	1	0	0	0	0	0	9	13	21.60	3.000
Tommie Sisk, R ERA: 3.51	(2, 1)	4.2	L	20	6	2	2	3	0	0	0	0	0	0	26	26	3.86	1.286
Ron Kline, R ERA: 1.59	(7, 1)	0.2		4	1	1	1	0	0	1	0	0	0	0	3	7	13.50	1.500
Roy Face, R ERA: 2.78	(8, 1)	1.0		3	0	0	0	1	0	0	0	0	0	0	5	5	0.00	0.000

PITCHER	IP	WLS	BF	H	R	ER	SO	BB	IBB	HBP	BLK	WP	HR	S	P	ERA	WHIP

BOTTOM

Pittsburgh Pirates @ Cincinnati Reds

Crosley Field, Cincinnati, OH

Thu Aug 22 1968, 7:05 PM EDT

Att. 7,195 - Unknown

livebaseballscorecards.com

AB	34
R	7
H	11
RBI	7
BB	2
SO	4
LOB	12

WP: 0 PB: 0 SB: 0 CS: 0 PA: 37

Batter	1	2	3	4	5	6	7	8	9	10	11	AB	R	H	RBI	BB	SO	LOB
Freddie Patek, R (1, 6) OBP: 0.336, SLG: 0.387	F8		K			FC6-4 BB		6-3		FC4-6 1B 2-3		4	0	1	0	1	1	1
Maury Wills, S (1, 5) OBP: 0.330, SLG: 0.320	G3		G6-3 1-2f			FC6-4 1B 1-2f E		2B 1B		F9		5	1	1	0	0	0	4
Matty Alou, L (1, 8) OBP: 0.372, SLG: 0.402	6-3			G5-4-3 1B		E 1-3 1B		1-3 2B		FC4-6 1-2f		5	0	3	0	0	0	2
Roberto Clemente, R (1, 9) OBP: 0.336, SLG: 0.462		1B E 1B		G5-4-3 1-2f		E4 1-3 3-H		F7			F8	5	1	1	0	0	0	4
Willie Stargell, L (1, 7) OBP: 0.314, SLG: 0.453		P4		K		F9			3-1		K	5	0	0	0	0	2	3
Donn Clendenon, R (1, 3) OBP: 0.322, SLG: 0.408		FC5-4 1B 1-2			F2		F2		F3		K	5	0	1	0	0	1	0
Bill Mazeroski, R (1, 4) OBP: 0.296, SLG: 0.297		FC5-4 1-2f 2-H			6-3		F9		K			4	0	0	0	0	1	1
Chris Cannizzaro, R (1, 2) OBP: 0.261, SLG: 0.300 Jim Bunning, R (7, 1) OBP: 0.093, SLG: 0.116 Manny Jimenez, L (10, PH) OBP: 0.431, SLG: 0.393 Ron Kline, R (10, 1)		5-3			K		G3				K	3 0 1 0	0 0 0 0	0 0 0 0	0 0 0 0	1 0 1 0	1 0 0 0	1 0 0 0
Bob Veale, S (1, 1) OBP: 0.103, SLG: 0.091 Jerry May, R (7, 2) OBP: 0.304, SLG: 0.270			G6-3 1B			1-3		F3		1B 2B		2 2	0 0	1 1	0 0	0 0	0 0	0 0
Inning Stats	R: 0 E: 0 K: 0 S: 3 H: 0 LOB: 0 BB: 0 P: 3	R: 1 E: 1 K: 0 S: 5 H: 2 LOB: 1 BB: 0 P: 5	R: 0 E: 0 K: 1 S: 5 H: 1 LOB: 0 BB: 0 P: 5	R: 0 E: 0 K: 1 S: 5 H: 1 LOB: 0 BB: 0 P: 5	R: 0 E: 0 K: 1 S: 5 H: 0 LOB: 0 BB: 0 P: 5	R: 1 E: 1 K: 0 S: 5 H: 1 LOB: 2 BB: 1 P: 9	R: 0 E: 0 K: 0 S: 3 H: 0 LOB: 0 BB: 0 P: 3	R: 0 E: 0 K: 0 S: 5 H: 2 LOB: 2 BB: 0 P: 5	R: 0 E: 0 K: 1 S: 5 H: 0 LOB: 0 BB: 0 P: 5	R: 0 E: 0 K: 1 S: 7 H: 2 LOB: 2 BB: 0 P: 7	R: 0 E: 0 K: 2 S: 7 H: 0 LOB: 0 BB: 0 P: 7						

PITCHER		IP	WLS	BF	H	R	ER	SO	BB	IBB	HBP	BLK	WP	HR	S	P	ERA	WHIP
Ray Washburn, R ERA: 2.43	(1, 1)	10.0		39	9	2	0	5	1	0	0	0	0	0	48	52	0.00	1.000
Joe Hoerner, L ERA: 1.47	(11, 1)	1.0	W	3	0	0	0	2	0	0	0	0	0	0	7	7	0.00	0.000

PITCHER	IP	WLS	BF	H	R	ER	SO	BB	IBB	HBP	BLK	WP	HR	S	P	ERA	WHIP

TOP

Pittsburgh Pirates @ St. Louis Cardinals

Busch Stadium, St. Louis, MO

Fri Aug 23 1968, 7:05 PM CDT

Att. 34,845 - Unknown

livebaseballscorecards.com

AB	41
R	2
H	9
RBI	0
BB	1
SO	7
LOB	16

1B: 7	SF: 0	WP: 0	PA: 42
2B: 2	SAC: 0	PB: 0	
3B: 0	DP: 2	SB: 0	
HR: 0	HBP: 0	CS: 0	

Batter	1	2	3	4	5	6	7	8	9	10	11	AB	R	H	RBI	BB	SO	LOB
Ron Davis, R (1, 9) OBP: 0.263, SLG: 0.293 Roger Maris, L (7, PH) OBP: 0.325, SLG: 0.388 (8, 9)	6-3		5-3			K	IBB			F7		3 1	0 0	0 0	0 0	0 1	1 0	1 0
Julian Javier, R (1, 4) OBP: 0.285, SLG: 0.331	5-3		F8			HR BB	FC5 2-3f			6-3		4	1	0	0	1	0	3
Curt Flood, R (1, 8) OBP: 0.330, SLG: 0.359	6-3			1B		P3	6-3				F8	5	0	1	0	0	0	1
Orlando Cepeda, R (1, 3) OBP: 0.314, SLG: 0.383		6-3 2B		K		1-H HR	F2				F9	5	1	2	2	0	1	1
Mike Shannon, R (1, 5) OBP: 0.329, SLG: 0.435		K		F8		2B	K				3B HBP	4	1	1	0	0	2	2
Phil Gagliano, R (1, 7) OBP: 0.299, SLG: 0.344		6-3 2-3		5-3		6-3		F8			1-H 3B	5	0	1	1	0	0	3
Johnny Edwards, L (1, 2) OBP: 0.294, SLG: 0.349		L6		4-3			FC6-4 1B	P4				4	0	1	0	0	0	1
Dal Maxvill, R (1, 6) OBP: 0.320, SLG: 0.301			SH3-4 BB	1-6-3			FC6-4 FC5 SH2-4 1-2f	K				3	0	0	0	1	1	1
Ray Washburn, R (1, 1) OBP: 0.220, SLG: 0.140 Lou Brock, L (10, PH) OBP: 0.326, SLG: 0.430 Joe Hoerner, R (11, 1)			SH3-4 1-2	K			SH2-4 1-2			K		1 1 0	0 0 0	0 0 0	0 0 0	0 0 0	1 1 0	0 0 0
Inning Stats	R: 0 E: 0 K: 0 S: 3 H: 0 LOB: 0 BB: 0 P: 3	R: 0 E: 0 K: 1 S: 6 H: 1 LOB: 1 BB: 0 P: 6	R: 0 E: 0 K: 0 S: 3 H: 0 LOB: 1 BB: 1 P: 7	R: 0 E: 0 K: 1 S: 6 H: 1 LOB: 1 BB: 0 P: 6	R: 0 E: 0 K: 1 S: 5 H: 0 LOB: 0 BB: 0 P: 5	R: 2 E: 0 K: 1 S: 7 H: 2 LOB: 1 BB: 1 P: 11	R: 0 E: 0 K: 0 S: 4 H: 1 LOB: 2 BB: 1 P: 8	R: 0 E: 0 K: 1 S: 5 H: 0 LOB: 0 BB: 0 P: 5	R: 0 E: 0 K: 1 S: 5 H: 0 LOB: 0 BB: 0 P: 5	R: 0 E: 0 K: 1 S: 5 H: 0 LOB: 0 BB: 0 P: 5	R: 1 E: 0 K: 0 S: 3 H: 1 LOB: 1 BB: 0 P: 4	1B: 2 2B: 2 3B: 1 HR: 1	SF: 0 SAC: 2 DP: 0 HBP: 1					

PITCHER	IP	WLS	BF	H	R	ER	SO	BB	IBB	HBP	BLK	WP	HR	S	P	ERA	WHIP
Bob Veale, L (1, 1) ERA: 2.07	6.0		24	4	2	2	4	2	0	0	0	0	1	30	38	3.00	1.000
Jim Bunning, R (7, 1) ERA: 3.79	3.0		11	1	0	0	2	0	1	0	0	0	0	14	18	0.00	0.333
Ron Kline, R (10, 1) ERA: 1.66	1.2	L	7	1	1	1	1	0	0	1	0	0	0	8	9	5.40	0.600

PITCHER	IP	WLS	BF	H	R	ER	SO	BB	IBB	HBP	BLK	WP	HR	S	P	ERA	WHIP

BOTTOM

Pittsburgh Pirates @ St. Louis Cardinals

Busch Stadium, St. Louis, MO

Fri Aug 23 1968, 7:05 PM CDT
Att. 34,845 - Unknown

livebaseballscorecards.com

AB	36
R	3
H	6
RBI	3
BB	3
SO	7
LOB	13

WP: 0 PB: 0 SB: 0 CS: 0 PA: 42

Batter	1	2	3	4	5	6	7	8	9	AB	R	H	RBI	BB	SO	LOB
Freddie Patek, R (1, 6) OBP: 0.339, SLG: 0.376	BBBB 4-0 5-3 BB		SSS 0-3 ③ K			SSS 0-3 ② K		BBBB 4-0 2B SF9 BB	x 0-0 ③ 5-3	3	1	0	0	2	2	2
Maury Wills, S (1, 5) OBP: 0.329, SLG: 0.321	x 0-0 ① 5-3 1-2			SSS 0-3 ① K		x 0-0 ③ F7		x 0-0 1-3 2B		4	0	1	0	0	1	2
Matty Alou, L (1, 8) OBP: 0.369, SLG: 0.400	SSS 0-3 ② K			SSS 0-3 ② K			x 0-0 E3 1B HR	x 0-0 ② SF9 3-H		3	1	0	1	0	2	1
Roberto Clemente, R (1, 9) OBP: 0.335, SLG: 0.459	SSS 0-3 ③ K			SSS 0-3 ③ K			x 0-0 1-3 HR 1B	SSS 0-3 ③ K		4	1	1	0	0	3	2
Willie Stargell, L (1, 7) OBP: 0.316, SLG: 0.465 Gary Kolb, L (9, PR) (9, 7) OBP: 0.282, SLG: 0.327		x 0-0 ① P5			SSS 0-3 ① K		x 0-0 1-H 3-H HR		x 0-0 E 2B	4 0	1 1	2 0	3 0	0 0	1 0	0 0
Donn Clendenon, R (1, 3) OBP: 0.320, SLG: 0.405		SSS 0-3 ② K			x 0-0 ② L6		SSS 0-3 ① K		x 0-0 E6 1B 2-H	4	1	0	0	0	2	0
Gene Alley, R (1, 4) OBP: 0.289, SLG: 0.295		x 0-0 ③ F8			x 0-0 ③ F8		SSS 0-3 ② K		x 0-0 SH1-4 1B 2-H	4	0	1	1	0	1	0
Jerry May, R (1, 2) OBP: 0.304, SLG: 0.271			x 0-0 ① F8			x 0-0 FC3-6 1B	SSS 0-3 ③ K		x 0-0 ① SH1-4 1-2	3	0	1	0	0	1	0
Bob Moose, R (1, 1) OBP: 0.119, SLG: 0.098 Luke Walker, L (4, 1) Tommie Sisk, R (4, 1) OBP: 0.154, SLG: 0.083 Manny Jimenez, L (6, PH) OBP: 0.424, SLG: 0.386 Al McBean, R (6, 1) OBP: 0.203, SLG: 0.238 Manny Mota, R (8, PH) OBP: 0.322, SLG: 0.341 Roy Face, R (8, 1)			SSS 0-3 ② K			x 0-0 ① FC3-6 1-2f		SSS 0-3 ① K	x 0-0 ② 6-3	1 0 0 1 0 1 0	0 0 0 0 0 0 0	0 0 0 0 0 0 0	0 0 0 0 0 0 0	1 0 0 0 0 1 0	0 0 0 0 0 0 0	0 0 0 1 0 0 1
Inning Stats	R: 0 E: 0 K: 2 S: 7 H: 0 LOB: 1 BB: 1 P: 11	R: 0 E: 0 K: 1 S: 5 H: 0 LOB: 0 BB: 0 P: 5	R: 0 E: 0 K: 2 S: 7 H: 0 LOB: 0 BB: 0 P: 7	R: 0 E: 0 K: 3 S: 9 H: 0 LOB: 0 BB: 0 P: 9	R: 0 E: 0 K: 1 S: 5 H: 0 LOB: 0 BB: 0 P: 5	R: 0 E: 0 K: 1 S: 6 H: 1 LOB: 1 BB: 0 P: 6	R: 3 E: 1 K: 3 S: 12 H: 2 LOB: 0 BB: 0 P: 12	R: 1 E: 0 K: 2 S: 8 H: 1 LOB: 1 BB: 1 P: 12	R: 2 E: 1 K: 0 S: 6 H: 2 LOB: 1 BB: 0 P: 6	1B: 3 2B: 2 3B: 0 HR: 1 SF: 1 SAC: 1 DP: 0 HBP: 0						

PITCHER	IP	WLS	BF	H	R	ER	SO	BB	IBB	HBP	BLK	WP	HR	S	P	ERA	WHIP
Bob Gibson, R (1, 1) ERA: 1.07	9.0	L	37	6	6	3	15	2	0	0	0	0	1	65	73	3.00	0.889

PITCHER	IP	WLS	BF	H	R	ER	SO	BB	IBB	HBP	BLK	WP	HR	S	P	ERA	WHIP

TOP

Pittsburgh Pirates @ St. Louis Cardinals

Busch Stadium, St. Louis, MO

Sat Aug 24 1968, 3:33 AM CDT

Att. 31,019 - Unknown

livebaseballscorecards.com

AB	33
R	6
H	6
RBI	5
BB	2
SO	15
LOB	9

WP: 0 PB: 0 SB: 0 CS: 0 PA: 37

Batter	1	2	3	4	5	6	7	8	9	AB	R	H	RBI	BB	SO	LOB
Lou Brock, L (1, 7) OBP: 0.327, SLG: 0.429	1B		F8	BBBB WP 1-2 BB			6-3			3	1	1	0	1	0	0
Curt Flood, R (1, 8) OBP: 0.330, SLG: 0.358	1B 1-3		5-3	F3 1-2 2-3 3-H			4-3			4	0	1	0	0	0	2
Roger Maris, L (1, 9) OBP: 0.324, SLG: 0.386	1B 1-3 3-H		L3		G3			4-3		4	0	1	1	0	0	0
Orlando Cepeda, R (1, 3) OBP: 0.314, SLG: 0.384	K			4-3 1B 2B	P5			6-3		4	1	1	0	0	1	1
Johnny Edwards, L (1, 2) OBP: 0.293, SLG: 0.347	FC5-4 1-3			4-3 2-3	4-3			4-3		4	0	1	0	0	0	1
Mike Shannon, R (1, 5) OBP: 0.328, SLG: 0.434	FC5-4 1-2f			1B 1B 3-H		F5			P6	4	1	1	1	0	0	2
Julian Javier, R (1, 4) OBP: 0.283, SLG: 0.329		5-3		F7		F8			1B	3	0	0	0	0	0	1
Tim McCarver, L (9, PH) OBP: 0.300, SLG: 0.349										1	0	1	0	0	0	0
Ron Davis, R (9, PR) OBP: 0.263, SLG: 0.293										0	0	0	0	0	0	0
Dal Maxvill, R (1, 6) OBP: 0.320, SLG: 0.302		5-3		1B 1-2 WP		4-3			P6	3	1	1	0	0	0	0
Bobby Tolan, L (9, PH) OBP: 0.295, SLG: 0.372				1B						1	0	0	0	0	0	1
Bob Gibson, R (1, 1) OBP: 0.259, SLG: 0.250		G1		WP S 1-3 2-H			F8		L5	3	0	1	1	0	0	0
Phil Gagliano, R (9, PH) OBP: 0.294, SLG: 0.339										1	0	0	0	0	0	1
Inning Stats	R: 1 H: 4 E: 0 LOB: 2 K: 1 BB: 0 S: 8 P: 8	R: 0 H: 0 E: 0 LOB: 0 K: 0 BB: 0 S: 3 P: 3	R: 0 H: 0 E: 0 LOB: 0 K: 0 BB: 0 S: 3 P: 3	R: 3 H: 4 E: 0 LOB: 2 K: 0 BB: 1 S: 7 P: 11	R: 0 H: 0 E: 0 LOB: 0 K: 0 BB: 0 S: 3 P: 3	R: 0 H: 0 E: 0 LOB: 0 K: 0 BB: 0 S: 3 P: 3	R: 0 H: 0 E: 0 LOB: 0 K: 0 BB: 0 S: 3 P: 3	R: 0 H: 0 E: 0 LOB: 0 K: 0 BB: 0 S: 3 P: 3	R: 0 H: 1 E: 0 LOB: 1 K: 0 BB: 0 S: 4 P: 4	1B: 8 SF: 0 2B: 1 SAC: 0 3B: 0 DP: 0 HR: 0 HBP: 0						WP: 1 PA: 36 PB: 0 SB: 2 CS: 0	

PITCHER		IP	WLS	BF	H	R	ER	SO	BB	IBB	HBP	BLK	WP	HR	S	P	ERA	WHIP
Bob Moose, R ERA: 2.47	(1, 1)	3.2		18	8	4	4	1	0	0	0	0	0	0	20	20	9.82	2.182
Luke Walker, L ERA: 2.17	(4, 1)	0.0		1	0	0	0	0	1	0	0	0	0	0	0	4	∞	∞
Tommie Sisk, R ERA: 3.45	(4, 1)	1.1		4	0	0	0	0	0	0	0	0	1	0	4	4	0.00	0.000
Al McBean, R ERA: 3.42	(6, 1)	2.0		6	0	0	0	0	0	0	0	0	0	0	6	6	0.00	0.000
Roy Face, R ERA: 2.66	(8, 1)	2.0	W	7	1	0	0	0	0	0	0	0	0	0	7	7	0.00	0.500

PITCHER	IP	WLS	BF	H	R	ER	SO	BB	IBB	HBP	BLK	WP	HR	S	P	ERA	WHIP

BOTTOM

Pittsburgh Pirates @ St. Louis Cardinals

Busch Stadium, St. Louis, MO

Sat Aug 24 1968, 3:33 AM CDT

Att. 31,019 - Unknown

livebaseballscorecards.com

AB	35
R	4
H	9
RBI	3
BB	1
SO	1
LOB	9

Batter	1	2	3	4	5	6	7	8	9	AB	R	H	RBI	BB	SO	LOB
Freddie Patek, R (1, 6) OBP: 0.336, SLG: 0.372	F5		1-3			K		1B 1B 1B 1-2		4	0	1	0	0	1	1
Maury Wills, S (1, 5) OBP: 0.330, SLG: 0.323	8-3 1B		P1			F7		1B 1-2 2-3		4	0	2	0	0	0	1
Matty Alou, L (1, 8) OBP: 0.370, SLG: 0.400	8-3 1-2f			K		1B		1B 1-2 2-3 3-H		4	0	2	1	0	1	1
Willie Stargell, L (1, 7) OBP: 0.315, SLG: 0.461		BB		K		F9		K		3	0	0	0	1	2	4
Donn Clendenon, R (1, 3) OBP: 0.317, SLG: 0.401		K		F8			K	K		4	0	0	0	0	3	4
Bill Mazeroski, R (1, 4) OBP: 0.294, SLG: 0.294		F9			6-3		4-3		F3	4	0	0	0	0	0	1
Gary Kolb, L (1, 9) OBP: 0.283, SLG: 0.337 Manny Mota, R (9, PH) OBP: 0.329, SLG: 0.354		4-3			2B		F8		HR	3 1	0 1	1 1	0 1	0 0	0 0	1 0
Chris Cannizzaro, R (1, 2) OBP: 0.269, SLG: 0.304 Gene Alley, R (9, PH) OBP: 0.289, SLG: 0.294			SH5-4 1B		K			K	F8	3 1	0 0	1 0	0 0	0 0	2 0	1 0
Dock Ellis, S (1, 1) OBP: 0.118, SLG: 0.176 Manny Jimenez, L (8, PH) OBP: 0.433, SLG: 0.386 Roy Face, R (8, 1) Jose Pagan, R (9, PH) OBP: 0.254, SLG: 0.289			SH5-4 1-2		K			1B 1B 1B HBP	6-3	1 0 0 1	0 1 0 0	0 0 0 0	0 0 0 0	1 0 0 0	1 0 0 0	1 0 0 0
Inning Stats	R: 0 E: 0 K: 0 S: 3 H: 1 LOB: 0 BB: 0 P: 3	R: 0 E: 0 K: 1 S: 5 H: 0 LOB: 1 BB: 1 P: 9	R: 0 E: 0 K: 0 S: 4 H: 1 LOB: 1 BB: 0 P: 4	R: 0 E: 0 K: 2 S: 7 H: 0 LOB: 0 BB: 0 P: 7	R: 0 E: 0 K: 2 S: 8 H: 1 LOB: 1 BB: 0 P: 8	R: 0 E: 0 K: 1 S: 6 H: 1 LOB: 1 BB: 0 P: 6	R: 0 E: 0 K: 1 S: 5 H: 0 LOB: 0 BB: 0 P: 5	R: 1 E: 0 K: 3 S: 12 H: 3 LOB: 3 BB: 0 P: 13	R: 1 E: 0 K: 0 S: 4 H: 1 LOB: 0 BB: 0 P: 4	1B: 6 2B: 2 3B: 0 HR: 1 SF: 0 SAC: 1 DP: 1 HBP: 1						

PITCHER		IP	WLS	BF	H	R	ER	SO	BB	IBB	HBP	BLK	WP	HR	S	P	ERA	WHIP
Nelson Briles, R ERA: 2.51	(1, 1)	7.1	W	29	6	1	1	8	1	0	1	0	0	0	43	48	1.23	0.955
Joe Hoerner, L ERA: 1.64	(8, 1)	1.2	S	7	2	1	1	2	0	0	0	0	0	1	11	11	5.40	1.200

PITCHER	IP	WLS	BF	H	R	ER	SO	BB	IBB	HBP	BLK	WP	HR	S	P	ERA	WHIP

TOP

Pittsburgh Pirates @ St. Louis Cardinals

Busch Stadium, St. Louis, MO

Sun Aug 25 1968, 3:33 AM CDT

Att. 26,756 - Unknown

livebaseballscorecards.com

AB	33
R	2
H	8
RBI	2
BB	1
SO	10
LOB	15

Batter	1	2	3	4	5	6	7	8	9	AB	R	H	RBI	BB	SO	LOB
Lou Brock, L (1, 7) OBP: 0.325, SLG: 0.426	F7		F8		FC3-6 G3 E 1-2f	4-3				4	1	0	0	0	0	3
Curt Flood, R (1, 8) OBP: 0.327, SLG: 0.356	F9		4-3		G3 1-2		5-3			4	0	0	0	0	0	1
Bobby Tolan, L (1, 9) OBP: 0.290, SLG: 0.366	6-3		4-3		E3 2-H		F8			4	0	0	0	0	0	0
Orlando Cepeda, R (1, 3) OBP: 0.313, SLG: 0.381		2-3 E S BB		K	F3		5-3			3	1	0	0	1	1	1
Johnny Edwards, L (1, 2) OBP: 0.287, SLG: 0.340		2-3 1-3		6-3		P3		F8		4	0	0	0	0	0	1
Mike Shannon, R (1, 5) OBP: 0.327, SLG: 0.432		E6 FC5-4 BB 3-H		E5 1B E		2B 1B		6-3		4	2	1	1	0	0	0
Julian Javier, R (1, 4) OBP: 0.287, SLG: 0.333		FC5-4 BB 1-2		E9 1-H		FC1-6 1-H		K		3	0	2	1	1	1	0
Dal Maxvill, R (1, 6) OBP: 0.320, SLG: 0.300		FC5-4 1-2f 2-3		K		FC1-6 BB				2	0	0	0	1	1	3
Nelson Briles, R (1, 1) OBP: 0.173, SLG: 0.130 Joe Hoerner, R (8, 1)		K			FC3-6 BB	FC1-6 1-2f 2-3				2 0	0 0	0 0	0 0	1 0	1 0	4 0
Inning Stats	R: 0 E: 0 K: 0 S: 3 H: 0 LOB: 0 BB: 0 P: 3	R: 1 E: 1 K: 1 S: 6 H: 0 LOB: 2 BB: 2 P: 14	R: 0 E: 0 K: 0 S: 3 H: 0 LOB: 0 BB: 0 P: 3	R: 1 E: 2 K: 2 S: 9 H: 1 LOB: 1 BB: 0 P: 9	R: 1 E: 1 K: 0 S: 4 H: 0 LOB: 1 BB: 1 P: 8	R: 1 E: 0 K: 0 S: 5 H: 2 LOB: 2 BB: 1 P: 9	R: 0 E: 0 K: 0 S: 3 H: 0 LOB: 0 BB: 0 P: 3	R: 0 E: 0 K: 1 S: 5 H: 0 LOB: 0 BB: 0 P: 5		1B: 2 2B: 1 3B: 0 HR: 0 SF: 0 SAC: 0 DP: 0 HBP: 0						WP: 0 PB: 0 SB: 1 CS: 0 PA: 34	

PITCHER	IP	WLS	BF	H	R	ER	SO	BB	IBB	HBP	BLK	WP	HR	S	P	ERA	WHIP
Dock Ellis, R (1, 1) ERA: 2.66	7.0	L	31	3	4	2	3	4	0	0	0	0	0	33	49	2.57	1.000
Roy Face, R (8, 1) ERA: 2.61	1.0		3	0	0	0	1	0	0	0	0	0	0	5	5	0.00	0.000

PITCHER	IP	WLS	BF	H	R	ER	SO	BB	IBB	HBP	BLK	WP	HR	S	P	ERA	WHIP

BOTTOM

Pittsburgh Pirates @ St. Louis Cardinals

Busch Stadium, St. Louis, MO

Sun Aug 25 1968, 3:33 AM CDT

Att. 26,756 - Unknown

livebaseballscorecards.com

AB	30
R	4
H	3
RBI	2
BB	4
SO	4
LOB	13

Batter	1	2	3	4	5	6	7	8	9	AB	R	H	RBI	BB	SO	LOB
Freddie Patek, R (1, 9) OBP: 0.336, SLG: 0.372										0	0	0	0	0	0	0
Maury Wills, S (1, 5) OBP: 0.330, SLG: 0.323										0	0	0	0	0	0	0
Matty Alou, L (1, 8) OBP: 0.370, SLG: 0.400										0	0	0	0	0	0	0
Willie Stargell, L (1, 7) OBP: 0.315, SLG: 0.461										0	0	0	0	0	0	0
Donn Clendenon, R (1, 3) OBP: 0.317, SLG: 0.401										0	0	0	0	0	0	0
Bill Mazeroski, R (1, 4) OBP: 0.294, SLG: 0.294										0	0	0	0	0	0	0
Gene Alley, R (1, 6) OBP: 0.289, SLG: 0.294										0	0	0	0	0	0	0
Chris Cannizzaro, R (1, 2) OBP: 0.269, SLG: 0.304										0	0	0	0	0	0	0
Steve Blass, R (1, 1) OBP: 0.119, SLG: 0.125										0	0	0	0	0	0	0
Inning Stats										1B: 0 2B: 0 3B: 0 HR: 0		SF: 0 SAC: 0 DP: 0 HBP: 0				

TOP

Pittsburgh Pirates @ Atlanta Braves

Atlanta Stadium, Atlanta, GA

Mon Aug 26 1968, 7:05 PM EDT

Att. 7,491 - Unknown

livebaseballscorecards.com

AB	0
R	0
H	0
RBI	0
BB	0
SO	0
LOB	0

WP: 0 PA: 0
PB: 0
SB: 0
CS: 0

PITCHER	IP	WLS	BF	H	R	ER	SO	BB	IBB	HBP	BLK	WP	HR	S	P	ERA	WHIP
Milt Pappas, R (1, 1) ERA: 3.81	0.0	L	0	0	0	0	0	0	0	0	0	0	0	0	0	∞	∞

PITCHER	IP	WLS	BF	H	R	ER	SO	BB	IBB	HBP	BLK	WP	HR	S	P	ERA	WHIP

Batter	1	2	3	4	5	6	7	8	9	AB	R	H	RBI	BB	SO	LOB
Felipe Alou, R (1, 8) OBP: 0.362, SLG: 0.430										0	0	0	0	0	0	0
Felix Millan, R (1, 4) OBP: 0.334, SLG: 0.361										0	0	0	0	0	0	0
Hank Aaron, R (1, 9) OBP: 0.330, SLG: 0.479										0	0	0	0	0	0	0
Joe Torre, R (1, 2) OBP: 0.339, SLG: 0.386										0	0	0	0	0	0	0
Tito Francona, L (1, 3) OBP: 0.407, SLG: 0.368										0	0	0	0	0	0	0
Mike Lum, L (1, 7) OBP: 0.255, SLG: 0.305										0	0	0	0	0	0	0
Marty Martinez, S (1, 5) OBP: 0.303, SLG: 0.261										0	0	0	0	0	0	0
Gil Garrido, R (1, 6)										0	0	0	0	0	0	0
Milt Pappas, R (1, 1) OBP: 0.233, SLG: 0.231										0	0	0	0	0	0	0
Inning Stats										1B: 0 2B: 0 3B: 0 HR: 0		SF: 0 SAC: 0 DP: 0 HBP: 0		WP: 0 PB: 0 SB: 0 CS: 0		PA: 0

PITCHER		IP	WLS	BF	H	R	ER	SO	BB	IBB	HBP	BLK	WP	HR	S	P	ERA	WHIP
Steve Blass, R ERA: 2.52	(1, 1)	0.0	W	0	0	0	0	0	0	0	0	0	0	0	0	0	∞	∞

PITCHER	IP	WLS	BF	H	R	ER	SO	BB	IBB	HBP	BLK	WP	HR	S	P	ERA	WHIP

Pittsburgh Pirates @ Atlanta Braves

Atlanta Stadium, Atlanta, GA

Mon Aug 26 1968, 7:05 PM EDT

Att. 7,491 - Unknown

BOTTOM

livebaseballscorecards.com

AB	0
R	0
H	0
RBI	0
BB	0
SO	0
LOB	0

Batter	1	2	3	4	5	6	7	8	9	AB	R	H	RBI	BB	SO	LOB
Freddie Patek, R (1, 9) OBP: 0.338, SLG: 0.373										0	0	0	0	0	0	0
Maury Wills, S (1, 5) OBP: 0.332, SLG: 0.324										0	0	0	0	0	0	0
Matty Alou, L (1, 8) OBP: 0.369, SLG: 0.400										0	0	0	0	0	0	0
Donn Clendenon, R (1, 3) OBP: 0.316, SLG: 0.399										0	0	0	0	0	0	0
Manny Mota, R (1, 7) OBP: 0.329, SLG: 0.354										0	0	0	0	0	0	0
Bill Mazeroski, R (1, 4) OBP: 0.298, SLG: 0.295										0	0	0	0	0	0	0
Gene Alley, R (1, 6) OBP: 0.290, SLG: 0.297										0	0	0	0	0	0	0
Jerry May, R (1, 2) OBP: 0.304, SLG: 0.271										0	0	0	0	0	0	0
Jim Bunning, R (1, 1) OBP: 0.093, SLG: 0.116										0	0	0	0	0	0	0
Inning Stats										1B: 0 2B: 0 3B: 0 HR: 0		SF: 0 SAC: 0 DP: 0 HBP: 0				

TOP

Pittsburgh Pirates @ Atlanta Braves

Atlanta Stadium, Atlanta, GA

Tue Aug 27 1968, 7:05 PM EDT

Att. 6,633 - Unknown

livebaseballscorecards.com

AB	**0**
R	**0**
H	**0**
RBI	**0**
BB	**0**
SO	**0**
LOB	**0**

WP: 0 PA: 0
PB: 0
SB: 0
CS: 0

PITCHER	IP	WLS	BF	H	R	ER	SO	BB	IBB	HBP	BLK	WP	HR	S	P	ERA	WHIP
Ron Reed, R (1, 1) ERA: 3.51	0.0		0	0	0	0	0	0	0	0	0	0	0	0	0	∞	∞

PITCHER	IP	WLS	BF	H	R	ER	SO	BB	IBB	HBP	BLK	WP	HR	S	P	ERA	WHIP

Batter	1	2	3	4	5	6	7	8	9	AB	R	H	RBI	BB	SO	LOB
Marty Martinez, S (1, 5) OBP: 0.310, SLG: 0.268										0	0	0	0	0	0	0
Wayne Causey, L (1, 4) OBP: 0.231, SLG: 0.187										0	0	0	0	0	0	0
Felipe Alou, R (1, 8) OBP: 0.365, SLG: 0.433										0	0	0	0	0	0	0
Joe Torre, R (1, 2) OBP: 0.336, SLG: 0.381										0	0	0	0	0	0	0
Tito Francona, L (1, 3) OBP: 0.401, SLG: 0.363										0	0	0	0	0	0	0
Mike Lum, L (1, 9) OBP: 0.254, SLG: 0.304										0	0	0	0	0	0	0
Tommie Aaron, R (1, 7) OBP: 0.299, SLG: 0.296										0	0	0	0	0	0	0
Gil Garrido, R (1, 6) OBP: 0.143, SLG: 0.143										0	0	0	0	0	0	0
Ron Reed, R (1, 1) OBP: 0.176, SLG: 0.143										0	0	0	0	0	0	0
Inning Stats										1B: 0 2B: 0 3B: 0 HR: 0		SF: 0 SAC: 0 DP: 0 HBP: 0		WP: 0 PB: 0 SB: 0 CS: 0		PA: 0

BOTTOM

Pittsburgh Pirates @ Atlanta Braves

Atlanta Stadium, Atlanta, GA

Tue Aug 27 1968, 7:05 PM EDT

Att. 6,633 - Unknown

livebaseballscorecards.com

AB	**0**
R	**0**
H	**0**
RBI	**0**
BB	**0**
SO	**0**
LOB	**0**

PITCHER	IP	WLS	BF	H	R	ER	SO	BB	IBB	HBP	BLK	WP	HR	S	P	ERA	WHIP
Jim Bunning, R (1, 1) ERA: 3.79	0.0		0	0	0	0	0	0	0	0	0	0	0	0	0	∞	∞

PITCHER	IP	WLS	BF	H	R	ER	SO	BB	IBB	HBP	BLK	WP	HR	S	P	ERA	WHIP

St. Louis Cardinals @ Pittsburgh Pirates

Forbes Field, Pittsburgh, PA

Wed Aug 28 1968, 7:05 PM EDT

Att. 11,197 - Unknown

TOP

livebaseballscorecards.com

Batter	1	2	3	4	5	6	7	8	9	AB	R	H	RBI	BB	SO	LOB
Lou Brock, L (1, 7) OBP: 0.319, SLG: 0.417	6-3		4-3	K		F7		G3		5	0	0	0	0	1	3
Julian Javier, R (1, 4) OBP: 0.288, SLG: 0.338	F9			HR; FC5		BB		HR		4	3	2	1	1	0	2
Curt Flood, R (1, 8) OBP: 0.330, SLG: 0.357	L5			HR	F9	BB		P4		4	1	1	0	1	0	0
Orlando Cepeda, R (1, 3) OBP: 0.316, SLG: 0.389		K		HR	FC; BB	1B			F9	4	2	2	4	1	1	0
Mike Shannon, R (1, 5) OBP: 0.326, SLG: 0.428		G3		G3	FC	G3			5-3	5	0	1	0	0	0	2
Tim McCarver, L (1, 2) OBP: 0.296, SLG: 0.343		L5		E; WP	FC		4-3		L4	5	1	1	1	0	0	1
Ron Davis, R (1, 9) OBP: 0.259, SLG: 0.289			K	E3; BB	F2		6-3			4	1	0	0	0	1	3
Dal Maxvill, R (1, 6) OBP: 0.319, SLG: 0.298			WP	FC5	L9		1-3			3	0	1	0	1	0	2
Bob Gibson, R (1, 1) OBP: 0.258, SLG: 0.250			K			6-3			F9	4	0	1	2	0	1	1

AB	38
R	8
H	9
RBI	8
BB	4
SO	4
LOB	14

Inning Stats	1	2	3	4	5	6	7	8	9				
	R: 0 E: 0 K: 0 S: 3	H: 0 LOB: 0 BB: 0 P: 3	R: 0 E: 0 K: 1 S: 5	H: 0 LOB: 0 BB: 0 P: 5	R: 0 E: 0 K: 2 S: 8	H: 1 LOB: 1 BB: 0 P: 8	R: 5 E: 1 K: 1 S: 11	H: 5 LOB: 2 BB: 1 P: 15	R: 1 E: 0 K: 0 S: 5	H: 1 LOB: 2 BB: 1 P: 9	R: 1 E: 0 K: 0 S: 4	H: 1 LOB: 2 BB: 2 P: 12	R: 0 E: 0 K: 0 S: 3	H: 0 LOB: 0 BB: 0 P: 3	R: 1 E: 0 K: 0 S: 4	H: 1 LOB: 0 BB: 0 P: 4	R: 0 E: 0 K: 0 S: 3	H: 0 LOB: 0 BB: 0 P: 3

1B: 7 2B: 0 3B: 0 HR: 2	SF: 0 SAC: 0 DP: 0 HBP: 0	WP: 2 PB: 0 SB: 0 CS: 0	PA: 42
---	---	---	---

PITCHER		IP	WLS	BF	H	R	ER	SO	BB	IBB	HBP	BLK	WP	HR	S	P	ERA	WHIP
Bob Veale, L ERA: 2.24	(1, 1)	4.1	L	24	7	6	5	4	2	0	0	0	2	1	30	38	10.38	2.077
Al McBean, R ERA: 3.41	(5, 1)	0.2		2	0	0	0	0	0	0	0	0	0	0	2	2	0.00	0.000
Luke Walker, L ERA: 2.26	(6, 1)	2.0		9	1	1	1	0	2	0	0	0	0	0	7	15	4.50	1.500
Roy Face, R ERA: 2.66	(8, 1)	2.0		7	1	1	1	0	0	0	0	0	0	1	7	7	4.50	0.500

PITCHER	IP	WLS	BF	H	R	ER	SO	BB	IBB	HBP	BLK	WP	HR	S	P	ERA	WHIP

Batter	1	2	3	4	5	6	7	8	9	AB	R	H	RBI	BB	SO	LOB
Freddie Patek, R (1, 6) OBP: 0.331, SLG: 0.370	F8		K		K		FC6-4 1-2f			4	0	0	0	0	2	4
Maury Wills, S (1, 5) OBP: 0.330, SLG: 0.324	F7		K		K			F8		4	0	0	0	0	2	2
Matty Alou, L (1, 8) OBP: 0.368, SLG: 0.397	4-3			F8 1B		K		F2		4	0	1	0	0	1	0
Willie Stargell, L (1, 7) OBP: 0.311, SLG: 0.452		F8		F8 1-2		K		K		4	0	0	0	0	2	1
Donn Clendenon, R (1, 3) OBP: 0.310, SLG: 0.391		K		F9		P3			K	4	0	0	0	0	2	1
Manny Mota, R (1, 9) OBP: 0.330, SLG: 0.354		BB 1B		K			1B		F8	4	0	2	0	0	1	1
Gene Alley, R (1, 4) OBP: 0.293, SLG: 0.295		BB 1-2	BB		BB		K		K	2	0	0	0	2	2	1
Chris Cannizzaro, R (1, 2) OBP: 0.281, SLG: 0.259		F7			BB 1-2		P4			2	0	0	0	1	0	3
Bob Veale, S (1, 1) OBP: 0.101, SLG: 0.090 Al McBean, R (5, 1) OBP: 0.203, SLG: 0.238 Manny Jimenez, L (5, PH) OBP: 0.420, SLG: 0.373 Luke Walker, L (6, 1) Gary Kolb, L (7, PH) OBP: 0.289, SLG: 0.343 Roy Face, R (8, 1)			K		K		FC6-4 1-2			1 0 1 0 1 0	0 0 0 0 0 0	0 0 0 0 1 0	0 0 0 0 0 0	0 0 0 0 0 0	1 0 1 0 0 0	0 0 2 0 0 0
Inning Stats	R: 0 E: 0 K: 0 S: 3 H: 0 LOB: 0 BB: 0 P: 3	R: 0 E: 0 K: 1 S: 6 H: 1 LOB: 2 BB: 1 P: 10	R: 0 E: 0 K: 3 S: 9 H: 0 LOB: 0 BB: 0 P: 9	R: 0 E: 0 K: 1 S: 6 H: 1 LOB: 1 BB: 0 P: 6	R: 0 E: 0 K: 3 S: 9 H: 0 LOB: 2 BB: 2 P: 17	R: 0 E: 0 K: 2 S: 7 H: 0 LOB: 0 BB: 0 P: 7	R: 0 E: 0 K: 1 S: 7 H: 2 LOB: 2 BB: 0 P: 7	R: 0 E: 0 K: 1 S: 5 H: 0 LOB: 0 BB: 0 P: 5	R: 0 E: 0 K: 2 S: 7 H: 0 LOB: 0 BB: 0 P: 7	1B: 4 2B: 0 3B: 0 HR: 0	SF: 0 SAC: 0 DP: 0 HBP: 0						

PITCHER		IP	WLS	BF	H	R	ER	SO	BB	IBB	HBP	BLK	WP	HR	S	P	ERA	WHIP
Bob Gibson, R ERA: 1.03	(1, 1)	9.0	W	34	4	0	0	14	3	0	0	0	0	0	59	71	0.00	0.778

PITCHER	IP	WLS	BF	H	R	ER	SO	BB	IBB	HBP	BLK	WP	HR	S	P	ERA	WHIP

BOTTOM

St. Louis Cardinals @ Pittsburgh Pirates

Forbes Field, Pittsburgh, PA

Wed Aug 28 1968, 7:05 PM EDT

Att. 11,197 - Unknown

livebaseballscorecards.com

AB	31
R	0
H	4
RBI	0
BB	3
SO	14
LOB	15

1B: 4	SF: 0	WP: 0	PA: 34
2B: 0	SAC: 0	PB: 0	
3B: 0	DP: 0	SB: 0	
HR: 0	HBP: 0	CS: 0	

St. Louis Cardinals @ Pittsburgh Pirates

Forbes Field, Pittsburgh, PA

Thu Aug 29 1968, 7:05 PM EDT

Att. 7,681 - Unknown

TOP

livebaseballscorecards.com

Batter	1	2	3	4	5	6	7	8	9	AB	R	H	RBI	BB	SO	LOB
Lou Brock, L (1, 7) OBP: 0.325, SLG: 0.418	0-0 S 1B 1B	4-0 S BB	4-0 1-2 2-3 BB			4-0 1B S 1B BB		4-0 S BB		1	2	1	0	4	0	0
Curt Flood, R (1, 8) OBP: 0.331, SLG: 0.356	4-0 1B 1-2 FC3-2 BB	0-3 ② K 1-2	0-0 ③ 6-3			0-0 FC3-6 1B 1-3 1B		0-0 ② L1-3 1-2		4	0	1	0	1	1	5
Roger Maris, L (1, 9) OBP: 0.316, SLG: 0.373	0-0 FC3-2 1B 1-3 2-H 1B	0-3 ③ K		0-0 ① 4-3		0-0 FC3-6 1-2 3-H 1B		0-0 ③ F9		5	1	2	2	0	1	2
Orlando Cepeda, R (1, 3) OBP: 0.313, SLG: 0.385	0-0 ① FC3-2 1B 1-2 3-H		0-3 ① K	0-0 ② F9		0-0 ② FC3-6 1-2f 2-3			0-0 ① L1-3	5	0	0	0	0	1	4
Tim McCarver, L (1, 2) OBP: 0.300, SLG: 0.349	0-0 BB 1-3 2-H 1B		0-0 1B 2B	0-0 ③ F8		0-0 ③ 4-3			0-0 2B 1B	5	1	3	1	0	0	2
Mike Shannon, R (1, 5) OBP: 0.326, SLG: 0.428	4-0 FC6-4 1-2 BB		0-0 ② F2		0-0 ① 6-3		0-0 ① F9		0-0 ② 1-H 2B	4	0	1	0	1	0	1
Phil Gagliano, R (1, 4) OBP: 0.288, SLG: 0.318 Julian Javier, R (7, 4) OBP: 0.288, SLG: 0.338	0-0 ② F2		4-0 1B 1B BB		0-3 ② K		0-0 ② 6-3		0-0 ③ F8	3 1	1 0	0 0	0 0	1 0	1 0	3 1
Dal Maxvill, R (1, 6) OBP: 0.319, SLG: 0.298	0-0 ③ FC6-4 1-2f		0-0 BB 1B 1-3 2-H 1B		0-3 ③ K		0-0 ③ 6-3			4	0	1	1	0	1	3
Ray Washburn, R (1, 1) OBP: 0.222, SLG: 0.149		0-3 ① K	0-0 BB 1-2 3-H 1B			0-0 ① 4-3		0-0 ① F5		4	0	1	1	0	1	0
Inning Stats	R: 2 E: 0 K: 0 S: 6 H: 3 LOB: 3 BB: 2 P: 14	R: 0 E: 0 K: 3 S: 9 H: 0 LOB: 1 BB: 1 P: 13	R: 2 E: 0 K: 1 S: 8 H: 3 LOB: 3 BB: 2 P: 16	R: 0 E: 0 K: 0 S: 3 H: 0 LOB: 0 BB: 0 P: 3	R: 0 E: 0 K: 2 S: 7 H: 0 LOB: 0 BB: 0 P: 7	R: 1 E: 0 K: 0 S: 5 H: 2 LOB: 2 BB: 1 P: 9	R: 0 E: 0 K: 0 S: 3 H: 0 LOB: 0 BB: 0 P: 3	R: 0 E: 0 K: 0 S: 3 H: 0 LOB: 1 BB: 1 P: 7	R: 0 E: 0 K: 0 S: 4 H: 2 LOB: 1 BB: 0 P: 4	1B: 8 2B: 2 3B: 0 HR: 0	SF: 0 SAC: 0 DP: 0 HBP: 0						

	AB	36
	R	5
	H	10
	RBI	5
	BB	7
	SO	6
	LOB	21

WP: 0 PB: 0 SB: 4 CS: 0 PA: 43

PITCHER		IP	WLS	BF	H	R	ER	SO	BB	IBB	HBP	BLK	WP	HR	S	P	ERA	WHIP
Bob Moose, R ERA: 2.69	(1, 1)	2.2	L	18	6	4	4	4	4	0	0	0	0	0	22	38	13.50	3.750
Luke Walker, L ERA: 2.17	(3, 1)	2.1		8	0	0	0	2	1	0	0	0	0	0	11	15	0.00	0.429
Al McBean, R ERA: 3.42	(6, 1)	2.0		9	2	1	1	0	1	0	0	0	0	0	8	12	4.50	1.500
Ron Kline, R ERA: 1.58	(8, 1)	2.0		8	2	0	0	0	1	0	0	0	0	0	7	11	0.00	1.500

PITCHER	IP	WLS	BF	H	R	ER	SO	BB	IBB	HBP	BLK	WP	HR	S	P	ERA	WHIP

Batter	1	2	3	4	5	6	7	8	9	AB	R	H	RBI	BB	SO	LOB
Freddie Patek, R (1, 6) OBP: 0.336, SLG: 0.374	WP SH5-3 1B		1B 1B		F9 ②			5-3 ①		4	0	2	0	0	0	0
Maury Wills, S (1, 5) OBP: 0.332, SLG: 0.326	SH5-3 ① 1-2		G6-3 1-3 1B		1B			4-3 ②		3	0	2	0	0	0	0
Matty Alou, L (1, 8) OBP: 0.365, SLG: 0.394	F7 ② 2-3		G6-3 ② ③ 1-2f		L3 ③			P5 ③		4	0	0	0	0	0	4
Willie Stargell, L (1, 7) OBP: 0.311, SLG: 0.450	F8 ③			K ①		G3 ①			FC4-6 1B	4	0	1	0	0	1	1
Donn Clendenon, R (1, 3) OBP: 0.310, SLG: 0.390		6-3 ①		E 1B		6-3 ②			K ①	4	0	1	0	0	1	1
Manny Mota, R (1, 9) OBP: 0.326, SLG: 0.349		K ②		E4 1-2		F8 ③			FC4-6 ② E 1B 1-2f	4	0	0	0	0	1	2
Gene Alley, R (1, 4) OBP: 0.297, SLG: 0.299		1B		F7 ②			G6-4-3 1B		E 1B 1-2	4	0	3	0	0	0	2
Jerry May, R (1, 2) OBP: 0.300, SLG: 0.267		K ③		4-3 ③			G6-4-3 ① ② 1-2f		E1 1-2 2-3	4	0	0	0	0	1	6
Bob Moose, R (1, 1) OBP: 0.119, SLG: 0.098 Luke Walker, L (3, 1) Manny Jimenez, L (5, PH) OBP: 0.414, SLG: 0.367 Al McBean, R (6, 1) OBP: 0.203, SLG: 0.238 Gary Kolb, L (7, PH) OBP: 0.287, SLG: 0.340 Ron Kline, R (8, 1) Jose Pagan, R (9, PH) OBP: 0.252, SLG: 0.287			K ①		G3 ①				K ③	0 1 1 0 1 0 1	0 0 0 0 0 0 0	0 1 0 0 1 0 1	0 0 0 0 0 0 0	0 1 0 0 0 1 0	0 0 0 0 0 0 0	0 0 0 0 0 0 1
Inning Stats	R: 0 E: 0 K: 0 S: 4 H: 1 LOB: 1 BB: 0 P: 4	R: 0 E: 0 K: 2 S: 8 H: 1 LOB: 1 BB: 0 P: 8	R: 0 E: 0 K: 1 S: 6 H: 2 LOB: 1 BB: 0 P: 6	R: 0 E: 1 K: 1 S: 7 H: 1 LOB: 2 BB: 0 P: 7	R: 0 E: 0 K: 0 S: 4 H: 1 LOB: 1 BB: 0 P: 4	R: 0 E: 0 K: 0 S: 3 H: 0 LOB: 0 BB: 0 P: 3	R: 0 E: 0 K: 1 S: 5 H: 1 LOB: 0 BB: 0 P: 5	R: 0 E: 0 K: 0 S: 3 H: 0 LOB: 0 BB: 0 P: 3	R: 0 E: 1 K: 2 S: 10 H: 2 LOB: 3 BB: 0 P: 10	1B: 9 2B: 0 3B: 0 HR: 0	SF: 0 SAC: 1 DP: 2 HBP: 0						

PITCHER	IP	WLS	BF	H	R	ER	SO	BB	IBB	HBP	BLK	WP	HR	S	P	ERA	WHIP
Ray Washburn, R (1, 1) ERA: 2.3	9.0	W	36	9	0	0	7	0	0	0	0	1	0	50	50	0.00	1.000

PITCHER	IP	WLS	BF	H	R	ER	SO	BB	IBB	HBP	BLK	WP	HR	S	P	ERA	WHIP

BOTTOM

St. Louis Cardinals @ Pittsburgh Pirates

Forbes Field, Pittsburgh, PA

Thu Aug 29 1968, 7:05 PM EDT

Att. 7,681 - Unknown

livebaseballscorecards.com

AB	35
R	0
H	9
RBI	0
BB	0
SO	7
LOB	19

WP: 1	PA: 36		
PB: 0			
SB: 0			
CS: 0			

Batter	1	2	3	4	5	6	7	8	9	AB	R	H	RBI	BB	SO	LOB
Felipe Alou, R (1, 8) OBP: 0.370, SLG: 0.440										0	0	0	0	0	0	0
Felix Millan, R (1, 4) OBP: 0.326, SLG: 0.354										0	0	0	0	0	0	0
Hank Aaron, R (1, 9) OBP: 0.342, SLG: 0.498										0	0	0	0	0	0	0
Tito Francona, L (1, 7) OBP: 0.399, SLG: 0.366										0	0	0	0	0	0	0
Deron Johnson, R (1, 3) OBP: 0.291, SLG: 0.327										0	0	0	0	0	0	0
Marty Martinez, S (1, 5) OBP: 0.302, SLG: 0.262										0	0	0	0	0	0	0
Bob Tillman, R (1, 2) OBP: 0.267, SLG: 0.287										0	0	0	0	0	0	0
Gil Garrido, R (1, 6) OBP: 0.200, SLG: 0.211										0	0	0	0	0	0	0
Milt Pappas, R (1, 1) OBP: 0.222, SLG: 0.220										0	0	0	0	0	0	0
Inning Stats										1B: 0 2B: 0 3B: 0 HR: 0		SF: 0 SAC: 0 DP: 0 HBP: 0				

Atlanta Braves @ Pittsburgh Pirates

Forbes Field, Pittsburgh, PA

Fri Aug 30 1968, 7:05 PM EDT

Att. 5,896 - Unknown

TOP

livebaseballscorecards.com

AB	0
R	0
H	0
RBI	0
BB	0
SO	0
LOB	0

PITCHER	IP	WLS	BF	H	R	ER	SO	BB	IBB	HBP	BLK	WP	HR	S	P	ERA	WHIP
Dock Ellis, R (1, 1) ERA: 2.66	0.0	L	0	0	0	0	0	0	0	0	0	0	0	0	0	∞	∞

PITCHER	IP	WLS	BF	H	R	ER	SO	BB	IBB	HBP	BLK	WP	HR	S	P	ERA	WHIP

Batter	1	2	3	4	5	6	7	8	9	AB	R	H	RBI	BB	SO	LOB
Freddie Patek, R (1, 6) OBP: 0.336, SLG: 0.374										0	0	0	0	0	0	0
Maury Wills, S (1, 5) OBP: 0.332, SLG: 0.326										0	0	0	0	0	0	0
Matty Alou, L (1, 8) OBP: 0.365, SLG: 0.394										0	0	0	0	0	0	0
Willie Stargell, L (1, 3) OBP: 0.311, SLG: 0.450										0	0	0	0	0	0	0
Manny Mota, R (1, 7) OBP: 0.326, SLG: 0.349										0	0	0	0	0	0	0
Gary Kolb, L (1, 9) OBP: 0.287, SLG: 0.340										0	0	0	0	0	0	0
Bill Mazeroski, R (1, 4) OBP: 0.295, SLG: 0.292										0	0	0	0	0	0	0
Jerry May, R (1, 2) OBP: 0.300, SLG: 0.267										0	0	0	0	0	0	0
Dock Ellis, S (1, 1) OBP: 0.118, SLG: 0.176										0	0	0	0	0	0	0
Inning Stats										1B: 0 2B: 0 3B: 0 HR: 0		SF: 0 SAC: 0 DP: 0 HBP: 0		WP: 0 PB: 0 SB: 0 CS: 0		PA: 0

BOTTOM

Atlanta Braves @ Pittsburgh Pirates

Forbes Field, Pittsburgh, PA

Fri Aug 30 1968, 7:05 PM EDT

Att. 5,896 - Unknown

livebaseballscorecards.com

AB	**0**
R	**0**
H	**0**
RBI	**0**
BB	**0**
SO	**0**
LOB	**0**

PITCHER	IP	WLS	BF	H	R	ER	SO	BB	IBB	HBP	BLK	WP	HR	S	P	ERA	WHIP
Milt Pappas, R (1, 1) ERA: 3.69	0.0	W	0	0	0	0	0	0	0	0	0	0	0	0	0	∞	∞

PITCHER	IP	WLS	BF	H	R	ER	SO	BB	IBB	HBP	BLK	WP	HR	S	P	ERA	WHIP

Batter	1	2	3	4	5	6	7	8	9	AB	R	H	RBI	BB	SO	LOB
Felipe Alou, R (1, 8) OBP: 0.367, SLG: 0.436	5-3		G5-4-3 1-2f			5-3		P5		4	0	0	0	0	0	2
Felix Millan, R (1, 4) OBP: 0.323, SLG: 0.350	6-3			P3		5-3			P2	4	0	0	0	0	0	0
Hank Aaron, R (1, 9) OBP: 0.344, SLG: 0.497	2B			P2		6-3			BB	3	0	1	0	1	0	0
Tito Francona, L (1, 7) OBP: 0.396, SLG: 0.363	P5			1B			G4-6-3 1B		F8	4	0	2	0	0	0	2
Deron Johnson, R (1, 3) OBP: 0.287, SLG: 0.321		P5		K			G4-6-3 1-2f		6-3	4	0	0	0	0	1	3
Marty Martinez, S (1, 5) OBP: 0.305, SLG: 0.261 Dick Kelley, R (7, 1) OBP: 0.160, SLG: 0.045		1-3			6-3 BB		5-3			2 0	0 0	0 0	0 0	1 0	0 0	0 0
Bob Tillman, R (1, 2) OBP: 0.267, SLG: 0.284		K			F8			1B		3	0	1	0	0	1	1
Gil Garrido, R (1, 6) OBP: 0.222, SLG: 0.231			G5-4-3 1B		6-3 1-2			F9		3	0	1	0	0	0	2
Ron Reed, R (1, 1) OBP: 0.200, SLG: 0.189 Ken Johnson, R (3, 1) OBP: 0.171, SLG: 0.175 Bob Johnson, R (7, 5) OBP: 0.302, SLG: 0.301			K		K			K		1 1 1	0 0 0	0 0 0	0 0 0	0 0 0	1 1 1	1 1 1
Inning Stats	R: 0 E: 0 K: 0 S: 4 H: 1 LOB: 1 BB: 0 P: 4	R: 0 E: 0 K: 1 S: 5 H: 0 LOB: 0 BB: 0 P: 5	R: 0 E: 0 K: 1 S: 5 H: 1 LOB: 0 BB: 0 P: 5	R: 0 E: 0 K: 1 S: 6 H: 1 LOB: 1 BB: 0 P: 6	R: 0 E: 0 K: 1 S: 5 H: 0 LOB: 1 BB: 1 P: 9	R: 0 E: 0 K: 0 S: 3 H: 0 LOB: 0 BB: 0 P: 3	R: 0 E: 0 K: 0 S: 3 H: 1 LOB: 0 BB: 0 P: 3	R: 0 E: 0 K: 1 S: 6 H: 1 LOB: 1 BB: 0 P: 6	R: 0 E: 0 K: 0 S: 3 H: 0 LOB: 1 BB: 1 P: 7	1B: 4 2B: 1 3B: 0 HR: 0 SF: 0 SAC: 0 DP: 2 HBP: 0						

TOP

Atlanta Braves @ Pittsburgh Pirates

Forbes Field, Pittsburgh, PA

Sat Aug 31 1968, 3:33 AM EDT

Att. 4,671 - Unknown

livebaseballscorecards.com

AB	30
R	0
H	5
RBI	0
BB	2
SO	5
LOB	13

PITCHER		IP	WLS	BF	H	R	ER	SO	BB	IBB	HBP	BLK	WP	HR	S	P	ERA	WHIP
Steve Blass, R ERA: 2.26	(1, 1)	8.2	W	31	5	0	0	5	2	0	0	0	0	0	39	47	0.00	0.808
Roy Face, R ERA: 2.6	(1, 1)	0.1		1	0	0	0	0	0	0	0	0	0	0	1	1	0.00	0.000
Steve Blass, R ERA: 2.26	(1, 1)	8.2	W	31	5	0	0	5	2	0	0	0	0	0	39	47	0.00	0.808

PITCHER	IP	WLS	BF	H	R	ER	SO	BB	IBB	HBP	BLK	WP	HR	S	P	ERA	WHIP

BOTTOM

Atlanta Braves @ Pittsburgh Pirates

Forbes Field, Pittsburgh, PA

Sat Aug 31 1968, 3:33 AM EDT

Att. 4,671 - Unknown

livebaseballscorecards.com

Batter	1	2	3	4	5	6	7	8	9	AB	R	H	RBI	BB	SO	LOB
Freddie Patek, R (1, 6) OBP: 0.338, SLG: 0.396	2B		1B 3B 1-H 3-H	4-3			SH5-4 1-2 2-3	5-3 3-H		4	1	2	3	0	0	1
Maury Wills, S (1, 5) OBP: 0.332, SLG: 0.325	6-3		6-3		1-3		2B 1B 2-H 3-H	BB		4	0	1	2	1	0	2
Matty Alou, L (1, 8) OBP: 0.366, SLG: 0.396	P4		WP 1B 1B 3-H		4-3		2B 1-3	6-3		5	1	2	1	0	0	2
Willie Stargell, L (1, 3) OBP: 0.305, SLG: 0.440	K		K 1-3		F8		K			4	0	0	0	0	3	4
Roberto Clemente, R (1, 9) OBP: 0.336, SLG: 0.459		F9	FC5-4 1B 3-H			F8	IBB			3	0	1	1	1	0	0
Carl Taylor, R (1, 7) OBP: 0.308, SLG: 0.232 Roy Face, R (1, 1) Manny Mota, R (1, 7) OBP: 0.319, SLG: 0.341		5-3	FC5-4 1-2f			F7	4-3			0 0 4	0 0 0	0 0 0	0 0 0	0 0 0	0 0 0	0 0 4
Bill Mazeroski, R (1, 4) OBP: 0.299, SLG: 0.301	K			4-3 SH2-4 1B		F8		3B		4	1	2	0	0	1	0
Chris Cannizzaro, R (1, 2) OBP: 0.316, SLG: 0.394			1B 3B 2B	SH2-4 1-2			SH5-4 SH 1B 1B	5-3 3-H		3	3	3	1	0	0	0
Steve Blass, R (1, 1) (1, 7) (1, 1) OBP: 0.121, SLG: 0.127			3B 1B 2-3	4-3 2-3			SH SH5-4 1B 1-2	K		3	2	1	0	0	1	2
Inning Stats	R: 0 H: 1 E: 0 LOB: 1 K: 1 BB: 0 S: 6 P: 6	R: 0 H: 0 E: 0 LOB: 0 K: 1 BB: 0 S: 5 P: 5	R: 4 H: 5 E: 0 LOB: 1 K: 1 BB: 0 S: 10 P: 10	R: 0 H: 1 E: 0 LOB: 1 K: 0 BB: 0 S: 4 P: 4	R: 0 H: 0 E: 0 LOB: 0 K: 0 BB: 0 S: 3 P: 3	R: 0 H: 0 E: 0 LOB: 0 K: 0 BB: 0 S: 3 P: 3	R: 2 H: 3 E: 1 LOB: 3 K: 1 BB: 1 S: 9 P: 13	R: 2 H: 2 E: 0 LOB: 1 K: 1 BB: 1 S: 7 P: 11		1B: 6 SF: 0 2B: 3 SAC: 3 3B: 3 DP: 0 HR: 0 HBP: 0						WP: 2 PA: 39 PB: 0 SB: 0 CS: 0

	AB	34
	R	8
	H	12
	RBI	8
	BB	2
	SO	5
	LOB	15

PITCHER		IP	WLS	BF	H	R	ER	SO	BB	IBB	HBP	BLK	WP	HR	S	P	ERA	WHIP
Ron Reed, R ERA: 3.63	(1, 1)	2.1	L	12	5	4	4	2	0	0	0	0	0	0	16	16	15.43	2.143
Ken Johnson, R ERA: 3.6	(3, 1)	4.0		17	4	2	1	1	0	0	0	0	1	0	19	19	2.25	1.000
Dick Kelley, L ERA: 2.93	(7, 1)	1.2		10	3	2	2	2	1	1	0	0	0	0	12	20	10.80	2.400

PITCHER	IP	WLS	BF	H	R	ER	SO	BB	IBB	HBP	BLK	WP	HR	S	P	ERA	WHIP

Batter	1	2	3	4	5	6	7	8	9	AB	R	H	RBI	BB	SO	LOB
Felipe Alou, R (1, 8) OBP: 0.367, SLG: 0.436										0	0	0	0	0	0	0
Felix Millan, R (1, 4) OBP: 0.323, SLG: 0.350										0	0	0	0	0	0	0
Hank Aaron, R (1, 3) OBP: 0.344, SLG: 0.497										0	0	0	0	0	0	0
Joe Torre, R (1, 2) OBP: 0.331, SLG: 0.375										0	0	0	0	0	0	0
Tito Francona, L (1, 7) OBP: 0.396, SLG: 0.363										0	0	0	0	0	0	0
Deron Johnson, R (1, 5) OBP: 0.287, SLG: 0.321										0	0	0	0	0	0	0
Mike Lum, L (1, 9) OBP: 0.272, SLG: 0.329										0	0	0	0	0	0	0
Gil Garrido, R (1, 6) OBP: 0.222, SLG: 0.231										0	0	0	0	0	0	0
Pat Jarvis, R (1, 1) OBP: 0.200, SLG: 0.183										0	0	0	0	0	0	0
Inning Stats										1B: 0 2B: 0 3B: 0 HR: 0		SF: 0 SAC: 0 DP: 0 HBP: 0				

TOP

Atlanta Braves @ Pittsburgh Pirates

Forbes Field, Pittsburgh, PA

Sun Sep 01 1968, 3:33 AM EDT

Att. 5,650 - Unknown

livebaseballscorecards.com

AB	0
R	0
H	0
RBI	0
BB	0
SO	0
LOB	0

WP: 0 PA: 0
PB: 0
SB: 0
CS: 0

PITCHER	IP	WLS	BF	H	R	ER	SO	BB	IBB	HBP	BLK	WP	HR	S	P	ERA	WHIP
Jim Bunning, R (1, 1) ERA: 3.77	0.0		0	0	0	0	0	0	0	0	0	0	0	0	0	∞	∞

PITCHER	IP	WLS	BF	H	R	ER	SO	BB	IBB	HBP	BLK	WP	HR	S	P	ERA	WHIP

Batter	1	2	3	4	5	6	7	8	9	AB	R	H	RBI	BB	SO	LOB
Freddie Patek, R (1, 6) OBP: 0.338, SLG: 0.396										0	0	0	0	0	0	0
Maury Wills, S (1, 5) OBP: 0.332, SLG: 0.325										0	0	0	0	0	0	0
Matty Alou, L (1, 8) OBP: 0.366, SLG: 0.396										0	0	0	0	0	0	0
Roberto Clemente, R (1, 9) OBP: 0.336, SLG: 0.459										0	0	0	0	0	0	0
Willie Stargell, L (1, 3) OBP: 0.305, SLG: 0.440										0	0	0	0	0	0	0
Manny Mota, R (1, 7) OBP: 0.319, SLG: 0.341										0	0	0	0	0	0	0
Bill Mazeroski, R (1, 4) OBP: 0.299, SLG: 0.301										0	0	0	0	0	0	0
Jerry May, R (1, 2) OBP: 0.300, SLG: 0.267										0	0	0	0	0	0	0
Jim Bunning, R (1, 1) OBP: 0.109, SLG: 0.130										0	0	0	0	0	0	0
Inning Stats										1B: 0 2B: 0 3B: 0 HR: 0		SF: 0 SAC: 0 DP: 0 HBP: 0		WP: 0 PB: 0 SB: 0 CS: 0		PA: 0

PITCHER		IP	WLS	BF	H	R	ER	SO	BB	IBB	HBP	BLK	WP	HR	S	P	ERA	WHIP
Pat Jarvis, R ERA: 2.35	(1, 1)	0.0		0	0	0	0	0	0	0	0	0	0	0	0	0	∞	∞

PITCHER	IP	WLS	BF	H	R	ER	SO	BB	IBB	HBP	BLK	WP	HR	S	P	ERA	WHIP

BOTTOM

Atlanta Braves @ Pittsburgh Pirates

Forbes Field, Pittsburgh, PA

Sun Sep 01 1968, 3:33 AM EDT

Att. 5,650 - Unknown

livebaseballscorecards.com

AB	**0**
R	**0**
H	**0**
RBI	**0**
BB	**0**
SO	**0**
LOB	**0**

Batter	1	2	3	4	5	6	7	8	9	AB	R	H	RBI	BB	SO	LOB
Jose Herrera, R (1, 4) OBP: 0.226, SLG: 0.235										0	0	0	0	0	0	0
Denis Menke, R (1, 6) OBP: 0.333, SLG: 0.349										0	0	0	0	0	0	0
Jimmy Wynn, R (1, 8) OBP: 0.378, SLG: 0.447										0	0	0	0	0	0	0
Rusty Staub, L (1, 3) OBP: 0.378, SLG: 0.390										0	0	0	0	0	0	0
Doug Rader, R (1, 5) OBP: 0.329, SLG: 0.393										0	0	0	0	0	0	0
Bob Aspromonte, R (1, 7) OBP: 0.298, SLG: 0.279										0	0	0	0	0	0	0
John Bateman, R (1, 2) OBP: 0.300, SLG: 0.341										0	0	0	0	0	0	0
Dick Simpson, R (1, 9) OBP: 0.295, SLG: 0.326										0	0	0	0	0	0	0
Mike Cuellar, L (1, 1) OBP: 0.220, SLG: 0.300										0	0	0	0	0	0	0
Inning Stats										1B: 0 2B: 0 3B: 0 HR: 0				SF: 0 SAC: 0 DP: 0 HBP: 0		

TOP

Houston Astros @ Pittsburgh Pirates

Forbes Field, Pittsburgh, PA

Mon Sep 02 1968, 3:33 AM EDT

Unknown

livebaseballscorecards.com

AB	0
R	0
H	0
RBI	0
BB	0
SO	0
LOB	0

WP: 0 PA: 0
PB: 0
SB: 0
CS: 0

PITCHER	IP	WLS	BF	H	R	ER	SO	BB	IBB	HBP	BLK	WP	HR	S	P	ERA	WHIP
Bob Veale, L (1, 1) ERA: 2.24	0.0	W	0	0	0	0	0	0	0	0	0	0	0	0	0	∞	∞

PITCHER	IP	WLS	BF	H	R	ER	SO	BB	IBB	HBP	BLK	WP	HR	S	P	ERA	WHIP

Batter	1	2	3	4	5	6	7	8	9	AB	R	H	RBI	BB	SO	LOB
Freddie Patek, R (1, 6) OBP: 0.338, SLG: 0.393										0	0	0	0	0	0	0
Maury Wills, S (1, 5) OBP: 0.332, SLG: 0.325										0	0	0	0	0	0	0
Roberto Clemente, R (1, 9) OBP: 0.339, SLG: 0.462										0	0	0	0	0	0	0
Donn Clendenon, R (1, 3) OBP: 0.310, SLG: 0.390										0	0	0	0	0	0	0
Manny Mota, R (1, 8) OBP: 0.320, SLG: 0.342										0	0	0	0	0	0	0
Bill Mazeroski, R (1, 4) OBP: 0.298, SLG: 0.301										0	0	0	0	0	0	0
Jose Pagan, R (1, 7) OBP: 0.250, SLG: 0.284										0	0	0	0	0	0	0
Chris Cannizzaro, R (1, 2) OBP: 0.308, SLG: 0.382										0	0	0	0	0	0	0
Bob Veale, S (1, 1) OBP: 0.101, SLG: 0.090										0	0	0	0	0	0	0
Inning Stats										1B: 0 2B: 0 3B: 0 HR: 0		SF: 0 SAC: 0 DP: 0 HBP: 0		WP: 0 PB: 0 SB: 0 CS: 0		PA: 0

PITCHER	IP	WLS	BF	H	R	ER	SO	BB	IBB	HBP	BLK	WP	HR	S	P	ERA	WHIP
Mike Cuellar, L (1, 1) ERA: 2.44	0.0	L	0	0	0	0	0	0	0	0	0	0	0	0	0	∞	∞

PITCHER	IP	WLS	BF	H	R	ER	SO	BB	IBB	HBP	BLK	WP	HR	S	P	ERA	WHIP

BOTTOM

Houston Astros @ Pittsburgh Pirates

Forbes Field, Pittsburgh, PA

Mon Sep 02 1968, 3:33 AM EDT

Unknown

livebaseballscorecards.com

AB	**0**
R	**0**
H	**0**
RBI	**0**
BB	**0**
SO	**0**
LOB	**0**

Batter	1	2	3	4	5	6	7	8	9	AB	R	H	RBI	BB	SO	LOB
Jose Herrera, R (1, 4) OBP: 0.211, SLG: 0.218										0	0	0	0	0	0	0
Denis Menke, R (1, 6) OBP: 0.331, SLG: 0.346										0	0	0	0	0	0	0
Jimmy Wynn, R (1, 8) OBP: 0.378, SLG: 0.445										0	0	0	0	0	0	0
Rusty Staub, L (1, 3) OBP: 0.380, SLG: 0.398										0	0	0	0	0	0	0
Doug Rader, R (1, 5) OBP: 0.327, SLG: 0.388										0	0	0	0	0	0	0
Bob Aspromonte, R (1, 7) OBP: 0.295, SLG: 0.276										0	0	0	0	0	0	0
Lee Thomas, L (1, 9) OBP: 0.244, SLG: 0.225										0	0	0	0	0	0	0
Dave Adlesh, R (1, 2) OBP: 0.265, SLG: 0.277										0	0	0	0	0	0	0
Dave Giusti, R (1, 1) OBP: 0.227, SLG: 0.208										0	0	0	0	0	0	0
Inning Stats										1B: 0 2B: 0 3B: 0 HR: 0		SF: 0 SAC: 0 DP: 0 HBP: 0		WP: 0 PB: 0 SB: 0 CS: 0		PA: 0

TOP

Houston Astros @ Pittsburgh Pirates

Forbes Field, Pittsburgh, PA

Mon Sep 02 1968, 3:38 AM EDT

Att. 6,225 - Unknown

livebaseballscorecards.com

AB	0
R	0
H	0
RBI	0
BB	0
SO	0
LOB	0

PITCHER	IP	WLS	BF	H	R	ER	SO	BB	IBB	HBP	BLK	WP	HR	S	P	ERA	WHIP
Bob Moose, R (1, 1) ERA: 2.69	0.0		0	0	0	0	0	0	0	0	0	0	0	0	0	∞	∞

PITCHER	IP	WLS	BF	H	R	ER	SO	BB	IBB	HBP	BLK	WP	HR	S	P	ERA	WHIP

Batter	1	2	3	4	5	6	7	8	9	AB	R	H	RBI	BB	SO	LOB
Maury Wills, S (1, 5) OBP: 0.331, SLG: 0.323										0	0	0	0	0	0	0
Freddie Patek, R (1, 6) OBP: 0.335, SLG: 0.389										0	0	0	0	0	0	0
Matty Alou, L (1, 8) OBP: 0.367, SLG: 0.398										0	0	0	0	0	0	0
Roberto Clemente, R (1, 9) OBP: 0.340, SLG: 0.460										0	0	0	0	0	0	0
Willie Stargell, L (1, 7) OBP: 0.301, SLG: 0.435										0	0	0	0	0	0	0
Donn Clendenon, R (1, 3) OBP: 0.311, SLG: 0.394										0	0	0	0	0	0	0
Bill Mazeroski, R (1, 4) OBP: 0.301, SLG: 0.306										0	0	0	0	0	0	0
Jerry May, R (1, 2) OBP: 0.298, SLG: 0.265										0	0	0	0	0	0	0
Bob Moose, R (1, 1) OBP: 0.119, SLG: 0.098										0	0	0	0	0	0	0
Inning Stats										1B: 0 2B: 0 3B: 0 HR: 0		SF: 0 SAC: 0 DP: 0 HBP: 0		WP: 0 PB: 0 SB: 0 CS: 0		PA: 0

BOTTOM

Houston Astros @ Pittsburgh Pirates

Forbes Field, Pittsburgh, PA

Mon Sep 02 1968, 3:38 AM EDT

Att. 6,225 - Unknown

livebaseballscorecards.com

AB	**0**
R	**0**
H	**0**
RBI	**0**
BB	**0**
SO	**0**
LOB	**0**

PITCHER	IP	WLS	BF	H	R	ER	SO	BB	IBB	HBP	BLK	WP	HR	S	P	ERA	WHIP
Dave Giusti, R (1, 1) ERA: 2.98	0.0		0	0	0	0	0	0	0	0	0	0	0	0	0	∞	∞

PITCHER	IP	WLS	BF	H	R	ER	SO	BB	IBB	HBP	BLK	WP	HR	S	P	ERA	WHIP

Batter	1	2	3	4	5	6	7	8	9	AB	R	H	RBI	BB	SO	LOB
Jose Herrera, R (1, 4) OBP: 0.210, SLG: 0.217										0	0	0	0	0	0	0
Denis Menke, R (1, 6) OBP: 0.330, SLG: 0.344										0	0	0	0	0	0	0
Jimmy Wynn, R (1, 8) OBP: 0.376, SLG: 0.443										0	0	0	0	0	0	0
Rusty Staub, L (1, 3) OBP: 0.383, SLG: 0.399										0	0	0	0	0	0	0
Doug Rader, R (1, 5) OBP: 0.324, SLG: 0.385										0	0	0	0	0	0	0
Bob Aspromonte, R (1, 7) OBP: 0.292, SLG: 0.272										0	0	0	0	0	0	0
Lee Thomas, L (1, 9) OBP: 0.249, SLG: 0.227										0	0	0	0	0	0	0
John Bateman, R (1, 2) OBP: 0.299, SLG: 0.338										0	0	0	0	0	0	0
Larry Dierker, R (1, 1) OBP: 0.090, SLG: 0.091										0	0	0	0	0	0	0
Inning Stats										1B: 0 2B: 0 3B: 0 HR: 0				SF: 0 SAC: 0 DP: 0 HBP: 0		

Houston Astros @ Pittsburgh Pirates

Forbes Field, Pittsburgh, PA

Tue Sep 03 1968, 7:05 PM EDT

Att. 3,003 - Unknown

TOP

livebaseballscorecards.com

AB	0
R	0
H	0
RBI	0
BB	0
SO	0
LOB	0

PITCHER	IP	WLS	BF	H	R	ER	SO	BB	IBB	HBP	BLK	WP	HR	S	P	ERA	WHIP
Dock Ellis, R (1, 1) ERA: 2.55	0.0	W	0	0	0	0	0	0	0	0	0	0	0	0	0	∞	∞

PITCHER	IP	WLS	BF	H	R	ER	SO	BB	IBB	HBP	BLK	WP	HR	S	P	ERA	WHIP

WP: 0 PA: 0
PB: 0
SB: 0
CS: 0

Batter	1	2	3	4	5	6	7	8	9	AB	R	H	RBI	BB	SO	LOB
Freddie Patek, R (1, 6) OBP: 0.331, SLG: 0.384										0	0	0	0	0	0	0
Maury Wills, S (1, 5) OBP: 0.335, SLG: 0.325										0	0	0	0	0	0	0
Matty Alou, L (1, 8) OBP: 0.367, SLG: 0.400										0	0	0	0	0	0	0
Roberto Clemente, R (1, 9) OBP: 0.340, SLG: 0.460										0	0	0	0	0	0	0
Willie Stargell, L (1, 3) OBP: 0.302, SLG: 0.432										0	0	0	0	0	0	0
Bill Mazeroski, R (1, 4) OBP: 0.302, SLG: 0.309										0	0	0	0	0	0	0
Manny Mota, R (1, 7) OBP: 0.320, SLG: 0.340										0	0	0	0	0	0	0
Jerry May, R (1, 2) OBP: 0.301, SLG: 0.267										0	0	0	0	0	0	0
Dock Ellis, S (1, 1) OBP: 0.111, SLG: 0.167										0	0	0	0	0	0	0
Inning Stats										1B: 0 2B: 0 3B: 0 HR: 0		SF: 0 SAC: 0 DP: 0 HBP: 0		WP: 0 PB: 0 SB: 0 CS: 0		PA: 0

BOTTOM

Houston Astros @ Pittsburgh Pirates

Forbes Field, Pittsburgh, PA

Tue Sep 03 1968, 7:05 PM EDT

Att. 3,003 - Unknown

livebaseballscorecards.com

AB	**0**
R	**0**
H	**0**
RBI	**0**
BB	**0**
SO	**0**
LOB	**0**

PITCHER	IP	WLS	BF	H	R	ER	SO	BB	IBB	HBP	BLK	WP	HR	S	P	ERA	WHIP
Larry Dierker, R (1, 1) ERA: 3.31	0.0	L	0	0	0	0	0	0	0	0	0	0	0	0	0	∞	∞

PITCHER	IP	WLS	BF	H	R	ER	SO	BB	IBB	HBP	BLK	WP	HR	S	P	ERA	WHIP

Batter	1	2	3	4	5	6	7	8	9	AB	R	H	RBI	BB	SO	LOB
Ken Boswell, L (1, 4) OBP: 0.300, SLG: 0.357	x 0-0 CS 1B		B B B 4-0 BB		x 0-0 ③ F7			S S S 0-3 ② K		3	0	1	0	1	1	0
Larry Stahl, L (1, 8) OBP: 0.316, SLG: 0.365	S S S 0-3 ① ② K 1-2		S S S 0-3 ③ K			S S S 0-3 ① K		x 0-0 3B		4	0	1	0	0	3	2
Cleon Jones, R (1, 7) OBP: 0.343, SLG: 0.450	S S S 0-3 ③ K			B B B 4-0 E S BB		B B B 4-0 G3-6-3 BB		x 0-0 ③ 4-3		2	0	0	0	2	1	1
Art Shamsky, L (1, 9) OBP: 0.274, SLG: 0.385		x 0-0 ① F3		x 0-0 ① F7 1-2		x 0-0 ② ③ G3-6-3 1-2f			x 0-0 ① F8	4	0	0	0	0	0	2
Ed Charles, R (1, 5) OBP: 0.325, SLG: 0.420		x 0-0 ② P6		x 0-0 ② F9			x 0-0 ① F8		x 0-0 ② F8	4	0	0	0	0	0	1
J.C. Martin, L (1, 3) OBP: 0.312, SLG: 0.341		x 0-0 ③ 4-3		x 0-0 E4 2-3			x 0-0 ② F8		x 0-0 ③ F8	4	0	0	0	0	0	1
Jerry Grote, R (1, 2) OBP: 0.352, SLG: 0.335			x 0-0 HR	x 0-0 ③ F8			x 0-0 1B			3	1	2	1	0	0	2
Bud Harrelson, S (1, 6) OBP: 0.277, SLG: 0.258			x 0-0 ① 6-3		S S S 0-3 ① K		x 0-0 ③ 5-3			3	0	0	0	0	1	1
Jim McAndrew, R (1, 1) Ed Kranepool, L (8, PH) OBP: 0.293, SLG: 0.321 Dick Selma, R (8, 1) OBP: 0.193, SLG: 0.228			x 0-0 ② 1-3		S S S 0-3 ② K			x 0-0 ① 3-1		2 1 0	0 0 0	0 0 0	0 0 0	0 0 0	1 0 0	0 0 0
Inning Stats	R: 0 H: 1 E: 0 LOB: 0 K: 2 BB: 0 S: 7 P: 7	R: 0 H: 0 E: 0 LOB: 0 K: 0 BB: 0 S: 3 P: 3	R: 1 H: 1 E: 0 LOB: 1 K: 1 BB: 1 S: 6 P: 10	R: 0 H: 0 E: 1 LOB: 2 K: 0 BB: 1 S: 4 P: 8	R: 0 H: 0 E: 0 LOB: 0 K: 2 BB: 0 S: 7 P: 7	R: 0 H: 0 E: 0 LOB: 0 K: 1 BB: 1 S: 4 P: 8	R: 0 H: 1 E: 0 LOB: 1 K: 0 BB: 0 S: 4 P: 4	R: 0 H: 1 E: 0 LOB: 1 K: 1 BB: 0 S: 6 P: 6	R: 0 H: 0 E: 0 LOB: 0 K: 0 BB: 0 S: 3 P: 3	1B: 2 2B: 0 3B: 1 HR: 1	SF: 0 SAC: 0 DP: 1 HBP: 0						

PITCHER	IP	WLS	BF	H	R	ER	SO	BB	IBB	HBP	BLK	WP	HR	S	P	ERA	WHIP
Steve Blass, R (1, 1) ERA: 2.2	9.0	W	33	4	1	1	7	3	0	0	0	0	1	44	56	1.00	0.778

PITCHER	IP	WLS	BF	H	R	ER	SO	BB	IBB	HBP	BLK	WP	HR	S	P	ERA	WHIP

TOP

New York Mets @ Pittsburgh Pirates

Forbes Field, Pittsburgh, PA

Fri Sep 06 1968, 7:05 PM EDT

Att. 4,082 - Unknown

livebaseballscorecards.com

AB	30
R	1
H	4
RBI	1
BB	3
SO	7
LOB	10

Batter	1	2	3	4	5	6	7	8	9	AB	R	H	RBI	BB	SO	LOB
Freddie Patek, R (1, 6) OBP: 0.327, SLG: 0.380	SH3 S SF8 1B		FC5-6 1B (1-2)		6-3		F8			4	1	2	0	0	0	1
Maury Wills, S (1, 5) OBP: 0.334, SLG: 0.323	SH3 (1-3)		F7		1B			5-3		3	0	1	0	0	0	2
Matty Alou, L (1, 8) OBP: 0.365, SLG: 0.398	SF8 (3-H)		FC5-6 (1-2f)		F8			6-3		3	0	0	1	0	0	3
Roberto Clemente, R (1, 9) OBP: 0.340, SLG: 0.463	K			HR		K		BB		3	1	1	1	1	2	0
Willie Stargell, L (1, 7) OBP: 0.304, SLG: 0.438		F7		4-3 1B		4-3		L8		4	0	1	0	0	0	1
Donn Clendenon, R (1, 3) OBP: 0.308, SLG: 0.390		F2		F8		F9				3	0	0	0	0	0	1
Bill Mazeroski, R (1, 4) OBP: 0.302, SLG: 0.308		5-3		4-3 (1-2)				SH3 BB		2	0	0	0	1	0	1
Jerry May, R (1, 2) OBP: 0.300, SLG: 0.264			F8	6-3				SH3 (1-2)		2	0	0	0	0	0	1
Steve Blass, R (1, 1) OBP: 0.130, SLG: 0.136			1B 1B		F9			K		3	0	1	0	0	1	1
Inning Stats	R: 1 H: 1 E: 0 LOB: 0 K: 1 BB: 0 S: 6 P: 6	R: 0 H: 0 E: 0 LOB: 0 K: 0 BB: 0 S: 3 P: 3	R: 0 H: 2 E: 0 LOB: 2 K: 0 BB: 0 S: 5 P: 5	R: 1 H: 2 E: 0 LOB: 1 K: 0 BB: 0 S: 5 P: 5	R: 0 H: 1 E: 0 LOB: 1 K: 0 BB: 0 S: 4 P: 4	R: 0 H: 0 E: 0 LOB: 0 K: 1 BB: 0 S: 5 P: 5	R: 0 H: 0 E: 0 LOB: 1 K: 1 BB: 1 S: 5 P: 9	R: 0 H: 0 E: 0 LOB: 1 K: 0 BB: 1 S: 3 P: 7		1B: 5 SF: 1 2B: 0 SAC: 2 3B: 0 DP: 0 HR: 1 HBP: 0						

PITCHER		IP	WLS	BF	H	R	ER	SO	BB	IBB	HBP	BLK	WP	HR	S	P	ERA	WHIP
Jim McAndrew, R ERA: 2.53	(1, 1)	7.0	L	28	6	2	2	3	1	0	0	0	0	1	33	37	2.57	1.000
Dick Selma, R ERA: 2.42	(8, 1)	1.0		4	0	0	0	0	1	0	0	0	0	0	3	7	0.00	1.000

PITCHER	IP	WLS	BF	H	R	ER	SO	BB	IBB	HBP	BLK	WP	HR	S	P	ERA	WHIP

BOTTOM

New York Mets @ Pittsburgh Pirates

Forbes Field, Pittsburgh, PA

Fri Sep 06 1968, 7:05 PM EDT

Att. 4,082 - Unknown

livebaseballscorecards.com

AB	27
R	2
H	6
RBI	2
BB	2
SO	3
LOB	11

New York Mets @ Pittsburgh Pirates

Forbes Field, Pittsburgh, PA

Sat Sep 07 1968, 7:05 PM EDT

Att. 4,002 - Unknown

livebaseballscorecards.com

TOP

Batter	1	2	3	4	5	6	7	8	9	AB	R	H	RBI	BB	SO	LOB
Bud Harrelson, S (1, 6) OBP: 0.279, SLG: 0.261	0-0 G4-6-3 1B	0-0 L4			0-0 1B 1B		0-3 K			4	0	2	0	0	1	1
Ken Boswell, L (1, 4) OBP: 0.303, SLG: 0.360	0-0 G4-6-3 1-2f		0-0 1B FC4-6 1B		0-0 1-2 1B		0-0 P6			4	1	2	0	0	0	1
Larry Stahl, L (1, 8) (9, 9) OBP: 0.309, SLG: 0.356	0-0 1-3		0-0 F8		0-3 K			0-0 3-1		4	0	0	0	0	1	3
Cleon Jones, R (1, 7) OBP: 0.344, SLG: 0.450		0-0 S 1B 1B	0-0 FC4-6 1-3 1B		0-3 K			0-0 5-3		4	1	2	0	0	1	2
J.C. Martin, L (1, 2) OBP: 0.311, SLG: 0.340		0-0 F8 1-2	0-0 FC4-6 1-2f 3-H		0-3 K			0-0 1B		4	0	1	1	0	1	4
Ed Kranepool, L (1, 3) OBP: 0.292, SLG: 0.320		0-0 HR 2-H 1B	0-0 1-3			0-0 L9		0-0 4-3		4	1	1	1	0	0	2
Art Shamsky, L (1, 9) OBP: 0.277, SLG: 0.397		0-0 HR 1-H		0-0 4-3		0-0 L3 1B			0-0 3-1	4	1	2	2	0	0	0
Tommie Agee, R (9, 8) OBP: 0.231, SLG: 0.281										0	0	0	0	0	0	0
Jerry Buchek, R (1, 5) OBP: 0.239, SLG: 0.223		4-0 S BB		0-0 F9		0-0 L3 1-2			0-0 5-3	3	0	0	0	1	0	1
Jerry Koosman, R (1, 1) OBP: 0.098, SLG: 0.088		0-3 K 1-2		0-3 K			0-0 P5		0-0 1-3	2	0	0	0	0	2	1
Kevin Collins, L (7, PH) OBP: 0.238, SLG: 0.285										1	0	0	0	0	0	0
Cal Koonce, R (7, 1)										0	0	0	0	0	0	0
Ron Taylor, R (8, 1)										1	0	0	0	0	0	0

	AB	35
	R	4
	H	10
	RBI	4
	BB	1
	SO	6
	LOB	15

Inning Stats										
	R: 0 E: 0 K: 0 S: 3	H: 1 LOB: 0 BB: 0 P: 3	R: 3 E: 0 K: 1 S: 8	H: 3 LOB: 1 BB: 1 P: 12	R: 1 E: 0 K: 0 S: 5	H: 2 LOB: 1 BB: 0 P: 5	R: 0 E: 0 K: 1 S: 5	H: 0 LOB: 0 BB: 0 P: 5	R: 0 E: 0 K: 3 S: 11	H: 2 LOB: 2 BB: 0 P: 11
	R: 0 E: 0 K: 0 S: 3	H: 1 LOB: 0 BB: 0 P: 3	R: 0 E: 0 K: 1 S: 5	H: 0 LOB: 0 BB: 0 P: 5	R: 0 E: 0 K: 0 S: 4	H: 1 LOB: 1 BB: 0 P: 4	R: 0 E: 0 K: 0 S: 3	H: 0 LOB: 0 BB: 0 P: 3		

	1B: 9	SF: 0	WP: 0	PA: 36
	2B: 1	SAC: 0	PB: 0	
	3B: 0	DP: 2	SB: 2	
	HR: 1	HBP: 0	CS: 0	

PITCHER		IP	WLS	BF	H	R	ER	SO	BB	IBB	HBP	BLK	WP	HR	S	P	ERA	WHIP
Jim Bunning, R ERA: 3.98	(1, 1)	2.1	L	13	6	4	4	1	1	0	0	0	0	1	14	18	15.43	3.000
Luke Walker, L ERA: 2.02	(3, 1)	2.2		10	2	0	0	4	0	0	0	0	0	0	18	18	0.00	0.750
Ron Kline, R ERA: 1.55	(6, 1)	2.0		6	1	0	0	1	0	0	0	0	0	0	8	8	0.00	0.500
Tommie Sisk, R ERA: 3.35	(8, 1)	2.0		7	1	0	0	0	0	0	0	0	0	0	7	7	0.00	0.500

PITCHER	IP	WLS	BF	H	R	ER	SO	BB	IBB	HBP	BLK	WP	HR	S	P	ERA	WHIP

New York Mets @ Pittsburgh Pirates

Forbes Field, Pittsburgh, PA

Sat Sep 07 1968, 7:05 PM EDT

Att. 4,002 - Unknown

livebaseballscorecards.com

BOTTOM

Batter	1	2	3	4	5	6	7	8	9	AB	R	H	RBI	BB	SO	LOB
Freddie Patek, R (1, 6) OBP: 0.324, SLG: 0.374	G3 S 1B 1B		F9		K		K		5-3 1-2	5	1	1	0	0	2	3
Maury Wills, S (1, 5) OBP: 0.332, SLG: 0.320	G3 1-3		6-3		FC6 1-2f		FC6-4 1-2f		6-3	5	0	0	0	0	0	4
Roberto Clemente, R (1, 9) OBP: 0.341, SLG: 0.462	1B BB		K			1B SF9 1B		K		3	1	1	0	1	2	0
Donn Clendenon, R (1, 3) OBP: 0.311, SLG: 0.392	G4-6-3 1-2 3-H 1B			1-3		SF9 1-3 1B		BB 1B BB		3	1	2	1	1	0	0
Manny Mota, R (1, 7) OBP: 0.319, SLG: 0.338	G4-6-3 1-2f			FC6-4 1B		SF9 1-2 3-H		1B 1-2 BB		2	0	1	1	1	0	2
Matty Alou, L (1, 8) OBP: 0.364, SLG: 0.397		4-3		L9		1-3		L3 1-3 2-H 1B		4	0	1	1	0	0	2
Bill Mazeroski, R (1, 4) OBP: 0.300, SLG: 0.305		F9		FC6-4 1-2f		L9		L3 1-2		4	0	0	0	0	0	4
Jerry May, R (1, 2) OBP: 0.301, SLG: 0.265 Manny Jimenez, L (7, PH) OBP: 0.419, SLG: 0.413 Steve Blass, R (7, PR) OBP: 0.130, SLG: 0.136 Tommie Sisk, R (8, 1) OBP: 0.154, SLG: 0.083 Gary Kolb, L (9, PH) OBP: 0.289, SLG: 0.339		1B			F8		FC6-4 BB		5-3 1B	2 0 0 0 1	0 0 0 0 0	1 0 0 0 1	0 0 0 0 0	0 1 0 0 0	0 0 0 0 0	0 0 0 0 0
Jim Bunning, R (1, 1) OBP: 0.102, SLG: 0.122 Luke Walker, L (3, 1) Carl Taylor, R (5, PH) OBP: 0.316, SLG: 0.232 Ron Kline, R (6, 1) Willie Stargell, L (7, PH) OBP: 0.303, SLG: 0.437 Chris Cannizzaro, R (8, 2) OBP: 0.304, SLG: 0.350		6-3			FC6 BB		K		P1	1 0 0 0 0 1 1	0 0 0 0 0 0 0	0 0 0 0 0 1 1	0 0 0 0 0 0 0	0 0 0 0 0 0 0	0 0 0 0 0 0 0	1 0 0 0 0 1 1
Inning Stats	R: 1 H: 2 E: 0 LOB: 1 K: 0 BB: 1 S: 4 P: 8	R: 0 H: 1 E: 0 LOB: 1 K: 0 BB: 0 S: 4 P: 4	R: 0 H: 0 E: 0 LOB: 0 K: 1 BB: 0 S: 5 P: 5	R: 0 H: 1 E: 0 LOB: 1 K: 0 BB: 0 S: 4 P: 4	R: 0 H: 0 E: 0 LOB: 1 K: 1 BB: 1 S: 5 P: 9	R: 1 H: 2 E: 0 LOB: 1 K: 0 BB: 0 S: 5 P: 5	R: 0 H: 0 E: 0 LOB: 1 K: 2 BB: 1 S: 7 P: 11	R: 1 H: 1 E: 0 LOB: 1 K: 1 BB: 2 S: 5 P: 13	R: 0 H: 1 E: 0 LOB: 1 K: 0 BB: 0 S: 4 P: 4	1B: 8 SF: 1 2B: 1 SAC: 0 3B: 0 DP: 2 HR: 0 HBP: 0						

AB	32
R	3
H	8
RBI	3
BB	5
SO	5
LOB	18

PITCHER		IP	WLS	BF	H	R	ER	SO	BB	IBB	HBP	BLK	WP	HR	S	P	ERA	WHIP
Jerry Koosman, L ERA: 1.98	(1, 1)	6.0	W	25	6	2	2	2	2	0	0	0	0	0	27	35	3.00	1.333
Cal Koonce, R ERA: 1.93	(7, 1)	1.1		8	1	1	1	3	3	0	0	0	0	0	11	23	6.75	3.000
Ron Taylor, R ERA: 2.75	(8, 1)	1.2	S	5	1	0	0	0	0	0	0	0	0	0	5	5	0.00	0.600

PITCHER	IP	WLS	BF	H	R	ER	SO	BB	IBB	HBP	BLK	WP	HR	S	P	ERA	WHIP

Batter	1	2	3	4	5	6	7	8	9	AB	R	H	RBI	BB	SO	LOB
Tommie Agee, R (1, 8) OBP: 0.236, SLG: 0.292	1-3 1-3 1B		5-3		FC3-2 1-3 2B		2B		F7	5	0	3	0	0	0	1
Ken Boswell, L (1, 4) OBP: 0.302, SLG: 0.355	1-3 1-2		G3		BBB FC3-2 BB		5-3			3	0	0	0	1	0	2
Cleon Jones, R (1, 7) OBP: 0.342, SLG: 0.446	1-3 2-3		F8		FC3-2 FC6-4 1-2 2-3 3-Hf			6-3		4	0	0	0	0	0	4
Ed Charles, R (1, 5) OBP: 0.327, SLG: 0.425	SSS K			FC6-2 3B	FC6-4 1-2f			BBBB 1-3 BB		3	0	1	0	1	1	4
Ron Swoboda, R (1, 9) OBP: 0.325, SLG: 0.372		SSS K		G3		SSS K		1-3 1-2		4	0	0	0	0	2	2
Jerry Grote, R (1, 2) OBP: 0.351, SLG: 0.337		2B		FC6-2 3-H		F8		P4		4	0	1	0	0	0	2
Ed Kranepool, L (1, 3) OBP: 0.290, SLG: 0.317		F8		F5		L6			6-3	3	0	0	0	0	0	2
Jerry Buchek, R (9, PH) OBP: 0.238, SLG: 0.222										1	0	0	0	0	0	0
Al Weis, S (1, 6) OBP: 0.240, SLG: 0.210		H 1-0 HBP			SSS K		6-3		2B	3	0	1	0	0	1	0
Tom Seaver, R (1, 1) OBP: 0.161, SLG: 0.155		P4			BBBB 2B FC3-2 BB		F8		P6	1	0	0	0	1	0	2
Phil Linz, R (7, PH) OBP: 0.244, SLG: 0.237										1	0	0	0	0	0	0
Don Shaw, L (7, 1)										0	0	0	0	0	0	0
Bud Harrelson, S (9, PH) OBP: 0.278, SLG: 0.260										1	0	0	0	0	0	1
Inning Stats	R: 0 H: 1 E: 0 LOB: 1 K: 1 BB: 0 S: 6 P: 6	R: 0 H: 1 E: 0 LOB: 2 K: 1 BB: 0 S: 6 P: 7	R: 0 H: 0 E: 0 LOB: 0 K: 0 BB: 0 S: 3 P: 3	R: 0 H: 1 E: 0 LOB: 1 K: 0 BB: 0 S: 4 P: 4	R: 0 H: 1 E: 0 LOB: 3 K: 1 BB: 2 S: 6 P: 14	R: 0 H: 0 E: 0 LOB: 0 K: 1 BB: 0 S: 5 P: 5	R: 0 H: 1 E: 0 LOB: 1 K: 0 BB: 0 S: 4 P: 4	R: 0 H: 0 E: 0 LOB: 1 K: 0 BB: 1 S: 3 P: 7	R: 0 H: 1 E: 0 LOB: 1 K: 0 BB: 0 S: 4 P: 4	1B: 1 SF: 0 2B: 4 SAC: 0 3B: 1 DP: 0 HR: 0 HBP: 1						

PITCHER	IP	WLS	BF	H	R	ER	SO	BB	IBB	HBP	BLK	WP	HR	S	P	ERA	WHIP
Bob Veale, L (1, 1) ERA: 2.1	9.0	W	37	6	0	0	4	3	0	1	0	0	0	41	54	0.00	1.000

PITCHER	IP	WLS	BF	H	R	ER	SO	BB	IBB	HBP	BLK	WP	HR	S	P	ERA	WHIP

New York Mets @ Pittsburgh Pirates

Forbes Field, Pittsburgh, PA

Sun Sep 08 1968, 3:33 AM EDT

Att. 5,424 - Cloudy

TOP

livebaseballscorecards.com

AB	33
R	0
H	6
RBI	0
BB	3
SO	4
LOB	20

WP: 0 PA: 37
PB: 0
SB: 0
CS: 0

Batter	1	2	3	4	5	6	7	8	9	AB	R	H	RBI	BB	SO	LOB
Freddie Patek, R (1, 6) OBP: 0.322, SLG: 0.371	S 1B		5-3		1-3		L7			4	0	1	0	0	0	1
Matty Alou, L (1, 8) OBP: 0.363, SLG: 0.396	F5 1-2		G4-6-3 1B		6-3			4-3		4	0	1	0	0	0	1
Roberto Clemente, R (1, 9) OBP: 0.340, SLG: 0.459	K		G4-6-3 1-2f		1-3			WP BB		3	0	0	0	1	1	2
Willie Stargell, L (1, 7) OBP: 0.305, SLG: 0.442	BB			3B 3B		4-3		P3		3	1	1	0	1	0	1
Donn Clendenon, R (1, 3) OBP: 0.311, SLG: 0.394	K			1B 3B 3-H		1-3		5-3 1-2		4	1	1	1	0	1	3
Bill Mazeroski, R (1, 4) OBP: 0.298, SLG: 0.303		F3		4-3		F9				3	0	0	0	0	0	1
Jose Pagan, R (1, 5) OBP: 0.270, SLG: 0.344		HR		1B 3-H			5-3			3	1	2	2	0	0	0
Chris Cannizzaro, R (1, 2) OBP: 0.327, SLG: 0.395		G1-6-3 1B		K			WP 2B			3	0	2	0	0	1	1
Bob Veale, S (1, 1) OBP: 0.105, SLG: 0.095		G1-6-3 1-2f		K			4-3 2-3			3	0	0	0	0	1	3
Inning Stats	R: 0 E: 0 K: 2 S: 8 H: 1 LOB: 2 BB: 1 P: 12	R: 1 E: 0 K: 0 S: 4 H: 2 LOB: 0 BB: 0 P: 4	R: 0 E: 0 K: 0 S: 3 H: 1 LOB: 0 BB: 0 P: 3	R: 2 E: 0 K: 2 S: 10 H: 3 LOB: 1 BB: 0 P: 10	R: 0 E: 0 K: 0 S: 3 H: 0 LOB: 0 BB: 0 P: 3	R: 0 E: 0 K: 0 S: 3 H: 0 LOB: 0 BB: 0 P: 3	R: 0 E: 0 K: 0 S: 4 H: 1 LOB: 1 BB: 0 P: 4	R: 0 E: 0 K: 0 S: 3 H: 0 LOB: 1 BB: 1 P: 7		1B: 4 2B: 1 3B: 2 HR: 1 SF: 0 SAC: 0 DP: 2 HBP: 0						

PITCHER		IP	WLS	BF	H	R	ER	SO	BB	IBB	HBP	BLK	WP	HR	S	P	ERA	WHIP
Tom Seaver, R ERA: 2.03	(1, 1)	6.0	L	24	7	3	3	4	1	0	0	0	0	1	31	35	4.50	1.333
Don Shaw, L ERA: 1.42	(7, 1)	2.0		8	1	0	0	0	1	0	0	0	2	0	7	11	0.00	1.000

PITCHER	IP	WLS	BF	H	R	ER	SO	BB	IBB	HBP	BLK	WP	HR	S	P	ERA	WHIP

BOTTOM

New York Mets @ Pittsburgh Pirates

Forbes Field, Pittsburgh, PA

Sun Sep 08 1968, 3:33 AM EDT

Att. 5,424 - Cloudy

livebaseballscorecards.com

AB	30
R	3
H	8
RBI	3
BB	2
SO	4
LOB	13

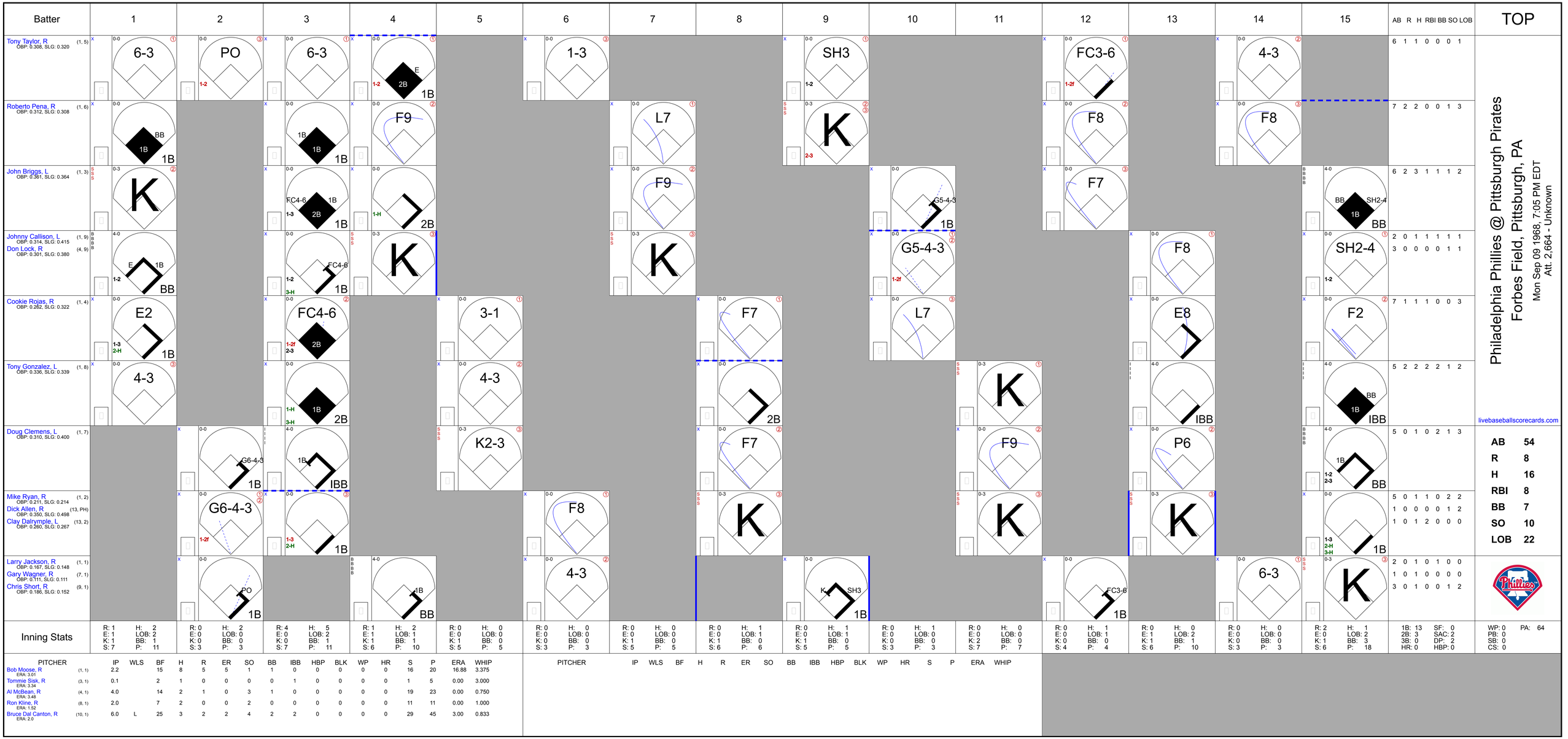

Philadelphia Phillies @ Pittsburgh Pirates

Forbes Field, Pittsburgh, PA

Mon Sep 09 1968, 7:05 PM EDT

Att. 2,664 - Unknown

Batter	1	2	3	4	5	6	7	8	9	10	11	12	13	14	15	AB	R	H	RBI	BB	SO	LOB
Tony Taylor, R (1, 5) OBP: 0.308, SLG: 0.320	6-3	PO	6-3	E 2B 1B		1-3			SH3			FC3-6		4-3		6	1	1	0	0	0	1
Roberto Pena, R (1, 6) OBP: 0.312, SLG: 0.308	BB 1B 1B		1B 1B 1B	F9			L7		K			F8		F8		7	2	2	0	0	1	3
John Briggs, L (1, 3) OBP: 0.361, SLG: 0.364	K		FC4-6 1B 2B 1B	1-H 2B			F9			G5-4-3 1B		F7			BB SH2-4 1B BB	6	2	3	1	1	1	2
Johnny Callison, L (1, 9) OBP: 0.314, SLG: 0.415	E 1B BB		FC4-6 1B	K			K			G5-4-3			F8		SH2-4	2	0	1	1	1	1	1
Don Lock, R (4, 9) OBP: 0.301, SLG: 0.380																3	0	0	0	0	1	1
Cookie Rojas, R (1, 4) OBP: 0.262, SLG: 0.322	E2 1B		FC4-6 2B		3-1			F7		L7			E8		F2	7	1	1	1	0	0	3
Tony Gonzalez, L (1, 8) OBP: 0.336, SLG: 0.339	4-3		1B 2B		4-3			2B			K		IBB		BB 1B IBB	5	2	2	2	2	1	2
Doug Clemens, L (1, 7) OBP: 0.310, SLG: 0.400		G6-4-3 1B	1B IBB		K2-3			F7			F9		P6		1B BB	5	0	1	0	2	1	3
Mike Ryan, R (1, 2) OBP: 0.211, SLG: 0.214		G6-4-3				F8		K			K		K		1B	5	0	1	1	0	2	2
Dick Allen, R (13, PH) OBP: 0.350, SLG: 0.498																1	0	0	0	0	1	2
Clay Dalrymple, L (13, 2) OBP: 0.260, SLG: 0.267			1B													1	0	1	2	0	0	0
Larry Jackson, R (1, 1) OBP: 0.167, SLG: 0.148		PO 1B		1B BB		4-3			K SH3 1B			FC3-6 1B		6-3	K	2	0	1	0	1	0	0
Gary Wagner, R (7, 1) OBP: 0.111, SLG: 0.111																1	0	1	0	0	0	0
Chris Short, R (9, 1) OBP: 0.186, SLG: 0.152																3	0	1	0	0	1	2

Inning Stats	1	2	3	4	5	6	7	8	9	10	11	12	13	14	15	AB	R	H	RBI	BB	SO	LOB
	R: 1 E: 1 K: 1 S: 7	H: 2 LOB: 2 BB: 1 P: 11	R: 0 E: 0 K: 0 S: 3	H: 2 LOB: 0 BB: 0 P: 3	R: 4 E: 0 K: 0 S: 7	H: 5 LOB: 2 BB: 1 P: 11	R: 1 E: 1 K: 1 S: 6	H: 2 LOB: 1 BB: 1 P: 10	R: 0 E: 0 K: 1 S: 5	H: 0 LOB: 0 BB: 0 P: 5	R: 0 E: 0 K: 0 S: 3	H: 0 LOB: 0 BB: 0 P: 3	R: 0 E: 0 K: 1 S: 5	H: 0 LOB: 0 BB: 0 P: 5	R: 0 E: 0 K: 1 S: 6	H: 1 LOB: 1 BB: 0 P: 6	R: 0 E: 0 K: 1 S: 5	H: 1 LOB: 1 BB: 0 P: 5	R: 0 E: 0 K: 0 S: 3	H: 1 LOB: 0 BB: 0 P: 3	R: 0 E: 0 K: 2 S: 7	H: 0 LOB: 0 BB: 0 P: 7	R: 0 E: 0 K: 0 S: 4	H: 1 LOB: 1 BB: 0 P: 4	R: 0 E: 1 K: 1 S: 6	H: 0 LOB: 2 BB: 1 P: 10	R: 0 E: 0 K: 0 S: 3	H: 0 LOB: 0 BB: 0 P: 3	R: 2 E: 0 K: 1 S: 6	H: 1 LOB: 2 BB: 3 P: 18	1B: 13 2B: 3 3B: 0 HR: 0	SF: 0 SAC: 2 DP: 2 HBP: 0	WP: 0 PB: 0 SB: 0 CS: 0	PA: 64

PITCHER		IP	WLS	BF	H	R	ER	SO	BB	IBB	HBP	BLK	WP	HR	S	P	ERA	WHIP
Bob Moose, R ERA: 3.01	(1, 1)	2.2		15	8	5	5	1	1	0	0	0	0	0	16	20	16.88	3.375
Tommie Sisk, R ERA: 3.34	(3, 1)	0.1		2	1	0	0	0	0	1	0	0	0	0	1	5	0.00	3.000
Al McBean, R ERA: 3.48	(4, 1)	4.0		14	2	1	0	3	1	0	0	0	0	0	19	23	0.00	0.750
Ron Kline, R ERA: 1.52	(8, 1)	2.0		7	2	0	0	2	0	0	0	0	0	0	11	11	0.00	1.000
Bruce Dal Canton, R ERA: 2.0	(10, 1)	6.0	L	25	3	2	2	4	2	2	0	0	0	0	29	45	3.00	0.833

PITCHER	IP	WLS	BF	H	R	ER	SO	BB	IBB	HBP	BLK	WP	HR	S	P	ERA	WHIP

livebaseballscorecards.com

AB	54
R	8
H	16
RBI	8
BB	7
SO	10
LOB	22

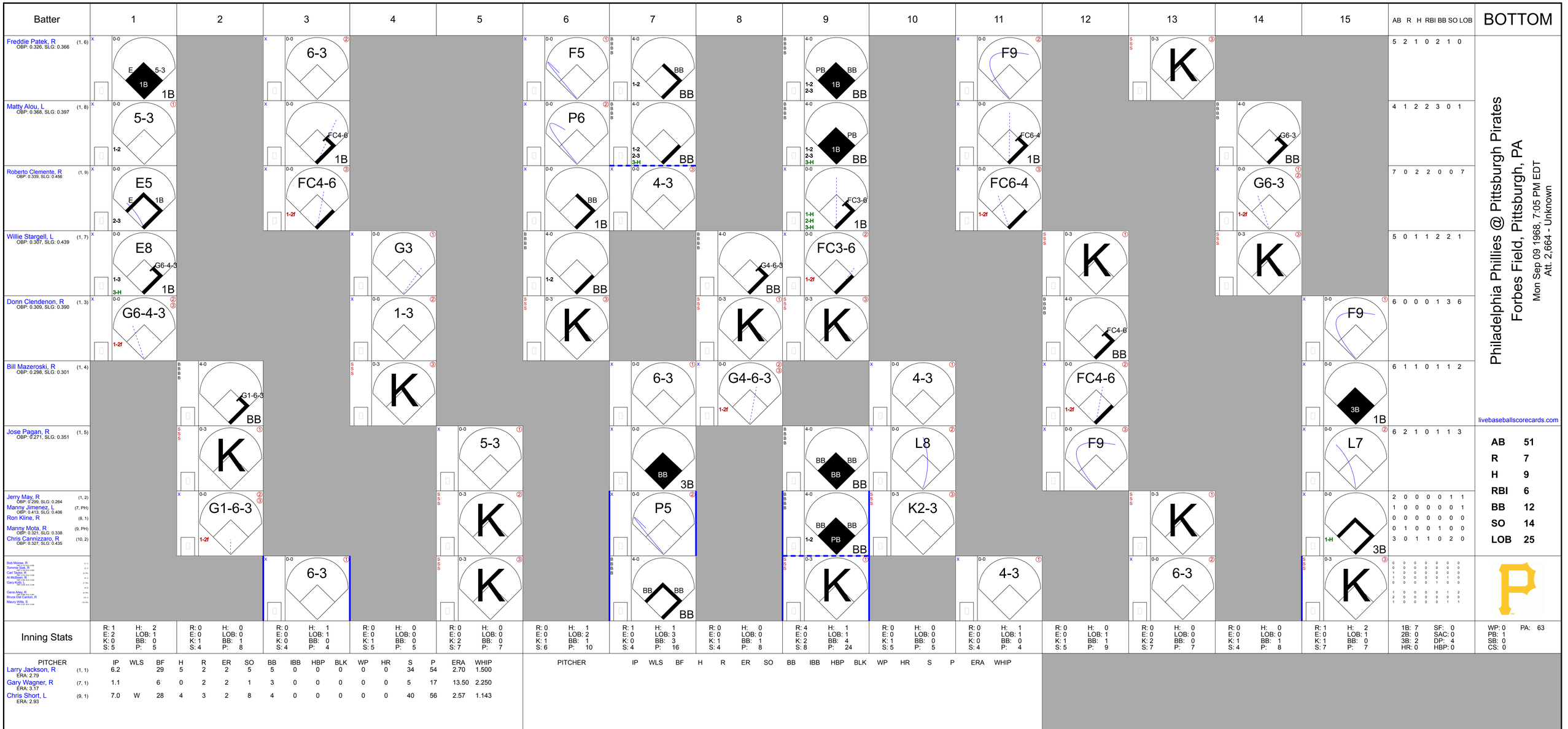
Batter
1
2
3
4
5
6
7
8
9
10
11
12
13
14
15
AB R H RBI BB SO LOB
BOTTOM
Freddie Patek, R (1, 6)
OBP: 0.326, SLG: 0.366
5 2 1 0 2 1 0
Matty Alou, L (1, 8)
OBP: 0.368, SLG: 0.397
4 1 2 2 3 0 1
Roberto Clemente, R (1, 9)
OBP: 0.339, SLG: 0.456
7 0 2 2 0 0 7
Willie Stargell, L (1, 7)
OBP: 0.307, SLG: 0.439
5 0 1 1 2 2 1
Donn Clendenon, R (1, 3)
OBP: 0.309, SLG: 0.390
6 0 0 0 1 3 6
Bill Mazeroski, R (1, 4)
OBP: 0.298, SLG: 0.301
6 1 1 0 1 1 2
Jose Pagan, R (1, 5)
OBP: 0.271, SLG: 0.351
6 2 1 0 1 1 3
Jerry May, R (1, 2)
OBP: 0.299, SLG: 0.264
Manny Jimenez, L (7, PH)
OBP: 0.413, SLG: 0.406
Ron Kline, R (8, 1)
Manny Mota, R (9, PH)
OBP: 0.321, SLG: 0.338
Chris Cannizzaro, R (10, 2)
OBP: 0.327, SLG: 0.435
2 0 0 0 0 1 1
1 0 0 0 0 0 1
0 0 0 0 0 0 0
0 1 0 0 1 0 0
3 0 1 1 0 2 0
Philadelphia Phillies @ Pittsburgh Pirates
Forbes Field, Pittsburgh, PA
Mon Sep 09 1968, 7:05 PM EDT
Att. 2,664 - Unknown
livebaseballscorecards.com
AB 51
R 7
H 9
RBI 6
BB 12
SO 14
LOB 25
Inning Stats
R: 1 H: 2 E: 2 LOB: 1 K: 0 BB: 0 S: 5 P: 5
R: 0 H: 0 E: 0 LOB: 0 K: 1 BB: 1 S: 4 P: 8
R: 0 H: 1 E: 0 LOB: 1 K: 0 BB: 0 S: 4 P: 4
R: 0 H: 0 E: 0 LOB: 0 K: 1 BB: 0 S: 5 P: 5
R: 0 H: 0 E: 0 LOB: 0 K: 2 BB: 0 S: 7 P: 7
R: 0 H: 1 E: 0 LOB: 2 K: 1 BB: 1 S: 6 P: 10
R: 1 H: 1 E: 0 LOB: 3 K: 0 BB: 3 S: 4 P: 16
R: 0 H: 0 E: 0 LOB: 0 K: 1 BB: 1 S: 4 P: 8
R: 4 H: 1 E: 0 LOB: 1 K: 2 BB: 4 S: 8 P: 24
R: 0 H: 0 E: 0 LOB: 0 K: 1 BB: 0 S: 5 P: 5
R: 0 H: 1 E: 0 LOB: 1 K: 0 BB: 0 S: 4 P: 4
R: 0 H: 0 E: 0 LOB: 1 K: 1 BB: 1 S: 5 P: 9
R: 0 H: 0 E: 0 LOB: 0 K: 2 BB: 0 S: 7 P: 7
R: 0 H: 0 E: 0 LOB: 0 K: 1 BB: 1 S: 4 P: 8
R: 1 H: 2 E: 0 LOB: 1 K: 1 BB: 0 S: 7 P: 7
1B: 7 SF: 0 2B: 0 SAC: 0 3B: 2 DP: 4 HR: 0 HBP: 0
WP: 0 PA: 63 PB: 1 SB: 0 CS: 0
PITCHER IP WLS BF H R ER SO BB IBB HBP BLK WP HR S P ERA WHIP
Larry Jackson, R (1, 1) ERA: 2.79 6.2 29 5 2 2 5 5 0 0 0 0 0 34 54 2.70 1.500
Gary Wagner, R (7, 1) ERA: 3.17 1.1 6 0 2 2 1 3 0 0 0 0 0 5 17 13.50 2.250
Chris Short, L (9, 1) ERA: 2.93 7.0 W 28 4 3 2 8 4 0 0 0 0 0 40 56 2.57 1.143
PITCHER IP WLS BF H R ER SO BB IBB HBP BLK WP HR S P ERA WHIP

Batter	1	2	3	4	5	6	7	8	9	10	11	12	AB	R	H	RBI	BB	SO	LOB
Tony Taylor, R (1, 5) OBP: 0.310, SLG: 0.321	K	PO 2-3	G6-4-3 BB	E8 1-H 2-H 3-H 1B			BB 1B 1B	G6-3 1-2f			F9		5	0	2	2	1	1	3
Roberto Pena, R (1, 6) OBP: 0.310, SLG: 0.306	1-3		G6-4-3 1-2f	F9			BB 1-2 1B		F7		K		6	0	1	0	0	1	2
John Briggs, L (1, 3) (2, 8) OBP: 0.367, SLG: 0.372	2B		K		K		G6-4-3 1-2 2-3 BB		S 1B			1B SH1-4 1B 1B	5	1	3	0	1	2	0
Johnny Callison, L (1, 9) OBP: 0.312, SLG: 0.412 Don Lock, R (6, 9) OBP: 0.298, SLG: 0.377	P6			L9	4-3		L1		F8			SH1-4 1-2	3	0	0	0	0	0	1
													2	0	0	0	0	0	4
Cookie Rojas, R (1, 4) OBP: 0.264, SLG: 0.326		WP BLK 2B		1B FC5-4 1B 1B	K		G6-4-3 1-2f		P4 1-2			1B 2-3 2B 1B	6	3	3	0	0	1	4
Tony Gonzalez, L (1, 8) OBP: 0.335, SLG: 0.338 Bill White, L (2, 3) OBP: 0.305, SLG: 0.352		6-3		FC5-4 1B E 1-2 1B		6-3		K		F2		2B 1-3 3-H 1B	1	0	0	0	0	0	1
													5	2	2	1	0	1	0
Doug Clemens, L (1, 7) OBP: 0.319, SLG: 0.400 Dick Allen, R (12, PH) OBP: 0.349, SLG: 0.497 (12, 7)		K		FC5-4 1-2 2-3 1B		K	E 1B 1B			4-3		K	5	0	2	0	0	2	1
													1	0	0	0	0	1	2
Clay Dalrymple, L (1, 2) OBP: 0.267, SLG: 0.274 Gary Sutherland, R (12, PH) OBP: 0.286, SLG: 0.278 Mike Ryan, R (12, 2) OBP: 0.211, SLG: 0.214		PO BB 2-H 1B		FC5-4 1-2f BB 2-3 E 3-H		WP 1B	E 1-2 1B			F7		1-H 3-H 2B	5	1	3	1	0	0	2
													1	0	1	2	0	0	0
													0	0	0	0	0	0	0
Grant Jackson, S (1, 1) OBP: 0.364, SLG: 0.300 Rick Joseph, R (4, PH) OBP: 0.304, SLG: 0.331 John Boozer, R (4, 1) OBP: 0.111, SLG: 0.111 Woodie Fryman, R (8, 1) OBP: 0.125, SLG: 0.101 Gary Wagner, R (8, 1) OBP: .000, SLG: 0.091 Turk Farrell, R (12, 1) OBP: 0.200, SLG: 0.200		BB 1-2		E 1-2 E BB		K	E3 G6-3 1-2 2-3				K	K	0	0	0	0	1	0	0
													0	1	0	0	1	0	0
													2	0	0	0	0	1	3
													0	0	0	0	0	0	0
													2	0	0	0	0	2	1
													0	0	0	0	0	0	0
Inning Stats	R: 0 E: 0 K: 1 S: 6 H: 1 LOB: 1 BB: 0 P: 6	R: 1 E: 0 K: 1 S: 6 H: 2 LOB: 1 BB: 1 P: 10	R: 0 E: 0 K: 1 S: 4 H: 0 LOB: 0 BB: 1 P: 8	R: 4 E: 1 K: 0 S: 7 H: 4 LOB: 1 BB: 1 P: 11	R: 0 E: 0 K: 2 S: 7 H: 0 LOB: 0 BB: 0 P: 7	R: 0 E: 0 K: 2 S: 8 H: 1 LOB: 1 BB: 0 P: 8	R: 0 E: 0 K: 0 S: 4 H: 2 LOB: 2 BB: 1 P: 8	R: 0 E: 1 K: 1 S: 7 H: 2 LOB: 2 BB: 0 P: 7	R: 0 E: 0 K: 0 S: 4 H: 1 LOB: 1 BB: 0 P: 4	R: 0 E: 0 K: 0 S: 3 H: 0 LOB: 0 BB: 0 P: 3	R: 0 E: 0 K: 2 S: 7 H: 0 LOB: 0 BB: 0 P: 7	R: 3 E: 0 K: 2 S: 11 H: 4 LOB: 1 BB: 0 P: 11						

TOP

Philadelphia Phillies @ Pittsburgh Pirates
Forbes Field, Pittsburgh, PA
Wed Sep 11 1968, 7:05 PM EDT
Unknown

livebaseballscorecards.com

AB	49
R	8
H	17
RBI	6
BB	4
SO	12
LOB	24

1B: 14	2B: 3	3B: 0	HR: 0	SF: 0	SAC: 1	DP: 3	HBP: 0	WP: 2	PB: 0	SB: 1	CS: 0	PA: 55							

PITCHER		IP	WLS	BF	H	R	ER	SO	BB	IBB	HBP	BLK	WP	HR	S	P	ERA	WHIP
Dock Ellis, R ERA: 2.87	(1, 1)	3.2		18	6	5	4	3	3	0	0	1	1	0	21	33	9.82	2.455
Ron Kline, R ERA: 1.51	(4, 1)	0.1		2	1	0	0	0	0	0	0	0	0	0	2	2	0.00	3.000
Luke Walker, L ERA: 1.95	(5, 1)	2.0		7	1	0	0	4	0	0	0	0	1	0	15	15	0.00	0.500
Tommie Sisk, R ERA: 3.26	(7, 1)	2.0		10	4	0	0	1	1	0	0	0	0	0	11	15	0.00	2.500
Al McBean, R ERA: 3.56	(9, 1)	3.1	L	14	4	3	3	2	0	0	0	0	0	0	18	18	8.10	1.200

PITCHER		IP	WLS	BF	H	R	ER	SO	BB	IBB	HBP	BLK	WP	HR	S	P	ERA	WHIP
Bob Veale, L ERA: 2.1	(12, 1)	0.2		3	1	0	0	2	0	0	0	0	0	0	7	7	0.00	1.500

Batter	1	2	3	4	5	6	7	8	9	10	11	12	AB	R	H	RBI	BB	SO	LOB
Freddie Patek, R (1, 6) OBP: 0.325, SLG: 0.364	F9	E WP 1B		K		F9		BB		4-3		1B	4	1	1	0	0	1	2
Willie Stargell, L (8, PH) OBP: 0.308, SLG: 0.439													0	0	0	0	1	0	0
Al McBean, R (9, 1) OBP: 0.197, SLG: 0.231													1	0	0	0	0	0	0
Bob Veale, S (12, 1) OBP: 0.117, SLG: 0.107													1	0	1	1	0	0	0
Matty Alou, L (1, 8) OBP: 0.367, SLG: 0.399	1B 3B	E4 WP 1-3-2		1B			P6	P6			5-3	F9	7	1	2	0	0	0	6
Roberto Clemente, R (1, 9) OBP: 0.341, SLG: 0.455	1B SF9 1B	IBB		F3			1B 1B	L7			6-3		5	1	2	1	1	0	5
Donn Clendenon, R (1, 3) OBP: 0.309, SLG: 0.393	S 1B	1-3-2			5-3		F8		K		3B		6	0	2	0	0	1	3
Manny Mota, R (1, 7) OBP: 0.319, SLG: 0.335	SF9		F8		1-3		1B		6-3		4-3		5	0	1	1	0	0	1
Bill Mazeroski, R (1, 4) OBP: 0.300, SLG: 0.304	FC6-4 BB		F9		P6		1-3		1B 2B			FC5-4 1B	5	1	2	0	1	0	2
Jose Pagan, R (1, 5) OBP: 0.280, SLG: 0.365	FC6-4		F7			2B		BB 1B	1B			FC5-4 BB 1B	6	1	3	1	0	0	3
Chris Cannizzaro, R (1, 2) OBP: 0.339, SLG: 0.440		1B E 1B		K		F3		BB 1B		4-3		1B BB	4	1	2	0	0	1	1
Carl Taylor, R (8, PR) OBP: 0.313, SLG: 0.229													0	0	0	0	0	0	0
Jerry May, R (9, 2) OBP: 0.300, SLG: 0.263													1	0	0	0	1	0	0
Dock Ellis, S (1, 1) OBP: 0.091, SLG: 0.136		K		1B BB		K		F5		L1		K	1	0	0	0	0	1	1
Ron Kline, R (4, 1) OBP: 0.000, SLG: 0.000													0	0	0	0	0	0	0
Gary Kolb, L (4, PH) OBP: 0.001, SLG: 0.339													0	0	0	0	1	0	0
Luke Walker, L (5, 1) OBP: 0.000, SLG: 0.000													0	0	0	0	0	0	0
Manny Jimenez, L (6, PH) OBP: 0.408, SLG: 0.400													1	0	0	0	0	1	1
Tommie Sisk, R (7, 1) OBP: 0.154, SLG: 0.083													0	0	0	0	0	0	0
Gene Alley, R (8, PH) OBP: 0.294, SLG: 0.295													3	0	0	0	0	1	4
(9, 6)																			

Inning Stats	1	2	3	4	5	6	7	8	9	10	11	12
	R: 2 E: 0 K: 0 S: 6	H: 3 LOB: 2 BB: 1 P: 10	R: 2 E: 1 K: 1 S: 7	H: 2 LOB: 1 BB: 1 P: 11	R: 0 E: 0 K: 0 S: 3	H: 0 LOB: 0 BB: 0 P: 3	R: 0 E: 0 K: 2 S: 8	H: 1 LOB: 2 BB: 1 P: 12	R: 0 E: 0 K: 0 S: 3	H: 0 LOB: 0 BB: 0 P: 3	R: 0 E: 0 K: 1 S: 6	H: 1 LOB: 1 BB: 0 P: 6
	R: 0 E: 0 K: 0 S: 5	H: 2 LOB: 2 BB: 0 P: 5	R: 0 E: 0 K: 0 S: 5	H: 2 LOB: 3 BB: 1 P: 9	R: 1 E: 0 K: 1 S: 6	H: 2 LOB: 1 BB: 0 P: 6	R: 0 E: 0 K: 0 S: 3	H: 0 LOB: 0 BB: 0 P: 3	R: 0 E: 0 K: 0 S: 4	H: 1 LOB: 1 BB: 0 P: 4	R: 1 E: 0 K: 1 S: 7	H: 2 LOB: 2 BB: 1 P: 11

PITCHER	IP	WLS	BF	H	R	ER	SO	BB	IBB	HBP	BLK	WP	HR	S	P	ERA	WHIP
Grant Jackson, L (1, 1) ERA: 2.68	3.0		16	5	4	3	1	1	1	0	0	1	0	16	24	9.00	2.000
John Boozer, R (4, 1) ERA: 3.76	4.1		20	6	0	0	3	1	0	0	0	0	0	25	29	0.00	1.615
Woodie Fryman, L (8, 1) ERA: 2.74	0.1		2	0	0	0	0	1	0	0	0	0	0	1	5	0.00	3.000
Gary Wagner, R (8, 1) ERA: 3.26	3.2	W	15	4	2	2	1	1	0	0	0	0	0	16	20	4.91	1.364
Turk Farrell, R (12, 1) ERA: 3.7	0.2	S	3	1	0	0	1	0	0	0	0	0	0	5	5	0.00	1.500

PITCHER	IP	WLS	BF	H	R	ER	SO	BB	IBB	HBP	BLK	WP	HR	S	P	ERA	WHIP

BOTTOM

Philadelphia Phillies @ Pittsburgh Pirates
Forbes Field, Pittsburgh, PA
Wed Sep 11 1968, 7:05 PM EDT
Unknown

livebaseballscorecards.com

AB	50
R	6
H	16
RBI	4
BB	5
SO	6
LOB	29

1B: 12	SF: 1	WP: 1	PA: 56
2B: 3	SAC: 0	PB: 0	
3B: 2	DP: 1	SB: 1	
HR: 0	HBP: 0	CS: 0	

Batter	1	2	3	4	5	6	7	8	9	AB	R	H	RBI	BB	SO	LOB
Tony Taylor, R (1, 5) OBP: 0.308, SLG: 0.318	E6 S		6-3		K	FC6-4 1-2f			K	5	0	0	0	0	2	3
Roberto Pena, R (1, 6) OBP: 0.309, SLG: 0.304	K 1-2		4-1		G3 2-3 3-H		F3		FC5-4 BB	4	0	0	1	1	1	2
John Briggs, L (1, 8) OBP: 0.367, SLG: 0.370	BB			K	2B 1B 3-H 1B		P6		K	4	1	1	1	1	2	1
Johnny Callison, L (1, 9) OBP: 0.315, SLG: 0.414 Jeff James, R (5, PR) OBP: 0.103, SLG: 0.103 (5, 1) Don Lock, R (7, PH) OBP: 0.297, SLG: 0.375 Turk Farrell, R (7, 1) OBP: 0.200, SLG: 0.200 Dick Allen, R (9, PH) OBP: 0.348, SLG: 0.496	K			1B 1B	2B 1-2 1B		K		FC5-4 1-2f	3 0 1 0 1	0 0 0 0 0	2 0 0 0 0	0 0 0 0 0	0 0 0 0 0	1 0 1 0 0	2 0 0 0 1
Bill White, L (1, 3) OBP: 0.310, SLG: 0.359	F8			1-2 1B	1-3 2-H 2B			G3 1B 4-3 1B		4	1	3	1	0	0	2
Cookie Rojas, R (1, 4) OBP: 0.264, SLG: 0.325		K		K	F8			4-3 G3 1-2 1B		4	0	1	0	0	2	5
Doug Clemens, L (1, 7) OBP: 0.300, SLG: 0.372 (5, 9) Gary Sutherland, R (8, PH) OBP: 0.283, SLG: 0.276 (8, 9)		3-1		4-3		K		G3 1-2 2-3		3 1	0 0	0 0	0 0	0 0	1 0	2 2
Clay Dalrymple, L (1, 2) OBP: 0.267, SLG: 0.274		3-1			2B G3 1B	1-3	P6	4-3 2-3 3-H		4	1	1	1	0	0	1
Rick Wise, R (1, 1) OBP: 0.276, SLG: 0.455 Rick Joseph, R (5, PH) OBP: 0.311, SLG: 0.341 (5, 7)			K		G3 1-3 1B 2B	FC6-4 BB		K		1 2	0 1	0 1	0 1	0 1	1 1	0 1
Inning Stats	R: 0 E: 1 K: 2 S: 8 H: 0 LOB: 2 BB: 1 P: 12	R: 0 E: 0 K: 1 S: 5 H: 0 LOB: 0 BB: 0 P: 5	R: 0 E: 0 K: 1 S: 5 H: 0 LOB: 0 BB: 0 P: 5	R: 0 E: 0 K: 2 S: 9 H: 2 LOB: 2 BB: 0 P: 9	R: 3 E: 0 K: 1 S: 10 H: 5 LOB: 3 BB: 0 P: 10	R: 0 E: 0 K: 1 S: 5 H: 0 LOB: 1 BB: 1 P: 9	R: 0 E: 0 K: 1 S: 5 H: 0 LOB: 0 BB: 0 P: 5	R: 1 E: 0 K: 1 S: 7 H: 2 LOB: 1 BB: 0 P: 7	R: 0 E: 0 K: 2 S: 7 H: 0 LOB: 1 BB: 1 P: 11	1B: 7 2B: 2 3B: 0 HR: 0	SF: 0 SAC: 0 DP: 0 HBP: 0						

TOP

Philadelphia Phillies @ Pittsburgh Pirates

Forbes Field, Pittsburgh, PA

Wed Sep 11 1968, 7:05 PM EDT

Att. 2,789 - Unknown

livebaseballscorecards.com

AB	37
R	4
H	9
RBI	4
BB	3
SO	12
LOB	22

WP: 0 PB: 0 SB: 1 CS: 0 PA: 40

PITCHER		IP	WLS	BF	H	R	ER	SO	BB	IBB	HBP	BLK	WP	HR	S	P	ERA	WHIP
Steve Blass, R ERA: 2.31	(1, 1)	7.0	W	33	9	4	4	9	2	0	0	0	0	0	49	57	5.14	1.571
Luke Walker, L ERA: 1.89	(8, 1)	2.0	S	7	0	0	0	3	1	0	0	0	0	0	12	16	0.00	0.500

PITCHER	IP	WLS	BF	H	R	ER	SO	BB	IBB	HBP	BLK	WP	HR	S	P	ERA	WHIP

Batter	1	2	3	4	5	6	7	8	9	AB	R	H	RBI	BB	SO	LOB
Matty Alou, L (1, 8) OBP: 0.366, SLG: 0.397	K		1-3	FC4-2, SH5-4 1-2 3-H 1B		K		F7		5	0	1	1	0	2	1
Freddie Patek, R (1, 6) OBP: 0.323, SLG: 0.361	5-3		2B 1B	SH5-4 1-2 2-3		L6		K		4	1	1	0	0	1	1
Willie Stargell, L (1, 7) OBP: 0.305, SLG: 0.434 Manny Mota, R (9, 7) OBP: 0.319, SLG: 0.335	F8		K	FC4-2 2-3 3-H			K			4 0	0 0	0 0	0 0	0 0	2 0	3 0
Roberto Clemente, R (1, 9) OBP: 0.343, SLG: 0.457		2B BB BB	1B 1-H 2B	6-3			1-3			3	2	1	1	1	0	2
Donn Clendenon, R (1, 3) OBP: 0.312, SLG: 0.395		K	1B 3-H		E6 S 1B		BB			3	0	2	1	1	1	1
Jose Pagan, R (1, 5) OBP: 0.286, SLG: 0.360		2B 1-2 S BB	F9		K		1-2 BB			2	1	0	0	2	1	2
Bill Mazeroski, R (1, 4) OBP: 0.300, SLG: 0.306		S 1-3 2-H 2B	E5 2B 1B	K 2-3			F7			4	1	1	1	0	1	3
Jerry May, R (1, 2) OBP: 0.302, SLG: 0.268		4-3 2-3 3-H	1B 1-3 1B 2B	1-3				SH1-4 1B		4	1	2	0	0	0	2
Steve Blass, R (1, 1) OBP: 0.139, SLG: 0.145 Luke Walker, L (8, 1)		K	SH5-4 FC4-2 1B 2-3 3-H 1B			G3		SH1-4 1-2		3 0	0 0	1 0	1 0	0 0	1 0	1 0
Inning Stats	R: 0 E: 0 K: 1 S: 5 H: 0 LOB: 0 BB: 0 P: 5	R: 2 E: 0 K: 2 S: 8 H: 1 LOB: 1 BB: 2 P: 16	R: 2 E: 0 K: 1 S: 8 H: 3 LOB: 1 BB: 0 P: 8	R: 2 E: 1 K: 0 S: 7 H: 3 LOB: 2 BB: 0 P: 7	R: 0 E: 1 K: 2 S: 8 H: 1 LOB: 1 BB: 0 P: 8	R: 0 E: 0 K: 1 S: 5 H: 0 LOB: 0 BB: 0 P: 5	R: 0 E: 0 K: 1 S: 5 H: 0 LOB: 2 BB: 2 P: 13	R: 0 E: 0 K: 1 S: 6 H: 1 LOB: 1 BB: 0 P: 6		1B: 6 2B: 3 3B: 0 HR: 0 SF: 0 SAC: 2 DP: 0 HBP: 0				WP: 0 PB: 0 SB: 3 CS: 0 PA: 38		

PITCHER		IP	WLS	BF	H	R	ER	SO	BB	IBB	HBP	BLK	WP	HR	S	P	ERA	WHIP
Rick Wise, R ERA: 4.45	(1, 1)	4.0	L	22	7	6	5	4	2	0	0	0	0	0	28	36	11.25	2.250
Jeff James, R ERA: 4.64	(5, 1)	2.0		7	1	0	0	3	0	0	0	0	0	0	13	13	0.00	0.500
Turk Farrell, R ERA: 3.6	(7, 1)	2.0		9	1	0	0	2	2	0	0	0	0	0	11	19	0.00	1.500

PITCHER	IP	WLS	BF	H	R	ER	SO	BB	IBB	HBP	BLK	WP	HR	S	P	ERA	WHIP

BOTTOM

Philadelphia Phillies @ Pittsburgh Pirates

Forbes Field, Pittsburgh, PA

Wed Sep 11 1968, 7:05 PM EDT

Att. 2,789 - Unknown

livebaseballscorecards.com

AB	32
R	6
H	9
RBI	5
BB	4
SO	9
LOB	16

Batter	1	2	3	4	5	6	7	8	9	AB	R	H	RBI	BB	SO	LOB
Freddie Patek, R (1, 6) OBP: 0.322, SLG: 0.355	S S S 0-3 ① K		B B B 4-0 F2 BB			x 0-0 ① F8		x 0-0 ② P3		3	0	0	0	1	1	0
Matty Alou, L (1, 8) OBP: 0.363, SLG: 0.394	x 0-0 ② 4-3		x 0-0 ② ③ F2 1-2			x 0-0 ② 6-3		x 0-0 ③ 6-3		4	0	0	0	0	0	1
Roberto Clemente, R (1, 9) OBP: 0.342, SLG: 0.455	x 0-0 ③ L9			x 0-0 ① 1-3		x 0-0 1B			x 0-0 ① 1-3	4	0	1	0	0	0	0
Donn Clendenon, R (1, 3) OBP: 0.310, SLG: 0.392		x 0-0 ① 4-3		x 0-0 ② F9		S S S 0-3 ③ K			S S S 0-3 ② K	4	0	0	0	0	2	1
Manny Mota, R (1, 7) OBP: 0.321, SLG: 0.333		B B B B 4-0 1B BB		B B B B 4-0 BB			x 0-0 ① L8		x 0-0 ③ 6-3	2	0	0	0	2	0	0
Jose Pagan, R (1, 5) OBP: 0.280, SLG: 0.352		S S S 0-3 ② K		x 0-0 ③ F3			x 0-0 ② F7			3	0	0	0	0	1	2
Bill Mazeroski, R (1, 4) OBP: 0.302, SLG: 0.308		x 0-0 1-3 1B			x 0-0 ① 4-3		x 0-0 1B			3	0	2	0	0	0	0
Jerry May, R (1, 2) OBP: 0.300, SLG: 0.266		x 0-0 ③ F8			x 0-0 ② 6-3		x 0-0 ③ 5-3			3	0	0	0	0	0	3
Bob Moose, R (1, 1) OBP: 0.109, SLG: 0.089			x 0-0 ① 4-3		S S S 0-3 ③ K			x 0-0 ① F7		2	0	0	0	0	1	0
Carl Taylor, R (8, PH) OBP: 0.309, SLG: 0.225										1	0	0	0	0	0	0
Tommie Sisk, R (8, 1) OBP: 0.154, SLG: 0.083										0	0	0	0	0	0	0
Inning Stats	R: 0 E: 0 K: 1 S: 5 H: 0 LOB: 0 BB: 0 P: 5	R: 0 E: 0 K: 1 S: 6 H: 1 LOB: 2 BB: 1 P: 10	R: 0 E: 0 K: 0 S: 2 H: 0 LOB: 0 BB: 1 P: 6	R: 0 E: 0 K: 0 S: 3 H: 0 LOB: 1 BB: 1 P: 7	R: 0 E: 0 K: 1 S: 5 H: 0 LOB: 0 BB: 0 P: 5	R: 0 E: 0 K: 1 S: 6 H: 1 LOB: 1 BB: 0 P: 6	R: 0 E: 0 K: 0 S: 4 H: 1 LOB: 1 BB: 0 P: 4	R: 0 E: 0 K: 0 S: 3 H: 0 LOB: 0 BB: 0 P: 3	R: 0 E: 0 K: 1 S: 5 H: 0 LOB: 0 BB: 0 P: 5	1B: 3 2B: 0 3B: 0 HR: 0	SF: 0 SAC: 0 DP: 0 HBP: 0						

PITCHER		IP	WLS	BF	H	R	ER	SO	BB	IBB	HBP	BLK	WP	HR	S	P	ERA	WHIP
Jerry Koosman, L ERA: 1.91	(1, 1)	9.0	W	32	3	0	0	5	3	0	0	0	0	0	39	51	0.00	0.667

PITCHER	IP	WLS	BF	H	R	ER	SO	BB	IBB	HBP	BLK	WP	HR	S	P	ERA	WHIP

TOP

Pittsburgh Pirates @ New York Mets

Shea Stadium, Flushing, NY

Fri Sep 13 1968, 7:05 PM EDT

Att. 17,245 - Unknown

livebaseballscorecards.com

AB	29
R	0
H	3
RBI	0
BB	3
SO	5
LOB	7

PA: 32

WP: 0 PB: 0 SB: 0 CS: 0

BOTTOM

Pittsburgh Pirates @ New York Mets

Shea Stadium, Flushing, NY

Fri Sep 13 1968, 7:05 PM EDT

Att. 17,245 - Unknown

Batter	1	2	3	4	5	6	7	8	9	AB	R	H	RBI	BB	SO	LOB
Ken Boswell, L (1, 4) OBP: 0.296, SLG: 0.346	F8		4-3			4-3		6-3		4	0	0	0	0	0	0
Larry Stahl, L (1, 8) (8, 7) OBP: 0.311, SLG: 0.351	4-3			FC6-4 1B		L7		S 1B		4	0	2	0	0	0	0
Cleon Jones, R (1, 7) (8, 9) OBP: 0.336, SLG: 0.439	1-6-3			FC6-4 1-2f		F8		P5 1-2		4	0	0	0	0	0	2
J.C. Martin, L (1, 2) OBP: 0.313, SLG: 0.342		G3		P6			SH1-4 BB			2	0	0	0	1	0	1
Ed Charles, R (1, 5) OBP: 0.325, SLG: 0.422		6-3		1-3			SH1-4 1-2			2	0	0	0	0	0	1
Art Shamsky, L (1, 9) OBP: 0.280, SLG: 0.412 Tommie Agee, R (7, PR) (8, 8) OBP: 0.236, SLG: 0.292		HR			E 3B		IBB			2 2 2 1 1 0 0 0 0 0 0 0 0 0						
Mike Jorgensen, L (1, 3)		5-3			G3		K			3	0	0	0	0	1	3
Bud Harrelson, S (1, 6) OBP: 0.276, SLG: 0.256			1-3		K 3-H		K			3	0	0	0	0	2	2
Jerry Koosman, R (1, 1) OBP: 0.094, SLG: 0.084			F9		K			K2-3		3	0	0	0	0	2	0
Inning Stats	R: 0 H: 0 E: 0 LOB: 0 K: 0 BB: 0 S: 3 P: 3	R: 1 H: 1 E: 0 LOB: 0 K: 0 BB: 0 S: 4 P: 4	R: 0 H: 0 E: 0 LOB: 0 K: 0 BB: 0 S: 3 P: 3	R: 0 H: 1 E: 0 LOB: 1 K: 0 BB: 0 S: 4 P: 4	R: 1 H: 1 E: 0 LOB: 0 K: 2 BB: 0 S: 8 P: 8	R: 0 H: 0 E: 0 LOB: 0 K: 0 BB: 0 S: 3 P: 3	R: 0 H: 0 E: 0 LOB: 2 K: 2 BB: 2 S: 7 P: 15	R: 0 H: 1 E: 0 LOB: 1 K: 1 BB: 0 S: 6 P: 6		1B: 2 SF: 0 2B: 0 SAC: 1 3B: 1 DP: 0 HR: 1 HBP: 0						

livebaseballscorecards.com

AB	27
R	2
H	4
RBI	1
BB	2
SO	5
LOB	9

WP: 0 PA: 30
PB: 0
SB: 1
CS: 0

PITCHER		IP	WLS	BF	H	R	ER	SO	BB	IBB	HBP	BLK	WP	HR	S	P	ERA	WHIP
Bob Moose, R ERA: 2.93	(1, 1)	7.0	L	26	3	2	1	4	1	1	0	0	0	1	32	40	1.29	0.571
Tommie Sisk, R ERA: 3.23	(8, 1)	1.0		4	1	0	0	1	0	0	0	0	0	0	6	6	0.00	1.000

PITCHER	IP	WLS	BF	H	R	ER	SO	BB	IBB	HBP	BLK	WP	HR	S	P	ERA	WHIP

Pittsburgh Pirates @ New York Mets

Shea Stadium, Flushing, NY

Sat Sep 14 1968, 7:05 PM EDT

Att. 15,676 - Unknown

TOP

livebaseballscorecards.com

Batter	1	2	3	4	5	6	7	8	9	AB	R	H	RBI	BB	SO	LOB
Freddie Patek, R (1, 6) OBP: 0.320, SLG: 0.353	F7		K		CS 1B (2-H, 3-H)		F2			4	0	1	2	0	1	1
Matty Alou, L (1, 8) OBP: 0.364, SLG: 0.396	4-3			K	CS (1-2)	HR 2B	BB			3	1	1	0	1	1	0
Roberto Clemente, R (1, 9) OBP: 0.343, SLG: 0.468	K			HR		HR (2-H)	5-3			4	2	2	3	0	1	1
Willie Stargell, L (1, 7) OBP: 0.309, SLG: 0.438		G1-6-3 BB		3-1		2B 2B		G1-6-3 1B		3	1	2	0	1	0	0
Donn Clendenon, R (1, 3) OBP: 0.308, SLG: 0.389		K		K		K		G1-6-3 (1-2f)		4	0	0	0	0	3	3
Bill Mazeroski, R (1, 4) OBP: 0.303, SLG: 0.312		G1-6-3 (1-2f)			6-3 1B 1B 1B	WP 2B (2-H)		6-3		4	1	2	1	0	0	1
Jose Pagan, R (1, 5) OBP: 0.280, SLG: 0.349			5-3		6-3 1B (1-2) 1B	K (2-3)			K	4	1	1	0	0	2	1
Chris Cannizzaro, R (1, 2) OBP: 0.333, SLG: 0.426			1B		F7	5-3			1-3	4	0	1	0	0	0	3
Bob Veale, S (1, 1) OBP: 0.111, SLG: 0.101			K		6-3 (1-2, 2-3)		K		K	4	0	0	0	0	3	3
Inning Stats	R: 0 E: 0 K: 1 S: 5 H: 0 LOB: 0 BB: 0 P: 5	R: 0 E: 0 K: 1 S: 4 H: 0 LOB: 0 BB: 1 P: 8	R: 0 E: 0 K: 2 S: 8 H: 1 LOB: 1 BB: 0 P: 8	R: 1 E: 0 K: 2 S: 8 H: 1 LOB: 0 BB: 0 P: 8	R: 2 E: 0 K: 0 S: 5 H: 3 LOB: 0 BB: 0 P: 5	R: 3 E: 0 K: 2 S: 11 H: 4 LOB: 1 BB: 0 P: 11	R: 0 E: 0 K: 1 S: 5 H: 0 LOB: 1 BB: 1 P: 9	R: 0 E: 0 K: 0 S: 3 H: 1 LOB: 0 BB: 0 P: 3	R: 0 E: 0 K: 2 S: 7 H: 0 LOB: 0 BB: 0 P: 7	1B: 5 2B: 3 3B: 0 HR: 2	SF: 0 SAC: 0 DP: 2 HBP: 0	WP: 1 PB: 0 SB: 0 CS: 1	PA: 37				

	AB	34
	R	6
	H	10
	RBI	6
	BB	2
	SO	11
	LOB	13

PITCHER		IP	WLS	BF	H	R	ER	SO	BB	IBB	HBP	BLK	WP	HR	S	P	ERA	WHIP
Tom Seaver, R ERA: 2.21	(1, 1)	5.1	L	24	9	6	6	7	1	0	0	0	0	2	37	41	10.12	1.875
Don Shaw, L ERA: 1.13	(6, 1)	1.2		6	0	0	0	2	1	0	0	0	1	0	9	13	0.00	0.600
Al Jackson, L ERA: 3.73	(8, 1)	2.0		6	1	0	0	2	0	0	0	0	0	0	10	10	0.00	0.500

PITCHER	IP	WLS	BF	H	R	ER	SO	BB	IBB	HBP	BLK	WP	HR	S	P	ERA	WHIP

Batter	1	2	3	4	5	6	7	8	9	AB	R	H	RBI	BB	SO	LOB
Tommie Agee, R (1, 8) OBP: 0.236, SLG: 0.291	0-0 1B		0-3 K		0-0 1-5-3 1-2		0-0 L9		0-0 E9	5	0	1	0	0	1	2
Phil Linz, R (1, 4) OBP: 0.243, SLG: 0.233	0-0 F5		0-0 4-3			0-0 L9 BBB	4-0 1-2 BB		0-0 G3	4	0	0	0	1	0	2
Cleon Jones, R (1, 7) OBP: 0.339, SLG: 0.440	0-0 CS 1-3 1B			0-0 E9 S 1B		BBBB 4-0 FC4 1B FC5-2 BB	0-0 L8			3	0	2	0	1	0	2
Ed Charles, R (1, 5) OBP: 0.327, SLG: 0.422	0-3 K 1-2			0-0 6-3 2-3		0-0 FC5-2 E 1-2 1B		BBBB 4-0 G4-6-3 1B BB		3	0	1	0	1	1	3
Jerry Grote, R (1, 2) OBP: 0.353, SLG: 0.345		0-0 F9 2B		0-0 P6		0-0 FC4 1-2 2-3 FC5-2		0-0 G4-6-3 1-2 1B		4	0	2	0	0	0	3
Ron Swoboda, R (1, 9) OBP: 0.319, SLG: 0.365		0-0 F9 2-3		0-3 K		0-0 FC5-2 1-2 2-3 3-Hf		0-0 G4-6-3 1-2f 2-3		4	0	0	0	0	1	7
Al Weis, S (1, 6) OBP: 0.236, SLG: 0.207		0-3 K			0-3 K	0-3 K		0-3 K		4	0	0	0	0	4	5
Mike Jorgensen, L (1, 3) OBP: 0.125, SLG: 0.125		0-0 3-1			0-0 G3		0-0 BB 1B		0-3 K	4	0	1	0	0	1	1
Tom Seaver, R (1, 1) OBP: 0.169, SLG: 0.163 Don Shaw, L (6, 1) Jerry Buchek, R (7, PH) OBP: 0.245, SLG: 0.230 Al Jackson, L (8, 1) OBP: 0.250, SLG: 0.296 Ken Boswell, L (9, PH) OBP: 0.295, SLG: 0.344			0-0 6-3		0-0 WP 1B		0-3 K		0-3 K	2 0 1 0 1	0 0 0 0 0	1 0 0 0 0	0 0 0 0 0	0 0 1 0 1	0 0 1 0 0	0 0 1 0 0
Inning Stats	R: 0 E: 0 K: 1 S: 6 H: 2 LOB: 1 BB: 0 P: 6	R: 0 E: 0 K: 1 S: 6 H: 1 LOB: 1 BB: 0 P: 6	R: 0 E: 0 K: 1 S: 5 H: 0 LOB: 0 BB: 0 P: 5	R: 0 E: 1 K: 1 S: 6 H: 1 LOB: 1 BB: 0 P: 6	R: 0 E: 0 K: 1 S: 6 H: 1 LOB: 1 BB: 0 P: 6	R: 0 E: 1 K: 1 S: 7 H: 1 LOB: 3 BB: 1 P: 11	R: 0 E: 0 K: 1 S: 6 H: 1 LOB: 2 BB: 1 P: 10	R: 0 E: 0 K: 1 S: 5 H: 1 LOB: 1 BB: 1 P: 9	R: 0 E: 1 K: 2 S: 8 H: 0 LOB: 1 BB: 0 P: 8	1B: 7 2B: 1 3B: 0 HR: 0	SF: 0 SAC: 0 DP: 1 HBP: 0						

PITCHER	IP	WLS	BF	H	R	ER	SO	BB	IBB	HBP	BLK	WP	HR	S	P	ERA	WHIP
Bob Veale, L (1, 1) ERA: 2.01	9.0	W	38	8	0	0	10	3	0	0	0	1	0	55	67	0.00	1.222

PITCHER	IP	WLS	BF	H	R	ER	SO	BB	IBB	HBP	BLK	WP	HR	S	P	ERA	WHIP

BOTTOM

Pittsburgh Pirates @ New York Mets

Shea Stadium, Flushing, NY

Sat Sep 14 1968, 7:05 PM EDT

Att. 15,676 - Unknown

livebaseballscorecards.com

AB	35
R	0
H	8
RBI	0
BB	3
SO	10
LOB	26

WP: 1 PB: 0 SB: 1 CS: 1 PA: 38

Pittsburgh Pirates @ New York Mets

Shea Stadium, Flushing, NY

Sun Sep 15 1968, 3:33 AM EDT

Att. 33,838 - Unknown

TOP

livebaseballscorecards.com

Batter	1	2	3	4	5	6	7	8	9	AB	R	H	RBI	BB	SO	LOB
Freddie Patek, R (1, 6) OBP: 0.314, SLG: 0.346	x 0-0 ① 6-3		x 0-0 ① F9	x 0-0 ③ P5			SSS 0-3 ③ K			4	0	0	0	0	1	2
Maury Wills, S (1, 5) OBP: 0.329, SLG: 0.318	SSS 0-3 ② K		x 0-0 ② 4-3		x 0-0 ① 4-3			x 0-0 ① F6		4	0	0	0	0	1	0
Matty Alou, L (1, 8) OBP: 0.363, SLG: 0.394	x 0-0 ③ L7		x 0-0 ③ 6-3		x 0-0 G4-6-3 1B			x 0-0 ② G3		4	0	1	0	0	0	0
Roberto Clemente, R (1, 9) OBP: 0.346, SLG: 0.475 Manny Mota, R (8, PR) OBP: 0.321, SLG: 0.333 (8, 9)		x 0-0 E 1B 1B		x 0-0 SH1-4 FC6-4 2B	x 0-0 ②③ G4-6-3 1-2f			x 0-0 2B		4 0	2 0	3 0	0 0	0 0	0 0	1 0
Willie Stargell, L (1, 7) OBP: 0.311, SLG: 0.436		x 0-0 ① L7	BBBB 4-0 FC6-4 SH1-4 1B BB			x 0-0 ① F7		4-0 IBB		2	1	0	0	2	0	1
Donn Clendenon, R (1, 3) OBP: 0.306, SLG: 0.386		x 0-0 ② P4	x 0-0 ① SH1-4 1-2 2-3			SSS 0-3 ② K		x 0-0 ③ F7		3	0	0	0	0	1	3
Bill Mazeroski, R (1, 4) OBP: 0.303, SLG: 0.310		x 0-0 E6 BB 1-3 1B	I 4-0 FC6-4 IBB			x 0-0 ③ F9			SSS 0-3 ① K	3	0	0	0	1	1	1
Chris Cannizzaro, R (1, 2) OBP: 0.339, SLG: 0.418 Dock Ellis, S (4, PR) OBP: 0.091, SLG: 0.136 Jerry May, R (4, 2) OBP: 0.299, SLG: 0.265		BBBB 4-0 1B 1-2 BB	x 0-0 ② FC6-4 1B 1-2f 2-3 3-H				SSS 0-3 ① K		x 0-0 ② 6-3	1 0 2	0 0 0	0 0 0	1 0 0	1 0 0	0 0 1	2 0 0
Steve Blass, R (1, 1) OBP: 0.158, SLG: 0.164		x 0-0 ③ 1-2 2-H 3-H 1B	x 0-0 1-2 3-H 1B				SSS 0-3 ② K		SSS 0-3 ③ K	4	0	2	2	0	2	0

	AB	31
	R	3
	H	6
	RBI	3
	BB	4
	SO	7
	LOB	10

Inning Stats	1	2	3	4	5	6	7	8	9
	R: 0 E: 0 K: 1 S: 5	H: 0 LOB: 0 BB: 0 P: 5	R: 1 E: 1 K: 0 S: 5	H: 2 LOB: 3 BB: 1 P: 9	R: 0 E: 0 K: 0 S: 3	H: 0 LOB: 0 BB: 0 P: 3	R: 2 E: 0 K: 0 S: 5	H: 2 LOB: 2 BB: 2 P: 13	R: 0 E: 0 K: 0 S: 3	H: 1 LOB: 0 BB: 0 P: 3
	R: 0 E: 0 K: 1 S: 5	H: 0 LOB: 0 BB: 0 P: 5	R: 0 E: 0 K: 3 S: 9	H: 0 LOB: 0 BB: 0 P: 9	R: 0 E: 0 K: 0 S: 4	H: 1 LOB: 2 BB: 1 P: 8	R: 0 E: 0 K: 2 S: 7	H: 0 LOB: 0 BB: 0 P: 7	1B: 4 2B: 2 3B: 0 HR: 0	SF: 0 SAC: 1 DP: 1 HBP: 0

WP: 0 PA: 36
PB: 0
SB: 0
CS: 0

PITCHER		IP	WLS	BF	H	R	ER	SO	BB	IBB	HBP	BLK	WP	HR	S	P	ERA	WHIP
Don Cardwell, R ERA: 2.91	(1, 1)	3.2	L	18	4	3	2	1	2	1	0	0	0	0	17	29	4.91	1.636
Cal Koonce, R ERA: 1.89	(4, 1)	1.1		4	1	0	0	0	0	0	0	0	0	0	4	4	0.00	0.750
Ron Taylor, R ERA: 2.6	(6, 1)	3.0		11	1	0	0	4	0	1	0	0	0	0	18	22	0.00	0.333
Dick Selma, R ERA: 2.55	(9, 1)	1.0		3	0	0	0	2	0	0	0	0	0	0	7	7	0.00	0.000

PITCHER	IP	WLS	BF	H	R	ER	SO	BB	IBB	HBP	BLK	WP	HR	S	P	ERA	WHIP

Batter	1	2	3	4	5	6	7	8	9	AB	R	H	RBI	BB	SO	LOB
Ken Boswell, L (1, 4) OBP: 0.294, SLG: 0.343	4-3			K		1B		G3		4	0	1	0	0	1	0
Larry Stahl, L (1, 8) OBP: 0.310, SLG: 0.345	P6			S BB		K		6-3		3	0	0	0	1	1	1
Cleon Jones, R (1, 7) OBP: 0.337, SLG: 0.436	5-3			L7 1-2		F3			K	4	0	0	0	0	1	2
Art Shamsky, L (1, 9) OBP: 0.277, SLG: 0.406		K		K		L9			K	4	0	0	0	0	3	2
Ed Charles, R (1, 5) OBP: 0.326, SLG: 0.418		K			1-3		PB BB		P6	3	0	0	0	1	1	0
Mike Jorgensen, L (1, 3) OBP: 0.182, SLG: 0.273		G3			2B		K			3	0	1	0	0	1	1
Jerry Grote, R (1, 2) OBP: 0.353, SLG: 0.344			F2		BB		K 1-2			2	0	0	0	1	1	1
Bud Harrelson, S (1, 6) OBP: 0.274, SLG: 0.254			G3		F7		5-3			3	0	0	0	0	0	3
Don Cardwell, R (1, 1) OBP: 0.053, SLG: 0.105			K		P6			4-3		1	0	0	0	0	1	0
Cal Koonce, R (4, 1)										0	0	0	0	0	0	0
Ed Kranepool, L (5, PH) OBP: 0.283, SLG: 0.309										1	0	0	0	0	0	2
Ron Taylor, R (6, 1)										0	0	0	0	0	0	0
Kevin Collins, L (8, PH) OBP: 0.236, SLG: 0.283										1	0	0	0	0	0	0
Dick Selma, R (9, 1) OBP: 0.207, SLG: 0.241										0	0	0	0	0	0	0
Inning Stats	R: 0 E: 0 K: 0 S: 3 H: 0 LOB: 0 BB: 0 P: 3	R: 0 E: 0 K: 2 S: 7 H: 0 LOB: 0 BB: 0 P: 7	R: 0 E: 0 K: 1 S: 5 H: 0 LOB: 0 BB: 0 P: 5	R: 0 E: 0 K: 2 S: 7 H: 0 LOB: 1 BB: 1 P: 11	R: 0 E: 0 K: 0 S: 4 H: 1 LOB: 2 BB: 1 P: 8	R: 0 E: 0 K: 1 S: 6 H: 1 LOB: 1 BB: 0 P: 6	R: 0 E: 0 K: 2 S: 7 H: 0 LOB: 1 BB: 1 P: 11	R: 0 E: 0 K: 0 S: 3 H: 0 LOB: 0 BB: 0 P: 3	R: 0 E: 0 K: 2 S: 7 H: 0 LOB: 0 BB: 0 P: 7	1B: 1 2B: 1 3B: 0 HR: 0	SF: 0 SAC: 0 DP: 0 HBP: 0	WP: 0 PB: 1 SB: 1 CS: 0	PA: 32			

PITCHER		IP	WLS	BF	H	R	ER	SO	BB	IBB	HBP	BLK	WP	HR	S	P	ERA	WHIP
Steve Blass, R ERA: 2.2	(1, 1)	9.0	W	32	2	0	0	10	3	0	0	0	0	0	49	61	0.00	0.556

PITCHER	IP	WLS	BF	H	R	ER	SO	BB	IBB	HBP	BLK	WP	HR	S	P	ERA	WHIP

BOTTOM

Pittsburgh Pirates @ New York Mets

Shea Stadium, Flushing, NY

Sun Sep 15 1968, 3:33 AM EDT

Att. 33,838 - Unknown

livebaseballscorecards.com

AB	29
R	0
H	2
RBI	0
BB	3
SO	10
LOB	12

Batter	1	2	3	4	5	6	7	8	9	AB	R	H	RBI	BB	SO	LOB
Maury Wills, S (1, 5) OBP: 0.328, SLG: 0.317	4-3	K		1-3		S 1-3 2-H 1B		F9		5	0	1	1	0	1	1
Gene Alley, R (1, 6) OBP: 0.299, SLG: 0.301	1B 1B 1B		1-3 1B		FC6-4 1B	F9 1-2			BB 1B 1B 1B	5	2	4	0	0	0	2
Matty Alou, L (1, 8) OBP: 0.363, SLG: 0.395	1B 1-3 1B 1B		K	F7	F7	F7			BB 1-2 1B 1B	5	2	2	0	0	1	4
Roberto Clemente, R (1, 9) OBP: 0.346, SLG: 0.473 Manny Mota, R (7, 9) OBP: 0.320, SLG: 0.332	1B 1-2 3-H 1B	1-3 1-2		FC6-4 BB 1-2f			F8		K	4 1	0 0	1 0	1 0	0 0	0 1	2 2
Willie Stargell, L (1, 7) OBP: 0.312, SLG: 0.433	K	K		1-2 BB			BB		K	3	0	0	0	2	3	5
Donn Clendenon, R (1, 3) OBP: 0.309, SLG: 0.393	1-2 2-H 1B			HR	P3		K		1B 1-2 2-3 BB	4	1	2	2	1	1	3
Bill Mazeroski, R (1, 4) OBP: 0.304, SLG: 0.311	L8			P3		SH 1B 1B	P6		1-3 2-H 3-H 1B	5	1	2	2	0	0	3
Jerry May, R (1, 2) OBP: 0.297, SLG: 0.266		6-3		4-3 2B		P6		F8	K	5	0	1	0	0	1	3
Dock Ellis, S (1, 1) OBP: 0.080, SLG: 0.120		1-3		4-3 2-3		SH 1B 1-2		K		3	0	0	0	0	1	1
Inning Stats	R: 2 E: 0 K: 1 S: 9 H: 4 LOB: 2 BB: 0 P: 9	R: 0 E: 0 K: 1 S: 5 H: 0 LOB: 0 BB: 0 P: 5	R: 0 E: 0 K: 2 S: 8 H: 1 LOB: 1 BB: 0 P: 8	R: 1 E: 0 K: 0 S: 5 H: 2 LOB: 1 BB: 0 P: 5	R: 0 E: 0 K: 0 S: 4 H: 1 LOB: 2 BB: 1 P: 8	R: 1 E: 0 K: 0 S: 6 H: 2 LOB: 2 BB: 0 P: 6	R: 0 E: 0 K: 1 S: 5 H: 0 LOB: 1 BB: 1 P: 9	R: 0 E: 0 K: 1 S: 5 H: 0 LOB: 0 BB: 0 P: 5	R: 2 E: 0 K: 3 S: 12 H: 3 LOB: 2 BB: 1 P: 16	1B: 11 2B: 1 3B: 0 HR: 1 SF: 0 SAC: 1 DP: 0 HBP: 0	WP: 0 PB: 0 SB: 1 CS: 0 PA: 44					

PITCHER	IP	WLS	BF	H	R	ER	SO	BB	IBB	HBP	BLK	WP	HR	S	P	ERA	WHIP
Rick Wise, R (1, 1) ERA: 4.52	5.1	L	28	10	4	4	4	1	0	0	0	0	1	35	39	6.75	2.062
Turk Farrell, R (6, 1) ERA: 3.43	1.2		6	0	0	0	1	1	0	0	0	0	0	7	11	0.00	0.600
Woodie Fryman, L (8, 1) ERA: 2.8	2.0		10	3	2	2	4	1	0	0	0	0	0	17	21	9.00	2.000

PITCHER	IP	WLS	BF	H	R	ER	SO	BB	IBB	HBP	BLK	WP	HR	S	P	ERA	WHIP

TOP

Pittsburgh Pirates @ Philadelphia Phillies
Connie Mack Stadium, Philadelphia, PA
Mon Sep 16 1968, 7:05 PM EDT
Att. 2,087 - Unknown

livebaseballscorecards.com

AB	40
R	6
H	13
RBI	6
BB	3
SO	9
LOB	26

Batter	1	2	3	4	5	6	7	8	9	AB	R	H	RBI	BB	SO	LOB
Tony Taylor, R (1, 5) OBP: 0.304, SLG: 0.316	3-1		HR		G5-4-3 1-2f			4-3		4	1	1	1	0	0	1
Roberto Pena, R (1, 6) OBP: 0.315, SLG: 0.311	F7		3-1		L3			FC3-6 BB		3	0	0	0	1	0	0
John Briggs, L (1, 8) OBP: 0.369, SLG: 0.366	BB		BB 1B			F7		FC3-6 1-2f		3	0	1	0	1	0	1
Dick Allen, R (1, 7) OBP: 0.350, SLG: 0.506	1-4-3		1-2 BB			K		K		3	0	0	0	1	2	2
Johnny Callison, L (1, 9) OBP: 0.315, SLG: 0.409		G3	F8			BB			G3	3	0	0	0	1	0	2
Bill White, L (1, 3) OBP: 0.311, SLG: 0.361		BB		4-3		P3			P4	3	0	0	0	1	0	1
Cookie Rojas, R (1, 4) OBP: 0.257, SLG: 0.316		K		6-3			F8		5-3	4	0	0	0	0	1	1
Mike Ryan, R (1, 2) OBP: 0.211, SLG: 0.213		1-3		6-3			4-3			3	0	0	0	0	0	1
Rick Wise, R (1, 1) OBP: 0.283, SLG: 0.456			F8		G5-4-3 1B		6-3			2	0	1	0	0	0	0
Turk Farrell, R (6, 1) OBP: 0.200, SLG: 0.200										0	0	0	0	0	0	0
Gary Sutherland, R (7, PH) OBP: 0.278, SLG: 0.264										1	0	0	0	0	0	0
Woodie Fryman, R (8, 1) OBP: 0.125, SLG: 0.101										0	0	0	0	0	0	0
Inning Stats	R: 0 E: 0 K: 0 S: 3 H: 0 LOB: 1 BB: 1 P: 7	R: 0 E: 0 K: 1 S: 5 H: 0 LOB: 1 BB: 1 P: 9	R: 1 E: 0 K: 0 S: 5 H: 2 LOB: 2 BB: 1 P: 9	R: 0 E: 0 K: 0 S: 3 H: 0 LOB: 0 BB: 0 P: 3	R: 0 E: 0 K: 0 S: 3 H: 1 LOB: 0 BB: 0 P: 3	R: 0 E: 0 K: 1 S: 5 H: 0 LOB: 1 BB: 1 P: 9	R: 0 E: 0 K: 0 S: 3 H: 0 LOB: 0 BB: 0 P: 3	R: 0 E: 0 K: 1 S: 5 H: 0 LOB: 1 BB: 1 P: 9	R: 0 E: 0 K: 0 S: 3 H: 0 LOB: 0 BB: 0 P: 3	1B: 2 2B: 0 3B: 0 HR: 1 SF: 0 SAC: 0 DP: 1 HBP: 0						

PITCHER	IP	WLS	BF	H	R	ER	SO	BB	IBB	HBP	BLK	WP	HR	S	P	ERA	WHIP
Dock Ellis, R (1, 1) ERA: 2.68	9.0	W	34	3	1	1	3	5	0	0	0	0	1	35	55	1.00	0.889

PITCHER	IP	WLS	BF	H	R	ER	SO	BB	IBB	HBP	BLK	WP	HR	S	P	ERA	WHIP

BOTTOM

Pittsburgh Pirates @ Philadelphia Phillies

Connie Mack Stadium, Philadelphia, PA

Mon Sep 16 1968, 7:05 PM EDT

Att. 2,087 - Unknown

livebaseballscorecards.com

AB	29
R	1
H	3
RBI	1
BB	5
SO	3
LOB	9

Batter	1	2	3	4	5	6	7	8	9	AB	R	H	RBI	BB	SO	LOB
Maury Wills, S (1, 5) OBP: 0.329, SLG: 0.316	L4		4-3 CS BB		CS 1B		E6 S		F7	4	0	1	0	1	0	0
Gene Alley, R (1, 6) OBP: 0.302, SLG: 0.312	G3 2B 2B		F9 1-2		CS 1-2	HR	G6-4-3 1-2 BB		5-3	4	2	2	1	1	0	1
Roberto Clemente, R (1, 9) OBP: 0.344, SLG: 0.470	G3 2-3		4-3 2-3			E 1B 1B	G6-4-3 1-2f		6-3	5	0	1	0	0	0	4
Donn Clendenon, R (1, 3) OBP: 0.310, SLG: 0.396	1B 3-H 2B		F8			K		1B FC6 SH1-4 1B		4	2	2	1	0	1	2
Manny Mota, R (1, 8) OBP: 0.323, SLG: 0.335	2-H 1B			F9		E1 1-3 1B		SH1-4 1-2		3	0	2	1	0	0	0
Bill Mazeroski, R (1, 4) OBP: 0.305, SLG: 0.311	L8			6-3		BB		FC6 HBP 2-3 1B		3	0	1	0	1	0	1
Jose Pagan, R (1, 7) OBP: 0.274, SLG: 0.342		L5		5-3		K		FC6 HBP 1-2		3	0	0	0	0	1	3
Willie Stargell, L (8, PH) OBP: 0.313, SLG: 0.433										0	0	0	0	0	0	0
(8, 7)																
Jerry May, R (1, 2) OBP: 0.295, SLG: 0.264		5-3			F8	F8		FC6 1-2f 2-3 3-H		4	0	0	1	0	0	5
Bob Moose, R (1, 1) OBP: 0.100, SLG: 0.082		3-1			F7		K	4-3		4	0	0	0	0	1	2
Luke Walker, L (8, 1)										0	0	0	0	0	0	0
Bruce Dal Canton, R (8, 1)										0	0	0	0	0	0	0
Inning Stats	R: 2 E: 0 K: 0 S: 6 H: 3 LOB: 1 BB: 0 P: 6	R: 0 E: 0 K: 0 S: 3 H: 0 LOB: 0 BB: 0 P: 3	R: 0 E: 0 K: 0 S: 3 H: 0 LOB: 1 BB: 1 P: 7	R: 0 E: 0 K: 0 S: 3 H: 0 LOB: 0 BB: 0 P: 3	R: 0 E: 0 K: 0 S: 3 H: 1 LOB: 0 BB: 0 P: 3	R: 1 E: 1 K: 2 S: 10 H: 3 LOB: 3 BB: 1 P: 14	R: 0 E: 1 K: 1 S: 5 H: 0 LOB: 1 BB: 1 P: 9	R: 1 E: 0 K: 0 S: 5 H: 2 LOB: 2 BB: 0 P: 6	R: 0 E: 0 K: 0 S: 3 H: 0 LOB: 0 BB: 0 P: 3	1B: 6 2B: 2 3B: 0 HR: 1	SF: 0 SAC: 1 DP: 1 HBP: 1						

TOP

Pittsburgh Pirates @ Philadelphia Phillies

Connie Mack Stadium, Philadelphia, PA

Tue Sep 17 1968, 7:05 PM EDT

Att. 2,576 - Unknown

livebaseballscorecards.com

AB	34
R	4
H	9
RBI	4
BB	3
SO	3
LOB	18

WP: 0 PB: 0 SB: 1 CS: 2 PA: 40

PITCHER		IP	WLS	BF	H	R	ER	SO	BB	IBB	HBP	BLK	WP	HR	S	P	ERA	WHIP
Chris Short, L ERA: 2.89	(1, 1)	7.0	L	30	7	3	3	3	3	0	0	0	0	1	33	45	3.86	1.429
John Boozer, R ERA: 3.84	(8, 1)	0.1		4	2	1	1	0	0	0	1	0	0	0	3	4	27.00	6.000
Gary Wagner, R ERA: 3.18	(8, 1)	1.2		5	0	0	0	0	0	0	0	0	0	0	5	5	0.00	0.000

PITCHER	IP	WLS	BF	H	R	ER	SO	BB	IBB	HBP	BLK	WP	HR	S	P	ERA	WHIP

Batter	1	2	3	4	5	6	7	8	9	AB	R	H	RBI	BB	SO	LOB
Tony Taylor, R (1, 5) OBP: 0.305, SLG: 0.315	1-3		P3		5-3		BB		HBP	3	0	0	0	1	0	1
Roberto Pena, R (1, 6) OBP: 0.312, SLG: 0.307	6-3		4-3		5-3		L6		F9	5	0	0	0	0	0	3
John Briggs, L (1, 8) OBP: 0.370, SLG: 0.373	3-1			1B 2B		K		E 2B	K	5	1	2	0	0	2	1
Dick Allen, R (1, 7) OBP: 0.349, SLG: 0.506		4-3		K		1B 2B		E4 BB 2-H		4	1	1	0	0	1	1
Johnny Callison, L (1, 9) OBP: 0.317, SLG: 0.408		FC6-4 HBP		1B BB		K		F8		1	0	0	0	1	1	1
Don Lock, R (8, PH) OBP: 0.286, SLG: 0.360 (9, 9)										1	0	0	0	0	0	1
Bill White, L (1, 3) OBP: 0.313, SLG: 0.363		K		1-2 2-3 1B		2-H 1B		1-2 BB		3	0	2	1	0	1	1
Rick Joseph, R (8, PH) OBP: 0.313, SLG: 0.331 (9, 3)										0	0	0	0	1	0	0
Cookie Rojas, R (1, 4) OBP: 0.255, SLG: 0.314		FC6-4 1-2f		K		K		P6		4	0	0	0	0	2	7
Mike Ryan, R (1, 2) OBP: 0.211, SLG: 0.214			6-3 1B	F3			K	P5		4	0	1	0	0	1	5
Chris Short, R (1, 1) OBP: 0.187, SLG: 0.155			6-3 1-2		4-3		G3		L7	2	0	0	0	0	0	1
Doug Clemens, L (7, PH) OBP: 0.288, SLG: 0.356										1	0	0	0	0	0	0
John Boozer, R (8, 1) OBP: 0.111, SLG: 0.111										0	0	0	0	0	0	0
Gary Wagner, R (8, 1) OBP: 0.091, SLG: 0.091										0	0	0	0	0	0	0
Gary Sutherland, R (9, PH) OBP: 0.276, SLG: 0.262										1	0	0	0	0	0	0
Inning Stats	R: 0 H: 0 E: 0 LOB: 0 K: 0 BB: 0 S: 3 P: 3	R: 0 H: 0 E: 0 LOB: 1 K: 1 BB: 0 S: 5 P: 6	R: 0 H: 1 E: 0 LOB: 1 K: 0 BB: 0 S: 4 P: 4	R: 0 H: 2 E: 0 LOB: 3 K: 2 BB: 1 S: 9 P: 13	R: 0 H: 0 E: 0 LOB: 0 K: 0 BB: 0 S: 3 P: 3	R: 1 H: 2 E: 0 LOB: 1 K: 3 BB: 0 S: 11 P: 11	R: 0 H: 0 E: 0 LOB: 1 K: 1 BB: 1 S: 5 P: 9	R: 1 H: 1 E: 1 LOB: 2 K: 0 BB: 1 S: 5 P: 9	R: 0 H: 0 E: 0 LOB: 1 K: 1 BB: 0 S: 5 P: 6	1B: 3 SF: 0 2B: 3 SAC: 0 3B: 0 DP: 0 HR: 0 HBP: 2						WP: 0 PA: 39 PB: 0 SB: 0 CS: 0

PITCHER		IP	WLS	BF	H	R	ER	SO	BB	IBB	HBP	BLK	WP	HR	S	P	ERA	WHIP
Bob Moose, R ERA: 2.92	(1, 1)	7.0	W	31	6	2	2	7	2	0	1	0	0	0	42	51	2.57	1.143
Luke Walker, L ERA: 1.88	(8, 1)	0.1		2	0	0	0	0	1	0	0	0	0	0	1	5	0.00	3.000
Bruce Dal Canton, R ERA: 1.69	(8, 1)	1.2	S	6	0	0	0	1	0	0	1	0	0	0	7	8	0.00	0.000

PITCHER	IP	WLS	BF	H	R	ER	SO	BB	IBB	HBP	BLK	WP	HR	S	P	ERA	WHIP

BOTTOM

Pittsburgh Pirates @ Philadelphia Phillies
Connie Mack Stadium, Philadelphia, PA
Tue Sep 17 1968, 7:05 PM EDT
Att. 2,576 - Unknown

livebaseballscorecards.com

AB	34
R	2
H	6
RBI	1
BB	3
SO	8
LOB	22

Pittsburgh Pirates @ Philadelphia Phillies

Connie Mack Stadium, Philadelphia, PA

Wed Sep 18 1968, 7:05 PM EDT

Att. 2,463 - Unknown

TOP

livebaseballscorecards.com

Batter	1	2	3	4	5	6	7	8	9	AB	R	H	RBI	BB	SO	LOB
Maury Wills, S (1, 5) OBP: 0.326, SLG: 0.314	6-3		G4-3 1-2f			4-3			G3	4	0	0	0	0	0	1
Gene Alley, R (1, 6) OBP: 0.302, SLG: 0.311	6-3			F9		F9			FC6-4 1B	4	0	1	0	0	0	0
Matty Alou, L (1, 8) OBP: 0.362, SLG: 0.393	5-3			WP 1B		5-3			FC6-4 1B 1-2f	4	1	1	0	0	0	1
Donn Clendenon, R (1, 3) OBP: 0.313, SLG: 0.400		K		1-H			L3-6		1-3	4	0	3	1	0	1	0
Willie Stargell, L (1, 7) OBP: 0.314, SLG: 0.432		1B		F8			L3-6 2-3			3	0	1	0	0	0	2
Bill Mazeroski, R (1, 4) OBP: 0.304, SLG: 0.309		F3		P4			F8			3	0	0	0	0	0	2
Gary Kolb, L (1, 9) OBP: 0.294, SLG: 0.330		1-3			E6			3-1		3	0	0	0	0	0	1
Jerry May, R (1, 2) OBP: 0.295, SLG: 0.264			6-3		G6-4-3 1B			4-3		3	0	1	0	0	0	0
Bob Veale, S (1, 1) OBP: 0.120, SLG: 0.111								K		2	0	1	0	0	0	1
Manny Jimenez, L (8, PH) OBP: 0.403, SLG: 0.394			G4-3 1B		G6-4-3 1-2f					1	0	0	0	0	1	0
Ron Kline, R (8, 1)										0	0	0	0	0	0	0

	AB	31
	R	1
	H	8
	RBI	1
	BB	0
	SO	2
	LOB	8

Inning Stats										
	R: 0	H: 0	R: 0	H: 1	R: 0	H: 1	R: 1	H: 2	R: 0	H: 1
	E: 0	LOB: 0	E: 0	LOB: 1	E: 0	LOB: 0	E: 0	LOB: 1	E: 1	LOB: 0
	K: 0	BB: 0	K: 1	BB: 0	K: 0	BB: 0	K: 0	BB: 0	K: 0	BB: 0
	S: 3	P: 3	S: 6	P: 6	S: 3	P: 3	S: 5	P: 5	S: 3	P: 3

Inning Stats										
	R: 0	H: 0	R: 0	H: 1	R: 0	H: 2	1B: 7	SF: 0	WP: 1	PA: 31
	E: 0	LOB: 0	E: 0	LOB: 2	E: 0	LOB: 2	2B: 2	SAC: 0	PB: 0	
	K: 1	BB: 0	K: 0	BB: 0	K: 0	BB: 0	3B: 0	DP: 3	SB: 0	
	S: 5	P: 5	S: 4	P: 4	S: 4	P: 4	HR: 0	HBP: 0	CS: 0	

PITCHER		IP	WLS	BF	H	R	ER	SO	BB	IBB	HBP	BLK	WP	HR	S	P	ERA	WHIP
Jerry Johnson, R ERA: 3.38	(1, 1)	7.0	W	24	6	1	1	1	0	0	0	0	1	0	26	26	1.29	0.857
Gary Wagner, R ERA: 3.1	(8, 1)	2.0	S	7	2	0	0	1	0	0	0	0	0	0	9	9	0.00	1.000

PITCHER	IP	WLS	BF	H	R	ER	SO	BB	IBB	HBP	BLK	WP	HR	S	P	ERA	WHIP

Batter	1	2	3	4	5	6	7	8	9	AB	R	H	RBI	BB	SO	LOB
John Briggs, L (1, 8) OBP: 0.369, SLG: 0.372	P6		L8		5-3		2-H 1B			4	0	1	1	0	0	0
Cookie Rojas, R (1, 4) OBP: 0.255, SLG: 0.314	F9		CS 1B			G3	F2			4	0	1	0	0	0	1
Roberto Pena, R (1, 6) OBP: 0.311, SLG: 0.307	L9		4-3 1-2			K		G6-3 1B		4	0	1	0	0	1	1
Dick Allen, R (1, 7) OBP: 0.350, SLG: 0.508		F9		2B		1B		K		4	0	2	0	0	1	1
Rick Joseph, R (1, 3) OBP: 0.305, SLG: 0.322		L7		F9		5-3		G6-3 1-2f		4	0	0	0	0	0	3
Gary Sutherland, R (1, 5) OBP: 0.286, SLG: 0.273		BB 1B		K			FC3-6 1B			3	0	2	0	0	1	1
Don Lock, R (1, 9) OBP: 0.287, SLG: 0.357		FC6-4 1-2 BB		L7			FC3-6 1B 1-2f G4			2	1	0	0	1	0	2
Mike Ryan, R (1, 2) OBP: 0.212, SLG: 0.215		FC6-4 1-2f			P5		G4 1-3 1B			3	1	1	0	0	0	2
Jerry Johnson, R (1, 1) OBP: 0.174, SLG: 0.143 Tony Taylor, R (7, PH) OBP: 0.304, SLG: 0.314 Gary Wagner, R (8, 1) OBP: 0.091, SLG: 0.091			4-3		6-3		G4 1-2 3-H			2 1 0	0 0 0	0 0 0	0 1 0	0 0 0	0 0 0	0 1 0
Inning Stats	R: 0 E: 0 K: 0 S: 3 H: 0 LOB: 0 BB: 0 P: 3	R: 0 E: 0 K: 0 S: 4 H: 1 LOB: 2 BB: 1 P: 8	R: 0 E: 0 K: 0 S: 4 H: 1 LOB: 1 BB: 0 P: 4	R: 0 E: 0 K: 1 S: 6 H: 1 LOB: 1 BB: 0 P: 6	R: 0 E: 0 K: 0 S: 3 H: 0 LOB: 0 BB: 0 P: 3	R: 0 E: 0 K: 1 S: 6 H: 1 LOB: 1 BB: 0 P: 6	R: 2 E: 0 K: 0 S: 6 H: 3 LOB: 1 BB: 0 P: 6	R: 0 E: 0 K: 1 S: 5 H: 1 LOB: 0 BB: 0 P: 5		1B: 7 2B: 1 3B: 0 HR: 0 SF: 0 SAC: 0 DP: 1 HBP: 0				WP: 0 PB: 0 SB: 0 CS: 1 PA: 32		

PITCHER		IP	WLS	BF	H	R	ER	SO	BB	IBB	HBP	BLK	WP	HR	S	P	ERA	WHIP
Bob Veale, L ERA: 2.03	(1, 1)	7.0	L	29	7	2	2	2	1	0	0	0	0	0	32	36	2.57	1.143
Ron Kline, R ERA: 1.5	(8, 1)	1.0		3	1	0	0	1	0	0	0	0	0	0	5	5	0.00	1.000

PITCHER	IP	WLS	BF	H	R	ER	SO	BB	IBB	HBP	BLK	WP	HR	S	P	ERA	WHIP

BOTTOM

Pittsburgh Pirates @ Philadelphia Phillies
Connie Mack Stadium, Philadelphia, PA
Wed Sep 18 1968, 7:05 PM EDT
Att. 2,463 - Unknown

livebaseballscorecards.com

AB	31
R	2
H	8
RBI	2
BB	1
SO	3
LOB	12

Batter	1	2	3	4	5	6	7	8	9	AB	R	H	RBI	BB	SO	LOB
Don Kessinger, S (1, 6) OBP: 0.292, SLG: 0.297	4-3		F9			6-3			6-3	4	0	0	0	0	0	0
Al Spangler, L (1, 9) OBP: 0.340, SLG: 0.353	4-3		K			F8			K	4	0	0	0	0	2	0
Billy Williams, L (1, 7) OBP: 0.335, SLG: 0.500	G3			3-1		G3			6-3	4	0	0	0	0	0	0
14 Ernie Banks, R (1, 3) OBP: 0.289, SLG: 0.477		F8		K			F8			3	0	0	0	0	1	0
Ron Santo, R (1, 5) OBP: 0.353, SLG: 0.411		HBP BB		K			G4-6-3 1B			2	0	1	0	1	1	0
Randy Hundley, R (1, 2) OBP: 0.286, SLG: 0.322		1-2 HBP			2B		G4-6-3 1-2f			2	0	1	0	0	0	1
Adolfo Phillips, R (1, 8) OBP: 0.326, SLG: 0.393		K			P6			F8		3	0	0	0	0	1	3
Jose Arcia, R (1, 4) OBP: 0.195, SLG: 0.267		F7			F7			K		3	0	0	0	0	1	3
Fergie Jenkins, R (1, 1) OBP: 0.220, SLG: 0.245			K		6-3			K		2	0	0	0	0	1	1
Jimmy McMath, L (8, PH) OBP: 0.167, SLG: 0.167										1	0	0	0	0	1	0
Gary Ross, R (8, 1) OBP: 0.091, SLG: 0.091										0	0	0	0	0	0	0
Inning Stats	R: 0 E: 0 K: 0 S: 3 H: 0 LOB: 0 BB: 0 P: 3	R: 0 E: 0 K: 1 S: 5 H: 0 LOB: 2 BB: 1 P: 10	R: 0 E: 0 K: 2 S: 7 H: 0 LOB: 0 BB: 0 P: 7	R: 0 E: 0 K: 2 S: 7 H: 0 LOB: 0 BB: 0 P: 7	R: 0 E: 0 K: 0 S: 4 H: 1 LOB: 1 BB: 0 P: 4	R: 0 E: 0 K: 0 S: 3 H: 0 LOB: 0 BB: 0 P: 3	R: 0 E: 0 K: 0 S: 3 H: 1 LOB: 0 BB: 0 P: 3	R: 0 E: 0 K: 2 S: 7 H: 0 LOB: 0 BB: 0 P: 7	R: 0 E: 0 K: 1 S: 5 H: 0 LOB: 0 BB: 0 P: 5	1B: 1 2B: 1 3B: 0 HR: 0 SF: 0 SAC: 0 DP: 1 HBP: 1						

PITCHER	IP	WLS	BF	H	R	ER	SO	BB	IBB	HBP	BLK	WP	HR	S	P	ERA	WHIP
Steve Blass, R (1, 1) ERA: 2.1	9.0	W	30	2	0	0	8	1	0	1	0	0	0	44	49	0.00	0.333

PITCHER	IP	WLS	BF	H	R	ER	SO	BB	IBB	HBP	BLK	WP	HR	S	P	ERA	WHIP

TOP

Chicago Cubs @ Pittsburgh Pirates

Forbes Field, Pittsburgh, PA

Fri Sep 20 1968, 7:05 PM EDT

Att. 4,478 - Unknown - 68 F

livebaseballscorecards.com

AB	28
R	0
H	2
RBI	0
BB	1
SO	8
LOB	8

Chicago Cubs @ Pittsburgh Pirates

Forbes Field, Pittsburgh, PA

Fri Sep 20 1968, 7:05 PM EDT

Att. 4,478 - Unknown - 68 F

BOTTOM

livebaseballscorecards.com

Batter	1	2	3	4	5	6	7	8	9	AB	R	H	RBI	BB	SO	LOB
Maury Wills, S (1, 5)	K	E7 2-H 1B			E3 5-3 1B		S 1B			4	1	2	1	0	1	0
Freddie Patek, R (1, 6)	K	F7			5-3 1-2		P4 1-2			4	0	0	0	0	1	3
Matty Alou, L (1, 8)	F7		4-3		CS 2-H 1B			1-3		4	0	1	1	0	0	0
Roberto Clemente, R (1, 9)		2B WP 1B	4-3		K			CS 1B 1B		4	1	2	0	0	1	1
Gary Kolb, L (8, PR) (9, 9)										0	0	0	0	0	0	0
Donn Clendenon, R (1, 3)	K	6-3			CS 1-2	6-3		1-2 1B		4	0	1	0	0	1	1
Gene Alley, R (1, 4)	WP HR 1-3 2B		CS 1B			F2		K 2-3		4	1	2	0	0	1	2
Jose Pagan, R (1, 7)	HR 2-H 3-H		P4 1-2			2-3				3	1	1	2	0	0	1
Jerry May, R (1, 2)	E 2B		E6				5-3			3	1	1	0	0	0	0
Steve Blass, R (1, 1)	K		K				4-3			3	0	0	0	0	2	2

Inning Stats										
	R: 0 E: 0 K: 2 S: 7	H: 0 LOB: 0 BB: 0 P: 7	R: 4 E: 1 K: 2 S: 12	H: 5 LOB: 1 BB: 0 P: 12	R: 0 E: 0 K: 0 S: 3	H: 0 LOB: 0 BB: 0 P: 3	R: 0 E: 1 K: 1 S: 6	H: 1 LOB: 1 BB: 0 P: 6	R: 1 E: 1 K: 1 S: 6	H: 1 LOB: 0 BB: 0 P: 6
	R: 0 E: 0 K: 0 S: 3	H: 0 LOB: 0 BB: 0 P: 3	R: 0 E: 0 K: 0 S: 4	H: 1 LOB: 1 BB: 0 P: 4	R: 0 E: 0 K: 1 S: 6	H: 2 LOB: 2 BB: 0 P: 6				

	AB	33
	R	5
	H	10
	RBI	4
	BB	0
	SO	7
	LOB	10

	1B: 7	SF: 0	WP: 1	PA: 34
	2B: 3	SAC: 0	PB: 0	
	3B: 0	DP: 1	SB: 1	
	HR: 1	HBP: 0	CS: 3	

PITCHER		IP	WLS	BF	H	R	ER	SO	BB	IBB	HBP	BLK	WP	HR	S	P	ERA	WHIP
Fergie Jenkins, R ERA: 2.64	(1, 1)	7.0	L	29	8	5	4	6	0	0	0	0	1	1	41	41	5.14	1.143
Gary Ross, R ERA: 4.17	(8, 1)	1.0		4	2	0	0	1	0	0	0	0	0	0	6	6	0.00	2.000

PITCHER	IP	WLS	BF	H	R	ER	SO	BB	IBB	HBP	BLK	WP	HR	S	P	ERA	WHIP

Batter	1	2	3	4	5	6	7	8	9	AB	R	H	RBI	BB	SO	LOB
Don Kessinger, S (1, 6) OBP: 0.290, SLG: 0.295	S S S 0-3 ① K		x 0-0 ② 4-3		x 0-0 ③ F8			x 0-0 ① G1		4	0	0	0	0	1	1
Al Spangler, L (1, 9) OBP: 0.344, SLG: 0.368	x 0-0 FC6 1B		x 0-0 3B			x 0-0 ① 4-3		x 0-0 ② F2		4	0	2	0	0	0	0
Billy Williams, L (1, 7) OBP: 0.333, SLG: 0.497	x 0-0 ② FC6 FC6-4 1-2f		x 0-0 ③ 4-3			x 0-0 ② F7		x 0-0 ③ F9		4	0	0	0	0	0	2
Ron Santo, R (1, 5) OBP: 0.354, SLG: 0.410	x 0-0 ③ FC6-4 1-2f			x 0-0 ① 5-3		B B B 4-0 2B BB			x 0-0 BB 1B	3	1	1	0	1	0	1
Dick Nen, L (1, 3) OBP: 0.219, SLG: 0.289		B B B B 4-0 FC6-4 BB		x 0-0 ② 4-3		x 0-0 1-H 2B			B B B B 4-0 1-2 BB	2	0	1	1	2	0	0
Randy Hundley, R (1, 2) OBP: 0.284, SLG: 0.320		x 0-0 ① L9		x 0-0 ③ P5		x 0-0 ③ G3			x 0-0 ① P5	4	0	0	0	0	0	4
Adolfo Phillips, R (1, 8) OBP: 0.323, SLG: 0.390		x 0-0 ② F9			x 0-0 ① F8		x 0-0 ① 5-3		x 0-0 ② F7	4	0	0	0	0	0	3
Jose Arcia, R (1, 4) OBP: 0.200, SLG: 0.269 John Upham, L (9, PH) OBP: 0.222, SLG: 0.222		x 0-0 ③ FC6-4 1-2f			x 0-0 3-1 1B		x 0-0 ② 5-3		x 0-0 ③ 6-3	3 1	0 0	1 0	0 0	0 0	0 0	1 2
Joe Niekro, R (1, 1) OBP: 0.156, SLG: 0.100 Bobby Tiefenauer, R (4, 1) Jimmy McMath, L (5, PH) OBP: 0.154, SLG: 0.154 Jophery Brown, L (5, 1) Clarence Jones, L (7, PH) Jack Lamabe, R (7, 1) OBP: 0.333, SLG: 0.200			x 0-0 ① 5-3		x 0-0 ② 3-1 1-2		x 0-0 ③ P6			1 0 1 0 1 0	0 0 0 0 0 0	0 0 0 0 0 0	0 0 0 0 0 0	0 0 0 0 0 0	0 0 1 0 0 0	0 0 0 0 0 0

TOP

Chicago Cubs @ Pittsburgh Pirates
Forbes Field, Pittsburgh, PA
Sat Sep 21 1968, 3:33 AM EDT
Att. 3,429 - Sunny - 80 F

livebaseballscorecards.com

AB	32
R	1
H	5
RBI	1
BB	3
SO	1
LOB	15

Inning Stats	1	2	3	4	5	6	7	8	9
	R: 0 E: 0 K: 1 S: 6	H: 1 LOB: 1 BB: 0 P: 6	R: 0 E: 0 K: 0 S: 3	H: 0 LOB: 1 BB: 1 P: 7	R: 0 E: 0 K: 0 S: 4	H: 1 LOB: 1 BB: 0 P: 4	R: 0 E: 0 K: 0 S: 3	H: 0 LOB: 0 BB: 0 P: 3	R: 1 E: 0 K: 0 S: 4	H: 1 LOB: 1 BB: 1 P: 8	R: 0 E: 0 K: 0 S: 3	H: 0 LOB: 0 BB: 0 P: 3	R: 0 E: 0 K: 0 S: 3	H: 0 LOB: 0 BB: 0 P: 3	R: 0 E: 0 K: 0 S: 4	H: 1 LOB: 2 BB: 1 P: 8

| | | |

Batter	1	2	3	4	5	6	7	8	9	AB	R	H	RBI	BB	SO	LOB
Maury Wills, S (1, 5) OBP: 0.329, SLG: 0.317	0-0 1B		0-0 6-3 ③		0-0 SH1-3 1B		0-0 1-3 ①			4	1	2	0	0	0	0
Freddie Patek, R (1, 6) OBP: 0.308, SLG: 0.338	0-3 K ①			0-0 2B 1B	0-0 SH1-3 ① 1-2		0-0 6-3 ②			3	1	1	0	0	1	1
Matty Alou, L (1, 8) OBP: 0.363, SLG: 0.395	0-0 F9 1-2			0-0 ② 1-3	0-0 F7 ②		0-0 P6 ③			4	1	2	0	0	0	1
Roberto Clemente, R (1, 9) OBP: 0.347, SLG: 0.468 Gary Kolb, L (9, 9) OBP: 0.294, SLG: 0.330	0-0 F9 ②③ 1-2			4-0 1B IBB	4-0 1B IBB			0-0 F8 ①		2 0	1 0	0 0	0 0	2 0	0 0	2 0
Donn Clendenon, R (1, 3) OBP: 0.312, SLG: 0.398		0-3 K ①		0-3 K ①	0-0 ② 1-2 2-H 1B			0-0 F7 ②		4	0	1	1	0	2	3
Gene Alley, R (1, 4) OBP: 0.303, SLG: 0.315		0-0 F8 ②		0-0 ② 1-3 2-H 3-H 1B	0-0 2-3 ③			0-3 K ③		4	1	1	2	0	1	2
Jose Pagan, R (1, 7) OBP: 0.276, SLG: 0.361		0-3 K ③		0-0 ① 1-2 CS 3-H 1B		0-0 6-3 ①				3	0	1	1	0	1	0
Jerry May, R (1, 2) OBP: 0.295, SLG: 0.268			0-0 5-3 ①	0-0 ② 1-3 2-H 1B		0-0 5-3 ②				3	0	1	1	0	0	0
Dock Ellis, S (1, 1) OBP: 0.071, SLG: 0.107			0-0 1-3 ②	0-0 ②③ 1-3 3-H		0-0 L1 ③				3	0	0	0	0	0	2
Inning Stats	R: 0 H: 2 E: 0 LOB: 1 K: 1 BB: 0 S: 6 P: 6	R: 0 H: 0 E: 0 LOB: 0 K: 2 BB: 0 S: 7 P: 7	R: 0 H: 0 E: 0 LOB: 0 K: 0 BB: 0 S: 3 P: 3	R: 4 H: 5 E: 0 LOB: 1 K: 1 BB: 1 S: 9 P: 13	R: 1 H: 2 E: 0 LOB: 2 K: 0 BB: 1 S: 5 P: 9	R: 0 H: 0 E: 0 LOB: 0 K: 0 BB: 0 S: 3 P: 3	R: 0 H: 0 E: 0 LOB: 0 K: 0 BB: 0 S: 3 P: 3	R: 0 H: 0 E: 0 LOB: 0 K: 1 BB: 0 S: 5 P: 5		1B: 8 SF: 0 2B: 1 SAC: 1 3B: 0 DP: 0 HR: 0 HBP: 0					WP: 0 PA: 33 PB: 0 SB: 0 CS: 1	

PITCHER		IP	WLS	BF	H	R	ER	SO	BB	IBB	HBP	BLK	WP	HR	S	P	ERA	WHIP
Joe Niekro, R ERA: 4.31	(1, 1)	3.1	L	16	6	4	4	4	0	1	0	0	0	0	23	27	10.80	1.800
Bobby Tiefenauer, R ERA: 6.08	(4, 1)	0.2		2	1	0	0	0	0	0	0	0	0	0	2	2	0.00	1.500
Jophery Brown, R ERA: 4.5	(5, 1)	2.0		9	2	1	1	0	0	1	0	0	0	0	8	12	4.50	1.000
Jack Lamabe, R ERA: 4.35	(7, 1)	2.0		6	0	0	0	1	0	0	0	0	0	0	8	8	0.00	0.000

PITCHER	IP	WLS	BF	H	R	ER	SO	BB	IBB	HBP	BLK	WP	HR	S	P	ERA	WHIP

BOTTOM

Chicago Cubs @ Pittsburgh Pirates

Forbes Field, Pittsburgh, PA

Sat Sep 21 1968, 3:33 AM EDT

Att. 3,429 - Sunny - 80 F

livebaseballscorecards.com

AB	30
R	5
H	9
RBI	5
BB	2
SO	5
LOB	11

Chicago Cubs @ Pittsburgh Pirates

Forbes Field, Pittsburgh, PA

Sun Sep 22 1968, 3:33 AM EDT

Att. 27,405 - Cloudy - 75 F

livebaseballscorecards.com

Batter	1	2	3	4	5	6	7	8	9	AB	R	H	RBI	BB	SO	LOB
Don Kessinger, S (1, 6) OBP: 0.291, SLG: 0.296	6-3			F7	1B		1B			4	0	2	0	0	0	0
Al Spangler, L (1, 9) OBP: 0.342, SLG: 0.383	G3			HR	P5		F9			4	1	1	1	0	0	4
Billy Williams, L (1, 7) OBP: 0.332, SLG: 0.497	4-3			2B		K		G3		4	0	1	0	0	1	0
Ron Santo, R (1, 5) OBP: 0.355, SLG: 0.409		K		BB		6-3		FC6-4 BB		2	0	0	0	2	1	0
Dick Nen, L (1, 3) OBP: 0.220, SLG: 0.280		P2		P4		BB		FC6-4 1-2f		3	0	0	0	1	0	3
Randy Hundley, R (1, 2) OBP: 0.283, SLG: 0.317		K		F2		P2		F2		4	0	0	0	0	1	4
Adolfo Phillips, R (1, 8) OBP: 0.320, SLG: 0.386			K		K2-3		F9		4-3	4	0	0	0	0	2	0
Jose Arcia, R (1, 4) OBP: 0.207, SLG: 0.266			K		FC3-6 BB		1B BB		4-3	1	0	0	0	1	1	0
Clarence Jones, L (7, PH)										0	0	0	0	1	0	0
Victor LaRose, R (7, 4)										0	0	0	0	0	0	0
John Upham, L (9, PH) OBP: 0.200, SLG: 0.200										1	0	0	0	0	0	0
Ken Holtzman, R (1, 1) OBP: 0.125, SLG: 0.138			6-3		FC3-6 1B 1-2f		F8		K	2	0	0	0	0	0	1
Jack Lamabe, R (6, 1) OBP: 0.333, SLG: 0.200										0	0	0	0	0	0	0
Willie Smith, L (7, PH) OBP: 0.312, SLG: 0.398										1	0	0	0	0	0	1
Phil Regan, R (7, 1) OBP: 0.190, SLG: 0.200										0	0	0	0	0	0	0
Jimmy McMath, L (9, PH) OBP: 0.143, SLG: 0.143										1	0	0	0	0	1	0
Inning Stats	R: 0 E: 0 K: 0 S: 3 H: 0 LOB: 0 BB: 0 P: 3	R: 0 E: 0 K: 2 S: 7 H: 0 LOB: 0 BB: 0 P: 7	R: 0 E: 0 K: 2 S: 7 H: 0 LOB: 0 BB: 0 P: 7	R: 1 E: 0 K: 0 S: 5 H: 2 LOB: 2 BB: 1 P: 9	R: 0 E: 0 K: 1 S: 6 H: 1 LOB: 2 BB: 1 P: 10	R: 0 E: 0 K: 1 S: 5 H: 0 LOB: 1 BB: 1 P: 9	R: 0 E: 0 K: 0 S: 4 H: 1 LOB: 2 BB: 1 P: 8	R: 0 E: 0 K: 0 S: 3 H: 0 LOB: 1 BB: 1 P: 7	R: 0 E: 0 K: 1 S: 5 H: 0 LOB: 0 BB: 0 P: 5	1B: 2 2B: 1 3B: 0 HR: 1 SF: 0 SAC: 0 DP: 0 HBP: 0						

TOP	
AB	31
R	1
H	4
RBI	1
BB	5
SO	7
LOB	13

WP: 0 PB: 0 SB: 0 CS: 0 PA: 36

PITCHER		IP	WLS	BF	H	R	ER	SO	BB	IBB	HBP	BLK	WP	HR	S	P	ERA	WHIP
Bob Moose, R ERA: 2.86	(1, 1)	6.1	W	26	3	1	1	6	4	0	0	0	0	1	34	50	1.42	1.105
Bruce Dal Canton, R ERA: 1.35	(7, 1)	2.2	S	10	1	0	0	1	1	0	0	0	0	0	11	15	0.00	0.750

PITCHER	IP	WLS	BF	H	R	ER	SO	BB	IBB	HBP	BLK	WP	HR	S	P	ERA	WHIP

Chicago Cubs @ Pittsburgh Pirates

Forbes Field, Pittsburgh, PA

Sun Sep 22 1968, 3:33 AM EDT

Att. 27,405 - Cloudy - 75 F

livebaseballscorecards.com

BOTTOM

Batter	1	2	3	4	5	6	7	8	9	AB	R	H	RBI	BB	SO	LOB
Maury Wills, S (1, 5) OBP: 0.329, SLG: 0.316	BBBB 4-0 S BB	SSS 0-3 ③ K		x 0-0 ③ 1-3		x 0-0 ① 3-H 1B		x 0-0 ② F7		4	0	1	1	1	1	3
Freddie Patek, R (1, 6) OBP: 0.301, SLG: 0.330	SSS 0-3 ① K 1-2		x 0-0 ① 5-3		x 0-0 ① 6-3	x 0-0 ③ 5-3		SSS 0-3 ③ K		5	0	0	0	0	2	3
Matty Alou, L (1, 8) OBP: 0.362, SLG: 0.394	x 0-0 ② 6-3		x 0-0 FC4-6 1B		x 0-0 ② F9		x 0-0 ① F8			4	0	1	0	0	0	1
Roberto Clemente, R (1, 9) OBP: 0.348, SLG: 0.475 Gary Kolb, L (8, 9) OBP: 0.294, SLG: 0.330	x 0-0 ③ F8		x 0-0 ② FC4-6 1B 1-2f 1B		x 0-0 1B		x 0-0 IHR			4 0	2 0	2 0	1 0	0 0	0 0	2 0
Donn Clendenon, R (1, 3) OBP: 0.312, SLG: 0.397		SSS 0-3 ① K	x 0-0 1B 1-3 1B		SSS 0-3 ③ K		SSS 0-3 ② K			4	0	1	0	0	3	1
Gene Alley, R (1, 4) OBP: 0.306, SLG: 0.325		x 0-0 HR	x 0-0 1-2 3-H 1B			x 0-0 ① 6-3	x 0-0 1B			4	1	3	2	0	0	0
Jose Pagan, R (1, 7) OBP: 0.276, SLG: 0.354		SSS 0-3 ② K	x 0-0 ③ 5-3			BBBB 4-0 3B BB	SSS 0-3 ③ K			3	1	0	0	1	2	3
Jerry May, R (1, 2) OBP: 0.300, SLG: 0.276		BBBB 4-0 1B BB		x 0-0 ① F9		x 0-0 1-H 1B 3B		x 0-0 SH3-4 1B		3	1	2	1	1	0	0
Bob Moose, R (1, 1) OBP: 0.113, SLG: 0.096 Bruce Dal Canton, R (7, 1)		x 0-0 1-3 1B		SSS 0-3 ② K		SSS 0-3 ② K		x 0-0 ① SH3-4 1-2		3 0	0 0	1 0	0 0	0 0	2 0	1 0
Inning Stats	R: 0 E: 0 K: 1 S: 5 H: 0 LOB: 1 BB: 1 P: 9	R: 1 E: 0 K: 3 S: 11 H: 2 LOB: 2 BB: 1 P: 15	R: 1 E: 0 K: 0 S: 6 H: 3 LOB: 2 BB: 0 P: 6	R: 0 E: 0 K: 1 S: 5 H: 0 LOB: 0 BB: 0 P: 5	R: 0 E: 0 K: 1 S: 6 H: 1 LOB: 1 BB: 0 P: 6	R: 2 E: 0 K: 1 S: 7 H: 2 LOB: 1 BB: 1 P: 11	R: 1 E: 0 K: 2 S: 9 H: 2 LOB: 1 BB: 0 P: 9	R: 0 E: 0 K: 1 S: 6 H: 1 LOB: 1 BB: 0 P: 6		1B: 8 2B: 0 3B: 1 HR: 2 SF: 0 SAC: 1 DP: 0 HBP: 0				WP: 0 PB: 0 SB: 1 CS: 0 PA: 38		

	AB	34
	R	5
	H	11
	RBI	5
	BB	3
	SO	10
	LOB	14

PITCHER		IP	WLS	BF	H	R	ER	SO	BB	IBB	HBP	BLK	WP	HR	S	P	ERA	WHIP
Ken Holtzman, L ERA: 3.42	(1, 1)	5.1	L	26	7	4	4	6	3	0	0	0	0	1	35	47	6.75	1.875
Jack Lamabe, R ERA: 4.3	(6, 1)	0.2		3	1	0	0	1	0	0	0	0	0	0	5	5	0.00	1.500
Phil Regan, R ERA: 2.31	(7, 1)	2.0		9	3	1	1	3	0	0	0	0	0	0	15	15	4.50	1.500

PITCHER	IP	WLS	BF	H	R	ER	SO	BB	IBB	HBP	BLK	WP	HR	S	P	ERA	WHIP

Cincinnati Reds @ Pittsburgh Pirates

Forbes Field, Pittsburgh, PA

Mon Sep 23 1968, 7:05 PM EDT

Unknown

TOP

livebaseballscorecards.com

Batter	1	2	3	4	5	6	7	8	9	AB	R	H	RBI	BB	SO	LOB
Pete Rose, S (1, 9) OBP: 0.390, SLG: 0.472	4-3		F7			4-3 1B 2B	F7		1B 1B IBB	4	2	1	0	1	0	1
Vada Pinson, L (1, 8) OBP: 0.307, SLG: 0.384	1-3		FC4-6 CS 1-2f			4-3 2-3		4-3	1B 1B 1-2 2-3 3-H	5	0	1	1	0	0	2
Alex Johnson, R (1, 7) OBP: 0.346, SLG: 0.401	4-3		CS 1-2	4-3		1B 1B 3-H		4-3	K S S S	5	0	1	1	0	1	3
Tony Perez, R (1, 5) OBP: 0.343, SLG: 0.438		SH5-4 HBP SF8 1B		G4-3 1B		F8		1-3	BB 1B 1-3 2-H 3-H	5	1	3	2	0	0	1
Lee May, R (1, 3) OBP: 0.339, SLG: 0.467		1-0 SH5-4 1B HBP 1-2		G4-3 1-2f		1-3 1B			WP 1B 2B G5-4-3 BB 1-2	3	1	2	0	1	0	1
Pat Corrales, R (1, 2) OBP: 0.349, SLG: 0.339	SH5-4 1-2 2-3				G3 6-3 1B	G3			1B WP 2B HBP G5-4-3 1-2f	2	0	1	0	0	0	2
Johnny Bench, R (9, PH) OBP: 0.315, SLG: 0.444 (9, 2)										1	1	0	0	0	0	3
Giraldo Ruiz, S (1, 4) OBP: 0.303, SLG: 0.287		SF8 3-H			6-3 1-2		4-3 3B		B B B B B 1B 2B BB 1-2 2-3	2	1	1	1	0	0	1
Mack Jones, L (9, PH) OBP: 0.341, SLG: 0.403										0	0	0	0	0	0	0
Jim Beauchamp, R (9, PH) OBP: 0.317, SLG: 0.418										0	1	0	0	1	0	0
Clay Carroll, R (9, 1) OBP: 0.208, SLG: 0.174										0	0	0	0	0	0	0
Leo Cardenas, R (1, 6) OBP: 0.296, SLG: 0.324		2-H 1B			G3 2-3		5-3		2B 1B 1B 1-2 2-3 3-H	4	1	2	1	0	0	2
George Culver, R (1, 1) OBP: 0.147, SLG: 0.136			B B B B 4-0 FC4-6 BB		6-3		4-3 3-H		1B 1B 2B 1-3 2-H 3-H	2	0	0	1	1	0	1
Dan McGinn, L (7, 1)										0	0	0	0	0	0	0
Ted Abernathy, R (7, 1)										0	0	0	0	0	0	0
Bill Kelso, R (7, 1)										0	0	0	0	0	0	0
Fred Whitfield, L (9, PH) OBP: 0.300, SLG: 0.411										1	0	1	2	0	0	0
Woody Woodward, R (9, PR) OBP: 0.283, SLG: 0.254 (9, 4)										0	1	0	0	0	0	0

	AB	34
	R	9
	H	13
	RBI	9
	BB	4
	SO	1
	LOB	17

Inning Stats	1	2	3	4	5	6	7	8	9	1B: 9	SF: 1	WP: 1	PA: 43
R:	0	1	0	0	0	1	1	0	6	2B: 3	SAC: 1	PB: 0	
E:	0	0	0	0	0	0	0	0	0	3B: 1	DP: 2	SB: 0	
K:	0	0	0	0	0	0	0	0	1	HR: 0	HBP: 2	CS: 1	
S:	3	4	2	3	4	6	4	3	9				
H:	0	2	0	1	1	3	1	0	5				
LOB:	0	2	0	0	1	2	0	0	2				
BB:	0	0	1	0	0	0	0	0	3				
P:	3	5	6	3	4	6	4	3	22				

PITCHER		IP	WLS	BF	H	R	ER	SO	BB	IBB	HBP	BLK	WP	HR	S	P	ERA	WHIP
Al McBean, R	(1, 1)	6.0		24	7	2	2	0	1	0	1	0	0	0	22	27	3.00	1.333
ERA: 3.55																		
Tommie Sisk, R	(7, 1)	2.0		9	2	3	3	0	0	0	1	0	0	0	8	9	13.50	1.000
ERA: 3.45																		
Luke Walker, L	(9, 1)	0.0		1	0	0	0	0	1	0	0	0	1	0	0	4	∞	∞
ERA: 2.02																		
Ron Kline, R	(9, 1)	1.0	L	8	4	4	4	1	1	1	0	0	0	0	8	16	36.00	5.000
ERA: 1.73																		

PITCHER	IP	WLS	BF	H	R	ER	SO	BB	IBB	HBP	BLK	WP	HR	S	P	ERA	WHIP

Cincinnati Reds @ Pittsburgh Pirates

Forbes Field, Pittsburgh, PA

Mon Sep 23 1968, 7:05 PM EDT

Unknown

BOTTOM

livebaseballscorecards.com

Batter	1	2	3	4	5	6	7	8	9	AB	R	H	RBI	BB	SO	LOB
Maury Wills, S (1, 5) OBP: 0.327, SLG: 0.314	6-3		G5-4-3 1-2f		4-3		K	4-3		5	0	0	0	0	1	2
Gene Alley, R (1, 6) OBP: 0.309, SLG: 0.327	4-3 1B		F8		HBP 1B		1B 1B HBP	K		4	1	2	0	0	1	0
Matty Alou, L (1, 8) OBP: 0.364, SLG: 0.396	4-3 1-2			1B 2B 1B	HBP 1-2 1B		BB 1B 1-2 2-3 2B 1B	K		5	2	3	0	0	1	1
Roberto Clemente, R (1, 9) OBP: 0.352, SLG: 0.479	5-3			1-3 1B	1-2 2-3 HBP		BB 1-2 2-H 3-H 2B 1B		2B	4	1	3	2	0	0	1
Willie Stargell, L (1, 7) OBP: 0.312, SLG: 0.429 Jose Pagan, R (7, PH) OBP: 0.278, SLG: 0.352 (8, 7)		P5		F2	K		4-0 1-2 2-3 2B BB	P8		3 1	0 1	0 0	0 0	0 1	1 0	4 1
Donn Clendenon, R (1, 3) OBP: 0.312, SLG: 0.400		F8		2B		6-3	SH3 1-H 2-H 3-H 2B	K		5	0	2	4	0	1	1
Bill Mazeroski, R (1, 4) OBP: 0.306, SLG: 0.309	E7 1B			IBB	L8	SH3 IBB		6-3		3	0	1	0	2	0	1
Chris Cannizzaro, R (1, 2) OBP: 0.338, SLG: 0.404 Freddie Patek, R (6, PR) OBP: 0.301, SLG: 0.330 Tommie Sisk, R (7, 1) OBP: 0.154, SLG: 0.083 Luke Walker, L (9, 1) Ron Kline, R (9, 1)	4-3			F9	CS BB	SH3 1-2 2-3				2 0 0 0 0	0 0 0 0 0	0 0 0 0 0	0 0 0 0 0	1 0 0 0 0	0 0 0 0 0	3 0 0 0 0
Al McBean, R (1, 1) OBP: 0.206, SLG: 0.239 Manny Jimenez, L (6, PH) OBP: 0.403, SLG: 0.394 Richie Hebner, L (6, PH) Jerry May, R (7, 2) OBP: 0.300, SLG: 0.279			G5-4-3 1B		B1-5-3	CS 1-2	1B 1B 2B P6			2 0 0 2	0 0 0 1	1 0 0 1	0 0 0 0	0 0 0 0	0 0 0 2	0 0 0 2
Inning Stats	R: 0 E: 0 K: 0 S: 4 H: 1 LOB: 1 BB: 0 P: 4	R: 0 E: 1 K: 0 S: 4 H: 1 LOB: 1 BB: 0 P: 4	R: 0 E: 0 K: 0 S: 3 H: 1 LOB: 0 BB: 0 P: 3	R: 1 E: 0 K: 0 S: 5 H: 3 LOB: 2 BB: 1 P: 9	R: 0 E: 0 K: 1 S: 7 H: 2 LOB: 3 BB: 0 P: 8	R: 0 E: 0 K: 0 S: 2 H: 0 LOB: 1 BB: 1 P: 6	R: 5 E: 0 K: 1 S: 9 H: 4 LOB: 2 BB: 2 P: 18	R: 0 E: 0 K: 2 S: 7 H: 0 LOB: 0 BB: 0 P: 7	R: 0 E: 0 K: 1 S: 6 H: 1 LOB: 1 BB: 0 P: 6	1B: 9 2B: 4 3B: 0 HR: 0	SF: 0 SAC: 1 DP: 1 HBP: 2					WP: 0 PB: 0 SB: 0 CS: 1	PA: 44

PITCHER		IP	WLS	BF	H	R	ER	SO	BB	IBB	HBP	BLK	WP	HR	S	P	ERA	WHIP
George Culver, R ERA: 3.26	(1, 1)	6.1		31	11	5	5	2	1	1	2	0	0	0	31	41	7.11	1.895
Dan McGinn, L ERA: 4.66	(7, 1)	0.0		1	0	0	0	0	1	0	0	0	0	0	0	4	∞	∞
Ted Abernathy, R ERA: 2.43	(7, 1)	0.0		1	1	1	1	0	0	0	0	0	0	0	1	1	∞	∞
Bill Kelso, R ERA: 3.71	(7, 1)	1.2	W	6	0	0	0	2	0	1	0	0	0	0	9	13	0.00	0.000
Clay Carroll, R ERA: 3.0	(9, 1)	1.0	S	4	1	0	0	1	0	0	0	0	0	0	6	6	0.00	1.000

PITCHER	IP	WLS	BF	H	R	ER	SO	BB	IBB	HBP	BLK	WP	HR	S	P	ERA	WHIP

AB	36
R	6
H	13
RBI	6
BB	4
SO	5
LOB	16

Batter	1	2	3	4	5	6	7	8	9	10	AB	R	H	RBI	BB	SO	LOB
Pete Rose, S (1, 9) OBP: 0.392, SLG: 0.470	BBBB 4-0 1B BB		x 0-0 ③ L3			BBB 4-0 BB		x 0-0 ② 1-3		III 4-0 IBB IBB	2	0	0	0	3	0	0
Vada Pinson, L (1, 8) OBP: 0.307, SLG: 0.382	x 0-0 ① F8			x 0-0 ① F8		x 0-0 ③ F8		BBBB 4-0 FC6-4 BB		III 4-0 1-2 IBB	3	0	0	0	2	0	2
Alex Johnson, R (1, 7) OBP: 0.345, SLG: 0.399	x 0-0 1-3 G1-4-6-3 1B			x 0-0 ② F9			SSS 0-3 ① K	x 0-0 ③ FC6-4 1-2f		x 0-0 ③ F9	5	0	1	0	0	1	4
Bill Kelso, R (10, 1)											0	0	0	0	0	0	0
Dan McGinn, L (10, 1)											0	0	0	0	0	0	0
Ted Abernathy, R (10, 1)											0	0	0	0	0	0	0
Tony Perez, R (1, 5) OBP: 0.343, SLG: 0.439	x 0-0 ② ③ G1-4-6-3 1-2f			x 0-0 ③ F9			x 0-0 1B 2B		x 0-0 ① F8		4	1	1	0	0	0	2
Johnny Bench, R (1, 2) OBP: 0.314, SLG: 0.442		x 0-0 ① L7			x 0-0 ① F7		BBBB 4-0 1B BB		x 0-0 ② F8		3	0	0	0	1	0	0
Lee May, R (1, 3) OBP: 0.337, SLG: 0.464 (10, 7)		x 0-0 ② 5-3			x 0-0 ② F8		x 0-0 ② F8		SSS 0-3 ③ K		4	0	0	0	0	1	2
Giraldo Ruiz, S (1, 4) OBP: 0.316, SLG: 0.296		BBBB 4-0 CS BB			x 0-0 ③ F8		x 0-0 1-2 2-H FC6-4 1B			x 0-0 G3 SH3 1B	3	0	2	1	1	0	0
Leo Cardenas, R (1, 6) OBP: 0.294, SLG: 0.322		0-0 ③ CS 1-2	SSS 0-3 ① K			x 0-0 ① 5-3	x 0-0 ③ FC6-4 1-2f			x 0-0 ① SH3 1-2	3	0	0	0	0	1	2
Clay Carroll, R (1, 1) OBP: 0.185, SLG: 0.154			x 0-0 ② 5-3			SSS 0-3 ② K		x 0-0 ① 6-3		x 0-0 ② G3 2-3	3	0	0	0	0	1	0
Fred Whitfield, L (10, PH) OBP: 0.300, SLG: 0.408 (10, 3)											1	0	0	0	0	0	1
Inning Stats	R: 0 E: 0 K: 0 S: 3 H: 1 LOB: 1 BB: 1 P: 7	R: 0 E: 0 K: 0 S: 2 H: 0 LOB: 0 BB: 1 P: 6	R: 0 E: 0 K: 1 S: 5 H: 0 LOB: 0 BB: 0 P: 5	R: 0 E: 0 K: 0 S: 3 H: 0 LOB: 0 BB: 0 P: 3	R: 0 E: 0 K: 0 S: 3 H: 0 LOB: 0 BB: 0 P: 3	R: 0 E: 0 K: 1 S: 5 H: 0 LOB: 1 BB: 1 P: 9	R: 1 E: 0 K: 1 S: 7 H: 2 LOB: 2 BB: 1 P: 11	R: 0 E: 0 K: 0 S: 3 H: 0 LOB: 1 BB: 1 P: 7	R: 0 E: 0 K: 1 S: 5 H: 0 LOB: 0 BB: 0 P: 5	R: 0 E: 0 K: 0 S: 4 H: 1 LOB: 3 BB: 2 P: 12	1B: 3 2B: 1 3B: 0 HR: 0	SF: 0 SAC: 1 DP: 1 HBP: 0						

PITCHER		IP	WLS	BF	H	R	ER	SO	BB	IBB	HBP	BLK	WP	HR	S	P	ERA	WHIP
Jim Bunning, R ERA: 3.88	(1, 1)	6.1		23	2	1	1	3	4	0	0	0	0	0	25	41	1.42	0.947
Bruce Dal Canton, R ERA: 1.13	(7, 1)	2.2		10	1	0	0	1	1	0	0	0	0	0	11	15	0.00	0.750
Ron Kline, R ERA: 1.72	(10, 1)	1.0	W	6	1	0	0	0	0	2	0	0	0	0	4	12	0.00	1.000

PITCHER	IP	WLS	BF	H	R	ER	SO	BB	IBB	HBP	BLK	WP	HR	S	P	ERA	WHIP

TOP

Cincinnati Reds @ Pittsburgh Pirates

Forbes Field, Pittsburgh, PA

Mon Sep 23 1968, 7:05 PM EDT

Att. 4,232 - Unknown

livebaseballscorecards.com

AB	31
R	1
H	4
RBI	1
BB	7
SO	4
LOB	13

WP: 0	PA: 40		
PB: 0			
SB: 0			
CS: 1			

Batter	1	2	3	4	5	6	7	8	9	10	AB	R	H	RBI	BB	SO	LOB
Maury Wills, S (1, 5) OBP: 0.327, SLG: 0.313	1-3		F7		1B			4-3		BB	4	1	1	0	1	0	0
Al Oliver, L (1, 9) OBP: 0.200, SLG: 0.200	G3			E FC5-4 BB 1B	K			K		F7	5	1	1	0	0	2	2
Matty Alou, L (1, 8) OBP: 0.364, SLG: 0.396	1-4-3			F9	5-4-3 1B			4-3		1B 1-2	5	0	2	0	0	0	1
Willie Stargell, L (1, 7) OBP: 0.315, SLG: 0.431 Manny Mota, R (10, PH) OBP: 0.325, SLG: 0.337		G6-4-3 1B		FC5-4 E 1-2 BB	K				FC6-4 SH3-4 1B	1-2 2-H 1B	3 1	0 0	2 1	0 1	1 0	1 0	1 0
Donn Clendenon, R (1, 3) OBP: 0.311, SLG: 0.398		G6-4-3 1-2f		E5 FC5-4 1-2 2-3	5-4-3 1-2				SH3-4 1-2		3	0	0	0	0	0	4
Gene Alley, R (1, 6) OBP: 0.311, SLG: 0.327	1B			FC5-4 FC4-6 1-2f 2-3 3-H	5-3				FC6-4 IBB		3	0	1	1	1	0	3
Bill Mazeroski, R (1, 4) OBP: 0.304, SLG: 0.307	F8		FC4-6 1-2f			P4			FC6-4 IBB 1-2f 2-3		4	0	0	0	0	0	5
Jerry May, R (1, 2) OBP: 0.298, SLG: 0.277 Roberto Clemente, R (9, PH) OBP: 0.353, SLG: 0.479 Chris Cannizzaro, R (10, 2) OBP: 0.338, SLG: 0.404			K		6-3	K			IBB 1-2		3 0 0	0 0 0	0 0 0	0 0 0	0 1 0	2 0 0	0 0 0
Jim Bunning, R (1, 1) OBP: 0.098, SLG: 0.118 Bruce Dal Canton, R (7, 1) Gary Kolb, L (9, PH) OBP: 0.291, SLG: 0.328 Ron Kline, R (10, 1)			K		6-3	K		4-3			2 1 1 0	0 0 0 0	0 0 0 0	0 0 0 0	1 1 0 0	0 0 0 0	0 0 3 0
Inning Stats	R: 0 E: 0 K: 0 S: 3 H: 0 LOB: 0 BB: 0 P: 3	R: 0 E: 0 K: 0 S: 4 H: 2 LOB: 1 BB: 0 P: 4	R: 0 E: 0 K: 2 S: 7 H: 0 LOB: 0 BB: 0 P: 7	R: 1 E: 1 K: 0 S: 5 H: 1 LOB: 2 BB: 1 P: 9	R: 0 E: 0 K: 1 S: 6 H: 1 LOB: 0 BB: 0 P: 6	R: 0 E: 0 K: 1 S: 6 H: 1 LOB: 1 BB: 0 P: 6	R: 0 E: 0 K: 2 S: 7 H: 0 LOB: 0 BB: 0 P: 7	R: 0 E: 0 K: 1 S: 5 H: 0 LOB: 0 BB: 0 P: 5	R: 0 E: 0 K: 0 S: 4 H: 1 LOB: 3 BB: 2 P: 12	R: 1 E: 0 K: 0 S: 3 H: 2 LOB: 2 BB: 1 P: 7	1B: 8 2B: 0 3B: 0 HR: 0	SF: 0 SAC: 1 DP: 1 HBP: 0						

PITCHER		IP	WLS	BF	H	R	ER	SO	BB	IBB	HBP	BLK	WP	HR	S	P	ERA	WHIP
Clay Carroll, R ERA: 2.8	(1, 1)	9.0		36	6	1	0	7	1	2	0	0	0	0	47	59	0.00	0.778
Bill Kelso, R ERA: 3.86	(10, 1)	0.1	L	2	0	1	1	0	1	0	0	0	0	0	1	5	27.00	3.000
Dan McGinn, L ERA: 4.66	(10, 1)	0.0		1	1	0	0	0	0	0	0	0	0	0	1	1	∞	∞
Ted Abernathy, R ERA: 2.43	(10, 1)	0.0		1	1	0	0	0	0	0	0	0	0	0	1	1	∞	∞

PITCHER	IP	WLS	BF	H	R	ER	SO	BB	IBB	HBP	BLK	WP	HR	S	P	ERA	WHIP

BOTTOM

Cincinnati Reds @ Pittsburgh Pirates

Forbes Field, Pittsburgh, PA

Mon Sep 23 1968, 7:05 PM EDT

Att. 4,232 - Unknown

livebaseballscorecards.com

AB	35
R	2
H	8
RBI	2
BB	4
SO	7
LOB	19

1B: 8 2B: 0 3B: 0 HR: 0 | SF: 0 SAC: 1 DP: 1 HBP: 0 | WP: 0 PB: 0 SB: 0 CS: 0 | PA: 40

Cincinnati Reds @ Pittsburgh Pirates

Forbes Field, Pittsburgh, PA

Tue Sep 24 1968, 7:05 PM EDT

Att. 4,044 - Unknown

livebaseballscorecards.com

TOP

Batter	1	2	3	4	5	6	7	8	9	AB	R	H	RBI	BB	SO	LOB
Pete Rose, S (1, 9) OBP: 0.391, SLG: 0.468	S S S 0-3 ① K		S S S 0-3 ② K		S S S 0-3 ③ K			B B B B 4-0 BB		3	0	0	0	1	3	2
Mack Jones, L (1, 8) OBP: 0.340, SLG: 0.400	x 0-0 1B		x 0-0 ③ G3			S S S 0-3 ① K		S S S 0-3 ② K		4	0	1	0	0	2	2
Alex Johnson, R (1, 7) OBP: 0.344, SLG: 0.398	x 0-0 ② L9			x 0-0 FC5-4 1B		x 0-0 ② 4-3		x 0-0 ③ 5-3		4	0	1	0	0	0	2
Tony Perez, R (1, 5) OBP: 0.341, SLG: 0.436	x 0-0 ③ 6-3			x 0-0 ① FC5-4 1-2f		x 0-0 ③ 4-3			x 0-0 ① 6-3	4	0	0	0	0	0	2
Johnny Bench, R (1, 2) OBP: 0.312, SLG: 0.439		x 0-0 ① F8		x 0-0 ② F9			x 0-0 ① 5-3		x 0-0 ② F2	4	0	0	0	0	0	1
Lee May, R (1, 3) OBP: 0.338, SLG: 0.464		S S S 0-3 ② K		x 0-0 ③ F8			x 0-0 1B 1B		x 0-0 1B	4	0	2	0	0	1	1
Giraldo Ruiz, S (1, 4) OBP: 0.324, SLG: 0.299		x 0-0 ③ 3-1			B B B 4-0 SH5-4 BB		x 0-0 G6-4-3 1-2 1B		x 0-0 ③ 4-3	2	0	1	0	1	0	0
Fred Whitfield, L (9, PH) OBP: 0.298, SLG: 0.406										1	0	0	0	0	0	1
Leo Cardenas, R (1, 6) OBP: 0.294, SLG: 0.322			x 0-0 SH3-4 1B		x 0-0 ① F8		x 0-0 ②③ G6-4-3 1-2f			3	0	1	0	0	0	3
Gary Nolan, R (1, 1) OBP: 0.260, SLG: 0.233			x 0-0 ① SH3-4 1-2		x 0-0 ② SH5-4 1-2			x 0-0 ① F7		0	0	0	0	0	0	0
Vada Pinson, L (8, PH) OBP: 0.307, SLG: 0.381										1	0	0	0	0	0	0
Bill Kelso, R (8, 1)										0	0	0	0	0	0	0
Dan McGinn, L (8, 1)										0	0	0	0	0	0	0
Inning Stats	R: 0 E: 0 K: 1 S: 6 H: 1 LOB: 1 BB: 0 P: 6	R: 0 E: 0 K: 1 S: 5 H: 0 LOB: 0 BB: 0 P: 5	R: 0 E: 0 K: 1 S: 6 H: 1 LOB: 1 BB: 0 P: 6	R: 0 E: 0 K: 0 S: 4 H: 1 LOB: 1 BB: 0 P: 4	R: 0 E: 0 K: 1 S: 5 H: 0 LOB: 1 BB: 1 P: 9	R: 0 E: 0 K: 1 S: 5 H: 0 LOB: 0 BB: 0 P: 5	R: 0 E: 0 K: 0 S: 4 H: 2 LOB: 1 BB: 0 P: 4	R: 0 E: 0 K: 1 S: 5 H: 0 LOB: 1 BB: 1 P: 9	R: 0 E: 0 K: 0 S: 4 H: 1 LOB: 1 BB: 0 P: 4	1B: 6 2B: 0 3B: 0 HR: 0	SF: 0 SAC: 2 DP: 1 HBP: 0						

	AB	30
	R	0
	H	6
	RBI	0
	BB	2
	SO	6
	LOB	14

WP: 0 PB: 0 SB: 0 CS: 0 PA: 34

PITCHER	IP	WLS	BF	H	R	ER	SO	BB	IBB	HBP	BLK	WP	HR	S	P	ERA	WHIP
Steve Blass, R (1, 1) ERA: 2.02	9.0	W	34	6	0	0	6	2	0	0	0	0	0	44	52	0.00	0.889

PITCHER	IP	WLS	BF	H	R	ER	SO	BB	IBB	HBP	BLK	WP	HR	S	P	ERA	WHIP

Batter	1	2	3	4	5	6	7	8	9	AB	R	H	RBI	BB	SO	LOB
Maury Wills, S (1, 5) OBP: 0.329, SLG: 0.315	K 1B		4-3			SH 1B 1-2		SH1-4 2B 1B		3	1	2	0	0	0	0
Freddie Patek, R (1, 6) OBP: 0.297, SLG: 0.325	K 1-2			F9		B1		SH1-4 1-2		3	0	0	0	0	1	3
Matty Alou, L (1, 8) OBP: 0.365, SLG: 0.399	6-3			S 1B		F7		2-H 2B		4	0	2	1	0	0	2
Roberto Clemente, R (1, 9) OBP: 0.354, SLG: 0.478		K		L8 1-2		1-2 2-H 1B		IBB		3	0	1	0	1	1	1
Willie Stargell, L (1, 7) OBP: 0.315, SLG: 0.436		4-3		F9			HR	K		4	1	1	1	0	1	3
Donn Clendenon, R (1, 3) OBP: 0.310, SLG: 0.397		1B			F9		E6 FC3-6	K		4	0	1	0	0	1	2
Gene Alley, R (1, 4) OBP: 0.309, SLG: 0.325		4-3			F8		FC3-6 1-2f			3	0	0	0	0	0	2
Jerry May, R (1, 2) OBP: 0.296, SLG: 0.275			K		P4		K			3	0	0	0	0	2	1
Steve Blass, R (1, 1) OBP: 0.159, SLG: 0.154			K			BB 1B SH	4-3			2	0	0	0	1	1	1
Inning Stats	R: 0 E: 0 K: 1 S: 5 / H: 1 LOB: 0 BB: 0 P: 5	R: 0 E: 0 K: 1 S: 6 / H: 1 LOB: 1 BB: 0 P: 6	R: 0 E: 0 K: 2 S: 7 / H: 0 LOB: 0 BB: 0 P: 7	R: 0 E: 0 K: 0 S: 4 / H: 1 LOB: 1 BB: 0 P: 4	R: 0 E: 0 K: 0 S: 3 / H: 0 LOB: 0 BB: 0 P: 3	R: 0 E: 0 K: 0 S: 4 / H: 1 LOB: 2 BB: 1 P: 8	R: 1 E: 1 K: 1 S: 7 / H: 1 LOB: 1 BB: 0 P: 7	R: 1 E: 0 K: 2 S: 9 / H: 2 LOB: 2 BB: 1 P: 13		1B: 5 2B: 1 3B: 0 HR: 1	SF: 0 SAC: 2 DP: 0 HBP: 0						

PITCHER		IP	WLS	BF	H	R	ER	SO	BB	IBB	HBP	BLK	WP	HR	S	P	ERA	WHIP
Gary Nolan, R ERA: 2.19	(1, 1)	7.0	L	27	5	1	1	5	1	0	0	0	0	1	36	40	1.29	0.857
Bill Kelso, R ERA: 4.0	(8, 1)	0.1		4	2	1	1	0	0	1	0	0	0	0	3	7	27.00	6.000
Dan McGinn, L ERA: 4.35	(8, 1)	0.2		2	0	0	0	2	0	0	0	0	0	0	6	6	0.00	0.000

PITCHER	IP	WLS	BF	H	R	ER	SO	BB	IBB	HBP	BLK	WP	HR	S	P	ERA	WHIP

BOTTOM

Cincinnati Reds @ Pittsburgh Pirates

Forbes Field, Pittsburgh, PA

Tue Sep 24 1968, 7:05 PM EDT

Att. 4,044 - Unknown

livebaseballscorecards.com

AB	29
R	2
H	7
RBI	2
BB	2
SO	7
LOB	15

1B: 5 2B: 1 3B: 0 HR: 1 | SF: 0 SAC: 2 DP: 0 HBP: 0

WP: 0 PB: 0 SB: 1 CS: 0 | PA: 33

Cincinnati Reds @ Pittsburgh Pirates

Forbes Field, Pittsburgh, PA

Wed Sep 25 1968, 7:05 PM EDT

Att. 4,577 - Unknown

TOP

livebaseballscorecards.com

Batter	1	2	3	4	5	6	7	8	9	AB	R	H	RBI	BB	SO	LOB
Pete Rose, S (1, 9) OBP: 0.389, SLG: 0.465	4-3		FC3-6 1-2f			F8		3-1		4	0	0	0	0	0	1
Giraldo Ruiz, S (1, 4) OBP: 0.315, SLG: 0.290	4-3		F7			F9		1-3		4	0	0	0	0	0	1
Lee May, R (1, 3) OBP: 0.341, SLG: 0.471	HR			K		FC4-6 1B		1B		4	1	3	1	0	1	0
Tony Perez, R (1, 5) OBP: 0.339, SLG: 0.433	1-3			K		FC4-6 1-2f		K		4	0	0	0	0	2	2
Mack Jones, L (1, 8) OBP: 0.342, SLG: 0.429		G3		HR			K		HR	4	2	2	2	0	1	0
Alex Johnson, R (1, 7) OBP: 0.343, SLG: 0.397		4-3		F8			4-3		CS 1B 1B	4	0	1	0	0	0	0
Johnny Bench, R (1, 2) OBP: 0.312, SLG: 0.436		P3			K		E 1B BB		F7	3	0	0	0	1	1	1
Leo Cardenas, R (1, 6) OBP: 0.296, SLG: 0.323			K		K		E7 1-3 1B		CS 1-2 1B	4	0	2	0	0	2	0
Jim Maloney, L (1, 1) OBP: 0.274, SLG: 0.394			FC3-6 1B		F8		G3		G3 1-2 2-3	4	0	1	0	0	0	4
Inning Stats	R: 1 E: 0 K: 0 S: 4 H: 1 LOB: 0 BB: 0 P: 4	R: 0 E: 0 K: 0 S: 3 H: 0 LOB: 0 BB: 0 P: 3	R: 0 E: 0 K: 1 S: 6 H: 1 LOB: 1 BB: 0 P: 6	R: 1 E: 0 K: 2 S: 8 H: 1 LOB: 0 BB: 0 P: 8	R: 0 E: 0 K: 2 S: 7 H: 0 LOB: 0 BB: 0 P: 7	R: 0 E: 0 K: 0 S: 4 H: 1 LOB: 1 BB: 0 P: 4	R: 0 E: 1 K: 1 S: 6 H: 1 LOB: 2 BB: 1 P: 10	R: 0 E: 0 K: 1 S: 6 H: 1 LOB: 1 BB: 0 P: 6	R: 1 E: 0 K: 0 S: 5 H: 3 LOB: 1 BB: 0 P: 5	1B: 6 2B: 0 3B: 0 HR: 3	SF: 0 SAC: 0 DP: 0 HBP: 0			WP: 0 PB: 0 SB: 0 CS: 2	PA: 36		

	AB	35
	R	3
	H	9
	RBI	3
	BB	1
	SO	7
	LOB	9

PITCHER	IP	WLS	BF	H	R	ER	SO	BB	IBB	HBP	BLK	WP	HR	S	P	ERA	WHIP
Dock Ellis, R (1, 1) ERA: 2.55	6.0	L	22	4	2	2	5	0	0	0	0	0	2	32	32	3.00	0.667
Tommie Sisk, R (7, 1) ERA: 3.38	2.0		9	2	0	0	2	1	0	0	0	0	0	12	16	0.00	1.500
Al McBean, R (9, 1) ERA: 3.58	0.1		4	3	1	1	0	0	0	0	0	0	1	4	4	27.00	9.000
Ron Kline, R (9, 1) ERA: 1.71	0.2		1	0	0	0	0	0	0	0	0	0	0	1	1	0.00	0.000

PITCHER	IP	WLS	BF	H	R	ER	SO	BB	IBB	HBP	BLK	WP	HR	S	P	ERA	WHIP

Batter	1	2	3	4	5	6	7	8	9	AB	R	H	RBI	BB	SO	LOB
Maury Wills, S (1, 5) OBP: 0.327, SLG: 0.313	4-3		6-3			K			3-1	4	0	0	0	0	1	0
Gene Alley, R (1, 6) OBP: 0.309, SLG: 0.323	F7			5-3		BB			6-3	3	0	0	0	1	0	0
Matty Alou, L (1, 8) OBP: 0.363, SLG: 0.396	P2			4-3		G3			F8	4	0	0	0	0	0	1
Roberto Clemente, R (1, 9) OBP: 0.354, SLG: 0.478		K		1B			K			3	0	1	0	0	2	0
Willie Stargell, L (1, 7) OBP: 0.315, SLG: 0.438		2B		6-3			F8			3	0	1	0	0	0	1
Donn Clendenon, R (1, 3) OBP: 0.309, SLG: 0.395		K			K		K			3	0	0	0	0	3	1
Bill Mazeroski, R (1, 4) OBP: 0.302, SLG: 0.305		6-3			K			K		3	0	0	0	0	2	1
Jerry May, R (1, 2) OBP: 0.295, SLG: 0.273			K		P6			F7		3	0	0	0	0	1	0
Dock Ellis, S (1, 1) OBP: 0.069, SLG: 0.103			K			K		4-3		1	0	0	0	0	1	0
Al Oliver, L (6, PH) OBP: 0.167, SLG: 0.167										1	0	0	0	0	1	0
Tommie Sisk, R (7, 1) OBP: 0.154, SLG: 0.083										0	0	0	0	0	0	0
Gary Kolb, L (8, PH) OBP: 0.289, SLG: 0.325										1	0	0	0	0	0	0
Al McBean, R (9, 1) OBP: 0.205, SLG: 0.239										0	0	0	0	0	0	0
Ron Kline, R (9, 1)										0	0	0	0	0	0	0
Inning Stats	R: 0 E: 0 K: 0 S: 3 H: 0 LOB: 0 BB: 0 P: 3	R: 0 E: 0 K: 2 S: 8 H: 1 LOB: 1 BB: 0 P: 8	R: 0 E: 0 K: 2 S: 7 H: 0 LOB: 0 BB: 0 P: 7	R: 0 E: 0 K: 0 S: 4 H: 1 LOB: 1 BB: 0 P: 4	R: 0 E: 0 K: 2 S: 7 H: 0 LOB: 0 BB: 0 P: 7	R: 0 E: 0 K: 2 S: 7 H: 0 LOB: 1 BB: 1 P: 11	R: 0 E: 0 K: 2 S: 7 H: 0 LOB: 0 BB: 0 P: 7	R: 0 E: 0 K: 1 S: 5 H: 0 LOB: 0 BB: 0 P: 5	R: 0 E: 0 K: 0 S: 3 H: 0 LOB: 0 BB: 0 P: 3	1B: 1 2B: 1 3B: 0 HR: 0 SF: 0 SAC: 0 DP: 0 HBP: 0						

PITCHER	IP	WLS	BF	H	R	ER	SO	BB	IBB	HBP	BLK	WP	HR	S	P	ERA	WHIP
Jim Maloney, R (1, 1) ERA: 3.77	9.0	W	30	2	0	0	11	1	0	0	0	0	0	51	55	0.00	0.333

PITCHER	IP	WLS	BF	H	R	ER	SO	BB	IBB	HBP	BLK	WP	HR	S	P	ERA	WHIP

BOTTOM

Cincinnati Reds @ Pittsburgh Pirates

Forbes Field, Pittsburgh, PA

Wed Sep 25 1968, 7:05 PM EDT

Att. 4,577 - Unknown

livebaseballscorecards.com

AB	29
R	0
H	2
RBI	0
BB	1
SO	11
LOB	4

WP: 0 PA: 30
PB: 0
SB: 0
CS: 0

Pittsburgh Pirates @ Chicago Cubs

Wrigley Field, Chicago, IL

Fri Sep 27 1968, 3:33 AM CDT

Att. 2,384 - Cloudy

livebaseballscorecards.com

Batter	1	2	3	4	5	6	7	8	9	AB	R	H	RBI	BB	SO	LOB
Freddie Patek, R (1, 6) OBP: 0.298, SLG: 0.322	BBBB 4-0 FC6-4 BB		x 0-0 5-3 ③			SSS 0-3 K ②			x 0-0 4-3 ①	2	0	0	0	1	1	1
Al Oliver, L (9, PH) OBP: 0.143, SLG: 0.143										1	0	0	0	0	0	0
Matty Alou, L (1, 8) OBP: 0.360, SLG: 0.393	SSS 0-3 K ①			x 0-0 4-3 ①		x 0-0 FC6-4 ③ 1-2f			x 0-0 1-3 ②	4	0	0	0	0	1	2
Roberto Clemente, R (1, 9) OBP: 0.353, SLG: 0.478	x 0-0 FC6-4 WP ② 1-2f			x 0-0 F8 ②			x 0-0 6-3 ①		x 0-0 1B 2B	4	0	1	0	0	0	1
Donn Clendenon, R (1, 3) OBP: 0.310, SLG: 0.401	SSS 0-3 K ③ 1-2			SSS 0-3 K ③			x 0-0 HR		x 0-0 FC4-6 1B ② 2-3	4	1	2	1	0	2	1
Manny Mota, R (1, 7) OBP: 0.321, SLG: 0.333		x 0-0 F9 ①			x 0-0 G3 ①		x 0-0 4-3 ②		x 0-0 FC4-6 ③ 1-2f	4	0	0	0	0	0	2
Bill Mazeroski, R (1, 4) OBP: 0.301, SLG: 0.303		x 0-0 F2 ②			x 0-0 L6 ②		SSS 0-3 K ③			3	0	0	0	0	1	0
Jose Pagan, R (1, 5) OBP: 0.274, SLG: 0.346		x 0-0 F7 ③			SSS 0-3 K ③			x 0-0 F9 ①		3	0	0	0	0	1	0
Jerry May, R (1, 2) OBP: 0.295, SLG: 0.274			x 0-0 L8 ①			x 0-0 FC1-6 1B		x 0-0 5-3 ②		3	0	1	0	0	0	0
Bob Moose, R (1, 1) OBP: 0.109, SLG: 0.093			x 0-0 F9 ②			x 0-0 FC1-6 FC6-4 ① 1-2f		x 0-0 6-3 ③		2	0	0	0	0	0	1
Willie Stargell, L (8, PH) OBP: 0.314, SLG: 0.437										1	0	0	0	0	0	0
Bruce Dal Canton, R (8, 1)										0	0	0	0	0	0	0
Inning Stats	R: 0 H: 0 E: 0 LOB: 1 K: 2 BB: 1 S: 7 P: 11	R: 0 H: 0 E: 0 LOB: 0 K: 0 BB: 0 S: 3 P: 3	R: 0 H: 0 E: 0 LOB: 0 K: 0 BB: 0 S: 3 P: 3	R: 0 H: 0 E: 0 LOB: 0 K: 1 BB: 0 S: 5 P: 5	R: 0 H: 0 E: 0 LOB: 0 K: 1 BB: 0 S: 5 P: 5	R: 0 H: 1 E: 0 LOB: 1 K: 1 BB: 0 S: 6 P: 6	R: 1 H: 1 E: 0 LOB: 0 K: 1 BB: 0 S: 6 P: 6	R: 0 H: 0 E: 0 LOB: 0 K: 0 BB: 0 S: 3 P: 3	R: 0 H: 2 E: 0 LOB: 2 K: 0 BB: 0 S: 5 P: 5	1B: 2 SF: 0 2B: 1 SAC: 0 3B: 0 DP: 0 HR: 1 HBP: 0						

	AB	31
	R	1
	H	4
	RBI	1
	BB	1
	SO	6
	LOB	8

WP: 1 PA: 32
PB: 0
SB: 0
CS: 0

PITCHER		IP	WLS	BF	H	R	ER	SO	BB	IBB	HBP	BLK	WP	HR	S	P	ERA	WHIP
Ken Holtzman, L ERA: 3.35	(1, 1)	7.0	W	24	2	1	1	6	1	0	0	0	1	1	35	39	1.29	0.429
Phil Regan, R ERA: 2.26	(8, 1)	2.0	S	8	2	0	0	0	0	0	0	0	0	0	8	8	0.00	1.000

PITCHER		IP	WLS	BF	H	R	ER	SO	BB	IBB	HBP	BLK	WP	HR	S	P	ERA	WHIP

BOTTOM

Pittsburgh Pirates @ Chicago Cubs

Wrigley Field, Chicago, IL

Fri Sep 27 1968, 3:33 AM CDT

Att. 2,384 - Cloudy

livebaseballscorecards.com

Batter	1	2	3	4	5	6	7	8	9	AB	R	H	RBI	BB	SO	LOB
Don Kessinger, S (1, 6) OBP: 0.286, SLG: 0.291	K		F7			FC3-6 3-1 1B 1-2f	5-3			4	0	0	0	0	1	5
Glenn Beckert, R (1, 4) OBP: 0.329, SLG: 0.373	F1			1-3		3-1 1-2 1B	6-3			4	0	1	0	0	0	3
Billy Williams, L (1, 9) (8, 7) OBP: 0.333, SLG: 0.501	3-1			4-3		3-1 1-2 2-3		2B 3B		4	1	1	0	0	0	2
Ron Santo, R (1, 5) OBP: 0.354, SLG: 0.412		F8		F7		K		SH5-3 SF7 2B 3-H		4	1	1	1	0	1	2
14 Ernie Banks, R (1, 3) OBP: 0.288, SLG: 0.473 Jose Arcia, R (7, PR) OBP: 0.218, SLG: 0.274 Dick Nen, L (8, 3) OBP: 0.228, SLG: 0.280		F3			K		E5 BB FC1 2B	SH5-3 2-3		3 0 0	0 1 0	0 0 0	0 0 0	0 0 0	1 0 0	0 0 0
Willie Smith, L (1, 7) OBP: 0.300, SLG: 0.376 Jim Hickman, R (8, 9) OBP: 0.291, SLG: 0.370		K			K		K	SF7 3-H		3 0	0 0	0 0	0 1	0 0	3 0	1 0
Randy Hundley, R (1, 2) OBP: 0.279, SLG: 0.312			K		HBP		FC1 BB 1-2 2B	K		3	1	0	0	0	2	1
Adolfo Phillips, R (1, 8) OBP: 0.322, SLG: 0.395			SH3-4 1B		K		2B 1-2 2-3 BB			2	0	1	0	1	1	1
Ken Holtzman, R (1, 1) OBP: 0.136, SLG: 0.138 Al Spangler, L (7, PH) OBP: 0.343, SLG: 0.390 Phil Regan, R (8, 1) OBP: 0.190, SLG: 0.200			SH3-4 1-2			FC3-6 BB	2B 1-3 2-H 3-H			0 1 0	0 0 0	0 1 0	0 2 0	1 0 0	0 0 0	0 0 0

	AB	28
	R	4
	H	5
	RBI	4
	BB	2
	SO	9
	LOB	15

Inning Stats	1	2	3	4	5	6	7	8	9
	R: 0 H: 0 E: 0 LOB: 0 K: 1 BB: 0 S: 5 P: 5	R: 0 H: 0 E: 0 LOB: 0 K: 1 BB: 0 S: 5 P: 5	R: 0 H: 1 E: 0 LOB: 1 K: 1 BB: 0 S: 6 P: 6	R: 0 H: 0 E: 0 LOB: 0 K: 0 BB: 0 S: 3 P: 3	R: 0 H: 0 E: 0 LOB: 1 K: 3 BB: 0 S: 9 P: 10	R: 0 H: 1 E: 0 LOB: 2 K: 1 BB: 1 S: 6 P: 10	R: 2 H: 1 E: 1 LOB: 3 K: 1 BB: 1 S: 8 P: 12	R: 2 H: 2 E: 0 LOB: 0 K: 1 BB: 0 S: 7 P: 7	

	1B: 2	SF: 1	WP: 0	PA: 34
	2B: 2	SAC: 2	PB: 0	
	3B: 1	DP: 0	SB: 0	
	HR: 0	HBP: 1	CS: 0	

PITCHER		IP	WLS	BF	H	R	ER	SO	BB	IBB	HBP	BLK	WP	HR	S	P	ERA	WHIP
Bob Moose, R ERA: 2.74	(1, 1)	7.0	L	29	3	2	0	8	2	0	1	0	0	0	42	51	0.00	0.714
Bruce Dal Canton, R ERA: 2.12	(8, 1)	1.0		5	2	2	2	1	0	0	0	0	0	0	7	7	18.00	2.000

PITCHER		IP	WLS	BF	H	R	ER	SO	BB	IBB	HBP	BLK	WP	HR	S	P	ERA	WHIP

Batter	1	2	3	4	5	6	7	8	9	AB	R	H	RBI	BB	SO	LOB
Maury Wills, S (1, 5) OBP: 0.327, SLG: 0.317	6-3	4-3			3B		1B S 1B		4-3	5	1	2	0	0	0	1
Gene Alley, R (1, 6) OBP: 0.308, SLG: 0.321	2B 1B 1B		K		6-3		F3 1-2		1-3	5	1	1	0	0	1	2
Matty Alou, L (1, 8) OBP: 0.365, SLG: 0.399	1-3 1B 2B		6-3 1B		1B 3-H 1B		2-3 1B			4	1	4	1	0	0	0
Roberto Clemente, R (1, 9) OBP: 0.354, SLG: 0.478	2-H 3-H 1B		6-3 1-2		G4-6-3 1-2 1B		5-3			4	0	2	2	0	0	3
Willie Stargell, L (1, 7) OBP: 0.314, SLG: 0.434	K		IBB		G4-6-3 1-2f			K		3	0	0	0	1	2	3
Donn Clendenon, R (1, 3) OBP: 0.310, SLG: 0.400	K		F9			P4		1B		4	0	1	0	0	1	3
Bill Mazeroski, R (1, 4) OBP: 0.300, SLG: 0.305		2B		5-3		F7		F7		4	0	1	0	0	0	1
Jerry May, R (1, 2) OBP: 0.293, SLG: 0.272 Gary Kolb, L (8, PH) OBP: 0.287, SLG: 0.322 Chris Cannizzaro, R (8, 2) OBP: 0.338, SLG: 0.404	6-3		5-3			F9		G3		3 1 0	0 0 0	0 0 0	0 0 0	0 0 0	0 0 0	1 1 0
Steve Blass, R (1, 1) OBP: 0.155, SLG: 0.150 Al Oliver, L (7, PH) OBP: 0.125, SLG: 0.125 Ron Kline, R (7, 1) Richie Hebner, L (9, PH)	6-3		4-3				K		F7	2 1 0 1	0 0 0 0	0 0 0 0	0 0 0 0	0 1 0 0	0 0 0 0	1 0 0 0
Inning Stats	R: 2 E: 0 K: 2 S: 10 H: 3 LOB: 1 BB: 0 P: 10	R: 0 E: 0 K: 0 S: 4 H: 1 LOB: 1 BB: 0 P: 4	R: 0 E: 0 K: 1 S: 6 H: 1 LOB: 2 BB: 1 P: 10	R: 0 E: 0 K: 0 S: 3 H: 0 LOB: 0 BB: 0 P: 3	R: 1 E: 0 K: 0 S: 5 H: 3 LOB: 1 BB: 0 P: 5	R: 0 E: 0 K: 0 S: 3 H: 0 LOB: 0 BB: 0 P: 3	R: 0 E: 0 K: 1 S: 7 H: 2 LOB: 2 BB: 0 P: 7	R: 0 E: 0 K: 1 S: 6 H: 1 LOB: 1 BB: 0 P: 6	R: 0 E: 0 K: 0 S: 3 H: 0 LOB: 0 BB: 0 P: 3	1B: 8 2B: 2 3B: 1 HR: 0	SF: 0 SAC: 0 DP: 1 HBP: 0						

PITCHER	IP	WLS	BF	H	R	ER	SO	BB	IBB	HBP	BLK	WP	HR	S	P	ERA	WHIP
Fergie Jenkins, R (1, 1) ERA: 2.63	9.0	W	38	11	3	3	5	0	1	0	0	0	0	47	51	3.00	1.222

PITCHER	IP	WLS	BF	H	R	ER	SO	BB	IBB	HBP	BLK	WP	HR	S	P	ERA	WHIP

TOP

Pittsburgh Pirates @ Chicago Cubs

Wrigley Field, Chicago, IL

Sat Sep 28 1968, 3:33 AM CDT

Att. 10,940 - Sunny - 60 F

livebaseballscorecards.com

AB	37
R	3
H	11
RBI	3
BB	1
SO	5
LOB	16

1B: 8 SF: 0
2B: 2 SAC: 0
3B: 1 DP: 1
HR: 0 HBP: 0

WP: 0 PA: 38
PB: 0
SB: 1
CS: 0

Pittsburgh Pirates @ Chicago Cubs

Wrigley Field, Chicago, IL

Sat Sep 28 1968, 3:33 AM CDT

Att. 10,940 - Sunny - 60 F

livebaseballscorecards.com

Batter	1	2	3	4	5	6	7	8	9	AB	R	H	RBI	BB	SO	LOB
Don Kessinger, S (1, 6) OBP: 0.285, SLG: 0.289	4-3		K		L7		F9			4	0	0	0	0	1	0
Glenn Beckert, R (1, 4) OBP: 0.328, SLG: 0.371	F3		1B BB		K			L3-1		3	0	0	0	1	1	0
Billy Williams, L (1, 9) (9, 7) OBP: 0.335, SLG: 0.502	4-3		FC4-6 1B 1-2			HR BB		G6-4-3 1B		3	1	2	0	1	0	0
Ron Santo, R (1, 5) OBP: 0.353, SLG: 0.416		K	FC4-6 1-2f			1-H HR		G6-4-3 1-2f		4	1	1	2	0	1	3
14 Ernie Banks, R (1, 3) OBP: 0.286, SLG: 0.471 Dick Nen, L (7, 3) OBP: 0.228, SLG: 0.280		6-3		5-3		5-3				3 0	0 0	0 0	0 0	0 0	0 0	0 0
Willie Smith, L (1, 7) OBP: 0.305, SLG: 0.402 Jim Hickman, R (9, 9) OBP: 0.291, SLG: 0.370		2B		HR		G3				3 0	1 0	2 0	1 0	0 0	0 0	0 0
Randy Hundley, R (1, 2) OBP: 0.278, SLG: 0.310		F8		K		F9				3	0	0	0	0	1	1
Adolfo Phillips, R (1, 8) OBP: 0.322, SLG: 0.401			HR	K			5-3			3	1	1	1	0	1	0
Fergie Jenkins, R (1, 1) OBP: 0.208, SLG: 0.230			K	1-3			K			3	0	0	0	0	2	0
Inning Stats	R: 0 E: 0 K: 0 S: 3 H: 0 LOB: 0 BB: 0 P: 3	R: 0 E: 0 K: 1 S: 6 H: 1 LOB: 1 BB: 0 P: 6	R: 1 E: 0 K: 2 S: 9 H: 2 LOB: 2 BB: 1 P: 13	R: 1 E: 0 K: 2 S: 8 H: 1 LOB: 0 BB: 0 P: 8	R: 0 E: 0 K: 1 S: 5 H: 0 LOB: 0 BB: 0 P: 5	R: 2 E: 0 K: 0 S: 4 H: 1 LOB: 0 BB: 1 P: 8	R: 0 E: 0 K: 1 S: 5 H: 0 LOB: 0 BB: 0 P: 5	R: 0 E: 0 K: 0 S: 3 H: 1 LOB: 0 BB: 0 P: 3		1B: 2 2B: 1 3B: 0 HR: 3 SF: 0 SAC: 0 DP: 1 HBP: 0						

PITCHER		IP	WLS	BF	H	R	ER	SO	BB	IBB	HBP	BLK	WP	HR	S	P	ERA	WHIP
Steve Blass, R ERA: 2.12	(1, 1)	6.0	L	25	5	4	4	6	2	0	0	0	0	3	35	43	6.00	1.167
Ron Kline, R ERA: 1.68	(7, 1)	2.0		6	1	0	0	1	0	0	0	0	0	0	8	8	0.00	0.500

PITCHER	IP	WLS	BF	H	R	ER	SO	BB	IBB	HBP	BLK	WP	HR	S	P	ERA	WHIP

AB	29
R	4
H	6
RBI	4
BB	2
SO	7
LOB	4

WP: 0 PA: 31
PB: 0
SB: 0
CS: 0

Batter	1	2	3	4	5	6	7	8	9	AB	R	H	RBI	BB	SO	LOB
Maury Wills, S (1, 5) OBP: 0.326, SLG: 0.316	0-0 G4-6-3 1B		0-0 4-3		0-0 F5		0-0 1-3		0-0 4-3	5	0	1	0	0	0	6
Bob Moose, R (9, 1) OBP: 0.109, SLG: 0.093										0	0	0	0	0	0	0
Gene Alley, R (1, 6) OBP: 0.307, SLG: 0.321	0-0 G4-6-3 1-2f			0-0 6-3		0-0 G4-6-3 1B		0-0 L4		4	0	1	0	0	0	1
(9, 4)																
Matty Alou, L (1, 8) OBP: 0.362, SLG: 0.396	0-0 F8			0-0 P6		0-0 G4-6-3 1-2f		0-0 F8		4	0	0	0	0	0	1
Roberto Clemente, R (1, 9) OBP: 0.355, SLG: 0.482		0-0 G6-3 1B		0-0 1-3		0-0 5-3		0-0 3B		4	0	2	0	0	0	0
Willie Stargell, L (1, 7) OBP: 0.315, SLG: 0.441		0-0 G6-3 1-2f			0-0 HR		0-0 1B 1B 1B	0-0 6-3		4	2	2	1	0	0	2
Donn Clendenon, R (1, 3) OBP: 0.309, SLG: 0.399		0-0 1-3			0-3 K SSS		0-0 SH2-4 1-3 E 1B 1B		0-0 5-3	4	1	1	0	0	1	0
Bill Mazeroski, R (1, 4) OBP: 0.304, SLG: 0.312			0-0 4-3		0-0 1B 2B		0-0 SH2-4 1-2 E4 3-H 1B		0-0 5-3 1B 2B	4	0	3	1	0	0	0
Freddie Patek, R (9, PR) OBP: 0.298, SLG: 0.322										0	1	0	0	0	0	0
(9, 6)																
Chris Cannizzaro, R (1, 2) OBP: 0.343, SLG: 0.397			4-0 SH5-4 BB BBBB		0-3 K SSS		0-0 SH2-4 1-2 2-3		0-0 5-3 2-3	1	0	0	0	1	1	1
Jerry May, R (7, 2) OBP: 0.293, SLG: 0.272										0	0	0	0	0	0	0
Manny Mota, R (9, PH) OBP: 0.320, SLG: 0.332										1	0	0	0	0	0	1
Carl Taylor, R (9, 2) OBP: 0.309, SLG: 0.225										0	0	0	0	0	0	0
Bob Veale, S (1, 1) OBP: 0.131, SLG: 0.122			0-0 SH5-4 1-2		0-0 2-3 1B		0-0 E4 2-H 3-H		0-0 3-H 1B	1	0	1	0	0	0	0
Gary Kolb, L (7, PH) OBP: 0.285, SLG: 0.319										1	0	0	1	0	0	1
Dock Ellis, S (7, 1) OBP: 0.069, SLG: 0.103										0	0	0	0	0	0	0
Jose Pagan, R (9, PH) OBP: 0.278, SLG: 0.350										1	0	1	1	0	0	0
(9, 5)																
Inning Stats	R: 0 E: 0 K: 0 S: 3 H: 1 LOB: 0 BB: 0 P: 3	R: 0 E: 0 K: 0 S: 3 H: 1 LOB: 0 BB: 0 P: 3	R: 0 E: 0 K: 0 S: 3 H: 0 LOB: 1 BB: 1 P: 7	R: 0 E: 0 K: 0 S: 3 H: 0 LOB: 0 BB: 0 P: 3	R: 1 E: 0 K: 2 S: 10 H: 3 LOB: 2 BB: 0 P: 10	R: 0 E: 0 K: 0 S: 3 H: 1 LOB: 0 BB: 0 P: 3	R: 2 E: 1 K: 0 S: 6 H: 3 LOB: 1 BB: 0 P: 6	R: 0 E: 0 K: 0 S: 4 H: 1 LOB: 1 BB: 0 P: 4	R: 1 E: 0 K: 0 S: 5 H: 2 LOB: 2 BB: 0 P: 5	1B: 8 2B: 2 3B: 1 HR: 1	SF: 0 SAC: 2 DP: 3 HBP: 0						

PITCHER	IP	WLS	BF	H	R	ER	SO	BB	IBB	HBP	BLK	WP	HR	S	P	ERA	WHIP
Bill Hands, R (1, 1) ERA: 2.89	6.0		25	9	3	3	2	1	0	0	0	0	1	28	32	4.50	1.667
Phil Regan, R (7, 1) ERA: 2.27	3.0	W	12	3	1	1	0	0	0	0	0	0	0	12	12	3.00	1.000

PITCHER	IP	WLS	BF	H	R	ER	SO	BB	IBB	HBP	BLK	WP	HR	S	P	ERA	WHIP

TOP

Pittsburgh Pirates @ Chicago Cubs

Wrigley Field, Chicago, IL

Sun Sep 29 1968, 3:33 AM CDT

Att. 16,860 - Sunny - 63 F

livebaseballscorecards.com

AB	34
R	4
H	12
RBI	4
BB	1
SO	2
LOB	13

WP: 0 PB: 0 SB: 0 CS: 0 PA: 37

Batter	1	2	3	4	5	6	7	8	9	AB	R	H	RBI	BB	SO	LOB
Don Kessinger, S (1, 6) OBP: 0.283, SLG: 0.287	F9		E6 CS			K	E4 2-H			4	0	0	0	0	1	0
Glenn Beckert, R (1, 4) OBP: 0.326, SLG: 0.369	P4		F7 1-2			G3	4-3			4	0	0	0	0	0	2
Billy Williams, L (1, 7) OBP: 0.336, SLG: 0.500	6-3			FC5-4 BB		HR BB		F7		2	1	0	0	2	0	0
Ron Santo, R (1, 5) OBP: 0.354, SLG: 0.421		E 14 BB SF8 BB		FC5-4 FC6-4 1-2f		HR 1-H		K		3	2	1	2	1	1	1
14 Ernie Banks, R (1, 3) OBP: 0.287, SLG: 0.469		E 1-2 BB		F9		E4		K		2	0	0	0	1	0	1
Dick Nen, L (8, 3) OBP: 0.225, SLG: 0.277										1	0	0	0	0	1	0
Jim Hickman, R (1, 9) OBP: 0.290, SLG: 0.367		K 1-2 2-3		FC6-4 1-2f		F9			HBP SH 1B	4	0	1	0	0	1	4
Jose Arcia, R (9, PR) OBP: 0.218, SLG: 0.274										0	1	0	0	0	0	0
Randy Hundley, R (1, 2) OBP: 0.280, SLG: 0.311		SF8 3-H			P3		FC3-6 1B		SH HBP 1-2	2	0	1	1	0	0	0
Adolfo Phillips, R (1, 8) OBP: 0.320, SLG: 0.399		F7			F8		FC3-6 6-3 E 1-2f		SH 1-2 2-H	3	1	0	0	0	0	2
Bill Hands, R (1, 1) OBP: 0.094, SLG: 0.061			K		K		6-3 1-2			2	0	0	0	0	2	0
Phil Regan, R (7, 1) OBP: 0.182, SLG: 0.190										1	0	0	0	0	0	1
Inning Stats	R: 0 E: 0 K: 0 S: 3 H: 0 LOB: 0 BB: 0 P: 3	R: 1 E: 1 K: 1 S: 5 H: 0 LOB: 1 BB: 2 P: 13	R: 0 E: 1 K: 1 S: 5 H: 0 LOB: 0 BB: 0 P: 5	R: 0 E: 0 K: 0 S: 3 H: 0 LOB: 1 BB: 1 P: 7	R: 0 E: 0 K: 1 S: 5 H: 0 LOB: 0 BB: 0 P: 5	R: 2 E: 1 K: 1 S: 7 H: 1 LOB: 1 BB: 1 P: 11	R: 1 E: 1 K: 0 S: 5 H: 1 LOB: 1 BB: 0 P: 5	R: 0 E: 0 K: 2 S: 7 H: 0 LOB: 0 BB: 0 P: 7	R: 1 E: 1 K: 0 S: 2 H: 1 LOB: 2 BB: 0 P: 3	1B: 2 2B: 0 3B: 0 HR: 1	SF: 1 SAC: 1 DP: 0 HBP: 1						

PITCHER		IP	WLS	BF	H	R	ER	SO	BB	IBB	HBP	BLK	WP	HR	S	P	ERA	WHIP
Bob Veale, L ERA: 2.05	(1, 1)	6.0		24	1	3	2	4	4	0	0	0	0	1	28	44	3.00	0.833
Dock Ellis, R ERA: 2.5	(7, 1)	2.0		8	1	1	0	2	0	0	0	0	0	0	12	12	0.00	0.500
Bob Moose, R ERA: 2.74	(9, 1)	0.0	L	3	1	1	0	0	0	0	1	0	0	0	2	3	∞	∞

PITCHER	IP	WLS	BF	H	R	ER	SO	BB	IBB	HBP	BLK	WP	HR	S	P	ERA	WHIP

BOTTOM

Pittsburgh Pirates @ Chicago Cubs

Wrigley Field, Chicago, IL

Sun Sep 29 1968, 3:33 AM CDT

Att. 16,860 - Sunny - 63 F

livebaseballscorecards.com

AB	28
R	5
H	3
RBI	3
BB	4
SO	6
LOB	11

WP: 0	PA: 35		
PB: 0			
SB: 0			
CS: 1			