

Pittsburgh Pirates - 1968

Batter	1	2	3	4	5	6	7	8	9	AB	R	H	RBI	BB	SO	LOB	TOP			
Maury Wills, S OBP: 0.400, SLG: 0.400 (1,5)		4-3		F8			F6			5	1	2	2	0	0	3				
Gene Alley, R OBP: 0.200, SLG: 0.200 (1,6)			L7		K		F3		F8	5	0	1	1	0	1	1				
Roberto Clemente, R OBP: 0.250, SLG: 1.000 (1,9)	F8			HR		P4		6-3		4	1	1	1	0	0	1				
Willie Stargell, L (1,7)	F8			HBP		F8		F3		3	0	0	0	0	0	1				
Donn Clendenon, R (1,3)	5-3			K		F8		K		4	0	0	0	0	2	2				
Bill Mazaroski, R OBP: 0.250, SLG: 0.250 (1,4)		E6 PB WP	F2			6-3				4	1	1	0	0	0	1				
Matty Alou, L OBP: 1.000, SLG: 1.000 (1,8)								SH3-4		1	0	1	0	2	0	0				
Jerry May, R (1,2)		F2		6-3		L5				3	1	0	0	1	0	4				
Jim Bunning, R (1,1)		F9						3-1		4	0	0	0	0	1	5				
Juan Pizarro, L (9,1)		F9		K			6-3		3-1	0	0	0	0	0	0	0				
Ron Kline, R (9,1)										0	0	0	0	0	0	0				
Inning Stats	R: 1 E: 0 K: 0 S: 5	H: 2 LOB: 1 BB: 0 P: 5	R: 0 E: 1 K: 0 S: 4	H: 0 LOB: 2 BB: 1 P: 8	R: 1 E: 0 K: 1 S: 6	H: 1 LOB: 1 BB: 0 P: 7	R: 0 E: 1 K: 1 S: 6	H: 1 LOB: 1 BB: 0 P: 6	R: 0 E: 0 K: 0 S: 5	H: 0 LOB: 0 BB: 0 P: 5	R: 0 E: 0 K: 0 S: 3	H: 0 LOB: 0 BB: 0 P: 3	R: 0 E: 0 K: 1 S: 5	H: 0 LOB: 0 BB: 0 P: 5	R: 2 E: 0 K: 0 S: 5	H: 2 LOB: 1 BB: 1 P: 9	1B: 5 2B: 0 3B: 0 HR: 1	SF: 0 SAC: 1 DP: 0 HBP: 1	WP: 1 PB: 1 SB: 3 CS: 0	PA: 38
PITCHER Larry Dierker, R ERA: 4.0 (1,1)	IP: 9.0 WLS: W BF: 38 H: 6 R: 4 ER: 4 SO: 4 BB: 2 IBB: 1 HBP: 1 BLK: 0 WP: 1 HR: 1 S: 42 P: 55 ERA: 4.00 WHIP: 0.889																			

Pittsburgh Pirates @ Houston Astros
Astrodome, Houston, TX
Wed Apr 10 1968, 7:05 PM EST
Att: 21,320 - Dome

AB 33
R 4
H 6
RBI 4
BB 3
SO 4
LOB 18



Batter	1	2	3	4	5	6	7	8	9	AB	R	H	RBI	BB	SO	LOB	BOTTOM			
Ron Davis, R (1,8)	4-3		K			F8		4-3		4	0	0	0	0	1	1				
Joe Morgan, L OBP: 0.250, SLG: 0.250 (1,4)	4-3			F6		F8				4	1	1	0	0	0	1				
Hal King, L OBP: 0.500, SLG: 1.000 (1,2)	F9					F7				3	1	1	0	1	0	1				
Julio Gotay, R (9, PR)				1B	3B					0	1	0	0	0	0	0				
Rusty Staub, L OBP: 0.500, SLG: 0.500 (1,3)		F9			G6-4-3 1B			F2		4	0	2	1	0	0	2				
Jimmy Wynn, R (1,7)		F7		G6-4-3 1B				F8		3	0	0	0	1	0	3				
Norm Miller, L OBP: 0.333, SLG: 1.333 (1,9)						K				3	1	1	1	0	1	2				
Ivan Murrell, R (9, PH)		HR				F9				1	1	1	1	0	0	0				
Bob Aspromonte, R OBP: 0.250, SLG: 0.750 (1,5)		4-3				G6-4-3				4	0	1	2	0	0	2				
Hector Torres, R (1,6)				K				6-3		3	0	0	0	0	2	0				
Larry Dierker, R (1,1)				6-3				K		2	0	0	0	1	1	0				
Inning Stats	R: 0 E: 0 K: 0 S: 3	H: 0 LOB: 0 BB: 0 P: 3	R: 1 E: 0 K: 0 S: 4	H: 1 LOB: 0 BB: 0 P: 4	R: 0 E: 0 K: 2 S: 7	H: 0 LOB: 0 BB: 0 P: 7	R: 1 E: 0 K: 0 S: 4	H: 2 LOB: 0 BB: 0 P: 4	R: 0 E: 0 K: 2 S: 7	H: 0 LOB: 0 BB: 0 P: 7	R: 0 E: 0 K: 0 S: 3	H: 1 LOB: 1 BB: 1 P: 7	R: 0 E: 0 K: 1 S: 5	H: 0 LOB: 0 BB: 0 P: 5	R: 3 E: 0 K: 0 S: 5	H: 3 LOB: 2 BB: 1 P: 9	1B: 4 2B: 0 3B: 2 HR: 1	SF: 0 SAC: 0 DP: 2 HBP: 0	WP: 0 PB: 0 SB: 0 CS: 0	PA: 34
PITCHER Jim Bunning, R ERA: 4.5 (1,1)	IP: 8.0 WLS: L BF: 30 H: 5 R: 4 ER: 4 SO: 5 BB: 3 IBB: 0 HBP: 0 BLK: 0 WP: 0 HR: 1 S: 37 P: 49 ERA: 4.50 WHIP: 1.000																			
Juan Pizarro, L ERA: 13.5 (9,1)	0.2	L	3	1	0	0	0	0	0	0	0	3	3	0.00	1.500					
Ron Kline, R ERA: (9,1)	0.0	1	1	1	1	0	0	0	0	0	0	1	1	∞	∞					

Pittsburgh Pirates @ Houston Astros
Astrodome, Houston, TX
Wed Apr 10 1968, 7:05 PM EST
Att: 21,320 - Dome

AB 31
R 5
H 7
RBI 5
BB 3
SO 5
LOB 12



Batter	1	2	3	4	5	6	7	8	9	10	11	12	13	14	15	AB	R	H	RBI	BB	SO	LOB	TOP							
Maury Wills, S OBP: 0.333, SLG: 0.333 (1.9)	F2			E4		1B		L6			4-3		F9		1B	7	0	2	2	0	0	1								
Gene Alley, R OBP: 0.167, SLG: 0.167 (1.6)	F8			F5		1B		F9			5-3			1-3	G5-3	7	0	1	0	0	0	3								
Roberto Clemente, R OBP: 0.100, SLG: 0.400 (1.9)	K			5-3		1B		6-3			F7			1-3		6	0	0	0	0	1	3								
Willie Stargell, L OBP: 0.200, SLG: 0.111 (1.7)		F9		K				F8			F8		G3			6	0	1	0	0	1	1								
Donn Clendenon, R OBP: 0.100, SLG: 0.400 (1.3)		K			4-3			6-3			6-3			F9		6	1	1	1	0	1	1								
Bill Mazerowski, R OBP: 0.200, SLG: 0.200 (1.4)		F8			F7		HR	F7			F7				E6	6	1	1	0	0	0	0								
Manny Mota, R OBP: 0.200, SLG: 0.200 (1.8)			F6			CS		F9			F8		5-3		SH3-4	5	0	1	0	0	0	1								
Jerry May, R OBP: 0.333, SLG: 0.143 (1.2)			F6			1B																								
Matty Alou, L OBP: 1.000, SLG: 1.000 (15. PH)				CS							K																			
Bob Moose, R (15.1)				1-2																										
Bob Veale, S Jose Pagan, R Roy Face, R Manny Jimenez, L Carl Taylor, R (11.1) (13. PH) (13.1) (15. PH) (15.2)			F9				K	K			1-3		F4		G5-3	4	0	0	0	0	2	2								
Inning Stats	R: 0 E: 0 K: 1 S: 5	H: 0 LOB: 0 BB: 0 P: 5	R: 0 E: 0 K: 1 S: 5	H: 0 LOB: 0 BB: 0 P: 5	R: 0 E: 0 K: 0 S: 3	H: 0 LOB: 0 BB: 0 P: 3	R: 0 E: 1 K: 1 S: 6	H: 0 LOB: 1 BB: 0 P: 6	R: 0 E: 0 K: 0 S: 3	H: 1 LOB: 0 BB: 0 P: 3	R: 0 E: 0 K: 0 S: 3	H: 2 LOB: 2 BB: 0 P: 7	R: 0 E: 0 K: 0 S: 3	H: 0 LOB: 0 BB: 0 P: 3	R: 0 E: 0 K: 0 S: 3	H: 0 LOB: 0 BB: 0 P: 3	R: 0 E: 0 K: 0 S: 3	H: 0 LOB: 0 BB: 0 P: 3	R: 0 E: 0 K: 0 S: 3	H: 0 LOB: 0 BB: 0 P: 3	R: 0 E: 0 K: 0 S: 4	H: 1 LOB: 1 BB: 0 P: 4	R: 0 E: 0 K: 0 S: 4	H: 1 LOB: 1 BB: 0 P: 4	R: 2 E: 1 K: 0 S: 4	H: 1 LOB: 1 BB: 1 P: 9	1B: 7 2B: 0 3B: 0 HR: 1	SF: 0 SAC: 1 DP: 1 HBP: 1	WP: 0 PB: 0 SE: 0 CS: 1	PA: 57

Pittsburgh Pirates @ San Francisco Giants
Candlestick Park, San Francisco, CA
Thu Apr 11 1968, 6:33 AM EST
Att: 7,844 - Unknown

AB 52
R 3
H 8
RBI 3
BB 2
SO 6
LOB 13




PITCHER	IP	WLS	BF	H	R	ER	SO	BB	IBB	HBP	BLK	WP	HR	S	P	ERA	WHIP
Mike McCormick, L ERA: 0.69 (1.1)	13.0	L	46	6	1	1	6	0	0	0	0	0	0	6	10	0.69	0.462
Frank Linzy, R ERA: 3.56 (14.1)	1.1	L	7	1	2	1	0	0	1	0	0	0	0	6	10	6.75	0.750
Bill Henry, L ERA: (15.1)	0.0		2	1	0	0	0	0	0	0	0	0	0	1	2	∞	∞
Bobby Bolin, R ERA: (15.1)	0.2		1	0	0	0	0	0	0	0	0	0	0	1	1	0.00	0.000


Batter	1	2	3	4	5	6	7	8	9	10	11	12	13	14	15	AB	R	H	RBI	BB	SO	LOB	BOTTOM							
Ron Hunt, R OBP: 0.273, SLG: 0.364 (1.4)	1B			1B	2B		G6-4-3			F8			1-3		E3	7	1	3	0	0	0	1								
Jim Davenport, R OBP: 0.182, SLG: 0.182 (1.9)	F9			1B	1B			F9			F9		F7		F8	7	0	2	1	0	0	2								
Willie McCovey, L OBP: 0.200, SLG: 0.500 (1.3)	K			4-3	F6			4-3			4-3			4-3		6	0	0	0	0	1	4								
Willie Mays, R OBP: 0.500, SLG: 0.333 (1.8)	F2			F7		5-3		6-3			CS		BB	1B		5	0	1	0	1	0	1								
Jim Ray Hart, R OBP: 0.200, SLG: 0.200 (1.7)		F4		K		6-3		6-3			CS		F4		FC6-4	6	0	1	0	0	1	0								
Jack Hiatt, R OBP: 0.500, SLG: 0.333 (12. PH)		F9				6-3		6-3						F6		3	0	1	0	2	0	0								
Ty Cline, L (12. PH)																0	0	0	0	0	0	0								
Bob Barton, R (13.2)																0	0	0	0	0	0	0								
Ollie Brown, R (14. PH)																1	0	0	0	0	2									
Dick Dietz, R (15.2)																0	0	0	0	0	0	0								
Jesus Alou, R OBP: 0.200, SLG: 0.300 (1.9)	2-3			FC6-4	5-3			2-3			2-3		F9		FC6-4	6	0	0	0	0	0	5								
Hal Lanier, R (1.6)				5-3				F8			F8				6-3	4	0	0	0	0	0	0								
Nate Oliver, R OBP: 0.333, SLG: 0.333 (13.6)								F8			F8		K			2	0	0	0	0	1	1								
Mike McCormick, L Dave Marshall, L Frank Linzy, R Bill Henry, L Bobby Bolin, R Frank Johnson, R (11.1) (13. PH) (14.1) (15.1) (15.1) (15. PH)				F9				K					4-3		F9	3	0	0	0	1	2	0								
Inning Stats	R: 0 E: 0 K: 1 S: 6	H: 1 LOB: 1 BB: 0 P: 6	R: 0 E: 0 K: 0 S: 3	H: 0 LOB: 0 BB: 0 P: 3	R: 0 E: 0 K: 0 S: 5	H: 2 LOB: 2 BB: 0 P: 5	R: 0 E: 0 K: 1 S: 5	H: 0 LOB: 1 BB: 1 P: 9	R: 1 E: 0 K: 1 S: 7	H: 2 LOB: 1 BB: 0 P: 7	R: 0 E: 0 K: 0 S: 3	H: 0 LOB: 0 BB: 1 P: 7	R: 0 E: 0 K: 0 S: 3	H: 0 LOB: 0 BB: 0 P: 3	R: 0 E: 0 K: 0 S: 3	H: 0 LOB: 0 BB: 0 P: 3	R: 0 E: 0 K: 0 S: 5	H: 0 LOB: 0 BB: 0 P: 5	R: 0 E: 0 K: 1 S: 6	H: 1 LOB: 1 BB: 0 P: 6	R: 0 E: 0 K: 0 S: 3	H: 0 LOB: 0 BB: 0 P: 3	R: 0 E: 0 K: 0 S: 5	H: 2 LOB: 2 BB: 0 P: 5	R: 0 E: 1 K: 0 S: 4	H: 0 LOB: 1 BB: 0 P: 4	1B: 7 2B: 1 3B: 0 HR: 0	SF: 0 SAC: 0 DP: 1 HBP: 0	WP: 0 PB: 0 SE: 0 CS: 1	PA: 57

Pittsburgh Pirates @ San Francisco Giants
Candlestick Park, San Francisco, CA
Thu Apr 11 1968, 6:33 AM EST
Att: 7,844 - Unknown

AB 52
R 1
H 8
RBI 1
BB 4
SO 5
LOB 16



PITCHER	IP	WLS	BF	H	R	ER	SO	BB	IBB	HBP	BLK	WP	HR	S	P	ERA	WHIP
Bob Veale, L ERA: 0.75 (1.1)	12.0		44	6	1	1	5	4	0	0	0	0	0	8	8	0.75	0.833
Roy Face, R (13.1)	2.0	W	8	2	0	0	0	0	0	0	0	0	0	8	8	0.00	1.000
Bob Moose, R ERA: (15.1)	1.0	S	4	0	0	0	0	0	0	0	0	0	0	4	4	0.00	0.000

Batter	1	2	3	4	5	6	7	8	9	AB	R	H	RBI	BB	SO	LOB	TOP								
Maury Wills, S OBP: 0.250, SLG: 0.250	F8		FC4-6 CS		F8		F1			4	0	0	1	0	0	5	Pittsburgh Pirates @ San Francisco Giants Candlestick Park, San Francisco, CA Sat Apr 13 1968, 6:33 AM EST Att: 11,488 - Unknown								
Gene Alley, R OBP: 0.125, SLG: 0.125	5-3		K 1-2		6-3		K			4	0	0	0	0	2	1									
Roberto Clemente, R OBP: 0.143, SLG: 0.357	1B			4-3	5-3		4-3			4	0	1	0	0	0	0									
Willie Stargell, L OBP: 0.214, SLG: 0.083	4-3			F8	F8			BB		3	0	0	0	1	0	1									
Donn Clendenon, R OBP: 0.143, SLG: 0.357		P4		4-3			SH1-4 1B	F9		4	1	1	0	0	0	1									
Bill Mazerowski, R OBP: 0.231, SLG: 0.231		1-3			F8		SH1-4 1-2		1-3 1B	3	0	1	0	0	0	0									
Matty Alou, L OBP: 0.750, SLG: 0.500		1-3			FC1-4 1B		1B IBB		1-3	3	0	1	0	1	0	1									
Jerry May, R OBP: 0.308, SLG: 0.182			FC4-6 1B		FC1-4 1B		K		6-3	4	1	1	0	0	1	4									
Al McBean, R OBP: 0.667, SLG: 0.667			SH FC4-6						K	3	0	2	1	0	1	1									
Inning Stats	R: 0 E: 0 K: 0 S: 4	H: 1 LOB: 1 BB: 0 P: 4	R: 0 E: 0 K: 0 S: 3	H: 0 LOB: 0 BB: 0 P: 3	R: 1 E: 1 K: 1 S: 6	H: 1 LOB: 1 BB: 0 P: 6	R: 0 E: 0 K: 0 S: 3	H: 0 LOB: 0 BB: 0 P: 3	R: 0 E: 0 K: 0 S: 5	H: 2 LOB: 2 BB: 0 P: 5	R: 0 E: 0 K: 0 S: 3	H: 0 LOB: 0 BB: 0 P: 3	R: 1 E: 0 K: 1 S: 7	H: 2 LOB: 2 BB: 1 P: 11	R: 0 E: 0 K: 1 S: 5	H: 0 LOB: 1 BB: 1 P: 9	R: 0 E: 0 K: 1 S: 6	H: 1 LOB: 1 BB: 0 P: 6	1B: 7 2B: 1 3B: 0 HR: 0	SF: 0 SAC: 2 DP: 1 HBP: 0	WP: 0 PB: 0 SB: 0 CS: 1	PA: 36			
PITCHER	IP	WLS	BF	H	R	ER	SO	BB	IBB	HBP	BLK	WP	HR	S	P	ERA	WHIP								
Gaylord Perry, R ERA: 1.13	8.0	L	32	6	2	1	3	1	1	0	0	0	0	36	44	1.12	0.875								
Frank Linzy, R ERA: 2.7	9.1		4	1	0	0	1	0	0	0	0	0	0	6	6	0.00	1.000								

Batter	1	2	3	4	5	6	7	8	9	AB	R	H	RBI	BB	SO	LOB	BOTTOM								
Ron Hunt, R OBP: 0.267, SLG: 0.286	G3 BB		4-3			4-3		5-3		3	0	0	0	1	0	0	Pittsburgh Pirates @ San Francisco Giants Candlestick Park, San Francisco, CA Sat Apr 13 1968, 6:33 AM EST Att: 11,488 - Unknown								
Jim Davenport, R OBP: 0.133, SLG: 0.133	G3 1-2				F9		4-3		5-3	4	0	0	0	0	0	1									
Willie Mays, R OBP: 0.429, SLG: 0.333	K					1B BB			K	3	0	1	0	1	2	1									
Willie McCovey, L OBP: 0.214, SLG: 0.429	6-3				F7		1-3 1B		F8	4	1	1	0	0	0	2									
Jim Ray Hart, R OBP: 0.154, SLG: 0.154		6-3			6-3		1-3			3	0	0	0	0	0	2									
Jack Hiatt, R OBP: 0.455, SLG: 0.333										3	0	1	1	0	1	0									
Frank Johnson, R (7, PR)		5-3				K				0	0	0	0	0	0	0									
Bob Barton, R							2H 1B			0	0	0	0	0	0	0									
Jesus Alou, R OBP: 0.154, SLG: 0.231						K2-3		5-3		3	0	0	0	0	1	1	GIANTS								
Hal Lanier, R										2	0	0	0	0	0	0	AB 29 R 1 H 3 RBI 1 BB 2 SO 5 LOB 7								
Ty Cline, L (8, PH)									L5-3	1	0	0	0	0	0	0									
Nate Oliver, R OBP: 0.333, SLG: 0.333										0	0	0	0	0	0	0									
Gaylord Perry, R									F7	2	0	0	0	0	1	0									
Dave Marshall, L (8, PH)										1	0	0	0	0	0	0	WP: 0 PB: 0 SB: 0 CS: 0								
Frank Linzy, R										0	0	0	0	0	0	0									
Inning Stats	R: 0 E: 0 K: 1 S: 5	H: 0 LOB: 1 BB: 1 P: 9	R: 0 E: 0 K: 0 S: 3	H: 0 LOB: 0 BB: 0 P: 3	R: 0 E: 0 K: 0 S: 3	H: 0 LOB: 0 BB: 0 P: 3	R: 0 E: 0 K: 0 S: 3	H: 0 LOB: 1 BB: 1 P: 7	R: 0 E: 0 K: 2 S: 7	H: 0 LOB: 0 BB: 0 P: 7	R: 0 E: 0 K: 1 S: 5	H: 0 LOB: 0 BB: 0 P: 5	R: 1 E: 0 K: 0 S: 5	H: 3 LOB: 1 BB: 0 P: 5	R: 0 E: 0 K: 0 S: 3	H: 0 LOB: 0 BB: 0 P: 3	R: 0 E: 0 K: 1 S: 5	H: 0 LOB: 0 BB: 0 P: 5	1B: 3 2B: 0 3B: 0 HR: 0	SF: 0 SAC: 0 DP: 0 HBP: 0	WP: 0 PB: 0 SB: 0 CS: 0	PA: 31			
PITCHER	IP	WLS	BF	H	R	ER	SO	BB	IBB	HBP	BLK	WP	HR	S	P	ERA	WHIP								
Al McBean, R ERA: 1.0	9.0	W	31	3	1	1	5	2	0	0	0	0	0	39	47	1.00	0.556								

Batter	1	2	3	4	5	6	7	8	9	AB	R	H	RBI	BB	SO	LOB	TOP								
Maury Wills, S OBP: 0.200, SLG: 0.200 (1, 5)	L9		1-3		1-3		4-3			4	0	0	0	0	0	0	Pittsburgh Pirates @ Los Angeles Dodgers Dodger Stadium, Los Angeles, CA Sun Apr 14 1968, 3:33 AM PST Att: 27,136 - Unknown livebaseballscorecards.com								
Gene Alley, R OBP: 0.200, SLG: 0.400 (1, 6)	P4		HR		2B		5-3			4	1	2	1	0	0										
Roberto Clemente, R OBP: 0.276, SLG: 0.412 (1, 9)	1B 2B BB		1B		1-3			L9		3	1	2	0	1	0	1									
Willie Stargell, L OBP: 0.222, SLG: 0.125 (1, 7)	2B 1B		L7		6-3			CS 1B		4	1	1	0	0	0	3									
Donn Clendenon, R OBP: 0.222, SLG: 0.444 (1, 3)	2B		1B		6-3			F9		4	0	2	2	0	1	0									
Bill Mazerowski, R OBP: 0.176, SLG: 0.176 (1, 4)	F8		5-3		G1			K		4	0	0	0	0	0	3									
Manny Mota, R OBP: 0.333, SLG: 0.333 (1, 8)		1-3		3-1		S 1B		F9		4	0	2	0	0	0	0									
Jerry May, R OBP: 0.235, SLG: 0.133 (1, 2)		K		4-3		S				5	0	0	0	0	1	2									
Jim Bunning, R (1, 1)		G3		6-3			6-3		F9	3	0	0	0	0	0	0									
Inning Stats	R: 2 H: 2 E: 0 K: 0 S: 5	H: 2 LOB: 1 BB: 1 P: 9	R: 0 H: 0 E: 0 K: 1 S: 5	H: 0 LOB: 0 BB: 0 P: 5	R: 1 H: 3 E: 0 K: 0 S: 6	H: 3 LOB: 2 BB: 0 P: 6	R: 0 H: 0 E: 0 K: 0 S: 3	H: 0 LOB: 0 BB: 0 P: 3	R: 0 H: 1 E: 0 K: 0 S: 4	H: 1 LOB: 1 BB: 0 P: 4	R: 0 H: 0 E: 0 K: 0 S: 3	H: 0 LOB: 0 BB: 0 P: 3	R: 0 H: 1 E: 0 K: 1 S: 6	H: 1 LOB: 1 BB: 0 P: 6	R: 0 H: 0 E: 0 K: 0 S: 3	H: 0 LOB: 0 BB: 0 P: 3		R: 0 H: 1 E: 0 K: 1 S: 6	H: 1 LOB: 1 BB: 0 P: 6	1B: 6 2B: 2 3B: 0 HR: 1	SF: 0 SAC: 0 DP: 0 HBP: 0	WP: 0 PB: 0 SB: 1 CS: 1	PA: 36		
PITCHER	IP	WLS	BF	H	R	ER	SO	BB	IBB	HBP	BLK	WP	HR	S	P	ERA	WHIP								
Claude Osteen, L ERA: 2.81 (1, 1)	8.0	L	32	8	3	3	1	1	0	0	0	0	1	32	36	3.38	1.125								
Phil Regan, R ERA: (9, 1)	1.0		4	1	0	0	1	0	0	0	0	0	0	6	6	0.00	1.000								

Batter	1	2	3	4	5	6	7	8	9	AB	R	H	RBI	BB	SO	LOB	BOTTOM								
Wes Parker, S OBP: 0.375, SLG: 0.563 (1, 3)			P9			FC3-6 1B		4-3		4	0	2	0	0	0	0	Pittsburgh Pirates @ Los Angeles Dodgers Dodger Stadium, Los Angeles, CA Sun Apr 14 1968, 3:33 AM PST Att: 27,136 - Unknown livebaseballscorecards.com								
Zoilo Versalles, R OBP: 0.125, SLG: 0.067 (1, 6)	K		K			K		K		4	0	0	0	0	4	2									
Willie Davis, L OBP: 0.125, SLG: 0.125 (1, 8)	K			4-3		FC3-6 1B		F8		4	0	0	0	0	1	2									
Ron Fairly, L OBP: 0.273, SLG: 0.500 (1, 9)	F9			3-1		1-2 1B		3-1		4	0	1	0	0	0	1									
Jim Lefebvre, S OBP: 0.250, SLG: 0.375 (1, 4)		G3		F4		K				4	0	1	0	0	1	2									
Jim Fairry, L (1, 7)		6-3			K		F7		F9	4	0	0	0	0	1	1									
Tom Haller, L OBP: 0.462, SLG: 0.364 (1, 2)		FC5-4 BB				1B		F9		2	0	1	0	1	0	0									
Bob Bailey, R (1, 5)		FC5-4			L9		F9			3	0	0	0	0	0	2									
Claude Osteen, L (1, 1)					F8			F5		2	0	0	0	0	1	1									
Paul Popovich, S (8, PH)										1	0	0	0	0	0	0									
Phil Regan, R (9, 1)			K							0	0	0	0	0	0	0									
Inning Stats	R: 0 H: 1 E: 0 K: 2 S: 8	H: 1 LOB: 1 BB: 0 P: 8	R: 0 H: 0 E: 0 K: 0 S: 3	H: 0 LOB: 1 BB: 1 P: 7	R: 0 H: 0 E: 0 K: 2 S: 7	H: 0 LOB: 0 BB: 0 P: 7	R: 0 H: 0 E: 0 K: 0 S: 3	H: 0 LOB: 0 BB: 0 P: 3	R: 0 H: 1 E: 0 K: 1 S: 6	H: 1 LOB: 1 BB: 0 P: 6	R: 0 H: 2 E: 0 K: 2 S: 9	H: 2 LOB: 2 BB: 0 P: 9	R: 0 H: 0 E: 0 K: 0 S: 3	H: 0 LOB: 0 BB: 0 P: 3	R: 0 H: 0 E: 0 K: 1 S: 5	H: 0 LOB: 0 BB: 0 P: 5	R: 0 H: 1 E: 0 K: 0 S: 4	H: 1 LOB: 1 BB: 0 P: 4	1B: 4 2B: 1 3B: 0 HR: 0	SF: 0 SAC: 0 DP: 0 HBP: 0	WP: 0 PB: 0 SB: 0 CS: 0	PA: 33			
PITCHER	IP	WLS	BF	H	R	ER	SO	BB	IBB	HBP	BLK	WP	HR	S	P	ERA	WHIP								
Jim Bunning, R ERA: 2.12 (1, 1)	9.0	W	33	5	0	0	8	1	0	0	0	0	0	48	52	0.00	0.667								

Batter	1	2	3	4	5	6	7	8	9	AB	R	H	RBI	BB	SO	LOB	TOP			
Maury Wills, S OBP: 0.208, SLG: 0.208 (1, 5)										4	1	1	0	0	0	3	Pittsburgh Pirates @ Los Angeles Dodgers Dodger Stadium, Los Angeles, CA Mon Apr 15 1968, 6:05 PM PST Att: 16,214 - Unknown			
Gene Alley, R OBP: 0.208, SLG: 0.348 (1, 6)										3	0	0	0	1	0	0				
Roberto Clemente, R OBP: 0.273, SLG: 0.350 (1, 9)										3	0	0	0	1	0	2				
Willie Stargell, L OBP: 0.182, SLG: 0.100 (1, 7)										4	0	0	0	0	1	5				
Donn Clendenon, R OBP: 0.227, SLG: 0.409 (1, 3)										4	1	1	1	0	1	3				
Bill Mazerowski, R OBP: 0.190, SLG: 0.190 (1, 4)										4	0	1	0	0	0	3				
Matty Alou, L OBP: 0.583, SLG: 0.286 (1, 8)										3	0	0	0	1	1	1				
Jerry May, R OBP: 0.286, SLG: 0.211 (1, 2)										4	0	2	1	0	1	0				
Bob Veale, S OBP: 0.125, SLG: 0.125 (1, 1)										4	0	1	0	0	2	1				
Inning Stats	R: 1 E: 1 K: 0 S: 5	H: 1 LOB: 2 BB: 1 P: 9	R: 0 E: 0 K: 2 S: 7	H: 0 LOB: 0 BB: 0 P: 7	R: 0 E: 0 K: 1 S: 3	H: 0 LOB: 0 BB: 0 P: 3	R: 0 E: 0 K: 1 S: 5	H: 0 LOB: 0 BB: 0 P: 5	R: 0 E: 0 K: 1 S: 3	H: 0 LOB: 0 BB: 0 P: 3	R: 1 E: 0 K: 1 S: 8	H: 3 LOB: 3 BB: 1 P: 12	R: 0 E: 1 K: 0 S: 3	H: 0 LOB: 1 BB: 1 P: 7	R: 0 E: 0 K: 1 S: 6	H: 2 LOB: 1 BB: 0 P: 6	1B: 6 2B: 0 3B: 0 HR: 0	SF: 0 SAC: 0 DP: 1 HBP: 0	WP: 0 PB: 1 SB: 1 CS: 1	PA: 36
PITCHER Bill Singer, R ERA: 1.69 (1, 1)	IP: 9.0 WLS: W BF: 36	H: 6 R: 2 ER: 1 SO: 6	BB: 2 IBB: 1 HBP: 0 BLK: 0	WP: 0 HR: 0 S: 45 P: 57	ERA: 1.00 WHIP: 0.889	PITCHER										IP: 9.0 WLS: W BF: 36	H: 6 R: 2 ER: 1 SO: 6	BB: 2 IBB: 1 HBP: 0 BLK: 0	WP: 0 HR: 0 S: 45 P: 57	ERA: 1.00 WHIP: 0.889

Batter	1	2	3	4	5	6	7	8	9	AB	R	H	RBI	BB	SO	LOB	BOTTOM					
Willie Davis, L OBP: 0.150, SLG: 0.150 (1, 8)										4	1	1	0	0	2	1	Pittsburgh Pirates @ Los Angeles Dodgers Dodger Stadium, Los Angeles, CA Mon Apr 15 1968, 6:05 PM PST Att: 16,214 - Unknown					
Zoilo Versalles, R OBP: 0.100, SLG: 0.053 (1, 6)										4	0	0	1	0	0	1						
Wes Parker, S OBP: 0.300, SLG: 0.450 (1, 3)										4	0	0	0	0	1	1						
Jim Lefebvre, S OBP: 0.250, SLG: 0.583 (1, 4)										4	1	1	2	0	1	0						
Rocky Colavito, R OBP: 0.250, SLG: 0.100 (1, 7)										3	0	1	0	0	0	0						
Ron Fairly, L OBP: 0.214, SLG: 0.385 (1, 9)										3	0	0	0	0	1	1						
Luis Alcaraz, R (1, 5)										3	0	0	0	0	0	1						
Tom Haller, L OBP: 0.467, SLG: 0.333 (1, 2) Cleo James, R (8, PH) Jeff Torborg, R (9, 2)										1	0	0	0	0	1	1						
Bill Singer, R (1, 1) Bob Bailey, R (9, PH)										1	1	1	0	0	0	0						
Inning Stats	R: 0 E: 0 K: 0 S: 3	H: 0 LOB: 0 BB: 0 P: 3	R: 0 E: 0 K: 0 S: 3	H: 0 LOB: 0 BB: 0 P: 3	R: 0 E: 0 K: 1 S: 5	H: 0 LOB: 1 BB: 1 P: 9	R: 0 E: 0 K: 0 S: 3	H: 0 LOB: 0 BB: 0 P: 3	R: 0 E: 0 K: 1 S: 6	H: 1 LOB: 1 BB: 0 P: 6	R: 0 E: 0 K: 2 S: 7	H: 0 LOB: 0 BB: 0 P: 7	R: 0 E: 0 K: 1 S: 5	H: 0 LOB: 0 BB: 0 P: 5	R: 0 E: 0 K: 2 S: 7	H: 0 LOB: 0 BB: 0 P: 7	R: 3 E: 0 K: 1 S: 7	H: 3 LOB: 0 BB: 0 P: 7	1B: 2 2B: 1 3B: 0 HR: 1	SF: 0 SAC: 1 DP: 0 HBP: 0	WP: 1 PB: 0 SB: 0 CS: 0	PA: 31
PITCHER Bob Veale, L ERA: 1.74 (1, 1)	IP: 8.2 WLS: L BF: 31	H: 4 R: 3 ER: 3 SO: 8	BB: 1 IBB: 0 HBP: 0 BLK: 0	WP: 1 HR: 1 S: 46 P: 50	ERA: 3.12 WHIP: 0.577	PITCHER										IP: 8.2 WLS: L BF: 31	H: 4 R: 3 ER: 3 SO: 8	BB: 1 IBB: 0 HBP: 0 BLK: 0	WP: 1 HR: 1 S: 46 P: 50	ERA: 3.12 WHIP: 0.577		

Batter	1	2	3	4	5	6	7	8	9	AB	R	H	RBI	BB	SO	LOB	TOP					
Ron Davis, R (1, 8) OBP: 0.229, SLG: 0.188 Lee Thomas, L (9, PH) OBP: 0.667, SLG: 1.000	0-0 BLK 2B 1B		4-0 G1-6-3 BB		0-0 1-3		0-0 4-3		0-0 2B	3	1	1	1	1	0	3						
Norm Miller, L (1, 9) OBP: 0.296, SLG: 0.417	0-0 F8		0-0 G1-6-3		0-0 1-2 2-3		0-0 6-3		0-0 F8	5	0	1	2	0	0	4						
Jimmy Wynn, R (1, 7) OBP: 0.229, SLG: 0.100	0-0 F2		4-0 CS BB		0-0 K				0-0 F7	3	0	0	0	1	1	2						
Rusty Staub, L (1, 3) OBP: 0.371, SLG: 0.455	0-0 2H 2B		0-0 CS	0-3 K		0-0 3-1		0-0 F8		4	0	1	1	0	1	0						
Hal King, L (1, 2) OBP: 0.321, SLG: 0.333	0-0 4-3			0-3 K		0-0 P6		4-0 1B BB		3	0	0	0	1	1	1						
Bob Aspromonte, R (1, 5) OBP: 0.324, SLG: 0.310		0-0 6-3		0-0 6-3		0-0 4-3		0-0 FC6-4 1B		4	0	1	0	0	0	0						
Julio Gotay, R (1, 4) OBP: 0.286, SLG: 0.286		0-3 K			0-0 6-3		0-0 2B 4-3 1B	0-0 FC6-4 1B		4	1	1	0	0	1	2						
Hector Torres, R (1, 6) OBP: 0.400, SLG: 0.429		0-0 2B			0-0 1-3 1B 1B		0-0 4-3 2B		0-3 K	4	1	3	0	0	1	0						
Denny Lemaster, R (1, 1) John Buzhardt, R (3, 1) Dave Adlesh, R (5, PH) Don Wilson, R (5, PH) Tom Dukes, R (5, 1) Doug Rader, R (7, PH) Danny Coombs, R (7, 1) Denis Menke, R (9, PH)	0-0 1-3				0-0 1-2 1B 1B		0-0 F9		0-0 F7	1	0	0	0	0	0	0	1					
Inning Stats	R: 1 E: 0 K: 0 S: 5	H: 2 LOB: 1 BB: 0 P: 5	R: 0 E: 0 K: 1 S: 6	H: 1 LOB: 1 BB: 0 P: 6	R: 0 E: 0 K: 0 S: 1	H: 0 LOB: 0 BB: 2 P: 9	R: 0 E: 0 K: 2 S: 7	H: 0 LOB: 0 BB: 0 P: 7	R: 2 E: 0 K: 1 S: 8	H: 3 LOB: 1 BB: 0 P: 8	R: 0 E: 0 K: 0 S: 3	H: 0 LOB: 0 BB: 0 P: 3	R: 1 E: 0 K: 0 S: 5	H: 2 LOB: 1 BB: 0 P: 5	R: 0 E: 0 K: 0 S: 4	H: 1 LOB: 2 BB: 1 P: 8	R: 0 E: 0 K: 1 S: 6	H: 1 LOB: 1 BB: 0 P: 6	1B: 6 2B: 4 3B: 0 HR: 0	SF: 0 SAC: 0 DP: 1 HBP: 0	WP: 0 PB: 0 SB: 0 CS: 1	PA: 39
PITCHER Al McBean, R (1, 1) ERA: 2.5	IP: 9.0 WLS: W BF: 38 H: 10 R: 4 ER: 4 SO: 5 BB: 3 IBB: 0 HBP: 0 BLK: 1 WP: 0 HR: 0 S: 45 P: 57 ERA: 4.00 WHIP: 1.444											PITCHER	IP: 9.0 WLS: W BF: 38 H: 10 R: 4 ER: 4 SO: 5 BB: 3 IBB: 0 HBP: 0 BLK: 1 WP: 0 HR: 0 S: 45 P: 57 ERA: 4.00 WHIP: 1.444									

Houston Astros @ Pittsburgh Pirates
Forbes Field, Pittsburgh, PA
Wed Apr 17 1968, 6:05 PM EST
Att: 30,779 - Unknown

AB	35
R	4
H	10
RBI	4
BB	3
SO	5
LOB	15

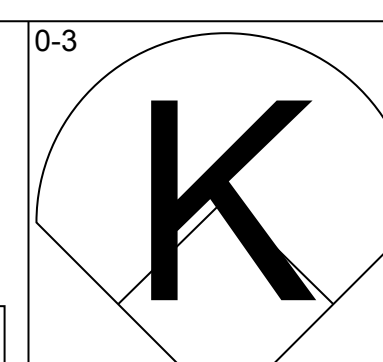
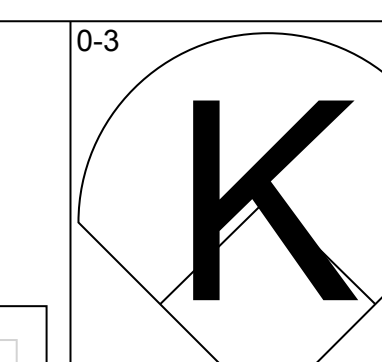
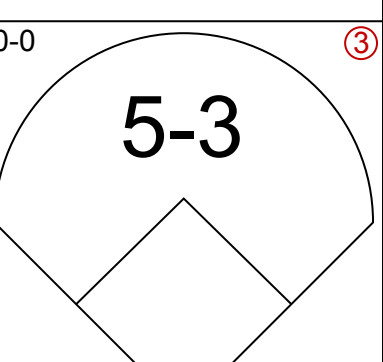
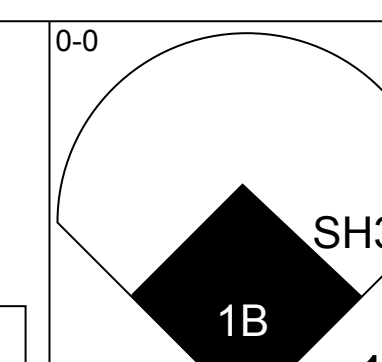
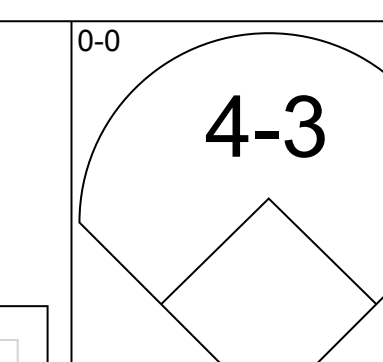
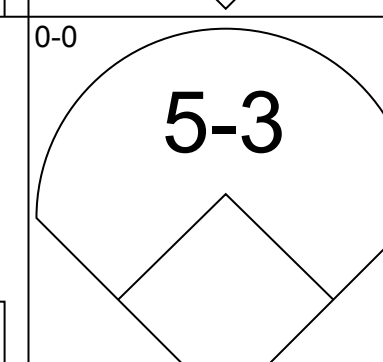
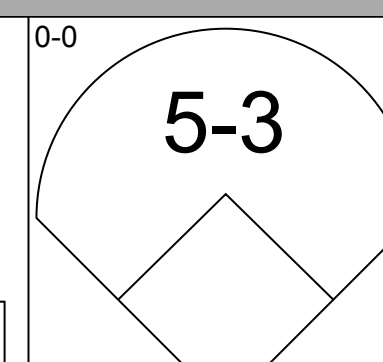
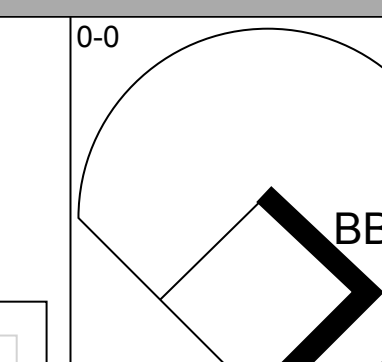
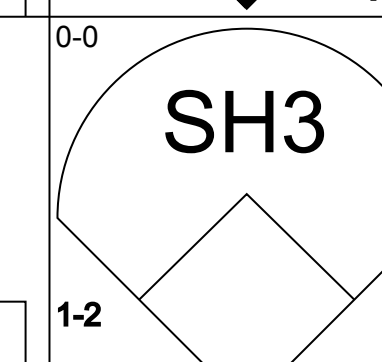
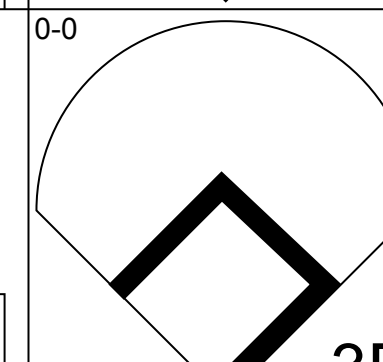
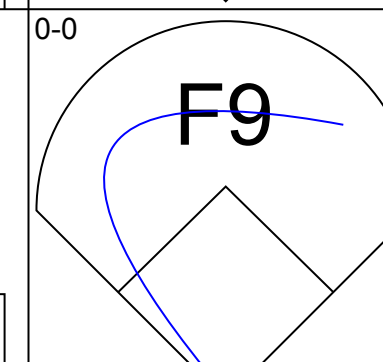
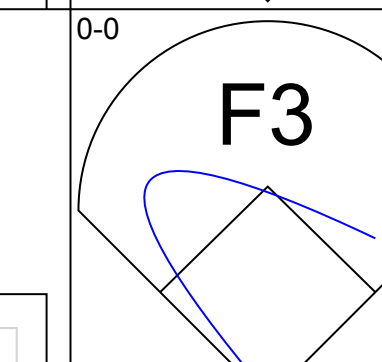
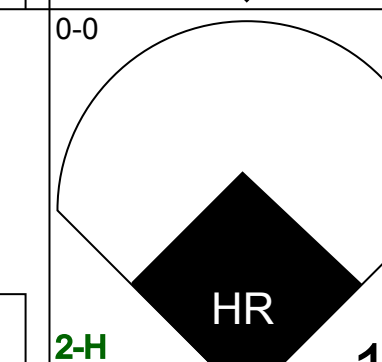
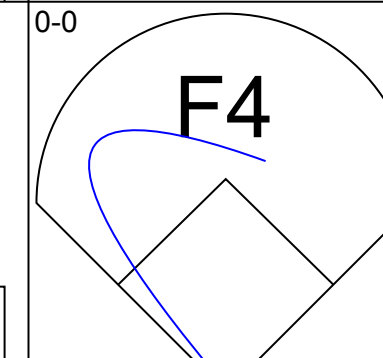
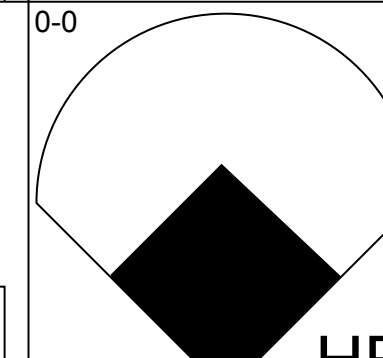
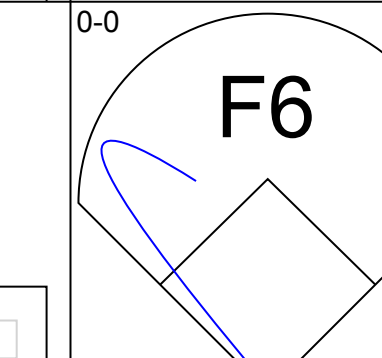
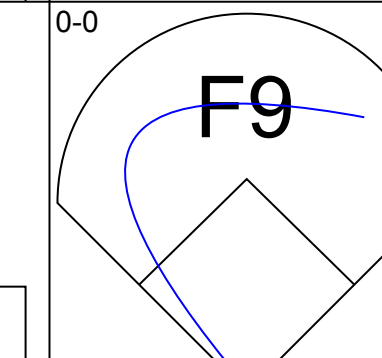
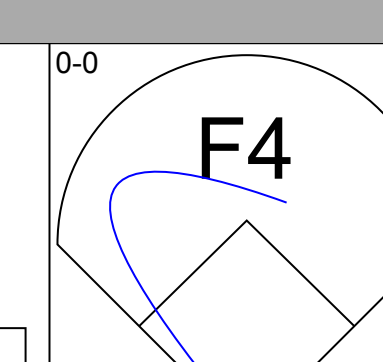
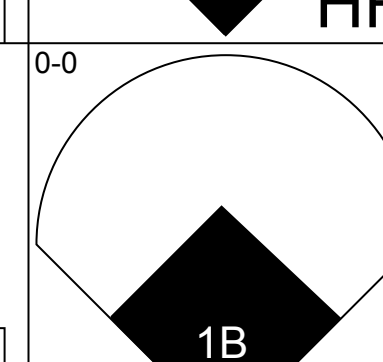
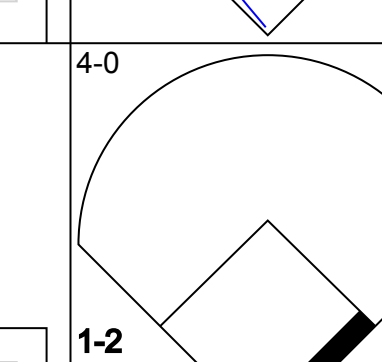
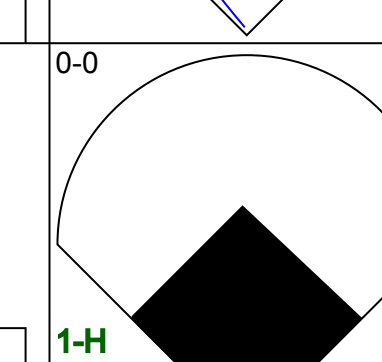
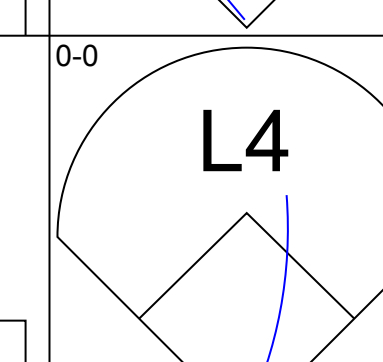
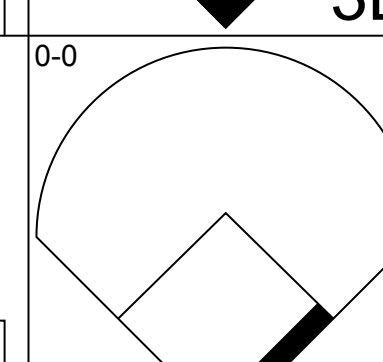
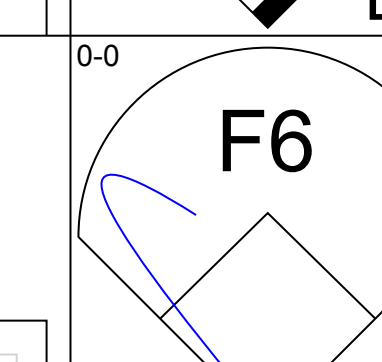
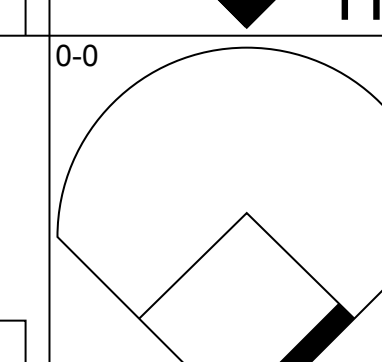
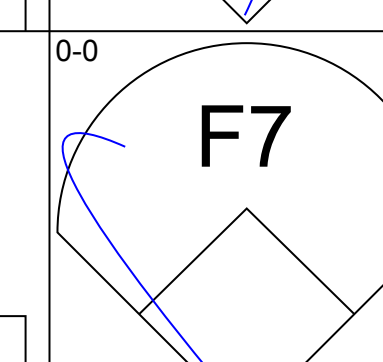
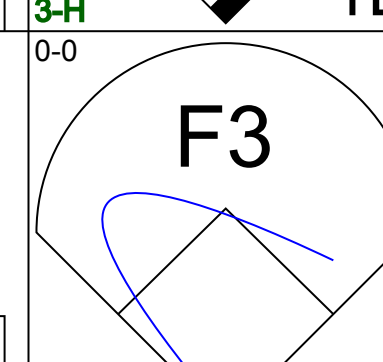
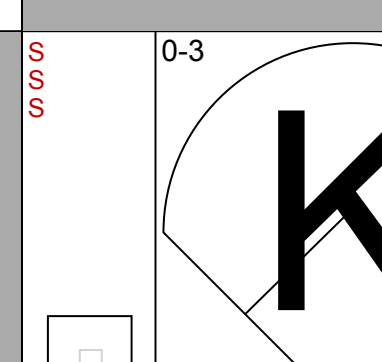
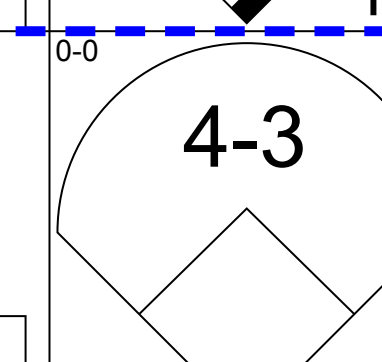
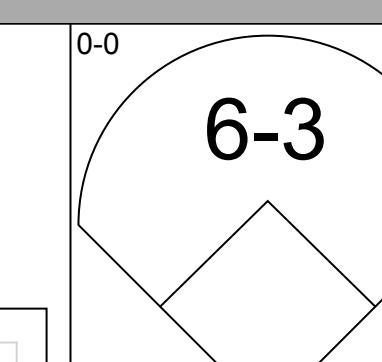
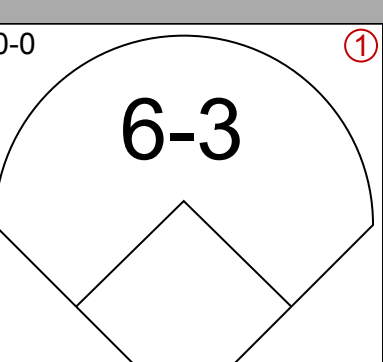
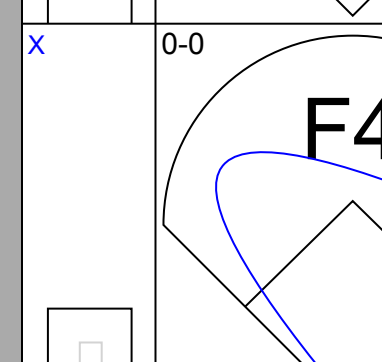
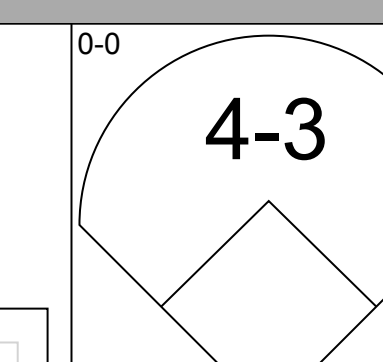
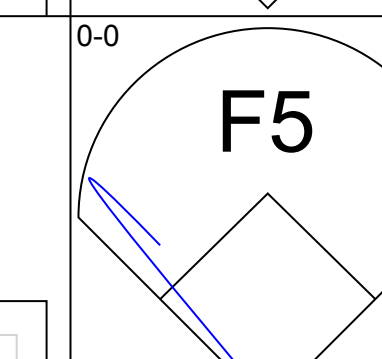
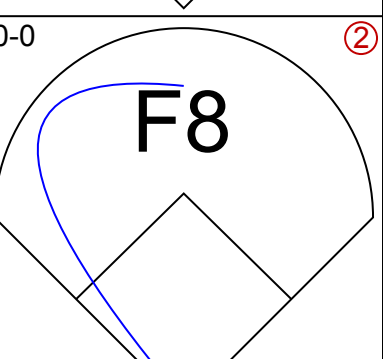
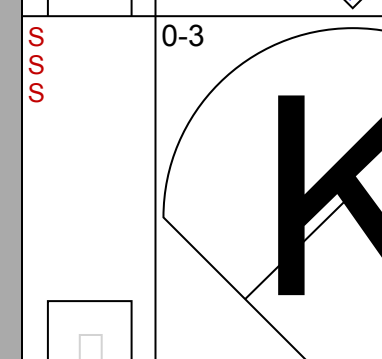
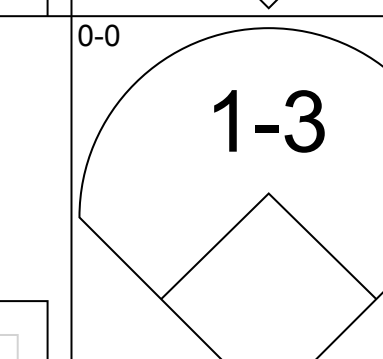


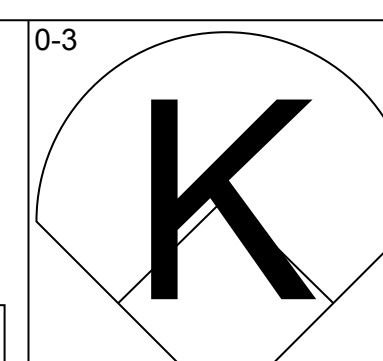
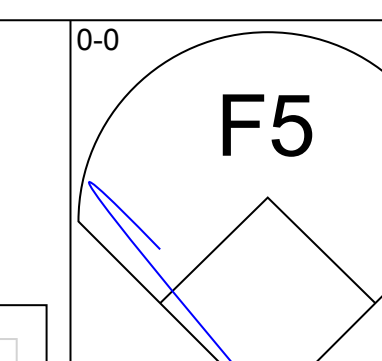
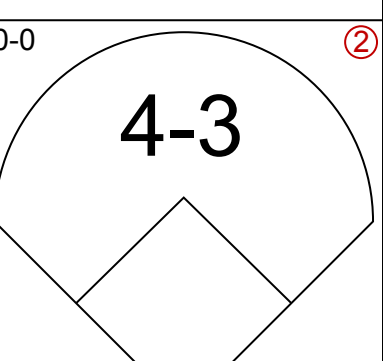
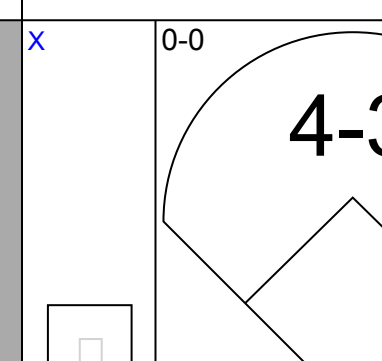
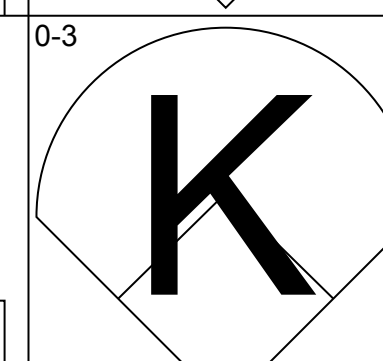
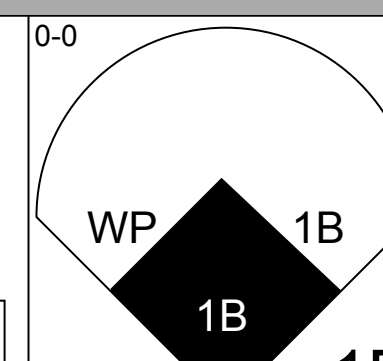

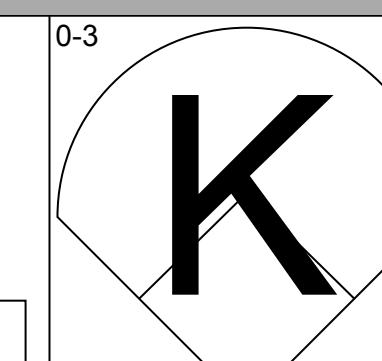
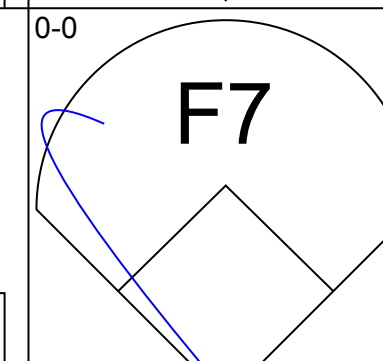
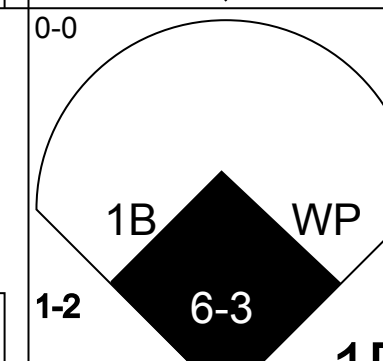
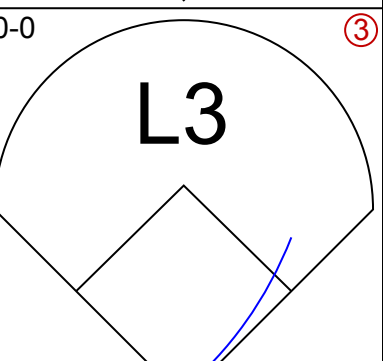
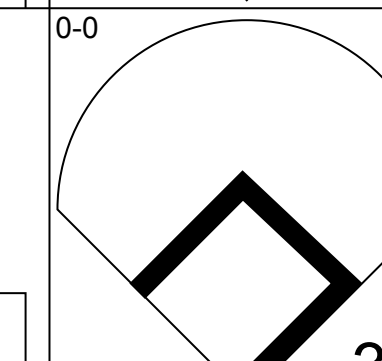
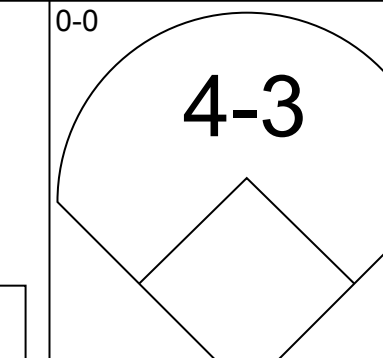
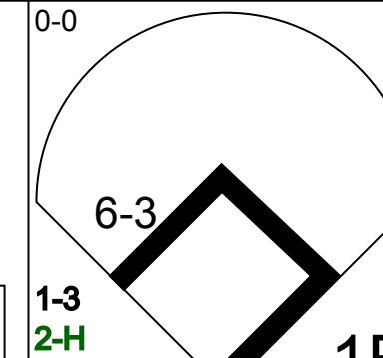
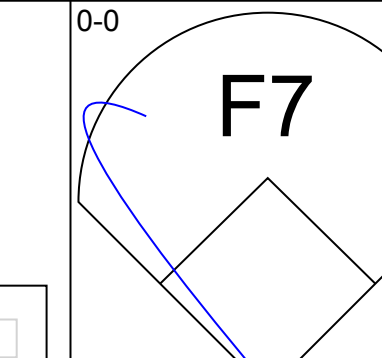
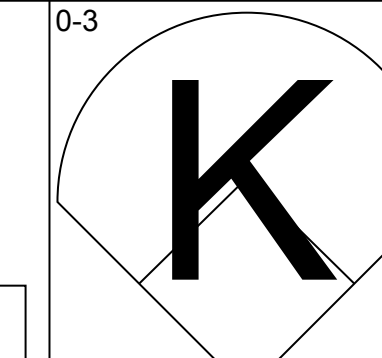
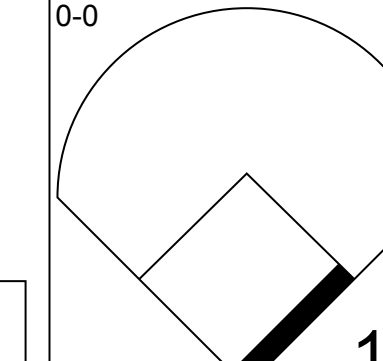
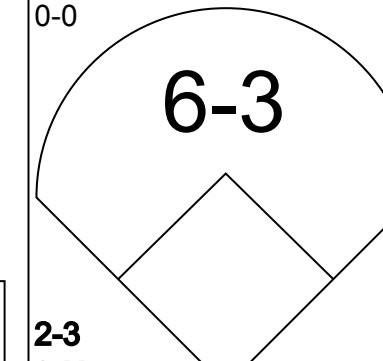
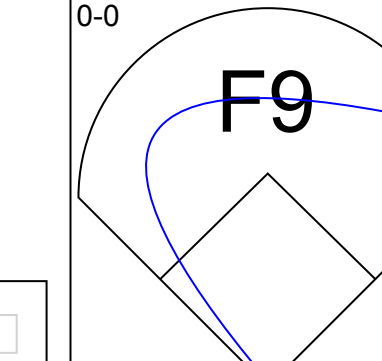
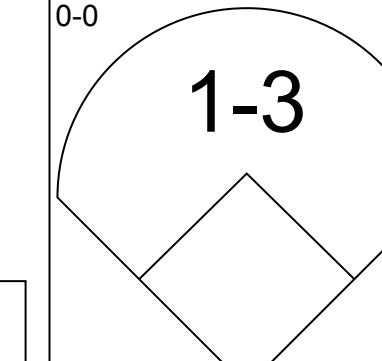
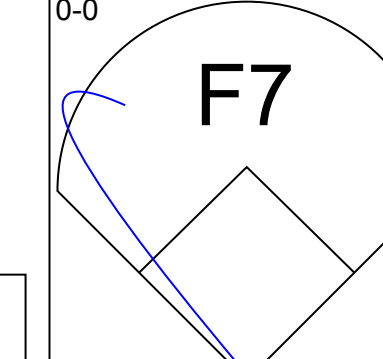
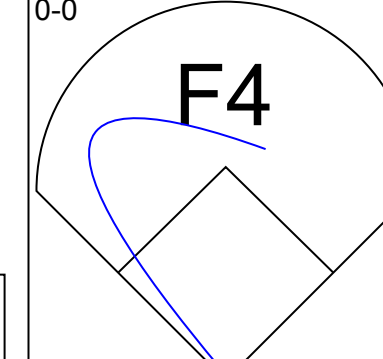
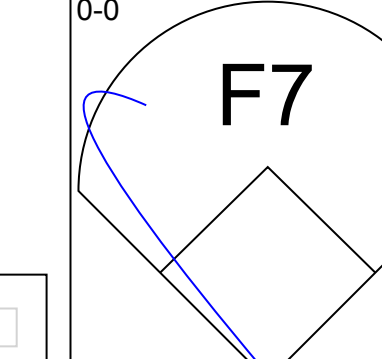
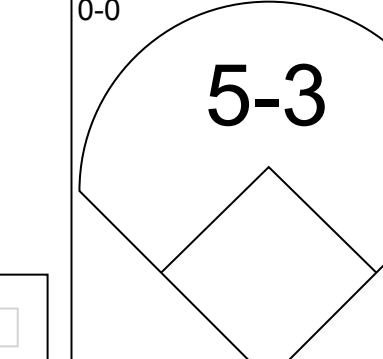
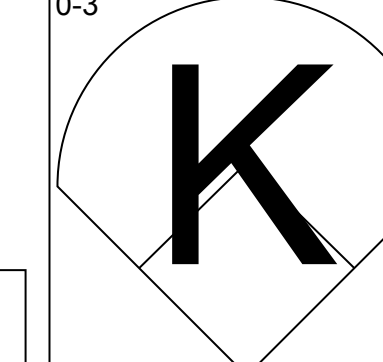
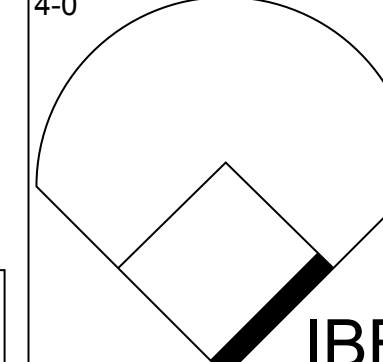
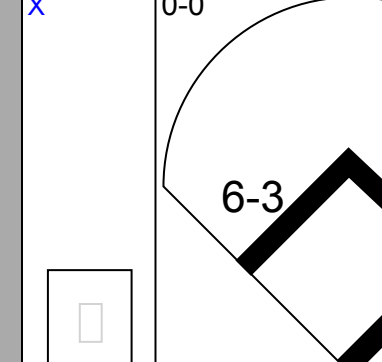
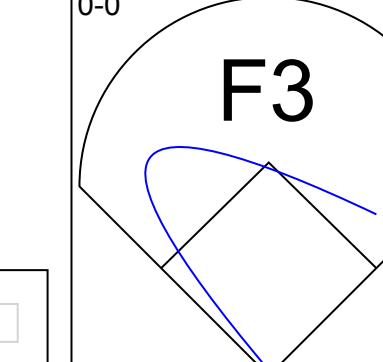
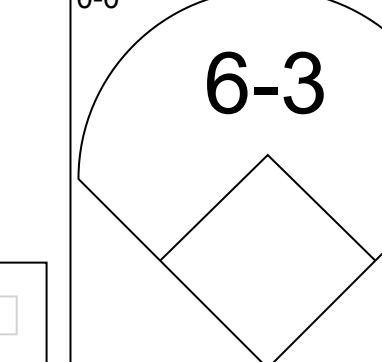
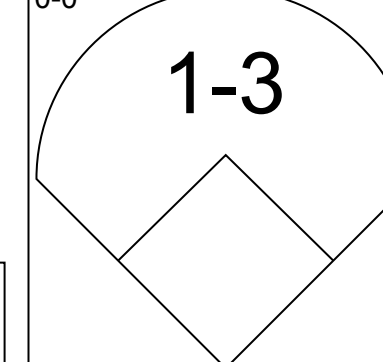
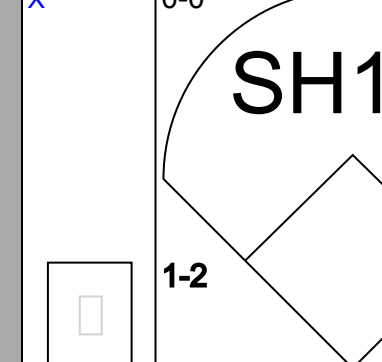
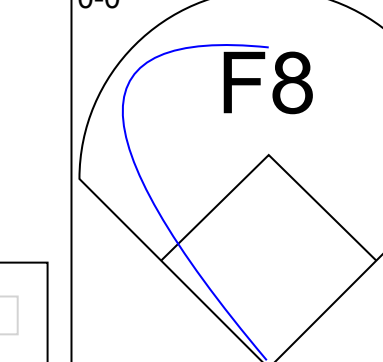
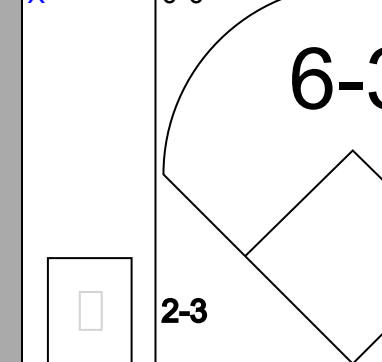
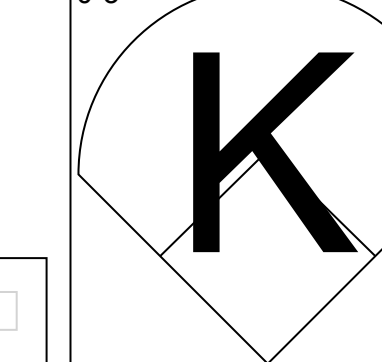
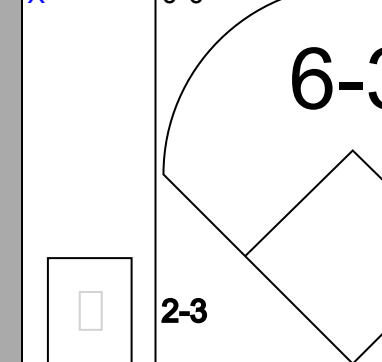
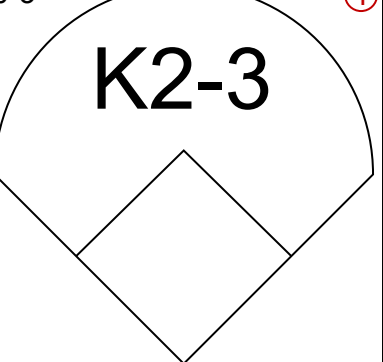
Batter	1	2	3	4	5	6	7	8	9	AB	R	H	RBI	BB	SO	LOB	BOTTOM			
Maury Wills, S (1, 5) OBP: 0.300, SLG: 0.276	4-0 S 1B BB	0-0 4-3	0-0 1-2 3H 1B		0-0 S BLK 1-3 1B	0-0 1-2 3H 1B		0-3 K		5	2	3	2	1	1	1				
Gene Alley, R (1, 6) OBP: 0.297, SLG: 0.357	0-0 FC5-4 1H 1B		0-0 K		4-0 S BB	0-0 5-3		0-0 4-3		5	0	2	2	1	1	3				
Roberto Clemente, R (1, 9) OBP: 0.299, SLG: 0.320	0-0 FC5-4 1B		0-0 1B		0-0 1-3		0-0 5-3			5	2	1	1	0	0	4				
Willie Stargell, L (1, 7) OBP: 0.259, SLG: 0.167	0-0 1B 1-2 1B		0-0 2B FC4-6 1B	4-0 FC6-4 1B BB	0-3 K		0-0 F8			4	1	2	0	1	1	1				
Donn Clendenon, R (1, 3) OBP: 0.259, SLG: 0.444	0-3 K		0-0 FC4-6 S 2B	0-0 FC6-4 1B		0-3 K		0-0 5-3		5	1	2	1	0	2	2				
Bill Mazerowski, R (1, 4) OBP: 0.289, SLG: 0.280	0-0 1-2 2H 1B		4-0 FC4-6 IBB	0-0 FC6-4 1B		0-0 E 2B		0-0 E6 1B		4	2	2	1	1	0	2				
Manny Mota, R (1, 8) OBP: 0.286, SLG: 0.286	0-0 F9		0-0 FC4-6 2B	0-0 P5		0-0 E5 1B		0-0 1B 1B		5	3	1	1	0	0	6				
Jerry May, R (1, 2) OBP: 0.346, SLG: 0.333		0-0 P3	0-0 1B 1B 2B	0-3 K		0-0 1B 1B		0-0 WP 1H 2H 1B		5	1	3	3	0	1	2				
Al McBean, R (1, 1) OBP: 0.375, SLG: 0.375		0-3 K	0-0 1B 1B		0-0 1-3		0-0 F3		0-0 6-3	5	1	1	0	0	1	3				
Inning Stats	R: 2 E: 0 K: 1 S: 8	H: 3 LOB: 2 BB: 1 P: 12	R: 0 E: 0 K: 1 S: 5	H: 0 LOB: 0 BB: 0 P: 5	R: 6 E: 0 K: 1 S: 12	H: 7 LOB: 2 BB: 1 P: 16	R: 0 E: 0 K: 1 S: 6	H: 1 LOB: 2 BB: 1 P: 10	R: 1 E: 0 K: 1 S: 6	H: 1 LOB: 1 BB: 1 P: 10	R: 2 E: 1 K: 1 S: 9	H: 3 LOB: 0 BB: 0 P: 9	R: 0 E: 0 K: 0 S: 3	H: 0 LOB: 0 BB: 0 P: 3	R: 2 E: 1 K: 1 S: 8	H: 2 LOB: 1 BB: 0 P: 8	1B: 14 2B: 3 3B: 0 HR: 0	SF: 0 SAC: 0 DP: 0 HBP: 0	WP: 2 PB: 0 SB: 0 CS: 0	PA: 47
PITCHER Denny Lemaster, L (1, 1) ERA: 7.84 John Buzhardt, R (3, 1) ERA: 1.93 Tom Dukes, R (5, 1) ERA: 4.5 Danny Coombs, L (7, 1) ERA: 1.8	IP: 2.2 WLS: L BF: 17 H: 7 R: 7 ER: 7 SO: 3 BB: 1 IBB: 0 HBP: 0 BLK: 0 WP: 0 HR: 0 S: 21 P: 29 ERA: 23.62 WHIP: 3.000											PITCHER	IP: 2.2 WLS: L BF: 17 H: 7 R: 7 ER: 7 SO: 3 BB: 1 IBB: 0 HBP: 0 BLK: 0 WP: 0 HR: 0 S: 21 P: 29 ERA: 23.62 WHIP: 3.000							


Houston Astros @ Pittsburgh Pirates
Forbes Field, Pittsburgh, PA
Wed Apr 17 1968, 6:05 PM EST
Att: 30,779 - Unknown

AB	43
R	13
H	17
RBI	11
BB	4
SO	7
LOB	24



Batter	1	2	3	4	5	6	7	8	9	AB	R	H	RBI	BB	SO	LOB	TOP				
Ron Hunt, R OBP: 0.368, SLG: 0.313 (1.4)										5	1	1	0	0	2	0	San Francisco Giants @ Pittsburgh Pirates Forbes Field, Pittsburgh, PA Fri Apr 19 1968, 6:05 PM EST Att: 24,224 - Unknown livebaseballscorecards.com				
Jim Davenport, R OBP: 0.235, SLG: 0.188 (1.5)										3	0	1	0	0	0	0					
Willie Mays, R OBP: 0.452, SLG: 0.655 (1.8)										4	1	2	1	0	0	1					
Willie McCovey, L OBP: 0.333, SLG: 0.485 (1.3)										4	1	1	1	0	0	3					
Jim Ray Hart, R OBP: 0.324, SLG: 0.727 (1.7)										3	2	2	2	1	0	0					
Jesus Alou, R OBP: 0.242, SLG: 0.333 (1.9)										4	0	2	1	0	0	2					
Nate Oliver, R OBP: 0.357, SLG: 0.429 (1.6)										4	0	0	0	0	1	2					
Bob Barton, R (1.2)										4	0	0	0	0	0	0					
Juan Marichal, R OBP: 0.091, SLG: 0.091 (1.1)										4	0	0	0	0	1	0					
Inning Stats	R: 0 E: 0 K: 1 S: 6	H: 1 LOB: 1 BB: 0 P: 6	R: 0 E: 0 K: 0 S: 3	H: 0 LOB: 0 BB: 0 P: 3	R: 0 E: 0 K: 1 S: 5	H: 0 LOB: 0 BB: 0 P: 5	R: 2 E: 0 K: 0 S: 6	H: 3 LOB: 1 BB: 0 P: 6	R: 0 E: 0 K: 0 S: 3	H: 0 LOB: 2 BB: 1 P: 3	R: 0 E: 0 K: 2 S: 4	H: 1 LOB: 0 BB: 0 P: 8	R: 0 E: 0 K: 0 S: 7	H: 0 LOB: 0 BB: 0 P: 7	R: 3 E: 0 K: 0 S: 7	H: 4 LOB: 1 BB: 0 P: 7	R: 0 E: 0 K: 0 S: 3	H: 0 LOB: 0 BB: 0 P: 3	1B: 5 2B: 0 3B: 2 HR: 2	SF: 0 SAC: 1 DP: 0 HBP: 0	WP: 0 PA: 37 PB: 0 SB: 0 CS: 0
PITCHER	IP WLS BF H R ER SO BB IBB HBP BLK WP HR S P ERA WHIP																				
Jim Bunning, R ERA: 3.28 (1.1)	7.2 L 33 9 5 5 4 1 0 0 0 0 0 2 40 44 5.87 1.304																				
Bob Moose, R ERA (8.1)	1.1 4 0 0 0 0 0 0 0 0 0 0 0 4 4 0.00 0.000																				

Batter	1	2	3	4	5	6	7	8	9	AB	R	H	RBI	BB	SO	LOB	BOTTOM				
Maury Wills, S OBP: 0.265, SLG: 0.242 (1.5)										4	0	0	0	0	1	1	San Francisco Giants @ Pittsburgh Pirates Forbes Field, Pittsburgh, PA Fri Apr 19 1968, 6:05 PM EST Att: 24,224 - Unknown livebaseballscorecards.com				
Gene Alley, R OBP: 0.294, SLG: 0.375 (1.6)										4	1	2	0	0	2	0					
Roberto Clemente, R OBP: 0.290, SLG: 0.414 (1.9)										4	1	2	0	0	0	1					
Willie Stargell, L OBP: 0.258, SLG: 0.179 (1.7)										4	0	1	1	0	1	1					
Donn Clendenon, R OBP: 0.258, SLG: 0.419 (1.3)										4	0	1	1	0	0	2					
Bill Mazerowski, R OBP: 0.233, SLG: 0.241 (1.4)										4	0	0	0	0	0	2					
Matty Alou, L OBP: 0.563, SLG: 0.300 (1.8)										3	0	1	0	1	1	1					
Jerry May, R OBP: 0.321, SLG: 0.308 (1.2)										2	0	0	0	0	0	2					
Chuck Hillier, L (9, PH)										1	0	0	0	0	0	0					
Jim Bunning, R (1.1)										3	0	0	0	0	2	1					
Bob Moose, R (8.1)										0	0	0	0	0	0	0					
Inning Stats	R: 0 E: 0 K: 2 S: 7	H: 0 LOB: 0 BB: 0 P: 7	R: 0 E: 0 K: 1 S: 6	H: 1 LOB: 1 BB: 0 P: 6	R: 0 E: 0 K: 1 S: 5	H: 0 LOB: 0 BB: 0 P: 5	R: 2 E: 0 K: 0 S: 6	H: 3 LOB: 2 BB: 1 P: 10	R: 0 E: 0 K: 1 S: 6	H: 1 LOB: 1 BB: 0 P: 6	R: 0 E: 0 K: 0 S: 3	H: 0 LOB: 0 BB: 0 P: 3	R: 0 E: 0 K: 0 S: 4	H: 1 LOB: 1 BB: 0 P: 4	R: 0 E: 0 K: 2 S: 8	H: 1 LOB: 1 BB: 0 P: 8	R: 0 E: 0 K: 0 S: 3	H: 0 LOB: 0 BB: 0 P: 3	1B: 6 2B: 0 3B: 1 HR: 0	SF: 0 SAC: 1 DP: 0 HBP: 0	WP: 1 PA: 35 PB: 0 SB: 0 CS: 0
PITCHER	IP WLS BF H R ER SO BB IBB HBP BLK WP HR S P ERA WHIP																				
Juan Marichal, R ERA: 2.77 (1.1)	9.0 W 35 7 2 2 7 0 1 0 0 0 1 0 48 52 2.00 0.778																				

Batter	1	2	3	4	5	6	7	8	9	AB	R	H	RBI	BB	SO	LOB	TOP								
Ron Hunt, R OBP: 0.341, SLG: 0.286 Hal Lanier, R OBP: 0.105, SLG: 0.105	6-3		F3		F7			E 1B		3	0	0	0	0	0	0	San Francisco Giants @ Pittsburgh Pirates Forbes Field, Pittsburgh, PA Sat Apr 20 1968, 3:33 AM EST Att: 8,156 - Unknown								
Jim Davenport, R OBP: 0.237, SLG: 0.194	6-3		BB 1B		F4		E5 1-2		4	0	1	0	0	0	1										
Willie McCovey, L OBP: 0.350, SLG: 0.457	K		BB 1-2		FC6-4 BB		K		2	0	0	0	2	2	2										
Willie Mays, R OBP: 0.429, SLG: 0.667		BLK 3B	K		K		F9		4	1	1	0	0	2	5										
Jim Ray Hart, R OBP: 0.342, SLG: 0.686		S BB		G6-4-3 BB	FC6-4 1-2		F4		2	0	0	0	2	0	1										
Jesus Alou, R OBP: 0.216, SLG: 0.297	6-3		G6-4-3		4-3		4-3		4	0	0	0	0	0	2										
Nate Oliver, R OBP: 0.278, SLG: 0.333	F9		4-3		F7		4-3		4	0	0	0	0	0	1										
Bob Barton, R OBP: 0.100, SLG: 0.100	K				F9		F9		3	0	1	0	0	1	1										
Ray Sadecki, L			K		B5-6-4 1B		1-3		3	0	0	0	0	1	1										
Inning Stats	R: 0 E: 0 K: 1 S: 5	H: 0 LOB: 0 BB: 0 P: 5	R: 1 E: 0 K: 1 S: 6	H: 1 LOB: 1 BB: 1 P: 10	R: 0 E: 0 K: 2 S: 8	H: 1 LOB: 2 BB: 1 P: 12	R: 0 E: 0 K: 0 S: 2	H: 0 LOB: 0 BB: 1 P: 6	R: 0 E: 0 K: 0 S: 3	H: 1 LOB: 0 BB: 0 P: 3	R: 0 E: 0 K: 1 S: 5	H: 0 LOB: 1 BB: 1 P: 9	R: 0 E: 0 K: 0 S: 3	H: 0 LOB: 0 BB: 0 P: 3	R: 0 E: 1 K: 1 S: 7	H: 1 LOB: 2 BB: 0 P: 7	R: 0 E: 0 K: 0 S: 3	H: 0 LOB: 0 BB: 0 P: 3	1B: 3 2B: 0 3B: 1 HR: 0	SF: 0 SAC: 0 DP: 2 HBP: 0	WP: 0 PB: 0 SB: 1 CS: 0	PA: 34			
PITCHER	IP	WLS	BF	H	R	ER	SO	BB	IBB	HBP	BLK	WP	HR	S	P	ERA	WHIP								
Bob Veale, L ERA: 1.63	(1, 1)	7.0	L 26	3	1	1	5	4	0	0	1	0	0	32	48	1.29	1.000								
Roy Face, R ERA:	(8, 1)	2.0	8	1	0	0	1	0	0	0	0	0	0	10	10	0.00	0.500								

Batter	1	2	3	4	5	6	7	8	9	AB	R	H	RBI	BB	SO	LOB	BOTTOM								
Maury Wills, S OBP: 0.263, SLG: 0.243	F5		1-3			F8 SH2-4 1B		6-3		4	0	1	0	0	0	0	San Francisco Giants @ Pittsburgh Pirates Forbes Field, Pittsburgh, PA Sat Apr 20 1968, 3:33 AM EST Att: 8,156 - Unknown								
Gene Alley, R OBP: 0.270, SLG: 0.343	F8		F7		SH2-4		6-3		3	0	0	0	0	0	0										
Roberto Clemente, R OBP: 0.297, SLG: 0.364	E6		F8		F8		K		4	0	0	0	0	1	1										
Willie Stargell, L OBP: 0.229, SLG: 0.156	4-3				G3		K		4	0	0	0	0	1	2										
Donn Clendenon, R OBP: 0.257, SLG: 0.382 Gary Kolb, L (9, PR)		K			F8		F9		3	0	0	0	1	1	0										
Bill Mazerowski, R OBP: 0.235, SLG: 0.219		5-3			6-3		1B BB		0	0	0	0	0	0	0										
Manny Mota, R OBP: 0.294, SLG: 0.294		1B 1B			6-3		F7		3	0	1	0	0	0	1										
Jerry May, R OBP: 0.355, SLG: 0.345		1-2 1B			6-3		1-2 1B		3	0	2	0	0	0	0										
Bob Veale, S OBP: 0.100, SLG: 0.100 Jose Pagan, R (7, PH) Roy Face, R (8, 1)		K			K		K		2	0	0	0	0	2	2										
Inning Stats	R: 0 E: 1 K: 0 S: 4	H: 2 LOB: 2 BB: 0 P: 9	R: 0 E: 0 K: 2 S: 9	H: 0 LOB: 0 BB: 0 P: 9	R: 0 E: 0 K: 0 S: 3	H: 0 LOB: 0 BB: 0 P: 3	R: 0 E: 0 K: 0 S: 3	H: 0 LOB: 0 BB: 0 P: 3	R: 0 E: 0 K: 1 S: 5	H: 1 LOB: 1 BB: 0 P: 6	R: 0 E: 0 K: 1 S: 6	H: 1 LOB: 2 BB: 1 P: 10	R: 0 E: 0 K: 1 S: 5	H: 0 LOB: 1 BB: 0 P: 5	R: 0 E: 0 K: 0 S: 2	H: 0 LOB: 1 BB: 1 P: 6	1B: 4 2B: 0 3B: 0 HR: 0	SF: 0 SAC: 1 DP: 1 HBP: 0	WP: 0 PB: 0 SB: 0 CS: 0	PA: 33					
PITCHER	IP	WLS	BF	H	R	ER	SO	BB	IBB	HBP	BLK	WP	HR	S	P	ERA	WHIP								
Ray Sadecki, L ERA: 0.5	(1, 1)	9.0	W 33	4	0	0	6	2	0	0	0	0	0	43	51	0.00	0.667								



Batter	1	2	3	4	5	6	7	8	9	AB	R	H	RBI	BB	SO	LOB	TOP											
Ty Cline, L (1,8) (7,3)	0-3 K		0-0 L3		0-0 L4		0-0 L8			4	0	0	0	0	1	2	San Francisco Giants @ Pittsburgh Pirates Forbes Field, Pittsburgh, PA Sun Apr 21 1968, 3:33 AM EST Att: 17,337 - Unknown livebaseballscores.com											
Nate Oliver, R OBP: 0.227, SLG: 0.273 (1,4)	0-0 5-3		0-0 F8		0-3 K		0-0 F8			4	0	0	0	0	1	2												
Jim Davenport, R OBP: 0.250, SLG: 0.189 Frank Johnson, R OBP: 0.250, SLG: 0.250 (1,5) (5,5)	4-0 BB			0-0 6-3		0-0 1B		0-0 F8		1	0	0	0	1	0	0												
Willie McCovey, L OBP: 0.326, SLG: 0.421 Bill Henry, L (7,1) Ray Sadecki, L (9,PH)	0-0 F8			0-0 1-3		0-0 F7		0-0 F8		3	0	0	0	0	0	2												
Jim Ray Hart, R OBP: 0.357, SLG: 0.711 (1,7)		4-0 FC1-6 BB		0-0 F8		0-3 K		0-0 3B		3	0	1	0	1	1	0												
Jesus Alou, R OBP: 0.205, SLG: 0.282 Joe Gibbon, R (5,1) Ollie Brown, R (7,PH) (7,8)		0-0 FC1-6 G6-4-3 1-2			0-0 4-3		0-0 F8		0-0 F9	2	0	0	0	0	0	1												
Hal Lanier, R OBP: 0.136, SLG: 0.136 (1,6)		0-0 G6-4-3 1-2			0-0 G3 1B		0-0 F8			3	0	1	0	0	0	1												
Bob Barton, R OBP: 0.182, SLG: 0.182 Dave Marshall, L OBP: 0.200, SLG: 0.200 (1,2) (5,PH) (5,9)			0-0 L3 SH3-4 1B		0-0 G3 1-2		0-0 1B			1	0	1	0	0	0	0												
Mike McCormick, L OBP: 0.333, SLG: 0.200 Lindy McDaniel, R (4,1) Ron Herbel, R (4,1) Dick Dietz, R (5,PH) (5,2)			0-0 SH3-4 1-2		0-0 F4		0-0 F8			0	0	0	0	0	0	0												
Inning Stats	R: 0 E: 0 K: 1 S: 5	H: 0 LOB: 1 BB: 1 P: 9	R: 0 E: 0 K: 0 S: 2	H: 0 LOB: 0 BB: 1 P: 6	R: 0 E: 0 K: 0 S: 4	H: 1 LOB: 1 BB: 0 P: 4	R: 0 E: 0 K: 0 S: 3	H: 0 LOB: 0 BB: 0 P: 3	R: 0 E: 0 K: 0 S: 4	H: 1 LOB: 1 BB: 0 P: 4	R: 0 E: 0 K: 1 S: 6	H: 0 LOB: 0 BB: 0 P: 6	R: 0 E: 0 K: 1 S: 5	H: 0 LOB: 0 BB: 0 P: 5	R: 0 E: 0 K: 0 S: 4	H: 1 LOB: 1 BB: 0 P: 4		R: 0 E: 0 K: 0 S: 4	H: 1 LOB: 1 BB: 0 P: 4	1B: 4 2B: 0 3B: 1 HR: 0	SF: 0 SAC: 1 DP: 1 HBP: 0	WP: 0 PB: 0 SB: 0 CS: 0	PA: 33					
PITCHER Al McBean, R ERA: 1.67 (1,1)	IP 9.0	WLS W	BF 33	H 5	R 0	ER 0	SO 3	BB 2	IBB 0	HBP 0	BLK 0	WP 0	HR 0	S 37	P 45	ERA 0.00		WHIP 0.778										

Batter	1	2	3	4	5	6	7	8	9	AB	R	H	RBI	BB	SO	LOB	BOTTOM											
Maury Wills, S OBP: 0.286, SLG: 0.268 Gary Kolb, L (1,5) (6,9)	0-0 6-3	0-0 6-3		0-0 1B E 1B	0-0 G4-6-3 1B		0-0 FC6-4 1B			4	1	2	1	0	0	1	San Francisco Giants @ Pittsburgh Pirates Forbes Field, Pittsburgh, PA Sun Apr 21 1968, 3:33 AM EST Att: 17,337 - Unknown livebaseballscores.com											
Gene Alley, R OBP: 0.310, SLG: 0.400 (1,6)	0-0 2B	0-3 K		0-0 E7 IHR 1B	0-0 G4-6-3 1-2		0-0 FC6-4 1B			5	1	3	1	0	1	2												
Roberto Clemente, R OBP: 0.336, SLG: 0.528 Jose Pagan, R (1,9) (6,5)	4-0 G4-6-3 IBB		0-0 3B	0-0 IHR	0-0 F9		0-0 FC6-4 1-2			3	1	2	2	1	0	0												
Willie Stargell, L OBP: 0.250, SLG: 0.250 (1,7) (7,3)	0-0 G4-6-3 1-2		4-0 BB	0-0 HR		0-3 K		0-0 L3-1		4	1	1	1	1	1	2												
Donn Clendenon, R OBP: 0.308, SLG: 0.459 Matty Alou, L OBP: 0.529, SLG: 0.273 (1,3) (7,8)		0-0 WP 3B	0-3 K	4-0 1B BB		0-0 E6 1B		0-0 F7		3	2	2	0	1	1	1												
Bill Mazerowski, R OBP: 0.256, SLG: 0.222 (1,4)		4-0 WP 1B BB	0-0 F7	0-0 1B 1-2		0-3 K		0-0 F4		4	1	1	0	1	1	2												
Manny Mota, R OBP: 0.333, SLG: 0.333 (1,8) (7,7)		0-0 E 1B 1B		0-0 F9	0-0 6-3					4	1	2	2	0	0	1												
Jerry May, R OBP: 0.343, SLG: 0.333 (1,2)		0-0 E6 1B		0-0 WP 1B	0-0 L4-3					4	1	1	0	0	0	3												
Al McBean, R OBP: 0.500, SLG: 0.455 (1,1)		0-0 1-2 3H		0-0 1B BB	0-0 FC6-4					3	1	2	1	1	0	2												
Inning Stats	R: 0 E: 0 K: 0 S: 3	H: 1 LOB: 1 BB: 1 P: 7	R: 3 E: 1 K: 1 S: 8	H: 3 LOB: 1 BB: 1 P: 12	R: 0 E: 0 K: 1 S: 5	H: 1 LOB: 1 BB: 1 P: 9	R: 7 E: 1 K: 0 S: 10	H: 7 LOB: 2 BB: 2 P: 18	R: 0 E: 0 K: 0 S: 3	H: 1 LOB: 0 BB: 0 P: 3	R: 0 E: 1 K: 2 S: 8	H: 1 LOB: 1 BB: 0 P: 8	R: 0 E: 0 K: 0 S: 5	H: 2 LOB: 2 BB: 0 P: 5	R: 0 E: 0 K: 0 S: 3	H: 0 LOB: 0 BB: 0 P: 3		1B: 11 2B: 1 3B: 2 HR: 2	SF: 0 SAC: 0 DP: 2 HBP: 0	WP: 2 PB: 0 SB: 0 CS: 0	PA: 42							
PITCHER Mike McCormick, L ERA: 3.63 Lindy McDaniel, R ERA: Ron Herbel, R ERA: Joe Gibbon, L ERA: Bill Henry, L ERA:	IP 3.1	WLS L	BF 19	H 7	R 6	ER 6	SO 2	BB 3	IBB 0	HBP 0	BLK 0	WP 2	HR 1	S 19	P 35	ERA 16.20		WHIP 3.000										

Batter	1	2	3	4	5	6	7	8	9	AB	R	H	RBI	BB	SO	LOB	TOP								
Wes Parker, S OBP: 0.380, SLG: 0.422	4-0 FC4-6 1B BB	0-0 4-3			0-0 F9		0-0 SH		0-0 3B 2B	3	2	1	1	1	0	1									
Zoilo Versalles, R OBP: 0.251, SLG: 0.327	0-0 F5		0-0 F9		4-0 1B BB		0-0 FC6-4-3-2		0-0 3B	4	1	1	2	1	0	3									
Willie Davis, L OBP: 0.314, SLG: 0.380	0-0 FC4-6 1B		0-0 F9		0-0 1B			0-3 K	0-0 G3	5	0	2	0	0	1	2									
Ron Fairly, L OBP: 0.262, SLG: 0.282	0-0 FC4-6 1B		0-0 1B		0-0 1B			0-0 3-1		4	0	2	1	0	0	2									
Jim Lefebvre, S OBP: 0.350, SLG: 0.459	0-0 1-2 3H 1B		0-0 1B		0-3 K			0-0 1-3		4	0	2	1	0	1	0									
Tom Haller, L OBP: 0.371, SLG: 0.367 Paul Popovich, S (9, PR)	0-0 F7		0-0 4-3		0-0 3-1			0-0 1B 2B 1B		4	0	1	0	0	0	4									
Jim Fairey, L OBP: 0.300, SLG: 0.444		0-0 2B		0-0 F3		4-0 CS BB		0-0 F6		3	0	1	0	1	0	1									
Luis Alcaraz, R OBP: 0.286, SLG: 0.250 Len Gabrielson, L OBP: 0.333, SLG: 0.333 John Purdin, R OBP: 1.000, SLG: 1.000 Jeff Torborg, R (9, PR)		0-3 K		0-0 F6		0-0 CS	0-0 5-3	0-0 2B 3B 1B		3	0	0	0	0	1	1									
Mudcat Grant, R OBP: 0.400, SLG: 0.400 Cleo James, R OBP: 0.500, SLG: 0.500 Jim Brewer, L (7, PR)		0-3 K2-3		0-0 4-3			0-0 SH 1B	0-3 K		3	0	1	0	0	1	1									
Rocky Colavito, R OBP: 0.286, SLG: 0.207 Jack Billingham, R (9, PR)										0	0	0	0	0	0	0									
Inning Stats	R: 1 E: 0 K: 0 S: 5	H: 2 LOB: 2 BB: 1 P: 9	R: 0 E: 0 K: 2 S: 8	H: 1 LOB: 1 BB: 0 P: 8	R: 0 E: 0 K: 0 S: 5	H: 2 LOB: 2 BB: 0 P: 5	R: 0 E: 0 K: 0 S: 3	H: 0 LOB: 0 BB: 0 P: 3	R: 1 E: 0 K: 1 S: 4	H: 2 LOB: 1 BB: 1 P: 7	R: 0 E: 0 K: 1 S: 4	H: 0 LOB: 0 BB: 0 P: 8	R: 0 E: 1 K: 0 S: 4	H: 1 LOB: 1 BB: 0 P: 4	R: 0 E: 0 K: 1 S: 5	H: 0 LOB: 0 BB: 0 P: 5	R: 3 E: 0 K: 1 S: 9	H: 4 LOB: 2 BB: 0 P: 9	1B: 9 2B: 3 3B: 1 HR: 0	SF: 0 SAC: 1 DP: 1 HBP: 0	WP: 0 PB: 0 SB: 0 CS: 1	PA: 40			
PITCHER	IP	WLS	BF	H	R	ER	SO	BB	IBB	HBP	BLK	WP	HR	S	P	ERA	WHIP								
Tommie Sisk, R ERA: 2.84	(1, 1)	6.1	28	8	2	2	3	3	0	0	0	0	0	31	43	2.84	1.737								
Bob Moose, R ERA: 5.79	(7, 1)	2.1	L	10	4	3	3	2	0	0	0	0	0	14	14	11.57	1.714								
Juan Pizarro, L ERA: 9.0	(9, 1)	0.1		1	0	0	0	0	0	0	0	0	0	1	1	0.00	0.000								

Los Angeles Dodgers @ Pittsburgh Pirates
Forbes Field, Pittsburgh, PA
Mon Apr 22 1968, 6:05 PM EST
Att: 7,963 - Unknown

AB	35
R	5
H	12
RBI	5
BB	3
SO	5
LOB	17



Batter	1	2	3	4	5	6	7	8	9	AB	R	H	RBI	BB	SO	LOB	BOTTOM								
Maury Wills, S OBP: 0.261, SLG: 0.244	0-0 1-3		0-0 4-3		0-0 G3		0-3 K			4	0	0	0	0	1	0									
Gene Alley, R OBP: 0.283, SLG: 0.364	0-0 F4		0-0 4-1		0-0 E8 SH5-3 FC6-4		0-3 K			4	1	0	0	0	1	0									
Roberto Clemente, R OBP: 0.302, SLG: 0.487	0-0 F7		0-0 E5		4-0 FC6-4 SH5-3 1B BB		0-3 K			3	1	0	0	1	1	0									
Willie Stargell, L OBP: 0.256, SLG: 0.237		4-0 5-3 1B BB	0-0 4-3		0-0 SH5-3		0-3 K			2	1	0	0	1	1	1									
Donn Clendenon, R OBP: 0.302, SLG: 0.425		0-0 5-3 1-2		0-0 F8		4-0 FC6-4 IBB		0-3 K		3	0	0	0	1	1	1									
Bill Mazerowski, R OBP: 0.256, SLG: 0.225		0-0 IBB 1B		0-0 L9		0-0 FC6-4 1B		0-0 F9		4	0	1	2	0	0	2									
Matty Alou, L OBP: 0.524, SLG: 0.333		0-0 F6		0-0 CS 1B		0-0 BB 1B		0-0 F9		4	0	2	1	0	0	1									
Jerry May, R OBP: 0.368, SLG: 0.324 Chuck Hillier, L (9, PH)		4-0 1-2 IBB		0-0 CS		0-0 K		0-0 6-3		1	0	0	0	2	1	0									
Tommie Sisk, R Bob Moose, R Juan Pizarro, L Manny Jimenez, L (9, PH)		0-3 K		0-0 F6		0-0 F8		0-0 F7		3	0	0	0	0	1	5									
Inning Stats	R: 0 E: 0 K: 0 S: 3	H: 0 LOB: 0 BB: 0 P: 3	R: 1 E: 0 K: 1 S: 6	H: 1 LOB: 2 BB: 2 P: 14	R: 0 E: 1 K: 0 S: 4	H: 0 LOB: 1 BB: 0 P: 4	R: 0 E: 0 K: 0 S: 3	H: 1 LOB: 0 BB: 0 P: 3	R: 0 E: 0 K: 1 S: 5	H: 0 LOB: 0 BB: 0 P: 5	R: 2 E: 1 K: 0 S: 5	H: 1 LOB: 3 BB: 3 P: 17	R: 0 E: 0 K: 3 S: 9	H: 0 LOB: 0 BB: 0 P: 9	R: 0 E: 0 K: 2 S: 7	H: 0 LOB: 0 BB: 0 P: 7	R: 0 E: 0 K: 0 S: 3	H: 0 LOB: 0 BB: 0 P: 3	1B: 3 2B: 0 3B: 0 HR: 0	SF: 0 SAC: 1 DP: 0 HBP: 0	WP: 0 PB: 0 SB: 0 CS: 1	PA: 37			
PITCHER	IP	WLS	BF	H	R	ER	SO	BB	IBB	HBP	BLK	WP	HR	S	P	ERA	WHIP								
Mudcat Grant, R ERA: 1.5	(1, 1)	6.0	27	3	3	1	2	3	2	0	0	0	0	26	46	1.50	1.000								
Jim Brewer, L ERA:	(7, 1)	2.0	W	6	0	0	0	5	0	0	0	0	0	16	16	0.00	0.000								
Jack Billingham, R ERA:	(9, 1)	1.0	S	3	0	0	0	0	0	0	0	0	0	3	3	0.00	0.000								

Los Angeles Dodgers @ Pittsburgh Pirates
Forbes Field, Pittsburgh, PA
Mon Apr 22 1968, 6:05 PM EST
Att: 7,963 - Unknown

AB	30
R	3
H	3
RBI	3
BB	5
SO	7
LOB	10



Batter	1	2	3	4	5	6	7	8	9	AB	R	H	RBI	BB	SO	LOB	TOP																	
Wes Parker, S OBP: 0.364, SLG: 0.400										5	1	1	0	0	0	2	Los Angeles Dodgers @ Pittsburgh Pirates Forbes Field, Pittsburgh, PA Wed Apr 24 1968, 6:05 PM EST Att: 4,938 - Unknown livebaseballscorecards.com																	
Zoilo Versalles, R OBP: 0.250, SLG: 0.358										4	0	2	0	0	2	2																		
Willie Davis, L OBP: 0.309, SLG: 0.370										4	1	1	0	0	1	4																		
Ron Fairly, L OBP: 0.283, SLG: 0.268										2	0	0	0	2	0	2																		
Jim Lefebvre, S OBP: 0.341, SLG: 0.512										4	1	1	3	0	1	3																		
Tom Haller, L OBP: 0.368, SLG: 0.364 Jeff Torborg, R										3	0	1	0	0	0	0																		
Jim Fairey, L OBP: 0.286, SLG: 0.385										4	0	1	0	0	1	2																		
Luis Alcaraz, R OBP: 0.250, SLG: 0.217 Len Gabrielson, L OBP: 0.250, SLG: 0.250										3	0	0	0	0	0	2																		
Claude Osteen, L OBP: 0.100, SLG: 0.200 John Purdin, R OBP: 1.000, SLG: 1.000 Paul Popovich, S Jim Brewer, L Ted Savage, R OBP: 0.222, SLG: 0.222										2	0	1	0	0	1	0																		
Inning Stats	R: 3 E: 0 K: 1 S: 8	H: 3 LOB: 0 BB: 0 P: 8	R: 0 E: 0 K: 0 S: 7	H: 0 LOB: 0 BB: 0 P: 7	R: 0 E: 1 K: 0 S: 4	H: 1 LOB: 2 BB: 1 P: 8	R: 0 E: 0 K: 0 S: 3	H: 0 LOB: 0 BB: 0 P: 3	R: 0 E: 0 K: 2 S: 8	H: 1 LOB: 1 BB: 0 P: 8	R: 0 E: 0 K: 0 S: 6	H: 1 LOB: 1 BB: 1 P: 10	R: 0 E: 0 K: 0 S: 4	H: 1 LOB: 0 BB: 0 P: 4	R: 0 E: 0 K: 0 S: 3	H: 0 LOB: 0 BB: 0 P: 3		R: 0 E: 0 K: 2 S: 8	H: 1 LOB: 1 BB: 0 P: 8	1B: 5 2B: 2 3B: 0 HR: 1	SF: 0 SAC: 0 DP: 1 HBP: 0	WP: 0 PB: 0 SB: 0 CS: 0	PA: 37											
PITCHER	IP WLS BF H R ER SO BB IBB HBP BLK WP HR S P ERA WHIP																																	
Jim Bunning, R ERA: 3.31 Roy Face, R ERA:	(1, 1) (9, 1)	8.0 S	33 4	7 1	3 0	3 0	6 2	2 0	0 0	0 0	0 0	0 0	0 0	1 8	43 8	51 8	3.38 0.00	1.125 1.000																

Batter	1	2	3	4	5	6	7	8	9	AB	R	H	RBI	BB	SO	LOB	BOTTOM																	
Maury Wills, S OBP: 0.280, SLG: 0.250										3	0	1	0	1	0	0	Los Angeles Dodgers @ Pittsburgh Pirates Forbes Field, Pittsburgh, PA Wed Apr 24 1968, 6:05 PM EST Att: 4,938 - Unknown livebaseballscorecards.com																	
Gene Alley, R OBP: 0.280, SLG: 0.396										4	2	1	0	0	1	2																		
Roberto Clemente, R OBP: 0.319, SLG: 0.476										3	0	1	1	1	1	0																		
Willie Stargell, L OBP: 0.234, SLG: 0.214										4	1	0	0	0	1	4																		
Donn Clendenon, R OBP: 0.340, SLG: 0.415										1	1	0	0	3	0	0																		
Bill Mazeroski, R OBP: 0.281, SLG: 0.225										0	0	0	2	1	0	0																		
Manny Mota, R OBP: 0.400, SLG: 0.348										2	0	1	1	2	0	1																		
Jerry May, R OBP: 0.357, SLG: 0.297										3	0	0	0	1	2	5																		
Jim Bunning, R Jose Pagan, R Roy Face, R	(1, 1) (8, PH) (9, 1)									3	0	0	0	0	1	1																		
Inning Stats	R: 0 E: 0 K: 1 S: 4	H: 0 LOB: 1 BB: 1 P: 8	R: 0 E: 0 K: 0 S: 3	H: 0 LOB: 1 BB: 1 P: 7	R: 0 E: 0 K: 0 S: 2	H: 0 LOB: 0 BB: 1 P: 6	R: 3 E: 1 K: 0 S: 5	H: 2 LOB: 0 BB: 1 P: 9	R: 0 E: 0 K: 1 S: 5	H: 0 LOB: 0 BB: 0 P: 5	R: 1 E: 1 K: 0 S: 5	H: 1 LOB: 3 BB: 2 P: 13	R: 0 E: 0 K: 3 S: 10	H: 1 LOB: 2 BB: 1 P: 14	R: 0 E: 0 K: 1 S: 5	H: 0 LOB: 2 BB: 2 P: 13		1B: 3 2B: 0 3B: 1 HR: 0	SF: 2 SAC: 1 DP: 2 HBP: 0	WP: 0 PB: 0 SB: 1 CS: 1	PA: 37													
PITCHER	IP WLS BF H R ER SO BB IBB HBP BLK WP HR S P ERA WHIP																																	
Claude Osteen, L ERA: 2.05 John Purdin, R ERA: Jim Brewer, L ERA:	(1, 1) (6, 1) (7, 1)	5.2 0.1 2.0	L 1 10	25 0 1	3 0 0	4 0 0	1 0 0	2 0 4	2 0 0	2 0 4	5 0 1	1 0 0	0 0 0	0 0 1	0 1 15	23 1 27	1.59 0.00 0.00	1.412 0.000 1.000																

Batter	1	2	3	4	5	6	7	8	9	AB	R	H	RBI	BB	SO	LOB	TOP					
Maury Wills, S OBP: 0.259, SLG: 0.231 (1, 5)	F6		K			F7		G3		4	0	0	0	0	1	0	Pittsburgh Pirates @ St. Louis Cardinals Busch Stadium, St. Louis, MO Fri Apr 26 1968, 6:05 PM CST Att: 39,866 - Unknown					
Gene Alley, R OBP: 0.269, SLG: 0.365 (1, 6)	4-3			K		6-3		P4		4	0	0	0	0	1	0						
Roberto Clemente, R OBP: 0.333, SLG: 0.478 (1, 9)				1B		F8			G3	4	1	2	0	0	0	0						
Willie Stargell, L OBP: 0.235, SLG: 0.217 (1, 7)	P4			1B				G3	F3	4	0	1	0	0	0	1						
Donn Clendenon, R OBP: 0.333, SLG: 0.409 (1, 3)		K		SF9		5-3				3	0	1	1	0	1	0						
Matty Alou, L OBP: 0.480, SLG: 0.316 (1, 8)	5-3			L1		PB WP			K	4	0	1	0	0	1	2						
Bill Mazerolski, R OBP: 0.265, SLG: 0.214 (1, 4)	5-3					P4				2	0	0	0	1	0	0						
Jerry May, R OBP: 0.378, SLG: 0.325 (1, 2)			B5-6-4	1B				F8		3	0	2	0	0	0	2						
Bob Veale, S OBP: 0.083, SLG: 0.083 (8, PH)			B5-6-4						L5	2	0	0	0	0	1	1						
Steve Blass, R (8, 1)				K						1	0	0	0	0	0	0						
										0	0	0	0	0	0	0						
Inning Stats	R: 0 E: 0 K: 0 S: 4	H: 1 LOB: 1 BB: 0 P: 4	R: 0 E: 0 K: 1 S: 5	H: 0 LOB: 0 BB: 0 P: 5	R: 0 E: 0 K: 1 S: 5	H: 1 LOB: 0 BB: 0 P: 5	R: 1 E: 0 K: 1 S: 7	H: 2 LOB: 1 BB: 0 P: 7	R: 0 E: 0 K: 1 S: 5	H: 1 LOB: 0 BB: 0 P: 5	R: 0 E: 0 K: 0 S: 3	H: 0 LOB: 0 BB: 0 P: 3	R: 0 E: 0 K: 0 S: 4	H: 1 LOB: 2 BB: 1 P: 8	R: 0 E: 0 K: 0 S: 3	H: 0 LOB: 0 BB: 0 P: 3	R: 0 E: 0 K: 1 S: 6	H: 1 LOB: 1 BB: 0 P: 6	1B: 7 2B: 0 3B: 0 HR: 0	SF: 1 SAC: 0 DP: 1 HBP: 0	WP: 1 PB: 1 SB: 0 CS: 0	PA: 33
PITCHER Bob Gibson, R ERA: 1.97 (1, 1)	IP: 9.0 WLS: W BF: 33 H: 7 R: 1 ER: 1 SO: 5 BB: 1 IBB: 0 HBP: 0 BLK: 0 WP: 1 HR: 0 S: 42 P: 46 ERA: 1.00 WHIP: 0.889																					

Batter	1	2	3	4	5	6	7	8	9	AB	R	H	RBI	BB	SO	LOB	BOTTOM			
Lou Brock, L OBP: 0.275, SLG: 0.415 (1, 7)	G3		FC4-6		FC4-6			P3		4	0	0	0	0	0	3	Pittsburgh Pirates @ St. Louis Cardinals Busch Stadium, St. Louis, MO Fri Apr 26 1968, 6:05 PM CST Att: 39,866 - Unknown			
Julian Javier, R OBP: 0.254, SLG: 0.291 (1, 4)	F2		F9			K		K		4	0	0	0	0	2	2				
Curt Flood, R OBP: 0.439, SLG: 0.548 (1, 8)				K		F8		5-3		4	0	1	0	0	1	1				
Orlando Cepeda, R OBP: 0.435, SLG: 0.714 (1, 3)				HR		K				3	1	1	1	0	2	1				
Dick Simpson, R OBP: 0.375, SLG: 0.769 (1, 9)		K		5-3				F9		3	0	0	0	0	1	0				
Tim McCarver, L OBP: 0.352, SLG: 0.388 (1, 2)	F7			G3				HR		3	1	1	1	0	0	0				
Mike Shannon, R OBP: 0.304, SLG: 0.423 (1, 5)	F7				K					2	0	0	0	1	1	0				
Dal Maxvill, R OBP: 0.281, SLG: 0.308 (1, 6)			1-3		K			G6-4-3		3	0	0	0	0	1	1				
Bob Gibson, R OBP: 0.444, SLG: 0.375 (1, 1)				FC4-6		FC4-6			WP	2	0	2	0	1	0	0				
Inning Stats	R: 0 E: 0 K: 1 S: 6	H: 1 LOB: 1 BB: 0 P: 6	R: 0 E: 0 K: 1 S: 5	H: 0 LOB: 0 BB: 0 P: 5	R: 0 E: 0 K: 0 S: 3	H: 0 LOB: 1 BB: 1 P: 7	R: 1 E: 0 K: 1 S: 6	H: 1 LOB: 0 BB: 0 P: 6	R: 0 E: 0 K: 2 S: 8	H: 1 LOB: 1 BB: 0 P: 8	R: 0 E: 0 K: 2 S: 7	H: 0 LOB: 0 BB: 0 P: 7	R: 1 E: 0 K: 0 S: 3	H: 1 LOB: 0 BB: 1 P: 7	R: 0 E: 0 K: 1 S: 6	H: 1 LOB: 1 BB: 0 P: 6	1B: 3 2B: 0 3B: 0 HR: 2	SF: 0 SAC: 0 DP: 1 HBP: 0	WP: 1 PB: 0 SB: 0 CS: 0	PA: 30
PITCHER Bob Veale, L ERA: 1.82 Steve Blass, R ERA: (8, 1)	IP: 7.0 WLS: L BF: 26 H: 4 R: 2 ER: 2 SO: 7 BB: 2 IBB: 0 HBP: 0 BLK: 0 WP: 0 HR: 2 S: 38 P: 46 ERA: 2.57 WHIP: 0.857																			

Batter	1	2	3	4	5	6	7	8	9	AB	R	H	RBI	BB	SO	LOB	TOP				
Maury Wills, S OBP: 0.288, SLG: 0.263 (1, 5)	0-0 6-3 ①			0-0 FC5-4 1B		0-0 FC5-4 1B		0-0 F9 1B HR	0-0 P3 ③	5	1	3	0	0	0	0					
Matty Alou, L OBP: 0.448, SLG: 0.304 (1, 8)	0-0 P4 ②			0-0 FC5-4 FC6-4 1-2		0-0 FC5-4 1B 1-2		0-0 HR 1B 1-2		4	1	1	0	0	0	2					
Roberto Clemente, R OBP: 0.327, SLG: 0.460 (1, 9)	0-3 K ③			0-0 FC6-4 1B 1-2		0-0 1B 1-2		0-0 F9 2-3		4	1	1	0	0	1	3					
Willie Stargell, L OBP: 0.255, SLG: 0.300 (1, 7)		0-0 3-1 ①		0-0 1B 1-2		0-0 F5		0-0 HR 1-1 3-H		4	1	2	3	0	0	2					
Donn Clendenon, R OBP: 0.345, SLG: 0.417 (1, 3)		0-0 G1-6-3 1B		0-0 1B 1-3 2-H		0-3 K		0-0 2-3 ②		4	0	2	1	0	1	2					
Gene Alley, R OBP: 0.241, SLG: 0.339 (1, 6)		0-0 G1-6-3 1-2		0-0 1-3 ③			0-0 4-3 ①	0-0 1-3 ③		4	0	0	0	0	0	3					
Bill Mazerolski, R OBP: 0.264, SLG: 0.283 (1, 4)			0-0 P6 ①		0-0 4-3 ①		0-0 F8 ②		0-0 HR	4	1	1	1	0	0	0					
Jerry May, R OBP: 0.354, SLG: 0.302 Carl Taylor, R (7, 2)			0-3 K ②		0-0 1-3 ②		0-0 E5		0-0 L6 ①	3	0	0	0	0	1	0					
Al McBean, R OBP: 0.462, SLG: 0.417 Ron Kline, R Gary Kolb, L Luke Walker, L Bob Moose, R Manny Jimenez, L (1, 1) (4, 1) (7, PH) (7, 1) (8, 1) (8, PH)			0-3 K ③		0-0 L1-3 ③		0-0 P4 ③		0-3 K ②	1	0	0	0	0	1	0					
Inning Stats	R: 0 E: 0 K: 1 S: 5	H: 0 LOB: 0 BB: 0 P: 5	R: 0 E: 0 K: 0 S: 3	H: 1 LOB: 0 BB: 0 P: 3	R: 0 E: 0 K: 2 S: 7	H: 0 LOB: 0 BB: 0 P: 7	R: 1 E: 0 K: 0 S: 6	H: 3 LOB: 2 BB: 0 P: 6	R: 0 E: 0 K: 0 S: 3	H: 0 LOB: 0 BB: 0 P: 3	R: 0 E: 0 K: 1 S: 7	H: 2 LOB: 1 BB: 0 P: 7	R: 0 E: 1 K: 0 S: 4	H: 0 LOB: 1 BB: 0 P: 4	R: 3 E: 0 K: 0 S: 6	H: 3 LOB: 0 BB: 0 P: 6	R: 1 E: 0 K: 1 S: 6	H: 1 LOB: 0 BB: 0 P: 6	1B: 8 2B: 0 3B: 0 HR: 2	SF: 0 SAC: 0 DP: 1 HBP: 0	WP: 0 PA: 37 PB: 0 SB: 0 CS: 0
PITCHER	IP WLS BF H R ER SO BB IBB HBP BLK WP HR S P ERA WHIP	IP WLS BF H R ER SO BB IBB HBP BLK WP HR S P ERA WHIP																			
Nelson Briles, R ERA: 2.56 (1, 1)	7.1 W 31	9 4 4 4	0 0 0 0	0 0 0 0	0 0 0 0	0 1 39 39	4.91 1.227														
Ron Willis, R ERA: 2.09 (8, 1)	1.0 S	4 1 1 0	0 0 0 0	0 0 0 0	0 0 0 0	0 1 4 4	9.00 1.000														
Joe Hoerner, L ERA: (9, 1)	0.2 S	2 0 0 0	0 0 0 1	0 0 0 0	0 0 0 0	0 0 4 4	0.00 0.000														

Pittsburgh Pirates @ St. Louis Cardinals
Busch Stadium, St. Louis, MO
Sat Apr 27 1968, 3:33 AM CST
Att: 20,863 - Unknown

AB 37
R 5
H 10
RBI 5
BB 0
SO 5
LOB 13



Batter	1	2	3	4	5	6	7	8	9	AB	R	H	RBI	BB	SO	LOB	BOTTOM		
Lou Brock, L OBP: 0.284, SLG: 0.457 (1, 7)	0-3 K ①		0-0 HR	0-0 L1-3 ③		0-0 G4-3-6 1B		0-0 E4 1B 1-2		5	1	2	1	0	1	2			
Curt Flood, R OBP: 0.437, SLG: 0.537 (1, 8)	0-0 F8 ②		0-0 F8 BB 2B 1B		0-0 F8	0-0 G4-3-6 1-2		0-0 1B 1-2 2-H		5	1	2	1	0	0	1			
Roger Maris, L OBP: 0.395, SLG: 0.618 Dick Simpson, R OBP: 0.353, SLG: 0.714 (6, PH) (9, 9)	0-0 1B		4-0 2B E 1-2 BB		0-0 E6 BB E		0-3 K	0-0 F7 ③		3	2	1	0	1	1	0			
Orlando Cepeda, R OBP: 0.424, SLG: 0.678 (1, 3)	0-0 F8 ③		0-0 F8 2-3		4-0 E 1-2 BB		0-0 4-3 ②			3	1	0	0	1	0	3			
Tim McCarver, L OBP: 0.345, SLG: 0.396 (1, 2)		0-0 F8 ①	0-0 E9 1-H 3-H 2B		0-0 E3 E 1-3 2-H		0-3 K			4	1	1	1	0	1	1			
Mike Shannon, R OBP: 0.300, SLG: 0.429 (1, 5)		0-0 2B	0-0 F8 ③		0-0 F3 ②		0-0 1-3 ③			4	0	1	0	0	0	4			
Dick Schofield, S OBP: 0.167, SLG: 0.500 (1, 4)		0-3 K ②		0-0 CS 3B 2-H 3-H		0-0 E6		0-3 K ①		4	0	1	0	0	2	1			
Dal Maxvill, R OBP: 0.279, SLG: 0.291 (1, 6)		0-0 1-3 ③		4-0 SH3-4 BB		0-0 F9 ③		0-3 K2-3 ②		3	0	0	0	1	1	2			
Nelson Briles, R Ron Willis, R Joe Hoerner, R (1, 1) (8, 1) (9, 1)			0-3 K ①		0-0 SH3-4 BB 1-2		0-0 F8 ①		4-0 E 1B BB	2	0	0	0	0	1	0			
Inning Stats	R: 0 E: 0 K: 1 S: 6	H: 1 LOB: 1 BB: 0 P: 6	R: 0 E: 0 K: 1 S: 6	H: 1 LOB: 1 BB: 0 P: 6	R: 3 E: 1 K: 1 S: 8	H: 3 LOB: 1 BB: 1 P: 12	R: 0 E: 0 K: 0 S: 3	H: 1 LOB: 1 BB: 1 P: 7	R: 3 E: 0 K: 0 S: 6	H: 0 LOB: 1 BB: 1 P: 10	R: 0 E: 0 K: 2 S: 8	H: 0 LOB: 0 BB: 0 P: 8	R: 1 E: 1 K: 2 S: 9	H: 1 LOB: 2 BB: 1 P: 13	R: 3 E: 0 K: 0 S: 6	H: 3 LOB: 0 BB: 0 P: 6	1B: 4 2B: 2 3B: 1 HR: 1	SF: 0 SAC: 1 DP: 1 HBP: 0	WP: 1 PA: 39 PB: 0 SB: 0 CS: 1
PITCHER	IP WLS BF H R ER SO BB IBB HBP BLK WP HR S P ERA WHIP	IP WLS BF H R ER SO BB IBB HBP BLK WP HR S P ERA WHIP																	
Al McBean, R ERA: 2.08 (1, 1)	3.1 L	17 12	6 3 2 3	0 0 0 0	0 0 0 0	0 0 11 15	0.00 0.750												
Ron Kline, R ERA: (4, 1)	2.2	12	1 3 0 0	1 0 0 0	0 0 0 0	0 0 1 1	0.00 1.200												
Luke Walker, L ERA: (7, 1)	1.2	9	1 1 0 4	1 0 0 0	0 0 0 0	0 0 1 1	0.00 0.000												
Bob Moose, R ERA: 5.4 (8, 1)	0.1	1	0 0 0 0	0 0 0 0	0 0 0 0	0 0 1 1	0.00 0.000												

Pittsburgh Pirates @ St. Louis Cardinals
Busch Stadium, St. Louis, MO
Sat Apr 27 1968, 3:33 AM CST
Att: 20,863 - Unknown

AB 34
R 7
H 8
RBI 3
BB 4
SO 7
LOB 16



Batter	1	2	3	4	5	6	7	8	9	AB	R	H	RBI	BB	SO	LOB	TOP			
Maury Wills, S OBP: 0.317, SLG: 0.283										3	1	2	0	1	0	0	Pittsburgh Pirates @ St. Louis Cardinals Busch Stadium, St. Louis, MO Sun Apr 28 1968, 3:33 AM CDT Att: 20,562 - Unknown			
Gene Alley, R OBP: 0.256, SLG: 0.356										3	0	1	2	1	0	1				
Roberto Clemente, R OBP: 0.365, SLG: 0.426										4	0	0	0	0	1	4				
Donn Clendenon, R OBP: 0.322, SLG: 0.385										4	0	0	0	0	1	2				
Manny Mota, R OBP: 0.379, SLG: 0.333										4	0	1	0	0	0	0				
Willie Stargell, L OBP: 0.254, SLG: 0.296										4	0	1	0	0	0	1				
Bill Mazaroski, R OBP: 0.246, SLG: 0.260										4	0	0	0	0	1	2				
Jerry May, R OBP: 0.333, SLG: 0.283										3	0	0	0	0	1	1				
Tommie Sisk, R										1	1	0	0	1	0	0				
Juan Pizarro, L										0	0	0	0	0	0	0				
Jose Pagan, R										1	0	0	0	0	0	0				
Roy Face, R										0	0	0	0	0	0	0				
Inning Stats	R: 0 E: 0 K: 0 S: 3	H: 1 LOB: 1 BB: 1 P: 7	R: 0 E: 0 K: 0 S: 3	H: 0 LOB: 0 BB: 0 P: 3	R: 0 E: 0 K: 0 S: 3	H: 0 LOB: 0 BB: 0 P: 3	R: 0 E: 0 K: 0 S: 3	H: 0 LOB: 0 BB: 0 P: 3	R: 2 E: 0 K: 1 S: 7	H: 2 LOB: 1 BB: 1 P: 11	R: 0 E: 0 K: 1 S: 6	H: 1 LOB: 1 BB: 0 P: 6	R: 0 E: 0 K: 0 S: 3	H: 0 LOB: 1 BB: 1 P: 7	R: 0 E: 0 K: 2 S: 8	H: 1 LOB: 1 BB: 0 P: 8	1B: 4 2B: 1 3B: 0 HR: 0	SF: 0 SAC: 0 DP: 1 HBP: 0	WP: 0 PB: 0 SB: 0 CS: 0	PA: 34
PITCHER Steve Carlton, L ERA: 3.38	IP: 9.0 WLS: W BF: 34 H: 5 R: 2 ER: 2 SO: 4 BB: 3 IBB: 0 HBP: 0 BLK: 0 WP: 0 HR: 0 S: 39 P: 51 ERA: 2.00 WHIP: 0.889																			

Batter	1	2	3	4	5	6	7	8	9	AB	R	H	RBI	BB	SO	LOB	BOTTOM			
Lou Brock, L OBP: 0.295, SLG: 0.452										3	0	1	0	1	2	1	Pittsburgh Pirates @ St. Louis Cardinals Busch Stadium, St. Louis, MO Sun Apr 28 1968, 3:33 AM CDT Att: 20,562 - Unknown			
Curt Flood, R OBP: 0.440, SLG: 0.522										2	0	0	0	2	0	1				
Roger Maris, L OBP: 0.357, SLG: 0.553										4	0	0	0	0	0	3				
Orlando Cepeda, R OBP: 0.429, SLG: 0.656										2	0	0	0	1	0	0				
Tim McCarver, L OBP: 0.355, SLG: 0.411										3	1	1	0	1	0	2				
Mike Shannon, R OBP: 0.328, SLG: 0.500										4	1	3	2	0	0	0				
Dick Schofield, S OBP: 0.222, SLG: 0.556										3	1	1	0	0	0	1				
Dal Maxvill, R OBP: 0.281, SLG: 0.293										3	1	1	1	0	0	1				
Steve Carlton, L										2	0	0	0	0	1	0				
Inning Stats	R: 0 E: 0 K: 1 S: 5	H: 0 LOB: 0 BB: 0 P: 5	R: 1 E: 0 K: 0 S: 5	H: 2 LOB: 1 BB: 0 P: 5	R: 0 E: 0 K: 0 S: 3	H: 1 LOB: 1 BB: 1 P: 7	R: 1 E: 0 K: 0 S: 3	H: 1 LOB: 0 BB: 0 P: 4	R: 0 E: 0 K: 1 S: 5	H: 0 LOB: 1 BB: 1 P: 9	R: 0 E: 0 K: 0 S: 3	H: 1 LOB: 2 BB: 1 P: 7	R: 2 E: 0 K: 1 S: 7	H: 2 LOB: 1 BB: 1 P: 11	R: 0 E: 0 K: 0 S: 2	H: 0 LOB: 0 BB: 1 P: 6		1B: 4 2B: 2 3B: 0 HR: 1	SF: 0 SAC: 1 DP: 2 HBP: 1	WP: 2 PB: 1 SB: 0 CS: 1
PITCHER Tommie Sisk, R ERA: 4.38	IP: 6.0 WLS: L BF: 26 H: 7 R: 4 ER: 4 SO: 2 BB: 3 IBB: 0 HBP: 1 BLK: 0 WP: 1 HR: 1 S: 26 P: 39 ERA: 6.00 WHIP: 1.667																			
Juan Pizarro, L ERA: 4.5	1.0	4	0	0	0	1	1	0	0	0	1	0	5	9	0.00	1.000				
Roy Face, R	1.0	3	0	0	0	0	1	0	0	0	0	0	2	6	0.00	1.000				

Batter	1	2	3	4	5	6	7	8	9	AB	R	H	RBI	BB	SO	LOB	TOP										
Don Kessinger, S OBP: 0.432, SLG: 0.485 (1, 6)										5	0	0	0	0	1	4											
Glenn Beckert, R OBP: 0.333, SLG: 0.429 (1, 4)										4	1	3	0	0	0	0											
Billy Williams, L OBP: 0.329, SLG: 0.535 (1, 7)										4	1	2	0	0	0	1											
Ron Santo, R OBP: 0.380, SLG: 0.525 (1, 5)										4	1	1	2	0	0	2											
14 Ernie Banks, R OBP: 0.304, SLG: 0.530 (1, 3)										4	1	2	2	0	0	1											
Lou Johnson, R OBP: 0.345, SLG: 0.500 (1, 9)										4	0	1	0	0	0	1											
Randy Hundley, R OBP: 0.262, SLG: 0.304 (1, 2)										4	0	1	0	0	1	1											
Adolfo Phillips, R OBP: 0.311, SLG: 0.526 (1, 8)										4	0	1	0	0	1	1											
Fergie Jenkins, R Lee Elia, R Jack Lamabe, R Al Spangler, L Bobby Tiefenauer, R Chuck Hartenstein, R Dick Nen, L (1, 1) (5, PH) (6, 1) (7, PH) (7, 1) (8, 1) (9, PH)										1	0	0	0	0	0	1											
Inning Stats	R: 0 E: 0 K: 0 S: 3	H: 0 LOB: 0 BB: 0 P: 3	R: 0 E: 0 K: 0 S: 3	H: 0 LOB: 0 BB: 0 P: 3	R: 0 E: 0 K: 0 S: 4	H: 1 LOB: 1 BB: 0 P: 4	R: 0 E: 1 K: 0 S: 4	H: 2 LOB: 1 BB: 0 P: 4	R: 0 E: 0 K: 2 S: 7	H: 0 LOB: 0 BB: 0 P: 7	R: 0 E: 0 K: 0 S: 4	H: 1 LOB: 1 BB: 0 P: 4	R: 1 E: 0 K: 0 S: 6	H: 3 LOB: 3 BB: 1 P: 10	R: 3 E: 0 K: 0 S: 6	H: 4 LOB: 0 BB: 0 P: 6	R: 0 E: 0 K: 1 S: 5	H: 0 LOB: 0 BB: 0 P: 5	1B: 7 2B: 3 3B: 0 HR: 1	SF: 0 SAC: 0 DP: 2 HBP: 0	WP: 0 PA: 37 PB: 0 SB: 0 CS: 0						
PITCHER	IP	WLS	BF	H	R	ER	SO	BB	IBB	HBP	BLK	WP	HR	S	P	ERA	WHIP										
Steve Blass, R ERA: 1.17 (1, 1)	6.2	W	27	7	1	1	2	1	0	0	0	0	1	30	34	1.35	1.200										
Roy Face, R ERA: 4.25 (7, 1)	0.1		4	3	3	3	0	0	0	0	0	0	0	4	4	81.00	9.000										
Bob Moose, R ERA: 3.86 (8, 1)	2.0	S	6	1	0	0	1	0	0	0	0	0	0	8	8	0.00	0.500										

Chicago Cubs @ Pittsburgh Pirates
Forbes Field, Pittsburgh, PA
Mon Apr 29 1968, 7:05 PM EDT
Att: 5,603 - Unknown

AB 36
R 4
H 11
RBI 4
BB 1
SO 3
LOB 12



Batter	1	2	3	4	5	6	7	8	9	AB	R	H	RBI	BB	SO	LOB	BOTTOM										
Maury Wills, S OBP: 0.313, SLG: 0.270 (1, 5)										3	1	0	0	1	0	0											
Matty Alou, L OBP: 0.455, SLG: 0.308 (1, 8)										3	1	1	0	1	1	0											
Roberto Clemente, R OBP: 0.392, SLG: 0.414 (1, 9)										4	1	1	0	0	0	3											
Willie Stargell, L OBP: 0.270, SLG: 0.328 (1, 7)										4	2	2	2	0	1	0											
Donn Clendenon, R OBP: 0.333, SLG: 0.382 (1, 3)										3	0	1	0	1	0	2											
Bill Mazeroski, R OBP: 0.246, SLG: 0.315 (1, 4)										4	1	1	2	0	2	3											
Gene Alley, R OBP: 0.256, SLG: 0.339 (1, 6)										3	0	0	0	1	1	1											
Jerry May, R OBP: 0.327, SLG: 0.280 (1, 2)										4	0	1	1	0	1	3											
Steve Blass, R (1, 1)										3	1	0	0	0	1	3											
Roy Face, R (7, 1)										0	0	0	0	0	0	0											
Bob Moose, R (8, 1)										1	0	0	0	0	1	1											
Inning Stats	R: 0 E: 0 K: 0 S: 3	H: 1 LOB: 0 BB: 0 P: 3	R: 0 E: 0 K: 2 S: 8	H: 1 LOB: 1 BB: 0 P: 8	R: 3 E: 1 K: 0 S: 5	H: 2 LOB: 2 BB: 2 P: 13	R: 0 E: 0 K: 1 S: 5	H: 0 LOB: 0 BB: 0 P: 5	R: 0 E: 0 K: 2 S: 7	H: 0 LOB: 0 BB: 0 P: 7	R: 2 E: 0 K: 0 S: 5	H: 2 LOB: 2 BB: 2 P: 13	R: 0 E: 0 K: 0 S: 3	H: 0 LOB: 0 BB: 0 P: 3	R: 2 E: 1 K: 3 S: 12	H: 1 LOB: 1 BB: 0 P: 12	R: 0 E: 0 K: 3 S: 12	H: 0 LOB: 0 BB: 0 P: 12	1B: 5 2B: 1 3B: 0 HR: 1	SF: 0 SAC: 0 DP: 0 HBP: 0	WP: 0 PA: 36 PB: 1 SB: 1 CS: 1						
PITCHER	IP	WLS	BF	H	R	ER	SO	BB	IBB	HBP	BLK	WP	HR	S	P	ERA	WHIP										
Fergie Jenkins, R ERA: 3.09 (1, 1)	5.0	L	20	4	3	2	5	2	0	0	0	0	0	28	36	3.60	1.200										
Jack Lamabe, R ERA: 8.1 (6, 1)	1.0		7	2	2	2	0	0	2	0	1	0	0	5	13	18.00	2.000										
Bobby Tiefenauer, R ERA: 5.91 (7, 1)	1.1		7	1	2	1	1	0	0	0	0	0	1	9	9	6.75	0.750										
Chuck Hartenstein, R ERA: 3.52 (8, 1)	0.2		2	0	0	0	2	0	0	0	0	0	0	6	6	0.00	0.000										

Chicago Cubs @ Pittsburgh Pirates
Forbes Field, Pittsburgh, PA
Mon Apr 29 1968, 7:05 PM EDT
Att: 5,603 - Unknown

AB 32
R 7
H 7
RBI 5
BB 4
SO 8
LOB 16



Batter	1	2	3	4	5	6	7	8	9	AB	R	H	RBI	BB	SO	LOB	TOP										
Don Kessinger, S OBP: 0.443, SLG: 0.486	F9		BB				G3		E7	4	0	2	2	1	0	0	Chicago Cubs @ Pittsburgh Pirates Forbes Field, Pittsburgh, PA Tue Apr 30 1968, 7:05 PM EDT Att: 3,710 - Unknown - 49 F										
Glenn Beckert, R OBP: 0.310, SLG: 0.397	K		1-2				F9		5-3	5	0	0	0	0	2	4											
Billy Williams, L OBP: 0.338, SLG: 0.547	K									4	0	2	0	0	1	0											
Ron Santo, R OBP: 0.387, SLG: 0.516										3	0	1	0	1	0	1											
14 Ernie Banks, R OBP: 0.301, SLG: 0.514	G5-4-3									4	0	1	0	0	0	4											
Lou Johnson, R OBP: 0.323, SLG: 0.468	5-3									4	0	0	0	0	1	2											
Randy Hundley, R OBP: 0.246, SLG: 0.283										4	0	0	0	0	0	2											
Adolfo Phillips, R OBP: 0.323, SLG: 0.541										4	2	2	0	0	0	0											
Bill Hands, R OBP: 0.200, SLG: 0.111										2	0	0	0	1	1	1											
Phil Regan, R Al Spangler, L Chuck Hartenstein, R Bill Stoneman, R										0	0	0	0	0	0	0											
Inning Stats	R: 0 E: 0 K: 2 S: 7	H: 0 LOB: 0 BB: 0 P: 7	R: 0 E: 0 K: 0 S: 3	H: 1 LOB: 0 BB: 0 P: 3	R: 0 E: 0 K: 0 S: 3	H: 0 LOB: 2 BB: 2 P: 11	R: 0 E: 1 K: 1 S: 7	H: 2 LOB: 2 BB: 0 P: 7	R: 1 E: 1 K: 1 S: 8	H: 3 LOB: 3 BB: 1 P: 12	R: 0 E: 0 K: 0 S: 3	H: 0 LOB: 0 BB: 0 P: 3	R: 0 E: 0 K: 1 S: 5	H: 0 LOB: 0 BB: 0 P: 5	R: 0 E: 0 K: 0 S: 3	H: 0 LOB: 0 BB: 0 P: 3	R: 2 E: 1 K: 0 S: 6	H: 3 LOB: 1 BB: 0 P: 6	1B: 7 2B: 2 3B: 0 HR: 0	SF: 0 SAC: 0 DP: 1 HBP: 0	WP: 0 PB: 1 SB: 2 CS: 0	PA: 38					
PITCHER	IP	WLS	BF	H	R	ER	SO	BB	IBB	HBP	BLK	WP	HR	S	P	ERA	WHIP										
Bob Veale, L ERA: 1.77	6.0		26	6	1	1	4	3	0	0	0	0	0	31	43	1.50	1.500										
Ron Kline, R ERA:	2.0		6	0	0	0	1	0	0	0	0	0	0	8	8	0.00	0.000										
Bob Moose, R ERA: 5.87	0.2		4	2	2	2	0	0	0	0	0	0	0	4	4	27.00	3.000										
Juan Pizarro, L ERA: 3.86	0.1	W	2	1	0	0	0	0	0	0	0	0	0	2	2	0.00	3.000										

AB	35
R	3
H	9
RBI	3
BB	3
SO	5
LOB	14



Batter	1	2	3	4	5	6	7	8	9	AB	R	H	RBI	BB	SO	LOB	BOTTOM										
Maury Wills, S OBP: 0.310, SLG: 0.269	5-3		K					FC4-6		4	0	1	0	0	1	3	Chicago Cubs @ Pittsburgh Pirates Forbes Field, Pittsburgh, PA Tue Apr 30 1968, 7:05 PM EDT Att: 3,710 - Unknown - 49 F										
Matty Alou, L OBP: 0.459, SLG: 0.367	4-3						F9			4	0	2	1	0	0	1											
Roberto Clemente, R OBP: 0.294, SLG: 0.387	F9									4	0	0	0	0	0	5											
Willie Stargell, L OBP: 0.284, SLG: 0.339										4	1	2	0	0	0	0											
Donn Clendenon, R OBP: 0.328, SLG: 0.373										4	0	1	0	0	0	2											
Bill Mazeroski, R OBP: 0.246, SLG: 0.298										3	1	0	0	1	0	1											
Gene Alley, R OBP: 0.271, SLG: 0.338										3	2	1	1	1	1	0											
Jerry May, R OBP: 0.328, SLG: 0.283										3	0	1	0	0	1	2											
Bob Veale, S ERA: 3.16										1	0	0	0	0	1	1											
Gary Kofl, L Ron Kline, R Manny Jimenez, L Jose Pagan, R Bob Moose, R Juan Pizarro, L Manny Mota, R										1	0	0	0	0	0	0											
Inning Stats	R: 0 E: 0 K: 0 S: 3	H: 0 LOB: 0 BB: 0 P: 3	R: 0 E: 0 K: 0 S: 3	H: 1 LOB: 0 BB: 0 P: 3	R: 0 E: 0 K: 3 S: 10	H: 1 LOB: 1 BB: 0 P: 10	R: 0 E: 0 K: 0 S: 4	H: 2 LOB: 1 BB: 0 P: 4	R: 0 E: 0 K: 0 S: 3	H: 0 LOB: 0 BB: 0 P: 3	R: 0 E: 0 K: 0 S: 4	H: 1 LOB: 1 BB: 0 P: 4	R: 0 E: 0 K: 0 S: 3	H: 0 LOB: 0 BB: 0 P: 3	R: 1 E: 0 K: 0 S: 4	H: 1 LOB: 3 BB: 2 P: 12	R: 3 E: 0 K: 1 S: 7	H: 3 LOB: 1 BB: 1 P: 11	1B: 7 2B: 2 3B: 0 HR: 0	SF: 0 SAC: 1 DP: 2 HBP: 0	WP: 0 PB: 0 SB: 0 CS: 0	PA: 36					
PITCHER	IP	WLS	BF	H	R	ER	SO	BB	IBB	HBP	BLK	WP	HR	S	P	ERA	WHIP										
Bill Hands, R ERA: 3.16	7.1		27	5	1	1	3	2	0	0	0	0	0	31	39	1.23	0.955										
Phil Regan, R ERA: 3.0	0.2		3	1	0	0	0	0	0	0	0	0	0	3	3	0.00	1.500										
Chuck Hartenstein, R ERA: 0.75	0.1	L	4	2	3	3	0	1	0	0	0	0	0	3	7	81.00	9.000										
Bill Stoneman, R ERA: 12.0	0.1		2	1	0	0	1	0	0	0	0	0	0	4	4	0.00	3.000										

AB	32
R	4
H	9
RBI	4
BB	3
SO	4
LOB	15



Batter	1	2	3	4	5	6	7	8	9	AB	R	H	RBI	BB	SO	LOB	TOP			
Don Kessinger, S (1, 6) OBP: 0.446, SLG: 0.479	6-3		CS 1B		FC4-6 BB		4-3			3	0	1	0	1	0	1	Chicago Cubs @ Pittsburgh Pirates Forbes Field, Pittsburgh, PA Wed May 01 1968, 7:05 PM EDT Att: 5,449 - Unknown			
Glenn Beckert, R (1, 4) OBP: 0.307, SLG: 0.380	1B BB		G3		FC4-6 G6-3		4-3			3	0	0	0	1	0	2				
Billy Williams, L (1, 7) OBP: 0.346, SLG: 0.538	K		BB 1B		G6-3		5-3 HBP			3	0	1	0	0	1	2				
Ron Santo, R (1, 5) OBP: 0.392, SLG: 0.507	1B		BB		4-3		5-3			3	0	1	0	1	0	1				
14 Ernie Banks, R (1, 3) OBP: 0.286, SLG: 0.486	5-3		F8		1-3		F9			4	0	0	0	0	0	5				
Lou Johnson, R (1, 9) OBP: 0.333, SLG: 0.485		1B 2B		1-6-3		F4				4	0	2	0	0	0	0				
Randy Hundley, R (1, 2) OBP: 0.250, SLG: 0.274	K					FC4-6 BB				2	0	0	0	1	2	1				
Al Spangler, L (9, PH) OBP: 0.357, SLG: 0.333		K								1	0	0	0	0	1	1				
Adolfo Phillips, R (1, 8) OBP: 0.319, SLG: 0.516	1-3					P5				3	0	0	0	1	1	3				
Rich Nye, L (1, 1) OBP: 0.143, SLG: 0.143						FC4-6				3	0	1	0	0	0	2				
Dick Nen, L (9, PH)		1B			F9					1	0	0	0	0	0	1				
Inning Stats	R: 0 E: 0 K: 1 S: 6	H: 1 LOB: 2 BB: 1 P: 10	R: 0 E: 0 K: 1 S: 6	H: 2 LOB: 2 BB: 0 P: 6	R: 0 E: 0 K: 0 S: 4	H: 2 LOB: 2 BB: 1 P: 8	R: 0 E: 0 K: 1 S: 5	H: 0 LOB: 1 BB: 1 P: 9	R: 0 E: 0 K: 0 S: 2	H: 0 LOB: 0 BB: 1 P: 6	R: 0 E: 0 K: 0 S: 3	H: 0 LOB: 1 BB: 1 P: 7	R: 0 E: 0 K: 0 S: 3	H: 0 LOB: 1 BB: 0 P: 4	R: 0 E: 0 K: 2 S: 8	H: 1 LOB: 1 BB: 0 P: 8	1B: 5 2B: 1 3B: 0 HR: 0	SF: 0 SAC: 0 DP: 1 HBP: 1	WP: 0 PB: 0 SB: 0 CS: 1	PA: 36
PITCHER Al McBean, R (1, 1) ERA: 1.6	IP: 9.0 WLS: W BF: 36 H: 6 R: 0 ER: 0 SO: 5 BB: 5 IBB: 0 HBP: 1 BLK: 0 WP: 0 HR: 0 S: 40 P: 61 ERA: 0.00 WHIP: 1.222															PITCHER				

AB	30
R	0
H	6
RBI	0
BB	5
SO	5
LOB	19



Batter	1	2	3	4	5	6	7	8	9	AB	R	H	RBI	BB	SO	LOB	BOTTOM			
Maury Wills, S (1, 5) OBP: 0.307, SLG: 0.268	G5-4-3 1B		K			F9		4-3		4	0	1	0	0	1	0	Chicago Cubs @ Pittsburgh Pirates Forbes Field, Pittsburgh, PA Wed May 01 1968, 7:05 PM EDT Att: 5,449 - Unknown			
Gene Alley, R (1, 6) OBP: 0.270, SLG: 0.324	G5-4-3		F9			F8		BB 2B BB		3	1	0	0	1	0	1				
Roberto Clemente, R (1, 9) OBP: 0.282, SLG: 0.499	1B 3B		K			4-3		K		4	1	1	0	0	2	1				
Donn Clendenon, R (1, 3) OBP: 0.352, SLG: 0.435	1B				5-3		HR	2B BB		3	2	2	2	1	0	0				
Manny Mota, R (1, 8) OBP: 0.382, SLG: 0.406	4-3				4-3		6-3	1H 2H 2B		4	0	1	2	0	0	1				
Willie Stargell, L (1, 7) OBP: 0.282, SLG: 0.333		G6-3 1B			4-3		F5	K		4	0	1	0	0	1	1				
Bill Mazerowski, R (1, 4) OBP: 0.250, SLG: 0.288		G6-3				F8		1B BB		2	0	0	0	1	0	1				
Jerry May, R (1, 2) OBP: 0.344, SLG: 0.304					2-3					3	0	2	0	0	0	0				
Al McBean, R (1, 1) OBP: 0.375, SLG: 0.333		6-3			K		4-3			3	0	0	0	0	1	3				
Inning Stats	R: 1 E: 0 K: 0 S: 5	H: 3 LOB: 1 BB: 0 P: 5	R: 0 E: 0 K: 0 S: 4	H: 2 LOB: 1 BB: 0 P: 4	R: 0 E: 0 K: 2 S: 7	H: 0 LOB: 0 BB: 0 P: 7	R: 0 E: 0 K: 0 S: 3	H: 0 LOB: 0 BB: 0 P: 3	R: 0 E: 0 K: 1 S: 5	H: 0 LOB: 0 BB: 0 P: 5	R: 0 E: 0 K: 0 S: 3	H: 0 LOB: 0 BB: 0 P: 3	R: 1 E: 0 K: 0 S: 5	H: 2 LOB: 2 BB: 1 P: 9	R: 2 E: 0 K: 2 S: 8	H: 1 LOB: 1 BB: 2 P: 16	1B: 5 2B: 1 3B: 1 HR: 1	SF: 0 SAC: 0 DP: 2 HBP: 0	WP: 0 PB: 0 SB: 0 CS: 0	PA: 33
PITCHER Rich Nye, L (1, 1) ERA: 7.27	IP: 8.0 WLS: L BF: 33 H: 8 R: 4 ER: 4 SO: 5 BB: 3 IBB: 0 HBP: 0 BLK: 0 WP: 0 HR: 1 S: 40 P: 52 ERA: 4.50 WHIP: 1.375															PITCHER				

AB	30
R	4
H	8
RBI	4
BB	3
SO	5
LOB	8

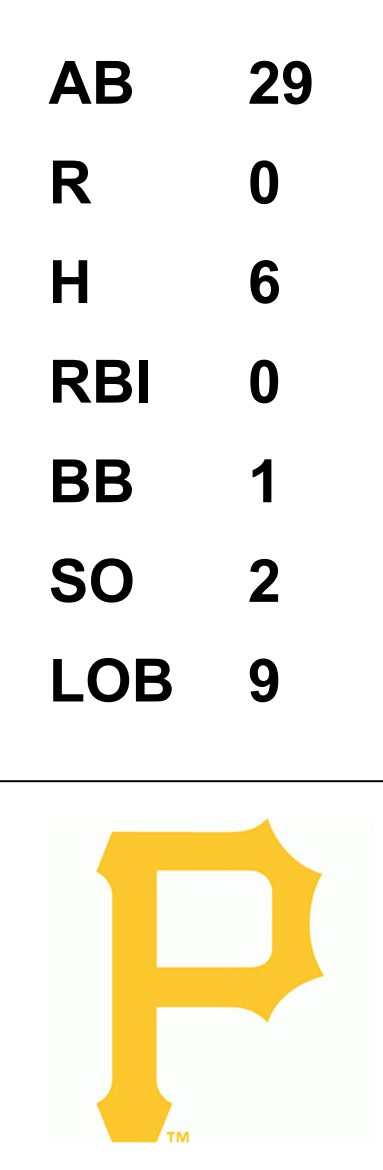


Batter	1	2	3	4	5	6	7	8	9	AB	R	H	RBI	BB	SO	LOB	TOP					
Don Kessinger, S OBP: 0.455, SLG: 0.481 (1, 6)	G3		G4-6-3 1B		G3		5-3 1B		G3 BB	4	0	2	0	1	0	0	Chicago Cubs @ Pittsburgh Pirates Forbes Field, Pittsburgh, PA Thu May 02 1968, 7:05 PM EDT Att. 7,249 - Unknown - 58 F					
Glenn Beckert, R OBP: 0.300, SLG: 0.368 (1, 4)	1B		G4-6-3 1-2f		L9		5-3 1-2		G3 1-2	5	0	1	0	0	0	3						
Billy Williams, L OBP: 0.360, SLG: 0.561 (1, 7)	1B		14 FC6-4 1B		4-3		P3		IBB	4	0	2	0	1	0	1						
Ron Santo, R OBP: 0.369, SLG: 0.472 (1, 5)	K		K			F8		6-3	F8	5	0	0	0	0	2	5						
14 Ernie Banks, R OBP: 0.309, SLG: 0.532 (1, 3)	FC6-4 1-2f			1B 5-3 1B		HR		WP 1B HBP		3	1	2	1	0	0	2						
Lou Johnson, R OBP: 0.329, SLG: 0.471 (1, 9)		6-3		K		4-3 S 1B		F7		4	0	1	0	0	1	2						
Randy Hundley, R OBP: 0.264, SLG: 0.288 (1, 2)				5-3		4-3			WP 1B	4	0	2	0	0	0	2						
Adolfo Phillips, R OBP: 0.315, SLG: 0.500 (1, 8)		6-3				P5		5-3		4	0	1	0	0	0	4						
Joe Niekro, R OBP: 0.125, SLG: 0.125 (1, 1)		F8		F9			K		K	4	0	0	0	0	2	3						
Inning Stats	R: 0 E: 0 K: 1 S: 7	H: 2 LOB: 2 BB: 0 P: 7	R: 0 E: 0 K: 0 S: 4	H: 1 LOB: 1 BB: 0 P: 4	R: 0 E: 0 K: 1 S: 6	H: 2 LOB: 2 BB: 0 P: 7	R: 0 E: 0 K: 0 S: 3	H: 0 LOB: 0 BB: 0 P: 3	R: 1 E: 0 K: 0 S: 5	H: 2 LOB: 1 BB: 0 P: 5	R: 0 E: 0 K: 0 S: 6	H: 1 LOB: 1 BB: 0 P: 6	R: 0 E: 0 K: 0 S: 4	H: 1 LOB: 2 BB: 0 P: 5	R: 0 E: 0 K: 1 S: 5	H: 0 LOB: 2 BB: 2 P: 13		1B: 9 2B: 0 3B: 1 HR: 1	SF: 0 SAC: 0 DP: 1 HBP: 1	WP: 1 PB: 1 SB: 1 CS: 0	PA: 40	
PITCHER	IP WLS BF H R ER SO BB IBB HBP BLK WP HR S P ERA WHIP	8.0 L 35 11 1 1 4 0 0 1 0 1 1 42 43 1.12 1.375	1.0 5 0 0 0 1 1 1 0 0 0 0 0 5 13 0.00 1.000																			

AB	37
R	1
H	11
RBI	1
BB	2
SO	5
LOB	22



Batter	1	2	3	4	5	6	7	8	9	AB	R	H	RBI	BB	SO	LOB	BOTTOM				
Maury Wills, S OBP: 0.316, SLG: 0.280 (1, 5)	4-3			1-3		1B			6-3 SH1-4 1B	4	0	2	0	0	0	0	Chicago Cubs @ Pittsburgh Pirates Forbes Field, Pittsburgh, PA Thu May 02 1968, 7:05 PM EDT Att. 7,249 - Unknown - 58 F				
Matty Alou, L OBP: 0.450, SLG: 0.364 (1, 8)	4-3			FC6-4 1B		P3			SH1-4 1-2	3	0	1	0	0	0	1					
Roberto Clemente, R OBP: 0.297, SLG: 0.396 (1, 9)	1-3			FC6-4 1-2f		P4			6-3 2-3	4	0	0	0	0	0	2					
Willie Stargell, L OBP: 0.280, SLG: 0.329 (1, 7)		F7		K			G6-4-3 1B		P3	4	0	1	0	0	1	2					
Donn Clendenon, R OBP: 0.365, SLG: 0.438 (1, 3)										2	0	1	0	1	0	1					
Bill Mazerowski, R OBP: 0.239, SLG: 0.274 (1, 4)						G4-6-3 1B			F8	3	0	0	0	0	0	2					
Gene Alley, R OBP: 0.260, SLG: 0.310 (1, 6)									K	3	0	0	0	0	1	0					
Jerry May, R OBP: 0.344, SLG: 0.305 Gary Kolb, L (8, PR) (9, 2)										3	0	1	0	0	0	0					
Jim Bunning, R Manny Jimenez, L (8, PH) Ron Kline, R (9, 1)										2	0	0	0	0	0	0					
Inning Stats	R: 0 E: 0 K: 0 S: 3	H: 0 LOB: 0 BB: 0 P: 3	R: 0 E: 0 K: 0 S: 2	H: 0 LOB: 0 BB: 1 P: 6	R: 0 E: 0 K: 0 S: 3	H: 0 LOB: 0 BB: 0 P: 3	R: 0 E: 0 K: 1 S: 6	H: 1 LOB: 1 BB: 0 P: 6	R: 0 E: 0 K: 0 S: 3	H: 1 LOB: 0 BB: 0 P: 3	R: 0 E: 0 K: 0 S: 4	H: 1 LOB: 1 BB: 0 P: 4	R: 0 E: 0 K: 1 S: 3	H: 1 LOB: 1 BB: 0 P: 3	R: 0 E: 0 K: 0 S: 6	H: 1 LOB: 1 BB: 0 P: 6		1B: 6 2B: 0 3B: 0 HR: 0	SF: 0 SAC: 1 DP: 2 HBP: 0	WP: 0 PB: 0 SB: 0 CS: 1	PA: 32
PITCHER	IP WLS BF H R ER SO BB IBB HBP BLK WP HR S P ERA WHIP	9.0 W 31 6 0 0 2 1 0 0 0 0 0 34 38 0.00 0.778																			



Batter	1	2	3	4	5	6	7	8	9	AB	R	H	RBI	BB	SO	LOB	TOP																	
Maury Wills, S OBP: 0.333, SLG: 0.316	(1, 5)		X (0-0)		X (0-0)		X (0-0)		X (0-0)	4	0	2	0	1	0	1	Pittsburgh Pirates @ Philadelphia Phillies Connie Mack Stadium, Philadelphia, PA Fri May 03 1968, 7:05 PM EDT Att: 9,433 - Unknown																	
Gene Alley, R OBP: 0.293, SLG: 0.347	(1, 6)		X (4-0)		X (0-0)		X (0-0)		X (0-0)	4	0	3	0	1	1	1																		
Manny Mota, R OBP: 0.385, SLG: 0.389	(1, 9)		X (0-0)		X (0-0)		X (0-0)		X (4-0)	4	1	1	0	1	0	5																		
Willie Stargell, L OBP: 0.291, SLG: 0.329 Jose Pagan, R (7, PR) (7, 7)	(1, 7)		X (0-0)		X (0-0)		X (4-0)		X (0-3)	3	1	1	0	1	1	1																		
Donn Clendenon, R OBP: 0.342, SLG: 0.406		X (0-3)		X (0-3)		X (0-3)		X (0-0)		X (0-0)	5	0	0	0	0	3		5																
Matty Alou, L OBP: 0.455, SLG: 0.378		X (0-0)		X (0-0)		X (0-0)		X (0-0)			4	0	2	0	0	0		0																
Bill Mazerowski, R OBP: 0.257, SLG: 0.292		X (0-3)		X (0-0)		X (0-0)		X (0-0)			3	0	2	0	0	1		0																
Jerry May, R OBP: 0.338, SLG: 0.302			X (0-3)		X (0-0)		X (0-0)		X (0-0)	4	0	1	0	0	1	3																		
Steve Blass, R Manny Jimenez, L (8, PH) Ron Kline, R Juan Pizarro, L (9, 1)	(1, 1)		X (0-3)		X (0-3)		X (0-0)		X (0-0)	3	0	0	0	0	2	1																		
Inning Stats	R: 0 E: 0 K: 2 S: 7	H: 1 LOB: 1 BB: 1 P: 11	R: 0 E: 0 K: 2 S: 7	H: 0 LOB: 0 BB: 0 P: 7	R: 0 E: 0 K: 2 S: 8	H: 1 LOB: 2 BB: 1 P: 12	R: 0 E: 0 K: 1 S: 5	H: 0 LOB: 0 BB: 0 P: 5	R: 0 E: 0 K: 1 S: 6	H: 2 LOB: 1 BB: 0 P: 6	R: 2 E: 1 K: 1 S: 9	H: 4 LOB: 2 BB: 0 P: 9	R: 0 E: 0 K: 0 S: 5	H: 1 LOB: 1 BB: 0 P: 4	R: 0 E: 0 K: 1 S: 6	H: 1 LOB: 2 BB: 1 P: 10		1B: 10 2B: 1 3B: 1 HR: 0	SF: 0 SAC: 1 DP: 0 HBP: 0	WP: 0 PB: 0 SB: 2 CS: 2	PA: 41													
PITCHER	IP WLS BF H R ER SO BB IBB HBP BLK WP HR S P ERA WHIP																																	
Rick Wise, R ERA: 3.34	(1, 1) 7.0	32	10	2	2	9	3	0	0	0	0	0	0	0	47	59	2.57	1.857																
Turk Farrell, R ERA: 0.87	(8, 1) 2.0	9	2	0	0	1	1	0	0	0	0	0	0	10	14	0.00	1.500																	

AB	36
R	2
H	12
RBI	0
BB	4
SO	10
LOB	20



Batter	1	2	3	4	5	6	7	8	9	AB	R	H	RBI	BB	SO	LOB	BOTTOM																	
Tony Taylor, R OBP: 0.360, SLG: 0.381	(1, 5)		X (0-0)	X (0-0)		X (0-0)		X (0-0)		5	0	2	0	0	0	3	Pittsburgh Pirates @ Philadelphia Phillies Connie Mack Stadium, Philadelphia, PA Fri May 03 1968, 7:05 PM EDT Att: 9,433 - Unknown																	
Cookie Rojas, R OBP: 0.256, SLG: 0.289	(1, 4)		X (0-0)	X (0-0)	X (0-0)	X (0-0)		X (0-0)		5	0	1	0	0	0	2																		
Johnny Callison, L OBP: 0.317, SLG: 0.338	(1, 9)		X (4-0)		X (0-0)		X (0-0)		X (0-0)	4	1	0	0	1	0	2																		
Dick Allen, R OBP: 0.356, SLG: 0.476	(1, 7)		X (4-0)		X (4-0)		X (0-3)		X (0-0)	3	1	2	0	2	1	0																		
Tony Gonzalez, L OBP: 0.279, SLG: 0.236 John Briggs, L (3, PH) OBP: 0.333, SLG: 0.450	(1, 8)		X (4-0)		X (0-0)		X (0-0)		X (0-0)	1	0	0	0	0	0	2																		
Bill White, L OBP: 0.342, SLG: 0.485		X (4-0)	X (4-0)		X (4-0)		X (0-0)		X (4-0)	1	0	0	1	4	0	0																		
Clay Dalrymple, L OBP: 0.314, SLG: 0.318 Roberto Pena, R (8, PR) Mike Ryan, R OBP: 0.190, SLG: 0.150	(1, 2)		X (0-3)	X (0-0)		X (0-0)		X (0-0)		X (0-0)	4	0	1	0	0	1		7																
Bobby Wine, R OBP: 0.255, SLG: 0.298	(1, 6)		X (0-0)		X (0-0)		X (0-0)		X (0-0)	3	0	1	0	0	1	1																		
Rick Wise, R OBP: 0.222, SLG: 0.333 Turk Farrell, R (8, 1)	(1, 1)		X (0-3)		X (0-0)		X (0-0)		X (0-0)	2	0	0	0	0	1	1																		
Inning Stats	R: 0 E: 0 K: 0 S: 4	H: 1 LOB: 2 BB: 1 P: 8	R: 0 E: 0 K: 2 S: 7	H: 0 LOB: 1 BB: 1 P: 11	R: 1 E: 0 K: 0 S: 4	H: 1 LOB: 3 BB: 3 P: 16	R: 0 E: 0 K: 1 S: 5	H: 1 LOB: 0 BB: 0 P: 5	R: 0 E: 0 K: 0 S: 4	H: 1 LOB: 3 BB: 2 P: 12	R: 0 E: 0 K: 0 S: 4	H: 1 LOB: 1 BB: 0 P: 4	R: 1 E: 0 K: 1 S: 6	H: 1 LOB: 0 BB: 0 P: 6	R: 0 E: 0 K: 0 S: 4	H: 1 LOB: 2 BB: 0 P: 4		R: 1 E: 0 K: 0 S: 5	H: 3 LOB: 3 BB: 1 P: 9	1B: 8 2B: 1 3B: 0 HR: 1	SF: 0 SAC: 2 DP: 0 HBP: 0	WP: 0 PB: 0 SB: 0 CS: 1	PA: 44											
PITCHER	IP WLS BF H R ER SO BB IBB HBP BLK WP HR S P ERA WHIP																																	
Steve Blass, R ERA: 1.84	(1, 1) 7.0	33	6	2	2	4	5	2	0	0	0	0	0	0	34	62	2.57	1.571																
Ron Kline, R ERA: 1.23	(8, 1) 1.2	8	3	1	1	0	0	0	0	0	0	0	0	8	8	5.40	1.800																	
Juan Pizarro, L ERA: 3.86	(9, 1) 0.0	2	1	0	0	0	1	0	0	0	0	0	0	1	5	∞	∞																	



Batter	1	2	3	4	5	6	7	8	9	AB R H RBI BB SO LOB	TOP																	
Maury Wills, S OBP: 0.330, SLG: 0.305 (1, 5)	0-0 1-3		0-0 1-3			0-0 SH3-4	4-0 BB		0-0 FC6-4	3 0 0 0 1 0 2	Pittsburgh Pirates @ Philadelphia Phillies Connie Mack Stadium, Philadelphia, PA Sat May 04 1968, 7:05 PM EDT Att: 15,834 - Unknown																	
Gene Alley, R OBP: 0.291, SLG: 0.333 (1, 6)	0-0 5-3			0-0 5-3		4-0 FC1-5 1B BB	0-0 4-3			3 1 0 0 1 0 3																		
Roberto Clemente, R OBP: 0.286, SLG: 0.378 (1, 9)	0-0 5-3			0-0 1-3		0-0 FC1-5 1B 1-2 2-3f		0-0 L6-4-3 1B		4 0 1 0 0 0 2																		
Donn Clendenon, R OBP: 0.373, SLG: 0.472 (1, 3)		0-0 HR		4-0 FC5-4 BB		0-0 1-3 2H 1B		0-0 L6-4-3 1B		3 1 3 2 1 0 0																		
Manny Mota, R OBP: 0.349, SLG: 0.350 (1, 8) (8, 7)	0-0 5-3		0-0 FC5-4 1-2f			0-0 F9		0-0 L6-4-3		4 0 0 0 0 0 5																		
Bill Mazerowski, R OBP: 0.256, SLG: 0.290 (1, 4)	0-0 P3				0-0 F2		0-0 5-3		0-0 FC4-6 SH1-4 1B	4 0 1 0 0 0 0																		
Jose Pagan, R OBP: 0.111, SLG: 0.111 (1, 7) Matty Alou, L OBP: 0.455, SLG: 0.378 (8, 8)	0-0 5-3				0-0 P5		0-0 1B 1B		0-0 SH1-4 1-2	3 0 1 0 0 0 0 0 0 0 0 0 0 0																		
Jerry May, R OBP: 0.347, SLG: 0.303 (1, 2)			0-0 P6		0-0 F8		0-0 BB 1B		4-0 FC4-6 BB	3 0 1 0 1 0 0																		
Tommie Sisk, R OBP: 0.250, SLG: 0.143 (7, PH) Roy Face, R (7, 1) Juan Pizarro, L (9, 1)			0-3 K		0-0 FC1-5 SH3-4 1B		0-3 K		0-0 FC4-6 FC6-4 1-2f 2-3	2 0 1 0 0 1 0 1 0 0 0 0 1 2 1 0 0 0 0 0 2 0 0 0 0 0 0 0																		
Inning Stats	R: 0 E: 0 K: 0 S: 3	H: 0 LOB: 0 BB: 0 P: 3	R: 1 E: 0 K: 0 S: 4	H: 1 LOB: 0 BB: 0 P: 4	R: 0 E: 0 K: 1 S: 5	H: 0 LOB: 0 BB: 0 P: 5	R: 0 E: 0 K: 0 S: 3	H: 0 LOB: 0 BB: 0 P: 7	R: 0 E: 0 K: 1 S: 5	H: 2 LOB: 2 BB: 1 P: 9		R: 0 E: 0 K: 1 S: 7	H: 2 LOB: 3 BB: 1 P: 11	R: 0 E: 0 K: 0 S: 3	H: 2 LOB: 0 BB: 0 P: 3	R: 0 E: 0 K: 0 S: 4	H: 1 LOB: 2 BB: 1 P: 8	1B: 7 2B: 0 3B: 1 HR: 1	SF: 0 SAC: 2 DP: 0 HBP: 0	WP: 0 PA: 37 PB: 0 SB: 0 CS: 0								
PITCHER	IP WLS BF H R ER SO BB IBB HBP BLK WP HR S P ERA WHIP											IP WLS BF H R ER SO BB IBB HBP BLK WP HR S P ERA WHIP																
Chris Short, L ERA: 2.11 Dick Hall, R ERA: 6.75	(1, 1) (9, 1)	8.1 0.2	WLS W	34 3	H 0	R 2	ER 2	SO 2	BB 3	IBB 0	HBP 0	BLK 0	WP 0	HR 1	S 35	P 47	ERA 2.16	WHIP 1.320										

Batter	1	2	3	4	5	6	7	8	9	AB R H RBI BB SO LOB	BOTTOM																		
Tony Taylor, R OBP: 0.355, SLG: 0.375 (1, 5)	0-0 1-3		0-0 6-3			0-0 L8			0-0 1B SH E 1B	4 1 1 0 0 0 0	Pittsburgh Pirates @ Philadelphia Phillies Connie Mack Stadium, Philadelphia, PA Sat May 04 1968, 7:05 PM EDT Att: 15,834 - Unknown																		
Cookie Rojas, R OBP: 0.270, SLG: 0.302 (1, 4)	0-0 4-3 1B			0-0 G4-6-3 1B		0-3 K			0-0 SH E 1B BB	3 1 2 0 0 1 0																			
Johnny Callison, L OBP: 0.302, SLG: 0.325 (1, 9)	0-0 4-3 1-2			0-0 G4-6-3 1-2f		0-0 G3			0-0 SF8	3 0 0 1 0 0 2																			
Dick Allen, R OBP: 0.364, SLG: 0.493 (1, 7)	0-0 F9			0-0 2B		0-0 P4			0-0 BB E 1B	4 0 2 0 0 0 1																			
John Briggs, L OBP: 0.280, SLG: 0.375 (1, 8)		0-0 4-3		0-3 K		0-0 F9			0-0 E2 BB	4 0 0 0 0 1 3																			
Bill White, L OBP: 0.375, SLG: 0.493 (1, 3)		4-0 FC3-6 BB			4-0 G5-4-3 BB			0-0 G5-4-3 1B	4-0 1-2 2-3 3H BB	1 0 1 1 3 0 0																			
Clay Dalrymple, L OBP: 0.296, SLG: 0.298 (1, 2)		0-0 FC3-6 CS 1-2f			0-3 K			0-3 K		3 0 0 0 0 2 3																			
Bobby Wine, R OBP: 0.241, SLG: 0.280 (1, 6)		0-0 CS 1-2	0-0 5-3		0-0 G5-4-3 1-2f			0-0 G5-4-3 1-2f		3 0 0 0 0 0 2																			
Chris Short, R OBP: 0.071, SLG: 0.071 Dick Hall, R Don Lock, R OBP: 0.200, SLG: 0.111 (9, PH)	(1, 1) (9, 1) (9, PH)	6.0 2.1 0.0	L	20 3	H 3	R 3	ER 1	SO 1	BB 0	IBB 0		HBP 0	BLK 0	WP 0	HR 0	S 13	P 32	ERA 3.86	WHIP 1.714										
Inning Stats	R: 0 E: 0 K: 0 S: 4	H: 1 LOB: 1 BB: 0 P: 4	R: 0 E: 0 K: 0 S: 2	H: 0 LOB: 0 BB: 1 P: 6	R: 0 E: 0 K: 0 S: 3	H: 0 LOB: 0 BB: 0 P: 3	R: 0 E: 0 K: 1 S: 6	H: 2 LOB: 1 BB: 0 P: 6	R: 0 E: 0 K: 1 S: 4	H: 0 LOB: 0 BB: 1 P: 8		R: 0 E: 0 K: 1 S: 5	H: 0 LOB: 0 BB: 0 P: 5	R: 0 E: 0 K: 0 S: 3	H: 0 LOB: 0 BB: 0 P: 3	R: 0 E: 0 K: 1 S: 5	H: 1 LOB: 0 BB: 0 P: 5	R: 3 E: 2 K: 0 S: 5	H: 2 LOB: 3 BB: 2 P: 13	1B: 5 2B: 1 3B: 0 HR: 0	SF: 1 SAC: 1 DP: 3 HBP: 0	WP: 0 PA: 34 PB: 0 SB: 0 CS: 1							
PITCHER	IP WLS BF H R ER SO BB IBB HBP BLK WP HR S P ERA WHIP											IP WLS BF H R ER SO BB IBB HBP BLK WP HR S P ERA WHIP																	
Tommie Sisk, R ERA: 2.95 Roy Face, R ERA: 4.15 Juan Pizarro, L ERA: 3.86	(1, 1) (7, 1) (9, 1)	6.0 2.1 0.0	L	20 3	H 3	R 3	ER 1	SO 1	BB 0	IBB 0	HBP 0	BLK 0	WP 0	HR 0	S 13	P 32	ERA 3.86	WHIP 1.714											

Batter	1	2	3	4	5	6	7	8	9	AB	R	H	RBI	BB	SO	LOB	TOP								
Maury Wills, S OBP: 0.333, SLG: 0.322	5-3		G3			G6-4-3 1B		1B 2B	F2	5	1	2	1	0	0	1									
Gene Alley, R OBP: 0.289, SLG: 0.329	5-3		4-3			G6-4-3 1-2		FC5-4 1B		4	0	1	2	0	0	1									
Roberto Clemente, R OBP: 0.277, SLG: 0.385	FC6-4 1B			F9		1B		FC5-4 CS		4	0	2	0	0	0	1									
Donn Clendenon, R OBP: 0.356, SLG: 0.447	FC6-4 1-2			6-3		K		K		4	0	0	0	0	2	3									
Manny Mota, R OBP: 0.362, SLG: 0.364		6-3		E8 1B			G6-4-3 1B		4-3	4	0	2	0	0	0	0									
Matty Alou, L OBP: 0.438, SLG: 0.366		G3		P6			F9		S 2B 1B	4	1	1	0	0	0	2									
Bill Mazerolski, R OBP: 0.288, SLG: 0.292		FC6-4 1B			3-1		G6-4-3 1-2		2B BB	3	1	1	0	1	0	1									
Jerry May, R OBP: 0.355, SLG: 0.343		FC6-4 1-2			F2			1B 2B 2B	F9 1-2 2B	4	1	2	2	0	0	1									
Luke Walker, L Dave Wickersham, R Chuck Hiller, L Bob Moose, R			K		K			2B 1B 1B	F9	2	0	0	0	0	0	2	0								
Inning Stats	R: 0 E: 0 K: 0 S: 4	H: 1 LOB: 1 BB: 0 P: 4	R: 0 E: 0 K: 0 S: 4	H: 1 LOB: 1 BB: 0 P: 4	R: 0 E: 0 K: 1 S: 5	H: 0 LOB: 0 BB: 0 P: 5	R: 0 E: 1 K: 0 S: 4	H: 1 LOB: 1 BB: 0 P: 4	R: 0 E: 0 K: 1 S: 5	H: 0 LOB: 0 BB: 0 P: 5	R: 0 E: 0 K: 1 S: 6	H: 2 LOB: 1 BB: 0 P: 6	R: 0 E: 0 K: 0 S: 3	H: 1 LOB: 0 BB: 0 P: 3	R: 3 E: 0 K: 1 S: 8	H: 4 LOB: 1 BB: 0 P: 8	R: 2 E: 0 K: 0 S: 5	H: 2 LOB: 1 BB: 0 P: 9	1B: 9 2B: 4 3B: 0 HR: 0	SF: 0 SAC: 0 DP: 3 HBP: 0	WP: 0 PB: 0 SB: 1 CS: 1	PA: 37			
PITCHER	IP	WLS	BF	H	R	ER	SO	BB	IBB	HBP	BLK	WP	HR	S	P	ERA	WHIP								
Larry Jackson, R ERA: 3.4	(1, 1)	7.0	L	29	10	3	3	3	0	0	0	0	0	35	35	3.86	1.429								
Turk Farrell, R ERA: 0.79	(8, 1)	1.0		2	0	0	0	1	0	0	0	0	0	4	4	0.00	0.000								
John Boozer, R ERA: 7.71	(9, 1)	1.0		6	2	2	2	0	1	0	0	0	0	5	9	18.00	3.000								

Pittsburgh Pirates @ Philadelphia Phillies
 Connie Mack Stadium, Philadelphia, PA
 Sun May 05 1968, 3:33 AM EDT
 Att: 9,407 - Unknown

AB 36
 R 5
 H 12
 RBI 5
 BB 1
 SO 4
 LOB 11



Batter	1	2	3	4	5	6	7	8	9	AB	R	H	RBI	BB	SO	LOB	BOTTOM								
Tony Taylor, R OBP: 0.347, SLG: 0.366	K	FC5-4 1-2		F9			1B WP SF7 1B	K		5	1	1	0	0	2	6									
Cookie Rojas, R OBP: 0.287, SLG: 0.311	3B 1B		F8		G6-4-3 BB		1-3 BB 1B		K	4	1	2	0	1	1	0									
Dick Allen, R OBP: 0.354, SLG: 0.471	K		F9		G6-4-3 BB		SF7		K	3	0	0	1	1	2	1									
Don Lock, R OBP: 0.217, SLG: 0.238			F9		G6-4-3		3-H 4-0		P4	3	0	1	1	0	0	2									
John Briggs, L OBP: 0.296, SLG: 0.360	1-H 3B				1-2 2-3		1-2 BB			1	0	0	0	1	0	0									
Rick Joseph, R OBP: 0.455, SLG: 0.250				FC1-5 SH5-4 1B		1-3		F9		2	0	1	0	1	0	1									
Bill White, L OBP: 0.370, SLG: 0.485		FC4-6 BB						F9		1	0	0	0	0	0	2									
Johnny Callison, L OBP: 0.292, SLG: 0.313		FC4-6 1-2		SH5-4		3-1		G3		3	0	0	0	0	0	4									
Mike Ryan, R OBP: 0.200, SLG: 0.167			F9		FC1-5 1B BB			E5 SH3-4		4	0	1	0	0	0	1									
Roberto Pena, R John Boozer, R					2-3		FC2-4 1B			0	0	0	0	0	0	0									
Bobby Wine, R OBP: 0.246, SLG: 0.269		4-3					FC2-4 1-2		SH3-4	2	0	0	0	1	0	1									
Larry Jackson, R OBP: 0.188, SLG: 0.188								F8		3	0	2	0	0	0	1									
Turk Farrell, R										0	0	0	0	0	0	0									
Clay Dalrymple, L OBP: 0.291, SLG: 0.292										1	0	0	0	0	0	2									
Inning Stats	R: 1 E: 0 K: 2 S: 9	H: 2 LOB: 2 BB: 1 P: 13	R: 0 E: 0 K: 0 S: 4	H: 1 LOB: 1 BB: 0 P: 4	R: 0 E: 0 K: 0 S: 3	H: 0 LOB: 0 BB: 0 P: 3	R: 0 E: 0 K: 0 S: 5	H: 2 LOB: 3 BB: 1 P: 9	R: 0 E: 0 K: 0 S: 2	H: 0 LOB: 1 BB: 2 P: 10	R: 0 E: 0 K: 0 S: 4	H: 1 LOB: 1 BB: 0 P: 4	R: 1 E: 0 K: 0 S: 5	H: 2 LOB: 2 BB: 1 P: 9	R: 0 E: 1 K: 1 S: 6	H: 0 LOB: 2 BB: 0 P: 6	R: 0 E: 0 K: 2 S: 7	H: 0 LOB: 0 BB: 0 P: 7	1B: 7 2B: 0 3B: 1 HR: 0	SF: 1 SAC: 2 DP: 1 HBP: 0	WP: 1 PB: 0 SB: 0 CS: 0	PA: 40			
PITCHER	IP	WLS	BF	H	R	ER	SO	BB	IBB	HBP	BLK	WP	HR	S	P	ERA	WHIP								
Luke Walker, L ERA: 2.35	(1, 1)	6.0		29	8	2	2	2	4	0	0	0	0	29	45	3.00	2.000								
Dave Wickersham, R ERA: 4.66	(7, 1)	1.0	W	4	0	0	0	0	1	0	0	0	0	3	7	0.00	1.000								
Bob Moose, R ERA: 4.66	(8, 1)	2.0	S	7	0	0	0	3	0	0	0	0	0	13	13	0.00	0.000								

Pittsburgh Pirates @ Philadelphia Phillies
 Connie Mack Stadium, Philadelphia, PA
 Sun May 05 1968, 3:33 AM EDT
 Att: 9,407 - Unknown

AB 32
 R 2
 H 8
 RBI 2
 BB 5
 SO 5
 LOB 21




Batter	1	2	3	4	5	6	7	8	9	AB	R	H	RBI	BB	SO	LOB	TOP					
Maury Wills, S OBP: 0.330, SLG: 0.319	F3			4-3		G6-4-3 1B		4-3		4	0	1	0	0	0	2	Pittsburgh Pirates @ Atlanta Braves Atlanta Stadium, Atlanta, GA Mon May 06 1968, 7:05 PM EDT Att: 9,131 - Unknown					
Gene Alley, R OBP: 0.277, SLG: 0.314	F8			K		G6-4-3 1-2		K		4	0	0	0	0	2	3						
Roberto Clemente, R OBP: 0.276, SLG: 0.378	K			E6 HR				4-3		4	1	1	0	0	1	0						
Donn Clendenon, R OBP: 0.363, SLG: 0.481		F8			HR			F9		3	1	1	2	1	0	0						
Manny Mota, R OBP: 0.333, SLG: 0.333		4-3			HR		BB			4	0	0	0	0	1	1						
Matty Alou, L OBP: 0.412, SLG: 0.341								F5		3	0	0	0	0	0	1						
Bill Mazerowski, R OBP: 0.271, SLG: 0.284				5-3				SH1-3 1B BB		2	0	0	0	1	0	0						
Jerry May, R OBP: 0.354, SLG: 0.342				F6				SH1-3 1B		3	0	1	0	0	1	0						
Jim Bunning, R Ron Kline, R				6-3				SH1-3		2	0	0	0	0	0	0	P					
								1-2 2-3		0	0	0	0	0	0	0						
Inning Stats	R: 0 E: 0 K: 1 S: 5	H: 0 LOB: 0 BB: 0 P: 5	R: 0 E: 0 K: 0 S: 3	H: 0 LOB: 0 BB: 0 P: 3	R: 0 E: 0 K: 0 S: 3	H: 0 LOB: 0 BB: 0 P: 3	R: 2 E: 1 K: 2 S: 9	H: 2 LOB: 0 BB: 0 P: 9	R: 0 E: 0 K: 1 S: 5	H: 0 LOB: 0 BB: 0 P: 5	R: 0 E: 0 K: 0 S: 3	H: 1 LOB: 0 BB: 0 P: 3	R: 0 E: 0 K: 0 S: 3	H: 0 LOB: 0 BB: 0 P: 7	R: 0 E: 0 K: 1 S: 6	H: 1 LOB: 2 BB: 1 P: 10	R: 0 E: 0 K: 0 S: 3	H: 0 LOB: 0 BB: 0 P: 3	1B: 3 2B: 0 3B: 0 HR: 1	SF: 0 SAC: 1 DP: 1 HBP: 0	WP: 0 PB: 0 SB: 0 CS: 0	PA: 32
PITCHER Pat Jarvis, R ERA: 2.15	IP: 9.0 WLS: L BF: 32	H: 4 R: 2 ER: 2 SO: 5	BB: 2 IBB: 0 HBP: 0 BLK: 0	WP: 0 HR: 1 S: 40 P: 48	ERA: 2.00 WHIP: 0.667	PITCHER	IP: 9.0 WLS: L BF: 32	H: 4 R: 2 ER: 2 SO: 5	BB: 2 IBB: 0 HBP: 0 BLK: 0	WP: 0 HR: 1 S: 40 P: 48	ERA: 2.00 WHIP: 0.667											

Batter	1	2	3	4	5	6	7	8	9	AB	R	H	RBI	BB	SO	LOB	BOTTOM					
Felipe Alou, R OBP: 0.394, SLG: 0.564	E3							1B		4	1	3	0	0	0	0	Pittsburgh Pirates @ Atlanta Braves Atlanta Stadium, Atlanta, GA Mon May 06 1968, 7:05 PM EDT Att: 9,131 - Unknown					
Sonny Jackson, L OBP: 0.236, SLG: 0.250	6-3							F6		4	0	1	1	0	1	3						
Hank Aaron, R OBP: 0.387, SLG: 0.564	F9							L1-6-3 1B		4	0	1	0	0	0	3						
Tito Francona, L OBP: 0.424, SLG: 0.552	F9							L1-6-3		4	0	0	0	0	0	3						
Sandy Valdespino, L OBP: 0.371, SLG: 0.344		4-3						F5		4	0	0	0	0	1	0						
Clete Boyer, R OBP: 0.230, SLG: 0.280		K						6-3		3	0	0	0	1	2	0						
Felix Millan, R OBP: 0.333, SLG: 0.333								BB		3	0	1	0	1	0	1						
Marty Martinez, S OBP: 0.167, SLG: 0.167								2B		3	0	0	0	0	0	1						
Deron Johnson, R OBP: 0.186, SLG: 0.185								6-3		1	0	0	0	0	0	1						
Pat Jarvis, R OBP: 0.188, SLG: 0.133										3	0	0	0	0	0	0	Braves					
Inning Stats	R: 0 E: 1 K: 0 S: 4	H: 0 LOB: 1 BB: 0 P: 4	R: 0 E: 0 K: 1 S: 5	H: 0 LOB: 1 BB: 1 P: 9	R: 0 E: 0 K: 1 S: 6	H: 1 LOB: 0 BB: 0 P: 6	R: 0 E: 0 K: 0 S: 3	H: 0 LOB: 1 BB: 1 P: 7	R: 1 E: 0 K: 0 S: 5	H: 2 LOB: 1 BB: 0 P: 5	R: 0 E: 0 K: 2 S: 7	H: 0 LOB: 0 BB: 0 P: 7	R: 0 E: 0 K: 0 S: 3	H: 0 LOB: 0 BB: 0 P: 3	R: 0 E: 0 K: 0 S: 4	H: 2 LOB: 1 BB: 0 P: 4	R: 0 E: 0 K: 0 S: 4	H: 1 LOB: 1 BB: 0 P: 4	1B: 3 2B: 1 3B: 2 HR: 0	SF: 0 SAC: 0 DP: 1 HBP: 0	WP: 0 PB: 0 SB: 0 CS: 0	PA: 35
PITCHER Jim Bunning, R ERA: 2.64	IP: 7.0 WLS: W BF: 28	H: 4 R: 1 ER: 1 SO: 4	BB: 2 IBB: 0 HBP: 0 BLK: 0	WP: 0 HR: 0 S: 34 P: 42	ERA: 1.29 WHIP: 0.857	PITCHER Ron Kline, R ERA: 0.96	IP: 2.0 WLS: S BF: 7	H: 2 R: 0 ER: 0 SO: 0	BB: 0 IBB: 0 HBP: 0 BLK: 0	WP: 0 HR: 0 S: 7 P: 7	ERA: 0.00 WHIP: 1.000											

Batter	1	2	3	4	5	6	7	8	9	AB	R	H	RBI	BB	SO	LOB	TOP										
Maury Wills, S OBP: 0.327, SLG: 0.316	0-3 K			0-0 4-3		0-0 S 1B		0-3 K		4	0	1	0	0	2	1	Pittsburgh Pirates @ Atlanta Braves Atlanta Stadium, Atlanta, GA Tue May 07 1968, 7:05 PM EDT Att: 6,610 - Unknown										
Gene Alley, R OBP: 0.265, SLG: 0.300	0-0 F9			0-0 6-3		0-3 K		0-0 F9		4	0	0	0	0	1	1											
Roberto Clemente, R OBP: 0.264, SLG: 0.360	0-0 4-3			0-0 3-1		0-0 P4		0-0 E6 1B		4	1	0	0	0	0	1											
Donn Clendenon, R OBP: 0.368, SLG: 0.476		0-0 P4			4-0 SH1-3 E FC5 BB		0-0 6-3		0-0 S 1B		3	0	1	1	1	0		0									
Manny Mota, R OBP: 0.309, SLG: 0.308		0-0 P4			0-0 E6 SH1-3		0-0 L4		0-0 F7		4	0	0	0	0	2											
Jose Pagan, R OBP: 0.083, SLG: 0.083		0-0 G3			0-0 SH1-3		0-0 F3		0-0 6-3		3	0	0	0	0	1											
Bill Mazerolski, R OBP: 0.261, SLG: 0.273			0-0 6-3		0-0 FC5			0-0 F7		3	0	0	0	0	0	2											
Jerry May, R OBP: 0.354, SLG: 0.342			0-0 6-3		0-3 K			0-0 FC1-6 1B		3	0	1	0	0	1	2											
Al McBean, R OBP: 0.316, SLG: 0.278			0-3 K			0-0 P3		0-0 FC1-6		3	0	0	0	0	1	1											
Inning Stats	R: 0 E: 0 K: 1 S: 5	H: 0 LOB: 0 BB: 0 P: 5	R: 0 E: 0 K: 0 S: 3	H: 0 LOB: 0 BB: 0 P: 3	R: 0 E: 0 K: 1 S: 5	H: 0 LOB: 0 BB: 0 P: 5	R: 0 E: 0 K: 0 S: 3	H: 0 LOB: 0 BB: 0 P: 3	R: 0 E: 1 K: 1 S: 6	H: 1 LOB: 2 BB: 1 P: 10	R: 0 E: 0 K: 0 S: 3	H: 0 LOB: 0 BB: 0 P: 3	R: 0 E: 0 K: 1 S: 6	H: 1 LOB: 1 BB: 0 P: 6	R: 1 E: 1 K: 0 S: 5	H: 1 LOB: 1 BB: 0 P: 5	1B: 3 2B: 0 3B: 0 HR: 0	SF: 0 SAC: 1 DP: 0 HBP: 0	WP: 0 PB: 0 SB: 2 CS: 0	PA: 33							
PITCHER	IP	WLS	BF	H	R	ER	SO	BB	IBB	HBP	BLK	WP	HR	S	P	ERA	WHIP										
Dick Kelley, L ERA: 3.25	(1, 1)	8.1	31	3	1	0	5	1	0	0	0	0	0	40	44	0.00	0.480										
Cecil Upshaw, R ERA: 2.93	(9, 1)	0.2	W	2	0	0	0	0	0	0	0	0	0	2	2	0.00	0.000										

AB	31
R	1
H	3
RBI	1
BB	1
SO	5
LOB	11



Batter	1	2	3	4	5	6	7	8	9	AB	R	H	RBI	BB	SO	LOB	BOTTOM										
Felipe Alou, R OBP: 0.389, SLG: 0.548	0-0 4-3			0-3 K			0-0 5-3	4-0 1B		3	0	0	0	1	1	0	Pittsburgh Pirates @ Atlanta Braves Atlanta Stadium, Atlanta, GA Tue May 07 1968, 7:05 PM EDT Att: 6,610 - Unknown										
Sonny Jackson, L OBP: 0.246, SLG: 0.252	0-3 K			0-0 4-3		4-0 1B S BB	0-0 1B	1-3 2H		3	0	1	1	1	1	0											
Hank Aaron, R OBP: 0.373, SLG: 0.541	0-3 K			0-0 5-3		0-0 F9	0-0 F7			4	0	0	0	0	1	3											
Tito Francona, L OBP: 0.432, SLG: 0.531		0-0 G3			0-0 L7	4-0 1B BB		0-0 FC4-6 1B		3	0	1	0	1	0	0											
Skip Guinn, R						1-2 BB		0-0 FC4-6 1B		0	0	0	0	0	0	0											
Sandy Valdespino, L OBP: 0.365, SLG: 0.338		0-0 1-3			0-0 1-3	0-0 FC6-4 1B		0-0 FC4-6 1B		4	1	1	0	0	0	1											
Clete Boyer, R OBP: 0.231, SLG: 0.278		0-0 1-3			0-0 5-3	0-0 FC6-4		0-0 1B		4	0	1	0	0	0	3											
Felix Millan, R OBP: 0.340, SLG: 0.340			0-0 4-3			0-0 6-3		0-0 SH1-3 1B		4	1	2	1	0	0	0											
Bob Tillman, R OBP: 0.227, SLG: 0.295			0-0 F9			0-0 6-3		0-0 SH1-3		2	0	0	0	0	0	0											
Dick Kelley, R			0-0 F8			0-0 6-3		0-3 K		3	0	0	0	0	1	1											
Cecil Upshaw, R										0	0	0	0	0	0	0											
Inning Stats	R: 0 E: 0 K: 2 S: 7	H: 0 LOB: 0 BB: 0 P: 7	R: 0 E: 0 K: 0 S: 3	H: 0 LOB: 0 BB: 0 P: 3	R: 0 E: 0 K: 1 S: 5	H: 0 LOB: 0 BB: 0 P: 5	R: 0 E: 0 K: 0 S: 3	H: 0 LOB: 0 BB: 0 P: 3	R: 0 E: 0 K: 0 S: 4	H: 1 LOB: 3 BB: 2 P: 12	R: 1 E: 0 K: 1 S: 7	H: 2 LOB: 2 BB: 1 P: 11	R: 1 E: 0 K: 0 S: 4	H: 3 LOB: 2 BB: 0 P: 4	1B: 6 2B: 0 3B: 0 HR: 0	SF: 0 SAC: 1 DP: 0 HBP: 0	WP: 0 PB: 0 SB: 1 CS: 0	PA: 34									
PITCHER	IP	WLS	BF	H	R	ER	SO	BB	IBB	HBP	BLK	WP	HR	S	P	ERA	WHIP										
Al McBean, R ERA: 1.7	(1, 1)	8.1	L	34	6	2	2	4	2	1	0	0	0	39	51	2.16	0.960										



Batter	1	2	3	4	5	6	7	8	9	10	11	12	13	14	AB	R	H	RBI	BB	SO	LOB	TOP					
Maury Wills, S OBP: 0.315, SLG: 0.304 (1, 5)	E4 4-3		K			P5		1-3 1B		G3		6-3		FC6-4 1B SF9	7	2	1	0	0	1	1						
Matty Alou, L OBP: 0.414, SLG: 0.360 (1, 8)	4-3			4-3 WP 2B		PB 3-1 BB		1-3		E6 S		F7		1B	6	1	2	0	1	0	2						
Willie Stargell, L OBP: 0.289, SLG: 0.325 Al McBean, R OBP: 0.316, SLG: 0.278 Roberto Clemente, R OBP: 0.295, SLG: 0.352 (1, 7) (8, PPH) (8, 9)	G3			4-3		3-1		WP 1B		K		4-3		SF9	4	0	1	1	0	0	2						
Donn Clendenon, R OBP: 0.382, SLG: 0.465 (1, 3)		F9		6-3		FC6-4 BB		6-3 PB BB		BB			E8 E	1B	4	0	1	0	3	0	1						
Manny Mota, R OBP: 0.295, SLG: 0.293 (8, 7)		P5		E6 1B		FC6-4 1-2r		6-3		F8			E1 1BB		6	0	1	0	0	0	6						
Bill Mazerowski, R OBP: 0.266, SLG: 0.289 (1, 4)				4-3				F8				F9		P5	6	0	2	0	0	0	5						
Gene Alley, R OBP: 0.269, SLG: 0.295 (1, 6)				F9		K		1-3		F9			G6-4-3 1BB		5	0	1	0	1	1	2						
Jerry May, R OBP: 0.341, SLG: 0.321 (1, 2)			5-3			6-3		G1-6-3 BB		4-3		F8		G6-4-3 1-2r	5	0	0	0	1	0	4						
Steve Blass, R OBP: 0.295, SLG: 0.295 Chuck Hill, L OBP: 0.295, SLG: 0.295 Dwight Gooden, R OBP: 0.295, SLG: 0.295 Manny Jimenez, L OBP: 0.295, SLG: 0.295 Ron Kline, R OBP: 0.295, SLG: 0.295 Gary Klob, L OBP: 0.295, SLG: 0.295 (1, 13) (7, PPH) (1, 13) (8, PPH) (8, 13) (14, PPH) (14, 13)			K			F7		G1-6-3 1-2r		G3		L1-3		FC6-4 BB	2	0	0	0	0	1	0						
Inning Stats	R: 0 E: 1 K: 0 S: 3	H: 0 LOB: 0 BB: 0 P: 3	R: 0 E: 0 K: 0 S: 4	H: 1 LOB: 1 BB: 0 P: 4	R: 0 E: 0 K: 2 S: 7	H: 0 LOB: 0 BB: 0 P: 7	R: 1 E: 1 K: 0 S: 5	H: 2 LOB: 1 BB: 0 P: 5	R: 0 E: 0 K: 1 S: 5	H: 0 LOB: 0 BB: 0 P: 5	R: 0 E: 0 K: 0 S: 3	H: 0 LOB: 0 BB: 0 P: 3	R: 0 E: 0 K: 0 S: 4	H: 1 LOB: 1 BB: 1 P: 4	R: 0 E: 0 K: 0 S: 3	H: 0 LOB: 0 BB: 0 P: 3	R: 0 E: 2 K: 0 S: 4	H: 1 LOB: 2 BB: 1 P: 8	R: 1 E: 0 K: 0 S: 4	H: 1 LOB: 1 BB: 1 P: 8	1B: 7 2B: 2 3B: 0 HR: 0	SF: 1 SAC: 0 DP: 2 HBP: 0	WP: 3 PB: 2 SB: 0 CS: 0	PA: 58			
PITCHER	IP 7.1	WLS 31	BF 6	H 3	R 3	ER 3	SO 3	BB 4	IBB 0	HBP 0	BLK 0	WP 2	HR 0	S 33	P 49	ERA 4.24	WHIP 1.364										
PITCHER	IP 5.2	WLS 22	BF 2	H 0	R 0	ER 0	SO 1	BB 1	IBB 1	HBP 0	BLK 0	WP 0	HR 0	S 22	P 30	ERA 0.00	WHIP 0.529										
PITCHER	IP 1.0	WLS L	BF 5	H 1	R 1	ER 1	SO 0	BB 0	IBB 0	HBP 0	BLK 0	WP 0	HR 0	S 4	P 8	ERA 9.00	WHIP 2.000										

Pittsburgh Pirates @ Atlanta Braves
Atlanta Stadium, Atlanta, GA
Wed May 08 1968, 7:05 PM EDT
Att: 7,035 - Unknown

AB 50
R 4
H 9
RBI 2
BB 7
SO 4
LOB 27



Batter	1	2	3	4	5	6	7	8	9	10	11	12	13	14	AB	R	H	RBI	BB	SO	LOB	BOTTOM					
Felipe Alou, R OBP: 0.378, SLG: 0.536 (1, 8)	P5	6-3			K			2B			P4			K	6	0	1	0	0	2	0						
Felix Millan, R OBP: 0.321, SLG: 0.320 (1, 4)	4-3			F8		F9		K		6-3				6-3	6	0	0	0	0	1	1						
Hank Aaron, R OBP: 0.379, SLG: 0.529 (1, 9)	1B E BB			K		F8		F8		F8				BB 1B	4	1	1	0	2	1	0						
Tito Francona, L OBP: 0.395, SLG: 0.474 (1, 3)	E 1-3 E 1B			3-1		6-3		4-3		4-3				F5	6	1	1	0	0	0	2						
Tommye Aaron, R OBP: 0.413, SLG: 0.465 (1, 7)	E5 E 1-3 3H			P4		G4-6-3 1B		G4-6-3 1B		BB				CS 1B	4	1	2	0	1	0	1						
Clete Boyer, R OBP: 0.239, SLG: 0.284 (1, 5)	E9 E 2H 3H			G3-6-3 1B		G4-6-3 1-2r		G4-6-3 K		K				P2	5	0	2	2	0	1	3						
Sonny Jackson, L OBP: 0.235, SLG: 0.241 (1, 6)	4-3			G3-6-3 1-2r		P4		P4		6-3				4-3	5	0	0	0	0	0	2						
Marty Martinez, S OBP: 0.190, SLG: 0.150 Sandy Valdespino, L OBP: 0.390, SLG: 0.333 Bob Tillman, R OBP: 0.227, SLG: 0.286 (1, 2) (8, PPH) (8, 2)	F5					G3		L4		2-3				F9	2	0	0	0	0	0	0						
Phil Niekro, R OBP: 0.393, SLG: 0.333 Claude Raymond, R OBP: 0.286, SLG: 0.393 Mike Lum, L OBP: 0.286, SLG: 0.393 Cecil Upshaw, R OBP: 0.286, SLG: 0.393 (1, 1) (8, 1) (13, PPH) (14, 1)	4-3					P3		4-3		4-3				4-3	2	0	0	0	0	0	0						
Inning Stats	R: 3 E: 2 K: 0 S: 6	H: 2 LOB: 1 BB: 1 P: 10	R: 0 E: 0 K: 0 S: 3	H: 0 LOB: 0 BB: 0 P: 3	R: 0 E: 0 K: 1 S: 5	H: 0 LOB: 0 BB: 0 P: 5	R: 0 E: 0 K: 0 S: 3	H: 1 LOB: 0 BB: 0 P: 3	R: 0 E: 0 K: 1 S: 6	H: 1 LOB: 1 BB: 0 P: 6	R: 0 E: 0 K: 1 S: 5	H: 0 LOB: 0 BB: 0 P: 9	R: 0 E: 0 K: 0 S: 3	H: 0 LOB: 0 BB: 1 P: 7	R: 0 E: 0 K: 0 S: 3	H: 1 LOB: 0 BB: 0 P: 3	R: 0 E: 0 K: 0 S: 5	H: 0 LOB: 0 BB: 0 P: 5	R: 0 E: 0 K: 0 S: 3	H: 1 LOB: 0 BB: 0 P: 3	1B: 6 2B: 1 3B: 0 HR: 0	SF: 0 SAC: 0 DP: 2 HBP: 0	WP: 0 PB: 0 SB: 0 CS: 2	PA: 50			
PITCHER	IP 6.0	WLS 22	BF 3	H 3	R 3	ER 0	SO 2	BB 1	IBB 0	HBP 0	BLK 0	WP 0	HR 0	S 25	P 29	ERA 0.00	WHIP 0.667										
PITCHER	IP 2.0	WLS 7	BF 2	H 0	R 0	ER 0	SO 1	BB 0	IBB 0	HBP 0	BLK 0	WP 0	HR 0	S 9	P 9	ERA 0.00	WHIP 1.000										
PITCHER	IP 5.0	WLS 17	BF 1	H 0	R 0	ER 0	SO 2	BB 0	IBB 0	HBP 0	BLK 0	WP 0	HR 0	S 19	P 27	ERA 0.00	WHIP 0.600										
PITCHER	IP 1.0	WLS S	BF 3	H 1	R 0	ER 0	SO 0	BB 0	IBB 0	HBP 0	BLK 0	WP 0	HR 0	S 3	P 3	ERA 0.00	WHIP 1.000										

Pittsburgh Pirates @ Atlanta Braves
Atlanta Stadium, Atlanta, GA
Wed May 08 1968, 7:05 PM EDT
Att: 7,035 - Unknown

AB 46
R 3
H 7
RBI 2
BB 3
SO 5
LOB 9



Batter	1	2	3	4	5	6	7	8	9	AB	R	H	RBI	BB	SO	LOB	TOP					
Maury Wills, S OBP: 0.313, SLG: 0.295										3	0	0	0	1	0	1	Pittsburgh Pirates @ Atlanta Braves Atlanta Stadium, Atlanta, GA Thu May 09 1968, 7:05 PM EDT Att: 5,704 - Unknown					
Gary Kolb, L OBP: 0.250, SLG: 0.286										4	1	1	0	0	1	1						
Willie Stargell, L OBP: 0.287, SLG: 0.321										4	0	1	0	0	0	0						
Donn Clendenon, R OBP: 0.377, SLG: 0.449										3	0	0	0	1	0	2						
Manny Mota, R OBP: 0.308, SLG: 0.323										4	1	2	1	0	0	1						
Matty Alou, L OBP: 0.403, SLG: 0.352										4	0	1	0	0	0	4						
Bill Mazerolski, R OBP: 0.255, SLG: 0.276										4	0	0	0	0	0	4						
Jerry May, R OBP: 0.337, SLG: 0.318										4	0	1	1	0	0	0						
Al McBean, R OBP: 0.316, SLG: 0.278										0	0	0	0	0	0	0						
Bob Moose, R OBP: 0.200, SLG: 0.200										1	0	0	0	1	1	0						
Chuck Hillier, L OBP: 0.200, SLG: 0.200										1	0	0	0	0	0	0						
Dave Wickersham, R OBP: 0.278, SLG: 0.278										0	0	0	0	0	0	0						
Manny Jimenez, L OBP: 0.278, SLG: 0.278										1	0	0	0	0	0	1						
Inning Stats	R: 0 E: 0 K: 1 S: 5	H: 0 LOB: 0 BB: 0 P: 5	R: 0 E: 0 K: 0 S: 4	H: 1 LOB: 1 BB: 0 P: 4	R: 0 E: 0 K: 1 S: 5	H: 0 LOB: 1 BB: 1 P: 9	R: 0 E: 0 K: 0 S: 3	H: 0 LOB: 1 BB: 1 P: 7	R: 0 E: 0 K: 0 S: 3	H: 0 LOB: 1 BB: 1 P: 7	R: 1 E: 0 K: 0 S: 6	H: 3 LOB: 2 BB: 0 P: 6	R: 0 E: 0 K: 0 S: 3	H: 0 LOB: 0 BB: 0 P: 3	R: 0 E: 0 K: 0 S: 3	H: 0 LOB: 0 BB: 0 P: 3	R: 1 E: 0 K: 0 S: 5	H: 2 LOB: 1 BB: 0 P: 5	1B: 4 2B: 2 3B: 0 HR: 0	SF: 0 SAC: 0 DP: 0 HBP: 0	WP: 0 PB: 0 SB: 1 CS: 0	PA: 36
PITCHER	IP WLS BF H R ER SO BB IBB HBP BLK WP HR S P ERA WHIP																					
Ron Reed, R ERA: 2.48	(1, 1) 8.2 W 35 6 2 2 2 3 0 0 0 0 0 0 0 0 2.08 1.038																					
Jim Britton, R ERA:	(9, 1) 0.1 S 1 0 0 0 0 0 0 0 0 0 0 0 0 0 0.00 0.000																					

AB 33
R 2
H 6
RBI 2
BB 3
SO 2
LOB 14



Batter	1	2	3	4	5	6	7	8	9	AB	R	H	RBI	BB	SO	LOB	BOTTOM					
Felipe Alou, R OBP: 0.374, SLG: 0.526										4	0	1	0	0	0	2	Pittsburgh Pirates @ Atlanta Braves Atlanta Stadium, Atlanta, GA Thu May 09 1968, 7:05 PM EDT Att: 5,704 - Unknown					
Felix Milten, R OBP: 0.310, SLG: 0.308										4	0	0	0	0	0	2						
Hank Aaron, R OBP: 0.367, SLG: 0.509										4	0	0	0	0	1	0						
Tito Francona, L OBP: 0.426, SLG: 0.524										4	1	3	0	0	0	0						
Mike Lum, L OBP: 0.286, SLG: 0.393										0	1	0	0	0	0	0						
Tommy Aaron, R OBP: 0.440, SLG: 0.467										2	2	1	0	2	1	0						
Clete Boyer, R OBP: 0.239, SLG: 0.283										4	0	1	0	0	2	4						
Sonny Jackson, L OBP: 0.244, SLG: 0.250										4	0	2	3	0	0	0						
Bob Tillman, R OBP: 0.211, SLG: 0.273										3	0	0	0	0	1	2						
Sandy Valdespino, L OBP: 0.388, SLG: 0.343										1	0	1	1	0	0	0						
Marty Martinez, S OBP: 0.150, SLG: 0.150										0	0	0	0	0	0	0						
Ron Reed, R OBP: 0.333, SLG: 0.273										3	0	0	0	1	1	4						
Jim Britton, R OBP: 0.500, SLG: 0.500										0	0	0	0	0	0	0						
Inning Stats	R: 2 E: 0 K: 0 S: 3	H: 3 LOB: 2 BB: 1 P: 10	R: 0 E: 0 K: 1 S: 7	H: 2 LOB: 0 BB: 0 P: 7	R: 0 E: 0 K: 2 S: 7	H: 0 LOB: 0 BB: 0 P: 7	R: 0 E: 0 K: 2 S: 7	H: 0 LOB: 0 BB: 0 P: 7	R: 0 E: 0 K: 0 S: 4	H: 1 LOB: 2 BB: 1 P: 8	R: 2 E: 0 K: 1 S: 8	H: 3 LOB: 2 BB: 1 P: 12	R: 0 E: 0 K: 0 S: 3	H: 0 LOB: 0 BB: 0 P: 3	R: 0 E: 0 K: 0 S: 4	H: 0 LOB: 0 BB: 0 P: 8	R: 2 E: 0 K: 1 S: 8	H: 3 LOB: 2 BB: 1 P: 12	1B: 8 2B: 1 3B: 0 HR: 0	SF: 0 SAC: 0 DP: 0 HBP: 0	WP: 0 PB: 0 SB: 0 CS: 0	PA: 36
PITCHER	IP WLS BF H R ER SO BB IBB HBP BLK WP HR S P ERA WHIP																					
Bob Moose, R ERA: 4.02	(1, 1) 6.0 L 24 5 2 2 2 1 1 1 0 0 0 0 0 12 3.00 1.000																					
Dave Wickersham, R ERA: 3.6	(7, 1) 2.0 12 4 2 2 1 1 1 0 0 0 0 0 12 9.00 2.500																					



Batter	1	2	3	4	5	6	7	8	9	AB	R	H	RBI	BB	SO	LOB	TOP			
Tony Taylor, R OBP: 0.331, SLG: 0.351	0-0 4-3		0-0 6-3			0-0 5-3		0-0 6-3		4	0	0	0	0	0	0	Philadelphia Phillies @ Pittsburgh Pirates Forbes Field, Pittsburgh, PA Fri May 10 1968, 7:05 PM EDT Att: 9,397 - Unknown			
Cookie Rojas, R OBP: 0.302, SLG: 0.349	4-0 BB			0-0 F9		4-0 BB		0-0 P3		2	0	0	0	2	0					
Johnny Callison, L OBP: 0.324, SLG: 0.420	0-0 1B			0-3 K		0-3 K		0-0 1-3		4	0	1	0	0	2	1				
Dick Allen, R OBP: 0.340, SLG: 0.422	0-0 P6			0-0 1B		0-0 F8		0-0 1B	0-0 1B	4	1	2	0	0	0	1				
Don Lock, R OBP: 0.250, SLG: 0.241		0-0 CS		0-3 K		0-0 BB		0-3 K		4	0	2	0	0	2	2				
Bill White, L OBP: 0.392, SLG: 0.459		0-3 K			0-0 4-3		0-0 BB		0-0 1B	4	0	2	0	0	1	1				
Grant Jackson, S (9, PR)						1-2 1B		1-3 1B		0	0	0	0	0	0	0				
Mike Ryan, R OBP: 0.200, SLG: 0.227					0-3 K		0-0 L8		0-3 K	3	0	0	0	0	1	3				
John Briggs, L OBP: 0.300, SLG: 0.351										1	0	0	0	0	1	2				
Bobby Wine, R OBP: 0.243, SLG: 0.309			0-3 K		0-3 K		4-0 FC4		0-0 1B	2	0	0	0	0	2	0				
Roberto Pena, R OBP: 0.750, SLG: 0.667							1-2 2-3 BB		1-3 3-H	1	0	1	1	1	0	0				
Woodie Fryman, R OBP: 0.176, SLG: 0.125									0-3 K	2	0	0	0	0	0	0				
Gary Sutherland, R OBP: 0.375, SLG: 0.375										1	0	0	0	0	0	3				
Dick Hall, R OBP: 0.500, SLG: 0.500										0	0	0	0	0	0	0				
Clay Dalrymple, L OBP: 0.286, SLG: 0.286							1-2			1	0	0	0	0	1	2				
Inning Stats	R: 0 E: 0 K: 0 S: 3	H: 1 LOB: 1 BB: 1 P: 7	R: 0 E: 0 K: 1 S: 5	H: 1 LOB: 0 BB: 0 P: 5	R: 0 E: 0 K: 2 S: 8	H: 1 LOB: 1 BB: 0 P: 8	R: 0 E: 0 K: 2 S: 7	H: 0 LOB: 0 BB: 0 P: 7	R: 0 E: 0 K: 1 S: 5	H: 0 LOB: 1 BB: 1 P: 9	R: 0 E: 0 K: 0 S: 5	H: 2 LOB: 3 BB: 1 P: 9	R: 0 E: 0 K: 0 S: 3	H: 0 LOB: 0 BB: 0 P: 3	R: 1 E: 0 K: 3 S: 12	H: 3 LOB: 2 BB: 0 P: 12	1B: 8 2B: 0 3B: 0 HR: 0	SF: 0 SAC: 0 DP: 0 HBP: 0	WP: 0 PB: 0 SB: 0 CS: 1	PA: 36
PITCHER	IP WLS BF H R ER SO BB IBB HBP BLK WP HR S P ERA WHIP	8.1 W 33 7 1 1 8 3 0 0 0 0 0 46 58 1.08 1.200	0.2 S 3 1 0 0 2 0 0 0 0 0 0 7 7 0.00 1.500																	

Batter	1	2	3	4	5	6	7	8	9	AB	R	H	RBI	BB	SO	LOB	BOTTOM			
Maury Wills, S OBP: 0.310, SLG: 0.294	0-0 4-3		0-0 P6		0-3 K		0-0 CS			4	0	1	0	0	1	0	Philadelphia Phillies @ Pittsburgh Pirates Forbes Field, Pittsburgh, PA Fri May 10 1968, 7:05 PM EDT Att: 9,397 - Unknown			
Bill Mazerowski, R OBP: 0.255, SLG: 0.275	0-0 BB		0-0 F8			0-0 4-3	0-3 K			4	0	1	0	0	1	1				
Manny Mota, R OBP: 0.319, SLG: 0.348	0-0 F9		0-0 1B			0-0 6-3	0-0 2B			4	0	2	0	0	0	1				
Donn Clendenon, R OBP: 0.382, SLG: 0.440	4-0 1B		0-3 K			4-0 1B	0-3 K			2	1	0	0	2	2	2				
Willie Stargell, L OBP: 0.286, SLG: 0.318	0-0 2-3			0-3 K		0-0 1B	1-3 1B		0-0 3-1	4	1	1	0	0	1	2				
Jerry May, R OBP: 0.344, SLG: 0.326		0-0 L9		0-0 L7		0-0 HBP	1-2 1B		0-0 G5-4-3	4	0	2	1	0	0	0				
Carl Taylor, R OBP: 0.500, SLG: 0.500										3	0	2	1	0	0	0				
Matty Alou, L OBP: 0.397, SLG: 0.345					0-0 6-3		0-0 HBP		0-0 G5-4-3	1	0	0	0	0	0	1				
Gene Alley, R OBP: 0.271, SLG: 0.289		0-3 K				0-0 G3	1-2 2-3 HBP			2	0	0	0	0	1	1				
Bob Veale, S OBP: 0.063, SLG: 0.063			0-3 K							3	0	0	0	0	2	4				
Roy Face, R					0-3 K		0-0 5-3			0	0	0	0	0	0	0				
Inning Stats	R: 0 E: 0 K: 0 S: 4	H: 1 LOB: 2 BB: 1 P: 8	R: 0 E: 0 K: 2 S: 8	H: 1 LOB: 0 BB: 0 P: 8	R: 0 E: 0 K: 1 S: 6	H: 0 LOB: 0 BB: 0 P: 6	R: 0 E: 0 K: 2 S: 7	H: 0 LOB: 0 BB: 0 P: 7	R: 2 E: 0 K: 0 S: 6	H: 3 LOB: 3 BB: 1 P: 11	R: 0 E: 0 K: 2 S: 8	H: 2 LOB: 0 BB: 0 P: 8	R: 0 E: 0 K: 0 S: 3	H: 1 LOB: 0 BB: 0 P: 3	R: 0 E: 0 K: 0 S: 3	H: 1 LOB: 0 BB: 0 P: 3	1B: 8 2B: 1 3B: 0 HR: 0	SF: 0 SAC: 0 DP: 1 HBP: 1	WP: 0 PB: 0 SB: 0 CS: 1	PA: 34
PITCHER	IP WLS BF H R ER SO BB IBB HBP BLK WP HR S P ERA WHIP	6.0 L 27 6 2 2 6 2 0 1 0 0 0 36 45 3.00 1.333	2.0 7 3 0 0 2 0 0 0 0 0 0 0 11 11 0.00 1.500																	



Batter	1	2	3	4	5	6	7	8	9	AB	R	H	RBI	BB	SO	LOB	TOP					
Tony Taylor, R OBP: 0.331, SLG: 0.345 (1, 5)	0-0 6-3		4-0 BB			0-0 F9		0-0 SH3-4		2	0	0	0	1	0	0	Philadelphia Phillies @ Pittsburgh Pirates Forbes Field, Pittsburgh, PA Sun May 12 1968, 3:33 AM EDT Att: 12,203 - Unknown					
Cookie Rojas, R OBP: 0.300, SLG: 0.345 (1, 4)	0-0 1B		0-0 G4-6-3			0-0 5-3		0-3 K		4	0	1	0	0	1	2						
Johnny Callison, L OBP: 0.313, SLG: 0.404 (1, 9)	0-0 F8		0-0 F7			0-0 P6		0-0 G3		4	0	0	0	0	0	2						
Bill White, L OBP: 0.396, SLG: 0.461 (1, 3)	0-0 1B			0-3 K			0-0 1B		0-0 L8	4	1	2	0	0	1	0						
Dick Allen, R OBP: 0.336, SLG: 0.415 (1, 7)	0-0 5-3			0-3 K			0-0 F9		0-0 1B	4	0	1	0	0	1	3						
John Briggs, L OBP: 0.318, SLG: 0.366 (1, 8)		0-0 4-3		0-0 4-3			0-0 1B		0-3 K	4	0	2	0	0	1	1						
Mike Ryan, R OBP: 0.204, SLG: 0.229 (1, 2)					0-3 K		0-0 1B		0-0 F9	4	0	1	1	0	1	2						
Bobby Wine, R OBP: 0.237, SLG: 0.300 Don Lock, R OBP: 0.242, SLG: 0.233 Turk Farrell, R (7, 1)		0-0 4-3			0-0 6-3		0-0 1-3			2	0	0	0	0	0	1						
Jeff James, R Roberto Pena, R OBP: 0.800, SLG: 0.667 (7, 6)		0-0 6-3			0-0 4-3			4-0 SH3-4		2	0	0	0	0	0	1						
										0	0	0	0	1	0	0						
Inning Stats	R: 0 E: 0 K: 0 S: 5	H: 2 LOB: 2 BB: 0 P: 5	R: 0 E: 0 K: 0 S: 4	H: 1 LOB: 1 BB: 0 P: 4	R: 0 E: 0 K: 2 S: 2	H: 0 LOB: 0 BB: 1 P: 6	R: 0 E: 0 K: 1 S: 7	H: 0 LOB: 0 BB: 0 P: 7	R: 0 E: 0 K: 0 S: 5	H: 0 LOB: 0 BB: 0 P: 5	R: 0 E: 0 K: 0 S: 3	H: 0 LOB: 0 BB: 0 P: 3	R: 1 E: 0 K: 0 S: 5	H: 3 LOB: 1 BB: 0 P: 5	R: 0 E: 0 K: 1 S: 5	H: 0 LOB: 1 BB: 1 P: 9	R: 0 E: 0 K: 1 S: 6	H: 1 LOB: 1 BB: 0 P: 6	1B: 7 2B: 0 3B: 0 HR: 0	SF: 0 SAC: 1 DP: 1 HBP: 0	WP: 0 PB: 0 CS: 0	PA: 34
PITCHER Al McBean, R ERA: 1.59 (1, 1)	IP: 9.0 WLS: W BF: 34 H: 7 R: 1 ER: 1 SO: 5 BB: 2 IBB: 0 HBP: 0 BLK: 0 WP: 0 HR: 0 S: 42 P: 50 ERA: 1.00 WHIP: 1.000															PITCHER						

AB 31
R 1
H 7
RBI 1
BB 2
SO 5
LOB 13



Batter	1	2	3	4	5	6	7	8	9	AB	R	H	RBI	BB	SO	LOB	BOTTOM					
Maury Wills, S OBP: 0.311, SLG: 0.295 (1, 5)	0-0 F8							0-0 SH1-4		3	1	1	0	0	1	0	Philadelphia Phillies @ Pittsburgh Pirates Forbes Field, Pittsburgh, PA Sun May 12 1968, 3:33 AM EDT Att: 12,203 - Unknown					
Bill Mazeroski, R OBP: 0.245, SLG: 0.263 (1, 4)	0-0 F8							0-0 F7		4	0	0	0	0	0	2						
Roberto Clemente, R OBP: 0.295, SLG: 0.348 (1, 9)	0-0 FC4-6							0-0 2-3		4	0	1	1	0	0	1						
Willie Stargell, L OBP: 0.277, SLG: 0.307 (1, 7)	0-0 FC4-6							0-3 K		3	1	0	0	0	1	1						
Donn Clendenon, R OBP: 0.381, SLG: 0.436 (1, 3)	0-0 1B							0-3 K		3	0	1	0	0	1	0						
Matty Alou, L OBP: 0.394, SLG: 0.345 (1, 8)	0-0 1B							0-0 L8		3	0	1	1	0	0	0						
Jerry May, R OBP: 0.343, SLG: 0.326 (1, 2)	0-0 FC4-6							0-0 F5		3	0	1	0	0	0	0						
Gene Alley, R OBP: 0.264, SLG: 0.280 (1, 6)	0-0 FC4-6							0-0 P3		3	0	0	0	0	0	3						
Al McBean, R OBP: 0.318, SLG: 0.286 (1, 1)								0-0 SH1-4		3	0	1	0	0	1	0						
										1B: 6 2B: 0 3B: 0 HR: 0	SF: 0 SAC: 1 DP: 0 HBP: 0	WP: 0 PB: 0 CS: 0	PA: 30									
Inning Stats	R: 2 E: 0 K: 0 S: 8	H: 5 LOB: 3 BB: 0 P: 8	R: 0 E: 0 K: 2 S: 7	H: 0 LOB: 0 BB: 0 P: 7	R: 0 E: 0 K: 0 S: 3	H: 0 LOB: 0 BB: 0 P: 3	R: 0 E: 0 K: 0 S: 3	H: 0 LOB: 0 BB: 0 P: 3	R: 0 E: 0 K: 2 S: 7	H: 0 LOB: 0 BB: 0 P: 7	R: 0 E: 0 K: 0 S: 3	H: 0 LOB: 0 BB: 0 P: 3	R: 0 E: 0 K: 0 S: 4	H: 1 LOB: 1 BB: 0 P: 4	R: 0 E: 0 K: 0 S: 3	H: 0 LOB: 0 BB: 0 P: 3	R: 0 E: 0 K: 0 S: 4	H: 1 LOB: 1 BB: 0 P: 4	1B: 6 2B: 0 3B: 0 HR: 0	SF: 0 SAC: 1 DP: 0 HBP: 0	WP: 0 PB: 0 CS: 0	PA: 30
PITCHER Jeff James, R ERA: 6.23 Turk Farrell, R ERA: 0.52 (7, 1)	IP: 6.0 WLS: L BF: 23 H: 5 R: 2 ER: 2 SO: 4 BB: 0 IBB: 0 HBP: 0 BLK: 0 WP: 0 HR: 0 S: 31 P: 31 ERA: 3.00 WHIP: 0.833															PITCHER						

AB 29
R 2
H 6
RBI 2
BB 0
SO 4
LOB 7



Batter	1	2	3	4	5	6	7	8	9	AB	R	H	RBI	BB	SO	LOB	TOP				
Lou Brock, L OBP: 0.281, SLG: 0.400 (1, 7)	F7	K			F8			F7		4	0	0	0	0	1	1					
Curt Flood, R OBP: 0.432, SLG: 0.509 (1, 8)	1B	2B	P5					4-3		4	1	2	0	0	0	0					
Roger Maris, L OBP: 0.315, SLG: 0.409 (1, 9)	F8	BB	F9		4-3			L4		4	0	1	1	0	0	1					
Orlando Cepeda, R OBP: 0.325, SLG: 0.418 (1, 3)	FC6-4	BB				4-3		F9		3	0	1	0	1	0	0					
Tim McCarver, L OBP: 0.291, SLG: 0.347 (1, 2)	F8		P4			F7		P3		4	0	0	0	0	0	3					
Mike Shannon, R OBP: 0.308, SLG: 0.464 (1, 5)	FC6-4				4-3	CS		1B		3	0	1	0	1	0	2					
Julian Javier, R OBP: 0.336 (1, 4)		F8		4-3		CS	K2-3	K		4	0	0	0	0	2	1	AB 31				
Dal Maxvill, R OBP: 0.280, SLG: 0.279 (1, 6)		SH1-4		K			4-3			3	0	1	0	0	1	0	R 1				
Nelson Briles, R OBP: 0.105, SLG: 0.056 (1, 1)		SH1-4					K			2	0	0	0	0	2	0	H 6				
Inning Stats	R: 1 E: 0 K: 0 S: 5	H: 2 LOB: 2 BB: 1 P: 9	R: 0 E: 0 K: 1 S: 6	H: 1 LOB: 1 BB: 0 P: 6	R: 0 E: 0 K: 1 S: 4	H: 1 LOB: 0 BB: 0 P: 4	R: 0 E: 0 K: 1 S: 5	H: 0 LOB: 0 BB: 0 P: 5	R: 0 E: 0 K: 1 S: 6	H: 1 LOB: 1 BB: 0 P: 6	R: 0 E: 0 K: 2 S: 7	H: 0 LOB: 0 BB: 0 P: 7	R: 0 E: 0 K: 0 S: 3	H: 0 LOB: 0 BB: 0 P: 3	R: 0 E: 0 K: 1 S: 6	H: 1 LOB: 1 BB: 0 P: 6	1B: 5 2B: 1 3B: 0 HR: 0	SF: 0 SAC: 1 DP: 0 HBP: 0	WP: 0 PB: 0 SB: 1 CS: 0	PA: 35	
PITCHER	IP	WLS	BF	H	R	ER	SO	BB	IBB	HBP	BLK	WP	HR	S	P	ERA	WHIP				
Jim Bunning, R ERA: 2.43 (1, 1)	8.0	L	30	5	1	1	5	2	0	0	0	0	0	38	46	1.12	0.875				
Ron Kline, R ERA: 0.99 (9, 1)	1.0		4	1	0	0	1	0	0	0	0	0	0	6	6	0.00	1.000				

St. Louis Cardinals @ Pittsburgh Pirates
Forbes Field, Pittsburgh, PA
Mon May 13 1968, 7:05 PM EDT
Att: 10,082 - Unknown

AB	31
R	1
H	6
RBI	1
BB	2
SO	6
LOB	8



Batter	1	2	3	4	5	6	7	8	9	AB	R	H	RBI	BB	SO	LOB	BOTTOM					
Maury Wills, S OBP: 0.317, SLG: 0.296 (1, 5)	F5		4-3			5-3				3	0	1	0	1	0	0						
Bill Mazeroski, R OBP: 0.245, SLG: 0.263 (1, 4)	2B	1B	4-3			4-3		F7		4	0	1	0	0	0	2						
Roberto Clemente, R OBP: 0.245, SLG: 0.333 (1, 9)	K		F9			6-3			1-3	4	0	0	0	0	1	2						
Willie Stargell, L OBP: 0.276, SLG: 0.315 (1, 7)		2B		K			3-1		F7	4	0	1	0	0	1	0						
Donn Clendenon, R OBP: 0.385, SLG: 0.433 (1, 3)		K		FC6-4	BB			1B	6-3	3	0	1	0	1	1	2						
Matty Alou, L OBP: 0.377, SLG: 0.328 (1, 8)		6-3		FC6-4	CS		F9			3	0	0	0	0	0	2						
Jose Pagan, R OBP: 0.067, SLG: 0.067 (1, 6)		6-3		CS		6-3		F9		3	0	0	0	0	0	1	AB 30					
Jerry May, R OBP: 0.333, SLG: 0.316 (1, 2)		F8						K		3	0	0	0	0	2	0	R 0					
Jim Bunning, R Manny Mota, R (8, PH) Ron Kline, R (9, 1)			6-3					6-3		2	0	0	0	0	0	0	H 4					
Inning Stats	R: 0 E: 0 K: 2 S: 9	H: 0 LOB: 0 BB: 0 P: 3	R: 0 E: 0 K: 0 S: 3	H: 0 LOB: 0 BB: 0 P: 3	R: 0 E: 0 K: 1 S: 3	H: 0 LOB: 1 BB: 1 P: 7	R: 0 E: 0 K: 1 S: 4	H: 0 LOB: 0 BB: 1 P: 8	R: 0 E: 0 K: 1 S: 5	H: 0 LOB: 0 BB: 0 P: 5	R: 0 E: 0 K: 0 S: 3	H: 0 LOB: 0 BB: 0 P: 3	R: 0 E: 0 K: 0 S: 4	H: 1 LOB: 1 BB: 0 P: 4	R: 0 E: 0 K: 1 S: 6	H: 1 LOB: 1 BB: 0 P: 6	R: 0 E: 0 K: 0 S: 3	H: 0 LOB: 0 BB: 0 P: 3	1B: 3 2B: 1 3B: 0 HR: 0	SF: 0 SAC: 0 DP: 0 HBP: 0	WP: 0 PB: 0 SB: 1 CS: 1	PA: 33
PITCHER	IP	WLS	BF	H	R	ER	SO	BB	IBB	HBP	BLK	WP	HR	S	P	ERA	WHIP					
Nelson Briles, R ERA: 2.26 (1, 1)	9.0	W	32	4	0	0	5	2	0	0	0	0	0	40	48	0.00	0.667					

St. Louis Cardinals @ Pittsburgh Pirates
Forbes Field, Pittsburgh, PA
Mon May 13 1968, 7:05 PM EDT
Att: 10,082 - Unknown

AB	30
R	0
H	4
RBI	0
BB	2
SO	5
LOB	9



Batter	1	2	3	4	5	6	7	8	9	AB	R	H	RBI	BB	SO	LOB	TOP			
Lou Brock, L OBP: 0.277, SLG: 0.388 (1, 7)	F3		CS 1B		K			K		4	0	1	0	0	2	1	St. Louis Cardinals @ Pittsburgh Pirates Forbes Field, Pittsburgh, PA Thu May 16 1968, 7:05 PM EDT Att: 9,595 - Unknown livebaseballscorecards.com			
Julian Javier, R OBP: 0.289, SLG: 0.365 (1, 4)	6-3		F2		F8			1B 1B		4	0	1	0	0	0	2				
Curt Flood, R OBP: 0.433, SLG: 0.500 (1, 8)	1B 1B		K		1-3			1-2 1B		4	0	2	0	0	1	0				
Orlando Cepeda, R OBP: 0.321, SLG: 0.402 (1, 3)	1-2 1B			4-3		K		P3		4	0	1	0	0	1	2				
Mike Shannon, R OBP: 0.288, SLG: 0.432 (1, 5)	F9			P3		K		F8		4	0	0	0	0	1	4				
Tim McCarver, L OBP: 0.306, SLG: 0.347 (1, 2)		4-0 BB							F7	3	0	1	0	1	1	0				
Dick Simpson, R OBP: 0.333, SLG: 0.432 (1, 9)					F9				K	4	0	0	0	0	3	2				
Dal Maxvill, R OBP: 0.297, SLG: 0.301 (1, 6)										3	0	2	0	1	1	1				
Ray Washburn, R OBP: 0.600, SLG: 0.333 (7, PH) Ed Spiezio, R OBP: 0.286, SLG: 0.333 (9, PH)	K									2	0	0	0	0	2	2				
Phil Gagliano, R OBP: 0.286, SLG: 0.333 (9, PH)	K								F7	1	0	0	0	0	1	1				
Inning Stats	R: 0 E: 0 K: 0 S: 5	H: 2 LOB: 2 BB: 0 P: 5	R: 0 E: 0 K: 3 S: 9	H: 0 LOB: 1 BB: 1 P: 13	R: 0 E: 0 K: 1 S: 5	H: 1 LOB: 0 BB: 0 P: 5	R: 0 E: 0 K: 0 S: 4	H: 1 LOB: 1 BB: 0 P: 4	R: 0 E: 0 K: 2 S: 8	H: 0 LOB: 0 BB: 0 P: 7	R: 0 E: 0 K: 3 S: 9	H: 0 LOB: 1 BB: 1 P: 13	R: 0 E: 0 K: 1 S: 7	H: 2 LOB: 2 BB: 0 P: 7	R: 0 E: 0 K: 1 S: 6	H: 1 LOB: 1 BB: 0 P: 6	1B: 7 2B: 1 3B: 0 HR: 0	SF: 0 SAC: 0 DP: 0 HBP: 0	WP: 0 PB: 0 SB: 0 CS: 1	PA: 36
PITCHER Bob Veale, L ERA: 1.4 (1, 1)	IP: 9.0 WLS: W BF: 36 H: 8 R: 0 ER: 0 SO: 13 BB: 2 IBB: 0 HBP: 0 BLK: 0 WP: 0 HR: 0 S: 60 P: 68 ERA: 0.00 WHIP: 1.111																			

Batter	1	2	3	4	5	6	7	8	9	AB	R	H	RBI	BB	SO	LOB	BOTTOM	
Matty Alou, L OBP: 0.370, SLG: 0.323 (1, 8)	F3		1B 3B E 1B		G4-6-3			FC5-4 S		4	1	1	0	0	0	3	St. Louis Cardinals @ Pittsburgh Pirates Forbes Field, Pittsburgh, PA Thu May 16 1968, 7:05 PM EDT Att: 9,595 - Unknown livebaseballscorecards.com	
Maury Wills, S OBP: 0.321, SLG: 0.301 (1, 5)	4-3		1-3 3B 1B		S 1B		1-2 2-3 K			4	1	2	0	0	1	2		
Roberto Clemente, R OBP: 0.295, SLG: 0.356 (1, 9)			1-3 1B 3B		F8			6-3		4	1	2	2	0	0	1		
Willie Stargell, L OBP: 0.267, SLG: 0.303 (1, 7)	F3		1-H 3-H FC6-4 1B				F7	K		4	0	1	1	0	1	1		
Donn Clendenon, R OBP: 0.371, SLG: 0.413 (1, 3)			3-H FC6-4		6-3			6-3		4	0	0	0	0	0	1		
Jerry May, R OBP: 0.315, SLG: 0.297 (1, 2)					K				P4	3	0	0	0	0	1	0		
Gene Alley, R OBP: 0.259, SLG: 0.274 (1, 6)					6-3					3	0	1	0	0	0	0		
Bill Mazerowski, R OBP: 0.248, SLG: 0.250 (1, 4)					F8			FC5-4 1B		2	0	0	0	1	0	0		
Bob Veale, S OBP: 0.105, SLG: 0.105 (1, 1)					4-3			FC5-4 BB		3	0	1	0	0	1	2		
Inning Stats	R: 0 E: 0 K: 0 S: 4	H: 1 LOB: 1 BB: 0 P: 4	R: 0 E: 0 K: 0 S: 3	H: 0 LOB: 0 BB: 0 P: 3	R: 3 E: 1 K: 0 S: 7	H: 4 LOB: 1 BB: 0 P: 7	R: 0 E: 0 K: 1 S: 5	H: 0 LOB: 0 BB: 0 P: 5	R: 0 E: 0 K: 0 S: 4	H: 2 LOB: 1 BB: 0 P: 4	R: 0 E: 0 K: 2 S: 8	H: 1 LOB: 2 BB: 1 P: 12	R: 0 E: 0 K: 1 S: 5	H: 0 LOB: 0 BB: 0 P: 5	1B: 7 2B: 0 3B: 1 HR: 0	SF: 0 SAC: 0 DP: 1 HBP: 0		WP: 0 PB: 0 SB: 3 CS: 0
PITCHER Ray Washburn, R ERA: 2.23 (7, 1) Larry Jaster, L ERA: 2.13 (7, 1)	IP: 6.0 WLS: L BF: 24 H: 7 R: 3 ER: 3 SO: 3 BB: 0 IBB: 0 HBP: 0 BLK: 0 WP: 0 HR: 0 S: 26 P: 26 ERA: 4.50 WHIP: 1.167																	

Batter	1	2	3	4	5	6	7	8	9	AB	R	H	RBI	BB	SO	LOB	TOP		
Pete Rose, S OBP: 0.411, SLG: 0.529 (1.9)	0-0 4-3	0-0 1B		0-3 K			0-0 4-3			4	0	1	0	0	1	1	Cincinnati Reds @ Pittsburgh Pirates Forbes Field, Pittsburgh, PA Fri May 17 1968, 7:05 PM EDT Att: 13,499 - Unknown		
Alex Johnson, R OBP: 0.336, SLG: 0.377 (1.7)	0-0 1B	0-3 K			0-3 K		0-0 4-3			4	0	1	0	0	2	2			
Tony Perez, R OBP: 0.322, SLG: 0.421 (1.5)	0-0 F9		0-0 6-3				0-0 F9			4	0	0	0	0	1	1			
Lee May, R OBP: 0.336, SLG: 0.458 (1.3)	0-0 5-3			0-0 HR			0-0 5-3			4	1	1	1	0	0	1			
Vada Pinson, L OBP: 0.295, SLG: 0.359 (1.8)		0-0 1B	0-0 G3				0-0 4-3		0-0 G3	4	1	1	0	0	0	0			
Johnny Bench, R OBP: 0.289, SLG: 0.369 (1.2)		0-0 1B	0-0 F8			0-3 K		0-0 F9		4	1	1	0	0	1	0			
Tommy Helms, R OBP: 0.303, SLG: 0.364 (1.4)		0-0 1B		0-0 F8			0-0 6-3		0-0 1B	4	0	2	1	0	0	0			
Leo Cardenas, R OBP: 0.228, SLG: 0.225 (1.6)		0-0 G4-6-3	0-0 5-3				0-0 4-3		0-0 L1-3	4	0	0	0	0	0	3			
Jim Maloney, L OBP: 0.250, SLG: 0.250 (1.1)		0-0 1B		0-0 1B			0-0 F7			2	0	2	1	0	0	0			
Bob Lee, R OBP: 0.143, SLG: 0.143 (7.1)		0-0 1B		0-0 1B						0	0	0	0	0	0	0			
Ted Davidson, R OBP: 0.143, SLG: 0.143 (7.1)		0-0 1B		0-0 1B						1	0	0	0	0	0	0			
Ted Abernathy, R OBP: 0.143, SLG: 0.143 (8.1)		0-0 1B		0-0 1B						0	0	0	0	0	0	0			
Inning Stats	R: 0 E: 0 K: 0 S: 4	H: 1 LOB: 1 BB: 0 P: 4	R: 2 E: 0 K: 1 S: 9	H: 5 LOB: 2 BB: 0 P: 9	R: 1 E: 0 K: 0 S: 4	H: 1 LOB: 1 BB: 0 P: 4	R: 0 E: 0 K: 1 S: 6	H: 1 LOB: 1 BB: 0 P: 6	R: 0 E: 0 K: 1 S: 7	H: 0 LOB: 0 BB: 0 P: 7	R: 0 E: 0 K: 1 S: 5	H: 0 LOB: 0 BB: 0 P: 5	R: 0 E: 0 K: 0 S: 3	H: 0 LOB: 0 BB: 0 P: 3	R: 0 E: 0 K: 0 S: 3	H: 1 LOB: 1 BB: 0 P: 4	1B: 8 2B: 0 3B: 0 HR: 1	SF: 0 SAC: 0 DP: 1 HBP: 0	WP: 0 PA: 35 PB: 0 SB: 0 CS: 0
PITCHER	IP WLS BF H R ER SO BB IBB HBP BLK WP HR S P ERA WHIP	IP WLS BF H R ER SO BB IBB HBP BLK WP HR S P ERA WHIP	IP WLS BF H R ER SO BB IBB HBP BLK WP HR S P ERA WHIP	IP WLS BF H R ER SO BB IBB HBP BLK WP HR S P ERA WHIP	IP WLS BF H R ER SO BB IBB HBP BLK WP HR S P ERA WHIP	IP WLS BF H R ER SO BB IBB HBP BLK WP HR S P ERA WHIP	IP WLS BF H R ER SO BB IBB HBP BLK WP HR S P ERA WHIP	IP WLS BF H R ER SO BB IBB HBP BLK WP HR S P ERA WHIP	IP WLS BF H R ER SO BB IBB HBP BLK WP HR S P ERA WHIP	IP WLS BF H R ER SO BB IBB HBP BLK WP HR S P ERA WHIP	IP WLS BF H R ER SO BB IBB HBP BLK WP HR S P ERA WHIP	IP WLS BF H R ER SO BB IBB HBP BLK WP HR S P ERA WHIP	IP WLS BF H R ER SO BB IBB HBP BLK WP HR S P ERA WHIP	IP WLS BF H R ER SO BB IBB HBP BLK WP HR S P ERA WHIP	IP WLS BF H R ER SO BB IBB HBP BLK WP HR S P ERA WHIP	IP WLS BF H R ER SO BB IBB HBP BLK WP HR S P ERA WHIP	IP WLS BF H R ER SO BB IBB HBP BLK WP HR S P ERA WHIP		
Al McBean, R ERA: 1.9 (1.1)	5.0 L	22 8	3 3	3 4	0 0	0 0	0 0	0 0	0 0	0 0	1 30	30 30	5.40 1.600						
Bob Moose, R ERA: 3.79 (6.1)	1.0 3	0 0	0 0	1 1	0 0	0 0	0 0	0 0	0 0	0 0	5 5	5 10	0.00 0.333						
Ron Kline, R ERA: 0.44 (7.1)	3.0 10	1 0	0 0	0 0	0 0	0 0	0 0	0 0	0 0	0 0	10 10	10 10	0.00 0.333						

AB	35
R	3
H	9
RBI	3
BB	0
SO	5
LOB	8



Batter	1	2	3	4	5	6	7	8	9	AB	R	H	RBI	BB	SO	LOB	BOTTOM		
Matty Alou, L OBP: 0.385, SLG: 0.343 (1.8)	0-0 G4-6-3		0-0 WP		0-0 G3		0-0 4-3		0-0 G1	5	0	3	0	0	0	1	Cincinnati Reds @ Pittsburgh Pirates Forbes Field, Pittsburgh, PA Fri May 17 1968, 7:05 PM EDT Att: 13,499 - Unknown		
Maury Wills, S OBP: 0.319, SLG: 0.299 (1.5)	0-0 SH		0-3 K			0-0 E6	0-0 4-3		0-0 G1	4	1	1	0	0	1	2			
Roberto Clemente, R OBP: 0.292, SLG: 0.349 (1.9)	0-0 G4-6-3			0-0 4-3		0-0 1B	0-0 1-3		0-0 6-3	5	1	1	1	0	0	3			
Willie Stargell, L OBP: 0.269, SLG: 0.304 (1.7)	0-0 G3			0-0 4-3		0-0 2B		0-0 1B		3	0	1	0	0	0	1			
Jose Pagan, R OBP: 0.176, SLG: 0.235 (8.7)	0-0 G3			0-0 4-3		0-3 1B		0-0 2B		1	0	1	0	0	0	0			
Donn Clendenon, R OBP: 0.375, SLG: 0.417 (1.3)		0-0 4-3		0-0 1B		0-3 K		0-0 HBP		4	0	2	0	0	1	2			
Jerry May, R OBP: 0.304, SLG: 0.288 (1.2)		0-3 K		0-3 K		0-0 SF9		0-3 K		3	0	0	1	0	3	3			
Gene Alley, R OBP: 0.267, SLG: 0.284 (1.6)		0-3 K			0-0 F7		0-0 2B		1-0 HBP	3	0	1	0	0	1	0			
Bill Mazerowski, R OBP: 0.248, SLG: 0.243 (1.4)			0-3 K		0-3 K		0-0 IBB		0-0 G6-4-3	3	0	0	0	1	2	3			
Al McBean, R OBP: 0.304, SLG: 0.273 (5.7)			0-3 K			0-0 4-3			0-3 K	1	0	0	0	0	1	0			
Chuck Hiller, R OBP: 0.333, SLG: 0.333 (5.1)										1	0	1	0	0	0	0			
Manny Mota, R OBP: 0.295, SLG: 0.324 (7.1)										0	0	0	0	0	0	0			
Ron Kline, R OBP: 0.222, SLG: 0.250 (5.7)										1	0	0	0	0	0	0			
Inning Stats	R: 0 E: 1 K: 0 S: 4	H: 1 LOB: 1 BB: 0 P: 4	R: 0 E: 0 K: 2 S: 7	H: 0 LOB: 0 BB: 0 P: 7	R: 0 E: 0 K: 3 S: 10	H: 1 LOB: 1 BB: 0 P: 10	R: 0 E: 0 K: 1 S: 6	H: 1 LOB: 1 BB: 0 P: 6	R: 0 E: 0 K: 1 S: 9	H: 4 LOB: 3 BB: 1 P: 13	R: 0 E: 0 K: 0 S: 3	H: 0 LOB: 0 BB: 0 P: 3	R: 0 E: 0 K: 1 S: 6	H: 2 LOB: 2 BB: 0 P: 7	R: 0 E: 0 K: 1 S: 6	H: 1 LOB: 1 BB: 0 P: 6	1B: 9 2B: 2 3B: 0 HR: 0	SF: 1 SAC: 1 DP: 2 HBP: 1	WP: 1 PA: 39 PB: 0 SB: 0 CS: 0
PITCHER	IP WLS BF H R ER SO BB IBB HBP BLK WP HR S P ERA WHIP	IP WLS BF H R ER SO BB IBB HBP BLK WP HR S P ERA WHIP	IP WLS BF H R ER SO BB IBB HBP BLK WP HR S P ERA WHIP	IP WLS BF H R ER SO BB IBB HBP BLK WP HR S P ERA WHIP	IP WLS BF H R ER SO BB IBB HBP BLK WP HR S P ERA WHIP	IP WLS BF H R ER SO BB IBB HBP BLK WP HR S P ERA WHIP	IP WLS BF H R ER SO BB IBB HBP BLK WP HR S P ERA WHIP	IP WLS BF H R ER SO BB IBB HBP BLK WP HR S P ERA WHIP	IP WLS BF H R ER SO BB IBB HBP BLK WP HR S P ERA WHIP	IP WLS BF H R ER SO BB IBB HBP BLK WP HR S P ERA WHIP	IP WLS BF H R ER SO BB IBB HBP BLK WP HR S P ERA WHIP	IP WLS BF H R ER SO BB IBB HBP BLK WP HR S P ERA WHIP	IP WLS BF H R ER SO BB IBB HBP BLK WP HR S P ERA WHIP	IP WLS BF H R ER SO BB IBB HBP BLK WP HR S P ERA WHIP	IP WLS BF H R ER SO BB IBB HBP BLK WP HR S P ERA WHIP	IP WLS BF H R ER SO BB IBB HBP BLK WP HR S P ERA WHIP			
Jim Maloney, R ERA: 5.47 (1.1)	5.0 W	22 7	2 2	2 7	0 0	0 0	0 0	0 0	0 0	0 0	6 36	10 36	0.00 3.60						
Bob Lee, R ERA: 2.33 (6.1)	1.0 5	1 0	0 0	1 1	0 0	0 0	0 0	0 0	0 0	0 0	6 6	10 10	0.00 1.000						
Ted Davidson, L ERA: 5.5 (7.1)	1.0 3	0 0	0 0	0 0	0 0	0 0	0 0	0 0	0 0	0 0	3 3	3 3	0.00 0.000						
Ted Abernathy, R ERA: 0.68 (8.1)	2.0 S	9 3	0 0	2 2	0 0	0 0	0 0	0 0	0 0	0 0	12 12	13 13	0.00 1.500						

AB	35
R	2
H	11
RBI	2
BB	1
SO	10
LOB	18



Batter	1	2	3	4	5	6	7	8	9	AB	R	H	RBI	BB	SO	LOB	TOP					
Pete Rose, S OBP: 0.417, SLG: 0.525 (1.9)	F5		G3		2B		1B	BB		3	2	1	1	2	0	1	Cincinnati Reds @ Pittsburgh Pirates Forbes Field, Pittsburgh, PA Sat May 18 1968, 3:33 AM EDT Att: 3,670 - Unknown					
Alex Johnson, R OBP: 0.338, SLG: 0.385 (1.7)	6-3			K	2B		1B	BB		5	1	2	2	0	1	1						
Tony Perez, R OBP: 0.318, SLG: 0.413 (1.5)	F8			6-3	L8			BB		5	0	1	1	0	0	1						
Lee May, R OBP: 0.323, SLG: 0.439 (1.3)		6-3		5-3		5-3		BB		5	1	0	1	0	0	1						
Vada Pinson, L OBP: 0.306, SLG: 0.376 (1.8)		G3			F9	S	1B	BB		5	2	3	0	0	0	0						
Johnny Bench, R OBP: 0.288, SLG: 0.365 (1.2)		P9			F9	K	1B	BB		4	0	1	1	0	1	2						
Tommy Helms, R OBP: 0.309, SLG: 0.383 (1.4)				S	5-3	3B		BB		4	0	2	2	0	0	1						
Leo Cardenas, R OBP: 0.237, SLG: 0.228 (1.6)			F9		HBP	1B	IBB			3	1	1	0	1	1	1						
Mel Queen, L OBP: 0.277, SLG: 0.311 (1.7)			F9		1B	B4				1	0	0	0	0	0	1						
Bill Kelso, R OBP: 0.172, SLG: 0.143 (5.1)					1B	2B	HBP			0	0	0	0	0	0	0						
Billy McCool, R OBP: 0.333, SLG: 0.333 (5.1)										2	0	0	0	0	1	2						
Inning Stats	R: 0 E: 0 K: 0 S: 3	H: 0 LOB: 0 BB: 0 P: 3	R: 0 E: 0 K: 0 S: 3	H: 0 LOB: 0 BB: 0 P: 3	R: 0 E: 0 K: 0 S: 4	H: 1 LOB: 1 BB: 0 P: 4	R: 0 E: 0 K: 1 S: 5	H: 0 LOB: 0 BB: 0 P: 5	R: 4 E: 0 K: 0 S: 7	H: 4 LOB: 1 BB: 0 P: 8	R: 1 E: 0 K: 1 S: 7	H: 2 LOB: 2 BB: 1 P: 11	R: 3 E: 0 K: 0 S: 6	H: 4 LOB: 1 BB: 1 P: 10	R: 0 E: 0 K: 2 S: 7	H: 0 LOB: 1 BB: 0 P: 11	R: 0 E: 0 K: 0 S: 3	H: 0 LOB: 0 BB: 0 P: 3	1B: 8 2B: 2 3B: 1 HR: 0	SF: 0 SAC: 0 DP: 0 HBP: 1	WP: 0 PB: 1 SB: 2 CS: 0	PA: 41
PITCHER	IP	WLS	BF	H	R	ER	SO	BB	IBB	HBP	BLK	WP	HR	S	P	ERA	WHIP					
Jim Bunning, R ERA: 2.83 (1.1)	4.2	L	20	5	4	4	1	0	0	1	0	0	0	21	22	7.71	1.071					
Dave Wickersham, R ERA: 8.53 (5.1)	1.1		10	4	4	4	1	1	1	0	0	0	0	10	18	27.00	3.750					
Juan Pizarro, L ERA: 2.7 (7.1)	1.0		4	2	0	0	0	0	0	0	0	0	0	4	4	0.00	2.000					
Luke Walker, L ERA: 1.86 (8.1)	2.0		7	0	0	0	2	1	0	0	0	0	0	10	14	0.00	0.500					

AB	37
R	8
H	11
RBI	8
BB	3
SO	4
LOB	11



Batter	1	2	3	4	5	6	7	8	9	AB	R	H	RBI	BB	SO	LOB	BOTTOM					
Matty Alou, L OBP: 0.402, SLG: 0.365 (1.8)	6-3							2B		4	0	3	1	0	0	0	Cincinnati Reds @ Pittsburgh Pirates Forbes Field, Pittsburgh, PA Sat May 18 1968, 3:33 AM EDT Att: 3,670 - Unknown					
Maury Wills, S OBP: 0.317, SLG: 0.298 (1.5)	L8		CS		F9			P4		4	1	1	0	0	0	2						
Roberto Clemente, R OBP: 0.281, SLG: 0.399 (1.9)	K			HR				2B		4	1	2	2	0	1	0						
Willie Stargell, L OBP: 0.277, SLG: 0.311 (1.7)		K		HR				K		4	0	2	0	0	2	2						
Donn Clendenon, R OBP: 0.371, SLG: 0.411 (1.3)		K						K		4	0	1	0	0	3	3						
Jerry May, R OBP: 0.304, SLG: 0.288 (1.2)										0	0	0	0	0	0	0						
Carl Taylor, R OBP: 0.333, SLG: 0.333 (1.2)	F8									4	0	1	0	0	1	3						
Gene Alley, R OBP: 0.266, SLG: 0.283 (1.6)										4	1	1	0	0	2	2						
Bill Mazerowski, R OBP: 0.240, SLG: 0.234 (1.4)										4	0	0	0	0	1	2						
Jim Bunning, R ERA: 10.5 (5.1)										1	0	0	0	0	0	1						
Dave Wickersham, R ERA: 3.39 (7.1)										1	0	0	0	0	0	0						
Juan Pizarro, L ERA: 2.7 (7.1)										0	0	0	0	0	0	0						
Jose Pagan, R OBP: 0.187, SLG: 0.222 (8.1)										0	0	0	0	0	0	0						
Luke Walker, L OBP: 0.203, SLG: 0.319 (8.1)										1	0	0	0	0	0	1						
Inning Stats	R: 0 E: 0 K: 1 S: 5	H: 0 LOB: 0 BB: 0 P: 5	R: 0 E: 0 K: 2 S: 7	H: 0 LOB: 0 BB: 0 P: 7	R: 1 E: 0 K: 1 S: 6	H: 2 LOB: 0 BB: 0 P: 6	R: 2 E: 0 K: 2 S: 10	H: 3 LOB: 1 BB: 0 P: 10	R: 0 E: 0 K: 0 S: 4	H: 1 LOB: 1 BB: 0 P: 4	R: 0 E: 0 K: 0 S: 4	H: 2 LOB: 1 BB: 0 P: 4	R: 0 E: 0 K: 1 S: 5	H: 0 LOB: 0 BB: 0 P: 5	R: 0 E: 0 K: 2 S: 9	H: 2 LOB: 2 BB: 0 P: 9	R: 0 E: 0 K: 1 S: 6	H: 1 LOB: 1 BB: 0 P: 6	1B: 9 2B: 1 3B: 0 HR: 1	SF: 0 SAC: 0 DP: 1 HBP: 0	WP: 1 PB: 0 SB: 2 CS: 1	PA: 37
PITCHER	IP	WLS	BF	H	R	ER	SO	BB	IBB	HBP	BLK	WP	HR	S	P	ERA	WHIP					
Mel Queen, R ERA: 10.5 (1.1)	3.1		14	5	3	3	5	0	0	0	0	0	0	24	24	8.10	1.500					
Bill Kelso, R ERA: 3.39 (4.1)	0.2		2	0	0	0	1	0	0	0	0	0	0	4	4	0.00	0.000					
Billy McCool, L ERA: 3.21 (5.1)	5.0	W	20	6	0	0	4	0	0	0	0	1	0	28	28	0.00	1.200					



Batter	1	2	3	4	5	6	7	8	9	AB	R	H	RBI	BB	SO	LOB	TOP										
Pete Rose, S OBP: 0.416, SLG: 0.514 (1, 9)	1-3		K		1B 2B	K2-3		BB		3	1	0	0	2	2	0	Cincinnati Reds @ Pittsburgh Pirates Forbes Field, Pittsburgh, PA Sun May 19 1968, 3:33 AM EDT Att: 9,458 - Unknown										
Alex Johnson, R OBP: 0.347, SLG: 0.393 (1, 7)	F9			F 1B	2B 6-3		FC3-6 E 1B	P4		5	3	3	1	0	0	1											
Tony Perez, R OBP: 0.314, SLG: 0.413 (1, 5)	6-3			F9	6-3 2B		E5 FC3-6 1-2	F3		5	1	1	1	0	0	2											
Lee May, R OBP: 0.312, SLG: 0.422 (1, 3)		5-3		F9	6-3		F8	K		5	0	0	1	0	1	4											
Vada Pinson, L OBP: 0.315, SLG: 0.380 (1, 8)		5-3 1B		E7 E 1B	2B IBB		FC3-6 1B	F9		4	3	2	0	1	0	2											
Johnny Bench, R OBP: 0.283, SLG: 0.387 (1, 2)		5-3		E5 1-2	2B IBB		FC6-4 1B			4	0	3	4	0	0	1											
Tommy Helms, R OBP: 0.307, SLG: 0.380 (1, 4)		CS 1B		F8 2-H 3-H	5-3		FC6-4 1B			4	0	1	1	0	0	4											
Leo Cardenas, R OBP: 0.237, SLG: 0.228 (1, 6)		CS	F9		SH3 1B	P4		6-3		4	1	1	0	0	0	0											
George Culver, R OBP: 0.053, SLG: 0.105 (1, 1)			4-3		SH3	4-3		K		2	0	0	0	0	0	0											
Bill Kelso, R (7, 1)					1-2					1	0	0	0	0	1	0											
Inning Stats	R: 0 E: 0 K: 0 S: 3	H: 0 LOB: 0 BB: 0 P: 3	R: 1 E: 0 K: 0 S: 4	H: 2 LOB: 0 BB: 0 P: 4	R: 0 E: 0 K: 1 S: 5	H: 0 LOB: 0 BB: 0 P: 5	R: 2 E: 2 K: 0 S: 6	H: 3 LOB: 1 BB: 0 P: 6	R: 5 E: 0 K: 0 S: 7	H: 4 LOB: 1 BB: 2 P: 15	R: 0 E: 0 K: 1 S: 5	H: 0 LOB: 0 BB: 0 P: 5	R: 1 E: 1 K: 0 S: 6	H: 2 LOB: 2 BB: 0 P: 6	R: 0 E: 0 K: 1 S: 5	H: 0 LOB: 1 BB: 1 P: 9	R: 0 E: 0 K: 1 S: 5	H: 0 LOB: 0 BB: 0 P: 5	R: 0 E: 0 K: 1 S: 5	H: 0 LOB: 0 BB: 0 P: 5	1B: 9 2B: 2 3B: 0 HR: 0	SF: 0 SAC: 1 DP: 0 HBP: 0	WP: 0 PB: 0 SB: 0 CS: 1	PA: 42			
PITCHER	IP	WLS	BF	H	R	ER	SO	BB	IBB	HBP	BLK	WP	HR	S	P	ERA	WHIP										
Steve Blass, R ERA: 2.9 (1, 1)	4.1	L	21	8	7	6	1	0	1	0	0	0	0	22	26	12.46	1.846										
Bob Moose, R ERA: 3.93 (5, 1)	1.2		7	1	1	1	1	0	1	0	0	0	0	8	12	5.40	0.600										
Juan Pizarro, L ERA: 2.08 (7, 1)	1.0		6	2	1	0	0	0	0	0	0	0	0	6	6	0.00	2.000										
Dave Wickersham, R ERA: 6.48 (8, 1)	2.0		7	0	0	0	2	1	0	0	0	0	0	10	14	0.00	0.500										

AB	37
R	9
H	11
RBI	8
BB	3
SO	4
LOB	14



Batter	1	2	3	4	5	6	7	8	9	AB	R	H	RBI	BB	SO	LOB	BOTTOM										
Matty Alou, L OBP: 0.407, SLG: 0.364 (1, 8)	F8			6-3		1B	1-2 2-3	BB		3	0	1	0	1	0	0	Cincinnati Reds @ Pittsburgh Pirates Forbes Field, Pittsburgh, PA Sun May 19 1968, 3:33 AM EDT Att: 9,458 - Unknown										
Maury Wills, S OBP: 0.308, SLG: 0.289 (1, 5)	4-3			5-3		F7	4-3			4	0	0	0	0	0	4											
Roberto Clemente, R OBP: 0.252, SLG: 0.376 (1, 9)	K			F9			E5 HBP 1B	F9		4	1	0	0	0	1	0											
Willie Stargell, L OBP: 0.284, SLG: 0.321 (1, 3)		K 2B		4-3			1B SF7 HBP	K		3	1	1	0	0	1	0											
Manny Jimenez, L OBP: 0.308, SLG: 0.182 (1, 7)		K		E5			1B 1B SF8 1B	1B		4	1	2	1	0	1	1											
Jose Pagan, R OBP: 0.136, SLG: 0.190 (1, 6)		1-3		F7			SF7	5-3		3	0	0	1	0	0	2											
Chuck Hillier, L OBP: 0.300, SLG: 0.300 (1, 4)			3-1		1-4-3		BB 1B 1-2	1B		4	0	1	0	0	0	1											
Jerry May, R OBP: 0.301, SLG: 0.286 (1, 2)				4-3		6-3		G3		1	0	0	0	0	0	0											
Gary Kolb, L OBP: 0.250, SLG: 0.273 (6, 2)						1-3 2-3	BB 1B			3	0	1	0	0	0	0											
Steve Blass, R OBP: 0.308, SLG: 0.315 (5, 1)				K		1-3	SF8	F9		1	0	0	0	0	1	0											
Donn Clendenen, R OBP: 0.296, SLG: 0.315 (7, 1)										0	0	0	0	0	0	0											
Dave Wickersham, R (8, 1)										0	0	0	0	0	0	0											
Manny Mota, R (9, 1)										1	0	0	0	0	0	0											
Inning Stats	R: 0 E: 0 K: 1 S: 5	H: 0 LOB: 0 BB: 0 P: 5	R: 0 E: 0 K: 1 S: 5	H: 1 LOB: 0 BB: 0 P: 5	R: 0 E: 0 K: 1 S: 5	H: 0 LOB: 0 BB: 0 P: 5	R: 0 E: 0 K: 0 S: 3	H: 0 LOB: 0 BB: 0 P: 3	R: 0 E: 0 K: 0 S: 4	H: 0 LOB: 1 BB: 0 P: 4	R: 0 E: 0 K: 0 S: 4	H: 1 LOB: 1 BB: 0 P: 4	R: 3 E: 1 K: 0 S: 7	H: 3 LOB: 3 BB: 1 P: 12	R: 0 E: 0 K: 1 S: 6	H: 1 LOB: 1 BB: 0 P: 6	R: 0 E: 0 K: 0 S: 3	H: 0 LOB: 0 BB: 0 P: 3	R: 0 E: 0 K: 0 S: 3	H: 0 LOB: 0 BB: 0 P: 3	1B: 5 2B: 1 3B: 0 HR: 0	SF: 2 SAC: 0 DP: 0 HBP: 1	WP: 0 PB: 0 SB: 0 CS: 0	PA: 36			
PITCHER	IP	WLS	BF	H	R	ER	SO	BB	IBB	HBP	BLK	WP	HR	S	P	ERA	WHIP										
George Culver, R ERA: 1.98 (1, 1)	6.1	W	26	5	3	1	3	0	0	1	0	0	0	31	32	1.42	0.789										
Bill Kelso, R ERA: 3.04 (7, 1)	2.2	S	10	1	0	0	1	1	0	0	0	0	0	11	15	0.00	0.750										



Batter	1	2	3	4	5	6	7	8	9	AB	R	H	RBI	BB	SO	LOB	TOP					
Matty Alou, L OBP: 0.400, SLG: 0.383 (1, 8)										4	0	1	0	0	0	0	Pittsburgh Pirates @ New York Mets Shea Stadium, Flushing, NY Mon May 20 1968, 7:05 PM EDT Att: 12,221 - Unknown					
Maury Wills, S OBP: 0.313, SLG: 0.290 (1, 6)										3	0	1	0	1	0							
Roberto Clemente, R OBP: 0.244, SLG: 0.364 (1, 9)										4	0	0	0	0	2	3						
Manny Mota, R OBP: 0.288, SLG: 0.312 (1, 7)										4	0	1	0	0	0	2						
Donn Clendenon, R OBP: 0.365, SLG: 0.414 (1, 3)										4	1	1	0	0	1	1						
Jose Pagan, R OBP: 0.120, SLG: 0.167 (1, 5)										3	0	0	0	0	3	1						
Bill Mazeroski, R OBP: 0.250, SLG: 0.239 (1, 4)										2	0	1	1	1	1	0						
Jerry May, R OBP: 0.293, SLG: 0.278 (1, 2)										3	0	0	0	0	1	2						
Bob Veale, S OBP: 0.091, SLG: 0.091 (1, 1)										3	0	0	0	0	2	1						
Inning Stats	R: 0 E: 0 K: 1 S: 5	H: 1 LOB: 1 BB: 1 P: 9	R: 0 E: 0 K: 3 S: 9	H: 0 LOB: 0 BB: 0 P: 9	R: 0 E: 0 K: 2 S: 7	H: 0 LOB: 0 BB: 0 P: 7	R: 0 E: 0 K: 1 S: 5	H: 0 LOB: 0 BB: 0 P: 5	R: 1 E: 0 K: 2 S: 9	H: 2 LOB: 1 BB: 0 P: 9	R: 0 E: 0 K: 1 S: 4	H: 0 LOB: 1 BB: 1 P: 4	R: 0 E: 0 K: 1 S: 5	H: 0 LOB: 1 BB: 1 P: 9	R: 0 E: 0 K: 0 S: 3	H: 0 LOB: 0 BB: 0 P: 3	R: 0 E: 1 K: 0 S: 3	H: 1 LOB: 0 BB: 0 P: 3	1B: 3 2B: 2 3B: 1 HR: 0	SF: 0 SAC: 0 DP: 1 HBP: 0	WP: 1 PB: 0 SB: 0 CS: 1	PA: 32
PITCHER Jerry Koosman, L ERA: 1.55 (1, 1)	IP: 9.0 WLS: W BF: 32	H: 5 R: 1 ER: 1 SO: 10	BB: 2 IBB: 0 HBP: 0 BLK: 0	WP: 1 HR: 0 S: 50 P: 58	ERA: 1.00 WHIP: 0.778	PITCHER										IP: 9.0 WLS: W BF: 32	H: 5 R: 1 ER: 1 SO: 10	BB: 2 IBB: 0 HBP: 0 BLK: 0	WP: 1 HR: 0 S: 50 P: 58	ERA: 1.00 WHIP: 0.778		

AB	30
R	1
H	5
RBI	1
BB	2
SO	10
LOB	10



Batter	1	2	3	4	5	6	7	8	9	AB	R	H	RBI	BB	SO	LOB	BOTTOM					
AJ Weis, S OBP: 0.172, SLG: 0.119 (1, 4)										4	0	0	0	0	3	4	Pittsburgh Pirates @ New York Mets Shea Stadium, Flushing, NY Mon May 20 1968, 7:05 PM EDT Att: 12,221 - Unknown					
Tommie Agee, R OBP: 0.182, SLG: 0.170 (1, 8)										4	0	1	0	0	2	0						
Cleon Jones, R OBP: 0.259, SLG: 0.379 (1, 7)										4	0	1	0	0	1	1						
Ron Swoboda, R OBP: 0.335, SLG: 0.460 (1, 9)										4	0	1	0	0	1	1						
Jerry Grote, R OBP: 0.384, SLG: 0.398 (1, 2)										4	0	0	0	0	1	1						
Greg Goossen, R OBP: 0.359, SLG: 0.357 (1, 3)										3	0	0	0	1	0	0						
Ed Charles, R OBP: 0.308, SLG: 0.463 (1, 5)										3	2	3	2	1	0	0						
Bud Harrelson, S OBP: 0.227, SLG: 0.228 (1, 6)										2	0	1	0	1	0	1						
Jerry Koosman, R (1, 1)										2	0	0	0	0	2	5						
Inning Stats	R: 0 E: 0 K: 2 S: 8	H: 1 LOB: 3 BB: 2 P: 8	R: 0 E: 0 K: 2 S: 8	H: 1 LOB: 2 BB: 2 P: 16	R: 0 E: 0 K: 0 S: 4	H: 2 LOB: 1 BB: 0 P: 4	R: 1 E: 0 K: 1 S: 7	H: 2 LOB: 1 BB: 0 P: 7	R: 0 E: 0 K: 2 S: 7	H: 0 LOB: 0 BB: 0 P: 7	R: 0 E: 1 K: 1 S: 6	H: 0 LOB: 2 BB: 1 P: 10	R: 0 E: 0 K: 1 S: 5	H: 0 LOB: 0 BB: 0 P: 5	R: 0 E: 0 K: 1 S: 5	H: 0 LOB: 0 BB: 0 P: 5	R: 1 E: 0 K: 0 S: 1	H: 1 LOB: 0 BB: 0 P: 1	1B: 5 2B: 0 3B: 0 HR: 2	SF: 0 SAC: 1 DP: 0 HBP: 0	WP: 0 PB: 0 SB: 0 CS: 1	PA: 34
PITCHER Bob Veale, L ERA: 1.5 (1, 1)	IP: 8.0 WLS: L BF: 34	H: 7 R: 2 ER: 2 SO: 10	BB: 3 IBB: 0 HBP: 0 BLK: 0	WP: 0 HR: 2 S: 51 P: 63	ERA: 2.25 WHIP: 1.250	PITCHER										IP: 8.0 WLS: L BF: 34	H: 7 R: 2 ER: 2 SO: 10	BB: 3 IBB: 0 HBP: 0 BLK: 0	WP: 0 HR: 2 S: 51 P: 63	ERA: 2.25 WHIP: 1.250		



Batter	1	2	3	4	5	6	7	8	9	AB	R	H	RBI	BB	SO	LOB	TOP							
Matty Alou, L OBP: 0.382, SLG: 0.376 (1, 8)	L4		F8		1B	F7	F9		1-3	6	1	1	1	0	0	6								
Maury Wills, S OBP: 0.300, SLG: 0.273 (1, 5)	1-3		G6-4-3		4-3	2B		E1 HR	F8	6	2	1	2	0	0	4								
Willie Stargell, L OBP: 0.320, SLG: 0.463 (1, 7)	HR			HR	1B			HR		5	4	5	7	0	0	0								
Manny Mota, R OBP: 0.271, SLG: 0.293 (1, 9)	1-3			3-1	K	F7		6-3		5	0	0	0	0	1	2								
Don Clendenon, R OBP: 0.349, SLG: 0.398 (1, 3)		K		6-3			K	6-3		5	0	1	1	0	2	0								
Gene Alley, R OBP: 0.279, SLG: 0.284 (1, 6)		HBP		FC6-4 1B	F8		1B	6-3		3	0	1	0	1	0	1								
Bill Mazerowski, R OBP: 0.257, SLG: 0.248 (1, 4)	F8			FC6-4 1B		1B	1B	SH3-4 1B		5	2	3	0	0	0	2								
Jerry May, R OBP: 0.291, SLG: 0.271 (1, 2)	6-3				BB	1B	2B	1B	SH3-4 1B	4	3	2	0	1	0	3								
Jim Bunning, R OBP: 0.048, SLG: 0.048 (1, 1)					BB				SH3-4 1B	1	0	1	0	0	0	0								
Tommie Sisk, R OBP: 0.250, SLG: 0.143 (5, PH)					BB				SH3-4 1B	0	0	0	0	0	0	0								
Manny Jimenez, L OBP: 0.400, SLG: 0.250 (5, PH)					BB				SH3-4 1B	0	1	0	0	0	1	0								
Dave Wickersham, R OBP: 0.333, SLG: 0.333 (5, 1)					BB				SH3-4 1B	2	0	1	2	0	1	2								
Inning Stats	R: 1 E: 0 K: 0 S: 4	H: 1 LOB: 0 BB: 0 P: 4	R: 0 E: 0 K: 1 S: 5	H: 0 LOB: 1 BB: 0 P: 6	R: 0 E: 0 K: 0 S: 3	H: 1 LOB: 0 BB: 0 P: 3	R: 1 E: 0 K: 0 S: 5	H: 2 LOB: 1 BB: 2 P: 5	R: 4 E: 0 K: 1 S: 8	H: 3 LOB: 1 BB: 2 P: 16	R: 3 E: 0 K: 1 S: 9	H: 4 LOB: 1 BB: 0 P: 9	R: 2 E: 0 K: 1 S: 7	H: 2 LOB: 1 BB: 1 P: 11	R: 2 E: 1 K: 0 S: 5	H: 1 LOB: 0 BB: 0 P: 5	R: 0 E: 0 K: 0 S: 5	H: 2 LOB: 2 BB: 0 P: 5	1B: 12 2B: 1 3B: 0 HR: 3	SF: 0 SAC: 1 DP: 1 HBP: 1	WP: 0 PB: 0 SB: 1 CS: 0	PA: 47		
PITCHER	IP	WLS	BF	H	R	ER	SO	BB	IBB	HBP	BLK	WP	HR	S	P	ERA	WHIP							
Joe Niekro, R ERA: 4.83	4.1	L	21	6	6	6	1	2	0	1	0	0	2	20	29	12.46	1.846							
Bill Stoneman, R ERA: 6.75	1.2		10	5	3	3	2	0	0	0	0	0	0	14	14	16.20	3.000							
Chuck Hartenstein, R ERA: 5.74	2.0		11	3	4	3	1	1	0	0	0	0	1	12	16	13.50	2.000							
Jack Lamabe, R ERA: 7.56	1.0		5	2	0	0	0	0	0	0	0	0	0	5	5	0.00	2.000							

Pittsburgh Pirates @ Chicago Cubs
Wrigley Field, Chicago, IL
Wed May 22 1968, 3:33 AM CDT
Att: 5,075 - Unknown

AB 42
R 13
H 16
RBI 13
BB 3
SO 4
LOB 20



Batter	1	2	3	4	5	6	7	8	9	AB	R	H	RBI	BB	SO	LOB	BOTTOM							
Don Kessinger, S OBP: 0.329, SLG: 0.333 (1, 6)	4-3	K		F7		6-3		1-2 2-H 1B		5	0	1	0	0	1	1								
Glenn Beckert, R OBP: 0.277, SLG: 0.329 (1, 4)	F9		1-3	6-3			5-3		5-3	5	0	0	0	0	0	0								
Billy Williams, L OBP: 0.347, SLG: 0.488 (3, 9)	1B		14 1B	6-3			K		1-3	5	1	2	0	0	1	0								
Ron Santo, R OBP: 0.357, SLG: 0.444 (1, 5)	K		1B	14 1B	1B	14 FC1-5 2B	6-3		14 BB	4	1	2	0	1	1	1								
14 Ernie Banks, R OBP: 0.292, SLG: 0.438 (1, 3)		5-3	1B	1B	FC1-5			F8	FC6-4 BB	4	1	1	0	1	0	1								
Lou Johnson, R OBP: 0.291, SLG: 0.405 (1, 9)		HR	BB	1B	F9			E6 BB	FC6-4	0	1	0	0	0	0	0								
Jose Arcia, R OBP: 0.217, SLG: 0.304 (3, 7)		HBP	1-2 2-3 3-H 1B					SF8 1B	1-2	4	1	1	1	0	0	3								
Randy Hundley, R OBP: 0.289, SLG: 0.354 (1, 2)		HR	1-2 2-H 3-H 1B		1-3			BB	1B	4	1	3	4	0	0	1								
Adolfo Phillips, R OBP: 0.277, SLG: 0.344 (1, 8)		6-3		G5-4-3 BB		K		1B	BB	2	0	0	0	2	1	0								
Joe Niekro, R OBP: 0.167, SLG: 0.130 (5, 1)						K				2	0	1	0	0	0	3								
Bill Stoneman, R ERA: 6.75 (5, PH)						K				0	0	0	0	0	0	0								
Lee Elica, R OBP: 0.143, SLG: 0.143 (7, 1)						K				0	0	0	0	0	0	0								
Chuck Hartenstein, R ERA: 5.74 (7, 1)						K				0	0	0	0	0	0	0								
Dick Nan, L OBP: 0.167, SLG: 0.130 (8, PH)						K				0	0	0	0	0	0	0								
Jack Lamabe, R ERA: 7.56 (9, 1)						K				0	0	0	0	0	0	0								
Inning Stats	R: 0 E: 0 K: 1 S: 6	H: 1 LOB: 1 BB: 0 P: 6	R: 2 E: 0 K: 1 S: 7	H: 2 LOB: 1 BB: 0 P: 8	R: 3 E: 0 K: 0 S: 7	H: 5 LOB: 2 BB: 1 P: 11	R: 0 E: 0 K: 0 S: 3	H: 0 LOB: 0 BB: 0 P: 3	R: 0 E: 0 K: 2 S: 7	H: 0 LOB: 0 BB: 0 P: 7	R: 0 E: 0 K: 1 S: 5	H: 0 LOB: 0 BB: 0 P: 5	R: 1 E: 1 K: 0 S: 5	H: 2 LOB: 2 BB: 1 P: 9	R: 0 E: 0 K: 0 S: 3	H: 0 LOB: 2 BB: 2 P: 11	1B: 9 2B: 1 3B: 0 HR: 1	SF: 1 SAC: 0 DP: 1 HBP: 1	WP: 0 PB: 0 SB: 0 CS: 0	PA: 42				
PITCHER	IP	WLS	BF	H	R	ER	SO	BB	IBB	HBP	BLK	WP	HR	S	P	ERA	WHIP							
Jim Bunning, R ERA: 3.45	2.1		16	8	5	5	2	1	0	0	0	0	0	19	20	19.29	3.429							
Tommie Sisk, R ERA: 2.7	1.2	W	5	0	0	0	0	1	0	0	0	0	0	4	8	0.00	0.600							
Dave Wickersham, R ERA: 4.05 (5, 1)	5.0	S	21	3	1	0	3	3	0	0	0	0	0	24	36	0.00	1.200							

Pittsburgh Pirates @ Chicago Cubs
Wrigley Field, Chicago, IL
Wed May 22 1968, 3:33 AM CDT
Att: 5,075 - Unknown


AB 36
R 6
H 11
RBI 6
BB 4
SO 5
LOB 10



Batter	1	2	3	4	5	6	7	8	9	10	11	12	AB	R	H	RBI	BB	SO	LOB	TOP						
Maury Wills, S OBP: 0.292, SLG: 0.263 (1.5)	L6		6-3	5-3			F7		FC6-4		2-3		6	0	0	0	0	0	3							
Manny Mota, R OBP: 0.275, SLG: 0.295 (8.7)	5-3		1B	1B			F9		5-3		FC4-6		6	2	2	0	0	0	1							
Willie Stargell, L OBP: 0.314, SLG: 0.457 Matty Alou, L OBP: 0.369, SLG: 0.388 (8.8)	K		1B	1B			K		G3		L6-3		4	1	1	0	0	2	0							
Roberto Clemente, R OBP: 0.348, SLG: 0.370 (1.9)		6-3	1B				6-3		E		L6-3		5	1	2	1	1	0	1							
Donn Clendenon, R OBP: 0.352, SLG: 0.409 (1.3)			BB	1B			F9		E4		5-3		5	1	3	3	0	0	0							
Bill Mazeroski, R OBP: 0.273, SLG: 0.256 (1.4)			BB	1B			P5		1B		F8		6	0	2	1	0	0	3							
Gene Alley, R OBP: 0.290, SLG: 0.290 (1.6)			P9	FC6-4			CS		K		1-3		4	0	1	0	1	1	5							
Jerry May, R OBP: 0.301, SLG: 0.272 Carl Taylor, R OBP: 0.353, SLG: 0.333 (11.2)			BB				CS		F8		1-3		4	0	1	0	1	1	1							
Bob Veale, S Roy Face, R Luke Walker, L Bob Moose, R Jose Pagan, R Tommy Sisk, R (11.1)	K		K				K		K		FC5-6		3	0	0	0	0	3	3							
Inning Stats	R: 0 E: 0 K: 1 S: 5	H: 0 LOB: 0 BB: 0 P: 5	R: 0 H: 2 ER: 3 K: 7 S: 7	H: 2 LOB: 3 BB: 1 P: 11	R: 2 H: 4 ER: 0 K: 0 S: 7	H: 4 LOB: 2 BB: 0 P: 7	R: 0 H: 0 ER: 0 K: 2 S: 7	H: 0 LOB: 0 BB: 0 P: 7	R: 0 H: 1 ER: 0 K: 1 S: 3	H: 0 LOB: 0 BB: 0 P: 5	R: 2 H: 3 ER: 1 K: 8 S: 8	H: 1 LOB: 1 BB: 0 P: 8	R: 0 H: 0 ER: 0 K: 0 S: 2	H: 0 LOB: 0 BB: 0 P: 3	R: 0 H: 0 ER: 0 K: 0 S: 3	H: 0 LOB: 2 BB: 2 P: 11	R: 1 E: 0 K: 0 S: 4	H: 1 LOB: 1 BB: 1 P: 8	1B: 11 2B: 2 3B: 0 HR: 0	SF: 1 SAC: 1 DP: 1 HBP: 1	WP: 1 PB: 0 SB: 0 CS: 1	PA: 52				
PITCHER	IP WLS BF H R ER SO BB IBB HBP BLK WP HR S P ERA WHIP	PITCHER												IP WLS BF H R ER SO BB IBB HBP BLK WP HR S P ERA WHIP												
Gerry Arrigo, L ERA: 1.88 Milt Pappas, R ERA: 5.05 George Culver, R ERA: 2.41 Bob Lee, R ERA: 2.9 Billy McCool, L ERA: 3.1	7.2 0.1 1.0 1.0 2.0 L	33 1 5 2 10	33 0 1 0 1	4 0 0 0 1	4 0 0 0 0	6 1 0 0 0	6 0 0 0 0	44 3 4 2 7	48 3 5 0 19	4.70 0.00 0.00 0.00 4.50	1.435 0.000 1.000 0.000 1.000													19 4 5 7 8	4.50 0.00 0.00 0.00 0.00	1.000

Pittsburgh Pirates @ Cincinnati Reds
Crosley Field, Cincinnati, OH
Sat May 25 1968, 7:05 PM EDT
Att. 12,153 - Unknown

AB	44
R	5
H	12
RBI	5
BB	4
SO	7
LOB	18



Batter	1	2	3	4	5	6	7	8	9	10	11	12	AB	R	H	RBI	BB	SO	LOB	BOTTOM						
Pete Rose, S OBP: 0.405, SLG: 0.494 (1.9)	6-3				L9		F7		2-3		G1-6-3		6	0	1	0	0	0	5							
Vada Pinson, L OBP: 0.327, SLG: 0.401 (1.8)	F7						CS		FC1-4		G1-6-3		5	1	4	0	1	0	0							
Alex Johnson, R OBP: 0.345, SLG: 0.383 (1.7)					F4		CS		E5		F9		6	1	2	1	0	0	5							
Tony Perez, R OBP: 0.315, SLG: 0.391 (1.5)	K				K		CS		E		G1-6-3		5	2	2	0	1	2	5							
Johnny Bench, R OBP: 0.281, SLG: 0.413 (1.2)					F7		CS		E9		F8		6	0	1	0	0	1	4							
Tommy Helms, R OBP: 0.304, SLG: 0.369 (1.4)					F9		CS		SH1-4		P3		6	0	2	3	0	1	2							
Lee May, R OBP: 0.310, SLG: 0.393 (1.3)					6-3		CS		SH1-4		K		4	0	1	0	1	1	0							
Leo Cardenas, R OBP: 0.235, SLG: 0.217 (1.6)					6-3		G3-6		SH1-4		K		4	0	0	0	1	0	4							
Gerry Arrigo, L Milt Pappas, R Matty Alou, L Bob Moose, R George Culver, R Bob Lee, R Billy McCool, L (11.1)					K		K		K		G1-6-3		2	0	0	0	1	2	0							
Inning Stats	R: 0 E: 0 K: 1 S: 6	H: 1 LOB: 1 BB: 0 P: 6	R: 0 H: 0 ER: 0 K: 1 S: 5	H: 0 LOB: 0 BB: 0 P: 5	R: 0 H: 2 ER: 0 K: 1 S: 7	H: 2 LOB: 3 BB: 1 P: 11	R: 0 H: 0 ER: 0 K: 0 S: 3	H: 0 LOB: 0 BB: 0 P: 3	R: 0 H: 0 ER: 0 K: 1 S: 4	H: 0 LOB: 1 BB: 1 P: 8	R: 2 H: 2 ER: 2 K: 1 S: 9	H: 2 LOB: 3 BB: 1 P: 13	R: 0 H: 1 ER: 0 K: 0 S: 6	H: 1 LOB: 2 BB: 1 P: 10	R: 0 H: 2 ER: 0 K: 0 S: 4	H: 2 LOB: 1 BB: 0 P: 4	R: 0 H: 1 ER: 0 K: 1 S: 3	H: 1 LOB: 0 BB: 0 P: 3	R: 0 H: 0 ER: 0 K: 0 S: 5	H: 0 LOB: 0 BB: 0 P: 6	1B: 11 2B: 2 3B: 1 HR: 0	SF: 0 SAC: 1 DP: 3 HBP: 0	WP: 0 PB: 0 SB: 0 CS: 1	PA: 53		
PITCHER	IP WLS BF H R ER SO BB IBB HBP BLK WP HR S P ERA WHIP	PITCHER												IP WLS BF H R ER SO BB IBB HBP BLK WP HR S P ERA WHIP												
Bob Veale, L ERA: 1.6 Roy Face, R ERA: 3.0 Luke Walker, L ERA: 1.69 Bob Moose, R ERA: 2.7 Tommy Sisk, R ERA: 2.45	7.0 0.1 0.2 0.1 2.0 2.0 W	31 4 3 1 8 6	31 0 1 0 2 1	9 0 0 0 0 0	4 0 0 0 0 0	2 0 0 0 0	2 1 0 0	0 0 0 0	0 0 0 0	38 3 5 9 13 8	50 7 0 0 13 8	2.57 0.00 0.00 0.00 0.00 0.00	1.571 3.000 1.500 1.000 0.500													8 8 0.00 0.500

Pittsburgh Pirates @ Cincinnati Reds
Crosley Field, Cincinnati, OH
Sat May 25 1968, 7:05 PM EDT
Att. 12,153 - Unknown

AB	46
R	4
H	14
RBI	4
BB	5
SO	8
LOB	28



Batter	1	2	3	4	5	6	7	8	9	AB	R	H	RBI	BB	SO	LOB	TOP	
Matty Alou, L OBP: 0.389, SLG: 0.398 (1, 8)										5	1	2	1	0	0	2	Pittsburgh Pirates @ Cincinnati Reds Crosley Field, Cincinnati, OH Sun May 26 1968, 3:33 AM EDT Att: 9,672 - Unknown	
Maury Wills, S OBP: 0.295, SLG: 0.268 (1, 5)										4	1	1	2	1	2	1		
Willie Stargell, L OBP: 0.319, SLG: 0.462 (1, 7)										3	0	1	1	1	0	2		
Roberto Clemente, R OBP: 0.262, SLG: 0.404 (1, 9)										3	1	2	2	1	0	1		
Donn Clendenon, R OBP: 0.344, SLG: 0.397 (1, 3)										4	0	0	0	0	2	5		
Bill Mazerowski, R OBP: 0.278, SLG: 0.257 (1, 4)										3	0	1	0	1	0	2		
Gene Alley, R OBP: 0.310, SLG: 0.315 (1, 6)										3	2	3	0	1	0	0		
Jerry May, R OBP: 0.307, SLG: 0.279 (1, 2)										4	2	2	1	0	0	4		
Al McBean, R OBP: 0.333, SLG: 0.308 Dave Wickersham, R OBP: 0.333, SLG: 0.333 Manny Jimenez, L OBP: 0.438, SLG: 0.308 Bob Moose, R (6, 1)										2	0	1	1	0	0	2		
Inning Stats	R: 0 E: 0 K: 1 S: 6	H: 1 LOB: 1 BB: 0 P: 6	R: 2 E: 0 K: 1 S: 7	H: 3 LOB: 1 BB: 0 P: 7	R: 0 E: 0 K: 0 S: 3	H: 0 LOB: 2 BB: 2 P: 11	R: 0 E: 0 K: 2 S: 8	H: 1 LOB: 2 BB: 1 P: 12	R: 6 E: 0 K: 0 S: 11	H: 8 LOB: 2 BB: 0 P: 11	R: 0 E: 0 K: 0 S: 3	H: 0 LOB: 0 BB: 0 P: 3						
PITCHER	IP WLS BF H R ER SO BB IBB HBP BLK WP HR S P ERA WHIP																	
Mel Queen, R ERA: 9.0 (1, 1)	3.0	14	5	2	2	2	1	1	0	0	0	0	0	0	16	24	6.00	2.000
Bob Lee, R ERA: 3.32 (4, 1)	2.0	14	5	4	4	2	3	0	0	0	0	0	0	1	15	27	18.00	4.000
Ted Davidson, L ERA: 6.05 (6, 1)	0.2	6	4	2	2	0	0	0	0	0	0	0	1	6	6	27.00	6.000	
Bill Kelso, R ERA: 3.24 (6, 1)	1.1	4	0	0	0	0	0	0	0	0	0	0	0	4	4	0.00	0.000	

AB	33
R	8
H	14
RBI	8
BB	5
SO	4
LOB	19



WP	0	PA	38
PB	0		
SB	0		
CS	0		

Batter	1	2	3	4	5	6	7	8	9	AB	R	H	RBI	BB	SO	LOB	BOTTOM
Pete Rose, S OBP: 0.407, SLG: 0.497 (1, 9)										3	1	1	0	1	1	1	Pittsburgh Pirates @ Cincinnati Reds Crosley Field, Cincinnati, OH Sun May 26 1968, 3:33 AM EDT Att: 9,672 - Unknown
Tommy Helms, R OBP: 0.315, SLG: 0.391 (1, 4)										4	3	3	0	0	1	1	
Vada Pinson, L OBP: 0.331, SLG: 0.404 (1, 8)										4	2	2	3	0	0	2	
Alex Johnson, R OBP: 0.349, SLG: 0.382 (1, 7)										3	1	1	0	1	0	2	
Fred Whitfield, L OBP: 0.205, SLG: 0.184 (1, 3)										4	0	2	3	0	1	0	
Tony Perez, R OBP: 0.313, SLG: 0.384 (1, 5)										3	0	0	0	1	1	3	
Johnny Bench, R OBP: 0.280, SLG: 0.411 (1, 2)										3	0	1	1	0	1	1	
Leo Cardenas, R OBP: 0.236, SLG: 0.218 (1, 6)										4	1	1	0	0	1	2	
Mel Queen, L Bob Lee, R Ted Davidson, R Bill Kelso, R (1, 1) (4, 1) (6, 1) (6, 1)										1	0	0	0	0	0	1	
Inning Stats	R: 0 E: 0 K: 1 S: 6	H: 0 LOB: 0 BB: 0 P: 3	R: 3 E: 0 K: 2 S: 12	H: 5 LOB: 2 BB: 0 P: 12	R: 0 E: 0 K: 2 S: 7	H: 0 LOB: 0 BB: 0 P: 7	R: 4 E: 1 K: 0 S: 5	H: 2 LOB: 1 BB: 3 P: 17	R: 1 E: 0 K: 0 S: 5	H: 2 LOB: 1 BB: 0 P: 5	R: 0 E: 0 K: 2 S: 8	H: 1 LOB: 1 BB: 0 P: 8					
PITCHER	IP WLS BF H R ER SO BB IBB HBP BLK WP HR S P ERA WHIP																
Al McBean, R ERA: 2.63 (1, 1)	4.0	22	7	7	5	5	2	0	0	0	0	0	0	30	38	11.25	2.250
Dave Wickersham, R ERA: 3.77 (5, 1)	1.0	4	1	0	0	0	0	1	0	0	0	0	0	3	7	0.00	1.000
Bob Moose, R ERA: 2.83 (6, 1)	2.0	9	3	1	1	2	0	0	0	0	0	0	0	13	13	4.50	1.500

AB	31
R	8
H	11
RBI	7
BB	3
SO	7
LOB	13



WP	0	PA	35
PB	0		
SB	0		
CS	0		

Batter	1	2	3	4	5	6	7	8	9	AB	R	H	RBI	BB	SO	LOB	TOP										
Tommie Agee, R OBP: 0.219, SLG: 0.267 Cleon Jones, R OBP: 0.267, SLG: 0.381	0-0 1-3 1B	4-0 1-2 BB	0-0 1-2 1B			0-0 SH2-4 1B		0-0 5-3		3	1	3	1	1	0	0											
Ken Boswell, L OBP: 0.292, SLG: 0.336	0-0 1-3	0-0 4-3	0-0 F8			0-0 SH2-4 1B		0-0 G3 1B		5	1	2	0	0	0	6											
Art Shamsky, L OBP: 0.324, SLG: 0.437	0-0 FC6-4 1B		0-0 WP 1B	0-0 G3		0-0 SH2-4		0-0 G3		4	1	2	1	0	0	1											
J.C. Martin, L OBP: 0.517, SLG: 0.524	4-0 FC6-4 BB		4-0 WP 1B	0-0 G5-4-3 1B		1-0 HBP		0-0 2-H 3B		2	1	2	1	2	0	0											
Ron Swoboda, R OBP: 0.317, SLG: 0.411	0-0 FC6-4		0-0 F9	0-0 G5-4-3		0-3 K		0-0 5-3		5	0	0	0	0	1	9											
Kevin Collins, L	0-3 K		4-0 HBP 1B			0-0 F8				4	1	0	0	1	2	5											
Ed Kranepool, L OBP: 0.250, SLG: 0.230		0-0 BB 1B	0-0 1B HBP			0-0 2B E		0-0 F8		5	1	3	2	0	0	0											
Al Weis, S OBP: 0.228, SLG: 0.233		0-0 P3	1-0 1B HBP			0-0 E6 2B		0-0 F7		4	0	1	0	0	1	1											
Jerry Koosman, R OBP: 0.069, SLG: 0.036 Ron Taylor, R Bill Short, L Cal Koonce, R	0-3 K		0-3 K			0-0 F7		0-3 K		4	0	0	0	0	3	4											
Inning Stats	R: 1 E: 0 K: 1 S: 7	H: 2 LOB: 2 BB: 1 P: 11	R: 0 E: 0 K: 1 S: 6	H: 1 LOB: 2 BB: 1 P: 10	R: 3 E: 0 K: 1 S: 8	H: 3 LOB: 3 BB: 2 P: 17	R: 0 E: 0 K: 0 S: 3	H: 1 LOB: 0 BB: 0 P: 3	R: 1 E: 1 K: 0 S: 4	H: 2 LOB: 0 BB: 0 P: 4	R: 0 E: 0 K: 0 S: 9	H: 2 LOB: 0 BB: 0 P: 10	R: 0 E: 0 K: 1 S: 5	H: 0 LOB: 0 BB: 0 P: 5	R: 1 E: 0 K: 0 S: 5	H: 2 LOB: 1 BB: 0 P: 5	R: 0 E: 0 K: 1 S: 5	H: 0 LOB: 0 BB: 0 P: 5	1B: 10 2B: 2 3B: 1 HR: 0	SF: 0 SAC: 1 DP: 1 HBP: 2	WP: 1 PB: 0 SB: 0 CS: 0	PA: 44					
PITCHER	IP	WLS	BF	H	R	ER	SO	BB	IBB	HBP	BLK	WP	HR	S	P	ERA	WHIP										
Jim Bunning, R ERA: 3.72 Juan Pizarro, L ERA: 1.59 Dave Wickersham, R ERA: 3.86 Luke Walker, L ERA: 1.54	5.0	L	28	10	5	4	3	3	1	1	0	1	0	29	46	7.20	2.600										

New York Mets @ Pittsburgh Pirates
Forbes Field, Pittsburgh, PA
Thu May 30 1968, 3:33 AM EDT
Overcast

AB	37
R	6
H	13
RBI	5
BB	4
SO	7
LOB	26



Batter	1	2	3	4	5	6	7	8	9	AB	R	H	RBI	BB	SO	LOB	BOTTOM										
Maury Wills, S OBP: 0.287, SLG: 0.262	0-3 K			0-0 4-3		0-0 P4		0-0 FC4-6 1B	0-0 SF9	4	1	0	1	0	1	1											
Manny Mota, R OBP: 0.295, SLG: 0.315	0-0 6-3			0-0 2B 1B		0-0 1B		0-0 1B 2B	0-0 2-5	4	1	3	0	0	0	0											
Willie Stargell, L OBP: 0.313, SLG: 0.452 Jose Pagan, R OBP: 0.182, SLG: 0.226	0-0 4-3			0-3 K		0-0 P5		0-0 2B 1B		3	0	0	0	0	1	2											
Roberto Clemente, R OBP: 0.268, SLG: 0.421		0-0 1-3		0-0 1-3 2B		0-0 L4		0-0 1-3 2B		4	0	2	1	0	0	0											
Donn Clendenon, R OBP: 0.335, SLG: 0.386 Luke Walker, L		0-0 5-3		0-0 F9		0-0 F8		0-0 F8		4	0	0	0	0	0	4											
Bill Mazeroski, R OBP: 0.285, SLG: 0.264		0-0 F9				0-0 E3			0-0 1B SF9	4	1	2	0	0	0	0											
Gene Alley, R OBP: 0.301, SLG: 0.305			0-3 K			0-0 G6-4-3 1B		0-0 F8		4	0	0	0	0	2	3											
Jerry May, R OBP: 0.303, SLG: 0.275 Dave Wickersham, R OBP: 0.333, SLG: 0.533 Matty Alou, L OBP: 0.400, SLG: 0.404			0-0 L8			0-0 4-3			0-0 FC4-6 BB	2	0	0	0	0	0	0											
Jim Bunning, R ERA: 3.72 Juan Pizarro, L ERA: 1.59 Carl Taylor, R OBP: 0.273, SLG: 0.273 Manny Jimenez, L OBP: 0.250, SLG: 0.273 Gary Kolb, L ERA: 1.54			0-3 K			0-0 P4		0-3 K	1-0 HBP	1	0	0	0	0	1	0											
Inning Stats	R: 0 E: 0 K: 1 S: 5	H: 0 LOB: 0 BB: 0 P: 5	R: 0 E: 0 K: 0 S: 3	H: 0 LOB: 0 BB: 0 P: 3	R: 0 E: 0 K: 2 S: 7	H: 0 LOB: 0 BB: 0 P: 7	R: 0 E: 0 K: 1 S: 7	H: 2 LOB: 2 BB: 0 P: 7	R: 0 E: 0 K: 0 S: 3	H: 1 LOB: 0 BB: 0 P: 3	R: 0 E: 0 K: 0 S: 4	H: 1 LOB: 1 BB: 0 P: 4	R: 0 E: 1 K: 0 S: 4	H: 0 LOB: 1 BB: 0 P: 4	R: 2 E: 0 K: 1 S: 8	H: 3 LOB: 2 BB: 1 P: 12	R: 1 E: 0 K: 1 S: 6	H: 2 LOB: 2 BB: 0 P: 7	1B: 7 2B: 2 3B: 0 HR: 0	SF: 1 SAC: 0 DP: 1 HBP: 1	WP: 0 PB: 0 SB: 0 CS: 0	PA: 37					
PITCHER	IP	WLS	BF	H	R	ER	SO	BB	IBB	HBP	BLK	WP	HR	S	P	ERA	WHIP										
Jerry Koosman, L ERA: 1.59 Ron Taylor, R ERA: 2.3 Bill Short, L ERA: 8.53 Cal Koonce, R ERA:	7.2	W	31	7	2	2	5	1	0	0	0	0	0	40	44	2.35	1.043										

New York Mets @ Pittsburgh Pirates
Forbes Field, Pittsburgh, PA
Thu May 30 1968, 3:33 AM EDT
Overcast

AB	34
R	3
H	9
RBI	3
BB	1
SO	6
LOB	11



Batter	1	2	3	4	5	6	7	8	9	AB	R	H	RBI	BB	SO	LOB	TOP								
Don Bosch, S OBP: 0.200, SLG: 0.059 (1,8)	F9		K			K			6-3	5	1	1	0	0	2	2	New York Mets @ Pittsburgh Pirates Forbes Field, Pittsburgh, PA Thu May 30 1968, 7:05 PM EDT Att. 19,779 - Cloudy								
Cleon Jones, R OBP: 0.272, SLG: 0.376 (1,7)	F9		G4-6-3			4-3				4	1	1	0	1	0	2									
Ron Swoboda, R OBP: 0.319, SLG: 0.413 (1,9)				L9						4	1	1	2	1	1	1									
Jerry Grote, R OBP: 0.372, SLG: 0.386 (1,2)	F9			4-3						4	1	2	1	0	0	1									
Ed Charles, R OBP: 0.294, SLG: 0.408 (1,5)			K							3	1	1	0	1	1	1									
Greg Goossen, R OBP: 0.324, SLG: 0.308 (1,3)										1	0	0	0	1	0	0									
Art Shamsky, L OBP: 0.327, SLG: 0.457 (4,3)	1-3									2	0	1	2	0	0	0									
Phil Linz, R OBP: 0.194, SLG: 0.121 (1,4)				1-3						4	0	1	0	0	2	3									
Al Weis, S OBP: 0.229, SLG: 0.234 (1,6)			K							4	0	1	0	0	1	1									
Dick Selma, R OBP: 0.333, SLG: 0.400 (1,1)										2	0	1	0	0	1	0									
Bill Short, L (7,1)										0	0	0	0	0	0	0									
Cal Koonce, R (8,1)										1	0	0	0	0	1	0									
Al Jackson, L OBP: 0.429, SLG: 0.429 (9,1)										0	0	0	0	0	0	0									
Inning Stats	R: 0 E: 0 K: 0 S: 3	H: 0 LOB: 1 BB: 1 P: 7	R: 0 E: 0 K: 2 S: 8	H: 1 LOB: 1 BB: 0 P: 8	R: 0 E: 0 K: 1 S: 5	H: 1 LOB: 0 BB: 0 P: 5	R: 0 E: 0 K: 0 S: 3	H: 0 LOB: 2 BB: 2 P: 11	R: 5 E: 0 K: 2 S: 13	H: 6 LOB: 1 BB: 0 P: 13	R: 0 E: 0 K: 1 S: 6	H: 1 LOB: 1 BB: 0 P: 6	R: 0 E: 0 K: 0 S: 3	H: 1 LOB: 0 BB: 0 P: 3	R: 0 E: 0 K: 1 S: 5	H: 0 LOB: 0 BB: 0 P: 5	R: 0 E: 0 K: 2 S: 7	H: 0 LOB: 1 BB: 1 P: 11	1B: 8 2B: 1 3B: 1 HR: 0	SF: 0 SAC: 1 DP: 2 HBP: 0	WP: 0 PB: 0 SB: 1 CS: 0	PA: 39			
PITCHER	IP	WLS	BF	H	R	ER	SO	BB	IBB	HBP	BLK	WP	HR	S	P	ERA	WHIP								
Bob Veale, L (1,1)	4.2	L	23	7	5	5	4	3	0	0	0	0	0	28	4	9.64	2.143								
Ron Kline, R (5,1)	0.1		2	1	0	0	1	0	0	0	0	0	0	4	4	0.00	3.000								
Bob Moose, R (6,1)	2.0		7	2	0	0	1	0	0	0	0	0	0	9	9	0.00	1.000								
Luke Walker, L (8,1)	2.0		7	0	0	0	3	1	0	0	0	0	0	12	16	0.00	0.500								

AB 34
R 5
H 10
RBI 5
BB 4
SO 9
LOB 11



Batter	1	2	3	4	5	6	7	8	9	AB	R	H	RBI	BB	SO	LOB	BOTTOM								
Matty Alou, L OBP: 0.425, SLG: 0.426 (1,8)	SH1-3 HR									4	1	4	1	1	0	0	New York Mets @ Pittsburgh Pirates Forbes Field, Pittsburgh, PA Thu May 30 1968, 7:05 PM EDT Att. 19,779 - Cloudy								
Maury Wills, S OBP: 0.281, SLG: 0.256 (1,5)	SH1-3									4	0	0	0	0	0	6									
Willie Stargell, L (1,7)										3	1	1	2	1	1	2									
Roberto Clemente, R (1,9)	K									4	0	0	0	0	3	2									
Donn Clendenon, R (1,3)	6-3									4	0	0	0	0	1	0									
Bill Mazeroski, R OBP: 0.294, SLG: 0.264 (1,4)										4	0	1	0	0	0	0									
Gene Alley, R OBP: 0.293, SLG: 0.296 (1,6)										4	1	0	0	0	1	1									
Jerry May, R OBP: 0.301, SLG: 0.274 (1,2)										4	1	1	0	0	0	0									
Bob Veale, S (1,1)										1	0	0	0	0	1	0									
Ron Kline, R (5,1)										0	0	0	0	0	0	0									
Chuck Hillier, L (5,PH)										1	0	0	0	0	0	0									
Bob Moose, R (6,1)										1	0	0	0	0	0	0									
Manny Jimenez, L (7,PH)										1	0	1	1	0	0	0									
Gary Koob, L (7,PH)										0	0	0	0	0	0	0									
Luke Walker, L (8,1)										0	0	0	0	0	0	0									
Manny Mota, R (9,PH)										1	0	1	0	0	0	0									
Inning Stats	R: 2 E: 0 K: 1 S: 6	H: 1 LOB: 0 BB: 1 P: 10	R: 0 E: 0 K: 0 S: 3	H: 0 LOB: 0 BB: 0 P: 3	R: 0 E: 0 K: 2 S: 8	H: 1 LOB: 2 BB: 1 P: 12	R: 0 E: 0 K: 1 S: 5	H: 0 LOB: 0 BB: 0 P: 5	R: 0 E: 0 K: 0 S: 3	H: 0 LOB: 0 BB: 0 P: 3	R: 2 E: 0 K: 1 S: 9	H: 4 LOB: 2 BB: 0 P: 9	R: 0 E: 0 K: 2 S: 7	H: 0 LOB: 0 BB: 0 P: 7	R: 0 E: 0 K: 0 S: 5	H: 2 LOB: 2 BB: 0 P: 5	1B: 8 2B: 0 3B: 0 HR: 1	SF: 0 SAC: 1 DP: 0 HBP: 0	WP: 0 PB: 0 SB: 0 CS: 0	PA: 38					
PITCHER	IP	WLS	BF	H	R	ER	SO	BB	IBB	HBP	BLK	WP	HR	S	P	ERA	WHIP								
Dick Selma, R (1,1)	6.1	W	28	7	4	4	4	2	0	0	0	0	1	34	42	5.68	1.421								
Bill Short, L (7,1)	0.2		2	0	0	0	1	0	0	0	0	0	0	4	4	0.00	0.000								
Cal Koonce, R (8,1)	1.2		7	2	0	0	2	0	0	0	0	0	0	11	11	0.00	1.200								
Al Jackson, L (9,1)	0.1	S	1	0	0	0	0	0	0	0	0	0	0	1	1	0.00	0.000								

AB 35
R 4
H 9
RBI 4
BB 2
SO 7
LOB 11



Batter	1	2	3	4	5	6	7	8	9	AB	R	H	RBI	BB	SO	LOB	TOP			
Freddie Patek, R (1.6)										4	0	0	0	0	0	1	Pittsburgh Pirates @ Los Angeles Dodgers Dodger Stadium, Los Angeles, CA Mon Jun 03 1968, 7:05 PM PDT Att: 14,568 - Unknown			
Maury Wills, S (1.5) OBP: 0.289, SLG: 0.265										4	0	2	0	0	0	1				
Willie Stargell, L (1.7) OBP: 0.333, SLG: 0.532										4	0	0	0	0	2	2				
Roberto Clemente, R (1.9) OBP: 0.276, SLG: 0.423										3	0	1	0	1	1	0				
Donn Clendenon, R (1.3) OBP: 0.324, SLG: 0.365										3	0	1	0	1	1	1				
Al McBean, R (9, PR) OBP: 0.321, SLG: 0.296										0	0	0	0	0	0	0				
Manny Mota, R (1.8) OBP: 0.303, SLG: 0.324										4	0	1	0	0	0	4				
Bill Mazerolski, R (1.4) OBP: 0.282, SLG: 0.255										3	0	0	0	0	0	4				
Carl Taylor, R (1.2) OBP: 0.292, SLG: 0.261										3	0	2	0	0	0	0				
Bob Veale, S (1.1) OBP: 0.071, SLG: 0.071										2	0	0	0	0	2	1				
Jerry May, R (8, PH) OBP: 0.302, SLG: 0.270										1	0	0	0	0	0	1				
Dave Wickersham, R (8.1) OBP: 0.333, SLG: 0.333										0	0	0	0	0	0	0				
Inning Stats	R: 0 E: 0 K: 0 S: 3	H: 1 LOB: 0 BB: 0 P: 3	R: 0 E: 0 K: 0 S: 2	H: 0 LOB: 1 BB: 2 P: 10	R: 0 E: 0 K: 1 S: 5	H: 0 LOB: 0 BB: 0 P: 5	R: 0 E: 0 K: 1 S: 5	H: 0 LOB: 0 BB: 0 P: 5	R: 0 E: 0 K: 1 S: 6	H: 1 LOB: 1 BB: 0 P: 6	R: 0 E: 0 K: 2 S: 9	H: 2 LOB: 2 BB: 0 P: 9	R: 0 E: 0 K: 0 S: 3	H: 1 LOB: 0 BB: 0 P: 3	R: 0 E: 1 K: 0 S: 5	H: 2 LOB: 2 BB: 0 P: 5	1B: 7 2B: 0 3B: 0 HR: 0	SF: 0 SAC: 0 DP: 4 HBP: 0	WP: 0 PB: 0 SB: 0 CS: 0	PA: 33
PITCHER Claude Osteen, L (1.1) ERA: 3.47	IP: 9.0 WLS: W BF: 33 H: 7 R: 0 ER: 0 SO: 6 BB: 2 IBB: 0 HBP: 0 BLK: 0 WP: 0 HR: 0 S: 43 P: 51 ERA: 0.00 WHIP: 1.000															PITCHER				

Batter	1	2	3	4	5	6	7	8	9	AB	R	H	RBI	BB	SO	LOB	BOTTOM			
Willie Davis, L (1.8) OBP: 0.258, SLG: 0.320										3	1	1	0	1	0	1	Pittsburgh Pirates @ Los Angeles Dodgers Dodger Stadium, Los Angeles, CA Mon Jun 03 1968, 7:05 PM PDT Att: 14,568 - Unknown			
Wes Parker, S (1.7) OBP: 0.341, SLG: 0.333										3	0	1	0	1	1	2				
Bob Bailey, R (1.5) OBP: 0.345, SLG: 0.350										3	1	0	0	1	0	3				
Jim Fairey, L (8.7) OBP: 0.255, SLG: 0.319										0	0	0	0	0	0	0				
Ken Boyer, R (1.3) OBP: 0.313, SLG: 0.286										3	0	2	1	1	0	0				
Rocky Colavito, R (1.9) OBP: 0.298, SLG: 0.314										3	0	1	1	0	0	1				
Ron Fairly, L (8.9) OBP: 0.270, SLG: 0.229										0	0	0	0	1	0	0				
Paul Popovich, S (1.4) OBP: 0.279, SLG: 0.247										4	0	0	0	0	0	5				
Zolo Versailles, R (1.6) OBP: 0.236, SLG: 0.268										3	0	0	0	1	0	3				
Jeff Torborg, R (1.2) OBP: 0.270, SLG: 0.206										3	0	0	0	0	1	3				
Tom Haller, L (8, PH) OBP: 0.339, SLG: 0.340										1	0	0	0	0	0	2				
Claude Osteen, L (1.1) OBP: 0.240, SLG: 0.320										3	0	1	0	0	1	0				
Inning Stats	R: 2 E: 0 K: 1 S: 8	H: 3 LOB: 3 BB: 2 P: 16	R: 0 E: 0 K: 1 S: 4	H: 0 LOB: 1 BB: 2 P: 12	R: 0 E: 0 K: 0 S: 4	H: 1 LOB: 1 BB: 0 P: 4	R: 0 E: 0 K: 1 S: 6	H: 1 LOB: 1 BB: 0 P: 6	R: 0 E: 0 K: 0 S: 3	H: 0 LOB: 0 BB: 0 P: 3	R: 0 E: 0 K: 0 S: 4	H: 1 LOB: 1 BB: 0 P: 4	R: 0 E: 0 K: 0 S: 3	H: 0 LOB: 2 BB: 2 P: 11	R: 0 E: 0 K: 0 S: 3	H: 0 LOB: 2 BB: 2 P: 11	1B: 4 2B: 3 3B: 0 HR: 0	SF: 0 SAC: 0 DP: 1 HBP: 0	WP: 0 PB: 1 SB: 2 CS: 0	PA: 35
PITCHER Bob Veale, L (1.1) ERA: 2.13	IP: 7.0 WLS: L BF: 30 H: 6 R: 2 ER: 2 SO: 3 BB: 3 IBB: 0 HBP: 0 BLK: 0 WP: 0 HR: 0 S: 32 P: 48 ERA: 2.57 WHIP: 1.286															PITCHER				
Dave Wickersham, R (8.1) ERA: 3.35	IP: 1.0 WLS: L BF: 5 H: 0 R: 0 ER: 0 SO: 0 BB: 2 IBB: 0 HBP: 0 BLK: 0 WP: 0 HR: 0 S: 3 P: 11 ERA: 0.00 WHIP: 2.000															PITCHER				



Batter	1	2	3	4	5	6	7	8	9	10	AB	R	H	RBI	BB	SO	LOB	TOP			
Maury Wills, S OBP: 0.291, SLG: 0.265 (1, 5)	K		K		L7			SH3-4 BB		1B	4	0	1	0	1	2	1				
Freddie Patek, R (1, 6)	K		K		FC6-4 1-2f			SH3-4		P4	3	0	0	0	0	2	1				
Manny Jimenez, L OBP: 0.429, SLG: 0.294 (10, PH)	K		K								1	0	0	0	0	0	1				
Bill Mazerokj, R OBP: 0.278, SLG: 0.250 (10, 4)	K		K								0	0	0	0	0	0	0				
Willie Stargell, L OBP: 0.316, SLG: 0.503 (1, 7)	K		K								5	0	0	0	0	2	2				
Roberto Clemente, R OBP: 0.297, SLG: 0.438 (1, 9)		1B 3B		E1 1B				FC6 IBB			3	1	3	0	1	0	0				
Matty Alou, L OBP: 0.396, SLG: 0.391 (1, 8)		G3		1-3				FC6 1-2f			4	0	0	0	0	0	5				
Donn Clendenon, R OBP: 0.324, SLG: 0.364 (1, 3)		BB 1B		K							4	0	1	1	0	2	2				
Jerry May, R OBP: 0.295, SLG: 0.259 (1, 2)		3-H 4-0 BB		K							3	0	0	0	1	2	1				
Gene Alley, R OBP: 0.286, SLG: 0.289 (10, 6)		P4		K							4	0	0	0	0	1	2				
Al McBean, R OBP: 0.313, SLG: 0.290 (1, 1)		G1		FC6-4 1B							4	0	1	0	0	1	2				
Inning Stats	R: 0 E: 0 K: 3 S: 9	H: 0 LOB: 0 BB: 0 P: 9	R: 1 E: 0 K: 0 S: 5	H: 2 LOB: 2 BB: 1 P: 9	R: 0 E: 0 K: 3 S: 9	H: 0 LOB: 0 BB: 0 P: 9	R: 0 E: 1 K: 2 S: 8	H: 1 LOB: 1 BB: 0 P: 8	R: 0 E: 0 K: 1 S: 6	H: 1 LOB: 1 BB: 0 P: 6	R: 0 E: 0 K: 1 S: 5	H: 0 LOB: 0 BB: 0 P: 5	R: 0 E: 0 K: 0 S: 3	H: 0 LOB: 2 BB: 2 P: 11	R: 0 E: 0 K: 1 S: 5	H: 0 LOB: 0 BB: 0 P: 5	R: 0 E: 0 K: 0 S: 4	H: 1 LOB: 1 BB: 0 P: 4	1B: 5 2B: 0 3B: 1 HR: 0	SF: 0 SAC: 1 DP: 0 HBP: 0	WP: 0 PA: 39 PB: 0 SB: 0 CS: 0
PITCHER Bill Singer, R ERA: 1.76 (1, 1)	IP 10.0	WLS W 39	BF H 6	R ER 1	SO 12	BB 2	IBB 0	HBP 0	BLK 0	WP 0	HR 0	S 60	P 72	ERA 0.90	WHIP 0.800						

Pittsburgh Pirates @ Los Angeles Dodgers
 Dodger Stadium, Los Angeles, CA
 Wed Jun 05 1968, 7:05 PM PDT
 Att: 14,660 - Unknown

AB 35
 R 1
 H 6
 RBI 1
 BB 3
 SO 12
 LOB 17

P

Batter	1	2	3	4	5	6	7	8	9	10	AB	R	H	RBI	BB	SO	LOB	BOTTOM			
Wes Parker, S OBP: 0.345, SLG: 0.350 (1, 3)	F6		6-3		4-3			4-3		E5 1B	5	0	1	0	0	0	2				
Willie Davis, L OBP: 0.262, SLG: 0.319 (1, 8)	3-1			1B SF8 BB		4-3 SH1-4 1B		1-3			3	1	1	0	1	0	0				
Len Gabrielson, L OBP: 0.253, SLG: 0.400 (1, 7)	4-3			G3 1B		SH1-4					3	0	1	0	0	0	0				
Tom Haller, L OBP: 0.335, SLG: 0.351 (1, 2)		5-3		SF8		4-3		4-3			3	0	0	1	0	0	1				
Ken Boyer, R OBP: 0.330, SLG: 0.289 (1, 5)		K		G3		1-3					4	0	1	0	0	1	2				
Ron Fairly, L OBP: 0.258, SLG: 0.218 (1, 9)		F8		L7				F9			4	0	0	0	0	1	2				
Paul Popovich, S OBP: 0.277, SLG: 0.240 (1, 4)			P4-3		P9			P5-3			4	0	1	0	0	0	0				
Zoilo Versalles, R OBP: 0.241, SLG: 0.270 (1, 6)				2B		6-3				FC1-6 1B	3	1	1	0	1	0	1				
Bill Singer, R OBP: 0.172, SLG: 0.214 (1, 1)			K		K			G3		F6	3	0	0	0	0	2	2				
Jim Fairly, L OBP: 0.294, SLG: 0.313 (10, PH)					K						1	0	0	0	0	0	1				
Inning Stats	R: 0 E: 0 K: 0 S: 3	H: 0 LOB: 0 BB: 0 P: 3	R: 0 E: 0 K: 1 S: 5	H: 0 LOB: 0 BB: 0 P: 5	R: 0 E: 0 K: 1 S: 6	H: 1 LOB: 1 BB: 1 P: 6	R: 1 E: 0 K: 0 S: 4	H: 1 LOB: 1 BB: 1 P: 8	R: 0 E: 0 K: 1 S: 5	H: 0 LOB: 0 BB: 1 P: 9	R: 0 E: 0 K: 0 S: 4	H: 1 LOB: 1 BB: 0 P: 4	R: 0 E: 0 K: 0 S: 3	H: 0 LOB: 0 BB: 0 P: 3	R: 0 E: 0 K: 0 S: 6	H: 1 LOB: 1 BB: 0 P: 6	R: 1 E: 1 K: 0 S: 4	H: 2 LOB: 1 BB: 0 P: 4	1B: 5 2B: 1 3B: 0 HR: 0	SF: 1 SAC: 1 DP: 0 HBP: 0	WP: 0 PA: 37 PB: 0 SB: 0 CS: 0
PITCHER Al McBean, R ERA: 2.55 (1, 1)	IP 9.2	WLS L 37	BF H 6	R ER 2	SO 1	BB 2	IBB 0	HBP 0	BLK 0	WP 0	HR 0	S 43	P 51	ERA 0.93	WHIP 0.828						

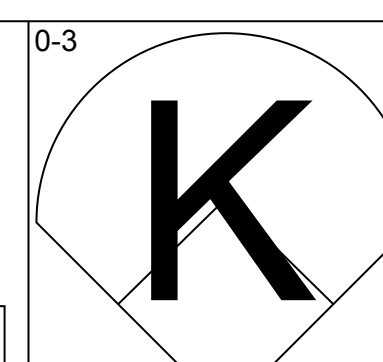
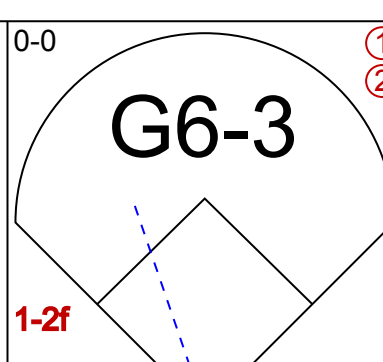
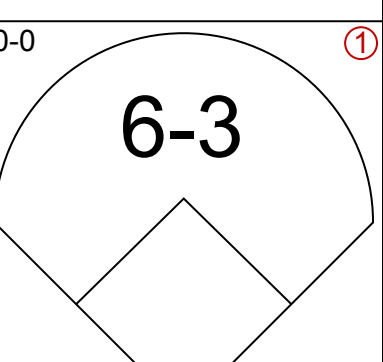
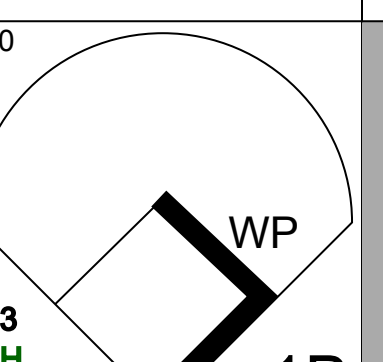
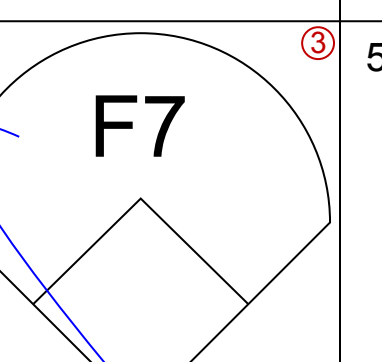
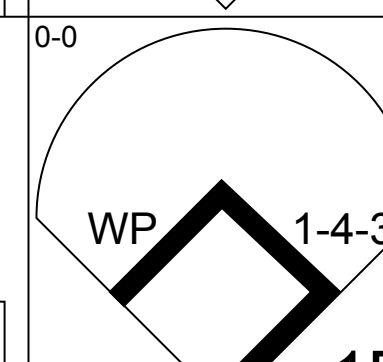
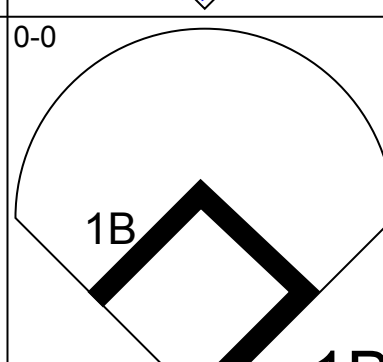
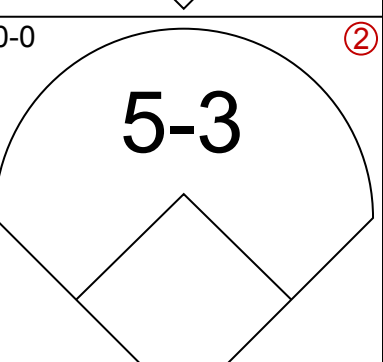
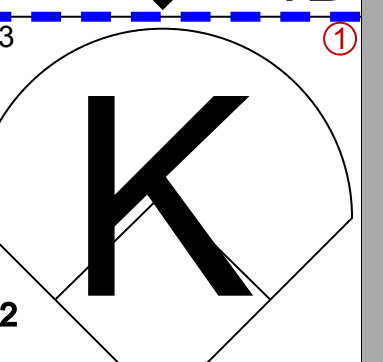
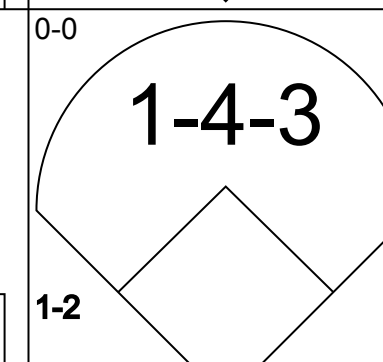
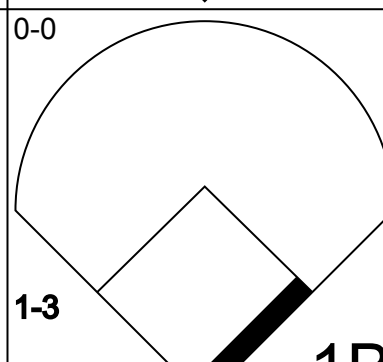
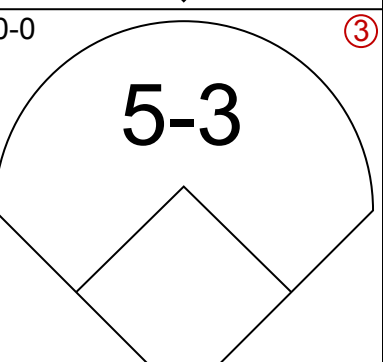
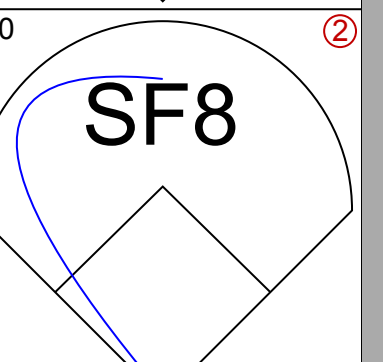
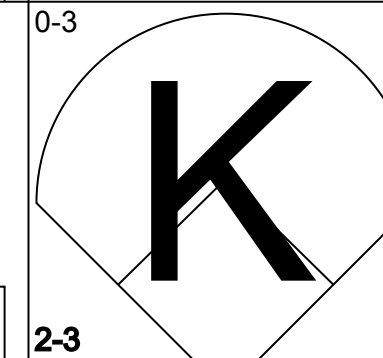
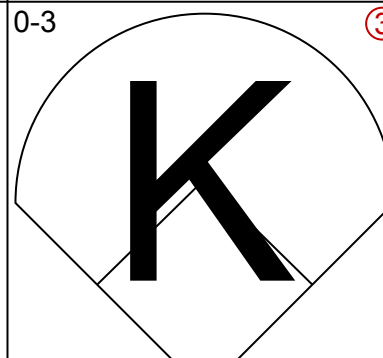

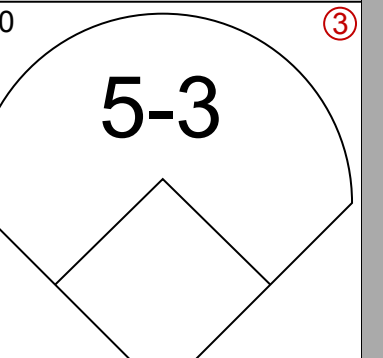
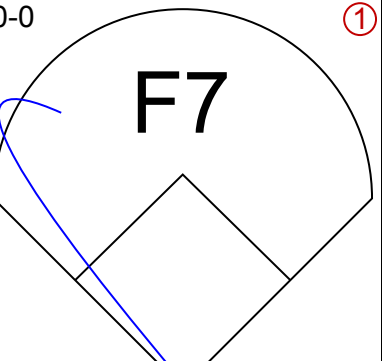

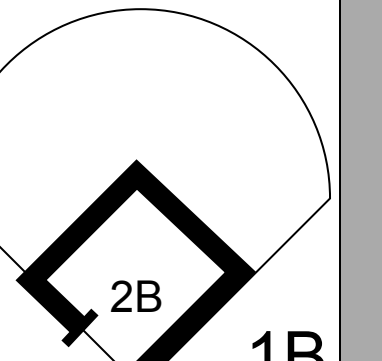
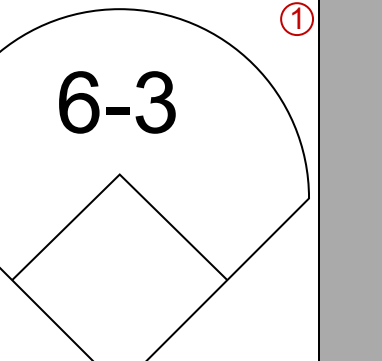

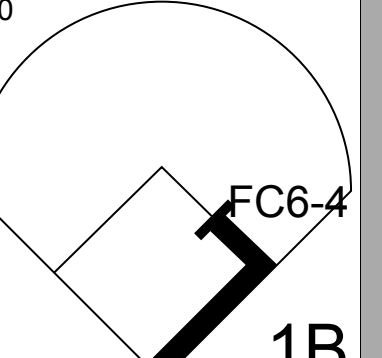
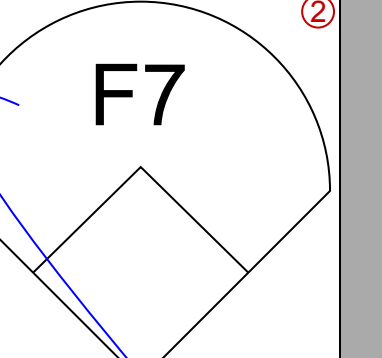
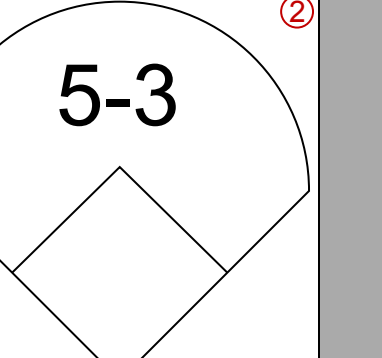





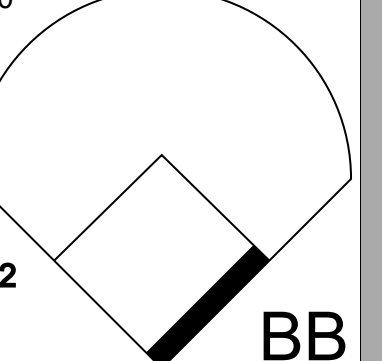


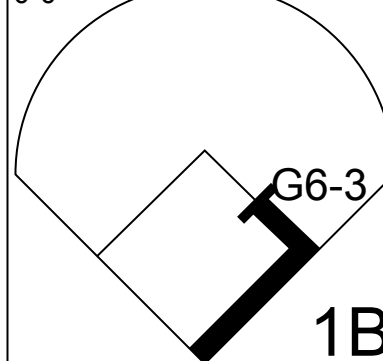
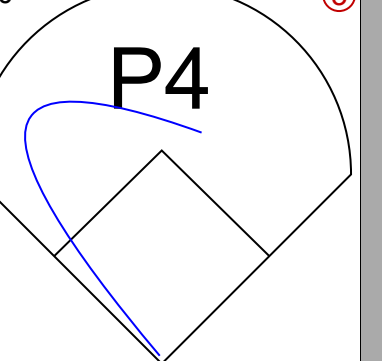

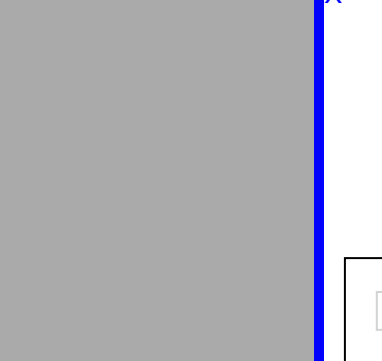

Pittsburgh Pirates @ Los Angeles Dodgers
 Dodger Stadium, Los Angeles, CA
 Wed Jun 05 1968, 7:05 PM PDT
 Att: 14,660 - Unknown

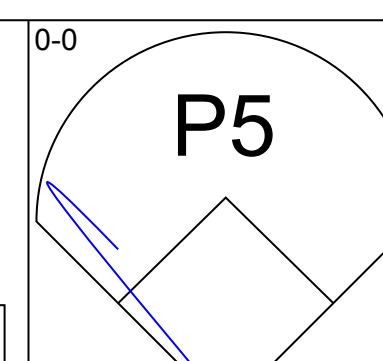
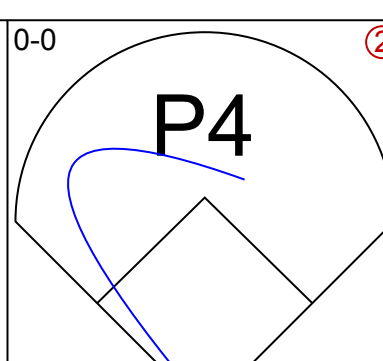

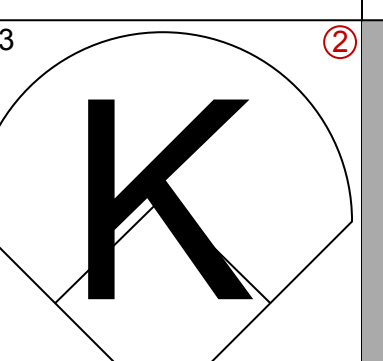
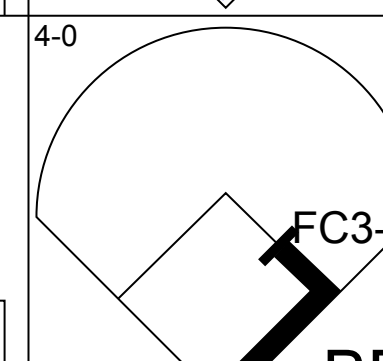
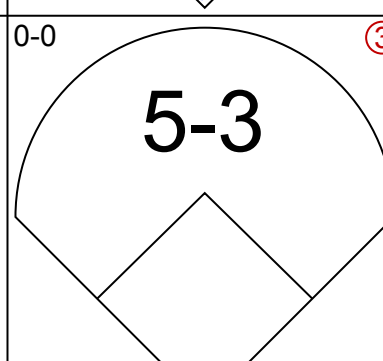

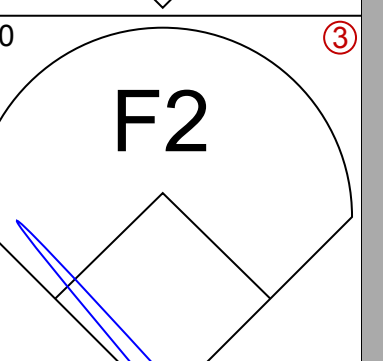
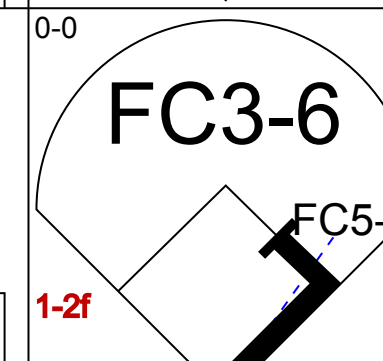
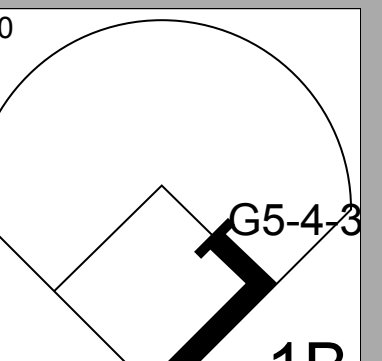


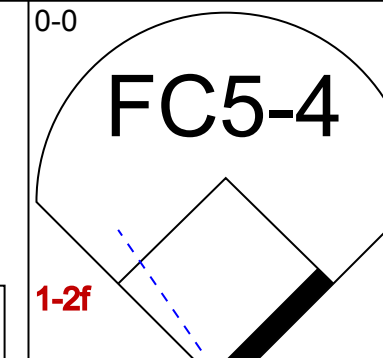
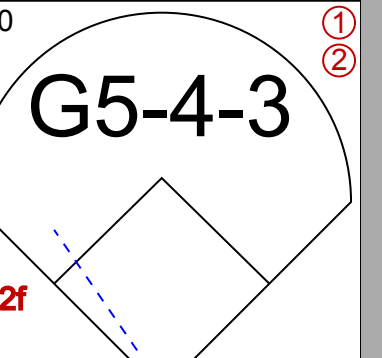


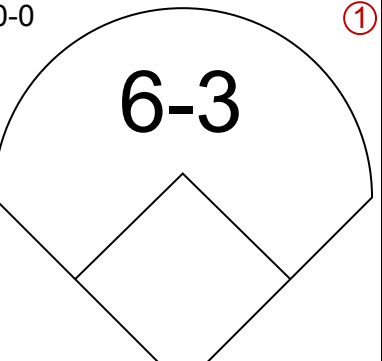
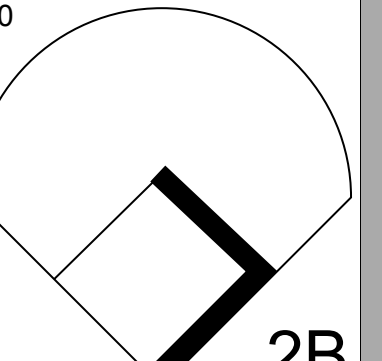


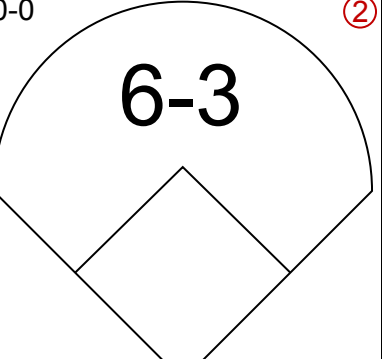
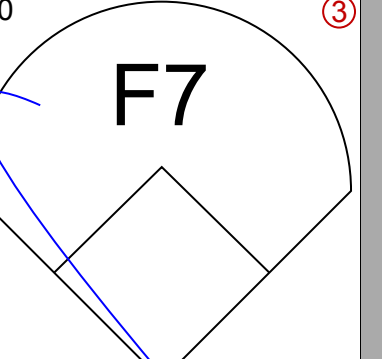


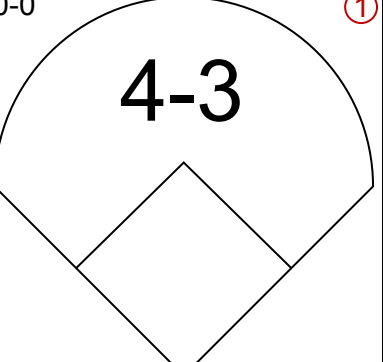
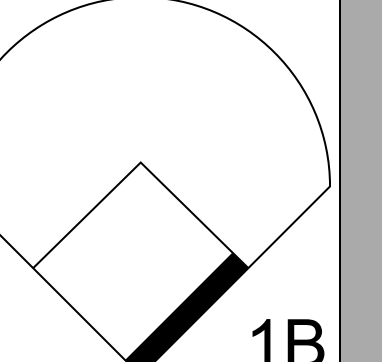
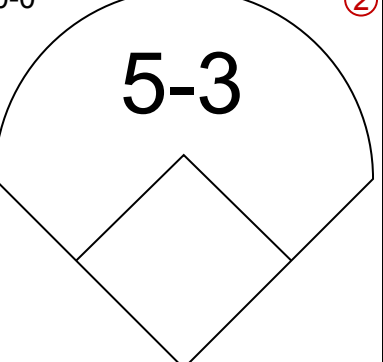
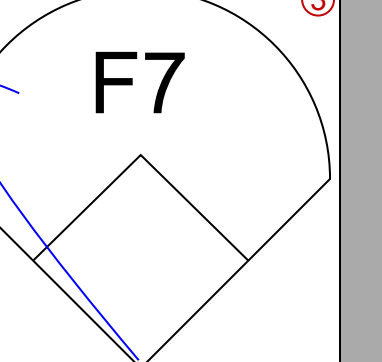
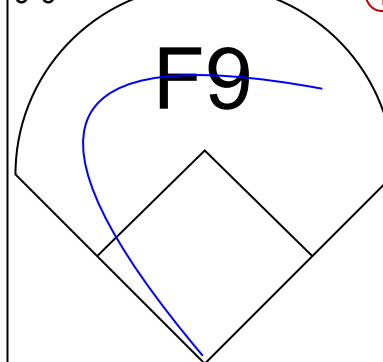
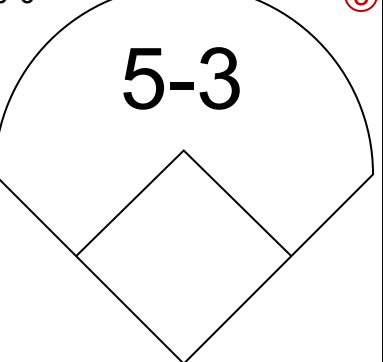


AB 33
 R 2
 H 6
 RBI 1
 BB 2
 SO 4
 LOB 11

Dodgers

Batter	1	2	3	4	5	6	7	8	9	AB	R	H	RBI	BB	SO	LOB	TOP			
Matty Alou, L OBP: 0.372, SLG: 0.376 (1, 8)	F7		6-3	FC6			P4-3		1-3	5	0	0	0	0	0	3	Pittsburgh Pirates @ Los Angeles Dodgers Dodger Stadium, Los Angeles, CA Thu Jun 06 1968, 7:05 PM PDT Att: 14,112 - Unknown			
Jose Pagan, R OBP: 0.140, SLG: 0.171 (1, 5)	K		F8		5-3		L5			4	0	0	0	0	1	0				
Roberto Clemente, R OBP: 0.297, SLG: 0.445 (1, 9)	1B		1B		G3					4	1	3	0	0	0	0				
Manny Jimenez, L OBP: 0.480, SLG: 0.350 (1, 7)							F7			3	0	2	1	1	0	1				
Donn Clendenon, R OBP: 0.323, SLG: 0.358 (1, 3)	K									3	0	0	0	1	3	2				
Bill Mazerowski, R OBP: 0.272, SLG: 0.244 (1, 4)			F8		F8		F6		F7	4	0	0	0	0	0	1				
Gene Alley, R OBP: 0.291, SLG: 0.310 (1, 6)									6-3	3	1	1	1	1	1	1				
Jerry May, R OBP: 0.294, SLG: 0.253 (1, 2)			G3						5-3	3	0	0	0	1	1	1				
Tommie Sisk, R OBP: 0.200, SLG: 0.111 Ron Kline, R (2, 1)	K									1	0	0	0	0	1	1				
Juan Pizarro, L Luke Walker, L Gary Kolb, L (9, PH)									P4-3	0	0	0	0	1	0	0				
Inning Stats	R: 1 E: 0 K: 2 S: 9	H: 2 LOB: 1 BB: 0 P: 9	R: 0 E: 0 K: 1 S: 5	H: 0 LOB: 1 BB: 1 P: 9	R: 0 E: 0 K: 1 S: 4	H: 2 LOB: 2 BB: 0 P: 4	R: 0 E: 0 K: 1 S: 5	H: 0 LOB: 3 BB: 1 P: 17	R: 0 E: 0 K: 1 S: 5	H: 1 LOB: 0 BB: 0 P: 8	R: 0 E: 0 K: 0 S: 4	H: 1 LOB: 1 BB: 0 P: 4	R: 0 E: 0 K: 1 S: 5	H: 0 LOB: 0 BB: 0 P: 5	R: 0 E: 0 K: 0 S: 3	H: 0 LOB: 0 BB: 0 P: 3	1B: 5 2B: 0 3B: 0 HR: 1	SF: 0 SAC: 0 DP: 0 HBP: 0	WP: 0 PB: 0 SB: 1 CS: 0	PA: 37
PITCHER Don Sutton, R ERA: 3.36 (1, 1)	IP: 9.0 WLS: W BF: 37 H: 6 R: 2 ER: 2 SO: 8 BB: 4 IBB: 1 HBP: 0 BLK: 0 WP: 0 HR: 1 S: 48 P: 68 ERA: 2.00 WHIP: 1.111																			

Batter	1	2	3	4	5	6	7	8	9	AB	R	H	RBI	BB	SO	LOB	BOTTOM			
Wes Parker, S OBP: 0.350, SLG: 0.353 (1, 3)										4	0	2	0	1	1	0	Pittsburgh Pirates @ Los Angeles Dodgers Dodger Stadium, Los Angeles, CA Thu Jun 06 1968, 7:05 PM PDT Att: 14,112 - Unknown			
Willie Davis, L OBP: 0.269, SLG: 0.323 (1, 8)	F9									3	1	1	0	2	0	3				
Len Gabrielson, L OBP: 0.295, SLG: 0.397 Rocky Colavito, R OBP: 0.295, SLG: 0.311 Jim Fairey, L OBP: 0.259, SLG: 0.306 (6, PH) (7, 7)	G4-6-3		F5							3	1	1	0	0	0	2				
Tom Haller, L OBP: 0.339, SLG: 0.361 (1, 2)										1	0	0	0	0	2	2				
Ron Fairly, L OBP: 0.258, SLG: 0.219 (1, 9)										4	1	1	0	0	0	2				
Bob Bailey, R OBP: 0.346, SLG: 0.350 Ken Boyer, R OBP: 0.330, SLG: 0.289 (8, 5)										3	0	1	1	1	1	2				
Paul Popovich, S OBP: 0.284, SLG: 0.269 (1, 4)										0	0	0	0	0	0	0				
Zoilo Versalles, R OBP: 0.241, SLG: 0.266 (1, 6)										4	0	2	2	0	0	3				
Don Sutton, R OBP: 0.318, SLG: 0.316 (1, 1)										4	0	1	0	0	1	4				
Inning Stats	R: 0 E: 0 K: 0 S: 3	H: 1 LOB: 0 BB: 0 P: 3	R: 2 E: 0 K: 2 S: 10	H: 3 LOB: 1 BB: 0 P: 10	R: 0 E: 0 K: 1 S: 6	H: 1 LOB: 1 BB: 0 P: 6	R: 0 E: 1 K: 0 S: 4	H: 1 LOB: 2 BB: 1 P: 8	R: 2 E: 0 K: 0 S: 6	H: 3 LOB: 2 BB: 1 P: 10	R: 0 E: 0 K: 0 S: 3	H: 0 LOB: 2 BB: 2 P: 11	R: 0 E: 0 K: 1 S: 5	H: 0 LOB: 1 BB: 1 P: 9	R: 0 E: 0 K: 2 S: 9	H: 2 LOB: 2 BB: 0 P: 9		1B: 7 2B: 4 3B: 0 HR: 0	SF: 0 SAC: 0 DP: 2 HBP: 0	WP: 0 PB: 0 SB: 0 CS: 0
PITCHER Tommie Sisk, R ERA: 3.71 Ron Kline, R ERA: 0.98 Luke Walker, L ERA: 1.62 (1, 1) (2, 1) (6, 1)	IP: 1.0 WLS: L BF: 5 H: 3 R: 2 ER: 2 SO: 3 BB: 0 IBB: 0 HBP: 0 BLK: 0 WP: 0 HR: 0 S: 5 P: 5 ERA: 18.00 WHIP: 3.000																			

Batter	1	2	3	4	5	6	7	8	9	AB	R	H	RBI	BB	SO	LOB	TOP										
Maury Wills, S OBP: 0.291, SLG: 0.266 (1, 5)										5	0	1	1	0	1	1	Pittsburgh Pirates @ Houston Astros Astrodome, Houston, TX Sat Jun 08 1968, 8:05 PM EDT Att: 21,447 - Dome										
Gene Alley, R OBP: 0.289, SLG: 0.307 (1, 6)										4	0	2	0	0	1	2											
Roberto Clemente, R OBP: 0.301, SLG: 0.461 (1, 9)										3	0	1	1	0	0	1											
Donn Clendenon, R OBP: 0.310, SLG: 0.341 (1, 3)										4	0	0	0	0	2	4											
Matty Alou, L OBP: 0.373, SLG: 0.383 (1, 8)										4	0	1	0	0	1	0											
Jerry May, R OBP: 0.286, SLG: 0.247 (1, 2)										4	0	1	0	0	1	1											
Jose Pagan, R OBP: 0.149, SLG: 0.200 (1, 7)										4	0	1	0	0	1	1											
Bill Mazerowski, R OBP: 0.271, SLG: 0.240 (1, 4)										3	1	1	0	1	0	1											
Jim Bunning, R OBP: 0.080, SLG: 0.080 Freddie Patek, R (7, PH) Roy Face, R (7, PH) Gary Kolb, L (9, PH) OBP: 0.300, SLG: 0.526										2	0	1	0	0	0	2											
Inning Stats	R: 0 E: 0 K: 2 S: 8	H: 1 LOB: 1 BB: 0 P: 8	R: 0 E: 1 K: 1 S: 6	H: 0 LOB: 1 BB: 0 P: 6	R: 0 E: 0 K: 1 S: 7	H: 3 LOB: 2 BB: 0 P: 7	R: 0 E: 0 K: 1 S: 6	H: 1 LOB: 2 BB: 1 P: 10	R: 0 E: 0 K: 0 S: 3	H: 0 LOB: 0 BB: 0 P: 3	R: 0 E: 0 K: 0 S: 4	H: 2 LOB: 2 BB: 0 P: 4	R: 2 E: 0 K: 1 S: 7	H: 2 LOB: 1 BB: 1 P: 11	R: 0 E: 0 K: 1 S: 5	H: 0 LOB: 0 BB: 0 P: 5			R: 0 E: 0 K: 0 S: 3	H: 0 LOB: 0 BB: 0 P: 3	1B: 8 2B: 1 3B: 0 HR: 0	SF: 1 SAC: 0 DP: 1 HBP: 0	WP: 2 PB: 0 SB: 0 CS: 0	PA: 37			
PITCHER	IP	WLS	BF	H	R	ER	SO	BB	IBB	HBP	BLK	WP	HR	S	P	ERA	WHIP										
Denny Lemaster, L ERA: 3.15 John Buzhardt, R ERA: 3.45	(1, 1) (7, 1)	6.0 S	28 9	9 2	2 2	5 5	2 2	2 0	0 0	0 0	0 0	1 1	0 0	36 13	44 13	3.00 0.00	1.833 0.000										

Batter	1	2	3	4	5	6	7	8	9	AB	R	H	RBI	BB	SO	LOB	BOTTOM										
Ron Davis, R OBP: 0.281, SLG: 0.299 (1, 8)										4	0	0	0	0	1	0	Pittsburgh Pirates @ Houston Astros Astrodome, Houston, TX Sat Jun 08 1968, 8:05 PM EDT Att: 21,447 - Dome										
Denis Menke, R OBP: 0.351, SLG: 0.335 (1, 6)										3	1	1	0	1	0	0											
Rusty Staub, L OBP: 0.387, SLG: 0.432 (1, 3)										3	1	1	0	1	1	1											
Jimmy Wynn, R OBP: 0.365, SLG: 0.399 (1, 7)										4	0	0	0	0	0	4											
Lee Thomas, L OBP: 0.313, SLG: 0.351 (1, 9)										3	1	1	0	1	1	0											
Bob Aspromonte, R OBP: 0.314, SLG: 0.295 (1, 5)										3	0	1	2	0	0	1											
Julio Gotay, R OBP: 0.273, SLG: 0.279 (1, 4)										3	0	2	1	0	0	0											
John Bateman, R OBP: 0.260, SLG: 0.315 (1, 2)										3	0	0	0	0	0	3											
Denny Lemaster, R OBP: 0.037, SLG: 0.037 John Buzhardt, R (7, 1)										2	0	0	0	0	0	0											
Inning Stats	R: 0 E: 0 K: 0 S: 3	H: 0 LOB: 1 BB: 1 P: 7	R: 0 E: 0 K: 0 S: 4	H: 1 LOB: 0 BB: 0 P: 4	R: 0 E: 0 K: 0 S: 3	H: 0 LOB: 0 BB: 0 P: 3	R: 0 E: 0 K: 0 S: 4	H: 2 LOB: 1 BB: 0 P: 4	R: 0 E: 0 K: 0 S: 3	H: 0 LOB: 0 BB: 0 P: 3	R: 3 E: 0 K: 0 S: 6	H: 3 LOB: 2 BB: 2 P: 14	R: 0 E: 0 K: 2 S: 7	H: 0 LOB: 0 BB: 0 P: 7	R: 0 E: 0 K: 2 S: 7	H: 0 LOB: 0 BB: 0 P: 7			1B: 5 2B: 1 3B: 0 HR: 0	SF: 0 SAC: 0 DP: 1 HBP: 0	WP: 0 PB: 0 SB: 1 CS: 0	PA: 32					
PITCHER	IP	WLS	BF	H	R	ER	SO	BB	IBB	HBP	BLK	WP	HR	S	P	ERA	WHIP										
Jim Bunning, R ERA: 3.78 Roy Face, R ERA: 4.24	(1, 1) (7, 1)	6.0 L	26 6	6 3	3 3	0 0	4 4	0 0	0 0	0 0	0 0	0 0	0 0	14 14	14 14	0.00 0.000	1.333 0.000										

Batter	1	2	3	4	5	6	7	8	9	AB	R	H	RBI	BB	SO	LOB	TOP	
Maury Wills, S OBP: 0.295, SLG: 0.271 (1, 5)										4	0	2	0	0	0	0	Pittsburgh Pirates @ San Francisco Giants Candlestick Park, San Francisco, CA Mon Jun 10 1968, 6:33 AM EDT Att: 4,356 - Unknown	
Gene Alley, R OBP: 0.293, SLG: 0.310 Carl Taylor, R OBP: 0.280, SLG: 0.250 (1, 6) (7, 2)										3	0	0	0	0	1	2		
Willie Stargell, L OBP: 0.309, SLG: 0.491 (1, 7)										4	0	0	0	0	2			
Roberto Clemente, R OBP: 0.294, SLG: 0.447 (1, 9)										4	0	1	0	0	1	1		
Matty Alou, L OBP: 0.381, SLG: 0.395 Manny Mota, R OBP: 0.306, SLG: 0.321 (1, 8) (7, 8)										3	0	1	0	0	1	0		
Donn Clendenen, R OBP: 0.304, SLG: 0.333 (1, 3)										3	0	0	0	0	2	2		
Jerry May, R OBP: 0.250 Jose Pagan, R OBP: 0.160, SLG: 0.213 (1, 2) (7, 6)										2	0	0	0	1	0	2		
Bill Mazerowski, R OBP: 0.276, SLG: 0.239 (1, 4)										3	0	0	0	0	0	3		
Bob Veale, S OBP: 0.069, SLG: 0.069 Freddie Patek, R (6, PH) Dave Wickersham, R OBP: 0.333, SLG: 0.333 Gary Kolb, L OBP: 0.286, SLG: 0.500 Juan Pizarro, L (8, 1) (8, 1)										1	0	0	0	0	1	0		
Inning Stats	R: 0 E: 0 K: 1 S: 6	H: 1 LOB: 1 BB: 0 P: 6	R: 0 E: 0 K: 1 S: 5	H: 0 LOB: 0 BB: 0 P: 5	R: 0 E: 0 K: 1 S: 5	H: 0 LOB: 0 BB: 0 P: 5	R: 0 E: 0 K: 1 S: 5	H: 0 LOB: 1 BB: 1 P: 9	R: 0 E: 0 K: 1 S: 7	H: 2 LOB: 2 BB: 0 P: 7	R: 0 E: 0 K: 2 S: 7	H: 0 LOB: 0 BB: 0 P: 7	R: 0 E: 0 K: 0 S: 3	H: 0 LOB: 0 BB: 0 P: 3	1B: 4 2B: 0 3B: 0 HR: 0	SF: 0 SAC: 0 DP: 0 HBP: 0		WP: 0 PA: 32 PB: 0 SB: 0 CS: 0
PITCHER Juan Marichal, R ERA: 2.89 (1, 1)	IP: 9.0 WLS: W BF: 32 H: 4 R: 0 ER: 0 SO: 8 BB: 1 IBB: 0 HBP: 0 BLK: 0 WP: 0 HR: 0 S: 47 P: 51 ERA: 0.00 WHIP: 0.556											PITCHER	IP: 9.0 WLS: W BF: 32 H: 4 R: 0 ER: 0 SO: 8 BB: 1 IBB: 0 HBP: 0 BLK: 0 WP: 0 HR: 0 S: 47 P: 51 ERA: 0.00 WHIP: 0.556					

Batter	1	2	3	4	5	6	7	8	9	AB	R	H	RBI	BB	SO	LOB	BOTTOM	
Ron Hunt, R OBP: 0.356, SLG: 0.307 (1, 4)										2	0	0	1	2	0	4	Pittsburgh Pirates @ San Francisco Giants Candlestick Park, San Francisco, CA Mon Jun 10 1968, 6:33 AM EDT Att: 4,356 - Unknown	
Frank Johnson, R OBP: 0.290, SLG: 0.272 (1, 6)										5	1	1	0	0	2	4		
Willie McCovey, L OBP: 0.397, SLG: 0.557 (1, 3)										5	1	2	1	0	1	2		
Willie Mays, R OBP: 0.350, SLG: 0.510 Ty Cline, L OBP: 0.244, SLG: 0.247 (1, 8) (9, 8)										4	1	1	2	1	0	2		
Jim Ray Hart, R OBP: 0.342, SLG: 0.482 (1, 5)										4	1	1	0	1	0	3		
Ollie Brown, R OBP: 0.257, SLG: 0.257 (1, 9)										5	1	2	2	0	0	0		
Jesus Alou, R OBP: 0.295, SLG: 0.295 (1, 7)										4	1	2	0	0	0	2		
Bob Barton, R OBP: 0.333, SLG: 0.286 (1, 2)										2	1	1	0	2	0	0		
Juan Marichal, R OBP: 0.120, SLG: 0.143 (1, 1)										1	0	1	0	0	0	2		
Inning Stats	R: 0 E: 0 K: 1 S: 6	H: 1 LOB: 2 BB: 1 P: 10	R: 0 E: 1 K: 0 S: 4	H: 1 LOB: 2 BB: 1 P: 8	R: 1 E: 0 K: 1 S: 6	H: 1 LOB: 2 BB: 2 P: 14	R: 0 E: 0 K: 1 S: 5	H: 0 LOB: 1 BB: 1 P: 9	R: 2 E: 1 K: 0 S: 5	H: 2 LOB: 0 BB: 0 P: 5	R: 3 E: 2 K: 0 S: 7	H: 2 LOB: 1 BB: 0 P: 7	R: 1 E: 0 K: 0 S: 4	H: 1 LOB: 0 BB: 0 P: 4	1B: 5 2B: 4 3B: 0 HR: 1	SF: 2 SAC: 2 DP: 1 HBP: 0		WP: 1 PA: 42 PB: 0 SB: 0 CS: 0
PITCHER Bob Veale, L ERA: 2.21 Dave Wickersham, R ERA: 3.48 Juan Pizarro, L ERA: 2.89 (1, 1) (6, 1) (8, 1)	IP: 5.0 WLS: L BF: 25 H: 5 R: 3 ER: 2 SO: 3 BB: 5 IBB: 0 HBP: 0 BLK: 0 WP: 0 HR: 0 S: 26 P: 46 ERA: 3.60 WHIP: 2.000											PITCHER	IP: 5.0 WLS: L BF: 25 H: 5 R: 3 ER: 2 SO: 3 BB: 5 IBB: 0 HBP: 0 BLK: 0 WP: 0 HR: 0 S: 26 P: 46 ERA: 3.60 WHIP: 2.000					

Batter	1	2	3	4	5	6	7	8	9	AB	R	H	RBI	BB	SO	LOB	TOP											
Maury Wills, S OBP: 0.305, SLG: 0.283 (1, 5)										4	1	3	0	0	0	0	Pittsburgh Pirates @ San Francisco Giants Candlestick Park, San Francisco, CA Wed Jun 12 1968, 6:33 AM EDT Att: 4,771 - Unknown											
Gene Alley, R OBP: 0.291, SLG: 0.307 Manny Jimenez, L (8, PH) Freddie Patek, R (8, 6)										3	0	0	0	0	1	2												
Roberto Clemente, R OBP: 0.295, SLG: 0.472 (1, 9)										4	1	1	2	0	1	2												
Willie Stargell, L OBP: 0.302, SLG: 0.480 (1, 7)										4	0	0	0	0	2	2												
Manny Mota, R OBP: 0.300, SLG: 0.313 (1, 8)										4	0	0	0	0	1	0												
Donn Clendenen, R OBP: 0.310, SLG: 0.342 (1, 3)										3	0	0	0	1	0	1												
Bill Mazerolski, R OBP: 0.285, SLG: 0.250 (1, 4)										4	0	2	0	0	0	2												
Jerry May, R OBP: 0.291, SLG: 0.251 (1, 2)										3	0	1	0	0	0	1												
Jim Bunning, R OBP: 0.071, SLG: 0.071 (1, 1)										3	0	0	0	0	1	2												
Inning Stats	R: 0 E: 0 K: 2 S: 8	H: 1 LOB: 1 BB: 0 P: 8	R: 0 E: 0 K: 1 S: 6	H: 1 LOB: 1 BB: 0 P: 6	R: 2 E: 0 K: 2 S: 9	H: 2 LOB: 0 BB: 0 P: 9	R: 0 E: 0 K: 0 S: 2	H: 0 LOB: 0 BB: 0 P: 6	R: 0 E: 0 K: 0 S: 3	H: 0 LOB: 0 BB: 0 P: 3	R: 0 E: 0 K: 1 S: 5	H: 2 LOB: 2 BB: 0 P: 5	R: 0 E: 0 K: 0 S: 4	H: 1 LOB: 1 BB: 0 P: 4	R: 0 E: 1 K: 0 S: 3	H: 0 LOB: 0 BB: 0 P: 3	1B: 6 2B: 0 3B: 0 HR: 1	SF: 0 SAC: 0 DP: 2 HBP: 0	WP: 0 PB: 1 SB: 2 CS: 0	PA: 34								
PITCHER	IP	WLS	BF	H	R	ER	SO	BB	IBB	HBP	BLK	WP	HR	S	P	ERA	WHIP											
Bobby Bolin, R ERA: 2.57 Frank Linzy, R ERA: 2.3	(1, 1)	7.0	W	27	6	2	2	6	1	0	0	0	0	1	38	42	2.57	1.000										
(8, 1)	2.0	S	7	1	0	0	0	0	0	0	0	0	0	0	7	7	0.00	0.500										

livebaseballscores.com

AB 33
R 2
H 7
RBI 2
BB 1
SO 6
LOB 13



Batter	1	2	3	4	5	6	7	8	9	AB	R	H	RBI	BB	SO	LOB	BOTTOM											
Ty Cline, L OBP: 0.232, SLG: 0.233 (1, 7)										4	0	0	0	0	0	3	Pittsburgh Pirates @ San Francisco Giants Candlestick Park, San Francisco, CA Wed Jun 12 1968, 6:33 AM EDT Att: 4,771 - Unknown											
Dave Marshall, L OBP: 0.312, SLG: 0.306 (1, 9)										4	1	2	0	0	0	1												
Willie Mays, R OBP: 0.351, SLG: 0.508 (1, 8)										4	1	2	1	0	0	3												
Willie McCovey, L OBP: 0.401, SLG: 0.568 (1, 3)										3	0	0	0	1	1	1												
Jim Ray Hart, R OBP: 0.348, SLG: 0.500 (1, 5)										3	1	2	1	1	0	2												
Dick Dietz, R OBP: 0.509, SLG: 0.385 (1, 2)										4	0	1	0	0	2	1												
Hal Lanier, R OBP: 0.226, SLG: 0.266 (1, 6)										4	1	2	0	0	1	1												
Ron Hunt, R OBP: 0.350, SLG: 0.298 (1, 4)										2	0	0	0	1	0	1												
Bobby Bolin, R OBP: 0.167, SLG: 0.167 Jack Hatt, R (7, PH) Frank Johnson, R (7, PR) Frank Linzy, R (8, 1)										2	0	1	0	0	0	0												
Inning Stats	R: 1 E: 0 K: 1 S: 7	H: 3 LOB: 3 BB: 1 P: 11	R: 0 E: 0 K: 0 S: 4	H: 1 LOB: 1 BB: 0 P: 4	R: 0 E: 0 K: 1 S: 3	H: 1 LOB: 0 BB: 0 P: 3	R: 0 E: 0 K: 1 S: 6	H: 1 LOB: 1 BB: 0 P: 6	R: 0 E: 0 K: 0 S: 3	H: 0 LOB: 0 BB: 0 P: 3	R: 1 E: 0 K: 1 S: 5	H: 1 LOB: 2 BB: 1 P: 9	R: 1 E: 0 K: 2 S: 9	H: 2 LOB: 2 BB: 1 P: 13	R: 1 E: 0 K: 0 S: 3	H: 0 LOB: 0 BB: 0 P: 3	1B: 5 2B: 4 3B: 0 HR: 1	SF: 0 SAC: 1 DP: 2 HBP: 0	WP: 1 PB: 0 SB: 1 CS: 0	PA: 36								
PITCHER	IP	WLS	BF	H	R	ER	SO	BB	IBB	HBP	BLK	WP	HR	S	P	ERA	WHIP											
Jim Bunning, R ERA: 3.74	(1, 1)	8.0	L	36	10	4	3	5	3	1	0	0	1	1	42	58	3.38	1.625										

livebaseballscores.com

AB 31
R 4
H 10
RBI 2
BB 4
SO 5
LOB 15



Batter	1	2	3	4	5	6	7	8	9	AB	R	H	RBI	BB	SO	LOB	TOP			
Ron Davis, R OBP: 0.268, SLG: 0.281 (1, 8)										4	1	0	0	1	0	3	Houston Astros @ Pittsburgh Pirates Forbes Field, Pittsburgh, PA Sat Jun 15 1968, 3:33 AM EDT Att: 5,005 - Unknown livebaseballscorecards.com			
Ivan Murrell, R OBP: 0.106, SLG: 0.109 (1, 9)										5	0	1	0	0	1	2				
Rusty Staub, L OBP: 0.386, SLG: 0.430 (1, 3)										4	0	2	0	0	0	1				
Jimmy Wynn, R OBP: 0.359, SLG: 0.386 (1, 7)										3	0	1	1	1	0	3				
Bob Aspromonte, R OBP: 0.310, SLG: 0.281 (1, 5)										3	0	0	0	1	0	4				
Julio Gotay, R OBP: 0.245, SLG: 0.250 (1, 4)										4	0	0	0	0	0	1				
Dave Adlesh, R OBP: 0.275, SLG: 0.333 (6, 1)										2	0	0	0	0	1	1				
Byron Browne, R OBP: 0.400, SLG: 0.250 (8, PH)										0	0	0	0	0	0	0				
Fred Gladding, L (8, 1)										0	0	0	0	0	0	0				
Jim Ray, R OBP: 0.333, SLG: 0.333 (8, 1)										0	0	0	0	0	0	0				
Hector Torres, R OBP: 0.243, SLG: 0.259 (1, 6)										4	0	1	0	0	0	3				
Don Wilson, R OBP: 0.300, SLG: 0.345 (1, 1)										2	0	1	0	0	0	1				
John Buzhardt, R (4, 1)										0	0	0	0	0	0	0				
Ron Brand, R OBP: 0.278, SLG: 0.167 (6, 2)										1	1	0	0	1	1	0				
Inning Stats	R: 1 E: 1 K: 0 S: 4	H: 1 LOB: 1 BB: 1 P: 8	R: 0 E: 1 K: 0 S: 5	H: 1 LOB: 2 BB: 0 P: 5	R: 0 E: 0 K: 0 S: 3	H: 0 LOB: 1 BB: 1 P: 7	R: 0 E: 0 K: 0 S: 4	H: 1 LOB: 1 BB: 0 P: 4	R: 0 E: 0 K: 1 S: 5	H: 0 LOB: 2 BB: 1 P: 9	R: 1 E: 0 K: 0 S: 5	H: 2 LOB: 2 BB: 1 P: 9	R: 0 E: 0 K: 0 S: 2	H: 0 LOB: 0 BB: 0 P: 6	R: 0 E: 0 K: 2 S: 7	H: 0 LOB: 0 BB: 0 P: 7	1B: 5 2B: 1 3B: 0 HR: 0	SF: 0 SAC: 1 DP: 1 HBP: 0	WP: 0 PB: 0 SB: 0 CS: 0	PA: 38
PITCHER Bob Veale, L ERA: 2.1 (1, 1)	IP: 9.0 WLS: W BF: 38 H: 6 R: 2 ER: 1 SO: 3 BB: 5 IBB: 0 HBP: 0 BLK: 0 WP: 0 HR: 0 S: 39 P: 59 ERA: 1.00 WHIP: 1.222																			

Batter	1	2	3	4	5	6	7	8	9	AB	R	H	RBI	BB	SO	LOB	BOTTOM			
Maury Wills, S OBP: 0.317, SLG: 0.298 (1, 5)										4	1	2	1	0	1	0	Houston Astros @ Pittsburgh Pirates Forbes Field, Pittsburgh, PA Sat Jun 15 1968, 3:33 AM EDT Att: 5,005 - Unknown livebaseballscorecards.com			
Jose Pagan, R OBP: 0.200, SLG: 0.218 (7, 5)										1	0	0	0	0	1	1				
Gary Kolb, L OBP: 0.333, SLG: 0.517 (1, 7)										5	2	2	0	0	0	1				
Roberto Clemente, R OBP: 0.394, SLG: 0.478 (1, 9)										4	2	0	1	1	0	2				
Manny Mota, R OBP: 0.304, SLG: 0.308 (9, 9)										0	0	0	0	0	0	0				
Donn Clendenon, R OBP: 0.322, SLG: 0.367 (1, 3)										3	1	2	1	2	1	1				
Matty Alou, L OBP: 0.394, SLG: 0.420 (1, 8)										5	2	3	2	0	0	3				
Bill Mazerowski, R OBP: 0.303, SLG: 0.269 (1, 4)										4	2	2	1	1	1	3				
Freddie Patek, R OBP: 0.261, SLG: 0.300 (1, 6)										4	1	2	4	0	0	2				
Jerry May, R OBP: 0.308, SLG: 0.285 (1, 2)										5	1	3	3	0	0	4				
Bob Veale, S OBP: 0.088, SLG: 0.118 (1, 1)										5	1	1	0	0	2	4				
Inning Stats	R: 0 E: 0 K: 1 S: 5	H: 0 LOB: 0 BB: 0 P: 5	R: 0 E: 0 K: 0 S: 5	H: 2 LOB: 2 BB: 0 P: 5	R: 1 E: 0 K: 1 S: 7	H: 2 LOB: 1 BB: 0 P: 7	R: 4 E: 0 K: 1 S: 9	H: 4 LOB: 0 BB: 0 P: 9	R: 2 E: 0 K: 0 S: 4	H: 1 LOB: 2 BB: 2 P: 13	R: 2 E: 0 K: 1 S: 8	H: 3 LOB: 1 BB: 0 P: 8	R: 0 E: 0 K: 1 S: 6	H: 1 LOB: 1 BB: 0 P: 6	R: 4 E: 0 K: 1 S: 8	H: 4 LOB: 1 BB: 2 P: 16		1B: 12 2B: 4 3B: 0 HR: 2	SF: 0 SAC: 0 DP: 2 HBP: 1	WP: 3 PB: 0 SB: 1 CS: 0
PITCHER Don Wilson, R ERA: 4.19 John Buzhardt, R ERA: 3.19 Tom Dukes, R ERA: 6.0 Fred Gladding, R ERA: 36.0 Jim Ray, R ERA: 3.99 (1, 1)	IP: 3.0 WLS: L BF: 17 H: 8 R: 5 ER: 5 SO: 2 BB: 0 IBB: 0 HBP: 0 BLK: 0 WP: 1 HR: 2 S: 21 P: 21 ERA: 15.00 WHIP: 2.667																			

Batter	1	2	3	4	5	6	7	8	9	AB	R	H	RBI	BB	SO	LOB	TOP										
Ivan Murrell, R OBP: 0.098, SLG: 0.100 (1, 7)										4	0	0	0	0	2	2											
Jimmy Wynn, R OBP: 0.357, SLG: 0.383 (1, 8)										4	0	1	0	0	1	0											
Rusty Staub, L OBP: 0.388, SLG: 0.426 (1, 3)										2	0	0	0	2	1	1											
Lee Thomas, L OBP: 0.287, SLG: 0.330 Byron Browne, R OBP: 0.375, SLG: 0.231 (9, PH)										3	0	1	0	0	0	1											
Bob Aspromonte, R OBP: 0.309, SLG: 0.276 (1, 5)										3	0	0	0	1	1	2											
Julio Gotay, R OBP: 0.245, SLG: 0.243 (1, 4)										3	0	0	0	1	1	2											
Dave Adlesh, R OBP: 0.250, SLG: 0.302 (1, 2)										4	0	0	0	0	1	3											
Hector Torres, R OBP: 0.252, SLG: 0.268 (1, 6)										3	0	2	0	0	0	0											
Mike Cuellar, L OBP: 0.250, SLG: 0.450 (1, 1)										3	1	2	1	0	0	1											
Inning Stats	R: 0 E: 0 K: 1 S: 5	H: 0 LOB: 0 BB: 0 P: 5	R: 0 E: 0 K: 0 S: 3	H: 0 LOB: 0 BB: 0 P: 3	R: 1 E: 0 K: 1 S: 6	H: 2 LOB: 0 BB: 0 P: 6	R: 0 E: 0 K: 2 S: 8	H: 1 LOB: 2 BB: 1 P: 12	R: 0 E: 0 K: 0 S: 4	H: 1 LOB: 1 BB: 0 P: 4	R: 0 E: 0 K: 1 S: 5	H: 0 LOB: 0 BB: 0 P: 5	R: 0 E: 0 K: 1 S: 5	H: 0 LOB: 0 BB: 0 P: 5	R: 0 E: 0 K: 0 S: 3	H: 1 LOB: 3 BB: 2 P: 18	1B: 5 2B: 0 3B: 0 HR: 1	SF: 0 SAC: 0 DP: 2 HBP: 0	WP: 0 PB: 0 SB: 0 CS: 0	PA: 34							
PITCHER	IP	WLS	BF	H	R	ER	SO	BB	IBB	HBP	BLK	WP	HR	S	P	ERA	WHIP										
Steve Blass, R ERA: 2.61 (1, 1)	8.0	W	29	6	1	1	5	2	0	0	0	0	1	37	45	1.12	1.000										
Luke Walker, L ERA: 1.53 (9, 1)	0.2		4	0	0	0	2	2	0	0	0	0	0	6	14	0.00	3.000										
Roy Face, R ERA: 3.86 (9, 1)	0.1	S	1	0	0	0	1	0	0	0	0	0	0	3	3	0.00	0.000										

Houston Astros @ Pittsburgh Pirates
Forbes Field, Pittsburgh, PA
Sun Jun 16 1968, 3:33 AM EDT
Unknown

AB 30
R 1
H 6
RBI 1
BB 4
SO 8
LOB 13





Batter	1	2	3	4	5	6	7	8	9	AB	R	H	RBI	BB	SO	LOB	BOTTOM										
Maury Wills, S OBP: 0.320, SLG: 0.306 (1, 5)										4	1	2	0	0	0	0											
Jose Pagan, R OBP: 0.222, SLG: 0.259 Matty Alou, L OBP: 0.394, SLG: 0.420 (1, 7) (9, 8)										3	2	2	1	0	0	0											
Roberto Clemente, R OBP: 0.311, SLG: 0.491 (1, 9)										3	0	2	1	1	0	0											
Donn Clendenon, R OBP: 0.316, SLG: 0.360 (1, 3)										4	0	0	0	0	3	5											
Manny Mota, R OBP: 0.297, SLG: 0.300 (1, 8) (9, 7)										3	0	0	1	0	1	3											
Bill Mazeroski, R OBP: 0.299, SLG: 0.265 (1, 4)										3	0	0	0	0	0	1											
Freddie Patek, R OBP: 0.269, SLG: 0.304 (1, 6)										3	0	1	0	0	1	0											
Jerry May, R OBP: 0.308, SLG: 0.282 (1, 2)										2	0	0	0	1	2	0											
Steve Blass, R OBP: 0.043, SLG: 0.048 Luke Walker, L Roy Face, R (1, 1) (9, 1) (9, 1)										3	0	0	0	0	2	1											
Inning Stats	R: 0 E: 0 K: 0 S: 3	H: 0 LOB: 0 BB: 0 P: 3	R: 0 E: 0 K: 1 S: 5	H: 0 LOB: 0 BB: 0 P: 5	R: 0 E: 0 K: 2 S: 7	H: 0 LOB: 0 BB: 0 P: 7	R: 2 E: 0 K: 1 S: 8	H: 3 LOB: 1 BB: 0 P: 8	R: 0 E: 0 K: 1 S: 4	H: 0 LOB: 0 BB: 1 P: 8	R: 0 E: 0 K: 1 S: 6	H: 1 LOB: 2 BB: 1 P: 10	R: 0 E: 0 K: 1 S: 5	R: 1 E: 0 K: 2 S: 9	H: 2 LOB: 1 BB: 0 P: 9	1B: 4 2B: 2 3B: 1 HR: 0	SF: 0 SAC: 1 DP: 0 HBP: 0	WP: 0 PB: 0 SB: 0 CS: 0	PA: 31								
PITCHER	IP	WLS	BF	H	R	ER	SO	BB	IBB	HBP	BLK	WP	HR	S	P	ERA	WHIP										
Mike Cuellar, L ERA: 1.95 (1, 1)	8.0	L	31	7	3	3	9	1	1	0	0	0	0	47	55	3.38	1.000										

Houston Astros @ Pittsburgh Pirates
Forbes Field, Pittsburgh, PA
Sun Jun 16 1968, 3:33 AM EDT
Unknown

AB 28
R 3
H 7
RBI 3
BB 2
SO 9
LOB 10



Batter	1	2	3	4	5	6	7	8	9	AB	R	H	RBI	BB	SO	LOB	TOP		
Ivan Murrell, R (1,7) OBP: 0.098, SLG: 0.100											0	0	0	0	0	0	0	Houston Astros @ Pittsburgh Pirates Forbes Field, Pittsburgh, PA Sun Jun 16 1968, 3:38 AM EDT Att: 8,448 - Unknown livebaseballscorecards.com	
Jimmy Wynn, R (1,8) OBP: 0.357, SLG: 0.383											0	0	0	0	0	0	0		
Rusty Staub, L (1,3) OBP: 0.388, SLG: 0.426											0	0	0	0	0	0	0		
Lee Thomas, L (1,9) OBP: 0.287, SLG: 0.330											0	0	0	0	0	0	0		
Bob Aspromonte, R (1,5) OBP: 0.309, SLG: 0.276											0	0	0	0	0	0	0		
Julio Gotay, R (1,4) OBP: 0.245, SLG: 0.243											0	0	0	0	0	0	0		
John Bateman, R (1,2) OBP: 0.245, SLG: 0.304											0	0	0	0	0	0	0		
Hector Torres, R (1,6) OBP: 0.252, SLG: 0.268											0	0	0	0	0	0	0		
Larry Dierker, R (1,1) OBP: 0.091, SLG: 0.063											0	0	0	0	0	0	0		
Inning Stats											1B: 0	SF: 0	WP: 0	PA: 0					
PITCHER IP WLS BF H R ER SO BB IBB HBP BLK WP HR S P ERA WHIP Tommie Sisk, R (1,1) ERA: 3.99 0.0 W 0 0 0 0 0 0 0 0 0 0 0 0 0 0 ∞ ∞										PITCHER IP WLS BF H R ER SO BB IBB HBP BLK WP HR S P ERA WHIP									

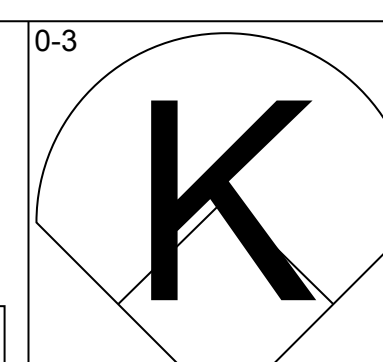
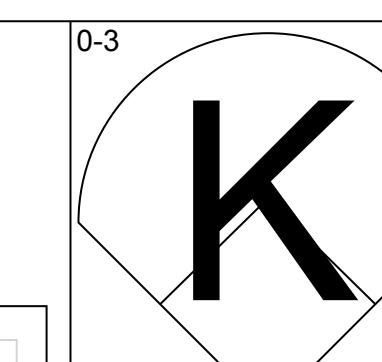
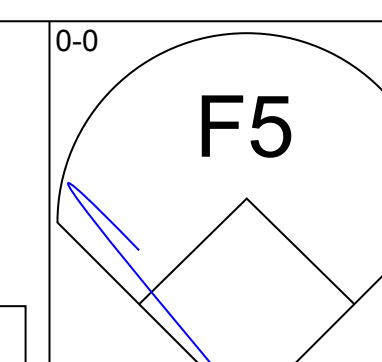
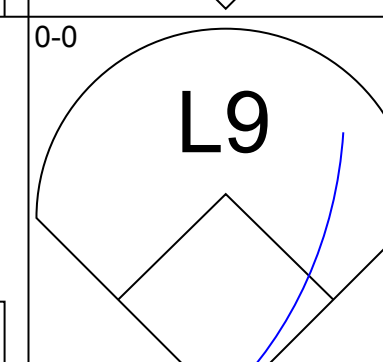
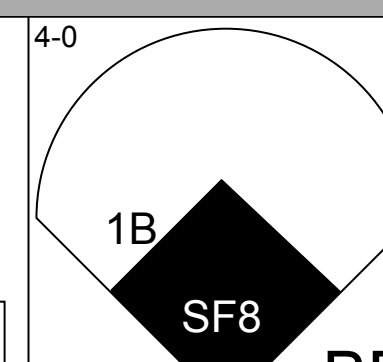
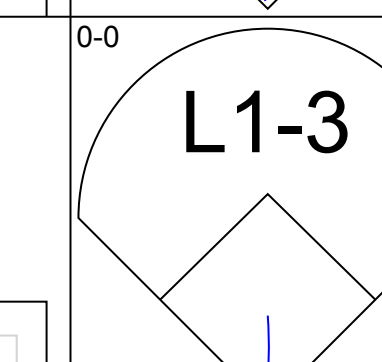
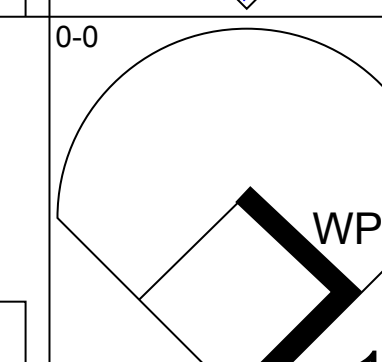
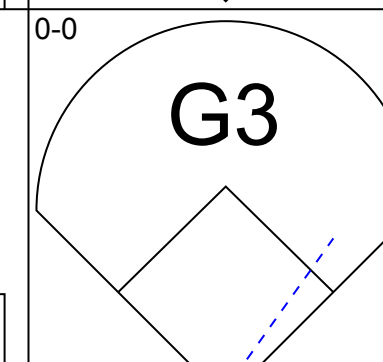
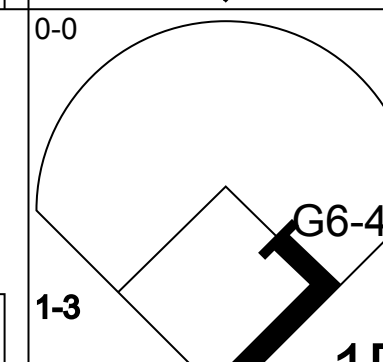
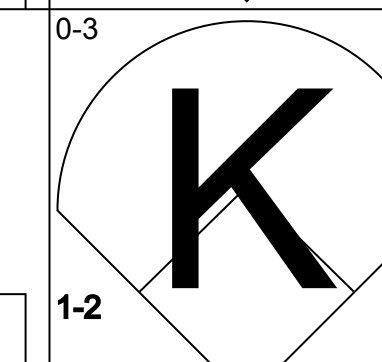
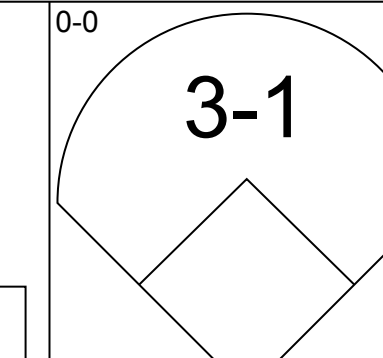
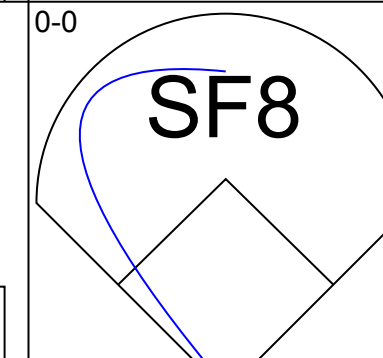
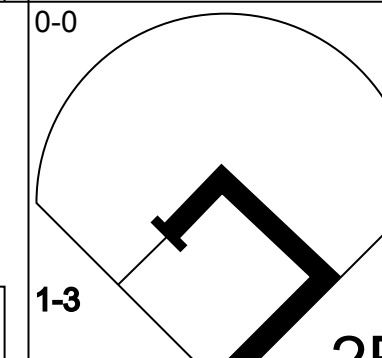
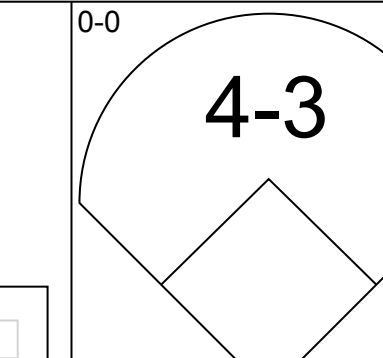
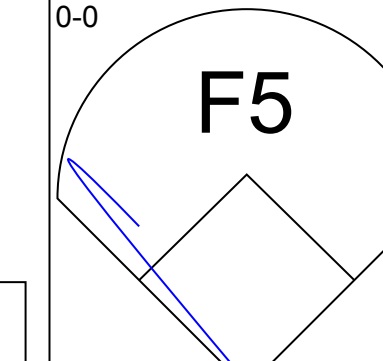
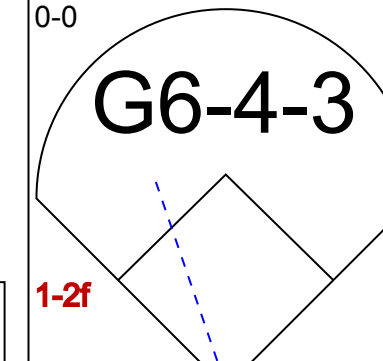
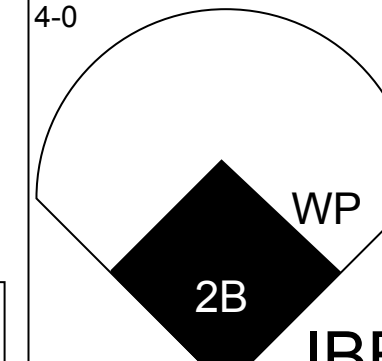
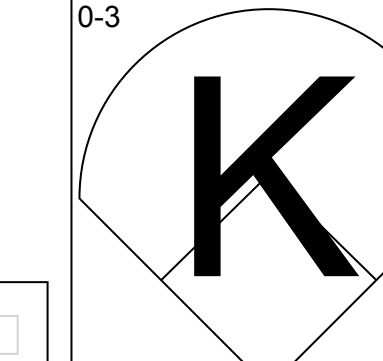
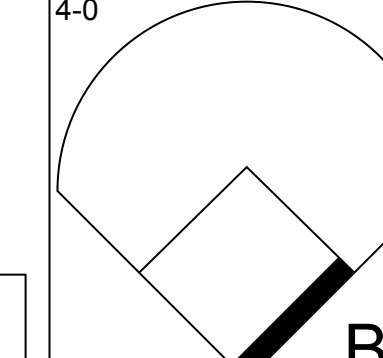
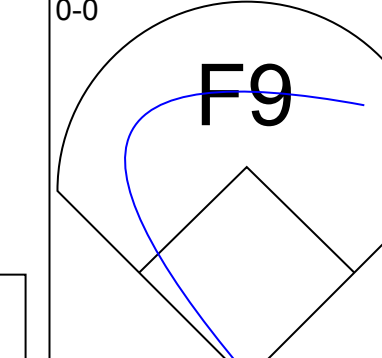
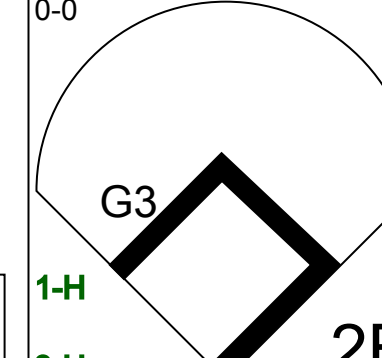
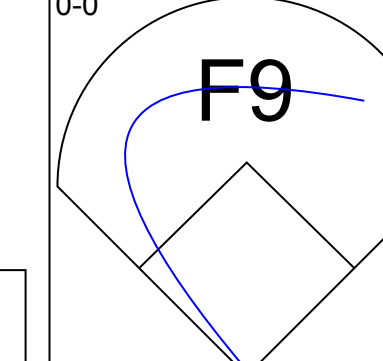
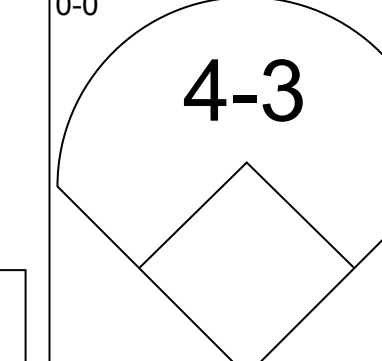
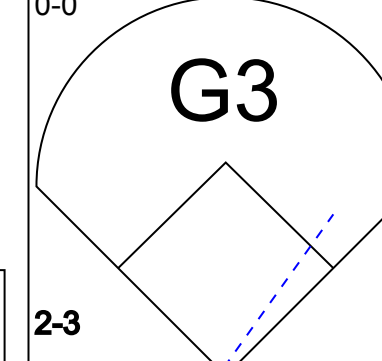
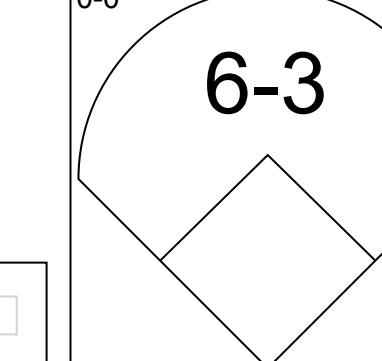
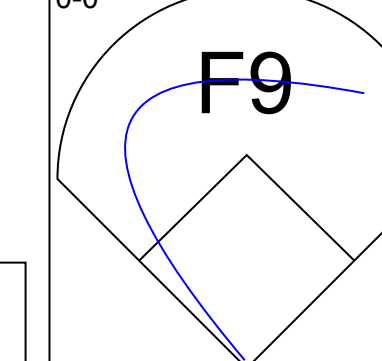
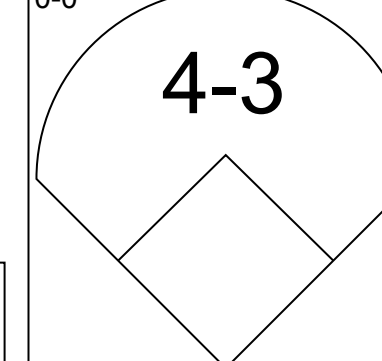
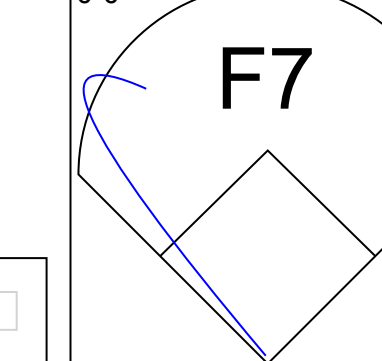
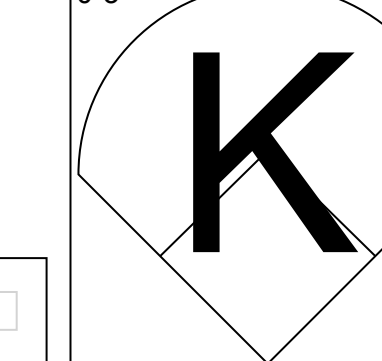
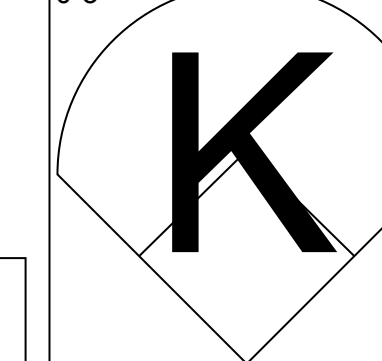

Batter	1	2	3	4	5	6	7	8	9	AB	R	H	RBI	BB	SO	LOB	BOTTOM		
Maury Wills, S (1,5) OBP: 0.320, SLG: 0.306											0	0	0	0	0	0	0	Houston Astros @ Pittsburgh Pirates Forbes Field, Pittsburgh, PA Sun Jun 16 1968, 3:38 AM EDT Att: 8,448 - Unknown livebaseballscorecards.com	
Gary Kolb, L (1,4) OBP: 0.333, SLG: 0.517											0	0	0	0	0	0	0		
Willie Stargell, L (1,9) OBP: 0.302, SLG: 0.480											0	0	0	0	0	0	0		
Manny Jimenez, L (1,7) OBP: 0.517, SLG: 0.364											0	0	0	0	0	0	0		
Matty Alou, L (1,8) OBP: 0.394, SLG: 0.420											0	0	0	0	0	0	0		
Donn Clendenen, R (1,3) OBP: 0.316, SLG: 0.360											0	0	0	0	0	0	0		
Freddie Patek, R (1,6) OBP: 0.269, SLG: 0.304											0	0	0	0	0	0	0		
Carl Taylor, R (1,2) OBP: 0.308, SLG: 0.280											0	0	0	0	0	0	0		
Tommie Sisk, R (1,1) OBP: 0.167, SLG: 0.091											0	0	0	0	0	0	0		
Inning Stats											1B: 0	SF: 0	WP: 0	PA: 0					
PITCHER IP WLS BF H R ER SO BB IBB HBP BLK WP HR S P ERA WHIP Larry Dierker, R (1,1) ERA: 2.69 0.0 L 0 0 0 0 0 0 0 0 0 0 0 0 0 0 ∞ ∞										PITCHER IP WLS BF H R ER SO BB IBB HBP BLK WP HR S P ERA WHIP									

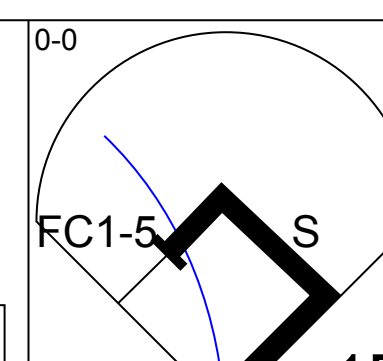
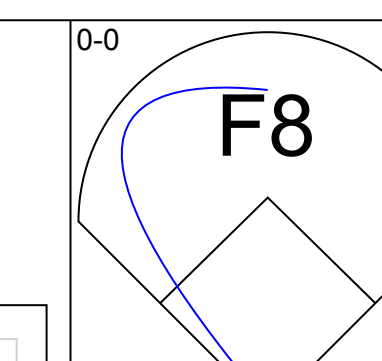
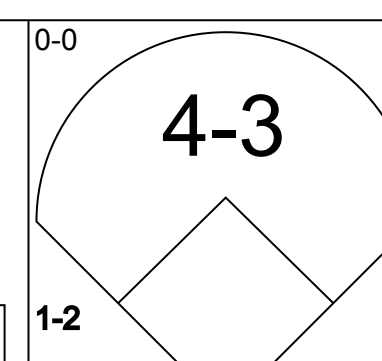
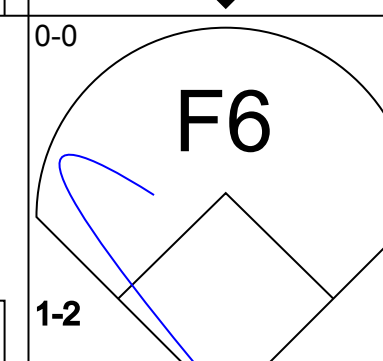
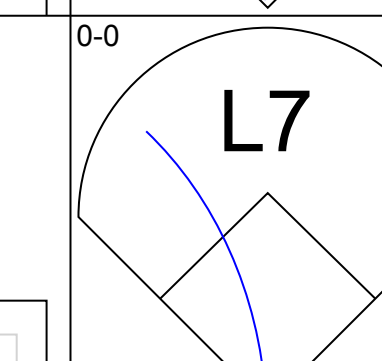
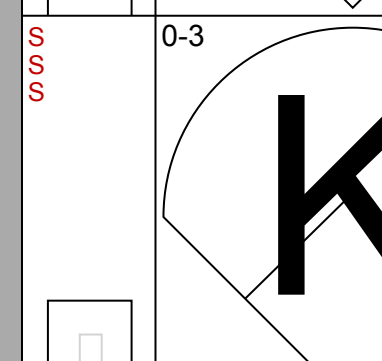
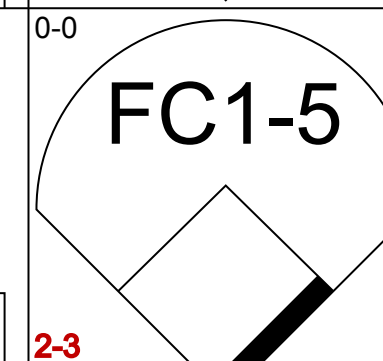
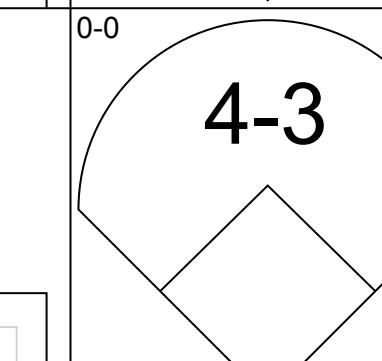
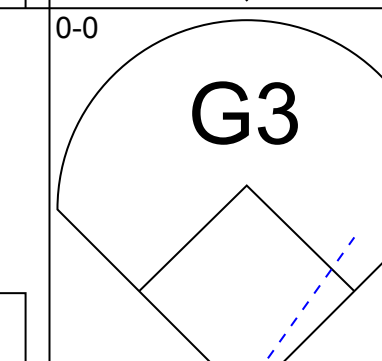
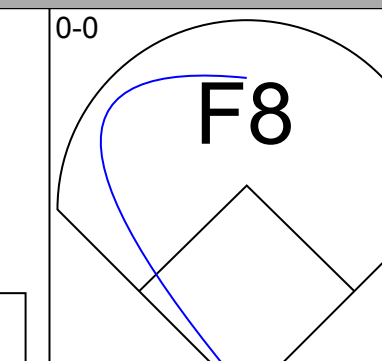
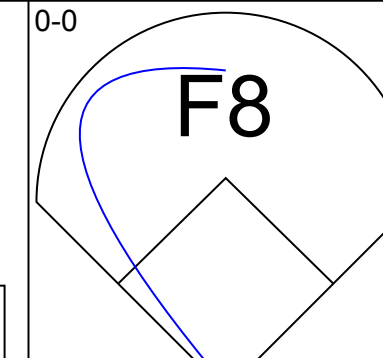
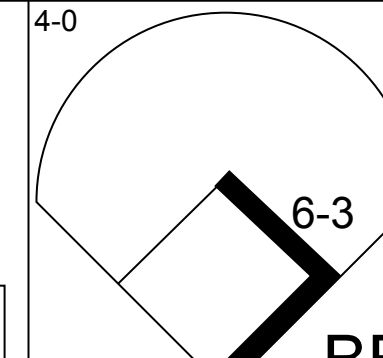
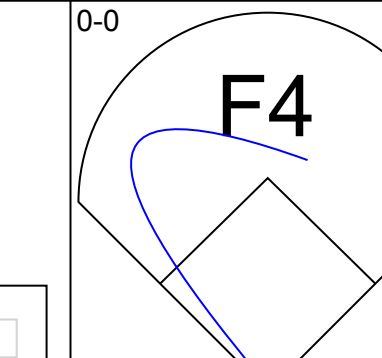
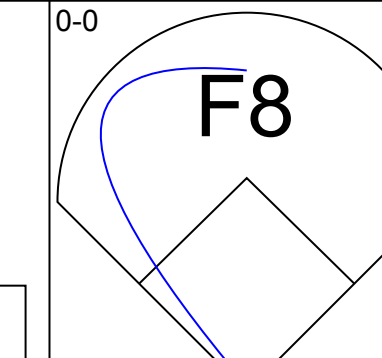
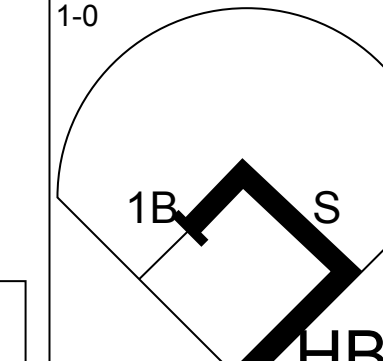
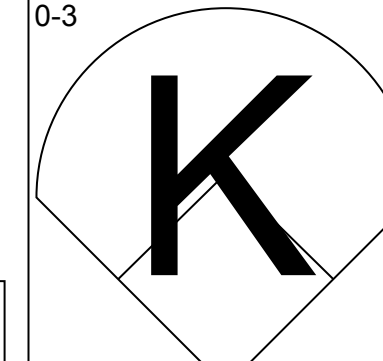
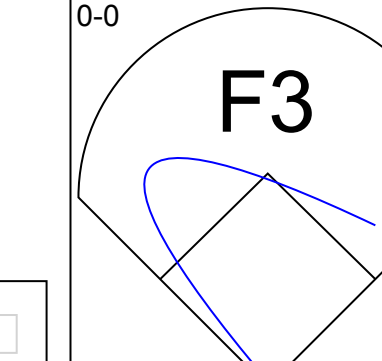
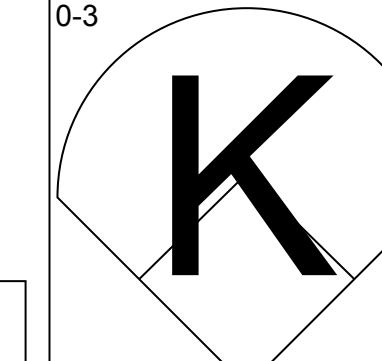
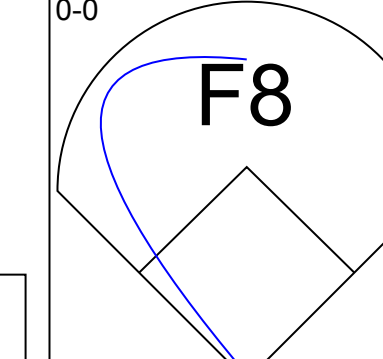
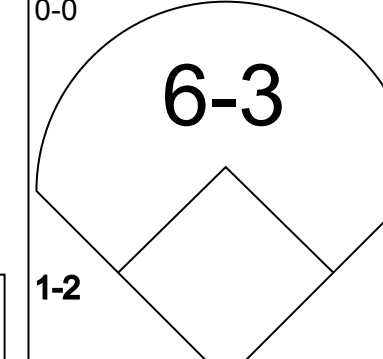
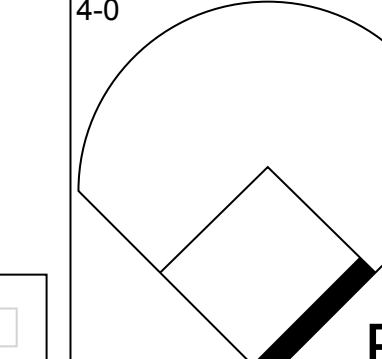
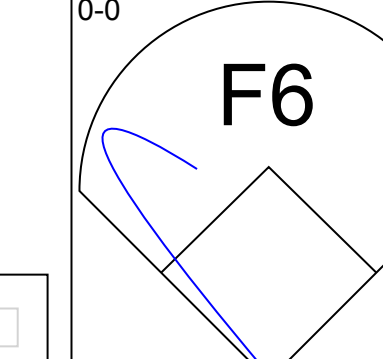
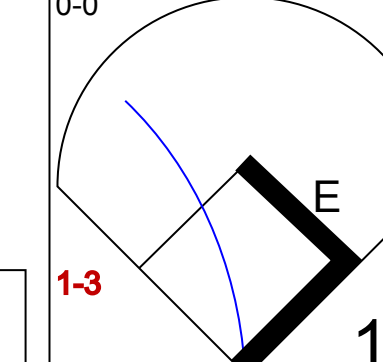
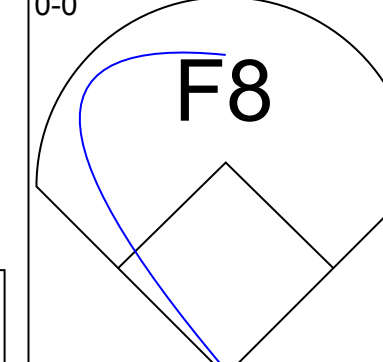
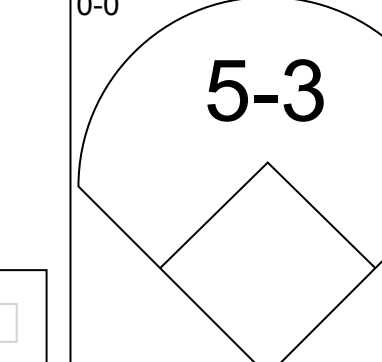
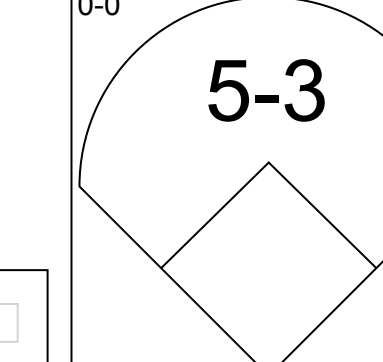
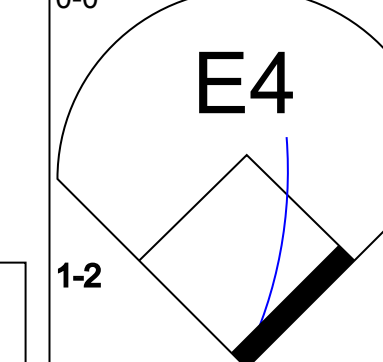
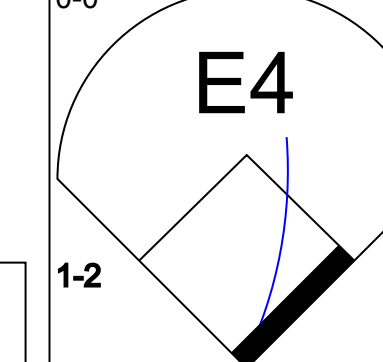
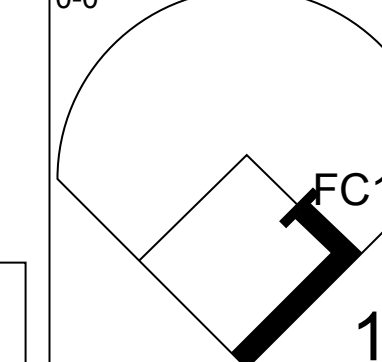
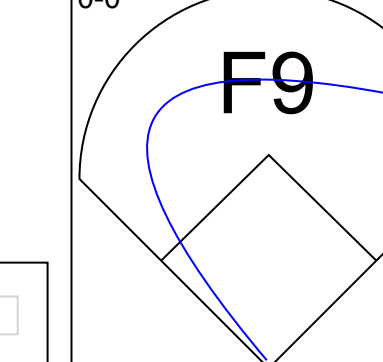
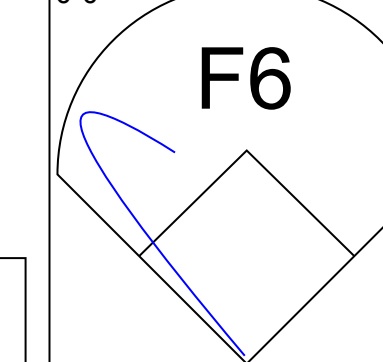
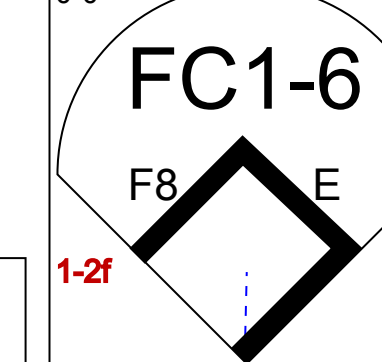
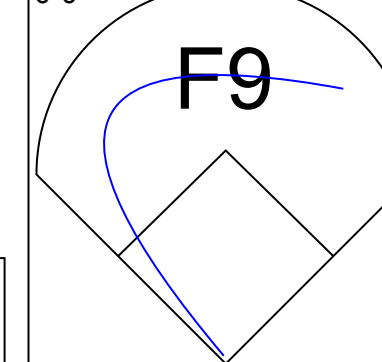
Batter	1	2	3	4	5	6	7	8	9	AB	R	H	RBI	BB	SO	LOB	TOP			
Willie Davis, L (1, 8) OBP: 0.251, SLG: 0.300 Rocky Colavito, R (1, 9) OBP: 0.295, SLG: 0.310 Jim Fairley, L (8, PR) OBP: 0.288, SLG: 0.314 (8, 7)	0-0 B1-3		0-0 FC6-4 1B			0-3 K		0-0 1B		1	0	0	0	0	0	0	Los Angeles Dodgers @ Pittsburgh Pirates Forbes Field, Pittsburgh, PA Wed Jun 19 1968, 7:05 PM EDT Att: 10,799 - Unknown livebaseballscorecards.com			
Paul Popovich, S (1, 4) OBP: 0.299, SLG: 0.308	4-0 1-3 1B BB		0-0 FC6-4 G6-4-3 1-2			0-0 P6-3		0-3 K		3	1	0	0	1	1	2				
Bob Bailey, R (1, 5) OBP: 0.326, SLG: 0.346	0-0 1-3 1-2		0-0 G6-4-3 1-2			0-3 K			0-0 6-3	4	0	0	0	0	1	2				
Ken Boyer, R (1, 3) OBP: 0.342, SLG: 0.313	0-0 2H 1B			4-0 FC3-6 BB					0-0 6-3	3	0	2	1	1	0	0				
Wes Parker, S (1, 7) OBP: 0.331, SLG: 0.348 (1, 8)	0-3 K			0-0 FC3-6 CS 1-2					0-3 K	4	0	0	0	0	2	3				
Ted Savage, R (1, 9) OBP: 0.261, SLG: 0.349 (1, 7) (8, 9)		0-0 G5-4-3 1B							0-0 WP 2B	3	0	2	0	0	1	1				
Jeff Torborg, R (1, 2) OBP: 0.240, SLG: 0.156		0-0 G5-4-3 1-2				0-3 K			0-0 F3 2-3	3	0	0	0	0	1	2				
Zolio Versalles, R (1, 6) OBP: 0.227, SLG: 0.249		4-0 BB				0-0 F9			0-0 F9	2	0	0	0	1	0	0				
Bill Singer, R (1, 1) OBP: 0.171, SLG: 0.235 Luis Alcaraz, R (8, PH) OBP: 0.227, SLG: 0.228 Jim Brewer, L (8, 1) OBP: 0.333, SLG: 0.333	0-0 5-3					0-0 5-3			0-3 K	2	0	0	0	0	0	1				
Inning Stats	R: 1 E: 0 K: 1 S: 6	H: 1 LOB: 1 BB: 1 P: 10	R: 0 E: 0 K: 0 S: 3	H: 1 LOB: 1 BB: 1 P: 7	R: 0 E: 0 K: 0 S: 3	H: 1 LOB: 0 BB: 0 P: 3	R: 0 E: 0 K: 1 S: 4	H: 0 LOB: 0 BB: 1 P: 8	R: 0 E: 0 K: 1 S: 5	H: 0 LOB: 0 BB: 0 P: 5	R: 0 E: 0 K: 2 S: 7	H: 0 LOB: 0 BB: 0 P: 7	R: 0 E: 0 K: 1 S: 6	H: 1 LOB: 1 BB: 0 P: 6	R: 0 E: 0 K: 1 S: 8	H: 1 LOB: 0 BB: 0 P: 8		1B: 5 2B: 1 3B: 0 HR: 0	SF: 0 SAC: 0 DP: 3 HBP: 0	WP: 1 PB: 0 SB: 0 CS: 1
PITCHER Bob Veale, L (1, 1) ERA: 2.01	IP: 9.0 WLS: W BF: 32 H: 6 R: 1 ER: 1 SO: 8 BB: 3 IBB: 0 HBP: 0 BLK: 0 WP: 1 HR: 0 S: 45 P: 57 ERA: 1.00 WHIP: 1.000															PITCHER				

Batter	1	2	3	4	5	6	7	8	9	AB	R	H	RBI	BB	SO	LOB	BOTTOM			
Maury Wills, S (1, 5) OBP: 0.331, SLG: 0.320	0-0 F7		0-0 S 1B			0-0 PB SH1-4 SF7 1B	0-0 P4-6-3 1-2			4	1	2	0	0	0	1	Los Angeles Dodgers @ Pittsburgh Pirates Forbes Field, Pittsburgh, PA Wed Jun 19 1968, 7:05 PM EDT Att: 10,799 - Unknown livebaseballscorecards.com			
Gary Kolb, L (1, 9) OBP: 0.316, SLG: 0.444 Manny Mota, R (8, PH) OBP: 0.303, SLG: 0.306 (9, 9)	0-3 K		0-0 F7 1-2			0-0 SH1-4 1-2		0-0 P4-3 1B		2	0	0	0	0	1	1				
Willie Stargell, L (1, 7) OBP: 0.330, SLG: 0.516	0-0 2B					0-3 K				3	0	1	1	0	2	1				
Matty Alou, L (1, 8) OBP: 0.404, SLG: 0.443	0-0 F9					0-0 1B				4	0	2	0	0	0	2				
Donn Clendenon, R (1, 3) OBP: 0.319, SLG: 0.358		0-3 K				0-3 K				3	0	1	0	1	2	1				
Bill Mazeroski, R (1, 4) OBP: 0.293, SLG: 0.259		0-0 F8				0-3 K				4	0	0	0	0	1	5				
Gene Alley, R (1, 6) OBP: 0.300, SLG: 0.328		0-0 F8				0-3 K				2	1	0	0	1	1	0				
Jerry May, R (1, 2) OBP: 0.311, SLG: 0.284			0-3 K			0-0 F8				3	0	1	1	0	1	0				
Bob Veale, S (1, 1) OBP: 0.081, SLG: 0.108			0-3 K			0-3 K				3	0	0	0	0	3	1				
Inning Stats	R: 0 E: 0 K: 1 S: 6	H: 1 LOB: 0 BB: 0 P: 6	R: 0 E: 0 K: 1 S: 5	H: 0 LOB: 0 BB: 0 P: 5	R: 0 E: 0 K: 2 S: 8	H: 1 LOB: 1 BB: 0 P: 8	R: 0 E: 0 K: 3 S: 10	H: 1 LOB: 0 BB: 0 P: 10	R: 0 E: 0 K: 2 S: 7	H: 0 LOB: 0 BB: 0 P: 7	R: 1 E: 0 K: 0 S: 6	H: 3 LOB: 2 BB: 0 P: 6	R: 1 E: 1 K: 1 S: 5	H: 1 LOB: 0 BB: 1 P: 9	R: 0 E: 0 K: 1 S: 6	H: 1 LOB: 2 BB: 1 P: 10		1B: 7 2B: 1 3B: 0 HR: 0	SF: 1 SAC: 1 DP: 1 HBP: 0	WP: 0 PB: 1 SB: 2 CS: 0
PITCHER Bill Singer, R (1, 1) ERA: 1.75 Jim Brewer, L (8, 1) ERA: 2.35	IP: 7.0 WLS: L BF: 28 H: 7 R: 2 ER: 2 SO: 10 BB: 1 IBB: 0 HBP: 0 BLK: 0 WP: 0 HR: 0 S: 47 P: 51 ERA: 2.57 WHIP: 1.143															PITCHER				

Batter	1	2	3	4	5	6	7	8	9	AB	R	H	RBI	BB	SO	LOB	TOP			
Wes Parker, S OBP: 0.326, SLG: 0.342	F5			4-3		1-3		F7		4	0	0	0	0	0	1	Los Angeles Dodgers @ Pittsburgh Pirates Forbes Field, Pittsburgh, PA Thu Jun 20 1968, 7:05 PM EDT Unknown			
Willie Davis, L OBP: 0.247, SLG: 0.295	F7			L4		1-3		F8		4	0	0	0	0	0	0				
Len Gabrielson, L OBP: 0.299, SLG: 0.451	G3			K		F5		HR		4	1	1	1	0	1	0				
Tom Haller, L OBP: 0.352, SLG: 0.383		F5			4-3			1B 2B		4	1	1	0	0	1	0				
Ron Fairly, L OBP: 0.267, SLG: 0.233		K			F7			2B 1B		4	1	2	1	0	1	0				
Jim Lefebvre, S OBP: 0.304, SLG: 0.453		1-3			F6			2B		4	0	1	1	0	0	1				
Paul Popovich, S OBP: 0.300, SLG: 0.304			P4-3			FC3-6 BB		P9		2	0	0	0	1	0	1				
Bob Bailey, R OBP: 0.321, SLG: 0.340			5-3			K		6-3		3	0	0	0	0	1	1				
Don Sutton, R OBP: 0.250, SLG: 0.240			6-3			FC3-6		F7		1	0	0	0	0	0	0				
Mudcat Grant, R OBP: 0.250, SLG: 0.500						1-2				1	0	0	0	0	0	1				
Jim Fairley, L OBP: 0.263, SLG: 0.308										1	0	0	0	0	0	0				
Hank Aguirre, R OBP: 0.263, SLG: 0.308										0	0	0	0	0	0	0				
Inning Stats	R: 0 E: 0 K: 0 S: 3	H: 0 LOB: 0 BB: 0 P: 3	R: 0 E: 0 K: 1 S: 5	H: 0 LOB: 0 BB: 0 P: 5	R: 0 E: 0 K: 0 S: 3	H: 0 LOB: 0 BB: 0 P: 3	R: 0 E: 0 K: 1 S: 5	H: 0 LOB: 0 BB: 0 P: 5	R: 0 E: 1 K: 1 S: 5	H: 0 LOB: 1 BB: 1 P: 9	R: 2 E: 0 K: 0 S: 6	H: 3 LOB: 1 BB: 0 P: 6	R: 0 E: 0 K: 0 S: 3	H: 0 LOB: 0 BB: 0 P: 3	R: 1 E: 0 K: 1 S: 7	H: 2 LOB: 1 BB: 0 P: 7	1B: 2 2B: 2 3B: 0 HR: 1	SF: 0 SAC: 0 DP: 0 HBP: 0	WP: 0 PB: 0 SB: 0 CS: 0	PA: 33
PITCHER Steve Blass, R ERA: 2.66	IP: 9.0 WLS: W BF: 33	H: 5 R: 3 ER: 3 SO: 4	BB: 1 IBB: 0 HBP: 0 BLK: 0	WP: 0 HR: 1 S: 40 P: 44	ERA: 3.00 WHIP: 0.667											ERA: 3.00 WHIP: 0.667				

Batter	1	2	3	4	5	6	7	8	9	AB	R	H	RBI	BB	SO	LOB	BOTTOM			
Maury Wills, S OBP: 0.328, SLG: 0.317	P6-3			P6		P6-4-3		4-3		5	0	1	1	0	0	4	Los Angeles Dodgers @ Pittsburgh Pirates Forbes Field, Pittsburgh, PA Thu Jun 20 1968, 7:05 PM EDT Unknown			
Gary Kolb, L OBP: 0.333, SLG: 0.436	1B BB		F8	1B		4-3				3	1	1	1	1	0	1				
Willie Stargell, L OBP: 0.333, SLG: 0.522	L6-4 1B		F8	3-1				1B 2B		4	0	2	0	0	0	2				
Matty Alou, L OBP: 0.406, SLG: 0.444	1B		F7		E4 1B 1B		2H 1B			4	1	2	1	0	0	1				
Donn Clendenon, R OBP: 0.321, SLG: 0.357	L6-4			1B BB BB	1B 1B		F9			3	2	1	0	1	0	3				
Bill Mazerowski, R OBP: 0.296, SLG: 0.263		5-3		BB 1B 1B	1B 1B		1-3 1B			4	1	2	2	0	0	1				
Gene Alley, R OBP: 0.300, SLG: 0.327		P6-3		1B BB 1B	1B 1B		P4-6-3			4	1	1	0	0	0	1				
Jerry May, R OBP: 0.319, SLG: 0.286				1B BB BB	1B 1B		K			2	0	1	1	2	1	0				
Steve Blass, R OBP: 0.115, SLG: 0.125		1-3		1B P6 1B				SH2-4 BB		3	1	2	1	0	0	1				
Inning Stats	R: 1 E: 0 K: 0 S: 4	H: 2 LOB: 1 BB: 1 P: 8	R: 0 E: 0 K: 0 S: 4	H: 1 LOB: 1 BB: 0 P: 4	R: 0 E: 0 K: 0 S: 4	H: 1 LOB: 1 BB: 0 P: 4	R: 4 E: 1 K: 0 S: 6	H: 4 LOB: 1 BB: 2 P: 14	R: 2 E: 1 K: 1 S: 7	H: 2 LOB: 0 BB: 0 P: 7	R: 0 E: 0 K: 0 S: 4	H: 2 LOB: 1 BB: 0 P: 4	R: 0 E: 0 K: 0 S: 3	H: 0 LOB: 1 BB: 1 P: 7	R: 0 E: 0 K: 0 S: 3	H: 0 LOB: 1 BB: 1 P: 7		1B: 12 2B: 2 3B: 0 HR: 0	SF: 0 SAC: 1 DP: 3 HBP: 0	WP: 0 PB: 0 SB: 1 CS: 0
PITCHER Don Sutton, R ERA: 3.58	IP: 3.0 WLS: L BF: 17	H: 6 R: 5 ER: 5 SO: 0	BB: 3 IBB: 0 HBP: 0 BLK: 0	WP: 0 HR: 0 S: 14 P: 26	ERA: 15.00 WHIP: 3.000											ERA: 15.00 WHIP: 3.000				
Mudcat Grant, R ERA: 2.93	IP: 4.0 WLS: L BF: 16	H: 7 R: 2 ER: 0 SO: 1	BB: 0 IBB: 0 HBP: 0 BLK: 0	WP: 0 HR: 0 S: 18 P: 18	ERA: 0.00 WHIP: 1.750											ERA: 0.00 WHIP: 1.750				
Hank Aguirre, L ERA: 1.02	IP: 1.0 WLS: L BF: 4	H: 0 R: 0 ER: 0 SO: 0	BB: 1 IBB: 0 HBP: 0 BLK: 0	WP: 0 HR: 0 S: 3 P: 7	ERA: 0.00 WHIP: 1.000											ERA: 0.00 WHIP: 1.000				

Batter	1	2	3	4	5	6	7	8	9	AB	R	H	RBI	BB	SO	LOB	TOP				
Nate Oliver, R OBP: 0.190, SLG: 0.211 (1, 4)										4	0	0	0	0	2	0	San Francisco Giants @ Pittsburgh Pirates Forbes Field, Pittsburgh, PA Fri Jun 21 1968, 7:05 PM EDT Att: 16,222 - Unknown				
Ty Cline, L OBP: 0.240, SLG: 0.244 (1, 7)										3	1	1	0	1	0	0					
Willie Mays, R OBP: 0.363, SLG: 0.526 (1, 8)										4	1	2	0	0	1	1					
Willie McCovey, L OBP: 0.389, SLG: 0.572 (1, 3)										3	0	1	1	0	0	0					
Jim Ray Hart, R OBP: 0.360, SLG: 0.517 (1, 5)										3	1	0	0	1	1	1					
Jack Hiatt, R OBP: 0.360, SLG: 0.360 (1, 2)										3	0	1	1	1	0	0					
Jesus Alou, R OBP: 0.267, SLG: 0.308 (1, 9)										3	0	0	0	0	0	2					
Hal Lanier, R OBP: 0.215, SLG: 0.244 (1, 6)										3	0	0	0	0	0	1					
Bobby Bolin, R OBP: 0.091, SLG: 0.091 (1, 1)										3	0	0	0	0	2	0					
Inning Stats	R: 0 E: 0 K: 1 S: 5	H: 0 LOB: 0 BB: 0 P: 5	R: 0 E: 0 K: 0 S: 3	H: 0 LOB: 1 BB: 1 P: 7	R: 0 E: 0 K: 1 S: 5	H: 0 LOB: 0 BB: 0 P: 5	R: 1 E: 0 K: 0 S: 3	H: 1 LOB: 0 BB: 1 P: 7	R: 0 E: 0 K: 0 S: 3	H: 0 LOB: 0 BB: 0 P: 3	R: 0 E: 0 K: 1 S: 5	H: 0 LOB: 0 BB: 0 P: 5	R: 2 E: 0 K: 0 S: 5	H: 3 LOB: 1 BB: 1 P: 9	R: 0 E: 0 K: 1 S: 8	H: 1 LOB: 1 BB: 0 P: 8	R: 0 E: 0 K: 1 S: 5	H: 0 LOB: 0 BB: 0 P: 5	1B: 3 2B: 2 3B: 0 HR: 0	SF: 1 SAC: 0 DP: 1 HBP: 0	WP: 2 PA: 33 PB: 0 SB: 0 CS: 0
PITCHER	IP WLS BF H R ER SO BB IBB HBP BLK WP HR S P ERA WHIP																				
Al McBean, R ERA: 2.83 (1, 1)	7.0 L 26 4 3 3 3 2 1 0 0 0 1 0 29 41 3.86 0.857																				
Dock Ellis, R ERA: (8, 1)	2.0 7 1 0 0 3 0 0 0 0 1 0 13 13 0.00 0.500																				

Batter	1	2	3	4	5	6	7	8	9	AB	R	H	RBI	BB	SO	LOB	BOTTOM		
Maury Wills, S OBP: 0.332, SLG: 0.322 (1, 5)										4	0	1	0	0	0	2	San Francisco Giants @ Pittsburgh Pirates Forbes Field, Pittsburgh, PA Fri Jun 21 1968, 7:05 PM EDT Att: 16,222 - Unknown		
Gary Kolb, L OBP: 0.298, SLG: 0.386 (1, 9)										4	0	0	0	0	1	4			
Willie Stargell, L OBP: 0.325, SLG: 0.503 (1, 7)										4	0	0	0	0	3				
Matty Alou, L OBP: 0.405, SLG: 0.438 (1, 8)										3	0	0	0	1	0	1			
Donn Clendenon, R OBP: 0.315, SLG: 0.346 (1, 3)										3	0	0	0	0	2	1			
Bill Mazaroski, R OBP: 0.290, SLG: 0.255 (1, 4)										3	0	0	0	1	0	2			
Gene Alley, R OBP: 0.301, SLG: 0.341 (1, 6)										4	0	1	0	0	0	2			
Jerry May, R OBP: 0.318, SLG: 0.286 (1, 2)										4	0	2	0	0	0	1			
Al McBean, R OBP: 0.275, SLG: 0.256 Manny Jimenez, L (7, PH) OBP: 0.514, SLG: 0.393 Dock Ellis, S (8, 1)										2	0	0	0	0	0	3			
Inning Stats	R: 0 E: 0 K: 0 S: 4	H: 1 LOB: 1 BB: 0 P: 4	R: 0 E: 1 K: 0 S: 4	H: 1 LOB: 2 BB: 0 P: 5	R: 0 E: 0 K: 1 S: 5	H: 0 LOB: 0 BB: 0 P: 3	R: 0 E: 0 K: 1 S: 5	H: 0 LOB: 2 BB: 1 P: 5	R: 0 E: 0 K: 0 S: 3	H: 0 LOB: 1 BB: 1 P: 7	R: 0 E: 0 K: 1 S: 6	H: 1 LOB: 1 BB: 0 P: 6	R: 0 E: 0 K: 1 S: 5	H: 0 LOB: 0 BB: 0 P: 5	R: 0 E: 0 K: 0 S: 3	H: 0 LOB: 0 BB: 0 P: 3	1B: 4 2B: 0 3B: 0 HR: 0	SF: 0 SAC: 0 DP: 0 HBP: 1	WP: 0 PA: 35 PB: 0 SB: 2 CS: 0
PITCHER	IP WLS BF H R ER SO BB IBB HBP BLK WP HR S P ERA WHIP																		
Bobby Bolin, R ERA: 2.06 (1, 1)	9.0 W 35 4 0 0 3 2 0 1 0 0 0 38 47 0.00 0.667																		

Batter	1	2	3	4	5	6	7	8	9	AB	R	H	RBI	BB	SO	LOB	TOP					
Nate Oliver, R OBP: 0.203, SLG: 0.221 (1, 4)	6-3		K	6-3						5	0	2	0	0	1	2	San Francisco Giants @ Pittsburgh Pirates Forbes Field, Pittsburgh, PA Sun Jun 23 1968, 3:33 AM EDT Att: 16,843 - Unknown livebaseballscorecards.com					
Ty Cline, L OBP: 0.256, SLG: 0.254 Willie Mays, R OBP: 0.361, SLG: 0.517 (7, PH) (7, 8)	L9		L6-3		L8		K		F8	3	0	0	0	0	0	0						
Willie McCovey, L OBP: 0.395, SLG: 0.614 (1, 3)	HR		HR		4-3		4-3			4	2	2	2	0	0	2						
Jim Ray Hart, R OBP: 0.363, SLG: 0.509 (1, 5)	F7		BB		6-3				5-3	3	0	0	0	1	0	0						
Jack Hiatt, R OBP: 0.358, SLG: 0.356 (1, 2)		F9	K			2-3			6-3	4	0	0	0	0	1	1						
Jesus Alou, R OBP: 0.271, SLG: 0.305 (1, 7)		6-3		FC6-4 BB		F6			K	3	0	0	0	1	1	0						
Ollie Brown, R OBP: 0.272, SLG: 0.264 (1, 9)		1B 1B		FC6-4 1B 1-2		F9			L3-1	4	0	1	0	0	0	1						
Hal Lanier, R OBP: 0.215, SLG: 0.239 (1, 6)		1B 1-2		F6			1B SH1-4 BB		6-3	3	0	1	0	1	0	1						
Juan Marichal, R OBP: 0.213, SLG: 0.207 (1, 1)		1-2 2-H 1B		1-2 1B			SH1-4		1B	3	0	3	0	0	0	0						
Inning Stats	R: 1 E: 0 K: 0 S: 4	H: 1 LOB: 0 BB: 0 P: 4	R: 0 E: 0 K: 0 S: 5	H: 3 LOB: 3 BB: 0 P: 5	R: 1 E: 0 K: 2 S: 8	H: 1 LOB: 1 BB: 1 P: 12	R: 0 E: 0 K: 0 S: 4	H: 1 LOB: 2 BB: 1 P: 8	R: 0 E: 0 K: 0 S: 3	H: 0 LOB: 0 BB: 0 P: 3	R: 0 E: 0 K: 1 S: 6	H: 1 LOB: 2 BB: 1 P: 10	R: 0 E: 0 K: 1 S: 5	H: 0 LOB: 0 BB: 0 P: 5	R: 0 E: 0 K: 0 S: 5	H: 2 LOB: 2 BB: 0 P: 5		1B: 7 2B: 0 3B: 0 HR: 2	SF: 0 SAC: 1 DP: 0 HBP: 0	WP: 0 PA: 38 PB: 0 SB: 0 CS: 0		
PITCHER	IP	WLS	BF	H	R	ER	SO	BB	IBB	HBP	BLK	WP	HR	S	P	ERA	WHIP					
Jim Bunning, R ERA: 3.69 Luke Walker, L ERA: 1.16 Ron Kline, R ERA: 1.28	(1, 1)	6.0	L	25	6	2	2	2	2	2	0	0	0	0	0	2	27	35	3.00	1.333		

Batter	1	2	3	4	5	6	7	8	9	AB	R	H	RBI	BB	SO	LOB	BOTTOM			
Maury Wills, S OBP: 0.339, SLG: 0.327 (1, 5)				L8		FC4-6 1B				3	1	2	0	1	0	0	San Francisco Giants @ Pittsburgh Pirates Forbes Field, Pittsburgh, PA Sun Jun 23 1968, 3:33 AM EDT Att: 16,843 - Unknown livebaseballscorecards.com			
Matty Alou, L OBP: 0.407, SLG: 0.444 (1, 8)				K		FC4-6 1B				4	0	2	1	0	1	2				
Willie Stargell, L OBP: 0.323, SLG: 0.495 Manny Mota, R OBP: 0.310, SLG: 0.304 (1, PH) (2, 7)				5-3		FC4-6			L4-6	0	0	0	0	0	0	0				
Roberto Clemente, R OBP: 0.303, SLG: 0.473 (1, 9)				1-3		K			L4-6	4	0	0	0	0	0	1				
Donn Clendenon, R OBP: 0.316, SLG: 0.346 (1, 3)				K					1-3	4	0	1	0	0	1	0				
Gene Alley, R OBP: 0.302, SLG: 0.346 (1, 6)				F6					4-3	4	0	1	0	0	1	0				
Bill Mazerowski, R OBP: 0.297, SLG: 0.268 (1, 4)						6-3			F9	4	0	2	0	0	0	1				
Jerry May, R OBP: 0.320, SLG: 0.286 Manny Jimenez, L OBP: 0.500, SLG: 0.379 Carl Taylor, R OBP: 0.333, SLG: 0.300 (7, PH) (8, 2)									L4-6	4	0	0	0	0	0	3				
Jim Bunning, R OBP: 0.069, SLG: 0.069 Gary Kolb, L OBP: 0.292, SLG: 0.378 Luke Walker, L (7, 1) Jose Pagan, R OBP: 0.217, SLG: 0.238 Ron Kline, R (9, 1)									1-3	1	0	0	0	0	1	0				
Inning Stats	R: 0 E: 0 K: 1 S: 4	H: 0 LOB: 0 BB: 1 P: 8	R: 0 E: 0 K: 1 S: 5	H: 0 LOB: 0 BB: 0 P: 5	R: 0 E: 0 K: 2 S: 7	H: 0 LOB: 0 BB: 0 P: 7	R: 0 E: 0 K: 1 S: 6	H: 1 LOB: 1 BB: 0 P: 6	R: 0 E: 0 K: 0 S: 4	H: 1 LOB: 1 BB: 0 P: 4	R: 0 E: 0 K: 0 S: 4	H: 1 LOB: 2 BB: 0 P: 5	R: 1 E: 0 K: 0 S: 4	H: 2 LOB: 2 BB: 0 P: 4	R: 0 E: 0 K: 0 S: 4	H: 1 LOB: 1 BB: 0 P: 4		1B: 6 2B: 3 3B: 0 HR: 0	SF: 0 SAC: 0 DP: 1 HBP: 0	WP: 0 PA: 34 PB: 0 SB: 0 CS: 0
PITCHER	IP	WLS	BF	H	R	ER	SO	BB	IBB	HBP	BLK	WP	HR	S	P	ERA	WHIP			
Juan Marichal, R ERA: 2.49	(1, 1)	9.0	W	34	8	1	1	5	1	0	0	0	0	0	43	47	1.00	1.000		

Batter	1	2	3	4	5	6	7	8	9	AB	R	H	RBI	BB	SO	LOB	TOP								
Maury Wills, S OBP: 0.340, SLG: 0.336	E4			5-3	1B			1B	F9	5	1	2	1	0	0	1									
Gene Alley, R OBP: 0.305, SLG: 0.345	K			1B	FC5-4			1B		3	1	1	1	1	1	3									
Roberto Clemente, R OBP: 0.306, SLG: 0.474	6-3			1B				1B		4	0	2	0	0	0	0									
Manny Mota, R OBP: 0.315, SLG: 0.309				1B				FC5-2-6		4	0	2	1	0	0	3									
Matty Alou, L OBP: 0.404, SLG: 0.438	F7			2-3						3	0	0	0	1	0	3									
Donn Clendenen, R OBP: 0.311, SLG: 0.340	G6-3									4	0	0	0	0	2	4									
Bill Mazerolski, R OBP: 0.296, SLG: 0.268				6-3						4	0	1	0	0	0	0									
Jerry May, R OBP: 0.320, SLG: 0.283	K			K	BB			F3	SH1-4	2	1	0	0	1	1	0									
Bob Veale, S OBP: 0.100, SLG: 0.103				F7						2	0	0	0	1	1	0									
Dock Ellis, S					1B			K		0	0	0	0	0	0	0									
Luke Walker, L					BB				K	1	0	0	0	0	1	1									
Inning Stats	R: 0 E: 1 K: 1 S: 5	H: 0 LOB: 0 BB: 0 P: 5	R: 0 E: 0 K: 0 S: 3	H: 1 LOB: 0 BB: 0 P: 3	R: 0 E: 0 K: 1 S: 5	H: 0 LOB: 0 BB: 0 P: 5	R: 1 E: 0 K: 0 S: 4	H: 1 LOB: 1 BB: 1 P: 8	R: 1 E: 0 K: 0 S: 4	H: 1 LOB: 2 BB: 2 P: 12	R: 0 E: 0 K: 1 S: 6	H: 1 LOB: 1 BB: 0 P: 6	R: 0 E: 0 K: 1 S: 5	H: 0 LOB: 0 BB: 0 P: 5	R: 1 E: 0 K: 1 S: 7	H: 3 LOB: 2 BB: 1 P: 11	R: 0 E: 0 K: 1 S: 6	H: 1 LOB: 1 BB: 0 P: 6	1B: 7 2B: 1 3B: 1 HR: 0	SF: 0 SAC: 1 DP: 2 HBP: 0	WP: 0 PB: 0 SB: 0 CS: 0	PA: 37			
PITCHER	IP	WLS	BF	H	R	ER	SO	BB	IBB	HBP	BLK	WP	HR	S	P	ERA	WHIP								
Steve Carlton, L ERA: 2.34	7.0	L	27	4	2	2	4	3	0	0	0	0	0	32	44	2.57	1.000								
Ron Willis, R ERA: 2.67	0.0		3	3	1	1	0	0	0	0	0	0	0	3	3	∞	∞								
Pete Mikkelsen, R ERA: 2.45	2.0		7	1	0	0	2	0	1	0	0	0	0	10	14	0.00	0.500								

Pittsburgh Pirates @ St. Louis Cardinals
 Busch Stadium, St. Louis, MO
 Tue Jun 25 1968, 7:05 PM CDT
 Att: 26,927 - Unknown

AB	32
R	3
H	8
RBI	3
BB	4
SO	6
LOB	15



Batter	1	2	3	4	5	6	7	8	9	AB	R	H	RBI	BB	SO	LOB	BOTTOM								
Lou Brock, L OBP: 0.284, SLG: 0.396	1-3	K			S			K	5-3	5	0	1	0	0	2	2									
Julian Javier, R OBP: 0.283, SLG: 0.349	1B			F2	1-3			WP		4	1	2	0	0	0	1									
Curt Flood, R OBP: 0.365, SLG: 0.412	1B			F9	6-3			E3		4	1	1	1	1	0	1									
Orlando Cepeda, R OBP: 0.341, SLG: 0.430	1B			5-3				1B		3	0	1	0	1	0	0									
Mike Shannon, R OBP: 0.315, SLG: 0.404	K			F7				2B		4	0	1	1	0	1	3									
Tim McCarver, L OBP: 0.295, SLG: 0.364	F8			F9				K		4	0	0	0	0	2	5									
Ed Spiezio, R OBP: 0.220, SLG: 0.139				F9				L4	G5-4-3	3	0	0	0	1	0	2									
Dal Maxvill, R OBP: 0.304, SLG: 0.289				F3					K	4	0	2	0	0	1	1									
Steve Carlton, L OBP: 0.237, SLG: 0.368										2	0	0	0	0	1	1									
Phil Gagliano, R OBP: 0.250, SLG: 0.208	K				4-3					1	0	0	0	0	1	1									
Ron Willis, R										0	0	0	0	0	0	0									
Pete Mikkelsen, R OBP: 0.333, SLG: 0.333										0	0	0	0	0	0	0									
Dick Schofield, S OBP: 0.295, SLG: 0.465										1	0	0	0	0	0	0									
Inning Stats	R: 0 E: 0 K: 1 S: 7	H: 2 LOB: 3 BB: 1 P: 11	R: 0 E: 0 K: 2 S: 8	H: 1 LOB: 0 BB: 0 P: 8	R: 0 E: 0 K: 0 S: 3	H: 0 LOB: 0 BB: 0 P: 3	R: 0 E: 0 K: 0 S: 3	H: 0 LOB: 1 BB: 1 P: 7	R: 0 E: 0 K: 0 S: 4	H: 1 LOB: 1 BB: 0 P: 4	R: 0 E: 0 K: 1 S: 5	H: 0 LOB: 0 BB: 0 P: 5	R: 0 E: 0 K: 2 S: 8	H: 1 LOB: 1 BB: 0 P: 8	R: 2 E: 1 K: 1 S: 8	H: 3 LOB: 1 BB: 0 P: 8	R: 0 E: 0 K: 1 S: 5	H: 0 LOB: 0 BB: 0 P: 5	1B: 5 2B: 2 3B: 1 HR: 0	SF: 0 SAC: 0 DP: 1 HBP: 0	WP: 1 PB: 0 SB: 1 CS: 0	PA: 37			
PITCHER	IP	WLS	BF	H	R	ER	SO	BB	IBB	HBP	BLK	WP	HR	S	P	ERA	WHIP								
Bob Veale, L ERA: 1.96	7.0	W	30	6	2	1	6	1	1	0	0	0	0	40	48	1.29	1.000								
Dock Ellis, R ERA: 6.75	0.0		2	2	0	0	0	0	0	0	0	0	0	2	2	∞	∞								
Luke Walker, L ERA: 1.07	2.0	S	5	0	0	0	2	0	0	0	0	0	0	9	9	0.00	0.000								

Pittsburgh Pirates @ St. Louis Cardinals
 Busch Stadium, St. Louis, MO
 Tue Jun 25 1968, 7:05 PM CDT
 Att: 26,927 - Unknown

AB	35
R	2
H	8
RBI	2
BB	2
SO	8
LOB	17



Batter	1	2	3	4	5	6	7	8	9	AB	R	H	RBI	BB	SO	LOB	TOP				
Maury Wills, S (1,5) OBP: 0.339, SLG: 0.335	F7		L5			FC1-6			G6-3 1B	4	0	1	0	0	0	2					
Gary Kolb, L (1,7) OBP: 0.269, SLG: 0.347	K			P6		F8			G6-3 1-2f	4	0	0	0	0	1	2					
Roberto Clemente, R (1,9) OBP: 0.365, SLG: 0.470	F9			F8			FC3-6 1B		K	4	0	1	0	0	1	0					
Matty Alou, L (1,8) OBP: 0.398, SLG: 0.431		F3		F8		FC3-6 1-2f				3	0	0	0	0	0	1					
Donn Clendenon, R (1,3) OBP: 0.308, SLG: 0.336		5-3			K		F9			3	0	0	0	0	1	1					
Gene Alley, R (1,6) OBP: 0.302, SLG: 0.341		K			5-3		K			3	0	0	0	0	2	1					
Bill Mazerowski, R (1,4) OBP: 0.297, SLG: 0.268					5-3			4-3		3	0	1	0	0	0	0					
Jerry May, R (1,2) OBP: 0.320, SLG: 0.284				P4		FC1-6 1B		F9		3	0	1	0	0	0	1					
Al McBean, R (1,1) OBP: 0.262, SLG: 0.244										2	0	0	0	0	1	2					
Manny Jimenez, L (8, PH) OBP: 0.486, SLG: 0.367						F3				1	0	0	0	0	1	0					
Ron Kline, R (8, 1) OBP: 0.367, SLG: 0.367								K		0	0	0	0	0	0	0					
Inning Stats	R: 0 E: 0 K: 1 S: 5	H: 0 LOB: 0 BB: 0 P: 5	R: 0 E: 0 K: 1 S: 5	H: 0 LOB: 0 BB: 0 P: 5	R: 0 E: 0 K: 1 S: 6	H: 1 LOB: 1 BB: 0 P: 6	R: 0 E: 0 K: 0 S: 3	H: 0 LOB: 0 BB: 0 P: 3	R: 0 E: 0 K: 1 S: 5	H: 0 LOB: 0 BB: 0 P: 5	R: 0 E: 0 K: 0 S: 4	H: 1 LOB: 1 BB: 0 P: 4	R: 0 E: 0 K: 1 S: 6	H: 1 LOB: 1 BB: 0 P: 6	R: 0 E: 0 K: 1 S: 5	H: 0 LOB: 0 BB: 0 P: 5	R: 0 E: 0 K: 1 S: 5	H: 1 LOB: 0 BB: 0 P: 5	1B: 4 2B: 0 3B: 0 HR: 0	SF: 0 SAC: 0 DP: 1 HBP: 0	WP: 0 PA: 30
PITCHER Bob Gibson, R (1,1) ERA: 1.14	IP: 9.0 WLS: W BF: 30 H: 4 R: 0 ER: 0 SO: 7 BB: 0 IBB: 0 HBP: 0 BLK: 0 WP: 0 HR: 0 S: 44 P: 44 ERA: 0.00 WHIP: 0.444															PITCHER					

Pittsburgh Pirates @ St. Louis Cardinals
 Busch Stadium, St. Louis, MO
 Wed Jun 26 1968, 7:05 PM CDT
 Unknown

AB	30
R	0
H	4
RBI	0
BB	0
SO	7
LOB	10



Batter	1	2	3	4	5	6	7	8	9	AB	R	H	RBI	BB	SO	LOB	BOTTOM				
Lou Brock, L (1,7) OBP: 0.287, SLG: 0.401	P6			WP 2H 2B			1-3			4	0	2	1	0	0	0					
Curt Flood, R (1,8) OBP: 0.363, SLG: 0.409	1B SF8	4-3		K			F9			4	1	1	0	0	1	3					
Johnny Edwards, L (1,2) OBP: 0.284, SLG: 0.372	E 1-3 1B		4-3 2B		4-3		P4			4	0	2	0	0	0	0					
Orlando Cepeda, R (1,3) OBP: 0.337, SLG: 0.425	SF8		6-3		6-3			F9		3	0	0	1	0	0	1					
Bobby Tolan, L (1,9) OBP: 0.264, SLG: 0.357	E4 3H 1-3		4-3 2-3		CS S 1B			F3		4	0	1	0	0	0	2					
Mike Shannon, R (1,5) OBP: 0.318, SLG: 0.418	5-3		L5		CS					4	1	2	1	0	0	3					
Julian Javier, R (1,4) OBP: 0.276, SLG: 0.344		4-3		K		6-3 1B			F9	4	0	0	0	0	2	1					
Daf Maxvill, R (1,6) OBP: 0.300, SLG: 0.285		K		K		6-3 1-2				3	0	0	0	0	2	1					
Bob Gibson, R (1,1) OBP: 0.200, SLG: 0.167		1B BB		2B		P3				2	1	1	0	1	0	1					
Inning Stats	R: 1 E: 1 K: 0 S: 6	H: 2 LOB: 2 BB: 0 P: 6	R: 0 E: 0 K: 1 S: 6	H: 1 LOB: 2 BB: 1 P: 10	R: 0 E: 0 K: 0 S: 4	H: 1 LOB: 1 BB: 0 P: 4	R: 1 E: 0 K: 3 S: 11	H: 2 LOB: 1 BB: 0 P: 11	R: 0 E: 0 K: 0 S: 3	H: 1 LOB: 0 BB: 0 P: 3	R: 0 E: 0 K: 1 S: 6	H: 1 LOB: 1 BB: 0 P: 6	R: 0 E: 0 K: 0 S: 3	H: 0 LOB: 0 BB: 0 P: 3	R: 1 E: 0 K: 0 S: 4	H: 1 LOB: 0 BB: 0 P: 4	R: 0 E: 0 K: 0 S: 4	H: 1 LOB: 0 BB: 0 P: 4	1B: 5 2B: 3 3B: 0 HR: 1	SF: 1 SAC: 0 DP: 0 HBP: 0	WP: 1 PA: 35
PITCHER Al McBean, R (1,1) ERA: 2.82	IP: 7.0 WLS: L BF: 30 H: 8 R: 2 ER: 2 SO: 5 BB: 1 IBB: 0 HBP: 0 BLK: 0 WP: 1 HR: 0 S: 39 P: 43 ERA: 2.57 WHIP: 1.286															PITCHER					
Ron Kline, R (8, 1) ERA: 1.43	IP: 1.0 WLS: L BF: 4 H: 1 R: 1 ER: 1 SO: 0 BB: 0 IBB: 0 HBP: 0 BLK: 0 WP: 0 HR: 1 S: 4 P: 4 ERA: 9.00 WHIP: 1.000															PITCHER					

Pittsburgh Pirates @ St. Louis Cardinals
 Busch Stadium, St. Louis, MO
 Wed Jun 26 1968, 7:05 PM CDT
 Unknown

AB	32
R	3
H	9
RBI	3
BB	1
SO	5
LOB	12



Batter	1	2	3	4	5	6	7	8	9	AB	R	H	RBI	BB	SO	LOB	TOP																					
Maury Wills, S OBP: 0.333, SLG: 0.329	P3	4-3				F3	F3		4-3	5	0	0	0	0	0	2																						
Gene Alley, R OBP: 0.304, SLG: 0.339	1B BB		F7			FC4-6 1B	P4		6-3	4	1	1	0	1	0	0																						
Roberto Clemente, R OBP: 0.307, SLG: 0.473	F9		K			FC4-6 1B	1B 2B		1B	5	2	2	0	0	1	2																						
Manny Mota, R OBP: 0.325, SLG: 0.310	1B BB		F8			1B BB	1B		1-3	3	0	1	1	2	0	1																						
Matty Alou, L OBP: 0.405, SLG: 0.437	1-2 2H 1B					1-2 2H 1B	P4			4	0	3	2	0	0	1																						
Donn Clendenen, R OBP: 0.304, SLG: 0.331	FC6-4		F4			K	F8			4	0	0	0	0	1	6																						
Freddie Patek, R OBP: 0.366, SLG: 0.417			F8				S 1B		P1	4	0	2	0	0	0	1																						
Jerry May, R OBP: 0.319, SLG: 0.280	FC6-4 SH5						6-3		4-3	3	0	0	0	1	0	2																						
Steve Blass, R OBP: 0.103, SLG: 0.111			SH5				F3		F8	3	0	0	0	0	0	3																						
Ron Kline, R										0	0	0	0	0	0	0																						
Inning Stats	R: 1 E: 0 K: 0 S: 4	H: 1 LOB: 2 BB: 2 P: 12	R: 0 E: 0 K: 0 S: 4	H: 1 LOB: 1 BB: 0 P: 4	R: 0 E: 0 K: 1 S: 5	H: 0 LOB: 0 BB: 0 P: 5	R: 0 E: 0 K: 0 S: 4	H: 1 LOB: 2 BB: 1 P: 8	R: 1 E: 0 K: 1 S: 7	H: 2 LOB: 2 BB: 1 P: 11	R: 0 E: 0 K: 0 S: 4	H: 1 LOB: 1 BB: 0 P: 4	R: 1 E: 0 K: 0 S: 5	H: 2 LOB: 1 BB: 0 P: 5	R: 0 E: 0 K: 0 S: 3	H: 0 LOB: 0 BB: 0 P: 3	R: 0 E: 0 K: 0 S: 4	H: 1 LOB: 1 BB: 0 P: 4	1B: 8 2B: 1 3B: 0 HR: 0	SF: 0 SAC: 1 DP: 0 HBP: 0	WP: 0 PB: 0 SB: 5 CS: 0	PA: 40																
PITCHER	IP	WLS	BF	H	R	ER	SO	BB	IBB	HBP	BLK	WP	HR	S	P	ERA	WHIP	PITCHER				IP	WLS	BF	H	R	ER	SO	BB	IBB	HBP	BLK	WP	HR	S	P	ERA	WHIP
Larry Jaster, L ERA: 1.82	8.0	L	36	8	3	3	2	3	1	0	0	0	0	36	52	3.38	1.375																					
Wayne Granger, R ERA:	1.0		4	1	0	0	0	0	0	0	0	0	0	4	4	0.00	1.000																					

Pittsburgh Pirates @ St. Louis Cardinals
Busch Stadium, St. Louis, MO
Wed Jun 26 1968, 7:05 PM CDT
Att: 30,641 - Unknown

AB	35
R	3
H	9
RBI	3
BB	4
SO	2
LOB	18



Batter	1	2	3	4	5	6	7	8	9	AB	R	H	RBI	BB	SO	LOB	BOTTOM																					
Lou Brock, L OBP: 0.290, SLG: 0.402	4-3			4-3						4	0	2	0	0	0	0																						
Curt Flood, R OBP: 0.356, SLG: 0.404	F9			P4					F2	4	0	0	0	0	0	2																						
Tim McCarver, L OBP: 0.295, SLG: 0.362	F9			1B					F7	4	0	1	0	0	0	2																						
Orlando Cepeda, R OBP: 0.339, SLG: 0.426			K	F8					1B 1B	4	1	2	0	0	1	1																						
Bobby Tolan, L OBP: 0.264, SLG: 0.352			6-3						1B 1B	4	0	1	0	0	0	1																						
Mike Shannon, R OBP: 0.320, SLG: 0.419			F8						P5	4	0	2	0	0	0	2																						
Dick Schofield, S OBP: 0.313, SLG: 0.468				K					1B	4	0	2	1	0	1	1																						
Dal Maxvill, R OBP: 0.298, SLG: 0.283				F8					P6	2	0	0	0	0	0	1																						
Johnny Edwards, L OBP: 0.290, SLG: 0.367										1	0	0	0	0	0	2																						
Julian Javier, R OBP: 0.277, SLG: 0.342										1	0	0	0	0	0	2																						
Larry Jaster, L OBP: 0.095, SLG: 0.050				F9					F7	2	0	0	0	0	0	0																						
Roger Maris, L OBP: 0.299, SLG: 0.346										1	0	0	0	0	0	0																						
Wayne Granger, R										0	0	0	0	0	0	0																						
Dave Ricketts, S OBP: 0.143, SLG: 0.143										1	0	0	0	0	0	2																						
Inning Stats	R: 0 E: 0 K: 0 S: 3	H: 0 LOB: 0 BB: 0 P: 3	R: 0 E: 0 K: 1 S: 5	H: 0 LOB: 0 BB: 0 P: 5	R: 0 E: 0 K: 1 S: 5	H: 0 LOB: 0 BB: 0 P: 5	R: 0 E: 0 K: 0 S: 4	H: 1 LOB: 1 BB: 0 P: 4	R: 0 E: 0 K: 0 S: 4	H: 1 LOB: 1 BB: 0 P: 4	R: 0 E: 0 K: 0 S: 4	H: 3 LOB: 2 BB: 0 P: 5	R: 0 E: 0 K: 0 S: 4	H: 1 LOB: 1 BB: 0 P: 4	R: 0 E: 0 K: 0 S: 6	H: 3 LOB: 2 BB: 0 P: 6	1B: 10 2B: 0 3B: 0 HR: 0	SF: 0 SAC: 0 DP: 1 HBP: 0	WP: 1 PB: 0 SB: 0 CS: 0	PA: 36																		
PITCHER	IP	WLS	BF	H	R	ER	SO	BB	IBB	HBP	BLK	WP	HR	S	P	ERA	WHIP	PITCHER				IP	WLS	BF	H	R	ER	SO	BB	IBB	HBP	BLK	WP	HR	S	P	ERA	WHIP
Steve Blass, R ERA: 2.51	8.0	W	32	9	1	1	2	0	0	0	0	0	0	36	36	1.12	1.125																					
Ron Kline, R ERA: 1.4	1.0	S	4	1	0	0	0	0	0	0	0	0	0	4	4	0.00	1.000																					

Pittsburgh Pirates @ St. Louis Cardinals
Busch Stadium, St. Louis, MO
Wed Jun 26 1968, 7:05 PM CDT
Att: 30,641 - Unknown

AB	36
R	1
H	10
RBI	1
BB	0
SO	2
LOB	16



Batter	1	2	3	4	5	6	7	8	9	AB	R	H	RBI	BB	SO	LOB	TOP			
Maury Wills, S OBP: 0.333, SLG: 0.326	0-0 6-3		0-0 4-3			0-0 G3		0-0 SH3-4 E 1B	4 1 1 0 0 0 1											
Gene Alley, R OBP: 0.302, SLG: 0.336	0-0 L4			0-3 K			0-0 FC6-4 1B	0-0 SH3-4	3 0 1 0 0 1 0											
Roberto Clemente, R OBP: 0.304, SLG: 0.461	0-0 3-1			0-0 F8			0-0 FC6-4 1-2	4-0 E IBB	3 0 0 0 1 0 1											
Willie Stargell, L OBP: 0.317, SLG: 0.485 Donn Clendenon, R OBP: 0.305, SLG: 0.333		0-0 5-3		0-0 G3			0-0 F5	0-0 F7	4 0 0 0 0 0 3 0 0 0 0 0 0 0											
Matty Alou, L OBP: 0.399, SLG: 0.430		0-3 K			0-0 L8		0-0 F7	0-0 E3	4 0 0 0 0 1 2											
Manny Mota, R OBP: 0.337, SLG: 0.320		0-0 L3			0-0 6-3			0-0 FC1-4 SH2-4 1B	3 0 1 0 1 0 0											
Freddie Patek, R OBP: 0.375, SLG: 0.419 Manny Jimenez, L OBP: 0.474, SLG: 0.355 Bill Mazerowski, R OBP: 0.297, SLG: 0.268			0-0 4-3		0-0 3-1			0-0 SH2-4 1-2	2 0 0 0 0 0 0 1 0 0 0 0 1 3 0 0 0 0 0 0 0								AB 30 R 1 H 4 RBI 0 BB 2 SO 3 LOB 13			
Jerry May, R OBP: 0.321, SLG: 0.284			0-0 K			0-0 L6		0-0 FC1-4-5 2-3	3 0 1 0 0 0 1											
Bob Moose, R OBP: 0.100, SLG: 0.053			0-0 L9			0-0 4-3		0-0 4-3	3 0 0 0 0 0 2											
Inning Stats	R: 0 E: 0 K: 0 S: 3	H: 0 LOB: 0 BB: 0 P: 3	R: 0 E: 0 K: 1 S: 5	H: 0 LOB: 0 BB: 0 P: 5	R: 0 E: 0 K: 1 S: 4	H: 1 LOB: 1 BB: 0 P: 4	R: 0 E: 0 K: 1 S: 5	H: 0 LOB: 0 BB: 0 P: 5	R: 0 E: 0 K: 0 S: 3	H: 0 LOB: 0 BB: 0 P: 3	R: 0 E: 0 K: 0 S: 4	H: 1 LOB: 1 BB: 0 P: 4	R: 0 E: 0 K: 0 S: 4	H: 1 LOB: 1 BB: 0 P: 4	R: 1 E: 1 K: 1 S: 7	H: 1 LOB: 3 BB: 2 P: 15	1B: 3 2B: 1 3B: 0 HR: 0	SF: 0 SAC: 2 DP: 0 HBP: 0	WP: 0 PB: 0 CS: 0	PA: 34
PITCHER Larry Jackson, R ERA: 3.06	IP 9.0 WLS L BF 34 H 4 R 1 ER 0 SO 3 BB 0 IBB 2 HBP 0 BLK 0 WP 0 HR 0 S 38 P 46 ERA 0.00 WHIP 0.444															PITCHER	IP 9.0 WLS W BF 31 H 2 R 0 ER 0 SO 8 BB 1 IBB 0 HBP 0 BLK 0 WP 0 HR 0 S 46 P 50 ERA 0.00 WHIP 0.333			

Pittsburgh Pirates @ Philadelphia Phillies
 Connie Mack Stadium, Philadelphia, PA
 Sat Jun 29 1968, 7:05 PM EDT
 Att: 17,052 - Unknown

livebaseballscores.com

P

Batter	1	2	3	4	5	6	7	8	9	AB	R	H	RBI	BB	SO	LOB	BOTTOM			
Cookie Rojas, R OBP: 0.264, SLG: 0.357	0-0 5-3		0-0 F9			0-0 F9		0-0 FC5-4 1-2	4 0 0 0 0 0 2											
Roberto Pena, R OBP: 0.349, SLG: 0.328	0-0 6-3			0-0 F8		0-0 1B		0-0 6-3	4 0 1 0 0 0 0											
Tony Gonzalez, L OBP: 0.333, SLG: 0.331	4-0 BB			0-0 4-3		0-0 4-3		0-0 L9	3 0 0 0 1 0 2											
Dick Allen, R OBP: 0.372, SLG: 0.557	0-3 K			0-3 K			0-3 K	0-3 K	4 0 0 0 0 4 1											
John Briggs, L OBP: 0.336, SLG: 0.294		0-3 K			0-3 K		0-0 P6		3 0 0 0 0 2 0											
Johnny Callison, L OBP: 0.306, SLG: 0.391		0-0 1-3			0-0 4-3		0-0 F9		3 0 0 0 0 0 0											
Bill White, L OBP: 0.313, SLG: 0.369		0-0 6-3			0-0 4-3			0-0 4-3	3 0 0 0 0 0 0											
Mike Ryan, R OBP: 0.137, SLG: 0.148			0-0 1-3			0-0 FC1-6 1B		0-0 E5 FC5-4	3 0 1 0 0 0 0											
Larry Jackson, R OBP: 0.116, SLG: 0.116			0-3 K			0-0 FC1-6 1B		0-3 K	3 0 0 0 0 2 2											
Inning Stats	R: 0 E: 0 K: 1 S: 5	H: 0 LOB: 1 BB: 1 P: 9	R: 0 E: 0 K: 1 S: 5	H: 0 LOB: 0 BB: 0 P: 5	R: 0 E: 0 K: 1 S: 5	H: 0 LOB: 0 BB: 0 P: 5	R: 0 E: 0 K: 1 S: 5	H: 2 LOB: 2 BB: 0 P: 5	R: 0 E: 0 K: 1 S: 6	H: 0 LOB: 1 BB: 0 P: 6	R: 0 E: 0 K: 1 S: 5	H: 0 LOB: 0 BB: 0 P: 5	R: 0 E: 0 K: 1 S: 5	H: 0 LOB: 0 BB: 0 P: 5	R: 0 E: 0 K: 1 S: 5	H: 0 LOB: 0 BB: 0 P: 5	1B: 2 2B: 0 3B: 0 HR: 0	SF: 0 SAC: 0 DP: 0 HBP: 0	WP: 0 PB: 0 CS: 0	PA: 31
PITCHER Bob Moose, R ERA: 2.51	IP 9.0 WLS W BF 31 H 2 R 0 ER 0 SO 8 BB 1 IBB 0 HBP 0 BLK 0 WP 0 HR 0 S 46 P 50 ERA 0.00 WHIP 0.333															PITCHER	IP 9.0 WLS W BF 31 H 2 R 0 ER 0 SO 8 BB 1 IBB 0 HBP 0 BLK 0 WP 0 HR 0 S 46 P 50 ERA 0.00 WHIP 0.333			

Pittsburgh Pirates @ Philadelphia Phillies
 Connie Mack Stadium, Philadelphia, PA
 Sat Jun 29 1968, 7:05 PM EDT
 Att: 17,052 - Unknown

livebaseballscores.com

Phillies

Batter	1	2	3	4	5	6	7	8	9	AB	R	H	RBI	BB	SO	LOB	TOP								
Maury Wills, S OBP: 0.328, SLG: 0.321 (1, 5)	F7		4-3			1-3	F9	F8		5	0	0	0	0	0	6	Pittsburgh Pirates @ Philadelphia Phillies Connie Mack Stadium, Philadelphia, PA Sun Jun 30 1968, 3:33 AM EDT Att: 8,884 - Unknown								
Gene Alley, R OBP: 0.296, SLG: 0.329 (1, 4) (7, 6)	1-3			F9		P4		K	6-3	5	0	0	0	0	1	0									
Roberto Clemente, R OBP: 0.310, SLG: 0.462 (1, 9)				K				2B	1B	4	2	2	0	1	1	0									
Willie Stargell, L OBP: 0.319, SLG: 0.502 (1, 3)	L6			K				1B	HR	5	2	2	3	0	2	1									
Matty Alou, L OBP: 0.396, SLG: 0.427 (1, 8)					G3					4	0	1	0	0	0	1									
Manny Mota, R OBP: 0.341, SLG: 0.331 (1, 7)										4	1	2	0	0	0	3									
Freddie Patek, R Donn Clendenon, R Bill Mazerowski, R OBP: 0.308, SLG: 0.336 OBP: 0.300, SLG: 0.268 (1, 6) (7, PH) (7, 4)	FC5-2					FC1-4-6				2	0	0	0	0	0	2									
Jerry May, R Carl Taylor, R OBP: 0.318, SLG: 0.282 OBP: 0.371, SLG: 0.323 (1, 2) (6, 2)	CS		P4		1-3					2	0	0	0	0	0	1									
Bob Veale, S OBP: 0.114, SLG: 0.116 (1, 1)			F8							4	0	1	0	0	2	3									
Inning Stats	R: 0 E: 0 K: 0 S: 3	H: 0 LOB: 1 BB: 1 P: 7	R: 0 E: 0 K: 0 S: 3	H: 1 LOB: 0 BB: 0 P: 3	R: 0 E: 0 K: 0 S: 3	H: 0 LOB: 0 BB: 0 P: 3	R: 0 E: 0 K: 2 S: 7	H: 0 LOB: 0 BB: 0 P: 7	R: 0 E: 0 K: 1 S: 4	H: 1 LOB: 1 BB: 0 P: 4	R: 0 E: 0 K: 1 S: 5	H: 0 LOB: 0 BB: 0 P: 5	R: 2 E: 2 K: 1 S: 9	H: 3 LOB: 3 BB: 1 P: 13	R: 3 E: 0 K: 1 S: 10	H: 5 LOB: 3 BB: 1 P: 14		R: 0 E: 0 K: 1 S: 5	H: 0 LOB: 0 BB: 0 P: 5	1B: 7 2B: 2 3B: 0 HR: 1	SF: 0 SAC: 0 DP: 0 HBP: 0	WP: 0 PB: 0 SB: 2 CS: 1	PA: 41		
PITCHER	IP	WLS	BF	H	R	ER	SO	BB	IBB	HBP	BLK	WP	HR	S	P	ERA	WHIP								
Jeff James, R ERA: 4.21 (1, 1)	6.1		25	5	2	2	3	1	0	0	0	0	0	30	34	2.84	0.947								
John Boozer, R ERA: 4.58 (7, 1)	0.2		3	0	0	0	1	1	0	0	0	0	0	4	8	0.00	1.500								
Turk Farrell, R ERA: 2.21 (8, 1)	0.2	L	8	5	3	3	1	0	1	0	0	0	1	9	13	40.50	7.500								
Grant Jackson, L ERA: 0.89 (8, 1)	1.1		4	0	0	0	1	0	0	0	0	0	0	6	6	0.00	0.000								

Batter	1	2	3	4	5	6	7	8	9	AB	R	H	RBI	BB	SO	LOB	BOTTOM								
Cookie Rojas, R OBP: 0.259, SLG: 0.351 (1, 4)	F3		4-3		6-3		F9		L6	5	0	0	0	0	0	2	Pittsburgh Pirates @ Philadelphia Phillies Connie Mack Stadium, Philadelphia, PA Sun Jun 30 1968, 3:33 AM EDT Att: 8,884 - Unknown								
Roberto Pena, R OBP: 0.351, SLG: 0.331 (1, 6)	6-3		FC4		K		S		F9	5	0	2	1	0	1	1									
Tony Gonzalez, L OBP: 0.337, SLG: 0.332 (1, 8)			FC4				L8			3	0	1	0	1	0	2									
Dick Allen, R OBP: 0.370, SLG: 0.561 (1, 7)	F3									4	1	1	0	0	0	2									
Don Lock, R OBP: 0.261, SLG: 0.238 (1, 9)										2	0	0	0	2	1	1									
Rick Joseph, R OBP: 0.316, SLG: 0.265 (1, 5)	P4				SF7-2-4					2	0	1	1	1	0	1									
Bill White, L OBP: 0.312, SLG: 0.364 (1, 3)			K							3	0	0	0	1	2	4									
Mike Ryan, R OBP: 0.149, SLG: 0.145 (1, 2)			K		F7					2	1	0	0	2	1	2									
Jeff James, R John Boozer, R Gary Sutherland, R Turk Farrell, R Grant Jackson, S Johnny Callison, L OBP: 0.308, SLG: 0.336 (1, 1) (7, 1) (7, PH) (8, 1) (8, 1) (8, PH)			K							2	0	0	0	0	1	0									
Inning Stats	R: 0 E: 0 K: 0 S: 4	H: 1 LOB: 1 BB: 0 P: 4	R: 0 E: 0 K: 2 S: 7	H: 0 LOB: 1 BB: 1 P: 11	R: 0 E: 0 K: 1 S: 6	H: 1 LOB: 1 BB: 0 P: 6	R: 1 E: 0 K: 0 S: 3	H: 1 LOB: 2 BB: 2 P: 11	R: 0 E: 0 K: 2 S: 7	H: 0 LOB: 2 BB: 2 P: 15	R: 1 E: 0 K: 0 S: 4	H: 1 LOB: 1 BB: 1 P: 8	R: 0 E: 0 K: 0 S: 4	H: 1 LOB: 1 BB: 0 P: 4	R: 0 E: 0 K: 0 S: 3	H: 0 LOB: 1 BB: 1 P: 7		1B: 4 2B: 1 3B: 1 HR: 0	SF: 1 SAC: 1 DP: 1 HBP: 0	WP: 0 PB: 0 SB: 2 CS: 0	PA: 38				
PITCHER	IP	WLS	BF	H	R	ER	SO	BB	IBB	HBP	BLK	WP	HR	S	P	ERA	WHIP								
Bob Veale, L ERA: 1.96 (1, 1)	9.0	W	38	5	2	2	6	6	1	0	0	0	0	43	71	2.00	1.222								

Batter	1	2	3	4	5	6	7	8	9	AB	R	H	RBI	BB	SO	LOB	TOP					
Maury Wills, S OBP: 0.337, SLG: 0.325 Jose Pagan, R OBP: 0.214, SLG: 0.234	1-3			FC6-4 1B	1-2 BB	1-2 2-3 BB			P3	1	1	0	0	3	0	0						
Gene Alley, R OBP: 0.297, SLG: 0.329	G3			FC6-4 1B	F8	1-2 2-H 3-H BB			6-3	5	0	2	2	0	0	2						
Roberto Clemente, R OBP: 0.303, SLG: 0.447	F9			FC6-4 HR	F8	1-3			4-3	5	1	0	1	0	0	5						
Willie Stargell, L OBP: 0.325, SLG: 0.517		K		HR		2B 1B BB				3	2	1	2	1	2	0						
Matty Alou, L OBP: 0.391, SLG: 0.425		K		F7		1B 2B			6-3	4	1	1	0	0	1	0						
Donn Clendenen, R OBP: 0.310, SLG: 0.346		K		HR		K			6-3	4	1	1	1	0	2	2						
Bill Mazerolski, R OBP: 0.303, SLG: 0.270				P5	4-3	FC1-5 1B IBB			K	3	0	0	0	1	1	0						
Carl Taylor, R OBP: 0.359, SLG: 0.314				L6		BB 1B FC1-5			K	4	1	1	2	0	1	0						
Steve Blass, R OBP: 0.121, SLG: 0.129				K		FC1-5 BB			F8	4	1	1	0	0	1	2						
Inning Stats	R: 0 E: 0 K: 0 S: 3	H: 0 LOB: 0 BB: 0 P: 3	R: 0 E: 0 K: 3 S: 9	H: 0 LOB: 0 BB: 0 P: 9	R: 0 E: 0 K: 1 S: 5	H: 0 LOB: 0 BB: 0 P: 5	R: 4 E: 1 K: 0 S: 6	H: 3 LOB: 0 BB: 1 P: 10	R: 0 E: 0 K: 0 S: 4	H: 1 LOB: 2 BB: 1 P: 8	R: 4 E: 0 K: 1 S: 8	H: 3 LOB: 2 BB: 3 P: 20	R: 0 E: 0 K: 1 S: 5	H: 0 LOB: 0 BB: 0 P: 5	R: 0 E: 0 K: 2 S: 7	H: 0 LOB: 0 BB: 0 P: 7	R: 0 E: 0 K: 0 S: 3	H: 0 LOB: 0 BB: 0 P: 3	1B: 4 2B: 1 3B: 0 HR: 2	SF: 0 SAC: 0 DP: 0 HBP: 0	WP: 0 PB: 0 SB: 0 CS: 0	PA: 39
PITCHER	IP	WLS	BF	H	R	ER	SO	BB	IBB	HBP	BLK	WP	HR	S	P	ERA	WHIP					
Nolan Ryan, R ERA: 3.12	(1, 1)	5.1	L	26	6	8	8	5	3	1	0	0	0	2	32	48	13.50	1.688				
Cal Koonce, R ERA: 1.05	(6, 1)	1.2		7	1	0	0	1	1	0	0	0	0	0	8	12	0.00	1.200				
Ron Taylor, R ERA: 2.54	(8, 1)	2.0		6	0	0	0	2	0	0	0	0	0	10	10	0.00	0.000					

Pittsburgh Pirates @ New York Mets
Shea Stadium, Flushing, NY
Wed Jul 03 1968, 3:33 AM EDT
Att: 14,909 - Unknown

AB 34
R 8
H 7
RBI 8
BB 5
SO 8
LOB 11



Batter	1	2	3	4	5	6	7	8	9	AB	R	H	RBI	BB	SO	LOB	BOTTOM					
Bud Harrelson, S OBP: 0.268, SLG: 0.254	6-3		1-4-3		G3		HBP BB		L6	4	0	0	0	1	0	0						
Jerry Grote, R OBP: 0.386, SLG: 0.348 Ron Taylor, R OBP: 0.214, SLG: 0.234	6-3		6-3		F8		FC4 HBP		K	3	0	0	0	0	0	0						
Kevin Collins, L OBP: 0.242, SLG: 0.242										1	0	0	0	0	1	0						
Cleon Jones, R OBP: 0.309, SLG: 0.472 Don Bosch, S OBP: 0.240, SLG: 0.241	F9		S 1B			5-3	FC4			3	0	1	0	0	0	0						
Art Shamsky, L OBP: 0.282, SLG: 0.403 Tommie Agee, R OBP: 0.216, SLG: 0.253		P5	K			P5			FC6-4 HBP	3	0	0	0	0	1	1						
Ed Charles, R OBP: 0.347, SLG: 0.481		5-3			F9	FC6-4 1B			FC6-4 1B	4	0	1	0	0	0	1						
Ron Swoboda, R OBP: 0.341, SLG: 0.427		1B BB			1B L5 BB	FC6-4			4-3 1B	2	1	1	0	2	0	1						
Ed Kranepool, L OBP: 0.279, SLG: 0.288		1B			1B				4-3	4	0	3	0	0	0	2						
Al Weis, S OBP: 0.246, SLG: 0.224		1B			L5				G3	4	0	1	1	0	0	5						
Nolan Ryan, R OBP: 0.162, SLG: 0.114 Cal Koonce, R OBP: 0.348, SLG: 0.316 J.C. Martin, L OBP: 0.348, SLG: 0.316			K			K			4-3	2	0	0	0	0	2	2						
Inning Stats	R: 0 E: 0 K: 0 S: 3	H: 2 LOB: 2 BB: 1 P: 11	R: 0 E: 0 K: 1 S: 6	H: 1 LOB: 1 BB: 0 P: 6	R: 0 E: 0 K: 0 S: 3	H: 1 LOB: 1 BB: 1 P: 7	R: 0 E: 0 K: 0 S: 5	H: 0 LOB: 0 BB: 0 P: 5	R: 0 E: 0 K: 0 S: 4	H: 1 LOB: 1 BB: 0 P: 4	R: 0 E: 0 K: 1 S: 6	H: 1 LOB: 3 BB: 1 P: 11	R: 0 E: 0 K: 0 S: 4	H: 1 LOB: 2 BB: 0 P: 5	R: 0 E: 0 K: 1 S: 5	H: 0 LOB: 0 BB: 0 P: 5	R: 0 E: 0 K: 1 S: 5	H: 0 LOB: 0 BB: 0 P: 5	1B: 6 2B: 1 3B: 1 HR: 0	SF: 0 SAC: 0 DP: 1 HBP: 2	WP: 0 PB: 0 SB: 1 CS: 0	PA: 38
PITCHER	IP	WLS	BF	H	R	ER	SO	BB	IBB	HBP	BLK	WP	HR	S	P	ERA	WHIP					
Steve Blass, R ERA: 2.35	(1, 1)	9.0	W	38	7	1	1	5	3	0	2	0	0	43	57	1.00	1.111					

Pittsburgh Pirates @ New York Mets
Shea Stadium, Flushing, NY
Wed Jul 03 1968, 3:33 AM EDT
Att: 14,909 - Unknown

AB 33
R 1
H 7
RBI 1
BB 3
SO 5
LOB 16



Batter	1	2	3	4	5	6	7	8	9	AB	R	H	RBI	BB	SO	LOB	TOP										
Maury Wills, S OBP: 0.345, SLG: 0.332 (1, 5)										5	1	4	0	0	1	0											
Gene Alley, R OBP: 0.300, SLG: 0.333 (1, 6)										3	0	1	1	1	1	0											
Roberto Clemente, R OBP: 0.309, SLG: 0.446 (1, 9)										3	0	1	1	2	0	1											
Manny Mota, R OBP: 0.331, SLG: 0.321 (9, PH)										4	0	0	0	0	0	5											
Willie Stargell, L OBP: 0.312, SLG: 0.514 (9, 7)										1	0	0	0	0	1	2											
Matty Alou, L OBP: 0.392, SLG: 0.422 (1, 8)										4	0	1	0	0	0	2											
Donn Clendenen, R OBP: 0.312, SLG: 0.352 (1, 3)										4	1	2	0	0	1	2											
Bill Mazerolski, R OBP: 0.302, SLG: 0.274 (1, 4)										4	0	1	1	0	0	3											
Jerry May, R OBP: 0.312, SLG: 0.281 (1, 2)										4	1	1	0	0	0	2											
Bob Moose, R OBP: 0.091, SLG: 0.048 (7, PH)										2	0	0	0	0	2	1											
Jose Pagan, R OBP: 0.211, SLG: 0.231 (7, 1)										1	0	0	0	0	0	0											
Ron Kline, R (7, 1)										1	0	0	0	0	0	1											
Inning Stats	R: 0 E: 0 K: 1 S: 5	H: 0 LOB: 0 BB: 0 P: 5	R: 0 E: 0 K: 1 S: 6	H: 1 LOB: 1 BB: 0 P: 6	R: 1 E: 0 K: 1 S: 7	H: 3 LOB: 2 BB: 1 P: 11	R: 0 E: 0 K: 0 S: 4	H: 1 LOB: 1 BB: 0 P: 4	R: 0 E: 0 K: 0 S: 3	H: 0 LOB: 0 BB: 0 P: 4	R: 1 E: 0 K: 0 S: 5	H: 2 LOB: 2 BB: 1 P: 9	R: 1 E: 0 K: 0 S: 5	H: 2 LOB: 1 BB: 1 P: 5	R: 0 E: 0 K: 1 S: 6	H: 1 LOB: 2 BB: 1 P: 10	1B: 7 2B: 4 3B: 0 HR: 0	SF: 0 SAC: 1 DP: 1 HBP: 1	WP: 0 PB: 0 SB: 5 CS: 0	PA: 41							
PITCHER	IP	WLS	BF	H	R	ER	SO	BB	IBB	HBP	BLK	WP	HR	S	P	ERA	WHIP										
Jerry Koosman, L ERA: 1.94 (1, 1)	8.0	L	36	10	3	3	4	1	1	1	0	0	0	41	50	3.38	1.375										
Ron Taylor, R ERA: 2.51 (9, 1)	0.1		3	1	0	0	0	0	1	0	0	0	0	2	6	0.00	3.000										
Bill Short, L ERA: 4.85 (9, 1)	0.2		2	0	0	0	1	0	0	0	0	0	0	4	4	0.00	0.000										

Pittsburgh Pirates @ New York Mets
Shea Stadium, Flushing, NY
Thu Jul 04 1968, 3:33 AM EDT
Unknown

AB 36
R 3
H 11
RBI 3
BB 3
SO 5
LOB 20



Batter	1	2	3	4	5	6	7	8	9	AB	R	H	RBI	BB	SO	LOB	BOTTOM										
Bud Harrelson, S OBP: 0.268, SLG: 0.250 (1, 6)										3	0	0	0	1	0	2											
Don Bosh, S OBP: 0.232, SLG: 0.233 (1, 8)										3	0	0	0	0	0	0											
Kevin Collins, L OBP: 0.239, SLG: 0.238 (8, PH)										1	0	0	0	0	0	1											
Tommie Agee, R OBP: 0.216, SLG: 0.253 (9, 8)										0	0	0	0	0	0	0											
Cleon Jones, R OBP: 0.308, SLG: 0.466 (1, 7)										3	0	0	0	1	3	0											
J.C. Martin, L OBP: 0.339, SLG: 0.306 (1, 2)										3	1	0	0	0	1	0											
Ed Charles, R OBP: 0.350, SLG: 0.481 (1, 5)										4	1	2	0	0	0	1											
Ron Swoboda, R OBP: 0.337, SLG: 0.421 (1, 9)										3	0	0	0	0	0	2											
Ed Kranepool, L OBP: 0.280, SLG: 0.284 (1, 3)										2	0	0	0	1	0	1											
Al Weis, S OBP: 0.242, SLG: 0.221 (1, 4)										2	0	0	1	0	0	0											
Jerry Koosman, R OBP: 0.104, SLG: 0.106 (1, 1)										2	0	1	1	0	0	0											
Art Shamsky, L OBP: 0.281, SLG: 0.401 (8, PH)										1	0	0	0	0	0	0											
Ron Taylor, R (9, 1)										0	0	0	0	0	0	0											
Bill Short, L (9, 1)										0	0	0	0	0	0	0											
Inning Stats	R: 0 E: 0 K: 1 S: 5	H: 0 LOB: 0 BB: 0 P: 5	R: 2 E: 1 K: 0 S: 6	H: 2 LOB: 2 BB: 1 P: 10	R: 0 E: 0 K: 2 S: 7	H: 0 LOB: 0 BB: 0 P: 7	R: 0 E: 0 K: 0 S: 3	H: 1 LOB: 0 BB: 0 P: 3	R: 0 E: 0 K: 0 S: 3	H: 0 LOB: 0 BB: 0 P: 3	R: 0 E: 0 K: 1 S: 5	H: 0 LOB: 1 BB: 1 P: 7	R: 0 E: 0 K: 0 S: 3	H: 0 LOB: 1 BB: 1 P: 7	R: 0 E: 0 K: 0 S: 3	H: 0 LOB: 1 BB: 1 P: 7	1B: 3 2B: 0 3B: 0 HR: 0	SF: 1 SAC: 2 DP: 1 HBP: 0	WP: 0 PB: 0 SB: 0 CS: 0	PA: 33							
PITCHER	IP	WLS	BF	H	R	ER	SO	BB	IBB	HBP	BLK	WP	HR	S	P	ERA	WHIP										
Bob Moose, R ERA: 2.32 (7, 1)	3.0	W	11	0	0	0	0	2	0	0	0	0	0	9	17	0.00	0.667										

Pittsburgh Pirates @ New York Mets
Shea Stadium, Flushing, NY
Thu Jul 04 1968, 3:33 AM EDT
Unknown


AB 27
R 2
H 3
RBI 2
BB 3
SO 4
LOB 7



Batter	1	2	3	4	5	6	7	8	9	AB	R	H	RBI	BB	SO	LOB	TOP																	
Maury Wills, S OBP: 0.345, SLG: 0.331 (1, 5)	4-0 BB		0-0 E 1B		0-0 4-3		0-0 6-3		0-0 P6	4	1	1	0	1	0	0																		
Gene Alley, R OBP: 0.299, SLG: 0.336 (1, 6)	0-0 5-3		0-0 E8 SF9 2B		0-0 F2		0-0 5-3			4	1	1	1	1	0	0																		
Willie Stargell, L OBP: 0.322, SLG: 0.512 (1, 9) (6, 3)	0-3 K		0-0 SF9		0-0 P3					3	0	1	1	0	1	1																		
Matty Alou, L OBP: 0.389, SLG: 0.419 (1, 8)	0-0 6-3		0-0 CS 1B		0-0 E3 1B					4	0	1	0	0	0	2																		
Manny Jimenez, L OBP: 0.524, SLG: 0.394 Freddie Patek, R OBP: 0.333, SLG: 0.367 (8, PR) (8, 7)		1-0 FC4-6 1B HBP	4-0 1-2 BB		0-0 1-3 1B					2	0	2	0	1	0	0																		
Donn Clendenon, R OBP: 0.309, SLG: 0.348 Jerry May, R OBP: 0.311, SLG: 0.279 (1, 3) (6, 2)		0-3 K	0-0 1-3		0-3 K					3	0	0	0	0	2	4																		
Bill Mazeroski, R OBP: 0.301, SLG: 0.273 (1, 4)		0-0 FC4-6 1B		0-0 P4		0-0 L6				4	0	1	0	0	0	2																		
Carl Taylor, R OBP: 0.341, SLG: 0.297 Roberto Clemente, R OBP: 0.306, SLG: 0.443 (6, PH) (6, 9)		0-0 FC4-6	0-0 1-3		0-0 1-3		0-0 6-3		0-0 L3	2	0	0	0	0	0	2																		
Jim Bunning, R OBP: 0.111, SLG: 0.139 Dock Ellis, S (6, 1)		0-3 K	0-3 K		0-3 K					2	0	0	0	0	2	2																		
Manny Mota, R OBP: 0.329, SLG: 0.319 Bill Henry, L (7, 1)		0-3 K					0-0 F9		0-0 HR	0	0	0	0	0	0	0																		
Gary Kolb, L OBP: 0.283, SLG: 0.420 (9, PH)										1	1	1	1	0	0	0																		
Inning Stats	R: 0 E: 0 K: 1 S: 5	H: 0 LOB: 1 BB: 1 P: 9	R: 0 E: 0 K: 2 S: 8	H: 1 LOB: 2 BB: 0 P: 9	R: 2 E: 1 K: 0 S: 5	H: 3 LOB: 1 BB: 1 P: 9	R: 0 E: 0 K: 1 S: 5	H: 0 LOB: 0 BB: 0 P: 5	R: 0 E: 0 K: 1 S: 7	H: 1 LOB: 2 BB: 0 P: 7	R: 0 E: 0 K: 0 S: 3	H: 0 LOB: 0 BB: 0 P: 3	R: 0 E: 0 K: 1 S: 6	H: 2 LOB: 2 BB: 0 P: 6	R: 1 E: 0 K: 0 S: 4	H: 1 LOB: 0 BB: 0 P: 4	1B: 6 2B: 1 3B: 0 HR: 1	SF: 1 SAC: 0 DP: 0 HBP: 1	WP: 0 PB: 0 SB: 1 CS: 2	PA: 37														
PITCHER	IP WLS BF H R ER SO BB IBB HBP BLK WP HR S P ERA WHIP																																	
Don Cardwell, R ERA: 2.91 Ron Taylor, R ERA: 2.67	(1, 1) (8, 1)	7.1 S	32 5	7 1	2 1	2 1	5 1	2 0	0 0	1 0	0 0	0 0	0 0	0 1	39 7	48 7	2.46 5.40	1.227 0.600																

Pittsburgh Pirates @ New York Mets
Shea Stadium, Flushing, NY
Thu Jul 04 1968, 3:38 AM EDT
Att: 29,587 - Unknown


AB 33
R 3
H 8
RBI 3
BB 2
SO 6
LOB 18



Batter	1	2	3	4	5	6	7	8	9	AB	R	H	RBI	BB	SO	LOB	BOTTOM																	
Bud Harrelson, S OBP: 0.262, SLG: 0.245 (1, 6)	0-0 1-3		0-0 F7		0-0 1-3		0-0 4-3			4	0	0	0	0	0	1																		
Don Bosh, S OBP: 0.243, SLG: 0.287 (1, 8)	0-3 K		0-0 1-H HR		0-0 E 2B		0-3 K			4	2	2	2	0	2	0																		
Cleon Jones, R OBP: 0.307, SLG: 0.475 (1, 7)	0-0 HR		0-0 L7		0-0 E6 S					4	1	1	1	0	1	0																		
Ron Swoboda, R OBP: 0.336, SLG: 0.418 (1, 9)	0-3 K			0-0 S 1B	0-0 5-3		0-0 6-3		0-0 6-3	4	0	1	0	0	1	1																		
Kevin Collins, L OBP: 0.239, SLG: 0.254 (1, 5)		0-3 K	0-3 K	0-3 K	0-0 6-3 2B		0-0 P4			4	0	1	0	0	2	1																		
Ed Kranepool, L OBP: 0.274, SLG: 0.277 (1, 3)		0-0 F3	0-0 F9		0-0 L8					3	0	0	0	0	0	2																		
Jerry Grote, R OBP: 0.365, SLG: 0.345 (1, 2)		0-0 6-3		4-0 BB	0-0 6-3		0-0 6-3			2	0	0	0	1	0	1																		
Al Weis, S OBP: 0.238, SLG: 0.217 (1, 4)			0-3 K	0-0 F7	0-0 1-3					3	0	0	0	0	1	3																		
Don Cardwell, R OBP: 0.074, SLG: 0.185 Ron Taylor, R (8, 1)			0-0 E3 HR		0-3 K		0-3 K			3	1	0	0	0	2	0																		
Inning Stats	R: 1 E: 0 K: 2 S: 8	H: 1 LOB: 0 BB: 0 P: 8	R: 0 E: 0 K: 1 S: 5	H: 0 LOB: 0 BB: 0 P: 5	R: 2 E: 1 K: 1 S: 7	H: 1 LOB: 0 BB: 0 P: 7	R: 0 E: 0 K: 1 S: 6	H: 1 LOB: 2 BB: 1 P: 10	R: 1 E: 0 K: 0 S: 4	H: 1 LOB: 1 BB: 0 P: 4	R: 0 E: 0 K: 2 S: 7	H: 0 LOB: 0 BB: 0 P: 7	R: 0 E: 0 K: 1 S: 5	H: 0 LOB: 0 BB: 0 P: 5	1B: 1 2B: 2 3B: 0 HR: 2	SF: 0 SAC: 0 DP: 0 HBP: 0	WP: 0 PB: 0 SB: 2 CS: 0	PA: 32																
PITCHER	IP WLS BF H R ER SO BB IBB HBP BLK WP HR S P ERA WHIP																																	
Jim Bunning, R ERA: 3.36 Dock Ellis, R ERA: 5.79 Bill Henry, L ERA: 3.86	(1, 1) (6, 1) (7, 1)	5.1 L	24 2	5 0	4 0	1 0	6 0	1 0	0 0	0 0	0 0	0 0	0 0	0 0	2 2	2 2	0.00 0.00	1.125 0.000																

Pittsburgh Pirates @ New York Mets
Shea Stadium, Flushing, NY
Thu Jul 04 1968, 3:38 AM EDT
Att: 29,587 - Unknown


AB 31
R 4
H 5
RBI 3
BB 1
SO 9
LOB 9



Batter	1	2	3	4	5	6	7	8	9	AB	R	H	RBI	BB	SO	LOB	TOP										
Maury Wills, S OBP: 0.343, SLG: 0.329	0-3 K			0-0 F8	0-0 SH3		0-0 1-3		0-0 FC5-4-6	5	0	1	1	0	1	1											
Gene Alley, R OBP: 0.298, SLG: 0.335 Freddie Patek, R OBP: 0.321, SLG: 0.353	0-3 K			0-0 4-3	0-0 SH3		0-0 P3		0-0 CS	1	0	0	0	0	1	0											
Roberto Clemente, R OBP: 0.302, SLG: 0.436	0-0 L9			0-0 5-3	0-0 3-1				0-0 F9	4	0	0	0	0	0	2											
Willie Stargell, L OBP: 0.326, SLG: 0.509 Matty Alou, L OBP: 0.392, SLG: 0.421				0-0 F8	1-0 1B	4-0 1B			0-0 1B	1	1	0	0	1	0	0											
Manny Mota, R OBP: 0.339, SLG: 0.329				0-0 6-3	0-0 1B	0-0 FC5-2			0-0 1B	4	1	3	0	0	0	0											
Donn Clendenen, R OBP: 0.311, SLG: 0.351				0-3 K	0-0 1B	0-0 FC5-2			0-0 1B	4	1	2	1	0	1	2											
Bill Mazerolski, R OBP: 0.301, SLG: 0.277				0-0 5-3	0-0 1B	0-0 F8			0-0 F3	4	0	1	2	0	0	4											
Carl Taylor, R OBP: 0.356, SLG: 0.317				0-0 L6	0-0 1B	0-3 K			0-0 SH3	4	1	2	0	0	1	2											
Bob Veale, S OBP: 0.106, SLG: 0.109				0-3 K	0-0 FC5-2-5	0-0 F7			0-0 SH3-4	3	0	0	0	0	1	2											
Inning Stats	R: 0 E: 0 K: 2 S: 7	H: 0 LOB: 0 BB: 0 P: 7	R: 0 E: 0 K: 1 S: 5	H: 0 LOB: 0 BB: 0 P: 5	R: 0 E: 0 K: 1 S: 5	H: 0 LOB: 0 BB: 0 P: 5	R: 4 E: 0 K: 0 S: 8	H: 5 LOB: 2 BB: 0 P: 9	R: 0 E: 0 K: 1 S: 6	H: 1 LOB: 2 BB: 1 P: 10	R: 0 E: 0 K: 0 S: 3	H: 0 LOB: 0 BB: 0 P: 3	R: 0 E: 0 K: 0 S: 5	H: 3 LOB: 2 BB: 0 P: 5	R: 0 E: 0 K: 0 S: 3	H: 1 LOB: 0 BB: 0 P: 3	1B: 9 2B: 1 3B: 0 HR: 0	SF: 0 SAC: 2 DP: 0 HBP: 1	WP: 0 PB: 0 SB: 1 CS: 1	PA: 38							
PITCHER	IP	WLS	BF	H	R	ER	SO	BB	IBB	HBP	BLK	WP	HR	S	P	ERA	WHIP										
Rich Nye, L ERA: 3.98	4.1	L	19	5	4	4	4	0	0	1	0	0	0	26	27	8.31	1.154										
Jack Lamabe, R ERA: 3.96	5.1		18	5	0	0	1	1	0	0	0	0	0	19	23	0.00	1.286										

Pittsburgh Pirates @ Chicago Cubs
Wrigley Field, Chicago, IL
Fri Jul 05 1968, 3:33 AM CDT
Att: 16,040 - Sunny - 80 F


AB 33
R 4
H 10
RBI 4
BB 1
SO 5
LOB 13



Batter	1	2	3	4	5	6	7	8	9	AB	R	H	RBI	BB	SO	LOB	BOTTOM										
Don Kessinger, S OBP: 0.302, SLG: 0.301	0-0 F8		0-0 6-3			0-0 F8			0-0 FC4	4	0	0	0	0	0	1											
Glenn Beckert, R OBP: 0.297, SLG: 0.342	0-0 FC4-6			0-0 1-3		0-0 P5			0-0 G6-4-3	4	0	1	0	0	0	1											
Billy Williams, L OBP: 0.312, SLG: 0.434	0-0 FC4-6			0-0 F8		0-3 K			0-0 G6-4-3	3	0	0	0	0	1	1											
Ron Santo, R OBP: 0.342, SLG: 0.435	0-0 FC6-4			0-3 K		0-0 P6			0-0 G6-4-3	3	0	0	0	0	1	1											
14 Ernie Banks, R OBP: 0.283, SLG: 0.428		0-0 6-3			0-0 6-3				0-0 F8	3	0	0	0	0	0	0											
Randy Hundley, R OBP: 0.287, SLG: 0.333		0-0 P4			0-0 6-3				0-0 L4	3	0	0	0	0	0	0											
Jim Hickman, R OBP: 0.300, SLG: 0.405		0-0 6-3			0-0 6-3				0-0 1B	3	0	1	0	0	0	0											
Adolfo Phillips, R OBP: 0.335, SLG: 0.382			0-3 K			0-0 6-3			0-0 1-3	3	0	0	0	0	1	1											
Rich Nye, L OBP: 0.182, SLG: 0.182 Jack Lamabe, R OBP: 0.200, SLG: 0.200 Gene Oliver, R OBP: 0.308, SLG: 0.182 Jose Arcia, R OBP: 0.167, SLG: 0.250			0-3 K			0-3 K			4-0 FC4	1	0	0	0	0	1	0											
Inning Stats	R: 0 E: 0 K: 0 S: 4	H: 1 LOB: 1 BB: 0 P: 4	R: 0 E: 0 K: 0 S: 3	H: 0 LOB: 0 BB: 0 P: 3	R: 0 E: 0 K: 2 S: 7	H: 0 LOB: 0 BB: 0 P: 7	R: 0 E: 0 K: 1 S: 5	H: 0 LOB: 0 BB: 0 P: 5	R: 0 E: 0 K: 1 S: 5	H: 0 LOB: 0 BB: 0 P: 5	R: 0 E: 0 K: 1 S: 5	H: 0 LOB: 0 BB: 0 P: 5	R: 0 E: 0 K: 0 S: 4	H: 1 LOB: 1 BB: 0 P: 4	R: 0 E: 0 K: 0 S: 2	H: 0 LOB: 1 BB: 1 P: 6	1B: 2 2B: 0 3B: 0 HR: 0	SF: 0 SAC: 0 DP: 1 HBP: 0	WP: 0 PB: 0 SB: 0 CS: 0	PA: 29							
PITCHER	IP	WLS	BF	H	R	ER	SO	BB	IBB	HBP	BLK	WP	HR	S	P	ERA	WHIP										
Bob Veale, L ERA: 1.83	9.0	W	29	2	0	0	5	1	0	0	0	0	0	38	42	0.00	0.333										

Pittsburgh Pirates @ Chicago Cubs
Wrigley Field, Chicago, IL
Fri Jul 05 1968, 3:33 AM CDT
Att: 16,040 - Sunny - 80 F

AB 28
R 0
H 2
RBI 0
BB 1
SO 5
LOB 5



Batter	1	2	3	4	5	6	7	8	9	AB	R	H	RBI	BB	SO	LOB	TOP			
Maury Wills, S OBP: 0.342, SLG: 0.328 Jose Pagan, R OBP: 0.211, SLG: 0.231	F8		1B		6-3			1-3		4	0	1	0	0	0	0	Pittsburgh Pirates @ Chicago Cubs Wrigley Field, Chicago, IL Sat Jul 06 1968, 3:33 AM CDT Sunny - 75 F			
Freddie Patek, R OBP: 0.317, SLG: 0.345	K		1B		5-3			5-3		4	0	1	0	0	1	0				
Roberto Clemente, R OBP: 0.301, SLG: 0.431	6-3		L4-3					6-3		3	0	0	0	1	0	2				
Willie Stargell, L OBP: 0.325, SLG: 0.505		1B	4-3					F7		4	1	1	0	0	1	2				
Matty Alou, L OBP: 0.386, SLG: 0.414		E4			F9			L9		4	0	0	0	0	0	2				
Donn Clendenen, R OBP: 0.311, SLG: 0.349		F7			K			F9		4	0	1	1	0	2	1				
Bill Mazerolski, R OBP: 0.301, SLG: 0.278		F7			FC6-4			1-3		3	0	1	0	0	0	2				
Carl Taylor, R OBP: 0.354, SLG: 0.302		G6-4-3			FC6-4			F8		2	0	0	0	1	0	1				
Luke Walker, L Dock Ellis, S Bill Henry, L		G6-4-3			K			K		1	0	0	0	0	0	3				
										1	0	0	0	0	1	0				
										1	0	0	0	0	1	0				
Inning Stats	R: 0 E: 0 K: 1 S: 5	H: 0 LOB: 0 BB: 0 P: 5	R: 1 E: 1 K: 0 S: 5	H: 2 LOB: 2 BB: 1 P: 9	R: 0 E: 0 K: 0 S: 4	H: 2 LOB: 1 BB: 0 P: 4	R: 0 E: 0 K: 1 S: 6	H: 1 LOB: 0 BB: 0 P: 6	R: 0 E: 0 K: 0 S: 3	H: 0 LOB: 0 BB: 1 P: 7	R: 0 E: 0 K: 1 S: 5	H: 0 LOB: 0 BB: 0 P: 5	R: 0 E: 0 K: 0 S: 3	H: 0 LOB: 0 BB: 0 P: 3	R: 0 E: 0 K: 2 S: 7	H: 0 LOB: 0 BB: 0 P: 7	1B: 5 2B: 1 3B: 0 HR: 0	SF: 0 SAC: 0 DP: 2 HBP: 0	WP: 0 PB: 0 SB: 0 CS: 0	PA: 33
PITCHER Fergie Jenkins, R ERA: 2.53	IP: 9.0 WLS: W BF: 33 H: 5 R: 1 ER: 0 SO: 6 BB: 1 IBB: 1 HBP: 0 BLK: 0 WP: 0 HR: 0 S: 43 P: 51 ERA: 0.00 WHIP: 0.667															PITCHER				

AB	31
R	1
H	5
RBI	1
BB	2
SO	6
LOB	13



Batter	1	2	3	4	5	6	7	8	9	AB	R	H	RBI	BB	SO	LOB	BOTTOM			
Don Kessinger, S OBP: 0.301, SLG: 0.300	K		F8	1B		4-3		F8		5	0	1	2	0	1	1	Pittsburgh Pirates @ Chicago Cubs Wrigley Field, Chicago, IL Sat Jul 06 1968, 3:33 AM CDT Sunny - 75 F			
Glenn Beckert, R OBP: 0.302, SLG: 0.352	4-3		6-3	F9		E6		FC5-4		5	0	3	0	0	0	1				
Billy Williams, L OBP: 0.316, SLG: 0.433	4-3		6-3	BB		F9		FC5-4		3	1	1	0	2	0	2				
Ron Santo, R OBP: 0.340, SLG: 0.441	6-3		6-3	1-2		F7		FC5-4		5	1	1	1	0	0	6				
14 Ernie Banks, R Dick Nen, L		L4	P4			1-3		F8		4	0	1	0	0	0	3				
										1	0	0	0	0	0	2				
Randy Hundley, R OBP: 0.290, SLG: 0.336		1-3		BB		FC6-4		FC6-4		4	2	2	1	0	0	1				
Gene Oliver, R Jose Arcia, R				BB		FC4		K		1	0	1	0	0	0	0				
				BB						2	1	0	0	1	1	2				
Jim Hickman, R OBP: 0.364, SLG: 0.487				BB		1B		4-3		2	1	2	1	2	0	0				
				BB		1-2		1B		2	1	2	1	2	0	0				
Fergie Jenkins, R OBP: 0.245, SLG: 0.250						1-2		K		4	0	0	0	0	3	8				
Inning Stats	R: 0 E: 0 K: 1 S: 6	H: 1 LOB: 1 BB: 0 P: 6	R: 0 E: 0 K: 1 S: 6	H: 1 LOB: 2 BB: 1 P: 10	R: 0 E: 0 K: 0 S: 4	H: 1 LOB: 2 BB: 1 P: 8	R: 2 E: 0 K: 1 S: 6	H: 2 LOB: 1 BB: 2 P: 14	R: 1 E: 1 K: 1 S: 7	H: 1 LOB: 1 BB: 0 P: 7	R: 2 E: 0 K: 1 S: 8	H: 3 LOB: 2 BB: 0 P: 8	R: 0 E: 0 K: 0 S: 5	H: 2 LOB: 2 BB: 0 P: 5	R: 0 E: 0 K: 1 HR: 1	H: 0 LOB: 0 BB: 0 HBP: 0	1B: 8 2B: 2 3B: 1 HR: 1	SF: 0 SAC: 0 DP: 0 HBP: 0	WP: 0 PB: 1 SB: 1 CS: 0	PA: 41
PITCHER Luke Walker, L ERA: 1.59 Dock Ellis, R ERA: 6.14 Bill Henry, L ERA: 4.82	IP: 3.0 WLS: L BF: 17 H: 4 R: 2 ER: 2 SO: 2 BB: 4 IBB: 0 HBP: 0 BLK: 0 WP: 0 HR: 0 S: 17 P: 33 ERA: 6.00 WHIP: 2.667															PITCHER				


AB	36
R	6
H	12
RBI	5
BB	5
SO	5
LOB	26



Batter	1	2	3	4	5	6	7	8	9	AB	R	H	RBI	BB	SO	LOB	TOP			
Maury Wills, S OBP: 0.341, SLG: 0.325 Gary Kolb, L OBP: 0.278, SLG: 0.412	4-0 FC5-4 BB		0-3 K		0-0 6-3		0-0 6-3		0-0 FC6	3	0	0	0	1	1	1				
Freddie Patek, R OBP: 0.297, SLG: 0.322	0-0 FC5-4 CS		0-0 E4		0-0 P3		0-3 K			4	0	0	0	0	1	2				
Willie Stargell, L OBP: 0.320, SLG: 0.496	0-0 F8		0-3 K		0-0 4-3			0-0 6-3		4	0	0	0	0	1	3				
Matty Alou, L OBP: 0.387, SLG: 0.415		0-0 FC6-4 1B		0-0 6-3 SH3-4 E		0-0 6-3		0-0 5-3		4	1	2	0	0	0	0				
Manny Mota, R OBP: 0.333, SLG: 0.323		0-0 FC6-4 1B		0-0 SH3-4		0-0 5-3		0-0 F9		3	0	0	0	0	0	1				
Donn Clendenen, R OBP: 0.316, SLG: 0.350		0-0 G4-3 1B		0-0 6-3		4-0 BB		4-0 CS BB		2	0	1	0	2	0	1				
Bill Mazeroski, R OBP: 0.301, SLG: 0.278		0-0 G4-3 1B		0-0 E6		0-0 P6		0-0 F5		3	0	1	1	0	0	3				
Carl Taylor, R OBP: 0.385, SLG: 0.311			4-0 E BB		4-0 IBB		0-0 F9		0-0 1B 1B	2	0	1	0	2	0	0				
Tommie Sisk, R OBP: 0.118, SLG: 0.063 Ron Kline, R (6, 1)			0-3 K		0-3 K		0-0 HR		0-0 1B	2	0	0	0	0	2	3				
Jose Pagan, R OBP: 0.233, SLG: 0.299 Manny Jimenez, L (9, PH) OBP: 0.512, SLG: 0.382									1-2 FC6 1B	0	0	0	0	0	0	0				
										1	0	0	0	0	0	1				
Inning Stats	R: 0 E: 0 K: 0 S: 2	H: 0 LOB: 0 BB: 1 P: 6	R: 0 E: 0 K: 0 S: 4	H: 2 LOB: 1 BB: 0 P: 4	R: 0 E: 1 K: 3 S: 10	H: 0 LOB: 2 BB: 1 P: 14	R: 1 E: 1 K: 1 S: 7	H: 2 LOB: 2 BB: 1 P: 11	R: 0 E: 0 K: 0 S: 3	H: 0 LOB: 0 BB: 0 P: 3	R: 1 E: 0 K: 1 S: 6	H: 1 LOB: 0 BB: 0 P: 6	R: 0 E: 0 K: 0 S: 3	H: 0 LOB: 0 BB: 0 P: 3	R: 0 E: 0 K: 0 S: 4	H: 2 LOB: 2 BB: 1 P: 8	1B: 6 2B: 0 3B: 0 HR: 1	SF: 0 SAC: 1 DP: 1 HBP: 0	WP: 0 PB: 0 SB: 0 CS: 2	PA: 37
PITCHER Gary Ross, R ERA: 3.29	IP: 9.0 WLS: W BF: 37 H: 7 R: 2 ER: 2 SO: 5 BB: 4 IBB: 1 HBP: 0 BLK: 0 WP: 0 HR: 1 S: 42 P: 62 ERA: 2.00 WHIP: 1.222															PITCHER	IP: 9.0 WLS: W BF: 37 H: 7 R: 2 ER: 2 SO: 5 BB: 4 IBB: 1 HBP: 0 BLK: 0 WP: 0 HR: 1 S: 42 P: 62 ERA: 2.00 WHIP: 1.222			

Pittsburgh Pirates @ Chicago Cubs
Wrigley Field, Chicago, IL
Sat Jul 06 1968, 3:38 AM CDT
Att: 30,794 - Unknown


AB 31
R 2
H 7
RBI 2
BB 5
SO 5
LOB 17



Batter	1	2	3	4	5	6	7	8	9	AB	R	H	RBI	BB	SO	LOB	BOTTOM			
Don Kessinger, S OBP: 0.300, SLG: 0.299	0-0 F9 1B WP		0-0 L7		0-0 4-3	0-0 SH5-4	0-0 F7			4	1	1	0	0	0	0				
Glenn Beckert, R OBP: 0.306, SLG: 0.356 Jose Arcia, R (8, PR) OBP: 0.179, SLG: 0.237	0-0 WP S 1B		0-0 6-3		0-0 4-3	0-0 1B		0-0 1B 1B		5	1	3	2	0	0	0				
Billy Williams, L OBP: 0.317, SLG: 0.432	0-0 F9		0-0 G3		0-0 G3	0-0 1B 14 BB		0-0 1B 1-3 1B		5	0	2	1	0	0	2				
Ron Santo, R OBP: 0.341, SLG: 0.439	0-3 K			4-0 14 FC6-4 BB		0-0 F7		0-3 K		4	1	1	0	1	2	4				
14 Ernie Banks, R OBP: 0.286, SLG: 0.424 Dick Nen, L (6, PR) OBP: 0.225, SLG: 0.395	4-0 BB		0-0 FC6-4 1B		0-0 SH	0-0 1B		0-0 1B 1-3 1B		1	2	0	0	2	0	1				
Willie Smith, L OBP: 0.310, SLG: 0.365	0-0 6-3		0-0 1B		0-0 1B	0-0 E1		0-0 F8		5	1	2	0	0	0	5				
Randy Hundley, R OBP: 0.296, SLG: 0.339		0-0 G5-4-3 1B		0-0 1B	0-0 1B	0-0 G3				3	1	2	1	1	0	3				
Jim Hickman, R OBP: 0.354, SLG: 0.465		0-0 G5-4-3		0-0 K		0-0 SH5-4 E 1B	0-0 F7			4	1	1	2	0	1	3				
Gary Ross, R		0-0 6-3		0-0 L7		0-0 E4 SH5-4 1B	0-3 K			4	1	0	1	0	1	3				
Inning Stats	R: 1 E: 0 K: 1 S: 7	H: 2 LOB: 2 BB: 1 P: 11	R: 0 E: 0 K: 0 S: 3	H: 1 LOB: 0 BB: 0 P: 3	R: 0 E: 0 K: 0 S: 3	H: 0 LOB: 0 BB: 0 P: 3	R: 1 E: 0 K: 1 S: 7	H: 2 LOB: 2 BB: 1 P: 11	R: 0 E: 0 K: 0 S: 3	H: 0 LOB: 0 BB: 0 P: 3	R: 7 E: 3 K: 0 S: 11	H: 5 LOB: 3 BB: 2 P: 19	R: 0 E: 0 K: 1 S: 5	H: 3 LOB: 2 BB: 0 P: 7	R: 1 E: 0 K: 1 S: 7	H: 3 LOB: 2 BB: 0 P: 7	1B: 13 2B: 0 3B: 0 HR: 0	SF: 0 SAC: 2 DP: 1 HBP: 0	WP: 1 PB: 0 SB: 1 CS: 0	PA: 42
PITCHER Tommie Sisk, R ERA: 3.94 Ron Kline, R ERA: 1.41	IP: 5.0 WLS: L BF: 26 H: 7 R: 3 ER: 3 SO: 2 BB: 2 IBB: 0 HBP: 0 BLK: 0 WP: 1 HR: 0 S: 27 P: 39 ERA: 5.40 WHIP: 1.800															PITCHER	IP: 5.0 WLS: L BF: 26 H: 7 R: 3 ER: 3 SO: 2 BB: 2 IBB: 0 HBP: 0 BLK: 0 WP: 1 HR: 0 S: 27 P: 39 ERA: 5.40 WHIP: 1.800			

Pittsburgh Pirates @ Chicago Cubs
Wrigley Field, Chicago, IL
Sat Jul 06 1968, 3:38 AM CDT
Att: 30,794 - Unknown

AB 36
R 10
H 13
RBI 8
BB 4
SO 4
LOB 21



Batter	1	2	3	4	5	6	7	8	9	AB	R	H	RBI	BB	SO	LOB	TOP								
Maury Wills, S OBP: 0.337, SLG: 0.321 (1, 6)	F8		FC4 1B		5-3			F8		4	0	0	0	0	0	2	Pittsburgh Pirates @ Chicago Cubs Wrigley Field, Chicago, IL Sun Jul 07 1968, 3:33 AM CDT Cloudy - 80 F								
Matty Alou, L OBP: 0.385, SLG: 0.413 (1, 8)	P6						1-3	1-3		4	0	1	1	0	0	0									
Roberto Clemente, R OBP: 0.297, SLG: 0.425 (1, 9)	L4		F9				5-3		K	4	0	0	0	0	1	2									
Manny Mota, R OBP: 0.332, SLG: 0.322 (9, 5)		4-3					4-3		F9	4	0	1	0	0	0	0									
Donn Clendenon, R OBP: 0.322, SLG: 0.364 (1, 3)		G5-4-3 BB							K 1B	3	2	2	1	1	1	1									
Jose Pagan, R OBP: 0.234, SLG: 0.296 (1, 5) (9, 4)		G5-4-3							K 1B	4	1	1	0	0	1	2									
Bill Mazerowski, R OBP: 0.302, SLG: 0.279 (9, PH) Willie Stargell, L OBP: 0.323, SLG: 0.498 (9, 7)			FC4 1B		P3			F8	K 1B	3	1	1	0	0	0	1									
Carl Taylor, R OBP: 0.382, SLG: 0.313 (9, PH) Manny Jimenez, L OBP: 0.523, SLG: 0.400 Bob Veale, S OBP: 0.106, SLG: 0.109 (9, 1)			FC4 1B		1-3			5-3	K 1B	3	0	1	0	0	0	0									
Steve Blass, R OBP: 0.125, SLG: 0.129 Dock Ellis, S Gene Alley, R Roy Face, R Gary Kolb, L (9, PH)			F2		K			K	4-3	0	0	0	0	0	0	0									
Inning Stats	R: 0 E: 0 K: 0 S: 3	H: 0 LOB: 0 BB: 0 P: 3	R: 0 E: 0 K: 0 S: 2	H: 0 LOB: 0 BB: 1 P: 6	R: 1 E: 0 K: 0 S: 6	H: 3 LOB: 2 BB: 0 P: 6	R: 0 E: 0 K: 2 S: 8	H: 1 LOB: 1 BB: 0 P: 8	R: 0 E: 0 K: 1 S: 5	H: 0 LOB: 0 BB: 0 P: 5	R: 0 E: 0 K: 0 S: 3	H: 0 LOB: 0 BB: 0 P: 3	R: 1 E: 0 K: 0 S: 4	H: 1 LOB: 0 BB: 0 P: 4	R: 0 E: 0 K: 1 S: 5	H: 0 LOB: 0 BB: 0 P: 5		R: 2 E: 0 K: 1 S: 9	H: 4 LOB: 2 BB: 0 P: 9	1B: 8 2B: 0 3B: 0 HR: 1	SF: 0 SAC: 0 DP: 1 HBP: 0	WP: 0 PB: 0 SB: 0 CS: 0	PA: 36		
PITCHER	IP	WLS	BF	H	R	ER	SO	BB	IBB	HBP	BLK	WP	HR	S	P	ERA	WHIP								
Ken Holtzman, L ERA: 4.19 Phil Regan, R ERA: 2.96	(1, 1)	8.2	33	7	4	4	5	1	0	0	0	0	1	42	46	4.15	0.923								
(9, 1)	0.1	W	3	2	0	0	0	0	0	0	0	0	0	3	3	0.00	6.000								

AB 35
R 4
H 9
RBI 4
BB 1
SO 5
LOB 12



Batter	1	2	3	4	5	6	7	8	9	AB	R	H	RBI	BB	SO	LOB	BOTTOM								
Don Kessinger, S OBP: 0.297, SLG: 0.295 (1, 6)	F7	4-3			4-3			F8		4	0	0	0	0	0	0	Pittsburgh Pirates @ Chicago Cubs Wrigley Field, Chicago, IL Sun Jul 07 1968, 3:33 AM CDT Cloudy - 80 F								
Glenn Beckert, R OBP: 0.308, SLG: 0.356 (1, 4)	BB 14 HR 1B				F9			F7		3	1	1	0	1	0	0									
Billy Williams, L OBP: 0.316, SLG: 0.430 (7, 7)	BB 14 HR 1B	4-3			F5			P6		4	1	1	0	0	0	1									
Ron Santo, R OBP: 0.343, SLG: 0.436 (1, 5)	BB 14 HR BB				P3			K		2	1	0	0	1	1	0									
14 Ernie Banks, R OBP: 0.289, SLG: 0.434 (1, 3)	BB 14 HR HR				F9			FC6-4 HBP		3	1	1	4	1	0	1									
Willie Smith, L OBP: 0.311, SLG: 0.364 Jose Arcia, R OBP: 0.200, SLG: 0.333 (7, 8)	1-H 2-H 3-H HR				G3			FC6-4 1-2		3	0	1	0	0	0	1									
Randy Hundley, R OBP: 0.293, SLG: 0.336 (1, 2)					F9			F9		1	1	1	1	0	0	0									
Jim Hickman, R OBP: 0.333, SLG: 0.435 (7, 9)					4-3			F9		3	0	0	0	0	0	1									
Ken Holtzman, R OBP: 0.132, SLG: 0.132 Phil Regan, R OBP: 0.111, SLG: 0.111 (9, 1)					F3			6-3		3	0	0	0	0	0	0									
Inning Stats	R: 4 E: 0 K: 0 S: 7	H: 4 LOB: 1 BB: 1 P: 11	R: 0 E: 0 K: 0 S: 3	H: 0 LOB: 1 BB: 1 P: 7	R: 0 E: 0 K: 0 S: 3	H: 0 LOB: 0 BB: 0 P: 3	R: 0 E: 0 K: 0 S: 3	H: 0 LOB: 0 BB: 0 P: 3	R: 0 E: 0 K: 1 S: 5	H: 0 LOB: 1 BB: 1 P: 9	R: 0 E: 0 K: 0 S: 3	H: 0 LOB: 0 BB: 0 P: 3	R: 0 E: 0 K: 0 S: 3	H: 0 LOB: 1 BB: 0 P: 4	R: 1 E: 0 K: 0 S: 1	H: 1 LOB: 0 BB: 0 P: 1		1B: 3 2B: 0 3B: 0 HR: 2	SF: 0 SAC: 0 DP: 0 HBP: 1	WP: 0 PB: 0 SB: 0 CS: 0	PA: 33				
PITCHER	IP	WLS	BF	H	R	ER	SO	BB	IBB	HBP	BLK	WP	HR	S	P	ERA	WHIP								
Steve Blass, R ERA: 2.75 Dock Ellis, S ERA: 3.21 Roy Face, R ERA: 3.52 Bob Veale, L ERA: 1.9	(1, 1)	0.1	6	4	4	4	0	1	0	0	0	0	0	22	30	0.00	0.300								
(8, 1)	1.0	4	0	0	0	0	0	0	0	1	0	0	0	3	4	0.00	0.000								
(9, 1)	0.0	L	1	1	1	1	0	0	0	0	0	0	1	1	1	∞	∞								



Batter	1	2	3	4	5	6	7	8	9	AB	R	H	RBI	BB	SO	LOB	TOP				
Maury Wills, S OBP: 0.339, SLG: 0.329	F8		G6-4-3 1B		FC6-2 CS			3B		4	0	2	0	0	0	1	Pittsburgh Pirates @ Chicago Cubs Wrigley Field, Chicago, IL Sun Jul 07 1968, 3:38 AM CDT Att: 32,447 - Unknown				
Bill Mazerolski, R OBP: 0.301, SLG: 0.279	4-3		G6-4-3		CS	G5-3 1B		K		4	0	1	0	0	1	3					
Willie Stargell, L OBP: 0.322, SLG: 0.493	4-3		K			G5-3 1B		F7		4	0	1	0	0	1	2					
Roberto Clemente, R OBP: 0.297, SLG: 0.433		5-3		HR		G5-3		K		4	1	1	1	0	1	3					
Matty Alou, L OBP: 0.383, SLG: 0.410	6-3			6-3		P4			SH3-4 1B	4	0	1	0	0	0	1					
Don Clendenen, R OBP: 0.319, SLG: 0.360	6-3			6-3				SH3-4 1B		3	0	0	0	0	0	0					
Jose Pagan, R OBP: 0.222, SLG: 0.280			E6 1B E	K				K		4	1	0	0	0	2	1					
Gary Kolb, L OBP: 0.305, SLG: 0.464			1B E G6-4-3 1B		FC6-2 3B			4-3		4	1	3	0	0	0	1					
Al McBean, R OBP: 0.229, SLG: 0.213			E4 G6-4-3 1B		K					3	0	0	0	0	1	3					
Roy Face, R (8, 1)								5-3		0	0	0	0	0	0	0					
Inning Stats	R: 0 E: 0 K: 0 S: 3	H: 0 LOB: 0 BB: 0 P: 3	R: 0 E: 0 K: 0 S: 3	H: 0 LOB: 0 BB: 0 P: 3	R: 2 E: 2 K: 1 S: 8	H: 2 LOB: 1 BB: 0 P: 8	R: 1 E: 0 K: 1 S: 6	H: 1 LOB: 0 BB: 0 P: 6	R: 0 E: 0 K: 1 S: 5	H: 1 LOB: 0 BB: 0 P: 5	R: 0 E: 0 K: 0 S: 4	H: 2 LOB: 1 BB: 0 P: 4	R: 0 E: 0 K: 0 S: 4	H: 1 LOB: 1 BB: 0 P: 4	R: 0 E: 0 K: 2 S: 8	H: 1 LOB: 1 BB: 0 P: 8	1B: 6 2B: 0 3B: 2 HR: 1	SF: 0 SAC: 1 DP: 2 HBP: 0	WP: 0 PB: 0 SB: 0 CS: 1	PA: 36	
PITCHER	IP	WLS	BF	H	R	ER	SO	BB	IBB	HBP	BLK	WP	HR	S	P	ERA	WHIP				
Bill Hands, R ERA: 2.7	(1, 1)	7.0	27	7	3	1	3	0	0	0	0	0	1	33	33	1.29	1.000				
Phil Regan, R ERA: 2.48	(8, 1)	2.0	W	8	2	0	0	3	0	0	0	0	0	14	14	0.00	1.000				

Batter	1	2	3	4	5	6	7	8	9	AB	R	H	RBI	BB	SO	LOB	BOTTOM				
Don Kessinger, S OBP: 0.298, SLG: 0.297	1-3			1-3 1B 6-3	F7		4-3		1B	5	1	2	1	0	0	2	Pittsburgh Pirates @ Chicago Cubs Wrigley Field, Chicago, IL Sun Jul 07 1968, 3:38 AM CDT Att: 32,447 - Unknown				
Glenn Beckert, R OBP: 0.308, SLG: 0.354	1-3			6-3 1B 1-3	3-1			F7		4	0	1	0	0	0	2					
Billy Williams, L OBP: 0.318, SLG: 0.434	P4			1-3		1B 2B		1B 14 1B		4	1	2	0	0	0	2					
Ron Santo, R OBP: 0.345, SLG: 0.435		4-0 BB		6-3	P5			14 1B	1B	3	0	1	1	1	0	2					
14 Ernie Banks, R OBP: 0.289, SLG: 0.431		L4-3		K	5-3			1B		4	0	1	1	0	1	3					
Randy Hundley, R OBP: 0.292, SLG: 0.335		6-3			6-3	FC5-4 1B		F8		4	0	1	0	0	0	1					
Jim Hickman, R OBP: 0.327, SLG: 0.440			1-3		2B	FC5-4 1B		K2-3		4	1	1	0	0	1	2					
Jose Arcia, R OBP: 0.205, SLG: 0.349			K		2B			K		4	0	1	1	0	3	0					
Bill Hands, R OBP: 0.079, SLG: 0.028					2B					1	0	0	0	1	1	0					
Al Spangler, L OBP: 0.330, SLG: 0.367					BB			F9		1	0	0	0	0	0	0					
Phil Regan, R OBP: 0.200, SLG: 0.300								1B		1	1	1	0	0	0	0					
Inning Stats	R: 0 E: 0 K: 0 S: 3	H: 0 LOB: 0 BB: 1 P: 6	R: 0 E: 0 K: 2 S: 7	H: 0 LOB: 0 BB: 0 P: 7	R: 1 E: 0 K: 1 S: 7	H: 2 LOB: 1 BB: 0 P: 7	R: 1 E: 0 K: 0 S: 5	H: 2 LOB: 2 BB: 1 P: 9	R: 0 E: 0 K: 0 S: 5	H: 2 LOB: 2 BB: 0 P: 5	R: 0 E: 0 K: 1 S: 5	H: 0 LOB: 0 BB: 0 P: 5	R: 1 E: 0 K: 0 S: 5	H: 3 LOB: 1 BB: 0 P: 5	R: 1 E: 0 K: 2 S: 8	H: 2 LOB: 1 BB: 0 P: 8	1B: 7 2B: 5 3B: 0 HR: 0	SF: 0 SAC: 0 DP: 1 HBP: 0	WP: 0 PB: 0 SB: 0 CS: 0	PA: 37	
PITCHER	IP	WLS	BF	H	R	ER	SO	BB	IBB	HBP	BLK	WP	HR	S	P	ERA	WHIP				
Al McBean, R ERA: 2.76	(1, 1)	7.2	32	9	3	3	4	2	0	0	0	0	0	9	46	3.52	1.435				
Roy Face, R ERA: 3.75	(8, 1)	1.0	L	5	2	1	1	2	0	0	0	0	0	9	9	9.00	2.000				



Batter	1	2	3	4	5	6	7	8	9	AB	R	H	RBI	BB	SO	LOB	TOP								
Cookie Rojas, R OBP: 0.254, SLG: 0.331 (1, 4)										5	1	1	0	0	0	2	Philadelphia Phillies @ Pittsburgh Pirates Forbes Field, Pittsburgh, PA Thu Jul 11 1968, 7:05 PM EDT Unknown								
Roberto Pena, R OBP: 0.365, SLG: 0.361 (1, 6)										5	1	2	0	0	0	0									
Tony Gonzalez, L OBP: 0.354, SLG: 0.354 (1, 8)										4	0	2	0	1	1	2									
Dick Allen, R OBP: 0.377, SLG: 0.555 (1, 7)										4	1	3	2	0	0	1									
Don Lock, R OBP: 0.300, SLG: 0.281 (1, 9)										5	1	1	1	0	1	6									
Tony Taylor, R OBP: 0.309, SLG: 0.318 (1, 5)										4	1	1	1	0	0	0									
John Briggs, L OBP: 0.340, SLG: 0.299 (1, 3)										2	0	0	0	2	0	0									
Mike Ryan, R OBP: 0.200, SLG: 0.207 (1, 2)										3	0	0	0	0	0	1									
Larry Jackson, R OBP: 0.096, SLG: 0.096 (1, 1)										4	0	0	0	0	1	2									
Inning Stats	R: 1 E: 0 K: 0 S: 5	H: 2 LOB: 1 BB: 0 P: 5	R: 0 E: 1 K: 0 S: 4	H: 0 LOB: 2 BB: 1 P: 8	R: 0 E: 0 K: 0 S: 4	H: 1 LOB: 1 BB: 0 P: 4	R: 0 E: 0 K: 0 S: 3	H: 0 LOB: 0 BB: 0 P: 3	R: 0 E: 0 K: 0 S: 3	H: 0 LOB: 0 BB: 0 P: 3	R: 3 E: 1 K: 1 S: 8	H: 3 LOB: 1 BB: 1 P: 12	R: 0 E: 0 K: 0 S: 5	H: 2 LOB: 2 BB: 0 P: 5	R: 0 E: 0 K: 0 S: 3	H: 0 LOB: 0 BB: 0 P: 3	R: 1 E: 0 K: 2 S: 9	H: 2 LOB: 2 BB: 1 P: 13	1B: 8 2B: 2 3B: 0 HR: 0	SF: 1 SAC: 1 DP: 0 HBP: 0	WP: 0 PB: 0 SB: 1 CS: 0	PA: 41			
PITCHER	IP	WLS	BF	H	R	ER	SO	BB	IBB	HBP	BLK	WP	HR	S	P	ERA	WHIP								
Bob Veale, L ERA: 2.02 (1, 1)	5.1	L	25	6	4	3	1	2	0	0	0	0	0	25	33	5.06	1.500								
Tommie Sisk, R ERA: 3.5 (6, 1)	1.2		7	2	0	0	0	0	0	0	0	0	0	7	7	0.00	1.200								
Ron Kline, R ERA: 1.52 (8, 1)	2.0		9	2	1	1	2	1	0	0	0	0	0	12	16	4.50	1.500								

Batter	1	2	3	4	5	6	7	8	9	AB	R	H	RBI	BB	SO	LOB	BOTTOM								
Maury Wills, S OBP: 0.338, SLG: 0.326 (1, 5)										3	0	0	0	1	0	0	Philadelphia Phillies @ Pittsburgh Pirates Forbes Field, Pittsburgh, PA Thu Jul 11 1968, 7:05 PM EDT Unknown								
Gene Alley, R OBP: 0.296, SLG: 0.332 (1, 6)										4	0	1	0	0	1	1									
Willie Stargell, L OBP: 0.324, SLG: 0.491 (1, 7)										3	0	1	0	1	0	1									
Roberto Clemente, R OBP: 0.296, SLG: 0.434 (1, 9)										4	0	1	0	0	1	3									
Matty Alou, L OBP: 0.381, SLG: 0.407 (1, 8)										4	0	1	0	0	0	2									
Donn Clendenen, R OBP: 0.318, SLG: 0.359 (1, 3)										4	0	1	0	0	1	1									
Bill Mazerowski, R OBP: 0.300, SLG: 0.278 (1, 4)										4	0	1	0	0	0	2									
Gary Kolb, L OBP: 0.302, SLG: 0.441 (1, 2)										3	0	0	0	1	0	2									
Bob Veale, S OBP: 0.102, SLG: 0.104 (1, 1)										2	0	0	0	0	2	2									
Tommie Sisk, R OBP: 0.116, SLG: 0.063 (6, 1)										0	0	0	0	0	0	0									
Manny Mota, R OBP: 0.330, SLG: 0.320 (7, PH)										1	0	0	0	0	0	0									
Ron Kline, R (8, 1)										0	0	0	0	0	0	0									
Manny Jimenez, L OBP: 0.511, SLG: 0.389 (9, PH)										1	0	0	0	0	0	1									
Inning Stats	R: 0 E: 0 K: 0 S: 4	H: 1 LOB: 2 BB: 1 P: 8	R: 0 E: 0 K: 1 S: 5	H: 0 LOB: 0 BB: 0 P: 5	R: 0 E: 0 K: 1 S: 6	H: 1 LOB: 2 BB: 1 P: 10	R: 0 E: 0 K: 1 S: 6	H: 1 LOB: 1 BB: 1 P: 10	R: 0 E: 0 K: 0 S: 4	H: 1 LOB: 1 BB: 0 P: 4	R: 0 E: 0 K: 0 S: 5	H: 0 LOB: 0 BB: 0 P: 5	R: 0 E: 0 K: 1 S: 5	H: 0 LOB: 0 BB: 0 P: 5	R: 0 E: 0 K: 0 S: 4	H: 1 LOB: 1 BB: 0 P: 4	1B: 5 2B: 1 3B: 0 HR: 0	SF: 0 SAC: 0 DP: 0 HBP: 0	WP: 0 PB: 0 SB: 0 CS: 0	PA: 36					
PITCHER	IP	WLS	BF	H	R	ER	SO	BB	IBB	HBP	BLK	WP	HR	S	P	ERA	WHIP								
Larry Jackson, R ERA: 2.85 (1, 1)	9.0	W	36	6	0	0	5	2	1	0	0	0	0	43	55	0.00	0.889								

Batter	1	2	3	4	5	6	7	8	9	AB	R	H	RBI	BB	SO	LOB	TOP					
Cookie Rojas, R OBP: 0.253, SLG: 0.332 (1, 4)	L4			L6		3-1		2H 1B 2B	6-3	5	1	1	1	0	0	2						
Roberto Pena, R OBP: 0.263, SLG: 0.355 (1, 6)	F9			F8		K		1B FC6-4 BB		3	1	0	0	1	1	0						
Tony Gonzalez, L OBP: 0.353, SLG: 0.352 (1, 8)	6-3			F7			4-3	1-3 2-H 1B		4	0	1	1	0	0	0						
Dick Allen, R OBP: 0.375, SLG: 0.562 (1, 7)				K				FC6-4 CS 1-2		4	1	1	2	0	2	2						
Johnny Callison, L OBP: 0.302, SLG: 0.401 (1, 9)				K				3-H F8 1-2		4	0	1	0	0	2	2						
Tony Taylor, R OBP: 0.311, SLG: 0.319 (1, 5)	F9									3	0	1	0	1	1	1						
John Briggs, L OBP: 0.350, SLG: 0.301 (1, 3)				E1						2	0	1	0	2	0	0						
Clay Dalrymple, L OBP: 0.262, SLG: 0.280 (1, 2)										3	0	1	0	0	0	4						
Chris Short, R OBP: 0.191, SLG: 0.178 Bill White, L OBP: 0.317, SLG: 0.366 Gary Sutherland, R OBP: 0.286, SLG: 0.300 John Boozler, R (8, 1)				G5-6-4						2	0	0	0	0	0	1						
Inning Stats	R: 0 E: 0 K: 0 S: 3	H: 0 LOB: 0 BB: 0 P: 3	R: 0 E: 0 K: 2 S: 7	H: 0 LOB: 0 BB: 0 P: 7	R: 0 E: 1 K: 0 S: 3	H: 1 LOB: 0 BB: 0 P: 3	R: 0 E: 0 K: 0 S: 3	H: 0 LOB: 0 BB: 0 P: 3	R: 0 E: 0 K: 2 S: 9	H: 2 LOB: 2 BB: 0 P: 9	R: 0 E: 0 K: 1 S: 5	H: 0 LOB: 0 BB: 0 P: 5	R: 1 E: 0 K: 1 S: 7	H: 2 LOB: 2 BB: 1 P: 11	R: 3 E: 0 K: 0 S: 5	H: 3 LOB: 1 BB: 1 P: 9	R: 0 E: 0 K: 1 S: 5	H: 0 LOB: 2 BB: 2 P: 13	1B: 4 2B: 3 3B: 0 HR: 1	SF: 0 SAC: 1 DP: 1 HBP: 0	WP: 0 PB: 0 SB: 1 CS: 1	PA: 37

Philadelphia Phillies @ Pittsburgh Pirates
 Forbes Field, Pittsburgh, PA
 Thu Jul 11 1968, 7:05 PM EDT
 Att: 15,371 - Unknown

AB	32
R	4
H	8
RBI	4
BB	4
SO	7
LOB	14



PITCHER	IP	WLS	BF	H	R	ER	SO	BB	IBB	HBP	BLK	WP	HR	S	P	ERA	WHIP
Bob Moose, R ERA: 2.44 (1, 1)	7.0	L	28	7	3	3	6	0	1	0	0	0	1	39	43	3.86	1.000
Dock Ellis, R ERA: 3.66 (8, 1)	0.0		1	0	0	0	0	1	0	0	0	0	0	4	4	∞	∞
Luke Walker, L ERA: 1.48 (8, 1)	2.0	S	8	1	1	1	1	2	0	0	0	0	0	8	16	4.50	1.500

Batter	1	2	3	4	5	6	7	8	9	AB	R	H	RBI	BB	SO	LOB	BOTTOM					
Maury Wills, S OBP: 0.334, SLG: 0.322 (1, 5)	K			F9					4-3	4	0	0	0	0	1	0						
Gene Alley, R OBP: 0.302, SLG: 0.338 (1, 6)	WP 1B			CS BB					K	4	0	2	0	1	1	1						
Roberto Clemente, R OBP: 0.302, SLG: 0.435 (1, 9)	F9			CS						2	0	1	0	2	0	1						
Willie Stargell, L OBP: 0.321, SLG: 0.485 Jose Pagan, R OBP: 0.220, SLG: 0.276 (7, PH) (8, 7)	K			FC4-6 1B 1B						3	0	0	0	0	2	4						
Manny Mota, R OBP: 0.333, SLG: 0.324 (1, 8)				SF7 1B						4	1	2	0	0	0	2						
Donn Clendenen, R OBP: 0.314, SLG: 0.354 (1, 3)				E5 G6-4-3						4	0	0	0	0	1	3						
Bill Mazerowski, R OBP: 0.303, SLG: 0.283 (1, 4)	SF7									3	0	2	1	0	0	0						
Carl Taylor, R OBP: 0.356, SLG: 0.288 (1, 2)	G6-4-3			L4						4	0	0	0	0	0	5						
Bob Moose, R OBP: 0.120, SLG: 0.083 Dock Ellis, S Luke Walker, L Matty Alou, L OBP: 0.380, SLG: 0.406 (8, PH)				K						3	0	1	0	0	2	2						
Inning Stats	R: 0 E: 0 K: 2 S: 8	H: 1 LOB: 1 BB: 0 P: 8	R: 1 E: 1 K: 0 S: 4	H: 1 LOB: 0 BB: 0 P: 4	R: 0 E: 0 K: 1 S: 4	H: 0 LOB: 1 BB: 1 P: 8	R: 0 E: 0 K: 1 S: 8	H: 3 LOB: 3 BB: 0 P: 8	R: 0 E: 0 K: 1 S: 6	H: 1 LOB: 2 BB: 1 P: 10	R: 0 E: 1 K: 1 S: 7	H: 1 LOB: 2 BB: 0 P: 7	R: 0 E: 0 K: 0 S: 4	H: 1 LOB: 2 BB: 1 P: 8	R: 0 E: 0 K: 0 S: 3	H: 0 LOB: 0 BB: 0 P: 3	R: 0 E: 0 K: 1 S: 5	H: 0 LOB: 0 BB: 0 P: 5	1B: 7 2B: 1 3B: 0 HR: 0	SF: 1 SAC: 1 DP: 1 HBP: 0	WP: 1 PB: 0 SB: 0 CS: 1	PA: 39

Philadelphia Phillies @ Pittsburgh Pirates
 Forbes Field, Pittsburgh, PA
 Thu Jul 11 1968, 7:05 PM EDT
 Att: 15,371 - Unknown

AB	33
R	1
H	8
RBI	1
BB	3
SO	7
LOB	20



PITCHER	IP	WLS	BF	H	R	ER	SO	BB	IBB	HBP	BLK	WP	HR	S	P	ERA	WHIP
Chris Short, L ERA: 2.36 (1, 1)	7.0	W	32	8	1	0	6	1	2	0	0	0	0	41	53	0.00	1.286
John Boozler, R ERA: 3.57 (8, 1)	2.0	S	6	0	0	0	1	0	0	0	0	0	0	8	8	0.00	0.000

Batter	1	2	3	4	5	6	7	8	9	AB	R	H	RBI	BB	SO	LOB	TOP										
Cookie Rojas, R OBP: 0.256, SLG: 0.338 (1, 4)										4	1	2	0	0	1	1	Philadelphia Phillies @ Pittsburgh Pirates Forbes Field, Pittsburgh, PA Fri Jul 12 1968, 7:05 PM EDT Att: 9,206 - Unknown										
Roberto Pena, R OBP: 0.266, SLG: 0.358 (1, 6)										4	0	2	1	0	0	0											
Tony Gonzalez, L OBP: 0.351, SLG: 0.355 (1, 8)										4	1	1	0	0	0	3											
Dick Allen, R OBP: 0.377, SLG: 0.561 (1, 7)										4	1	2	1	0	1	0											
Johnny Callison, L OBP: 0.301, SLG: 0.402 (1, 9)										4	0	1	1	0	1	2											
Tony Taylor, R OBP: 0.307, SLG: 0.314 (1, 5)										4	0	0	0	0	0	3											
John Briggs, L OBP: 0.347, SLG: 0.295 (1, 3)										3	0	0	0	1	2	0											
Mike Ryan, R OBP: 0.201, SLG: 0.208 (1, 2)										4	0	1	0	0	1	2											
Jeff James, R John Boozer, R (9, 1)										4	0	0	0	0	0	1											
Inning Stats	R: 1 E: 0 K: 0 S: 6	H: 3 LOB: 2 BB: 0 P: 6	R: 0 E: 0 K: 1 S: 6	H: 1 LOB: 1 BB: 0 P: 6	R: 2 E: 0 K: 0 S: 6	H: 3 LOB: 2 BB: 1 P: 10	R: 0 E: 0 K: 1 S: 5	H: 0 LOB: 0 BB: 0 P: 5	R: 0 E: 0 K: 1 S: 5	H: 0 LOB: 0 BB: 0 P: 5	R: 0 E: 0 K: 0 S: 4	H: 2 LOB: 1 BB: 0 P: 4	R: 0 E: 0 K: 1 S: 5	H: 0 LOB: 0 BB: 0 P: 5	R: 0 E: 0 K: 1 S: 5	H: 0 LOB: 0 BB: 0 P: 5	1B: 6 2B: 3 3B: 0 HR: 0	SF: 0 SAC: 0 DP: 1 HBP: 0	WP: 0 PB: 0 CS: 0	PA: 36							
PITCHER	IP	WLS	BF	H	R	ER	SO	BB	IBB	HBP	BLK	WP	HR	S	P	ERA	WHIP										
Jim Bunning, R ERA: 3.54 (1, 1)	2.1	L	14	7	3	3	1	0	0	0	0	0	0	16	16	11.57	3.000										
Dock Ellis, R ERA: 3.24 (3, 1)	2.2		9	0	0	0	2	0	1	0	0	0	0	12	16	0.00	0.000										
Tommie Sisk, R ERA: 3.58 (6, 1)	3.0		10	2	0	0	2	0	0	0	0	0	0	14	14	0.00	0.667										
Roy Face, R ERA: 3.6 (9, 1)	1.0		3	0	0	0	1	0	0	0	0	0	0	5	5	0.00	0.000										

AB	35
R	3
H	9
RBI	3
BB	1
SO	6
LOB	12



Batter	1	2	3	4	5	6	7	8	9	AB	R	H	RBI	BB	SO	LOB	BOTTOM										
Maury Wills, S OBP: 0.331, SLG: 0.319 (1, 5)										4	0	0	0	0	1	1	Philadelphia Phillies @ Pittsburgh Pirates Forbes Field, Pittsburgh, PA Fri Jul 12 1968, 7:05 PM EDT Att: 9,206 - Unknown										
Gene Alley, R OBP: 0.301, SLG: 0.335 (1, 6)										3	0	0	0	1	0	0											
Willie Stargell, L OBP: 0.316, SLG: 0.477 (1, 7)										4	1	0	0	0	0	1											
Roberto Clemente, R OBP: 0.308, SLG: 0.441 (1, 9)										3	1	2	0	1	0	0											
Matty Alou, L OBP: 0.378, SLG: 0.403 (1, 8)										4	0	1	0	0	0	3											
Donn Clendenen, R OBP: 0.313, SLG: 0.353 (1, 3)										4	0	1	2	0	2	3											
Bill Mazerowski, R OBP: 0.306, SLG: 0.286 (1, 4)										4	0	2	0	0	0	2											
Carl Taylor, R OBP: 0.339, SLG: 0.273 Gary Kolb, L OBP: 0.237, SLG: 0.433 (9, PH)										3	0	0	0	0	0	3											
Jim Bunning, R ERA: 3.11, SLG: 0.139 Dock Ellis, S Manny Jimenez, L OBP: 0.305, SLG: 0.376 Tommie Sisk, R OBP: 0.302, SLG: 0.383 Manny Mota, R OBP: 0.332, SLG: 0.322 Roy Face, R (9, 1)										0	0	0	0	0	0	0											
Inning Stats	R: 0 E: 0 K: 0 S: 3	H: 0 LOB: 0 BB: 0 P: 3	R: 0 E: 0 K: 1 S: 6	H: 1 LOB: 2 BB: 1 P: 10	R: 0 E: 0 K: 1 S: 5	H: 0 LOB: 0 BB: 0 P: 5	R: 0 E: 0 K: 1 S: 6	H: 1 LOB: 1 BB: 0 P: 6	R: 0 E: 0 K: 1 S: 3	H: 0 LOB: 0 BB: 0 P: 3	R: 0 E: 0 K: 0 S: 3	H: 0 LOB: 0 BB: 0 P: 3	R: 0 E: 0 K: 0 S: 3	H: 0 LOB: 0 BB: 0 P: 3	R: 2 E: 0 K: 0 S: 6	H: 3 LOB: 2 BB: 1 P: 10	1B: 5 2B: 1 3B: 0 HR: 0	SF: 0 SAC: 0 DP: 0 HBP: 0	WP: 0 PB: 0 CS: 0	PA: 35							
PITCHER	IP	WLS	BF	H	R	ER	SO	BB	IBB	HBP	BLK	WP	HR	S	P	ERA	WHIP										
Jeff James, R ERA: 4.42 (1, 1)	8.1	W	31	4	2	2	4	2	0	0	0	0	0	4	4	0.00	3.000										
John Boozer, R ERA: 3.47 (9, 1)	0.2	S	4	2	0	0	0	0	0	0	0	0	0	4	4	0.00	3.000										

AB	33
R	2
H	6
RBI	2
BB	2
SO	4
LOB	16



Batter	1	2	3	4	5	6	7	8	9	10	11	12	13	14	15	16	AB	R	H	RBI	BB	SO	LOB	TOP	
Cookie Rojas, R OBP: 0.284, SLG: 0.333 (1.4)	P3				5-3		3-1			P6		F9			6-3		7	0	1	0	0	0	0		
Roberto Pena, R OBP: 0.283, SLG: 0.356 (1.6)		F2					4-3			3-1			6-3		K		7	1	2	0	0	1	2		
Tony Gonzalez, L OBP: 0.345, SLG: 0.353 (1.8)	5-3		1-3						K				F9		5-3		7	0	2	0	0	1	1		
Dick Allen, R OBP: 0.378, SLG: 0.565 (1.7)			1-3						F8								7	1	3	1	0	1	3		
Johnny Callison, L OBP: 0.298, SLG: 0.396 (1.9)					4-3					F2			F8				7	0	1	0	0	1	6		
Tony Taylor, R OBP: 0.313, SLG: 0.313 (1.5)		4-3				6-3				CS							4	0	1	0	3	0	0		
John Briggs, L OBP: 0.341, SLG: 0.290 (1.3)																	6	1	1	0	0	0	4		
Rick Joseph, R OBP: 0.293, SLG: 0.294 (16. PH)																	1	0	1	1	0	0	0		
Mike Ryan, R OBP: 0.205, SLG: 0.218 (1.2)																	7	0	2	0	0	1	4		
Clay Dainymple, L OBP: 0.262, SLG: 0.280 (16.2)																	0	0	0	0	0	0	0		
Woodie Fryman, R OBP: 0.311, SLG: 0.322 (1.1)																	3	0	0	0	0	0	2		
Dick Hall, R OBP: 0.325, SLG: 0.333 (7. PH)																	0	0	0	0	0	0	0		
John Boozler, R OBP: 0.301, SLG: 0.304 (8.1)																	1	0	0	0	0	0	0		
Bill White, L OBP: 0.304, SLG: 0.304 (15. PH)																	1	0	0	0	0	0	0		
Gary Wagner, R OBP: 0.319, SLG: 0.454 (14. PH)																	1	0	0	0	0	0	1		
John Sullivan, L OBP: 0.319, SLG: 0.454 (14. PH)																	1	0	0	0	0	0	1		
Chris Short, R OBP: 0.319, SLG: 0.454 (14.1)																	1	0	0	0	0	0	3		
Inning Stats	R: 1 E: 0 K: 1 S: 7	H: 2 LOB: 1 BB: 0 P: 7	R: 1 E: 1 K: 0 S: 6	H: 3 LOB: 2 BB: 0 P: 6	R: 0 E: 0 K: 0 S: 3	H: 0 LOB: 0 BB: 0 P: 3	R: 0 E: 0 K: 0 S: 3	H: 0 LOB: 0 BB: 0 P: 3	R: 0 E: 0 K: 1 S: 5	H: 1 LOB: 0 BB: 0 P: 5	R: 0 E: 0 K: 0 S: 3	H: 0 LOB: 0 BB: 0 P: 3	R: 0 E: 0 K: 1 S: 7	H: 2 LOB: 2 BB: 0 P: 7	R: 0 E: 0 K: 0 S: 4	H: 1 LOB: 1 BB: 0 P: 7	R: 0 E: 0 K: 1 S: 5	H: 0 LOB: 0 BB: 0 P: 5	R: 1 E: 1 K: 1 S: 7	H: 2 LOB: 2 BB: 1 P: 11	1B: 12 2B: 1 3B: 1 HR: 0	SF: 0 SAC: 0 DP: 1 HBP: 0	WP: 1 PB: 0 SB: 0 CS: 4	PA: 64	
PITCHER	IP WLS BF H R ER SO	IP WLS BF H R ER SO	IP WLS BF H R ER SO	IP WLS BF H R ER SO	IP WLS BF H R ER SO	IP WLS BF H R ER SO	IP WLS BF H R ER SO	IP WLS BF H R ER SO	IP WLS BF H R ER SO	IP WLS BF H R ER SO	IP WLS BF H R ER SO	IP WLS BF H R ER SO	IP WLS BF H R ER SO	IP WLS BF H R ER SO	IP WLS BF H R ER SO	IP WLS BF H R ER SO	IP WLS BF H R ER SO	IP WLS BF H R ER SO	IP WLS BF H R ER SO	IP WLS BF H R ER SO	IP WLS BF H R ER SO	IP WLS BF H R ER SO	IP WLS BF H R ER SO	ERA WHIP	
Steve Blass, R ERA: 2.74 (1.1)	2.0	6	1	0	0	1	0	0	0	0	0	8	8	0.00	0.500										
Ron Kline, R ERA: 1.47 (8.1)	4.0	15	3	0	0	2	0	0	0	0	19	19	0.00	0.750											
Roy Face, R ERA: 3.1 (10.1)	2.0	L	10	2	1	0	1	1	1	0	0	10	18	0.00	1.500										
Dock Ellis, R ERA: 2.89 (14.1)	1.0	3	1	0	0	1	0	0	0	0	0	5	5	0.00	1.000										
Luke Walker, L ERA: 1.44 (16.1)																									

Philadelphia Phillies @ Pittsburgh Pirates
Forbes Field, Pittsburgh, PA
Sat Jul 13 1968, 3:33 AM EDT
Att: 6,869 - Unknown

AB 60
R 14
H 33
RBI 2
BB 3
SO 6
LOB 26



Batter	1	2	3	4	5	6	7	8	9	10	11	12	13	14	15	16	AB	R	H	RBI	BB	SO	LOB	BOTTOM		
Matty Alou, L OBP: 0.371, SLG: 0.395 (1.6)																	8	0	1	0	0	0	1			
Maury Wills, S OBP: 0.326, SLG: 0.317 (1.5)																	8	1	2	0	0	1	2			
Roberto Clemente, R OBP: 0.319, SLG: 0.454 (1.9)																	7	0	5	0	1	0	1			
Manny Mota, R OBP: 0.323, SLG: 0.310 (1.7)																	7	0	0	0	1	1	7			
Gene Alley, R OBP: 0.301, SLG: 0.331 (1.6)																	6	1	1	0	1	2	2			
Donn Clendenon, R OBP: 0.319, SLG: 0.355 (1.3)																	6	0	3	0	1	0	2			
Bill Mazaroski, R OBP: 0.304, SLG: 0.284 (1.4)																	2	0	0	0	0	1	2			
Manny Jimenez, L OBP: 0.489, SLG: 0.368 (9. PH)																	1	0	0	0	0	0	2			
Roy Face, R ERA: 3.1 (10.1)																	1	0	0	0	0	1	1			
Dock Ellis, S ERA: 3.1 (14.1)																	1	0	0	0	0	0	0			
Luke Walker, L ERA: 1.44 (16.1)																	0	0	0	0	0	0	0			
Carl Taylor, R OBP: 0.354, SLG: 0.281 (1.2)																	2	0	1	0	1	0	0			
Gary Kott, L OBP: 0.324, SLG: 0.444 (10.7)																	3	0	2	1	1	1	0			
Steve Blass, R OBP: 0.311, SLG: 0.322 (1.1)																	1	0	0	0	0	0	0			
John Boozler, R OBP: 0.301, SLG: 0.304 (8.1)																	0	0	0	0	0	0	0			
Ron Kline, R ERA: 1.47 (8.1)																	0	0	0	0	0	0	0			
Jerry May, R OBP: 0.306, SLG: 0.275 (10.5)																	4	0	0	0	0	0	6			
Inning Stats	R: 0 E: 0 K: 0 S: 4	H: 1 LOB: 1 BB: 0 P: 4	R: 0 E: 0 K: 2 S: 7	H: 0 LOB: 0 BB: 0 P: 7	R: 0 E: 0 K: 0 S: 4	H: 1 LOB: 1 BB: 1 P: 8	R: 0 E: 0 K: 0 S: 4	H: 1 LOB: 2 BB: 1 P: 8	R: 0 E: 0 K: 0 S: 3	H: 0 LOB: 0 BB: 0 P: 3	R: 1 E: 0 K: 0 S: 6	H: 3 LOB: 2 BB: 0 P: 6	R: 0 E: 0 K: 1 S: 6	H: 1 LOB: 1 BB: 0 P: 6	R: 0 E: 0 K: 0 S: 4	H: 1 LOB: 2 BB: 1 P: 8	R: 0 E: 0 K: 1 S: 6	H: 1 LOB: 1 BB: 0 P: 4	R: 0 E: 0 K: 0 S: 5	H: 0 LOB: 0 BB: 0 P: 5	R: 0 E: 0 K: 0 S: 4	H: 1 LOB: 2 BB: 1 P: 8	1B: 14 2B: 0 3B: 1 HR: 0	SF: 0 SAC: 3 DP: 2 HBP: 0	WP: 0 PB: 0 SB: 3 CS: 0	PA: 67
PITCHER	IP WLS BF H R ER SO	IP WLS BF H R ER SO	IP WLS BF H R ER SO	IP WLS BF H R ER SO	IP WLS BF H R ER SO	IP WLS BF H R ER SO	IP WLS BF H R ER SO	IP WLS BF H R ER SO	IP WLS BF H R ER SO	IP WLS BF H R ER SO	IP WLS BF H R ER SO	IP WLS BF H R ER SO	IP WLS BF H R ER SO	IP WLS BF H R ER SO	IP WLS BF H R ER SO	IP WLS BF H R ER SO	IP WLS BF H R ER SO	IP WLS BF H R ER SO	IP WLS BF H R ER SO	IP WLS BF H R ER SO	IP WLS BF H R ER SO	IP WLS BF H R ER SO	IP WLS BF H R ER SO	ERA WHIP		
Woodie Fryman, L ERA: 2.11 (1.1)	2.0	7	2	1	1	0	0	0	0	0	0	7	7	4.50	1.000											
Dick Hall, R ERA: 4.67 (7.1)	0.2	3	1	0	0	0	0	0	0	0	0	3	3	0.00	1.500											
John Boozler, R ERA: 3.38 (9.1)	4.0	18	4	0	0	2	1	1	0	0	0	20	28	0.00	1.250											
Gary Wagner, R ERA: 3.38 (10.1)	3.0	W	13	2	0	0	3	1	1	0	0	17	25	0.00	1.000											
Chris Short, L ERA: 2.31 (14.1)																										

Philadelphia Phillies @ Pittsburgh Pirates
Forbes Field, Pittsburgh, PA
Sat Jul 13 1968, 3:33 AM EDT
Att: 6,869 - Unknown

AB 58
R 15
H 25
RBI 1
BB 6
SO 7
LOB 28



Batter	1	2	3	4	5	6	7	8	9	AB	R	H	RBI	BB	SO	LOB	TOP										
Don Kessinger, S OBP: 0.289, SLG: 0.287 (1, 6)	0-0 4-3		0-0 1B		0-0 4-3		0-0 BB HR 1B	0-0 4-3		5	1	2	0	0	0	0											
Glenn Beckert, R OBP: 0.311, SLG: 0.355 (1, 4)	4-0 BB G4-6-3		0-0 5-3		0-0 6-3		4-0 BB HR BB	0-0 FC3-6 1B		3	1	1	0	2	0	1											
Billy Williams, L OBP: 0.324, SLG: 0.440 (1, 9) (7, 7)	0-0 G4-6-3 1-2		0-0 4-3		0-0 4-3		0-0 HR 1-H 2-H 3-H	0-0 FC3-6 G4-6-3 1-2		5	1	1	4	0	0	2											
Ron Santo, R OBP: 0.351, SLG: 0.436 (1, 5)		0-0 G3 1B 2B		4-0 1B BB		4-0 1B BB	4-0 1B BB	0-0 G4-6-3 1-2		2	2	1	0	3	0	1											
Dick Nen, L OBP: 0.245, SLG: 0.383 (1, 3)	0-0 G3 2-3		0-0 F8		0-0 1B 1B		0-0 1B 1B			4	0	2	0	0	0	2											
Willie Smith, L OBP: 0.311, SLG: 0.346 Adolfo Phillips, R OBP: 0.330, SLG: 0.376 (7, 8)	0-0 G3-6-3 1B 3-H		0-0 1B		0-0 F8		0-0 1B 1-2 3-H			4	0	3	2	0	0	2											
Randy Hundley, R OBP: 0.283, SLG: 0.318 (1, 2)	0-0 G3-6-3 1-2		0-0 F8		0-0 F8		0-0 6-3 F8			4	0	0	0	0	0	5											
Jim Hickman, R OBP: 0.271, SLG: 0.354 (7, 9)			0-0 1-3		0-0 5-3		0-0 F8 F8			4	0	0	0	0	0	0											
Joe Niekro, R OBP: 0.184, SLG: 0.139 (1, 1)			0-0 1-3		0-0 F3		0-0 BB HR 1B 1B	0-3 K		4	1	1	0	0	1	0											
Inning Stats	R: 0 E: 0 K: 0 S: 2	H: 0 LOB: 0 BB: 1 P: 6	R: 1 E: 0 K: 0 S: 4	H: 2 LOB: 0 BB: 0 P: 4	R: 0 E: 0 K: 0 S: 4	H: 1 LOB: 1 BB: 0 P: 4	R: 0 E: 0 K: 0 S: 4	H: 1 LOB: 2 BB: 0 P: 8	R: 0 E: 0 K: 0 S: 3	H: 0 LOB: 0 BB: 0 P: 3	R: 5 E: 0 K: 0 S: 8	H: 5 LOB: 2 BB: 2 P: 16	R: 0 E: 0 K: 1 S: 5	H: 0 LOB: 0 BB: 0 P: 5	R: 0 E: 0 K: 0 S: 3	H: 1 LOB: 0 BB: 0 P: 3	1B: 9 2B: 1 3B: 0 HR: 1	SF: 0 SAC: 0 DP: 3 HBP: 0	WP: 0 PB: 0 SB: 0 CS: 0	PA: 40							
PITCHER	IP	WLS	BF	H	R	ER	SO	BB	IBB	HBP	BLK	WP	HR	S	P	ERA	WHIP										
Al McBean, R ERA: 3.01 (1, 1)	6.2	L	31	8	6	6	0	5	0	0	0	0	1	26	46	8.10	1.950										
Ron Kline, R ERA: 1.44 (7, 1)	1.1		6	2	0	0	1	0	0	0	0	0	0	8	8	0.00	1.500										
Bill Henry, L ERA: 4.35 (9, 1)	1.0		3	1	0	0	0	0	0	0	0	0	0	3	3	0.00	1.000										

Chicago Cubs @ Pittsburgh Pirates
Forbes Field, Pittsburgh, PA
Sun Jul 14 1968, 3:33 AM EDT
Att: 19,335 - Unknown - 85 F

AB	35
R	6
H	11
RBI	6
BB	5
SO	1
LOB	13



Batter	1	2	3	4	5	6	7	8	9	AB	R	H	RBI	BB	SO	LOB	BOTTOM										
Maury Wills, S OBP: 0.331, SLG: 0.319 (1, 5)	0-0 G3		0-0 CS 1B			0-0 FC1-6 1B		0-0 4-3		4	0	2	0	0	0	1											
Gene Alley, R OBP: 0.297, SLG: 0.326 (1, 6)	0-3 K		0-0 F8 1-2			0-0 FC1-6 SF8 1B		0-0 F9		4	1	0	0	0	1	3											
Roberto Clemente, R OBP: 0.321, SLG: 0.455 (1, 9)	0-0 4-3		0-0 F9			0-0 E6 1B		0-0 1B		4	0	2	1	0	0	0											
Willie Stargell, L OBP: 0.314, SLG: 0.471 (1, 7)		4-0 2B BB		0-0 F7		0-0 SF8		0-0 G3		2	0	0	1	1	0	1											
Matty Alou, L OBP: 0.365, SLG: 0.389 (1, 8)		0-0 F9		0-0 6-3		0-0 F9			0-0 6-3	4	0	0	0	0	0	2											
Donn Clendenen, R OBP: 0.315, SLG: 0.351 (1, 3)		0-0 F9		0-0 5-3			0-0 6-3		0-0 F9	4	0	0	0	0	0	1											
Bill Mazerowski, R OBP: 0.303, SLG: 0.287 (1, 4)		0-0 1-3 2B		0-0 F7		0-0 F8		0-0 6-3		4	0	1	0	0	0	0											
Jerry May, R OBP: 0.312, SLG: 0.275 Gary Kolb, L OBP: 0.319, SLG: 0.438 (7, PH) (8, 2)		4-0 FC6 IBB		4-0 P1-4 BB		0-0 P3				0	0	0	0	2	0	0											
Al McBean, R OBP: 0.220, SLG: 0.204 Ron Kline, R (7, 1)		0-0 FC6		0-0 P1-4				0-0 F9 4-3 1B 1B		2	0	0	0	0	0	4											
Manny Jimenez, L OBP: 0.500, SLG: 0.385 Bill Henry, L (9, 1)		0-0 1-2		0-0 1-2						1	1	1	0	0	0	0											
Inning Stats	R: 0 E: 0 K: 1 S: 5	H: 0 LOB: 0 BB: 0 P: 5	R: 0 E: 0 K: 0 S: 4	H: 1 LOB: 3 BB: 2 P: 12	R: 0 E: 0 K: 0 S: 3	H: 1 LOB: 0 BB: 0 P: 3	R: 0 E: 0 K: 0 S: 3	H: 0 LOB: 0 BB: 0 P: 3	R: 0 E: 1 K: 0 S: 5	H: 2 LOB: 1 BB: 0 P: 5	R: 0 E: 0 K: 0 S: 3	H: 0 LOB: 0 BB: 0 P: 3	R: 0 E: 0 K: 0 S: 5	H: 2 LOB: 1 BB: 0 P: 5	R: 0 E: 0 K: 0 S: 3	H: 0 LOB: 0 BB: 0 P: 3	1B: 5 2B: 2 3B: 0 HR: 0	SF: 1 SAC: 0 DP: 1 HBP: 0	WP: 0 PB: 0 SB: 0 CS: 1	PA: 34							
PITCHER	IP	WLS	BF	H	R	ER	SO	BB	IBB	HBP	BLK	WP	HR	S	P	ERA	WHIP										
Joe Niekro, R ERA: 4.74 (1, 1)	9.0	W	34	6	2	1	1	2	1	0	0	0	0	33	45	1.00	0.889										

Chicago Cubs @ Pittsburgh Pirates
Forbes Field, Pittsburgh, PA
Sun Jul 14 1968, 3:33 AM EDT
Att: 19,335 - Unknown - 85 F

AB	30
R	2
H	6
RBI	2
BB	3
SO	1
LOB	12




Batter	1	2	3	4	5	6	7	8	9	10	AB	R	H	RBI	BB	SO	LOB	
Don Kessinger, S OBP: 0.288, SLG: 0.286 (1, 6)	K		G4-6-3			4-3			1B	5-3	5	0	1	0	0	1	2	
Glenn Beckert, R OBP: 0.310, SLG: 0.354 (1, 4)	F8			3-1		P6			1B		4	0	1	0	0	0	0	
Billy Williams, L OBP: 0.320, SLG: 0.435 (1, 9) (10, 7)	F8			4-3			G3		F9		4	0	0	0	0	0	2	
Ron Santo, R OBP: 0.350, SLG: 0.432 (1, 5)		1B BB		F9			F8		F9		3	0	0	0	1	0	2	
Dick Nen, L OBP: 0.250, SLG: 0.420 14 Ernie Banks, R OBP: 0.286, SLG: 0.426 (9, PH) (9, 3)		F5				1B 3B			L3		3	1	1	0	0	0	1	
Willie Smith, L OBP: 0.312, SLG: 0.345 Adolfo Phillips, R OBP: 0.329, SLG: 0.375 (10, PH) (10, 8)		G1-6-3 1B				F2			6-3		3	0	1	0	0	0	1	
Randy Hundley, R OBP: 0.289, SLG: 0.321 (1, 2)		G1-6-3				G6-3 1B			6-3 1B		3	1	2	1	0	0	2	
Jim Hickman, R OBP: 0.257, SLG: 0.333 (1, 8) (10, 9)				P4		G6-3			6-3		4	0	0	0	0	0	3	
Fergie Jenkins, R OBP: 0.259, SLG: 0.284 (1, 1)						K			6-3		4	0	2	1	0	2	1	
Inning Stats	R: 0 E: 0 K: 1 S: 5	H: 0 LOB: 0 BB: 0 P: 5	R: 0 E: 0 K: 0 S: 3	H: 1 LOB: 1 BB: 1 P: 7	R: 0 E: 0 K: 0 S: 3	H: 1 LOB: 0 BB: 0 P: 3	R: 0 E: 0 K: 1 S: 5	H: 0 LOB: 0 BB: 0 P: 5	R: 0 E: 0 K: 0 S: 3	H: 0 LOB: 0 BB: 0 P: 3	R: 0 E: 0 K: 1 S: 6	H: 1 LOB: 1 BB: 0 P: 6	R: 0 E: 0 K: 0 S: 5	H: 2 LOB: 2 BB: 0 P: 5	R: 1 E: 0 K: 1 S: 6	H: 1 LOB: 1 BB: 0 P: 7	1B: 7 2B: 0 3B: 1 HR: 0	SF: 0 SAC: 0 DP: 3 HBP: 1
PITCHER	IP 8.0	WLS L	BF 29	H 7	R 1	ER 1	SO 3	BB 1	IBB 0	HBP 0	BLK 0	WP 0	HR 0	S 34	P 38	ERA 1.12	WHIP 1.000	
Bob Moose, R ERA: 2.33																		
Luke Walker, L ERA: 1.62																		

Chicago Cubs @ Pittsburgh Pirates
Forbes Field, Pittsburgh, PA
Mon Jul 15 1968, 7:05 PM EDT
Att: 6,648 - Unknown - 85 F

AB	35
R	2
H	8
RBI	2
BB	1
SO	4
LOB	16

WP: 0 PA: 37
PB: 0
SB: 0
CS: 0




Batter	1	2	3	4	5	6	7	8	9	10	AB	R	H	RBI	BB	SO	LOB			
Maury Wills, S OBP: 0.329, SLG: 0.320 (1, 5)	6-3			1B 2B		K	P4			F9	5	1	1	0	0	1	3			
Gene Alley, R OBP: 0.293, SLG: 0.321 (1, 6)	L6			K		P4			F9		4	0	0	0	0	1	1			
Matty Alou, L OBP: 0.364, SLG: 0.387 (1, 8)	P6			G6-3 1B		E6			F9		4	0	1	1	0	0	0			
Roberto Clemente, R OBP: 0.317, SLG: 0.449 (1, 9)		K		G6-3		L4			4-3		4	0	0	0	0	1	2			
Willie Stargell, L OBP: 0.320, SLG: 0.480 Al McBean, R OBP: 0.220, SLG: 0.204 Dom DiMenna, R OBP: 0.315, SLG: 0.351 (9, PR) (10, 3)		5-3				F8 2B			FC3-5 1B		4	0	3	0	0	0	0			
Manny Mota, R OBP: 0.318, SLG: 0.305 (1, 7)		1-3				K			SH 1B FC3-5		3	0	0	0	0	1	2			
Bill Mazeroski, R OBP: 0.299, SLG: 0.283 (1, 4)				6-3		F8			FC3-5 1B		4	0	0	0	0	0	4			
Jerry May, R OBP: 0.316, SLG: 0.277 Manny Jimenez, L OBP: 0.490, SLG: 0.375 (10, PH)				K					SH 1B		2	0	1	0	1	1	0			
Bob Moose, R OBP: 0.107, SLG: 0.074 Luke Walker, L OBP: 0.314, SLG: 0.431 (9, 1) (10, PH)				3-1		5-3			FC5-2		3	0	0	0	0	0	5			
Inning Stats	R: 0 E: 0 K: 0 S: 3	H: 0 LOB: 0 BB: 0 P: 3	R: 0 E: 0 K: 1 S: 5	H: 0 LOB: 0 BB: 0 P: 5	R: 0 E: 0 K: 1 S: 5	H: 0 LOB: 0 BB: 0 P: 5	R: 1 E: 0 K: 1 S: 6	H: 2 LOB: 2 BB: 0 P: 6	R: 0 E: 0 K: 1 S: 6	H: 1 LOB: 1 BB: 0 P: 6	R: 0 E: 1 K: 0 S: 6	H: 2 LOB: 3 BB: 0 P: 6	R: 0 E: 0 K: 0 S: 3	H: 0 LOB: 0 BB: 0 P: 3	R: 0 E: 0 K: 0 S: 3	H: 1 LOB: 1 BB: 0 P: 3	R: 0 E: 0 K: 1 S: 5	H: 0 LOB: 0 BB: 0 P: 5	1B: 4 2B: 2 3B: 0 HR: 0	SF: 0 SAC: 1 DP: 2 HBP: 0
PITCHER	IP 10.0	WLS W	BF 37	H 6	R 1	ER 1	SO 6	BB 0	IBB 1	HBP 0	BLK 0	WP 0	HR 0	S 48	P 52	ERA 0.90	WHIP 0.600			
Fergie Jenkins, R ERA: 2.39																				

Chicago Cubs @ Pittsburgh Pirates
Forbes Field, Pittsburgh, PA
Mon Jul 15 1968, 7:05 PM EDT
Att: 6,648 - Unknown - 85 F

AB	35
R	1
H	6
RBI	1
BB	1
SO	6
LOB	17

WP: 0 PA: 37
PB: 0
SB: 0
CS: 0



Batter	1	2	3	4	5	6	7	8	9	AB	R	H	RBI	BB	SO	LOB	TOP										
Bud Harrelson, S OBP: 0.253, SLG: 0.233 (1, 6)										4	1	0	1	1	0	2	New York Mets @ Pittsburgh Pirates Forbes Field, Pittsburgh, PA Wed Jul 17 1968, 7:05 PM EDT Att: 8,974 - Unknown										
Phil Linz, R OBP: 0.265, SLG: 0.245 (1, 4)										4	0	1	0	0	1												
Cleon Jones, R OBP: 0.315, SLG: 0.463 (1, 9) (6, 7)										4	1	1	1	0	1												
Ed Charles, R OBP: 0.355, SLG: 0.472 (1, 5)										3	1	2	1	1	1	0											
Ed Kranepool, L OBP: 0.284, SLG: 0.316 (1, 3)										4	0	0	0	0	2												
Jerry Grote, R OBP: 0.380, SLG: 0.373 (1, 2)										3	1	1	0	1	2	0											
Art Shamsky, L OBP: 0.285, SLG: 0.384 (6, PH)										2	0	1	0	0	1	1											
Ron Swoboda, R OBP: 0.329, SLG: 0.388 (6, 9)										2	1	1	1	0	1	0											
Tommy Agee, R OBP: 0.213, SLG: 0.237 (9, 9)										0	0	0	0	0	0	0											
Don Bosch, S OBP: 0.234, SLG: 0.267 (1, 8)										3	0	0	0	1	1	2											
Don Cardwell, R OBP: 0.063, SLG: 0.156 (1, 1)										2	0	0	0	0	2												
Cal Koonce, R (5, 1)										1	0	0	0	1	1	0											
Ron Taylor, R (9, 1)										0	0	0	0	0	0	0											
Inning Stats	R: 0 E: 0 K: 1 S: 5	H: 1 LOB: 2 BB: 1 P: 9	R: 0 E: 0 K: 1 S: 5	H: 0 LOB: 1 BB: 1 P: 9	R: 2 E: 0 K: 0 S: 5	H: 2 LOB: 1 BB: 1 P: 9	R: 0 E: 0 K: 1 S: 5	H: 1 LOB: 0 BB: 1 P: 9	R: 0 E: 0 K: 0 S: 3	H: 0 LOB: 0 BB: 0 P: 3	R: 3 E: 1 K: 0 S: 6	H: 3 LOB: 1 BB: 1 P: 10	R: 0 E: 0 K: 2 S: 7	H: 0 LOB: 0 BB: 0 P: 7	R: 0 E: 0 K: 2 S: 7	H: 0 LOB: 0 BB: 0 P: 7	R: 0 E: 0 K: 2 S: 7	H: 0 LOB: 0 BB: 0 P: 7	1B: 5 2B: 3 3B: 0 HR: 0	SF: 0 SAC: 0 DP: 2 HBP: 0	WP: 2 PB: 0 SB: 0 CS: 0	PA: 37					
PITCHER	IP	WLS	BF	H	R	ER	SO	BB	IBB	HBP	BLK	WP	HR	S	P	ERA	WHIP										
Tommy Sisk, R ERA: 3.58	5.0		22	4	2	2	3	4	0	0	0	2	0	23	39	3.60	1.600										
Luke Walker, L ERA: 1.97	0.1	L	6	3	3	1	0	1	0	0	0	0	0	5	9	27.00	12.000										
Dock Ellis, R ERA: 2.66	1.2		4	0	0	0	2	0	0	0	0	0	0	8	8	0.00	0.000										
Roy Face, R ERA: 2.9	2.0		6	0	0	0	4	0	0	0	0	0	0	14	14	0.00	0.000										

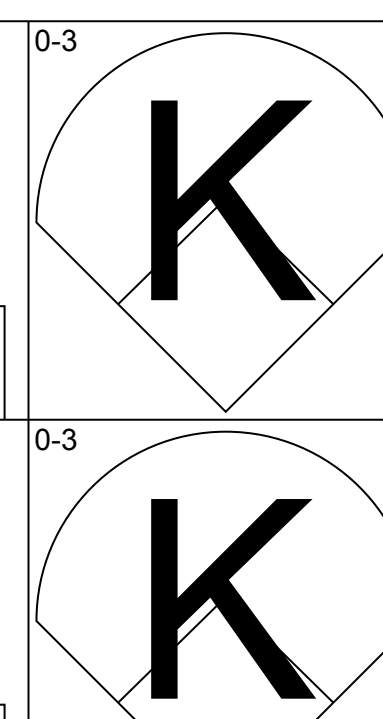
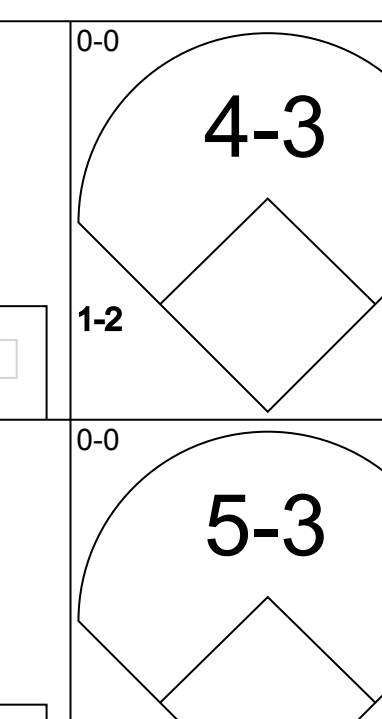
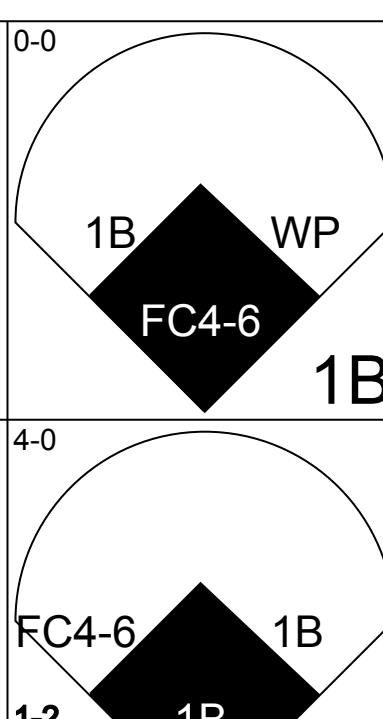
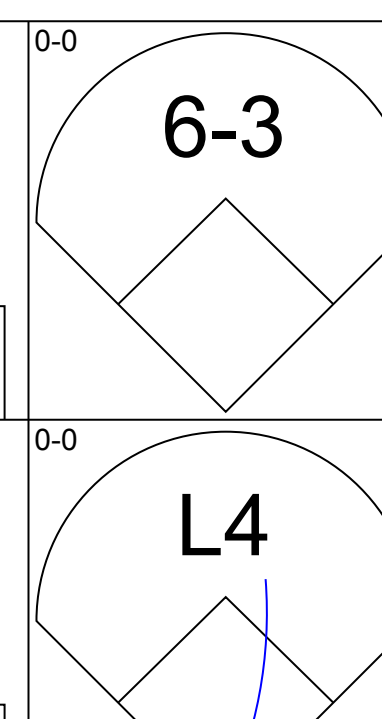
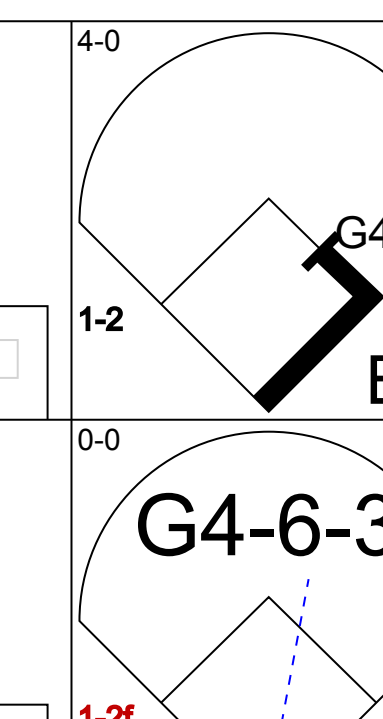
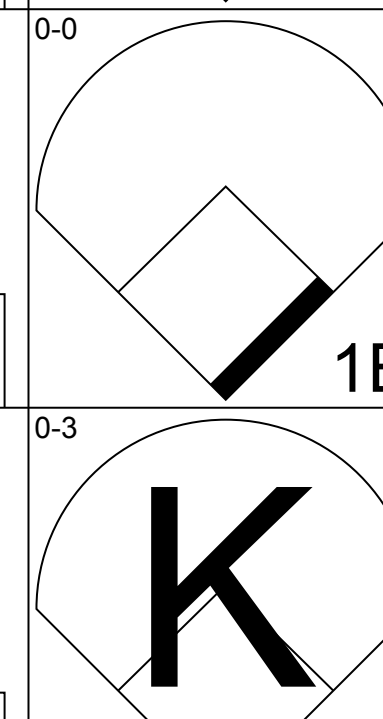

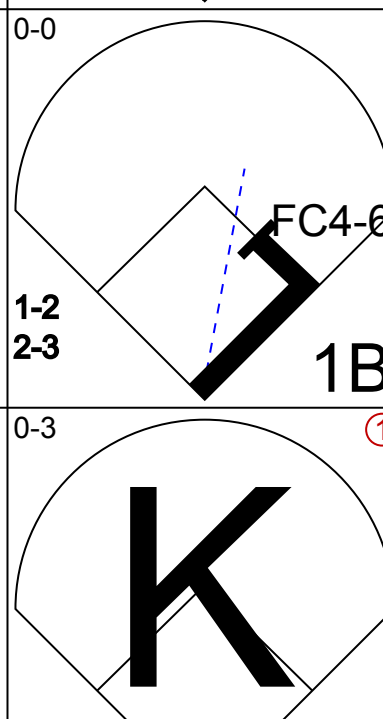



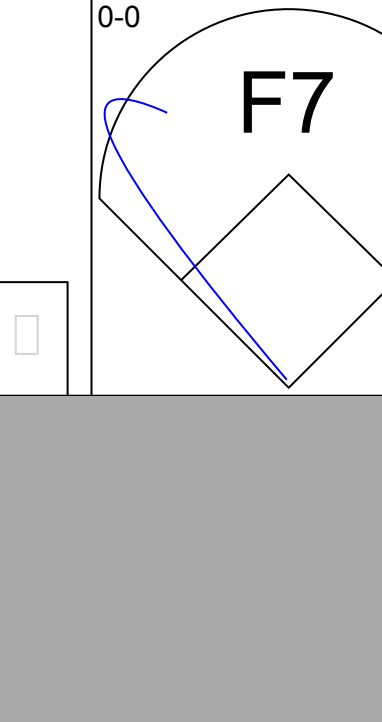
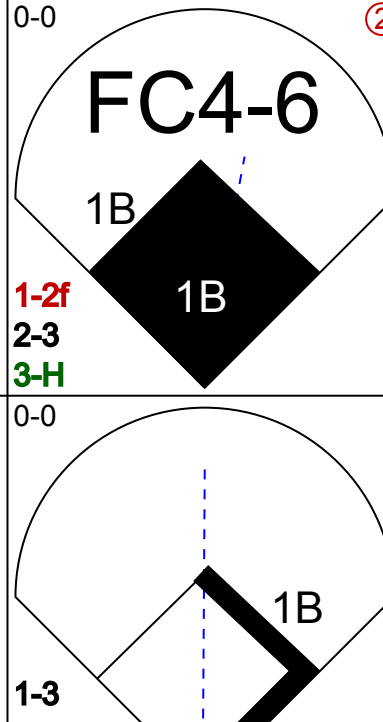
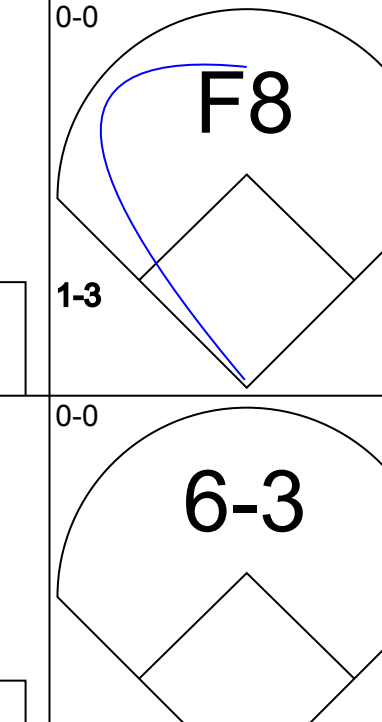


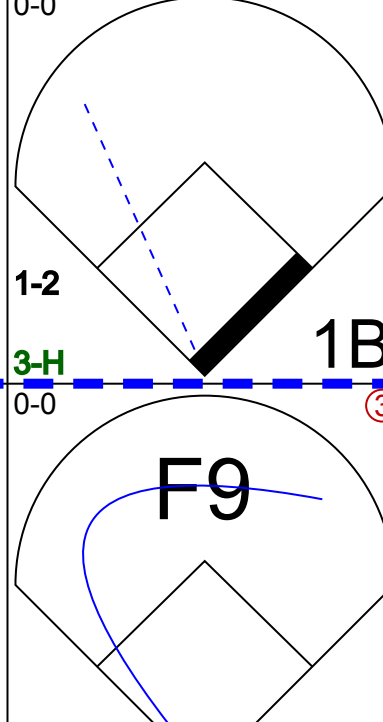



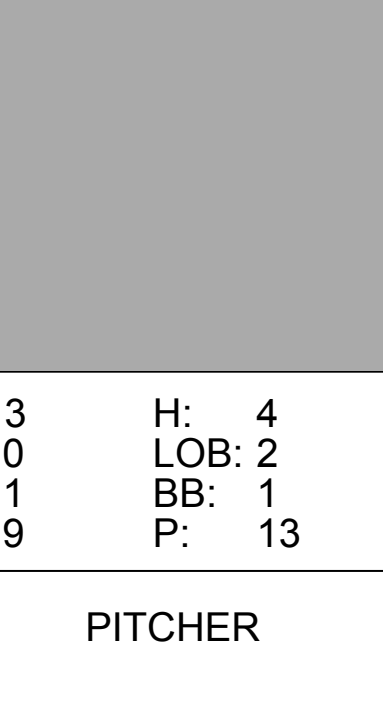
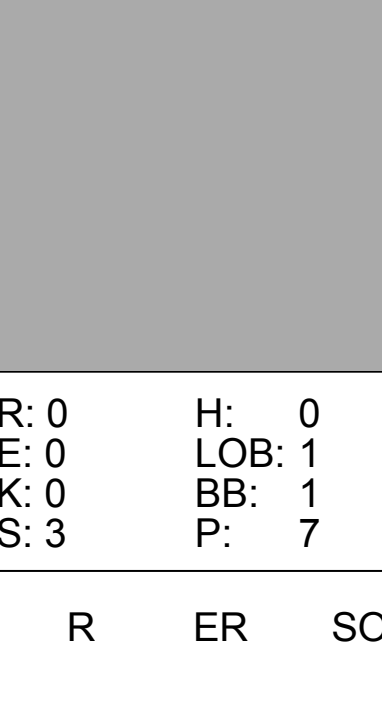
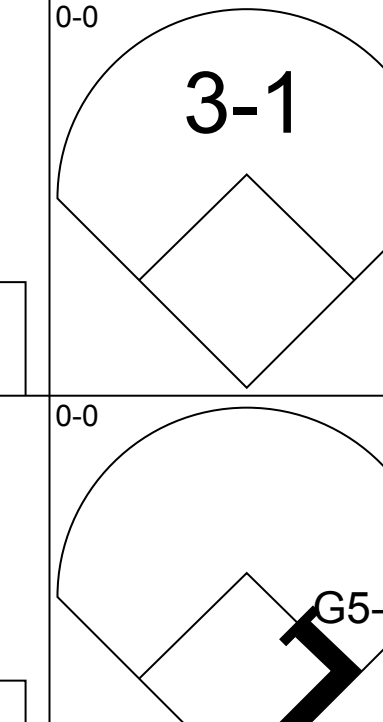
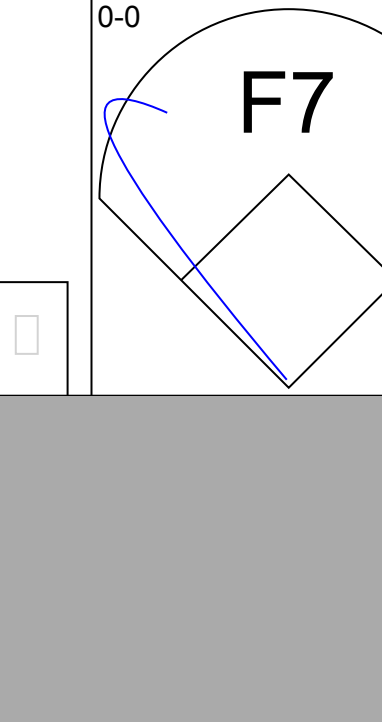
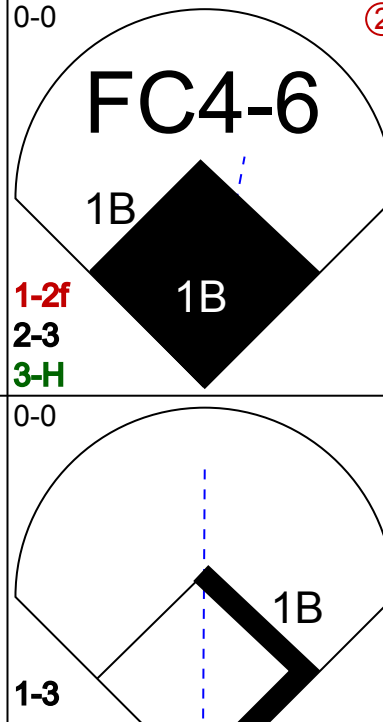
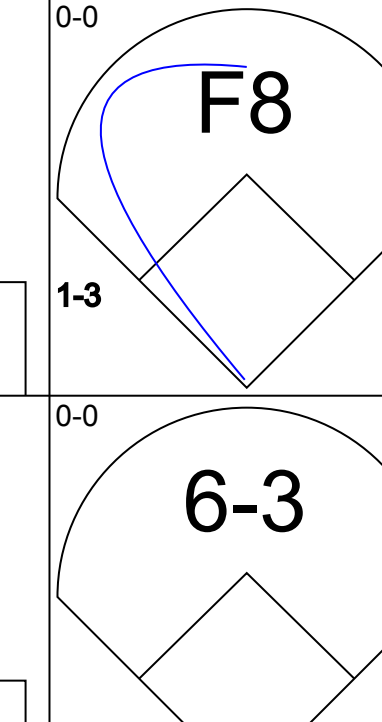
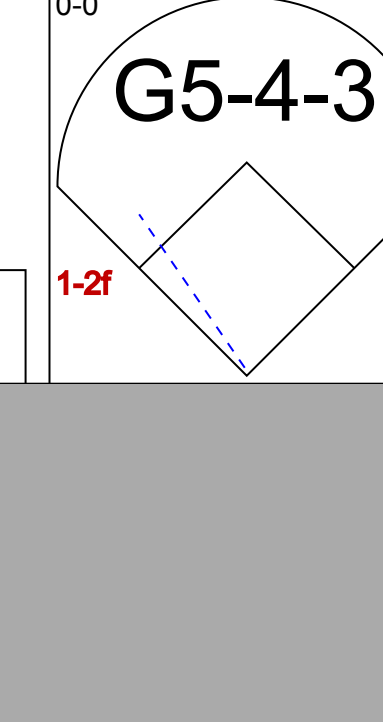
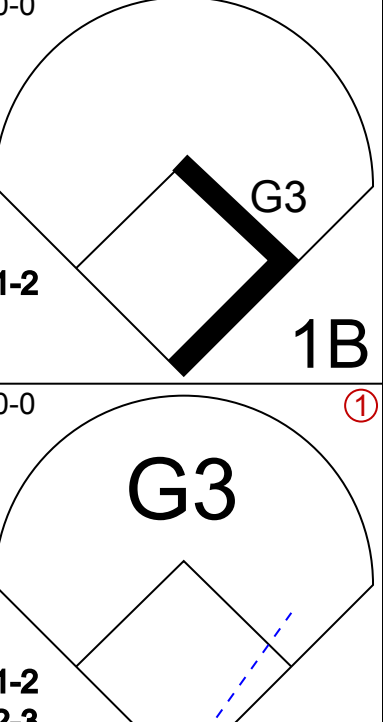
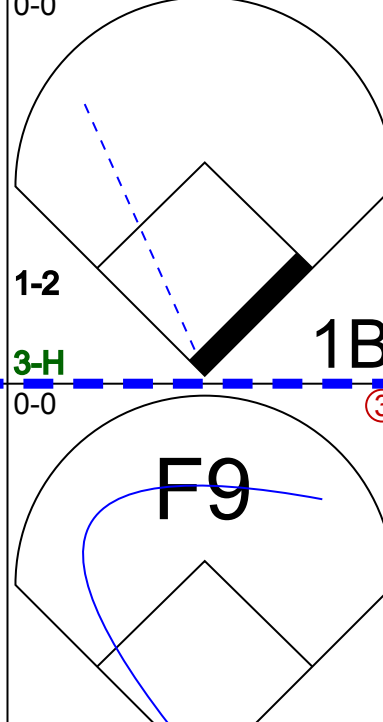


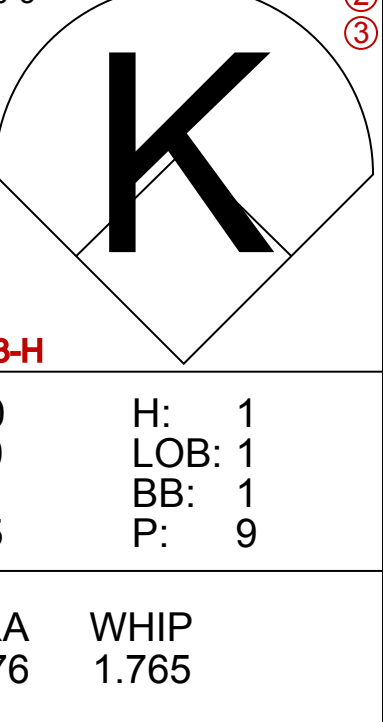
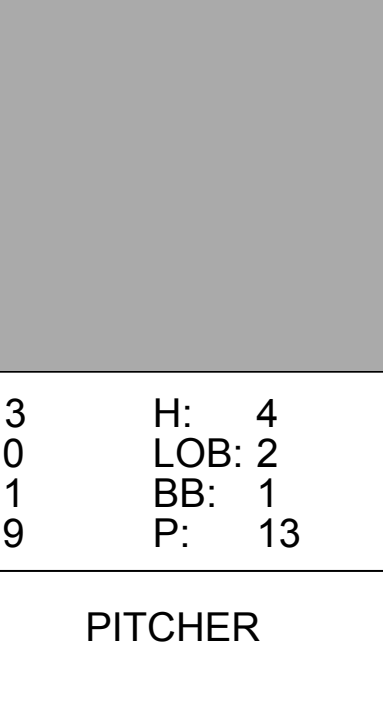
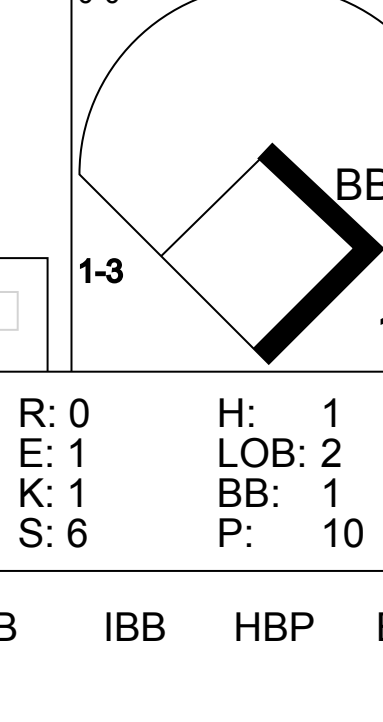
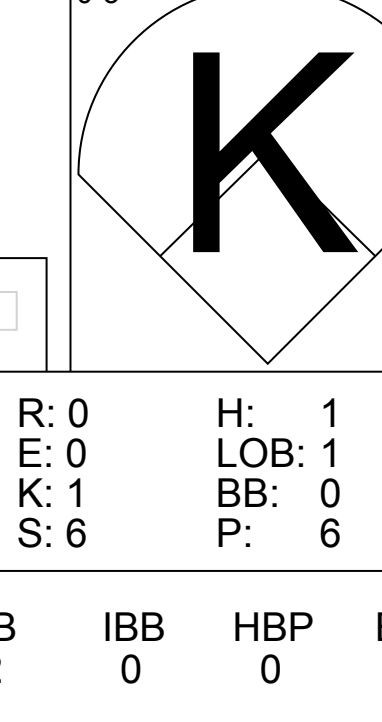
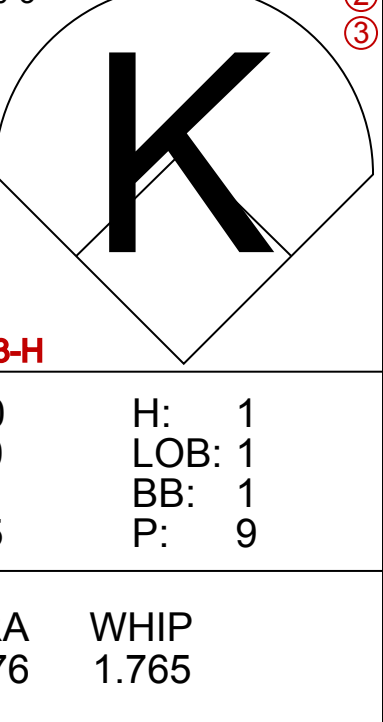
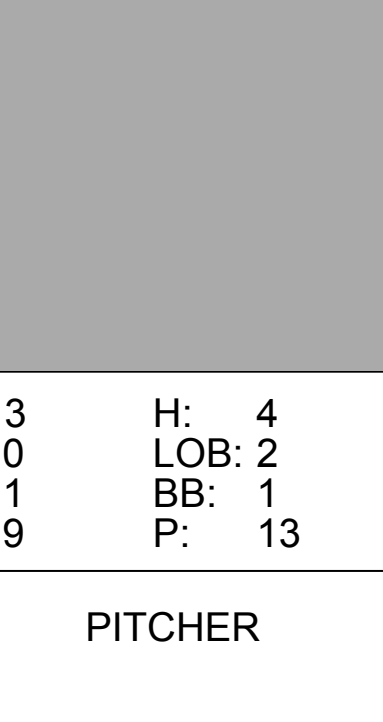
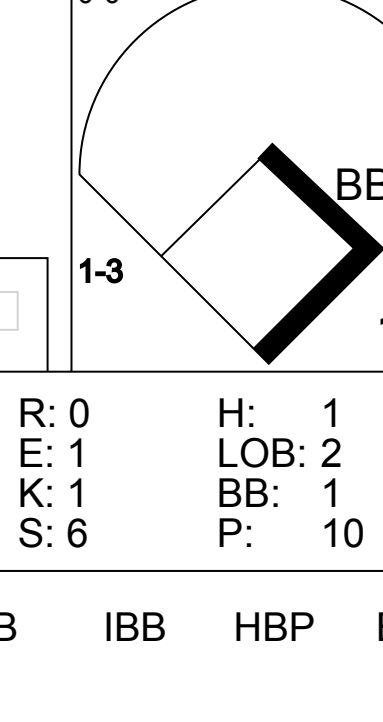
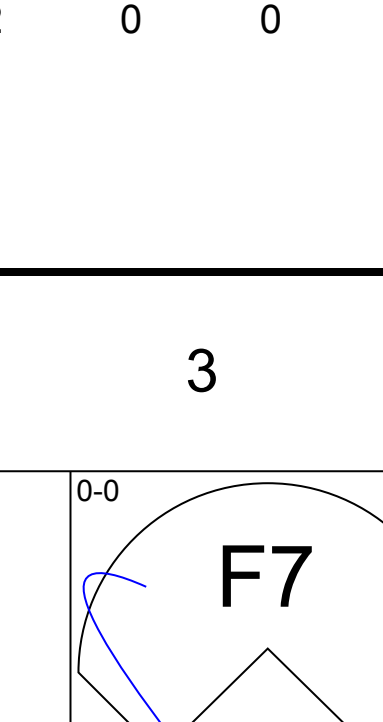
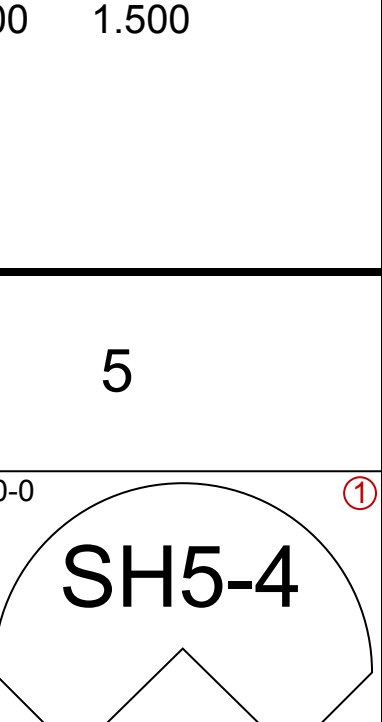
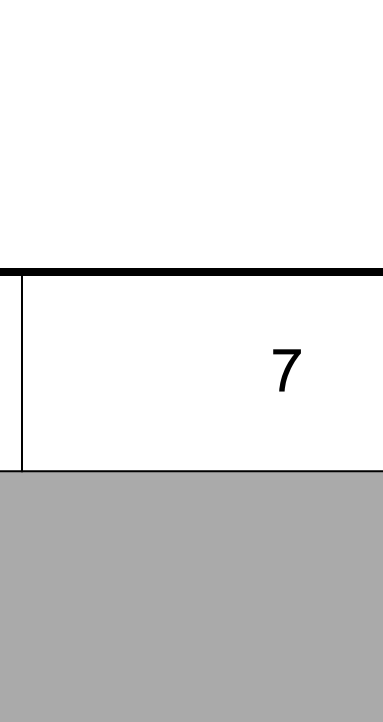
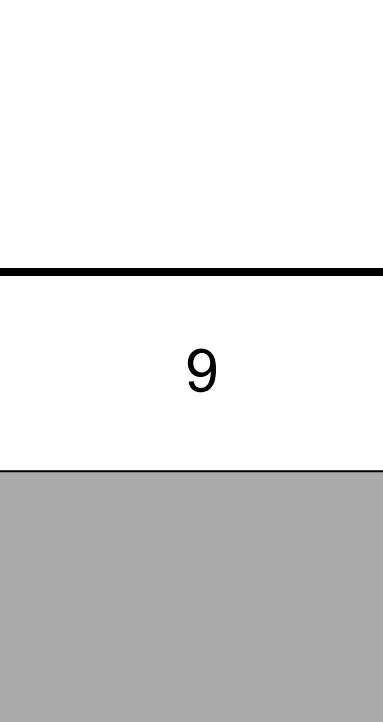
AB	32
R	5
H	7
RBI	4
BB	5
SO	9
LOB	11



Batter	1	2	3	4	5	6	7	8	9	AB	R	H	RBI	BB	SO	LOB	BOTTOM										
Matty Alou, L OBP: 0.361, SLG: 0.383 (1, 8)										4	1	2	0	0	0	3	New York Mets @ Pittsburgh Pirates Forbes Field, Pittsburgh, PA Wed Jul 17 1968, 7:05 PM EDT Att: 8,974 - Unknown										
Gene Alley, R OBP: 0.297, SLG: 0.320 (1, 4)										4	1	1	1	0	1	3											
Willie Stargell, L OBP: 0.323, SLG: 0.482 (1, 7)										4	0	1	1	0	0	2											
Roberto Clemente, R OBP: 0.323, SLG: 0.454 (1, 9)										4	0	1	0	0	0	1											
Donn Clendenon, R OBP: 0.317, SLG: 0.354 (1, 3)										4	0	0	0	0	0	2											
Gary Kolb, L OBP: 0.320, SLG: 0.420 (1, 5)										3	0	1	0	1	0	0											
Jose Pagan, R OBP: 0.235, SLG: 0.282 (1, 6)										2	1	1	0	0	0	0											
Jerry May, R OBP: 0.315, SLG: 0.276 (1, 2)										3	1	0	0	0	1	3											
Maury Willis, S OBP: 0.333, SLG: 0.330 (9, PH)										1	0	0	0	0	0	1											
Tommy Sisk, R ERA: 3.02	4.2		20	4	3	3	2	1	0	2	0	1	0	21	27	5.79		1.071									
Cal Koonce, R ERA: 1.53	3.1	W	13	4	1	1	0	0	0	0	0	0	0	13	13	2.70	1.200										
Ron Taylor, R ERA: 3.53	1.0	S	3	0	0	0	1	0	0	0	0	0	0	5	5	0.00	0.000										
Inning Stats	R: 1 E: 0 K: 0 S: 4	H: 1 LOB: 0 BB: 0 P: 4	R: 0 E: 0 K: 0 S: 3	H: 0 LOB: 0 BB: 0 P: 3	R: 0 E: 0 K: 2 S: 7	H: 0 LOB: 1 BB: 0 P: 8	R: 0 E: 0 K: 0 S: 3	H: 1 LOB: 0 BB: 0 P: 3	R: 2 E: 0 K: 0 S: 5	H: 2 LOB: 2 BB: 1 P: 10	R: 0 E: 0 K: 0 S: 3	H: 0 LOB: 0 BB: 0 P: 3	R: 0 E: 0 K: 0 S: 3	H: 1 LOB: 0 BB: 0 P: 3	R: 1 E: 1 K: 0 S: 5	H: 2 LOB: 1 BB: 0 P: 5	R: 0 E: 0 K: 1 S: 6	H: 1 LOB: 1 BB: 0 P: 6	1B: 8 2B: 0 3B: 0 HR: 0	SF: 0 SAC: 1 DP: 2 HBP: 2	WP: 1 PB: 0 SB: 0 CS: 0	PA: 36					
PITCHER	IP	WLS	BF	H	R	ER	SO	BB	IBB	HBP	BLK	WP	HR	S	P	ERA	WHIP										

AB	32
R	4
H	8
RBI	3
BB	1
SO	3
LOB	16

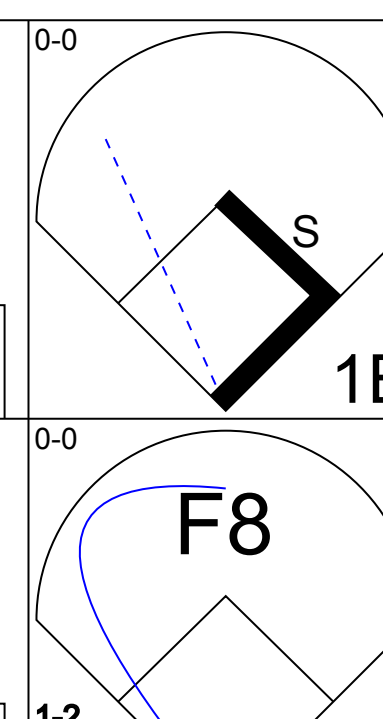
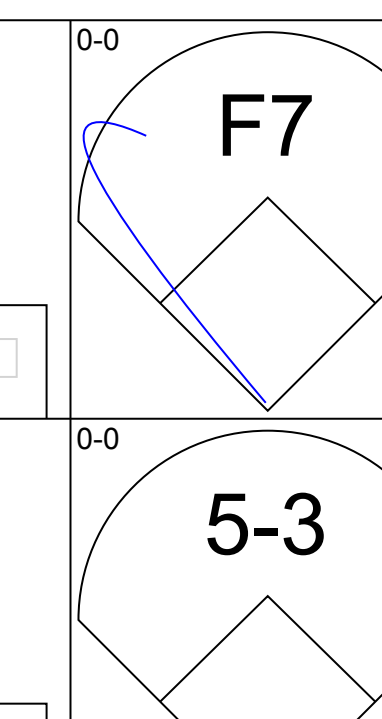
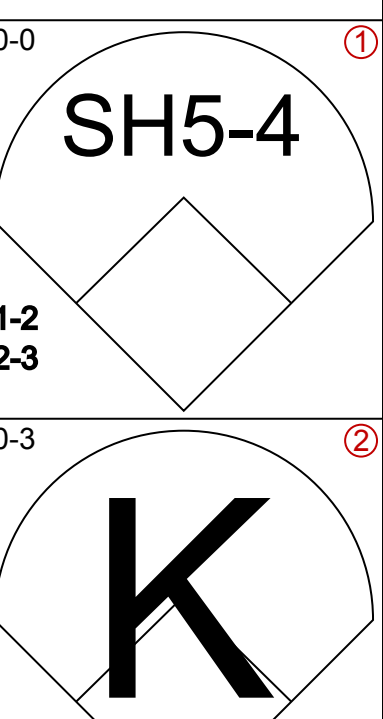
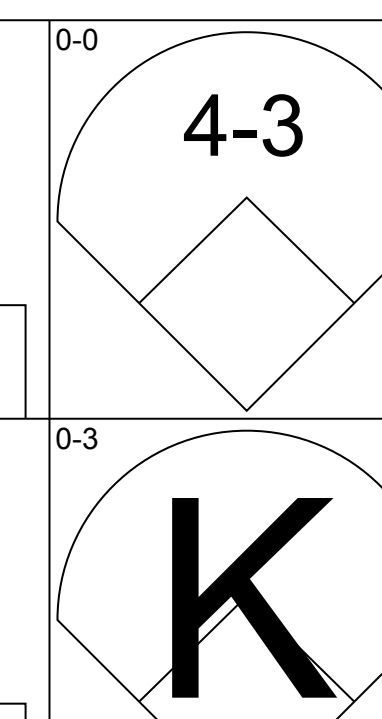
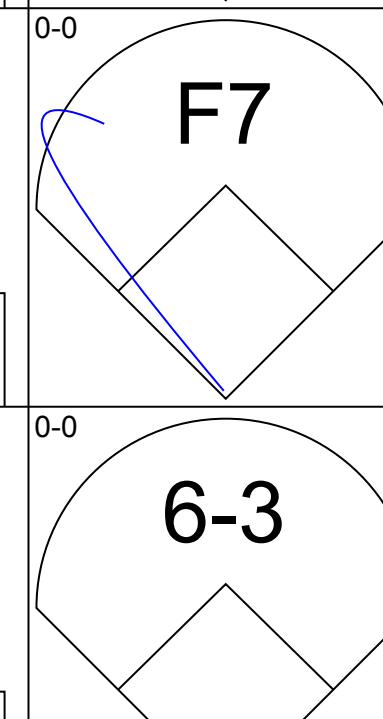
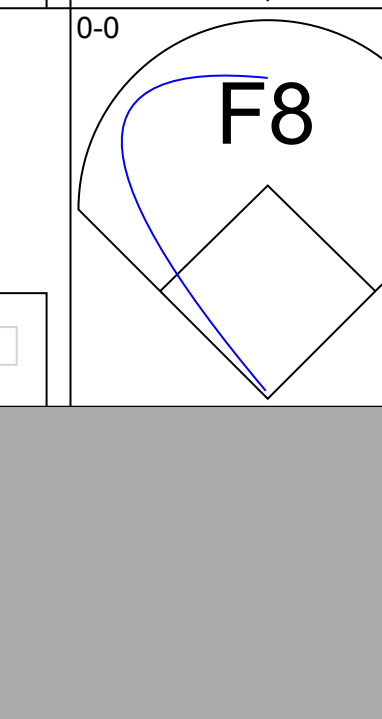

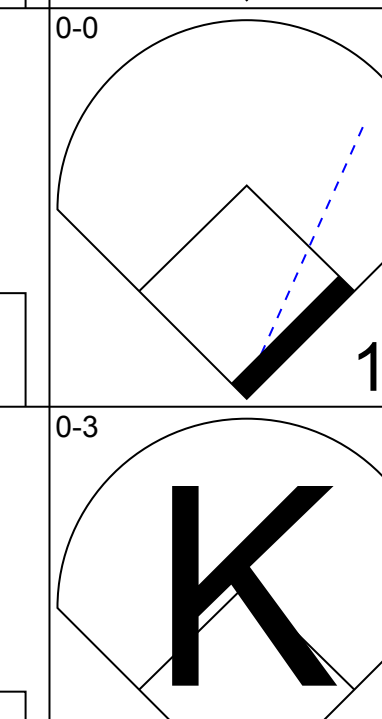





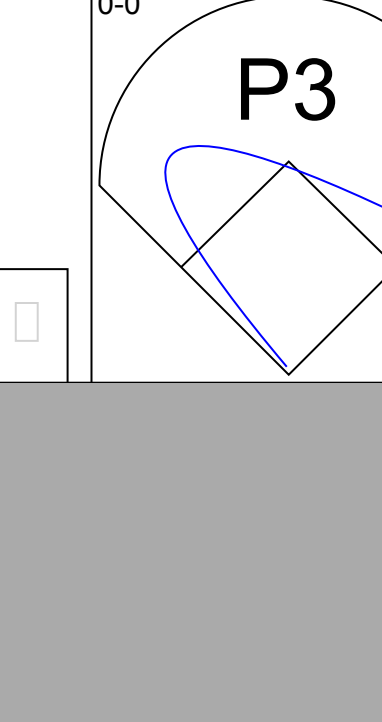


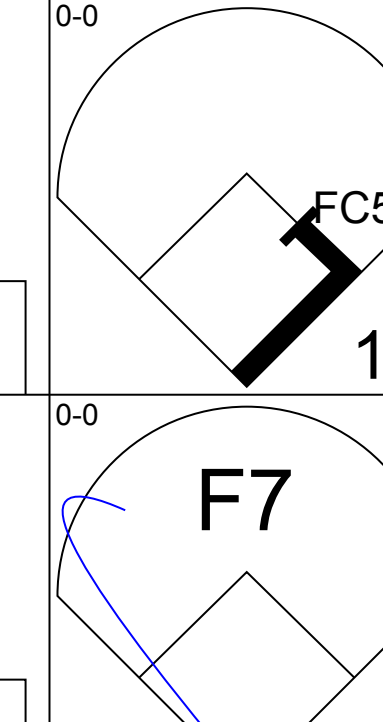
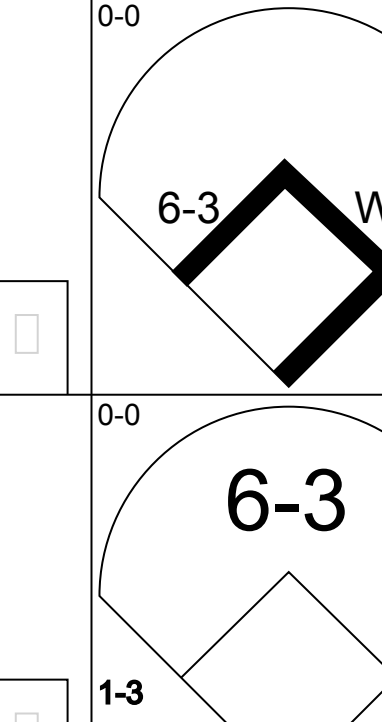
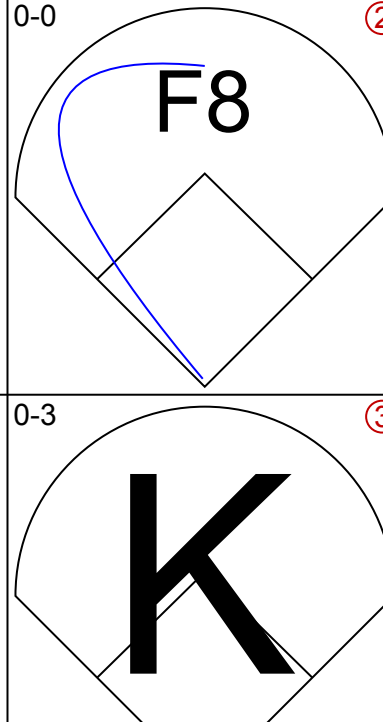
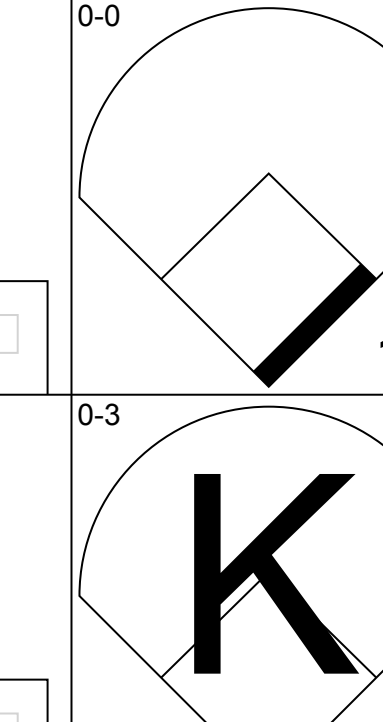
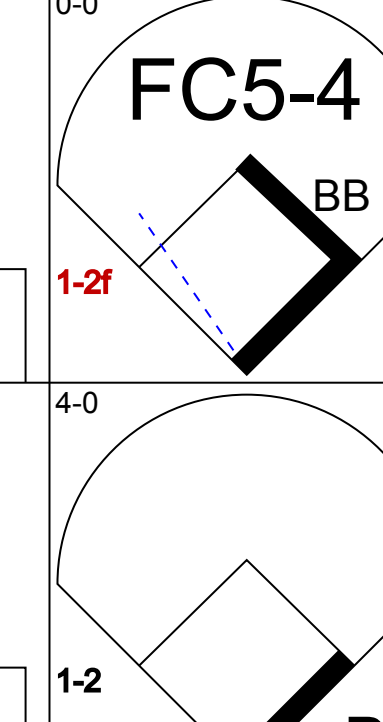
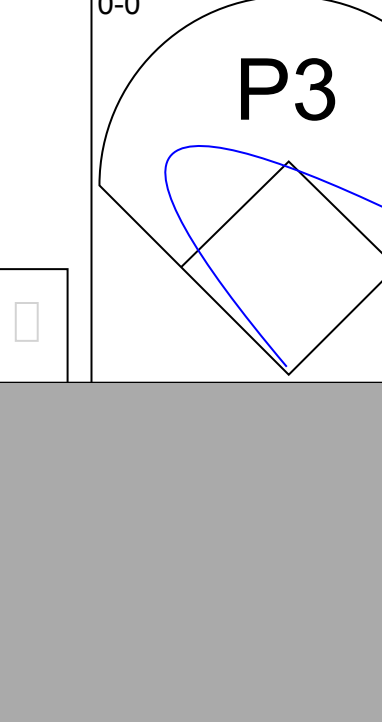

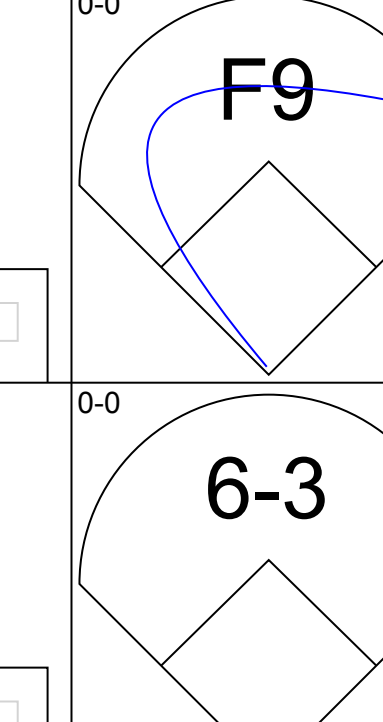
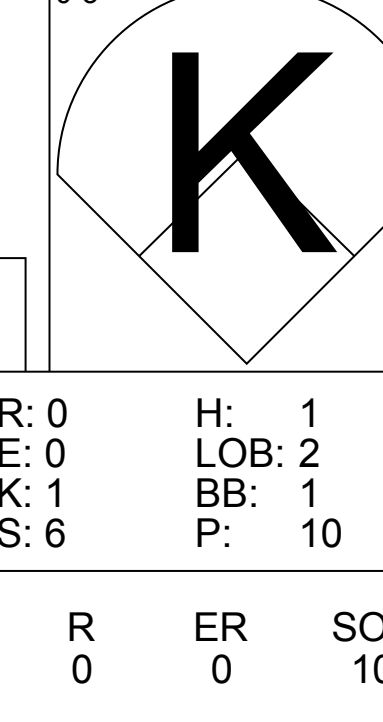
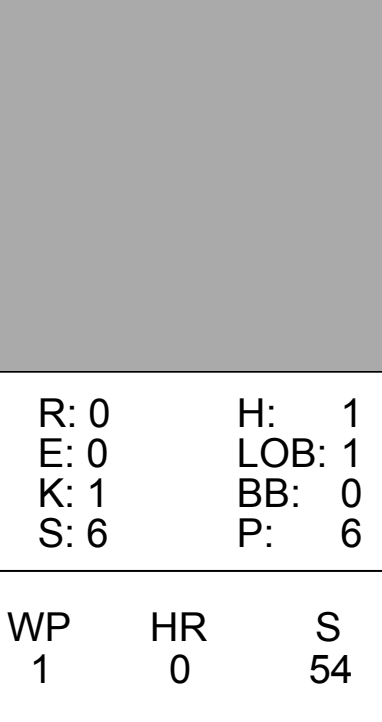
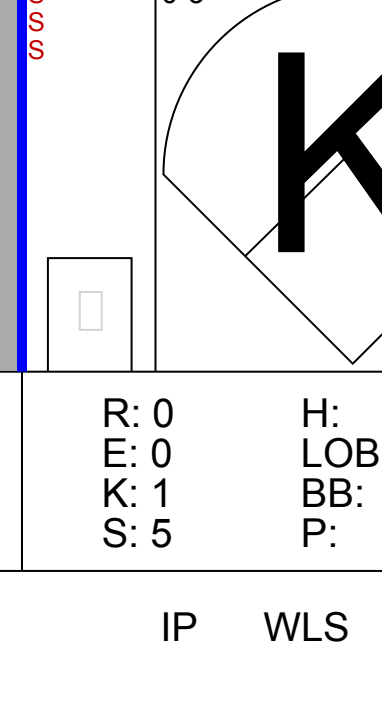
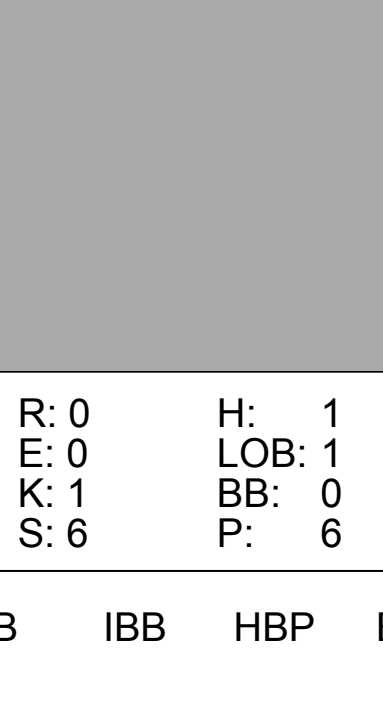






Batter	1	2	3	4	5	6	7	8	9	AB	R	H	RBI	BB	SO	LOB	TOP								
Bud Harrelson, S (1, 6) OBP: 0.257, SLG: 0.233										4	1	1	0	1	1	1									
Cleon Jones, R (1, 9) OBP: 0.313, SLG: 0.457										4	1	0	0	1	1	4									
Art Shamsky, L (1, 7) OBP: 0.285, SLG: 0.387										3	0	2	0	0	0	0									
Tommie Agee, R (8, PH) OBP: 0.212, SLG: 0.236										1	0	0	0	0	0	0									
Ed Charles, R (1, 5) OBP: 0.353, SLG: 0.465										3	0	0	0	1	2	4									
Ed Kranepool, L (1, 3) OBP: 0.278, SLG: 0.309										4	1	0	1	0	0	3									
Jerry Grote, R (1, 2) OBP: 0.385, SLG: 0.376										3	0	2	1	1	0	1									
Phil Linz, R (1, 4) OBP: 0.272, SLG: 0.252										4	0	2	1	0	0	1									
Don Bosch, S (1, 8) OBP: 0.235, SLG: 0.267										4	0	1	0	0	1	5									
Tom Seaver, R (1, 1) OBP: 0.133, SLG: 0.136										4	0	1	0	0	2	3									
Inning Stats	R: 0 E: 0 K: 3 S: 10	H: 1 LOB: 1 BB: 0 P: 10	R: 0 E: 0 K: 0 S: 3	H: 1 LOB: 0 BB: 0 P: 3	R: 0 E: 0 K: 1 S: 6	H: 1 LOB: 1 BB: 0 P: 6	R: 0 E: 0 K: 0 S: 3	H: 0 LOB: 0 BB: 0 P: 3	R: 0 E: 0 K: 1 S: 5	H: 1 LOB: 1 BB: 1 P: 9	R: 3 E: 0 K: 1 S: 9	H: 4 LOB: 2 BB: 1 P: 13	R: 0 E: 0 K: 0 S: 3	H: 0 LOB: 0 BB: 0 P: 3	R: 0 E: 0 K: 0 S: 3	H: 0 LOB: 1 BB: 1 P: 7	R: 0 E: 1 K: 1 S: 6	H: 1 LOB: 2 BB: 1 P: 10	1B: 9 2B: 0 3B: 0 HR: 0	SF: 0 SAC: 0 DP: 2 HBP: 0	WP: 1 PB: 0 SB: 1 CS: 1	PA: 38			
PITCHER	IP	WLS	BF	H	R	ER	SO	BB	IBB	HBP	BLK	WP	HR	S	P	ERA	WHIP								
Al McBean, R (1, 1) ERA: 3.08	5.2	L	25	8	3	3	6	2	0	0	0	1	0	35	43	4.76	1.765								
Bill Henry, L (6, 1) ERA: 3.99	1.1		4	0	0	0	0	0	0	0	0	0	0	4	4	0.00	0.000								
Luke Walker, L (8, 1) ERA: 1.77	2.0		9	1	0	0	1	2	0	0	0	0	0	9	17	0.00	1.500								

New York Mets @ Pittsburgh Pirates
Forbes Field, Pittsburgh, PA
Thu Jul 18 1968, 7:05 PM EDT
Att: 6,234 - Unknown

AB 34
R 3
H 9
RBI 3
BB 4
SO 7
LOB 22



Batter	1	2	3	4	5	6	7	8	9	AB	R	H	RBI	BB	SO	LOB	BOTTOM								
Maury Wills, S (1, 6) OBP: 0.333, SLG: 0.330										3	0	1	0	0	0	0									
Gene Alley, R (1, 4) OBP: 0.293, SLG: 0.315										4	0	0	0	0	2	3									
Willie Stargell, L (1, 7) OBP: 0.322, SLG: 0.479										4	0	1	0	0	1	3									
Roberto Clemente, R (1, 9) OBP: 0.319, SLG: 0.448										4	0	0	0	0	3	2									
Matty Alou, L (1, 8) OBP: 0.366, SLG: 0.388										4	0	3	0	0	0	0									
Donn Clendenen, R (1, 3) OBP: 0.314, SLG: 0.350										4	0	0	0	0	2	3									
Jose Pagan, R (1, 5) OBP: 0.225, SLG: 0.268										4	0	0	0	0	0	3									
Jerry May, R (1, 2) OBP: 0.318, SLG: 0.276										3	0	1	0	1	0	1									
Al McBean, R (1, 1) OBP: 0.212, SLG: 0.196										2	0	0	0	0	1	3									
Bill Henry, L (6, 1)										0	0	0	0	0	0	0									
Gary Kolb, L (7, PH) OBP: 0.316, SLG: 0.414										1	0	0	0	0	1	0									
Luke Walker, L (8, 1)										0	0	0	0	0	0	0									
Inning Stats	R: 0 E: 0 K: 0 S: 4	H: 1 LOB: 1 BB: 0 P: 4	R: 0 E: 0 K: 1 S: 6	H: 1 LOB: 2 BB: 1 P: 10	R: 0 E: 0 K: 0 S: 3	H: 0 LOB: 0 BB: 0 P: 3	R: 0 E: 0 K: 1 S: 6	H: 1 LOB: 1 BB: 0 P: 6	R: 0 E: 1 K: 2 S: 9	H: 1 LOB: 2 BB: 0 P: 9	R: 0 E: 0 K: 2 S: 7	H: 0 LOB: 0 BB: 0 P: 7	R: 0 E: 0 K: 1 S: 5	H: 0 LOB: 0 BB: 0 P: 5	R: 0 E: 0 K: 2 S: 8	H: 1 LOB: 1 BB: 0 P: 8	R: 0 E: 0 K: 1 S: 6	H: 1 LOB: 1 BB: 0 P: 6	1B: 6 2B: 0 3B: 0 HR: 0	SF: 0 SAC: 1 DP: 0 HBP: 0	WP: 1 PB: 0 SB: 1 CS: 0	PA: 35			
PITCHER	IP	WLS	BF	H	R	ER	SO	BB	IBB	HBP	BLK	WP	HR	S	P	ERA	WHIP								
Tom Seaver, R (1, 1) ERA: 1.81	9.0	W	35	6	0	0	10	1	0	0	0	1	0	54	58	0.00	0.778								

New York Mets @ Pittsburgh Pirates
Forbes Field, Pittsburgh, PA
Thu Jul 18 1968, 7:05 PM EDT
Att: 6,234 - Unknown

AB 33
R 0
H 6
RBI 0
BB 1
SO 10
LOB 18



Batter	1	2	3	4	5	6	7	8	9	AB	R	H	RBI	BB	SO	LOB	TOP					
Maury Wills, S OBP: 0.330, SLG: 0.326										4	0	0	0	0	0	1	Pittsburgh Pirates @ Atlanta Braves Atlanta Stadium, Atlanta, GA Fri Jul 19 1968, 7:05 PM EDT Att: 17,286 - Unknown					
Gene Alley, R OBP: 0.292, SLG: 0.314										4	0	1	0	0	1							
Matty Alou, L OBP: 0.368, SLG: 0.387										3	0	1	0	1	0	1						
Willie Stargell, L OBP: 0.324, SLG: 0.489										3	1	1	1	1	2	1						
Donn Clendenon, R OBP: 0.321, SLG: 0.357										2	1	2	0	2	0	0						
Gary Kolb, L OBP: 0.313, SLG: 0.405										4	0	1	0	0	0	6						
Bill Mazerowski, R OBP: 0.297, SLG: 0.281										4	0	1	1	0	0	3						
Jerry May, R OBP: 0.313, SLG: 0.272										4	0	0	0	0	0	2						
Bob Moose, R OBP: 0.125, SLG: 0.097										4	0	1	0	0	2	0						
Inning Stats	R: 0 E: 0 K: 0 S: 3	H: 1 LOB: 0 BB: 0 P: 3	R: 1 E: 0 K: 1 S: 7	H: 3 LOB: 1 BB: 0 P: 7	R: 0 E: 0 K: 0 S: 3	H: 0 LOB: 0 BB: 0 P: 3	R: 1 E: 0 K: 0 S: 5	H: 2 LOB: 1 BB: 0 P: 5	R: 0 E: 0 K: 1 S: 6	H: 1 LOB: 1 BB: 0 P: 6	R: 0 E: 0 K: 1 S: 5	H: 0 LOB: 0 BB: 2 P: 13	R: 0 E: 0 K: 1 S: 5	H: 0 LOB: 0 BB: 0 P: 5	R: 0 E: 1 K: 0 S: 3	H: 1 LOB: 2 BB: 2 P: 11		R: 0 E: 0 K: 1 S: 5	H: 0 LOB: 0 BB: 0 P: 5	1B: 6 2B: 2 3B: 0 HR: 1	SF: 0 SAC: 0 DP: 3 HBP: 0	WP: 0 PB: 0 SB: 4 CS: 0
PITCHER	IP	WLS	BF	H	R	ER	SO	BB	IBB	HBP	BLK	WP	HR	S	P	ERA	WHIP					
Ron Reed, R ERA: 3.06	(1, 1)	8.0	L	33	8	2	2	4	2	2	0	0	0	1	37	53	2.25	1.250				
Claude Raymond, R ERA: 3.05	(9, 1)	1.0		3	0	0	0	1	0	0	0	0	0	5	5	0.00	0.000					

Batter	1	2	3	4	5	6	7	8	9	AB	R	H	RBI	BB	SO	LOB	BOTTOM					
Felipe Alou, R OBP: 0.346, SLG: 0.408										3	0	1	0	1	0	0	Pittsburgh Pirates @ Atlanta Braves Atlanta Stadium, Atlanta, GA Fri Jul 19 1968, 7:05 PM EDT Att: 17,286 - Unknown					
Felix Milten, R OBP: 0.335, SLG: 0.364										4	0	0	0	0	1	3						
Hank Aaron, R OBP: 0.321, SLG: 0.480										4	0	0	0	0	1	1						
Joe Torre, R OBP: 0.351, SLG: 0.413										4	0	1	0	0	2	0						
Tito Francona, L OBP: 0.424, SLG: 0.393										2	0	0	0	2	0	1						
Tommy Aaron, R OBP: 0.335, SLG: 0.338										3	0	0	0	1	0	2						
Bob Johnson, R OBP: 0.283, SLG: 0.311										3	0	1	0	0	0	0						
Marty Martinez, S OBP: 0.278, SLG: 0.234										3	0	0	0	0	1	2						
Ron Reed, R OBP: 0.186, SLG: 0.146	(1, 1)									2	0	0	0	0	1	0						
Mike Lum, L OBP: 0.254, SLG: 0.306	(8, PH)									1	0	1	0	0	0	0						
Claude Raymond, R OBP: 0.167, SLG: 0.167	(9, 1)									0	0	0	0	0	0	0						
Inning Stats	R: 0 E: 0 K: 1 S: 5	H: 0 LOB: 0 BB: 0 P: 5	R: 0 E: 0 K: 0 S: 3	H: 1 LOB: 0 BB: 0 P: 3	R: 0 E: 0 K: 1 S: 5	H: 0 LOB: 0 BB: 0 P: 5	R: 0 E: 0 K: 0 S: 2	H: 0 LOB: 0 BB: 1 P: 6	R: 0 E: 0 K: 2 S: 8	H: 1 LOB: 2 BB: 1 P: 12	R: 0 E: 0 K: 0 S: 3	H: 0 LOB: 0 BB: 0 P: 3	R: 0 E: 0 K: 2 S: 7	H: 0 LOB: 1 BB: 1 P: 11	R: 0 E: 0 K: 0 S: 5	H: 2 LOB: 2 BB: 0 P: 5	R: 0 E: 0 K: 0 S: 3	H: 0 LOB: 1 BB: 1 P: 7	1B: 4 2B: 0 3B: 0 HR: 0	SF: 0 SAC: 0 DP: 2 HBP: 0	WP: 0 PB: 0 SB: 0 CS: 0	PA: 33
PITCHER	IP	WLS	BF	H	R	ER	SO	BB	IBB	HBP	BLK	WP	HR	S	P	ERA	WHIP					
Bob Moose, R ERA: 2.12	(1, 1)	9.0	W	33	4	0	0	6	4	0	0	0	0	41	57	0.00	0.889					

Batter	1	2	3	4	5	6	7	8	9	10	AB	R	H	RBI	BB	SO	LOB	TOP							
Lou Brock, L OBP: 0.321, SLG: 0.434 (1, 7)	K		4-3		1B		F7		6-3		5	1	1	2	0	1	0								
Curt Flood, R OBP: 0.349, SLG: 0.390 (1, 8)			K		4-3		5-3			6-3	5	0	2	1	0	1	0								
Bobby Tolan, L OBP: 0.291, SLG: 0.380 (1, 9)					4-3		4-3			G3	4	1	1	0	1	0	2								
Orlando Cepeda, R OBP: 0.327, SLG: 0.399 Roger Maris, L OBP: 0.330, SLG: 0.405 (1, 3)					6-3		6-3				1	0	0	0	1	0	1								
Tim McCarver, L OBP: 0.321, SLG: 0.340 (1, 2)					4-3		F9				5	0	1	0	0	0	5								
Mike Shannon, R OBP: 0.343, SLG: 0.458 (1, 5)					6-3		6-3				3	0	1	0	0	0	1								
Dick Schofield, S OBP: 0.319, SLG: 0.372 (1, 4)							F8				4	1	1	0	0	1	4								
Dal Maxvill, R OBP: 0.304, SLG: 0.286 (1, 6)							6-3				4	1	1	0	0	0	2								
Mel Nelson, R Johnny Edwards, L Ron Willis, R Ed Spiezio, R Wayne Granger, R Joe Hoerner, R (1, 11)					4-3						2	0	0	0	0	1	2								
Inning Stats	R: 0 E: 0 K: 1 S: 5	H: 1 LOB: 0 BB: 0 P: 5	R: 0 E: 0 K: 1 S: 5	H: 1 LOB: 2 BB: 1 P: 10	R: 0 E: 0 K: 1 S: 5	H: 0 LOB: 0 BB: 0 P: 5	R: 0 E: 0 K: 0 S: 3	H: 0 LOB: 1 BB: 1 P: 7	R: 3 E: 0 K: 1 S: 9	H: 4 LOB: 2 BB: 1 P: 13	R: 0 E: 0 K: 0 S: 3	H: 0 LOB: 0 BB: 0 P: 3	R: 0 E: 0 K: 0 S: 3	H: 0 LOB: 0 BB: 0 P: 3	R: 1 E: 0 K: 0 S: 5	H: 3 LOB: 1 BB: 0 P: 5	R: 0 E: 0 K: 0 S: 3	H: 0 LOB: 0 BB: 0 P: 3	R: 0 E: 0 K: 0 S: 3	H: 0 LOB: 1 BB: 1 P: 7	1B: 5 2B: 4 3B: 1 HR: 0	SF: 0 SAC: 0 DP: 1 HBP: 1	WP: 0 PA: 41		
PITCHER	IP WLS BF H R ER SO ERA WHIP	IP WLS BF H R ER SO ERA WHIP	IP WLS BF H R ER SO ERA WHIP	IP WLS BF H R ER SO ERA WHIP	IP WLS BF H R ER SO ERA WHIP	IP WLS BF H R ER SO ERA WHIP	IP WLS BF H R ER SO ERA WHIP	IP WLS BF H R ER SO ERA WHIP	IP WLS BF H R ER SO ERA WHIP	IP WLS BF H R ER SO ERA WHIP	IP WLS BF H R ER SO ERA WHIP	IP WLS BF H R ER SO ERA WHIP	IP WLS BF H R ER SO ERA WHIP	IP WLS BF H R ER SO ERA WHIP	IP WLS BF H R ER SO ERA WHIP	IP WLS BF H R ER SO ERA WHIP	IP WLS BF H R ER SO ERA WHIP	IP WLS BF H R ER SO ERA WHIP	IP WLS BF H R ER SO ERA WHIP	IP WLS BF H R ER SO ERA WHIP	IP WLS BF H R ER SO ERA WHIP	IP WLS BF H R ER SO ERA WHIP	IP WLS BF H R ER SO ERA WHIP	IP WLS BF H R ER SO ERA WHIP	
Jim Bunning, R ERA: 3.58 (1, 1)	7.0	29	6	3	3	4	BB: 3	IBB: 0	HBP: 1	BLK: 0	WP: 0	HR: 0	S: 33	P: 46	ERA: 3.86	WHIP: 1.286									
Luke Walker, L ERA: 2.0 (8, 1)	0.0	2	2	1	1	0	0	0	0	0	0	0	2	2	∞	∞									
Roy Face, R ERA: 3.15 (8, 1)	1.0	3	1	0	0	0	0	0	0	0	0	0	3	3	0.00	1.000									
Ron Kline, R ERA: 1.38 (9, 1)	2.0	7	0	0	0	0	1	0	0	0	0	0	6	10	0.00	0.500									

St. Louis Cardinals @ Pittsburgh Pirates
 Forbes Field, Pittsburgh, PA
 Fri Jul 26 1968, 3:38 AM EDT
 Att: 23,515 - Unknown

AB	36
R	4
H	9
RBI	4
BB	4
SO	4
LOB	17



Batter	1	2	3	4	5	6	7	8	9	10	AB	R	H	RBI	BB	SO	LOB	BOTTOM						
Maury Wills, S OBP: 0.329, SLG: 0.323 (1, 5)	1-3			SH5-4	SH4-5		6-3			4-3	4	1	1	0	0	1								
Gene Alley, R OBP: 0.289, SLG: 0.308 (1, 6)	4-3			SH	SF9		K			E	3	2	1	1	0	1								
Matty Alou, L OBP: 0.373, SLG: 0.395 (1, 8)	4-3			SH5-4	1-3		4-3			E1	4	0	1	0	0	0	2							
Roberto Clemente, R OBP: 0.323, SLG: 0.456 (1, 9)											3	1	1	1	2	1	0							
Willie Stargell, L Luke Walker, L Roy Face, R Gary Kolb, L Ron Kline, R Bill Vardon, L Jose Pagan, R (1, 7)											3	0	0	0	0	0	3							
Donn Clendenon, R OBP: 0.323, SLG: 0.366 (1, 3)											4	0	1	2	0	0	0							
Bill Mazeroski, R OBP: 0.299, SLG: 0.288 (1, 4)											4	0	1	0	0	0	2							
Jerry May, R OBP: 0.304, SLG: 0.269 (1, 2)											4	1	1	0	0	0	1							
Jim Bunning, R OBP: 0.108, SLG: 0.135 Manny Jimenez, L OBP: 0.481, SLG: 0.422 Manny Mota, R OBP: 0.326, SLG: 0.314 (1, 1)											1	0	0	0	0	1	0							
Inning Stats	R: 0 E: 0 K: 0 S: 3	H: 0 LOB: 0 BB: 0 P: 3	R: 0 E: 0 K: 1 S: 5	H: 0 LOB: 0 BB: 0 P: 5	R: 2 E: 1 K: 0 S: 6	H: 2 LOB: 2 BB: 1 P: 10	R: 1 E: 0 K: 0 S: 5	H: 2 LOB: 1 BB: 0 P: 5	R: 0 E: 0 K: 0 S: 3	H: 1 LOB: 1 BB: 0 P: 6	R: 0 E: 0 K: 0 S: 3	H: 0 LOB: 0 BB: 0 P: 3	R: 0 E: 0 K: 0 S: 3	H: 0 LOB: 0 BB: 0 P: 3	R: 1 E: 1 K: 0 S: 4	H: 2 LOB: 2 BB: 1 P: 8	1B: 6 2B: 0 3B: 1 HR: 1	SF: 2 SAC: 4 DP: 0 HBP: 0	WP: 0 PA: 41					
PITCHER	IP WLS BF H R ER SO ERA WHIP	IP WLS BF H R ER SO ERA WHIP	IP WLS BF H R ER SO ERA WHIP	IP WLS BF H R ER SO ERA WHIP	IP WLS BF H R ER SO ERA WHIP	IP WLS BF H R ER SO ERA WHIP	IP WLS BF H R ER SO ERA WHIP	IP WLS BF H R ER SO ERA WHIP	IP WLS BF H R ER SO ERA WHIP	IP WLS BF H R ER SO ERA WHIP	IP WLS BF H R ER SO ERA WHIP	IP WLS BF H R ER SO ERA WHIP	IP WLS BF H R ER SO ERA WHIP	IP WLS BF H R ER SO ERA WHIP	IP WLS BF H R ER SO ERA WHIP	IP WLS BF H R ER SO ERA WHIP	IP WLS BF H R ER SO ERA WHIP	IP WLS BF H R ER SO ERA WHIP	IP WLS BF H R ER SO ERA WHIP	IP WLS BF H R ER SO ERA WHIP	IP WLS BF H R ER SO ERA WHIP	IP WLS BF H R ER SO ERA WHIP	IP WLS BF H R ER SO ERA WHIP	
Mel Nelson, L ERA: 2.82 (7, 1)	6.0	26	5	4	2	2	BB: 0	IBB: 1	HBP: 0	BLK: 0	WP: 0	HR: 1	S: 29	P: 33	ERA: 3.00	WHIP: 0.833								
Ron Willis, R ERA: 2.82 (7, 1)	2.0	7	1	0	0	1	0	0	0	0	0	0	9	9	0.00	0.500								
Wayne Granger, R ERA: 2.33 (9, 1)	1.1	L	7	2	1	1	0	1	0	0	0	0	6	10	6.75	1.500								
Joe Hoerner, L ERA: 1.53 (10, 1)	0.1	1	0	0	0	0	0	0	0	0	0	0	1	1	0.00	0.000								

St. Louis Cardinals @ Pittsburgh Pirates
 Forbes Field, Pittsburgh, PA
 Fri Jul 26 1968, 3:38 AM EDT
 Att: 23,515 - Unknown

AB	33
R	5
H	8
RBI	5
BB	2
SO	3
LOB	10



Batter	1	2	3	4	5	6	7	8	9	AB	R	H	RBI	BB	SO	LOB	TOP						
Lou Brock, L OBP: 0.320, SLG: 0.431 (1, 7)										5	1	1	0	0	1	3	St. Louis Cardinals @ Pittsburgh Pirates Forbes Field, Pittsburgh, PA Sat Jul 27 1968, 3:33 AM EDT Att: 12,147 - Unknown livebaseballscorecards.com						
Curt Flood, R OBP: 0.346, SLG: 0.387 (1, 8)										4	0	0	0	0	0	1							
Bobby Tolan, L OBP: 0.290, SLG: 0.377 (1, 9)										4	1	1	0	0	1	1							
Orlando Cepeda, R OBP: 0.329, SLG: 0.399 (1, 3)										3	0	1	0	1	0	2							
Johnny Edwards, L OBP: 0.315, SLG: 0.365 (1, 2)										3	0	1	2	0	1	1							
Mike Shannon, R OBP: 0.342, SLG: 0.455 (1, 5)										4	1	1	0	0	3	2							
Julian Javier, R OBP: 0.289, SLG: 0.340 (1, 4)										4	0	2	0	0	0	0							
Dal Maxvill, R OBP: 0.301, SLG: 0.283 (9, PH)										3	0	0	0	0	1	1							
Roger Maris, L OBP: 0.333, SLG: 0.409 (9, PH)										1	0	1	1	0	0	0							
Dick Schofield, S OBP: 0.319, SLG: 0.372 (9, 6)										0	0	0	0	0	0	0							
Steve Carlton, L OBP: 0.196, SLG: 0.353 (1, 1)										3	1	1	1	0	0	2							
Inning Stats	R: 1 E: 0 K: 1 S: 7	H: 2 LOB: 2 BB: 1 P: 11	R: 0 E: 0 K: 0 S: 3	H: 0 LOB: 0 BB: 0 P: 3	R: 0 E: 0 K: 1 S: 6	H: 1 LOB: 1 BB: 0 P: 6	R: 0 E: 0 K: 2 S: 7	H: 0 LOB: 0 BB: 0 P: 7	R: 1 E: 0 K: 1 S: 6	H: 1 LOB: 0 BB: 0 P: 6	R: 1 E: 1 K: 2 S: 8	H: 0 LOB: 1 BB: 0 P: 8	R: 0 E: 0 K: 0 S: 4	H: 1 LOB: 1 BB: 0 P: 4	R: 0 E: 0 K: 0 S: 4	H: 1 LOB: 1 BB: 0 P: 4		R: 1 E: 0 K: 0 S: 5	H: 3 LOB: 2 BB: 0 P: 5	1B: 8 2B: 0 3B: 0 HR: 1	SF: 1 SAC: 1 DP: 1 HBP: 0	WP: 1 PB: 0 SB: 2 CS: 0	PA: 37
PITCHER	IP WLS BF H R ER SO BB IBB HBP BLK WP HR S P ERA WHIP	7.0 L 28 5 3 2 7 1 0 0 0 1 1 41 45 2.57 0.857	2.0 9 4 1 1 0 0 0 0 0 0 0 0 9 9 4.50 2.000																				

Batter	1	2	3	4	5	6	7	8	9	AB	R	H	RBI	BB	SO	LOB	BOTTOM						
Maury Wills, S OBP: 0.326, SLG: 0.320 (1, 5)										4	0	0	0	0	1	2	St. Louis Cardinals @ Pittsburgh Pirates Forbes Field, Pittsburgh, PA Sat Jul 27 1968, 3:33 AM EDT Att: 12,147 - Unknown livebaseballscorecards.com						
Gene Alley, R OBP: 0.291, SLG: 0.311 (1, 6)										4	0	2	0	0	0	0							
Matty Alou, L OBP: 0.374, SLG: 0.397 (1, 8)										4	0	2	0	0	0	2							
Roberto Clemente, R OBP: 0.322, SLG: 0.452 (1, 9)										3	0	0	0	1	1	3							
Donn Clendenon, R OBP: 0.322, SLG: 0.365 (1, 3)										4	0	1	0	0	0	3							
Manny Mota, R OBP: 0.324, SLG: 0.317 (1, 7)										4	0	1	0	0	1	1							
Bill Mazerowski, R OBP: 0.295, SLG: 0.284 (1, 4)										4	0	0	0	0	0	2							
Jerry May, R OBP: 0.304, SLG: 0.267 (1, 2)										2	0	0	0	1	1	1							
Bob Moose, R OBP: 0.118, SLG: 0.091 (7, PH)										2	0	0	0	0	0	1							
Jose Pagan, R OBP: 0.231, SLG: 0.287 (8, 1)										1	0	0	0	0	0	1							
Dock Ellis, S (8, 1)										0	0	0	0	0	0	0							
Inning Stats	R: 0 E: 0 K: 1 S: 6	H: 1 LOB: 2 BB: 1 P: 10	R: 0 E: 0 K: 1 S: 5	H: 0 LOB: 0 BB: 0 P: 5	R: 0 E: 0 K: 0 S: 3	H: 0 LOB: 0 BB: 0 P: 3	R: 0 E: 0 K: 0 S: 3	H: 1 LOB: 0 BB: 0 P: 3	R: 0 E: 1 K: 0 S: 4	H: 0 LOB: 2 BB: 1 P: 8	R: 0 E: 0 K: 0 S: 4	H: 1 LOB: 1 BB: 0 P: 4	R: 0 E: 0 K: 1 S: 6	H: 1 LOB: 1 BB: 0 P: 6	R: 0 E: 0 K: 1 S: 6	H: 1 LOB: 1 BB: 0 P: 6		R: 0 E: 0 K: 0 S: 3	H: 1 LOB: 0 BB: 0 P: 3	1B: 5 2B: 1 3B: 0 HR: 0	SF: 0 SAC: 0 DP: 1 HBP: 0	WP: 0 PB: 0 SB: 0 CS: 1	PA: 34
PITCHER	IP WLS BF H R ER SO BB IBB HBP BLK WP HR S P ERA WHIP	9.0 W 34 6 0 0 4 2 0 0 0 0 0 40 48 0.00 0.889																					

Batter	1	2	3	4	5	6	7	8	9	AB	R	H	RBI	BB	SO	LOB	TOP			
Lou Brock, L (1,7) OBP: 0.321, SLG: 0.431										5	0	2	0	0	1	6				
Curt Flood, R (1,8) OBP: 0.344, SLG: 0.384										5	0	1	0	0	0	4				
Roger Maris, L (1,9) OBP: 0.335, SLG: 0.409										5	0	2	0	0	0	3				
Orlando Cepeda, R (1,3) OBP: 0.329, SLG: 0.402										5	0	2	0	0	0	4				
Tim McCarver, L (1,2) OBP: 0.283, SLG: 0.344										3	1	1	0	1	0	2				
Mike Shannon, R (1,5) OBP: 0.338, SLG: 0.450										4	0	0	0	0	2	4				
Julian Javier, R (1,4) OBP: 0.291, SLG: 0.342										4	0	2	1	0	0	3	AB 39			
Dal Maxvill, R (1,6) OBP: 0.301, SLG: 0.282										4	0	1	0	0	0	2	R 1			
Larry Jaster, L (1,1) OBP: 0.147, SLG: 0.121 (6,PH)										2	0	1	0	0	0	1	H 13			
Johanny Edwards, L (6,PH) OBP: 0.320, SLG: 0.377										1	0	1	0	0	0	0	RBI 1			
Dick Hughes, R (6,1) OBP: 0.289, SLG: 0.375										0	0	0	0	0	0	0	BB 1			
Bobby Tolán, L (8,PH) OBP: 0.289, SLG: 0.375										1	0	0	0	0	0	0	SO 3			
Wayne Granger, R (8,1) OBP: 0.200, SLG: 0.200										0	0	0	0	0	0	0	LOB 29			
Inning Stats	R: 0 E: 0 K: 0 S: 4	H: 2 LOB: 1 BB: 0 P: 4	R: 1 E: 1 K: 0 S: 6	H: 2 LOB: 2 BB: 0 P: 6	R: 0 E: 0 K: 0 S: 4	H: 1 LOB: 1 BB: 0 P: 4	R: 0 E: 0 K: 1 S: 7	H: 2 LOB: 2 BB: 1 P: 7	R: 0 E: 0 K: 1 S: 5	H: 2 LOB: 3 BB: 0 P: 9	R: 0 E: 0 K: 1 S: 5	H: 1 LOB: 0 BB: 0 P: 5	R: 0 E: 0 K: 0 S: 3	H: 0 LOB: 0 BB: 0 P: 3	R: 0 E: 1 K: 0 S: 4	H: 1 LOB: 1 BB: 0 P: 4	1B: 10 2B: 3 3B: 0 HR: 0	SF: 0 SAC: 0 DP: 2 HBP: 0	WP: 0 PB: 0 SB: 0 CS: 0	PA: 40
PITCHER Al McBean, R (1,1) ERA: 3.04	IP: 9.0 WLS: W BF: 40	H: 13 R: 1 ER: 1 SO: 3	BB: 0 IBB: 1 HBP: 0 BLK: 0	WP: 0 HR: 0 S: 45 P: 49	ERA: 1.00 WHIP: 1.444	PITCHER														

St. Louis Cardinals @ Pittsburgh Pirates
Forbes Field, Pittsburgh, PA
Sun Jul 28 1968, 3:33 AM EDT
Att: 14,926 - Unknown

livebaseballscores.com

AB 39
R 1
H 13
RBI 1
BB 1
SO 3
LOB 29



Batter	1	2	3	4	5	6	7	8	9	AB	R	H	RBI	BB	SO	LOB	BOTTOM			
Maury Wills, S (1,5) OBP: 0.330, SLG: 0.324										5	0	3	1	0	0	0				
Gene Alley, R (1,4) OBP: 0.291, SLG: 0.310										4	0	1	0	0	0	4				
Matty Alou, L (1,8) OBP: 0.370, SLG: 0.392										4	0	0	0	0	0	2				
Roberto Clemente, R (1,9) OBP: 0.327, SLG: 0.462										4	2	3	0	0	1	0				
Donn Clendenon, R (1,3) OBP: 0.322, SLG: 0.372										4	1	1	2	0	1	2				
Manny Mota, R (1,7) OBP: 0.332, SLG: 0.327										3	2	2	0	1	0	0				
Jose Pagan, R (1,6) OBP: 0.231, SLG: 0.278										3	0	0	0	0	1	3	AB 32			
Jerry May, R (1,2) OBP: 0.307, SLG: 0.265										2	1	0	0	1	0	3	R 7			
Al McBean, R (1,1) OBP: 0.214, SLG: 0.255										3	1	1	4	0	0	0	H 11			
Inning Stats	R: 0 E: 0 K: 0 S: 3	H: 1 LOB: 0 BB: 0 P: 3	R: 3 E: 0 K: 0 S: 7	H: 4 LOB: 2 BB: 0 P: 8	R: 0 E: 0 K: 0 S: 4	H: 1 LOB: 1 BB: 0 P: 4	R: 4 E: 0 K: 1 S: 7	H: 2 LOB: 0 BB: 2 P: 15	R: 0 E: 0 K: 1 S: 5	H: 0 LOB: 0 BB: 0 P: 5	R: 0 E: 0 K: 1 S: 5	H: 0 LOB: 0 BB: 0 P: 5	R: 0 E: 0 K: 0 S: 3	H: 0 LOB: 0 BB: 0 P: 3	R: 0 E: 1 K: 0 S: 4	H: 0 LOB: 0 BB: 0 P: 4	1B: 7 2B: 1 3B: 1 HR: 2	SF: 0 SAC: 1 DP: 1 HBP: 2	WP: 0 PB: 0 SB: 1 CS: 1	PA: 37
PITCHER Larry Jaster, L (1,1) ERA: 2.74	IP: 5.0 WLS: L BF: 28	H: 10 R: 7 ER: 7 SO: 10	BB: 1 IBB: 1 HBP: 2 BLK: 0	WP: 0 HR: 2 S: 26 P: 36	ERA: 12.60 WHIP: 2.200	PITCHER														
Dick Hughes, R (6,1) ERA: 4.64	IP: 2.0 WLS: W BF: 6	H: 1 R: 0 ER: 0 SO: 2	BB: 0 IBB: 0 HBP: 0 BLK: 0	WP: 0 HR: 0 S: 10 P: 10	ERA: 0.00 WHIP: 0.500	PITCHER														
Wayne Granger, R (8,1) ERA: 2.25	IP: 1.0 WLS: W BF: 3	H: 0 R: 0 ER: 0 SO: 0	BB: 0 IBB: 0 HBP: 0 BLK: 0	WP: 0 HR: 0 S: 3 P: 3	ERA: 0.00 WHIP: 0.000	PITCHER														

St. Louis Cardinals @ Pittsburgh Pirates
Forbes Field, Pittsburgh, PA
Sun Jul 28 1968, 3:33 AM EDT
Att: 14,926 - Unknown

livebaseballscores.com

AB 32
R 7
H 11
RBI 7
BB 2
SO 3
LOB 14



Batter	1	2	3	4	5	6	7	8	9	AB	R	H	RBI	BB	SO	LOB	TOP			
Bob Johnson, R (1, 5) OBP: 0.310, SLG: 0.317	5-3			BB SH1-3 1B	FC6-4 2B		P4		BB 1B	5	1	2	0	0	0	3	Atlanta Braves @ Pittsburgh Pirates Forbes Field, Pittsburgh, PA Tue Jul 30 1968, 7:05 PM EDT Unknown			
Sonny Jackson, L (1, 6) OBP: 0.299, SLG: 0.281	5-3			SH1-3 1-2	2B 1B		F9		K	4	1	1	1	0	1	2				
Tito Francona, L (1, 3) OBP: 0.416, SLG: 0.380	K			BB BB	2B				BB BB	2	1	1	2	3	1	0				
Joe Torre, R (1, 2) OBP: 0.340, SLG: 0.420		6-3			6-3				BB BB	3	0	0	0	0	1	3				
Bob Tillman, R (7, 2) OBP: 0.299, SLG: 0.279				K					BB BB	1	1	1	0	0	0	0				
Hank Aaron, R (9, PH) OBP: 0.320, SLG: 0.471									BB BB	1	0	0	0	0	1	2				
Felipe Alou, R (1, 8) OBP: 0.336, SLG: 0.396							F8		BB BB	3	0	1	2	1	0	0				
Mike Page, L (1, 9) OBP: 0.294, SLG: 0.250									BB BB	4	0	1	0	0	0	4				
Mike Lum, L (1, 7) OBP: 0.263, SLG: 0.324			F9		FC6-4 1B		G4-6-3 1B		G3	4	1	1	0	0	0	2				
Felix Millan, R (1, 4) OBP: 0.324, SLG: 0.341				P6			F7		BB BB	4	0	1	0	0	1	2				
Ken Johnson, R (1, 1) OBP: 0.147, SLG: 0.152									BB BB	2	0	1	0	0	1	0				
George Stone, L (5, 1) OBP: 0.250, SLG: 0.250									BB BB	1	0	0	0	0	0	1				
Wayne Causey, L (9, PH) OBP: 0.258, SLG: 0.179					FC6-4 1B		F8		BB BB	1	0	0	0	0	0	0				
Inning Stats	R: 0 E: 0 K: 1 S: 5	H: 0 LOB: 0 BB: 0 P: 5	R: 0 E: 0 K: 0 S: 3	H: 0 LOB: 0 BB: 0 P: 3	R: 0 E: 0 K: 1 S: 5	H: 1 LOB: 3 BB: 2 P: 14	R: 3 E: 1 K: 0 S: 7	H: 4 LOB: 1 BB: 0 P: 7	R: 0 E: 0 K: 0 S: 3	H: 1 LOB: 1 BB: 0 P: 3	R: 0 E: 0 K: 0 S: 4	H: 1 LOB: 1 BB: 0 P: 4	R: 2 E: 0 K: 1 S: 7	H: 2 LOB: 1 BB: 1 P: 11	R: 0 E: 0 K: 2 S: 8	H: 1 LOB: 2 BB: 1 P: 12	1B: 8 2B: 2 3B: 0 HR: 0	SF: 0 SAC: 1 DP: 1 HBP: 0	WP: 0 PB: 0 SB: 0 CS: 0	PA: 40
PITCHER	IP WLS BF H R ER SO BB IBB HBP BLK WP HR S P ERA WHIP																			
Steve Blass, R (1, 1) ERA: 2.67	7.1 W 33 9 5 2 3 3 0 0 0 0 0 0 36 48 2.46 1.636																			
Tommie Sisk, R (8, 1) ERA: 3.34	1.2 S 7 1 0 0 3 1 0 0 0 0 0 0 12 16 0.00 1.200																			

AB 35
R 5
H 10
RBI 5
BB 4
SO 6
LOB 19



Batter	1	2	3	4	5	6	7	8	9	AB	R	H	RBI	BB	SO	LOB	BOTTOM			
Maury Wills, S (1, 5) OBP: 0.332, SLG: 0.325	4-3		F8	E3 2H 1B		4-3		F8		5	0	1	0	0	0	0	Atlanta Braves @ Pittsburgh Pirates Forbes Field, Pittsburgh, PA Tue Jul 30 1968, 7:05 PM EDT Unknown			
Gene Alley, R (1, 6) OBP: 0.293, SLG: 0.310				5-3		2B BB		1-3		4	0	1	0	1	0	1				
Matty Alou, L (1, 8) OBP: 0.369, SLG: 0.396					F7			L6		5	1	2	0	0	0	1				
Roberto Clemente, R (1, 9) OBP: 0.334, SLG: 0.471					3B 2B					3	2	2	1	1	0	1				
Donn Clendenon, R (1, 3) OBP: 0.321, SLG: 0.371					E 3B					4	1	1	0	0	2	4				
Manny Mota, R (1, 7) OBP: 0.330, SLG: 0.326					1B 1B					4	1	2	1	0	0	3				
Bill Mazerowski, R (1, 4) OBP: 0.295, SLG: 0.291					1B IBB					3	1	0	0	1	0	3				
Jerry May, R (1, 2) OBP: 0.306, SLG: 0.266					P4 2B 1B					4	1	2	3	0	0	0				
Steve Blass, R (1, 1) OBP: 0.128, SLG: 0.136					1-2 2-3 3H					4	1	1	2	0	0	2				
Tommie Sisk, R (8, 1) OBP: 0.167, SLG: 0.063					1-3 E 2B					0	0	0	0	0	0	0				
Inning Stats	R: 0 E: 0 K: 0 S: 4	H: 1 LOB: 1 BB: 0 P: 4	R: 0 E: 0 K: 1 S: 5	H: 0 LOB: 0 BB: 0 P: 5	R: 0 E: 0 K: 0 S: 3	H: 0 LOB: 0 BB: 0 P: 3	R: 6 E: 2 K: 0 S: 9	H: 6 LOB: 1 BB: 1 P: 13	R: 2 E: 0 K: 0 S: 7	H: 4 LOB: 2 BB: 0 P: 7	R: 0 E: 0 K: 1 S: 3	H: 0 LOB: 0 BB: 0 P: 3	R: 0 E: 0 K: 0 S: 3	H: 0 LOB: 0 BB: 0 P: 3	R: 0 E: 0 K: 0 S: 3	H: 0 LOB: 0 BB: 0 P: 3	1B: 8 2B: 3 3B: 1 HR: 0	SF: 0 SAC: 0 DP: 0 HBP: 0	WP: 0 PB: 0 SB: 0 CS: 0	PA: 39
PITCHER	IP WLS BF H R ER SO BB IBB HBP BLK WP HR S P ERA WHIP																			
Ken Johnson, R (1, 1) ERA: 3.18	4.2 L 26 11 8 7 1 1 1 0 0 0 0 0 27 31 13.50 2.357																			
George Stone, L (5, 1) ERA: 2.5	3.1 13 1 0 0 1 1 1 0 0 0 0 0 13 21 0.00 0.600																			



Batter	1	2	3	4	5	6	7	8	9	10	AB	R	H	RBI	BB	SO	LOB	TOP	
Sonny Jackson, L (1,6) OBP: 0.294, SLG: 0.277	5-3	F8			F7		6-3			K2-3	5	0	0	0	0	1	2		
Tito Francona, L (1,7) OBP: 0.415, SLG: 0.381	1B					K				F8	5	0	2	0	0	2	0		
Hank Aaron, R (1,9) OBP: 0.323, SLG: 0.472	1B					6-3				F8	5	1	3	0	0	0	1		
Joe Torre, R (1,3) OBP: 0.338, SLG: 0.416	G6-4-3					6-3				1B	5	1	1	0	0	1	3		
Felipe Alou, R (1,8) OBP: 0.335, SLG: 0.395						6-3				1B	4	1	1	0	0	0	2		
Deron Johnson, R (1,5) OBP: 0.287, SLG: 0.307						6-3				F8	3	1	1	1	1	0	0		
Bob Tillman, R (1,2) OBP: 0.244, SLG: 0.284						F9				E9	4	0	2	3	0	0	0		
Felix Millan, R (1,4) OBP: 0.321, SLG: 0.337						P6				4-3	4	0	0	0	0	0	3		
Phil Niekro, R (1,1) OBP: 0.085, SLG: 0.170						5-3				6-3	3	0	0	0	0	0	0		
Inning Stats	R: 0 E: 0 K: 0 S: 4	H: 2 LOB: 1 BB: 0 P: 4	R: 1 E: 0 K: 0 S: 5	H: 2 LOB: 2 BB: 1 P: 9	R: 0 E: 0 K: 1 S: 5	H: 0 LOB: 0 BB: 0 P: 5	R: 0 E: 0 K: 0 S: 3	H: 0 LOB: 0 BB: 0 P: 3	R: 0 E: 0 K: 1 S: 9	H: 1 LOB: 1 BB: 0 P: 4	R: 0 E: 0 K: 0 S: 3	H: 0 LOB: 0 BB: 0 P: 3	R: 0 E: 0 K: 2 S: 8	H: 0 LOB: 0 BB: 0 P: 3	R: 0 E: 0 K: 2 S: 8	H: 1 LOB: 1 BB: 0 P: 8	1B: 10 2B: 0 3B: 0 HR: 0	SF: 0 SAC: 1 DP: 1 HBP: 0	WP: 0 PA: 40 PB: 1 SB: 1 CS: 0
PITCHER	IP 5.2	WLS L	BF 25	H 8	R 4	ER 4	SO 2	BB 1	IBB 0	HBP 0	BLK 0	WP 0	HR 0	S 28	P 32	ERA 6.35	WHIP 1.588		
PITCHER	IP 6.1	WLS W	BF 15	H 2	R 0	ER 0	SO 2	BB 0	IBB 0	HBP 0	BLK 0	WP 0	HR 0	S 19	P 19	ERA 0.00	WHIP 0.462		

Atlanta Braves @ Pittsburgh Pirates
Forbes Field, Pittsburgh, PA
Tue Jul 30 1968, 7:05 PM EDT
Att. 11,624 - Unknown

AB 38
R 4
H 10
RBI 4
BB 1
SO 4
LOB 11



Batter	1	2	3	4	5	6	7	8	9	10	AB	R	H	RBI	BB	SO	LOB	BOTTOM					
Maury Wills, S (1,5) OBP: 0.337, SLG: 0.335	1B						4-3			K	5	1	4	1	0	1	0						
Gene Alley, R (1,6) OBP: 0.292, SLG: 0.309	1B					FC5-4				F8	4	1	1	0	0	0	2						
Matty Alou, L (1,8) OBP: 0.366, SLG: 0.393	G3					K				4-3	5	1	1	1	0	1	2						
Donn Clendenon, R (1,3) OBP: 0.327, SLG: 0.385	1B					4-3				1B	5	1	4	2	0	1	1						
Manny Mota, R (1,7) OBP: 0.328, SLG: 0.323	1B					4-3				4-3	5	0	1	1	0	1	2						
Gary Kolb, L (1,9) OBP: 0.273, SLG: 0.344	P5					K				F9	3	0	0	0	0	1	3						
Roberto Clemente, R (8,9) OBP: 0.333, SLG: 0.470						K				4-3	1	0	0	0	0	0	0						
Bill Mazeroski, R (1,4) OBP: 0.295, SLG: 0.290	5-3					G3				F8	4	1	1	0	0	0	2						
Carl Taylor, R (1,2) OBP: 0.329, SLG: 0.258						6-3				6-3	3	0	0	0	0	0	0						
Jim Bunning, R (1,1) OBP: 0.103, SLG: 0.128						1-3				K	2	0	0	0	0	0	1						
Ron Kline, R (6,1)						F9				L1-3	2	0	0	0	0	1	0						
Inning Stats	R: 2 E: 1 K: 0 S: 7	H: 4 LOB: 2 BB: 0 P: 7	R: 0 E: 0 K: 0 S: 4	H: 1 LOB: 1 BB: 0 P: 4	R: 0 E: 0 K: 2 S: 8	H: 1 LOB: 1 BB: 0 P: 8	R: 1 E: 0 K: 0 S: 5	H: 2 LOB: 1 BB: 0 P: 5	R: 1 E: 0 K: 1 S: 6	H: 1 LOB: 0 BB: 0 P: 6	R: 0 E: 0 K: 1 S: 6	H: 1 LOB: 1 BB: 0 P: 6	R: 0 E: 0 K: 0 S: 3	H: 0 LOB: 0 BB: 0 P: 3	R: 0 E: 0 K: 0 S: 3	H: 0 LOB: 0 BB: 0 P: 3	R: 0 E: 0 K: 2 S: 7	H: 0 LOB: 0 BB: 0 P: 7	R: 1 E: 0 K: 0 S: 4	H: 2 LOB: 2 BB: 0 P: 4	1B: 9 2B: 2 3B: 0 HR: 1	SF: 0 SAC: 2 DP: 0 HBP: 0	WP: 1 PA: 41 PB: 1 SB: 0 CS: 0
PITCHER	IP 9.2	WLS L	BF 41	H 12	R 5	ER 4	SO 6	BB 0	IBB 0	HBP 0	BLK 0	WP 1	HR 0	S 53	P 53	ERA 3.72	WHIP 1.241						
PITCHER	IP 6.1	WLS W	BF 15	H 2	R 0	ER 0	SO 2	BB 0	IBB 0	HBP 0	BLK 0	WP 0	HR 0	S 19	P 19	ERA 0.00	WHIP 0.462						

Atlanta Braves @ Pittsburgh Pirates
Forbes Field, Pittsburgh, PA
Tue Jul 30 1968, 7:05 PM EDT
Att. 11,624 - Unknown

AB 39
R 5
H 12
RBI 5
BB 0
SO 6
LOB 13



Batter	1	2	3	4	5	6	7	8	9	AB	R	H	RBI	BB	SO	LOB	TOP			
Maury Wills, S OBP: 0.336, SLG: 0.334 Luke Walker, L (8, 1)	0-0 4-3			0-0 FC4 1B	0-0 B3			0-0 4-3		4	0	1	0	0	0	0				
Gene Alley, R OBP: 0.292, SLG: 0.308 (1, 6)	0-0 F9			0-0 FC4 BB 1B 1-2			0-0 F8			4	1	1	0	0	0	1				
Matty Alou, L OBP: 0.368, SLG: 0.393 (1, 8)	0-0 5-3			0-0 1B BB SF8 1B 1-2			4-0 G3 BB			3	1	1	0	1	0	1				
Roberto Clemente, R OBP: 0.335, SLG: 0.467 (1, 9)		4-0 G4-6-3 BB		4-0 SF8 1B BB 1-2 2-3			0-0 G3		0-0 F8	2	0	0	0	2	0	1				
Donn Clendenon, R OBP: 0.329, SLG: 0.386 (1, 3)		0-3 K		0-0 1B BB 1-2 2-3 3-H			0-0 F8		0-0 1-3 1B	4	0	2	1	0	1	2				
Manny Mota, R OBP: 0.322, SLG: 0.319 (1, 7)		0-0 G4-6-3		0-0 SF8			0-0 1-3		0-0 1-3	3	0	0	1	0	0	2				
Bill Mazerolski, R OBP: 0.292, SLG: 0.287 (1, 4)			0-0 4-3		0-0 F7			0-0 P4		4	0	0	0	0	0	3				
Jerry May, R OBP: 0.305, SLG: 0.265 Carl Taylor, R OBP: 0.319, SLG: 0.250 (1, 2) (4, 2)			0-0 P4		0-0 1-3			0-0 4-3		1	0	0	0	0	0	0				
Bob Moose, R OBP: 0.114, SLG: 0.088 Bill Henry, L (4, 1) Jose Pagan, R OBP: 0.229, SLG: 0.276 (8, PH) (8, 5)		0-3 K		0-0 1-3				0-0 F5		1	0	0	0	0	1	0				
Inning Stats	R: 0 E: 0 K: 0 S: 3	H: 0 LOB: 0 BB: 0 P: 3	R: 0 E: 0 K: 1 S: 4	H: 0 LOB: 0 BB: 1 P: 8	R: 0 E: 0 K: 1 S: 5	H: 0 LOB: 0 BB: 0 P: 5	R: 2 E: 0 K: 0 S: 6	H: 3 LOB: 2 BB: 1 P: 10	R: 0 E: 0 K: 0 S: 3	H: 0 LOB: 0 BB: 0 P: 3	R: 0 E: 0 K: 0 S: 3	H: 0 LOB: 0 BB: 0 P: 3	R: 0 E: 0 K: 0 S: 4	H: 1 LOB: 1 BB: 0 P: 4	R: 0 E: 0 K: 0 S: 4	H: 1 LOB: 1 BB: 0 P: 4	1B: 5 2B: 0 3B: 0 HR: 0	SF: 1 SAC: 0 DP: 1 HBP: 0	WP: 0 PB: 0 SB: 0 CS: 0	PA: 34
PITCHER Gerry Arrigo, L ERA: 2.91 (1, 1)	IP: 9.0 WLS: W BF: 34 H: 5 R: 2 ER: 2 SO: 2 BB: 3 IBB: 0 HBP: 0 BLK: 0 WP: 0 HR: 0 S: 35 P: 47 ERA: 2.00 WHIP: 0.889																			

Pittsburgh Pirates @ Cincinnati Reds
Crosley Field, Cincinnati, OH
Wed Jul 31 1968, 3:33 AM EDT
Unknown

AB 30
R 2
H 5
RBI 2
BB 3
SO 2
LOB 10



Batter	1	2	3	4	5	6	7	8	9	AB	R	H	RBI	BB	SO	LOB	BOTTOM			
Pete Rose, S OBP: 0.393, SLG: 0.455 (1, 9)	0-0 E7 1B	0-0 F8 2B		0-0 6-3		0-0 F8		0-0 6-3		5	1	2	0	0	0	0				
Vada Pinson, L OBP: 0.310, SLG: 0.385 (1, 8)	0-0 E 2H 1B	0-0 F8 2-3		0-0 4-3		0-0 2B		0-3 K		5	1	2	1	0	1	1				
Mack Jones, L OBP: 0.368, SLG: 0.422 (1, 7)	4-0 FC3-6 BB	0-0 G3			0-0 HR	0-0 F8				3	1	1	1	1	0	2				
Lee May, R OBP: 0.338, SLG: 0.471 (1, 3)	0-0 FC3-6 2B 1-2 2H		0-0 F9		0-0 F7		0-0 F7 E 2B			4	2	1	0	0	0	1				
Johnny Bench, R OBP: 0.303, SLG: 0.422 (1, 2)	0-0 1B 2B 2H		0-0 P6		0-0 1B 1B		0-0 F7			4	2	2	1	0	0	1				
Tony Perez, R OBP: 0.328, SLG: 0.400 (1, 5)	0-0 F7 2H 1B		0-0 1B 2B		0-0 1B 1B 1-2		0-0 E5			4	1	3	1	0	0	0				
Tommy Helms, R OBP: 0.331, SLG: 0.394 (1, 4)	0-0 F7 1-2		0-0 1B		0-0 F5		0-3 K			4	0	1	1	0	1	4				
Woody Woodward, R OBP: 0.280, SLG: 0.242 (1, 6)	0-0 3-1		0-0 4-3		0-0 1B 1-3 2H		0-0 G3			4	0	1	1	0	0	3				
Gerry Arrigo, L OBP: 0.125, SLG: 0.108 (1, 1)		0-3 K		0-0 F8		0-0 4-3		0-3 K		4	0	0	0	0	2	0				
Inning Stats	R: 4 E: 2 K: 0 S: 7	H: 4 LOB: 1 BB: 1 P: 11	R: 0 E: 0 K: 1 S: 6	H: 1 LOB: 0 BB: 0 P: 6	R: 1 E: 0 K: 0 S: 5	H: 2 LOB: 1 BB: 0 P: 5	R: 0 E: 0 K: 0 S: 3	H: 0 LOB: 0 BB: 0 P: 3	R: 2 E: 0 K: 0 S: 6	H: 4 LOB: 2 BB: 0 P: 6	R: 0 E: 0 K: 0 S: 4	H: 1 LOB: 0 BB: 0 P: 4	R: 1 E: 1 K: 1 S: 7	H: 1 LOB: 1 BB: 0 P: 7	R: 0 E: 0 K: 2 S: 7	H: 0 LOB: 0 BB: 0 P: 7	1B: 7 2B: 5 3B: 0 HR: 1	SF: 0 SAC: 0 DP: 0 HBP: 0	WP: 0 PB: 0 SB: 0 CS: 0	PA: 38
PITCHER Bob Moose, R ERA: 2.5 Bill Henry, L ERA: 5.19 Luke Walker, L ERA: 1.95 (1, 1) (4, 1) (8, 1)	IP: 3.0 WLS: L BF: 17 H: 7 R: 5 ER: 5 SO: 1 BB: 1 IBB: 0 HBP: 0 BLK: 0 WP: 0 HR: 1 S: 20 P: 20 ERA: 4.50 WHIP: 1.500																			

Pittsburgh Pirates @ Cincinnati Reds
Crosley Field, Cincinnati, OH
Wed Jul 31 1968, 3:33 AM EDT
Unknown

AB 37
R 8
H 13
RBI 6
BB 1
SO 4
LOB 12



Batter	1	2	3	4	5	6	7	8	9	AB	R	H	RBI	BB	SO	LOB	TOP				
Maury Wills, S OBP: 0.333, SLG: 0.330 Jose Pagan, R OBP: 0.229, SLG: 0.276	L5			F7	P6		K	4-3		5	0	0	0	0	1	3					
Gene Alley, R OBP: 0.293, SLG: 0.310	6-3			K	F4		FC6-4 1B		2B	5	1	2	0	0	1	2					
Matty Alou, L OBP: 0.368, SLG: 0.396	B5			HR 1B		5-3	FC6-4 1-2		3B 2B	5	2	2	1	0	0	1					
Roberto Clemente, R OBP: 0.333, SLG: 0.472 Bill Virdon, L OBP: 0.333, SLG: 1.333		F9		HR		5-3	5-3		K	5	1	1	2	0	1	2					
Donn Clendenon, R OBP: 0.334, SLG: 0.404	K			2B 1B		HR		E SF8 BB	1B 3B	4	3	3	2	1	1	0					
Manny Mota, R OBP: 0.332, SLG: 0.333	F9			1B 2B		1B 2B		E6 1B	FC1-6 1B	5	2	4	1	0	0	0					
Bill Mazerolski, R OBP: 0.293, SLG: 0.289			F8		SH2-4 HBP 1B	1-3 2B 1B		SF8	FC1-6 1-2	4	1	2	1	0	0	1					
Jerry May, R OBP: 0.307, SLG: 0.268	K			SH2-4 HBP 2B		5-3		5-3	K	4	0	1	2	0	2	2					
Dock Ellis, S OBP: 0.125, SLG: 0.125 Roy Face, R (8, 1)	1-3			1-2 2-3	SH2-4	6-3			2H 1B	3	0	1	1	0	0	1					
Inning Stats	R: 0 E: 0 K: 0 S: 3	H: 0 LOB: 0 BB: 0 P: 3	R: 0 E: 0 K: 1 S: 5	H: 0 LOB: 0 BB: 0 P: 5	R: 0 E: 0 K: 1 S: 5	H: 4 LOB: 2 BB: 0 P: 8	R: 0 E: 0 K: 0 S: 4	H: 1 LOB: 2 BB: 0 P: 5	R: 3 E: 0 K: 0 S: 7	H: 4 LOB: 1 BB: 0 P: 7	R: 0 E: 0 K: 1 S: 6	H: 1 LOB: 1 BB: 0 P: 6	R: 2 E: 1 K: 0 S: 5	H: 2 LOB: 1 BB: 1 P: 9	R: 3 E: 0 K: 2 S: 11	H: 4 LOB: 1 BB: 0 P: 11	1B: 10 2B: 3 3B: 1 HR: 2	SF: 1 SAC: 1 DP: 0 HBP: 1	WP: 0 PB: 0 SB: 0 CS: 0	PA: 44	
PITCHER	IP	WLS	BF	H	R	ER	SO	BB	IBB	HBP	BLK	WP	HR	S	P	ERA	WHIP				
Jay Ritchie, R ERA: 3.72	5.2	L	25	8	5	5	3	0	0	1	0	0	2	30	31	7.94	1.412				
Bob Lee, R ERA: 4.52	1.1		6	2	0	0	1	0	0	0	0	0	0	8	8	0.00	1.500				
Ted Abernathy, R ERA: 1.71	2.0		13	6	5	4	2	1	0	0	0	0	0	16	20	18.00	3.500				

Pittsburgh Pirates @ Cincinnati Reds
Crosley Field, Cincinnati, OH
Wed Jul 31 1968, 7:05 PM EDT
Att: 14,780 - Unknown

AB 40
R 10
H 16
RBI 10
BB 1
SO 6
LOB 12



Batter	1	2	3	4	5	6	7	8	9	AB	R	H	RBI	BB	SO	LOB	BOTTOM					
Pete Rose, S OBP: 0.392, SLG: 0.453	4-3 2B 1B		5-3		4-3		4-3			4	1	1	0	0	0	2						
Vada Pinson, L OBP: 0.312, SLG: 0.387	4-3 1-2		1B			1-3		1B 1B		4	0	2	0	0	0	1						
Mack Jones, L OBP: 0.372, SLG: 0.433	F9 2H 2B		K			1B 1B		F9		4	0	2	1	0	1	1						
Lee May, R OBP: 0.339, SLG: 0.470	F9 2-3			L6-4-3 BB BB		P3		G6-4-3 1B		3	0	1	0	1	0	2						
Tony Perez, R OBP: 0.329, SLG: 0.399	5-3			L6-4-3 BB		1B		G6-4-3 1-2		3	0	1	0	1	0	3						
Tommy Helms, R OBP: 0.327, SLG: 0.390		G3		L6-4-3 1-2 2-3		F3		P4		4	0	0	0	0	4							
Pat Corrales, R OBP: 0.143 Johnny Bench, R OBP: 0.306, SLG: 0.427		K			1-3			FC6-4 BB		2	0	0	0	0	1	0						
Woody Woodward, R OBP: 0.284, SLG: 0.248 Giraldo Ruiz, S OBP: 0.310, SLG: 0.272					4-3			FC6-4 FC4-6 1-2		2	0	1	0	0	0	0						
Jay Ritchie, R Bob Lee, R Don Pavletich, R George Culver, R Ted Abernathy, R Fred Whitfield, L		4-3			CI			FC4-6 WP 1-2		1	0	0	0	0	0	1						
Inning Stats	R: 1 E: 0 K: 0 S: 5	H: 2 LOB: 1 BB: 0 P: 5	R: 0 E: 0 K: 1 S: 6	H: 1 LOB: 1 BB: 0 P: 6	R: 0 E: 0 K: 1 S: 5	H: 1 LOB: 0 BB: 2 P: 9	R: 0 E: 0 K: 0 S: 1	H: 0 LOB: 0 BB: 0 P: 9	R: 0 E: 1 K: 0 S: 4	H: 0 LOB: 1 BB: 0 P: 4	R: 0 E: 0 K: 0 S: 5	H: 2 LOB: 2 BB: 1 P: 5	R: 0 E: 0 K: 0 S: 3	H: 0 LOB: 2 BB: 1 P: 7	R: 0 E: 0 K: 0 S: 4	H: 2 LOB: 1 BB: 0 P: 4	R: 0 E: 0 K: 0 S: 4	H: 1 LOB: 1 BB: 0 P: 4	1B: 7 2B: 2 3B: 1 HR: 0	SF: 0 SAC: 0 DP: 1 HBP: 0	WP: 1 PB: 0 SB: 0 CS: 0	PA: 36
PITCHER	IP	WLS	BF	H	R	ER	SO	BB	IBB	HBP	BLK	WP	HR	S	P	ERA	WHIP					
Dock Ellis, R ERA: 2.7	7.0	W	28	6	1	1	2	3	0	0	0	0	0	29	41	1.29	1.286					
Roy Face, R ERA: 2.97	2.0	S	8	3	0	0	0	0	0	0	0	0	0	8	8	0.00	1.500					

Pittsburgh Pirates @ Cincinnati Reds
Crosley Field, Cincinnati, OH
Wed Jul 31 1968, 7:05 PM EDT
Att: 14,780 - Unknown

AB 32
R 1
H 9
RBI 1
BB 3
SO 2
LOB 18



Batter	1	2	3	4	5	6	7	8	9	AB R H RBI BB SO LOB	TOP											
Maury Wills, S OBP: 0.335, SLG: 0.332 Jose Pagan, R OBP: 0.229, SLG: 0.276	4-0 S E BB		0-0 F7		0-0 1B BB 1B	0-0 6-3			0-0 6-3 1B 9-2-5 1B	4 2 2 0 1 0 0 0 0 0 0 0 0 0	Pittsburgh Pirates @ Cincinnati Reds Crosley Field, Cincinnati, OH Thu Aug 01 1968, 7:05 PM EDT Att: 10,926 - Unknown											
Matty Alou, L OBP: 0.372, SLG: 0.399	0-0 G3 1-H			0-0 HR 1B	0-0 BB BB SF9 1B		0-0 5-3		0-0 6-3 1B 1-2	5 2 3 0 0 0 0												
Roberto Clemente, R OBP: 0.329, SLG: 0.465	0-0 4-3			0-0 E4 HR	0-3 K		0-0 F9		0-0 6-3 1B 1-2 2-3	5 1 0 0 0 1 5												
Willie Stargell, L OBP: 0.333, SLG: 0.500	0-0 F9			0-0 HR 1-2 2-H	4-0 SF9 BB BB		4-0 FC5-4 BB		4-0 IBB 9-2-5	2 1 1 3 3 0 0												
Donn Clendenon, R OBP: 0.335, SLG: 0.401		0-3 K		4-0 SH1-4 BB	4-0 BB 1-2 2-3 3-4		0-0 FC5-4 1-2		0-0 9-2-5 3-H	3 0 0 1 2 1 4												
Gene Alley, R OBP: 0.291, SLG: 0.308	0-0 6-3			0-0 SH1-4 1-2	0-0 SF9 2-3 3-4			0-0 5-3		2 0 0 1 0 0 0												
Bill Mazerowski, R OBP: 0.293, SLG: 0.289	0-0 F2			0-0 F8	0-0 F2			0-0 5-3 1B		4 0 1 0 0 0 3												
Jerry May, R OBP: 0.306, SLG: 0.265			0-0 F8	4-0 IBB		0-0 P4		0-0 5-3 1-2		3 0 0 0 1 0 1												
Tommie Sisk, R OBP: 0.136, SLG: 0.050 Roy Face, R (9, 1)			0-3 K	0-3 K		0-0 F3		0-3 K		4 0 0 0 0 3 3 0 0 0 0 0 0 0												
Inning Stats	R: 1 E: 0 K: 0 S: 3	H: 0 LOB: 0 BB: 1 P: 7	R: 0 E: 0 K: 1 S: 5	H: 0 LOB: 0 BB: 0 P: 5	R: 0 E: 0 K: 1 S: 5	H: 0 LOB: 0 BB: 0 P: 5	R: 3 E: 1 K: 1 S: 8	H: 2 LOB: 2 BB: 2 P: 16	R: 2 E: 0 K: 1 S: 7	H: 2 LOB: 2 BB: 2 P: 15	R: 0 E: 0 K: 0 S: 3	H: 0 LOB: 0 BB: 0 P: 3	R: 0 E: 0 K: 0 S: 3	H: 0 LOB: 1 BB: 1 P: 7	R: 0 E: 0 K: 1 S: 6	H: 1 LOB: 1 BB: 0 P: 6	R: 0 E: 0 K: 0 S: 4	H: 2 LOB: 3 BB: 1 P: 8	1B: 6 2B: 1 3B: 0 HR: 1	SF: 1 SAC: 1 DP: 1 HBP: 0	WP: 0 PB: 0 SB: 1 CS: 0	PA: 41
PITCHER	IP WLS BF H R ER SO BB IBB HBP BLK WP HR S P ERA WHIP											IP WLS BF H R ER SO BB IBB HBP BLK WP HR S P ERA WHIP										
Jim Maloney, R ERA: 3.62	(1, 1) 4.1 L 23 4 6 5 4 4 1 0 0 0 0 1 26 46 10.38 1.846																					
Bob Lee, R ERA: 4.31	(5, 1) 3.2 13 1 0 0 1 1 0 0 0 0 0 0 14 18 0.00 0.545																					
Clay Carroll, R ERA: 2.79	(9, 1) 1.0 5 2 0 0 0 0 0 1 0 0 0 0 0 4 8 0.00 2.000																					

AB	32
R	6
H	7
RBI	5
BB	7
SO	5
LOB	16



Batter	1	2	3	4	5	6	7	8	9	AB R H RBI BB SO LOB	BOTTOM									
Pete Rose, S OBP: 0.391, SLG: 0.454	0-0 4-3 2B		0-0 4-3		0-0 G3			0-0 L4		4 0 1 0 0 0 1	Pittsburgh Pirates @ Cincinnati Reds Crosley Field, Cincinnati, OH Thu Aug 01 1968, 7:05 PM EDT Att: 10,926 - Unknown									
Vada Pinson, L OBP: 0.311, SLG: 0.393 Clay Carroll, R OBP: 0.167, SLG: 0.167	0-0 4-3 2-3		0-0 F8			0-0 HR		0-0 F8		4 1 1 1 0 0 1 0 0 0 0 0 0 0										
Mack Jones, L OBP: 0.368, SLG: 0.423	4-0 G1-6-3 IBB			0-0 3-1		0-3 K		0-0 3-1		3 0 0 0 1 1 0										
Lee May, R OBP: 0.338, SLG: 0.468	0-0 G1-6-3 1-2			0-0 6-3		0-3 K		0-0 K G3 HBP 1B		4 0 1 0 0 1 2										
Johnny Bench, R OBP: 0.308, SLG: 0.426 George Culver, R OBP: 0.089, SLG: 0.111		0-0 P6		0-0 1B		0-0 5-3		1-0 G3 HBP		3 0 1 0 0 0 0 0 0 0 0 0 0 0										
Tony Perez, R OBP: 0.326, SLG: 0.395	0-0 G3		0-0 K			0-0 F9		0-0 G3 1-2 2-3		4 0 0 0 0 1 3										
Tommy Helms, R OBP: 0.326, SLG: 0.389				0-0 K		0-0 F8		0-0 4-3		4 0 1 0 0 1 3										
Woody Woodward, R OBP: 0.277, SLG: 0.240	0-0 FC6-4 1-2			0-0 FC6-4		0-0 F7				3 0 0 0 0 0 1										
Jim Maloney, L OBP: 0.298, SLG: 0.370 Bob Lee, R OBP: 0.200, SLG: 0.200 Alex Johnson, R OBP: 0.346, SLG: 0.387			0-0 3-1		0-0 1B			0-0 6-3		1 0 0 0 0 0 0 1 0 1 0 0 0 0 1 0 0 0 0 0 0										
Inning Stats	R: 0 E: 0 K: 0 S: 3	H: 1 LOB: 1 BB: 1 P: 7	R: 0 E: 0 K: 0 S: 4	H: 1 LOB: 0 BB: 0 P: 4	R: 0 E: 0 K: 1 S: 6	H: 1 LOB: 1 BB: 0 P: 6	R: 0 E: 0 K: 0 S: 4	H: 1 LOB: 1 BB: 0 P: 4	R: 1 E: 0 K: 2 S: 8	H: 1 LOB: 0 BB: 0 P: 8	R: 0 E: 0 K: 1 S: 5	H: 0 LOB: 0 BB: 0 P: 5	R: 0 E: 0 K: 0 S: 3	H: 0 LOB: 0 BB: 0 P: 3	R: 0 E: 0 K: 0 S: 4	H: 1 LOB: 3 BB: 0 P: 5	1B: 4 2B: 1 3B: 0 HR: 1	SF: 0 SAC: 0 DP: 1 HBP: 1	WP: 0 PB: 0 SB: 0 CS: 0	PA: 34
PITCHER	IP WLS BF H R ER SO BB IBB HBP BLK WP HR S P ERA WHIP											IP WLS BF H R ER SO BB IBB HBP BLK WP HR S P ERA WHIP								
Tommie Sisk, R ERA: 3.06	(1, 1) 8.1 W 32 6 1 1 4 0 0 0 0 0 0 0 0 2 2 1.08 0.720																			
Roy Face, R ERA: 2.92	(9, 1) 0.2 S 2 0 0 0 0 0 0 0 0 0 0 0 0 2 2 0.00 0.000																			



Batter	1	2	3	4	5	6	7	8	9	AB	R	H	RBI	BB	SO	LOB	TOP			
Maury Wills, S OBP: 0.335, SLG: 0.330	1-3		4-0 PB E BB		0-3 K			0-0 6-3		3	1	0	0	1	1	0	Pittsburgh Pirates @ San Francisco Giants Candlestick Park, San Francisco, CA Fri Aug 02 1968, 10:05 PM EDT Att: 6,423 - Unknown			
Matty Alou, L OBP: 0.366, SLG: 0.394	L9		0-0 E3 1-H		0-0 1-3			0-0 F8		4	0	0	0	0	0	0				
Roberto Clemente, R OBP: 0.329, SLG: 0.461	4-0 BB		0-0 4-3			0-0 6-3		0-0 6-3		3	0	0	0	1	0	1				
Willie Stargell, L OBP: 0.332, SLG: 0.507	0-3 K			0-0 6-3		0-0 4-3			0-0 HR	4	1	1	1	0	1	1				
Donn Clendenon, R OBP: 0.334, SLG: 0.399		0-0 1-3		0-0 1B		0-0 L9			0-0 L9	4	0	1	0	0	0	0				
Gene Alley, R OBP: 0.286, SLG: 0.304		0-0 F8		0-3 K			0-0 6-3		0-0 1-3	4	0	0	0	0	1	1				
Bill Mazerowski, R OBP: 0.289, SLG: 0.286		0-3 K		0-0 F4			0-0 6-3		0-0 5-3	4	0	0	0	0	1	1				
Jerry May, R OBP: 0.309, SLG: 0.276			0-0 F3		0-0 WP 3B		0-0 1B			3	1	2	0	0	0	0				
Al McBean, R OBP: 0.203, SLG: 0.241			0-3 K		0-0 4-3		0-0 F6			3	0	0	0	0	1	2				
Inning Stats	R: 0 E: 0 K: 1 S: 5	H: 0 LOB: 1 BB: 1 P: 9	R: 0 E: 0 K: 1 S: 5	H: 0 LOB: 0 BB: 0 P: 5	R: 1 E: 1 K: 1 S: 6	H: 0 LOB: 1 BB: 1 P: 10	R: 0 E: 0 K: 1 S: 6	H: 1 LOB: 1 BB: 0 P: 6	R: 1 E: 0 K: 0 S: 6	H: 1 LOB: 0 BB: 0 P: 3	R: 0 E: 0 K: 0 S: 4	H: 1 LOB: 1 BB: 0 P: 4	R: 0 E: 0 K: 0 S: 3	H: 0 LOB: 0 BB: 0 P: 3	R: 1 E: 0 K: 0 S: 4	H: 1 LOB: 0 BB: 0 P: 4	1B: 2 2B: 0 3B: 1 HR: 1	SF: 0 SAC: 0 DP: 0 HBP: 0	WP: 1 PB: 1 SB: 0 CS: 0	PA: 34
PITCHER Gaylord Perry, R ERA: 2.65	IP: 9.0 WLS: L BF: 34	H: 4 R: 3 ER: 2 SO: 5	BB: 2 IBB: 0 HBP: 0 BLK: 0	WP: 1 HR: 1 S: 42 P: 50	ERA: 2.00 WHIP: 0.667											ERA: 2.00 WHIP: 0.667				

AB	32
R	3
H	4
RBI	1
BB	2
SO	5
LOB	6

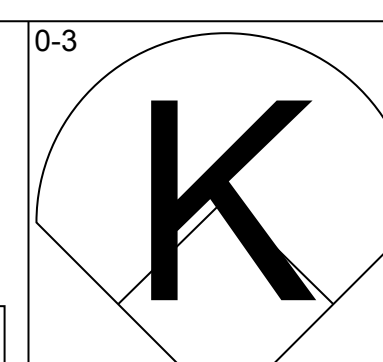
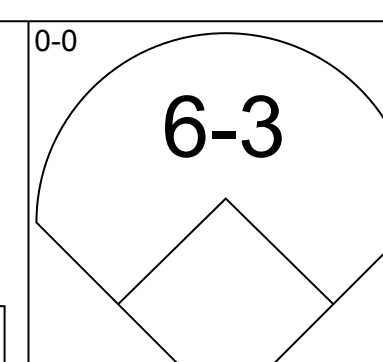
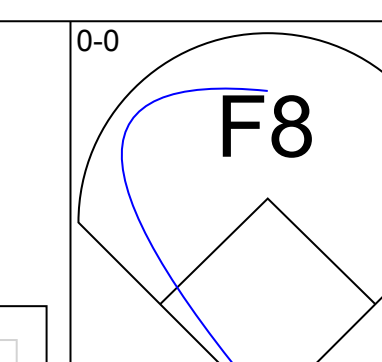
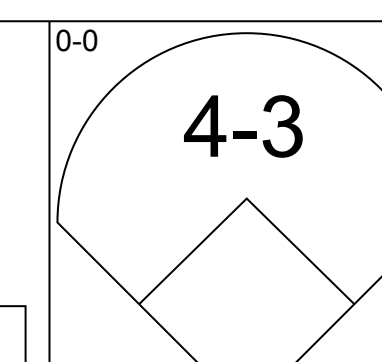
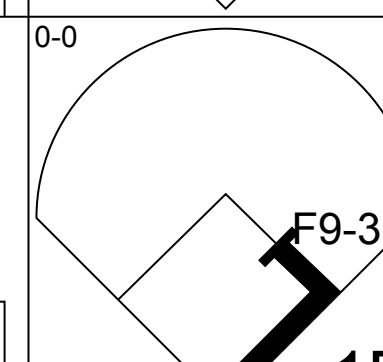
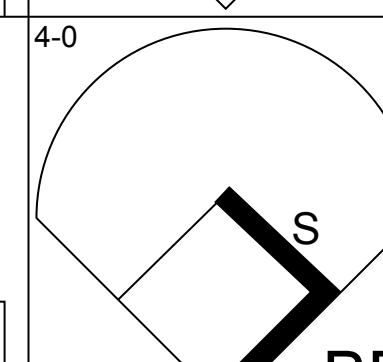
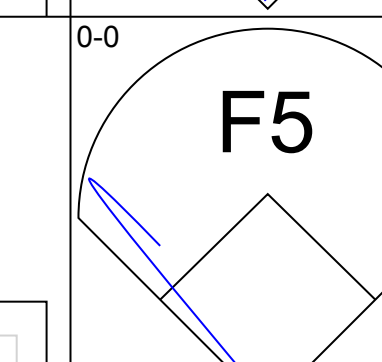
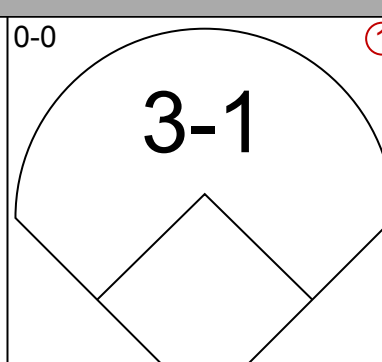
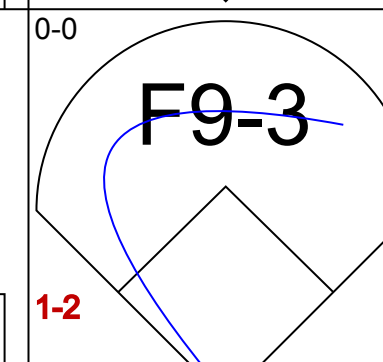
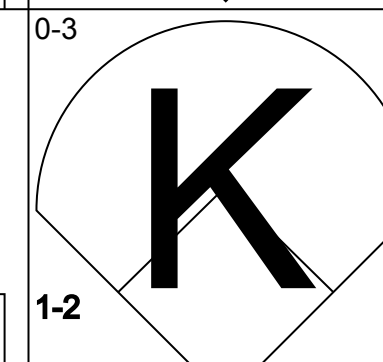
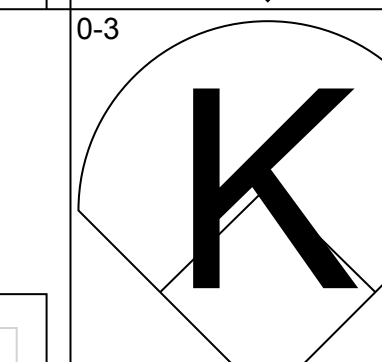
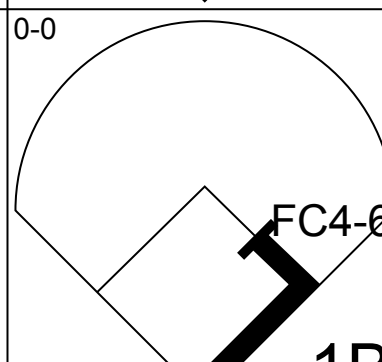
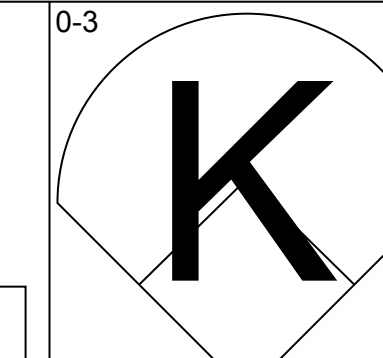
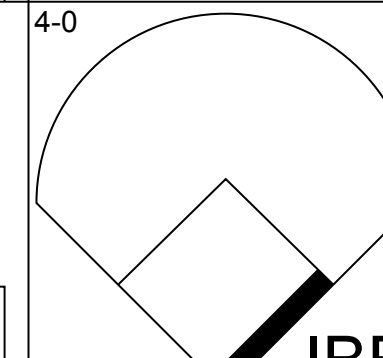
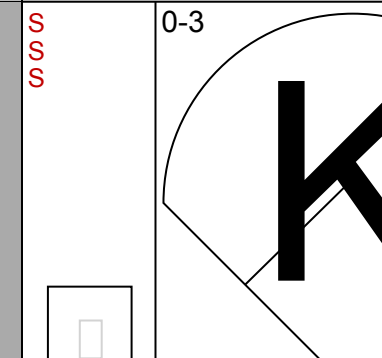
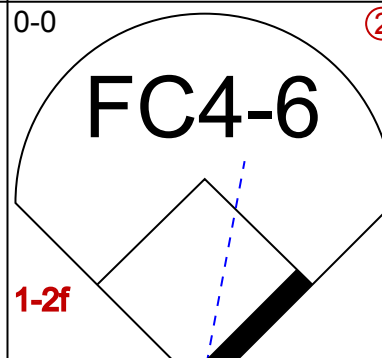
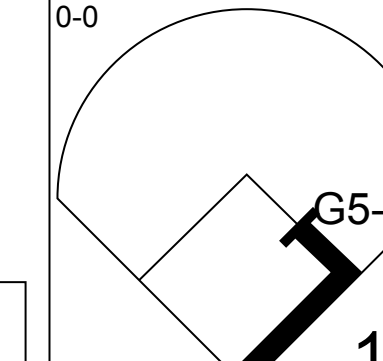
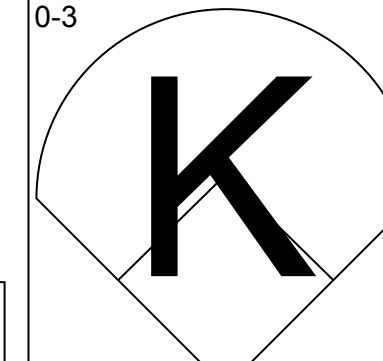
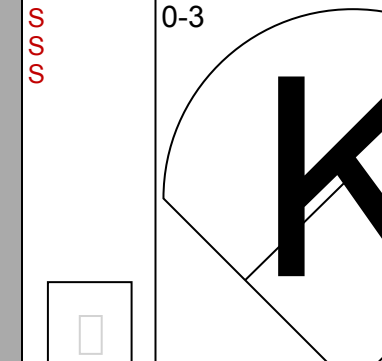
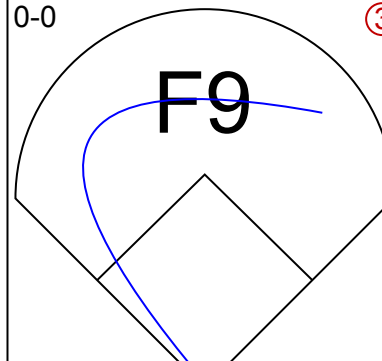
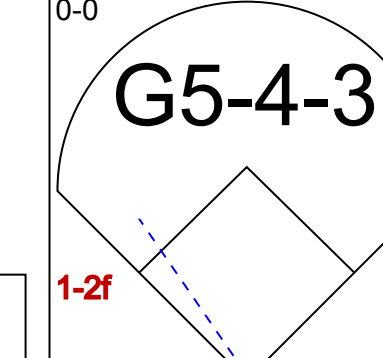
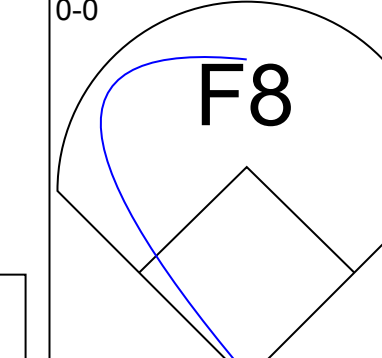
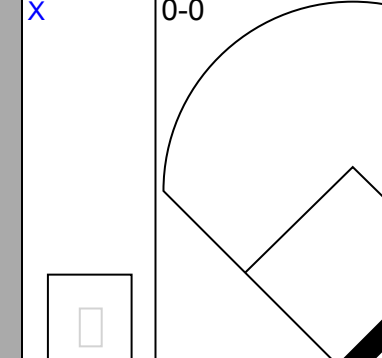
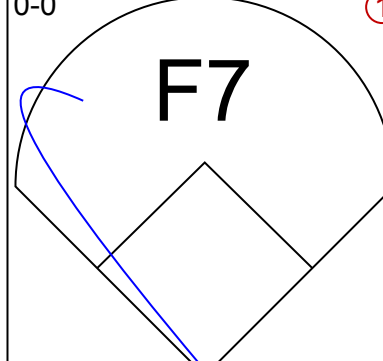
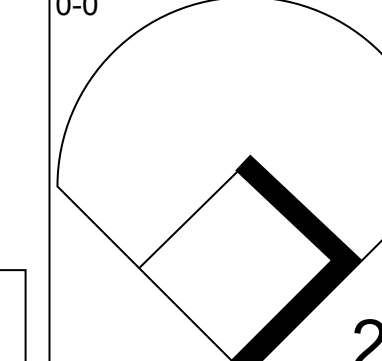
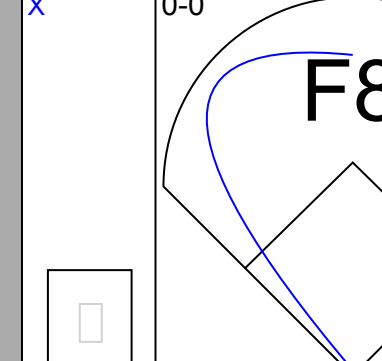
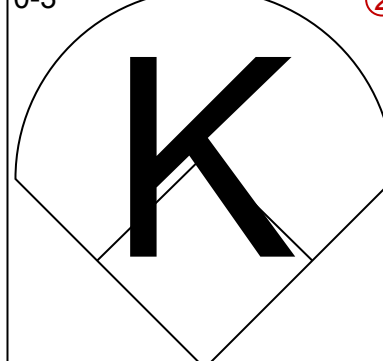
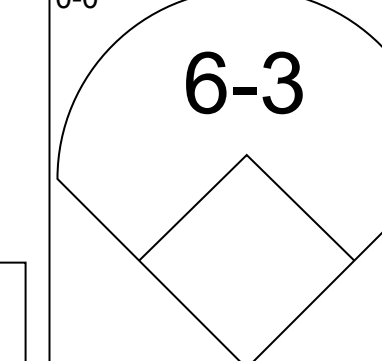
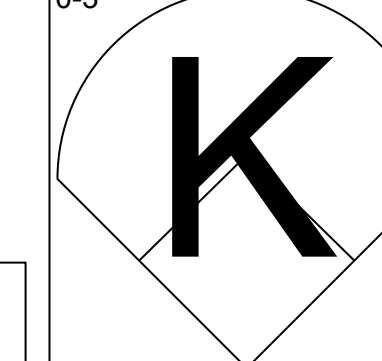
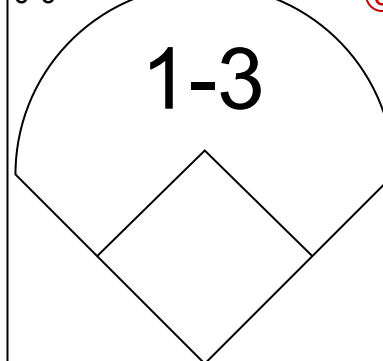
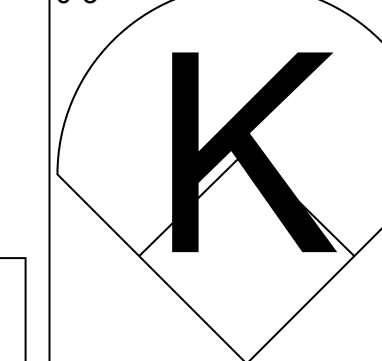
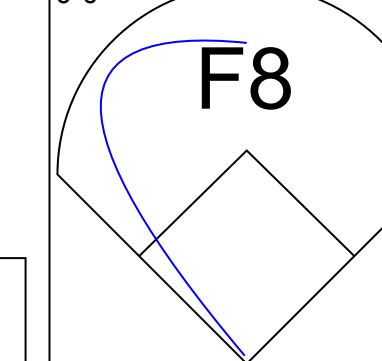



Batter	1	2	3	4	5	6	7	8	9	AB	R	H	RBI	BB	SO	LOB	BOTTOM					
Ron Hunt, R OBP: 0.358, SLG: 0.281	6-3		0-0 F5		0-0 L4-6-3 1B			0-0 5-3		4	0	1	0	0	0	1	Pittsburgh Pirates @ San Francisco Giants Candlestick Park, San Francisco, CA Fri Aug 02 1968, 10:05 PM EDT Att: 6,423 - Unknown					
Ty Cline, L OBP: 0.253, SLG: 0.247	L7		0-0 L9		0-0 L4-6-3			0-0 L9		4	0	0	0	0	0	2						
Willie Mays, R OBP: 0.348, SLG: 0.450	5-3			0-0 F8		0-0 F8		0-0 HR		4	1	1	1	0	0	0						
Willie McCovey, L OBP: 0.370, SLG: 0.559		4-0 BB BB		0-0 5-3 1B		0-0 WP 1B		0-0 4-3		3	0	2	0	1	0	0						
Dick Dietz, R OBP: 0.382, SLG: 0.487		4-0 1-2 BB		0-0 5-3		0-3 K		0-0 F9		3	0	0	0	1	1	2						
Dave Marshall, L OBP: 0.347, SLG: 0.346		0-0 F7		4-0 BB		0-0 F8			0-0 1-3	3	0	0	0	1	0	3						
Jim Davenport, R OBP: 0.270, SLG: 0.236		0-0 F3		0-0 F9			0-0 F9		0-0 4-3	4	0	0	0	0	0	4						
Hal Lanier, R OBP: 0.215, SLG: 0.233 Bob Schroder, L OBP: 0.389, SLG: 0.357	5-3				0-0 FC1-6 1B		0-0 3-1		0-0 6-3	3	0	1	0	0	0	2						
Gaylord Perry, R OBP: 0.145, SLG: 0.131			0-0 5-3		0-0 FC1-6 1B		0-0 1B			3	0	1	0	0	0	1						
Inning Stats	R: 0 E: 0 K: 0 S: 3	H: 0 LOB: 0 BB: 0 P: 3	R: 0 E: 0 K: 0 S: 3	H: 0 LOB: 2 BB: 2 P: 11	R: 0 E: 0 K: 0 S: 3	H: 0 LOB: 0 BB: 0 P: 3	R: 0 E: 0 K: 0 S: 4	H: 1 LOB: 2 BB: 1 P: 8	R: 0 E: 0 K: 0 S: 4	H: 2 LOB: 1 BB: 0 P: 4	R: 0 E: 0 K: 1 S: 6	H: 1 LOB: 1 BB: 0 P: 6	R: 0 E: 0 K: 0 S: 4	H: 1 LOB: 1 BB: 0 P: 4	R: 0 E: 0 K: 0 S: 4	H: 0 LOB: 0 BB: 0 P: 4	R: 0 E: 0 K: 0 S: 3	H: 0 LOB: 0 BB: 0 P: 3	1B: 5 2B: 0 3B: 0 HR: 1	SF: 0 SAC: 0 DP: 1 HBP: 0	WP: 1 PB: 0 SB: 0 CS: 0	PA: 35
PITCHER Al McBean, R ERA: 2.93	IP: 9.0 WLS: W BF: 35	H: 6 R: 1 ER: 1 SO: 1	BB: 3 IBB: 0 HBP: 0 BLK: 0	WP: 1 HR: 1 S: 34 P: 46	ERA: 1.00 WHIP: 1.000											ERA: 1.00 WHIP: 1.000						



Batter	1	2	3	4	5	6	7	8	9	AB	R	H	RBI	BB	SO	LOB	TOP				
Maury Wills, S OBP: 0.336, SLG: 0.331 (1, 5)	5-3			K		G4-6-3 1B		L4-3 L1-3 1B		4	0	2	0	0	1	0	Pittsburgh Pirates @ San Francisco Giants Candlestick Park, San Francisco, CA Sat Aug 03 1968, 6:33 AM EDT Att: 9,251 - Unknown livebaseballscorecards.com				
Manny Mota, R OBP: 0.331, SLG: 0.332 (1, 8)	4-3			BB 1B		G4-6-3 1-2		L1-3		4	0	1	0	0	0	2					
Roberto Clemente, R OBP: 0.330, SLG: 0.460 (1, 9)	K			1-2 BB		1B		L4-3		3	0	1	0	1	1	1					
Willie Stargell, L OBP: 0.328, SLG: 0.500 (1, 7)		K		F4		K		F2		4	0	0	0	0	2	4					
Donn Clendenon, R OBP: 0.331, SLG: 0.395 (1, 3)		K		K		K		K		4	0	0	0	0	4	2					
Gene Alley, R OBP: 0.287, SLG: 0.303 (1, 6)	4-3				F3		K	1B		4	0	1	0	0	1	0					
Bill Mazerolski, R OBP: 0.292, SLG: 0.288 (1, 4)			4-3		1B		1B	F8		4	0	2	0	0	0	1					
Jerry May, R OBP: 0.312, SLG: 0.279 (1, 2)			F8		K		1B	1B		4	0	2	0	0	1	1					
Bob Veale, S OBP: 0.162, SLG: 0.088 (5, PH)										1	0	0	0	0	1	0					
Jose Capatzen, R OBP: 0.227, SLG: 0.273 (5, 1)										0	0	0	0	0	0	1					
Ron Kline, R OBP: 0.253, SLG: 0.247 (7, PR)										0	0	0	0	0	0	0					
Carl Taylor, R OBP: 0.246, SLG: 0.246 (7, 1)										0	0	0	0	0	0	0					
Bill Henry, L OBP: 0.246, SLG: 0.246 (8, 1)										0	0	0	0	0	0	0					
Luke Walker, L OBP: 0.270, SLG: 0.340 (9, PH)										1	0	0	0	0	0	2					
Inning Stats	R: 0 E: 0 K: 1 S: 5	H: 0 LOB: 0 BB: 0 P: 5	R: 0 E: 0 K: 2 S: 7	H: 0 LOB: 0 BB: 0 P: 7	R: 0 E: 0 K: 1 S: 5	H: 0 LOB: 0 BB: 0 P: 5	R: 0 E: 0 K: 2 S: 8	H: 1 LOB: 2 BB: 1 P: 12	R: 0 E: 0 K: 1 S: 6	H: 1 LOB: 1 BB: 0 P: 6	R: 0 E: 0 K: 3 S: 6	H: 2 LOB: 1 BB: 0 P: 6	R: 0 E: 0 K: 3 S: 11	H: 2 LOB: 2 BB: 0 P: 11	R: 0 E: 0 K: 0 S: 4	H: 1 LOB: 1 BB: 0 P: 4	R: 0 E: 0 K: 1 S: 7	H: 2 LOB: 2 BB: 0 P: 7	1B: 9 2B: 0 3B: 0 HR: 0	SF: 0 SAC: 0 DP: 1 HBP: 0	WP: 0 PA: 36 PB: 0 SB: 0 CS: 0
PITCHER Ray Sadecki, L ERA: 2.8 (1, 1)	IP: 9.0 WLS: W BF: 36 H: 9 R: 0 ER: 0 SO: 12 BB: 1 IBB: 0 HBP: 0 BLK: 0 WP: 0 HR: 0 S: 59 P: 63 ERA: 0.00 WHIP: 1.111															PITCHER					

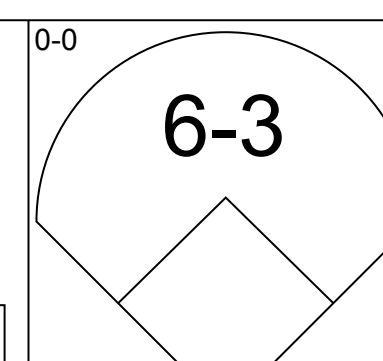
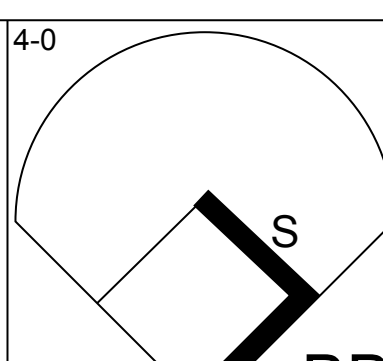
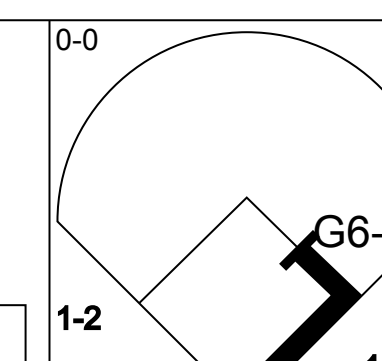
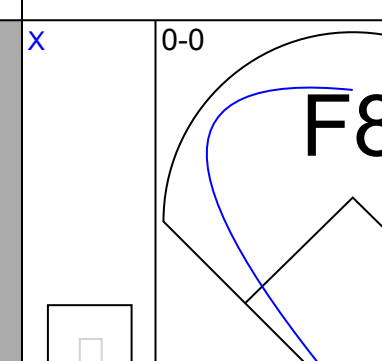
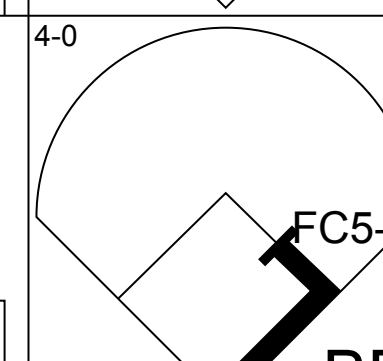
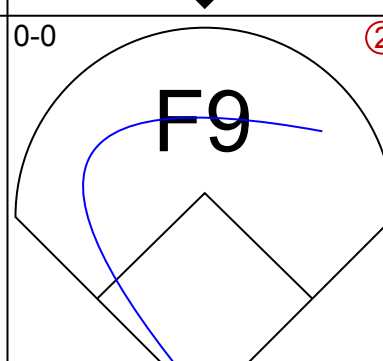
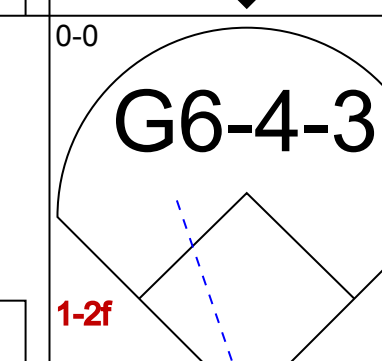
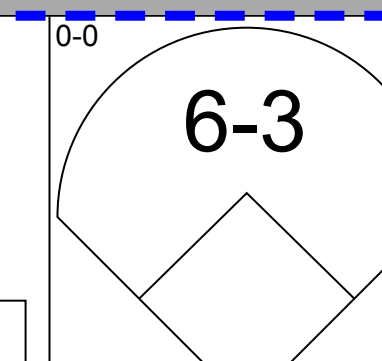
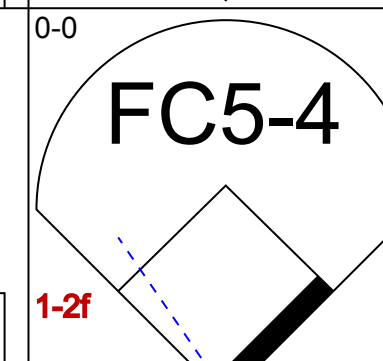
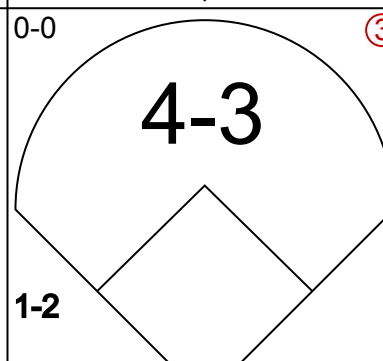
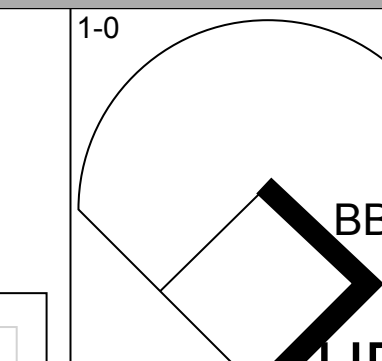
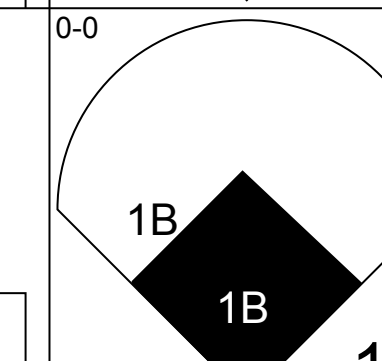
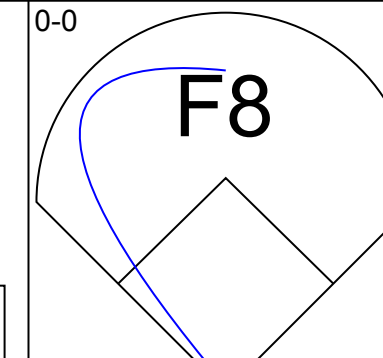
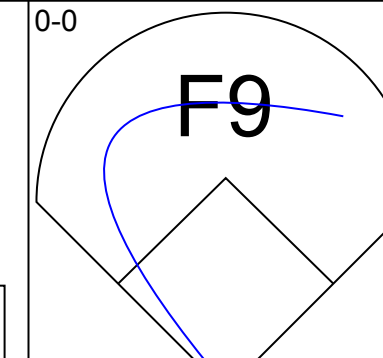
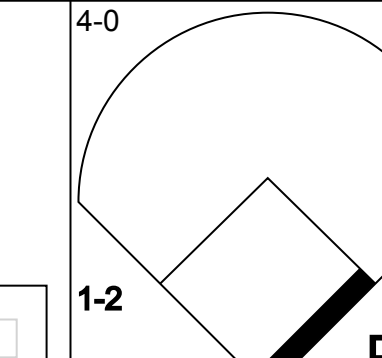
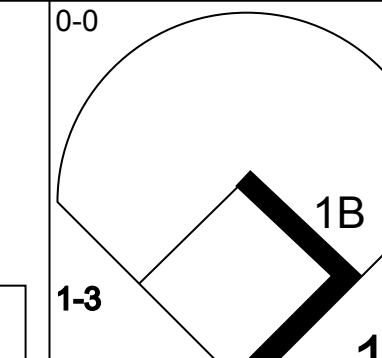
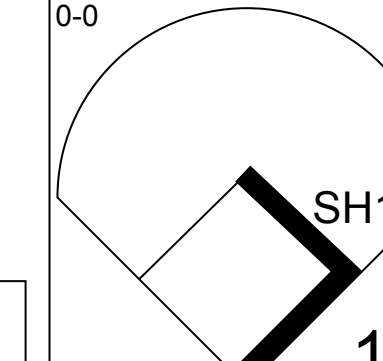
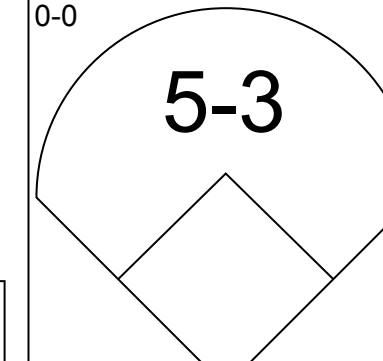
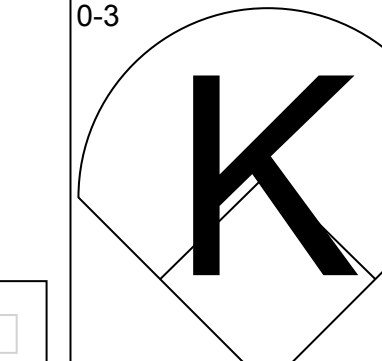
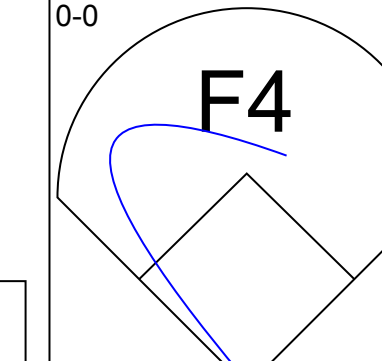
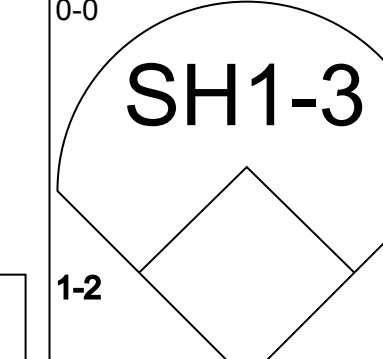
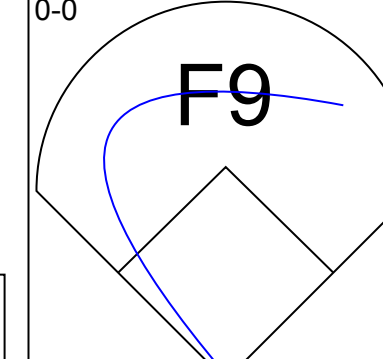
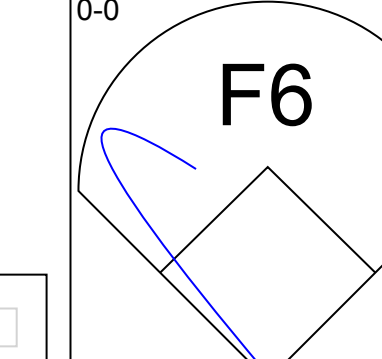
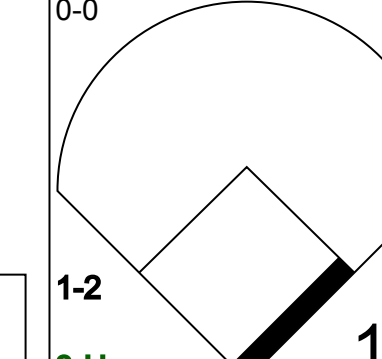
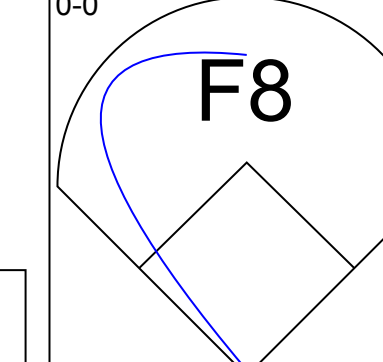
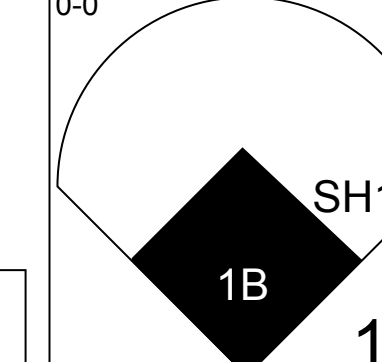
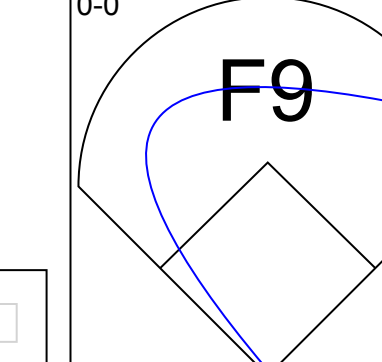
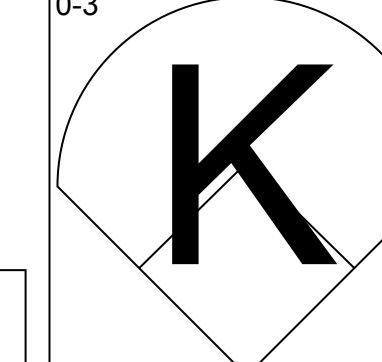
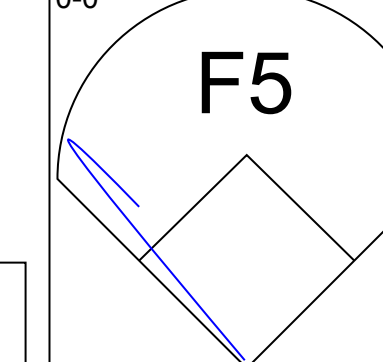
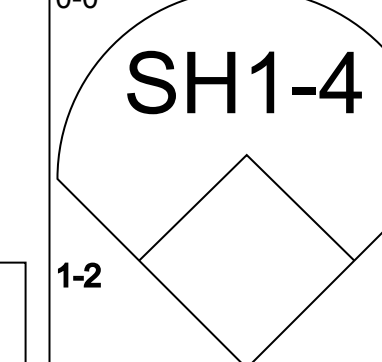
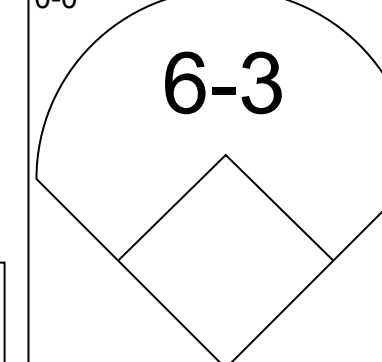
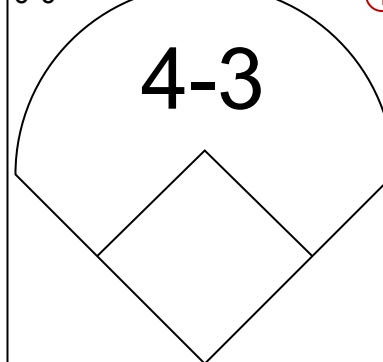
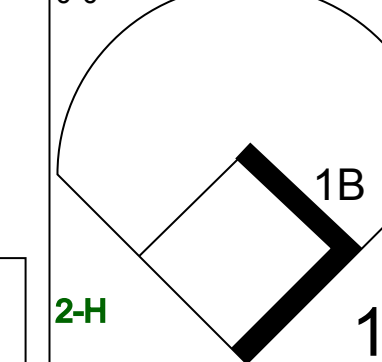
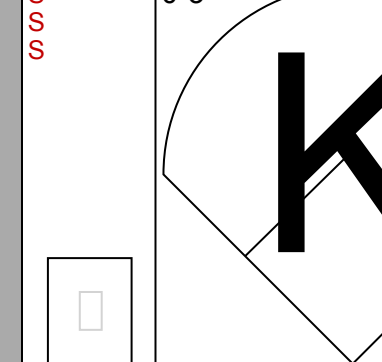
Batter	1	2	3	4	5	6	7	8	9	AB	R	H	RBI	BB	SO	LOB	BOTTOM		
Bobby Bonds, R OBP: 0.341, SLG: 0.408 (1, 9)	HR		BB 1B BB		F8		E E BB			2	2	1	1	2	0	0	Pittsburgh Pirates @ San Francisco Giants Candlestick Park, San Francisco, CA Sat Aug 03 1968, 6:33 AM EDT Att: 9,251 - Unknown livebaseballscorecards.com		
Ron Hunt, R OBP: 0.362, SLG: 0.283 (1, 4)	L5		BB 1B BB		HR BB		WP 1B 1B			2	3	1	0	2	0	0			
Willie McCovey, L OBP: 0.567, SLG: 0.567 (1, 3)	F5		1B BB		HR BB		K			4	1	2	3	0	1	1			
Dave Marshall, L OBP: 0.347, SLG: 0.346 (8, 7)	F5		1B		HR		1-2 K			0	0	0	0	0	0	0			
Willie Mays, R OBP: 0.349, SLG: 0.450 (1, 8)	F8		1B		6-3		WP 1B 1B			4	0	2	2	0	0	0			
Ty Cline, L OBP: 0.253, SLG: 0.247 (7, PR)	F8		1B				WP 1B 1B			0	0	0	0	0	0	0			
Dick Dietz, R OBP: 0.385, SLG: 0.487 (1, 2)	F8		K				WP 1B 1B			4	0	2	0	0	1	2			
Jesus Alou, R OBP: 0.276, SLG: 0.335 (1, 7)	G3				5-3		F2			4	0	0	0	0	0	3			
Frank Johnson, R OBP: 0.243, SLG: 0.207 (1, 5)	4-3				F2		FC6-4 1B			4	0	1	0	0	0	0			
Hal Lanier, R OBP: 0.213, SLG: 0.230 (1, 6)			E5 BB SH5-4 1B		F3		FC6-4 1-2			4	1	0	0	0	0	1			
Ray Sadecki, L OBP: 0.127, SLG: 0.117 (1, 1)			SH5-4		F4		G3			3	0	0	0	0	1	0			
Inning Stats	R: 1 E: 0 K: 0 S: 4	H: 1 LOB: 0 BB: 0 P: 4	R: 0 E: 0 K: 0 S: 3	H: 0 LOB: 0 BB: 0 P: 3	R: 2 E: 1 K: 1 S: 7	H: 2 LOB: 2 BB: 2 P: 15	R: 0 E: 0 K: 0 S: 3	H: 0 LOB: 0 BB: 0 P: 3	R: 2 E: 0 K: 0 S: 4	H: 1 LOB: 0 BB: 1 P: 8	R: 0 E: 0 K: 0 S: 4	H: 2 LOB: 1 BB: 0 P: 4	R: 2 E: 1 K: 1 S: 8	H: 3 LOB: 3 BB: 1 P: 12	R: 0 E: 0 K: 1 S: 5	H: 0 LOB: 0 BB: 0 P: 5	1B: 7 2B: 0 3B: 0 HR: 2	SF: 0 SAC: 1 DP: 1 HBP: 0	WP: 2 PA: 36 PB: 0 SB: 0 CS: 0
PITCHER Bob Veale, L ERA: 1.99 (1, 1)	IP: 4.0 WLS: L BF: 17 H: 3 R: 3 ER: 1 SO: 1 BB: 2 IBB: 0 HBP: 0 BLK: 0 WP: 0 HR: 1 S: 17 P: 25 ERA: 2.25 WHIP: 1.250															PITCHER			
Ron Kline, R ERA: 1.49 (5, 1)	2.0	9	3	2	2	0	1	0	0	0	0	1	8	12	9.00	2.000			
Bill Henry, L ERA: 4.91 (7, 1)	1.0	7	3	2	0	1	1	0	0	0	2	0	8	12	0.00	4.000			
Luke Walker, L ERA: 1.89 (8, 1)	1.0	3	0	0	0	1	0	0	0	0	0	0	5	5	0.00	0.000			

Batter	1	2	3	4	5	6	7	8	9	AB	R	H	RBI	BB	SO	LOB	TOP			
Maury Wills, S (1, 5) OBP: 0.333, SLG: 0.328										4	0	0	0	0	1	0				
Matty Alou, L (1, 8) OBP: 0.365, SLG: 0.394										3	0	1	0	1	0	0				
Roberto Clemente, R (1, 9) OBP: 0.329, SLG: 0.458										4	0	1	0	0	2	2				
Willie Stargell, L (1, 7) OBP: 0.327, SLG: 0.495										3	0	0	0	1	2	1				
Donn Clendenon, R (1, 3) OBP: 0.330, SLG: 0.393										4	0	1	0	0	2	3				
Gene Alley, R (1, 6) OBP: 0.288, SLG: 0.304										3	0	1	0	0	0	1				
Bill Mazerolski, R (1, 4) OBP: 0.292, SLG: 0.291										3	0	1	0	0	0	1				
Jerry May, R (1, 2) OBP: 0.309, SLG: 0.276										3	0	0	0	0	2	1				
Jim Bunning, R (1, 1) OBP: 0.098, SLG: 0.122										2	0	0	0	0	1	1				
Manny Jimenez, L (8, PH) OBP: 0.473, SLG: 0.413										1	0	0	0	0	0	0				
Tommye Sisk, R (8, 1) OBP: 0.136, SLG: 0.050										0	0	0	0	0	0	0				
Inning Stats	R: 0 E: 0 K: 1 S: 5	H: 1 LOB: 0 BB: 0 P: 5	R: 0 E: 0 K: 1 S: 5	H: 1 LOB: 0 BB: 0 P: 5	R: 0 E: 0 K: 1 S: 5	H: 0 LOB: 2 BB: 2 P: 15	R: 0 E: 0 K: 1 S: 6	H: 1 LOB: 1 BB: 0 P: 6	R: 0 E: 0 K: 1 S: 5	H: 0 LOB: 0 BB: 0 P: 5	R: 0 E: 0 K: 2 S: 8	H: 1 LOB: 1 BB: 0 P: 8	R: 0 E: 0 K: 1 S: 5	H: 0 LOB: 0 BB: 0 P: 5	R: 0 E: 0 K: 0 S: 4	H: 1 LOB: 1 BB: 0 P: 4	1B: 4 2B: 2 3B: 0 HR: 0	SF: 0 SAC: 0 DP: 2 HBP: 0	WP: 0 PB: 0 SB: 1 CS: 0	PA: 32
PITCHER Bobby Bolin, R (1, 1) ERA: 1.84	IP: 9.0 WLS: W BF: 32 H: 5 R: 0 ER: 0 SO: 10 BB: 1 IBB: 1 HBP: 0 BLK: 0 WP: 0 HR: 0 S: 50 P: 58 ERA: 0.00 WHIP: 0.667															PITCHER				

Pittsburgh Pirates @ San Francisco Giants
Candlestick Park, San Francisco, CA
Sun Aug 04 1968, 6:33 AM EDT
Att: 18,151 - Unknown

AB 30
R 0
H 5
RBI 0
BB 2
SO 10
LOB 10



Batter	1	2	3	4	5	6	7	8	9	AB	R	H	RBI	BB	SO	LOB	BOTTOM			
Bobby Bonds, R (1, 9) OBP: 0.348, SLG: 0.405										3	0	1	0	1	0	0				
Ron Hunt, R (1, 4) OBP: 0.361, SLG: 0.280										3	0	0	0	1	0	3				
Willie Mays, R (1, 8) OBP: 0.351, SLG: 0.449										3	1	1	0	0	0	2				
Willie McCovey, L (1, 3) OBP: 0.373, SLG: 0.565										3	0	1	0	1	0	1				
Dick Dietz, R (1, 2) OBP: 0.382, SLG: 0.481										4	0	1	0	0	1	4				
Dave Marshall, L (1, 7) OBP: 0.347, SLG: 0.346										3	0	1	1	0	0	2				
Frank Johnson, R (1, 5) OBP: 0.244, SLG: 0.208										4	1	1	0	0	1	5				
Hal Lanier, R (1, 6) OBP: 0.211, SLG: 0.228										2	0	0	0	0	0	1				
Bobby Bolin, R (1, 1) OBP: 0.143, SLG: 0.077										3	0	1	1	0	1	0				
Inning Stats	R: 0 E: 0 K: 0 S: 3	H: 0 LOB: 1 BB: 1 P: 7	R: 0 E: 0 K: 0 S: 4	H: 1 LOB: 0 BB: 0 P: 4	R: 0 E: 0 K: 0 S: 3	H: 0 LOB: 1 BB: 1 P: 7	R: 0 E: 0 K: 0 S: 3	H: 0 LOB: 0 BB: 0 P: 3	R: 1 E: 0 K: 0 S: 5	H: 3 LOB: 1 BB: 0 P: 5	R: 0 E: 0 K: 1 S: 5	H: 0 LOB: 2 BB: 1 P: 10	R: 0 E: 0 K: 1 S: 5	H: 0 LOB: 0 BB: 0 P: 5	R: 1 E: 0 K: 1 S: 8	H: 3 LOB: 2 BB: 0 P: 8	1B: 7 2B: 0 3B: 0 HR: 0	SF: 0 SAC: 2 DP: 1 HBP: 1	WP: 0 PB: 0 SB: 1 CS: 0	PA: 34
PITCHER Jim Bunning, R (1, 1) ERA: 3.56	IP: 7.0 WLS: L BF: 28 H: 4 R: 1 ER: 1 SO: 2 BB: 3 IBB: 0 HBP: 1 BLK: 0 WP: 0 HR: 0 S: 28 P: 41 ERA: 1.29 WHIP: 1.000															PITCHER				
Tommye Sisk, R (8, 1) ERA: 3.15	IP: 1.0 WLS: L BF: 6 H: 3 R: 1 ER: 1 SO: 1 BB: 0 IBB: 0 HBP: 0 BLK: 0 WP: 0 HR: 0 S: 8 P: 8 ERA: 9.00 WHIP: 3.000															PITCHER				

Pittsburgh Pirates @ San Francisco Giants
Candlestick Park, San Francisco, CA
Sun Aug 04 1968, 6:33 AM EDT
Att: 18,151 - Unknown


AB 28
R 2
H 7
RBI 2
BB 3
SO 3
LOB 18



Batter	1	2	3	4	5	6	7	8	9	10	AB	R	H	RBI	BB	SO	LOB	TOP				
Maury Wills, S OBP: 0.334, SLG: 0.327 (1,5)	0-0 1-3		0-0 1B		4-0 CS BB			0-0 4-3		0-3 K	4	0	1	0	1	1	0					
Matty Alou, L OBP: 0.365, SLG: 0.389 (1,8)	0-0 F7		0-0 F9		0-0 CS	0-0 3-1		0-0 5-3			4	0	0	0	0	0	1					
Willie Stargell, L OBP: 0.327, SLG: 0.492 (1,7)	0-0 FC6-4 1B			0-3 K		0-0 E4 FC6		0-3 K			4	0	1	0	0	2	0					
Roberto Clemente, R OBP: 0.331, SLG: 0.458 (1,9)	0-0 FC6-4			0-0 1B		0-0 FC6 1B			0-0 FC2-6 1B		4	0	2	0	0	0	2					
Donn Clendenon, R OBP: 0.330, SLG: 0.392 (1,3)		0-3 K		0-0 F9		0-0 1B			0-0 FC2-6 FC6-4		4	0	1	0	0	1	2					
Gene Alley, R OBP: 0.267, SLG: 0.301 (1,6)		0-0 5-3		4-0 1-2 BB			0-3 K		0-0 FC6-4 FC5-4		3	0	0	0	1	1	1					
Bill Mazerowski, R OBP: 0.289, SLG: 0.288 (1,4)		0-3 K		0-0 F9			0-0 5-3		0-0 FC5-4		4	0	0	0	0	1	3					
Jerry May, R OBP: 0.308, SLG: 0.279 (1,2)			0-3 K		0-0 F7		0-0 2B			0-0 G2	4	0	1	0	0	1	0					
Steve Blass, R OBP: 0.118, SLG: 0.125 (1,1)			0-0 4-3		0-3 K		0-0 L4			0-0 4-3	4	0	0	0	0	1	1					
Inning Stats	R: 0 E: 0 K: 0 S: 4	H: 1 LOB: 1 BB: 0 P: 4	R: 0 E: 0 K: 2 S: 7	H: 0 LOB: 0 BB: 0 P: 7	R: 0 E: 0 K: 1 S: 6	H: 1 LOB: 1 BB: 0 P: 6	R: 0 E: 0 K: 1 S: 4	H: 0 LOB: 0 BB: 1 P: 8	R: 0 E: 1 K: 0 S: 4	H: 1 LOB: 2 BB: 0 P: 4	R: 0 E: 0 K: 1 S: 6	H: 1 LOB: 1 BB: 0 P: 6	R: 0 E: 0 K: 1 S: 5	H: 0 LOB: 0 BB: 0 P: 5	R: 0 E: 0 K: 0 S: 4	H: 1 LOB: 1 BB: 0 P: 4	R: 0 E: 0 K: 1 S: 5	H: 0 LOB: 0 BB: 0 P: 5	1B: 5 2B: 1 3B: 0 HR: 0	SF: 0 SAC: 0 DP: 0 HBP: 0	WP: 0 PB: 0 SB: 0 CS: 1	PA: 38
PITCHER	IP	WLS	BF	H	R	ER	SO	BB	IBB	HBP	BLK	WP	HR	S	P	ERA	WHIP					
Jack Billingham, R ERA: 1.84 (1,1)	8.0		30	5	0	0	7	2	0	0	0	0	0	42	50	0.00	0.875					
Jim Brewer, L ERA: 2.28 (9,1)	2.0	W	7	1	0	0	1	0	0	0	0	0	0	9	9	0.00	0.500					

Pittsburgh Pirates @ Los Angeles Dodgers
Dodger Stadium, Los Angeles, CA
Mon Aug 05 1968, 7:05 PM PDT
Att. 17,851 - Unknown


AB 35
R 0
H 6
RBI 0
BB 2
SO 8
LOB 10



Batter	1	2	3	4	5	6	7	8	9	10	AB	R	H	RBI	BB	SO	LOB	BOTTOM				
Jim Fahey, L OBP: 0.250, SLG: 0.310 (1,9)	0-0 G6-4-3 1B		0-3 K			0-0 1-3 1B			0-0 L9		4	0	2	0	0	1	0					
Len Gabrielson, L OBP: 0.321, SLG: 0.433 (1,7)	0-0 G6-4-3			0-0 6-3		0-3 K			0-0 F8		4	0	0	0	0	1	2					
Willie Davis, L OBP: 0.272, SLG: 0.350 (1,8)	4-0 S BB			0-0 F7			0-0 4-3		0-0 1B		3	0	1	0	1	0	0					
Tom Haller, L OBP: 0.346, SLG: 0.392 (1,2)	0-3 K			0-0 6-3			0-0 L5		0-3 K		4	0	0	0	0	2	2					
Ron Fairly, L OBP: 0.275, SLG: 0.283 (1,3)		0-0 L7			0-0 1-3		0-0 3-1			0-0 F3	4	0	0	0	0	0	0					
Bob Bailey, R OBP: 0.331, SLG: 0.354 (1,5)		0-3 K		4-0 L3 BB			0-0 F7			0-0 6-3 1B	3	1	1	0	1	1	0					
Bart Shirley, R OBP: 0.167, SLG: 0.167 (1,4)		0-0 4-3			0-0 L3			0-0 L8		0-0 6-3	4	0	0	0	0	0	2					
Zoilo Versalles, R OBP: 0.238, SLG: 0.266 (1,6)			0-0 G4-6-3 1B			0-0 CS 1B			0-0 2B		4	0	4	1	0	0	0					
Jack Billingham, R (1,1)				0-0 G4-6-3		4-0 1B BB		0-0 F3			1	0	0	0	1	0	1					
Paul Popovich, S OBP: 0.292, SLG: 0.280 (8, PH)											1	0	0	0	0	0	1					
Jim Brewer, L OBP: 0.200, SLG: 0.200 (9,1)											0	0	0	0	0	0	0					
Inning Stats	R: 0 E: 0 K: 1 S: 5	H: 1 LOB: 1 BB: 1 P: 9	R: 0 E: 0 K: 1 S: 5	H: 0 LOB: 0 BB: 0 P: 5	R: 0 E: 0 K: 1 S: 5	H: 1 LOB: 0 BB: 0 P: 5	R: 0 E: 0 K: 0 S: 3	H: 0 LOB: 0 BB: 0 P: 3	R: 0 E: 0 K: 0 S: 2	H: 2 LOB: 1 BB: 1 P: 9	R: 0 E: 0 K: 0 S: 3	H: 0 LOB: 0 BB: 0 P: 3	R: 0 E: 0 K: 0 S: 4	H: 1 LOB: 1 BB: 0 P: 4	R: 0 E: 0 K: 1 S: 6	H: 1 LOB: 1 BB: 0 P: 6	R: 1 E: 0 K: 0 S: 4	H: 2 LOB: 1 BB: 0 P: 4	1B: 7 2B: 2 3B: 0 HR: 0	SF: 0 SAC: 0 DP: 3 HBP: 0	WP: 0 PB: 0 SB: 1 CS: 1	PA: 35
PITCHER	IP	WLS	BF	H	R	ER	SO	BB	IBB	HBP	BLK	WP	HR	S	P	ERA	WHIP					
Steve Blass, R ERA: 2.55 (1,1)	9.2	L	35	8	1	1	5	3	0	0	0	0	0	42	54	0.93	1.138					

Pittsburgh Pirates @ Los Angeles Dodgers
Dodger Stadium, Los Angeles, CA
Mon Aug 05 1968, 7:05 PM PDT
Att. 17,851 - Unknown

AB 32
R 1
H 8
RBI 1
BB 3
SO 5
LOB 8



Batter	1	2	3	4	5	6	7	8	9	AB	R	H	RBI	BB	SO	LOB	TOP			
Maury Wills, S OBP: 0.331, SLG: 0.324 (1, 5)	L5		K		L8		FC1-6		E1	5	1	0	0	0	1	3	Pittsburgh Pirates @ Los Angeles Dodgers Dodger Stadium, Los Angeles, CA Tue Aug 06 1968, 7:05 PM PDT Att: 15,732 - Unknown			
Matty Alou, L OBP: 0.363, SLG: 0.387 (1, 8)	E9		6-3		6-3		P4		FC3-2	5	1	1	0	0	0	4				
Willie Stargell, L OBP: 0.330, SLG: 0.493 (1, 7)	F8		1B		1B				P4-3	5	0	3	2	0	0	1				
Roberto Clemente, R OBP: 0.335, SLG: 0.462 (1, 9)	1B		1B		1B				K	4	0	3	1	0	1	0				
Donn Clendenon, R OBP: 0.329, SLG: 0.390 (1, 3)	F8		K		1B				K	4	0	1	0	0	2	3				
Gene Alley, R OBP: 0.284, SLG: 0.298 (1, 6)		F8		G3		F8			P4-3	4	0	0	0	0	0	0				
Bill Mazerowski, R OBP: 0.291, SLG: 0.288 (1, 4)		5-3		PB		F8			E	3	1	1	0	1	0	0				
Jerry May, R OBP: 0.310, SLG: 0.280 (1, 2)				L6		K			E	3	0	1	0	1	1	1				
Bob Moose, R OBP: 0.132, SLG: 0.108 (1, 1)				4-3					E1	3	0	1	0	0	0	2				
Manny Jimenez, L OBP: 0.464, SLG: 0.404 (9, PH)		5-3							FC3-2	1	0	0	0	0	0	2				
Gary Kolb, L OBP: 0.270, SLG: 0.340 (9, PR)									E	0	1	0	0	0	0	0				
Ron Kline, R (9, 1)									1B	0	0	0	0	0	0	0				
Inning Stats	R: 1 E: 1 K: 0 S: 5	H: 2 LOB: 1 BB: 0 P: 5	R: 0 E: 0 K: 0 S: 3	H: 0 LOB: 1 BB: 1 P: 7	R: 0 E: 0 K: 2 S: 9	H: 2 LOB: 2 BB: 0 P: 9	R: 0 E: 0 K: 0 S: 3	H: 0 LOB: 1 BB: 1 P: 7	R: 0 E: 0 K: 0 S: 5	H: 3 LOB: 2 BB: 0 P: 5	R: 0 E: 0 K: 1 S: 5	H: 0 LOB: 0 BB: 0 P: 3	R: 0 E: 0 K: 2 S: 7	H: 0 LOB: 0 BB: 0 P: 7	R: 3 E: 2 K: 0 S: 7	H: 3 LOB: 2 BB: 0 P: 7	1B: 11 2B: 0 3B: 0 HR: 0	SF: 0 SAC: 0 DP: 0 HBP: 0	WP: 0 PB: 1 SB: 1 CS: 0	PA: 39
PITCHER Don Drysdale, R ERA: 1.86 (1, 1)	IP: 9.0 WLS: L BF: 39 H: 11 R: 4 ER: 0 SO: 5 BB: 2 IBB: 0 HBP: 0 BLK: 0 WP: 0 HR: 0 S: 47 P: 55 ERA: 0.00 WHIP: 1.444																			

Batter	1	2	3	4	5	6	7	8	9	AB	R	H	RBI	BB	SO	LOB	BOTTOM			
Jim Fairley, L OBP: 0.240, SLG: 0.298 (1, 9)	4-3		G3		F8		E6		L1-3	5	0	0	0	0	0	2	Pittsburgh Pirates @ Los Angeles Dodgers Dodger Stadium, Los Angeles, CA Tue Aug 06 1968, 7:05 PM PDT Att: 15,732 - Unknown			
Len Gabrielson, L OBP: 0.319, SLG: 0.429 (1, 7)	K		L8				F7			4	0	1	0	0	1	2				
Willie Davis, L OBP: 0.274, SLG: 0.351 (1, 8)					F6				K	4	0	2	0	0	1	0				
Tom Haller, L OBP: 0.346, SLG: 0.390 (1, 2)					4-3		SH		F2	2	0	0	0	1	0	0				
Ron Fairly, L OBP: 0.278, SLG: 0.284 (1, 3)							G3-2-3			3	0	1	0	1	0	5				
Bob Bailey, R OBP: 0.326, SLG: 0.348 (1, 5)			K		F9		K		6-3	4	0	0	0	0	2	4				
Bart Shirley, R OBP: 0.250, SLG: 0.313 (8, 6)			4-3				F3			4	1	2	0	0	0	0				
Zoilo Versalles, R OBP: 0.239, SLG: 0.266 (1, 6)									L1-6-3	3	0	1	0	0	1	1				
Paul Popovich, S OBP: 0.230, SLG: 0.279 (8, 4)			K		6-3		E		L1-6-3	1	0	0	0	0	0	1				
Don Drysdale, R OBP: 0.145, SLG: 0.159 (1, 1)					4-3		SH1-4			2	0	0	0	0	0	0				
Willie Crawford, L OBP: 0.179, SLG: 0.222 (9, PH)									1B	1	0	1	0	0	0	0				
Inning Stats	R: 0 E: 0 K: 1 S: 6	H: 1 LOB: 2 BB: 1 P: 10	R: 0 E: 0 K: 2 S: 7	H: 0 LOB: 0 BB: 0 P: 7	R: 0 E: 0 K: 0 S: 3	H: 0 LOB: 1 BB: 1 P: 7	R: 0 E: 0 K: 0 S: 4	H: 1 LOB: 0 BB: 0 P: 4	R: 0 E: 0 K: 1 S: 7	H: 2 LOB: 2 BB: 0 P: 7	R: 0 E: 1 K: 0 S: 5	H: 1 LOB: 2 BB: 0 P: 5	R: 0 E: 0 K: 1 S: 6	H: 1 LOB: 1 BB: 0 P: 6	R: 0 E: 0 K: 0 S: 4	H: 2 LOB: 1 BB: 0 P: 4	1B: 7 2B: 1 3B: 0 HR: 0	SF: 0 SAC: 2 DP: 2 HBP: 0	WP: 1 PB: 0 SB: 1 CS: 0	PA: 37
PITCHER Bob Moose, R ERA: 2.41 (1, 1)	IP: 8.0 WLS: W BF: 33 H: 6 R: 1 ER: 1 SO: 5 BB: 2 IBB: 0 HBP: 0 BLK: 0 WP: 1 HR: 0 S: 41 P: 49 ERA: 1.12 WHIP: 1.000																			
Ron Kline, R ERA: 1.47 (9, 1)	IP: 1.0 WLS: S BF: 4 H: 2 R: 0 ER: 0 SO: 0 BB: 0 IBB: 0 HBP: 0 BLK: 0 WP: 0 HR: 0 S: 4 P: 4 ERA: 0.00 WHIP: 2.000																			

Batter	1	2	3	4	5	6	7	8	9	AB	R	H	RBI	BB	SO	LOB	TOP							
Maury Wills, S OBP: 0.330, SLG: 0.322										3	0	0	0	1	1	3	Pittsburgh Pirates @ Los Angeles Dodgers Dodger Stadium, Los Angeles, CA Wed Aug 07 1968, 7:05 PM PDT Att: 13,848 - Unknown							
Gene Alley, R OBP: 0.281, SLG: 0.294										4	0	0	0	0	0	1								
Matty Alou, L OBP: 0.367, SLG: 0.389										3	1	2	0	1	0	0								
Willie Stargell, L OBP: 0.330, SLG: 0.490										4	0	1	0	0	0	3								
Donn Clendenon, R OBP: 0.328, SLG: 0.397										4	1	1	1	0	0	2								
Manny Mota, R OBP: 0.329, SLG: 0.331										4	0	1	0	0	0	0								
Bill Mazerolski, R OBP: 0.291, SLG: 0.288										4	0	1	0	0	0	2								
Jerry May, R OBP: 0.308, SLG: 0.277										3	0	0	0	0	1	2								
Luke Walker, L (8, 1)										0	0	0	0	0	0	0								
Al McBean, R OBP: 0.217, SLG: 0.254										1	0	1	0	0	0	0								
Bill Henry, L (4, 1)										0	0	0	0	0	0	0								
Manny Jimenez, L OBP: 0.249, SLG: 0.247										1	0	1	0	0	0	0								
Tommie Sisk, R OBP: 0.197, SLG: 0.099										0	0	0	0	0	0	0								
Gary Kott, L OBP: 0.267, SLG: 0.337										1	0	0	0	0	0	0								
Inning Stats	R: 0 E: 0 K: 0 S: 2	H: 0 LOB: 1 BB: 2 P: 10	R: 0 E: 1 K: 0 S: 4	H: 0 LOB: 1 BB: 0 P: 4	R: 0 E: 0 K: 0 S: 3	H: 1 LOB: 0 BB: 0 P: 3	R: 1 E: 0 K: 0 S: 4	H: 1 LOB: 0 BB: 0 P: 4	R: 0 E: 0 K: 1 S: 6	H: 2 LOB: 1 BB: 0 P: 6	R: 0 E: 0 K: 0 S: 4	H: 1 LOB: 0 BB: 0 P: 4	R: 0 E: 0 K: 1 S: 3	H: 0 LOB: 0 BB: 0 P: 3	R: 0 E: 0 K: 1 S: 5	H: 0 LOB: 0 BB: 0 P: 5	R: 1 E: 0 K: 0 S: 5	H: 3 LOB: 1 BB: 0 P: 5	1B: 7 2B: 1 3B: 0 HR: 1	SF: 0 SAC: 0 DP: 4 HBP: 0	WP: 0 PB: 0 SB: 1 CS: 1	PA: 34		
PITCHER Don Sutton, R ERA: 3.02	IP: 9.0 WLS: W BF: 34 H: 8 R: 2 ER: 2 SO: 2 BB: 2 IBB: 0 HBP: 0 BLK: 0 WP: 0 HR: 1 S: 36 P: 44 ERA: 2.00 WHIP: 1.111																							

Batter	1	2	3	4	5	6	7	8	9	AB	R	H	RBI	BB	SO	LOB	BOTTOM						
Willie Crawford, L OBP: 0.250, SLG: 0.300										3	1	2	1	1	0	0	Pittsburgh Pirates @ Los Angeles Dodgers Dodger Stadium, Los Angeles, CA Wed Aug 07 1968, 7:05 PM PDT Att: 13,848 - Unknown						
Jim Fairley, L OBP: 0.241, SLG: 0.296										4	1	1	0	0	1	2							
Willie Davis, L OBP: 0.273, SLG: 0.351										4	2	1	1	0	0	2							
Tom Haller, L OBP: 0.348, SLG: 0.391										2	0	1	0	1	0	1							
Ron Fairly, L OBP: 0.283, SLG: 0.287										3	1	2	2	1	0	1							
Bob Bailey, R OBP: 0.325, SLG: 0.355										4	0	1	2	0	1	4							
Paul Popovich, S OBP: 0.293, SLG: 0.277										2	1	0	0	2	0	0							
Bart Shirley, R OBP: 0.250, SLG: 0.300										4	0	1	0	0	1	3							
Don Sutton, R OBP: 0.216, SLG: 0.206										4	0	0	0	0	1	2							
Inning Stats	R: 2 E: 0 K: 0 S: 6	H: 3 LOB: 1 BB: 0 P: 6	R: 0 E: 0 K: 0 S: 3	H: 0 LOB: 0 BB: 0 P: 3	R: 1 E: 1 K: 0 S: 4	H: 1 LOB: 2 BB: 2 P: 12	R: 1 E: 0 K: 2 S: 8	H: 1 LOB: 1 BB: 1 P: 12	R: 2 E: 0 K: 0 S: 4	H: 2 LOB: 1 BB: 2 P: 12	R: 0 E: 0 K: 0 S: 3	H: 0 LOB: 0 BB: 0 P: 3	R: 0 E: 0 K: 1 S: 6	H: 1 LOB: 1 BB: 0 P: 6	R: 0 E: 0 K: 1 S: 5	H: 1 LOB: 1 BB: 0 P: 5		R: 0 E: 0 K: 1 S: 5	H: 1 LOB: 1 BB: 0 P: 5	1B: 7 2B: 2 3B: 1 HR: 0	SF: 0 SAC: 1 DP: 2 HBP: 0	WP: 0 PB: 0 SB: 2 CS: 1	PA: 36
PITCHER Al McBean, R ERA: 3.02	IP: 3.2 WLS: L BF: 19 H: 5 R: 4 ER: 3 SO: 3 BB: 3 IBB: 0 HBP: 0 BLK: 0 WP: 0 HR: 0 S: 18 P: 30 ERA: 7.36 WHIP: 2.182																						
Bill Henry, L ERA: 4.42	0.1	1	0	0	0	1	0	0	0	0	0	3	3	0.00	0.000								
Tommie Sisk, R ERA: 3.27	3.0	13	3	2	2	1	0	2	0	0	0	13	21	6.00	1.000								
Luke Walker, L ERA: 1.85	1.0	3	1	0	0	1	0	0	0	0	0	5	5	0.00	1.000								



Batter	1	2	3	4	5	6	7	8	9	AB	R	H	RBI	BB	SO	LOB	TOP					
Matty Alou, L OBP: 0.370, SLG: 0.390 (1, 8)	0-0 6-3		0-0 F7		0-0 1B		0-0 1B		4-0 WP 1B BB	4	1	2	0	1	0	0						
Freddie Patek, R OBP: 0.230, SLG: 0.359 (1, 6)	0-0 F8		0-0 HR		0-0 5-3		0-0 2-3		0-3 K	5	1	1	1	0	1	3						
Roberto Clemente, R OBP: 0.330, SLG: 0.460 (1, 9)	0-0 1B		0-0 6-3			0-3 K	4-0 IBB		4-0 1B 1B IBB	3	0	1	0	2	1	0						
Donn Clendenon, R OBP: 0.329, SLG: 0.399 (1, 3)	0-3 K			0-0 E6 FC6-4		0-0 1B 1B 2B			0-0 1B	5	1	2	1	0	1	3						
Manny Mota, R OBP: 0.332, SLG: 0.333 (1, 7)		0-0 E L5 1B		0-0 FC6-4 1-2		0-0 1B E 1B			0-0 4-3	4	1	2	0	0	0	1						
Jose Pagan, R OBP: 0.228, SLG: 0.272 (1, 5)	0-0 6-3		0-3 K		0-0 E5 CS 1B				0-3 K	4	0	1	1	0	2	2						
Gene Alley, R OBP: 0.284, SLG: 0.295 (1, 4)	0-0 E4		0-0 5-3						0-0 1B	3	0	1	0	1	0	2						
Jerry May, R OBP: 0.304, SLG: 0.274 (1, 2)	0-0 L5				0-0 F2		0-0 F6		0-3 K	4	0	0	0	0	1	5						
Bob Veale, S OBP: 0.098, SLG: 0.085 Ron Kline, R (6, 1)			0-3 K						0-0 L1-3	2	0	0	0	0	2	0						
Maury Wills, S OBP: 0.329, SLG: 0.321 Roy Face, R (9, 1)									0-0 1-3	1	0	0	0	0	0	0						
										1	0	0	0	0	0	0						
										0	0	0	0	0	0	0						
Inning Stats	R: 0 E: 0 K: 1 S: 6	H: 1 LOB: 1 BB: 0 P: 6	R: 0 E: 1 K: 0 S: 4	H: 1 LOB: 1 BB: 0 P: 4	R: 1 E: 0 K: 1 S: 6	H: 1 LOB: 0 BB: 0 P: 6	R: 0 E: 1 K: 1 S: 6	H: 0 LOB: 1 BB: 0 P: 6	R: 0 E: 0 K: 1 S: 6	H: 1 LOB: 1 BB: 0 P: 6	R: 2 E: 1 K: 1 S: 7	H: 3 LOB: 1 BB: 1 P: 11	R: 0 E: 0 K: 0 S: 4	H: 1 LOB: 1 BB: 0 P: 8	R: 0 E: 0 K: 2 S: 8	H: 1 LOB: 1 BB: 0 P: 8	R: 1 E: 0 K: 1 S: 5	H: 1 LOB: 2 BB: 2 P: 13	1B: 8 2B: 2 3B: 0 HR: 1	SF: 0 SAC: 0 DP: 1 HBP: 0	WP: 1 PB: 0 SB: 0 CS: 1	PA: 40
PITCHER Mike Cuellar, L ERA: 2.05 (1, 1)	IP: 9.0 WLS: L BF: 40	H: 10 R: 4 ER: 3 SO: 8	BB: 1 IBB: 3 HBP: 0 BLK: 0	WP: 1 HR: 1 S: 52 P: 68	ERA: 3.00 WHIP: 1.222																	

Pittsburgh Pirates @ Houston Astros
Astrodome, Houston, TX
Thu Aug 08 1968, 8:05 PM EDT
Att: 14,851 - Dome

AB	36
R	4
H	10
RBI	3
BB	4
SO	8
LOB	16





Batter	1	2	3	4	5	6	7	8	9	AB	R	H	RBI	BB	SO	LOB	BOTTOM					
Dick Simpson, R OBP: 0.289, SLG: 0.304 (1, 9)	0-0 F6		0-3 K		0-0 F8		4-0 IBB		0-0 F9	4	0	0	0	1	1	1						
Hector Torres, R OBP: 0.283, SLG: 0.255 Norm Miller, L (7, PH) Julio Gotay, R OBP: 0.274, SLG: 0.325 (8, 4)	0-0 6-3			0-0 4-3		0-0 SH1-4 1B	0-0 G3-2-3			3	0	1	0	0	0	0						
Rusty Staub, L OBP: 0.381, SLG: 0.401 (1, 3)	0-3 K			0-0 6-3		0-0 SH1-4 1-2			0-3 K	3	0	0	0	0	2	0						
Jimmy Wynn, R OBP: 0.354, SLG: 0.413 (1, 8)		0-3 K		0-0 1-3		4-0 G6-4-3 IBB			0-0 5-3	3	0	0	0	1	1	0						
Doug Rader, R OBP: 0.297, SLG: 0.337 (1, 5)		0-0 4-3			0-0 4-3	0-0 G6-4-3			0-0 1B 1B	4	0	1	0	0	0	2						
Denis Menke, R OBP: 0.337, SLG: 0.356 (1, 4) (8, 6)		4-0 BB			0-0 HR				0-0 1B SH 2B	3	2	3	1	1	0	0						
Bob Aspromonte, R OBP: 0.311, SLG: 0.282 (1, 7)		0-0 4-3			4-0 2B BB				0-0 SH5-4 SH G3-2-3 1B	3	1	1	0	1	0	3						
John Bateman, R OBP: 0.283, SLG: 0.333 (1, 2)			0-0 6-3		0-0 1-H 2B				0-0 SH SH5-4	3	0	1	2	0	0	0						
Mike Cuellar, L OBP: 0.195, SLG: 0.293 Lee Thomas, L (9, PH) OBP: 0.227, SLG: 0.234 (9, 1)	0-0 F8			0-0 F8		0-0 1B			0-0 6-3	2	0	1	0	0	0	0						
										1	0	0	0	0	0	0						
Inning Stats	R: 0 E: 0 K: 1 S: 5	H: 0 LOB: 0 BB: 0 P: 5	R: 0 E: 0 K: 1 S: 5	H: 0 LOB: 1 BB: 1 P: 9	R: 0 E: 0 K: 1 S: 5	H: 0 LOB: 0 BB: 0 P: 5	R: 0 E: 0 K: 0 S: 3	H: 0 LOB: 0 BB: 0 P: 3	R: 2 E: 0 K: 0 S: 5	H: 3 LOB: 1 BB: 1 P: 9	R: 0 E: 0 K: 0 S: 3	H: 1 LOB: 1 BB: 1 P: 7	R: 1 E: 0 K: 0 S: 5	H: 2 LOB: 2 BB: 1 P: 9	R: 0 E: 0 K: 1 S: 7	H: 2 LOB: 0 BB: 0 P: 7	R: 0 E: 0 K: 0 S: 3	H: 0 LOB: 0 BB: 0 P: 3	1B: 5 2B: 2 3B: 0 HR: 1	SF: 0 SAC: 0 DP: 2 HBP: 0	WP: 0 PB: 0 SB: 0 CS: 0	PA: 37
PITCHER Bob Veale, L ERA: 2.03 Ron Kline, R ERA: 1.54 Roy Face, R ERA: 2.84	IP: 5.1 WLS: W BF: 12	H: 4 R: 1 ER: 1 SO: 1	BB: 0 IBB: 1 HBP: 0 BLK: 0	WP: 0 HR: 0 S: 13 P: 17	ERA: 3.38 WHIP: 1.125																	
	IP: 1.0 WLS: S BF: 3	H: 0 R: 0 ER: 0 SO: 0	BB: 0 IBB: 0 HBP: 0 BLK: 0	WP: 0 HR: 0 S: 3 P: 3	ERA: 0.00 WHIP: 0.000																	

Pittsburgh Pirates @ Houston Astros
Astrodome, Houston, TX
Thu Aug 08 1968, 8:05 PM EDT
Att: 14,851 - Dome

AB	30
R	3
H	8
RBI	3
BB	4
SO	4
LOB	9



Batter	1	2	3	4	5	6	7	8	9	AB	R	H	RBI	BB	SO	LOB	TOP																		
Maury Wills, S (1, 5) OBP: 0.329, SLG: 0.321											0	0	0	0	0	0	0	Pittsburgh Pirates @ Houston Astros Astrodome, Houston, TX Sat Aug 10 1968, 4:33 AM EDT Att: 12,814 - Unknown livebaseballscorecards.com																	
Freddie Patek, R (1, 6) OBP: 0.274, SLG: 0.338											0	0	0	0	0	0	0																		
Matty Alou, L (1, 8) OBP: 0.366, SLG: 0.386											0	0	0	0	0	0	0																		
Willie Stargell, L (1, 7) OBP: 0.330, SLG: 0.490											0	0	0	0	0	0	0																		
Roberto Clemente, R (1, 9) OBP: 0.340, SLG: 0.466											0	0	0	0	0	0	0																		
Donn Clendenen, R (1, 3) OBP: 0.330, SLG: 0.400											0	0	0	0	0	0	0																		
Bill Mazeroski, R (1, 4) OBP: 0.291, SLG: 0.288											0	0	0	0	0	0	0																		
Jerry May, R (1, 2) OBP: 0.301, SLG: 0.270											0	0	0	0	0	0	0																		
Steve Blass, R (1, 1) OBP: 0.118, SLG: 0.125											0	0	0	0	0	0	0																		
Inning Stats											1B: 0	SF: 0	WP: 0	PA: 0	2B: 0	SAC: 0	PB: 0		3B: 0	DP: 0	SB: 0	CS: 0	HR: 0	HBP: 0											
PITCHER John Buzhardt, R (1, 1) ERA: 2.52	IP	WLS	BF	H	R	ER	SO	BB	IBB	HBP	BLK	WP	HR	S	P	ERA	WHIP																		
																		PITCHER	IP	WLS	BF	H	R	ER	SO	BB	IBB	HBP	BLK	WP	HR	S	P	ERA	WHIP

Batter	1	2	3	4	5	6	7	8	9	AB	R	H	RBI	BB	SO	LOB	BOTTOM																		
Norm Miller, L (1, 9) OBP: 0.274, SLG: 0.323											0	0	0	0	0	0	0	Pittsburgh Pirates @ Houston Astros Astrodome, Houston, TX Sat Aug 10 1968, 4:33 AM EDT Att: 12,814 - Unknown livebaseballscorecards.com																	
Hector Torres, R (1, 6) OBP: 0.283, SLG: 0.255											0	0	0	0	0	0	0																		
Rusty Staub, L (1, 3) OBP: 0.380, SLG: 0.398											0	0	0	0	0	0	0																		
Jimmy Wynn, R (1, 7) OBP: 0.355, SLG: 0.417											0	0	0	0	0	0	0																		
Doug Rader, R (1, 5) OBP: 0.296, SLG: 0.335											0	0	0	0	0	0	0																		
Denis Menke, R (1, 4) OBP: 0.334, SLG: 0.352											0	0	0	0	0	0	0																		
John Bateman, R (1, 2) OBP: 0.284, SLG: 0.333											0	0	0	0	0	0	0																		
Dick Simpson, R (1, 8) OBP: 0.289, SLG: 0.304											0	0	0	0	0	0	0																		
John Buzhardt, R (1, 1) OBP: 0.250, SLG: 0.182											0	0	0	0	0	0	0																		
Inning Stats											1B: 0	SF: 0	WP: 0	PA: 0	2B: 0	SAC: 0	PB: 0		3B: 0	DP: 0	SB: 0	CS: 0	HR: 0	HBP: 0											
PITCHER Steve Blass, R (1, 1) ERA: 2.55	IP	WLS	BF	H	R	ER	SO	BB	IBB	HBP	BLK	WP	HR	S	P	ERA	WHIP																		
																		PITCHER	IP	WLS	BF	H	R	ER	SO	BB	IBB	HBP	BLK	WP	HR	S	P	ERA	WHIP

Batter	1	2	3	4	5	6	7	8	9	AB	R	H	RBI	BB	SO	LOB	TOP										
Maury Wills, S OBP: 0.331, SLG: 0.323	F7		S BB						F7	2	0	0	0	3	0	1											
Freddie Patek, R OBP: 0.291, SLG: 0.354 Manny Jimenez, L (7, PH) OBP: 0.475, SLG: 0.440 Bill Mazerowski, R OBP: 0.290, SLG: 0.287	K		K		FC6-4 BB		K		F5	3	0	0	0	0	2	3											
Matty Alou, L OBP: 0.365, SLG: 0.388 Manny Mota, R OBP: 0.331, SLG: 0.336			K				F8			1	0	1	0	0	0	0											
Steve Blass, R OBP: 0.118, SLG: 0.125	1B									3	0	1	1	0	1	3											
Roberto Clemente, R OBP: 0.340, SLG: 0.461	F9								K	4	0	1	0	0	1	3											
Willie Stargell, L OBP: 0.327, SLG: 0.481										4	0	1	0	0	2	1											
Donn Clendenen, R OBP: 0.328, SLG: 0.400	5-3								1B	4	0	1	0	0	1	1											
Gene Alley, R OBP: 0.283, SLG: 0.292										3	0	0	0	1	0	2											
Jerry May, R OBP: 0.305, SLG: 0.276	F6								1B	4	0	1	0	0	0	1											
Tommye Sisk, R OBP: 0.167, SLG: 0.091 Gary Kolb, L (7, PH) OBP: 0.279, SLG: 0.333			5-3						F7	2	1	1	0	0	0	0											
					FC6-4 BB 2B					1	0	0	0	1	0	1											
Inning Stats	R: 0 E: 0 K: 1 S: 6	H: 1 LOB: 1 BB: 0 P: 6	R: 0 E: 0 K: 1 S: 5	H: 0 LOB: 1 BB: 1 P: 9	R: 0 E: 0 K: 2 S: 7	H: 0 LOB: 1 BB: 1 P: 11	R: 0 E: 0 K: 0 S: 4	H: 2 LOB: 1 BB: 0 P: 4	R: 1 E: 0 K: 0 S: 5	H: 2 LOB: 2 BB: 1 P: 9	R: 0 E: 0 K: 1 S: 5	H: 0 LOB: 0 BB: 0 P: 5	R: 0 E: 0 K: 1 S: 5	H: 0 LOB: 2 BB: 2 P: 13	R: 0 E: 0 K: 2 S: 8	H: 1 LOB: 1 BB: 0 P: 8	R: 0 E: 0 K: 0 S: 4	H: 1 LOB: 1 BB: 0 P: 4	1B: 5 2B: 1 3B: 1 HR: 0	SF: 0 SAC: 0 DP: 1 HBP: 0	WP: 0 PB: 0 SB: 1 CS: 0	PA: 38					
PITCHER	IP	WLS	BF	H	R	ER	SO	BB	IBB	HBP	BLK	WP	HR	S	P	ERA	WHIP										
Larry Dierker, R ERA: 3.19	6.1	W	28	5	1	1	5	5	0	0	0	0	0	33	53	1.42	1.579										
Dave Giusti, R ERA: 3.08	2.2	S	10	2	0	0	3	0	0	0	0	0	0	16	16	0.00	0.750										

Pittsburgh Pirates @ Houston Astros
Astrodome, Houston, TX
Sun Aug 11 1968, 4:33 AM EDT
Att. 16,892 - Dome

AB	33
R	1
H	7
RBI	1
BB	5
SO	8
LOB	19



Batter	1	2	3	4	5	6	7	8	9	AB	R	H	RBI	BB	SO	LOB	BOTTOM										
Norm Miller, L OBP: 0.285, SLG: 0.349	WP 3B		SH3-4 S 4-3 BB						E5	3	2	1	0	1	0	0											
Hector Torres, R OBP: 0.284, SLG: 0.258	F9		SH3-4						F9	3	0	0	0	0	0	1											
Rusty Staub, L OBP: 0.376, SLG: 0.392	4-3		4-3							4	1	1	1	0	0	0											
Jimmy Wynn, R OBP: 0.361, SLG: 0.418	CS BB		K							1	1	0	0	2	1	0											
Doug Rader, R OBP: 0.314, SLG: 0.379	CS									4	1	2	0	0	0	1											
Denis Menke, R OBP: 0.340, SLG: 0.360										3	0	1	2	1	0	1											
John Bateman, R OBP: 0.287, SLG: 0.329										4	0	1	1	0	0	2											
Dick Simpson, R OBP: 0.300, SLG: 0.328										3	0	2	0	0	0	0											
Larry Dierker, R OBP: 0.088, SLG: 0.089 Dave Giusti, R OBP: 0.194, SLG: 0.210										2	0	0	0	0	2	2											
										1	0	0	0	0	1	0											
Inning Stats	R: 1 E: 0 K: 0 S: 3	H: 1 LOB: 0 BB: 1 P: 7	R: 0 E: 0 K: 1 S: 7	H: 2 LOB: 0 BB: 0 P: 7	R: 1 E: 0 K: 1 S: 5	H: 0 LOB: 0 BB: 1 P: 9	R: 0 E: 0 K: 0 S: 3	H: 0 LOB: 0 BB: 0 P: 3	R: 0 E: 0 K: 1 S: 5	H: 0 LOB: 0 BB: 0 P: 5	R: 2 E: 0 K: 0 S: 5	H: 2 LOB: 1 BB: 1 P: 9	R: 0 E: 1 K: 1 S: 6	H: 1 LOB: 1 BB: 0 P: 6	R: 1 E: 1 K: 0 S: 4	H: 2 LOB: 2 BB: 1 P: 8	1B: 5 2B: 2 3B: 1 HR: 0	SF: 0 SAC: 2 DP: 0 HBP: 0	WP: 1 PB: 0 SB: 1 CS: 1	PA: 35							
PITCHER	IP	WLS	BF	H	R	ER	SO	BB	IBB	HBP	BLK	WP	HR	S	P	ERA	WHIP										
Tommye Sisk, R ERA: 3.48	6.0	L	25	5	4	4	3	3	0	0	0	0	0	28	40	6.00	1.333										
Steve Blass, R ERA: 2.77	2.0		9	3	1	1	1	1	0	0	0	0	0	10	14	4.50	2.000										

Pittsburgh Pirates @ Houston Astros
Astrodome, Houston, TX
Sun Aug 11 1968, 4:33 AM EDT
Att. 16,892 - Dome

AB	28
R	5
H	8
RBI	4
BB	4
SO	4
LOB	7



Batter	1	2	3	4	5	6	7	8	9	AB	R	H	RBI	BB	SO	LOB	TOP			
Bobby Bonds, R OBP: 0.344, SLG: 0.412 (1, 9)										3	0	1	0	1	1	1	San Francisco Giants @ Pittsburgh Pirates Forbes Field, Pittsburgh, PA Tue Aug 13 1968, 7:05 PM EDT Att: 9,135 - Unknown			
Ron Hunt, R OBP: 0.369, SLG: 0.277 (1, 4)										2	1	0	0	1	1	1				
Willie Mays, R OBP: 0.352, SLG: 0.455 (1, 8)										4	1	2	3	0	0	2				
Willie McCovey, L OBP: 0.383, SLG: 0.593 (1, 3)										4	0	0	0	0	0	1				
Jim Ray Hart, R OBP: 0.339, SLG: 0.479 Jim Davenport, R OBP: 0.274, SLG: 0.237 (9, 5)										4	0	0	0	0	1	0				
Dick Dietz, R OBP: 0.379, SLG: 0.456 (1, 2)										0	0	0	0	0	0	0				
Jesus Alou, R OBP: 0.272, SLG: 0.320 (1, 7)										4	0	1	0	0	0	1				
Hal Lanier, R OBP: 0.207, SLG: 0.216 (1, 6)										3	1	0	0	1	1	1				
Juan Marichal, R OBP: 0.192, SLG: 0.189 (1, 1)										2	0	0	0	0	0	0				
Inning Stats	R: 0 E: 0 K: 1 S: 5	H: 1 LOB: 0 BB: 0 P: 5	R: 0 E: 0 K: 0 S: 4	H: 1 LOB: 1 BB: 0 P: 4	R: 0 E: 0 K: 0 S: 3	H: 0 LOB: 2 BB: 2 P: 11	R: 0 E: 0 K: 1 S: 5	H: 0 LOB: 0 BB: 0 P: 5	R: 0 E: 0 K: 0 S: 4	H: 1 LOB: 1 BB: 0 P: 4	R: 0 E: 0 K: 0 S: 3	H: 0 LOB: 0 BB: 0 P: 3	R: 3 E: 0 K: 1 S: 6	H: 1 LOB: 0 BB: 1 P: 11	R: 0 E: 0 K: 1 S: 6	H: 1 LOB: 1 BB: 0 P: 6		1B: 3 2B: 1 3B: 0 HR: 1	SF: 0 SAC: 1 DP: 0 HBP: 1	WP: 0 PA: 35 PB: 0 SB: 1 CS: 0
PITCHER	IP	WLS	BF	H	R	ER	SO	BB	IBB	HBP	BLK	WP	HR	S	P	ERA	WHIP			
Bob Veale, L ERA: 2.09 Roy Face, R ERA: 3.15	(1, 1)	8.0	L	31	4	3	3	4	3	0	1	0	0	1	35	48	3.38	0.875		
PITCHER	IP	WLS	BF	H	R	ER	SO	BB	IBB	HBP	BLK	WP	HR	S	P	ERA	WHIP			

AB	30
R	3
H	5
RBI	3
BB	3
SO	5
LOB	7



Batter	1	2	3	4	5	6	7	8	9	AB	R	H	RBI	BB	SO	LOB	BOTTOM		
Maury Wills, S OBP: 0.333, SLG: 0.323 (1, 5)										3	0	1	0	1	0	0	San Francisco Giants @ Pittsburgh Pirates Forbes Field, Pittsburgh, PA Tue Aug 13 1968, 7:05 PM EDT Att: 9,135 - Unknown		
Manny Mota, R OBP: 0.327, SLG: 0.332 (1, 8)										3	0	0	0	0	0	1			
Roberto Clemente, R OBP: 0.336, SLG: 0.456 (1, 9)										4	0	0	0	0	1	2			
Willie Stargell, L OBP: 0.323, SLG: 0.475 (1, 7)										4	0	0	0	0	0	1			
Donn Clendenon, R OBP: 0.328, SLG: 0.400 (1, 3)										3	0	1	0	0	2	0			
Freddie Patek, R OBP: 0.281, SLG: 0.341 (1, 6)										3	0	0	0	0	0	1			
Gene Alley, R OBP: 0.283, SLG: 0.291 (1, 4)										2	0	0	0	1	1	0			
Jerry May, R OBP: 0.305, SLG: 0.274 (1, 2)										2	0	0	0	1	0	0			
Bob Veale, S OBP: 0.095, SLG: 0.082 Manny Jimenez, L OBP: 0.467, SLG: 0.431 Roy Face, R (9, 1)										2	0	0	0	0	2	3			
Inning Stats	R: 0 E: 0 K: 0 S: 3	H: 1 LOB: 3 BB: 2 P: 14	R: 0 E: 1 K: 1 S: 6	H: 1 LOB: 0 BB: 2 P: 14	R: 0 E: 0 K: 0 S: 3	H: 0 LOB: 0 BB: 0 P: 3	R: 0 E: 0 K: 2 S: 7	H: 0 LOB: 0 BB: 0 P: 7	R: 0 E: 0 K: 0 S: 3	H: 0 LOB: 1 BB: 1 P: 7	R: 0 E: 0 K: 1 S: 5	H: 0 LOB: 0 BB: 0 P: 5	R: 0 E: 0 K: 1 S: 5	H: 0 LOB: 0 BB: 0 P: 5	R: 0 E: 0 K: 1 S: 5	H: 0 LOB: 0 BB: 0 P: 5		1B: 2 2B: 0 3B: 0 HR: 0	SF: 0 SAC: 1 DP: 1 HBP: 0
PITCHER	IP	WLS	BF	H	R	ER	SO	BB	IBB	HBP	BLK	WP	HR	S	P	ERA	WHIP		
Juan Marichal, R ERA: 2.08	(1, 1)	9.0	W	31	2	0	0	7	2	1	0	0	0	42	54	0.00	0.444		
PITCHER	IP	WLS	BF	H	R	ER	SO	BB	IBB	HBP	BLK	WP	HR	S	P	ERA	WHIP		



Batter	1	2	3	4	5	6	7	8	9	10	AB	R	H	RBI	BB	SO	LOB	TOP									
Bobby Bonds, R OBP: 0.338, SLG: 0.403 (1, 9)	0-0 4-3			0-0 5-3		0-0 6-3		0-0 F8		0-0 1B 1B	5	1	1	0	0	0	0	San Francisco Giants @ Pittsburgh Pirates Forbes Field, Pittsburgh, PA Wed Aug 14 1968, 7:05 PM EDT Att: 6,926 - Unknown AB 40 R 2 H 11 RBI 2 BB 1 SO 6 LOB 17									
Ron Hunt, R OBP: 0.367, SLG: 0.276 (1, 4)	0-0 F3			0-0 F9		0-0 6-3		0-0 1B 1B		0-0 G3	5	0	1	0	0	0	1										
Willie Mays, R OBP: 0.355, SLG: 0.455 (1, 8)	0-3 K			0-0 1B		0-3 K		0-0 G3 1B		4-0 1B BB	4	0	2	0	1	2	0										
Willie McCovey, L OBP: 0.394, SLG: 0.591 (1, 3)		0-3 K		0-0 F7		0-0 1B 1B		0-0 G3		0-0 1B	5	1	2	1	0	1	3										
Dick Dietz, R OBP: 0.379, SLG: 0.454 (1, 2)		0-3 K		0-3 K		0-0 G3 1B 1B		0-0 4-3		0-0 F9	3	0	1	0	0	2	0										
Ty Cline, L OBP: 0.245, SLG: 0.241 (7, PR)		0-3 K				1-3 FC6-2 1B				0-0 F9	0	0	0	0	0	0	0										
Bob Barton, R OBP: 0.315, SLG: 0.289 (7, 2)		0-0 F3				0-0 F9				0-0 F9	2	0	0	0	0	0	4										
Jesus Alou, R OBP: 0.271, SLG: 0.319 (1, 7)		0-0 F3				0-0 FC6-2 G3 1B				0-0 4-3	4	0	1	1	0	0	0										
Jim Davenport, R OBP: 0.274, SLG: 0.237 (1, 5)			0-0 F9			0-0 G3				0-0 F9	4	0	1	0	0	0	2										
Hal Lanier, R OBP: 0.210, SLG: 0.219 (1, 6)			0-0 1B			0-0 FC6-2				0-0 4-3	4	0	2	0	0	0	3										
Gaylord Perry, R OBP: 0.141, SLG: 0.116 (1, 1)			0-0 4-3			0-0 F9				0-3 K	4	0	0	0	0	1	4										
Inning Stats	R: 0 E: 0 K: 1 S: 5	H: 0 LOB: 0 BB: 0 P: 5	R: 0 E: 0 K: 2 S: 7	H: 0 LOB: 0 BB: 0 P: 7	R: 0 E: 0 K: 0 S: 3	H: 1 LOB: 0 BB: 0 P: 3	R: 0 E: 0 K: 0 S: 4	H: 1 LOB: 1 BB: 0 P: 4	R: 0 E: 0 K: 1 S: 7	H: 2 LOB: 2 BB: 0 P: 7	R: 0 E: 0 K: 1 S: 5	H: 0 LOB: 0 BB: 0 P: 5	R: 1 E: 0 K: 0 S: 6	H: 3 LOB: 2 BB: 0 P: 6	R: 0 E: 0 K: 0 S: 5	H: 2 LOB: 2 BB: 0 P: 5	R: 0 E: 0 K: 0 S: 3	H: 0 LOB: 0 BB: 0 P: 3	R: 1 E: 0 K: 1 S: 7	H: 2 LOB: 1 BB: 1 P: 11	1B: 11 2B: 0 3B: 0 HR: 0	SF: 0 SAC: 0 DP: 0 HBP: 0	WP: 0 PA: 41				
PITCHER	IP 7.1	WLS 30	BF 9	H 1	R 1	ER 1	SO 5	BB 0	IBB 0	HBP 0	BLK 0	WP 0	HR 0	S 40	P 40	ERA 1.23	WHIP 1.227										
Dock Ellis, R ERA: 2.49 (1, 1)	0.2	2	0	0	0	0	0	0	0	0	0	0	0	2	2	0.00	0.000										
Luke Walker, L ERA: 1.87 (8, 1)	2.0	L	9	2	1	1	1	1	0	0	0	0	0	10	14	4.50	1.500										
Ron Kline, R ERA: 1.56 (9, 1)																											

Batter	1	2	3	4	5	6	7	8	9	10	AB	R	H	RBI	BB	SO	LOB	BOTTOM									
Maury Wills, S OBP: 0.332, SLG: 0.323 (1, 5)	0-0 5-3			0-0 6-3		0-0 6-3			0-0 FC1-6 1B		4	0	1	0	0	0	0	San Francisco Giants @ Pittsburgh Pirates Forbes Field, Pittsburgh, PA Wed Aug 14 1968, 7:05 PM EDT Att: 6,926 - Unknown AB 34 R 1 H 3 RBI 1 BB 0 SO 6 LOB 6									
Gene Alley, R OBP: 0.280, SLG: 0.288 (1, 6)	0-3 K			0-0 4-3		0-0 1-3			0-0 FC1-6		4	0	0	0	0	1	1										
Willie Stargell, L OBP: 0.323, SLG: 0.473 (1, 7)	0-3 K			0-0 E 2B 1B		0-0 4-3			0-0 F8		4	1	1	0	0	1	1										
Roberto Clemente, R OBP: 0.333, SLG: 0.451 (1, 9)		0-3 K		0-0 E1 2B		0-0 4-3			0-3 K		4	0	0	0	0	2	2										
Donn Clendenon, R OBP: 0.329, SLG: 0.400 (1, 3)		0-0 F8		0-0 1-2 2B		0-0 F8			0-0 6-3		4	0	1	1	0	0	0										
Manny Mota, R OBP: 0.322, SLG: 0.327 (1, 8)		0-3 K		0-0 1-3 2B		0-0 6-3			0-0 G3		4	0	0	0	0	1	2										
Bill Mazerowski, R OBP: 0.287, SLG: 0.284 (1, 4)			0-0 4-3			0-0 F9			0-0 6-3		4	0	0	0	0	0	0										
Chris Cannizzaro, R (1, 2)			0-0 6-3			0-0 6-3			0-0 F1		3	0	0	0	0	0	0										
Dock Ellis, S OBP: 0.083, SLG: 0.083 (1, 1)			0-0 F6			0-0 4-3			0-0 5-3		2	0	0	0	0	1	0										
Luke Walker, L (8, 1)																											
Manny Jimenez, L OBP: 0.459, SLG: 0.423 (8, PH)																											
Ron Kline, R (9, 1)																											
Inning Stats	R: 0 E: 0 K: 2 S: 7	H: 0 LOB: 0 BB: 0 P: 7	R: 0 E: 0 K: 2 S: 7	H: 0 LOB: 0 BB: 0 P: 7	R: 0 E: 0 K: 0 S: 3	H: 0 LOB: 0 BB: 0 P: 3	R: 1 E: 1 K: 0 S: 6	H: 2 LOB: 2 BB: 0 P: 6	R: 0 E: 0 K: 1 S: 5	H: 0 LOB: 0 BB: 0 P: 5	R: 0 E: 0 K: 0 S: 3	H: 0 LOB: 0 BB: 0 P: 3	R: 0 E: 0 K: 0 S: 3	H: 0 LOB: 0 BB: 0 P: 3	R: 0 E: 0 K: 1 S: 6	H: 1 LOB: 1 BB: 0 P: 6	R: 0 E: 0 K: 0 S: 3	H: 0 LOB: 0 BB: 0 P: 3	1B: 2 2B: 1 3B: 0 HR: 0	SF: 0 SAC: 0 DP: 0 HBP: 0	WP: 0 PA: 34						
PITCHER	IP 10.0	WLS W	BF 34	H 3	R 1	ER 0	SO 6	BB 0	IBB 0	HBP 0	BLK 0	WP 0	HR 0	S 46	P 46	ERA 0.00	WHIP 0.300										
Gaylord Perry, R ERA: 2.42 (1, 1)																											

Batter	1	2	3	4	5	6	7	8	9	AB	R	H	RBI	BB	SO	LOB	TOP			
Bobby Bonds, R OBP: 0.329, SLG: 0.390 (1, 9)	0-3 K		0-3 K			0-0 4-3			0-0 F8	4	0	0	0	0	2	2	San Francisco Giants @ Pittsburgh Pirates Forbes Field, Pittsburgh, PA Thu Aug 15 1968, 7:05 PM EDT Att: 6,859 - Unknown AB 30 R 0 H 4 RBI 0 BB 0 SO 6 LOB 8			
Ron Hunt, R OBP: 0.365, SLG: 0.273 (1, 4)	0-3 K		0-3 K			0-0 F3			0-0 1B	3	0	0	0	0	2	2				
Dave Marshall, L OBP: 0.346, SLG: 0.346 (9, PH)										1	0	1	0	0	0	0				
Willie Mays, R OBP: 0.352, SLG: 0.450 (1, 8)	0-0 6-3				0-0 5-3				0-0 4-3	4	0	0	0	0	0	1				
Willie McCovey, L OBP: 0.381, SLG: 0.586 (1, 3)		0-0 4-3			0-0 F4				0-0 4-3	3	0	0	0	0	0	0				
Jim Ray Hart, R OBP: 0.336, SLG: 0.475 (1, 5)		0-0 G3			0-3 K				0-0 6-3	3	0	0	0	0	1	0				
Dick Dietz, R OBP: 0.376, SLG: 0.452 (1, 2)		0-3 K				0-0 G4-6-3 1B			0-0 F9	3	0	1	0	0	1	0				
Jesus Alou, R OBP: 0.272, SLG: 0.319 (1, 7)						0-0 G4-6-3 1B			0-0 5-3	3	0	1	0	0	0	1				
Hal Lanier, R OBP: 0.211, SLG: 0.220 (1, 6)						0-0 6-3			0-0 1-3	3	0	1	0	0	0	0				
Bobby Bolin, R OBP: 0.156, SLG: 0.069 (1, 1)						0-0 F2			0-0 L6-3	1	0	0	0	0	0	2				
Mike McCormick, L OBP: 0.179, SLG: 0.204 (5, 1)										0	0	0	0	0	0	0				
Bob Schroeder, L OBP: 0.300, SLG: 0.320 (6, PH)										1	0	0	0	0	0	0				
Frank Linzy, R (6, 1)										0	0	0	0	0	0	0				
Ty Cline, L OBP: 0.244, SLG: 0.240 (9, PH)										1	0	0	0	0	0	0				
Inning Stats	R: 0 H: 0 E: 0 K: 2 S: 7	H: 0 LOB: 0 BB: 0 P: 7	R: 0 H: 0 E: 0 K: 1 S: 5	H: 0 LOB: 0 BB: 0 P: 5	R: 0 H: 2 E: 0 K: 2 S: 9	H: 0 LOB: 2 BB: 0 P: 9	R: 0 H: 0 E: 0 K: 1 S: 5	H: 0 LOB: 0 BB: 0 P: 5	R: 0 H: 1 E: 0 K: 0 S: 3	H: 0 LOB: 1 BB: 0 P: 3	R: 0 H: 0 E: 0 K: 0 S: 3	H: 0 LOB: 0 BB: 0 P: 3	R: 0 H: 0 E: 0 K: 0 S: 3	H: 0 LOB: 0 BB: 0 P: 3	R: 0 H: 1 E: 0 K: 0 S: 4	H: 1 LOB: 1 BB: 0 P: 4		1B: 4 2B: 0 3B: 0 HR: 0	SF: 0 SAC: 0 DP: 1 HBP: 0	WP: 0 PA: 30 PB: 0 SB: 0 CS: 0
PITCHER Steve Blass, R ERA: 2.59 (1, 1)	IP: 9.0 WLS: W BF: 30 H: 4 R: 0 ER: 0 SO: 6 BB: 0 IBB: 0 HBP: 0 BLK: 0 WP: 0 HR: 0 S: 42 P: 42 ERA: 0.00 WHIP: 0.444															PITCHER Steve Blass, R ERA: 2.59 (1, 1)		IP: 9.0 WLS: W BF: 30 H: 4 R: 0 ER: 0 SO: 6 BB: 0 IBB: 0 HBP: 0 BLK: 0 WP: 0 HR: 0 S: 42 P: 42 ERA: 0.00 WHIP: 0.444		

Batter	1	2	3	4	5	6	7	8	9	AB	R	H	RBI	BB	SO	LOB	BOTTOM																	
Maury Wills, S OBP: 0.331, SLG: 0.322 (1, 5)	0-3 K	0-3 K				0-0 6-3 WP 1B			0-0 3-1	4	0	1	0	0	2	0	San Francisco Giants @ Pittsburgh Pirates Forbes Field, Pittsburgh, PA Thu Aug 15 1968, 7:05 PM EDT Att: 6,859 - Unknown AB 29 R 2 H 4 RBI 1 BB 2 SO 5 LOB 14																	
Gene Alley, R OBP: 0.280, SLG: 0.285 (1, 6)	4-0 S 1B BB	0-0 F8			0-0 6-3 1-3			0-0 E3 G4-6-3 E	3	0	0	0	1	0	1																			
Matty Alou, L OBP: 0.367, SLG: 0.389 (1, 8)	0-0 1B				0-0 F3			0-0 E6 G4-6-3	4	1	2	0	0	0	2																			
Willie Stargell, L OBP: 0.322, SLG: 0.468 (1, 7)	4-0 1B E IBB				0-0 F5			0-0 G4-6-3 1-2 2-3	3	1	0	0	1	0	4																			
Donn Clendenon, R OBP: 0.327, SLG: 0.399 (1, 3)	0-0 HBP E 1B				0-0 F9			0-0 4-3	4	0	1	1	0	1	2																			
Manny Mota, R OBP: 0.318, SLG: 0.323 (1, 9)	0-0 E5 HBP				0-0 F4			0-0 3-1	3	0	0	0	0	0	2																			
Bill Mazerowski, R OBP: 0.287, SLG: 0.282 (1, 4)	1-2 2-3 HBP				0-0 F8			0-0 4-3	2	0	0	0	0	0	0																			
Chris Cannizzaro, R (1, 2)	0-0 F9				0-0 5-3			0-0 4-3	3	0	0	0	0	0	3																			
Steve Blass, R OBP: 0.111, SLG: 0.118 (1, 1)		0-0 F9			0-3 K			0-3 K	3	0	0	0	0	2	0																			
Inning Stats	R: 2 H: 2 E: 1 K: 1 S: 7	H: 2 LOB: 3 BB: 2 P: 16	R: 0 H: 0 E: 0 K: 1 S: 5	H: 0 LOB: 0 BB: 0 P: 5	R: 0 H: 1 E: 0 K: 0 S: 4	H: 1 LOB: 1 BB: 0 P: 4	R: 0 H: 0 E: 0 K: 1 S: 5	H: 0 LOB: 0 BB: 0 P: 5	R: 0 H: 0 E: 0 K: 0 S: 5	H: 0 LOB: 1 BB: 0 P: 4	R: 0 H: 0 E: 2 K: 0 S: 4	H: 0 LOB: 1 BB: 0 P: 4	R: 0 H: 0 E: 2 K: 0 S: 4	H: 0 LOB: 1 BB: 0 P: 4	R: 0 H: 0 E: 2 K: 0 S: 4	H: 0 LOB: 1 BB: 0 P: 4		1B: 4 2B: 0 3B: 0 HR: 0	SF: 0 SAC: 0 DP: 1 HBP: 1	WP: 1 PA: 32 PB: 0 SB: 2 CS: 0														
PITCHER Bobby Bolin, R ERA: 1.69 (1, 1)	IP: 0.2 WLS: L BF: 2 H: 0 R: 0 ER: 0 SO: 0 BB: 0 IBB: 0 HBP: 0 BLK: 0 WP: 0 HR: 0 S: 2 P: 2 ERA: 0.00 WHIP: 0.000															PITCHER Bobby Bolin, R ERA: 1.69 (1, 1)		IP: 0.2 WLS: L BF: 2 H: 0 R: 0 ER: 0 SO: 0 BB: 0 IBB: 0 HBP: 0 BLK: 0 WP: 0 HR: 0 S: 2 P: 2 ERA: 0.00 WHIP: 0.000																
Mike McCormick, L ERA: 3.73 (5, 1)	3.0 10 0 0 0 2 0 0 0 0 0 0 0 14 14 0.00 0.000															Mike McCormick, L ERA: 3.73 (5, 1)		3.0 10 0 0 0 2 0 0 0 0 0 0 0 14 14 0.00 0.000																
Frank Linzy, R ERA: 2.91 (6, 1)																		Frank Linzy, R ERA: 2.91 (6, 1)																

Batter	1	2	3	4	5	6	7	8	9	AB	R	H	RBI	BB	SO	LOB	TOP			
Willie Crawford, L (1,7) OBP: 0.350, SLG: 0.346										4	0	1	0	0	2	2	Los Angeles Dodgers @ Pittsburgh Pirates Forbes Field, Pittsburgh, PA Sun Aug 18 1968, 7:05 PM EDT Att: 17,423 - Unknown livebaseballscorecards.com			
Bart Shirley, R (1,6) OBP: 0.222, SLG: 0.229										4	0	1	0	0	0	2				
Willie Davis, L (1,8) OBP: 0.275, SLG: 0.350										4	0	0	0	0	2					
Ken Boyer, R (1,3) OBP: 0.309, SLG: 0.331										4	0	0	0	0	2					
Bob Bailey, R (1,5) OBP: 0.322, SLG: 0.338										4	0	0	0	0	1					
Ted Savage, R (1,9) OBP: 0.243, SLG: 0.290										2	0	0	0	1	0					
Paul Popovich, S (1,4) OBP: 0.284, SLG: 0.282										3	0	0	0	0	1					
Jeff Torborg, R (1,2) OBP: 0.208, SLG: 0.155 (8, PH)										2	0	0	0	0	1					
Zoilo Versalles, R (8, PH) OBP: 0.243, SLG: 0.270										1	1	1	0	0	0					
Tom Haller, L (8,2) OBP: 0.343, SLG: 0.387										0	0	0	0	0	0					
Don Sutton, R (1,1) OBP: 0.220, SLG: 0.189										1	0	0	0	1	0					
Jim Lefebvre, S (8, PH) OBP: 0.268, SLG: 0.286										1	0	1	1	0	0					
Jim Brewer, L (8,1) OBP: 0.167, SLG: 0.167										0	0	0	0	0	0					
Jack Billingham, R (8,1) OBP: 0.167, SLG: 0.167										0	0	0	0	0	0					
Inning Stats	R: 0 E: 0 K: 0 S: 4	H: 1 LOB: 1 BB: 0 P: 4	R: 0 E: 0 K: 0 S: 3	H: 0 LOB: 1 BB: 1 P: 7	R: 0 E: 0 K: 1 S: 4	H: 0 LOB: 0 BB: 1 P: 8	R: 0 E: 0 K: 0 S: 3	H: 0 LOB: 0 BB: 0 P: 3	R: 0 E: 0 K: 0 S: 3	H: 0 LOB: 0 BB: 0 P: 3	R: 0 E: 0 K: 0 S: 3	H: 0 LOB: 0 BB: 0 P: 3	R: 1 E: 0 K: 2 S: 9	H: 2 LOB: 1 BB: 0 P: 9	R: 0 E: 0 K: 0 S: 4	H: 1 LOB: 1 BB: 0 P: 4	1B: 3 2B: 1 3B: 0 HR: 0	SF: 0 SAC: 0 DP: 1 HBP: 0	WP: 0 PB: 0 SB: 0 CS: 0	PA: 32
PITCHER	IP: 9.0 WLS: W BF: 32 H: 4 R: 1 ER: 1 SO: 3 BB: 2 IBB: 0 HBP: 0 BLK: 0 WP: 0 HR: 0 S: 36 P: 44 ERA: 1.00 WHIP: 0.667																			

Batter	1	2	3	4	5	6	7	8	9	AB	R	H	RBI	BB	SO	LOB	BOTTOM	
Maury Wills, S (1,5) OBP: 0.331, SLG: 0.322										4	0	1	0	0	0	1	Los Angeles Dodgers @ Pittsburgh Pirates Forbes Field, Pittsburgh, PA Sun Aug 18 1968, 7:05 PM EDT Att: 17,423 - Unknown livebaseballscorecards.com	
Gary Kolb, L (1,9) OBP: 0.275, SLG: 0.327										4	0	0	0	0	2	3		
Matty Alou, L (1,8) OBP: 0.368, SLG: 0.390										4	0	1	0	0	0			
Willie Stargell, L (1,7) OBP: 0.319, SLG: 0.462										4	1	1	0	0	1			
Don Clendenon, R (1,3) OBP: 0.328, SLG: 0.404										3	1	1	0	0	0			
Freddie Patek, R (1,6) OBP: 0.309, SLG: 0.382										3	2	2	1	1	1	0		
Bill Mazerowski, R (1,4) OBP: 0.291, SLG: 0.289										4	1	2	1	0	1			
Chris Cannizzaro, R (1,2) OBP: 0.294, SLG: 0.400										2	0	0	0	2	0	1		
Bob Veale, S (1,1) OBP: 0.091, SLG: 0.078										3	0	0	0	0	2	5		
Inning Stats	R: 0 E: 0 K: 0 S: 4	H: 1 LOB: 1 BB: 0 P: 4	R: 0 E: 0 K: 1 S: 5	H: 0 LOB: 0 BB: 0 P: 5	R: 0 E: 0 K: 1 S: 5	H: 0 LOB: 0 BB: 0 P: 5	R: 0 E: 0 K: 1 S: 6	H: 1 LOB: 2 BB: 1 P: 10	R: 0 E: 0 K: 0 S: 3	H: 1 LOB: 0 BB: 0 P: 3	R: 3 E: 1 K: 2 S: 11	H: 3 LOB: 2 BB: 1 P: 15	R: 2 E: 0 K: 0 S: 5	H: 2 LOB: 1 BB: 1 P: 9	1B: 7 2B: 1 3B: 0 HR: 0	SF: 0 SAC: 1 DP: 0 HBP: 0		WP: 0 PB: 0 SB: 4 CS: 1
PITCHER	IP: 7.0 WLS: L BF: 29 H: 6 R: 3 ER: 3 SO: 1 BB: 3 IBB: 2 HBP: 0 BLK: 0 WP: 0 HR: 0 S: 39 P: 47 ERA: 2.85 WHIP: 0.857																	
Don Sutton, R (8,1) ERA: 2.85	0.2	5	2	2	2	0	1	0	0	0	0	4	8	27.00	4.500			
Jim Brewer, L (8,1)	0.1	1	0	0	0	0	0	0	0	0	0	1	1	0.00	0.000			
Jack Billingham, R (8,1)	0.1	1	0	0	0	0	0	0	0	0	0	1	1	0.00	0.000			

Batter	1	2	3	4	5	6	7	8	9	AB	R	H	RBI	BB	SO	LOB	TOP					
Freddie Patek, R OBP: 0.311, SLG: 0.378 (1, 9)										5	1	2	0	0	1	0						
Maury Wills, S OBP: 0.329, SLG: 0.320 (1, 5)										5	2	2	0	0	0	2						
Matty Alou, L OBP: 0.367, SLG: 0.391 (1, 8)										5	2	3	2	0	0	2						
Donn Clendenon, R OBP: 0.326, SLG: 0.405 (1, 3)										5	0	0	0	0	3	6						
Manny Mota, R OBP: 0.321, SLG: 0.330 (1, 7)										5	2	2	2	0	0	0						
Bill Mazerowski, R OBP: 0.292, SLG: 0.294 (1, 4)										4	0	2	3	1	0	0						
Gene Alley, R OBP: 0.285, SLG: 0.288 (1, 6)										5	0	2	0	0	0	2						
Jerry May, R OBP: 0.305, SLG: 0.272 (1, 2)										3	0	0	0	1	1	2						
Dock Ellis, S OBP: 0.125, SLG: 0.188 Ron Kline, R (8, 1)										4	1	1	0	0	1	2						
										0	0	0	0	0	0	0						
Inning Stats	R: 3 E: 0 K: 1 S: 10	H: 5 LOB: 2 BB: 0 P: 10	R: 1 E: 0 K: 2 S: 9	H: 2 LOB: 1 BB: 0 P: 9	R: 0 E: 0 K: 0 S: 3	H: 0 LOB: 0 BB: 0 P: 3	R: 1 E: 1 K: 1 S: 8	H: 2 LOB: 2 BB: 0 P: 8	R: 0 E: 0 K: 0 S: 2	H: 0 LOB: 0 BB: 1 P: 6	R: 0 E: 0 K: 2 S: 7	H: 0 LOB: 0 BB: 0 P: 7	R: 0 E: 0 K: 0 S: 3	H: 0 LOB: 0 BB: 0 P: 3	R: 0 E: 0 K: 0 S: 4	H: 1 LOB: 2 BB: 1 P: 8	R: 3 E: 0 K: 0 S: 7	H: 4 LOB: 1 BB: 0 P: 7	1B: 10 2B: 2 3B: 2 HR: 0	SF: 0 SAC: 0 DP: 1 HBP: 0	WP: 0 PB: 0 SB: 3 CS: 0	PA: 43
PITCHER	IP WLS BF H R ER SO BB IBB HBP BLK WP HR S P ERA WHIP																					
Jay Ritchie, R ERA: 3.83	(1, 1) 0.2 L 7 5 3 3 1 0 0 0 0 0 0 0 0 9 9 40.50 7.500																					
Bob Lee, R ERA: 4.38	(1, 1) 2.1 9 2 1 1 2 0 0 0 0 0 0 0 0 13 13 3.86 0.857																					
Billy McCool, L ERA: 4.93	(4, 1) 0.1 3 2 1 0 0 0 0 0 0 0 0 0 0 3 3 0.00 6.000																					
Ted Abernathy, R ERA: 1.99	(4, 1) 5.0 19 2 1 1 3 1 1 0 0 0 0 0 23 31 1.80 0.600																					
Clay Carroll, R ERA: 3.03	(9, 1) 0.2 5 3 2 2 0 0 0 0 0 0 0 0 0 5 5 27.00 4.500																					

Pittsburgh Pirates @ Cincinnati Reds
Crosley Field, Cincinnati, OH
Tue Aug 20 1968, 7:05 PM EDT
Att: 8,103 - Unknown

AB	41
R	8
H	14
RBI	7
BB	2
SO	6
LOB	16



Batter	1	2	3	4	5	6	7	8	9	AB	R	H	RBI	BB	SO	LOB	BOTTOM					
Pete Rose, S OBP: 0.398, SLG: 0.485 (1, 9)										4	0	1	0	1	0	3						
Alex Johnson, R OBP: 0.357, SLG: 0.415 (1, 7)										5	1	1	0	0	1	3						
Mack Jones, L OBP: 0.350, SLG: 0.434 (1, 8)										3	1	1	0	1	0	1						
Tony Perez, R OBP: 0.341, SLG: 0.436 (1, 5)										4	1	1	2	0	1	2						
Fred Whitfield, L OBP: 0.316, SLG: 0.425 (1, 3)										4	0	2	1	0	1	1						
Tommy Helms, R OBP: 0.314, SLG: 0.372 (1, 4)										4	0	0	0	0	0	2						
Pat Corrales, R OBP: 0.349, SLG: 0.359 Clay Carroll, R OBP: 0.188, SLG: 0.188 (9, 1)										4	0	2	0	0	0	0						
Leo Cardenas, R OBP: 0.290, SLG: 0.305 (1, 6)										3	0	0	0	1	1	2						
Jay Ritchie, R Bob Lee, R Don Pavlich, R Billy McCool, R Ted Abernathy, R Johnny Bench, R (1, 1) (1, 1) (3, 9) (4, 1) (4, 1) (9, 2)										0	0	0	0	0	0	0						
										0	0	0	0	0	0	0						
										1	0	0	0	1	1	1						
										1	0	0	0	0	0	0						
Inning Stats	R: 0 E: 0 K: 0 S: 3	H: 0 LOB: 0 BB: 0 P: 3	R: 0 E: 0 K: 2 S: 7	H: 0 LOB: 0 BB: 0 P: 7	R: 0 E: 0 K: 1 S: 6	H: 1 LOB: 1 BB: 0 P: 6	R: 0 E: 0 K: 0 S: 4	H: 1 LOB: 1 BB: 0 P: 4	R: 0 E: 0 K: 0 S: 4	H: 1 LOB: 2 BB: 1 P: 8	R: 1 E: 0 K: 0 S: 5	H: 2 LOB: 1 BB: 0 P: 5	R: 0 E: 0 K: 2 S: 7	H: 0 LOB: 2 BB: 2 P: 15	R: 2 E: 0 K: 0 S: 4	H: 2 LOB: 0 BB: 1 P: 8	R: 0 E: 0 K: 0 S: 4	H: 1 LOB: 1 BB: 0 P: 4	1B: 3 2B: 3 3B: 1 HR: 1	SF: 0 SAC: 0 DP: 1 HBP: 0	WP: 1 PB: 0 SB: 0 CS: 0	PA: 38
PITCHER	IP WLS BF H R ER SO BB IBB HBP BLK WP HR S P ERA WHIP																					
Dock Ellis, R ERA: 2.67	(1, 1) 7.0 W 31 6 3 3 5 4 0 0 0 0 0 0 0 7 7 3.86 1.429																					
Ron Kline, R ERA: 1.51	(8, 1) 2.0 S 7 2 0 0 0 0 0 0 0 0 0 0 0 7 7 0.00 1.000																					

Pittsburgh Pirates @ Cincinnati Reds
Crosley Field, Cincinnati, OH
Tue Aug 20 1968, 7:05 PM EDT
Att: 8,103 - Unknown

AB	34
R	3
H	8
RBI	3
BB	4
SO	5
LOB	16



Batter	1	2	3	4	5	6	7	8	9	AB	R	H	RBI	BB	SO	LOB	TOP					
Matty Alou, L OBP: 0.371, SLG: 0.398 (1, 8)	F7					K		WP 1B	BB 1B	6	2	4	2	0	1	0						
Maury Wills, S OBP: 0.328, SLG: 0.320 Jose Pagan, R OBP: 0.256, SLG: 0.292 (1, 5) (7, 5)	K	6-3		6-3			S HR	1B	BB 1B	4	1	1	0	0	1	2						
Roberto Clemente, R OBP: 0.339, SLG: 0.470 Gary Kolb, L OBP: 0.282, SLG: 0.327 (1, 9) (8, PR) (8, 9)	HR			HR		F3		1B HR	BB 1B	4	3	3	2	1	0	0						
Donn Clendenon, R OBP: 0.326, SLG: 0.413 (1, 3)	F8		6-3		K			1B	F3	6	2	2	5	0	1	2						
Manny Mota, R OBP: 0.328, SLG: 0.342 (1, 7)		1B BB	K		1B 3B			F9	1B	5	3	3	2	1	1	0						
Bill Mazaroski, R OBP: 0.300, SLG: 0.298 (1, 4)	SH2-4 1B	1B		BB	1B		K	1B	G6-3 1B	4	2	3	2	2	1	0						
Gene Alley, R OBP: 0.290, SLG: 0.296 (1, 6)	SH2-4 1B		F9		K			2B	FC6-4 1B	6	1	4	3	0	1	2						
Jerry May, R OBP: 0.303, SLG: 0.268 (1, 2)	SH2-4			K		5-3		FC6-4	G6-3	4	0	0	0	1	1	3						
Steve Blass, R OBP: 0.119, SLG: 0.125 Manny Jimenez, L OBP: 0.444, SLG: 0.407 Roy Face, R (1, 1) (9, PH) (9, 1)	K			K		4-3			1B 6-3	5	1	1	0	0	3	4						
Inning Stats	R: 1 E: 0 K: 1 S: 6	H: 1 LOB: 0 BB: 0 P: 6	R: 3 E: 0 K: 1 S: 8	H: 3 LOB: 1 BB: 1 P: 12	R: 1 E: 0 K: 1 S: 6	H: 1 LOB: 1 BB: 1 P: 10	R: 0 E: 0 K: 2 S: 8	H: 1 LOB: 1 BB: 0 P: 8	R: 1 E: 0 K: 2 S: 9	H: 2 LOB: 1 BB: 0 P: 9	R: 0 E: 0 K: 1 S: 5	H: 0 LOB: 0 BB: 0 P: 5	R: 3 E: 0 K: 2 S: 10	H: 3 LOB: 2 BB: 2 P: 18	R: 4 E: 0 K: 0 S: 8	H: 6 LOB: 1 BB: 2 P: 8	R: 6 E: 0 K: 0 S: 8	H: 6 LOB: 1 BB: 2 P: 16	1B: 16 2B: 3 3B: 1 HR: 3	SF: 0 SAC: 1 DP: 1 HBP: 0	WP: 1 PB: 0 SB: 2 CS: 0	PA: 54
PITCHER	IP	WLS	BF	H	R	ER	SO	BB	IBB	HBP	BLK	WP	HR	S	P	ERA	WHIP					
Jim Maloney, R ERA: 3.84 Jay Ritchie, R ERA: 4.59 Bob Lee, R ERA: 5.15 George Culver, R ERA: 3.02 (1, 1) (6, 1) (8, 1) (9, 1)	5.0	L	25	8	6	6	7	2	0	0	0	0	2	37	45	10.80	2.000					

Pittsburgh Pirates @ Cincinnati Reds
Crosley Field, Cincinnati, OH
Wed Aug 21 1968, 7:05 PM EDT
Att: 8,155 - Unknown

AB 47
R 19
H 23
RBI 18
BB 6
SO 10
LOB 14



Batter	1	2	3	4	5	6	7	8	9	AB	R	H	RBI	BB	SO	LOB	BOTTOM					
Pete Rose, S OBP: 0.397, SLG: 0.482 (1, 8)	G3		F8			4-3		FC5-4 1B		4	0	1	0	0	0	1						
Alex Johnson, R OBP: 0.356, SLG: 0.414 (1, 7)	F8			2B 1B		K		FC5-4 BB		4	1	1	0	0	1	1						
Lee May, R OBP: 0.334, SLG: 0.463 (1, 9)	6-3			F9		F2		BB		3	0	0	0	1	0	1						
Tony Perez, R OBP: 0.340, SLG: 0.435 (1, 5)		4-3		F7			G4-6-3 1B	4-3		4	0	1	0	0	0	3						
Fred Whitfield, L OBP: 0.314, SLG: 0.427 (1, 3)		4-3			1H 2B		G4-6-3 1-2F		F8	4	0	1	1	0	0	1						
Tommy Helms, R OBP: 0.314, SLG: 0.372 Woody Woodward, R OBP: 0.276, SLG: 0.234 (1, 4) (8, 4)	K			6-3			BB 1B		5-3	3	0	1	0	0	1	1						
Pat Corrales, R OBP: 0.370, SLG: 0.366 (1, 2)			G6-4-3 1B		K		FC6-4 BB		K	2	0	1	0	1	1	0						
Leo Cardenas, R OBP: 0.288, SLG: 0.302 (1, 6)			G6-4-3 1-2F		6-3		FC6-4 1-2F			3	0	0	0	0	0	3						
Jim Maloney, L OBP: 0.304, SLG: 0.426 Don Fawcett, R OBP: 0.311, SLG: 0.337 Jay Ritchie, R (1, 1) (5, PR) (8, 1) Bob Lee, R OBP: 0.306, SLG: 0.309 Johnny Bench, R OBP: 0.300, SLG: 0.416 George Culver, R OBP: 0.145, SLG: 0.145 Jim Beauchamp, R OBP: 0.306, SLG: 0.306 (1, 1) (5, PR) (8, 1) (9, 1) (9, PH)					K			F7		1	0	1	0	0	0	0						
Inning Stats	R: 0 E: 0 K: 0 S: 3	H: 0 LOB: 0 BB: 0 P: 3	R: 0 E: 0 K: 1 S: 5	H: 0 LOB: 0 BB: 0 P: 5	R: 0 E: 0 K: 0 S: 4	H: 2 LOB: 1 BB: 0 P: 4	R: 1 E: 0 K: 0 S: 5	H: 2 LOB: 1 BB: 0 P: 5	R: 0 E: 0 K: 2 S: 7	H: 0 LOB: 0 BB: 0 P: 7	R: 0 E: 0 K: 1 S: 5	H: 0 LOB: 0 BB: 0 P: 5	R: 0 E: 0 K: 0 S: 4	H: 2 LOB: 2 BB: 1 P: 8	R: 0 E: 0 K: 0 S: 4	H: 1 LOB: 2 BB: 1 P: 8	R: 0 E: 0 K: 1 S: 5	H: 0 LOB: 0 BB: 0 P: 5	1B: 5 2B: 2 3B: 0 HR: 0	SF: 0 SAC: 0 DP: 2 HBP: 0	WP: 0 PB: 0 SB: 0 CS: 0	PA: 34
PITCHER	IP	WLS	BF	H	R	ER	SO	BB	IBB	HBP	BLK	WP	HR	S	P	ERA	WHIP					
Steve Blass, R ERA: 2.52 Roy Face, R ERA: 2.84 (1, 1) (9, 1)	8.0	W	31	7	1	1	4	2	0	0	0	0	0	37	45	1.12	1.125					

Pittsburgh Pirates @ Cincinnati Reds
Crosley Field, Cincinnati, OH
Wed Aug 21 1968, 7:05 PM EDT
Att: 8,155 - Unknown

AB 32
R 1
H 7
RBI 1
BB 2
SO 5
LOB 11




Batter	1	2	3	4	5	6	7	8	9	AB	R	H	RBI	BB	SO	LOB	TOP								
Freddie Patek, R OBP: 0.333, SLG: 0.392 (1, 7)										4	2	3	1	1	0	0	Pittsburgh Pirates @ Cincinnati Reds Crosley Field, Cincinnati, OH Thu Aug 22 1968, 7:05 PM EDT Att: 7,195 - Unknown								
Maury Wills, S OBP: 0.331, SLG: 0.321 (1, 5)										4	1	2	0	1	0	1									
Matty Alou, L OBP: 0.369, SLG: 0.398 (1, 8)										5	0	1	3	0	0	4									
Roberto Clemente, R OBP: 0.337, SLG: 0.465 (1, 9)										4	0	0	0	1	2	3									
Donn Clendenon, R OBP: 0.324, SLG: 0.410 (1, 3)										3	0	0	1	0	0	3									
Bill Mazerowski, R OBP: 0.299, SLG: 0.300 (1, 4)										4	0	1	0	0	0	1									
Gene Alley, R OBP: 0.290, SLG: 0.295 (1, 6)										4	1	1	0	0	1	1									
Jerry May, R OBP: 0.303, SLG: 0.266 (1, 2)										3	0	0	0	1	0	2									
Al McBean, R OBP: 0.203, SLG: 0.238 Tommie Sisk, R OBP: 0.154, SLG: 0.083 Ron Kline, R Manny Jimenez, L (8, PH) Roy Face, R										1	1	0	0	0	0	1		P							
Inning Stats	R: 2 E: 1 K: 1 S: 8	H: 2 LOB: 1 BB: 0 P: 8	R: 2 E: 0 K: 0 S: 5	H: 2 LOB: 3 BB: 3 P: 17	R: 0 E: 0 K: 2 S: 8	H: 1 LOB: 1 BB: 0 P: 8	R: 0 E: 0 K: 0 S: 3	H: 0 LOB: 0 BB: 0 P: 3	R: 0 E: 0 K: 1 S: 5	H: 2 LOB: 2 BB: 1 P: 9	R: 0 E: 0 K: 0 S: 3	H: 0 LOB: 0 BB: 0 P: 3	R: 0 E: 0 K: 0 S: 3	H: 0 LOB: 0 BB: 0 P: 3	R: 0 E: 0 K: 0 S: 4	H: 1 LOB: 1 BB: 0 P: 4			1B: 6 2B: 2 3B: 0 HR: 0	SF: 1 SAC: 0 DP: 0 HBP: 0	WP: 0 PB: 0 SB: 4 CS: 0	PA: 40			
PITCHER	IP	WLS	BF	H	R	ER	SO	BB	IBB	HBP	BLK	WP	HR	S	P	ERA	WHIP								
Tony Cloninger, R ERA: 4.58	1.2		12	4	4	3	1	2	0	0	0	0	0	12	20	16.20	3.600								
Clay Carroll, R ERA: 2.99	4.1		18	3	1	1	3	1	1	0	0	0	0	22	30	2.08	0.923								
Ted Abernathy, R ERA: 1.94	3.0	W	10	1	0	0	0	0	0	0	0	0	0	10	10	0.00	0.333								

Batter	1	2	3	4	5	6	7	8	9	AB	R	H	RBI	BB	SO	LOB	BOTTOM								
Pete Rose, S OBP: 0.399, SLG: 0.488 (1, 9)										5	1	3	2	0	0	0	Pittsburgh Pirates @ Cincinnati Reds Crosley Field, Cincinnati, OH Thu Aug 22 1968, 7:05 PM EDT Att: 7,195 - Unknown								
Alex Johnson, R OBP: 0.355, SLG: 0.413 (1, 7)										4	0	1	0	0	0	2									
Mack Jones, L OBP: 0.348, SLG: 0.430 (1, 8)										4	1	1	0	0	1	2									
Tony Perez, R OBP: 0.340, SLG: 0.437 (1, 5)										4	1	1	2	0	0	2									
Fred Whitfield, L OBP: 0.319, SLG: 0.425 Giraldo Ruiz, S (7, PR) OBP: 0.296, SLG: 0.261										3	1	1	0	1	1	0									
Johnny Bench, R OBP: 0.304, SLG: 0.418 (1, 2)										3	1	2	1	0	0	0									
Tommy Helms, R OBP: 0.311, SLG: 0.369 (1, 4)										4	0	0	0	0	1	4									
Leo Cardenas, R OBP: 0.290, SLG: 0.305 (1, 6)										4	1	2	2	0	1	0									
Tony Cloninger, R OBP: 0.156, SLG: 0.375 Clay Carroll, R OBP: 0.222, SLG: 0.176 Jim Beauchamp, R OBP: 0.292, SLG: 0.478 Ted Abernathy, R										0	0	0	0	0	0	0		REDS							
Inning Stats	R: 0 E: 0 K: 0 S: 3	H: 0 LOB: 0 BB: 0 P: 3	R: 4 E: 0 K: 0 S: 7	H: 4 LOB: 1 BB: 1 P: 11	R: 0 E: 0 K: 1 S: 5	H: 0 LOB: 0 BB: 0 P: 5	R: 0 E: 0 K: 1 S: 5	H: 0 LOB: 0 BB: 0 P: 5	R: 0 E: 0 K: 0 S: 5	H: 2 LOB: 2 BB: 0 P: 7	R: 3 E: 0 K: 0 S: 6	H: 3 LOB: 1 BB: 1 P: 10	R: 0 E: 0 K: 1 S: 5	H: 0 LOB: 0 BB: 0 P: 5	1B: 8 2B: 2 3B: 1 HR: 0	SF: 1 SAC: 0 DP: 0 HBP: 0			WP: 0 PB: 0 SB: 0 CS: 0	PA: 37					
PITCHER	IP	WLS	BF	H	R	ER	SO	BB	IBB	HBP	BLK	WP	HR	S	P	ERA	WHIP								
Al McBean, R ERA: 3.46	1.2		10	4	4	4	0	1	0	0	0	0	0	9	13	21.60	3.000								
Tommie Sisk, R ERA: 3.51	4.2	L	20	6	2	2	3	0	0	0	0	0	0	26	26	3.86	1.286								
Ron Kline, R ERA: 1.59	0.2		4	1	1	1	0	0	1	0	0	0	0	3	7	13.50	1.500								
Roy Face, R ERA: 2.78	1.0		3	0	0	0	1	0	0	0	0	0	0	5	5	0.00	0.000								

Batter	1	2	3	4	5	6	7	8	9	10	11	AB	R	H	RBI	BB	SO	LOB	TOP			
Freddie Patek, R OBP: 0.336, SLG: 0.387 (1, 6)	F8		K			FC6-4 BB		6-3		FC4-6 1B		4	0	1	0	1	1	1				
Maury Wills, S OBP: 0.330, SLG: 0.320 (1, 5)	G3		G6-3			FC6-4 1B E		2B 1B		F9		5	1	1	0	0	0	4				
Matty Alou, L OBP: 0.372, SLG: 0.402 (1, 8)	6-3					G5-4-3 1B		E 1-3 1B		FC4-6		5	0	3	0	0	0	2				
Roberto Clemente, R OBP: 0.336, SLG: 0.462 (1, 9)						G5-4-3 1B E		E4		F7		5	1	1	0	0	0	4				
Willie Stargell, L OBP: 0.314, SLG: 0.453 (1, 7)						K		F9				5	0	0	0	0	2	3				
Donn Clendenon, R OBP: 0.322, SLG: 0.408 (1, 3)						F2		F2		F3		5	0	1	0	0	1	0				
Bill Mazeroski, R OBP: 0.296, SLG: 0.297 (1, 4)						FC5-4 1B		6-3		F9		4	0	0	0	0	1	1				
Chris Cannizzaro, R OBP: 0.261, SLG: 0.300 Jim Bunning, R OBP: 0.093, SLG: 0.116 Manny Jimenez, L OBP: 0.431, SLG: 0.393 Ron Kline, R (10, 1)						K		K		G3		3	0	0	0	0	1	1				
Bob Veale, S OBP: 0.304, SLG: 0.270 Jerry May, R (7, 2)						G6-3 1B		1-3		F3		2	0	1	0	0	0	0				
Inning Stats	R: 0 E: 0 K: 0 S: 3	H: 0 LOB: 0 BB: 0 P: 3	R: 1 E: 1 K: 0 S: 5	H: 2 LOB: 1 BB: 0 P: 5	R: 0 E: 0 K: 1 S: 5	H: 1 LOB: 0 BB: 0 P: 5	R: 0 E: 0 K: 1 S: 5	H: 0 LOB: 0 BB: 0 P: 5	R: 1 E: 1 K: 0 S: 5	H: 1 LOB: 2 BB: 1 P: 9	R: 0 E: 0 K: 0 S: 5	H: 2 LOB: 2 BB: 0 P: 5	R: 0 E: 0 K: 1 S: 5	H: 0 LOB: 0 BB: 0 P: 5	R: 0 E: 0 K: 1 S: 7	H: 2 LOB: 2 BB: 0 P: 7	R: 0 E: 0 K: 2 S: 7	H: 0 LOB: 0 BB: 0 P: 7	1B: 7 2B: 2 3B: 0 HR: 0	SF: 0 SAC: 0 DP: 2 HBP: 0	WP: 0 PB: 0 SB: 0 CS: 0	PA: 42
PITCHER	IP 10.0	WLS 10	BF 39	H 9	R 2	ER 0	SO 5	BB 1	IBB 0	HBP 0	BLK 0	WP 0	HR 0	S 48	P 52	ERA 0.00	WHIP 1.000					
Ray Washburn, R ERA: 2.43 Joe Hoerner, L ERA: 1.47	(1, 1)	(11, 1)	1.0	W	3	0	0	0	0	0	0	0	0	0	7	7	0.00	0.000				

Pittsburgh Pirates @ St. Louis Cardinals
 Busch Stadium, St. Louis, MO
 Fri Aug 23 1968, 7:05 PM CDT
 Att: 34,845 - Unknown


AB	41
R	2
H	9
RBI	0
BB	1
SO	7
LOB	16



Batter	1	2	3	4	5	6	7	8	9	10	11	AB	R	H	RBI	BB	SO	LOB	BOTTOM					
Ron Davis, R OBP: 0.263, SLG: 0.293 Roger Maris, L OBP: 0.325, SLG: 0.388 (7, PH) (8, 9)	6-3		5-3			K				F7		3	0	0	0	0	1	1						
Julian Javier, R OBP: 0.265, SLG: 0.331 (1, 4)	5-3		F8			HR BB		FC5		6-3		4	1	0	0	1	0	3						
Curt Flood, R OBP: 0.330, SLG: 0.359 (1, 8)	6-3					P3		6-3				5	0	1	0	0	0	1						
Orlando Cepeda, R OBP: 0.314, SLG: 0.383 (1, 3)						K		F2		F9		5	1	2	2	0	1	1						
Mike Shannon, R OBP: 0.329, SLG: 0.435 (1, 5)			K			F8		K				4	1	1	0	0	2	2						
Phil Gagliano, R OBP: 0.289, SLG: 0.344 (1, 7)						2B		K				5	0	1	1	0	0	3						
Johnny Edwards, L OBP: 0.294, SLG: 0.349 (1, 2)			L6			4-3		P4				4	0	1	0	0	0	1						
Dal Maxvill, R OBP: 0.320, SLG: 0.301 (1, 6)						SH3-4 BB		1-6-3		FC6-4 1B		3	0	0	0	1	1	1						
Ray Washburn, R OBP: 0.220, SLG: 0.140 Lou Brock, L OBP: 0.326, SLG: 0.430 Joe Hoerner, R (11, 1)						SH3-4		K		SH2-4		1	0	0	0	0	1	0						
Inning Stats	R: 0 E: 0 K: 0 S: 3	H: 0 LOB: 0 BB: 0 P: 3	R: 0 E: 0 K: 1 S: 6	H: 1 LOB: 1 BB: 0 P: 6	R: 0 E: 0 K: 0 S: 3	H: 0 LOB: 1 BB: 1 P: 7	R: 0 E: 0 K: 1 S: 6	H: 1 LOB: 1 BB: 0 P: 6	R: 0 E: 0 K: 1 S: 7	H: 2 LOB: 1 BB: 1 P: 11	R: 0 E: 0 K: 0 S: 4	H: 1 LOB: 2 BB: 1 P: 8	R: 0 E: 0 K: 1 S: 5	H: 0 LOB: 0 BB: 0 P: 5	R: 0 E: 0 K: 1 S: 5	H: 0 LOB: 0 BB: 0 P: 5	R: 0 E: 0 K: 1 S: 5	H: 0 LOB: 0 BB: 0 P: 5	R: 1 E: 0 K: 0 S: 3	H: 1 LOB: 1 BB: 0 P: 4	1B: 2 2B: 2 3B: 1 HR: 1	SF: 0 SAC: 2 DP: 0 HBP: 1	WP: 0 PB: 0 SB: 0 CS: 0	PA: 42
PITCHER	IP 6.0	WLS 3	BF 24	H 4	R 2	ER 2	SO 4	BB 2	IBB 0	HBP 0	BLK 0	WP 0	HR 1	S 30	P 38	ERA 3.00	WHIP 1.000							
Bob Veale, L ERA: 2.07 Jim Bunning, R ERA: 3.79 Ron Kline, R ERA: 1.66	(1, 1)	(7, 1)	(10, PH)	(11, 1)	(1, 1)	(10, 1)	(1, 1)	(1, 1)	(10, 1)	(1, 1)	(1, 1)	3.0	11	1	0	0	2	0	0					

Pittsburgh Pirates @ St. Louis Cardinals
 Busch Stadium, St. Louis, MO
 Fri Aug 23 1968, 7:05 PM CDT
 Att: 34,845 - Unknown

AB	36
R	3
H	6
RBI	3
BB	3
SO	7
LOB	13



Batter	1	2	3	4	5	6	7	8	9	AB	R	H	RBI	BB	SO	LOB	TOP					
Freddie Patek, R OBP: 0.336, SLG: 0.372 (1, 6)	F5		1-3			K		1B 1B		4	0	1	0	0	1	1	Pittsburgh Pirates @ St. Louis Cardinals Busch Stadium, St. Louis, MO Sun Aug 25 1968, 3:33 AM CDT Att: 26,756 - Unknown					
Maury Wills, S OBP: 0.330, SLG: 0.323 (1, 5)	8-3 1B		P1			F7		1B 1B		4	0	2	0	0	0	1						
Matty Alou, L OBP: 0.370, SLG: 0.400 (1, 8)	8-3 1-2				K			1B		4	0	2	1	0	1	1						
Willie Stargell, L OBP: 0.315, SLG: 0.461 (1, 7)		BB			K			K		3	0	0	0	1	2	4						
Donn Clendenon, R OBP: 0.317, SLG: 0.401 (1, 3)		K			F8			K		4	0	0	0	0	3	4						
Bill Mazaroski, R OBP: 0.294, SLG: 0.294 (1, 4)		F9				6-3				4	0	0	0	0	0	1						
Gary Kolb, L OBP: 0.269, SLG: 0.337 (1, 9)										3	0	1	0	0	0	1						
Manny Mota, R OBP: 0.328, SLG: 0.354 (9, PH)	4-3									1	1	1	1	0	0	0						
Chris Cannizzaro, R OBP: 0.269, SLG: 0.304 (1, 2)						K				3	0	1	0	0	2	1						
Gene Alley, R OBP: 0.269, SLG: 0.294 (9, PH)			SH5-4 1B			K				1	0	0	0	0	0	0						
Dock Ellis, S OBP: 0.118, SLG: 0.176 (1, 1)										1	0	0	0	0	1	1						
Manny Jimenez, L OBP: 0.433, SLG: 0.386 (8, PH)			SH5-4							0	1	0	0	0	0	0						
Roy Face, R OBP: 0.254, SLG: 0.289 (9, PH)								1B 1B 1B HBP		0	0	0	0	0	0	0						
Jose Pagan, R OBP: 0.254, SLG: 0.289 (9, PH)										1	0	0	0	0	0	0						
Inning Stats	R: 0 E: 0 K: 0 S: 3	H: 1 LOB: 0 BB: 0 P: 3	R: 0 E: 0 K: 1 S: 5	H: 0 LOB: 1 BB: 1 P: 9	R: 0 E: 0 K: 0 S: 4	H: 1 LOB: 1 BB: 0 P: 4	R: 0 E: 0 K: 2 S: 7	H: 0 LOB: 0 BB: 0 P: 7	R: 0 E: 0 K: 2 S: 8	H: 1 LOB: 1 BB: 0 P: 8	R: 0 E: 0 K: 1 S: 6	H: 1 LOB: 1 BB: 0 P: 6	R: 0 E: 0 K: 1 S: 5	H: 0 LOB: 0 BB: 0 P: 5	R: 1 E: 0 K: 3 S: 12	H: 3 LOB: 3 BB: 0 P: 13	R: 1 E: 0 K: 0 S: 4	H: 1 LOB: 0 BB: 0 P: 4	1B: 6 2B: 2 3B: 0 HR: 1	SF: 0 SAC: 1 DP: 1 HBP: 1	WP: 0 PB: 0 SB: 0 CS: 0	PA: 36
PITCHER	IP WLS BF H R ER SO BB IBB HBP BLK WP HR S P ERA WHIP																					
Nelson Briles, R ERA: 2.51 (1, 1)	7.1 W 29 6 1 1 8 1 0 1 0 0 0 43 48 1.23 0.955																					
Joe Hoerner, L ERA: 1.64 (8, 1)	1.2 S 7 2 1 1 2 0 0 0 0 0 0 1 11 11 5.40 1.200																					

AB	33
R	2
H	8
RBI	2
BB	1
SO	10
LOB	15




Batter	1	2	3	4	5	6	7	8	9	AB	R	H	RBI	BB	SO	LOB	BOTTOM			
Lou Brock, L OBP: 0.325, SLG: 0.426 (1, 7)	F7		F8		FC3-6 E G3	4-3				4	1	0	0	0	0	3	Pittsburgh Pirates @ St. Louis Cardinals Busch Stadium, St. Louis, MO Sun Aug 25 1968, 3:33 AM CDT Att: 26,756 - Unknown			
Curt Flood, R OBP: 0.327, SLG: 0.356 (1, 8)	F9		4-3		G3			5-3		4	0	0	0	0	0	1				
Bobby Tolan, L OBP: 0.290, SLG: 0.366 (1, 9)	6-3		4-3		E3			F8		4	0	0	0	0	0	0				
Orlando Cepeda, R OBP: 0.313, SLG: 0.381 (1, 3)					K			F3		3	1	0	0	1	1	1				
Johnny Edwards, L OBP: 0.287, SLG: 0.340 (1, 2)			2-3		6-3			P3		4	0	0	0	0	0	1				
Mike Shannon, R OBP: 0.327, SLG: 0.432 (1, 5)								F8		4	2	1	1	0	0	0				
Julian Javier, R OBP: 0.287, SLG: 0.333 (1, 4)								6-3		4	2	1	1	0	0	0				
Dal Maxvill, R OBP: 0.320, SLG: 0.300 (1, 6)										3	0	2	1	1	1	0				
Nelson Briles, R OBP: 0.173, SLG: 0.130 (1, 1)										2	0	0	0	1	1	4				
Joe Hoerner, R ERA: 2.61 (8, 1)										0	0	0	0	0	0	0				
Inning Stats	R: 0 E: 0 K: 0 S: 3	H: 0 LOB: 0 BB: 0 P: 3	R: 1 E: 1 K: 1 S: 6	H: 0 LOB: 2 BB: 2 P: 14	R: 0 E: 0 K: 0 S: 3	H: 0 LOB: 0 BB: 0 P: 3	R: 1 E: 2 K: 2 S: 9	H: 1 LOB: 1 BB: 0 P: 9	R: 1 E: 1 K: 0 S: 4	H: 0 LOB: 1 BB: 1 P: 8	R: 1 E: 0 K: 0 S: 5	H: 2 LOB: 2 BB: 1 P: 9	R: 0 E: 0 K: 0 S: 3	H: 0 LOB: 0 BB: 0 P: 3	R: 0 E: 0 K: 1 S: 5	H: 0 LOB: 0 BB: 0 P: 5	1B: 2 2B: 1 3B: 0 HR: 0	SF: 0 SAC: 0 DP: 0 HBP: 0	WP: 0 PB: 0 SB: 1 CS: 0	PA: 34
PITCHER	IP WLS BF H R ER SO BB IBB HBP BLK WP HR S P ERA WHIP																			
Dock Ellis, R ERA: 2.66 (1, 1)	7.0 L 31 3 4 2 3 4 0 0 0 0 0 0 33 49 2.57 1.000																			
Roy Face, R ERA: 2.61 (8, 1)	1.0 3 0 0 0 1 0 0 0 0 0 0 0 5 5 0.00 0.000																			


AB	30
R	4
H	3
RBI	2
BB	4
SO	4
LOB	13





Batter	1	2	3	4	5	6	7	8	9	AB	R	H	RBI	BB	SO	LOB	TOP				
Lou Brock, L OBP: 0.319, SLG: 0.417 (1, 7)	6-3		4-3	K		F7		G3		5	0	0	0	0	1	3	St. Louis Cardinals @ Pittsburgh Pirates Forbes Field, Pittsburgh, PA Wed Aug 28 1968, 7:05 PM EDT Att: 11,197 - Unknown livebaseballscorecards.com				
Julian Javier, R OBP: 0.288, SLG: 0.338 (1, 4)	F9			HR	FC5	BB		HR		4	3	2	1	1	0	2					
Curt Flood, R OBP: 0.330, SLG: 0.357 (1, 8)	L5			HR	1B	BB		P4		4	1	1	0	1	0	0					
Orlando Cepeda, R OBP: 0.316, SLG: 0.389 (1, 3)		K		HR	1B	FC		F9		4	2	2	4	1	1	0					
Mike Shannon, R OBP: 0.326, SLG: 0.428 (1, 5)	G3		G3	HR	BB	1B		5-3		5	0	1	0	0	0	2					
Tim McCarver, L OBP: 0.296, SLG: 0.343 (1, 2)	L5			WP	1B	1B		L4		5	1	1	1	0	0	1					
Ron Davis, R OBP: 0.259, SLG: 0.289 (1, 9)			K	E3	BB	F2		6-3		4	1	0	0	0	1	3					
Dal Maxvill, R OBP: 0.319, SLG: 0.298 (1, 6)				WP	1B	FC5	1B	L9		3	0	1	0	1	0	2					
Bob Gibson, R OBP: 0.258, SLG: 0.250 (1, 1)			K			6-3		F9		4	0	1	2	0	1	1					
Inning Stats	R: 0 E: 0 K: 0 S: 3	H: 0 LOB: 0 BB: 0 P: 3	R: 0 E: 0 K: 1 S: 5	H: 0 LOB: 0 BB: 0 P: 5	R: 0 E: 0 K: 2 S: 8	H: 1 LOB: 1 BB: 0 P: 8	R: 5 E: 1 K: 1 S: 11	H: 5 LOB: 2 BB: 1 P: 15	R: 1 E: 0 K: 0 S: 5	H: 1 LOB: 2 BB: 1 P: 9	R: 0 E: 0 K: 0 S: 3	H: 0 LOB: 0 BB: 0 P: 3	R: 1 E: 0 K: 0 S: 4	H: 1 LOB: 0 BB: 0 P: 4	R: 0 E: 0 K: 0 S: 3	H: 0 LOB: 0 BB: 0 P: 3	1B: 7 2B: 0 3B: 0 HR: 2	SF: 0 SAC: 0 DP: 0 HBP: 0	WP: 2 PB: 0 SB: 0 CS: 0	PA: 42	
PITCHER	IP	WLS	BF	H	R	ER	SO	BB	IBB	HBP	BLK	WP	HR	S	P	ERA	WHIP				
Bob Veale, L ERA: 2.24 (1, 1)	4.1	L	24	7	6	5	4	2	0	0	0	2	1	30	38	10.38	2.077				
Al McBean, R ERA: 3.41 (5, 1)	0.2		2	0	0	0	0	0	0	0	0	0	0	2	2	0.00	0.000				
Luke Walker, L ERA: 2.26 (6, 1)	2.0		9	1	1	1	0	2	0	0	0	0	0	7	15	4.50	1.500				
Roy Face, R ERA: 2.66 (8, 1)	2.0		7	1	1	1	0	0	0	0	0	0	1	7	7	4.50	0.500				

Batter	1	2	3	4	5	6	7	8	9	AB	R	H	RBI	BB	SO	LOB	BOTTOM					
Freddie Patek, R OBP: 0.331, SLG: 0.370 (1, 6)	F8		K		K		FC6-4			4	0	0	0	0	2	4	St. Louis Cardinals @ Pittsburgh Pirates Forbes Field, Pittsburgh, PA Wed Aug 28 1968, 7:05 PM EDT Att: 11,197 - Unknown livebaseballscorecards.com					
Maury Wills, S OBP: 0.330, SLG: 0.324 (1, 5)	F7		K		K			F8		4	0	0	0	0	2	2						
Matty Alou, L OBP: 0.368, SLG: 0.397 (1, 8)	4-3			F8	1B			F2		4	0	1	0	0	1	0						
Willie Stargell, L OBP: 0.311, SLG: 0.452 (1, 7)		F8		F8		K		K		4	0	0	0	0	2	1						
Donn Clendenon, R OBP: 0.310, SLG: 0.391 (1, 3)		K		F9		P3		K		4	0	0	0	0	2	1						
Manny Mota, R OBP: 0.330, SLG: 0.354 (1, 9)		BB	1B	K		1B	1B	F8		4	0	2	0	0	1	1						
Gene Alley, R OBP: 0.290, SLG: 0.295 (1, 4)		BB	1B		BB	K		K		2	0	0	0	2	2	1						
Chris Cannizzaro, R OBP: 0.281, SLG: 0.259 (1, 2)		F7			BB		P4			2	0	0	0	1	0	3						
Bob Veale, S OBP: 0.101, SLG: 0.000 (1, 1)			K		K		FC6-4			1	0	0	0	0	1	0						
Al McBean, R OBP: 0.200, SLG: 0.238 (5, 1)										0	0	0	0	0	0	0						
Manny Jimenez, L OBP: 0.420, SLG: 0.373 (6, 1)										1	0	0	0	0	0	0						
Luke Walker, L OBP: 0.330, SLG: 0.373 (8, 1)										0	0	0	0	0	0	0						
Gary Kott, L OBP: 0.289, SLG: 0.343 (7, 1)										1	0	1	0	0	0	0						
Roy Face, R OBP: 0.289, SLG: 0.343 (8, 1)										0	0	0	0	0	0	0						
Inning Stats	R: 0 E: 0 K: 0 S: 3	H: 0 LOB: 0 BB: 0 P: 3	R: 0 E: 0 K: 1 S: 6	H: 1 LOB: 2 BB: 1 P: 10	R: 0 E: 0 K: 3 S: 9	H: 0 LOB: 0 BB: 0 P: 9	R: 0 E: 0 K: 1 S: 6	H: 1 LOB: 1 BB: 0 P: 6	R: 0 E: 0 K: 3 S: 9	H: 0 LOB: 2 BB: 2 P: 17	R: 0 E: 0 K: 2 S: 7	H: 0 LOB: 0 BB: 0 P: 7	R: 0 E: 0 K: 1 S: 7	H: 2 LOB: 2 BB: 0 P: 7	R: 0 E: 0 K: 1 S: 5	H: 0 LOB: 0 BB: 0 P: 5	R: 0 E: 0 K: 2 S: 7	H: 0 LOB: 0 BB: 0 P: 7	1B: 4 2B: 0 3B: 0 HR: 0	SF: 0 SAC: 0 DP: 0 HBP: 0	WP: 0 PB: 0 SB: 0 CS: 0	PA: 34
PITCHER	IP	WLS	BF	H	R	ER	SO	BB	IBB	HBP	BLK	WP	HR	S	P	ERA	WHIP					
Bob Gibson, R ERA: 1.03 (1, 1)	9.0	W	34	4	0	0	14	3	0	0	0	0	0	59	71	0.00	0.778					

Batter	1	2	3	4	5	6	7	8	9	AB	R	H	RBI	BB	SO	LOB	TOP										
Felipe Alou, R OBP: 0.367, SLG: 0.436 (1.8)	5-3		G5-4-3			5-3		P5		4	0	0	0	0	0	2	Atlanta Braves @ Pittsburgh Pirates Forbes Field, Pittsburgh, PA Sat Aug 31 1968, 3:33 AM EDT Att: 4,671 - Unknown AB 30 R 0 H 5 RBI 0 BB 2 SO 5 LOB 13 										
Felix Milten, R OBP: 0.323, SLG: 0.350 (1.4)	6-3			P3		5-3		P2		4	0	0	0	0	0												
Hank Aaron, R OBP: 0.344, SLG: 0.497 (1.9)				P2		6-3			BB	3	0	1	0	1	0												
Tito Francona, L OBP: 0.396, SLG: 0.363 (1.7)	P5							F8		4	0	2	0	0	2												
Deron Johnson, R OBP: 0.287, SLG: 0.321 (1.3)		P5		K		G4-6-3			6-3	4	0	0	0	1	3												
Marty Martinez, S OBP: 0.305, SLG: 0.261 (1.5)										2	0	0	0	1	0												
Dick Kelley, R OBP: 0.160, SLG: 0.045 (7.1)		1-3								0	0	0	0	0	0												
Bob Tillman, R OBP: 0.267, SLG: 0.284 (1.2)										3	0	1	0	0	1												
Gil Garrido, R OBP: 0.222, SLG: 0.231 (1.6)										3	0	1	0	0	2												
Ron Reed, R OBP: 0.200, SLG: 0.189 (1.1)										1	0	0	0	0	1												
Ken Johnson, R OBP: 0.171, SLG: 0.175 (3.1)										1	0	0	0	0	1												
Bob Johnson, R OBP: 0.302, SLG: 0.301 (7.5)										1	0	0	0	0	1												
Inning Stats	R: 0 E: 0 K: 0 S: 4	H: 1 LOB: 1 BB: 0 P: 4	R: 0 E: 0 K: 1 S: 5	H: 0 LOB: 0 BB: 0 P: 5	R: 0 E: 0 K: 1 S: 5	H: 1 LOB: 0 BB: 0 P: 5	R: 0 E: 0 K: 1 S: 6	H: 1 LOB: 1 BB: 0 P: 6	R: 0 E: 0 K: 1 S: 5	H: 0 LOB: 1 BB: 1 P: 9	R: 0 E: 0 K: 0 S: 3	H: 0 LOB: 0 BB: 0 P: 3	R: 0 E: 0 K: 0 S: 3	H: 1 LOB: 0 BB: 0 P: 3	R: 0 E: 0 K: 1 S: 6	H: 1 LOB: 1 BB: 0 P: 6	R: 0 E: 0 K: 0 S: 3	H: 0 LOB: 1 BB: 1 P: 7	1B: 4 2B: 1 3B: 0 HR: 0	SF: 0 SAC: 0 DP: 2 HBP: 0	WP: 0 PB: 0 SB: 0 CS: 0	PA: 32					
PITCHER	IP	WLS	BF	H	R	ER	SO	BB	IBB	HBP	BLK	WP	HR	S	P	ERA	WHIP										
Steve Blass, R ERA: 2.26 (1.1)	8.2	W	31	5	0	0	5	2	0	0	0	0	0	39	47	0.00	0.808										
Roy Face, R ERA: 2.5 (1.1)	0.1		1	0	0	0	0	0	0	0	0	0	0	1	1	0.00	0.000										
Steve Blass, R ERA: 2.26 (1.1)	8.2	W	31	5	0	0	5	2	0	0	0	0	0	39	47	0.00	0.808										

Batter	1	2	3	4	5	6	7	8	9	AB	R	H	RBI	BB	SO	LOB	BOTTOM										
Freddie Patek, R OBP: 0.338, SLG: 0.396 (1.6)				4-3				SH5-4	5-3	4	1	2	3	0	0	1	Atlanta Braves @ Pittsburgh Pirates Forbes Field, Pittsburgh, PA Sat Aug 31 1968, 3:33 AM EDT Att: 4,671 - Unknown AB 34 R 8 H 12 RBI 8 BB 2 SO 5 LOB 15 										
Maury Wills, S OBP: 0.332, SLG: 0.325 (1.5)	6-3		6-3		1-3		2B			4	0	1	2	1	0	2											
Matty Alou, L OBP: 0.366, SLG: 0.396 (1.8)	P4				4-3				BB	5	1	2	1	0	0	2											
Willie Stargell, L OBP: 0.305, SLG: 0.440 (1.3)	K				F8					4	0	0	0	0	3	4											
Roberto Clemente, R OBP: 0.336, SLG: 0.459 (1.9)		F9								3	0	1	1	1	0	0											
Carl Taylor, R OBP: 0.308, SLG: 0.232 (1.7)										0	0	0	0	0	0	0											
Roy Face, R ERA: 2.5 (1.1)		5-3								0	0	0	0	0	0	0											
Manny Mota, R OBP: 0.319, SLG: 0.341 (1.7)										4	0	0	0	0	0	4											
Bill Mazerowski, R OBP: 0.299, SLG: 0.301 (1.4)										4	1	2	0	0	1	0											
Chris Cannizzaro, R OBP: 0.316, SLG: 0.394 (1.2)										3	3	3	1	0	0	0											
Steve Blass, R OBP: 0.121, SLG: 0.127 (1.1)										3	2	1	0	0	1	2											
Inning Stats	R: 0 E: 0 K: 1 S: 6	H: 1 LOB: 1 BB: 0 P: 6	R: 0 E: 0 K: 1 S: 5	H: 0 LOB: 0 BB: 0 P: 5	R: 4 E: 0 K: 1 S: 10	H: 5 LOB: 1 BB: 0 P: 10	R: 0 E: 0 K: 0 S: 4	H: 1 LOB: 1 BB: 0 P: 4	R: 0 E: 0 K: 0 S: 3	H: 0 LOB: 0 BB: 0 P: 3	R: 2 E: 1 K: 1 S: 9	H: 3 LOB: 3 BB: 1 P: 13	R: 2 E: 0 K: 1 S: 7	H: 2 LOB: 1 BB: 1 P: 11	1B: 6 2B: 3 3B: 3 HR: 0	SF: 0 SAC: 3 DP: 0 HBP: 0	WP: 2 PB: 0 SB: 0 CS: 0	PA: 39									
PITCHER	IP	WLS	BF	H	R	ER	SO	BB	IBB	HBP	BLK	WP	HR	S	P	ERA	WHIP										
Ron Reed, R ERA: 3.63 (1.1)	2.1	L	12	5	4	4	2	0	0	0	0	0	0	16	16	15.43	2.143										
Ken Johnson, R ERA: 3.6 (3.1)	4.0		17	4	2	1	1	0	0	0	0	1	0	19	19	2.25	1.000										
Dick Kelley, L ERA: 2.93 (7.1)	1.2		10	3	2	2	2	1	1	0	0	0	0	12	20	10.80	2.400										

Batter	1	2	3	4	5	6	7	8	9	AB	R	H	RBI	BB	SO	LOB	TOP																		
Felipe Alou, R (1, 8) OBP: 0.367, SLG: 0.436											0	0	0	0	0	0	0	Atlanta Braves @ Pittsburgh Pirates Forbes Field, Pittsburgh, PA Sun Sep 01 1968, 3:33 AM EDT Att: 5,650 - Unknown livebaseballscorecards.com																	
Felix Milan, R (1, 4) OBP: 0.323, SLG: 0.350											0	0	0	0	0	0	0																		
Hank Aaron, R (1, 3) OBP: 0.344, SLG: 0.497											0	0	0	0	0	0	0																		
Joe Torre, R (1, 2) OBP: 0.331, SLG: 0.375											0	0	0	0	0	0	0																		
Tito Francona, L (1, 7) OBP: 0.396, SLG: 0.363											0	0	0	0	0	0	0																		
Deron Johnson, R (1, 5) OBP: 0.287, SLG: 0.321											0	0	0	0	0	0	0																		
Mike Lum, L (1, 9) OBP: 0.272, SLG: 0.329											0	0	0	0	0	0	0																		
Gil Garrido, R (1, 6) OBP: 0.222, SLG: 0.231											0	0	0	0	0	0	0																		
Pat Jarvis, R (1, 1) OBP: 0.200, SLG: 0.183											0	0	0	0	0	0	0																		
Inning Stats											1B: 0	SF: 0	WP: 0	PA: 0	2B: 0	SAC: 0	FB: 0	3B: 0	DP: 0	SB: 0	CS: 0	HR: 0	HBP: 0												
PITCHER Jim Bunning, R (1, 1) ERA: 3.77	IP	WLS	BF	H	R	ER	SO	BB	IBB	HBP	BLK	WP	HR	S	P	ERA	WHIP	PITCHER	IP	WLS	BF	H	R	ER	SO	BB	IBB	HBP	BLK	WP	HR	S	P	ERA	WHIP

Batter	1	2	3	4	5	6	7	8	9	AB	R	H	RBI	BB	SO	LOB	BOTTOM																		
Freddie Patek, R (1, 6) OBP: 0.338, SLG: 0.396											0	0	0	0	0	0	0	Atlanta Braves @ Pittsburgh Pirates Forbes Field, Pittsburgh, PA Sun Sep 01 1968, 3:33 AM EDT Att: 5,650 - Unknown livebaseballscorecards.com																	
Maury Wills, S (1, 5) OBP: 0.332, SLG: 0.325											0	0	0	0	0	0	0																		
Matty Alou, L (1, 8) OBP: 0.366, SLG: 0.396											0	0	0	0	0	0	0																		
Roberto Clemente, R (1, 9) OBP: 0.336, SLG: 0.459											0	0	0	0	0	0	0																		
Willie Stargell, L (1, 3) OBP: 0.305, SLG: 0.440											0	0	0	0	0	0	0																		
Manny Mota, R (1, 7) OBP: 0.318, SLG: 0.341											0	0	0	0	0	0	0																		
Bill Mazeroski, R (1, 4) OBP: 0.299, SLG: 0.301											0	0	0	0	0	0	0																		
Jerry May, R (1, 2) OBP: 0.300, SLG: 0.267											0	0	0	0	0	0	0																		
Jim Bunning, R (1, 1) OBP: 0.108, SLG: 0.130											0	0	0	0	0	0	0																		
Inning Stats											1B: 0	SF: 0	WP: 0	PA: 0	2B: 0	SAC: 0	FB: 0	3B: 0	DP: 0	SB: 0	CS: 0	HR: 0	HBP: 0												
PITCHER Pat Jarvis, R (1, 1) ERA: 2.35	IP	WLS	BF	H	R	ER	SO	BB	IBB	HBP	BLK	WP	HR	S	P	ERA	WHIP	PITCHER	IP	WLS	BF	H	R	ER	SO	BB	IBB	HBP	BLK	WP	HR	S	P	ERA	WHIP

Batter	1	2	3	4	5	6	7	8	9	AB	R	H	RBI	BB	SO	LOB	TOP			
Ken Boswell, L (1.4) OBP: 0.300, SLG: 0.357	0-0 CS 1B		4-0 BB		0-0 F7			0-3 K		3	0	1	0	1	1	0	New York Mets @ Pittsburgh Pirates Forbes Field, Pittsburgh, PA Fri Sep 06 1968, 7:05 PM EDT Att: 4,082 - Unknown			
Larry Stahl, L (1.8) OBP: 0.316, SLG: 0.365	0-3 K		0-3 K				0-3 K	0-0 3B		4	0	1	0	0	3	2				
Cleon Jones, R (1.7) OBP: 0.343, SLG: 0.450	0-3 K			4-0 E S BB			4-0 G3-6-3 BB	0-0 4-3		2	0	0	0	2	1	1				
Art Shamsky, L (1.9) OBP: 0.274, SLG: 0.385		0-0 F3		0-0 F7			0-0 G3-6-3		0-0 F8	4	0	0	0	0	0	2				
Ed Charles, R (1.5) OBP: 0.325, SLG: 0.420		0-0 P6		0-0 F9				0-0 F8	0-0 F8	4	0	0	0	0	0	1				
J.C. Martin, L (1.3) OBP: 0.312, SLG: 0.341		0-0 4-3		0-0 E4				0-0 F8	0-0 F8	4	0	0	0	0	0	1				
Jerry Grote, R (1.2) OBP: 0.352, SLG: 0.335			0-0 HR	0-0 F8				0-0 1B		3	1	2	1	0	0	2				
Bud Harrelson, S (1.6) OBP: 0.277, SLG: 0.258			0-0 6-3		0-3 K			0-0 5-3		3	0	0	0	0	1	1				
Jim McAndrew, R (1.1) OBP: 0.289, SLG: 0.321			0-0 1-3		0-3 K			0-0 3-1		2	0	0	0	0	1	0				
Ed Kranepool, L (8, PH) OBP: 0.289, SLG: 0.321										1	0	0	0	0	0	0				
Dick Selma, R (8, 1) OBP: 0.193, SLG: 0.228										0	0	0	0	0	0	0				
Inning Stats	R: 0 E: 0 K: 2 S: 7	H: 1 LOB: 0 BB: 0 P: 7	R: 0 E: 0 K: 0 S: 3	H: 0 LOB: 0 BB: 0 P: 3	R: 1 E: 0 K: 1 S: 6	H: 1 LOB: 1 BB: 1 P: 10	R: 0 E: 1 K: 0 S: 4	H: 0 LOB: 2 BB: 1 P: 8	R: 0 E: 0 K: 2 S: 7	H: 0 LOB: 0 BB: 0 P: 7	R: 0 E: 0 K: 1 S: 4	H: 1 LOB: 1 BB: 0 P: 4	R: 0 E: 0 K: 1 S: 6	H: 1 LOB: 1 BB: 0 P: 6	R: 0 E: 0 K: 0 S: 3	H: 0 LOB: 0 BB: 0 P: 3	1B: 2 2B: 0 3B: 1 HR: 1	SF: 0 SAC: 0 DP: 1 HBP: 0	WP: 0 PB: 0 SB: 1 CS: 1	PA: 33
PITCHER Steve Blass, R (1.1) ERA: 2.2	IP: 9.0 WLS: W BF: 33 H: 4 R: 1 ER: 1 SO: 7 BB: 3 IBB: 0 HBP: 0 BLK: 0 WP: 0 HR: 1 S: 44 P: 56 ERA: 1.00 WHIP: 0.778															PITCHER				

AB	30
R	1
H	4
RBI	1
BB	3
SO	7
LOB	10



Batter	1	2	3	4	5	6	7	8	9	AB	R	H	RBI	BB	SO	LOB	BOTTOM			
Freddie Patek, R (1.6) OBP: 0.327, SLG: 0.380	0-0 SH3 S SF8 1B		0-0 FC5-6 1B		0-0 6-3			0-0 F8		4	1	2	0	0	0	1	New York Mets @ Pittsburgh Pirates Forbes Field, Pittsburgh, PA Fri Sep 06 1968, 7:05 PM EDT Att: 4,082 - Unknown			
Maury Wills, S (1.5) OBP: 0.334, SLG: 0.323	0-0 SH3		0-0 F7		0-0 1B			0-0 5-3		3	0	1	0	0	0	2				
Matty Alou, L (1.8) OBP: 0.365, SLG: 0.398	0-0 SF8		0-0 FC5-6		0-0 F8			0-0 6-3		3	0	0	1	0	0	3				
Roberto Clemente, R (1.9) OBP: 0.340, SLG: 0.463	0-3 K			0-0 HR			0-3 K	4-0 BB		3	1	1	1	1	2	0				
Willie Stargell, L (1.7) OBP: 0.304, SLG: 0.438		0-0 F7		0-0 4-3 1B			0-0 4-3	0-0 L8		4	0	1	0	0	0	1				
Donn Clendenen, R (1.3) OBP: 0.308, SLG: 0.390		0-0 F2		0-0 F8			0-0 F9			3	0	0	0	0	0	1				
Bill Mazerowski, R (1.4) OBP: 0.302, SLG: 0.308		0-0 5-3		0-0 4-3				4-0 SH3 BB		2	0	0	0	1	0	1				
Jerry May, R (1.2) OBP: 0.300, SLG: 0.264			0-0 F8	0-0 6-3				0-0 SH3	0-0 K	2	0	0	0	0	0	1				
Steve Blass, R (1.1) OBP: 0.130, SLG: 0.136			0-0 1B		0-0 F9			0-3 K		3	0	1	0	0	1	1				
Inning Stats	R: 1 E: 0 K: 1 S: 6	H: 1 LOB: 0 BB: 0 P: 6	R: 0 E: 0 K: 0 S: 3	H: 0 LOB: 0 BB: 0 P: 3	R: 0 E: 0 K: 0 S: 5	H: 2 LOB: 2 BB: 0 P: 5	R: 1 E: 0 K: 0 S: 5	H: 2 LOB: 1 BB: 0 P: 5	R: 0 E: 0 K: 1 S: 5	H: 1 LOB: 1 BB: 0 P: 4	R: 0 E: 0 K: 1 S: 5	H: 0 LOB: 1 BB: 1 P: 5	R: 0 E: 0 K: 1 S: 3	H: 0 LOB: 1 BB: 1 P: 7	R: 0 E: 0 K: 0 S: 3	H: 0 LOB: 1 BB: 1 P: 7		1B: 5 2B: 0 3B: 0 HR: 1	SF: 1 SAC: 2 DP: 0 HBP: 0	WP: 0 PB: 0 SB: 1 CS: 0
PITCHER Jim McAndrew, R (1.1) ERA: 2.53	IP: 7.0 WLS: L BF: 28 H: 6 R: 2 ER: 2 SO: 3 BB: 1 IBB: 0 HBP: 0 BLK: 0 WP: 0 HR: 1 S: 33 P: 37 ERA: 2.57 WHIP: 1.000															PITCHER				
PITCHER Dick Selma, R (8, 1) ERA: 2.42	IP: 1.0 WLS: L BF: 4 H: 0 R: 0 ER: 0 SO: 0 BB: 1 IBB: 0 HBP: 0 BLK: 0 WP: 0 HR: 0 S: 3 P: 7 ERA: 0.00 WHIP: 1.000															PITCHER				

AB	27
R	2
H	6
RBI	2
BB	2
SO	3
LOB	11



Batter	1	2	3	4	5	6	7	8	9	AB	R	H	RBI	BB	SO	LOB	TOP			
Bud Harrelson, S (1, 6) OBP: 0.279, SLG: 0.261										4	0	2	0	0	1	1				
Ken Boswell, L (1, 4) OBP: 0.303, SLG: 0.360										4	1	2	0	0	0	1				
Larry Stahl, L (1, 8) OBP: 0.309, SLG: 0.356										4	0	0	0	0	1	3				
Cleon Jones, R (1, 7) OBP: 0.344, SLG: 0.450										4	1	2	0	0	1	2				
J.C. Martin, L (1, 2) OBP: 0.311, SLG: 0.340										4	0	1	1	0	1	4				
Ed Kranepool, L (1, 3) OBP: 0.292, SLG: 0.320										4	1	1	1	0	0	2				
Art Shamsky, L (1, 9) Tommie Agee, R (9, 8) OBP: 0.231, SLG: 0.281										4	1	2	2	0	0	0				
Jerry Buchek, R (1, 5) OBP: 0.239, SLG: 0.223										3	0	0	0	1	0	1				
Jerry Koosman, R (1, 1) OBP: 0.098, SLG: 0.088 Kevin Collins, L (7, PH) OBP: 0.238, SLG: 0.285 Cal Koonce, R (7, 1) Ron Taylor, R (8, 1)										2	0	0	0	0	2	1				
Inning Stats	R: 0 E: 0 K: 0 S: 3	H: 1 LOB: 0 BB: 0 P: 3	R: 3 E: 0 K: 1 S: 8	H: 3 LOB: 1 BB: 1 P: 12	R: 1 E: 0 K: 0 S: 5	H: 2 LOB: 0 BB: 0 P: 5	R: 0 E: 0 K: 1 S: 5	H: 0 LOB: 0 BB: 0 P: 5	R: 0 E: 0 K: 3 S: 11	H: 2 LOB: 2 BB: 0 P: 11	R: 0 E: 0 K: 1 S: 5	H: 0 LOB: 0 BB: 0 P: 5	R: 0 E: 0 K: 0 S: 4	H: 1 LOB: 1 BB: 0 P: 4	R: 0 E: 0 K: 0 S: 3	H: 0 LOB: 0 BB: 0 P: 3	1B: 9 2B: 1 3B: 0 HR: 1	SF: 0 SAC: 0 DP: 2 HBP: 0	WP: 0 PB: 0 SB: 2 CS: 0	PA: 36
PITCHER	IP	WLS	BF	H	R	ER	SO	BB	IBB	HBP	BLK	WP	HR	S	P	ERA	WHIP			
Jim Bunning, R (1, 1) ERA: 3.98	2.1	L	13	6	4	4	1	1	0	0	0	0	1	14	18	15.43	3.000			
Luke Walker, L (3, 1) ERA: 2.02	2.2		10	2	0	0	4	0	0	0	0	0	0	18	18	0.00	0.750			
Ron Kline, R (6, 1) ERA: 1.55	2.0		6	1	0	0	1	0	0	0	0	0	0	8	8	0.00	0.500			
Tommie Sisk, R (8, 1) ERA: 3.35	2.0		7	1	0	0	0	0	0	0	0	0	0	7	7	0.00	0.500			

New York Mets @ Pittsburgh Pirates
 Forbes Field, Pittsburgh, PA
 Sat Sep 07 1968, 7:05 PM EDT
 Att.: 4,002 - Unknown

AB	35
R	4
H	10
RBI	4
BB	1
SO	6
LOB	15



Batter	1	2	3	4	5	6	7	8	9	AB	R	H	RBI	BB	SO	LOB	BOTTOM					
Freddie Patek, R (1, 6) OBP: 0.324, SLG: 0.374										5	1	1	0	0	2	3						
Maury Wills, S (1, 5) OBP: 0.332, SLG: 0.320										5	0	0	0	0	0	4						
Roberto Clemente, R (1, 9) OBP: 0.341, SLG: 0.462										3	1	1	0	1	2	0						
Donn Clendenon, R (1, 3) OBP: 0.311, SLG: 0.392										3	1	2	1	1	0	0						
Manny Mota, R (1, 7) OBP: 0.319, SLG: 0.338										2	0	1	1	1	0	2						
Matty Alou, L (1, 8) OBP: 0.364, SLG: 0.397										4	0	1	1	0	0	2						
Bill Mazerowski, R (1, 4) OBP: 0.300, SLG: 0.305										4	0	0	0	0	0	4						
Jerry May, R (1, 2) OBP: 0.301, SLG: 0.265 Manny Jimenez, L (7, PH) OBP: 0.419, SLG: 0.413 Steve Blass, R (7, FR) OBP: 0.130, SLG: 0.136 Tommie Sisk, R (8, 1) OBP: 0.154, SLG: 0.083 Gary Kolb, L (9, PH) OBP: 0.289, SLG: 0.339										2	0	1	0	0	0	0						
Jim Bunning, R (1, 1) ERA: 3.98 Luke Walker, L (3, 1) ERA: 2.02 Carl Taylor, R (6, PH) ERA: 1.55 Ron Kline, R (8, 1) ERA: 3.35 Willie Stargeli, L (7, PH) ERA: 2.75 Chris Cannizzaro, R (8, 2)	IP	WLS	BF	H	R	ER	SO	BB	IBB	HBP	BLK	WP	HR	S	P	ERA	WHIP					
Jerry Koosman, L (1, 1) ERA: 1.98	6.0	W	25	6	2	2	2	2	0	0	0	0	0	27	35	3.00	1.333					
Cal Koonce, R (7, 1) ERA: 1.93	1.1		8	1	1	1	3	3	0	0	0	0	0	11	23	6.75	3.000					
Ron Taylor, R (8, 1) ERA: 2.75	1.2	S	5	1	0	0	0	0	0	0	0	0	0	5	5	0.00	0.600					
Inning Stats	R: 1 E: 0 K: 0 S: 4	H: 2 LOB: 1 BB: 1 P: 8	R: 0 E: 0 K: 0 S: 4	H: 1 LOB: 0 BB: 0 P: 4	R: 0 E: 0 K: 1 S: 5	H: 0 LOB: 0 BB: 0 P: 5	R: 0 E: 0 K: 0 S: 4	H: 1 LOB: 1 BB: 0 P: 4	R: 0 E: 0 K: 1 S: 5	H: 0 LOB: 1 BB: 1 P: 9	R: 1 E: 0 K: 0 S: 5	H: 2 LOB: 1 BB: 0 P: 5	R: 0 E: 0 K: 2 S: 7	H: 0 LOB: 1 BB: 1 P: 11	R: 1 E: 0 K: 1 S: 5	H: 1 LOB: 2 BB: 2 P: 13	R: 0 E: 0 K: 0 S: 4	H: 1 LOB: 1 BB: 0 P: 4	1B: 8 2B: 1 3B: 0 HR: 0	SF: 1 SAC: 0 DP: 2 HBP: 0	WP: 0 PB: 0 SB: 1 CS: 0	PA: 38
PITCHER	IP	WLS	BF	H	R	ER	SO	BB	IBB	HBP	BLK	WP	HR	S	P	ERA	WHIP					
Jerry Koosman, L (1, 1) ERA: 1.98	6.0	W	25	6	2	2	2	2	0	0	0	0	0	27	35	3.00	1.333					
Cal Koonce, R (7, 1) ERA: 1.93	1.1		8	1	1	1	3	3	0	0	0	0	0	11	23	6.75	3.000					
Ron Taylor, R (8, 1) ERA: 2.75	1.2	S	5	1	0	0	0	0	0	0	0	0	0	5	5	0.00	0.600					

New York Mets @ Pittsburgh Pirates
 Forbes Field, Pittsburgh, PA
 Sat Sep 07 1968, 7:05 PM EDT
 Att.: 4,002 - Unknown

AB	32
R	3
H	8
RBI	3
BB	5
SO	5
LOB	18



Batter	1	2	3	4	5	6	7	8	9	AB	R	H	RBI	BB	SO	LOB	TOP		
Tommie Agee, R OBP: 0.236, SLG: 0.292	1-3 1B		5-3		FC3-2 1-3 2B		5-3 2B		F7	5	0	3	0	0	0	1	New York Mets @ Pittsburgh Pirates Forbes Field, Pittsburgh, PA Sun Sep.08 1968, 3:33 AM EDT Att: 5,424 - Cloudy		
Ken Boswell, L OBP: 0.302, SLG: 0.355	1-3		G3		FC3-2 BB		5-3			3	0	0	0	1	0	2			
Cleon Jones, R OBP: 0.342, SLG: 0.446	1-3		F8		FC3-2 FC6-4			6-3		4	0	0	0	0	4				
Ed Charles, R OBP: 0.327, SLG: 0.425	K			FC6-2 3B	FC6-4 1-2			1-3 BB		3	0	1	0	1	1	4			
Ron Swoboda, R OBP: 0.325, SLG: 0.372		K		G3		K		1-3 BB		4	0	0	0	0	2	2			
Jerry Grote, R OBP: 0.351, SLG: 0.337				FC6-2 2B		F8		P4		4	0	1	0	0	0	2			
Ed Kranepool, L OBP: 0.290, SLG: 0.317																			
Jerry Buchek, R OBP: 0.238, SLG: 0.222				F5		L6		6-3		3	0	0	0	0	0	2			
Al Weis, S OBP: 0.240, SLG: 0.210										1	0	0	0	0	0	0			
Tom Seaver, R OBP: 0.161, SLG: 0.155																			
Phil Linz, R OBP: 0.244, SLG: 0.237																			
Don Shaw, L OBP: 0.278, SLG: 0.260																			
Bud Harrelson, S OBP: 0.278, SLG: 0.260																			
Inning Stats	R: 0 E: 0 K: 1 S: 6	H: 1 LOB: 1 BB: 0 P: 6	R: 0 E: 0 K: 1 S: 6	H: 1 LOB: 2 BB: 0 P: 7	R: 0 E: 0 K: 0 S: 3	H: 0 LOB: 0 BB: 0 P: 3	R: 0 E: 0 K: 0 S: 4	H: 1 LOB: 1 BB: 0 P: 4	R: 0 E: 0 K: 1 S: 5	H: 0 LOB: 0 BB: 0 P: 5	R: 0 E: 0 K: 0 S: 4	H: 1 LOB: 1 BB: 0 P: 4	R: 0 E: 0 K: 0 S: 3	H: 0 LOB: 1 BB: 1 P: 7	R: 0 E: 0 K: 0 S: 4	H: 1 LOB: 1 BB: 0 P: 4	1B: 1 2B: 4 3B: 1 HR: 0	SF: 0 SAC: 0 DP: 0 HBP: 1	WP: 0 PA: 37 PB: 0 SB: 0 CS: 0
PITCHER Bob Veale, L ERA: 2.1	IP: 9.0 WLS: W BF: 37 H: 6 R: 0 ER: 0 SO: 4 BB: 3 IBB: 0 HBP: 1 BLK: 0 WP: 0 HR: 0 S: 41 P: 54 ERA: 0.00 WHIP: 1.000																		

AB 33
R 0
H 6
RBI 0
BB 3
SO 4
LOB 20



Batter	1	2	3	4	5	6	7	8	9	AB	R	H	RBI	BB	SO	LOB	BOTTOM		
Freddie Patek, R OBP: 0.322, SLG: 0.371	S 1B		5-3		1-3		L7			4	0	1	0	0	0	1	New York Mets @ Pittsburgh Pirates Forbes Field, Pittsburgh, PA Sun Sep.08 1968, 3:33 AM EDT Att: 5,424 - Cloudy		
Matty Alou, L OBP: 0.363, SLG: 0.396	F5		G4-6-3 1B		6-3			4-3		4	0	1	0	0	0	1			
Roberto Clemente, R OBP: 0.340, SLG: 0.499	K		G4-6-3 1-2		1-3			WP BB		3	0	0	0	1	1	2			
Willie Stargell, L OBP: 0.305, SLG: 0.442				3B 3B				P3		3	1	1	0	1	0	1			
Donn Clendenon, R OBP: 0.311, SLG: 0.394	K			1B 3B				5-3		4	1	1	1	0	1	3			
Bill Mazerowski, R OBP: 0.298, SLG: 0.303			F3		4-3		F9			3	0	0	0	0	0	1			
Jose Pagan, R OBP: 0.270, SLG: 0.344								5-3		3	1	2	2	0	0	0			
Chris Cannizzaro, R OBP: 0.327, SLG: 0.395			G1-6-3 1B		K			WP 2B		3	0	2	0	0	1	1			
Bob Veale, S OBP: 0.105, SLG: 0.095			G1-6-3 1-2		K			4-3		3	0	0	0	0	1	3			
Inning Stats	R: 0 E: 0 K: 2 S: 8	H: 1 LOB: 2 BB: 1 P: 12	R: 1 E: 0 K: 0 S: 4	H: 2 LOB: 0 BB: 0 P: 4	R: 0 E: 0 K: 0 S: 3	H: 1 LOB: 0 BB: 0 P: 3	R: 2 E: 0 K: 2 S: 10	H: 3 LOB: 1 BB: 0 P: 10	R: 0 E: 0 K: 0 S: 3	H: 0 LOB: 0 BB: 0 P: 3	R: 0 E: 0 K: 0 S: 3	H: 0 LOB: 0 BB: 0 P: 3	R: 0 E: 0 K: 0 S: 4	H: 1 LOB: 1 BB: 0 P: 4	R: 0 E: 0 K: 0 S: 3	H: 0 LOB: 1 BB: 1 P: 7		1B: 4 2B: 1 3B: 2 HR: 1	SF: 0 SAC: 0 DP: 2 HBP: 0
PITCHER Tom Seaver, R ERA: 2.03 Don Shaw, L ERA: 1.42	IP: 6.0 WLS: L BF: 24 H: 7 R: 3 ER: 3 SO: 3 BB: 1 IBB: 0 HBP: 0 BLK: 0 WP: 1 HR: 1 S: 31 P: 35 ERA: 4.50 WHIP: 1.333																		

AB 30
R 3
H 8
RBI 3
BB 2
SO 4
LOB 13



Batter	1	2	3	4	5	6	7	8	9	10	11	12	13	14	15	AB	R	H	RBI	BB	SO	LOB	TOP				
Tony Taylor, R CBP: 0.308, SLG: 0.320 (1.9)	6-3	PO	6-3	E 2B 1B		1-3			SH3			FC3-6		4-3		6	1	1	0	0	0	1					
Roberto Pena, R CBP: 0.312, SLG: 0.308 (1.6)	BB 1B 1B		1B 1B	F9			L7		K			F8		F8		7	2	2	0	0	1	3					
John Briggs, L CBP: 0.381, SLG: 0.364 (1.3)	K		FC4-6 1B	1B			F9					F7				6	2	3	1	1	1	2					
Johnny Callison, L CBP: 0.314, SLG: 0.415 Don Lock, R CBP: 0.301, SLG: 0.380 (4.9)	E 1B BB		FC4-6 1B	2B			K					G5-4-3 1B		F8		2	0	1	1	1	1	1					
Cookie Rojas, R CBP: 0.262, SLG: 0.322 (1.4)	E2 1B		FC4-6 2B			3-1			F7			L7		E8		7	1	1	1	0	0	3					
Tony Gonzalez, L CBP: 0.336, SLG: 0.339 (1.8)	4-3		1B 2B			4-3			2B			K		IBB		5	2	2	2	2	1	2					
Doug Clemens, L CBP: 0.310, SLG: 0.400 (1.7)			G6-4-3 1B	1B		K2-3			F7			F9		P6		5	0	1	0	2	1	3					
Mike Ryan, R CBP: 0.211, SLG: 0.214 Dick Allen, R CBP: 0.300, SLG: 0.498 Clay Dalrymple, L CBP: 0.260, SLG: 0.267 (13.2)			G6-4-3				F8		K			K		K		5	0	1	1	0	2	2					
Larry Jackson, R CBP: 0.167, SLG: 0.148 Gary Wagner, R CBP: 0.111, SLG: 0.111 Chris Short, R CBP: 0.106, SLG: 0.152 (9.1)				1B BB		4-3			K SH3 1B			FC3-6 1B				3	0	1	0	0	0	2					
Inning Stats	R: 1 E: 1 K: 1 S: 7	H: 2 LOB: 2 BB: 1 P: 11	R: 0 E: 0 K: 0 S: 3	H: 2 LOB: 0 BB: 0 P: 3	R: 4 E: 0 K: 0 S: 7	H: 5 LOB: 2 BB: 1 P: 11	R: 1 E: 1 K: 1 S: 6	H: 2 LOB: 1 BB: 1 P: 10	R: 0 E: 0 K: 1 S: 5	H: 0 LOB: 0 BB: 0 P: 5	R: 0 E: 0 K: 1 S: 6	H: 1 LOB: 1 BB: 0 P: 6	R: 0 E: 0 K: 1 S: 5	H: 1 LOB: 0 BB: 1 P: 5	R: 0 E: 0 K: 0 S: 3	H: 0 LOB: 0 BB: 0 P: 7	R: 0 E: 0 K: 1 S: 4	H: 0 LOB: 2 BB: 1 P: 10	R: 0 E: 0 K: 0 S: 3	H: 0 LOB: 0 BB: 0 P: 3	R: 2 E: 0 K: 1 S: 6	H: 1 LOB: 2 BB: 3 P: 18	1B: 13 2B: 3 3B: 0 HR: 0	SF: 0 SAC: 2 DP: 2 HBP: 0	WP: 0 PB: 0 SB: 0 CS: 0	PA: 64	
PITCHER	IP 2.2	WLS 8	BF 15	H 5	R 5	ER 5	SO 1	BB 1	IBB 0	HBP 0	BLK 0	WP 0	HR 0	S 16	P 20	ERA 16.88	WHIP 3.375										
Bob Moore, R ERA: 3.61 Tommy Stak, R ERA: 3.34 Al McBean, R ERA: 3.48 Ron Kline, R ERA: 1.82 Bruce Dal Canton, R ERA: 2.0 (10.1)	(1.1)	(3.1)	(4.1)	(6.1)	(8.1)	(10.1)																					

Philadelphia Phillies @ Pittsburgh Pirates
Forbes Field, Pittsburgh, PA
Mon Sep 09 1968, 7:05 PM EDT
Att: 2,664 - Unknown

AB	54
R	8
H	16
RBI	8
BB	7
SO	10
LOB	22



Batter	1	2	3	4	5	6	7	8	9	10	11	12	13	14	15	AB	R	H	RBI	BB	SO	LOB	BOTTOM					
Freddie Patek, R CBP: 0.326, SLG: 0.366 (1.8)	E 5-3 1B		6-3			F5	BB BB		PB BB 1B BB			F9		K		5	2	1	0	2	1	0						
Matty Alou, L CBP: 0.368, SLG: 0.397 (1.8)	5-3		FC4-6 1B			P6			PB 1B BB			FC6-4 1B		G6-3 BB		4	1	2	2	3	0	1						
Roberto Clemente, R CBP: 0.339, SLG: 0.498 (1.9)	E5 1B		FC4-6			BB 1B			4-3			FC3-6 1B		FC6-4		7	0	2	2	0	0	7						
Wilie Stargell, L CBP: 0.313, SLG: 0.439 (1.7)	E8 1B		G6-4-3 1B			G3			FC3-6 1B			K		K		5	0	1	1	2	2	1						
Donn Clendenon, R CBP: 0.309, SLG: 0.390 (1.3)	G6-4-3					1-3			K			K		K		6	0	0	0	1	3	6						
Bill Mazaroski, R CBP: 0.298, SLG: 0.301 (1.4)			G1-6-3 BB			K			6-3			G4-6-3		4-3		6	1	1	0	1	1	2						
Jose Pagan, R CBP: 0.271, SLG: 0.351 (1.5)			K			5-3			BB BB 3B			L8		F9		6	2	1	0	1	1	3						
Jerry May, R CBP: 0.299, SLG: 0.264 Manny Jimenez, L CBP: 0.419, SLG: 0.406 Ron Kline, R CBP: 0.301, SLG: 0.338 Chris Cannizzaro, R CBP: 0.327, SLG: 0.439 (10.2)			G1-6-3			K			P5			K2-3		K		2	0	0	0	0	1	1						
Donn Clendenon, R CBP: 0.309, SLG: 0.390 (1.3)						K			K			K		K		3	0	1	0	0	0	0						
Bill Mazaroski, R CBP: 0.298, SLG: 0.301 (1.4)						K			BB BB BB			K		K		3	0	1	1	0	2	0						
Jose Pagan, R CBP: 0.271, SLG: 0.351 (1.5)						K			K			4-3		6-3		6	2	1	0	1	1	3						
Jerry May, R CBP: 0.299, SLG: 0.264 Manny Jimenez, L CBP: 0.419, SLG: 0.406 Ron Kline, R CBP: 0.301, SLG: 0.338 Chris Cannizzaro, R CBP: 0.327, SLG: 0.439 (10.2)						K			K			4-3		6-3		6	2	1	0	1	1	3						
Inning Stats	R: 1 E: 2 K: 0 S: 5	H: 2 LOB: 1 BB: 0 P: 5	R: 0 E: 0 K: 1 S: 4	H: 0 LOB: 0 BB: 1 P: 8	R: 0 E: 0 K: 1 S: 4	H: 0 LOB: 1 BB: 0 P: 4	R: 0 E: 0 K: 1 S: 5	H: 0 LOB: 0 BB: 0 P: 5	R: 0 E: 0 K: 2 S: 7	H: 0 LOB: 0 BB: 0 P: 7	R: 0 E: 0 K: 1 S: 4	H: 1 LOB: 3 BB: 3 P: 16	R: 0 E: 0 K: 1 S: 5	H: 1 LOB: 0 BB: 0 P: 5	R: 0 E: 0 K: 1 S: 4	H: 1 LOB: 1 BB: 0 P: 4	R: 0 E: 0 K: 1 S: 5	H: 0 LOB: 1 BB: 1 P: 9	R: 0 E: 0 K: 2 S: 7	H: 0 LOB: 0 BB: 0 P: 7	R: 0 E: 0 K: 1 S: 4	H: 0 LOB: 0 BB: 1 P: 8	R: 1 E: 0 K: 1 S: 7	H: 2 LOB: 1 BB: 0 P: 7	1B: 7 2B: 0 3B: 2 HR: 0	SF: 0 SAC: 0 DP: 4 HBP: 0	WP: 0 PB: 1 SB: 0 CS: 0	PA: 63
PITCHER	IP 6.2	WLS 6	BF 29	H 5	R 2	ER 2	SO 5	BB 5	IBB 0	HBP 0	BLK 0	WP 0	HR 0	S 34	P 54	ERA 2.70	WHIP 1.500											
Larry Jackson, R ERA: 2.79 Gary Wagner, R ERA: 3.17 Chris Short, L ERA: 2.93 (9.1)	(1.1)	(7.1)	(8.1)	(9.1)																								

Philadelphia Phillies @ Pittsburgh Pirates
Forbes Field, Pittsburgh, PA
Mon Sep 09 1968, 7:05 PM EDT
Att: 2,664 - Unknown

AB	51
R	7
H	9
RBI	6
BB	12
SO	14
LOB	25



Batter	1	2	3	4	5	6	7	8	9	10	11	12	AB	R	H	RBI	BB	SO	LOB	TOP								
Tony Taylor, R OBP: 0.310, SLG: 0.321 (1.5)	K	PO	G6-4-3 BB	E8 1B			G6-3 BB 1B	G6-3			F9		5	0	2	2	1	1	3									
Roberto Pena, R OBP: 0.310, SLG: 0.306 (1.6)	1-3		G6-4-3 1-2F	F9 1B			BB 1B			F7	K		6	0	1	0	0	1	2									
John Briggs, L OBP: 0.367, SLG: 0.372 (1.3) (2.8)	2B		K				G6-4-3 BB			S 1B		1B SH1-4 1B	5	1	3	0	1	2	0									
Johnny Callison, L OBP: 0.312, SLG: 0.412 Don Lock, R OBP: 0.288, SLG: 0.377 (1.9) (6.9)	P6			L9 1B	4-3		L1			F8		SH1-4	3	0	0	0	0	0	1									
Cookie Rojas, R OBP: 0.264, SLG: 0.326 (1.4)		WP BLK 2B		1B FC5-4 1B	K		G6-4-3 1-2F			P4		1B 2B 1B	6	3	3	0	0	1	4									
Tony Gonzalez, L OBP: 0.335, SLG: 0.338 Bill White, L OBP: 0.305, SLG: 0.352 (1.8) (2.3)	6-3			FC5-4 E 1B			6-3			K		2B 1B	1	0	0	0	0	0	1									
Doug Clemens, L OBP: 0.319, SLG: 0.400 Dick Allen, R OBP: 0.349, SLG: 0.497 (1.7) (12.7) (12.7)	K			FC5-4 1-2 2-3 1B			K			4-3		K	5	0	2	0	0	2	1									
Clay Dalrymple, L OBP: 0.267, SLG: 0.274 Gary Sutherland, R OBP: 0.298, SLG: 0.276 Mike Ryan, R OBP: 0.211, SLG: 0.214 (1.2) (12.2) (12.2)	PO BB 1B			FC5-4 E BB			WP 1B			F7		2B	5	1	3	1	0	0	2									
Grant Jackson, S ERA: 2.88 Ron Kline, R ERA: 1.51 John Boozer, R ERA: 3.76 Woodie Fryman, L ERA: 2.74 Gary Wagner, R ERA: 3.26 Turk Farrell, R ERA: 3.7 (1.1) (4.1) (8.1) (8.1) (12.1)				E BB			K			E3 G6-3		K	0	0	0	0	1	0	0									
Inning Stats	R: 0 E: 0 K: 1 S: 6	H: 1 LOB: 1 BB: 6	R: 1 E: 0 K: 1 S: 6	H: 2 LOB: 1 BB: 1 P: 10	R: 0 E: 0 K: 1 S: 4	H: 0 LOB: 0 BB: 1 P: 8	R: 4 E: 1 K: 0 S: 7	H: 4 LOB: 2 BB: 1 P: 11	R: 0 E: 0 K: 2 S: 8	H: 1 LOB: 1 BB: 0 P: 8	R: 0 E: 0 K: 4 S: 7	H: 2 LOB: 2 BB: 1 P: 8	R: 0 E: 1 K: 1 S: 7	H: 2 LOB: 2 BB: 0 P: 7	R: 0 E: 0 K: 0 S: 4	H: 0 LOB: 0 BB: 0 P: 3	R: 0 E: 0 K: 2 S: 7	H: 0 LOB: 0 BB: 0 P: 7	R: 3 E: 0 K: 2 S: 11	H: 4 LOB: 1 BB: 0 P: 11	1B: 14 2B: 3 3B: 0 HR: 0	SF: 0 SAC: 1 DP: 3 HBP: 0	WP: 2 PB: 0 SB: 1 CS: 0	PA: 55				
PITCHER	IP 3.2	WLS 3	BF 18	H 6	R 5	ER 4	SO 3	BB 0	IBB 0	HBP 0	BLK 0	WP 0	HR 0	S 21	P 33	ERA 9.82	WHIP 2.455											
Dock Ellis, R ERA: 2.87 Ron Kline, R ERA: 1.51 Luke Walker, L ERA: 1.95 Tommy Sisk, R ERA: 3.26 Al McBean, R ERA: 3.56 (1.1) (4.1) (8.1) (8.1) (12.1)	Bob Veale, L ERA: 2.1 (12.1)	IP 0.2	WLS 3	BF 1	H 1	R 0	ER 0	SO 2	BB 0	IBB 0	HBP 0	BLK 0	WP 0	HR 0	S 7	P 7	ERA 0.00	WHIP 1.500										

Philadelphia Phillies @ Pittsburgh Pirates
Forbes Field, Pittsburgh, PA
Wed Sep 11 1968, 7:05 PM EDT
Unknown

AB 49
R 8
H 17
RBI 6
BB 4
SO 12
LOB 24



Batter	1	2	3	4	5	6	7	8	9	10	11	12	AB	R	H	RBI	BB	SO	LOB	BOTTOM							
Freddie Patek, R OBP: 0.325, SLG: 0.364 Willie Stargell, L OBP: 0.308, SLG: 0.439 Al McBean, R OBP: 0.197, SLG: 0.231 Bob Veale, S OBP: 0.117, SLG: 0.107 (1.6) (8.7) (9.1) (12.1)	F9	E WP 1B		K		F9		BB		4-3		1-2 2H 1B	4	1	1	0	0	1	2								
Matty Alou, L OBP: 0.367, SLG: 0.399 (1.8)	1B 3B	E4 WP 1-3-2 1B		1B			P6	P6			5-3	F9	7	1	2	0	0	0	6								
Roberto Clemente, R OBP: 0.341, SLG: 0.455 (1.9)	1B SF9 1B			F3			1B	L7			6-3		5	1	2	1	1	0	5								
Donn Clendenon, R OBP: 0.309, SLG: 0.393 (1.3)	S 1B	1-3-2 2H 3H			5-3		F8			K		3B	6	0	2	0	0	1	3								
Manny Mota, R OBP: 0.319, SLG: 0.335 (1.7)	SF9			F8	1-3		1B			6-3		4-3	5	0	1	1	0	0	1								
Bill Mazeroski, R OBP: 0.308, SLG: 0.304 (1.4)	FC6-4 BB			F9	P6		1-3					FC5-4 1B	5	1	2	0	1	0	2								
Jose Pagan, R OBP: 0.280, SLG: 0.385 (1.5)	FC6-4 1-2F			F7			2B	BB 1B		2H 1B		FC5-4 BB 1B	6	1	3	1	0	0	3								
Chris Cannizzaro, R OBP: 0.339, SLG: 0.440 Carl Taylor, R OBP: 0.313, SLG: 0.229 Jerry May, R OBP: 0.300, SLG: 0.283 (1.2) (8.7) (9.2)				E 1B 1B			F3	BB 1B		4-3		BB 1B	4	1	2	0	0	1	1								
Dock Ellis, S ERA: 2.88 Ron Kline, R ERA: 1.51 John Boozer, R ERA: 3.76 Woodie Fryman, L ERA: 2.74 Gary Wagner, R ERA: 3.26 Turk Farrell, R ERA: 3.7 (1.1) (4.1) (8.1) (8.1) (12.1)				K			K	F5		L1		K	1	0	0	0	0	1	1								
Inning Stats	R: 2 E: 0 K: 0 S: 6	H: 3 LOB: 2 BB: 1 P: 10	R: 2 E: 1 K: 1 S: 7	H: 2 LOB: 1 BB: 1 P: 11	R: 0 E: 0 K: 0 S: 3	H: 0 LOB: 0 BB: 0 P: 3	R: 0 E: 0 K: 0 S: 6	H: 1 LOB: 2 BB: 0 P: 12	R: 0 E: 0 K: 0 S: 3	H: 2 LOB: 0 BB: 0 P: 3	R: 0 E: 0 K: 0 S: 5	H: 1 LOB: 1 BB: 0 P: 6	R: 0 E: 0 K: 0 S: 4	H: 2 LOB: 2 BB: 1 P: 8	R: 1 E: 0 K: 1 S: 6	H: 2 LOB: 1 BB: 0 P: 6	R: 0 E: 0 K: 0 S: 3	H: 0 LOB: 0 BB: 0 P: 3	R: 0 E: 0 K: 0 S: 4	H: 1 LOB: 1 BB: 0 P: 4	R: 1 E: 0 K: 1 S: 7	H: 2 LOB: 2 BB: 1 P: 11	1B: 12 2B: 3 3B: 2 HR: 0	SF: 1 SAC: 0 DP: 1 HBP: 0	WP: 1 PB: 0 SB: 1 CS: 0	PA: 56	
PITCHER	IP 3.0	WLS 4	BF 16	H 5	R 4	ER 3	SO 1	BB 1	IBB 1	HBP 0	BLK 0	WP 1	HR 0	S 16	P 24	ERA 9.00	WHIP 2.000										
John Boozer, R ERA: 3.76 Woodie Fryman, L ERA: 2.74 Gary Wagner, R ERA: 3.26 Turk Farrell, R ERA: 3.7 (4.1) (8.1) (8.1) (12.1)	IP 4.1	WLS 20	BF 6	H 0	R 0	ER 0	SO 3	BB 1	IBB 0	HBP 0	BLK 0	WP 0	HR 0	S 25	P 29	ERA 0.00	WHIP 1.615										
IP 0.1	WLS 2	BF 0	H 0	R 0	ER 0	SO 0	BB 1	IBB 0	HBP 0	BLK 0	WP 0	HR 0	S 1	P 5	ERA 0.00	WHIP 3.000											
IP 3.2	WLS 15	BF 4	H 2	R 2	ER 2	SO 1	BB 1	IBB 0	HBP 0	BLK 0	WP 0	HR 0	S 16	P 20	ERA 4.91	WHIP 1.364											
IP 0.2	WLS 3	BF 1	H 0	R 0	ER 0	SO 1	BB 0	IBB 0	HBP 0	BLK 0	WP 0	HR 0	S 5	P 5	ERA 0.00	WHIP 1.500											

Philadelphia Phillies @ Pittsburgh Pirates
Forbes Field, Pittsburgh, PA
Wed Sep 11 1968, 7:05 PM EDT
Unknown

AB 50
R 6
H 16
RBI 4
BB 5
SO 6
LOB 29



Batter	1	2	3	4	5	6	7	8	9	AB	R	H	RBI	BB	SO	LOB	TOP								
Tony Taylor, R OBP: 0.308, SLG: 0.318 (1, 5)	E6		6-3		K	FC6-4		K		5	0	0	0	0	2	3	Philadelphia Phillies @ Pittsburgh Pirates Forbes Field, Pittsburgh, PA Wed Sep 11, 1968, 7:05 PM EDT Att: 2,789 - Unknown								
Roberto Pena, R OBP: 0.295, SLG: 0.304 (1, 6)	K		4-1		G3		F3		4	0	0	1	1	1	2										
John Briggs, L OBP: 0.367, SLG: 0.370 (1, 8)				K	1B	2B	P6		4	1	1	1	1	2	1										
Johnny Callison, L OBP: 0.315, SLG: 0.414 Jeff James, R OBP: 0.103, SLG: 0.103 (1, 9) (5, PH) Don Lock, R OBP: 0.297, SLG: 0.375 Turk Farrell, R OBP: 0.295, SLG: 0.200 Dick Allen, R OBP: 0.348, SLG: 0.496 (5, PH) (7, PH) (7, 1) (9, PH)	K			1B	2B	1B	K		3	0	2	0	0	1	2										
Bill White, L OBP: 0.310, SLG: 0.359 (1, 3)	F8			1B	2B				4	1	3	1	0	0	2										
Cookie Rojas, R OBP: 0.284, SLG: 0.325 (1, 4)		K		K	F8				4	0	1	0	0	2	5										
Doug Clemens, L OBP: 0.300, SLG: 0.372 (5, 9) (1, 7)	3-1			4-3			K		3	0	0	0	0	1	2										
Gary Sutherland, R OBP: 0.283, SLG: 0.276 (8, PH) (8, 9)							G3		1	0	0	0	0	0	2										
Clay Dalrymple, L OBP: 0.267, SLG: 0.274 (1, 2)	3-1				2B	G3	1B		4	1	1	1	0	0	1										
Rick Wise, R OBP: 0.276, SLG: 0.455 (1, 1) Rick Joseph, R OBP: 0.311, SLG: 0.341 (5, PH) (5, 7)			K		G3	1B	2B		1	0	0	0	0	1	0										
Inning Stats	R: 0 E: 1 K: 2 S: 8	H: 0 LOB: 2 BB: 1 P: 12	R: 0 E: 0 K: 1 S: 5	H: 0 LOB: 0 BB: 0 P: 5	R: 0 E: 0 K: 1 S: 5	H: 0 LOB: 0 BB: 0 P: 5	R: 0 E: 0 K: 2 S: 9	H: 2 LOB: 2 BB: 0 P: 9	R: 3 E: 0 K: 1 S: 10	H: 5 LOB: 3 BB: 0 P: 10	R: 0 E: 0 K: 1 S: 5	H: 0 LOB: 0 BB: 1 P: 9	R: 0 E: 0 K: 1 S: 5	H: 0 LOB: 0 BB: 0 P: 5	R: 1 E: 0 K: 1 S: 7	H: 2 LOB: 1 BB: 0 P: 7	R: 0 E: 0 K: 2 S: 7	H: 0 LOB: 1 BB: 1 P: 11	1B: 7 2B: 2 3B: 0 HR: 0	SF: 0 SAC: 0 DP: 0 HBP: 0	WP: 0 PB: 0 SB: 1 CS: 0	PA: 40			
PITCHER	IP	WLS	BF	H	R	ER	SO	BB	IBB	HBP	BLK	WP	HR	S	P	ERA	WHIP								
Steve Blass, R ERA: 2.31 (1, 1)	7.0	W	33	9	4	4	9	2	0	0	0	0	0	49	57	5.14	1.571								
Luke Walker, L ERA: 1.89 (8, 1)	2.0	S	7	0	0	0	3	1	0	0	0	0	0	12	16	0.00	0.500								

Batter	1	2	3	4	5	6	7	8	9	AB	R	H	RBI	BB	SO	LOB	BOTTOM								
Matty Alou, L OBP: 0.366, SLG: 0.397 (1, 8)	K		1-3	FC4-2	SH5-4	K		F7		5	0	1	1	0	2	1	Philadelphia Phillies @ Pittsburgh Pirates Forbes Field, Pittsburgh, PA Wed Sep 11, 1968, 7:05 PM EDT Att: 2,789 - Unknown								
Freddie Patek, R OBP: 0.323, SLG: 0.361 (1, 6)	5-3			SH5-4	1B	L6		K		4	1	1	0	0	1	1									
Willie Stargell, L OBP: 0.305, SLG: 0.434 (1, 7) Manny Mota, R OBP: 0.319, SLG: 0.335 (9, 7)	F8			2B	1B				4	0	0	0	0	2	3										
Roberto Clemente, R OBP: 0.343, SLG: 0.457 (1, 9)		BB		1B	2B				0	0	0	0	0	0	0										
Donn Clendenon, R OBP: 0.312, SLG: 0.395 (1, 3)	K			1B					3	2	1	1	1	0	2										
Jose Pagan, R OBP: 0.286, SLG: 0.360 (1, 5)		BB		F9					2	1	0	0	2	1	2										
Bill Mazerowski, R OBP: 0.300, SLG: 0.306 (1, 4)					E5				4	1	1	1	0	1	3										
Jerry May, R OBP: 0.302, SLG: 0.268 (1, 2)	4-3			1B	2B				4	1	2	0	0	0	2										
Steve Blass, R OBP: 0.139, SLG: 0.145 (1, 1) Luke Walker, L (8, 1)	K			SH5-4	FC4-2	G3		SH1-4		3	0	1	1	0	1										
Inning Stats	R: 0 E: 0 K: 1 S: 5	H: 1 LOB: 1 BB: 2 P: 16	R: 2 E: 0 K: 1 S: 8	H: 3 LOB: 1 BB: 0 P: 8	R: 2 E: 1 K: 0 S: 7	H: 3 LOB: 2 BB: 0 P: 7	R: 0 E: 0 K: 1 S: 5	H: 0 LOB: 0 BB: 2 P: 13	R: 0 E: 0 K: 1 S: 6	H: 1 LOB: 1 BB: 0 P: 6	1B: 6 2B: 3 3B: 0 HR: 0	SF: 0 SAC: 2 DP: 0 HBP: 0	WP: 0 PB: 0 SB: 3 CS: 0	PA: 38											
PITCHER	IP	WLS	BF	H	R	ER	SO	BB	IBB	HBP	BLK	WP	HR	S	P	ERA	WHIP								
Rick Wise, R ERA: 4.45 (1, 1)	4.0	L	22	7	1	0	3	0	0	0	0	0	0	13	13	0.00	0.500								
Jeff James, R ERA: 4.64 (5, 1)	2.0		7	1	0	0	3	0	0	0	0	0	0	11	19	0.00	1.500								
Turk Farrell, R ERA: 3.6 (7, 1)	2.0		9	1	0	0	2	2	0	0	0	0	0	11	19	0.00	1.500								

Batter	1	2	3	4	5	6	7	8	9	AB	R	H	RBI	BB	SO	LOB	TOP								
Freddie Patek, R OBP: 0.322, SLG: 0.355 (1, 6)										3	0	0	0	1	1	0									
Matty Alou, L OBP: 0.363, SLG: 0.394 (1, 8)										4	0	0	0	0	0	1									
Roberto Clemente, R OBP: 0.342, SLG: 0.455 (1, 9)										4	0	1	0	0	0	0									
Donn Clendenon, R OBP: 0.310, SLG: 0.392 (1, 3)										4	0	0	0	0	2	1									
Manny Mota, R OBP: 0.321, SLG: 0.333 (1, 7)										2	0	0	0	2	0	0									
Jose Pagan, R OBP: 0.280, SLG: 0.352 (1, 5)										3	0	0	0	0	1	2									
Bill Mazerowski, R OBP: 0.302, SLG: 0.308 (1, 4)										3	0	2	0	0	0	0									
Jerry May, R OBP: 0.300, SLG: 0.266 (1, 2)										3	0	0	0	0	0	3									
Bob Moose, R OBP: 0.109, SLG: 0.089 (8, PH)										2	0	0	0	0	1	0									
Carl Taylor, R OBP: 0.309, SLG: 0.225 (8, PH)										1	0	0	0	0	0	0									
Tommie Sisk, R OBP: 0.154, SLG: 0.083 (8, 1)										0	0	0	0	0	0	0									
Inning Stats	R: 0 E: 0 K: 1 S: 5	H: 0 LOB: 0 BB: 0 P: 5	R: 0 E: 0 K: 1 S: 6	H: 1 LOB: 2 BB: 1 P: 10	R: 0 E: 0 K: 0 S: 2	H: 0 LOB: 0 BB: 1 P: 6	R: 0 E: 0 K: 0 S: 3	H: 0 LOB: 0 BB: 1 P: 7	R: 0 E: 0 K: 1 S: 5	H: 0 LOB: 0 BB: 0 P: 5	R: 0 E: 0 K: 1 S: 6	H: 1 LOB: 1 BB: 0 P: 6	R: 0 E: 0 K: 0 S: 4	H: 1 LOB: 1 BB: 0 P: 4	R: 0 E: 0 K: 0 S: 3	H: 0 LOB: 0 BB: 0 P: 3	R: 0 E: 0 K: 1 S: 5	H: 0 LOB: 0 BB: 0 P: 5	1B: 3 2B: 0 3B: 0 HR: 0	SF: 0 SAC: 0 DP: 0 HBP: 0	WP: 0 PB: 0 SB: 0 CS: 0	PA: 32			
PITCHER Jerry Koosman, L ERA: 1.91 (1, 1)	IP: 9.0 WLS: W BF: 32 H: 3 R: 0 ER: 0 SO: 5 BB: 3 IBB: 0 HBP: 0 BLK: 0 WP: 0 HR: 0 S: 39 P: 51 ERA: 0.00 WHIP: 0.667																								

Pittsburgh Pirates @ New York Mets
Shea Stadium, Flushing, NY
Fri Sep 13 1968, 7:05 PM EDT
Att: 17,245 - Unknown

AB 29
R 0
H 3
RBI 0
BB 3
SO 5
LOB 7



Batter	1	2	3	4	5	6	7	8	9	AB	R	H	RBI	BB	SO	LOB	BOTTOM							
Ken Boswell, L OBP: 0.296, SLG: 0.346 (1, 4)										4	0	0	0	0	0	0								
Larry Stahl, L OBP: 0.311, SLG: 0.351 (1, 8) (8, 7)										4	0	2	0	0	0	0								
Cleon Jones, R OBP: 0.336, SLG: 0.439 (1, 7) (8, 9)										4	0	0	0	0	0	2								
J.C. Martin, L OBP: 0.313, SLG: 0.342 (1, 2)										2	0	0	0	1	0	1								
Ed Charles, R OBP: 0.325, SLG: 0.422 (1, 5)										2	0	0	0	0	0	1								
Art Shamsky, L OBP: 0.280, SLG: 0.412 (1, 9) (7, FR)										2	2	2	1	1	0	0								
Tommie Agee, R OBP: 0.236, SLG: 0.292 (8, 8)										0	0	0	0	0	0	0								
Mike Jorgensen, L (1, 3)										3	0	0	0	0	1	3								
Bud Harrelson, S OBP: 0.276, SLG: 0.256 (1, 6)										3	0	0	0	0	2	2								
Jerry Koosman, R OBP: 0.094, SLG: 0.084 (1, 1)										3	0	0	0	0	2	0								
Inning Stats	R: 0 E: 0 K: 0 S: 3	H: 0 LOB: 0 BB: 0 P: 3	R: 1 E: 0 K: 0 S: 4	H: 1 LOB: 0 BB: 0 P: 4	R: 0 E: 0 K: 0 S: 3	H: 0 LOB: 0 BB: 0 P: 3	R: 0 E: 0 K: 0 S: 4	H: 1 LOB: 1 BB: 0 P: 4	R: 1 E: 0 K: 2 S: 8	H: 1 LOB: 0 BB: 0 P: 8	R: 0 E: 0 K: 0 S: 3	H: 0 LOB: 0 BB: 0 P: 3	R: 0 E: 0 K: 2 S: 7	H: 0 LOB: 2 BB: 2 P: 15	R: 0 E: 0 K: 1 S: 6	H: 1 LOB: 1 BB: 0 P: 6	R: 0 E: 0 K: 1 S: 6	H: 1 LOB: 0 BB: 0 P: 6	1B: 2 2B: 0 3B: 1 HR: 1	SF: 0 SAC: 1 DP: 0 HBP: 0	WP: 0 PB: 0 SB: 1 CS: 0	PA: 30		
PITCHER Bob Moose, R ERA: 2.93 Tommie Sisk, R ERA: 3.23 (8, 1)	IP: 7.0 WLS: L BF: 26 H: 3 R: 2 ER: 1 SO: 4 BB: 1 IBB: 0 HBP: 0 BLK: 0 WP: 0 HR: 1 S: 32 P: 40 ERA: 1.29 WHIP: 0.571																							

Pittsburgh Pirates @ New York Mets
Shea Stadium, Flushing, NY
Fri Sep 13 1968, 7:05 PM EDT
Att: 17,245 - Unknown

AB 27
R 2
H 4
RBI 1
BB 2
SO 5
LOB 9



Batter	1	2	3	4	5	6	7	8	9	AB	R	H	RBI	BB	SO	LOB	TOP								
Freddie Patek, R (1.6)	F7		K			CS	F2			4	0	1	2	0	1	1									
Matty Alou, L (1.8)	4-3			K	CS	HR				3	1	1	0	1	1	0									
Roberto Clemente, R (1.9)	K					HR			5-3	4	2	2	3	0	1	1									
Willie Stargell, L (1.7)		G1-6-3		3-1		HR			G1-6-3	3	1	2	0	1	0	0									
Donn Clendenon, R (1.3)	K			K					G1-6-3	4	0	0	0	0	3	3									
Bill Mazerowski, R (1.4)	G1-6-3								6-3	4	1	2	1	0	0	1									
Jose Pagan, R (1.5)				5-3						4	1	1	0	0	2	1									
Chris Cannizzaro, R (1.2)									1-3	4	0	1	0	0	0	3									
Bob Veale, S (1.1)	K								K	4	0	0	0	0	3	3									
Inning Stats	R: 0 E: 0 K: 1 S: 5	H: 0 LOB: 0 BB: 0 P: 5	R: 0 E: 0 K: 1 S: 4	H: 0 LOB: 0 BB: 1 P: 8	R: 0 E: 0 K: 2 S: 8	H: 1 LOB: 1 BB: 0 P: 8	R: 1 E: 0 K: 2 S: 8	H: 1 LOB: 0 BB: 0 P: 8	R: 2 E: 0 K: 0 S: 5	H: 3 LOB: 0 BB: 0 P: 5	R: 3 E: 0 K: 2 S: 11	H: 4 LOB: 1 BB: 0 P: 11	R: 0 E: 0 K: 1 S: 5	H: 0 LOB: 0 BB: 1 P: 9	R: 0 E: 0 K: 0 S: 3	H: 1 LOB: 0 BB: 0 P: 3	R: 0 E: 0 K: 2 S: 7	H: 0 LOB: 0 BB: 0 P: 7	1B: 5 2B: 3 3B: 0 HR: 2	SF: 0 SAC: 0 DP: 2 HBP: 0	WP: 1 PB: 0 SB: 0 CS: 1	PA: 37			
PITCHER	IP	WLS	BF	H	R	ER	SO	BB	IBB	HBP	BLK	WP	HR	S	P	ERA	WHIP								
Tom Seaver, R (1.1)	5.1	L	24	9	6	6	7	1	0	0	0	0	2	37	41	10.12	1.875								
Don Shaw, L (6.1)	1.2		6	0	0	0	2	1	0	0	0	1	0	9	13	0.00	0.600								
Al Jackson, L (8.1)	2.0		6	1	0	0	2	0	0	0	0	0	0	10	10	0.00	0.500								

Pittsburgh Pirates @ New York Mets
Shea Stadium, Flushing, NY
Sat Sep 14 1968, 7:05 PM EDT
Att: 15,676 - Unknown

AB 34
R 6
H 10
RBI 6
BB 2
SO 11
LOB 13



Batter	1	2	3	4	5	6	7	8	9	AB	R	H	RBI	BB	SO	LOB	BOTTOM								
Tommie Agee, R (1.8)	1B		K						E9	5	0	1	0	0	1	2									
Phil Linz, R (1.4)	F5		4-3						G3	4	0	0	0	1	0	2									
Cleon Jones, R (1.7)									L8	3	0	2	0	1	0	2									
Ed Charles, R (1.5)	K								G4-6-3	3	0	1	0	1	1	3									
Jerry Grote, R (1.2)									G4-6-3	4	0	2	0	0	0	3									
Ron Swoboda, R (1.9)	F9								G4-6-3	4	0	0	0	0	1	7									
Al Weis, S (1.6)	K								K	4	0	0	0	0	4	5									
Mike Jorgensen, L (1.3)									K	4	0	1	0	0	1	1									
Tom Seaver, R (1.1)									K	2	0	1	0	0	0	0									
Don Shaw, L (6.1)									K	0	0	0	0	0	0	0									
Jerry Buchek, R (7. PH)									K	1	0	0	0	0	1	1									
Al Jackson, L (8.1)									K	0	0	0	0	0	0	0									
Ken Boswell, L (9. PH)									K	1	0	0	0	0	1	0									
Inning Stats	R: 0 E: 0 K: 1 S: 6	H: 2 LOB: 1 BB: 0 P: 6	R: 0 E: 0 K: 1 S: 6	H: 1 LOB: 0 BB: 0 P: 6	R: 0 E: 0 K: 1 S: 6	H: 0 LOB: 0 BB: 0 P: 5	R: 0 E: 1 K: 1 S: 6	H: 1 LOB: 1 BB: 0 P: 6	R: 0 E: 0 K: 1 S: 6	H: 1 LOB: 1 BB: 0 P: 6	R: 0 E: 1 K: 1 S: 7	H: 1 LOB: 3 BB: 1 P: 11	R: 0 E: 0 K: 1 S: 6	H: 1 LOB: 2 BB: 1 P: 10	R: 0 E: 0 K: 1 S: 5	H: 1 LOB: 1 BB: 1 P: 9	R: 0 E: 1 K: 2 S: 8	H: 0 LOB: 1 BB: 0 P: 8	1B: 7 2B: 1 3B: 0 HR: 0	SF: 0 SAC: 0 DP: 1 HBP: 0	WP: 1 PB: 0 SB: 1 CS: 1	PA: 38			
PITCHER	IP	WLS	BF	H	R	ER	SO	BB	IBB	HBP	BLK	WP	HR	S	P	ERA	WHIP								
Bob Veale, L (1.1)	9.0	W	38	8	0	0	10	3	0	0	0	1	0	55	67	0.00	1.222								

Pittsburgh Pirates @ New York Mets
Shea Stadium, Flushing, NY
Sat Sep 14 1968, 7:05 PM EDT
Att: 15,676 - Unknown

AB 35
R 0
H 8
RBI 0
BB 3
SO 10
LOB 26



Batter	1	2	3	4	5	6	7	8	9	AB	R	H	RBI	BB	SO	LOB	TOP										
Freddie Patek, R OBP: 0.314, SLG: 0.346 (1, 6)	6-3		F9	P5			K			4	0	0	0	0	1	2											
Maury Wills, S OBP: 0.329, SLG: 0.318 (1, 5)	K		4-3		4-3			F6		4	0	0	0	0	1	0											
Matty Alou, L OBP: 0.363, SLG: 0.394 (1, 8)	L7		6-3					G3		4	0	1	0	0	0	0											
Roberto Clemente, R OBP: 0.346, SLG: 0.475 (8, PR)										4	2	3	0	0	0	1											
Manny Mota, R OBP: 0.321, SLG: 0.333 (8, 9)										0	0	0	0	0	0	0											
Willie Stargell, L OBP: 0.311, SLG: 0.436 (1, 7)	L7									2	1	0	0	2	0	1											
Donn Clendenen, R OBP: 0.306, SLG: 0.386 (1, 3)	P4									3	0	0	0	0	1	3											
Bill Mazerolski, R OBP: 0.303, SLG: 0.310 (1, 4)	E6									3	0	0	0	1	1	1											
Chris Cannizzaro, R OBP: 0.339, SLG: 0.418 (4, PR)										1	0	0	1	1	0	2											
Dick Ellis, S OBP: 0.091, SLG: 0.136 (4, 2)										0	0	0	0	0	0	0											
Jerry May, R OBP: 0.269, SLG: 0.285 (4, 2)										2	0	0	0	0	1	0											
Steve Blass, R OBP: 0.158, SLG: 0.164 (1, 1)										4	0	2	2	0	2	0											
Inning Stats	R: 0 E: 0 K: 1 S: 5	H: 0 LOB: 0 BB: 0 P: 5	R: 1 E: 1 K: 0 S: 5	H: 2 LOB: 3 BB: 1 P: 9	R: 0 E: 0 K: 0 S: 3	H: 0 LOB: 0 BB: 0 P: 3	R: 2 E: 0 K: 0 S: 5	H: 2 LOB: 2 BB: 2 P: 13	R: 0 E: 0 K: 1 S: 5	H: 0 LOB: 0 BB: 0 P: 5	R: 0 E: 0 K: 3 S: 9	H: 0 LOB: 0 BB: 0 P: 9	R: 0 E: 0 K: 0 S: 4	H: 1 LOB: 2 BB: 1 P: 8	R: 0 E: 0 K: 2 S: 7	H: 0 LOB: 0 BB: 0 P: 7	1B: 4 2B: 2 3B: 0 HR: 0	SF: 0 SAC: 1 DP: 1 HBP: 0	WP: 0 PB: 0 SB: 0 CS: 0	PA: 36							
PITCHER	IP	WLS	BF	H	R	ER	SO	BB	IBB	HBP	BLK	WP	HR	S	P	ERA	WHIP										
Don Cardwell, R ERA: 2.91 (1, 1)	3.2	L	18	4	3	2	1	2	1	0	0	0	0	17	29	4.91	1.636										
Cal Koonce, R ERA: 1.99 (4, 1)	1.1		4	1	0	0	0	0	0	0	0	0	0	4	4	0.00	0.750										
Ron Taylor, R ERA: 2.6 (6, 1)	3.0		11	1	0	0	4	0	1	0	0	0	0	18	22	0.00	0.333										
Dick Selma, R ERA: 2.55 (9, 1)	1.0		3	0	0	0	2	0	0	0	0	0	0	7	7	0.00	0.000										

Pittsburgh Pirates @ New York Mets
Shea Stadium, Flushing, NY
Sun Sep 15 1968, 3:33 AM EDT
Att: 33,838 - Unknown

AB 31
R 3
H 6
RBI 3
BB 4
SO 7
LOB 10



Batter	1	2	3	4	5	6	7	8	9	AB	R	H	RBI	BB	SO	LOB	BOTTOM										
Ken Boswell, L OBP: 0.294, SLG: 0.343 (1, 4)	4-3			K				G3		4	0	1	0	0	1	0											
Larry Stahl, L OBP: 0.310, SLG: 0.345 (1, 8)	P6							6-3		3	0	0	0	1	1	1											
Cleon Jones, R OBP: 0.337, SLG: 0.436 (1, 7)	5-3			L7				F3		4	0	0	0	0	1	2											
Art Shamsky, L OBP: 0.277, SLG: 0.406 (1, 9)				K				L9		4	0	0	0	0	3	2											
Ed Charles, R OBP: 0.326, SLG: 0.418 (1, 5)				K						3	0	0	0	1	1	0											
Mike Jorgensen, L OBP: 0.182, SLG: 0.273 (1, 3)										3	0	1	0	0	1	1											
Jerry Grote, R OBP: 0.353, SLG: 0.344 (1, 2)										2	0	0	0	1	1	1											
Bud Harrelson, S OBP: 0.274, SLG: 0.254 (1, 6)										3	0	0	0	0	0	3											
Don Cardwell, R OBP: 0.283, SLG: 0.105 (4, 1)										1	0	0	0	0	1	0											
Cal Koonce, R OBP: 0.285, SLG: 0.359 (5, PR)										0	0	0	0	0	0	2											
Ed Kranepool, L OBP: 0.285, SLG: 0.359 (8, 1)										0	0	0	0	0	0	0											
Ron Taylor, R OBP: 0.296, SLG: 0.283 (8, PR)										1	0	0	0	0	0	0											
Kevin Collins, L OBP: 0.209, SLG: 0.241 (9, 1)										0	0	0	0	0	0	0											
Inning Stats	R: 0 E: 0 K: 0 S: 3	H: 0 LOB: 0 BB: 0 P: 3	R: 0 E: 0 K: 2 S: 7	H: 0 LOB: 0 BB: 0 P: 7	R: 0 E: 0 K: 1 S: 5	H: 0 LOB: 0 BB: 0 P: 5	R: 0 E: 0 K: 2 S: 7	H: 0 LOB: 1 BB: 1 P: 11	R: 0 E: 0 K: 0 S: 4	H: 1 LOB: 2 BB: 1 P: 8	R: 0 E: 0 K: 1 S: 6	H: 1 LOB: 1 BB: 0 P: 6	R: 0 E: 0 K: 2 S: 7	H: 0 LOB: 1 BB: 1 P: 11	R: 0 E: 0 K: 0 S: 3	H: 0 LOB: 0 BB: 0 P: 3	R: 0 E: 0 K: 2 S: 7	H: 0 LOB: 0 BB: 0 P: 7	1B: 1 2B: 1 3B: 0 HR: 0	SF: 0 SAC: 0 DP: 0 HBP: 0	WP: 0 PB: 1 SB: 1 CS: 0	PA: 32					
PITCHER	IP	WLS	BF	H	R	ER	SO	BB	IBB	HBP	BLK	WP	HR	S	P	ERA	WHIP										
Steve Blass, R ERA: 2.2 (1, 1)	9.0	W	32	2	0	0	10	3	0	0	0	0	0	49	61	0.00	0.556										

Pittsburgh Pirates @ New York Mets
Shea Stadium, Flushing, NY
Sun Sep 15 1968, 3:33 AM EDT
Att: 33,838 - Unknown

AB 29
R 0
H 2
RBI 0
BB 3
SO 10
LOB 12



Batter	1	2	3	4	5	6	7	8	9	AB	R	H	RBI	BB	SO	LOB	TOP								
Maury Wills, S OBP: 0.329, SLG: 0.316 (1, 5)	L4		4-3 CS BB		0-0 CS 1B		0-0 E6		0-0 F7	4	0	1	0	1	0	0	Pittsburgh Pirates @ Philadelphia Phillies Connie Mack Stadium, Philadelphia, PA Tue Sep 17 1968, 7:05 PM EDT Att: 2,576 - Unknown								
Gene Alley, R OBP: 0.302, SLG: 0.312 (1, 6)	G3 2B		F9		0-0 CS		0-0 CS		0-0 5-3	4	2	2	1	1	0	1									
Roberto Clemente, R OBP: 0.344, SLG: 0.470 (1, 9)	G3		4-3		0-0		0-0		0-0 6-3	5	0	1	0	0	0	4									
Donn Clendenon, R OBP: 0.310, SLG: 0.396 (1, 3)	1B 2B		F8		0-0		0-3		0-0	4	2	2	1	0	1	2									
Manny Mota, R OBP: 0.323, SLG: 0.335 (1, 8)	F9				0-0		0-0		0-0	3	0	2	1	0	0	0									
Bill Mazeroski, R OBP: 0.305, SLG: 0.311 (1, 4)	L8		6-3		0-0		0-0		0-0	3	0	1	0	1	0	1									
Jose Pagan, R OBP: 0.274, SLG: 0.342 (8, PH)	L5		5-3		0-3		0-3		1-0	3	0	0	0	0	1	3									
Willie Stargell, L OBP: 0.313, SLG: 0.433 (8, 7)					0-3		0-3		1-2	0	0	0	0	0	0	0									
Jerry May, R OBP: 0.295, SLG: 0.264 (1, 2)	5-3				0-0		0-0		0-0	4	0	0	1	0	0	5									
Bob Moose, R OBP: 0.100, SLG: 0.082 Luke Walker, L OBP: 0.188, SLG: 0.188 Bruce Dal Canton, R OBP: 0.188, SLG: 0.188 (8, 1)	3-1				0-0		0-0		0-0	4	0	0	0	0	1	2									
Inning Stats	R: 2 E: 0 K: 0 S: 6	H: 3 LOB: 1 BB: 0 P: 6	R: 0 E: 0 K: 0 S: 3	H: 0 LOB: 0 BB: 0 P: 3	R: 0 E: 0 K: 0 S: 3	H: 0 LOB: 0 BB: 1 P: 7	R: 0 E: 0 K: 0 S: 3	H: 0 LOB: 0 BB: 0 P: 3	R: 0 E: 0 K: 2 S: 10	H: 1 LOB: 0 BB: 0 P: 3	R: 1 E: 1 K: 2 S: 10	H: 3 LOB: 3 BB: 1 P: 14	R: 0 E: 1 K: 1 S: 5	H: 0 LOB: 1 BB: 1 P: 9	R: 1 E: 0 K: 0 S: 5	H: 2 LOB: 2 BB: 0 P: 6	R: 0 E: 0 K: 0 S: 3	H: 0 LOB: 0 BB: 0 P: 3	1B: 6 2B: 2 3B: 0 HR: 1	SF: 0 SAC: 1 DP: 1 HBP: 1	WP: 0 PB: 0 SB: 1 CS: 2	PA: 40			
PITCHER	IP	WLS	BF	H	R	ER	SO	BB	IBB	HBP	BLK	WP	HR	S	P	ERA	WHIP								
Chris Short, L ERA: 2.89 John Boozer, R ERA: 3.94 Gary Wagner, R ERA: 3.18	7.0	L	30	7	3	3	3	3	0	0	0	0	1	33	45	3.86	1.429								
	0.1		4	2	1	1	0	0	0	1	0	0	0	3	4	27.00	6.000								
	1.2		5	0	0	0	0	0	0	0	0	0	0	5	5	0.00	0.000								

AB 34
R 4
H 9
RBI 4
BB 3
SO 3
LOB 18



Batter	1	2	3	4	5	6	7	8	9	AB	R	H	RBI	BB	SO	LOB	BOTTOM								
Tony Taylor, R OBP: 0.305, SLG: 0.315 (1, 5)	1-3		P3		5-3					3	0	0	0	1	0	1	Pittsburgh Pirates @ Philadelphia Phillies Connie Mack Stadium, Philadelphia, PA Tue Sep 17 1968, 7:05 PM EDT Att: 2,576 - Unknown								
Roberto Pena, R OBP: 0.312, SLG: 0.307 (1, 6)	6-3		4-3		5-3					5	0	0	0	0	0	3									
John Briggs, L OBP: 0.370, SLG: 0.373 (1, 8)	3-1				1B 2B					5	1	2	0	0	2	1									
Dick Allen, R OBP: 0.349, SLG: 0.506 (1, 7)			4-3		K					4	1	1	0	0	1	1									
Johnny Callison, L OBP: 0.317, SLG: 0.408 Don Lock, R OBP: 0.288, SLG: 0.360 (8, PH)										1	0	0	0	1	1	1									
Bill White, L OBP: 0.313, SLG: 0.363 Rick Joseph, R OBP: 0.313, SLG: 0.331 (8, PH)										1	0	0	0	0	0	1									
Bill White, L OBP: 0.313, SLG: 0.363 Rick Joseph, R OBP: 0.313, SLG: 0.331 (9, 3)										3	0	2	1	0	1	1									
Cookie Rojas, R OBP: 0.255, SLG: 0.314 (1, 4)										0	0	0	0	1	0	0									
Mike Ryan, R OBP: 0.211, SLG: 0.214 (1, 2)										4	0	1	0	0	1	5									
Chris Short, R OBP: 0.187, SLG: 0.155 Doug Clemens, L OBP: 0.288, SLG: 0.356 John Boozer, R OBP: 0.111, SLG: 0.111 Gary Wagner, R OBP: 0.091, SLG: 0.091 Gary Sutherland, R OBP: 0.276, SLG: 0.282 (8, PH)										2	0	0	0	0	0	1									
										1	0	0	0	0	0	0									
										0	0	0	0	0	0	0									
										0	0	0	0	0	0	0									
										1	0	0	0	0	0	0									
Inning Stats	R: 0 E: 0 K: 0 S: 3	H: 0 LOB: 0 BB: 0 P: 3	R: 0 E: 0 K: 1 S: 5	H: 0 LOB: 1 BB: 0 P: 6	R: 0 E: 0 K: 2 S: 4	H: 1 LOB: 1 BB: 0 P: 4	R: 0 E: 0 K: 2 S: 9	H: 2 LOB: 3 BB: 1 P: 13	R: 0 E: 0 K: 0 S: 3	H: 0 LOB: 0 BB: 0 P: 3	R: 1 E: 0 K: 3 S: 11	H: 2 LOB: 1 BB: 0 P: 11	R: 0 E: 0 K: 1 S: 5	H: 0 LOB: 1 BB: 1 P: 9	R: 1 E: 1 K: 0 S: 5	H: 1 LOB: 2 BB: 1 P: 9	R: 0 E: 0 K: 1 S: 5	H: 0 LOB: 1 BB: 0 P: 6	1B: 3 2B: 3 3B: 0 HR: 0	SF: 0 SAC: 0 DP: 0 HBP: 2	WP: 0 PB: 0 SB: 0 CS: 0	PA: 39			
PITCHER	IP	WLS	BF	H	R	ER	SO	BB	IBB	HBP	BLK	WP	HR	S	P	ERA	WHIP								
Bob Moose, R ERA: 2.92 Luke Walker, L ERA: 1.88 Bruce Dal Canton, R ERA: 1.68	7.0	W	31	6	2	2	7	2	0	1	0	0	0	42	51	2.57	1.143								
	0.1		2	0	0	0	0	1	0	0	0	0	0	1	5	0.00	3.000								
	1.2	S	6	0	0	0	1	0	0	1	0	0	0	7	8	0.00	0.000								

AB 34
R 2
H 6
RBI 1
BB 3
SO 8
LOB 22



Batter	1	2	3	4	5	6	7	8	9	AB	R	H	RBI	BB	SO	LOB	TOP																				
Maury Wills, S OBP: 0.326, SLG: 0.314 (1, 5)	6-3		G4-3			4-3			G3	4	0	0	0	0	0	1	Pittsburgh Pirates @ Philadelphia Phillies Connie Mack Stadium, Philadelphia, PA Wed Sep 18 1968, 7:05 PM EDT Att: 2,463 - Unknown																				
Gene Alley, R OBP: 0.302, SLG: 0.311 (1, 6)	6-3			F9		F9			1B	4	0	1	0	0	0	0																					
Matty Alou, L OBP: 0.362, SLG: 0.393 (1, 8)	5-3			WP 1B		5-3			FC6-4 1B	4	1	1	0	0	0	1																					
Donn Clendenon, R OBP: 0.313, SLG: 0.400 (1, 3)		K		1B		L3-6 2B			1B	4	0	3	1	0	1	0																					
Willie Stargell, L OBP: 0.314, SLG: 0.432 (1, 7)		1B		F8		L3-6 2B			1B	3	0	1	0	0	0	2																					
Bill Mazaroski, R OBP: 0.304, SLG: 0.309 (1, 4)		1B		F3		F8				3	0	0	0	0	0	2																					
Gary Kolb, L OBP: 0.294, SLG: 0.330 (1, 9)		1-3			E6				3-1	3	0	0	0	0	0	1																					
Jerry May, R OBP: 0.295, SLG: 0.264 (1, 2)			6-3			4-3			4-3	3	0	1	0	0	0	0																					
Bob Veale, S OBP: 0.120, SLG: 0.111 (8, PH)						G6-4-3 1B				2	0	1	0	0	0	1																					
Manny Jimenez, L OBP: 0.403, SLG: 0.394 Ron Kline, R (8, 1)				G4-3 1B		G6-4-3 1B			K	1	0	0	0	0	1	0																					
										0	0	0	0	0	0	0																					
Inning Stats	R: 0 E: 0 K: 0 S: 3	H: 0 LOB: 0 BB: 0 P: 3	R: 0 E: 0 K: 1 S: 6	H: 1 LOB: 1 BB: 0 P: 6	R: 0 E: 0 K: 0 S: 3	H: 1 LOB: 0 BB: 0 P: 3	R: 1 E: 0 K: 0 S: 5	H: 2 LOB: 1 BB: 0 P: 5	R: 0 E: 1 K: 0 S: 3	H: 1 LOB: 0 BB: 0 P: 3	R: 0 E: 0 K: 0 S: 3	H: 1 LOB: 0 BB: 0 P: 3	R: 0 E: 0 K: 1 S: 5	H: 0 LOB: 0 BB: 0 P: 5	R: 0 E: 0 K: 1 S: 4	H: 0 LOB: 0 BB: 0 P: 4	1B: 7 2B: 2 3B: 0 HR: 0	SF: 0 SAC: 0 DP: 3 HBP: 0	WP: 1 PB: 0 SB: 0 CS: 0	PA: 31																	
PITCHER	IP	WLS	BF	H	R	ER	SO	BB	IBB	HBP	BLK	WP	HR	S	P	ERA	WHIP	PITCHER		IP	WLS	BF	H	R	ER	SO	BB	IBB	HBP	BLK	WP	HR	S	P	ERA	WHIP	
Jerry Johnson, R ERA: 3.38 Gary Wagner, R ERA: 3.1	(1, 1)	7.0	W	24	6	1	1	1	0	0	0	0	1	0	26	26	1.29	0.857			(8, 1)	2.0	S	7	2	0	0	1	0	0	0	0	0	9	9	0.00	1.000

Batter	1	2	3	4	5	6	7	8	9	AB	R	H	RBI	BB	SO	LOB	BOTTOM																			
John Briggs, L OBP: 0.369, SLG: 0.372 (1, 8)	P6		L8		5-3				1B	4	0	1	1	0	0	0	Pittsburgh Pirates @ Philadelphia Phillies Connie Mack Stadium, Philadelphia, PA Wed Sep 18 1968, 7:05 PM EDT Att: 2,463 - Unknown																			
Cookie Rojas, R OBP: 0.255, SLG: 0.314 (1, 4)	F9		CS 1B			G3	F2			4	0	1	0	0	0	1																				
Roberto Pena, R OBP: 0.311, SLG: 0.307 (1, 6)	L9		4-3			K			G6-3 1B	4	0	1	0	0	1	1																				
Dick Allen, R OBP: 0.350, SLG: 0.508 (1, 7)		F9				2B			K	4	0	2	0	0	1	1																				
Rick Joseph, R OBP: 0.305, SLG: 0.322 (1, 3)		L7		F9		1B			G6-3	4	0	0	0	0	0	3																				
Gary Sutherland, R OBP: 0.286, SLG: 0.273 (1, 5)		BB 1B		K					FC3-6 1B	3	0	2	0	0	1	1																				
Don Lock, R OBP: 0.287, SLG: 0.357 (1, 9)		FC6-4 BB		L7					FC3-6 1B	2	1	0	0	1	0	2																				
Mike Ryan, R OBP: 0.212, SLG: 0.215 (1, 2)		FC6-4			P5				G4 1B	3	1	1	0	0	0	2																				
Jerry Johnson, R OBP: 0.174, SLG: 0.143 Tony Taylor, R OBP: 0.304, SLG: 0.314 Gary Wagner, R OBP: 0.091, SLG: 0.091 (7, PH)			4-3						G4	2	0	0	0	0	0	0																				
										1	0	0	1	0	0	1																				
										0	0	0	0	0	0	0																				
Inning Stats	R: 0 E: 0 K: 0 S: 3	H: 0 LOB: 0 BB: 0 P: 3	R: 0 E: 0 K: 0 S: 4	H: 1 LOB: 2 BB: 1 P: 8	R: 0 E: 0 K: 0 S: 4	H: 1 LOB: 1 BB: 0 P: 4	R: 0 E: 0 K: 1 S: 6	H: 1 LOB: 0 BB: 0 P: 6	R: 0 E: 0 K: 0 S: 3	H: 0 LOB: 0 BB: 0 P: 3	R: 0 E: 0 K: 1 S: 6	H: 1 LOB: 1 BB: 0 P: 6	R: 2 E: 0 K: 0 S: 6	H: 3 LOB: 1 BB: 0 P: 6	R: 0 E: 0 K: 1 S: 5	H: 1 LOB: 0 BB: 0 P: 5	1B: 7 2B: 1 3B: 0 HR: 0	SF: 0 SAC: 0 DP: 1 HBP: 0	WP: 0 PB: 0 SB: 0 CS: 1	PA: 32																
PITCHER	IP	WLS	BF	H	R	ER	SO	BB	IBB	HBP	BLK	WP	HR	S	P	ERA	WHIP	PITCHER		IP	WLS	BF	H	R	ER	SO	BB	IBB	HBP	BLK	WP	HR	S	P	ERA	WHIP
Bob Veale, L ERA: 2.03 Ron Kline, R ERA: 1.5	(1, 1)	7.0	L	29	7	2	2	2	1	0	0	0	0	0	32	36	2.57	1.143			(8, 1)	1.0	3	1	0	0	1	0	0	0	0	5	5	0.00	1.000	

Batter	1	2	3	4	5	6	7	8	9	AB	R	H	RBI	BB	SO	LOB	TOP			
Don Kessinger, S (1, 6) OBP: 0.292, SLG: 0.297	0-0 4-3		0-0 F9			0-0 6-3			0-0 6-3	4	0	0	0	0	0	0				
Al Spangler, L (1, 9) OBP: 0.340, SLG: 0.353	0-0 4-3		0-3 K			0-0 F8			0-3 K	4	0	0	0	0	2	0				
Billy Williams, L (1, 7) OBP: 0.335, SLG: 0.500	0-0 G3			0-0 3-1		0-0 G3			0-0 6-3	4	0	0	0	0	0	0				
14 Ernie Banks, R (1, 3) OBP: 0.289, SLG: 0.477		0-0 F8		0-3 K		0-0 F8			0-0 F8	3	0	0	0	0	1	0				
Ron Santo, R (1, 5) OBP: 0.353, SLG: 0.411		4-0 HBP BB		0-3 K		0-0 G4-6-3 1B			0-0 G4-6-3	2	0	1	0	1	1	0				
Randy Hundley, R (1, 2) OBP: 0.286, SLG: 0.322		1-0 HBP			0-0 2B				0-0 G4-6-3 1-2	2	0	1	0	0	0	1				
Adolfo Phillips, R (1, 8) OBP: 0.326, SLG: 0.393		0-3 K		0-0 P6		0-0 F8			0-0 F8	3	0	0	0	0	1	3				
Jose Arcia, R (1, 4) OBP: 0.195, SLG: 0.267		0-0 F7		0-0 F7		0-3 K			0-3 K	3	0	0	0	0	1	3				
Fergie Jenkins, R (1, 1) OBP: 0.220, SLG: 0.245			0-3 K		0-0 6-3				0-3 K	2	0	0	0	0	1	1				
Jimmy McMath, L (8, PH) OBP: 0.167, SLG: 0.167									0-3 K	1	0	0	0	0	1	0				
Gary Ross, R (8, 1) OBP: 0.091, SLG: 0.091									0-0 K	0	0	0	0	0	0	0				
Inning Stats	R: 0 E: 0 K: 0 S: 3	H: 0 LOB: 0 BB: 0 P: 3	R: 0 E: 0 K: 1 S: 5	H: 0 LOB: 1 BB: 1 P: 10	R: 0 E: 0 K: 2 S: 7	H: 0 LOB: 0 BB: 0 P: 7	R: 0 E: 0 K: 2 S: 7	H: 1 LOB: 1 BB: 0 P: 7	R: 0 E: 0 K: 0 S: 4	H: 0 LOB: 0 BB: 0 P: 3	R: 0 E: 0 K: 0 S: 3	H: 1 LOB: 0 BB: 0 P: 3	R: 0 E: 0 K: 2 S: 7	H: 0 LOB: 0 BB: 0 P: 7	R: 0 E: 0 K: 1 S: 5	H: 0 LOB: 0 BB: 0 P: 5	1B: 1 2B: 1 3B: 0 HR: 0	SF: 0 SAC: 0 DP: 1 HBP: 1	WP: 0 PB: 0 SB: 0 CS: 0	PA: 30
PITCHER Steve Blass, R (1, 1) ERA: 2.1	IP: 9.0 WLS: W BF: 30	H: 2 R: 0 ER: 0 SO: 8	BB: 1 IBB: 0 HBP: 1 BLK: 0	WP: 0 HR: 0 S: 44 P: 49	ERA: 0.00 WHIP: 0.333															

Chicago Cubs @ Pittsburgh Pirates
Forbes Field, Pittsburgh, PA
Fri Sep 20 1968, 7:05 PM EDT
Att. 4,478 - Unknown - 68 F

AB	28
R	0
H	2
RBI	0
BB	1
SO	8
LOB	8

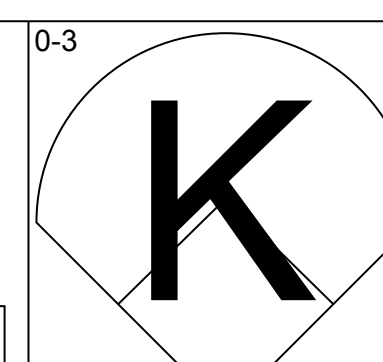
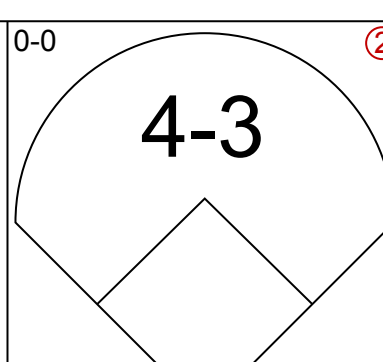
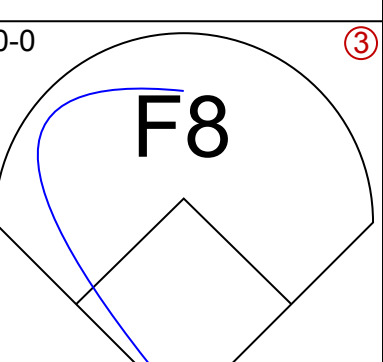
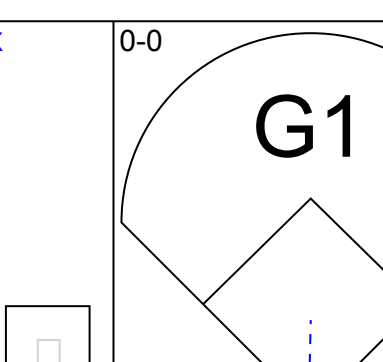
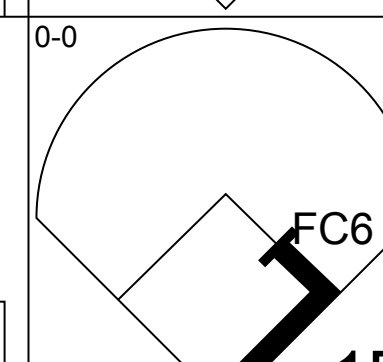
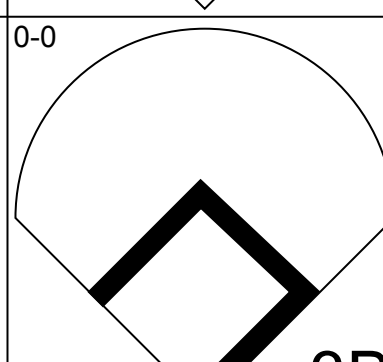
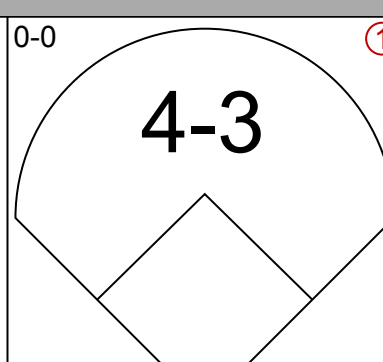
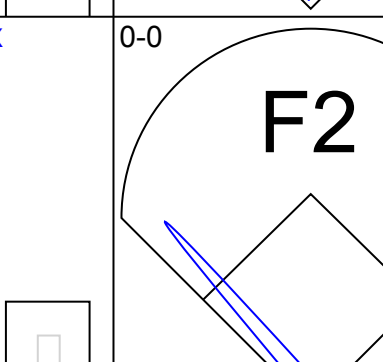
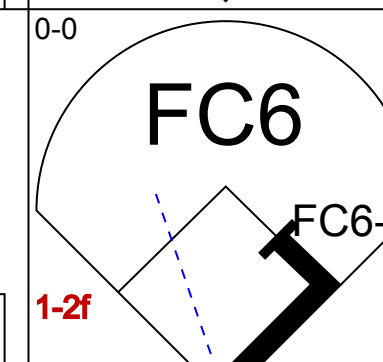
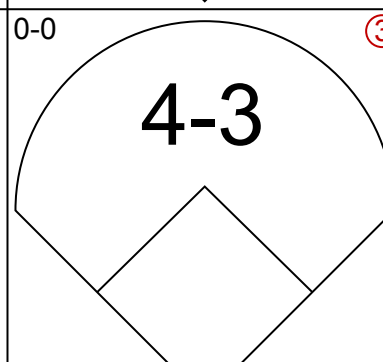
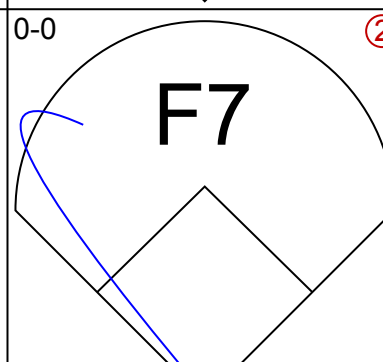
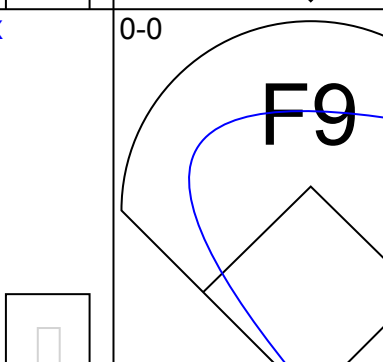
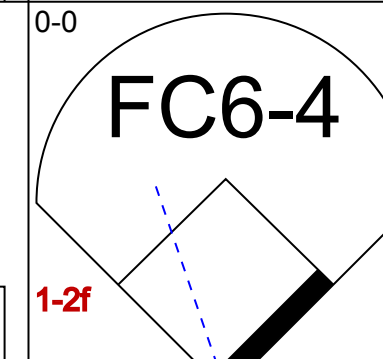
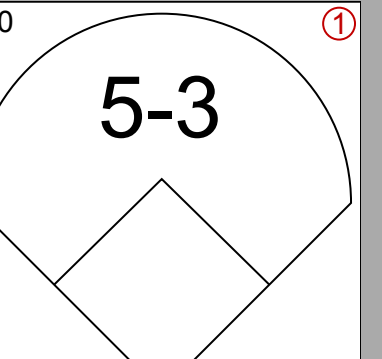
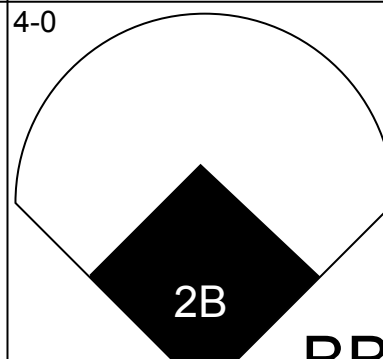
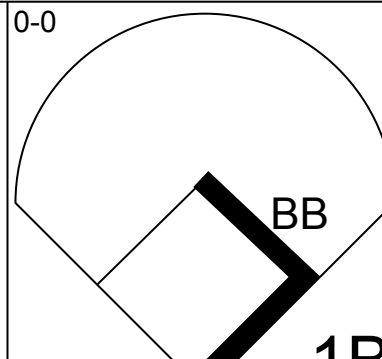
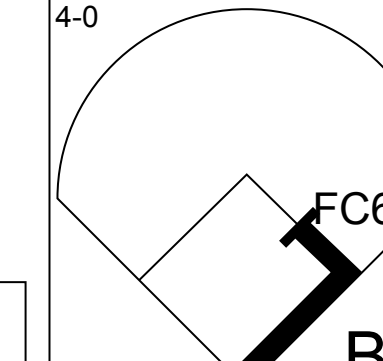
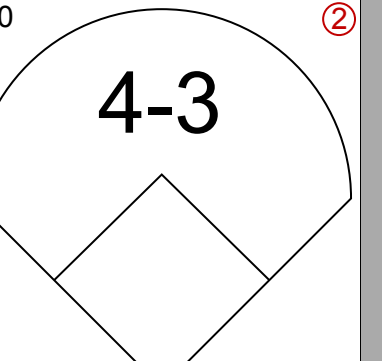
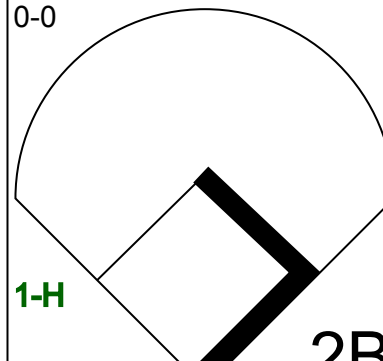
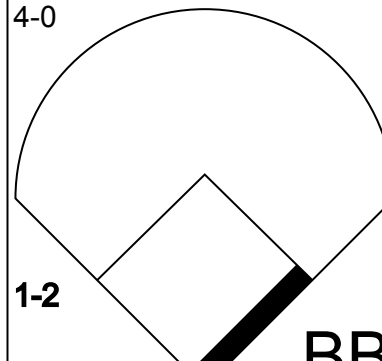
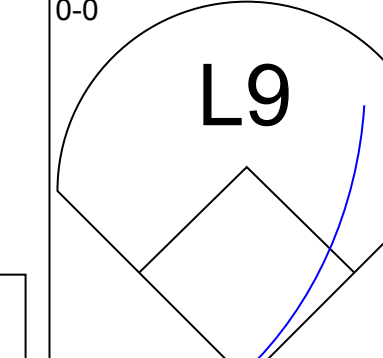
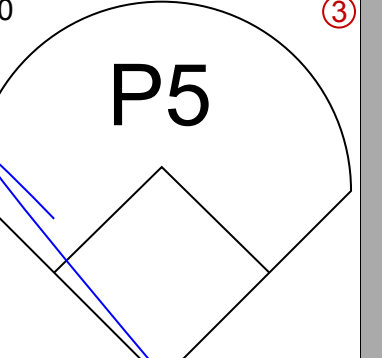
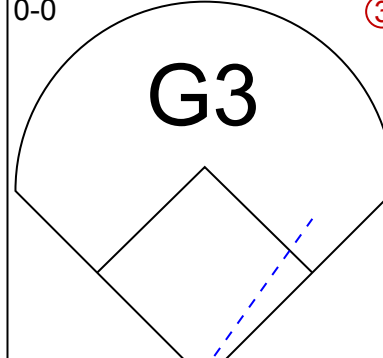
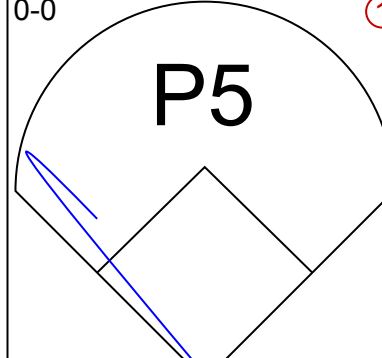
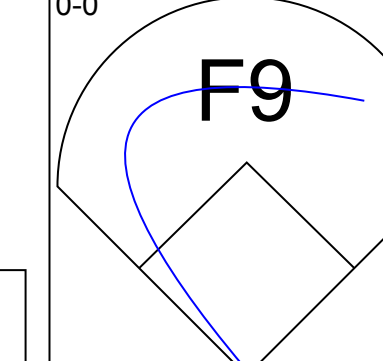
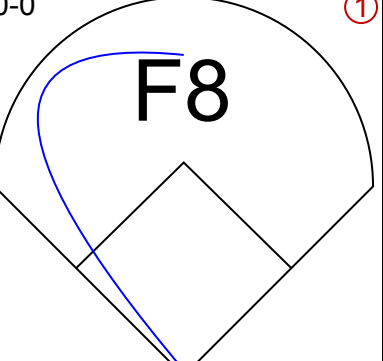
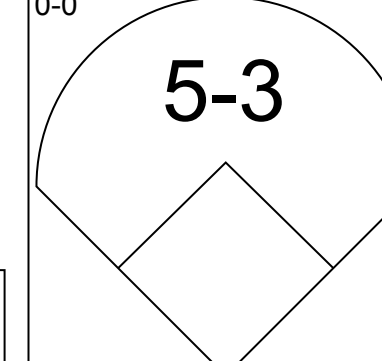
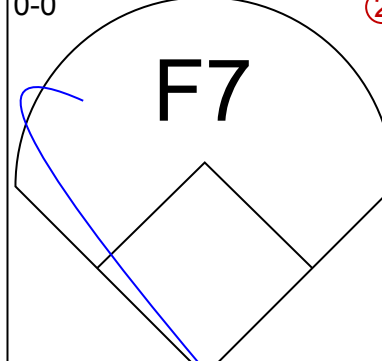
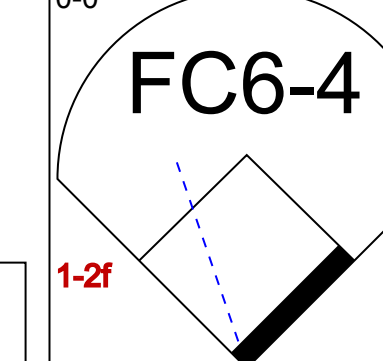
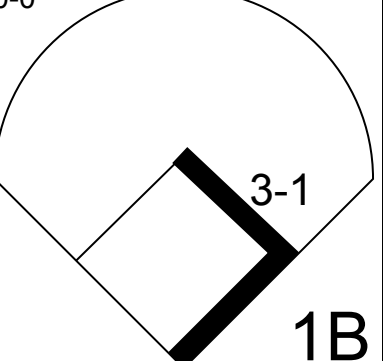
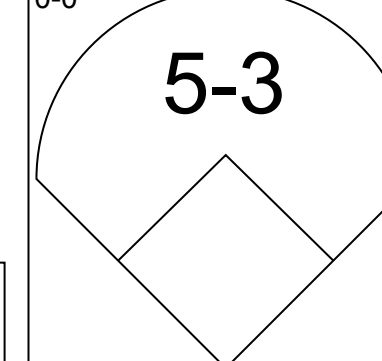
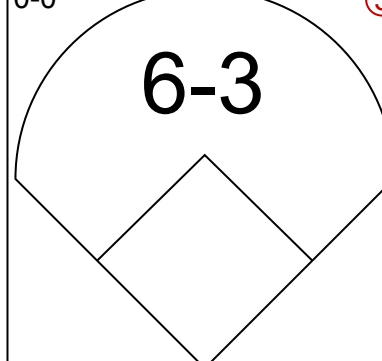
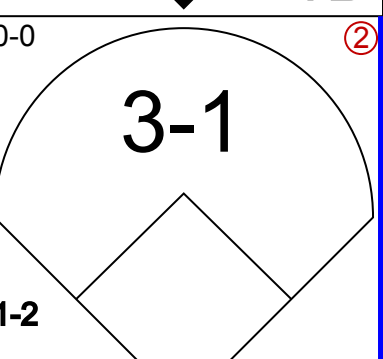
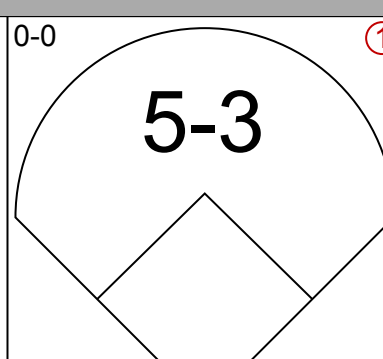
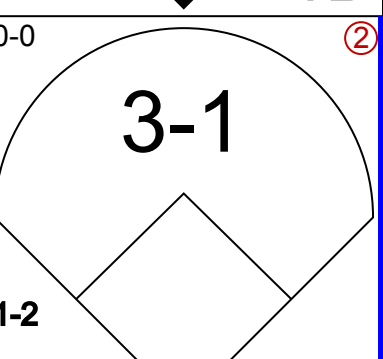
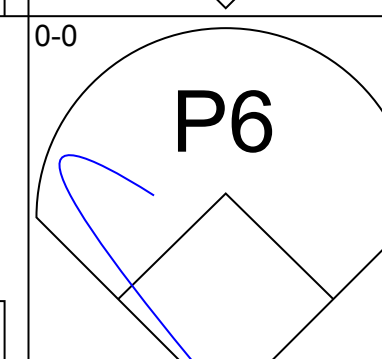


Batter	1	2	3	4	5	6	7	8	9	AB	R	H	RBI	BB	SO	LOB	BOTTOM		
Maury Wills, S (1, 5) OBP: 0.328, SLG: 0.315	0-3 K	0-0 E7 2H 1B			0-0 E3 5-3 1B		0-0 S 1B			4	1	2	1	0	1	0			
Freddie Patek, R (1, 6) OBP: 0.308, SLG: 0.338	0-3 K	0-0 F7			0-0 5-3 1-2		0-0 P4 1-2			4	0	0	0	0	1	3			
Matty Alou, L (1, 8) OBP: 0.362, SLG: 0.392	0-0 F7		0-0 4-3		0-0 CS 2H 1B			0-0 1-3		4	0	1	1	0	0	0			
Roberto Clemente, R (1, 9) OBP: 0.345, SLG: 0.470		0-0 2B WP 1B	0-0 4-3		0-3 K			0-0 CS 1B		4	1	2	0	0	1	1			
Gary Kolb, L (8, PR) OBP: 0.294, SLG: 0.330			0-0 4-3					0-0 CS 1B		0	0	0	0	0	0	0			
Donn Clendenon, R (1, 3) OBP: 0.312, SLG: 0.399		0-3 K	0-0 6-3		0-0 CS 1-2	0-0 6-3		0-0 1-2 1B		4	0	1	0	0	1	1			
Gene Alley, R (1, 4) OBP: 0.303, SLG: 0.315		0-0 WP HR 2B		0-0 CS 1B		0-0 F2		0-3 K 2-3		4	1	2	0	0	1	2			
Jose Pagan, R (1, 7) OBP: 0.275, SLG: 0.362		0-0 2B HR		0-0 P4 1-2		0-0 2-3				3	1	1	2	0	0	1			
Jerry May, R (1, 2) OBP: 0.295, SLG: 0.267		0-0 2B E		0-0 E6		0-0 5-3				3	1	1	0	0	0	0			
Steve Blass, R (1, 1) OBP: 0.152, SLG: 0.158		0-3 K		0-3 K		0-0 4-3				3	0	0	0	0	2	2			
Inning Stats	R: 0 E: 0 K: 2 S: 7	H: 5 LOB: 1 BB: 0 P: 12	R: 0 E: 0 K: 0 S: 3	H: 0 LOB: 0 BB: 0 P: 3	R: 0 E: 1 K: 1 S: 6	H: 1 LOB: 1 BB: 0 P: 6	R: 1 E: 1 K: 1 S: 6	H: 1 LOB: 0 BB: 0 P: 6	R: 0 E: 0 K: 0 S: 3	H: 0 LOB: 0 BB: 0 P: 3	R: 0 E: 0 K: 0 S: 4	H: 1 LOB: 1 BB: 0 P: 4	R: 0 E: 0 K: 1 S: 6	H: 2 LOB: 2 BB: 0 P: 6	1B: 7 2B: 3 3B: 0 HR: 1	SF: 0 SAC: 0 DP: 1 HBP: 0	WP: 1 PB: 0 SB: 1 CS: 3	PA: 34	
PITCHER Fergie Jenkins, R (1, 1) ERA: 2.64	IP: 7.0 WLS: L BF: 29	H: 8 R: 5 ER: 4 SO: 6	BB: 0 IBB: 0 HBP: 0 BLK: 0	WP: 1 HR: 1 S: 41 P: 41	ERA: 5.14 WHIP: 1.143														
Gary Ross, R (8, 1) ERA: 4.17	IP: 1.0 WLS: L BF: 4	H: 2 R: 0 ER: 0 SO: 1	BB: 0 IBB: 0 HBP: 0 BLK: 0	WP: 0 HR: 0 S: 6 P: 6	ERA: 0.00 WHIP: 2.000														

Chicago Cubs @ Pittsburgh Pirates
Forbes Field, Pittsburgh, PA
Fri Sep 20 1968, 7:05 PM EDT
Att. 4,478 - Unknown - 68 F

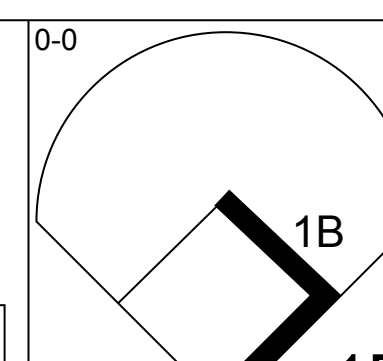
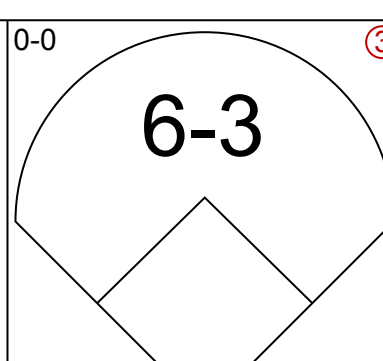
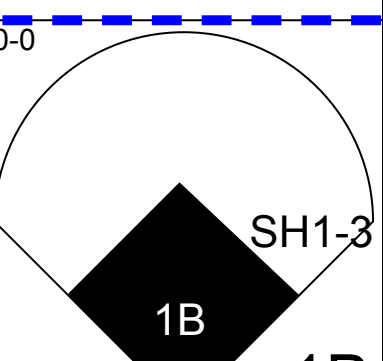
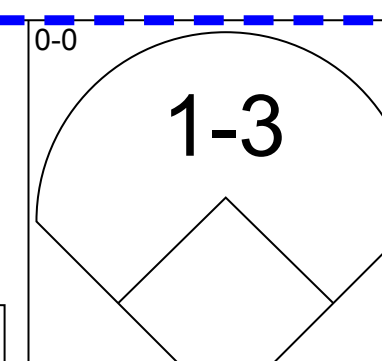
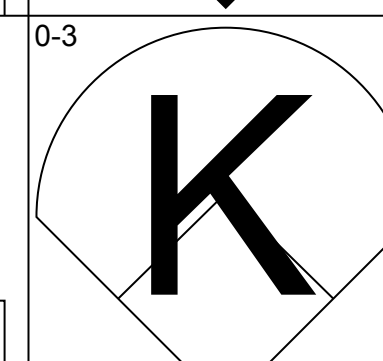
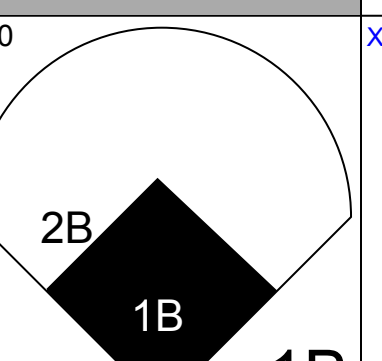
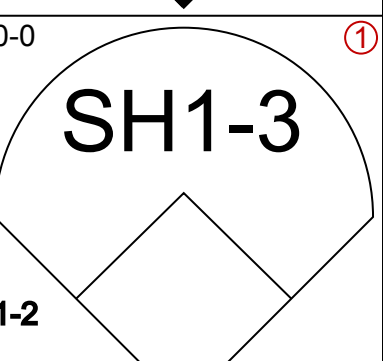
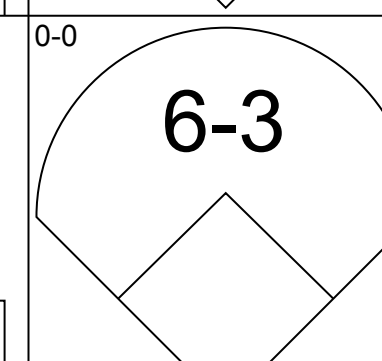
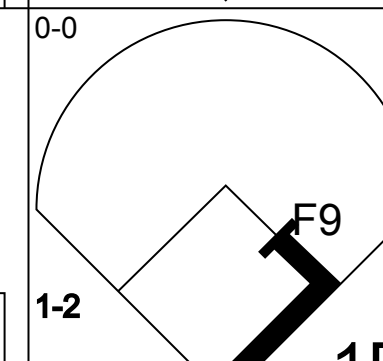
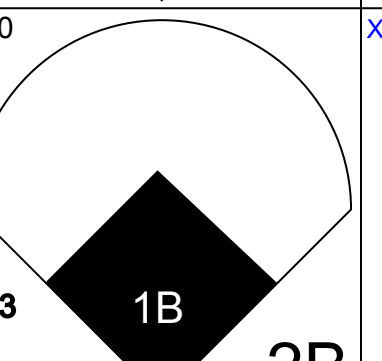
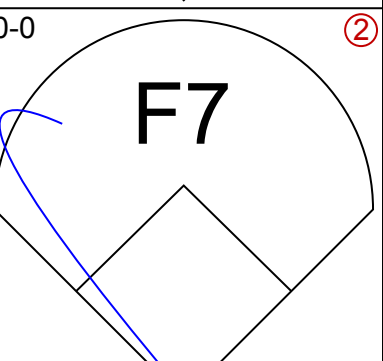
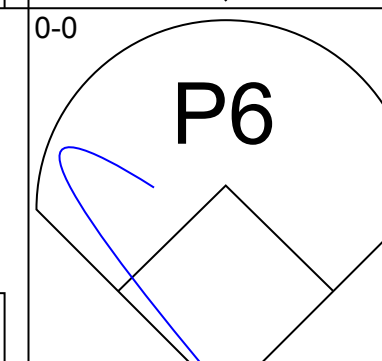
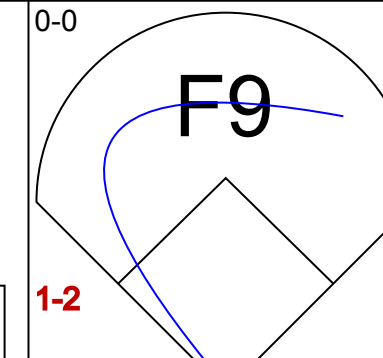
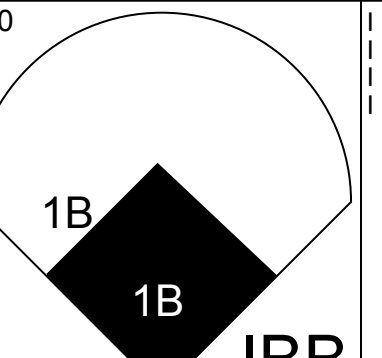
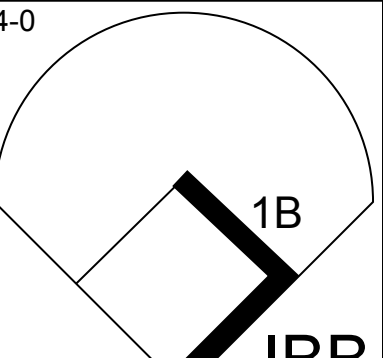
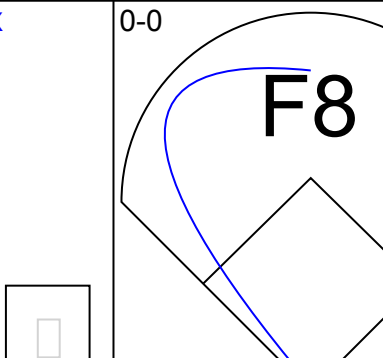
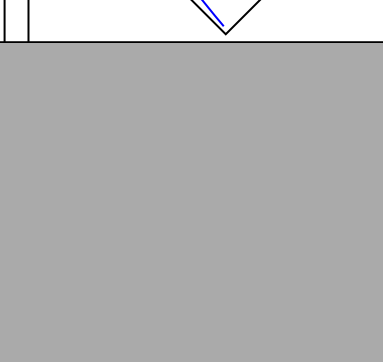
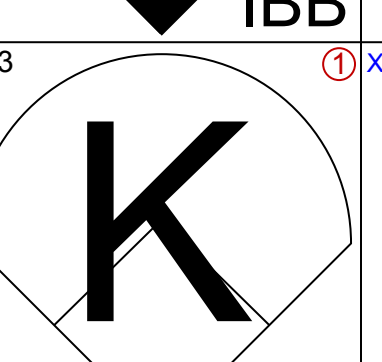
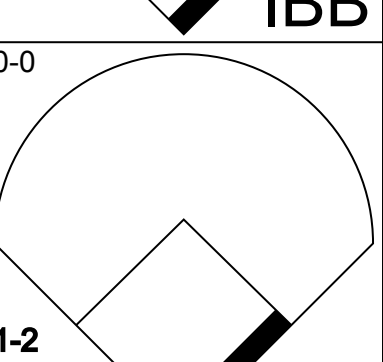
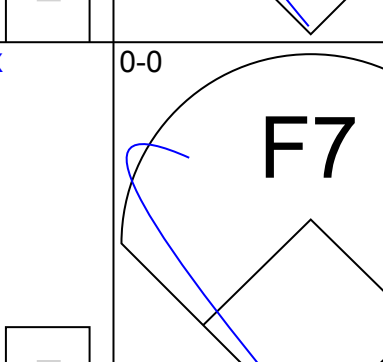
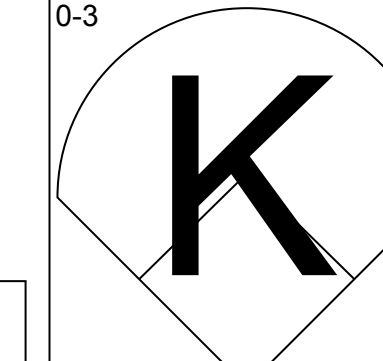
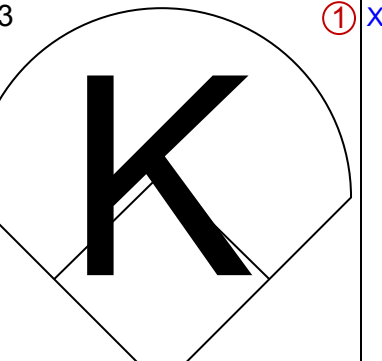
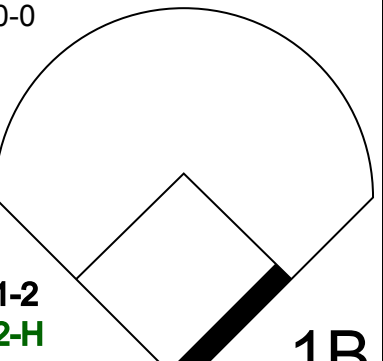
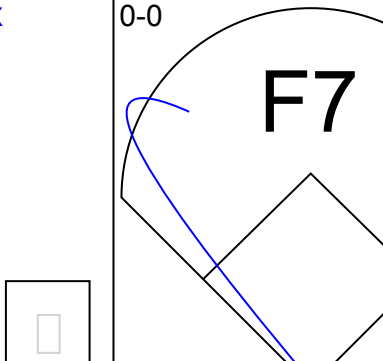
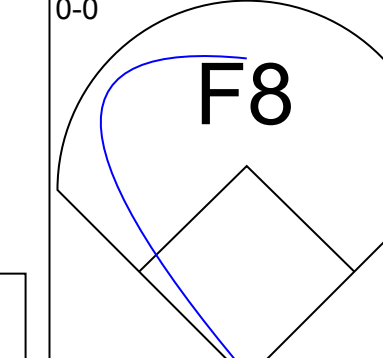
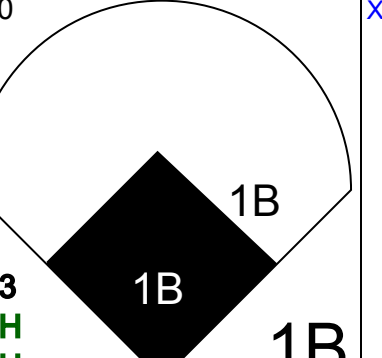
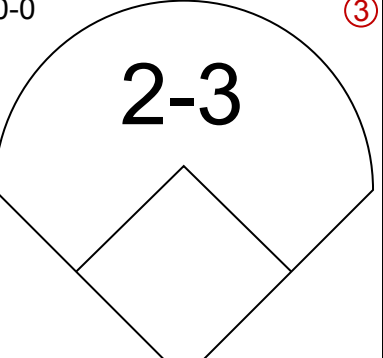
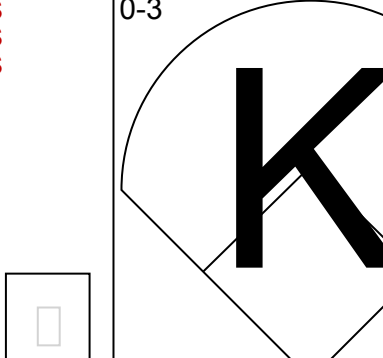
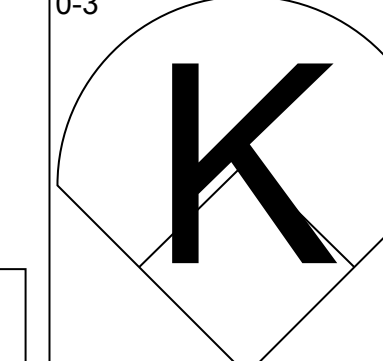
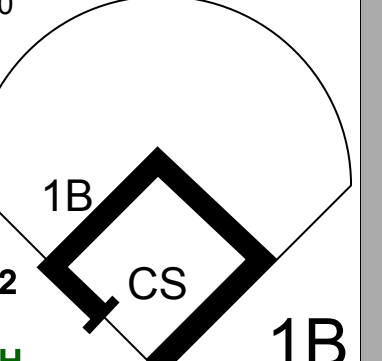

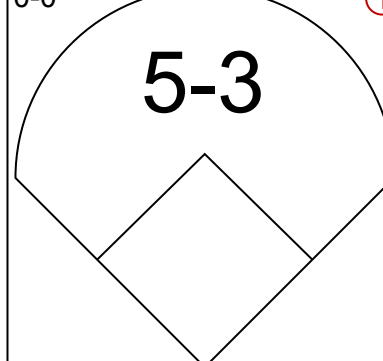


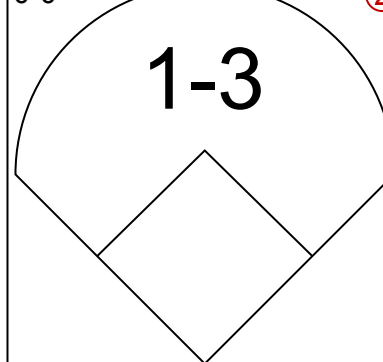


AB	33
R	5
H	10
RBI	4
BB	0
SO	7
LOB	10



Batter	1	2	3	4	5	6	7	8	9	AB	R	H	RBI	BB	SO	LOB	TOP			
Don Kessinger, S OBP: 0.290, SLG: 0.295 (1, 6)										4	0	0	0	0	1	1	Chicago Cubs @ Pittsburgh Pirates Forbes Field, Pittsburgh, PA Sat Sep 21 1968, 3:33 AM EDT Att: 3,429 - Sunny - 80 F			
Al Spangler, L OBP: 0.344, SLG: 0.368 (1, 9)										4	0	2	0	0	0	0				
Billy Williams, L OBP: 0.333, SLG: 0.497 (1, 7)										4	0	0	0	0	0	2				
Ron Santo, R OBP: 0.354, SLG: 0.410 (1, 5)										3	1	1	0	1	0	1				
Dick Nen, L OBP: 0.219, SLG: 0.289 (1, 3)										2	0	1	1	2	0	0				
Randy Hundley, R OBP: 0.284, SLG: 0.320 (1, 2)										4	0	0	0	0	0	4				
Adolfo Phillips, R OBP: 0.323, SLG: 0.390 (1, 8)										4	0	0	0	0	0	3				
Jose Arcia, R OBP: 0.200, SLG: 0.269 (1, 4)										3	0	1	0	0	0	1				
John Upham, L OBP: 0.222, SLG: 0.222 (9, PH)										1	0	0	0	0	0	2				
Joe Niekro, R OBP: 0.166, SLG: 0.199 (1, 1)										1	0	0	0	0	0	0				
Bobby Tiefenauer, R OBP: 0.154, SLG: 0.154 (4, 1)										0	0	0	0	0	0	0				
Jimmy McMath, L OBP: 0.154, SLG: 0.154 (5, PH)										0	0	0	0	0	0	1				
Jophery Brown, L OBP: 0.154, SLG: 0.154 (5, 1)										0	0	0	0	0	0	0				
Clarence Jones, L OBP: 0.154, SLG: 0.154 (7, PH)										0	0	0	0	0	0	0				
Jack Lamabe, R OBP: 0.154, SLG: 0.154 (7, 1)										0	0	0	0	0	0	0				
Inning Stats	R: 0 E: 0 K: 1 S: 6	H: 1 LOB: 1 BB: 0 P: 6	R: 0 E: 0 K: 0 S: 3	H: 0 LOB: 1 BB: 1 P: 7	R: 0 E: 0 K: 0 S: 4	H: 1 LOB: 1 BB: 0 P: 4	R: 0 E: 0 K: 0 S: 3	H: 0 LOB: 0 BB: 0 P: 3	R: 0 E: 0 K: 0 S: 4	H: 1 LOB: 1 BB: 0 P: 4	R: 1 E: 0 K: 0 S: 4	H: 1 LOB: 1 BB: 1 P: 8	R: 0 E: 0 K: 0 S: 3	H: 0 LOB: 0 BB: 0 P: 3	R: 0 E: 0 K: 0 S: 4	H: 1 LOB: 2 BB: 1 P: 8	1B: 3 2B: 1 3B: 1 HR: 0	SF: 0 SAC: 0 DP: 0 HBP: 0	WP: 0 PB: 0 SB: 0 CS: 0	PA: 35
PITCHER Dock Ellis, R ERA: 2.52 (1, 1)	IP: 9.0 WLS: W BF: 35 H: 5 R: 1 ER: 1 SO: 1 BB: 3 IBB: 0 HBP: 0 BLK: 0 WP: 0 HR: 0 S: 34 P: 46 ERA: 1.00 WHIP: 0.889															PITCHER				

AB	32
R	1
H	5
RBI	1
BB	3
SO	1
LOB	15



Batter	1	2	3	4	5	6	7	8	9	AB	R	H	RBI	BB	SO	LOB	BOTTOM	
Maury Wills, S OBP: 0.329, SLG: 0.317 (1, 5)										4	1	2	0	0	0	0	Chicago Cubs @ Pittsburgh Pirates Forbes Field, Pittsburgh, PA Sat Sep 21 1968, 3:33 AM EDT Att: 3,429 - Sunny - 80 F	
Freddie Patek, R OBP: 0.308, SLG: 0.338 (1, 6)										3	1	1	0	0	1	1		
Matty Alou, L OBP: 0.363, SLG: 0.395 (1, 8)										4	1	2	0	0	0	1		
Roberto Clemente, R OBP: 0.347, SLG: 0.468 (1, 9)										2	1	0	0	2	0	2		
Gary Kolb, L OBP: 0.294, SLG: 0.330 (9, 9)										0	0	0	0	0	0	0		
Donn Clendenon, R OBP: 0.312, SLG: 0.398 (1, 3)										4	0	1	1	0	2	3		
Gene Alley, R OBP: 0.303, SLG: 0.315 (1, 4)										4	1	1	2	0	1	2		
Jose Pagan, R OBP: 0.276, SLG: 0.361 (1, 7)										3	0	1	1	0	1	0		
Jerry May, R OBP: 0.295, SLG: 0.268 (1, 2)										3	0	1	1	0	0	0		
Dock Ellis, S OBP: 0.071, SLG: 0.107 (1, 1)										3	0	0	0	0	0	2		
Inning Stats	R: 0 E: 0 K: 1 S: 6	H: 2 LOB: 1 BB: 0 P: 6	R: 0 E: 0 K: 2 S: 7	H: 0 LOB: 0 BB: 0 P: 7	R: 0 E: 0 K: 0 S: 3	H: 0 LOB: 0 BB: 0 P: 3	R: 4 E: 0 K: 1 S: 9	H: 5 LOB: 1 BB: 1 P: 13	R: 1 E: 0 K: 0 S: 5	H: 2 LOB: 2 BB: 1 P: 9	R: 0 E: 0 K: 0 S: 3	H: 0 LOB: 0 BB: 0 P: 3	R: 0 E: 0 K: 1 S: 5	H: 0 LOB: 0 BB: 0 P: 5	1B: 8 2B: 1 3B: 0 HR: 0	SF: 0 SAC: 1 DP: 0 HBP: 0	WP: 0 PB: 0 SB: 0 CS: 1	PA: 33
PITCHER Joe Niekro, R ERA: 4.31 (1, 1)	IP: 3.1 WLS: L BF: 16 H: 4 R: 4 ER: 4 SO: 4 BB: 0 IBB: 0 HBP: 0 BLK: 0 WP: 0 HR: 0 S: 23 P: 27 ERA: 10.80 WHIP: 1.800															PITCHER		
Bobby Tiefenauer, R ERA: 6.08 (4, 1)	IP: 0.2 WLS: 0 BF: 2 H: 1 R: 0 ER: 0 SO: 0 BB: 0 IBB: 0 HBP: 0 BLK: 0 WP: 0 HR: 0 S: 2 P: 2 ERA: 0.00 WHIP: 1.500															PITCHER		
Jophery Brown, R ERA: 4.5 (5, 1)	IP: 2.0 WLS: 0 BF: 9 H: 2 R: 1 ER: 1 SO: 0 BB: 1 IBB: 0 HBP: 0 BLK: 0 WP: 0 HR: 0 S: 8 P: 12 ERA: 4.50 WHIP: 1.000															PITCHER		
Jack Lamabe, R ERA: 4.35 (7, 1)	IP: 2.0 WLS: 0 BF: 6 H: 0 R: 0 ER: 0 SO: 1 BB: 0 IBB: 0 HBP: 0 BLK: 0 WP: 0 HR: 0 S: 8 P: 8 ERA: 0.00 WHIP: 0.000															PITCHER		



Batter	1	2	3	4	5	6	7	8	9	AB	R	H	RBI	BB	SO	LOB	TOP			
Don Kessinger, S (1, 6) OBP: 0.291, SLG: 0.296	6-3			F7						4	0	2	0	0	0	0	Chicago Cubs @ Pittsburgh Pirates Forbes Field, Pittsburgh, PA Sun Sep 22 1968, 3:33 AM EDT Att: 27,405 - Cloudy - 75 F			
Al Spangler, L (1, 9) OBP: 0.342, SLG: 0.383	G3			HR						4	1	1	1	0	0	4				
Billy Williams, L (1, 7) OBP: 0.332, SLG: 0.497	4-3									4	0	1	0	0	1	0				
Ron Santo, R (1, 5) OBP: 0.355, SLG: 0.409		K								2	0	0	0	2	1	0				
Dick Nen, L (1, 3) OBP: 0.220, SLG: 0.280		P2								3	0	0	0	1	0	3				
Randy Hundley, R (1, 2) OBP: 0.283, SLG: 0.317		K								4	0	0	0	0	1	4				
Adolfo Phillips, R (1, 8) OBP: 0.320, SLG: 0.386				K						4	0	0	0	0	2	0				
Jose Arcia, R (1, 4) OBP: 0.207, SLG: 0.266				K						1	0	0	0	1	1	0				
Clarence Jones, L (7, PH) OBP: 0.333, SLG: 0.200				K						0	0	0	0	1	0	0				
Victor LaRose, R (7, 4) OBP: 0.200, SLG: 0.200				K						0	0	0	0	0	0	0				
John Upham, L (9, PH) OBP: 0.200, SLG: 0.200				K						1	0	0	0	0	0	0				
Ken Holtzman, R (1, 1) OBP: 0.125, SLG: 0.138				6-3						2	0	0	0	0	0	1				
Jack Lamabe, R (6, 1) OBP: 0.333, SLG: 0.200				6-3						0	0	0	0	0	0	0				
Willie Smith, L (7, PH) OBP: 0.312, SLG: 0.398				6-3						0	0	0	0	0	0	1				
Phil Regan, R (7, 1) OBP: 0.190, SLG: 0.200				6-3						0	0	0	0	0	0	0				
Jimmy McMath, L (9, PH) OBP: 0.143, SLG: 0.143				6-3						1	0	0	0	0	1	0				
Inning Stats	R: 0 E: 0 K: 0 S: 3	H: 0 LOB: 0 BB: 0 P: 3	R: 0 E: 0 K: 2 S: 7	H: 0 LOB: 0 BB: 0 P: 7	R: 0 E: 0 K: 2 S: 7	H: 0 LOB: 0 BB: 0 P: 7	R: 1 E: 0 K: 0 S: 5	H: 2 LOB: 2 BB: 1 P: 9	R: 0 E: 0 K: 1 S: 6	H: 1 LOB: 1 BB: 1 P: 10	R: 0 E: 0 K: 0 S: 4	H: 1 LOB: 2 BB: 1 P: 8	R: 0 E: 0 K: 0 S: 3	H: 0 LOB: 1 BB: 1 P: 7	R: 0 E: 0 K: 1 S: 5	H: 0 LOB: 0 BB: 0 P: 5	1B: 2 2B: 1 3B: 0 HR: 1	SF: 0 SAC: 0 DP: 0 HBP: 0	WP: 0 PB: 0 SB: 0 CS: 0	PA: 36
PITCHER	IP WLS BF H R ER SO BB IBB HBP BLK WP HR S P ERA WHIP																			
Bob Moose, R (1, 1) ERA: 2.96	6.1 W 26 3 1 1 6 4 0 0 0 0 1 34 50 1.42 1.105																			
Bruce Dal Canton, R (7, 1) ERA: 1.35	2.2 S 10 1 0 0 1 1 0 0 0 0 0 0 11 15 0.00 0.750																			

AB 31
R 1
H 4
RBI 1
BB 5
SO 7
LOB 13



Batter	1	2	3	4	5	6	7	8	9	AB	R	H	RBI	BB	SO	LOB	BOTTOM			
Maury Wills, S (1, 5) OBP: 0.329, SLG: 0.316	S BB	K		1-3						4	0	1	1	1	1	3	Chicago Cubs @ Pittsburgh Pirates Forbes Field, Pittsburgh, PA Sun Sep 22 1968, 3:33 AM EDT Att: 27,405 - Cloudy - 75 F			
Freddie Patek, R (1, 6) OBP: 0.301, SLG: 0.330	K			5-3						5	0	0	0	0	2	3				
Matty Alou, L (1, 8) OBP: 0.362, SLG: 0.394	6-3									4	0	1	0	0	0	1				
Roberto Clemente, R (1, 9) OBP: 0.348, SLG: 0.475	F8			FC4-6 1B						4	2	2	1	0	0	2				
Gary Kolb, L (8, 9) OBP: 0.294, SLG: 0.330	F8			FC4-6 1B						0	0	0	0	0	0	0				
Donn Clendenon, R (1, 3) OBP: 0.312, SLG: 0.397				K						4	0	1	0	0	3	1				
Gene Alley, R (1, 4) OBP: 0.306, SLG: 0.325				K						4	1	3	2	0	0	0				
Jose Pagan, R (1, 7) OBP: 0.276, SLG: 0.354				K						3	1	0	0	1	2	3				
Jerry May, R (1, 2) OBP: 0.300, SLG: 0.276				K						3	1	2	1	1	0	0				
Bob Moose, R (1, 1) OBP: 0.113, SLG: 0.096				K						3	0	1	0	0	2	1				
Bruce Dal Canton, R (7, 1) ERA: 1.35				K						0	0	0	0	0	0	0				
Inning Stats	R: 0 E: 0 K: 1 S: 5	H: 0 LOB: 1 BB: 1 P: 9	R: 1 E: 0 K: 3 S: 11	H: 2 LOB: 2 BB: 1 P: 15	R: 1 E: 0 K: 0 S: 6	H: 3 LOB: 2 BB: 0 P: 6	R: 0 E: 0 K: 1 S: 5	H: 0 LOB: 0 BB: 0 P: 5	R: 0 E: 0 K: 1 S: 6	H: 1 LOB: 1 BB: 0 P: 6	R: 2 E: 0 K: 1 S: 7	H: 2 LOB: 1 BB: 1 P: 11	R: 1 E: 0 K: 2 S: 9	H: 2 LOB: 1 BB: 0 P: 9	R: 0 E: 0 K: 1 S: 6	H: 1 LOB: 1 BB: 0 P: 6	1B: 8 2B: 0 3B: 1 HR: 2	SF: 0 SAC: 1 DP: 0 HBP: 0	WP: 0 PB: 0 SB: 1 CS: 0	PA: 38
PITCHER	IP WLS BF H R ER SO BB IBB HBP BLK WP HR S P ERA WHIP																			
Ken Holtzman, L (1, 1) ERA: 3.42	5.1 L 26 7 4 4 6 3 0 0 0 0 0 0 35 47 6.75 1.875																			
Jack Lamabe, R (6, 1) ERA: 4.3	0.2 3 1 0 0 1 0 0 0 0 0 0 0 5 5 0.00 1.500																			
Phil Regan, R (7, 1) ERA: 2.31	2.0 9 3 1 1 3 0 0 0 0 0 0 0 15 15 4.50 1.500																			

AB 34
R 5
H 11
RBI 5
BB 3
SO 10
LOB 14



Batter	1	2	3	4	5	6	7	8	9	AB	R	H	RBI	BB	SO	LOB	TOP								
Pete Rose, S OBP: 0.390, SLG: 0.472 (1, 9)	0-0 4-3		0-0 F7			0-0 4-3 1B	0-0 F7		4-0 1B	4	2	1	0	1	0	1	Cincinnati Reds @ Pittsburgh Pirates Forbes Field, Pittsburgh, PA Mon Sep 23 1968, 7:05 PM EDT Unknown								
Vada Pinson, L OBP: 0.307, SLG: 0.384 (1, 8)	0-0 1-3		0-0 FC4-6 1-2f			0-0 4-3 2-3		0-0 4-3	0-0 1B 1-2 2-3 3-H	5	0	1	1	0	0	2									
Alex Johnson, R OBP: 0.346, SLG: 0.401 (1, 7)	0-0 4-3		0-0 CS 1-2	0-0 4-3		0-0 1B 1B		0-0 4-3	0-0 K 0-3	5	0	1	1	0	1	3									
Tony Perez, R OBP: 0.343, SLG: 0.438 (1, 5)		0-0 SH5-4 HBP SF8 1B		0-0 G4-3 1B		0-0 F8 3-H		0-0 1-3	0-0 BB 1-3 2-H 3-H	5	1	3	2	0	0	1									
Lee May, R OBP: 0.339, SLG: 0.467 (1, 3)		1-0 SH5-4 HBP 1B		0-0 G4-3 1-2f		0-0 1-3 1B			WP 1B 2B	3	1	2	0	1	0	1									
Pat Corrales, R OBP: 0.349, SLG: 0.339 (1, 2)		0-0 SH5-4			0-0 G3 6-3	0-0 G3			WP 1B HBP	2	0	1	0	0	0	2									
Johnny Bench, R OBP: 0.315, SLG: 0.444 (9, PH) (9, 2)		1-2 2-3							WP 1B HBP	1	1	0	0	0	0	3									
Giraldo Ruiz, S OBP: 0.303, SLG: 0.287 (1, 4)		0-0 SF8			0-0 6-3		0-0 4-3 3B		4-0 1B 1-2 2-3	2	1	1	1	0	0	1									
Mack Jones, L OBP: 0.341, SLG: 0.403 (9, PH)									0-0 2B BB	0	0	0	0	0	0	0									
Jim Beauchamp, R OBP: 0.317, SLG: 0.418 (9, PH)									0-0 2B 1B	0	1	0	0	0	0	0									
Clay Carroll, R OBP: 0.208, SLG: 0.174 (9, 1)		0-0 3-H			0-0 G3		0-0 5-3		0-0 2B 1B	4	1	2	1	0	0	2									
Leo Cardenas, R OBP: 0.296, SLG: 0.324 (1, 6)		0-0 2-H 1B			0-0 6-3		0-0 4-3		0-0 1B 2B	2	0	0	0	1	1	0									
George Culver, R OBP: 0.147, SLG: 0.136 (7, 1)			4-0 FC4-6 BB						0-0 1B 2B	0	0	0	0	0	0	0									
Dan McGinnis, L OBP: 0.200, SLG: 0.254 (9, 4)									1-3 2-H 3-H	0	1	0	2	0	0	0									
Ted Abernathy, R OBP: 0.200, SLG: 0.254 (7, 1)										0	0	0	0	0	0	0									
Bill Kelson, R OBP: 0.200, SLG: 0.254 (7, 1)										0	0	0	0	0	0	0									
Fred Whitfield, L OBP: 0.200, SLG: 0.254 (9, PH)										0	0	0	0	0	0	0									
Woody Woodward, R OBP: 0.200, SLG: 0.254 (9, PH)										0	0	0	0	0	0	0									
Inning Stats	R: 0 E: 0 K: 0 S: 3	H: 0 LOB: 0 BB: 0 P: 3	R: 1 E: 0 K: 0 S: 4	H: 2 LOB: 2 BB: 0 P: 5	R: 0 E: 0 K: 0 S: 2	H: 0 LOB: 0 BB: 1 P: 6	R: 0 E: 0 K: 0 S: 3	H: 1 LOB: 0 BB: 0 P: 3	R: 0 E: 0 K: 0 S: 4	H: 1 LOB: 1 BB: 0 P: 4	R: 1 E: 0 K: 0 S: 6	H: 3 LOB: 2 BB: 0 P: 6	R: 1 E: 0 K: 0 S: 4	H: 1 LOB: 0 BB: 0 P: 4	R: 0 E: 0 K: 0 S: 3	H: 0 LOB: 0 BB: 0 P: 3	R: 6 E: 0 K: 1 S: 9	H: 5 LOB: 2 BB: 3 P: 22	1B: 9 2B: 3 3B: 1 HR: 0	SF: 1 SAC: 1 DP: 2 HBP: 2	WP: 1 PB: 0 SB: 0 CS: 1	PA: 43			
PITCHER	IP	WLS	BF	H	R	ER	SO	BB	IBB	HBP	BLK	WP	HR	S	P	ERA	WHIP								
Al McBean, R ERA: 3.55 (1, 1)	6.0		24	7	2	2	0	1	0	1	0	0	0	22	27	3.00	1.333								
Tommye Sisk, R ERA: 3.45 (7, 1)	2.0		9	2	3	3	0	0	0	1	0	0	0	8	9	13.50	1.000								
Luke Walker, L ERA: 2.02 (9, 1)	0.0		1	0	0	0	0	1	0	0	0	0	0	4	4	∞	∞								
Ron Kline, R ERA: 1.73 (9, 1)	1.0	L	8	4	4	4	1	1	1	0	0	0	0	8	16	36.00	5.000								

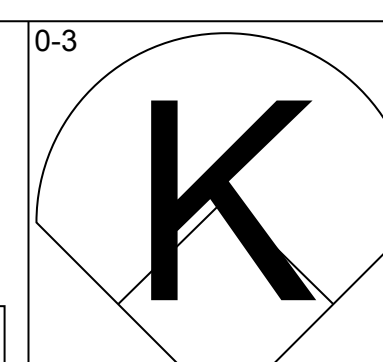
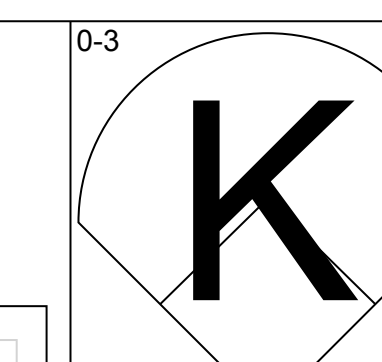
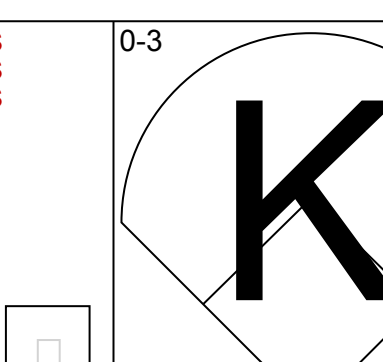
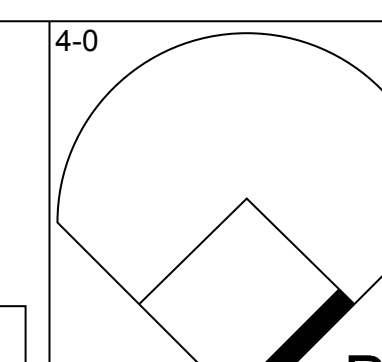
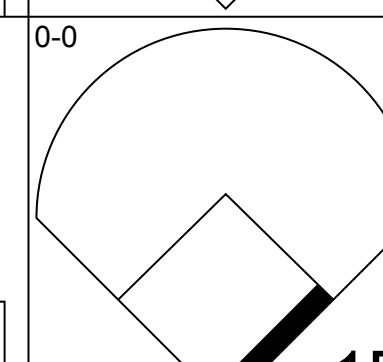
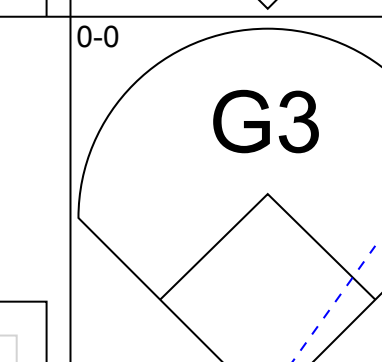
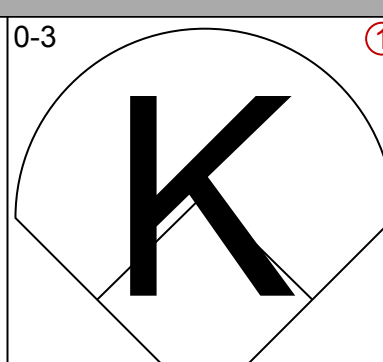
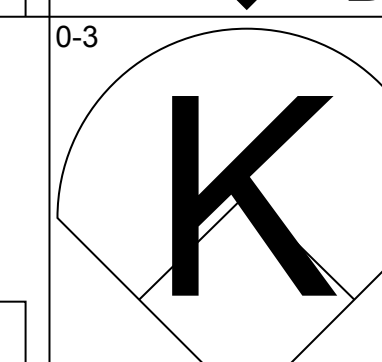
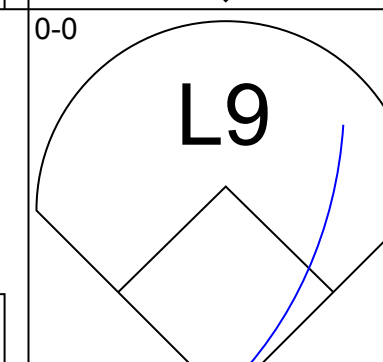
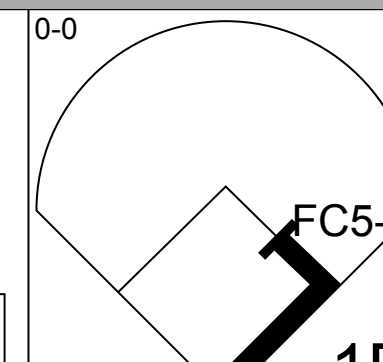
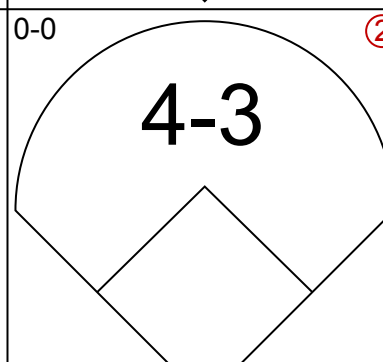
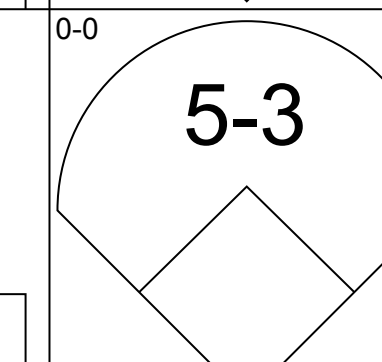
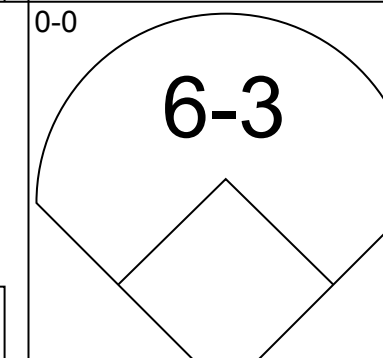
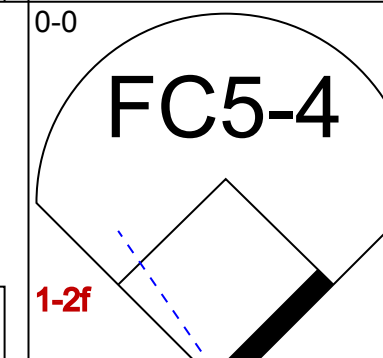
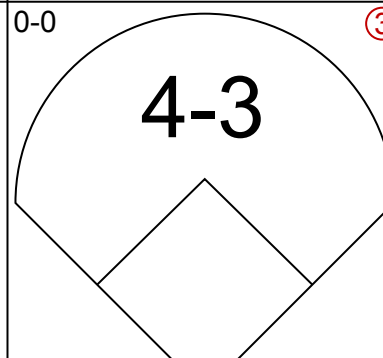
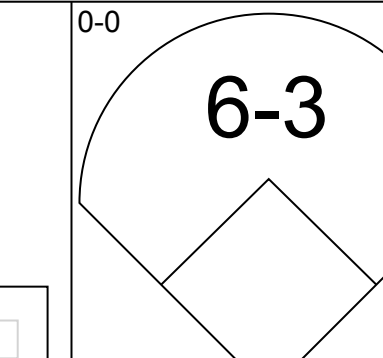
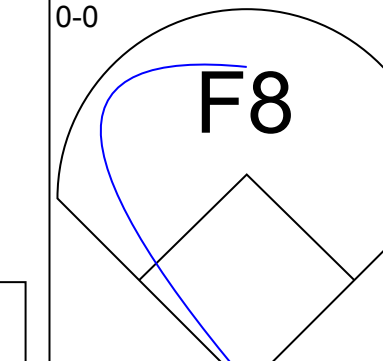
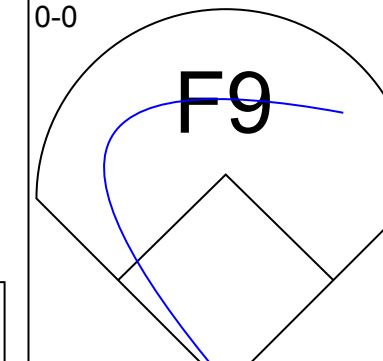
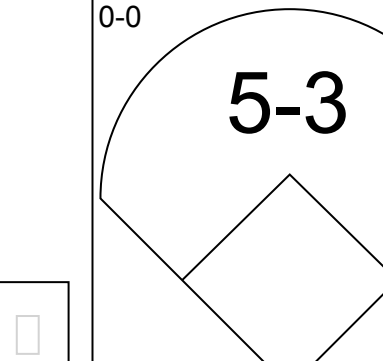
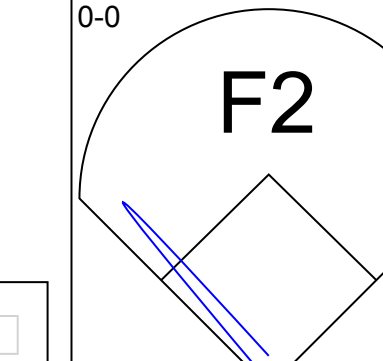
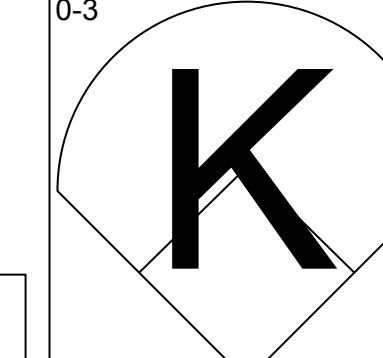
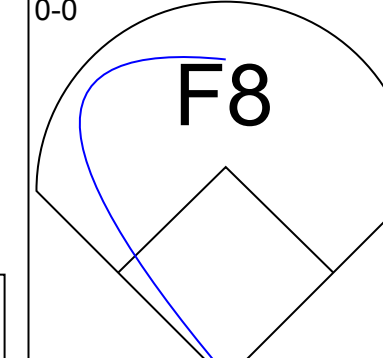
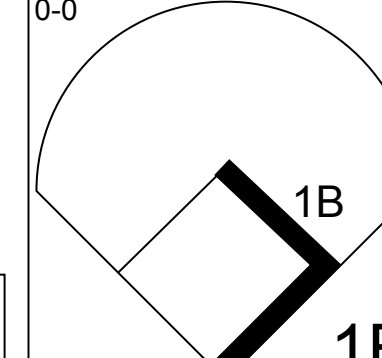
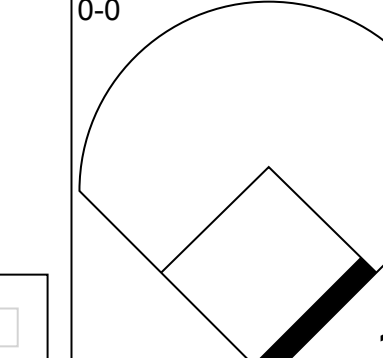
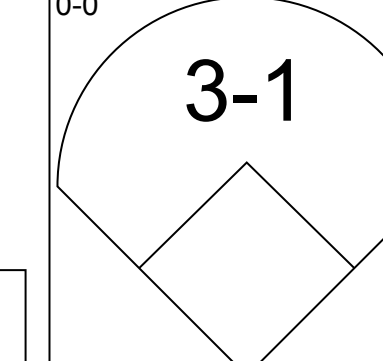
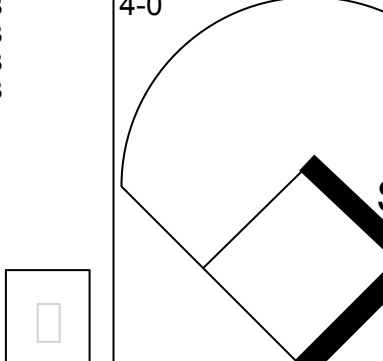
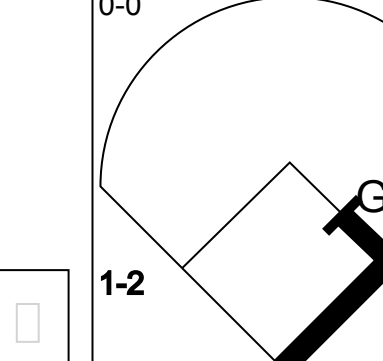
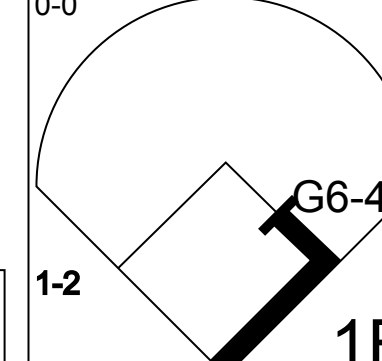
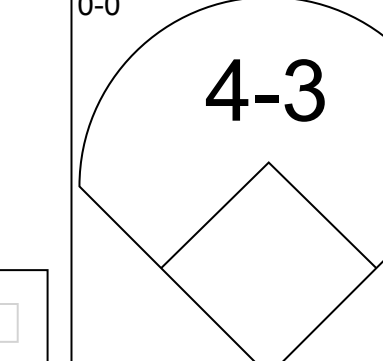
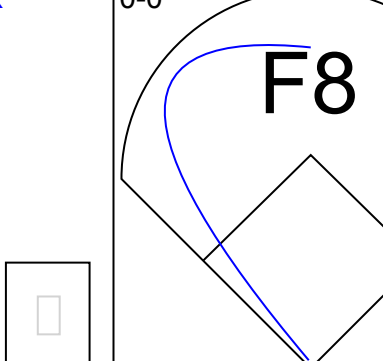
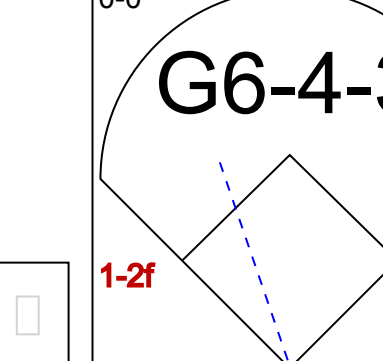
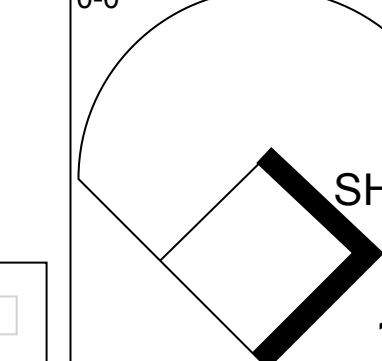

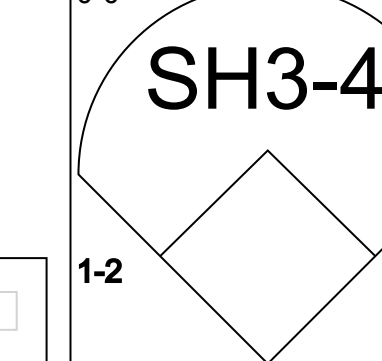
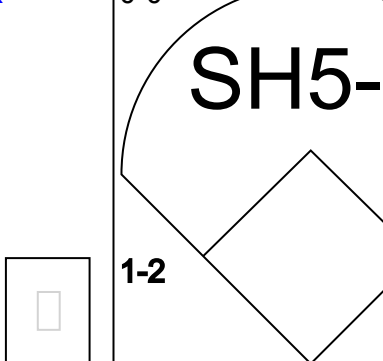
AB	34
R	9
H	13
RBI	9
BB	4
SO	1
LOB	17



Batter	1	2	3	4	5	6	7	8	9	AB	R	H	RBI	BB	SO	LOB	BOTTOM								
Maury Wills, S OBP: 0.327, SLG: 0.314 (1, 5)	0-0 6-3		0-0 G5-4-3 1-2f		0-0 4-3		0-3 K	0-0 4-3		5	0	0	0	0	1	2	Cincinnati Reds @ Pittsburgh Pirates Forbes Field, Pittsburgh, PA Mon Sep 23 1968, 7:05 PM EDT Unknown								
Gene Alley, R OBP: 0.309, SLG: 0.327 (1, 6)	0-0 4-3 1B		0-0 F8		0-0 HBP 1B		1-0 1B HBP	0-3 K		4	1	2	0	0	1	0									
Matty Alou, L OBP: 0.364, SLG: 0.396 (1, 8)	0-0 4-3 1-2			0-0 1B 2B	0-0 HBP 1B		0-0 BB 1B 1-2 2-3	0-3 K		5	2	3	0	0	1	1									
Roberto Clemente, R OBP: 0.352, SLG: 0.479 (1, 9)	0-0 5-3			0-0 1B 1-3	1-0 HBP 1B		0-0 2B 1B 1-2 2-3 3-H	0-0 2B	0-0 2B	4	1	3	2	0	0	1									
Willie Stargell, L OBP: 0.312, SLG: 0.429 (1, 7)		0-0 P5		0-0 F2	0-3 K		0-0 2B BB	0-0 P8		3	0	0	0	0	1	4									
Jose Pagan, R OBP: 0.278, SLG: 0.352 (7, PH) (8, 7)				0-0 F8			1-2 2-3	0-0 P8		1	1	0	0	1	0	1									
Donn Clendenen, R OBP: 0.312, SLG: 0.400 (1, 3)		0-0 F8		0-0 2B		0-0 6-3		0-3 K		5	0	2	4	0	1	1									
Bill Mazerolski, R OBP: 0.306, SLG: 0.309 (1, 4)		0-0 E7 1B		0-0 2B		0-0 L8		0-0 6-3		3	0	1	0	2	0	1									
Chris Cannizzaro, R OBP: 0.338, SLG: 0.404 (1, 2)		0-0 4-3		0-0 F9		4-0 CS BB				2	0	0	0	1	0	3									
Freddie Patek, R OBP: 0.301, SLG: 0.330 (6, PR)										0	0	0	0	0	0	0									
Tommye Sisk, R OBP: 0.304, SLG: 0.083 (7, 1)										0	0	0	0	0	0	0									
Luke Walker, L OBP: 0.304, SLG: 0.083 (9, 1)										0	0	0	0	0	0	0									
Ron Kline, R OBP: 0.300, SLG: 0.279 (9, 1)										0	0	0	0	0	0	0									
Al McBean, R OBP: 0.206, SLG: 0.239 (1, 1)										2	0	1	0	0	0	0									
Manny Jimenez, L OBP: 0.403, SLG: 0.394 (6, PH)										0	0	0	0	0	0	0									
Richie Hebner, L OBP: 0.403, SLG: 0.394 (6, PH)										0	0	0	0	0	0	0									
Jerry May, R OBP: 0.300, SLG: 0.279 (7, 2)										2	1	1	0	0	0	2									
Inning Stats	R: 0 E: 0 K: 0 S: 4	H: 1 LOB: 1 BB: 0 P: 4	R: 0 E: 1 K: 0 S: 4	H: 1 LOB: 1 BB: 0 P: 4	R: 0 E: 0 K: 0 S: 3	H: 1 LOB: 0 BB: 0 P: 3	R: 1 E: 0 K: 0 S: 5	H: 3 LOB: 2 BB: 1 P: 9	R: 0 E: 0 K: 0 S: 2	H: 0 LOB: 1 BB: 1 P: 6	R: 5 E: 0 K: 1 S: 9	H: 4 LOB: 2 BB: 2 P: 18	R: 0 E: 0 K: 2 S: 7	H: 0 LOB: 0 BB: 0 P: 7	R: 0 E: 0 K: 1 S: 6	H: 1 LOB: 1 BB: 0 P: 6	1B: 9 2B: 4 3B: 0 HR: 0	SF: 0 SAC: 1 DP: 1 HBP: 2	WP: 0 PB: 0 SB: 0 CS: 1	PA: 44					
PITCHER	IP	WLS	BF	H	R	ER	SO	BB	IBB	HBP	BLK	WP	HR	S	P	ERA	WHIP								
George Culver, R ERA: 3.26 (1, 1)	6.1		31	11	5	5	2	1	0	2	0	0	0	4	4	∞	∞								
Dan McGinnis, L ERA: 4.66 (7, 1)	0.0		1	0	0	0	0	1	0	0	0	0	0	4	4	∞	∞								
Ted Abernathy, R ERA: 2.43 (7, 1)	0.0		1	1	1	1	0	0	0	0	0	0	0	1	1	∞	∞								
Bill Kelson, R ERA: 3.71 (7, 1)	1.2	W	6	0	0	0	2	0	1	0	0	0	0	9	13	0.00	0.000								
Clay Carroll, R ERA: 3.0 (9, 1)	1.0	S	4	1	0	0	1	0	0	0	0	0	0	6	6	0.00	1.000								

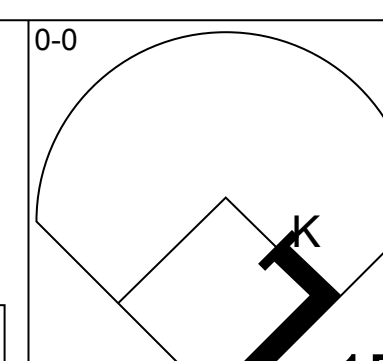
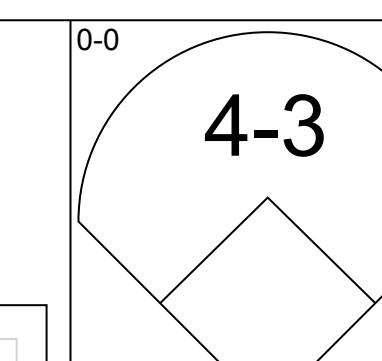
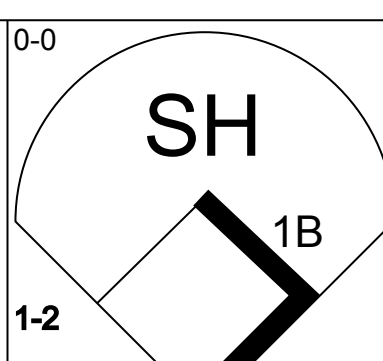
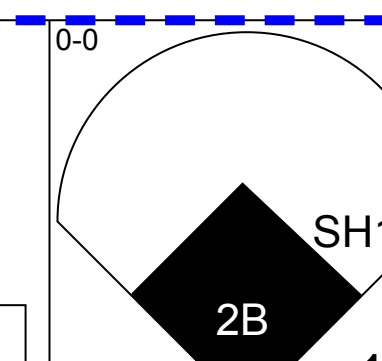
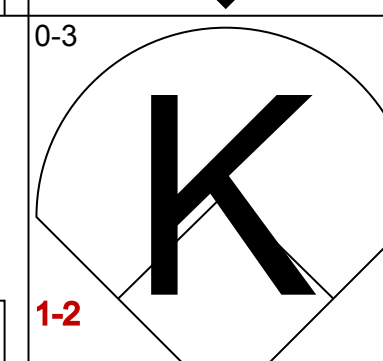
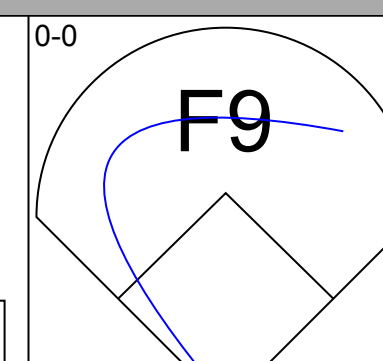
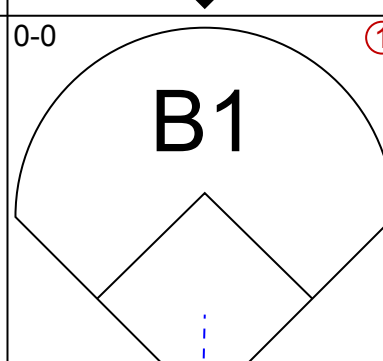
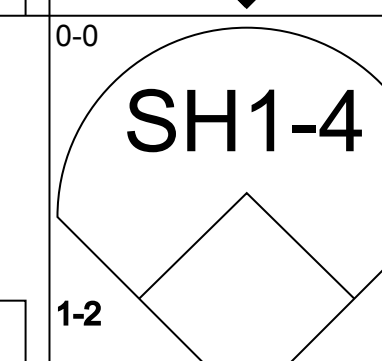
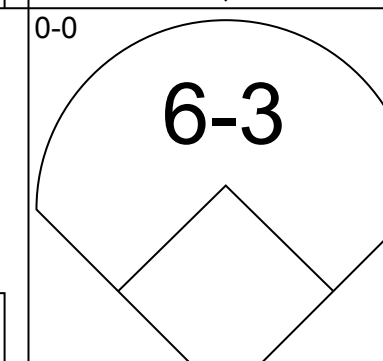
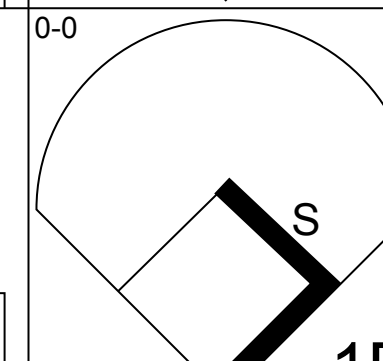
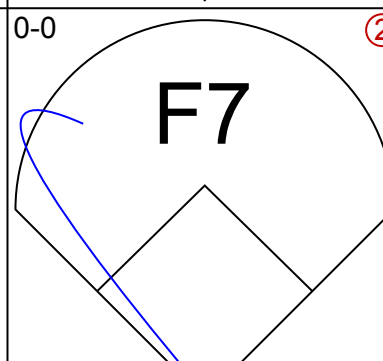
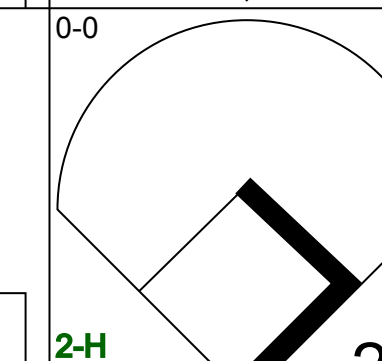
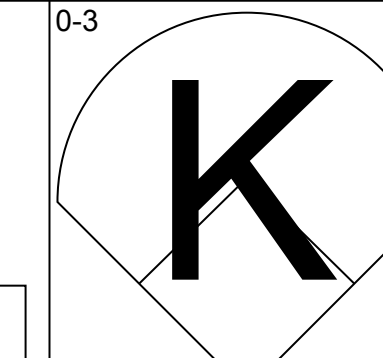
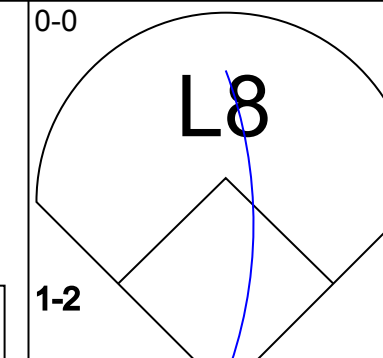
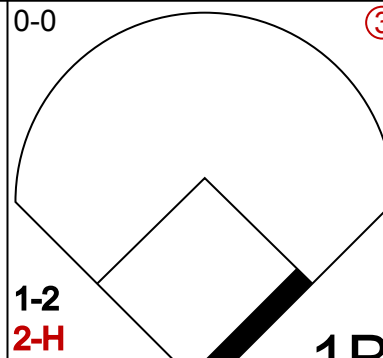
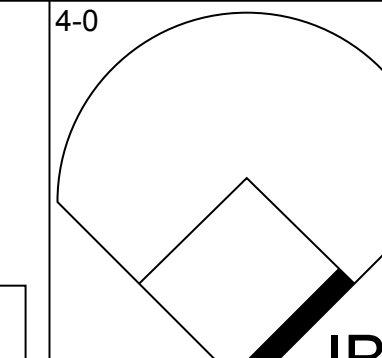
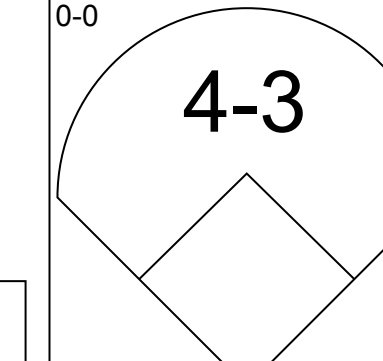
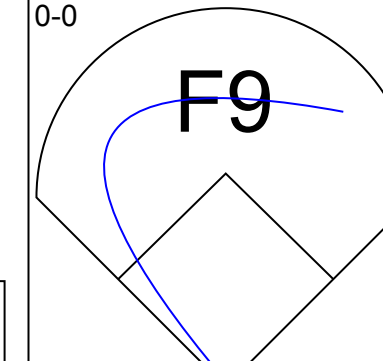
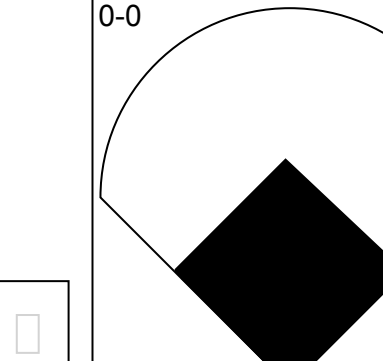
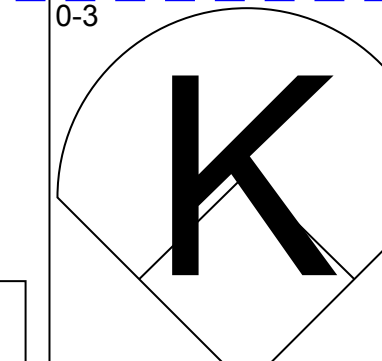
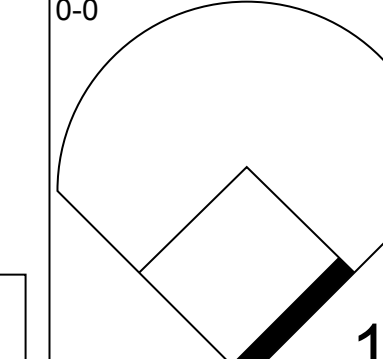
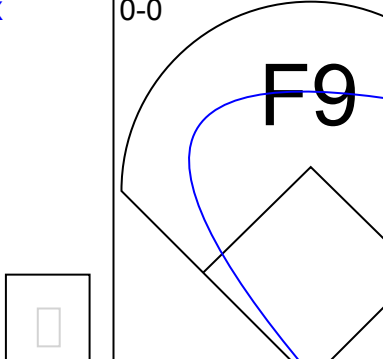
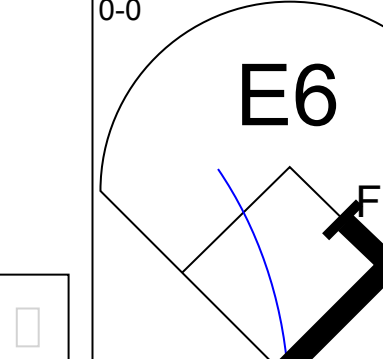
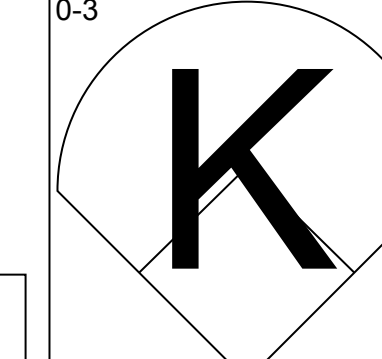
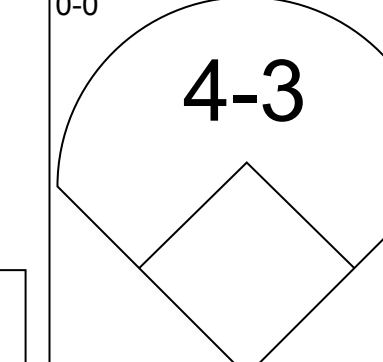
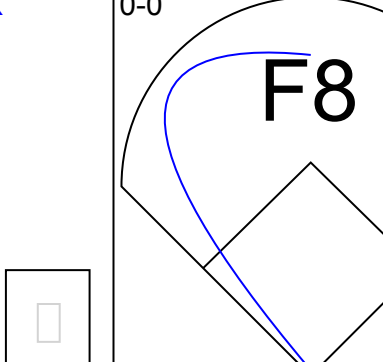
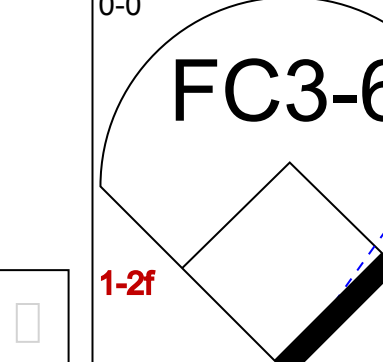
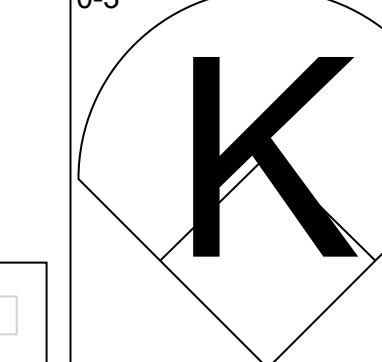
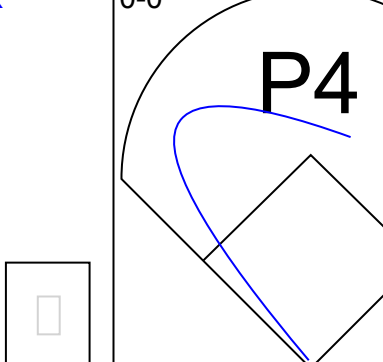
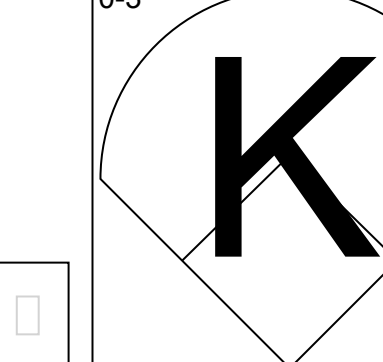
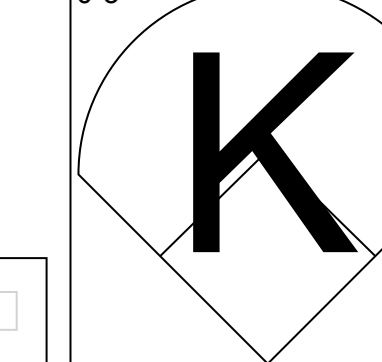
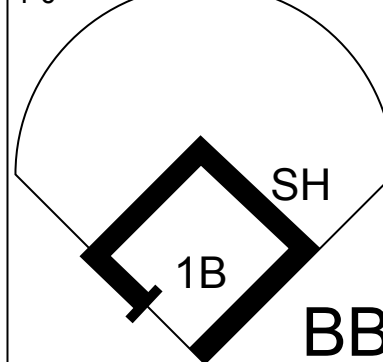
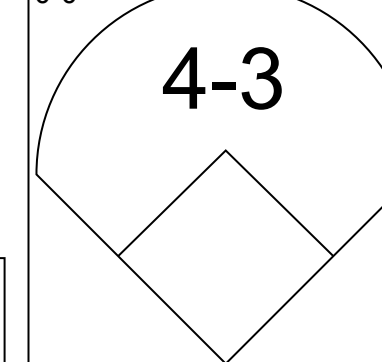
AB	36
R	6
H	13
RBI	6
BB	4
SO	5
LOB	16



Batter	1	2	3	4	5	6	7	8	9	AB	R	H	RBI	BB	SO	LOB	TOP			
Pete Rose, S OBP: 0.391, SLG: 0.468 (1, 9)										3	0	0	0	1	3	2	Cincinnati Reds @ Pittsburgh Pirates Forbes Field, Pittsburgh, PA Tue Sep 24 1968, 7:05 PM EDT Att: 4,044 - Unknown			
Mack Jones, L OBP: 0.340, SLG: 0.400 (1, 8)										4	0	1	0	0	2	2				
Alex Johnson, R OBP: 0.344, SLG: 0.398 (1, 7)				 1B						4	0	1	0	0	0	2				
Tony Perez, R OBP: 0.341, SLG: 0.436 (1, 5)				 1-2						4	0	0	0	0	0	2				
Johnny Bench, R OBP: 0.312, SLG: 0.439 (1, 2)										4	0	0	0	0	0	1				
Lee May, R OBP: 0.338, SLG: 0.464 (1, 3)							 1B			4	0	2	0	0	1	1				
Giraldo Ruiz, S OBP: 0.324, SLG: 0.299 (1, 4)					 BB		 1-2	 1B		2	0	1	0	1	0	0				
Fred Whitfield, L OBP: 0.298, SLG: 0.406 (8, PH)								 1-2		3	0	1	0	0	0	3				
Leo Cardenas, R OBP: 0.294, SLG: 0.322 (1, 6)			 1B							0	0	0	0	0	0	0				
Gary Nolan, R OBP: 0.260, SLG: 0.233 (1, 1)					 1-2					1	0	0	0	0	0	0				
Vada Pinson, L OBP: 0.307, SLG: 0.381 (8, PH)										0	0	0	0	0	0	0				
Bill Kelso, R OBP: 0.298, SLG: 0.406 (8, 1)										0	0	0	0	0	0	0				
Dan McGinn, L OBP: 0.298, SLG: 0.406 (8, 1)										0	0	0	0	0	0	0				
Inning Stats	R: 0 E: 0 K: 1 S: 6	H: 1 LOB: 1 BB: 0 P: 6	R: 0 E: 0 K: 1 S: 5	H: 0 LOB: 0 BB: 0 P: 5	R: 0 E: 0 K: 1 S: 6	H: 1 LOB: 1 BB: 0 P: 6	R: 0 E: 0 K: 0 S: 4	H: 1 LOB: 1 BB: 0 P: 4	R: 0 E: 0 K: 1 S: 5	H: 0 LOB: 1 BB: 1 P: 9	R: 0 E: 0 K: 0 S: 4	H: 2 LOB: 1 BB: 0 P: 4	R: 0 E: 0 K: 1 S: 5	H: 0 LOB: 1 BB: 1 P: 9	R: 0 E: 0 K: 0 S: 4	H: 1 LOB: 1 BB: 0 P: 4	1B: 6 2B: 0 3B: 0 HR: 0	SF: 0 SAC: 2 DP: 1 HBP: 0	WP: 0 PB: 0 SB: 0 CS: 0	PA: 34
PITCHER Steve Blass, R ERA: 2.02 (1, 1)	IP: 9.0 WLS: W BF: 34	H: 6 R: 0 ER: 0 SO: 6	BB: 2 IBB: 0 HBP: 0 BLK: 0	WP: 0 HR: 0 S: 44 P: 52	ERA: 0.00 WHIP: 0.889											ERA: 0.00 WHIP: 0.889				

AB	30
R	0
H	6
RBI	0
BB	2
SO	6
LOB	14



Batter	1	2	3	4	5	6	7	8	9	AB	R	H	RBI	BB	SO	LOB	BOTTOM	
Maury Wills, S OBP: 0.329, SLG: 0.315 (1, 5)						 1B		 2B		3	1	2	0	0	0	0	Cincinnati Reds @ Pittsburgh Pirates Forbes Field, Pittsburgh, PA Tue Sep 24 1968, 7:05 PM EDT Att: 4,044 - Unknown	
Freddie Patek, R OBP: 0.297, SLG: 0.325 (1, 6)								 1-2		3	0	0	0	0	1	3		
Matty Alou, L OBP: 0.365, SLG: 0.399 (1, 8)				 1B				 2-H		4	0	2	1	0	0	2		
Roberto Clemente, R OBP: 0.354, SLG: 0.478 (1, 9)				 1-2		 1-2				3	0	1	0	1	1	1		
Willie Stargell, L OBP: 0.315, SLG: 0.436 (1, 7)										4	1	1	1	0	1	3		
Donn Clendenen, R OBP: 0.310, SLG: 0.397 (1, 3)						 FC3-6				4	0	1	0	0	1	2		
Gene Alley, R OBP: 0.309, SLG: 0.325 (1, 4)						 1-2				3	0	0	0	0	0	2		
Jerry May, R OBP: 0.296, SLG: 0.275 (1, 2)										3	0	0	0	0	2	1		
Steve Blass, R OBP: 0.159, SLG: 0.154 (1, 1)						 1B				2	0	0	0	1	1	1		
Inning Stats	R: 0 E: 0 K: 1 S: 5	H: 1 LOB: 0 BB: 0 P: 5	R: 0 E: 0 K: 1 S: 6	H: 1 LOB: 0 BB: 0 P: 6	R: 0 E: 0 K: 2 S: 7	H: 0 LOB: 0 BB: 0 P: 7	R: 0 E: 0 K: 0 S: 4	H: 1 LOB: 1 BB: 0 P: 4	R: 0 E: 0 K: 0 S: 3	H: 0 LOB: 0 BB: 0 P: 3	R: 1 E: 0 K: 1 S: 7	H: 1 LOB: 1 BB: 0 P: 7	R: 1 E: 0 K: 2 S: 9	H: 2 LOB: 2 BB: 1 P: 13	1B: 5 2B: 1 3B: 0 HR: 1	SF: 0 SAC: 2 DP: 0 HBP: 0		WP: 0 PB: 0 SB: 1 CS: 0
PITCHER Gary Nolan, R ERA: 2.19 (1, 1)	IP: 7.0 WLS: L BF: 27	H: 5 R: 1 ER: 1 SO: 5	BB: 1 IBB: 0 HBP: 0 BLK: 0	WP: 0 HR: 1 S: 36 P: 40	ERA: 1.29 WHIP: 0.857											ERA: 1.29 WHIP: 0.857		
Bill Kelso, R ERA: 4.0 (8, 1)	0.1	4	2	1	1	0	0	0	0	0	0	3	7	27.00	6.000			
Dan McGinn, L ERA: 4.35 (8, 1)	0.2	2	0	0	0	2	0	0	0	0	0	6	6	0.00	0.000			



Batter	1	2	3	4	5	6	7	8	9	AB	R	H	RBI	BB	SO	LOB	TOP										
Pete Rose, S OBP: 0.389, SLG: 0.465 (1,9)	0-0 4-3		0-0 FC3-6			0-0 F8		0-0 3-1		4	0	0	0	0	0	1	Cincinnati Reds @ Pittsburgh Pirates Forbes Field, Pittsburgh, PA Wed Sep 25 1968, 7:05 PM EDT Att: 4,577 - Unknown										
Giraldo Ruiz, S OBP: 0.315, SLG: 0.290 (1,4)	0-0 4-3		0-0 F7			0-0 F9		0-0 1-3		4	0	0	0	0	0	1											
Lee May, R OBP: 0.341, SLG: 0.471 (1,3)	0-0 HR			0-3 K		0-0 FC4-6 1B		0-0 1B		4	1	3	1	0	1	0											
Tony Perez, R OBP: 0.339, SLG: 0.433 (1,5)	0-0 1-3			0-3 K		0-0 FC4-6 1-2		0-3 K		4	0	0	0	0	2	2											
Mack Jones, L OBP: 0.342, SLG: 0.429 (1,8)		0-0 G3		0-0 HR			0-3 K		0-0 HR	4	2	2	2	0	1	0											
Alex Johnson, R OBP: 0.343, SLG: 0.397 (1,7)	0-0 4-3			0-0 F8			0-0 4-3		0-0 CS 1B	4	0	1	0	0	0	0											
Johnny Bench, R OBP: 0.312, SLG: 0.436 (1,2)		0-0 P3			0-3 K		4-0 E 1B BB		0-0 F7	3	0	0	0	1	1	1											
Leo Cardenas, R OBP: 0.296, SLG: 0.323 (1,6)			0-3 K		0-3 K		0-0 E7 1B		0-0 CS 1B	4	0	2	0	0	2	0											
Jim Maloney, L OBP: 0.274, SLG: 0.394 (1,1)			0-0 FC3-6 1B		0-0 F8		0-0 G3		0-0 G3 1-2 2-3	4	0	1	0	0	0	4											
Inning Stats	R: 1 E: 0 K: 0 S: 4	H: 1 LOB: 0 BB: 0 P: 4	R: 0 E: 0 K: 0 S: 3	H: 0 LOB: 0 BB: 0 P: 3	R: 0 E: 0 K: 1 S: 6	H: 1 LOB: 1 BB: 0 P: 6	R: 1 E: 0 K: 2 S: 8	H: 1 LOB: 0 BB: 0 P: 8	R: 0 E: 0 K: 2 S: 7	H: 0 LOB: 0 BB: 0 P: 7	R: 0 E: 0 K: 0 S: 4	H: 1 LOB: 1 BB: 0 P: 4	R: 0 E: 1 K: 1 S: 6	H: 1 LOB: 2 BB: 1 P: 10	R: 0 E: 0 K: 1 S: 6	H: 1 LOB: 1 BB: 0 P: 6	R: 1 E: 0 K: 0 S: 5	H: 3 LOB: 1 BB: 0 P: 5	1B: 6 2B: 0 3B: 0 HR: 3	SF: 0 SAC: 0 DP: 0 HBP: 0	WP: 0 PB: 0 SB: 0 CS: 2	PA: 36					
PITCHER	IP	WLS	BF	H	R	ER	SO	BB	IBB	HBP	BLK	WP	HR	S	P	ERA	WHIP										
Dock Ellis, R ERA: 2.55 (1,1)	6.0	L	22	4	2	2	5	0	0	0	0	0	2	32	32	3.00	0.667										
Tommie Sisk, R ERA: 3.33 (7,1)	2.0		9	2	0	0	2	1	0	0	0	0	0	12	16	0.00	1.500										
Al McBean, R ERA: 3.58 (9,1)	0.1		4	3	1	1	0	0	0	0	0	0	1	4	4	27.00	9.000										
Ron Kline, R ERA: 1.71 (9,1)	0.2		1	0	0	0	0	0	0	0	0	0	0	1	1	0.00	0.000										

AB 35
R 3
H 9
RBI 3
BB 1
SO 7
LOB 9



Batter	1	2	3	4	5	6	7	8	9	AB	R	H	RBI	BB	SO	LOB	BOTTOM										
Maury Wills, S OBP: 0.327, SLG: 0.313 (1,5)	0-0 4-3		0-0 6-3			0-3 K			0-0 3-1	4	0	0	0	0	1	0	Cincinnati Reds @ Pittsburgh Pirates Forbes Field, Pittsburgh, PA Wed Sep 25 1968, 7:05 PM EDT Att: 4,577 - Unknown										
Gene Alley, R OBP: 0.309, SLG: 0.323 (1,6)	0-0 F7			0-0 5-3		4-0 BB		0-0 6-3	3	0	0	0	1	0	0												
Matty Alou, L OBP: 0.363, SLG: 0.396 (1,8)	0-0 P2			0-0 4-3		0-0 G3		0-0 F8	4	0	0	0	0	0	1												
Roberto Clemente, R OBP: 0.354, SLG: 0.478 (1,9)		0-3 K		0-0 1B		0-3 K			3	0	1	0	0	2	0												
Willie Stargell, L OBP: 0.315, SLG: 0.438 (1,7)		0-0 2B		0-0 6-3		0-0 F8			3	0	1	0	0	0	1												
Donn Clendenen, R OBP: 0.309, SLG: 0.395 (1,3)		0-3 K			0-3 K		0-3 K		3	0	0	0	0	3	1												
Bill Mazerowski, R OBP: 0.302, SLG: 0.305 (1,4)		0-0 6-3			0-3 K			0-3 K	3	0	0	0	0	2	1												
Jerry May, R OBP: 0.295, SLG: 0.273 (1,2)			0-3 K		0-0 P6			0-0 F7	3	0	0	0	0	1	0												
Dock Ellis, S OBP: 0.269, SLG: 0.103 (1,1)			0-3 K			0-3 K			1	0	0	0	0	1	0												
Al Oliver, R OBP: 0.167, SLG: 0.167 (5,PH)									1	0	0	0	0	0	1												
Tommy Sisk, R OBP: 0.194, SLG: 0.083 (7,1)									0	0	0	0	0	0	0												
Gary Kubiak, R OBP: 0.144, SLG: 0.325 (8,PH)									1	0	0	0	0	0	0												
Al McBean, R OBP: 0.296, SLG: 0.239 (9,1)									0	0	0	0	0	0	0												
Ron Kline, R ERA: 1.71 (9,1)									0	0	0	0	0	0	0												
Inning Stats	R: 0 E: 0 K: 0 S: 3	H: 0 LOB: 0 BB: 0 P: 3	R: 0 E: 0 K: 2 S: 8	H: 1 LOB: 1 BB: 0 P: 8	R: 0 E: 0 K: 2 S: 7	H: 0 LOB: 0 BB: 0 P: 7	R: 0 E: 0 K: 0 S: 4	H: 1 LOB: 1 BB: 0 P: 4	R: 0 E: 0 K: 2 S: 7	H: 0 LOB: 0 BB: 0 P: 7	R: 0 E: 0 K: 2 S: 7	H: 0 LOB: 1 BB: 1 P: 11	R: 0 E: 0 K: 2 S: 7	H: 0 LOB: 0 BB: 0 P: 7	R: 0 E: 0 K: 1 S: 5	H: 0 LOB: 0 BB: 0 P: 5	R: 0 E: 0 K: 0 S: 3	H: 0 LOB: 0 BB: 0 P: 3	1B: 1 2B: 1 3B: 0 HR: 0	SF: 0 SAC: 0 DP: 0 HBP: 0	WP: 0 PB: 0 SB: 0 CS: 0	PA: 30					
PITCHER	IP	WLS	BF	H	R	ER	SO	BB	IBB	HBP	BLK	WP	HR	S	P	ERA	WHIP										
Jim Maloney, R ERA: 3.77 (1,1)	9.0	W	30	2	0	0	11	1	0	0	0	0	0	51	55	0.00	0.333										

AB 29
R 0
H 2
RBI 0
BB 1
SO 11
LOB 4



Batter	1	2	3	4	5	6	7	8	9	AB	R	H	RBI	BB	SO	LOB	TOP			
Freddie Patek, R (1, 6) OBP: 0.298, SLG: 0.322	4-0 FC6-4 BB		5-3						4-3	2	0	0	0	1	1	1	Pittsburgh Pirates @ Chicago Cubs Wrigley Field, Chicago, IL Fri Sep 27 1968, 3:33 AM CDT Att: 2,384 - Cloudy			
Al Oliver, L (9, PH) OBP: 0.143, SLG: 0.143						0-3 K			4-3	1	0	0	0	0	0	0				
Matty Alou, L (1, 8) OBP: 0.360, SLG: 0.393	0-3 K			4-3		0-0 FC6-4 1-2			1-3	4	0	0	0	0	1	2				
Roberto Clemente, R (1, 9) OBP: 0.353, SLG: 0.478	0-0 FC6-4 WP 1-2			0-0 F8			6-3		1B 2B	4	0	1	0	0	0	1				
Donn Clendenon, R (1, 3) OBP: 0.310, SLG: 0.401	0-3 K			0-3 K			HR		FC4-6 1B 2-3	4	1	2	1	0	2	1				
Manny Mota, R (1, 7) OBP: 0.321, SLG: 0.333		0-0 F9			0-0 G3			4-3	FC4-6 1-2	4	0	0	0	0	0	2				
Bill Mazaroski, R (1, 4) OBP: 0.301, SLG: 0.303		0-0 F2			0-0 L6		0-3 K			3	0	0	0	0	1	0				
Jose Pagan, R (1, 5) OBP: 0.274, SLG: 0.346		0-0 F7			0-3 K			0-0 F9		3	0	0	0	0	1	0				
Jerry May, R (1, 2) OBP: 0.295, SLG: 0.274			0-0 L8			0-0 FC1-6 1B		0-0 5-3		3	0	1	0	0	0	0				
Bob Moose, R (1, 1) OBP: 0.109, SLG: 0.093			0-0 F9			0-0 FC1-6 FC6-4 1-2		0-0 6-3		2	0	0	0	0	0	1				
Willie Stargell, L (8, PH) OBP: 0.314, SLG: 0.437										1	0	0	0	0	0	0				
Bruce Dal Canton, R (8, 1)										0	0	0	0	0	0	0				
Inning Stats	R: 0 E: 0 K: 2 S: 7	H: 0 LOB: 1 BB: 1 P: 11	R: 0 E: 0 K: 0 S: 3	H: 0 LOB: 0 BB: 0 P: 3	R: 0 E: 0 K: 0 S: 3	H: 0 LOB: 0 BB: 0 P: 3	R: 0 E: 0 K: 1 S: 5	H: 0 LOB: 0 BB: 0 P: 5	R: 0 E: 0 K: 1 S: 6	H: 1 LOB: 1 BB: 0 P: 6	R: 1 E: 0 K: 1 S: 6	H: 1 LOB: 0 BB: 0 P: 6	R: 0 E: 0 K: 0 S: 3	H: 0 LOB: 0 BB: 0 P: 3	R: 0 E: 0 K: 0 S: 5	H: 2 LOB: 2 BB: 0 P: 5	1B: 2 2B: 1 3B: 0 HR: 1	SF: 0 SAC: 0 DP: 0 HBP: 0	WP: 1 PB: 0 SB: 0 CS: 0	PA: 32
PITCHER	IP WLS BF H R ER SO BB IBB HBP BLK WP HR S P ERA WHIP																			
Ken Holtzman, L (1, 1) ERA: 3.35	7.0 W 24 2 1 1 6 1 0 0 0 1 1 35 39 1.29 0.429																			
Phil Regan, R (8, 1) ERA: 2.26	2.0 S 8 2 0 0 0 0 0 0 0 0 0 0 8 8 0.00 1.000																			

AB	31
R	1
H	4
RBI	1
BB	1
SO	6
LOB	8



Batter	1	2	3	4	5	6	7	8	9	AB	R	H	RBI	BB	SO	LOB	BOTTOM			
Don Kessinger, S (1, 6) OBP: 0.286, SLG: 0.291	0-3 K		0-0 F7			0-0 FC3-6 3-1 1B 1-2	0-0 5-3			4	0	0	0	0	1	5	Pittsburgh Pirates @ Chicago Cubs Wrigley Field, Chicago, IL Fri Sep 27 1968, 3:33 AM CDT Att: 2,384 - Cloudy			
Glenn Beckert, R (1, 4) OBP: 0.329, SLG: 0.373	0-0 F1			0-0 1-3		0-0 3-1 1B 1-2	0-0 6-3			4	0	1	0	0	0	3				
Billy Williams, L (1, 9) OBP: 0.333, SLG: 0.501	0-0 3-1			0-0 4-3		0-0 3-1 1-2 2-3		0-0 2B 3B		4	1	1	0	0	0	2				
Ron Santo, R (1, 5) OBP: 0.354, SLG: 0.412		0-0 F8		0-0 F7		0-3 K		0-0 SH5-3 SF7 2B		4	1	1	1	0	1	2				
14 Ernie Banks, R (1, 3) OBP: 0.288, SLG: 0.473		0-0 F3			0-3 K		0-0 E5 BB FC1 2B	0-0 SH5-3		3	0	0	0	0	1	0				
Jose Arcia, R (7, PR) OBP: 0.218, SLG: 0.274										0	1	0	0	0	0	0				
Dick Nen, L (8, 3) OBP: 0.228, SLG: 0.280										0	0	0	0	0	0	0				
Willie Smith, L (1, 7) OBP: 0.300, SLG: 0.376		0-3 K			0-3 K		0-3 K	0-0 SF7		3	0	0	0	0	3	1				
Jim Hickman, R (8, 9) OBP: 0.291, SLG: 0.370								0-0 SF7		0	0	0	1	0	0	0				
Randy Hundley, R (1, 2) OBP: 0.279, SLG: 0.312			0-3 K		1-0 HBP		0-0 FC1 BB 2B	0-0 K		3	1	0	0	0	2	1				
Adolfo Phillips, R (1, 8) OBP: 0.322, SLG: 0.395			0-0 SH3-4 1B			0-3 K		0-0 2B BB		2	0	1	0	1	1	1				
Ken Holtzman, R (1, 1) OBP: 0.136, SLG: 0.138			0-0 SH3-4			4-0 FC3-6 BB	0-0 2B			0	0	0	0	1	0	0				
Al Spangler, L (7, PH) OBP: 0.343, SLG: 0.390										1	0	1	2	0	0	0				
Phil Regan, R (8, 1) OBP: 0.190, SLG: 0.200										0	0	0	0	0	0	0				
Inning Stats	R: 0 E: 0 K: 1 S: 5	H: 0 LOB: 0 BB: 0 P: 5	R: 0 E: 0 K: 1 S: 5	H: 0 LOB: 0 BB: 0 P: 5	R: 0 E: 0 K: 1 S: 6	H: 1 LOB: 1 BB: 0 P: 6	R: 0 E: 0 K: 0 S: 3	H: 0 LOB: 0 BB: 0 P: 3	R: 0 E: 0 K: 3 S: 9	H: 0 LOB: 1 BB: 0 P: 10	R: 2 E: 1 K: 1 S: 8	H: 1 LOB: 3 BB: 1 P: 12	R: 2 E: 0 K: 1 S: 7	H: 2 LOB: 0 BB: 0 P: 7	R: 2 E: 0 K: 1 S: 7	H: 2 LOB: 0 BB: 0 P: 7	1B: 2 2B: 2 3B: 1 HR: 0	SF: 1 SAC: 2 DP: 0 HBP: 1	WP: 0 PB: 0 SB: 0 CS: 0	PA: 34
PITCHER	IP WLS BF H R ER SO BB IBB HBP BLK WP HR S P ERA WHIP																			
Bob Moose, R (1, 1) ERA: 2.74	7.0 L 29 3 2 0 8 2 0 1 0 0 0 0 42 51 0.00 0.714																			
Bruce Dal Canton, R (8, 1) ERA: 2.12	1.0 5 2 2 2 1 0 0 0 0 0 0 0 7 7 18.00 2.000																			



Batter	1	2	3	4	5	6	7	8	9	AB	R	H	RBI	BB	SO	LOB	TOP					
Maury Wills, S OBP: 0.327, SLG: 0.317 (1,5)	0-0 6-3	0-0 4-3							0-0 4-3	5	1	2	0	0	0	1	Pittsburgh Pirates @ Chicago Cubs Wrigley Field, Chicago, IL Sat Sep 28 1968, 3:33 AM CDT Att: 10,940 - Sunny - 60 F					
Gene Alley, R OBP: 0.308, SLG: 0.321 (1,6)	0-0 2B 1B		0-3 K		0-0 6-3		0-0 F3	0-0 1-3	5	1	1	0	0	1	2							
Matty Alou, L OBP: 0.365, SLG: 0.399 (1,8)	0-0 1B 2B		0-0 6-3 1B		0-0 1B 1B		0-0 1B	0-0 2-3 1B	4	1	4	1	0	0	0							
Roberto Clemente, R OBP: 0.354, SLG: 0.478 (1,9)	0-0 1B		0-0 6-3		0-0 6-3 1B		0-0 5-3	0-0 5-3	4	0	2	2	0	0	3							
Willie Stargell, L OBP: 0.314, SLG: 0.434 (1,7)	0-3 K		0-3 1B		0-0 1B		0-0 G4-6-3 1B	0-3 K	3	0	0	0	1	2	3							
Donn Clendenen, R OBP: 0.310, SLG: 0.400 (1,3)	0-3 K		0-0 F9		0-0 P4		0-0 1B	0-0 1B	4	0	1	0	0	1	3							
Bill Mazerowski, R OBP: 0.300, SLG: 0.305 (1,4)		0-0 2B		0-0 5-3		0-0 F7	0-0 F7	0-0 F7	4	0	1	0	0	0	1							
Jerry May, R OBP: 0.293, SLG: 0.272 (8, PH)	0-0 6-3		0-0 5-3		0-0 F9		0-0 G3	0-0 G3	3	0	0	0	0	0	1							
Gary Kolb, L OBP: 0.287, SLG: 0.322 (8, PH)		0-0 6-3		0-0 5-3		0-0 F9		0-0 G3	3	0	0	0	0	0	1							
Chris Cannizzaro, R OBP: 0.336, SLG: 0.404 (8, PH)		0-0 6-3		0-0 5-3		0-0 F9		0-0 G3	0	0	0	0	0	0	0							
Steve Blass, R OBP: 0.155, SLG: 0.150 (7, PH)	0-0 6-3		0-0 4-3		0-0 K		0-3 K	0-0 F7	2	0	0	0	0	0	1							
Al Oliver, L OBP: 0.125, SLG: 0.125 (7, PH)		0-0 6-3		0-0 4-3		0-0 K		0-0 F7	1	0	0	0	0	1	0							
Ron Kline, R (7, PH)		0-0 6-3		0-0 4-3		0-0 K		0-0 F7	0	0	0	0	0	0	0							
Richie Hebner, L (8, PH)		0-0 6-3		0-0 4-3		0-0 K		0-0 F7	1	0	0	0	0	0	0							
Inning Stats	R: 2 E: 0 K: 2 S: 10	H: 3 LOB: 1 BB: 0 P: 10	R: 0 E: 0 K: 0 S: 4	H: 1 LOB: 1 BB: 0 P: 4	R: 0 E: 0 K: 1 S: 6	H: 1 LOB: 2 BB: 1 P: 10	R: 0 E: 0 K: 0 S: 3	H: 0 LOB: 0 BB: 0 P: 3	R: 1 E: 0 K: 0 S: 5	H: 3 LOB: 1 BB: 0 P: 5	R: 0 E: 0 K: 0 S: 3	H: 0 LOB: 0 BB: 0 P: 3	R: 0 E: 0 K: 1 S: 7	H: 2 LOB: 2 BB: 0 P: 7	R: 0 E: 0 K: 1 S: 6	H: 1 LOB: 1 BB: 0 P: 6	R: 0 E: 0 K: 0 S: 3	H: 0 LOB: 0 BB: 0 P: 3	1B: 8 2B: 2 3B: 1 HR: 0	SF: 0 SAC: 0 DP: 1 HBP: 0	WP: 0 PB: 0 SB: 1 CS: 0	PA: 38
PITCHER Fergie Jenkins, R ERA: 2.63 (1,1)	IP: 9.0 WLS: W BF: 38 H: 11 R: 3 ER: 3 SO: 5 BB: 0 IBB: 1 HBP: 0 BLK: 0 WP: 0 HR: 0 S: 47 P: 51 ERA: 3.00 WHIP: 1.222																					

AB	37
R	3
H	11
RBI	3
BB	1
SO	5
LOB	16



Batter	1	2	3	4	5	6	7	8	9	AB	R	H	RBI	BB	SO	LOB	BOTTOM				
Don Kessinger, S OBP: 0.285, SLG: 0.289 (1,6)	0-0 4-3		0-3 K		0-0 L7		0-0 F9		0-0 F9	4	0	0	0	0	1	0	Pittsburgh Pirates @ Chicago Cubs Wrigley Field, Chicago, IL Sat Sep 28 1968, 3:33 AM CDT Att: 10,940 - Sunny - 60 F				
Glenn Beckert, R OBP: 0.328, SLG: 0.371 (1,4)	0-0 F3		4-0 1B BB		0-3 K		0-0 L3-1		0-0 L3-1	3	0	0	0	1	1	0					
Billy Williams, L OBP: 0.335, SLG: 0.502 (9,7)	0-0 4-3		0-0 FC4-6 1B		4-0 HR BB		0-0 G6-4-3 1B		0-0 G6-4-3	3	1	2	0	1	0	0					
Ron Santo, R OBP: 0.353, SLG: 0.416 (1,5)		0-3 K	0-0 FC4-6		0-0 5-3		0-0 5-3		0-0 G6-4-3	4	1	1	2	0	1	3					
14 Ernie Banks, R OBP: 0.286, SLG: 0.471 (1,3)		0-0 6-3		0-0 5-3		0-0 5-3		0-0 5-3	3	0	0	0	0	0	0	0					
Dick Nen, L OBP: 0.228, SLG: 0.280 (7,3)		0-0 6-3		0-0 5-3		0-0 5-3		0-0 5-3	0	0	0	0	0	0	0	0					
Willie Smith, L OBP: 0.305, SLG: 0.402 (1,7)		0-0 6-3		0-0 5-3		0-0 5-3		0-0 5-3	3	1	2	1	0	0	0	0					
Jim Hickman, R OBP: 0.291, SLG: 0.370 (9,9)		0-0 2B		0-0 HR		0-0 G3		0-0 G3	0	0	0	0	0	0	0	0					
Randy Hundley, R OBP: 0.278, SLG: 0.310 (1,2)		0-0 F8		0-3 K		0-0 F9		0-0 F9	3	0	0	0	0	1	1						
Adolfo Phillips, R OBP: 0.322, SLG: 0.401 (1,8)			0-0 HR		0-3 K		0-0 5-3		0-0 5-3	3	1	1	1	0	1	0					
Fergie Jenkins, R OBP: 0.208, SLG: 0.230 (1,1)			0-3 K		0-0 1-3		0-3 K		0-3 K	3	0	0	0	0	2	0					
Inning Stats	R: 0 E: 0 K: 0 S: 3	H: 0 LOB: 0 BB: 0 P: 3	R: 0 E: 0 K: 1 S: 6	H: 1 LOB: 1 BB: 0 P: 6	R: 1 E: 0 K: 2 S: 9	H: 2 LOB: 2 BB: 1 P: 13	R: 1 E: 0 K: 2 S: 8	H: 1 LOB: 0 BB: 0 P: 8	R: 0 E: 0 K: 0 S: 4	H: 0 LOB: 1 BB: 1 P: 8	R: 0 E: 0 K: 1 S: 5	H: 0 LOB: 0 BB: 0 P: 5	R: 0 E: 0 K: 0 S: 3	H: 1 LOB: 0 BB: 0 P: 3	R: 0 E: 0 K: 0 S: 3	H: 1 LOB: 0 BB: 0 P: 3		1B: 2 2B: 1 3B: 0 HR: 3	SF: 0 SAC: 0 DP: 1 HBP: 0	WP: 0 PB: 0 SB: 0 CS: 0	PA: 31
PITCHER Steve Blass, R ERA: 2.12 Ron Kline, R ERA: 1.66 (7,1)	IP: 6.0 WLS: L BF: 25 H: 5 R: 4 ER: 4 SO: 4 BB: 2 IBB: 0 HBP: 0 BLK: 0 WP: 0 HR: 3 S: 35 P: 43 ERA: 6.00 WHIP: 1.167																				



Batter	1	2	3	4	5	6	7	8	9	AB	R	H	RBI	BB	SO	LOB	TOP				
Maury Willis, S OBP: 0.326, SLG: 0.316 Bob Moose, R OBP: 0.109, SLG: 0.093	(1,5) X 0-0 G4-6-3 1B		(1,5) X 0-0 4-3		(1,5) X 0-0 F5		(1,5) X 0-0 1-3		(1,5) X 0-0 4-3	5	0	1	0	0	0	6					
Gene Alley, R OBP: 0.307, SLG: 0.321	(1,6) X (9,4) 0-0 G4-6-3 1-2			(1,6) X 0-0 6-3		(1,6) X 0-0 G4-6-3 1B		(1,6) X 0-0 L4		4	0	1	0	0	0	1					
Matty Alou, L OBP: 0.362, SLG: 0.396	(1,8) X 0-0 F8			(1,8) X 0-0 P6		(1,8) X 0-0 G4-6-3 1-2		(1,8) X 0-0 F8		4	0	0	0	0	0	1					
Roberto Clemente, R OBP: 0.355, SLG: 0.482		(1,9) X 0-0 G6-3 1B		(1,9) X 0-0 1-3		(1,9) X 0-0 5-3		(1,9) X 0-0 3B		4	0	2	0	0	0	0					
Willie Stargell, L OBP: 0.315, SLG: 0.441		(1,7) X 0-0 G6-3 1-2			(1,7) X 0-0 HR		(1,7) X 0-0 1B 1B		(1,7) X 0-0 6-3	4	2	2	1	0	0	2					
Donn Clendenen, R OBP: 0.309, SLG: 0.399		(1,3) X 0-0 1-3			(1,3) X 0-3 K		(1,3) X 0-0 SH2-4 1-3 1B 1B		(1,3) X 0-0 5-3	4	1	1	0	0	1	0					
Bill Mazerowski, R OBP: 0.343, SLG: 0.312 Freddie Patek, R OBP: 0.298, SLG: 0.322	(1,4) X (9, PR) 0-0 4-3		(1,4) X 0-0 4-3		(1,4) X 0-0 1B 2B		(1,4) X 0-0 SH2-4 1-2 E4 1B		(1,4) X 0-0 5-3 1B 2B	4	0	3	1	0	0	0	AB 34 R 4 H 12 RBI 4 BB 1 SO 2 LOB 13				
Chris Cannizzaro, R OBP: 0.343, SLG: 0.397 Jerry May, R OBP: 0.293, SLG: 0.272 Manny Mota, R OBP: 0.309, SLG: 0.332 Carl Taylor, R OBP: 0.309, SLG: 0.225	(1,2) X (7, PH) (9, PH) (9, PH) (9, PH) 0-0 SH5-4 BB		(1,2) X 4-0 SH5-4 BB		(1,2) X 0-3 K		(1,2) X 0-0 SH2-4 1-2 2-3		(1,2) X 0-0 5-3 2-3	1	0	0	0	1	1	1					
Bob Veale, S OBP: 0.131, SLG: 0.122 Gary Kolb, L OBP: 0.265, SLG: 0.319 Dock Ellis, S OBP: 0.069, SLG: 0.103 Jose Pagan, R OBP: 0.278, SLG: 0.350	(1,1) X (7, PH) (7, PH) (9, PH) (9, PH) 0-0 SH5-4 1-2		(1,1) X 0-0 SH5-4 1-2		(1,1) X 0-0 2-3 1B		(1,1) X 0-0 E4 2-H 3-H		(1,1) X 0-0 1B	1	0	1	0	0	0	0					
Inning Stats	R: 0 E: 0 K: 0 S: 3	H: 1 LOB: 0 BB: 0 P: 3	R: 0 E: 0 K: 0 S: 3	H: 1 LOB: 0 BB: 0 P: 3	R: 0 E: 0 K: 0 S: 3	H: 0 LOB: 1 BB: 1 P: 7	R: 0 E: 0 K: 0 S: 3	H: 0 LOB: 0 BB: 0 P: 3	R: 1 E: 0 K: 2 S: 10	H: 3 LOB: 2 BB: 0 P: 10	R: 0 E: 0 K: 0 S: 3	H: 1 LOB: 1 BB: 0 P: 3	R: 2 E: 1 K: 0 S: 6	H: 3 LOB: 1 BB: 0 P: 6	R: 0 E: 0 K: 0 S: 4	H: 1 LOB: 1 BB: 0 P: 4	R: 1 E: 0 K: 0 S: 5	H: 2 LOB: 2 BB: 0 P: 5	1B: 8 2B: 2 3B: 1 HR: 1	SF: 0 SAC: 2 DP: 3 HBP: 0	WP: 0 PA: 37 PB: 0 SB: 0 CS: 0
PITCHER	IP WLS BF H R ER SO BB IBB HBP BLK WP HR S P ERA WHIP	IP WLS BF H R ER SO BB IBB HBP BLK WP HR S P ERA WHIP	IP WLS BF H R ER SO BB IBB HBP BLK WP HR S P ERA WHIP	IP WLS BF H R ER SO BB IBB HBP BLK WP HR S P ERA WHIP	IP WLS BF H R ER SO BB IBB HBP BLK WP HR S P ERA WHIP	IP WLS BF H R ER SO BB IBB HBP BLK WP HR S P ERA WHIP	IP WLS BF H R ER SO BB IBB HBP BLK WP HR S P ERA WHIP	IP WLS BF H R ER SO BB IBB HBP BLK WP HR S P ERA WHIP	IP WLS BF H R ER SO BB IBB HBP BLK WP HR S P ERA WHIP	IP WLS BF H R ER SO BB IBB HBP BLK WP HR S P ERA WHIP	IP WLS BF H R ER SO BB IBB HBP BLK WP HR S P ERA WHIP	IP WLS BF H R ER SO BB IBB HBP BLK WP HR S P ERA WHIP	IP WLS BF H R ER SO BB IBB HBP BLK WP HR S P ERA WHIP	IP WLS BF H R ER SO BB IBB HBP BLK WP HR S P ERA WHIP	IP WLS BF H R ER SO BB IBB HBP BLK WP HR S P ERA WHIP	IP WLS BF H R ER SO BB IBB HBP BLK WP HR S P ERA WHIP	IP WLS BF H R ER SO BB IBB HBP BLK WP HR S P ERA WHIP	IP WLS BF H R ER SO BB IBB HBP BLK WP HR S P ERA WHIP	IP WLS BF H R ER SO BB IBB HBP BLK WP HR S P ERA WHIP	IP WLS BF H R ER SO BB IBB HBP BLK WP HR S P ERA WHIP	IP WLS BF H R ER SO BB IBB HBP BLK WP HR S P ERA WHIP

Pittsburgh Pirates @ Chicago Cubs
Wrigley Field, Chicago, IL
Sun Sep 29 1968, 3:33 AM CDT
Att: 16,860 - Sunny - 63 F

AB 34
R 4
H 12
RBI 4
BB 1
SO 2
LOB 13



Batter	1	2	3	4	5	6	7	8	9	AB	R	H	RBI	BB	SO	LOB	BOTTOM				
Don Kessinger, S OBP: 0.283, SLG: 0.287	(1,6) X 0-0 F9		(1,6) X 0-0 E6 CS			(1,6) X 0-3 K	(1,6) X 0-0 E4 2-H			4	0	0	0	0	1	0					
Glenn Beckert, R OBP: 0.326, SLG: 0.369	(1,4) X 0-0 P4		(1,4) X 0-0 F7 1-2			(1,4) X 0-0 G3	(1,4) X 0-0 4-3			4	0	0	0	0	0	2					
Billy Williams, L OBP: 0.336, SLG: 0.500	(1,7) X 0-0 6-3			(1,7) X 4-0 FC5-4 BB		(1,7) X 4-0 HR BB		(1,7) X 0-0 F7		2	1	0	0	2	0	0					
Ron Santo, R OBP: 0.354, SLG: 0.421		(1,5) X 4-0 E SF8 14 BB BB		(1,5) X 0-0 FC5-4 FC6-4 1-2		(1,5) X 0-0 HR		(1,5) X 0-3 K		3	2	1	2	1	1	1					
14 Ernie Banks, R OBP: 0.287, SLG: 0.469 Dick Nen, L OBP: 0.225, SLG: 0.277	(1,3) X (8, PH) 0-0 E BB		(1,3) X 4-0 E BB		(1,3) X 0-0 F9		(1,3) X 0-0 E4		(1,3) X 0-3 K	2	0	0	0	1	0	1					
Jim Hickman, R OBP: 0.290, SLG: 0.367 Jose Arcia, R OBP: 0.218, SLG: 0.274	(1,9) X (9, PR) 0-0 K		(1,9) X 0-3 K		(1,9) X 0-0 FC6-4 1-2 2-3		(1,9) X 0-0 F9		(1,9) X 0-0 HBP SH 1B	4	0	1	0	0	1	4					
Randy Hundley, R OBP: 0.280, SLG: 0.311	(1,2) X 0-0 SF8		(1,2) X 0-0 SF8		(1,2) X 0-0 P3		(1,2) X 0-0 FC3-6 1B		(1,2) X 1-0 SH HBP	2	0	1	1	0	0	0	AB 28 R 5 H 3 RBI 3 BB 4 SO 6 LOB 11				
Adolfo Phillips, R OBP: 0.320, SLG: 0.399	(1,8) X 0-0 F7				(1,8) X 0-0 F8		(1,8) X 0-0 FC3-6 E 6-3		(1,8) X 0-0 SH	3	1	0	0	0	0	2					
Bill Hands, R OBP: 0.094, SLG: 0.061 Phil Regan, R OBP: 0.182, SLG: 0.190	(1,1) X (7, PH) 0-0 K		(1,1) X 0-3 K		(1,1) X 0-3 K		(1,1) X 0-0 6-3 1-2			2	0	0	0	0	2	0					
Inning Stats	R: 0 E: 0 K: 0 S: 3	H: 0 LOB: 0 BB: 0 P: 3	R: 1 E: 1 K: 1 S: 5	H: 0 LOB: 1 BB: 2 P: 13	R: 0 E: 1 K: 1 S: 5	H: 0 LOB: 0 BB: 0 P: 5	R: 0 E: 0 K: 0 S: 3	H: 0 LOB: 1 BB: 1 P: 7	R: 0 E: 0 K: 1 S: 5	H: 0 LOB: 0 BB: 0 P: 5	R: 2 E: 1 K: 1 S: 7	H: 1 LOB: 1 BB: 1 P: 11	R: 1 E: 1 K: 0 S: 5	H: 1 LOB: 1 BB: 0 P: 5	R: 0 E: 0 K: 2 S: 7	H: 0 LOB: 0 BB: 0 P: 7	R: 1 E: 1 K: 0 S: 2	H: 1 LOB: 2 BB: 0 P: 3	1B: 2 2B: 0 3B: 0 HR: 1	SF: 1 SAC: 1 DP: 0 HBP: 1	WP: 0 PA: 35 PB: 0 SB: 0 CS: 1
PITCHER	IP WLS BF H R ER SO BB IBB HBP BLK WP HR S P ERA WHIP	IP WLS BF H R ER SO BB IBB HBP BLK WP HR S P ERA WHIP	IP WLS BF H R ER SO BB IBB HBP BLK WP HR S P ERA WHIP	IP WLS BF H R ER SO BB IBB HBP BLK WP HR S P ERA WHIP	IP WLS BF H R ER SO BB IBB HBP BLK WP HR S P ERA WHIP	IP WLS BF H R ER SO BB IBB HBP BLK WP HR S P ERA WHIP	IP WLS BF H R ER SO BB IBB HBP BLK WP HR S P ERA WHIP	IP WLS BF H R ER SO BB IBB HBP BLK WP HR S P ERA WHIP	IP WLS BF H R ER SO BB IBB HBP BLK WP HR S P ERA WHIP	IP WLS BF H R ER SO BB IBB HBP BLK WP HR S P ERA WHIP	IP WLS BF H R ER SO BB IBB HBP BLK WP HR S P ERA WHIP	IP WLS BF H R ER SO BB IBB HBP BLK WP HR S P ERA WHIP	IP WLS BF H R ER SO BB IBB HBP BLK WP HR S P ERA WHIP	IP WLS BF H R ER SO BB IBB HBP BLK WP HR S P ERA WHIP	IP WLS BF H R ER SO BB IBB HBP BLK WP HR S P ERA WHIP	IP WLS BF H R ER SO BB IBB HBP BLK WP HR S P ERA WHIP	IP WLS BF H R ER SO BB IBB HBP BLK WP HR S P ERA WHIP	IP WLS BF H R ER SO BB IBB HBP BLK WP HR S P ERA WHIP	IP WLS BF H R ER SO BB IBB HBP BLK WP HR S P ERA WHIP	IP WLS BF H R ER SO BB IBB HBP BLK WP HR S P ERA WHIP	IP WLS BF H R ER SO BB IBB HBP BLK WP HR S P ERA WHIP

Pittsburgh Pirates @ Chicago Cubs
Wrigley Field, Chicago, IL
Sun Sep 29 1968, 3:33 AM CDT
Att: 16,860 - Sunny - 63 F

AB 28
R 5
H 3
RBI 3
BB 4
SO 6
LOB 11

