Pittsburgh Pirates - 1969

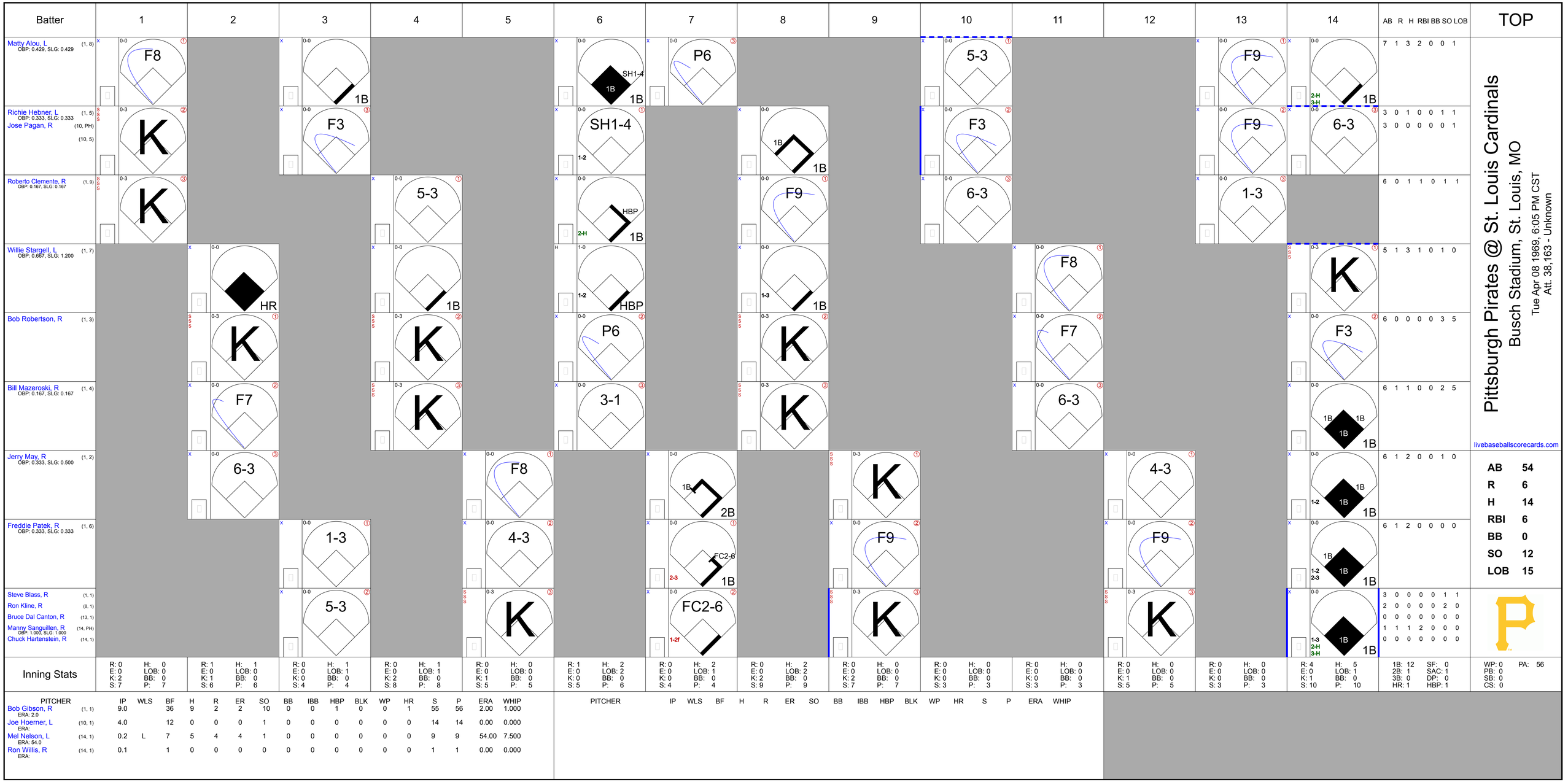
Batter
1
2
3
4
5
6
7
8
9
10
11
12
13
14
AB R H RBI BB SO LOB
TOP
Matty Alou, L (1, 8) OBP: 0.429, SLG: 0.429
F8
1B
7 1 3 2 0 0 1
Richie Hebner, L (1, 5) OBP: 0.333, SLG: 0.333
Jose Pagan, R (10, PH) (10, 5)
K
F3
SH1-4
1-2
1B
5-3
F3
F9
2-H 3-H
6-3
3 0 1 0 0 1 1
3 0 0 0 0 0 1
Roberto Clemente, R (1, 9) OBP: 0.167, SLG: 0.167
K
5-3
HBP
2-H
6-3
F9
1-3
6 0 1 1 0 1 1
Willie Stargell, L (1, 7) OBP: 0.667, SLG: 1.200
HR
1B
HBP
1-2
1-3
F8
K
5 1 3 1 0 1 0
Bob Robertson, R (1, 3)
K
K
P6
K
F7
F3
6 0 0 0 0 3 5
Bill Mazeroski, R (1, 4) OBP: 0.167, SLG: 0.167
F7
K
3-1
K
6-3
1B 1B 1B
6 1 1 0 0 2 5
Jerry May, R (1, 2) OBP: 0.333, SLG: 0.500
6-3
F8
1B
2B
K
4-3
1-2
6 1 2 0 0 1 0
Freddie Patek, R (1, 6) OBP: 0.333, SLG: 0.333
1-3
4-3
FC2-6
2-3
F9
F9
1-2 2-3
6 1 2 0 0 0 0
Steve Blass, R (1, 1)
Ron Kline, R (8, 1)
Bruce Dal Canton, R (13, 1)
Manny Sanguillen, R (14, PH) OBP: 1.000, SLG: 1.000
Chuck Hartenstein, R (14, 1)
5-3
K
FC2-6
1-2f
K
K
1-3 2-H 3-H
3 0 0 0 0 1 1
2 0 0 0 0 2 0
0 0 0 0 0 0 0
1 1 1 2 0 0 0
0 0 0 0 0 0 0
Inning Stats
R: 0 E: 0 K: 2 S: 7
H: 0 LOB: 0 BB: 0 P: 7
R: 1 E: 0 K: 1 S: 6
H: 1 LOB: 0 BB: 0 P: 6
R: 0 E: 0 K: 0 S: 4
H: 1 LOB: 1 BB: 0 P: 4
R: 0 E: 0 K: 2 S: 8
H: 1 LOB: 1 BB: 0 P: 8
R: 0 E: 0 K: 1 S: 5
H: 0 LOB: 0 BB: 0 P: 5
R: 1 E: 0 K: 0 S: 5
H: 2 LOB: 2 BB: 0 P: 6
R: 0 E: 0 K: 0 S: 4
H: 2 LOB: 1 BB: 0 P: 4
R: 0 E: 0 K: 2 S: 9
H: 2 LOB: 2 BB: 0 P: 9
R: 0 E: 0 K: 2 S: 7
H: 0 LOB: 0 BB: 0 P: 7
R: 0 E: 0 K: 0 S: 3
H: 0 LOB: 0 BB: 0 P: 3
R: 0 E: 0 K: 0 S: 3
H: 0 LOB: 0 BB: 0 P: 3
R: 0 E: 0 K: 1 S: 5
H: 0 LOB: 0 BB: 0 P: 5
R: 0 E: 0 K: 0 S: 3
H: 0 LOB: 0 BB: 0 P: 3
R: 4 E: 0 K: 1 S: 10
H: 5 LOB: 1 BB: 0 P: 10
1B: 12 2B: 1 3B: 0 HR: 1
SF: 0 SAC: 1 DP: 0 HBP: 1
WP: 0 PB: 0 SB: 0 CS: 0
PA: 56
PITCHER IP WLS BF H R ER SO BB IBB HBP BLK WP HR S P ERA WHIP
Bob Gibson, R (1, 1) ERA: 2.0 9.0 36 9 2 2 10 0 0 1 0 0 0 1 55 56 2.00 1.000
Joe Hoerner, L (10, 1) ERA: 4.0 12 0 0 0 1 0 0 0 0 0 0 0 14 14 0.00 0.000
Mel Nelson, L (14, 1) ERA: 54.0 0.2 L 7 5 4 4 1 0 0 0 0 0 0 0 9 9 54.00 7.500
Ron Willis, R (14, 1) ERA: 0.1 1 0 0 0 0 0 0 0 0 0 0 0 1 1 0.00 0.000
PITCHER IP WLS BF H R ER SO BB IBB HBP BLK WP HR S P ERA WHIP
Pittsburgh Pirates @ St. Louis Cardinals
Busch Stadium, St. Louis, MO
Tue Apr 08 1969, 6:05 PM CST
Att. 38,163 - Unknown
livebaseballscorecards.com
AB 54
R 6
H 14
RBI 6
BB 0
SO 12
LOB 15

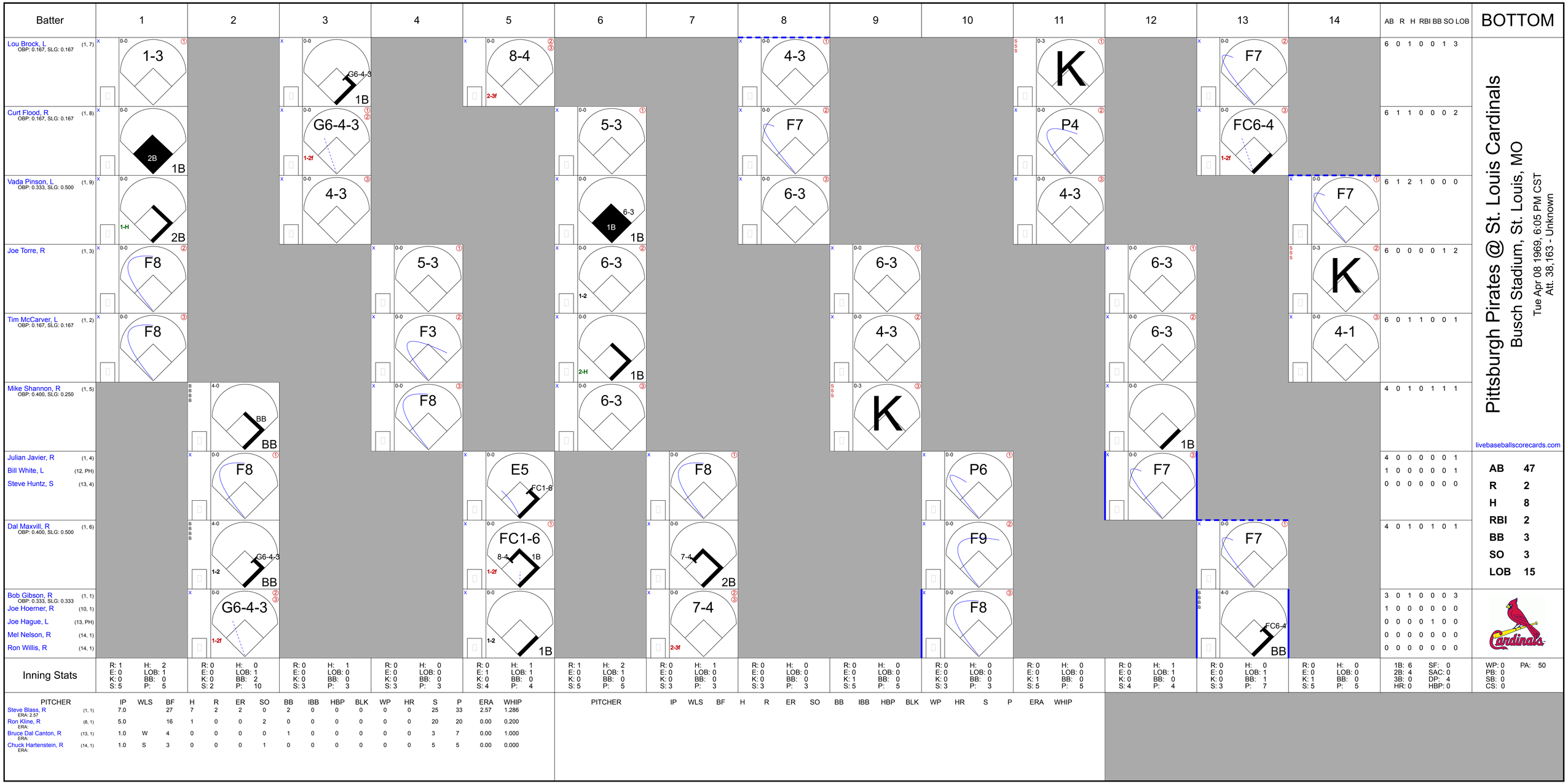
Batter
1
2
3
4
5
6
7
8
9
10
11
12
13
14
AB R H RBI BB SO LOB
BOTTOM
Lou Brock, L (1, 7) OBP: 0.167, SLG: 0.167
1-3
G6-4-3
1B
8-4
2-3f
4-3
K
F7
6 0 1 0 0 1 3
Curt Flood, R (1, 8) OBP: 0.167, SLG: 0.167
2B
1B
G6-4-3
1-2f
5-3
F7
P4
FC6-4
1-2f
6 1 1 0 0 0 2
Vada Pinson, L (1, 9) OBP: 0.333, SLG: 0.500
1-H
2B
4-3
6-3
1B
6-3
1B
4-3
F7
6 1 2 1 0 0 0
Joe Torre, R (1, 3)
F8
5-3
6-3
1-2
6-3
6-3
K
6 0 0 0 0 1 2
Tim McCarver, L (1, 2) OBP: 0.167, SLG: 0.167
F8
F3
2-H
1B
4-3
6-3
4-1
6 0 1 1 0 0 1
Mike Shannon, R (1, 5) OBP: 0.400, SLG: 0.250
BB
BB
F8
6-3
K
1B
4 0 1 0 1 1 1
Julian Javier, R (1, 4)
Bill White, L (12, PH)
Steve Huntz, S (13, 4)
F8
E5
FC1-6
F8
P6
F7
F7
4 0 0 0 0 0 1
1 0 0 0 0 0 1
0 0 0 0 0 0 0
Dal Maxvill, R (1, 6) OBP: 0.400, SLG: 0.500
G6-4-3
1-2
BB
FC1-6
8-4
1B
1-2f
7-4
2B
F9
F7
4 0 1 0 1 0 1
Bob Gibson, R (1, 1) OBP: 0.333, SLG: 0.333
Joe Hoerner, R (10, 1)
Joe Hague, L (13, PH)
Mel Nelson, R (14, 1)
Ron Willis, R (14, 1)
G6-4-3
1-2f
1-2
1B
7-4
2-3f
F8
F7
FC6-4
BB
3 0 1 0 0 0 3
1 0 0 0 0 0 0
0 0 0 0 1 0 0
0 0 0 0 0 0 0
0 0 0 0 0 0 0
Inning Stats
R: 1 H: 2 E: 0 LOB: 1 K: 0 BB: 0 S: 5 P: 5
R: 0 H: 0 E: 0 LOB: 1 K: 0 BB: 2 S: 2 P: 10
R: 0 H: 1 E: 0 LOB: 0 K: 0 BB: 0 S: 3 P: 3
R: 0 H: 0 E: 0 LOB: 0 K: 0 BB: 0 S: 3 P: 3
R: 0 H: 1 E: 1 LOB: 1 K: 0 BB: 0 S: 4 P: 4
R: 1 H: 2 E: 0 LOB: 1 K: 0 BB: 0 S: 5 P: 5
R: 0 H: 1 E: 0 LOB: 0 K: 0 BB: 0 S: 3 P: 3
R: 0 H: 0 E: 0 LOB: 0 K: 0 BB: 0 S: 3 P: 3
R: 0 H: 0 E: 0 LOB: 0 K: 1 BB: 0 S: 5 P: 5
R: 0 H: 0 E: 0 LOB: 0 K: 1 BB: 0 S: 5 P: 3
R: 0 H: 0 E: 0 LOB: 0 K: 1 BB: 0 S: 5 P: 5
R: 0 H: 1 E: 0 LOB: 1 K: 0 BB: 0 S: 4 P: 4
R: 0 H: 0 E: 0 LOB: 1 K: 0 BB: 1 S: 3 P: 7
R: 0 H: 0 E: 0 LOB: 0 K: 1 BB: 0 S: 5 P: 5
1B: 6 2B: 4 3B: 0 HR: 0
SF: 0 SAC: 0 DP: 4 HBP: 0
WP: 0 PB: 0 SB: 0 CS: 0
PA: 50
PITCHER IP WLS BF H R ER SO BB IBB HBP BLK WP HR S P ERA WHIP
Steve Blass, R (1, 1) ERA: 2.57 7.0 27 7 2 2 0 2 0 0 0 0 0 25 33 2.57 1.286
Ron Kline, R (8, 1) ERA: 5.0 16 1 0 0 2 0 0 0 0 0 0 20 20 0.00 0.200
Bruce Dal Canton, R (13, 1) ERA: 1.0 W 4 0 0 0 0 1 0 0 0 0 0 0 3 7 0.00 1.000
Chuck Hartenstein, R (14, 1) ERA: 1.0 S 3 0 0 0 1 0 0 0 0 0 0 0 5 5 0.00 0.000
PITCHER IP WLS BF H R ER SO BB IBB HBP BLK WP HR S P ERA WHIP
Pittsburgh Pirates @ St. Louis Cardinals
Busch Stadium, St. Louis, MO
Tue Apr 08 1969, 6:05 PM CST
Att. 38,163 - Unknown
livebaseballscorecards.com
AB 47
R 2
H 8
RBI 2
BB 3
SO 3
LOB 15

Batter	1	2	3	4	5	6	7	8	9	AB	R	H	RBI	BB	SO	LOB
Matty Alou, L (1, 8) OBP: 0.500, SLG: 0.500	S 1B		4-3		SH1-3 1B 2-H 3-H		5-3		1B	5	1	3	2	0	0	0
Richie Hebner, L (1, 5) OBP: 0.571, SLG: 0.500	B B B B G3-6-3 BB 1-2			E4 1B 2B	SH1-3 1-2		1B		1-2 1B	3	1	2	0	1	0	0
Roberto Clemente, R (1, 9) OBP: 0.273, SLG: 0.273	F8			2B 1B 2-3	1B 2-H 1B		4-3		4-3	5	0	2	1	0	0	5
Willie Stargell, L (1, 7) OBP: 0.600, SLG: 1.000	G3-6-3 1-2f			1B 2B 1-H 3-H	G5-4-3 1-3 1B			S S S K		4	1	2	1	0	1	2
Bob Robertson, R (1, 3) OBP: 0.100, SLG: 0.100		F8		4-3 2-H 1B	G5-4-3 1-2f			F3		4	0	1	1	0	0	2
Bill Mazeroski, R (1, 4) OBP: 0.100, SLG: 0.100		F9		4-3 2-3		6-3		F7		4	0	0	0	0	0	1
Jerry May, R (1, 2) OBP: 0.300, SLG: 0.700		S S S K		F9		F7			HR	4	1	1	1	0	1	1
Freddie Patek, R (1, 6) OBP: 0.300, SLG: 0.300			F3		SH 1B 1B	F9			F8	4	1	1	0	0	0	0
Bob Veale, S (1, 1)			F8		SH 1B 1-3		1-3		1-3	3	1	0	0	0	0	0
Inning Stats	R: 0 E: 0 K: 0 S: 3 H: 1 LOB: 1 BB: 1 P: 7	R: 0 E: 0 K: 1 S: 5 H: 0 LOB: 0 BB: 0 P: 5	R: 0 E: 0 K: 0 S: 3 H: 0 LOB: 0 BB: 0 P: 3	R: 2 E: 1 K: 0 S: 6 H: 3 LOB: 1 BB: 0 P: 6	R: 3 E: 1 K: 0 S: 7 H: 4 LOB: 1 BB: 0 P: 7	R: 0 E: 0 K: 0 S: 3 H: 0 LOB: 0 BB: 0 P: 3	R: 0 E: 0 K: 0 S: 4 H: 1 LOB: 1 BB: 0 P: 4	R: 0 E: 0 K: 1 S: 5 H: 0 LOB: 0 BB: 0 P: 5	R: 1 E: 0 K: 0 S: 6 H: 3 LOB: 2 BB: 0 P: 6	1B: 10 2B: 1 3B: 0 HR: 1 SF: 0 SAC: 2 DP: 2 HBP: 0						

TOP

Pittsburgh Pirates @ St. Louis Cardinals

Busch Stadium, St. Louis, MO

Wed Apr 09 1969, 6:05 PM CST
Att. 10,739 - Unknown

livebaseballscorecards.com

AB	36
R	6
H	12
RBI	6
BB	1
SO	2
LOB	11

WP: 0 PB: 0 SB: 1 CS: 0
PA: 39

PITCHER		IP	WLS	BF	H	R	ER	SO	BB	IBB	HBP	BLK	WP	HR	S	P	ERA	WHIP
Nelson Briles, R ERA: 6.23	(1, 1)	4.1	L	22	8	5	3	1	1	0	0	0	0	0	23	27	6.23	2.077
Mike Torrez, R ERA:	(5, 1)	3.2		11	1	0	0	1	0	0	0	0	0	0	13	13	0.00	0.273
Gary Waslewski, R ERA: 9.0	(9, 1)	1.0		6	3	1	1	0	0	0	0	0	0	1	6	6	9.00	3.000

PITCHER	IP	WLS	BF	H	R	ER	SO	BB	IBB	HBP	BLK	WP	HR	S	P	ERA	WHIP

Batter	1	2	3	4	5	6	7	8	9	AB	R	H	RBI	BB	SO	LOB
Lou Brock, L (1, 7) OBP: 0.100, SLG: 0.100	F7		K			K		K		4	0	0	0	0	3	1
Curt Flood, R (1, 8) OBP: 0.200, SLG: 0.200	CS 1B		FC6-4 1-2f			6-3		F9		4	0	1	0	0	0	1
Vada Pinson, L (1, 9) OBP: 0.400, SLG: 0.667	K 1-2			4-3 3B		BB			K	3	1	1	0	1	2	1
Joe Torre, R (1, 3)		6-3		K		F2			E6 1B	4	0	0	0	0	1	2
Mike Shannon, R (1, 5) OBP: 0.222, SLG: 0.125		K		4-3 3-H			6-3		F7	4	0	0	1	0	1	1
Tim McCarver, L (1, 2) OBP: 0.400, SLG: 0.500		1B		4-3			1B 2B		1-2 1B	4	0	3	0	0	0	0
Julian Javier, R (1, 4) OBP: 0.125, SLG: 0.125		F8			K		G6-4-3 2-3 1B		F7	4	0	1	0	0	1	3
Dal Maxvill, R (1, 6) OBP: 0.500, SLG: 0.400			FC6-4 BB		G6-4-3 BB		G6-4-3 1-2f			1	0	0	0	2	0	2
Nelson Briles, R (1, 1) Mike Torrez, R (5, 1) Phil Gagliano, R (8, PH) Gary Waslewski, R (9, 1)			F8		G6-4-3 1-2f			K		1 1 1 0	0 0 0 0	0 0 0 0	0 0 0 0	0 0 1 0	0 0 0 0	1 1 0 0
Inning Stats	R: 0 H: 1 E: 0 LOB: 0 K: 1 BB: 0 S: 5 P: 5	R: 0 H: 1 E: 0 LOB: 1 K: 1 BB: 0 S: 6 P: 6	R: 0 H: 0 E: 0 LOB: 1 K: 1 BB: 1 S: 5 P: 9	R: 1 H: 1 E: 0 LOB: 0 K: 1 BB: 0 S: 6 P: 6	R: 0 H: 0 E: 0 LOB: 0 K: 1 BB: 1 S: 4 P: 8	R: 0 H: 0 E: 0 LOB: 1 K: 1 BB: 1 S: 5 P: 9	R: 0 H: 2 E: 0 LOB: 1 K: 0 BB: 0 S: 4 P: 4	R: 0 H: 0 E: 0 LOB: 0 K: 2 BB: 0 S: 7 P: 7	R: 0 H: 1 E: 1 LOB: 2 K: 1 BB: 0 S: 7 P: 7	1B: 4 SF: 0 2B: 1 SAC: 0 3B: 1 DP: 2 HR: 0 HBP: 0						WP: 0 PA: 34 PB: 0 SB: 0 CS: 1	

PITCHER		IP	WLS	BF	H	R	ER	SO	BB	IBB	HBP	BLK	WP	HR	S	P	ERA	WHIP
Bob Veale, L ERA: 1.0	(1, 1)	9.0	W	34	6	1	1	9	3	0	0	0	0	0	49	61	1.00	1.000

PITCHER	IP	WLS	BF	H	R	ER	SO	BB	IBB	HBP	BLK	WP	HR	S	P	ERA	WHIP

BOTTOM

Pittsburgh Pirates @ St. Louis Cardinals

Busch Stadium, St. Louis, MO

Wed Apr 09 1969, 6:05 PM CST

Att. 10,739 - Unknown

livebaseballscorecards.com

AB	31
R	1
H	6
RBI	1
BB	3
SO	9
LOB	13

Batter	1	2	3	4	5	6	7	8	9	AB	R	H	RBI	BB	SO	LOB
Matty Alou, L (1, 8) OBP: 0.412, SLG: 0.471	F5		4-3		G3, SF8, 2B		6-3		F2	5	1	1	0	0	0	1
Richie Hebner, L (1, 5) OBP: 0.500, SLG: 0.455	1B		F7		G3 2-3			WP, 2B, 1B	F8	5	1	2	0	0	0	2
Roberto Clemente, R (1, 9) OBP: 0.313, SLG: 0.286	K		1B		SF8 3-H			BBBB 2B 1-2 1B, BB	SSS K	3	1	1	1	1	2	2
Willie Stargell, L (1, 7) OBP: 0.500, SLG: 0.846	4-3		F7		3-1			1B 1-3 2-H 2B		4	0	1	1	0	0	2
Al Oliver, L (1, 3) OBP: 0.500, SLG: 0.333		1B 1B		F3		F2		I I I I 1B IBB		3	0	1	0	1	0	0
Bill Mazeroski, R (1, 4) OBP: 0.214, SLG: 0.154		F9		BBBB 5-3 S BB		5-3		G6-4-3 1-2 2-3 3-H 1B		3	0	1	1	1	0	1
Jerry May, R (1, 2) OBP: 0.286, SLG: 0.571		1-2 1B		5-3 1-3		6-3		SSS K		4	0	1	0	0	1	4
Freddie Patek, R (1, 6) OBP: 0.286, SLG: 0.231		P3		BBBB BB			SSS K	G6-4-3 1-2f		3	0	0	0	1	1	5
Dock Ellis, S (1, 1) OBP: 0.250, SLG: 0.250		1-3		SSS K			F7		1B	4	0	1	0	0	1	4
Inning Stats	R: 0 E: 0 K: 1 S: 6 H: 1 LOB: 1 BB: 0 P: 6	R: 0 E: 0 K: 0 S: 5 H: 2 LOB: 2 BB: 0 P: 5	R: 0 E: 0 K: 0 S: 4 H: 1 LOB: 1 BB: 0 P: 4	R: 0 E: 0 K: 1 S: 5 H: 0 LOB: 2 BB: 2 P: 13	R: 1 E: 0 K: 0 S: 4 H: 1 LOB: 0 BB: 0 P: 4	R: 0 E: 0 K: 0 S: 3 H: 0 LOB: 0 BB: 0 P: 3	R: 0 E: 0 K: 1 S: 5 H: 0 LOB: 0 BB: 0 P: 5	R: 2 E: 0 K: 1 S: 7 H: 3 LOB: 2 BB: 2 P: 15	R: 0 E: 0 K: 1 S: 6 H: 1 LOB: 1 BB: 0 P: 6	1B: 7 2B: 2 3B: 0 HR: 0 SF: 1 SAC: 0 DP: 1 HBP: 0						

TOP

Pittsburgh Pirates @ St. Louis Cardinals

Busch Stadium, St. Louis, MO

Thu Apr 10 1969, 3:33 AM CST

Att. 10,283 - Unknown

livebaseballscorecards.com

AB	34
R	3
H	9
RBI	3
BB	4
SO	5
LOB	21

PITCHER		IP	WLS	BF	H	R	ER	SO	BB	IBB	HBP	BLK	WP	HR	S	P	ERA	WHIP
Ray Washburn, R ERA: 3.86	(1, 1)	7.0	L	33	8	3	3	3	3	1	0	0	1	0	35	51	3.86	1.571
Ron Willis, R ERA:	(8, 1)	2.0		6	1	0	0	2	0	0	0	0	0	0	10	10	0.00	0.500

PITCHER		IP	WLS	BF	H	R	ER	SO	BB	IBB	HBP	BLK	WP	HR	S	P	ERA	WHIP

Batter	1	2	3	4	5	6	7	8	9	AB	R	H	RBI	BB	SO	LOB
Lou Brock, L (1, 7) OBP: 0.071, SLG: 0.071	4-3		FC3-6 (1-2f)		4-3			3-4-1		4	1	0	0	0	0	1
Curt Flood, R (1, 8) OBP: 0.214, SLG: 0.286	4-3		PB, 1-H, 2B		5-3			4-5-3		4	0	1	1	0	0	0
Vada Pinson, L (1, 9) OBP: 0.357, SLG: 0.500	4-3		BBB, 2-3, BB			F8		SSS, K		3	0	0	0	1	1	0
Joe Torre, R (1, 3) OBP: 0.071, SLG: 0.071		1B	SSS, K			SSS, K			6-3	4	0	1	0	0	2	2
Tim McCarver, L (1, 2) OBP: 0.286, SLG: 0.357		F7		6-3		6-3			5-3	4	0	0	0	0	0	1
Mike Shannon, R (1, 5) OBP: 0.308, SLG: 0.500		F9		5-3			G5-4-3		HR	4	1	2	1	0	0	1
Julian Javier, R (1, 4) OBP: 0.182, SLG: 0.182 Bill White, L (9, PH)		5-3		E5			G5-4-3 (1-2f)		SSS, K	3 1	0 0	1 0	0 0	0 0	0 1	2 0
Dal Maxvill, R (1, 6) OBP: 0.545, SLG: 0.500			FC3-6	5-3						3	0	2	0	0	0	1
Ray Washburn, R (1, 1) Ron Willis, R (8, 1)			SSS, K		SSS, K		SSS, K			3 0	0 0	0 0	0 0	0 0	3 0	2 0
Inning Stats	R: 0 H: 0 E: 0 LOB: 0 K: 0 BB: 0 S: 3 P: 3	R: 0 H: 1 E: 0 LOB: 1 K: 0 BB: 0 S: 4 P: 4	R: 1 H: 2 E: 0 LOB: 2 K: 2 BB: 1 S: 9 P: 13	R: 0 H: 1 E: 1 LOB: 1 K: 0 BB: 0 S: 4 P: 4	R: 0 H: 0 E: 0 LOB: 0 K: 1 BB: 0 S: 5 P: 5	R: 0 H: 0 E: 0 LOB: 0 K: 1 BB: 0 S: 5 P: 5	R: 0 H: 2 E: 0 LOB: 1 K: 1 BB: 0 S: 6 P: 6	R: 0 H: 0 E: 0 LOB: 0 K: 1 BB: 0 S: 5 P: 5	R: 1 H: 1 E: 0 LOB: 0 K: 1 BB: 0 S: 6 P: 6	1B: 5 SF: 0 2B: 1 SAC: 0 3B: 0 DP: 1 HR: 1 HBP: 0							WP: 0 PA: 34 PB: 1 SB: 1 CS: 0

PITCHER	IP	WLS	BF	H	R	ER	SO	BB	IBB	HBP	BLK	WP	HR	S	P	ERA	WHIP
Dock Ellis, R (1, 1) ERA: 2.0	9.0	W	34	7	2	2	7	1	0	0	0	0	1	47	51	2.00	0.889

PITCHER	IP	WLS	BF	H	R	ER	SO	BB	IBB	HBP	BLK	WP	HR	S	P	ERA	WHIP

BOTTOM

Pittsburgh Pirates @ St. Louis Cardinals

Busch Stadium, St. Louis, MO

Thu Apr 10 1969, 3:33 AM CST

Att. 10,283 - Unknown

livebaseballscorecards.com

AB	33
R	2
H	7
RBI	2
BB	1
SO	7
LOB	10

Batter	1	2	3	4	5	6	7	8	9	AB	R	H	RBI	BB	SO	LOB
Tony Taylor, R (1, 5) OBP: 0.375, SLG: 0.375	F8		4-3			1B		5-3		4	0	1	0	0	0	1
Cookie Rojas, R (1, 4) OBP: 0.250, SLG: 0.250	6-3		5-3			G5-4-3		6-3		4	0	1	0	0	0	1
Ron Stone, L (1, 7) OBP: 0.125, SLG: 0.250	K		K			F7		K		4	0	0	0	0	3	3
Dick Allen, R (1, 3) OBP: 0.294, SLG: 0.313		K	K			G5-4-3			L6	4	0	0	0	0	2	2
Johnny Callison, L (1, 9) OBP: 0.235, SLG: 0.412		HR	P6				F7		F8	4	1	1	1	0	0	0
Don Money, R (1, 6) OBP: 0.412, SLG: 0.800		BB	5-3				K		F9	3	0	0	0	1	1	0
Larry Hisle, R (1, 8) OBP: 0.250, SLG: 0.200		K			K		1B			3	0	1	0	0	2	1
Mike Ryan, R (1, 2) OBP: 0.200, SLG: 0.267		E5			5-3		6-3			3	0	0	0	0	0	2
Jerry Johnson, R (1, 1)		1-3			K			6-3 5-3 1B		2	0	0	0	0	1	2
Gary Wagner, R (6, 1)										0	0	0	0	0	0	0
John Briggs, L (8, PH) OBP: 0.500, SLG: 0.500										1	0	1	0	0	0	0
Luis Peraza, R (8, 1)										0	0	0	0	0	0	0
Inning Stats	R: 0 E: 0 K: 1 S: 5 H: 0 LOB: 0 BB: 0 P: 5	R: 1 E: 1 K: 2 S: 9 H: 1 LOB: 2 BB: 1 P: 13	R: 0 E: 0 K: 1 S: 5 H: 0 LOB: 0 BB: 0 P: 5	R: 0 E: 0 K: 1 S: 5 H: 0 LOB: 0 BB: 0 P: 5	R: 0 E: 0 K: 2 S: 7 H: 0 LOB: 0 BB: 0 P: 7	R: 0 E: 0 K: 0 S: 4 H: 2 LOB: 1 BB: 0 P: 4	R: 0 E: 0 K: 1 S: 6 H: 1 LOB: 1 BB: 0 P: 6	R: 0 E: 0 K: 1 S: 6 H: 1 LOB: 1 BB: 0 P: 6	R: 0 E: 0 K: 0 S: 3 H: 0 LOB: 0 BB: 0 P: 3	1B: 4 2B: 0 3B: 0 HR: 1 SF: 0 SAC: 0 DP: 1 HBP: 0						

PITCHER	IP	WLS	BF	H	R	ER	SO	BB	IBB	HBP	BLK	WP	HR	S	P	ERA	WHIP
Bob Moose, R (1, 1) ERA: 1.0	9.0	W	33	5	1	1	9	1	0	0	0	0	1	50	54	1.00	0.667

PITCHER	IP	WLS	BF	H	R	ER	SO	BB	IBB	HBP	BLK	WP	HR	S	P	ERA	WHIP

TOP

Philadelphia Phillies @ Pittsburgh Pirates

Forbes Field, Pittsburgh, PA

Fri Apr 11 1969, 6:05 PM EST

Att. 31,641 - Unknown

livebaseballscorecards.com

AB	32
R	1
H	5
RBI	1
BB	1
SO	9
LOB	12

PA: 33

WP: 0
PB: 0
SB: 0
CS: 0

Batter	1	2	3	4	5	6	7	8	9	AB	R	H	RBI	BB	SO	LOB
Matty Alou, L (1, 8) OBP: 0.409, SLG: 0.524	5-3		F9		1B		1B 2B	SF9 3-H		4	1	2	2	0	0	1
Richie Hebner, L (1, 5) OBP: 0.471, SLG: 0.438	F8		FC6 1-3 1B		F8		BB 1B 2-H 1B	P6		5	1	2	1	0	0	2
Al Oliver, L (1, 9) OBP: 0.500, SLG: 0.333	L8		FC6 1-2f			1B 1B 1B BBBB	1B 1-2 BB			3	1	1	0	1	0	2
Willie Stargell, L (1, 7) OBP: 0.500, SLG: 0.765		F8		1-3		1B SF7 1-2 1B	PB 1-3 2-H 1B			4	1	2	1	0	0	0
Bob Robertson, R (1, 3) OBP: 0.214, SLG: 0.154		K SSS		K SSS		1B 1-3 2-H 1B BBBB	FC6-4 1-2 BB			3	0	1	1	1	2	0
Bill Mazeroski, R (1, 4) OBP: 0.167, SLG: 0.125		6-3		F2		SF7 3-H BBBB	FC6-4 1-2f			3	0	0	1	0	0	3
Jerry May, R (1, 2) OBP: 0.333, SLG: 0.722			HR		SH1-4 1B 1B	6-3		K SSS		4	2	2	1	0	1	0
Freddie Patek, R (1, 6) OBP: 0.333, SLG: 0.250			1B 1B		K SSS		F9 BBBB	1B SF9 BB		3	1	1	0	1	1	1
Bob Moose, R (1, 1) OBP: 0.333, SLG: 0.333			K SSS		SH1-4 1-2		F9	1-3 1B		3	0	1	0	0	1	1
Inning Stats	R: 0 H: 0 E: 0 LOB: 0 K: 0 BB: 0 S: 3 P: 3	R: 0 H: 0 E: 0 LOB: 0 K: 1 BB: 0 S: 5 P: 5	R: 1 H: 3 E: 0 LOB: 2 K: 1 BB: 0 S: 8 P: 8	R: 0 H: 0 E: 0 LOB: 0 K: 1 BB: 0 S: 5 P: 5	R: 1 H: 2 E: 0 LOB: 1 K: 1 BB: 0 S: 7 P: 7	R: 2 H: 3 E: 0 LOB: 0 K: 0 BB: 0 S: 5 P: 5	R: 2 H: 3 E: 0 LOB: 3 K: 0 BB: 2 S: 6 P: 14	R: 1 H: 1 E: 0 LOB: 1 K: 1 BB: 1 S: 6 P: 10		1B: 10 SF: 2 2B: 1 SAC: 1 3B: 0 DP: 0 HR: 1 HBP: 0						WP: 0 PA: 38 PB: 1 SB: 0 CS: 0

PITCHER		IP	WLS	BF	H	R	ER	SO	BB	IBB	HBP	BLK	WP	HR	S	P	ERA	WHIP
Jerry Johnson, R ERA: 6.75	(1, 1)	5.1	L	23	8	4	4	4	0	0	0	0	0	1	31	31	6.75	1.500
Gary Wagner, R ERA: 18.0	(6, 1)	1.2		10	3	2	2	0	2	0	0	0	0	0	8	16	10.80	3.000
Luis Peraza, R ERA: 16.2	(8, 1)	1.0		5	1	1	1	1	1	0	0	0	0	0	6	10	9.00	2.000

PITCHER	IP	WLS	BF	H	R	ER	SO	BB	IBB	HBP	BLK	WP	HR	S	P	ERA	WHIP

BOTTOM

Philadelphia Phillies @ Pittsburgh Pirates

Forbes Field, Pittsburgh, PA

Fri Apr 11 1969, 6:05 PM EST

Att. 31,641 - Unknown

livebaseballscorecards.com

AB	32
R	7
H	12
RBI	7
BB	3
SO	5
LOB	10

Batter	1	2	3	4	5	6	7	8	9	AB	R	H	RBI	BB	SO	LOB
Tony Taylor, R (1, 4) (8, 5) OBP: 0.286, SLG: 0.286	1-3	6-3		G3		1-3		P2		5	0	0	0	0	0	4
John Briggs, L (1, 7) OBP: 0.286, SLG: 0.286	4-3		2B S 1B		F6		L8	P5		5	1	1	0	0	0	3
Dick Allen, R (1, 3) OBP: 0.318, SLG: 0.381	2B 3B 1B		F8 SF9 1-H 2B		5-3		K		F7	5	2	2	1	0	1	0
Johnny Callison, L (1, 9) OBP: 0.318, SLG: 0.476	1-3 3B 2B		F8 2-3		BB 1B BB		3-1		BB 1B	4	3	2	0	1	0	1
Deron Johnson, R (1, 5) OBP: 0.667, SLG: 0.500	3B BB		SF9 3-H		1B 1-2 BB			2B 1B BB	1B 9-2 1-2 BB	0	1	0	1	3	0	0
Terry Harmon, R (8, PR) (8, 4) OBP: 0.667, SLG: 0.500										0	1	0	0	1	0	0
Don Money, R (1, 6) OBP: 0.500, SLG: 0.950	1-H 2-H 3-H 3B		5-3		1-2 2-H 1B			1B 1-3 2B	1-3 2-H 1B	5	0	4	5	0	0	0
Larry Hisle, R (1, 8) OBP: 0.286, SLG: 0.211	K			4-3 1B	K			1B IBB	9-2 3-Hf	4	0	1	0	1	2	5
Mike Ryan, R (1, 2) OBP: 0.158, SLG: 0.211		P4		4-3 1-2		L8		K		4	0	0	0	0	1	4
Grant Jackson, S (1, 1) OBP: 0.500, SLG: 0.500		F5		1B		1-3		1-2 2-3 3-H 1B		4	0	2	1	0	0	0
Inning Stats	R: 3 H: 3 E: 0 LOB: 1 K: 1 BB: 1 S: 8 P: 12	R: 0 H: 0 E: 0 LOB: 0 K: 0 BB: 0 S: 3 P: 3	R: 2 H: 2 E: 0 LOB: 0 K: 0 BB: 0 S: 5 P: 5	R: 0 H: 2 E: 0 LOB: 1 K: 0 BB: 0 S: 4 P: 4	R: 1 H: 1 E: 0 LOB: 2 K: 1 BB: 2 S: 6 P: 14	R: 0 H: 0 E: 0 LOB: 0 K: 0 BB: 0 S: 3 P: 3	R: 0 H: 0 E: 0 LOB: 0 K: 1 BB: 0 S: 5 P: 5	R: 1 H: 2 E: 0 LOB: 3 K: 1 BB: 2 S: 7 P: 15	R: 1 H: 2 E: 0 LOB: 1 K: 0 BB: 1 S: 4 P: 8	1B: 8 SF: 1 2B: 4 SAC: 0 3B: 1 DP: 1 HR: 0 HBP: 0						

PITCHER		IP	WLS	BF	H	R	ER	SO	BB	IBB	HBP	BLK	WP	HR	S	P	ERA	WHIP
Jim Bunning, R ERA: 22.5	(1, 1)	2.0	L	12	5	5	5	1	1	0	0	0	0	0	13	17	22.50	3.000
Chuck Hartenstein, R ERA:	(3, 1)	1.0		3	0	0	0	0	0	0	0	0	0	0	3	3	0.00	0.000
Jim Shellenback, L ERA: 3.0	(4, 1)	3.0		13	3	1	1	1	2	0	0	0	0	0	13	21	3.00	1.667
Luke Walker, L ERA: 4.5	(7, 1)	2.0		10	2	1	1	2	1	1	0	0	0	0	12	20	4.50	1.500
Bruce Dal Canton, R ERA: 6.75	(9, 1)	0.1		4	2	1	1	0	1	0	0	0	0	0	3	7	27.00	9.000

PITCHER		IP	WLS	BF	H	R	ER	SO	BB	IBB	HBP	BLK	WP	HR	S	P	ERA	WHIP
Ron Kline, R ERA:	(9, 1)	0.2		1	0	0	0	0	0	0	0	0	0	0	1	1	0.00	0.000

TOP

Philadelphia Phillies @ Pittsburgh Pirates
Forbes Field, Pittsburgh, PA
Sat Apr 12 1969, 3:33 AM EST
Att. 12,474 - Unknown

livebaseballscorecards.com

AB	36
R	8
H	12
RBI	8
BB	6
SO	4
LOB	17

WP: 0 PA: 43
PB: 0
SB: 1
CS: 0

BOTTOM

Philadelphia Phillies @ Pittsburgh Pirates
Forbes Field, Pittsburgh, PA
Sat Apr 12 1969, 3:33 AM EST
Att. 12,474 - Unknown

livebaseballscorecards.com

Batter	1	2	3	4	5	6	7	8	9	AB	R	H	RBI	BB	SO	LOB
Matty Alou, L (1, 8) OBP: 0.423, SLG: 0.520	F9		4-3			G4-6-3 BB 1-2 1B		FC6-4 1-2 1B		4	0	2	0	0	0	1
Richie Hebner, L (1, 5) OBP: 0.429, SLG: 0.368	K			P6		BBBB G4-6-3 1-2 2-3 BB		F9		3	0	0	0	1	1	2
Roberto Clemente, R (1, 9) OBP: 0.250, SLG: 0.222	F7			F8		G4-6-3 1-2f 2-3 3-H		FC6-4 1-2f 2-3		4	0	0	0	0	0	4
Willie Stargell, L (1, 7) OBP: 0.409, SLG: 0.619		F9		F7		K			K	4	0	0	0	0	2	1
Bob Robertson, R (1, 3) OBP: 0.250, SLG: 0.200 Al Oliver, L (6, 3) OBP: 0.400, SLG: 0.250		K			FC4-6 1B		L9		F8	2 2	0 0	1 0	0 0	0 0	1 0	0 0
Bill Mazeroski, R (1, 4) OBP: 0.136, SLG: 0.100	6-3				F7		5-3		1-3	4	0	0	0	0	0	1
Jerry May, R (1, 2) OBP: 0.286, SLG: 0.619			6-3		FC4-6 1-2f		5-3			3	0	0	0	0	0	1
Freddie Patek, R (1, 6) OBP: 0.381, SLG: 0.278			1B		L7			BBBB FC6-4 1B BB		2	0	1	0	1	0	1
Jim Bunning, R (1, 1) Chuck Hartenstein, R (3, 1) Carl Taylor, R (3, PH) Jim Shellenback, L (4, 1) Jose Pagan, R (6, PH) Luke Walker, L (7, 1) Jose Martinez, R (8, PH) Bruce Dal Canton, R (9, 1) Ron Kline, R (8, 1)	K					BB 1B G4-6-3 1B		K		0 0 1 0 1 0 1 0 0	0 0 0 0 1 0 1 0 0	0 0 0 0 0 0 0 0 0	0 0 0 0 0 0 0 0 0	0 0 0 0 0 0 1 0 0	0 0 1 0 0 0 1 0 0	0 0 1 0 0 0 1 0 0
Inning Stats	R: 0 H: 0 E: 0 LOB: 0 K: 1 BB: 0 S: 5 P: 5	R: 0 H: 0 E: 0 LOB: 0 K: 1 BB: 0 S: 5 P: 5	R: 0 H: 1 E: 0 LOB: 1 K: 1 BB: 0 S: 6 P: 6	R: 0 H: 0 E: 0 LOB: 0 K: 0 BB: 0 S: 3 P: 3	R: 0 H: 1 E: 0 LOB: 1 K: 0 BB: 0 S: 4 P: 4	R: 1 H: 2 E: 0 LOB: 1 K: 1 BB: 1 S: 6 P: 10	R: 0 H: 0 E: 0 LOB: 0 K: 0 BB: 0 S: 3 P: 3	R: 0 H: 1 E: 0 LOB: 2 K: 1 BB: 1 S: 6 P: 10	R: 0 H: 0 E: 0 LOB: 0 K: 1 BB: 0 S: 5 P: 5	1B: 5 2B: 0 3B: 0 HR: 0	SF: 0 SAC: 0 DP: 1 HBP: 0						

AB	31
R	1
H	5
RBI	0
BB	2
SO	6
LOB	13

PITCHER	IP	WLS	BF	H	R	ER	SO	BB	IBB	HBP	BLK	WP	HR	S	P	ERA	WHIP	PITCHER	IP	WLS	BF	H	R	ER	SO	BB	IBB	HBP	BLK	WP	HR	S	P	ERA	WHIP
Grant Jackson, L (1, 1) ERA: 1.0	9.0	W	33	5	1	1	6	2	0	0	0	0	0	43	51	1.00	0.778																		

Batter	1	2	3	4	5	6	7	8	9	AB	R	H	RBI	BB	SO	LOB
Tony Taylor, R (1, 4) (8, 5) OBP: 0.280, SLG: 0.280	1-3		G3		6-3		1B			4	0	1	0	0	0	1
John Briggs, L (1, 7) OBP: 0.273, SLG: 0.200	1-3			K		BB, BB, G6-2-3, BB	L9			3	0	0	0	1	1	2
Dick Allen, R (1, 3) OBP: 0.346, SLG: 0.458	F9			3B		G6-2-3, BB, 1-2, E, BB	6-3			3	2	1	0	1	0	2
Johnny Callison, L (1, 9) OBP: 0.346, SLG: 0.542		K		HR, 3-H, 3B		G6-2-3, 1-2, 2-3, E, BB		K		3	2	1	1	1	2	0
Deron Johnson, R (1, 5) OBP: 0.600, SLG: 1.000		F8		HR, 3-H		G6-2-3, 1-2, 2-3, 3-Hf		E9, FC6-2, 1B		4	1	2	2	0	0	3
Terry Harmon, R (8, PR) OBP: 0.667, SLG: 0.500 (8, 4)										0	0	0	0	0	0	0
Don Money, R (1, 6) OBP: 0.423, SLG: 0.792		5-3		P6		E5, WP, 2-H, 3-H		FC6-2, CS, 3-H		4	0	0	0	0	0	1
Larry Hisle, R (1, 8) OBP: 0.280, SLG: 0.182			BB	K	K, 2-3			CS, 1-2	5-3	3	0	0	0	1	2	1
Mike Ryan, R (1, 2) OBP: 0.130, SLG: 0.174			P6		6-3		6-3		6-3	4	0	0	0	0	0	1
Rick Wise, R (1, 1)			K		K		1B, BB		L1-3	2	0	0	0	1	2	1
Bill Wilson, R (7, 1)										0	0	0	0	0	0	0
Turk Farrell, R (8, 1)										0	0	0	0	0	0	0
Don Lock, R (9, PH)										1	0	0	0	0	0	0

TOP

Philadelphia Phillies @ Pittsburgh Pirates
Forbes Field, Pittsburgh, PA
Sun Apr 13 1969, 3:33 AM EST
Att. 14,981 - Unknown

livebaseballscorecards.com

AB	31
R	5
H	5
RBI	3
BB	5
SO	7
LOB	12

Inning Stats	1	2	3	4	5	6	7	8	9
	R: 0 E: 0 K: 0 S: 3	H: 0 LOB: 0 BB: 0 P: 3	R: 0 E: 0 K: 1 S: 5	H: 0 LOB: 0 BB: 0 P: 5	R: 0 E: 0 K: 1 S: 5	H: 0 LOB: 1 BB: 0 P: 9	R: 3 E: 0 K: 2 S: 10	H: 3 LOB: 0 BB: 0 P: 10	R: 0 E: 0 K: 1 S: 5	H: 0 LOB: 0 BB: 0 P: 5	R: 2 E: 1 K: 1 S: 5	H: 0 LOB: 1 BB: 3 P: 17	R: 0 E: 0 K: 0 S: 4	H: 1 LOB: 2 BB: 1 P: 8	R: 0 E: 1 K: 1 S: 5	H: 1 LOB: 1 BB: 0 P: 5	R: 0 E: 0 K: 0 S: 3	H: 0 LOB: 0 BB: 0 P: 3

| | | | | | | | | | |

BOTTOM

Philadelphia Phillies @ Pittsburgh Pirates
Forbes Field, Pittsburgh, PA
Sun Apr 13 1969, 3:33 AM EST
Att. 14,981 - Unknown

Batter	1	2	3	4	5	6	7	8	9	AB	R	H	RBI	BB	SO	LOB
Matty Alou, L (1, 8) OBP: 0.419, SLG: 0.517	G3		F7		F8		1-3 2-H 2B	IBB		4	0	1	1	1	0	2
Richie Hebner, L (1, 5) OBP: 0.423, SLG: 0.375	P6			G4-6-3 1B		G1-6-3 1B	4-3	F7		5	0	2	0	0	0	6
Roberto Clemente, R (1, 9) OBP: 0.250, SLG: 0.190	K			G4-6-3 1-2f		G1-6-3 1-2f		HR BB		3	1	0	0	1	1	2
Willie Stargell, L (1, 7) OBP: 0.462, SLG: 0.880		HR		1B		F8		1-H HR		4	2	3	3	0	0	0
Al Oliver, L (1, 3) OBP: 0.429, SLG: 0.333		F5		F7			FC4-6 1B	E SH3-4 1B		4	1	2	0	0	0	1
Manny Sanguillen, R (1, 2) OBP: 0.500, SLG: 0.500		F9			FC6-5 1-3 1B		FC4-6 S 1-2f 1B	SH3-4 1-2		3	1	1	0	0	0	1
Bill Mazeroski, R (1, 4) OBP: 0.115, SLG: 0.083		1-4-3			1-3 1-2		L9	E5 2B 2-H		4	0	0	0	0	0	2
Freddie Patek, R (1, 6) OBP: 0.400, SLG: 0.364			F9		FC6-5 1B 2-3		E 1-H 2B 1B	1-3 2B		4	1	2	1	0	0	1
Steve Blass, R (1, 1) OBP: 0.200, SLG: 0.200			5-3		1-3 1B		E6 2B 1-2			2	0	1	0	0	0	0
Luke Walker, L (6, 1)										0	0	0	0	0	0	0
Bob Robertson, R (7, PH) OBP: 0.235, SLG: 0.188										1	0	0	0	0	0	1
Carl Taylor, R (7, PR)										0	0	0	0	0	0	0
Ron Kline, R (8, 1)										1	0	0	0	0	1	2
Inning Stats	R: 0 E: 0 K: 1 S: 5 H: 0 LOB: 0 BB: 0 P: 5	R: 1 E: 0 K: 0 S: 4 H: 1 LOB: 0 BB: 0 P: 4	R: 0 E: 0 K: 0 S: 3 H: 0 LOB: 0 BB: 0 P: 3	R: 0 E: 0 K: 0 S: 4 H: 2 LOB: 1 BB: 0 P: 4	R: 0 E: 0 K: 0 S: 5 H: 2 LOB: 2 BB: 0 P: 5	R: 0 E: 0 K: 0 S: 3 H: 1 LOB: 0 BB: 0 P: 3	R: 2 E: 1 K: 0 S: 7 H: 3 LOB: 3 BB: 0 P: 7	R: 3 E: 1 K: 1 S: 9 H: 3 LOB: 3 BB: 2 P: 17		1B: 8 2B: 2 3B: 0 HR: 2 SF: 0 SAC: 1 DP: 2 HBP: 0				WP: 0 PB: 0 SB: 1 CS: 0 PA: 38		

livebaseballscorecards.com

	AB	35
	R	6
	H	12
	RBI	5
	BB	2
	SO	2
	LOB	18

PITCHER		IP	WLS	BF	H	R	ER	SO	BB	IBB	HBP	BLK	WP	HR	S	P	ERA	WHIP
Rick Wise, R ERA: 3.09	(1, 1)	6.2		28	9	3	2	1	0	0	0	0	0	1	30	30	2.70	1.350
Bill Wilson, R ERA: 6.75	(7, 1)	0.1	L	4	2	3	3	0	1	0	0	0	0	1	3	7	81.00	9.000
Turk Farrell, R ERA:	(8, 1)	1.0		6	1	0	0	1	0	1	0	0	0	0	7	11	0.00	1.000

PITCHER	IP	WLS	BF	H	R	ER	SO	BB	IBB	HBP	BLK	WP	HR	S	P	ERA	WHIP

Batter	1	2	3	4	5	6	7	8	9	AB	R	H	RBI	BB	SO	LOB
Matty Alou, L (1, 8) OBP: 0.389, SLG: 0.455	BBBB 4-0 BB BB BB	x 0-0 3 3-1			x 0-0 1 2 G4-6-3 1-2f		x 0-0 3 6-3		SSS 0-3 2 K	4	0	0	0	1	1	4
Jose Pagan, R (1, 5) OBP: 0.222, SLG: 0.222	x 0-0 1 P6		x 0-0 1 F3		x 0-0 1B			x 0-0 1 F8	x 0-0 3 F8	5	0	1	0	0	0	3
Roberto Clemente, R (1, 9) OBP: 0.250, SLG: 0.167	BBBB 4-0 1-2 BB BB		x 0-0 2 1-3		x 0-0 3 F7			x 0-0 2 F9		3	0	0	0	1	0	1
Willie Stargell, L (1, 7) OBP: 0.467, SLG: 0.857	BBBB 4-0 1-2 2-3 BB		SSS 0-3 3 K			SSS 0-3 1 K		x 0-0 2B		3	0	1	0	1	2	0
Bob Robertson, R (1, 3) OBP: 0.238, SLG: 0.158	x 0-0 2 P3			SSS 0-3 1 K		SSS 0-3 2 K		BBBB 4-0 BB		3	0	0	0	1	2	3
Jerry May, R (1, 2) OBP: 0.280, SLG: 0.560	SSS 0-3 3 K			x 0-0 2 6-3		x 0-0 FC1-4-6 1B		x 0-0 3 F8		4	0	1	0	0	1	5
Bill Mazeroski, R (1, 4) OBP: 0.167, SLG: 0.179		x 0-0 1 1-3		x 0-0 FC5-4 1B		x 0-0 3 FC1-4-6 1-2f			x 0-0 F9 2B	4	0	2	0	0	0	1
Freddie Patek, R (1, 6) OBP: 0.393, SLG: 0.333 Bruce Dal Canton, R (7, 1) Manny Sanguillen, R (9, PH) OBP: 0.600, SLG: 0.600		BBB 4-0 BB		x 0-0 3 FC5-4 1-2f			x 0-0 1 1-3		x 0-0 1B	2 0 1	0 0 0	0 0 1	0 0 0	1 0 0	0 0 0	1 0 0
Bob Veale, S (1, 1) Chuck Hartenstein, R (2, 1) Ron Davis, R (5, PH) OBP: 1.000, SLG: 1.000 Jim Shellenback, L (5, 1) Jose Martinez, R (7, PH) (7, 6)		SSS 0-3 2 K			x 0-0 G4-6-3 1B		SSS 0-3 2 K		x 0-0 1 F9 2-3	1 0 1 0 2	0 0 0 0 0	0 0 1 0 0	0 0 0 0 0	1 0 0 0 1	1 0 0 0 2	1 0 0 0 2
Inning Stats	R: 0 H: 0 E: 0 LOB: 3 K: 1 BB: 3 S: 5 P: 17	R: 0 H: 0 E: 0 LOB: 1 K: 1 BB: 1 S: 5 P: 9	R: 0 H: 0 E: 0 LOB: 0 K: 1 BB: 0 S: 5 P: 5	R: 0 H: 1 E: 0 LOB: 1 K: 1 BB: 0 S: 6 P: 6	R: 0 H: 2 E: 0 LOB: 1 K: 0 BB: 0 S: 4 P: 4	R: 0 H: 1 E: 0 LOB: 1 K: 2 BB: 0 S: 8 P: 8	R: 0 H: 0 E: 0 LOB: 0 K: 1 BB: 0 S: 5 P: 5	R: 0 H: 1 E: 0 LOB: 2 K: 0 BB: 1 S: 4 P: 8	R: 0 H: 2 E: 0 LOB: 2 K: 1 BB: 0 S: 7 P: 7	1B: 5 SF: 0 2B: 2 SAC: 0 3B: 0 DP: 1 HR: 0 HBP: 0						WP: 0 PA: 38 PB: 0 SB: 0 CS: 0

PITCHER	IP	WLS	BF	H	R	ER	SO	BB	IBB	HBP	BLK	WP	HR	S	P	ERA	WHIP
Ken Holtzman, L (1, 1) ERA: 1.0	9.0	W	38	7	0	0	8	5	0	0	0	0	0	49	69	0.00	1.333

PITCHER	IP	WLS	BF	H	R	ER	SO	BB	IBB	HBP	BLK	WP	HR	S	P	ERA	WHIP

TOP

Pittsburgh Pirates @ Chicago Cubs

Wrigley Field, Chicago, IL

Mon Apr 14 1969, 3:33 AM CST

Att. 3,114 - Cloudy - 47 F

livebaseballscorecards.com

AB	33
R	0
H	7
RBI	0
BB	5
SO	8
LOB	21

Batter	1	2	3	4	5	6	7	8	9	AB	R	H	RBI	BB	SO	LOB
Don Kessinger, S (1, 6) OBP: 0.353, SLG: 0.452	FC3-6 1B	1B 2B 2-H		FC6-5 BLK 1B		6-3		K		5	1	3	1	0	1	2
Glenn Beckert, R (1, 4) OBP: 0.412, SLG: 0.387	FC3-6 2B 1-2f	4-3 1B 2-H		FC6-5 1-3			5-3			4	1	1	1	0	0	2
Billy Williams, L (1, 7) OBP: 0.441, SLG: 0.548	WP 1B 2B 1-H	4-3 2-3		F7			G3-4-1			4	1	1	1	0	0	2
Ron Santo, R (1, 5) OBP: 0.406, SLG: 0.480	1B BB 2-3	BB			1-3		1B			2	0	1	0	2	0	0
14 Ernie Banks, R (1, 3) OBP: 0.344, SLG: 0.517	K	F8			1B		F7			4	0	1	0	0	1	5
Randy Hundley, R (1, 2) OBP: 0.286, SLG: 0.320	1B 1-2 3-H		4-3		F9			CS 1B		4	0	2	1	0	0	1
Jim Hickman, R (1, 9) OBP: 0.133, SLG: 0.071	F7		1-3		1-3			FC1-5 1B BB 1-2		3	0	0	0	1	0	3
Don Young, R (1, 8) OBP: 0.417, SLG: 0.429		SH3-4 2B 1B	F9			K		FC1-5 1-2		4	1	2	0	0	1	0
Ken Holtzman, R (1, 1)		SH3-4 1-2		4-3		P4		FC1-5 1-2 2-3		3	0	0	0	0	0	2
Inning Stats	R: 2 E: 0 K: 1 S: 8 H: 3 LOB: 2 BB: 1 P: 12	R: 2 E: 0 K: 0 S: 6 H: 3 LOB: 2 BB: 1 P: 10	R: 0 E: 0 K: 0 S: 3 H: 0 LOB: 0 BB: 0 P: 3	R: 0 E: 0 K: 0 S: 4 H: 1 LOB: 1 BB: 0 P: 4	R: 0 E: 0 K: 0 S: 4 H: 1 LOB: 1 BB: 0 P: 4	R: 0 E: 0 K: 1 S: 5 H: 0 LOB: 0 BB: 0 P: 5	R: 0 E: 0 K: 0 S: 4 H: 1 LOB: 1 BB: 0 P: 4	R: 0 E: 0 K: 1 S: 6 H: 2 LOB: 2 BB: 1 P: 10		1B: 9 2B: 2 3B: 0 HR: 0	SF: 0 SAC: 1 DP: 0 HBP: 0						

PITCHER		IP	WLS	BF	H	R	ER	SO	BB	IBB	HBP	BLK	WP	HR	S	P	ERA	WHIP
Bob Veale, L ERA: 4.35	(1, 1)	1.1	L	11	6	4	4	1	1	0	0	0	1	0	12	16	27.00	5.250
Chuck Hartenstein, R ERA:	(2, 1)	2.2		10	1	0	0	0	1	0	0	1	0	0	9	13	0.00	0.750
Jim Shellenback, L ERA: 1.8	(5, 1)	2.0		7	1	0	0	1	0	0	0	0	0	0	9	9	0.00	0.500
Bruce Dal Canton, R ERA: 2.7	(7, 1)	2.0		9	3	0	0	1	1	0	0	0	0	0	10	14	0.00	2.000

PITCHER	IP	WLS	BF	H	R	ER	SO	BB	IBB	HBP	BLK	WP	HR	S	P	ERA	WHIP

BOTTOM

Pittsburgh Pirates @ Chicago Cubs

Wrigley Field, Chicago, IL

Mon Apr 14 1969, 3:33 AM CST

Att. 3,114 - Cloudy - 47 F

livebaseballscorecards.com

AB	33
R	4
H	11
RBI	4
BB	3
SO	3
LOB	17

WP: 1 PA: 37
PB: 0
SB: 0
CS: 1

Batter	1	2	3	4	5	6	7	8	9	AB	R	H	RBI	BB	SO	LOB
Matty Alou, L (1, 8) OBP: 0.341, SLG: 0.395	6-3		FC3-6 FC5-4 1-2f		F8		P5 1-2	FC6-4 1-2f		5	0	0	0	0	0	7
Richie Hebner, L (1, 5) OBP: 0.414, SLG: 0.346	G3		F8		BBBB 4-0 1B E 1-2 2-3 BB		0-0 6-3		FC4-6 1B	2	1	0	0	1	0	1
Ron Davis, R (7, PH) OBP: 0.500, SLG: 0.500										1	0	0	0	0	0	1
Ron Kline, R (7, 1)										0	0	0	0	0	0	0
Bob Robertson, R (9, PH) OBP: 0.273, SLG: 0.200										1	0	1	0	0	0	0
Roberto Clemente, R (1, 9) OBP: 0.303, SLG: 0.321	HR		FC5-4 1-2f		E8 1-H 2-H 3-H 1B		IBB		FC4-6 FC1-6 1-2f	4	1	2	3	1	0	2
Willie Stargell, L (1, 7) OBP: 0.400, SLG: 0.727	4-3			4-3	F7		SSS 0-3 K		FC1-6 1B 1-2f	5	0	0	0	0	1	4
Al Oliver, L (1, 3) OBP: 0.421, SLG: 0.353		F7		3-1	6-3			1B 1B 1B	FC6-4 1-2 1B	5	0	2	0	0	0	1
Bill Mazeroski, R (1, 4) OBP: 0.171, SLG: 0.182		4-3		FC6-4 1B		P6		P4	FC6-4 1-2f	5	0	1	0	0	0	3
Jerry May, R (1, 2) OBP: 0.310, SLG: 0.536		BBBB 4-0 BB		FC6-4 1-2f		F8		1B 1-2 1B		3	0	1	0	1	0	1
Jose Martinez, R (8, PR) (8, 6)										0	0	0	0	0	0	0
Freddie Patek, R (1, 6) OBP: 0.387, SLG: 0.333		1-3			BB BB 1B 1B	6-3		FC6-4 1-2 2-3 1B		3	1	1	0	0	0	1
Manny Sanguillen, R (8, PH) OBP: 0.667, SLG: 0.667										1	0	1	0	0	0	0
(8, 2)																
Dock Ellis, S (1, 1) OBP: 0.400, SLG: 0.400			FC3-6 1B		BBBB 4-0 BB 1B 1-2 BB		WP 1B	SSS 0-3 K		1	0	1	0	0	0	0
Bruce Dal Canton, R (4, 1)										0	0	0	0	0	0	0
Gary Kolb, L (5, PH)										0	1	0	0	1	0	0
Chuck Hartenstein, R (5, 1)										0	0	0	0	0	0	0
Jose Pagan, R (7, PH) OBP: 0.273, SLG: 0.273										2	0	1	0	0	1	3
(7, 5)																

TOP

Pittsburgh Pirates @ Chicago Cubs

Wrigley Field, Chicago, IL

Tue Apr 15 1969, 3:33 AM CST

Att. 4,362 - Cloudy - 55 F

livebaseballscorecards.com

AB	38
R	4
H	11
RBI	3
BB	4
SO	2
LOB	24

Inning Stats	1	2	3	4	5	6	7	8	9
	R: 1 E: 0 K: 0 S: 4	R: 0 E: 0 K: 0 S: 3	R: 0 E: 0 K: 0 S: 4	R: 0 E: 0 K: 0 S: 4	R: 3 E: 1 K: 0 S: 5	R: 0 E: 0 K: 0 S: 3	R: 0 E: 0 K: 1 S: 6	R: 0 E: 0 K: 1 S: 8	R: 0 E: 0 K: 0 S: 5
	H: 1 LOB: 0 BB: 0 P: 4	H: 0 LOB: 1 BB: 1 P: 7	H: 1 LOB: 0 BB: 0 P: 4	H: 1 LOB: 1 BB: 0 P: 4	H: 2 LOB: 1 BB: 2 P: 13	H: 0 LOB: 0 BB: 0 P: 3	H: 1 LOB: 2 BB: 1 P: 10	H: 3 LOB: 3 BB: 0 P: 8	H: 2 LOB: 2 BB: 0 P: 5

| | | | | | | | | | | | | | | | |

Batter	1	2	3	4	5	6	7	8	9	AB	R	H	RBI	BB	SO	LOB
Don Kessinger, S (1, 6) OBP: 0.342, SLG: 0.457	6-3		F8	G4-1			1-3 2B			4	0	1	0	0	0	1
Glenn Beckert, R (1, 4) OBP: 0.395, SLG: 0.382	L6		G3-6 1B		5-3		SF9 3-H			3	0	1	1	0	0	0
Billy Williams, L (1, 7) OBP: 0.421, SLG: 0.600	HR		G3-6 1-2f		F8		L3-1			4	1	1	1	0	0	2
Ron Santo, R (1, 5) OBP: 0.389, SLG: 0.429	K			1B SF8 BB	1-3			6-3		3	1	0	0	1	1	0
14 Ernie Banks, R (1, 3) OBP: 0.333, SLG: 0.485		HR 1B		F8		6-3		F7		4	1	1	0	0	0	1
Randy Hundley, R (1, 2) OBP: 0.281, SLG: 0.310		F5		BB 2B 1-3		5-3		F8		4	1	1	0	0	0	1
Jim Hickman, R (1, 9) OBP: 0.111, SLG: 0.063		F8		SF8 3-H		K				2	0	0	1	0	1	1
Don Young, R (1, 8) OBP: 0.444, SLG: 0.565		1-H HR		BB 2B 1-2			K			2	2	1	2	1	1	0
Joe Niekro, R (1, 1) OBP: 0.250, SLG: 0.500 Hank Aguirre, R (5, 1) OBP: 1.000, SLG: 1.000 Ted Abernathy, R (8, 1)		K		1-H 2-H 2B			2B SF9 1B			2 1 0	0 1 0	1 1 0	2 0 0	0 0 0	1 0 0	0 0 0
Inning Stats	R: 1 H: 1 E: 0 LOB: 0 K: 1 BB: 0 S: 6 P: 6	R: 2 H: 2 E: 0 LOB: 0 K: 1 BB: 0 S: 7 P: 7	R: 0 H: 1 E: 0 LOB: 0 K: 0 BB: 0 S: 3 P: 3	R: 3 H: 2 E: 0 LOB: 1 K: 0 BB: 2 S: 5 P: 13	R: 0 H: 0 E: 0 LOB: 0 K: 0 BB: 0 S: 3 P: 3	R: 0 H: 0 E: 0 LOB: 0 K: 1 BB: 0 S: 5 P: 5	R: 1 H: 2 E: 0 LOB: 1 K: 1 BB: 0 S: 7 P: 7	R: 0 H: 0 E: 0 LOB: 0 K: 0 BB: 0 S: 3 P: 3		1B: 4 SF: 2 2B: 2 SAC: 0 3B: 0 DP: 1 HR: 2 HBP: 0						WP: 0 PA: 33 PB: 0 SB: 0 CS: 0

PITCHER		IP	WLS	BF	H	R	ER	SO	BB	IBB	HBP	BLK	WP	HR	S	P	ERA	WHIP
Dock Ellis, R ERA: 5.68	(1, 1)	3.2	L	18	6	6	6	2	2	0	0	0	0	2	20	28	14.73	2.182
Bruce Dal Canton, R ERA: 2.45	(4, 1)	0.1		1	0	0	0	0	0	0	0	0	0	0	1	1	0.00	0.000
Chuck Hartenstein, R ERA:	(5, 1)	2.0		6	0	0	0	1	0	0	0	0	0	0	8	8	0.00	0.000
Ron Kline, R ERA: 0.93	(7, 1)	2.0		8	2	1	1	1	0	0	0	0	0	0	10	10	4.50	1.000

PITCHER	IP	WLS	BF	H	R	ER	SO	BB	IBB	HBP	BLK	WP	HR	S	P	ERA	WHIP

BOTTOM

Pittsburgh Pirates @ Chicago Cubs

Wrigley Field, Chicago, IL

Tue Apr 15 1969, 3:33 AM CST

Att. 4,362 - Cloudy - 55 F

livebaseballscorecards.com

AB	29
R	7
H	8
RBI	7
BB	2
SO	4
LOB	6

Batter	1	2	3	4	5	6	7	8	9	AB	R	H	RBI	BB	SO	LOB
Tommie Agee, R (1, 8) OBP: 0.268, SLG: 0.421	5-3		3-1		4-3 2B		K			4	0	1	0	0	1	1
Rod Gaspar, S (1, 9) OBP: 0.317, SLG: 0.250	K		L7		4-3 2-3		P6			4	0	0	0	0	1	2
Ken Boswell, L (1, 4) OBP: 0.481, SLG: 0.609	4-3			3B 3B	BB			K		3	1	1	0	1	1	0
Cleon Jones, R (1, 7) OBP: 0.425, SLG: 0.500		K		3B 1B	4-3			K		4	1	1	0	0	2	2
Ed Kranepool, L (1, 3) OBP: 0.429, SLG: 0.600		2B 1B		1-H 3-H 3B		4-3		F9		4	1	2	2	0	0	0
Amos Otis, R (1, 5) OBP: 0.455, SLG: 0.455		K		4-3		G4-6-3 1B			FC3-6 1B	4	0	2	0	0	1	2
J.C. Martin, L (1, 2) OBP: 0.200, SLG: 0.400		1-H 2B		K		G4-6-3 1-2f			FC3-6 1-2f	4	0	1	1	0	1	3
Bud Harrelson, S (1, 6) OBP: 0.367, SLG: 0.280		K		4-3			6-3		K	4	0	0	0	0	2	3
Jerry Koosman, R (1, 1) Nolan Ryan, R (3, 1) Al Jackson, L (4, 1) Wayne Garrett, L (7, PH) OBP: 0.556, SLG: 0.500 Ron Taylor, R (7, 1) Kevin Collins, L (9, PH)			K		G3				K	1 0 1 0 0 1	0 0 0 0 0 0	0 0 0 0 0 1	0 0 0 1 0 1	0 0 0 0 0 0	1 0 0 0 0 1	0 0 0 0 0 1
Inning Stats	R: 0 E: 0 K: 1 S: 5 H: 0 LOB: 0 BB: 0 P: 5	R: 1 E: 0 K: 3 S: 11 H: 2 LOB: 1 BB: 0 P: 11	R: 0 E: 0 K: 1 S: 5 H: 0 LOB: 0 BB: 0 P: 5	R: 2 E: 0 K: 1 S: 8 H: 3 LOB: 1 BB: 0 P: 8	R: 0 E: 0 K: 0 S: 4 H: 1 LOB: 2 BB: 1 P: 8	R: 0 E: 0 K: 0 S: 3 H: 1 LOB: 0 BB: 0 P: 3	R: 0 E: 0 K: 1 S: 5 H: 0 LOB: 1 BB: 1 P: 9	R: 0 E: 0 K: 2 S: 7 H: 0 LOB: 0 BB: 0 P: 7	R: 0 E: 0 K: 2 S: 8 H: 1 LOB: 1 BB: 0 P: 8	1B: 4 2B: 2 3B: 2 HR: 0 SF: 0 SAC: 0 DP: 1 HBP: 0						

PITCHER	IP	WLS	BF	H	R	ER	SO	BB	IBB	HBP	BLK	WP	HR	S	P	ERA	WHIP
Bob Moose, R (1, 1) ERA: 2.0	9.0	W	36	8	3	3	11	2	0	0	0	0	0	56	64	3.00	1.111

PITCHER	IP	WLS	BF	H	R	ER	SO	BB	IBB	HBP	BLK	WP	HR	S	P	ERA	WHIP

TOP

New York Mets @ Pittsburgh Pirates

Forbes Field, Pittsburgh, PA

Wed Apr 16 1969, 3:33 AM EST

Att. 7,666 - Unknown

livebaseballscorecards.com

AB	34
R	3
H	8
RBI	3
BB	2
SO	11
LOB	14

WP: 0 PA: 36
PB: 0
SB: 0
CS: 0

Batter	1	2	3	4	5	6	7	8	9	AB	R	H	RBI	BB	SO	LOB
Matty Alou, L (1, 8) OBP: 0.391, SLG: 0.415	B B B 4-0 1B 3B BB	x 0-0 1B		B B B 4-0 3B BB	x 0-0 ① L5			x 0-0 PB 2B 1B		3	3	2	0	2	0	0
Ron Davis, R (1, 7) OBP: 0.429, SLG: 0.667	S S S 0-3 ① K	x 0-0 ① P4		x 0-0 1-H 1B 3B	x 0-0 ② 5-3			B B B B 4-0 1-2 2B BB		4	1	1	1	1	1	2
Roberto Clemente, R (1, 9) OBP: 0.342, SLG: 0.394	x 0-0 1-3 3B 1B	x 0-0 ② F8		x 0-0 1B BB FC6-4 3-H 1B	x 0-0 ③ 1-3			x 0-0 ① 1-H 2-H 1B 2B		5	3	3	2	0	0	1
Bob Robertson, R (1, 3) OBP: 0.259, SLG: 0.167	S S S 0-3 ② K	S S S 0-3 ③ K		B B B B 4-0 FC6-4 1B 1-2 1B BB		x 0-0 ① F8		S S S 0-3 ② K		4	1	0	0	1	3	4
Jose Pagan, R (1, 5) OBP: 0.438, SLG: 0.625	x 0-0 1-H 3-H 1B 3B		x 0-0 1B SF9 2B	x 0-0 FC6-4 1-2 2-3 1B		S S S 0-3 ② K		x 0-0 2-H 1B		5	2	4	3	0	1	0
Bill Mazeroski, R (1, 4) OBP: 0.200, SLG: 0.211	x 0-0 1B 1B 3-H 1B		x 0-0 2-3 1B	x 0-0 ① FC6-4 1-2f 2-3 3-H 1B		x 0-0 ③ P6		x 0-0 ③ 6-3		5	1	2	2	0	0	3
Jerry May, R (1, 2) OBP: 0.333, SLG: 0.548	x 0-0 1-3 1B 1B		x 0-0 ① SF9 3-H	x 0-0 1-2 3-H 1B			x 0-0 ① P4			3	0	2	2	0	0	0
Freddie Patek, R (1, 6) OBP: 0.371, SLG: 0.323	x 0-0 1-2 3-H 1B		S S S 0-3 ② K	S S S 0-3 ② K			x 0-0 ② 4-3			4	0	1	1	0	2	3
Bob Moose, R (1, 1) OBP: 0.143, SLG: 0.143	S S S 0-3 ③ K		S S S 0-3 ③ K	x 0-0 ③ P5			S S S 0-3 ③ K			4	0	0	0	0	3	5
Inning Stats	R: 4 E: 0 K: 3 S: 14 H: 5 LOB: 2 BB: 1 P: 18	R: 0 E: 0 K: 1 S: 6 H: 1 LOB: 1 BB: 0 P: 6	R: 1 E: 0 K: 2 S: 9 H: 2 LOB: 1 BB: 0 P: 9	R: 4 E: 0 K: 1 S: 9 H: 4 LOB: 2 BB: 2 P: 17	R: 0 E: 0 K: 0 S: 3 H: 0 LOB: 0 BB: 0 P: 3	R: 0 E: 0 K: 1 S: 5 H: 0 LOB: 0 BB: 0 P: 5	R: 0 E: 0 K: 1 S: 5 H: 0 LOB: 0 BB: 0 P: 5	R: 2 E: 0 K: 1 S: 7 H: 3 LOB: 1 BB: 1 P: 11		1B: 11 2B: 2 3B: 2 HR: 0 SF: 1 SAC: 0 DP: 0 HBP: 0						

BOTTOM

New York Mets @ Pittsburgh Pirates

Forbes Field, Pittsburgh, PA

Wed Apr 16 1969, 3:33 AM EST

Att. 7,666 - Unknown

livebaseballscorecards.com

AB	37
R	11
H	15
RBI	11
BB	4
SO	10
LOB	18

WP: 0 PA: 42
PB: 1
SB: 0
CS: 0

PITCHER		IP	WLS	BF	H	R	ER	SO	BB	IBB	HBP	BLK	WP	HR	S	P	ERA	WHIP
Jerry Koosman, L ERA: 8.68	(1, 1)	2.1	L	16	8	5	5	4	1	0	0	0	0	0	23	27	19.29	3.857
Nolan Ryan, R ERA: 9.64	(3, 1)	1.0		9	4	4	4	2	2	0	0	0	0	0	11	19	36.00	6.000
Al Jackson, L ERA: 9.0	(4, 1)	2.2		8	0	0	0	2	0	0	0	0	0	0	12	12	0.00	0.000
Ron Taylor, R ERA: 5.06	(7, 1)	2.0		9	3	2	2	2	1	0	0	0	0	0	12	16	9.00	2.000

PITCHER		IP	WLS	BF	H	R	ER	SO	BB	IBB	HBP	BLK	WP	HR	S	P	ERA	WHIP

New York Mets @ Pittsburgh Pirates

Forbes Field, Pittsburgh, PA

Thu Apr 17 1969, 6:05 PM EST

Att. 8,097 - Unknown

TOP

livebaseballscorecards.com

Batter	1	2	3	4	5	6	7	8	9	AB	R	H	RBI	BB	SO	LOB
Tommie Agee, R (1, 8) OBP: 0.250, SLG: 0.390	S S S 0-3 ① K		x 0-0 ② 4-3			S S S 0-3 ① K		B B B 4-0 BB		3	0	0	0	0	2	0
Ron Swoboda, R (8, PH) OBP: 0.412, SLG: 0.438										0	0	0	0	1	0	0
Cal Koonce, R (8, 1)										0	0	0	0	0	0	0
Rod Gaspar, S (1, 9) OBP: 0.333, SLG: 0.256	B B B 4-0 BB		x 0-0 ③ F9			x 0-0 CS 1B		x 0-0 ③ F5		3	0	1	0	1	0	1
Ken Boswell, L (1, 4) OBP: 0.419, SLG: 0.519	x 0-0 ② F9			x 0-0 ① G3		S S S 0-3 ② ③ K 1-2			x 0-0 ① L1-3	4	0	0	0	0	1	2
Cleon Jones, R (1, 7) OBP: 0.432, SLG: 0.513	x 0-0 ③ 4-3			x 0-0 CS 2B			B B B 4-0 BB		x 0-0 ② 6-3	3	0	1	0	1	0	1
Ed Kranepool, L (1, 3) OBP: 0.360, SLG: 0.500		x 0-0 ① G3		S S S 0-3 ② ③ K 2-3			x 0-0 ① F8		x 0-0 ③ F8	4	0	0	0	0	1	2
Amos Otis, R (1, 5) OBP: 0.357, SLG: 0.357 (8, 8)		S S S 0-3 ② K			x 0-0 ① F8		x 0-0 ② F3			3	0	0	0	0	1	1
J.C. Martin, L (1, 2) OBP: 0.375, SLG: 0.429		B B B 4-0 BB			x 0-0 1B		x 0-0 ③ G3			2	0	1	0	1	0	1
Al Weis, S (1, 6)		S S S 0-3 ③ K			S S S 0-3 ② K			x 0-0 ① F7		2	0	0	0	0	2	2
Wayne Garrett, L (8, PH) OBP: 0.500, SLG: 0.429 (8, 6)										1	0	0	0	0	0	0
Don Cardwell, R (1, 1)			S S S 0-3 ① K		S S S 0-3 ③ K			x 0-0 ② F8		2	0	0	0	0	2	1
Kevin Collins, L (8, PH) (8, 5)										1	0	0	0	0	0	0

	AB	28
	R	0
	H	3
	RBI	0
	BB	4
	SO	9
	LOB	11

Inning Stats	1	2	3	4	5	6	7	8	9
	R: 0 E: 0 K: 1 S: 5	H: 0 LOB: 1 BB: 1 P: 9	R: 0 E: 0 K: 2 S: 7	H: 0 LOB: 1 BB: 1 P: 11	R: 0 E: 0 K: 1 S: 5	H: 0 LOB: 0 BB: 0 P: 5	R: 0 E: 0 K: 1 S: 5	H: 1 LOB: 0 BB: 0 P: 5	R: 0 E: 0 K: 2 S: 8	H: 1 LOB: 1 BB: 0 P: 8
	R: 0 E: 0 K: 2 S: 7	H: 1 LOB: 0 BB: 0 P: 7	R: 0 E: 0 K: 0 S: 3	H: 0 LOB: 1 BB: 1 P: 7	R: 0 E: 0 K: 0 S: 3	H: 0 LOB: 1 BB: 1 P: 7	R: 0 E: 0 K: 0 S: 3	H: 0 LOB: 0 BB: 0 P: 3		

	1B: 2	SF: 0	WP: 0	PA: 32
	2B: 1	SAC: 0	PB: 0	
	3B: 0	DP: 0	SB: 0	
	HR: 0	HBP: 0	CS: 2	

PITCHER		IP	WLS	BF	H	R	ER	SO	BB	IBB	HBP	BLK	WP	HR	S	P	ERA	WHIP
Jim Bunning, R ERA: 5.63	(1, 1)	6.0	W	21	3	0	0	9	2	0	0	0	0	0	37	45	0.00	0.833
Ron Kline, R ERA: 0.71	(7, 1)	3.0	S	11	0	0	0	0	2	0	0	0	0	0	9	17	0.00	0.667

PITCHER	IP	WLS	BF	H	R	ER	SO	BB	IBB	HBP	BLK	WP	HR	S	P	ERA	WHIP

New York Mets @ Pittsburgh Pirates

Forbes Field, Pittsburgh, PA

Thu Apr 17 1969, 6:05 PM EST

Att. 8,097 - Unknown

livebaseballscorecards.com

BOTTOM

Batter	1	2	3	4	5	6	7	8	9	AB	R	H	RBI	BB	SO	LOB
Matty Alou, L (1, 8) OBP: 0.360, SLG: 0.378	6-3		1-3 2-3		P6		6-3			4	0	0	0	0	0	1
Richie Hebner, L (1, 5) OBP: 0.455, SLG: 0.357	4-1			BB 5-3 WP WP		1B FC1-6		BB 1-3 HR		2	2	1	0	2	0	0
Roberto Clemente, R (1, 9) OBP: 0.310, SLG: 0.351	K			5-3 1-3		FC1-6 S 1-3 1-2f		1-3 1-2		4	0	0	0	0	1	3
Willie Stargell, L (1, 7) OBP: 0.410, SLG: 0.722		P3		2B E 3-H		1-3 1-2		HR	IBB	3	1	1	0	1	0	1
Al Oliver, L (1, 3) OBP: 0.478, SLG: 0.550		1B 6-3		1-3		IBB S		1-H 2-H HR		3	1	2	3	1	0	1
Bill Mazeroski, R (1, 4) OBP: 0.205, SLG: 0.195		6-3 1-2		E5 2-3		HBP 1-2 2-3		6-3		3	0	0	0	0	0	2
Manny Sanguillen, R (1, 2) OBP: 0.500, SLG: 0.600		4-3		P5		F8		E9 2B		4	0	1	0	0	0	6
Freddie Patek, R (1, 6) OBP: 0.385, SLG: 0.324			1B 1-3 SH1-4		6-3		1-3	IBB		3	0	1	0	1	0	0
Jim Bunning, R (1, 1) Ron Kline, R (7, 1)			SH1-4 1-2		5-3		L1-3	L6-3		1 2	0 0	0 0	0 0	0 0	0 0	0 2
Inning Stats	R: 0 E: 0 K: 1 S: 5 H: 0 LOB: 0 BB: 0 P: 5	R: 0 E: 0 K: 0 S: 4 H: 1 LOB: 1 BB: 0 P: 4	R: 0 E: 0 K: 0 S: 3 H: 1 LOB: 0 BB: 0 P: 3	R: 1 E: 1 K: 0 S: 5 H: 1 LOB: 2 BB: 1 P: 9	R: 0 E: 0 K: 0 S: 3 H: 0 LOB: 0 BB: 0 P: 3	R: 0 E: 0 K: 0 S: 4 H: 1 LOB: 3 BB: 1 P: 9	R: 0 E: 0 K: 0 S: 3 H: 0 LOB: 0 BB: 0 P: 3	R: 3 E: 1 K: 0 S: 5 H: 2 LOB: 2 BB: 3 P: 17		1B: 3 2B: 2 3B: 0 HR: 1 SF: 0 SAC: 1 DP: 0 HBP: 1						

	AB	29
	R	4
	H	6
	RBI	3
	BB	5
	SO	1
	LOB	16

WP: 2 PB: 0 SB: 2 CS: 0 PA: 36

PITCHER		IP	WLS	BF	H	R	ER	SO	BB	IBB	HBP	BLK	WP	HR	S	P	ERA	WHIP
Don Cardwell, R ERA: 1.13	(1, 1)	7.0	L	28	4	1	1	1	1	1	1	0	2	0	27	36	1.29	0.714
Cal Koonce, R ERA: 8.53	(8, 1)	1.0		8	2	3	3	0	1	2	0	0	0	1	5	17	27.00	3.000

PITCHER	IP	WLS	BF	H	R	ER	SO	BB	IBB	HBP	BLK	WP	HR	S	P	ERA	WHIP

Pittsburgh Pirates @ Philadelphia Phillies

Connie Mack Stadium, Philadelphia, PA

Sat Apr 19 1969, 6:05 PM EST

Att. 3,953 - Unknown

TOP

livebaseballscorecards.com

Batter	1	2	3	4	5	6	7	8	9	AB	R	H	RBI	BB	SO	LOB
Matty Alou, L (1, 8) OBP: 0.377, SLG: 0.383	L1		2-H 1B		H HBP		1B 1-2 2-3 3-H 1B	S S S K		2	0	1	1	0	0	0
Ron Davis, R (7, PH) (7, 8) OBP: 0.444, SLG: 0.625										2	1	1	1	0	1	0
Al Oliver, L (1, 3) OBP: 0.429, SLG: 0.600	1-3		S S S K		G6-3		F2		HR	5	1	1	1	0	1	6
Roberto Clemente, R (1, 9) OBP: 0.298, SLG: 0.341	F9			1B		F8	SF9 2-3 3-H		5-3	4	0	1	1	0	0	0
Willie Stargell, L (1, 7) OBP: 0.409, SLG: 0.683		4-3		G6-4-3 1-2 1B		S S S K	BB 1B 1-3 3-H 1B		F5	5	1	2	1	0	1	0
Jose Pagan, R (1, 5) OBP: 0.368, SLG: 0.526		6-3	S S S K			B B B B F9	1B 1-2 BB		4-3	3	0	0	0	0	1	2
Richie Hebner, L (7, PH) (7, 5) OBP: 0.457, SLG: 0.345										1	0	0	0	1	0	0
Bill Mazeroski, R (1, 4) OBP: 0.229, SLG: 0.222		F7		G6-4-3 1-2f			1B WP 1B 1B 1-3 2-H 3-H 1B			4	1	2	2	0	0	2
Jerry May, R (1, 2) OBP: 0.324, SLG: 0.500			L4		S S S K		B B B B 1B 1B 1B 1-2 BB L7			3	1	0	0	1	1	2
Freddie Patek, R (1, 6) OBP: 0.419, SLG: 0.333			B B B B SH2-4 1B BB		B B B B SH1-4 BB		1B 1B SF9 1-2 2-3 1B		L7	2	2	1	0	2	0	0
Steve Blass, R (1, 1) OBP: 0.286, SLG: 0.286			SH2-4 1-2		SH1-4 1-2		SF9 1B 1B 1-2 2-3 3-H		1-3	2	1	1	1	0	0	0
Bruce Dal Canton, R (8, 1)										0	0	0	0	0	0	0

	AB	33
	R	8
	H	10
	RBI	8
	BB	4
	SO	5
	LOB	12

Inning Stats	1	2	3	4	5	6	7	8	9
	R: 0 E: 0 K: 0 S: 3	R: 0 E: 0 K: 0 S: 3	R: 1 E: 0 K: 1 S: 6	R: 0 E: 0 K: 1 S: 6	R: 0 E: 0 K: 1 S: 5	R: 0 E: 0 K: 1 S: 5	R: 6 E: 0 K: 0 S: 9	R: 0 E: 0 K: 1 S: 5	R: 1 E: 0 K: 0 S: 4
	H: 0 LOB: 0 BB: 0 P: 3	H: 0 LOB: 0 BB: 0 P: 3	H: 1 LOB: 1 BB: 1 P: 10	H: 2 LOB: 1 BB: 0 P: 6	H: 0 LOB: 2 BB: 1 P: 10	H: 0 LOB: 0 BB: 0 P: 5	H: 6 LOB: 2 BB: 2 P: 17	H: 0 LOB: 0 BB: 0 P: 5	H: 1 LOB: 0 BB: 0 P: 4

1B: 9	SF: 1	WP: 1	PA: 41
2B: 0	SAC: 2	PB: 0	
3B: 0	DP: 1	SB: 0	
HR: 1	HBP: 1	CS: 0	

PITCHER		IP	WLS	BF	H	R	ER	SO	BB	IBB	HBP	BLK	WP	HR	S	P	ERA	WHIP
Grant Jackson, L ERA: 4.6	(1, 1)	6.2	L	31	8	7	7	4	3	0	1	0	1	0	35	48	9.45	1.650
Turk Farrell, R ERA:	(7, 1)	0.1		3	1	0	0	0	1	0	0	0	0	0	2	6	0.00	6.000
Gary Wagner, R ERA: 7.88	(8, 1)	2.0		7	1	1	1	1	0	0	0	0	0	1	9	9	4.50	0.500

PITCHER		IP	WLS	BF	H	R	ER	SO	BB	IBB	HBP	BLK	WP	HR	S	P	ERA	WHIP

Batter	1	2	3	4	5	6	7	8	9	AB	R	H	RBI	BB	SO	LOB
Tony Taylor, R (1, 5) OBP: 0.326, SLG: 0.275	S S S 0-3 K ①	x 0-0 4-3 ③			x 0-0 6-3 ③			x 0-0 BB 1B 1B	x 0-0 4-3 ②	5	1	1	0	0	1	2
Terry Harmon, R (1, 4) OBP: 0.500, SLG: 0.200	B B B B 4-0 2B BB		x 0-0 1-3 ①			x 0-0 4-3 ①		B B B B 4-0 1B 1B 1-2 HR BB	x 0-0 6-3 ③	3	2	0	0	2	0	0
Ron Stone, L (1, 7) OBP: 0.120, SLG: 0.240	x 0-0 1-H 2B		x 0-0 3-1 ②			x 0-0 4-3 ②		x 0-0 P4 ①		4	0	1	1	0	0	2
Deron Johnson, R (1, 3) OBP: 0.500, SLG: 0.667	B B B B 4-0 G3-6-1 BB		x 0-0 F3 ③			B B B B 4-0 BB BB		x 0-0 F8 ②		2	0	0	0	2	0	2
Johnny Callison, L (1, 9) OBP: 0.317, SLG: 0.405	x 0-0 G3-6-1 ② ③ 1-2f			x 0-0 F5 ①		B B B B 4-0 FC5-4 1-2 BB		x 0-0 1B 1-2 2-H HR 1B		3	1	1	1	1	0	2
Don Money, R (1, 6) OBP: 0.375, SLG: 0.676		x 0-0 6-3 ①		x 0-0 F8 ②		x 0-0 FC5-4 ③ 1-2f		x 0-0 1-2 2-3 HR 1B		4	1	1	0	0	0	2
Mike Ryan, R (1, 2) OBP: 0.135, SLG: 0.222		B B B B 4-0 SH1-4 1B BB		x 0-0 P6 ③			x 0-0 5-3 ①	x 0-0 1-H 2-H 3-H HR		3	1	1	4	1	0	0
Larry Hisle, R (1, 8) OBP: 0.231, SLG: 0.143		x 0-0 SH1-4 1-2 1B			S S S 0-3 K ①		S S S 0-3 K ②	x 0-0 F9 ③		4	0	1	0	0	2	0
Grant Jackson, S (1, 1) OBP: 0.400, SLG: 0.400 Turk Farrell, R (7, 1) Don Lock, R (7, PH) Gary Wagner, R (8, 1) Vic Roznovsky, L (9, PH)		x 0-0 SH1-4 ② 1-2 2-3			S S S 0-3 K ②		S S S 0-3 K ③		S S S 0-3 K ①	1 0 1 0 1	0 0 0 0 0	0 0 0 0 0	0 0 0 0 0	0 0 0 0 0	1 0 1 0 1	0 0 0 0 0
Inning Stats	R: 1 H: 1 E: 0 LOB: 1 K: 1 BB: 2 S: 5 P: 13	R: 0 H: 1 E: 0 LOB: 2 K: 0 BB: 1 S: 4 P: 8	R: 0 H: 0 E: 0 LOB: 0 K: 0 BB: 0 S: 3 P: 3	R: 0 H: 0 E: 0 LOB: 0 K: 0 BB: 0 S: 3 P: 3	R: 0 H: 0 E: 0 LOB: 0 K: 2 BB: 0 S: 7 P: 7	R: 0 H: 0 E: 0 LOB: 2 K: 0 BB: 2 S: 3 P: 11	R: 0 H: 0 E: 0 LOB: 0 K: 2 BB: 0 S: 7 P: 7	R: 5 H: 4 E: 0 LOB: 0 K: 0 BB: 1 S: 7 P: 11	R: 0 H: 0 E: 0 LOB: 0 K: 1 BB: 0 S: 5 P: 5	1B: 4 2B: 1 3B: 0 HR: 1	SF: 0 SAC: 1 DP: 1 HBP: 0						

PITCHER		IP	WLS	BF	H	R	ER	SO	BB	IBB	HBP	BLK	WP	HR	S	P	ERA	WHIP
Steve Blass, R ERA: 5.03	(1, 1)	7.2	W	34	6	6	6	5	6	0	0	0	0	1	38	62	7.04	1.565
Bruce Dal Canton, R ERA: 1.8	(8, 1)	1.1	S	4	0	0	0	1	0	0	0	0	0	0	6	6	0.00	0.000

PITCHER	IP	WLS	BF	H	R	ER	SO	BB	IBB	HBP	BLK	WP	HR	S	P	ERA	WHIP

BOTTOM

Pittsburgh Pirates @ Philadelphia Phillies

Connie Mack Stadium, Philadelphia, PA

Sat Apr 19 1969, 6:05 PM EST

Att. 3,953 - Unknown

livebaseballscorecards.com

AB	31
R	6
H	6
RBI	6
BB	6
SO	6
LOB	10

WP: 0 PA: 38
PB: 0
SB: 0
CS: 0

Batter	1	2	3	4	5	6	7	8	9	AB	R	H	RBI	BB	SO	LOB
Matty Alou, L (1, 8) OBP: 0.368, SLG: 0.373	E6 (G3, S, 4-3)		1B			5-3		F3		4	1	1	0	0	0	2
Richie Hebner, L (1, 5) OBP: 0.410, SLG: 0.303	G3 (1-3)		F7			4-3		K		4	0	0	0	0	1	4
Roberto Clemente, R (1, 9) OBP: 0.294, SLG: 0.318	4-3 (3-H)			6-3			F2		BB, G3	3	0	0	1	1	0	0
Willie Stargell, L (1, 7) OBP: 0.396, SLG: 0.636	P4			F8			BB		G3 (1-2)	3	0	0	0	1	0	1
Al Oliver, L (1, 3) OBP: 0.375, SLG: 0.517		G3		4-3			F7		F7	4	0	0	0	0	0	2
Bill Mazeroski, R (1, 4) OBP: 0.212, SLG: 0.204		4-3			K		1-3		F3	4	0	0	0	0	1	2
Jerry May, R (1, 2) OBP: 0.300, SLG: 0.459		L5			F9			K		3	0	0	0	0	1	0
Freddie Patek, R (1, 6) OBP: 0.413, SLG: 0.333			6-3		P4			1B		3	0	1	0	0	0	0
Bob Veale, S (1, 1) Chuck Hartenstein, R (2, 1) Gary Kolb, L (6, PH) Jim Shellenback, L (6, 1) Manny Sanguillen, R (8, PH) OBP: 0.545, SLG: 0.636 Luke Walker, L (8, 1)			K			6-3		1B		0 1 1 0 1	0 0 0 0 0	0 0 0 0 1	0 0 0 0 0	0 1 0 0 0	0 0 0 0 0	0 0 0 0 0
Inning Stats	R: 1 E: 1 K: 0 S: 4 H: 0 LOB: 0 BB: 0 P: 4	R: 0 E: 0 K: 0 S: 3 H: 0 LOB: 0 BB: 0 P: 3	R: 0 E: 0 K: 1 S: 6 H: 1 LOB: 1 BB: 0 P: 6	R: 0 E: 0 K: 0 S: 3 H: 0 LOB: 0 BB: 0 P: 3	R: 0 E: 0 K: 1 S: 5 H: 0 LOB: 0 BB: 0 P: 5	R: 0 E: 0 K: 0 S: 3 H: 0 LOB: 0 BB: 0 P: 3	R: 0 E: 0 K: 0 S: 3 H: 0 LOB: 1 BB: 1 P: 7	R: 0 E: 0 K: 2 S: 9 H: 2 LOB: 2 BB: 0 P: 9	R: 0 E: 0 K: 0 S: 3 H: 0 LOB: 1 BB: 1 P: 7	1B: 3 2B: 0 3B: 0 HR: 0 SF: 0 SAC: 0 DP: 0 HBP: 0						

TOP

Pittsburgh Pirates @ Philadelphia Phillies
Connie Mack Stadium, Philadelphia, PA
Sun Apr 20 1969, 3:33 AM EST
Att. 4,930 - Unknown

livebaseballscorecards.com

AB	31
R	1
H	3
RBI	1
BB	2
SO	4
LOB	11

PITCHER		IP	WLS	BF	H	R	ER	SO	BB	IBB	HBP	BLK	WP	HR	S	P	ERA	WHIP
Rick Wise, R ERA: 1.89	(1, 1)	7.1	W	27	3	1	0	3	1	0	0	0	0	0	32	36	0.00	0.545
Barry Lersch, R ERA: 4.7	(8, 1)	1.2	S	6	0	0	0	1	1	0	0	0	0	0	7	11	0.00	0.600

PITCHER		IP	WLS	BF	H	R	ER	SO	BB	IBB	HBP	BLK	WP	HR	S	P	ERA	WHIP

BOTTOM

Pittsburgh Pirates @ Philadelphia Phillies
Connie Mack Stadium, Philadelphia, PA
Sun Apr 20 1969, 3:33 AM EST
Att. 4,930 - Unknown

livebaseballscorecards.com

Batter	1	2	3	4	5	6	7	8	9	AB	R	H	RBI	BB	SO	LOB
Tony Taylor, R (1, 4) OBP: 0.292, SLG: 0.244	K	FC4-6 1-2f 2-3		1-3		L9		1-3 1-2		5	1	0	0	0	1	4
Terry Harmon, R (1, 6) OBP: 0.538, SLG: 0.333	FC4-6 BB	1B 3-H		1-3		6-3		2-H 1B		4	2	2	2	1	0	1
Johnny Callison, L (1, 9) OBP: 0.348, SLG: 0.452	FC4-6 1-2 1B	1-H 2-H 2B		1B			4-3	4-3		5	1	3	2	0	0	1
Deron Johnson, R (1, 3) OBP: 0.533, SLG: 0.714	FC4-6 1-2 2-3 1B	1B BB		4-3			1B 2B			3	1	2	0	1	0	1
Rick Joseph, R (1, 5) OBP: 0.333, SLG: 0.333	FC4-6 1-2f 2-3 3-H	1-3 2-H 1B			5-3		4-3 2-H 1B			4	0	2	3	0	0	2
Don Lock, R (1, 7) Ron Stone, L (2, PH) OBP: 0.107, SLG: 0.214 (3, 7)	5-3	F7			4-3		4-3 1-2			1 3	0 0	0 0	0 0	0 0	0 0	2 3
Mike Ryan, R (1, 2) OBP: 0.171, SLG: 0.231		FC4-6 1B 1B	G1-6-3 HBP		F3		6-3			3	1	1	0	0	0	1
Larry Hisle, R (1, 8) OBP: 0.256, SLG: 0.158		K	G1-6-3 1-2f			SH1-4 1B		S 1B BB		3	1	1	0	1	1	2
Rick Wise, R (1, 1) OBP: 0.333, SLG: 0.200 Barry Lersch, S (8, 1)		FC4-6 1-2 1B	F8			SH1-4 1-2		K		2 1	0 0	1 0	0 0	0 0	0 1	0 1
Inning Stats	R: 1 H: 2 E: 0 LOB: 2 K: 1 BB: 1 S: 7 P: 11	R: 4 H: 5 E: 0 LOB: 2 K: 1 BB: 1 S: 10 P: 14	R: 0 H: 0 E: 0 LOB: 0 K: 0 BB: 0 S: 2 P: 3	R: 0 H: 1 E: 0 LOB: 1 K: 0 BB: 0 S: 4 P: 4	R: 0 H: 0 E: 0 LOB: 0 K: 0 BB: 0 S: 3 P: 3	R: 0 H: 1 E: 0 LOB: 1 K: 0 BB: 0 S: 4 P: 4	R: 1 H: 2 E: 0 LOB: 1 K: 0 BB: 0 S: 5 P: 5	R: 1 H: 1 E: 0 LOB: 1 K: 1 BB: 1 S: 6 P: 10		1B: 10 SF: 0 2B: 2 SAC: 1 3B: 0 DP: 1 HR: 0 HBP: 1				WP: 0 PA: 39 PB: 0 SB: 1 CS: 0		

	AB	34
	R	7
	H	12
	RBI	7
	BB	3
	SO	3
	LOB	18

PITCHER		IP	WLS	BF	H	R	ER	SO	BB	IBB	HBP	BLK	WP	HR	S	P	ERA	WHIP
Bob Veale, L ERA: 7.5	(1, 1)	1.2	L	13	6	5	5	2	2	0	0	0	0	0	15	23	27.00	4.800
Chuck Hartenstein, R ERA:	(2, 1)	3.1		12	2	0	0	0	0	0	1	0	0	0	11	12	0.00	0.600
Jim Shellenback, L ERA: 2.57	(6, 1)	2.0		9	3	1	1	0	0	0	0	0	0	0	9	9	4.50	1.500
Luke Walker, L ERA: 3.6	(8, 1)	1.0		5	1	1	1	1	1	0	0	0	0	0	6	10	9.00	2.000

PITCHER		IP	WLS	BF	H	R	ER	SO	BB	IBB	HBP	BLK	WP	HR	S	P	ERA	WHIP

Batter	1	2	3	4	5	6	7	8	9	AB	R	H	RBI	BB	SO	LOB
Don Kessinger, S (1, 6) OBP: 0.388, SLG: 0.393	BBBB 4-0 1B 3B BB	x 0-0 ③ 4-3			SSS 0-3 ③ K			x 0-0 ① 4-3		3	1	0	0	1	1	1
Glenn Beckert, R (1, 4) OBP: 0.355, SLG: 0.309	x 0-0 1-3 3B 1B		SSS 0-3 ① K			H 1-0 1B 1-3 HBP		x 0-0 ② 5-3		3	2	1	0	0	1	0
Billy Williams, L (1, 7) OBP: 0.394, SLG: 0.540	x 0-0 1-H 3-H PB 3B		x 0-0 ② F8			x 0-0 1-3 14 1B 1-3 1B		x 0-0 1B		4	2	3	2	0	0	0
Ron Santo, R (1, 5) OBP: 0.365, SLG: 0.367	SSS 0-3 ① K 3-H		x 0-0 ③ L4			x 0-0 ① 1-3 1-2 3-H		x 0-0 ③ F8		4	0	0	1	0	1	2
14 Ernie Banks, R (1, 3) OBP: 0.339, SLG: 0.393	SSS 0-3 ② K			SSS 0-3 ① K		x 0-0 G5-4-3 2-H 1B			x 0-0 ① F9	4	0	1	1	0	2	0
Randy Hundley, R (1, 2) OBP: 0.328, SLG: 0.294	x 0-0 ③ P6			x 0-0 ② F7		x 0-0 ②③ G5-4-3 1-2f			x 0-0 ② 4-3	4	0	0	0	0	0	1
Al Spangler, L (1, 9) OBP: 0.429, SLG: 0.400		x 0-0 FC3-6 1B		x 0-0 ③ 4-3			x 0-0 ① 6-3		BBBB 4-0 BB	3	0	1	0	1	0	0
Don Young, R (1, 8) OBP: 0.377, SLG: 0.378		x 0-0 ① FC3-6 1-2f			x 0-0 ① F8		x 0-0 ② 5-3		SSS 0-3 ③ K	4	0	0	0	0	1	2
Bill Hands, R (1, 1) Alec Distaso, R (2, 1) Ken Rudolph, R (5, PH) Rich Nye, L (5, 1) Willie Smith, L (7, PH) OBP: 0.286, SLG: 0.667 Ted Abernathy, R (7, 1)		SSS 0-3 ② K			SSS 0-3 ② K		SSS 0-3 ③ K			1 0 1 0 1 0	0 0 0 0 0 0	0 0 0 0 0 0	0 0 0 0 0 0	0 0 0 0 0 0	1 0 1 0 0 0	1 0 0 0 0 0
Inning Stats	R: 3 E: 0 K: 2 S: 9 H: 2 LOB: 0 BB: 1 P: 13	R: 0 E: 0 K: 1 S: 6 H: 1 LOB: 1 BB: 0 P: 6	R: 0 E: 0 K: 1 S: 5 H: 0 LOB: 0 BB: 0 P: 5	R: 0 E: 0 K: 1 S: 5 H: 0 LOB: 0 BB: 0 P: 5	R: 0 E: 0 K: 2 S: 7 H: 0 LOB: 0 BB: 0 P: 7	R: 2 E: 0 K: 0 S: 4 H: 2 LOB: 0 BB: 0 P: 5	R: 0 E: 0 K: 1 S: 5 H: 0 LOB: 0 BB: 0 P: 5	R: 0 E: 0 K: 0 S: 4 H: 1 LOB: 1 BB: 0 P: 4	R: 0 E: 0 K: 1 S: 5 H: 0 LOB: 1 BB: 1 P: 9	1B: 5 2B: 0 3B: 1 HR: 0	SF: 0 SAC: 0 DP: 1 HBP: 1						

TOP

Chicago Cubs @ Pittsburgh Pirates

Forbes Field, Pittsburgh, PA

Tue Apr 22 1969, 3:33 AM EST

Cloudy - 50 F

livebaseballscorecards.com

AB	32
R	5
H	6
RBI	4
BB	2
SO	9
LOB	7

PITCHER		IP	WLS	BF	H	R	ER	SO	BB	IBB	HBP	BLK	WP	HR	S	P	ERA	WHIP
Dock Ellis, R ERA: 6.14	(1, 1)	2.0		10	3	3	2	3	1	0	0	0	0	0	15	19	9.00	2.000
Chuck Hartenstein, R ERA: 1.06	(3, 1)	7.0	W	25	3	2	2	6	1	0	1	0	0	0	35	40	2.57	0.571

PITCHER		IP	WLS	BF	H	R	ER	SO	BB	IBB	HBP	BLK	WP	HR	S	P	ERA	WHIP

Batter	1	2	3	4	5	6	7	8	9	AB	R	H	RBI	BB	SO	LOB
Matty Alou, L (1, 8) OBP: 0.387, SLG: 0.429	L1-6 2B	1-3 3-H 1B 2B		CS 1B	F7			F8		5	1	3	1	0	0	1
Richie Hebner, L (1, 5) OBP: 0.395, SLG: 0.297	L1-6 2-3	2-H 3-H 1B		F8 1-2		P6				4	0	1	2	0	0	2
Roberto Clemente, R (1, 9) OBP: 0.309, SLG: 0.333	1B	F7		1B 2B 1B		F9				4	1	2	0	0	0	1
Willie Stargell, L (1, 7) OBP: 0.385, SLG: 0.604	G3	G3		1-3 2B 1B		K				4	1	1	0	0	1	2
Al Oliver, L (1, 3) OBP: 0.382, SLG: 0.516		1B 1B FC4-6 1B	E3 SH1-3 1B	1-H 3-H 2B			F8			2	1	1	0	0	0	0
Bob Robertson, R (4, 3) OBP: 0.276, SLG: 0.231										2	0	1	2	0	0	0
Manny Sanguillen, R (1, 2) OBP: 0.533, SLG: 0.600		FC4-6 1B 1-2 E 1B	SH1-3 1-2 1B	F5			5-3			4	1	2	0	0	0	1
Bill Mazeroski, R (1, 4) OBP: 0.218, SLG: 0.212		FC4-6 1-2 2-3 1B	SH1-3 1-2 2-3		F7		K			3	0	1	0	0	1	0
Freddie Patek, R (1, 6) OBP: 0.380, SLG: 0.302		FC4-6 E PB 1-2f 2-3 3-H 2B	P6		F8			4-3		4	1	0	1	0	0	4
Dock Ellis, S (1, 1) OBP: 0.400, SLG: 0.400										0	0	0	0	0	0	0
Gary Kolb, L (2, PH)										1	1	0	1	0	0	1
Chuck Hartenstein, R (3, 1)		E4 2B 1B 1-3 3-H	5-3		BB			K		2	0	0	0	1	1	2
Inning Stats	R: 0 E: 0 K: 0 S: 4 H: 2 LOB: 1 BB: 0 P: 4	R: 5 E: 1 K: 0 S: 9 H: 5 LOB: 1 BB: 0 P: 9	R: 0 E: 1 K: 0 S: 5 H: 1 LOB: 2 BB: 0 P: 5	R: 2 E: 0 K: 0 S: 6 H: 4 LOB: 1 BB: 0 P: 6	R: 0 E: 0 K: 0 S: 3 H: 0 LOB: 1 BB: 1 P: 7	R: 0 E: 0 K: 1 S: 5 H: 0 LOB: 0 BB: 0 P: 5	R: 0 E: 0 K: 1 S: 5 H: 0 LOB: 0 BB: 0 P: 5	R: 0 E: 0 K: 1 S: 5 H: 0 LOB: 0 BB: 0 P: 5		1B: 9 2B: 4 3B: 0 HR: 0 SF: 0 SAC: 1 DP: 1 HBP: 0						

PITCHER		IP	WLS	BF	H	R	ER	SO	BB	IBB	HBP	BLK	WP	HR	S	P	ERA	WHIP
Bill Hands, R ERA: 1.78	(1, 1)	1.1	L	10	6	5	4	0	0	0	0	0	0	0	10	10	27.00	4.500
Alec Distaso, R ERA: 3.86	(2, 1)	2.2		14	6	2	2	0	0	0	0	0	0	0	14	14	6.75	2.250
Rich Nye, L ERA: 2.57	(5, 1)	2.0		7	0	0	0	1	1	0	0	0	0	0	8	12	0.00	0.500
Ted Abernathy, R ERA:	(7, 1)	2.0		6	0	0	0	2	0	0	0	0	0	0	10	10	0.00	0.000

PITCHER	IP	WLS	BF	H	R	ER	SO	BB	IBB	HBP	BLK	WP	HR	S	P	ERA	WHIP

BOTTOM

Chicago Cubs @ Pittsburgh Pirates

Forbes Field, Pittsburgh, PA

Tue Apr 22 1969, 3:33 AM EST

Cloudy - 50 F

livebaseballscorecards.com

AB	35
R	7
H	12
RBI	7
BB	1
SO	3
LOB	14

WP: 0	PA: 37		
PB: 1			
SB: 0			
CS: 1			

Chicago Cubs @ Pittsburgh Pirates

Forbes Field, Pittsburgh, PA

Tue Apr 22 1969, 3:38 AM EST

Att. 7,906 - Unknown

livebaseballscorecards.com

Batter	1	2	3	4	5	6	7	8	9	AB	R	H	RBI	BB	SO	LOB
Don Kessinger, S (1, 6) OBP: 0.361, SLG: 0.361	G3		PO 1-2	P6	FC4 1-2f		F7		F7	5	0	0	0	0	0	5
Glenn Beckert, R (1, 4) OBP: 0.333, SLG: 0.288	6-3			5-3		1-3	FC5-4 1-2f			4	0	0	0	0	0	2
Billy Williams, L (1, 7) OBP: 0.371, SLG: 0.507	F7			1-3		F7		G3		4	0	0	0	0	0	0
Ron Santo, R (1, 5) OBP: 0.358, SLG: 0.346		L6			K	6-3		G6-3 BB		3	0	0	0	1	1	0
Willie Smith, L (1, 3) OBP: 0.364, SLG: 0.800		4-3			BB 1B FC1-2 1B		HR 3B	G6-3 1-2f		4	1	2	0	0	0	1
Randy Hundley, R (1, 2) OBP: 0.355, SLG: 0.370		6-3			BB E 1-2 1B		HR 3-H		2B BB	3	2	2	2	1	0	0
Al Spangler, L (1, 9) OBP: 0.436, SLG: 0.424			G3		E 14 1B 1-2 2-3 BB		F8		2B 1-3	3	1	1	0	1	0	0
Adolfo Phillips, R (1, 8)			P5		FC1-2 14 1B 1-3 2-H 3-Hf		S BB		F9	3	1	0	0	1	0	4
Gary Ross, R (1, 1) Joe Niekro, R (1, 1) OBP: 0.000, SLG: 0.400 Gene Oliver, 1 (3, PH) OBP: 0.000, SLG: 0.333 Nate Oliver, R (3, PH) Hank Aguirre, R (3, 1) OBP: 0.000, SLG: 0.000 14 Ernie Banks, R (5, PH) OBP: 0.000, SLG: 0.000 Ted Abernathy, R (5, 1) Jim Hickman, R (7, PH) OBP: 0.200, SLG: 0.136 Rich Nye, L (7, 1) Phil Regan, R (7, 1) Charley Smith, R (9, PH)			PO 1B		FC4 2-H 3-H 1B		FC5-4 1-2 BB		6-3	0 0 1 0 0 1 0 0 0 0 1	0 0 0 0 0 0 0 0 0 0 0	0 0 1 0 0 1 0 0 0 0 0	0 0 0 0 0 2 0 0 0 0 0	0 0 0 0 0 0 0 0 1 0 0	0 0 0 0 0 0 0 0 0 0 0	0 0 0 0 0 0 0 0 0 0 2
Inning Stats	R: 0 E: 0 K: 0 S: 3 H: 0 LOB: 0 BB: 0 P: 3	R: 0 E: 0 K: 0 S: 3 H: 0 LOB: 0 BB: 0 P: 3	R: 0 E: 0 K: 0 S: 3 H: 1 LOB: 1 BB: 0 P: 3	R: 0 E: 0 K: 0 S: 3 H: 0 LOB: 0 BB: 0 P: 3	R: 3 E: 1 K: 1 S: 8 H: 3 LOB: 1 BB: 1 P: 12	R: 0 E: 0 K: 0 S: 3 H: 0 LOB: 0 BB: 0 P: 3	R: 2 E: 0 K: 0 S: 5 H: 2 LOB: 2 BB: 2 P: 13	R: 0 E: 0 K: 0 S: 2 H: 0 LOB: 0 BB: 1 P: 6	R: 0 E: 0 K: 0 S: 4 H: 1 LOB: 2 BB: 1 P: 8	1B: 4 2B: 1 3B: 1 HR: 1 SF: 0 SAC: 0 DP: 1 HBP: 0			WP: 0 PB: 0 SB: 1 CS: 0		PA: 38	

PITCHER		IP	WLS	BF	H	R	ER	SO	BB	IBB	HBP	BLK	WP	HR	S	P	ERA	WHIP
Bob Moose, R ERA: 3.0	(1, 1)	6.0		24	6	5	4	1	1	0	0	0	0	1	25	29	6.00	1.167
Bruce Dal Canton, R ERA: 1.29	(7, 1)	2.0	W	10	1	0	0	0	4	0	0	0	0	0	6	22	0.00	2.500
Ron Kline, R ERA: 0.66	(9, 1)	1.0	S	3	0	0	0	0	0	0	0	0	0	0	3	3	0.00	0.000

PITCHER	IP	WLS	BF	H	R	ER	SO	BB	IBB	HBP	BLK	WP	HR	S	P	ERA	WHIP

AB	32
R	5
H	7
RBI	4
BB	5
SO	1
LOB	14

Chicago Cubs @ Pittsburgh Pirates

Forbes Field, Pittsburgh, PA

Tue Apr 22 1969, 3:38 AM EST

Att. 7,906 - Unknown

livebaseballscorecards.com

BOTTOM

Batter	1	2	3	4	5	6	7	8	9	AB	R	H	RBI	BB	SO	LOB
Matty Alou, L (1, 8) OBP: 0.388, SLG: 0.443	0-0 WP HR 2B	0-0 1B 1B		0-0 L5-3 1-2			0-0 F8	0-0 4-3 1-2		5	1	2	0	0	0	2
Richie Hebner, L (1, 5) OBP: 0.426, SLG: 0.325	BBBB 4-0 BB HR 2-3 BB	0-0 G1-6-3 1-3 1B			0-0 3-1		0-0 WP 1B SF8 1B			3	2	2	0	1	0	0
Roberto Clemente, R (1, 9) OBP: 0.322, SLG: 0.333	BBBB 4-0 HR 1-2 BB	0-0 G1-6-3 1-2f			0-0 6-3		0-0 WP 1-2 1B			3	1	1	0	1	0	2
Willie Stargell, L (1, 7) OBP: 0.411, SLG: 0.660	0-0 1-H 2-H 3-H HR		SSS 0-3 K		BBBB 4-0 1B BB		H 1-0 1-2 2-3 HBP			2	1	1	4	1	1	0
Bob Robertson, R (1, 3) OBP: 0.303, SLG: 0.345	0-0 SF7 3B		0-0 F7		0-0 1-3 1B		0-0 SF8 3-H			3	1	2	1	0	0	0
Bill Mazeroski, R (1, 4) OBP: 0.220, SLG: 0.204	0-0 SF7 3-H		BBBB 4-0 BB		0-0 5-3		SSS 0-3 K			2	0	0	1	1	1	4
Jerry May, R (1, 2) OBP: 0.273, SLG: 0.415	0-0 5-3		0-0 6-3			0-0 5-3		0-0 F7		4	0	0	0	0	0	1
Freddie Patek, R (1, 6) OBP: 0.370, SLG: 0.298	0-0 F8			0-0 5-3		0-0 P3		0-0 S 1B		4	0	1	0	0	0	0
Bob Moose, R (1, 1) OBP: 0.200, SLG: 0.111 Bruce Dal Canton, R (7, 1) Ron Kline, R (9, 1)		0-0 4-3		BBBB 4-0 L5-3 BB		SSS 0-3 K		SSS 0-3 K		2 1 0	0 0 0	0 0 0	0 0 0	1 0 0	1 1 0	0 1 0
Inning Stats	R: 5 H: 3 E: 0 LOB: 0 K: 0 BB: 2 S: 6 P: 14	R: 0 H: 2 E: 0 LOB: 1 K: 0 BB: 0 S: 4 P: 4	R: 0 H: 0 E: 0 LOB: 1 K: 1 BB: 1 S: 5 P: 9	R: 0 H: 0 E: 0 LOB: 0 K: 0 BB: 1 S: 2 P: 6	R: 0 H: 1 E: 0 LOB: 2 K: 0 BB: 1 S: 4 P: 8	R: 0 H: 0 E: 0 LOB: 0 K: 1 BB: 0 S: 5 P: 5	R: 1 H: 2 E: 0 LOB: 2 K: 1 BB: 0 S: 7 P: 8	R: 0 H: 1 E: 0 LOB: 1 K: 1 BB: 0 S: 6 P: 6		1B: 6 SF: 2 2B: 2 SAC: 0 3B: 1 DP: 2 HR: 1 HBP: 1						

AB	**29**																						
R	**6**																						
H	**9**																						
RBI	**6**																						
BB	**5**																						
SO	**4**																						
LOB	**10**																						

WP: 2 PB: 0 SB: 1 CS: 0 PA: 37

PITCHER		IP	WLS	BF	H	R	ER	SO	BB	IBB	HBP	BLK	WP	HR	S	P	ERA	WHIP
Gary Ross, R ERA: 13.5	(1, 1)	0.0		3	1	3	3	0	2	0	0	0	1	0	1	9	∞	∞
Joe Niekro, R ERA: 3.72	(1, 1)	2.0		9	4	2	2	0	0	0	0	0	0	1	9	9	9.00	2.000
Hank Aguirre, L ERA:	(3, 1)	2.0		7	0	0	0	1	2	0	0	0	0	0	7	15	0.00	1.000
Ted Abernathy, R ERA:	(5, 1)	2.0		8	1	0	0	1	1	0	0	0	0	0	9	13	0.00	1.000
Rich Nye, L ERA: 3.68	(7, 1)	0.1	L	4	2	1	1	0	0	0	1	0	1	0	3	4	27.00	6.000

PITCHER		IP	WLS	BF	H	R	ER	SO	BB	IBB	HBP	BLK	WP	HR	S	P	ERA	WHIP
Phil Regan, R ERA: 2.53	(7, 1)	1.2		6	1	0	0	2	0	0	0	0	0	0	10	10	0.00	0.600

Pittsburgh Pirates @ New York Mets

Shea Stadium, Flushing, NY

Wed Apr 23 1969, 6:05 PM EST

Att. 7,274 - Unknown

TOP

livebaseballscorecards.com

Batter	1	2	3	4	5	6	7	8	9	AB	R	H	RBI	BB	SO	LOB
Matty Alou, L (1, 8) OBP: 0.394, SLG: 0.462	F8		BB, 1-2, 1B		F2			WP, 2B		4	0	2	0	0	0	1
Ron Davis, R (1, 7) OBP: 0.385, SLG: 0.455	P4		BBBB, 1-2, 2-3, BB		SSS, K			P6		3	0	0	0	1	1	2
Roberto Clemente, R (1, 9) OBP: 0.317, SLG: 0.315	BBBB, BB		F9			6-3		F8		3	0	0	0	1	0	4
Bob Robertson, R (1, 3) OBP: 0.297, SLG: 0.313	P4		SSS, K			5-3		BBBB, 2-3, BB		3	0	0	0	1	1	4
Jose Pagan, R (1, 5) OBP: 0.304, SLG: 0.435		6-3		SSS, K		P4		SSS, K		4	0	0	0	0	2	2
Bill Mazeroski, R (1, 4) OBP: 0.222, SLG: 0.207 Jose Martinez, R (9, PR)		F8		F8			P5		1B	4 0	0 0	1 0	0 0	0 0	0 0	0 0
Manny Sanguillen, R (1, 2) OBP: 0.474, SLG: 0.526		P5		P4			1B		P4	4	0	1	0	0	0	1
Freddie Patek, R (1, 6) OBP: 0.362, SLG: 0.294			K		SH3-4, 1B		F8		K	4	0	1	0	0	2	2
Jim Bunning, R (1, 1)			E4, BB, 1B		SH3-4, 1-2		F8		L9	1	0	0	0	0	0	0
Jerry May, R (7, PH) OBP: 0.267, SLG: 0.405										1	0	0	0	0	0	1
Jim Shellenback, L (7, 1)										0	0	0	0	0	0	0
Willie Stargell, L (9, PH) OBP: 0.404, SLG: 0.647										1	0	0	0	0	0	1
Inning Stats	R: 0 E: 0 K: 0 S: 3 H: 0 LOB: 1 BB: 1 P: 7	R: 0 E: 0 K: 0 S: 3 H: 0 LOB: 0 BB: 0 P: 3	R: 0 E: 1 K: 2 S: 9 H: 1 LOB: 3 BB: 1 P: 13	R: 0 E: 0 K: 1 S: 5 H: 0 LOB: 0 BB: 0 P: 5	R: 0 E: 0 K: 1 S: 6 H: 1 LOB: 1 BB: 0 P: 6	R: 0 E: 0 K: 0 S: 3 H: 0 LOB: 0 BB: 0 P: 3	R: 0 E: 0 K: 0 S: 4 H: 1 LOB: 1 BB: 0 P: 4	R: 0 E: 0 K: 1 S: 6 H: 1 LOB: 2 BB: 1 P: 10	R: 0 E: 0 K: 1 S: 6 H: 1 LOB: 1 BB: 0 P: 6	1B: 4 2B: 1 3B: 0 HR: 0	SF: 0 SAC: 1 DP: 0 HBP: 0					

	AB	32
	R	0
	H	5
	RBI	0
	BB	3
	SO	6
	LOB	18

WP: 1 PB: 0 SB: 0 CS: 0 PA: 36

PITCHER	IP	WLS	BF	H	R	ER	SO	BB	IBB	HBP	BLK	WP	HR	S	P	ERA	WHIP
Jerry Koosman, L (1, 1) ERA: 4.42	9.0	W	36	5	0	0	6	3	0	0	0	1	0	45	57	0.00	0.889

PITCHER	IP	WLS	BF	H	R	ER	SO	BB	IBB	HBP	BLK	WP	HR	S	P	ERA	WHIP

Batter	1	2	3	4	5	6	7	8	9	AB	R	H	RBI	BB	SO	LOB
Bud Harrelson, S (1, 6) OBP: 0.319, SLG: 0.250	F7		4-3		L4-6 2B			F2		4	0	1	0	0	0	0
Ken Boswell, L (1, 4) OBP: 0.347, SLG: 0.409	1B 2B		K		L4-6 2-3			F8		4	1	1	0	0	1	1
Amos Otis, R (1, 8) OBP: 0.250, SLG: 0.290	F3			F8		F5		F9		4	0	0	0	0	0	1
Cleon Jones, R (1, 7) OBP: 0.492, SLG: 0.574	2-H 1B			1B 2B		FC5-4 1B				3	1	3	1	0	0	0
Ed Kranepool, L (1, 3) OBP: 0.366, SLG: 0.447	F8			2-H BB 1B		1-2f FC5-4				3	0	1	1	0	0	2
J.C. Martin, L (1, 2) OBP: 0.273, SLG: 0.300		P5		P4		K				3	0	0	0	0	1	2
Ron Swoboda, R (1, 9) OBP: 0.394, SLG: 0.400		6-3		1-2 BB			F8			2	0	0	0	1	0	0
Kevin Collins, L (1, 5) OBP: 0.188, SLG: 0.438		F9		K			4-3			3	0	0	0	0	1	2
Jerry Koosman, R (1, 1)			6-3		K		K			3	0	0	0	0	2	0
Inning Stats	R: 1 E: 0 K: 0 S: 5 H: 2 LOB: 1 BB: 0 P: 5	R: 0 E: 0 K: 0 S: 3 H: 0 LOB: 0 BB: 0 P: 3	R: 0 E: 0 K: 1 S: 5 H: 0 LOB: 0 BB: 0 P: 5	R: 1 E: 0 K: 1 S: 7 H: 2 LOB: 2 BB: 1 P: 11	R: 0 E: 0 K: 1 S: 5 H: 1 LOB: 0 BB: 0 P: 5	R: 0 E: 0 K: 1 S: 6 H: 1 LOB: 1 BB: 0 P: 6	R: 0 E: 0 K: 1 S: 5 H: 0 LOB: 0 BB: 0 P: 5	R: 0 E: 0 K: 0 S: 3 H: 0 LOB: 0 BB: 0 P: 3		1B: 3 2B: 4 3B: 0 HR: 0 SF: 0 SAC: 0 DP: 1 HBP: 0						

PITCHER		IP	WLS	BF	H	R	ER	SO	BB	IBB	HBP	BLK	WP	HR	S	P	ERA	WHIP
Jim Bunning, R ERA: 4.5	(1, 1)	6.0	L	24	6	2	2	4	1	0	0	0	0	0	31	35	3.00	1.167
Jim Shellenback, L ERA: 2.0	(7, 1)	2.0		6	0	0	0	1	0	0	0	0	0	0	8	8	0.00	0.000

PITCHER	IP	WLS	BF	H	R	ER	SO	BB	IBB	HBP	BLK	WP	HR	S	P	ERA	WHIP

BOTTOM

Pittsburgh Pirates @ New York Mets

Shea Stadium, Flushing, NY

Wed Apr 23 1969, 6:05 PM EST

Att. 7,274 - Unknown

livebaseballscorecards.com

AB	29
R	2
H	6
RBI	2
BB	1
SO	5
LOB	8

Batter	1	2	3	4	5	6	7	8	9	AB	R	H	RBI	BB	SO	LOB
Ty Cline, L (1, 8) OBP: 0.417, SLG: 0.222	L5-3		WP, HBP	K		L6-3		L7		4	1	0	0	0	1	1
Maury Wills, S (1, 6) OBP: 0.225, SLG: 0.197	1-3		F8 1-2	3-1			F8	6-3		5	0	0	0	0	0	2
Rusty Staub, L (1, 9) OBP: 0.458, SLG: 0.638	1B 1B		1B 2-H 2B	1B 2B BB			1B FC5-2 BB		4-3	3	1	2	1	2	0	0
Mack Jones, L (1, 7) OBP: 0.451, SLG: 0.613	FC6-4 1-2 1B		1B IBB	2B 1-2 1B			FC5-2 1B 1-2 1B		F6	4	0	3	0	1	0	0
Donn Clendenon, R (1, 3) OBP: 0.333, SLG: 0.480	FC6-4 1-2f		1-2 2-3 1B	1-3 2-H 2B			FC5-2 1-2 2-3 1B		2B	5	0	4	1	0	0	2
Coco Laboy, R (1, 5) OBP: 0.449, SLG: 0.641		FC1-6 1B	F6	G4-6-3 IBB			FC5-2 FC4-6 1-2 2-3 3-Hf		5-3	4	0	1	0	1	0	7
John Bateman, R (1, 2) OBP: 0.246, SLG: 0.259		FC1-6 FC1 WP 1-2f	K	G4-6-3 1-2f			FC4-6 1-2f			3	0	0	0	0	1	7
Don Shaw, L (5, 1)										0	0	0	0	0	0	0
Floyd Wicker, L (7, PH) OBP: 0.200, SLG: 0.200										1	0	0	0	0	0	3
Steve Shea, R (7, 1)										0	0	0	0	0	0	0
Gary Sutherland, R (1, 4) OBP: 0.174, SLG: 0.164		FC1 1-3		CS BB		K		5-3		3	0	0	0	1	1	1
Carl Morton, R (1, 1)		K		F2 1-2		F7		1B		2	0	0	0	0	1	2
John Boccabella, R (5, 2) OBP: 0.333, SLG: 0.500										2	0	1	0	0	0	0

TOP

Montreal Expos @ Pittsburgh Pirates

Forbes Field, Pittsburgh, PA

Fri Apr 25 1969, 6:05 PM EST

Att. 10,947 - Unknown

livebaseballscorecards.com

AB	36
R	2
H	11
RBI	2
BB	5
SO	4
LOB	25

Inning Stats	1	2	3	4	5	6	7	8	9
	R: 0 E: 0 K: 0 S: 5	H: 2 LOB: 2 BB: 0 P: 5	R: 0 E: 0 K: 1 S: 6	H: 1 LOB: 1 BB: 0 P: 6	R: 1 E: 0 K: 1 S: 7	H: 2 LOB: 3 BB: 1 P: 12	R: 0 E: 0 K: 1 S: 4	H: 0 LOB: 0 BB: 1 P: 8	R: 1 E: 0 K: 0 S: 4	H: 2 LOB: 2 BB: 2 P: 12	R: 0 E: 0 K: 1 S: 5	H: 0 LOB: 0 BB: 0 P: 5	R: 0 E: 0 K: 0 S: 5	H: 2 LOB: 3 BB: 1 P: 9	R: 0 E: 0 K: 0 S: 4	H: 1 LOB: 1 BB: 0 P: 4	R: 0 E: 0 K: 0 S: 4	H: 1 LOB: 1 BB: 0 P: 4

1B: 8	SF: 0	WP: 2	PA: 42
2B: 3	SAC: 0	PB: 0	
3B: 0	DP: 1	SB: 0	
HR: 0	HBP: 1	CS: 1	

PITCHER		IP	WLS	BF	H	R	ER	SO	BB	IBB	HBP	BLK	WP	HR	S	P	ERA	WHIP
Steve Blass, R ERA: 4.5	(1, 1)	6.1	W	32	9	2	2	4	3	2	1	0	2	0	34	55	2.84	1.895
Chuck Hartenstein, R ERA: 0.92	(7, 1)	2.2	S	10	2	0	0	0	0	0	0	0	0	0	10	10	0.00	0.750

PITCHER	IP	WLS	BF	H	R	ER	SO	BB	IBB	HBP	BLK	WP	HR	S	P	ERA	WHIP

Batter	1	2	3	4	5	6	7	8	9	AB	R	H	RBI	BB	SO	LOB
Matty Alou, L (1, 8) OBP: 0.421, SLG: 0.478	BBBB 4-0 FC1-6-5-4-6 G3 BB		x 0-0 BB S 1B	x 0-0 1B 1-3 2-H 1B	x 0-0 ③ 3-H 1B		x 0-0 ① F5			4	0	3	2	1	0	0
Richie Hebner, L (1, 5) OBP: 0.442, SLG: 0.378	x 0-0 ① G3 1-2		x 0-0 ① F6 1-2	x 0-0 1-2 3-H 1B		x 0-0 E 2B	x 0-0 1B E 1B			5	2	3	1	0	0	2
Roberto Clemente, R (1, 9) OBP: 0.309, SLG: 0.305 Ron Davis, R (8, 9) OBP: 0.385, SLG: 0.455	x 0-0 ② FC1-6-5-4-6 IBB 2-3		x 0-0 ② S S S 1-3	S S S 0-3 ② K		x 0-0 ① 5-3	x 0-0 E3 1B 1-H 1B			5 0	0 0	1 0	0 0	0 0	1 0	5 0
Willie Stargell, L (1, 7) OBP: 0.435, SLG: 0.648	I I I I 4-0 1-2 IBB		I I I I 4-0 BB IBB	x 0-0 ③ G3		x 0-0 E4 2B BB 2-H 1B	x 0-0 ② 1-3 1B			3	1	2	0	2	0	2
Bob Robertson, R (1, 3) OBP: 0.310, SLG: 0.333	S S S 0-3 ③ K		B B B B 4-0 1-2 2-3 BB		x 0-0 ① F4	x 0-0 BB 1-3 2B	x 0-0 ③ F9			4	0	1	0	1	1	3
Bill Mazeroski, R (1, 4) OBP: 0.221, SLG: 0.222		x 0-0 ① F9	x 0-0 ③ F9		x 0-0 ② L5	S S S 0-3 ② K		x 0-0 2B		5	0	1	0	0	1	5
Jerry May, R (1, 2) OBP: 0.320, SLG: 0.478		x 0-0 4-3 2B		x 0-0 1B 1B 1B	x 0-0 BLK 3B 2B	B B B B 4-0 BB BB		x 0-0 ① F4		4	2	3	0	1	0	1
Freddie Patek, R (1, 6) OBP: 0.365, SLG: 0.278		x 0-0 ② 4-3 2-3		x 0-0 ① F9	4-0 3B 2-3 IBB	B B B B 4-0 1-2 2-3 3-H BB		S S S 0-3 ② K		3	1	0	1	2	1	3
Steve Blass, R (1, 1) OBP: 0.364, SLG: 0.545 Chuck Hartenstein, R (7, 1)		x 0-0 ③ 4-3		x 0-0 1B 1B 1-2 1B	x 0-0 1-H 3-H 1B 3B	x 0-0 ③ 1-3		S S S 0-3 ③ K		4 1	2 0	2 0	2 0	0 0	0 1	4 1
Inning Stats	R: 0 E: 0 K: 1 S: 5 H: 0 LOB: 2 BB: 2 P: 13	R: 0 E: 0 K: 0 S: 4 H: 1 LOB: 1 BB: 0 P: 4	R: 0 E: 0 K: 0 S: 4 H: 1 LOB: 3 BB: 2 P: 12	R: 2 E: 0 K: 1 S: 9 H: 4 LOB: 2 BB: 0 P: 9	R: 3 E: 0 K: 0 S: 5 H: 3 LOB: 1 BB: 1 P: 9	R: 2 E: 1 K: 1 S: 8 H: 3 LOB: 3 BB: 2 P: 16	R: 1 E: 1 K: 0 S: 5 H: 3 LOB: 1 BB: 0 P: 5	R: 0 E: 0 K: 2 S: 8 H: 1 LOB: 1 BB: 0 P: 8								

PITCHER		IP	WLS	BF	H	R	ER	SO	BB	IBB	HBP	BLK	WP	HR	S	P	ERA	WHIP
Carl Morton, R ERA: 4.98	(1, 1)	4.2	L	27	8	5	5	2	2	3	0	1	0	0	26	46	9.64	2.143
Don Shaw, L ERA: 5.87	(5, 1)	1.1		9	4	2	2	1	2	0	0	0	0	0	9	17	13.50	4.500
Steve Shea, R ERA: 1.93	(7, 1)	2.0		9	4	1	1	2	0	0	0	0	0	0	13	13	4.50	2.000

PITCHER	IP	WLS	BF	H	R	ER	SO	BB	IBB	HBP	BLK	WP	HR	S	P	ERA	WHIP

BOTTOM

Montreal Expos @ Pittsburgh Pirates

Forbes Field, Pittsburgh, PA

Fri Apr 25 1969, 6:05 PM EST

Att. 10,947 - Unknown

livebaseballscorecards.com

AB	38
R	8
H	16
RBI	6
BB	7
SO	5
LOB	26

1B: 10	SF: 0	WP: 0	PA: 45
2B: 5	SAC: 0	PB: 0	
3B: 1	DP: 0	SB: 1	
HR: 0	HBP: 0	CS: 0	

Batter	1	2	3	4	5	6	7	8	9	AB	R	H	RBI	BB	SO	LOB
Maury Wills, S (1, 6) OBP: 0.237, SLG: 0.200	0-0 BB 1B SF8 1B	0-3 ② K		4-0 1-2 BB			0-3 ① K		0-0 ② 1-3	4	1	1	0	1	2	2
Manny Mota, R (1, 8) OBP: 0.304, SLG: 0.286	0-0 SF8 BB 1-2 1B	0-0 ③ FC5-4 1-2f		0-3 ③ K			0-0 ② 4-3		0-0 1B	4	0	1	0	0	1	4
Ty Cline, L (9, PH) OBP: 0.440, SLG: 0.263										1	0	1	0	0	0	0
Rusty Staub, L (1, 9) OBP: 0.442, SLG: 0.597	0-3 ① K		1-0 G6-4-3 HBP		0-0 ① F6		0-0 ③ 5-3		0-0 ③ F3	4	0	0	0	0	1	3
Donn Clendenon, R (1, 3) OBP: 0.387, SLG: 0.481	4-0 SF8 1-2 2-3 BB		0-0 ① ② G6-4-3 1-2f		4-0 CS BB			0-0 G3-6 HBP 1B 1B		2	1	1	0	2	0	1
Coco Laboy, R (1, 5) OBP: 0.438, SLG: 0.621	0-0 ② SF8 1-2 2-3 3-H		0-0 ③ F4		0-0 ② ③ F3 1-2			1-0 G3-6 1-2 HBP		2	0	0	1	0	0	1
Mack Jones, L (1, 7) OBP: 0.427, SLG: 0.576	0-3 ③ K			0-0 ① F7		0-3 ① K		0-0 ① ② G3-6 1-2f 2-3		4	0	0	0	0	2	4
Gary Sutherland, R (1, 4) OBP: 0.219, SLG: 0.225		0-0 1B 1B		0-0 1B 2B		0-0 1B		0-0 1B 3-H		4	1	4	1	0	0	0
John Bateman, R (1, 2) OBP: 0.266, SLG: 0.281		0-0 FC5-4 1-3 1B		0-0 BB 2-H 1B		0-3 ② K		0-0 ③ 6-3		3	0	2	1	0	1	1
Floyd Wicker, L (8, PH) OBP: 0.167, SLG: 0.167										1	0	0	0	0	0	1
Dan McGinn, L (8, 1) OBP: 0.500, SLG: 1.250										0	0	0	0	0	0	0
Bill Stoneman, R (1, 1) OBP: 0.133, SLG: 0.071		0-0 ① F2		0-3 ② K		0-3 ③ K			0-0 ① F8	3	0	0	0	0	2	4
John Boccabella, R (8, 2) OBP: 0.286, SLG: 0.429										1	0	0	0	0	0	0
Inning Stats	R: 1 E: 0 K: 2 S: 9 H: 2 LOB: 2 BB: 1 P: 13	R: 0 E: 0 K: 1 S: 7 H: 2 LOB: 2 BB: 0 P: 7	R: 0 E: 0 K: 0 S: 2 H: 0 LOB: 0 BB: 0 P: 3	R: 1 E: 0 K: 2 S: 9 H: 2 LOB: 2 BB: 1 P: 13	R: 0 E: 0 K: 0 S: 2 H: 0 LOB: 0 BB: 1 P: 6	R: 0 E: 0 K: 3 S: 10 H: 1 LOB: 1 BB: 0 P: 10	R: 0 E: 0 K: 1 S: 5 H: 0 LOB: 0 BB: 0 P: 5	R: 1 E: 0 K: 0 S: 4 H: 2 LOB: 1 BB: 0 P: 5	R: 0 E: 0 K: 0 S: 4 H: 1 LOB: 1 BB: 0 P: 4	1B: 9 2B: 1 3B: 0 HR: 0	SF: 1 SAC: 0 DP: 2 HBP: 2						

TOP

Montreal Expos @ Pittsburgh Pirates

Forbes Field, Pittsburgh, PA

Sat Apr 26 1969, 3:33 AM EST

Att. 8,372 - Unknown

livebaseballscorecards.com

AB	33
R	3
H	10
RBI	3
BB	3
SO	9
LOB	21

PITCHER		IP	WLS	BF	H	R	ER	SO	BB	IBB	HBP	BLK	WP	HR	S	P	ERA	WHIP
Bob Veale, L ERA: 5.95	(1, 1)	7.2	W	34	9	3	3	9	3	0	2	0	0	0	47	61	3.52	1.565
Chuck Hartenstein, R ERA: 0.86	(8, 1)	1.1	S	5	1	0	0	0	0	0	0	0	0	0	5	5	0.00	0.750

PITCHER		IP	WLS	BF	H	R	ER	SO	BB	IBB	HBP	BLK	WP	HR	S	P	ERA	WHIP

WP: 0	PA: 39
PB: 0	
SB: 0	
CS: 1	

Batter	1	2	3	4	5	6	7	8	9	AB	R	H	RBI	BB	SO	LOB
Matty Alou, L (1, 8) OBP: 0.438, SLG: 0.507	5-3		WP, 1B (2-3)			E, 2B		3-1, SH3-4, 1B		4	1	3	0	0	0	0
Jose Pagan, R (1, 5) OBP: 0.308, SLG: 0.400	BB, G4-6-3		5-3 (1-2)			E4, HR (2-H)		SH3-4 (1-2)		2	1	0	0	1	0	1
Roberto Clemente, R (1, 9) OBP: 0.319, SLG: 0.355	G4-6-3 (1-2f)			4-3		HR (1-H)		3-1, IBB		3	1	1	2	1	0	1
Willie Stargell, L (1, 7) OBP: 0.439, SLG: 0.690		F8		HR		G3-6-3, 1B		3-1 (1-2, 2-3)		4	1	2	1	0	0	2
Al Oliver, L (1, 3) OBP: 0.342, SLG: 0.457		F8		F9		G3-6-3 (1-2f)		1-3		4	0	0	0	0	0	3
Bill Mazeroski, R (1, 4) OBP: 0.225, SLG: 0.215		BB		6-3		F8				2	0	0	0	1	0	0
Jerry May, R (1, 2) OBP: 0.302, SLG: 0.449		K			F8		5-3			3	0	0	0	0	1	1
Freddie Patek, R (1, 6) OBP: 0.364, SLG: 0.281			1B, SH1-4, 1B		K		F8			3	0	1	0	0	1	0
Bob Veale, S (1, 1) Chuck Hartenstein, R (8, 1)			SH1-4 (1-2)		K		5-3			2 0	0 0	0 0	0 0	0 0	1 0	0 0
Inning Stats	R: 0 E: 0 K: 0 S: 2 H: 0 LOB: 0 BB: 1 P: 6	R: 0 E: 0 K: 1 S: 5 H: 0 LOB: 1 BB: 1 P: 9	R: 0 E: 0 K: 0 S: 4 H: 2 LOB: 1 BB: 0 P: 4	R: 1 E: 0 K: 0 S: 4 H: 1 LOB: 0 BB: 0 P: 4	R: 0 E: 0 K: 2 S: 7 H: 0 LOB: 0 BB: 0 P: 7	R: 3 E: 1 K: 0 S: 6 H: 3 LOB: 0 BB: 0 P: 6	R: 0 E: 0 K: 0 S: 3 H: 0 LOB: 0 BB: 0 P: 3	R: 0 E: 0 K: 0 S: 4 H: 1 LOB: 2 BB: 1 P: 8		1B: 4 2B: 1 3B: 0 HR: 2 SF: 0 SAC: 2 DP: 2 HBP: 0						

PITCHER		IP	WLS	BF	H	R	ER	SO	BB	IBB	HBP	BLK	WP	HR	S	P	ERA	WHIP
Bill Stoneman, R ERA: 2.12	(1, 1)	7.0	L	27	6	4	3	3	2	0	0	0	1	2	31	39	3.86	1.143
Dan McGinn, L ERA: 2.45	(8, 1)	1.0		5	1	0	0	0	0	1	0	0	0	0	4	8	0.00	1.000

PITCHER	IP	WLS	BF	H	R	ER	SO	BB	IBB	HBP	BLK	WP	HR	S	P	ERA	WHIP

BOTTOM

Montreal Expos @ Pittsburgh Pirates

Forbes Field, Pittsburgh, PA

Sat Apr 26 1969, 3:33 AM EST

Att. 8,372 - Unknown

livebaseballscorecards.com

AB	27
R	4
H	7
RBI	3
BB	3
SO	3
LOB	8

WP: 1 PA: 32
PB: 0
SB: 0
CS: 0

Batter	1	2	3	4	5	6	7	8	9	AB	R	H	RBI	BB	SO	LOB
Don Bosch, S (1, 8) OBP: 0.237, SLG: 0.250	1-3	FC5 2-3f			4-3		K			4	0	0	0	0	1	3
Maury Wills, S (1, 6) OBP: 0.238, SLG: 0.192	K		4-3			HR BB	FC6 CS 1-2f			3	1	0	0	1	1	1
Rusty Staub, L (1, 9) OBP: 0.444, SLG: 0.636	1B		G3			1-H HR	CS 1-2	K		4	1	2	2	0	1	0
Mack Jones, L (1, 7) OBP: 0.418, SLG: 0.557	1-3		4-3			G6-4-3 1B		F4		4	0	1	0	0	0	1
Donn Clendenon, R (1, 3) OBP: 0.343, SLG: 0.419		5-3		K		G6-4-3 1-2f		F8		4	0	0	0	0	1	1
Coco Laboy, R (1, 5) OBP: 0.468, SLG: 0.681		CS BB		G6-4-3 1B		HR			1B 1B	3	1	3	1	1	0	0
Gary Sutherland, R (1, 4) OBP: 0.247, SLG: 0.233		1B 1B 1-2 BB		G6-4-3 1-2f		BB			L4-3 1-2 1B	2	1	1	0	2	0	1
John Bateman, R (1, 2) OBP: 0.265, SLG: 0.279		FC5 1B 1-3 1B			F9	4-3			F9	4	0	1	0	0	0	3
Larry Jaster, L (1, 1) OBP: 0.600, SLG: 0.667		1-2 3-H 1B			4-3		FC6 BB		L4-3 1-2	3	0	1	1	1	0	2
Inning Stats	R: 0 E: 0 K: 1 S: 6 H: 1 LOB: 1 BB: 0 P: 6	R: 1 E: 0 K: 0 S: 4 H: 2 LOB: 2 BB: 2 P: 12	R: 0 E: 0 K: 0 S: 3 H: 0 LOB: 0 BB: 0 P: 3	R: 0 E: 0 K: 1 S: 5 H: 1 LOB: 0 BB: 0 P: 5	R: 0 E: 0 K: 0 S: 3 H: 0 LOB: 0 BB: 0 P: 3	R: 3 E: 0 K: 0 S: 5 H: 3 LOB: 1 BB: 2 P: 13	R: 0 E: 0 K: 1 S: 4 H: 0 LOB: 0 BB: 1 P: 8	R: 0 E: 0 K: 1 S: 5 H: 0 LOB: 0 BB: 0 P: 5	R: 0 E: 0 K: 0 S: 4 H: 2 LOB: 1 BB: 0 P: 4	1B: 7 2B: 1 3B: 0 HR: 2 SF: 0 SAC: 0 DP: 3 HBP: 0						

PITCHER	IP	WLS	BF	H	R	ER	SO	BB	IBB	HBP	BLK	WP	HR	S	P	ERA	WHIP
Dock Ellis, R (1, 1) ERA: 6.2	5.2	L	25	7	4	4	2	4	0	0	0	0	2	25	41	6.35	1.941
Bruce Dal Canton, R (6, 1) ERA: 0.96	2.1		7	0	0	0	2	1	0	0	0	0	0	10	14	0.00	0.429
Ron Kline, R (9, 1) ERA: 0.61	1.0		4	2	0	0	0	0	0	0	0	0	0	4	4	0.00	2.000

PITCHER	IP	WLS	BF	H	R	ER	SO	BB	IBB	HBP	BLK	WP	HR	S	P	ERA	WHIP

TOP

Montreal Expos @ Pittsburgh Pirates

Forbes Field, Pittsburgh, PA

Sun Apr 27 1969, 3:33 AM EDT

Att. 24,425 - Unknown

livebaseballscorecards.com

AB	31
R	4
H	9
RBI	4
BB	5
SO	4
LOB	12

Montreal Expos @ Pittsburgh Pirates

Forbes Field, Pittsburgh, PA

Sun Apr 27 1969, 3:33 AM EDT

Att. 24,425 - Unknown

livebaseballscorecards.com

BOTTOM

Batter	1	2	3	4	5	6	7	8	9	AB	R	H	RBI	BB	SO	LOB
Matty Alou, L (1, 8) OBP: 0.429, SLG: 0.494	F1		PO 1B 2-H			F6			6-3	4	0	1	1	0	0	0
Jose Pagan, R (1, 5) OBP: 0.267, SLG: 0.345	F8		PO 1-2	K		F8			K	4	0	0	0	0	2	0
Roberto Clemente, R (1, 9) OBP: 0.316, SLG: 0.348	5-3			6-3			5-3		1B	4	0	1	0	0	0	0
Willie Stargell, L (1, 7) (6, 3) OBP: 0.414, SLG: 0.645		K		3-1			F6		F5	4	0	0	0	0	1	1
Manny Sanguillen, R (1, 2) OBP: 0.455, SLG: 0.500		F3			G4-6-3 1B		F9			3	0	1	0	0	0	0
Bill Mazeroski, R (1, 4) OBP: 0.230, SLG: 0.265		F7			G4-6-3 1-2f			HR		3	1	1	1	0	0	1
Al Oliver, L (1, 3) OBP: 0.350, SLG: 0.444 Bruce Dal Canton, R (6, 1) Carl Taylor, R (8, PH) OBP: 0.500, SLG: 0.500 Jose Martinez, R (9, 6)			4-3		FC6-4 HBP			G4-6-3 1B		1	0	0	0	0	0	0
										0	0	0	0	0	0	0
										1	0	1	0	0	0	0
										0	0	0	0	0	0	0
Freddie Patek, R (1, 6) OBP: 0.368, SLG: 0.288 Jerry May, R (8, PH) OBP: 0.296, SLG: 0.440 Ron Kline, R (9, 1)			E 1B 1B		FC6-4 1-2f			G4-6-3 1-2f		2	1	1	0	0	0	1
										1	0	0	0	0	0	1
										0	0	0	0	0	0	0
Dock Ellis, S (1, 1) OBP: 0.333, SLG: 0.333 Ron Davis, R (6, 7) OBP: 0.333, SLG: 0.385			K 1-2			F8		F9		1	0	0	0	0	1	1
										2	0	0	0	0	0	0

Inning Stats																																
	R: 0	H: 0	R: 0	H: 0	R: 1	H: 2	R: 0	H: 0	R: 0	H: 1	R: 0	H: 0	R: 0	H: 0	R: 1	H: 2	R: 0	H: 1	1B: 5	SF: 0	WP: 0	PA: 32										
	E: 0	LOB: 0	E: 0	LOB: 0	E: 1	LOB: 0	E: 0	LOB: 0	E: 0	LOB: 1	E: 0	LOB: 0	E: 0	LOB: 0	E: 0	LOB: 0	E: 0	LOB: 1	2B: 0	SAC: 0	PB: 0											
	K: 0	BB: 0	K: 1	BB: 0	K: 1	BB: 0	K: 0	BB: 0	K: 0	BB: 0	K: 0	BB: 0	K: 0	BB: 0	K: 0	BB: 0	K: 1	BB: 0	3B: 0	DP: 2	SB: 0											
	S: 3	P: 3	S: 5	P: 5	S: 6	P: 6	S: 5	P: 5	S: 3	P: 4	S: 3	P: 3	S: 3	P: 3	S: 4	P: 4	S: 6	P: 6	HR: 1	HBP: 1	CS: 0											

PITCHER	IP	WLS	BF	H	R	ER	SO	BB	IBB	HBP	BLK	WP	HR	S	P	ERA	WHIP
Larry Jaster, L (1, 1) ERA: 3.33	9.0	W	31	6	2	1	4	0	0	1	0	0	1	38	39	1.00	0.667

PITCHER	IP	WLS	BF	H	R	ER	SO	BB	IBB	HBP	BLK	WP	HR	S	P	ERA	WHIP

AB	30
R	2
H	6
RBI	2
BB	0
SO	4
LOB	5

Batter	1	2	3	4	5	6	7	8	9	AB	R	H	RBI	BB	SO	LOB
Lou Brock, L (1, 7) OBP: 0.205, SLG: 0.341	HBP S 1B 1B	6-3 1B		K 1B	K			1-3		5	1	2	0	0	2	4
Curt Flood, R (1, 8) OBP: 0.306, SLG: 0.321	HBP 1-2 1B BB	6-3 1-2		1-2 2-H 1B		6-3		1B 2B		4	2	2	1	1	0	1
Vada Pinson, L (1, 9) OBP: 0.354, SLG: 0.486	BB 1B FC3-2 1-2 2-3 HBP	F7		F7		3B		2-H 1B		4	0	2	1	0	0	3
Joe Torre, R (1, 3) OBP: 0.305, SLG: 0.432	FC3-2 BB BB 1-2 2-H 3-H 1B	5-3		F9		K		F8		5	1	1	2	0	1	5
Tim McCarver, L (1, 2) OBP: 0.316, SLG: 0.347	BB FC3-2 1-2 2-3 BB	F8			1B E 1B	4-3			CS 1B	4	1	2	0	1	0	1
Mike Shannon, R (1, 5) OBP: 0.300, SLG: 0.416	FC3-2 BB 1-2 2-3 3-Hf	F9			E2 FC4-6 1-H 1B		K		K 1-2	5	0	1	0	0	2	4
Julian Javier, R (1, 4) OBP: 0.277, SLG: 0.246	L3	K			FC4-6 BB 1-2f		K		6-3	5	0	0	0	0	2	4
Dal Maxvill, R (1, 6) OBP: 0.324, SLG: 0.281	FC6 1-2 2-3 3-H BB			1B 1B BB	1-2 BB		K			1	1	0	1	3	1	0
Steve Carlton, L (1, 1) OBP: 0.417, SLG: 0.500	FC6 1-2f			1-2 1B	K			1-3		4	0	1	0	0	1	5
Inning Stats	R: 3 E: 0 K: 0 S: 5 H: 2 LOB: 3 BB: 3 P: 18	R: 0 E: 0 K: 0 S: 4 H: 1 LOB: 1 BB: 0 P: 4	R: 0 E: 0 K: 1 S: 5 H: 0 LOB: 0 BB: 0 P: 5	R: 1 E: 0 K: 1 S: 7 H: 2 LOB: 2 BB: 1 P: 11	R: 1 E: 1 K: 2 S: 9 H: 2 LOB: 2 BB: 1 P: 13	R: 0 E: 0 K: 1 S: 6 H: 1 LOB: 1 BB: 0 P: 6	R: 0 E: 0 K: 3 S: 9 H: 0 LOB: 0 BB: 0 P: 9	R: 1 E: 0 K: 0 S: 5 H: 2 LOB: 1 BB: 0 P: 5	R: 0 E: 0 K: 1 S: 5 H: 1 LOB: 0 BB: 0 P: 5	1B: 9 2B: 1 3B: 1 HR: 0 SF: 0 SAC: 0 DP: 0 HBP: 1						

PITCHER		IP	WLS	BF	H	R	ER	SO	BB	IBB	HBP	BLK	WP	HR	S	P	ERA	WHIP
Bob Moose, R ERA: 3.95	(1, 1)	3.1	L	20	5	4	4	2	4	0	1	0	0	0	19	36	10.80	2.700
Luke Walker, L ERA: 2.7	(4, 1)	1.2		8	2	1	0	2	1	0	0	0	0	0	11	15	0.00	1.800
Bruce Dal Canton, R ERA: 0.79	(6, 1)	2.0		7	1	0	0	4	0	0	0	0	0	0	15	15	0.00	0.500
Jim Shellenback, L ERA: 2.45	(8, 1)	2.0		8	3	1	1	1	0	0	0	0	0	0	10	10	4.50	1.500

PITCHER	IP	WLS	BF	H	R	ER	SO	BB	IBB	HBP	BLK	WP	HR	S	P	ERA	WHIP

TOP

St. Louis Cardinals @ Pittsburgh Pirates

Forbes Field, Pittsburgh, PA

Mon Apr 28 1969, 7:05 PM EDT

Att. 3,859 - Unknown

livebaseballscorecards.com

AB	37
R	6
H	11
RBI	5
BB	5
SO	9
LOB	27

WP: 0 PA: 43
PB: 0
SB: 1
CS: 1

Batter	1	2	3	4	5	6	7	8	9	AB	R	H	RBI	BB	SO	LOB
Matty Alou, L (1, 8) OBP: 0.420, SLG: 0.494	0-0 2B	0-0 G1-2-3 3-Hf			0-3 K 1-2			0-0 2-3		4	0	1	0	0	1	4
Ron Davis, R (1, 9) OBP: 0.368, SLG: 0.375	0-3 K		4-0 G3-6-3 BB		0-0 1B 2-3			0-0 6-3		3	0	1	0	1	1	1
Willie Stargell, L (1, 7) OBP: 0.392, SLG: 0.606	0-3 K		0-0 G3-6-3 1-2f		0-0 F8			0-0 F3		4	0	0	0	0	1	4
Bob Robertson, R (1, 3) OBP: 0.283, SLG: 0.300	0-3 K		0-3 K			0-0 F9			0-0 E5 G3 BB SF9	4	1	0	0	0	2	1
Jose Pagan, R (1, 5) OBP: 0.294, SLG: 0.344		0-0 BB 1B 1B		0-0 6-3		0-0 5-3			4-0 PB G3 1-2 BB	3	1	1	0	1	0	0
Bill Mazeroski, R (1, 4) OBP: 0.231, SLG: 0.254		4-0 2-3 1B 1-2 G1-2-3 BB		0-0 F7		0-0 F8			0-0 G3 1-2 2-3	3	0	0	0	1	0	2
Jerry May, R (1, 2) OBP: 0.293, SLG: 0.434		0-0 2-3 1-2 2-H 1B		0-3 K			0-0 5-3		0-0 SF9 3-H	3	0	1	2	0	1	0
Freddie Patek, R (1, 6) OBP: 0.347, SLG: 0.270		0-0 2-3 1-2 2-3			0-0 F9		0-0 5-3		0-0 P3 2-3	4	0	0	0	0	0	3
Bob Moose, R (1, 1) OBP: 0.273, SLG: 0.111 Luke Walker, L (4, 1) Carl Taylor, R (5, PH) OBP: 0.667, SLG: 0.500 Bruce Dal Canton, R (6, 1) Jose Martinez, R (7, PH) Jim Shellenback, L (8, 1)		4-0 BB			4-0 1B WP BB		0-0 5-3			0 0 0 0 1 0	0 0 0 0 0 0	0 0 0 0 0 0	0 0 1 0 0 0	0 0 0 0 0 0	0 0 0 0 0 0	0 0 0 0 0 0
Inning Stats	R: 0 H: 1 E: 0 LOB: 1 K: 3 BB: 0 S: 10 P: 10	R: 1 H: 2 E: 0 LOB: 2 K: 0 BB: 2 S: 4 P: 12	R: 0 H: 0 E: 0 LOB: 0 K: 1 BB: 1 S: 4 P: 8	R: 0 H: 0 E: 0 LOB: 0 K: 1 BB: 0 S: 5 P: 5	R: 0 H: 1 E: 0 LOB: 2 K: 1 BB: 1 S: 6 P: 10	R: 0 H: 0 E: 0 LOB: 0 K: 0 BB: 0 S: 3 P: 3	R: 0 H: 0 E: 0 LOB: 0 K: 0 BB: 0 S: 3 P: 3	R: 0 H: 0 E: 0 LOB: 0 K: 0 BB: 0 S: 3 P: 3	R: 1 H: 0 E: 1 LOB: 1 K: 0 BB: 1 S: 4 P: 8	1B: 3 SF: 1 2B: 1 SAC: 0 3B: 0 DP: 2 HR: 0 HBP: 0				WP: 1 PA: 35 PB: 1 SB: 0 CS: 0		

PITCHER		IP	WLS	BF	H	R	ER	SO	BB	IBB	HBP	BLK	WP	HR	S	P	ERA	WHIP
Steve Carlton, L ERA: 1.16	(1, 1)	9.0	W	35	4	2	1	6	5	0	0	0	1	0	42	62	1.00	1.000

PITCHER	IP	WLS	BF	H	R	ER	SO	BB	IBB	HBP	BLK	WP	HR	S	P	ERA	WHIP

BOTTOM

St. Louis Cardinals @ Pittsburgh Pirates

Forbes Field, Pittsburgh, PA

Mon Apr 28 1969, 7:05 PM EDT

Att. 3,859 - Unknown

AB	29
R	2
H	4
RBI	2
BB	5
SO	6
LOB	15

livebaseballscorecards.com

Batter	1	2	3	4	5	6	7	8	9	AB	R	H	RBI	BB	SO	LOB
Lou Brock, L (1, 7) OBP: 0.207, SLG: 0.337	F7		F9			K		E S 1B		4	0	1	0	0	1	1
Curt Flood, R (1, 8) OBP: 0.303, SLG: 0.317	F8			4-3 1B		K		P4 1-3		4	0	1	0	0	1	1
Vada Pinson, L (1, 9) OBP: 0.337, SLG: 0.462	F7			P6		F8		P6		4	0	0	0	0	0	2
Joe Torre, R (1, 3) OBP: 0.306, SLG: 0.421		K		4-3 1-2f			SH3-4 BB BB		K	2	0	0	0	1	1	1
Jim Hicks, R (7, PR)										0	0	0	0	0	0	0
Steve Huntz, S (7, 6) OBP: 0.100, SLG: 0.100										1	0	0	0	0	1	0
Tim McCarver, L (1, 2) OBP: 0.325, SLG: 0.387		F8			HR		SH3-4 1-2 BB		F7	3	1	1	1	1	0	0
Mike Shannon, R (1, 5) OBP: 0.289, SLG: 0.400		K			F8		SH3-4 1-2 2-3		K	3	0	0	0	0	2	0
Julian Javier, R (1, 4) OBP: 0.269, SLG: 0.238			K		P4		5-3			2	0	0	0	0	1	0
Phil Gagliano, R (7, PH)										1	0	0	0	0	0	3
(7, 4)																
Dal Maxvill, R (1, 6) OBP: 0.329, SLG: 0.305			K		2B		K			2	0	1	0	0	1	0
Bill White, L (7, PH) OBP: 0.200, SLG: 0.111										1	0	0	0	0	1	3
(7, 3)																
Dave Giusti, R (1, 1) OBP: 0.455, SLG: 0.444			1B		K			4-3		2	0	1	0	0	1	1
Joe Hague, L (8, PH)										1	0	0	0	0	0	0
Ron Willis, R (8, 1)										0	0	0	0	0	0	0
Inning Stats	R: 0 E: 0 K: 0 S: 3 H: 0 LOB: 0 BB: 0 P: 3	R: 0 E: 0 K: 2 S: 7 H: 0 LOB: 0 BB: 0 P: 7	R: 0 E: 0 K: 2 S: 8 H: 1 LOB: 1 BB: 0 P: 8	R: 0 E: 0 K: 0 S: 3 H: 1 LOB: 0 BB: 0 P: 3	R: 1 E: 0 K: 1 S: 7 H: 2 LOB: 1 BB: 0 P: 7	R: 0 E: 0 K: 2 S: 7 H: 0 LOB: 0 BB: 0 P: 7	R: 0 E: 0 K: 1 S: 5 H: 0 LOB: 3 BB: 2 P: 13	R: 0 E: 0 K: 0 S: 4 H: 1 LOB: 1 BB: 0 P: 4	R: 0 E: 0 K: 2 S: 7 H: 0 LOB: 0 BB: 0 P: 7	1B: 3 2B: 2 3B: 0 HR: 1	SF: 0 SAC: 1 DP: 1 HBP: 0					

PITCHER	IP	WLS	BF	H	R	ER	SO	BB	IBB	HBP	BLK	WP	HR	S	P	ERA	WHIP
Jim Bunning, R (1, 1) ERA: 3.13	9.0	W	33	5	1	1	10	2	0	0	0	0	1	51	59	1.00	0.778

PITCHER	IP	WLS	BF	H	R	ER	SO	BB	IBB	HBP	BLK	WP	HR	S	P	ERA	WHIP

TOP

St. Louis Cardinals @ Pittsburgh Pirates

Forbes Field, Pittsburgh, PA

Wed Apr 30 1969, 7:05 PM EDT

Unknown

livebaseballscorecards.com

AB	30
R	1
H	5
RBI	1
BB	2
SO	10
LOB	12

WP: 0	PA: 33		
PB: 0			
SB: 1			
CS: 0			

BOTTOM

St. Louis Cardinals @ Pittsburgh Pirates

Forbes Field, Pittsburgh, PA

Wed Apr 30 1969, 7:05 PM EDT

Unknown

Batter	1	2	3	4	5	6	7	8	9	AB	R	H	RBI	BB	SO	LOB
Matty Alou, L (1, 8) OBP: 0.435, SLG: 0.506	0-0 2B 1B		0-0 FC3-6 1B		0-0 ① F9		0-0 FC1-5-6 1B			4	0	3	0	0	0	0
Richie Hebner, L (1, 5) OBP: 0.446, SLG: 0.396	0-0 1-3 2B		0-0 ② FC3-6 1B 1-2f		BBB 4-0 WP 2B BB		0-0 ① FC1-5-6 FC1-6 1-2f			3	1	1	0	1	0	2
Willie Stargell, L (1, 7) OBP: 0.385, SLG: 0.586	SSS 0-3 ① K		0-0 1-3 1B		0-0 ② F2 1-2		0-0 ② FC1-6 1-2f			4	0	1	0	0	1	4
Al Oliver, L (1, 9) OBP: 0.341, SLG: 0.450 Ron Davis, R (8, 9) OBP: 0.368, SLG: 0.375	SSS 0-3 ② K		SSS 0-3 ③ K		0-0 2-H 2B		SSS 0-3 ③ K			4 0	1 0	1 0	1 0	0 0	3 0	5 0
Manny Sanguillen, R (1, 2) OBP: 0.423, SLG: 0.500	0-0 ③ 6-3			0-0 ① 4-3	0-0 2-H 2B			SSS 0-3 ① K		4	0	1	1	0	1	2
Bob Robertson, R (1, 3) OBP: 0.260, SLG: 0.273		SSS 0-3 ① K		0-0 ② F8	SSS 0-3 ③ K			SSS 0-3 ② K		4	0	0	0	0	3	1
Bill Mazeroski, R (1, 4) OBP: 0.232, SLG: 0.253		0-0 ② P3		0-0 1B 1B		0-0 ① P6		SSS 0-3 ③ K		4	0	1	0	0	1	0
Freddie Patek, R (1, 6) OBP: 0.347, SLG: 0.273		0-0 ③ F8		0-0 1-2 1B		0-0 ② 6-3				3	0	1	0	0	0	0
Jim Bunning, R (1, 1)			0-0 ① 6-3	0-0 ③ 6-3		0-0 ③ 4-3				3	0	0	0	0	0	2
Inning Stats	R: 0 E: 0 K: 2 S: 9 H: 2 LOB: 2 BB: 0 P: 9	R: 0 E: 0 K: 1 S: 5 H: 0 LOB: 0 BB: 0 P: 5	R: 0 E: 0 K: 1 S: 7 H: 2 LOB: 2 BB: 0 P: 7	R: 0 E: 0 K: 0 S: 5 H: 2 LOB: 2 BB: 0 P: 5	R: 2 E: 0 K: 1 S: 7 H: 2 LOB: 1 BB: 1 P: 11	R: 0 E: 0 K: 0 S: 3 H: 0 LOB: 0 BB: 0 P: 3	R: 0 E: 0 K: 1 S: 6 H: 1 LOB: 1 BB: 0 P: 6	R: 0 E: 0 K: 3 S: 9 H: 0 LOB: 0 BB: 0 P: 9		1B: 6 2B: 3 3B: 0 HR: 0		SF: 0 SAC: 0 DP: 0 HBP: 0			WP: 1 PB: 0 SB: 0 CS: 0		PA: 34

livebaseballscorecards.com

	AB	33
	R	2
	H	9
	RBI	2
	BB	1
	SO	9
	LOB	16

PITCHER		IP	WLS	BF	H	R	ER	SO	BB	IBB	HBP	BLK	WP	HR	S	P	ERA	WHIP
Dave Giusti, R ERA: 1.93	(1, 1)	7.0	L	31	9	2	2	6	1	0	0	0	1	0	42	46	2.57	1.429
Ron Willis, R ERA: 2.16	(8, 1)	1.0		3	0	0	0	3	0	0	0	0	0	0	9	9	0.00	0.000

PITCHER	IP	WLS	BF	H	R	ER	SO	BB	IBB	HBP	BLK	WP	HR	S	P	ERA	WHIP

Batter	1	2	3	4	5	6	7	8	9	AB	R	H	RBI	BB	SO	LOB
Lou Brock, L (1, 7) OBP: 0.228, SLG: 0.363	L6		2-3	1B 1-H 3-H			L1-3 1B 2B		G5-4-3 1B	5	1	3	2	0	0	0
Curt Flood, R (1, 8) OBP: 0.298, SLG: 0.310	BLK 1B 1B		1-3	F8			L1-3 2-3		G5-4-3 1-2f	5	1	1	0	0	0	3
Vada Pinson, L (1, 9) OBP: 0.352, SLG: 0.463	1-H 1B			1-3	K		1B IBB		WP 2B 1B	4	1	2	1	1	1	0
Joe Torre, R (1, 3) OBP: 0.322, SLG: 0.481	K			HR	5-3		1-2 3-H 1B		1-H 2B	5	1	3	3	0	1	0
Tim McCarver, L (1, 2) OBP: 0.330, SLG: 0.372		FC5-4 BB		1B FC4-6 BB	K		F8		K	3	1	0	0	2	2	3
Mike Shannon, R (1, 5) OBP: 0.287, SLG: 0.393		F9		FC4-6 1-3 1B	K	K	K			4	0	1	0	0	2	3
Phil Gagliano, R (1, 4) OBP: 0.333, SLG: 0.143		F9		FC4-6 BB 1-2f 1B 3-H	1B			6-3		4	1	1	1	0	0	2
Dal Maxvill, R (1, 6) OBP: 0.324, SLG: 0.290		FC5-4 1-2f		1B 1-2 1B BB	K			1-3		3	1	0	0	1	1	2
Bob Gibson, R (1, 1) OBP: 0.250, SLG: 0.313			5-3	S 1-3 2-H 1B	K			K		4	1	1	1	0	2	1
Inning Stats	R: 1 E: 0 K: 1 S: 6 H: 2 LOB: 0 BB: 0 P: 6	R: 0 E: 0 K: 0 S: 3 H: 0 LOB: 1 BB: 1 P: 7	R: 0 E: 0 K: 0 S: 3 H: 0 LOB: 0 BB: 0 P: 3	R: 5 E: 0 K: 0 S: 7 H: 4 LOB: 1 BB: 2 P: 15	R: 0 E: 0 K: 2 S: 7 H: 0 LOB: 0 BB: 0 P: 7	R: 0 E: 0 K: 3 S: 10 H: 1 LOB: 1 BB: 0 P: 10	R: 1 E: 0 K: 1 S: 7 H: 2 LOB: 2 BB: 1 P: 11	R: 0 E: 0 K: 1 S: 5 H: 0 LOB: 0 BB: 0 P: 5	R: 1 E: 0 K: 1 S: 7 H: 3 LOB: 1 BB: 0 P: 7	1B: 9 2B: 2 3B: 0 HR: 1 SF: 0 SAC: 0 DP: 1 HBP: 0						

PITCHER		IP	WLS	BF	H	R	ER	SO	BB	IBB	HBP	BLK	WP	HR	S	P	ERA	WHIP
Steve Blass, R ERA: 5.76	(1, 1)	3.2	L	18	5	6	6	1	3	0	0	1	0	1	17	29	14.73	2.182
Bruce Dal Canton, R ERA: 0.71	(4, 1)	1.1		5	1	0	0	2	0	0	0	0	0	0	9	9	0.00	0.750
Ron Kline, R ERA: 1.08	(6, 1)	2.0		10	3	1	1	4	0	1	0	0	0	0	17	21	4.50	1.500
Luke Walker, L ERA: 3.12	(8, 1)	2.0		8	3	1	1	2	0	0	0	0	1	0	12	12	4.50	1.500

PITCHER IP WLS BF H R ER SO BB IBB HBP BLK WP HR S P ERA WHIP

TOP

St. Louis Cardinals @ Pittsburgh Pirates

Forbes Field, Pittsburgh, PA

Wed Apr 30 1969, 7:05 PM EDT

Att. 10,895 - Unknown

livebaseballscorecards.com

AB	37
R	8
H	12
RBI	8
BB	4
SO	9
LOB	14

WP: 1	PA: 41		
PB: 0			
SB: 1			
CS: 0			

BOTTOM

St. Louis Cardinals @ Pittsburgh Pirates

Forbes Field, Pittsburgh, PA

Wed Apr 30 1969, 7:05 PM EDT

Att. 10,895 - Unknown

Batter	1	2	3	4	5	6	7	8	9	AB	R	H	RBI	BB	SO	LOB
Matty Alou, L (1, 8) OBP: 0.427, SLG: 0.494	x 0-0 F8 ①		x 0-0 E6 2-3		x 0-0 1B		x 0-0 F3 ③			4	0	1	0	0	0	1
Luke Walker, L (8, 1)										0	0	0	0	0	0	0
Richie Hebner, L (1, 5) OBP: 0.417, SLG: 0.365	x 0-0 4-3 ②		S S S 0-3 K ③		x 0-0 F8 ③			x 0-0 3-1 ①		4	0	0	0	0	1	3
Willie Stargell, L (1, 7) OBP: 0.378, SLG: 0.562	S S S 0-3 K ③			B B B 4-0 FC6-4 1B BB		S S S 0-3 K ①		x 0-0 L3 ②		3	0	0	0	1	2	0
Al Oliver, L (1, 9) OBP: 0.313, SLG: 0.409		S S S 0-3 K ①		x 0-0 P5 ①		x 0-0 P6 ②		x 0-0 F8 ③		4	0	0	0	0	1	1
Jerry May, R (1, 2) OBP: 0.306, SLG: 0.456		S S S 0-3 K ②		x 0-0 FC6-4 1-2 1B		x 0-0 2B			x 0-0 F2 ①	4	0	2	0	0	1	0
Bill Mazeroski, R (1, 4) OBP: 0.244, SLG: 0.247		x 0-0 F8 ③		x 0-0 FC6-4 1-2f 2-3 ②		B B B B 4-0 BB			B B B B 4-0 1B FC5-4 BB	2	1	0	0	2	0	2
Bob Robertson, R (1, 3) OBP: 0.259, SLG: 0.271			x 0-0 P3 ①	S S S 0-3 K ③		x 0-0 P3 ③			x 0-0 FC5-4 1-3 1B	4	0	1	0	0	1	4
Freddie Patek, R (1, 6) OBP: 0.342, SLG: 0.261			B B B B 4-0 E S BB		S S S 0-3 K ①		x 0-0 4-3 ①		x 0-0 FC5-4 1-2f 3-H ②	3	0	0	1	1	1	1
Steve Blass, R (1, 1) OBP: 0.333, SLG: 0.500			x 0-0 F4 1-2 ②		x 0-0 F9 ②		x 0-0 P4 ②		S S S 0-3 K ③	1	0	0	0	0	0	1
Bruce Dal Canton, R (4, 1)										0	0	0	0	0	0	0
Carl Taylor, R (5, PH) OBP: 0.500, SLG: 0.333										1	0	0	0	0	0	0
Ron Kline, R (6, 1)										0	0	0	0	0	0	0
Gary Kolb, L (7, PH)										1	0	0	0	0	0	0
Ron Davis, R (8, 8) OBP: 0.350, SLG: 0.353										1	0	0	0	0	1	1
Inning Stats	R: 0 H: 0 E: 0 LOB: 0 K: 1 BB: 0 S: 5 P: 5	R: 0 H: 0 E: 0 LOB: 0 K: 2 BB: 0 S: 7 P: 7	R: 0 H: 0 E: 1 LOB: 2 K: 1 BB: 1 S: 6 P: 10	R: 0 H: 1 E: 0 LOB: 2 K: 1 BB: 1 S: 6 P: 10	R: 0 H: 1 E: 0 LOB: 1 K: 1 BB: 0 S: 6 P: 6	R: 0 H: 1 E: 0 LOB: 2 K: 1 BB: 1 S: 6 P: 10	R: 0 H: 0 E: 0 LOB: 0 K: 0 BB: 0 S: 3 P: 3	R: 0 H: 0 E: 0 LOB: 0 K: 0 BB: 0 S: 3 P: 3	R: 1 H: 1 E: 0 LOB: 1 K: 1 BB: 1 S: 6 P: 10	1B: 3 SF: 0 2B: 1 SAC: 0 3B: 0 DP: 0 HR: 0 HBP: 0						

livebaseballscorecards.com

	AB	32
	R	1
	H	4
	RBI	1
	BB	4
	SO	8
	LOB	14

WP: 0 PA: 36
PB: 0
SB: 1
CS: 0

PITCHER		IP	WLS	BF	H	R	ER	SO	BB	IBB	HBP	BLK	WP	HR	S	P	ERA	WHIP
Bob Gibson, R ERA: 2.36	(1, 1)	9.0	W	36	4	1	1	8	4	0	0	0	0	0	48	64	1.00	0.889

PITCHER	IP	WLS	BF	H	R	ER	SO	BB	IBB	HBP	BLK	WP	HR	S	P	ERA	WHIP

St. Louis Cardinals @ Pittsburgh Pirates

Forbes Field, Pittsburgh, PA

Thu May 01 1969, 7:05 PM EDT

Att. 7,043 - Unknown

TOP

livebaseballscorecards.com

Batter	1	2	3	4	5	6	7	8	9	AB	R	H	RBI	BB	SO	LOB
Lou Brock, L (1, 7) OBP: 0.216, SLG: 0.344	K		L6		E6 1B SF9		F9	F8		5	1	0	0	0	1	2
Julian Javier, R (1, 4) OBP: 0.278, SLG: 0.265	F8		5-3		CS 1-3 1B		P5		SH 1B 2B	5	1	2	0	0	0	1
Curt Flood, R (1, 8) OBP: 0.296, SLG: 0.311	1B			K	SF9 1-2 3-H		F3		SH 1B 1B 2-3	3	1	1	1	0	1	0
Joe Torre, R (1, 3) OBP: 0.337, SLG: 0.476	F9			BB 3B BB	F8			1B 2B BB	1B SF9 1B 1-3 3-H	3	3	1	1	2	0	2
Mike Shannon, R (1, 5) OBP: 0.293, SLG: 0.393		F3		K	1-3 1B			P3	FC6-4 1B 1-3 3-H	5	0	2	1	0	1	2
Tim McCarver, L (1, 2) OBP: 0.344, SLG: 0.378		4-3		BB 3B 1-2	1-3 1B 1-2			2B 1B 1-3	FC6-4 1-2f	4	2	2	0	1	0	2
Jim Hicks, R (1, 9) OBP: 0.250, SLG: 0.750	K			3B 1-H 2-H	K			2B 1B 1-H 3-H	SF9 3-H	3	0	1	2	0	2	2
Vada Pinson, L (8, PH) (8, 9) OBP: 0.355, SLG: 0.482										1	1	1	3	0	0	0
Dal Maxvill, R (1, 6) OBP: 0.329, SLG: 0.288			BB SH3-4	6-3	1-3 1-2 2-3			1B 2-H	5-3	4	0	1	1	1	0	4
Nelson Briles, R (1, 1) OBP: 0.100, SLG: 0.100			SH3-4 1-2		5-3	K		K		3	0	0	0	0	2	3

	AB	36
	R	9
	H	11
	RBI	9
	BB	4
	SO	7
	LOB	18

Inning Stats										
	R: 0	H: 1	R: 0	H: 0	R: 0	H: 0	R: 2	H: 1	R: 1	H: 1
	E: 0	LOB: 1	E: 0	LOB: 0	E: 0	LOB: 1	E: 0	LOB: 1	E: 1	LOB: 1
	K: 1	BB: 0	K: 1	BB: 0	K: 0	BB: 1	K: 2	BB: 2	K: 0	BB: 0
	S: 6	P: 6	S: 5	P: 5	S: 3	P: 7	S: 8	P: 16	S: 5	P: 5

	R: 0	H: 2	R: 0	H: 0	R: 3	H: 3	R: 3	H: 3	1B: 8	SF: 2	WP: 0	PA: 44
	E: 0	LOB: 2	E: 0	LOB: 0	E: 0	LOB: 1	E: 1	LOB: 1	2B: 2	SAC: 2	PB: 0	
	K: 2	BB: 0	K: 0	BB: 0	K: 1	BB: 1	K: 0	BB: 0	3B: 1	DP: 0	SB: 0	
	S: 9	P: 9	S: 3	P: 3	S: 8	P: 12	S: 7	P: 7	HR: 0	HBP: 0	CS: 1	

PITCHER		IP	WLS	BF	H	R	ER	SO	BB	IBB	HBP	BLK	WP	HR	S	P	ERA	WHIP
Bob Veale, L ERA: 5.47	(1, 1)	5.0	L	24	5	3	2	4	3	0	0	0	0	0	29	41	3.60	1.600
Chuck Hartenstein, R ERA: 0.82	(6, 1)	1.0		3	0	0	0	2	0	0	0	0	0	0	7	7	0.00	0.000
Bruce Dal Canton, R ERA: 2.45	(7, 1)	2.0		10	3	3	3	1	1	0	0	0	0	0	11	15	13.50	2.000
Jim Shellenback, L ERA: 3.0	(9, 1)	1.0		7	3	3	1	0	0	0	0	0	0	0	7	7	9.00	3.000

PITCHER	IP	WLS	BF	H	R	ER	SO	BB	IBB	HBP	BLK	WP	HR	S	P	ERA	WHIP

St. Louis Cardinals @ Pittsburgh Pirates

Forbes Field, Pittsburgh, PA

Thu May 01 1969, 7:05 PM EDT

Att. 7,043 - Unknown

livebaseballscorecards.com

Batter	1	2	3	4	5	6	7	8	9	AB	R	H	RBI	BB	SO	LOB
Matty Alou, L (1, 8) OBP: 0.420, SLG: 0.484	6-3		G1-6-3 1B			F7		5-3 1-2		4	0	1	0	0	0	2
Richie Hebner, L (1, 5) OBP: 0.422, SLG: 0.411	F8 2B		G1-6-3 1-2f			E5 1-H 2B		F7		4	1	2	0	0	0	2
Willie Stargell, L (1, 7) OBP: 0.360, SLG: 0.532	F8 2-3			P4		K			K	4	0	0	0	0	2	1
Manny Sanguillen, R (1, 2) OBP: 0.400, SLG: 0.467	6-3			4-3		F8			WP 1B 1B	4	1	1	0	0	0	1
Al Oliver, L (1, 9) OBP: 0.308, SLG: 0.396		6-3		F7			F8		1-H 1B	4	0	1	1	0	0	0
Bill Mazeroski, R (1, 4) OBP: 0.253, SLG: 0.247		FC5-4 BB			F8		4-3		F8	0	0	0	0	1	0	0
Jose Martinez, R (5, 4)										3	0	0	0	0	0	1
Bob Robertson, R (1, 3) OBP: 0.241, SLG: 0.250		FC5-4 1-2f			K		K		K	4	0	0	0	0	3	2
Freddie Patek, R (1, 6) OBP: 0.329, SLG: 0.250		K			4-3			1-3		3	0	0	0	0	1	1
Bob Veale, S (1, 1)			6-3			E4 2B E		5-3 1B		1	0	0	0	0	0	0
Chuck Hartenstein, R (6, 1)										0	0	0	0	0	0	0
Gary Kolb, L (6, PH)										1	1	0	0	0	0	0
Bruce Dal Canton, R (7, 1)										0	0	0	0	0	0	0
Carl Taylor, R (8, PH) OBP: 0.600, SLG: 0.500										1	0	1	0	0	0	0
Jim Shellenback, L (9, 1)										0	0	0	0	0	0	0

Inning Stats	1	2	3	4	5	6	7	8	9	1B	2B	3B	HR	SF	SAC	DP	HBP	WP	PB	SB	CS	PA
	R: 0 E: 0 K: 0 S: 4	H: 1 LOB: 1 BB: 0 P: 4	R: 0 E: 0 K: 1 S: 5	H: 0 LOB: 1 BB: 1 P: 9	R: 0 E: 0 K: 0 S: 3	H: 1 LOB: 0 BB: 0 P: 3	R: 0 E: 0 K: 0 S: 3	H: 0 LOB: 0 BB: 0 P: 3	R: 0 E: 0 K: 1 S: 5	H: 0 LOB: 0 BB: 0 P: 5	R: 2 E: 2 K: 1 S: 7	H: 1 LOB: 0 BB: 0 P: 7	R: 0 E: 0 K: 1 S: 5	H: 0 LOB: 0 BB: 0 P: 5	R: 0 E: 0 K: 0 S: 4	H: 1 LOB: 1 BB: 0 P: 4	R: 1 E: 0 K: 2 S: 9	H: 2 LOB: 1 BB: 0 P: 9	1B: 4 2B: 2 3B: 0 HR: 0	SF: 0 SAC: 0 DP: 1 HBP: 0	WP: 1 PB: 0 SB: 0 CS: 0	PA: 34

PITCHER	IP	WLS	BF	H	R	ER	SO	BB	IBB	HBP	BLK	WP	HR	S	P	ERA	WHIP
Nelson Briles, R (1, 1) ERA: 6.67	9.0	W	34	6	3	1	6	1	0	0	0	1	0	45	49	1.00	0.778

PITCHER	IP	WLS	BF	H	R	ER	SO	BB	IBB	HBP	BLK	WP	HR	S	P	ERA	WHIP

Batter	1	2	3	4	5	6	7	8	9	AB	R	H	RBI	BB	SO	LOB
Matty Alou, L (1, 8) OBP: 0.419, SLG: 0.500	WP G3 2B		1B 2B		FC WP 1B 1-2 2-3		5-3		5-3	5	3	2	0	0	0	2
Richie Hebner, L (1, 5) OBP: 0.420, SLG: 0.410	G3 2-H		G6-4-3 1B 2-H		F5 1-2 2-3 3-H		L8		1B	5	0	2	2	0	0	2
Jose Pagan, R (1, 7) OBP: 0.278, SLG: 0.324 Al Oliver, L (5, PH) OBP: 0.309, SLG: 0.380 (5, 7)	5-3		G6-4-3 1-2f		1B WP IBB		L8		L8	2 2	0 1	0 0	0 1	0 0	0 1	1 1
Jerry May, R (1, 2) OBP: 0.303, SLG: 0.450	L8			1-3	SF7 3-H			5-3 1B		3	1	1	1	0	0	0
Carl Taylor, R (1, 9) OBP: 0.625, SLG: 0.500 Ron Davis, R (7, 9) OBP: 0.333, SLG: 0.333		BBBB BB		L8	WP 1B 1-3 2-H			5-3 1-2		2 1	0 0	1 0	1 0	1 0	0 0	0 1
Bob Robertson, R (1, 3) OBP: 0.258, SLG: 0.268		F7		1B	SSS K 1-2 3-H			5-3 1B 2-H		4	0	2	1	0	1	2
Freddie Patek, R (1, 6) OBP: 0.314, SLG: 0.237		F2	F9			SSS K		5-3 1-2		4	0	0	0	0	1	3
Jose Martinez, R (1, 4) OBP: 0.091, SLG: 0.091		5-3			FC SH WP 1B	6-3		SSS K		4	1	1	0	0	1	2
Dock Ellis, S (1, 1) OBP: 0.222, SLG: 0.222			SSS K		SH WP FC 1-2 SF7	1-3			SSS K	3	1	0	0	0	2	0
Inning Stats	R: 1 E: 0 K: 0 S: 4 H: 1 LOB: 0 BB: 0 P: 4	R: 0 E: 0 K: 0 S: 3 H: 0 LOB: 1 BB: 1 P: 7	R: 1 E: 0 K: 1 S: 6 H: 2 LOB: 0 BB: 0 P: 6	R: 0 E: 0 K: 0 S: 4 H: 1 LOB: 1 BB: 0 P: 4	R: 4 E: 1 K: 1 S: 9 H: 2 LOB: 1 BB: 1 P: 13	R: 0 E: 0 K: 1 S: 5 H: 0 LOB: 0 BB: 0 P: 5	R: 0 E: 0 K: 0 S: 3 H: 0 LOB: 0 BB: 0 P: 3	R: 1 E: 0 K: 1 S: 7 H: 2 LOB: 1 BB: 0 P: 7	R: 0 E: 0 K: 1 S: 6 H: 1 LOB: 1 BB: 0 P: 6	1B: 7 2B: 2 3B: 0 HR: 0	SF: 1 SAC: 1 DP: 1 HBP: 0			WP: 3 PB: 0 SB: 0 CS: 0	PA: 39		

PITCHER		IP	WLS	BF	H	R	ER	SO	BB	IBB	HBP	BLK	WP	HR	S	P	ERA	WHIP
Larry Jaster, L ERA: 4.13	(1, 1)	4.0	L	18	5	4	4	1	1	0	0	0	1	0	19	23	9.00	1.500
Dan McGinn, L ERA: 2.7	(5, 1)	0.1		2	0	0	0	0	0	0	0	0	1	0	2	2	0.00	0.000
Carroll Sembera, R ERA: 2.7	(5, 1)	2.2		10	1	2	2	2	0	1	0	0	1	0	13	17	6.75	0.375
Steve Shea, R ERA: 2.7	(8, 1)	2.0		9	3	1	1	2	0	0	0	0	0	0	13	13	4.50	1.500

PITCHER	IP	WLS	BF	H	R	ER	SO	BB	IBB	HBP	BLK	WP	HR	S	P	ERA	WHIP

TOP

Pittsburgh Pirates @ Montreal Expos

Jarry Park, Montreal, QB

Fri May 02 1969, 7:05 PM EDT

Att. 11,892 - Unknown

livebaseballscorecards.com

AB	35
R	7
H	9
RBI	5
BB	2
SO	5
LOB	14

Batter	1	2	3	4	5	6	7	8	9	AB	R	H	RBI	BB	SO	LOB
Ty Cline, L (1, 8) OBP: 0.419, SLG: 0.250	BBBB 4-0 F9 SH5-3 BB		x 0-0 ② L1-3		x 0-0 ③ L6		x 0-0 1-3 1B		x 0-0 ③ L4-3	4	0	1	0	1	0	3
Maury Wills, S (1, 6) OBP: 0.232, SLG: 0.184	x 0-0 ① SH5-3 1-2		x 0-0 ③ 4-3			x 0-0 ① 5-3	x 0-0 ③ 4-3			3	0	0	0	0	0	2
Rusty Staub, L (1, 9) OBP: 0.423, SLG: 0.551	x 0-0 ② F9 2-3			x 0-0 ① 6-3		x 0-0 ② F4		BBBB 4-0 G5-4-3 BB		3	0	0	0	1	0	1
Mack Jones, L (1, 7) OBP: 0.413, SLG: 0.566	x 0-0 ③ 6-3			x 0-0 S 1B		x 0-0 HR 1B		x 0-0 ① F7		4	1	2	0	0	0	2
Donn Clendenon, R (1, 3) OBP: 0.373, SLG: 0.565		x 0-0 1B 2B		SSS 0-3 ② K 1-2		x 0-0 1-H HR		x 0-0 ②③ G5-4-3 1-2f		4	2	2	2	0	1	2
Coco Laboy, R (1, 5) OBP: 0.419, SLG: 0.619		x 0-0 ① F6		SSS 0-3 ③ K		SSS 0-3 ③ K			x 0-0 E 2B	4	0	1	0	0	2	2
Gary Sutherland, R (1, 4) OBP: 0.242, SLG: 0.221		x 0-0 G1-6-3 2-H 1B			BBBB 4-0 G5-4-3 BB		x 0-0 ① 1-3		x 0-0 ① 5-3	3	0	1	1	1	0	1
John Bateman, R (1, 2) OBP: 0.247, SLG: 0.297		x 0-0 ②③ G1-6-3 1-2f			x 0-0 ①② G5-4-3 1-2f		x 0-0 ② F2		x 0-0 E6 PB 2-3	4	0	0	0	0	0	3
Larry Jaster, L (1, 1) Dan McGinn, L (5, 1) OBP: 0.500, SLG: 1.250 Carroll Sembera, R (5, 1) OBP: 0.333, SLG: 0.333 Floyd Wicker, L (7, PH) OBP: 0.286, SLG: 0.167 Steve Shea, R (8, 1) Manny Mota, R (9, PH) OBP: 0.313, SLG: 0.300			x 0-0 ① F6		x 0-0 1B	BBBB 4-0 1B BB			SSS 0-3 ② K 1-2	1 0 1 0 0 0 1	0 0 0 0 0 0 0	0 0 1 0 0 0 1	0 0 0 0 0 0 0	0 0 0 1 0 0 0	0 0 0 0 0 0 1	0 0 0 0 0 0 2
Inning Stats	R: 0 E: 0 K: 0 S: 3 H: 0 LOB: 1 BB: 1 P: 7	R: 1 E: 0 K: 0 S: 4 H: 2 LOB: 0 BB: 0 P: 4	R: 0 E: 0 K: 0 S: 3 H: 0 LOB: 0 BB: 0 P: 3	R: 0 E: 0 K: 2 S: 8 H: 1 LOB: 1 BB: 0 P: 8	R: 0 E: 0 K: 0 S: 3 H: 1 LOB: 1 BB: 1 P: 7	R: 2 E: 0 K: 1 S: 7 H: 2 LOB: 0 BB: 0 P: 7	R: 0 E: 0 K: 0 S: 4 H: 1 LOB: 2 BB: 1 P: 8	R: 0 E: 0 K: 0 S: 2 H: 0 LOB: 0 BB: 1 P: 6	R: 0 E: 1 K: 1 S: 7 H: 1 LOB: 2 BB: 0 P: 7	1B: 5 2B: 2 3B: 0 HR: 1	SF: 0 SAC: 1 DP: 3 HBP: 0					

PITCHER		IP	WLS	BF	H	R	ER	SO	BB	IBB	HBP	BLK	WP	HR	S	P	ERA	WHIP
Dock Ellis, R ERA: 5.22	(1, 1)	9.0	W	37	8	3	3	4	4	0	0	0	0	1	41	57	3.00	1.333

Pittsburgh Pirates @ Montreal Expos

Jarry Park, Montreal, QB

Fri May 02 1969, 7:05 PM EDT

Att. 11,892 - Unknown

BOTTOM

livebaseballscorecards.com

AB	32
R	3
H	8
RBI	3
BB	4
SO	4
LOB	18

Pittsburgh Pirates @ Montreal Expos

Jarry Park, Montreal, QB

Sat May 03 1969, 7:05 PM EDT

Att. 14,147 - Unknown

TOP

livebaseballscorecards.com

Batter	1	2	3	4	5	6	7	8	9	AB	R	H	RBI	BB	SO	LOB
Matty Alou, L (1, 8) OBP: 0.427, SLG: 0.500	0-0 1B S HBP 1B	0-0 6-3 2-3			4-0 BB	0-3 K			0-0 PB 1B	4	1	2	0	1	1	2
Richie Hebner, L (1, 5) OBP: 0.437, SLG: 0.410	4-0 HBP 1B 1-2 SF9 BB	4-0 BB			0-0 F3		0-0 L8		0-3 K	0	1	0	0	2	0	0
Jose Pagan, R (3, 5) OBP: 0.256, SLG: 0.297										3	0	0	0	0	1	2
Willie Stargell, L (1, 7) OBP: 0.374, SLG: 0.531	0-0 SF9 HBP 1-2 2-3 1B	0-0 L8			0-3 K		0-0 1B		4-0 1-2 IBB	4	0	2	0	1	1	3
Al Oliver, L (1, 3) OBP: 0.317, SLG: 0.358	1-0 1-2 2-3 3-H HBP		1-0 G6-4-3 HBP		0-0 G3		0-3 K		0-3 K	3	0	0	1	0	2	4
Carl Taylor, R (1, 9) OBP: 0.455, SLG: 0.375	0-0 SF9 2-3 3-H		0-0 G6-4-3 1-2f			0-0 1-3	0-0 4-3			2	0	0	1	0	0	1
Ron Davis, R (6, 9) OBP: 0.318, SLG: 0.316										1	0	0	0	0	0	1
Jerry May, R (1, 2) OBP: 0.300, SLG: 0.438	0-0 F9		0-0 5-3			0-0 FC1-6 1B WP 1B		0-0 F9		4	1	1	0	0	0	2
Freddie Patek, R (1, 6) OBP: 0.311, SLG: 0.238	0-0 5-3			0-3 K		0-0 FC1-6 1-2 1B		0-0 5-3		4	0	1	0	0	1	2
Jose Martinez, R (1, 4) OBP: 0.133, SLG: 0.133		0-0 6-3 SH1-4 1B		0-3 K		0-0 FC1-6 WP S PB 1-2f 2-3		0-0 5-3		4	1	1	0	0	1	2
Bob Moose, R (1, 1) OBP: 0.231, SLG: 0.091		0-0 SH1-4 1-2		0-0 4-3		0-3 K 1-H 3-H			0-3 K	2	0	0	0	0	1	0
Chuck Hartenstein, R (8, 1)										1	0	0	0	0	1	0

	AB	32
	R	4
	H	7
	RBI	2
	BB	4
	SO	9
	LOB	19

Inning Stats																				
	R: 2	H: 2	R: 0	H: 1	R: 0	H: 0	R: 0	H: 0	R: 0	H: 0	R: 2	H: 2	R: 0	H: 1	R: 0	H: 0	R: 0	H: 1	1B: 7	SF: 1	WP: 1	PA: 40
	E: 0	LOB: 2	E: 0	LOB: 2	E: 0	LOB: 0	E: 0	LOB: 0	E: 0	LOB: 1	E: 0	LOB: 1	E: 0	LOB: 1	E: 0	LOB: 0	E: 0	LOB: 2	2B: 0	SAC: 1	PB: 2	
	K: 0	BB: 1	K: 0	BB: 1	K: 0	BB: 0	K: 2	BB: 0	K: 1	BB: 1	K: 2	BB: 0	K: 1	BB: 0	K: 0	BB: 0	K: 3	BB: 1	3B: 0	DP: 1	SB: 2	
	S: 5	P: 10	S: 4	P: 8	S: 2	P: 3	S: 7	P: 7	S: 5	P: 9	S: 10	P: 10	S: 6	P: 6	S: 3	P: 3	S: 10	P: 14	HR: 0	HBP: 2	CS: 0	

PITCHER		IP	WLS	BF	H	R	ER	SO	BB	IBB	HBP	BLK	WP	HR	S	P	ERA	WHIP
Carl Morton, R ERA: 5.4	(1, 1)	1.2	L	11	3	2	2	0	2	0	1	0	0	0	8	17	10.80	3.000
Dan McGinn, L ERA: 2.29	(2, 1)	6.1		24	3	2	1	6	1	0	1	0	1	0	34	39	1.42	0.632
Roy Face, R ERA:	(9, 1)	1.0		5	1	0	0	3	0	1	0	0	0	0	10	14	0.00	1.000

PITCHER		IP	WLS	BF	H	R	ER	SO	BB	IBB	HBP	BLK	WP	HR	S	P	ERA	WHIP

Batter	1	2	3	4	5	6	7	8	9	AB	R	H	RBI	BB	SO	LOB
Maury Wills, S (1, 6) OBP: 0.240, SLG: 0.196	CS 1B		K			G3		1B 2B 1B 3-H	F7	5	1	2	1	0	1	3
Ty Cline, L (1, 8) OBP: 0.361, SLG: 0.207	L9 1-2			L1-3		L8		L7	L6-3	5	0	0	0	0	0	5
Rusty Staub, L (1, 9) OBP: 0.436, SLG: 0.550	BB			E BB		G3		2B 1B 1-2		2	0	1	0	2	0	0
Don Bosch, S (8, PR) OBP: 0.200, SLG: 0.209										0	0	0	0	0	0	0
Roy Face, R (9, 1)										0	0	0	0	0	0	0
Mack Jones, L (1, 7) OBP: 0.406, SLG: 0.563	1-3			F8			6-3	2B 1-3 2-H		4	0	1	1	0	0	2
Donn Clendenon, R (1, 3) OBP: 0.345, SLG: 0.520		K		E6 1-2			K	K		4	0	0	0	0	3	4
Coco Laboy, R (1, 5) OBP: 0.423, SLG: 0.609		5-3		6-3			1B		BB 1B	3	0	1	0	1	0	2
Gary Sutherland, R (1, 4) OBP: 0.242, SLG: 0.222		1-3			4-3		F8		BB 1B 1-3	4	0	1	0	0	0	1
John Bateman, R (1, 2) OBP: 0.247, SLG: 0.295			K		F9			4-3 WP 1B 1B	K	4	1	1	0	0	2	2
Carl Morton, R (1, 1)			K		4-3			4-3 1-3	BB 1-2	0	0	0	0	0	0	0
Dan McGinn, L (2, 1) OBP: 0.333, SLG: 0.833										2	0	0	0	0	1	0
Floyd Wicker, L (8, PH) OBP: 0.333, SLG: 0.143 (9, 9)										1	0	0	0	1	0	1
Inning Stats	R: 0 E: 0 K: 0 S: 3 H: 1 LOB: 1 BB: 1 P: 7	R: 0 E: 0 K: 1 S: 5 H: 0 LOB: 0 BB: 0 P: 5	R: 0 E: 0 K: 3 S: 9 H: 0 LOB: 0 BB: 0 P: 9	R: 0 E: 1 K: 0 S: 4 H: 0 LOB: 2 BB: 1 P: 8	R: 0 E: 0 K: 0 S: 3 H: 0 LOB: 0 BB: 0 P: 3	R: 0 E: 0 K: 0 S: 3 H: 0 LOB: 0 BB: 0 P: 3	R: 0 E: 0 K: 1 S: 6 H: 1 LOB: 1 BB: 0 P: 6	R: 2 E: 0 K: 1 S: 9 H: 4 LOB: 3 BB: 0 P: 9	R: 0 E: 0 K: 1 S: 6 H: 1 LOB: 3 BB: 2 P: 14	1B: 6 2B: 1 3B: 0 HR: 0 SF: 0 SAC: 0 DP: 0 HBP: 0							

PITCHER		IP	WLS	BF	H	R	ER	SO	BB	IBB	HBP	BLK	WP	HR	S	P	ERA	WHIP
Bob Moose, R ERA: 3.6	(1, 1)	7.2	W	30	5	2	2	5	2	0	0	0	1	0	38	46	2.35	0.913
Chuck Hartenstein, R ERA: 0.77	(8, 1)	1.1	S	8	2	0	0	2	2	0	0	0	0	0	10	18	0.00	3.000

PITCHER	IP	WLS	BF	H	R	ER	SO	BB	IBB	HBP	BLK	WP	HR	S	P	ERA	WHIP

BOTTOM

Pittsburgh Pirates @ Montreal Expos

Jarry Park, Montreal, QB

Sat May 03 1969, 7:05 PM EDT

Att. 14,147 - Unknown

livebaseballscorecards.com

AB	34
R	2
H	7
RBI	2
BB	4
SO	7
LOB	20

Batter	1	2	3	4	5	6	7	8	9	AB	R	H	RBI	BB	SO	LOB
Matty Alou, L (1, 8) OBP: 0.435, SLG: 0.500	0-0 1-3 1B		0-0 4-3		0-0 1B		0-0 6-3		4-0 1-2 BB	4	0	2	0	1	0	0
Ron Davis, R (1, 9) OBP: 0.308, SLG: 0.304 Willie Stargell, L (9, PH) OBP: 0.370, SLG: 0.524	0-3 K SSS		0-0 F9		0-0 4-3			0-0 2B 1B	0-0 F8 2-3	4 1	1 0	1 0	0 0	0 0	1 0	2 2
Richie Hebner, L (1, 5) OBP: 0.453, SLG: 0.523 Steve Blass, R (8, PR) OBP: 0.333, SLG: 0.500 Jose Pagan, R (8, 5) OBP: 0.250, SLG: 0.289	0-0 1-3 1-2		0-0 3B			0-0 HR		0-0 1-H 2B SSS	0-3 K	4 0 1	1 0 0	3 0 0	2 0 0	0 0 0	0 0 1	1 0 2
Al Oliver, L (1, 7) OBP: 0.313, SLG: 0.339	0-0 F7		0-0 F7			0-0 1-3		4-0 IBB		3	0	0	0	1	0	2
Manny Sanguillen, R (1, 2) OBP: 0.382, SLG: 0.441		0-0 1B 1B 1B		0-0 5-3		0-0 5-3		SSS 0-3 K		4	1	1	0	0	1	2
Bob Robertson, R (1, 3) OBP: 0.242, SLG: 0.250		0-0 F5		0-0 5-6-3		0-0 F7		0-0 F7		4	0	0	0	0	0	3
Freddie Patek, R (1, 6) OBP: 0.319, SLG: 0.286		0-0 1-3 1B 1B		0-0 6-3			0-0 HR	SSS 0-3 K		4	1	2	1	0	1	2
Jose Martinez, R (1, 4) OBP: 0.158, SLG: 0.158		0-0 1-2 G6-4-3 3-H 1B			0-0 F9		SSS 0-3 K		SSS 0-3 K	4	0	1	1	0	2	0
Jim Bunning, R (1, 1) Gary Kolb, L (7, PH) Ron Kline, R (7, 1) Luke Walker, L (8, 1) Carl Taylor, R (9, PH) OBP: 0.500, SLG: 0.444		0-0 G6-4-3 1-2f			0-0 4-3		0-0 4-3		0-0 F8 BB 1B	2 1 0 0 1	0 0 0 0 0	0 0 0 0 1	0 0 0 0 0	0 0 0 0 0	0 0 0 0 0	2 0 0 0 0
Inning Stats	R: 0 E: 0 K: 1 S: 6 H: 1 LOB: 1 BB: 0 P: 6	R: 1 E: 0 K: 0 S: 5 H: 3 LOB: 1 BB: 0 P: 5	R: 0 E: 0 K: 0 S: 4 H: 1 LOB: 1 BB: 0 P: 4	R: 0 E: 0 K: 0 S: 3 H: 0 LOB: 0 BB: 0 P: 3	R: 0 E: 0 K: 0 S: 4 H: 1 LOB: 1 BB: 0 P: 4	R: 1 E: 0 K: 0 S: 4 H: 1 LOB: 0 BB: 0 P: 4	R: 1 E: 0 K: 1 S: 6 H: 1 LOB: 0 BB: 0 P: 6	R: 1 E: 0 K: 2 S: 9 H: 2 LOB: 2 BB: 1 P: 13	R: 0 E: 0 K: 2 S: 8 H: 1 LOB: 2 BB: 1 P: 12	1B: 7 2B: 1 3B: 1 HR: 2 SF: 0 SAC: 0 DP: 1 HBP: 0						

PITCHER		IP	WLS	BF	H	R	ER	SO	BB	IBB	HBP	BLK	WP	HR	S	P	ERA	WHIP
Mudcat Grant, R ERA: 4.33	(1, 1)	7.0		31	10	4	4	2	0	1	0	0	0	2	34	38	5.14	1.429
Roy Face, R ERA:	(8, 1)	2.0	W	8	1	0	0	4	1	0	0	0	0	0	15	19	0.00	1.000

PITCHER	IP	WLS	BF	H	R	ER	SO	BB	IBB	HBP	BLK	WP	HR	S	P	ERA	WHIP

TOP

Pittsburgh Pirates @ Montreal Expos

Jarry Park, Montreal, QB

Sun May 04 1969, 3:33 AM EDT

Att. 16,931 - Unknown

livebaseballscorecards.com

AB	37
R	4
H	11
RBI	4
BB	2
SO	6
LOB	18

WP: 0 PA: 39
PB: 0
SB: 0
CS: 0

BOTTOM

Pittsburgh Pirates @ Montreal Expos

Jarry Park, Montreal, QB

Sun May 04 1969, 3:33 AM EDT

Att. 16,931 - Unknown

Batter	1	2	3	4	5	6	7	8	9	AB	R	H	RBI	BB	SO	LOB
Maury Wills, S (1, 6) OBP: 0.248, SLG: 0.198	E4 FC4-6 E	E6 1-H 2-H 1B		5-3			F2	BBB G4-6-3 1-2 BB		4	0	1	1	1	0	0
Ty Cline, L (1, 8) OBP: 0.325, SLG: 0.182 Manny Mota, R (8, PH) OBP: 0.303, SLG: 0.290 Bobby Wine, R (9, 5) OBP: 0.200, SLG: 0.200	L3 FC4-6 1-2	L5			L8		F5	G4-6-3 1-2f		4 1 0	0 0 0	0 0 0	0 0 0	0 0 0	0 0 0	2 2 0
Rusty Staub, L (1, 9) OBP: 0.438, SLG: 0.583	FC4-6 1-2f 2-3		1B 1B		F3		HR			4	1	2	1	0	0	2
Mack Jones, L (1, 7) OBP: 0.390, SLG: 0.538	SSS K		F2		F6		6-3			4	0	0	0	0	1	3
Donn Clendenon, R (1, 3) OBP: 0.339, SLG: 0.500	SSS K2-3		1-2 1B			F9		6-3		4	0	1	0	0	1	2
Coco Laboy, R (1, 5) OBP: 0.426, SLG: 0.600 Ron Brand, R (8, PR) Don Bosch, S (9, 8) OBP: 0.200, SLG: 0.209		SSS K	F7			BBBB WP 1B BB		1B 2B 1B		3 0 0	0 1 0	1 0 0	0 0 0	1 0 0	1 0 0	2 0 0
Gary Sutherland, R (1, 4) OBP: 0.263, SLG: 0.237		BBBB 1B 1B BB	F9			WP 1-2 1B		1-2 2B 1B		3	2	2	0	1	0	2
John Boccabella, R (1, 2) OBP: 0.273, SLG: 0.455		SSS K		5-3		F8		1-H 2-H E 2B		4	1	1	2	0	1	3
Mudcat Grant, R (1, 1) OBP: 0.167, SLG: 0.167 Roy Face, R (8, 1) OBP: 0.500, SLG: 0.500		1B 1-2 E 1B		L4		SSS K 1-2 2-3		BB 3-H 1B		3 1	1 0	1 1	0 0	0 0	1 0	2 0
Inning Stats	R: 0 E: 2 K: 2 S: 9 H: 0 LOB: 2 BB: 0 P: 9	R: 2 E: 1 K: 2 S: 9 H: 2 LOB: 1 BB: 1 P: 13	R: 0 E: 0 K: 0 S: 5 H: 2 LOB: 2 BB: 0 P: 5	R: 0 E: 0 K: 0 S: 3 H: 0 LOB: 0 BB: 0 P: 3	R: 0 E: 0 K: 0 S: 3 H: 0 LOB: 0 BB: 0 P: 3	R: 0 E: 0 K: 1 S: 6 H: 1 LOB: 2 BB: 1 P: 10	R: 1 E: 0 K: 0 S: 4 H: 1 LOB: 0 BB: 0 P: 4	R: 3 E: 1 K: 0 S: 6 H: 4 LOB: 2 BB: 1 P: 10		1B: 8 2B: 1 3B: 0 HR: 1 SF: 0 SAC: 0 DP: 1 HBP: 0						

livebaseballscorecards.com

AB	35
R	6
H	10
RBI	4
BB	3
SO	5
LOB	20

WP: 1 PA: 38
PB: 0
SB: 0
CS: 0

PITCHER		IP	WLS	BF	H	R	ER	SO	BB	IBB	HBP	BLK	WP	HR	S	P	ERA	WHIP
Jim Bunning, R ERA: 2.79	(1, 1)	6.0		27	5	2	1	5	2	0	0	0	1	0	35	43	1.50	1.167
Ron Kline, R ERA: 3.0	(7, 1)	1.1	L	9	5	4	4	0	0	0	0	0	0	1	9	9	27.00	3.750
Luke Walker, L ERA: 2.89	(8, 1)	0.2		2	0	0	0	0	1	0	0	0	0	0	1	5	0.00	1.500

PITCHER	IP	WLS	BF	H	R	ER	SO	BB	IBB	HBP	BLK	WP	HR	S	P	ERA	WHIP

San Diego Padres @ Pittsburgh Pirates

Forbes Field, Pittsburgh, PA

Tue May 06 1969, 7:05 PM EDT

Att. 5,793 - Unknown

TOP

livebaseballscorecards.com

Batter	1	2	3	4	5	6	7	8	9	AB	R	H	RBI	BB	SO	LOB
Tommy Dean, R (1, 6) OBP: 0.276, SLG: 0.288	1B				1B			K		4	1	2	0	0	1	0
Roberto Pena, R (1, 4) OBP: 0.269, SLG: 0.234	1B 1-3 None							E4 1B		4	1	1	0	0	0	1
Jose Arcia, R (8, PR) OBP: 0.333, SLG: 0.318 (8, 4)										0	0	0	0	0	0	0
Tony Gonzalez, L (1, 7) OBP: 0.345, SLG: 0.355	FC None 1-3 3-H							1-2		4	0	2	1	0	0	1
Ollie Brown, R (1, 9) OBP: 0.328, SLG: 0.509	1-2 3-H					K				4	0	0	1	0	1	3
Nate Colbert, R (1, 3) OBP: 0.363, SLG: 0.577	FC BB 3B 2-3							K		4	1	0	0	0	1	3
Ed Spiezio, R (1, 5) OBP: 0.337, SLG: 0.356	3B 1-2 BB					K			None BB	2	1	0	0	2	1	0
Cito Gaston, R (1, 8) OBP: 0.206, SLG: 0.222	1-H 2-H 3B						K		1-2	4	0	1	2	0	1	1
Chris Cannizzaro, R (1, 2) OBP: 0.307, SLG: 0.313							K	K	K	4	0	0	0	0	2	2
Dick Kelley, R (1, 1) OBP: 0.214, SLG: 0.214		K					K			3	0	0	0	0	2	0
Larry Stahl, L (9, PH) OBP: 0.200, SLG: 0.172										1	0	0	0	0	0	1
Frank Reberger, L (9, 1)										0	0	0	0	0	0	0
Inning Stats	R: 4 E: 0 K: 0 S: 7 H: 4 LOB: 1 BB: 1 P: 11	R: 0 E: 0 K: 1 S: 5 H: 0 LOB: 0 BB: 0 P: 5	R: 0 E: 0 K: 0 S: 3 H: 0 LOB: 0 BB: 0 P: 3	R: 0 E: 0 K: 0 S: 3 H: 0 LOB: 0 BB: 0 P: 3	R: 0 E: 0 K: 0 S: 4 H: 1 LOB: 1 BB: 0 P: 4	R: 0 E: 0 K: 2 S: 7 H: 0 LOB: 0 BB: 0 P: 7	R: 0 E: 0 K: 3 S: 9 H: 0 LOB: 0 BB: 0 P: 9	R: 0 E: 1 K: 2 S: 9 H: 1 LOB: 2 BB: 0 P: 9	R: 0 E: 0 K: 1 S: 5 H: 0 LOB: 1 BB: 1 P: 9	1B: 5 2B: 0 3B: 1 HR: 0 SF: 0 SAC: 0 DP: 0 HBP: 0						

	AB	34
	R	4
	H	6
	RBI	4
	BB	2
	SO	9
	LOB	12

WP: 0 PA: 36
PB: 0
SB: 0
CS: 0

PITCHER		IP	WLS	BF	H	R	ER	SO	BB	IBB	HBP	BLK	WP	HR	S	P	ERA	WHIP
Steve Blass, R ERA: 6.82	(1, 1)	0.2	L	7	4	4	4	0	1	0	0	0	0	0	6	10	54.00	7.500
Bruce Dal Canton, R ERA: 2.25	(1, 1)	1.1		4	0	0	0	1	0	0	0	0	0	0	6	6	0.00	0.000
Ron Kline, R ERA: 2.7	(3, 1)	2.0		6	0	0	0	0	0	0	0	0	0	0	6	6	0.00	0.000
Bob Moose, R ERA: 3.15	(5, 1)	5.0		19	2	0	0	8	1	0	0	0	0	0	34	38	0.00	0.600

PITCHER	IP	WLS	BF	H	R	ER	SO	BB	IBB	HBP	BLK	WP	HR	S	P	ERA	WHIP

BOTTOM

Batter	1	2	3	4	5	6	7	8	9	AB	R	H	RBI	BB	SO	LOB
Matty Alou, L (1, 8) OBP: 0.420, SLG: 0.482	S S S 0-3 K ①	x 0-0 5-3 ③		0-0 CS ③ 2-3	x 0-0 F7 ①		x 0-0 ①			4	0	0	0	0	1	2
Carl Taylor, R (1, 9) OBP: 0.500, SLG: 0.500	x 0-0 ②		x 0-0 ① 2B		B B B 4-0 1B BB		S S S 0-3 K ②			3	0	1	0	1	1	0
Richie Hebner, L (1, 5) OBP: 0.443, SLG: 0.507	x 0-0 ③		x 0-0 None 1B		x 0-0 ②		S S S 0-3 K ③			4	0	1	0	0	1	1
Willie Stargell, L (1, 7) OBP: 0.375, SLG: 0.523		x 0-0 G6-4-3 1B 1B 1B	x 0-0 ② 1-2		x 0-0 1-2 1B			S S S 0-3 K ①		4	1	2	0	0	1	1
Jerry May, R (1, 2) OBP: 0.297, SLG: 0.426		x 0-0 G6-4-3 1-2 1B	S S S 0-3 K ③		x 0-0 ③			x 0-0 ②		4	0	1	0	0	1	3
Bob Robertson, R (1, 3) OBP: 0.243, SLG: 0.238		x 0-0 ① ② G6-4-3 1-2f 2-3		x 0-0 ①		B B B 4-0 BB		x 0-0 ③		3	0	0	0	1	0	2
Freddie Patek, R (1, 6) OBP: 0.327, SLG: 0.287		x 0-0 1B S 1B 3-H 1B		B B B 4-0 CS E BB	x 0-0 ①			S S S 0-3 K ①		3	1	1	1	1	1	1
Bill Mazeroski, R (1, 4) OBP: 0.253, SLG: 0.247		x 0-0 1B 1-3 1B		x 0-0 E3 1-2	x 0-0 ②			x 0-0 ②		4	0	1	0	0	0	2
Steve Blass, R (1, 1) OBP: 0.333, SLG: 0.500 Bruce Dal Canton, R (1, 1) Jose Pagan, R (2, PH) OBP: 0.268, SLG: 0.308 Ron Kline, R (3, 1) Manny Sanguillen, R (4, PH) OBP: 0.317, SLG: 0.429 Bob Moose, R (5, 1) OBP: 0.214, SLG: 0.083 Al Oliver, L (9, PH) OBP: 0.308, SLG: 0.333		x 0-0 1-3 3-H 1B		x 0-0 ②		S S S 0-3 K ③		x 0-0 ③		0 0 1 0 1 1 1	0 0 0 0 0 0 0	0 0 1 0 0 0 0	0 0 1 0 0 0 0	0 0 0 0 0 1 0	0 0 0 0 0 0 2	0 0 0 0 0 1 0
Inning Stats	R: 0 E: 0 K: 1 S: 5 H: 0 LOB: 0 BB: 0 P: 5	R: 2 E: 0 K: 0 S: 7 H: 5 LOB: 2 BB: 0 P: 7	R: 0 E: 0 K: 1 S: 6 H: 2 LOB: 1 BB: 0 P: 6	R: 0 E: 1 K: 0 S: 3 H: 0 LOB: 1 BB: 1 P: 7	R: 0 E: 0 K: 0 S: 4 H: 1 LOB: 2 BB: 1 P: 8	R: 0 E: 0 K: 1 S: 5 H: 0 LOB: 1 BB: 1 P: 9	R: 0 E: 0 K: 2 S: 7 H: 0 LOB: 0 BB: 0 P: 7	R: 0 E: 0 K: 1 S: 5 H: 0 LOB: 0 BB: 0 P: 5	R: 0 E: 0 K: 1 S: 5 H: 0 LOB: 0 BB: 0 P: 5	1B: 7 2B: 1 3B: 0 HR: 0 SF: 0 SAC: 0 DP: 1 HBP: 0						

PITCHER		IP	W/L/S	BF	H	R	ER	SO	BB	IBB	HBP	BLK	WP	HR	S	P	ERA	WHIP
Dick Kelley, L ERA: 3.69	(1, 1)	8.0	W	33	8	2	2	6	3	0	0	0	0	0	42	54	2.25	1.375
Frank Reberger, R ERA: 4.58	(9, 1)	1.0	S	3	0	0	0	1	0	0	0	0	0	0	5	5	0.00	0.000

PITCHER	IP	W/L/S	BF	H	R	ER	SO	BB	IBB	HBP	BLK	WP	HR	S	P	ERA	WHIP

San Diego Padres @ Pittsburgh Pirates

Forbes Field, Pittsburgh, PA

Tue May 06 1969, 7:05 PM EDT

Att. 5,793 - Unknown

livebaseballscorecards.com

AB	33
R	2
H	8
RBI	2
BB	3
SO	7
LOB	15

Batter	1	2	3	4	5	6	7	8	9	AB	R	H	RBI	BB	SO	LOB
Jose Arcia, R (1, 6) OBP: 0.321, SLG: 0.308										4	0	1	0	0	1	0
Roberto Pena, R (1, 4) OBP: 0.268, SLG: 0.234										4	0	1	0	0	1	1
Tony Gonzalez, L (1, 7) OBP: 0.341, SLG: 0.351										4	0	1	0	0	3	2
Ollie Brown, R (1, 9) OBP: 0.317, SLG: 0.491										5	0	0	0	0	1	3
Nate Colbert, R (1, 3) OBP: 0.369, SLG: 0.600										4	0	2	0	0	2	0
Ed Spiezio, R (1, 5) OBP: 0.343, SLG: 0.356										3	0	1	0	1	1	1
Cito Gaston, R (1, 8) OBP: 0.208, SLG: 0.234										4	0	1	0	0	2	3
Chris Cannizzaro, R (1, 2) OBP: 0.319, SLG: 0.317										2	0	1	0	1	0	0
Bill Davis, L (9, PH) OBP: 0.314, SLG: 0.227										1	0	0	0	0	1	2
Clay Kirby, R (1, 1) OBP: 0.100, SLG: 0.100										1	0	0	0	0	1	3
Ivan Murrell, R (4, PH) OBP: 0.211, SLG: 0.263										1	0	0	0	0	1	2
Gary Ross, R (4, 1)										0	0	0	0	0	0	0
Jerry Davanon, R (7, PH) OBP: 0.108, SLG: 0.111										1	0	0	0	0	0	0
Tommie Sisk, R (7, 1)										0	0	0	0	0	0	0
Al Ferrara, R (9, PH) OBP: 0.391, SLG: 0.389										1	0	0	0	0	0	2

TOP

San Diego Padres @ Pittsburgh Pirates

Forbes Field, Pittsburgh, PA

Wed May 07 1969, 7:05 PM EDT

Att. 4,189 - Unknown

livebaseballscorecards.com

AB	35
R	0
H	8
RBI	0
BB	2
SO	14
LOB	19

Inning Stats	1	2	3	4	5	6	7	8	9
	R: 0 E: 0 K: 1 S: 5	H: 1 LOB: 0 BB: 0 P: 5	R: 0 E: 0 K: 3 S: 10	H: 1 LOB: 3 BB: 2 P: 18	R: 0 E: 0 K: 1 S: 6	H: 1 LOB: 1 BB: 0 P: 6	R: 0 E: 0 K: 3 S: 11	H: 2 LOB: 2 BB: 0 P: 11	R: 0 E: 0 K: 2 S: 7	H: 0 LOB: 0 BB: 0 P: 7	R: 0 E: 0 K: 2 S: 7	H: 0 LOB: 0 BB: 0 P: 7	R: 0 E: 0 K: 0 S: 3	H: 0 LOB: 0 BB: 0 P: 3	R: 0 E: 0 K: 1 S: 6	H: 1 LOB: 1 BB: 0 P: 6	R: 0 E: 0 K: 1 S: 7	H: 2 LOB: 2 BB: 0 P: 7

| | | | | | | | | | |

Batter	1	2	3	4	5	6	7	8	9	AB	R	H	RBI	BB	SO	LOB
Matty Alou, L (1, 8) OBP: 0.415, SLG: 0.474	x 0-0 ①	x 0-0 ③		x 0-0 ③			x 0-0 CS 1B			4	0	1	0	0	0	4
Gene Alley, R (1, 5) OBP: 0.250, SLG: 0.250	x 0-0 ②		S S S 0-3 K ①		x 0-0 ①		x 0-0 ② 1B 1-2 1B			4	0	1	0	0	1	0
Willie Stargell, L (1, 7) OBP: 0.390, SLG: 0.567	x 0-0 1B		x 0-0 HR		x 0-0 ②		x 0-0 1-3 1B			4	1	3	1	0	0	0
Manny Sanguillen, R (1, 2) OBP: 0.385, SLG: 0.487	x 0-0 ③		x 0-0 CS 1B		x 0-0 3B		x 0-0 ③			4	0	2	0	0	0	3
Al Oliver, L (1, 9) OBP: 0.319, SLG: 0.322		B B B B 4-0 S 1B BB	x 0-0 ②		x 0-0 ③			B B B B 4-0 CS BB		2	1	0	0	2	0	2
Bill Mazeroski, R (1, 4) OBP: 0.263, SLG: 0.250		x 0-0 ①	0-0 ③ 1-2	x 0-0 ①		H 1-0 G6-4-3 HBP		x 0-0 ① 1B 1-2 1B		4	0	1	0	0	0	2
Bob Robertson, R (1, 3) OBP: 0.243, SLG: 0.239	S S S 0-3 K ②			x 0-0 E5 BB		x 0-0 ① ② G6-4-3 1-2f		x 0-0 1-2 1B		4	0	1	0	0	1	2
Freddie Patek, R (1, 6) OBP: 0.333, SLG: 0.281		I I I I 4-0 1B 1-2 IBB		B B B B 4-0 1-2 BB		x 0-0 ③		S S S 0-3 K ②		2	0	0	0	2	1	2
Bob Veale, S (1, 1) OBP: 0.091, SLG: 0.091 Chuck Hartenstein, R (9, 1)		x 0-0 1-2 2-H 1B		S S S 0-3 K ②			S S S 0-3 K ①	x 0-0 ③		4 0	0 0	1 0	1 0	0 0	2 0	4 0
Inning Stats	R: 0 E: 0 K: 0 S: 4 H: 1 LOB: 1 BB: 0 P: 4	R: 1 E: 0 K: 1 S: 6 H: 1 LOB: 2 BB: 2 P: 14	R: 1 E: 0 K: 1 S: 6 H: 2 LOB: 0 BB: 0 P: 6	R: 0 E: 1 K: 1 S: 6 H: 0 LOB: 2 BB: 1 P: 10	R: 0 E: 0 K: 0 S: 4 H: 1 LOB: 1 BB: 0 P: 4	R: 0 E: 0 K: 0 S: 2 H: 0 LOB: 0 BB: 0 P: 3	R: 0 E: 0 K: 1 S: 7 H: 3 LOB: 2 BB: 0 P: 7	R: 0 E: 0 K: 1 S: 6 H: 2 LOB: 2 BB: 1 P: 10		1B: 8 2B: 0 3B: 1 HR: 1	SF: 0 SAC: 0 DP: 1 HBP: 1						

PITCHER		IP	WLS	BF	H	R	ER	SO	BB	IBB	HBP	BLK	WP	HR	S	P	ERA	WHIP
Clay Kirby, R ERA: 5.4	(1, 1)	3.0	L	15	4	2	2	2	1	1	0	0	0	1	16	24	6.00	1.667
Gary Ross, R ERA: 3.86	(4, 1)	3.0		12	1	0	0	1	1	0	1	0	0	0	12	17	0.00	0.667
Tommie Sisk, R ERA: 4.94	(7, 1)	2.0		10	5	0	0	2	1	0	0	0	0	0	13	17	0.00	3.000

PITCHER	IP	WLS	BF	H	R	ER	SO	BB	IBB	HBP	BLK	WP	HR	S	P	ERA	WHIP

BOTTOM

San Diego Padres @ Pittsburgh Pirates

Forbes Field, Pittsburgh, PA

Wed May 07 1969, 7:05 PM EDT

Att. 4,189 - Unknown

livebaseballscorecards.com

AB	32
R	2
H	10
RBI	2
BB	4
SO	5
LOB	19

1B: 8 SF: 0 WP: 0 PA: 37
2B: 0 SAC: 0 PB: 0
3B: 1 DP: 1 SB: 1
HR: 1 HBP: 1 CS: 3

Los Angeles Dodgers @ Pittsburgh Pirates

Forbes Field, Pittsburgh, PA

Fri May 09 1969, 7:05 PM EDT

Att. 6,837 - Unknown

livebaseballscorecards.com

TOP

Batter	1	2	3	4	5	6	7	8	9	AB	R	H	RBI	BB	SO	LOB
Willie Crawford, L (1, 7) OBP: 0.321, SLG: 0.361 Joe Moeller, R (7, 1) OBP: 0.250, SLG: 0.250	6-3	3B IBB	F8			1B HR BB 1-2	FC4-6 1-2f			3 0	2 0	0 0	0 0	2 0	0 0	2 0
Ted Sizemore, R (1, 6) OBP: 0.357, SLG: 0.394	K	WP 3B 1-H 2-H 3-H	F9			K	5-3			5	1	1	3	0	2	2
Willie Davis, L (1, 8) OBP: 0.340, SLG: 0.512	F3	WP HR BB	3-1			HR 1B 1-3 2-H	F9			4	2	1	1	1	0	0
Andy Kosco, R (1, 9) OBP: 0.304, SLG: 0.481 (4, 3)	WP 1B HR 1-H 3-H		6-3			HR 1-H 3-H		6-3		5	3	3	5	0	0	0
Tom Haller, L (1, 2) OBP: 0.407, SLG: 0.446 Jeff Torborg, R (7, 2) OBP: 0.167, SLG: 0.167	BB 1-2	5-3	6-3			HBP 1-0			1B	2 1	1 0	0 1	0 0	1 0	0 0	0 0
Bill Sudakis, S (1, 5) OBP: 0.305, SLG: 0.394	2B 1-3 2-H	K	K			K	K		K	5	1	1	1	0	4	2
Ron Fairly, L (1, 3) OBP: 0.277, SLG: 0.262 Bill Russell, R (4, 9) OBP: 0.395, SLG: 0.444	E 2B 3B 2-H 3-H	BB	F8			F7		F9		1 3	1 0	1 0	2 0	1 0	0 0	0 1
Paul Popovich, S (1, 4) OBP: 0.241, SLG: 0.222	FC6 SH1-4 3B 2-3	P9				BB 1B 1B	P6-3		P7	5	2	1	0	0	0	3
Bill Singer, R (1, 1) OBP: 0.190, SLG: 0.150 Len Gabrielson, L (7, PH) OBP: 0.280, SLG: 0.227 (7, 7)	SH1-4 1-2	K				K	FC4-6 1B			2 1	0 0	0 1	0 0	0 0	2 0	2 0
Inning Stats	R: 0 E: 0 K: 1 S: 5 H: 0 LOB: 0 BB: 0 P: 5	R: 9 E: 1 K: 1 S: 11 H: 5 LOB: 0 BB: 3 P: 23	R: 0 E: 0 K: 1 S: 5 H: 0 LOB: 1 BB: 1 P: 9	R: 0 E: 0 K: 0 S: 3 H: 0 LOB: 0 BB: 0 P: 3	R: 0 E: 0 K: 1 S: 5 H: 0 LOB: 0 BB: 0 P: 5	R: 4 E: 0 K: 3 S: 12 H: 3 LOB: 1 BB: 1 P: 17	R: 0 E: 0 K: 0 S: 4 H: 1 LOB: 1 BB: 0 P: 4	R: 0 E: 0 K: 0 S: 3 H: 0 LOB: 0 BB: 0 P: 3	R: 0 E: 0 K: 1 S: 6 H: 1 LOB: 1 BB: 0 P: 6	1B: 5 2B: 2 3B: 1 HR: 2 SF: 0 SAC: 1 DP: 0 HBP: 1						

	AB	37
	R	13
	H	10
	RBI	12
	BB	5
	SO	8
	LOB	12

WP: 2 PB: 0 SB: 0 CS: 0 PA: 44

PITCHER		IP	WLS	BF	H	R	ER	SO	BB	IBB	HBP	BLK	WP	HR	S	P	ERA	WHIP
Dock Ellis, R ERA: 6.75	(1, 1)	1.1	L	11	4	7	6	1	1	1	0	0	1	0	11	19	40.50	3.750
Jim Shellenback, L ERA: 3.68	(2, 1)	2.2		11	1	2	2	2	2	0	0	0	1	1	13	21	6.75	1.125
Bob Moose, R ERA: 3.86	(5, 1)	2.0		11	3	4	4	4	1	0	1	0	0	1	17	22	18.00	2.000
Steve Blass, R ERA: 6.21	(7, 1)	3.0		11	2	0	0	1	0	0	0	0	0	0	13	13	0.00	0.667

PITCHER	IP	WLS	BF	H	R	ER	SO	BB	IBB	HBP	BLK	WP	HR	S	P	ERA	WHIP

Batter	1	2	3	4	5	6	7	8	9	AB	R	H	RBI	BB	SO	LOB
Matty Alou, L (1, 8) OBP: 0.414, SLG: 0.479	1-3 1B		E3 FC5-4	K			5-3		1B 2B (1-H)	5	1	2	1	0	1	2
Gene Alley, R (1, 5) OBP: 0.222, SLG: 0.222	1-3 (1-2)		FC5-4 BB (1-2f)		F8		5-3		1B (2-H)	5	0	1	1	0	0	2
Willie Stargell, L (1, 7) (7, 3) OBP: 0.400, SLG: 0.570	BB		BB (1-2)		2B			F8	F9	3	0	1	0	2	0	1
Manny Sanguillen, R (1, 2) OBP: 0.372, SLG: 0.465	P3		K		6-3			P6-4-3 1B		4	0	1	0	0	1	5
Al Oliver, L (1, 9) OBP: 0.301, SLG: 0.302	K		F3		P4-3			P6-4-3 (1-2f)		4	0	0	0	0	1	6
Bill Mazeroski, R (1, 4) OBP: 0.263, SLG: 0.250		1B		P6	F9				6-3	4	0	1	0	0	0	0
Bob Robertson, R (1, 3) OBP: 0.234, SLG: 0.229 Steve Blass, R (7, 1) OBP: 0.333, SLG: 0.500 Gary Kolb, L (9, PH) OBP: 0.286, SLG: 0.333		F7	K	1-3					1B 2B	3 0 1	0 0 1	0 0 1	0 0 1	0 0 0	1 0 0	1 0 0
Freddie Patek, R (1, 6) OBP: 0.340, SLG: 0.290		K	1B 1B		F9				2B 1B (2-H)	4	1	2	1	0	1	1
Dock Ellis, S (1, 1) OBP: 0.222, SLG: 0.222 Jim Shellenback, L (2, 1) Jose Pagan, R (4, PH) OBP: 0.286, SLG: 0.325 Bob Moose, R (5, 1) OBP: 0.214, SLG: 0.083 Ron Davis, R (7, 7) OBP: 0.286, SLG: 0.280		F7		1B (1-2)		5-3			K	0 1 1 0 2	0 0 0 0 0	0 0 1 0 1	0 0 0 0 0	0 0 0 0 0	0 1 0 0 1	0 1 0 0 1
Inning Stats	R: 0 E: 0 K: 1 S: 6 H: 1 LOB: 2 BB: 1 P: 10	R: 0 E: 0 K: 1 S: 6 H: 1 LOB: 1 BB: 0 P: 6	R: 0 E: 1 K: 1 S: 6 H: 0 LOB: 2 BB: 1 P: 10	R: 0 E: 0 K: 2 S: 9 H: 2 LOB: 2 BB: 0 P: 9	R: 0 E: 0 K: 0 S: 4 H: 1 LOB: 1 BB: 0 P: 4	R: 0 E: 0 K: 0 S: 3 H: 0 LOB: 0 BB: 0 P: 3	R: 0 E: 0 K: 0 S: 3 H: 0 LOB: 0 BB: 0 P: 3	R: 0 E: 0 K: 0 S: 3 H: 1 LOB: 0 BB: 0 P: 3	R: 3 E: 0 K: 1 S: 9 H: 4 LOB: 1 BB: 0 P: 9	1B: 7 2B: 3 3B: 0 HR: 0	SF: 0 SAC: 0 DP: 1 HBP: 0						

PITCHER		IP	WLS	BF	H	R	ER	SO	BB	IBB	HBP	BLK	WP	HR	S	P	ERA	WHIP
Bill Singer, R ERA: 1.45	(1, 1)	6.0	W	26	5	0	0	5	2	0	0	0	0	0	34	42	0.00	1.167
Joe Moeller, R ERA: 3.0	(7, 1)	3.0	S	13	5	3	3	1	0	0	0	0	0	0	15	15	9.00	1.667

PITCHER	IP	WLS	BF	H	R	ER	SO	BB	IBB	HBP	BLK	WP	HR	S	P	ERA	WHIP

BOTTOM

Los Angeles Dodgers @ Pittsburgh Pirates

Forbes Field, Pittsburgh, PA

Fri May 09 1969, 7:05 PM EDT

Att. 6,837 - Unknown

livebaseballscorecards.com

AB	37
R	3
H	10
RBI	3
BB	2
SO	6
LOB	20

WP: 0	PB: 0	SB: 0	CS: 0
PA: 39			

Batter	1	2	3	4	5	6	7	8	9	AB	R	H	RBI	BB	SO	LOB
Willie Crawford, L (1, 7) OBP: 0.316, SLG: 0.353	G3	FC7-4 1-2f 2-3 3-H		5-3		E9 SF8 1B		K		5	1	1	1	0	1	2
Ted Sizemore, R (1, 6) OBP: 0.350, SLG: 0.385	1B 1B	F8		6-3		6-3			F9	5	0	1	0	0	0	3
Willie Davis, L (1, 8) OBP: 0.346, SLG: 0.511	1-3 1B		5-3	E3 E S		SF8 3-H			L1-3 S 1B	4	0	2	1	0	0	0
Andy Kosco, R (1, 9) OBP: 0.302, SLG: 0.491	P4		1B 3B	E5 FC6-4 1-3		5-3			L1-3 1-3	4	1	1	0	0	0	3
Bill Russell, R (7, 9) OBP: 0.391, SLG: 0.438										1	0	0	0	0	0	1
Tom Haller, L (1, 2) OBP: 0.389, SLG: 0.423	G3	G3		FC6-4 1-2f			G3		F8	5	0	0	0	0	0	6
Bill Sudakis, S (1, 5) OBP: 0.311, SLG: 0.398		1-3	WP 1B 3-H 1B		SH3 1B		1-3			4	1	2	1	0	0	0
Ron Fairly, L (1, 3) OBP: 0.300, SLG: 0.295		1B FC7-4 2B	BBBB 1B 1-2 BB		SH3 1-2		S S S K			2	1	1	0	1	1	0
Paul Popovich, S (1, 4) OBP: 0.273, SLG: 0.258	FC7-4 HBP 2-3 1B		1-2 2-H 1B		P9			P9		4	0	2	1	0	0	1
Don Sutton, R (1, 1) OBP: 0.182, SLG: 0.143	H FC7-4 1-2 HBP	S S S K			F3			S S S K		3	0	0	0	0	2	3
Jim Brewer, L (9, 1)										0	0	0	0	0	0	0
Inning Stats	R: 0 E: 0 K: 0 S: 5 H: 2 LOB: 2 BB: 0 P: 5	R: 1 E: 0 K: 0 S: 5 H: 2 LOB: 2 BB: 0 P: 6	R: 2 E: 0 K: 1 S: 8 H: 3 LOB: 2 BB: 1 P: 12	R: 0 E: 2 K: 0 S: 5 H: 0 LOB: 2 BB: 0 P: 5	R: 0 E: 0 K: 0 S: 4 H: 1 LOB: 1 BB: 0 P: 4	R: 1 E: 1 K: 0 S: 4 H: 1 LOB: 0 BB: 0 P: 4	R: 0 E: 0 K: 1 S: 5 H: 0 LOB: 0 BB: 0 P: 5	R: 0 E: 0 K: 2 S: 7 H: 0 LOB: 0 BB: 0 P: 7	R: 0 E: 0 K: 0 S: 4 H: 1 LOB: 1 BB: 0 P: 4	1B: 8 2B: 1 3B: 1 HR: 0 SF: 1 SAC: 1 DP: 0 HBP: 1						

PITCHER		IP	WLS	BF	H	R	ER	SO	BB	IBB	HBP	BLK	WP	HR	S	P	ERA	WHIP
Jim Bunning, R ERA: 3.38	(1, 1)	3.0	L	18	7	3	3	1	1	0	1	0	1	0	18	23	9.00	2.667
Luke Walker, L ERA: 2.38	(4, 1)	2.0		9	1	0	0	0	0	0	0	0	0	0	9	9	0.00	0.500
Bruce Dal Canton, R ERA: 1.89	(6, 1)	3.0		10	1	1	0	3	0	0	0	0	0	0	16	16	0.00	0.333
Ron Kline, R ERA: 2.57	(9, 1)	1.0		4	1	0	0	0	0	0	0	0	0	0	4	4	0.00	1.000

PITCHER	IP	WLS	BF	H	R	ER	SO	BB	IBB	HBP	BLK	WP	HR	S	P	ERA	WHIP

TOP

Los Angeles Dodgers @ Pittsburgh Pirates

Forbes Field, Pittsburgh, PA

Sat May 10 1969, 3:33 AM EDT

Att. 4,979 - Unknown

livebaseballscorecards.com

AB	37
R	4
H	10
RBI	4
BB	1
SO	4
LOB	19

WP: 1	PA: 41
PB: 0	
SB: 2	
CS: 0	

BOTTOM

Los Angeles Dodgers @ Pittsburgh Pirates

Forbes Field, Pittsburgh, PA

Sat May 10 1969, 3:33 AM EDT

Att. 4,979 - Unknown

livebaseballscorecards.com

Batter	1	2	3	4	5	6	7	8	9	AB	R	H	RBI	BB	SO	LOB
Matty Alou, L (1, 8) OBP: 0.402, SLG: 0.463	P6		L6			F7		F7		4	0	0	0	0	0	0
Gene Alley, R (1, 5) OBP: 0.154, SLG: 0.154	P4-3		6-3			P4-3		6-3		4	0	0	0	0	0	0
Willie Stargell, L (1, 7) OBP: 0.394, SLG: 0.557	F8			F8		K			E 1B 1B	4	1	1	0	0	1	0
Jerry May, R (1, 2) OBP: 0.282, SLG: 0.403		6-3		5-3			F8		F7	4	0	0	0	0	0	1
Al Oliver, L (1, 3) OBP: 0.338, SLG: 0.373		E8 BB 1B		3B			1B 1B		FC6-4 1-2 1B	4	0	4	0	0	0	0
Ron Davis, R (1, 9) OBP: 0.313, SLG: 0.286		BBBB 4-0 BB BB		F8			FC6-4 1-3 1B		FC6-4 1B 1-2f 2-H	3	0	1	0	1	0	2
Bill Mazeroski, R (1, 4) OBP: 0.272, SLG: 0.253		BBBB 4-0 P5-4-3 1-2 2-3 BB			6-3		F3		2-3 1B	3	0	1	0	1	0	2
Freddie Patek, R (1, 6) OBP: 0.330, SLG: 0.281 Manny Sanguillen, R (9, PH) OBP: 0.364, SLG: 0.455		P5-4-3 1-2f			P4		FC6-4 1-2f		P6	3 1	0 0	0 0	0 0	0 0	0 0	5 2
Jim Bunning, R (1, 1) Carl Taylor, R (3, PH) OBP: 0.471, SLG: 0.462 Luke Walker, L (4, 1) Gary Kolb, L (5, PH) OBP: 0.250, SLG: 0.286 Bruce Dal Canton, R (6, 1) Jose Pagan, R (8, PH) OBP: 0.279, SLG: 0.317 Ron Kline, R (9, 1)			K	P4				F8		0 1 0 1 0 0 1 0	0 0 0 0 0 0 0 0	0 0 0 0 0 0 0 0	0 0 0 0 0 0 0 0	0 1 0 0 0 0 0 0	0 0 0 0 0 0 0 0	0 0 0 0 0 0 0 0
Inning Stats	R: 0 E: 0 K: 0 S: 3 H: 0 LOB: 0 BB: 0 P: 3	R: 0 E: 1 K: 0 S: 3 H: 1 LOB: 2 BB: 2 P: 11	R: 0 E: 0 K: 1 S: 5 H: 0 LOB: 0 BB: 0 P: 5	R: 0 E: 0 K: 0 S: 4 H: 1 LOB: 1 BB: 0 P: 4	R: 0 E: 0 K: 0 S: 3 H: 0 LOB: 0 BB: 0 P: 3	R: 0 E: 0 K: 1 S: 5 H: 0 LOB: 0 BB: 0 P: 5	R: 0 E: 0 K: 0 S: 5 H: 2 LOB: 2 BB: 0 P: 5	R: 0 E: 0 K: 0 S: 3 H: 0 LOB: 0 BB: 0 P: 3	R: 1 E: 1 K: 0 S: 6 H: 3 LOB: 2 BB: 0 P: 6	1B: 6 2B: 0 3B: 1 HR: 0	SF: 0 SAC: 0 DP: 1 HBP: 0						

AB	33
R	1
H	7
RBI	0
BB	2
SO	2
LOB	12

WP: 0 PB: 0 SB: 0 CS: 0 PA: 35

PITCHER		IP	WLS	BF	H	R	ER	SO	BB	IBB	HBP	BLK	WP	HR	S	P	ERA	WHIP
Don Sutton, R ERA: 3.18	(1, 1)	8.2	W	34	7	1	1	2	2	0	0	0	0	0	36	44	1.04	1.038
Jim Brewer, L ERA: 1.54	(9, 1)	0.1	S	1	0	0	0	0	0	0	0	0	0	0	1	1	0.00	0.000

PITCHER	IP	WLS	BF	H	R	ER	SO	BB	IBB	HBP	BLK	WP	HR	S	P	ERA	WHIP

Batter	1	2	3	4	5	6	7	8	9	AB	R	H	RBI	BB	SO	LOB
Bobby Bonds, R (1, 8) OBP: 0.348, SLG: 0.422	0-0 1B 1B	4-0 S BB		0-3 ① K		0-0 2B		0-0 ③ 5-3		4	1	2	0	1	1	1
Ron Hunt, R (1, 5) OBP: 0.323, SLG: 0.210	0-0 1B 1B 1-3	0-3 ② K 1-2		0-0 ② 6-3		0-0 ③ 5-3			0-0 ① 1-3	5	1	1	0	0	1	2
Ken Henderson, S (1, 9) OBP: 0.350, SLG: 0.474	0-3 ① K	0-0 ③ F9		0-0 BLK WP 1B			0-3 ① K		0-0 ② F6	5	0	1	0	0	2	3
Willie McCovey, L (1, 3) OBP: 0.421, SLG: 0.647	0-0 1B 1-2 3-H 1B		0-0 E4 1B E	0-3 ③ K 1-3			0-0 ② G3		4-0 CS BB	3	1	1	1	0	1	1
Bob Burda, L (5, 3) OBP: 0.333, SLG: 0.441										1	0	0	0	1	0	0
Jim Ray Hart, R (1, 7) OBP: 0.341, SLG: 0.303	0-0 1-3 2-H 1B		0-0 E7 1-H 1B		0-0 ① 6-3		4-0 BB		0-0 ③ CS 1-2	3	0	2	1	1	0	0
Jack Hiatt, R (1, 2) OBP: 0.346, SLG: 0.400	4-0 IBB		0-0 ① 1-3		0-0 ② F9		0-3 ③ K			3	0	0	0	1	1	2
Don Mason, L (1, 4) OBP: 0.393, SLG: 0.333	0-3 ② K		4-0 BB		0-0 ③ F7			0-0 ① F8		3	0	0	0	1	1	3
Hal Lanier, R (1, 6) OBP: 0.229, SLG: 0.229	0-3 ③ K		0-0 ② F8			0-0 ① F8		0-0 SH3-4 1B		4	0	1	0	0	1	5
Gaylord Perry, R (1, 1) OBP: 0.160, SLG: 0.125		0-3 ① K	0-3 ③ K			0-3 ② K		0-0 ② SH3-4 1-2		3	0	0	0	0	3	2
Joe Gibbon, R (9, 1)										0	0	0	0	0	0	0
Inning Stats	R: 2 E: 0 K: 3 S: 13 H: 4 LOB: 3 BB: 1 P: 17	R: 0 E: 0 K: 2 S: 7 H: 0 LOB: 1 BB: 1 P: 11	R: 1 E: 2 K: 1 S: 7 H: 1 LOB: 2 BB: 1 P: 11	R: 0 E: 0 K: 2 S: 8 H: 1 LOB: 1 BB: 0 P: 8	R: 0 E: 0 K: 0 S: 3 H: 0 LOB: 0 BB: 0 P: 3	R: 0 E: 0 K: 1 S: 6 H: 1 LOB: 1 BB: 0 P: 6	R: 0 E: 0 K: 2 S: 7 H: 0 LOB: 1 BB: 1 P: 11	R: 0 E: 0 K: 0 S: 4 H: 1 LOB: 1 BB: 0 P: 4	R: 0 E: 0 K: 0 S: 2 H: 0 LOB: 0 BB: 1 P: 6	1B: 7 2B: 1 3B: 0 HR: 0 SF: 0 SAC: 1 DP: 0 HBP: 0							

PITCHER	IP	WLS	BF	H	R	ER	SO	BB	IBB	HBP	BLK	WP	HR	S	P	ERA	WHIP
Bob Veale, L (1, 1) ERA: 3.83	7.0		33	7	3	2	11	3	1	0	1	1	0	51	67	2.57	1.429
Ron Kline, R (8, 1) ERA: 2.45	1.0		4	1	0	0	0	0	0	0	0	0	0	4	4	0.00	1.000
Chuck Hartenstein, R (9, 1) ERA: 0.72	1.0	W	3	0	0	0	0	1	0	0	0	0	0	2	6	0.00	1.000

PITCHER	IP	WLS	BF	H	R	ER	SO	BB	IBB	HBP	BLK	WP	HR	S	P	ERA	WHIP

San Francisco Giants @ Pittsburgh Pirates

Forbes Field, Pittsburgh, PA

Mon May 12 1969, 7:05 PM EDT

Att. 3,396 - Unknown

TOP

livebaseballscorecards.com

AB	34
R	3
H	8
RBI	2
BB	5
SO	11
LOB	19

1B: 7	SF: 0
2B: 1	SAC: 1
3B: 0	DP: 0
HR: 0	HBP: 0

WP: 1	PA: 41
PB: 0	
SB: 1	
CS: 1	

BOTTOM

San Francisco Giants @ Pittsburgh Pirates

Forbes Field, Pittsburgh, PA

Mon May 12 1969, 7:05 PM EDT

Att. 3,396 - Unknown

livebaseballscorecards.com

Batter	1	2	3	4	5	6	7	8	9	AB	R	H	RBI	BB	SO	LOB
Matty Alou, L (1, 8) OBP: 0.394, SLG: 0.449	BBBB 4-0 2B BB		x 0-0 ② F7	x 0-0 ③ 1-3			x 0-0 ① FC4-6 FC1-6 1-2f		x 0-0 ① 3-1	4	0	0	0	1	0	2
Manny Sanguillen, R (1, 2) OBP: 0.388, SLG: 0.490	SSS 0-3 ① K		x 0-0 1B 1B 1B		x 0-0 G4-6-3 1B		x 0-0 ② FC1-6 1-2f 3B		x 0-0 1B 2B	5	2	3	0	0	1	2
Richie Hebner, L (1, 5) OBP: 0.464, SLG: 0.568	x 0-0 1-3 2B		x 0-0 1B 1-3 1B		x 0-0 ①② G4-6-3 1-2f		x 0-0 1-H 3B 3B		x 0-0 ② 2-H 1B	5	2	4	1	0	0	1
Willie Stargell, L (1, 7) OBP: 0.404, SLG: 0.574	SSS 0-3 ② K		x 0-0 HBP 1-3 3-H 1B		x 0-0 ③ 4-3		x 0-0 3-H 3B		4-0 1B IBB	4	0	2	2	1	1	2
Al Oliver, L (1, 9) OBP: 0.354, SLG: 0.380	x 0-0 ③ F8		H 1-0 HBP 1-2			x 0-0 FC3-6 1B	SSS 0-3 ③ K		x 0-0 1-2 2-H 1B	4	0	2	1	0	1	3
Bill Mazeroski, R (1, 4) OBP: 0.269, SLG: 0.250 Jose Pagan, R (3, PH) OBP: 0.273, SLG: 0.310 Freddie Patek, R (4, 6) OBP: 0.324, SLG: 0.276		x 0-0 ① 6-3	SSS 0-3 ③ K			x 0-0 ① FC3-6 1-2f	SSS 0-3 ① K			1	0	0	0	0	0	0
										1	0	0	0	0	1	3
										2	0	0	0	0	1	1
Bob Robertson, R (1, 3) OBP: 0.235, SLG: 0.230		SSS 0-3 ② K		x 0-0 ① 6-3		SSS 0-3 ② K	x 0-0 6-3 S 1B			4	0	1	0	0	2	1
Gene Alley, R (1, 6) OBP: 0.176, SLG: 0.294 (4, 4)		x 0-0 ③ 4-3		x 0-0 3B		x 0-0 ③ 1-3	x 0-0 ② 6-3 1-3			4	0	1	0	0	0	2
Bob Veale, S (1, 1) OBP: 0.077, SLG: 0.077 Gary Kolb, L (7, PH) OBP: 0.222, SLG: 0.250 Ron Kline, R (8, 1) Jerry May, R (8, PH) OBP: 0.278, SLG: 0.397 Chuck Hartenstein, R (9, 1)		SSS 0-3 ① K	x 0-0 ② 5-3			x 0-0 E4 FC4-6	SSS 0-3 ③ K			2	0	0	0	0	1	1
										1	0	0	0	0	0	0
										0	0	0	0	0	0	0
										1	0	0	0	0	1	1
										0	0	0	0	0	0	0
Inning Stats	R: 0 E: 0 K: 2 S: 8 H: 1 LOB: 2 BB: 1 P: 12	R: 0 E: 0 K: 1 S: 5 H: 0 LOB: 0 BB: 0 P: 5	R: 1 E: 0 K: 2 S: 10 H: 3 LOB: 3 BB: 0 P: 11	R: 0 E: 0 K: 0 S: 4 H: 1 LOB: 1 BB: 0 P: 4	R: 0 E: 0 K: 0 S: 3 H: 1 LOB: 0 BB: 0 P: 3	R: 0 E: 0 K: 1 S: 6 H: 1 LOB: 1 BB: 0 P: 6	R: 2 E: 1 K: 1 S: 8 H: 2 LOB: 1 BB: 0 P: 8	R: 0 E: 0 K: 2 S: 8 H: 1 LOB: 1 BB: 0 P: 8	R: 1 E: 0 K: 0 S: 4 H: 3 LOB: 2 BB: 1 P: 8	1B: 8 2B: 2 3B: 3 HR: 0	SF: 0 SAC: 0 DP: 1 HBP: 1						

PITCHER	IP	WLS	BF	H	R	ER	SO	BB	IBB	HBP	BLK	WP	HR	S	P	ERA	WHIP
Gaylord Perry, R (1, 1) ERA: 2.87	8.1		38	11	4	2	9	1	0	1	0	0	0	54	59	2.16	1.440
Joe Gibbon, L (9, 1) ERA: 0.71	0.1	L	3	2	0	0	0	0	1	0	0	0	0	2	6	0.00	6.000

PITCHER	IP	WLS	BF	H	R	ER	SO	BB	IBB	HBP	BLK	WP	HR	S	P	ERA	WHIP

San Francisco Giants @ Pittsburgh Pirates

Forbes Field, Pittsburgh, PA

Tue May 13 1969, 7:05 PM EDT

Att. 5,846 - Unknown

TOP

livebaseballscorecards.com

Batter	1	2	3	4	5	6	7	8	9	AB	R	H	RBI	BB	SO	LOB
Bobby Bonds, R (1, 9) OBP: 0.350, SLG: 0.421	S S S 0-3 ① K		x 0-0 1B SF8 1B	x 0-0 1B 1B 1B 1-2 2-H 3-H	x 0-0 ② F9			x 0-0 ② 6-3		5	2	2	2	0	1	0
Ron Hunt, R (1, 4) OBP: 0.337, SLG: 0.224	B B B B 4-0 BB		x 0-0 SF8 1B 1B 1-3	x 0-0 ① F9	x 0-0 ③ 1-3			x 0-0 1B		4	1	2	0	1	0	2
Willie Mays, R (1, 8) OBP: 0.396, SLG: 0.479	x 0-0 ② F8		x 0-0 ② SF8 2-3 3-H	x 0-0 1B BB 1B 1-3 2-H		x 0-0 ① F8		x 0-0 ③ 6-3		4	1	1	2	0	0	2
Willie McCovey, L (1, 3) OBP: 0.420, SLG: 0.633	S S S 0-3 ③ K		x 0-0 1B 3-H	x 0-0 BB BB 1B 1B 1-3 3-H		x 0-0 ② 4-3			x 0-0 ① F9	5	1	2	2	0	1	1
Jim Ray Hart, R (1, 5) OBP: 0.341, SLG: 0.295 Jim Davenport, R (4, PR) OBP: 0.297, SLG: 0.358 (4, 5)		S S S 0-3 ① K	S S S 0-3 ③ K	B B B B 4-0 BB 1B 1-2 BB		x 0-0 ③ 5-3			S S S 0-3 ② K	2 2	0 1	0 0	0 0	1 0	2 1	1 0
Ken Henderson, S (1, 7) OBP: 0.440, SLG: 0.739		x 0-0 E 1B	x 0-0 HR x 4-0 1B BB 1-2 2-3 3-H				x 0-0 ① G3		x 0-0 E9 3B	4	2	3	2	1	0	0
Dick Dietz, R (1, 2) OBP: 0.333, SLG: 0.314		x 0-0 ② 5-3 1-2	x 4-0 E 1B BB x 0-0 G6-4-3 1B 1-3 2-H 3-H				x 0-0 ② F9		H 1-0 1B HBP	3	1	1	2	1	0	1
Hal Lanier, R (1, 6) OBP: 0.237, SLG: 0.236		x 0-0 ③ 6-3	x 3-0 E8 1B 1B 1-3 x 0-0 G6-4-3 1-2*				x 0-0 ③ F8		x 0-0 1-2 1B	5	1	2	0	0	0	3
Rich Robertson, R (1, 1) Bob Burda, L (4, PH) OBP: 0.351, SLG: 0.441 Ron Herbel, R (4, 1) Joe Gibbon, R (7, 1) Frank Linzy, R (7, 1)			S S S 0-3 ① K	4-0 1B 1B IBB	S S S 0-3 ① K			S S S 0-3 ① K	x 0-0 ③ F9	1 0 1 0 2	0 1 0 0 0	0 0 0 0 0	0 0 0 0 0	1 1 0 0 1	0 0 1 0 2	0 0 0 0 2

Inning Stats										
	R: 0 E: 0 K: 2 S: 7	H: 0 LOB: 1 BB: 1 P: 11	R: 0 E: 1 K: 1 S: 6	H: 1 LOB: 1 BB: 0 P: 6	R: 2 E: 0 K: 2 S: 10	H: 3 LOB: 1 BB: 0 P: 10	R: 8 E: 1 K: 0 S: 8	H: 6 LOB: 2 BB: 4 P: 24	R: 0 E: 0 K: 1 S: 5	H: 0 LOB: 0 BB: 0 P: 5
	R: 0 E: 0 K: 0 S: 3	H: 0 LOB: 0 BB: 0 P: 3	R: 0 E: 0 K: 0 S: 3	H: 0 LOB: 0 BB: 0 P: 3	R: 0 E: 0 K: 1 S: 6	H: 1 LOB: 1 BB: 0 P: 6	R: 1 E: 1 K: 1 S: 7	H: 2 LOB: 2 BB: 0 P: 8	1B: 11 2B: 0 3B: 1 HR: 1	SF: 1 SAC: 0 DP: 1 HBP: 1

AB	38
R	11
H	13
RBI	10
BB	5
SO	8
LOB	12

WP: 0 PB: 0 SB: 0 CS: 0 PA: 45

PITCHER		IP	WLS	BF	H	R	ER	SO	BB	IBB	HBP	BLK	WP	HR	S	P	ERA	WHIP
Bob Moose, R ERA: 4.6	(1, 1)	3.0	L	17	6	5	5	5	2	0	0	0	0	1	25	33	15.00	2.667
Bruce Dal Canton, R ERA: 4.19	(4, 1)	0.1		6	3	2	2	0	1	1	0	0	0	0	4	12	54.00	12.000
Luke Walker, L ERA: 2.38	(4, 1)	0.0		2	1	3	3	0	1	0	0	0	0	0	1	5	∞	∞
Dock Ellis, R ERA: 6.61	(4, 1)	0.2		1	0	0	0	0	0	0	0	0	0	0	1	1	0.00	0.000
Jim Shellenback, L ERA: 3.24	(5, 1)	2.0		6	0	0	0	1	0	0	0	0	0	0	8	8	0.00	0.000

PITCHER		IP	WLS	BF	H	R	ER	SO	BB	IBB	HBP	BLK	WP	HR	S	P	ERA	WHIP
Chuck Hartenstein, R ERA: 0.69	(7, 1)	1.0		3	0	0	0	0	0	0	0	0	0	0	3	3	0.00	0.000
Ron Kline, R ERA: 2.63	(8, 1)	2.0		10	3	1	1	2	0	0	1	0	0	0	13	14	4.50	1.500

BOTTOM

San Francisco Giants @ Pittsburgh Pirates

Forbes Field, Pittsburgh, PA

Tue May 13 1969, 7:05 PM EDT

Att. 5,846 - Unknown

livebaseballscorecards.com

Batter	1	2	3	4	5	6	7	8	9	AB	R	H	RBI	BB	SO	LOB
Matty Alou, L (1, 8) OBP: 0.394, SLG: 0.447	F7 SF7 1B 1B	5-3		3-1			1B 1B	F9		5	2	2	0	0	0	3
Gene Alley, R (1, 4) OBP: 0.273, SLG: 0.364	1-2 HR 1B		F4		1B		1B 2B 1-2 1B		G3	5	2	3	0	0	0	0
Richie Hebner, L (1, 5) OBP: 0.461, SLG: 0.595	F7 2-3		HR		F9		2B 1-2 2-H 1B		4-3	5	2	2	2	0	0	3
Willie Stargell, L (1, 7) OBP: 0.403, SLG: 0.590	SF7 3-H		4-3		F5		1B 1-H 2-H 2B		2B	4	1	2	3	0	0	1
Al Oliver, L (1, 9) OBP: 0.356, SLG: 0.421	1-H HR		F6		F6		S 2-H 1B		4-3	5	1	2	3	0	0	2
Jerry May, R (1, 2) OBP: 0.284, SLG: 0.400 Jim Shellenback, L (5, 1) Carl Taylor, R (6, PH) OBP: 0.444, SLG: 0.429 Chuck Hartenstein, R (7, 1) Jose Pagan, R (7, PH) OBP: 0.267, SLG: 0.302 Ron Kline, R (8, 1)	4-3			1B 1B		5-3	S S S K 1-2			2 0 1 0 0 1 0	0 0 0 0 0 0 0	1 0 0 0 0 0 0	0 0 0 0 0 1 0	0 0 0 0 0 1 0	0 0 0 0 0 1 0	0 0 0 0 0 1 0
Bob Robertson, R (1, 3) OBP: 0.235, SLG: 0.231		E5 6-3		1-2 1B		1-3	6-3			4	0	1	0	0	0	1
Freddie Patek, R (1, 6) OBP: 0.313, SLG: 0.265		6-3 1-2		F9		S S S K		S S S K		4	0	0	0	0	2	3
Bob Moose, R (1, 1) OBP: 0.200, SLG: 0.077 Bruce Dal Canton, R (4, 1) Luke Walker, L (4, 1) Dock Ellis, S (4, 1) OBP: 0.222, SLG: 0.222 Manny Sanguillen, R (4, PH) OBP: 0.368, SLG: 0.462 (5, 2)	S S S K			F8			4-3	S S S K		1 0 0 0 0 3	0 0 0 0 0 0	0 0 0 0 0 0	0 0 0 0 0 0	1 0 0 0 0 1	1 0 0 0 0 2	1 0 0 0 0 2
Inning Stats	R: 3 H: 3 E: 0 LOB: 0 K: 0 BB: 0 S: 6 P: 6	R: 0 H: 0 E: 1 LOB: 1 K: 1 BB: 0 S: 6 P: 6	R: 1 H: 1 E: 0 LOB: 0 K: 0 BB: 0 S: 4 P: 4	R: 0 H: 2 E: 0 LOB: 2 K: 0 BB: 0 S: 5 P: 5	R: 0 H: 1 E: 0 LOB: 1 K: 0 BB: 0 S: 4 P: 4	R: 0 H: 0 E: 0 LOB: 0 K: 1 BB: 0 S: 5 P: 5	R: 4 H: 5 E: 0 LOB: 1 K: 1 BB: 0 S: 10 P: 10	R: 0 H: 0 E: 0 LOB: 0 K: 2 BB: 0 S: 7 P: 7	R: 0 H: 1 E: 0 LOB: 1 K: 0 BB: 0 S: 4 P: 4	1B: 9 2B: 2 3B: 0 HR: 2	SF: 1 SAC: 0 DP: 0 HBP: 0			WP: 0 PB: 0 SB: 1 CS: 0		PA: 41	

PITCHER		IP	WLS	BF	H	R	ER	SO	BB	IBB	HBP	BLK	WP	HR	S	P	ERA	WHIP
Rich Robertson, R ERA: 6.35	(1, 1)	3.0		14	4	4	4	1	0	0	0	0	0	2	16	16	12.00	1.333
Ron Herbel, R ERA: 3.94	(4, 1)	3.1	W	15	5	2	2	1	0	0	0	0	0	0	17	17	5.40	1.500
Joe Gibbon, L ERA: 2.13	(7, 1)	0.0		3	3	2	2	0	0	0	0	0	0	0	3	3	∞	∞
Frank Linzy, R ERA: 2.79	(7, 1)	2.2	S	9	1	0	0	3	0	0	0	0	0	0	15	15	0.00	0.375

PITCHER	IP	WLS	BF	H	R	ER	SO	BB	IBB	HBP	BLK	WP	HR	S	P	ERA	WHIP

AB	40
R	8
H	13
RBI	8
BB	0
SO	5
LOB	17

Batter	1	2	3	4	5	6	7	8	9	AB	R	H	RBI	BB	SO	LOB
Bobby Bonds, R (1, 9) OBP: 0.347, SLG: 0.414	F9			S 1B	K			F7		4	0	1	0	0	1	1
Ron Hunt, R (1, 4) OBP: 0.333, SLG: 0.216	F8			F3 1-2		4-3		1B PB HBP		3	1	0	0	0	0	1
Willie Mays, R (1, 8) OBP: 0.400, SLG: 0.480	6-3			K		S 1B		1-3 1B		4	0	2	0	0	1	1
Willie McCovey, L (1, 3) OBP: 0.422, SLG: 0.620		BB G6-3		IBB		F4		4-3 3-H		2	0	0	0	2	0	2
Jim Davenport, R (1, 5) OBP: 0.295, SLG: 0.366		F8		K		5-3 1-2			G3 1B 2B	4	1	1	0	0	1	4
Ken Henderson, S (1, 7) OBP: 0.379, SLG: 0.630		G6-3 1-2f			K		F9		G3 2-3	4	0	0	0	0	1	2
Dick Dietz, R (1, 2) OBP: 0.328, SLG: 0.345			K		1B 3B		F5		K	4	1	1	0	0	2	1
Hal Lanier, R (1, 6) OBP: 0.237, SLG: 0.237			4-3		F6		F7		1B	4	0	1	1	0	0	1
Juan Marichal, R (1, 1) OBP: 0.292, SLG: 0.348			G3		1B			K	K	4	0	1	1	0	2	1
Inning Stats	R: 0 E: 0 K: 0 S: 3 H: 0 LOB: 0 BB: 0 P: 3	R: 0 E: 0 K: 0 S: 2 H: 0 LOB: 0 BB: 1 P: 6	R: 0 E: 0 K: 1 S: 5 H: 0 LOB: 0 BB: 0 P: 5	R: 0 E: 0 K: 2 S: 8 H: 1 LOB: 2 BB: 1 P: 12	R: 1 E: 0 K: 2 S: 9 H: 2 LOB: 1 BB: 0 P: 9	R: 0 E: 0 K: 0 S: 4 H: 1 LOB: 1 BB: 0 P: 4	R: 0 E: 0 K: 0 S: 3 H: 0 LOB: 0 BB: 0 P: 3	R: 1 E: 0 K: 1 S: 6 H: 1 LOB: 1 BB: 0 P: 7	R: 1 E: 0 K: 2 S: 9 H: 2 LOB: 1 BB: 0 P: 9	1B: 5 2B: 1 3B: 1 HR: 0 SF: 0 SAC: 0 DP: 1 HBP: 1							

TOP

San Francisco Giants @ Pittsburgh Pirates

Forbes Field, Pittsburgh, PA

Wed May 14 1969, 7:05 PM EDT

Att. 8,296 - Unknown

livebaseballscorecards.com

AB	33
R	3
H	7
RBI	2
BB	2
SO	8
LOB	14

WP: 0 PB: 1 SB: 2 CS: 0 PA: 36

PITCHER		IP	WLS	BF	H	R	ER	SO	BB	IBB	HBP	BLK	WP	HR	S	P	ERA	WHIP
Jim Bunning, R (1, 1) ERA: 2.93		8.0	L	31	5	2	1	6	1	1	1	0	0	0	40	49	1.12	0.750
Pedro Ramos, R (9, 1) ERA: 9.0		1.0		5	2	1	1	2	0	0	0	0	0	0	9	9	9.00	2.000

PITCHER	IP	WLS	BF	H	R	ER	SO	BB	IBB	HBP	BLK	WP	HR	S	P	ERA	WHIP

Batter	1	2	3	4	5	6	7	8	9	AB	R	H	RBI	BB	SO	LOB
Matty Alou, L (1, 8) OBP: 0.384, SLG: 0.434	6-3		F7			G3			F4	4	0	0	0	0	0	1
Manny Sanguillen, R (1, 2) OBP: 0.339, SLG: 0.429	F7			1-3		F9			1-3	4	0	0	0	0	0	0
Richie Hebner, L (1, 5) OBP: 0.462, SLG: 0.602	K			FC1-6 2B			G4-6-3 1B		1-3	4	0	2	0	0	1	0
Willie Stargell, L (1, 7) OBP: 0.393, SLG: 0.574		3-1		FC1-6 2-3			G4-6-3 1-2f			3	0	0	0	0	0	2
Al Oliver, L (1, 3) OBP: 0.344, SLG: 0.405		K		4-3			4-3			3	0	0	0	0	1	1
Gene Alley, R (1, 6) OBP: 0.240, SLG: 0.320		K			K			K		3	0	0	0	0	3	0
Ron Davis, R (1, 9) OBP: 0.314, SLG: 0.290			1-3		F9			1B		3	0	1	0	0	0	0
Bill Mazeroski, R (1, 4) OBP: 0.271, SLG: 0.253			SH1-4 1B		K			F8		3	0	1	0	0	1	1
Jim Bunning, R (1, 1)			SH1-4 1-2			6-3		F8		1	0	0	0	0	0	0
Gary Kolb, L (8, PH) OBP: 0.200, SLG: 0.222										1	0	0	0	0	0	1
Pedro Ramos, S (9, 1)										0	0	0	0	0	0	0
Inning Stats	R: 0 E: 0 K: 1 S: 5 H: 0 LOB: 0 BB: 0 P: 5	R: 0 E: 0 K: 2 S: 7 H: 0 LOB: 0 BB: 0 P: 7	R: 0 E: 0 K: 0 S: 4 H: 1 LOB: 1 BB: 0 P: 4	R: 0 E: 0 K: 0 S: 4 H: 1 LOB: 1 BB: 0 P: 4	R: 0 E: 0 K: 2 S: 7 H: 0 LOB: 0 BB: 0 P: 7	R: 0 E: 0 K: 0 S: 3 H: 0 LOB: 0 BB: 0 P: 3	R: 0 E: 0 K: 0 S: 3 H: 1 LOB: 0 BB: 0 P: 3	R: 0 E: 0 K: 1 S: 6 H: 1 LOB: 1 BB: 0 P: 6	R: 0 E: 0 K: 0 S: 3 H: 0 LOB: 0 BB: 0 P: 3	1B: 3 2B: 1 3B: 0 HR: 0	SF: 0 SAC: 1 DP: 1 HBP: 0						

PITCHER	IP	WLS	BF	H	R	ER	SO	BB	IBB	HBP	BLK	WP	HR	S	P	ERA	WHIP
Juan Marichal, R (1, 1) ERA: 1.7	9.0	W	30	4	0	0	6	0	0	0	0	0	0	42	42	0.00	0.444

PITCHER	IP	WLS	BF	H	R	ER	SO	BB	IBB	HBP	BLK	WP	HR	S	P	ERA	WHIP

BOTTOM

San Francisco Giants @ Pittsburgh Pirates

Forbes Field, Pittsburgh, PA

Wed May 14 1969, 7:05 PM EDT

Att. 8,296 - Unknown

livebaseballscorecards.com

AB	29
R	0
H	4
RBI	0
BB	0
SO	6
LOB	6

PA: 30

WP: 0 PB: 0 SB: 0 CS: 0

Pittsburgh Pirates @ Los Angeles Dodgers

Dodger Stadium, Los Angeles, CA

Fri May 16 1969, 7:05 PM PDT

Att. 19,016 - Unknown

livebaseballscorecards.com

Batter	1	2	3	4	5	6	7	8	9	AB	R	H	RBI	BB	SO	LOB
Matty Alou, L (1, 8) OBP: 0.373, SLG: 0.421	F2		6-3			6-3		F9		4	0	0	0	0	0	1
Richie Hebner, L (1, 5) OBP: 0.454, SLG: 0.581	K		K			BB			F9	3	0	0	0	1	2	0
Ron Kline, R (9, 1)										0	0	0	0	0	0	0
Roberto Clemente, R (1, 9) OBP: 0.325, SLG: 0.348	WP BB			K		1-3			1B E 1B 1B	3	1	1	0	1	1	1
Willie Stargell, L (1, 7) OBP: 0.389, SLG: 0.563	K 1-2			K			F8		E E 1-2 1B	4	1	1	0	0	2	1
Al Oliver, L (1, 3) OBP: 0.340, SLG: 0.398		F7		F8			F2		E1 1-H 2-H 1B 1B	4	1	1	0	0	0	0
Jerry May, R (1, 2) OBP: 0.274, SLG: 0.385		P4			L6		F8		1B 2-H 1B	3	0	0	0	0	0	0
Chuck Hartenstein, R (7, 1)										0	0	0	0	0	0	0
Carl Taylor, R (9, PH) OBP: 0.474, SLG: 0.467										1	0	1	1	0	0	0
Freddie Patek, R (9, PR) OBP: 0.313, SLG: 0.265										0	0	0	0	0	0	0
(9, 6)																
Gene Alley, R (1, 6) OBP: 0.276, SLG: 0.321		S 1B BB			6-3			1B	K	3	0	1	0	1	1	1
(9, 5)																
Bill Mazeroski, R (1, 4) OBP: 0.279, SLG: 0.263		1-H 1B			4-3			P3	1-2 1B	4	0	2	0	0	0	1
Steve Blass, R (1, 1) OBP: 0.286, SLG: 0.429			K			F8		F8	F7	2	0	0	0	0	1	0
Manny Sanguillen, R (7, 2) OBP: 0.328, SLG: 0.414										2	0	0	0	0	0	3

Inning Stats	1	2	3	4	5	6	7	8	9	
	R: 0 H: 0 E: 0 LOB: 1 K: 2 BB: 1 S: 7 P: 11	R: 0 H: 1 E: 0 LOB: 2 K: 0 BB: 1 S: 3 P: 7	R: 0 H: 0 E: 0 LOB: 0 K: 2 BB: 0 S: 7 P: 7	R: 0 H: 0 E: 0 LOB: 0 K: 2 BB: 0 S: 7 P: 7	R: 0 H: 0 E: 0 LOB: 0 K: 0 BB: 0 S: 3 P: 3	R: 0 H: 0 E: 0 LOB: 1 K: 0 BB: 1 S: 3 P: 7	R: 0 H: 0 E: 0 LOB: 0 K: 0 BB: 0 S: 3 P: 3	R: 0 H: 1 E: 0 LOB: 1 K: 0 BB: 0 S: 4 P: 4	R: 3 H: 5 E: 1 LOB: 2 K: 1 BB: 0 S: 10 P: 10	1B: 7 SF: 0 2B: 0 SAC: 0 3B: 0 DP: 0 HR: 0 HBP: 0

WP: 1 PA: 36
PB: 0
SB: 1
CS: 0

PITCHER		IP	WLS	BF	H	R	ER	SO	BB	IBB	HBP	BLK	WP	HR	S	P	ERA	WHIP
Don Sutton, R ERA: 2.91	(1, 1)	8.1		30	3	1	1	6	3	0	0	0	1	0	39	51	1.08	0.720
Jim Brewer, L ERA: 2.51	(9, 1)	0.2	W	6	4	2	2	1	0	0	0	0	0	0	8	8	27.00	6.000

PITCHER	IP	WLS	BF	H	R	ER	SO	BB	IBB	HBP	BLK	WP	HR	S	P	ERA	WHIP

AB	33
R	3
H	7
RBI	1
BB	3
SO	7
LOB	8

Batter	1	2	3	4	5	6	7	8	9	AB	R	H	RBI	BB	SO	LOB
Willie Crawford, L (1, 7) OBP: 0.326, SLG: 0.389	6-3	FC3-6 1-2f 2-3			K		BB		HR 1-H	4	1	1	2	1	1	2
Ted Sizemore, R (1, 6) OBP: 0.349, SLG: 0.380	5-3	5-3			5-3		P3			4	0	0	0	0	0	4
Willie Davis, L (1, 8) OBP: 0.344, SLG: 0.534	1B 1B		K			F5		1B SH3-4	2B	4	2	2	0	0	1	0
Andy Kosco, R (1, 9) OBP: 0.314, SLG: 0.491	1B 1-3		4-3			F3		SH3-4 2-3	1B	4	0	2	0	0	0	0
Bill Russell, R (8, PR) OBP: 0.386, SLG: 0.432										0	0	0	0	0	0	0
Tom Haller, L (1, 2) OBP: 0.376, SLG: 0.413	1B 1-2 3-H		K			2B		P6		4	0	2	1	0	1	2
Wes Parker, S (1, 3) OBP: 0.382, SLG: 0.494	F4			3-1		F8		SH3-4 1-2 3-H		3	0	0	1	0	0	3
Bill Sudakis, S (1, 5) OBP: 0.306, SLG: 0.392		2B FC6-5		F7			SH1-3	1-3		4	0	2	0	0	0	2
Jim Lefebvre, S (1, 4) OBP: 0.361, SLG: 0.185		BB FC3-6 FC6-5		F9			SH1-3 1-2		F8	1	0	0	0	1	0	0
Paul Popovich, S (9, 4) OBP: 0.231, SLG: 0.216										0	0	0	0	0	0	0
Ron Fairly, L (9, PH) OBP: 0.276, SLG: 0.269										1	0	0	0	0	0	0
Don Sutton, R (1, 1) OBP: 0.160, SLG: 0.125	FC6-5 1-2 2-3f FC3-6				K		3-1		HR 1B	3	0	0	0	0	1	3
Jim Brewer, L (9, 1)										0	0	0	0	0	0	0
Len Gabrielson, L (9, PH) OBP: 0.281, SLG: 0.276										1	0	1	0	0	0	0
Billy Grabarkewitz, R (9, PR) OBP: 0.156, SLG: 0.186										0	1	0	0	0	0	0
Inning Stats	R: 1 E: 0 K: 0 S: 6 H: 3 LOB: 2 BB: 0 P: 6	R: 0 E: 0 K: 0 S: 4 H: 1 LOB: 2 BB: 1 P: 8	R: 0 E: 0 K: 2 S: 7 H: 0 LOB: 0 BB: 0 P: 7	R: 0 E: 0 K: 0 S: 3 H: 0 LOB: 0 BB: 0 P: 3	R: 0 E: 0 K: 2 S: 7 H: 0 LOB: 0 BB: 0 P: 7	R: 0 E: 0 K: 0 S: 4 H: 1 LOB: 1 BB: 0 P: 4	R: 0 E: 0 K: 0 S: 4 H: 1 LOB: 2 BB: 1 P: 8	R: 1 E: 0 K: 0 S: 5 H: 2 LOB: 2 BB: 0 P: 5	R: 2 E: 0 K: 0 S: 3 H: 2 LOB: 1 BB: 0 P: 3	1B: 6 2B: 3 3B: 0 HR: 1 SF: 0 SAC: 2 DP: 0 HBP: 0						

PITCHER		IP	WLS	BF	H	R	ER	SO	BB	IBB	HBP	BLK	WP	HR	S	P	ERA	WHIP
Steve Blass, R ERA: 5.4	(1, 1)	6.2		28	6	1	1	4	2	0	0	0	0	0	34	42	1.35	1.200
Chuck Hartenstein, R ERA: 0.99	(7, 1)	1.1		6	2	1	1	0	0	0	0	0	0	0	6	6	6.75	1.500
Ron Kline, R ERA: 3.33	(9, 1)	0.1	L	3	2	2	2	0	0	0	0	0	0	1	3	3	54.00	6.000

PITCHER	IP	WLS	BF	H	R	ER	SO	BB	IBB	HBP	BLK	WP	HR	S	P	ERA	WHIP

BOTTOM

Pittsburgh Pirates @ Los Angeles Dodgers

Dodger Stadium, Los Angeles, CA

Fri May 16 1969, 7:05 PM PDT

Att. 19,016 - Unknown

livebaseballscorecards.com

AB	33
R	4
H	10
RBI	4
BB	2
SO	4
LOB	16

1B: 6	SF: 0	WP: 0	PA: 37
2B: 3	SAC: 2	PB: 0	
3B: 0	DP: 0	SB: 0	
HR: 1	HBP: 0	CS: 0	

Pittsburgh Pirates @ Los Angeles Dodgers

Dodger Stadium, Los Angeles, CA

Sat May 17 1969, 7:05 PM PDT

Att. 50,120 - Unknown

livebaseballscorecards.com

TOP

Batter	1	2	3	4	5	6	7	8	9	AB	R	H	RBI	BB	SO	LOB
Matty Alou, L (1, 8) OBP: 0.370, SLG: 0.417	6-3			1-3		P5			P4-6-3 1B	4	0	1	0	0	0	1
Gene Alley, R (1, 5) OBP: 0.273, SLG: 0.313	G6-3 1B			5-3			6-3		P4-6-3 1-2f	4	0	1	0	0	0	1
Roberto Clemente, R (1, 9) OBP: 0.313, SLG: 0.333	G6-3 1-2f			4-3			1-3			3	0	0	0	0	0	1
Willie Stargell, L (1, 7) OBP: 0.380, SLG: 0.548		K			K		6-3			3	0	0	0	0	2	0
Al Oliver, L (1, 3) OBP: 0.340, SLG: 0.395		6-3 1B			1-3			F7		3	0	1	0	0	0	0
Jerry May, R (1, 2) OBP: 0.264, SLG: 0.370		6-3 1-2			5-3			F9		3	0	0	0	0	0	1
Bill Mazeroski, R (1, 4) OBP: 0.281, SLG: 0.265			4-3			5-3		FC4-6 1B		3	0	1	0	0	0	0
Freddie Patek, R (1, 6) OBP: 0.305, SLG: 0.257			K			F8		FC4-6 1-2f		3	0	0	0	0	1	1
Dock Ellis, S (1, 1) OBP: 0.200, SLG: 0.200			K			2B			5-3	1	0	0	0	0	1	0
Bruce Dal Canton, R (4, 1)										0	0	0	0	0	0	0
Jose Pagan, R (6, PH) OBP: 0.283, SLG: 0.341										1	0	1	0	0	0	0
Luke Walker, L (6, 1)										0	0	0	0	0	0	0
Pedro Ramos, S (8, 1)										0	0	0	0	0	0	0
Carl Taylor, R (9, PH) OBP: 0.450, SLG: 0.438										1	0	0	0	0	0	0
Inning Stats	R: 0 E: 0 K: 0 S: 3 H: 1 LOB: 0 BB: 0 P: 3	R: 0 E: 0 K: 1 S: 5 H: 1 LOB: 0 BB: 0 P: 5	R: 0 E: 0 K: 2 S: 7 H: 0 LOB: 0 BB: 0 P: 7	R: 0 E: 0 K: 0 S: 3 H: 0 LOB: 0 BB: 0 P: 3	R: 0 E: 0 K: 1 S: 5 H: 0 LOB: 0 BB: 0 P: 5	R: 0 E: 0 K: 0 S: 4 H: 1 LOB: 1 BB: 0 P: 4	R: 0 E: 0 K: 0 S: 3 H: 0 LOB: 0 BB: 0 P: 3	R: 0 E: 0 K: 0 S: 4 H: 1 LOB: 1 BB: 0 P: 4	R: 0 E: 0 K: 0 S: 3 H: 1 LOB: 0 BB: 0 P: 3	1B: 4 2B: 1 3B: 0 HR: 0	SF: 0 SAC: 0 DP: 2 HBP: 0						

	AB	29
	R	0
	H	5
	RBI	0
	BB	0
	SO	4
	LOB	5

WP: 0 PB: 0 SB: 0 CS: 0 PA: 29

PITCHER	IP	WLS	BF	H	R	ER	SO	BB	IBB	HBP	BLK	WP	HR	S	P	ERA	WHIP
Claude Osteen, L (1, 1) ERA: 2.55	9.0	W	29	5	0	0	4	0	0	0	0	0	0	37	37	0.00	0.556

PITCHER	IP	WLS	BF	H	R	ER	SO	BB	IBB	HBP	BLK	WP	HR	S	P	ERA	WHIP

Batter	1	2	3	4	5	6	7	8	9	AB	R	H	RBI	BB	SO	LOB
Willie Crawford, L (1, 7) OBP: 0.318, SLG: 0.379	0-0 1-3		0-0 1-3		0-3 K		0-3 K	0-3 K		3	0	0	0	0	1	1
Bill Russell, R (7, PH) (8, 9) OBP: 0.378, SLG: 0.421										2	0	0	0	0	2	4
Ted Sizemore, R (1, 6) OBP: 0.346, SLG: 0.371	0-0 4-3			0-0 F8	4-0 BB		0-0 6-3 1-2 2-3			3	0	0	0	1	0	2
Willie Davis, L (1, 8) OBP: 0.338, SLG: 0.508	4-0 CS BB			0-3 K	0-0 F9		0-0 F9			3	0	0	0	1	1	3
Andy Kosco, R (1, 9) (8, 7) OBP: 0.312, SLG: 0.483	0-0 CS 1-2	0-0 4-3		0-0 1B 1B 1B	0-0 4-3			0-0 L6		4	1	1	0	0	0	1
Tom Haller, L (1, 2) OBP: 0.388, SLG: 0.414		0-0 3-1		0-0 1B 1-2 BLK 1B		4-0 L3 BB		4-0 1B 2B BB		2	2	1	0	2	0	0
Wes Parker, S (1, 3) OBP: 0.387, SLG: 0.494	0-0 P6			0-0 BLK 1-3 2-H 2B 1B		0-0 L3 1-2		0-0 1-2 2B 1B		4	2	2	1	0	0	1
Bill Sudakis, S (1, 5) OBP: 0.304, SLG: 0.395			0-3 K	0-0 1-H 3-H 2B		0-0 5-3		0-0 F7		4	0	1	1	0	1	2
Jim Lefebvre, S (1, 4) OBP: 0.425, SLG: 0.333		0-0 2B		4-0 IBB			0-0 6-3 1B 1B	0-0 1-H 2-H 1B 2B		3	0	3	2	1	0	0
Paul Popovich, S (8, PR) (9, 4) OBP: 0.231, SLG: 0.216										0	1	0	0	0	0	0
Claude Osteen, L (1, 1) OBP: 0.240, SLG: 0.208		0-0 1-5-3		0-0 4-3			0-0 6-3 1-2 1B	0-0 2-H 1B		4	0	2	1	0	0	3
Inning Stats	R: 0 H: 0 E: 0 LOB: 0 K: 0 BB: 1 S: 2 P: 6	R: 0 H: 0 E: 0 LOB: 0 K: 0 BB: 0 S: 3 P: 3	R: 0 H: 1 E: 0 LOB: 1 K: 1 BB: 0 S: 6 P: 6	R: 3 H: 4 E: 0 LOB: 2 K: 1 BB: 1 S: 9 P: 13	R: 0 H: 0 E: 0 LOB: 1 K: 1 BB: 1 S: 5 P: 9	R: 0 H: 0 E: 0 LOB: 0 K: 0 BB: 1 S: 2 P: 6	R: 0 H: 2 E: 0 LOB: 2 K: 1 BB: 0 S: 7 P: 7	R: 3 H: 3 E: 0 LOB: 2 K: 1 BB: 1 S: 8 P: 12		1B: 7 SF: 0 2B: 4 SAC: 0 3B: 0 DP: 1 HR: 0 HBP: 0						

PITCHER		IP	WLS	BF	H	R	ER	SO	BB	IBB	HBP	BLK	WP	HR	S	P	ERA	WHIP
Dock Ellis, R ERA: 6.69	(1, 1)	3.2	L	16	5	3	3	2	1	0	0	1	0	0	19	23	7.36	1.636
Bruce Dal Canton, R ERA: 3.92	(4, 1)	1.1		6	0	0	0	1	1	1	0	0	0	0	6	14	0.00	0.750
Luke Walker, L ERA: 3.86	(6, 1)	2.2		14	5	3	3	1	2	0	0	0	0	0	14	22	10.12	2.625
Pedro Ramos, R ERA: 6.75	(8, 1)	0.1		1	0	0	0	1	0	0	0	0	0	0	3	3	0.00	0.000

PITCHER	IP	WLS	BF	H	R	ER	SO	BB	IBB	HBP	BLK	WP	HR	S	P	ERA	WHIP

BOTTOM

Pittsburgh Pirates @ Los Angeles Dodgers

Dodger Stadium, Los Angeles, CA

Sat May 17 1969, 7:05 PM PDT

Att. 50,120 - Unknown

livebaseballscorecards.com

AB	32
R	6
H	10
RBI	5
BB	5
SO	5
LOB	17

Batter	1	2	3	4	5	6	7	8	9	AB	R	H	RBI	BB	SO	LOB
Matty Alou, L (1, 8) OBP: 0.377, SLG: 0.436	E6 1B		3B		6-3		4-3		1B 2B 1B	5	1	3	0	0	0	1
Richie Hebner, L (1, 5) OBP: 0.441, SLG: 0.560	P5		K			P4		F9	1-2 1B	5	0	1	0	0	1	2
Willie Stargell, L (1, 7) OBP: 0.388, SLG: 0.567	K			2-3		1B FC4-6 1B		1B 2B	2-H 2B	5	2	3	1	0	1	1
Roberto Clemente, R (1, 9) OBP: 0.318, SLG: 0.329	P6			4-3		1-3 FC4-6 1B		5-3	IBB	4	0	1	0	1	0	2
Al Oliver, L (1, 3) OBP: 0.343, SLG: 0.407		K		2B 2B		1-2f 3-H FC4-6		2-H 1B 1B	4-3	5	2	2	2	0	1	3
Manny Sanguillen, R (1, 2) OBP: 0.339, SLG: 0.435		F8		2-H 2B		F7		1-2 1B		4	0	2	1	0	0	1
Gene Alley, R (1, 6) OBP: 0.297, SLG: 0.333		L6		K			1B	1-3 2-H 1B		4	0	2	1	0	1	1
Bill Mazeroski, R (1, 4) OBP: 0.271, SLG: 0.255			F9		F8		F7	F8		4	0	0	0	0	0	3
Bob Veale, S (1, 1) OBP: 0.067, SLG: 0.067 Chuck Hartenstein, R (5, 1) Jose Pagan, R (7, PH) OBP: 0.277, SLG: 0.333 Pedro Ramos, S (7, 1) Bob Moose, R (9, 1) OBP: 0.200, SLG: 0.077			5-3		6-3		F8		K	2	0	0	0	0	0	0
										0	0	0	0	0	0	0
										1	0	0	0	0	0	1
										1	0	0	0	0	1	0
										0	0	0	0	0	0	0
Inning Stats	R: 0 E: 1 K: 1 S: 6 H: 1 LOB: 1 BB: 0 P: 6	R: 0 E: 0 K: 1 S: 5 H: 0 LOB: 0 BB: 0 P: 5	R: 0 E: 0 K: 1 S: 6 H: 1 LOB: 1 BB: 0 P: 6	R: 1 E: 0 K: 1 S: 7 H: 2 LOB: 1 BB: 0 P: 7	R: 0 E: 0 K: 0 S: 3 H: 0 LOB: 0 BB: 0 P: 3	R: 1 E: 0 K: 0 S: 5 H: 2 LOB: 1 BB: 0 P: 5	R: 0 E: 0 K: 0 S: 4 H: 1 LOB: 1 BB: 0 P: 4	R: 2 E: 0 K: 0 S: 7 H: 4 LOB: 2 BB: 0 P: 7	R: 1 E: 0 K: 1 S: 7 H: 3 LOB: 2 BB: 1 P: 11	1B: 9 2B: 4 3B: 1 HR: 0	SF: 0 SAC: 0 DP: 0 HBP: 0						

PITCHER		IP	WLS	BF	H	R	ER	SO	BB	IBB	HBP	BLK	WP	HR	S	P	ERA	WHIP
Bill Singer, R ERA: 1.94	(1, 1)	7.2		33	10	4	4	4	0	0	0	0	0	0	41	41	4.70	1.304
Jim Brewer, L ERA: 2.87	(8, 1)	1.1	W	8	4	1	1	1	0	1	0	0	0	0	9	13	6.75	3.000

PITCHER		IP	WLS	BF	H	R	ER	SO	BB	IBB	HBP	BLK	WP	HR	S	P	ERA	WHIP

TOP

Pittsburgh Pirates @ Los Angeles Dodgers

Dodger Stadium, Los Angeles, CA

Sun May 18 1969, 3:33 AM PDT

Att. 21,086 - Unknown

livebaseballscorecards.com

AB	40
R	5
H	14
RBI	5
BB	1
SO	5
LOB	15

1B: 9	SF: 0
2B: 4	SAC: 0
3B: 1	DP: 0
HR: 0	HBP: 0

WP: 0	PA: 41
PB: 0	
SB: 0	
CS: 0	

Batter	1	2	3	4	5	6	7	8	9	AB	R	H	RBI	BB	SO	LOB
Bill Russell, R (1, 9) OBP: 0.372, SLG: 0.413	P4		K		1B	L5			4-3 1B 2B	4	0	1	0	0	1	0
Willie Crawford, L (9, PH) OBP: 0.323, SLG: 0.393										1	1	1	0	0	0	0
Ted Sizemore, R (1, 6) OBP: 0.348, SLG: 0.372	P3		CS 1B		1-3 3B 1B		P6		4-3 2-3	5	1	2	0	0	0	1
Willie Davis, L (1, 8) OBP: 0.356, SLG: 0.538	1B		CS 1-2	P3	2-H SF7 3B		F8		1B BB IBB	4	1	2	1	1	0	0
Andy Kosco, R (1, 7) OBP: 0.308, SLG: 0.472	P3			5-3	SF7 3-H		1-3		1B BB 1-2	3	0	0	1	1	0	1
Wes Parker, S (1, 3) OBP: 0.398, SLG: 0.494		F3		1B 1B 1B	BB			G3	1B 1-2 2-3 3-H	4	1	2	1	1	0	0
Bill Sudakis, S (1, 5) OBP: 0.317, SLG: 0.402		1B		1B 1B 1B 1-2	BB 1-2			G3		3	1	2	0	1	0	0
Jim Lefebvre, S (1, 4) OBP: 0.409, SLG: 0.324		F8		1B 1-3 2-H	K			F7		4	0	1	1	0	1	3
Jeff Torborg, R (1, 2) OBP: 0.222, SLG: 0.222		4-3		1B 1-2 3-H		P3			F2	3	0	1	1	0	0	1
Tom Haller, L (9, PH) OBP: 0.385, SLG: 0.411										1	0	0	0	0	0	0
Bill Singer, R (1, 1) OBP: 0.192, SLG: 0.125			K	K		5-3			HR	3	0	0	0	0	2	2
Jim Brewer, L (8, 1)										0	0	0	0	0	0	0
Len Gabrielson, L (9, PH) OBP: 0.303, SLG: 0.400										1	1	1	1	0	0	0
Inning Stats	R: 0 E: 0 K: 0 S: 4 H: 1 LOB: 1 BB: 0 P: 4	R: 0 E: 0 K: 0 S: 4 H: 1 LOB: 1 BB: 0 P: 4	R: 0 E: 0 K: 2 S: 7 H: 1 LOB: 0 BB: 0 P: 7	R: 2 E: 0 K: 1 S: 9 H: 4 LOB: 2 BB: 0 P: 9	R: 2 E: 0 K: 1 S: 7 H: 3 LOB: 2 BB: 2 P: 15	R: 0 E: 0 K: 0 S: 3 H: 0 LOB: 0 BB: 0 P: 3	R: 0 E: 0 K: 0 S: 3 H: 0 LOB: 0 BB: 0 P: 3	R: 0 E: 0 K: 0 S: 3 H: 0 LOB: 0 BB: 0 P: 3	R: 2 E: 0 K: 0 S: 5 H: 3 LOB: 3 BB: 2 P: 13	1B: 10 2B: 1 3B: 1 HR: 1	SF: 1 SAC: 0 DP: 0 HBP: 0						

PITCHER		IP	WLS	BF	H	R	ER	SO	BB	IBB	HBP	BLK	WP	HR	S	P	ERA	WHIP
Bob Veale, L ERA: 4.26	(1, 1)	4.1		21	10	4	4	3	0	0	0	0	0	0	27	27	8.31	2.308
Chuck Hartenstein, R ERA: 0.93	(5, 1)	1.2		7	0	0	0	1	2	0	0	0	0	0	7	15	0.00	1.200
Pedro Ramos, R ERA: 7.36	(7, 1)	2.1	L	9	2	2	2	0	0	0	0	0	0	1	9	9	7.71	0.857
Bob Moose, R ERA: 4.57	(9, 1)	0.1		4	1	0	0	0	1	1	0	0	0	0	2	10	0.00	6.000

PITCHER	IP	WLS	BF	H	R	ER	SO	BB	IBB	HBP	BLK	WP	HR	S	P	ERA	WHIP

BOTTOM

Pittsburgh Pirates @ Los Angeles Dodgers

Dodger Stadium, Los Angeles, CA

Sun May 18 1969, 3:33 AM PDT

Att. 21,086 - Unknown

livebaseballscorecards.com

AB	36
R	6
H	13
RBI	6
BB	4
SO	4
LOB	8

1B: 10 SF: 1
2B: 1 SAC: 0
3B: 1 DP: 0
HR: 1 HBP: 0

WP: 0 PA: 42
PB: 0
SB: 0
CS: 1

Batter	1	2	3	4	5	6	7	8	9	AB	R	H	RBI	BB	SO	LOB
Matty Alou, L (1, 8) OBP: 0.378, SLG: 0.435	E 1B 1B		G3	F9			1B		1-3	5	1	2	0	0	0	1
Richie Hebner, L (1, 5) OBP: 0.430, SLG: 0.552	F8		K		2B		F7		F7	5	0	1	0	0	1	2
Willie Stargell, L (1, 7) OBP: 0.391, SLG: 0.565	1-H 2-3 1B			FC4-6 1B	F9		P6			4	0	2	1	0	0	1
Roberto Clemente, R (1, 9) OBP: 0.304, SLG: 0.313	2-3 1-2			1-2f FC4-6 3B	4-3			K		4	1	0	0	0	1	2
Al Oliver, L (1, 3) OBP: 0.330, SLG: 0.389	4-3			L4		L9		3-1		4	0	0	0	0	0	2
Manny Sanguillen, R (1, 2) OBP: 0.348, SLG: 0.470		6-3		1-H 1B 3B		F9		2B 1B		4	2	2	1	0	0	0
Bill Mazeroski, R (1, 4) OBP: 0.279, SLG: 0.273		F9		3-H 3B 1B		E6		1-H 2B		4	1	2	2	0	0	0
Freddie Patek, R (1, 6) OBP: 0.303, SLG: 0.275		F3		1-H 1B 3B		P6		K		4	1	1	1	0	1	2
Jim Bunning, R (1, 1) OBP: 0.091, SLG: 0.091			K	3-H 1B			K		B2-3	3	0	1	1	0	2	0
Chuck Hartenstein, R (8, 1)										1	0	0	0	0	0	0

TOP

Pittsburgh Pirates @ San Diego Padres

San Diego Stadium, San Diego, CA

Tue May 20 1969, 10:05 PM EDT

Att. 4,947 - Unknown

livebaseballscorecards.com

AB	38
R	6
H	11
RBI	6
BB	0
SO	5
LOB	10

Inning Stats	1	2	3	4	5	6	7	8	9
	R: 1 E: 1 K: 0 S: 5	R: 0 E: 0 K: 0 S: 3	R: 0 E: 0 K: 2 S: 7	R: 4 E: 0 K: 0 S: 8	R: 0 E: 0 K: 0 S: 3	R: 0 E: 1 K: 0 S: 4	R: 0 E: 0 K: 1 S: 6	R: 1 E: 0 K: 2 S: 9	R: 0 E: 0 K: 0 S: 3
	H: 2 LOB: 1 BB: 0 P: 5	H: 0 LOB: 0 BB: 0 P: 3	H: 0 LOB: 0 BB: 0 P: 7	H: 5 LOB: 1 BB: 0 P: 8	H: 1 LOB: 0 BB: 0 P: 3	H: 0 LOB: 1 BB: 0 P: 4	H: 1 LOB: 1 BB: 0 P: 6	H: 2 LOB: 1 BB: 0 P: 9	H: 0 LOB: 0 BB: 0 P: 3

1B: 7 SF: 0
2B: 2 SAC: 0
3B: 2 DP: 0
HR: 0 HBP: 0

WP: 0 PA: 38
PB: 0
SB: 0
CS: 0

PITCHER	IP	WLS	BF	H	R	ER	SO	BB	IBB	HBP	BLK	WP	HR	S	P	ERA	WHIP
Joe Niekro, R (1, 1) ERA: 3.31	6.0	L	26	8	5	4	2	0	0	0	0	0	0	30	30	6.00	1.333
Gary Ross, R (7, 1) ERA: 3.77	1.0		4	1	0	0	1	0	0	0	0	0	0	6	6	0.00	1.000
Frank Reberger, R (8, 1) ERA: 5.96	2.0		8	2	1	1	2	0	0	0	0	0	0	12	12	4.50	1.000

PITCHER	IP	WLS	BF	H	R	ER	SO	BB	IBB	HBP	BLK	WP	HR	S	P	ERA	WHIP

Batter	1	2	3	4	5	6	7	8	9	AB	R	H	RBI	BB	SO	LOB
Tommy Dean, R (1, 6) OBP: 0.293, SLG: 0.294	F3		FC6-4 1-2f			1B 1B	BB 1-2 2-3		6-3	4	0	1	0	1	0	1
Roberto Pena, R (1, 4) OBP: 0.281, SLG: 0.283	K			G4-6-3 BB		1-2 1B	F3		1-3	4	0	1	0	1	1	3
Tony Gonzalez, L (1, 7) OBP: 0.325, SLG: 0.317	P5			G4-6-3 1-2f		F7		1B 1B		4	1	1	0	0	0	3
Nate Colbert, R (1, 3) OBP: 0.397, SLG: 0.584		L3		K			1B 1B 1B	F8		4	1	1	0	0	1	1
Ollie Brown, R (1, 9) OBP: 0.321, SLG: 0.433		K	K		1B 1-2 1B		1B 1-2 1B	1B 1-2 1B		4	1	2	0	0	2	0
Ed Spiezio, R (1, 5) OBP: 0.331, SLG: 0.333		5-3		P4			BB 1B 1-2 2-3 1B	P4		4	0	1	0	0	0	2
Cito Gaston, R (1, 8) OBP: 0.244, SLG: 0.258			FC6-4 1B		K		K	1-2 2-H 1B		4	0	2	1	0	2	3
Chris Cannizzaro, R (1, 2) OBP: 0.349, SLG: 0.372			K			5-3	BB 1-2 2-H 3-H 1B	P4		4	0	1	2	0	1	3
Joe Niekro, R (1, 1) OBP: 0.250, SLG: 0.273 Bill Davis, L (6, PH) OBP: 0.292, SLG: 0.196 Gary Ross, R (7, 1) Al Ferrara, R (7, PH) OBP: 0.347, SLG: 0.375 Frank Reberger, L (8, 1) Larry Stahl, L (9, PH) OBP: 0.222, SLG: 0.176			K			K	K		F8	1 1 0 1 0 1	0 0 0 0 0 0	0 0 0 0 0 0	0 0 0 0 0 0	1 1 0 1 0 1	1 0 0 0 0 2	1 0 0 2 0 0
Inning Stats	R: 0 E: 0 K: 1 S: 5 H: 0 LOB: 0 BB: 0 P: 5	R: 0 E: 0 K: 1 S: 5 H: 0 LOB: 0 BB: 0 P: 5	R: 0 E: 0 K: 2 S: 8 H: 1 LOB: 1 BB: 0 P: 8	R: 0 E: 0 K: 1 S: 4 H: 0 LOB: 0 BB: 1 P: 8	R: 0 E: 0 K: 2 S: 7 H: 0 LOB: 0 BB: 0 P: 7	R: 0 E: 0 K: 1 S: 7 H: 2 LOB: 2 BB: 0 P: 7	R: 2 E: 0 K: 2 S: 11 H: 4 LOB: 3 BB: 1 P: 15	R: 1 E: 0 K: 0 S: 6 H: 3 LOB: 2 BB: 0 P: 6	R: 0 E: 0 K: 0 S: 3 H: 0 LOB: 0 BB: 0 P: 3	1B: 10 2B: 0 3B: 0 HR: 0 SF: 0 SAC: 0 DP: 1 HBP: 0			WP: 0 PB: 0 SB: 0 CS: 0	PA: 38		

PITCHER		IP	WLS	BF	H	R	ER	SO	BB	IBB	HBP	BLK	WP	HR	S	P	ERA	WHIP
Jim Bunning, R ERA: 3.04	(1, 1)	7.1	W	32	9	3	3	10	2	0	0	0	0	0	50	58	3.68	1.500
Chuck Hartenstein, R ERA: 0.88	(8, 1)	1.2	S	6	1	0	0	0	0	0	0	0	0	0	6	6	0.00	0.600

PITCHER	IP	WLS	BF	H	R	ER	SO	BB	IBB	HBP	BLK	WP	HR	S	P	ERA	WHIP

BOTTOM

Pittsburgh Pirates @ San Diego Padres

San Diego Stadium, San Diego, CA

Tue May 20 1969, 10:05 PM EDT

Att. 4,947 - Unknown

livebaseballscorecards.com

AB	36
R	3
H	10
RBI	3
BB	2
SO	10
LOB	19

Pittsburgh Pirates @ San Diego Padres

San Diego Stadium, San Diego, CA

Wed May 21 1969, 10:05 PM EDT

Att. 34,334 - Unknown

TOP

livebaseballscorecards.com

Batter	1	2	3	4	5	6	7	8	9	AB	R	H	RBI	BB	SO	LOB
Matty Alou, L (1, 8) OBP: 0.385, SLG: 0.453	3B	None 1B				None HR 1B				5	2	3	0	0	0	3
Ron Davis, R (7, 8) OBP: 0.306, SLG: 0.281										1	0	0	0	0	0	0
Richie Hebner, L (1, 5) OBP: 0.425, SLG: 0.569	1B 3B						1B 2B		E4 G6-3	6	2	2	2	0	0	5
Willie Stargell, L (1, 7) OBP: 0.389, SLG: 0.555	E None 1B					HR HBP	SF		G6-3	4	1	1	2	0	0	3
Roberto Clemente, R (1, 9) OBP: 0.309, SLG: 0.310			BBB CS BB		SSS K		1B			4	0	1	1	1	1	4
Carl Taylor, R (7, 9) OBP: 0.450, SLG: 0.438										0	0	0	0	0	0	0
Al Oliver, L (1, 3) OBP: 0.333, SLG: 0.430	E4 S		SSS K		1B 2B	HR				5	2	2	4	0	1	3
Jerry May, R (1, 2) OBP: 0.283, SLG: 0.412	K		HR		1B 1B	BB				4	1	2	2	1	1	2
Bill Mazeroski, R (1, 4) OBP: 0.276, SLG: 0.270										5	0	1	0	0	0	3
Gene Alley, R (8, 4) OBP: 0.297, SLG: 0.333					1B					0	0	0	0	0	0	0
Freddie Patek, R (1, 6) OBP: 0.323, SLG: 0.295		None 1B 1B		2B			1B 2B BB		BB	3	1	2	0	2	0	2
Bob Moose, R (1, 1) OBP: 0.250, SLG: 0.118						None HR 1B BB	2B SF 1B		K	4	2	1	0	1	1	3
Inning Stats	R: 2 E: 1 K: 1 S: 9 H: 3 LOB: 2 BB: 0 P: 9	R: 0 E: 0 K: 0 S: 5 H: 2 LOB: 2 BB: 0 P: 5	R: 1 E: 0 K: 1 S: 5 H: 1 LOB: 0 BB: 1 P: 9	R: 0 E: 0 K: 0 S: 4 H: 1 LOB: 1 BB: 0 P: 4	R: 1 E: 0 K: 1 S: 8 H: 3 LOB: 2 BB: 0 P: 8	R: 4 E: 0 K: 0 S: 5 H: 2 LOB: 1 BB: 2 P: 14	R: 3 E: 0 K: 0 S: 6 H: 3 LOB: 1 BB: 1 P: 10	R: 0 E: 0 K: 1 S: 5 H: 0 LOB: 1 BB: 1 P: 9	R: 0 E: 1 K: 0 S: 3 H: 0 LOB: 0 BB: 0 P: 3	1B: 8 2B: 3 3B: 2 HR: 2		SF: 1 SAC: 0 DP: 1 HBP: 1				

	AB	41
	R	11
	H	15
	RBI	11
	BB	5
	SO	4
	LOB	28

WP: 0 PB: 0 SB: 1 CS: 1 PA: 48

PITCHER		IP	WLS	BF	H	R	ER	SO	BB	IBB	HBP	BLK	WP	HR	S	P	ERA	WHIP
Tommie Sisk, R ERA: 4.87	(1, 1)	3.1	L	18	7	3	3	2	1	0	0	0	0	1	21	25	8.10	2.400
Johnny Podres, L ERA: 4.29	(4, 1)	1.2		8	3	1	1	1	0	0	0	0	0	0	10	10	5.40	1.800
Billy McCool, L ERA: 7.2	(6, 1)	3.0		19	5	7	7	1	4	0	1	0	0	1	16	33	21.00	3.000
Dick Kelley, L ERA: 4.97	(9, 1)	1.0		3	0	0	0	0	0	0	0	0	0	0	3	3	0.00	0.000

PITCHER	IP	WLS	BF	H	R	ER	SO	BB	IBB	HBP	BLK	WP	HR	S	P	ERA	WHIP

BOTTOM

Pittsburgh Pirates @ San Diego Padres

San Diego Stadium, San Diego, CA

Wed May 21 1969, 10:05 PM EDT

Att. 34,334 - Unknown

livebaseballscorecards.com

Batter	1	2	3	4	5	6	7	8	9	AB	R	H	RBI	BB	SO	LOB
Jerry Davanon, R (1, 4) OBP: 0.177, SLG: 0.153								G4-6-3 1-2f		4	0	0	0	0	0	3
Tommy Dean, R (1, 6) OBP: 0.304, SLG: 0.296	BB 1B		2-H 1B							3	0	1	1	1	0	0
Tony Gonzalez, L (1, 7) OBP: 0.329, SLG: 0.322	1-3 1B					K			G5-4-3 1B	4	0	2	0	0	1	1
Nate Colbert, R (1, 3) OBP: 0.383, SLG: 0.562	K								G5-4-3 1-2f	4	0	0	0	0	1	2
Ollie Brown, R (1, 9) OBP: 0.315, SLG: 0.425				K						3	0	0	0	0	1	0
Ed Spiezio, R (1, 5) OBP: 0.324, SLG: 0.326							K			3	0	0	0	0	1	0
Cito Gaston, R (1, 8) OBP: 0.246, SLG: 0.260					1B					3	0	1	0	0	0	0
Chris Cannizzaro, R (1, 2) OBP: 0.348, SLG: 0.365			K					G4-6-3 BB		2	0	0	0	1	1	1
Tommie Sisk, R (1, 1) OBP: 0.167, SLG: 0.333 Johnny Podres, L (4, 1) OBP: 0.143, SLG: 0.167 Larry Stahl, L (5, PH) OBP: 0.216, SLG: 0.171 Billy McCool, R (6, 1) Bill Davis, L (8, PH) OBP: 0.288, SLG: 0.193 Dick Kelley, R (9, 1) OBP: 0.214, SLG: 0.214			1B 2B							1 0 1 0 1 0	1 0 0 0 0 0	1 0 0 0 0 0	0 0 0 0 0 0	0 0 0 0 0 0	0 0 0 0 0 0	0 0 1 0 1 0

	AB	29
	R	1
	H	5
	RBI	1
	BB	2
	SO	5
	LOB	9

Inning Stats	1	2	3	4	5	6	7	8	9
	R: 0 E: 0 K: 1 S: 5	H: 1 LOB: 1 BB: 1 P: 9	R: 0 E: 0 K: 0 S: 3	H: 0 LOB: 0 BB: 0 P: 3	R: 1 E: 0 K: 1 S: 7	H: 2 LOB: 1 BB: 0 P: 7	R: 0 E: 0 K: 1 S: 5	H: 0 LOB: 0 BB: 0 P: 5	R: 0 E: 0 K: 0 S: 4	H: 1 LOB: 1 BB: 0 P: 4	R: 0 E: 0 K: 1 S: 5	H: 0 LOB: 0 BB: 0 P: 5	R: 0 E: 0 K: 1 S: 5	H: 0 LOB: 0 BB: 0 P: 5	R: 0 E: 0 K: 0 S: 2	H: 0 LOB: 0 BB: 1 P: 6	R: 0 E: 0 K: 0 S: 3	H: 1 LOB: 0 BB: 0 P: 3

	1B: 4	SF: 0	WP: 0	PA: 31
	2B: 1	SAC: 0	PB: 0	
	3B: 0	DP: 2	SB: 0	
	HR: 0	HBP: 0	CS: 0	

PITCHER	IP	WLS	BF	H	R	ER	SO	BB	IBB	HBP	BLK	WP	HR	S	P	ERA	WHIP
Bob Moose, R (1, 1) ERA: 3.98	9.0	W	31	5	1	1	5	2	0	0	0	0	0	39	47	1.00	0.778

PITCHER	IP	WLS	BF	H	R	ER	SO	BB	IBB	HBP	BLK	WP	HR	S	P	ERA	WHIP

Pittsburgh Pirates @ San Diego Padres

San Diego Stadium, San Diego, CA

Thu May 22 1969, 10:05 PM EDT

Att. 4,001 - Unknown

TOP

livebaseballscorecards.com

Batter	1	2	3	4	5	6	7	8	9	AB	R	H	RBI	BB	SO	LOB
Matty Alou, L (1, 8) OBP: 0.379, SLG: 0.445	0-0 2B 6-3 1B	0-0 4-3			0-0 L8		0-0 F7		0-0 6-3	5	1	1	0	0	0	3
Richie Hebner, L (1, 5) OBP: 0.424, SLG: 0.570	0-0 1-3 1B 2B		0-0 4-3			0-0 G		0-0 L3	0-0 1B 1B	5	2	2	0	0	0	0
Willie Stargell, L (1, 7) OBP: 0.396, SLG: 0.553	0-0 6-3 3-H		B B B B 4-0 G4-6-3 BB			0-0 F7		0-0 E 1B 1B	0-0 WP 1-3 1B 1B	4	1	2	1	1	0	1
Roberto Clemente, R (1, 9) OBP: 0.324, SLG: 0.360	0-0 2-H 1B		0-0 G4-6-3 1-2f			0-0 HR		0-0 E6 1B 1-3 SF9	0-0 WP 1-2 3-H 1B	5	2	3	3	0	0	2
Al Oliver, L (1, 3) OBP: 0.328, SLG: 0.413	0-0 F7			0-0 4-3		0-0 G3		4-0 SF9 1B 1B IBB	0-0 4-3 1-2 2-3	4	1	0	0	1	0	3
Jerry May, R (1, 2) OBP: 0.289, SLG: 0.411	0-0 F4			0-0 P6			0-0 FC6-4 BB 1B	0-0 1B 1-2 2-3 3-H 1B	0-0 6-3	5	0	2	1	0	0	3
Bill Mazeroski, R (1, 4) OBP: 0.267, SLG: 0.263		0-0 5-3		0-0 5-3			0-0 F7	0-0 SF9 2-3 3-H		3	0	0	1	0	0	1
Freddie Patek, R (1, 6) OBP: 0.328, SLG: 0.296		0-0 F9			0-0 F8		B B B B 4-0 FC6-4 1-2 BB	0-0 1-2 3-H 1B		3	0	1	1	1	0	0
Steve Blass, R (1, 1) OBP: 0.278, SLG: 0.389		0-0 1B			0-0 6-3		0-0 FC6-4 1-2f 2-3	0-0 4-3		4	0	1	0	0	0	4
Inning Stats	R: 2 E: 0 K: 0 S: 6 H: 3 LOB: 1 BB: 0 P: 6	R: 0 E: 0 K: 0 S: 4 H: 1 LOB: 1 BB: 0 P: 4	R: 0 E: 0 K: 0 S: 2 H: 0 LOB: 0 BB: 1 P: 6	R: 0 E: 0 K: 0 S: 3 H: 0 LOB: 0 BB: 0 P: 3	R: 0 E: 0 K: 0 S: 3 H: 0 LOB: 0 BB: 0 P: 3	R: 1 E: 0 K: 0 S: 4 H: 1 LOB: 0 BB: 0 P: 4	R: 0 E: 0 K: 0 S: 4 H: 1 LOB: 2 BB: 1 P: 8	R: 3 E: 1 K: 0 S: 7 H: 3 LOB: 2 BB: 1 P: 11	R: 1 E: 0 K: 0 S: 6 H: 3 LOB: 2 BB: 0 P: 6	1B: 10 2B: 1 3B: 0 HR: 1 SF: 1 SAC: 0 DP: 1 HBP: 0							

	AB	38
	R	7
	H	12
	RBI	7
	BB	3
	SO	0
	LOB	17

WP: 1 PB: 0 SB: 0 CS: 0 PA: 42

PITCHER	IP	WLS	BF	H	R	ER	SO	BB	IBB	HBP	BLK	WP	HR	S	P	ERA	WHIP
Clay Kirby, R (1, 1) ERA: 4.31	7.1	L	33	8	6	3	0	2	1	0	0	0	1	30	42	3.68	1.364
Frank Reberger, R (8, 1) ERA: 5.81	0.2		3	1	0	0	0	0	0	0	0	0	0	3	3	0.00	1.500
Billy McCool, L ERA: 7.36	1.0		6	3	1	1	0	0	0	0	0	1	0	6	6	9.00	3.000

PITCHER	IP	WLS	BF	H	R	ER	SO	BB	IBB	HBP	BLK	WP	HR	S	P	ERA	WHIP

Batter	1	2	3	4	5	6	7	8	9	AB	R	H	RBI	BB	SO	LOB
Jose Arcia, R (1, 4) OBP: 0.286, SLG: 0.250	6-3		G5-4-3 1-2f			BBBB 4-0 G6-4-3 BB			SSS 0-3 K	3	0	0	0	1	1	1
Tommy Dean, R (1, 6) OBP: 0.289, SLG: 0.280	F7			L9		G6-4-3 1-2f			L8	4	0	0	0	0	0	1
Tony Gonzalez, L (1, 7) OBP: 0.333, SLG: 0.318	BBBB 4-0 BB			F7		6-3			BBBB 4-0 BB	2	0	0	0	2	0	0
Nate Colbert, R (1, 3) OBP: 0.387, SLG: 0.587	SSS 0-3 K			HR			G6-4-3 1B		SSS 0-3 K	4	1	2	1	0	2	2
Ollie Brown, R (1, 9) OBP: 0.310, SLG: 0.417		4-3		6-3			G6-4-3 1-2f			3	0	0	0	0	0	1
Ed Spiezio, R (1, 5) OBP: 0.318, SLG: 0.318		1-3			SSS 0-3 K		F5			3	0	0	0	0	1	0
Cito Gaston, R (1, 8) OBP: 0.248, SLG: 0.262		SSS 0-3 K			E5 1B			5-3		3	0	1	0	0	1	0
Chris Cannizzaro, R (1, 2) OBP: 0.348, SLG: 0.359			BBBB 4-0 G5-4-3 BB		SSS 0-3 K			SSS 0-3 K		2	0	0	0	1	2	1
Clay Kirby, R (1, 1) OBP: 0.056, SLG: 0.056			SSS 0-3 K		SSS 0-3 K			5-3		2	0	0	0	0	2	2
Frank Reberger, L (8, 1)										0	0	0	0	0	0	0
Larry Stahl, L (8, PH) OBP: 0.211, SLG: 0.167										1	0	0	0	0	0	0
Billy McCool, R (9, 1)										0	0	0	0	0	0	0
Inning Stats	R: 0 E: 0 K: 1 S: 5 H: 0 LOB: 1 BB: 1 P: 9	R: 0 E: 0 K: 1 S: 5 H: 0 LOB: 0 BB: 0 P: 5	R: 0 E: 0 K: 1 S: 4 H: 0 LOB: 0 BB: 1 P: 8	R: 1 E: 0 K: 0 S: 4 H: 1 LOB: 0 BB: 0 P: 4	R: 0 E: 1 K: 3 S: 10 H: 1 LOB: 1 BB: 0 P: 10	R: 0 E: 0 K: 0 S: 2 H: 0 LOB: 0 BB: 1 P: 6	R: 0 E: 0 K: 0 S: 3 H: 1 LOB: 0 BB: 0 P: 3	R: 0 E: 0 K: 1 S: 5 H: 0 LOB: 0 BB: 0 P: 5	R: 0 E: 0 K: 2 S: 7 H: 0 LOB: 1 BB: 1 P: 11	1B: 2 2B: 0 3B: 0 HR: 1 SF: 0 SAC: 0 DP: 3 HBP: 0						

PITCHER	IP	WLS	BF	H	R	ER	SO	BB	IBB	HBP	BLK	WP	HR	S	P	ERA	WHIP
Steve Blass, R (1, 1) ERA: 4.59	9.0	W	31	3	1	1	9	4	0	0	0	0	1	45	61	1.00	0.778

PITCHER	IP	WLS	BF	H	R	ER	SO	BB	IBB	HBP	BLK	WP	HR	S	P	ERA	WHIP

BOTTOM

Pittsburgh Pirates @ San Diego Padres

San Diego Stadium, San Diego, CA

Thu May 22 1969, 10:05 PM EDT

Att. 4,001 - Unknown

livebaseballscorecards.com

AB	27
R	1
H	3
RBI	1
BB	4
SO	9
LOB	8

Pittsburgh Pirates @ San Francisco Giants

Candlestick Park, San Francisco, CA

Fri May 23 1969, 10:05 PM EDT

Att. 8,217 - Unknown

livebaseballscorecards.com

Batter	1	2	3	4	5	6	7	8	9	AB	R	H	RBI	BB	SO	LOB
Matty Alou, L (1, 8) OBP: 0.376, SLG: 0.452	3B		F9		6-3			F6		4	0	1	0	0	0	2
Richie Hebner, L (1, 5) OBP: 0.426, SLG: 0.560	BB		F4			G3-6 BB		F8		2	0	0	0	2	0	1
Willie Stargell, L (1, 7) OBP: 0.386, SLG: 0.537	K		F7			G3-6 1-2f		4-3		4	0	0	0	0	1	4
Roberto Clemente, R (1, 9) OBP: 0.330, SLG: 0.359	K			6-3		1B			5-3 BB	3	0	1	0	1	1	2
Al Oliver, L (1, 3) OBP: 0.317, SLG: 0.398	F7			F3		F7			F9	4	0	0	0	0	0	4
Jerry May, R (1, 2) OBP: 0.277, SLG: 0.394		4-3		K			K		5-3 1-2	4	0	0	0	0	2	1
Bill Mazeroski, R (1, 4) OBP: 0.267, SLG: 0.270		5-3			SH1-3 2B		6-3		4-3	4	0	1	0	0	0	1
Freddie Patek, R (1, 6) OBP: 0.331, SLG: 0.299		1B			SH1-3 2-3		F3			2	0	1	0	0	0	0
Dock Ellis, S (1, 1) OBP: 0.167, SLG: 0.167		K			K			1B		2	0	0	0	0	2	2
Pedro Ramos, S (6, 1)										0	0	0	0	0	0	0
Manny Sanguillen, R (8, PH) OBP: 0.358, SLG: 0.478										1	0	1	0	0	0	0
Ron Kline, R (8, 1)										0	0	0	0	0	0	0
Inning Stats	R: 0 E: 0 K: 2 S: 8 H: 1 LOB: 2 BB: 1 P: 12	R: 0 E: 0 K: 1 S: 6 H: 1 LOB: 1 BB: 0 P: 6	R: 0 E: 0 K: 0 S: 3 H: 0 LOB: 0 BB: 0 P: 3	R: 0 E: 0 K: 1 S: 5 H: 0 LOB: 0 BB: 0 P: 5	R: 0 E: 0 K: 1 S: 6 H: 1 LOB: 1 BB: 0 P: 6	R: 0 E: 0 K: 0 S: 3 H: 1 LOB: 1 BB: 1 P: 7	R: 0 E: 0 K: 1 S: 5 H: 0 LOB: 0 BB: 0 P: 5	R: 0 E: 0 K: 0 S: 4 H: 1 LOB: 1 BB: 0 P: 4	R: 0 E: 0 K: 0 S: 3 H: 0 LOB: 1 BB: 1 P: 7	1B: 3 2B: 1 3B: 1 HR: 0 SF: 0 SAC: 1 DP: 1 HBP: 0						

TOP	
AB	30
R	0
H	5
RBI	0
BB	3
SO	6
LOB	17

PITCHER	IP	WLS	BF	H	R	ER	SO	BB	IBB	HBP	BLK	WP	HR	S	P	ERA	WHIP
Rich Robertson, R (1, 1) ERA: 3.54	9.0	W	34	5	0	0	6	3	0	0	0	0	0	43	55	0.00	0.889

PITCHER	IP	WLS	BF	H	R	ER	SO	BB	IBB	HBP	BLK	WP	HR	S	P	ERA	WHIP

Batter	1	2	3	4	5	6	7	8	9	AB	R	H	RBI	BB	SO	LOB
Bobby Bonds, R (1, 8) OBP: 0.342, SLG: 0.388	6-3		G3	SF9 3-H		FC6-5 1B 2-3		F8		4	0	0	1	0	0	1
Don Mason, L (1, 4) OBP: 0.381, SLG: 0.315	F6		BBBB 6-3 1B BB	E3 1-3 2-H		1-3 1B		4-3		4	0	1	0	1	0	1
Ken Henderson, S (1, 9) OBP: 0.351, SLG: 0.462	2B		6-3 1-2 1B	F7		G3				4	0	2	0	0	0	4
Willie McCovey, L (1, 3) OBP: 0.431, SLG: 0.638	IBB		6-3 1-2 2-3		1-3		HR			3	1	1	1	1	0	2
Dave Marshall, L (1, 7) OBP: 0.296, SLG: 0.296	K		4-3		F7		F9			4	0	0	0	0	1	4
Jack Hiatt, R (1, 2) OBP: 0.345, SLG: 0.400		K		E5 E SF9	BBBB BB		F4			3	1	0	0	1	1	0
Bobby Etheridge, R (1, 5) OBP: 0.412, SLG: 0.379 Hal Lanier, R (7, 6) OBP: 0.221, SLG: 0.221	1B		BBBB E E BB	F9			1B			2 1	1 0	1 1	0 0	1 0	0 0	1 0
Tito Fuentes, S (1, 6) OBP: 0.250, SLG: 0.250 (7, 5)	K		E3 E 1-2 2-3		FC6-5 SH5-4 1B		4-3			4	0	1	0	0	1	4
Rich Robertson, R (1, 1)	K		K		SH5-4 1-2			K		3	0	0	0	0	3	4
Inning Stats	R: 0 E: 0 K: 1 S: 6 H: 1 LOB: 2 BB: 1 P: 10	R: 0 E: 0 K: 3 S: 10 H: 1 LOB: 1 BB: 0 P: 10	R: 0 E: 0 K: 0 S: 4 H: 1 LOB: 2 BB: 1 P: 8	R: 2 E: 3 K: 1 S: 8 H: 0 LOB: 2 BB: 1 P: 12	R: 0 E: 0 K: 0 S: 3 H: 0 LOB: 1 BB: 1 P: 7	R: 0 E: 0 K: 0 S: 5 H: 2 LOB: 2 BB: 0 P: 5	R: 1 E: 0 K: 0 S: 5 H: 2 LOB: 1 BB: 0 P: 5	R: 0 E: 0 K: 1 S: 5 H: 0 LOB: 0 BB: 0 P: 5		1B: 5 2B: 1 3B: 0 HR: 1	SF: 1 SAC: 1 DP: 0 HBP: 0					

BOTTOM

Pittsburgh Pirates @ San Francisco Giants

Candlestick Park, San Francisco, CA

Fri May 23 1969, 10:05 PM EDT

Att. 8,217 - Unknown

livebaseballscorecards.com

AB	32
R	3
H	7
RBI	2
BB	4
SO	6
LOB	21

WP: 0 PB: 0 SB: 0 CS: 0 PA: 38

PITCHER		IP	WLS	BF	H	R	ER	SO	BB	IBB	HBP	BLK	WP	HR	S	P	ERA	WHIP
Dock Ellis, R ERA: 5.85	(1, 1)	5.0	L	26	4	2	0	5	3	1	0	0	0	0	32	48	0.00	1.400
Pedro Ramos, R ERA: 6.35	(6, 1)	2.0		9	3	1	1	0	0	0	0	0	0	1	9	9	4.50	1.500
Ron Kline, R ERA: 3.2	(8, 1)	1.0		3	0	0	0	1	0	0	0	0	0	0	5	5	0.00	0.000

PITCHER	IP	WLS	BF	H	R	ER	SO	BB	IBB	HBP	BLK	WP	HR	S	P	ERA	WHIP

Batter	1	2	3	4	5	6	7	8	9	AB	R	H	RBI	BB	SO	LOB
Matty Alou, L (1, 8) OBP: 0.368, SLG: 0.442	F4		F3			G6-4-3 1-2f	F9			4	0	0	0	0	0	3
Richie Hebner, L (1, 5) OBP: 0.421, SLG: 0.549	K			K		HR 1B		F8		4	1	1	0	0	2	0
Willie Stargell, L (1, 7) OBP: 0.389, SLG: 0.564	K			F9 2B		1-H HR		K		4	1	2	2	0	2	0
Roberto Clemente, R (1, 9) OBP: 0.327, SLG: 0.347		K		F9 2-3		BB		4-3		3	0	0	0	1	1	1
Manny Sanguillen, R (1, 2) OBP: 0.366, SLG: 0.479		E7 4-3 1B		F8		1-3			G6-4-3 1B	4	0	2	0	0	0	2
Al Oliver, L (1, 3) OBP: 0.309, SLG: 0.387 Ron Davis, R (9, PH) OBP: 0.297, SLG: 0.273		4-3 2-3			F2		2-3		F8	3 1	0 0	0 0	0 0	0 0	0 0	1 1
Bill Mazeroski, R (1, 4) OBP: 0.266, SLG: 0.264		K			F8		4-0 1B BB		G6-4-3 1-2f	3	0	0	0	1	1	2
Freddie Patek, R (1, 6) OBP: 0.326, SLG: 0.294 Gene Alley, R (7, PH) OBP: 0.289, SLG: 0.324 (7, 6)			F6		F9		K			2 1	0 0	0 0	0 0	0 0	0 1	0 1
Bob Veale, S (1, 1) OBP: 0.063, SLG: 0.063 Jose Pagan, R (6, PH) OBP: 0.292, SLG: 0.348 Bruce Dal Canton, R (6, 1) Carl Taylor, R (7, PH) OBP: 0.476, SLG: 0.471 Chuck Hartenstein, R (7, 1)			K			G6-4-3 1B	1-2 1B			1 1 0 1 0	0 0 0 0 0	0 1 0 1 0	0 0 0 0 0	0 0 0 0 0	1 0 0 0 0	0 0 0 0 0
Inning Stats	R: 0 E: 0 K: 2 S: 7 H: 0 LOB: 0 BB: 0 P: 7	R: 0 E: 1 K: 2 S: 8 H: 1 LOB: 1 BB: 0 P: 8	R: 0 E: 0 K: 1 S: 5 H: 0 LOB: 0 BB: 0 P: 5	R: 0 E: 0 K: 1 S: 6 H: 1 LOB: 1 BB: 0 P: 6	R: 0 E: 0 K: 0 S: 3 H: 0 LOB: 0 BB: 0 P: 3	R: 2 E: 0 K: 0 S: 5 H: 3 LOB: 1 BB: 1 P: 9	R: 0 E: 0 K: 1 S: 6 H: 1 LOB: 2 BB: 1 P: 10	R: 0 E: 0 K: 1 S: 5 H: 0 LOB: 0 BB: 0 P: 5	R: 0 E: 0 K: 0 S: 3 H: 1 LOB: 0 BB: 0 P: 3	1B: 5 2B: 1 3B: 0 HR: 1 SF: 0 SAC: 0 DP: 2 HBP: 0						

PITCHER		IP	W/L/S	BF	H	R	ER	SO	BB	IBB	HBP	BLK	WP	HR	S	P	ERA	WHIP
Mike McCormick, L ERA: 3.23	(1, 1)	9.0	W	34	7	2	2	8	2	0	0	0	0	1	48	56	2.00	1.000

PITCHER		IP	W/L/S	BF	H	R	ER	SO	BB	IBB	HBP	BLK	WP	HR	S	P	ERA	WHIP

TOP

Pittsburgh Pirates @ San Francisco Giants

Candlestick Park, San Francisco, CA

Sat May 24 1969, 6:33 AM EDT

Att. 18,616 - Unknown

livebaseballscorecards.com

AB	32
R	2
H	7
RBI	2
BB	2
SO	8
LOB	11

Batter	1	2	3	4	5	6	7	8	9	AB	R	H	RBI	BB	SO	LOB
Bobby Bonds, R (1, 9) OBP: 0.344, SLG: 0.406	HR	BB		FC6		K		5-3		4	1	1	1	1	1	4
Tito Fuentes, S (1, 6) (7, 5) OBP: 0.222, SLG: 0.125	BB	FC6-4			6-3		F7	4-3		4	0	0	0	1	0	4
Willie Mays, R (1, 8) OBP: 0.391, SLG: 0.488	1B		F9		HR		1-3			4	1	2	0	0	0	0
Willie McCovey, L (1, 3) OBP: 0.432, SLG: 0.655	K		F7		HR		BB			3	2	1	2	1	1	1
Ken Henderson, S (1, 7) OBP: 0.344, SLG: 0.464	1-3		F8		5-3		1B			4	1	1	1	0	0	1
Jack Hiatt, R (1, 2) OBP: 0.352, SLG: 0.405		F6		BB	K		BLK			4	0	2	1	0	1	0
Bobby Etheridge, R (1, 5) OBP: 0.405, SLG: 0.406 Hal Lanier, R (7, 6) OBP: 0.219, SLG: 0.220		BB		K		6-3	6-3			3 1	0 0	1 0	0 0	0 0	1 0	1 1
Don Mason, L (1, 4) OBP: 0.373, SLG: 0.298		F8		K		F6		SH5-3		3	0	0	0	1	1	2
Mike McCormick, L (1, 1) OBP: 0.500, SLG: 0.750		BB		FC6		1B		SH5-3		1	0	1	0	2	0	0
Inning Stats	R: 1 E: 0 K: 1 S: 6 H: 2 LOB: 1 BB: 1 P: 10	R: 0 E: 0 K: 0 S: 4 H: 1 LOB: 3 BB: 2 P: 12	R: 0 E: 0 K: 0 S: 3 H: 0 LOB: 0 BB: 0 P: 3	R: 0 E: 0 K: 2 S: 8 H: 1 LOB: 2 BB: 1 P: 12	R: 2 E: 0 K: 1 S: 7 H: 2 LOB: 0 BB: 0 P: 7	R: 0 E: 0 K: 1 S: 6 H: 1 LOB: 1 BB: 0 P: 6	R: 2 E: 0 K: 0 S: 5 H: 2 LOB: 1 BB: 1 P: 9	R: 0 E: 0 K: 0 S: 3 H: 0 LOB: 1 BB: 1 P: 7		1B: 5 2B: 2 3B: 0 HR: 2 SF: 0 SAC: 1 DP: 0 HBP: 0				WP: 0 PB: 0 SB: 0 CS: 0 PA: 38	

PITCHER		IP	WLS	BF	H	R	ER	SO	BB	IBB	HBP	BLK	WP	HR	S	P	ERA	WHIP
Bob Veale, L ERA: 4.38	(1, 1)	5.0	L	24	6	3	3	4	4	0	0	0	0	2	28	44	5.40	2.000
Bruce Dal Canton, R ERA: 3.74	(6, 1)	1.0		4	1	0	0	1	0	0	0	0	0	0	6	6	0.00	1.000
Chuck Hartenstein, R ERA: 1.38	(7, 1)	2.0		10	2	2	2	0	2	0	0	1	0	0	8	16	9.00	2.000

PITCHER	IP	WLS	BF	H	R	ER	SO	BB	IBB	HBP	BLK	WP	HR	S	P	ERA	WHIP

BOTTOM

Pittsburgh Pirates @ San Francisco Giants

Candlestick Park, San Francisco, CA

Sat May 24 1969, 6:33 AM EDT

Att. 18,616 - Unknown

livebaseballscorecards.com

AB	31
R	5
H	9
RBI	5
BB	6
SO	5
LOB	14

Pittsburgh Pirates @ San Francisco Giants

Candlestick Park, San Francisco, CA

Sun May 25 1969, 6:33 AM EDT

Unknown

TOP

livebaseballscorecards.com

Batter	1	2	3	4	5	6	7	8	9	AB	R	H	RBI	BB	SO	LOB
Matty Alou, L (1, 8) OBP: 0.366, SLG: 0.434	K		FC6-4 1-2f			4-3		SH1-4 2B BB		3	1	0	0	1	1	1
Richie Hebner, L (1, 5) OBP: 0.419, SLG: 0.543	K		F4			FC4-6 1B		SH1-4 1-2		3	0	1	0	0	1	1
Willie Stargell, L (1, 7) OBP: 0.385, SLG: 0.563	6-3		F7			F7		1-3 2-H 2B		4	0	1	1	0	0	2
Ron Davis, R (8, PR) OBP: 0.297, SLG: 0.273 (8, 7)										0	0	0	0	0	0	0
Roberto Clemente, R (1, 9) OBP: 0.325, SLG: 0.337		5-3		F9		FC4-6 1-2f		1-3 IBB		3	0	0	0	1	0	1
Al Oliver, L (1, 3) OBP: 0.315, SLG: 0.386		S E HBP		G3			4-3 1B 1B	1-3 1-2 2-3		3	1	1	0	0	0	2
Manny Sanguillen, R (1, 2) OBP: 0.360, SLG: 0.467		K 1-2		K			4-3 1-2 1B	6-3		4	0	1	0	0	2	3
Gene Alley, R (1, 4) OBP: 0.286, SLG: 0.317 (7, 6)		E5 2-H 1B			6-3		4-3 1-2 2-3		F9	4	0	1	0	0	0	2
Freddie Patek, R (1, 6) OBP: 0.321, SLG: 0.289		1-3			F6		G6-4-3 IBB		4-3	2	0	0	0	0	0	1
Jose Pagan, R (7, PH) OBP: 0.306, SLG: 0.348										0	0	0	0	1	0	0
Bill Mazeroski, R (7, 4) OBP: 0.264, SLG: 0.262										1	0	0	0	0	0	0
Jim Bunning, R (1, 1) OBP: 0.133, SLG: 0.071			FC6-4 BB		4-3		G6-4-3 1-2f		K	3	0	0	0	1	1	3

AB	30
R	2
H	5
RBI	1
BB	4
SO	5
LOB	16

Inning Stats	1	2	3	4	5	6	7	8	9
	R: 0 E: 0 K: 2 S: 7	H: 0 LOB: 0 BB: 0 P: 7	R: 1 E: 1 K: 1 S: 6	H: 1 LOB: 1 BB: 0 P: 7	R: 0 E: 0 K: 0 S: 3	H: 0 LOB: 1 BB: 1 P: 7	R: 0 E: 0 K: 1 S: 5	H: 0 LOB: 0 BB: 0 P: 5	R: 0 E: 0 K: 0 S: 3	H: 0 LOB: 0 BB: 0 P: 3	R: 0 E: 0 K: 0 S: 4	H: 1 LOB: 1 BB: 0 P: 4	R: 0 E: 0 K: 0 S: 4	H: 2 LOB: 2 BB: 1 P: 8	R: 1 E: 0 K: 0 S: 4	H: 1 LOB: 2 BB: 2 P: 12	R: 0 E: 0 K: 1 S: 5	H: 0 LOB: 0 BB: 0 P: 5

| | | | | | | | | | |

Pittsburgh Pirates @ San Francisco Giants

Candlestick Park, San Francisco, CA

Sun May 25 1969, 6:33 AM EDT

Unknown

BOTTOM

livebaseballscorecards.com

Batter	1	2	3	4	5	6	7	8	9	AB	R	H	RBI	BB	SO	LOB
Bobby Bonds, R (1, 9) OBP: 0.345, SLG: 0.401	6-3 1B	K		BB		F8			F8	4	0	1	0	1	1	2
Jim Davenport, R (1, 5) OBP: 0.274, SLG: 0.323	6-3 1-2		1B BB SF7 1B	K			K		F8	5	1	1	0	0	2	3
Willie Mays, R (1, 8) OBP: 0.387, SLG: 0.476	F3		1B 1-2 BB	F3			6-3			3	0	0	0	1	0	3
Willie McCovey, L (1, 3) OBP: 0.441, SLG: 0.653	IBB		1-2 2-3 1B		F6		BB			2	0	1	0	2	0	0
Ken Henderson, S (1, 7) OBP: 0.323, SLG: 0.441	G3		SF7 3-H		F9		K			3	0	0	1	0	1	3
Jack Hiatt, R (1, 2) OBP: 0.347, SLG: 0.390		F8	K		BB			K		3	0	0	0	1	2	2
Don Mason, L (1, 4) OBP: 0.352, SLG: 0.279		F4	4-3		G3			F8		4	0	0	0	0	0	3
Hal Lanier, R (1, 6) OBP: 0.229, SLG: 0.230		BB 1B		SH3 1B		4-3		K		3	0	2	0	0	0	0
Dave Marshall, L (8, PH) OBP: 0.293, SLG: 0.292										1	0	0	0	0	1	0
Tito Fuentes, S (9, 6) OBP: 0.222, SLG: 0.125										0	0	0	0	0	0	0
Gaylord Perry, R (1, 1) OBP: 0.206, SLG: 0.156		BB 1-2		SH3 1-2		K			F5	1	0	0	0	1	1	0
Bob Burda, L (9, PH) OBP: 0.349, SLG: 0.487										1	0	0	0	0	0	0
Inning Stats	R: 0 E: 0 K: 0 S: 4 H: 1 LOB: 2 BB: 1 P: 8	R: 0 E: 0 K: 1 S: 6 H: 1 LOB: 2 BB: 1 P: 10	R: 1 E: 0 K: 1 S: 7 H: 2 LOB: 2 BB: 1 P: 11	R: 0 E: 0 K: 1 S: 6 H: 1 LOB: 2 BB: 1 P: 10	R: 0 E: 0 K: 0 S: 3 H: 0 LOB: 1 BB: 1 P: 7	R: 0 E: 0 K: 1 S: 5 H: 0 LOB: 0 BB: 0 P: 5	R: 0 E: 0 K: 2 S: 7 H: 0 LOB: 1 BB: 1 P: 11	R: 0 E: 0 K: 2 S: 7 H: 0 LOB: 0 BB: 0 P: 7	R: 0 E: 0 K: 0 S: 3 H: 0 LOB: 0 BB: 0 P: 3	1B: 5 2B: 0 3B: 0 HR: 0	SF: 1 SAC: 1 DP: 0 HBP: 0					

	AB	30
	R	1
	H	5
	RBI	1
	BB	6
	SO	8
	LOB	16

WP: 0 PB: 0 SB: 0 CS: 0 PA: 38

PITCHER	IP	WLS	BF	H	R	ER	SO	BB	IBB	HBP	BLK	WP	HR	S	P	ERA	WHIP
Jim Bunning, R (1, 1) ERA: 2.72	9.0	W	38	5	1	1	8	5	1	0	0	0	0	48	72	1.00	1.111

PITCHER	IP	WLS	BF	H	R	ER	SO	BB	IBB	HBP	BLK	WP	HR	S	P	ERA	WHIP

Pittsburgh Pirates @ San Francisco Giants

Candlestick Park, San Francisco, CA

Sun May 25 1969, 6:38 AM EDT

Att. 24,041 - Unknown

TOP

livebaseballscorecards.com

Batter	1	2	3	4	5	6	7	8	9	AB	R	H	RBI	BB	SO	LOB
Matty Alou, L (1, 8) OBP: 0.372, SLG: 0.456	F7		1B 2B 1-3		G3	FC4-6 1B			1B 3B	5	2	3	0	0	0	0
Gene Alley, R (1, 6) OBP: 0.319, SLG: 0.318	S BB		1B BB 3-H		5-3	FC4-6 1-2f			S 1B 3-H	3	0	1	1	2	0	1
Richie Hebner, L (1, 5) OBP: 0.418, SLG: 0.533	K 1-2		1B 1-2 2-H		HR BB		4-3		F4	4	1	1	1	1	1	2
Carl Taylor, R (1, 7) OBP: 0.440, SLG: 0.571 Roberto Clemente, R (7, 9) OBP: 0.322, SLG: 0.333	K		K		1-H HR		4-3		K	4 1	1 0	1 0	2 0	0 0	2 1	3 1
Jerry May, R (1, 2) OBP: 0.283, SLG: 0.381		CS BB	F7		1B BB		K		K 1-2	3	0	0	0	2	2	3
Al Oliver, L (1, 3) OBP: 0.313, SLG: 0.381		K 1-2	4-3		1-2 1B			K		4	0	1	0	0	2	3
Ron Davis, R (1, 9) OBP: 0.293, SLG: 0.250 (7, 7)		F5		6-3	F9			BB		3	0	0	0	1	0	2
Bill Mazeroski, R (1, 4) OBP: 0.264, SLG: 0.285			HR	1-3		5-3		F8		4	1	1	1	0	0	1
Bob Moose, R (1, 1) OBP: 0.261, SLG: 0.105 Bruce Dal Canton, R (7, 1)			2B E BB	6-3		5-3		F9		2 1	1 0	0 0	0 0	1 0	0 0	0 1
Inning Stats	R: 0 E: 0 K: 2 S: 7 H: 0 LOB: 1 BB: 1 P: 11	R: 0 E: 0 K: 1 S: 4 H: 0 LOB: 0 BB: 1 P: 8	R: 3 E: 1 K: 1 S: 8 H: 3 LOB: 2 BB: 2 P: 16	R: 0 E: 0 K: 0 S: 3 H: 0 LOB: 0 BB: 0 P: 3	R: 2 E: 0 K: 0 S: 5 H: 2 LOB: 2 BB: 2 P: 13	R: 0 E: 0 K: 0 S: 4 H: 1 LOB: 1 BB: 0 P: 4	R: 0 E: 0 K: 1 S: 5 H: 0 LOB: 0 BB: 0 P: 5	R: 0 E: 0 K: 1 S: 5 H: 0 LOB: 1 BB: 1 P: 9	R: 1 E: 0 K: 2 S: 9 H: 2 LOB: 1 BB: 0 P: 9	1B: 4 2B: 2 3B: 1 HR: 2 SF: 0 SAC: 0 DP: 1 HBP: 0	WP: 0 PB: 0 SB: 2 CS: 1 PA: 41					

	AB	34
	R	6
	H	8
	RBI	5
	BB	7
	SO	8
	LOB	17

PITCHER		IP	WLS	BF	H	R	ER	SO	BB	IBB	HBP	BLK	WP	HR	S	P	ERA	WHIP
Ray Sadecki, L ERA: 3.23	(1, 1)	2.0	L	12	3	3	3	3	4	0	0	0	0	1	14	30	13.50	3.500
Ron Herbel, R ERA: 4.05	(3, 1)	3.0		13	2	2	2	1	2	0	0	0	0	1	13	21	6.00	1.333
Frank Linzy, R ERA: 2.51	(6, 1)	2.0		7	1	0	0	1	0	0	0	0	0	0	9	9	0.00	0.500
Joe Gibbon, L ERA: 3.38	(8, 1)	1.0		4	0	0	0	1	1	0	0	0	0	0	5	9	0.00	1.000
Juan Marichal, R ERA: 2.45	(9, 1)	1.0		5	2	1	1	2	0	0	0	0	0	0	9	9	9.00	2.000

PITCHER	IP	WLS	BF	H	R	ER	SO	BB	IBB	HBP	BLK	WP	HR	S	P	ERA	WHIP

Batter	1	2	3	4	5	6	7	8	9	AB	R	H	RBI	BB	SO	LOB
Bobby Bonds, R (1, 8) (8, 9) OBP: 0.359, SLG: 0.427	K		HR		FC6-4 BB		4-3 FC8-5 BB		G1-6-3 1B	3	1	2	1	2	1	0
Ron Hunt, R (1, 4) OBP: 0.333, SLG: 0.269	1B		F8		FC6-4 G4-6-3		FC8-5 4-3		G1-6-3	5	0	1	0	0	0	5
Ken Henderson, S (1, 9) (8, 7) OBP: 0.300, SLG: 0.406	K		K		G4-6-3		4-3		3-1	5	0	0	0	0	2	5
Willie McCovey, L (1, 3) OBP: 0.442, SLG: 0.669	4-3			HR		4-3				3	1	1	1	1	0	1
Dave Marshall, L (1, 7) OBP: 0.294, SLG: 0.284		4-3		1-3		1B BB	K			2	0	0	0	1	0	0
Willie Mays, R (7, PH) (8, 8) OBP: 0.385, SLG: 0.472										1	0	0	0	0	1	3
Tito Fuentes, S (1, 5) (7, 6) OBP: 0.154, SLG: 0.083		E1		K		F7		K		4	0	0	0	0	2	1
Bob Barton, R (1, 2) OBP: 0.333, SLG: 0.333		K		1B		1B		FC6-4 1B		4	0	3	0	0	1	1
Hal Lanier, R (1, 6) OBP: 0.225, SLG: 0.226		1-3		F7		K		FC6-4		2	0	0	0	0	0	2
Jim Davenport, R (6, PH) (7, 5) OBP: 0.269, SLG: 0.317										2	0	0	0	0	1	3
Ray Sadecki, L (1, 1) OBP: 0.154, SLG: 0.083			6-3		FC6-4 BB		FC8-5 BB		F5	0	0	0	0	0	0	0
Ron Herbel, R (3, 1)										1	0	0	0	0	0	0
Jim Ray Hart, R (5, PH) OBP: 0.344, SLG: 0.293										0	0	0	0	1	0	0
Frank Linzy, R (6, 1)										0	0	0	0	0	0	0
Don Mason, L (7, PH) OBP: 0.361, SLG: 0.279										0	0	0	0	1	0	0
Joe Gibbon, R (8, 1)										0	0	0	0	0	0	0
Bob Burda, L (8, PH) OBP: 0.341, SLG: 0.475										1	0	0	0	0	0	1
Juan Marichal, R (9, 1) OBP: 0.267, SLG: 0.321										0	0	0	0	0	0	0
Inning Stats	R: 0 E: 0 K: 2 S: 8 H: 1 LOB: 1 BB: 0 P: 8	R: 0 E: 1 K: 1 S: 6 H: 0 LOB: 1 BB: 0 P: 6	R: 1 E: 0 K: 1 S: 6 H: 1 LOB: 0 BB: 0 P: 6	R: 1 E: 0 K: 1 S: 7 H: 2 LOB: 1 BB: 0 P: 7	R: 0 E: 0 K: 0 S: 2 H: 0 LOB: 1 BB: 2 P: 10	R: 0 E: 0 K: 1 S: 6 H: 1 LOB: 2 BB: 1 P: 10	R: 0 E: 0 K: 1 S: 5 H: 0 LOB: 3 BB: 3 P: 17	R: 0 E: 0 K: 1 S: 6 H: 1 LOB: 1 BB: 0 P: 6	R: 0 E: 0 K: 0 S: 3 H: 1 LOB: 0 BB: 0 P: 3	1B: 5 2B: 0 3B: 0 HR: 2	SF: 0 SAC: 0 DP: 2 HBP: 0						

PITCHER		IP	WLS	BF	H	R	ER	SO	BB	IBB	HBP	BLK	WP	HR	S	P	ERA	WHIP
Bob Moose, R ERA: 3.88	(1, 1)	6.0	W	28	5	2	2	6	5	0	0	0	0	2	35	55	3.00	1.667
Bruce Dal Canton, R ERA: 3.28	(7, 1)	3.0	S	11	2	0	0	2	0	1	0	0	0	0	14	18	0.00	0.667

PITCHER	IP	WLS	BF	H	R	ER	SO	BB	IBB	HBP	BLK	WP	HR	S	P	ERA	WHIP

BOTTOM

Pittsburgh Pirates @ San Francisco Giants

Candlestick Park, San Francisco, CA

Sun May 25 1969, 6:38 AM EDT

Att. 24,041 - Unknown

livebaseballscorecards.com

AB	33
R	2
H	7
RBI	2
BB	6
SO	8
LOB	22

WP: 0	PB: 0	SB: 0	CS: 0
PA: 39			

Pittsburgh Pirates @ Cincinnati Reds

Crosley Field, Cincinnati, OH

Wed May 28 1969, 7:05 PM EDT

Att. 7,458 - Unknown

TOP

livebaseballscorecards.com

Batter	1	2	3	4	5	6	7	8	9	AB	R	H	RBI	BB	SO	LOB
Matty Alou, L (1, 8) OBP: 0.367, SLG: 0.454	F9		F8	FC4-6 CS 1-2f		F8		4-3 1-3 2B		5	0	1	0	0	0	2
Richie Hebner, L (1, 5) OBP: 0.403, SLG: 0.512	F9		F9	CS 1-2	K	F2		4-3 2-3 3-H		5	0	0	1	0	1	3
Willie Stargell, L (1, 7) OBP: 0.386, SLG: 0.554	4-3		1B		4-3		G1-6-3 1B 1B BB	1-3		4	1	1	0	1	0	2
Roberto Clemente, R (1, 9) OBP: 0.333, SLG: 0.340		FC5-4 1B BB	G1		BLK 1B 1B		G1-6-3 1-2 1B		K	4	1	2	0	1	1	1
Al Oliver, L (1, 3) OBP: 0.316, SLG: 0.377		F7		BB 1B 1B	1B 1-2 HBP		G1-6-3 1-2f 2-3		4-3	4	1	1	0	0	0	3
Manny Sanguillen, R (1, 2) OBP: 0.400, SLG: 0.494		FC5-4 1-2 1B		1B E 1-2 BB	1-2 2-H 1B		3-H 1B		FC6-4 1B	4	1	4	2	1	0	0
Gene Alley, R (1, 6) OBP: 0.308, SLG: 0.306		FC5-4 BB 1-2f 2-3		E7 6-3 1B 1-H 2-H 1B	P4		K		FC6-4 1-2f	5	1	1	1	0	1	6
Bill Mazeroski, R (1, 4) OBP: 0.270, SLG: 0.286		FC6-4 1-2 BB		6-3 2-3		SH1-4 1B		F3		3	0	1	0	1	0	1
Steve Blass, R (1, 1) OBP: 0.300, SLG: 0.400		FC6-4 1-2f		FC4-6 3-H 1B		SH1-4 1-2		2B 4-3 1B		2	0	1	1	0	0	3
Chuck Hartenstein, R (5, 1)										0	0	0	0	0	0	0
Carl Taylor, R (8, PH) OBP: 0.462, SLG: 0.591										1	0	1	0	0	0	0
Freddie Patek, R (8, PR) OBP: 0.321, SLG: 0.289										0	1	0	0	0	0	0
Ron Kline, R (8, 1)										0	0	0	0	0	0	0

Inning Stats	1	2	3	4	5	6	7	8	9
	R: 0 E: 0 K: 0 S: 3	R: 0 E: 0 K: 0 S: 4	R: 0 E: 0 K: 0 S: 4	R: 3 E: 1 K: 0 S: 5	R: 1 E: 0 K: 1 S: 7	R: 0 E: 0 K: 0 S: 4	R: 1 E: 0 K: 1 S: 6	R: 1 E: 0 K: 0 S: 5	R: 0 E: 0 K: 1 S: 6
	H: 0 LOB: 0 BB: 0 P: 3	H: 1 LOB: 3 BB: 2 P: 12	H: 1 LOB: 1 BB: 0 P: 4	H: 3 LOB: 0 BB: 1 P: 9	H: 2 LOB: 2 BB: 0 P: 8	H: 1 LOB: 1 BB: 0 P: 4	H: 2 LOB: 1 BB: 1 P: 10	H: 2 LOB: 2 BB: 0 P: 5	H: 1 LOB: 1 BB: 0 P: 6

1B: 12	SF: 0
2B: 1	SAC: 1
3B: 0	DP: 1
HR: 0	HBP: 1

WP: 0	PA: 44
PB: 0	
SB: 0	
CS: 1	

AB	37
R	6
H	13
RBI	5
BB	4
SO	3
LOB	21

PITCHER		IP	WLS	BF	H	R	ER	SO	BB	IBB	HBP	BLK	WP	HR	S	P	ERA	WHIP
Tony Cloninger, R ERA: 4.18	(1, 1)	6.0		30	8	5	4	1	4	0	1	1	0	0	27	44	6.00	2.000
George Culver, R ERA: 3.67	(7, 1)	1.1		7	4	1	1	1	0	0	0	0	0	0	9	9	6.75	3.000
Clay Carroll, R ERA: 3.07	(8, 1)	1.2	W	6	1	0	0	1	0	0	0	0	0	0	8	8	0.00	0.600

PITCHER	IP	WLS	BF	H	R	ER	SO	BB	IBB	HBP	BLK	WP	HR	S	P	ERA	WHIP

Pittsburgh Pirates @ Cincinnati Reds

Crosley Field, Cincinnati, OH

Wed May 28 1969, 7:05 PM EDT

Att. 7,458 - Unknown

livebaseballscorecards.com

BOTTOM

Batter	1	2	3	4	5	6	7	8	9	AB	R	H	RBI	BB	SO	LOB
Ted Savage, R (1, 8) OBP: 0.375, SLG: 0.381	BBB 4-0 1B BB		SSS 0-3 ① K		x 0-0 G3 2B		x 0-0 ① 6-3			3	0	1	0	1	1	1
Jimmy Stewart, S (8, 8) OBP: 0.333, SLG: 0.412										0	0	0	0	0	0	0
Bobby Tolan, L (1, 9) OBP: 0.324, SLG: 0.514	x 0-0 ① 6-3 1-3 1B		x 0-0 1-H HR		x 0-0 ② G3 2-3		x 0-0 ② F8			4	1	2	2	0	0	1
Alex Johnson, R (1, 7) OBP: 0.363, SLG: 0.538	x 0-0 ②③ 6-3 1-2		x 0-0 ② 4-3		x 0-0 ③ 4-3		x 0-0 ③ 1-3			4	0	0	0	0	0	2
Tony Perez, R (1, 5) OBP: 0.381, SLG: 0.571		x 0-0 2B 2B	x 0-0 ③ P5			x 0-0 HR 1B		x 0-0 1B S 1B		4	3	3	0	0	0	0
Lee May, R (1, 3) OBP: 0.348, SLG: 0.610		SSS 0-3 ① K		x 0-0 HR		x 0-0 1-H HR		x 0-0 ① L9		4	2	2	3	0	1	2
Johnny Bench, R (1, 2) OBP: 0.378, SLG: 0.519		x 0-0 2-H 1B 2B		x 0-0 ① F8		x 0-0 G3 SH3 1B		x 0-0 1-3 S 1B		4	0	3	1	0	0	0
Tommy Helms, R (1, 4) OBP: 0.308, SLG: 0.295		x 0-0 ② 5-3		x 0-0 ② L8		x 0-0 ① SH3 1-2		x 0-0 ② P8 1-2 3-H		3	0	0	0	0	0	2
Darrel Chaney, S (1, 6) OBP: 0.327, SLG: 0.313		x 0-0 ③ 2-H 1B		x 0-0 ③ F8		x 0-0 ② G3 2-3		SSS 0-3 ③ K		4	0	1	0	0	1	2
Tony Cloninger, R (1, 1) OBP: 0.148, SLG: 0.231			x 0-0 HR 1B		x 0-0 ① 4-3	SSS 0-3 ③ K				3	1	1	0	0	1	1
George Culver, R (7, 1)										0	0	0	0	0	0	0
Clay Carroll, R (8, 1) OBP: 0.571, SLG: 0.400										0	0	0	0	0	0	0
Inning Stats	R: 0 E: 0 K: 0 S: 2 H: 1 LOB: 0 BB: 1 P: 6	R: 1 E: 0 K: 1 S: 7 H: 3 LOB: 2 BB: 0 P: 7	R: 2 E: 0 K: 1 S: 7 H: 2 LOB: 0 BB: 0 P: 7	R: 1 E: 0 K: 0 S: 4 H: 1 LOB: 0 BB: 0 P: 4	R: 0 E: 0 K: 0 S: 4 H: 1 LOB: 1 BB: 0 P: 4	R: 2 E: 0 K: 1 S: 8 H: 3 LOB: 1 BB: 0 P: 8	R: 0 E: 0 K: 0 S: 3 H: 0 LOB: 0 BB: 0 P: 3	R: 1 E: 0 K: 1 S: 7 H: 2 LOB: 1 BB: 0 P: 7							

AB	33
R	7
H	13
RBI	6
BB	1
SO	4
LOB	11

1B: 7 SF: 0 WP: 0 PA: 35
2B: 3 SAC: 1 PB: 0
3B: 0 DP: 0 SB: 2
HR: 3 HBP: 0 CS: 0

PITCHER		IP	WLS	BF	H	R	ER	SO	BB	IBB	HBP	BLK	WP	HR	S	P	ERA	WHIP
Steve Blass, R ERA: 4.89	(1, 1)	4.1		19	8	4	4	2	1	0	0	0	0	2	22	26	8.31	2.077
Chuck Hartenstein, R ERA: 1.78	(5, 1)	2.2		11	3	2	2	1	0	0	0	0	0	1	13	13	6.75	1.125
Ron Kline, R ERA: 3.42	(8, 1)	1.0	L	5	2	1	1	1	0	0	0	0	0	0	7	7	9.00	2.000

PITCHER	IP	WLS	BF	H	R	ER	SO	BB	IBB	HBP	BLK	WP	HR	S	P	ERA	WHIP

Batter	1	2	3	4	5	6	7	8	9	AB	R	H	RBI	BB	SO	LOB
Matty Alou, L (1, 8) OBP: 0.363, SLG: 0.453	F7		F7		G4-3 1-2f		FC6-4 1-2f		1-H 3-H 2B	5	0	1	2	0	0	3
Richie Hebner, L (1, 5) OBP: 0.403, SLG: 0.527	BB BB		HR			F8		P6	F9	4	1	1	1	1	0	1
Willie Stargell, L (1, 7) OBP: 0.382, SLG: 0.546	F2		F7			FC5-4 1B		K		4	0	1	0	0	1	1
Roberto Clemente, R (1, 9) OBP: 0.347, SLG: 0.387	1-2 BB			2B		F9		HR		3	1	2	1	1	0	1
Manny Sanguillen, R (1, 2) OBP: 0.381, SLG: 0.470	K			5-3		FC5-4 1-2f		5-3		4	0	0	0	0	1	4
Gene Alley, R (1, 6) OBP: 0.321, SLG: 0.321		P4		P4			FC4-6 1B		1B B1-3 2B 1B	4	1	2	0	0	0	1
Al Oliver, L (1, 3) OBP: 0.314, SLG: 0.373		CS 1B		K			L7		F9	4	0	1	0	0	1	3
Bill Mazeroski, R (1, 4) OBP: 0.263, SLG: 0.277		F7 1-2			F8		FC4-6 1B 1-2f		B1-3 1-2	4	0	0	0	0	0	3
Bob Veale, S (1, 1) OBP: 0.056, SLG: 0.056			F9		E4 G4-3		FC6-4 1-3 1B		2B 2-3 1B	2	0	0	0	0	0	0
Carl Taylor, R (7, PH) OBP: 0.481, SLG: 0.609										1	0	1	0	0	0	0
Ron Kline, R (7, 1)										0	0	0	0	0	0	0
Pedro Ramos, S (8, 1)										0	0	0	0	0	0	0
Ron Davis, R (9, PH) OBP: 0.310, SLG: 0.270										1	1	1	0	0	0	0
Inning Stats	R: 0 E: 0 K: 1 S: 5 H: 0 LOB: 2 BB: 2 P: 13	R: 0 E: 0 K: 0 S: 3 H: 1 LOB: 0 BB: 0 P: 3	R: 1 E: 0 K: 0 S: 4 H: 1 LOB: 0 BB: 0 P: 4	R: 0 E: 0 K: 1 S: 6 H: 1 LOB: 1 BB: 0 P: 6	R: 0 E: 1 K: 0 S: 3 H: 0 LOB: 0 BB: 0 P: 3	R: 0 E: 0 K: 0 S: 4 H: 1 LOB: 1 BB: 0 P: 4	R: 0 E: 0 K: 0 S: 5 H: 2 LOB: 2 BB: 0 P: 5	R: 1 E: 0 K: 1 S: 6 H: 1 LOB: 0 BB: 0 P: 6	R: 2 E: 0 K: 0 S: 6 H: 3 LOB: 1 BB: 0 P: 6	1B: 6 2B: 2 3B: 0 HR: 2 SF: 0 SAC: 0 DP: 1 HBP: 0						

PITCHER	IP	WLS	BF	H	R	ER	SO	BB	IBB	HBP	BLK	WP	HR	S	P	ERA	WHIP
Jim Merritt, L (1, 1) ERA: 3.99	9.0	W	38	10	4	4	3	2	0	0	0	0	2	42	50	4.00	1.333

PITCHER	IP	WLS	BF	H	R	ER	SO	BB	IBB	HBP	BLK	WP	HR	S	P	ERA	WHIP

TOP

Pittsburgh Pirates @ Cincinnati Reds

Crosley Field, Cincinnati, OH

Thu May 29 1969, 7:05 PM EDT

Att. 8,161 - Unknown

livebaseballscorecards.com

AB	36
R	4
H	10
RBI	4
BB	2
SO	3
LOB	17

WP	0
PB	0
SB	0
CS	1
PA	38

BOTTOM

Pittsburgh Pirates @ Cincinnati Reds

Crosley Field, Cincinnati, OH

Thu May 29 1969, 7:05 PM EDT

Att. 8,161 - Unknown

livebaseballscorecards.com

Batter	1	2	3	4	5	6	7	8	9	AB	R	H	RBI	BB	SO	LOB
Jim Beauchamp, R (1, 8) OBP: 0.143, SLG: 0.357 Jimmy Stewart, S (9, 8) OBP: 0.333, SLG: 0.412	6-3		6-3		HR		F9	2B 1B		5 0	2 0	2 0	2 0	0 0	0 0	1 0
Bobby Tolan, L (1, 9) OBP: 0.332, SLG: 0.538	1B 1B		K		F2		1-H HR	1-H 1B 2B		5	2	3	3	0	1	0
Alex Johnson, R (1, 7) OBP: 0.370, SLG: 0.545	G4-6-3 1-3 1B		F8		2B		6-3	1B 2-H 1B		5	0	3	1	0	0	0
Tony Perez, R (1, 5) OBP: 0.381, SLG: 0.563	G4-6-3 1-2f			L6	6-3		BBBB 1B E BB	1-3 1B		4	1	1	0	1	0	3
Lee May, R (1, 3) OBP: 0.349, SLG: 0.603		FC6-4 1B		P4		L9	E8 1-H 1B 1B			5	1	2	0	0	1	2
Johnny Bench, R (1, 2) OBP: 0.388, SLG: 0.549		FC6-4 1-2f 2B		1B		HR	FC6-4 3-H 1B			4	2	3	2	0	0	1
Tommy Helms, R (1, 4) OBP: 0.306, SLG: 0.301		1-H 2B		K		P3	FC6-4 1-2f			4	0	1	1	0	1	2
Darrel Chaney, S (1, 6) OBP: 0.325, SLG: 0.310		L5			SH3-4 HR 1B	F9		F7		4	1	1	0	0	0	1
Jim Merritt, L (1, 1) OBP: 0.208, SLG: 0.174		F7			SH3-4 1-2		HR 1B	P6		3	1	1	0	0	0	1
Inning Stats	R: 0 E: 0 K: 0 S: 4 H: 2 LOB: 1 BB: 0 P: 4	R: 1 E: 0 K: 0 S: 5 H: 2 LOB: 1 BB: 0 P: 5	R: 0 E: 0 K: 1 S: 5 H: 0 LOB: 0 BB: 0 P: 5	R: 0 E: 0 K: 1 S: 6 H: 1 LOB: 1 BB: 0 P: 6	R: 2 E: 0 K: 0 S: 6 H: 3 LOB: 1 BB: 0 P: 6	R: 1 E: 0 K: 0 S: 4 H: 1 LOB: 0 BB: 0 P: 4	R: 4 E: 1 K: 0 S: 7 H: 4 LOB: 1 BB: 1 P: 11	R: 2 E: 0 K: 1 S: 9 H: 4 LOB: 2 BB: 0 P: 9		1B: 11 2B: 3 3B: 0 HR: 3 SF: 0 SAC: 1 DP: 1 HBP: 0						

AB	39
R	10
H	17
RBI	9
BB	1
SO	3
LOB	11

WP: 0 PB: 0 SB: 0 CS: 0 PA: 41

PITCHER		IP	WLS	BF	H	R	ER	SO	BB	IBB	HBP	BLK	WP	HR	S	P	ERA	WHIP
Bob Veale, L ERA: 4.55	(1, 1)	6.0	L	26	9	4	4	2	0	0	0	0	0	2	30	30	6.00	1.500
Ron Kline, R ERA: 4.82	(7, 1)	1.2		13	7	6	5	0	1	0	0	0	0	1	12	16	27.00	4.800
Pedro Ramos, R ERA: 6.0	(8, 1)	0.1		2	1	0	0	1	0	0	0	0	0	0	4	4	0.00	3.000

PITCHER		IP	WLS	BF	H	R	ER	SO	BB	IBB	HBP	BLK	WP	HR	S	P	ERA	WHIP

Batter	1	2	3	4	5	6	7	8	9	AB	R	H	RBI	BB	SO	LOB
Curt Blefary, L (1, 3) OBP: 0.357, SLG: 0.359	B B B B 4-0 BB BB BLK BB	x 0-0 2B			x 0-0 ② F7			x 0-0 ② F8		3	1	1	0	1	0	0
Joe Morgan, L (1, 4) OBP: 0.354, SLG: 0.324	B B B B 4-0 BLK BB 1B 1-2 BB	x 0-0 ③ G3			S S S 0-3 ③ K			S S S 0-3 ③ K		3	1	0	0	1	2	1
Jimmy Wynn, R (1, 8) OBP: 0.359, SLG: 0.527	B B B B 4-0 BLK 1B 1-2 2-3 BB		S S S 0-3 ① K			x 0-0 ① F3			x 0-0 FC3-6 1B	3	1	1	0	1	1	0
Norm Miller, L (1, 9) OBP: 0.376, SLG: 0.394	S S S 0-3 ① K 1-2 2-3 3-H		x 0-0 ② F8			x 0-0 ② 6-3			x 0-0 ① FC3-6 BB 1B 1-2f	4	0	0	0	0	1	3
Denis Menke, R (1, 6) OBP: 0.436, SLG: 0.485	x 0-0 1B 2-H 3-H		x 0-0 ③ P4			x 0-0 ③ 6-3			x 0-0 BB 1B 1-2	4	0	2	2	0	0	0
Doug Rader, R (1, 5) OBP: 0.328, SLG: 0.343	x 0-0 ② F7			B B B B 4-0 1B 3-6-3-5 BB			x 0-0 ① 1-3		B B B B 4-0 BB 1-2 2-3	2	0	0	0	2	0	1
Jesus Alou, R (1, 7) OBP: 0.232, SLG: 0.291	S S S 0-3 ③ K			x 0-0 1B 3-6-3-5 1-2			x 0-0 ② F7		x 0-0 ② F7	4	0	1	0	0	1	4
Johnny Edwards, L (1, 2) OBP: 0.268, SLG: 0.233		S S S 0-3 ① K		x 0-0 ① ② ③ 3-6-3-5 1-2f 2-3f			x 0-0 ③ F9		x 0-0 ③ P4	4	0	0	0	0	1	5
Denny Lemaster, R (1, 1) Skip Guinn, R (4, 1) Dooley Womack, L (7, 1) OBP: 0.250, SLG: 0.250 Gary Geiger, L (8, PH) OBP: 0.294, SLG: 0.214 Danny Coombs, R (8, 1)		x 0-0 ② G6-3			x 0-0 ① P6			S S S 0-3 ① K		1 1 0 1 0	0 0 0 0 0	0 0 0 0 0	0 0 0 0 0	0 0 0 1 0	0 0 0 0 0	0 0 0 0 0
Inning Stats	R: 3 H: 1 E: 0 LOB: 1 K: 2 BB: 3 S: 8 P: 20	R: 0 H: 1 E: 0 LOB: 1 K: 1 BB: 0 S: 6 P: 6	R: 0 H: 0 E: 0 LOB: 0 K: 1 BB: 0 S: 5 P: 5	R: 0 H: 1 E: 0 LOB: 0 K: 0 BB: 1 S: 2 P: 6	R: 0 H: 0 E: 0 LOB: 0 K: 1 BB: 0 S: 5 P: 5	R: 0 H: 0 E: 0 LOB: 0 K: 0 BB: 0 S: 3 P: 3	R: 0 H: 0 E: 0 LOB: 0 K: 0 BB: 0 S: 3 P: 3	R: 0 H: 0 E: 0 LOB: 0 K: 2 BB: 0 S: 7 P: 7	R: 0 H: 2 E: 0 LOB: 3 K: 0 BB: 1 S: 5 P: 9	1B: 4 SF: 0 2B: 1 SAC: 0 3B: 1 DP: 0 HR: 0 HBP: 0						

PITCHER	IP	WLS	BF	H	R	ER	SO	BB	IBB	HBP	BLK	WP	HR	S	P	ERA	WHIP
Jim Bunning, R (1, 1) ERA: 2.76	9.0	W	35	5	3	3	7	5	0	0	1	0	0	44	64	3.00	1.111

PITCHER	IP	WLS	BF	H	R	ER	SO	BB	IBB	HBP	BLK	WP	HR	S	P	ERA	WHIP

TOP

Houston Astros @ Pittsburgh Pirates

Forbes Field, Pittsburgh, PA

Fri May 30 1969, 3:33 AM EDT

Unknown

livebaseballscorecards.com

AB	30
R	3
H	5
RBI	2
BB	5
SO	7
LOB	14

WP: 0 PA: 35
PB: 0
SB: 0
CS: 0

Batter	1	2	3	4	5	6	7	8	9	AB	R	H	RBI	BB	SO	LOB
Matty Alou, L (1, 8) OBP: 0.369, SLG: 0.467 Ron Davis, R (9, 8) OBP: 0.310, SLG: 0.270	2B 1B		4-3	1-3 FC 2B		F7		1B 1B 2B		5 0	1 0	3 0	1 0	0 0	0 0	1 0
Richie Hebner, L (1, 5) OBP: 0.403, SLG: 0.534	1-3 2B		FC6 1B	FC 1B 2B 2-H 3-H		K		F7		5	0	2	1	0	1	3
Willie Stargell, L (1, 7) OBP: 0.383, SLG: 0.541 Jose Martinez, R (8, PR) OBP: 0.158, SLG: 0.158 (9, 7)	F6		FC6 3B 1-2f	2-3 1B			K	1B 1B 2-3 1B		5 0	1 1	2 0	0 0	0 0	1 0	3 0
Roberto Clemente, R (1, 9) OBP: 0.357, SLG: 0.409	K		1-H 3B	K			BBBB 4-3 1B BB	1-3 3-H 1B		4	2	2	2	1	2	4
Manny Sanguillen, R (1, 2) OBP: 0.371, SLG: 0.455	6-3		F9		K		1-2 4-3	2-H 3-H G6-4-3 1B		5	0	1	2	0	1	4
Gene Alley, R (1, 6) OBP: 0.328, SLG: 0.328		F6		1B 1B	F7		2-H 2B 1B	1-2f G6-4-3		5	2	2	1	0	0	1
Al Oliver, L (1, 3) OBP: 0.319, SLG: 0.385		F7		FC1-5 1B 1-3 1B	F2		1-H 2B			4	0	2	1	0	0	0
Bill Mazeroski, R (1, 4) OBP: 0.282, SLG: 0.300		1B		FC1-5 1-2 2B 1B 3-H		2B	IBB			3	1	3	1	1	0	0
Jim Bunning, R (1, 1) OBP: 0.105, SLG: 0.056		K		FC1-5 2B 1-2 FC 2-3f		1-3	4-3			4	1	0	0	0	1	6
Inning Stats	R: 0 E: 0 K: 1 S: 7 H: 2 LOB: 2 BB: 0 P: 7	R: 0 E: 0 K: 1 S: 6 H: 1 LOB: 1 BB: 0 P: 6	R: 1 E: 0 K: 0 S: 5 H: 2 LOB: 1 BB: 0 P: 5	R: 3 E: 1 K: 1 S: 10 H: 5 LOB: 2 BB: 0 P: 10	R: 0 E: 0 K: 1 S: 5 H: 0 LOB: 0 BB: 0 P: 5	R: 0 E: 0 K: 1 S: 6 H: 1 LOB: 1 BB: 0 P: 6	R: 2 E: 0 K: 1 S: 7 H: 2 LOB: 2 BB: 2 P: 15	R: 3 E: 0 K: 0 S: 6 H: 4 LOB: 1 BB: 0 P: 6		1B: 11 2B: 5 3B: 1 HR: 0 SF: 1 SAC: 0 DP: 1 HBP: 0						

PITCHER		IP	WLS	BF	H	R	ER	SO	BB	IBB	HBP	BLK	WP	HR	S	P	ERA	WHIP
Denny Lemaster, L ERA: 4.71	(1, 1)	3.1	L	19	9	4	4	2	0	0	0	0	0	0	23	23	10.80	2.700
Skip Guinn, L ERA: 6.6	(4, 1)	3.0		12	2	1	1	4	1	0	0	0	0	0	19	23	3.00	1.000
Dooley Womack, R ERA: 2.32	(7, 1)	0.2		5	2	1	1	0	0	1	0	0	0	0	4	8	13.50	3.000
Danny Coombs, L ERA: 9.64	(8, 1)	1.0		6	4	3	3	0	0	0	0	0	0	0	6	6	27.00	4.000

PITCHER	IP	WLS	BF	H	R	ER	SO	BB	IBB	HBP	BLK	WP	HR	S	P	ERA	WHIP

BOTTOM

Houston Astros @ Pittsburgh Pirates

Forbes Field, Pittsburgh, PA

Fri May 30 1969, 3:33 AM EDT

Unknown

livebaseballscorecards.com

AB	40
R	9
H	17
RBI	9
BB	2
SO	6
LOB	22

WP: 0 PA: 42
PB: 0
SB: 0
CS: 0

Batter	1	2	3	4	5	6	7	8	9	AB	R	H	RBI	BB	SO	LOB
Curt Blefary, L (1, 3) OBP: 0.356, SLG: 0.354	0-0 ①	1-0 E HBP		0-3 ① K		0-0 ① F7		0-0 1B 1B	0-0 ③	5	0	1	0	0	1	2
Joe Morgan, L (1, 4) OBP: 0.364, SLG: 0.347	4-0 CS BB	0-0 E6 FC 1-2		0-0 HR		4-0 1-2 BB		0-0 1-2 1B		3	1	2	1	2	0	1
Jimmy Wynn, R (1, 8) OBP: 0.355, SLG: 0.513	4-0 ② 1B 1-2 2B BB	0-0 ③ FC 1-2f		0-0 ② F7		0-0 ②		0-3 ③ K		4	1	0	0	1	1	6
Norm Miller, L (1, 9) OBP: 0.382, SLG: 0.408	0-0 1-3 2B 1B		0-0 1B 2B	0-0 1B		0-0 ③ F7			0-0 ①	5	2	3	0	0	0	2
Denis Menke, R (1, 6) OBP: 0.445, SLG: 0.500	0-0 1-H 3-H 2B		0-0 FC 2-H 1B	0-3 ③ K			0-0 G6-3 1B		2B 1B 1B	5	1	4	3	0	1	1
Doug Rader, R (1, 5) OBP: 0.325, SLG: 0.345	0-3 ③ K		0-0 ① FC 4-3 1-2f 3B		0-0 ① 4-3		0-3 ① K		0-0 1-3 1B 2B	5	2	1	0	0	2	3
Jesus Alou, R (1, 7) OBP: 0.232, SLG: 0.290 Gary Geiger, L (9, PH) OBP: 0.314, SLG: 0.214 (9, 7)		0-0 ① F9	0-0 ② 4-3 1-2		0-0 G4-6-3 1B		0-0 ② ③ G6-3 1-2f		4-0 1B FC6-4 IBB	4 0	0 1	1 0	0 0	0 1	0 0	2 0
Johnny Edwards, L (1, 2) OBP: 0.272, SLG: 0.254	0-3 ② K	0-0 2-H 3B		0-0 ② ③ G4-6-3 1-2f				0-0 ①	0-0 FC6-4 1-3 2-H 3-H 1B	5	0	2	3	0	1	1
Tom Griffin, R (1, 1) OBP: 0.235, SLG: 0.400 Wade Blasingame, L (3, 1) Jack Billingham, R (4, 1) Julio Gotay, R (9, PH) OBP: 0.375, SLG: 0.167 Fred Gladding, L (9, 1)	0-0 IHR	0-3 ③ K				4-0 BB BB		0-0 ②	0-0 ② FC6-4 1-2f 3-H	2 0 1 1 0	1 0 0 0 0	1 0 0 1 0	1 0 0 0 0	0 0 1 0 0	1 0 0 0 0	1 0 0 1 0
Inning Stats	R: 2 E: 0 K: 1 S: 6 H: 2 LOB: 1 BB: 2 P: 14	R: 1 E: 1 K: 1 S: 7 H: 1 LOB: 2 BB: 0 P: 8	R: 2 E: 0 K: 1 S: 8 H: 3 LOB: 1 BB: 0 P: 8	R: 1 E: 0 K: 2 S: 9 H: 2 LOB: 1 BB: 0 P: 9	R: 0 E: 0 K: 0 S: 3 H: 1 LOB: 0 BB: 0 P: 3	R: 0 E: 0 K: 0 S: 3 H: 0 LOB: 2 BB: 2 P: 11	R: 0 E: 0 K: 1 S: 5 H: 1 LOB: 0 BB: 0 P: 5	R: 0 E: 0 K: 1 S: 7 H: 2 LOB: 2 BB: 0 P: 7	R: 3 E: 0 K: 0 S: 6 H: 3 LOB: 1 BB: 1 P: 10	1B: 9 2B: 3 3B: 1 HR: 2	SF: 0 SAC: 0 DP: 2 HBP: 1						

TOP

Houston Astros @ Pittsburgh Pirates

Forbes Field, Pittsburgh, PA

Fri May 30 1969, 3:38 AM EDT

Att. 18,381 - Unknown

livebaseballscorecards.com

AB	40
R	9
H	15
RBI	9
BB	5
SO	7
LOB	20

PITCHER		IP	WLS	BF	H	R	ER	SO	BB	IBB	HBP	BLK	WP	HR	S	P	ERA	WHIP
Bob Moose, R ERA: 4.48	(1, 1)	2.0		14	5	5	5	2	2	0	1	0	0	0	15	24	22.50	3.500
Bruce Dal Canton, R ERA: 3.21	(3, 1)	3.1		15	4	1	1	3	2	0	0	0	0	1	19	27	2.70	1.800
Chuck Hartenstein, R ERA: 2.33	(6, 1)	3.1	L	16	6	3	3	2	0	1	0	0	0	0	19	23	8.10	1.800
Lou Marone, L ERA:	(9, 1)	0.1		1	0	0	0	0	0	0	0	0	0	0	1	1	0.00	0.000

PITCHER	IP	WLS	BF	H	R	ER	SO	BB	IBB	HBP	BLK	WP	HR	S	P	ERA	WHIP

Batter	1	2	3	4	5	6	7	8	9	AB	R	H	RBI	BB	SO	LOB
Matty Alou, L (1, 8) OBP: 0.374, SLG: 0.470	0-0 1B 1B 1B	0-0 FC 1B	0-0 ② FC 1-2f		0-0 F8-3 3-H 1B			0-0 ②		5	1	3	1	0	0	3
Gene Alley, R (1, 6) OBP: 0.318, SLG: 0.317	0-0 1B 1B 1-3 1B	0-0 ① FC 1B 1-2f	0-0 ③ 4-3		0-0 ②③ F8-3 1-2			SSS 0-3 ③ K		5	1	1	0	0	1	5
Richie Hebner, L (1, 5) OBP: 0.396, SLG: 0.522	0-0 1B 1B 1-2 3-H 1B	SSS 0-3 ② K		0-0 ① G3		0-0 ① F2			0-0 ①	5	1	1	1	0	1	1
Willie Stargell, L (1, 7) OBP: 0.389, SLG: 0.540	0-0 1B 1B 1-3 2-H 1B	0-0 1-3 1B		BBBB 4-0 1B BB		0-0 ② 4-3			0-0 ②	4	2	2	1	1	0	0
Al Oliver, L (1, 3) OBP: 0.322, SLG: 0.385	0-0 1B 1-2 3-H 1B	SSS 0-3 ③ K		0-0 1B 1-2 1B		SSS 0-3 ③ K			0-0 ③	5	0	2	1	0	2	2
Carl Taylor, R (1, 9) OBP: 0.452, SLG: 0.556 Ron Davis, R (8, 9) OBP: 0.310, SLG: 0.270	SSS 0-3 ① K		0-0 ① F8	0-0 ② 1-3 2-H 1B			SSS 0-3 ① K			4 0	0 0	1 0	1 0	0 0	2 0	2 0
Bill Mazeroski, R (1, 4) OBP: 0.294, SLG: 0.313	0-0 1-3 2-H 1B		0-0 2B 1B	SSS 0-3 ③ K			0-0 CS 1B			4	0	3	1	0	1	1
Jerry May, R (1, 2) OBP: 0.282, SLG: 0.386	SSS 0-3 ② K		0-0 1-3 2B		SSS 0-3 ① K		SSS 0-3 ②③ K 1-2			4	0	1	0	0	3	3
Bob Moose, R (1, 1) OBP: 0.250, SLG: 0.100 Bruce Dal Canton, R (3, 1) OBP: 0.500, SLG: 1.000 Chuck Hartenstein, R (6, 1) Lou Marone, R (9, 1)	0-0 ③ P3		BBBB 4-0 FC BB		0-0 1B 3B			SSS 0-3 ① K		1 1 1 0	0 1 0 0	0 1 0 0	0 0 0 0	0 1 0 0	0 0 1 0	2 0 0 0
Inning Stats	R: 4 E: 0 K: 2 S: 13 H: 6 LOB: 2 BB: 0 P: 13	R: 0 E: 0 K: 2 S: 9 H: 2 LOB: 2 BB: 0 P: 9	R: 0 E: 0 K: 0 S: 5 H: 2 LOB: 3 BB: 1 P: 9	R: 1 E: 0 K: 1 S: 6 H: 2 LOB: 1 BB: 1 P: 10	R: 1 E: 0 K: 1 S: 6 H: 2 LOB: 0 BB: 0 P: 6	R: 0 E: 0 K: 1 S: 5 H: 0 LOB: 0 BB: 0 P: 5	R: 0 E: 0 K: 2 S: 7 H: 1 LOB: 0 BB: 0 P: 7	R: 0 E: 0 K: 2 S: 7 H: 0 LOB: 0 BB: 0 P: 7	R: 0 E: 0 K: 0 S: 3 H: 0 LOB: 0 BB: 0 P: 3	1B: 13 2B: 2 3B: 1 HR: 0	SF: 0 SAC: 0 DP: 1 HBP: 0						

PITCHER		IP	WLS	BF	H	R	ER	SO	BB	IBB	HBP	BLK	WP	HR	S	P	ERA	WHIP
Tom Griffin, R ERA: 3.88	(1, 1)	2.1		18	10	4	4	4	1	0	0	0	0	0	25	29	15.43	4.714
Wade Blasingame, L ERA: 5.81	(3, 1)	1.1		6	2	1	1	0	1	0	0	0	0	0	5	9	6.75	2.250
Jack Billingham, R ERA: 4.02	(4, 1)	4.1	W	14	3	1	1	7	0	0	0	0	0	0	28	28	2.08	0.692
Fred Gladding, R ERA: 0.83	(9, 1)	1.0	S	3	0	0	0	0	0	0	0	0	0	0	3	3	0.00	0.000

PITCHER	IP	WLS	BF	H	R	ER	SO	BB	IBB	HBP	BLK	WP	HR	S	P	ERA	WHIP

BOTTOM

Houston Astros @ Pittsburgh Pirates

Forbes Field, Pittsburgh, PA

Fri May 30 1969, 3:38 AM EDT

Att. 18,381 - Unknown

livebaseballscorecards.com

AB	39
R	6
H	15
RBI	6
BB	2
SO	11
LOB	19

1B: 13 SF: 0
2B: 2 SAC: 0
3B: 1 DP: 1
HR: 0 HBP: 0

WP: 0 PA: 41
PB: 0
SB: 0
CS: 1

Houston Astros @ Pittsburgh Pirates

Forbes Field, Pittsburgh, PA

Sat May 31 1969, 3:33 AM EDT

Att. 6,663 - Unknown

TOP

Batter	1	2	3	4	5	6	7	8	9	AB	R	H	RBI	BB	SO	LOB
Curt Blefary, L (1, 3) OBP: 0.364, SLG: 0.365	None 2B		2B BB		SH 1-2 2-3		BB 1B		G6-4-3 1-2f	3	1	2	0	1	0	1
Joe Morgan, L (1, 4) OBP: 0.369, SLG: 0.352	K		1-H 2B		L5		1-2 BB		BB	3	0	1	1	2	1	3
Jimmy Wynn, R (1, 8) OBP: 0.351, SLG: 0.500	None BB				P				K	4	0	0	0	1	1	5
Norm Miller, L (1, 9) OBP: 0.374, SLG: 0.397	1-2 2-3					K				4	0	0	0	0	1	2
Denis Menke, R (1, 6) OBP: 0.441, SLG: 0.491								1B 1B BB		3	0	0	0	1	0	2
Doug Rader, R (1, 5) OBP: 0.328, SLG: 0.348				K		1B		1-2 1B		4	0	2	0	0	1	0
Jesus Alou, R (1, 7) OBP: 0.238, SLG: 0.294		1B CS 1B						G4-6-3 1-2 2-3 1B		4	0	2	0	0	0	1
Johnny Edwards, L (1, 2) OBP: 0.280, SLG: 0.257 Julio Gotay, R (8, PH) OBP: 0.333, SLG: 0.143 Don Bryant, R (8, 2) OBP: 0.270, SLG: 0.343	CS 1-3 1B			SH E BB				G4-6-3 1-2f		2 1 0	0 0 0	1 0 0	0 0 0	1 0 0	0 0 0	0 3 0
Jim Ray, R (1, 1) Marty Martinez, S (7, PH) OBP: 0.400, SLG: 0.375 Jack Billingham, R (7, 1) Hector Torres, R (9, PH) OBP: 0.152, SLG: 0.200	K 1-2 3-H				E1 SH 1-2				G6-4-3 1B	2 1 0 1	0 0 0 0	0 0 0 1	0 0 0 0	1 0 0 0	3 0 0 0	

| Inning Stats | | | | | | | |

Batter	1	2	3	4	5	6	7	8	9	AB	R	H	RBI	BB	SO	LOB
Matty Alou, L (1, 8) OBP: 0.377, SLG: 0.468	None 1B					BBB 4-0 S E BB		SSS 0-3 ② K		3	1	1	0	1	1	0
Richie Hebner, L (1, 5) OBP: 0.399, SLG: 0.518	1-2			SSS 0-3 ① K		0-0 E5 1-H 3B 1B		H 1-0 1B HBP		3	1	1	0	0	1	1
Roberto Clemente, R (1, 9) OBP: 0.361, SLG: 0.430	SSS 0-3 ② K			0-0 ②		0-0 2-H 3B		0-0 1-2 1B		4	0	2	1	0	1	1
Al Oliver, L (1, 3) OBP: 0.314, SLG: 0.374	0-0 ③			0-0 ③		0-0 ③		0-0 ③		4	0	0	0	0	0	4
Manny Sanguillen, R (1, 2) OBP: 0.380, SLG: 0.462		0-0 CS 1B			SSS 0-3 ① K		0-0 S 1B 1B			3	1	2	0	0	1	0
Carl Taylor, R (1, 7) OBP: 0.424, SLG: 0.517 Ron Davis, R (7, 7) OBP: 0.302, SLG: 0.263	SSS 0-3 ① K				SSS 0-3 ② K		SSS 0-3 ① K			2 1	0 0	0 0	0 0	0 0	2 1	1 1
Bill Mazeroski, R (1, 4) OBP: 0.294, SLG: 0.313	SSS 0-3 ② K				0-0 ③		0-0 G5-4-3 1-H 1B			3	0	1	1	0	1	1
Freddie Patek, R (1, 6) OBP: 0.314, SLG: 0.282		0-0 ③ 1-2	SSS 0-3 ① K			0-0 ①	0-0 ② ③ G5-4-3 1-2f			4	0	0	0	0	1	2
Dock Ellis, S (1, 1) OBP: 0.143, SLG: 0.143 Luke Walker, L (8, 1) Ron Kline, R (9, 1)			SSS 0-3 ② K			SSS 0-3 ② K		SSS 0-3 ① K		2 1 0	0 0 0	0 0 0	0 0 0	0 0 0	2 1 0	0 0 0
Inning Stats	R: 0 E: 0 K: 1 S: 6 H: 1 LOB: 1 BB: 0 P: 6	R: 0 E: 0 K: 2 S: 7 H: 1 LOB: 0 BB: 0 P: 7	R: 0 E: 0 K: 2 S: 7 H: 0 LOB: 0 BB: 0 P: 7	R: 0 E: 0 K: 1 S: 5 H: 0 LOB: 0 BB: 0 P: 5	R: 0 E: 0 K: 2 S: 7 H: 0 LOB: 0 BB: 0 P: 7	R: 2 E: 1 K: 1 S: 7 H: 2 LOB: 1 BB: 1 P: 11	R: 1 E: 0 K: 1 S: 6 H: 2 LOB: 0 BB: 0 P: 6	R: 0 E: 0 K: 2 S: 8 H: 1 LOB: 2 BB: 0 P: 9		1B: 6 2B: 0 3B: 1 HR: 0 SF: 0 SAC: 0 DP: 1 HBP: 1						

PITCHER		IP	WLS	BF	H	R	ER	SO	BB	IBB	HBP	BLK	WP	HR	S	P	ERA	WHIP
Jim Ray, R ERA: 2.36	(1, 1)	6.0	L	23	4	2	2	9	1	0	0	0	0	0	39	43	3.00	0.833
Jack Billingham, R ERA: 4.05	(7, 1)	2.0		9	3	1	1	3	0	0	1	0	0	0	14	15	4.50	1.500

PITCHER	IP	WLS	BF	H	R	ER	SO	BB	IBB	HBP	BLK	WP	HR	S	P	ERA	WHIP

BOTTOM

Houston Astros @ Pittsburgh Pirates

Forbes Field, Pittsburgh, PA

Sat May 31 1969, 3:33 AM EDT

Att. 6,663 - Unknown

livebaseballscorecards.com

AB	30
R	3
H	7
RBI	2
BB	1
SO	12
LOB	11

WP: 0 PA: 32
PB: 0
SB: 2
CS: 1

Houston Astros @ Pittsburgh Pirates

Forbes Field, Pittsburgh, PA

Sun Jun 01 1969, 3:33 AM EDT

Att. 21,023 - Unknown

TOP

Batter	1	2	3	4	5	6	7	8	9	AB	R	H	RBI	BB	SO	LOB
Curt Blefary, L (1, 3) OBP: 0.360, SLG: 0.357	BBBB 4-0 1B BB 1B BB	x 0-0 ③		x 0-0 ② F 2-3			x 0-0 ①		x 0-0 ②	4	1	0	0	1	0	2
Joe Morgan, L (1, 4) OBP: 0.370, SLG: 0.346	BBBB 4-0 1B 1-2 1B BB		SSS 0-3 ① K	x 0-0 ③ P			x 0-0 ②		BBBB 4-0 BB 1B BB	3	2	0	0	2	1	2
Jimmy Wynn, R (1, 8) OBP: 0.362, SLG: 0.525	x 0-0 1B 1-2 2-3 1B		x 0-0 2B 1B		x 0-0 ① P		x 0-0 2-H HR		BBBB 4-0 1B 1-2 1B BB	4	3	3	2	1	0	0
Norm Miller, L (1, 9) OBP: 0.374, SLG: 0.404	SSS 0-3 ① K		x 0-0 ② F9		x 0-0 ② F		x 0-0 2B		x 0-0 1B 1-3 2-H 1B	5	0	2	1	0	1	4
Denis Menke, R (1, 6) OBP: 0.440, SLG: 0.494	SSS 0-3 ② K		x 0-0 1B 1-H 2B		x 0-0 ③		x 0-0 ③		x 0-0 1-2 3-H 1B	5	0	2	2	0	1	4
Doug Rader, R (1, 5) OBP: 0.335, SLG: 0.355	x 0-0 1-2 2-H 3-H 1B		x 0-0 FC 2-3 1B			x 0-0 ①		x 0-0 G6-3 1B	x 0-0 ③	5	0	3	2	0	0	2
Jesus Alou, R (1, 7) OBP: 0.233, SLG: 0.288	x 0-0 ③ 1-3		x 0-0 ③ FC 1-2f			x 0-0 ②		x 0-0 ① G6-3 1-2f		4	0	0	0	0	0	5
Johnny Edwards, L (1, 2) OBP: 0.279, SLG: 0.252 Don Bryant, R (8, 2) OBP: 0.270, SLG: 0.343		x 0-0 ①		BBBB 4-0 F SH BB			x 0-0 ③	x 0-0 ② G6-3 1-2f ③		3 0	0 0	0 0	0 0	1 0	0 0	1 0
Don Wilson, R (1, 1) OBP: 0.154, SLG: 0.045 Dooley Womack, L (2, 1) OBP: 0.250, SLG: 0.250 Skip Guinn, R (6, 1) Bill Henry, L (6, 1) Gary Geiger, L (7, PH) OBP: 0.333, SLG: 0.276 Wade Blasingame, L (7, 1) Danny Coombs, R (7, 1) Marty Martinez, S (9, PH) OBP: 0.364, SLG: 0.333		x 0-0 ②		x 0-0 ① SH 1-2			x 0-0 HR 2B		x 0-0 ①	1 0 0 0 1 0 0 0 1	0 0 0 0 1 0 0 0 0	0 0 0 0 1 0 0 0 0	0 0 0 0 1 0 0 0 0	0 0 0 0 0 0 0 0 0	0 0 0 0 0 0 0 0 0	0 0 0 0 0 0 0 0 0
Inning Stats	R: 2 E: 0 K: 2 S: 9 H: 2 LOB: 2 BB: 2 P: 17	R: 0 E: 0 K: 0 S: 3 H: 0 LOB: 0 BB: 0 P: 3	R: 1 E: 0 K: 1 S: 8 H: 3 LOB: 2 BB: 0 P: 8	R: 0 E: 0 K: 0 S: 3 H: 0 LOB: 1 BB: 1 P: 7	R: 0 E: 0 K: 0 S: 3 H: 0 LOB: 0 BB: 0 P: 3	R: 0 E: 0 K: 0 S: 3 H: 0 LOB: 0 BB: 0 P: 3	R: 2 E: 0 K: 0 S: 6 H: 3 LOB: 1 BB: 0 P: 6	R: 0 E: 0 K: 0 S: 3 H: 1 LOB: 0 BB: 0 P: 3	R: 2 E: 0 K: 0 S: 5 H: 2 LOB: 2 BB: 2 P: 13	1B: 7 2B: 3 3B: 0 HR: 1 SF: 0 SAC: 1 DP: 1 HBP: 0				WP: 0 PB: 0 SB: 0 CS: 0	PA: 42	

livebaseballscorecards.com

	AB	36
	R	7
	H	11
	RBI	7
	BB	5
	SO	3
	LOB	20

PITCHER		IP	WLS	BF	H	R	ER	SO	BB	IBB	HBP	BLK	WP	HR	S	P	ERA	WHIP
Steve Blass, R ERA: 5.2	(1, 1)	9.0	W	42	11	7	7	3	5	0	0	0	0	1	43	63	7.00	1.778

PITCHER	IP	WLS	BF	H	R	ER	SO	BB	IBB	HBP	BLK	WP	HR	S	P	ERA	WHIP

Batter	1	2	3	4	5	6	7	8	9	AB	R	H	RBI	BB	SO	LOB
Matty Alou, L (1, 8) OBP: 0.377, SLG: 0.466	BB BB BB 1B	2-3 2B 1B				K				5	2	2	0	0	1	3
Jose Martinez, R (8, 4) OBP: 0.150, SLG: 0.150										1	0	0	0	0	0	0
Richie Hebner, L (1, 5) OBP: 0.409, SLG: 0.524	BB BB SF BB 1-2	1-H 2B 3-H				2B 1B BB 1-2 2-3 3-H	WP 2B 1B			4	3	2	3	2	0	0
Roberto Clemente, R (1, 9) OBP: 0.362, SLG: 0.432	SF BB BB 1-2 2-3					1B 2B 1-3 2-H 3-H	2B 1B 1-3			4	2	1	2	1	1	2
Al Oliver, L (1, 3) OBP: 0.323, SLG: 0.389	K				CS 1B	None BB E 1B 2-H 3-H	1B 1B 2B 1-3 3-H			5	2	3	3	0	1	4
Manny Sanguillen, R (1, 2) OBP: 0.392, SLG: 0.457	SF BB 1-2 2-3 3-H				K 1-2	E BB 1-2	None 1B 1B 2-3 3-H			3	1	1	2	2	1	1
Jose Pagan, R (1, 7) OBP: 0.302, SLG: 0.367	SF 1-2 2-3 3-H	2B			K 1-2	2-3	1-2 1B 3-H			3	0	1	1	0	1	3
Ron Davis, R (7, 7) OBP: 0.318, SLG: 0.282 (8, 8)										1	0	1	1	0	0	0
Gene Alley, R (1, 6) OBP: 0.310, SLG: 0.309						E8 BB BB 1B E9 1-H 3-H	2-3			5	1	1	0	0	0	5
Bill Mazeroski, R (1, 4) OBP: 0.310, SLG: 0.322		1B 2B 2B	IBB			BB BB 2B BB BB				2	2	1	0	3	0	2
Carl Taylor, R (8, 7) OBP: 0.424, SLG: 0.517										0	0	0	0	0	0	0
Steve Blass, R (1, 1) OBP: 0.280, SLG: 0.333		K				BB BB 2B BB 1-2 2-3				4	1	0	0	1	1	5
Inning Stats	R: 2 E: 0 K: 1 S: 6 H: 1 LOB: 2 BB: 3 P: 18	R: 2 E: 0 K: 1 S: 8 H: 3 LOB: 1 BB: 0 P: 8	R: 0 E: 0 K: 0 S: 4 H: 1 LOB: 2 BB: 1 P: 8	R: 0 E: 0 K: 0 S: 3 H: 0 LOB: 0 BB: 0 P: 3	R: 0 E: 0 K: 2 S: 7 H: 1 LOB: 0 BB: 0 P: 7	R: 7 E: 2 K: 1 S: 9 H: 3 LOB: 2 BB: 5 P: 29	R: 3 E: 0 K: 1 S: 10 H: 4 LOB: 2 BB: 0 P: 10	R: 0 E: 0 K: 0 S: 3 H: 0 LOB: 0 BB: 0 P: 3		1B: 8 2B: 5 3B: 0 HR: 0 SF: 1 SAC: 0 DP: 0 HBP: 0						

PITCHER		IP	WLS	BF	H	R	ER	SO	BB	IBB	HBP	BLK	WP	HR	S	P	ERA	WHIP
Don Wilson, R ERA: 4.09	(1, 1)	1.1	L	11	4	4	4	2	3	0	0	0	0	0	12	24	27.00	5.250
Dooley Womack, R ERA: 2.86	(2, 1)	3.2		16	3	3	3	2	2	1	0	0	0	0	17	29	7.36	1.364
Skip Guinn, L ERA: 7.63	(6, 1)	0.1		4	2	2	2	1	1	0	0	0	0	0	5	9	54.00	9.000
Bill Henry, L ERA:	(6, 1)	0.2		5	0	2	0	0	2	0	0	0	0	0	3	11	0.00	3.000
Wade Blasingame, L ERA: 6.61	(7, 1)	0.1		5	3	3	3	1	0	0	0	0	1	0	7	7	81.00	9.000

PITCHER		IP	WLS	BF	H	R	ER	SO	BB	IBB	HBP	BLK	WP	HR	S	P	ERA	WHIP
Danny Coombs, L ERA: 7.11	(7, 1)	1.2		6	1	0	0	0	0	0	0	0	0	0	6	6	0.00	0.600

BOTTOM

Houston Astros @ Pittsburgh Pirates

Forbes Field, Pittsburgh, PA

Sun Jun 01 1969, 3:33 AM EDT

Att. 21,023 - Unknown

livebaseballscorecards.com

AB	37
R	14
H	13
RBI	12
BB	9
SO	6
LOB	25

Batter	1	2	3	4	5	6	7	8	9	AB	R	H	RBI	BB	SO	LOB
Jim Beauchamp, R (1, 8) OBP: 0.105, SLG: 0.263	SSS 0-3 ① K		x 0-0 ② F9		SSS 0-3 ③ K		x 0-0 ① FC5-4 (FC3-6) 1-2f	x 0-0 ② 5-3 3-H		5	0	0	1	0	2	2
Bobby Tolan, L (1, 9) OBP: 0.338, SLG: 0.523	SSS 0-3 ② K		SSS 0-3 ③ K			x 0-0 SH3-4 1B 1B	x 0-0 ② FC3-6 S 1-2f 1B	SSS 0-3 ③ K		5	2	1	0	0	3	2
Alex Johnson, R (1, 7) OBP: 0.364, SLG: 0.524	BBBB 4-0 BB			BBBB 4-0 1B BB		x 0-0 ① SH3-4 1-2	x 0-0 S 1-H 1B 1B		x 0-0 ① 6-3	2	1	1	1	2	0	0
Tony Perez, R (1, 5) OBP: 0.374, SLG: 0.552	SSS 0-3 ③ K			x 0-0 1-2 1B		BBBB 4-0 1B FC BB	x 0-0 1-H 1B		x 0-0 1B	4	1	3	1	1	1	1
Lee May, R (1, 3) OBP: 0.350, SLG: 0.595		x 0-0 E 1B		SSS 0-3 ① K		x 0-0 FC 1-3 2-H 1B	x 0-0 ③ P4		x 0-0 ② F8	5	1	2	1	0	1	4
Johnny Bench, R (1, 2) OBP: 0.379, SLG: 0.561		x 0-0 ① F3		x 0-0 ② F6		x 0-0 ② FC 1-H 3-H		x 0-0 E 1B 1B	SSS 0-3 ③ K	5	1	1	1	0	1	4
Tommy Helms, R (1, 4) OBP: 0.301, SLG: 0.296		x 0-0 ② L1 1-3		x 0-0 ③ L7		x 0-0 FC5-6-4 1B		x 0-0 E2 1B 1-3 5-3		4	1	1	0	0	0	4
Darrel Chaney, S (1, 6) OBP: 0.308, SLG: 0.287		SSS 0-3 ③ K			SSS 0-3 ① K	x 0-0 ③ FC5-6-4 1-2f		x 0-0 SH1-4 2-3 3-H 1B		4	0	1	1	0	2	3
Jim Merritt, L (1, 1) OBP: 0.222, SLG: 0.160			SSS 0-3 ① K		SSS 0-3 ② K		BBBB 4-0 FC5-4 BB	x 0-0 ① SH1-4 1-2		2	0	0	0	1	2	0
Inning Stats	R: 0 E: 0 K: 3 S: 9 H: 0 LOB: 1 BB: 1 P: 13	R: 0 E: 1 K: 1 S: 6 H: 1 LOB: 2 BB: 0 P: 6	R: 0 E: 0 K: 2 S: 7 H: 0 LOB: 0 BB: 0 P: 7	R: 0 E: 0 K: 1 S: 6 H: 1 LOB: 2 BB: 1 P: 10	R: 0 E: 0 K: 3 S: 9 H: 0 LOB: 0 BB: 0 P: 9	R: 3 E: 1 K: 0 S: 6 H: 3 LOB: 1 BB: 1 P: 10	R: 2 E: 0 K: 0 S: 5 H: 2 LOB: 1 BB: 1 P: 9	R: 2 E: 1 K: 1 S: 8 H: 2 LOB: 1 BB: 0 P: 8	R: 0 E: 0 K: 1 S: 6 H: 1 LOB: 1 BB: 0 P: 6	1B: 10 2B: 0 3B: 0 HR: 0 SF: 1 SAC: 2 DP: 0 HBP: 0						

TOP

Cincinnati Reds @ Pittsburgh Pirates

Forbes Field, Pittsburgh, PA

Tue Jun 03 1969, 7:05 PM EDT

Att. 4,576 - Unknown

livebaseballscorecards.com

AB	36
R	7
H	10
RBI	6
BB	4
SO	12
LOB	20

WP: 0 PB: 0 SB: 2 CS: 0 PA: 42

PITCHER		IP	WLS	BF	H	R	ER	SO	BB	IBB	HBP	BLK	WP	HR	S	P	ERA	WHIP
Bob Veale, L ERA: 4.65	(1, 1)	6.2	L	31	7	5	4	10	4	0	0	0	0	0	47	63	5.40	1.650
Bruce Dal Canton, R ERA: 3.18	(7, 1)	0.1		1	0	0	0	0	0	0	0	0	0	0	1	1	0.00	0.000
Ron Kline, R ERA: 4.45	(8, 1)	2.0		10	3	2	0	2	0	0	0	0	0	0	14	14	0.00	1.500

PITCHER	IP	WLS	BF	H	R	ER	SO	BB	IBB	HBP	BLK	WP	HR	S	P	ERA	WHIP

BOTTOM

Cincinnati Reds @ Pittsburgh Pirates

Forbes Field, Pittsburgh, PA

Tue Jun 03 1969, 7:05 PM EDT

Att. 4,576 - Unknown

livebaseballscorecards.com

Batter	1	2	3	4	5	6	7	8	9	AB	R	H	RBI	BB	SO	LOB
Matty Alou, L (1, 8) OBP: 0.373, SLG: 0.460	P4		P5			HR 1B 1B	P5		F2	5	1	1	0	0	0	2
Richie Hebner, L (1, 5) OBP: 0.405, SLG: 0.517	F7			1B		F7		P6		4	0	1	0	0	0	1
Willie Stargell, L (1, 7) OBP: 0.386, SLG: 0.533	K			K		1-2 HR 1B		K		4	1	1	0	0	3	1
Roberto Clemente, R (1, 9) OBP: 0.359, SLG: 0.451		5-3		F8		1-H 2-H HR		E4		4	1	1	3	0	0	1
Manny Sanguillen, R (1, 2) OBP: 0.386, SLG: 0.443		HBP		F8		F9		6-3		3	0	0	0	0	0	2
Bill Mazeroski, R (1, 4) OBP: 0.310, SLG: 0.322		F8			F7	FC4 1B			F9	3	0	1	0	0	0	1
Freddie Patek, R (7, 6) OBP: 0.312, SLG: 0.280										1	0	0	0	0	0	0
Al Oliver, L (1, 3) OBP: 0.315, SLG: 0.378		4-3			K	1-2f FC4			E6 1B	4	0	0	0	0	1	2
Gene Alley, R (1, 6) OBP: 0.307, SLG: 0.296 (7, 4)			K		BB		1-6-3		F9	3	0	0	0	1	1	1
Bob Veale, S (1, 1) OBP: 0.050, SLG: 0.050			4-3		K		P3		1-2 1B	2	0	0	0	0	1	1
Bruce Dal Canton, R (7, 1) OBP: 0.500, SLG: 1.000										0	0	0	0	0	0	0
Carl Taylor, R (7, PH) OBP: 0.412, SLG: 0.500										1	0	0	0	0	0	0
Ron Kline, R (8, 1)										0	0	0	0	0	0	0
Jose Pagan, R (9, PH) OBP: 0.315, SLG: 0.380										1	0	1	0	0	0	0
Inning Stats	R: 0 H: 0 E: 0 LOB: 0 K: 1 BB: 0 S: 5 P: 5	R: 0 H: 0 E: 0 LOB: 1 K: 0 BB: 0 S: 3 P: 4	R: 0 H: 0 E: 0 LOB: 0 K: 1 BB: 0 S: 5 P: 5	R: 0 H: 1 E: 0 LOB: 1 K: 1 BB: 0 S: 6 P: 6	R: 0 H: 0 E: 0 LOB: 1 K: 2 BB: 1 S: 7 P: 11	R: 3 H: 4 E: 0 LOB: 1 K: 0 BB: 0 S: 7 P: 7	R: 0 H: 0 E: 0 LOB: 0 K: 0 BB: 0 S: 3 P: 3	R: 0 H: 0 E: 1 LOB: 1 K: 1 BB: 0 S: 6 P: 6	R: 0 H: 1 E: 1 LOB: 2 K: 0 BB: 0 S: 5 P: 5	1B: 5 SF: 0 2B: 0 SAC: 0 3B: 0 DP: 0 HR: 1 HBP: 1						

PITCHER	IP	WLS	BF	H	R	ER	SO	BB	IBB	HBP	BLK	WP	HR	S	P	ERA	WHIP
Jim Merritt, L (1, 1) ERA: 3.87	9.0	W	37	6	3	3	6	1	0	1	0	0	1	47	52	3.00	0.778

PITCHER	IP	WLS	BF	H	R	ER	SO	BB	IBB	HBP	BLK	WP	HR	S	P	ERA	WHIP

AB	35
R	3
H	6
RBI	3
BB	1
SO	6
LOB	12

WP: 0 PA: 37
PB: 0
SB: 0
CS: 0

Batter	1	2	3	4	5	6	7	8	9	AB	R	H	RBI	BB	SO	LOB
Jimmy Stewart, S (1, 8) OBP: 0.294, SLG: 0.345	1B		F8			SH1-4	F8		E S 2B 2-H	5	2	3	1	0	0	0
Bobby Tolan, L (1, 9) OBP: 0.336, SLG: 0.522	F8		F8			SH1-4 1-2	F9		1-H	4	0	1	1	0	0	1
Alex Johnson, R (1, 7) OBP: 0.369, SLG: 0.526	G5-4-3 1-2			G5-3		1B 2-H		P4	K	5	1	3	1	0	1	2
Tony Perez, R (1, 5) OBP: 0.376, SLG: 0.551	G5-4-3 1-2f			G5-3 1-2		1B 1-3		P5		4	0	2	0	0	0	2
Lee May, R (1, 3) OBP: 0.348, SLG: 0.584		5-3		G5-3 1-2 2-3f		IBB		F9		3	0	0	0	1	0	2
Johnny Bench, R (1, 2) OBP: 0.382, SLG: 0.559 Giraldo Ruiz, S (9, PR) OBP: 0.273, SLG: 0.250 Pat Corrales, R (9, 2) OBP: 0.455, SLG: 0.444		5-3		6-3		1B 1-2 2-3 3-H			SH3	4 0 0	0 1 0	2 0 0	1 0 0	0 0 0	0 0 0	1 0 0
Tommy Helms, R (1, 4) OBP: 0.301, SLG: 0.297	1B				6-3	K			SH3 1-2	3	0	1	0	0	1	3
Darrel Chaney, S (1, 6) OBP: 0.301, SLG: 0.280 Fred Whitfield, L (9, PH) OBP: 0.414, SLG: 0.227 Woody Woodward, R (9, PR) OBP: 0.207, SLG: 0.148 (9, 6)		F7			K	F8			SH5-4 2-H	3 1 0	0 0 1	0 1 0	0 1 0	0 0 0	1 0 0	4 0 0
George Culver, R (1, 1) Clay Carroll, R (8, 1) OBP: 0.625, SLG: 1.000 Wayne Granger, R (9, 1) OBP: 0.250, SLG: 0.143			K	F9			K		SH5-4 1-2	3 0 0	0 0 0	0 0 0	0 0 0	0 0 0	2 0 0	0 0 0
Inning Stats	R: 0 H: 2 E: 0 LOB: 1 K: 0 BB: 0 S: 4 P: 4	R: 0 H: 1 E: 0 LOB: 1 K: 0 BB: 0 S: 4 P: 4	R: 0 H: 0 E: 0 LOB: 0 K: 1 BB: 0 S: 5 P: 5	R: 0 H: 2 E: 0 LOB: 1 K: 0 BB: 0 S: 4 P: 4	R: 0 H: 0 E: 0 LOB: 0 K: 1 BB: 0 S: 5 P: 5	R: 2 H: 4 E: 0 LOB: 3 K: 1 BB: 1 S: 9 P: 13	R: 0 H: 0 E: 0 LOB: 0 K: 1 BB: 0 S: 5 P: 5	R: 0 H: 0 E: 0 LOB: 0 K: 0 BB: 0 S: 3 P: 3	R: 3 H: 4 E: 0 LOB: 2 K: 1 BB: 0 S: 9 P: 9	1B: 12 SF: 0 2B: 1 SAC: 3 3B: 0 DP: 2 HR: 0 HBP: 0						

PITCHER		IP	WLS	BF	H	R	ER	SO	BB	IBB	HBP	BLK	WP	HR	S	P	ERA	WHIP
Jim Bunning, R ERA: 2.7	(1, 1)	8.0		32	9	2	2	4	0	1	0	0	0	0	39	43	2.25	1.125
Chuck Hartenstein, R ERA: 2.97	(9, 1)	0.2	L	5	3	3	3	0	0	0	0	0	0	0	5	5	40.50	4.500
Luke Walker, L ERA: 3.45	(9, 1)	0.1		2	1	0	0	1	0	0	0	0	0	0	4	4	0.00	3.000

PITCHER		IP	WLS	BF	H	R	ER	SO	BB	IBB	HBP	BLK	WP	HR	S	P	ERA	WHIP

TOP

Cincinnati Reds @ Pittsburgh Pirates

Forbes Field, Pittsburgh, PA

Wed Jun 04 1969, 7:05 PM EDT

Att. 6,685 - Unknown

livebaseballscorecards.com

AB	35
R	5
H	13
RBI	5
BB	1
SO	5
LOB	15

WP: 0	PA: 39		
PB: 0			
SB: 1			
CS: 0			

Batter	1	2	3	4	5	6	7	8	9	AB	R	H	RBI	BB	SO	LOB
Matty Alou, L (1, 8) OBP: 0.370, SLG: 0.468	6-3		1-3			1-3		HR	6-3	5	1	1	1	0	0	1
Richie Hebner, L (1, 5) OBP: 0.419, SLG: 0.526	FC3-6 HBP			1B 1B		PB 1B 1B		E 1B 4-3 1B		3	2	3	0	0	0	0
Willie Stargell, L (1, 7) OBP: 0.383, SLG: 0.527	FC3-6 1-2f			K		K 1B 1-2		E9 4-3 IBB 1-3 1B		4	0	1	0	0	2	3
Roberto Clemente, R (1, 9) OBP: 0.370, SLG: 0.456	G3			G4-6-3 1-3 1B		1B 1-3 2-H		4-3 1-2 IBB		3	0	2	1	1	0	1
Al Oliver, L (1, 3) OBP: 0.307, SLG: 0.368		F8		G4-6-3 1-2f		P6		4-3 1-2 2-3 3-H		4	0	0	1	0	0	6
Manny Sanguillen, R (1, 2) OBP: 0.381, SLG: 0.430		4-3			F9		K SH3-4 BB	1-3		3	0	0	0	1	0	2
Gene Alley, R (1, 4) OBP: 0.308, SLG: 0.288		5-3			K	SH3-4 1-2			G5-4-3 WP BB	2	0	0	0	1	1	0
Freddie Patek, R (1, 6) OBP: 0.306, SLG: 0.273 Jose Pagan, R (9, PH) OBP: 0.327, SLG: 0.380			K		1-3	K 2-3			G5-4-3 1-2 BB	3 0	0 0	0 0	0 0	0 1	2 0	1 0
Jim Bunning, R (1, 1) OBP: 0.095, SLG: 0.050 Gary Kolb, L (8, PH) OBP: 0.182, SLG: 0.200 Chuck Hartenstein, R (9, 1) Luke Walker, L (9, 1) Carl Taylor, R (9, PH) OBP: 0.400, SLG: 0.484			6-3			K		3-1	G5-4-3 1-2f 2-3	2 1 0 0 1	0 0 0 0 0	0 0 0 0 0	0 0 0 0 0	1 0 0 0 0	0 0 0 0 0	0 0 0 0 2
Inning Stats	R: 0 E: 0 K: 0 S: 3 H: 0 LOB: 1 BB: 0 P: 4	R: 0 E: 0 K: 0 S: 3 H: 0 LOB: 0 BB: 0 P: 3	R: 0 E: 0 K: 1 S: 5 H: 0 LOB: 0 BB: 0 P: 5	R: 0 E: 0 K: 1 S: 6 H: 2 LOB: 1 BB: 0 P: 6	R: 0 E: 0 K: 1 S: 5 H: 0 LOB: 0 BB: 0 P: 5	R: 1 E: 0 K: 2 S: 10 H: 2 LOB: 2 BB: 0 P: 10	R: 0 E: 0 K: 1 S: 4 H: 0 LOB: 0 BB: 1 P: 8	R: 2 E: 1 K: 0 S: 6 H: 3 LOB: 2 BB: 1 P: 10	R: 0 E: 0 K: 0 S: 2 H: 0 LOB: 1 BB: 2 P: 10	1B: 6 2B: 0 3B: 0 HR: 1	SF: 0 SAC: 1 DP: 2 HBP: 1			WP: 1 PB: 1 SB: 0 CS: 0	PA: 37		

PITCHER		IP	WLS	BF	H	R	ER	SO	BB	IBB	HBP	BLK	WP	HR	S	P	ERA	WHIP
George Culver, R ERA: 3.21	(1, 1)	7.1		29	6	3	2	6	1	0	1	0	0	1	39	44	2.46	0.955
Clay Carroll, R ERA: 2.74	(8, 1)	0.2	W	5	1	0	0	0	1	1	0	0	0	0	3	11	0.00	3.000
Wayne Granger, R ERA: 3.51	(9, 1)	1.0	S	3	0	0	0	0	1	0	0	0	1	0	2	6	0.00	1.000

PITCHER	IP	WLS	BF	H	R	ER	SO	BB	IBB	HBP	BLK	WP	HR	S	P	ERA	WHIP

BOTTOM

Cincinnati Reds @ Pittsburgh Pirates

Forbes Field, Pittsburgh, PA

Wed Jun 04 1969, 7:05 PM EDT

Att. 6,685 - Unknown

livebaseballscorecards.com

AB	31
R	3
H	7
RBI	3
BB	4
SO	6
LOB	16

Batter	1	2	3	4	5	6	7	8	9	AB	R	H	RBI	BB	SO	LOB
Matty Alou, L (1, 8) OBP: 0.372, SLG: 0.468	F8		2-H 1B		1-2 1B			F8		4	0	2	1	0	0	0
Richie Hebner, L (1, 5) OBP: 0.409, SLG: 0.513	P5		K		G3			F7		4	0	0	0	0	1	3
Willie Stargell, L (1, 3) OBP: 0.385, SLG: 0.526	F9			K		FC6-4 1B 1B		FC6-4 1B		4	0	2	0	0	1	0
Roberto Clemente, R (1, 9) OBP: 0.367, SLG: 0.450		F9		F7		FC6-4 1-2 1B		FC6-4 1-2f		4	0	1	0	0	0	1
Manny Sanguillen, R (1, 2) OBP: 0.367, SLG: 0.413		6-3		K		FC6-4 1-2f 2-3 6-3			P4	4	0	0	0	0	1	2
Jose Pagan, R (1, 7) OBP: 0.305, SLG: 0.352		K		F2		6-3 1-2			F7	4	0	0	0	0	1	3
Gene Alley, R (1, 4) OBP: 0.293, SLG: 0.273 (1, 6)			K		5-3		K		F8	4	0	0	0	0	2	0
Freddie Patek, R (1, 6) OBP: 0.306, SLG: 0.273			SH2-3 1B 1B		1B 1B		P3			0	0	0	0	0	0	0
Jose Martinez, R (1, 4) OBP: 0.217, SLG: 0.217										3	1	2	0	0	0	0
Dock Ellis, S (1, 1) OBP: 0.133, SLG: 0.133			SH2-3 1-2		K		P4			1	0	0	0	0	1	1
Carl Taylor, R (7, PH) OBP: 0.389, SLG: 0.469										1	0	0	0	0	0	0
Bruce Dal Canton, R (7, 1) OBP: 0.500, SLG: 1.000										0	0	0	0	0	0	0
Chuck Hartenstein, R (7, 1)										0	0	0	0	0	0	0
Inning Stats	R: 0 E: 0 K: 0 S: 3 H: 0 LOB: 0 BB: 0 P: 3	R: 0 E: 0 K: 1 S: 5 H: 0 LOB: 0 BB: 0 P: 5	R: 1 E: 0 K: 2 S: 9 H: 2 LOB: 0 BB: 0 P: 9	R: 0 E: 0 K: 2 S: 8 H: 0 LOB: 1 BB: 0 P: 8	R: 0 E: 0 K: 1 S: 7 H: 2 LOB: 2 BB: 0 P: 7	R: 0 E: 0 K: 0 S: 4 H: 2 LOB: 1 BB: 0 P: 4	R: 0 E: 0 K: 1 S: 5 H: 0 LOB: 0 BB: 0 P: 5	R: 0 E: 0 K: 0 S: 4 H: 1 LOB: 1 BB: 0 P: 4	R: 0 E: 0 K: 0 S: 3 H: 0 LOB: 0 BB: 0 P: 3	1B: 7 2B: 0 3B: 0 HR: 0 SF: 0 SAC: 1 DP: 0 HBP: 0						

PITCHER	IP	WLS	BF	H	R	ER	SO	BB	IBB	HBP	BLK	WP	HR	S	P	ERA	WHIP
Phil Niekro, R (1, 1) ERA: 1.86	9.0	W	34	7	1	1	7	0	0	0	0	0	0	48	48	1.00	0.778

PITCHER	IP	WLS	BF	H	R	ER	SO	BB	IBB	HBP	BLK	WP	HR	S	P	ERA	WHIP

TOP

Pittsburgh Pirates @ Atlanta Braves

Atlanta Stadium, Atlanta, GA

Fri Jun 06 1969, 7:05 PM EDT

Att. 17,049 - Unknown

livebaseballscorecards.com

AB	33
R	1
H	7
RBI	1
BB	0
SO	7
LOB	10

WP: 0 PA: 34
PB: 1
SB: 0
CS: 0

Pittsburgh Pirates @ Atlanta Braves

Atlanta Stadium, Atlanta, GA

Fri Jun 06 1969, 7:05 PM EDT

Att. 17,049 - Unknown

livebaseballscorecards.com

Batter	1	2	3	4	5	6	7	8	9	AB	R	H	RBI	BB	SO	LOB
Mike Lum, L (1, 8) OBP: 0.366, SLG: 0.356	0-0 1B FC5-2 2B		0-0 F7 ②		0-0 BB 1B 3-H 1B		0-0 6-3 ② 2-3			4	0	2	1	0	0	1
Sonny Jackson, L (1, 6) OBP: 0.347, SLG: 0.378	0-0 BB FC5-2 2-3 1B		0-0 6-3 ③		0-0 BB 1-2 1B		BBBB 4-0 BB IBB BB			3	0	2	0	1	0	0
Hank Aaron, R (1, 9) OBP: 0.458, SLG: 0.684	0-0 FC5-2 BB ① 1-2 3-H			0-0 HR	BBBB 4-0 1-2 2-3 BB		IIII 4-0 BB 1-2 IBB			2	1	1	1	2	0	2
Orlando Cepeda, R (1, 3) OBP: 0.335, SLG: 0.506	BBBB 4-0 G4-3 1-2 2-3 BB			0-0 L8 ①	0-0 F9 ③		BBBB 4-0 1-2 2-3 3-H BB			2	0	0	1	2	0	3
Felix Millan, R (1, 4) OBP: 0.327, SLG: 0.403	0-0 G4-3 ② ③ 1-2f			0-0 P2 ②		0-0 F8 ①	0-0 F8 ③			4	0	0	0	0	0	6
Darrell Evans, L (1, 5) Clete Boyer, R (7, 5) OBP: 0.309, SLG: 0.380		0-0 4-3 ①		SSS 0-3 K ③		0-0 6-3 ②		0-0 F9 ①		3 1	0 0	0 0	0 0	0 0	1 0	0 0
Tommie Aaron, R (1, 7) OBP: 0.412, SLG: 0.400		0-0 G3-6-3 1B			BBBB 4-0 6-3 6-3 1B BB	0-0 4-3 ③		0-0 CS 1B		3	1	2	0	1	0	0
Bob Didier, S (1, 2) OBP: 0.245, SLG: 0.258		0-0 G3-6-3 ② ③ 1-2f			0-0 6-3 ① 1-2		BBBB 4-0 6-3 SH3 BB BB	SSS 0-3 K ② ③ 1-2		3	1	0	0	1	1	3
Phil Niekro, R (1, 1) OBP: 0.161, SLG: 0.167			0-0 5-3 ①		0-0 6-3 ② 2-3		0-0 SH3 ① 1-2			2	0	0	0	0	0	1
Inning Stats	R: 0 E: 0 K: 0 S: 4 H: 2 LOB: 2 BB: 1 P: 8	R: 0 E: 0 K: 0 S: 3 H: 1 LOB: 0 BB: 0 P: 3	R: 0 E: 0 K: 0 S: 3 H: 0 LOB: 0 BB: 0 P: 3	R: 1 E: 0 K: 1 S: 6 H: 1 LOB: 0 BB: 0 P: 6	R: 1 E: 0 K: 0 S: 5 H: 2 LOB: 3 BB: 2 P: 13	R: 0 E: 0 K: 0 S: 3 H: 0 LOB: 0 BB: 0 P: 3	R: 1 E: 0 K: 0 S: 3 H: 0 LOB: 3 BB: 4 P: 19	R: 0 E: 0 K: 1 S: 5 H: 1 LOB: 0 BB: 0 P: 5		1B: 5 2B: 1 3B: 0 HR: 1 SF: 0 SAC: 1 DP: 2 HBP: 0						

PITCHER		IP	WLS	BF	H	R	ER	SO	BB	IBB	HBP	BLK	WP	HR	S	P	ERA	WHIP
Dock Ellis, R ERA: 4.89	(1, 1)	6.0	L	25	6	2	2	1	3	0	0	0	0	1	24	36	3.00	1.500
Bruce Dal Canton, R ERA: 3.41	(7, 1)	0.2		5	0	1	1	0	2	1	0	0	0	0	2	14	13.50	3.000
Chuck Hartenstein, R ERA: 2.88	(7, 1)	1.1		5	1	0	0	1	1	0	0	0	0	0	6	10	0.00	1.500

PITCHER	IP	WLS	BF	H	R	ER	SO	BB	IBB	HBP	BLK	WP	HR	S	P	ERA	WHIP

AB	27
R	3
H	7
RBI	3
BB	7
SO	2
LOB	16

Batter	1	2	3	4	5	6	7	8	9	AB	R	H	RBI	BB	SO	LOB
Matty Alou, L (1, 8) OBP: 0.377, SLG: 0.476	F8		E4 1-H SF7 2B		G4-6-3 1B		F9		1-2 HR 1B	5	2	3	1	0	0	2
Richie Hebner, L (1, 5) OBP: 0.398, SLG: 0.500	3-1		SF7 3-H		G4-6-3 1-2f		6-3		F9	4	0	0	1	0	0	5
Willie Stargell, L (1, 7) OBP: 0.386, SLG: 0.520 Jose Pagan, R (9, 7) OBP: 0.305, SLG: 0.352	F7		BBBB 1B 2B BB			F4		F7	1-2 2-H HR 1B	4 0	2 0	1 0	1 0	1 0	0 0	0 0
Roberto Clemente, R (1, 9) OBP: 0.381, SLG: 0.500 Ron Davis, R (9, 9) OBP: 0.318, SLG: 0.282		F8	1-2 2B 1B			FC 1B		2B 3B	1-H 2-H HR	5 0	3 0	4 0	3 0	0 0	0 0	0 0
Manny Sanguillen, R (1, 2) OBP: 0.368, SLG: 0.450		HR	1-H 2-H 2B			FC 1-2f		F9	F7	5	1	2	3	0	0	2
Al Oliver, L (1, 3) OBP: 0.306, SLG: 0.372		K		F3		K		BLK 3-H 2B		4	0	1	1	0	2	1
Gene Alley, R (1, 6) OBP: 0.291, SLG: 0.272		P3		P6			S 1B	F8 2-3		4	0	1	0	0	0	1
Jose Martinez, R (1, 4) OBP: 0.185, SLG: 0.185			1-3	K			K 1-2		F7	4	0	0	0	0	2	1
Steve Blass, R (1, 1) OBP: 0.310, SLG: 0.357			E 1B		F2		E5		1B 1B	4	2	2	0	0	0	1
Inning Stats	R: 0 E: 0 K: 0 S: 3 H: 0 LOB: 0 BB: 0 P: 3	R: 1 E: 0 K: 1 S: 6 H: 1 LOB: 0 BB: 0 P: 6	R: 4 E: 1 K: 0 S: 6 H: 4 LOB: 2 BB: 1 P: 10	R: 0 E: 0 K: 1 S: 5 H: 0 LOB: 0 BB: 0 P: 5	R: 0 E: 0 K: 0 S: 3 H: 1 LOB: 0 BB: 0 P: 3	R: 0 E: 0 K: 1 S: 6 H: 1 LOB: 1 BB: 0 P: 6	R: 0 E: 1 K: 1 S: 7 H: 1 LOB: 2 BB: 0 P: 7	R: 1 E: 0 K: 0 S: 5 H: 2 LOB: 1 BB: 0 P: 5	R: 4 E: 0 K: 0 S: 7 H: 4 LOB: 0 BB: 0 P: 7	1B: 8 2B: 3 3B: 1 HR: 2 SF: 1 SAC: 0 DP: 1 HBP: 0	WP: 0 PB: 0 SB: 1 CS: 0 PA: 41					

PITCHER	IP	WLS	BF	H	R	ER	SO	BB	IBB	HBP	BLK	WP	HR	S	P	ERA	WHIP
Pat Jarvis, R (1, 1) ERA: 6.06	3.0	L	14	5	5	5	1	1	0	0	0	0	1	15	19	15.00	2.000
Ken Johnson, R (4, 1) ERA: 4.97	4.0		15	3	0	0	3	0	0	0	0	0	0	21	21	0.00	0.750
Claude Raymond, R (8, 1) ERA: 7.41	2.0		12	6	5	5	0	0	0	0	1	0	1	12	12	22.50	3.000

PITCHER	IP	WLS	BF	H	R	ER	SO	BB	IBB	HBP	BLK	WP	HR	S	P	ERA	WHIP

TOP

Pittsburgh Pirates @ Atlanta Braves

Atlanta Stadium, Atlanta, GA

Sat Jun 07 1969, 3:33 AM EDT

Att. 21,120 - Unknown

livebaseballscorecards.com

AB	39
R	10
H	14
RBI	10
BB	1
SO	4
LOB	13

Pittsburgh Pirates @ Atlanta Braves

Atlanta Stadium, Atlanta, GA

Sat Jun 07 1969, 3:33 AM EDT

Att. 21,120 - Unknown

livebaseballscorecards.com

BOTTOM

Batter	1	2	3	4	5	6	7	8	9	AB	R	H	RBI	BB	SO	LOB
Mike Lum, L (1, 8) OBP: 0.360, SLG: 0.349	F7		4-3		F7		FC 1B			4	0	1	0	0	0	0
Sonny Jackson, L (1, 6) OBP: 0.345, SLG: 0.371	K		4-3		2B BB		F5			3	1	0	0	1	1	1
Hank Aaron, R (1, 9) OBP: 0.454, SLG: 0.680	E6 WP		F8		1-H 2B		FC 1-2f			4	0	1	1	0	0	1
Orlando Cepeda, R (1, 3) OBP: 0.328, SLG: 0.494	5-3 1-2			F7	K			F5		4	0	0	0	0	1	2
Felix Millan, R (1, 4) OBP: 0.330, SLG: 0.402		FC4-6 1B FC4-6 1B		1B BB	K			F6		3	1	1	0	1	1	0
Darrell Evans, L (1, 5) OBP: 0.222, SLG: 0.222		FC4-6 1-2 1B		K		FC 1B		F5		4	0	2	0	0	1	1
Tommie Aaron, R (1, 7) OBP: 0.429, SLG: 0.389		FC4-6 FC4-6 1-2f 2-3		1-2 1B		FC 1-2f			G6-4-3 BB	3	0	1	0	1	0	3
Bob Didier, S (1, 2) OBP: 0.235, SLG: 0.247		FC4-6 1-2f 3-H		P5		6-3			F5	4	0	0	1	0	0	5
Pat Jarvis, R (1, 1) OBP: 0.120, SLG: 0.125		K			K		F7		G6-4-3 1-2f	1	0	0	0	0	1	1
Ken Johnson, R (4, 1)										1	0	0	0	0	1	0
Bob Aspromonte, R (7, PH) OBP: 0.307, SLG: 0.337										1	0	0	0	0	0	0
Claude Raymond, R (8, 1)										0	0	0	0	0	0	0
Rico Carty, R (9, PH) OBP: 0.524, SLG: 0.765										1	0	0	0	0	0	1
Inning Stats	R: 0 H: 0 E: 1 LOB: 1 K: 1 BB: 0 S: 6 P: 6	R: 1 H: 2 E: 0 LOB: 1 K: 1 BB: 0 S: 7 P: 7	R: 0 H: 0 E: 0 LOB: 0 K: 0 BB: 0 S: 3 P: 3	R: 0 H: 1 E: 0 LOB: 2 K: 1 BB: 1 S: 6 P: 10	R: 1 H: 1 E: 0 LOB: 1 K: 2 BB: 1 S: 8 P: 12	R: 0 H: 1 E: 0 LOB: 1 K: 1 BB: 0 S: 6 P: 6	R: 0 H: 1 E: 0 LOB: 1 K: 0 BB: 0 S: 4 P: 4	R: 0 H: 0 E: 0 LOB: 0 K: 0 BB: 0 S: 3 P: 3	R: 0 H: 0 E: 0 LOB: 0 K: 0 BB: 1 S: 2 P: 6	1B: 5 SF: 0 2B: 1 SAC: 0 3B: 0 DP: 1 HR: 0 HBP: 0						

AB	33
R	2
H	6
RBI	2
BB	3
SO	6
LOB	15

WP: 1 PA: 36
PB: 0
SB: 0
CS: 0

PITCHER	IP	WLS	BF	H	R	ER	SO	BB	IBB	HBP	BLK	WP	HR	S	P	ERA	WHIP
Steve Blass, R (1, 1) ERA: 4.79	9.0	W	36	6	2	2	6	3	0	0	0	1	0	45	57	2.00	1.000

PITCHER	IP	WLS	BF	H	R	ER	SO	BB	IBB	HBP	BLK	WP	HR	S	P	ERA	WHIP

Batter	1	2	3	4	5	6	7	8	9	AB	R	H	RBI	BB	SO	LOB
Matty Alou, L (1, 8) OBP: 0.377, SLG: 0.474	F6		E9 S 2-H 1B		2-H 1B	F6		F8		5	0	2	1	0	0	2
Gene Alley, R (1, 6) OBP: 0.286, SLG: 0.267	K		K 1-2		F9		2B HR 1B	K FC		5	1	1	0	0	3	2
Willie Stargell, L (1, 3) OBP: 0.386, SLG: 0.522	K			HR 1B	F7		1-3 HR 2B	K		5	2	2	0	0	2	2
Roberto Clemente, R (1, 9) OBP: 0.375, SLG: 0.486		K		K		K	HR BB	FC 1-2f		4	1	0	0	1	3	2
Manny Sanguillen, R (1, 2) OBP: 0.359, SLG: 0.438 Gary Kolb, L (6, 2) OBP: 0.182, SLG: 0.200 Jerry May, R (7, PH) OBP: 0.286, SLG: 0.417 (7, 2)		F4		F7		F8	1-H 2-H 3-H HR		6-3	3 0 2	0 0 1	0 0 1	0 0 4	0 0 0	0 0 0	1 0 0
Jose Pagan, R (1, 5) OBP: 0.328, SLG: 0.492		F9		1-H HR		HR	1-3		E6 2B	5	2	3	3	0	0	0
Ron Davis, R (1, 7) OBP: 0.327, SLG: 0.279			6-3	K		1B 1B	WP BB		K	4	1	1	0	1	2	1
Jose Martinez, R (1, 4) OBP: 0.250, SLG: 0.281			SH1-4 E 1B	1B 2B		1-2 1B	F9 1-2		4-3	5	2	3	0	0	0	2
Jim Bunning, R (1, 1) OBP: 0.095, SLG: 0.050 Ron Kline, R (2, 1) Lou Marone, R (3, 1) Bruce Dal Canton, R (3, 1) OBP: 0.500, SLG: 1.000 Carl Taylor, R (5, PH) OBP: 0.378, SLG: 0.455 Luke Walker, L (5, 1) Richie Hebner, L (6, PH) OBP: 0.401, SLG: 0.503 Chuck Hartenstein, R (6, 1)			SH1-4 1-2		F4	1-2 2-H 1B	K			0 0 0 0 1 0 1 1	0 0 0 0 0 0 0 0	0 0 0 0 0 0 0 0	0 0 0 0 0 0 0 1	0 0 0 0 0 0 0 0	0 0 0 0 0 0 0 1	0 0 0 0 0 0 0 1
Inning Stats	R: 0 E: 0 K: 2 S: 7 H: 0 LOB: 0 BB: 0 P: 7	R: 0 E: 0 K: 1 S: 5 H: 0 LOB: 0 BB: 0 P: 5	R: 1 E: 1 K: 1 S: 7 H: 2 LOB: 1 BB: 0 P: 7	R: 2 E: 0 K: 2 S: 9 H: 2 LOB: 0 BB: 0 P: 9	R: 1 E: 0 K: 0 S: 5 H: 2 LOB: 1 BB: 0 P: 5	R: 2 E: 0 K: 1 S: 9 H: 4 LOB: 2 BB: 0 P: 9	R: 4 E: 0 K: 1 S: 8 H: 3 LOB: 1 BB: 2 P: 16	R: 0 E: 0 K: 2 S: 8 H: 0 LOB: 1 BB: 0 P: 8	R: 0 E: 1 K: 1 S: 6 H: 1 LOB: 1 BB: 0 P: 6	1B: 8 2B: 3 3B: 0 HR: 3 SF: 0 SAC: 1 DP: 0 HBP: 0						

TOP

Pittsburgh Pirates @ Atlanta Braves

Atlanta Stadium, Atlanta, GA

Sun Jun 08 1969, 3:33 AM EDT

Unknown

livebaseballscorecards.com

AB	41
R	10
H	14
RBI	9
BB	2
SO	11
LOB	14

WP: 1 PB: 1 SB: 1 CS: 0 PA: 44

PITCHER		IP	WLS	BF	H	R	ER	SO	BB	IBB	HBP	BLK	WP	HR	S	P	ERA	WHIP
George Stone, L ERA: 4.38	(1, 1)	5.2		25	8	6	5	7	0	0	0	0	0	2	39	39	7.94	1.412
Cecil Upshaw, R ERA: 2.59	(6, 1)	0.1		6	4	3	3	0	1	0	0	0	0	0	5	9	81.00	15.000
Paul Doyle, L ERA: 4.91	(7, 1)	0.1		3	1	1	1	0	1	0	0	0	0	1	2	6	27.00	6.000
Pat Jarvis, R ERA: 6.0	(7, 1)	0.2		2	0	0	0	1	0	0	0	0	1	0	4	4	0.00	0.000
Phil Niekro, R ERA: 1.82	(8, 1)	2.0	W	8	1	0	0	3	0	0	0	0	0	0	14	14	0.00	0.500

PITCHER	IP	WLS	BF	H	R	ER	SO	BB	IBB	HBP	BLK	WP	HR	S	P	ERA	WHIP

Pittsburgh Pirates @ Atlanta Braves

Atlanta Stadium, Atlanta, GA

Sun Jun 08 1969, 3:33 AM EDT

Unknown

BOTTOM

Batter	1	2	3	4	5	6	7	8	9	AB	R	H	RBI	BB	SO	LOB
Mike Lum, L (1, 8) OBP: 0.363, SLG: 0.343	F7	1B BB	F5		1-3		E4 2-H 1B			4	0	1	1	1	0	3
Sonny Jackson, L (1, 6) OBP: 0.347, SLG: 0.369	4-3	1-2 1B	BB 1B 1-2 2-3 3-H BB		6-3		K			4	0	1	1	1	1	1
Hank Aaron, R (1, 9) OBP: 0.452, SLG: 0.688	5-3	F6	BB 1-2 2-3 3-H 1B		6-3			HR		5	1	2	2	0	0	2
Orlando Cepeda, R (1, 3) OBP: 0.325, SLG: 0.484		K	F5			F4		F7		4	0	0	1	1	1	0
Felix Millan, R (1, 4) OBP: 0.332, SLG: 0.402		BB 1B 3B 1B	1B 1B F3			5-3		F5		5	2	2	0	0	0	3
Darrell Evans, L (1, 5) OBP: 0.286, SLG: 0.286 Clete Boyer, R (9, 5) OBP: 0.309, SLG: 0.380		BB 1-2 3B 1B	1B 1-2 1B	F9		F8		3-1		5 0	2 0	2 0	0 0	0 0	0 0	0 0
Tommie Aaron, R (1, 7) OBP: 0.480, SLG: 0.429		1-2 2-3 3B BB	1B 1-3 2-H BB 1B	F7			SH E 1B			3	3	2	1	1	0	0
Bob Didier, S (1, 2) OBP: 0.257, SLG: 0.283		1-H 2-H 3-H WP 3B	BB 1B 1B IBB	1B			SH 1-2			2	2	2	3	1	0	0
George Stone, L (1, 1) OBP: 0.091, SLG: 0.091 Cecil Upshaw, R (6, 1) OBP: 0.286, SLG: 0.714 Paul Doyle, L (7, 1) Pat Jarvis, R (7, 1) OBP: 0.120, SLG: 0.125 Rico Carty, R (7, PH) OBP: 0.500, SLG: 0.722 Phil Niekro, R (8, 1) OBP: 0.161, SLG: 0.167		3-H 4-3	1B BB 1-2 2-3 3-H BB 1B	6-3			K			3 0 0 0 1 0	1 0 0 0 0 0	1 0 0 0 0 0	1 0 0 0 0 0	0 0 0 0 1 0	0 0 0 0 1 0	1 0 0 0 1 0
Inning Stats	R: 0 E: 0 K: 0 S: 3 H: 0 LOB: 0 BB: 0 P: 3	R: 4 E: 0 K: 1 S: 9 H: 4 LOB: 2 BB: 2 P: 17	R: 5 E: 0 K: 0 S: 8 H: 5 LOB: 3 BB: 3 P: 20	R: 0 E: 0 K: 0 S: 4 H: 1 LOB: 1 BB: 0 P: 4	R: 0 E: 0 K: 0 S: 3 H: 0 LOB: 0 BB: 0 P: 3	R: 0 E: 0 K: 0 S: 3 H: 0 LOB: 0 BB: 0 P: 3	R: 1 E: 1 K: 2 S: 9 H: 2 LOB: 1 BB: 0 P: 9	R: 1 E: 0 K: 0 S: 4 H: 1 LOB: 0 BB: 0 P: 4		1B: 11 2B: 0 3B: 1 HR: 1	SF: 0 SAC: 1 DP: 0 HBP: 0				WP: 1 PB: 0 SB: 0 CS: 0		PA: 42

livebaseballscorecards.com

AB	36
R	11
H	13
RBI	10
BB	5
SO	3
LOB	11

PITCHER		IP	WLS	BF	H	R	ER	SO	BB	IBB	HBP	BLK	WP	HR	S	P	ERA	WHIP
Jim Bunning, R ERA: 3.12	(1, 1)	1.2		11	4	4	4	1	2	0	0	0	1	0	11	19	21.60	3.600
Ron Kline, R ERA: 5.81	(2, 1)	0.2		7	4	5	5	0	0	1	0	0	0	0	6	10	67.50	6.000
Lou Marone, L ERA:	(3, 1)	0.1		4	1	0	0	0	2	0	0	0	0	0	2	10	0.00	9.000
Bruce Dal Canton, R ERA: 3.26	(3, 1)	1.1		5	1	0	0	0	0	0	0	0	0	0	5	5	0.00	0.750
Luke Walker, L ERA: 3.24	(5, 1)	1.0		3	0	0	0	0	0	0	0	0	0	0	3	3	0.00	0.000

PITCHER		IP	WLS	BF	H	R	ER	SO	BB	IBB	HBP	BLK	WP	HR	S	P	ERA	WHIP
Chuck Hartenstein, R ERA: 3.09	(6, 1)	3.0	L	12	3	2	2	2	0	0	0	0	0	1	16	16	6.00	1.000

Pittsburgh Pirates @ Atlanta Braves

Atlanta Stadium, Atlanta, GA

Sun Jun 08 1969, 3:38 AM EDT

Att. 27,318 - Unknown

livebaseballscorecards.com

Batter	1	2	3	4	5	6	7	8	9	AB	R	H	RBI	BB	SO	LOB
Matty Alou, L (1, 8) OBP: 0.382, SLG: 0.477	0-0 S 2B 1B	0-0 ③ 5-3			0-0 1B 1B		0-0 ① F7		0-0 ② 1-2 1B	5	1	3	0	0	0	1
Richie Hebner, L (1, 5) OBP: 0.390, SLG: 0.488	0-0 ① F8		0-0 ① F9		0-0 ① P6		0-0 ② F7		SSS 0-3 ③ K	5	0	0	0	0	1	3
Willie Stargell, L (1, 9) OBP: 0.393, SLG: 0.543 Ron Davis, R (7, 9) OBP: 0.327, SLG: 0.279	0-0 1-H 3B 2B		0-0 5-3 2B		0-0 ② P6		0-0 2B			4 0	1 0	3 0	1 0	0 0	0 0	1 0
Jose Pagan, R (1, 7) OBP: 0.353, SLG: 0.532	0-0 2-H SF7 3B		BBB 4-0 BB		0-0 1-3 1B		0-0 ③ 6-3			3	1	2	1	1	0	1
Al Oliver, L (1, 3) OBP: 0.299, SLG: 0.365	0-0 ② SF7 3-H		0-0 ② ③ 5-3 2-3f		0-0 ③ 4-3			0-0 ① F7		3	0	0	1	0	0	4
Gene Alley, R (1, 6) OBP: 0.274, SLG: 0.256	0-0 ③ 5-3			0-0 ① F8		SSS 0-3 ① K		0-0 ② 4-3		4	0	0	0	0	1	0
Gary Kolb, L (1, 2) OBP: 0.267, SLG: 0.231		0-0 ① 4-1		0-0 1B		BBBB 4-0 FC6-4 BB		0-0 ③ G3		3	0	1	0	1	0	0
Jose Martinez, R (1, 4) OBP: 0.257, SLG: 0.286 Manny Sanguillen, R (9, PH) OBP: 0.356, SLG: 0.434		0-0 FC6-4 1B		SSS 0-3 ② K		SSS 0-3 ② K			0-0 ① 6-4	3 1	0 0	1 0	0 0	0 0	2 0	2 0
Bob Veale, S (1, 1) OBP: 0.043, SLG: 0.043 Bruce Dal Canton, R (6, 1) OBP: 0.500, SLG: 1.000 Roberto Clemente, R (9, PH) OBP: 0.379, SLG: 0.489		0-0 ② FC6-4 1-2f		SSS 0-3 ③ K		0-0 ③ FC6-4 1-2f			0-0 ① 1B 1B	3 0 1	0 0 0	0 0 1	0 0 0	0 0 0	1 0 0	3 0 0
Inning Stats	R: 3 E: 0 K: 0 S: 6 H: 3 LOB: 0 BB: 0 P: 6	R: 0 E: 0 K: 0 S: 4 H: 1 LOB: 1 BB: 0 P: 4	R: 0 E: 0 K: 0 S: 3 H: 1 LOB: 1 BB: 1 P: 7	R: 0 E: 0 K: 2 S: 8 H: 1 LOB: 1 BB: 0 P: 8	R: 0 E: 0 K: 0 S: 5 H: 2 LOB: 2 BB: 0 P: 5	R: 0 E: 0 K: 2 S: 7 H: 0 LOB: 1 BB: 1 P: 11	R: 0 E: 0 K: 0 S: 4 H: 1 LOB: 1 BB: 0 P: 4	R: 0 E: 0 K: 0 S: 3 H: 0 LOB: 0 BB: 0 P: 3	R: 0 E: 0 K: 1 S: 6 H: 2 LOB: 1 BB: 0 P: 6	1B: 7 2B: 4 3B: 1 HR: 0	SF: 1 SAC: 0 DP: 1 HBP: 0						

PITCHER	IP	WLS	BF	H	R	ER	SO	BB	IBB	HBP	BLK	WP	HR	S	P	ERA	WHIP
Milt Pappas, R (1, 1) ERA: 3.44	9.0	W	38	11	3	3	5	2	0	0	0	0	0	46	54	3.00	1.444

PITCHER	IP	WLS	BF	H	R	ER	SO	BB	IBB	HBP	BLK	WP	HR	S	P	ERA	WHIP

AB	35
R	3
H	11
RBI	3
BB	2
SO	5
LOB	15

WP: 0 PB: 0 SB: 1 CS: 0 PA: 38

BOTTOM

Pittsburgh Pirates @ Atlanta Braves

Atlanta Stadium, Atlanta, GA

Sun Jun 08 1969, 3:38 AM EDT

Att. 27,318 - Unknown

Batter	1	2	3	4	5	6	7	8	9	AB	R	H	RBI	BB	SO	LOB
Felix Millan, R (1, 4) OBP: 0.330, SLG: 0.399	F8		4-3		5-3		G6-4-3 1B			4	0	1	0	0	0	0
Tommie Aaron, R (1, 7) OBP: 0.448, SLG: 0.375	P4		F8			1B 1B BB	G6-4-3 1-2f			3	1	0	0	1	0	1
Hank Aaron, R (1, 9) OBP: 0.449, SLG: 0.679	F8			P6		SH1-3 1B 1-2 1B		F8		4	0	1	0	0	0	0
Orlando Cepeda, R (1, 3) OBP: 0.329, SLG: 0.481		K		E6 WP 1B		SH1-3 1-2 2-H 1B		FC5-4 BB		3	1	1	1	1	1	0
Clete Boyer, R (1, 5) OBP: 0.309, SLG: 0.376		F8		1B 1-2 BB		SH1-3 1-2 2-3		FC5-4 1-2f		2	0	0	0	1	0	1
Bob Tillman, R (1, 2) OBP: 0.253, SLG: 0.288		5-3		G1-6-3 1-3 2-H 1B		E5		F8		4	0	1	1	0	0	3
Mike Lum, L (1, 8) OBP: 0.361, SLG: 0.343			HR 1B	G1-6-3 1-2f		F7				3	1	1	0	0	0	5
Gil Garrido, R (1, 6) OBP: 0.200, SLG: 0.200 Darrell Evans, L (6, PH) OBP: 0.267, SLG: 0.267 Sonny Jackson, L (7, 6) OBP: 0.347, SLG: 0.369			F9		F8	4-3				2 1 0	0 0 0	0 0 0	0 0 0	0 0 0	0 0 0	1 3 0
Milt Pappas, R (1, 1) OBP: 0.185, SLG: 0.240			1-H HR		K		P4			3	1	1	2	0	1	0
Inning Stats	R: 0 H: 0 E: 0 LOB: 0 K: 0 BB: 0 S: 3 P: 3	R: 0 H: 0 E: 0 LOB: 0 K: 1 BB: 0 S: 5 P: 5	R: 2 H: 2 E: 0 LOB: 0 K: 0 BB: 0 S: 5 P: 5	R: 1 H: 1 E: 1 LOB: 1 K: 0 BB: 1 S: 4 P: 8	R: 0 H: 0 E: 0 LOB: 0 K: 1 BB: 0 S: 5 P: 5	R: 1 H: 2 E: 1 LOB: 3 K: 0 BB: 1 S: 6 P: 10	R: 0 H: 1 E: 0 LOB: 0 K: 0 BB: 0 S: 3 P: 3	R: 0 H: 0 E: 0 LOB: 1 K: 0 BB: 1 S: 3 P: 7		1B: 5 SF: 0 2B: 0 SAC: 1 3B: 0 DP: 2 HR: 1 HBP: 0						WP: 1 PA: 33 PB: 0 SB: 0 CS: 0

livebaseballscorecards.com

PITCHER	IP	WLS	BF	H	R	ER	SO	BB	IBB	HBP	BLK	WP	HR	S	P	ERA	WHIP
Bob Veale, L (1, 1) ERA: 4.7	5.0	L	22	5	4	3	2	2	0	0	0	1	1	24	32	5.40	1.400
Bruce Dal Canton, R (6, 1) ERA: 2.97	3.0		11	1	0	0	0	1	0	0	0	0	0	10	14	0.00	0.667

PITCHER	IP	WLS	BF	H	R	ER	SO	BB	IBB	HBP	BLK	WP	HR	S	P	ERA	WHIP

Pittsburgh Pirates @ Houston Astros

Astrodome, Houston, TX

Tue Jun 10 1969, 8:05 PM EDT

Att. 14,660 - Dome

TOP

livebaseballscorecards.com

Batter	1	2	3	4	5	6	7	8	9	AB	R	H	RBI	BB	SO	LOB
Matty Alou, L (1, 8) OBP: 0.382, SLG: 0.483	6-3		4-3	K		5-3		2B		5	1	2	0	0	1	1
Richie Hebner, L (1, 5) OBP: 0.380, SLG: 0.474	F6		4-3 2-3	K		K		G3		5	0	0	0	0	2	3
Willie Stargell, L (1, 3) OBP: 0.398, SLG: 0.542	BB		BB HR 3-H	K			BB		K	4	1	2	1	1	2	1
Roberto Clemente, R (1, 9) OBP: 0.380, SLG: 0.483	K		HR 1-2		1B		F9		F9	4	1	1	0	1	1	2
Manny Sanguillen, R (1, 2) OBP: 0.366, SLG: 0.441		1B	F8		1-2 1B		F8		1B	5	0	3	0	0	0	3
Al Oliver, L (1, 7) OBP: 0.309, SLG: 0.389 Ron Davis, R (7, 7) OBP: 0.320, SLG: 0.273		BB 1B	1-H 2-H HR		F2		FC6-4 1-2 BB		K	3 1 2 3 1 0 2 1 0 0 0 0 1 1						
Bill Mazeroski, R (1, 4) OBP: 0.309, SLG: 0.316		F8	BB		F7		FC6-4 1-2f			3	0	0	0	1	0	5
Gene Alley, R (1, 6) OBP: 0.273, SLG: 0.247		1-2 BB	L7		1-3			F4		3	0	0	0	1	0	3
Dock Ellis, S (1, 1) OBP: 0.167, SLG: 0.118 Jose Pagan, R (8, PH) OBP: 0.348, SLG: 0.524 Luke Walker, L (8, 1)		K		BB		K		5-3		2 0 0 0 1 2 2 1 0 0 0 0 0 0 0 0 0 0 0 0 0						

	AB	36
	R	4
	H	10
	RBI	4
	BB	6
	SO	9
	LOB	23

Inning Stats										
	R: 0	H: 0	R: 0	H: 2	R: 4	H: 3	R: 0	H: 0	R: 0	H: 2
	E: 0	LOB: 1	E: 0	LOB: 2	E: 0	LOB: 1	E: 0	LOB: 1	E: 0	LOB: 2
	K: 1	BB: 1	K: 1	BB: 1	K: 0	BB: 2	K: 3	BB: 1	K: 0	BB: 0
	S: 5	P: 9	S: 6	P: 10	S: 6	P: 14	S: 9	P: 13	S: 5	P: 5

Inning Stats										
	R: 0	H: 0	R: 0	H: 1	R: 0	H: 1	R: 0	H: 1	1B: 7	SF: 0
	E: 0	LOB: 0	E: 0	LOB: 2	E: 0	LOB: 1	E: 0	LOB: 1	2B: 2	SAC: 0
	K: 2	BB: 0	K: 0	BB: 1	K: 0	BB: 0	K: 2	BB: 0	3B: 0	DP: 0
	S: 7	P: 7	S: 4	P: 8	S: 4	P: 4	S: 8	P: 8	HR: 1	HBP: 0

WP: 0	PA: 42
PB: 0	
SB: 0	
CS: 0	

PITCHER		IP	WLS	BF	H	R	ER	SO	BB	IBB	HBP	BLK	WP	HR	S	P	ERA	WHIP
Tom Griffin, R ERA: 4.11	(1, 1)	9.0	W	42	10	4	4	9	6	0	0	0	0	1	54	78	4.00	1.778

PITCHER		IP	WLS	BF	H	R	ER	SO	BB	IBB	HBP	BLK	WP	HR	S	P	ERA	WHIP

Pittsburgh Pirates @ Houston Astros

Astrodome, Houston, TX

Tue Jun 10 1969, 8:05 PM EDT

Att. 14,660 - Dome

BOTTOM

Batter	1	2	3	4	5	6	7	8	9	AB	R	H	RBI	BB	SO	LOB
Curt Blefary, L (1, 3) OBP: 0.351, SLG: 0.351	6-3		1B 2B 1-3		4-3 1-2		K 1-3			4	0	1	0	0	1	2
Marty Martinez, S (1, 5) (3, 4) OBP: 0.345, SLG: 0.444	6-3		BB 1B 2-3 3-H		1B 2-H		1B 3-H			4	0	3	3	0	0	0
Jimmy Wynn, R (1, 8) OBP: 0.376, SLG: 0.497	BB		G4-6-3 BB 1-2			K	K			2	0	0	0	2	2	1
Norm Miller, L (1, 9) OBP: 0.380, SLG: 0.408	K		G4-6-3 1-2f			2B SF8 BB		2B BB		2	2	0	0	2	1	4
Denis Menke, R (1, 4) (3, 6) OBP: 0.422, SLG: 0.477		5-3		K		1B 2B 1-3		4-3 SH1-3 2B 1-H		4	2	2	1	0	1	0
Johnny Edwards, L (1, 2) OBP: 0.299, SLG: 0.282		4-3		K		SF8 3-H		4-3 2-3		3	0	0	1	0	1	1
Jesus Alou, R (1, 7) OBP: 0.232, SLG: 0.281 Gary Geiger, L (3, 7) OBP: 0.341, SLG: 0.324	6-3			4-3		1B 2-H		SH1-3 3-H		1 2	0 0	0 1	0 2	0 0	0 0	0 0
Hector Torres, R (1, 6) OBP: 0.182, SLG: 0.208 Doug Rader, R (3, 5) OBP: 0.325, SLG: 0.337			K	K			BB E 1B	BB		0 2	0 1	0 0	0 0	0 2	0 2	0 0
Tom Griffin, R (1, 1) OBP: 0.333, SLG: 0.550			1B 2B 1B		BB 4-3 1B		K	L8		3	2	1	0	1	1	2
Inning Stats	R: 0 E: 0 K: 1 S: 5 H: 0 LOB: 1 BB: 1 P: 9	R: 0 E: 0 K: 0 S: 3 H: 0 LOB: 0 BB: 0 P: 3	R: 1 E: 0 K: 1 S: 7 H: 3 LOB: 2 BB: 1 P: 11	R: 0 E: 0 K: 2 S: 7 H: 0 LOB: 0 BB: 0 P: 7	R: 1 E: 0 K: 1 S: 5 H: 1 LOB: 1 BB: 1 P: 9	R: 2 E: 0 K: 1 S: 6 H: 2 LOB: 1 BB: 1 P: 10	R: 1 E: 0 K: 3 S: 10 H: 1 LOB: 1 BB: 1 P: 14	R: 2 E: 0 K: 0 S: 4 H: 1 LOB: 1 BB: 2 P: 12		1B: 5 2B: 3 3B: 0 HR: 0 SF: 1 SAC: 1 DP: 1 HBP: 0						

livebaseballscorecards.com

AB	27
R	7
H	8
RBI	7
BB	7
SO	9
LOB	10

WP: 0 PB: 0 SB: 0 CS: 0 PA: 36

PITCHER		IP	WLS	BF	H	R	ER	SO	BB	IBB	HBP	BLK	WP	HR	S	P	ERA	WHIP
Dock Ellis, R ERA: 4.92	(1, 1)	7.0	L	30	7	5	4	9	5	0	0	0	0	0	43	63	5.14	1.714
Luke Walker, L ERA: 4.08	(8, 1)	1.0		6	1	2	2	0	2	0	0	0	0	0	4	12	18.00	3.000

PITCHER	IP	WLS	BF	H	R	ER	SO	BB	IBB	HBP	BLK	WP	HR	S	P	ERA	WHIP

Batter	1	2	3	4	5	6	7	8	9	AB	R	H	RBI	BB	SO	LOB
Matty Alou, L (1, 8) OBP: 0.388, SLG: 0.492	F7		1B		1B 2B	BB HR 1B 1-2 2-3 3-H		FC1-6 WP 4-1 1-2f 1B	2-H 1B	4	1	3	1	0	0	0
Ron Davis, R (6, PR) OBP: 0.327, SLG: 0.283 (6, 8)										2	2	1	1	0	0	1
Richie Hebner, L (1, 5) OBP: 0.379, SLG: 0.466	F9		L9		S 1B 2-H	HR BB 1-2 2-3 3-H		4-1 1-2	F4	5	1	1	2	1	0	3
Roberto Clemente, R (1, 9) OBP: 0.386, SLG: 0.500	S E HBP		K		K 1-2	HR 1-H 2-H 3-H		WP 1B IBB		3	3	1	4	1	2	2
Jose Pagan, R (1, 7) OBP: 0.338, SLG: 0.500	K 1-H			K	K	K		1-H 2-H 1B		5	0	1	2	0	4	2
Al Oliver, L (1, 3) OBP: 0.306, SLG: 0.383		F8		F9		F8	G5-3 E 1B	L3		5	0	1	0	0	0	1
Jerry May, R (1, 2) OBP: 0.299, SLG: 0.421		K		E 1B 1B		BB 1B 1B	F7		E 1B 5-3 BB	4	3	2	0	1	1	1
Gene Alley, R (1, 6) OBP: 0.280, SLG: 0.255		FC6-4 1B		E7 1-H		1B BB 1B 1-2	E6 1-2		E5 5-3 1B 1-3	1	0	1	0	0	0	0
Freddie Patek, R (3, 6) OBP: 0.318, SLG: 0.288										4	2	3	0	0	0	1
Bill Mazeroski, R (1, 4) OBP: 0.300, SLG: 0.306		FC6-4 1-2f		1-3		K 2-3f	G5-3 2-3f		5-3 1-2 3-H	5	0	0	1	0	1	7
Steve Blass, R (1, 1) OBP: 0.290, SLG: 0.333			5-3		K	BB 1B HR BB 1-2 2-3		FC1-6 1B	K	2	0	0	0	0	1	0
Carl Taylor, R (6, PH) OBP: 0.395, SLG: 0.455										0	1	0	0	1	0	0
Bruce Dal Canton, R (6, 1) OBP: 0.600, SLG: 1.000										1	0	1	0	0	0	0
Chuck Hartenstein, R (8, 1)										1	0	0	0	0	1	1
Inning Stats	R: 1 E: 0 K: 1 S: 5 H: 0 LOB: 0 BB: 0 P: 6	R: 0 E: 0 K: 1 S: 6 H: 1 LOB: 1 BB: 0 P: 6	R: 0 E: 0 K: 1 S: 6 H: 1 LOB: 1 BB: 0 P: 6	R: 1 E: 1 K: 1 S: 7 H: 2 LOB: 1 BB: 0 P: 7	R: 1 E: 0 K: 3 S: 11 H: 2 LOB: 1 BB: 0 P: 11	R: 6 E: 0 K: 2 S: 11 H: 4 LOB: 1 BB: 2 P: 19	R: 0 E: 1 K: 0 S: 4 H: 1 LOB: 1 BB: 0 P: 4	R: 2 E: 0 K: 0 S: 5 H: 2 LOB: 1 BB: 1 P: 9	R: 2 E: 1 K: 1 S: 7 H: 2 LOB: 1 BB: 1 P: 11	1B: 13 2B: 1 3B: 0 HR: 1 SF: 0 SAC: 0 DP: 1 HBP: 1						

PITCHER		IP	WLS	BF	H	R	ER	SO	BB	IBB	HBP	BLK	WP	HR	S	P	ERA	WHIP
Don Wilson, R ERA: 4.28	(1, 1)	5.2		27	8	6	4	8	1	0	1	0	0	0	41	46	6.35	1.588
Skip Guinn, L ERA: 8.62	(6, 1)	0.0	L	2	1	0	0	0	1	0	0	0	0	0	1	5	∞	∞
Jack Billingham, R ERA: 4.3	(6, 1)	0.1		2	1	3	3	1	0	0	0	0	0	1	4	4	81.00	3.000
Dooley Womack, R ERA: 3.03	(7, 1)	2.0		10	3	2	2	0	0	1	0	0	1	0	9	13	9.00	1.500
Wade Blasingame, L ERA: 6.96	(9, 1)	1.0		6	2	2	2	1	1	0	0	0	0	0	7	11	18.00	3.000

PITCHER	IP	WLS	BF	H	R	ER	SO	BB	IBB	HBP	BLK	WP	HR	S	P	ERA	WHIP

TOP

Pittsburgh Pirates @ Houston Astros

Astrodome, Houston, TX

Wed Jun 11 1969, 8:05 PM EDT

Att. 15,871 - Dome

livebaseballscorecards.com

AB	42
R	13
H	15
RBI	11
BB	4
SO	10
LOB	19

1B: 13 SF: 0
2B: 1 SAC: 0
3B: 0 DP: 1
HR: 1 HBP: 1

WP: 1 PA: 47
PB: 0
SB: 2
CS: 0

BOTTOM

Pittsburgh Pirates @ Houston Astros

Astrodome, Houston, TX

Wed Jun 11 1969, 8:05 PM EDT

Att. 15,871 - Dome

livebaseballscorecards.com

Batter	1	2	3	4	5	6	7	8	9	AB	R	H	RBI	BB	SO	LOB
Curt Blefary, L (1, 3) OBP: 0.357, SLG: 0.348	H 1-0 4-3 2B HBP		x 0-0 ① F7	x 0-0 ③ F8		BBBB 4-0 BB		BBBB 4-0 1B 1-2 FC1-2 BB		2	1	0	0	2	0	1
Marty Martinez, S (1, 6) OBP: 0.382, SLG: 0.469	x 0-0 ① 4-3 1-2		x 0-0 1B E 1B		x 0-0 1B 2B 1B	x 0-0 ③ G3		x 0-0 BB FC1-2 1-3 2-H 1B		5	2	3	1	0	0	2
Jimmy Wynn, R (1, 8) OBP: 0.385, SLG: 0.508	x 0-0 ② 2-H 2B		x 0-0 E 1-3 FC3-6 1B		x 0-0 2B 1-2 SF7 1B		BBBB 4-0 L6-3 BB	x 0-0 ② FC1-2 BB 1-2 3-H		4	2	3	1	1	0	2
Norm Miller, L (1, 9) OBP: 0.385, SLG: 0.415	x 0-0 1B		x 0-0 E3 FC3-6 1-3 3-H		x 0-0 SF7 SF9 1-3 2-H 2B		x 0-0 ①② L6-3 1-2	BBBB 4-0 1-2 2-3 BB		4	1	2	2	1	0	2
Denis Menke, R (1, 4) OBP: 0.417, SLG: 0.477	x 0-0 ③ F7		x 0-0 ② FC3-6 1-2f 3-H		x 0-0 ① SF7 2-3 3-H		x 0-0 2B 2B	x 0-0 ③ F3		4	1	1	2	0	0	5
Johnny Edwards, L (1, 2) OBP: 0.296, SLG: 0.287		SSS 0-3 ① K	x 0-0 ③ L6		x 0-0 ② SF9 3-H		x 0-0 2-H 2B		x 0-0 ① 4-3	4	0	1	2	0	1	1
Gary Geiger, L (1, 7) OBP: 0.326, SLG: 0.289		SSS 0-3 ② K		BBBB 4-0 FC3-6 BB	SSS 0-3 ③ K		SSS 0-3 ③ K		x 0-0 ② 4-3	4	0	0	0	1	3	1
Doug Rader, R (1, 5) OBP: 0.322, SLG: 0.333		x 0-0 1B	x 0-0 ① F3		x 0-0 ① F7			x 0-0 ① 5-3	x 0-0 ③ F9	5	0	1	0	0	0	1
Don Wilson, R (1, 1) OBP: 0.167, SLG: 0.077 Skip Guinn, R (6, 1) Jack Billingham, R (6, 1) Leon McFadden, R (6, PH) OBP: 0.176, SLG: 0.188 Dooley Womack, L (7, 1) OBP: 0.200, SLG: 0.200 Sandy Valdespino, L (8, PH) OBP: 1.000, SLG: 1.000 Wade Blasingame, L (9, 1)		SSS 0-3 ③ K	x 0-0 ② FC3-6 1-2f		x 0-0 ② F3		x 0-0 BB 1B 1B			2 0 0 1 0 0 1	0 0 0 0 0 0 1	0 0 0 0 0 0 1	0 0 0 0 0 0 1	1 0 0 0 0 0 0	0 0 0 0 0 0 0	2 0 0 0 0 0 0
Inning Stats	R: 1 E: 0 K: 0 S: 4 H: 2 LOB: 1 BB: 0 P: 5	R: 0 E: 0 K: 3 S: 10 H: 1 LOB: 1 BB: 0 P: 10	R: 2 E: 1 K: 0 S: 6 H: 2 LOB: 1 BB: 0 P: 6	R: 0 E: 0 K: 0 S: 3 H: 0 LOB: 1 BB: 1 P: 7	R: 3 E: 0 K: 1 S: 8 H: 3 LOB: 0 BB: 0 P: 8	R: 0 E: 0 K: 0 S: 3 H: 0 LOB: 1 BB: 1 P: 7	R: 1 E: 0 K: 1 S: 6 H: 2 LOB: 1 BB: 1 P: 10	R: 1 E: 0 K: 0 S: 5 H: 2 LOB: 3 BB: 2 P: 13	R: 0 E: 0 K: 0 S: 3 H: 0 LOB: 0 BB: 0 P: 3	1B: 8 2B: 5 3B: 0 HR: 0 SF: 2 SAC: 0 DP: 1 HBP: 1						

	AB	36
	R	8
	H	12
	RBI	8
	BB	5
	SO	5
	LOB	17

WP: 0 PA: 44
PB: 0
SB: 0
CS: 0

PITCHER		IP	WLS	BF	H	R	ER	SO	BB	IBB	HBP	BLK	WP	HR	S	P	ERA	WHIP
Steve Blass, R ERA: 5.07	(1, 1)	5.0	W	25	8	6	5	4	1	0	1	0	0	0	31	36	9.00	1.800
Bruce Dal Canton, R ERA: 3.28	(6, 1)	2.1		13	4	2	2	1	3	0	0	0	0	0	12	24	7.71	3.000
Chuck Hartenstein, R ERA: 2.98	(8, 1)	1.2	S	6	0	0	0	0	1	0	0	0	0	0	5	9	0.00	0.600

PITCHER		IP	WLS	BF	H	R	ER	SO	BB	IBB	HBP	BLK	WP	HR	S	P	ERA	WHIP

Batter	1	2	3	4	5	6	7	8	9	AB	R	H	RBI	BB	SO	LOB
Matty Alou, L (1, 8) OBP: 0.393, SLG: 0.494	x 0-0 None 1B 1B 1B		x 0-0 9-2 1B			BBBB 4-0 HR BB		x 0-0 ②		3	2	2	0	1	0	0
Ron Davis, R (8, 8) OBP: 0.327, SLG: 0.283										0	0	0	0	0	0	0
Richie Hebner, L (1, 5) OBP: 0.381, SLG: 0.472	x 0-0 1B 1-2 1B		x 0-0 ① ② 9-2 1-2f			x 0-0 ①		x 0-0 1B 2B		4	0	2	0	0	0	2
Roberto Clemente, R (1, 9) OBP: 0.389, SLG: 0.517	S S S 0-3 K ①		x 0-0 ③			x 0-0 1-H HR		4-0 1B IBB		3	1	1	2	1	1	2
Al Oliver, L (1, 3) OBP: 0.305, SLG: 0.380	x 0-0 2-3 ②			x 0-0 ①		x 0-0 ②		x 0-0 ③ 1-2 2-H 1B		4	0	1	0	0	0	2
Manny Sanguillen, R (1, 2) OBP: 0.370, SLG: 0.438	x 0-0 1-3 3-H 1B			x 0-0 ②		x 0-0 ③			H 1-0 None SH 1B HBP	3	1	1	1	0	0	0
Jose Pagan, R (1, 7) OBP: 0.325, SLG: 0.479	x 0-0 ③			x 0-0 ③			x 0-0 ①		x 0-0 ① SH 1-2	3	0	0	0	0	0	2
Bill Mazeroski, R (1, 4) OBP: 0.293, SLG: 0.299		x 0-0 ①			S S S 0-3 K ①		x 0-0 ②		x 0-0 ② 2-3	4	0	0	0	0	1	1
Freddie Patek, R (1, 6) OBP: 0.311, SLG: 0.281		S S S 0-3 K ②			x 0-0 ②		S S S 0-3 K ③		x 0-0 CS 3-H 1B	3	0	0	0	0	2	0
Carl Taylor, R (9, PH) OBP: 0.410, SLG: 0.471										1	0	1	1	0	0	0
Jose Martinez, R (9, 6) OBP: 0.257, SLG: 0.286										0	0	0	0	0	0	0
Jim Bunning, R (1, 1) OBP: 0.083, SLG: 0.043		x 0-0 ③			x 0-0 ③			x 0-0 ①	0-0 ③ 1-2	4	0	0	0	0	0	1
Inning Stats	R: 1 H: 3 E: 0 LOB: 2 K: 1 BB: 0 S: 8 P: 8	R: 0 H: 0 E: 0 LOB: 0 K: 1 BB: 0 S: 5 P: 5	R: 0 H: 1 E: 0 LOB: 0 K: 0 BB: 0 S: 3 P: 3	R: 0 H: 0 E: 0 LOB: 0 K: 0 BB: 0 S: 3 P: 3	R: 0 H: 0 E: 0 LOB: 0 K: 1 BB: 0 S: 5 P: 5	R: 2 H: 1 E: 0 LOB: 0 K: 0 BB: 1 S: 4 P: 8	R: 0 H: 0 E: 0 LOB: 0 K: 1 BB: 0 S: 5 P: 5	R: 0 H: 2 E: 0 LOB: 2 K: 0 BB: 1 S: 4 P: 8	R: 1 H: 1 E: 0 LOB: 0 K: 0 BB: 0 S: 3 P: 4	1B: 6 SF: 0 2B: 2 SAC: 1 3B: 0 DP: 1 HR: 1 HBP: 1						

Pittsburgh Pirates @ Houston Astros

Astrodome, Houston, TX

Thu Jun 12 1969, 8:05 PM EDT

Att. 14,260 - Unknown

TOP

livebaseballscorecards.com

AB	32
R	4
H	8
RBI	4
BB	2
SO	4
LOB	10

WP: 0 PA: 36
PB: 0
SB: 0
CS: 1

PITCHER		IP	WLS	BF	H	R	ER	SO	BB	IBB	HBP	BLK	WP	HR	S	P	ERA	WHIP
Jim Ray, R ERA: 3.18	(1, 1)	8.0		31	7	3	3	4	1	1	0	0	0	1	37	45	3.38	1.000
Fred Gladding, R ERA: 1.75	(9, 1)	1.0	L	5	1	1	1	0	0	0	1	0	0	0	3	4	9.00	1.000

PITCHER	IP	WLS	BF	H	R	ER	SO	BB	IBB	HBP	BLK	WP	HR	S	P	ERA	WHIP

Pittsburgh Pirates @ Houston Astros

Astrodome, Houston, TX

Thu Jun 12 1969, 8:05 PM EDT

Att. 14,260 - Unknown

BOTTOM

Batter	1	2	3	4	5	6	7	8	9	AB	R	H	RBI	BB	SO	LOB
Curt Blefary, L (1, 3) OBP: 0.349, SLG: 0.340	0-0 ①		0-0 ①	0-0 ① FC CS 1-2f			0-0 ①		0-0 ①	5	0	0	0	0	0	2
Marty Martinez, S (1, 5) OBP: 0.333, SLG: 0.405	0-3 ② K		0-0 ② 1-2	0-3 ②③ K 1-2			0-0 ②		0-3 ② K	5	0	0	0	0	3	2
Jimmy Wynn, R (1, 8) OBP: 0.390, SLG: 0.516	0-0 1B		0-0 BB S E 2-H 1B		0-3 ① K		0-0 2B		0-0 ③ F7	5	1	3	1	0	1	0
Norm Miller, L (1, 9) OBP: 0.387, SLG: 0.414	0-0 ③		4-0 BB E 1-2 BB		0-0 1B		0-0 ③			3	1	1	0	1	0	2
Denis Menke, R (1, 4) OBP: 0.414, SLG: 0.470		0-0 E6 1B	4-0 E 1-2 2-3 BB		0-0 ②			0-0 ①		3	0	0	0	1	0	1
Johnny Edwards, L (1, 2) OBP: 0.290, SLG: 0.281		0-0 ①	0-0 E6 1-3 2-H 3-H		0-0 ③			0-0 ②		4	0	0	0	0	0	3
Gary Geiger, L (1, 7) OBP: 0.360, SLG: 0.317		0-0 G4-6-3 1-3 1B	4-0 BB			0-0 ①		0-0 1B		3	0	2	0	1	0	0
Leon McFadden, R (1, 6) OBP: 0.190, SLG: 0.200		0-0 ②③ G4-6-3 1-2f	0-0 ③			0-0 ②		0-0 1-3 1B		4	0	1	0	0	0	5
Jim Ray, R (1, 1) OBP: 0.286, SLG: 0.286 Sandy Valdespino, L (8, PH) OBP: 0.500, SLG: 0.500 Fred Gladding, L (9, 1)			0-0 None 1B 1B	0-0 FC 1B		0-3 ③ K		0-0 ③ F7		3	1	2	0	0	1	0
										1	0	0	0	0	0	2
										0	0	0	0	0	0	0
Inning Stats	R: 0 E: 0 K: 1 S: 6 H: 1 LOB: 1 BB: 0 P: 6	R: 0 E: 1 K: 0 S: 4 H: 1 LOB: 1 BB: 0 P: 4	R: 3 E: 1 K: 0 S: 6 H: 2 LOB: 3 BB: 3 P: 18	R: 0 E: 0 K: 1 S: 5 H: 1 LOB: 0 BB: 0 P: 5	R: 0 E: 0 K: 1 S: 6 H: 1 LOB: 1 BB: 0 P: 6	R: 0 E: 0 K: 1 S: 5 H: 0 LOB: 0 BB: 0 P: 5	R: 0 E: 0 K: 0 S: 4 H: 1 LOB: 1 BB: 0 P: 4	R: 0 E: 0 K: 0 S: 5 H: 2 LOB: 2 BB: 0 P: 5	R: 0 E: 0 K: 1 S: 5 H: 0 LOB: 0 BB: 0 P: 5	1B: 8 2B: 1 3B: 0 HR: 0 SF: 0 SAC: 0 DP: 1 HBP: 0							

livebaseballscorecards.com

AB	36
R	3
H	9
RBI	1
BB	3
SO	5
LOB	17

PITCHER		IP	WLS	BF	H	R	ER	SO	BB	IBB	HBP	BLK	WP	HR	S	P	ERA	WHIP
Jim Bunning, R ERA: 2.89	(1, 1)	9.0	W	39	9	3	1	5	3	0	0	0	0	0	46	58	1.00	1.333

WP: 0	PA: 39
PB: 0	
SB: 1	
CS: 1	

Atlanta Braves @ Pittsburgh Pirates

Forbes Field, Pittsburgh, PA

Fri Jun 13 1969, 7:05 PM EDT

Att. 11,610 - Unknown

TOP

livebaseballscorecards.com

Batter	1	2	3	4	5	6	7	8	9	10	AB	R	H	RBI	BB	SO	LOB
Felix Millan, R (1, 4) OBP: 0.320, SLG: 0.382	4-3		F9			F4		FC5-4 1-2f		F7	5	0	0	0	0	0	2
Sonny Jackson, L (1, 6) OBP: 0.347, SLG: 0.361	K		K			F7			1-3	4-3	5	0	0	0	0	2	1
Hank Aaron, R (1, 9) OBP: 0.438, SLG: 0.684	6-3			F9			F4		E 1B		4	0	1	0	0	0	0
Orlando Cepeda, R (1, 3) OBP: 0.335, SLG: 0.475		1B G4-3 BB		K			CS 1B		E8 1-3 1B		3	1	2	0	1	1	0
Rico Carty, R (1, 7) OBP: 0.485, SLG: 0.577		G4-3 1-3 1B		4-3			BB 1-2		IBB		2	0	1	0	2	0	0
Tommie Aaron, R (9, 7) OBP: 0.429, SLG: 0.345											0	0	0	0	0	0	0
Clete Boyer, R (1, 5) OBP: 0.300, SLG: 0.358		G4-3 1-2f 3-H			4-3		K		K		4	0	0	0	0	2	5
Bob Tillman, R (1, 2) OBP: 0.264, SLG: 0.321		1B			K			F9	P6		4	0	1	0	0	1	3
Mike Lum, L (1, 8) OBP: 0.333, SLG: 0.313		F7			6-3			F6		F7	4	0	0	0	0	0	1
Milt Pappas, R (1, 1) OBP: 0.226, SLG: 0.250			K			1-3		FC5-4 BB		1B	3	0	1	0	1	1	0
Phil Niekro, R (10, 1) OBP: 0.147, SLG: 0.152											0	0	0	0	0	0	0
Inning Stats	R: 0 E: 0 K: 1 S: 5 H: 0 LOB: 0 BB: 0 P: 5	R: 1 E: 0 K: 0 S: 4 H: 2 LOB: 1 BB: 1 P: 8	R: 0 E: 0 K: 2 S: 7 H: 0 LOB: 0 BB: 0 P: 7	R: 0 E: 0 K: 1 S: 5 H: 0 LOB: 0 BB: 0 P: 5	R: 0 E: 0 K: 1 S: 5 H: 0 LOB: 0 BB: 0 P: 5	R: 0 E: 0 K: 0 S: 3 H: 0 LOB: 0 BB: 0 P: 3	R: 0 E: 0 K: 1 S: 5 H: 1 LOB: 1 BB: 1 P: 9	R: 0 E: 0 K: 0 S: 3 H: 0 LOB: 1 BB: 1 P: 7	R: 0 E: 1 K: 1 S: 7 H: 2 LOB: 3 BB: 1 P: 11	R: 0 E: 0 K: 0 S: 4 H: 1 LOB: 1 BB: 0 P: 4	1B: 6 2B: 0 3B: 0 HR: 0	SF: 0 SAC: 0 DP: 1 HBP: 0						

	AB	34
	R	1
	H	6
	RBI	0
	BB	4
	SO	7
	LOB	12

WP: 0 PB: 0 SB: 0 CS: 1 PA: 38

PITCHER		IP	WLS	BF	H	R	ER	SO	BB	IBB	HBP	BLK	WP	HR	S	P	ERA	WHIP
Bob Veale, L ERA: 4.32	(1, 1)	8.0		28	3	1	1	6	3	0	0	0	0	0	37	49	1.12	0.750
Bruce Dal Canton, R ERA: 3.11	(9, 1)	2.0	W	10	3	0	0	1	0	1	0	0	0	0	11	15	0.00	1.500

PITCHER		IP	WLS	BF	H	R	ER	SO	BB	IBB	HBP	BLK	WP	HR	S	P	ERA	WHIP

Batter	1	2	3	4	5	6	7	8	9	10	AB	R	H	RBI	BB	SO	LOB
Matty Alou, L (1, 8) OBP: 0.391, SLG: 0.494	4-3 2B		4-3		5-3			F8			4	0	1	0	0	0	3
Richie Hebner, L (1, 5) OBP: 0.379, SLG: 0.467	F7		K			1B 1B		8-4 1-2f			4	0	1	0	0	1	2
Roberto Clemente, R (1, 9) OBP: 0.385, SLG: 0.510	4-3 2-3			G6-3 1B		F9			F8		4	0	1	0	0	0	2
Willie Stargell, L (1, 3) OBP: 0.405, SLG: 0.560	FC4-6 BB			F7		FC4-6 1B 1-3			HR		3	1	2	1	1	0	1
Al Oliver, L (1, 7) OBP: 0.298, SLG: 0.371	FC4-6 1-2f			G6-3 1-2f		FC4-6 1-2f			F6		4	0	0	0	0	0	4
Jerry May, R (1, 2) OBP: 0.289, SLG: 0.405		1-3			F7		K		F8		4	0	0	0	0	1	0
Bill Mazeroski, R (1, 4) OBP: 0.298, SLG: 0.304		4-3			1B 1B		4-3			PB SH4-5 1B 1B	4	0	2	0	0	0	0
Jose Martinez, R (10, PR) OBP: 0.257, SLG: 0.286											0	1	0	0	0	0	0
Freddie Patek, R (1, 6) OBP: 0.312, SLG: 0.283		F9			1-2 1B		K			SH4-5 1-2	3	0	1	0	0	1	0
Bob Veale, S (1, 1) OBP: 0.040, SLG: 0.040			1-3		K			8-4 1B		2-H 1B	2	0	0	0	0	1	2
Jose Pagan, R (8, PH) OBP: 0.333, SLG: 0.486											1	0	1	0	0	0	0
Bruce Dal Canton, R (9, 1) OBP: 0.600, SLG: 1.000											0	0	0	0	0	0	0
Manny Sanguillen, R (10, PH) OBP: 0.375, SLG: 0.443											1	0	1	1	0	0	0
Inning Stats	R: 0 E: 0 K: 0 S: 4 H: 1 LOB: 2 BB: 1 P: 8	R: 0 E: 0 K: 0 S: 3 H: 0 LOB: 0 BB: 0 P: 3	R: 0 E: 0 K: 1 S: 5 H: 0 LOB: 0 BB: 0 P: 5	R: 0 E: 0 K: 0 S: 3 H: 1 LOB: 0 BB: 0 P: 3	R: 0 E: 0 K: 1 S: 7 H: 2 LOB: 2 BB: 0 P: 7	R: 0 E: 0 K: 0 S: 4 H: 2 LOB: 1 BB: 0 P: 4	R: 0 E: 0 K: 2 S: 7 H: 0 LOB: 0 BB: 0 P: 7	R: 0 E: 0 K: 0 S: 3 H: 1 LOB: 0 BB: 0 P: 3	R: 1 E: 0 K: 0 S: 4 H: 1 LOB: 0 BB: 0 P: 4	R: 1 E: 0 K: 0 S: 3 H: 2 LOB: 1 BB: 0 P: 3	1B: 8 2B: 2 3B: 0 HR: 1	SF: 0 SAC: 1 DP: 2 HBP: 0						

PITCHER		IP	WLS	BF	H	R	ER	SO	BB	IBB	HBP	BLK	WP	HR	S	P	ERA	WHIP
Milt Pappas, R ERA: 3.26	(1, 1)	9.1	L	35	9	2	2	4	1	0	0	0	0	1	42	46	1.93	1.071
Phil Niekro, R ERA: 1.75	(10, 1)	0.0		1	1	0	0	0	0	0	0	0	0	0	1	1	∞	∞

PITCHER	IP	WLS	BF	H	R	ER	SO	BB	IBB	HBP	BLK	WP	HR	S	P	ERA	WHIP

BOTTOM

Atlanta Braves @ Pittsburgh Pirates

Forbes Field, Pittsburgh, PA

Fri Jun 13 1969, 7:05 PM EDT

Att. 11,610 - Unknown

livebaseballscorecards.com

AB	34
R	2
H	10
RBI	2
BB	1
SO	4
LOB	14

1B: 8	SF: 0	WP: 0	PA: 36
2B: 2	SAC: 1	PB: 1	
3B: 0	DP: 2	SB: 0	
HR: 1	HBP: 0	CS: 0	

Batter	1	2	3	4	5	6	7	8	9	AB	R	H	RBI	BB	SO	LOB
Mike Lum, L (1, 8) OBP: 0.330, SLG: 0.314	F2	SF7 3-H			F8			2-3-5 1B 1B		3	0	1	1	0	0	0
Sonny Jackson, L (1, 6) OBP: 0.350, SLG: 0.364	CS 1B 1B	4-3			F5			1-2 1B		4	0	2	0	0	0	2
Hank Aaron, R (1, 9) OBP: 0.439, SLG: 0.681	1-2 1B		6-3 S 1B		F5			F8		4	0	2	0	0	0	2
Orlando Cepeda, R (1, 3) OBP: 0.329, SLG: 0.466	S S S K		S S S K 1-2			4-3		2-3-5 2-3f		4	0	0	0	0	2	5
Rico Carty, R (1, 7) OBP: 0.514, SLG: 0.586	CS 2-3	BB 1B 1B 1B	6-3 2-3			B B B B G4-6-3 BB			FC1-6 1B	3	1	2	0	1	0	1
Felix Millan, R (1, 4) OBP: 0.319, SLG: 0.380		1B BB SF7 1-2 1B	F7			G4-6-3 1-2f			FC1-6 G4-3 1-2f	4	1	1	0	0	0	3
Clete Boyer, R (1, 5) OBP: 0.299, SLG: 0.352		B B B B 1B 1-2 2-3 BB		F9			1-3		G4-3 1-2f	3	0	0	0	1	0	1
Bob Didier, S (1, 2) OBP: 0.252, SLG: 0.275		1-2 2-3 3-H 1B		4-3			F9			3	0	1	1	0	0	0
George Stone, L (1, 1) OBP: 0.071, SLG: 0.071		S S S K		S S S K			S S S K			3	0	0	0	0	3	3
Cecil Upshaw, R (8, 1) OBP: 0.286, SLG: 0.714										0	0	0	0	0	0	0

TOP

Atlanta Braves @ Pittsburgh Pirates

Forbes Field, Pittsburgh, PA

Sat Jun 14 1969, 7:05 PM EDT

Att. 18,283 - Unknown

livebaseballscorecards.com

AB	31
R	2
H	9
RBI	2
BB	2
SO	5
LOB	17

Inning Stats	1	2	3	4	5	6	7	8	9
	R: 0 E: 0 K: 1 S: 6	H: 2 LOB: 1 BB: 0 P: 6	R: 2 E: 0 K: 1 S: 8	H: 3 LOB: 2 BB: 1 P: 12	R: 0 E: 0 K: 1 S: 6	H: 1 LOB: 1 BB: 0 P: 6	R: 0 E: 0 K: 1 S: 5	H: 0 LOB: 0 BB: 0 P: 5	R: 0 E: 0 K: 0 S: 3	H: 0 LOB: 0 BB: 0 P: 3	R: 0 E: 0 K: 0 S: 2	H: 0 LOB: 0 BB: 1 P: 6	R: 0 E: 0 K: 1 S: 5	H: 0 LOB: 0 BB: 0 P: 5	R: 0 E: 0 K: 0 S: 4	H: 2 LOB: 1 BB: 0 P: 4	R: 0 E: 0 K: 0 S: 3	H: 1 LOB: 0 BB: 0 P: 3

| | | | | | | | | | |

Atlanta Braves @ Pittsburgh Pirates

Forbes Field, Pittsburgh, PA

Sat Jun 14 1969, 7:05 PM EDT

Att. 18,283 - Unknown

BOTTOM

livebaseballscorecards.com

Batter	1	2	3	4	5	6	7	8	9	AB	R	H	RBI	BB	SO	LOB
Matty Alou, L (1, 7) (8, 8) OBP: 0.393, SLG: 0.492	BBBB 4-0 E BB BB		x 0-0 ① F8		x 0-0 ② 6-3 2-3		x 0-0 S 1-2 3-H 1B			3	1	1	1	1	0	1
Jose Pagan, R (1, 5) (8, 7) OBP: 0.317, SLG: 0.461	x 0-0 ① F8		x 0-0 ② F9		x 0-0 ③ 5-3		x 0-0 ③ F7 1-2 2-3			4	0	0	0	0	0	4
Roberto Clemente, R (1, 9) OBP: 0.393, SLG: 0.510	BBBB 4-0 E 1-2 BB		BBBB 4-0 BB			SSS 0-3 ① K		x 0-0 HR 1B		2	1	1	0	2	1	0
Willie Stargell, L (1, 3) OBP: 0.402, SLG: 0.569 Al Oliver, L (9, 3) OBP: 0.298, SLG: 0.371	x 0-0 E3 1-2 2-H		x 0-0 ③ F8			SSS 0-3 ② K		x 0-0 1-H HR		4 0	1 0	1 0	2 0	0 0	1 0	2 0
Jerry May, R (1, 2) OBP: 0.280, SLG: 0.391	x 0-0 ② F6			x 0-0 ① 5-3		x 0-0 ③ F7		x 0-0 ① 4-3		4	0	0	0	0	0	2
Bill Mazeroski, R (1, 4) OBP: 0.292, SLG: 0.297	x 0-0 ③ F8			x 0-0 ② F9			x 0-0 ① 1-3	x 0-0 ② 4-3		4	0	0	0	0	0	2
Johnny Jeter, R (1, 8) Jose Martinez, R (7, PH) (8, 5) OBP: 0.270, SLG: 0.297		SSS 0-3 ① K		x 0-0 ③ 6-3			x 0-0 F9 E 1B 1B	x 0-0 ③ 1-3		2 2	0 1	0 1	0 0	0 0	1 0	0 0
Freddie Patek, R (1, 6) OBP: 0.312, SLG: 0.279		x 0-0 ② P1			BBBB 4-0 6-3 SH1-3 BB		x 0-0 FC1 S 1B 1-2			2	0	0	0	1	0	1
Dock Ellis, S (1, 1) OBP: 0.158, SLG: 0.111 Manny Sanguillen, R (7, PH) OBP: 0.372, SLG: 0.439 Bob Moose, R (8, 1) OBP: 0.250, SLG: 0.100		SSS 0-3 ③ K			x 0-0 ① SH1-3 1-2		x 0-0 ② F9 2-3			1 1 0	0 0 0	0 0 0	0 0 0	0 0 0	1 0 0	0 2 0
Inning Stats	R: 1 E: 1 K: 0 S: 4 H: 0 LOB: 2 BB: 2 P: 12	R: 0 E: 0 K: 2 S: 7 H: 0 LOB: 0 BB: 0 P: 7	R: 0 E: 0 K: 0 S: 3 H: 0 LOB: 1 BB: 1 P: 7	R: 0 E: 0 K: 0 S: 3 H: 0 LOB: 0 BB: 0 P: 3	R: 0 E: 0 K: 0 S: 3 H: 0 LOB: 1 BB: 1 P: 7	R: 0 E: 0 K: 2 S: 7 H: 0 LOB: 0 BB: 0 P: 7	R: 1 E: 1 K: 0 S: 6 H: 2 LOB: 2 BB: 0 P: 6	R: 2 E: 0 K: 0 S: 5 H: 2 LOB: 0 BB: 0 P: 5		1B: 3 2B: 0 3B: 0 HR: 1	SF: 0 SAC: 1 DP: 0 HBP: 0		WP: 0 PB: 0 SB: 2 CS: 0	PA: 34		

	AB	29
	R	4
	H	4
	RBI	3
	BB	4
	SO	4
	LOB	14

PITCHER		IP	WLS	BF	H	R	ER	SO	BB	IBB	HBP	BLK	WP	HR	S	P	ERA	WHIP
George Stone, L ERA: 3.68	(1, 1)	7.0		29	2	2	0	4	4	0	0	0	0	0	33	49	0.00	0.857
Cecil Upshaw, R ERA: 2.94	(8, 1)	1.0	L	5	2	2	2	0	0	0	0	0	0	1	5	5	18.00	2.000

PITCHER		IP	WLS	BF	H	R	ER	SO	BB	IBB	HBP	BLK	WP	HR	S	P	ERA	WHIP

Atlanta Braves @ Pittsburgh Pirates

Forbes Field, Pittsburgh, PA

Sun Jun 15 1969, 3:33 AM EDT

Att. 19,974 - Unknown

TOP

livebaseballscorecards.com

Batter	1	2	3	4	5	6	7	8	9	AB	R	H	RBI	BB	SO	LOB
Sonny Jackson, L (1, 6) OBP: 0.342, SLG: 0.355	F5	FC 1-2f		FC5-2 BB HBP 1-2 2-3 3-Hf		F8			4-3	5	0	0	0	0	0	5
Tony Gonzalez, L (1, 8) OBP: 0.316, SLG: 0.296	1B 3B	K2-3		1-0 BB HBP 1-2 2-3 3-H		1-3			1B	4	1	2	1	0	1	2
Hank Aaron, R (1, 9) OBP: 0.438, SLG: 0.674	8-4-3 3-H 1B		G4-6-3 1B	F7		F8			F9	5	0	2	1	0	0	4
Orlando Cepeda, R (1, 3) OBP: 0.326, SLG: 0.457	8-4-3 1-2f		G4-6-3 1-2f	BBBB 4-0 1-2 2-3 3-H BB			SSS K		4-3	4	0	0	1	1	1	3
Rico Carty, R (1, 7) OBP: 0.488, SLG: 0.545 Mike Lum, L (7, 7) OBP: 0.330, SLG: 0.314		1B 1B	F8	5-3			SSS K			4 0	1 0	1 0	0 0	0 0	1 0	3 0
Felix Millan, R (1, 4) OBP: 0.325, SLG: 0.391		1B 1B 1-2 1B		1B 1B 2B	6-3 S 1B		6-3			4	2	3	0	0	0	0
Bob Aspromonte, R (1, 5) OBP: 0.312, SLG: 0.341		FC6-4 1B 1-3 2-H 1B		1B 1B FC5-2 2-3 1B	F9 1-2			F8		4	0	2	1	0	0	1
Bob Didier, S (1, 2) OBP: 0.261, SLG: 0.283		FC6-4 1-2 3-H 1B		FC5-2 1B HBP 1-2 3-H 1B	6-3 2-3			F8		4	1	2	2	0	0	1
Ron Reed, R (1, 1) OBP: 0.097, SLG: 0.067 Paul Doyle, L (8, 1) Cecil Upshaw, R (8, 1) OBP: 0.286, SLG: 0.714		FC6-4 FC 1-2f 2-3		HBP FC5-2 BB 1-2 2-3 1B	SSS K			SSS K		4 0 0	1 0 0	1 0 0	0 0 0	0 0 0	2 0 0	3 0 0
Inning Stats	R: 1 E: 0 K: 0 S: 4 H: 2 LOB: 0 BB: 0 P: 4	R: 2 E: 0 K: 1 S: 9 H: 4 LOB: 2 BB: 0 P: 9	R: 0 E: 0 K: 0 S: 3 H: 1 LOB: 0 BB: 0 P: 3	R: 3 E: 0 K: 0 S: 7 H: 4 LOB: 3 BB: 1 P: 12	R: 0 E: 0 K: 1 S: 6 H: 1 LOB: 1 BB: 0 P: 6	R: 0 E: 0 K: 0 S: 3 H: 0 LOB: 0 BB: 0 P: 3	R: 0 E: 0 K: 2 S: 7 H: 0 LOB: 0 BB: 0 P: 7	R: 0 E: 0 K: 1 S: 5 H: 0 LOB: 0 BB: 0 P: 5	R: 0 E: 0 K: 0 S: 4 H: 1 LOB: 1 BB: 0 P: 4	1B: 11 2B: 2 3B: 1 HR: 0 SF: 0 SAC: 0 DP: 2 HBP: 1						

AB	38
R	6
H	13
RBI	6
BB	1
SO	5
LOB	22

WP: 0 PB: 0 SB: 1 CS: 0 PA: 40

PITCHER		IP	WLS	BF	H	R	ER	SO	BB	IBB	HBP	BLK	WP	HR	S	P	ERA	WHIP
Steve Blass, R ERA: 5.35	(1, 1)	1.0	L	8	6	3	3	0	0	0	0	0	0	0	8	8	27.00	6.000
Bob Moose, R ERA: 4.34	(2, 1)	2.0		7	2	1	1	1	0	0	0	0	0	0	9	9	4.50	1.000
Chuck Hartenstein, R ERA: 3.38	(4, 1)	0.0		3	3	0	0	0	0	0	0	0	0	0	3	3	∞	∞
Luke Walker, L ERA: 3.48	(4, 1)	3.0		12	1	2	2	1	1	0	1	0	0	0	12	17	6.00	0.667
Lou Marone, L ERA:	(7, 1)	1.0		3	0	0	0	2	0	0	0	0	0	0	7	7	0.00	0.000

PITCHER		IP	WLS	BF	H	R	ER	SO	BB	IBB	HBP	BLK	WP	HR	S	P	ERA	WHIP
Joe Gibbon, L ERA: 3.27	(8, 1)	2.0		7	1	0	0	1	0	0	0	0	0	0	9	9	0.00	0.500

Atlanta Braves @ Pittsburgh Pirates

Forbes Field, Pittsburgh, PA

Sun Jun 15 1969, 3:33 AM EDT

Att. 19,974 - Unknown

BOTTOM

Batter	1	2	3	4	5	6	7	8	9	AB	R	H	RBI	BB	SO	LOB
Matty Alou, L (1, 8) OBP: 0.396, SLG: 0.494	4-3			1B		2B 1B		1B 1B	6-3 1-2	5	2	3	0	0	0	1
Richie Hebner, L (1, 5) OBP: 0.381, SLG: 0.473	F4			F7		1-3 1B	2B	1B 1-3 SF7	1B	4	2	2	0	0	0	1
Roberto Clemente, R (1, 9) OBP: 0.396, SLG: 0.509	K			K		4-3 2-H 3-H	1B	1-3 3-H	1B	4	0	2	3	0	2	1
Willie Stargell, L (1, 3) OBP: 0.399, SLG: 0.562		4-3		1-3		4-3 1-2		K		4	0	1	0	0	1	3
Al Oliver, L (1, 7) OBP: 0.292, SLG: 0.365		4-3		F4		L6		SF7 3-H		3	0	0	1	0	0	3
Jerry May, R (1, 2) OBP: 0.279, SLG: 0.381		F5		K		BB		K		3	0	0	0	1	2	1
Bill Mazeroski, R (1, 4) OBP: 0.286, SLG: 0.290			4-3	F8		F7			F7	4	0	0	0	0	0	1
Freddie Patek, R (1, 6) OBP: 0.306, SLG: 0.273			F4	6-3		F8			F9	3	0	0	0	0	0	1
Carl Taylor, R (9, PH) OBP: 0.400, SLG: 0.457										1	0	0	0	0	0	0
Steve Blass, R (1, 1) OBP: 0.200, SLG: 0.333 Bob Moose, R (2, 1) OBP: 0.000, SLG: 0.000 Chuck Harfenstein, R (4, 1) Luke Walker, L (4, 1) Gary Kolb, L (6, PH) OBP: 0.250, SLG: 0.214 Lou Marone, R (7, 1) Jose Pagan, R (7, PH) OBP: 0.313, SLG: 0.400 Joe Gibbon, R (8, 1) Manny Sanguillen, R (9, PH) OBP: 0.375, SLG: 0.444			K			F5		K	PB 1B	0 1 0 0 1 0 1 0 1 0	0 0 0 0 0 0 0 0 0 0	0 0 0 0 0 0 0 0 0 1	0 0 0 0 0 0 0 0 1 1	0 1 0 0 0 0 0 0 0 0	0 0 0 0 0 0 0 0 0 0	0 0 0 0 0 0 0 0 1 1
Inning Stats	R: 0 E: 0 K: 1 S: 5 H: 0 LOB: 0 BB: 0 P: 5	R: 0 E: 0 K: 0 S: 3 H: 0 LOB: 0 BB: 0 P: 3	R: 0 E: 0 K: 1 S: 5 H: 0 LOB: 0 BB: 0 P: 5	R: 0 E: 0 K: 1 S: 7 H: 2 LOB: 2 BB: 0 P: 7	R: 0 E: 0 K: 1 S: 5 H: 0 LOB: 0 BB: 0 P: 5	R: 2 E: 0 K: 0 S: 6 H: 3 LOB: 1 BB: 0 P: 6	R: 0 E: 0 K: 1 S: 5 H: 0 LOB: 1 BB: 1 P: 9	R: 2 E: 0 K: 2 S: 10 H: 3 LOB: 1 BB: 0 P: 10	R: 0 E: 0 K: 0 S: 4 H: 1 LOB: 1 BB: 0 P: 4	1B: 8 2B: 1 3B: 0 HR: 0	SF: 1 SAC: 0 DP: 0 HBP: 0						

AB	35
R	4
H	9
RBI	4
BB	1
SO	7
LOB	13

WP: 0 PB: 1 SB: 0 CS: 0 PA: 37

livebaseballscorecards.com

PITCHER		IP	WLS	BF	H	R	ER	SO	BB	IBB	HBP	BLK	WP	HR	S	P	ERA	WHIP
Ron Reed, R ERA: 3.86	(1, 1)	7.0	W	30	8	4	4	5	1	0	0	0	0	0	39	43	5.14	1.286
Paul Doyle, L ERA: 3.38	(8, 1)	0.2		2	0	0	0	1	0	0	0	0	0	0	4	4	0.00	0.000
Cecil Upshaw, R ERA: 2.83	(8, 1)	1.1	S	5	1	0	0	1	0	0	0	0	0	0	7	7	0.00	0.750

PITCHER	IP	WLS	BF	H	R	ER	SO	BB	IBB	HBP	BLK	WP	HR	S	P	ERA	WHIP

Batter	1	2	3	4	5	6	7	8	9	AB	R	H	RBI	BB	SO	LOB
Don Kessinger, S (1, 6) OBP: 0.364, SLG: 0.395	F7	F7		1B 3B 1-H 3-H		P2-3 BB 1-2		FC6-4 1B		4	1	2	2	1	0	1
Paul Popovich, S (1, 4) OBP: 0.294, SLG: 0.316	1B 2B	L4		PB 1B 3-H		P2-3 1-2 2-3		FC6-4 FC6 1-2f		5	1	2	1	0	0	4
Billy Williams, L (1, 7) OBP: 0.356, SLG: 0.461	1B 1B BB		G5-4-3 1B	BB 1-2		P4		FC6 1-2f		3	1	1	0	2	0	2
Ron Santo, R (1, 5) OBP: 0.406, SLG: 0.511	1B 1B 1-2 2-H		G5-4-3 1-2f	K			HR 1B		1B 1B BB	4	2	2	1	1	1	3
14 Ernie Banks, R (1, 3) OBP: 0.344, SLG: 0.461	K		FC6-4 1B	P3			F9		K	5	0	1	0	0	2	6
Randy Hundley, R (1, 2) OBP: 0.408, SLG: 0.509	1B 1-2 2-H		FC6-4 1-2f	1-3			HR 1-H		K	5	1	2	3	0	1	2
Al Spangler, L (1, 9) OBP: 0.312, SLG: 0.408	P5			F8	F7		4-3		1B 1B 1-2	5	0	1	0	0	0	2
Don Young, R (1, 8) OBP: 0.341, SLG: 0.378 Willie Smith, L (9, PH) OBP: 0.333, SLG: 0.545 Jim Hickman, R (9, PH) OBP: 0.282, SLG: 0.244		1B	3B 3B	K			K		1B 1B 1-3 2-H	4 0 1	1 0 0	2 0 1	0 0 1	0 0 0	2 0 0	0 0 0
Dick Selma, R (1, 1) OBP: 0.182, SLG: 0.182 Don Nottebart, R (1, 1) Gene Oliver, R (2, PH) OBP: 0.000, SLG: 0.182 Hank Aguirre, R (0, 1) OBP: 0.000, SLG: 0.000 Bill Heath, L (4, PH) OBP: 0.429, SLG: 0.750 Nate Oliver, R (4, PR) OBP: 0.333, SLG: 0.406 Phil Regan, R (4, 1) Rich Nye, L (8, 1) OBP: 0.143, SLG: 0.143 Rick Bladt, R (8, PH) OBP: 0.500, SLG: 0.333		K	3B BB			P2-3 BB		F8	K	0 0 1 0 0 0 1 0 0	0 0 0 0 1 0 0 0 0	0 0 0 0 0 0 1 0 0	0 0 0 0 1 0 1 0 0	0 0 0 0 0 0 0 0 1	0 0 0 0 0 0 0 0 2	0 0 1 0 0 0 0 0 0
Inning Stats	R: 2 E: 0 K: 1 S: 8 H: 3 LOB: 2 BB: 1 P: 12	R: 0 E: 0 K: 1 S: 6 H: 1 LOB: 1 BB: 0 P: 6	R: 0 E: 0 K: 0 S: 4 H: 2 LOB: 1 BB: 0 P: 4	R: 3 E: 0 K: 1 S: 8 H: 3 LOB: 2 BB: 2 P: 16	R: 0 E: 0 K: 1 S: 5 H: 0 LOB: 0 BB: 0 P: 5	R: 0 E: 0 K: 0 S: 2 H: 0 LOB: 1 BB: 2 P: 10	R: 2 E: 0 K: 1 S: 7 H: 2 LOB: 0 BB: 0 P: 7	R: 0 E: 0 K: 0 S: 4 H: 1 LOB: 1 BB: 0 P: 4	R: 1 E: 0 K: 3 S: 11 H: 2 LOB: 2 BB: 1 P: 15	1B: 10 2B: 1 3B: 2 HR: 1 SF: 0 SAC: 0 DP: 1 HBP: 0						

PITCHER		IP	WLS	BF	H	R	ER	SO	BB	IBB	HBP	BLK	WP	HR	S	P	ERA	WHIP
Jim Bunning, R ERA: 3.3	(1, 1)	3.1		20	9	5	5	2	2	0	0	0	0	0	22	30	13.50	3.300
Chuck Hartenstein, R ERA: 3.49	(4, 1)	3.2		15	2	2	2	3	3	0	0	0	0	1	18	30	4.91	1.364
Bruce Dal Canton, R ERA: 3.2	(8, 1)	1.2	W	8	2	1	1	2	1	0	0	0	0	0	11	15	5.40	1.800
Joe Gibbon, L ERA: 3.27	(9, 1)	0.0		1	1	0	0	0	0	0	0	0	0	0	1	1	∞	∞
Steve Blass, R ERA: 5.33	(9, 1)	0.1	S	1	0	0	0	1	0	0	0	0	0	0	3	3	0.00	0.000

PITCHER	IP	WLS	BF	H	R	ER	SO	BB	IBB	HBP	BLK	WP	HR	S	P	ERA	WHIP

TOP

Chicago Cubs @ Pittsburgh Pirates

Forbes Field, Pittsburgh, PA

Mon Jun 16 1969, 7:05 PM EDT

Att. 8,810 - Unknown - 65 F

livebaseballscorecards.com

AB	39
R	8
H	14
RBI	8
BB	6
SO	8
LOB	23

WP: 0	PA: 45		
PB: 1			
SB: 0			
CS: 0			

Batter	1	2	3	4	5	6	7	8	9	AB	R	H	RBI	BB	SO	LOB
Matty Alou, L (1, 8) OBP: 0.394, SLG: 0.489	BBB 4-0 1B BB x 0-0 F9 ③			x 0-0 F9 ③			x 0-0 P6 ②			3	1	0	0	1	0	2
Richie Hebner, L (1, 5) OBP: 0.379, SLG: 0.469	x 0-0 1B 1B 1-3 1B	x 0-0 G3 ①			x 0-0 L3 ①		x 0-0 P4-3 ③			4	1	1	0	0	0	1
Roberto Clemente, R (1, 9) OBP: 0.398, SLG: 0.521	x 0-0 BB 1B 1-3 3-H 1B	x 0-0 5-3 ②			x 0-0 6-3 ②			x 0-0 1B 3B		4	2	2	1	0	0	0
Willie Stargell, L (1, 3) OBP: 0.401, SLG: 0.559 Jose Martinez, R (8, PR) OBP: 0.270, SLG: 0.297 (9, 7)	BBB 4-0 1B 3B 1-2 BB	SSS 0-3 K ③			x 0-0 6-3 ③			x 0-0 SH3-4 HR 3-H 1B		3 0	1 1	1 0	1 0	1 0	1 0	0 0
Manny Sanguillen, R (1, 2) OBP: 0.368, SLG: 0.433	x 0-0 L3 ①	x 0-0 6-3 ①				x 0-0 F8 ①		x 0-0 SH3-4 ① 1-2		3	0	0	0	0	0	3
Al Oliver, L (1, 7) OBP: 0.296, SLG: 0.385 (9, 3)	x 0-0 3B 1-2 2-H 3-H 1B	x 0-0 5-3 ②				x 0-0 6-3 ②		x 0-0 2-H HR		4	2	2	4	0	0	0
Bill Mazeroski, R (1, 4) OBP: 0.285, SLG: 0.300	x 0-0 1B 1-H 2-H 3B	x 0-0 F7 ③				x 0-0 5-3 ③		x 0-0 G1 ②		4	1	1	2	0	0	1
Freddie Patek, R (1, 6) OBP: 0.305, SLG: 0.272	x 0-0 6-3 3-H 1B			x 0-0 F3 ①			SSS 0-3 K ①	x 0-0 6-3 ③		4	0	1	1	0	1	1
Jim Bunning, R (1, 1) OBP: 0.080, SLG: 0.042 Chuck Hartenstein, R (4, 1) Carl Taylor, R (7, PH) OBP: 0.415, SLG: 0.472 Johnny Jeter, R (7, PR) Bruce Dal Canton, R (8, 1) OBP: 0.600, SLG: 1.000 Joe Gibbon, R (9, 1) Steve Blass, R (9, 1) OBP: 0.290, SLG: 0.333	x 0-0 6-3 ② 1-3			SSS 0-3 K ②			x 0-0 1B			1 1 1 0 0 0 0	0 0 0 0 0 0 0	0 0 1 0 0 0 0	0 0 0 0 0 0 0	0 1 0 0 0 0 0	0 0 0 0 0 0 0	1 0 0 0 0 0 0
Inning Stats	R: 6 E: 0 K: 0 S: 8 H: 5 LOB: 1 BB: 2 P: 16	R: 0 E: 0 K: 1 S: 5 H: 0 LOB: 0 BB: 0 P: 5	R: 0 E: 0 K: 0 S: 3 H: 0 LOB: 0 BB: 0 P: 3	R: 0 E: 0 K: 1 S: 5 H: 0 LOB: 0 BB: 0 P: 5	R: 0 E: 0 K: 0 S: 3 H: 0 LOB: 0 BB: 0 P: 3	R: 0 E: 0 K: 0 S: 3 H: 0 LOB: 0 BB: 0 P: 3	R: 0 E: 0 K: 1 S: 6 H: 1 LOB: 1 BB: 0 P: 6	R: 3 E: 0 K: 0 S: 6 H: 3 LOB: 1 BB: 0 P: 6		1B: 6 2B: 0 3B: 2 HR: 1	SF: 0 SAC: 1 DP: 0 HBP: 0			WP: 0 PB: 0 SB: 0 CS: 0	PA: 35	

PITCHER		IP	WLS	BF	H	R	ER	SO	BB	IBB	HBP	BLK	WP	HR	S	P	ERA	WHIP
Dick Selma, R ERA: 3.86	(1, 1)	0.1		6	3	5	5	0	2	0	0	0	0	0	4	12	135.00	15.000
Don Nottebart, R ERA: 8.31	(1, 1)	0.2		4	2	1	1	0	0	0	0	0	0	0	4	4	13.50	3.000
Hank Aguirre, L ERA: 1.5	(2, 1)	2.0		6	0	0	0	1	0	0	0	0	0	0	8	8	0.00	0.000
Phil Regan, R ERA: 3.7	(4, 1)	4.1	L	16	3	3	3	2	0	0	0	0	0	0	20	20	6.23	0.692
Rich Nye, L ERA: 4.31	(8, 1)	0.2		3	1	0	0	0	0	0	0	0	0	1	3	3	0.00	1.500

PITCHER	IP	WLS	BF	H	R	ER	SO	BB	IBB	HBP	BLK	WP	HR	S	P	ERA	WHIP

BOTTOM

Chicago Cubs @ Pittsburgh Pirates

Forbes Field, Pittsburgh, PA

Mon Jun 16 1969, 7:05 PM EDT

Att. 8,810 - Unknown - 65 F

livebaseballscorecards.com

AB	32
R	9
H	9
RBI	9
BB	2
SO	3
LOB	9

Batter	1	2	3	4	5	6	7	8	9	AB	R	H	RBI	BB	SO	LOB
Don Kessinger, S (1, 6) OBP: 0.358, SLG: 0.387	F9		K		L9		P6		1-3	5	0	0	0	0	1	2
Paul Popovich, S (1, 4) OBP: 0.292, SLG: 0.305	P5-3		P8		1B BB			P5-3		3	0	0	0	1	0	0
Billy Williams, L (1, 7) OBP: 0.365, SLG: 0.472	1B		2B		1-3 1B			1B BB		3	0	3	0	1	0	0
Rick Bladt, R (8, PR) (8, 7) OBP: 0.333, SLG: 0.333										0	0	0	0	0	0	0
Ron Santo, R (1, 5) OBP: 0.404, SLG: 0.507	4-3		K			K		1-2 1B		4	0	1	0	0	2	2
14 Ernie Banks, R (1, 3) OBP: 0.338, SLG: 0.453		6-3		5-3		6-3		K		4	0	0	0	0	1	2
Randy Hundley, R (1, 2) OBP: 0.406, SLG: 0.504		FC6-4 BB 1B		K		4-3		F9		4	0	1	0	0	1	2
Jim Hickman, R (1, 9) OBP: 0.292, SLG: 0.250		BBBB 1-2 FC6-4 BB		FC6-4 1B			5-3		4-3	2	0	1	0	1	0	0
Bill Heath, L (9, PH) OBP: 0.556, SLG: 0.600										1	0	0	0	0	0	0
Don Young, R (1, 8) OBP: 0.341, SLG: 0.373		1-2f 2-3 FC6-4 FC6-4		1-2f FC6-4			BBBB PB BB		P4	2	0	0	0	1	0	3
Willie Smith, L (9, PH) OBP: 0.328, SLG: 0.536										1	0	0	0	0	0	0
Fergie Jenkins, R (1, 1) OBP: 0.163, SLG: 0.159		1-2f FC6-4			K		1-2 K		1B	3	0	0	0	0	2	3
Al Spangler, L (9, PH) OBP: 0.316, SLG: 0.413										1	0	1	0	0	0	0
Inning Stats	R: 0 E: 0 K: 0 S: 4 H: 1 LOB: 1 BB: 0 P: 4	R: 0 E: 0 K: 0 S: 4 H: 1 LOB: 2 BB: 1 P: 8	R: 0 E: 0 K: 2 S: 8 H: 1 LOB: 1 BB: 0 P: 8	R: 0 E: 0 K: 1 S: 6 H: 1 LOB: 1 BB: 0 P: 6	R: 0 E: 0 K: 1 S: 5 H: 1 LOB: 2 BB: 1 P: 9	R: 0 E: 0 K: 1 S: 5 H: 0 LOB: 0 BB: 0 P: 5	R: 0 E: 0 K: 1 S: 5 H: 0 LOB: 1 BB: 1 P: 9	R: 0 E: 0 K: 1 S: 6 H: 1 LOB: 2 BB: 1 P: 10	R: 0 E: 0 K: 0 S: 4 H: 1 LOB: 1 BB: 0 P: 4	1B: 6 2B: 1 3B: 0 HR: 0	SF: 0 SAC: 0 DP: 0 HBP: 0						

TOP

Chicago Cubs @ Pittsburgh Pirates

Forbes Field, Pittsburgh, PA

Tue Jun 17 1969, 7:05 PM EDT

Unknown - 70 F

livebaseballscorecards.com

AB	33
R	0
H	7
RBI	0
BB	4
SO	7
LOB	14

PITCHER		IP	WLS	BF	H	R	ER	SO	BB	IBB	HBP	BLK	WP	HR	S	P	ERA	WHIP
Bob Veale, L ERA: 3.94	(1, 1)	7.1	W	31	6	0	0	6	4	0	0	0	0	0	39	55	0.00	1.364
Bruce Dal Canton, R ERA: 3.07	(8, 1)	1.2	S	6	1	0	0	1	0	0	0	0	0	0	8	8	0.00	0.600

PITCHER	IP	WLS	BF	H	R	ER	SO	BB	IBB	HBP	BLK	WP	HR	S	P	ERA	WHIP

Batter	1	2	3	4	5	6	7	8	9	AB	R	H	RBI	BB	SO	LOB
Matty Alou, L (1, 8) OBP: 0.399, SLG: 0.494	F8		FC6 1B		IBB		1B 2B			3	1	2	0	1	0	0
Richie Hebner, L (1, 5) OBP: 0.376, SLG: 0.464	L3		K		K		1B 2-H 1B			4	0	1	1	0	2	3
Roberto Clemente, R (1, 9) OBP: 0.395, SLG: 0.515	5-3		FC6 1-2f			F8	1-2 1B			4	0	1	0	0	0	1
Willie Stargell, L (1, 3) OBP: 0.400, SLG: 0.556 Johnny Jeter, R (6, PR) Jose Pagan, R (7, 7) OBP: 0.310, SLG: 0.449		K		6-3		2B FC4-2 1B	F2			3 0 1	0 0 0	1 0 0	0 0 0	0 0 0	1 0 0	0 0 2
Al Oliver, L (1, 7) (7, 3) OBP: 0.300, SLG: 0.392		1B 1B		F9		FC4-2 1-3 2B		K		4	0	2	0	0	1	0
Jerry May, R (1, 2) OBP: 0.278, SLG: 0.377		K		K		FC4-2 S 2-3 3-H		P4-3 1B		4	0	1	0	0	2	4
Bill Mazeroski, R (1, 4) OBP: 0.289, SLG: 0.304		1-3 1B			SH1 1B	F7 1-2		P4-3 1-2		4	0	2	0	0	0	3
Freddie Patek, R (1, 6) OBP: 0.305, SLG: 0.268		K			SH1 1-2		P3	IBB		2	0	0	0	1	1	2
Bob Veale, S (1, 1) OBP: 0.036, SLG: 0.036 Bruce Dal Canton, R (8, 1) OBP: 0.500, SLG: 0.800			K		K		K	K		3 1	0 0	0 0	0 0	0 0	3 1	1 2
Inning Stats	R: 0 H: 0 E: 0 LOB: 0 K: 0 BB: 0 S: 3 P: 3	R: 0 H: 2 E: 0 LOB: 2 K: 3 BB: 0 S: 11 P: 11	R: 0 H: 1 E: 0 LOB: 1 K: 2 BB: 0 S: 8 P: 8	R: 0 H: 0 E: 0 LOB: 0 K: 1 BB: 0 S: 5 P: 5	R: 0 H: 1 E: 0 LOB: 2 K: 2 BB: 1 S: 8 P: 12	R: 0 H: 2 E: 0 LOB: 3 K: 0 BB: 0 S: 5 P: 5	R: 1 H: 3 E: 0 LOB: 2 K: 1 BB: 0 S: 8 P: 8	R: 0 H: 1 E: 0 LOB: 2 K: 2 BB: 1 S: 8 P: 12		1B: 8 SF: 0 2B: 2 SAC: 1 3B: 0 DP: 0 HR: 0 HBP: 0						

PITCHER	IP	WLS	BF	H	R	ER	SO	BB	IBB	HBP	BLK	WP	HR	S	P	ERA	WHIP
Fergie Jenkins, R (1, 1) ERA: 2.79	8.0	L	36	10	1	1	11	0	2	0	0	0	0	56	64	1.12	1.250

PITCHER	IP	WLS	BF	H	R	ER	SO	BB	IBB	HBP	BLK	WP	HR	S	P	ERA	WHIP

BOTTOM

Chicago Cubs @ Pittsburgh Pirates

Forbes Field, Pittsburgh, PA

Tue Jun 17 1969, 7:05 PM EDT

Unknown - 70 F

livebaseballscorecards.com

AB	33
R	1
H	10
RBI	1
BB	2
SO	11
LOB	18

WP: 0 PA: 36
PB: 0
SB: 1
CS: 0

Chicago Cubs @ Pittsburgh Pirates

Forbes Field, Pittsburgh, PA

Tue Jun 17 1969, 7:05 PM EDT

Att. 26,817 - Unknown

TOP

livebaseballscorecards.com

Batter	1	2	3	4	5	6	7	8	9	AB	R	H	RBI	BB	SO	LOB
Don Kessinger, S (1, 6) OBP: 0.356, SLG: 0.396	K			IHR	L8		CS 1-2	F8		4	1	1	1	0	1	1
Paul Popovich, S (1, 4) OBP: 0.290, SLG: 0.302	G4-6-3 1B			P4-3	L5			P7		4	0	1	0	0	0	1
Billy Williams, L (1, 7) OBP: 0.363, SLG: 0.480	G4-6-3 1-2f			HR		P4		F8		4	1	1	1	0	0	1
Ron Santo, R (1, 5) OBP: 0.405, SLG: 0.506		F9		F9		1B			SH1-4 1B	4	0	2	0	0	0	0
Willie Smith, L (1, 3) (9, 9) OBP: 0.328, SLG: 0.576		K		HR		F7			SH1-4 1-2	3	1	1	1	0	1	1
Al Spangler, L (1, 9) OBP: 0.316, SLG: 0.407 14 Ernie Banks, R (9, PH) (9, 3) OBP: 0.337, SLG: 0.451		F8		BB		K			F7	2 1	0 0	0 0	0 0	1 0	1 0	1 1
Randy Hundley, R (1, 2) OBP: 0.400, SLG: 0.496		6-3	K				K		F7	4	0	0	0	0	2	2
Don Young, R (1, 8) OBP: 0.347, SLG: 0.375		5-3			SH5-3 1B			CS BB		2	0	1	0	1	0	0
Dick Selma, R (1, 1) OBP: 0.179, SLG: 0.179		6-3			SH5-3 1-2		F9			2	0	0	0	0	0	1
Hank Aguirre, R (8, 1) OBP: 0.500, SLG: 0.500										0	0	0	0	0	0	0
Ted Abernathy, R (8, 1) OBP: 0.400, SLG: 0.600										0	0	0	0	0	0	0
Rich Nye, L (9, 1) OBP: 0.143, SLG: 0.143										0	0	0	0	0	0	0
Inning Stats	R: 0 E: 0 K: 1 S: 5 H: 1 LOB: 0 BB: 0 P: 5	R: 0 E: 0 K: 1 S: 5 H: 0 LOB: 0 BB: 0 P: 5	R: 0 E: 0 K: 0 S: 3 H: 0 LOB: 0 BB: 0 P: 3	R: 3 E: 0 K: 1 S: 8 H: 3 LOB: 1 BB: 1 P: 12	R: 0 E: 0 K: 0 S: 4 H: 1 LOB: 1 BB: 0 P: 4	R: 0 E: 0 K: 1 S: 6 H: 1 LOB: 1 BB: 0 P: 6	R: 0 E: 0 K: 1 S: 4 H: 0 LOB: 0 BB: 1 P: 8	R: 0 E: 0 K: 0 S: 3 H: 0 LOB: 0 BB: 0 P: 3	R: 0 E: 0 K: 0 S: 4 H: 1 LOB: 1 BB: 0 P: 4	1B: 4 2B: 0 3B: 0 HR: 3 SF: 0 SAC: 2 DP: 1 HBP: 0						

AB	30
R	3
H	7
RBI	3
BB	2
SO	5
LOB	9

WP: 0 PB: 0 SB: 0 CS: 1 PA: 35

PITCHER		IP	WLS	BF	H	R	ER	SO	BB	IBB	HBP	BLK	WP	HR	S	P	ERA	WHIP
Gene Garber, R ERA: 6.23	(1, 1)	4.1		18	5	3	3	3	1	0	0	0	0	2	23	27	6.23	1.385
Luke Walker, L ERA: 3.38	(5, 1)	0.2		2	0	0	0	0	0	0	0	0	0	0	2	2	0.00	0.000
Joe Gibbon, L ERA: 3.0	(6, 1)	2.0		7	1	0	0	2	1	0	0	0	0	0	10	14	0.00	1.000
Lou Marone, L ERA:	(8, 1)	1.1		5	1	0	0	0	0	0	0	0	0	0	5	5	0.00	0.750
Steve Blass, R ERA: 5.29	(9, 1)	0.2	W	2	0	0	0	0	0	0	0	0	0	0	2	2	0.00	0.000

PITCHER	IP	WLS	BF	H	R	ER	SO	BB	IBB	HBP	BLK	WP	HR	S	P	ERA	WHIP

BOTTOM

Chicago Cubs @ Pittsburgh Pirates

Forbes Field, Pittsburgh, PA

Tue Jun 17 1969, 7:05 PM EDT

Att. 26,817 - Unknown

livebaseballscorecards.com

Batter	1	2	3	4	5	6	7	8	9	AB	R	H	RBI	BB	SO	LOB
Matty Alou, L (1, 8) OBP: 0.403, SLG: 0.494	P4-3		F8		1B			1B 1B 1B	1B IBB	4	1	2	0	1	0	0
Richie Hebner, L (1, 5) OBP: 0.377, SLG: 0.463	K		K		G3			1B 1B P4-3 1-3 1B	1-2 2-3 3-H 1B	5	1	2	1	0	2	1
Willie Stargell, L (1, 3) OBP: 0.406, SLG: 0.559 Dock Ellis, S (8, PR) OBP: 0.158, SLG: 0.111 Roberto Clemente, R (9, 9) OBP: 0.395, SLG: 0.515	K		1B			1B		P4-3 1B 1-2 3-H 1B		4 0 0	0 0 0	3 0 0	1 0 0	0 0 0	1 0 0	0 0 0
Manny Sanguillen, R (1, 2) OBP: 0.372, SLG: 0.435		1B SF8 1B	K			P6		P4-3 1-2 2-3 1B		4	1	2	0	0	1	2
Al Oliver, L (1, 7) OBP: 0.304, SLG: 0.395 (9, 3)		G3 SF8 1-3 1B		P6		P6-4-3 1-2 1B		P4-3 1-2f 2-3 3-H		4	0	2	0	0	0	2
Carl Taylor, R (1, 9) OBP: 0.378, SLG: 0.436 (9, 7)	SF8 1-2 3-H			F9		P6-4-3 1-2f		F8		3	0	0	1	0	0	4
Bill Mazeroski, R (1, 4) OBP: 0.284, SLG: 0.298	G3 2-3			G3			5-3		6-3	4	0	0	0	0	0	1
Freddie Patek, R (1, 6) OBP: 0.308, SLG: 0.267 Jose Pagan, R (7, PH) OBP: 0.306, SLG: 0.443 Lou Marone, R (8, 1) Steve Blass, R (9, 1) OBP: 0.313, SLG: 0.355	S IBB				K		F9		SH 1B 1B	1 1 0 1	0 0 0 1	0 0 0 1	0 0 0 0	1 0 0 0	1 0 0 0	0 0 0 0
Gene Garber, R (1, 1) Luke Walker, L (5, 1) Gary Kolb, L (5, PH) OBP: 0.235, SLG: 0.200 Joe Gibbon, R (6, 1) Johnny Jeter, R (7, PH) Jose Martinez, R (8, 6) OBP: 0.270, SLG: 0.297	K 1-2				K		K		SH 1B 1-3	1 0 1 0 1 0	0 0 0 0 0 0	0 0 0 0 0 0	0 0 0 0 0 0	0 0 1 0 1 0	1 0 0 0 0 0	2 0 0 0 0 0
Inning Stats	R: 0 H: 0 E: 0 LOB: 0 K: 2 BB: 0 S: 7 P: 7	R: 1 H: 2 E: 0 LOB: 2 K: 1 BB: 1 S: 7 P: 11	R: 0 H: 1 E: 0 LOB: 1 K: 2 BB: 0 S: 8 P: 8	R: 0 H: 0 E: 0 LOB: 0 K: 0 BB: 0 S: 3 P: 3	R: 0 H: 1 E: 0 LOB: 1 K: 2 BB: 0 S: 8 P: 8	R: 0 H: 2 E: 0 LOB: 1 K: 0 BB: 0 S: 4 P: 4	R: 0 H: 2 E: 0 LOB: 0 K: 1 BB: 0 S: 5 P: 5	R: 2 H: 4 E: 0 LOB: 2 K: 0 BB: 0 S: 6 P: 6	R: 1 H: 2 E: 1 LOB: 3 K: 0 BB: 1 S: 4 P: 8	1B: 12 2B: 0 3B: 0 HR: 0	SF: 1 SAC: 1 DP: 2 HBP: 0			WP: 0 PB: 0 SB: 1 CS: 0	PA: 38		

	AB	34
	R	4
	H	12
	RBI	3
	BB	2
	SO	8
	LOB	12

PITCHER		IP	WLS	BF	H	R	ER	SO	BB	IBB	HBP	BLK	WP	HR	S	P	ERA	WHIP
Dick Selma, R ERA: 3.86	(1, 1)	7.0		29	8	3	3	8	0	1	0	0	0	0	44	48	3.86	1.143
Hank Aguirre, L ERA: 1.45	(8, 1)	0.2		3	2	0	0	0	0	0	0	0	0	0	3	3	0.00	3.000
Ted Abernathy, R ERA: 1.96	(8, 1)	0.2	L	4	1	1	1	0	0	0	0	0	0	0	4	4	13.50	1.500
Rich Nye, L ERA: 4.31	(9, 1)	0.0		2	1	0	0	0	0	1	0	0	0	0	1	5	∞	∞

PITCHER	IP	WLS	BF	H	R	ER	SO	BB	IBB	HBP	BLK	WP	HR	S	P	ERA	WHIP

Batter	1	2	3	4	5	6	7	8	9	10	AB	R	H	RBI	BB	SO	LOB
Don Kessinger, S (1, 6) OBP: 0.360, SLG: 0.404	G3 P1-3 1B		2B			K		SH3-4 3B 1B		K	5	1	3	0	0	2	0
Paul Popovich, S (1, 4) OBP: 0.278, SLG: 0.289	P1-3 1-2		P1-3			P1-3		SH3-4 1-2		K2-3	4	0	0	0	0	1	2
Billy Williams, L (1, 7) OBP: 0.367, SLG: 0.480	G3 2-3			F8		1B		3B IBB		1B	4	1	2	0	1	0	1
Ron Santo, R (1, 5) OBP: 0.401, SLG: 0.508	F7			G3		K		1-H 2-H 3B		F9	5	0	1	2	0	1	3
Willie Smith, L (1, 3) OBP: 0.324, SLG: 0.548		F7		FC6-4 BB			G3	K			3	0	0	0	1	1	0
Randy Hundley, R (1, 2) OBP: 0.398, SLG: 0.492		K		FC6-4 1-2f			4-3 S 1B		F8		4	0	1	0	0	1	1
Al Spangler, L (1, 9) OBP: 0.321, SLG: 0.409		F5			CS 1B		4-3 1-3		1B		4	0	2	0	0	0	1
Jim Hickman, R (10, 9) OBP: 0.292, SLG: 0.250											0	0	0	0	0	0	0
Don Young, R (1, 8) OBP: 0.350, SLG: 0.374			K		CS 1B		S IBB			K	3	0	1	0	1	2	1
Ken Holtzman, R (1, 1) OBP: 0.135, SLG: 0.176			F8		L6		K			P6	4	0	0	0	0	1	4
Phil Regan, R (10, 1)											0	0	0	0	0	0	0
Inning Stats	R: 0 E: 0 K: 0 S: 4 H: 1 LOB: 1 BB: 0 P: 4	R: 0 E: 0 K: 1 S: 5 H: 0 LOB: 0 BB: 0 P: 5	R: 0 E: 0 K: 1 S: 6 H: 1 LOB: 1 BB: 0 P: 6	R: 0 E: 0 K: 0 S: 3 H: 0 LOB: 1 BB: 1 P: 7	R: 0 E: 0 K: 0 S: 3 H: 2 LOB: 0 BB: 0 P: 3	R: 0 E: 0 K: 2 S: 8 H: 1 LOB: 1 BB: 0 P: 8	R: 0 E: 0 K: 1 S: 6 H: 1 LOB: 2 BB: 1 P: 10	R: 2 E: 0 K: 1 S: 6 H: 2 LOB: 0 BB: 1 P: 10	R: 0 E: 0 K: 1 S: 6 H: 1 LOB: 1 BB: 0 P: 6	R: 0 E: 0 K: 2 S: 8 H: 1 LOB: 1 BB: 0 P: 8	1B: 8 2B: 1 3B: 1 HR: 0	SF: 0 SAC: 1 DP: 0 HBP: 0					

PITCHER	IP	WLS	BF	H	R	ER	SO	BB	IBB	HBP	BLK	WP	HR	S	P	ERA	WHIP
Dock Ellis, R (1, 1) ERA: 4.36	9.0		36	9	2	2	7	1	2	0	0	0	0	47	59	2.00	1.111
Joe Gibbon, L (10, 1) ERA: 2.88	1.0	W	4	1	0	0	2	0	0	0	0	0	0	8	8	0.00	1.000

PITCHER	IP	WLS	BF	H	R	ER	SO	BB	IBB	HBP	BLK	WP	HR	S	P	ERA	WHIP

TOP

Chicago Cubs @ Pittsburgh Pirates

Forbes Field, Pittsburgh, PA

Wed Jun 18 1969, 7:05 PM EDT
Att. 12,198 - Unknown - 64 F

livebaseballscorecards.com

AB	36
R	2
H	10
RBI	2
BB	3
SO	9
LOB	13

WP: 0 PA: 40
PB: 0
SB: 2
CS: 2

Batter	1	2	3	4	5	6	7	8	9	10	AB	R	H	RBI	BB	SO	LOB
Matty Alou, L (1, 8) OBP: 0.399, SLG: 0.489	P6		FC1-6 1B		K		K		FC1-4 1-2f 2-3		5	0	1	0	0	2	3
Carl Taylor, R (1, 7) OBP: 0.388, SLG: 0.429	6-3		FC1-6 1B 1-2f		1-2 1B			HR BB	K		3	0	1	0	1	0	1
Johnny Jeter, R (8, PR) (9, 7)											1	1	0	0	0	1	2
Roberto Clemente, R (1, 9) OBP: 0.400, SLG: 0.541	K		1-2 1B		K			1-H HR	1B 2B		5	2	3	2	0	2	2
Jose Pagan, R (1, 5) OBP: 0.289, SLG: 0.417		F8	F7		1-3			L6	1-3		5	0	0	0	0	0	6
Manny Sanguillen, R (1, 2) OBP: 0.366, SLG: 0.434		1B 2B	K			5-3		6-3	K		5	0	1	0	0	2	4
Al Oliver, L (1, 3) OBP: 0.307, SLG: 0.392		BB 2-3 1B		K		P4-3		6-3		1B IBB	4	0	1	0	1	1	1
Jose Martinez, R (1, 4) OBP: 0.286, SLG: 0.310		K		K		F8			FC1-4 SH1-4 1B	1-2 2-H 1B	5	0	2	1	0	2	2
Freddie Patek, R (1, 6) OBP: 0.308, SLG: 0.263		1-2 BB		1-3			K		SH1-4 1-2		2	0	0	0	1	1	0
Dock Ellis, S (1, 1) OBP: 0.182, SLG: 0.143		K			1B 1B		K		FC1-4 HBP		3	0	1	0	0	2	3
Richie Hebner, L (9, PH) OBP: 0.379, SLG: 0.463											0	0	0	0	0	0	0
Joe Gibbon, R (10, 1)											0	0	0	0	0	0	0
Inning Stats	R: 0 H: 0 E: 0 LOB: 0 K: 1 BB: 0 S: 5 P: 5	R: 0 H: 2 E: 0 LOB: 3 K: 2 BB: 1 S: 9 P: 13	R: 0 H: 2 E: 0 LOB: 2 K: 1 BB: 0 S: 7 P: 7	R: 0 H: 0 E: 0 LOB: 0 K: 2 BB: 0 S: 7 P: 7	R: 0 H: 2 E: 0 LOB: 2 K: 2 BB: 0 S: 9 P: 9	R: 0 H: 0 E: 0 LOB: 0 K: 0 BB: 0 S: 3 P: 3	R: 0 H: 0 E: 0 LOB: 0 K: 3 BB: 0 S: 9 P: 9	R: 2 H: 1 E: 0 LOB: 1 K: 0 BB: 1 S: 4 P: 8	R: 0 H: 1 E: 0 LOB: 2 K: 1 BB: 0 S: 6 P: 7	R: 1 H: 2 E: 0 LOB: 2 K: 1 BB: 1 S: 6 P: 10	1B: 7 SF: 0 2B: 2 SAC: 1 3B: 0 DP: 0 HR: 1 HBP: 1						

PITCHER		IP	WLS	BF	H	R	ER	SO	BB	IBB	HBP	BLK	WP	HR	S	P	ERA	WHIP
Ken Holtzman, L ERA: 2.91	(1, 1)	9.0		38	8	2	2	12	2	0	1	0	0	1	59	68	2.00	1.111
Phil Regan, R ERA: 3.83	(10, 1)	0.2	L	5	2	1	1	1	0	1	0	0	0	0	6	10	13.50	3.000

PITCHER	IP	WLS	BF	H	R	ER	SO	BB	IBB	HBP	BLK	WP	HR	S	P	ERA	WHIP

BOTTOM

Chicago Cubs @ Pittsburgh Pirates

Forbes Field, Pittsburgh, PA

Wed Jun 18 1969, 7:05 PM EDT
Att. 12,198 - Unknown - 64 F

livebaseballscorecards.com

AB	38
R	3
H	10
RBI	3
BB	3
SO	13
LOB	24

WP: 0 PA: 43
PB: 0
SB: 0
CS: 0

Batter	1	2	3	4	5	6	7	8	9	AB	R	H	RBI	BB	SO	LOB
Matty Alou, L (1, 8) OBP: 0.396, SLG: 0.484	S S S 0-3 ① K		P3 ① 1B 1-2 2-H 3-H		F5 ③			F5 ②		5	0	1	2	0	1	0
Richie Hebner, L (1, 5) OBP: 0.376, SLG: 0.456	X 0-0 ② F9		4-3 1B 1-3 2-H			P6 ①		F9 ③		5	0	1	1	0	0	0
Roberto Clemente, R (1, 9) OBP: 0.400, SLG: 0.537	X 0-0 FC4-6 1B		1B E 1B L4 ③			6-3 ②			6-3 ①	5	1	2	0	0	0	2
Manny Sanguillen, R (1, 2) OBP: 0.381, SLG: 0.443	X 0-0 ③ FC4-6 1-2f		X E8 1-H 1B 1B	B B B 4-0 9-6 1B BB		0-0 1B			1B 1B	4	1	3	0	1	0	1
Jose Pagan, R (1, 7) OBP: 0.287, SLG: 0.409 Johnny Jeter, R (7, 7) Willie Stargell, L (9, PH) OBP: 0.404, SLG: 0.557		X 0-0 ① 4-3	X 0-0 BB 1B 3-H 1B	X 0-0 ① L7		S S S 0-3 ③ K			X 0-0 ② F7	4 0 1	1 0 0	1 0 0	1 0 0	0 0 0	1 0 0	2 0 1
Al Oliver, L (1, 3) OBP: 0.318, SLG: 0.399		X 0-0 1B S 1B	B B B 4-0 1B 1-2 1B BB	X 0-0 1-2 1B			X 0-0 ① L4		X 0-0 1-3 1B	4	1	3	0	1	0	0
Jose Martinez, R (1, 4) OBP: 0.283, SLG: 0.304 Bill Mazeroski, R (9, PH) OBP: 0.282, SLG: 0.296		X 0-0 ② P5 1-2	X 0-0 1B 1-2 2-H 1B	X 0-0 ② ③ 9-6 2-3f			X 0-0 ② F3		X 0-0 ③ 4-3	4 1	1 0	1 0	1 0	0 0	0 0	3 2
Freddie Patek, R (1, 6) OBP: 0.313, SLG: 0.269		X 0-0 S 2-3 1B	X 0-0 S 1-3 2-H 1B		X 0-0 ① F8		X 0-0 ③ 6-3			4	1	2	1	0	0	0
Jim Bunning, R (1, 1) OBP: 0.117, SLG: 0.040 Chuck Hartenstein, R (3, 1) Lou Marone, R (6, 1) Gene Garber, R (7, 1) Carl Taylor, R (8, PH) OBP: 0.380, SLG: 0.419 Bruce Dal Canton, R (8, 1) OBP: 0.500, SLG: 0.800		X 0-0 ③ F9 1-2	B B B 4-0 1B 1-2 1B BB		X 0-0 ② 1-3			S S S 0-3 ① K		1 1 0 0 1 0	1 0 0 0 0 0	0 0 0 0 0 0	0 0 0 0 1 0	1 0 0 0 0 0	0 0 0 0 0 0	2 0 0 0 0 0
Inning Stats	R: 0 H: 1 E: 0 LOB: 1 K: 1 BB: 0 S: 6 P: 6	R: 0 H: 2 E: 0 LOB: 2 K: 0 BB: 0 S: 5 P: 5	R: 7 H: 7 E: 1 LOB: 2 K: 0 BB: 2 S: 10 P: 18	R: 0 H: 1 E: 0 LOB: 1 K: 0 BB: 1 S: 3 P: 7	R: 0 H: 0 E: 0 LOB: 0 K: 0 BB: 0 S: 3 P: 3	R: 0 H: 1 E: 0 LOB: 1 K: 1 BB: 0 S: 6 P: 6	R: 0 H: 0 E: 0 LOB: 0 K: 0 BB: 0 S: 3 P: 3	R: 0 H: 0 E: 0 LOB: 0 K: 1 BB: 0 S: 5 P: 5	R: 0 H: 2 E: 0 LOB: 2 K: 0 BB: 0 S: 5 P: 5	1B: 14 2B: 1 3B: 0 HR: 0	SF: 0 SAC: 0 DP: 1 HBP: 0						

PITCHER		IP	WLS	BF	H	R	ER	SO	BB	IBB	HBP	BLK	WP	HR	S	P	ERA	WHIP
Woodie Fryman, L ERA: 3.98	(1, 1)	2.2		19	9	7	7	1	2	0	0	0	0	0	19	27	23.62	4.125
Al Raffo, R ERA: 2.82	(3, 1)	1.1		6	2	0	0	0	1	0	0	0	0	0	5	9	0.00	2.250
Bill Wilson, R ERA: 5.24	(5, 1)	4.2	W	17	3	0	0	2	0	0	0	0	0	0	21	21	0.00	0.643
John Boozer, R ERA: 1.32	(9, 1)	0.1	S	1	0	0	0	0	0	0	0	0	0	0	1	1	0.00	0.000

PITCHER	IP	WLS	BF	H	R	ER	SO	BB	IBB	HBP	BLK	WP	HR	S	P	ERA	WHIP

TOP

Pittsburgh Pirates @ Philadelphia Phillies
Connie Mack Stadium, Philadelphia, PA
Fri Jun 20 1969, 7:05 PM EDT
Att. 10,669 - Unknown

livebaseballscorecards.com

AB	40
R	7
H	14
RBI	6
BB	3
SO	3
LOB	13

WP: 0 PA: 43
PB: 0
SB: 3
CS: 0

Batter	1	2	3	4	5	6	7	8	9	AB	R	H	RBI	BB	SO	LOB
Larry Hisle, R (1, 8) OBP: 0.292, SLG: 0.375	0-0 5-3	0-3 K		0-0 1-H 3B		4-0 1B 1-2 BB		0-0 5-3 1-2		4	0	1	1	1	1	2
Cookie Rojas, R (1, 4) OBP: 0.310, SLG: 0.317	0-0 5-3		0-0 5-3	0-0 1-3		0-0 1-3 2-H 1B		0-0 F7		5	0	1	1	0	0	1
Johnny Callison, L (1, 9) OBP: 0.350, SLG: 0.451	0-0 G3		1-0 HR HBP	0-3 K		0-3 K				3	1	0	0	0	2	3
John Briggs, L (1, 7) OBP: 0.295, SLG: 0.270		0-0 B3	0-0 1-H HR		0-0 F9	0-3 K				4	1	1	2	0	1	2
Mike Ryan, R (1, 2) OBP: 0.262, SLG: 0.382		0-0 E 2B	4-0 WP 4-3 BB		0-0 5-3		0-3 K			3	1	1	0	1	1	0
Gene Stone, L (1, 3) OBP: 0.444, SLG: 0.467		4-0 E 2B BB	0-0 4-3 1-2		0-0 1B		0-0 1B 3B			3	2	2	0	1	0	1
Rick Joseph, R (1, 5) OBP: 0.343, SLG: 0.364		0-0 E2 1-3 2-H 2B 1B	0-3 K 2-3		0-0 5-3		0-0 L5-3 3-H 1B			4	1	2	2	0	1	2
Terry Harmon, R (1, 6) OBP: 0.344, SLG: 0.286		0-0 2-H 3-H 2B		0-0 3B 1B		4-0 FC3-6 BB	0-0 L5-3 1-2			3	1	2	2	1	0	1
Woodie Fryman, R (1, 1) OBP: 0.061, SLG: 0.031		0-0 F3		0-0 L7		0-0 FC3-6 BB 1-2f 1B		0-0 E6 CS		1	0	0	0	0	0	1
Al Raffo, R (3, 1)										0	0	0	0	0	0	0
Ron Stone, L (4, PH) OBP: 0.212, SLG: 0.213										1	0	0	0	0	0	1
Bill Wilson, R (5, 1)										2	1	0	0	0	0	1
John Boozer, R (9, 1)										0	0	0	0	0	0	0
Inning Stats	R: 0 E: 0 K: 0 S: 3 H: 0 LOB: 0 BB: 0 P: 3	R: 3 E: 1 K: 1 S: 8 H: 3 LOB: 1 BB: 1 P: 12	R: 2 E: 0 K: 1 S: 6 H: 1 LOB: 1 BB: 1 P: 11	R: 1 E: 0 K: 1 S: 7 H: 2 LOB: 1 BB: 0 P: 7	R: 0 E: 0 K: 0 S: 4 H: 1 LOB: 1 BB: 0 P: 4	R: 1 E: 0 K: 2 S: 8 H: 1 LOB: 2 BB: 2 P: 16	R: 1 E: 0 K: 1 S: 6 H: 2 LOB: 0 BB: 0 P: 6	R: 0 E: 1 K: 0 S: 3 H: 0 LOB: 0 BB: 0 P: 3		1B: 5 2B: 3 3B: 2 HR: 1	SF: 0 SAC: 0 DP: 1 HBP: 1					

PITCHER		IP	WLS	BF	H	R	ER	SO	BB	IBB	HBP	BLK	WP	HR	S	P	ERA	WHIP
Jim Bunning, R ERA: 3.61	(1, 1)	2.1		14	4	5	4	1	2	0	1	0	0	1	13	22	15.43	2.571
Chuck Hartenstein, R ERA: 3.63	(3, 1)	3.0		15	4	2	2	2	2	0	0	0	1	0	17	25	6.00	2.000
Lou Marone, L ERA: 2.25	(6, 1)	1.0	L	4	1	1	1	3	0	0	0	0	0	0	10	10	9.00	1.000
Gene Garber, R ERA: 5.4	(7, 1)	0.2		2	1	0	0	0	0	0	0	0	0	0	2	2	0.00	1.500
Bruce Dal Canton, R ERA: 3.0	(8, 1)	1.0		3	0	0	0	0	0	0	0	0	0	0	3	3	0.00	0.000

PITCHER	IP	WLS	BF	H	R	ER	SO	BB	IBB	HBP	BLK	WP	HR	S	P	ERA	WHIP

BOTTOM

Pittsburgh Pirates @ Philadelphia Phillies
Connie Mack Stadium, Philadelphia, PA
Fri Jun 20 1969, 7:05 PM EDT
Att. 10,669 - Unknown

livebaseballscorecards.com

AB	33
R	8
H	10
RBI	8
BB	4
SO	6
LOB	15

WP: 1	PA: 38																	
PB: 0																		
SB: 0																		
CS: 1																		

Batter	1	2	3	4	5	6	7	8	9	AB	R	H	RBI	BB	SO	LOB
Matty Alou, L (1, 8) OBP: 0.393, SLG: 0.483	F7		K		F8		1-H 3-H 2B	F8		5	0	1	2	0	1	4
Richie Hebner, L (1, 5) OBP: 0.372, SLG: 0.450	K			F8	F8	F7			G1 1B 1B 1B	5	1	1	0	0	1	1
Roberto Clemente, R (1, 9) OBP: 0.405, SLG: 0.544	6-3			K	1B			F7 1B 2B	1-2 G1 1B 1B	5	2	3	0	0	1	0
Willie Stargell, L (1, 3) OBP: 0.400, SLG: 0.548 Johnny Jeter, R (9, 7)		K		2B 1B	F8			2-3 F7	1-2 2-3 G1	5 0	0 0	1 0	0 0	0 0	1 0	4 0
Al Oliver, L (1, 7) OBP: 0.324, SLG: 0.403 (9, 3)		F5		1-3 2B	F8			BB 1B 1B IBB	1B 1B IBB	3	2	1	0	2	0	1
Jerry May, R (1, 2) OBP: 0.268, SLG: 0.362		K		F4			K	K	K	5	0	0	0	0	4	7
Jose Martinez, R (1, 4) OBP: 0.314, SLG: 0.333			F8		K		L9 1B 2B 1B	1-2 BB 1B 1B 3-H	1B 1-3 2-H 3-H 1B	5	2	3	3	0	1	0
Freddie Patek, R (1, 6) OBP: 0.320, SLG: 0.275			4-3		F8		1-2 2B 1B	1-2 2-3 1B BB	1-3 FC6-4 3-H 1B	4	1	2	1	1	0	0
Bob Veale, S (1, 1) OBP: 0.100, SLG: 0.036 Manny Sanguillen, R (7, PH) OBP: 0.378, SLG: 0.440 Bruce Dal Canton, R (7, 1) OBP: 0.500, SLG: 0.714			BB		BB		2-3 L9	1-2 2-H 3-H 1B	1-2f FC6-4	0 1 2	0 0 0	0 0 1	0 0 2	2 0 0	0 0 0	0 2 2
Inning Stats	R: 0 E: 0 K: 1 S: 5 H: 0 LOB: 0 BB: 0 P: 5	R: 0 E: 0 K: 2 S: 7 H: 0 LOB: 0 BB: 0 P: 7	R: 0 E: 0 K: 1 S: 5 H: 0 LOB: 1 BB: 1 P: 9	R: 0 E: 0 K: 1 S: 7 H: 2 LOB: 2 BB: 0 P: 7	R: 0 E: 0 K: 1 S: 5 H: 0 LOB: 1 BB: 1 P: 9	R: 0 E: 0 K: 0 S: 4 H: 1 LOB: 1 BB: 0 P: 4	R: 2 E: 0 K: 1 S: 8 H: 3 LOB: 1 BB: 0 P: 8	R: 3 E: 0 K: 1 S: 8 H: 3 LOB: 2 BB: 2 P: 16	R: 3 E: 0 K: 1 S: 9 H: 4 LOB: 2 BB: 1 P: 13	1B: 10 2B: 3 3B: 0 HR: 0	SF: 0 SAC: 0 DP: 0 HBP: 0						

TOP

Pittsburgh Pirates @ Philadelphia Phillies
Connie Mack Stadium, Philadelphia, PA
Sat Jun 21 1969, 3:33 AM EDT
Att. 5,469 - Unknown

livebaseballscorecards.com

AB	40
R	8
H	13
RBI	8
BB	5
SO	9
LOB	21

WP: 0 PB: 0 SB: 0 CS: 0 PA: 45

PITCHER		IP	WLS	BF	H	R	ER	SO	BB	IBB	HBP	BLK	WP	HR	S	P	ERA	WHIP
Lowell Palmer, R ERA: 5.87	(1, 1)	7.2	L	36	9	5	5	8	3	1	0	0	0	0	48	64	5.87	1.565
Al Raffo, R ERA: 2.78	(8, 1)	0.1		1	0	0	0	0	0	0	0	0	0	0	1	1	0.00	0.000
John Boozer, R ERA: 3.07	(9, 1)	1.0		8	4	3	3	1	0	1	0	0	0	0	9	13	27.00	4.000

PITCHER	IP	WLS	BF	H	R	ER	SO	BB	IBB	HBP	BLK	WP	HR	S	P	ERA	WHIP

Batter	1	2	3	4	5	6	7	8	9	AB	R	H	RBI	BB	SO	LOB
Larry Hisle, R (1, 8) OBP: 0.294, SLG: 0.385	6-3	FC6 1-2f		1-H 2B		F9			2B	5	0	2	1	0	0	3
Cookie Rojas, R (1, 4) OBP: 0.307, SLG: 0.313	G3		2B FC5-2 1B	F7			F7		F7	5	0	1	0	0	0	2
Johnny Callison, L (1, 9) OBP: 0.347, SLG: 0.450	F2		FC5-2 1-3 2B	F9			F7		F7	5	0	1	0	0	0	2
Dick Allen, R (1, 3) OBP: 0.404, SLG: 0.702		HR	IBB FC5-2		K2-3		1B BB		K	3	1	1	1	2	2	1
Mike Ryan, R (1, 2) OBP: 0.262, SLG: 0.380		5-3	FC5-2 1-2 2-3 3-Hf		6-3		1-2 1B			4	0	1	0	0	0	3
Rick Joseph, R (1, 5) OBP: 0.359, SLG: 0.405		BB FC1-2 BB 1B	F3		2B		P6			4	0	2	0	0	0	5
Dave Watkins, R (1, 7) OBP: 0.333, SLG: 0.200		FC1-2 1-2 BB BB	F7		K			K		3	0	0	0	1	2	4
Terry Harmon, R (1, 6) OBP: 0.338, SLG: 0.271		FC1-2 1-2 2-3 BB	F9			4-3		L1		3	0	0	0	1	0	0
Lowell Palmer, R (1, 1) Al Raffo, R (8, 1) Gene Stone, L (8, PH) OBP: 0.421, SLG: 0.438 John Boozer, R (9, 1)		FC1-2 1-2 2-3 3-Hf FC6	2B BB			K		K		2 0 1 0	1 0 0 0	0 0 0 0	0 0 0 0	1 0 0 0	1 0 1 0	3 0 0 0
Inning Stats	R: 0 E: 0 K: 0 S: 3 H: 0 LOB: 0 BB: 0 P: 3	R: 1 E: 0 K: 0 S: 5 H: 2 LOB: 3 BB: 2 P: 13	R: 0 E: 0 K: 0 S: 5 H: 2 LOB: 3 BB: 1 P: 9	R: 1 E: 0 K: 0 S: 4 H: 1 LOB: 1 BB: 1 P: 8	R: 0 E: 0 K: 2 S: 8 H: 1 LOB: 1 BB: 0 P: 8	R: 0 E: 0 K: 1 S: 5 H: 0 LOB: 0 BB: 0 P: 5	R: 0 E: 0 K: 0 S: 4 H: 1 LOB: 2 BB: 1 P: 8	R: 0 E: 0 K: 2 S: 7 H: 0 LOB: 0 BB: 0 P: 7	R: 0 E: 0 K: 1 S: 6 H: 1 LOB: 1 BB: 0 P: 6	1B: 3 2B: 4 3B: 0 HR: 1 SF: 0 SAC: 0 DP: 0 HBP: 0						

PITCHER		IP	WLS	BF	H	R	ER	SO	BB	IBB	HBP	BLK	WP	HR	S	P	ERA	WHIP
Bob Veale, L ERA: 3.87	(1, 1)	6.0		28	6	2	2	3	3	1	0	0	0	1	30	46	3.00	1.500
Bruce Dal Canton, R ERA: 2.8	(7, 1)	3.0	W	12	2	0	0	3	1	0	0	0	0	0	17	21	0.00	1.000

PITCHER	IP	WLS	BF	H	R	ER	SO	BB	IBB	HBP	BLK	WP	HR	S	P	ERA	WHIP

BOTTOM

Pittsburgh Pirates @ Philadelphia Phillies
Connie Mack Stadium, Philadelphia, PA
Sat Jun 21 1969, 3:33 AM EDT
Att. 5,469 - Unknown

livebaseballscorecards.com

AB	35
R	2
H	8
RBI	2
BB	5
SO	6
LOB	23

WP: 0 PB: 0 SB: 0 CS: 0 PA: 40

Batter	1	2	3	4	5	6	7	8	9	AB	R	H	RBI	BB	SO	LOB
Matty Alou, L (1, 8) OBP: 0.399, SLG: 0.491	2B 1B 1B	FC4-6 1B		6-3		SF9 2-3 2B		1B		5	1	4	0	0	0	0
Richie Hebner, L (1, 5) OBP: 0.372, SLG: 0.456	1B 1B 1-3 2B	FC4-6 1-2f		1B		SF9 2-3 3-H		G1		4	1	2	1	0	0	2
Roberto Clemente, R (1, 9) OBP: 0.409, SLG: 0.545	G4-6-3 1B 1B 2-3 3-H 1B		1B 1B 1B	F9		L6			1B	5	2	3	1	0	0	2
Willie Stargell, L (1, 3) OBP: 0.404, SLG: 0.548 Johnny Jeter, R (9, 7)	G4-6-3 1-2 3-H 1B		1B FC4-2-5 1-3 1B	F8			B B B B 4-0 G3 BB		L7	4	0	2	1	1	0	2
										0	0	0	0	0	0	0
Al Oliver, L (1, 7) OBP: 0.322, SLG: 0.398 (9, 3)	G4-6-3 1-2f 2-3		FC4-2-5 1-3 3-H 1B		4-3		G3 1-2		S S S K	5	1	1	1	0	1	4
Manny Sanguillen, R (1, 2) OBP: 0.373, SLG: 0.432	3-H 1B		FC4-2-5 1-3 1B 1-2 3-H		F9		5-3		F9	5	0	1	1	0	0	4
Jose Martinez, R (1, 4) OBP: 0.327, SLG: 0.345	L3		1-3 1-2 2-H 1B		CS 1B		5-3			4	0	2	1	0	0	2
Freddie Patek, R (1, 6) OBP: 0.319, SLG: 0.274		4-3	1-3 1-2 2-3		CS 1-2	2B SH2-4 SF9 1B		F9		4	1	1	0	0	0	2
Dock Ellis, S (1, 1) OBP: 0.160, SLG: 0.125		S S S K	S S S K			SH2-4 1-2		S S S K		3	0	0	0	0	3	2
Inning Stats	R: 3 H: 5 E: 0 LOB: 1 K: 0 BB: 0 S: 7 P: 7	R: 0 H: 1 E: 0 LOB: 1 K: 1 BB: 0 S: 6 P: 6	R: 2 H: 4 E: 0 LOB: 2 K: 1 BB: 0 S: 9 P: 9	R: 0 H: 1 E: 0 LOB: 1 K: 0 BB: 0 S: 4 P: 4	R: 0 H: 1 E: 0 LOB: 0 K: 0 BB: 0 S: 3 P: 3	R: 1 H: 2 E: 0 LOB: 1 K: 0 BB: 0 S: 5 P: 5	R: 0 H: 0 E: 0 LOB: 1 K: 0 BB: 1 S: 3 P: 7	R: 0 H: 1 E: 0 LOB: 1 K: 1 BB: 0 S: 6 P: 6	R: 0 H: 1 E: 0 LOB: 1 K: 1 BB: 0 S: 6 P: 6	1B: 14 SF: 1 2B: 2 SAC: 1 3B: 0 DP: 1 HR: 0 HBP: 0						

TOP

Pittsburgh Pirates @ Philadelphia Phillies
Connie Mack Stadium, Philadelphia, PA
Sun Jun 22 1969, 3:33 AM EDT
Unknown

livebaseballscorecards.com

AB	39
R	6
H	16
RBI	6
BB	1
SO	4
LOB	20

WP: 0 PA: 43
PB: 0
SB: 0
CS: 1

PITCHER		IP	WLS	BF	H	R	ER	SO	BB	IBB	HBP	BLK	WP	HR	S	P	ERA	WHIP
Bill Champion, R ERA: 2.3	(1, 1)	2.1	L	16	10	5	5	1	0	0	0	0	0	0	18	18	19.29	4.286
Luis Peraza, R ERA: 6.75	(3, 1)	3.2		14	4	1	1	1	0	0	0	0	0	0	16	16	2.46	1.091
Turk Farrell, R ERA: 3.25	(7, 1)	2.0		8	1	0	0	1	1	0	0	0	0	0	9	13	0.00	1.000
Al Raffo, R ERA: 2.66	(9, 1)	1.0		4	1	0	0	1	0	0	0	0	0	0	6	6	0.00	1.000

PITCHER	IP	WLS	BF	H	R	ER	SO	BB	IBB	HBP	BLK	WP	HR	S	P	ERA	WHIP

Batter	1	2	3	4	5	6	7	8	9	AB	R	H	RBI	BB	SO	LOB
Larry Hisle, R (1, 8) OBP: 0.298, SLG: 0.385	H 1-0 HBP		S S S 0-3 K ②			x 0-0 F9 ②		x 0-0 1B		3	0	1	0	0	1	0
Cookie Rojas, R (1, 4) OBP: 0.306, SLG: 0.312	x 0-0 F8 ①		x 0-0 1-3 ③			x 0-0 1B		x 0-0 2-3 ③		4	0	1	0	0	0	2
Dick Allen, R (1, 3) OBP: 0.396, SLG: 0.687	S S S 0-3 K ②			S S S 0-3 K ①		x 0-0 4-3 ③			S S S 0-3 K ①	4	0	0	0	0	3	2
John Briggs, L (1, 7) OBP: 0.294, SLG: 0.264	x 0-0 4-3 ③			S S S 0-3 K ②			x 0-0 3-1 ①		B B B B 4-0 1B 1B BB	3	0	0	0	1	1	1
Rick Joseph, R (1, 5) OBP: 0.326, SLG: 0.366		S S S S 0-3 K ①		x 0-0 F3 ③			x 0-0 E6		x 0-0 F8 ②	4	0	0	0	0	1	1
Mike Ryan, R (1, 2) OBP: 0.270, SLG: 0.386		x 0-0 FC6-4 1B			x 0-0 G6-4-3 1B		x 0-0 P4 ②		x 0-0 1B 1-2 1B	4	0	3	0	0	0	1
Ron Stone, L (1, 9) OBP: 0.214, SLG: 0.215		x 0-0 FC6-4 ② 1-2f			x 0-0 G6-4-3 ① ② 1-2f		x 0-0 4-3 ③		x 0-0 1-2 2-3 1B	4	0	1	0	0	0	3
Terry Harmon, R (1, 6) OBP: 0.319, SLG: 0.254		S S S 0-3 K ③			S S S 0-3 K ③			x 0-0 F8 ①	S S S 0-3 K ③	4	0	0	0	0	3	4
Bill Champion, R (1, 1) Luis Peraza, R (3, 1) Vic Roznovsky, L (6, PH) OBP: 0.333, SLG: 0.200 Turk Farrell, R (7, 1) Gene Stone, L (8, PH) OBP: 0.400, SLG: 0.412 Al Raffo, R (9, 1)			S S S 0-3 K ①			x 0-0 4-1 ①		x 0-0 4-1 ②		0 0 0 0 0 0 0 1 0 0 0 0 1 0 1 0 0 0 0 0 0 0 0 0 0 0 0 0 1 0 0 0 0 0 0 0 0 0 0 0 0 0						
Inning Stats	R: 0 E: 0 K: 1 S: 5 H: 0 LOB: 1 BB: 0 P: 6	R: 0 E: 0 K: 2 S: 8 H: 1 LOB: 1 BB: 0 P: 8	R: 0 E: 0 K: 2 S: 7 H: 0 LOB: 0 BB: 0 P: 7	R: 0 E: 0 K: 2 S: 7 H: 0 LOB: 0 BB: 0 P: 7	R: 0 E: 0 K: 1 S: 5 H: 1 LOB: 0 BB: 0 P: 5	R: 0 E: 0 K: 0 S: 4 H: 1 LOB: 1 BB: 0 P: 4	R: 0 E: 1 K: 0 S: 4 H: 0 LOB: 1 BB: 0 P: 4	R: 0 E: 0 K: 0 S: 4 H: 1 LOB: 1 BB: 0 P: 4	R: 0 E: 0 K: 2 S: 9 H: 2 LOB: 3 BB: 1 P: 13	1B: 6 2B: 0 3B: 0 HR: 0	SF: 0 SAC: 0 DP: 1 HBP: 1						

PITCHER		IP	WLS	BF	H	R	ER	SO	BB	IBB	HBP	BLK	WP	HR	S	P	ERA	WHIP
Dock Ellis, R ERA: 3.9	(1, 1)	9.0	W	35	6	0	0	10	1	0	1	0	0	0	53	58	0.00	0.778

BOTTOM

Pittsburgh Pirates @ Philadelphia Phillies
Connie Mack Stadium, Philadelphia, PA
Sun Jun 22 1969, 3:33 AM EDT
Unknown

livebaseballscorecards.com

AB	33
R	0
H	6
RBI	0
BB	1
SO	10
LOB	14

PA: 35

WP: 0
PB: 0
SB: 0
CS: 0

Batter	1	2	3	4	5	6	7	8	9	AB	R	H	RBI	BB	SO	LOB
Matty Alou, L (1, 8) OBP: 0.397, SLG: 0.488	G6-4-3 1B		4-3		G3			2-3		4	0	1	0	0	0	0
Jose Martinez, R (1, 4) OBP: 0.322, SLG: 0.339	G6-4-3 1-2f		6-3			FC5-4 1B		6-3		4	0	1	0	0	0	1
Roberto Clemente, R (1, 9) OBP: 0.411, SLG: 0.555	HR 3B		1B			FC5-4 1-2f 1B		F2		4	1	2	0	0	0	1
Willie Stargell, L (1, 3) OBP: 0.406, SLG: 0.560			F9			F5			WP 1B	4	1	2	2	0	0	2
(8, 7) Johnny Jeter, R (9, PR)	3-H HR								1B	0	0	0	0	0	0	0
Jose Pagan, R (1, 5) OBP: 0.296, SLG: 0.413	F7			F7		1-2 1B			1-2 G6-4-3 1B	4	0	2	0	0	0	0
Al Oliver, L (1, 7) OBP: 0.320, SLG: 0.395		1B 1B		F7		F8			F2	4	0	1	0	0	0	4
(8, 3)																
Jerry May, R (1, 2) OBP: 0.262, SLG: 0.354		K		K			F2		G6-4-3 1-2f 2-3	3	0	0	0	0	2	1
Manny Sanguillen, R (9, PH) OBP: 0.370, SLG: 0.429										1	0	0	0	0	0	2
Freddie Patek, R (1, 6) OBP: 0.319, SLG: 0.275		1-3 1B			6-3		6-3			3	0	1	0	0	0	0
Steve Blass, R (1, 1) OBP: 0.286, SLG: 0.324		K			5-3		K			3	0	0	0	0	2	1
Inning Stats	R: 2 E: 0 K: 0 S: 5 H: 3 LOB: 0 BB: 0 P: 5	R: 0 E: 0 K: 2 S: 8 H: 2 LOB: 1 BB: 0 P: 8	R: 0 E: 0 K: 0 S: 4 H: 1 LOB: 1 BB: 0 P: 4	R: 0 E: 0 K: 1 S: 5 H: 0 LOB: 0 BB: 0 P: 5	R: 0 E: 0 K: 0 S: 3 H: 0 LOB: 0 BB: 0 P: 3	R: 0 E: 0 K: 0 S: 5 H: 2 LOB: 2 BB: 0 P: 5	R: 0 E: 0 K: 1 S: 5 H: 0 LOB: 0 BB: 0 P: 5	R: 0 E: 0 K: 0 S: 3 H: 0 LOB: 0 BB: 0 P: 3	R: 0 E: 0 K: 0 S: 4 H: 2 LOB: 2 BB: 0 P: 4	1B: 8 2B: 0 3B: 1 HR: 1 SF: 0 SAC: 0 DP: 2 HBP: 0							

TOP

Pittsburgh Pirates @ Philadelphia Phillies
Connie Mack Stadium, Philadelphia, PA
Sun Jun 22 1969, 3:38 AM EDT
Att. 33,712 - Unknown

livebaseballscorecards.com

AB	34
R	2
H	10
RBI	2
BB	0
SO	4
LOB	12

WP: 1 PB: 0 SB: 0 CS: 0 PA: 34

PITCHER	IP	WLS	BF	H	R	ER	SO	BB	IBB	HBP	BLK	WP	HR	S	P	ERA	WHIP
Grant Jackson, L (1, 1) ERA: 3.18	9.0	W	34	10	2	2	4	0	0	0	0	1	1	42	42	2.00	1.111

PITCHER	IP	WLS	BF	H	R	ER	SO	BB	IBB	HBP	BLK	WP	HR	S	P	ERA	WHIP

Batter	1	2	3	4	5	6	7	8	9	AB	R	H	RBI	BB	SO	LOB
Larry Hisle, R (1, 8) OBP: 0.301, SLG: 0.401	HR		4-3			K		E8 2-H 1B		4	1	2	2	0	1	0
Cookie Rojas, R (1, 4) OBP: 0.310, SLG: 0.316	6-3			WP 1B FC6-3-5-2-5-2 1B		G6-4-3 1B		P4		4	1	2	0	0	0	1
Dick Allen, R (1, 3) OBP: 0.396, SLG: 0.682	K			WP 1-2 1B		G6-4-3 1-2f				3	0	1	0	0	1	1
John Briggs, L (1, 7) OBP: 0.295, SLG: 0.260	1-3			BB 1-2 2-3			K			2	0	0	0	1	1	0
Mike Ryan, R (1, 2) OBP: 0.267, SLG: 0.381		1-3		K			6-3			3	0	0	0	0	1	3
Rick Joseph, R (1, 5) OBP: 0.304, SLG: 0.341		4-3		FC6-3-5-2-5-2 1-2 2-H 3-H			6-3			3	0	0	1	0	0	2
Ron Stone, L (1, 9) OBP: 0.219, SLG: 0.221		P4			E3 B1-3			E SH3 1B		3	1	1	0	0	0	0
Terry Harmon, R (1, 6) OBP: 0.311, SLG: 0.246			1-3		B1-3 1-2f			SH3 1-2		2	0	0	0	0	0	1
Grant Jackson, S (1, 1) OBP: 0.244, SLG: 0.308			K		K			K		3	0	0	0	0	3	1
Inning Stats	R: 1 H: 1 E: 0 LOB: 0 K: 1 BB: 0 S: 6 P: 6	R: 0 H: 0 E: 0 LOB: 0 K: 0 BB: 0 S: 3 P: 3	R: 0 H: 0 E: 0 LOB: 0 K: 1 BB: 0 S: 5 P: 5	R: 1 H: 2 E: 0 LOB: 1 K: 1 BB: 1 S: 6 P: 10	R: 0 H: 0 E: 1 LOB: 0 K: 1 BB: 0 S: 5 P: 5	R: 0 H: 1 E: 0 LOB: 0 K: 1 BB: 0 S: 5 P: 5	R: 0 H: 0 E: 0 LOB: 0 K: 1 BB: 0 S: 5 P: 5	R: 1 H: 2 E: 1 LOB: 1 K: 1 BB: 0 S: 7 P: 7		1B: 5 SF: 0 2B: 2 SAC: 1 3B: 0 DP: 3 HR: 1 HBP: 0						

PITCHER	IP	WLS	BF	H	R	ER	SO	BB	IBB	HBP	BLK	WP	HR	S	P	ERA	WHIP
Steve Blass, R (1, 1) ERA: 5.11	8.0	L	29	6	3	3	7	1	0	0	0	1	1	42	46	3.38	0.875

PITCHER	IP	WLS	BF	H	R	ER	SO	BB	IBB	HBP	BLK	WP	HR	S	P	ERA	WHIP

BOTTOM

Pittsburgh Pirates @ Philadelphia Phillies
Connie Mack Stadium, Philadelphia, PA
Sun Jun 22 1969, 3:38 AM EDT
Att. 33,712 - Unknown

livebaseballscorecards.com

AB	27
R	3
H	6
RBI	3
BB	1
SO	7
LOB	9

WP: 1	PA: 29		
PB: 0			
SB: 0			
CS: 0			

Pittsburgh Pirates @ Chicago Cubs

Wrigley Field, Chicago, IL

Mon Jun 23 1969, 3:33 AM CDT

Att. 12,500 - Cloudy - 65 F

TOP

Batter	1	2	3	4	5	6	7	8	9	AB	R	H	RBI	BB	SO	LOB
Matty Alou, L (1, 8) OBP: 0.397, SLG: 0.485	P4-3		F9		G6-3, 1B	IBB			K2-3	4	0	1	0	1	1	0
Jose Martinez, R (1, 5) OBP: 0.323, SLG: 0.339	5-3, 1B		6-3		F7	G3			F8	3	0	1	0	0	0	1
Richie Hebner, L (6, PH) (6, 5) OBP: 0.369, SLG: 0.452										2	0	0	0	0	0	3
Roberto Clemente, R (1, 9) OBP: 0.404, SLG: 0.544	5-3 1-2		5-3		G6-3 1-2f		5-3			4	0	0	0	0	0	2
Willie Stargell, L (1, 3) OBP: 0.403, SLG: 0.555	6-3			F9		BB, 1B	6-3			4	1	1	0	0	0	1
Manny Sanguillen, R (1, 2) OBP: 0.367, SLG: 0.424		E5, E		FC4-6, 1B		K	5-3			4	1	1	0	0	1	1
Al Oliver, L (1, 7) OBP: 0.318, SLG: 0.392		P4 P4-3, FC1-2 2-H		FC4-6 1B, 1B 1-2f, E		1B 1-2, 1B, BB		P4-6-3, 1B		2	0	0	0	0	0	1
Carl Taylor, R (4, PR) (4, 7) OBP: 0.392, SLG: 0.419										0	2	0	0	1	0	0
Johnny Jeter, R (6, 7) OBP: 0.200, SLG: 0.200										1	0	1	0	0	0	0
Bill Mazeroski, R (1, 4) OBP: 0.286, SLG: 0.301		P4-3 2-3		E 1-2, 1B		SH1-4, 1B 1-3, 2-H, 1B		P4-6-3 1-2f		4	0	2	1	0	0	2
Freddie Patek, R (1, 6) OBP: 0.328, SLG: 0.287		FC1-2 3-H		E1 1-3, 2-H, 1B		SH1-4 1-2, 3-H, 1B		CS, 1B		4	0	3	1	0	0	1
Bob Moose, R (1, 1) OBP: 0.222, SLG: 0.087		K		F9		SH1-4 1-2, 2-3		CS 1-2	F8	2	0	0	0	0	1	3
Joe Gibbon, R (4, 1)										0	0	0	0	0	0	0
Bruce Dal Canton, R (8, 1) OBP: 0.444, SLG: 0.625										1	0	0	0	0	0	0
Lou Marone, R (9, 1)										0	0	0	0	0	0	0
Chuck Hartenstein, R (9, 1)										0	0	0	0	0	0	0
Inning Stats	R: 0 E: 0 K: 0 S: 4 H: 1 LOB: 1 BB: 0 P: 4	R: 1 E: 2 K: 1 S: 7 H: 0 LOB: 1 BB: 0 P: 7	R: 0 E: 0 K: 0 S: 3 H: 0 LOB: 0 BB: 0 P: 3	R: 1 E: 1 K: 0 S: 6 H: 3 LOB: 2 BB: 0 P: 6	R: 0 E: 0 K: 0 S: 3 H: 1 LOB: 0 BB: 0 P: 3	R: 2 E: 0 K: 1 S: 8 H: 3 LOB: 3 BB: 2 P: 16	R: 0 E: 0 K: 0 S: 3 H: 0 LOB: 0 BB: 0 P: 3	R: 0 E: 0 K: 0 S: 3 H: 2 LOB: 0 BB: 0 P: 3	R: 0 E: 0 K: 1 S: 5 H: 0 LOB: 0 BB: 0 P: 5	1B: 10 2B: 0 3B: 0 HR: 0 SF: 0 SAC: 1 DP: 2 HBP: 0						

livebaseballscorecards.com

AB	35
R	4
H	10
RBI	2
BB	2
SO	3
LOB	15

WP: 0 PB: 0 SB: 0 CS: 1 PA: 39

PITCHER		IP	WLS	BF	H	R	ER	SO	BB	IBB	HBP	BLK	WP	HR	S	P	ERA	WHIP
Ken Holtzman, L ERA: 2.93	(1, 1)	5.1		26	8	4	2	2	1	0	0	0	0	0	29	33	3.38	1.688
Phil Regan, R ERA: 3.6	(6, 1)	3.2	W	12	2	0	0	1	0	1	0	0	0	0	13	17	0.00	0.545

PITCHER	IP	WLS	BF	H	R	ER	SO	BB	IBB	HBP	BLK	WP	HR	S	P	ERA	WHIP

Batter	1	2	3	4	5	6	7	8	9	AB	R	H	RBI	BB	SO	LOB
Don Kessinger, S (1, 6) OBP: 0.365, SLG: 0.401	2B		F9	BB 1-2 2-3 3-H			F9		1B SF7 1B 1-2	4	1	2	1	1	0	0
Paul Popovich, S (1, 4) OBP: 0.328, SLG: 0.311	P4-3		1B	K			1B		F5	5	0	2	0	0	1	6
Billy Williams, L (1, 9) OBP: 0.364, SLG: 0.465 (9, 7)	K		1-3	F5			F7		1B 1-3 2-H	5	0	1	1	0	1	6
Ron Santo, R (1, 5) OBP: 0.413, SLG: 0.514	F8			1B 2B 1B	F8		1-3		SF7 3-H	4	1	1	1	0	0	2
14 Ernie Banks, R (1, 3) OBP: 0.338, SLG: 0.447		2B		K	K			4-3		4	0	1	0	0	2	1
Willie Smith, L (1, 7) OBP: 0.329, SLG: 0.565		K		2B 1-3	K			1B		3	1	1	0	0	2	1
Jim Hickman, R (8, PH) OBP: 0.295, SLG: 0.286										1	0	1	0	0	0	0
Rick Bladt, R (8, PR) (9, 8) OBP: 0.250, SLG: 0.250										0	0	0	0	0	0	0
Randy Hundley, R (1, 2) OBP: 0.386, SLG: 0.476		F9		1B BB 2B 1-H 3-H		F9		1-3 1B		4	1	2	2	0	0	1
Don Young, R (1, 8) OBP: 0.349, SLG: 0.352		4-3		BB 1B BB		6-3		4-3		2	0	0	0	1	0	1
Al Spangler, L (8, PH) OBP: 0.316, SLG: 0.391 (9, 9)										1	0	0	0	0	0	2
Ken Holtzman, R (1, 1) OBP: 0.148, SLG: 0.189			F9	BB 1-2 2-3		F9			1B 1B	2	0	1	0	0	0	0
Phil Regan, R (6, 1)										1	0	0	0	0	0	0
Bill Heath, L (9, PH) OBP: 0.600, SLG: 0.667										1	0	1	0	0	0	0
Nate Oliver, R (9, PR) OBP: 0.242, SLG: 0.406										0	1	0	0	0	0	0
Inning Stats	R: 0 E: 0 K: 1 S: 6 H: 1 LOB: 1 BB: 0 P: 6	R: 0 E: 0 K: 1 S: 6 H: 1 LOB: 1 BB: 0 P: 6	R: 0 E: 0 K: 0 S: 4 H: 1 LOB: 1 BB: 0 P: 4	R: 3 E: 0 K: 2 S: 11 H: 4 LOB: 3 BB: 2 P: 19	R: 0 E: 0 K: 2 S: 7 H: 0 LOB: 0 BB: 0 P: 7	R: 0 E: 0 K: 0 S: 3 H: 0 LOB: 0 BB: 0 P: 3	R: 0 E: 0 K: 0 S: 4 H: 1 LOB: 1 BB: 0 P: 4	R: 0 E: 0 K: 0 S: 4 H: 2 LOB: 2 BB: 0 P: 4	R: 2 E: 0 K: 0 S: 5 H: 3 LOB: 1 BB: 0 P: 5	1B: 10 2B: 3 3B: 0 HR: 0 SF: 1 SAC: 0 DP: 0 HBP: 0						

PITCHER		IP	WLS	BF	H	R	ER	SO	BB	IBB	HBP	BLK	WP	HR	S	P	ERA	WHIP
Bob Moose, R ERA: 4.52	(1, 1)	3.1		19	7	3	3	3	2	0	0	0	0	0	23	31	8.10	2.700
Joe Gibbon, L ERA: 2.45	(4, 1)	4.1		15	3	0	0	3	0	0	0	0	0	0	21	21	0.00	0.692
Bruce Dal Canton, R ERA: 3.15	(8, 1)	0.2	L	4	2	2	2	0	0	0	0	0	0	0	4	4	27.00	3.000
Lou Marone, L ERA: 2.25	(9, 1)	0.0		1	1	0	0	0	0	0	0	0	0	0	1	1	∞	∞
Chuck Hartenstein, R ERA: 3.61	(9, 1)	0.1		1	0	0	0	0	0	0	0	0	0	0	1	1	0.00	0.000

PITCHER	IP	WLS	BF	H	R	ER	SO	BB	IBB	HBP	BLK	WP	HR	S	P	ERA	WHIP

BOTTOM

Pittsburgh Pirates @ Chicago Cubs

Wrigley Field, Chicago, IL

Mon Jun 23 1969, 3:33 AM CDT

Att. 12,500 - Cloudy - 65 F

livebaseballscorecards.com

AB	37
R	5
H	13
RBI	5
BB	2
SO	6
LOB	20

Batter	1	2	3	4	5	6	7	8	9	AB	R	H	RBI	BB	SO	LOB
Matty Alou, L (1, 8) OBP: 0.399, SLG: 0.485	P6		FC1-6, 1B		1B, 1B		P4-3 1-2			4	1	2	0	0	0	1
Richie Hebner, L (1, 5) OBP: 0.367, SLG: 0.448	F7		FC1-6, 1B 1-2f		E, 1B 1-3			F7		4	0	1	0	0	0	1
Roberto Clemente, R (1, 9) OBP: 0.410, SLG: 0.545	BB, 1B BB		1B 1-2		E1, L3 1-3 3-H			F9		3	1	2	1	1	0	0
Willie Stargell, L (1, 3) OBP: 0.401, SLG: 0.547	1B 1-2 BB		K		L3 1-1			6-3		3	0	0	0	1	1	4
Manny Sanguillen, R (1, 2) OBP: 0.370, SLG: 0.426	1B 1-2 2-H		K			F7			G6-3, 1B	4	0	2	1	0	1	2
Carl Taylor, R (1, 7) OBP: 0.364, SLG: 0.383	F9			F9		F8			G6-3 1-2f	4	0	0	0	0	0	3
Bill Mazeroski, R (1, 4) OBP: 0.281, SLG: 0.294		F8		6-3		G2-3			F7	4	0	0	0	0	0	0
Freddie Patek, R (1, 6) OBP: 0.328, SLG: 0.287		CS, 1B		5-3			L8			3	0	1	0	0	0	0
Jim Bunning, R (1, 1) OBP: 0.103, SLG: 0.037		K 1-2			K		CS, 1B			2	0	0	0	0	2	1
Jose Pagan, R (7, PH) OBP: 0.303, SLG: 0.419										1	0	1	0	0	0	0
Johnny Jeter, R (7, PR) OBP: 0.200, SLG: 0.200										0	0	0	0	0	0	0
Chuck Hartenstein, R (7, 1)										0	0	0	0	0	0	0
Inning Stats	R: 1 E: 0 K: 0 S: 4 H: 1 LOB: 2 BB: 2 P: 12	R: 0 E: 0 K: 1 S: 5 H: 1 LOB: 0 BB: 0 P: 5	R: 0 E: 0 K: 2 S: 9 H: 2 LOB: 2 BB: 0 P: 9	R: 0 E: 0 K: 0 S: 3 H: 0 LOB: 0 BB: 0 P: 3	R: 1 E: 1 K: 1 S: 7 H: 3 LOB: 1 BB: 0 P: 7	R: 0 E: 0 K: 0 S: 3 H: 0 LOB: 0 BB: 0 P: 3	R: 0 E: 0 K: 0 S: 3 H: 1 LOB: 1 BB: 0 P: 3	R: 0 E: 0 K: 0 S: 3 H: 0 LOB: 0 BB: 0 P: 3	R: 0 E: 0 K: 0 S: 3 H: 1 LOB: 0 BB: 0 P: 3	1B: 9 2B: 1 3B: 0 HR: 0 SF: 0 SAC: 0 DP: 2 HBP: 0						

PITCHER	IP	WLS	BF	H	R	ER	SO	BB	IBB	HBP	BLK	WP	HR	S	P	ERA	WHIP
Bill Hands, R (1, 1) ERA: 2.75	9.0	W	34	9	2	2	4	2	0	0	0	0	0	40	48	2.00	1.222

PITCHER	IP	WLS	BF	H	R	ER	SO	BB	IBB	HBP	BLK	WP	HR	S	P	ERA	WHIP

TOP

Pittsburgh Pirates @ Chicago Cubs

Wrigley Field, Chicago, IL

Tue Jun 24 1969, 3:33 AM CDT

Att. 17,530 - Cloudy - 68 F

livebaseballscorecards.com

AB	32
R	2
H	9
RBI	2
BB	2
SO	4
LOB	12

PA: 34

WP: 0
PB: 0
SB: 0
CS: 2

Batter	1	2	3	4	5	6	7	8	9	AB	R	H	RBI	BB	SO	LOB
Don Kessinger, S (1, 6) OBP: 0.363, SLG: 0.399	4-3		HR, 1B		F7		4-3			4	1	1	0	0	0	0
Paul Popovich, S (1, 4) OBP: 0.333, SLG: 0.318	1B		HR, 1B		P9			P7		4	1	2	0	0	0	0
Billy Williams, L (1, 9) (8, 7) OBP: 0.362, SLG: 0.462	P4		P4		F8			1B		4	0	1	0	0	0	3
Ron Santo, R (1, 5) OBP: 0.411, SLG: 0.521	F8		HR			P4		F7		4	1	1	3	0	0	2
14 Ernie Banks, R (1, 3) OBP: 0.333, SLG: 0.440		6-3	K			P6		5-3		4	0	0	0	0	1	1
Willie Smith, L (1, 7) OBP: 0.342, SLG: 0.583		1B, 2B	K							3	0	2	0	0	1	0
Jim Hickman, R (8, 9) OBP: 0.295, SLG: 0.286						1B				0	0	0	0	0	0	0
Randy Hundley, R (1, 2) OBP: 0.382, SLG: 0.471		P4		6-3		K				3	0	0	0	0	1	2
Rick Bladt, R (1, 8) OBP: 0.286, SLG: 0.286		2-3, 1B		K			K			3	0	1	0	0	2	0
Bill Hands, R (1, 1) OBP: 0.083, SLG: 0.029		F8		4-3			K			3	0	0	0	0	1	2
Inning Stats	R: 0 E: 0 K: 0 S: 4 H: 1 LOB: 1 BB: 0 P: 4	R: 0 E: 0 K: 0 S: 5 H: 2 LOB: 2 BB: 0 P: 5	R: 3 E: 0 K: 2 S: 10 H: 3 LOB: 0 BB: 0 P: 10	R: 0 E: 0 K: 1 S: 5 H: 0 LOB: 0 BB: 0 P: 5	R: 0 E: 0 K: 0 S: 3 H: 0 LOB: 0 BB: 0 P: 3	R: 0 E: 0 K: 1 S: 6 H: 1 LOB: 1 BB: 0 P: 6	R: 0 E: 0 K: 2 S: 7 H: 0 LOB: 0 BB: 0 P: 7	R: 0 E: 0 K: 0 S: 4 H: 1 LOB: 1 BB: 0 P: 4		1B: 6 2B: 1 3B: 0 HR: 1 SF: 0 SAC: 0 DP: 0 HBP: 0						

PITCHER		IP	WLS	BF	H	R	ER	SO	BB	IBB	HBP	BLK	WP	HR	S	P	ERA	WHIP
Jim Bunning, R ERA: 3.67	(1, 1)	6.0	L	25	7	3	3	4	0	0	0	0	0	1	33	33	4.50	1.167
Chuck Hartenstein, R ERA: 3.48	(7, 1)	2.0		7	1	0	0	2	0	0	0	0	0	0	11	11	0.00	0.500

PITCHER	IP	WLS	BF	H	R	ER	SO	BB	IBB	HBP	BLK	WP	HR	S	P	ERA	WHIP

BOTTOM

Pittsburgh Pirates @ Chicago Cubs

Wrigley Field, Chicago, IL

Tue Jun 24 1969, 3:33 AM CDT

Att. 17,530 - Cloudy - 68 F

livebaseballscorecards.com

AB	32
R	3
H	8
RBI	3
BB	0
SO	6
LOB	10

WP: 0 PA: 32
PB: 0
SB: 0
CS: 0

Batter	1	2	3	4	5	6	7	8	9	AB	R	H	RBI	BB	SO	LOB
Matty Alou, L (1, 8) OBP: 0.397, SLG: 0.485	L9			F8		E WP 2B		K		4	1	1	0	0	1	0
Richie Hebner, L (1, 5) OBP: 0.365, SLG: 0.458	G3			HR		E1 WP 2-3			F7	4	1	1	1	0	0	1
Roberto Clemente, R (1, 9) OBP: 0.407, SLG: 0.537	6-3			K		BB 1-2 3-H			F5	3	0	0	0	1	1	0
Willie Stargell, L (1, 3) OBP: 0.395, SLG: 0.538		4-3		P5		K			F7	4	0	0	0	0	1	2
Jose Pagan, R (1, 7) OBP: 0.294, SLG: 0.406		5-3			5-3		4-3			3	0	0	0	0	0	0
Jose Martinez, R (1, 4) OBP: 0.308, SLG: 0.323		K			K		F9			3	0	0	0	0	2	0
Jerry May, R (1, 2) OBP: 0.257, SLG: 0.346			F8		F8		K			3	0	0	0	0	1	0
Freddie Patek, R (1, 6) OBP: 0.323, SLG: 0.282			P4			K		K		3	0	0	0	0	2	0
Bob Veale, S (1, 1) OBP: 0.094, SLG: 0.033			6-3			K		K		2	0	0	0	0	1	0
Chuck Hartenstein, R (6, 1)										0	0	0	0	0	0	0
Gary Kolb, L (8, PH) OBP: 0.222, SLG: 0.188										1	0	0	0	0	1	0
Luke Walker, L (8, 1)										0	0	0	0	0	0	0
Inning Stats	R: 0 E: 0 K: 0 S: 3 H: 0 LOB: 0 BB: 0 P: 3	R: 0 E: 0 K: 1 S: 5 H: 0 LOB: 0 BB: 0 P: 5	R: 0 E: 0 K: 0 S: 3 H: 0 LOB: 0 BB: 0 P: 3	R: 1 E: 0 K: 1 S: 6 H: 1 LOB: 0 BB: 0 P: 6	R: 0 E: 0 K: 1 S: 5 H: 0 LOB: 0 BB: 0 P: 5	R: 1 E: 1 K: 3 S: 11 H: 1 LOB: 2 BB: 1 P: 15	R: 0 E: 0 K: 1 S: 5 H: 0 LOB: 0 BB: 0 P: 5	R: 0 E: 0 K: 3 S: 9 H: 0 LOB: 0 BB: 0 P: 9	R: 0 E: 0 K: 0 S: 3 H: 0 LOB: 0 BB: 0 P: 3	1B: 0 2B: 1 3B: 0 HR: 1	SF: 0 SAC: 0 DP: 0 HBP: 0			WP: 1 PB: 0 SB: 0 CS: 0		PA: 31	

PITCHER	IP	WLS	BF	H	R	ER	SO	BB	IBB	HBP	BLK	WP	HR	S	P	ERA	WHIP
Fergie Jenkins, R (1, 1) ERA: 2.72	9.0	W	31	2	2	1	10	1	0	0	0	1	1	50	54	1.00	0.333

PITCHER	IP	WLS	BF	H	R	ER	SO	BB	IBB	HBP	BLK	WP	HR	S	P	ERA	WHIP

TOP

Pittsburgh Pirates @ Chicago Cubs

Wrigley Field, Chicago, IL

Wed Jun 25 1969, 3:33 AM CDT

Att. 26,434 - Sunny - 78 F

livebaseballscorecards.com

AB	30
R	2
H	2
RBI	1
BB	1
SO	10
LOB	3

Pittsburgh Pirates @ Chicago Cubs

Wrigley Field, Chicago, IL

Wed Jun 25 1969, 3:33 AM CDT

Att. 26,434 - Sunny - 78 F

livebaseballscorecards.com

Batter	1	2	3	4	5	6	7	8	9	AB	R	H	RBI	BB	SO	LOB
Don Kessinger, S (1, 6) OBP: 0.360, SLG: 0.395	1-3		SH, WP, SH5-4, 1-2, 1B		P4		1-3			3	1	0	0	0	0	0
Nate Oliver, R (1, 4) OBP: 0.222, SLG: 0.371	5-3		SH5-4, 1-2, 2-3		6-3		6-3			3	0	0	0	0	0	0
Billy Williams, L (1, 7) OBP: 0.361, SLG: 0.459	1-3		G6-4-3, 2-H, 3-H, 1B			G3		4-3		4	0	1	1	0	0	0
Ron Santo, R (1, 5) OBP: 0.412, SLG: 0.517		BBBB, 1-3, 3B, BB	G6-4-3, 1-2f			BBBB, FC4-6, 14, 1B, BB		5-3		2	2	0	0	2	0	1
14 Ernie Banks, R (1, 3) OBP: 0.332, SLG: 0.437		F8	SSS, K			1-2, BB, E, 1B		SSS, K		4	1	1	0	0	2	1
Randy Hundley, R (1, 2) OBP: 0.382, SLG: 0.467	1-3, 1-2		SSS, K			BBBB, FC4-6, 1-2, 2-3, BB				2	0	0	0	1	1	1
Ken Rudolph, R (7, 2) OBP: 0.214, SLG: 0.231										0	0	0	0	0	0	0
Jim Hickman, R (1, 9) OBP: 0.307, SLG: 0.313	2-H, 3B		BBBB, BB			FC4-6, 1-2f, 2-H, 3-H				1	0	1	1	1	0	0
Willie Smith, L (6, PH) OBP: 0.338, SLG: 0.575										1	0	0	1	0	0	1
Don Young, R (7, 8) OBP: 0.349, SLG: 0.352										0	0	0	0	0	0	0
Rick Bladt, R (1, 8) OBP: 0.200, SLG: 0.200	F9			L6		SSS, K				3	0	0	0	0	1	3
(7, 9)																
Fergie Jenkins, R (1, 1) OBP: 0.164, SLG: 0.143			BBBB, SH5-4, SH, WP, BB		SSS, K		4-3			2	1	0	0	1	1	0
Inning Stats	R: 0 E: 0 K: 0 S: 3 H: 0 LOB: 0 BB: 0 P: 3	R: 1 E: 0 K: 0 S: 4 H: 1 LOB: 1 BB: 1 P: 8	R: 2 E: 1 K: 0 S: 4 H: 1 LOB: 0 BB: 1 P: 8	R: 0 E: 0 K: 2 S: 7 H: 0 LOB: 1 BB: 1 P: 11	R: 0 E: 0 K: 1 S: 5 H: 0 LOB: 0 BB: 0 P: 5	R: 2 E: 1 K: 1 S: 6 H: 1 LOB: 1 BB: 2 P: 14	R: 0 E: 0 K: 0 S: 3 H: 0 LOB: 0 BB: 0 P: 3	R: 0 E: 0 K: 1 S: 5 H: 0 LOB: 0 BB: 0 P: 5		1B: 2 2B: 0 3B: 1 HR: 0 SF: 0 SAC: 2 DP: 1 HBP: 0						

BOTTOM

AB	25
R	5
H	3
RBI	3
BB	5
SO	5
LOB	7

WP: 1 PB: 0 SB: 0 CS: 0 PA: 32

PITCHER		IP	WLS	BF	H	R	ER	SO	BB	IBB	HBP	BLK	WP	HR	S	P	ERA	WHIP
Bob Veale, L ERA: 3.94	(1, 1)	5.1	L	24	3	5	3	3	5	0	0	0	1	0	25	45	5.06	1.500
Chuck Hartenstein, R ERA: 3.38	(6, 1)	1.2		5	0	0	0	1	0	0	0	0	0	0	7	7	0.00	0.000
Luke Walker, L ERA: 3.22	(8, 1)	1.0		3	0	0	0	1	0	0	0	0	0	0	5	5	0.00	0.000

PITCHER	IP	WLS	BF	H	R	ER	SO	BB	IBB	HBP	BLK	WP	HR	S	P	ERA	WHIP

Batter	1	2	3	4	5	6	7	8	9	10	AB	R	H	RBI	BB	SO	LOB
Matty Alou, L (1, 8) OBP: 0.397, SLG: 0.484	0-0 1B G6-4-3 1B		0-0 6-3 1B		0-0 ② F3		0-0 ③ F8		0-0 ① 3-1		5	1	2	0	0	0	0
Johnny Jeter, R (1, 7) OBP: 0.400, SLG: 0.333	0-0 G6-4-3 1-3 1B		0-0 ① F3		S S S 0-3 ③ K			0-0 HR 1B	B B B 4-0 FC6-4 BB		4	1	2	0	1	1	1
Roberto Clemente, R (1, 9) OBP: 0.403, SLG: 0.544	0-0 ①② G6-4-3 1-2f 3-H		0-0 ② 6-3 1-2			0-0 ① 4-3		0-0 1-H HR	0-0 ② FC6-4 1-2f		5	1	1	2	0	0	3
Willie Stargell, L (1, 3) OBP: 0.400, SLG: 0.552 Jose Martinez, R (8, PR) OBP: 0.303, SLG: 0.318 (8, 5)	0-0 ③ F7		4-0 IBB			0-0 HR		0-0 SH2-3 E FC5-2 1B	0-0 ③ 6-3		3 1	1 0	2 0	1 0	1 0	0 0	0 1
Manny Sanguillen, R (1, 2) OBP: 0.371, SLG: 0.444		0-0 1B 1B	0-0 ③ F8			0-0 HR		0-0 E9 FC5-2 SH2-3 1-2		0-0 ① F2	5	1	2	1	0	0	3
Richie Hebner, L (1, 5) OBP: 0.368, SLG: 0.456 (8, 3)		0-0 1-2 1B		0-0 ① 4-3		0-0 ② L4		0-0 ① SH2-3 1-2 2-3		H 1-0 1B HBP	3	0	1	0	0	0	0
Bill Mazeroski, R (1, 4) OBP: 0.288, SLG: 0.295	S S S 0-3 ① K			B B B 4-0 G6-4-3 BB		0-0 ③ 5-3		I I I 4-0 FC5-2 IBB		0-0 ② 1-3 1B	3	0	1	0	2	1	2
Freddie Patek, R (1, 6) OBP: 0.315, SLG: 0.275	S S S 0-3 ② K			0-0 ②③ G6-4-3 1-2f			0-0 ① L6	0-0 ② FC5-2 1-2 2-3 3-Hf		0-0 ③ 6-3	5	0	0	0	0	1	7
Dock Ellis, S (1, 1) OBP: 0.138, SLG: 0.107 Chuck Hartenstein, R (8, 1) Joe Gibbon, R (8, 1) Bruce Dal Canton, R (9, 1) OBP: 0.444, SLG: 0.625		S S S 0-3 ③ K			0-0 ① F9		S S S 0-3 ② K	0-0 ③ 4-3			4 0 0 0	0 0 0 0	0 0 0 0	0 0 0 0	0 0 0 0	2 0 0 0	5 0 0 0
Inning Stats	R: 1 H: 2 E: 0 LOB: 0 K: 0 BB: 0 S: 4 P: 4	R: 0 H: 2 E: 0 LOB: 2 K: 3 BB: 0 S: 11 P: 11	R: 0 H: 1 E: 0 LOB: 2 K: 0 BB: 1 S: 4 P: 8	R: 0 H: 0 E: 0 LOB: 0 K: 0 BB: 1 S: 2 P: 6	R: 0 H: 0 E: 0 LOB: 0 K: 1 BB: 0 S: 5 P: 5	R: 2 H: 2 E: 0 LOB: 0 K: 0 BB: 0 S: 5 P: 5	R: 0 H: 0 E: 0 LOB: 0 K: 1 BB: 0 S: 5 P: 5	R: 2 H: 3 E: 1 LOB: 3 K: 0 BB: 1 S: 7 P: 11	R: 0 H: 0 E: 0 LOB: 1 K: 0 BB: 1 S: 3 P: 7	R: 0 H: 1 E: 0 LOB: 1 K: 0 BB: 0 S: 3 P: 4	1B: 8 SF: 0 2B: 0 SAC: 1 3B: 0 DP: 2 HR: 3 HBP: 1						

PITCHER		IP	WLS	BF	H	R	ER	SO	BB	IBB	HBP	BLK	WP	HR	S	P	ERA	WHIP
Dick Selma, R ERA: 3.83	(1, 1)	7.0		29	8	4	4	5	1	1	0	0	0	2	37	45	5.14	1.286
Ted Abernathy, R ERA: 2.23	(8, 1)	0.0		2	2	1	1	0	0	0	0	0	0	1	2	2	∞	∞
Phil Regan, R ERA: 3.41	(8, 1)	3.0	W	13	1	0	0	0	1	1	1	0	0	0	10	19	0.00	0.667

PITCHER	IP	WLS	BF	H	R	ER	SO	BB	IBB	HBP	BLK	WP	HR	S	P	ERA	WHIP

TOP

Pittsburgh Pirates @ Chicago Cubs

Wrigley Field, Chicago, IL

Thu Jun 26 1969, 3:33 AM CDT

Att. 29,473 - Sunny - 90 F

livebaseballscorecards.com

AB	38
R	5
H	11
RBI	4
BB	4
SO	5
LOB	22

WP: 0	PA: 44						
PB: 0							
SB: 0							
CS: 0							

Batter	1	2	3	4	5	6	7	8	9	10	AB	R	H	RBI	BB	SO	LOB
Don Kessinger, S (1, 6) OBP: 0.358, SLG: 0.391	F8	5-3			1B		F7		F9		5	0	1	0	0	0	1
Nate Oliver, R (1, 4) OBP: 0.220, SLG: 0.333	F9		5-3		K		1-3		HBP, BB		4	0	0	0	1	1	1
Billy Williams, L (1, 9) (9, 7) OBP: 0.365, SLG: 0.470	HR		4-3		1-3			HR, 1B	1-2, HBP		4	2	2	1	0	0	1
Ron Santo, R (1, 5) OBP: 0.415, SLG: 0.528	14, 1B, 1B		F8			BB, G4-6-3, 14, 1B, HR		1-H, HR	F7		4	2	2	2	1	0	2
14 Ernie Banks, R (1, 3) OBP: 0.333, SLG: 0.436	1-2, 1B	E6				1-2, G4-6-3, 1B		L5		F7	5	0	2	0	0	0	0
Willie Smith, L (1, 7) OBP: 0.333, SLG: 0.558	G3	F2				G4-6-3, 1-2f, 2-3		E, 1B		K	4	0	1	0	0	0	5
Don Young, R (8, PR) (9, 8) OBP: 0.347, SLG: 0.349											1	0	0	0	0	1	0
Ken Rudolph, R (1, 2) OBP: 0.263, SLG: 0.412		P6		K		HR, 3-H		E5, G6-3, 1-3		HR, BB	4	2	1	2	1	1	2
Rick Bladt, R (1, 8) OBP: 0.154, SLG: 0.154		5-3		K		3-1		G6-3, 1-2f		HR, 1-H	3	0	0	0	0	1	1
Al Spangler, L (8, PH) OBP: 0.316, SLG: 0.391											0	0	0	0	0	0	0
Jim Hickman, R (8, PH) (9, 9) OBP: 0.310, SLG: 0.347											2	1	1	2	0	0	2
Dick Selma, R (1, 1) OBP: 0.194, SLG: 0.194	1B				4-3		6-3		L1		3	0	1	0	0	0	0
Ted Abernathy, R (8, 1) OBP: 0.400, SLG: 0.600											0	0	0	0	0	0	0
Phil Regan, R (8, 1)											1	0	0	0	0	0	0
Inning Stats	R: 1 E: 0 K: 0 S: 6 / H: 3 LOB: 2 BB: 0 P: 6	R: 0 E: 0 K: 0 S: 4 / H: 1 LOB: 1 BB: 0 P: 4	R: 0 E: 0 K: 0 S: 3 / H: 0 LOB: 0 BB: 0 P: 3	R: 0 E: 1 K: 2 S: 8 / H: 0 LOB: 1 BB: 0 P: 8	R: 0 E: 0 K: 1 S: 6 / H: 1 LOB: 1 BB: 0 P: 6	R: 2 E: 0 K: 0 S: 4 / H: 2 LOB: 0 BB: 1 P: 8	R: 0 E: 0 K: 0 S: 3 / H: 0 LOB: 0 BB: 0 P: 3	R: 2 E: 1 K: 0 S: 6 / H: 3 LOB: 2 BB: 0 P: 6	R: 0 E: 0 K: 0 S: 3 / H: 0 LOB: 2 BB: 1 P: 8	R: 2 E: 0 K: 1 S: 5 / H: 1 LOB: 0 BB: 1 P: 9	1B: 7 2B: 0 3B: 0 HR: 4	SF: 0 SAC: 0 DP: 2 HBP: 1	WP: 0 PB: 0 SB: 0 CS: 0	PA: 44			

PITCHER		IP	WLS	BF	H	R	ER	SO	BB	IBB	HBP	BLK	WP	HR	S	P	ERA	WHIP
Dock Ellis, R ERA: 4.09	(1, 1)	7.0		31	9	5	5	3	1	0	0	0	0	3	36	40	6.43	1.429
Chuck Hartenstein, R ERA: 3.36	(8, 1)	0.1		3	1	0	0	0	0	0	0	0	0	0	3	3	0.00	3.000
Joe Gibbon, L ERA: 2.35	(8, 1)	1.1		5	0	0	0	0	1	0	1	0	0	0	3	8	0.00	0.750
Bruce Dal Canton, R ERA: 3.47	(9, 1)	1.0	L	5	1	2	2	1	1	0	0	0	0	1	6	10	18.00	2.000

PITCHER	IP	WLS	BF	H	R	ER	SO	BB	IBB	HBP	BLK	WP	HR	S	P	ERA	WHIP

Pittsburgh Pirates @ Chicago Cubs

Wrigley Field, Chicago, IL

Thu Jun 26 1969, 3:33 AM CDT

Att. 29,473 - Sunny - 90 F

BOTTOM

livebaseballscorecards.com

AB	40
R	7
H	11
RBI	7
BB	3
SO	4
LOB	15

Batter	1	2	3	4	5	6	7	8	9	AB	R	H	RBI	BB	SO	LOB
Matty Alou, L (1, 8) OBP: 0.394, SLG: 0.479	S S S 0-3 ① K		S S S 0-3 ① K		x 0-0 1B		x 0-0 ③ 6-3		x 0-0 ③ 5-3	5	0	1	0	0	2	0
Jose Martinez, R (1, 5) OBP: 0.286, SLG: 0.300 Roberto Clemente, R (8, 9) OBP: 0.403, SLG: 0.544	S S S 0-3 ② K		x 0-0 ② 1-3		S S S 0-3 ③ K			S S S 0-3 ① K		4 0	0 0	0 0	0 0	0 0	3 0	1 0
Manny Sanguillen, R (1, 2) OBP: 0.374, SLG: 0.457	x 0-0 1B 2B		x 0-0 ③ F8			x 0-0 ① P3		x 0-0 4-3 1B 2B		4	2	2	0	0	0	0
Willie Stargell, L (1, 3) OBP: 0.403, SLG: 0.552 Carl Taylor, R (6, PR) OBP: 0.357, SLG: 0.375 (6, 3)	B B B B 4-0 1B BB			x 0-0 ① 4-3		x 0-0 1B 1B		x 0-0 ② 4-3 2-3		2 1	0 0	1 0	0 0	1 0	0 0	0 1
Jose Pagan, R (1, 7) OBP: 0.295, SLG: 0.404 Richie Hebner, L (8, PH) OBP: 0.370, SLG: 0.456 (8, 5)	x 0-0 FC4-6 1-2 2-H 1B			x 0-0 ② F2		x 0-0 ② F7		4-0 1B IBB		3 0	0 0	1 0	1 0	0 1	0 0	1 0
Bill Mazeroski, R (1, 4) OBP: 0.292, SLG: 0.299	x 0-0 ③ FC4-6 1-2f			x 0-0 ③ P4		x 0-0 1-2 1B		x 0-0 1-3 3-H 1B		4	0	2	1	0	0	2
Johnny Jeter, R (1, 9) OBP: 0.286, SLG: 0.231 (8, 7)		S S S 0-3 ① K			x 0-0 ① F7	S S S 0-3 ③ K		S S S 0-3 ③ K		4	0	0	0	0	3	4
Freddie Patek, R (1, 6) OBP: 0.314, SLG: 0.290		x 0-0 ② F7			x 0-0 HR		S S S 0-3 ① K		S S S 0-3 ① K	4	1	1	1	0	2	0
Steve Blass, R (1, 1) OBP: 0.256, SLG: 0.289 Joe Gibbon, R (9, 1)		S S S 0-3 ③ K			S S S 0-3 ② K		x 0-0 ② P3		x 0-0 ② 6-3	4 0	0 0	0 0	0 0	0 0	2 0	0 0
Inning Stats	R: 1 E: 0 K: 2 S: 9 H: 2 LOB: 2 BB: 1 P: 13	R: 0 E: 0 K: 2 S: 7 H: 0 LOB: 0 BB: 0 P: 7	R: 0 E: 0 K: 1 S: 5 H: 0 LOB: 0 BB: 0 P: 5	R: 0 E: 0 K: 0 S: 3 H: 0 LOB: 0 BB: 0 P: 3	R: 1 E: 0 K: 2 S: 9 H: 2 LOB: 1 BB: 0 P: 9	R: 0 E: 0 K: 1 S: 7 H: 2 LOB: 2 BB: 0 P: 7	R: 0 E: 0 K: 1 S: 5 H: 0 LOB: 0 BB: 0 P: 5	R: 1 E: 0 K: 2 S: 9 H: 2 LOB: 2 BB: 1 P: 13	R: 0 E: 0 K: 1 S: 5 H: 0 LOB: 0 BB: 0 P: 5	1B: 5 2B: 2 3B: 0 HR: 1 SF: 0 SAC: 0 DP: 0 HBP: 0						

PITCHER		IP	WLS	BF	H	R	ER	SO	BB	IBB	HBP	BLK	WP	HR	S	P	ERA	WHIP
Jerry Koosman, L ERA: 1.51	(1, 1)	7.0	L	28	6	2	2	9	1	0	0	0	0	1	45	49	2.57	1.000
Cal Koonce, R ERA: 5.73	(8, 1)	2.0		9	2	1	1	3	0	1	0	0	0	0	14	18	4.50	1.000

PITCHER	IP	WLS	BF	H	R	ER	SO	BB	IBB	HBP	BLK	WP	HR	S	P	ERA	WHIP

TOP

Pittsburgh Pirates @ New York Mets

Shea Stadium, Flushing, NY

Fri Jun 27 1969, 7:05 PM EDT

Att. 42,276 - Unknown

livebaseballscorecards.com

AB	35
R	3
H	8
RBI	3
BB	2
SO	12
LOB	9

WP: 0	PA: 37
PB: 0	
SB: 0	
CS: 0	

Pittsburgh Pirates @ New York Mets

Shea Stadium, Flushing, NY

Fri Jun 27 1969, 7:05 PM EDT

Att. 42,276 - Unknown

livebaseballscorecards.com

BOTTOM

Batter	1	2	3	4	5	6	7	8	9	AB	R	H	RBI	BB	SO	LOB
Ken Boswell, L (1, 4) OBP: 0.324, SLG: 0.360	K		BB		K			P6		3	0	0	0	1	2	0
Tommie Agee, R (1, 8) OBP: 0.319, SLG: 0.479	3-1		5-3			G3 1B		6-3		4	0	1	0	0	0	1
Wayne Garrett, L (1, 5) OBP: 0.339, SLG: 0.333	F9			F8		F8		P5		4	0	0	0	0	0	1
Cleon Jones, R (1, 7) OBP: 0.428, SLG: 0.520		BB		4-3		G3 1-2			5-3	3	0	0	0	1	0	1
Art Shamsky, L (1, 9) OBP: 0.409, SLG: 0.532		P4		E 1B		K			BB 1B BB	3	1	1	0	1	1	2
Ed Kranepool, L (1, 3) OBP: 0.290, SLG: 0.369		F7		E4 1-2			FC6-4 BB		1B 1-2 BB	2	0	0	0	2	0	2
J.C. Martin, L (1, 2) OBP: 0.275, SLG: 0.340 Ron Swoboda, R (9, PR) OBP: 0.280, SLG: 0.331		P6		4-3			L8		1B 1-2 2-H	4 0	0 0	1 0	1 0	0 0	0 0	4 0
Al Weis, S (1, 6) OBP: 0.213, SLG: 0.203 Rod Gaspar, S (9, PH) OBP: 0.326, SLG: 0.309			F7		F7		FC6-4 1-2f		K	3 1	0 0	0 0	0 0	0 1	0 2	1 2
Jerry Koosman, R (1, 1) OBP: 0.033, SLG: 0.033 Donn Clendenon, R (7, PH) OBP: 0.265, SLG: 0.363 Cal Koonce, R (8, 1) OBP: 0.667, SLG: 0.667 Ed Charles, R (9, PH) OBP: 0.271, SLG: 0.262			K		P4		K		K	2 1 0 1	0 0 0 0	0 0 0 0	0 0 0 0	0 1 0 1	1 1 0 2	0 1 0 2
Inning Stats	R: 0 E: 0 K: 1 S: 5 H: 0 LOB: 0 P: 5	R: 0 E: 0 K: 0 S: 3 H: 0 LOB: 1 P: 7	R: 0 E: 0 K: 1 S: 5 H: 0 LOB: 1 BB: 1 P: 9	R: 0 E: 1 K: 0 S: 5 H: 1 LOB: 2 BB: 0 P: 5	R: 0 E: 0 K: 1 S: 5 H: 0 LOB: 0 BB: 0 P: 5	R: 0 E: 0 K: 1 S: 6 H: 1 LOB: 1 BB: 0 P: 6	R: 0 E: 0 K: 1 S: 5 H: 0 LOB: 1 BB: 1 P: 9	R: 0 E: 0 K: 0 S: 3 H: 0 LOB: 0 BB: 0 P: 3	R: 1 E: 0 K: 2 S: 8 H: 1 LOB: 2 BB: 2 P: 16	1B: 3 2B: 0 3B: 0 HR: 0 SF: 0 SAC: 0 DP: 0 HBP: 0						

	AB	31
	R	1
	H	3
	RBI	1
	BB	5
	SO	7
	LOB	17

PITCHER		IP	WLS	BF	H	R	ER	SO	BB	IBB	HBP	BLK	WP	HR	S	P	ERA	WHIP
Steve Blass, R ERA: 4.75	(1, 1)	8.1	W	34	3	1	1	5	5	0	0	0	0	0	39	59	1.08	0.960
Joe Gibbon, L ERA: 2.3	(9, 1)	0.2	S	2	0	0	0	2	0	0	0	0	0	0	6	6	0.00	0.000

PITCHER	IP	WLS	BF	H	R	ER	SO	BB	IBB	HBP	BLK	WP	HR	S	P	ERA	WHIP

Pittsburgh Pirates @ New York Mets

Shea Stadium, Flushing, NY

Sat Jun 28 1969, 7:05 PM EDT

Att. 48,398 - Unknown

TOP

livebaseballscorecards.com

Batter	1	2	3	4	5	6	7	8	9	AB	R	H	RBI	BB	SO	LOB
Matty Alou, L (1, 8) OBP: 0.394, SLG: 0.478	E6 S		P6		F5			WP SH 1-2 1B	1B	5	1	2	0	0	0	0
Richie Hebner, L (1, 5) OBP: 0.368, SLG: 0.453	F8 1-2			F8	K			SH WP 1-2 2-3 1B	G6-4-3 1-3	4	1	1	0	0	1	1
Roberto Clemente, R (1, 9) OBP: 0.394, SLG: 0.531	K			K		P4		K	G6-4-3 1-2f	5	0	0	0	0	3	6
Manny Sanguillen, R (1, 2) OBP: 0.377, SLG: 0.455	P4			BB 2B 1B		L7		1B 2B 1-2 2-3 3-H IBB		3	2	1	0	1	0	1
Al Oliver, L (1, 3) OBP: 0.318, SLG: 0.388		F8		2B WP 1-2 BB		4-3		2B SF8 1-2 2-H 3-H 1B		2	1	0	0	1	0	0
Carl Taylor, R (8, PH) OBP: 0.368, SLG: 0.388 (8, 3)										1	1	1	2	0	0	0
Jose Pagan, R (1, 7) OBP: 0.312, SLG: 0.437		5-3		WP 1-3 2-H 2B			G6-4-3 1B			4	0	3	2	0	0	0
Johnny Jeter, R (9, 7) OBP: 0.286, SLG: 0.231								1-3 2-H 2B		0	0	0	0	0	0	0
Bill Mazeroski, R (1, 4) OBP: 0.291, SLG: 0.296		F7		2-3 3-H BB			G6-4-3 1-2f	SF8 3-H		2	0	0	1	1	0	1
Freddie Patek, R (1, 6) OBP: 0.308, SLG: 0.284		F6		F9			6-3	F7		4	0	0	0	0	0	4
Jim Bunning, R (1, 1) OBP: 0.097, SLG: 0.034		4-3			P3				K	2	0	0	0	0	0	0
Willie Stargell, L (8, PH) OBP: 0.405, SLG: 0.552								SH 1B WP BB		0	0	0	0	1	0	0
Jose Martinez, R (8, PR) OBP: 0.286, SLG: 0.300										0	1	0	0	0	0	0
Joe Gibbon, R (8, 1)										1	0	0	0	0	1	0
Inning Stats	R: 0 E: 1 K: 1 S: 6 H: 0 LOB: 1 BB: 0 P: 6	R: 0 E: 0 K: 0 S: 3 H: 0 LOB: 0 BB: 0 P: 3	R: 0 E: 0 K: 0 S: 3 H: 0 LOB: 0 BB: 0 P: 3	R: 2 E: 0 K: 1 S: 7 H: 2 LOB: 2 BB: 2 P: 15	R: 0 E: 0 K: 1 S: 5 H: 0 LOB: 0 BB: 0 P: 5	R: 0 E: 0 K: 0 S: 3 H: 0 LOB: 0 BB: 0 P: 3	R: 0 E: 0 K: 0 S: 3 H: 1 LOB: 0 BB: 0 P: 3	R: 5 E: 1 K: 1 S: 9 H: 3 LOB: 2 BB: 2 P: 17	R: 0 E: 0 K: 1 S: 6 H: 2 LOB: 1 BB: 0 P: 6	1B: 6 2B: 2 3B: 0 HR: 0	SF: 1 SAC: 1 DP: 2 HBP: 0						

AB	33
R	7
H	8
RBI	5
BB	4
SO	5
LOB	13

WP: 2 PB: 0 SB: 1 CS: 0 PA: 39

PITCHER		IP	WLS	BF	H	R	ER	SO	BB	IBB	HBP	BLK	WP	HR	S	P	ERA	WHIP
Gary Gentry, R ERA: 3.26	(1, 1)	7.0	L	27	3	3	3	3	3	0	0	0	1	0	30	42	3.86	0.857
Tug McGraw, L ERA: 3.62	(8, 1)	0.1		6	3	3	2	1	0	1	0	0	1	0	7	11	54.00	9.000
Ron Taylor, R ERA: 2.45	(8, 1)	1.2		6	2	1	0	1	0	0	0	0	0	0	8	8	0.00	1.200

PITCHER	IP	WLS	BF	H	R	ER	SO	BB	IBB	HBP	BLK	WP	HR	S	P	ERA	WHIP

Pittsburgh Pirates @ New York Mets

Shea Stadium, Flushing, NY

Sat Jun 28 1969, 7:05 PM EDT

Att. 48,398 - Unknown

BOTTOM

Batter	1	2	3	4	5	6	7	8	9	AB	R	H	RBI	BB	SO	LOB
Ken Boswell, L (1, 4) OBP: 0.321, SLG: 0.352	F5		BBBB 4-0 CS BB		6-3			4-3	4-3	4	0	0	0	1	0	3
Tommie Agee, R (1, 8) OBP: 0.318, SLG: 0.473	F5		F9 1-2			BBBB 4-0 SH1-3 BB		SSS 0-3 K		3	0	0	0	1	1	1
Wayne Garrett, L (1, 5) OBP: 0.333, SLG: 0.327	SSS 0-3 K			4-3		SH1-3 1-2		L6		3	0	0	0	0	1	0
Cleon Jones, R (1, 7) OBP: 0.432, SLG: 0.536		HR 1B		S 1B		F8			HR	4	2	3	1	0	0	1
Art Shamsky, L (1, 9) OBP: 0.391, SLG: 0.506		F9		SSS 0-3 K 1-2		SSS 0-3 K			E1 G4-6-3 1B 1B	4	1	0	0	0	2	3
Ed Kranepool, L (1, 3) OBP: 0.294, SLG: 0.387		1-H HR		P6			F8		G4-6-3 1-2 1B	4	1	2	2	0	0	1
J.C. Martin, L (1, 2) OBP: 0.264, SLG: 0.327		3-1			SSS 0-3 K		F9		G4-6-3 1-2f 2-3	4	0	0	0	0	1	2
Al Weis, S (1, 6) OBP: 0.226, SLG: 0.218		F7			SSS 0-3 K		1B		1B 3-H 1B	4	0	2	1	0	1	0
Gary Gentry, R (1, 1) OBP: 0.176, SLG: 0.182			P4		2B		SSS 0-3 K		1-3 1B	3	0	1	0	0	1	1
Tug McGraw, R (8, 1) OBP: 0.188, SLG: 0.200										0	0	0	0	0	0	0
Ron Taylor, R (8, 1)										0	0	0	0	0	0	0
Ed Charles, R (9, PH) OBP: 0.277, SLG: 0.269										1	0	1	0	0	0	0

livebaseballscorecards.com

Inning Stats	R: 0 E: 0 K: 1 S: 5	H: 0 LOB: 0 BB: 0 P: 5	R: 2 E: 0 K: 0 S: 5	H: 2 LOB: 0 BB: 0 P: 5	R: 0 E: 0 K: 0 S: 2	H: 0 LOB: 0 BB: 1 P: 6	R: 0 E: 0 K: 1 S: 6	H: 1 LOB: 1 BB: 0 P: 6	R: 0 E: 0 K: 2 S: 8	H: 1 LOB: 1 BB: 0 P: 8	R: 0 E: 0 K: 1 S: 5	H: 0 LOB: 1 BB: 1 P: 9	R: 0 E: 0 K: 1 S: 6	H: 1 LOB: 1 BB: 0 P: 6	R: 0 E: 0 K: 1 S: 5	H: 0 LOB: 0 BB: 0 P: 5	R: 2 E: 1 K: 0 S: 7	H: 4 LOB: 2 BB: 0 P: 7	1B: 6 2B: 1 3B: 0 HR: 2	SF: 0 SAC: 1 DP: 1 HBP: 0	WP: 0 PB: 0 SB: 1 CS: 1	PA: 37

	AB	34
	R	4
	H	9
	RBI	4
	BB	2
	SO	7
	LOB	12

PITCHER		IP	WLS	BF	H	R	ER	SO	BB	IBB	HBP	BLK	WP	HR	S	P	ERA	WHIP
Jim Bunning, R ERA: 3.59	(1, 1)	7.0	W	27	5	2	2	6	2	0	0	0	0	1	37	45	2.57	1.000
Joe Gibbon, L ERA: 2.43	(8, 1)	2.0	S	10	4	2	1	1	0	0	0	0	0	1	12	12	4.50	2.000

PITCHER	IP	WLS	BF	H	R	ER	SO	BB	IBB	HBP	BLK	WP	HR	S	P	ERA	WHIP

Pittsburgh Pirates @ New York Mets

Shea Stadium, Flushing, NY

Sun Jun 29 1969, 3:33 AM EDT

Att. 27,455 - Unknown

TOP

livebaseballscorecards.com

Batter	1	2	3	4	5	6	7	8	9	AB	R	H	RBI	BB	SO	LOB
Matty Alou, L (1, 8) OBP: 0.388, SLG: 0.471	5-3	L6		FC6-4 (1-2f)			4-3		L3	5	0	0	0	0	0	3
Richie Hebner, L (1, 5) OBP: 0.370, SLG: 0.451	BB		6-3 S 1B		F7		F8			3	0	1	0	1	0	0
Roberto Clemente, R (1, 9) OBP: 0.388, SLG: 0.521	K		F9 (1-2)		4-3			K		4	0	0	0	0	2	2
Manny Sanguillen, R (1, 2) OBP: 0.374, SLG: 0.450	K		6-3 (2-3)		1B			6-3		4	0	1	0	0	1	2
Jose Pagan, R (1, 7) OBP: 0.319, SLG: 0.439		HR 1B	F9		K			3B 1B		4	2	2	0	0	1	2
Carl Taylor, R (1, 3) OBP: 0.393, SLG: 0.500		HR (1-H)		BB	K			3B (1-H)		3	1	2	3	1	1	0
Bill Mazeroski, R (1, 4) OBP: 0.292, SLG: 0.293		K		FC6-4 (1-2) BB	F7			F7		2	0	0	0	1	1	0
Jose Martinez, R (6, 4) OBP: 0.282, SLG: 0.296										1	0	0	0	0	0	1
Freddie Patek, R (1, 6) OBP: 0.307, SLG: 0.280		SH1-4 BB		P3	K				F5	3	0	0	0	1	1	2
Bob Veale, S (1, 1) OBP: 0.091, SLG: 0.032		SH1-4 (1-2)		K			K		K	1	0	0	0	0	1	2
Bruce Dal Canton, R (4, 1) OBP: 0.444, SLG: 0.625										0	0	0	0	0	0	0
Gary Kolb, L (7, PH) OBP: 0.211, SLG: 0.176										1	0	0	0	0	1	0
Chuck Hartenstein, R (7, 1)										0	0	0	0	0	0	0
Jerry May, R (9, PH) OBP: 0.255, SLG: 0.343										1	0	0	0	0	1	0

	AB	32
	R	3
	H	6
	RBI	3
	BB	4
	SO	10
	LOB	14

Inning Stats									
	R: 0 H: 0 E: 0 LOB: 1 K: 2 BB: 1 S: 7 P: 11	R: 2 H: 2 E: 0 LOB: 1 K: 1 BB: 1 S: 7 P: 11	R: 0 H: 1 E: 0 LOB: 1 K: 0 BB: 0 S: 4 P: 4	R: 0 H: 0 E: 0 LOB: 2 K: 1 BB: 2 S: 5 P: 13	R: 0 H: 1 E: 0 LOB: 1 K: 1 BB: 0 S: 6 P: 6	R: 0 H: 0 E: 0 LOB: 0 K: 2 BB: 0 S: 7 P: 7	R: 0 H: 0 E: 0 LOB: 0 K: 1 BB: 0 S: 5 P: 5	R: 1 H: 2 E: 0 LOB: 1 K: 1 BB: 0 S: 7 P: 7	R: 0 H: 0 E: 0 LOB: 0 K: 1 BB: 0 S: 5 P: 5

	1B: 4	SF: 0	WP: 0	PA: 37
	2B: 0	SAC: 1	PB: 0	
	3B: 1	DP: 0	SB: 1	
	HR: 1	HBP: 0	CS: 0	

PITCHER		IP	WLS	BF	H	R	ER	SO	BB	IBB	HBP	BLK	WP	HR	S	P	ERA	WHIP
Tom Seaver, R ERA: 2.57	(1, 1)	9.0	W	37	6	3	3	10	4	0	0	0	0	1	53	69	3.00	1.111

PITCHER		IP	WLS	BF	H	R	ER	SO	BB	IBB	HBP	BLK	WP	HR	S	P	ERA	WHIP

Batter	1	2	3	4	5	6	7	8	9	AB	R	H	RBI	BB	SO	LOB
Rod Gaspar, S (1, 9) OBP: 0.315, SLG: 0.297	5-3	4-3 1-2		1-3		1-3		4-3		5	0	0	0	0	0	2
Bobby Pfeil, R (1, 4) OBP: 0.333, SLG: 0.444	F8	K		F2		FC6-4 1B		FC6-4 1B		5	0	2	0	0	1	2
Tommie Agee, R (1, 8) OBP: 0.324, SLG: 0.471	BB 1B 1B		BB FC6-4	3B BB		FC6-4 1-2f		FC6-4 1-2f		3	2	1	0	2	0	2
Cleon Jones, R (1, 7) OBP: 0.433, SLG: 0.542	BB 1B 1-2 1B		FC6-4 2B 1-2f 2B	1B 1-H 2-H 3B		K				3	3	1	2	1	1	2
Ed Charles, R (1, 5) OBP: 0.293, SLG: 0.296	1B 1-3 2-H 1B		2B 1-3 2B	1B 3-H 1B			F7			4	1	3	2	0	0	0
Donn Clendenon, R (1, 3) OBP: 0.270, SLG: 0.373	S 1-3 1B		2B 2-H 3-H 2B	F7			1-3			4	0	2	3	0	0	1
Jerry Grote, R (1, 2) OBP: 0.281, SLG: 0.301	4-3 1-2		F3		F7		1B			4	0	1	0	0	0	3
Al Weis, S (1, 6) OBP: 0.230, SLG: 0.213 Wayne Garrett, L (6, 6) OBP: 0.331, SLG: 0.325		4-3 BB	F7		6-3		K			2 1	0 0	0 0	0 0	1 0	0 1	1 1
Tom Seaver, R (1, 1) OBP: 0.196, SLG: 0.122		P3		3B 2B	4-3			4-3		4	1	1	0	0	0	1
Inning Stats	R: 2 E: 0 K: 0 S: 6 H: 3 LOB: 2 BB: 1 P: 10	R: 0 E: 0 K: 1 S: 5 H: 0 LOB: 1 BB: 1 P: 9	R: 2 E: 0 K: 0 S: 5 H: 2 LOB: 1 BB: 1 P: 9	R: 3 E: 0 K: 0 S: 6 H: 3 LOB: 1 BB: 1 P: 10	R: 0 E: 0 K: 0 S: 3 H: 0 LOB: 0 BB: 0 P: 3	R: 0 E: 0 K: 1 S: 6 H: 1 LOB: 1 BB: 0 P: 6	R: 0 E: 0 K: 1 S: 6 H: 1 LOB: 1 BB: 0 P: 6	R: 0 E: 0 K: 0 S: 4 H: 1 LOB: 1 BB: 0 P: 4		1B: 7 2B: 3 3B: 1 HR: 0 SF: 0 SAC: 0 DP: 0 HBP: 0				WP: 0 PB: 0 SB: 1 CS: 0 PA: 39	

PITCHER		IP	WLS	BF	H	R	ER	SO	BB	IBB	HBP	BLK	WP	HR	S	P	ERA	WHIP
Bob Veale, L ERA: 4.44	(1, 1)	3.2	L	22	7	7	7	1	4	0	0	0	0	0	20	36	17.18	3.000
Bruce Dal Canton, R ERA: 3.31	(4, 1)	2.1		9	2	0	0	1	0	0	0	0	0	0	11	11	0.00	0.857
Chuck Hartenstein, R ERA: 3.24	(7, 1)	2.0		8	2	0	0	1	0	0	0	0	0	0	10	10	0.00	1.000

PITCHER	IP	WLS	BF	H	R	ER	SO	BB	IBB	HBP	BLK	WP	HR	S	P	ERA	WHIP

BOTTOM

Pittsburgh Pirates @ New York Mets

Shea Stadium, Flushing, NY

Sun Jun 29 1969, 3:33 AM EDT

Att. 27,455 - Unknown

livebaseballscorecards.com

AB	35
R	7
H	11
RBI	7
BB	4
SO	3
LOB	15

Batter	1	2	3	4	5	6	7	8	9	AB	R	H	RBI	BB	SO	LOB
Tony Taylor, R (1, 3) OBP: 0.308, SLG: 0.312	B B B B 4-0 E 1B BB		S S S 0-3 ② K 1-2		x 0-0 ③ F8			S S S 0-3 ① K		3	1	0	0	1	2	1
Cookie Rojas, R (1, 4) OBP: 0.301, SLG: 0.305	x 0-0 ① 1-3 1-3		x 0-0 ③ 5-3			x 0-0 ① P4		x 0-0 ② 1-3		4	0	0	0	0	0	2
John Briggs, L (1, 7) OBP: 0.323, SLG: 0.309	x 0-0 CS 3-H 1B			x 0-0 ① F7		x 0-0 E S 1B 1B		x 0-0 1B 1B		4	1	3	1	0	0	0
Rick Joseph, R (1, 5) OBP: 0.321, SLG: 0.388	S S S 0-3 ② ③ K 1-2			x 0-0 ② F9		x 0-0 G5-4-3 1-H 1B		x 0-0 1-3 1B		4	0	2	1	0	1	1
Larry Hisle, R (1, 8) OBP: 0.320, SLG: 0.444		S S S 0-3 ① K		x 0-0 HR 3B		x 0-0 ② ③ G5-4-3 1-2f		S S S 0-3 ③ K		4	1	1	0	0	2	3
Mike Ryan, R (1, 2) OBP: 0.260, SLG: 0.359		x 0-0 ② 4-3		x 0-0 HR 3-H			x 0-0 ① F9		x 0-0 ① 4-3	4	1	1	2	0	0	0
Ron Stone, L (1, 9) OBP: 0.253, SLG: 0.222		x 0-0 ③ 5-3		x 0-0 ③ 4-3			S S S 0-3 ② K		B B B B 4-0 FC5-4 BB	3	0	0	0	1	1	0
Terry Harmon, R (1, 6) OBP: 0.309, SLG: 0.258			x 0-0 E 1B		S S S 0-3 ① K		x 0-0 1B		x 0-0 ② FC5-4 PO BLK 1-2f	4	0	2	0	0	1	1
Woodie Fryman, R (1, 1) OBP: 0.053, SLG: 0.027 John Boozer, R (9, 1) OBP: 0.333, SLG: 0.333			S S S 0-3 ① K		S S S 0-3 ② K		S S S 0-3 ③ K		0-0 ③ PO 1-3	3 0	0 0	0 0	0 0	0 0	3 0	2 0
Inning Stats	R: 1 H: 1 E: 1 LOB: 1 K: 1 BB: 1 S: 5 P: 9	R: 0 H: 0 E: 0 LOB: 0 K: 1 BB: 0 S: 5 P: 5	R: 0 H: 1 E: 1 LOB: 1 K: 2 BB: 0 S: 8 P: 8	R: 2 H: 2 E: 0 LOB: 0 K: 0 BB: 0 S: 5 P: 5	R: 0 H: 0 E: 0 LOB: 0 K: 2 BB: 0 S: 7 P: 7	R: 1 H: 2 E: 0 LOB: 0 K: 0 BB: 0 S: 4 P: 4	R: 0 H: 1 E: 0 LOB: 1 K: 2 BB: 0 S: 8 P: 8	R: 0 H: 2 E: 0 LOB: 2 K: 2 BB: 0 S: 9 P: 9	R: 0 H: 0 E: 0 LOB: 0 K: 0 BB: 1 S: 2 P: 6	1B: 7 SF: 0 2B: 1 SAC: 0 3B: 1 DP: 2 HR: 1 HBP: 0						WP: 0 PA: 36 PB: 0 SB: 1 CS: 1	

TOP

Philadelphia Phillies @ Pittsburgh Pirates

Forbes Field, Pittsburgh, PA

Mon Jun 30 1969, 7:05 PM EDT

Att. 17,954 - Unknown

livebaseballscorecards.com

AB	33
R	4
H	9
RBI	4
BB	2
SO	10
LOB	10

PITCHER		IP	WLS	BF	H	R	ER	SO	BB	IBB	HBP	BLK	WP	HR	S	P	ERA	WHIP
Dock Ellis, R ERA: 4.15	(1, 1)	5.1	L	22	6	4	3	6	1	0	0	0	0	1	33	37	5.06	1.312
Chuck Hartenstein, R ERA: 3.2	(6, 1)	0.2		1	0	0	0	0	0	0	0	0	0	0	1	1	0.00	0.000
Bob Moose, R ERA: 4.4	(7, 1)	2.0		9	3	0	0	4	0	0	0	0	0	0	17	17	0.00	1.500
Bruce Dal Canton, R ERA: 3.24	(9, 1)	1.0		3	0	0	0	0	1	0	0	1	0	0	2	6	0.00	1.000

PITCHER	IP	WLS	BF	H	R	ER	SO	BB	IBB	HBP	BLK	WP	HR	S	P	ERA	WHIP

BOTTOM

Philadelphia Phillies @ Pittsburgh Pirates
Forbes Field, Pittsburgh, PA
Mon Jun 30 1969, 7:05 PM EDT
Att. 17,954 - Unknown

Batter	1	2	3	4	5	6	7	8	9	AB	R	H	RBI	BB	SO	LOB
Matty Alou, L (1, 8) OBP: 0.387, SLG: 0.468	PO 1B			5-3		6-3		5-3		4	0	1	0	0	0	0
Jose Martinez, R (1, 4) OBP: 0.280, SLG: 0.293	L8			K		6-3			1B 1B	4	1	1	0	0	1	1
Roberto Clemente, R (1, 9) OBP: 0.390, SLG: 0.518	F9			BB			L6		1-3	3	0	1	0	1	0	1
Manny Sanguillen, R (1, 2) OBP: 0.372, SLG: 0.446	PO 1-2	P5		F9			2B G4-3-6		1-3	4	1	1	0	0	0	2
Jose Pagan, R (1, 7) OBP: 0.325, SLG: 0.450		K			P6		1-3 2B		1B BB 3-H	4	0	2	1	0	1	0
Carl Taylor, R (1, 3) OBP: 0.415, SLG: 0.500		K			1B		G4-3-6 BB		1B 1-2 BB	2	0	1	0	2	1	0
Richie Hebner, L (1, 5) OBP: 0.376, SLG: 0.456			G4-6-3		G4-6-3 1-2		G4-3-6 1-2f 3-H		1-2 2-3	4	0	3	0	0	0	2
Freddie Patek, R (1, 6) OBP: 0.307, SLG: 0.281 Willie Stargell, L (9, PH) OBP: 0.404, SLG: 0.550			G4-6-3 1-2f		G4-6-3 1-2f			G5-4-3	P4	3 1	0 0	1 0	0 0	0 0	0 0	3 3
Dock Ellis, S (1, 1) OBP: 0.133, SLG: 0.103 Chuck Hartenstein, R (6, 1) Gene Alley, R (6, PH) OBP: 0.277, SLG: 0.253 Bob Moose, R (7, 1) OBP: 0.222, SLG: 0.087 Jerry May, R (8, PH) OBP: 0.253, SLG: 0.341 Bruce Dal Canton, R (9, 1) OBP: 0.444, SLG: 0.625			K			K		G5-4-3 1-2f		1 0 1 0 1 0	0 0 0 0 0 0	0 0 0 0 0 0	0 0 0 0 0 0	0 0 0 0 0 0	1 0 1 0 0 0	0 0 0 0 1 0
Inning Stats	R: 0 E: 0 K: 0 S: 3 H: 1 LOB: 0 BB: 0 P: 3	R: 0 E: 0 K: 2 S: 7 H: 0 LOB: 0 BB: 0 P: 7	R: 0 E: 0 K: 1 S: 5 H: 1 LOB: 0 BB: 0 P: 5	R: 0 E: 0 K: 1 S: 5 H: 0 LOB: 1 BB: 1 P: 9	R: 0 E: 0 K: 0 S: 4 H: 2 LOB: 1 BB: 0 P: 4	R: 0 E: 0 K: 1 S: 5 H: 0 LOB: 0 BB: 0 P: 5	R: 1 E: 0 K: 0 S: 4 H: 2 LOB: 1 BB: 1 P: 8	R: 0 E: 0 K: 0 S: 3 H: 1 LOB: 0 BB: 0 P: 3	R: 1 E: 0 K: 0 S: 6 H: 4 LOB: 3 BB: 1 P: 10	1B: 10 2B: 1 3B: 0 HR: 0	SF: 0 SAC: 0 DP: 4 HBP: 0			WP: 0 PB: 0 SB: 0 CS: 0	PA: 36		

livebaseballscorecards.com

AB	32
R	2
H	11
RBI	1
BB	3
SO	5
LOB	13

PITCHER		IP	WLS	BF	H	R	ER	SO	BB	IBB	HBP	BLK	WP	HR	S	P	ERA	WHIP
Woodie Fryman, L ERA: 4.01	(1, 1)	8.2	W	34	11	2	2	5	3	0	0	0	0	0	41	53	2.08	1.615
John Boozer, R ERA: 2.6	(9, 1)	0.1	S	1	0	0	0	0	0	0	0	0	0	0	1	1	0.00	0.000

PITCHER	IP	WLS	BF	H	R	ER	SO	BB	IBB	HBP	BLK	WP	HR	S	P	ERA	WHIP

Batter	1	2	3	4	5	6	7	8	9	AB	R	H	RBI	BB	SO	LOB
Tony Taylor, R (1, 3) OBP: 0.314, SLG: 0.318	2-3		1B	BB 1B 2B 1B 1-3 3-H		G4-6-3 1B			F9	5	1	3	1	0	0	0
Cookie Rojas, R (1, 4) OBP: 0.299, SLG: 0.302	L7		P4	BB 2B 1B 1-2 3-H		F9			F7	5	1	1	1	0	0	3
John Briggs, L (1, 7) OBP: 0.320, SLG: 0.302	K		F5	2B BB 1-2 2-3		G4-6-3 1-2f			1-3	4	0	0	0	1	1	3
Rick Joseph, R (1, 5) OBP: 0.330, SLG: 0.405		FC1-6 1B		P6 2B			K			4	0	2	2	0	1	0
Larry Hisle, R (1, 8) OBP: 0.322, SLG: 0.442		FC1-6 1-2f		BB 1B 1B HBP F9			CS 1B			3	1	1	0	0	0	3
Mike Ryan, R (1, 2) OBP: 0.264, SLG: 0.369		P6		BB 1B 1B 1-2	SF8 3B		K 1-2			4	2	2	0	0	1	2
Ron Stone, L (1, 9) OBP: 0.262, SLG: 0.228		P6		1B 1B BB 1-2 2-3	SF8 3-H			E1 BB 1B		2	1	1	1	1	0	1
Terry Harmon, R (1, 6) OBP: 0.316, SLG: 0.267			FC3-6 1B	1B 1B 1B 1-3 2-H 3-H	5-3			K		4	1	2	2	0	1	1
Grant Jackson, S (1, 1) OBP: 0.208, SLG: 0.261 Bill Wilson, R (6, 1)			FC3-6 1-2f	K	1-3			BB 3-H		3 0	0 0	0 0	0 0	0 1	1 0	3 0
Inning Stats	R: 0 E: 0 K: 1 S: 5 H: 0 LOB: 0 BB: 0 P: 5	R: 0 E: 0 K: 0 S: 4 H: 1 LOB: 1 BB: 0 P: 4	R: 0 E: 0 K: 0 S: 5 H: 2 LOB: 2 BB: 0 P: 5	R: 6 E: 0 K: 1 S: 10 H: 5 LOB: 2 BB: 2 P: 19	R: 1 E: 0 K: 0 S: 4 H: 1 LOB: 0 BB: 0 P: 4	R: 0 E: 0 K: 0 S: 3 H: 1 LOB: 0 BB: 0 P: 3	R: 0 E: 0 K: 2 S: 7 H: 1 LOB: 0 BB: 0 P: 7	R: 0 E: 1 K: 1 S: 5 H: 1 LOB: 1 BB: 1 P: 5	R: 0 E: 0 K: 0 S: 3 H: 0 LOB: 0 BB: 0 P: 3	1B: 10 2B: 1 3B: 1 HR: 0 SF: 1 SAC: 0 DP: 1 HBP: 1						

TOP

Philadelphia Phillies @ Pittsburgh Pirates

Forbes Field, Pittsburgh, PA

Tue Jul 01 1969, 7:05 PM EDT

Att. 6,652 - Unknown

livebaseballscorecards.com

AB	34
R	7
H	12
RBI	7
BB	3
SO	5
LOB	16

WP: 0 PB: 0 SB: 0 CS: 1 PA: 39

PITCHER		IP	WLS	BF	H	R	ER	SO	BB	IBB	HBP	BLK	WP	HR	S	P	ERA	WHIP
Steve Blass, R ERA: 5.13	(1, 1)	3.2	L	20	7	6	6	2	1	0	1	0	0	0	22	27	14.73	2.182
Chuck Hartenstein, R ERA: 3.28	(4, 1)	1.1		7	2	1	1	0	1	0	0	0	0	0	6	10	6.75	2.250
Bruce Dal Canton, R ERA: 3.18	(6, 1)	1.0		3	1	0	0	0	0	0	0	0	0	0	3	3	0.00	1.000
Bob Moose, R ERA: 4.28	(7, 1)	2.0		6	2	0	0	3	1	0	0	0	0	0	12	12	0.00	1.500
Joe Gibbon, L ERA: 2.36	(9, 1)	1.0		3	0	0	0	0	0	0	0	0	0	0	3	3	0.00	0.000

PITCHER	IP	WLS	BF	H	R	ER	SO	BB	IBB	HBP	BLK	WP	HR	S	P	ERA	WHIP

Batter	1	2	3	4	5	6	7	8	9	AB	R	H	RBI	BB	SO	LOB
Matty Alou, L (1, 8) OBP: 0.384, SLG: 0.463	BBBB 4-0 BLK 1B BB	x 0-0 ② F8			x 0-0 ① G3 1-2	x 0-0 ② FC3-2 1-2 2-3 3-Hf		x 0-0 ③ 4-3		4	1	0	0	1	0	4
Jose Pagan, R (1, 7) OBP: 0.336, SLG: 0.457 Ron Davis, R (9, PR) OBP: 0.327, SLG: 0.283	x 0-0 HBP BB SF7 1-H 1B	x 0-0 ③ F8			x 0-0 1B FC5 1B	x 0-0 ③ F8			x 0-0 FC3-6 1B 1B	5 0	1 0	3 0	1 0	0 0	0 0	3 0
Roberto Clemente, R (1, 9) OBP: 0.394, SLG: 0.518	BBBB 4-0 SF7 HBP FC5 1-2 BB		x 0-0 ① F8		x 0-0 ② FC5 1B 1-2 2-3f		x 0-0 FC6-4 1B		x 0-0 FC3-6 1-2 1B	4	1	2	0	1	0	2
Willie Stargell, L (1, 3) OBP: 0.407, SLG: 0.549 Gary Kolb, L (9, PR) OBP: 0.211, SLG: 0.176	H 1-0 E 1B 1-2 2-3 HBP		x 0-0 FC6-4 1B		x 0-0 FC4-6 1-2 2-3 1B		x 0-0 ① FC6-4 FC5-4 1B 1-2f		x 0-0 ① FC3-6 FC6-4 1-2f 2-3	4 0	1 0	2 0	0 0	0 0	0 0	3 0
Manny Sanguillen, R (1, 2) OBP: 0.367, SLG: 0.441	x 0-0 ① SF7 2-3 3-H	x 0-0 ② FC6-4 PO 1-2f			x 0-0 ③ FC4-6 1-2f		x 0-0 FC5-4 1-2 1B		x 0-0 ② P3	4	0	1	1	0	0	6
Bill Mazeroski, R (1, 4) OBP: 0.294, SLG: 0.292	x 0-0 FC5 1B 1-2 3-H	0-0 ③ PO 1-2	x 0-0 G6-4-3 1B			BBBB 4-0 1B 1B FC3-2 BB	x 0-0 ② FC5-4 1-2f 2-3		x 0-0 ③ FC6-4 1-2f	4	0	1	1	1	0	5
Richie Hebner, L (1, 5) OBP: 0.374, SLG: 0.453	x 0-0 G6-4-3 1-2 2-H 1B		x 0-0 ① P5			x 0-0 ① F8	x 0-0 ③ G3			4	0	1	1	0	0	4
Freddie Patek, R (1, 6) OBP: 0.311, SLG: 0.285	x 0-0 ② ③ G6-4-3 1-2f		x 0-0 ② ③ G6-4-3 1-2f			x 0-0 FC3-2 1B 1-2 1B		x 0-0 G4-6-3 1B		4	0	2	0	0	0	3
Steve Blass, R (1, 1) OBP: 0.260, SLG: 0.260 Chuck Hartenstein, R (4, 1) Gene Alley, R (5, PH) OBP: 0.260, SLG: 0.260 Dock Ellis, S (5, PR) OBP: 0.000, SLG: 0.000 Bruce Dal Canton, R (8, 1) OBP: 0.000, SLG: 0.000 Carl Taylor, R (6, PH) OBP: 0.444, SLG: 0.509 Bob Moose, R (7, 1) OBP: 0.222, SLG: 0.087 Al Oliver (8, PH) OBP: 0.316, SLG: 0.088 Joe Gibbon, R (9, 1)		x 0-0 ① 5-3			x 0-0 FC5 G3 1B	x 0-0 FC3-2 1-2 2-3 1B		x 0-0 ① ② G4-6-3 1-2f		1 0 1 0 0 0 1 0 0	0 0 0 0 0 0 0 0 0	0 0 1 0 0 0 0 0 0	0 0 0 0 0 0 0 0 0	0 0 0 0 0 0 0 0 0	0 0 0 0 0 0 0 0 0	0 0 0 0 0 0 0 0 1
Inning Stats	R: 4 H: 2 E: 1 LOB: 1 K: 0 BB: 2 S: 5 P: 14	R: 0 H: 0 E: 0 LOB: 0 K: 0 BB: 0 S: 3 P: 3	R: 0 H: 1 E: 0 LOB: 0 K: 0 BB: 0 S: 3 P: 3	R: 0 H: 1 E: 0 LOB: 0 K: 0 BB: 0 S: 3 P: 3	R: 0 H: 3 E: 0 LOB: 3 K: 0 BB: 0 S: 6 P: 6	R: 0 H: 2 E: 0 LOB: 3 K: 0 BB: 1 S: 5 P: 9	R: 0 H: 2 E: 0 LOB: 2 K: 0 BB: 0 S: 5 P: 5	R: 0 H: 1 E: 0 LOB: 0 K: 0 BB: 0 S: 3 P: 3	R: 0 H: 2 E: 0 LOB: 2 K: 0 BB: 0 S: 5 P: 5	1B: 14 2B: 0 3B: 0 HR: 0	SF: 1 SAC: 0 DP: 3 HBP: 1			WP: 0 PB: 0 SB: 0 CS: 0		PA: 43	

PITCHER		IP	WLS	BF	H	R	ER	SO	BB	IBB	HBP	BLK	WP	HR	S	P	ERA	WHIP
Grant Jackson, L ERA: 3.02	(1, 1)	5.1	W	26	8	4	3	0	3	0	1	1	0	0	22	35	5.06	2.062
Bill Wilson, R ERA: 3.77	(6, 1)	3.2	S	16	6	0	0	0	0	0	0	0	0	0	16	16	0.00	1.636

PITCHER	IP	WLS	BF	H	R	ER	SO	BB	IBB	HBP	BLK	WP	HR	S	P	ERA	WHIP

BOTTOM

Philadelphia Phillies @ Pittsburgh Pirates

Forbes Field, Pittsburgh, PA

Tue Jul 01 1969, 7:05 PM EDT

Att. 6,652 - Unknown

livebaseballscorecards.com

AB	37
R	4
H	14
RBI	4
BB	3
SO	0
LOB	31

Philadelphia Phillies @ Pittsburgh Pirates

Forbes Field, Pittsburgh, PA

Wed Jul 02 1969, 7:05 PM EDT

Att. 6,322 - Unknown

TOP

Batter	1	2	3	4	5	6	7	8	9	AB	R	H	RBI	BB	SO	LOB
Tony Taylor, R (1, 3) OBP: 0.312, SLG: 0.316	2-3	K			E3 L6 6-3	5-3		1B 1-3 2-H 1B		5	1	1	1	0	1	2
Cookie Rojas, R (1, 4) OBP: 0.297, SLG: 0.300	6-3		K		6-3 1-2		CS 1B	G3		5	0	1	0	0	1	3
John Briggs, L (1, 7) OBP: 0.322, SLG: 0.322	K		HR		L6 2-3		K	1B 2-H 3-H		5	1	2	3	0	2	2
Rick Joseph, R (1, 5) OBP: 0.323, SLG: 0.404		3B 2B	5-3			K	F8	K		5	1	1	0	0	2	2
Larry Hisle, R (1, 8) OBP: 0.331, SLG: 0.455		2B 2-H 3B	K			1B 2B 1B	CS 1-2	E9 1B 1B	BB 3B	4	4	3	1	1	1	0
Mike Ryan, R (1, 2) OBP: 0.270, SLG: 0.379		BB 2B 1B		F8		2B SH1-3 1-3 1B		G3	G6-3 1-H 3B	4	3	2	1	1	0	1
Ron Stone, L (1, 9) OBP: 0.287, SLG: 0.263		1B 1-3 3-H 2B		HBP	SH1-3 1-3 3-H 2B			SH 1B IBB	FC1 G6-3	3	2	2	2	1	0	1
Terry Harmon, R (1, 6) OBP: 0.319, SLG: 0.267	K			L8		SH1-3 IBB		SH 1B 1-2 3-H 1B	G6-3 1-2f 3-H	4	1	1	1	1	1	4
Bill Champion, R (1, 1) OBP: 0.182, SLG: 0.273 Al Raffo, R (1, 1) OBP: 0.200, SLG: 0.200 John Boozer, R (7, 1) OBP: 0.250, SLG: 0.250		1B 2-H 3-H		K		SH1-3 1-2 2-3 3-H		SH 1B 1B 1-2 2-H	K	0 2 1	0 0 1	0 1 0	0 3 0	0 0 0	0 1 1	0 1 0
Inning Stats	R: 0 E: 0 K: 1 S: 5 H: 0 LOB: 0 BB: 0 P: 5	R: 4 E: 0 K: 2 S: 10 H: 4 LOB: 0 BB: 1 P: 14	R: 1 E: 0 K: 2 S: 8 H: 1 LOB: 0 BB: 0 P: 8	R: 0 E: 0 K: 1 S: 5 H: 0 LOB: 1 BB: 0 P: 6	R: 0 E: 1 K: 0 S: 3 H: 0 LOB: 0 BB: 0 P: 3	R: 2 E: 0 K: 1 S: 8 H: 3 LOB: 2 BB: 1 P: 12	R: 0 E: 0 K: 1 S: 5 H: 1 LOB: 0 BB: 0 P: 5	R: 5 E: 2 K: 1 S: 10 H: 4 LOB: 1 BB: 1 P: 14	R: 2 E: 0 K: 1 S: 6 H: 1 LOB: 0 BB: 1 P: 10	1B: 8 2B: 4 3B: 2 HR: 1	SF: 0 SAC: 2 DP: 2 HBP: 1						

	AB	38
	R	14
	H	14
	RBI	12
	BB	4
	SO	10
	LOB	16

WP: 0 PB: 0 SB: 0 CS: 1 PA: 46

livebaseballscorecards.com

PITCHER		IP	WLS	BF	H	R	ER	SO	BB	IBB	HBP	BLK	WP	HR	S	P	ERA	WHIP
Jim Bunning, R (1, 1) ERA: 3.88		4.0	L	18	5	5	5	6	1	0	1	0	0	1	28	33	11.25	1.500
Bruce Dal Canton, R (5, 1) ERA: 3.4		2.0		10	3	2	2	1	0	1	0	0	0	0	11	15	9.00	1.500
Lou Marone, L (7, 1) ERA: 1.8		1.0		3	1	0	0	1	0	0	0	0	0	0	5	5	0.00	1.000
Bob Moose, R (8, 1) ERA: 4.46		1.0		9	4	5	2	1	0	1	0	0	0	0	10	14	18.00	4.000
Joe Gibbon, L (9, 1) ERA: 2.8		1.0		5	1	2	2	1	1	0	0	0	0	0	6	10	18.00	2.000

PITCHER	IP	WLS	BF	H	R	ER	SO	BB	IBB	HBP	BLK	WP	HR	S	P	ERA	WHIP

Batter	1	2	3	4	5	6	7	8	9	AB	R	H	RBI	BB	SO	LOB
Matty Alou, L (1, 8) OBP: 0.387, SLG: 0.463	BBBB 4-0 BB 1B BB	x 0-0 2B 1B		x 0-0 ③ F3		x 0-0 1-2 1B		x 0-0 ① F7		4	1	2	0	1	0	0
Richie Hebner, L (1, 5) OBP: 0.382, SLG: 0.466	BBBBB 4-0 1B 1-2 SF7 BB	x 0-0 1-3 2B			x 0-0 1B E 1B	x 0-0 ③ F8		x 0-0 2B		4	2	3	0	1	0	2
Manny Sanguillen, R (1, 2) OBP: 0.368, SLG: 0.443	x 0-0 ① F7	x 0-0 ② F2			x 0-0 ① P5		x 0-0 E 1B 2B	BBBB 4-0 BB		4	1	1	0	1	0	5
Willie Stargell, L (1, 3) OBP: 0.404, SLG: 0.542	x 0-0 BB 1B 1-3 2-H 1B	x 0-0 ③ 5-3			x 0-0 ② F5		x 0-0 E4 FC5-4 2-3	SSS 0-3 ② K		5	0	1	1	0	1	6
Jose Pagan, R (1, 7) OBP: 0.331, SLG: 0.450	x 0-0 ② SF7 3-H		x 0-0 ① 6-3		x 0-0 E 1-2 1B		x 0-0 ① FC5-4 G3 1B 1-2f	x 0-0 ③ P4		4	0	1	1	0	0	4
Carl Taylor, R (1, 9) OBP: 0.437, SLG: 0.508	x 0-0 BB 1-2 1B		H 1-0 G6-4-3 HBP		x 0-0 ③ 6-3 1-3 2-H		x 0-0 G3 1-2 3-H 1B		SSS 0-3 ① K	4	0	2	1	0	1	1
Jose Martinez, R (1, 4) OBP: 0.288, SLG: 0.291	BBBB 4-0 FC6-4 1-2 2-3 BB		x 0-0 ② ③ G6-4-3 1-2f			x 0-0 1B 1B	x 0-0 ② G3 1-2 2-3		x 0-0 ② 6-3	4	0	1	0	1	0	3
Freddie Patek, R (1, 6) OBP: 0.308, SLG: 0.279	x 0-0 ③ FC6-4 1-2f			SSS 0-3 ① K		x 0-0 ① F7	BBBB 4-0 BB		SSS 0-3 ③ K	4	0	0	0	1	2	4
Jim Bunning, R (1, 1) OBP: 0.094, SLG: 0.033 Gary Kolb, L (4, PH) OBP: 0.200, SLG: 0.167 Bruce Dal Canton, R (5, 1) OBP: 0.444, SLG: 0.625 Gene Alley, R (6, PH) OBP: 0.282, SLG: 0.258 Lou Marone, R (7, 1) Al Oliver, L (7, PH) OBP: 0.315, SLG: 0.384 Bob Moose, R (8, 1) OBP: 0.222, SLG: 0.087 Joe Gibbon, R (9, 1)		SSS 0-3 ① K		x 0-0 ② F7		SSS 0-3 ② K	x 0-0 ③ F5			1 1 0 1 0 1 0	0 0 0 0 0 0 0	0 0 0 0 0 0 0	0 0 0 0 0 0 0	0 0 0 1 0 1 0	1 0 0 0 0 0 0	0 0 0 1 0 3 0
Inning Stats	R: 2 E: 0 K: 0 S: 5 H: 2 LOB: 3 BB: 3 P: 17	R: 0 E: 0 K: 1 S: 7 H: 2 LOB: 2 BB: 0 P: 7	R: 0 E: 0 K: 0 S: 2 H: 0 LOB: 0 BB: 0 P: 3	R: 0 E: 0 K: 1 S: 5 H: 0 LOB: 0 BB: 0 P: 5	R: 1 E: 1 K: 0 S: 5 H: 2 LOB: 1 BB: 0 P: 5	R: 0 E: 0 K: 1 S: 7 H: 2 LOB: 2 BB: 0 P: 7	R: 1 E: 1 K: 0 S: 6 H: 2 LOB: 3 BB: 1 P: 10	R: 0 E: 0 K: 1 S: 6 H: 1 LOB: 2 BB: 1 P: 10	R: 0 E: 0 K: 2 S: 7 H: 0 LOB: 0 BB: 0 P: 7	1B: 8 2B: 3 3B: 0 HR: 0 SF: 1 SAC: 0 DP: 1 HBP: 1						

BOTTOM

Philadelphia Phillies @ Pittsburgh Pirates
Forbes Field, Pittsburgh, PA

Wed Jul 02 1969, 7:05 PM EDT
Att. 6,322 - Unknown

livebaseballscorecards.com

AB	37
R	4
H	11
RBI	3
BB	5
SO	6
LOB	29

WP: 0 PA: 44
PB: 0
SB: 0
CS: 0

PITCHER		IP	WLS	BF	H	R	ER	SO	BB	IBB	HBP	BLK	WP	HR	S	P	ERA	WHIP
Bill Champion, R ERA: 3.79	(1, 1)	0.2		7	2	2	2	0	3	0	0	0	0	0	4	16	27.00	7.500
Al Raffo, R ERA: 2.62	(1, 1)	6.0	W	28	8	2	1	3	1	0	1	0	0	0	32	37	1.50	1.500
John Boozer, R ERA: 2.29	(7, 1)	2.1	S	9	1	0	0	3	1	0	0	0	0	0	14	18	0.00	0.857

PITCHER	IP	WLS	BF	H	R	ER	SO	BB	IBB	HBP	BLK	WP	HR	S	P	ERA	WHIP

New York Mets @ Pittsburgh Pirates

Forbes Field, Pittsburgh, PA

Fri Jul 04 1969, 3:33 AM EDT

Unknown

TOP

livebaseballscorecards.com

Batter	1	2	3	4	5	6	7	8	9	AB	R	H	RBI	BB	SO	LOB
Tommie Agee, R (1, 8) OBP: 0.342, SLG: 0.494	BBBB 4-0 G4-3 BB		x 0-0 ② F9 SSS 0-3 ③ K		x 0-0 G6-4-3 1B		x 0-0 1-H HR	x 0-0 E7 1B 1B 1-3 3-H 1B	5	1	3	3	1	1	2
Bobby Pfeil, R (1, 4) (5, 5)	x 0-0 ① ② G4-3 1-2f		x 0-0 1B 2B		BBBB 4-0 2B 2B BB	x 0-0 ① ② G6-4-3 1-2f		x 0-0 ① P3	x 0-0 1B 1-2 3-H 1B	5	2	2	1	1	0	2
Cleon Jones, R (1, 7) OBP: 0.438, SLG: 0.535 Art Shamsky, L (9, 9) OBP: 0.400, SLG: 0.552	x 0-0 ③ F9		x 0-0 2-H 1B		x 0-0 1-3 2B 2B	x 0-0 ③ L6		x 0-0 ② L4	x 0-0 1-2 2-3 1B	6 0	1 0	3 0	1 0	0 0	0 0	0 0
Donn Clendenon, R (1, 3) OBP: 0.281, SLG: 0.368		x 0-0 ① 6-3	BBBB 4-0 BB		x 0-0 2-H 3-H 2B 2B		x 0-0 ① G3	x 0-0 ③ 4-3	SSS 0-3 ③ K	5	1	1	2	1	1	3
Ed Charles, R (1, 5) OBP: 0.279, SLG: 0.281 Wayne Garrett, L (5, PH) OBP: 0.351, SLG: 0.341 (5, 4)		SSS 0-3 ② K	x 0-0 ③ 5-3		BBBB 4-0 2B BB		x 0-0 E S 1B		x 0-0 ① 4-3	2 2	0 1	0 1	0 0	0 1	1 0	2 0
Rod Gaspar, S (1, 9) OBP: 0.310, SLG: 0.291 (9, 7)	x 0-0 E6 1B			x 0-0 ① 6-3	x 0-0 ① L9		SSS 0-3 ② K 1-3		x 0-0 ② F8	5	1	0	0	0	1	3
Jerry Grote, R (1, 2) OBP: 0.293, SLG: 0.313	x 0-0 E 2-H 1B			x 0-0 1B 1B	x 0-0 ② F7		BBBB 4-0 BB		BBBB 4-0 1B 1B BB	3	1	2	1	2	0	2
Al Weis, S (1, 6) OBP: 0.259, SLG: 0.228	x 0-0 ③ E9 1-3			x 0-0 1-2 1B	x 0-0 1-H 2-H 2B		x 0-0 ③ P6		x 0-0 1B 1-2 1B 1B	5	1	3	2	0	0	3
Tom Seaver, R (1, 1) OBP: 0.200, SLG: 0.114 Cal Koonce, R (8, 1) OBP: 0.750, SLG: 0.750			SSS 0-3 ① K SSS 0-3 ② K		x 0-0 ③ 3-1			BBBB 4-0 HR BB	x 0-0 E 1B 1-3 2-H 1B 1B	3 1	1 1	0 1	0 1	1 0	2 0	3 0
Inning Stats	R: 0 E: 0 K: 0 S: 2 H: 0 LOB: 0 BB: 1 P: 6	R: 1 E: 2 K: 1 S: 7 H: 1 LOB: 2 BB: 0 P: 7	R: 1 E: 0 K: 1 S: 7 H: 2 LOB: 2 BB: 1 P: 11	R: 0 E: 0 K: 2 S: 9 H: 2 LOB: 2 BB: 0 P: 9	R: 4 E: 0 K: 0 S: 6 H: 3 LOB: 1 BB: 2 P: 14	R: 0 E: 0 K: 0 S: 3 H: 1 LOB: 0 BB: 0 P: 3	R: 0 E: 0 K: 1 S: 6 H: 1 LOB: 2 BB: 1 P: 10	R: 2 E: 0 K: 0 S: 4 H: 1 LOB: 0 BB: 1 P: 8	R: 3 E: 1 K: 1 S: 10 H: 5 LOB: 3 BB: 1 P: 14	1B: 11 2B: 4 3B: 0 HR: 1 SF: 0 SAC: 0 DP: 2 HBP: 0							

	AB	42
	R	11
	H	16
	RBI	11
	BB	7
	SO	6
	LOB	20

WP: 0 PB: 0 SB: 1 CS: 0 PA: 49

PITCHER		IP	WLS	BF	H	R	ER	SO	BB	IBB	HBP	BLK	WP	HR	S	P	ERA	WHIP
Bob Veale, L ERA: 4.53	(1, 1)	4.0	L	21	6	4	3	4	3	0	0	0	0	0	26	38	6.75	2.250
Bruce Dal Canton, R ERA: 3.69	(5, 1)	0.2		5	2	2	2	0	1	0	0	0	0	0	4	8	27.00	4.500
Chuck Hartenstein, R ERA: 3.16	(5, 1)	2.1		9	2	0	0	1	1	0	0	0	0	0	10	14	0.00	1.286
Lou Marone, L ERA: 4.5	(8, 1)	1.0		5	1	2	2	0	1	0	0	0	0	1	4	8	18.00	2.000
Bob Moose, R ERA: 4.76	(9, 1)	1.0		9	5	3	3	1	1	0	0	0	0	0	10	14	27.00	6.000

PITCHER		IP	WLS	BF	H	R	ER	SO	BB	IBB	HBP	BLK	WP	HR	S	P	ERA	WHIP

New York Mets @ Pittsburgh Pirates

Forbes Field, Pittsburgh, PA

Fri Jul 04 1969, 3:33 AM EDT

Unknown

livebaseballscorecards.com

BOTTOM

Batter	1	2	3	4	5	6	7	8	9	AB	R	H	RBI	BB	SO	LOB
Matty Alou, L (1, 8) OBP: 0.387, SLG: 0.462	E5 CS		K		4-3 WP 1B		F8		2B 2B 1B	5	1	2	0	0	1	1
Jose Pagan, R (1, 5) OBP: 0.318, SLG: 0.432	K 1-2		K		1-3 1-2		F9		K	5	0	0	0	0	3	4
Willie Stargell, L (1, 7) OBP: 0.411, SLG: 0.559	1B BB			HR	4-3 BB		4-3		1-3 2B 2B	3	2	2	1	2	0	1
Roberto Clemente, R (1, 9) OBP: 0.398, SLG: 0.529	1-2 1B			E4 BB 1B SF9	4-3 1-2 2-3			1B 2B	2-H 3-H 2B	5	2	3	2	0	0	2
Al Oliver, L (1, 3) OBP: 0.313, SLG: 0.380	G3			BB 1-2 1B	F7			P4	K	5	0	1	0	0	1	6
Bill Mazeroski, R (1, 4) OBP: 0.296, SLG: 0.292		F9		1-2 2-3 BB		F7		2B 1B 2-H	5-3	4	1	1	1	1	0	1
Gene Alley, R (1, 6) OBP: 0.271, SLG: 0.248		K		K		F7		F9		4	0	0	0	0	2	4
Jerry May, R (1, 2) OBP: 0.253, SLG: 0.348		K		SF9 3-H		F8		1-H 2B		3	0	1	2	0	1	0
Bob Veale, S (1, 1) OBP: 0.086, SLG: 0.030			5-3	K			BB	5-3		2	0	0	0	0	1	2
Bruce Dal Canton, R (5, 1) OBP: 0.444, SLG: 0.625										0	0	0	0	0	0	0
Chuck Hartenstein, R (5, 1)										0	0	0	0	0	0	0
Jose Martinez, R (7, PH) OBP: 0.296, SLG: 0.291										0	0	0	0	1	0	0
Lou Marone, R (8, 1)										0	0	0	0	0	0	0
Carl Taylor, R (8, PH) OBP: 0.431, SLG: 0.500										1	0	0	0	0	0	1
Bob Moose, R (9, 1) OBP: 0.222, SLG: 0.087										0	0	0	0	0	0	0

Inning Stats	1	2	3	4	5	6	7	8	9
	R: 0 E: 1 K: 1 S: 6 H: 1 LOB: 2 BB: 1 P: 10	R: 0 E: 0 K: 2 S: 7 H: 0 LOB: 0 BB: 0 P: 7	R: 0 E: 0 K: 2 S: 7 H: 0 LOB: 0 BB: 0 P: 7	R: 2 E: 1 K: 2 S: 10 H: 2 LOB: 2 BB: 1 P: 14	R: 0 E: 0 K: 0 S: 4 H: 1 LOB: 2 BB: 1 P: 8	R: 0 E: 0 K: 0 S: 3 H: 0 LOB: 0 BB: 0 P: 3	R: 0 E: 0 K: 0 S: 3 H: 0 LOB: 1 BB: 1 P: 7	R: 2 E: 0 K: 0 S: 6 H: 3 LOB: 1 BB: 0 P: 6	R: 2 E: 0 K: 2 S: 10 H: 3 LOB: 1 BB: 0 P: 10

1B: 5	SF: 1
2B: 4	SAC: 0
3B: 0	DP: 0
HR: 1	HBP: 0

WP: 1	PA: 42
PB: 0	
SB: 0	
CS: 1	

AB	37
R	6
H	10
RBI	6
BB	4
SO	9
LOB	22

PITCHER		IP	WLS	BF	H	R	ER	SO	BB	IBB	HBP	BLK	WP	HR	S	P	ERA	WHIP
Tom Seaver, R ERA: 2.62	(1, 1)	7.2	W	35	7	4	3	7	4	0	0	0	1	1	45	61	3.52	1.435
Cal Koonce, R ERA: 5.71	(8, 1)	1.1	S	7	3	2	2	2	0	0	0	0	0	0	11	11	13.50	2.250

PITCHER	IP	WLS	BF	H	R	ER	SO	BB	IBB	HBP	BLK	WP	HR	S	P	ERA	WHIP

New York Mets @ Pittsburgh Pirates

Forbes Field, Pittsburgh, PA

Fri Jul 04 1969, 3:38 AM EDT

Att. 17,631 - Unknown

livebaseballscorecards.com

TOP

Batter	1	2	3	4	5	6	7	8	9	AB	R	H	RBI	BB	SO	LOB
Tommie Agee, R (1, 8) OBP: 0.343, SLG: 0.492	0-0 1B 6-3 BB 1B	0-0 SH1-3 1B	0-0 ③ F8			0-0 ② F9			0-0 ① 6-3	5	2	2	0	0	0	1
Ken Boswell, L (1, 4) OBP: 0.306, SLG: 0.338	0-0 ① 6-3 1-2	0-0 ① SH1-3 1-2		x 0-0 WP 1B 1B		x 0-0 ③ L3			x 0-0 1B 1B	1	0	0	0	0	0	1
Bobby Pfeil, R (4, PH) (4, 4) OBP: 0.357, SLG: 0.407										3	1	2	0	0	0	0
Cleon Jones, R (1, 7) OBP: 0.438, SLG: 0.531	0-0 ② 6-3	0-0 ② F8		x 0-0 ① F9			H 1-0 4-3 1-3 HBP		x 0-0 1B 1B 1-3 1B	4	1	1	0	0	0	3
Rod Gaspar, S (9, 7) OBP: 0.310, SLG: 0.291										0	0	0	0	0	0	0
Art Shamsky, L (1, 9) OBP: 0.417, SLG: 0.560	B B B B 4-0 BB 1B 1B BB	0-0 WP 2-H 1B		x 0-0 ② 1-H 1B			x 0-0 ① 1-3 1-2		x 0-0 1B 1-2 3-H 1B	4	1	3	2	1	0	1
Wayne Garrett, L (1, 5) OBP: 0.352, SLG: 0.343	x 0-0 1B BB 3B 1-2 2-3 1B	x 0-0 ③ 6-3 2-3		x 0-0 ③ 4-3			x 0-0 ② 4-3 2-3		x 0-0 G6-3 1-2 2-H 1B	5	1	2	1	0	0	3
Ed Kranepool, L (1, 3) OBP: 0.291, SLG: 0.374	B B B B 4-0 1B 3B 1-2 2-3 3-H BB		x 0-0 ① 4-3		x 0-0 ① 4-3		x 0-0 ③ 4-3		x 0-0 ② ③ G6-3 1-2f	4	1	0	1	1	0	3
J.C. Martin, L (1, 2) OBP: 0.265, SLG: 0.349	x 0-0 3B 1-2 2-3 3-H 1B		x 0-0 HR		x 0-0 ② F7			x 0-0 ① F7		4	2	2	2	0	0	0
Al Weis, S (1, 6) OBP: 0.267, SLG: 0.267	x 0-0 1-H 2-H 3-H 3B		x 0-0 2B		x 0-0 ③ P4			x 0-0 ② 5-3		4	0	2	3	0	0	0
Don Cardwell, R (1, 1) OBP: 0.241, SLG: 0.333	S S S 0-3 ③ K		S S S 0-3 ② K			S S S 0-3 ① K		x 0-0 ③ 5-3		3	0	0	0	0	3	2
Ron Swoboda, R (8, PH) OBP: 0.275, SLG: 0.324										1	0	0	0	0	0	0
Jack Dilauro, S (8, 1)										0	0	0	0	0	0	0
Inning Stats	R: 5 E: 0 K: 1 S: 9 H: 4 LOB: 1 BB: 2 P: 17	R: 1 E: 0 K: 0 S: 5 H: 2 LOB: 1 BB: 0 P: 5	R: 1 E: 0 K: 1 S: 7 H: 2 LOB: 1 BB: 0 P: 7	R: 0 E: 0 K: 0 S: 4 H: 2 LOB: 1 BB: 0 P: 4	R: 0 E: 0 K: 0 S: 3 H: 0 LOB: 0 BB: 0 P: 3	R: 0 E: 0 K: 1 S: 5 H: 0 LOB: 0 BB: 0 P: 5	R: 0 E: 0 K: 0 S: 3 H: 0 LOB: 1 BB: 0 P: 4	R: 0 E: 0 K: 0 S: 3 H: 0 LOB: 0 BB: 0 P: 3	R: 2 E: 0 K: 0 S: 6 H: 4 LOB: 1 BB: 0 P: 6	1B: 11 2B: 1 3B: 1 HR: 1 SF: 0 SAC: 1 DP: 1 HBP: 1							

AB	38
R	9
H	14
RBI	9
BB	2
SO	3
LOB	14

WP: 2 PB: 0 SB: 0 CS: 0 PA: 42

PITCHER		IP	WLS	BF	H	R	ER	SO	BB	IBB	HBP	BLK	WP	HR	S	P	ERA	WHIP
Dock Ellis, R ERA: 4.62	(1, 1)	1.2	L	13	6	6	6	1	2	0	0	0	0	0	13	21	32.40	4.800
Joe Gibbon, L ERA: 2.87	(2, 1)	2.1		10	4	1	1	1	0	0	0	0	2	1	12	12	3.86	1.714
Lou Marone, L ERA: 3.0	(5, 1)	3.0		10	0	0	0	1	0	0	1	0	0	0	11	12	0.00	0.000
Chuck Hartenstein, R ERA: 3.34	(8, 1)	2.0		9	4	2	2	0	0	0	0	0	0	0	9	9	9.00	2.000

PITCHER	IP	WLS	BF	H	R	ER	SO	BB	IBB	HBP	BLK	WP	HR	S	P	ERA	WHIP

New York Mets @ Pittsburgh Pirates

Forbes Field, Pittsburgh, PA

Fri Jul 04 1969, 3:38 AM EDT

Att. 17,631 - Unknown

BOTTOM

Batter	1	2	3	4	5	6	7	8	9	AB	R	H	RBI	BB	SO	LOB
Matty Alou, L (1, 8) OBP: 0.386, SLG: 0.460	F8	F9			G3 1B		5-3			4	0	1	0	0	0	0
Manny Sanguillen, R (1, 2) OBP: 0.371, SLG: 0.449	3B 2B		4-3		P6			1B		4	1	2	0	0	0	1
Willie Stargell, L (1, 3) OBP: 0.412, SLG: 0.566	2-H 3B		1B 1B		G3 1-2			F8		4	0	2	1	0	0	2
Roberto Clemente, R (1, 9) OBP: 0.399, SLG: 0.528	1-3		1-2 FC3-6 1B		F8			1-2 G4-6-3 1B		4	0	2	0	0	0	2
Al Oliver, L (1, 7) OBP: 0.312, SLG: 0.375	BB		1-2f FC3-6			G3		1-2f G4-6-3		3	0	0	0	1	0	3
Richie Hebner, L (1, 5) OBP: 0.382, SLG: 0.466	F9			L7		6-3			5-3	0	0	0	0	0	0	0
Jose Pagan, R (1, PH) OBP: 0.309, SLG: 0.419 (2, 5)										4	0	0	0	0	0	2
Jose Martinez, R (1, 4) OBP: 0.294, SLG: 0.280		5-3		BB FC6-4		F8			1-3	3	0	0	0	1	0	0
Freddie Patek, R (1, 6) OBP: 0.307, SLG: 0.293		HR		1-2f FC6-4 FC6-4			F8		1-3	4	1	1	1	0	0	1
Dock Ellis, S (1, 1) OBP: 0.133, SLG: 0.103		K		FC6-4			F8			0	0	0	0	0	0	0
Joe Gibbon, R (2, 1)										1	0	0	0	0	1	0
Carl Taylor, R (4, PH) OBP: 0.425, SLG: 0.492										1	0	0	0	0	0	1
Lou Marone, R (5, 1)										0	0	0	0	0	0	0
Gary Kolb, L (7, PH) OBP: 0.190, SLG: 0.158										1	0	0	0	0	0	0
Chuck Hartenstein, R (8, 1)										0	0	0	0	0	0	0
Inning Stats	R: 1 E: 0 K: 0 S: 5	H: 2 LOB: 2 BB: 1 P: 9	R: 1 E: 0 K: 1 S: 6	H: 1 LOB: 0 BB: 0 P: 6	R: 0 E: 0 K: 0 S: 4	H: 2 LOB: 1 BB: 0 P: 4	R: 0 E: 0 K: 0 S: 3	H: 0 LOB: 1 BB: 1 P: 7	R: 0 E: 0 K: 0 S: 4	H: 1 LOB: 1 BB: 0 P: 4	R: 0 E: 0 K: 0 S: 3	H: 0 LOB: 0 BB: 0 P: 3	R: 0 E: 0 K: 0 S: 3	H: 0 LOB: 0 BB: 0 P: 3	R: 0 E: 0 K: 0 S: 4	H: 2 LOB: 1 BB: 0 P: 4	R: 0 E: 0 K: 0 S: 3	H: 0 LOB: 0 BB: 0 P: 3	1B: 5 2B: 1 3B: 1 HR: 1	SF: 0 SAC: 0 DP: 1 HBP: 0	WP: 0 PB: 0 SB: 0 CS: 0	PA: 35

PITCHER		IP	WLS	BF	H	R	ER	SO	BB	IBB	HBP	BLK	WP	HR	S	P	ERA	WHIP
Don Cardwell, R ERA: 3.44	(1, 1)	7.0	W	28	6	2	2	1	2	0	0	0	0	1	28	36	2.57	1.143
Jack Dilauro, L ERA: 2.29	(8, 1)	2.0	S	7	2	0	0	0	0	0	0	0	0	0	7	7	0.00	1.000

PITCHER	IP	WLS	BF	H	R	ER	SO	BB	IBB	HBP	BLK	WP	HR	S	P	ERA	WHIP

AB	33
R	2
H	8
RBI	2
BB	2
SO	1
LOB	12

livebaseballscorecards.com

New York Mets @ Pittsburgh Pirates

Forbes Field, Pittsburgh, PA

Sun Jul 06 1969, 3:33 AM EDT

Att. 11,552 - Unknown

TOP

livebaseballscorecards.com

Batter	1	2	3	4	5	6	7	8	9	AB	R	H	RBI	BB	SO	LOB
Tommie Agee, R (1, 8) OBP: 0.341, SLG: 0.488	0-0 ① 5-3		0-0 ① 5-3	0-0 1-2 2-H 1B		0-0 1B 4-3 1-2 HR 1B	0-0 ③ F7			2	0	0	0	0	0	0
Ron Swoboda, R (3, 9) OBP: 0.282, SLG: 0.331										3	1	2	1	0	0	1
Bobby Pfeil, R (1, 4) (6, 5) OBP: 0.364, SLG: 0.387	0-0 1-4-3 2B 1B		BBBB 4-0 FC6-4 BB	0-0 ③ F7		0-0 ② 4-3 1-2 2-3		0-0 ① F5		4	1	1	0	1	0	4
Cleon Jones, R (1, 7) OBP: 0.434, SLG: 0.525	0-0 ② 1-4-3 1-2		0-0 ② FC6-4 1-2f		0-0 ① 5-3	0-0 HR 2-3 3-H 1B		0-0 ② 4-3		5	1	1	1	0	0	2
Donn Clendenon, R (1, 3) OBP: 0.284, SLG: 0.391	0-0 2-H 2B		SSS 0-3 ③ K		SSS 0-3 ② K	0-0 1-H 3-H HR		SSS 0-3 ③ K		5	1	2	4	0	3	1
Ed Charles, R (1, 5) OBP: 0.293, SLG: 0.310	0-0 ③ F9			BBBB 4-0 1B 1B BB	0-0 HR	BBBB 4-0 BB			0-0 ① 1-3	2	2	1	1	2	0	1
Cal Koonce, R (6, 1) OBP: 0.600, SLG: 0.600										1	0	0	0	0	0	0
Rod Gaspar, S (1, 9) (3, 8) OBP: 0.312, SLG: 0.289		SSS 0-3 ① K		0-0 1B 1-3 1B 1B	BBBB 4-0 BB	0-0 ③ 4-3			0-0 ② F9	4	1	1	0	1	1	1
Jerry Grote, R (1, 2) OBP: 0.296, SLG: 0.315	0-0 ② F8		0-0 1-2 3-H 1B 1B	SSS 0-3 ③ K		0-0 ① F9		0-0 1B		5	0	2	1	0	1	1
Al Weis, S (1, 6) OBP: 0.273, SLG: 0.266	BBBB 4-0 BB		SSS 0-3 ① K		0-0 4-3 1B 1B 1B	0-0 ② F8		0-0 ③ F9		4	1	1	0	1	1	3
Jim McAndrew, R (1, 1) OBP: 0.357, SLG: 0.333	SSS 0-3 ③ K		SSS 0-3 ② K			0-0 ① F7	0-0 1B			0	0	0	0	0	0	0
Nolan Ryan, R (1, 1)										1	0	0	0	0	1	1
Danny Frisella, L (2, 1)										0	0	0	0	0	0	0
Ed Kranepool, L (4, PH) OBP: 0.289, SLG: 0.372										1	0	0	0	0	1	2
Ron Taylor, R (4, 1)										0	0	0	0	0	0	0
Wayne Garrett, L (6, PH) OBP: 0.353, SLG: 0.345										2	0	1	0	0	0	1
(6, 4)																
Inning Stats	R: 1 E: 0 K: 0 S: 5 H: 2 LOB: 1 BB: 0 P: 5	R: 0 E: 0 K: 2 S: 7 H: 0 LOB: 1 BB: 1 P: 11	R: 0 E: 0 K: 1 S: 5 H: 0 LOB: 1 BB: 1 P: 9	R: 2 E: 0 K: 2 S: 10 H: 3 LOB: 2 BB: 1 P: 14	R: 1 E: 0 K: 2 S: 8 H: 1 LOB: 1 BB: 1 P: 12	R: 4 E: 0 K: 0 S: 7 H: 4 LOB: 1 BB: 1 P: 11	R: 0 E: 0 K: 0 S: 4 H: 1 LOB: 1 BB: 0 P: 4	R: 0 E: 0 K: 1 S: 5 H: 0 LOB: 0 BB: 0 P: 5	R: 0 E: 0 K: 0 S: 4 H: 1 LOB: 1 BB: 0 P: 4	1B: 9 2B: 1 3B: 0 HR: 2	SF: 0 SAC: 0 DP: 0 HBP: 0						

AB	39
R	8
H	12
RBI	8
BB	5
SO	8
LOB	18

PITCHER		IP	WLS	BF	H	R	ER	SO	BB	IBB	HBP	BLK	WP	HR	S	P	ERA	WHIP	PITCHER	IP	WLS	BF	H	R	ER	SO	BB	IBB	HBP	BLK	WP	HR	S	P	ERA	WHIP
Luke Walker, L ERA: 4.28	(1, 1)	5.0		26	7	5	5	7	4	0	0	0	0	1	36	52	9.00	2.200																	
Chuck Hartenstein, R ERA: 3.7	(6, 1)	1.0	L	7	3	3	3	0	1	0	0	0	0	1	6	10	27.00	4.000																	
Bruce Dal Canton, R ERA: 3.49	(7, 1)	3.0		11	2	0	0	1	0	0	0	0	0	0	13	13	0.00	0.667																	

Batter	1	2	3	4	5	6	7	8	9	AB	R	H	RBI	BB	SO	LOB
Matty Alou, L (1, 8) OBP: 0.386, SLG: 0.456	BBBB 4-0 FC6-4 BB	BBBB 4-0 1-2 BB 1B BB		x 0-0 ② F8		SSS 0-3 ③ K			x 0-0 ② 3-1	3	1	0	0	2	1	1
Richie Hebner, L (1, 5) OBP: 0.379, SLG: 0.458	x 0-0 ① FC6-4 BB 1-2f 1B	BBBB 4-0 1B 1-2 2-3 BB		x 0-0 ③ G3			x 0-0 ① 4-3		x 0-0 ③ 1-3	4	1	0	0	1	0	1
Willie Stargell, L (1, 7) OBP: 0.413, SLG: 0.563	BBBB 4-0 4-1 1B 1-2 HR BB	x 0-0 ② L9			x 0-0 G4-6-3 1B		SSS 0-3 ② K			3	1	1	0	1	1	3
Roberto Clemente, R (1, 9) OBP: 0.404, SLG: 0.532	x 0-0 4-1 1-2 2-H HR 1B	x 0-0 FC5-4 1-3 2-H 3-H 1B			x 0-0 ① L9		x 0-0 1B			4	1	3	3	0	0	1
Al Oliver, L (1, 3) OBP: 0.307, SLG: 0.368	x 0-0 ② 4-1 1-2 2-3	x 0-0 ③ FC5-4 1-2f			x 0-0 ② ③ G4-6-3 1-2f		x 0-0 ③ 1-3			4	0	0	0	0	0	6
Jerry May, R (1, 2) OBP: 0.266, SLG: 0.387	x 0-0 2-H 3-H HR	x 0-0 G5-4-3 1B				x 0-0 2B 2B	SSS 0-3 ① K			4	2	3	3	0	1	0
Freddie Patek, R (1, 6) OBP: 0.303, SLG: 0.289 Manny Sanguillen, R (8, PH) OBP: 0.369, SLG: 0.447 Gene Alley, R (9, 4) OBP: 0.271, SLG: 0.248	x 0-0 ③ F9	x 0-0 ① ② G5-4-3 1-2f				SSS 0-3 ① K	SSS 0-3 ② K			3 1 0	0 0 0	0 0 0	0 0 0	0 0 0	1 1 0	2 0 0
Jose Martinez, R (1, 4) OBP: 0.281, SLG: 0.267 (9, 6)	x 0-0 ① 6-3	x 0-0 ③ F7				x 0-0 ② 5-3	x 0-0 ③ 5-3			4	0	0	0	0	0	1
Luke Walker, L (1, 1) Chuck Hartenstein, R (6, 1) Jose Pagan, R (6, PH) OBP: 0.314, SLG: 0.431 Steve Blass, R (6, PR) OBP: 0.250, SLG: 0.282 Bruce Dal Canton, R (7, 1) OBP: 0.444, SLG: 0.625 Gary Kolb, L (9, PH) OBP: 0.182, SLG: 0.150	BBBB 4-0 BB BB 1B BB			SSS 0-3 ① K		x 0-0 2-H 2B			SSS 0-3 ① K	1 0 1 0 0 0 1	1 0 0 0 0 0 0	0 0 1 0 0 0 0	0 0 1 0 0 0 0	1 0 0 0 0 0 0	1 0 0 0 0 1 0	0 0 0 0 0 0 0
Inning Stats	R: 4 H: 2 E: 0 LOB: 0 K: 0 BB: 2 S: 5 P: 13	R: 2 H: 1 E: 0 LOB: 2 K: 0 BB: 3 S: 4 P: 16	R: 0 H: 1 E: 0 LOB: 0 K: 0 BB: 0 S: 3 P: 3	R: 0 H: 0 E: 0 LOB: 0 K: 1 BB: 0 S: 5 P: 5	R: 0 H: 1 E: 0 LOB: 0 K: 0 BB: 0 S: 3 P: 3	R: 1 H: 2 E: 0 LOB: 1 K: 2 BB: 0 S: 9 P: 9	R: 0 H: 1 E: 0 LOB: 1 K: 1 BB: 0 S: 6 P: 6	R: 0 H: 0 E: 0 LOB: 0 K: 2 BB: 0 S: 7 P: 7	R: 0 H: 0 E: 0 LOB: 0 K: 1 BB: 0 S: 5 P: 5	1B: 5 2B: 2 3B: 0 HR: 1	SF: 0 SAC: 0 DP: 2 HBP: 0					

PITCHER		IP	WLS	BF	H	R	ER	SO	BB	IBB	HBP	BLK	WP	HR	S	P	ERA	WHIP
Jim McAndrew, R ERA: 5.32	(1, 1)	0.2		6	2	4	4	0	2	0	0	0	0	1	4	12	54.00	6.000
Nolan Ryan, R ERA: 3.02	(1, 1)	0.2		5	0	2	2	0	3	0	0	0	0	0	2	14	27.00	4.500
Danny Frisella, R ERA:	(2, 1)	1.2		6	2	0	0	0	0	0	0	0	0	0	6	6	0.00	1.200
Ron Taylor, R ERA: 2.48	(4, 1)	2.0	W	6	1	0	0	1	0	0	0	0	0	0	8	8	0.00	0.500
Cal Koonce, R ERA: 5.4	(6, 1)	4.0	S	15	3	1	1	6	0	0	0	0	0	0	27	27	2.25	0.750

PITCHER	IP	WLS	BF	H	R	ER	SO	BB	IBB	HBP	BLK	WP	HR	S	P	ERA	WHIP

BOTTOM

New York Mets @ Pittsburgh Pirates

Forbes Field, Pittsburgh, PA

Sun Jul 06 1969, 3:33 AM EDT

Att. 11,552 - Unknown

livebaseballscorecards.com

AB	33
R	7
H	8
RBI	7
BB	5
SO	7
LOB	15

WP: 0 PA: 38
PB: 0
SB: 0
CS: 0

Montreal Expos @ Pittsburgh Pirates

Forbes Field, Pittsburgh, PA

Tue Jul 08 1969, 7:05 PM EDT

Att. 4,930 - Unknown

TOP

livebaseballscorecards.com

Batter	1	2	3	4	5	6	7	8	9	AB	R	H	RBI	BB	SO	LOB
Adolfo Phillips, R (1, 8) OBP: 0.343, SLG: 0.303	BBBB 4-0 FC1-6 BB			x 0-0 ① F8		x 0-0 ① 5-3		SSS 0-3 ③ K		3	0	0	0	1	1	0
Gary Sutherland, R (1, 4) (5, 6) OBP: 0.290, SLG: 0.301	x 0-0 ① FC1-6 G4-3 1-2f			x 0-0 ② 4-3		x 0-0 ② 1-3			x 0-0 ① 6-3	4	0	0	0	0	0	1
Rusty Staub, L (1, 9) OBP: 0.425, SLG: 0.463	x 0-0 ②③ G4-3 1-2f			x 0-0 ③ 1-3		x 0-0 ③ 3-1			BBBB 4-0 FC5 1B BB	3	0	0	0	1	0	1
Mack Jones, L (1, 7) OBP: 0.394, SLG: 0.510		SSS 0-3 ① K			BBBB 4-0 1B 1B BB		x 0-0 ① F6		x 0-0 FC5 1-2 1B	3	1	1	0	1	1	0
Bob Bailey, R (1, 3) OBP: 0.361, SLG: 0.491		x 0-0 ② 6-3			x 0-0 1B 1-3 1B		BBBB 4-0 BB		x 0-0 ② FC5 1-2 2-3f	3	0	1	0	1	0	2
Coco Laboy, R (1, 5) OBP: 0.325, SLG: 0.448		SSS 0-3 ③ K			x 0-0 1B 1-3 3-H		x 0-0 ② F9		x 0-0 ③ F6	4	0	1	1	0	1	3
Ron Brand, R (1, 2) OBP: 0.342, SLG: 0.320			SSS 0-3 ① K		x 0-0 ① F8		x 0-0 ③ 3-1			3	0	0	0	0	1	3
Bobby Wine, R (1, 6) OBP: 0.227, SLG: 0.240			x 0-0 ② 1-3		SSS 0-3 ② K			x 0-0 ① L5		1	0	0	0	0	0	0
Kevin Collins, L (5, PH) (5, 4) OBP: 0.216, SLG: 0.286										2	0	0	0	0	1	2
Mike Wegener, R (1, 1) OBP: 0.290, SLG: 0.267			SSS 0-3 ③ K		x 0-0 ③ L4-3			x 0-0 ② F7		1	0	0	0	0	1	0
Dan McGinn, L (3, 1) OBP: 0.211, SLG: 0.368										0	0	0	0	0	0	0
Ty Cline, L (5, PH) OBP: 0.330, SLG: 0.213										1	0	0	0	0	0	2
Bill Stoneman, R (5, 1) OBP: 0.183, SLG: 0.128										0	0	0	0	0	0	0
Don Bosch, S (8, PH) OBP: 0.235, SLG: 0.252										1	0	0	0	0	0	0
Larry Jaster, L (8, 1) OBP: 0.467, SLG: 0.500										0	0	0	0	0	0	0
Inning Stats	R: 0 E: 0 K: 0 S: 2 H: 0 LOB: 0 BB: 1 P: 6	R: 0 E: 0 K: 2 S: 7 H: 0 LOB: 0 BB: 0 P: 7	R: 0 E: 0 K: 2 S: 7 H: 0 LOB: 0 BB: 0 P: 7	R: 0 E: 0 K: 0 S: 3 H: 0 LOB: 0 BB: 0 P: 3	R: 1 E: 0 K: 1 S: 7 H: 2 LOB: 2 BB: 1 P: 11	R: 0 E: 0 K: 0 S: 3 H: 0 LOB: 0 BB: 0 P: 3	R: 0 E: 0 K: 0 S: 3 H: 0 LOB: 1 BB: 1 P: 7	R: 0 E: 0 K: 1 S: 5 H: 0 LOB: 0 BB: 0 P: 5	R: 0 E: 0 K: 0 S: 4 H: 1 LOB: 2 BB: 1 P: 8	1B: 3 2B: 0 3B: 0 HR: 0	SF: 0 SAC: 0 DP: 1 HBP: 0					

AB	29
R	1
H	3
RBI	1
BB	4
SO	6
LOB	14

WP: 0 PB: 0 SB: 0 CS: 0 PA: 33

PITCHER		IP	WLS	BF	H	R	ER	SO	BB	IBB	HBP	BLK	WP	HR	S	P	ERA	WHIP
Steve Blass, R ERA: 4.78	(1, 1)	9.0	W	33	3	1	1	6	4	0	0	0	0	0	41	57	1.00	0.778

PITCHER	IP	WLS	BF	H	R	ER	SO	BB	IBB	HBP	BLK	WP	HR	S	P	ERA	WHIP

BOTTOM

Montreal Expos @ Pittsburgh Pirates

Forbes Field, Pittsburgh, PA

Tue Jul 08 1969, 7:05 PM EDT

Att. 4,930 - Unknown

Batter	1	2	3	4	5	6	7	8	9	AB	R	H	RBI	BB	SO	LOB
Matty Alou, L (1, 8) OBP: 0.381, SLG: 0.449	G3	F5 3-H		4-3		F6		F7		5	0	0	0	0	0	2
Carl Taylor, R (1, 3) OBP: 0.429, SLG: 0.492	1B 1B	5-3		F9			HR			4	2	2	0	0	0	0
Willie Stargell, L (1, 7) OBP: 0.411, SLG: 0.558	F7		1B WP 1B	K			F3			4	1	1	0	0	1	2
Ron Davis, R (8, 7) OBP: 0.327, SLG: 0.283										0	0	0	0	0	0	0
Roberto Clemente, R (1, 9) OBP: 0.410, SLG: 0.548	1B 1-2		FC1-5 1B 1-3		5-3		1-H HR			4	1	3	2	0	0	0
Richie Hebner, L (1, 5) OBP: 0.380, SLG: 0.459	1-2 2-H		4-3 FC1-5 1-2 3-H		F7		G3			4	1	2	2	0	0	0
Jerry May, R (1, 2) OBP: 0.259, SLG: 0.377	K		FC1-5 4-3 1-2 2-3f		K		K			4	1	0	0	0	3	4
Jose Martinez, R (1, 4) OBP: 0.290, SLG: 0.300		E 2B	4-3 1-2 2-3			2B		6-3		4	1	2	0	0	0	2
Freddie Patek, R (1, 6) OBP: 0.311, SLG: 0.298		E7 5-3 PB 2-H	2-H 3-H			F9		1B		4	1	3	2	0	0	1
Steve Blass, R (1, 1) OBP: 0.227, SLG: 0.256		5-3 2-3	6-3			6-3		F4		4	0	0	0	0	0	4
Inning Stats	R: 1 E: 0 K: 1 S: 8 H: 3 LOB: 2 BB: 0 P: 8	R: 2 E: 1 K: 0 S: 5 H: 2 LOB: 0 BB: 0 P: 5	R: 3 E: 0 K: 0 S: 7 H: 4 LOB: 1 BB: 0 P: 7	R: 0 E: 0 K: 1 S: 5 H: 0 LOB: 0 BB: 0 P: 5	R: 0 E: 0 K: 1 S: 5 H: 0 LOB: 0 BB: 0 P: 5	R: 0 E: 0 K: 0 S: 4 H: 1 LOB: 1 BB: 0 P: 4	R: 2 E: 0 K: 1 S: 7 H: 2 LOB: 0 BB: 0 P: 7	R: 0 E: 0 K: 0 S: 4 H: 1 LOB: 1 BB: 0 P: 4		1B: 10 2B: 2 3B: 0 HR: 1 SF: 0 SAC: 0 DP: 0 HBP: 0						

livebaseballscorecards.com

	AB	37
	R	8
	H	13
	RBI	6
	BB	0
	SO	4
	LOB	15

WP: 1 PB: 1 SB: 0 CS: 0 PA: 37

PITCHER		IP	WLS	BF	H	R	ER	SO	BB	IBB	HBP	BLK	WP	HR	S	P	ERA	WHIP
Mike Wegener, R ERA: 4.48	(1, 1)	2.0	L	13	7	5	3	1	0	0	0	0	1	0	15	15	13.50	3.500
Dan McGinn, L ERA: 4.24	(3, 1)	2.0		8	2	1	1	1	0	0	0	0	0	0	10	10	4.50	1.000
Bill Stoneman, R ERA: 5.73	(5, 1)	3.0		12	3	2	2	2	0	0	0	0	0	1	16	16	6.00	1.000
Larry Jaster, L ERA: 4.94	(8, 1)	1.0		4	1	0	0	0	0	0	0	0	0	0	4	4	0.00	1.000

PITCHER		IP	WLS	BF	H	R	ER	SO	BB	IBB	HBP	BLK	WP	HR	S	P	ERA	WHIP

Batter	1	2	3	4	5	6	7	8	9	10	AB	R	H	RBI	BB	SO	LOB
Adolfo Phillips, R (1, 8) OBP: 0.346, SLG: 0.322											4	1	2	1	0	0	0
Dick Radatz, R (8, 1)	SF8 3B		2-3			F7		FC1-2 1B 1-3 3-H		K	1	0	0	0	0	1	0
Gary Sutherland, R (1, 4) OBP: 0.289, SLG: 0.299											5	0	1	0	0	0	3
(8, 6)	F6		F9			G3		FC1-2 1-2 3-H		1B							
Rusty Staub, L (1, 9) OBP: 0.422, SLG: 0.471											4	1	1	2	0	1	3
	SF8 3-H			HR		F7		K		G3							
Mack Jones, L (1, 7) OBP: 0.389, SLG: 0.502											4	0	0	0	0	0	0
	F2			3-1			F9		6-3								
Bob Bailey, R (1, 3) OBP: 0.364, SLG: 0.489											3	0	1	0	1	1	0
		FC6-4 BB BBBB		K SSS			G6-4-3 1B		1-3								
Coco Laboy, R (1, 5) OBP: 0.324, SLG: 0.445											4	0	1	0	0	1	2
		F9		K SSS			G6-4-3 1-2f			1B							
Ron Brand, R (1, 2) OBP: 0.339, SLG: 0.318											4	0	1	0	0	0	1
		F7			F9			F9		1-2 1B							
Bobby Wine, R (1, 6) OBP: 0.230, SLG: 0.237											2	0	0	0	1	0	1
Don Bosch, S (8, PR) OBP: 0.233, SLG: 0.250											1	1	0	0	0	1	2
(8, 8)		FC6-4 1-2f			F7			1B 1B BB BBBB		K SSS							
Jerry Robertson, S (1, 1) OBP: 0.038, SLG: 0.038											2	0	0	0	0	1	0
Roy Face, R (5, 1) OBP: 0.500, SLG: 0.500											0	0	0	0	0	0	0
Dan McGinn, L (6, 1) OBP: 0.211, SLG: 0.368											0	0	0	0	0	0	0
Ty Cline, L (8, PH) OBP: 0.337, SLG: 0.222											1	0	1	0	0	0	0
Kevin Collins, L (8, 4) OBP: 0.216, SLG: 0.286											0	0	0	0	0	0	0
Jose Herrera, R (10, PH) OBP: 0.400, SLG: 0.520											1	0	0	0	0	1	0
(10, 4)			K SSS		4-3			FC1-2 1B 1-3 1B		K SSS							

Inning Stats											
	R: 1 E: 0 K: 0 S: 4	H: 1 LOB: 0 BB: 0 P: 4	R: 0 E: 0 K: 0 S: 3	H: 0 LOB: 1 BB: 1 P: 7	R: 0 E: 0 K: 1 S: 5	H: 0 LOB: 0 BB: 0 P: 5	R: 1 E: 0 K: 2 S: 8	H: 1 LOB: 0 BB: 0 P: 8	R: 0 E: 0 K: 0 S: 3	H: 0 LOB: 0 BB: 0 P: 3	R: 0 E: 0 K: 0 S: 3	H: 0 LOB: 0 BB: 0 P: 3	R: 0 E: 0 K: 0 S: 3	H: 1 LOB: 0 BB: 0 P: 3	R: 1 E: 0 K: 1 S: 7	H: 2 LOB: 2 BB: 1 P: 11	R: 0 E: 0 K: 1 S: 7	H: 2 LOB: 2 BB: 0 P: 7	R: 0 E: 0 K: 2 S: 8	H: 1 LOB: 1 BB: 0 P: 8

PITCHER		IP	WLS	BF	H	R	ER	SO	BB	IBB	HBP	BLK	WP	HR	S	P	ERA	WHIP
Jim Bunning, R	(1, 1)	7.1		27	4	3	3	3	2	0	0	0	0	1	31	39	3.68	0.818
ERA: 3.87																		
Bob Moose, R	(8, 1)	0.1		2	1	0	0	0	0	0	0	0	0	0	2	2	0.00	3.000
ERA: 4.74																		
Joe Gibbon, L	(8, 1)	2.1	W	10	3	0	0	4	0	0	0	0	0	0	18	18	0.00	1.286
ERA: 2.7																		

PITCHER	IP	WLS	BF	H	R	ER	SO	BB	IBB	HBP	BLK	WP	HR	S	P	ERA	WHIP

TOP

Montreal Expos @ Pittsburgh Pirates

Forbes Field, Pittsburgh, PA

Wed Jul 09 1969, 7:05 PM EDT

Unknown

livebaseballscorecards.com

AB	36
R	3
H	8
RBI	3
BB	2
SO	7
LOB	12

1B: 6	SF: 1	WP: 0	PA: 39
2B: 0	SAC: 0	PB: 0	
3B: 1	DP: 1	SB: 0	
HR: 1	HBP: 0	CS: 0	

Montreal Expos @ Pittsburgh Pirates

Forbes Field, Pittsburgh, PA

Wed Jul 09 1969, 7:05 PM EDT

Unknown

livebaseballscorecards.com

BOTTOM

Batter	1	2	3	4	5	6	7	8	9	10	AB	R	H	RBI	BB	SO	LOB
Matty Alou, L (1, 8) OBP: 0.384, SLG: 0.452	6-3	1B			S, 1B	BB		F8			5	1	3	0	0	0	0
Carl Taylor, R (1, 3) OBP: 0.439, SLG: 0.493	HBP, FC3-6, 1B		5-3		K	BB			G4-6-3		4	1	2	0	1	1	1
Gary Kolb, L (9, PR) OBP: 0.182, SLG: 0.150											0	0	0	0	0	0	0
Al Oliver, L (10, 3) OBP: 0.307, SLG: 0.368											0	0	0	0	0	0	0
Willie Stargell, L (1, 7) OBP: 0.415, SLG: 0.561	FC3-6, HBP		1B		IBB, 1B	K			F2		4	1	3	1	0	1	2
Ron Davis, R (8, 7) OBP: 0.321, SLG: 0.277											1	0	0	0	0	0	1
Roberto Clemente, R (1, 9) OBP: 0.409, SLG: 0.541	FC3-6, HBP	F9			1B, IBB		1-3		G4-6-3		3	0	0	0	1	0	2
Richie Hebner, L (1, 5) OBP: 0.384, SLG: 0.467	FC3-6	1B			F4		HBP			1B, 3B	4	1	2	1	0	0	4
Manny Sanguillen, R (1, 2) OBP: 0.365, SLG: 0.440	4-3	F7			1B		K			6-3	5	0	1	1	0	1	6
Jose Martinez, R (1, 4) OBP: 0.286, SLG: 0.295		F8	G3		5-3		4-3			1B	5	0	1	1	0	0	3
Freddie Patek, R (1, 6) OBP: 0.306, SLG: 0.292		E6, 1B	5-3			6-3		F5			4	0	0	0	0	0	0
Jim Bunning, R (1, 1) OBP: 0.086, SLG: 0.030		K	K			K		K			3	0	0	0	0	3	1
Bob Moose, R (8, 1) OBP: 0.222, SLG: 0.087											0	0	0	0	0	0	0
Joe Gibbon, R (8, 1)											1	0	0	0	0	1	0
Inning Stats	R: 1 E: 0 K: 0 S: 5 H: 2 LOB: 2 BB: 0 P: 6	R: 0 E: 1 K: 1 S: 6 H: 1 LOB: 1 BB: 0 P: 6	R: 0 E: 0 K: 0 S: 5 H: 2 LOB: 2 BB: 0 P: 5	R: 0 E: 0 K: 0 S: 5 H: 0 LOB: 0 BB: 0 P: 5	R: 2 E: 0 K: 1 S: 8 H: 3 LOB: 2 BB: 1 P: 12	R: 0 E: 0 K: 2 S: 8 H: 1 LOB: 2 BB: 1 P: 12	R: 0 E: 0 K: 1 S: 5 H: 0 LOB: 1 BB: 0 P: 6	R: 0 E: 0 K: 1 S: 5 H: 0 LOB: 0 BB: 0 P: 5	R: 0 E: 0 K: 0 S: 3 H: 1 LOB: 1 BB: 0 P: 3	R: 1 E: 0 K: 0 S: 3 H: 2 LOB: 1 BB: 0 P: 3	1B: 11 2B: 0 3B: 1 HR: 0	SF: 0 SAC: 0 DP: 1 HBP: 2	WP: 0 PB: 0 SB: 1 CS: 0	PA: 43			

	AB	39
	R	4
	H	12
	RBI	4
	BB	2
	SO	7
	LOB	20

PITCHER	IP	WLS	BF	H	R	ER	SO	BB	IBB	HBP	BLK	WP	HR	S	P	ERA	WHIP
Jerry Robertson, R (1, 1) ERA: 4.0	4.2		24	8	3	3	3	0	1	1	0	0	0	28	33	5.79	1.714
Roy Face, R (5, 1) ERA: 4.19	1.0		5	1	0	0	1	1	0	0	0	0	0	6	10	0.00	2.000
Dan McGinn, L (6, 1) ERA: 4.17	1.1		5	0	0	0	2	0	0	1	0	0	0	8	9	0.00	0.000
Dick Radatz, R (8, 1) ERA: 3.82	2.1	L	9	3	1	1	1	0	0	0	0	0	0	11	11	3.86	1.286

PITCHER	IP	WLS	BF	H	R	ER	SO	BB	IBB	HBP	BLK	WP	HR	S	P	ERA	WHIP

Batter	1	2	3	4	5	6	7	8	9	AB	R	H	RBI	BB	SO	LOB
Adolfo Phillips, R (1, 8) OBP: 0.339, SLG: 0.314	6-3		K			K		K		4	0	0	0	0	3	0
Gary Sutherland, R (1, 4) OBP: 0.289, SLG: 0.297	K			F7		1-3			SH, BB	3	0	0	0	1	1	0
Rusty Staub, L (1, 9) OBP: 0.421, SLG: 0.467	F7			HR, BB		G3			SH, L4-3, 1-3	2	1	0	0	1	0	0
Mack Jones, L (1, 7) OBP: 0.394, SLG: 0.515		CS, HBP		1-H, HR			8-5, BB, 1B		L4-3, 2-3	3	1	2	2	0	0	2
Bob Bailey, R (1, 3) OBP: 0.362, SLG: 0.480		F8, 1-2		6-3			BB, 1-2		4-3	3	0	0	0	1	0	2
Coco Laboy, R (1, 5) OBP: 0.324, SLG: 0.444		1B		K			8-5, 2-3f			3	0	1	0	0	1	2
John Bateman, R (1, 2) OBP: 0.252, SLG: 0.333		6-3			4-3		6-3			3	0	0	0	0	0	2
Bobby Wine, R (1, 6) OBP: 0.225, SLG: 0.231			K		5-3			F9		3	0	0	0	0	1	0
Howie Reed, R (1, 1) OBP: 0.333, SLG: 0.462			K		K			K		3	0	0	0	0	3	0
Dan McGinn, L (8, 1) OBP: 0.211, SLG: 0.368										0	0	0	0	0	0	0
Inning Stats	R: 0 H: 0 E: 0 LOB: 0 K: 1 BB: 0 S: 5 P: 5	R: 0 H: 1 E: 0 LOB: 1 K: 0 BB: 0 S: 3 P: 4	R: 0 H: 0 E: 0 LOB: 0 K: 3 BB: 0 S: 9 P: 9	R: 2 H: 1 E: 0 LOB: 0 K: 1 BB: 1 S: 6 P: 10	R: 0 H: 0 E: 0 LOB: 0 K: 1 BB: 0 S: 5 P: 5	R: 0 H: 0 E: 0 LOB: 0 K: 1 BB: 0 S: 5 P: 5	R: 0 H: 1 E: 0 LOB: 1 K: 0 BB: 1 S: 3 P: 7	R: 0 H: 0 E: 0 LOB: 0 K: 2 BB: 0 S: 7 P: 7	R: 0 H: 0 E: 1 LOB: 1 K: 0 BB: 1 S: 3 P: 7	1B: 2 SF: 0 2B: 2 SAC: 1 3B: 0 DP: 2 HR: 1 HBP: 1						

TOP

Montreal Expos @ Pittsburgh Pirates

Forbes Field, Pittsburgh, PA

Wed Jul 09 1969, 7:05 PM EDT

Att. 9,372 - Unknown

livebaseballscorecards.com

AB	27
R	2
H	3
RBI	2
BB	3
SO	9
LOB	8

PITCHER		IP	WLS	BF	H	R	ER	SO	BB	IBB	HBP	BLK	WP	HR	S	P	ERA	WHIP
Dock Ellis, R ERA: 4.44	(1, 1)	8.0	W	28	3	2	2	9	2	0	1	0	0	1	43	52	2.25	0.625
Joe Gibbon, L ERA: 2.63	(9, 1)	1.0	S	4	0	0	0	0	1	0	0	0	0	0	3	7	0.00	1.000

PITCHER		IP	WLS	BF	H	R	ER	SO	BB	IBB	HBP	BLK	WP	HR	S	P	ERA	WHIP

BOTTOM

Montreal Expos @ Pittsburgh Pirates

Forbes Field, Pittsburgh, PA

Wed Jul 09 1969, 7:05 PM EDT

Att. 9,372 - Unknown

Batter	1	2	3	4	5	6	7	8	9	AB	R	H	RBI	BB	SO	LOB
Matty Alou, L (1, 8) OBP: 0.387, SLG: 0.454	E8 WP 5-3 1B	1B			6-3		SH3-4 WP 1B	G3		5	2	3	0	0	0	1
Carl Taylor, R (1, 3) OBP: 0.424, SLG: 0.472	K 2-3	1-3			F9		SH3-4 1-2			3	0	0	0	0	1	2
Roberto Clemente, R (1, 9) OBP: 0.411, SLG: 0.539	5-3 BB HBP		4-3		IBB 1B		F9 2-H			3	0	1	0	0	0	0
Richie Hebner, L (1, 5) OBP: 0.389, SLG: 0.467	5-3 1-2 BB		K		1-2 IBB		1B			2	0	1	0	2	1	0
Jose Pagan, R (1, 7) OBP: 0.305, SLG: 0.418 Ron Davis, R (9, 7) OBP: 0.321, SLG: 0.277	5-3 1-2 2-3 3-H		F8		F6		6-3			4 0	0 0	0 0	1 0	0 0	0 0	5 0
Jose Martinez, R (1, 4) OBP: 0.284, SLG: 0.286	BB			K		K		F8		3	0	0	0	1	2	0
Jerry May, R (1, 2) OBP: 0.259, SLG: 0.373	K			FC4 1B		F6		F7		4	0	1	0	0	1	3
Freddie Patek, R (1, 6) OBP: 0.309, SLG: 0.300		6-3		FC4 1-2f		2B		2B 1B		4	1	2	0	0	0	1
Dock Ellis, S (1, 1) OBP: 0.121, SLG: 0.094 Willie Stargell, L (8, PH) OBP: 0.417, SLG: 0.567 Steve Blass, R (8, PR) OBP: 0.227, SLG: 0.256 Joe Gibbon, R (9, 1)		4-3		4-3		F5		1-H 2B		3 1 0 0	0 0 0 0	0 1 0 0	0 1 0 0	0 0 0 0	0 0 0 0	2 0 0 0
Inning Stats	R: 1 E: 1 K: 2 S: 8 H: 1 LOB: 3 BB: 2 P: 17	R: 0 E: 0 K: 0 S: 4 H: 1 LOB: 1 BB: 0 P: 4	R: 0 E: 0 K: 1 S: 5 H: 0 LOB: 0 BB: 0 P: 5	R: 0 E: 0 K: 1 S: 6 H: 1 LOB: 1 BB: 0 P: 6	R: 0 E: 0 K: 0 S: 4 H: 1 LOB: 2 BB: 1 P: 8	R: 0 E: 0 K: 1 S: 6 H: 1 LOB: 1 BB: 0 P: 6	R: 1 E: 0 K: 0 S: 5 H: 2 LOB: 1 BB: 0 P: 5	R: 1 E: 0 K: 0 S: 5 H: 2 LOB: 1 BB: 0 P: 5		1B: 7 2B: 2 3B: 0 HR: 0 SF: 0 SAC: 1 DP: 0 HBP: 1						

livebaseballscorecards.com

AB	32
R	3
H	9
RBI	2
BB	3
SO	5
LOB	14

PITCHER		IP	WLS	BF	H	R	ER	SO	BB	IBB	HBP	BLK	WP	HR	S	P	ERA	WHIP
Howie Reed, R ERA: 3.35	(1, 1)	7.2	L	36	9	3	3	5	2	1	1	0	2	0	42	55	3.52	1.435
Dan McGinn, L ERA: 4.15	(8, 1)	0.1		1	0	0	0	0	0	0	0	0	0	0	1	1	0.00	0.000

PITCHER	IP	WLS	BF	H	R	ER	SO	BB	IBB	HBP	BLK	WP	HR	S	P	ERA	WHIP

Batter	1	2	3	4	5	6	7	8	9	10	11	AB	R	H	RBI	BB	SO	LOB
Adolfo Phillips, R (1, 8) OBP: 0.340, SLG: 0.318	5-3		4-3 1B 2B		K		S IBB			F7		4	1	1	0	1	1	0
Rusty Staub, L (1, 9) OBP: 0.415, SLG: 0.459	K 1B		4-3 2-3		K		4-3 1-2			6-3		5	0	0	0	0	2	3
Bob Bailey, R (1, 3) OBP: 0.358, SLG: 0.473	F6		E S 1B 3-H			6-3		1-3		K		5	0	1	1	0	1	1
Coco Laboy, R (1, 5) OBP: 0.325, SLG: 0.443	1-3 1B		E5 1-3			4-3		G4-6-3 1B			5-3	5	0	2	0	0	0	1
Jose Herrera, R (1, 7) OBP: 0.393, SLG: 0.481 Mack Jones, L (8, PH) OBP: 0.394, SLG: 0.513 (8, 7)	F7		K			BB		G4-6-3 1-2f			H 1-0 G4-6-3 HBP	2 1	0 0	0 0	0 0	1 0	1 0	4 1
Gary Sutherland, R (1, 4) OBP: 0.284, SLG: 0.292		6-3		4-3		5-3			F9		G4-6-3 1-2f	5	0	0	0	0	0	2
Ron Brand, R (1, 2) OBP: 0.344, SLG: 0.324		4-3		L4			4-3 PB 1B		S 1B			4	0	2	0	0	0	0
Bobby Wine, R (1, 6) OBP: 0.218, SLG: 0.225		4-3		4-3			4-3 1-3		4-3 1-2			4	0	0	0	0	0	2
Gary Waslewski, R (1, 1) OBP: 0.091, SLG: 0.182 Dan McGinn, L (11, 1) OBP: 0.211, SLG: 0.368 Roy Face, R (11, 1) OBP: 0.500, SLG: 0.500			6-3		K		1-3		K			4 0 0	0 0 0	0 0 0	0 0 0	0 0 0	2 0 0	2 0 0
Inning Stats	R: 0 E: 0 K: 1 S: 7 H: 1 LOB: 2 BB: 0 P: 7	R: 0 E: 0 K: 0 S: 3 H: 0 LOB: 0 BB: 0 P: 3	R: 1 E: 1 K: 1 S: 8 H: 2 LOB: 2 BB: 0 P: 8	R: 0 E: 0 K: 0 S: 3 H: 0 LOB: 0 BB: 0 P: 3	R: 0 E: 0 K: 3 S: 9 H: 0 LOB: 0 BB: 0 P: 9	R: 0 E: 0 K: 0 S: 3 H: 0 LOB: 1 BB: 1 P: 7	R: 0 E: 0 K: 0 S: 4 H: 1 LOB: 2 BB: 1 P: 8	R: 0 E: 0 K: 0 S: 3 H: 1 LOB: 0 BB: 0 P: 3	R: 0 E: 0 K: 1 S: 6 H: 1 LOB: 1 BB: 0 P: 6	R: 0 E: 0 K: 1 S: 5 H: 0 LOB: 0 BB: 0 P: 5	R: 0 E: 0 K: 0 S: 2 H: 0 LOB: 0 BB: 0 P: 3	1B: 5 2B: 1 3B: 0 HR: 0	SF: 0 SAC: 0 DP: 2 HBP: 1	WP: 0 PB: 2 SB: 3 CS: 0	PA: 42			

PITCHER		IP	WLS	BF	H	R	ER	SO	BB	IBB	HBP	BLK	WP	HR	S	P	ERA	WHIP
Bob Veale, L ERA: 4.32	(1, 1)	7.0		29	4	1	1	5	1	1	0	0	0	0	37	45	1.29	0.714
Bob Moose, R ERA: 4.68	(8, 1)	1.0		3	1	0	0	0	0	0	0	0	0	0	3	3	0.00	1.000
Chuck Hartenstein, R ERA: 3.54	(9, 1)	3.0	W	10	1	0	0	2	0	0	1	0	0	0	13	14	0.00	0.333

PITCHER	IP	WLS	BF	H	R	ER	SO	BB	IBB	HBP	BLK	WP	HR	S	P	ERA	WHIP

Montreal Expos @ Pittsburgh Pirates

Forbes Field, Pittsburgh, PA

Thu Jul 10 1969, 7:05 PM EDT

Att. 4,982 - Unknown

TOP

livebaseballscorecards.com

AB	39
R	1
H	6
RBI	1
BB	2
SO	7
LOB	16

Montreal Expos @ Pittsburgh Pirates

Forbes Field, Pittsburgh, PA

Thu Jul 10 1969, 7:05 PM EDT

Att. 4,982 - Unknown

livebaseballscorecards.com

BOTTOM

Batter	1	2	3	4	5	6	7	8	9	10	11	AB	R	H	RBI	BB	SO	LOB
Matty Alou, L (1, 8) OBP: 0.381, SLG: 0.446	E3 5-3		4-3		F9		5-3		4-3		K	6	0	0	0	0	1	0
Carl Taylor, R (1, 3) OBP: 0.429, SLG: 0.453	5-3 1-2		4-3		G3-6-1 BB		BB		E6 1-3 1B		BB E 1B BB	3	2	0	0	3	0	1
Richie Hebner, L (1, 5) OBP: 0.381, SLG: 0.457	F8		4-3		G3-6-1 1-2f		5-3		1-3 1-2		FC3 1B BB 1-2	6	0	0	0	0	0	5
Jose Pagan, R (1, 7) OBP: 0.327, SLG: 0.423	HBP			6-3		1B BB		FC3-6 1B	2-H 1B		1B 1-2 2-3 BB	3	0	2	1	2	0	0
Jerry May, R (1, 2) OBP: 0.262, SLG: 0.375 Manny Sanguillen, R (5, 2) OBP: 0.367, SLG: 0.442	F7			E5 4-3 1B		1-2 1B		FC3-6 BB 1B 1-2f	K		1-2 2-3 3-H 1B	2	0	1	0	0	0	2
												4	0	2	1	0	1	2
Ron Davis, R (1, 9) OBP: 0.321, SLG: 0.265 Roberto Clemente, R (8, PH) OBP: 0.411, SLG: 0.538 (9, 9)		F8		4-3 BB		K		BB 1-2 1B		K		2	0	0	0	1	1	2
												2	0	1	0	0	1	0
Jose Martinez, R (1, 4) OBP: 0.286, SLG: 0.287 Willie Stargell, L (8, PH) OBP: 0.419, SLG: 0.567 Steve Blass, R (8, PR) OBP: 0.227, SLG: 0.256 Chuck Hartenstein, R (9, 1)	1B			4-3 1-2 2-3		F3		BB 1-2 2-3		1-3		3	0	1	0	0	0	4
												0	0	0	0	1	0	0
												0	0	0	0	0	0	0
												1	0	0	0	0	0	0
Freddie Patek, R (1, 6) OBP: 0.311, SLG: 0.300		K		IBB		1-3		F9		1B		4	0	1	0	1	1	6
Bob Veale, S (1, 1) OBP: 0.081, SLG: 0.029 Al Oliver, L (7, PH) OBP: 0.306, SLG: 0.367 Bob Moose, R (8, 1) OBP: 0.222, SLG: 0.087 Gene Alley, R (8, PH) OBP: 0.266, SLG: 0.243 (9, 4)		K		6-3			4-3	4-3		K		2	0	0	0	0	1	4
												1	0	0	0	0	0	0
												0	0	0	0	0	0	0
												2	0	0	0	0	1	4
Inning Stats	R: 0 H: 0 E: 1 LOB: 2 K: 0 BB: 0 S: 4 P: 5	R: 0 H: 1 E: 0 LOB: 1 K: 2 BB: 0 S: 8 P: 8	R: 0 H: 0 E: 0 LOB: 0 K: 0 BB: 0 S: 3 P: 3	R: 0 H: 1 E: 1 LOB: 3 K: 0 BB: 2 S: 4 P: 12	R: 0 H: 0 E: 0 LOB: 0 K: 0 BB: 1 S: 2 P: 6	R: 0 H: 1 E: 0 LOB: 2 K: 1 BB: 1 S: 6 P: 10	R: 0 H: 0 E: 0 LOB: 1 K: 0 BB: 1 S: 3 P: 7	R: 0 H: 2 E: 0 LOB: 3 K: 0 BB: 1 S: 5 P: 9	R: 1 H: 1 E: 1 LOB: 1 K: 1 BB: 0 S: 7 P: 7	R: 0 H: 1 E: 0 LOB: 1 K: 2 BB: 0 S: 8 P: 8	R: 1 H: 1 E: 1 LOB: 3 K: 1 BB: 2 S: 5 P: 13	1B: 8 SF: 0 2B: 0 SAC: 0 3B: 0 DP: 1 HR: 0 HBP: 1						

	AB	41
	R	2
	H	8
	RBI	2
	BB	8
	SO	7
	LOB	30

WP: 0 PA: 50
PB: 0
SB: 0
CS: 0

PITCHER		IP	WLS	BF	H	R	ER	SO	BB	IBB	HBP	BLK	WP	HR	S	P	ERA	WHIP
Gary Waslewski, R ERA: 2.25	(1, 1)	10.0		45	7	1	0	6	5	1	1	0	0	0	50	75	0.00	1.200
Dan McGinn, L ERA: 4.25	(11, 1)	0.1	L	4	0	1	1	1	2	0	0	0	0	0	4	12	27.00	6.000
Roy Face, R ERA: 4.19	(11, 1)	0.0		1	1	0	0	0	0	0	0	0	0	0	1	1	∞	∞

PITCHER	IP	WLS	BF	H	R	ER	SO	BB	IBB	HBP	BLK	WP	HR	S	P	ERA	WHIP

Batter	1	2	3	4	5	6	7	8	9	AB	R	H	RBI	BB	SO	LOB
Matty Alou, L (1, 8) OBP: 0.379, SLG: 0.444	4-3		6-3			5-3		BB, 1B		4	1	1	0	0	0	0
Carl Taylor, R (1, 3) OBP: 0.432, SLG: 0.449	4-3			L4		1B		BB, 1-2, 1B		3	0	1	0	1	0	0
Roberto Clemente, R (1, 9) OBP: 0.409, SLG: 0.534	K			F9		1-2, 1B		K		4	0	1	0	0	2	2
Jose Pagan, R (1, 7) OBP: 0.331, SLG: 0.421		BB, G5-3, HBP		F3		F3		1-2, 2-H, 1B		3	0	1	1	1	0	2
Manny Sanguillen, R (1, 2) OBP: 0.365, SLG: 0.438		K			F8		2-3, 1B	F7		4	0	1	0	0	1	3
Richie Hebner, L (1, 5) OBP: 0.383, SLG: 0.459		1-2, HBP			K		K		2B	3	0	1	0	0	2	1
Jose Martinez, R (1, 4) OBP: 0.284, SLG: 0.286		G5-3, 2-3f			1B		2-3, 1-2		K	4	0	1	0	0	1	4
Freddie Patek, R (1, 6) OBP: 0.307, SLG: 0.296			F9		F3		K		F8	3	0	0	0	0	1	2
Lou Marone, R (7, 1)										0	0	0	0	0	0	0
Bob Moose, R (7, 1) OBP: 0.222, SLG: 0.087										0	0	0	0	0	0	0
Ron Davis, R (9, PH) OBP: 0.316, SLG: 0.260										1	0	0	0	0	0	1
Luke Walker, L (1, 1)			K			5-3		4-3	1-4-3	1	0	0	0	0	1	0
Jerry May, R (6, PH) OBP: 0.261, SLG: 0.373										1	0	0	0	0	0	0
Bruce Dal Canton, R (6, 1) OBP: 0.444, SLG: 0.625										0	0	0	0	0	0	0
Gene Alley, R (7, 6) OBP: 0.261, SLG: 0.238										2	0	0	0	0	0	1
Inning Stats	R: 0 E: 0 K: 1 S: 5 H: 0 LOB: 0 BB: 0 P: 5	R: 0 E: 0 K: 1 S: 4 H: 0 LOB: 1 BB: 1 P: 9	R: 0 E: 0 K: 1 S: 5 H: 0 LOB: 0 BB: 0 P: 5	R: 0 E: 0 K: 0 S: 3 H: 0 LOB: 0 BB: 0 P: 3	R: 0 E: 0 K: 1 S: 6 H: 1 LOB: 1 BB: 0 P: 6	R: 0 E: 0 K: 0 S: 5 H: 2 LOB: 2 BB: 0 P: 5	R: 0 E: 0 K: 2 S: 8 H: 1 LOB: 1 BB: 0 P: 8	R: 1 E: 0 K: 1 S: 7 H: 2 LOB: 2 BB: 1 P: 11	R: 0 E: 0 K: 1 S: 6 H: 1 LOB: 1 BB: 0 P: 6	1B: 6 2B: 1 3B: 0 HR: 0 SF: 0 SAC: 0 DP: 1 HBP: 1	WP: 0 PB: 0 SB: 0 CS: 0 PA: 36					

PITCHER	IP	WLS	BF	H	R	ER	SO	BB	IBB	HBP	BLK	WP	HR	S	P	ERA	WHIP
Steve Carlton, L (1, 1) ERA: 1.76	9.0	W	36	7	1	1	8	2	0	1	0	0	0	49	58	1.00	1.000

PITCHER	IP	WLS	BF	H	R	ER	SO	BB	IBB	HBP	BLK	WP	HR	S	P	ERA	WHIP

TOP

Pittsburgh Pirates @ St. Louis Cardinals

Busch Stadium, St. Louis, MO

Fri Jul 11 1969, 7:05 PM CDT

Att. 24,910 - Unknown

livebaseballscorecards.com

AB	33
R	1
H	7
RBI	1
BB	2
SO	8
LOB	16

Batter	1	2	3	4	5	6	7	8	9	AB	R	H	RBI	BB	SO	LOB
Lou Brock, L (1, 7) OBP: 0.339, SLG: 0.451	K		6-3		4-3		1B			4	1	1	2	0	1	1
Curt Flood, R (1, 8) OBP: 0.334, SLG: 0.352	K			BB		FC4-6 1B	1B			3	2	2	1	1	1	0
Vada Pinson, L (1, 9) OBP: 0.332, SLG: 0.430	WP 1B			SH1-3		FC4-6	E 1B			3	0	2	2	0	0	1
Joe Torre, R (1, 3) OBP: 0.349, SLG: 0.473	6-3			P4		5-3	E5			4	0	0	0	0	0	4
Mike Shannon, R (1, 5) OBP: 0.312, SLG: 0.375		5-3		1B		F9	K			4	0	1	1	0	1	3
Tim McCarver, L (1, 2) OBP: 0.341, SLG: 0.382		1-3		P4			F8 F7			4	0	0	0	0	0	3
Julian Javier, R (1, 4) OBP: 0.306, SLG: 0.395		4-3	6-3				BB 2B	K		4	1	1	0	0	1	0
Steve Huntz, S (1, 6) OBP: 0.318, SLG: 0.186	K		SH1-4				BB	F9		1	0	0	0	1	1	0
Vic Davalillo, L (7, PH) OBP: 0.254, SLG: 0.269										0	1	0	0	1	0	0
Dal Maxvill, R (8, 6) OBP: 0.256, SLG: 0.236										1	0	0	0	0	0	0
Steve Carlton, L (1, 1) OBP: 0.250, SLG: 0.283	4-3		SH1-4				1B 2B BB	K		2	1	0	0	1	1	0
Inning Stats	R: 0 E: 0 K: 2 S: 8 H: 1 LOB: 1 BB: 0 P: 8	R: 0 E: 0 K: 0 S: 3 H: 0 LOB: 0 BB: 0 P: 3	R: 0 E: 0 K: 1 S: 5 H: 0 LOB: 0 BB: 0 P: 5	R: 1 E: 0 K: 0 S: 4 H: 1 LOB: 1 BB: 1 P: 8	R: 0 E: 0 K: 0 S: 3 H: 0 LOB: 1 BB: 1 P: 7	R: 0 E: 1 K: 0 S: 4 H: 1 LOB: 1 BB: 0 P: 4	R: 5 E: 1 K: 1 S: 10 H: 4 LOB: 2 BB: 2 P: 18	R: 0 E: 0 K: 2 S: 7 H: 0 LOB: 0 BB: 0 P: 7		1B: 5 2B: 2 3B: 0 HR: 0	SF: 0 SAC: 2 DP: 0 HBP: 0					

PITCHER		IP	WLS	BF	H	R	ER	SO	BB	IBB	HBP	BLK	WP	HR	S	P	ERA	WHIP
Luke Walker, L (1, 1) ERA: 3.9		5.0	L	19	2	1	1	3	2	0	0	0	1	0	23	31	1.80	0.800
Bruce Dal Canton, R (6, 1) ERA: 3.72		1.1		7	2	2	2	0	1	0	0	0	0	0	6	10	13.50	2.250
Lou Marone, L (7, 1) ERA: 6.0		0.0		4	3	3	3	0	1	0	0	0	0	0	3	7	∞	∞
Bob Moose, R (7, 1) ERA: 4.58		1.2		6	0	0	0	3	0	0	0	0	0	0	12	12	0.00	0.000

PITCHER	IP	WLS	BF	H	R	ER	SO	BB	IBB	HBP	BLK	WP	HR	S	P	ERA	WHIP

BOTTOM

Pittsburgh Pirates @ St. Louis Cardinals

Busch Stadium, St. Louis, MO

Fri Jul 11 1969, 7:05 PM CDT

Att. 24,910 - Unknown

livebaseballscorecards.com

AB	30
R	6
H	7
RBI	6
BB	4
SO	6
LOB	12

WP: 1 PA: 36
PB: 0
SB: 0
CS: 0

Batter	1	2	3	4	5	6	7	8	9	AB	R	H	RBI	BB	SO	LOB
Matty Alou, L (1, 8) OBP: 0.377, SLG: 0.441	F9	FC5 2-3f		1B 1-2 1B			P5		F3	5	0	1	0	0	0	2
Carl Taylor, R (1, 3) OBP: 0.460, SLG: 0.469	FC5-4 1B		BBBB 1B BB	0-0 1-3 2-H 1B			HR 1B		BBBB FC4-6 BB	3	1	3	1	2	0	0
Roberto Clemente, R (1, 9) OBP: 0.405, SLG: 0.539	FC5-4 1B 1-2f	F9	5-3				1-H HR		FC4-6 1-2f	5	1	1	2	0	0	5
Jose Pagan, R (1, 7) OBP: 0.335, SLG: 0.424	1-2 1B	1-2 1B		SSS K			L6			4	0	2	0	0	1	0
Richie Hebner, L (1, 5) OBP: 0.378, SLG: 0.453	F8	P6	F3				SSS K			4	0	0	0	0	1	4
Gene Alley, R (1, 4) OBP: 0.261, SLG: 0.239	FC5 1B	F8	6-3					1-3		4	0	1	0	0	0	2
Jerry May, R (1, 2) OBP: 0.266, SLG: 0.376	1-2 1B	F8		G5-4-3 1B			4-3			4	0	2	0	0	0	0
Freddie Patek, R (1, 6) OBP: 0.302, SLG: 0.291	P5	6-3		F7			1-3			4	0	0	0	0	0	3
Steve Blass, R (1, 1) OBP: 0.234, SLG: 0.261	F3	1B 1B 1B		G5-4-3 1-2f			F7			3	1	1	0	0	0	3
Lou Marone, R (6, 1)										0	0	0	0	0	0	0
Al Oliver, L (9, PH) OBP: 0.304, SLG: 0.365										1	0	0	0	0	0	0
Inning Stats	R: 0 E: 0 K: 0 S: 5 H: 2 LOB: 2 BB: 0 P: 5	R: 0 E: 0 K: 0 S: 5 H: 2 LOB: 2 BB: 0 P: 5	R: 0 E: 0 K: 0 S: 4 H: 1 LOB: 2 BB: 1 P: 8	R: 1 E: 0 K: 0 S: 6 H: 3 LOB: 2 BB: 0 P: 6	R: 0 E: 0 K: 1 S: 5 H: 0 LOB: 0 BB: 0 P: 5	R: 0 E: 0 K: 0 S: 3 H: 1 LOB: 0 BB: 0 P: 3	R: 2 E: 0 K: 1 S: 7 H: 2 LOB: 0 BB: 0 P: 7	R: 0 E: 0 K: 0 S: 3 H: 0 LOB: 0 BB: 0 P: 3	R: 0 E: 0 K: 0 S: 3 H: 0 LOB: 1 BB: 1 P: 7	1B: 10 2B: 0 3B: 0 HR: 1 SF: 0 SAC: 0 DP: 1 HBP: 0	WP: 0 PB: 0 SB: 0 CS: 0 PA: 39					

PITCHER	IP	WLS	BF	H	R	ER	SO	BB	IBB	HBP	BLK	WP	HR	S	P	ERA	WHIP
Jim Ellis, L (1, 1) ERA: 1.69	3.2		19	7	1	1	0	1	0	0	0	0	0	18	22	2.46	2.182
Ray Washburn, R (4, 1) ERA: 3.01	5.1	W	20	4	2	2	2	1	0	0	0	0	1	23	27	3.38	0.938

PITCHER	IP	WLS	BF	H	R	ER	SO	BB	IBB	HBP	BLK	WP	HR	S	P	ERA	WHIP

TOP

Pittsburgh Pirates @ St. Louis Cardinals

Busch Stadium, St. Louis, MO

Sat Jul 12 1969, 3:33 AM CDT

Att. 17,950 - Unknown

livebaseballscorecards.com

AB	37
R	3
H	11
RBI	3
BB	2
SO	2
LOB	19

Batter	1	2	3	4	5	6	7	8	9	AB	R	H	RBI	BB	SO	LOB
Lou Brock, L (1, 7) OBP: 0.340, SLG: 0.449	B B B B 4-0 WP 3B BB	x 0-0 ② F8		x 0-0 ③ 4-3		x 0-0 1B 1-3 E 1B		x 0-0 ② F8		4	2	1	0	1	0	4
Curt Flood, R (1, 8) OBP: 0.332, SLG: 0.350	S S S 0-3 ① K 1-2	x 0-0 ③ F8			x 0-0 ① F9	x 0-0 1-2 E5 1B		x 0-0 ③ F9		5	0	1	0	0	1	4
Vada Pinson, L (1, 9) OBP: 0.334, SLG: 0.438	x 0-0 SF9 2-H 3B		x 0-0 ① 3-1		x 0-0 1B	x 0-0 ③ E5 1-H 2-H 3-H				4	1	2	1	0	0	1
Joe Torre, R (1, 3) OBP: 0.347, SLG: 0.471	x 0-0 ② SF9 3-H		x 0-0 FC6-4 1B		x 0-0 ② F9		x 0-0 ① F7			3	0	1	1	0	0	1
Tim McCarver, L (1, 2) OBP: 0.340, SLG: 0.380	x 0-0 ③ 5-3		x 0-0 ② P6		x 0-0 ③ L6		x 0-0 FC4 1B			4	0	1	0	0	0	2
Mike Shannon, R (1, 5) OBP: 0.311, SLG: 0.380		S S S 0-3 ① K	x 0-0 ③ FC6-4 1-2f			x 0-0 SF8 3B	x 0-0 ② FC4 1-2f			4	1	1	0	0	1	2
Julian Javier, R (1, 4) OBP: 0.308, SLG: 0.396		B B B B 4-0 1B SH BB		x 0-0 BB 1B		x 0-0 ① SF8 3-H	x 0-0 ③ F2			2	1	1	1	1	0	1
Steve Huntz, S (1, 6) OBP: 0.333, SLG: 0.202		x 0-0 SH 1-3 1B	B B B B 4-0 1-4 1-2 BB			x 0-0 1B E 1B		x 0-0 ① 4-3		3	1	2	0	1	0	0
Jim Ellis, R (1, 1) Ray Washburn, R (4, 1) OBP: 0.094, SLG: 0.065		x 0-0 SH 1-2 3-H	x 0-0 ① ② 1-4 1-2f		S S S 0-3 ② K		B B B B 4-0 BB			0 2	0 0	0 0	1 0	0 1	0 1	0 3
Inning Stats	R: 2 H: 1 E: 0 LOB: 0 K: 1 BB: 1 S: 6 P: 10	R: 1 H: 1 E: 0 LOB: 2 K: 1 BB: 1 S: 7 P: 11	R: 0 H: 1 E: 0 LOB: 1 K: 0 BB: 0 S: 4 P: 4	R: 0 H: 1 E: 0 LOB: 1 K: 0 BB: 1 S: 3 P: 7	R: 0 H: 1 E: 0 LOB: 1 K: 0 BB: 0 S: 4 P: 4	R: 3 H: 4 E: 1 LOB: 1 K: 1 BB: 0 S: 9 P: 9	R: 0 H: 1 E: 0 LOB: 1 K: 0 BB: 0 S: 4 P: 4	R: 0 H: 0 E: 0 LOB: 1 K: 0 BB: 1 S: 3 P: 7		1B: 8 SF: 2 2B: 1 SAC: 1 3B: 2 DP: 1 HR: 0 HBP: 0						

PITCHER		IP	WLS	BF	H	R	ER	SO	BB	IBB	HBP	BLK	WP	HR	S	P	ERA	WHIP
Steve Blass, R ERA: 4.86	(1, 1)	5.2	L	29	9	6	4	3	3	0	0	0	1	0	32	44	6.35	2.118
Lou Marone, L ERA: 4.76	(6, 1)	2.1		9	1	0	0	0	1	0	0	0	0	0	8	12	0.00	0.857

PITCHER	IP	WLS	BF	H	R	ER	SO	BB	IBB	HBP	BLK	WP	HR	S	P	ERA	WHIP

BOTTOM

Pittsburgh Pirates @ St. Louis Cardinals

Busch Stadium, St. Louis, MO

Sat Jul 12 1969, 3:33 AM CDT

Att. 17,950 - Unknown

livebaseballscorecards.com

AB	31
R	6
H	10
RBI	4
BB	4
SO	3
LOB	18

Batter	1	2	3	4	5	6	7	8	9	AB	R	H	RBI	BB	SO	LOB
Matty Alou, L (1, 8) OBP: 0.382, SLG: 0.447	F5		1B			F8 2B		HR 1B	IBB	4	1	3	0	1	0	0
Richie Hebner, L (1, 5) OBP: 0.375, SLG: 0.448	1B		F7			F8 2-3		F7	3-1	5	0	1	0	0	0	5
Willie Stargell, L (1, 7) OBP: 0.417, SLG: 0.562	K			K		K		1-2 HR 1B		4	1	1	0	0	3	2
Roberto Clemente, R (1, 9) OBP: 0.403, SLG: 0.546	4-3			K		K		1-H 2-H HR		4	1	1	3	0	2	2
Al Oliver, L (1, 3) OBP: 0.304, SLG: 0.363		6-3		P3			P6	1B		4	0	1	0	0	0	0
Manny Sanguillen, R (1, 2) OBP: 0.367, SLG: 0.439		P6			1B		S 1B	F5		4	0	2	0	0	0	1
Gene Alley, R (1, 4) OBP: 0.252, SLG: 0.230		K			F3		F8 1-2		F8	4	0	0	0	0	1	1
Freddie Patek, R (1, 6) OBP: 0.305, SLG: 0.294			4-3		1B		F9		SH1-3 1B	4	0	2	0	0	0	1
Jim Bunning, R (1, 1) OBP: 0.079, SLG: 0.028			F9		1-3			P4	SH1-3 1-2	3	0	0	0	0	0	1
Bob Moose, R (9, 1) OBP: 0.222, SLG: 0.087										0	0	0	0	0	0	0

TOP

Pittsburgh Pirates @ St. Louis Cardinals

Busch Stadium, St. Louis, MO

Sun Jul 13 1969, 3:33 AM CDT

Unknown

livebaseballscorecards.com

AB	36
R	3
H	11
RBI	3
BB	1
SO	6
LOB	13

Inning Stats	1	2	3	4	5	6	7	8	9
	R: 0 E: 0 K: 1 S: 6	H: 1 LOB: 1 BB: 0 P: 6	R: 0 E: 0 K: 1 S: 5	H: 0 LOB: 0 BB: 0 P: 5	R: 0 E: 0 K: 0 S: 4	H: 1 LOB: 1 BB: 0 P: 4	R: 0 E: 0 K: 2 S: 7	H: 0 LOB: 0 BB: 0 P: 7	R: 0 E: 0 K: 0 S: 4	H: 2 LOB: 1 BB: 0 P: 4	R: 0 E: 0 K: 2 S: 8	H: 1 LOB: 1 BB: 0 P: 8	R: 0 E: 0 K: 0 S: 4	H: 1 LOB: 1 BB: 0 P: 4	R: 3 E: 0 K: 0 S: 7	H: 4 LOB: 1 BB: 0 P: 7	R: 0 E: 0 K: 0 S: 4	H: 1 LOB: 2 BB: 1 P: 8

PITCHER		IP	WLS	BF	H	R	ER	SO	BB	IBB	HBP	BLK	WP	HR	S	P	ERA	WHIP	PITCHER	IP	WLS	BF	H	R	ER	SO	BB	IBB	HBP	BLK	WP	HR	S	P	ERA	WHIP
Bob Gibson, R ERA: 2.33	(1, 1)	8.0	L	33	10	3	3	6	0	0	0	0	0	1	45	45	3.38	1.250																	
Mudcat Grant, R ERA: 4.78	(9, 1)	1.0		5	1	0	0	0	0	1	0	0	0	0	4	8	0.00	1.000																	

1B: 9	SF: 0	WP: 0	PA: 38
2B: 1	SAC: 1	PB: 0	
3B: 0	DP: 0	SB: 1	
HR: 1	HBP: 0	CS: 0	

BOTTOM

Pittsburgh Pirates @ St. Louis Cardinals

Busch Stadium, St. Louis, MO

Sun Jul 13 1969, 3:33 AM CDT

Unknown

livebaseballscorecards.com

Batter	1	2	3	4	5	6	7	8	9	AB	R	H	RBI	BB	SO	LOB
Lou Brock, L (1, 7) OBP: 0.341, SLG: 0.448	4-3		1B			BB		CS 1-2	1-3	3	0	1	0	1	0	0
Curt Flood, R (1, 8) OBP: 0.332, SLG: 0.349	F8		K			P3 1-2f			4-3 BLK 1B	4	0	1	0	0	1	2
Vada Pinson, L (1, 9) OBP: 0.333, SLG: 0.439	2B		4-3			4-3			4-3 1-3	4	0	1	0	0	0	2
Joe Torre, R (1, 3) OBP: 0.344, SLG: 0.466	K			L4			6-3		5-3	4	0	0	0	0	1	2
Tim McCarver, L (1, 2) OBP: 0.337, SLG: 0.377		F8		F7			F8			3	0	0	0	0	0	0
Mike Shannon, R (1, 5) OBP: 0.309, SLG: 0.376		5-3		K			F3			3	0	0	0	0	1	0
Julian Javier, R (1, 4) OBP: 0.310, SLG: 0.396		1B			F8			F7		2	0	1	0	0	0	0
Dave Ricketts, S (8, PH) OBP: 0.381, SLG: 0.316										1	0	0	0	0	0	0
Mudcat Grant, R (9, 1) OBP: 0.259, SLG: 0.200										0	0	0	0	0	0	0
Steve Huntz, S (1, 6) (9, 4) OBP: 0.325, SLG: 0.196		2-3			K			F8		3	0	0	0	0	1	1
Bob Gibson, R (1, 1) OBP: 0.266, SLG: 0.311			L5		F8			E7 CS		2	0	0	0	0	0	0
Vic Davalillo, L (8, PH) OBP: 0.252, SLG: 0.266										1	0	0	0	0	0	0
Dal Maxvill, R (9, 6) OBP: 0.256, SLG: 0.236										0	0	0	0	0	0	0
Inning Stats	R: 0 E: 0 K: 1 S: 6 H: 1 LOB: 1 BB: 0 P: 6	R: 0 E: 0 K: 0 S: 4 H: 1 LOB: 1 BB: 0 P: 4	R: 0 E: 0 K: 1 S: 6 H: 1 LOB: 1 BB: 0 P: 6	R: 0 E: 0 K: 1 S: 5 H: 0 LOB: 0 BB: 0 P: 5	R: 0 E: 0 K: 1 S: 5 H: 0 LOB: 0 BB: 0 P: 5	R: 0 E: 0 K: 0 S: 2 H: 0 LOB: 0 BB: 1 P: 6	R: 0 E: 0 K: 0 S: 3 H: 0 LOB: 0 BB: 0 P: 3	R: 0 E: 1 K: 0 S: 3 H: 0 LOB: 0 BB: 0 P: 3	R: 0 E: 0 K: 0 S: 4 H: 1 LOB: 1 BB: 0 P: 4	1B: 3 2B: 2 3B: 0 HR: 0	SF: 0 SAC: 0 DP: 1 HBP: 0					

	AB	30
	R	0
	H	4
	RBI	0
	BB	1
	SO	4
	LOB	7

PITCHER	IP	WLS	BF	H	R	ER	SO	BB	IBB	HBP	BLK	WP	HR	S	P	ERA	WHIP
Jim Bunning, R (1, 1) ERA: 3.61	8.0	W	27	3	0	0	4	1	0	0	0	0	0	34	38	0.00	0.500
Bob Moose, R (9, 1) ERA: 4.52	1.0	S	4	1	0	0	0	0	0	0	1	0	0	4	4	0.00	1.000

PITCHER	IP	WLS	BF	H	R	ER	SO	BB	IBB	HBP	BLK	WP	HR	S	P	ERA	WHIP

WP: 0 PA: 32
PB: 0
SB: 0
CS: 1

Batter	1	2	3	4	5	6	7	8	9	AB	R	H	RBI	BB	SO	LOB
Matty Alou, L (1, 8) OBP: 0.383, SLG: 0.446	F7			F8			2B 1B	1-2 2-3 IBB		3	1	1	0	1	0	0
Carl Taylor, R (1, 9) OBP: 0.452, SLG: 0.471	5-3			K			4-3 1-H 1B 2B	F9		4	1	1	1	0	1	3
Richie Hebner, L (1, 5) OBP: 0.370, SLG: 0.442	F2			F7			4-3 2-3		F5	4	0	0	0	0	0	1
Willie Stargell, L (1, 7) OBP: 0.418, SLG: 0.561		1-4-3			F7		G3-6-3 3-H 1B		FC5-4 1B	4	0	2	1	0	0	0
Steve Blass, R (9, PR) OBP: 0.234, SLG: 0.261										0	0	0	0	0	0	0
Al Oliver, L (1, 3) OBP: 0.300, SLG: 0.359		F8			F9		G3-6-3 1-2f		FC5-4 1-2f	3	0	0	0	0	0	1
Roberto Clemente, R (9, PH) OBP: 0.402, SLG: 0.544										1	0	0	0	0	0	1
Jerry May, R (1, 2) OBP: 0.260, SLG: 0.366		K			4-3			K	F2	4	0	0	0	0	2	1
Jose Martinez, R (1, 4) OBP: 0.277, SLG: 0.278			5-3			F3		K		3	0	0	0	0	1	0
Freddie Patek, R (1, 6) OBP: 0.306, SLG: 0.295			F3			K		WP 1B 1B		3	0	1	0	0	1	0
Dock Ellis, S (1, 1) OBP: 0.139, SLG: 0.114			K			K		WP 1-2 1B		3	0	1	0	0	2	0
Joe Gibbon, R (8, 1)										0	0	0	0	0	0	0
Inning Stats	R: 0 E: 0 K: 0 S: 3 H: 0 LOB: 0 BB: 0 P: 3	R: 0 E: 0 K: 1 S: 5 H: 0 LOB: 0 BB: 0 P: 5	R: 0 E: 0 K: 1 S: 5 H: 0 LOB: 0 BB: 0 P: 5	R: 0 E: 0 K: 1 S: 5 H: 0 LOB: 0 BB: 0 P: 5	R: 0 E: 0 K: 0 S: 3 H: 0 LOB: 0 BB: 0 P: 3	R: 0 E: 0 K: 2 S: 7 H: 0 LOB: 0 BB: 0 P: 7	R: 2 E: 0 K: 0 S: 5 H: 3 LOB: 0 BB: 0 P: 5	R: 0 E: 0 K: 2 S: 9 H: 2 LOB: 3 BB: 1 P: 13	R: 0 E: 0 K: 0 S: 4 H: 1 LOB: 1 BB: 0 P: 4	1B: 5 2B: 1 3B: 0 HR: 0	SF: 0 SAC: 0 DP: 1 HBP: 0						

PITCHER		IP	WLS	BF	H	R	ER	SO	BB	IBB	HBP	BLK	WP	HR	S	P	ERA	WHIP
Nelson Briles, R ERA: 4.2	(1, 1)	8.0	W	29	5	2	2	7	0	1	0	0	1	0	42	46	2.25	0.625
Joe Hoerner, L ERA: 2.17	(9, 1)	1.0	S	4	1	0	0	0	0	0	0	0	0	0	4	4	0.00	1.000

PITCHER	IP	WLS	BF	H	R	ER	SO	BB	IBB	HBP	BLK	WP	HR	S	P	ERA	WHIP

TOP

Pittsburgh Pirates @ St. Louis Cardinals

Busch Stadium, St. Louis, MO

Sun Jul 13 1969, 3:38 AM CDT
Att. 36,469 - Unknown

livebaseballscorecards.com

AB	32
R	2
H	6
RBI	2
BB	1
SO	7
LOB	7

WP: 1 PA: 33
PB: 0
SB: 0
CS: 0

Batter	1	2	3	4	5	6	7	8	9	AB	R	H	RBI	BB	SO	LOB
Lou Brock, L (1, 7) OBP: 0.341, SLG: 0.447	S S S 0-3 ① K		x 0-0 1B 1B 2-H 1B		x 0-0 ② F7		x 0-0 ② F7	x 0-0 ③ 1-3		1	0	0	0	0	1	0
Vic Davalillo, L (2, 7) OBP: 0.252, SLG: 0.265										4	1	1	1	0	0	3
Curt Flood, R (1, 8) OBP: 0.333, SLG: 0.350	x 0-0 ② 1-4-3		x 0-0 1B 2-3 1B		x 0-0 1B		x 0-0 ③ 5-3			4	0	2	0	0	0	0
Vada Pinson, L (1, 9) OBP: 0.335, SLG: 0.440	x 0-0 ③ 4-3		x 0-0 BB 1-3 3-H 1B		x 0-0 ③ F3			x 0-0 1B SF7 1B		4	1	2	1	0	0	1
Joe Torre, R (1, 3) OBP: 0.345, SLG: 0.465		x 0-0 ① F8	B B B B 4-0 1-2 BB			S S S 0-3 ① K		x 0-0 BB IBB 1-3 BB 1B		3	1	1	0	1	1	0
Tim McCarver, L (1, 2) OBP: 0.339, SLG: 0.381		B B B B 4-0 G6-4-3 BB	x 0-0 ③ F3			x 0-0 2B		x 0-0 ① SF7 3-H		2	0	1	1	1	0	3
Mike Shannon, R (1, 5) OBP: 0.305, SLG: 0.371		x 0-0 ② ③ G6-4-3 1-2f		x 0-0 ① F8		x 0-0 ② 5-3		x 0-0 ② F9		4	0	0	0	0	0	3
Julian Javier, R (1, 4) OBP: 0.312, SLG: 0.394			S S S 0-3 ① K	x 0-0 ② F8		I I I 4-0 IBB		I I I 4-0 BB BB 1-2 IBB		2	0	0	0	2	1	0
Dal Maxvill, R (1, 6) OBP: 0.260, SLG: 0.234			B B B B 4-0 SH2-3 1B BB	x 0-0 ③ F9		S S S 0-3 ③ K		B B B B 4-0 BB 1-2 2-3 BB		2	1	0	0	2	1	2
Nelson Briles, R (1, 1) OBP: 0.136, SLG: 0.167			x 0-0 ② SH2-3 1-2		S S S 0-3 ① K		x 0-0 ① P3	B B B B 4-0 1-2 2-3 3-H BB		2	0	0	0	0	1	0
Phil Gagliano, R (8, PH) OBP: 0.317, SLG: 0.282										0	0	0	1	1	0	0
Joe Hoerner, R (9, 1)										0	0	0	0	0	0	0
Inning Stats	R: 0 E: 0 K: 1 S: 5 H: 0 LOB: 0 BB: 0 P: 5	R: 0 E: 0 K: 0 S: 2 H: 0 LOB: 0 BB: 1 P: 6	R: 2 E: 0 K: 1 S: 8 H: 3 LOB: 3 BB: 2 P: 16	R: 0 E: 0 K: 0 S: 3 H: 0 LOB: 0 BB: 0 P: 3	R: 0 E: 0 K: 1 S: 6 H: 1 LOB: 1 BB: 0 P: 6	R: 0 E: 0 K: 2 S: 8 H: 1 LOB: 2 BB: 1 P: 12	R: 0 E: 0 K: 0 S: 3 H: 0 LOB: 0 BB: 0 P: 3	R: 2 E: 0 K: 0 S: 5 H: 2 LOB: 3 BB: 3 P: 17		1B: 6 2B: 1 3B: 0 HR: 0	SF: 1 SAC: 1 DP: 1 HBP: 0						

PITCHER		IP	WLS	BF	H	R	ER	SO	BB	IBB	HBP	BLK	WP	HR	S	P	ERA	WHIP
Dock Ellis, R ERA: 4.49	(1, 1)	7.0	L	31	7	4	4	5	3	1	0	0	0	0	37	53	5.14	1.429
Joe Gibbon, L ERA: 2.57	(8, 1)	1.0		6	0	0	0	0	2	1	0	0	0	0	3	15	0.00	2.000

PITCHER	IP	WLS	BF	H	R	ER	SO	BB	IBB	HBP	BLK	WP	HR	S	P	ERA	WHIP

BOTTOM

Pittsburgh Pirates @ St. Louis Cardinals

Busch Stadium, St. Louis, MO

Sun Jul 13 1969, 3:38 AM CDT

Att. 36,469 - Unknown

livebaseballscorecards.com

AB	28
R	4
H	7
RBI	4
BB	7
SO	5
LOB	12

Batter	1	2	3	4	5	6	7	8	9	AB	R	H	RBI	BB	SO	LOB
Matty Alou, L (1, 8) OBP: 0.382, SLG: 0.446	1-3		4-3 2B		L4			G3		4	0	1	0	0	0	0
Richie Hebner, L (1, 5) OBP: 0.369, SLG: 0.439	K		4-3 2-3			G6-3 1B		3-1		4	0	1	0	0	1	1
Willie Stargell, L (1, 7) OBP: 0.416, SLG: 0.555	K		3-1			F5		BB 1B BB		3	0	0	0	1	1	2
Roberto Clemente, R (1, 9) OBP: 0.407, SLG: 0.551		G6-4-3 1B 1B		2B		G6-3 1-2f		BB 1-2 1B		4	0	3	0	0	0	1
Carl Taylor, R (1, 3) OBP: 0.463, SLG: 0.471		G6-4-3 1-2 1B		K			1-3 HBP	FC5-4 1-2 2-3 BB		2	0	1	0	1	1	1
Gene Alley, R (1, 4) OBP: 0.244, SLG: 0.222		G6-4-3 1-2f 2-3		F7			1-3 1-2	FC5-4 1-2f		4	0	0	0	0	0	7
Jerry May, R (1, 2) OBP: 0.264, SLG: 0.366 Manny Sanguillen, R (3, 2) OBP: 0.362, SLG: 0.433	HBP		5-3		F5		F9		0 0 0 0 0 0 0 3 0 0 0 0 0 2							
Freddie Patek, R (1, 6) OBP: 0.310, SLG: 0.300 Jose Pagan, R (9, PH) OBP: 0.340, SLG: 0.428		5-3			CS 2B		IBB		G4-6-3 1B	2 0 1 0 1 0 2 1 0 1 0 0 0 0						
Bob Veale, S (1, 1) OBP: 0.075, SLG: 0.026 Bob Moose, R (8, 1) OBP: 0.222, SLG: 0.087 Al Oliver, L (9, PH) OBP: 0.299, SLG: 0.357			3-1		K 2-3		K		G4-6-3 1-2f	3 0 0 0 0 2 3 0 0 0 0 0 0 0 1 0 0 0 0 0 1						
Inning Stats	R: 0 E: 0 K: 2 S: 7 H: 0 LOB: 0 BB: 0 P: 7	R: 0 E: 0 K: 0 S: 4 H: 2 LOB: 2 BB: 0 P: 5	R: 0 E: 0 K: 0 S: 4 H: 1 LOB: 1 BB: 0 P: 4	R: 0 E: 0 K: 1 S: 6 H: 1 LOB: 1 BB: 0 P: 6	R: 0 E: 0 K: 1 S: 5 H: 1 LOB: 0 BB: 0 P: 5	R: 0 E: 0 K: 0 S: 3 H: 1 LOB: 0 BB: 0 P: 3	R: 0 E: 0 K: 1 S: 5 H: 0 LOB: 2 BB: 1 P: 10	R: 0 E: 0 K: 0 S: 4 H: 1 LOB: 3 BB: 2 P: 12	R: 0 E: 0 K: 0 S: 3 H: 1 LOB: 0 BB: 0 P: 3	1B: 5 2B: 3 3B: 0 HR: 0 SF: 0 SAC: 0 DP: 3 HBP: 2						

PITCHER		IP	W	L	S	BF	H	R	ER	SO	BB	IBB	HBP	BLK	WP	HR	P	ERA	WHIP
Bill Stoneman, R ERA: 5.33	(1, 1)	9.0	W			36	8	0	0	5	2	1	2	0	0	0	55	0.00	1.111

PITCHER	IP	W	L	S	BF	H	R	ER	SO	BB	IBB	HBP	BLK	WP	HR	P	ERA	WHIP

TOP

Pittsburgh Pirates @ Montreal Expos

Jarry Park, Montreal, QB

Mon Jul 14 1969, 7:05 PM EDT

Att. 20,054 - Unknown

livebaseballscorecards.com

AB	31
R	0
H	8
RBI	0
BB	3
SO	5
LOB	20

WP: 0 PA: 36
PB: 0
SB: 0
CS: 1

Batter	1	2	3	4	5	6	7	8	9	AB	R	H	RBI	BB	SO	LOB
Remy Hermoso, R (1, 4) OBP: 0.200, SLG: 0.200	1-3		4-3			G5-3 / SH1-3 / 1B		1-6-3		4	0	1	0	0	0	1
Rusty Staub, L (1, 9) OBP: 0.409, SLG: 0.463	2B		F8			SH1-3 1-2		K		3	0	1	0	0	1	1
Bob Bailey, R (1, 3) OBP: 0.347, SLG: 0.452	5-3			G3		IBB		1B / 1B / 1B		3	1	1	0	1	0	1
Coco Laboy, R (1, 5) OBP: 0.321, SLG: 0.437	5-3			F8		G5-3 2-3f		BB / 1B / 1B 1-2		4	1	1	0	0	0	3
Jose Herrera, R (1, 7) OBP: 0.405, SLG: 0.500		F8		2B			F9	1B / BB / 1B 1-2 2-H		4	0	2	1	0	0	0
Adolfo Phillips, R (1, 8) OBP: 0.345, SLG: 0.314		F7		K			6-3	1B 1-2 2-3		3	0	0	0	1	1	1
Ron Brand, R (1, 2) OBP: 0.366, SLG: 0.344		6-3			K		1B	1B 1-2 2-3 3-H		4	0	2	1	0	1	0
Bobby Wine, R (1, 6) OBP: 0.245, SLG: 0.263			E9 / 2B		6-3		1-3 / 1B	K		4	0	2	0	0	1	3
Bill Stoneman, R (1, 1) OBP: 0.152, SLG: 0.119			K		5-3		K			3	0	0	0	0	2	3
Inning Stats	R: 0 H: 1 E: 0 LOB: 1 K: 0 BB: 0 S: 4 P: 4	R: 0 H: 0 E: 0 LOB: 0 K: 0 BB: 0 S: 3 P: 3	R: 0 H: 1 E: 1 LOB: 1 K: 1 BB: 0 S: 6 P: 6	R: 0 H: 1 E: 0 LOB: 1 K: 1 BB: 0 S: 6 P: 6	R: 0 H: 0 E: 0 LOB: 0 K: 1 BB: 0 S: 5 P: 5	R: 0 H: 1 E: 0 LOB: 1 K: 0 BB: 1 S: 3 P: 7	R: 0 H: 2 E: 0 LOB: 2 K: 1 BB: 0 S: 7 P: 7	R: 2 H: 4 E: 0 LOB: 3 K: 2 BB: 1 S: 11 P: 15		1B: 7 SF: 0 2B: 3 SAC: 1 3B: 0 DP: 1 HR: 0 HBP: 0						

PITCHER		IP	WLS	BF	H	R	ER	SO	BB	IBB	HBP	BLK	WP	HR	S	P	ERA	WHIP
Bob Veale, L ERA: 4.19	(1, 1)	7.2	L	33	9	2	2	5	1	1	0	0	0	0	41	49	2.35	1.304
Bob Moose, R ERA: 4.5	(8, 1)	0.1		2	1	0	0	1	0	0	0	0	0	0	4	4	0.00	3.000

PITCHER	IP	WLS	BF	H	R	ER	SO	BB	IBB	HBP	BLK	WP	HR	S	P	ERA	WHIP

BOTTOM

Pittsburgh Pirates @ Montreal Expos

Jarry Park, Montreal, QB

Mon Jul 14 1969, 7:05 PM EDT

Att. 20,054 - Unknown

livebaseballscorecards.com

AB	32
R	2
H	10
RBI	2
BB	2
SO	6
LOB	13

Batter	1	2	3	4	5	6	7	8	9	AB	R	H	RBI	BB	SO	LOB
Matty Alou, L (1, 8) OBP: 0.385, SLG: 0.451	4-3 2B		1B		1B			L8		5	1	3	2	0	0	0
Carl Taylor, R (1, 3) OBP: 0.460, SLG: 0.511	HR 2B		4-3		F9			K		5	1	2	3	0	1	2
Willie Stargell, L (1, 7) OBP: 0.413, SLG: 0.549	E6 HR 1B F2			F6	K			K		5	1	1	0	0	2	2
Roberto Clemente, R (1, 9) OBP: 0.405, SLG: 0.554 Ron Davis, R (6, 9) OBP: 0.328, SLG: 0.294	K	F4		1B 3B		6-3			4-3 2B	4 1	1 0	1 1	0 0	0 0	1 0	1 0
Richie Hebner, L (1, 5) OBP: 0.369, SLG: 0.447	2-H HR	F4		1-3 1B IBB		3-1			4-3 2-3	4	1	1	2	1	0	1
Manny Sanguillen, R (1, 2) OBP: 0.368, SLG: 0.434	E 1B BB BB	1B		1-3 1-2 3-H 1B		L6			6-3	4	1	2	1	1	0	1
Gene Alley, R (1, 4) OBP: 0.242, SLG: 0.221	BB E 2B 1-2 1B	K		1-3 1-2 2-3			F5		6-3	5	1	1	0	0	1	4
Freddie Patek, R (1, 6) OBP: 0.305, SLG: 0.296	E4 BB 2B 1-2 2-3		F7	L6			F9			4	1	0	0	0	0	4
Luke Walker, L (1, 1)	2B 2B 1-2 2-3 3-H BB		4-3		4-3		K			3	1	0	1	1	1	0
Inning Stats	R: 8 E: 2 K: 1 S: 12 H: 6 LOB: 1 BB: 2 P: 20	R: 0 E: 0 K: 1 S: 6 H: 1 LOB: 1 BB: 0 P: 6	R: 0 E: 0 K: 0 S: 4 H: 1 LOB: 1 BB: 0 P: 4	R: 1 E: 0 K: 0 S: 5 H: 2 LOB: 2 BB: 1 P: 9	R: 0 E: 0 K: 1 S: 6 H: 1 LOB: 1 BB: 0 P: 6	R: 0 E: 0 K: 0 S: 3 H: 0 LOB: 0 BB: 0 P: 3	R: 0 E: 0 K: 1 S: 5 H: 0 LOB: 0 BB: 0 P: 5	R: 0 E: 0 K: 2 S: 7 H: 0 LOB: 0 BB: 0 P: 7	R: 0 E: 0 K: 0 S: 4 H: 1 LOB: 1 BB: 0 P: 4	1B: 6 2B: 3 3B: 1 HR: 2 SF: 0 SAC: 0 DP: 0 HBP: 0						

PITCHER		IP	WLS	BF	H	R	ER	SO	BB	IBB	HBP	BLK	WP	HR	S	P	ERA	WHIP
Gary Waslewski, R ERA: 2.67	(1, 1)	0.2	L	10	5	8	3	1	2	0	0	0	0	2	10	18	40.50	10.500
Roy Face, R ERA: 3.83	(1, 1)	2.1		10	3	0	0	1	0	0	0	0	0	0	12	12	0.00	1.286
Steve Renko, R ERA: 6.2	(4, 1)	5.0		19	3	1	1	4	0	1	0	0	0	0	26	30	1.80	0.600
Don Shaw, L ERA: 4.68	(9, 1)	1.0		4	1	0	0	0	0	0	0	0	0	0	4	4	0.00	1.000

PITCHER	IP	WLS	BF	H	R	ER	SO	BB	IBB	HBP	BLK	WP	HR	S	P	ERA	WHIP

TOP

Pittsburgh Pirates @ Montreal Expos

Jarry Park, Montreal, QB

Tue Jul 15 1969, 7:05 PM EDT

Att. 20,876 - Unknown

livebaseballscorecards.com

AB	40
R	9
H	12
RBI	9
BB	3
SO	6
LOB	15

WP: 0 PA: 43
PB: 0
SB: 0
CS: 0

BOTTOM

Pittsburgh Pirates @ Montreal Expos

Jarry Park, Montreal, QB

Tue Jul 15 1969, 7:05 PM EDT

Att. 20,876 - Unknown

Batter	1	2	3	4	5	6	7	8	9	AB	R	H	RBI	BB	SO	LOB
Remy Hermoso, R (1, 4) OBP: 0.222, SLG: 0.125	K		4-3			BB		K		3	0	0	0	1	2	1
Rusty Staub, L (1, 9) OBP: 0.410, SLG: 0.472	6-3			HR		K			BB	3	2	1	1	1	1	1
Bob Bailey, R (1, 3) OBP: 0.345, SLG: 0.463	K			K		G4-6-3			HR	4	1	1	2	0	2	1
Coco Laboy, R (1, 5) OBP: 0.317, SLG: 0.431		4-3		1-3			6-3		6-3	4	0	0	0	0	0	0
Jose Herrera, R (1, 7) OBP: 0.390, SLG: 0.475		F8		1B			G3		6-3	4	0	1	0	0	0	0
Adolfo Phillips, R (1, 8) OBP: 0.341, SLG: 0.310 Ty Cline, L (5, 8) OBP: 0.362, SLG: 0.259		F8		1-6-3			BB		L8	2 1	0 0	0 0	0 0	0 1	0 0	1 0
Ron Brand, R (1, 2) OBP: 0.366, SLG: 0.339			BB		1-3		5-3			2	0	0	0	1	0	1
Bobby Wine, R (1, 6) OBP: 0.241, SLG: 0.258			F8		G3			4-3		3	0	0	0	0	0	1
Gary Waslewski, R (1, 1) OBP: 0.091, SLG: 0.182 Roy Face, R (1, 1) OBP: 0.500, SLG: 0.500 John Boccabella, R (3, PH) OBP: 0.163, SLG: 0.187 Steve Renko, R (4, 1) OBP: 0.333, SLG: 0.333 John Bateman, R (8, PH) OBP: 0.250, SLG: 0.323 Don Shaw, L (9, 1)			F8		6-3			1-3		0 0 1 1 1 0	0 0 0 0 0 0	0 0 0 0 0 0	0 0 0 0 0 0	0 0 0 0 0 0	0 0 0 0 0 0	0 0 1 0 0 0
Inning Stats	R: 0 E: 0 K: 2 S: 7 H: 0 LOB: 0 BB: 0 P: 7	R: 0 E: 0 K: 0 S: 3 H: 0 LOB: 0 BB: 0 P: 3	R: 0 E: 0 K: 0 S: 3 H: 0 LOB: 1 BB: 1 P: 7	R: 1 E: 0 K: 1 S: 7 H: 2 LOB: 1 BB: 0 P: 7	R: 0 E: 0 K: 0 S: 3 H: 0 LOB: 0 BB: 0 P: 3	R: 0 E: 0 K: 1 S: 4 H: 0 LOB: 0 BB: 1 P: 8	R: 0 E: 0 K: 0 S: 3 H: 0 LOB: 1 BB: 1 P: 7	R: 0 E: 0 K: 1 S: 5 H: 0 LOB: 0 BB: 0 P: 5	R: 2 E: 0 K: 0 S: 4 H: 1 LOB: 0 BB: 1 P: 8	1B: 1 2B: 0 3B: 0 HR: 2	SF: 0 SAC: 0 DP: 1 HBP: 0		WP: 0 PB: 0 SB: 0 CS: 0	PA: 33		

livebaseballscorecards.com

	AB	29
	R	3
	H	3
	RBI	3
	BB	4
	SO	5
	LOB	7

PITCHER		IP	WLS	BF	H	R	ER	SO	BB	IBB	HBP	BLK	WP	HR	S	P	ERA	WHIP
Luke Walker, L ERA: 3.7	(1, 1)	9.0	W	33	3	3	3	5	4	0	0	0	0	2	39	55	3.00	0.778

PITCHER	IP	WLS	BF	H	R	ER	SO	BB	IBB	HBP	BLK	WP	HR	S	P	ERA	WHIP

Batter	1	2	3	4	5	6	7	8	9	AB	R	H	RBI	BB	SO	LOB
Matty Alou, L (1, 8) OBP: 0.390, SLG: 0.454	H 1-0 1B S HBP	x 0-0 ③ 1-3 2-H 1B			x 0-0 ① FC4-3-6-3 G4-6-3 1-2			x 0-0 S HR 1B	x 0-0 BB 2-3 1B	4	2	3	1	0	0	1
Carl Taylor, R (1, 3) OBP: 0.449, SLG: 0.495	x 0-0 FC4-6 1-3 1B		x 0-0 ① 6-3		x 0-0 ②③ G4-6-3 1-2f			x 0-0 ① F4 1-2	S S S 0-3 ② K	5	0	1	0	0	1	4
Willie Stargell, L (1, 7) OBP: 0.412, SLG: 0.555 Chuck Hartenstein, R (9, 1)	x 0-0 ① F9		x 0-0 ② F6			S S S 0-3 ① K		x 0-0 2-H HR	B B B B 4-0 1B 1-2 1B BB	4 0	2 0	1 0	2 0	1 0	1 0	2 0
Roberto Clemente, R (1, 9) OBP: 0.405, SLG: 0.551	x 0-0 ② FC4-6 1-2f		x 0-0 ③ F9			x 0-0 BB 1B		x 0-0 ② 5-3	x 0-0 1B 1-2 2-H 3-H 1B	5	0	2	2	0	0	2
Richie Hebner, L (1, 5) OBP: 0.376, SLG: 0.451	S S S 0-3 ③ K			x 0-0 E PB 1B		B B B B 4-0 G6-4-3 1-2 BB		x 0-0 E7 1B 1B	x 0-0 1-3 2-H 1B	4	2	3	1	1	1	2
Manny Sanguillen, R (1, 2) OBP: 0.373, SLG: 0.438		x 0-0 1B 1B 1B		x 0-0 E8 PB 1-3 L8-2-5 1B		x 0-0 ②③ G6-4-3 1-2f		x 0-0 ③ 2-H 1B	x 0-0 ③ 1-3	5	1	3	1	0	0	4
Gene Alley, R (1, 4) OBP: 0.242, SLG: 0.222 (7, 6)		S S S 0-3 ① K 1B		x 0-0 ①② L8-2-5 2-H 3-H			x 0-0 G5-4-3 1B	x 0-0 ③ 1-3		4	0	1	0	0	1	3
Freddie Patek, R (1, 6) OBP: 0.305, SLG: 0.296 Joe Gibbon, R (7, 1) Ron Davis, R (9, PH) OBP: 0.339, SLG: 0.308 (9, 7)		x 0-0 1B 1-2 1B		x 0-0 ③ F7			S S S 0-3 ① K		x 0-0 1B 1-3 1B 1B	3 0 1	0 0 1	1 0 1	0 0 0	0 0 0	1 0 0	1 0 0
Steve Blass, R (1, 1) OBP: 0.245, SLG: 0.271 Lou Marone, R (5, 1) Bruce Dal Canton, R (5, 1) OBP: 0.444, SLG: 0.625 Jose Pagan, R (7, PH) OBP: 0.335, SLG: 0.422 (7, 4) Jose Martinez, R (9, 4) OBP: 0.277, SLG: 0.278		S S S 0-3 ② K			x 0-0 FC4-3-6-3 1B		x 0-0 ②③ G5-4-3 1-2f		x 0-0 ① 1-3 1-2	2 0 0 2 0	0 0 0 0 0	1 0 0 0 0	0 0 0 0 0	0 0 0 0 0	1 0 0 0 0	2 0 0 2 0
Inning Stats	R: 0 E: 0 K: 1 S: 6 H: 1 LOB: 2 BB: 0 P: 7	R: 1 E: 0 K: 2 S: 9 H: 3 LOB: 2 BB: 0 P: 9	R: 0 E: 0 K: 0 S: 3 H: 0 LOB: 0 BB: 0 P: 3	R: 1 E: 1 K: 0 S: 4 H: 2 LOB: 0 BB: 0 P: 4	R: 0 E: 0 K: 0 S: 3 H: 1 LOB: 0 BB: 0 P: 3	R: 0 E: 0 K: 1 S: 5 H: 1 LOB: 1 BB: 1 P: 9	R: 0 E: 0 K: 1 S: 5 H: 1 LOB: 0 BB: 0 P: 5	R: 3 E: 1 K: 0 S: 7 H: 4 LOB: 1 BB: 0 P: 7	R: 3 E: 0 K: 1 S: 9 H: 4 LOB: 2 BB: 1 P: 13	1B: 16 2B: 1 3B: 0 HR: 1	SF: 0 SAC: 0 DP: 4 HBP: 1				WP: 0 PB: 1 SB: 2 CS: 0	PA: 42	

PITCHER		IP	WLS	BF	H	R	ER	SO	BB	IBB	HBP	BLK	WP	HR	S	P	ERA	WHIP
Mike Wegener, R ERA: 4.41	(1, 1)	4.0		17	6	2	1	3	0	0	1	0	0	0	22	23	2.25	1.500
Dan McGinn, L ERA: 4.45	(5, 1)	4.1	L	20	9	5	4	2	1	0	0	0	0	1	23	27	8.31	2.308
Dick Radatz, R ERA: 3.96	(9, 1)	0.1		3	1	0	0	1	1	0	0	0	0	0	4	8	0.00	6.000
Roy Face, R ERA: 3.8	(9, 1)	0.1		2	1	1	1	0	0	0	0	0	0	0	2	2	27.00	3.000

PITCHER	IP	WLS	BF	H	R	ER	SO	BB	IBB	HBP	BLK	WP	HR	S	P	ERA	WHIP

TOP

Pittsburgh Pirates @ Montreal Expos

Jarry Park, Montreal, QB

Wed Jul 16 1969, 7:05 PM EDT

Att. 24,214 - Unknown

livebaseballscorecards.com

AB	39
R	8
H	17
RBI	7
BB	2
SO	6
LOB	23

Batter	1	2	3	4	5	6	7	8	9	AB	R	H	RBI	BB	SO	LOB
Ty Cline, L (1, 8) OBP: 0.361, SLG: 0.261	L6-3		L6-3		1B E 1B		1B 3B		HR	3	1	1	0	0	0	0
Adolfo Phillips, R (7, 8) OBP: 0.348, SLG: 0.347										2	2	2	1	0	0	0
Remy Hermoso, R (1, 4) OBP: 0.231, SLG: 0.167	F8		F9		S 1-3 1B		6-3		F9	4	0	1	0	0	0	1
Kevin Collins, L (9, PH) OBP: 0.215, SLG: 0.270										1	0	0	0	0	0	0
Rusty Staub, L (1, 9) OBP: 0.413, SLG: 0.482	HR			BBBB E S HR BB	F9 1-3 3-H		G3 BB 1B		F5	4	2	2	2	1	0	1
Mack Jones, L (1, 7) OBP: 0.391, SLG: 0.509	4-1			SSS K 1-3	SSS K		BBBB G3 1-2 BB		H FC1-4 HBP	3	0	0	0	1	2	2
Bob Bailey, R (1, 3) OBP: 0.346, SLG: 0.476		1B		HR 3-H	F8		G3 1-2 2-3		FC1-4 1-2f	5	1	2	2	0	0	4
Coco Laboy, R (1, 5) OBP: 0.317, SLG: 0.438		F9		HR		5-3	F8			4	1	1	1	0	0	3
Ron Brand, R (1, 2) OBP: 0.362, SLG: 0.331		F3		BBBB BB		F8		4-3		3	0	0	0	1	0	1
Bobby Wine, R (1, 6) OBP: 0.235, SLG: 0.252		F7		F7		E6		SSS K		4	0	0	0	0	1	2
Mike Wegener, R (1, 1) OBP: 0.333, SLG: 0.343			SSS K	SSS K		SSS K		4-3		1	0	0	0	0	1	0
Floyd Wicker, L (4, PH) OBP: 0.167, SLG: 0.118										1	0	0	0	0	1	1
Dan McGinn, L (5, 1) OBP: 0.190, SLG: 0.333										2	0	0	0	0	1	1
Dick Radatz, R (9, 1)										0	0	0	0	0	0	0
Roy Face, R (9, 1) OBP: 0.500, SLG: 0.500										0	0	0	0	0	0	0
Inning Stats	R: 1 E: 0 K: 0 S: 4 H: 1 LOB: 0 BB: 0 P: 4	R: 0 E: 0 K: 0 S: 4 H: 1 LOB: 1 BB: 0 P: 4	R: 0 E: 0 K: 1 S: 5 H: 0 LOB: 0 BB: 0 P: 5	R: 3 E: 0 K: 2 S: 9 H: 2 LOB: 1 BB: 2 P: 17	R: 1 E: 0 K: 1 S: 7 H: 2 LOB: 1 BB: 0 P: 7	R: 0 E: 1 K: 1 S: 6 H: 0 LOB: 1 BB: 0 P: 6	R: 1 E: 0 K: 0 S: 5 H: 2 LOB: 2 BB: 1 P: 9	R: 0 E: 0 K: 1 S: 5 H: 0 LOB: 0 BB: 0 P: 5	R: 1 E: 0 K: 0 S: 4 H: 1 LOB: 1 BB: 0 P: 5	1B: 4 2B: 0 3B: 1 HR: 4	SF: 0 SAC: 0 DP: 0 HBP: 1						

PITCHER		IP	WLS	BF	H	R	ER	SO	BB	IBB	HBP	BLK	WP	HR	S	P	ERA	WHIP
Steve Blass, R ERA: 5.0	(1, 1)	4.0		20	6	5	4	3	2	0	0	0	0	3	24	32	9.00	2.000
Lou Marone, L ERA: 4.5	(5, 1)	0.2		2	0	0	0	1	0	0	0	0	0	0	4	4	0.00	0.000
Bruce Dal Canton, R ERA: 3.64	(5, 1)	1.1		5	0	0	0	1	0	0	0	0	0	0	7	7	0.00	0.000
Joe Gibbon, L ERA: 2.66	(7, 1)	2.0	W	9	2	1	1	1	1	0	0	0	0	0	10	14	4.50	1.500
Chuck Hartenstein, R ERA: 3.62	(9, 1)	1.0	S	5	1	1	1	0	0	0	1	0	0	1	4	5	9.00	1.000

PITCHER	IP	WLS	BF	H	R	ER	SO	BB	IBB	HBP	BLK	WP	HR	S	P	ERA	WHIP

BOTTOM

Pittsburgh Pirates @ Montreal Expos

Jarry Park, Montreal, QB

Wed Jul 16 1969, 7:05 PM EDT

Att. 24,214 - Unknown

livebaseballscorecards.com

AB	37
R	7
H	9
RBI	6
BB	3
SO	6
LOB	16

1B: 4	SF: 0	WP: 0	PA: 41
2B: 0	SAC: 0	PB: 0	
3B: 1	DP: 0	SB: 3	
HR: 4	HBP: 1	CS: 0	

Batter	1	2	3	4	5	6	7	8	9	AB	R	H	RBI	BB	SO	LOB
Matty Alou, L (1, 8) OBP: 0.390, SLG: 0.452	x 0-0 ① L4-3	BBB 4-0 BB 1-2 2-3 BB			x 0-0 2B SF8 1B	x 0-0 ③ F4		x 0-0 ③ F8		4	1	1	0	1	0	1
Carl Taylor, R (1, 3) OBP: 0.455, SLG: 0.505	x 0-0 ② F8	BBBB 4-0 1-2 2-3 3-H BB			x 0-0 1-3 2B		x 0-0 HR 1B		x 0-0 ① L6-3	4	1	2	1	1	0	0
Willie Stargell, L (1, 7) OBP: 0.415, SLG: 0.569 Ron Davis, R (9, PR) OBP: 0.339, SLG: 0.308	x 0-0 ③ 1B 2B	x 0-0 F6			SSS 0-3 ① K		x 0-0 1-H HR		x 0-0 BB 1B	5 0	1 0	3 0	2 0	0 0	1 0	5 0
Roberto Clemente, R (1, 9) OBP: 0.408, SLG: 0.551	x 0-0 ① 2-3 1B	x 0-0 F4			x 0-0 ② SF8 3-H		BBBB 4-0 L6-4-3 BB BB		BBBB 4-0 1-2 BB	2	0	1	1	2	0	0
Richie Hebner, L (1, 5) OBP: 0.376, SLG: 0.446	x 0-0 ③ F2	x 0-0 ② F7			4-0 FC6-4 IBB		BBBB 4-0 1-2 L6-4-3 BB		x 0-0 ② F4	3	0	0	0	2	0	4
Manny Sanguillen, R (1, 2) OBP: 0.369, SLG: 0.432		x 0-0 FC6-4-5 1B 1B	SSS 0-3 ③ K		x 0-0 ③ FC6-4 1-2f		x 0-0 ①② L6-4-3 1-2 2-3		x 0-0 ③ L1-3	5	0	1	0	0	1	6
Gene Alley, R (1, 4) OBP: 0.250, SLG: 0.231		x 0-0 FC6-4-5 1-2 1B		x 0-0 ① L5-3		x 0-0 SH5-3 1B	x 0-0 ③ L6-3			4	0	2	0	0	0	1
Freddie Patek, R (1, 6) OBP: 0.301, SLG: 0.291		x 0-0 ①② FC6-4-5 BB BB 1-2 2-3		x 0-0 ② L5-3		x 0-0 ① F8		SSS 0-3 ① K		4	1	0	0	0	1	3
Jim Bunning, R (1, 1) OBP: 0.098, SLG: 0.026 Bob Moose, R (8, 1) OBP: 0.222, SLG: 0.087		BBBB 4-0 BB BB BB		x 0-0 ③ F5		x 0-0 ② SH5-3 1-2		x 0-0 ② L5-3		2 0	0 0	0 0	0 0	1 0	0 0	0 0
Inning Stats	R: 0 H: 2 E: 0 LOB: 2 K: 0 BB: 0 S: 5 P: 5	R: 1 H: 2 E: 0 LOB: 3 K: 0 BB: 3 S: 4 P: 16	R: 0 H: 0 E: 0 LOB: 0 K: 1 BB: 0 S: 5 P: 5	R: 0 H: 0 E: 0 LOB: 0 K: 0 BB: 0 S: 3 P: 3	R: 1 H: 2 E: 0 LOB: 2 K: 1 BB: 1 S: 7 P: 11	R: 0 H: 1 E: 0 LOB: 1 K: 0 BB: 0 S: 4 P: 4	R: 2 H: 2 E: 0 LOB: 1 K: 0 BB: 2 S: 4 P: 12	R: 0 H: 0 E: 0 LOB: 0 K: 1 BB: 0 S: 5 P: 5	R: 0 H: 1 E: 0 LOB: 2 K: 0 BB: 1 S: 4 P: 8	1B: 7 SF: 1 2B: 3 SAC: 1 3B: 0 DP: 2 HR: 1 HBP: 0						WP: 0 PA: 42 PB: 0 SB: 0 CS: 0

PITCHER		IP	WLS	BF	H	R	ER	SO	BB	IBB	HBP	BLK	WP	HR	S	P	ERA	WHIP
Howie Reed, R ERA: 4.13	(1, 1)	6.0		28	7	2	2	2	3	1	0	0	0	0	28	44	3.00	1.667
Don Shaw, L ERA: 4.76	(7, 1)	3.0	W	14	3	2	2	1	3	0	0	0	0	1	13	25	6.00	2.000

PITCHER	IP	WLS	BF	H	R	ER	SO	BB	IBB	HBP	BLK	WP	HR	S	P	ERA	WHIP

TOP

Pittsburgh Pirates @ Montreal Expos

Jarry Park, Montreal, QB

Thu Jul 17 1969, 7:05 PM EDT

Att. 11,935 - Unknown

livebaseballscorecards.com

AB	33
R	4
H	10
RBI	4
BB	7
SO	3
LOB	20

BOTTOM

Pittsburgh Pirates @ Montreal Expos

Jarry Park, Montreal, QB

Thu Jul 17 1969, 7:05 PM EDT

Att. 11,935 - Unknown

Batter	1	2	3	4	5	6	7	8	9	AB	R	H	RBI	BB	SO	LOB
Adolfo Phillips, R (1, 8) OBP: 0.351, SLG: 0.347	S S S 0-3 ① K		x 0-0 G6-4-3 1-2 1B		B B B B 4-0 1B BB	x 0-0 ③ 5-3				3	0	1	0	1	1	0
Remy Hermoso, R (1, 4) OBP: 0.176, SLG: 0.125	x 0-0 ② F9		x 0-0 ② ③ G6-4-3 1-2f		x 0-0 ② F9		x 0-0 ① F7			4	0	0	0	0	0	4
Rusty Staub, L (1, 9) OBP: 0.411, SLG: 0.479	x 0-0 ③ F7			x 0-0 ① F7	x 0-0 1-3 2-H 1B		x 0-0 ② F7			4	0	1	1	0	0	0
Mack Jones, L (1, 7) OBP: 0.390, SLG: 0.505		x 0-0 ① 4-3		x 0-0 1B 1B	x 0-0 ③ 1-3		x 0-0 ③ L3			4	0	1	0	0	0	2
Ty Cline, L (1, 3) OBP: 0.384, SLG: 0.315		x 0-0 2B		x 0-0 1-3 1B		x 0-0 4-3 HR 1B		x 0-0 2B 2B		4	2	4	0	0	0	0
Coco Laboy, R (1, 5) OBP: 0.316, SLG: 0.439		x 0-0 ② 5-3		x 0-0 ② F4		S S S 0-3 ① K		x 0-0 2-H 2B		4	0	1	1	0	1	4
Ron Brand, R (1, 2) OBP: 0.353, SLG: 0.321		S S S 0-3 ③ K		x 0-0 ③ F9		x 0-0 ② 4-3 1-2		S S S 0-3 ① K		4	0	0	0	0	2	5
Bobby Wine, R (1, 6) OBP: 0.241, SLG: 0.253			x 0-0 ① 5-3		x 0-0 SH3 1B 1B	4-0 HR IBB		x 0-0 ② 4-3		3	2	1	0	1	0	1
Howie Reed, R (1, 1) OBP: 0.333, SLG: 0.400			x 0-0 E6 1B		x 0-0 ① SH3 1-2	x 0-0 1-H 2-H HR		S S S 0-3 ③ K		1	0	0	0	0	0	0
Kevin Collins, L (6, PH) OBP: 0.225, SLG: 0.320										1	1	1	3	0	0	0
Don Shaw, L (7, 1)										1	0	0	0	0	1	1
Inning Stats	R: 0 E: 0 K: 1 S: 5 H: 0 LOB: 0 BB: 0 P: 5	R: 0 E: 0 K: 1 S: 6 H: 1 LOB: 1 BB: 0 P: 6	R: 0 E: 1 K: 0 S: 4 H: 1 LOB: 1 BB: 0 P: 4	R: 0 E: 0 K: 0 S: 5 H: 2 LOB: 2 BB: 0 P: 5	R: 1 E: 0 K: 0 S: 5 H: 2 LOB: 2 BB: 1 P: 9	R: 3 E: 0 K: 1 S: 7 H: 2 LOB: 0 BB: 1 P: 11	R: 0 E: 0 K: 0 S: 3 H: 0 LOB: 0 BB: 0 P: 3	R: 1 E: 0 K: 2 S: 9 H: 2 LOB: 1 BB: 0 P: 9		1B: 6 2B: 3 3B: 0 HR: 1	SF: 0 SAC: 1 DP: 1 HBP: 0					

livebaseballscorecards.com

AB	33
R	5
H	10
RBI	5
BB	2
SO	5
LOB	17

WP: 0 PB: 0 SB: 0 CS: 0 PA: 36

PITCHER		IP	WLS	BF	H	R	ER	SO	BB	IBB	HBP	BLK	WP	HR	S	P	ERA	WHIP
Jim Bunning, R ERA: 3.77	(1, 1)	7.0	L	33	10	5	5	3	1	1	0	0	0	1	37	45	6.43	1.571
Bob Moose, R ERA: 4.44	(8, 1)	1.0		3	0	0	0	2	0	0	0	0	0	0	7	7	0.00	0.000

PITCHER	IP	WLS	BF	H	R	ER	SO	BB	IBB	HBP	BLK	WP	HR	S	P	ERA	WHIP

Batter	1	2	3	4	5	6	7	8	9	AB	R	H	RBI	BB	SO	LOB
Lou Brock, L (1, 7) OBP: 0.345, SLG: 0.456	4-3		F7			G3 1B		F7		4	1	1	0	0	0	0
Curt Flood, R (1, 8) OBP: 0.341, SLG: 0.354	1B 1B		F9			L4		K		4	0	1	0	0	1	1
Vada Pinson, L (1, 9) OBP: 0.329, SLG: 0.430	L4-3 1B 1-3			3-1		G3 1-2		3-1		4	0	1	0	0	0	1
Joe Torre, R (1, 3) OBP: 0.355, SLG: 0.486	L4-3 1-2			6-3		FC6 1B 2-H			K	4	0	1	1	0	1	2
Tim McCarver, L (1, 2) OBP: 0.342, SLG: 0.377		FC6-4 1B		HBP		BB			3-1	2	0	1	0	1	0	0
Mike Shannon, R (1, 5) OBP: 0.309, SLG: 0.383		FC6-4 FC1-6 1-2f		K		FC6 2-3f			1B	4	0	1	0	0	1	4
Julian Javier, R (1, 4) OBP: 0.328, SLG: 0.418		FC1-6 1-2f			6-3		FC6-4 1B		6-3	4	0	1	0	0	0	2
Steve Huntz, S (1, 6) OBP: 0.323, SLG: 0.206		G3			K		FC6-4 G4-3 1-2f			2	0	0	0	0	1	1
Vic Davalillo, L (7, PH) OBP: 0.250, SLG: 0.263										1	0	0	0	0	0	1
Dave Giusti, R (7, 1) OBP: 0.308, SLG: 0.261										0	0	0	0	0	0	0
Bob Gibson, R (1, 1) OBP: 0.258, SLG: 0.302			K		F7		G4-3 1-2f			2	0	0	0	0	1	0
Bill White, L (7, PH) OBP: 0.333, SLG: 0.250										1	0	0	0	0	0	1
Dal Maxvill, R (7, 6) OBP: 0.260, SLG: 0.234										0	0	0	0	0	0	0
Inning Stats	R: 0 H: 2 E: 0 LOB: 1 K: 0 BB: 0 S: 4 P: 4	R: 0 H: 1 E: 0 LOB: 1 K: 0 BB: 0 S: 4 P: 4	R: 0 H: 0 E: 0 LOB: 0 K: 1 BB: 0 S: 5 P: 5	R: 0 H: 0 E: 0 LOB: 1 K: 1 BB: 0 S: 5 P: 6	R: 0 H: 0 E: 0 LOB: 0 K: 1 BB: 0 S: 5 P: 5	R: 1 H: 2 E: 0 LOB: 2 K: 0 BB: 1 S: 5 P: 9	R: 0 H: 1 E: 0 LOB: 0 K: 0 BB: 0 S: 3 P: 3	R: 0 H: 0 E: 0 LOB: 0 K: 1 BB: 0 S: 5 P: 5	R: 0 H: 1 E: 0 LOB: 1 K: 1 BB: 0 S: 6 P: 6	1B: 7 SF: 0 2B: 1 SAC: 0 3B: 0 DP: 2 HR: 0 HBP: 1						

TOP

St. Louis Cardinals @ Pittsburgh Pirates

Forbes Field, Pittsburgh, PA

Fri Jul 18 1969, 7:05 PM EDT

Att. 13,666 - Unknown

livebaseballscorecards.com

AB	32
R	1
H	7
RBI	1
BB	1
SO	5
LOB	13

WP: 0 PA: 34
PB: 0
SB: 0
CS: 0

PITCHER	IP	WLS	BF	H	R	ER	SO	BB	IBB	HBP	BLK	WP	HR	S	P	ERA	WHIP
Dock Ellis, R (1, 1) ERA: 4.23	9.0	W	34	7	1	1	5	1	0	1	0	0	0	42	47	1.00	0.889

PITCHER	IP	WLS	BF	H	R	ER	SO	BB	IBB	HBP	BLK	WP	HR	S	P	ERA	WHIP

Batter	1	2	3	4	5	6	7	8	9	AB	R	H	RBI	BB	SO	LOB
Matty Alou, L (1, 8) OBP: 0.391, SLG: 0.451	BBBB 4-0 2B 1-3 BB		x 0-0 ① P6		x 0-0 ② 6-3		x 0-0 CS 1B			3	1	1	0	1	0	0
Carl Taylor, R (1, 3) OBP: 0.465, SLG: 0.519	x 0-0 1-3 WP 1-3 2B		BBBB 4-0 PB HR BB		x 0-0 ③ 1B		x 0-0 ②③ 6-3 1-2			3	2	2	0	1	0	1
Willie Stargell, L (1, 7) OBP: 0.413, SLG: 0.565	SSS 0-3 ① K		SSS 0-3 ② K 1-2			x 0-0 2B 1B		x 0-0 ① 5-3		4	0	1	0	0	2	3
Roberto Clemente, R (1, 9) OBP: 0.406, SLG: 0.557	x 0-0 ② 1-3 2-3 3-H		x 0-0 2-H HR			SSS 0-3 ① K		x 0-0 ② 1-3		4	1	1	3	0	1	2
Richie Hebner, L (1, 5) OBP: 0.378, SLG: 0.449	BBBB 4-0 WP BB		x 0-0 ③ F8			x 0-0 1-3 2B		x 0-0 ③ F8		3	0	1	0	1	0	0
Manny Sanguillen, R (1, 2) OBP: 0.369, SLG: 0.429	x 0-0 ③ F2 1-2 3-H		x 0-0 ① F2			4-0 FC6-4 IBB				2	0	0	0	1	0	1
Gene Alley, R (1, 4) OBP: 0.248, SLG: 0.229 Jose Martinez, R (4, 4) OBP: 0.272, SLG: 0.273	SSS 0-3 ① K		x 0-0 ② F3			SSS 0-3 ② K				1 2	0 0	0 0	0 0	0 0	1 1	0 3
Freddie Patek, R (1, 6) OBP: 0.298, SLG: 0.288	x 0-0 ② 6-3		SSS 0-3 ③ K			x 0-0 ③ FC6-4 1-2f				3	0	0	0	0	1	3
Dock Ellis, S (1, 1) OBP: 0.128, SLG: 0.105	SSS 0-3 ③ K				x 0-0 ① 5-3		SSS 0-3 ① K			3	0	0	0	0	2	0
Inning Stats	R: 2 E: 0 K: 1 S: 6 H: 1 LOB: 1 BB: 2 P: 14	R: 0 E: 0 K: 2 S: 7 H: 0 LOB: 0 BB: 0 P: 7	R: 2 E: 0 K: 1 S: 6 H: 1 LOB: 0 BB: 1 P: 10	R: 0 E: 0 K: 1 S: 5 H: 0 LOB: 0 BB: 0 P: 5	R: 0 E: 0 K: 0 S: 3 H: 1 LOB: 1 BB: 0 P: 3	R: 0 E: 0 K: 2 S: 9 H: 2 LOB: 3 BB: 1 P: 13	R: 0 E: 0 K: 1 S: 5 H: 1 LOB: 0 BB: 0 P: 5	R: 0 E: 0 K: 0 S: 3 H: 0 LOB: 0 BB: 0 P: 3		1B: 3 2B: 2 3B: 0 HR: 1 SF: 0 SAC: 0 DP: 0 HBP: 0					

BOTTOM

St. Louis Cardinals @ Pittsburgh Pirates

Forbes Field, Pittsburgh, PA

Fri Jul 18 1969, 7:05 PM EDT

Att. 13,666 - Unknown

livebaseballscorecards.com

AB	28
R	4
H	6
RBI	3
BB	4
SO	8
LOB	13

WP: 1 PB: 1 SB: 0 CS: 1 PA: 32

PITCHER		IP	WLS	BF	H	R	ER	SO	BB	IBB	HBP	BLK	WP	HR	S	P	ERA	WHIP
Bob Gibson, R ERA: 2.46	(1, 1)	6.0	L	26	5	4	4	7	3	1	0	0	1	1	36	52	6.00	1.333
Dave Giusti, R ERA: 3.73	(7, 1)	2.0		6	1	0	0	1	0	0	0	0	0	0	8	8	0.00	0.500

PITCHER	IP	WLS	BF	H	R	ER	SO	BB	IBB	HBP	BLK	WP	HR	S	P	ERA	WHIP

St. Louis Cardinals @ Pittsburgh Pirates

Forbes Field, Pittsburgh, PA

Sat Jul 19 1969, 7:05 PM EDT

Att. 8,915 - Unknown

TOP

livebaseballscorecards.com

Batter	1	2	3	4	5	6	7	8	9	AB	R	H	RBI	BB	SO	LOB
Lou Brock, L (1, 7) OBP: 0.346, SLG: 0.454	S S S 0-3 ① K	S S S 0-3 ② K			x 0-0 1B S 1B		x 0-0 ② F8		H 1-0 G4-3 1-2 HBP	4	0	1	0	0	2	3
Curt Flood, R (1, 8) OBP: 0.342, SLG: 0.355	S S S 0-3 ② K	x 0-0 ③ 1-2 2-H 1B			S S S 0-3 ① K 1-2		x 0-0 1B 1-2 1B		x 0-0 ② ③ G4-3 1-2f	5	0	2	0	0	2	3
Vada Pinson, L (1, 9) OBP: 0.334, SLG: 0.432	B B B B 4-0 1B BB		x 0-0 ① G3		x 0-0 ② 2-3 1B		x 0-0 1-2 2-H 1B			3	0	2	1	1	0	0
Joe Torre, R (1, 3) OBP: 0.354, SLG: 0.483	x 0-0 1-3 1B		x 0-0 ② 6-3		x 0-0 ③ F3		x 0-0 ③ P5			4	0	1	0	0	0	3
Julian Javier, R (1, 4) OBP: 0.324, SLG: 0.413	S S S 0-3 ③ K		x 0-0 ③ 1-3			x 0-0 ① G3		x 0-0 ① 6-3		4	0	0	0	0	1	2
Tim McCarver, L (1, 2) OBP: 0.341, SLG: 0.373		B B B B 4-0 E FC5-2-5 BB		x 0-0 ① F7		x 0-0 ② G3		x 0-0 ② F7		3	0	0	0	1	0	0
Mike Shannon, R (1, 5) OBP: 0.311, SLG: 0.384		x 0-0 E7 FC5-2-5 1-3 1B 1B		x 0-0 1B		x 0-0 ③ F8		x 0-0 ③ 5-3		4	1	2	0	0	0	0
Dal Maxvill, R (1, 6) OBP: 0.261, SLG: 0.232 Dave Ricketts, S (9, PH) OBP: 0.364, SLG: 0.300		x 0-0 ① FC5-2-5 1B 1B 2-3 3-H		x 0-0 ② F9			B B B B 4-0 1B 1B BB		x 0-0 ① F7	2 1	1 0	0 0	0 0	1 0	0 0	3 0
Nelson Briles, R (1, 1) OBP: 0.152, SLG: 0.182 Byron Browne, R (7, PH) OBP: 0.571, SLG: 0.250 Chuck Taylor, R (7, 1) OBP: 0.100, SLG: 0.100 Vic Davalillo, L (9, PH) OBP: 0.256, SLG: 0.270		x 0-0 1B 1-2 3-H 1B		S S S 0-3 ③ K			S S S 0-3 ① K		x 0-0 HBP 1B	2 1 0 1	0 0 0 0	1 0 0 1	1 0 0 0	0 0 0 0	1 1 0 0	1 1 0 0
Inning Stats	R: 0 H: 1 E: 0 LOB: 2 K: 3 BB: 1 S: 10 P: 14	R: 1 H: 3 E: 1 LOB: 2 K: 1 BB: 1 S: 7 P: 11	R: 0 H: 0 E: 0 LOB: 0 K: 0 BB: 0 S: 3 P: 3	R: 0 H: 1 E: 0 LOB: 1 K: 1 BB: 0 S: 6 P: 6	R: 0 H: 2 E: 0 LOB: 1 K: 1 BB: 0 S: 6 P: 6	R: 0 H: 0 E: 0 LOB: 0 K: 0 BB: 0 S: 3 P: 3	R: 1 H: 2 E: 0 LOB: 2 K: 1 BB: 1 S: 7 P: 11	R: 0 H: 0 E: 0 LOB: 0 K: 0 BB: 0 S: 3 P: 3	R: 0 H: 1 E: 0 LOB: 1 K: 0 BB: 0 S: 3 P: 4	1B: 10 SF: 0 2B: 0 SAC: 0 3B: 0 DP: 1 HR: 0 HBP: 1						WP: 0 PA: 38 PB: 0 SB: 1 CS: 0	

	AB	34
	R	2
	H	10
	RBI	2
	BB	3
	SO	7
	LOB	16

PITCHER		IP	WLS	BF	H	R	ER	SO	BB	IBB	HBP	BLK	WP	HR	S	P	ERA	WHIP
Bob Veale, L ERA: 4.11	(1, 1)	6.2	W	30	9	2	2	7	3	0	0	0	0	0	41	53	2.70	1.800
Bob Moose, R ERA: 4.35	(7, 1)	1.2		6	1	0	0	0	0	0	0	0	0	0	6	6	0.00	0.600
Joe Gibbon, L ERA: 2.62	(9, 1)	0.2	S	2	0	0	0	0	0	0	1	0	0	0	1	2	0.00	0.000

PITCHER		IP	WLS	BF	H	R	ER	SO	BB	IBB	HBP	BLK	WP	HR	S	P	ERA	WHIP

Batter	1	2	3	4	5	6	7	8	9	AB	R	H	RBI	BB	SO	LOB
Matty Alou, L (1, 8) OBP: 0.392, SLG: 0.454	4-3		G3 4-3 2B		E S 1B 1B		4-3			4	2	2	0	0	0	0
Carl Taylor, R (1, 7) (9, 3) OBP: 0.473, SLG: 0.523	FC5-4 1B		G3 2-3		1-H 1B			BBBB G6-4-3 BB		3	0	2	1	1	0	1
Willie Stargell, L (1, 3) OBP: 0.408, SLG: 0.558 Ron Davis, R (9, 7) OBP: 0.339, SLG: 0.308	FC5-4 3B 1-2f		4-3 3-H		F7			G6-4-3 1-2f		4 0	1 0	0 0	1 0	0 0	0 0	3 0
Roberto Clemente, R (1, 9) OBP: 0.407, SLG: 0.563	1-H 3B		1B		SSS K			SSS K		4	0	2	1	0	2	1
Richie Hebner, L (1, 5) OBP: 0.375, SLG: 0.446 Jose Pagan, R (5, 5) OBP: 0.333, SLG: 0.419	F6		G3			5-3				2 1	0 0	0 0	0 0	0 0	0 0	2 0
Manny Sanguillen, R (1, 2) OBP: 0.364, SLG: 0.423		SSS K		F8		F8				3	0	0	0	0	1	0
Jose Martinez, R (1, 4) OBP: 0.265, SLG: 0.265		1-3		E5 CS		SSS K				3	0	0	0	0	1	0
Freddie Patek, R (1, 6) OBP: 0.298, SLG: 0.288		S 1B		G3 1-2			F8			3	0	1	0	0	0	1
Bob Veale, S (1, 1) OBP: 0.071, SLG: 0.025 Bob Moose, R (7, 1) OBP: 0.214, SLG: 0.083 Joe Gibbon, R (9, 1)		SSS K 1-2			SSS K		4-3			2 1 0	0 0 0	0 0 0	0 0 0	0 0 0	2 0 0	1 0 0
Inning Stats	R: 1 H: 2 E: 0 LOB: 1 K: 0 BB: 0 S: 5 P: 5	R: 0 H: 1 E: 0 LOB: 1 K: 2 BB: 0 S: 8 P: 8	R: 1 H: 2 E: 0 LOB: 1 K: 0 BB: 0 S: 5 P: 5	R: 0 H: 0 E: 1 LOB: 0 K: 0 BB: 0 S: 3 P: 3	R: 1 H: 2 E: 0 LOB: 1 K: 2 BB: 0 S: 9 P: 9	R: 0 H: 0 E: 0 LOB: 0 K: 1 BB: 0 S: 5 P: 5	R: 0 H: 0 E: 0 LOB: 0 K: 0 BB: 0 S: 3 P: 3	R: 0 H: 0 E: 0 LOB: 0 K: 1 BB: 1 S: 4 P: 8		1B: 5 SF: 0 2B: 1 SAC: 0 3B: 1 DP: 1 HR: 0 HBP: 0						

PITCHER		IP	WLS	BF	H	R	ER	SO	BB	IBB	HBP	BLK	WP	HR	S	P	ERA	WHIP
Nelson Briles, R ERA: 4.22	(1, 1)	6.0	L	25	7	3	3	5	0	0	0	0	0	0	35	35	4.50	1.167
Chuck Taylor, R ERA: 1.6	(7, 1)	2.0		6	0	0	0	1	1	0	0	0	0	0	7	11	0.00	0.500

PITCHER	IP	WLS	BF	H	R	ER	SO	BB	IBB	HBP	BLK	WP	HR	S	P	ERA	WHIP

BOTTOM

St. Louis Cardinals @ Pittsburgh Pirates

Forbes Field, Pittsburgh, PA

Sat Jul 19 1969, 7:05 PM EDT

Att. 8,915 - Unknown

livebaseballscorecards.com

AB	30
R	3
H	7
RBI	3
BB	1
SO	6
LOB	9

Batter	1	2	3	4	5	6	7	8	9	10	AB	R	H	RBI	BB	SO	LOB
Jose Arcia, R (1, 4) OBP: 0.301, SLG: 0.316	0-0 1B FC 1B		0-0 G6-4-3 1B		0-0 S 1B		S S S 0-3 K			0-0	5	0	3	0	0	1	0
Roberto Pena, R (1, 6) OBP: 0.295, SLG: 0.304	0-0 FC 1-3 1B 1B		0-0 G6-4-3 1-2f		S S S 0-3 K			0-0		S S S 0-3 K	5	1	1	0	0	2	2
Ollie Brown, R (1, 9) OBP: 0.320, SLG: 0.410	0-0 FC BLK 1B 1-2 3-H		S S S 0-3 K		S S S 0-3 K			0-0 1B E 1B		0-0	5	1	1	0	0	2	3
Nate Colbert, R (1, 3) OBP: 0.321, SLG: 0.472	0-0 BLK 1-2 2-H 1B			0-0	0-0 1-2			S S S 0-3 K			4	0	1	1	0	1	2
Van Kelly, L (1, 5) OBP: 0.298, SLG: 0.451	0-0 1-2 2-3			0-0		0-0		0-0 E8 1-H 1B			4	0	1	0	0	0	2
Ivan Murrell, R (1, 8) OBP: 0.311, SLG: 0.330	0-0			0-0 E 1B 1B		0-0		0-0			4	1	1	0	0	0	3
Larry Stahl, L (1, 7) OBP: 0.276, SLG: 0.308		0-0		B B B B 4-0 1B 1-2 BB		0-0			0-0		3	0	0	0	1	0	0
Chris Cannizzaro, R (1, 2) OBP: 0.323, SLG: 0.320		0-0		0-0 1-3 2-H 1B			S S S 0-3 K		0-0		4	0	1	1	0	1	0
Al Santorini, R (1, 1) Billy McCool, R (8, 1) Al Ferrara, R (9, PH) OBP: 0.360, SLG: 0.466 Gary Ross, R (9, 1)	0-0			0-0			0-0		0-0		3 0 1 0	0 0 0 0	0 0 0 0	0 0 0 0	0 0 0 0	0 0 0 0	2 0 0 0
Inning Stats	R: 1 H: 3 E: 0 LOB: 2 K: 0 BB: 0 S: 6 P: 6	R: 0 H: 0 E: 0 LOB: 0 K: 0 BB: 0 S: 3 P: 3	R: 0 H: 1 E: 0 LOB: 0 K: 1 BB: 0 S: 5 P: 5	R: 1 H: 2 E: 1 LOB: 2 K: 0 BB: 1 S: 5 P: 9	R: 0 H: 1 E: 0 LOB: 1 K: 2 BB: 0 S: 8 P: 8	R: 0 H: 0 E: 0 LOB: 0 K: 0 BB: 0 S: 3 P: 3	R: 0 H: 0 E: 0 LOB: 0 K: 2 BB: 0 S: 7 P: 7	R: 1 H: 2 E: 1 LOB: 1 K: 1 BB: 0 S: 7 P: 7	R: 0 H: 0 E: 0 LOB: 0 K: 0 BB: 0 S: 3 P: 3	R: 0 H: 0 E: 0 LOB: 0 K: 1 BB: 0 S: 5 P: 5	1B: 9 2B: 0 3B: 0 HR: 0	SF: 0 SAC: 0 DP: 1 HBP: 0					

PITCHER	IP	WLS	BF	H	R	ER	SO	BB	IBB	HBP	BLK	WP	HR	S	P	ERA	WHIP
Dock Ellis, R (1, 1) ERA: 4.05	10.0	W	39	9	3	2	7	1	0	0	1	0	0	52	56	1.80	1.000

PITCHER	IP	WLS	BF	H	R	ER	SO	BB	IBB	HBP	BLK	WP	HR	S	P	ERA	WHIP

TOP

San Diego Padres @ Pittsburgh Pirates

Forbes Field, Pittsburgh, PA

Thu Jul 24 1969, 7:05 PM EDT

Att. 6,206 - Unknown

livebaseballscorecards.com

AB	38
R	3
H	9
RBI	2
BB	1
SO	7
LOB	14

WP: 0 PA: 39
PB: 0
SB: 1
CS: 0

Batter	1	2	3	4	5	6	7	8	9	10	AB	R	H	RBI	BB	SO	LOB
Matty Alou, L (1, 8) OBP: 0.394, SLG: 0.457	0-0 None S 1B		0-0 ②			0-0 ①	4-0 WP IBB			0-0 2B 2B	4	1	2	0	1	0	1
Carl Taylor, R (1, 3) OBP: 0.463, SLG: 0.518	0-0 ① 1-2		S S S 0-3 ③ K			S S S 0-3 ② K	0-0 ③ 1-2 3-H			0-0 2-H 2B	5	0	1	1	0	2	4
Willie Stargell, L (1, 7) OBP: 0.406, SLG: 0.564	0-0 ② 2-3			0-0 ①		0-0 HR		0-0 ①			4	1	1	1	0	0	1
Roberto Clemente, R (1, 9) OBP: 0.402, SLG: 0.556	S S S 0-3 ③ K			0-0 ②		0-0 ③		0-0 ②			4	0	0	0	0	1	1
Richie Hebner, L (1, 5) OBP: 0.377, SLG: 0.456		0-0 G4-3 1B		S S S 0-3 ③ K			0-0 HR	0-0 ③			4	1	2	1	0	1	0
Manny Sanguillen, R (1, 2) OBP: 0.362, SLG: 0.429		0-0 ① ② G4-3 1-2f			0-0 FC6-2 3B		0-0 ①		0-0 ①		4	0	1	0	0	0	1
Freddie Patek, R (1, 6) OBP: 0.298, SLG: 0.288		0-0 ③			0-0 ① FC6-2 S 3-H		0-0 1B WP 1B		0-0 ②		4	1	1	0	0	0	1
Jose Martinez, R (1, 4) OBP: 0.273, SLG: 0.274			0-0 SH 1B		S S S 0-3 ② K 1-2		0-0 WP SH 1-3 1B		0-0 ③		4	0	2	0	0	1	1
Dock Ellis, S (1, 1) OBP: 0.125, SLG: 0.103			0-0 ① SH 1-2		S S S 0-3 ③ K		0-0 ② SH 1-2			0-0 ①	1	0	0	0	0	1	1
Al Oliver, L (10, PH) OBP: 0.298, SLG: 0.356											1	0	0	0	0	0	0
Inning Stats	R: 0 H: 1 E: 0 LOB: 1 K: 1 BB: 0 S: 6 P: 6	R: 0 H: 1 E: 0 LOB: 0 K: 0 BB: 0 S: 3 P: 3	R: 0 H: 1 E: 0 LOB: 1 K: 1 BB: 0 S: 6 P: 6	R: 0 H: 0 E: 0 LOB: 0 K: 1 BB: 0 S: 5 P: 5	R: 0 H: 1 E: 0 LOB: 1 K: 2 BB: 0 S: 8 P: 8	R: 1 H: 1 E: 0 LOB: 0 K: 1 BB: 0 S: 6 P: 6	R: 2 H: 3 E: 0 LOB: 2 K: 0 BB: 1 S: 6 P: 10	R: 0 H: 0 E: 0 LOB: 0 K: 0 BB: 0 S: 3 P: 3	R: 0 H: 0 E: 0 LOB: 0 K: 0 BB: 0 S: 3 P: 3	R: 1 H: 2 E: 0 LOB: 1 K: 0 BB: 0 S: 3 P: 3	1B: 5 SF: 0 2B: 2 SAC: 2 3B: 1 DP: 1 HR: 2 HBP: 0						

PITCHER		IP	WLS	BF	H	R	ER	SO	BB	IBB	HBP	BLK	WP	HR	S	P	ERA	WHIP
Al Santorini, R ERA: 4.15	(1, 1)	7.0		29	8	3	3	6	0	1	0	0	1	2	40	44	3.86	1.143
Billy McCool, L ERA: 3.59	(8, 1)	1.0		3	0	0	0	0	0	0	0	0	0	0	3	3	0.00	0.000
Gary Ross, R ERA: 4.18	(9, 1)	1.1	L	6	2	1	1	0	0	0	0	0	0	0	6	6	6.75	1.500

PITCHER		IP	WLS	BF	H	R	ER	SO	BB	IBB	HBP	BLK	WP	HR	S	P	ERA	WHIP

BOTTOM

San Diego Padres @ Pittsburgh Pirates

Forbes Field, Pittsburgh, PA

Thu Jul 24 1969, 7:05 PM EDT

Att. 6,206 - Unknown

livebaseballscorecards.com

AB	35
R	4
H	10
RBI	3
BB	1
SO	6
LOB	11

WP: 1 PA: 38
PB: 0
SB: 2
CS: 0

Batter	1	2	3	4	5	6	7	8	9	AB	R	H	RBI	BB	SO	LOB
Jose Arcia, R (1, 4) OBP: 0.299, SLG: 0.338	0-0 1B 3B		0-0 ②		0-0 ③		0-0 ③			4	1	1	0	0	0	1
Roberto Pena, R (1, 6) OBP: 0.298, SLG: 0.307	0-0 G6-4-3 1B 3-H		0-0 ③			SSS 0-3 ① K		0-0 1B		4	0	2	1	0	1	1
Tommy Dean, R (8, PR) (8, 6) OBP: 0.202, SLG: 0.207										0	0	0	0	0	0	0
Ollie Brown, R (1, 9) OBP: 0.319, SLG: 0.407	0-0 ① ② G6-4-3 1-2f			SSS 0-3 ① K		BBBB 4-0 S E BB		0-0 ①		3	1	0	0	1	1	2
Nate Colbert, R (1, 3) OBP: 0.317, SLG: 0.465	SSS 0-3 ③ K			0-0 ②		SSS 0-3 ② K 1-2		SSS 0-3 ② K		4	0	0	0	0	3	2
Van Kelly, L (1, 5) OBP: 0.295, SLG: 0.435		0-0 ①		BBBB 4-0 1B BB		0-0 E5 1B 2-H		0-0 ③		3	1	0	0	1	0	1
Ivan Murrell, R (1, 8) OBP: 0.325, SLG: 0.345		0-0 FC 1B		0-0 1-3 1B		0-0 2-H 1B			0-0 E5 SH K	4	0	3	1	0	0	0
Larry Stahl, L (1, 7) OBP: 0.269, SLG: 0.299		0-0 ② FC CS 1-2f		SSS 0-3 ③ K		SSS 0-3 ③ K			0-0 ① SH 2-3	3	0	0	0	0	2	4
Chris Cannizzaro, R (1, 2) OBP: 0.322, SLG: 0.323		0-0 ③ 1-2	0-0 2B		0-0 ①		0-0 ①		SSS 0-3 ② ③ K 3-H	5	0	1	0	0	1	2
Joe Niekro, R (1, 1) OBP: 0.231, SLG: 0.121			SSS 0-3 ① K		SSS 0-3 ② K		0-0 ②			3	0	0	0	0	2	1
Inning Stats	R: 1 H: 2 E: 0 LOB: 0 K: 1 BB: 0 S: 6 P: 6	R: 0 H: 1 E: 0 LOB: 0 K: 0 BB: 0 S: 3 P: 3	R: 0 H: 1 E: 0 LOB: 1 K: 1 BB: 0 S: 6 P: 6	R: 0 H: 1 E: 0 LOB: 2 K: 2 BB: 1 S: 8 P: 12	R: 0 H: 0 E: 0 LOB: 0 K: 1 BB: 0 S: 5 P: 5	R: 2 H: 1 E: 1 LOB: 1 K: 3 BB: 1 S: 11 P: 15	R: 0 H: 0 E: 0 LOB: 0 K: 0 BB: 0 S: 3 P: 3	R: 0 H: 1 E: 0 LOB: 1 K: 1 BB: 0 S: 6 P: 6	R: 0 H: 0 E: 1 LOB: 0 K: 1 BB: 0 S: 5 P: 5	1B: 5 SF: 0 2B: 1 SAC: 1 3B: 1 DP: 1 HR: 0 HBP: 0						

TOP

San Diego Padres @ Pittsburgh Pirates

Forbes Field, Pittsburgh, PA

Fri Jul 25 1969, 7:05 PM EDT

Att. 7,404 - Unknown

livebaseballscorecards.com

AB	33
R	3
H	7
RBI	2
BB	2
SO	10
LOB	14

WP: 0 PA: 36
PB: 0
SB: 1
CS: 1

PITCHER		IP	WLS	BF	H	R	ER	SO	BB	IBB	HBP	BLK	WP	HR	S	P	ERA	WHIP
Steve Blass, R ERA: 4.79	(1, 1)	7.0	L	29	6	3	1	8	2	0	0	0	0	0	42	50	1.29	1.143
Bruce Dal Canton, R ERA: 3.52	(8, 1)	2.0		7	1	0	0	2	0	0	0	0	0	0	11	11	0.00	0.500

PITCHER	IP	WLS	BF	H	R	ER	SO	BB	IBB	HBP	BLK	WP	HR	S	P	ERA	WHIP

BOTTOM

San Diego Padres @ Pittsburgh Pirates

Forbes Field, Pittsburgh, PA

Fri Jul 25 1969, 7:05 PM EDT

Att. 7,404 - Unknown

livebaseballscorecards.com

Batter	1	2	3	4	5	6	7	8	9	AB	R	H	RBI	BB	SO	LOB
Matty Alou, L (1, 8) OBP: 0.391, SLG: 0.452										4	0	0	0	0	0	0
Carl Taylor, R (1, 3) OBP: 0.464, SLG: 0.517	G6-3 1B					1B				4	0	2	0	0	0	0
Willie Stargell, L (1, 7) OBP: 0.405, SLG: 0.559	G6-3 1-2f			G6-3 1B						4	0	1	0	0	0	2
Roberto Clemente, R (1, 9) OBP: 0.400, SLG: 0.551				G6-3 1-2f			1B 1B 1B			4	1	1	0	0	0	1
Richie Hebner, L (1, 5) OBP: 0.375, SLG: 0.463		HR								4	1	1	1	0	0	1
Manny Sanguillen, R (1, 2) OBP: 0.360, SLG: 0.426									E1 1B	4	0	1	0	0	0	1
Freddie Patek, R (1, 6) OBP: 0.301, SLG: 0.292 Al Oliver, L (9, PH) OBP: 0.297, SLG: 0.354	1B		K				1B 1-2 1B		1-3	3 1	0 0	2 0	0 0	0 0	1 0	0 1
Jose Martinez, R (1, 4) OBP: 0.274, SLG: 0.275							1-2 2-H 1B			3	0	1	1	0	0	1
Steve Blass, R (1, 1) OBP: 0.235, SLG: 0.260 Jose Pagan, R (7, PH) OBP: 0.331, SLG: 0.416 Bruce Dal Canton, R (8, 1) OBP: 0.444, SLG: 0.625							P4			2 1 0	0 0 0	0 0 0	0 0 0	0 0 0	0 0 0	0 2 0
Inning Stats	R: 0 E: 0 K: 0 S: 3 H: 1 LOB: 0 BB: 0 P: 3	R: 1 E: 0 K: 0 S: 5 H: 2 LOB: 1 BB: 0 P: 5	R: 0 E: 0 K: 0 S: 3 H: 0 LOB: 0 BB: 0 P: 3	R: 0 E: 0 K: 0 S: 3 H: 1 LOB: 0 BB: 0 P: 3	R: 0 E: 0 K: 1 S: 5 H: 0 LOB: 0 BB: 0 P: 5	R: 0 E: 0 K: 0 S: 4 H: 1 LOB: 1 BB: 0 P: 4	R: 1 E: 0 K: 0 S: 6 H: 3 LOB: 2 BB: 0 P: 6	R: 0 E: 0 K: 0 S: 3 H: 0 LOB: 0 BB: 0 P: 3	R: 0 E: 1 K: 0 S: 4 H: 1 LOB: 1 BB: 0 P: 4	1B: 8 2B: 0 3B: 0 HR: 1	SF: 0 SAC: 0 DP: 2 HBP: 0					

	AB	34
	R	2
	H	9
	RBI	2
	BB	0
	SO	1
	LOB	9

PITCHER	IP	WLS	BF	H	R	ER	SO	BB	IBB	HBP	BLK	WP	HR	S	P	ERA	WHIP
Joe Niekro, R (1, 1) ERA: 2.57	9.0	W	34	9	2	2	1	0	0	0	0	0	1	36	36	2.00	1.000

PITCHER	IP	WLS	BF	H	R	ER	SO	BB	IBB	HBP	BLK	WP	HR	S	P	ERA	WHIP

WP: 0 PB: 0 SB: 0 CS: 0 PA: 34

Batter	1	2	3	4	5	6	7	8	9	10	AB	R	H	RBI	BB	SO	LOB
Jose Arcia, R (1, 4) OBP: 0.286, SLG: 0.321	0-3 K		x 0-0 FC5-4 (E S) 1-2f			x 0-0 1-3			x 0-0 F7	4-0 IBB	4	0	0	0	0	1	1
Van Kelly, L (9, 4) OBP: 0.303, SLG: 0.435											0	0	0	0	1	0	0
Roberto Pena, R (1, 6) OBP: 0.296, SLG: 0.305	x 0-0 6-3		0-3 K 1-3			x 0-0 G4-3 1B			x 0-0 L5	x 0-0 1-3	5	0	1	0	0	1	3
Ollie Brown, R (1, 9) OBP: 0.321, SLG: 0.406	4-0 FC6-4 BB			x 0-0 5-3		x 0-0 G4-3 1-2f			x 0-0 2B HR 1B		3	1	1	0	1	0	1
Nate Colbert, R (1, 3) OBP: 0.316, SLG: 0.466	x 0-0 FC6-4 1-2f			0-3 K			0-3 K		x 0-0 HR 1-3 2B		4	1	1	0	0	2	1
Al Ferrara, R (1, 7) OBP: 0.358, SLG: 0.476		x 0-0 P6		x 0-0 4-3			x 0-0 5-3		x 0-0 HR 2-H 3-H		4	1	1	3	0	0	0
Ivan Murrell, R (1, 8) OBP: 0.315, SLG: 0.333		0-3 K			x 0-0 6-3		x 0-0 1-3		x 0-0 5-3		4	0	0	0	0	1	0
Ed Spiezio, R (1, 5) OBP: 0.315, SLG: 0.388		x 0-0 5-3			x 0-0 1B			x 0-0 G4-6-3 1B		0-3 K	4	0	2	0	0	1	0
Chris Cannizzaro, R (1, 2) OBP: 0.321, SLG: 0.319			x 0-0 5-3		x 0-0 L5			x 0-0 G4-6-3 1-2f		4-0 E BB	3	0	0	0	1	0	2
Sonny Ruberto, R (10, PR) OBP: 0.190, SLG: 0.150 (10, 2)											0	0	0	0	0	0	0
Dave Roberts, L (1, 1) OBP: 0.333, SLG: 0.333			x 0-0 FC5-4 1B		0-3 K			x 0-0 4-3		x 0-0 F8 1-2	2	0	1	0	0	1	1
Jack Baldschun, R (7, 1) OBP: 0.400, SLG: 0.250											0	0	0	0	0	0	0
Cito Gaston, R (8, PH) OBP: 0.265, SLG: 0.281											1	0	0	0	0	0	0
Tommie Sisk, R (8, 1) OBP: 0.182, SLG: 0.200											0	0	0	0	0	0	0
Larry Stahl, L (10, PH) OBP: 0.267, SLG: 0.296											1	0	0	0	0	0	1
Billy McCool, R (10, 1)											0	0	0	0	0	0	0
Frank Reberger, L (10, 1)											0	0	0	0	0	0	0

TOP

San Diego Padres @ Pittsburgh Pirates

Forbes Field, Pittsburgh, PA

Sat Jul 26 1969, 3:33 AM EDT

Att. 6,769 - Unknown

livebaseballscorecards.com

AB	35
R	3
H	7
RBI	3
BB	3
SO	7
LOB	10

Inning Stats	1	2	3	4	5	6	7	8	9	10
	R: 0 E: 0 K: 1 S: 5	R: 0 E: 0 K: 1 S: 5	R: 0 E: 0 K: 1 S: 6	R: 0 E: 0 K: 1 S: 5	R: 0 E: 0 K: 1 S: 6	R: 0 E: 0 K: 0 S: 3	R: 0 E: 0 K: 1 S: 5	R: 0 E: 0 K: 0 S: 3	R: 3 E: 0 K: 0 S: 6	R: 0 E: 1 K: 1 S: 5
	H: 0 LOB: 1 BB: 1 P: 9	H: 0 LOB: 0 BB: 0 P: 5	H: 1 LOB: 1 BB: 0 P: 6	H: 0 LOB: 0 BB: 0 P: 5	H: 1 LOB: 1 BB: 0 P: 6	H: 1 LOB: 0 BB: 0 P: 3	H: 0 LOB: 0 BB: 0 P: 5	H: 1 LOB: 0 BB: 0 P: 3	H: 3 LOB: 0 BB: 0 P: 6	H: 0 LOB: 2 BB: 2 P: 13

1B: 5 SF: 0 WP: 0 PA: 38
2B: 1 SAC: 0 PB: 0
3B: 0 DP: 2 SB: 1
HR: 1 HBP: 0 CS: 0

PITCHER	IP	WLS	BF	H	R	ER	SO	BB	IBB	HBP	BLK	WP	HR	S	P	ERA	WHIP
Luke Walker, L (1, 1) ERA: 3.58	9.0		33	7	3	3	6	1	0	0	0	0	1	44	48	3.00	0.889
Bob Moose, R (10, 1) ERA: 4.3	1.0	W	5	0	0	0	1	1	1	0	0	0	0	5	13	0.00	1.000

PITCHER	IP	WLS	BF	H	R	ER	SO	BB	IBB	HBP	BLK	WP	HR	S	P	ERA	WHIP

Batter	1	2	3	4	5	6	7	8	9	10	AB	R	H	RBI	BB	SO	LOB
Matty Alou, L (1, 8) OBP: 0.389, SLG: 0.452	BLK, SF, 2B		G3 ①	L4 ③			6-3 ①		F8 ②		5	1	1	0	0	0	1
Carl Taylor, R (1, 3) OBP: 0.462, SLG: 0.537	K ①		1B, 1B		E5, FC6-4		HR		6-3 ③		5	2	2	1	0	1	1
Willie Stargell, L (1, 7) OBP: 0.402, SLG: 0.554 Ron Davis, R (10, PR) OBP: 0.339, SLG: 0.308	SF ② 2-H		F8 ②		FC6-4 ①, FC5-4 1-2f		K ②			BBBB, 1B, G5-2-3, BB	3 0	0 0	0 0	1 0	1 0	1 0	2 0
Roberto Clemente, R (1, 9) OBP: 0.403, SLG: 0.556	4-3 ③		1B 1-2, 1B		FC5-4 ②, FC6-4 1-2f		2B			G5-2-3, IBB, BB 1-3, 1B	5	1	3	0	0	0	1
Jose Pagan, R (1, 5) OBP: 0.333, SLG: 0.412		F8 ①	1-2 2-H, 1B		FC6-4 ③ 1-2f		F8 ③			IIII, BB, G5-2-3 1-2, IBB	4	0	1	1	1	0	2
Manny Sanguillen, R (1, 2) OBP: 0.353, SLG: 0.417		6-3 ②, P4 ③				F7 ①		4-3 ①		G5-2-3 ①② 1-2, 2-3, 3-Hf	5	0	0	0	0	0	5
Freddie Patek, R (1, 6) OBP: 0.310, SLG: 0.303		1B, 1B		CS, 1B		2B		4-3 ②		IIII, BB, IBB	4	0	3	0	1	0	0
Jose Martinez, R (1, 4) OBP: 0.287, SLG: 0.290		1-2, 1B		1-2, 2B ①		F9 ②		P6 ③		BBBB, 1-2, 2-3, 3-H, BB	4	0	2	1	1	0	1
Luke Walker, L (1, 1) Richie Hebner, L (9, PH) OBP: 0.374, SLG: 0.462 Bob Moose, R (10, 1) OBP: 0.214, SLG: 0.083		G3 ③		F8 ②		F7 ③			F8 ①		3 1 0	0 0 0	0 0 0	0 0 0	0 0 0	0 0 0	4 0 0
Inning Stats	R: 1 H: 1 E: 0 LOB: 0 K: 1 BB: 0 S: 6 P: 6	R: 0 H: 2 E: 0 LOB: 2 K: 0 BB: 0 S: 5 P: 5	R: 1 H: 3 E: 0 LOB: 2 K: 0 BB: 0 S: 6 P: 6	R: 0 H: 2 E: 0 LOB: 1 K: 0 BB: 0 S: 4 P: 4	R: 0 H: 0 E: 1 LOB: 1 K: 0 BB: 0 S: 4 P: 4	R: 0 H: 1 E: 0 LOB: 1 K: 0 BB: 0 S: 4 P: 4	R: 1 H: 2 E: 0 LOB: 1 K: 1 BB: 0 S: 7 P: 7	R: 0 H: 0 E: 0 LOB: 0 K: 0 BB: 0 S: 3 P: 3	R: 0 H: 0 E: 0 LOB: 0 K: 0 BB: 0 S: 3 P: 3	R: 1 H: 1 E: 0 LOB: 3 K: 0 BB: 4 S: 2 P: 18	1B: 7 SF: 1 2B: 4 SAC: 0 3B: 0 DP: 1 HR: 1 HBP: 0						

PITCHER		IP	WLS	BF	H	R	ER	SO	BB	IBB	HBP	BLK	WP	HR	S	P	ERA	WHIP
Dave Roberts, L ERA: 5.09	(1, 1)	6.2		31	11	3	3	2	0	0	0	1	0	1	35	35	4.05	1.650
Jack Baldschun, R ERA: 3.98	(7, 1)	0.1		1	0	0	0	0	0	0	0	0	0	0	1	1	0.00	0.000
Tommie Sisk, R ERA: 5.65	(8, 1)	2.0		6	0	0	0	0	0	0	0	0	0	0	6	6	0.00	0.000
Billy McCool, L ERA: 3.78	(10, 1)	0.0	L	3	1	1	1	0	1	1	0	0	0	0	1	9	∞	∞
Frank Reberger, R ERA: 3.83	(10, 1)	0.2		3	0	0	0	0	1	1	0	0	0	0	1	9	0.00	1.500

PITCHER	IP	WLS	BF	H	R	ER	SO	BB	IBB	HBP	BLK	WP	HR	S	P	ERA	WHIP

BOTTOM

San Diego Padres @ Pittsburgh Pirates

Forbes Field, Pittsburgh, PA

Sat Jul 26 1969, 3:33 AM EDT

Att. 6,769 - Unknown

livebaseballscorecards.com

AB	39
R	4
H	12
RBI	4
BB	4
SO	2
LOB	17

San Diego Padres @ Pittsburgh Pirates

Forbes Field, Pittsburgh, PA

Sun Jul 27 1969, 3:33 AM EDT

Att. 14,888 - Unknown

TOP

livebaseballscorecards.com

Batter	1	2	3	4	5	6	7	8	9	AB	R	H	RBI	BB	SO	LOB
Jose Arcia, R (1, 4) OBP: 0.277, SLG: 0.310	x 0-0 ①			x 0-0 ①		x 0-0 ②		x 0-0 ② 1-2		3	0	0	0	0	0	0
Al Ferrara, R (8, PH) OBP: 0.357, SLG: 0.474										1	0	0	0	0	0	1
Jack Baldschun, R (8, 1) OBP: 0.400, SLG: 0.250										0	0	0	0	0	0	0
Frank Reberger, L (8, 1)										0	0	0	0	0	0	0
Roberto Pena, R (1, 6) OBP: 0.293, SLG: 0.301	x 0-0 ②			x 0-0 ②		S S S 0-3 K ③		x 0-0 ③		4	0	0	0	0	1	1
Ollie Brown, R (1, 9) OBP: 0.323, SLG: 0.410	S S S 0-3 K ③			x 0-0 2B			S S S 0-3 K ①		x 0-0 None 1B	4	0	2	0	0	2	0
Nate Colbert, R (1, 3) OBP: 0.315, SLG: 0.463		S S S 0-3 K ①		x 0-0 ③			x 0-0 None 2B 1B		x 0-0 ①	4	1	1	0	0	1	2
Van Kelly, L (1, 5) OBP: 0.312, SLG: 0.449		x 0-0 CS 1B			x 0-0 2B		x 0-0 ② 1-2		x 0-0 ② 1-2	4	0	2	0	0	0	2
Ivan Murrell, R (1, 8) OBP: 0.313, SLG: 0.339		S S S 0-3 ② ③ K 1-2			x 0-0 ①		x 0-0 2-H 2B		x 0-0 ③	4	0	1	1	0	1	3
Larry Stahl, L (1, 7) OBP: 0.268, SLG: 0.291			S S S 0-3 ① K		B B B B 4-0 L1-3 BB		x 0-0 ③			2	0	0	0	1	1	1
Walt Hriniak, L (1, 2) OBP: 0.323, SLG: 0.192			S S S 0-3 ② K		x 0-0 ② ③ L1-3 1-2			x 0-0 None 1B		3	0	1	0	0	1	2
Clay Kirby, R (1, 1) OBP: 0.133, SLG: 0.025			x 0-0 ③			x 0-0 ①		S S S 0-3 K ①		2	0	0	0	0	0	0
Dave Roberts, L (8, PH) OBP: 0.286, SLG: 0.286										1	0	0	0	0	1	1
John Sipin, R (8, 4) OBP: 0.246, SLG: 0.315										0	0	0	0	0	0	0
Inning Stats	R: 0 E: 0 K: 1 S: 5 H: 0 LOB: 0 BB: 0 P: 5	R: 0 E: 0 K: 2 S: 7 H: 1 LOB: 1 BB: 0 P: 7	R: 0 E: 0 K: 2 S: 7 H: 0 LOB: 0 BB: 0 P: 7	R: 0 E: 0 K: 0 S: 4 H: 1 LOB: 1 BB: 0 P: 4	R: 0 E: 0 K: 0 S: 3 H: 1 LOB: 1 BB: 1 P: 7	R: 0 E: 0 K: 1 S: 5 H: 0 LOB: 0 BB: 0 P: 5	R: 1 E: 0 K: 1 S: 7 H: 2 LOB: 1 BB: 0 P: 7	R: 0 E: 0 K: 1 S: 6 H: 1 LOB: 1 BB: 0 P: 6	R: 0 E: 0 K: 0 S: 4 H: 1 LOB: 1 BB: 0 P: 4	1B: 4 2B: 5 3B: 0 HR: 0 SF: 0 SAC: 0 DP: 2 HBP: 0						

	AB	32
	R	1
	H	7
	RBI	1
	BB	1
	SO	8
	LOB	13

WP: 0 PB: 0 SB: 0 CS: 1 PA: 33

PITCHER		IP	WLS	BF	H	R	ER	SO	BB	IBB	HBP	BLK	WP	HR	S	P	ERA	WHIP
Jim Bunning, R ERA: 3.64	(1, 1)	7.0	W	26	6	1	1	7	1	0	0	0	0	0	39	43	1.29	1.000
Bob Moose, R ERA: 4.2	(8, 1)	2.0	S	7	1	0	0	1	0	0	0	0	0	0	9	9	0.00	0.500

PITCHER	IP	WLS	BF	H	R	ER	SO	BB	IBB	HBP	BLK	WP	HR	S	P	ERA	WHIP

BOTTOM

San Diego Padres @ Pittsburgh Pirates

Forbes Field, Pittsburgh, PA

Sun Jul 27 1969, 3:33 AM EDT

Att. 14,888 - Unknown

livebaseballscorecards.com

Batter	1	2	3	4	5	6	7	8	9	AB	R	H	RBI	BB	SO	LOB
Matty Alou, L (1, 8) OBP: 0.389, SLG: 0.451	0-0 G1-6-3 1B		0-0 ② 1-2		0-0 ③		4-0 IBB			3	0	1	0	1	0	1
Carl Taylor, R (1, 3) OBP: 0.450, SLG: 0.520	0-0 ① ② G1-6-3 1-2f		0-0 ③			0-0 ①	0-0 ③			4	0	0	0	0	0	4
Willie Stargell, L (1, 7) OBP: 0.403, SLG: 0.569 Ron Davis, R (9, 7) OBP: 0.339, SLG: 0.308	0-0 ③			0-0 ①		0-0 1B 3B		0-0 HR		4 0	2 0	2 0	1 0	0 0	0 0	0 0
Roberto Clemente, R (1, 9) OBP: 0.410, SLG: 0.561		0-0 1B 1B		0-0 E8 WP E 1B		0-0 3-H 1B		0-0 1B G6-4-3 1B		4	2	4	1	0	0	0
Richie Hebner, L (1, 5) OBP: 0.373, SLG: 0.459		0-0 ①		0-0 ②		0-0 ②		0-0 1-3 G6-4-3 1B		4	0	1	0	0	0	3
Manny Sanguillen, R (1, 2) OBP: 0.355, SLG: 0.418		0-0 1-2 G6-4-3 1B		0-0 2-H E7 1B		0-0 ③		0-0 ① ② 1-2f 3-H G6-4-3		4	0	2	1	0	0	2
Freddie Patek, R (1, 6) OBP: 0.309, SLG: 0.302		0-0 ② ③ G6-4-3 1-2f		0-0 ③			0-0 ①	0-0 1B		4	0	1	0	0	0	3
Jose Martinez, R (1, 4) OBP: 0.293, SLG: 0.286			B B B B 4-0 None BB		0-0 ①		H 1-0 SH HBP	0-0 ③		2	0	0	0	1	0	1
Jim Bunning, R (1, 1) OBP: 0.093, SLG: 0.025 Bob Moose, R (8, 1) OBP: 0.214, SLG: 0.083			0-0 ①		0-0 ②		0-0 ② SH 1-2			2 0	0 0	0 0	0 0	0 0	0 0	1 0
Inning Stats	R: 0 E: 0 K: 0 S: 3 H: 1 LOB: 0 BB: 0 P: 3	R: 0 E: 0 K: 0 S: 4 H: 2 LOB: 1 BB: 0 P: 4	R: 0 E: 0 K: 0 S: 3 H: 0 LOB: 1 BB: 1 P: 7	R: 1 E: 2 K: 0 S: 5 H: 2 LOB: 1 BB: 0 P: 5	R: 0 E: 0 K: 0 S: 3 H: 0 LOB: 0 BB: 0 P: 3	R: 1 E: 0 K: 0 S: 5 H: 2 LOB: 1 BB: 0 P: 5	R: 0 E: 0 K: 0 S: 3 H: 0 LOB: 2 BB: 1 P: 8	R: 2 E: 0 K: 0 S: 6 H: 4 LOB: 1 BB: 0 P: 6		1B: 9 2B: 0 3B: 1 HR: 1	SF: 0 SAC: 1 DP: 3 HBP: 1					

	AB	31
	R	4
	H	11
	RBI	3
	BB	2
	SO	0
	LOB	15

WP: 1 PB: 0 SB: 0 CS: 0 PA: 35

PITCHER		IP	WLS	BF	H	R	ER	SO	BB	IBB	HBP	BLK	WP	HR	S	P	ERA	WHIP
Clay Kirby, R ERA: 4.01	(1, 1)	7.0	L	29	7	2	2	0	1	1	1	0	1	0	26	35	2.57	1.143
Jack Baldschun, R ERA: 4.33	(8, 1)	0.0		3	3	2	2	0	0	0	0	0	0	1	3	3	∞	∞
Frank Reberger, R ERA: 3.75	(8, 1)	1.0		3	1	0	0	0	0	0	0	0	0	0	3	3	0.00	1.000

PITCHER	IP	WLS	BF	H	R	ER	SO	BB	IBB	HBP	BLK	WP	HR	S	P	ERA	WHIP

Batter	1	2	3	4	5	6	7	8	9	10	AB	R	H	RBI	BB	SO	LOB
Bill Russell, R (1, 8) OBP: 0.317, SLG: 0.372	K		K			F3		E 1B S 1B 3-H		F9	5	1	1	1	0	2	2
Maury Wills, S (1, 6) OBP: 0.340, SLG: 0.337	1-3		4-3			F8		CS 1B 1-H		FC6 1-2f	5	0	1	1	0	0	2
Manny Mota, R (1, 7) OBP: 0.403, SLG: 0.436	1B 1B			F6			1B S BB	CS 1-2	WP 6-3 1B		3	0	2	0	1	0	0
Andy Kosco, R (1, 9) OBP: 0.272, SLG: 0.430	1-2 1B			5-3			K 1-2		6-3 1-2		4	0	1	0	0	1	2
Ken Boyer, R (1, 3) OBP: 0.320, SLG: 0.348	K			4-3			G6-4-3 2-3 1B		G3 2-3		3	0	1	0	0	1	2
Tom Hutton, L (8, 3) OBP: 0.357, SLG: 0.308											0	0	0	0	0	0	0
John Miller, R (9, PH) (9, 3) OBP: 0.235, SLG: 0.219											1	0	0	0	0	0	1
Bill Sudakis, S (1, 5) OBP: 0.285, SLG: 0.351		5-3			K		G6-4-3 1-2f		1-3		4	0	0	0	0	1	3
Ted Sizemore, R (1, 4) OBP: 0.314, SLG: 0.303		4-3			K			E5 6-3 SH1-4 1B		E6 SH1-4	4	1	0	0	0	1	0
Jeff Torborg, R (1, 2) OBP: 0.264, SLG: 0.300		1-3			G3			SH1-4 1-2		SH1-4 1-2	2	0	0	0	0	0	0
Don Sutton, R (1, 1) OBP: 0.188, SLG: 0.175			F7			F9		6-3 2-3		FC6 BB	3	0	0	0	0	0	1
Jim Brewer, L (8, 1) OBP: 0.222, SLG: 0.250											0	0	0	0	0	0	0
Billy Grabarkewitz, R (10, PH) OBP: 0.170, SLG: 0.180											0	0	0	1	0	0	0
Al McBean, R (10, 1) OBP: 0.200, SLG: 0.200											0	0	0	0	0	0	0
Inning Stats	R: 0 E: 0 K: 2 S: 9 H: 2 LOB: 2 BB: 0 P: 9	R: 0 E: 0 K: 0 S: 3 H: 0 LOB: 0 BB: 0 P: 3	R: 0 E: 0 K: 1 S: 5 H: 0 LOB: 0 BB: 0 P: 5	R: 0 E: 0 K: 0 S: 3 H: 0 LOB: 0 BB: 0 P: 3	R: 0 E: 0 K: 2 S: 7 H: 0 LOB: 0 BB: 0 P: 7	R: 0 E: 0 K: 0 S: 3 H: 0 LOB: 0 BB: 0 P: 3	R: 0 E: 0 K: 1 S: 5 H: 1 LOB: 1 BB: 1 P: 9	R: 2 E: 1 K: 0 S: 5 H: 2 LOB: 0 BB: 0 P: 5	R: 0 E: 0 K: 0 S: 4 H: 1 LOB: 1 BB: 0 P: 4	R: 0 E: 1 K: 0 S: 4 H: 0 LOB: 2 BB: 1 P: 8	1B: 6 2B: 0 3B: 0 HR: 0	SF: 0 SAC: 2 DP: 1 HBP: 0						

PITCHER	IP	WLS	BF	H	R	ER	SO	BB	IBB	HBP	BLK	WP	HR	S	P	ERA	WHIP
Bob Veale, L (1, 1) ERA: 3.86	8.0		29	5	2	0	6	1	0	0	0	0	0	40	44	0.00	0.750
Joe Gibbon, L (9, 1) ERA: 2.51	2.0	W	9	1	0	0	0	1	0	0	0	1	0	8	12	0.00	1.000

PITCHER	IP	WLS	BF	H	R	ER	SO	BB	IBB	HBP	BLK	WP	HR	S	P	ERA	WHIP

TOP

Los Angeles Dodgers @ Pittsburgh Pirates

Forbes Field, Pittsburgh, PA

Tue Jul 29 1969, 7:05 PM EDT

Unknown

livebaseballscorecards.com

AB	34
R	2
H	6
RBI	2
BB	2
SO	6
LOB	13

1B: 6	SF: 0	WP: 1	PA: 39
2B: 0	SAC: 2	PB: 0	
3B: 0	DP: 1	SB: 2	
HR: 0	HBP: 0	CS: 1	

Batter	1	2	3	4	5	6	7	8	9	10	AB	R	H	RBI	BB	SO	LOB
Matty Alou, L (1, 8) OBP: 0.387, SLG: 0.448	4-3		F9			1B		K		4-3	5	0	1	0	0	1	2
Carl Taylor, R (1, 3) OBP: 0.442, SLG: 0.504	F8			5-3		K		F9		HR, BB	4	1	0	0	1	1	3
Willie Stargell, L (1, 7) OBP: 0.406, SLG: 0.579	4-3			4-3			1B	1-3, 2-H, 1B		1-H, HR	5	1	3	3	0	0	0
Roberto Clemente, R (1, 9) OBP: 0.405, SLG: 0.554		6-3		6-3			F9	K			4	0	0	0	0	1	3
Richie Hebner, L (1, 5) OBP: 0.372, SLG: 0.456		L9			8-4-3, 1B		F8		3-1		4	0	1	0	0	0	1
Manny Sanguillen, R (1, 2) OBP: 0.358, SLG: 0.417		WP, 1B, BB			F8		F7		1B		3	0	1	0	1	0	2
Freddie Patek, R (1, 6) OBP: 0.311, SLG: 0.315		1-H, 1B			8-4-3, 1-2f			HR	K		4	1	2	1	0	1	2
Jose Martinez, R (1, 4) OBP: 0.299, SLG: 0.300			F3			L6-4, 2B		1B, 1B	F7		4	1	2	0	0	0	1
Bob Veale, S (1, 1) OBP: 0.068, SLG: 0.024			F7			L6-4, 2-3		1B, 1-2		K	2	0	0	0	0	0	1
Jose Pagan, R (8, PH) OBP: 0.337, SLG: 0.416											1	0	1	0	0	0	0
Ron Davis, R (8, PR) OBP: 0.339, SLG: 0.308											0	0	0	0	0	0	0
Joe Gibbon, R (9, 1)											1	0	0	0	0	1	0
Inning Stats	R: 0 E: 0 K: 0 S: 3 H: 0 LOB: 0 BB: 0 P: 3	R: 0 E: 0 K: 0 S: 3 H: 1 LOB: 2 BB: 1 P: 7	R: 0 E: 0 K: 0 S: 3 H: 0 LOB: 0 BB: 0 P: 3	R: 0 E: 0 K: 0 S: 3 H: 0 LOB: 0 BB: 0 P: 3	R: 0 E: 0 K: 0 S: 3 H: 1 LOB: 0 BB: 0 P: 3	R: 0 E: 0 K: 1 S: 6 H: 2 LOB: 1 BB: 0 P: 6	R: 0 E: 0 K: 0 S: 4 H: 1 LOB: 1 BB: 0 P: 4	R: 2 E: 0 K: 2 S: 11 H: 4 LOB: 2 BB: 0 P: 11	R: 0 E: 0 K: 1 S: 6 H: 1 LOB: 1 BB: 0 P: 6	R: 2 E: 0 K: 1 S: 5 H: 1 LOB: 0 BB: 1 P: 9	1B: 8 2B: 3 3B: 0 HR: 2	SF: 0 SAC: 0 DP: 2 HBP: 0						

PITCHER		IP	WLS	BF	H	R	ER	SO	BB	IBB	HBP	BLK	WP	HR	S	P	ERA	WHIP
Don Sutton, R ERA: 3.23	(1, 1)	7.0		27	8	2	2	1	1	0	0	0	1	1	28	32	2.57	1.286
Jim Brewer, L ERA: 2.38	(8, 1)	2.0		8	2	0	0	3	0	0	0	0	0	0	14	14	0.00	1.000
Al McBean, R ERA: 3.8	(10, 1)	0.2	L	4	1	2	2	1	1	0	0	0	0	1	5	9	27.00	3.000

PITCHER	IP	WLS	BF	H	R	ER	SO	BB	IBB	HBP	BLK	WP	HR	S	P	ERA	WHIP

BOTTOM

Los Angeles Dodgers @ Pittsburgh Pirates

Forbes Field, Pittsburgh, PA

Tue Jul 29 1969, 7:05 PM EDT

Unknown

livebaseballscorecards.com

AB	37
R	4
H	11
RBI	4
BB	2
SO	5
LOB	15

1B: 8 2B: 3 3B: 0 HR: 2 SF: 0 SAC: 0 DP: 2 HBP: 0

WP: 1 PB: 0 SB: 0 CS: 0 PA: 39

Batter	1	2	3	4	5	6	7	8	9	AB	R	H	RBI	BB	SO	LOB
Maury Wills, S (1, 6) OBP: 0.340, SLG: 0.334	G3		6-3		S BB	1B 1-2 BB		K		3	0	0	0	2	1	0
Willie Crawford, L (1, 7) OBP: 0.331, SLG: 0.440	K		2B		F7 1-2	1B 1-3 2-H		K		4	1	2	1	0	1	1
Pete Mikkelsen, R (6, 1)										1	0	0	0	0	1	0
Willie Davis, L (1, 8) OBP: 0.331, SLG: 0.448	1B		6-3		4-3	K			CS 2B	5	0	2	0	0	1	4
Len Gabrielson, L (1, 9) OBP: 0.351, SLG: 0.413	K		2-H 2B			1B 1B 1B	F6		K 2-3	3	1	2	1	0	1	1
Bill Russell, R (7, PH) OBP: 0.314, SLG: 0.368										2	0	0	0	0	1	1
(7, 9)																
Tom Haller, L (1, 2) OBP: 0.334, SLG: 0.367		4-3 PB 2B	F9			1B 1-2 1B	K		G3	5	2	2	0	0	1	1
Bill Sudakis, S (1, 5) OBP: 0.288, SLG: 0.353		4-3 2-3		4-3		1B 1B 1-2 2-3 1B	1B 1B			4	1	2	0	0	0	1
Tom Hutton, L (1, 3) OBP: 0.444, SLG: 0.375		PB BB		F7		1B 1B 1-3 2-H 3-H 1B	1B 1-2 1B			3	0	2	2	1	0	0
Ted Sizemore, R (1, 4) OBP: 0.314, SLG: 0.302		K 1-2 3-H		F9		1B 1-2 3-H 1B	F4			4	0	1	1	0	1	3
Alan Foster, R (1, 1) OBP: 0.167, SLG: 0.048		6-3			K	BB 1-3 2-H 1B		4-3		2	0	0	0	0	1	1
Joe Moeller, R (5, 1) OBP: 0.222, SLG: 0.222										0	0	0	0	0	0	0
Manny Mota, R (6, PH) OBP: 0.404, SLG: 0.436										2	1	1	0	0	0	0
(6, 7)																
Inning Stats	R: 0 E: 0 K: 2 S: 8 H: 1 LOB: 1 BB: 0 P: 8	R: 1 E: 0 K: 1 S: 6 H: 1 LOB: 1 BB: 1 P: 10	R: 1 E: 0 K: 0 S: 5 H: 2 LOB: 1 BB: 0 P: 5	R: 0 E: 0 K: 0 S: 3 H: 0 LOB: 0 BB: 0 P: 3	R: 0 E: 0 K: 1 S: 5 H: 0 LOB: 1 BB: 1 P: 9	R: 4 E: 0 K: 1 S: 10 H: 7 LOB: 2 BB: 1 P: 14	R: 0 E: 0 K: 1 S: 7 H: 2 LOB: 2 BB: 0 P: 7	R: 0 E: 0 K: 2 S: 7 H: 0 LOB: 0 BB: 0 P: 7	R: 0 E: 0 K: 1 S: 5 H: 1 LOB: 0 BB: 0 P: 5	1B: 10 2B: 4 3B: 0 HR: 0 SF: 0 SAC: 0 DP: 0 HBP: 0						

PITCHER		IP	WLS	BF	H	R	ER	SO	BB	IBB	HBP	BLK	WP	HR	S	P	ERA	WHIP
Dock Ellis, R ERA: 4.16	(1, 1)	5.0	L	25	8	6	5	4	2	0	0	0	0	0	31	39	9.00	2.000
Bruce Dal Canton, R ERA: 3.63	(6, 1)	0.2		4	3	0	0	0	1	0	0	0	0	0	3	7	0.00	6.000
Lou Marone, L ERA: 3.77	(6, 1)	2.1		9	2	0	0	4	0	0	0	0	0	0	17	17	0.00	0.857
Bob Moose, R ERA: 4.15	(9, 1)	1.0		3	1	0	0	1	0	0	0	0	0	0	5	5	0.00	1.000

PITCHER	IP	WLS	BF	H	R	ER	SO	BB	IBB	HBP	BLK	WP	HR	S	P	ERA	WHIP

TOP

Los Angeles Dodgers @ Pittsburgh Pirates

Forbes Field, Pittsburgh, PA

Tue Jul 29 1969, 7:05 PM EDT

Att. 18,436 - Unknown

livebaseballscorecards.com

AB	38
R	6
H	14
RBI	5
BB	3
SO	9
LOB	13

BOTTOM

Los Angeles Dodgers @ Pittsburgh Pirates

Forbes Field, Pittsburgh, PA

Tue Jul 29 1969, 7:05 PM EDT

Att. 18,436 - Unknown

livebaseballscorecards.com

Batter	1	2	3	4	5	6	7	8	9	AB	R	H	RBI	BB	SO	LOB
Matty Alou, L (1, 8) OBP: 0.383, SLG: 0.443	4-3		F6	K		6-3		4-3		5	0	0	0	0	1	2
Carl Taylor, R (1, 9) OBP: 0.434, SLG: 0.493	K		K		2B 3-1 1B	6-3		6-3		5	1	1	0	0	2	0
Bob Moose, R (9, 1) OBP: 0.214, SLG: 0.083										0	0	0	0	0	0	0
Willie Stargell, L (1, 7) OBP: 0.405, SLG: 0.578	K		2B		F8	BB			K2-3	4	0	1	0	1	2	1
Manny Sanguillen, R (1, 2) OBP: 0.355, SLG: 0.417		6-3	L4		1-3 HR 2B	F6			L1	5	1	1	0	0	0	2
Richie Hebner, L (1, 5) OBP: 0.369, SLG: 0.452		F6		S 1B 1B 1B	3-1 3-H		G3		3-1	5	1	1	1	0	0	1
Al Oliver, L (1, 3) OBP: 0.303, SLG: 0.383		BB BB HBP		F5	2-H HR		HR			3	2	2	3	0	0	1
Freddie Patek, R (1, 6) OBP: 0.314, SLG: 0.313		1-2 BB		F5	BB 1B		K			2	0	0	0	2	1	1
Jose Martinez, R (1, 4) OBP: 0.312, SLG: 0.308		1-2 2-3 FC6-4 BB		1-2 1B 1B	1-3 1B		F7			3	0	2	0	1	0	0
Dock Ellis, S (1, 1) OBP: 0.140, SLG: 0.119		FC6-4 1-2f		1-2 2-H 1B	K			4-3		3	0	1	1	0	1	5
Bruce Dal Canton, R (6, 1) OBP: 0.444, SLG: 0.625										0	0	0	0	0	0	0
Lou Marone, R (6, 1)										0	0	0	0	0	0	0
Roberto Clemente, R (8, PH) OBP: 0.404, SLG: 0.552 (9, 9)										1	0	0	0	0	0	0

Inning Stats									
	R: 0 H: 0 E: 0 LOB: 0 K: 2 BB: 0 S: 7 P: 7	R: 0 H: 0 E: 0 LOB: 3 K: 0 BB: 2 S: 3 P: 12	R: 0 H: 1 E: 0 LOB: 1 K: 1 BB: 0 S: 6 P: 6	R: 1 H: 3 E: 0 LOB: 2 K: 1 BB: 0 S: 8 P: 8	R: 3 H: 4 E: 0 LOB: 2 K: 1 BB: 1 S: 9 P: 13	R: 0 H: 0 E: 0 LOB: 1 K: 0 BB: 1 S: 3 P: 7	R: 1 H: 1 E: 0 LOB: 0 K: 1 BB: 0 S: 6 P: 6	R: 0 H: 0 E: 0 LOB: 0 K: 0 BB: 0 S: 3 P: 3	R: 0 H: 0 E: 0 LOB: 0 K: 1 BB: 0 S: 5 P: 5

	AB	36
	R	5
	H	9
	RBI	5
	BB	4
	SO	7
	LOB	13

1B: 5 SF: 0 WP: 0 PA: 41
2B: 2 SAC: 0 PB: 0
3B: 0 DP: 0 SB: 1
HR: 2 HBP: 1 CS: 0

PITCHER		IP	WLS	BF	H	R	ER	SO	BB	IBB	HBP	BLK	WP	HR	S	P	ERA	WHIP
Alan Foster, R ERA: 4.1	(1, 1)	4.1		22	6	3	3	4	2	0	1	0	0	0	27	36	6.23	1.846
Joe Moeller, R ERA: 3.89	(5, 1)	0.2		5	2	1	1	1	1	0	0	0	0	1	6	10	13.50	4.500
Pete Mikkelsen, R ERA: 2.84	(6, 1)	4.0	W	14	1	1	1	2	1	0	0	0	0	1	17	21	2.25	0.500

PITCHER	IP	WLS	BF	H	R	ER	SO	BB	IBB	HBP	BLK	WP	HR	S	P	ERA	WHIP

Batter	1	2	3	4	5	6	7	8	9	AB	R	H	RBI	BB	SO	LOB
Maury Wills, S (1, 6) OBP: 0.341, SLG: 0.338	1B	4-3			4-3 2B		G3		6-3	5	0	2	0	0	0	2
Willie Crawford, L (1, 7) OBP: 0.325, SLG: 0.431	F8		3-1		4-3 2-3		K		K	5	0	0	0	0	2	2
Willie Davis, L (1, 8) OBP: 0.330, SLG: 0.445	K		6-3		F9		1B			4	0	1	0	0	1	2
Len Gabrielson, L (1, 9) (8, 3) OBP: 0.348, SLG: 0.402	F8		BB			F6	K			3	0	0	0	1	1	2
Tom Haller, L (1, 2) OBP: 0.336, SLG: 0.372		SH5-4 BB 1B 1B	F4			G3		4-3 2B		4	1	2	0	0	0	1
Bill Sudakis, S (1, 5) OBP: 0.290, SLG: 0.350		1B SH5-4 1-2 BB		K		1B E BB		4-3 2-3		2	1	0	0	2	1	1
Tom Hutton, L (1, 3) OBP: 0.429, SLG: 0.368	SH5-4 1-2 2-3			K		E8 BLK 1-H 1B		K		3	0	1	0	0	2	1
Jim Brewer, L (8, 1) OBP: 0.222, SLG: 0.250										0	0	0	0	0	0	0
Ted Sizemore, R (1, 4) OBP: 0.316, SLG: 0.302	SH5-4 2-3 3-H 1B			F8		2-3 BB		F6		3	0	1	1	1	0	1
Claude Osteen, L (1, 1) OBP: 0.264, SLG: 0.250	SH5-4 1-2				K	F7			K	2	0	0	0	0	1	2
Manny Mota, R (8, 9) OBP: 0.402, SLG: 0.435										1	0	0	0	0	1	0
Inning Stats	R: 0 E: 0 K: 1 S: 6 H: 1 LOB: 1 BB: 0 P: 6	R: 1 E: 0 K: 0 S: 5 H: 2 LOB: 2 BB: 1 P: 9	R: 0 E: 0 K: 0 S: 3 H: 0 LOB: 1 BB: 1 P: 7	R: 0 E: 0 K: 2 S: 7 H: 0 LOB: 0 BB: 0 P: 7	R: 0 E: 0 K: 1 S: 6 H: 1 LOB: 1 BB: 0 P: 6	R: 1 E: 1 K: 0 S: 4 H: 1 LOB: 2 BB: 2 P: 12	R: 0 E: 0 K: 2 S: 8 H: 1 LOB: 1 BB: 0 P: 8	R: 0 E: 0 K: 1 S: 6 H: 1 LOB: 1 BB: 0 P: 6	R: 0 E: 0 K: 2 S: 7 H: 0 LOB: 0 BB: 0 P: 7	1B: 5 2B: 2 3B: 0 HR: 0 SF: 0 SAC: 2 DP: 0 HBP: 0						

PITCHER	IP	WLS	BF	H	R	ER	SO	BB	IBB	HBP	BLK	WP	HR	S	P	ERA	WHIP
Steve Blass, R (1, 1) ERA: 4.6	9.0	W	38	7	2	2	9	4	0	0	1	0	0	52	68	2.00	1.222

PITCHER	IP	WLS	BF	H	R	ER	SO	BB	IBB	HBP	BLK	WP	HR	S	P	ERA	WHIP

TOP

Los Angeles Dodgers @ Pittsburgh Pirates

Forbes Field, Pittsburgh, PA

Wed Jul 30 1969, 7:05 PM EDT

Att. 8,833 - Unknown

livebaseballscorecards.com

AB	32
R	2
H	7
RBI	1
BB	4
SO	9
LOB	14

PA: 38

WP: 0
PB: 0
SB: 0
CS: 0

Batter	1	2	3	4	5	6	7	8	9	AB	R	H	RBI	BB	SO	LOB
Matty Alou, L (1, 8) OBP: 0.386, SLG: 0.446	1-3		1B		CS 1-2 2-H 3-H 1B		1-2 1B			4	0	3	2	0	0	0
Jose Pagan, R (1, 5) OBP: 0.335, SLG: 0.424	3B		F9		5-6 2-3f		L1			4	0	1	0	0	0	5
Willie Stargell, L (1, 7) OBP: 0.404, SLG: 0.576 Carl Taylor, R (2, 7) OBP: 0.435, SLG: 0.493 Ron Davis, R (6, PR) OBP: 0.350, SLG: 0.321 (7, 7)	K		K		CS 1-2	FC4-6 1B		1B 1B		1 2 1	0 0 1	0 1 1	0 0 1	0 0 0	1 1 0	1 1 0
Roberto Clemente, R (1, 9) OBP: 0.402, SLG: 0.548	4-3			6-3		FC4-6 FC5-4 1-2f		1-3 1B		4	0	1	0	0	0	2
Manny Sanguillen, R (1, 2) OBP: 0.353, SLG: 0.414		G3		3-1		FC5-4 1-2f		1B PB 3-H 1B		4	1	1	1	0	0	1
Al Oliver, L (1, 3) OBP: 0.306, SLG: 0.385		5-3 1B		4-3		G3		FC5 PB 1-3 1B		4	0	2	0	0	0	1
Freddie Patek, R (1, 6) OBP: 0.316, SLG: 0.316		5-3 1-2			1B 1B 1B 1B		FC3-6 1B	FC5 S 1-3 3-H		4	1	2	0	0	0	2
Jose Martinez, R (1, 4) OBP: 0.310, SLG: 0.307		6-3			1B 1-2 1B 1B		FC3-6 FC3-6 1-2f	K 1-2		4	1	1	0	0	1	3
Steve Blass, R (1, 1) OBP: 0.241, SLG: 0.264			G3		5-6 1-2 2-3 1B		FC3-6 1B 1-2f			3	0	1	0	0	0	1
Inning Stats	R: 0 E: 0 K: 1 S: 6 H: 1 LOB: 1 BB: 0 P: 6	R: 0 E: 0 K: 0 S: 4 H: 1 LOB: 1 BB: 0 P: 4	R: 0 E: 0 K: 1 S: 6 H: 1 LOB: 1 BB: 0 P: 6	R: 0 E: 0 K: 0 S: 3 H: 0 LOB: 0 BB: 0 P: 3	R: 2 E: 0 K: 0 S: 5 H: 4 LOB: 0 BB: 0 P: 5	R: 0 E: 0 K: 0 S: 4 H: 1 LOB: 1 BB: 0 P: 4	R: 0 E: 0 K: 0 S: 5 H: 2 LOB: 2 BB: 0 P: 5	R: 2 E: 0 K: 1 S: 8 H: 4 LOB: 1 BB: 0 P: 8		1B: 13 2B: 1 3B: 1 HR: 0 SF: 0 SAC: 0 DP: 1 HBP: 0						

PITCHER		IP	WLS	BF	H	R	ER	SO	BB	IBB	HBP	BLK	WP	HR	S	P	ERA	WHIP
Claude Osteen, L ERA: 2.81	(1, 1)	7.1	L	33	14	4	3	2	0	0	0	0	0	0	37	37	3.68	1.909
Jim Brewer, L ERA: 2.35	(8, 1)	0.2		2	0	0	0	1	0	0	0	0	0	0	4	4	0.00	0.000

PITCHER	IP	WLS	BF	H	R	ER	SO	BB	IBB	HBP	BLK	WP	HR	S	P	ERA	WHIP

BOTTOM

Los Angeles Dodgers @ Pittsburgh Pirates

Forbes Field, Pittsburgh, PA

Wed Jul 30 1969, 7:05 PM EDT

Att. 8,833 - Unknown

livebaseballscorecards.com

AB	35
R	4
H	14
RBI	3
BB	0
SO	3
LOB	17

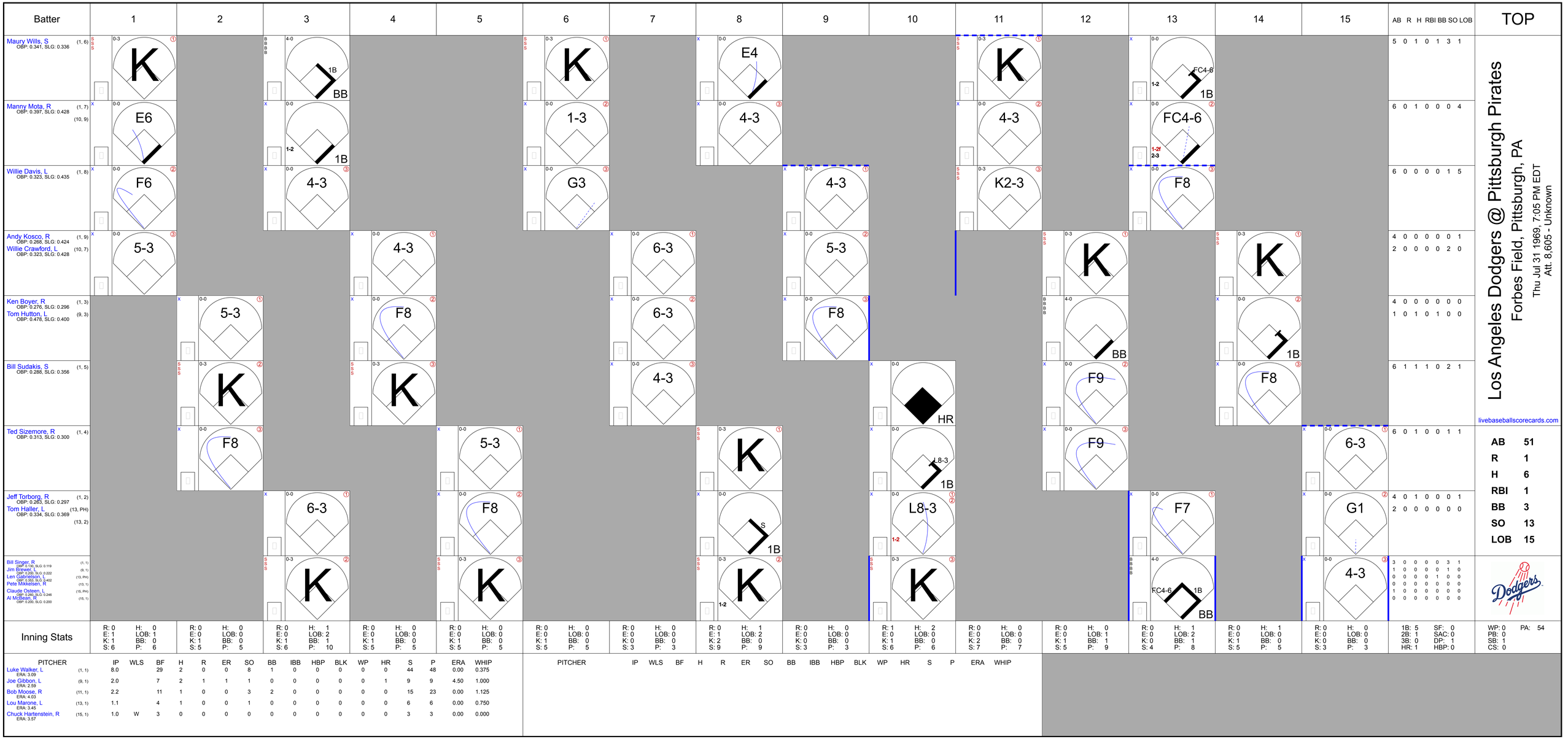
Batter
1
2
3
4
5
6
7
8
9
10
11
12
13
14
15
AB R H RBI BB SO LOB
TOP
Maury Wills, S
OBP: 0.341, SLG: 0.336
(1, 6)
K
BB
1B
Manny Mota, R
OBP: 0.397, SLG: 0.428
(1, 7)
(10, 9)
E6
1-3
4-3
FC4-6
1B
Willie Davis, L
OBP: 0.323, SLG: 0.435
(1, 8)
F6
4-3
G3
4-3
K2-3
F8
Andy Kosco, R
OBP: 0.268, SLG: 0.424
(1, 9)
Willie Crawford, L
OBP: 0.323, SLG: 0.428
(10, 7)
5-3
4-3
6-3
5-3
K
BB
1B
Ken Boyer, R
OBP: 0.276, SLG: 0.296
(1, 3)
Tom Hutton, L
OBP: 0.478, SLG: 0.400
(9, 3)
5-3
F8
6-3
F8
F9
Bill Sudakis, S
OBP: 0.288, SLG: 0.356
(1, 5)
K
K
4-3
HR
F9
F8
Ted Sizemore, R
OBP: 0.313, SLG: 0.300
(1, 4)
F8
5-3
K
L8-3
1B
F9
6-3
Jeff Torborg, R
OBP: 0.263, SLG: 0.297
(1, 2)
Tom Haller, L
OBP: 0.334, SLG: 0.369
(13, PH)
(13, 2)
6-3
F8
S
1B
L8-3
F7
G1
Bill Singer, R
OBP: 0.130, SLG: 0.119
(1, 1)
Jim Brewer, L
OBP: 0.200, SLG: 0.222
(9, 1)
Len Gabrielson, L
OBP: 0.353, SLG: 0.402
(13, PH)
Pete Mikkelsen, R
(13, 1)
Claude Osteen, L
OBP: 0.265, SLG: 0.246
(15, PH)
Al McBean, R
OBP: 0.200, SLG: 0.200
(15, 1)
K
K
K
FC4-6
1B
BB
4-3
Inning Stats
R: 0 E: 1 K: 1 S: 6 H: 0 LOB: 1 BB: 0 P: 6
R: 0 E: 0 K: 1 S: 5 H: 0 LOB: 0 BB: 0 P: 5
R: 0 E: 0 K: 1 S: 6 H: 1 LOB: 2 BB: 1 P: 10
R: 0 E: 0 K: 1 S: 5 H: 0 LOB: 0 BB: 0 P: 5
R: 0 E: 0 K: 1 S: 5 H: 0 LOB: 0 BB: 0 P: 5
R: 0 E: 0 K: 1 S: 5 H: 0 LOB: 0 BB: 0 P: 5
R: 0 E: 0 K: 0 S: 3 H: 0 LOB: 0 BB: 0 P: 3
R: 0 E: 1 K: 2 S: 9 H: 1 LOB: 2 BB: 0 P: 9
R: 0 E: 0 K: 0 S: 3 H: 0 LOB: 0 BB: 0 P: 3
R: 1 E: 0 K: 1 S: 6 H: 2 LOB: 0 BB: 0 P: 6
R: 0 E: 0 K: 2 S: 7 H: 0 LOB: 0 BB: 0 P: 7
R: 0 E: 0 K: 1 S: 5 H: 0 LOB: 1 BB: 1 P: 9
R: 0 E: 0 K: 0 S: 4 H: 1 LOB: 2 BB: 1 P: 8
R: 0 E: 0 K: 1 S: 5 H: 1 LOB: 0 BB: 0 P: 5
R: 0 E: 0 K: 0 S: 3 H: 0 LOB: 0 BB: 0 P: 3
1B: 5 2B: 1 3B: 0 HR: 1 SF: 0 SAC: 0 DP: 1 HBP: 0
WP: 0 PB: 0 SB: 1 CS: 0 PA: 54
PITCHER IP WLS BF H R ER SO BB IBB HBP BLK WP HR S P ERA WHIP
Luke Walker, L (1, 1) ERA: 3.09 8.0 29 2 0 0 8 1 0 0 0 0 0 44 48 0.00 0.375
Joe Gibbon, L (9, 1) ERA: 2.59 2.0 7 2 1 1 1 0 0 0 0 0 1 9 9 4.50 1.000
Bob Moose, R (11, 1) ERA: 4.03 2.2 11 1 0 0 3 2 0 0 0 0 0 15 23 0.00 1.125
Lou Marone, L (13, 1) ERA: 3.45 1.1 4 1 0 0 1 0 0 0 0 0 0 6 6 0.00 0.750
Chuck Hartenstein, R (15, 1) ERA: 3.57 1.0 W 3 0 0 0 0 0 0 0 0 0 0 3 3 0.00 0.000
Los Angeles Dodgers @ Pittsburgh Pirates
Forbes Field, Pittsburgh, PA
Thu Jul 31 1969, 7:05 PM EDT
Att. 8,605 - Unknown
livebaseballscorecards.com
AB 51
R 1
H 6
RBI 1
BB 3
SO 13
LOB 15

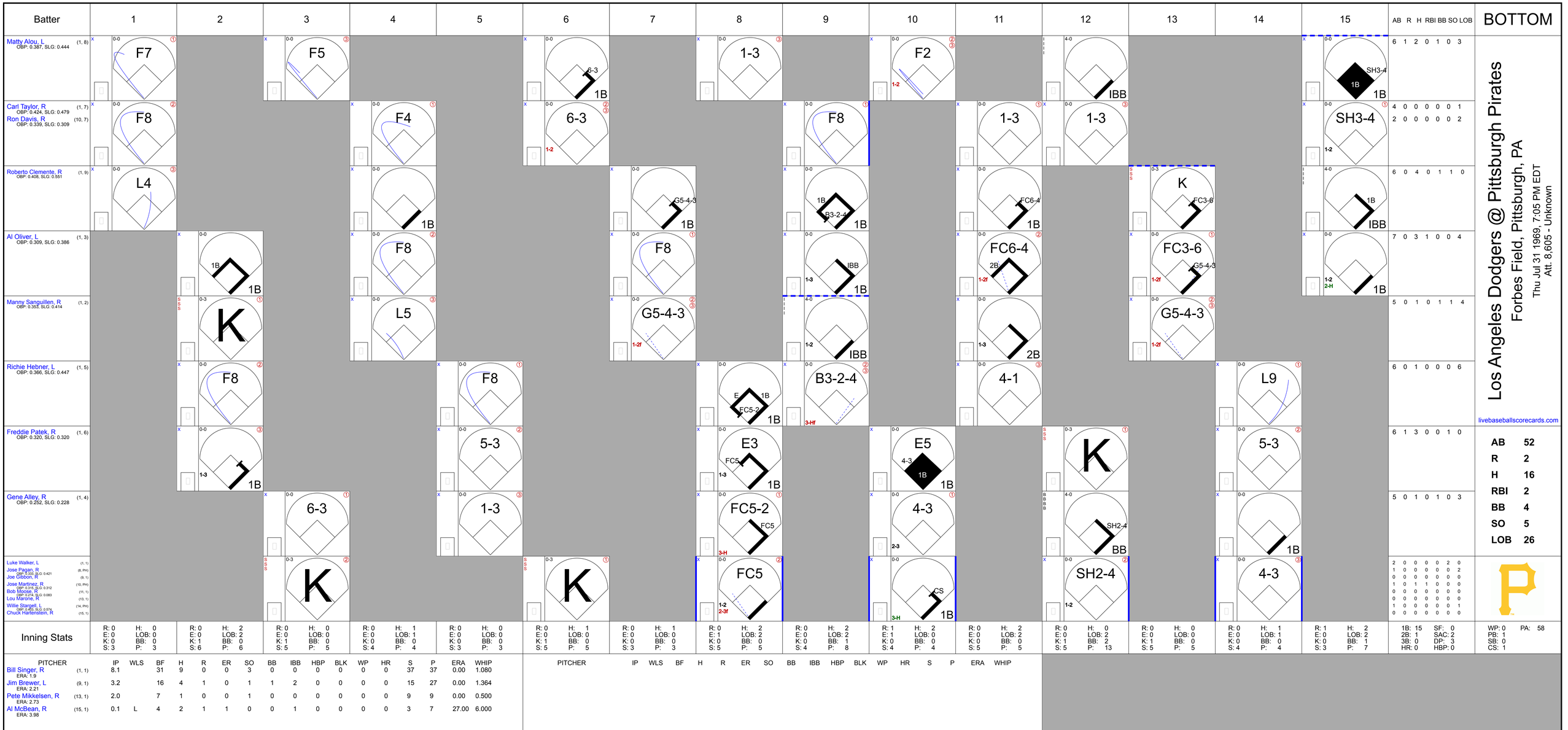
Batter
1
2
3
4
5
6
7
8
9
10
11
12
13
14
15
AB R H RBI BB SO LOB
BOTTOM
Matty Alou, L (1, 8)
OBP: 0.387, SLG: 0.444
F7
F5
6-3
1B
1-3
F2
1-2
IBB
SH3-4
1B
6 1 2 0 1 0 3
Carl Taylor, R (1, 7)
OBP: 0.424, SLG: 0.479
Ron Davis, R (10, 7)
OBP: 0.339, SLG: 0.309
F8
F4
6-3
1-2
F8
1-3
1-3
SH3-4
1-2
4 0 0 0 0 0 1
2 0 0 0 0 0 2
Roberto Clemente, R (1, 9)
OBP: 0.408, SLG: 0.551
L4
1B
G5-4-3
1B
1B
B3-2-4
1B
FC6-4
1B
K
FC3-6
1B
IBB
6 0 4 0 1 1 0
Al Oliver, L (1, 3)
OBP: 0.309, SLG: 0.386
1B
1B
F8
F8
IBB
1B
FC6-4
2B
1-2f
FC3-6
G5-4-3
1-2
2-H
1B
7 0 3 1 0 0 4
Manny Sanguillen, R (1, 2)
OBP: 0.353, SLG: 0.414
K
L5
G5-4-3
1-2f
IBB
1-2
G5-4-3
1-3
2B
G5-4-3
1-2f
5 0 1 0 1 1 4
Richie Hebner, L (1, 5)
OBP: 0.366, SLG: 0.447
F8
F8
F
1B
FC5-2
1B
B3-2-4
3-Hf
4-1
L9
6 0 1 0 0 0 6
Freddie Patek, R (1, 6)
OBP: 0.320, SLG: 0.320
F8
1-3
1B
5-3
E3
FC5
1-3
1B
E5
4-3
1B
1B
K
5-3
6 1 3 0 0 1 0
Gene Alley, R (1, 4)
OBP: 0.252, SLG: 0.228
6-3
1-3
FC5-2
FC5
3-H
4-3
2-3
SH2-4
BB
1B
5 0 1 0 1 0 3
Luke Walker, L (1, 1)
Jose Pagan, R (8, PH)
OBP: 0.333, SLG: 0.421
Joe Gibbon, R (9, 1)
Jose Martinez, R (10, PH)
OBP: 0.316, SLG: 0.312
Bob Moose, R (11, 1)
OBP: 0.214, SLG: 0.083
Lou Marone, R (13, 1)
Willie Stargell, L (14, PH)
OBP: 0.450, SLG: 0.674
Chuck Hartenstein, R (15, 1)
K
K
FC5
1-2
2-3f
CS
1B
3-H
SH2-4
1-2
4-3
2 0 0 0 0 2 0
1 0 0 0 0 0 2
0 0 0 0 0 0 0
1 0 1 1 0 0 0
0 0 0 0 0 0 0
0 0 0 0 0 0 0
1 0 0 0 0 0 1
0 0 0 0 0 0 0
Los Angeles Dodgers @ Pittsburgh Pirates
Forbes Field, Pittsburgh, PA
Thu Jul 31 1969, 7:05 PM EDT
Att. 8,605 - Unknown
livebaseballscorecards.com
AB 52
R 2
H 16
RBI 2
BB 4
SO 5
LOB 26
Inning Stats
R: 0 H: 0 E: 0 LOB: 0 K: 0 BB: 0 S: 3 P: 3
R: 0 H: 2 E: 0 LOB: 2 K: 1 BB: 0 S: 6 P: 6
R: 0 H: 0 E: 0 LOB: 0 K: 1 BB: 0 S: 5 P: 5
R: 0 H: 1 E: 0 LOB: 1 K: 0 BB: 0 S: 4 P: 4
R: 0 H: 0 E: 0 LOB: 0 K: 0 BB: 0 S: 3 P: 3
R: 0 H: 1 E: 0 LOB: 0 K: 1 BB: 0 S: 5 P: 5
R: 0 H: 1 E: 0 LOB: 0 K: 0 BB: 0 S: 3 P: 3
R: 0 H: 2 E: 1 LOB: 2 K: 0 BB: 0 S: 5 P: 5
R: 0 H: 2 E: 0 LOB: 2 K: 0 BB: 1 S: 4 P: 8
R: 1 H: 2 E: 1 LOB: 0 K: 0 BB: 0 S: 4 P: 4
R: 0 H: 2 E: 0 LOB: 2 K: 0 BB: 0 S: 5 P: 5
R: 0 H: 0 E: 0 LOB: 2 K: 1 BB: 2 S: 5 P: 13
R: 0 H: 0 E: 0 LOB: 0 K: 1 BB: 0 S: 5 P: 5
R: 0 H: 1 E: 0 LOB: 1 K: 0 BB: 0 S: 4 P: 4
R: 1 H: 2 E: 0 LOB: 2 K: 0 BB: 1 S: 3 P: 7
1B: 15 SF: 0 2B: 1 SAC: 2 3B: 0 DP: 3 HR: 0 HBP: 0
WP: 0 PA: 58 PB: 1 SB: 0 CS: 1
PITCHER IP WLS BF H R ER SO BB IBB HBP BLK WP HR S P ERA WHIP
Bill Singer, R (1, 1) ERA: 1.9 8.1 31 9 0 0 3 0 0 0 0 0 0 37 37 0.00 1.080
Jim Brewer, L (9, 1) ERA: 2.21 3.2 16 4 1 0 1 1 2 0 0 0 0 15 27 0.00 1.364
Pete Mikkelsen, R (13, 1) ERA: 2.73 2.0 7 1 0 0 1 0 0 0 0 0 0 9 9 0.00 0.500
Al McBean, R (15, 1) ERA: 3.98 0.1 L 4 2 1 1 0 0 1 0 0 0 0 3 7 27.00 6.000
PITCHER IP WLS BF H R ER SO BB IBB HBP BLK WP HR S P ERA WHIP

San Francisco Giants @ Pittsburgh Pirates

Forbes Field, Pittsburgh, PA

Fri Aug 01 1969, 7:05 PM EDT

Att. 10,500 - Unknown

TOP

livebaseballscorecards.com

Batter	1	2	3	4	5	6	7	8	9	AB	R	H	RBI	BB	SO	LOB
Dave Marshall, L (1, 7) OBP: 0.371, SLG: 0.312	2-3			F6		K		1B		4	0	1	0	0	1	0
Don Mason, L (1, 4) OBP: 0.308, SLG: 0.230	K			K		1B		B1		4	0	1	0	0	2	1
Bobby Bonds, R (1, 8) OBP: 0.359, SLG: 0.490	F7			K		K		1-3		4	0	0	0	0	2	2
Willie McCovey, L (1, 3) OBP: 0.446, SLG: 0.700		F9			HR		BB		SH1-3, 2B, HBP	2	2	1	1	1	0	0
Bob Burda, L (9, PR) (9, 3) OBP: 0.343, SLG: 0.490										0	1	0	0	0	0	0
Dick Dietz, R (1, 2) OBP: 0.350, SLG: 0.412		5-3			F8		1-H, HR		SH1-3, 1-2	3	1	1	2	0	0	0
Ken Henderson, S (1, 9) OBP: 0.277, SLG: 0.346		K			G3		G3		2B, BB	3	1	0	0	1	1	0
Tito Fuentes, S (1, 5) OBP: 0.340, SLG: 0.360			F6		E4, FC6		5-3		1-H, 2-H, 2B	3	0	0	0	0	0	0
Jim Davenport, R (7, 5) OBP: 0.321, SLG: 0.338										1	0	1	2	0	0	0
Hal Lanier, R (1, 6) OBP: 0.263, SLG: 0.262			5-3		FC6, 1-2f		K		F8	4	0	0	0	0	1	3
Mike McCormick, L (1, 1) OBP: 0.182, SLG: 0.238			K			K		F7	K	4	0	0	0	0	3	2

	AB	32
	R	5
	H	5
	RBI	5
	BB	2
	SO	10
	LOB	8

Inning Stats	1	2	3	4	5	6	7	8	9	1B: 2	SF: 0	WP: 0	PA: 36
	R: 0 E: 0 K: 1 S: 5	H: 0 LOB: 0 BB: 0 P: 5	R: 0 E: 0 K: 1 S: 5	H: 0 LOB: 0 BB: 0 P: 5	R: 0 E: 0 K: 1 S: 5	H: 0 LOB: 0 BB: 0 P: 5	R: 0 E: 0 K: 2 S: 7	H: 0 LOB: 0 BB: 0 P: 7	R: 1 E: 1 K: 0 S: 5	H: 1 LOB: 1 BB: 0 P: 5	R: 0 E: 0 K: 3 S: 10	H: 1 LOB: 1 BB: 0 P: 10	R: 2 E: 0 K: 1 S: 6	H: 1 LOB: 0 BB: 1 P: 10	R: 0 E: 0 K: 0 S: 4	H: 1 LOB: 1 BB: 0 P: 4	R: 2 E: 0 K: 1 S: 6	H: 1 LOB: 2 BB: 1 P: 11	2B: 1 3B: 0 HR: 2	SAC: 1 DP: 0 HBP: 1	PB: 0 SB: 0 CS: 0	

PITCHER		IP	WLS	BF	H	R	ER	SO	BB	IBB	HBP	BLK	WP	HR	S	P	ERA	WHIP
Jim Bunning, R ERA: 3.65	(1, 1)	7.0	L	26	3	3	3	9	1	0	0	0	0	2	43	47	3.86	0.571
Bo Belinsky, L ERA: 9.0	(8, 1)	2.0		10	2	2	2	1	1	0	1	0	0	0	10	15	9.00	1.500

PITCHER	IP	WLS	BF	H	R	ER	SO	BB	IBB	HBP	BLK	WP	HR	S	P	ERA	WHIP

Batter	1	2	3	4	5	6	7	8	9	AB	R	H	RBI	BB	SO	LOB
Matty Alou, L (1, 8) OBP: 0.384, SLG: 0.440	F7		F6		1-3		4-3			4	0	0	0	0	0	2
Carl Taylor, R (1, 7) OBP: 0.432, SLG: 0.479	G4-6-3 BB		1B BB		FC6-4 1B			K		2	0	1	0	2	1	0
Roberto Clemente, R (1, 9) OBP: 0.407, SLG: 0.547	G4-6-3		1B		FC6-4			G3		4	0	1	0	0	0	2
Manny Sanguillen, R (1, 2) OBP: 0.348, SLG: 0.408		K	F3			F7		6-3		4	0	0	0	0	1	2
Jose Pagan, R (1, 5) OBP: 0.337, SLG: 0.423		1B		6-3		L4-3 1B			5-3	4	0	2	0	0	0	0
Al Oliver, L (1, 3) OBP: 0.309, SLG: 0.384		F9		1B		L4-3			G3	4	0	1	0	0	0	2
Freddie Patek, R (1, 6) OBP: 0.316, SLG: 0.315		K		F6			F8		F7	4	0	0	0	0	1	2
Gene Alley, R (1, 4) OBP: 0.260, SLG: 0.245			SH1-4 WP 1B	F9				2B		3	1	2	0	0	0	1
Jim Bunning, R (1, 1) OBP: 0.091, SLG: 0.024 Bill Mazeroski, R (7, PH) OBP: 0.295, SLG: 0.290 Bo Belinsky, L (8, 1)			SH1-4		G3			F6		1 1 0	0 0 0	0 0 0	0 0 0	0 0 0	0 0 0	0 1 0
Inning Stats	R: 0 E: 0 K: 0 S: 2 H: 0 LOB: 0 BB: 1 P: 6	R: 0 E: 0 K: 2 S: 8 H: 1 LOB: 1 BB: 0 P: 8	R: 1 E: 0 K: 0 S: 5 H: 2 LOB: 2 BB: 1 P: 9	R: 0 E: 0 K: 0 S: 4 H: 1 LOB: 1 BB: 0 P: 4	R: 0 E: 0 K: 0 S: 4 H: 1 LOB: 1 BB: 0 P: 4	R: 0 E: 0 K: 0 S: 3 H: 1 LOB: 0 BB: 0 P: 3	R: 0 E: 0 K: 0 S: 4 H: 1 LOB: 1 BB: 0 P: 4	R: 0 E: 0 K: 1 S: 5 H: 0 LOB: 0 BB: 0 P: 5	R: 0 E: 0 K: 0 S: 3 H: 0 LOB: 0 BB: 0 P: 3	1B: 6 2B: 2 3B: 0 HR: 0 SF: 0 SAC: 1 DP: 2 HBP: 0						

PITCHER	IP	WLS	BF	H	R	ER	SO	BB	IBB	HBP	BLK	WP	HR	S	P	ERA	WHIP
Mike McCormick, L (1, 1) ERA: 3.34	9.0	W	34	7	1	1	3	2	0	0	0	1	0	38	46	1.00	1.000

PITCHER	IP	WLS	BF	H	R	ER	SO	BB	IBB	HBP	BLK	WP	HR	S	P	ERA	WHIP

BOTTOM

San Francisco Giants @ Pittsburgh Pirates

Forbes Field, Pittsburgh, PA

Fri Aug 01 1969, 7:05 PM EDT

Att. 10,500 - Unknown

livebaseballscorecards.com

AB	31
R	1
H	7
RBI	0
BB	2
SO	3
LOB	12

PA: 34

WP: 2
PB: 0
SB: 0
CS: 0

Batter	1	2	3	4	5	6	7	8	9	AB	R	H	RBI	BB	SO	LOB
Dave Marshall, L (1, 7) OBP: 0.372, SLG: 0.315	SSS 0-3 ① K		x 0-0 FC6-4 1B	SSS 0-3 ③ K			x 0-0 1B	SSS 0-3 ③ K		5	0	2	0	0	3	3
Don Mason, L (1, 4) OBP: 0.305, SLG: 0.229	x 0-0 CS 1B		x 0-0 ② FC6-4 BB BB 1-2f		x 0-0 ① F1		SSS 0-3 ① K		SSS 0-3 ① K	5	0	1	0	0	2	2
Bobby Bonds, R (1, 8) OBP: 0.359, SLG: 0.488	x 0-0 ② 1-2 1B		BBBB 4-0 BB 1-2 BB		x 0-0 ② F9		x 0-0 ② F9		x 0-0 E8 1B	4	1	1	0	1	0	1
Willie McCovey, L (1, 3) OBP: 0.445, SLG: 0.696 Bob Burda, L (5, 3) OBP: 0.336, SLG: 0.480	x 0-0 ③ 4-3		BBBB 4-0 1-2 2-3 BB		x 0-0 ③ F3		SSS 0-3 ③ K		x 0-0 ② 5-3	2 2	0 0	0 0	0 0	1 0	0 1	1 2
Dick Dietz, R (1, 2) OBP: 0.356, SLG: 0.414		BBBB 4-0 G4-6-3 BB	x 0-0 ③ F9			SSS 0-3 ① K		x 0-0 1B 1B	x 0-0 2-H 1B	4	1	2	1	1	1	3
Ken Henderson, S (1, 9) OBP: 0.284, SLG: 0.346		x 0-0 ①② G4-6-3 1-2f		BBBB 4-0 1B BB		BBBB 4-0 FC6-4 BB		x 0-0 G6-4-3 1B 1-2 1B	x 0-0 ③ F8	3	1	1	0	2	0	2
Tito Fuentes, S (1, 5) OBP: 0.347, SLG: 0.378		x 0-0 2B	x 0-0 ① F8			x 0-0 ② FC6-4 1B 1-2f		x 0-0 G6-4-3 1-2 2-H 1B		4	0	2	1	0	0	2
Hal Lanier, R (1, 6) OBP: 0.265, SLG: 0.265		x 0-0 ③ F9	x 0-0 1-3 1B			x 0-0 1-2 1B		x 0-0 ①② G6-4-3 1-2f 2-3		4	0	2	0	0	0	3
Juan Marichal, R (1, 1) OBP: 0.151, SLG: 0.157 Bobby Etheridge, R (6, PH) OBP: 0.405, SLG: 0.418 Ray Sadecki, L (6, 1) OBP: 0.161, SLG: 0.233 Jim Ray Hart, R (8, PH) OBP: 0.372, SLG: 0.368 Ron Herbel, R (8, 1)			SSS 0-3 ① K	SSS 0-3 ② K		x 0-0 ③ 5-3		x 0-0 3-H 1B		2 1 0 1 0	0 0 0 0 0	0 0 0 1 0	0 0 0 1 0	2 0 0 0 0	2 0 0 0 0	2 2 0 0 0
Inning Stats	R: 0 H: 2 E: 0 LOB: 1 K: 1 BB: 0 S: 6 P: 6	R: 0 H: 1 E: 0 LOB: 1 K: 0 BB: 1 S: 3 P: 7	R: 0 H: 1 E: 0 LOB: 3 K: 1 BB: 2 S: 6 P: 14	R: 0 H: 1 E: 0 LOB: 2 K: 2 BB: 1 S: 8 P: 12	R: 0 H: 0 E: 0 LOB: 0 K: 0 BB: 0 S: 3 P: 3	R: 0 H: 1 E: 0 LOB: 2 K: 1 BB: 1 S: 6 P: 10	R: 0 H: 1 E: 0 LOB: 1 K: 2 BB: 0 S: 8 P: 8	R: 2 H: 4 E: 0 LOB: 1 K: 1 BB: 0 S: 8 P: 8	R: 1 H: 1 E: 1 LOB: 1 K: 1 BB: 0 S: 7 P: 7	1B: 11 SF: 0 2B: 1 SAC: 0 3B: 0 DP: 2 HR: 0 HBP: 0						

TOP

San Francisco Giants @ Pittsburgh Pirates

Forbes Field, Pittsburgh, PA

Sat Aug 02 1969, 7:05 PM EDT

Att. 12,566 - Unknown

livebaseballscorecards.com

AB	37
R	3
H	12
RBI	3
BB	5
SO	9
LOB	23

PITCHER		IP	WLS	BF	H	R	ER	SO	BB	IBB	HBP	BLK	WP	HR	S	P	ERA	WHIP
Bob Veale, L ERA: 3.74	(1, 1)	9.0	W	42	12	3	2	9	5	0	0	0	0	0	55	75	2.00	1.889

PITCHER	IP	WLS	BF	H	R	ER	SO	BB	IBB	HBP	BLK	WP	HR	S	P	ERA	WHIP

Batter	1	2	3	4	5	6	7	8	9	AB	R	H	RBI	BB	SO	LOB
Matty Alou, L (1, 8) OBP: 0.382, SLG: 0.438	F8		FC3-6 SH 1-3 1B	F7	FC4-6 1-2f			5-3		5	1	1	0	0	0	4
Carl Taylor, R (1, 7) OBP: 0.433, SLG: 0.479	F6		SH FC3-6 1-2		2B SH1 3B 1B	6-3		F5		2	1	1	0	0	0	0
Ron Davis, R (6, 7) OBP: 0.328, SLG: 0.298										2	0	0	0	0	0	0
Al Oliver, L (1, 3) OBP: 0.309, SLG: 0.383	1B 1B		FC3-6 1-3 1-2f 2-3		SH1 1-2	4-3				3	0	1	0	0	0	2
Roberto Clemente, R (1, 9) OBP: 0.408, SLG: 0.549	1-3 1B		1-3 1-2 3-H		3B 2B 2-3	4-3				4	1	2	1	0	0	1
Richie Hebner, L (1, 5) OBP: 0.365, SLG: 0.443	S S S K		G3		3B IBB		1-3			3	1	0	0	1	1	3
Manny Sanguillen, R (1, 2) OBP: 0.353, SLG: 0.420		6-3		1B FC6-4 1B	1-H 2-H 3-H FC6-2 3B		WP PB SF8 1B			4	2	3	3	0	0	0
Gene Alley, R (1, 4) OBP: 0.267, SLG: 0.268		SF7 3B		FC6-4 1-3 1B	FC6-2 1B HBP 3-H		SF8 1-H			3	1	2	1	0	0	1
Freddie Patek, R (1, 6) OBP: 0.315, SLG: 0.313		SF7 3-H		FC6-4 S PB 1-2f 3-H	H 1B 1-2 HBP		4-3			2	0	0	2	0	0	1
Bob Veale, S (1, 1) OBP: 0.083, SLG: 0.043		S S S K		S S S K 1-3	FC4-6 1-2 2-3 1B			S S S K		4	0	1	0	0	3	1
Inning Stats	R: 0 H: 2 E: 0 LOB: 2 K: 1 BB: 0 S: 7 P: 7	R: 1 H: 1 E: 0 LOB: 0 K: 1 BB: 0 S: 6 P: 6	R: 1 H: 1 E: 1 LOB: 1 K: 0 BB: 0 S: 5 P: 5	R: 1 H: 2 E: 0 LOB: 1 K: 1 BB: 0 S: 7 P: 7	R: 3 H: 4 E: 0 LOB: 3 K: 0 BB: 1 S: 7 P: 12	R: 0 H: 0 E: 0 LOB: 0 K: 0 BB: 0 S: 3 P: 3	R: 1 H: 1 E: 0 LOB: 0 K: 0 BB: 0 S: 4 P: 4	R: 0 H: 0 E: 0 LOB: 0 K: 1 BB: 0 S: 5 P: 5		1B: 8 SF: 2 2B: 1 SAC: 2 3B: 2 DP: 0 HR: 0 HBP: 1						

PITCHER		IP	WLS	BF	H	R	ER	SO	BB	IBB	HBP	BLK	WP	HR	S	P	ERA	WHIP
Juan Marichal, R ERA: 2.39	(1, 1)	5.0	L	28	10	6	5	3	0	1	1	0	0	0	32	37	9.00	2.000
Ray Sadecki, L ERA: 4.82	(6, 1)	2.0		7	1	1	0	0	0	0	0	0	1	0	7	7	0.00	0.500
Ron Herbel, R ERA: 4.34	(8, 1)	1.0		3	0	0	0	1	0	0	0	0	0	0	5	5	0.00	0.000

PITCHER	IP	WLS	BF	H	R	ER	SO	BB	IBB	HBP	BLK	WP	HR	S	P	ERA	WHIP

BOTTOM

San Francisco Giants @ Pittsburgh Pirates

Forbes Field, Pittsburgh, PA

Sat Aug 02 1969, 7:05 PM EDT

Att. 12,566 - Unknown

livebaseballscorecards.com

AB	32
R	7
H	11
RBI	7
BB	1
SO	4
LOB	13

WP: 1 PA: 38
PB: 2
SB: 1
CS: 0

Batter	1	2	3	4	5	6	7	8	9	AB	R	H	RBI	BB	SO	LOB
Dave Marshall, L (1, 7) OBP: 0.368, SLG: 0.311	K		G1-6-3 1B		F8		K		3-1	5	0	1	0	0	2	0
Ron Hunt, R (1, 4) OBP: 0.347, SLG: 0.320	E6 1B 1B		G1-6-3 1-2f		4-3 BB BB		FC6-4 1B			3	1	1	0	1	0	1
Bobby Bonds, R (1, 8) OBP: 0.360, SLG: 0.487	E 1B 1-2 1B		K		4-3 1-2 BB		FC6-4 S 1-2f			3	0	1	0	1	1	1
Willie McCovey, L (1, 3) OBP: 0.446, SLG: 0.693	E9 1-3 2-H 1B			1B BB FC3-2 1B	4-3 1-2 2-3		F7 1-2			4	0	2	1	0	0	3
Dick Dietz, R (1, 2) OBP: 0.354, SLG: 0.406	F9			FC3-2 1B 1-2 FC6-4 BB	6-3			K		3	1	0	0	1	1	4
Ken Henderson, S (1, 9) OBP: 0.283, SLG: 0.344	G3			FC3-2 1-2 2-3 FC6-4 1B	F9			4-3		4	1	1	0	0	0	2
Tito Fuentes, S (1, 5) OBP: 0.337, SLG: 0.366		4-3		FC3-2 FC6-4 1-2 2-3 3-Hf	F7			F4		3	0	0	0	0	0	3
Jim Davenport, R (6, 5) OBP: 0.320, SLG: 0.336										1	0	0	0	0	0	0
Hal Lanier, R (1, 6) OBP: 0.265, SLG: 0.264		4-3		FC6-4 FC6 1-2f 2-H 3-H	1B				6-3	4	0	1	2	0	0	1
Gaylord Perry, R (1, 1) OBP: 0.150, SLG: 0.158		6-3		FC6 1-2f	K				K	4	0	0	0	0	2	2
Inning Stats	R: 1 E: 2 K: 1 S: 8 H: 2 LOB: 2 BB: 0 P: 8	R: 0 E: 0 K: 0 S: 3 H: 0 LOB: 0 BB: 0 P: 3	R: 0 E: 0 K: 1 S: 5 H: 1 LOB: 0 BB: 0 P: 5	R: 2 E: 0 K: 0 S: 5 H: 2 LOB: 1 BB: 1 P: 9	R: 0 E: 0 K: 0 S: 3 H: 0 LOB: 2 BB: 2 P: 11	R: 0 E: 0 K: 1 S: 6 H: 1 LOB: 1 BB: 0 P: 6	R: 0 E: 0 K: 1 S: 6 H: 1 LOB: 1 BB: 0 P: 6	R: 0 E: 0 K: 1 S: 5 H: 0 LOB: 0 BB: 0 P: 5	R: 0 E: 0 K: 1 S: 5 H: 0 LOB: 0 BB: 0 P: 5	1B: 7 2B: 0 3B: 0 HR: 0	SF: 0 SAC: 0 DP: 1 HBP: 0					

TOP

San Francisco Giants @ Pittsburgh Pirates

Forbes Field, Pittsburgh, PA

Sun Aug 03 1969, 3:33 AM EDT

Att. 14,841 - Unknown

livebaseballscorecards.com

AB	34
R	3
H	7
RBI	3
BB	3
SO	6
LOB	17

PITCHER		IP	WLS	BF	H	R	ER	SO	BB	IBB	HBP	BLK	WP	HR	S	P	ERA	WHIP
Dock Ellis, R ERA: 4.09	(1, 1)	7.0	L	31	7	3	2	4	3	0	0	0	0	0	36	48	2.57	1.429
Bob Moose, R ERA: 3.94	(8, 1)	2.0		6	0	0	0	2	0	0	0	0	0	0	10	10	0.00	0.000

PITCHER	IP	WLS	BF	H	R	ER	SO	BB	IBB	HBP	BLK	WP	HR	S	P	ERA	WHIP

Batter	1	2	3	4	5	6	7	8	9	AB	R	H	RBI	BB	SO	LOB
Matty Alou, L (1, 8) OBP: 0.385, SLG: 0.440	1B		1B		BB		F5			4	0	3	0	0	0	0
Carl Taylor, R (1, 7) OBP: 0.434, SLG: 0.476	G4-6-3 1-2 1B		F3		BB 1-2			F9		3	0	1	0	1	0	1
Al Oliver, L (1, 3) OBP: 0.308, SLG: 0.381	F9		1-3 1B		1-3			F8		4	0	1	0	0	0	4
Roberto Clemente, R (1, 9) OBP: 0.409, SLG: 0.558	G4-6-3 1-2f		4-3			G3 1B		HR		4	1	2	1	0	0	3
Richie Hebner, L (1, 5) OBP: 0.363, SLG: 0.441		G3 1B FC6-5 1B		F8		G3 1-2		1-3		4	1	1	0	0	0	1
Manny Sanguillen, R (1, 2) OBP: 0.352, SLG: 0.418		FC6-5 G3 1-2 1B		F8		F7			F8	4	0	1	0	0	0	1
Gene Alley, R (1, 4) OBP: 0.260, SLG: 0.260		G3 1-2 2-3		5-3		F9			6-3	4	0	0	0	0	0	3
Freddie Patek, R (1, 6) OBP: 0.312, SLG: 0.310		FC6-5 2-3 3-H			K		4-3		K	3	0	0	1	0	1	1
Willie Stargell, L (9, PH) OBP: 0.402, SLG: 0.573										1	0	0	0	0	1	0
Dock Ellis, S (1, 1) OBP: 0.133, SLG: 0.114		K			K		F9			2	0	0	0	0	2	1
Jose Pagan, R (7, PH) OBP: 0.335, SLG: 0.421										1	0	0	0	0	0	0
Bob Moose, R (8, 1) OBP: 0.214, SLG: 0.083										0	0	0	0	0	0	0
Inning Stats	R: 0 E: 0 K: 0 S: 4 H: 2 LOB: 1 BB: 0 P: 4	R: 1 E: 0 K: 1 S: 7 H: 2 LOB: 1 BB: 0 P: 7	R: 0 E: 0 K: 0 S: 4 H: 2 LOB: 1 BB: 0 P: 4	R: 0 E: 0 K: 0 S: 3 H: 0 LOB: 0 BB: 0 P: 3	R: 0 E: 0 K: 2 S: 8 H: 1 LOB: 2 BB: 1 P: 12	R: 0 E: 0 K: 0 S: 4 H: 1 LOB: 1 BB: 0 P: 4	R: 0 E: 0 K: 0 S: 3 H: 0 LOB: 0 BB: 0 P: 3	R: 1 E: 0 K: 0 S: 4 H: 1 LOB: 0 BB: 0 P: 4	R: 0 E: 0 K: 1 S: 5 H: 0 LOB: 0 BB: 0 P: 5	1B: 8 2B: 0 3B: 0 HR: 1 SF: 0 SAC: 0 DP: 1 HBP: 0	WP: 0 PB: 0 SB: 0 CS: 0 PA: 35					

PITCHER	IP	WLS	BF	H	R	ER	SO	BB	IBB	HBP	BLK	WP	HR	S	P	ERA	WHIP
Gaylord Perry, R (1, 1) ERA: 2.56	9.0	W	35	9	2	2	4	1	0	0	0	0	1	42	46	2.00	1.111

PITCHER	IP	WLS	BF	H	R	ER	SO	BB	IBB	HBP	BLK	WP	HR	S	P	ERA	WHIP

BOTTOM

San Francisco Giants @ Pittsburgh Pirates

Forbes Field, Pittsburgh, PA

Sun Aug 03 1969, 3:33 AM EDT

Att. 14,841 - Unknown

livebaseballscorecards.com

AB	34
R	2
H	9
RBI	2
BB	1
SO	4
LOB	15

Batter	1	2	3	4	5	6	7	8	9	AB	R	H	RBI	BB	SO	LOB
Matty Alou, L (1, 8) OBP: 0.387, SLG: 0.442	F7		G3, SH1-4, 1B 1B		SH1-4 1B	6-3			1-3 E 1B	5	2	3	0	0	0	1
Richie Hebner, L (1, 5) OBP: 0.361, SLG: 0.437	F8		SH1-4 1-2		SH1-4 1-2		S S S K		1-H E3 3-H E	3	1	0	0	0	1	0
Willie Stargell, L (1, 7) OBP: 0.399, SLG: 0.576	4-3		2-3 G3		S S S K		HR		S S S K	5	1	1	1	0	2	3
Roberto Clemente, R (1, 9) OBP: 0.411, SLG: 0.557 Ron Davis, R (9, 9) OBP: 0.328, SLG: 0.298		E6 1B, PB 1B	3-H 1B 1B		B B B BB		S S S K		2-H E7 2B 1B	4 0	2 0	2 0	1 0	1 0	1 0	0 0
Al Oliver, L (1, 3) OBP: 0.313, SLG: 0.387		H 1-2 1B, 1B 7-1-5 HBP	1-3 1B		P6		1-3		3-H 1B 2B	4	1	2	1	0	0	2
Manny Sanguillen, R (1, 2) OBP: 0.356, SLG: 0.432		1-2 2-3 1B 1B	P4			HR		L5	2-H HR 5-3 1B	5	2	3	2	0	0	2
Gene Alley, R (1, 6) OBP: 0.258, SLG: 0.258		1-2 2-3 3-H 1B		6-3		F8		F9	1-2 5-3	5	0	1	1	0	0	1
Bill Mazeroski, R (1, 4) OBP: 0.293, SLG: 0.302		S S S K		5-3		P6		P5	2-H HR	5	1	1	2	0	1	3
Steve Blass, R (1, 1) OBP: 0.254, SLG: 0.276		7-1-5 3-Hf		6-3		1B			1B 6-3	5	1	2	0	0	0	3
Inning Stats	R: 0 E: 0 K: 0 S: 3 H: 0 LOB: 0 BB: 0 P: 3	R: 1 E: 1 K: 1 S: 7 H: 2 LOB: 2 BB: 0 P: 8	R: 1 E: 0 K: 0 S: 6 H: 3 LOB: 2 BB: 0 P: 6	R: 0 E: 0 K: 0 S: 3 H: 0 LOB: 0 BB: 0 P: 3	R: 0 E: 0 K: 1 S: 6 H: 1 LOB: 2 BB: 1 P: 10	R: 1 E: 0 K: 0 S: 5 H: 2 LOB: 1 BB: 0 P: 5	R: 1 E: 0 K: 2 S: 8 H: 1 LOB: 0 BB: 0 P: 8	R: 0 E: 0 K: 0 S: 3 H: 0 LOB: 0 BB: 0 P: 3	R: 7 E: 2 K: 1 S: 12 H: 6 LOB: 0 BB: 0 P: 12	1B: 11 2B: 2 3B: 0 HR: 3 SF: 0 SAC: 2 DP: 1 HBP: 1	WP: 0 PB: 1 SB: 0 CS: 0 PA: 45					

PITCHER		IP	WLS	BF	H	R	ER	SO	BB	IBB	HBP	BLK	WP	HR	S	P	ERA	WHIP
Don Drysdale, R ERA: 4.45	(1, 1)	6.0		28	8	3	2	2	1	0	1	0	0	1	30	35	3.00	1.500
Alan Foster, R ERA: 4.11	(7, 1)	2.0	L	7	1	1	1	2	0	0	0	0	0	1	11	11	4.50	0.500
Pete Mikkelsen, R ERA: 3.23	(9, 1)	1.0		10	6	7	4	1	0	0	0	0	0	1	12	12	36.00	6.000

PITCHER	IP	WLS	BF	H	R	ER	SO	BB	IBB	HBP	BLK	WP	HR	S	P	ERA	WHIP

TOP

Pittsburgh Pirates @ Los Angeles Dodgers

Dodger Stadium, Los Angeles, CA

Tue Aug 05 1969, 7:05 PM PDT

Att. 22,604 - Unknown

livebaseballscorecards.com

AB	41
R	11
H	15
RBI	8
BB	1
SO	5
LOB	15

Pittsburgh Pirates @ Los Angeles Dodgers

Dodger Stadium, Los Angeles, CA

Tue Aug 05 1969, 7:05 PM PDT

Att. 22,604 - Unknown

livebaseballscorecards.com

BOTTOM

Batter	1	2	3	4	5	6	7	8	9	AB	R	H	RBI	BB	SO	LOB
Maury Wills, S (1, 6) OBP: 0.341, SLG: 0.340	BBBB 4-0 G4-6-3 BB		x 0-0 ③ P6			x 0-0 FC4-6 1B HR 1B		x 0-0 ② G3		3	1	1	0	1	0	1
Willie Davis, L (1, 8) OBP: 0.337, SLG: 0.448	x 0-0 ① ② G4-6-3 1-2f			x 0-0 1B		x 0-0 FC4-6 1-2 1B		x 0-0 1B		4	0	3	0	0	0	1
Len Gabrielson, L (1, 9) OBP: 0.321, SLG: 0.361	x 0-0 ③ 3-1			x 0-0 ① F7		x 0-0 ② FC4-6 1-2f HR 2-3		x 0-0 ③ F8		4	1	0	0	0	0	4
Andy Kosco, R (1, 7) OBP: 0.269, SLG: 0.430		x 0-0 ① 6-3		x 0-0 ② L8		x 0-0 1-H HR 3-H			SSS 0-3 ① K	4	1	1	3	0	1	1
Tom Haller, L (1, 2) OBP: 0.333, SLG: 0.373		SSS 0-3 ② K		x 0-0 ③ F5		x 0-0 ③ 1-4-3			x 0-0 ② P6	4	0	0	0	0	1	1
Bill Sudakis, S (1, 5) OBP: 0.292, SLG: 0.358		SSS 0-3 ③ K			x 0-0 ① 4-3		x 0-0 ① L9		x 0-0 1B	4	0	1	0	0	1	0
Tom Hutton, L (1, 3) OBP: 0.395, SLG: 0.324			x 0-0 5-3 1B		x 0-0 ② F7		x 0-0 ② 4-3		x 0-0 ③ G3	4	0	1	0	0	0	1
Ted Sizemore, R (1, 4) OBP: 0.316, SLG: 0.303			x 0-0 ① 5-3 1-2		x 0-0 ③ 1-3		x 0-0 ③ 6-3			3	0	0	0	0	0	1
Don Drysdale, R (1, 1) OBP: 0.208, SLG: 0.182			SSS 0-3 ② K			x 0-0 ① 1-3		SSS 0-3 ① K		1	0	0	0	0	1	1
Willie Crawford, L (6, PH) OBP: 0.321, SLG: 0.425										1	0	0	0	0	0	0
Alan Foster, R (7, 1) OBP: 0.167, SLG: 0.048										0	0	0	0	0	0	0
Billy Grabarkewitz, R (8, PH) OBP: 0.179, SLG: 0.173										1	0	0	0	0	1	0
Pete Mikkelsen, R (9, 1)										0	0	0	0	0	0	0
Inning Stats	R: 0 E: 0 K: 0 S: 2 H: 0 LOB: 0 BB: 1 P: 6	R: 0 E: 0 K: 2 S: 7 H: 0 LOB: 0 BB: 0 P: 7	R: 0 E: 0 K: 1 S: 6 H: 1 LOB: 1 BB: 0 P: 6	R: 0 E: 0 K: 0 S: 4 H: 1 LOB: 1 BB: 0 P: 4	R: 0 E: 0 K: 0 S: 3 H: 0 LOB: 0 BB: 0 P: 3	R: 3 E: 0 K: 0 S: 6 H: 3 LOB: 0 BB: 0 P: 6	R: 0 E: 0 K: 0 S: 3 H: 0 LOB: 0 BB: 0 P: 3	R: 0 E: 0 K: 1 S: 6 H: 1 LOB: 1 BB: 0 P: 6	R: 0 E: 0 K: 1 S: 6 H: 1 LOB: 1 BB: 0 P: 6	1B: 6 2B: 0 3B: 0 HR: 1 SF: 0 SAC: 0 DP: 1 HBP: 0						

AB	33
R	3
H	7
RBI	3
BB	1
SO	5
LOB	11

PITCHER		IP	WLS	BF	H	R	ER	SO	BB	IBB	HBP	BLK	WP	HR	S	P	ERA	WHIP
Steve Blass, R ERA: 4.5	(1, 1)	9.0	W	34	7	3	3	5	1	0	0	0	0	1	43	47	3.00	0.889

PITCHER	IP	WLS	BF	H	R	ER	SO	BB	IBB	HBP	BLK	WP	HR	S	P	ERA	WHIP

Batter	1	2	3	4	5	6	7	8	9	AB	R	H	RBI	BB	SO	LOB
Matty Alou, L (1, 8) OBP: 0.385, SLG: 0.439	4-3	1-3			1B SF9 1B		F2		4-3	5	1	1	0	0	0	1
Richie Hebner, L (1, 5) OBP: 0.366, SLG: 0.442	HR 1B		CS 1B		WP 1-3 1B		1B		F6	5	1	4	0	0	0	0
Willie Stargell, L (1, 7) OBP: 0.398, SLG: 0.583	1-H HR		SSS K 1-2		SF9 3-H		F7			3	1	1	3	0	1	2
Roberto Clemente, R (1, 9) OBP: 0.410, SLG: 0.552	F9		BBBB BB		SSS K 1-2			4-3		3	0	0	0	1	1	1
Al Oliver, L (1, 3) OBP: 0.315, SLG: 0.399	FC5-4 1B		F8		3-1			HR		4	1	2	1	0	0	2
Manny Sanguillen, R (1, 2) OBP: 0.355, SLG: 0.429	FC5-4 1-2f			SSS K	SSS K			G6-4-3 1B		4	0	1	0	0	2	1
Gene Alley, R (1, 6) OBP: 0.258, SLG: 0.258		FC5-4 1B		SSS K		6-3		G6-4-3 1-2f		4	0	1	0	0	1	1
Bill Mazeroski, R (1, 4) OBP: 0.292, SLG: 0.298		FC5-4 1-2f		BBBB BB		4-3			5-3	3	0	0	0	1	0	1
Luke Walker, L (1, 1) Chuck Hartenstein, R (4, 1) Bruce Dal Canton, R (6, 1) OBP: 0.444, SLG: 0.625 Lou Marone, R (6, 1) Gary Kolb, L (7, PH) OBP: 0.174, SLG: 0.143 Bo Belinsky, L (7, 1) Jose Pagan, R (9, PH) OBP: 0.339, SLG: 0.442		SSS K		SSS K			SSS K		HR	2 0 0 0 1 0 0 1	0 0 0 0 0 0 0 1	0 0 0 0 0 0 0 0	0 0 0 0 0 0 0 0	0 0 0 0 0 0 0 0	2 0 0 0 1 0 0 0	2 0 0 0 0 0 0 0
Inning Stats	R: 2 E: 0 K: 0 S: 6 H: 3 LOB: 1 BB: 0 P: 6	R: 0 E: 0 K: 1 S: 6 H: 1 LOB: 1 BB: 0 P: 6	R: 0 E: 0 K: 1 S: 5 H: 1 LOB: 1 BB: 1 P: 9	R: 0 E: 0 K: 3 S: 9 H: 0 LOB: 1 BB: 1 P: 13	R: 1 E: 0 K: 1 S: 7 H: 2 LOB: 1 BB: 0 P: 7	R: 0 E: 0 K: 1 S: 5 H: 0 LOB: 0 BB: 0 P: 5	R: 0 E: 0 K: 1 S: 6 H: 1 LOB: 1 BB: 0 P: 6	R: 1 E: 0 K: 0 S: 4 H: 2 LOB: 0 BB: 0 P: 4	R: 1 E: 0 K: 0 S: 4 H: 1 LOB: 0 BB: 0 P: 4	1B: 8 2B: 0 3B: 0 HR: 3	SF: 1 SAC: 0 DP: 1 HBP: 0			WP: 1 PB: 0 SB: 0 CS: 1		PA: 38	

PITCHER		IP	WLS	BF	H	R	ER	SO	BB	IBB	HBP	BLK	WP	HR	S	P	ERA	WHIP
Don Sutton, R ERA: 3.49	(1, 1)	8.1	W	36	11	5	5	8	2	0	0	0	1	3	50	58	5.40	1.560
Jim Brewer, L ERA: 2.27	(9, 1)	0.2	S	2	0	0	0	0	0	0	0	0	0	0	2	2	0.00	0.000

PITCHER	IP	WLS	BF	H	R	ER	SO	BB	IBB	HBP	BLK	WP	HR	S	P	ERA	WHIP

Pittsburgh Pirates @ Los Angeles Dodgers

Dodger Stadium, Los Angeles, CA

Wed Aug 06 1969, 7:05 PM PDT

Att. 18,347 - Unknown

TOP

livebaseballscorecards.com

AB	35
R	5
H	11
RBI	5
BB	2
SO	8
LOB	11

Batter	1	2	3	4	5	6	7	8	9	AB	R	H	RBI	BB	SO	LOB
Maury Wills, S (1, 6) OBP: 0.344, SLG: 0.341	1-3	1B 1-2 3-H		BB SH5-4 1-2	FC6-4 1-2f			SH1-3 BLK 1B		4	1	2	1	1	0	1
Ted Sizemore, R (1, 4) OBP: 0.314, SLG: 0.301	K	5-3		SH5-4 1-2 2-3		L3		SH1-3 1-3		3	0	0	0	0	1	2
Willie Davis, L (1, 8) OBP: 0.344, SLG: 0.453	BB		1B S 1B 1B	CS 2-H 3-H 1B		1B 1B		F5		4	1	3	2	1	0	1
Andy Kosco, R (1, 9) OBP: 0.274, SLG: 0.440	K		K 1-2	HR 2-3		IBB 1-3 1B		FC6-4 IBB		4	1	2	1	1	2	2
Bill Sudakis, S (1, 5) OBP: 0.298, SLG: 0.370		BB 1B 1B	1B 2-3 1B	HR		G6-4-3 1-2 IBB		FC6-4 1-2f		3	2	2	1	2	0	2
John Miller, R (1, 7) OBP: 0.231, SLG: 0.216	K	K	K	6-3		G6-4-3 1-2f				3	0	0	0	0	2	3
Willie Crawford, L (6, PH) OBP: 0.321, SLG: 0.425										0	0	0	0	0	0	0
Ken Boyer, R (6, PH) OBP: 0.257, SLG: 0.273										1	0	0	0	0	0	3
Len Gabrielson, L (7, 7) OBP: 0.321, SLG: 0.361										0	0	0	0	0	0	0
Jeff Torborg, R (1, 2) OBP: 0.265, SLG: 0.296		1B 1-2 1B	1-2 3-H 1B		K		4-3			4	1	2	1	0	1	0
Tom Hutton, L (1, 3) OBP: 0.405, SLG: 0.342		1B 1-3 2-H 1B	F7		FC5-4 1B		K			4	0	2	1	0	1	2
Don Sutton, R (1, 1) OBP: 0.186, SLG: 0.174	K			SH5-4 BB 1B 1B	FC5-4 1-2f FC6-4		K			4	1	1	0	0	2	3
Jim Brewer, L (9, 1) OBP: 0.200, SLG: 0.222										0	0	0	0	0	0	0
Inning Stats	R: 0 E: 0 K: 2 S: 7 H: 0 LOB: 1 BB: 1 P: 11	R: 2 E: 0 K: 2 S: 10 H: 3 LOB: 2 BB: 1 P: 14	R: 1 E: 0 K: 2 S: 10 H: 3 LOB: 2 BB: 0 P: 10	R: 4 E: 0 K: 0 S: 6 H: 4 LOB: 0 BB: 1 P: 10	R: 0 E: 0 K: 1 S: 6 H: 1 LOB: 1 BB: 0 P: 6	R: 0 E: 0 K: 0 S: 4 H: 2 LOB: 2 BB: 1 P: 8	R: 0 E: 0 K: 2 S: 7 H: 0 LOB: 0 BB: 0 P: 7	R: 0 E: 0 K: 0 S: 4 H: 1 LOB: 2 BB: 1 P: 8		1B: 12 2B: 0 3B: 0 HR: 2 SF: 0 SAC: 2 DP: 1 HBP: 0						

PITCHER		IP	WLS	BF	H	R	ER	SO	BB	IBB	HBP	BLK	WP	HR	S	P	ERA	WHIP
Luke Walker, L ERA: 3.65	(1, 1)	3.1	L	21	8	6	6	6	3	0	0	0	0	0	30	42	16.20	3.300
Chuck Hartenstein, R ERA: 3.72	(4, 1)	2.0		10	5	1	1	1	0	0	0	0	0	2	12	12	4.50	2.500
Bruce Dal Canton, R ERA: 3.63	(6, 1)	0.0		1	0	0	0	0	0	1	0	0	0	0	0	4	∞	∞
Lou Marone, L ERA: 3.31	(6, 1)	0.2		1	0	0	0	0	0	0	0	0	0	0	1	1	0.00	0.000
Bo Belinsky, L ERA: 4.5	(7, 1)	2.0		8	1	0	0	2	0	1	0	1	0	0	11	15	0.00	0.500

PITCHER	IP	WLS	BF	H	R	ER	SO	BB	IBB	HBP	BLK	WP	HR	S	P	ERA	WHIP

BOTTOM

Pittsburgh Pirates @ Los Angeles Dodgers

Dodger Stadium, Los Angeles, CA

Wed Aug 06 1969, 7:05 PM PDT

Att. 18,347 - Unknown

livebaseballscorecards.com

AB	34
R	7
H	14
RBI	7
BB	5
SO	9
LOB	19

Batter	1	2	3	4	5	6	7	8	9	AB	R	H	RBI	BB	SO	LOB
Matty Alou, L (1, 8) OBP: 0.382, SLG: 0.436	1-3		4-3			F7		1-3		4	0	0	0	0	0	1
Jose Pagan, R (1, 5) OBP: 0.337, SLG: 0.438	6-3			1B		K			F2	4	0	1	0	0	1	0
Willie Stargell, L (1, 7) OBP: 0.394, SLG: 0.576	F3			6-3			4-3		F3	4	0	0	0	0	0	0
Roberto Clemente, R (1, 9) OBP: 0.411, SLG: 0.550		5-3		FC6-4 1B			K		BB	3	0	1	0	1	1	0
Manny Sanguillen, R (1, 2) OBP: 0.357, SLG: 0.434		2B		FC6-4 1-2f			1B		K	4	0	2	0	0	1	2
Al Oliver, L (1, 3) OBP: 0.316, SLG: 0.399		4-3			G4-6-3 1B		4-3			3	0	1	0	0	0	2
Gene Alley, R (1, 4) OBP: 0.253, SLG: 0.253		K			G4-6-3 1-2f			F8		3	0	0	0	0	1	2
Freddie Patek, R (1, 6) OBP: 0.309, SLG: 0.307			K		K			K		3	0	0	0	0	3	0
Jim Bunning, R (1, 1) OBP: 0.087, SLG: 0.023			K			6-3		BB		2	0	0	0	0	1	0
Lou Marone, R (6, 1)										0	0	0	0	0	0	0
Carl Taylor, R (8, PH) OBP: 0.438, SLG: 0.476										0	0	0	0	1	0	0
Bob Moose, R (8, 1) OBP: 0.214, SLG: 0.083										0	0	0	0	0	0	0
Inning Stats	R: 0 E: 0 K: 0 S: 3 H: 0 LOB: 0 BB: 0 P: 3	R: 0 E: 0 K: 1 S: 6 H: 1 LOB: 1 BB: 0 P: 6	R: 0 E: 0 K: 2 S: 7 H: 0 LOB: 0 BB: 0 P: 7	R: 0 E: 0 K: 0 S: 4 H: 2 LOB: 1 BB: 0 P: 4	R: 0 E: 0 K: 1 S: 5 H: 1 LOB: 0 BB: 0 P: 5	R: 0 E: 0 K: 1 S: 5 H: 0 LOB: 0 BB: 0 P: 5	R: 0 E: 0 K: 1 S: 6 H: 1 LOB: 1 BB: 0 P: 6	R: 0 E: 0 K: 1 S: 5 H: 0 LOB: 1 BB: 1 P: 9	R: 0 E: 0 K: 1 S: 5 H: 0 LOB: 1 BB: 1 P: 9	1B: 4 2B: 1 3B: 0 HR: 0 SF: 0 SAC: 0 DP: 1 HBP: 0						

PITCHER	IP	WLS	BF	H	R	ER	SO	BB	IBB	HBP	BLK	WP	HR	S	P	ERA	WHIP
Claude Osteen, L (1, 1) ERA: 2.58	9.0	W	32	5	0	0	8	2	0	0	0	0	0	46	54	0.00	0.778

PITCHER	IP	WLS	BF	H	R	ER	SO	BB	IBB	HBP	BLK	WP	HR	S	P	ERA	WHIP

TOP

Pittsburgh Pirates @ Los Angeles Dodgers

Dodger Stadium, Los Angeles, CA

Thu Aug 07 1969, 7:05 PM PDT

Att. 20,475 - Unknown

livebaseballscorecards.com

AB	30
R	0
H	5
RBI	0
BB	2
SO	8
LOB	7
PA	32
WP	0
PB	0
SB	0
CS	0

Batter	1	2	3	4	5	6	7	8	9	AB	R	H	RBI	BB	SO	LOB
Maury Wills, S (1, 6) OBP: 0.341, SLG: 0.338	F8		K		K	FC6-4 1-2f				4	0	0	0	0	2	2
Willie Crawford, L (1, 7) OBP: 0.320, SLG: 0.426	K			2B 2B		4-1	K			4	1	1	0	0	2	0
Willie Davis, L (1, 8) OBP: 0.343, SLG: 0.450	4-3			F7		1B S 1B	F7			4	1	1	0	0	0	1
Andy Kosco, R (1, 9) OBP: 0.280, SLG: 0.447		K		2B 2-H		3B BB 1-H 1B	1B			4	1	3	2	0	1	0
Tom Haller, L (1, 2) OBP: 0.335, SLG: 0.375		2B		F7		3B 4-0 1-2 BB	F7			3	1	1	0	1	0	2
Bill Sudakis, S (1, 5) OBP: 0.298, SLG: 0.374		F6		F2		1B 1-H 2-H 3B		K2-3		4	1	1	2	0	1	2
Tom Hutton, L (1, 3) OBP: 0.370, SLG: 0.310		4-3			F7	F9		6-3		4	0	0	0	0	0	2
Ted Sizemore, R (1, 4) OBP: 0.313, SLG: 0.298			F8		5-3	1B IBB		E5		3	0	0	0	1	0	0
Claude Osteen, L (1, 1) OBP: 0.272, SLG: 0.299			K		HR	FC6-4 1-3 3-H 1B		K		4	1	2	2	0	2	1
Inning Stats	R: 0 E: 0 K: 1 S: 5 H: 0 LOB: 0 BB: 0 P: 5	R: 0 E: 0 K: 1 S: 6 H: 1 LOB: 1 BB: 0 P: 6	R: 0 E: 0 K: 2 S: 7 H: 0 LOB: 0 BB: 0 P: 7	R: 1 E: 0 K: 0 S: 5 H: 2 LOB: 1 BB: 0 P: 5	R: 1 E: 0 K: 1 S: 6 H: 1 LOB: 0 BB: 0 P: 6	R: 4 E: 0 K: 0 S: 7 H: 4 LOB: 2 BB: 2 P: 15	R: 0 E: 0 K: 1 S: 6 H: 1 LOB: 1 BB: 0 P: 6	R: 0 E: 1 K: 2 S: 8 H: 0 LOB: 1 BB: 0 P: 8								

PITCHER		IP	WLS	BF	H	R	ER	SO	BB	IBB	HBP	BLK	WP	HR	S	P	ERA	WHIP
Jim Bunning, R ERA: 3.88	(1, 1)	5.1	L	24	7	6	6	5	1	0	0	0	0	1	33	37	10.12	1.500
Lou Marone, L ERA: 3.0	(6, 1)	1.2		8	2	0	0	1	0	1	0	0	0	0	9	13	0.00	1.200
Bob Moose, R ERA: 3.9	(8, 1)	1.0		4	0	0	0	2	0	0	0	0	0	0	8	8	0.00	0.000

PITCHER	IP	WLS	BF	H	R	ER	SO	BB	IBB	HBP	BLK	WP	HR	S	P	ERA	WHIP

BOTTOM

Pittsburgh Pirates @ Los Angeles Dodgers

Dodger Stadium, Los Angeles, CA

Thu Aug 07 1969, 7:05 PM PDT

Att. 20,475 - Unknown

livebaseballscorecards.com

AB	34
R	6
H	9
RBI	6
BB	2
SO	8
LOB	10

1B: 4	SF: 0	WP: 0	PA: 36
2B: 3	SAC: 0	PB: 0	
3B: 1	DP: 0	SB: 1	
HR: 1	HBP: 0	CS: 0	

Pittsburgh Pirates @ San Diego Padres

San Diego Stadium, San Diego, CA

Fri Aug 08 1969, 10:05 PM EDT

Att. 6,061 - Unknown

livebaseballscorecards.com

TOP

Batter	1	2	3	4	5	6	7	8	9	AB	R	H	RBI	BB	SO	LOB
Matty Alou, L (1, 8) OBP: 0.382, SLG: 0.435	WP 1B	1-2 2B 1B	FC6-4 1-2f			4-3 1-2	6-3			5	1	2	0	0	0	4
Jose Pagan, R (1, 5) OBP: 0.333, SLG: 0.431	1-3 1-2	F8		FC6-4 1B		F8		4-3		5	0	1	0	0	0	4
Willie Stargell, L (1, 7) OBP: 0.394, SLG: 0.575	K	1-H 2-H 2B		FC6-4 1-2f		IBB		K		4	0	1	2	1	2	2
Roberto Clemente, R (1, 9) OBP: 0.410, SLG: 0.547 Carl Taylor, R (4, 9) OBP: 0.433, SLG: 0.470	BB	K		K		G3		6-3		2 2	0 0	0 0	0 0	1 0	2 0	2 2
Al Oliver, L (1, 3) OBP: 0.314, SLG: 0.393	4-3		P4	G3			2B BB		K	4	1	0	0	1	1	3
Manny Sanguillen, R (1, 2) OBP: 0.361, SLG: 0.447		2B 4-3 1B	4-3 3B		5-3		1-H E 2B		6-3	5	3	3	1	0	0	0
Freddie Patek, R (1, 6) OBP: 0.311, SLG: 0.312		4-3 1-3 FC 2B	4-3 3-H		K		E5 FC L5 2-H 1B		6-3	5	1	2	1	0	1	0
Gene Alley, R (1, 4) OBP: 0.253, SLG: 0.253		4-3 2-3 3-H	1B 1B		P4		FC 2-3			4	0	1	1	0	0	2
Bob Veale, S (1, 1) OBP: 0.115, SLG: 0.080		FC 1B 2B 3-H	FC6-4 1-2 1B			4-3 1B	L5 3-3			4	1	2	1	0	0	2

	AB	40
	R	7
	H	12
	RBI	6
	BB	3
	SO	6
	LOB	21

Inning Stats																		
	R: 0	H: 1	R: 4	H: 4	R: 1	H: 3	R: 0	H: 1	R: 0	H: 0	R: 0	H: 1	R: 2	H: 2	R: 0	H: 0	R: 0	H: 0
	E: 0	LOB: 2	E: 0	LOB: 1	E: 0	LOB: 2	E: 0	LOB: 1	E: 0	LOB: 0	E: 0	LOB: 1	E: 1	LOB: 1	E: 0	LOB: 0	E: 0	LOB: 0
	K: 1	BB: 1	K: 1	BB: 0	K: 0	BB: 0	K: 1	BB: 0	K: 1	BB: 0	K: 0	BB: 1	K: 0	BB: 1	K: 1	BB: 0	K: 1	BB: 0
	S: 6	P: 10	S: 10	P: 10	S: 6	P: 6	S: 6	P: 6	S: 5	P: 5	S: 4	P: 8	S: 5	P: 9	S: 5	P: 5	S: 5	P: 5

	1B: 8	SF: 0	WP: 1	PA: 43
	2B: 4	SAC: 0	PB: 0	
	3B: 1	DP: 1	SB: 0	
	HR: 0	HBP: 0	CS: 0	

PITCHER		IP	WLS	BF	H	R	ER	SO	BB	IBB	HBP	BLK	WP	HR	S	P	ERA	WHIP
Joe Niekro, R ERA: 3.09	(1, 1)	1.2	L	12	5	4	4	1	1	0	0	0	1	0	13	17	21.60	3.600
Gary Ross, R ERA: 4.64	(2, 1)	5.1		25	7	3	2	3	1	1	0	0	0	0	29	37	3.38	1.500
Tommie Sisk, R ERA: 5.38	(8, 1)	2.0		6	0	0	0	2	0	0	0	0	0	0	10	10	0.00	0.000

PITCHER	IP	WLS	BF	H	R	ER	SO	BB	IBB	HBP	BLK	WP	HR	S	P	ERA	WHIP

BOTTOM

Pittsburgh Pirates @ San Diego Padres

San Diego Stadium, San Diego, CA

Fri Aug 08 1969, 10:05 PM EDT

Att. 6,061 - Unknown

livebaseballscorecards.com

Batter	1	2	3	4	5	6	7	8	9	AB	R	H	RBI	BB	SO	LOB
Jose Arcia, R (1, 4) (8, 5) OBP: 0.227, SLG: 0.248	F8		F8		PB 1B		K		5-3	5	0	1	0	0	1	1
Tommy Dean, R (1, 6) OBP: 0.218, SLG: 0.209	1B		6-3 1B BB		6-3 1-2		E7 BB 2-H		1B BB	3	0	2	0	2	0	1
Ivan Murrell, R (1, 9) OBP: 0.318, SLG: 0.348	K		6-3 1-2		F8		BB		G6-4-3 1-2	5	0	3	0	0	1	2
Nate Colbert, R (1, 3) OBP: 0.313, SLG: 0.467	1-2		6-3 1-2 2-3		5-3		K		G6-4-3 1-2f	5	0	1	0	0	1	7
Al Ferrara, R (1, 7) OBP: 0.359, SLG: 0.483	K		F8			F8	1-2 2-3			3	0	0	0	1	1	4
Ed Spiezio, R (1, 5) OBP: 0.315, SLG: 0.392		E9 1B		1B		F6	K			4	0	2	0	0	1	3
Tommie Sisk, R (8, 1) OBP: 0.182, SLG: 0.200										0	0	0	0	0	0	0
Cito Gaston, R (1, 8) OBP: 0.262, SLG: 0.287		5-3	K			1B		6-3		4	0	1	0	0	1	2
Chris Cannizzaro, R (1, 2) OBP: 0.319, SLG: 0.319		K	F9			F3		5-3		4	0	0	0	0	1	3
Joe Niekro, R (1, 1) OBP: 0.205, SLG: 0.105		K	K				E 2B	K		0	0	0	0	0	0	0
Gary Ross, R (2, 1)										2	0	0	0	0	2	2
John Sipin, R (7, PH) (8, 4) OBP: 0.257, SLG: 0.324										2	1	1	0	0	1	0

Inning Stats	1	2	3	4	5	6	7	8	9
	R: 0 H: 2 E: 0 LOB: 2 K: 2 BB: 0 S: 9 P: 9	R: 0 H: 1 E: 1 LOB: 1 K: 2 BB: 0 S: 8 P: 8	R: 0 H: 1 E: 0 LOB: 2 K: 0 BB: 1 S: 4 P: 8	R: 0 H: 1 E: 0 LOB: 1 K: 2 BB: 0 S: 8 P: 8	R: 0 H: 1 E: 0 LOB: 1 K: 0 BB: 0 S: 4 P: 4	R: 0 H: 1 E: 0 LOB: 1 K: 0 BB: 0 S: 4 P: 4	R: 1 H: 3 E: 1 LOB: 3 K: 3 BB: 1 S: 12 P: 16	R: 0 H: 0 E: 0 LOB: 0 K: 1 BB: 0 S: 5 P: 5	R: 0 H: 1 E: 0 LOB: 1 K: 0 BB: 1 S: 3 P: 7

1B: 10	SF: 0	WP: 0 PA: 40
2B: 1	SAC: 0	PB: 1
3B: 0	DP: 1	SB: 0
HR: 0	HBP: 0	CS: 0

AB	37
R	1
H	11
RBI	0
BB	3
SO	10
LOB	25

PITCHER	IP	WLS	BF	H	R	ER	SO	BB	IBB	HBP	BLK	WP	HR	S	P	ERA	WHIP
Bob Veale, L (1, 1) ERA: 3.57	9.0	W	40	11	1	1	10	3	0	0	0	0	0	57	69	1.00	1.556

PITCHER	IP	WLS	BF	H	R	ER	SO	BB	IBB	HBP	BLK	WP	HR	S	P	ERA	WHIP

Batter	1	2	3	4	5	6	7	8	9	AB	R	H	RBI	BB	SO	LOB
Matty Alou, L (1, 8) OBP: 0.379, SLG: 0.431	F6	FC6-4 1-2f		5-3		F7			6-3	5	0	0	0	0	0	4
Jose Pagan, R (1, 5) OBP: 0.335, SLG: 0.458	P4		F8		HR		F3		1B 3B	5	2	2	1	0	0	0
Willie Stargell, L (1, 7) OBP: 0.391, SLG: 0.570	K		G3-1		K		K		2B 3-H 1B	5	1	1	1	0	3	0
Roberto Clemente, R (1, 9) OBP: 0.412, SLG: 0.554		E 1B 1B 1B	2B BLK 1B		3B		K		K	5	2	3	0	0	2	1
Manny Sanguillen, R (1, 2) OBP: 0.368, SLG: 0.459		E3 BB 1B 1-3 1B	BLK PB 1-3 2B		K			FC1-5 1B	1B 1-H 2B	5	2	4	1	0	1	1
Carl Taylor, R (1, 3) OBP: 0.437, SLG: 0.474		K	2-H 3-H 1B		5-3			FC5 FC1-5 1-2 1B	3-H 1B	5	0	3	1	0	1	3
Freddie Patek, R (1, 6) OBP: 0.309, SLG: 0.308		K	F7			SH2-4 BB		FC1-5 1-2 2-3f	P6	4	0	0	0	1	1	6
Gene Alley, R (1, 4) OBP: 0.253, SLG: 0.253		BB 1-2 3-H 1B		4-3		F5		P4		4	0	1	1	0	0	3
Dock Ellis, S (1, 1) OBP: 0.146, SLG: 0.109		FC6-4 1-2 2-3 BB		K		SH2-4 1-2		FC5 2-3f		2	0	0	0	1	1	2
Joe Gibbon, R (9, 1)										0	0	0	0	0	0	0
Inning Stats	R: 0 E: 0 K: 1 S: 5 H: 0 LOB: 0 BB: 0 P: 5	R: 1 E: 1 K: 2 S: 10 H: 3 LOB: 3 BB: 1 P: 14	R: 2 E: 0 K: 0 S: 6 H: 3 LOB: 1 BB: 0 P: 6	R: 0 E: 0 K: 1 S: 5 H: 0 LOB: 0 BB: 0 P: 5	R: 1 E: 0 K: 2 S: 9 H: 2 LOB: 1 BB: 0 P: 9	R: 0 E: 0 K: 0 S: 3 H: 0 LOB: 1 BB: 1 P: 7	R: 0 E: 0 K: 2 S: 7 H: 0 LOB: 0 BB: 0 P: 7	R: 0 E: 0 K: 0 S: 5 H: 2 LOB: 2 BB: 0 P: 5	R: 3 E: 0 K: 1 S: 9 H: 4 LOB: 1 BB: 0 P: 9	1B: 9 2B: 2 3B: 2 HR: 1 SF: 0 SAC: 1 DP: 0 HBP: 0						

PITCHER	IP	WLS	BF	H	R	ER	SO	BB	IBB	HBP	BLK	WP	HR	S	P	ERA	WHIP
Dick Kelley, L (1, 1) ERA: 3.65	7.0	L	31	8	4	4	8	2	0	0	1	0	1	45	53	5.14	1.429
Frank Reberger, R (8, 1) ERA: 3.66	2.0		12	6	3	3	1	0	0	0	0	0	0	14	14	13.50	3.000

PITCHER	IP	WLS	BF	H	R	ER	SO	BB	IBB	HBP	BLK	WP	HR	S	P	ERA	WHIP

TOP

Pittsburgh Pirates @ San Diego Padres

San Diego Stadium, San Diego, CA

Sun Aug 10 1969, 6:33 AM EDT

Unknown

livebaseballscorecards.com

AB	40
R	7
H	14
RBI	5
BB	2
SO	9
LOB	20

WP: 0	PA: 43		
PB: 1			
SB: 0			
CS: 0			

BOTTOM

Batter	1	2	3	4	5	6	7	8	9	AB	R	H	RBI	BB	SO	LOB
Jose Arcia, R (1, 4) OBP: 0.220, SLG: 0.240	S S S 0-3 K ①		S S S 0-3 K ①		S S S 0-3 K ①		S S S 0-3 K ③		X 0-0 1-H 2B	4	0	0	0	0	4	0
John Sipin, R (9, PH) OBP: 0.260, SLG: 0.332										1	0	1	1	0	0	0
Walt Hriniak, L (1, 2) OBP: 0.367, SLG: 0.225	B B B B 4-0 G6-4-3 BB		X 0-0 ② 4-3		X 0-0 ② 4-3			X 0-0 ① F7	S S S 0-3 K ③	3	0	0	0	1	0	0
Chris Cannizzaro, R (9, PH) OBP: 0.318, SLG: 0.318										1	0	0	0	0	1	1
Ollie Brown, R (1, 9) OBP: 0.307, SLG: 0.383	X 0-0 ② ③ G6-4-3 1-2f		S S S 0-3 K ③		X 0-0 5-3 ③			X 0-0 ② 4-3		4	0	0	0	0	1	1
Nate Colbert, R (1, 3) OBP: 0.315, SLG: 0.471		X 0-0 S E 1B		S S S 0-3 K ①		S S S 0-3 K ①		X 0-0 2B		4	1	2	0	0	2	0
Al Ferrara, R (1, 7) OBP: 0.361, SLG: 0.481		X 0-0 ① L8 1-2		B B B B 4-0 HR BB		X 0-0 E 1B		S S S 0-3 K ③		3	1	1	0	1	1	2
Ivan Murrell, R (1, 8) OBP: 0.322, SLG: 0.383		X 0-0 ② F9		X 0-0 1-H HR		X 0-0 ② P4 1-2			X 0-0 E 3B	4	2	2	2	0	0	2
Ed Spiezio, R (1, 5) OBP: 0.315, SLG: 0.388		B B B B 4-0 E BB		X 0-0 ② P4		S S S 0-3 K ③			X 0-0 E4 FC4-6 3-H	3	0	0	1	1	1	1
Tommy Dean, R (1, 6) OBP: 0.219, SLG: 0.207		X 0-0 E3 1-3 2-H		B B B B 4-0 BB			X 0-0 ① 5-3		S S S 0-3 K ①	2	0	0	0	1	0	1
Cito Gaston, R (9, PH) OBP: 0.261, SLG: 0.286										1	0	0	0	0	1	1
Dick Kelley, R (1, 1) OBP: 0.116, SLG: 0.140		X 0-0 ③ 4-3		X 0-0 ③ F9			X 0-0 ② P6		X 0-0 ② FC4-6 1-2f 2B	2	0	0	0	0	0	3
Van Kelly, L (7, PH) OBP: 0.292, SLG: 0.406										1	0	0	0	0	0	0
Frank Reberger, L (8, 1)										0	0	0	0	0	0	0
Roberto Pena, R (9, PH) OBP: 0.285, SLG: 0.298										1	1	0	0	0	0	1
Inning Stats	R: 0 E: 0 K: 1 S: 4 H: 0 LOB: 0 BB: 1 P: 8	R: 1 E: 1 K: 0 S: 5 H: 1 LOB: 2 BB: 1 P: 9	R: 0 E: 0 K: 2 S: 7 H: 0 LOB: 0 BB: 0 P: 7	R: 2 E: 0 K: 1 S: 6 H: 1 LOB: 1 BB: 2 P: 14	R: 0 E: 0 K: 1 S: 5 H: 0 LOB: 0 BB: 0 P: 5	R: 0 E: 0 K: 2 S: 8 H: 1 LOB: 1 BB: 0 P: 8	R: 0 E: 0 K: 1 S: 5 H: 0 LOB: 0 BB: 0 P: 5	R: 0 E: 0 K: 1 S: 6 H: 1 LOB: 1 BB: 0 P: 6	R: 2 E: 1 K: 2 S: 10 H: 2 LOB: 1 BB: 0 P: 10	1B: 2 2B: 2 3B: 1 HR: 1 SF: 0 SAC: 0 DP: 1 HBP: 0							

PITCHER	IP	WLS	BF	H	R	ER	SO	BB	IBB	HBP	BLK	WP	HR	S	P	ERA	WHIP
Dock Ellis, R (1, 1) ERA: 4.03	8.2	W	37	6	5	3	10	4	0	0	0	0	1	53	69	3.12	1.154
Joe Gibbon, L (9, 1) ERA: 2.57	0.1	S	1	0	0	0	1	0	0	0	0	0	0	3	3	0.00	0.000

PITCHER	IP	WLS	BF	H	R	ER	SO	BB	IBB	HBP	BLK	WP	HR	S	P	ERA	WHIP

Pittsburgh Pirates @ San Diego Padres

San Diego Stadium, San Diego, CA

Sun Aug 10 1969, 6:33 AM EDT

Unknown

livebaseballscorecards.com

AB	34
R	5
H	6
RBI	4
BB	4
SO	11
LOB	13

Pittsburgh Pirates @ San Diego Padres

San Diego Stadium, San Diego, CA

Sun Aug 10 1969, 6:38 AM EDT

Att. 10,073 - Unknown

livebaseballscorecards.com

Batter	1	2	3	4	5	6	7	8	9	AB	R	H	RBI	BB	SO	LOB
Matty Alou, L (1, 8) OBP: 0.377, SLG: 0.429	0-0 1B		0-0 4-3 ③		0-0 E6 HR 2-H	0-0 5-3 ③		0-0 F5 ③		5	1	1	0	0	0	2
Jose Pagan, R (1, 5) OBP: 0.332, SLG: 0.467	0-0 F9 ①			0-0 F7 ①	0-0 HR 1-H		0-0 F9 ①		SSS 0-3 K ①	5	1	1	2	0	1	1
Willie Stargell, L (1, 7) OBP: 0.391, SLG: 0.565	0-0 F8 ②			BBB 4-0 HR BB	0-0 P6 ③		BBB 4-0 PB HBP BB		0-0 4-3 ②	3	1	0	0	2	0	1
Roberto Clemente, R (1, 9) OBP: 0.415, SLG: 0.566	0-0 6-3 ③			0-0 HR 1-H		0-0 E 1B 1B 1B	0-0 F8 ②		0-0 2B	5	2	3	2	0	0	2
Al Oliver, L (1, 3) OBP: 0.315, SLG: 0.391		0-0 4-3 ①		0-0 F2 ②		0-0 E7 1B 1B 1-3 1B	H 1-0 PB HBP 1-2		0-0 4-3 ③	4	1	1	0	0	0	1
Manny Sanguillen, R (1, 2) OBP: 0.366, SLG: 0.457		0-0 F8 ②		0-0 F8 ③		0-0 1B 2-3 4-3 2-3 3-H 1B	0-0 1-3 ③ 1-2 2-3			4	1	1	1	0	0	2
Freddie Patek, R (1, 6) OBP: 0.309, SLG: 0.306	0-0 F9 ③			BBB 4-0 1-3 E BB	0-0 2-3 ① 1-2		SSS 0-3 K ①			2	1	0	0	1	0	2
Jose Martinez, R (6, 6) OBP: 0.313, SLG: 0.309										1	0	0	0	0	1	0
Gene Alley, R (1, 4) OBP: 0.253, SLG: 0.253			0-0 F2 ①		0-0 1-3 ① 1-2	0-0 4-3 2-3 3-H 1B		0-0 P4 ②		4	0	1	1	0	0	1
Steve Blass, R (1, 1) OBP: 0.242, SLG: 0.262			0-0 G3-1 ②		SSS 0-3 K ②	0-0 4-3 ② 1-2 3-H		0-0 1B		3	0	0	1	0	1	2
Chuck Hartenstein, R (7, 1) OBP: 0.143, SLG: 0.077										1	0	1	0	0	0	0
Joe Gibbon, R (9, 1)										0	0	0	0	0	0	0
Inning Stats	R: 0 E: 0 K: 0 S: 4 H: 1 LOB: 1 BB: 0 P: 4	R: 0 E: 0 K: 0 S: 3 H: 0 LOB: 0 BB: 0 P: 3	R: 0 E: 0 K: 0 S: 3 H: 0 LOB: 0 BB: 0 P: 3	R: 2 E: 0 K: 0 S: 4 H: 1 LOB: 0 BB: 1 P: 8	R: 3 E: 1 K: 1 S: 7 H: 1 LOB: 0 BB: 1 P: 11	R: 3 E: 1 K: 0 S: 7 H: 4 LOB: 1 BB: 0 P: 7	R: 0 E: 0 K: 0 S: 3 H: 0 LOB: 2 BB: 1 P: 8	R: 0 E: 0 K: 1 S: 6 H: 1 LOB: 1 BB: 0 P: 6	R: 0 E: 0 K: 1 S: 6 H: 1 LOB: 1 BB: 0 P: 6	1B: 6 2B: 1 3B: 0 HR: 2 SF: 0 SAC: 0 DP: 0 HBP: 1							

TOP

AB	37
R	8
H	9
RBI	7
BB	3
SO	3
LOB	14

PITCHER		IP	WLS	BF	H	R	ER	SO	BB	IBB	HBP	BLK	WP	HR	S	P	ERA	WHIP
Clay Kirby, R ERA: 3.94	(1, 1)	5.0	L	21	3	5	2	1	2	0	0	0	0	2	21	29	3.60	1.000
Dave Roberts, L ERA: 5.57	(6, 1)	2.0		12	4	3	3	0	1	0	1	0	0	0	10	15	13.50	2.500
Jack Baldschun, R ERA: 4.28	(8, 1)	1.0		4	1	0	0	1	0	0	0	0	0	0	6	6	0.00	1.000
Tommie Sisk, R ERA: 5.31	(9, 1)	1.0		4	1	0	0	1	0	0	0	0	0	0	6	6	0.00	1.000

PITCHER	IP	WLS	BF	H	R	ER	SO	BB	IBB	HBP	BLK	WP	HR	S	P	ERA	WHIP

WP: 0 PB: 1 SB: 0 CS: 0 PA: 41

Batter	1	2	3	4	5	6	7	8	9	AB	R	H	RBI	BB	SO	LOB
Tommy Dean, R (1, 6) OBP: 0.224, SLG: 0.217 Al Ferrara, R (9, PH) OBP: 0.364, SLG: 0.483 Jose Arcia, R (9, PR) OBP: 0.220, SLG: 0.240	E 2B		K		E6 1-2		G5-4-3 1-2 1B		1B FC6-4 1B	4 1 0	0 0 1	2 1 0	0 1 0	0 0 0	1 0 0	1 0 0
John Sipin, R (1, 4) OBP: 0.259, SLG: 0.329	L9		P6		6-3		G5-4-3 1-2f 2-3		FC6-4 1-3 1B	5	0	1	0	0	0	5
Ollie Brown, R (1, 9) OBP: 0.310, SLG: 0.391	F8			1B		HR	1B 3B BB		FC6-4 1B 1-2f 3-H	4	2	2	2	1	0	2
Nate Colbert, R (1, 3) OBP: 0.317, SLG: 0.470	E5 2-3			K		F7	3B 1-2 3-H 1B		FC5-4 1-3 1B	5	1	2	1	0	1	2
Ivan Murrell, R (1, 7) OBP: 0.324, SLG: 0.392	4-3			F3		2B BB	3B 1-H 2-H		FC5-4 FC5-4 1-2f	4	1	1	2	1	0	5
Van Kelly, L (1, 5) OBP: 0.279, SLG: 0.387		K		F8		F8	K		FC5-4 1-2f	5	0	0	0	0	2	5
Cito Gaston, R (1, 8) OBP: 0.264, SLG: 0.290		K			FC4-6 BB	2B 1-H		F2		3	0	1	1	1	1	0
Chris Cannizzaro, R (1, 2) OBP: 0.314, SLG: 0.314		F9			FC4-6 E 1-2f	K		K		4	0	0	0	0	2	2
Clay Kirby, R (1, 1) OBP: 0.120, SLG: 0.022 Ed Spiezio, R (5, PH) OBP: 0.314, SLG: 0.387 Dave Roberts, L (6, 1) OBP: 0.286, SLG: 0.286 Walt Hriniak, L (7, PH) OBP: 0.380, SLG: 0.244 Jack Baldschun, R (8, 1) OBP: 0.400, SLG: 0.250 Roberto Pena, R (8, PH) OBP: 0.284, SLG: 0.297 Tommie Sisk, R (9, 1) OBP: 0.182, SLG: 0.200			F8		F2		G5-4-3 1B 1B		1-3	1 1 0 1 0 1 0	0 0 0 1 0 0 0	0 0 0 1 0 0 0	0 0 0 0 0 0 0	0 1 0 0 0 0 0	0 0 0 0 0 0 0	0 1 0 0 0 0 0
Inning Stats	R: 0 E: 1 K: 0 S: 5 H: 1 LOB: 2 BB: 0 P: 5	R: 0 E: 0 K: 2 S: 7 H: 0 LOB: 0 BB: 0 P: 7	R: 0 E: 0 K: 1 S: 5 H: 0 LOB: 0 BB: 0 P: 5	R: 0 E: 0 K: 1 S: 6 H: 1 LOB: 1 BB: 0 P: 6	R: 0 E: 1 K: 0 S: 4 H: 0 LOB: 2 BB: 1 P: 8	R: 2 E: 0 K: 1 S: 7 H: 2 LOB: 1 BB: 1 P: 11	R: 3 E: 0 K: 1 S: 8 H: 4 LOB: 1 BB: 1 P: 12	R: 0 E: 0 K: 1 S: 5 H: 0 LOB: 0 BB: 0 P: 5	R: 1 E: 0 K: 0 S: 6 H: 3 LOB: 2 BB: 0 P: 6	1B: 7 2B: 2 3B: 1 HR: 1 SF: 0 SAC: 0 DP: 1 HBP: 0						

PITCHER		IP	WLS	BF	H	R	ER	SO	BB	IBB	HBP	BLK	WP	HR	S	P	ERA	WHIP
Steve Blass, R ERA: 4.6	(1, 1)	6.2	W	32	8	5	5	5	3	0	0	0	0	1	39	51	6.75	1.650
Chuck Hartenstein, R ERA: 3.75	(7, 1)	1.2		8	3	1	1	2	0	0	0	0	0	0	12	12	5.40	1.800
Joe Gibbon, L ERA: 2.54	(9, 1)	0.2	S	2	0	0	0	0	0	0	0	0	0	0	2	2	0.00	0.000

PITCHER	IP	WLS	BF	H	R	ER	SO	BB	IBB	HBP	BLK	WP	HR	S	P	ERA	WHIP

BOTTOM

Pittsburgh Pirates @ San Diego Padres

San Diego Stadium, San Diego, CA

Sun Aug 10 1969, 6:38 AM EDT

Att. 10,073 - Unknown

livebaseballscorecards.com

AB	39
R	6
H	11
RBI	6
BB	3
SO	7
LOB	23

1B: 7	SF: 0	WP: 0	PA: 42
2B: 2	SAC: 0	PB: 0	
3B: 1	DP: 1	SB: 0	
HR: 1	HBP: 0	CS: 0	

Batter	1	2	3	4	5	6	7	8	9	AB	R	H	RBI	BB	SO	LOB
Matty Alou, L (1, 8) OBP: 0.374, SLG: 0.425	F8		4-3 2-3		FC6 1-2f			K		4	0	0	0	0	1	2
Richie Hebner, L (1, 5) OBP: 0.365, SLG: 0.443	4-3		4-3			G3		PB 2B		4	0	1	0	0	0	1
Willie Stargell, L (1, 7) OBP: 0.398, SLG: 0.576	1B			HR		1-3 BB		PB BB		2	1	2	1	2	0	0
Roberto Clemente, R (1, 9) OBP: 0.413, SLG: 0.562	F9			FC4-6 1B		1-3 1-2		K 1-2 2-3		4	0	1	0	0	1	4
Al Oliver, L (1, 3) OBP: 0.317, SLG: 0.392		G6-3 1B		FC4-6 G6-3 1-2f		G3			HR 1B	4	1	2	0	0	0	2
Manny Sanguillen, R (1, 2) OBP: 0.363, SLG: 0.452 Bo Belinsky, L (8, 1) Jose Pagan, R (9, PH) OBP: 0.335, SLG: 0.486		F9		G6-3 1-2f			F9		1-H HR	3 0 1	0 0 1	0 0 1	0 0 2	0 0 0	0 0 0	2 0 0
Gene Alley, R (1, 6) OBP: 0.247, SLG: 0.247		G6-3 1-2f			K		F4		4-3	4	0	0	0	0	1	1
Bill Mazeroski, R (1, 4) OBP: 0.298, SLG: 0.308 Jose Martinez, R (5, 4) OBP: 0.309, SLG: 0.305			4-3 2B		PB 1B 1B		F9		F4	2 2	0 0	2 0	0 0	0 0	0 0	0 0
Luke Walker, L (1, 1) Carl Taylor, R (5, PH) OBP: 0.440, SLG: 0.477 Bruce Dal Canton, R (5, 1) OBP: 0.444, SLG: 0.625 Chuck Hartenstein, R (5, 1) OBP: 0.143, SLG: 0.077 Gary Kolb, L (8, PH) OBP: 0.160, SLG: 0.130 (8, 2)			K		FC6 1-H 1B			4-3	K	1 1 0 0 2	0 0 0 0 0	0 1 0 0 0	0 0 0 0 0	1 0 0 0 1	1 0 0 0 0	1 0 0 0 0
Inning Stats	R: 0 E: 0 K: 0 S: 4 H: 1 LOB: 1 BB: 0 P: 4	R: 0 E: 0 K: 0 S: 3 H: 1 LOB: 0 BB: 0 P: 3	R: 0 E: 0 K: 1 S: 6 H: 1 LOB: 1 BB: 0 P: 6	R: 1 E: 0 K: 0 S: 4 H: 2 LOB: 0 BB: 0 P: 4	R: 0 E: 0 K: 1 S: 6 H: 2 LOB: 1 BB: 0 P: 6	R: 0 E: 0 K: 0 S: 3 H: 0 LOB: 1 BB: 1 P: 7	R: 0 E: 0 K: 0 S: 3 H: 0 LOB: 0 BB: 0 P: 3	R: 0 E: 0 K: 2 S: 8 H: 1 LOB: 2 BB: 1 P: 12	R: 2 E: 0 K: 1 S: 7 H: 2 LOB: 0 BB: 0 P: 7	1B: 6 2B: 2 3B: 0 HR: 2 SF: 0 SAC: 0 DP: 2 HBP: 0						

PITCHER		IP	WLS	BF	H	R	ER	SO	BB	IBB	HBP	BLK	WP	HR	S	P	ERA	WHIP
Gaylord Perry, R ERA: 2.6	(1, 1)	9.0	W	36	10	3	3	5	2	0	0	0	0	2	44	52	3.00	1.333

PITCHER	IP	WLS	BF	H	R	ER	SO	BB	IBB	HBP	BLK	WP	HR	S	P	ERA	WHIP

TOP

Pittsburgh Pirates @ San Francisco Giants

Candlestick Park, San Francisco, CA

Tue Aug 12 1969, 6:33 AM EDT

Att. 5,496 - Unknown

livebaseballscorecards.com

AB	34
R	3
H	10
RBI	3
BB	2
SO	5
LOB	13

WP: 0 PB: 2 SB: 0 CS: 0 PA: 36

Batter	1	2	3	4	5	6	7	8	9	AB	R	H	RBI	BB	SO	LOB
Ken Henderson, S (1, 9) OBP: 0.282, SLG: 0.330	BBBB 4-0 2B 1B BB	x 0-0 ② 6-3			BBBB 4-0 1B BB G5-2-3 BB	x 0-0 ①② G4-6-3 1-2f 3-H				2	2	0	0	2	0	1
Ron Hunt, R (1, 4) OBP: 0.351, SLG: 0.332	x 0-0 1-3 1B 2B	BBBB 4-0 S 1B BB			BBBB 4-0 G5-2-3 1B 1-2 BB	x 0-0 ③ 5-3				2	1	1	0	2	0	0
Bobby Bonds, R (1, 8) OBP: 0.351, SLG: 0.475	SSS 0-3 ① K	x 0-0 ③ 1-H 1B			x 0-0 G5-2-3 1-2 2-3 2B 1B		x 0-0 ① 3-1			4	1	2	0	0	1	2
Jim Ray Hart, R (1, 7) OBP: 0.373, SLG: 0.366 Dave Marshall, L (6, 7) OBP: 0.354, SLG: 0.309	IIII 4-0 1B 1B IBB		SSS 0-3 ① K		x 0-0 ①② G5-2-3 1-2 2-3f 3-H		x 0-0 ② 1-3			2 1	1 0	0 0	0 0	1 0	1 0	2 0
Jim Davenport, R (1, 5) OBP: 0.322, SLG: 0.342 Bobby Etheridge, R (6, 5) OBP: 0.398, SLG: 0.410	x 0-0 1B 1-3 2-H 3-H 1B		x 0-0 G6-4-3 1B		x 0-0 2-H 2B		x 0-0 ③ 6-3			3 1	0 0	3 0	3 0	0 0	0 0	0 0
Dick Dietz, R (1, 2) OBP: 0.356, SLG: 0.398	x 0-0 1-2 3-H 1B		x 0-0 ②③ G6-4-3 1-2f		BBBB 4-0 BB			BBBB 4-0 G4-3 BB		2	0	1	1	2	0	1
Jack Hiatt, R (1, 3) OBP: 0.343, SLG: 0.336 Bob Burda, L (5, PH) OBP: 0.333, SLG: 0.449 (6, 3)	SSS 0-3 ② K			x 0-0 ① F8	x 0-0 ③ G3			x 0-0 ①② G4-3 1-2f		2 2	0 0	0 0	0 0	1 0	2 3	2 3
Hal Lanier, R (1, 6) OBP: 0.261, SLG: 0.263	x 0-0 ③ F8			x 0-0 ② F7		x 0-0 1B G4-6-3 1B		x 0-0 1B 1B		4	1	2	0	0	0	2
Gaylord Perry, R (1, 1) OBP: 0.163, SLG: 0.171		SSS 0-3 ① K		SSS 0-3 ③ K		x 0-0 G4-6-3 1-3 1B		x 0-0 ③ 1-3 1B		4	0	2	0	0	2	0
Inning Stats	R: 3 H: 3 E: 0 LOB: 2 K: 2 BB: 2 S: 10 P: 18	R: 0 H: 1 E: 0 LOB: 2 K: 1 BB: 1 S: 5 P: 9	R: 0 H: 1 E: 0 LOB: 0 K: 1 BB: 0 S: 5 P: 5	R: 0 H: 0 E: 0 LOB: 0 K: 1 BB: 0 S: 5 P: 5	R: 2 H: 2 E: 0 LOB: 2 K: 0 BB: 3 S: 4 P: 16	R: 1 H: 2 E: 0 LOB: 0 K: 0 BB: 0 S: 4 P: 4	R: 0 H: 0 E: 0 LOB: 0 K: 0 BB: 0 S: 3 P: 3	R: 0 H: 2 E: 0 LOB: 2 K: 0 BB: 1 S: 3 P: 7		1B: 9 SF: 0 2B: 2 SAC: 0 3B: 0 DP: 4 HR: 0 HBP: 0						

PITCHER		IP	WLS	BF	H	R	ER	SO	BB	IBB	HBP	BLK	WP	HR	S	P	ERA	WHIP
Luke Walker, L ERA: 3.84	(1, 1)	4.0	L	18	5	3	3	5	2	1	0	0	0	0	25	37	6.75	1.750
Bruce Dal Canton, R ERA: 3.88	(5, 1)	0.2		6	2	2	2	0	3	0	0	0	0	0	3	15	27.00	7.500
Chuck Hartenstein, R ERA: 3.76	(5, 1)	2.1		8	2	1	1	0	0	0	0	0	0	0	8	8	3.86	0.857
Bo Belinsky, L ERA: 3.6	(8, 1)	1.0		4	2	0	0	0	1	0	0	0	0	0	3	7	0.00	3.000

PITCHER	IP	WLS	BF	H	R	ER	SO	BB	IBB	HBP	BLK	WP	HR	S	P	ERA	WHIP

BOTTOM

Pittsburgh Pirates @ San Francisco Giants

Candlestick Park, San Francisco, CA

Tue Aug 12 1969, 6:33 AM EDT

Att. 5,496 - Unknown

livebaseballscorecards.com

AB	29
R	6
H	11
RBI	4
BB	7
SO	5
LOB	13

WP: 0 PA: 36
PB: 0
SB: 1
CS: 0

Pittsburgh Pirates @ San Francisco Giants

Candlestick Park, San Francisco, CA

Wed Aug 13 1969, 6:33 AM EDT

Att. 5,966 - Unknown

TOP

livebaseballscorecards.com

Batter	1	2	3	4	5	6	7	8	9	AB	R	H	RBI	BB	SO	LOB
Freddie Patek, R (1, 6) OBP: 0.311, SLG: 0.307	F9	5-3			F5		PB S 1B 2-H		E5 WP SF9 1B	5	1	2	1	0	0	1
Carl Taylor, R (1, 7) OBP: 0.436, SLG: 0.472	HR 1B		F7		K		6-3 1-3		SF9 2-H	4	1	1	0	0	1	1
Matty Alou, L (8, 8) OBP: 0.373, SLG: 0.425										0	0	0	1	0	0	0
Roberto Clemente, R (1, 9) OBP: 0.418, SLG: 0.591	HR 1-H		HR			HR		E SH2-4 BB 1B	6-3	5	4	4	4	0	0	0
Jose Pagan, R (1, 5) OBP: 0.333, SLG: 0.481	5-3		K			F8		SH2-4 1-2	E5 1B	4	1	1	0	0	1	0
Manny Sanguillen, R (1, 2) OBP: 0.360, SLG: 0.448	F8		F7			K		6-3	1B 1B 2-H	5	1	1	1	0	1	1
Al Oliver, L (1, 3) OBP: 0.319, SLG: 0.390		F2		F9		K		BB E IBB	1B 1-3	4	0	1	0	1	1	0
Gene Alley, R (1, 4) OBP: 0.251, SLG: 0.268		HR		K			F6	E4 BB 1-2 2-3	1B 1-3 3-H	5	1	2	2	0	1	2
Ron Davis, R (1, 8) OBP: 0.313, SLG: 0.283		1-3		F6			E8 FC1-6-5-4-2	BB 1-2 2-3 3-H	G3	3	0	0	0	0	0	0
Willie Stargell, L (8, PH) OBP: 0.398, SLG: 0.574 (8, 7)										1	0	0	1	1	0	2
Jim Bunning, R (1, 1) OBP: 0.100, SLG: 0.043		1B			F7		FC1-6-5-4-2 1B 2-3	F9		4	1	1	0	0	0	4
Bob Moose, R (8, 1) OBP: 0.214, SLG: 0.083										0	0	0	0	0	0	0

	AB	40
	R	10
	H	13
	RBI	10
	BB	2
	SO	5
	LOB	11

Inning Stats	1	2	3	4	5	6	7	8	9
	R: 2 E: 0 K: 0 S: 5	H: 2 LOB: 0 BB: 0 P: 5	R: 1 E: 0 K: 0 S: 5	H: 2 LOB: 1 BB: 0 P: 5	R: 1 E: 0 K: 1 S: 6	H: 1 LOB: 0 BB: 0 P: 6	R: 0 E: 0 K: 1 S: 5	H: 0 LOB: 0 BB: 0 P: 5	R: 0 E: 0 K: 1 S: 5	H: 0 LOB: 0 BB: 0 P: 5	R: 1 E: 0 K: 2 S: 8	H: 1 LOB: 0 BB: 0 P: 8	R: 1 E: 1 K: 0 S: 5	H: 1 LOB: 1 BB: 0 P: 5	R: 1 E: 1 K: 0 S: 5	H: 1 LOB: 3 BB: 2 P: 13	R: 3 E: 2 K: 0 S: 8	H: 5 LOB: 2 BB: 0 P: 8

	1B: 9	SF: 1
	2B: 0	SAC: 1
	3B: 0	DP: 0
	HR: 4	HBP: 0

	WP: 1	PA: 44
	PB: 1	
	SB: 1	
	CS: 0	

PITCHER		IP	WLS	BF	H	R	ER	SO	BB	IBB	HBP	BLK	WP	HR	S	P	ERA	WHIP
Mike McCormick, L ERA: 3.49	(1, 1)	3.0	L	14	5	4	4	1	0	0	0	0	0	3	16	16	12.00	1.667
Bobby Bolin, R ERA: 4.46	(4, 1)	4.0		15	2	2	1	4	0	0	0	0	0	1	23	23	2.25	0.500
Frank Linzy, R ERA: 3.68	(8, 1)	2.0		15	6	4	3	0	1	1	0	0	1	0	13	21	13.50	3.500

PITCHER	IP	WLS	BF	H	R	ER	SO	BB	IBB	HBP	BLK	WP	HR	S	P	ERA	WHIP

BOTTOM

Pittsburgh Pirates @ San Francisco Giants

Candlestick Park, San Francisco, CA

Wed Aug 13 1969, 6:33 AM EDT

Att. 5,966 - Unknown

livebaseballscorecards.com

Batter	1	2	3	4	5	6	7	8	9	AB	R	H	RBI	BB	SO	LOB
Dave Marshall, L (1, 7) OBP: 0.351, SLG: 0.311	F6		E1 E WP 1-2		2B		G3		K	5	1	1	0	0	1	1
Ron Hunt, R (1, 4) OBP: 0.354, SLG: 0.334	5-3		E5 WP SF7-5-3 1-3 2-H 1B		HBP			F7	BB 1B	4	1	2	0	0	0	0
Bobby Bonds, R (1, 8) OBP: 0.356, SLG: 0.478	S HBP		BBB SF7-5-3 2-3 3-H BB		F8			2B 2B	BB 1-2 BB	2	1	1	0	2	0	2
Bob Burda, L (1, 3) OBP: 0.328, SLG: 0.450	F9 1-2		SF7-5-3 1-2 3-H		F9			1B 2B 2-H	F5	4	1	1	2	0	0	5
Ken Henderson, S (1, 9) OBP: 0.282, SLG: 0.326		4-3		BBB 1B BB		G3		F8		3	0	0	0	1	0	1
Dick Dietz, R (1, 2) OBP: 0.359, SLG: 0.397		G1-6-3 1B		F7		5-3		BBB 1B BB		3	0	1	0	1	0	1
Bobby Etheridge, R (1, 5) (9, 6) OBP: 0.402, SLG: 0.413		G1-6-3 1-2f		G6-4-3 1-2 1B	SSS K			1-2 2-H 1B		4	0	2	1	0	1	1
Hal Lanier, R (1, 6) OBP: 0.259, SLG: 0.261			SSS K	G6-4-3 1-2f			4-3	4-3		3	0	0	0	0	1	2
Jim Ray Hart, R (8, PH) OBP: 0.371, SLG: 0.364										1	0	0	0	0	0	2
John Stephenson, L (9, 5) OBP: 0.235, SLG: 0.294										0	0	0	0	0	0	0
Mike McCormick, L (1, 1) OBP: 0.212, SLG: 0.245			BBB 1B E E BB		SSS K		F6		K2-3	0	0	0	0	0	0	0
Don Mason, L (3, PH) OBP: 0.308, SLG: 0.239										0	1	0	0	1	0	0
Bobby Bolin, R (4, 1) OBP: 0.268, SLG: 0.306										1	0	0	0	0	1	0
Jim Davenport, R (7, PH) OBP: 0.321, SLG: 0.340										1	0	0	0	0	0	0
Frank Linzy, R (8, 1) OBP: 0.333, SLG: 0.200										0	0	0	0	0	0	0
Jack Hiatt, R (9, PH) OBP: 0.341, SLG: 0.333										1	0	0	0	0	1	0

Inning Stats	1	2	3	4	5	6	7	8	9	1B: 5	SF: 1	WP: 1	PA: 40
	R: 0 H: 0	R: 0 H: 1	R: 3 H: 1	R: 0 H: 1	R: 0 H: 1	R: 0 H: 0	R: 0 H: 0	R: 2 H: 3	R: 0 H: 1	2B: 4	SAC: 0	PB: 0	
	E: 0 LOB: 1	E: 0 LOB: 0	E: 2 LOB: 0	E: 0 LOB: 1	E: 0 LOB: 2	E: 0 LOB: 0	E: 0 LOB: 0	E: 0 LOB: 2	E: 0 LOB: 2	3B: 0	DP: 3	SB: 1	
	K: 0 BB: 0	K: 0 BB: 0	K: 1 BB: 2	K: 0 BB: 1	K: 1 BB: 0	K: 1 BB: 0	K: 0 BB: 0	K: 0 BB: 1	K: 2 BB: 1	HR: 0	HBP: 2	CS: 0	
	S: 3 P: 4	S: 3 P: 3	S: 6 P: 14	S: 3 P: 7	S: 6 P: 7	S: 5 P: 5	S: 3 P: 3	S: 6 P: 10	S: 8 P: 12				

PITCHER		IP	WLS	BF	H	R	ER	SO	BB	IBB	HBP	BLK	WP	HR	S	P	ERA	WHIP
Jim Bunning, R ERA: 3.81	(1, 1)	7.2	W	34	7	5	2	3	4	0	2	0	1	0	34	52	2.35	1.435
Bob Moose, R ERA: 3.84	(8, 1)	1.1	S	6	1	0	0	2	1	0	0	0	0	0	9	13	0.00	1.500

PITCHER	IP	WLS	BF	H	R	ER	SO	BB	IBB	HBP	BLK	WP	HR	S	P	ERA	WHIP

AB	32
R	5
H	8
RBI	3
BB	5
SO	5
LOB	15

Batter	1	2	3	4	5	6	7	8	9	AB	R	H	RBI	BB	SO	LOB
Matty Alou, L (1, 8) OBP: 0.370, SLG: 0.421	F9	G3			F8		G6-3		F8	5	0	0	0	0	0	0
Richie Hebner, L (1, 5) OBP: 0.365, SLG: 0.451	HR		K		K		F8		1B	5	1	2	1	0	2	0
Willie Stargell, L (1, 7) OBP: 0.398, SLG: 0.575	2B		P6		1B			L8	G4-3	5	1	2	0	0	0	1
Roberto Clemente, R (1, 9) OBP: 0.416, SLG: 0.587	K		L6		G4-3			1B		4	0	1	0	0	1	2
Al Oliver, L (1, 3) OBP: 0.324, SLG: 0.409	2-H 2B			HR		F5		1-3 1B		4	1	3	2	0	0	0
Manny Sanguillen, R (1, 2) OBP: 0.356, SLG: 0.442	K			F8		K		K		4	0	0	0	0	3	3
Freddie Patek, R (1, 6) OBP: 0.310, SLG: 0.307		G5-3		P5		CS S 1B		G5-3		4	0	1	0	0	0	2
Gene Alley, R (1, 4) OBP: 0.267, SLG: 0.313		HR		1B		1-2 IBB			HR	3	2	3	2	1	0	0
Bob Veale, S (1, 1) OBP: 0.107, SLG: 0.074		K		K		2-3 CS		K		4	0	0	0	0	4	1
Inning Stats	R: 2 E: 0 K: 2 S: 10 H: 3 LOB: 1 BB: 0 P: 10	R: 1 E: 0 K: 1 S: 6 H: 1 LOB: 0 BB: 0 P: 6	R: 0 E: 0 K: 1 S: 5 H: 0 LOB: 0 BB: 0 P: 5	R: 1 E: 0 K: 1 S: 7 H: 2 LOB: 1 BB: 0 P: 7	R: 0 E: 0 K: 1 S: 6 H: 1 LOB: 1 BB: 0 P: 6	R: 0 E: 0 K: 1 S: 5 H: 1 LOB: 1 BB: 1 P: 9	R: 0 E: 0 K: 1 S: 5 H: 0 LOB: 0 BB: 0 P: 5	R: 0 E: 0 K: 1 S: 7 H: 2 LOB: 2 BB: 0 P: 7	R: 1 E: 0 K: 1 S: 7 H: 2 LOB: 1 BB: 0 P: 7	1B: 6 2B: 2 3B: 0 HR: 4 SF: 0 SAC: 0 DP: 0 HBP: 0	WP: 0 PB: 0 SB: 1 CS: 1 PA: 40					

TOP

Pittsburgh Pirates @ Cincinnati Reds

Crosley Field, Cincinnati, OH

Fri Aug 15 1969, 7:05 PM EDT

Att. 21,314 - Unknown

livebaseballscorecards.com

AB	38
R	5
H	12
RBI	5
BB	1
SO	10
LOB	9

PITCHER		IP	WLS	BF	H	R	ER	SO	BB	IBB	HBP	BLK	WP	HR	S	P	ERA	WHIP
Gary Nolan, R ERA: 4.31	(1, 1)	7.0	L	29	8	4	4	8	0	1	0	0	0	3	44	48	5.14	1.143
Al Jackson, L ERA: 8.28	(8, 1)	0.1		3	2	0	0	0	0	0	0	0	0	0	3	3	0.00	6.000
Pedro Ramos, R ERA: 4.87	(8, 1)	1.2		7	2	1	1	2	0	0	0	0	0	1	11	11	5.40	1.200

PITCHER	IP	WLS	BF	H	R	ER	SO	BB	IBB	HBP	BLK	WP	HR	S	P	ERA	WHIP

Batter	1	2	3	4	5	6	7	8	9	AB	R	H	RBI	BB	SO	LOB
Pete Rose, S (1, 9) OBP: 0.420, SLG: 0.529	G5-3		2-H 2B		FC6-4 1-2f			F9		4	0	1	1	0	0	1
Ted Savage, R (1, 8) OBP: 0.300, SLG: 0.333	G6-3		L8		L6			K		4	0	0	0	0	1	2
Alex Johnson, R (1, 7) OBP: 0.374, SLG: 0.507	G1-3			1B 1B		F8		G4-3		4	0	1	0	0	0	0
Tony Perez, R (1, 5) OBP: 0.382, SLG: 0.572		G6-3		K		F8			K	4	0	0	0	0	2	1
Johnny Bench, R (1, 2) OBP: 0.393, SLG: 0.540		P3		F9		F2			P6	4	0	0	0	0	0	1
Lee May, R (1, 3) OBP: 0.351, SLG: 0.584		L9		1-3 1B			G4-6-3 1B		L7	4	0	2	0	0	0	0
Woody Woodward, R (1, 6) OBP: 0.366, SLG: 0.370			F8	K			G4-6-3 1-2f			3	0	0	0	0	1	3
Giraldo Ruiz, S (1, 4) OBP: 0.305, SLG: 0.280			BB 2B		FC6-4 1B		BB			1	0	1	0	2	0	0
Gary Nolan, R (1, 1) OBP: 0.077, SLG: 0.154			1-H 2B 2B		K		K			2	1	1	0	0	1	1
Tommy Helms, R (7, PH) OBP: 0.282, SLG: 0.301										1	0	0	0	0	1	1
Al Jackson, L (8, 1)										0	0	0	0	0	0	0
Pedro Ramos, S (8, 1)										0	0	0	0	0	0	0
Inning Stats	R: 0 E: 0 K: 0 S: 3 H: 0 BB: 0 P: 3	R: 0 E: 0 K: 0 S: 3 H: 0 LOB: 0 BB: 0 P: 3	R: 1 E: 0 K: 0 S: 4 H: 2 LOB: 1 BB: 1 P: 8	R: 0 E: 0 K: 2 S: 9 H: 2 LOB: 2 BB: 0 P: 9	R: 0 E: 0 K: 1 S: 6 H: 1 LOB: 1 BB: 0 P: 6	R: 0 E: 0 K: 0 S: 3 H: 0 LOB: 0 BB: 0 P: 3	R: 0 E: 0 K: 1 S: 5 H: 1 LOB: 1 BB: 1 P: 9	R: 0 E: 0 K: 1 S: 5 H: 0 LOB: 0 BB: 0 P: 5	R: 0 E: 0 K: 1 S: 5 H: 0 LOB: 0 BB: 0 P: 5	1B: 4 2B: 2 3B: 0 HR: 0 SF: 0 SAC: 0 DP: 1 HBP: 0						

PITCHER	IP	WLS	BF	H	R	ER	SO	BB	IBB	HBP	BLK	WP	HR	S	P	ERA	WHIP
Bob Veale, L (1, 1) ERA: 3.42	9.0	W	33	6	1	1	6	2	0	0	0	0	0	43	51	1.00	0.889

PITCHER	IP	WLS	BF	H	R	ER	SO	BB	IBB	HBP	BLK	WP	HR	S	P	ERA	WHIP

BOTTOM

Pittsburgh Pirates @ Cincinnati Reds

Crosley Field, Cincinnati, OH

Fri Aug 15 1969, 7:05 PM EDT

Att. 21,314 - Unknown

livebaseballscorecards.com

AB	31
R	1
H	6
RBI	1
BB	2
SO	6
LOB	10

Pittsburgh Pirates @ Cincinnati Reds

Crosley Field, Cincinnati, OH

Sat Aug 16 1969, 3:33 AM EDT

Att. 13,218 - Unknown

TOP

livebaseballscorecards.com

Batter	1	2	3	4	5	6	7	8	9	AB	R	H	RBI	BB	SO	LOB
Matty Alou, L (1, 8) OBP: 0.369, SLG: 0.419	0-0 G5-4-3 1B		0-0 E4		0-0 F8 ③		0-0 L1-4 ②③ 2-3			4	0	1	0	0	0	3
Carl Taylor, R (1, 3) OBP: 0.432, SLG: 0.466	0-0 F9 ①		0-0 P3 ③			0-0 1B		0-0 F9 ①		4	0	1	0	0	0	2
Roberto Clemente, R (1, 9) OBP: 0.417, SLG: 0.589	0-0 G5-4-3 ②③ 1-2f			0-0 2B		0-0 P4 ①		0-0 1B		4	0	2	0	0	0	2
Willie Stargell, L (1, 7) OBP: 0.397, SLG: 0.579		0-0 HR		0-0 F3 ①		S S S 0-3 K ②		S S S 0-3 K ②		4	1	1	1	0	2	3
Jose Pagan, R (1, 5) OBP: 0.327, SLG: 0.472		0-0 F8 ①		0-0 L8 ②		S S S 0-3 K ③		0-0 F2 ③		4	0	0	0	0	1	3
Manny Sanguillen, R (1, 2) OBP: 0.352, SLG: 0.437		0-0 P6 ②		0-0 F2 ③			0-0 P3 ①		0-0 F2 ①	4	0	0	0	0	0	1
Gene Alley, R (1, 4) OBP: 0.267, SLG: 0.312		0-0 G5-3 ③			0-0 G6-3 ①		0-0 1B 1B 1B		0-0 L9 ②	4	1	1	0	0	0	0
Freddie Patek, R (1, 6) OBP: 0.315, SLG: 0.315			0-0 F8 ①		0-0 2B		0-0 L1-4 1B 1-2 1B		0-0 1B	4	0	3	0	0	0	0
Dock Ellis, S (1, 1) OBP: 0.140, SLG: 0.104			S S S 0-3 K ②		0-0 G6-3 ②		1-2 2-H 1B		S S S 0-3 K ③	2	0	0	0	0	1	1
Bruce Dal Canton, R (6, 1) OBP: 0.444, SLG: 0.625										0	0	0	0	0	0	0
Jose Martinez, R (7, PH) OBP: 0.313, SLG: 0.310										1	0	1	1	0	0	0
Lou Marone, R (7, 1)										0	0	0	0	0	0	0
Ron Davis, R (9, PH) OBP: 0.309, SLG: 0.279										1	0	0	0	0	1	1

	AB	36
	R	2
	H	10
	RBI	2
	BB	0
	SO	5
	LOB	16

Inning Stats	1	2	3	4	5	6	7	8	9	1B: 7	SF: 0	WP: 0	PA: 36
	R: 0 E: 0 K: 0 S: 3	R: 1 E: 0 K: 0 S: 4	R: 0 E: 1 K: 1 S: 6	R: 0 E: 0 K: 0 S: 4	R: 0 E: 0 K: 0 S: 4	R: 0 E: 0 K: 2 S: 8	R: 1 E: 0 K: 0 S: 5	R: 0 E: 0 K: 1 S: 6	R: 0 E: 0 K: 1 S: 6	2B: 3	SAC: 0	PB: 0	
	H: 1 LOB: 0 BB: 0 P: 3	H: 1 LOB: 0 BB: 0 P: 4	H: 0 LOB: 1 BB: 0 P: 6	H: 1 LOB: 1 BB: 0 P: 4	H: 1 LOB: 1 BB: 0 P: 4	H: 1 LOB: 1 BB: 0 P: 8	H: 3 LOB: 1 BB: 0 P: 5	H: 1 LOB: 1 BB: 0 P: 6	H: 1 LOB: 1 BB: 0 P: 6	3B: 0	DP: 2	SB: 0	
										HR: 1	HBP: 0	CS: 0	

PITCHER	IP	WLS	BF	H	R	ER	SO	BB	IBB	HBP	BLK	WP	HR	S	P	ERA	WHIP
Jim Merritt, L (1, 1) ERA: 4.06	9.0	W	36	10	2	2	5	0	0	0	0	0	1	46	46	2.00	1.111

PITCHER	IP	WLS	BF	H	R	ER	SO	BB	IBB	HBP	BLK	WP	HR	S	P	ERA	WHIP

Pittsburgh Pirates @ Cincinnati Reds

Crosley Field, Cincinnati, OH

Sat Aug 16 1969, 3:33 AM EDT

Att. 13,218 - Unknown

livebaseballscorecards.com

Batter	1	2	3	4	5	6	7	8	9	AB	R	H	RBI	BB	SO	LOB
Pete Rose, S (1, 9) OBP: 0.420, SLG: 0.529	K			CS 1B		HBP 1B 1-3 1B	G6-3			4	1	2	0	0	1	0
Bobby Tolan, L (1, 8) OBP: 0.355, SLG: 0.527	FC5-4 1B			S 1-2 1B		HBP 1-2 3-H 1B	P5			4	1	3	1	0	0	0
Alex Johnson, R (1, 7) OBP: 0.375, SLG: 0.508 Ted Savage, R (9, 7) OBP: 0.300, SLG: 0.333	FC5-4 CS 1-2f			F9 1-2		1B SF7 1-2 2-3 HBP	2B			3 0	1 0	1 0	0 0	0 0	0 0	2 0
Tony Perez, R (1, 5) OBP: 0.381, SLG: 0.570	CS 1-2	F9		F8		G5-3 1B 1-3 2-H 3-H 1B	F8			4	0	1	2	0	0	2
Johnny Bench, R (1, 2) OBP: 0.392, SLG: 0.538		G5-4-3 1B			F8 3-H	SF7			F8	3	0	1	1	0	0	0
Lee May, R (1, 3) OBP: 0.352, SLG: 0.590		G5-4-3 1-2f			K	G5-3 1B 1-2		HR		4	1	2	1	0	1	1
Tommy Helms, R (1, 4) OBP: 0.283, SLG: 0.302 Giraldo Ruiz, S (7, 4) OBP: 0.304, SLG: 0.278		F7			S 1B	G5-3 1-2 2-3		G1-3		3 1	0 0	1 0	0 0	0 0	0 0	2 0
Woody Woodward, R (1, 6) OBP: 0.362, SLG: 0.359		K			K 1-2	IBB		P6		3	0	0	0	1	2	1
Jim Merritt, L (1, 1) OBP: 0.197, SLG: 0.217		G3-1				1B 1B	K			3	1	1	0	0	1	3
Inning Stats	R: 0 H: 1 E: 0 LOB: 0 K: 1 BB: 0 S: 5 P: 5	R: 0 H: 1 E: 0 LOB: 0 K: 0 BB: 0 S: 3 P: 3	R: 0 H: 0 E: 0 LOB: 0 K: 1 BB: 0 S: 5 P: 5	R: 0 H: 2 E: 0 LOB: 1 K: 0 BB: 0 S: 4 P: 4	R: 0 H: 1 E: 0 LOB: 1 K: 2 BB: 0 S: 8 P: 8	R: 4 H: 5 E: 0 LOB: 3 K: 1 BB: 1 S: 10 P: 15	R: 0 H: 1 E: 0 LOB: 1 K: 0 BB: 0 S: 4 P: 4	R: 1 H: 1 E: 0 LOB: 0 K: 0 BB: 0 S: 4 P: 4		1B: 10 SF: 1 2B: 1 SAC: 0 3B: 0 DP: 1 HR: 1 HBP: 1						

AB	32
R	5
H	12
RBI	5
BB	1
SO	5
LOB	11

WP: 0 PA: 36
PB: 0
SB: 2
CS: 2

PITCHER		IP	WLS	BF	H	R	ER	SO	BB	IBB	HBP	BLK	WP	HR	S	P	ERA	WHIP
Dock Ellis, R ERA: 4.13	(1, 1)	5.0	L	22	9	4	4	4	0	0	1	0	0	0	29	30	7.20	1.800
Bruce Dal Canton, R ERA: 3.82	(6, 1)	1.0		5	1	0	0	1	0	1	0	0	0	0	6	10	0.00	1.000
Lou Marone, L ERA: 3.15	(7, 1)	2.0		8	2	1	1	0	0	0	0	0	0	1	8	8	4.50	1.000

PITCHER	IP	WLS	BF	H	R	ER	SO	BB	IBB	HBP	BLK	WP	HR	S	P	ERA	WHIP

Batter	1	2	3	4	5	6	7	8	9	AB	R	H	RBI	BB	SO	LOB
Matty Alou, L (1, 8) OBP: 0.367, SLG: 0.417	PB; 2B; 1B	F2		G3		G4-6-3; 1-2f; 2-3			F7	5	1	1	0	0	0	2
Richie Hebner, L (1, 5) Jose Pagan, R (7, 5) OBP: 0.325, SLG: 0.469	F5; 1-2	4-3		F8		K			F7	4 1	0 0	0 0	0 0	0 0	1 0	2 0
Willie Stargell, L (1, 7) OBP: 0.399, SLG: 0.593	4-3; 1B; 2B; 2-H	K			F7; FC5-4; 2B		K		HR	5	3	3	2	0	2	0
Roberto Clemente, R (1, 9) OBP: 0.417, SLG: 0.586	4-3; 2-3		6-3		FC5-4; 1B		E3; L7-3		1B	5	0	2	0	0	0	1
Al Oliver, L (1, 3) OBP: 0.325, SLG: 0.419	1B; HR; 1B; 3-H		HR		F7; 2-3		L7-3; 1-2		L3	5	2	2	2	0	0	4
Manny Sanguillen, R (1, 2) OBP: 0.350, SLG: 0.434	HR; 1-2; 1B		6-3		FC5-4; 1-2f; 3-H			F9		4	1	1	1	0	0	1
Gene Alley, R (1, 4) OBP: 0.271, SLG: 0.328	HR; 1-H; 2-H		BBBB; FC6-4; BB		F9			E5; 1B		3	1	1	3	1	0	1
Freddie Patek, R (1, 6) OBP: 0.320, SLG: 0.320	1B		FC6-4; 1-2f			G4-6-3; 1B; 1B		G4-6-3; 1-2; 1B		4	0	3	0	0	0	1
Steve Blass, R (1, 1) OBP: 0.242, SLG: 0.262 Joe Gibbon, R (8, 1) Chuck Hartenstein, R (8, 1) OBP: 0.143, SLG: 0.077	F7			5-3		G4-6-3; 1-2; 1B		G4-6-3; 1-2f		4 0 0	0 0 0	1 0 0	0 0 0	0 0 0	0 0 0	3 0 0
Inning Stats	R: 5 E: 0 K: 0 S: 9 H: 6 LOB: 1 BB: 0 P: 9	R: 0 E: 0 K: 1 S: 5 H: 0 LOB: 0 BB: 0 P: 5	R: 1 E: 0 K: 0 S: 4 H: 1 LOB: 1 BB: 1 P: 8	R: 0 E: 0 K: 0 S: 3 H: 0 LOB: 0 BB: 0 P: 3	R: 1 E: 0 K: 0 S: 5 H: 2 LOB: 1 BB: 0 P: 5	R: 0 E: 0 K: 1 S: 6 H: 2 LOB: 1 BB: 0 P: 6	R: 0 E: 1 K: 1 S: 5 H: 0 LOB: 0 BB: 0 P: 5	R: 0 E: 1 K: 0 S: 4 H: 1 LOB: 1 BB: 0 P: 4	R: 1 E: 0 K: 0 S: 5 H: 2 LOB: 1 BB: 0 P: 5	1B: 9 2B: 3 3B: 0 HR: 3	SF: 0 SAC: 0 DP: 3 HBP: 0						

TOP

Pittsburgh Pirates @ Cincinnati Reds

Crosley Field, Cincinnati, OH

Sun Aug 17 1969, 3:33 AM EDT

Att. 20,732 - Unknown

livebaseballscorecards.com

AB	40
R	8
H	14
RBI	8
BB	1
SO	3
LOB	15

WP: 0 PB: 1 SB: 0 CS: 0 PA: 41

PITCHER		IP	WLS	BF	H	R	ER	SO	BB	IBB	HBP	BLK	WP	HR	S	P	ERA	WHIP
Jack Fisher, R ERA: 5.24	(1, 1)	4.0	L	22	9	7	7	1	1	0	0	0	0	2	23	27	15.75	2.500
Pedro Ramos, R ERA: 4.79	(5, 1)	1.0		5	2	0	0	0	0	0	0	0	0	0	5	5	0.00	2.000
Al Jackson, L ERA: 7.76	(6, 1)	2.0		5	0	0	0	2	0	0	0	0	0	0	9	9	0.00	0.000
Clay Carroll, R ERA: 3.85	(8, 1)	0.1		2	0	0	0	0	0	0	0	0	0	0	2	2	0.00	0.000
Wayne Granger, R ERA: 3.11	(8, 1)	1.2		7	3	1	1	0	0	0	0	0	0	1	7	7	5.40	1.800

PITCHER	IP	WLS	BF	H	R	ER	SO	BB	IBB	HBP	BLK	WP	HR	S	P	ERA	WHIP

BOTTOM

Pittsburgh Pirates @ Cincinnati Reds

Crosley Field, Cincinnati, OH

Sun Aug 17 1969, 3:33 AM EDT

Att. 20,732 - Unknown

livebaseballscorecards.com

Batter	1	2	3	4	5	6	7	8	9	AB	R	H	RBI	BB	SO	LOB
Pete Rose, S (1, 9) OBP: 0.422, SLG: 0.538	HR	2B		CS 1B			1-3		F8	5	1	3	1	0	0	0
Bobby Tolan, L (1, 8) OBP: 0.360, SLG: 0.535	HR	HBP		CS 1-2	G5-4-3 1B		F9		FC6-4 BB	3	1	2	1	1	0	0
Alex Johnson, R (1, 7) OBP: 0.371, SLG: 0.501	F9	K			G5-4-3 1-2f			5-3	FC6-4 1-2f	5	0	0	0	0	1	4
Tony Perez, R (1, 5) OBP: 0.386, SLG: 0.580	HR 2B		HR		BB			BB 1B		2	2	2	1	2	0	0
Johnny Bench, R (1, 2) OBP: 0.393, SLG: 0.546	2-H HR		P4		5-3			1-3 1B		4	1	2	2	0	0	1
Lee May, R (1, 3) OBP: 0.350, SLG: 0.584	K		F9			K		F8		4	0	0	0	0	2	2
Tommy Helms, R (1, 4) OBP: 0.280, SLG: 0.299	F9		F8			L6		BB		3	0	0	0	0	0	0
Ted Savage, R (8, PH) OBP: 0.310, SLG: 0.333										0	0	0	0	1	0	0
(9, 4)																
Woody Woodward, R (1, 6) OBP: 0.353, SLG: 0.349		F7		3-1		P4		G3		3	0	0	0	0	0	0
Jim Beauchamp, R (8, PH) OBP: 0.237, SLG: 0.297										0	0	0	0	0	0	0
Fred Whitfield, L (8, PH) OBP: 0.356, SLG: 0.241										1	0	0	0	0	0	3
Darrel Chaney, S (9, 6) OBP: 0.281, SLG: 0.240										0	0	0	0	0	0	0
Jack Fisher, R (1, 1) OBP: 0.120, SLG: 0.120		F8		K			4-1		6-3	2	0	0	0	0	1	0
Pedro Ramos, S (5, 1)										0	0	0	0	0	0	0
Al Jackson, L (6, 1)										0	0	0	0	0	0	0
Jimmy Stewart, S (7, PH) OBP: 0.322, SLG: 0.395										1	0	0	0	0	0	0
Clay Carroll, R (8, 1) OBP: 0.308, SLG: 0.348										0	0	0	0	0	0	0
Wayne Granger, R (8, 1) OBP: 0.235, SLG: 0.133										0	0	0	0	0	0	0
Giraldo Ruiz, S (9, PH) OBP: 0.302, SLG: 0.277										1	0	0	0	0	0	0
Inning Stats	R: 4 H: 4 E: 0 LOB: 0 K: 1 BB: 0 S: 9 P: 9	R: 0 H: 1 E: 0 LOB: 2 K: 1 BB: 0 S: 6 P: 7	R: 1 H: 1 E: 0 LOB: 0 K: 0 BB: 0 S: 4 P: 4	R: 0 H: 1 E: 0 LOB: 0 K: 1 BB: 0 S: 5 P: 5	R: 0 H: 1 E: 0 LOB: 1 K: 0 BB: 1 S: 3 P: 7	R: 0 H: 0 E: 0 LOB: 0 K: 1 BB: 0 S: 5 P: 5	R: 0 H: 0 E: 0 LOB: 0 K: 0 BB: 0 S: 3 P: 3	R: 0 H: 1 E: 0 LOB: 3 K: 0 BB: 2 S: 4 P: 12	R: 0 H: 0 E: 0 LOB: 1 K: 0 BB: 1 S: 3 P: 7	1B: 3 SF: 0 2B: 2 SAC: 0 3B: 0 DP: 1 HR: 4 HBP: 1						WP: 0 PA: 40 PB: 0 SB: 0 CS: 1	

PITCHER		IP	WLS	BF	H	R	ER	SO	BB	IBB	HBP	BLK	WP	HR	S	P	ERA	WHIP
Steve Blass, R ERA: 4.67	(1, 1)	7.1	W	31	8	5	5	4	2	0	1	0	0	4	36	45	6.14	1.364
Joe Gibbon, L ERA: 2.52	(8, 1)	0.1		3	1	0	0	0	1	0	0	0	0	0	2	6	0.00	6.000
Chuck Hartenstein, R ERA: 3.69	(8, 1)	1.1	S	5	0	0	0	0	1	0	0	0	0	0	4	8	0.00	0.750

PITCHER	IP	WLS	BF	H	R	ER	SO	BB	IBB	HBP	BLK	WP	HR	S	P	ERA	WHIP

Batter	1	2	3	4	5	6	7	8	9	10	AB	R	H	RBI	BB	SO	LOB
Matty Alou, L (1, 8) OBP: 0.371, SLG: 0.419	G6-3		B2-3	2-3 3-H 1B			BBB G5-4-3 BB		G5-3 2B 1B	E 1-2 2B 1B	5	2	3	1	1	0	0
Jose Pagan, R (1, 5) OBP: 0.316, SLG: 0.455	F7		E7 E 1B	F7			G5-4-3 1-2f		G5-3 1-2	FC4 1-2 2-3 2B	6	2	0	0	0	0	6
Willie Stargell, L (1, 7) OBP: 0.398, SLG: 0.590	K		E1 1B 1-2		L4		BBB 1B BB		E 2-H 2B	K	5	1	1	1	1	2	4
Roberto Clemente, R (1, 9) OBP: 0.420, SLG: 0.588 Ron Davis, R (7, PR) OBP: 0.309, SLG: 0.279 (7, 9) Carl Taylor, R (9, PH) OBP: 0.433, SLG: 0.473 (9, 9)		1B 1B	1-2 2-H 1B		F9		1-2 1B		G1-3	1B 1-H 2-H 3-H 2B	4 0 2	0 0 1	3 0 1	1 0 3	0 0 0	0 0 0	0 0 1
Manny Sanguillen, R (1, 2) OBP: 0.347, SLG: 0.429		F9	G4-3		F8		G1-3		E6 2-H 2B	2-3 2B 1B	6	2	1	0	0	0	5
Al Oliver, L (1, 3) OBP: 0.325, SLG: 0.423		F7		P6		L8		G4-3	1-H 2B	1-H HR 3-H 2B	6	1	2	3	0	0	1
Gene Alley, R (1, 4) OBP: 0.283, SLG: 0.354		FC5-4 1-2 1B		2B 1B		FC6-4 1B		G4-3	G4-3	2-H HR	6	2	4	2	0	0	1
Freddie Patek, R (1, 6) OBP: 0.320, SLG: 0.323		FC5-4 1-2f		1B 1-3 2B		FC6-4 1-2f		1B	G6-3 F9		6	0	2	0	0	0	3
Bob Moose, R (1, 1) OBP: 0.194, SLG: 0.074 Richie Hebner, L (8, PH) OBP: 0.361, SLG: 0.444 Bruce Dal Canton, R (8, 1) OBP: 0.400, SLG: 0.556			K	K			K	K		E5 FC4 1B 2B	3 1 1	0 0 1	0 0 0	0 0 0	3 1 0	0 0 0	3 1 0
Inning Stats	R: 0 E: 0 K: 1 S: 5 H: 0 LOB: 0 BB: 0 P: 5	R: 0 E: 0 K: 0 S: 5 H: 2 LOB: 2 BB: 0 P: 5	R: 1 E: 2 K: 1 S: 8 H: 1 LOB: 2 BB: 0 P: 8	R: 1 E: 0 K: 1 S: 8 H: 3 LOB: 2 BB: 0 P: 8	R: 0 E: 0 K: 0 S: 3 H: 0 LOB: 0 BB: 0 P: 3	R: 0 E: 0 K: 1 S: 6 H: 1 LOB: 1 BB: 0 P: 6	R: 0 E: 0 K: 0 S: 3 H: 1 LOB: 2 BB: 2 P: 11	R: 0 E: 0 K: 1 S: 6 H: 1 LOB: 1 BB: 0 P: 6	R: 3 E: 1 K: 0 S: 7 H: 3 LOB: 1 BB: 0 P: 7	R: 7 E: 2 K: 1 S: 12 H: 5 LOB: 0 BB: 0 P: 12	1B: 11 2B: 5 3B: 0 HR: 1 SF: 0 SAC: 0 DP: 1 HBP: 0						

PITCHER		IP	WLS	BF	H	R	ER	SO	BB	IBB	HBP	BLK	WP	HR	S	P	ERA	WHIP
Gerry Arrigo, L ERA: 5.37	(1, 1)	6.2		31	8	2	1	4	2	0	0	0	0	0	37	45	1.35	1.500
Wayne Granger, R ERA: 3.12	(7, 1)	2.2	L	16	5	6	4	1	0	0	0	0	0	0	18	18	13.50	1.875
Al Jackson, L ERA: 7.67	(10, 1)	0.1		1	0	0	0	1	0	0	0	0	0	0	3	3	0.00	0.000
Pedro Ramos, R ERA: 5.34	(10, 1)	0.1		5	4	4	1	0	0	0	0	0	0	1	5	5	27.00	12.000

PITCHER	IP	WLS	BF	H	R	ER	SO	BB	IBB	HBP	BLK	WP	HR	S	P	ERA	WHIP

TOP

Pittsburgh Pirates @ Cincinnati Reds

Crosley Field, Cincinnati, OH

Mon Aug 18 1969, 7:05 PM EDT

Att. 16,657 - Unknown

livebaseballscorecards.com

AB	51
R	12
H	17
RBI	11
BB	2
SO	6
LOB	25

1B: 11	SF: 0	WP: 0	PA: 53
2B: 5	SAC: 0	PB: 0	
3B: 0	DP: 1	SB: 0	
HR: 1	HBP: 0	CS: 0	

Pittsburgh Pirates @ Cincinnati Reds

Crosley Field, Cincinnati, OH

Mon Aug 18 1969, 7:05 PM EDT

Att. 16,657 - Unknown

BOTTOM

livebaseballscorecards.com

Batter	1	2	3	4	5	6	7	8	9	10	AB	R	H	RBI	BB	SO	LOB
Pete Rose, S (1, 9) OBP: 0.421, SLG: 0.534	BBBB 4-0 G4-6-2-6-3 BB		BBBB 4-0 1-2 HR BB		SSS 0-3 ② K		X 0-0 ① FC4-6 BLK 1B 1-2f	SSS 0-3 ③ K 3-H		X 0-0 ③ F7	4	1	0	0	2	2	3
Bobby Tolan, L (1, 8) OBP: 0.362, SLG: 0.542	X 0-0 ① ② G4-6-2-6-3 1-2f		X 0-0 1-H 2-H HR		X 0-0 ③ F9		X 0-0 BLK 1B 1-2		X 0-0 SH1 1B		5	1	3	3	0	0	1
Alex Johnson, R (1, 7) OBP: 0.372, SLG: 0.504 Ted Savage, R (8, 7) OBP: 0.310, SLG: 0.333	X 0-0 S 1B		SSS 0-3 ① K			X 0-0 E E 2B	SSS 0-3 ② K		X 0-0 ① SH1 1-2		4 0	1 0	2 0	0 0	0 0	2 0	2 0
Tony Perez, R (1, 5) OBP: 0.386, SLG: 0.576	SSS 0-3 ③ K 1-2		X 0-0 ② G3			X 0-0 ① G6-3 2-3	BBBB 4-0 1-2 2-3 BB		4-0 IBB		3	0	0	0	2	1	2
Johnny Bench, R (1, 2) OBP: 0.388, SLG: 0.538		SSS 0-3 ① K2-3	X 0-0 ③ F5			X 0-0 FC 3-H	SSS 0-3 ③ K		X 0-0 ② F8		5	0	0	0	0	2	5
Lee May, R (1, 3) OBP: 0.346, SLG: 0.578 Al Jackson, L (10, 1) Pedro Ramos, S (10, 1)	SSS 0-3 ② K	SSS 0-3 ① K				X 0-0 ② F3		SSS 0-3 ① K	SSS 0-3 ③ K		5 0 0	0 0 0	0 0 0	0 0 0	0 0 0	4 0 0	3 0 0
Jimmy Stewart, S (1, 4) OBP: 0.328, SLG: 0.393 Wayne Granger, R (7, 1) OBP: 0.222, SLG: 0.125 Fred Whitfield, L (10, 3) OBP: 0.351, SLG: 0.237	BBBB 4-0 BB	X 0-0 ② F7				BBBB 4-0 FC6 BB		X 0-0 ② P6		X 0-0 ① G4-3	1 1 1	0 0 0	0 0 0	0 0 0	2 0 0	0 0 0	0 0 0
Woody Woodward, R (1, 6) OBP: 0.347, SLG: 0.342	X 0-0 ③ G1-4-3	X 0-0 ③ F9				X 0-0 ③ FC6 1-2f		X 0-0 E WP 1B		X 0-0 ② G5-3	5	1	1	0	0	0	3
Gerry Arrigo, L (1, 1) OBP: 0.158, SLG: 0.158 Giraldo Ruiz, S (7, 4) OBP: 0.308, SLG: 0.283			X 0-0 BB HR 1B		X 0-0 ① P5		X 0-0 FC4-6 1B	X 0-0 E1 1-3		X 0-0 1B	2 3	1 0	1 2	0 0	0 0	0 0	0 1

Inning Stats	1	2	3	4	5	6	7	8	9	10
	R: 0 H: 1 E: 0 LOB: 1 K: 1 BB: 1 S: 5 P: 9	R: 0 H: 0 E: 0 LOB: 1 K: 2 BB: 1 S: 7 P: 11	R: 3 H: 2 E: 0 LOB: 0 K: 1 BB: 1 S: 7 P: 11	R: 0 H: 0 E: 0 LOB: 0 K: 1 BB: 0 S: 5 P: 5	R: 0 H: 0 E: 0 LOB: 0 K: 1 BB: 0 S: 5 P: 5	R: 1 H: 1 E: 1 LOB: 2 K: 0 BB: 1 S: 5 P: 9	R: 0 H: 2 E: 0 LOB: 3 K: 2 BB: 1 S: 9 P: 13	R: 1 H: 1 E: 1 LOB: 1 K: 2 BB: 0 S: 9 P: 9	R: 0 H: 1 E: 0 LOB: 2 K: 1 BB: 1 S: 6 P: 10	R: 0 H: 1 E: 0 LOB: 1 K: 0 BB: 0 S: 4 P: 4

| | | | |

Batter	1	2	3	4	5	6	7	8	9	AB	R	H	RBI	BB	SO	LOB
Jesus Alou, R (1, 9) OBP: 0.257, SLG: 0.305	S S S 0-3 ① K		S S S 0-3 ② K			S S S 0-3 ② K		B B B 4-0 1-2 2-3 BB		3	0	0	0	1	3	0
Joe Morgan, L (1, 4) OBP: 0.390, SLG: 0.391	B B B B 4-0 E S BB		X 0-0 ③ F8			B B B B 4-0 BB		S S S 0-3 ① K		2	0	0	0	2	1	3
Jack Billingham, R (8, 1)										0	0	0	0	0	0	0
Jimmy Wynn, R (1, 8) OBP: 0.428, SLG: 0.514	S S S 0-3 ② K 1-3			S S S 0-3 ① K		X 0-0 ③ L6		X 0-0 ② ③ G1-2-3 3-Hf		4	0	0	0	0	2	5
Denis Menke, R (1, 6) OBP: 0.392, SLG: 0.424	B B B B 4-0 FC4 BB			X 0-0 G6-4-3 1B			S S S 0-3 ① K		X 0-0 WP 1B 1B	3	1	2	0	1	1	0
Doug Rader, R (1, 5) OBP: 0.327, SLG: 0.378	X 0-0 ③ FC4 1-2f			X 0-0 ② ③ G6-4-3 1-2f			X 0-0 1B		X 0-0 E 1-H G2-3-2 1B	4	0	2	1	0	0	3
Curt Blefary, L (1, 3) OBP: 0.360, SLG: 0.417		S S S 0-3 ① K			S S S 0-3 ① K		S S S 0-3 ② K		X 0-0 E3 G2-3-2 1-2	4	0	0	0	0	3	2
Marty Martinez, S (1, 7) OBP: 0.340, SLG: 0.382		X 0-0 G6-4-3 1B			X 0-0 ② G3		S S S 0-3 ③ K		X 0-0 ① ② G2-3-2 1-2 2-Hf	4	0	1	0	0	1	3
Johnny Edwards, L (1, 2) OBP: 0.298, SLG: 0.334		X 0-0 ② ③ G6-4-3 1-2f			S S S 0-3 ③ K			B B B B 4-0 BB BB G1-2-3 BB	S S S 0-3 ③ K	2	0	0	0	0	1	1
Don Bryant, R (8, PH) OBP: 0.267, SLG: 0.273										1	0	0	0	1	1	1
Don Wilson, R (1, 1) OBP: 0.200, SLG: 0.152			X 0-0 ① G3			X 0-0 ① 1-3		B B B B 4-0 BB 1-2 BB		2	0	0	0	0	0	0
Julio Gotay, R (8, PH) OBP: 0.316, SLG: 0.292										0	0	0	0	1	0	0
(8, 4)																
Inning Stats	R: 0 E: 0 K: 2 S: 7 H: 0 LOB: 2 BB: 2 P: 15	R: 0 E: 0 K: 1 S: 5 H: 1 LOB: 0 BB: 0 P: 5	R: 0 E: 0 K: 1 S: 5 H: 0 LOB: 0 BB: 0 P: 5	R: 0 E: 0 K: 1 S: 5 H: 1 LOB: 0 BB: 0 P: 5	R: 0 E: 0 K: 2 S: 7 H: 0 LOB: 0 BB: 0 P: 7	R: 0 E: 0 K: 1 S: 5 H: 0 LOB: 1 BB: 1 P: 9	R: 0 E: 0 K: 3 S: 10 H: 1 LOB: 1 BB: 0 P: 10	R: 0 E: 0 K: 1 S: 4 H: 0 LOB: 2 BB: 3 P: 16	R: 1 E: 1 K: 1 S: 7 H: 2 LOB: 1 BB: 0 P: 7	1B: 5 2B: 1 3B: 0 HR: 0	SF: 0 SAC: 0 DP: 4 HBP: 0						

PITCHER	IP	WLS	BF	H	R	ER	SO	BB	IBB	HBP	BLK	WP	HR	S	P	ERA	WHIP
Luke Walker, L (1, 1) ERA: 3.47	7.0	W	28	3	0	0	11	6	0	0	0	0	0	44	68	0.00	1.286
Joe Gibbon, L (8, 1) ERA: 2.6	2.0	S	7	2	1	1	2	0	0	0	0	1	0	11	11	4.50	1.000

PITCHER	IP	WLS	BF	H	R	ER	SO	BB	IBB	HBP	BLK	WP	HR	S	P	ERA	WHIP

TOP

Houston Astros @ Pittsburgh Pirates

Forbes Field, Pittsburgh, PA

Tue Aug 19 1969, 7:05 PM EDT

Att. 5,409 - Unknown

livebaseballscorecards.com

AB	29
R	1
H	5
RBI	1
BB	6
SO	13
LOB	18

WP: 1 PB: 0 SB: 1 CS: 0 PA: 35

Houston Astros @ Pittsburgh Pirates

Forbes Field, Pittsburgh, PA

Tue Aug 19 1969, 7:05 PM EDT

Att. 5,409 - Unknown

BOTTOM

Batter	1	2	3	4	5	6	7	8	9	AB	R	H	RBI	BB	SO	LOB
Matty Alou, L (1, 8) OBP: 0.372, SLG: 0.420	FC5-4 1B 1B		5-3		BB BB 1B 1B	F7				4	1	2	0	0	0	0
Carl Taylor, R (1, 3) OBP: 0.429, SLG: 0.467	1-2 FC5-4 1B		F7		K	1-3				4	0	1	0	0	1	1
Willie Stargell, L (1, 7) OBP: 0.399, SLG: 0.596	K		K		1-2 BB 1B BB	HR				3	2	1	1	1	2	2
Jose Pagan, R (1, 9) OBP: 0.310, SLG: 0.446	FC5-4 S 1-2f 2-3			K	K	K				4	0	0	0	0	3	4
Ron Davis, R (8, 9) OBP: 0.309, SLG: 0.279										0	0	0	0	0	0	0
Richie Hebner, L (1, 5) OBP: 0.365, SLG: 0.448	1-2 BB			2B 2B	1-2 2-3 WP 1B BB		1-3			2	1	1	0	2	0	0
Manny Sanguillen, R (1, 2) OBP: 0.349, SLG: 0.433	4-3			1B 2-H 2B	WP 1-2 2-H 3-H 1B			5-3		4	1	2	3	0	0	3
Gene Alley, R (1, 4) OBP: 0.282, SLG: 0.352		K2-3		6-3 2-H 1B	K 1-2 2-3			K		4	0	1	1	0	3	2
Freddie Patek, R (1, 6) OBP: 0.316, SLG: 0.320		F8		6-3 1-2		F3		K		4	0	0	0	0	1	1
Luke Walker, L (1, 1) Joe Gibbon, R (8, 1)		K		K		4-3				3	0	0	0	0	2	1
										0	0	0	0	0	0	0
Inning Stats	R: 0 E: 0 K: 1 S: 7 H: 2 LOB: 3 BB: 1 P: 11	R: 0 E: 0 K: 2 S: 7 H: 0 LOB: 0 BB: 0 P: 7	R: 0 E: 0 K: 1 S: 5 H: 0 LOB: 0 BB: 0 P: 5	R: 2 E: 0 K: 2 S: 10 H: 3 LOB: 1 BB: 0 P: 10	R: 2 E: 0 K: 3 S: 11 H: 2 LOB: 2 BB: 2 P: 19	R: 0 E: 0 K: 0 S: 3 H: 0 LOB: 0 BB: 0 P: 3	R: 1 E: 0 K: 1 S: 6 H: 1 LOB: 0 BB: 0 P: 6	R: 0 E: 0 K: 2 S: 7 H: 0 LOB: 0 BB: 0 P: 7		1B: 5 2B: 2 3B: 0 HR: 1 SF: 0 SAC: 0 DP: 0 HBP: 0						

	AB	32
	R	5
	H	8
	RBI	5
	BB	3
	SO	12
	LOB	14

WP: 1 PB: 0 SB: 1 CS: 0 PA: 35

livebaseballscorecards.com

PITCHER	IP	WLS	BF	H	R	ER	SO	BB	IBB	HBP	BLK	WP	HR	S	P	ERA	WHIP
Don Wilson, R (1, 1) ERA: 3.95	7.0	L	32	8	5	5	10	3	0	0	0	1	1	49	61	6.43	1.571
Jack Billingham, R (8, 1) ERA: 3.99	1.0		3	0	0	0	2	0	0	0	0	0	0	7	7	0.00	0.000

PITCHER	IP	WLS	BF	H	R	ER	SO	BB	IBB	HBP	BLK	WP	HR	S	P	ERA	WHIP

Batter	1	2	3	4	5	6	7	8	9	AB	R	H	RBI	BB	SO	LOB
Jesus Alou, R (1, 9) OBP: 0.253, SLG: 0.301	x 0-0 ①		x 0-0 ③			x 0-0 ②		x 0-0 ③ F7		4	0	0	0	0	0	1
Joe Morgan, L (1, 4) OBP: 0.387, SLG: 0.387	S S S 0-3 ② K			x 0-0 ①		x 0-0 ③			S S S 0-3 ① K	4	0	0	0	0	2	0
Jimmy Wynn, R (1, 8) OBP: 0.425, SLG: 0.509	S S S 0-3 ③ K			x 0-0 ②			S S S 0-3 ① K		x 0-0 ②	4	0	0	0	0	2	0
Denis Menke, R (1, 6) OBP: 0.389, SLG: 0.420		x 0-0 ①		S S S 0-3 ③ K			x 0-0 ②		S S S 0-3 ③ K	4	0	0	0	0	2	0
Doug Rader, R (1, 5) OBP: 0.331, SLG: 0.383		x 0-0 2B			B B B B 4-0 CS BB		x 0-0 1B			2	0	2	0	1	0	0
Curt Blefary, L (1, 3) OBP: 0.358, SLG: 0.414		S S S 0-3 ② K			x 0-0 ①		S S S 0-3 ③ K			3	0	0	0	0	2	3
Marty Martinez, S (1, 7) OBP: 0.347, SLG: 0.388		x 0-0 ③			x 0-0 ② 1-2 1B			x 0-0 None SH 1B		3	0	2	0	0	0	1
Don Bryant, R (1, 2) OBP: 0.258, SLG: 0.263			S S S 0-3 ① K		x 0-0 ③			x 0-0 ① SH 1-2		2	0	0	0	0	1	1
Denny Lemaster, R (1, 1) OBP: 0.236, SLG: 0.242			S S S 0-3 ② K			x 0-0 ①		x 0-0 ② 2-3		3	0	0	0	0	1	1
Inning Stats	R: 0 H: 0 E: 0 LOB: 0 K: 2 BB: 0 S: 7 P: 7	R: 0 H: 1 E: 0 LOB: 1 K: 1 BB: 0 S: 6 P: 6	R: 0 H: 0 E: 0 LOB: 0 K: 2 BB: 0 S: 7 P: 7	R: 0 H: 0 E: 0 LOB: 0 K: 1 BB: 0 S: 5 P: 5	R: 0 H: 1 E: 0 LOB: 1 K: 0 BB: 1 S: 3 P: 7	R: 0 H: 0 E: 0 LOB: 0 K: 0 BB: 0 S: 3 P: 3	R: 0 H: 1 E: 0 LOB: 1 K: 2 BB: 0 S: 8 P: 8	R: 0 H: 1 E: 0 LOB: 1 K: 0 BB: 0 S: 4 P: 4	R: 0 H: 0 E: 0 LOB: 0 K: 2 BB: 0 S: 7 P: 7	1B: 3 SF: 0 2B: 1 SAC: 1 3B: 0 DP: 0 HR: 0 HBP: 0						

PITCHER	IP	WLS	BF	H	R	ER	SO	BB	IBB	HBP	BLK	WP	HR	S	P	ERA	WHIP
Bob Veale, L (1, 1) ERA: 3.24	9.0	W	31	4	0	0	10	1	0	0	0	0	0	50	54	0.00	0.556

PITCHER	IP	WLS	BF	H	R	ER	SO	BB	IBB	HBP	BLK	WP	HR	S	P	ERA	WHIP

TOP

Houston Astros @ Pittsburgh Pirates

Forbes Field, Pittsburgh, PA

Wed Aug 20 1969, 7:05 PM EDT

Att. 10,563 - Unknown

livebaseballscorecards.com

AB	29
R	0
H	4
RBI	0
BB	1
SO	10
LOB	7

Batter	1	2	3	4	5	6	7	8	9	AB	R	H	RBI	BB	SO	LOB
Matty Alou, L (1, 8) OBP: 0.369, SLG: 0.417										4	1	0	0	0	2	2
Carl Taylor, R (1, 7) OBP: 0.423, SLG: 0.459										3	0	0	0	0	1	0
Ron Davis, R (8, PR) (9, 7) OBP: 0.309, SLG: 0.279										0	0	0	0	0	0	0
Roberto Clemente, R (1, 9) OBP: 0.416, SLG: 0.583										3	0	0	1	0	2	0
Jose Pagan, R (1, 5) OBP: 0.314, SLG: 0.444										3	0	1	0	1	2	0
Manny Sanguillen, R (1, 2) OBP: 0.351, SLG: 0.434										4	0	2	0	0	1	1
Al Oliver, L (1, 3) OBP: 0.322, SLG: 0.419										3	0	0	0	0	1	3
Gene Alley, R (1, 4) OBP: 0.288, SLG: 0.358										2	0	1	0	1	0	0
Freddie Patek, R (1, 6) OBP: 0.316, SLG: 0.320										3	0	1	0	0	2	3
Bob Veale, S (1, 1) OBP: 0.102, SLG: 0.070										3	0	0	0	0	2	4
Inning Stats	R: 0 E: 0 K: 2 S: 7 H: 0 LOB: 0 BB: 0 P: 7	R: 0 E: 0 K: 1 S: 5 H: 0 LOB: 0 BB: 0 P: 5	R: 0 E: 0 K: 3 S: 10 H: 1 LOB: 1 BB: 0 P: 10	R: 0 E: 0 K: 0 S: 4 H: 1 LOB: 2 BB: 1 P: 8	R: 0 E: 0 K: 1 S: 6 H: 1 LOB: 1 BB: 0 P: 6	R: 0 E: 0 K: 2 S: 7 H: 0 LOB: 0 BB: 0 P: 7	R: 0 E: 0 K: 3 S: 10 H: 1 LOB: 2 BB: 1 P: 14	R: 1 E: 2 K: 1 S: 7 H: 1 LOB: 1 BB: 0 P: 7		1B: 4 2B: 1 3B: 0 HR: 0 SF: 1 SAC: 1 DP: 0 HBP: 0						

PITCHER	IP	WLS	BF	H	R	ER	SO	BB	IBB	HBP	BLK	WP	HR	S	P	ERA	WHIP
Denny Lemaster, L (1, 1) ERA: 3.08	8.0	L	32	5	1	0	13	2	0	0	0	1	0	56	64	0.00	0.875

PITCHER	IP	WLS	BF	H	R	ER	SO	BB	IBB	HBP	BLK	WP	HR	S	P	ERA	WHIP

BOTTOM

Houston Astros @ Pittsburgh Pirates

Forbes Field, Pittsburgh, PA

Wed Aug 20 1969, 7:05 PM EDT

Att. 10,563 - Unknown

livebaseballscorecards.com

AB	28
R	1
H	5
RBI	1
BB	2
SO	13
LOB	13

Batter	1	2	3	4	5	6	7	8	9	AB	R	H	RBI	BB	SO	LOB
Pete Rose, S (1, 9) OBP: 0.425, SLG: 0.528	F9		BBB 4-0 1B SF9 BB		G3-1		1B 1B			3	1	1	0	1	0	0
Bobby Tolan, L (1, 8) OBP: 0.364, SLG: 0.536	L3 1B		0-0 WP S 1-3 1B		SSS 0-3 K		1-3 1B			4	0	3	0	0	1	0
Alex Johnson, R (1, 7) OBP: 0.363, SLG: 0.490	L3 1-1		SF9 3-H			SSS 0-3 K	G1-4-3			3	0	0	1	0	1	3
Tony Perez, R (1, 5) OBP: 0.383, SLG: 0.571		L8	BBB 4-0 FC6-4 1-3 BB			2B 1B		SSS 0-3 K		3	0	1	0	1	1	0
Johnny Bench, R (1, 2) OBP: 0.386, SLG: 0.540		E5 F8 1B	FC6-4 1-2f			1-3 2B		SSS 0-3 K		4	1	1	0	0	1	2
Lee May, R (1, 3) OBP: 0.340, SLG: 0.565		F8 2-3		G5-3		SSS 0-3 K		F9		4	0	0	0	0	1	3
Jimmy Stewart, S (1, 4) OBP: 0.318, SLG: 0.376		3-H 1B		G4-3		SSS 0-3 K			G4-3	4	0	1	1	0	1	2
Woody Woodward, R (1, 6) OBP: 0.324, SLG: 0.325		SSS 0-3 K		F9			G4-3		G5-3	2	0	0	0	0	1	1
Giraldo Ruiz, S (7, PH) OBP: 0.305, SLG: 0.280 (7, 6)										2	0	0	0	0	0	0
Jack Fisher, R (1, 1) OBP: 0.111, SLG: 0.111			SSS 0-3 K		SSS 0-3 K				G4-3	2	0	0	0	0	2	0
Al Jackson, L (6, 1) OBP: 0.250, SLG: 0.250							SSS 0-3 K			0	0	0	0	0	0	0
Jim Beauchamp, R (7, PH) OBP: 0.231, SLG: 0.289										1	0	0	0	0	1	0
Pedro Ramos, S (7, 1)										0	0	0	0	0	0	0
Fred Whitfield, L (9, PH) OBP: 0.342, SLG: 0.230										1	0	0	0	0	0	0
Inning Stats	R: 0 E: 0 K: 0 S: 3 H: 1 LOB: 0 BB: 0 P: 3	R: 1 E: 1 K: 1 S: 7 H: 1 LOB: 1 BB: 0 P: 7	R: 1 E: 0 K: 1 S: 6 H: 1 LOB: 2 BB: 2 P: 14	R: 0 E: 0 K: 0 S: 3 H: 0 LOB: 0 BB: 0 P: 3	R: 0 E: 0 K: 2 S: 7 H: 0 LOB: 0 BB: 0 P: 7	R: 0 E: 0 K: 3 S: 11 H: 2 LOB: 2 BB: 0 P: 11	R: 0 E: 0 K: 1 S: 7 H: 2 LOB: 2 BB: 0 P: 7	R: 0 E: 0 K: 2 S: 7 H: 0 LOB: 0 BB: 0 P: 7	R: 0 E: 0 K: 0 S: 3 H: 0 LOB: 0 BB: 0 P: 3	1B: 6 2B: 2 3B: 0 HR: 0 SF: 1 SAC: 0 DP: 1 HBP: 0						

PITCHER	IP	WLS	BF	H	R	ER	SO	BB	IBB	HBP	BLK	WP	HR	S	P	ERA	WHIP
Dock Ellis, R (1, 1) ERA: 3.96	9.0	W	36	7	2	1	10	2	0	0	0	1	0	54	62	1.00	1.000

PITCHER	IP	WLS	BF	H	R	ER	SO	BB	IBB	HBP	BLK	WP	HR	S	P	ERA	WHIP

Cincinnati Reds @ Pittsburgh Pirates

Forbes Field, Pittsburgh, PA

Fri Aug 22 1969, 7:05 PM EDT

Unknown

TOP

livebaseballscorecards.com

AB	33
R	2
H	7
RBI	2
BB	2
SO	10
LOB	11

1B: 6	SF: 1	WP: 1	PA: 36		
2B: 2	SAC: 0	PB: 0			
3B: 0	DP: 1	SB: 1			
HR: 0	HBP: 0	CS: 0			

Cincinnati Reds @ Pittsburgh Pirates

Forbes Field, Pittsburgh, PA

Fri Aug 22 1969, 7:05 PM EDT

Unknown

livebaseballscorecards.com

BOTTOM

Batter	1	2	3	4	5	6	7	8	9	AB	R	H	RBI	BB	SO	LOB
Matty Alou, L (1, 8) OBP: 0.369, SLG: 0.415 Ron Davis, R (9, 8) OBP: 0.309, SLG: 0.279	F8	G4-3			G3 S FC1-4 1B	BBB 1B E 1B BB		P6		4 0	2 0	1 0	0 0	1 0	0 0	2 0
Richie Hebner, L (1, 5) OBP: 0.368, SLG: 0.450	1B G1-3 1B		G4-3		G3 1-3	1B E 1-3 1B		G4-3 PB 1B		5	2	3	0	0	0	1
Willie Stargell, L (1, 7) OBP: 0.401, SLG: 0.595	G1-3 1-3 1B		SSS K		BBB FC1-4 BB	E 1-3 3-H 1B		G4-3 1-3		4	1	2	1	1	1	1
Roberto Clemente, R (1, 9) OBP: 0.414, SLG: 0.583	G1-3 1-2 3-H		F8		FC1-4 1B 1B 1-2f 3-H	E9 1-H 3-H 3B		F9		5	2	1	4	0	0	3
Al Oliver, L (1, 3) OBP: 0.327, SLG: 0.431	G4-1			HR	1B 1-2 1B	HBP				3	1	2	1	0	0	1
Gene Alley, R (1, 4) OBP: 0.287, SLG: 0.356		G4-3		SSS K	1-2 2-H 1B	L5				4	0	1	1	0	1	1
Jerry May, R (1, 2) OBP: 0.270, SLG: 0.372		FC2-5 1B HBP		G3-1 2B	SSS K	SSS K				3	0	1	0	0	2	2
Freddie Patek, R (1, 6) OBP: 0.316, SLG: 0.319		FC2-5 1-2 1B		G3-1 2-3		G6-3		F8		4	0	1	0	0	0	1
Dock Ellis, S (1, 1) OBP: 0.130, SLG: 0.096		FC2-5 1-2 2-3f		SSS K		L5		F7		4	0	0	0	0	1	3
Inning Stats	R: 1 E: 0 K: 0 S: 5 H: 2 LOB: 1 BB: 0 P: 5	R: 0 E: 0 K: 0 S: 4 H: 1 LOB: 2 BB: 0 P: 5	R: 0 E: 0 K: 1 S: 5 H: 0 LOB: 0 BB: 0 P: 5	R: 1 E: 0 K: 2 S: 9 H: 2 LOB: 1 BB: 0 P: 9	R: 2 E: 0 K: 1 S: 8 H: 3 LOB: 2 BB: 1 P: 12	R: 4 E: 2 K: 0 S: 6 H: 3 LOB: 1 BB: 1 P: 11	R: 0 E: 0 K: 1 S: 5 H: 0 LOB: 0 BB: 0 P: 5	R: 0 E: 0 K: 0 S: 4 H: 1 LOB: 1 BB: 0 P: 4		1B: 9 2B: 1 3B: 1 HR: 1 SF: 0 SAC: 0 DP: 0 HBP: 2					

AB	36
R	8
H	12
RBI	7
BB	2
SO	5
LOB	15

WP: 0 PB: 1 SB: 1 CS: 0 PA: 40

PITCHER		IP	WLS	BF	H	R	ER	SO	BB	IBB	HBP	BLK	WP	HR	S	P	ERA	WHIP
Jack Fisher, R ERA: 5.49	(1, 1)	5.2	L	29	9	6	6	4	2	0	1	0	0	1	34	43	9.53	1.941
Al Jackson, L ERA: 7.49	(6, 1)	0.1		4	2	2	1	0	0	0	1	0	0	0	3	4	27.00	6.000
Pedro Ramos, R ERA: 5.18	(7, 1)	2.0		7	1	0	0	1	0	0	0	0	0	0	9	9	0.00	0.500

PITCHER	IP	WLS	BF	H	R	ER	SO	BB	IBB	HBP	BLK	WP	HR	S	P	ERA	WHIP

Cincinnati Reds @ Pittsburgh Pirates

Forbes Field, Pittsburgh, PA

Fri Aug 22 1969, 7:05 PM EDT

Att. 28,184 - Unknown

TOP

livebaseballscorecards.com

Batter	1	2	3	4	5	6	7	8	9	AB	R	H	RBI	BB	SO	LOB
Ted Savage, R (1, 7) OBP: 0.325, SLG: 0.338	G4-3, 1B		G4-3			1B, BB		E9, BB, 1B, 1B	K	4	1	2	0	1	1	1
Bobby Tolan, L (1, 8) OBP: 0.363, SLG: 0.533	K	P4		P3				1-0, BB, 1B, HBP		3	1	0	0	0	1	2
Pete Rose, S (1, 9) OBP: 0.427, SLG: 0.531	G4-3, 1-2f	2B, 2B				BB, 1B, 1-3		4-0, 1B, BB, 1-2, 2-3		3	1	2	0	1	0	1
Tony Perez, R (1, 5) OBP: 0.386, SLG: 0.573		G5-3		2B, 2-H		BB, 1-2		G5-4-3, 1B, 1-3, 2-H, 3-H		3	0	2	3	1	0	0
Lee May, R (1, 3) OBP: 0.337, SLG: 0.560		F8		P6		F3		K		4	0	0	0	0	1	6
Pat Corrales, R (1, 2) OBP: 0.346, SLG: 0.375		1B		K		K		G5-4-3, 1-2f		3	0	1	0	0	2	4
Johnny Bench, R (7, 2) OBP: 0.385, SLG: 0.538										1	0	0	0	0	0	2
Giraldo Ruiz, S (1, 4) OBP: 0.299, SLG: 0.274		G2-3			G3		G4-3		F9	4	0	0	0	0	0	1
Woody Woodward, R (1, 6) OBP: 0.317, SLG: 0.317			K		K		K		FC1-6, 1B	3	0	0	0	0	3	0
Alex Johnson, R (9, PH) OBP: 0.364, SLG: 0.491										1	0	1	0	0	0	0
Darrel Chaney, S (9, 6) OBP: 0.281, SLG: 0.240										0	0	0	0	0	0	0
Tony Cloninger, R (1, 1) OBP: 0.206, SLG: 0.233			G4-3		G4-3		K		FC1-6, 1-2f	2	0	0	0	0	0	0
Fred Whitfield, L (7, PH) OBP: 0.338, SLG: 0.226										1	0	0	0	0	1	0
Clay Carroll, R (7, 1) OBP: 0.296, SLG: 0.333										1	0	0	0	0	0	1

	AB	33
	R	3
	H	8
	RBI	3
	BB	3
	SO	9
	LOB	18

Inning Stats										
	R: 0	H: 1	R: 0	H: 1	R: 0	H: 0	R: 1	H: 2	R: 0	H: 0
	E: 0	LOB: 0	E: 0	LOB: 1	E: 0	LOB: 0	E: 0	LOB: 1	E: 0	LOB: 0
	K: 1	BB: 0	K: 0	BB: 0	K: 1	BB: 0	K: 1	BB: 0	K: 1	BB: 0
	S: 5	P: 5	S: 4	P: 4	S: 5	P: 5	S: 7	P: 7	S: 5	P: 5

Inning Stats										
	R: 0	H: 1	R: 0	H: 0	R: 2	H: 2	R: 0	H: 1	1B: 6	SF: 0
	E: 0	LOB: 3	E: 0	LOB: 1	E: 1	LOB: 1	E: 0	LOB: 1	2B: 2	SAC: 0
	K: 1	BB: 2	K: 2	BB: 0	K: 1	BB: 1	K: 1	BB: 0	3B: 0	DP: 2
	S: 6	P: 14	S: 7	P: 7	S: 6	P: 11	S: 6	P: 6	HR: 0	HBP: 1

	WP: 0	PA: 37
	PB: 0	
	SB: 0	
	CS: 0	

PITCHER		IP	WLS	BF	H	R	ER	SO	BB	IBB	HBP	BLK	WP	HR	S	P	ERA	WHIP
Steve Blass, R ERA: 4.64	(1, 1)	7.0		30	6	3	3	7	3	0	1	0	0	0	40	53	3.86	1.286
Bruce Dal Canton, R ERA: 3.54	(8, 1)	2.0	W	7	2	0	0	2	0	0	0	0	0	0	11	11	0.00	1.000

PITCHER		IP	WLS	BF	H	R	ER	SO	BB	IBB	HBP	BLK	WP	HR	S	P	ERA	WHIP

BOTTOM

Cincinnati Reds @ Pittsburgh Pirates

Forbes Field, Pittsburgh, PA

Fri Aug 22 1969, 7:05 PM EDT

Att. 28,184 - Unknown

livebaseballscorecards.com

Batter	1	2	3	4	5	6	7	8	9	AB	R	H	RBI	BB	SO	LOB
Matty Alou, L (1, 8) OBP: 0.368, SLG: 0.413	B5		F7		F8		E6 F8 SH1-4		HR 1B	5	1	1	0	0	0	0
Richie Hebner, L (1, 5) OBP: 0.371, SLG: 0.448	BB		BB		BB		SH1-4 1-2		F8	1	0	0	0	3	0	1
Willie Stargell, L (1, 7) OBP: 0.401, SLG: 0.591	F8		BB 1-2		G6-3		IBB		F2	3	0	0	0	2	0	3
Al Oliver, L (1, 3) OBP: 0.326, SLG: 0.437	G4-3		F8			G4-3	F8 2-3		HR 1-H	5	1	1	2	0	0	5
Manny Sanguillen, R (1, 2) OBP: 0.355, SLG: 0.436		S 1B		F9		WP S 1B HBP		G6-3 SH2-4 1B 1B		3	2	2	0	0	0	0
Carl Taylor, R (1, 9) OBP: 0.426, SLG: 0.463		F3 1-2		1B		1B FC1-4 1-H 1B		SH2-4 1-2		3	0	2	1	0	0	1
Ron Davis, R (6, PR) (7, 9) OBP: 0.309, SLG: 0.279										0	1	0	0	0	0	0
Gene Alley, R (1, 4) OBP: 0.286, SLG: 0.354	K		K			FC1-4 1-3 1B		G6-3 2-3		4	0	1	0	0	2	3
Freddie Patek, R (1, 6) OBP: 0.313, SLG: 0.316	K			G1-3		FC1-4 1-2f 3-H		1B 3-H		3	0	0	1	0	1	3
Jose Pagan, R (8, PH) OBP: 0.317, SLG: 0.447										1	0	1	1	0	0	0
Jose Martinez, R (9, 6) OBP: 0.313, SLG: 0.310										0	0	0	0	0	0	0
Steve Blass, R (1, 1) OBP: 0.232, SLG: 0.250			G6-3		G3	G1-3		K		3	0	0	0	0	0	1
Bruce Dal Canton, R (8, 1) OBP: 0.364, SLG: 0.500										1	0	0	0	0	1	1
Inning Stats	R: 0 E: 0 K: 0 S: 3 H: 0 LOB: 1 BB: 1 P: 7	R: 0 E: 0 K: 2 S: 8 H: 1 LOB: 1 BB: 0 P: 8	R: 0 E: 0 K: 0 S: 3 H: 0 LOB: 2 BB: 2 P: 11	R: 0 E: 0 K: 1 S: 6 H: 1 LOB: 1 BB: 0 P: 6	R: 0 E: 0 K: 0 S: 3 H: 0 LOB: 1 BB: 1 P: 7	R: 2 E: 0 K: 0 S: 5 H: 2 LOB: 1 BB: 0 P: 6	R: 0 E: 1 K: 0 S: 3 H: 0 LOB: 1 BB: 1 P: 7	R: 1 E: 0 K: 1 S: 7 H: 2 LOB: 1 BB: 0 P: 7	R: 2 E: 0 K: 0 S: 4 H: 2 LOB: 0 BB: 0 P: 4	1B: 7 2B: 0 3B: 0 HR: 1	SF: 0 SAC: 2 DP: 0 HBP: 1						

	AB	32
	R	5
	H	8
	RBI	5
	BB	5
	SO	4
	LOB	18

WP: 1 PB: 0 SB: 2 CS: 0 PA: 40

PITCHER		IP	WLS	BF	H	R	ER	SO	BB	IBB	HBP	BLK	WP	HR	S	P	ERA	WHIP
Tony Cloninger, R ERA: 5.56	(1, 1)	6.0		27	4	2	2	3	4	0	1	0	1	0	28	45	3.00	1.333
Clay Carroll, R ERA: 3.9	(7, 1)	2.2	L	13	4	3	3	1	0	1	0	0	0	1	14	18	10.12	1.500

PITCHER	IP	WLS	BF	H	R	ER	SO	BB	IBB	HBP	BLK	WP	HR	S	P	ERA	WHIP

Cincinnati Reds @ Pittsburgh Pirates

Forbes Field, Pittsburgh, PA

Sat Aug 23 1969, 7:05 PM EDT

Att. 16,283 - Unknown

TOP

livebaseballscorecards.com

Batter	1	2	3	4	5	6	7	8	9	AB	R	H	RBI	BB	SO	LOB
Ted Savage, R (1, 7) OBP: 0.329, SLG: 0.348	0-0 1B SF7 2B	0-0 G4-3 ③		BBBB 4-0 1-2 BB			SSS 0-3 K ①		SSS 0-3 K ②	4	1	1	0	1	2	3
Bobby Tolan, L (1, 8) OBP: 0.363, SLG: 0.532	0-0 FC4-6 2-3 1B		0-0 G3 ①	0-0 G3 ③			0-0 BB 1B		0-0 P4 ③	5	0	2	0	0	0	4
Pete Rose, S (1, 9) OBP: 0.428, SLG: 0.531	0-0 SF7 ① 3-H		0-0 1B		0-0 G6-3 ①		BBBB 4-0 G6-4-3 1-2 BB			2	0	1	1	1	0	0
Tony Perez, R (1, 5) OBP: 0.385, SLG: 0.573	0-0 FC4-6 ② 1-2f		SSS 0-3 K ②		0-0 F8 2B		0-0 G6-4-3 ②③ 1-2f			4	0	1	0	0	1	4
Johnny Bench, R (1, 2) OBP: 0.381, SLG: 0.533	0-0 G4-3 ③		0-0 F2 ③		0-0 F8 ② 2-3			0-0 G5-3 ①		4	0	0	0	0	0	3
Lee May, R (1, 3) OBP: 0.335, SLG: 0.555		SSS 0-3 K ①		SSS 0-3 K ①	SSS 0-3 K ③			0-0 F8 ②		4	0	0	0	0	3	1
Giraldo Ruiz, S (1, 4) OBP: 0.294, SLG: 0.270		0-0 G5-3 ②		0-0 G4-3 ②		SSS 0-3 K ①		0-0 G4-3 ③		3	0	0	0	0	1	0
Alex Johnson, R (8, PH) OBP: 0.363, SLG: 0.490										1	0	0	0	0	0	0
Darrel Chaney, S (8, 6) OBP: 0.281, SLG: 0.240										0	0	0	0	0	0	0
Woody Woodward, R (1, 6) OBP: 0.324, SLG: 0.320		BBBB 4-0 1B BB		0-0 1B 1B		0-0 F9 ②			0-0 G6-3 ①	2	0	1	0	1	0	0
(8, 4)																
Fred Whitfield, L (9, PH) OBP: 0.333, SLG: 0.222										1	0	0	0	0	0	0
Gerry Arrigo, L (1, 1) OBP: 0.227, SLG: 0.227		0-0 1-2 1B		0-0 BB 1-3 1B		0-0 G3 ③			0-0 1B	3	0	2	0	0	0	0
Wayne Granger, R (7, 1) OBP: 0.222, SLG: 0.125										0	0	0	0	0	0	0
Jim Beauchamp, R (9, PH) OBP: 0.250, SLG: 0.308										1	0	1	0	0	0	0
Inning Stats	R: 1 E: 0 K: 0 S: 5 H: 2 LOB: 1 BB: 0 P: 5	R: 0 E: 0 K: 1 S: 6 H: 1 LOB: 2 BB: 1 P: 10	R: 0 E: 0 K: 1 S: 6 H: 1 LOB: 1 BB: 0 P: 6	R: 0 E: 0 K: 1 S: 7 H: 2 LOB: 3 BB: 1 P: 11	R: 0 E: 0 K: 1 S: 6 H: 1 LOB: 1 BB: 0 P: 6	R: 0 E: 0 K: 1 S: 5 H: 0 LOB: 0 BB: 0 P: 5	R: 0 E: 0 K: 1 S: 5 H: 1 LOB: 1 BB: 1 P: 9	R: 0 E: 0 K: 0 S: 3 H: 0 LOB: 0 BB: 0 P: 3	R: 0 E: 0 K: 1 S: 6 H: 1 LOB: 1 BB: 0 P: 6	1B: 7 2B: 2 3B: 0 HR: 0	SF: 1 SAC: 0 DP: 1 HBP: 0						

	AB	34
	R	1
	H	9
	RBI	1
	BB	3
	SO	7
	LOB	15

WP: 0 PB: 0 SB: 0 CS: 0 PA: 38

PITCHER		IP	WLS	BF	H	R	ER	SO	BB	IBB	HBP	BLK	WP	HR	S	P	ERA	WHIP
Bob Moose, R ERA: 3.71	(1, 1)	6.0	W	27	7	1	1	5	2	0	0	0	0	0	35	43	1.50	1.500
Chuck Hartenstein, R ERA: 3.56	(7, 1)	3.0	S	11	2	0	0	2	1	0	0	0	0	0	14	18	0.00	1.000

PITCHER	IP	WLS	BF	H	R	ER	SO	BB	IBB	HBP	BLK	WP	HR	S	P	ERA	WHIP

Batter	1	2	3	4	5	6	7	8	9	AB	R	H	RBI	BB	SO	LOB
Matty Alou, L (1, 8) OBP: 0.364, SLG: 0.409	L7		G6-3		L9	P6		P6		5	0	0	0	0	0	2
Jose Pagan, R (1, 5) OBP: 0.314, SLG: 0.439	FC6-4 WP BB		K		F2	F3		G5-3		4	0	0	0	1	1	2
Willie Stargell, L (1, 7) OBP: 0.407, SLG: 0.592	FC6-4 BB			E 1B BB	WP 1B 1B		G1-6-3 BB			1	1	1	0	3	0	0
Roberto Clemente, R (1, 9) OBP: 0.412, SLG: 0.580	FC6-4			L8	WP 1B		G1-6-3			4	0	1	0	0	0	4
Manny Sanguillen, R (1, 2) OBP: 0.357, SLG: 0.438	F8			F8	IBB		1B 2B			3	1	1	0	1	0	3
Al Oliver, L (1, 3) OBP: 0.328, SLG: 0.436		FC6-4 1B		E9 BB 1B	F7		1B IBB			3	1	1	0	1	0	4
Gene Alley, R (1, 4) OBP: 0.290, SLG: 0.354		FC6-4 G5-4-3		1B BB		G6-3	FC6-4 1B			3	0	1	1	1	0	1
Freddie Patek, R (1, 6) OBP: 0.315, SLG: 0.318		G5-4-3		1B		BB 1B	FC6-4			4	0	2	2	0	0	3
Bob Moose, R (1, 1) OBP: 0.182, SLG: 0.069 Carl Taylor, R (6, PH) OBP: 0.429, SLG: 0.463 Chuck Hartenstein, R (7, 1) OBP: 0.133, SLG: 0.071			G5-3	P4		BB		G1-3		2 0 1	0 0 0	0 0 0	0 0 0	0 1 0	0 0 0	2 0 0
Inning Stats	R: 0 E: 0 K: 0 S: 3 H: 0 LOB: 2 BB: 2 P: 11	R: 0 E: 0 K: 0 S: 3 H: 1 LOB: 0 BB: 0 P: 3	R: 0 E: 0 K: 1 S: 5 H: 0 LOB: 0 BB: 0 P: 5	R: 2 E: 1 K: 0 S: 5 H: 1 LOB: 2 BB: 2 P: 13	R: 0 E: 0 K: 0 S: 5 H: 2 LOB: 3 BB: 1 P: 9	R: 0 E: 0 K: 0 S: 4 H: 1 LOB: 2 BB: 1 P: 8	R: 1 E: 0 K: 0 S: 4 H: 2 LOB: 2 BB: 2 P: 12	R: 0 E: 0 K: 0 S: 3 H: 0 LOB: 0 BB: 0 P: 3		1B: 6 2B: 1 3B: 0 HR: 0 SF: 0 SAC: 0 DP: 2 HBP: 0						

PITCHER		IP	WLS	BF	H	R	ER	SO	BB	IBB	HBP	BLK	WP	HR	S	P	ERA	WHIP
Gerry Arrigo, L ERA: 4.83	(1, 1)	6.0	L	30	5	3	1	1	6	1	0	0	2	0	25	53	1.50	1.833
Wayne Granger, R ERA: 3.09	(7, 1)	2.0		8	2	0	0	0	0	1	0	0	0	0	7	11	0.00	1.000

PITCHER	IP	WLS	BF	H	R	ER	SO	BB	IBB	HBP	BLK	WP	HR	S	P	ERA	WHIP

BOTTOM

Cincinnati Reds @ Pittsburgh Pirates

Forbes Field, Pittsburgh, PA

Sat Aug 23 1969, 7:05 PM EDT

Att. 16,283 - Unknown

livebaseballscorecards.com

AB	30
R	3
H	7
RBI	3
BB	8
SO	1
LOB	21

WP: 2 PB: 0 SB: 0 CS: 0 PA: 38

Cincinnati Reds @ Pittsburgh Pirates

Forbes Field, Pittsburgh, PA

Sun Aug 24 1969, 3:33 AM EDT

Att. 16,506 - Unknown

TOP

livebaseballscorecards.com

Batter	1	2	3	4	5	6	7	8	9	AB	R	H	RBI	BB	SO	LOB
Ted Savage, R (1, 7) OBP: 0.333, SLG: 0.342 Pedro Ramos, S (8, 1)	G1-3 1B SF8 1B		F8		K		FC5-2 BB BB	FC5-6 2-3f		4	1	1	0	1	1	3
										0	0	0	0	0	0	0
Bobby Tolan, L (1, 8) OBP: 0.364, SLG: 0.530	SF8 G1-3 1B 1-2 1B		G1-4-3		K		P4		FC6-4 1B	5	1	2	0	0	1	4
Pete Rose, S (1, 9) OBP: 0.425, SLG: 0.527 (8, 4)	G1-3 1-2 2-3		G6-3			G4-3	FC5-2 BB 1-2 2-3 3-H		FC6-4 1-2f	4	0	0	1	1	0	3
Tony Perez, R (1, 5) OBP: 0.383, SLG: 0.570	SF8 2-3 3-H			F8		1B	FC5-2 1-2 2-3 3-Hf		K	4	0	1	1	0	1	4
Johnny Bench, R (1, 2) OBP: 0.379, SLG: 0.528	1B 3-H			K		K	F8		F7	5	0	1	1	0	2	5
Lee May, R (1, 3) OBP: 0.334, SLG: 0.555 (8, 9)	P4			2B		K		G5-3		4	0	1	0	0	1	2
Giraldo Ruiz, S (1, 4) OBP: 0.298, SLG: 0.281 (8, 6)		G1-3		G3			1B 3B	FC5-6 BB BB		3	1	1	0	1	0	1
Woody Woodward, R (1, 6) OBP: 0.324, SLG: 0.321 Fred Whitfield, L (8, PH) OBP: 0.342, SLG: 0.222 (8, 3)		B1-3			G5-3		2B BB 3-H 1B	1-2 BB		3	1	1	1	0	0	0
										0	0	0	0	1	0	0
Jim Maloney, L (1, 1) OBP: 0.268, SLG: 0.472 Jim Beauchamp, R (7, PH) OBP: 0.268, SLG: 0.350 Al Jackson, L (7, 1) OBP: 0.250, SLG: 0.250 Wayne Granger, R (7, 1) OBP: 0.222, SLG: 0.125 Alex Johnson, R (8, PH) OBP: 0.363, SLG: 0.489 (8, 7)		K			BB		BB 1-3 FC5-2 2B	F7		1	0	0	0	1	1	0
										1	0	1	0	0	0	0
										0	0	0	0	0	0	0
										0	0	0	0	0	0	0
										1	0	0	0	0	0	2
Inning Stats	R: 2 E: 0 K: 0 S: 6 H: 3 LOB: 1 BB: 0 P: 6	R: 0 E: 0 K: 1 S: 5 H: 0 LOB: 0 BB: 0 P: 5	R: 0 E: 0 K: 0 S: 3 H: 0 LOB: 0 BB: 0 P: 3	R: 0 E: 0 K: 1 S: 6 H: 1 LOB: 1 BB: 0 P: 6	R: 0 E: 0 K: 2 S: 7 H: 0 LOB: 1 BB: 1 P: 11	R: 0 E: 0 K: 2 S: 8 H: 1 LOB: 1 BB: 0 P: 8	R: 2 E: 0 K: 0 S: 6 H: 3 LOB: 3 BB: 2 P: 14	R: 0 E: 0 K: 0 S: 3 H: 0 LOB: 2 BB: 2 P: 11	R: 0 E: 0 K: 1 S: 6 H: 1 LOB: 1 BB: 0 P: 6	1B: 6 2B: 2 3B: 1 HR: 0	SF: 1 SAC: 0 DP: 0 HBP: 0					

AB	35
R	4
H	9
RBI	4
BB	5
SO	7
LOB	24

WP: 0 PB: 0 SB: 0 CS: 0 PA: 41

PITCHER		IP	WLS	BF	H	R	ER	SO	BB	IBB	HBP	BLK	WP	HR	S	P	ERA	WHIP
Bob Veale, L ERA: 3.34	(1, 1)	6.0	W	27	8	4	4	6	1	0	0	0	0	0	38	42	6.00	1.500
Joe Gibbon, L ERA: 2.58	(7, 1)	0.1		3	0	0	0	0	2	0	0	0	0	0	1	9	0.00	6.000
Bruce Dal Canton, R ERA: 3.41	(7, 1)	2.2	S	11	1	0	0	1	2	0	0	0	0	0	11	19	0.00	1.125

PITCHER	IP	WLS	BF	H	R	ER	SO	BB	IBB	HBP	BLK	WP	HR	S	P	ERA	WHIP

BOTTOM

Cincinnati Reds @ Pittsburgh Pirates

Forbes Field, Pittsburgh, PA

Sun Aug 24 1969, 3:33 AM EDT

Att. 16,506 - Unknown

livebaseballscorecards.com

Batter	1	2	3	4	5	6	7	8	9	AB	R	H	RBI	BB	SO	LOB
Matty Alou, L (1, 8) OBP: 0.366, SLG: 0.411	G6-3		S 1B / 1B	1B		E7 2-H / 1B	G4-3			5	1	3	1	0	0	2
Richie Hebner, L (1, 5) OBP: 0.367, SLG: 0.442	G5-3		F8 1-2	G3		F9		F5		5	0	0	0	0	0	3
Willie Stargell, L (1, 7) OBP: 0.407, SLG: 0.597	G5-3		BB 1B / FC6-4 2-H / 1B		P4		HR	G3		5	2	2	2	0	0	0
Roberto Clemente, R (1, 9) OBP: 0.414, SLG: 0.583		G1-3	FC6-4 BB / E 1-2 / 1B		G3-1 / 2B		G1-3	1B		5	1	3	0	0	0	0
Al Oliver, L (1, 3) OBP: 0.331, SLG: 0.437		IHR / 1B	BBB / FC6-4 1-2 2-3 / BB		G3-1 2-3		3B / 1B	F7		4	2	2	0	1	0	2
Manny Sanguillen, R (1, 2) OBP: 0.356, SLG: 0.442		SSS K	FC6-4 E / 1-2f 2-3 3-H		F8		SF8 1-H / 3B			4	1	1	2	0	1	4
Gene Alley, R (1, 4) OBP: 0.294, SLG: 0.369		IHR 1-H	G6-3 1-3 3-H			BBB / SH3-4 E / BB	SF8 3-H			2	2	1	3	1	0	1
Freddie Patek, R (1, 6) OBP: 0.317, SLG: 0.318		BBBB / FC4-6 / BB		G6-3		F2	BB / 1B			3	0	1	0	1	0	1
Bob Veale, S (1, 1) OBP: 0.098, SLG: 0.068										2	0	0	0	0	1	1
Joe Gibbon, R (7, 1)										0	0	0	0	0	0	0
Bruce Dal Canton, R (7, 1) OBP: 0.417, SLG: 0.500		FC4-6 1-2f		SSS K		BBBB / SH3-4 1-2	BB 1-2			0	0	0	0	1	0	0
Inning Stats	R: 0 E: 0 K: 0 S: 3 / H: 0 LOB: 0 BB: 0 P: 3	R: 2 E: 0 K: 1 S: 7 / H: 2 LOB: 1 BB: 1 P: 11	R: 3 E: 1 K: 0 S: 6 / H: 3 LOB: 1 BB: 1 P: 10	R: 0 E: 0 K: 1 S: 6 / H: 1 LOB: 1 BB: 0 P: 6	R: 0 E: 0 K: 0 S: 4 / H: 1 LOB: 1 BB: 0 P: 4	R: 1 E: 1 K: 0 S: 4 / H: 1 LOB: 1 BB: 1 P: 8	R: 3 E: 0 K: 0 S: 7 / H: 4 LOB: 2 BB: 1 P: 11	R: 0 E: 0 K: 0 S: 4 / H: 1 LOB: 1 BB: 0 P: 4		1B: 9 2B: 1 3B: 1 HR: 2	SF: 1 SAC: 1 DP: 0 HBP: 0				WP: 0 PB: 0 SB: 1 CS: 0	PA: 41	

	AB	35
	R	9
	H	13
	RBI	8
	BB	4
	SO	2
	LOB	14

PITCHER		IP	WLS	BF	H	R	ER	SO	BB	IBB	HBP	BLK	WP	HR	S	P	ERA	WHIP
Jim Maloney, R ERA: 3.03	(1, 1)	6.0	L	29	8	6	5	2	3	0	0	0	0	0	30	42	7.50	1.833
Al Jackson, L ERA: 7.75	(7, 1)	0.0		1	1	1	1	0	0	0	0	0	0	1	1	1	∞	∞
Wayne Granger, R ERA: 3.23	(7, 1)	1.0		7	3	2	2	0	1	0	0	0	0	0	6	10	18.00	4.000
Pedro Ramos, R ERA: 5.1	(8, 1)	1.0		4	1	0	0	0	0	0	0	0	0	0	4	4	0.00	1.000

PITCHER		IP	WLS	BF	H	R	ER	SO	BB	IBB	HBP	BLK	WP	HR	S	P	ERA	WHIP

Atlanta Braves @ Pittsburgh Pirates

Forbes Field, Pittsburgh, PA

Tue Aug 26 1969, 7:05 PM EDT

Att. 15,449 - Unknown

TOP

livebaseballscorecards.com

Batter	1	2	3	4	5	6	7	8	9	AB	R	H	RBI	BB	SO	LOB
Felipe Alou, R (1, 8) OBP: 0.328, SLG: 0.362	0-0 ①	0-0 ①		0-0 ①	0-0 1B		0-0 ③			5	0	1	0	0	0	1
Felix Millan, R (1, 4) OBP: 0.312, SLG: 0.351	0-0 None 1B 1B 1B	0-0 ②		0-0 3B 2B	SSS 0-3 K ②			0-0 None 2B		5	2	3	0	0	1	1
Hank Aaron, R (1, 9) OBP: 0.411, SLG: 0.627	0-0 1B 1B 1-2 1B	0-0 ③		0-0 1B 2-H 3B	0-0 ③			SSS 0-3 K ①		5	2	2	1	0	1	2
Rico Carty, R (1, 7) OBP: 0.410, SLG: 0.533 Tony Gonzalez, L (6, 7) OBP: 0.337, SLG: 0.394	0-0 ② 2-3		0-0 E 5-3 WP 1B	0-0 ②		0-0 ①		0-0 ② 2-3		4	1	1	0	0	0	3
										1	0	0	0	0	0	1
Orlando Cepeda, R (1, 3) OBP: 0.324, SLG: 0.447	0-0 1B 1B 1-2 3-H 1B		0-0 ①	4-0 1B IBB		0-0 ②		4-0 IBB		3	1	1	1	2	0	1
Clete Boyer, R (1, 5) OBP: 0.339, SLG: 0.375	0-0 1B BB 1-3 2-H 1B		0-0 ② 5-3 1-2	0-0 BB 1-3 3-H 1B		0-0 ③		0-0 ③		5	0	2	2	0	0	3
Bob Didier, S (1, 2) OBP: 0.324, SLG: 0.307	BBB 4-0 1B 1-2 BB		0-0 E1 1B WP 2-3	BBB 4-0 1-2 BB			0-0 SH 1B		SSS 0-3 K ①	3	0	1	0	2	1	1
Gil Garrido, R (1, 6) OBP: 0.275, SLG: 0.245	0-0 1-2 2-3 3-H 1B		0-0 1-3 3-H 1B	0-0 ③			0-0 ① SH 1-2		0-0 ②	4	0	2	1	0	0	3
Ron Reed, R (1, 1) OBP: 0.134, SLG: 0.136 Cecil Upshaw, R (9, 1) OBP: 0.364, SLG: 0.636 Paul Doyle, L (9, 1)	SSS 0-3 K ③		SSS 0-3 K ③		SSS 0-3 K ①		SSS 0-3 K ②		0-0 ③	5	0	0	0	0	4	6
										0	0	0	0	0	0	0
										0	0	0	0	0	0	0
Inning Stats	R: 3 E: 0 K: 1 S: 10 H: 5 LOB: 3 BB: 1 P: 14	R: 0 E: 0 K: 0 S: 3 H: 0 LOB: 0 BB: 0 P: 3	R: 1 E: 1 K: 1 S: 8 H: 2 LOB: 2 BB: 0 P: 8	R: 2 E: 0 K: 0 S: 6 H: 3 LOB: 3 BB: 2 P: 14	R: 0 E: 0 K: 2 S: 8 H: 1 LOB: 1 BB: 0 P: 8	R: 0 E: 0 K: 0 S: 3 H: 0 LOB: 0 BB: 0 P: 3	R: 0 E: 0 K: 1 S: 6 H: 1 LOB: 1 BB: 0 P: 6	R: 0 E: 0 K: 1 S: 6 H: 1 LOB: 2 BB: 1 P: 10	R: 0 E: 0 K: 1 S: 5 H: 0 LOB: 0 BB: 0 P: 5	1B: 10 2B: 2 3B: 1 HR: 0 SF: 0 SAC: 1 DP: 0 HBP: 0						

	AB	40
	R	6
	H	13
	RBI	5
	BB	4
	SO	7
	LOB	22

WP: 1 PA: 45
PB: 0
SB: 0
CS: 0

PITCHER		IP	WLS	BF	H	R	ER	SO	BB	IBB	HBP	BLK	WP	HR	S	P	ERA	WHIP
Luke Walker, L ERA: 3.69	(1, 1)	3.0	L	18	7	4	3	2	1	0	0	0	1	0	21	25	9.00	2.667
Chuck Hartenstein, R ERA: 3.69	(4, 1)	2.0		12	4	2	2	2	1	1	0	0	0	0	14	22	9.00	2.500
Bo Belinsky, L ERA: 2.25	(6, 1)	3.0		12	2	0	0	2	0	1	0	0	0	0	15	19	0.00	0.667
Lou Marone, L ERA: 3.0	(9, 1)	1.0		3	0	0	0	1	0	0	0	0	0	0	5	5	0.00	0.000

PITCHER		IP	WLS	BF	H	R	ER	SO	BB	IBB	HBP	BLK	WP	HR	S	P	ERA	WHIP

BOTTOM

Atlanta Braves @ Pittsburgh Pirates

Forbes Field, Pittsburgh, PA

Tue Aug 26 1969, 7:05 PM EDT

Att. 15,449 - Unknown

Batter	1	2	3	4	5	6	7	8	9	AB	R	H	RBI	BB	SO	LOB
Matty Alou, L (1, 8) OBP: 0.365, SLG: 0.409	1B		K					K	4-3 1-2 2-3	5	0	1	0	0	2	2
Richie Hebner, L (1, 5) OBP: 0.367, SLG: 0.440						2B BB		HR 1B	3-1	4	1	1	0	1	0	4
Willie Stargell, L (1, 7) OBP: 0.408, SLG: 0.603				BB		K		1-H HR		3	1	1	2	1	1	2
Roberto Clemente, R (1, 9) OBP: 0.413, SLG: 0.582						1-3 2B		K		4	0	1	0	0	1	2
Al Oliver, L (1, 3) OBP: 0.333, SLG: 0.441		L6-4 2B							BB E FC 1B	4	0	2	0	0	0	3
Manny Sanguillen, R (1, 2) OBP: 0.354, SLG: 0.440		L6-4 2-3					L1-3 1B		E5 FC BB 1-2 1B	4	1	1	0	0	0	2
Gene Alley, R (1, 4) OBP: 0.296, SLG: 0.375 Jose Martinez, R (6, 4) OBP: 0.316, SLG: 0.308		K			2B		L1-3 1-2		4-0 FC 1-2 2-3 1B BB	2 1	0 1	1 0	0 0	1 1	0 0	1 1
Freddie Patek, R (1, 6) OBP: 0.314, SLG: 0.315									FC 4-3 1B 1-2 2-3 3-Hf	4	0	0	0	0	0	4
Luke Walker, L (1, 1) Gary Kolb, L (3, PH) OBP: 0.310, SLG: 0.328 Chuck Hartenstein, R (4, 1) OBP: 0.310, SLG: 0.571 Jose Pagan, R (5, PH) OBP: 0.313, SLG: 0.437 Bo Belinsky, L (8, 1) Carl Taylor, R (8, PH) OBP: 0.427, SLG: 0.440 Lou Marone, R (9, 1) Jerry May, R (9, PH) OBP: 0.231, SLG: 0.378 Steve Blass, R (9, PH) OBP: 0.200, SLG: 0.200			K		K			K	4-3 1-2 2-H 3-H 1B	0 1 0 1 0 1 0 1 0	0 0 0 0 0 0 0 0 0	0 0 0 0 0 0 0 1 0	0 0 0 0 0 0 0 0 1	0 0 0 0 0 0 0 0 0	0 0 0 0 1 0 0 0 0	0 0 0 1 1 0 0 0 0
Inning Stats	R: 0 E: 0 K: 0 S: 4 H: 1 LOB: 1 BB: 0 P: 4	R: 0 E: 0 K: 1 S: 5 H: 1 LOB: 0 BB: 0 P: 5	R: 0 E: 0 K: 1 S: 5 H: 0 LOB: 0 BB: 0 P: 5	R: 0 E: 0 K: 0 S: 3 H: 0 LOB: 1 BB: 1 P: 7	R: 0 E: 0 K: 1 S: 6 H: 1 LOB: 1 BB: 0 P: 6	R: 0 E: 0 K: 1 S: 6 H: 1 LOB: 2 BB: 1 P: 10	R: 0 E: 0 K: 0 S: 3 H: 1 LOB: 0 BB: 0 P: 3	R: 2 E: 0 K: 3 S: 11 H: 2 LOB: 0 BB: 0 P: 11	R: 2 E: 1 K: 0 S: 6 H: 2 LOB: 3 BB: 1 P: 10	1B: 5 2B: 5 3B: 0 HR: 1 SF: 0 SAC: 0 DP: 2 HBP: 0			WP: 0 PB: 0 SB: 0 CS: 0		PA: 38	

livebaseballscorecards.com

	AB	35
	R	4
	H	9
	RBI	4
	BB	3
	SO	7
	LOB	21

PITCHER		IP	WLS	BF	H	R	ER	SO	BB	IBB	HBP	BLK	WP	HR	S	P	ERA	WHIP
Ron Reed, R ERA: 3.63	(1, 1)	8.0	W	33	8	4	3	7	2	0	0	0	0	1	45	53	3.38	1.250
Cecil Upshaw, R ERA: 3.66	(9, 1)	0.1		3	1	0	0	0	1	0	0	0	0	0	2	6	0.00	6.000
Paul Doyle, L ERA: 2.51	(9, 1)	0.2	S	2	0	0	0	0	0	0	0	0	0	0	2	2	0.00	0.000

PITCHER	IP	WLS	BF	H	R	ER	SO	BB	IBB	HBP	BLK	WP	HR	S	P	ERA	WHIP

Batter	1	2	3	4	5	6	7	8	9	AB	R	H	RBI	BB	SO	LOB
Felipe Alou, R (1, 9) OBP: 0.325, SLG: 0.359	S S S 0-3 ① K			S S S 0-3 ① K		x 0-0 ① 1-3		x 0-0 ② G		4	0	0	0	0	2	1
Felix Millan, R (1, 4) OBP: 0.312, SLG: 0.350	x 0-0 ② F			x 0-0 ② 5-3		x 0-0 ② 1B 2-3 1B		x 0-0 ③ G		4	0	1	0	0	0	0
Tony Gonzalez, L (1, 8) OBP: 0.341, SLG: 0.397	x 0-0 ③ 6-3			x 0-0 1B		x 0-0 1B 1-3 3-H			x 0-0 G6-4-3 1B	4	0	3	1	0	0	0
Rico Carty, R (1, 7) OBP: 0.407, SLG: 0.527 Mike Lum, L (9, 7) OBP: 0.304, SLG: 0.289		x 0-0 FC6-4 1B		x 0-0 ③ F8		x 0-0 ② F2			x 0-0 ① ② G6-4-3 1-2f	4 0	0 0	1 0	0 0	0 0	0 0	4 0
Orlando Cepeda, R (1, 3) OBP: 0.323, SLG: 0.445		x 0-0 ① FC6-4 FC S 1-2f			x 0-0 ①	x 0-0 ③ F9			x 0-0 S 1B	4	0	1	0	0	0	3
Clete Boyer, R (1, 5) OBP: 0.336, SLG: 0.371		x 0-0 ② FC CS 1-3			x 0-0 ②		x 0-0 ① F4		x 0-0 ③ F9 1-2	4	0	0	0	0	0	2
Bob Didier, S (1, 2) OBP: 0.321, SLG: 0.304		x 0-0 ③ 1-2	x 0-0 ① F8		x 0-0 E4		x 0-0 ② 4-3			4	0	0	0	0	0	1
Gil Garrido, R (1, 6) OBP: 0.271, SLG: 0.241			x 0-0 ② F7		x 0-0 ③		x 0-0 ③ 6-3			3	0	0	0	0	0	1
Phil Niekro, R (1, 1) OBP: 0.169, SLG: 0.187			S S S 0-3 ③ K			x 0-0 1B 1B 2B		x 0-0 ① G		3	1	1	0	0	1	0
Inning Stats	R: 0 E: 0 K: 1 S: 5 H: 0 LOB: 0 BB: 0 P: 5	R: 0 E: 0 K: 0 S: 3 H: 1 LOB: 0 BB: 0 P: 3	R: 0 E: 0 K: 1 S: 5 H: 0 LOB: 0 BB: 0 P: 5	R: 0 E: 0 K: 1 S: 6 H: 1 LOB: 1 BB: 0 P: 6	R: 0 E: 1 K: 0 S: 4 H: 0 LOB: 1 BB: 0 P: 4	R: 1 E: 0 K: 0 S: 6 H: 3 LOB: 2 BB: 0 P: 6	R: 0 E: 0 K: 0 S: 3 H: 0 LOB: 0 BB: 0 P: 3	R: 0 E: 0 K: 0 S: 3 H: 0 LOB: 0 BB: 0 P: 3	R: 0 E: 0 K: 0 S: 4 H: 2 LOB: 1 BB: 0 P: 4	1B: 6 2B: 1 3B: 0 HR: 0	SF: 0 SAC: 0 DP: 1 HBP: 0						

PITCHER		IP	WLS	BF	H	R	ER	SO	BB	IBB	HBP	BLK	WP	HR	S	P	ERA	WHIP
Dock Ellis, R ERA: 3.84	(1, 1)	8.0	L	30	5	1	1	3	0	0	0	0	0	0	35	35	1.12	0.625
Bruce Dal Canton, R ERA: 3.36	(9, 1)	1.0		4	2	0	0	0	0	0	0	0	0	0	4	4	0.00	2.000

PITCHER	IP	WLS	BF	H	R	ER	SO	BB	IBB	HBP	BLK	WP	HR	S	P	ERA	WHIP

TOP

Atlanta Braves @ Pittsburgh Pirates

Forbes Field, Pittsburgh, PA

Wed Aug 27 1969, 7:05 PM EDT

Att. 11,454 - Unknown

livebaseballscorecards.com

AB	34
R	1
H	7
RBI	1
BB	0
SO	3
LOB	12

WP: 0	PB: 0	SB: 2	CS: 1	PA:	34

Atlanta Braves @ Pittsburgh Pirates

Forbes Field, Pittsburgh, PA

Wed Aug 27 1969, 7:05 PM EDT

Att. 11,454 - Unknown

BOTTOM

livebaseballscorecards.com

Batter	1	2	3	4	5	6	7	8	9	AB	R	H	RBI	BB	SO	LOB
Matty Alou, L (1, 8) OBP: 0.366, SLG: 0.409	B B B B 4-0 G6-4-3 BB		x 0-0 ③ 6-3 1-2			x 0-0 1B 1B		x 0-0 ③ F7		3	0	1	0	1	0	1
Richie Hebner, L (1, 5) OBP: 0.366, SLG: 0.438	x 0-0 ① ② G6-4-3 1-2f			S S S 0-3 ① K		x 0-0 FC6-4 1-2 1B			x 0-0 ① P	4	0	1	0	0	1	1
Willie Stargell, L (1, 7) OBP: 0.404, SLG: 0.596	x 0-0 ③ 4-1			S S S 0-3 ② K		S S S 0-3 ② K			x 0-0 ② G	4	0	0	0	0	2	2
Roberto Clemente, R (1, 9) OBP: 0.411, SLG: 0.584		x 0-0 ① F8		x 0-0 ③ F8		x 0-0 ③ FC6-4 1-2f			x 0-0 3B	4	0	1	0	0	0	2
Al Oliver, L (1, 3) OBP: 0.330, SLG: 0.435		S S S 0-3 ② K			x 0-0 ① F3		x 0-0 ① 3-1		S S S 0-3 ③ K	4	0	0	0	0	2	1
Manny Sanguillen, R (1, 2) OBP: 0.354, SLG: 0.439		S S S 0-3 ③ K			x 0-0 ② F3		x 0-0 CS 1B			3	0	1	0	0	1	0
Jose Martinez, R (1, 4) OBP: 0.316, SLG: 0.315			x 0-0 ① 6-3		x 0-0 2B		x 0-0 ② ③ F8 1-2			3	0	1	0	0	0	1
Freddie Patek, R (1, 6) OBP: 0.314, SLG: 0.315			x 0-0 S 1B		x 0-0 ③ 5-3			x 0-0 ①		3	0	1	0	0	0	1
Dock Ellis, S (1, 1) OBP: 0.125, SLG: 0.093 Carl Taylor, R (8, PH) OBP: 0.425, SLG: 0.458 Bruce Dal Canton, R (9, 1) OBP: 0.417, SLG: 0.500			S S S 0-3 ② K			S S S 0-3 ① K		x 0-0 ② F8		2 1 0	0 0 0	0 0 0	0 0 0	0 0 0	2 0 0	1 0 0

	AB	31
	R	0
	H	6
	RBI	0
	BB	1
	SO	8
	LOB	10

Inning Stats	1	2	3	4	5	6	7	8	9
	R: 0 E: 0 K: 0 S: 2	H: 0 LOB: 0 BB: 1 P: 6	R: 0 E: 0 K: 2 S: 7	H: 0 LOB: 0 BB: 0 P: 7	R: 0 E: 0 K: 1 S: 6	H: 1 LOB: 1 BB: 0 P: 6	R: 0 E: 0 K: 2 S: 7	H: 0 LOB: 0 BB: 0 P: 7	R: 0 E: 0 K: 0 S: 4	H: 1 LOB: 1 BB: 0 P: 4
	R: 0 E: 0 K: 2 S: 9	H: 2 LOB: 2 BB: 0 P: 9	R: 0 E: 0 K: 0 S: 3	H: 1 LOB: 0 BB: 0 P: 3	R: 0 E: 0 K: 0 S: 3	H: 0 LOB: 0 BB: 0 P: 3	R: 0 E: 0 K: 1 S: 6	H: 1 LOB: 1 BB: 0 P: 6	1B: 4 2B: 1 3B: 1 HR: 0	SF: 0 SAC: 0 DP: 1 HBP: 0

	WP: 0	PA: 32
	PB: 0	
	SB: 1	
	CS: 1	

PITCHER	IP	WLS	BF	H	R	ER	SO	BB	IBB	HBP	BLK	WP	HR	S	P	ERA	WHIP
Phil Niekro, R (1, 1) ERA: 2.49	9.0	W	32	6	0	0	8	1	0	0	0	0	0	47	51	0.00	0.778

PITCHER	IP	WLS	BF	H	R	ER	SO	BB	IBB	HBP	BLK	WP	HR	S	P	ERA	WHIP

Atlanta Braves @ Pittsburgh Pirates

Forbes Field, Pittsburgh, PA

Thu Aug 28 1969, 7:05 PM EDT

Att. 10,767 - Unknown

TOP

livebaseballscorecards.com

Batter	1	2	3	4	5	6	7	8	9	AB	R	H	RBI	BB	SO	LOB
Felix Millan, R (1, 4) OBP: 0.311, SLG: 0.348	1-3	P3		4-3			SH, HR 1-2 1B	K		5	1	1	0	0	1	2
Tony Gonzalez, L (1, 8) OBP: 0.340, SLG: 0.394	HR BB		K		P3		SH, HR 1-2 2-3		F8	3	2	0	0	1	1	0
Hank Aaron, R (1, 9) OBP: 0.411, SLG: 0.638	1-H HR		P2		6-3		1-H 2-H 3-H HR		K	5	2	2	6	0	1	0
Rico Carty, R (1, 7) OBP: 0.404, SLG: 0.522 Mike Lum, L (7, 7) OBP: 0.302, SLG: 0.287	6-3		F9		FC5-4 1B		K		1-3	4 1	0 0	1 0	0 0	0 0	1 0	0 0
Orlando Cepeda, R (1, 3) OBP: 0.325, SLG: 0.448	2B			E6 1B	FC5-4 1-2f		5-3 1B			4	1	2	0	0	0	1
Clete Boyer, R (1, 5) OBP: 0.333, SLG: 0.367	P4			K		K	5-3 1-2			4	0	0	0	0	2	3
Bob Didier, S (1, 2) OBP: 0.320, SLG: 0.303		P6		FC1-5-6 2-H 1B		4-3	P6			4	0	1	1	0	0	1
Gil Garrido, R (1, 6) OBP: 0.270, SLG: 0.241		1B		FC1-5-6 2-3 1B		1-3		5-3		4	1	1	0	0	0	1
George Stone, L (1, 1) OBP: 0.200, SLG: 0.200 Paul Doyle, L (8, 1)		K		2-H 1B			SH, 1B, HR 1B	K		4 0	1 0	2 0	1 0	0 0	2 0	1 0

Inning Stats	1	2	3	4	5	6	7	8	9	1B	SF	WP	PA
	R: 2 E: 0 K: 0 S: 5	R: 0 E: 0 K: 1 S: 6	R: 0 E: 0 K: 1 S: 5	R: 2 E: 1 K: 1 S: 8	R: 0 E: 0 K: 0 S: 4	R: 0 E: 0 K: 1 S: 5	R: 4 E: 1 K: 1 S: 10	R: 0 E: 0 K: 2 S: 7	R: 0 E: 0 K: 1 S: 5	7	0	0	40
	H: 2 LOB: 1 BB: 1 P: 9	H: 1 LOB: 1 BB: 0 P: 6	H: 0 LOB: 0 BB: 0 P: 5	H: 2 LOB: 1 BB: 0 P: 8	H: 1 LOB: 1 BB: 0 P: 4	H: 0 LOB: 0 BB: 0 P: 5	H: 4 LOB: 1 BB: 0 P: 10	H: 0 LOB: 0 BB: 0 P: 7	H: 0 LOB: 0 BB: 0 P: 5	2B: 1 3B: 0 HR: 2	SAC: 1 DP: 0 HBP: 0	PB: 0 SB: 0 CS: 0	

	AB	38
	R	8
	H	10
	RBI	8
	BB	1
	SO	8
	LOB	9

PITCHER		IP	WLS	BF	H	R	ER	SO	BB	IBB	HBP	BLK	WP	HR	S	P	ERA	WHIP
Steve Blass, R ERA: 4.69	(1, 1)	6.0	L	29	8	7	5	4	1	0	0	0	0	1	36	40	7.50	1.500
Bruce Dal Canton, R ERA: 3.44	(7, 1)	1.0		5	2	1	0	1	0	0	0	0	0	1	7	7	0.00	2.000
Lou Marone, L ERA: 2.74	(8, 1)	2.0		6	0	0	0	3	0	0	0	0	0	0	12	12	0.00	0.000

PITCHER		IP	WLS	BF	H	R	ER	SO	BB	IBB	HBP	BLK	WP	HR	S	P	ERA	WHIP

Atlanta Braves @ Pittsburgh Pirates

Forbes Field, Pittsburgh, PA

Thu Aug 28 1969, 7:05 PM EDT

Att. 10,767 - Unknown

BOTTOM

livebaseballscorecards.com

Batter	1	2	3	4	5	6	7	8	9	AB	R	H	RBI	BB	SO	LOB
Matty Alou, L (1, 8) OBP: 0.366, SLG: 0.409	P4		P6		1-2 1B		4-3 1-2 2-3		1B	5	0	2	0	0	0	2
Jose Pagan, R (1, 5) OBP: 0.315, SLG: 0.436	1B 1B		6-3		K		F8		1-2	5	1	2	0	0	1	4
Willie Stargell, L (1, 7) OBP: 0.404, SLG: 0.594	1B 1-2		F8			F8		1B 1B	K	5	1	2	0	0	1	2
Roberto Clemente, R (1, 9) OBP: 0.414, SLG: 0.585	1-2 2-H			F7		1B		1B 1-2		4	0	3	1	0	0	0
Manny Sanguillen, R (1, 2) OBP: 0.353, SLG: 0.437	K			K		P2		G4-3 1-2 2-H		4	0	1	1	0	2	3
Al Oliver, L (1, 3) OBP: 0.326, SLG: 0.430	F8			6-3		P6		P6		4	0	0	0	0	0	5
Jose Martinez, R (1, 4) OBP: 0.321, SLG: 0.320		L5-3 1B			5-3		4-3 1B	G4-3 1-2f		4	0	2	0	0	0	2
Freddie Patek, R (1, 6) OBP: 0.313, SLG: 0.314		K			1B 1B		F9		F8	4	0	1	0	0	1	2
Steve Blass, R (1, 1) OBP: 0.225, SLG: 0.243 Bruce Dal Canton, R (7, 1) OBP: 0.417, SLG: 0.500 Carl Taylor, R (7, PH) OBP: 0.428, SLG: 0.461 Lou Marone, R (8, 1) Jerry May, R (9, PH) OBP: 0.272, SLG: 0.373		L5-3 1-2			K		4-3 1-2 1B		P6	2 0 1 0 1	0 0 0 0 0	0 0 1 0 0	0 0 0 0 0	0 0 0 0 0	1 0 0 0 0	2 0 0 0 0
Inning Stats	R: 1 E: 0 K: 1 S: 8 H: 3 LOB: 2 BB: 0 P: 8		R: 0 E: 0 K: 1 S: 5 H: 1 LOB: 0 BB: 0 P: 5	R: 0 E: 0 K: 0 S: 3 H: 0 LOB: 0 BB: 0 P: 3	R: 0 E: 0 K: 1 S: 5 H: 0 LOB: 0 BB: 0 P: 5	R: 0 E: 0 K: 2 S: 9 H: 2 LOB: 2 BB: 0 P: 9	R: 0 E: 0 K: 0 S: 4 H: 1 LOB: 1 BB: 0 P: 4	R: 0 E: 0 K: 0 S: 5 H: 2 LOB: 2 BB: 0 P: 5	R: 1 E: 0 K: 0 S: 5 H: 3 LOB: 1 BB: 0 P: 5	R: 0 E: 0 K: 1 S: 7 H: 2 LOB: 2 BB: 0 P: 7	1B: 14 2B: 1 3B: 0 HR: 0 SF: 0 SAC: 0 DP: 2 HBP: 0		WP: 0 PB: 0 SB: 0 CS: 0 PA: 39				

	AB	39
	R	2
	H	14
	RBI	2
	BB	0
	SO	6
	LOB	22

PITCHER		IP	WLS	BF	H	R	ER	SO	BB	IBB	HBP	BLK	WP	HR	S	P	ERA	WHIP
George Stone, L ERA: 3.91	(1, 1)	7.0	W	31	11	2	2	5	0	0	0	0	0	0	41	41	2.57	1.571
Paul Doyle, L ERA: 2.36	(8, 1)	2.0	S	8	3	0	0	1	0	0	0	0	0	0	10	10	0.00	1.500

PITCHER	IP	WLS	BF	H	R	ER	SO	BB	IBB	HBP	BLK	WP	HR	S	P	ERA	WHIP

Batter	1	2	3	4	5	6	7	8	9	10	AB	R	H	RBI	BB	SO	LOB
Matty Alou, L (1, 8) OBP: 0.365, SLG: 0.406	4-0 CS BB		x 0-0 4-3 ②			S S S 0-3 K ①		x 0-0 4-3 ①		S S S 0-3 K 4-3 S 2B	4	1	0	0	1	2	0
Gene Alley, R (1, 4) OBP: 0.298, SLG: 0.373	4-0 1-2 BB ①		S S S 0-3 K ③			x 0-0 F7 ②		x 0-0 WP 1B		S S S 0-3 K 1-2 ①	4	0	1	0	1	2	1
Willie Stargell, L (1, 7) OBP: 0.404, SLG: 0.594	S S S 0-3 K ②			x 0-0 L3 1B		x 0-0 2B 2B		S S S 0-3 K 1-2 ②		x 0-0 4-3 2-3 ②	5	1	2	0	0	2	3
Roberto Clemente, R (1, 9) OBP: 0.414, SLG: 0.584	x 0-0 F9 ③			x 0-0 L3 1-2 ① ②		x 0-0 2-H 2B		x 0-0 F9 ③		I I I I 4-0 S 2B IBB	4	1	1	1	1	0	3
Al Oliver, L (1, 3) OBP: 0.327, SLG: 0.433		x 0-0 E3 PB S		x 0-0 CS 1B		S S S 0-3 K ③			x 0-0 L1 ①	x 0-0 1-H 3-H 2B	5	0	2	2	0	1	1
Richie Hebner, L (1, 5) OBP: 0.364, SLG: 0.434		S S S 0-3 K 1-3 ①		0-0 CS 1-2 ③	x 0-0 4-3 ①		x 0-0 F3 ①		H 1-0 WP 1B 1B HBP	x 0-0 F4 ③	4	1	0	0	0	1	2
Gary Kolb, L (1, 2) OBP: 0.138, SLG: 0.111		S S S 0-3 K ②			x 0-0 G3 ②		x 0-0 F8 ②		x 0-0 WP 1-2 1B 1B		3	0	0	0	0	1	1
Carl Taylor, R (9, PH) OBP: 0.431, SLG: 0.464											1	0	1	0	0	0	0
Manny Sanguillen, R (9, 2) OBP: 0.353, SLG: 0.437											0	0	0	0	0	0	0
Freddie Patek, R (1, 6) OBP: 0.318, SLG: 0.317		x 0-0 F2 ③			B B B 4-0 BB		x 0-0 1B		x 0-0 1-H 2-H 1B ②		3	0	2	1	1	0	1
Bob Veale, S (1, 1) OBP: 0.094, SLG: 0.065			S S S 0-3 K ①		x 0-0 4-3 ③		S S S 0-3 K ③		x 0-0 F5 ③		3	0	0	0	0	2	2
Bob Moose, R (8, 1) OBP: 0.176, SLG: 0.067											1	0	0	0	0	0	1
Inning Stats	R: 0 E: 0 K: 1 S: 4 H: 0 LOB: 1 BB: 2 P: 12	R: 0 E: 1 K: 2 S: 8 H: 0 LOB: 1 BB: 0 P: 8	R: 0 E: 0 K: 2 S: 7 H: 0 LOB: 0 BB: 0 P: 7	R: 0 E: 0 K: 0 S: 3 H: 2 LOB: 0 BB: 0 P: 3	R: 0 E: 0 K: 0 S: 3 H: 0 LOB: 1 BB: 1 P: 7	R: 1 E: 0 K: 2 S: 9 H: 2 LOB: 1 BB: 0 P: 9	R: 0 E: 0 K: 1 S: 6 H: 1 LOB: 1 BB: 0 P: 6	R: 0 E: 0 K: 1 S: 6 H: 1 LOB: 1 BB: 0 P: 6	R: 1 E: 0 K: 0 S: 4 H: 2 LOB: 1 BB: 0 P: 5	R: 2 E: 0 K: 2 S: 9 H: 1 LOB: 1 BB: 1 P: 13	1B: 6 2B: 4 3B: 0 HR: 0 SF: 0 SAC: 0 DP: 1 HBP: 1						

PITCHER	IP	WLS	BF	H	R	ER	SO	BB	IBB	HBP	BLK	WP	HR	S	P	ERA	WHIP
Jim Bouton, R (1, 1) ERA: 3.5	10.0	L	42	9	4	2	11	3	1	1	0	2	0	59	76	1.80	1.200

PITCHER	IP	WLS	BF	H	R	ER	SO	BB	IBB	HBP	BLK	WP	HR	S	P	ERA	WHIP

TOP

Pittsburgh Pirates @ Houston Astros

Astrodome, Houston, TX

Fri Aug 29 1969, 8:05 PM EDT

Att. 20,405 - Dome

livebaseballscorecards.com

AB	37
R	4
H	9
RBI	4
BB	4
SO	11
LOB	15

1B: 6	SF: 0	WP: 2	PA: 43
2B: 4	SAC: 0	PB: 2	
3B: 0	DP: 1	SB: 3	
HR: 0	HBP: 1	CS: 2	

Batter	1	2	3	4	5	6	7	8	9	10	AB	R	H	RBI	BB	SO	LOB
Joe Morgan, L (1, 4) OBP: 0.380, SLG: 0.378	G3		S 1B 2B		K		G6-4-3 1B 3-H			K	5	1	2	1	0	2	0
Jesus Alou, R (1, 9) (9, 7) OBP: 0.254, SLG: 0.296	6-3		G5-4-3 1B 2-H		FC4 1B		G6-4-3 1-2f			4-3	5	0	2	1	0	0	1
Jimmy Wynn, R (1, 8) OBP: 0.426, SLG: 0.505	1B BB BB		G5-4-3 1-2f		K			E5 G4-3		FC6-4 BB	3	0	0	0	2	1	2
Doug Rader, R (1, 5) OBP: 0.339, SLG: 0.385	1B 1-2 BB		F8		FC4 1-2f			G4-3 HBP		FC6-4 1-2f	3	0	0	0	1	0	2
Marty Martinez, S (1, 7) OBP: 0.344, SLG: 0.377 Norm Miller, L (8, PH) (9, 9) OBP: 0.365, SLG: 0.367	FC4 1B 1-2 2-3			4-3 1B 1B		F8		G4-3 1-2f 2-3			3 1	0 0	2 0	0 0	0 0	0 0	0 2
Leon McFadden, R (1, 6) OBP: 0.211, SLG: 0.217	FC4 1-2f			4-3 1B 1-2		6-3		K			4	0	1	0	0	1	4
Curt Blefary, L (1, 3) OBP: 0.359, SLG: 0.411		G3		K		K			K		4	0	0	0	0	3	2
Johnny Edwards, L (1, 2) OBP: 0.309, SLG: 0.350		K		4-3 1-2 2-3			WP 1B 2B		L7		4	1	1	0	0	1	2
Jim Bouton, R (1, 1)		6-3		K			K 2-3		K		4	0	0	0	0	3	3

Inning Stats	1	2	3	4	5	6	7	8	9	10
	R: 0 H: 1 E: 0 LOB: 3 K: 0 BB: 2 S: 4 P: 12	R: 0 H: 0 E: 0 LOB: 0 K: 1 BB: 0 S: 5 P: 5	R: 1 H: 2 E: 0 LOB: 0 K: 0 BB: 0 S: 4 P: 4	R: 0 H: 2 E: 0 LOB: 2 K: 2 BB: 0 S: 9 P: 9	R: 0 H: 1 E: 0 LOB: 1 K: 2 BB: 0 S: 8 P: 8	R: 0 H: 0 E: 0 LOB: 0 K: 1 BB: 0 S: 5 P: 5	R: 1 H: 2 E: 0 LOB: 0 K: 1 BB: 0 S: 6 P: 6	R: 0 H: 0 E: 1 LOB: 1 K: 1 BB: 0 S: 5 P: 6	R: 0 H: 0 E: 0 LOB: 0 K: 2 BB: 0 S: 7 P: 7	R: 0 H: 0 E: 0 LOB: 1 K: 1 BB: 1 S: 5 P: 9

1B: 6 SF: 0 WP: 1 PA: 40
2B: 2 SAC: 0 PB: 0
3B: 0 DP: 3 SB: 1
HR: 0 HBP: 1 CS: 0

PITCHER		IP	WLS	BF	H	R	ER	SO	BB	IBB	HBP	BLK	WP	HR	S	P	ERA	WHIP
Bob Veale, L ERA: 3.31	(1, 1)	7.0		31	8	2	2	7	2	0	1	0	1	0	42	51	2.57	1.429
Bob Moose, R ERA: 3.61	(8, 1)	3.0	W	9	0	0	0	4	1	0	0	0	0	0	16	20	0.00	0.333

PITCHER	IP	WLS	BF	H	R	ER	SO	BB	IBB	HBP	BLK	WP	HR	S	P	ERA	WHIP

BOTTOM

Pittsburgh Pirates @ Houston Astros

Astrodome, Houston, TX

Fri Aug 29 1969, 8:05 PM EDT

Att. 20,405 - Dome

livebaseballscorecards.com

AB	36
R	2
H	8
RBI	2
BB	3
SO	11
LOB	18

Pittsburgh Pirates @ Houston Astros

Astrodome, Houston, TX

Sat Aug 30 1969, 8:05 PM EDT

Att. 27,747 - Unknown

livebaseballscorecards.com

Batter	1	2	3	4	5	6	7	8	9	AB	R	H	RBI	BB	SO	LOB
Matty Alou, L (1, 8) OBP: 0.364, SLG: 0.405	5-3		1B		F8			G3		4	0	1	0	0	0	0
Gene Alley, R (1, 4) OBP: 0.301, SLG: 0.388	E5		K			HR		1B		4	1	2	1	0	1	1
Willie Stargell, L (1, 7) OBP: 0.400, SLG: 0.588	P2		K 1-2			K		K		4	0	0	0	0	3	3
Roberto Clemente, R (1, 9) OBP: 0.410, SLG: 0.579	P6			F4		1-3		6-3		4	0	0	0	0	0	2
Al Oliver, L (1, 3) OBP: 0.326, SLG: 0.431		G3		K		1B			4-3	4	0	1	0	0	1	0
Richie Hebner, L (1, 5) OBP: 0.368, SLG: 0.440		2B		1B		K			1B	4	0	3	0	0	1	1
Gary Kolb, L (1, 2) OBP: 0.125, SLG: 0.100		K		K			F4		K	3	0	0	0	0	2	2
Jerry May, R (9, PH) OBP: 0.271, SLG: 0.371										1	0	0	0	0	1	1
Freddie Patek, R (1, 6) OBP: 0.315, SLG: 0.314		K			K		5-3		K	4	0	0	0	0	3	2
Bo Belinsky, L (1, 1)			K		K		5-3			1	0	0	0	0	1	0
Jose Pagan, R (5, PH) OBP: 0.313, SLG: 0.434										1	0	0	0	0	1	0
Bruce Dal Canton, R (5, 1) OBP: 0.417, SLG: 0.500										0	0	0	0	0	0	0
Carl Taylor, R (7, PH) OBP: 0.429, SLG: 0.461										1	0	0	0	0	0	0
Joe Gibbon, R (7, 1)										0	0	0	0	0	0	0

Inning Stats	1	2	3	4	5	6	7	8	9	
	R: 0 H: 0 E: 1 LOB: 1 K: 0 BB: 0 S: 4 P: 4	R: 0 H: 1 E: 0 LOB: 1 K: 2 BB: 0 S: 8 P: 8	R: 0 H: 1 E: 0 LOB: 1 K: 3 BB: 0 S: 10 P: 10	R: 0 H: 1 E: 0 LOB: 1 K: 2 BB: 0 S: 8 P: 8	R: 0 H: 0 E: 0 LOB: 0 K: 2 BB: 0 S: 7 P: 7	R: 1 H: 2 E: 0 LOB: 1 K: 2 BB: 0 S: 9 P: 9	R: 0 H: 0 E: 0 LOB: 0 K: 0 BB: 0 S: 3 P: 3	R: 0 H: 1 E: 0 LOB: 1 K: 1 BB: 0 S: 6 P: 6	R: 0 H: 1 E: 0 LOB: 1 K: 2 BB: 0 S: 8 P: 8	1B: 5 SF: 0 2B: 1 SAC: 0 3B: 0 DP: 0 HR: 1 HBP: 0

WP: 0 PA: 35 PB: 0 SB: 1 CS: 0

PITCHER	IP	WLS	BF	H	R	ER	SO	BB	IBB	HBP	BLK	WP	HR	S	P	ERA	WHIP
Larry Dierker, R (1, 1) ERA: 2.44	9.0	W	35	7	1	1	14	0	0	0	0	0	1	63	63	1.00	0.778

PITCHER	IP	WLS	BF	H	R	ER	SO	BB	IBB	HBP	BLK	WP	HR	S	P	ERA	WHIP

BOTTOM

Pittsburgh Pirates @ Houston Astros

Astrodome, Houston, TX

Sat Aug 30 1969, 8:05 PM EDT

Att. 27,747 - Unknown

Batter	1	2	3	4	5	6	7	8	9	AB	R	H	RBI	BB	SO	LOB
Joe Morgan, L (1, 4) OBP: 0.381, SLG: 0.377	BBBB 4-0 G5-4-3 BB	X 0-0 ③ G3		X 0-0 ③ F9			BBBB 4-0 4-3 S FC5-2 BB			2	0	0	0	2	0	2
Jesus Alou, R (1, 9) OBP: 0.254, SLG: 0.299	X 0-0 ①② G5-4-3 1-2f		X 0-0 PB 1B 2B		X 0-0 ① 6-3		X 0-0 ① 4-3 1-3			4	1	1	0	0	0	2
Jimmy Wynn, R (1, 8) OBP: 0.427, SLG: 0.506	X 0-0 BLK 2B		SSS 0-3 ① K		SSS 0-3 ② K		III 4-0 FC5-2 IBB			3	0	1	0	1	2	1
Doug Rader, R (1, 5) OBP: 0.337, SLG: 0.381	X 0-0 ③ P6 2-3		SSS 0-3 ② K 2-3		X 0-0 ③ 5-3		X 0-0 ② FC5-2 1-2 3-H			4	0	0	0	0	1	4
Denis Menke, R (1, 3) (7, 6) OBP: 0.385, SLG: 0.405		H 1-0 BB BB PB HBP	BBBB 4-0 1B BB			BBBB 4-0 SH BB	X 0-0 ③ P9			1	1	0	0	2	0	2
Marty Martinez, S (1, 7) OBP: 0.350, SLG: 0.379 Gary Geiger, L (9, 7) OBP: 0.338, SLG: 0.266	BBBB 4-0 PB BB 1-2 BB	X 0-0 1-2 3-H 1B			X 0-0 ① SH 1-2			X 0-0 ① 1-3		2 0	0 0	1 0	1 0	1 0	0 0	0 0
Leon McFadden, R (1, 6) OBP: 0.219, SLG: 0.214 Curt Blefary, L (6, PH) OBP: 0.357, SLG: 0.409 (7, 3)	BBBB 4-0 PB 1-2 2-3 BB	X 0-0 ③ 2-3			SSS 0-3 ② K			X 0-0 ② F8		1 2	0 0	0 0	0 0	1 0	0 1	2 1
Don Bryant, R (1, 2) OBP: 0.250, SLG: 0.254 Johnny Edwards, L (6, PH) OBP: 0.312, SLG: 0.350 (7, 2)	SSS 0-3 ① K			SSS 0-3 ① K	III 4-0 IBB			BBBB 4-0 FC6-4 BB		2 0	0 0	0 0	0 0	0 2	2 0	3 0
Larry Dierker, R (1, 1) OBP: 0.162, SLG: 0.196	SSS 0-3 ② K 1-2 2-3 3-H			X 0-0 ② 6-3	X 0-0 ③ 5-3			X 0-0 ③ FC6-4 1-2f		4	0	0	0	0	1	5
Inning Stats	R: 0 H: 1 E: 0 LOB: 1 K: 0 BB: 1 S: 3 P: 7	R: 1 H: 0 E: 0 LOB: 2 K: 2 BB: 2 S: 7 P: 16	R: 1 H: 2 E: 0 LOB: 2 K: 2 BB: 1 S: 9 P: 13	R: 0 H: 0 E: 0 LOB: 0 K: 1 BB: 0 S: 5 P: 5	R: 0 H: 0 E: 0 LOB: 0 K: 1 BB: 0 S: 5 P: 5	R: 0 H: 0 E: 0 LOB: 2 K: 1 BB: 2 S: 5 P: 13	R: 0 H: 0 E: 0 LOB: 2 K: 0 BB: 2 S: 3 P: 11	R: 0 H: 0 E: 0 LOB: 1 K: 0 BB: 1 S: 3 P: 7		1B: 1 2B: 2 3B: 0 HR: 0	SF: 0 SAC: 1 DP: 1 HBP: 1					

livebaseballscorecards.com

AB	25
R	2
H	3
RBI	1
BB	9
SO	7
LOB	22

PITCHER		IP	WLS	BF	H	R	ER	SO	BB	IBB	HBP	BLK	WP	HR	S	P	ERA	WHIP
Bo Belinsky, L ERA: 2.25	(1, 1)	4.0	L	19	3	2	1	5	4	0	1	1	0	0	24	41	2.25	1.750
Bruce Dal Canton, R ERA: 3.35	(5, 1)	2.0		8	0	0	0	2	1	1	0	0	0	0	10	18	0.00	0.500
Joe Gibbon, L ERA: 2.48	(7, 1)	2.0		9	0	0	0	0	2	1	0	0	0	0	6	18	0.00	1.000

PITCHER	IP	WLS	BF	H	R	ER	SO	BB	IBB	HBP	BLK	WP	HR	S	P	ERA	WHIP

Batter	1	2	3	4	5	6	7	8	9	AB	R	H	RBI	BB	SO	LOB
Matty Alou, L (1, 8) OBP: 0.364, SLG: 0.408	F8			4-3 1B		1B 3B	F5		E5 1B 2B 2-3	5	2	2	0	0	0	1
Gene Alley, R (1, 4) OBP: 0.303, SLG: 0.386	6-3			F9		1B BB G3 BBB BB	K SSS		1-2 2B 1B 3-H	4	2	1	1	1	1	1
Willie Stargell, L (1, 7) OBP: 0.398, SLG: 0.586	F2			4-3 1-2		F5		K SSS	1-H 2-H 2B	5	0	1	2	0	1	3
Roberto Clemente, R (1, 9) OBP: 0.413, SLG: 0.576		5-3		FC6-4 BB BBBB		G3 1B BB BBBB 1-2		F8	FC4-6 IBB	2	0	0	0	3	0	0
Jose Pagan, R (1, 5) OBP: 0.311, SLG: 0.429		6-3		FC6-4 1-2f		G3 1B 1-2 2-3 3-H		F8	FC4-6 1-2f	5	0	1	1	0	0	4
Al Oliver, L (1, 3) OBP: 0.328, SLG: 0.443		K SSS			F9 FC3-2 2B	G3 1-2 2-3 3-H			HR	4	1	2	2	0	1	2
Freddie Patek, R (1, 6) OBP: 0.316, SLG: 0.312			5-3		F9 2-3	IBB			E S 1B BB BBBB	2	1	0	0	2	0	1
Gary Kolb, L (1, 2) OBP: 0.114, SLG: 0.091 Carl Taylor, R (9, PH) OBP: 0.427, SLG: 0.459 Jerry May, R (9, 2) OBP: 0.271, SLG: 0.371			K2-3 SSS		FC3-2 3-H SSS	K SSS			K SSS 1-2	3 1 0	0 0 0	0 0 0	0 0 0	0 0 0	2 1 0	4 1 0
Luke Walker, L (1, 1) Chuck Hartenstein, R (8, 1) OBP: 0.133, SLG: 0.071 Lou Marone, R (8, 1) Richie Hebner, L (9, PH) OBP: 0.367, SLG: 0.438 Steve Blass, R (9, 1) OBP: 0.225, SLG: 0.243			K SSS		F7		K SSS		K SSS	3 0 0 1 0	0 0 0 0 0	0 0 0 0 0	0 0 0 0 0	0 0 0 0 0	2 0 0 1 0	1 0 0 1 0

Inning Stats										
	R: 0 E: 0 K: 0 S: 3	H: 0 LOB: 0 BB: 0 P: 3	R: 0 E: 0 K: 1 S: 5	H: 0 LOB: 0 BB: 0 P: 5	R: 0 E: 0 K: 2 S: 7	H: 0 LOB: 0 BB: 0 P: 7	R: 0 E: 0 K: 0 S: 4	H: 1 LOB: 2 BB: 1 P: 8	R: 0 E: 0 K: 0 S: 4	H: 1 LOB: 1 BB: 0 P: 4
	R: 2 E: 0 K: 1 S: 7	H: 2 LOB: 3 BB: 3 P: 19	R: 0 E: 0 K: 2 S: 7	H: 0 LOB: 0 BB: 0 P: 7	R: 0 E: 0 K: 1 S: 5	H: 0 LOB: 0 BB: 0 P: 5	R: 4 E: 1 K: 2 S: 11	H: 3 LOB: 2 BB: 2 P: 19	1B: 3 2B: 2 3B: 1 HR: 1	SF: 0 SAC: 0 DP: 0 HBP: 0	WP: 0 PB: 0 SB: 1 CS: 0	PA: 41

PITCHER		IP	WLS	BF	H	R	ER	SO	BB	IBB	HBP	BLK	WP	HR	S	P	ERA	WHIP
Denny Lemaster, L ERA: 3.04	(1, 1)	8.0		33	5	3	3	7	3	1	0	0	0	1	43	59	3.38	1.000
Fred Gladding, R ERA: 4.19	(9, 1)	0.2	L	5	1	1	0	2	1	0	0	0	0	0	8	12	0.00	3.000
Wade Blasingame, L ERA: 5.69	(9, 1)	0.0		1	1	2	0	0	0	0	0	0	0	0	1	1	∞	∞
Jack Billingham, R ERA: 4.19	(9, 1)	0.1		2	0	0	0	0	0	1	0	0	0	0	1	5	0.00	0.000

PITCHER	IP	WLS	BF	H	R	ER	SO	BB	IBB	HBP	BLK	WP	HR	S	P	ERA	WHIP

TOP

Pittsburgh Pirates @ Houston Astros

Astrodome, Houston, TX

Sun Aug 31 1969, 4:33 AM EDT

Att. 24,722 - Dome

livebaseballscorecards.com

AB	35
R	6
H	7
RBI	6
BB	6
SO	9
LOB	19

Batter	1	2	3	4	5	6	7	8	9	AB	R	H	RBI	BB	SO	LOB
Joe Morgan, L (1, 4) OBP: 0.379, SLG: 0.379	F5 ①		3B		F4 ②		G3 ③		F6 ②	5	0	1	0	0	0	0
Jesus Alou, R (1, 9) OBP: 0.253, SLG: 0.297	K ②		1-3 ②		F9 ③			BB, BB, 1B 1B	F9 ③	5	1	1	0	0	1	1
Jimmy Wynn, R (1, 8) OBP: 0.429, SLG: 0.507	WP 1B 1B		K ③			2B 1B		BB 1-2 1B BB		3	3	2	0	1	1	1
Doug Rader, R (1, 5) OBP: 0.340, SLG: 0.385	1-H 1B			F9 ①		FC6-5 1-H 2B		FC3-6 1-2 2-3 1B BB		3	0	2	2	1	0	0
Denis Menke, R (1, 3) (9, 6) OBP: 0.385, SLG: 0.405	K ③			PB BB	K ①			FC3-6 1-2 2-H 3-H 1B		3	0	1	2	1	2	2
Marty Martinez, S (1, 7) OBP: 0.341, SLG: 0.369		3-1 ①		K ②		FC6-5 ② 2-3		F7 ①		4	0	0	0	0	1	4
Gary Geiger, L (9, 7) OBP: 0.338, SLG: 0.266										0	0	0	0	0	0	0
Leon McFadden, R (1, 6) OBP: 0.224, SLG: 0.208		6-3 ②		1-2 BB	K ③			FC3-6 ② 1-2f 2-3		2	0	0	0	1	1	1
Curt Blefary, L (8, PH) (9, 3) OBP: 0.357, SLG: 0.408										1	0	0	0	0	0	2
Johnny Edwards, L (1, 2) OBP: 0.309, SLG: 0.346		K ③		4-3 ③			6-3 ①	F6 ③		4	0	0	0	0	1	4
Denny Lemaster, R (1, 1) OBP: 0.241, SLG: 0.247			G3 ①		K ①		6-3 ②		K ①	3	0	0	0	0	1	0
Fred Gladding, L (9, 1) OBP: 0.111, SLG: 0.111										0	0	0	0	0	0	0
Wade Blasingame, L (9, 1)										0	0	0	0	0	0	0
Jack Billingham, R (9, 1) OBP: 0.267, SLG: 0.083										0	0	0	0	0	0	0
Norm Miller, L (9, PH) OBP: 0.364, SLG: 0.366										1	0	0	0	0	1	0
Inning Stats	R: 1 E: 0 K: 2 S: 9 H: 2 LOB: 1 BB: 0 P: 9	R: 0 E: 0 K: 1 S: 5 H: 0 LOB: 0 BB: 0 P: 5	R: 0 E: 0 K: 1 S: 6 H: 1 LOB: 1 BB: 0 P: 6	R: 0 E: 0 K: 1 S: 5 H: 0 LOB: 2 BB: 2 P: 13	R: 0 E: 0 K: 1 S: 5 H: 0 LOB: 0 BB: 0 P: 5	R: 1 E: 0 K: 2 S: 9 H: 2 LOB: 1 BB: 0 P: 9	R: 0 E: 0 K: 0 S: 3 H: 0 LOB: 0 BB: 0 P: 3	R: 2 E: 0 K: 0 S: 5 H: 2 LOB: 2 BB: 2 P: 13	R: 0 E: 0 K: 1 S: 5 H: 0 LOB: 0 BB: 0 P: 5	1B: 5 2B: 1 3B: 1 HR: 0	SF: 0 SAC: 0 DP: 0 HBP: 0					

PITCHER		IP	WLS	BF	H	R	ER	SO	BB	IBB	HBP	BLK	WP	HR	S	P	ERA	WHIP
Luke Walker, L ERA: 3.81	(1, 1)	7.0		30	6	4	4	8	3	0	0	0	1	0	43	55	5.14	1.286
Chuck Hartenstein, R ERA: 3.67	(8, 1)	0.1		3	1	0	0	0	1	0	0	0	0	0	2	6	0.00	6.000
Lou Marone, L ERA: 2.66	(8, 1)	0.2	W	2	0	0	0	0	0	0	0	0	0	0	2	2	0.00	0.000
Steve Blass, R ERA: 4.66	(9, 1)	1.0	S	3	0	0	0	1	0	0	0	0	0	0	5	5	0.00	0.000

PITCHER	IP	WLS	BF	H	R	ER	SO	BB	IBB	HBP	BLK	WP	HR	S	P	ERA	WHIP

BOTTOM

Pittsburgh Pirates @ Houston Astros

Astrodome, Houston, TX

Sun Aug 31 1969, 4:33 AM EDT

Att. 24,722 - Dome

livebaseballscorecards.com

AB	34
R	4
H	7
RBI	4
BB	4
SO	9
LOB	15

1B: 5	SF: 0	WP: 1	PA: 38
2B: 1	SAC: 0	PB: 1	
3B: 1	DP: 0	SB: 0	
HR: 0	HBP: 0	CS: 0	

Batter	1	2	3	4	5	6	7	8	9	AB	R	H	RBI	BB	SO	LOB
Matty Alou, L (1, 8) OBP: 0.365, SLG: 0.410	F9 1B 2B	F9			P6		F8		FC6-4 1B	5	1	2	0	0	0	0
Gene Alley, R (1, 4) OBP: 0.301, SLG: 0.395	F2		HR		F8		F9		F8	5	1	1	1	0	0	2
Willie Stargell, L (1, 7) OBP: 0.403, SLG: 0.596	BB 1B 1B		HR		BB 1B			2B 1B	K	3	3	2	1	2	1	1
Roberto Clemente, R (1, 9) OBP: 0.410, SLG: 0.571	F9 2-3		4-3		1-2 1B			F8	FC6-4 1-2f	5	0	1	0	0	0	4
Al Oliver, L (1, 3) OBP: 0.327, SLG: 0.441	1B S 1-2 3-H 1B		P4		F8			1-3		4	1	1	1	0	0	3
Richie Hebner, L (1, 5) OBP: 0.370, SLG: 0.439	E S 1-3 2-H 1B		K			FC1-6 HBP		1B 1B IBB		2	1	1	1	1	1	0
Freddie Patek, R (1, 6) OBP: 0.316, SLG: 0.312	F9 1-3 3-H			L4		FC1-6 CS 1-2f		1B 1-2 2-3 1B		4	0	1	0	0	0	2
Gary Kolb, L (1, 2) OBP: 0.128, SLG: 0.108		K		K		K 1-2		1B 1-2 2-H 3-H		4	0	1	2	0	3	1
Bob Moose, R (1, 1) OBP: 0.158, SLG: 0.059		F8		6-3			K	F8		4	0	0	0	0	1	2
Inning Stats	R: 3 H: 3 E: 0 LOB: 1 K: 0 BB: 1 S: 6 P: 10	R: 0 H: 0 E: 0 LOB: 0 K: 1 BB: 0 S: 5 P: 5	R: 2 H: 2 E: 0 LOB: 0 K: 1 BB: 0 S: 7 P: 7	R: 0 H: 0 E: 0 LOB: 0 K: 1 BB: 0 S: 5 P: 5	R: 0 H: 1 E: 0 LOB: 2 K: 0 BB: 1 S: 4 P: 8	R: 0 H: 0 E: 0 LOB: 0 K: 1 BB: 0 S: 4 P: 5	R: 0 H: 0 E: 0 LOB: 0 K: 1 BB: 0 S: 5 P: 5	R: 2 H: 3 E: 0 LOB: 2 K: 0 BB: 1 S: 6 P: 10	R: 0 H: 1 E: 0 LOB: 1 K: 1 BB: 0 S: 6 P: 6	1B: 6 SF: 0 2B: 2 SAC: 0 3B: 0 DP: 0 HR: 2 HBP: 1						

TOP

Pittsburgh Pirates @ Atlanta Braves

Atlanta Stadium, Atlanta, GA

Mon Sep 01 1969, 3:33 AM EDT

Att. 10,479 - Unknown

livebaseballscorecards.com

AB	36
R	7
H	10
RBI	6
BB	3
SO	6
LOB	15

WP: 0 PA: 40
PB: 0
SB: 2
CS: 1

PITCHER		IP	WLS	BF	H	R	ER	SO	BB	IBB	HBP	BLK	WP	HR	S	P	ERA	WHIP
Jim Britton, R ERA: 3.87	(1, 1)	2.1	L	13	5	5	5	1	1	0	0	0	0	2	14	18	19.29	2.571
George Stone, L ERA: 3.77	(3, 1)	4.2		16	1	0	0	4	1	0	1	0	0	0	22	27	0.00	0.429
Pat Jarvis, R ERA: 4.83	(8, 1)	2.0		11	4	2	2	1	0	1	0	0	0	0	12	16	9.00	2.000

PITCHER	IP	WLS	BF	H	R	ER	SO	BB	IBB	HBP	BLK	WP	HR	S	P	ERA	WHIP

Batter	1	2	3	4	5	6	7	8	9	AB	R	H	RBI	BB	SO	LOB
Felipe Alou, R (1, 8) OBP: 0.320, SLG: 0.353	6-3		F9		F7		FC6-4 (1-2f)			4	0	0	0	0	0	3
Tony Gonzalez, L (1, 7) OBP: 0.334, SLG: 0.388	4-3			4-3		4-3		G3		4	0	0	0	0	0	0
Hank Aaron, R (1, 9) OBP: 0.408, SLG: 0.630	6-3			E5 (1B)		1B		P6		4	1	1	0	0	0	0
Orlando Cepeda, R (1, 3) OBP: 0.328, SLG: 0.449		K		K		F9		2B		4	0	1	0	0	2	2
Clete Boyer, R (1, 5) OBP: 0.331, SLG: 0.364		6-3		1B (2-H) 1B		P3		F8		4	0	1	1	0	0	2
Felix Millan, R (1, 4) OBP: 0.313, SLG: 0.350		5-3		1-2 1B			4-3		6-3	4	0	1	0	0	0	0
Sonny Jackson, L (1, 6) OBP: 0.307, SLG: 0.300			G1	1-3			6-3		1-3	4	0	0	0	0	0	2
Bob Didier, S (1, 2) OBP: 0.320, SLG: 0.306			1B		F9		E3 (1B)		1B	4	0	2	0	0	0	0
Jim Britton, R (1, 1) OBP: 0.190, SLG: 0.238			K		4-3		1-2 FC6-4 1B		K	0	0	0	0	0	0	0
George Stone, L (3, 1) OBP: 0.191, SLG: 0.191										2	0	0	0	0	1	1
Mike Lum, L (7, PH) OBP: 0.302, SLG: 0.288										1	0	1	0	0	0	0
Pat Jarvis, R (8, 1) OBP: 0.131, SLG: 0.103										0	0	0	0	0	0	0
Darrell Evans, L (9, PH) OBP: 0.250, SLG: 0.261										1	0	0	0	0	1	1
Inning Stats	R: 0 E: 0 K: 0 S: 3 H: 0 LOB: 0 BB: 0 P: 3	R: 0 E: 0 K: 1 S: 5 H: 0 LOB: 0 BB: 0 P: 5	R: 0 E: 0 K: 1 S: 6 H: 1 LOB: 1 BB: 0 P: 6	R: 1 E: 1 K: 1 S: 8 H: 2 LOB: 2 BB: 0 P: 8	R: 0 E: 0 K: 0 S: 3 H: 0 LOB: 0 BB: 0 P: 3	R: 0 E: 0 K: 0 S: 4 H: 1 LOB: 1 BB: 0 P: 4	R: 0 E: 1 K: 0 S: 5 H: 1 LOB: 2 BB: 0 P: 5	R: 0 E: 0 K: 0 S: 4 H: 1 LOB: 1 BB: 0 P: 4	R: 0 E: 0 K: 1 S: 6 H: 1 LOB: 1 BB: 0 P: 6	1B: 6 2B: 1 3B: 0 HR: 0	SF: 0 SAC: 0 DP: 0 HBP: 0						

PITCHER	IP	WLS	BF	H	R	ER	SO	BB	IBB	HBP	BLK	WP	HR	S	P	ERA	WHIP
Bob Moose, R (1, 1) ERA: 3.34	9.0	W	36	7	1	0	4	0	0	0	0	0	0	44	44	0.00	0.778

PITCHER	IP	WLS	BF	H	R	ER	SO	BB	IBB	HBP	BLK	WP	HR	S	P	ERA	WHIP

BOTTOM

Pittsburgh Pirates @ Atlanta Braves

Atlanta Stadium, Atlanta, GA

Mon Sep 01 1969, 3:33 AM EDT

Att. 10,479 - Unknown

livebaseballscorecards.com

AB	36
R	1
H	7
RBI	1
BB	0
SO	4
LOB	11

WP: 0 PB: 0 SB: 0 CS: 0 PA: 36

Pittsburgh Pirates @ Atlanta Braves

Atlanta Stadium, Atlanta, GA

Wed Sep 03 1969, 7:05 PM EDT

Att. 6,317 - Unknown

TOP

livebaseballscorecards.com

Batter	1	2	3	4	5	6	7	8	9	AB	R	H	RBI	BB	SO	LOB
Matty Alou, L (1, 8) OBP: 0.366, SLG: 0.412	5-3		P4			1B		1B SF9 2B		4	1	2	0	0	0	1
Gene Alley, R (1, 4) OBP: 0.304, SLG: 0.397	P6		5-3			1-2 1B		2-3 1B		4	0	2	0	0	0	1
Willie Stargell, L (1, 7) OBP: 0.399, SLG: 0.592	K			P5		P4		SF9 3-H		3	0	0	1	0	1	2
Roberto Clemente, R (1, 9) OBP: 0.407, SLG: 0.566		K		6-3		G3-1		F8		4	0	0	0	0	1	3
Al Oliver, L (1, 3) OBP: 0.326, SLG: 0.441		F8		3-1			F3		WP 2B	4	0	1	0	0	0	0
Richie Hebner, L (1, 5) OBP: 0.369, SLG: 0.437		FC6-4 1B			K		F7		P3	4	0	1	0	0	1	1
Freddie Patek, R (1, 6) OBP: 0.318, SLG: 0.310		FC6-4 1-2f			6-3		BBBB FC6-4 BB		BBBB BB	2	0	0	0	2	0	1
Jerry May, R (1, 2) OBP: 0.265, SLG: 0.363			F2		6-3		FC6-4 1-2f		F9	4	0	0	0	0	0	3
Dock Ellis, S (1, 1) OBP: 0.138, SLG: 0.107 Bruce Dal Canton, R (6, 1) OBP: 0.417, SLG: 0.500 Lou Marone, R (6, 1) Jose Pagan, R (8, PH) OBP: 0.310, SLG: 0.427 Bo Belinsky, L (8, 1) Carl Taylor, R (9, PH) OBP: 0.425, SLG: 0.456			1B			K		5-3	6-3 2-3	2 0 0 1 0 1	0 0 0 0 0 0	1 0 0 0 0 0	0 0 0 0 0 0	0 0 0 0 0 0	1 0 0 0 0 0	0 0 0 0 0 2

Inning Stats	1	2	3	4	5	6	7	8	9
	R: 0 E: 0 K: 1 S: 5	H: 0 LOB: 0 BB: 0 P: 5	R: 0 E: 0 K: 1 S: 6	H: 1 LOB: 1 BB: 0 P: 6	R: 0 E: 0 K: 0 S: 4	H: 1 LOB: 1 BB: 0 P: 4	R: 0 E: 0 K: 0 S: 3	H: 0 LOB: 0 BB: 0 P: 3	R: 0 E: 0 K: 1 S: 5	H: 0 LOB: 0 BB: 0 P: 5	R: 0 E: 0 K: 1 S: 7	H: 2 LOB: 2 BB: 0 P: 7	R: 0 E: 0 K: 0 S: 3	H: 0 LOB: 1 BB: 1 P: 7	R: 1 E: 0 K: 0 S: 5	H: 2 LOB: 1 BB: 0 P: 5	R: 0 E: 0 K: 0 S: 4	H: 1 LOB: 2 BB: 1 P: 8

1B: 5	SF: 1	WP: 1
2B: 2	SAC: 0	PB: 0
3B: 0	DP: 0	SB: 0
HR: 0	HBP: 0	CS: 0

PA: 36

AB	33
R	1
H	7
RBI	1
BB	2
SO	4
LOB	14

PITCHER		IP	WLS	BF	H	R	ER	SO	BB	IBB	HBP	BLK	WP	HR	S	P	ERA	WHIP
Ron Reed, R ERA: 3.64	(1, 1)	8.0	W	31	6	1	1	4	1	0	0	0	0	0	38	42	1.12	0.875
Paul Doyle, L ERA: 2.21	(9, 1)	0.2		4	1	0	0	0	1	0	0	0	0	0	3	7	0.00	3.000
Cecil Upshaw, R ERA: 3.55	(9, 1)	0.1	S	1	0	0	0	0	0	0	0	0	1	0	1	1	0.00	0.000

PITCHER	IP	WLS	BF	H	R	ER	SO	BB	IBB	HBP	BLK	WP	HR	S	P	ERA	WHIP

BOTTOM

Pittsburgh Pirates @ Atlanta Braves

Atlanta Stadium, Atlanta, GA

Wed Sep 03 1969, 7:05 PM EDT

Att. 6,317 - Unknown

Batter	1	2	3	4	5	6	7	8	9	AB	R	H	RBI	BB	SO	LOB
Felipe Alou, R (1, 8) OBP: 0.321, SLG: 0.354	4-3			P4		1B; 1B		FC6-4 (1-2f)		5	1	2	1	0	0	1
Tony Gonzalez, L (1, 7) OBP: 0.333, SLG: 0.387	4-3			F8; 1B; BB		SF7; P6				2	0	0	1	1	0	2
Hank Aaron, R (1, 9) OBP: 0.409, SLG: 0.631	K			1B		2B; 2B	P5			4	1	2	0	0	1	0
Orlando Cepeda, R (1, 3) OBP: 0.327, SLG: 0.446		K		F8		2B; IBB	5-3			3	1	0	0	1	1	2
Clete Boyer, R (1, 5) OBP: 0.333, SLG: 0.367		K		5-3		BB; 2B; 2B	BB			3	1	1	2	1	1	2
Felix Millan, R (1, 4) OBP: 0.313, SLG: 0.349		K	K			BB; 2B; IBB	P6			3	1	0	0	1	2	1
Sonny Jackson, L (1, 6) OBP: 0.309, SLG: 0.298			5-3	4-3		2B; BB	FC6-4; BB			2	1	0	1	2	0	0
Bob Didier, S (1, 2) OBP: 0.318, SLG: 0.304			4-3	4-3		1B; 2B	P6			2	0	0	0	0	0	0
Rico Carty, R (6, PH) OBP: 0.402, SLG: 0.527										1	0	1	3	0	0	0
Ralph Garr, L (6, PR) OBP: 0.227, SLG: 0.190										0	1	0	0	0	0	0
Bob Tillman, R (7, 2) OBP: 0.260, SLG: 0.416										1	0	0	0	0	0	1
Ron Reed, R (1, 1) OBP: 0.141, SLG: 0.130			K			SF7; K		F7		2	1	0	0	1	2	1
Oscar Brown, R (8, PH)										1	0	0	0	0	0	1
Paul Doyle, L (9, 1)										0	0	0	0	0	0	0
Cecil Upshaw, R (9, 1) OBP: 0.364, SLG: 0.636										0	0	0	0	0	0	0
Inning Stats	R: 0 E: 0 K: 1 S: 5 H: 0 LOB: 0 BB: 0 P: 5	R: 0 E: 0 K: 3 S: 9 H: 0 LOB: 0 BB: 0 P: 9	R: 0 E: 0 K: 1 S: 5 H: 0 LOB: 0 BB: 0 P: 5	R: 0 E: 0 K: 0 S: 4 H: 1 LOB: 2 BB: 1 P: 8	R: 0 E: 0 K: 1 S: 5 H: 0 LOB: 0 BB: 0 P: 5	R: 8 E: 0 K: 1 S: 10 H: 5 LOB: 2 BB: 4 P: 26	R: 0 E: 0 K: 0 S: 3 H: 0 LOB: 1 BB: 1 P: 7	R: 0 E: 0 K: 0 S: 3 H: 0 LOB: 1 BB: 1 P: 7		1B: 3 2B: 3 3B: 0 HR: 0 SF: 1 SAC: 0 DP: 0 HBP: 0						

AB	29
R	8
H	6
RBI	8
BB	7
SO	7
LOB	11

WP: 0 PB: 0 SB: 0 CS: 0 PA: 37

livebaseballscorecards.com

PITCHER		IP	WLS	BF	H	R	ER	SO	BB	IBB	HBP	BLK	WP	HR	S	P	ERA	WHIP
Dock Ellis, R ERA: 3.97	(1, 1)	5.1	L	23	4	5	5	6	2	1	0	0	0	0	32	44	8.44	1.125
Bruce Dal Canton, R ERA: 3.69	(6, 1)	0.1		5	2	3	3	1	1	1	0	0	0	0	5	13	81.00	9.000
Lou Marone, L ERA: 2.52	(6, 1)	1.1		5	0	0	0	0	1	0	0	0	0	0	4	8	0.00	0.750
Bo Belinsky, L ERA: 2.08	(8, 1)	1.0		4	0	0	0	0	1	0	0	0	0	0	3	7	0.00	1.000

PITCHER	IP	WLS	BF	H	R	ER	SO	BB	IBB	HBP	BLK	WP	HR	S	P	ERA	WHIP

Batter	1	2	3	4	5	6	7	8	9	AB	R	H	RBI	BB	SO	LOB
Matty Alou, L (1, 8) OBP: 0.364, SLG: 0.409	SSS 0-3 ① K	x 0-0 ③ 6-3		x 0-0 ② F7		x 0-0 ① SH1-3 1-2 2-3		x 0-0 ① F8	BBBB 4-0 1B BB	4	0	0	0	1	1	4
Gene Alley, R (1, 4) OBP: 0.305, SLG: 0.393	x 0-0 ② 1-3		x 0-0 ① F8	x 0-0 ③ 4-3		x 0-0 ② F9		BBBB 4-0 FC4-6 WP 1-2 E BB	x 0-0 1-2 1B	5	1	1	0	1	0	5
Willie Stargell, L (1, 7) OBP: 0.398, SLG: 0.586	SSS 0-3 ③ K		x 0-0 ② F8		x 0-0 ① F9	4-0 IBB		4-0 FC4-6 1-2 2-3 IBB	x 0-0 ③ 4-3	4	0	0	0	2	1	2
Roberto Clemente, R (1, 9) OBP: 0.409, SLG: 0.564		x 0-0 G3 2B 1B	BBBB 4-0 FC5-4 BB		BBBB 4-0 HR BB	x 0-0 ③ 1-3		x 0-0 ② FC4-6 E 1-2f 1B 2-3 3-H		3	3	1	1	2	0	5
Manny Sanguillen, R (1, 2) OBP: 0.351, SLG: 0.442		x 0-0 ① G3 1-2	x 0-0 ③ FC5-4 1-2f		x 0-0 1-H HR		x 0-0 ① 1-3	x 0-0 E1 1B 1-2 3-H		5	1	1	2	0	0	3
Al Oliver, L (1, 3) OBP: 0.325, SLG: 0.438		x 0-0 ② F7		x 0-0 ① L9	x 0-0 ② F9		x 0-0 ② 3-1	x 0-0 FC5-4 1-3 1B 2-H		5	0	1	1	0	0	1
Jose Pagan, R (1, 5) OBP: 0.316, SLG: 0.435		x 0-0 HR 2-H 2B		x 0-0 1B 1B 1B	x 0-0 ③ F9		x 0-0 FC4-6 1B	x 0-0 ③ FC5-4 1-2f		5	1	3	1	0	0	2
Freddie Patek, R (1, 6) OBP: 0.321, SLG: 0.310		IIII 4-0 HR IBB		x 0-0 1B 1-2 1B		BBBB 4-0 SH1-3 1B BB	x 0-0 ③ FC4-6 1-2f		x 0-0 ① P5-3	3	1	1	0	2	0	1
Steve Blass, R (1, 1) OBP: 0.263, SLG: 0.320		x 0-0 1-H HR 2-H		x 0-0 1-2 1B 2-3		x 0-0 SH1-3 1-2 1B		x 0-0 WP BB FC4-6 1B	SSS 0-3 ② K	5	2	4	3	0	1	0
Inning Stats	R: 0 H: 0 E: 0 LOB: 0 K: 2 BB: 0 S: 7 P: 7	R: 4 H: 3 E: 0 LOB: 0 K: 0 BB: 1 S: 6 P: 10	R: 0 H: 0 E: 0 LOB: 1 K: 0 BB: 1 S: 3 P: 7	R: 0 H: 3 E: 0 LOB: 3 K: 0 BB: 0 S: 6 P: 6	R: 2 H: 1 E: 0 LOB: 0 K: 0 BB: 1 S: 4 P: 8	R: 0 H: 1 E: 0 LOB: 3 K: 0 BB: 2 S: 4 P: 12	R: 0 H: 1 E: 0 LOB: 1 K: 0 BB: 0 S: 4 P: 4	R: 3 H: 2 E: 1 LOB: 2 K: 0 BB: 2 S: 6 P: 14	R: 0 H: 1 E: 0 LOB: 2 K: 1 BB: 1 S: 6 P: 10	1B: 9 SF: 0 2B: 1 SAC: 1 3B: 0 DP: 0 HR: 2 HBP: 0						

TOP

Pittsburgh Pirates @ Chicago Cubs

Wrigley Field, Chicago, IL

Fri Sep 05 1969, 3:33 AM CDT

Att. 10,411 - Cloudy - 85 F

livebaseballscorecards.com

AB	39
R	9
H	12
RBI	8
BB	8
SO	3
LOB	23

WP: 1 PA: 48
PB: 0
SB: 0
CS: 0

PITCHER		IP	WLS	BF	H	R	ER	SO	BB	IBB	HBP	BLK	WP	HR	S	P	ERA	WHIP
Ken Holtzman, L ERA: 3.54	(1, 1)	5.0	L	25	7	6	6	2	2	1	0	0	0	2	26	38	10.80	1.800
Ted Abernathy, R ERA: 3.08	(6, 1)	2.2		16	3	3	1	0	2	2	0	0	1	0	12	28	3.38	1.875
Hank Aguirre, L ERA: 1.99	(8, 1)	0.1		2	1	0	0	0	0	0	0	0	0	0	2	2	0.00	3.000
Don Nottebart, R ERA: 5.32	(9, 1)	1.0		5	1	0	0	1	1	0	0	0	0	0	6	10	0.00	2.000

PITCHER	IP	WLS	BF	H	R	ER	SO	BB	IBB	HBP	BLK	WP	HR	S	P	ERA	WHIP

Batter	1	2	3	4	5	6	7	8	9	AB	R	H	RBI	BB	SO	LOB
Don Kessinger, S (1, 6) OBP: 0.345, SLG: 0.388	F8		BB FC5-4			P6		BB		2	0	0	0	2	0	0
Glenn Beckert, R (1, 4) OBP: 0.332, SLG: 0.358	P4		FC5-4 1-2f			F8		F8		4	0	0	0	0	0	2
Billy Williams, L (1, 7) OBP: 0.360, SLG: 0.480	2B			2B		HR			HR	4	2	4	2	0	0	0
14 Ernie Banks, R (1, 3) OBP: 0.318, SLG: 0.424	P4			K		P6			P3	4	0	0	0	0	1	2
Jim Hickman, R (1, 9) OBP: 0.315, SLG: 0.469		K		F2			K		P4	4	0	0	0	0	2	1
Randy Hundley, R (1, 2) OBP: 0.350, SLG: 0.417		4-3		F3			K		6-3	4	0	0	0	0	1	1
Paul Popovich, S (1, 5) OBP: 0.346, SLG: 0.329		P4-3			F6		F7			3	0	0	0	0	0	0
Oscar Gamble, L (1, 8) OBP: 0.423, SLG: 0.381			K		4-3			P6		3	0	0	0	0	1	0
Ken Holtzman, R (1, 1) OBP: 0.159, SLG: 0.209 Al Spangler, L (5, PH) OBP: 0.286, SLG: 0.322 Ted Abernathy, R (6, 1) OBP: 0.250, SLG: 0.375 Hank Aguirre, R (8, 1) OBP: 0.400, SLG: 0.400 Willie Smith, L (8, PH) OBP: 0.333, SLG: 0.432 Don Nottebart, R (9, 1)			K		F9			K2-3		1 1 0 0 1 0	0 0 0 0 0 0	0 0 0 0 0 0	0 0 0 0 0 0	1 0 0 0 0 0	0 0 0 0 1 0	0 0 0 0 0 0
Inning Stats	R: 0 E: 0 K: 0 S: 4 H: 1 LOB: 1 BB: 0 P: 4	R: 0 E: 0 K: 1 S: 5 H: 0 LOB: 0 BB: 0 P: 5	R: 0 E: 0 K: 2 S: 7 H: 0 LOB: 1 BB: 1 P: 11	R: 0 E: 0 K: 1 S: 6 H: 1 LOB: 1 BB: 0 P: 6	R: 0 E: 0 K: 0 S: 3 H: 0 LOB: 0 BB: 0 P: 3	R: 1 E: 0 K: 0 S: 4 H: 1 LOB: 0 BB: 0 P: 4	R: 0 E: 0 K: 2 S: 7 H: 0 LOB: 0 BB: 0 P: 7	R: 0 E: 0 K: 1 S: 5 H: 0 LOB: 1 BB: 1 P: 9	R: 1 E: 0 K: 0 S: 4 H: 1 LOB: 0 BB: 0 P: 4	1B: 0 2B: 2 3B: 0 HR: 2 SF: 0 SAC: 0 DP: 0 HBP: 0						

PITCHER		IP	WLS	BF	H	R	ER	SO	BB	IBB	HBP	BLK	WP	HR	S	P	ERA	WHIP
Steve Blass, R ERA: 4.53	(1, 1)	9.0	W	33	4	2	2	7	2	0	0	0	0	2	45	53	2.00	0.667

PITCHER	IP	WLS	BF	H	R	ER	SO	BB	IBB	HBP	BLK	WP	HR	S	P	ERA	WHIP

BOTTOM

Pittsburgh Pirates @ Chicago Cubs

Wrigley Field, Chicago, IL

Fri Sep 05 1969, 3:33 AM CDT

Att. 10,411 - Cloudy - 85 F

livebaseballscorecards.com

AB	31
R	2
H	4
RBI	2
BB	2
SO	7
LOB	6

WP: 0 PB: 0 SB: 0 CS: 0 PA: 33

Batter	1	2	3	4	5	6	7	8	9	AB	R	H	RBI	BB	SO	LOB
Matty Alou, L (1, 8) OBP: 0.367, SLG: 0.410	3-1	BBB, 1B BB	1B 1B 1B 1-2 2-H		BBB, 4-0 3-1 SH1-4 HR BB	BB 1B 2-H 3-H			F9	4	2	2	3	2	0	0
Gene Alley, R (1, 4) OBP: 0.311, SLG: 0.394	G3	1B 1B 1-2 2-H 3-H	1B 1B 1B 1-2 2-H		SH1-4 1-2	BBB, BB 1-2			4-3	4	1	2	3	1	0	0
Roberto Clemente, R (1, 9) OBP: 0.409, SLG: 0.563 Jose Pagan, R (6, 9) OBP: 0.318, SLG: 0.437	1B	F9	1B 1-2 2-H		3-1 2-3	5-3			FC4-6 1B	5 1	0 0	2 1	1 0	0 0	0 0	5 0
Al Oliver, L (1, 3) OBP: 0.328, SLG: 0.450	K	2B 2B 1B			HR 3-H	G3	FC4-6 1-2f		6	2	3	3	0	1	2	
Manny Sanguillen, R (1, 2) OBP: 0.352, SLG: 0.447		4-3 1B 2B	G3 1B 2B 2-H 5-3		K	P6				5	2	2	1	0	1	2
Richie Hebner, L (1, 5) OBP: 0.367, SLG: 0.434		4-3 2-3	G3 2-3	5-3		SH5-4 1B 1B	G3			5	1	1	0	0	0	2
Carl Taylor, R (1, 7) OBP: 0.433, SLG: 0.465		WP 1B 1B 3-H	1B 1B 3-H	FC6-4		SH5-4 1-2		F2		5	3	4	2	0	0	0
Freddie Patek, R (1, 6) OBP: 0.323, SLG: 0.312		WP 1B 1-2	1B 1B 1-2	K	SH5-4 1-2 2-3			F8		4	2	2	0	0	1	1
Bob Veale, S (1, 1) OBP: 0.087, SLG: 0.060		K 1-2 2-3	K	FC6-4 1-2f		5-3		4-3		5	0	0	0	0	2	7
Inning Stats	R: 0 H: 1 E: 0 LOB: 1 K: 1 BB: 0 S: 6 P: 6	R: 3 H: 4 E: 0 LOB: 2 K: 1 BB: 1 S: 9 P: 13	R: 6 H: 8 E: 0 LOB: 2 K: 1 BB: 0 S: 13 P: 13	R: 0 H: 1 E: 0 LOB: 1 K: 1 BB: 0 S: 6 P: 6	R: 2 H: 1 E: 0 LOB: 0 K: 1 BB: 1 S: 6 P: 10	R: 2 H: 3 E: 0 LOB: 2 K: 0 BB: 1 S: 6 P: 10	R: 0 H: 0 E: 0 LOB: 0 K: 0 BB: 0 S: 3 P: 3	R: 0 H: 0 E: 0 LOB: 0 K: 0 BB: 0 S: 3 P: 3	R: 0 H: 1 E: 0 LOB: 1 K: 0 BB: 0 S: 4 P: 4	1B: 15 SF: 0 2B: 3 SAC: 2 3B: 0 DP: 0 HR: 1 HBP: 0						

TOP

Pittsburgh Pirates @ Chicago Cubs

Wrigley Field, Chicago, IL

Sat Sep 06 1969, 3:33 AM CDT

Att. 24,566 - Overcast - 83 F

livebaseballscorecards.com

AB	44
R	13
H	19
RBI	13
BB	3
SO	5
LOB	19

| | | | | | |

Batter	1	2	3	4	5	6	7	8	9	AB	R	H	RBI	BB	SO	LOB
Don Kessinger, S (1, 6) OBP: 0.344, SLG: 0.386	S S S 0-3 K ①	x 0-0 F8 ②		S S S 0-3 K ③			x 0-0 BB 1B 1B	x 0-0 FC4-6 ③ 1-2f		5	1	1	0	0	2	6
Glenn Beckert, R (1, 4) OBP: 0.335, SLG: 0.358	x 0-0 S BB E 1B	x 0-0 3-1 ③			x 0-0 1-3 ①		B B B B 4-0 1B 1-2 BB		B B B B 4-0 5-3 BB	3	1	1	0	2	0	2
Billy Williams, L (1, 7) OBP: 0.360, SLG: 0.478 John Hairston, R (6, 7)	B B B B 4-0 S S 1-2 BB		S S S 0-3 K ①		x 0-0 4-3 ②		x 0-0 F7 ②		S S S 0-3 K ①	2	1	0	0	1	1	0
										2	0	0	0	0	1	3
Ron Santo, R (1, 5) OBP: 0.386, SLG: 0.503	S S S 0-3 K ② 1-H 2-H		S S S 0-3 K ②		x 0-0 P4 ③		x 0-0 1-3 2-H 1B		x 0-0 5-3 ② 1-2	5	0	1	1	0	2	1
14 Ernie Banks, R (1, 3) OBP: 0.315, SLG: 0.420	x 0-0 4-3 ③		S S S 0-3 K ③			x 0-0 5-3 ①	x 0-0 F8 ③		S S S 0-3 K ③	5	0	0	0	0	2	3
Jim Hickman, R (1, 9) OBP: 0.314, SLG: 0.466		x 0-0 P4 ①	S S S 0-3 K ①			x 0-0 5-3 ②		x 0-0 BB 1B		4	0	1	0	0	1	0
Randy Hundley, R (1, 2) OBP: 0.354, SLG: 0.416		B B B B 4-0 1B 1B BB	x 0-0 6-3 ②			B B B B 4-0 FC5-4 BB		B B B B 4-0 FC4-6 1-2 BB		1	1	0	0	3	0	0
Don Young, R (1, 8) OBP: 0.345, SLG: 0.362		x 0-0 1B 1-2 1B	x 0-0 PB 1B			x 0-0 FC5-4 ③ 1-2f		x 0-0 F9 ①		4	0	2	0	0	0	3
Fergie Jenkins, R (1, 1) OBP: 0.185, SLG: 0.185 Don Nottebart, R (3, 1) Rich Nye, L (3, 1) OBP: 0.000, SLG: 0.067 Ken Rudolph, R (4, PH) OBP: 0.343, SLG: 0.345 Ted Abernathy, R (5, 1) OBP: 0.000, SLG: 0.375 Nate Oliver, R (7, PH) OBP: 0.250, SLG: 0.302 Hank Aguirre, R (8, 1) OBP: 0.400, SLG: 0.400 Paul Popovich, S (8, PH) OBP: 0.364, SLG: 0.327 Phil Regan, R (9, 1) OBP: 0.000, SLG: 0.133		x 0-0 1-2 2-H 1B	B B B B 4-0 1-2 BB				x 0-0 F8 ①	S S S 0-3 K ②		1 0 0 0 0 1 0 0 1 0 1	0 0 0 0 0 0 0 0 0 0 0	1 0 0 0 0 0 0 0 0 0 0	1 0 0 0 1 0 0 0 0 0 0	0 0 0 0 0 0 0 0 0 0 0	0 0 0 0 0 0 0 0 0 0 1	0 0 0 0 0 0 0 0 0 0 2
Inning Stats	R: 2 H: 1 E: 0 LOB: 0 K: 2 BB: 1 S: 8 P: 12	R: 1 H: 2 E: 0 LOB: 2 K: 0 BB: 1 S: 5 P: 9	R: 0 H: 0 E: 0 LOB: 0 K: 3 BB: 0 S: 9 P: 9	R: 0 H: 1 E: 0 LOB: 2 K: 2 BB: 1 S: 8 P: 12	R: 0 H: 0 E: 0 LOB: 0 K: 0 BB: 0 S: 3 P: 3	R: 0 H: 0 E: 0 LOB: 1 K: 0 BB: 1 S: 3 P: 7	R: 1 H: 2 E: 0 LOB: 2 K: 0 BB: 1 S: 5 P: 9	R: 0 H: 1 E: 0 LOB: 2 K: 1 BB: 1 S: 6 P: 10	R: 0 H: 0 E: 0 LOB: 1 K: 2 BB: 1 S: 7 P: 11							

PITCHER	IP	WLS	BF	H	R	ER	SO	BB	IBB	HBP	BLK	WP	HR	S	P	ERA	WHIP
Bob Veale, L (1, 1) ERA: 3.24	9.0	W	41	7	4	2	10	7	0	0	0	0	0	54	82	2.00	1.556

PITCHER	IP	WLS	BF	H	R	ER	SO	BB	IBB	HBP	BLK	WP	HR	S	P	ERA	WHIP

BOTTOM

Pittsburgh Pirates @ Chicago Cubs

Wrigley Field, Chicago, IL

Sat Sep 06 1969, 3:33 AM CDT

Att. 24,566 - Overcast - 83 F

livebaseballscorecards.com

AB	34
R	4
H	7
RBI	2
BB	7
SO	10
LOB	20

1B: 7	SF: 0		WP: 0	PA: 41	
2B: 0	SAC: 0		PB: 1		
3B: 0	DP: 0		SB: 3		
HR: 0	HBP: 0		CS: 0		

Pittsburgh Pirates @ Chicago Cubs

Wrigley Field, Chicago, IL

Sun Sep 07 1969, 3:33 AM CDT

Att. 28,698 - Sunny - 78 F

livebaseballscorecards.com

Batter	1	2	3	4	5	6	7	8	9	10	11	AB	R	H	RBI	BB	SO	LOB
Matty Alou, L (1, 8) OBP: 0.368, SLG: 0.411	E7	1-3 3-H			4-3		F8		P3		6-3	6	2	3	1	0	0	0
Gene Alley, R (1, 4) OBP: 0.307, SLG: 0.389	G3 2-H	5-3			K		BB		1-3		6-3 1-2	6	0	1	0	0	1	3
Willie Stargell, L (1, 7) OBP: 0.400, SLG: 0.590	K		F9		K		G4-6-3 1-2		HR		IBB	4	2	1	1	2	2	0
Roberto Clemente, R (11, 9) OBP: 0.409, SLG: 0.563							BB					0	0	0	0	0	0	0
Al Oliver, L (1, 3) OBP: 0.330, SLG: 0.449	FC4-6		G1-6-3			HR	G4-6-3 1-2f		K		E6 1B 1-2 2-H	5	1	2	0	0	1	3
						HBP												
Manny Sanguillen, R (1, 2) OBP: 0.349, SLG: 0.450	FC4-6 1-2f		G1-6-3 1-2f			HR	6-3		L6		K	6	1	1	2	0	1	4
Richie Hebner, L (1, 5) OBP: 0.369, SLG: 0.432		FC1-5 1B BB		P6		K	3-1			L6 1B FC6-2 BB	1-3 2-H	4	0	1	1	2	1	0
Carl Taylor, R (1, 9) OBP: 0.439, SLG: 0.476						K	FC5				K	4	1	3	0	0	1	0
Ron Davis, R (8, PR) OBP: 0.314, SLG: 0.286 (8, 9) (11, 7)		WP FC1-5 1B 1-2								FC6-2 1-3		2	0	1	0	0	1	2
Freddie Patek, R (1, 6) OBP: 0.321, SLG: 0.309		FC1-5 1B 1-2 2-3f		F9		E4	IBB			FC6-2 1-2 3-H		4	0	0	0	1	0	5
Bob Moose, R (1, 1) OBP: 0.146, SLG: 0.054												3	0	0	0	0	2	4
Joe Gibbon, R (7, 1)												0	0	0	0	0	0	0
Jose Pagan, R (8, PH) OBP: 0.317, SLG: 0.435												1	0	0	0	0	0	2
Chuck Hartenstein, R (8, 1) OBP: 0.133, SLG: 0.071												0	0	0	0	0	0	0
Jose Martinez, R (10, PH) OBP: 0.319, SLG: 0.318												1	0	0	0	0	0	2
Lou Marone, R (10, 1)												0	0	0	0	0	0	0
Bruce Dal Canton, R (10, 1) OBP: 0.417, SLG: 0.500		K 2-3		K		1-3	FC5 2-3f			6-3		0	0	0	0	0	0	0
Inning Stats	R: 1 E: 2 K: 1 S: 7 H: 2 LOB: 1 BB: 0 P: 7	R: 1 E: 0 K: 1 S: 7 H: 2 LOB: 2 BB: 1 P: 11	R: 0 E: 0 K: 0 S: 3 H: 1 LOB: 0 BB: 0 P: 3	R: 0 E: 0 K: 1 S: 6 H: 1 LOB: 1 BB: 0 P: 6	R: 0 E: 0 K: 2 S: 7 H: 0 LOB: 0 BB: 0 P: 7	R: 2 E: 1 K: 2 S: 9 H: 1 LOB: 1 BB: 0 P: 10	R: 0 E: 0 K: 0 S: 3 H: 1 LOB: 1 BB: 1 P: 7	R: 0 E: 0 K: 0 S: 4 H: 1 LOB: 2 BB: 1 P: 8	R: 1 E: 0 K: 1 S: 6 H: 1 LOB: 0 BB: 0 P: 6	R: 0 E: 0 K: 0 S: 4 H: 1 LOB: 2 BB: 1 P: 8	R: 2 E: 1 K: 2 S: 10 H: 2 LOB: 2 BB: 1 P: 14	1B: 10 2B: 1 3B: 0 HR: 2 SF: 0 SAC: 0 DP: 2 HBP: 1						

PITCHER		IP	WLS	BF	H	R	ER	SO	BB	IBB	HBP	BLK	WP	HR	S	P	ERA	WHIP
Dick Selma, R ERA: 3.53	(1, 1)	7.0		31	8	4	4	7	2	0	1	0	1	1	42	51	5.14	1.429
Phil Regan, R ERA: 3.43	(8, 1)	2.0		9	2	1	1	1	0	1	0	0	0	1	10	14	4.50	1.000
Ken Johnson, R ERA: 3.72	(10, 1)	2.0	L	12	3	2	0	2	1	1	0	0	0	0	14	22	0.00	2.000

PITCHER	IP	WLS	BF	H	R	ER	SO	BB	IBB	HBP	BLK	WP	HR	S	P	ERA	WHIP

TOP

AB	46
R	7
H	13
RBI	5
BB	5
SO	10
LOB	25

1B: 10	SF: 0	WP: 1	PA: 52
2B: 1	SAC: 0	PB: 0	
3B: 0	DP: 2	SB: 0	
HR: 2	HBP: 1	CS: 0	

Batter	1	2	3	4	5	6	7	8	9	10	11	AB	R	H	RBI	BB	SO	LOB
Don Kessinger, S (1, 6) OBP: 0.344, SLG: 0.386	1B 1B 1B		F7		K		K		F7		1B 1-2	6	1	2	0	0	2	5
Glenn Beckert, R (1, 4) OBP: 0.335, SLG: 0.356	K		1B BB		CS 1-2	4-3	1B 1-2 2-3 3-H		5-3		L6-4 2-3	5	0	1	1	1	1	3
Billy Williams, L (1, 7) OBP: 0.362, SLG: 0.481	14 G5-3 1B 1B 1-2		G6-4-3 1B 1-3 2-H			6-3	P6			2B		5	0	3	1	0	0	3
Ron Santo, R (1, 5) OBP: 0.387, SLG: 0.502	1B 1-2 2-H		G6-4-3 1-2f			14 WP BB		4-3		L5-3 IBB		3	0	1	1	2	0	2
14 Ernie Banks, R (1, 3) OBP: 0.314, SLG: 0.417 Nate Oliver, R (8, PR) OBP: 0.200, SLG: 0.302 Willie Smith, L (9, 3) OBP: 0.332, SLG: 0.429	G5-3 2-3f			F3		6-3 1-2		HR BB		L5-3 1-2		3 0 1	0 1 0	0 0 0	0 0 0	1 0 0	0 0 0	3 0 2
Jim Hickman, R (1, 9) OBP: 0.316, SLG: 0.474		K		F8			6-3 1-H	HR		FC4 IBB		4	1	1	2	1	1	0
Randy Hundley, R (1, 2) OBP: 0.352, SLG: 0.414		P6		F9			E 1B E 1B	L4		FC4 1-2f		5	1	1	0	0	0	3
Oscar Gamble, L (1, 8) OBP: 0.387, SLG: 0.346		G3			CS 1B		E9 1B E 1-2	K			F8	5	0	1	0	0	1	2
Dick Selma, R (1, 1) OBP: 0.196, SLG: 0.236 Al Spangler, L (7, PH) OBP: 0.288, SLG: 0.320 Phil Regan, R (8, 1) OBP: 0.222, SLG: 0.133 Paul Popovich, S (9, PH) OBP: 0.342, SLG: 0.325 Ken Johnson, R (10, 1) Ken Rudolph, R (11, PH) OBP: 0.381, SLG: 0.367			1B 2B		P1		FC6 1B 1-2 2-3		P1-3		L6-4 1B 1B	2 1 0 1 0 1	1 0 0 0 0 0	1 0 0 0 0 1	0 0 0 0 0 0	0 0 0 0 0 0	0 0 0 0 0 0	1 2 0 0 0 0
Inning Stats	R: 1 H: 3 E: 0 LOB: 1 K: 1 BB: 0 S: 7 P: 7	R: 0 H: 0 E: 0 LOB: 0 K: 1 BB: 0 S: 5 P: 5	R: 1 H: 2 E: 0 LOB: 1 K: 0 BB: 1 S: 4 P: 8	R: 0 H: 0 E: 0 LOB: 0 K: 0 BB: 0 S: 3 P: 3	R: 0 H: 1 E: 0 LOB: 0 K: 1 BB: 0 S: 5 P: 5	R: 0 H: 0 E: 0 LOB: 1 K: 0 BB: 1 S: 3 P: 7	R: 1 H: 2 E: 2 LOB: 3 K: 1 BB: 0 S: 9 P: 9	R: 2 H: 1 E: 0 LOB: 1 K: 1 BB: 1 S: 6 P: 10	R: 0 H: 0 E: 0 LOB: 0 K: 0 BB: 0 S: 3 P: 3	R: 0 H: 1 E: 0 LOB: 2 K: 0 BB: 2 S: 3 P: 11	R: 0 H: 2 E: 0 LOB: 1 K: 0 BB: 0 S: 4 P: 4	1B: 9 SF: 0 2B: 4 SAC: 0 3B: 0 DP: 4 HR: 1 HBP: 0						

PITCHER		IP	WLS	BF	H	R	ER	SO	BB	IBB	HBP	BLK	WP	HR	S	P	ERA	WHIP
Bob Moose, R ERA: 3.3	(1, 1)	6.2		29	8	3	2	4	2	0	0	0	1	0	35	43	2.70	1.500
Joe Gibbon, L ERA: 2.47	(7, 1)	0.1		1	0	0	0	0	0	0	0	0	0	0	1	1	0.00	0.000
Chuck Hartenstein, R ERA: 3.8	(8, 1)	2.0		8	1	2	2	1	1	0	0	0	0	1	9	13	9.00	1.000
Lou Marone, L ERA: 2.45	(10, 1)	0.2		3	1	0	0	0	0	1	0	0	0	0	2	6	0.00	1.500
Bruce Dal Canton, R ERA: 3.62	(10, 1)	1.1	W	6	2	0	0	0	0	1	0	0	0	0	5	9	0.00	1.500

PITCHER	IP	WLS	BF	H	R	ER	SO	BB	IBB	HBP	BLK	WP	HR	S	P	ERA	WHIP

BOTTOM

Pittsburgh Pirates @ Chicago Cubs

Wrigley Field, Chicago, IL

Sun Sep 07 1969, 3:33 AM CDT

Att. 28,698 - Sunny - 78 F

livebaseballscorecards.com

AB	42
R	5
H	12
RBI	5
BB	5
SO	5
LOB	26

WP: 1 PA: 48
PB: 0
SB: 0
CS: 1

Batter	1	2	3	4	5	6	7	8	9	AB	R	H	RBI	BB	SO	LOB
Matty Alou, L (1, 8) OBP: 0.367, SLG: 0.409	6-3								HBP, 1B	5	0	1	0	0	0	2
Gene Alley, R (1, 4) OBP: 0.309, SLG: 0.387	K			1B		BB		2-3		4	0	1	0	1	1	3
Willie Stargell, L (1, 7) OBP: 0.400, SLG: 0.586	P3							1-2, BB	1-2, G1-6-4-3, HBP	3	0	0	0	1	0	2
Roberto Clemente, R (1, 9) OBP: 0.405, SLG: 0.556		F4		K					1-2f, G1-6-4-3	5	0	0	0	0	1	6
Al Oliver, L (1, 3) OBP: 0.332, SLG: 0.450		1B							SH, E, 1B	4	1	2	0	0	0	1
Manny Sanguillen, R (1, 2) OBP: 0.346, SLG: 0.447		F9							1-3, SH, E, HR	3	1	0	0	0	0	1
Richie Hebner, L (1, 5) OBP: 0.373, SLG: 0.432		L8			G6-4-3, 1B			BB, E, 1B	IBB, E, HR	2	2	1	0	2	0	1
Freddie Patek, R (1, 6) OBP: 0.320, SLG: 0.307 Carl Taylor, R (8, PH) OBP: 0.441, SLG: 0.479 Ron Davis, R (8, PR) OBP: 0.314, SLG: 0.286 Joe Gibbon, R (8, 1) Chuck Hartenstein, R (8, 1) OBP: 0.133, SLG: 0.071 Jerry May, R (9, PH) OBP: 0.263, SLG: 0.360 Bruce Dal Canton, R (9, 1) OBP: 0.417, SLG: 0.500	6-3			G6-4-3, 1-2f				None, 1B, 1-2	E4, HR, 1-2, 2-3, 3-H	2 1 0 0 0 1 0	0 0 0 0 0 1 0	0 1 0 0 0 1 0	0 0 0 0 0 1 0	0 0 0 0 0 0 0	0 0 0 0 0 0 0	1 0 0 0 0 0 0
Dock Ellis, S (1, 1) OBP: 0.133, SLG: 0.103 Jose Pagan, R (8, PH) OBP: 0.320, SLG: 0.438 Jose Martinez, R (8, PR) OBP: 0.323, SLG: 0.342 (8, 6)	K							BB, 1B, 1-2, 2-H	1-H, 2-H, 3-H, HR	2 1 1	0 0 1	0 1 1	0 1 4	1 0 0	0 0 0	0 0 0
Inning Stats	R: 0 E: 0 K: 1 S: 5 H: 0 LOB: 0 BB: 0 P: 5	R: 0 E: 0 K: 0 S: 4 H: 1 LOB: 1 BB: 0 P: 4	R: 0 E: 0 K: 1 S: 5 H: 0 LOB: 0 BB: 0 P: 5	R: 0 E: 0 K: 1 S: 6 H: 1 LOB: 1 BB: 0 P: 6	R: 0 E: 0 K: 0 S: 3 H: 1 LOB: 0 BB: 0 P: 3	R: 0 E: 0 K: 0 S: 3 H: 0 LOB: 1 BB: 1 P: 7	R: 0 E: 0 K: 0 S: 3 H: 0 LOB: 0 BB: 0 P: 3	R: 1 E: 1 K: 0 S: 5 H: 2 LOB: 3 BB: 2 P: 13	R: 5 E: 2 K: 0 S: 7 H: 3 LOB: 1 BB: 1 P: 12	1B: 7 2B: 0 3B: 0 HR: 1	SF: 0 SAC: 1 DP: 2 HBP: 1					

TOP

Pittsburgh Pirates @ Montreal Expos

Jarry Park, Montreal, QB

Mon Sep 08 1969, 7:05 PM EDT

Att. 9,526 - Unknown

livebaseballscorecards.com

AB	34
R	6
H	8
RBI	5
BB	4
SO	3
LOB	19

WP: 0 PB: 0 SB: 0 CS: 0 PA: 40

PITCHER		IP	WLS	BF	H	R	ER	SO	BB	IBB	HBP	BLK	WP	HR	S	P	ERA	WHIP
Gary Waslewski, R ERA: 3.13	(1, 1)	7.2		29	5	1	0	3	2	0	0	0	0	0	33	41	0.00	0.913
Dan McGinn, L ERA: 4.45	(8, 1)	0.0		1	0	0	0	0	1	0	0	0	0	0	0	4	∞	∞
Claude Raymond, R ERA: 5.06	(8, 1)	1.1	L	10	3	5	3	0	0	1	1	0	0	1	8	13	20.25	2.250

PITCHER	IP	WLS	BF	H	R	ER	SO	BB	IBB	HBP	BLK	WP	HR	S	P	ERA	WHIP

Batter	1	2	3	4	5	6	7	8	9	AB	R	H	RBI	BB	SO	LOB
Ty Cline, L (1, 8) OBP: 0.347, SLG: 0.343	L6 HR	1-3 2B			L		L6-4-3 1-2		L	5	1	1	0	0	0	2
Gary Sutherland, R (1, 4) OBP: 0.285, SLG: 0.308	1-H HR	4-3								4	1	1	2	0	0	2
Rusty Staub, L (1, 9) OBP: 0.409, SLG: 0.507	FC6-4 1B				K			K		4	0	1	0	0	2	0
Ron Fairly, L (1, 3) OBP: 0.350, SLG: 0.473	FC6-4 WP 1-2f							BB 1B		3	0	0	0	1	0	1
Mack Jones, L (1, 7) OBP: 0.381, SLG: 0.490 Bob Bailey, R (8, PH) OBP: 0.327, SLG: 0.407 Floyd Wicker, L (9, 7) OBP: 0.146, SLG: 0.103	F7 1-2					2B		1-2 1B		3 0 1 0 0 0 1 1 0 1 0 0 0 0 0 0 0 0 0 0 0						
Coco Laboy, R (1, 5) OBP: 0.311, SLG: 0.414	K									4	0	0	0	0	1	4
Ron Brand, R (1, 2) OBP: 0.328, SLG: 0.299		FC3-6 BB				K			K	3	0	0	0	1	2	1
Bobby Wine, R (1, 6) OBP: 0.256, SLG: 0.264 Jim Fairey, L (9, PH) OBP: 0.200, SLG: 0.200	FC3-6 2B 1-2f			1B			L6-4-3 BB		1B	2 0 1 0 1 0 1 1 0 1 0 0 0 0						
Gary Waslewski, R (1, 1) OBP: 0.071, SLG: 0.074 Dan McGinn, L (8, 1) OBP: 0.208, SLG: 0.333 Claude Raymond, R (8, 1) OBP: 0.222, SLG: 0.222 Kevin Collins, L (9, PH) OBP: 0.271, SLG: 0.361	F7			K			K			3 0 0 0 0 2 3 0 0 0 0 0 0 0 0 0 0 0 0 0 0 1 0 0 0 0 0 1						
Inning Stats	R: 2 E: 1 K: 1 S: 8 H: 2 LOB: 1 BB: 0 P: 8	R: 0 E: 0 K: 0 S: 4 H: 1 LOB: 2 BB: 1 P: 8	R: 0 E: 0 K: 0 S: 3 H: 0 LOB: 0 BB: 0 P: 3	R: 0 E: 0 K: 1 S: 6 H: 1 LOB: 1 BB: 0 P: 6	R: 0 E: 0 K: 1 S: 5 H: 0 LOB: 0 BB: 0 P: 5	R: 0 E: 0 K: 1 S: 6 H: 1 LOB: 1 BB: 0 P: 6	R: 0 E: 0 K: 1 S: 4 H: 0 LOB: 0 BB: 1 P: 8	R: 0 E: 0 K: 1 S: 6 H: 1 LOB: 2 BB: 1 P: 10	R: 0 E: 0 K: 1 S: 6 H: 1 LOB: 1 BB: 0 P: 6	1B: 4 2B: 2 3B: 0 HR: 1	SF: 0 SAC: 0 DP: 1 HBP: 0						

BOTTOM

Pittsburgh Pirates @ Montreal Expos

Jarry Park, Montreal, QB

Mon Sep 08 1969, 7:05 PM EDT

Att. 9,526 - Unknown

livebaseballscorecards.com

AB	34
R	2
H	7
RBI	2
BB	3
SO	7
LOB	16

PITCHER	IP	WLS	BF	H	R	ER	SO	BB	IBB	HBP	BLK	WP	HR	S	P	ERA	WHIP
Dock Ellis, R (1, 1) ERA: 3.87	7.0		28	5	2	1	5	2	0	0	0	1	1	36	44	1.29	1.000
Joe Gibbon, L (8, 1) ERA: 2.44	0.2		4	1	0	0	1	1	0	0	0	0	0	5	9	0.00	3.000
Chuck Hartenstein, R (8, 1) ERA: 3.78	0.1	W	1	0	0	0	0	0	0	0	0	0	0	1	1	0.00	0.000
Bruce Dal Canton, R (9, 1) ERA: 3.58	1.0	S	4	1	0	0	1	0	0	0	0	0	0	6	6	0.00	1.000

PITCHER	IP	WLS	BF	H	R	ER	SO	BB	IBB	HBP	BLK	WP	HR	S	P	ERA	WHIP

WP: 1 PB: 0 SB: 0 CS: 0 PA: 37

Pittsburgh Pirates @ Montreal Expos

Jarry Park, Montreal, QB

Tue Sep 09 1969, 7:05 PM EDT

Att. 9,129 - Unknown

TOP

livebaseballscorecards.com

Batter	1	2	3	4	5	6	7	8	9	AB	R	H	RBI	BB	SO	LOB
Matty Alou, L (1, 8) OBP: 0.368, SLG: 0.408	x 0-0 ①			BBBB 4-0 5-3-5 BB		BBBB 4-0 G5-4-3 BB		x 0-0 ①		2	0	0	0	2	0	0
Gene Alley, R (1, 4) OBP: 0.305, SLG: 0.381	x 0-0 ②			x 0-0 ①② 5-3-5 1-3f		x 0-0 ①② G5-4-3 1-2f		x 0-0 ②		4	0	0	0	0	0	2
Willie Stargell, L (1, 7) OBP: 0.398, SLG: 0.583	SSS 0-3 ③ K			x 0-0 ③		x 0-0 ③		x 0-0 1B		4	0	1	0	0	1	0
Roberto Clemente, R (1, 9) OBP: 0.401, SLG: 0.551		SSS 0-3 ① K			x 0-0 E6 E SH WP		x 0-0 ① 4-3	x 0-0 ③		4	1	0	0	0	1	1
Al Oliver, L (1, 3) OBP: 0.332, SLG: 0.449		x 0-0 L3 1B			x 0-0 ① SH 1-2		x 0-0 ② F3		x 0-0 ①	3	0	1	0	0	0	0
Manny Sanguillen, R (1, 2) OBP: 0.345, SLG: 0.444		x 0-0 ②③ L3 1-2			x 0-0 E7 WP 2-3		x 0-0 1B 2B 1B		x 0-0 ②	4	1	1	0	0	0	2
Richie Hebner, L (1, 5) OBP: 0.374, SLG: 0.432			x 0-0 ①		4-0 1-2 3-H IBB		x 0-0 2B 1-2 1B		SSS 0-3 ③ K	3	0	1	0	1	1	0
Freddie Patek, R (1, 6) OBP: 0.318, SLG: 0.306			x 0-0 ②		SSS 0-3 ② K		x 0-0 1-3 2-H 2B			2	0	0	0	0	1	2
Carl Taylor, R (7, PH) OBP: 0.444, SLG: 0.487										1	0	1	1	0	0	0
Jose Martinez, R (7, 6) OBP: 0.323, SLG: 0.342										0	0	0	0	0	0	0
Luke Walker, L (1, 1)			x 0-0 ③		x 0-0 ③		x 0-0 ③			2	0	0	0	0	0	2
Lou Marone, R (6, 1)										0	0	0	0	0	0	0
Jose Pagan, R (7, PH) OBP: 0.319, SLG: 0.436										1	0	0	0	0	0	2
Joe Gibbon, R (7, 1)										0	0	0	0	0	0	0
Inning Stats	R: 0 E: 0 K: 1 S: 5 H: 0 LOB: 0 BB: 0 P: 5	R: 0 E: 0 K: 1 S: 5 H: 1 LOB: 0 BB: 0 P: 5	R: 0 E: 0 K: 0 S: 3 H: 0 LOB: 0 BB: 0 P: 3	R: 0 E: 0 K: 0 S: 2 H: 0 LOB: 0 BB: 1 P: 6	R: 1 E: 2 K: 1 S: 7 H: 0 LOB: 2 BB: 1 P: 11	R: 0 E: 0 K: 0 S: 2 H: 0 LOB: 0 BB: 1 P: 6	R: 1 E: 0 K: 0 S: 6 H: 3 LOB: 2 BB: 0 P: 6	R: 0 E: 0 K: 0 S: 4 H: 1 LOB: 1 BB: 0 P: 4	R: 0 E: 0 K: 1 S: 5 H: 0 LOB: 0 BB: 0 P: 5	1B: 4 2B: 3 3B: 0 HR: 0 SF: 0 SAC: 1 DP: 3 HBP: 0						

	AB	30
	R	2
	H	5
	RBI	1
	BB	3
	SO	4
	LOB	11

WP: 1 PA: 34
PB: 0
SB: 0
CS: 0

PITCHER	IP	WLS	BF	H	R	ER	SO	BB	IBB	HBP	BLK	WP	HR	S	P	ERA	WHIP
Steve Renko, R (1, 1) ERA: 4.34	9.0	W	34	5	2	1	4	2	1	0	0	1	0	39	51	1.00	0.778

PITCHER	IP	WLS	BF	H	R	ER	SO	BB	IBB	HBP	BLK	WP	HR	S	P	ERA	WHIP

Batter	1	2	3	4	5	6	7	8	9	AB	R	H	RBI	BB	SO	LOB
Remy Hermoso, R (1, 4) OBP: 0.232, SLG: 0.159	BBBB 4-0 1B S SF BB		x 0-0 ② 			x 0-0 ① FC S 2B 1-2f	x 0-0 ③ 			3	2	0	0	1	0	2
Gary Sutherland, R (1, 9) OBP: 0.285, SLG: 0.307	x 0-0 CS 1B 1-3		x 0-0 ③ 			x 0-0 ② 		x 0-0 ① 		4	0	1	0	0	0	1
Bob Bailey, R (1, 7) OBP: 0.330, SLG: 0.412 Floyd Wicker, L (7, 8) OBP: 0.146, SLG: 0.103 John Bateman, R (8, PH) OBP: 0.250, SLG: 0.314 Ty Cline, L (9, 8) OBP: 0.347, SLG: 0.343	x 0-0 ① SF 3-H			BBBB 4-0 G5-4-3 BB		x 0-0 HR 1-H 2B		x 0-0 ② 		1 0 1 0	1 0 0 0	1 0 0 0	2 0 0 0	1 0 0 0	0 0 0 0	0 0 0 0
Coco Laboy, R (1, 5) OBP: 0.310, SLG: 0.419	SSS 0-3 ②③ K 1-2			x 0-0 ①② G5-4-3 1-2f		x 0-0 HR 2-H		SSS 0-3 ③ K		4	1	1	2	0	2	2
Jose Herrera, R (1, 8) OBP: 0.327, SLG: 0.419 (7, 7)		x 0-0 ① 		x 0-0 ③ 		x 0-0 1B				3	0	1	0	0	0	0
Ron Fairly, L (1, 3) OBP: 0.347, SLG: 0.468		x 0-0 ② 			SSS 0-3 ① K	x 0-0 ③ 				3	0	0	0	0	1	1
Ron Brand, R (1, 2) OBP: 0.328, SLG: 0.299		x 0-0 1B			x 0-0 ② F9		x 0-0 ① 			3	0	1	0	0	0	0
Bobby Wine, R (1, 6) OBP: 0.254, SLG: 0.261		SSS 0-3 ③ K			x 0-0 ③ 		x 0-0 E5			3	0	0	0	0	1	1
Steve Renko, R (1, 1) OBP: 0.259, SLG: 0.346			x 0-0 ① 			BBBB 4-0 FC BB	x 0-0 ② 			2	0	0	0	1	0	1
Inning Stats	R: 1 H: 1 E: 0 LOB: 1 K: 1 BB: 1 S: 5 P: 9	R: 0 H: 1 E: 0 LOB: 1 K: 1 BB: 0 S: 6 P: 6	R: 0 H: 0 E: 0 LOB: 0 K: 0 BB: 0 S: 3 P: 3	R: 0 H: 0 E: 0 LOB: 0 K: 0 BB: 1 S: 2 P: 6	R: 0 H: 0 E: 0 LOB: 0 K: 1 BB: 0 S: 5 P: 5	R: 3 H: 3 E: 0 LOB: 1 K: 0 BB: 1 S: 6 P: 10	R: 0 H: 0 E: 1 LOB: 1 K: 0 BB: 0 S: 4 P: 4	R: 0 H: 0 E: 0 LOB: 0 K: 1 BB: 0 S: 5 P: 5		1B: 3 SF: 1 2B: 2 SAC: 0 3B: 0 DP: 2 HR: 1 HBP: 0						

PITCHER		IP	WLS	BF	H	R	ER	SO	BB	IBB	HBP	BLK	WP	HR	S	P	ERA	WHIP
Luke Walker, L ERA: 3.97	(1, 1)	5.2	L	23	5	4	4	3	3	0	0	0	0	1	26	38	6.35	1.412
Lou Marone, L ERA: 2.42	(6, 1)	0.1		1	0	0	0	0	0	0	0	0	0	0	1	1	0.00	0.000
Joe Gibbon, L ERA: 2.35	(7, 1)	2.0		7	0	0	0	1	0	0	0	0	0	0	9	9	0.00	0.000

PITCHER	IP	WLS	BF	H	R	ER	SO	BB	IBB	HBP	BLK	WP	HR	S	P	ERA	WHIP

BOTTOM

Pittsburgh Pirates @ Montreal Expos

Jarry Park, Montreal, QB

Tue Sep 09 1969, 7:05 PM EDT

Att. 9,129 - Unknown

livebaseballscorecards.com

AB	27
R	4
H	5
RBI	4
BB	3
SO	4
LOB	8

Batter	1	2	3	4	5	6	7	8	9	AB	R	H	RBI	BB	SO	LOB
Lou Brock, L (1, 7) OBP: 0.346, SLG: 0.437	0-0 1B 1B		0-0 BB FC1-5 1-2 3B 1B	0-0 2-H 1B 3B	0-0 ③ FC4-6 1-2f		0-0 HBP 1-2 1B 1B		0-0 ① 6-3	6	3	4	1	0	0	1
Curt Flood, R (1, 8) OBP: 0.347, SLG: 0.375	0-0 S 1-3 1B		0-0 ① FC1-5 BB 1-2 2-3f 3B	0-0 3-H 1B		0-0 BB 2B 1B	0-0 ① F9 2-3		0-0 ② 6-3	6	2	3	1	0	0	4
Vada Pinson, L (1, 9) OBP: 0.303, SLG: 0.380 Vic Davalillo, L (7, PR) OBP: 0.269, SLG: 0.285 (7, 9)	0-3 ① K 1-2		B B B B 4-0 1-2 2-3 3B BB	0-0 ③ F8		0-0 ① F8	H 1-0 1-2 1B HBP		B B B B 4-0 BB	3 0	1 0	0 0	0 0	1 1	1 0	4 0
Joe Torre, R (1, 3) OBP: 0.366, SLG: 0.463	0-3 ② K		0-0 1-H 2-H 3-H 3B	B B B B 4-0 2B BB BB	B B B B 4-0 2B 1-2 BB		0-0 1-3 2-H 3-H 1B		0-0 ③ 4-3	4	1	2	5	2	1	3
Tim McCarver, L (1, 2) OBP: 0.333, SLG: 0.369	0-0 ③ 6-3		0-0 ② 4-3		0-0 ① F7	0-0 1-3 2-H 2B	0-0 ② F2			5	0	1	1	0	0	6
Julian Javier, R (1, 4) OBP: 0.346, SLG: 0.428		0-0 ① 5-3	0-0 ③ P5		0-0 BB WP 1-3 2B	B B B B 4-0 BB	0-0 ③ F6			4	1	1	0	1	0	3
Mike Shannon, R (1, 5) OBP: 0.320, SLG: 0.381	0-0 ② 4-3		0-0 ① F7	4-0 WP BB IBB	0-0 ② F2			0-0 ① 5-3		4	0	0	0	1	0	3
Dal Maxvill, R (1, 6) OBP: 0.254, SLG: 0.228	S S S 0-3 ③ K		0-0 ② F7	B B B B 4-0 WP 1-2 2-3 3-H 1B BB	0-0 ③ L1			0-0 ② 6-3		4	1	0	1	1	1	3
Bob Gibson, R (1, 1) OBP: 0.287, SLG: 0.351		0-0 FC1-5 1B 1B	0-0 3B 2B	0-0 ② FC4-6 1-H 2-H 3-H 1B		0-0 F9 1B 1B 1B		0-0 ③ P4		5	2	4	1	0	0	0

Inning Stats									
	R: 0 H: 2 E: 0 LOB: 2 K: 2 BB: 0 S: 9 P: 9	R: 0 H: 0 E: 0 LOB: 0 K: 1 BB: 0 S: 5 P: 5	R: 3 H: 3 E: 0 LOB: 1 K: 0 BB: 1 S: 6 P: 10	R: 2 H: 3 E: 0 LOB: 1 K: 0 BB: 0 S: 6 P: 6	R: 3 H: 2 E: 0 LOB: 1 K: 0 BB: 3 S: 4 P: 16	R: 1 H: 2 E: 0 LOB: 3 K: 0 BB: 2 S: 5 P: 13	R: 2 H: 3 E: 0 LOB: 2 K: 0 BB: 0 S: 6 P: 7	R: 0 H: 0 E: 0 LOB: 0 K: 0 BB: 0 S: 3 P: 3	R: 0 H: 0 E: 0 LOB: 1 K: 0 BB: 1 S: 3 P: 7

	1B: 10	SF: 0	WP: 1	PA: 49
	2B: 3	SAC: 0	PB: 0	
	3B: 2	DP: 0	SB: 1	
	HR: 0	HBP: 1	CS: 0	

PITCHER		IP	WLS	BF	H	R	ER	SO	BB	IBB	HBP	BLK	WP	HR	S	P	ERA	WHIP
Steve Blass, R ERA: 4.68	(1, 1)	3.2	L	19	7	5	5	3	1	0	0	0	0	0	24	28	12.27	2.182
Frank Brosseau, R ERA: 27.0	(4, 1)	0.2		6	2	3	3	0	1	1	0	0	0	0	4	12	40.50	4.500
Bruce Dal Canton, R ERA: 3.66	(5, 1)	0.2		3	1	0	0	0	1	0	0	0	1	0	2	6	0.00	3.000
Lou Marone, L ERA: 3.21	(6, 1)	2.0		14	5	3	3	0	2	0	1	0	0	0	11	20	13.50	3.500
Chuck Hartenstein, R ERA: 3.7	(8, 1)	2.0		7	0	0	0	0	1	0	0	0	0	0	6	10	0.00	0.500

PITCHER	IP	WLS	BF	H	R	ER	SO	BB	IBB	HBP	BLK	WP	HR	S	P	ERA	WHIP

TOP

St. Louis Cardinals @ Pittsburgh Pirates

Forbes Field, Pittsburgh, PA

Wed Sep 10 1969, 7:05 PM EDT

Unknown

livebaseballscorecards.com

AB	41
R	11
H	15
RBI	10
BB	7
SO	3
LOB	27

Batter	1	2	3	4	5	6	7	8	9	AB	R	H	RBI	BB	SO	LOB
Matty Alou, L (1, 8) OBP: 0.366, SLG: 0.405	S S S 0-3 ① K		S S S 0-3 ③ K		x 0-0 ③ FC5 2-3f		x 0-0 ③ 1-3			4	0	0	0	0	2	5
Gene Alley, R (1, 4) OBP: 0.307, SLG: 0.380	S S S 0-3 ② K			B B B B 4-0 G4-6-3 BB		x 0-0 3B 1B		x 0-0 ① G3		3	1	1	0	1	1	0
Willie Stargell, L (1, 7) OBP: 0.397, SLG: 0.585	x 0-0 ③ P5			x 0-0 ①② G4-6-3 1-2f		x 0-0 1-H 4-3 3B		x 0-0 E5 FC4-5-6		4	1	1	1	0	0	1
Roberto Clemente, R (1, 9) OBP: 0.398, SLG: 0.546		x 0-0 ① 1-3		x 0-0 ③ 6-3		x 0-0 ① 4-3 3-H		x 0-0 ② FC4-5-6 1-2f		4	0	0	1	0	0	1
Al Oliver, L (1, 3) OBP: 0.331, SLG: 0.447		x 0-0 ② G3			x 0-0 BB 1B 1B	x 0-0 ② 3-1		x 0-0 ③ P4		4	0	1	0	0	0	1
Manny Sanguillen, R (1, 2) OBP: 0.342, SLG: 0.440		S S S 0-3 ③ K			x 0-0 ① F7	S S S 0-3 ③ K			x 0-0 ① 5-3	4	0	0	0	0	2	1
Richie Hebner, L (1, 5) OBP: 0.379, SLG: 0.436			x 0-0 1B		x 0-0 FC5 BB 1-2 1B		x 0-0 1B		B B B B 4-0 G3 BB	3	0	3	0	1	0	0
Freddie Patek, R (1, 6) OBP: 0.315, SLG: 0.303			S S S 0-3 ① K		x 0-0 ② F9		S S S 0-3 ① K		x 0-0 ② G3 1-2	4	0	0	0	0	2	5
Steve Blass, R (1, 1) OBP: 0.260, SLG: 0.316 Frank Brosseau, R (4, 1) Bruce Dal Canton, R (5, 1) OBP: 0.417, SLG: 0.500 Carl Taylor, R (5, PH) OBP: 0.446, SLG: 0.487 Lou Marone, R (6, 1) Jose Pagan, R (7, PH) OBP: 0.317, SLG: 0.434 Chuck Hartenstein, R (8, 1) OBP: 0.133, SLG: 0.071 Jose Martinez, R (9, PH) OBP: 0.321, SLG: 0.340			x 0-0 ② F8		B B B B 4-0 1-2 2-3 BB		x 0-0 ② F2		x 0-0 ③ F9	1 0 0 0 0 1 0 1	0 0 0 0 0 0 0 0	0 0 0 0 0 0 0 1	0 0 0 0 1 0 0 1	0 0 0 0 0 0 0 0	0 0 0 0 0 0 0 0	1 0 0 0 0 0 0 1
Inning Stats	R: 0 E: 0 K: 2 S: 7 H: 0 LOB: 0 BB: 0 P: 7	R: 0 E: 0 K: 1 S: 5 H: 0 LOB: 0 BB: 0 P: 5	R: 0 E: 0 K: 2 S: 8 H: 1 LOB: 1 BB: 0 P: 8	R: 0 E: 0 K: 0 S: 2 H: 0 LOB: 0 BB: 1 P: 6	R: 0 E: 0 K: 0 S: 5 H: 2 LOB: 3 BB: 1 P: 9	R: 2 E: 0 K: 1 S: 7 H: 2 LOB: 0 BB: 0 P: 7	R: 0 E: 0 K: 1 S: 6 H: 1 LOB: 1 BB: 0 P: 6	R: 0 E: 1 K: 0 S: 4 H: 0 LOB: 1 BB: 0 P: 4	R: 0 E: 0 K: 0 S: 3 H: 0 LOB: 1 BB: 1 P: 7	1B: 5 2B: 0 3B: 1 HR: 0 SF: 0 SAC: 0 DP: 1 HBP: 0				WP: 0 PB: 0 SB: 0 CS: 0	PA: 36	

PITCHER	IP	WLS	BF	H	R	ER	SO	BB	IBB	HBP	BLK	WP	HR	S	P	ERA	WHIP
Bob Gibson, R (1, 1) ERA: 2.4	9.0	W	36	6	2	2	7	3	0	0	0	0	0	47	59	2.00	1.000

PITCHER	IP	WLS	BF	H	R	ER	SO	BB	IBB	HBP	BLK	WP	HR	S	P	ERA	WHIP

BOTTOM

St. Louis Cardinals @ Pittsburgh Pirates

Forbes Field, Pittsburgh, PA

Wed Sep 10 1969, 7:05 PM EDT

Unknown

livebaseballscorecards.com

AB	33
R	2
H	6
RBI	2
BB	3
SO	7
LOB	17

Batter	1	2	3	4	5	6	7	8	9	AB	R	H	RBI	BB	SO	LOB
Lou Brock, L (1, 7) OBP: 0.345, SLG: 0.436	4-3	1-3			K			CS 1B		4	0	1	0	0	1	0
Curt Flood, R (1, 8) OBP: 0.347, SLG: 0.376	1B BB 2B	K			G3			F8 1-2		4	1	1	0	0	1	1
Julian Javier, R (1, 4) OBP: 0.345, SLG: 0.427	BB BB BB 1B 2-3		F9			F3			6-3	4	1	1	0	0	0	0
Joe Torre, R (1, 3) OBP: 0.365, SLG: 0.460	BB BB 1-2 BB		K			F7			K	3	0	0	0	1	2	0
Mike Shannon, R (1, 5) OBP: 0.318, SLG: 0.378	F2		P3			K			6-3	4	0	0	0	0	1	3
Tim McCarver, L (1, 2) OBP: 0.335, SLG: 0.372	BB 1-2 2-3 3-H BB			E9 CS 2B			4-3			2	0	1	1	1	0	0
Byron Browne, R (1, 9) OBP: 0.344, SLG: 0.222	1-2 2-3 3-H BB			6-3 3-H			L4			1	0	0	1	1	0	1
Vic Davalillo, L (7, PH) OBP: 0.267, SLG: 0.283										1	0	0	0	0	0	0
(7, 9)																
Dal Maxvill, R (1, 6) OBP: 0.252, SLG: 0.226	F9			5-3			K			3	0	0	0	0	1	3
Mike Torrez, R (1, 1) OBP: 0.114, SLG: 0.118		6-3			K			K		2	0	0	0	0	1	0
Joe Hoerner, R (7, 1)										1	0	0	0	0	1	0
Mudcat Grant, R (9, 1) OBP: 0.265, SLG: 0.219										0	0	0	0	0	0	0
Inning Stats	R: 2 E: 0 K: 0 S: 5 H: 2 LOB: 3 BB: 3 P: 17	R: 0 E: 0 K: 1 S: 5 H: 0 LOB: 0 BB: 0 P: 5	R: 0 E: 0 K: 1 S: 5 H: 0 LOB: 0 BB: 0 P: 5	R: 0 E: 1 K: 0 S: 3 H: 1 LOB: 0 BB: 0 P: 3	R: 0 E: 0 K: 2 S: 7 H: 0 LOB: 0 BB: 0 P: 7	R: 0 E: 0 K: 1 S: 5 H: 0 LOB: 0 BB: 0 P: 5	R: 0 E: 0 K: 1 S: 5 H: 0 LOB: 0 BB: 0 P: 5	R: 0 E: 0 K: 1 S: 5 H: 1 LOB: 0 BB: 0 P: 5	R: 0 E: 0 K: 1 S: 5 H: 0 LOB: 0 BB: 0 P: 5	1B: 2 2B: 2 3B: 0 HR: 0 SF: 0 SAC: 0 DP: 0 HBP: 0						

TOP

St. Louis Cardinals @ Pittsburgh Pirates

Forbes Field, Pittsburgh, PA

Wed Sep 10 1969, 7:05 PM EDT

Att. 11,898 - Unknown

livebaseballscorecards.com

AB	29
R	2
H	4
RBI	2
BB	3
SO	8
LOB	8

WP: 0 PB: 0 SB: 0 CS: 2 PA: 32

PITCHER		IP	WLS	BF	H	R	ER	SO	BB	IBB	HBP	BLK	WP	HR	S	P	ERA	WHIP
Bo Belinsky, L ERA: 3.29	(1, 1)	0.2	L	7	2	2	2	0	3	0	0	0	0	0	4	16	27.00	7.500
Joe Gibbon, L ERA: 2.15	(1, 1)	5.1		16	1	0	0	5	0	0	0	0	0	0	26	26	0.00	0.188
Steve Blass, R ERA: 4.63	(7, 1)	2.0		6	1	0	0	2	0	0	0	0	0	0	10	10	0.00	0.500
Chuck Hartenstein, R ERA: 3.65	(9, 1)	1.0		3	0	0	0	1	0	0	0	0	0	0	5	5	0.00	0.000

PITCHER	IP	WLS	BF	H	R	ER	SO	BB	IBB	HBP	BLK	WP	HR	S	P	ERA	WHIP

Batter	1	2	3	4	5	6	7	8	9	AB	R	H	RBI	BB	SO	LOB
Matty Alou, L (1, 8) OBP: 0.365, SLG: 0.404	G4-6-3 1B			5-3		1-3		F9		4	0	1	0	0	0	0
Gene Alley, R (1, 4) OBP: 0.303, SLG: 0.375	F9			F9		6-3		F8		4	0	0	0	0	0	1
Willie Stargell, L (1, 7) OBP: 0.394, SLG: 0.579	G4-6-3 1-2f			6-3			P3		P4	4	0	0	0	0	0	1
Carl Taylor, R (1, 9) OBP: 0.445, SLG: 0.482 Freddie Patek, R (8, 6) OBP: 0.315, SLG: 0.302		K			4-3		WP, 1B BB		F8	2 1	0 0	0 0	0 0	1 0	1 0	0 0
Al Oliver, L (1, 3) OBP: 0.335, SLG: 0.450		6-3			BB 1B		1B, WP 1-2 1B		E7 1B	4	0	3	0	0	0	0
Richie Hebner, L (1, 5) OBP: 0.380, SLG: 0.435 Roberto Clemente, R (7, PH) (8, 9) OBP: 0.400, SLG: 0.547		K			4-0 1-2 BB		0-0 1-3 2-3 1B		4-0 IBB	1 1	0 0	0 1	0 0	1 1	1 0	0 0
Jose Martinez, R (1, 6) (8, 5) OBP: 0.313, SLG: 0.331			4-3		K		F7		4-3	4	0	0	0	0	1	6
Jerry May, R (1, 2) OBP: 0.265, SLG: 0.377			K		4-3			HR		3	1	1	1	0	1	2
Bo Belinsky, L (1, 1) Joe Gibbon, R (1, 1) Jose Pagan, R (6, PH) OBP: 0.316, SLG: 0.432 Steve Blass, R (7, 1) OBP: 0.260, SLG: 0.316 Manny Sanguillen, R (8, PH) OBP: 0.347, SLG: 0.439 Chuck Hartenstein, R (9, 1) OBP: 0.133, SLG: 0.071			K			K		6-3		0 1 1 0 1 0	0 0 0 0 0 0	0 0 0 0 0 0	0 0 0 0 0 0	0 1 1 0 0 0	0 0 0 0 0 0	0 0 0 0 0 0
Inning Stats	R: 0 E: 0 K: 0 S: 3 H: 1 LOB: 0 BB: 0 P: 3	R: 0 E: 0 K: 2 S: 7 H: 0 LOB: 0 BB: 0 P: 7	R: 0 E: 0 K: 2 S: 7 H: 0 LOB: 0 BB: 0 P: 7	R: 0 E: 0 K: 0 S: 3 H: 0 LOB: 0 BB: 0 P: 3	R: 0 E: 0 K: 1 S: 6 H: 1 LOB: 2 BB: 1 P: 10	R: 0 E: 0 K: 1 S: 5 H: 0 LOB: 0 BB: 0 P: 5	R: 0 E: 0 K: 0 S: 4 H: 2 LOB: 2 BB: 1 P: 8	R: 1 E: 0 K: 0 S: 4 H: 1 LOB: 0 BB: 0 P: 4	R: 0 E: 1 K: 0 S: 4 H: 1 LOB: 2 BB: 1 P: 8	1B: 5 2B: 0 3B: 0 HR: 1	SF: 0 SAC: 0 DP: 1 HBP: 0					

PITCHER		IP	WLS	BF	H	R	ER	SO	BB	IBB	HBP	BLK	WP	HR	S	P	ERA	WHIP
Mike Torrez, R ERA: 3.96	(1, 1)	6.1	W	23	3	0	0	6	2	0	0	0	0	0	33	41	0.00	0.789
Joe Hoerner, L ERA: 3.1	(7, 1)	2.1		9	3	1	1	0	0	0	0	0	1	1	9	9	3.86	1.286
Mudcat Grant, R ERA: 4.34	(9, 1)	0.1	S	2	0	0	0	0	0	1	0	0	0	0	1	5	0.00	0.000

PITCHER		IP	WLS	BF	H	R	ER	SO	BB	IBB	HBP	BLK	WP	HR	S	P	ERA	WHIP

BOTTOM

St. Louis Cardinals @ Pittsburgh Pirates

Forbes Field, Pittsburgh, PA

Wed Sep 10 1969, 7:05 PM EDT

Att. 11,898 - Unknown

livebaseballscorecards.com

AB	31
R	1
H	6
RBI	1
BB	3
SO	6
LOB	10

Batter	1	2	3	4	5	6	7	8	9	AB	R	H	RBI	BB	SO	LOB
Lou Brock, L (1, 7) OBP: 0.346, SLG: 0.440	FC1-4 1B	K			K			6-3 3B		4	1	2	1	0	2	2
Curt Flood, R (1, 8) OBP: 0.346, SLG: 0.375	FC1-4 1B 1-2f		G6-4-3 1B		F9			6-3 3-H		4	0	1	1	0	0	1
Julian Javier, R (1, 4) OBP: 0.344, SLG: 0.425	1-2 1B		F9			L4		P4		4	0	1	0	0	0	1
Joe Torre, R (1, 3) OBP: 0.362, SLG: 0.456	K		G6-4-3 1-2f			5-3		K		4	0	0	0	0	2	3
Mike Shannon, R (1, 5) OBP: 0.319, SLG: 0.381	4-3			2B		1B			4-3	4	0	2	0	0	0	2
Tim McCarver, L (1, 2) OBP: 0.334, SLG: 0.371		5-3		K			F8		1B	4	0	1	0	0	1	1
Byron Browne, R (1, 9) OBP: 0.306, SLG: 0.194		K		K			K		F9	4	0	0	0	0	3	2
Dal Maxvill, R (1, 6) OBP: 0.253, SLG: 0.225 Joe Nossek, R (7, PH) OBP: 0.091, SLG: 0.091 Jerry Davanon, R (7, 6) OBP: 0.230, SLG: 0.229		1B BB		K			K		K	1 1 1	0 0 0	0 0 0	0 0 0	1 0 1	1 1 1	1 0 1
Steve Carlton, L (1, 1) OBP: 0.256, SLG: 0.347 Phil Gagliano, R (8, PH) OBP: 0.304, SLG: 0.266 Ray Washburn, R (8, 1) OBP: 0.105, SLG: 0.081		1-3 1B			K			3B BB		2 0 0	0 1 0	1 0 0	0 0 0	0 1 0	1 0 0	0 0 0
Inning Stats	R: 0 E: 0 K: 1 S: 7 H: 2 LOB: 2 BB: 0 P: 7	R: 0 E: 0 K: 2 S: 8 H: 1 LOB: 2 BB: 1 P: 12	R: 0 E: 0 K: 0 S: 3 H: 1 LOB: 0 BB: 0 P: 3	R: 0 E: 0 K: 3 S: 10 H: 1 LOB: 1 BB: 0 P: 10	R: 0 E: 0 K: 2 S: 7 H: 0 LOB: 0 BB: 0 P: 7	R: 0 E: 0 K: 0 S: 3 H: 1 LOB: 1 BB: 0 P: 3	R: 0 E: 0 K: 2 S: 7 H: 0 LOB: 0 BB: 0 P: 7	R: 2 E: 0 K: 1 S: 6 H: 1 LOB: 0 BB: 1 P: 10	R: 0 E: 0 K: 1 S: 6 H: 1 LOB: 1 BB: 0 P: 6	1B: 6 2B: 1 3B: 1 HR: 0	SF: 0 SAC: 0 DP: 1 HBP: 0			WP: 0 PB: 0 SB: 0 CS: 0	PA: 35		

PITCHER	IP	WLS	BF	H	R	ER	SO	BB	IBB	HBP	BLK	WP	HR	S	P	ERA	WHIP
Bob Veale, L (1, 1) ERA: 3.19	9.0	W	35	8	2	2	12	2	0	0	0	0	0	57	65	2.00	1.111

PITCHER	IP	WLS	BF	H	R	ER	SO	BB	IBB	HBP	BLK	WP	HR	S	P	ERA	WHIP

TOP

St. Louis Cardinals @ Pittsburgh Pirates

Forbes Field, Pittsburgh, PA

Thu Sep 11 1969, 7:05 PM EDT

Att. 4,579 - Unknown

livebaseballscorecards.com

AB	33
R	2
H	8
RBI	2
BB	2
SO	12
LOB	14

Batter	1	2	3	4	5	6	7	8	9	AB	R	H	RBI	BB	SO	LOB
Matty Alou, L (1, 8) OBP: 0.366, SLG: 0.405	0-0 3B 1B		0-0 G4-3 1B		0-0 P6 ①		0-0 G3 ② 2-3			4	1	2	0	0	0	1
Gene Alley, R (1, 4) OBP: 0.302, SLG: 0.373	0-3 K ①		0-0 G4-3 ①② 1-2f		0-3 K ②		0-0 3-H 1B			4	0	1	1	0	2	2
Willie Stargell, L (1, 7) OBP: 0.393, SLG: 0.581 Ron Davis, R (9, 7) OBP: 0.314, SLG: 0.286	0-0 1-H FC5-2 3B		0-0 F7 ③		0-3 K ③		0-3 K ③			4 0	0 0	1 0	1 0	0 0	2 0	1 0
Roberto Clemente, R (1, 9) OBP: 0.401, SLG: 0.550	0-0 FC5-2 ② 3-H			4-0 SH1-3 BB BB		0-0 SF9 3B		0-3 K ①		3	1	1	0	1	1	1
Jose Pagan, R (1, 5) OBP: 0.315, SLG: 0.429	0-3 K ③			4-0 SH1-3 1-2 BB		0-0 SF9 ① 3-H		0-3 K ②		2	0	0	1	1	2	1
Manny Sanguillen, R (1, 2) OBP: 0.338, SLG: 0.435		0-0 6-3 ①		0-0 SH1-3 ① 1-2 2-3		0-0 E6 G6-4-3		0-0 F3 ③		3	0	0	0	0	0	0
Al Oliver, L (1, 3) OBP: 0.337, SLG: 0.452		0-0 1B		0-0 1B		0-0 G6-4-3 ②③ 1-2f				3	0	2	0	0	0	1
Freddie Patek, R (1, 6) OBP: 0.315, SLG: 0.302		0-3 K ②		0-3 K ②			0-0 E6 G3 1B 1B			3	1	1	0	0	2	4
Bob Veale, S (1, 1) OBP: 0.083, SLG: 0.057		0-3 K ③		0-3 K ③			0-3 K ①			3	0	0	0	0	3	5
Inning Stats	R: 1 H: 2 E: 0 LOB: 1 K: 2 BB: 0 S: 9 P: 9	R: 0 H: 1 E: 0 LOB: 1 K: 2 BB: 0 S: 8 P: 8	R: 0 H: 1 E: 0 LOB: 0 K: 0 BB: 0 S: 3 P: 3	R: 0 H: 1 E: 0 LOB: 3 K: 2 BB: 2 S: 8 P: 16	R: 0 H: 0 E: 0 LOB: 0 K: 2 BB: 0 S: 7 P: 7	R: 1 H: 1 E: 1 LOB: 0 K: 0 BB: 0 S: 4 P: 4	R: 1 H: 2 E: 1 LOB: 1 K: 2 BB: 0 S: 9 P: 9	R: 0 H: 0 E: 0 LOB: 0 K: 2 BB: 0 S: 7 P: 7		1B: 6 SF: 1 2B: 0 SAC: 1 3B: 2 DP: 2 HR: 0 HBP: 0						WP: 0 PA: 33 PB: 0 SB: 0 CS: 0

PITCHER		IP	WLS	BF	H	R	ER	SO	BB	IBB	HBP	BLK	WP	HR	S	P	ERA	WHIP
Steve Carlton, L ERA: 1.92	(1, 1)	7.0	L	30	8	3	2	10	2	0	0	0	0	0	48	56	2.57	1.429
Ray Washburn, R ERA: 2.95	(8, 1)	1.0		3	0	0	0	2	0	0	0	0	0	0	7	7	0.00	0.000

PITCHER	IP	WLS	BF	H	R	ER	SO	BB	IBB	HBP	BLK	WP	HR	S	P	ERA	WHIP

BOTTOM

St. Louis Cardinals @ Pittsburgh Pirates

Forbes Field, Pittsburgh, PA

Thu Sep 11 1969, 7:05 PM EDT

Att. 4,579 - Unknown

livebaseballscorecards.com

AB	29
R	3
H	8
RBI	3
BB	2
SO	12
LOB	16

Batter	1	2	3	4	5	6	7	8	9	AB	R	H	RBI	BB	SO	LOB
Bud Harrelson, S (1, 6) OBP: 0.326, SLG: 0.295	F8		1-3		FC3-2 1-2 HBP		BB			2	0	0	0	1	0	0
Jim Gosger, L (1, 7) OBP: 0.179, SLG: 0.213	K			K	FC3-2 FC6-4 1-2 2-3 3-Hf		F9			4	0	0	0	0	2	4
Tommie Agee, R (1, 8) OBP: 0.348, SLG: 0.493	4-3				FC6-4 1-2f			E5 G6-4-3		4	0	0	0	0	1	3
Donn Clendenon, R (1, 3) OBP: 0.300, SLG: 0.429		K		BB		1B BB		G6-4-3 1-2f		2	0	0	0	2	1	1
Wayne Garrett, L (1, 4) OBP: 0.293, SLG: 0.267		1B		F7		1-3 1B		P6		4	0	2	0	0	0	1
Ron Swoboda, R (1, 9) OBP: 0.325, SLG: 0.358		K			K	K			4-3 1B	4	0	1	0	0	3	2
Bobby Pfeil, R (1, 5) OBP: 0.249, SLG: 0.272		K			1B 1B 1B	L9			4-3 1-2	4	1	1	0	0	1	3
Duffy Dyer, R (1, 2) OBP: 0.297, SLG: 0.433			1-3		1B 1-3 FC3-2 1B		K		5-3	4	0	1	0	0	1	1
Jerry Koosman, R (1, 1) OBP: 0.056, SLG: 0.056			K		FC3-2 HBP 2-3 3-H 1B		F8		F8	4	0	1	1	0	1	1
Inning Stats	R: 0 E: 0 K: 1 S: 5 H: 0 LOB: 0 BB: 0 P: 5	R: 0 E: 0 K: 3 S: 10 H: 1 LOB: 1 BB: 0 P: 10	R: 0 E: 0 K: 1 S: 5 H: 0 LOB: 0 BB: 0 P: 5	R: 0 E: 0 K: 2 S: 7 H: 0 LOB: 1 BB: 1 P: 11	R: 1 E: 0 K: 1 S: 8 H: 3 LOB: 3 BB: 0 P: 9	R: 0 E: 0 K: 1 S: 5 H: 1 LOB: 1 BB: 1 P: 9	R: 0 E: 0 K: 1 S: 5 H: 0 LOB: 1 BB: 1 P: 9	R: 0 E: 1 K: 0 S: 3 H: 0 LOB: 0 BB: 0 P: 3	R: 0 E: 0 K: 0 S: 4 H: 1 LOB: 1 BB: 0 P: 4	1B: 6 2B: 0 3B: 0 HR: 0 SF: 0 SAC: 0 DP: 1 HBP: 1						

PITCHER		IP	WLS	BF	H	R	ER	SO	BB	IBB	HBP	BLK	WP	HR	S	P	ERA	WHIP
Bob Moose, R ERA: 3.17	(1, 1)	8.0	L	32	5	1	1	10	3	0	1	0	0	0	48	61	1.12	1.000
Chuck Hartenstein, R ERA: 3.61	(9, 1)	1.0		4	1	0	0	0	0	0	0	0	0	0	4	4	0.00	1.000

PITCHER		IP	WLS	BF	H	R	ER	SO	BB	IBB	HBP	BLK	WP	HR	S	P	ERA	WHIP

TOP

New York Mets @ Pittsburgh Pirates

Forbes Field, Pittsburgh, PA

Fri Sep 12 1969, 7:05 PM EDT

Unknown

livebaseballscorecards.com

AB	32
R	1
H	6
RBI	1
BB	3
SO	10
LOB	16

WP: 0 PA: 36
PB: 0
SB: 0
CS: 0

Batter	1	2	3	4	5	6	7	8	9	AB	R	H	RBI	BB	SO	LOB
Matty Alou, L (1, 8) OBP: 0.365, SLG: 0.404	F7		G6-4-3 1B			5-3			E3 FC1-3	4	0	1	0	0	0	0
Gene Alley, R (1, 4) OBP: 0.298, SLG: 0.367	5-3		G6-4-3 1-2f			6-3			FC1-3 1-2f	4	0	0	0	0	0	2
Willie Stargell, L (1, 7) OBP: 0.390, SLG: 0.576	K		K			4-3			P5	4	0	0	0	0	2	1
Roberto Clemente, R (1, 9) OBP: 0.402, SLG: 0.550		SH1-4 BB FC5-2 1B		G4-6-3 1B			F7		4-3	4	0	2	0	0	0	1
Jose Pagan, R (1, 5) OBP: 0.319, SLG: 0.427		FC5-2 SH1-4 1-2 BB		F8			L4-3 BB			1	0	0	0	2	0	1
Al Oliver, L (1, 3) OBP: 0.336, SLG: 0.449		SH1-4 1-2 2-3		G4-6-3 1-2f			L4-3 1-2			2	0	0	0	0	0	2
Jerry May, R (1, 2) OBP: 0.266, SLG: 0.373		FC5-2 BB			P4			K		2	0	0	0	1	1	0
Freddie Patek, R (1, 6) OBP: 0.313, SLG: 0.301		FC5-2 1-2 2-3 3-Hf			F8			1-3		2	0	0	0	0	0	3
Carl Taylor, R (8, PH) OBP: 0.443, SLG: 0.480										1	0	0	0	0	0	0
Jose Martinez, R (9, 6) OBP: 0.313, SLG: 0.331										0	0	0	0	0	0	0
Bob Moose, R (1, 1) OBP: 0.140, SLG: 0.051		K			4-3			4-3		2	0	0	0	0	1	3
Manny Sanguillen, R (8, PH) OBP: 0.337, SLG: 0.434										1	0	0	0	0	0	0
Chuck Hartenstein, R (9, 1) OBP: 0.133, SLG: 0.071										0	0	0	0	0	0	0
Inning Stats	R: 0 H: 0 E: 0 LOB: 0 K: 1 BB: 0 S: 5 P: 5	R: 0 H: 1 E: 0 LOB: 3 K: 1 BB: 2 S: 6 P: 14	R: 0 H: 1 E: 0 LOB: 0 K: 1 BB: 0 S: 5 P: 5	R: 0 H: 1 E: 0 LOB: 0 K: 0 BB: 0 S: 3 P: 3	R: 0 H: 0 E: 0 LOB: 0 K: 0 BB: 0 S: 3 P: 3	R: 0 H: 0 E: 0 LOB: 0 K: 0 BB: 0 S: 3 P: 3	R: 0 H: 0 E: 0 LOB: 0 K: 0 BB: 1 S: 2 P: 6	R: 0 H: 0 E: 0 LOB: 0 K: 1 BB: 0 S: 5 P: 5	R: 0 H: 0 E: 1 LOB: 1 K: 0 BB: 0 S: 4 P: 4	1B: 3 SF: 0 2B: 1 SAC: 1 3B: 0 DP: 3 HR: 0 HBP: 0						

PITCHER	IP	WLS	BF	H	R	ER	SO	BB	IBB	HBP	BLK	WP	HR	S	P	ERA	WHIP
Jerry Koosman, L (1, 1) ERA: 2.37	9.0	W	31	3	0	0	4	3	0	0	0	0	0	36	48	0.00	0.667

PITCHER	IP	WLS	BF	H	R	ER	SO	BB	IBB	HBP	BLK	WP	HR	S	P	ERA	WHIP

BOTTOM

New York Mets @ Pittsburgh Pirates

Forbes Field, Pittsburgh, PA

Fri Sep 12 1969, 7:05 PM EDT

Unknown

livebaseballscorecards.com

AB	27
R	0
H	3
RBI	0
BB	3
SO	4
LOB	13

New York Mets @ Pittsburgh Pirates

Forbes Field, Pittsburgh, PA

Fri Sep 12 1969, 7:05 PM EDT

Att. 19,303 - Unknown

TOP

livebaseballscorecards.com

Batter	1	2	3	4	5	6	7	8	9	AB	R	H	RBI	BB	SO	LOB
Jim Gosger, L (1, 7) OBP: 0.197, SLG: 0.234	0-0 2B	0-3 K			0-3 K		4-0 IBB			3	0	1	0	1	2	1
Bobby Pfeil, R (1, 5) OBP: 0.244, SLG: 0.266	0-3 K		0-0 F9		0-0 F3		0-0 4-3			4	0	0	0	0	1	3
Tommie Agee, R (1, 8) OBP: 0.349, SLG: 0.492	4-0 BB		0-0 L4-3 1B		0-3 K			0-3 K		3	0	1	0	1	2	0
Donn Clendenon, R (1, 3) OBP: 0.299, SLG: 0.426	0-3 K		0-0 L4-3 1-2			0-0 CS 1B		0-3 K		4	0	1	0	0	2	3
Wayne Garrett, L (1, 4) OBP: 0.290, SLG: 0.264	0-0 4-3			0-0 F7		0-3 K 1-2		0-0 F9		4	0	0	0	0	1	3
Ron Swoboda, R (1, 9) OBP: 0.324, SLG: 0.357		0-0 6-3		0-3 K		0-0 5-3			0-0 G6-4-3 1B	4	0	1	0	0	1	0
Jerry Grote, R (1, 2) OBP: 0.305, SLG: 0.354		0-0 F8		0-0 BB 1B			0-0 E6 SH1-4		0-0 G6-4-3 1-2f	4	0	1	0	0	0	1
Bud Harrelson, S (1, 6) OBP: 0.328, SLG: 0.298		0-0 1B 2B		4-0 1-2 BB			0-3 K		0-0 F8	3	1	1	0	1	1	1
Don Cardwell, R (1, 1) OBP: 0.200, SLG: 0.256 Tug McGraw, R (9, 1) OBP: 0.217, SLG: 0.227		0-0 2-H 1B		0-3 K			0-0 SH1-4 1-2			2	0	1	1	0	1	2
										0	0	0	0	0	0	0

	AB	31
	R	1
	H	7
	RBI	1
	BB	3
	SO	11
	LOB	14

Inning Stats																						
	R: 0	H: 1	R: 1	H: 2	R: 0	H: 1	R: 0	H: 1	R: 0	H: 0	R: 0	H: 1	R: 0	H: 0	R: 0	H: 0	R: 0	H: 1	1B: 5	SF: 0	WP: 0	PA: 35
	E: 0	LOB: 2	E: 0	LOB: 1	E: 0	LOB: 0	E: 0	LOB: 2	E: 0	LOB: 0	E: 0	LOB: 0	E: 1	LOB: 2	E: 0	LOB: 0	E: 0	LOB: 0	2B: 3	SAC: 1	PB: 0	
	K: 2	BB: 1	K: 1	BB: 0	K: 0	BB: 0	K: 2	BB: 1	K: 2	BB: 0	K: 1	BB: 0	K: 1	BB: 1	K: 2	BB: 0	K: 0	BB: 0	3B: 0	DP: 2	SB: 0	
	S: 8	P: 12	S: 7	P: 7	S: 3	P: 3	S: 8	P: 12	S: 7	P: 7	S: 5	P: 5	S: 6	P: 10	S: 7	P: 7	S: 3	P: 3	HR: 0	HBP: 0	CS: 1	

PITCHER		IP	WLS	BF	H	R	ER	SO	BB	IBB	HBP	BLK	WP	HR	S	P	ERA	WHIP
Dock Ellis, R ERA: 3.76	(1, 1)	8.0	L	32	6	1	1	11	2	1	0	0	0	0	51	63	1.12	1.000
Chuck Hartenstein, R ERA: 3.57	(9, 1)	1.0		3	1	0	0	0	0	0	0	0	0	0	3	3	0.00	1.000

PITCHER	IP	WLS	BF	H	R	ER	SO	BB	IBB	HBP	BLK	WP	HR	S	P	ERA	WHIP

Batter	1	2	3	4	5	6	7	8	9	AB	R	H	RBI	BB	SO	LOB
Matty Alou, L (1, 8) OBP: 0.366, SLG: 0.403	BBBB 4-0 L5-3 BB		x 0-0 ③ 4-3			x 0-0 ② F9			x 0-0 1B	3	0	1	0	1	0	1
Gene Alley, R (1, 4) OBP: 0.294, SLG: 0.362	x 0-0 ①② L5-3 1-2			x 0-0 ① 1-3		x 0-0 ③ 6-3 1-2			SSS 0-3 ① K	4	0	0	0	0	1	3
Willie Stargell, L (1, 7) OBP: 0.391, SLG: 0.575	x 0-0 FC4-6 1B			x 0-0 G3-6-3 1B			x 0-0 ① 4-3		x 0-0 ② F8	4	0	2	0	0	0	1
Al Oliver, L (1, 3) OBP: 0.333, SLG: 0.445	x 0-0 ③ FC4-6 1-2f			x 0-0 ②③ G3-6-3 1-2f			x 0-0 ② P3		x 0-0 ③ G1	4	0	0	0	0	0	3
Carl Taylor, R (1, 9) OBP: 0.437, SLG: 0.472		x 0-0 ① 6-3			x 0-0 ① 6-3		x 0-0 ③ 4-3			3	0	0	0	0	0	0
Manny Sanguillen, R (1, 2) OBP: 0.337, SLG: 0.433		x 0-0 ② F9			x 0-0 ② F8			x 0-0 WP SH2-4 1B		3	0	1	0	0	0	0
Richie Hebner, L (1, 5) OBP: 0.378, SLG: 0.433		x 0-0 ③ 4-3			x 0-0 ③ G3			x 0-0 ① SH2-4 1-2		2	0	0	0	0	0	0
Freddie Patek, R (1, 6) OBP: 0.314, SLG: 0.302 Jose Pagan, R (8, PH) OBP: 0.318, SLG: 0.425 Jose Martinez, R (9, 6) OBP: 0.313, SLG: 0.331			SSS 0-3 ① K			x 0-0 FC1-6 1B		SSS 0-3 ② K 2-3		2 1 0	0 0 0	1 0 0	0 0 0	0 1 0	1 1 0	0 1 0
Dock Ellis, S (1, 1) OBP: 0.129, SLG: 0.100 Roberto Clemente, R (8, PH) OBP: 0.401, SLG: 0.548 Chuck Hartenstein, R (9, 1) OBP: 0.133, SLG: 0.071			x 0-0 ② 5-3			x 0-0 ① FC1-6 WP 1-2f		SSS 0-3 ③ K		2 1 0	0 0 0	0 0 0	0 0 0	0 1 0	0 1 0	1 1 0
Inning Stats	R: 0 E: 0 K: 0 S: 3 H: 1 LOB: 1 BB: 1 P: 7	R: 0 E: 0 K: 0 S: 3 H: 0 LOB: 0 BB: 0 P: 3	R: 0 E: 0 K: 1 S: 5 H: 0 LOB: 0 BB: 0 P: 5	R: 0 E: 0 K: 0 S: 3 H: 1 LOB: 0 BB: 0 P: 3	R: 0 E: 0 K: 0 S: 3 H: 0 LOB: 0 BB: 0 P: 3	R: 0 E: 0 K: 0 S: 4 H: 1 LOB: 1 BB: 0 P: 4	R: 0 E: 0 K: 0 S: 3 H: 0 LOB: 0 BB: 0 P: 3	R: 0 E: 0 K: 2 S: 8 H: 1 LOB: 1 BB: 0 P: 8	R: 0 E: 0 K: 1 S: 6 H: 1 LOB: 1 BB: 0 P: 6	1B: 5 2B: 1 3B: 0 HR: 0	SF: 0 SAC: 1 DP: 2 HBP: 0					

PITCHER	IP	WLS	BF	H	R	ER	SO	BB	IBB	HBP	BLK	WP	HR	S	P	ERA	WHIP
Don Cardwell, R (1, 1) ERA: 2.93	8.0	W	27	4	0	0	3	1	0	0	0	2	0	32	36	0.00	0.625
Tug McGraw, L (9, 1) ERA: 2.47	1.0	S	4	1	0	0	1	0	0	0	0	0	0	6	6	0.00	1.000

PITCHER	IP	WLS	BF	H	R	ER	SO	BB	IBB	HBP	BLK	WP	HR	S	P	ERA	WHIP

BOTTOM

New York Mets @ Pittsburgh Pirates

Forbes Field, Pittsburgh, PA

Fri Sep 12 1969, 7:05 PM EDT

Att. 19,303 - Unknown

livebaseballscorecards.com

AB	29
R	0
H	5
RBI	0
BB	1
SO	4
LOB	11

PA: 31

WP: 2
PB: 0
SB: 0
CS: 0

Batter	1	2	3	4	5	6	7	8	9	AB	R	H	RBI	BB	SO	LOB
Bud Harrelson, S (1, 6) OBP: 0.331, SLG: 0.298	BB		6-3		6-3			BB PB SH1-4 HR	1B	3	1	1	0	2	0	0
Amos Otis, R (1, 7) OBP: 0.200, SLG: 0.186	P4		E1 FC5-4			F9		SH1-4 1-2	1B 1-3	4	0	1	0	0	0	1
Tommie Agee, R (1, 8) OBP: 0.348, SLG: 0.488	K		FC5-4 1-2f			F9		BB PB HR	K	4	1	0	0	1	2	4
Donn Clendenon, R (1, 3) OBP: 0.301, SLG: 0.424	F8			6-3 1B		4-3		IBB 1-2 2-3 HR	K	4	1	1	0	1	1	3
Ron Swoboda, R (1, 9) OBP: 0.323, SLG: 0.366		F3		6-3 1-2			F3	HR 1-H 2-H 3-H		4	1	1	4	0	0	1
Ed Charles, R (1, 5) OBP: 0.285, SLG: 0.301		1B		BB G5-4-3			BB 1B FC	6-3		2	1	1	0	2	0	0
Jerry Grote, R (1, 2) OBP: 0.305, SLG: 0.353		K		G5-4-3 1-2f			FC 1-3 1B	E4		4	0	1	0	0	1	3
Al Weis, S (1, 4) OBP: 0.259, SLG: 0.291		P4			6-3		FC 1-2f 3-H	F7		4	0	0	1	0	0	3
Tom Seaver, R (1, 1) OBP: 0.213, SLG: 0.163			K		K		5-3		F7	4	0	0	0	0	2	1
Inning Stats	R: 0 E: 0 K: 1 S: 5 H: 0 LOB: 1 BB: 1 P: 9	R: 0 E: 0 K: 1 S: 6 H: 1 LOB: 1 BB: 0 P: 6	R: 0 E: 1 K: 1 S: 6 H: 0 LOB: 1 BB: 0 P: 6	R: 0 E: 0 K: 0 S: 3 H: 1 LOB: 1 BB: 1 P: 7	R: 0 E: 0 K: 1 S: 5 H: 0 LOB: 0 BB: 0 P: 5	R: 0 E: 0 K: 0 S: 3 H: 0 LOB: 0 BB: 0 P: 3	R: 1 E: 0 K: 0 S: 4 H: 1 LOB: 1 BB: 1 P: 8	R: 4 E: 1 K: 0 S: 5 H: 1 LOB: 1 BB: 3 P: 17	R: 0 E: 0 K: 2 S: 9 H: 2 LOB: 2 BB: 0 P: 9	1B: 5 2B: 0 3B: 0 HR: 1 SF: 0 SAC: 1 DP: 1 HBP: 0	WP: 0 PB: 1 SB: 0 CS: 0 PA: 40					

PITCHER		IP	WLS	BF	H	R	ER	SO	BB	IBB	HBP	BLK	WP	HR	S	P	ERA	WHIP
Luke Walker, L ERA: 3.95	(1, 1)	7.1	L	30	3	3	3	4	5	0	0	0	0	0	33	53	3.68	1.091
Chuck Hartenstein, R ERA: 3.74	(8, 1)	0.2		5	1	2	2	0	0	1	0	0	0	1	4	8	27.00	1.500
Bruce Dal Canton, R ERA: 3.62	(9, 1)	1.0		5	2	0	0	2	0	0	0	0	0	0	9	9	0.00	2.000

PITCHER	IP	WLS	BF	H	R	ER	SO	BB	IBB	HBP	BLK	WP	HR	S	P	ERA	WHIP

TOP

New York Mets @ Pittsburgh Pirates

Forbes Field, Pittsburgh, PA

Sat Sep 13 1969, 3:33 AM EDT

Att. 10,440 - Unknown

livebaseballscorecards.com

AB	33
R	5
H	6
RBI	5
BB	6
SO	6
LOB	16

New York Mets @ Pittsburgh Pirates

Forbes Field, Pittsburgh, PA

Sat Sep 13 1969, 3:33 AM EDT

Att. 10,440 - Unknown

livebaseballscorecards.com

BOTTOM

Batter	1	2	3	4	5	6	7	8	9	AB	R	H	RBI	BB	SO	LOB
Matty Alou, L (1, 8) OBP: 0.368, SLG: 0.404	B B B B 4-0 4-3 6-3 BB		x 0-0 ② 5-3		x 0-0 WP HBP 1B		x 0-0 ① F9		x 0-0 G5-4-3 1B	4	0	2	0	1	0	1
Gene Alley, R (1, 4) OBP: 0.296, SLG: 0.358	x 0-0 ① 6-3 1-2		B B B B 4-0 1B BB		H 1-0 WP 1-2 HBP		x 0-0 ② P4		x 0-0 ① ② G5-4-3 1-2f	3	0	0	0	1	0	2
Willie Stargell, L (1, 7) OBP: 0.389, SLG: 0.571	x 0-0 ② 4-3 2-3		x 0-0 1-2 2-H 1B		S S S 0-3 K FC4 1-2 2-3		x 0-0 ③ 4-3		x 0-0 ③ 4-3	5	0	1	1	0	1	3
Roberto Clemente, R (1, 9) OBP: 0.400, SLG: 0.546	S S S 0-3 ③ K		x 0-0 ③ 4-3		x 0-0 ③ FC4 1-2f			x 0-0 FC5-4 1B		4	0	1	0	0	1	6
Al Oliver, L (1, 3) OBP: 0.329, SLG: 0.440		x 0-0 ① 4-3		x 0-0 ① F9		x 0-0 ① P6		x 0-0 ① F8		4	0	0	0	0	0	1
Manny Sanguillen, R (1, 2) OBP: 0.337, SLG: 0.431		x 0-0 ② 6-3		x 0-0 ② 6-3		x 0-0 4-3 1B		x 0-0 ② FC5-4 BB 1-2f 1B		4	1	1	0	0	0	1
Richie Hebner, L (1, 5) OBP: 0.377, SLG: 0.430		x 0-0 ③ G3		x 0-0 ③ F7		x 0-0 ② 4-3 1-2		B B B B 4-0 1B 1-2 BB		3	0	0	0	1	0	1
Freddie Patek, R (1, 6) OBP: 0.316, SLG: 0.301			B B B B 4-0 SH5-4 1B BB		x 0-0 ① 5-3	I I I I 4-0 IBB		x 0-0 1-3 2-H 1B		1	1	0	0	2	0	0
Carl Taylor, R (8, PH) OBP: 0.440, SLG: 0.475										1	0	1	1	0	0	0
Dave Cash, R (8, PR)										0	0	0	0	0	0	0
Jose Martinez, R (9, 6) OBP: 0.313, SLG: 0.331										0	0	0	0	0	0	0
Luke Walker, L (1, 1)			x 0-0 ① SH5-4 1-2		S S S 0-3 ② K	S S S 0-3 ③ K		x 0-0 ③ F2		2	0	0	0	0	2	2
Chuck Hartenstein, R (8, 1) OBP: 0.133, SLG: 0.071										0	0	0	0	0	0	0
Jose Pagan, R (8, PH) OBP: 0.317, SLG: 0.423										1	0	0	0	0	0	2
Bruce Dal Canton, R (9, 1) OBP: 0.417, SLG: 0.500										0	0	0	0	0	0	0
Inning Stats	R: 0 E: 0 K: 1 S: 5 H: 0 LOB: 1 BB: 1 P: 9	R: 0 E: 0 K: 0 S: 3 H: 0 LOB: 0 BB: 0 P: 3	R: 1 E: 0 K: 0 S: 4 H: 1 LOB: 2 BB: 2 P: 12	R: 0 E: 0 K: 0 S: 3 H: 0 LOB: 0 BB: 0 P: 3	R: 0 E: 0 K: 2 S: 9 H: 1 LOB: 3 BB: 0 P: 10	R: 0 E: 0 K: 1 S: 6 H: 1 LOB: 2 BB: 1 P: 10	R: 0 E: 0 K: 0 S: 3 H: 0 LOB: 0 BB: 0 P: 3	R: 1 E: 0 K: 0 S: 5 H: 2 LOB: 2 BB: 1 P: 9	R: 0 E: 0 K: 0 S: 3 H: 1 LOB: 0 BB: 0 P: 3	1B: 6 2B: 0 3B: 0 HR: 0	SF: 0 SAC: 1 DP: 1 HBP: 1					

	AB	32
	R	2
	H	6
	RBI	2
	BB	5
	SO	4
	LOB	19

PITCHER	IP	WLS	BF	H	R	ER	SO	BB	IBB	HBP	BLK	WP	HR	S	P	ERA	WHIP
Tom Seaver, R (1, 1) ERA: 2.41	9.0	W	39	6	2	2	4	4	1	1	0	1	0	41	62	2.00	1.111

PITCHER	IP	WLS	BF	H	R	ER	SO	BB	IBB	HBP	BLK	WP	HR	S	P	ERA	WHIP

WP: 1 PA: 39
PB: 0
SB: 0
CS: 0

Batter	1	2	3	4	5	6	7	8	9	AB	R	H	RBI	BB	SO	LOB
Bud Harrelson, S (1, 6) OBP: 0.334, SLG: 0.302	6-3	1-3			1B BB SF8 1B (2-3)	1B (1-2)			BB 1B	5	1	3	0	0	0	2
Wayne Garrett, L (1, 4) OBP: 0.294, SLG: 0.270	3B		F9		BBB 1B (1-2) BB	P3			BBB BB (1-2)	3	0	1	0	2	0	2
Tommie Agee, R (1, 8) OBP: 0.347, SLG: 0.486	SSS K (0-3)		6-3		1B (1-2 2-3 3-H)		5-3		P4	5	0	1	1	0	1	3
Art Shamsky, L (1, 7) OBP: 0.379, SLG: 0.500	BBBB FC6 BB (4-0)		3-1		SF8 (3-H)		F7		5-3	3	0	0	1	1	0	2
Ed Kranepool, L (1, 3) OBP: 0.306, SLG: 0.372	FC6 (1-2f)			G5-4-3 1B	4-3		F8			4	0	1	0	0	0	4
Ron Swoboda, R (1, 9) OBP: 0.322, SLG: 0.362		SSS K		G5-4-3 (1-2f)		SSS K		BBBB G6-4-3 BB (4-0)		3	0	0	0	1	2	1
Ed Charles, R (1, 5) OBP: 0.290, SLG: 0.313		1B 1B		5-3		1B 2B		F7		4	1	2	0	0	0	1
Jerry Grote, R (1, 2) OBP: 0.307, SLG: 0.355 Tug McGraw, R (8, 1) OBP: 0.217, SLG: 0.227	1B (1-2)				1B SH1-4 1B	F9		G6-4-3 (1-2f)		4 0	1 0	2 0	0 0	0 0	0 0	2 0
Nolan Ryan, R (1, 1) OBP: 0.107, SLG: 0.107 J.C. Martin, L (8, 2) OBP: 0.265, SLG: 0.333	SSS K				SH1-4 (1-2)	1B (2-H)			F7	2 1	0 0	1 0	1 0	0 0	1 0	2 0
Inning Stats	R: 0 E: 0 K: 1 S: 6 H: 1 LOB: 2 BB: 1 P: 10	R: 0 E: 0 K: 2 S: 9 H: 2 LOB: 2 BB: 0 P: 9	R: 0 E: 0 K: 0 S: 3 H: 0 LOB: 0 BB: 0 P: 3	R: 0 E: 0 K: 0 S: 3 H: 1 LOB: 0 BB: 0 P: 3	R: 2 E: 0 K: 0 S: 6 H: 3 LOB: 2 BB: 1 P: 10	R: 1 E: 0 K: 1 S: 8 H: 3 LOB: 2 BB: 0 P: 8	R: 0 E: 0 K: 0 S: 3 H: 0 LOB: 0 BB: 0 P: 3	R: 0 E: 0 K: 0 S: 2 H: 0 LOB: 0 BB: 1 P: 6	R: 0 E: 0 K: 0 S: 4 H: 1 LOB: 2 BB: 1 P: 8	1B: 9 2B: 1 3B: 1 HR: 0	SF: 1 SAC: 1 DP: 2 HBP: 0					

TOP

New York Mets @ Pittsburgh Pirates

Forbes Field, Pittsburgh, PA

Sun Sep 14 1969, 3:33 AM EDT

Att. 11,324 - Unknown

livebaseballscorecards.com

AB	34
R	3
H	11
RBI	3
BB	4
SO	4
LOB	19

PITCHER	IP	WLS	BF	H	R	ER	SO	BB	IBB	HBP	BLK	WP	HR	S	P	ERA	WHIP
Steve Blass, R (1, 1) ERA: 4.55	9.0	W	40	11	3	3	4	4	0	0	0	0	0	44	60	3.00	1.667

PITCHER	IP	WLS	BF	H	R	ER	SO	BB	IBB	HBP	BLK	WP	HR	S	P	ERA	WHIP

WP: 0 PB: 0 SB: 0 CS: 0 PA: 40

Batter	1	2	3	4	5	6	7	8	9	AB	R	H	RBI	BB	SO	LOB
Matty Alou, L (1, 8) OBP: 0.367, SLG: 0.403	F7		G3		4-3		1B 1-3 2-H			4	0	1	1	0	0	0
Jose Pagan, R (1, 5) OBP: 0.316, SLG: 0.420	F8			BB 3B 1B		5-3	F3			4	1	1	0	0	0	2
Willie Stargell, L (1, 7) OBP: 0.390, SLG: 0.572	K			3B 1-2 BB		K		F9 2B		3	1	1	0	1	2	0
Roberto Clemente, R (1, 9) OBP: 0.397, SLG: 0.541		4-3		K		K		F9 2-3		4	0	0	0	0	2	3
Al Oliver, L (1, 3) OBP: 0.333, SLG: 0.448		1B		6-3 1-H 2-H 3B			SH1-4 1B 1B	4-3		4	2	3	2	0	0	1
Manny Sanguillen, R (1, 2) OBP: 0.334, SLG: 0.428		P4		6-3 3-H			SH1-4 1-2	6-3		3	0	0	1	0	0	2
Jose Martinez, R (1, 4) OBP: 0.308, SLG: 0.325		F9		F8			F2			3	0	0	0	0	0	2
Freddie Patek, R (1, 6) OBP: 0.317, SLG: 0.300			F3		K		1B 1B IBB			2	1	0	0	1	1	0
Steve Blass, R (1, 1) OBP: 0.263, SLG: 0.316			K		K		1B 1-2 2-H 1B			3	0	1	1	0	2	0
Inning Stats	R: 0 H: 0 E: 0 LOB: 0 K: 1 BB: 0 S: 5 P: 5	R: 0 H: 1 E: 0 LOB: 1 K: 0 BB: 0 S: 4 P: 4	R: 0 H: 0 E: 0 LOB: 0 K: 1 BB: 0 S: 5 P: 5	R: 3 H: 2 E: 0 LOB: 0 K: 1 BB: 1 S: 7 P: 11	R: 0 H: 0 E: 0 LOB: 0 K: 2 BB: 0 S: 7 P: 7	R: 0 H: 0 E: 0 LOB: 0 K: 2 BB: 0 S: 7 P: 7	R: 2 H: 3 E: 0 LOB: 2 K: 0 BB: 1 S: 6 P: 10	R: 0 H: 1 E: 0 LOB: 1 K: 0 BB: 0 S: 4 P: 4		1B: 5 SF: 0 2B: 1 SAC: 1 3B: 1 DP: 0 HR: 0 HBP: 0						

PITCHER		IP	WLS	BF	H	R	ER	SO	BB	IBB	HBP	BLK	WP	HR	S	P	ERA	WHIP
Nolan Ryan, R ERA: 3.24	(1, 1)	7.0	L	29	6	5	5	7	1	1	0	0	0	0	41	49	6.43	1.000
Tug McGraw, L ERA: 2.45	(8, 1)	1.0		4	1	0	0	0	0	0	0	0	0	0	4	4	0.00	1.000

PITCHER	IP	WLS	BF	H	R	ER	SO	BB	IBB	HBP	BLK	WP	HR	S	P	ERA	WHIP

BOTTOM

New York Mets @ Pittsburgh Pirates

Forbes Field, Pittsburgh, PA

Sun Sep 14 1969, 3:33 AM EDT

Att. 11,324 - Unknown

livebaseballscorecards.com

AB	30
R	5
H	7
RBI	5
BB	2
SO	7
LOB	10

1B: 5 SF: 0
2B: 1 SAC: 1
3B: 1 DP: 0
HR: 0 HBP: 0

WP: 0 PA: 33
PB: 0
SB: 0
CS: 0

Batter	1	2	3	4	5	6	7	8	9	AB	R	H	RBI	BB	SO	LOB
Matty Alou, L (1, 8) OBP: 0.366, SLG: 0.402	G3		L4-3 1B			G3		P5		4	0	1	0	0	0	0
Manny Sanguillen, R (1, 2) OBP: 0.333, SLG: 0.426	E 1B		L4-3 1-2			K		P3		4	0	1	0	0	1	1
Willie Stargell, L (1, 7) OBP: 0.389, SLG: 0.571	K			P5			4-3 WP 2B		K	4	1	1	0	0	2	1
Al Oliver, L (1, 3) OBP: 0.330, SLG: 0.444	FC 1-2			F7			4-3 2-3		F8	4	0	0	0	0	0	2
Carl Taylor, R (1, 9) OBP: 0.436, SLG: 0.471	5-3			F8			1B 1B 3-H		P4	4	0	1	0	0	0	2
Richie Hebner, L (1, 5) OBP: 0.374, SLG: 0.427		K			F7		P6			3	0	0	0	0	1	1
Jose Martinez, R (1, 4) OBP: 0.308, SLG: 0.325		F3			4-3		1B 1-2			3	0	1	0	0	0	0
Freddie Patek, R (1, 6) OBP: 0.315, SLG: 0.297		5-3			1-3		4-3			3	0	0	0	0	0	2
Bob Veale, S (1, 1) OBP: 0.080, SLG: 0.055			K			K		K		3	0	0	0	0	3	0
Inning Stats	R: 0 E: 1 K: 1 S: 7 H: 1 LOB: 2 BB: 0 P: 7	R: 0 E: 0 K: 1 S: 5 H: 0 LOB: 0 BB: 0 P: 5	R: 0 E: 0 K: 1 S: 5 H: 1 LOB: 0 BB: 0 P: 5	R: 0 E: 0 K: 0 S: 3 H: 0 LOB: 0 BB: 0 P: 3	R: 0 E: 0 K: 0 S: 3 H: 0 LOB: 0 BB: 0 P: 3	R: 0 E: 0 K: 2 S: 7 H: 0 LOB: 0 BB: 0 P: 7	R: 1 E: 0 K: 0 S: 6 H: 3 LOB: 2 BB: 0 P: 6	R: 0 E: 0 K: 1 S: 5 H: 0 LOB: 0 BB: 0 P: 5	R: 0 E: 0 K: 1 S: 5 H: 0 LOB: 0 BB: 0 P: 5	1B: 4 2B: 2 3B: 0 HR: 0	SF: 0 SAC: 0 DP: 1 HBP: 0						

PITCHER	IP	WLS	BF	H	R	ER	SO	BB	IBB	HBP	BLK	WP	HR	S	P	ERA	WHIP
Rick Wise, R (1, 1) ERA: 2.91	9.0	W	32	5	1	1	7	0	0	0	0	1	0	46	46	1.00	0.556

PITCHER	IP	WLS	BF	H	R	ER	SO	BB	IBB	HBP	BLK	WP	HR	S	P	ERA	WHIP

TOP

Pittsburgh Pirates @ Philadelphia Phillies
Connie Mack Stadium, Philadelphia, PA
Mon Sep 15 1969, 7:05 PM EDT
Unknown

livebaseballscorecards.com

AB	32
R	1
H	5
RBI	0
BB	0
SO	7
LOB	9

1B: 4 2B: 2 3B: 0 HR: 0 SF: 0 SAC: 0 DP: 1 HBP: 0

WP: 1 PB: 0 SB: 0 CS: 0 PA: 32

Batter	1	2	3	4	5	6	7	8	9	AB	R	H	RBI	BB	SO	LOB
Tony Taylor, R (1, 5) OBP: 0.315, SLG: 0.342	4-3		E5 1-3			6-3		6-3		4	0	0	0	0	0	1
Johnny Callison, L (1, 9) OBP: 0.321, SLG: 0.430	L8		K			P6			SH1-4 BB 1B 1B	4	1	1	0	0	1	2
Rick Joseph, R (1, 3) OBP: 0.332, SLG: 0.402	6-3			6-3		6-3			BBBB 1B SH1-4 1-2 BB	3	0	0	0	1	0	0
Deron Johnson, R (1, 7) OBP: 0.331, SLG: 0.437 Larry Hisle, R (7, PR) (8, 8) OBP: 0.338, SLG: 0.460		F9		HR			BBBB SH5-3 BB		SH1-4 1-2 2-3	2 0	1 0	1 0	1 0	1 0	0 0	0 0
Don Money, R (1, 6) OBP: 0.297, SLG: 0.323		F2		K			SH5-3 1-2		K	3	0	0	0	0	2	2
Dave Watkins, R (1, 2) OBP: 0.276, SLG: 0.299		F8		K			K		2-3 3-H 1B	4	0	1	1	0	2	2
Cookie Rojas, R (1, 4) OBP: 0.269, SLG: 0.286			L8	F8			P5			3	0	0	0	0	0	2
John Briggs, L (1, 8) (8, 7) OBP: 0.351, SLG: 0.399			BBBB E BB	K				K2-3		2	0	0	0	1	2	0
Rick Wise, R (1, 1) OBP: 0.275, SLG: 0.364			K	K				L9		3	0	0	0	0	2	1
Inning Stats	R: 0 H: 0 E: 0 LOB: 0 K: 0 BB: 0 S: 3 P: 3	R: 0 H: 0 E: 0 LOB: 0 K: 0 BB: 0 S: 3 P: 3	R: 0 H: 0 E: 1 LOB: 2 K: 2 BB: 1 S: 8 P: 12	R: 1 H: 1 E: 0 LOB: 0 K: 2 BB: 0 S: 8 P: 8	R: 0 H: 0 E: 0 LOB: 0 K: 2 BB: 0 S: 7 P: 7	R: 0 H: 0 E: 0 LOB: 0 K: 0 BB: 0 S: 3 P: 3	R: 0 H: 0 E: 0 LOB: 2 K: 1 BB: 1 S: 5 P: 9	R: 0 H: 0 E: 0 LOB: 0 K: 1 BB: 0 S: 5 P: 5	R: 1 H: 2 E: 0 LOB: 2 K: 1 BB: 1 S: 6 P: 10	1B: 2 SF: 0 2B: 0 SAC: 2 3B: 0 DP: 0 HR: 1 HBP: 0						

PITCHER		IP	WLS	BF	H	R	ER	SO	BB	IBB	HBP	BLK	WP	HR	S	P	ERA	WHIP
Bob Veale, L ERA: 3.14	(1, 1)	8.2	L	33	3	2	2	9	3	0	0	0	0	1	48	60	2.08	0.692

PITCHER	IP	WLS	BF	H	R	ER	SO	BB	IBB	HBP	BLK	WP	HR	S	P	ERA	WHIP

BOTTOM

Pittsburgh Pirates @ Philadelphia Phillies
Connie Mack Stadium, Philadelphia, PA
Mon Sep 15 1969, 7:05 PM EDT
Unknown

livebaseballscorecards.com

AB	28
R	2
H	3
RBI	2
BB	3
SO	9
LOB	10

WP: 0 PA: 33
PB: 0
SB: 0
CS: 0

Batter	1	2	3	4	5	6	7	8	9	AB	R	H	RBI	BB	SO	LOB
Matty Alou, L (1, 8) OBP: 0.367, SLG: 0.404	S 1B		2B		F8		FC4 1-2f			4	0	2	0	0	0	1
Dave Cash, R (1, 4) Gene Alley, R (8, PH) (8, 4) OBP: 0.295, SLG: 0.357	F3		K		5-3			K		3 1	0 0	0 0	0 0	0 0	1 1	2 0
Al Oliver, L (1, 3) OBP: 0.330, SLG: 0.442	F8		5-3			L6 5-3 1B		6-3		4	0	1	0	0	0	2
Carl Taylor, R (1, 7) (8, 9) OBP: 0.438, SLG: 0.473	F3 1-2			BBBB HR BB		5-3 1-2		E 2B		3	1	1	0	1	0	2
Richie Hebner, L (1, 5) OBP: 0.371, SLG: 0.423		6-3		F7		L6 2-3		E3 2-3		4	0	0	0	0	0	3
Johnny Jeter, R (1, 9) Willie Stargell, L (8, PH) (8, 7) OBP: 0.353, SLG: 0.500 OBP: 0.388, SLG: 0.570		1B 1B		1-H HR			SSS K	G3		3 1	1 0	2 0	2 0	0 0	1 0	0 2
Jerry May, R (1, 2) OBP: 0.270, SLG: 0.392		G6-4-3 1-3 1B		SSS K			HR		SSS K	4	1	2	1	0	2	0
Freddie Patek, R (1, 6) OBP: 0.313, SLG: 0.296 Bob Robertson, R (7, PH) OBP: 0.233, SLG: 0.228 Lou Marone, R (7, 1) Manny Sanguillen, R (9, PH) OBP: 0.333, SLG: 0.425		G6-4-3 1-2f		P4			L7		F8	2 1 0 1	0 0 0 0	0 0 0 0	0 0 0 0	0 0 0 0	0 0 0 0	2 0 0 0
Bo Belinsky, L (1, 1) Angel Mangual, R (5, PH) Bruce Dal Canton, R (5, 1) OBP: 0.417, SLG: 0.500 Jose Pagan, R (7, PH) OBP: 0.318, SLG: 0.423 Jose Martinez, R (7, PR) OBP: 0.306, SLG: 0.323 (7, 6)			2-3		5-3		FC4 1B		K	1 1 0 1 1	0 0 0 0 0	0 0 0 0 0	0 0 0 0 0	0 0 0 0 1	0 0 0 0 0	0 0 0 0 0
Inning Stats	R: 0 H: 1 E: 0 LOB: 1 K: 0 BB: 0 S: 4 P: 4	R: 0 H: 2 E: 0 LOB: 1 K: 0 BB: 0 S: 4 P: 4	R: 0 H: 1 E: 0 LOB: 1 K: 1 BB: 0 S: 6 P: 6	R: 2 H: 1 E: 0 LOB: 0 K: 1 BB: 1 S: 6 P: 10	R: 0 H: 0 E: 0 LOB: 0 K: 0 BB: 0 S: 3 P: 3	R: 0 H: 1 E: 0 LOB: 0 K: 0 BB: 0 S: 3 P: 3	R: 1 H: 2 E: 0 LOB: 1 K: 1 BB: 0 S: 7 P: 7	R: 0 H: 1 E: 1 LOB: 2 K: 1 BB: 0 S: 7 P: 7	R: 0 H: 0 E: 0 LOB: 0 K: 2 BB: 0 S: 7 P: 7	1B: 5 SF: 0 2B: 3 SAC: 0 3B: 0 DP: 2 HR: 2 HBP: 0						

TOP

Pittsburgh Pirates @ Philadelphia Phillies
Connie Mack Stadium, Philadelphia, PA
Mon Sep 15 1969, 7:05 PM EDT
Att. 2,933 - Unknown

livebaseballscorecards.com

AB	35
R	3
H	9
RBI	3
BB	1
SO	6
LOB	14

PITCHER		IP	WLS	BF	H	R	ER	SO	BB	IBB	HBP	BLK	WP	HR	S	P	ERA	WHIP
Jeff James, R ERA: 3.06	(1, 1)	9.0	W	36	9	3	3	6	1	0	0	0	0	2	47	51	3.00	1.111

PITCHER	IP	WLS	BF	H	R	ER	SO	BB	IBB	HBP	BLK	WP	HR	S	P	ERA	WHIP

Batter	1	2	3	4	5	6	7	8	9	AB	R	H	RBI	BB	SO	LOB
Tony Taylor, R (1, 5) OBP: 0.315, SLG: 0.341	0-0 2B 1B	0-0 4-3		0-3 K			0-0 6-3			4	1	1	0	0	1	0
Johnny Callison, L (1, 9) OBP: 0.321, SLG: 0.431	0-0 BB 1-H 2B		0-0 4-3		0-3 K2-3		0-3 K			4	0	1	1	0	2	0
Rick Joseph, R (1, 3) OBP: 0.331, SLG: 0.397	0-0 6-3		0-3 K		0-0 5-3			4-0 G5-4-3 BB		3	0	0	0	1	1	1
Deron Johnson, R (1, 7) OBP: 0.328, SLG: 0.433 Larry Hisle, R (9, 8) OBP: 0.338, SLG: 0.460	0-3 K		0-3 K		0-0 P6			0-0 G5-4-3 1-2f		4 0	0 0	0 0	0 0	0 0	2 0	2 0
Don Money, R (1, 6) OBP: 0.303, SLG: 0.329	4-0 BB BB			0-0 1B 2B		0-0 1B		4-0 BB		2	1	2	0	2	0	0
Mike Ryan, R (1, 2) OBP: 0.262, SLG: 0.340	4-0 1-2 2-3 BB			0-0 HR 2-H 1B		0-0 F8		0-0 L6		3	1	1	1	1	0	2
Cookie Rojas, R (1, 4) OBP: 0.266, SLG: 0.283	0-0 L6			0-0 F9		0-0 F8				3	0	0	0	0	0	5
John Briggs, L (1, 8) OBP: 0.351, SLG: 0.408 (9, 7)		0-0 4-3		0-0 1-H HR			0-3 K			3	1	1	2	0	1	1
Jeff James, R (1, 1)		0-0 F7		0-3 K			0-3 K			3	0	0	0	0	2	0
Inning Stats	R: 1 E: 0 K: 1 S: 7 H: 2 LOB: 3 BB: 2 P: 15	R: 0 E: 0 K: 0 S: 3 H: 0 LOB: 0 BB: 0 P: 3	R: 0 E: 0 K: 2 S: 7 H: 0 LOB: 0 BB: 0 P: 7	R: 3 E: 0 K: 2 S: 10 H: 3 LOB: 0 BB: 0 P: 10	R: 0 E: 0 K: 1 S: 5 H: 0 LOB: 0 BB: 0 P: 5	R: 0 E: 0 K: 1 S: 6 H: 1 LOB: 1 BB: 0 P: 6	R: 0 E: 0 K: 2 S: 7 H: 0 LOB: 0 BB: 0 P: 7	R: 0 E: 0 K: 0 S: 2 H: 0 LOB: 1 BB: 2 P: 10		1B: 3 2B: 2 3B: 0 HR: 1	SF: 0 SAC: 0 DP: 1 HBP: 0					

PITCHER		IP	WLS	BF	H	R	ER	SO	BB	IBB	HBP	BLK	WP	HR	S	P	ERA	WHIP
Bo Belinsky, L ERA: 4.58	(1, 1)	4.0	L	19	5	4	4	5	2	0	0	0	0	1	27	35	9.00	1.750
Bruce Dal Canton, R ERA: 3.53	(5, 1)	2.0		7	1	0	0	2	0	0	0	0	0	0	11	11	0.00	0.500
Lou Marone, L ERA: 3.0	(7, 1)	2.0		7	0	0	0	2	2	0	0	0	0	0	9	17	0.00	1.000

PITCHER	IP	WLS	BF	H	R	ER	SO	BB	IBB	HBP	BLK	WP	HR	S	P	ERA	WHIP

BOTTOM

Pittsburgh Pirates @ Philadelphia Phillies
Connie Mack Stadium, Philadelphia, PA
Mon Sep 15 1969, 7:05 PM EDT
Att. 2,933 - Unknown

livebaseballscorecards.com

AB	29
R	4
H	6
RBI	4
BB	4
SO	9
LOB	11

1B: 3 SF: 0
2B: 2 SAC: 0
3B: 0 DP: 1
HR: 1 HBP: 0

WP: 0 PA: 33
PB: 0
SB: 0
CS: 0

Batter	1	2	3	4	5	6	7	8	9	AB	R	H	RBI	BB	SO	LOB
Matty Alou, L (1, 8) OBP: 0.369, SLG: 0.407	5-3			4-3	FC6-4 1B 3-H		E 2B 1-2	BB 1B 1-2 3-H		5	1	3	1	0	0	0
Dave Cash, R (1, 4) OBP: 0.375, SLG: 0.286	F9			S 1B	FC6-4 1-2f		E8 1B 2-H	BBBB 1-2 2-3 BB		4	0	2	1	1	0	1
Manny Sanguillen, R (1, 2) OBP: 0.331, SLG: 0.423	6-3			F3		HR SH1-4 1B	6-3	P3		5	1	1	0	0	0	5
Carl Taylor, R (1, 7) OBP: 0.436, SLG: 0.469 Angel Mangual, R (8, 7) OBP: 0.500, SLG: 1.000		F9		BBBB 1-2 BB		SH1-4 1-2		4-3	4-3 WP 2B	2 1	0 1	0 1	0 1	1 0	0 0	0 0
Al Oliver, L (1, 3) OBP: 0.328, SLG: 0.446		SSS K		5-3		L8		HR	4-3 2-3	5	1	1	1	0	1	4
Jose Pagan, R (1, 5) OBP: 0.325, SLG: 0.444 Richie Hebner, L (8, PR) (8, 5) OBP: 0.373, SLG: 0.423		P4			3B 1B	HR 2-H		BBBB F9 1B 2B	BB 3-H	4 0	2 1	3 0	2 0	0 1	0 0	0 0
Johnny Jeter, R (1, 9) OBP: 0.364, SLG: 0.550			SSS K		PB 3B 1-H	P3		BBBB 1B 1B BB	SSS K	4	2	1	1	1	2	1
Freddie Patek, R (1, 6) OBP: 0.312, SLG: 0.293			SSS K		SSS K		BBBB CS BB	F9 2-3	F8	4	0	0	0	1	2	4
Bob Moose, R (1, 1) OBP: 0.149, SLG: 0.070 Joe Gibbon, R (9, 1)			F7		SSS K		SSS K	BB 1B 1-3 3-H		4 0	0 0	1 0	1 0	0 0	2 0	2 0
Inning Stats	R: 0 H: 0 E: 0 LOB: 0 K: 0 BB: 0 S: 3 P: 3	R: 0 H: 0 E: 0 LOB: 0 K: 1 BB: 0 S: 5 P: 5	R: 0 H: 0 E: 0 LOB: 0 K: 2 BB: 0 S: 7 P: 7	R: 0 H: 1 E: 0 LOB: 2 K: 0 BB: 1 S: 4 P: 8	R: 2 H: 3 E: 0 LOB: 1 K: 2 BB: 0 S: 10 P: 10	R: 2 H: 2 E: 0 LOB: 0 K: 0 BB: 0 S: 5 P: 5	R: 1 H: 2 E: 1 LOB: 1 K: 1 BB: 1 S: 6 P: 10	R: 3 H: 4 E: 0 LOB: 3 K: 0 BB: 2 S: 7 P: 15	R: 1 H: 1 E: 0 LOB: 1 K: 1 BB: 1 S: 6 P: 10	1B: 7 SF: 0 2B: 3 SAC: 1 3B: 1 DP: 0 HR: 2 HBP: 0						WP: 1 PA: 44 PB: 1 SB: 1 CS: 1	

TOP

Pittsburgh Pirates @ Philadelphia Phillies

Connie Mack Stadium, Philadelphia, PA

Tue Sep 16 1969, 7:05 PM EDT

Att. 1,169 - Unknown

livebaseballscorecards.com

AB	38
R	9
H	13
RBI	7
BB	5
SO	7
LOB	17

PITCHER		IP	WLS	BF	H	R	ER	SO	BB	IBB	HBP	BLK	WP	HR	S	P	ERA	WHIP
Woodie Fryman, L ERA: 4.47	(1, 1)	6.0	L	25	6	4	4	5	1	0	0	0	0	1	34	38	6.00	1.167
Al Raffo, R ERA: 4.28	(7, 1)	1.0		5	2	1	1	1	1	0	0	0	0	0	6	10	9.00	3.000
Turk Farrell, R ERA: 4.06	(8, 1)	0.2		6	3	3	3	0	1	0	0	0	0	1	5	9	40.50	6.000
John Boozer, R ERA: 4.14	(8, 1)	1.1		8	2	1	1	1	2	0	0	0	1	0	8	16	6.75	3.000

PITCHER	IP	WLS	BF	H	R	ER	SO	BB	IBB	HBP	BLK	WP	HR	S	P	ERA	WHIP

Batter	1	2	3	4	5	6	7	8	9	AB	R	H	RBI	BB	SO	LOB
Tony Taylor, R (1, 5) OBP: 0.314, SLG: 0.339	K			K		BB, BB, 1B		1-3	E6, G1-6-3, 3-H	5	0	1	1	0	2	1
Cookie Rojas, R (1, 4) OBP: 0.268, SLG: 0.283	K			E5, 4-3, PB, 2B		BB, 1-2		HR, 1B	G1-6-3, 1-2f	4	2	1	0	1	1	2
Johnny Callison, L (1, 9) OBP: 0.320, SLG: 0.436	K			4-3, 1-3		K		1-H, HR		4	1	1	2	0	2	3
Deron Johnson, R (1, 7) OBP: 0.329, SLG: 0.434		K		2B, 3-H		BB, 1-2, 2-3		K		3	0	1	1	1	2	0
John Briggs, L (1, 8) OBP: 0.347, SLG: 0.402		5-3		L7		P4		L9		4	0	0	0	0	0	4
Rick Joseph, R (1, 3) OBP: 0.326, SLG: 0.390		P6			K		K		K	4	0	0	0	0	3	0
Don Money, R (1, 6) OBP: 0.305, SLG: 0.331			4-3		4-3		1B		BB, E, 1B	4	1	2	0	0	0	0
Dave Watkins, R (1, 2) OBP: 0.275, SLG: 0.292			F7		K		K		E, E, 1-2, BB	3	1	0	0	1	2	1
Woodie Fryman, R (1, 1) OBP: 0.125, SLG: 0.155			K			K	4-3		E7, 1-3, 2-H, 1B	1	0	0	0	0	1	0
Scott Reid, L (6, PH)										1	0	0	0	0	1	0
Al Raffo, R (7, 1) OBP: 0.286, SLG: 0.167										0	0	0	0	0	0	0
Ron Stone, L (7, PH) OBP: 0.336, SLG: 0.298										1	0	0	0	0	0	1
Turk Farrell, R (8, 1)										0	0	0	0	0	0	0
John Boozer, R (8, 1) OBP: 0.400, SLG: 0.333										0	0	0	0	0	0	0
Vic Roznovsky, L (9, PH) OBP: 0.308, SLG: 0.250										1	0	1	1	0	0	0
Inning Stats	R: 0 E: 0 K: 3 S: 9 H: 0 LOB: 0 BB: 0 P: 9	R: 0 E: 0 K: 1 S: 5 H: 0 LOB: 0 BB: 0 P: 5	R: 0 E: 0 K: 1 S: 5 H: 0 LOB: 0 BB: 0 P: 5	R: 1 E: 1 K: 1 S: 7 H: 1 LOB: 1 BB: 0 P: 7	R: 0 E: 0 K: 2 S: 7 H: 0 LOB: 0 BB: 0 P: 7	R: 0 E: 0 K: 2 S: 8 H: 1 LOB: 3 BB: 2 P: 16	R: 0 E: 0 K: 2 S: 8 H: 1 LOB: 1 BB: 0 P: 8	R: 2 E: 0 K: 1 S: 7 H: 2 LOB: 0 BB: 0 P: 7	R: 2 E: 2 K: 1 S: 7 H: 2 LOB: 1 BB: 1 P: 11	1B: 5 2B: 1 3B: 0 HR: 1 SF: 0 SAC: 0 DP: 1 HBP: 0	WP: 0 PB: 1 SB: 0 CS: 0 PA: 38					

PITCHER	IP	WLS	BF	H	R	ER	SO	BB	IBB	HBP	BLK	WP	HR	S	P	ERA	WHIP
Bob Moose, R (1, 1) ERA: 3.18	8.1	W	37	7	5	3	14	3	0	0	0	0	1	62	74	3.24	1.200
Joe Gibbon, L (9, 1) ERA: 2.13	0.2	S	1	0	0	0	0	0	0	0	0	0	0	1	1	0.00	0.000

PITCHER	IP	WLS	BF	H	R	ER	SO	BB	IBB	HBP	BLK	WP	HR	S	P	ERA	WHIP

BOTTOM

Pittsburgh Pirates @ Philadelphia Phillies

Connie Mack Stadium, Philadelphia, PA

Tue Sep 16 1969, 7:05 PM EDT

Att. 1,169 - Unknown

livebaseballscorecards.com

AB	35
R	5
H	7
RBI	5
BB	3
SO	14
LOB	12

Batter	1	2	3	4	5	6	7	8	9	AB	R	H	RBI	BB	SO	LOB
Matty Alou, L (1, 8) OBP: 0.367, SLG: 0.405	4-3		SF8 3-H		F3		4-3			3	0	0	1	0	0	0
Dave Cash, R (1, 4) OBP: 0.417, SLG: 0.364	6-3		E 1-2 1B		6-3			FC6 1B		4	0	2	0	0	0	0
Willie Stargell, L (1, 7) OBP: 0.387, SLG: 0.567	6-3		E7 1-3 2-H 1B		K			FC6 FC4-6 1-2f		4	0	1	1	0	1	1
Roberto Clemente, R (1, 9) OBP: 0.398, SLG: 0.539		K	IBB			1B BB		FC4-6 1-2f HR		2	1	0	0	2	1	1
Al Oliver, L (1, 3) OBP: 0.327, SLG: 0.452		F7	P4			F9		HR 1-H		4	1	1	2	0	0	4
Manny Sanguillen, R (1, 2) OBP: 0.330, SLG: 0.421		1-3		6-3		G3-6-3 1-3 1B		F9		4	0	1	0	0	0	0
Richie Hebner, L (1, 5) OBP: 0.372, SLG: 0.421			FC5-6 SF8 1B	F5		G3-6-3 1-2f			G3	4	1	1	0	0	0	2
Freddie Patek, R (1, 6) OBP: 0.314, SLG: 0.293			FC5-6 1-2 1B	FC6-4 BB			K		K	3	0	1	0	1	2	0
Dock Ellis, S (1, 1) OBP: 0.121, SLG: 0.094			FC5-6 1-2f 2-3 1B E	FC6-4 1-2f			6-3		6-3	4	1	0	0	0	0	3
Inning Stats	R: 0 E: 0 K: 0 S: 3 H: 0 LOB: 0 BB: 0 P: 3	R: 0 E: 0 K: 1 S: 5 H: 0 LOB: 0 BB: 0 P: 5	R: 2 E: 1 K: 0 S: 7 H: 4 LOB: 3 BB: 1 P: 11	R: 0 E: 0 K: 0 S: 3 H: 0 LOB: 1 BB: 1 P: 7	R: 0 E: 0 K: 1 S: 5 H: 0 LOB: 0 BB: 0 P: 5	R: 0 E: 0 K: 0 S: 3 H: 1 LOB: 1 BB: 1 P: 7	R: 0 E: 0 K: 1 S: 5 H: 0 LOB: 0 BB: 0 P: 5	R: 2 E: 0 K: 0 S: 5 H: 2 LOB: 0 BB: 0 P: 5	R: 0 E: 0 K: 1 S: 5 H: 0 LOB: 0 BB: 0 P: 5	1B: 6 2B: 0 3B: 0 HR: 1 SF: 1 SAC: 0 DP: 1 HBP: 0						

PITCHER		IP	WLS	BF	H	R	ER	SO	BB	IBB	HBP	BLK	WP	HR	S	P	ERA	WHIP
Chuck Taylor, R ERA: 2.5	(1, 1)	8.0	L	33	7	4	4	3	2	1	0	0	0	1	36	48	4.50	1.125
Dave Giusti, R ERA: 3.74	(9, 1)	1.0		3	0	0	0	1	0	0	0	0	0	0	5	5	0.00	0.000

PITCHER	IP	WLS	BF	H	R	ER	SO	BB	IBB	HBP	BLK	WP	HR	S	P	ERA	WHIP

TOP

Pittsburgh Pirates @ St. Louis Cardinals

Busch Stadium, St. Louis, MO

Wed Sep 17 1969, 7:05 PM CDT

Att. 11,646 - Unknown

livebaseballscorecards.com

AB	32
R	4
H	7
RBI	4
BB	3
SO	4
LOB	11

BOTTOM

Pittsburgh Pirates @ St. Louis Cardinals

Busch Stadium, St. Louis, MO

Wed Sep 17 1969, 7:05 PM CDT

Att. 11,646 - Unknown

livebaseballscorecards.com

Batter	1	2	3	4	5	6	7	8	9	AB	R	H	RBI	BB	SO	LOB
Lou Brock, L (1, 7) OBP: 0.348, SLG: 0.441	4-3		FC4-6, CS 1-2f 2-3		G3			FC6-4 2-H 1B		4	0	1	1	0	0	2
Curt Flood, R (1, 8) OBP: 0.345, SLG: 0.372	4-3		BB 1-2 3-H 1B			K		K		4	0	1	1	0	2	2
Vada Pinson, L (1, 9) OBP: 0.306, SLG: 0.377	F7		BB 1-2			F7		FC6-4 1-2f FC6-4		3	0	0	0	1	0	2
Joe Torre, R (1, 3) OBP: 0.358, SLG: 0.447		K	F9			K		FC6-4 1-2f		4	0	0	0	0	2	4
Tim McCarver, L (1, 2) OBP: 0.332, SLG: 0.373		E3 E		3-1			F8		G3	4	0	0	0	0	0	0
Mike Shannon, R (1, 5) OBP: 0.320, SLG: 0.377		K 1-2		F7			1B		1-3	4	0	1	0	0	1	1
Julian Javier, R (1, 4) OBP: 0.339, SLG: 0.415		K		K			P4		6-3	4	0	0	0	0	2	2
Dal Maxvill, R (1, 6) OBP: 0.252, SLG: 0.220			FC4-6, 1B 1B BB		F9		F9			1	1	0	0	1	0	0
Vic Davalillo, L (7, PH) OBP: 0.269, SLG: 0.284										1	0	0	0	0	0	1
Jerry Davanon, R (8, 6) OBP: 0.230, SLG: 0.229										0	0	0	0	0	0	0
Chuck Taylor, R (1, 1) OBP: 0.211, SLG: 0.243			FC4-6 1-2 1B		K			1B 2B		2	0	1	0	0	1	0
Dave Ricketts, S (8, PH) OBP: 0.320, SLG: 0.295										1	0	1	0	0	0	0
Joe Nossek, R (8, PR) OBP: 0.091, SLG: 0.091										0	1	0	0	0	0	0
Dave Giusti, R (9, 1) OBP: 0.308, SLG: 0.261										0	0	0	0	0	0	0

Inning Stats	1	2	3	4	5	6	7	8	9
R	0	0	1	0	0	0	0	1	0
E	0	2	0	0	0	0	0	0	0
K	0	3	0	1	1	2	0	1	0
S	3	10	4	5	5	7	4	7	3
H	0	0	2	0	0	0	1	2	0
LOB	0	1	2	0	0	0	1	2	0
BB	0	0	2	0	0	0	0	0	0
P	3	10	12	5	5	7	4	7	3

	1B	SF	WP	PA
	4	0	0	34
	2B	SAC	PB	
	1	0	0	
	3B	DP	SB	
	0	0	0	
	HR	HBP	CS	
	0	0	1	

PITCHER	IP	WLS	BF	H	R	ER	SO	BB	IBB	HBP	BLK	WP	HR	S	P	ERA	WHIP
Dock Ellis, R (1, 1) ERA: 3.68	9.0	W	34	5	2	2	8	2	0	0	0	0	0	48	56	2.00	0.778

PITCHER	IP	WLS	BF	H	R	ER	SO	BB	IBB	HBP	BLK	WP	HR	S	P	ERA	WHIP

Batter	1	2	3	4	5	6	7	8	9	AB	R	H	RBI	BB	SO	LOB
Matty Alou, L (1, 8) OBP: 0.365, SLG: 0.404	P6		6-3			F8	2B WP 1B	5-3		5	1	1	0	0	0	2
Dave Cash, R (1, 4) OBP: 0.471, SLG: 0.533	5-3			F8		2B	WP 1-3 2B 2B	BBBB BB		4	1	2	0	1	0	0
Willie Stargell, L (1, 7) OBP: 0.387, SLG: 0.564 Johnny Jeter, R (8, 7) OBP: 0.364, SLG: 0.550	G3			F9	BBBB BB	4-0 BB	4-0 WP 2B IBB	0-0 1-3		3 0	1 0	0 0	0 0	2 0	0 0	2 0
Roberto Clemente, R (1, 9) OBP: 0.400, SLG: 0.537		G5-4-3 1B		F9	SSS K	0-3 K	4-0 2B WP 1-2 2-3 3-H IBB		BBBB FC5-4 BB	3	1	1	0	2	1	2
Al Oliver, L (1, 3) OBP: 0.324, SLG: 0.446		F8	G3		4-3	SSS K			P6	5	0	0	0	0	1	7
Manny Sanguillen, R (1, 2) OBP: 0.331, SLG: 0.423		G5-4-3 1-2f	BB 1B			K	WP 1-3 2-H 3-H 2B 2B 1B P6 2-3 3-H		FC5-4 S 1-2f	5	0	2	2	0	1	2
Richie Hebner, L (1, 5) OBP: 0.376, SLG: 0.423			SH1-4 1B	BBBB 1-2 BB					IIII 1-2 IBB	3	1	2	0	2	0	1
Freddie Patek, R (1, 6) OBP: 0.313, SLG: 0.293 Bob Robertson, R (7, PH) OBP: 0.241, SLG: 0.250 Jose Martinez, R (7, PR) OBP: 0.309, SLG: 0.321 (7, 6)			SH1-4 1-2		F3		1-H HR 2B	BBBB SH1-3 BB	SSS K	1 1 1	0 0 1	0 1 0	0 1 0	0 0 1	0 0 1	2 0 2
Steve Blass, R (1, 1) OBP: 0.259, SLG: 0.313 Carl Taylor, R (5, PH) OBP: 0.434, SLG: 0.467 Lou Marone, R (5, 1) Jose Pagan, R (7, PH) OBP: 0.327, SLG: 0.458 Joe Gibbon, R (7, 1)			SSS K		SSS K		2-H HR	1-2 SH1-3		1 1 0 1 0	0 0 0 1 0	0 0 0 1 0	0 0 0 2 0	0 0 0 0 0	1 1 0 0 0	1 2 0 0 0
Inning Stats	R: 0 E: 0 K: 0 S: 3 H: 0 LOB: 0 BB: 0 P: 3	R: 0 E: 0 K: 0 S: 3 H: 1 LOB: 0 BB: 0 P: 3	R: 0 E: 0 K: 1 S: 6 H: 1 LOB: 1 BB: 0 P: 6	R: 0 E: 0 K: 0 S: 3 H: 0 LOB: 0 BB: 0 P: 3	R: 0 E: 0 K: 0 S: 6 H: 1 LOB: 2 BB: 1 P: 10	R: 0 E: 0 K: 1 S: 6 H: 1 LOB: 2 BB: 1 P: 10	R: 7 E: 0 K: 2 S: 13 H: 6 LOB: 2 BB: 2 P: 21	R: 0 E: 0 K: 0 S: 3 H: 0 LOB: 2 BB: 2 P: 11	R: 0 E: 0 K: 1 S: 5 H: 0 LOB: 2 BB: 2 P: 13	1B: 5 2B: 4 3B: 0 HR: 1	SF: 0 SAC: 2 DP: 1 HBP: 0	WP: 2 PB: 0 SB: 1 CS: 0	PA: 44				

PITCHER		IP	WLS	BF	H	R	ER	SO	BB	IBB	HBP	BLK	WP	HR	S	P	ERA	WHIP
Nelson Briles, R ERA: 3.6	(1, 1)	6.1		26	6	2	2	4	2	0	0	0	0	0	32	40	2.84	1.263
Mudcat Grant, R ERA: 4.55	(7, 1)	0.0		3	3	1	1	0	0	0	0	0	0	1	3	3	∞	∞
Ray Washburn, R ERA: 3.08	(7, 1)	0.1		4	1	3	3	1	0	2	0	0	1	0	4	12	81.00	3.000
Joe Hoerner, L ERA: 2.94	(7, 1)	0.1		1	0	1	1	0	0	0	0	0	1	0	1	1	27.00	0.000
Sal Campisi, R ERA:	(8, 1)	2.0	W	10	0	0	0	1	3	1	0	0	0	0	8	24	0.00	1.500

PITCHER	IP	WLS	BF	H	R	ER	SO	BB	IBB	HBP	BLK	WP	HR	S	P	ERA	WHIP

TOP

Pittsburgh Pirates @ St. Louis Cardinals

Busch Stadium, St. Louis, MO

Thu Sep 18 1969, 3:33 AM CDT

Att. 8,612 - Unknown

livebaseballscorecards.com

AB	34
R	7
H	10
RBI	5
BB	8
SO	6
LOB	23

BOTTOM

Pittsburgh Pirates @ St. Louis Cardinals

Busch Stadium, St. Louis, MO

Thu Sep 18 1969, 3:33 AM CDT

Att. 8,612 - Unknown

livebaseballscorecards.com

Batter	1	2	3	4	5	6	7	8	9	AB	R	H	RBI	BB	SO	LOB
Lou Brock, L (1, 7) OBP: 0.347, SLG: 0.438	BBBB 4-0 BB		x 0-0 ② F7		x 0-0 ① F7		SSS 0-3 ② K		SSS 0-3 ① K	4	0	0	0	1	2	2
Curt Flood, R (1, 8) OBP: 0.349, SLG: 0.373	BBBB 4-0 1-2 BB		BBBB 4-0 2B BB		x 0-0 ② P5		x 0-0 HR 3-H 1B		x 0-0 E 1-2 1B 1B	3	3	2	1	2	0	0
Vada Pinson, L (1, 9) OBP: 0.307, SLG: 0.386	SSS 0-3 ① K		x 0-0 HR 1-H 2B		x 0-0 ③ 6-3		x 0-0 1-H HR		SSS 0-3 ② K	5	2	2	3	0	2	4
Joe Hague, L (1, 3) OBP: 0.262, SLG: 0.233 Joe Torre, R (7, PH) OBP: 0.357, SLG: 0.445 (8, 3)	SSS 0-3 ② K		x 0-0 HR 2-H			x 0-0 ① 4-3	x 0-0 ③ 6-3		x 0-0 E3 1B 1-2 2-H	3 2	1 0	1 0	2 0	0 0	1 0	2 1
Ted Simmons, S (1, 2) OBP: 0.167, SLG: 0.167	x 0-0 ③ F8		x 0-0 ③ 4-3			x 0-0 ② F7		x 0-0 ① P4	x 0-0 1B 1-2 2-H	5	0	1	1	0	0	2
Chip Coulter, S (1, 4) Julian Javier, R (8, PH) (9, 4) OBP: 0.338, SLG: 0.414		x 0-0 ① G3		SSS 0-3 ① K		BBBB 4-0 BB		x 0-0 ② 6-3		2 1	0 0	0 0	0 0	1 0	1 0	0 0
Mike Shannon, R (1, 5) OBP: 0.321, SLG: 0.376		x 0-0 L3 1B		x 0-0 ② 1-3		x 0-0 ③ F2		BBBB 4-0 FC6-4 BB		3	0	1	0	1	0	1
Jerry Davanon, R (1, 6) OBP: 0.244, SLG: 0.257		x 0-0 ② ③ L3 1-2		x 0-0 1B			x 0-0 F9 1B 2B	x 0-0 ③ FC6-4 1-2f		4	1	2	0	0	0	2
Nelson Briles, R (1, 1) OBP: 0.156, SLG: 0.151 Mudcat Grant, R (7, 1) OBP: 0.095, SLG: 0.219 Ray Washburn, R (7, 1) OBP: 0.105, SLG: 0.081 Joe Hoerner, R (7, 1) Byron Browne, R (7, PH) OBP: 0.333, SLG: 0.200 Sal Campisi, R (8, 1) Phil Gagliano, R (9, PH) OBP: 0.307, SLG: 0.270 Vic Davalillo, L (9, PR) OBP: 0.269, SLG: 0.284			SSS 0-3 ① K	x 0-0 ③ P4			x 0-0 ① F9 2-3		x 0-0 1B E 1B	2 0 0 0 1 0 1 0	0 0 0 0 0 0 0 1	0 0 0 0 0 0 1 0	0 0 0 0 0 0 0 1	1 0 0 0 0 0 0 0	1 0 0 0 0 0 0 0	1 0 0 0 1 0 0 0
Inning Stats	R: 0 E: 0 K: 2 S: 7 H: 0 LOB: 2 BB: 2 P: 15	R: 0 E: 0 K: 0 S: 3 H: 1 LOB: 0 BB: 0 P: 3	R: 3 E: 0 K: 1 S: 7 H: 2 LOB: 0 BB: 1 P: 11	R: 0 E: 0 K: 1 S: 6 H: 1 LOB: 1 BB: 0 P: 6	R: 0 E: 0 K: 0 S: 3 H: 0 LOB: 0 BB: 0 P: 3	R: 0 E: 0 K: 0 S: 3 H: 0 LOB: 1 BB: 1 P: 7	R: 3 E: 0 K: 1 S: 8 H: 3 LOB: 0 BB: 0 P: 8	R: 0 E: 0 K: 0 S: 3 H: 0 LOB: 1 BB: 1 P: 7	R: 2 E: 1 K: 2 S: 10 H: 3 LOB: 2 BB: 0 P: 10	1B: 6 2B: 3 3B: 0 HR: 2	SF: 0 SAC: 0 DP: 1 HBP: 0					

	AB	36
	R	8
	H	10
	RBI	7
	BB	5
	SO	7
	LOB	16

PITCHER		IP	WLS	BF	H	R	ER	SO	BB	IBB	HBP	BLK	WP	HR	S	P	ERA	WHIP
Steve Blass, R ERA: 4.6	(1, 1)	4.0		18	4	3	3	4	3	0	0	0	0	1	23	35	6.75	1.750
Lou Marone, L ERA: 2.81	(5, 1)	2.0		7	0	0	0	0	1	0	0	0	0	0	6	10	0.00	0.500
Joe Gibbon, L ERA: 2.45	(7, 1)	2.2	L	16	6	5	3	3	1	0	0	0	0	1	21	25	10.12	2.625

PITCHER	IP	WLS	BF	H	R	ER	SO	BB	IBB	HBP	BLK	WP	HR	S	P	ERA	WHIP

Pittsburgh Pirates @ New York Mets

Shea Stadium, Flushing, NY

Fri Sep 19 1969, 7:05 PM EDT

Unknown

TOP

livebaseballscorecards.com

Batter	1	2	3	4	5	6	7	8	9	AB	R	H	RBI	BB	SO	LOB
Matty Alou, L (1, 8) OBP: 0.370, SLG: 0.412	BBBB 4-0 CS BB	x 0-0 E2 1-3 2-H 3-H 1B			x 0-0 SH1-4 1B		x 0-0 HBP 1-3 FC5-2 2B	x 0-0 E 2-H 3B		4	1	4	3	1	0	0
Ron Davis, R (9, 8) OBP: 0.314, SLG: 0.286										0	0	0	0	0	0	0
Dave Cash, R (1, 4) OBP: 0.429, SLG: 0.444	x 0-0 ①② F9 1-2	SSS 0-3 ③ K			x 0-0 ① SH1-4 1-2		BBBB 4-0 FC5-2 HBP FC3-2 BB	x 0-0 E5 BLK 1B 3-H		3	0	0	0	1	1	3
Willie Stargell, L (1, 7) OBP: 0.387, SLG: 0.561	SSS 0-3 ③ K		x 0-0 ① F9		x 0-0 ② F8		H 1-0 FC3-2 FC5-2 1-2 2-3 3-H HBP	x 0-0 ③ 1-H 1B		4	0	1	1	0	1	1
Johnny Jeter, R (8, 7) OBP: 0.364, SLG: 0.550										0	0	0	0	0	0	0
Roberto Clemente, R (1, 9) OBP: 0.400, SLG: 0.535		x 0-0 1B BB 1B	x 0-0 ② F8		4-0 IBB		x 0-0 ① FC5-2 FC3-2 1-2 2-3 3-Hf		x 0-0 ① 6-3	4	1	1	0	1	0	3
Angel Mangual, R (9, 9) OBP: 0.500, SLG: 1.000										0	0	0	0	0	0	0
Al Oliver, L (1, 3) OBP: 0.321, SLG: 0.442		x 0-0 ① F8	x 0-0 ③ 4-3		x 0-0 ③ F7		x 0-0 ② FC3-2 1-2 2-3 3-Hf		x 0-0 1B 2B	4	0	0	0	0	0	6
Bob Robertson, R (9, PH) OBP: 0.250, SLG: 0.272										1	1	1	0	0	0	0
(9, 3)																
Manny Sanguillen, R (1, 2) OBP: 0.332, SLG: 0.423		x 0-0 BB BB 1-3 1B 1B		x 0-0 ① 4-3		x 0-0 ① 5-3	x 0-0 ③ 1-3		x 0-0 S 2-H 2B 1B	5	2	2	1	0	0	3
Richie Hebner, L (1, 5) OBP: 0.378, SLG: 0.424		BBBB 4-0 BB 1-2 1B BB	SSS 0-3 ② K			x 0-0 ② 4-1		BBBB 4-0 SH1-3 3B BB	x 0-0 6-3 2-H 2B	3	2	1	1	2	1	0
Freddie Patek, R (1, 6) OBP: 0.315, SLG: 0.292	BBBB 4-0 E 1B 1-2 2-3 3-H BB	BBBB 4-0 BB			SSS 0-3 ③ K		x 0-0 ① SH1-3 1-2	x 0-0 ② 6-3 2-3		1	0	0	1	2	1	0
Jose Pagan, R (9, PH) OBP: 0.326, SLG: 0.456										1	0	0	0	0	0	1
Jose Martinez, R (9, 6) OBP: 0.309, SLG: 0.321										0	0	0	0	0	0	0
Bob Veale, S (1, 1) OBP: 0.088, SLG: 0.052	SSS 0-3 ② K	SSS 0-3 ③ K			BBBB 4-0 2B HBP BB	x 0-0 ② P4	x 0-0 ③ 6-3			4	1	0	0	1	2	6
Inning Stats	R: 0 E: 0 K: 1 S: 4 H: 0 LOB: 0 BB: 1 P: 8	R: 3 E: 1 K: 2 S: 10 H: 3 LOB: 2 BB: 2 P: 18	R: 0 E: 0 K: 0 S: 3 H: 0 LOB: 0 BB: 0 P: 3	R: 0 E: 0 K: 2 S: 7 H: 0 LOB: 1 BB: 1 P: 11	R: 0 E: 0 K: 0 S: 4 H: 1 LOB: 2 BB: 1 P: 8	R: 0 E: 0 K: 1 S: 5 H: 0 LOB: 0 BB: 0 P: 5	R: 1 E: 0 K: 0 S: 4 H: 1 LOB: 3 BB: 2 P: 13	R: 2 E: 1 K: 0 S: 5 H: 2 LOB: 2 BB: 1 P: 9	R: 2 E: 0 K: 0 S: 6 H: 3 LOB: 1 BB: 0 P: 6	1B: 6 2B: 3 3B: 1 HR: 0	SF: 0 SAC: 2 DP: 0 HBP: 1						

	AB	34
	R	8
	H	10
	RBI	7
	BB	8
	SO	6
	LOB	23

WP: 0 PB: 0 SB: 1 CS: 1 PA: 45

PITCHER		IP	WLS	BF	H	R	ER	SO	BB	IBB	HBP	BLK	WP	HR	S	P	ERA	WHIP
Nolan Ryan, R ERA: 3.49	(1, 1)	1.2	L	10	3	3	3	2	3	0	0	0	0	0	11	23	16.20	3.600
Jack Dilauro, L ERA: 2.49	(2, 1)	3.1		13	1	0	0	3	1	1	0	0	0	0	17	25	0.00	0.600
Cal Koonce, R ERA: 4.99	(6, 1)	2.0		10	1	1	1	1	2	0	1	0	0	0	9	18	4.50	1.500
Les Rohr, L ERA: 20.25	(8, 1)	1.1		10	5	4	3	0	1	0	0	1	0	0	9	13	20.25	4.500
Bob Johnson, R ERA:	(9, 1)	0.2		2	0	0	0	0	0	0	0	0	0	0	2	2	0.00	0.000

PITCHER	IP	WLS	BF	H	R	ER	SO	BB	IBB	HBP	BLK	WP	HR	S	P	ERA	WHIP

Pittsburgh Pirates @ New York Mets

Shea Stadium, Flushing, NY

Fri Sep 19 1969, 7:05 PM EDT

Unknown

BOTTOM

Batter	1	2	3	4	5	6	7	8	9	AB	R	H	RBI	BB	SO	LOB
Amos Otis, R (1, 7) OBP: 0.186, SLG: 0.173	K		F8			K	1-2 2-H 1B		F7	5	0	1	1	0	2	3
Ken Boswell, L (1, 4) OBP: 0.347, SLG: 0.383	F5			K		1B BB	F7		1-2 2-H 1B	4	0	1	1	1	1	2
Tommie Agee, R (1, 8) OBP: 0.345, SLG: 0.477	F9			5-3		1-2 1B		P3	K	5	0	1	0	0	1	2
Donn Clendenon, R (1, 3) OBP: 0.301, SLG: 0.415		4-3		K		K		F9		4	0	0	0	0	2	2
Ron Swoboda, R (1, 9) OBP: 0.326, SLG: 0.381		F9			5-3	1-3		1B		4	0	1	0	0	0	2
Ed Charles, R (1, 5) OBP: 0.282, SLG: 0.299		F9			1-3		BB 1B BB	L9		3	1	0	0	1	0	1
Jerry Grote, R (1, 2) OBP: 0.310, SLG: 0.350			6-3		1B BB		1-2 BB		1B 1B	2	1	1	0	2	0	0
Al Weis, S (1, 6) OBP: 0.266, SLG: 0.300			2B		1-2 1B		F9		1-2 1B	4	0	3	0	0	0	2
Nolan Ryan, R (1, 1) OBP: 0.107, SLG: 0.107			K		K		K		F8	0	0	0	0	0	0	0
Jack Dilauro, S (2, 1)										1	0	0	0	0	1	1
Bobby Pfeil, R (5, PH) OBP: 0.246, SLG: 0.269										1	0	0	0	0	1	2
Cal Koonce, R (6, 1) OBP: 0.235, SLG: 0.235										0	0	0	0	0	0	0
Duffy Dyer, R (7, PH) OBP: 0.292, SLG: 0.426										1	0	0	0	0	1	2
Les Rohr, L (8, 1)										0	0	0	0	0	0	0
Bob Johnson, L (9, 1)										0	0	0	0	0	0	0
Rod Gaspar, S (9, PH) OBP: 0.310, SLG: 0.279										1	0	0	0	0	0	2
Inning Stats	R: 0 E: 0 K: 1 S: 5 H: 0 LOB: 0 BB: 0 P: 5	R: 0 E: 0 K: 0 S: 3 H: 0 LOB: 0 BB: 0 P: 3	R: 0 E: 0 K: 1 S: 6 H: 1 LOB: 1 BB: 0 P: 6	R: 0 E: 0 K: 2 S: 7 H: 0 LOB: 0 BB: 0 P: 7	R: 0 E: 0 K: 1 S: 6 H: 1 LOB: 2 BB: 1 P: 10	R: 0 E: 0 K: 2 S: 8 H: 1 LOB: 2 BB: 1 P: 12	R: 1 E: 0 K: 1 S: 6 H: 1 LOB: 2 BB: 2 P: 14	R: 0 E: 0 K: 0 S: 4 H: 1 LOB: 1 BB: 0 P: 4	R: 1 E: 0 K: 1 S: 8 H: 3 LOB: 2 BB: 0 P: 8	1B: 7 2B: 1 3B: 0 HR: 0		SF: 0 SAC: 0 DP: 0 HBP: 0				

livebaseballscorecards.com

AB	35
R	2
H	8
RBI	2
BB	4
SO	9
LOB	21

WP: 0 PB: 0 SB: 0 CS: 0 PA: 39

PITCHER	IP	WLS	BF	H	R	ER	SO	BB	IBB	HBP	BLK	WP	HR	S	P	ERA	WHIP
Bob Veale, L (1, 1) ERA: 3.09	9.0	W	39	8	2	2	9	4	0	0	0	0	0	53	69	2.00	1.333

PITCHER	IP	WLS	BF	H	R	ER	SO	BB	IBB	HBP	BLK	WP	HR	S	P	ERA	WHIP

Pittsburgh Pirates @ New York Mets

Shea Stadium, Flushing, NY

Fri Sep 19 1969, 7:05 PM EDT

Att. 51,885 - Unknown

TOP

livebaseballscorecards.com

Batter	1	2	3	4	5	6	7	8	9	AB	R	H	RBI	BB	SO	LOB
Matty Alou, L (1, 8) OBP: 0.370, SLG: 0.412	0-0 FC1-6 1B	0-0 F5		0-0 G3 2-3		0-0 4-3 ①		0-0 2B 1-2 1B		5	0	2	0	0	0	1
Ron Davis, R (8, 8) OBP: 0.314, SLG: 0.286										0	0	0	0	0	0	0
Dave Cash, R (1, 4) OBP: 0.423, SLG: 0.565	0-0 FC1-6 ① 1B 1-2f 1B	0-0 P3 ③		0-0 3-H HR 3B		0-0 4-3 ②		0-0 1-3 2-H 2B		5	2	2	2	0	0	1
Willie Stargell, L (1, 7) OBP: 0.389, SLG: 0.568	0-0 1-3 1B	0-0 3-1 1-4-3 1B		0-0 3-H HR		0-0 4-1 ③		S S S 0-3 K ③		5	2	3	2	0	1	2
Angel Mangual, R (8, 7) OBP: 0.500, SLG: 1.000										0	0	0	0	0	0	0
Carl Taylor, R (1, 9) OBP: 0.435, SLG: 0.467	0-0 1-3 3-H 1B	0-0 1-4-3 ① 1-2		0-0 F9 ③			0-0 F7 1B		S S S 0-3 K ①	4	1	2	1	0	0	1
Johnny Jeter, R (7, PR) (7, 9) OBP: 0.348, SLG: 0.524										1	0	0	0	0	1	0
Al Oliver, L (1, 3) OBP: 0.320, SLG: 0.439	0-0 1-2 3-H 1B	0-0 3-1 ② 2-3			S S S 0-3 K ①		0-0 F7 ①② 1-2		0-0 F7 ②	5	0	1	1	0	1	2
Richie Hebner, L (1, 5) OBP: 0.380, SLG: 0.424	0-0 1-2 2-H 1B	B B B 4-0 BB			0-0 5-3 ②		0-0 G3 ③		B B B 4-0 BB	3	0	1	1	2	0	1
Jerry May, R (1, 2) OBP: 0.269, SLG: 0.387	S S S 0-3 K ②	S S S 0-3 K ③			0-0 2B 1B			0-0 1-3 ① S S S	0-3 K ③	5	1	1	0	0	3	5
Freddie Patek, R (1, 6) OBP: 0.319, SLG: 0.297	0-0 F8 ③			0-0 WP SH3-4 3B 1B	0-0 1-H 2B			B B B 4-0 FC1-6 BB		3	1	2	1	1	0	2
Luke Walker, L (1, 1)		S S S 0-3 K ①		0-0 SH3-4 ① 1-2	S S S 0-3 K ③			0-0 FC1-6 ② 1B 1-2f 2B		3	1	0	0	0	2	2

	AB	39
	R	8
	H	14
	RBI	8
	BB	3
	SO	8
	LOB	17

Inning Stats																																		
	R: 3	E: 0	K: 1	S: 10	H: 5	LOB: 2	BB: 0	P: 10	R: 0	E: 0	K: 1	S: 5	H: 0	LOB: 0	BB: 0	P: 5	R: 0	E: 0	K: 1	S: 6	H: 1	LOB: 2	BB: 1	P: 10	R: 3	E: 0	K: 0	S: 6	H: 3	LOB: 0	BB: 0	P: 6	R: 1	E: 0	K: 2	S: 9	H: 2	LOB: 1	BB: 0	P: 9
	R: 0	E: 0	K: 0	S: 3	H: 0	LOB: 0	BB: 0	P: 3	R: 0	E: 0	K: 0	S: 3	H: 1	LOB: 1	BB: 0	P: 3	R: 1	E: 0	K: 1	S: 7	H: 2	LOB: 2	BB: 1	P: 11	R: 0	E: 0	K: 2	S: 7	H: 0	LOB: 1	BB: 1	P: 11	1B: 10	2B: 2	3B: 1	HR: 1	SF: 0	SAC: 1	DP: 0	HBP: 0	WP: 1	PB: 0	SB: 0	CS: 0	PA: 43

PITCHER		IP	WLS	BF	H	R	ER	SO	BB	IBB	HBP	BLK	WP	HR	S	P	ERA	WHIP
Jim McAndrew, R ERA: 3.66	(1, 1)	5.0	L	27	11	7	7	5	1	0	0	0	1	1	36	40	12.60	2.400
Ron Taylor, R ERA: 2.85	(6, 1)	2.0		6	1	0	0	0	0	0	0	0	0	0	6	6	0.00	0.500
Jesse Hudson, L ERA: 4.5	(8, 1)	2.0		10	2	1	1	3	2	0	0	0	0	0	14	22	4.50	2.000

PITCHER	IP	WLS	BF	H	R	ER	SO	BB	IBB	HBP	BLK	WP	HR	S	P	ERA	WHIP

Batter	1	2	3	4	5	6	7	8	9	AB	R	H	RBI	BB	SO	LOB
Amos Otis, R (1, 7) OBP: 0.189, SLG: 0.167	F8		BB			5-3	F8			3	0	0	0	1	0	3
Bobby Pfeil, R (1, 4) OBP: 0.246, SLG: 0.268	L6		4-3			FC6-4, BB, 1B	FC5 2-3f			4	0	1	0	0	0	5
Tommie Agee, R (1, 8) OBP: 0.346, SLG: 0.475	P3			FC1-6, BB		FC6-4, BB 1-2		K		2	0	0	0	2	1	0
Donn Clendenon, R (1, 3) OBP: 0.297, SLG: 0.410		L9		FC1-6, 5-3 1-2f		FC6-4 1-2f 2-3		K		4	0	0	0	0	1	3
Ron Swoboda, R (1, 9) OBP: 0.322, SLG: 0.376		5-3		5-3 1-2		P4		F2		4	0	0	0	0	0	3
Ed Charles, R (1, 5) OBP: 0.282, SLG: 0.298		P3		4-3			1-3		G6-3, 1B	4	0	1	0	0	0	1
Jerry Grote, R (1, 2) OBP: 0.312, SLG: 0.352			FC4, 1B		F9		1B, WP, 1B		G6-3 1-2f	4	0	2	0	0	0	1
Al Weis, S (1, 6) OBP: 0.270, SLG: 0.301			FC4, SH2-3 1-2f		G6-4-3, 1B		FC5, 1B 1-2, BB		K	3	0	1	0	1	1	1
Jim McAndrew, R (1, 1) OBP: 0.211, SLG: 0.171			SH2-3 1-2		G6-4-3 1-2f		1B 1-2 2-3			0	0	0	0	0	0	0
Rod Gaspar, S (5, PH) OBP: 0.309, SLG: 0.278										1	0	0	0	0	0	1
Ron Taylor, R (6, 1) OBP: 0.250, SLG: 0.250										0	0	0	0	0	0	0
Bob Heise, R (7, PH) OBP: 1.000, SLG: 1.000										1	0	1	0	0	0	0
Jesse Hudson, L (8, 1)										0	0	0	0	0	0	0
Inning Stats	R: 0 E: 0 K: 0 S: 3 H: 0 LOB: 0 BB: 0 P: 3	R: 0 E: 0 K: 0 S: 3 H: 0 LOB: 0 BB: 0 P: 3	R: 0 E: 0 K: 0 S: 4 H: 1 LOB: 2 BB: 1 P: 8	R: 0 E: 0 K: 0 S: 3 H: 0 LOB: 1 BB: 1 P: 7	R: 0 E: 0 K: 0 S: 3 H: 1 LOB: 0 BB: 0 P: 3	R: 0 E: 0 K: 0 S: 4 H: 1 LOB: 2 BB: 1 P: 8	R: 0 E: 0 K: 0 S: 5 H: 2 LOB: 3 BB: 1 P: 9	R: 0 E: 0 K: 2 S: 7 H: 0 LOB: 0 BB: 0 P: 7	R: 0 E: 0 K: 1 S: 5 H: 1 LOB: 0 BB: 0 P: 5	1B: 6 2B: 0 3B: 0 HR: 0 SF: 0 SAC: 1 DP: 2 HBP: 0	WP: 1 PB: 0 SB: 0 CS: 0 PA: 35					

PITCHER	IP	WLS	BF	H	R	ER	SO	BB	IBB	HBP	BLK	WP	HR	S	P	ERA	WHIP
Luke Walker, L (1, 1) ERA: 3.61	9.0	W	35	6	0	0	3	4	0	0	0	1	0	37	53	0.00	1.111

PITCHER	IP	WLS	BF	H	R	ER	SO	BB	IBB	HBP	BLK	WP	HR	S	P	ERA	WHIP

BOTTOM

Pittsburgh Pirates @ New York Mets

Shea Stadium, Flushing, NY

Fri Sep 19 1969, 7:05 PM EDT

Att. 51,885 - Unknown

livebaseballscorecards.com

AB	30
R	0
H	6
RBI	0
BB	4
SO	3
LOB	18

Batter	1	2	3	4	5	6	7	8	9	AB	R	H	RBI	BB	SO	LOB
Matty Alou, L (1, 8) OBP: 0.369, SLG: 0.410	0-0 5-3 1B		0-0 P6		0-0 F7		0-0 6-3		0-3 K	5	0	1	0	0	1	2
Dave Cash, R (1, 4) OBP: 0.433, SLG: 0.520	0-0 5-3 1-2			BBBB 4-0 S 1B WP BB	BBBB 4-0 BB			0-0 1-3		2	1	0	0	2	0	1
Willie Stargell, L (1, 7) OBP: 0.388, SLG: 0.565 Johnny Jeter, R (8, 7) OBP: 0.348, SLG: 0.524	0-0 P6			0-0 WP S WP 1-2 1B	SSS 0-3 K			0-0 F7		4 0	1 0	1 0	0 0	0 0	1 0	2 0
Roberto Clemente, R (1, 9) OBP: 0.398, SLG: 0.532	0-0 6-3			BBBB 4-0 WP HBP 5-3 1-3 2-H BB		0-0 4-3		0-0 1-3		3	1	0	0	1	0	1
Al Oliver, L (1, 3) OBP: 0.321, SLG: 0.439		0-0 F8		H 1-0 5-3 WP 1-2 HBP		0-0 CS 1B			0-0 4-3	3	0	1	0	0	0	0
Manny Sanguillen, R (1, 2) OBP: 0.333, SLG: 0.424		0-0 5-3		0-0 5-3 1-3 2-H 3-H		0-0 1-2 1B			0-0 FC6-4 1B WP 1B	4	1	2	1	0	0	1
Richie Hebner, L (1, 5) OBP: 0.379, SLG: 0.422		0-0 P6		0-0 F9		0-0 P5			0-0 FC6-4 1-2 1B	4	0	1	0	0	0	2
Freddie Patek, R (1, 6) OBP: 0.316, SLG: 0.294			0-0 6-3	0-0 F8			SSS 0-3 K		0-0 FC6-4 WP 1-2f 2-3	4	0	0	0	0	1	3
Bob Moose, R (1, 1) OBP: 0.157, SLG: 0.065			0-0 6-3		SSS 0-3 K		SSS 0-3 K		BBBB 4-0 1-2 3-H BB	3	0	0	0	1	2	0
Inning Stats	R: 0 H: 1 E: 0 LOB: 1 K: 0 BB: 0 S: 4 P: 4	R: 0 H: 0 E: 0 LOB: 0 K: 0 BB: 0 S: 3 P: 3	R: 0 H: 0 E: 0 LOB: 0 K: 0 BB: 0 S: 3 P: 3	R: 3 H: 1 E: 0 LOB: 1 K: 0 BB: 2 S: 4 P: 13	R: 0 H: 0 E: 0 LOB: 1 K: 2 BB: 1 S: 7 P: 11	R: 0 H: 2 E: 0 LOB: 1 K: 0 BB: 0 S: 4 P: 4	R: 0 H: 0 E: 0 LOB: 0 K: 2 BB: 0 S: 7 P: 7	R: 0 H: 0 E: 0 LOB: 0 K: 0 BB: 0 S: 3 P: 3	R: 1 H: 2 E: 0 LOB: 2 K: 1 BB: 1 S: 7 P: 11	1B: 6 SF: 0 2B: 0 SAC: 0 3B: 0 DP: 0 HR: 0 HBP: 1						WP: 3 PA: 37 PB: 0 SB: 2 CS: 1	

PITCHER		IP	WLS	BF	H	R	ER	SO	BB	IBB	HBP	BLK	WP	HR	S	P	ERA	WHIP
Gary Gentry, R ERA: 3.67	(1, 1)	6.0	L	25	4	3	3	2	3	0	1	0	2	0	25	38	4.50	1.167
Tug McGraw, L ERA: 2.39	(7, 1)	3.0		12	2	1	1	3	1	0	0	0	1	0	17	21	3.00	1.000

PITCHER	IP	WLS	BF	H	R	ER	SO	BB	IBB	HBP	BLK	WP	HR	S	P	ERA	WHIP

TOP

Pittsburgh Pirates @ New York Mets

Shea Stadium, Flushing, NY

Sat Sep 20 1969, 3:33 AM EDT

Att. 38,784 - Unknown

livebaseballscorecards.com

AB	32
R	4
H	6
RBI	1
BB	4
SO	5
LOB	12

Batter	1	2	3	4	5	6	7	8	9	AB	R	H	RBI	BB	SO	LOB
Tommie Agee, R (1, 8) OBP: 0.343, SLG: 0.471	4-3		K			4-3			F3	4	0	0	0	0	1	1
Wayne Garrett, L (1, 5) OBP: 0.296, SLG: 0.267	1-3			F8		F9			5-3	4	0	0	0	0	0	1
Art Shamsky, L (1, 7) OBP: 0.381, SLG: 0.493	4-3			L3			G3		4-3	4	0	0	0	0	0	1
Ken Boswell, L (1, 4) OBP: 0.344, SLG: 0.379		6-3		P6			L4			3	0	0	0	0	0	0
Ed Kranepool, L (1, 3) OBP: 0.309, SLG: 0.381		BB			K		G1			2	0	0	0	1	1	0
Ron Swoboda, R (1, 9) OBP: 0.323, SLG: 0.373		F9			FC6-4 BB			K		2	0	0	0	1	1	1
J.C. Martin, L (1, 2) OBP: 0.261, SLG: 0.327		6-3			FC6-4 1-2f			K		3	0	0	0	0	1	2
Bud Harrelson, S (1, 6) OBP: 0.333, SLG: 0.299			F7		4-3			K		3	0	0	0	0	1	1
Gary Gentry, R (1, 1) OBP: 0.114, SLG: 0.103			6-3			K				1	0	0	0	0	0	0
Jim Gosger, L (6, PH) OBP: 0.194, SLG: 0.231										1	0	0	0	0	1	0
Tug McGraw, R (7, 1) OBP: 0.208, SLG: 0.217										0	0	0	0	0	0	0
Rod Gaspar, S (9, PH) OBP: 0.312, SLG: 0.278									5-3 BB	0	0	0	0	1	0	0
Inning Stats	R: 0 E: 0 K: 0 S: 3 H: 0 LOB: 0 BB: 0 P: 3	R: 0 E: 0 K: 0 S: 3 H: 0 LOB: 1 BB: 1 P: 7	R: 0 E: 0 K: 1 S: 5 H: 0 LOB: 0 BB: 0 P: 5	R: 0 E: 0 K: 0 S: 3 H: 0 LOB: 0 BB: 0 P: 3	R: 0 E: 0 K: 1 S: 5 H: 0 LOB: 1 BB: 1 P: 9	R: 0 E: 0 K: 1 S: 5 H: 0 LOB: 0 BB: 0 P: 5	R: 0 E: 0 K: 0 S: 3 H: 0 LOB: 0 BB: 0 P: 3	R: 0 E: 0 K: 3 S: 9 H: 0 LOB: 0 BB: 0 P: 9	R: 0 E: 0 K: 0 S: 3 H: 0 LOB: 1 BB: 1 P: 7	1B: 0 2B: 0 3B: 0 HR: 0 SF: 0 SAC: 0 DP: 0 HBP: 0						

PITCHER	IP	WLS	BF	H	R	ER	SO	BB	IBB	HBP	BLK	WP	HR	S	P	ERA	WHIP
Bob Moose, R (1, 1) ERA: 2.99	9.0	W	30	0	0	0	6	3	0	0	0	0	0	39	51	0.00	0.333

PITCHER	IP	WLS	BF	H	R	ER	SO	BB	IBB	HBP	BLK	WP	HR	S	P	ERA	WHIP

BOTTOM

Pittsburgh Pirates @ New York Mets

Shea Stadium, Flushing, NY

Sat Sep 20 1969, 3:33 AM EDT

Att. 38,784 - Unknown

livebaseballscorecards.com

AB	27
R	0
H	0
RBI	0
BB	3
SO	6
LOB	7

WP: 0 PA: 30
PB: 0
SB: 0
CS: 0

Batter	1	2	3	4	5	6	7	8	9	AB	R	H	RBI	BB	SO	LOB
Matty Alou, L (1, 8) OBP: 0.368, SLG: 0.411	G3 1B 2B		6-3		K		1-3			4	1	1	0	0	1	0
Dave Cash, R (1, 4) OBP: 0.441, SLG: 0.481	G3 2-3		BB			2B BB		K		2	1	0	0	2	1	1
Willie Stargell, L (1, 7) OBP: 0.387, SLG: 0.563	FC6-4 1B 3-H		G3			F9		K		4	0	1	1	0	1	2
Roberto Clemente, R (1, 9) OBP: 0.399, SLG: 0.533	K			G3		1-H 2B		BB 1B		4	0	2	1	0	1	1
Jose Pagan, R (1, 5) OBP: 0.332, SLG: 0.469	FC6-4 1-2f			HR		BB		1-2 BB		2	1	1	1	2	0	1
Manny Sanguillen, R (1, 2) OBP: 0.330, SLG: 0.420		P6		F8		F8		F8		4	0	0	0	0	0	4
Bob Robertson, R (1, 3) OBP: 0.250, SLG: 0.271		G1-6-3 1B		5-3		5-3			F8	4	0	1	0	0	0	2
Freddie Patek, R (1, 6) OBP: 0.314, SLG: 0.292 Gene Alley, R (9, PH) OBP: 0.294, SLG: 0.356	G1-6-3 1-2f			K		6-3		F8		3 1	0 0	0 0	0 0	1 0	1 0	1 0
Dock Ellis, S (1, 1) OBP: 0.119, SLG: 0.092 Lou Marone, R (3, 1) Angel Mangual, R (5, PH) OBP: 0.333, SLG: 0.667 Bruce Dal Canton, R (5, 1) OBP: 0.417, SLG: 0.500 Carl Taylor, R (7, PH) OBP: 0.434, SLG: 0.465 Joe Gibbon, R (7, 1) Johnny Jeter, R (9, PH) OBP: 0.333, SLG: 0.500			K	F8		6-3		K		1 0 1 0 1 0 1	0 0 0 0 0 0 0	0 0 0 0 0 0 0	0 0 0 0 0 0 0	1 0 0 0 0 0 1	0 0 0 0 0 0 0	0 0 0 0 0 0 0
Inning Stats	R: 1 E: 0 K: 1 S: 7 H: 2 LOB: 1 BB: 0 P: 7	R: 0 E: 0 K: 0 S: 3 H: 1 LOB: 0 BB: 0 P: 3	R: 0 E: 0 K: 1 S: 5 H: 0 LOB: 1 BB: 1 P: 9	R: 1 E: 0 K: 0 S: 4 H: 1 LOB: 0 BB: 0 P: 4	R: 0 E: 0 K: 2 S: 7 H: 0 LOB: 0 BB: 0 P: 7	R: 1 E: 0 K: 0 S: 4 H: 1 LOB: 2 BB: 2 P: 12	R: 0 E: 0 K: 0 S: 3 H: 0 LOB: 0 BB: 0 P: 3	R: 0 E: 0 K: 2 S: 8 H: 1 LOB: 2 BB: 1 P: 12	R: 0 E: 0 K: 1 S: 5 H: 0 LOB: 0 BB: 0 P: 5	1B: 3 2B: 2 3B: 0 HR: 1 SF: 0 SAC: 0 DP: 1 HBP: 0				WP: 0 PB: 0 SB: 0 CS: 0	PA: 36	

PITCHER	IP	WLS	BF	H	R	ER	SO	BB	IBB	HBP	BLK	WP	HR	S	P	ERA	WHIP
Jerry Koosman, L (1, 1) ERA: 2.3	9.0	W	36	6	3	3	7	4	0	0	0	0	1	46	62	3.00	1.111

PITCHER	IP	WLS	BF	H	R	ER	SO	BB	IBB	HBP	BLK	WP	HR	S	P	ERA	WHIP

TOP

Pittsburgh Pirates @ New York Mets

Shea Stadium, Flushing, NY

Sun Sep 21 1969, 3:33 AM EDT

Unknown

livebaseballscorecards.com

AB	32
R	3
H	6
RBI	3
BB	4
SO	7
LOB	12

Pittsburgh Pirates @ New York Mets

Shea Stadium, Flushing, NY

Sun Sep 21 1969, 3:33 AM EDT

Unknown

BOTTOM

livebaseballscorecards.com

Batter	1	2	3	4	5	6	7	8	9	AB	R	H	RBI	BB	SO	LOB
Tommie Agee, R (1, 8) OBP: 0.343, SLG: 0.470	S S S 0-3 K ①	x 0-0 P3 ③		x 0-0 K E 1B		S S S 0-3 K ③				4	0	1	0	0	2	4
Wayne Garrett, L (1, 5) OBP: 0.293, SLG: 0.265	S S S 0-3 K ②		x 0-0 3-1 ①	x 0-0 F2 ① 1-2			x 0-0 F9 ①			4	0	0	0	0	1	1
Art Shamsky, L (1, 7) OBP: 0.382, SLG: 0.504 Amos Otis, R (8, 7) OBP: 0.189, SLG: 0.167	x 0-0 P5 ③		x 0-0 E 1B 1B 1B	S S S 0-3 K ② ③ 2-3			x 0-0 HR			4 0	2 0	2 0	1 0	0 0	1 0	1 0
Ken Boswell, L (1, 4) OBP: 0.348, SLG: 0.380 Al Weis, S (8, 4) OBP: 0.270, SLG: 0.301		B B B B 4-0 E 1B FC6-5 BB	x 0-0 E 1B 1-2		B B B B 4-0 L6-3 BB		S S S 0-3 K ②			2 0	2 0	1 0	0 0	2 0	1 0	0 0
Ed Kranepool, L (1, 3) OBP: 0.308, SLG: 0.380		x 0-0 FC6-5 E 1-2 1B	x 0-0 E6 1B 1-2 2-3 1B		x 0-0 F8 ①		x 0-0 4-3 ③			4	1	1	0	0	0	3
Ron Swoboda, R (1, 9) OBP: 0.325, SLG: 0.375		x 0-0 E4 BB FC6-5 1-2 2-3	x 0-0 1B 1-2 2-H 3-H 1B		x 0-0 L6-3 ② ③ 1-2			x 0-0 FC1-6 1B		4	0	2	2	0	0	3
Duffy Dyer, R (1, 2) OBP: 0.290, SLG: 0.415		x 0-0 FC6-5 ① BB 1-2 2-3f 3-H	x 0-0 1-2 2-H 1B			S S S 0-3 K ①		x 0-0 FC1-6 ① FC6-4 1-2f		4	0	1	2	0	1	3
Bud Harrelson, S (1, 6) OBP: 0.334, SLG: 0.300		B B B B 4-0 1-2 2-3 BB	S S S 0-3 K ②			x 0-0 SH1-4 1B		x 0-0 FC6-4 ② 1-2f		3	0	1	0	1	1	3
Jerry Koosman, R (1, 1) OBP: 0.063, SLG: 0.051		S S S 0-3 K ②	S S S 0-3 K ③			x 0-0 SH1-4 ② 1-2		x 0-0 4-3 ③		3	0	0	0	0	2	6
Inning Stats	R: 0 E: 0 K: 2 S: 7 H: 0 LOB: 0 BB: 0 P: 7	R: 1 E: 1 K: 1 S: 7 H: 1 LOB: 3 BB: 2 P: 15	R: 3 E: 1 K: 2 S: 12 H: 4 LOB: 2 BB: 0 P: 12	R: 0 E: 1 K: 1 S: 5 H: 1 LOB: 0 BB: 0 P: 5	R: 0 E: 0 K: 0 S: 2 H: 0 LOB: 0 BB: 1 P: 6	R: 0 E: 0 K: 2 S: 8 H: 1 LOB: 1 BB: 0 P: 8	R: 1 E: 0 K: 1 S: 6 H: 1 LOB: 0 BB: 0 P: 6	R: 0 E: 0 K: 0 S: 4 H: 1 LOB: 1 BB: 0 P: 4		1B: 8 2B: 1 3B: 0 HR: 1 SF: 0 SAC: 1 DP: 1 HBP: 0						

	AB	32
	R	5
	H	9
	RBI	5
	BB	3
	SO	9
	LOB	24

WP: 0 PB: 0 SB: 0 CS: 0 PA: 36

PITCHER		IP	WLS	BF	H	R	ER	SO	BB	IBB	HBP	BLK	WP	HR	S	P	ERA	WHIP
Dock Ellis, R ERA: 3.77	(1, 1)	2.1	L	16	5	4	3	3	2	0	0	0	0	0	20	28	11.57	3.000
Lou Marone, L ERA: 2.67	(3, 1)	1.2		5	1	0	0	3	0	0	0	0	0	0	11	11	0.00	0.600
Bruce Dal Canton, R ERA: 3.44	(5, 1)	2.0		7	1	0	0	2	1	0	0	0	0	0	10	14	0.00	1.000
Joe Gibbon, L ERA: 2.51	(7, 1)	2.0		8	2	1	1	1	0	0	0	0	0	1	10	10	4.50	1.000

PITCHER	IP	WLS	BF	H	R	ER	SO	BB	IBB	HBP	BLK	WP	HR	S	P	ERA	WHIP

Batter	1	2	3	4	5	6	7	8	9	AB	R	H	RBI	BB	SO	LOB
Matty Alou, L (1, 8) OBP: 0.369, SLG: 0.411	BBBB 4-0 G6-3 BB		x 0-0 1B		x 0-0 ② G2		x 0-0 ③ 4-3			3	0	1	0	1	0	1
Dave Cash, R (1, 4) OBP: 0.421, SLG: 0.452	x 0-0 ① ② G6-3 1-2f		x 0-0 ③ 6-3		x 0-0 1B			x 0-0 ① 5-3		4	0	1	0	0	0	2
Willie Stargell, L (1, 7) OBP: 0.386, SLG: 0.566	x 0-0 ③ L6			x 0-0 HR	x 0-0 ③ 4-3			x 0-0 ② 3-1		4	1	1	1	0	0	1
Carl Taylor, R (1, 9) OBP: 0.439, SLG: 0.465		x 0-0 FC4-6 1B		x 0-0 ① 5-3		H 1-0 G4-6-3 HBP		BBBB 4-0 BB		2	0	1	0	1	0	0
Richie Hebner, L (1, 5) OBP: 0.378, SLG: 0.421		x 0-0 ① FC4-6 1-2f		x 0-0 BB 1B		x 0-0 ① L4		x 0-0 ③ F7		4	0	1	0	0	0	3
Bob Robertson, R (1, 3) OBP: 0.250, SLG: 0.261		x 0-0 ② P6		BBBB 4-0 FC4-6 1-2 BB		x 0-0 ② ③ G4-6-3 1-2f			x 0-0 ① F9	3	0	0	0	1	0	2
Jerry May, R (1, 2) OBP: 0.268, SLG: 0.384		x 0-0 ③ F8		SSS 0-3 ② K			x 0-0 ① 1B		x 0-0 ② 6-3	4	0	1	0	0	1	3
Freddie Patek, R (1, 6) OBP: 0.313, SLG: 0.291 Jose Martinez, R (7, PH) OBP: 0.311, SLG: 0.323 (7, 6)			x 0-0 ① 1-3	x 0-0 ③ FC4-6 1-2f			x 0-0 1B		SSS 0-3 ③ K	2 2	0 0	0 1	0 0	0 1	0 0	2 0
Steve Blass, R (1, 1) OBP: 0.253, SLG: 0.305 Lou Marone, R (6, 1) Jose Pagan, R (7, PH) OBP: 0.331, SLG: 0.467 Chuck Hartenstein, R (7, 1) OBP: 0.133, SLG: 0.071 Frank Brosseau, R (8, 1)			x 0-0 ② 6-3		SSS 0-3 ① K		x 0-0 ② F7			2 0 1 0 0	0 0 0 0 0	0 0 0 0 0	0 0 0 0 0	1 0 0 0 0	0 0 1 0 0	0 0 0 0 0
Inning Stats	R: 0 H: 0 E: 0 LOB: 0 K: 0 BB: 1 S: 2 P: 6	R: 0 H: 1 E: 0 LOB: 1 K: 0 BB: 0 S: 4 P: 4	R: 0 H: 1 E: 0 LOB: 1 K: 0 BB: 0 S: 4 P: 4	R: 1 H: 2 E: 0 LOB: 2 K: 1 BB: 1 S: 7 P: 11	R: 0 H: 1 E: 0 LOB: 1 K: 1 BB: 0 S: 6 P: 6	R: 0 H: 0 E: 0 LOB: 0 K: 0 BB: 0 S: 2 P: 3	R: 0 H: 2 E: 0 LOB: 1 K: 0 BB: 0 S: 4 P: 4	R: 0 H: 0 E: 0 LOB: 1 K: 0 BB: 1 S: 3 P: 7	R: 0 H: 0 E: 0 LOB: 0 K: 1 BB: 0 S: 5 P: 5	1B: 6 SF: 0 2B: 0 SAC: 0 3B: 0 DP: 2 HR: 1 HBP: 1						

PITCHER	IP	WLS	BF	H	R	ER	SO	BB	IBB	HBP	BLK	WP	HR	S	P	ERA	WHIP
Don Cardwell, R (1, 1) ERA: 2.81	9.0	W	35	7	1	1	3	3	0	1	0	0	1	37	50	1.00	1.111

PITCHER	IP	WLS	BF	H	R	ER	SO	BB	IBB	HBP	BLK	WP	HR	S	P	ERA	WHIP

TOP

Pittsburgh Pirates @ New York Mets

Shea Stadium, Flushing, NY

Sun Sep 21 1969, 3:38 AM EDT

Att. 55,901 - Unknown

livebaseballscorecards.com

AB	31
R	1
H	7
RBI	1
BB	3
SO	3
LOB	15

WP: 0 PA: 35
PB: 0
SB: 0
CS: 0

Batter	1	2	3	4	5	6	7	8	9	AB	R	H	RBI	BB	SO	LOB
Rod Gaspar, S (1, 8) (8, 7) OBP: 0.318, SLG: 0.284	0-0 1B 2B	0-3 K		4-0 PO BB		4-0 SF8 E 1-2 2-3 BB		0-0 F8		3	1	1	0	2	1	1
Wayne Garrett, L (1, 5) OBP: 0.294, SLG: 0.265	0-0 1B E 1B 2-H	0-3 K		0-0 PO 1-2	0-0 L3	0-0 E1 SF8 1-2 2-3 3-H				3	1	1	1	0	1	1
Cleon Jones, R (6, PH) OBP: 0.427, SLG: 0.497										1	0	0	1	0	0	2
Bobby Pfeil, R (6, PR) (7, 5) OBP: 0.246, SLG: 0.268										0	0	0	0	0	0	0
Art Shamsky, L (1, 7) OBP: 0.384, SLG: 0.505	0-0 1-2 E 1B		0-0 1B G4-6-3 1B		0-0 4-3	0-0 SF8 1-2 2-3 3-H				3	2	2	1	0	0	0
Amos Otis, R (8, 8) OBP: 0.189, SLG: 0.167										0	0	0	0	0	0	0
Ken Boswell, L (1, 4) OBP: 0.350, SLG: 0.387	0-0 F8		0-0 G4-6-3 1-3 1B		0-0 3B	0-0 L9				4	0	2	0	0	0	5
Ed Kranepool, L (1, 3) OBP: 0.307, SLG: 0.376	0-3 K		0-0 G4-6-3 1-2f 3-H		4-0 IBB		0-0 6-3			3	0	0	0	1	1	3
Ron Swoboda, R (1, 9) OBP: 0.324, SLG: 0.373	0-0 E9 1-H 2-H		0-0 E6 1B		0-3 K		0-0 6-3			4	0	1	0	0	1	2
Jerry Grote, R (1, 2) OBP: 0.311, SLG: 0.351	0-3 K		0-0 4-3			0-0 BB E E 1B	0-0 3-1			4	1	1	0	0	1	2
Al Weis, S (1, 6) OBP: 0.269, SLG: 0.309		0-0 3B		0-3 K		0-0 F9		0-3 K		4	0	1	0	0	2	1
Don Cardwell, R (1, 1) OBP: 0.184, SLG: 0.234		0-0 6-3		0-0 6-3		0-0 E1 E BB SF8 1-2		0-3 K		4	1	0	0	0	1	2
Inning Stats	R: 3 H: 3 E: 1 LOB: 1 K: 2 BB: 0 S: 11 P: 11	R: 0 H: 1 E: 0 LOB: 1 K: 2 BB: 0 S: 8 P: 8	R: 1 H: 3 E: 1 LOB: 1 K: 0 BB: 0 S: 5 P: 5	R: 0 H: 0 E: 0 LOB: 0 K: 1 BB: 1 S: 4 P: 8	R: 0 H: 1 E: 0 LOB: 2 K: 1 BB: 1 S: 6 P: 10	R: 2 H: 1 E: 2 LOB: 3 K: 0 BB: 1 S: 6 P: 10	R: 0 H: 0 E: 0 LOB: 0 K: 0 BB: 0 S: 3 P: 3	R: 0 H: 0 E: 0 LOB: 0 K: 2 BB: 0 S: 7 P: 7		1B: 6 SF: 1 2B: 1 SAC: 0 3B: 2 DP: 1 HR: 0 HBP: 0						WP: 0 PA: 38 PB: 0 SB: 0 CS: 0

PITCHER		IP	WLS	BF	H	R	ER	SO	BB	IBB	HBP	BLK	WP	HR	S	P	ERA	WHIP
Steve Blass, R ERA: 4.57	(1, 1)	5.1	L	28	9	6	2	6	2	1	0	0	0	0	37	49	3.38	2.062
Lou Marone, L ERA: 2.62	(6, 1)	0.2		3	0	0	0	0	0	0	0	0	0	0	3	3	0.00	0.000
Chuck Hartenstein, R ERA: 3.7	(7, 1)	1.0		3	0	0	0	0	0	0	0	0	0	0	3	3	0.00	0.000
Frank Brosseau, R ERA: 10.8	(8, 1)	1.0		3	0	0	0	2	0	0	0	0	0	0	7	7	0.00	0.000

PITCHER	IP	WLS	BF	H	R	ER	SO	BB	IBB	HBP	BLK	WP	HR	S	P	ERA	WHIP

BOTTOM

Pittsburgh Pirates @ New York Mets

Shea Stadium, Flushing, NY

Sun Sep 21 1969, 3:38 AM EDT

Att. 55,901 - Unknown

livebaseballscorecards.com

AB	33
R	6
H	9
RBI	3
BB	3
SO	8
LOB	19

Batter	1	2	3	4	5	6	7	8	9	AB	R	H	RBI	BB	SO	LOB
Larry Hisle, R (1, 8) OBP: 0.339, SLG: 0.459	S 1-4-3 2B 1B		4-3		2B SF7 1B		K			4	2	2	0	0	1	0
Johnny Callison, L (1, 9) OBP: 0.335, SLG: 0.450	1-4-3 1-2		FC5-4 1B		SF7 1-3 1B 2B		L7			4	1	2	0	0	0	1
Dick Allen, R (1, 3) OBP: 0.381, SLG: 0.597	2-H 2B		K		SF7 2-3 3-H			K		3	0	1	2	0	2	1
Deron Johnson, R (1, 7) OBP: 0.337, SLG: 0.431	F9		FC5-4 1-2f		G5-4-3 3-H 1B			K		4	0	1	1	0	1	2
John Briggs, L (9, 7) OBP: 0.347, SLG: 0.397										0	0	0	0	0	0	0
Rick Joseph, R (1, 5) OBP: 0.324, SLG: 0.391	B B B B BB			2B 2B	G5-4-3 1-2f			F7		3	1	1	0	1	0	1
Don Money, R (1, 6) OBP: 0.304, SLG: 0.335	K			K		P4			6-3	4	0	0	0	0	2	3
Mike Ryan, R (1, 2) OBP: 0.260, SLG: 0.336		1B		F9		3-1			5-3	4	0	1	0	0	0	1
Terry Harmon, R (1, 4) OBP: 0.327, SLG: 0.298		L1-3 1B		2-H 2B		F7			4-3	4	0	2	1	0	0	0
Grant Jackson, S (1, 1) OBP: 0.157, SLG: 0.185		L1-3 1-2		4-3			L8			3	0	0	0	0	0	2
Jerry Johnson, R (9, 1) OBP: 0.233, SLG: 0.195										0	0	0	0	0	0	0

TOP

Philadelphia Phillies @ Pittsburgh Pirates
Forbes Field, Pittsburgh, PA
Tue Sep 23 1969, 7:05 PM EDT
Att. 2,364 - Unknown

livebaseballscorecards.com

AB	33
R	4
H	10
RBI	4
BB	1
SO	6
LOB	11

Inning Stats	1	2	3	4	5	6	7	8	9
R	1	0	0	1	2	0	0	0	0
E	0	0	0	0	0	0	0	0	0
K	1	0	1	1	0	0	1	2	0
S	7	3	6	7	5	3	5	7	3
H	2	2	1	2	3	0	0	0	0
LOB	2	0	1	1	0	0	0	0	0
BB	1	0	0	0	0	0	0	0	0
P	11	3	6	7	5	3	5	7	3

1B	6	SF	1
2B	5	SAC	0
3B	0	DP	2
HR	0	HBP	0

WP	0
PB	0
SB	1
CS	0
PA	35

PITCHER		IP	WLS	BF	H	R	ER	SO	BB	IBB	HBP	BLK	WP	HR	S	P	ERA	WHIP
Bob Veale, L ERA: 3.2	(1, 1)	4.1	L	21	9	4	4	3	1	0	0	0	0	0	26	30	8.31	2.308
Bruce Dal Canton, R ERA: 3.42	(5, 1)	0.2		2	1	0	0	0	0	0	0	0	0	0	2	2	0.00	1.500
Chuck Hartenstein, R ERA: 3.63	(6, 1)	2.0		6	0	0	0	1	0	0	0	0	0	0	8	8	0.00	0.000
Lou Marone, L ERA: 2.55	(8, 1)	1.0		3	0	0	0	2	0	0	0	0	0	0	7	7	0.00	0.000
Joe Gibbon, L ERA: 2.48	(9, 1)	1.0		3	0	0	0	0	0	0	0	0	0	0	3	3	0.00	0.000

PITCHER	IP	WLS	BF	H	R	ER	SO	BB	IBB	HBP	BLK	WP	HR	S	P	ERA	WHIP

Batter	1	2	3	4	5	6	7	8	9	AB	R	H	RBI	BB	SO	LOB
Matty Alou, L (1, 8) OBP: 0.371, SLG: 0.411	F2		1-3		1B 3-H 1B		F7 1B 2-H 1B		B B B B SH3 BB	4	0	2	2	1	0	0
Dave Cash, R (1, 4) OBP: 0.429, SLG: 0.457	F8		F4		1-2 1B		F7 1-2 1B		SH3 1-2	4	0	2	0	0	0	0
Willie Stargell, L (1, 7) OBP: 0.383, SLG: 0.560	F8			1-3	S S S K		F7 1-2 2-3		S S S K	5	0	0	0	0	2	5
Roberto Clemente, R (1, 9) OBP: 0.401, SLG: 0.534		6-3		2B	4-3		IBB		B B B B BB	3	0	1	0	2	0	2
Jose Pagan, R (1, 5) OBP: 0.325, SLG: 0.458		F8		S S S K		5-3	F9		S S S K	5	0	0	0	0	2	6
Manny Sanguillen, R (1, 2) OBP: 0.332, SLG: 0.420		PB 1B 1B		F9		G5-4-3 1B		6-3		4	0	2	0	0	0	1
Bob Robertson, R (1, 3) OBP: 0.260, SLG: 0.304		PB 1-2 1B			HR	G5-4-3 1-2f		L6		4	1	2	1	0	0	1
Freddie Patek, R (1, 6) OBP: 0.316, SLG: 0.290		6-3 1-2 2-3			B B B B 4-3 WP 1B BB		B B B B 4-3 1B BB		B B B B FC5-4 BB	1	2	0	0	3	0	2
Bob Veale, S (1, 1) OBP: 0.086, SLG: 0.051 Bruce Dal Canton, R (5, 1) OBP: 0.417, SLG: 0.500 Angel Mangual, R (5, PH) OBP: 0.250, SLG: 0.500 Chuck Hartenstein, R (6, 1) OBP: 0.133, SLG: 0.071 Carl Taylor, R (7, PH) OBP: 0.437, SLG: 0.463 Lou Marone, R (8, 1) Johnny Jeter, R (8, PH) OBP: 0.320, SLG: 0.478 Joe Gibbon, R (9, 1)			S S S K2-3		4-3 1-3		4-3 1-2		FC5-4 1-2f	1 0 1 0 1 0 1 0 0	0 0 0 0 0 0 0 0 0	0 0 0 0 0 0 0 0 0	0 0 0 0 0 0 0 0 0	1 0 1 0 0 1 0 1 0	0 0 0 0 0 0 0 0 0	0 0 1 0 0 1 0 1 0
Inning Stats	R: 0 E: 0 K: 0 S: 3 H: 0 LOB: 0 BB: 0 P: 3	R: 0 E: 0 K: 0 S: 5 H: 2 LOB: 2 BB: 0 P: 5	R: 0 E: 0 K: 1 S: 5 H: 0 LOB: 0 BB: 0 P: 5	R: 0 E: 0 K: 1 S: 6 H: 1 LOB: 1 BB: 0 P: 6	R: 2 E: 0 K: 1 S: 8 H: 3 LOB: 2 BB: 1 P: 12	R: 0 E: 0 K: 0 S: 3 H: 1 LOB: 0 BB: 0 P: 3	R: 1 E: 0 K: 0 S: 5 H: 2 LOB: 3 BB: 2 P: 13	R: 0 E: 0 K: 0 S: 3 H: 0 LOB: 1 BB: 1 P: 7	R: 0 E: 0 K: 2 S: 7 H: 0 LOB: 2 BB: 2 P: 15	1B: 7 2B: 1 3B: 0 HR: 1	SF: 0 SAC: 1 DP: 1 HBP: 0			WP: 1 PB: 1 SB: 0 CS: 0	PA: 41		

PITCHER		IP	WLS	BF	H	R	ER	SO	BB	IBB	HBP	BLK	WP	HR	S	P	ERA	WHIP
Grant Jackson, L ERA: 3.51	(1, 1)	8.0	W	37	9	3	3	3	4	1	0	0	1	1	38	58	3.38	1.625
Jerry Johnson, R ERA: 4.32	(9, 1)	1.0	S	4	0	0	0	2	1	0	0	0	0	0	7	11	0.00	1.000

PITCHER	IP	WLS	BF	H	R	ER	SO	BB	IBB	HBP	BLK	WP	HR	S	P	ERA	WHIP

BOTTOM

Philadelphia Phillies @ Pittsburgh Pirates

Forbes Field, Pittsburgh, PA

Tue Sep 23 1969, 7:05 PM EDT

Att. 2,364 - Unknown

livebaseballscorecards.com

AB	34
R	3
H	9
RBI	3
BB	6
SO	5
LOB	20

Batter	1	2	3	4	5	6	7	8	9	AB	R	H	RBI	BB	SO	LOB
Tony Taylor, R (1, 4) OBP: 0.327, SLG: 0.347	4-3		6-3		F9			BB G6-4-3 1-2		3	0	0	0	1	0	0
Johnny Callison, L (1, 9) OBP: 0.338, SLG: 0.455	E8 1B 2B		1B			FC4 1B		K		4	1	3	0	0	1	2
Dick Allen, R (1, 3) OBP: 0.380, SLG: 0.592	IBB 1B		K			FC4 G5-4-3 1-2f		G6-4-3 1-2f		3	0	0	0	1	1	4
Deron Johnson, R (1, 7) OBP: 0.336, SLG: 0.430	FC4 1-2 3-H 1B		P4			G5-4-3 1-2f			K	4	0	1	1	0	1	2
Rick Joseph, R (1, 5) OBP: 0.326, SLG: 0.392	K			6-3			G5-4-3 1B		2B 1B 1B	4	1	2	0	0	1	2
Don Money, R (1, 6) OBP: 0.301, SLG: 0.332	FC4 1-2f			F9			G5-4-3 1-2f		F8	4	0	0	0	0	0	4
Mike Ryan, R (1, 2) OBP: 0.259, SLG: 0.334 Dave Watkins, R (4, 2) OBP: 0.276, SLG: 0.288		F6		5-3			1B		1B 2B 1-3	2 2	0 1	0 2	0 0	0 0	0 0	0 0
Larry Hisle, R (1, 8) OBP: 0.338, SLG: 0.459 John Briggs, L (2, 8) OBP: 0.347, SLG: 0.396		K			K		P3		1B 2-H 3-H	1 3	0 0	0 1	0 2	0 0	1 1	0 1
Rick Wise, R (1, 1) OBP: 0.284, SLG: 0.357 Terry Harmon, R (8, PH) OBP: 0.330, SLG: 0.298 John Boozer, R (8, 1) OBP: 0.400, SLG: 0.333 Ron Stone, L (9, PH) OBP: 0.332, SLG: 0.294		K			P6			BB	4-3	2 0 0 1	0 0 0 0	0 0 0 0	0 0 0 0	1 1 0 0	0 0 0 0	0 0 0 1
Inning Stats	R: 1 E: 1 K: 1 S: 7 H: 2 LOB: 2 BB: 1 P: 11	R: 0 E: 0 K: 2 S: 7 H: 0 LOB: 0 BB: 0 P: 7	R: 0 E: 0 K: 1 S: 6 H: 1 LOB: 1 BB: 0 P: 6	R: 0 E: 0 K: 0 S: 3 H: 0 LOB: 0 BB: 0 P: 3	R: 0 E: 0 K: 1 S: 5 H: 0 LOB: 0 BB: 0 P: 5	R: 0 E: 0 K: 0 S: 3 H: 1 LOB: 0 BB: 0 P: 3	R: 0 E: 0 K: 0 S: 4 H: 2 LOB: 1 BB: 0 P: 4	R: 0 E: 0 K: 1 S: 4 H: 0 LOB: 1 BB: 2 P: 12	R: 2 E: 0 K: 1 S: 8 H: 3 LOB: 1 BB: 0 P: 8	1B: 7 2B: 2 3B: 0 HR: 0 SF: 0 SAC: 0 DP: 3 HBP: 0						

PITCHER		IP	W/L/S	BF	H	R	ER	SO	BB	IBB	HBP	BLK	WP	HR	S	P	ERA	WHIP
Luke Walker, L ERA: 3.48	(1, 1)	9.0	W	36	9	3	2	7	2	1	0	0	0	0	47	59	2.00	1.222

PITCHER	IP	W/L/S	BF	H	R	ER	SO	BB	IBB	HBP	BLK	WP	HR	S	P	ERA	WHIP

TOP

Philadelphia Phillies @ Pittsburgh Pirates
Forbes Field, Pittsburgh, PA
Thu Sep 25 1969, 7:05 PM EDT
Unknown

livebaseballscorecards.com

AB	33
R	3
H	9
RBI	3
BB	3
SO	7
LOB	16

PA: 36

WP: 0
PB: 0
SB: 0
CS: 0

Batter	1	2	3	4	5	6	7	8	9	AB	R	H	RBI	BB	SO	LOB
Matty Alou, L (1, 8) OBP: 0.371, SLG: 0.412	6-3		2-H 1B		L7	G6-4-3 1B				4	0	2	1	0	0	0
Dave Cash, R (1, 4) OBP: 0.413, SLG: 0.436	4-3		F9		3B 1B	G6-4-3 1-2f				4	1	1	0	0	0	2
Willie Stargell, L (1, 7) OBP: 0.384, SLG: 0.563 Johnny Jeter, R (8, 7) OBP: 0.320, SLG: 0.478	BB		F7		1-H 1B 3B		P6			3 0	1 0	1 0	1 0	1 0	0 0	1 0
Roberto Clemente, R (1, 9) OBP: 0.402, SLG: 0.538 Ron Davis, R (8, 9) OBP: 0.314, SLG: 0.286	K			1B 3B	1B SF8 3-H 1B		6-3			4 0	2 0	2 0	1 0	0 0	1 0	1 0
Al Oliver, L (1, 3) OBP: 0.327, SLG: 0.444		G3-6 1B		1B 3-H 1B	1B 1-3 1B		1B			4	0	4	1	0	0	0
Manny Sanguillen, R (1, 2) OBP: 0.329, SLG: 0.417		G3-6 1-2f		L9	SF8 3-H		L5			3	0	0	1	0	0	3
Richie Hebner, L (1, 5) OBP: 0.377, SLG: 0.419		4-3		F8	1-3 1B			4-3		4	0	1	0	0	0	1
Freddie Patek, R (1, 6) OBP: 0.318, SLG: 0.292			SH1-4 1B 1B	1-3 1B	K			5-3		4	1	2	0	0	1	2
Luke Walker, L (1, 1)			SH1-4 1-2	K		K		4-3		3	0	0	0	0	2	2
Inning Stats	R: 0 E: 0 K: 1 S: 5 H: 0 LOB: 1 BB: 1 P: 9	R: 0 E: 0 K: 0 S: 3 H: 1 LOB: 0 BB: 0 P: 3	R: 1 E: 0 K: 0 S: 5 H: 2 LOB: 1 BB: 0 P: 5	R: 1 E: 0 K: 1 S: 8 H: 3 LOB: 2 BB: 0 P: 8	R: 3 E: 0 K: 1 S: 10 H: 5 LOB: 2 BB: 0 P: 10	R: 0 E: 0 K: 1 S: 5 H: 1 LOB: 0 BB: 0 P: 5	R: 0 E: 0 K: 0 S: 4 H: 1 LOB: 1 BB: 0 P: 4	R: 0 E: 0 K: 0 S: 3 H: 0 LOB: 0 BB: 0 P: 3		1B: 11 2B: 0 3B: 2 HR: 0 SF: 1 SAC: 1 DP: 2 HBP: 0				WP: 0 PB: 0 SB: 0 CS: 0 PA: 36	

PITCHER		IP	WLS	BF	H	R	ER	SO	BB	IBB	HBP	BLK	WP	HR	S	P	ERA	WHIP
Rick Wise, R ERA: 3.24	(1, 1)	7.0	L	33	13	5	5	4	1	0	0	0	0	0	40	44	6.43	2.000
John Boozer, R ERA: 4.64	(8, 1)	1.0		3	0	0	0	0	0	0	0	0	0	0	3	3	0.00	0.000

PITCHER	IP	WLS	BF	H	R	ER	SO	BB	IBB	HBP	BLK	WP	HR	S	P	ERA	WHIP

BOTTOM

Philadelphia Phillies @ Pittsburgh Pirates

Forbes Field, Pittsburgh, PA

Thu Sep 25 1969, 7:05 PM EDT

Unknown

livebaseballscorecards.com

AB	33
R	5
H	13
RBI	5
BB	1
SO	4
LOB	12

Batter	1	2	3	4	5	6	7	8	9	AB	R	H	RBI	BB	SO	LOB
John Briggs, L (1, 8) OBP: 0.349, SLG: 0.402	x 0-0 4-3 1B 2B	x 0-0 ③ 4-3			x 0-0 G3 2B	x 0-0 ③ L8		B B B 4-0 1-2 2-3 3-H G6-4-3 BB	S S S 0-3 ③ K	5	1	2	1	1	1	6
Tony Taylor, R (1, 4) OBP: 0.326, SLG: 0.345	x 0-0 ① 4-3 2-3		x 0-0 ① 5-3		x 0-0 ① G3 2-3		x 0-0 G3-6-3 1B	x 0-0 ② ③ G6-4-3 1-2f		5	0	1	0	0	0	5
Johnny Callison, L (1, 9) OBP: 0.339, SLG: 0.455	S S S 0-3 ② K		B B B 4-0 BB		x 0-0 ② G3		x 0-0 ① ② G3-6-3 1-2f		x 0-0 1B 2B	4	1	1	0	1	1	3
Dick Allen, R (1, 3) OBP: 0.380, SLG: 0.590	x 0-0 3-H 1B		S S S 0-3 ② K		S S S 0-3 ③ K		S S S 0-3 ③ K		x 0-0 1B 1B 2-H 1B	5	1	2	2	0	3	2
Deron Johnson, R (1, 5) OBP: 0.335, SLG: 0.426	S S S 0-3 ③ K		S S S 0-3 ③ K			x 0-0 ① 1-3		B B B B 4-0 1B 1B BB	S S S 0-3 ① K	4	1	0	0	1	3	3
Ron Stone, L (1, 7) OBP: 0.338, SLG: 0.306		S S S 0-3 ① K		x 0-0 ① L8		x 0-0 BB 2B		x 0-0 HBP 1B 1-2 BB 1B	x 0-0 1B 1-2 2B 1B	5	2	3	0	0	1	0
Don Money, R (1, 6) OBP: 0.302, SLG: 0.333		x 0-0 ② 6-3		x 0-0 1B	S S S 0-3 ② K		S S S 0-3 ① K	x 0-0 1-2 2-H 2B 1B		5	1	2	1	0	2	3
Dave Watkins, R (1, 2) OBP: 0.287, SLG: 0.289		B B B 4-0 1B BB		S S S 0-3 ② K		B B B 4-0 BB BB		x 0-0 BB HBP 1-2 2-H 1B	S S S 0-3 ② K	3	0	1	1	2	2	3
Jeff James, R (1, 1) OBP: 0.100, SLG: 0.100 Jerry Johnson, R (5, 1) OBP: 0.233, SLG: 0.195 Scott Reid, L (6, PH) OBP: 0.391, SLG: 0.176 John Broozer, R (6, 1) OBP: 0.400, SLG: 0.333 Terry Harmon, R (8, PH) OBP: 0.333, SLG: 0.298 Larry Hisle, R (8, PR) OBP: 0.338, SLG: 0.459 Al Raffo, R (8, 1) OBP: 0.286, SLG: 0.167 Rick Joseph, R (9, PH) OBP: 0.329, SLG: 0.398		x 0-0 1-2 1B		x 0-0 ③ 4-3		B B B B 4-0 1-2 2-3 BB		H 1-0 1-2 2-3 BB HBP	x 0-0 1-H 2-H 2B	2 0 0 0 0 0 0 0 1	0 0 0 0 0 0 0 0 0	1 0 0 0 0 0 0 0 1	0 0 0 0 1 0 0 0 2	0 0 0 0 0 0 0 0 0	0 0 0 0 0 0 0 0 0	1 0 0 0 0 0 0 0 0
Inning Stats	R: 1 E: 0 K: 2 S: 9 H: 2 LOB: 1 BB: 0 P: 9	R: 0 E: 0 K: 1 S: 6 H: 1 LOB: 2 BB: 1 P: 10	R: 0 E: 0 K: 2 S: 7 H: 0 LOB: 1 BB: 1 P: 11	R: 0 E: 0 K: 1 S: 6 H: 1 LOB: 1 BB: 0 P: 6	R: 0 E: 0 K: 1 S: 6 H: 1 LOB: 1 BB: 0 P: 6	R: 0 E: 0 K: 1 S: 6 H: 1 LOB: 3 BB: 2 P: 14	R: 0 E: 0 K: 1 S: 5 H: 1 LOB: 0 BB: 0 P: 5	R: 2 E: 0 K: 1 S: 6 H: 2 LOB: 3 BB: 2 P: 15	R: 4 E: 0 K: 3 S: 14 H: 5 LOB: 1 BB: 0 P: 14	1B: 9 2B: 5 3B: 0 HR: 0 SF: 0 SAC: 0 DP: 2 HBP: 1						

PITCHER		IP	WLS	BF	H	R	ER	SO	BB	IBB	HBP	BLK	WP	HR	S	P	ERA	WHIP
Bob Moose, R ERA: 3.02	(1, 1)	7.1	W	37	9	3	3	10	6	0	1	0	0	0	50	75	3.68	2.045
Chuck Hartenstein, R ERA: 3.95	(8, 1)	1.1		8	5	4	4	2	0	0	0	0	0	0	12	12	27.00	3.750
Joe Gibbon, L ERA: 2.47	(9, 1)	0.1	S	1	0	0	0	1	0	0	0	0	0	0	3	3	0.00	0.000

PITCHER	IP	WLS	BF	H	R	ER	SO	BB	IBB	HBP	BLK	WP	HR	S	P	ERA	WHIP

TOP

Philadelphia Phillies @ Pittsburgh Pirates
Forbes Field, Pittsburgh, PA
Thu Sep 25 1969, 7:05 PM EDT
Att. 2,379 - Unknown

livebaseballscorecards.com

AB	39
R	7
H	14
RBI	7
BB	6
SO	13
LOB	26

PA: 46
WP: 0
PB: 0
SB: 0
CS: 0

Batter	1	2	3	4	5	6	7	8	9	AB	R	H	RBI	BB	SO	LOB
Matty Alou, L (1, 8) OBP: 0.372, SLG: 0.411	WP S 1B 1B	FC6-2 S 2-H 3-H			BB SH1-4 2B 1-2	L3	FC6 1B 1B 1-2			4	2	1	0	1	0	5
Dave Cash, R (1, 4) OBP: 0.400, SLG: 0.419	K 1-2	6-3 1-2			SH1-4 1-2 2-3	F8	1B 1-2 2-3			4	0	1	0	0	1	2
Willie Stargell, L (1, 7) OBP: 0.384, SLG: 0.561 Johnny Jeter, R (6, PR) OBP: 0.346, SLG: 0.500 (7, 7)	K 2-3		FC4-6 BB		IBB 2B FC1-2	E3 1-3 2B	1B 1-2 2-H 3-H			2 1	0 1	0 1	0 1	2 0	1 0	1 0
Roberto Clemente, R (1, 9) OBP: 0.403, SLG: 0.539 Ron Davis, R (8, 9) OBP: 0.310, SLG: 0.281	1B BB		FC4-6 G6-3 1-2f		E 2B 1-3 2-H 3-H	1-3 1-2		F9		3 1	1 0	1 0	2 0	1 0	0 0	2 0
Al Oliver, L (1, 3) OBP: 0.330, SLG: 0.446	1-3 3-H 1B		G6-3 1-2f		E 1B IBB	2-H 2B		P4		4	1	2	2	1	0	1
Manny Sanguillen, R (1, 2) OBP: 0.328, SLG: 0.415	K			5-3	FC1-2 1B 1-3 2-H 3-Hf	6-3		1B		5	1	1	0	0	1	6
Richie Hebner, L (1, 5) OBP: 0.379, SLG: 0.420 Jose Pagan, R (3, 5) OBP: 0.327, SLG: 0.456		1B PB 1B		6-3	1B 2-H 3-H 1B		FC6-4 BB	P2		1 3	1 0	1 1	0 2	0 1	0 0	0 1
Freddie Patek, R (1, 6) OBP: 0.319, SLG: 0.292		PB 1-3 FC6-2 1B		F8	1B IBB		FC6-4 1B E 1-2f 1B			3	1	1	0	1	0	1
Bob Moose, R (1, 1) OBP: 0.182, SLG: 0.082 Chuck Hartenstein, R (8, 1) OBP: 0.133, SLG: 0.071 Joe Gibbon, R (9, 1)		K			SH1-4 BB 2B BB 1-2 2-3 1B		K			3 0 0	1 0 0	1 0 0	0 0 0	1 0 0	2 0 0	3 0 0
Inning Stats	R: 1 E: 0 K: 3 S: 11 H: 2 LOB: 2 BB: 1 P: 15	R: 1 E: 0 K: 1 S: 7 H: 2 LOB: 1 BB: 0 P: 7	R: 0 E: 0 K: 0 S: 2 H: 0 LOB: 0 BB: 1 P: 6	R: 0 E: 0 K: 0 S: 3 H: 0 LOB: 0 BB: 0 P: 3	R: 5 E: 1 K: 0 S: 6 H: 3 LOB: 3 BB: 5 P: 26	R: 1 E: 1 K: 0 S: 5 H: 1 LOB: 2 BB: 0 P: 5	R: 1 E: 1 K: 1 S: 7 H: 2 LOB: 2 BB: 1 P: 11	R: 0 E: 0 K: 0 S: 4 H: 1 LOB: 1 BB: 0 P: 4		1B: 9 2B: 2 3B: 0 HR: 0 SF: 0 SAC: 1 DP: 1 HBP: 0						

PITCHER		IP	WLS	BF	H	R	ER	SO	BB	IBB	HBP	BLK	WP	HR	S	P	ERA	WHIP
Jeff James, R ERA: 4.34	(1, 1)	4.1	L	22	5	6	5	4	4	1	0	0	1	0	25	45	10.38	2.077
Jerry Johnson, R ERA: 4.36	(5, 1)	0.2		6	2	1	1	0	0	2	0	0	0	0	4	12	13.50	3.000
John Boozer, R ERA: 4.52	(6, 1)	2.0		11	3	2	0	1	1	0	0	0	0	0	12	16	0.00	2.000
Al Raffo, R ERA: 4.16	(8, 1)	1.0		4	1	0	0	0	0	0	0	0	0	0	4	4	0.00	1.000

PITCHER	IP	WLS	BF	H	R	ER	SO	BB	IBB	HBP	BLK	WP	HR	S	P	ERA	WHIP

BOTTOM

Philadelphia Phillies @ Pittsburgh Pirates
Forbes Field, Pittsburgh, PA
Thu Sep 25 1969, 7:05 PM EDT
Att. 2,379 - Unknown

livebaseballscorecards.com

AB	34
R	9
H	11
RBI	7
BB	8
SO	5
LOB	22

WP: 1 PA: 43
PB: 1
SB: 2
CS: 0

Chicago Cubs @ Pittsburgh Pirates

Forbes Field, Pittsburgh, PA

Fri Sep 26 1969, 7:05 PM EDT

Att. 4,973 - Unknown - 70 F

livebaseballscorecards.com

Batter	1	2	3	4	5	6	7	8	9	AB	R	H	RBI	BB	SO	LOB
Don Kessinger, S (1, 6) OBP: 0.336, SLG: 0.372	E6 FC6-4		F8			1B 1-1 1B		BBB 4-0 FC4-6 BB		3	0	1	0	1	0	0
Glenn Beckert, R (1, 4) OBP: 0.324, SLG: 0.341	FC6-4 1-2f BB		P4			1B 1-2		FC4-6 1-2f		4	0	1	0	0	0	2
Billy Williams, L (1, 7) OBP: 0.356, SLG: 0.474	BBB 4-0 1-2 BB			F2		F9		G3		3	0	0	0	1	0	3
Ron Santo, R (1, 5) OBP: 0.383, SLG: 0.482	P6			L7		5-3			BBB 4-0 14 G4-6-3 BB	3	0	0	0	1	0	4
14 Ernie Banks, R (1, 3) OBP: 0.307, SLG: 0.405	SSS 0-3 K			P3			4-3 4-3 1B		G4-6-3 1-2f	4	0	1	0	0	1	3
Jim Hickman, R (1, 9) OBP: 0.327, SLG: 0.477		F8			P4		4-3 1-2		2B	4	0	1	0	0	0	1
Oscar Gamble, L (1, 8) OBP: 0.324, SLG: 0.323		5-3			5-3		4-3 2-3		F9	4	0	0	0	0	0	2
Randy Hundley, R (1, 2) OBP: 0.340, SLG: 0.399		SSS 0-3 K			6-3		5-3			3	0	0	0	0	1	1
Fergie Jenkins, R (1, 1) OBP: 0.183, SLG: 0.204			SSS 0-3 K			1B 1B		SSS 0-3 K		3	0	1	0	0	2	0

TOP

AB	31
R	0
H	5
RBI	0
BB	3
SO	4
LOB	16

Inning Stats	1	2	3	4	5	6	7	8	9
	R: 0 E: 1 K: 1 S: 6	H: 0 LOB: 2 BB: 1 P: 10	R: 0 E: 0 K: 1 S: 5	H: 0 LOB: 0 BB: 0 P: 5	R: 0 E: 0 K: 1 S: 5	H: 0 LOB: 0 BB: 0 P: 5	R: 0 E: 0 K: 0 S: 3	H: 0 LOB: 0 BB: 0 P: 3	R: 0 E: 0 K: 0 S: 3	H: 0 LOB: 0 BB: 0 P: 3	R: 0 E: 0 K: 0 S: 5	H: 3 LOB: 2 BB: 0 P: 5	R: 0 E: 0 K: 0 S: 4	H: 1 LOB: 1 BB: 0 P: 4	R: 0 E: 0 K: 1 S: 5	H: 0 LOB: 1 BB: 1 P: 9	R: 0 E: 0 K: 0 S: 3	H: 1 LOB: 1 BB: 1 P: 7

| | | |

Batter	1	2	3	4	5	6	7	8	9	AB	R	H	RBI	BB	SO	LOB
Matty Alou, L (1, 8) OBP: 0.370, SLG: 0.409	5-3		F9			K				3	0	0	0	0	1	0
Dave Cash, R (1, 4) OBP: 0.377, SLG: 0.391	5-3		6-3			K				3	0	0	0	0	1	0
Willie Stargell, L (1, 7) OBP: 0.384, SLG: 0.559	K			G6-3 BB			F7			2	0	0	0	1	1	0
Johnny Jeter, R (8, 7) OBP: 0.346, SLG: 0.500										0	0	0	0	0	0	0
Roberto Clemente, R (1, 9) OBP: 0.404, SLG: 0.540		G6-4-3 1B		G6-3 1-2f			1B 1B			3	0	2	0	0	0	1
Al Oliver, L (1, 3) OBP: 0.330, SLG: 0.446		G6-4-3 1-2f		G3			G6-4-3 1-2			3	0	1	0	0	0	1
Manny Sanguillen, R (1, 2) OBP: 0.325, SLG: 0.412		1-3			K		G6-4-3 1-2f			3	0	0	0	0	1	2
Jose Pagan, R (1, 5) OBP: 0.328, SLG: 0.455			HR 1B		6-3			6-3		3	1	1	0	0	0	0
Freddie Patek, R (1, 6) OBP: 0.319, SLG: 0.299			HR 1-H		K			6-3		3	1	1	2	0	1	0
Dock Ellis, S (1, 1) OBP: 0.114, SLG: 0.088			K			K		K		3	0	0	0	0	3	0
Inning Stats	R: 0 E: 0 K: 1 S: 5 H: 0 LOB: 0 BB: 0 P: 5	R: 0 E: 0 K: 0 S: 3 H: 1 LOB: 0 BB: 0 P: 3	R: 2 E: 0 K: 1 S: 7 H: 2 LOB: 0 BB: 0 P: 7	R: 0 E: 0 K: 0 S: 2 H: 0 LOB: 0 BB: 1 P: 6	R: 0 E: 0 K: 2 S: 7 H: 0 LOB: 0 BB: 0 P: 7	R: 0 E: 0 K: 3 S: 9 H: 0 LOB: 0 BB: 0 P: 9	R: 0 E: 0 K: 0 S: 4 H: 2 LOB: 1 BB: 0 P: 4	R: 0 E: 0 K: 1 S: 5 H: 0 LOB: 0 BB: 0 P: 5		1B: 4 2B: 0 3B: 0 HR: 1 SF: 0 SAC: 0 DP: 3 HBP: 0						

PITCHER	IP	WLS	BF	H	R	ER	SO	BB	IBB	HBP	BLK	WP	HR	S	P	ERA	WHIP
Fergie Jenkins, R (1, 1) ERA: 3.21	8.0	L	27	5	2	2	8	1	0	0	0	0	1	42	46	2.25	0.750

PITCHER	IP	WLS	BF	H	R	ER	SO	BB	IBB	HBP	BLK	WP	HR	S	P	ERA	WHIP

Chicago Cubs @ Pittsburgh Pirates

Forbes Field, Pittsburgh, PA

Fri Sep 26 1969, 7:05 PM EDT

Att. 4,973 - Unknown - 70 F

livebaseballscorecards.com

AB	26
R	2
H	5
RBI	2
BB	1
SO	8
LOB	4

Batter	1	2	3	4	5	6	7	8	9	AB	R	H	RBI	BB	SO	LOB
Don Kessinger, S (1, 6) OBP: 0.333, SLG: 0.370	F8		3-1		F9		F8		6-3	5	0	0	0	0	0	4
Paul Popovich, S (1, 5) (7, 4) OBP: 0.346, SLG: 0.330	P1-3		P3		1-H 2B		P6			4	0	1	1	0	0	2
Jimmie Hall, L (1, 7) OBP: 0.284, SLG: 0.336	BB			K	F8		K			3	0	0	0	1	2	3
Ted Abernathy, R (7, 1) OBP: 0.250, SLG: 0.375										0	0	0	0	0	0	0
Willie Smith, L (1, 3) (7, 7) OBP: 0.324, SLG: 0.433	P6			E6 FC4-6		3-1		4-3		4	0	0	0	0	0	1
Al Spangler, L (1, 9) OBP: 0.284, SLG: 0.315		K		FC4-6 1B 1-2f		1B		L3		4	0	1	0	0	1	1
Oscar Gamble, L (1, 8) OBP: 0.333, SLG: 0.324		BB FC5-4		1-2 1B		F8		K		3	0	1	0	1	1	1
Ken Rudolph, R (1, 2) OBP: 0.325, SLG: 0.324		K		K		1-3			F9	2	0	0	0	0	2	3
Billy Williams, L (6, PH) OBP: 0.356, SLG: 0.473										1	0	0	0	0	0	1
Randy Hundley, R (6, 2) OBP: 0.339, SLG: 0.398										1	0	0	0	0	0	0
Nate Oliver, R (1, 4) OBP: 0.191, SLG: 0.289		FC5-4 1-2f			K		14 BB		K	2	0	0	0	0	1	1
Ron Santo, R (7, PH) (7, 5) OBP: 0.383, SLG: 0.481										1	0	0	0	1	1	0
Ken Holtzman, R (1, 1) OBP: 0.162, SLG: 0.206			5-3		2B HBP		1-2 BB		1B	1	0	0	0	0	0	0
Glenn Beckert, R (5, PH) OBP: 0.325, SLG: 0.341										0	1	0	0	0	0	0
Joe Decker, R (5, 1)										0	0	0	0	0	0	0
14 Ernie Banks, R (7, PH) OBP: 0.310, SLG: 0.407										1	0	1	0	1	0	0
(7, 3)																
Inning Stats	R: 0 E: 0 K: 0 S: 3 H: 0 LOB: 1 BB: 1 P: 7	R: 0 E: 0 K: 2 S: 7 H: 0 LOB: 1 BB: 1 P: 11	R: 0 E: 0 K: 0 S: 3 H: 0 LOB: 0 BB: 0 P: 3	R: 0 E: 1 K: 2 S: 9 H: 1 LOB: 2 BB: 0 P: 9	R: 1 E: 0 K: 1 S: 6 H: 1 LOB: 1 BB: 0 P: 7	R: 0 E: 0 K: 0 S: 4 H: 1 LOB: 1 BB: 0 P: 4	R: 0 E: 0 K: 1 S: 5 H: 0 LOB: 2 BB: 2 P: 13	R: 0 E: 0 K: 1 S: 5 H: 0 LOB: 0 BB: 0 P: 5	R: 0 E: 0 K: 1 S: 6 H: 1 LOB: 1 BB: 0 P: 6	1B: 3 2B: 1 3B: 0 HR: 0	SF: 0 SAC: 0 DP: 0 HBP: 1						

TOP

Chicago Cubs @ Pittsburgh Pirates

Forbes Field, Pittsburgh, PA

Sat Sep 27 1969, 3:33 AM EDT

Att. 4,157 - Cloudy - 66 F

livebaseballscorecards.com

AB	32
R	1
H	4
RBI	1
BB	4
SO	8
LOB	17

PITCHER		IP	WLS	BF	H	R	ER	SO	BB	IBB	HBP	BLK	WP	HR	S	P	ERA	WHIP	PITCHER	IP	WLS	BF	H	R	ER	SO	BB	IBB	HBP	BLK	WP	HR	S	P	ERA	WHIP
Steve Blass, R ERA: 4.48	(1, 1)	6.0	W	27	3	1	1	5	4	0	1	0	0	0	32	49	1.50	1.167																	
Bob Moose, R ERA: 2.96	(7, 1)	3.0	S	10	1	0	0	3	0	0	0	0	0	0	16	16	0.00	0.333																	

Batter	1	2	3	4	5	6	7	8	9	AB	R	H	RBI	BB	SO	LOB
Matty Alou, L (1, 8) OBP: 0.369, SLG: 0.409	6-3		P5-3	F8			2B			4	0	1	0	0	0	1
Dave Cash, R (1, 4) OBP: 0.368, SLG: 0.367	4-3		E 1B BB	P5-3			K			3	1	0	0	1	1	1
Roberto Clemente, R (1, 9) OBP: 0.406, SLG: 0.543	G3		1B 6-3 2B 1-3 3-H		G6-4-3 1B		BB			3	1	2	1	1	0	0
Jose Pagan, R (1, 5) OBP: 0.326, SLG: 0.456		G3 1B 2B	FC5 6-3 1B 3-3		K		K 1-2 2-3			4	1	1	0	0	2	5
Manny Sanguillen, R (1, 2) OBP: 0.325, SLG: 0.411		G3 2-3	6-3 1-2 2-3 3-H 1B		G6-4-3 1-2f			5-3		4	0	1	1	0	0	2
Al Oliver, L (1, 3) OBP: 0.327, SLG: 0.442		6-3	6-3 1-2 2-3 3-H			6-3		P4-3		4	0	0	1	0	0	3
Johnny Jeter, R (1, 7) OBP: 0.367, SLG: 0.481		S 1B 3-H	IBB			K		K		3	0	1	1	1	2	0
Freddie Patek, R (1, 6) OBP: 0.318, SLG: 0.297		6-3 1-2	K			K				3	0	0	0	0	2	4
Steve Blass, R (1, 1) OBP: 0.259, SLG: 0.333			2B 3B	P5-3			6-3			2	1	1	0	0	0	0
Bob Moose, R (7, 1) OBP: 0.179, SLG: 0.080										1	0	0	0	0	0	0
Inning Stats	R: 0 E: 0 K: 0 S: 3 H: 0 LOB: 0 BB: 0 P: 3	R: 1 E: 0 K: 0 S: 5 H: 2 LOB: 1 BB: 0 P: 5	R: 3 E: 1 K: 1 S: 9 H: 3 LOB: 3 BB: 2 P: 17	R: 0 E: 0 K: 0 S: 3 H: 0 LOB: 0 BB: 0 P: 3	R: 0 E: 0 K: 1 S: 5 H: 1 LOB: 0 BB: 0 P: 5	R: 0 E: 0 K: 2 S: 7 H: 0 LOB: 0 BB: 0 P: 7	R: 0 E: 0 K: 2 S: 8 H: 1 LOB: 2 BB: 1 P: 12	R: 0 E: 0 K: 1 S: 5 H: 0 LOB: 0 BB: 0 P: 5		1B: 3 2B: 3 3B: 1 HR: 0	SF: 0 SAC: 0 DP: 1 HBP: 0					

PITCHER		IP	WLS	BF	H	R	ER	SO	BB	IBB	HBP	BLK	WP	HR	S	P	ERA	WHIP
Ken Holtzman, L ERA: 3.54	(1, 1)	4.0	L	20	5	4	2	1	1	1	0	0	0	0	20	28	4.50	1.500
Joe Decker, R ERA: 4.32	(5, 1)	2.0		6	1	0	0	3	0	0	0	0	0	0	12	12	0.00	0.500
Ted Abernathy, R ERA: 3.19	(7, 1)	2.0		8	1	0	0	3	1	0	0	0	0	0	13	17	0.00	1.000

PITCHER	IP	WLS	BF	H	R	ER	SO	BB	IBB	HBP	BLK	WP	HR	S	P	ERA	WHIP

BOTTOM

Chicago Cubs @ Pittsburgh Pirates

Forbes Field, Pittsburgh, PA

Sat Sep 27 1969, 3:33 AM EDT

Att. 4,157 - Cloudy - 66 F

livebaseballscorecards.com

AB	31
R	4
H	7
RBI	4
BB	3
SO	7
LOB	16

Batter	1	2	3	4	5	6	7	8	9	AB	R	H	RBI	BB	SO	LOB
Don Kessinger, S (1, 6) OBP: 0.333, SLG: 0.369	6-3		F9			HR 1B	3-1			4	1	1	0	0	0	1
Paul Popovich, S (1, 4) OBP: 0.349, SLG: 0.330	BB		K			1-2 HR 1B		P4-3		3	1	1	0	1	1	1
Billy Williams, L (1, 7) OBP: 0.355, SLG: 0.476	F9			6-3		1-H 2-H HR		F8		4	1	1	3	0	0	1
Ron Santo, R (1, 5) OBP: 0.384, SLG: 0.481	4-3			L5		FC6-4 1B		BB		3	0	1	0	1	0	1
14 Ernie Banks, R (1, 3) OBP: 0.308, SLG: 0.404		5-3		F7		K		F7		4	0	0	0	0	1	2
Jim Hickman, R (1, 9) OBP: 0.326, SLG: 0.474		F9			1B	FC6-4 FC5-4 1-2f			5-3	4	0	1	0	0	0	1
Randy Hundley, R (1, 2) OBP: 0.337, SLG: 0.395		K			P4	FC5-4 1-2f			P3	4	0	0	0	0	1	2
Don Young, R (1, 8) OBP: 0.340, SLG: 0.360			1B		K		F8		2B	4	0	2	0	0	1	1
Bill Hands, R (1, 1) OBP: 0.137, SLG: 0.093			K		K		K		5-3	4	0	0	0	0	3	3
Inning Stats	R: 0 E: 0 K: 0 S: 3 H: 0 LOB: 1 BB: 1 P: 7	R: 0 E: 0 K: 1 S: 5 H: 0 LOB: 0 BB: 0 P: 5	R: 0 E: 0 K: 2 S: 8 H: 1 LOB: 1 BB: 0 P: 8	R: 0 E: 0 K: 0 S: 3 H: 0 LOB: 0 BB: 0 P: 3	R: 0 E: 0 K: 2 S: 8 H: 1 LOB: 1 BB: 0 P: 8	R: 3 E: 0 K: 1 S: 9 H: 4 LOB: 1 BB: 0 P: 9	R: 0 E: 0 K: 1 S: 5 H: 0 LOB: 0 BB: 0 P: 5	R: 0 E: 0 K: 0 S: 3 H: 0 LOB: 1 BB: 1 P: 7	R: 0 E: 0 K: 0 S: 4 H: 1 LOB: 1 BB: 0 P: 4	1B: 5 2B: 1 3B: 0 HR: 1 SF: 0 SAC: 0 DP: 0 HBP: 0						

PITCHER		IP	WLS	BF	H	R	ER	SO	BB	IBB	HBP	BLK	WP	HR	S	P	ERA	WHIP
Bob Veale, L ERA: 3.23	(1, 1)	6.0	L	25	6	3	3	6	1	0	0	0	0	1	36	40	4.50	1.167
Bruce Dal Canton, R ERA: 3.34	(7, 1)	2.0		7	0	0	0	1	1	0	0	0	0	0	8	12	0.00	0.500
Joe Gibbon, L ERA: 2.43	(9, 1)	1.0		4	1	0	0	0	0	0	0	0	0	0	4	4	0.00	1.000

PITCHER	IP	WLS	BF	H	R	ER	SO	BB	IBB	HBP	BLK	WP	HR	S	P	ERA	WHIP

TOP

Chicago Cubs @ Pittsburgh Pirates

Forbes Field, Pittsburgh, PA

Sun Sep 28 1969, 3:33 AM EDT

Att. 24,435 - Cloudy - 68 F

livebaseballscorecards.com

AB	34
R	3
H	7
RBI	3
BB	2
SO	7
LOB	13

WP: 0	PA: 36		
PB: 0			
SB: 0			
CS: 0			

BOTTOM

Chicago Cubs @ Pittsburgh Pirates

Forbes Field, Pittsburgh, PA

Sun Sep 28 1969, 3:33 AM EDT

Att. 24,435 - Cloudy - 68 F

livebaseballscorecards.com

Batter	1	2	3	4	5	6	7	8	9	AB	R	H	RBI	BB	SO	LOB
Matty Alou, L (1, 8) OBP: 0.367, SLG: 0.407	F7		F8			5-3		G3		4	0	0	0	0	0	1
Dave Cash, R (1, 4) OBP: 0.361, SLG: 0.358	F3			5-3			6-3		1B	4	0	1	0	0	0	0
Roberto Clemente, R (1, 9) OBP: 0.407, SLG: 0.542	1B			K			1B		F8	4	0	2	0	0	1	1
Al Oliver, L (1, 3) OBP: 0.327, SLG: 0.440	P4-3			G3			G6-3		F8	4	0	1	0	0	0	2
Carl Taylor, R (1, 7) OBP: 0.434, SLG: 0.459 Willie Stargell, L (7, PH) OBP: 0.383, SLG: 0.556 (8, 7)		1-3			5-3		G6-3		L6	2 2	0 0	0 0	0 0	0 0	0 0	0 3
Jose Pagan, R (1, 5) OBP: 0.323, SLG: 0.451		5-3			P4-3			5-3		3	0	0	0	0	0	0
Manny Sanguillen, R (1, 2) OBP: 0.325, SLG: 0.410		F8			6-3			PB 2B	1B	3	1	1	0	0	0	0
Freddie Patek, R (1, 6) OBP: 0.316, SLG: 0.296 Bob Robertson, R (8, PH) OBP: 0.257, SLG: 0.301 Jose Martinez, R (9, 6) OBP: 0.311, SLG: 0.323			F8			5-3		K		2 1 0	0 0 0	0 0 0	0 0 0	0 0 0	0 1 0	0 1 0
Bob Veale, S (1, 1) OBP: 0.085, SLG: 0.051 Gene Alley, R (6, PH) OBP: 0.293, SLG: 0.354 Bruce Dal Canton, R (7, 1) OBP: 0.417, SLG: 0.500 Johnny Jeter, R (8, PH) OBP: 0.387, SLG: 0.536 Joe Gibbon, R (9, 1)			K			5-3		2B		1 1 0 1 0	0 0 0 0 0	0 0 0 1 0	0 0 0 1 0	0 0 0 0 0	1 0 0 0 0	0 0 0 0 0

Inning Stats	1	2	3	4	5	6	7	8	9
	R: 0 E: 0 K: 0 S: 4	H: 1 LOB: 1 BB: 0 P: 4	R: 0 E: 0 K: 0 S: 3	H: 0 LOB: 0 BB: 0 P: 3	R: 0 E: 0 K: 1 S: 5	H: 0 LOB: 0 BB: 0 P: 5	R: 0 E: 0 K: 1 S: 5	H: 0 LOB: 0 BB: 0 P: 5	R: 0 E: 0 K: 0 S: 3	H: 0 LOB: 0 BB: 0 P: 3	R: 0 E: 0 K: 0 S: 3	H: 0 LOB: 0 BB: 0 P: 3	R: 0 E: 0 K: 0 S: 4	H: 2 LOB: 1 BB: 0 P: 4	R: 1 E: 0 K: 1 S: 7	H: 2 LOB: 1 BB: 0 P: 7	R: 0 E: 0 K: 0 S: 4	H: 1 LOB: 1 BB: 0 P: 4

| | | |

Batter	1	2	3	4	5	6	7	8	9	AB	R	H	RBI	BB	SO	LOB
Gary Sutherland, R (1, 4) OBP: 0.289, SLG: 0.308	S S S 0-3 ① K		x 0-0 E6 S			x 0-0 1B HBP 2B 1B	x 0-0 ② F6			4	1	1	0	0	1	0
Rusty Staub, L (1, 9) OBP: 0.426, SLG: 0.527	S S S 0-3 ② K		S S S 0-3 ② K 1-2			H 1-0 1B 1-2 2B HBP	x 0-0 1B			3	1	1	0	0	2	1
Bob Bailey, R (1, 7) OBP: 0.337, SLG: 0.420 Mack Jones, L (7, PH) OBP: 0.378, SLG: 0.487 (7, 7)	x 0-0 ③ 1-3		x 0-0 ③ 5-3			x 0-0 S S S 1-2 2-3 2B 1B	0-3 ③ K			3 1	1 0	1 0	0 0	0 0	0 1	1 1
Coco Laboy, R (1, 5) OBP: 0.308, SLG: 0.409		x 0-0 1B FC6-4 2B		x 0-0 ① 1-3		x 0-0 1-H 2-H 3-H 2B		S S S 0-3 ① K		4	1	2	3	0	1	0
Jose Herrera, R (1, 8) OBP: 0.302, SLG: 0.373 Jim Fairey, L (6, PH) OBP: 0.283, SLG: 0.356 (6, 8)		S S S 0-3 ① K		S S S 0-3 ② K		S S S 0-3 ① K2-3		x 0-0 ② 1-3		2 2	0 0	0 0	0 0	0 0	2 1	1 1
John Bateman, R (1, 2) OBP: 0.250, SLG: 0.328		x 0-0 FC6-4 2-3 1B		x 0-0 ③ 5-3		S S S 0-3 ② K		S S S 0-3 ③ K		4	0	1	0	0	2	1
Garry Jestadt, R (1, 6) Ty Cline, L (6, PH) OBP: 0.347, SLG: 0.322 (6, 3) Remy Hermoso, R (9, PH) OBP: 0.225, SLG: 0.162 (9, 6)		x 0-0 ② FC6-4 1-2f 3-H			x 0-0 ① 5-3	B B B 4-0 BB			x 0-0 ① G3	2 0 1	0 0 0	0 0 0	1 0 0	0 1 0	0 0 0	1 0 0
Bobby Wine, R (1, 3) OBP: 0.259, SLG: 0.254 (6, 6) (9, 3)		x 0-0 ③ 4-3			x 0-0 ② 4-3	x 0-0 ③ 6-3			x 0-0 ② 6-3	4	0	0	0	0	0	3
Steve Renko, R (1, 1) OBP: 0.189, SLG: 0.250 Dan McGinn, L (6, 1) OBP: 0.172, SLG: 0.276 Bill Stoneman, R (8, 1) OBP: 0.127, SLG: 0.082 John Boccabella, R (9, PH) OBP: 0.170, SLG: 0.163 Howie Reed, R (9, 1) OBP: 0.200, SLG: 0.250			x 0-0 ① 5-3		S S S 0-3 ③ K		x 0-0 ① 2-3		S S S 0-3 ③ K	2 1 0 1 0	0 0 0 0 0	0 0 0 0 0	0 0 0 0 0	1 0 0 1 0	0 0 0 0 0	0 0 0 0 0
Inning Stats	R: 0 E: 0 K: 2 S: 7 H: 0 LOB: 0 BB: 0 P: 7	R: 1 E: 0 K: 1 S: 7 H: 2 LOB: 1 BB: 0 P: 7	R: 0 E: 1 K: 1 S: 6 H: 0 LOB: 1 BB: 0 P: 6	R: 0 E: 0 K: 1 S: 5 H: 0 LOB: 0 BB: 0 P: 5	R: 0 E: 0 K: 1 S: 5 H: 0 LOB: 0 BB: 0 P: 5	R: 3 E: 0 K: 2 S: 10 H: 3 LOB: 2 BB: 1 P: 15	R: 0 E: 0 K: 1 S: 6 H: 1 LOB: 1 BB: 0 P: 6	R: 0 E: 0 K: 2 S: 7 H: 0 LOB: 0 BB: 0 P: 7	R: 0 E: 0 K: 1 S: 5 H: 0 LOB: 0 BB: 0 P: 5	1B: 4 2B: 2 3B: 0 HR: 0	SF: 0 SAC: 0 DP: 0 HBP: 1				WP: 0 PB: 0 SB: 1 CS: 0	PA: 36	

PITCHER		IP	WLS	BF	H	R	ER	SO	BB	IBB	HBP	BLK	WP	HR	S	P	ERA	WHIP
Luke Walker, L ERA: 3.64	(1, 1)	5.0		22	5	4	4	6	0	0	1	0	0	0	33	34	7.20	1.000
Steve Blass, R ERA: 4.46	(6, 1)	1.0		4	0	0	0	2	1	0	0	0	0	0	7	11	0.00	1.000
Dock Ellis, R ERA: 3.58	(7, 1)	2.0		7	1	0	0	3	0	0	0	0	0	0	13	13	0.00	0.500
Joe Gibbon, L ERA: 2.4	(9, 1)	1.0	W	3	0	0	0	1	0	0	0	0	0	0	5	5	0.00	0.000

PITCHER	IP	WLS	BF	H	R	ER	SO	BB	IBB	HBP	BLK	WP	HR	S	P	ERA	WHIP

TOP

Montreal Expos @ Pittsburgh Pirates

Forbes Field, Pittsburgh, PA

Wed Oct 01 1969, 7:05 PM EDT

Att. 2,496 - Unknown - 74 F

livebaseballscorecards.com

AB	34
R	4
H	6
RBI	4
BB	1
SO	12
LOB	10

BOTTOM

Montreal Expos @ Pittsburgh Pirates

Forbes Field, Pittsburgh, PA

Wed Oct 01 1969, 7:05 PM EDT

Att. 2,496 - Unknown - 74 F

livebaseballscorecards.com

Batter	1	2	3	4	5	6	7	8	9	AB	R	H	RBI	BB	SO	LOB
Matty Alou, L (1, 8) OBP: 0.369, SLG: 0.410	1B		4-3 1-2		F8 SH3 WP 1B	FC4-6 1-2f		2B		5	1	3	0	0	0	3
Dave Cash, R (1, 4) OBP: 0.369, SLG: 0.357	BB 1B 3-5		K		SH3 1-2		E7 L3 2B 1B	F8		3	1	1	0	1	1	2
Roberto Clemente, R (1, 9) OBP: 0.407, SLG: 0.541	1B 1-3		F9		F8 2-3		L3 2-3		E 1B 1B	5	1	2	0	0	0	3
Willie Stargell, L (1, 7) OBP: 0.383, SLG: 0.559	3-5 3-Hf			G3 1B 2B	F9 3-H		2B 3-H		E4 1B 1-2	5	1	2	1	0	0	3
Al Oliver, L (1, 3) OBP: 0.333, SLG: 0.446		FC1-5 2B		G3 HBP		E8 E 1B 1B	BB		1B 1-2 2-H	3	1	3	1	1	0	0
Manny Sanguillen, R (1, 2) OBP: 0.322, SLG: 0.407		FC1-5 E S PO 2-3		G3 1-2f 2-3		L6	P2			4	0	0	0	0	0	6
Richie Hebner, L (1, 5) OBP: 0.378, SLG: 0.419		F6 1-3		BB 1B 3-H		E4 1B 2-3	L3			4	0	1	1	0	0	4
Freddie Patek, R (1, 6) OBP: 0.319, SLG: 0.296 Jose Pagan, R (6, PH) OBP: 0.325, SLG: 0.453 Jose Martinez, R (6, PR) OBP: 0.309, SLG: 0.321 (7, 6)		IBB		BB 1-2		FC4-6 1-2 3-H 1B		L6-3		0 1 1	0 0 0	0 1 0	0 1 0	2 0 0	0 0 0	0 0 0
Luke Walker, L (1, 1) Steve Blass, R (6, 1) OBP: 0.269, SLG: 0.333 Carl Taylor, R (6, PH) OBP: 0.432, SLG: 0.457 Dock Ellis, S (7, 1) OBP: 0.114, SLG: 0.088 Bob Robertson, R (8, PH) OBP: 0.255, SLG: 0.298 Joe Gibbon, R (9, 1)	PO 3-H	E6 4-3	4-1		F4		K			2 0 1 0 1 0	0 0 0 0 0 0	0 0 0 0 0 0	0 0 0 0 0 0	0 0 0 0 1 0	0 0 0 0 0 0	2 0 2 0 0 0
Inning Stats	R: 0 E: 0 K: 0 S: 3 H: 2 LOB: 1 BB: 1 P: 7	R: 0 E: 0 K: 0 S: 3 H: 1 LOB: 1 BB: 1 P: 7	R: 0 E: 1 K: 1 S: 6 H: 0 LOB: 1 BB: 0 P: 6	R: 1 E: 0 K: 0 S: 4 H: 2 LOB: 2 BB: 1 P: 9	R: 1 E: 0 K: 0 S: 4 H: 1 LOB: 0 BB: 0 P: 4	R: 1 E: 2 K: 0 S: 6 H: 2 LOB: 2 BB: 0 P: 6	R: 1 E: 1 K: 0 S: 5 H: 2 LOB: 2 BB: 1 P: 9	R: 0 E: 0 K: 1 S: 6 H: 1 LOB: 1 BB: 0 P: 6	R: 1 E: 1 K: 0 S: 3 H: 2 LOB: 2 BB: 0 P: 3	1B: 9 2B: 5 3B: 0 HR: 0 SF: 0 SAC: 1 DP: 2 HBP: 1						

AB	35	
R	5	
H	13	
RBI	4	
BB	4	
SO	2	
LOB	25	

PITCHER		IP	WLS	BF	H	R	ER	SO	BB	IBB	HBP	BLK	WP	HR	S	P	ERA	WHIP
Steve Renko, R ERA: 4.01	(1, 1)	5.2		27	8	3	2	1	2	1	1	0	1	0	25	38	3.18	1.765
Dan McGinn, L ERA: 3.94	(6, 1)	2.0		10	3	1	1	1	1	0	0	0	0	0	11	15	4.50	2.000
Bill Stoneman, R ERA: 4.39	(8, 1)	0.1		1	0	0	0	0	0	0	0	0	0	0	1	1	0.00	0.000
Howie Reed, R ERA: 4.84	(9, 1)	0.0	L	3	2	1	1	0	0	0	0	0	0	0	3	3	∞	∞

PITCHER	IP	WLS	BF	H	R	ER	SO	BB	IBB	HBP	BLK	WP	HR	S	P	ERA	WHIP

Batter	1	2	3	4	5	6	7	8	9	AB	R	H	RBI	BB	SO	LOB
Marv Staehle, L (1, 4) OBP: 0.474, SLG: 0.706	0-0 1B 2B		0-0 ② 4-3		0-0 ③ 4-3		BBB 4-0 FC4-6 BB			3	1	1	0	1	0	0
Jim Fairey, L (1, 8) OBP: 0.300, SLG: 0.367	0-0 2-H 1B		0-0 ③ 4-3			0-0 1B 1B 1B	0-0 ③ FC4-6 1-2f			4	1	2	1	0	0	1
Rusty Staub, L (1, 9) OBP: 0.426, SLG: 0.526	SSS 0-3 ① K			0-0 FC6 1B		0-0 1-3 1B 1B		0-0 ① F9		4	0	2	0	0	1	1
Mack Jones, L (1, 7) OBP: 0.379, SLG: 0.488	SSS 0-3 ② K			0-0 ① FC6 E 1-2f		BBB 4-0 1B BB		0-0 4-3 2B		3	0	1	0	1	1	2
Kevin Collins, L (1, 5) OBP: 0.268, SLG: 0.353	0-0 ③ 4-3			0-0 E2 1-2		0-0 ① F5		0-0 ② 4-3 2-3		4	0	0	0	0	0	6
Ty Cline, L (1, 3) OBP: 0.346, SLG: 0.321		0-0 ① L6-3		SSS 0-3 ② K		0-0 ② FC6-4 1-3 2-H 3-H 1B		0-0 ③ L4-3		4	0	1	1	0	1	3
Ron Brand, R (1, 2) OBP: 0.327, SLG: 0.300		0-0 ② 6-3		0-0 ③ 4-3		0-0 ③ FC6-4 1-2f			0-0 G5-4-3 1B	4	0	1	0	0	0	4
Bobby Wine, R (1, 6) OBP: 0.256, SLG: 0.251	SSS 0-3 ③ K				0-0 ① 5-3		SSS 0-3 ① K		0-0 ①② G5-4-3 1-2f	4	0	0	0	0	2	1
Jerry Robertson, S (1, 1) OBP: 0.121, SLG: 0.089 Claude Raymond, R (6, 1) OBP: 0.182, SLG: 0.182 Bob Bailey, R (7, PH) OBP: 0.537, SLG: 0.419 Gary Waslewski, R (7, 1) OBP: 0.063, SLG: 0.065 Carroll Sembera, R (8, 1) OBP: 0.250, SLG: 0.250 Gary Sutherland, R (9, PH) OBP: 0.289, SLG: 0.307			SSS 0-3 ① K		SSS 0-3 ② K		SSS 0-3 ② K		0-0 ③ 5-3	2 0 1 0 0 1	0 0 0 0 0 0	0 0 0 0 0 0	0 0 0 0 0 0	0 0 1 0 0 0	2 0 0 0 0 0	0 0 0 0 0 0
Inning Stats	R: 1 E: 0 K: 2 S: 9 H: 2 LOB: 1 BB: 0 P: 9	R: 0 E: 0 K: 1 S: 5 H: 0 LOB: 0 BB: 0 P: 5	R: 0 E: 0 K: 1 S: 5 H: 0 LOB: 0 BB: 0 P: 5	R: 0 E: 1 K: 1 S: 7 H: 1 LOB: 2 BB: 0 P: 7	R: 0 E: 0 K: 1 S: 5 H: 0 LOB: 0 BB: 0 P: 5	R: 1 E: 0 K: 0 S: 5 H: 3 LOB: 2 BB: 1 P: 9	R: 0 E: 0 K: 2 S: 7 H: 0 LOB: 1 BB: 1 P: 11	R: 0 E: 0 K: 0 S: 4 H: 1 LOB: 1 BB: 0 P: 4	R: 0 E: 0 K: 0 S: 3 H: 1 LOB: 0 BB: 0 P: 3	1B: 6 2B: 2 3B: 0 HR: 0	SF: 0 SAC: 0 DP: 1 HBP: 0					

PITCHER	IP	W/L/S	BF	H	R	ER	SO	BB	IBB	HBP	BLK	WP	HR	S	P	ERA	WHIP
Bob Moose, R (1, 1) ERA: 2.91	9.0	W	36	8	2	2	8	2	0	0	0	0	0	50	58	2.00	1.111

PITCHER | IP | W/L/S | BF | H | R | ER | SO | BB | IBB | HBP | BLK | WP | HR | S | P | ERA | WHIP

TOP

Montreal Expos @ Pittsburgh Pirates

Forbes Field, Pittsburgh, PA

Thu Oct 02 1969, 7:05 PM EDT

Att. 2,700 - Unknown

livebaseballscorecards.com

AB	34
R	2
H	8
RBI	2
BB	2
SO	8
LOB	18

WP: 0 PB: 0 SB: 0 CS: 0 PA: 36

Batter	1	2	3	4	5	6	7	8	9	AB	R	H	RBI	BB	SO	LOB
Matty Alou, L (1, 8) OBP: 0.369, SLG: 0.411	L3		F4		F7		2B BB 1B	1B L5-3 2B		5	2	2	0	0	0	1
Dave Cash, R (1, 4) OBP: 0.371, SLG: 0.361	K		1B 2-H 1B		F8		K	L5-3 2-3 1B		5	0	2	1	0	2	1
Roberto Clemente, R (1, 9) OBP: 0.411, SLG: 0.544	BB		1-3 1B			1B 1B 1B	BB 1-3 1B 2B	L5-3 1-2 3-H		4	2	3	1	1	0	1
Willie Stargell, L (1, 7) OBP: 0.382, SLG: 0.556 Johnny Jeter, R (7, PR) OBP: 0.375, SLG: 0.517 (8, 7)	K		F7			F9	BB 1B IBB	K		3 1	0 1	0 1	0 0	1 0	1 1	4 1
Al Oliver, L (1, 3) OBP: 0.333, SLG: 0.445 Bob Robertson, R (4, 3) OBP: 0.267, SLG: 0.302		L4-3		K		1B 1-2 1B 1B	1B 1-2 2-3 3-H E BB			1 2	0 2	0 1	0 1	0 1	0 1	0 0
Manny Sanguillen, R (1, 2) OBP: 0.324, SLG: 0.407		K		L6-3		CS 1B 1-2 2-H 1B	E9 1-H 2-H 3-H 1B			4	0	2	3	0	1	0
Richie Hebner, L (1, 5) OBP: 0.380, SLG: 0.420		F4		1B		1-2 2-H 1B	IBB			3	0	2	1	1	0	0
Freddie Patek, R (1, 6) OBP: 0.318, SLG: 0.296			SH 1B 1B	L5-3		K 2-3	K			4	1	1	0	0	2	5
Bob Moose, R (1, 1) OBP: 0.169, SLG: 0.075			SH 1-2		L3		F7	K		3	0	0	0	0	1	0
Inning Stats	R: 0 E: 0 K: 2 S: 7 H: 0 LOB: 1 BB: 1 P: 11	R: 0 E: 0 K: 1 S: 5 H: 0 LOB: 0 BB: 0 P: 5	R: 1 E: 0 K: 0 S: 6 H: 3 LOB: 2 BB: 0 P: 6	R: 0 E: 0 K: 1 S: 6 H: 1 LOB: 1 BB: 0 P: 6	R: 0 E: 0 K: 0 S: 3 H: 0 LOB: 0 BB: 0 P: 3	R: 2 E: 0 K: 1 S: 8 H: 4 LOB: 1 BB: 0 P: 8	R: 4 E: 1 K: 2 S: 10 H: 3 LOB: 2 BB: 3 P: 22	R: 1 E: 0 K: 2 S: 9 H: 2 LOB: 1 BB: 0 P: 9		1B: 11 2B: 2 3B: 0 HR: 0	SF: 0 SAC: 1 DP: 0 HBP: 0					

PITCHER		IP	WLS	BF	H	R	ER	SO	BB	IBB	HBP	BLK	WP	HR	S	P	ERA	WHIP
Jerry Robertson, R ERA: 3.96	(1, 1)	5.1	L	25	8	3	3	4	1	0	0	0	0	0	32	36	5.06	1.688
Claude Raymond, R ERA: 4.89	(6, 1)	0.2		1	0	0	0	1	0	0	0	0	0	0	3	3	0.00	0.000
Gary Waslewski, R ERA: 3.39	(7, 1)	1.0		9	3	4	3	2	1	2	0	0	0	0	10	22	27.00	4.000
Carroll Sembera, R ERA: 3.55	(8, 1)	1.0		5	2	1	1	2	0	0	0	0	0	0	9	9	9.00	2.000

PITCHER	IP	WLS	BF	H	R	ER	SO	BB	IBB	HBP	BLK	WP	HR	S	P	ERA	WHIP

BOTTOM

Montreal Expos @ Pittsburgh Pirates

Forbes Field, Pittsburgh, PA

Thu Oct 02 1969, 7:05 PM EDT

Att. 2,700 - Unknown

livebaseballscorecards.com

AB	35
R	8
H	13
RBI	7
BB	4
SO	9
LOB	13

1B: 11 2B: 2 3B: 0 HR: 0 SF: 0 SAC: 1 DP: 0 HBP: 0

WP: 0 PB: 0 SB: 0 CS: 1 PA: 40