

# Pittsburgh Pirates - 1969

Batter	1	2	3	4	5	6	7	8	9	10	11	12	13	14	AB	R	H	RBI	BB	SO	LOB	TOP								
Matty Alou, L OBP: 0.429, SLG: 0.429 (1, 8)	F8																					7 1 3 2 0 0 1								
Richie Hebner, L OBP: 0.333, SLG: 0.333 Jose Pagan, R (10, PH) (10, 5)	K		F3			SH1-4 1B	P6						F9	1B								3 0 1 0 0 0 1 1 3 0 0 0 0 0 0 1								
Roberto Clemente, R OBP: 0.167, SLG: 0.167 (1, 9)	K			5-3			F9						1-3									6 0 1 1 0 1 1								
Willie Stargell, L OBP: 0.667, SLG: 1.200 (1, 7)		HR																				5 1 3 1 0 1 0								
Bob Robertson, R (1, 3)	K																					6 0 0 0 0 3 5								
Bill Mazaroski, R OBP: 0.167, SLG: 0.167 (1, 4)	F7																					6 1 1 0 0 2 5								
Jerry May, R OBP: 0.333, SLG: 0.500 (1, 2)	6-3																					6 1 2 0 0 1 0								
Freddie Patek, R OBP: 0.333, SLG: 0.333 (1, 6)			1-3																			6 1 2 0 0 0 0								
Steve Blass, R Ron Kline, R Bruce Dal Canton, R Manny Sanguillen, R Chuck Hartenstein, R (14, PH) (14, 1)			5-3																			3 0 0 0 0 0 1 1 2 0 0 0 0 0 2 0 0 0 0 0 0 0 0 0 1 1 1 2 0 0 0 0 0 0 0 0 0 0 0 0								
<b>Inning Stats</b>	R: 0 E: 0 K: 2 S: 7	H: 0 LOB: 0 BB: 0 P: 7	R: 1 E: 0 K: 1 S: 6	H: 1 LOB: 0 BB: 0 P: 6	R: 0 E: 0 K: 0 S: 4	H: 1 LOB: 1 BB: 0 P: 4	R: 0 E: 0 K: 2 S: 8	H: 1 LOB: 1 BB: 0 P: 8	R: 0 E: 0 K: 0 S: 5	H: 0 LOB: 0 BB: 0 P: 5	R: 1 E: 0 K: 0 S: 5	H: 2 LOB: 2 BB: 0 P: 6	R: 0 E: 0 K: 0 S: 5	H: 2 LOB: 1 BB: 0 P: 4	R: 0 E: 0 K: 0 S: 9	H: 2 LOB: 1 BB: 0 P: 9	R: 0 E: 0 K: 2 S: 7	H: 0 LOB: 0 BB: 0 P: 7	R: 0 E: 0 K: 0 S: 3	H: 0 LOB: 0 BB: 0 P: 3	R: 0 E: 0 K: 1 S: 5	H: 0 LOB: 0 BB: 0 P: 5	R: 0 E: 0 K: 0 S: 3	H: 0 LOB: 0 BB: 0 P: 3	R: 4 E: 0 K: 1 S: 10	H: 5 LOB: 1 BB: 0 P: 10	1B: 12 2B: 1 3B: 0 HR: 1	SF: 0 SAC: 1 DP: 0 HBP: 1	WP: 0 PB: 0 SB: 0 CS: 0	PA: 56
<b>PITCHER</b>	IP 9.0	WLS 36	BF 9	H 2	R 2	ER 0	SO 10	BB 0	IBB 0	HBP 0	BLK 0	WP 0	HR 1	S 55	P 56	ERA 2.00	WHIP 1.000													
Bob Gibson, R ERA: 2.0 Joe Hoerner, L ERA: Mel Nelson, L ERA: 34.0 Ron Willis, R ERA:	(1, 1) (10, 1) (14, 1) (14, 1)																													

Pittsburgh Pirates @ St. Louis Cardinals  
 Busch Stadium, St. Louis, MO  
 Tue Apr 08 1969, 6:05 PM CST  
 Att. 38,163 - Unknown

AB 54  
 R 6  
 H 14  
 RBI 6  
 BB 0  
 SO 12  
 LOB 15




Batter	1	2	3	4	5	6	7	8	9	10	11	12	13	14	AB	R	H	RBI	BB	SO	LOB	BOTTOM					
Lou Brock, L OBP: 0.167, SLG: 0.167 (1, 7)	1-3																					6 0 1 0 0 1 3					
Curt Flood, R OBP: 0.167, SLG: 0.167 (1, 8)			G6-4-3 1B																			6 1 1 0 0 0 2					
Vada Pinson, L OBP: 0.333, SLG: 0.500 (1, 9)				4-3																		6 1 2 1 0 0 0					
Joe Torre, R (1, 3)	F8																					6 0 0 0 0 0 1 2					
Tim McCarver, L OBP: 0.167, SLG: 0.167 (1, 2)	F8																					6 0 1 1 0 0 1					
Mike Shannon, R OBP: 0.400, SLG: 0.250 (1, 5)																						4 0 1 0 1 1 1					
Julian Javier, R Bill White, L Steve Hantz, S (12, PH) (13, 4)																						4 0 0 0 0 0 1 1 0 0 0 0 0 1 0 0 0 0 0 0 0					
Dal Maxvill, R OBP: 0.400, SLG: 0.500 (1, 6)																						4 0 1 0 1 0 1					
Bob Gibson, R OBP: 0.333, SLG: 0.333 Joe Hoerner, L Joe Hague, L Mel Nelson, R Ron Willis, R (14, 1)																						3 0 1 0 0 0 3 1 0 0 0 0 0 0 0 0 0 0 0 1 0 0 0 0 0 0 0 0 0 0 0 0 0 0 0 0 0 0					
<b>Inning Stats</b>	R: 1 E: 0 K: 0 S: 5	H: 2 LOB: 1 BB: 0 P: 5	R: 0 E: 0 K: 0 S: 2	H: 0 LOB: 2 BB: 2 P: 10	R: 0 E: 0 K: 0 S: 3	H: 1 LOB: 1 BB: 0 P: 3	R: 0 E: 0 K: 0 S: 3	H: 0 LOB: 0 BB: 0 P: 3	R: 0 E: 0 K: 0 S: 3	H: 0 LOB: 0 BB: 0 P: 3	R: 0 E: 0 K: 1 S: 5	H: 0 LOB: 0 BB: 0 P: 5	R: 0 E: 0 K: 0 S: 4	H: 1 LOB: 1 BB: 0 P: 4	R: 0 E: 0 K: 0 S: 3	H: 0 LOB: 0 BB: 0 P: 7	R: 0 E: 0 K: 1 S: 5	H: 0 LOB: 0 BB: 0 P: 5	R: 0 E: 0 K: 0 S: 4	H: 0 LOB: 0 BB: 0 P: 4	R: 0 E: 0 K: 1 S: 5	H: 0 LOB: 0 BB: 0 P: 5	1B: 6 2B: 4 3B: 0 HR: 0	SF: 0 SAC: 0 DP: 4 HBP: 0	WP: 0 PB: 0 SB: 0 CS: 0	PA: 50	
<b>PITCHER</b>	IP 7.0	WLS 27	BF 7	H 2	R 2	ER 2	SO 0	BB 2	IBB 0	HBP 0	BLK 0	WP 0	HR 0	S 25	P 33	ERA 2.57	WHIP 1.286										
Steve Blass, R ERA: 2.57 Ron Kline, R ERA: Bruce Dal Canton, R ERA: Chuck Hartenstein, R ERA:	(1, 1) (8, 1) (13, 1) (14, 1)																										

Pittsburgh Pirates @ St. Louis Cardinals  
 Busch Stadium, St. Louis, MO  
 Tue Apr 08 1969, 6:05 PM CST  
 Att. 38,163 - Unknown

AB 47  
 R 2  
 H 8  
 RBI 2  
 BB 3  
 SO 3  
 LOB 15





Batter	1	2	3	4	5	6	7	8	9	AB	R	H	RBI	BB	SO	LOB	TOP										
Matty Alou, L (1.8) OBP: 0.500, SLG: 0.500	0-0 1B		0-0 4-3		0-0 SH1-3 1B		0-0 5-3		0-0 1B	5	1	3	2	0	0	0	<b>Pittsburgh Pirates @ St. Louis Cardinals</b> Busch Stadium, St. Louis, MO Wed Apr 09 1969, 6:05 PM CST Att: 10,739 - Unknown										
Richie Hebner, L (1.5) OBP: 0.571, SLG: 0.500	4-0 G3-6-3 BB			0-0 E4 1B	0-0 SH1-3		0-0 1B		0-0 1B	3	1	2	0	1	0	0											
Roberto Clemente, R (1.9) OBP: 0.273, SLG: 0.273	0-0 F8			0-0 2B	0-0 1B		0-0 4-3		0-0 4-3	5	0	2	1	0	0	5											
Willie Stargell, L (1.7) OBP: 0.600, SLG: 1.000	0-0 G3-6-3			0-0 1B	0-0 G5-4-3 1B			0-3 K		4	1	2	1	0	1	2											
Bob Robertson, R (1.3) OBP: 0.100, SLG: 0.100		0-0 F8		0-0 4-3 1B	0-0 G5-4-3 1B			0-0 F3		4	0	1	1	0	0	2											
Bill Mazaroski, R (1.4) OBP: 0.100, SLG: 0.100		0-0 F9		0-0 4-3 1B		0-0 6-3		0-0 F7		4	0	0	0	0	0	1											
Jerry May, R (1.2) OBP: 0.300, SLG: 0.700		0-3 K		0-0 F9		0-0 F7			0-0 HR	4	1	1	1	0	1	1											
Freddie Patek, R (1.6) OBP: 0.300, SLG: 0.300			0-0 F3		0-0 SH 1B		0-0 F9		0-0 F8	4	1	1	0	0	0	0											
Bob Veale, S (1.1)		0-0 F8		0-0 SH 1B		0-0 1-3		0-0 1-3		3	1	0	0	0	0	0											
<b>Inning Stats</b>	R: 0 E: 0 K: 0 S: 3	H: 1 LOB: 1 BB: 1 P: 7	R: 0 E: 0 K: 1 S: 5	H: 0 LOB: 0 BB: 0 P: 5	R: 0 E: 0 K: 0 S: 3	H: 0 LOB: 0 BB: 0 P: 3	R: 2 E: 1 K: 0 S: 6	H: 3 LOB: 1 BB: 0 P: 6	R: 3 E: 1 K: 0 S: 7	H: 4 LOB: 1 BB: 0 P: 7	R: 0 E: 0 K: 0 S: 3	H: 0 LOB: 0 BB: 0 P: 3	R: 0 E: 0 K: 0 S: 4	H: 1 LOB: 1 BB: 0 P: 4	R: 0 E: 0 K: 1 S: 5	H: 0 LOB: 0 BB: 0 P: 5		R: 1 E: 0 K: 0 S: 6	H: 3 LOB: 2 BB: 0 P: 6	1B: 10 2B: 1 3B: 0 HR: 1	SF: 0 SAC: 2 DP: 2 HBP: 0	WP: 0 PB: 0 SB: 1 CS: 0	PA: 39				
<b>PITCHER</b>	IP	WLS	BF	H	R	ER	SO	BB	IBB	HBP	BLK	WP	HR	S	P	ERA	WHIP										
Nelson Briles, R (1.1) ERA: 6.23	4.1	L	22	8	5	3	1	1	0	0	0	0	0	23	27	6.23	2.077										
Mike Torrez, R (5.1) ERA:	3.2		11	1	0	0	1	0	0	0	0	0	0	13	13	0.00	0.273										
Gary Waslewski, R (9.1) ERA: 9.0	1.0		6	3	1	1	0	0	0	0	0	0	1	6	6	9.00	3.000										

Batter	1	2	3	4	5	6	7	8	9	AB	R	H	RBI	BB	SO	LOB	BOTTOM										
Lou Brock, L (1.7) OBP: 0.100, SLG: 0.100	0-0 F7		0-3 K			0-3 K		0-3 K		4	0	0	0	0	3	1	<b>Pittsburgh Pirates @ St. Louis Cardinals</b> Busch Stadium, St. Louis, MO Wed Apr 09 1969, 6:05 PM CST Att: 10,739 - Unknown										
Curt Flood, R (1.8) OBP: 0.200, SLG: 0.200	0-0 CS 1B		0-0 FC6-4			0-0 6-3		0-0 F9		4	0	1	0	0	0	1											
Vada Pinson, L (1.9) OBP: 0.400, SLG: 0.667	0-3 K			0-0 4-3 3B		4-0 BB		0-3 K		3	1	1	0	1	2	1											
Joe Torre, R (1.3)		0-0 6-3		0-3 K		0-0 F2		0-0 E6 1B		4	0	0	0	0	1	2											
Mike Shannon, R (1.5) OBP: 0.222, SLG: 0.125		0-3 K		0-0 4-3		0-0 6-3		0-0 F7		4	0	0	1	0	1	1											
Tim McCarver, L (1.2) OBP: 0.400, SLG: 0.500		0-0 1B		0-0 4-3		0-0 1B 2B		0-0 1B		4	0	3	0	0	0	0											
Julian Javier, R (1.4) OBP: 0.125, SLG: 0.125		0-0 F8			0-3 K	0-0 G6-4-3 1B		0-0 F7		4	0	1	0	0	1	3											
Dal Maxvill, R (1.6) OBP: 0.500, SLG: 0.400			4-0 FC6-4 BB		4-0 G6-4-3 BB	0-0 G6-4-3		0-0 K		1	0	0	0	2	0	2											
Nelson Briles, R (1.1)			0-0 F8		0-0 G6-4-3		0-3 K			1	0	0	0	0	0	1											
Mike Torrez, R (5.1)										1	0	0	0	0	0	1											
Phil Gagliano, R (8. PH)										1	0	0	0	0	1	0											
Gary Waslewski, R (9.1)										0	0	0	0	0	0	0											
<b>Inning Stats</b>	R: 0 E: 0 K: 1 S: 5	H: 1 LOB: 0 BB: 0 P: 5	R: 0 E: 0 K: 1 S: 6	H: 1 LOB: 1 BB: 0 P: 6	R: 0 E: 0 K: 1 S: 5	H: 0 LOB: 1 BB: 1 P: 9	R: 1 E: 0 K: 1 S: 6	H: 1 LOB: 0 BB: 0 P: 6	R: 0 E: 0 K: 1 S: 4	H: 0 LOB: 0 BB: 1 P: 8	R: 0 E: 0 K: 1 S: 5	H: 0 LOB: 1 BB: 1 P: 9	R: 0 E: 0 K: 0 S: 4	H: 2 LOB: 1 BB: 0 P: 4	R: 0 E: 0 K: 2 S: 7	H: 0 LOB: 0 BB: 0 P: 7	R: 0 E: 1 K: 1 S: 7	H: 1 LOB: 2 BB: 0 P: 7	1B: 4 2B: 1 3B: 1 HR: 0	SF: 0 SAC: 0 DP: 2 HBP: 0	WP: 0 PB: 0 SB: 0 CS: 1	PA: 34					
<b>PITCHER</b>	IP	WLS	BF	H	R	ER	SO	BB	IBB	HBP	BLK	WP	HR	S	P	ERA	WHIP										
Bob Veale, L (1.1) ERA: 1.0	9.0	W	34	6	1	1	9	3	0	0	0	0	0	49	61	1.00	1.000										





Batter	1	2	3	4	5	6	7	8	9	AB	R	H	RBI	BB	SO	LOB	TOP				
Matty Alou, L OBP: 0.412, SLG: 0.471 (1, 8)	F5		4-3		G3 SF8 2B		6-3		F2	5	1	1	0	0	0	1					
Richie Hebner, L OBP: 0.500, SLG: 0.455 (1, 5)	1B		F7		G3			WP 2B 1B	F8	5	1	2	0	0	0	2					
Roberto Clemente, R OBP: 0.313, SLG: 0.286 (1, 9)	K		1B		SF8			2B 1B BB	K	3	1	1	1	1	2	2					
Willie Stargell, L OBP: 0.500, SLG: 0.846 (1, 7)	4-3		F7		3-1			1B 2B		4	0	1	1	0	0	2					
Al Oliver, L OBP: 0.500, SLG: 0.333 (1, 3)					F3			1B IBB		3	0	1	0	1	0	0					
Bill Mazerowski, R OBP: 0.214, SLG: 0.154 (1, 4)	F9		BB		5-3 S			G6-4-3 1B		3	0	1	1	1	0	1					
Jerry May, R OBP: 0.286, SLG: 0.571 (1, 2)	1B		5-3		6-3			K		4	0	1	0	0	1	4					
Freddie Patek, R OBP: 0.286, SLG: 0.231 (1, 6)	P3		BB					G6-4-3		3	0	0	0	1	1	5					
Dock Ellis, S OBP: 0.250, SLG: 0.250 (1, 1)	1-3		K		F7			1B		4	0	1	0	0	1	4					
<b>Inning Stats</b>	R: 0 E: 0 K: 1 S: 6	H: 1 LOB: 1 BB: 0 P: 6	R: 0 E: 0 K: 0 S: 5	H: 2 LOB: 2 BB: 0 P: 5	R: 0 E: 0 K: 1 S: 4	H: 1 LOB: 2 BB: 0 P: 4	R: 0 E: 0 K: 1 S: 5	H: 0 LOB: 2 BB: 2 P: 13	R: 1 E: 0 K: 0 S: 4	H: 1 LOB: 0 BB: 0 P: 4	R: 0 E: 0 K: 0 S: 3	H: 0 LOB: 0 BB: 0 P: 3	R: 0 E: 0 K: 1 S: 5	H: 0 LOB: 0 BB: 0 P: 5	R: 2 E: 0 K: 1 S: 7	H: 3 LOB: 2 BB: 2 P: 15	R: 0 E: 0 K: 1 S: 6	H: 1 LOB: 1 BB: 0 P: 6	1B: 7 2B: 2 3B: 0 HR: 0	SF: 1 SAC: 0 DP: 1 HBP: 0	WP: 1 PA: 39 PB: 0 CS: 1
<b>PITCHER</b>	IP	WLS	BF	H	R	ER	SO	BB	IBB	HBP	BLK	WP	HR	S	P	ERA	WHIP				
Ray Washburn, R ERA: 3.86 (1, 1)	7.0	L	33	8	3	3	3	3	1	0	0	1	0	35	51	3.86	1.571				
Ron Willis, R ERA: (8, 1)	2.0		6	1	0	0	2	0	0	0	0	0	0	10	10	0.00	0.500				

Pittsburgh Pirates @ St. Louis Cardinals  
 Busch Stadium, St. Louis, MO  
 Thu Apr 10 1969, 3:33 AM CST  
 Att: 10,283 - Unknown

AB	34
R	3
H	9
RBI	3
BB	4
SO	5
LOB	21



Batter	1	2	3	4	5	6	7	8	9	AB	R	H	RBI	BB	SO	LOB	BOTTOM				
Lou Brock, L OBP: 0.071, SLG: 0.071 (1, 7)	4-3		FC3-6 S 2B		4-3			3-4-1		4	1	0	0	0	0	1					
Curt Flood, R OBP: 0.214, SLG: 0.286 (1, 8)	4-3		PB 2B		5-3			4-5-3		4	0	1	1	0	0	0					
Vada Pinson, L OBP: 0.357, SLG: 0.500 (1, 9)	4-3		BB		F8			K		3	0	0	0	1	1	0					
Joe Torre, R OBP: 0.071, SLG: 0.071 (1, 3)			K		K			6-3		4	0	1	0	0	2	2					
Tim McCarver, L OBP: 0.286, SLG: 0.357 (1, 2)	F7		6-3		6-3			5-3		4	0	0	0	0	0	1					
Mike Shannon, R OBP: 0.308, SLG: 0.500 (1, 5)	F9		5-3		G5-4-3 1B			HR		4	1	2	1	0	0	1					
Julian Javier, R OBP: 0.182, SLG: 0.182 (9, PH)	5-3		E5 1B		G5-4-3 1B			K		3	0	1	0	0	0	2					
Dal Maxvill, R OBP: 0.545, SLG: 0.500 (1, 6)			FC3-6 1B		5-3			1B		3	0	2	0	0	0	1					
Ray Washburn, R (1, 1)			K		K			K		3	0	0	0	0	3	2					
Ron Willis, R (8, 1)										0	0	0	0	0	0	0					
<b>Inning Stats</b>	R: 0 E: 0 K: 0 S: 3	H: 0 LOB: 0 BB: 0 P: 3	R: 0 E: 0 K: 0 S: 4	H: 1 LOB: 1 BB: 0 P: 4	R: 1 E: 0 K: 2 S: 9	H: 2 LOB: 2 BB: 1 P: 13	R: 0 E: 0 K: 0 S: 4	H: 1 LOB: 1 BB: 0 P: 4	R: 0 E: 0 K: 1 S: 5	H: 0 LOB: 0 BB: 0 P: 5	R: 0 E: 0 K: 1 S: 5	H: 0 LOB: 0 BB: 0 P: 5	R: 0 E: 0 K: 1 S: 6	H: 2 LOB: 1 BB: 0 P: 6	R: 0 E: 0 K: 1 S: 5	H: 0 LOB: 0 BB: 0 P: 5	R: 1 E: 0 K: 1 S: 6	H: 1 LOB: 0 BB: 0 P: 6	1B: 5 2B: 1 3B: 0 HR: 1	SF: 0 SAC: 0 DP: 1 HBP: 0	WP: 0 PA: 34 PB: 1 SB: 1 CS: 0
<b>PITCHER</b>	IP	WLS	BF	H	R	ER	SO	BB	IBB	HBP	BLK	WP	HR	S	P	ERA	WHIP				
Dock Ellis, R ERA: 2.0 (1, 1)	9.0	W	34	7	2	2	7	1	0	0	0	0	1	47	51	2.00	0.889				

Pittsburgh Pirates @ St. Louis Cardinals  
 Busch Stadium, St. Louis, MO  
 Thu Apr 10 1969, 3:33 AM CST  
 Att: 10,283 - Unknown

AB	33
R	2
H	7
RBI	2
BB	1
SO	7
LOB	10





Batter	1	2	3	4	5	6	7	8	9	AB	R	H	RBI	BB	SO	LOB	TOP				
Tony Taylor, R OBP: 0.375, SLG: 0.375 (1, 5)										4	0	1	0	0	0	1	Philadelphia Phillies @ Pittsburgh Pirates Forbes Field, Pittsburgh, PA Fri Apr 11 1969, 6:05 PM EST Att: 31,641 - Unknown				
Cookie Rojas, R OBP: 0.250, SLG: 0.250 (1, 4)										4	0	1	0	0	0	1					
Ron Stone, L OBP: 0.125, SLG: 0.250 (1, 7)										4	0	0	0	0	3	3					
Dick Allen, R OBP: 0.294, SLG: 0.313 (1, 3)										4	0	0	0	0	2	2					
Johnny Callison, L OBP: 0.235, SLG: 0.412 (1, 9)										4	1	1	1	0	0	0					
Don Money, R OBP: 0.412, SLG: 0.800 (1, 6)										3	0	0	0	1	1	0					
Larry Hisle, R OBP: 0.250, SLG: 0.200 (1, 8)										3	0	1	0	0	2	1					
Mike Ryan, R OBP: 0.200, SLG: 0.267 (1, 2)										3	0	0	0	0	0	2					
Jerry Johnson, R (1, 1)										2	0	0	0	0	1	2					
Gary Wagner, R (6, 1)										0	0	0	0	0	0	0					
John Briggs, L OBP: 0.500, SLG: 0.500 (8, PH)										1	0	1	0	0	0	0					
Luis Peraza, R (8, 1)										0	0	0	0	0	0	0					
<b>Inning Stats</b>	R: 0 E: 0 K: 1 S: 5	H: 0 LOB: 0 BB: 0 P: 5	R: 1 E: 1 K: 2 S: 9	H: 1 LOB: 2 BB: 1 P: 13	R: 0 E: 0 K: 1 S: 5	H: 0 LOB: 0 BB: 0 P: 5	R: 0 E: 0 K: 1 S: 5	H: 0 LOB: 0 BB: 0 P: 5	R: 0 E: 0 K: 2 S: 7	H: 2 LOB: 1 BB: 0 P: 7	R: 0 E: 0 K: 1 S: 6	H: 1 LOB: 1 BB: 0 P: 6	R: 0 E: 0 K: 1 S: 6	H: 1 LOB: 1 BB: 0 P: 6	R: 0 E: 0 K: 0 S: 3	H: 0 LOB: 0 BB: 0 P: 3	1B: 4 2B: 0 3B: 0 HR: 1	SF: 0 SAC: 0 DP: 1 HBP: 0	WP: 0 PB: 0 CS: 0	PA: 33	
<b>PITCHER</b> Bob Moose, R ERA: 1.0 (1, 1)	IP: 9.0 WLS: W BF: 33	H: 5 R: 1 ER: 1 SO: 9	BB: 1 IBB: 0 HBP: 0 BLK: 0	WP: 0 HR: 1 S: 50 P: 54	ERA: 1.00 WHIP: 0.667											<b>PITCHER</b>	IP: 9.0 WLS: W BF: 33	H: 5 R: 1 ER: 1 SO: 9	BB: 1 IBB: 0 HBP: 0 BLK: 0	WP: 0 HR: 1 S: 50 P: 54	ERA: 1.00 WHIP: 0.667

Batter	1	2	3	4	5	6	7	8	9	AB	R	H	RBI	BB	SO	LOB	BOTTOM				
Matty Alou, L OBP: 0.409, SLG: 0.524 (1, 8)										4	1	2	2	0	0	1	Philadelphia Phillies @ Pittsburgh Pirates Forbes Field, Pittsburgh, PA Fri Apr 11 1969, 6:05 PM EST Att: 31,641 - Unknown				
Richie Hebner, L OBP: 0.471, SLG: 0.438 (1, 5)										5	1	2	1	0	0	2					
Al Oliver, L OBP: 0.500, SLG: 0.333 (1, 9)										3	1	1	0	1	0	2					
Willie Stargell, L OBP: 0.500, SLG: 0.765 (1, 7)										4	1	2	1	0	0	0					
Bob Robertson, R OBP: 0.214, SLG: 0.154 (1, 3)										3	0	1	1	1	2	0					
Bill Mazerowski, R OBP: 0.197, SLG: 0.125 (1, 4)										3	0	0	1	0	0	3					
Jerry May, R OBP: 0.333, SLG: 0.722 (1, 2)										4	2	2	1	0	1	0					
Freddie Patek, R OBP: 0.333, SLG: 0.250 (1, 6)										3	1	1	0	1	1	1					
Bob Moose, R OBP: 0.333, SLG: 0.333 (1, 1)										3	0	1	0	0	1	1					
<b>Inning Stats</b>	R: 0 E: 0 K: 0 S: 3	H: 0 LOB: 0 BB: 0 P: 3	R: 0 E: 0 K: 1 S: 5	H: 0 LOB: 0 BB: 0 P: 5	R: 1 E: 0 K: 1 S: 8	H: 3 LOB: 2 BB: 0 P: 8	R: 0 E: 0 K: 1 S: 5	H: 0 LOB: 0 BB: 0 P: 5	R: 1 E: 0 K: 1 S: 7	H: 2 LOB: 1 BB: 0 P: 7	R: 2 E: 0 K: 0 S: 5	H: 3 LOB: 0 BB: 0 P: 5	R: 2 E: 0 K: 0 S: 6	H: 3 LOB: 3 BB: 2 P: 14	R: 1 E: 0 K: 1 S: 6	H: 1 LOB: 1 BB: 1 P: 10		1B: 10 2B: 1 3B: 0 HR: 1	SF: 2 SAC: 1 DP: 0 HBP: 0	WP: 0 PB: 1 CS: 0	PA: 38
<b>PITCHER</b> Jerry Johnson, R ERA: 6.75 (1, 1)	IP: 5.1 WLS: L BF: 23	H: 8 R: 4 ER: 4 SO: 4	BB: 0 IBB: 0 HBP: 0 BLK: 0	WP: 0 HR: 1 S: 31 P: 31	ERA: 6.75 WHIP: 1.500											<b>PITCHER</b>	IP: 5.1 WLS: L BF: 23	H: 8 R: 4 ER: 4 SO: 4	BB: 0 IBB: 0 HBP: 0 BLK: 0	WP: 0 HR: 1 S: 31 P: 31	ERA: 6.75 WHIP: 1.500
Gary Wagner, R ERA: 16.0 (6, 1)	1.2	10	3	2	2	0	2	0	0	0	0	8	16	10.80	3.000						
Luis Peraza, R ERA: 16.2 (8, 1)	1.0	5	1	1	1	1	1	0	0	0	0	6	10	9.00	2.000						



Batter	1	2	3	4	5	6	7	8	9	AB	R	H	RBI	BB	SO	LOB	TOP																			
<b>Tony Taylor, R</b> OBP: 0.286, SLG: 0.286 (1,4)	1-3	6-3		G3		1-3		P2		5	0	0	0	0	0	4	Philadelphia Phillies @ Pittsburgh Pirates Forbes Field, Pittsburgh, PA Sat Apr 12 1969, 3:33 AM EST Att: 12,474 - Unknown																			
<b>John Briggs, L</b> OBP: 0.286, SLG: 0.286 (1,7)	4-3		2B		F6		L8	P5		5	1	1	0	0	0	3																				
<b>Dick Allen, R</b> OBP: 0.318, SLG: 0.381 (1,3)	2B		F8		5-3		K		F7	5	2	2	1	0	1	0																				
<b>Johnny Callison, L</b> OBP: 0.318, SLG: 0.476 (1,9)	3B		F8		3-1				BB	4	3	2	0	1	0	1																				
<b>Deron Johnson, R</b> OBP: 0.667, SLG: 0.500 <b>Terry Harmon, R</b> OBP: 0.667, SLG: 0.500 (8, PR) (8,4)	3B		SF9		1B			2B	1B	0	1	0	1	3	0	0																				
<b>Don Money, R</b> OBP: 0.500, SLG: 0.950 (1,6)	3B		3H		5-3			1B	BB	0	1	0	0	1	0	0																				
<b>Don Money, R</b> OBP: 0.500, SLG: 0.950 (1,6)	3B		5-3		1B			1B	BB	5	0	4	5	0	0	0																				
<b>Larry Hisle, R</b> OBP: 0.286, SLG: 0.211 (1,8)	K				1-3			1B	9-2	4	0	1	0	1	2	5																				
<b>Mike Ryan, R</b> OBP: 0.156, SLG: 0.211 (1,2)					4-3			L8		4	0	0	0	0	1	4																				
<b>Grant Jackson, S</b> OBP: 0.500, SLG: 0.500 (1,1)	F5				1B			1-3	1B	4	0	2	1	0	0	0																				
<b>Inning Stats</b>	R: 3 E: 0 K: 1 S: 8	H: 3 LOB: 1 BB: 1 P: 12	R: 0 E: 0 K: 0 S: 3	H: 0 LOB: 0 BB: 0 P: 3	R: 2 E: 0 K: 0 S: 5	H: 2 LOB: 0 BB: 0 P: 5	R: 0 E: 0 K: 0 S: 4	H: 2 LOB: 1 BB: 0 P: 4	R: 1 E: 0 K: 1 S: 6	H: 1 LOB: 2 BB: 2 P: 14	R: 0 E: 0 K: 0 S: 3	H: 0 LOB: 0 BB: 0 P: 3	R: 0 E: 0 K: 1 S: 5	H: 0 LOB: 0 BB: 0 P: 5	R: 1 E: 0 K: 1 S: 7	H: 2 LOB: 2 BB: 2 P: 15	R: 1 E: 0 K: 0 S: 4	H: 2 LOB: 1 BB: 1 P: 8	1B: 8 2B: 4 3B: 1 HR: 0	SF: 1 SAC: 0 DP: 1 HBP: 0	WP: 0 PB: 0 SB: 1 CS: 0	PA: 43														
<b>PITCHER</b>	IP	WLS	BF	H	R	ER	SO	BB	IBB	HBP	BLK	WP	HR	S	P	ERA	WHIP	<b>PITCHER</b>		IP	WLS	BF	H	R	ER	SO	BB	IBB	HBP	BLK	WP	HR	S	P	ERA	WHIP
<b>Jim Bunning, R</b> ERA: 22.5 <b>Chuck Hartenstein, R</b> ERA: 3.0 <b>Jim Shellenback, L</b> ERA: 4.5 <b>Luke Walker, L</b> ERA: 4.5 <b>Bruce Dal Canton, R</b> ERA: 6.75	(1,1)	2.0	L	12	5	5	5	1	0	0	0	0	0	0	13	17	22.50	3.000	<b>Ron Kline, R</b> ERA:		(9,1)	0.2	1	0	0	0	0	0	0	0	0	0	1	1	0.00	0.000



Batter	1	2	3	4	5	6	7	8	9	AB	R	H	RBI	BB	SO	LOB	BOTTOM																			
<b>Matty Alou, L</b> OBP: 0.423, SLG: 0.520 (1,8)	F9		4-3			G4-6-3		FC6-4		4	0	2	0	0	0	1	Philadelphia Phillies @ Pittsburgh Pirates Forbes Field, Pittsburgh, PA Sat Apr 12 1969, 3:33 AM EST Att: 12,474 - Unknown																			
<b>Richie Hebner, L</b> OBP: 0.429, SLG: 0.368 (1,5)	K				P6	G4-6-3		F9		3	0	0	0	1	1	2																				
<b>Roberto Clemente, R</b> OBP: 0.250, SLG: 0.222 (1,9)	F7				F8	G4-6-3		FC6-4		4	0	0	0	0	0	4																				
<b>Willie Stargell, L</b> OBP: 0.409, SLG: 0.619 (1,7)					F7			K		4	0	0	0	0	2	1																				
<b>Bob Robertson, R</b> OBP: 0.250, SLG: 0.200 <b>Al Oliver, L</b> OBP: 0.400, SLG: 0.250 (6,3)					K			F8		2	0	1	0	0	1	0																				
<b>Bill Mazerowski, R</b> OBP: 0.136, SLG: 0.100 (1,4)					K			F8		2	0	0	0	0	0	0																				
<b>Bill Mazerowski, R</b> OBP: 0.136, SLG: 0.100 (1,4)					6-3			1-3		4	0	0	0	0	0	1																				
<b>Jerry May, R</b> OBP: 0.286, SLG: 0.619 (1,2)					6-3			5-3		3	0	0	0	0	0	1																				
<b>Freddie Patek, R</b> OBP: 0.381, SLG: 0.278 (1,6)					1B			L7		2	0	1	0	1	0	1																				
<b>Jim Bunning, R</b> <b>Chuck Hartenstein, R</b> <b>Carl Taylor, R</b> <b>Jim Shellenback, L</b> <b>Joe Pagan, R</b> <b>Luke Walker, L</b> <b>Jose Martinez, R</b> <b>Bruce Dal Canton, R</b> <b>Ron Kline, R</b>	...	...	...	...	...	...	...	...	...	...	...	...	...	...	...	...		...																		
<b>Inning Stats</b>	R: 0 E: 0 K: 1 S: 5	H: 0 LOB: 0 BB: 0 P: 5	R: 0 E: 0 K: 1 S: 5	H: 0 LOB: 0 BB: 0 P: 5	R: 0 E: 0 K: 1 S: 6	H: 1 LOB: 1 BB: 0 P: 6	R: 0 E: 0 K: 0 S: 3	H: 0 LOB: 0 BB: 0 P: 3	R: 0 E: 0 K: 1 S: 6	H: 1 LOB: 1 BB: 1 P: 10	R: 0 E: 0 K: 0 S: 3	H: 0 LOB: 0 BB: 0 P: 3	R: 0 E: 0 K: 1 S: 6	H: 1 LOB: 2 BB: 1 P: 10	R: 0 E: 0 K: 1 S: 5	H: 0 LOB: 0 BB: 0 P: 5	1B: 5 2B: 0 3B: 0 HR: 0	SF: 0 SAC: 0 DP: 1 HBP: 0	WP: 0 PB: 0 SB: 0 CS: 0	PA: 33																
<b>PITCHER</b>	IP	WLS	BF	H	R	ER	SO	BB	IBB	HBP	BLK	WP	HR	S	P	ERA	WHIP	<b>PITCHER</b>		IP	WLS	BF	H	R	ER	SO	BB	IBB	HBP	BLK	WP	HR	S	P	ERA	WHIP
<b>Grant Jackson, L</b> ERA: 1.0	(1,1)	9.0	W	33	5	1	1	6	2	0	0	0	0	43	51	1.00	0.778			...	...	...	...	...	...	...	...	...	...	...	...	...	...	...	...	





Batter	1	2	3	4	5	6	7	8	9	AB	R	H	RBI	BB	SO	LOB	TOP								
Tony Taylor, R OBP: 0.280, SLG: 0.280 (1, 4)	1-3		G3		6-3												4 0 1 0 0 0 1								
John Briggs, L OBP: 0.273, SLG: 0.200 (1, 7)	1-3			K													3 0 0 0 1 1 2								
Dick Allen, R OBP: 0.346, SLG: 0.458 (1, 3)	F9			3B													3 2 1 0 1 0 2								
Johnny Callison, L OBP: 0.346, SLG: 0.542 (1, 9)			K	HR													3 2 1 1 1 2 0								
Deron Johnson, R OBP: 0.600, SLG: 1.000 (8, PR)	F8			HR													4 1 2 2 0 0 3								
Terry Harmon, R OBP: 0.667, SLG: 0.500 (8, 4)																	0 0 0 0 0 0 0								
Don Money, R OBP: 0.423, SLG: 0.792 (1, 6)	5-3			P6													4 0 0 0 0 0 1								
Larry Hisle, R OBP: 0.280, SLG: 0.182 (1, 8)				K													3 0 0 0 1 2 1								
Mike Ryan, R OBP: 0.130, SLG: 0.174 (1, 2)			P6		6-3												4 0 0 0 0 0 1								
Rick Wise, R (1, 1)			K		K												2 0 0 0 1 2 1								
Bill Wilson, R (7, 1)																	0 0 0 0 0 0 0								
Turk Farrell, R (8, 1)																	0 0 0 0 0 0 0								
Don Lock, R (9, PH)																	1 0 0 0 0 0 0								
<b>Inning Stats</b>	R: 0 E: 0 K: 0 S: 3	H: 0 LOB: 0 BB: 0 P: 3	R: 0 E: 0 K: 1 S: 5	H: 0 LOB: 0 BB: 0 P: 5	R: 0 E: 0 K: 1 S: 5	H: 0 LOB: 1 BB: 1 P: 9	R: 3 E: 0 K: 2 S: 10	H: 3 LOB: 0 BB: 0 P: 10	R: 0 E: 0 K: 1 S: 5	H: 0 LOB: 0 BB: 0 P: 5	R: 2 E: 1 K: 0 S: 5	H: 0 LOB: 1 BB: 3 P: 17	R: 0 E: 0 K: 0 S: 4	H: 1 LOB: 2 BB: 1 P: 8	R: 0 E: 1 K: 1 S: 5	H: 1 LOB: 1 BB: 0 P: 5	R: 0 E: 0 K: 0 S: 3	H: 0 LOB: 0 BB: 0 P: 3	1B: 2 2B: 0 3B: 2 HR: 1	SF: 0 SAC: 0 DP: 1 HBP: 0	WP: 1 PB: 0 SB: 0 CS: 1	PA: 37			
<b>PITCHER</b>	IP	WLS	BF	H	R	ER	SO	BB	IBB	HBP	BLK	WP	HR	S	P	ERA	WHIP								
Steve Blass, R ERA: 3.75 (1, 1)	5.0		21	3	5	3	5	3	0	0	0	0	1	28	40	5.40	1.200								
Luke Walker, L ERA: 2.25 (6, 1)	2.0		9	1	0	0	1	2	0	0	0	1	0	9	17	0.00	1.500								
Ron Kline, R ERA: (8, 1)	2.0	W	6	1	0	0	1	0	0	0	0	0	0	8	8	0.00	0.500								

Philadelphia Phillies @ Pittsburgh Pirates  
Forbes Field, Pittsburgh, PA  
Sun Apr 13 1969, 3:33 AM EST  
Att: 14,981 - Unknown

AB 31  
R 5  
H 5  
RBI 3  
BB 5  
SO 7  
LOB 12



Batter	1	2	3	4	5	6	7	8	9	AB	R	H	RBI	BB	SO	LOB	BOTTOM								
Matty Alou, L OBP: 0.419, SLG: 0.517 (1, 8)	G3		F7		F8												4 0 1 1 1 0 2								
Richie Hebner, L OBP: 0.423, SLG: 0.375 (1, 5)	P6																5 0 2 0 0 0 6								
Roberto Clemente, R OBP: 0.250, SLG: 0.190 (1, 9)	K			G4-6-3													3 1 0 0 1 1 2								
Willie Stargell, L OBP: 0.462, SLG: 0.880 (1, 7)																	4 2 3 3 0 0 0								
Al Oliver, L OBP: 0.429, SLG: 0.333 (1, 3)	F5			F7													4 1 2 0 0 0 1								
Manny Sanguillen, R OBP: 0.500, SLG: 0.500 (1, 2)	F9																3 1 1 0 0 0 1								
Bill Mazerowski, R OBP: 0.115, SLG: 0.083 (1, 4)	1-4-3																4 0 0 0 0 0 2								
Freddie Patek, R OBP: 0.400, SLG: 0.364 (1, 6)			F9														4 1 2 1 0 0 1								
Steve Blass, R OBP: 0.200, SLG: 0.200 (6, 1)																	2 0 1 0 0 0 0								
Bob Robertson, R OBP: 0.235, SLG: 0.188 (7, PH)																	0 0 0 0 0 0 0								
Carl Taylor, R (7, PR)																	1 0 0 0 0 0 1								
Ron Kline, R (8, 1)																	0 0 0 0 0 0 0								
<b>Inning Stats</b>	R: 0 E: 0 K: 1 S: 5	H: 0 LOB: 0 BB: 0 P: 5	R: 1 E: 0 K: 0 S: 4	H: 1 LOB: 0 BB: 0 P: 4	R: 0 E: 0 K: 0 S: 3	H: 0 LOB: 0 BB: 0 P: 3	R: 0 E: 0 K: 0 S: 4	H: 2 LOB: 1 BB: 0 P: 4	R: 0 E: 0 K: 0 S: 5	H: 2 LOB: 1 BB: 0 P: 5	R: 0 E: 0 K: 0 S: 3	H: 1 LOB: 0 BB: 0 P: 3	R: 2 E: 1 K: 0 S: 7	H: 3 LOB: 3 BB: 0 P: 7	R: 3 E: 1 K: 1 S: 9	H: 3 LOB: 3 BB: 2 P: 17	1B: 8 2B: 2 3B: 0 HR: 2	SF: 0 SAC: 1 DP: 2 HBP: 0	WP: 0 PB: 0 SB: 1 CS: 0	PA: 38					
<b>PITCHER</b>	IP	WLS	BF	H	R	ER	SO	BB	IBB	HBP	BLK	WP	HR	S	P	ERA	WHIP								
Rick Wise, R ERA: 3.09 (7, 1)	0.1	L	4	2	3	3	0	1	0	0	0	0	1	3	7	81.00	9.000								
Turk Farrell, R ERA: (8, 1)	1.0		6	1	0	0	1	0	1	0	0	0	0	7	11	0.00	1.000								

Philadelphia Phillies @ Pittsburgh Pirates  
Forbes Field, Pittsburgh, PA  
Sun Apr 13 1969, 3:33 AM EST  
Att: 14,981 - Unknown

AB 35  
R 6  
H 12  
RBI 5  
BB 2  
SO 2  
LOB 18






Batter	1	2	3	4	5	6	7	8	9	AB	R	H	RBI	BB	SO	LOB	TOP					
Matty Alou, L (1, 8) OBP: 0.389, SLG: 0.455	4-0 BB BB BB	0-0 3-1			0-0 G4-6-3		0-0 6-3		0-3 K	4	0	0	0	1	1	4						
Jose Pagan, R (1, 5) OBP: 0.222, SLG: 0.222	0-0 P6		0-0 F3		0-0 1B			0-0 F8	0-0 F8	5	0	1	0	0	0	3						
Roberto Clemente, R (1, 9) OBP: 0.250, SLG: 0.167	4-0 1-2 BB BB		0-0 1-3		0-0 F7			0-0 F9		3	0	0	0	1	0	1						
Willie Stargell, L (1, 7) OBP: 0.467, SLG: 0.857	4-0 1-2 2-3 BB		0-3 K			0-3 K		0-0 2B		3	0	1	0	1	2	0						
Bob Robertson, R (1, 3) OBP: 0.238, SLG: 0.158	0-0 P3			0-3 K		0-3 K		4-0 BB		3	0	0	0	1	2	3						
Jerry May, R (1, 2) OBP: 0.280, SLG: 0.560	0-3 K			0-0 6-3		0-0 1B		0-0 F8		4	0	1	0	0	1	5						
Bill Mazerowski, R (1, 4) OBP: 0.167, SLG: 0.179		0-0 1-3		0-0 FC5-4 1B		0-0 FC1-4-6 1B		0-0 F9 2B		4	0	2	0	0	0	1						
Freddie Patek, R (1, 6) OBP: 0.393, SLG: 0.333		4-0 BB BB		0-0 FC5-4 1B			0-0 1-3		0-0 1B	2	0	0	0	1	0	1						
Bruce Dal Canton, R (7, 1)										0	0	0	0	0	0	0						
Manny Sanguillen, R (9, PH) OBP: 0.600, SLG: 0.600										1	0	1	0	0	0	0						
Bob Veale, S (1, 1)		0-3 K								1	0	0	0	0	1	1						
Chuck Hartenstein, R (2, 1)										0	0	0	0	0	0	0						
Ron Davis, R (5, PH) OBP: 0.000, SLG: 1.000										1	0	0	0	0	0	0						
Jim Shellenback, L (5, 1)										0	0	0	0	0	0	0						
Jose Martinez, R (7, PH) OBP: 0.000, SLG: 0.000										2	0	0	0	0	1	2						
<b>Inning Stats</b>	R: 0 E: 0 K: 1 S: 5	H: 0 LOB: 3 BB: 3 P: 17	R: 0 E: 0 K: 1 S: 5	H: 0 LOB: 1 BB: 1 P: 9	R: 0 E: 0 K: 1 S: 5	H: 0 LOB: 0 BB: 0 P: 5	R: 0 E: 0 K: 1 S: 6	H: 1 LOB: 1 BB: 0 P: 6	R: 0 E: 0 K: 0 S: 4	H: 2 LOB: 1 BB: 0 P: 4	R: 0 E: 0 K: 2 S: 8	H: 1 LOB: 1 BB: 0 P: 8	R: 0 E: 0 K: 1 S: 5	H: 0 LOB: 0 BB: 0 P: 5	R: 0 E: 0 K: 0 S: 4	H: 1 LOB: 2 BB: 1 P: 8	R: 0 E: 0 K: 1 S: 7	H: 2 LOB: 2 BB: 0 P: 7	1B: 5 2B: 2 HR: 0	SF: 0 SAC: 0 HBP: 0	WP: 0 PB: 0 SB: 0 CS: 0	PA: 38
<b>PITCHER</b> Ken Holtzman, L (1, 1) ERA: 1.0	IP: 9.0 WLS: W BF: 38 H: 7 R: 0 ER: 0 SO: 8 BB: 5 IBB: 0 HBP: 0 BLK: 0 WP: 0 HR: 0 S: 49 P: 69 ERA: 0.00 WHIP: 1.333															<b>PITCHER</b>	IP: 9.0 WLS: W BF: 38 H: 7 R: 0 ER: 0 SO: 8 BB: 5 IBB: 0 HBP: 0 BLK: 0 WP: 0 HR: 0 S: 49 P: 69 ERA: 0.00 WHIP: 1.333					

Pittsburgh Pirates @ Chicago Cubs  
Wrigley Field, Chicago, IL  
Mon Apr 14 1969, 3:33 AM CST  
Att: 3,114 - Cloudy - 47 F


AB 33  
R 0  
H 7  
RBI 0  
BB 5  
SO 8  
LOB 21



Batter	1	2	3	4	5	6	7	8	9	AB	R	H	RBI	BB	SO	LOB	BOTTOM			
Don Kessinger, S (1, 6) OBP: 0.353, SLG: 0.452	0-0 FC3-6 1B	0-0 1B 2B		0-0 FC6-5 1B		0-0 6-3		0-3 K		5	1	3	1	0	1	2				
Glenn Beckert, R (1, 4) OBP: 0.412, SLG: 0.387	0-0 FC3-6 2B	0-0 4-3 1B		0-0 FC6-5 1B			0-0 5-3			4	1	1	1	0	0	2				
Billy Williams, L (1, 7) OBP: 0.441, SLG: 0.548	0-0 WP 1B 2B	0-0 4-3		0-0 F7			0-0 G3-4-1			4	1	1	1	0	0	2				
Ron Santo, R (1, 5) OBP: 0.406, SLG: 0.480	4-0 2-3 1B BB	4-0 BB BB			0-0 1-3		0-0 1B			2	0	1	0	2	0	0				
14 Ernie Banks, R (1, 3) OBP: 0.344, SLG: 0.517	0-3 K	0-0 F8			0-0 1B		0-0 F7			4	0	1	0	0	1	5				
Randy Hundley, R (1, 2) OBP: 0.286, SLG: 0.320	0-0 1-2 1B		0-0 4-3		0-0 F9			0-0 CS 1B		4	0	2	1	0	0	1				
Jim Hickman, R (1, 9) OBP: 0.133, SLG: 0.071	0-0 3-H F7		0-0 1-3		0-0 1-3			4-0 FC1-5 1B BB		3	0	0	0	1	0	3				
Don Young, R (1, 8) OBP: 0.417, SLG: 0.429		0-0 SH3-4 2B 1B			0-0 F9			0-0 FC1-5 1B		4	1	2	0	0	1	0				
Ken Holtzman, R (1, 1)		0-0 SH3-4 1-2		0-0 4-3			0-0 P4		0-0 FC1-5 1-2 2-3	3	0	0	0	0	2					
<b>Inning Stats</b>	R: 2 E: 0 K: 1 S: 8	H: 3 LOB: 2 BB: 1 P: 12	R: 2 E: 0 K: 0 S: 6	H: 3 LOB: 2 BB: 1 P: 10	R: 0 E: 0 K: 0 S: 3	H: 0 LOB: 0 BB: 0 P: 3	R: 0 E: 0 K: 0 S: 4	H: 1 LOB: 1 BB: 0 P: 4	R: 0 E: 0 K: 0 S: 4	H: 1 LOB: 1 BB: 0 P: 4	R: 0 E: 0 K: 1 S: 5	H: 0 LOB: 0 BB: 0 P: 5	R: 0 E: 0 K: 0 S: 4	H: 1 LOB: 1 BB: 0 P: 4	R: 0 E: 0 K: 1 S: 6	H: 2 LOB: 2 BB: 1 P: 10	1B: 9 2B: 2 3B: 0 HR: 0	SF: 0 SAC: 1 DP: 0 HBP: 0	WP: 1 PB: 0 SB: 0 CS: 1	PA: 37
<b>PITCHER</b> Bob Veale, L (1, 1) ERA: 4.35	IP: 1.1 WLS: L BF: 11 H: 1 R: 0 ER: 4 SO: 4 BB: 4 IBB: 0 HBP: 0 BLK: 1 WP: 0 HR: 0 S: 12 P: 16 ERA: 27.00 WHIP: 5.250															<b>PITCHER</b>	IP: 1.1 WLS: L BF: 11 H: 1 R: 0 ER: 4 SO: 4 BB: 4 IBB: 0 HBP: 0 BLK: 1 WP: 0 HR: 0 S: 12 P: 16 ERA: 27.00 WHIP: 5.250			
Chuck Hartenstein, R (2, 1) ERA: 1.8	IP: 2.2 WLS: L BF: 10 H: 1 R: 0 ER: 0 SO: 0 BB: 1 IBB: 0 HBP: 0 BLK: 0 WP: 0 HR: 0 S: 9 P: 13 ERA: 0.00 WHIP: 0.750															<b>PITCHER</b>	IP: 2.2 WLS: L BF: 10 H: 1 R: 0 ER: 0 SO: 0 BB: 1 IBB: 0 HBP: 0 BLK: 0 WP: 0 HR: 0 S: 9 P: 13 ERA: 0.00 WHIP: 0.750			
Jim Shellenback, L (5, 1) ERA: 1.8	IP: 2.0 WLS: L BF: 7 H: 1 R: 0 ER: 0 SO: 1 BB: 0 IBB: 0 HBP: 0 BLK: 0 WP: 0 HR: 0 S: 9 P: 9 ERA: 0.00 WHIP: 0.500															<b>PITCHER</b>	IP: 2.0 WLS: L BF: 7 H: 1 R: 0 ER: 0 SO: 1 BB: 0 IBB: 0 HBP: 0 BLK: 0 WP: 0 HR: 0 S: 9 P: 9 ERA: 0.00 WHIP: 0.500			
Bruce Dal Canton, R (7, 1) ERA: 2.7	IP: 2.0 WLS: L BF: 9 H: 3 R: 0 ER: 0 SO: 1 BB: 0 IBB: 0 HBP: 0 BLK: 0 WP: 0 HR: 0 S: 10 P: 14 ERA: 0.00 WHIP: 2.000															<b>PITCHER</b>	IP: 2.0 WLS: L BF: 9 H: 3 R: 0 ER: 0 SO: 1 BB: 0 IBB: 0 HBP: 0 BLK: 0 WP: 0 HR: 0 S: 10 P: 14 ERA: 0.00 WHIP: 2.000			

Pittsburgh Pirates @ Chicago Cubs  
Wrigley Field, Chicago, IL  
Mon Apr 14 1969, 3:33 AM CST  
Att: 3,114 - Cloudy - 47 F

AB 33  
R 4  
H 11  
RBI 4  
BB 3  
SO 3  
LOB 17





Batter	1	2	3	4	5	6	7	8	9	AB	R	H	RBI	BB	SO	LOB	TOP					
Matty Alou, L OBP: 0.341, SLG: 0.395 (1, 8)	6-3		FC3-6 FC5-4		F8		P5	FC6-4		5	0	0	0	0	0	7	<b>Pittsburgh Pirates @ Chicago Cubs</b> Wrigley Field, Chicago, IL Tue Apr 15 1969, 3:33 AM CST Att: 4,362 - Cloudy - 55 F					
Richie Hebner, L OBP: 0.414, SLG: 0.346 Ron Davis, R OBP: 0.500, SLG: 0.500 Ron Kline, R OBP: 0.273, SLG: 0.200 Bob Robertson, R OBP: 0.273, SLG: 0.200	G3		F8		F8		6-3		FC4-6 1B	2	1	0	0	1	0	1						
Roberto Clemente, R OBP: 0.310, SLG: 0.321	HR		FC5-4		E8				FC4-6 FC1-6	4	1	2	3	1	0	2						
Willie Stargell, L OBP: 0.400, SLG: 0.727	4-3			4-3	F7		K		FC1-6 1B	5	0	0	0	0	1	4						
Al Oliver, L OBP: 0.421, SLG: 0.353		F7		3-1	6-3				1B 1B FC6-4 1B	5	0	2	0	0	0	1						
Bill Mazerowski, R OBP: 0.171, SLG: 0.182	4-3			FC6-4 1B		P6			P4 FC6-4	5	0	1	0	0	0	3						
Jerry May, R OBP: 0.387, SLG: 0.536 Jose Martinez, R OBP: 0.667, SLG: 0.667				FC6-4		F8			1B 1B	3	0	1	0	1	0	1						
Freddie Patek, R OBP: 0.387, SLG: 0.333 Manny Sanguillen, R OBP: 0.667, SLG: 0.667	1-3					6-3			FC6-4 1B	3	1	1	0	0	0	1						
Dock Ellis, S OBP: 0.426, SLG: 0.492 Bruce Dal Canton, R OBP: 0.273, SLG: 0.273 Gary Kolb, L OBP: 0.273, SLG: 0.273 Chuck Hartenstein, R OBP: 0.273, SLG: 0.273 Jose Pagan, R OBP: 0.273, SLG: 0.273						BB 1B BB			FC6-4 1B	1	0	1	0	0	0	0						
						BB 1B BB			K WP 1B	2	0	1	0	0	1	3						
<b>Inning Stats</b>	R: 1 E: 0 K: 0 S: 4	H: 1 LOB: 0 BB: 0 P: 4	R: 0 E: 0 K: 0 S: 3	H: 0 LOB: 1 BB: 1 P: 7	R: 0 E: 0 K: 0 S: 4	H: 1 LOB: 1 BB: 0 P: 4	R: 0 E: 0 K: 0 S: 4	H: 1 LOB: 1 BB: 0 P: 4	R: 3 E: 1 K: 0 S: 5	H: 2 LOB: 1 BB: 2 P: 13	R: 0 E: 0 K: 0 S: 3	H: 0 LOB: 0 BB: 0 P: 3	R: 0 E: 0 K: 1 S: 6	H: 1 LOB: 2 BB: 1 P: 10	R: 0 E: 0 K: 1 S: 8	H: 3 LOB: 3 BB: 0 P: 8	R: 0 E: 0 K: 0 S: 5	H: 2 LOB: 2 BB: 0 P: 5	1B: 10 2B: 0 3B: 0 HR: 1	SF: 0 SAC: 0 DP: 0 HBP: 0	WP: 1 PB: 0 SB: 0 CS: 0	PA: 42
<b>PITCHER</b>	IP WLS BF H R ER SO BB IBB HBP BLK WP HR S P ERA WHIP	IP WLS BF H R ER SO BB IBB HBP BLK WP HR S P ERA WHIP	IP WLS BF H R ER SO BB IBB HBP BLK WP HR S P ERA WHIP	IP WLS BF H R ER SO BB IBB HBP BLK WP HR S P ERA WHIP	IP WLS BF H R ER SO BB IBB HBP BLK WP HR S P ERA WHIP	IP WLS BF H R ER SO BB IBB HBP BLK WP HR S P ERA WHIP	IP WLS BF H R ER SO BB IBB HBP BLK WP HR S P ERA WHIP	IP WLS BF H R ER SO BB IBB HBP BLK WP HR S P ERA WHIP	IP WLS BF H R ER SO BB IBB HBP BLK WP HR S P ERA WHIP	IP WLS BF H R ER SO BB IBB HBP BLK WP HR S P ERA WHIP	IP WLS BF H R ER SO BB IBB HBP BLK WP HR S P ERA WHIP	IP WLS BF H R ER SO BB IBB HBP BLK WP HR S P ERA WHIP	IP WLS BF H R ER SO BB IBB HBP BLK WP HR S P ERA WHIP	IP WLS BF H R ER SO BB IBB HBP BLK WP HR S P ERA WHIP	IP WLS BF H R ER SO BB IBB HBP BLK WP HR S P ERA WHIP	IP WLS BF H R ER SO BB IBB HBP BLK WP HR S P ERA WHIP						
Joe Niekro, R ERA: 2.03	4.1	W	21	5	4	3	0	3	0	0	0	0	0	0	0	0	6.23	1.846				
Hank Aguirre, L ERA:	3.0	W	13	3	0	0	1	0	1	0	0	0	1	0	14	18	0.00	1.000				
Ted Abernathy, R ERA:	1.2	S	8	3	0	0	1	0	0	0	0	0	0	0	10	10	0.00	1.800				

AB 38  
R 4  
H 11  
RBI 3  
BB 4  
SO 2  
LOB 24



Batter	1	2	3	4	5	6	7	8	9	AB	R	H	RBI	BB	SO	LOB	BOTTOM			
Don Kessinger, S OBP: 0.342, SLG: 0.457 (1, 6)	6-3		F8	G4-1						4	0	1	0	0	0	1	<b>Pittsburgh Pirates @ Chicago Cubs</b> Wrigley Field, Chicago, IL Tue Apr 15 1969, 3:33 AM CST Att: 4,362 - Cloudy - 55 F			
Glenn Beckert, R OBP: 0.395, SLG: 0.382 (1, 4)	L6									3	0	1	1	0	0	0				
Billy Williams, L OBP: 0.421, SLG: 0.600 (1, 7)			G3-6 1B							4	1	1	1	0	0	2				
Ron Santo, R OBP: 0.389, SLG: 0.429 (1, 5)	K									3	1	0	0	1	1	0				
14 Ernie Banks, R OBP: 0.333, SLG: 0.485 (1, 3)										4	1	1	0	0	0	1				
Randy Hundley, R OBP: 0.281, SLG: 0.310 (1, 2)										4	1	1	0	0	0	1				
Jim Hickman, R OBP: 0.111, SLG: 0.063 (1, 9)										2	0	0	1	0	1	1				
Don Young, R OBP: 0.444, SLG: 0.565 (1, 8)										2	2	1	2	1	1	0				
Joe Niekro, R OBP: 0.290, SLG: 0.500 Hank Aguirre, R OBP: 1.000, SLG: 1.000 Ted Abernathy, R OBP: 0.273, SLG: 0.273										2	0	1	2	0	1	0				
										1	1	1	0	0	0	0				
										0	0	0	0	0	0	0				
<b>Inning Stats</b>	R: 1 E: 0 K: 1 S: 6	H: 1 LOB: 0 BB: 0 P: 6	R: 2 E: 0 K: 1 S: 7	H: 2 LOB: 0 BB: 0 P: 7	R: 0 E: 0 K: 0 S: 3	H: 1 LOB: 0 BB: 0 P: 3	R: 3 E: 0 K: 0 S: 5	H: 2 LOB: 1 BB: 2 P: 13	R: 0 E: 0 K: 0 S: 3	H: 0 LOB: 0 BB: 0 P: 3	R: 0 E: 0 K: 1 S: 5	H: 0 LOB: 0 BB: 0 P: 5	R: 1 E: 0 K: 1 S: 7	H: 2 LOB: 1 BB: 0 P: 7	R: 0 E: 0 K: 0 S: 3	H: 0 LOB: 0 BB: 0 P: 3	1B: 4 2B: 2 3B: 0 HR: 2	SF: 2 SAC: 0 DP: 1 HBP: 0	WP: 0 PB: 0 SB: 0 CS: 0	PA: 33
<b>PITCHER</b>	IP WLS BF H R ER SO BB IBB HBP BLK WP HR S P ERA WHIP	IP WLS BF H R ER SO BB IBB HBP BLK WP HR S P ERA WHIP	IP WLS BF H R ER SO BB IBB HBP BLK WP HR S P ERA WHIP	IP WLS BF H R ER SO BB IBB HBP BLK WP HR S P ERA WHIP	IP WLS BF H R ER SO BB IBB HBP BLK WP HR S P ERA WHIP	IP WLS BF H R ER SO BB IBB HBP BLK WP HR S P ERA WHIP	IP WLS BF H R ER SO BB IBB HBP BLK WP HR S P ERA WHIP	IP WLS BF H R ER SO BB IBB HBP BLK WP HR S P ERA WHIP	IP WLS BF H R ER SO BB IBB HBP BLK WP HR S P ERA WHIP	IP WLS BF H R ER SO BB IBB HBP BLK WP HR S P ERA WHIP	IP WLS BF H R ER SO BB IBB HBP BLK WP HR S P ERA WHIP	IP WLS BF H R ER SO BB IBB HBP BLK WP HR S P ERA WHIP	IP WLS BF H R ER SO BB IBB HBP BLK WP HR S P ERA WHIP	IP WLS BF H R ER SO BB IBB HBP BLK WP HR S P ERA WHIP	IP WLS BF H R ER SO BB IBB HBP BLK WP HR S P ERA WHIP	IP WLS BF H R ER SO BB IBB HBP BLK WP HR S P ERA WHIP				
Dock Ellis, R ERA: 5.68	3.2	L	18	6	6	6	2	2	0	0	0	0	0	0	0	0	14.73	2.182		
Bruce Dal Canton, R ERA: 2.45	0.1		1	0	0	0	0	0	0	0	0	0	0	0	1	1	0.00	0.000		
Chuck Hartenstein, R ERA:	2.0		6	0	0	0	1	0	0	0	0	8	8	0	0	0	0.00	0.000		
Ron Kline, R ERA: 0.93	2.0		8	2	1	1	1	0	0	0	0	10	10	4.50	1.000					

AB 29  
R 7  
H 8  
RBI 7  
BB 2  
SO 4  
LOB 6









Batter	1	2	3	4	5	6	7	8	9	AB	R	H	RBI	BB	SO	LOB	TOP	
Tommie Agee, R (1, 8) OBP: 0.250, SLG: 0.390 Ron Swoboda, R (8, PH) OBP: 0.412, SLG: 0.438 Cal Koonce, R (8, 1)	0-3 K ①		0-0 4-3 ②		0-3 K ①		4-0 BB		3 0 0 0 0 2 0 0 0 0 0 1 0 0 0 0 0 0 0 0 0								<b>New York Mets @ Pittsburgh Pirates</b> Forbes Field, Pittsburgh, PA Thu Apr 17 1969, 6:05 PM EST Att: 8,097 - Unknown	
Rod Gaspar, S (1, 9) OBP: 0.333, SLG: 0.256	4-0 BB		0-0 F9 ③		0-0 CS 1B		0-0 F5		3 0 1 0 1 0 1									
Ken Boswell, L (1, 4) OBP: 0.419, SLG: 0.519	0-0 F9 ②			0-0 G3 ①		0-3 K ② ③		0-0 L1-3 ①	4 0 0 0 0 1 2									
Cleon Jones, R (1, 7) OBP: 0.432, SLG: 0.513	0-0 4-3 ③			0-0 CS 2B		4-0 BB		0-0 6-3 ②	3 0 1 0 1 0 1									
Ed Kranepool, L (1, 3) OBP: 0.360, SLG: 0.500		0-0 G3 ①		0-3 K ② ③		0-0 F8		0-0 F8 ③	4 0 0 0 0 1 2									
Amos Otis, R (1, 5) OBP: 0.357, SLG: 0.357 (8, 8)		0-3 K ②			0-0 F8 ①		0-0 F3 ②		3 0 0 0 0 1 1									
J.C. Martin, L (1, 2) OBP: 0.375, SLG: 0.429		4-0 BB			0-0 1B		0-0 G3 ③		2 0 1 0 1 0 1									
Al Weis, S (1, 6) Wayne Garrett, L (8, PH) OBP: 0.500, SLG: 0.429 (8, 6)		0-3 K ③			0-3 K ②		0-0 F7 ①		2 0 0 0 0 2 2 1 0 0 0 0 0 0									
Don Cardwell, R (1, 1) Kevin Collins, L (8, PH) (8, 5)			0-3 K ①		0-3 K ③		0-0 F8 ②		2 0 0 0 0 2 1 1 0 0 0 0 0 0									
<b>Inning Stats</b>	R: 0 E: 0 K: 1 S: 5	H: 0 LOB: 1 BB: 1 P: 9	R: 0 E: 0 K: 2 S: 7	H: 0 LOB: 1 BB: 1 P: 11	R: 0 E: 0 K: 1 S: 5	H: 0 LOB: 0 BB: 0 P: 5	R: 0 E: 0 K: 1 S: 5	H: 1 LOB: 0 BB: 0 P: 5	R: 0 E: 0 K: 2 S: 8	H: 1 LOB: 1 BB: 0 P: 8	R: 0 E: 0 K: 0 S: 3	H: 0 LOB: 1 BB: 1 P: 7	R: 0 E: 0 K: 0 S: 3	H: 0 LOB: 1 BB: 0 P: 7	R: 0 E: 0 K: 0 S: 3	H: 0 LOB: 0 BB: 0 P: 3		1B: 2 SF: 0 2B: 1 SAC: 0 3B: 0 DP: 0 HR: 0 HBP: 0
<b>PITCHER</b>	IP WLS BF H R ER SO BB IBB HBP BLK WP HR S P ERA WHIP																	
Jim Bunning, R (1, 1) ERA: 5.63 Ron Kline, R (7, 1) ERA: 0.71	6.0 W 21 3 0 0 9 2 0 0 0 0 0 0 37 45 0.00 0.833																	


Batter	1	2	3	4	5	6	7	8	9	AB	R	H	RBI	BB	SO	LOB	BOTTOM	
Matty Alou, L (1, 8) OBP: 0.360, SLG: 0.378	0-0 6-3 ①		0-0 1-3 ② ③		0-0 P6 ③		0-0 6-3 ③		4 0 0 0 0 0 1								<b>New York Mets @ Pittsburgh Pirates</b> Forbes Field, Pittsburgh, PA Thu Apr 17 1969, 6:05 PM EST Att: 8,097 - Unknown	
Richie Hebner, L (1, 5) OBP: 0.455, SLG: 0.357	0-0 4-1 ②			4-0 WP BB		0-0 FC1-6 1B		4-0 1-3 BB	2 2 1 0 2 0 0									
Roberto Clemente, R (1, 9) OBP: 0.310, SLG: 0.351	0-3 K ③			0-0 5-3 ①		0-0 FC1-6 1-3 ①		0-0 1-3 ①	4 0 0 0 0 1 3									
Willie Stargell, L (1, 7) OBP: 0.410, SLG: 0.722		0-0 P3 ①		0-0 E 2B		0-0 1-3 ②		4-0 HR IBB	3 1 1 0 1 0 1									
Al Oliver, L (1, 3) OBP: 0.478, SLG: 0.550		0-0 6-3 1B		0-0 1-3 ②		4-0 S IBB		1-H 2-H HR	3 1 2 3 1 0 1									
Bill Mazaroski, R (1, 4) OBP: 0.205, SLG: 0.195		0-0 6-3 ②		0-0 E5		1-0 IBB		0-0 6-3 ②	3 0 0 0 0 0 2									
Manny Sanguillen, R (1, 2) OBP: 0.500, SLG: 0.600		0-0 4-3 ③		0-0 P5 ③		1-2 2-3 HBP		0-0 E9 2B	4 0 1 0 0 0 6									
Freddie Patek, R (1, 6) OBP: 0.385, SLG: 0.324			0-0 1-3 SH1-4 1B		0-0 6-3 ①		0-0 1-3 ①	4-0 IBB	3 0 1 0 1 0 0									
Jim Bunning, R (1, 1) Ron Kline, R (7, 1)			0-0 SH1-4 ①		0-0 5-3 ②		0-0 L1-3 ②	0-0 L6-3 ③	1 0 0 0 0 0 0 2 0 0 0 0 0 2									
<b>Inning Stats</b>	R: 0 E: 0 K: 1 S: 5	H: 0 LOB: 0 BB: 0 P: 5	R: 0 E: 0 K: 0 S: 4	H: 1 LOB: 1 BB: 0 P: 4	R: 0 E: 0 K: 0 S: 3	H: 1 LOB: 0 BB: 0 P: 3	R: 1 E: 1 K: 0 S: 5	H: 1 LOB: 2 BB: 1 P: 9	R: 0 E: 0 K: 0 S: 3	H: 0 LOB: 0 BB: 0 P: 3	R: 0 E: 0 K: 0 S: 4	H: 1 LOB: 3 BB: 1 P: 9	R: 0 E: 0 K: 0 S: 3	H: 0 LOB: 0 BB: 0 P: 3	R: 3 E: 1 K: 0 S: 5	H: 2 LOB: 2 BB: 3 P: 17		1B: 3 SF: 0 2B: 2 SAC: 1 3B: 0 DP: 0 HR: 1 HBP: 1
<b>PITCHER</b>	IP WLS BF H R ER SO BB IBB HBP BLK WP HR S P ERA WHIP																	
Don Cardwell, R (1, 1) ERA: 1.13 Cal Koonce, R (8, 1) ERA: 6.53	7.0 L 28 4 1 1 1 1 1 1 1 1 0 0 0 1 5 17 1.29 0.714																	



Batter	1	2	3	4	5	6	7	8	9	AB	R	H	RBI	BB	SO	LOB	TOP				
Matty Alou, L OBP: 0.377, SLG: 0.383 Ron Davis, R OBP: 0.444, SLG: 0.625 (7, PH)	L1		2H 1B		HBP		1B 1B	K		2	0	1	1	0	0	0					
Al Oliver, L OBP: 0.429, SLG: 0.600	1-3		K		G6-3		F2		HR	5	1	1	1	0	1	6					
Roberto Clemente, R OBP: 0.299, SLG: 0.341	F9				1B		F8	SF9	5-3	4	0	1	1	0	0	0					
Willie Stargell, L OBP: 0.409, SLG: 0.683		4-3			1B		K	BB	F5	5	1	2	1	0	1	0					
Jose Pagan, R OBP: 0.368, SLG: 0.526 Richie Hebner, L OBP: 0.457, SLG: 0.345 (7, PH)	6-3				K		F9	1B	4-3	3	0	0	0	0	1	2					
Bill Mazerowski, R OBP: 0.228, SLG: 0.222	F7				G6-4-3					4	1	2	2	0	0	2					
Jerry May, R OBP: 0.324, SLG: 0.500			L4							3	1	0	0	1	1	2					
Freddie Patek, R OBP: 0.419, SLG: 0.333			SH2-4					L7		2	2	1	0	2	0	0					
Steve Blass, R OBP: 0.296, SLG: 0.296 Bruce Dal Canton, R (8, 1)			SH2-4					1-3		2	1	1	1	0	0	0					
<b>Inning Stats</b>	R: 0 E: 0 K: 0 S: 3	H: 0 LOB: 0 BB: 0 P: 3	R: 0 E: 0 K: 0 S: 3	H: 0 LOB: 0 BB: 0 P: 3	R: 1 E: 0 K: 1 S: 6	H: 1 LOB: 1 BB: 1 P: 10	R: 0 E: 0 K: 1 S: 6	H: 2 LOB: 1 BB: 0 P: 6	R: 0 E: 0 K: 1 S: 5	H: 0 LOB: 2 BB: 1 P: 10	R: 6 E: 0 K: 0 S: 9	H: 6 LOB: 2 BB: 2 P: 17	R: 0 E: 0 K: 1 S: 5	H: 0 LOB: 0 BB: 0 P: 5	R: 1 E: 0 K: 0 S: 4	H: 1 LOB: 0 BB: 0 P: 4	1B: 9 2B: 0 3B: 0 HR: 1	SF: 1 SAC: 2 DP: 1 HBP: 1	WP: 1 PB: 0 SB: 0 CS: 0	PA: 41	
<b>PITCHER</b>	IP	WLS	BF	H	R	ER	SO	BB	IBB	HBP	BLK	WP	HR	S	P	ERA	WHIP				
Grant Jackson, L ERA: 4.6	6.2	L	31	8	7	7	4	3	0	1	0	1	0	35	48	9.45	1.650				
Turk Farrell, R ERA	0.1		3	1	0	0	0	1	0	0	0	0	0	2	6	0.00	6.000				
Gary Wagner, R ERA: 7.88	2.0		7	1	1	1	1	0	0	0	0	0	1	9	9	4.50	0.500				

Pittsburgh Pirates @ Philadelphia Phillies  
 Connie Mack Stadium, Philadelphia, PA  
 Sat Apr 19 1969, 6:05 PM EST  
 Att: 3,953 - Unknown


AB	33
R	8
H	10
RBI	8
BB	4
SO	5
LOB	12



Batter	1	2	3	4	5	6	7	8	9	AB	R	H	RBI	BB	SO	LOB	BOTTOM					
Tony Taylor, R OBP: 0.326, SLG: 0.275	K	4-3			6-3			BB	4-3	5	1	1	0	0	1	2						
Terry Harmon, R OBP: 0.500, SLG: 0.200	2B		1-3			4-3		1B	6-3	3	2	0	0	2	0	0						
Ron Stone, L OBP: 0.120, SLG: 0.240	1H		3-1			4-3		P4		4	0	1	1	0	0	2						
Deron Johnson, R OBP: 0.500, SLG: 0.667	G3-6-1		F3			BB		F8		2	0	0	0	2	0	2						
Johnny Callison, L OBP: 0.317, SLG: 0.405	G3-6-1				F5		FC5-4	1B		3	1	1	1	1	0	2						
Don Money, R OBP: 0.375, SLG: 0.676		6-3			F8		FC5-4	HR		4	1	1	0	0	0	2						
Mike Ryan, R OBP: 0.135, SLG: 0.222		SH1-4			P6			HR		3	1	1	4	1	0	0						
Larry Hisle, R OBP: 0.231, SLG: 0.143		SH1-4			K		K	F9		4	0	1	0	0	2	0						
Grant Jackson, S OBP: 0.400, SLG: 0.400 Turk Farrell, R (7, 1) Don Lock, R (7, PH) Gary Wagner, R (8, 1) Vic Roznovsky, L (9, PH)		SH1-4			K		K		K	1	0	0	0	0	1	0						
<b>Inning Stats</b>	R: 1 E: 0 K: 1 S: 5	H: 1 LOB: 2 BB: 1 P: 13	R: 0 E: 0 K: 0 S: 4	H: 1 LOB: 2 BB: 1 P: 8	R: 0 E: 0 K: 0 S: 3	H: 0 LOB: 0 BB: 0 P: 3	R: 0 E: 0 K: 0 S: 3	H: 0 LOB: 0 BB: 0 P: 3	R: 0 E: 0 K: 2 S: 7	H: 0 LOB: 0 BB: 0 P: 7	R: 0 E: 0 K: 0 S: 3	H: 0 LOB: 2 BB: 2 P: 11	R: 0 E: 0 K: 2 S: 7	H: 0 LOB: 0 BB: 0 P: 7	R: 5 E: 0 K: 0 S: 7	H: 4 LOB: 0 BB: 1 P: 11	R: 0 E: 0 K: 1 S: 5	H: 0 LOB: 0 BB: 0 P: 5	1B: 4 2B: 1 3B: 0 HR: 1	SF: 0 SAC: 1 DP: 1 HBP: 0	WP: 0 PB: 0 SB: 0 CS: 0	PA: 38
<b>PITCHER</b>	IP	WLS	BF	H	R	ER	SO	BB	IBB	HBP	BLK	WP	HR	S	P	ERA	WHIP					
Steve Blass, R ERA: 5.03	7.2	W	34	6	6	6	5	6	0	0	0	0	0	38	62	7.04	1.565					
Bruce Dal Canton, R ERA: 1.8	1.1	S	4	0	0	0	1	0	0	0	0	0	0	6	6	0.00	0.000					

Pittsburgh Pirates @ Philadelphia Phillies  
 Connie Mack Stadium, Philadelphia, PA  
 Sat Apr 19 1969, 6:05 PM EST  
 Att: 3,953 - Unknown

AB	31
R	6
H	6
RBI	6
BB	6
SO	6
LOB	10







Batter	1	2	3	4	5	6	7	8	9	AB	R	H	RBI	BB	SO	LOB	TOP										
Matty Alou, L OBP: 0.368, SLG: 0.373 (1, 8)	E6 G3 S 4-3		1B			5-3		F3		4	1	1	0	0	0	2	<b>Pittsburgh Pirates @ Philadelphia Phillies</b> <b>Connie Mack Stadium, Philadelphia, PA</b> Sun Apr 20 1969, 3:33 AM EST Att: 4,930 - Unknown  <b>livebaseballscores.com</b>										
Richie Hebner, L OBP: 0.410, SLG: 0.303 (1, 5)	G3		F7			4-3		K		4	0	0	0	0	1	4											
Roberto Clemente, R OBP: 0.294, SLG: 0.318 (1, 9)	4-3			6-3			F2		G3 BB	3	0	0	1	1	0	0											
Willie Stargell, L OBP: 0.396, SLG: 0.636 (1, 7)	P4			F8			BB		G3 1-2	3	0	0	0	1	0	1											
Al Oliver, L OBP: 0.375, SLG: 0.517 (1, 3)		G3		4-3			F7		F7	4	0	0	0	0	0	2											
Bill Mazerowski, R OBP: 0.212, SLG: 0.204 (1, 4)	4-3				K		1-3		F3	4	0	0	0	0	1	2											
Jerry May, R OBP: 0.300, SLG: 0.459 (1, 2)	L5				F9			K		3	0	0	0	0	1	0											
Freddie Patek, R OBP: 0.413, SLG: 0.333 (1, 6)			6-3		P4			1B 1B		3	0	1	0	0	0	0											
Bob Veale, S Chuck Hartenstein, R Gary Kolb, L Jim Shellenback, L Manny Sanguillen, R Luke Walker, L			K		6-3			1-3 1B		0	0	0	0	0	0	0											
<b>Inning Stats</b>	R: 1 E: 1 K: 0 S: 4	H: 0 LOB: 0 BB: 0 P: 4	R: 0 E: 0 K: 0 S: 3	H: 0 LOB: 2 BB: 0 P: 3	R: 0 E: 0 K: 1 S: 6	H: 1 LOB: 1 BB: 0 P: 6	R: 0 E: 0 K: 0 S: 3	H: 0 LOB: 0 BB: 0 P: 3	R: 0 E: 0 K: 1 S: 5	H: 0 LOB: 0 BB: 0 P: 5	R: 0 E: 0 K: 0 S: 3	H: 0 LOB: 1 BB: 1 P: 7	R: 0 E: 0 K: 2 S: 9	H: 2 LOB: 2 BB: 0 P: 9	R: 0 E: 0 K: 0 S: 3	H: 0 LOB: 1 BB: 1 P: 7		1B: 3 2B: 0 3B: 0 HR: 0	SF: 0 SAC: 0 DP: 0 HBP: 0	WP: 0 PB: 0 SB: 1 CS: 0	PA: 33						
<b>PITCHER</b>	IP	WLS	BF	H	R	ER	SO	BB	IBB	HBP	BLK	WP	HR	S	P	ERA	WHIP										
Rick Wise, R ERA: 1.89 (1, 1)	7.1	W	27	3	1	0	3	1	0	0	0	0	0	32	36	0.00	0.545										
Barry Lersch, R ERA: 4.7 (8, 1)	1.2	S	6	0	0	0	1	1	0	0	0	0	0	7	11	0.00	0.600										

Batter	1	2	3	4	5	6	7	8	9	AB	R	H	RBI	BB	SO	LOB	BOTTOM										
Tony Taylor, R OBP: 0.292, SLG: 0.244 (1, 4)	K	FC4-6 1B 2B		1-3		L9		1-3		5	1	0	0	0	1	4	<b>Pittsburgh Pirates @ Philadelphia Phillies</b> <b>Connie Mack Stadium, Philadelphia, PA</b> Sun Apr 20 1969, 3:33 AM EST Att: 4,930 - Unknown  <b>livebaseballscores.com</b>										
Terry Harmon, R OBP: 0.538, SLG: 0.333 (1, 6)	1B FC4-6 BB	1B 2B 1B		1-3		6-3		1B		4	2	2	2	1	0	1											
Johnny Callison, L OBP: 0.348, SLG: 0.452 (1, 9)	FC4-6 1B 1-2	1B 2B			1B		4-3	4-3		5	1	3	2	0	0	1											
Deron Johnson, R OBP: 0.533, SLG: 0.714 (1, 3)	FC4-6 1B 1-2 2-3	1B BB		4-3			1B 2B			3	1	2	0	1	0	1											
Rick Joseph, R OBP: 0.333, SLG: 0.333 (1, 5)	FC4-6 1-2 2-3 3-H	1B			5-3		4-3 1B			4	0	2	3	0	0	2											
Don Lock, R (1, 7)	5-3				4-3		4-3			1	0	0	0	0	0	2											
Ron Stone, L OBP: 0.107, SLG: 0.214 (2, FH) (3, 7)		F7			4-3		4-3			3	0	0	0	0	0	3											
Mike Ryan, R OBP: 0.171, SLG: 0.231 (1, 2)		FC4-6 1B 1B			F3		6-3			3	1	1	0	0	0	1											
Larry Hisle, R OBP: 0.256, SLG: 0.158 (1, 8)		K		G1-6-3		SH1-4 1B		S 1B BB		3	1	1	0	1	1	2											
Rick Wise, R OBP: 0.333, SLG: 0.200 Barry Lersch, S (8, 1)		FC4-6 1B		F8		SH1-4		K		2	0	1	0	0	0	0											
<b>Inning Stats</b>	R: 1 E: 0 K: 1 S: 7	H: 2 LOB: 2 BB: 1 P: 11	R: 4 E: 0 K: 1 S: 10	H: 5 LOB: 2 BB: 1 P: 14	R: 0 E: 0 K: 0 S: 2	H: 0 LOB: 0 BB: 0 P: 3	R: 0 E: 0 K: 0 S: 4	H: 1 LOB: 1 BB: 0 P: 4	R: 0 E: 0 K: 0 S: 3	H: 0 LOB: 0 BB: 0 P: 3	R: 0 E: 0 K: 0 S: 4	H: 1 LOB: 1 BB: 0 P: 4	R: 1 E: 0 K: 0 S: 5	H: 2 LOB: 1 BB: 0 P: 5	R: 1 E: 0 K: 1 S: 6	H: 1 LOB: 1 BB: 1 P: 10	1B: 10 2B: 2 3B: 0 HR: 0	SF: 0 SAC: 1 DP: 1 HBP: 1	WP: 0 PB: 0 SB: 1 CS: 0	PA: 39							
<b>PITCHER</b>	IP	WLS	BF	H	R	ER	SO	BB	IBB	HBP	BLK	WP	HR	S	P	ERA	WHIP										
Bob Veale, L ERA: 7.5 (1, 1)	1.2	L	13	6	5	5	2	2	0	0	0	0	0	15	23	27.00	4.800										
Chuck Hartenstein, R ERA: (2, 1)	3.1		12	2	0	0	0	0	0	1	0	0	0	11	12	0.00	0.600										
Jim Shellenback, L ERA: 2.93 (6, 1)	2.0		9	3	1	1	0	0	0	0	0	0	0	9	9	4.50	1.500										
Luke Walker, L ERA: 3.6 (8, 1)	1.0		5	1	1	1	1	1	0	0	0	0	0	6	10	9.00	2.000										





Batter	1	2	3	4	5	6	7	8	9	AB	R	H	RBI	BB	SO	LOB	TOP										
<b>Don Kessinger, S</b> (1.6) OBP: 0.388, SLG: 0.393	4-0 1B 3B BB	0-0 4-3			0-3 K			0-0 4-3		3	1	0	0	1	1	1	Chicago Cubs @ Pittsburgh Pirates Forbes Field, Pittsburgh, PA Tue Apr 22 1969, 3:33 AM EST Cloudy - 50 F										
<b>Glenn Beckert, R</b> (1.4) OBP: 0.355, SLG: 0.309	0-0 3B 1B		0-3 K		1-0 1B 1-3 HBP			0-0 5-3		3	2	1	0	0	1	0											
<b>Billy Williams, L</b> (1.7) OBP: 0.394, SLG: 0.540	0-0 PB 3B		0-0 F8		0-0 1-3 1B			0-0 1B		4	2	3	2	0	0	0											
<b>Ron Santo, R</b> (1.5) OBP: 0.365, SLG: 0.367	0-3 K		0-0 L4		0-0 1-3 1B			0-0 F8		4	0	0	1	0	1	2											
<b>14 Ernie Banks, R</b> (1.3) OBP: 0.339, SLG: 0.393	0-3 K			0-3 K				0-0 F9		4	0	1	1	0	2	0											
<b>Randy Hundley, R</b> (1.2) OBP: 0.328, SLG: 0.294	0-0 P6			0-0 F7				0-0 4-3		4	0	0	0	0	0	1											
<b>Al Spangler, L</b> (1.9) OBP: 0.429, SLG: 0.400		0-0 FC3-6 1B		0-0 4-3				4-0 BB		3	0	1	0	1	0	0											
<b>Don Young, R</b> (1.8) OBP: 0.377, SLG: 0.378		0-0 FC3-6 1-2			0-0 F8			0-3 K		4	0	0	0	0	1	2											
<b>Bill Hands, R</b> (1.1) <b>Alec Distaso, R</b> (2.1) <b>Ken Rudolph, R</b> (5. Ph) <b>Rich Nye, L</b> (5.1) <b>Willie Smith, L</b> (7. Ph) <b>Ted Abernathy, R</b> (7.1)		0-3 K		0-3 K				0-3 K		1	0	0	0	0	1	1	<b>AB</b> 32 <b>R</b> 5 <b>H</b> 6 <b>RBI</b> 4 <b>BB</b> 2 <b>SO</b> 9 <b>LOB</b> 7 										
<b>Inning Stats</b>	R: 3 E: 0 K: 2 S: 9	H: 2 LOB: 0 BB: 1 P: 13	R: 0 E: 0 K: 1 S: 6	H: 1 LOB: 0 BB: 0 P: 6	R: 0 E: 0 K: 1 S: 5	H: 0 LOB: 0 BB: 0 P: 5	R: 0 E: 0 K: 1 S: 5	H: 0 LOB: 0 BB: 0 P: 5	R: 0 E: 0 K: 0 S: 4	H: 2 LOB: 0 BB: 0 P: 5	R: 0 E: 0 K: 1 S: 5	H: 0 LOB: 0 BB: 0 P: 5	R: 0 E: 0 K: 0 S: 4	H: 1 LOB: 1 BB: 0 P: 4	R: 0 E: 0 K: 1 S: 5	H: 0 LOB: 1 BB: 1 P: 9		1B: 5 2B: 0 3B: 1 HR: 0	SF: 0 SAC: 0 DP: 1 HBP: 1	WP: 0 PB: 1 SB: 0 CS: 0	PA: 35						
<b>PITCHER</b>	IP	WLS	BF	H	R	ER	SO	BB	IBB	HBP	BLK	WP	HR	S	P	ERA	WHIP										
<b>Dock Ellis, R</b> (1.1) ERA: 6.14	2.0		10	3	3	2	3	1	0	0	0	0	0	15	19	9.00	2.000										
<b>Chuck Hartenstein, R</b> (3.1) ERA: 1.06	7.0	W	25	3	2	2	6	1	0	1	0	0	0	35	40	2.57	0.571										

Batter	1	2	3	4	5	6	7	8	9	AB	R	H	RBI	BB	SO	LOB	BOTTOM										
<b>Matty Alou, L</b> (1.8) OBP: 0.397, SLG: 0.429	0-0 L1-6 2B	0-0 1B 2B		0-0 CS 1B	0-0 F7			0-0 F8		5	1	3	1	0	0	1	Chicago Cubs @ Pittsburgh Pirates Forbes Field, Pittsburgh, PA Tue Apr 22 1969, 3:33 AM EST Cloudy - 50 F										
<b>Richie Hebner, L</b> (1.5) OBP: 0.395, SLG: 0.297	0-0 L1-6 2-3	0-0 1B		0-0 F8 1-2			0-0 P6			4	0	1	2	0	0	2											
<b>Roberto Clemente, R</b> (1.9) OBP: 0.399, SLG: 0.333	0-0 1B	0-0 F7		0-0 1B 2B 1B			0-0 F9			4	1	2	0	0	0	1											
<b>Willie Stargell, L</b> (1.7) OBP: 0.385, SLG: 0.604	0-0 G3	0-0 G3		0-0 2B 1B			0-3 K			4	1	1	0	0	1	2											
<b>Al Oliver, L</b> (1.3) OBP: 0.382, SLG: 0.516		0-0 1B FC4-6 1B	0-0 SH1-3 1B	0-0 1B			0-0 F8			2	1	1	0	0	0	0											
<b>Bob Robertson, R</b> (4.3) OBP: 0.276, SLG: 0.231		0-0 1B FC4-6 1B	0-0 SH1-3 1B	0-0 2B			0-0 F8			2	0	1	2	0	0	0											
<b>Manny Sanguillen, R</b> (1.2) OBP: 0.533, SLG: 0.600		0-0 FC4-6 1B	0-0 SH1-3 1B	0-0 F5			0-0 5-3			4	1	2	0	0	0	1											
<b>Bill Mazerowski, R</b> (1.4) OBP: 0.218, SLG: 0.212		0-0 FC4-6 1B	0-0 SH1-3 1B		0-0 F7		0-3 K			3	0	1	0	0	1	0											
<b>Freddie Patek, R</b> (1.6) OBP: 0.380, SLG: 0.302		0-0 FC4-6 2B	0-0 P6		0-0 F8			0-0 4-3		4	1	0	1	0	0	4											
<b>Dock Ellis, S</b> (1.1) OBP: 0.400, SLG: 0.400		0-0 E4 2B	0-0 5-3		4-0 BB			0-3 K		0	0	0	0	0	0	0	<b>AB</b> 35 <b>R</b> 7 <b>H</b> 12 <b>RBI</b> 7 <b>BB</b> 1 <b>SO</b> 3 <b>LOB</b> 14 										
<b>Gary Kolb, L</b> (2. Ph) <b>Chuck Hartenstein, R</b> (3.1)		0-0 E4 1B	0-0 5-3							1	1	0	1	0	0	1											
<b>Inning Stats</b>	R: 0 E: 0 K: 0 S: 4	H: 2 LOB: 1 BB: 0 P: 4	R: 5 E: 1 K: 0 S: 9	H: 5 LOB: 1 BB: 0 P: 9	R: 0 E: 1 K: 0 S: 5	H: 1 LOB: 2 BB: 0 P: 5	R: 2 E: 0 K: 0 S: 6	H: 4 LOB: 1 BB: 0 P: 6	R: 0 E: 0 K: 0 S: 3	H: 0 LOB: 1 BB: 1 P: 7	R: 0 E: 0 K: 1 S: 5	H: 0 LOB: 0 BB: 0 P: 5	R: 0 E: 0 K: 1 S: 5	H: 0 LOB: 0 BB: 0 P: 5	R: 0 E: 0 K: 1 S: 5	H: 0 LOB: 0 BB: 0 P: 5	1B: 9 2B: 4 3B: 0 HR: 0	SF: 0 SAC: 1 DP: 1 HBP: 0	WP: 0 PB: 1 SB: 0 CS: 1	PA: 37							
<b>PITCHER</b>	IP	WLS	BF	H	R	ER	SO	BB	IBB	HBP	BLK	WP	HR	S	P	ERA	WHIP										
<b>Bill Hands, R</b> (1.1) ERA: 1.78	1.1	L	10	6	5	4	0	0	0	0	0	0	0	14	14	6.75	2.250										
<b>Alec Distaso, R</b> (2.1) ERA: 3.99	2.2		14	6	2	2	0	0	0	0	0	0	0	8	12	0.00	0.500										
<b>Rich Nye, L</b> (5.1) ERA: 2.57	2.0		7	0	0	0	1	1	0	0	0	0	0	10	10	0.00	0.000										
<b>Ted Abernathy, R</b> (7.1) ERA:	2.0		6	0	0	0	2	0	0	0	0	0	0	10	10	0.00	0.000										



Batter	1	2	3	4	5	6	7	8	9	AB	R	H	RBI	BB	SO	LOB	TOP										
<b>Don Kessinger, S</b> OBP: 0.361, SLG: 0.361 (1, 6)	G3		PO	P6	FC4		F7		F7	5	0	0	0	0	0	5	<b>Chicago Cubs @ Pittsburgh Pirates</b> Forbes Field, Pittsburgh, PA Tue Apr 22 1969, 3:38 AM EST Att: 7,906 - Unknown										
<b>Glenn Beckert, R</b> OBP: 0.333, SLG: 0.288 (1, 4)	6-3			5-3		1-3	FC5-4			4	0	0	0	0	0	2											
<b>Billy Williams, L</b> OBP: 0.371, SLG: 0.507 (1, 7)	F7			1-3			F7		G3	4	0	0	0	0	0	0											
<b>Ron Santo, R</b> OBP: 0.358, SLG: 0.346 (1, 5)		L6			K		6-3		G6-3 BB	3	0	0	0	1	1	0											
<b>Willie Smith, L</b> OBP: 0.364, SLG: 0.800 (1, 3)	4-3			BB FC1-2 1B			HR 3B		G6-3 BB	4	1	2	0	0	0	1											
<b>Randy Hundley, R</b> OBP: 0.355, SLG: 0.370 (1, 2)	6-3			BB E 1B			HR		2B BB	3	2	2	2	1	0	0											
<b>Al Spangler, L</b> OBP: 0.436, SLG: 0.424 (1, 9)			G3		E 14 1B BB		F8		1-3 2B	3	1	1	0	1	0	0											
<b>Adolfo Phillips, R</b> (1, 8)			P5		FC1-2 14 1B BB		S BB		F9	3	1	0	0	1	0	4											
<b>Gary Ross, R</b> <b>Joe Niekro, R</b> <b>Gene Clavin, R</b> <b>Mark Chisholm, R</b> <b>Hank Aguirre, R</b> <b>Ed Armbrister, R</b> <b>Ted Abernathy, R</b> <b>Jim Holman, R</b> <b>Rich Nye, L</b> <b>Phil Regan, R</b> <b>Charley Smith, R</b>			PO 1B		FC4 1B		FC5-4 BB		6-3	0	0	0	0	0	0	0											
<b>Inning Stats</b>	R: 0 E: 0 K: 0 S: 3	H: 0 LOB: 0 BB: 0 P: 3	R: 0 E: 0 K: 0 S: 3	H: 0 LOB: 0 BB: 0 P: 3	R: 0 E: 0 K: 0 S: 3	H: 1 LOB: 1 BB: 0 P: 3	R: 0 E: 0 K: 0 S: 3	H: 0 LOB: 0 BB: 0 P: 3	R: 3 E: 1 K: 1 S: 8	H: 3 LOB: 1 BB: 1 P: 12	R: 0 E: 0 K: 0 S: 3	H: 0 LOB: 0 BB: 0 P: 3	R: 2 E: 0 K: 0 S: 5	H: 2 LOB: 2 BB: 2 P: 13	R: 0 E: 0 K: 0 S: 2	H: 0 LOB: 0 BB: 1 P: 6		R: 0 E: 0 K: 0 S: 4	H: 1 LOB: 2 BB: 1 P: 8	1B: 4 2B: 1 3B: 1 HR: 1	SF: 0 SAC: 0 DP: 1 HBP: 0	WP: 0 PA: 38 PB: 0 SB: 1 CS: 0					
<b>PITCHER</b>	IP	WLS	BF	H	R	ER	SO	BB	IBB	HBP	BLK	WP	HR	S	P	ERA	WHIP										
<b>Bob Moose, R</b> ERA: 3.0 (1, 1)	6.0		24	6	5	4	1	1	0	0	0	0	1	25	29	6.00	1.167										
<b>Bruce Dal Canton, R</b> ERA: 1.29 (7, 1)	2.0	W	10	1	0	0	0	4	0	0	0	0	0	6	22	0.00	2.500										
<b>Ron Kline, R</b> ERA: 0.66 (9, 1)	1.0	S	3	0	0	0	0	0	0	0	0	0	0	3	3	0.00	0.000										

AB	32
R	5
H	7
RBI	4
BB	5
SO	1
LOB	14



Batter	1	2	3	4	5	6	7	8	9	AB	R	H	RBI	BB	SO	LOB	BOTTOM										
<b>Matty Alou, L</b> OBP: 0.388, SLG: 0.443 (1, 8)	WP HR 2B	1B 1B		L5-3			F8		4-3	5	1	2	0	0	0	2	<b>Chicago Cubs @ Pittsburgh Pirates</b> Forbes Field, Pittsburgh, PA Tue Apr 22 1969, 3:38 AM EST Att: 7,906 - Unknown										
<b>Richie Hebner, L</b> OBP: 0.426, SLG: 0.325 (1, 5)	HR BB	G1-6-3 1B		3-1			WP SF8 1B			3	2	2	0	1	0	0											
<b>Roberto Clemente, R</b> OBP: 0.322, SLG: 0.333 (1, 9)	HR BB	G1-6-3		6-3			WP 1B			3	1	1	0	1	0	2											
<b>Willie Stargell, L</b> OBP: 0.411, SLG: 0.660 (1, 7)	HR			K			1B BB		1-2 2-3 HBP	2	1	1	4	1	1	0											
<b>Bob Robertson, R</b> OBP: 0.303, SLG: 0.345 (1, 3)	SF7 3B			F7			SF8			3	1	2	1	0	0	0											
<b>Bill Mazaroski, R</b> OBP: 0.220, SLG: 0.204 (1, 4)	SF7			BB			K			2	0	0	1	1	1	4											
<b>Jerry May, R</b> OBP: 0.273, SLG: 0.415 (1, 2)	5-3			6-3			5-3		F7	4	0	0	0	0	0	1											
<b>Freddie Patek, R</b> OBP: 0.370, SLG: 0.298 (1, 6)	F8			5-3			P3		S 1B	4	0	1	0	0	0	0											
<b>Bob Moose, R</b> OBP: 0.200, SLG: 0.111 <b>Bruce Dal Canton, R</b> <b>Ron Kline, R</b>		4-3		L5-3 BB			K		K	2	0	0	0	1	1	0											
<b>Inning Stats</b>	R: 5 E: 0 K: 0 S: 6	H: 3 LOB: 2 BB: 2 P: 14	R: 0 E: 0 K: 0 S: 4	H: 2 LOB: 1 BB: 0 P: 4	R: 0 E: 0 K: 1 S: 5	H: 0 LOB: 1 BB: 1 P: 9	R: 0 E: 0 K: 0 S: 2	H: 0 LOB: 0 BB: 1 P: 6	R: 0 E: 0 K: 1 S: 4	H: 1 LOB: 2 BB: 1 P: 8	R: 0 E: 0 K: 1 S: 5	H: 0 LOB: 0 BB: 0 P: 5	R: 1 E: 0 K: 1 S: 7	H: 2 LOB: 2 BB: 0 P: 8	R: 0 E: 0 K: 1 S: 6	H: 1 LOB: 1 BB: 0 P: 6		1B: 6 2B: 2 3B: 1 HR: 1	SF: 2 SAC: 0 DP: 2 HBP: 1	WP: 2 PA: 37 PB: 0 SB: 1 CS: 0							
<b>PITCHER</b>	IP	WLS	BF	H	R	ER	SO	BB	IBB	HBP	BLK	WP	HR	S	P	ERA	WHIP										
<b>Gary Ross, R</b> ERA: 13.5 (1, 1)	0.0		3	1	3	3	0	2	0	0	0	0	1	9	9	9.00	2.000										
<b>Joe Niekro, R</b> ERA: 3.72 (3, 1)	2.0		7	0	0	0	1	2	0	0	0	0	0	7	15	0.00	1.000										
<b>Hank Aguirre, L</b> ERA: (5, 1)	2.0		8	1	0	0	1	1	0	0	0	0	0	9	13	0.00	1.000										
<b>Ted Abernathy, R</b> ERA: (7, 1)	0.1	L	4	2	1	1	0	0	0	1	0	3	4	27.00	6.000												

AB	29
R	6
H	9
RBI	6
BB	5
SO	4
LOB	10





Batter	1	2	3	4	5	6	7	8	9	AB	R	H	RBI	BB	SO	LOB	TOP					
Matty Alou, L (1, 8) OBP: 0.394, SLG: 0.462	F8		BB 1B		F2			WP 2B		4	0	2	0	0	0	1						
Ron Davis, R (1, 7) OBP: 0.385, SLG: 0.455	P4		BB		K			P6		3	0	0	0	1	1	2						
Roberto Clemente, R (1, 9) OBP: 0.317, SLG: 0.315			BB		F9			F8		3	0	0	0	1	0	4						
Bob Robertson, R (1, 3) OBP: 0.297, SLG: 0.313	P4				K			BB 2B		3	0	0	0	1	1	4						
Jose Pagan, R (1, 5) OBP: 0.304, SLG: 0.435					K			BB 2B		4	0	0	0	0	2	2						
Bill Mazerolski, R (1, 4) OBP: 0.222, SLG: 0.207 Jose Martinez, R (9, PR)	F8				F8			1B		4	0	1	0	0	0	0						
Manny Sanguillen, R (1, 2) OBP: 0.474, SLG: 0.526	P5				P4			1B		4	0	1	0	0	0	1						
Freddie Patek, R (1, 6) OBP: 0.362, SLG: 0.294					K			F8		4	0	1	0	0	2	2						
Jim Bunning, R (1, 1) Jerry May, R (7, PH) Jim Shellenback, L (7, 1) Willie Stargell, L (9, PH) OBP: 0.404, SLG: 0.647	E4 BB 1B				SH3-4 1B			F8		1	0	0	0	0	0	0						
<b>Inning Stats</b>	R: 0 E: 0 K: 0 S: 3	H: 0 LOB: 1 BB: 1 P: 7	R: 0 E: 0 K: 0 S: 3	H: 0 LOB: 0 BB: 0 P: 3	R: 0 E: 1 K: 2 S: 9	H: 1 LOB: 3 BB: 1 P: 13	R: 0 E: 0 K: 1 S: 5	H: 0 LOB: 0 BB: 0 P: 5	R: 0 E: 0 K: 1 S: 6	H: 1 LOB: 1 BB: 0 P: 6	R: 0 E: 0 K: 0 S: 3	H: 0 LOB: 0 BB: 0 P: 3	R: 0 E: 0 K: 1 S: 4	H: 1 LOB: 1 BB: 0 P: 4	R: 0 E: 0 K: 1 S: 6	H: 1 LOB: 2 BB: 1 P: 10	R: 0 E: 0 K: 1 S: 6	H: 1 LOB: 1 BB: 0 P: 6	1B: 4 2B: 1 3B: 0 HR: 0	SF: 0 SAC: 1 DP: 0 HBP: 0	WP: 1 PB: 0 SB: 0 CS: 0	PA: 36
<b>PITCHER</b> Jerry Koosman, L (1, 1) ERA: 4.42	IP: 9.0 WLS: W BF: 36 H: 5 R: 0 ER: 0 SO: 6 BB: 3 IBB: 0 HBP: 0 BLK: 0 WP: 1 HR: 0 S: 45 P: 57 ERA: 0.00 WHIP: 0.889															<b>PITCHER</b>						

Pittsburgh Pirates @ New York Mets  
Shea Stadium, Flushing, NY  
Wed Apr 23 1969, 6:05 PM EST  
Att: 7,274 - Unknown

AB	32
R	0
H	5
RBI	0
BB	3
SO	6
LOB	18




Batter	1	2	3	4	5	6	7	8	9	AB	R	H	RBI	BB	SO	LOB	BOTTOM			
Bud Harrelson, S (1, 6) OBP: 0.319, SLG: 0.250	F7		4-3		L4-6 2B			F2		4	0	1	0	0	0	0				
Ken Boswell, L (1, 4) OBP: 0.347, SLG: 0.409	1B 2B		K		L4-6			F8		4	1	1	0	0	1	1				
Amos Otis, R (1, 8) OBP: 0.250, SLG: 0.290	F3				F8			F9		4	0	0	0	0	0	1				
Cleon Jones, R (1, 7) OBP: 0.492, SLG: 0.574					1B 2B			FC5-4 1B		3	1	3	1	0	0	0				
Ed Kranepool, L (1, 3) OBP: 0.366, SLG: 0.447	F8				BB 1B			FC5-4 1-2		3	0	1	1	0	0	2				
J.C. Martin, L (1, 2) OBP: 0.273, SLG: 0.300			P5		P4			K		3	0	0	0	0	1	2				
Ron Swoboda, R (1, 9) OBP: 0.394, SLG: 0.490			6-3		BB			F8		2	0	0	0	1	0	0				
Kevin Collins, L (1, 5) OBP: 0.188, SLG: 0.438			F9		K			4-3		3	0	0	0	0	1	2				
Jerry Koosman, R (1, 1)			6-3		K			K		3	0	0	0	0	2	0				
<b>Inning Stats</b>	R: 1 E: 0 K: 0 S: 5	H: 2 LOB: 1 BB: 0 P: 5	R: 0 E: 0 K: 0 S: 3	H: 0 LOB: 0 BB: 0 P: 3	R: 0 E: 1 K: 1 S: 5	H: 0 LOB: 0 BB: 0 P: 5	R: 1 E: 0 K: 1 S: 7	H: 2 LOB: 2 BB: 1 P: 11	R: 0 E: 0 K: 1 S: 5	H: 1 LOB: 1 BB: 0 P: 5	R: 0 E: 0 K: 1 S: 6	H: 1 LOB: 1 BB: 0 P: 6	R: 0 E: 0 K: 1 S: 5	H: 0 LOB: 0 BB: 0 P: 5	R: 0 E: 0 K: 0 S: 3	H: 0 LOB: 0 BB: 0 P: 3	1B: 3 2B: 4 3B: 0 HR: 0	SF: 0 SAC: 0 DP: 1 HBP: 0	WP: 0 PB: 0 SB: 0 CS: 0	PA: 30
<b>PITCHER</b> Jim Bunning, R (1, 1) ERA: 4.5 Jim Shellenback, L (7, 1) ERA: 2.0	IP: 6.0 WLS: L BF: 24 H: 6 R: 2 ER: 2 SO: 4 BB: 1 IBB: 0 HBP: 0 BLK: 0 WP: 0 HR: 0 S: 31 P: 35 ERA: 3.00 WHIP: 1.167															<b>PITCHER</b>				


Pittsburgh Pirates @ New York Mets  
Shea Stadium, Flushing, NY  
Wed Apr 23 1969, 6:05 PM EST  
Att: 7,274 - Unknown

AB	29
R	2
H	6
RBI	2
BB	1
SO	5
LOB	8





Batter	1	2	3	4	5	6	7	8	9	AB	R	H	RBI	BB	SO	LOB	TOP										
Ty Cline, L OBP: 0.417, SLG: 0.222 (1, 8)	L5-3		WP 2B HBP	K		L6-3		L7		4	1	0	0	0	1	1	<b>Montreal Expos @ Pittsburgh Pirates</b> Forbes Field, Pittsburgh, PA Fri Apr 25 1969, 6:05 PM EST Att: 10,947 - Unknown 										
Maury Wills, S OBP: 0.225, SLG: 0.197 (1, 6)	1-3		F8		3-1		F8	6-3		5	0	0	0	0	0	2											
Rusty Staub, L OBP: 0.458, SLG: 0.638 (1, 9)	1B		1B 2B		1B 2B BB		1B 1B FC5-2 BB		4-3	3	1	2	1	2	0	0											
Mack Jones, L OBP: 0.451, SLG: 0.613 (1, 7)	FC6-4 1B		1B IBB		2B 1B		FC5-2 1B		F6	4	0	3	0	1	0	0											
Donn Clendenon, R OBP: 0.333, SLG: 0.480 (1, 3)	FC6-4		1B		1-3 2-3 2B		1-2 2-3 1B		2B	5	0	4	1	0	0	2											
Coco Laboy, R OBP: 0.446, SLG: 0.641 (1, 5)		FC1-6 1B	F6		4-0 G4-6-3 IBB		FC5-2 FC4-6		5-3	4	0	1	0	1	0	7											
John Bateman, R OBP: 0.246, SLG: 0.259 (1, 2)	FC1-6		K		G4-6-3		FC4-6			3	0	0	0	0	1	7											
Floyd Wicker, L OBP: 0.200, SLG: 0.200 (7, PH)	FC1-6 WP									0	0	0	0	0	0	0											
Steve Shea, R OBP: 0.200, SLG: 0.200 (7, 1)	1-2									0	0	0	0	0	0	0											
Gary Sutherland, R OBP: 0.174, SLG: 0.164 (1, 4)	FC1				4-0 CS BB		K		5-3	3	0	0	0	1	1	1											
Carl Morton, R OBP: 0.333, SLG: 0.500 (5, 2)	K		F2				F7		1B	2	0	0	0	0	1	2											
Inning Stats	R: 0 E: 0 K: 0 S: 5	H: 2 LOB: 2 BB: 0 P: 5	R: 0 E: 0 K: 1 S: 6	H: 1 LOB: 1 BB: 0 P: 6	R: 1 E: 0 K: 1 S: 7	H: 2 LOB: 3 BB: 1 P: 12	R: 0 E: 0 K: 1 S: 4	H: 0 LOB: 0 BB: 1 P: 8	R: 1 E: 0 K: 0 S: 4	H: 2 LOB: 2 BB: 2 P: 12	R: 0 E: 0 K: 1 S: 5	H: 0 LOB: 0 BB: 0 P: 5	R: 0 E: 0 K: 0 S: 5	H: 2 LOB: 3 BB: 1 P: 9	R: 0 E: 0 K: 0 S: 4	H: 1 LOB: 1 BB: 0 P: 4	R: 0 E: 0 K: 0 S: 4	H: 1 LOB: 1 BB: 0 P: 4	1B: 8 2B: 3 3B: 0 HR: 0	SF: 0 SAC: 0 DP: 1 HBP: 1	WP: 2 PB: 0 CS: 1	PA: 42					
PITCHER	IP	WLS	BF	H	R	ER	SO	BB	IBB	HBP	BLK	WP	HR	S	P	ERA	WHIP										
Steve Blass, R ERA: 4.5 (1, 1)	6.1	W	32	9	2	2	4	3	2	1	0	2	0	34	55	2.84	1.895										
Chuck Hartenstein, R ERA: 0.92 (7, 1)	2.2	S	10	2	0	0	0	0	0	0	0	0	0	10	10	0.00	0.750										

Batter	1	2	3	4	5	6	7	8	9	AB	R	H	RBI	BB	SO	LOB	BOTTOM										
Matty Alou, L OBP: 0.421, SLG: 0.478 (1, 8)	G3 BB		BB S 1B	1B 1B	1-3 2-H 1B		F5			4	0	3	2	1	0	0	<b>Montreal Expos @ Pittsburgh Pirates</b> Forbes Field, Pittsburgh, PA Fri Apr 25 1969, 6:05 PM EST Att: 10,947 - Unknown 										
Richie Hebner, L OBP: 0.442, SLG: 0.378 (1, 5)	G3		F6		1-2 3-H 1B		E 2B		E 1B	5	2	3	1	0	0	2											
Roberto Clemente, R OBP: 0.359, SLG: 0.395 (1, 9)	FC1-6-5-4-6		1-3		K		5-3		E3	5	0	1	0	0	1	5											
Ron Davis, R OBP: 0.385, SLG: 0.455 (8, 9)	IBB								1B	0	0	0	0	0	0	0											
Willie Stargell, L OBP: 0.435, SLG: 0.648 (1, 7)	1-2 IBB		BB IBB		G3		E4 2B BB 1B		1-3 1B	3	1	2	0	2	0	2											
Bob Robertson, R OBP: 0.310, SLG: 0.333 (1, 3)	K		1-2 2-3 BB				F4		BB 2B	4	0	1	0	1	1	3											
Bill Mazaroski, R OBP: 0.221, SLG: 0.222 (1, 4)		F9	F9		L5		K			5	0	1	0	0	1	5											
Jerry May, R OBP: 0.320, SLG: 0.478 (1, 2)		4-3 2B		1B 1B	BLK 3B 2B		BB BB		F4	4	2	3	0	1	0	1											
Freddie Patek, R OBP: 0.365, SLG: 0.278 (1, 6)		4-3		F9	3B IBB		1-2 2-3 3B BB		K	3	1	0	1	2	1	3											
Steve Blass, R OBP: 0.364, SLG: 0.545 (1, 1)		4-3		1B 1B	1B 3B		1-3 3-H		K	4	2	2	2	0	0	4											
Chuck Hartenstein, R ERA: 1.93 (7, 1)				1-2 1B 1B	1-H 1B 3B		1-3		K	1	0	0	0	0	1	1											
Inning Stats	R: 0 E: 0 K: 1 S: 5	H: 0 LOB: 2 BB: 2 P: 13	R: 0 E: 0 K: 0 S: 4	H: 1 LOB: 1 BB: 0 P: 4	R: 0 E: 0 K: 0 S: 4	H: 1 LOB: 3 BB: 2 P: 12	R: 2 E: 0 K: 1 S: 9	H: 4 LOB: 2 BB: 0 P: 9	R: 3 E: 0 K: 0 S: 5	H: 3 LOB: 1 BB: 1 P: 9	R: 2 E: 1 K: 1 S: 8	H: 3 LOB: 3 BB: 2 P: 16	R: 1 E: 1 K: 0 S: 5	H: 3 LOB: 1 BB: 0 P: 5	R: 0 E: 0 K: 2 S: 8	H: 1 LOB: 1 BB: 0 P: 8	1B: 10 2B: 5 3B: 1 HR: 0	SF: 0 SAC: 0 DP: 0 HBP: 0	WP: 0 PB: 0 CS: 0	PA: 45							
PITCHER	IP	WLS	BF	H	R	ER	SO	BB	IBB	HBP	BLK	WP	HR	S	P	ERA	WHIP										
Carl Morton, R ERA: 4.98 (1, 1)	4.2	L	27	8	5	5	2	2	3	0	1	0	0	9	17	13.50	4.500										
Don Shaw, L ERA: 5.87 (5, 1)	1.1		9	4	2	2	1	2	0	0	0	0	0	9	17	13.50	4.500										
Steve Shea, R ERA: 1.93 (7, 1)	2.0		9	4	1	1	2	0	0	0	0	0	0	13	13	4.50	2.000										



Batter	1	2	3	4	5	6	7	8	9	AB	R	H	RBI	BB	SO	LOB	TOP					
Maury Wills, S OBP: 0.237, SLG: 0.200 (1, 6)										4	1	1	0	1	2	2	<b>Montreal Expos @ Pittsburgh Pirates</b> Forbes Field, Pittsburgh, PA Sat Apr 26 1969, 3:33 AM EST Att: 8,372 - Unknown					
Manny Mota, R OBP: 0.304, SLG: 0.286 Ty Cline, L OBP: 0.440, SLG: 0.263 (1, 8) (9, PH)										4	0	1	0	0	1	4						
Rusty Staub, L OBP: 0.442, SLG: 0.597 (1, 9)										4	0	0	0	0	1	3						
Donn Clendenon, R OBP: 0.387, SLG: 0.481 (1, 3)										2	1	1	0	2	0	1						
Coco Laboy, R OBP: 0.438, SLG: 0.621 (1, 5)										2	0	0	1	0	0	1						
Mack Jones, L OBP: 0.427, SLG: 0.576 (1, 7)										4	0	0	0	0	2	4						
Gary Sutherland, R OBP: 0.219, SLG: 0.225 (1, 4)										4	1	4	1	0	0	0						
John Bateman, R OBP: 0.266, SLG: 0.281 Floyd Wicker, L OBP: 0.167, SLG: 0.167 Dan McGinn, L OBP: 0.500, SLG: 1.250 (1, 2) (8, PH) (8, 1)										3	0	2	1	0	1	1						
Bill Stoneman, R OBP: 0.133, SLG: 0.071 John Boccabella, R OBP: 0.286, SLG: 0.429 (1, 1) (8, 2)										1	0	0	0	0	0	0						
<b>Inning Stats</b>	R: 1 E: 0 K: 2 S: 9	H: 2 LOB: 2 BB: 1 P: 13	R: 0 E: 0 K: 1 S: 7	H: 2 LOB: 2 BB: 0 P: 7	R: 0 E: 0 K: 0 S: 2	H: 0 LOB: 0 BB: 0 P: 3	R: 1 E: 0 K: 2 S: 9	H: 2 LOB: 2 BB: 1 P: 13	R: 0 E: 0 K: 0 S: 2	H: 1 LOB: 1 BB: 0 P: 10	R: 0 E: 0 K: 0 S: 5	H: 0 LOB: 0 BB: 0 P: 5	R: 1 E: 0 K: 0 S: 4	H: 2 LOB: 1 BB: 0 P: 5	R: 0 E: 0 K: 0 S: 4	H: 1 LOB: 1 BB: 0 P: 4		1B: 9 2B: 1 3B: 0 HR: 0	SF: 1 SAC: 0 DP: 2 HBP: 2	WP: 0 PB: 0 CS: 1	PA: 39	
<b>PITCHER</b>	IP: 7.2 W: 1 L: 1 S: 1	WLS: 34 BF: 9 ER: 3 SO: 9	WLS: 5 BF: 1 ER: 0 SO: 0	WLS: 5 BF: 1 ER: 0 SO: 0	WLS: 5 BF: 1 ER: 0 SO: 0	WLS: 5 BF: 1 ER: 0 SO: 0	WLS: 5 BF: 1 ER: 0 SO: 0	WLS: 5 BF: 1 ER: 0 SO: 0	WLS: 5 BF: 1 ER: 0 SO: 0	WLS: 5 BF: 1 ER: 0 SO: 0	WLS: 5 BF: 1 ER: 0 SO: 0	WLS: 5 BF: 1 ER: 0 SO: 0	WLS: 5 BF: 1 ER: 0 SO: 0	WLS: 5 BF: 1 ER: 0 SO: 0	WLS: 5 BF: 1 ER: 0 SO: 0	WLS: 5 BF: 1 ER: 0 SO: 0	ERA: 3.52 WHIP: 1.565	ERA: 0.00 WHIP: 0.750				

AB	33
R	3
H	10
RBI	3
BB	3
SO	9
LOB	21



Batter	1	2	3	4	5	6	7	8	9	AB	R	H	RBI	BB	SO	LOB	BOTTOM					
Matty Alou, L OBP: 0.438, SLG: 0.507 (1, 8)										4	1	3	0	0	0	0	<b>Montreal Expos @ Pittsburgh Pirates</b> Forbes Field, Pittsburgh, PA Sat Apr 26 1969, 3:33 AM EST Att: 8,372 - Unknown					
Jose Pagan, R OBP: 0.308, SLG: 0.400 (1, 5)										2	1	0	0	1	0	1						
Roberto Clemente, R OBP: 0.319, SLG: 0.355 (1, 9)										3	1	1	2	1	0	1						
Willie Stargell, L OBP: 0.439, SLG: 0.690 (1, 7)										4	1	2	1	0	0	2						
Al Oliver, L OBP: 0.342, SLG: 0.457 (1, 3)										4	0	0	0	0	0	3						
Bill Mazerolski, R OBP: 0.225, SLG: 0.215 (1, 4)										2	0	0	0	1	0	0						
Jerry May, R OBP: 0.302, SLG: 0.449 (1, 2)										3	0	0	0	0	1	1						
Freddie Patek, R OBP: 0.364, SLG: 0.281 (1, 6)										3	0	1	0	0	1	0						
Bob Veale, S Chuck Hartenstein, R (1, 1) (8, 1)										2	0	0	0	0	1	0						
<b>Inning Stats</b>	R: 0 E: 0 K: 0 S: 2	H: 0 LOB: 0 BB: 1 P: 6	R: 0 E: 0 K: 1 S: 5	H: 0 LOB: 1 BB: 1 P: 9	R: 0 E: 0 K: 0 S: 4	H: 2 LOB: 1 BB: 0 P: 4	R: 1 E: 0 K: 0 S: 4	H: 1 LOB: 0 BB: 0 P: 4	R: 0 E: 0 K: 2 S: 7	H: 0 LOB: 0 BB: 0 P: 7	R: 3 E: 1 K: 0 S: 6	H: 3 LOB: 0 BB: 0 P: 6	R: 0 E: 0 K: 0 S: 3	H: 0 LOB: 0 BB: 0 P: 3	R: 0 E: 0 K: 0 S: 4	H: 1 LOB: 2 BB: 1 P: 8		1B: 4 2B: 1 3B: 0 HR: 2	SF: 0 SAC: 2 DP: 2 HBP: 0	WP: 1 PB: 0 CS: 0	PA: 32	
<b>PITCHER</b>	IP: 7.0 L: 1 S: 1	WLS: 27 BF: 6 ER: 4 SO: 3	WLS: 5 BF: 1 ER: 0 SO: 0	WLS: 5 BF: 1 ER: 0 SO: 0	WLS: 5 BF: 1 ER: 0 SO: 0	WLS: 5 BF: 1 ER: 0 SO: 0	WLS: 5 BF: 1 ER: 0 SO: 0	WLS: 5 BF: 1 ER: 0 SO: 0	WLS: 5 BF: 1 ER: 0 SO: 0	WLS: 5 BF: 1 ER: 0 SO: 0	WLS: 5 BF: 1 ER: 0 SO: 0	WLS: 5 BF: 1 ER: 0 SO: 0	WLS: 5 BF: 1 ER: 0 SO: 0	WLS: 5 BF: 1 ER: 0 SO: 0	WLS: 5 BF: 1 ER: 0 SO: 0	WLS: 5 BF: 1 ER: 0 SO: 0	ERA: 3.86 WHIP: 1.143	ERA: 0.00 WHIP: 1.000				





Batter	1	2	3	4	5	6	7	8	9	AB	R	H	RBI	BB	SO	LOB	TOP										
Don Bosch, S OBP: 0.237, SLG: 0.250 (1, 8)	1-3	FC5			4-3		K			4	0	0	0	0	1	3	<b>Montreal Expos @ Pittsburgh Pirates</b> Forbes Field, Pittsburgh, PA Sun Apr 27 1969, 3:33 AM EDT Att: 24,425 - Unknown										
Maury Wills, S OBP: 0.238, SLG: 0.192 (1, 6)	K		4-3			HR	FC6			3	1	0	0	1	1												
Rusty Staub, L OBP: 0.444, SLG: 0.636 (1, 9)	1B		G3			HR	CS	K		4	1	2	2	0	1												
Mack Jones, L OBP: 0.418, SLG: 0.557 (1, 7)	1-3		4-3			HR		F4		4	0	1	0	0	0												
Donn Clendenon, R OBP: 0.343, SLG: 0.419 (1, 3)		5-3		K		G6-4-3		F8		4	0	0	0	0	1												
Coco Laboy, R OBP: 0.426, SLG: 0.681 (1, 5)		CS		G6-4-3		HR		1B		3	1	3	1	1	0												
Gary Sutherland, R OBP: 0.247, SLG: 0.233 (1, 4)		1B		G6-4-3				1B		2	1	1	0	2	0												
John Bateman, R OBP: 0.265, SLG: 0.279 (1, 2)		FC5				F9		F9		4	0	1	0	0	0												
Larry Jaster, L OBP: 0.600, SLG: 0.667 (1, 1)						4-3		L4-3		3	0	1	1	1	0												
<b>Inning Stats</b>	R: 0 E: 0 K: 1 S: 6	H: 1 LOB: 1 BB: 0 P: 6	R: 1 E: 0 K: 0 S: 4	H: 2 LOB: 2 BB: 2 P: 12	R: 0 E: 0 K: 0 S: 3	H: 0 LOB: 0 BB: 0 P: 3	R: 0 E: 0 K: 1 S: 5	H: 1 LOB: 0 BB: 0 P: 5	R: 0 E: 0 K: 0 S: 3	H: 0 LOB: 0 BB: 0 P: 3	R: 3 E: 0 K: 0 S: 5	H: 3 LOB: 1 BB: 2 P: 13	R: 0 E: 0 K: 1 S: 4	H: 0 LOB: 0 BB: 1 P: 8	R: 0 E: 0 K: 0 S: 5	H: 2 LOB: 1 BB: 0 P: 4	1B: 7 2B: 1 3B: 0 HR: 2	SF: 0 SAC: 0 DP: 3 HBP: 0	WP: 0 PB: 0 CS: 2	PA: 37							
<b>PITCHER</b>	IP	WLS	BF	H	R	ER	SO	BB	IBB	HBP	BLK	WP	HR	S	P	ERA	WHIP										
Dock Ellis, R ERA: 6.2 (1, 1)	5.2	L	25	7	4	4	2	4	0	0	0	0	2	25	41	6.35	1.941										
Bruce Dal Canton, R ERA: 0.96 (6, 1)	2.1		7	0	0	0	2	1	0	0	0	0	0	10	14	0.00	0.429										
Ron Kline, R ERA: 0.61 (9, 1)	1.0		4	2	0	0	0	0	0	0	0	0	0	4	4	0.00	2.000										

AB	31
R	4
H	9
RBI	4
BB	5
SO	4
LOB	12



Batter	1	2	3	4	5	6	7	8	9	AB	R	H	RBI	BB	SO	LOB	BOTTOM										
Matty Alou, L OBP: 0.429, SLG: 0.494 (1, 8)	F1		PO			F6			6-3	4	0	1	1	0	0		<b>Montreal Expos @ Pittsburgh Pirates</b> Forbes Field, Pittsburgh, PA Sun Apr 27 1969, 3:33 AM EDT Att: 24,425 - Unknown										
Jose Pagan, R OBP: 0.297, SLG: 0.345 (1, 5)	F8		PO	K		F8			K	4	0	0	0	0	2												
Roberto Clemente, R OBP: 0.316, SLG: 0.348 (1, 9)	5-3			6-3					1B	4	0	1	0	0	0												
Willie Stargell, L OBP: 0.414, SLG: 0.645 (6, 3)		K		3-1		F6			F5	4	0	0	0	0	1												
Manny Sanguillen, R OBP: 0.455, SLG: 0.500 (1, 2)	F3					F9				3	0	1	0	0	0												
Bill Mazerowski, R OBP: 0.230, SLG: 0.265 (1, 4)	F7			G4-6-3		G4-6-3			HR	3	1	1	1	0	0												
Al Oliver, L OBP: 0.350, SLG: 0.444 (1, 3)			4-3							1	0	0	0	0	0												
Bruce Dal Canton, R (6, 1)										0	0	0	0	0	0												
Carl Taylor, R OBP: 0.500, SLG: 0.500 (8, PH)						FC6-4			G4-6-3	1	0	1	0	0	0												
Jose Martinez, R (9, 6)						HBP			1B	0	0	0	0	0	0												
Freddie Patek, R OBP: 0.368, SLG: 0.288 (1, 6)										2	1	1	0	0	0												
Jerry May, R OBP: 0.295, SLG: 0.440 (8, PH)						FC6-4			G4-6-3	1	0	0	0	0	0												
Ron Kline, R (9, 1)										0	0	0	0	0	0												
Dock Ellis, S OBP: 0.333, SLG: 0.333 (1, 1)										1	0	0	0	0	1												
Ron Davis, R OBP: 0.333, SLG: 0.385 (6, 7)										2	0	0	0	0	0												
<b>Inning Stats</b>	R: 0 E: 0 K: 0 S: 3	H: 0 LOB: 0 BB: 0 P: 3	R: 0 E: 0 K: 1 S: 5	H: 0 LOB: 0 BB: 0 P: 5	R: 1 E: 1 K: 1 S: 6	H: 2 LOB: 0 BB: 0 P: 6	R: 0 E: 0 K: 1 S: 5	H: 0 LOB: 0 BB: 0 P: 5	R: 0 E: 0 K: 0 S: 3	H: 1 LOB: 1 BB: 0 P: 4	R: 0 E: 0 K: 0 S: 3	H: 0 LOB: 0 BB: 0 P: 3	R: 0 E: 0 K: 0 S: 3	H: 0 LOB: 0 BB: 0 P: 3	R: 1 E: 0 K: 0 S: 4	H: 2 LOB: 2 BB: 0 P: 4	R: 0 E: 0 K: 1 S: 6	H: 1 LOB: 1 BB: 0 P: 6	1B: 5 2B: 0 3B: 0 HR: 1	SF: 0 SAC: 0 DP: 2 HBP: 1	WP: 0 PB: 0 CS: 0	PA: 32					
<b>PITCHER</b>	IP	WLS	BF	H	R	ER	SO	BB	IBB	HBP	BLK	WP	HR	S	P	ERA	WHIP										
Larry Jaster, L ERA: 3.33 (1, 1)	9.0	W	31	6	2	1	4	0	0	1	0	0	1	38	39	1.00	0.667										

AB	30
R	2
H	6
RBI	2
BB	0
SO	4
LOB	5





Batter	1	2	3	4	5	6	7	8	9	AB	R	H	RBI	BB	SO	LOB	TOP					
<b>Lou Brock, L</b> OBP: 0.205, SLG: 0.341 (1, 7)										5	1	2	0	0	2	4						
<b>Curt Flood, R</b> OBP: 0.306, SLG: 0.321 (1, 8)										4	2	2	1	1	0	1						
<b>Vada Pinson, L</b> OBP: 0.354, SLG: 0.486 (1, 9)										4	0	2	1	0	0	3						
<b>Joe Torre, R</b> OBP: 0.305, SLG: 0.432 (1, 3)										5	1	1	2	0	1	5						
<b>Tim McCarver, L</b> OBP: 0.316, SLG: 0.347 (1, 2)											4	1	2	0	1	0	1					
<b>Mike Shannon, R</b> OBP: 0.300, SLG: 0.416 (1, 5)											5	0	1	0	0	2	4					
<b>Julian Javier, R</b> OBP: 0.277, SLG: 0.246 (1, 4)											5	0	0	0	0	2	4					
<b>Dal Maxvill, R</b> OBP: 0.324, SLG: 0.281 (1, 6)											1	1	0	1	3	1	0					
<b>Steve Carlton, L</b> OBP: 0.417, SLG: 0.500 (1, 1)											4	0	1	0	0	1	5					
<b>Inning Stats</b>	R: 3 E: 0 K: 0 S: 5	H: 2 LOB: 3 BB: 3 P: 18	R: 0 E: 0 K: 0 S: 4	H: 1 LOB: 1 BB: 0 P: 4	R: 0 E: 0 K: 1 S: 5	H: 0 LOB: 0 BB: 0 P: 5	R: 1 E: 0 K: 1 S: 7	H: 2 LOB: 2 BB: 1 P: 11	R: 1 E: 1 K: 2 S: 9	H: 2 LOB: 1 BB: 1 P: 13	R: 0 E: 0 K: 3 S: 9	H: 0 LOB: 0 BB: 0 P: 9	R: 1 E: 0 K: 0 S: 5	H: 2 LOB: 1 BB: 0 P: 5	R: 0 E: 0 K: 1 S: 5	H: 1 LOB: 0 BB: 0 P: 5	1B: 9 2B: 1 3B: 1 HR: 0	SF: 0 SAC: 0 DP: 0 HBP: 1	WP: 0 PB: 0 SB: 1 CS: 1	PA: 43		
<b>PITCHER</b>	IP	WLS	BF	H	R	ER	SO	BB	IBB	HBP	BLK	WP	HR	S	P	ERA	WHIP					
<b>Bob Moose, R</b> ERA: 3.95	(1, 1)	3.1	L	20	5	4	4	2	4	0	1	0	0	0	19	36	10.80	2.700				
<b>Luke Walker, L</b> ERA: 2.7	(4, 1)	1.2		8	2	1	0	2	1	0	0	0	0	0	11	15	0.00	1.800				
<b>Bruce Dal Canton, R</b> ERA: 0.75	(6, 1)	2.0		7	1	0	4	0	0	0	0	0	0	0	15	15	0.00	0.500				
<b>Jim Shellenback, L</b> ERA: 2.45	(8, 1)	2.0		8	3	1	1	1	0	0	0	0	0	0	10	10	4.50	1.500				

St. Louis Cardinals @ Pittsburgh Pirates  
Forbes Field, Pittsburgh, PA  
Mon Apr 28 1969, 7:05 PM EDT  
Att: 3,859 - Unknown

AB 37  
R 6  
H 11  
RBI 5  
BB 5  
SO 9  
LOB 27



Batter	1	2	3	4	5	6	7	8	9	AB	R	H	RBI	BB	SO	LOB	BOTTOM					
<b>Matty Alou, L</b> OBP: 0.420, SLG: 0.494 (1, 8)										4	0	1	0	0	1	4						
<b>Ron Davis, R</b> OBP: 0.366, SLG: 0.375 (1, 9)										3	0	1	0	1	1	1						
<b>Willie Stargell, L</b> OBP: 0.392, SLG: 0.606 (1, 7)										4	0	0	0	0	1	4						
<b>Bob Robertson, R</b> OBP: 0.283, SLG: 0.300 (1, 3)											4	1	0	0	0	2	1					
<b>Jose Pagan, R</b> OBP: 0.294, SLG: 0.344 (1, 5)											3	1	1	0	1	0	0					
<b>Bill Mazaroski, R</b> OBP: 0.231, SLG: 0.254 (1, 4)											3	0	0	0	1	0	2					
<b>Jerry May, R</b> OBP: 0.293, SLG: 0.434 (1, 2)											3	0	1	2	0	1	0					
<b>Freddie Patek, R</b> OBP: 0.347, SLG: 0.270 (1, 6)											4	0	0	0	0	3						
<b>Bob Moose, R</b> ERA: 3.95	(1, 1)	9.0	W	35	4	2	1	6	5	0	0	0	0	0	0	0	1.00	1.000				
<b>Luke Walker, L</b> ERA: 2.7	(4, 1)	1.2		8	2	1	0	2	1	0	0	0	0	0	0	0	0.00	1.800				
<b>Bruce Dal Canton, R</b> ERA: 0.75	(6, 1)	2.0		7	1	0	4	0	0	0	0	0	0	0	0	0	0.00	0.500				
<b>Jim Shellenback, L</b> ERA: 2.45	(8, 1)	2.0		8	3	1	1	1	0	0	0	0	0	0	0	0	4.50	1.500				
<b>Inning Stats</b>	R: 0 E: 0 K: 3 S: 10	H: 1 LOB: 1 BB: 0 P: 10	R: 1 E: 0 K: 0 S: 4	H: 2 LOB: 2 BB: 2 P: 12	R: 0 E: 0 K: 1 S: 4	H: 0 LOB: 0 BB: 1 P: 8	R: 0 E: 0 K: 1 S: 5	H: 0 LOB: 0 BB: 0 P: 5	R: 0 E: 0 K: 1 S: 6	H: 1 LOB: 2 BB: 1 P: 10	R: 0 E: 0 K: 0 S: 3	H: 0 LOB: 0 BB: 0 P: 3	R: 0 E: 0 K: 0 S: 3	H: 0 LOB: 0 BB: 0 P: 3	R: 1 E: 1 K: 0 S: 4	H: 0 LOB: 1 BB: 1 P: 8	1B: 3 2B: 1 3B: 0 HR: 0	SF: 1 SAC: 0 DP: 2 HBP: 0	WP: 1 PB: 1 SB: 0 CS: 0	PA: 35		
<b>PITCHER</b>	IP	WLS	BF	H	R	ER	SO	BB	IBB	HBP	BLK	WP	HR	S	P	ERA	WHIP					
<b>Steve Carlton, L</b> ERA: 1.16	(1, 1)	9.0	W	35	4	2	1	6	5	0	0	0	0	0	0	0	1.00	1.000				

St. Louis Cardinals @ Pittsburgh Pirates  
Forbes Field, Pittsburgh, PA  
Mon Apr 28 1969, 7:05 PM EDT  
Att: 3,859 - Unknown

AB 29  
R 2  
H 4  
RBI 2  
BB 5  
SO 6  
LOB 15





Batter	1	2	3	4	5	6	7	8	9	AB	R	H	RBI	BB	SO	LOB	TOP					
Lou Brock, L OBP: 0.207, SLG: 0.337 (1, 7)	F7		F9			K		E S 1B		4	0	1	0	0	1	1						
Curt Flood, R OBP: 0.303, SLG: 0.317 (1, 8)	F8			4-3 1B		K		P4		4	0	1	0	0	1	1						
Vada Pinson, L OBP: 0.337, SLG: 0.462 (1, 9)	F7			P6		F8		P6		4	0	0	0	0	0	2						
Joe Torre, R OBP: 0.306, SLG: 0.421 Jim Hicks, R (7, PR)		K		4-3			SH3-4 BB		K	2	0	0	0	1	1	1						
Steve Huntz, S OBP: 0.100, SLG: 0.100 (7, 6)				1-2			SH3-4 BB			0	0	0	0	0	0	0						
Tim McCarver, L OBP: 0.325, SLG: 0.387 (1, 2)	F8						SH3-4 BB		F7	3	1	1	1	1	0	0						
Mike Shannon, R OBP: 0.289, SLG: 0.400 (1, 5)	K					F8		SH3-4	K	3	0	0	0	0	2	0						
Julian Javier, R OBP: 0.269, SLG: 0.238 Phil Gagliano, R (7, PH)			K			P4		5-3		2	0	0	0	0	1	0	AB 30					
										1	0	0	0	0	0	3	R 1					
Dal Maxvill, R OBP: 0.329, SLG: 0.305 Bill White, L OBP: 0.200, SLG: 0.111 (7, PH)			K					K		2	0	1	0	0	1	0	H 5					
										1	0	0	0	0	1	3	RBI 1					
Dave Giusti, R OBP: 0.455, SLG: 0.444 Joe Hague, L (8, PH)									4-3	2	0	1	0	0	1	1	BB 2					
Ron Willis, R (8, 1)										1	0	0	0	0	0	0	SO 10					
										0	0	0	0	0	0	0	LOB 12					
<b>Inning Stats</b>	R: 0 E: 0 K: 0 S: 3	H: 0 LOB: 0 BB: 0 P: 3	R: 0 E: 0 K: 2 S: 7	H: 0 LOB: 0 BB: 0 P: 7	R: 0 E: 0 K: 2 S: 8	H: 1 LOB: 1 BB: 0 P: 8	R: 0 E: 0 K: 0 S: 3	H: 1 LOB: 0 BB: 0 P: 3	R: 1 E: 0 K: 1 S: 7	H: 2 LOB: 1 BB: 0 P: 7	R: 0 E: 0 K: 2 S: 7	H: 0 LOB: 0 BB: 0 P: 7	R: 0 E: 0 K: 1 S: 5	H: 0 LOB: 3 BB: 2 P: 13	R: 0 E: 0 K: 0 S: 4	H: 1 LOB: 1 BB: 0 P: 4	R: 0 E: 0 K: 2 S: 7	H: 0 LOB: 0 BB: 0 P: 7	1B: 3 2B: 2 3B: 0 HR: 1	SF: 0 SAC: 1 DP: 1 HBP: 0	WP: 0 PB: 0 SB: 1 CS: 0	PA: 33
<b>PITCHER</b> Jim Bunning, R ERA: 3.13 (1, 1)	IP: 9.0 WLS: W BF: 33	H: 5 R: 1 ER: 1 SO: 10	BB: 2 IBB: 0 HBP: 0 BLK: 0	WP: 0 HR: 1 S: 51 P: 59	ERA: 1.00 WHIP: 0.778	<b>PITCHER</b> IP: WLS: BF: H: R: ER: SO: BB: IBB: HBP: BLK: WP: HR: S: P: ERA: WHIP																

St. Louis Cardinals @ Pittsburgh Pirates  
Forbes Field, Pittsburgh, PA  
Wed Apr 30 1969, 7:05 PM EDT  
Unknown

AB	30
R	1
H	5
RBI	1
BB	2
SO	10
LOB	12




Batter	1	2	3	4	5	6	7	8	9	AB	R	H	RBI	BB	SO	LOB	BOTTOM			
Matty Alou, L OBP: 0.435, SLG: 0.506 (1, 8)	2B 1B		FC3-6 1B		F9		FC1-5-6 1B			4	0	3	0	0	0	0				
Richie Hebner, L OBP: 0.446, SLG: 0.396 (1, 5)	1-3 2B		FC3-6 1B 1-2		WP 2B BB		FC1-6			3	1	1	0	1	0	2				
Willie Stargell, L OBP: 0.385, SLG: 0.586 (1, 7)	K		1-3 1B		F2		FC1-6			4	0	1	0	0	1	4				
Al Oliver, L OBP: 0.341, SLG: 0.450 Ron Davis, R OBP: 0.366, SLG: 0.375 (8, 9)	K		K		2H 2B 2B		K			4	1	1	1	0	3	5				
										0	0	0	0	0	0	0				
Manny Sanguillen, R OBP: 0.423, SLG: 0.500 (1, 2)	6-3			4-3				K		4	0	1	1	0	1	2				
Bob Robertson, R OBP: 0.260, SLG: 0.273 (1, 3)		K			F8		K		K	4	0	0	0	0	3	1				
Bill Mazerowski, R OBP: 0.232, SLG: 0.253 (1, 4)		P3						K		4	0	1	0	0	1	0				
Freddie Patek, R OBP: 0.347, SLG: 0.273 (1, 6)		F8						K		3	0	1	0	0	0	0				
Jim Bunning, R (1, 1)			6-3		6-3					3	0	0	0	0	0	2				
<b>Inning Stats</b>	R: 0 E: 0 K: 2 S: 9	H: 2 LOB: 2 BB: 0 P: 9	R: 0 E: 0 K: 1 S: 5	H: 0 LOB: 0 BB: 0 P: 5	R: 0 E: 0 K: 1 S: 7	H: 2 LOB: 2 BB: 0 P: 7	R: 0 E: 0 K: 0 S: 5	H: 2 LOB: 2 BB: 0 P: 5	R: 2 E: 0 K: 1 S: 7	H: 2 LOB: 1 BB: 1 P: 11	R: 0 E: 0 K: 0 S: 3	H: 0 LOB: 0 BB: 0 P: 3	R: 0 E: 0 K: 1 S: 6	H: 1 LOB: 1 BB: 0 P: 6	R: 0 E: 0 K: 3 S: 9	H: 0 LOB: 0 BB: 0 P: 9	1B: 6 2B: 3 3B: 0 HR: 0	SF: 0 SAC: 0 DP: 0 HBP: 0	WP: 1 PB: 0 SB: 0 CS: 0	PA: 34
<b>PITCHER</b> Dave Giusti, R ERA: 1.93 Ron Willis, R ERA: 2.16 (8, 1)	IP: 7.0 WLS: L BF: 31	H: 9 R: 2 ER: 2 SO: 6	BB: 1 IBB: 0 HBP: 0 BLK: 0	WP: 0 HR: 0 S: 46 P: 46	ERA: 2.57 WHIP: 1.429	<b>PITCHER</b> IP: WLS: BF: H: R: ER: SO: BB: IBB: HBP: BLK: WP: HR: S: P: ERA: WHIP														


St. Louis Cardinals @ Pittsburgh Pirates  
Forbes Field, Pittsburgh, PA  
Wed Apr 30 1969, 7:05 PM EDT  
Unknown

AB	33
R	2
H	9
RBI	2
BB	1
SO	9
LOB	16

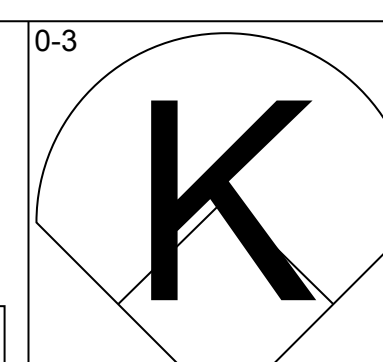
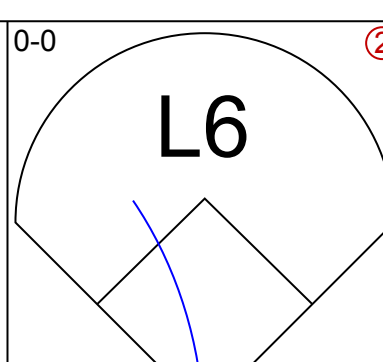
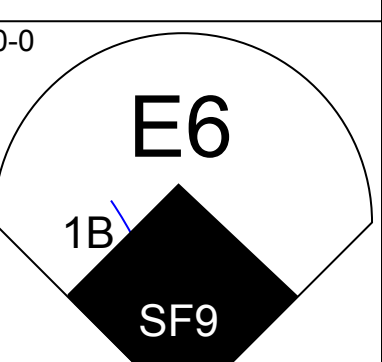
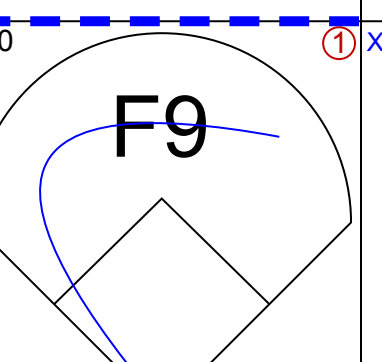
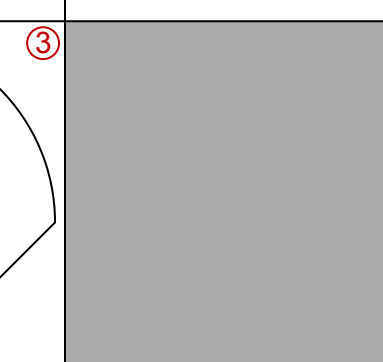
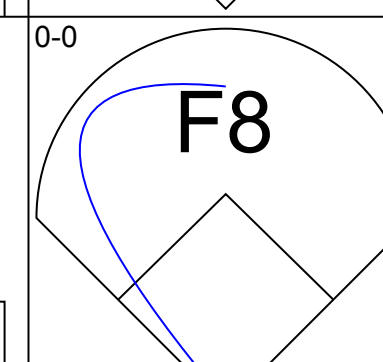
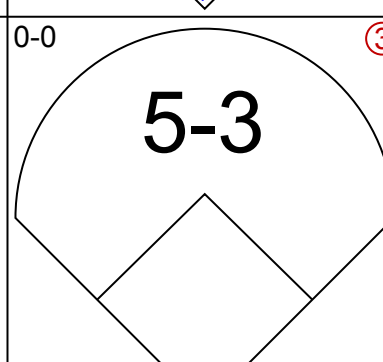
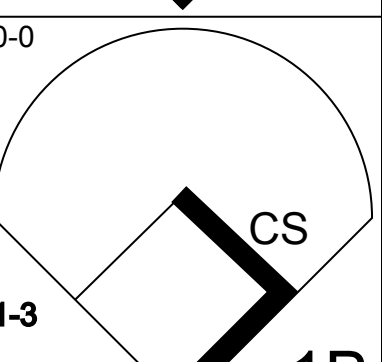
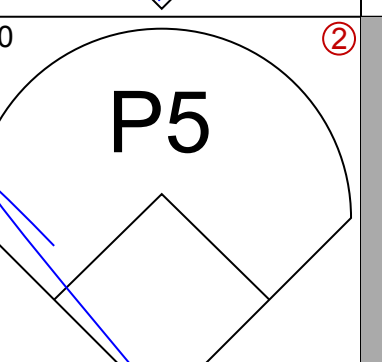
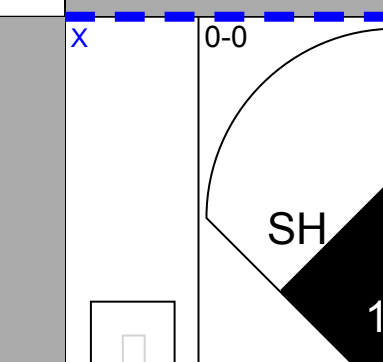
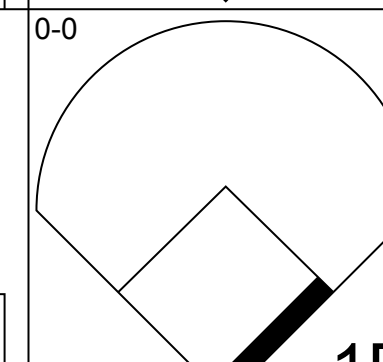
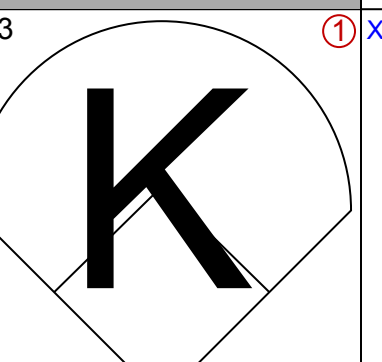
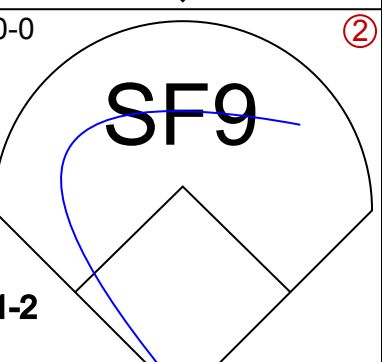
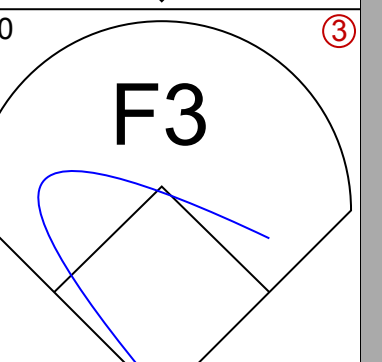
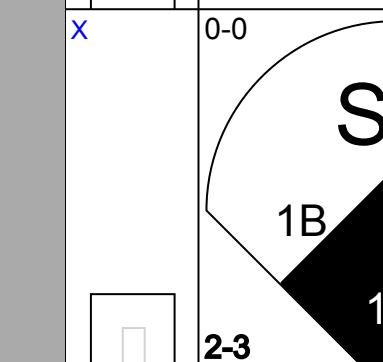
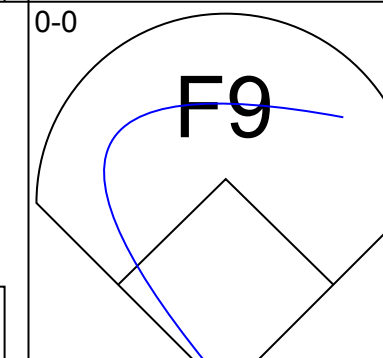
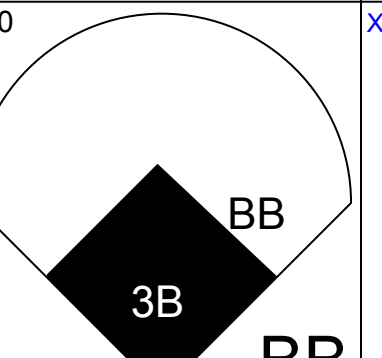
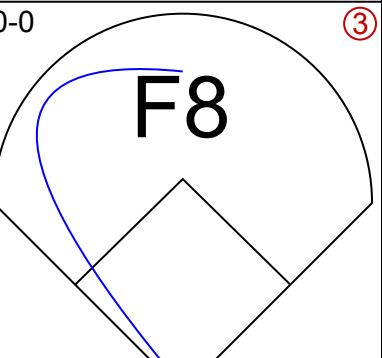
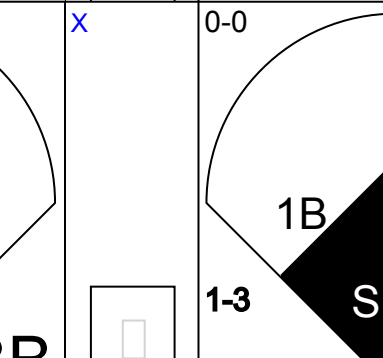
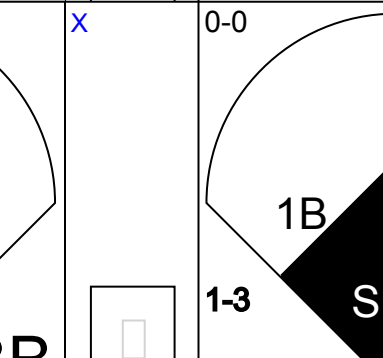
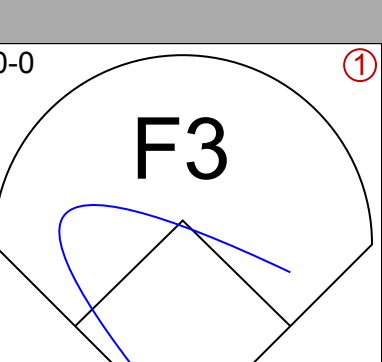
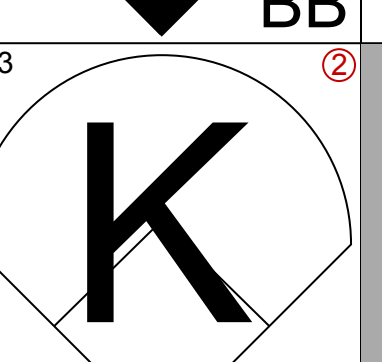
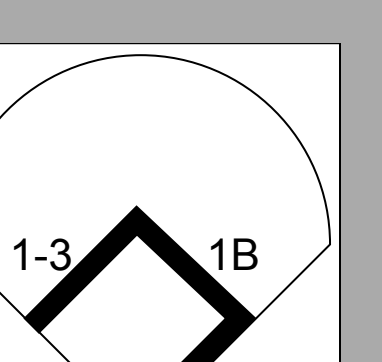
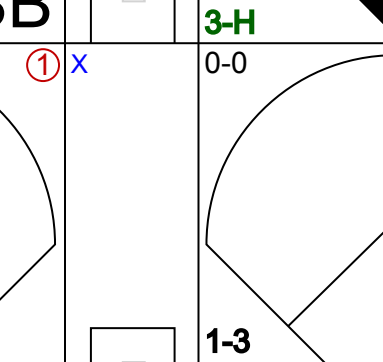
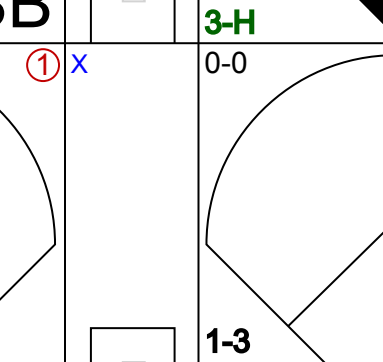
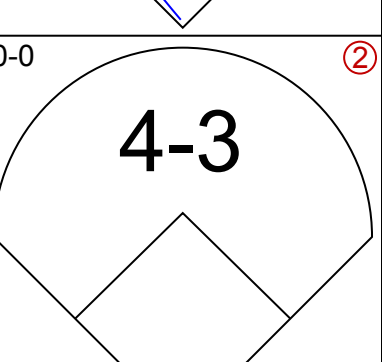
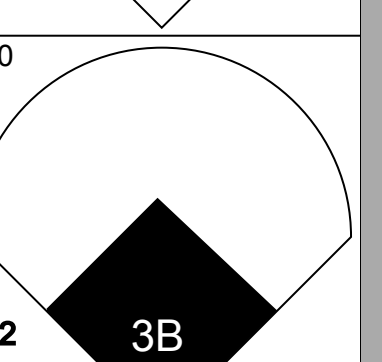
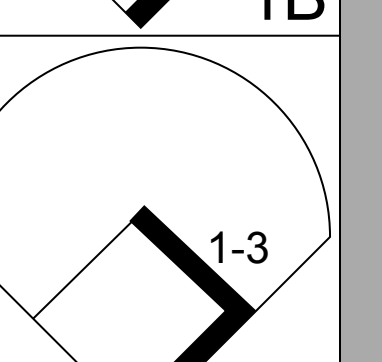
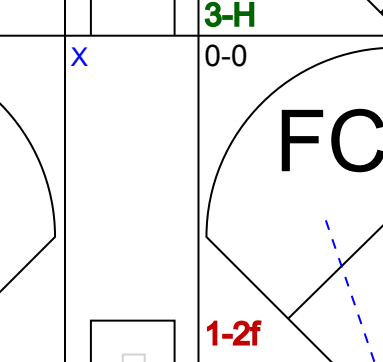
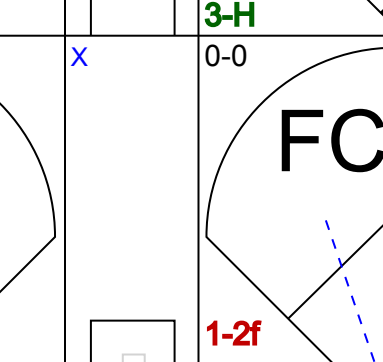
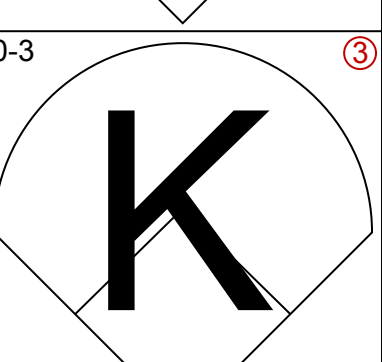
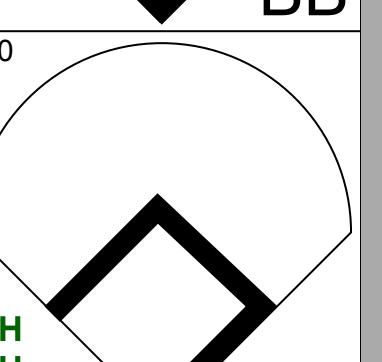
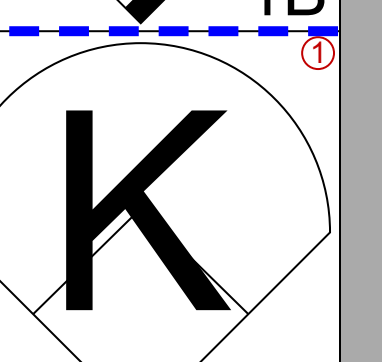
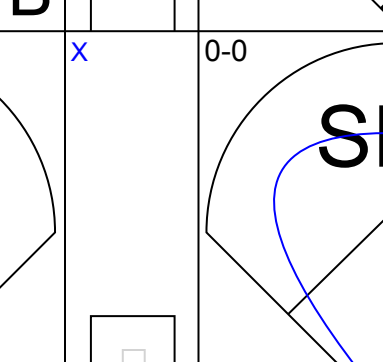
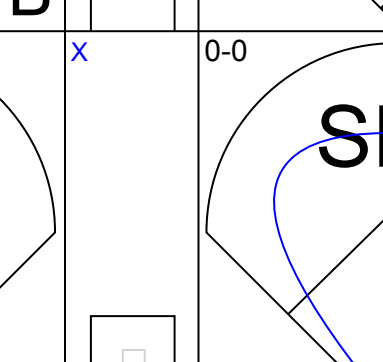
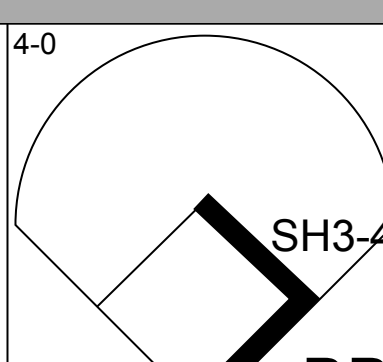
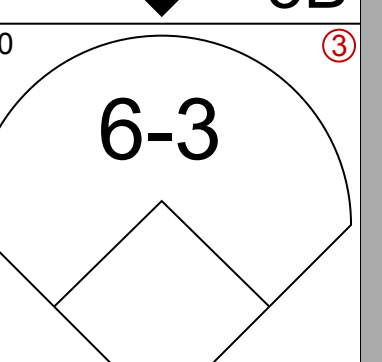
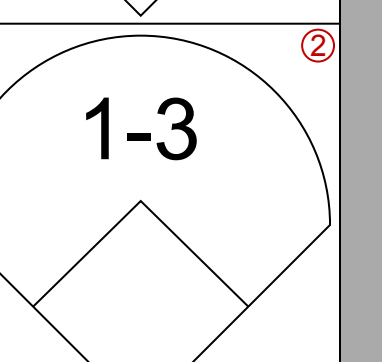
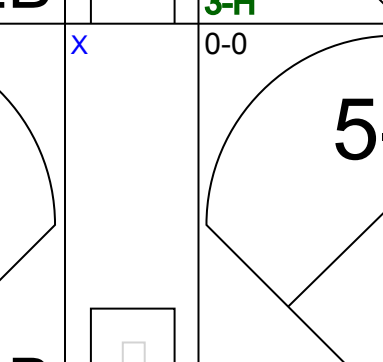
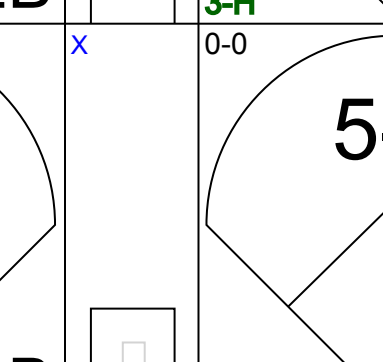
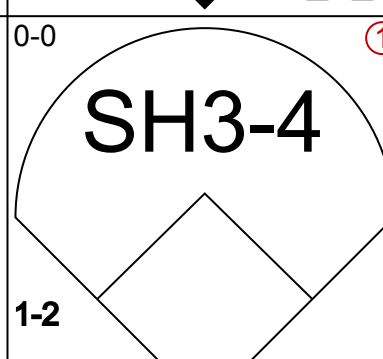
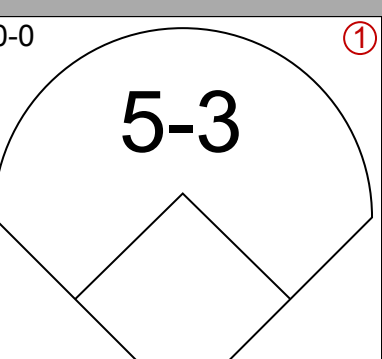
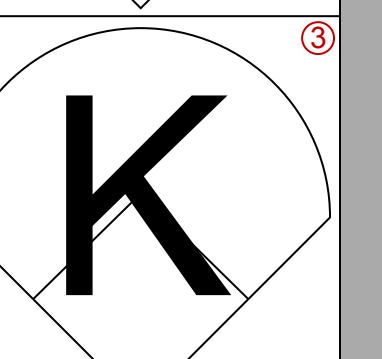
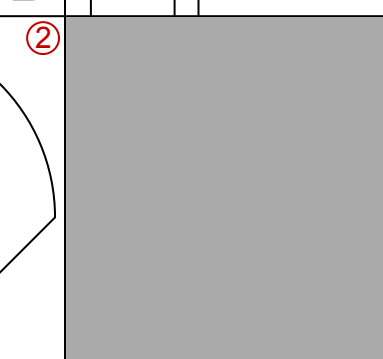


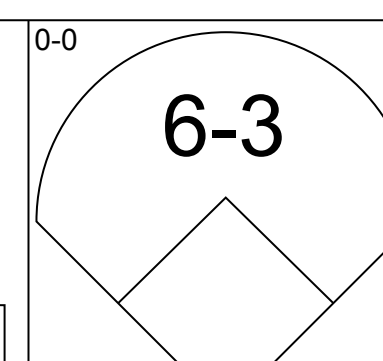
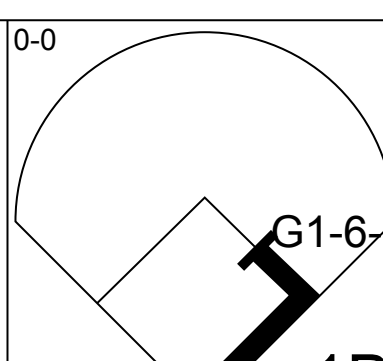
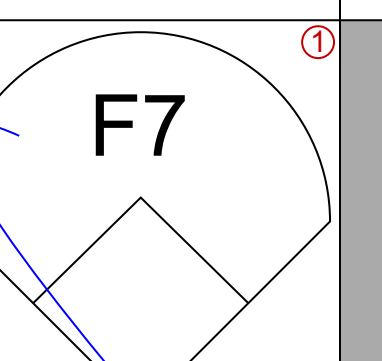
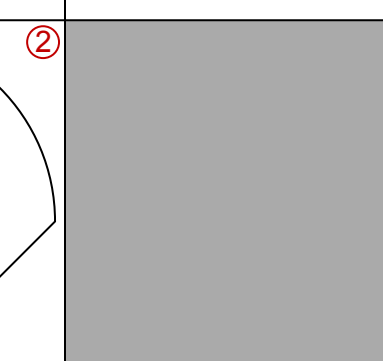
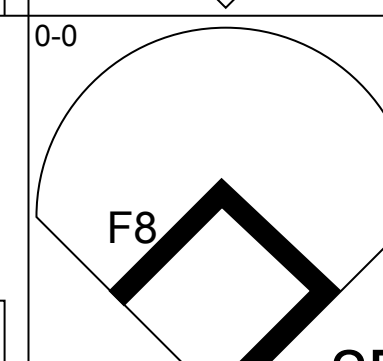
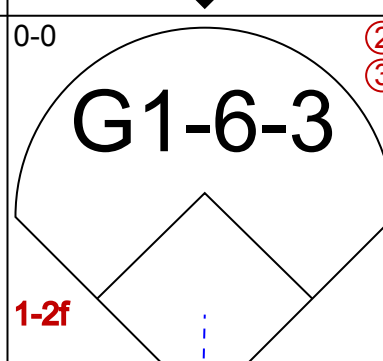
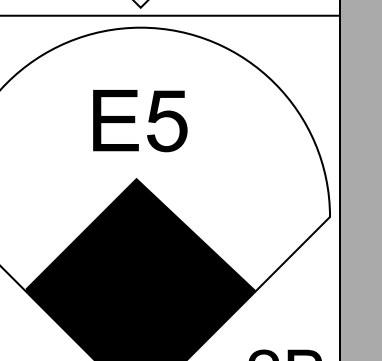
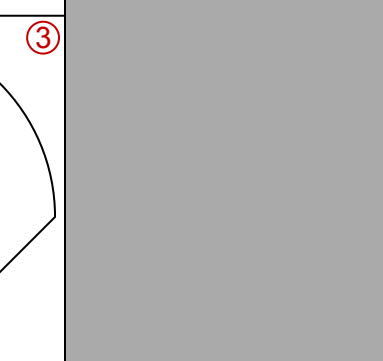
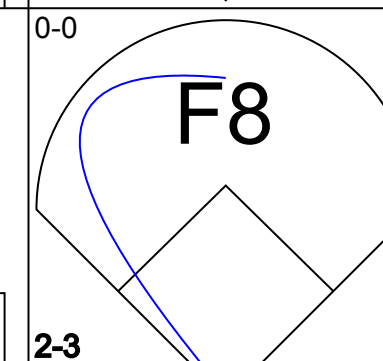
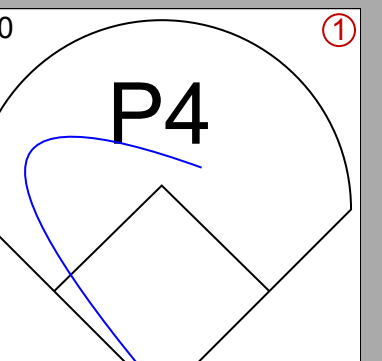
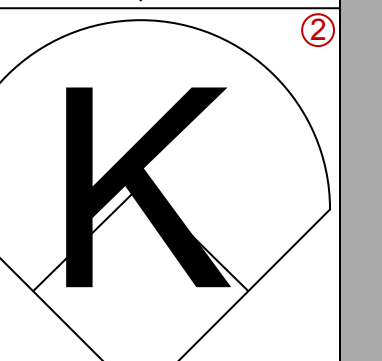
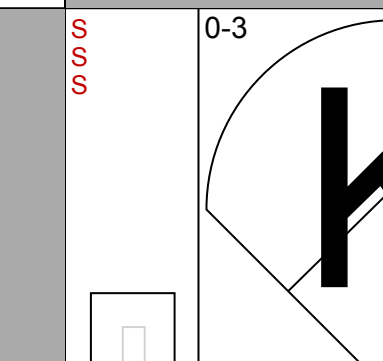
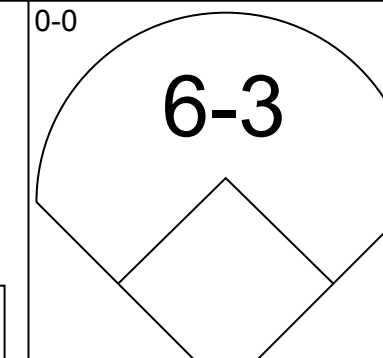
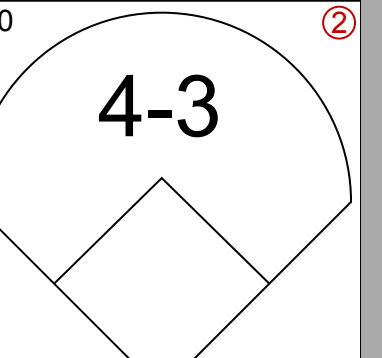
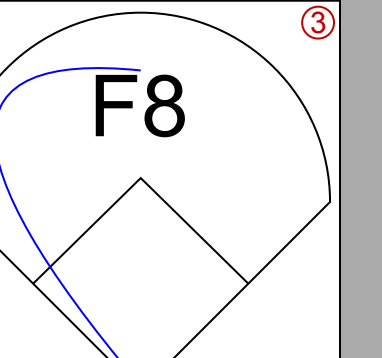
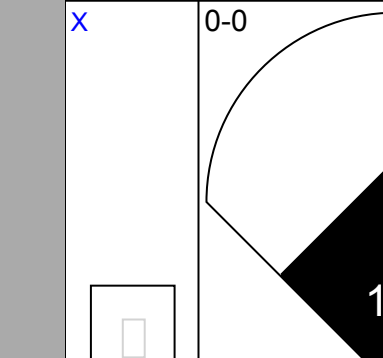
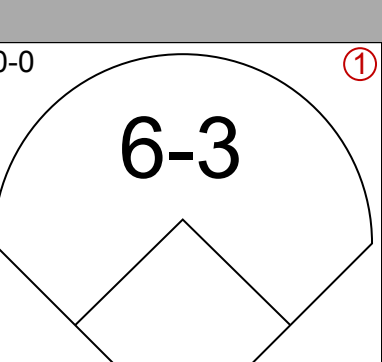
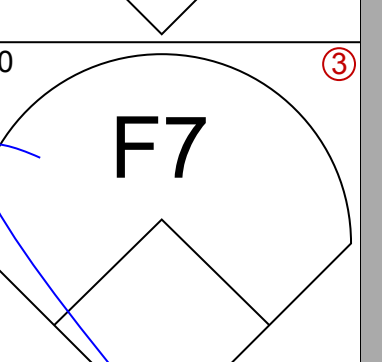
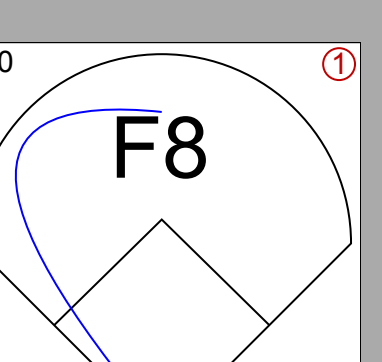
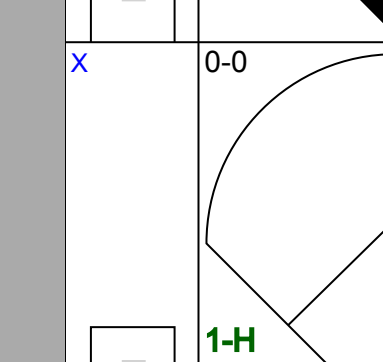
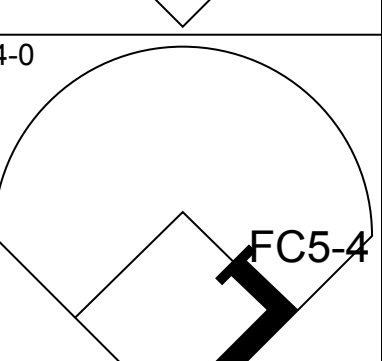
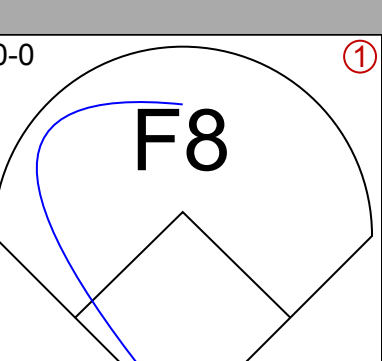
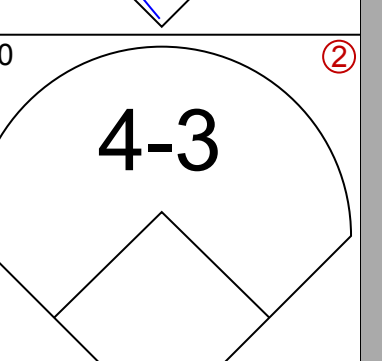
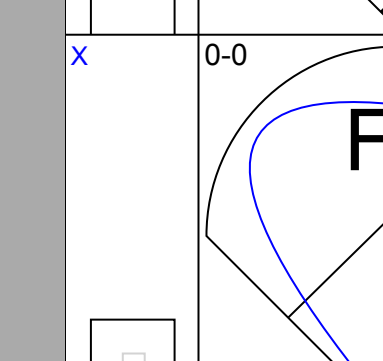
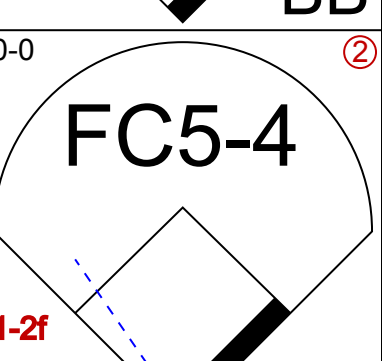
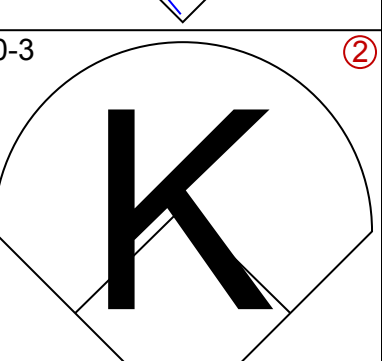
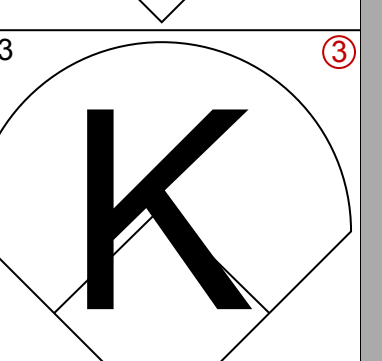
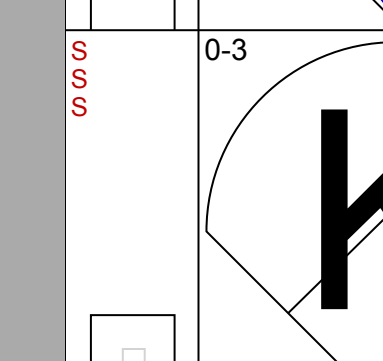
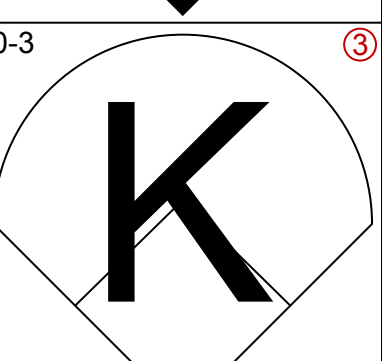
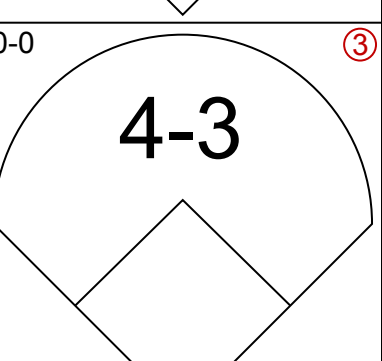
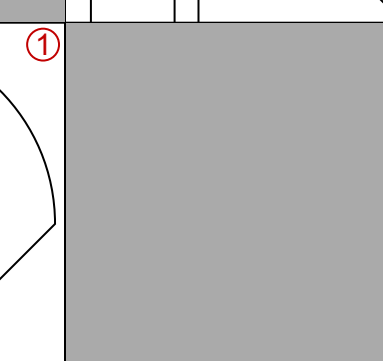
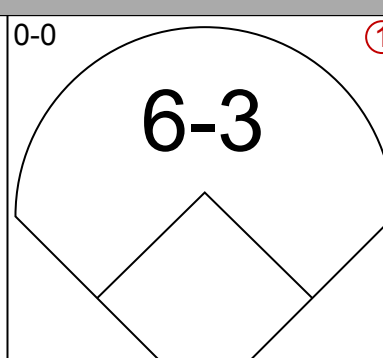
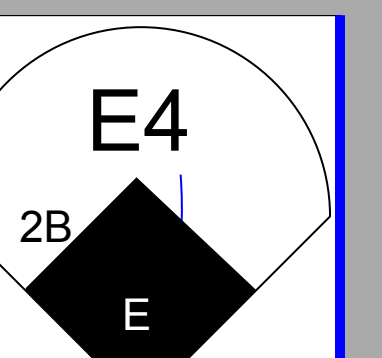
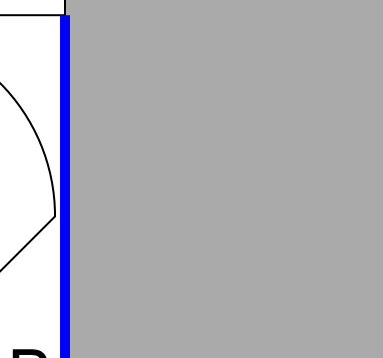


Batter	1	2	3	4	5	6	7	8	9	AB	R	H	RBI	BB	SO	LOB	TOP										
<b>Lou Brock, L</b> OBP: 0.228, SLG: 0.363 (1, 7)	L6		2-3	1B			L1-3 1B 2B		G5-4-3 1B	5	1	3	2	0	0	0	<b>St. Louis Cardinals @ Pittsburgh Pirates</b> Forbes Field, Pittsburgh, PA Wed Apr 30 1969, 7:05 PM EDT Att: 10,895 - Unknown  <b>AB 37</b> <b>R 8</b> <b>H 12</b> <b>RBI 8</b> <b>BB 4</b> <b>SO 9</b> <b>LOB 14</b> 										
<b>Curt Flood, R</b> OBP: 0.296, SLG: 0.310 (1, 8)	BLK 1B 1B		1-3	F8			L1-3		G5-4-3 1-2	5	1	1	0	0	0	3											
<b>Vada Pinson, L</b> OBP: 0.352, SLG: 0.463 (1, 9)	1-H 1B			1-3	K		1B IBB		WP 2B 1B	4	1	2	1	1	1	0											
<b>Joe Torre, R</b> OBP: 0.322, SLG: 0.481 (1, 3)	K			HR	5-3		1-2 3-H 1B		1-H 2B	5	1	3	3	0	1	0											
<b>Tim McCarver, L</b> OBP: 0.330, SLG: 0.372 (1, 2)		FC5-4 BB		1B FC4-6 BB	K		F8		K	3	1	0	0	2	2	3											
<b>Mike Shannon, R</b> OBP: 0.287, SLG: 0.393 (1, 5)	F9			FC4-6 1B			K		K	4	0	1	0	0	2	3											
<b>Phil Gagliano, R</b> OBP: 0.333, SLG: 0.143 (1, 4)	F9			FC4-6 1B 1-2 3-H			1B		6-3	4	1	1	1	0	0	2											
<b>Dal Maxvill, R</b> OBP: 0.324, SLG: 0.290 (1, 6)	FC5-4 1-2			1B 1B BB			K		1-3	3	1	0	0	1	1	2											
<b>Bob Gibson, R</b> OBP: 0.250, SLG: 0.313 (1, 1)			5-3	1-3 2-H 1B 1B			K		K	4	1	1	1	0	2	1											
<b>Inning Stats</b>	R: 1 E: 0 K: 1 S: 6	H: 2 LOB: 0 BB: 0 P: 6	R: 0 E: 0 K: 0 S: 3	H: 0 LOB: 1 BB: 1 P: 7	R: 0 E: 0 K: 0 S: 3	H: 0 LOB: 0 BB: 0 P: 3	R: 5 E: 0 K: 0 S: 7	H: 4 LOB: 1 BB: 2 P: 15	R: 0 E: 0 K: 2 S: 7	H: 1 LOB: 1 BB: 0 P: 10	R: 1 E: 0 K: 1 S: 7	H: 2 LOB: 2 BB: 1 P: 11	R: 0 E: 0 K: 1 S: 5	H: 0 LOB: 0 BB: 0 P: 5	R: 1 E: 0 K: 1 S: 7	H: 3 LOB: 1 BB: 0 P: 7	1B: 9 2B: 2 3B: 0 HR: 1	SF: 0 SAC: 0 DP: 1 HBP: 0	WP: 1 PB: 0 SB: 1 CS: 0	PA: 41							
<b>PITCHER</b>	IP	WLS	BF	H	R	ER	SO	BB	IBB	HBP	BLK	WP	HR	S	P	ERA	WHIP										
<b>Steve Blass, R</b> ERA: 5.76 (1, 1)	3.2	L	18	5	6	6	1	3	0	0	1	0	1	17	29	14.73	2.182										
<b>Bruce Dal Canton, R</b> ERA: 0.71 (4, 1)	1.1		5	1	0	0	2	0	0	0	0	0	0	9	9	0.00	0.750										
<b>Ron Kline, R</b> ERA: 1.08 (6, 1)	2.0		10	3	1	1	4	0	1	0	0	0	0	17	21	4.50	1.500										
<b>Luke Walker, L</b> ERA: 3.12 (8, 1)	2.0		8	3	1	1	2	0	0	0	0	1	0	12	12	4.50	1.500										

Batter	1	2	3	4	5	6	7	8	9	AB	R	H	RBI	BB	SO	LOB	BOTTOM										
<b>Matty Alou, L</b> OBP: 0.427, SLG: 0.494 (1, 8)	F8						F3			4	0	1	0	0	0	1	<b>St. Louis Cardinals @ Pittsburgh Pirates</b> Forbes Field, Pittsburgh, PA Wed Apr 30 1969, 7:05 PM EDT Att: 10,895 - Unknown  <b>AB 32</b> <b>R 1</b> <b>H 4</b> <b>RBI 1</b> <b>BB 4</b> <b>SO 8</b> <b>LOB 14</b> 										
<b>Luke Walker, L</b> (8, 1)				2-3			1B			0	0	0	0	0	0	0											
<b>Richie Hebner, L</b> OBP: 0.417, SLG: 0.365 (1, 5)	4-3			K			F8		3-1	4	0	0	0	0	1	3											
<b>Willie Stargell, L</b> OBP: 0.376, SLG: 0.562 (1, 7)	K			FC6-4 1B BB			K		L3	3	0	0	0	1	2	0											
<b>Al Oliver, L</b> OBP: 0.313, SLG: 0.409 (1, 9)		K		P5			P6		F8	4	0	0	0	0	1	1											
<b>Jerry May, R</b> OBP: 0.306, SLG: 0.456 (1, 2)		K		FC6-4 1B			2B		F2	4	0	2	0	0	1	0											
<b>Bill Mazaroski, R</b> OBP: 0.244, SLG: 0.247 (1, 4)	F8			FC6-4 1-2 2-3			BB		1B FC5-4 BB	2	1	0	0	2	0	2											
<b>Bob Robertson, R</b> OBP: 0.259, SLG: 0.271 (1, 3)			P3	K			P3		FC5-4 1B	4	0	1	0	0	1	4											
<b>Freddie Patek, R</b> OBP: 0.342, SLG: 0.261 (1, 6)			E S BB				K		FC5-4 1-2 3-H	3	0	0	1	1	1	1											
<b>Steve Blass, R</b> OBP: 0.233, SLG: 0.592 (1, 1)				F4			P4		K	1	0	0	0	0	0	1											
<b>Carl Taylor, R</b> OBP: 0.340, SLG: 0.333 (5, PH)							F9			0	0	0	0	0	0	0											
<b>Ron Kline, R</b> (8, 1)										0	0	0	0	0	0	0											
<b>Gary Kolb, L</b> (7, PH)										1	0	0	0	0	0	0											
<b>Ron Davis, R</b> OBP: 0.300, SLG: 0.300 (8, 8)										1	0	0	0	0	1	1											
<b>Inning Stats</b>	R: 0 E: 0 K: 1 S: 5	H: 0 LOB: 0 BB: 0 P: 5	R: 0 E: 0 K: 2 S: 7	H: 0 LOB: 0 BB: 0 P: 7	R: 0 E: 1 K: 1 S: 6	H: 0 LOB: 2 BB: 1 P: 10	R: 0 E: 0 K: 1 S: 6	H: 1 LOB: 2 BB: 1 P: 10	R: 0 E: 0 K: 1 S: 6	H: 1 LOB: 2 BB: 1 P: 10	R: 0 E: 0 K: 0 S: 3	H: 0 LOB: 0 BB: 0 P: 3	R: 0 E: 0 K: 0 S: 3	H: 0 LOB: 0 BB: 0 P: 3	R: 1 E: 0 K: 1 S: 6	H: 1 LOB: 1 BB: 1 P: 10	1B: 3 2B: 1 3B: 0 HR: 0	SF: 0 SAC: 0 DP: 0 HBP: 0	WP: 0 PB: 0 SB: 1 CS: 0	PA: 36							
<b>PITCHER</b>	IP	WLS	BF	H	R	ER	SO	BB	IBB	HBP	BLK	WP	HR	S	P	ERA	WHIP										
<b>Bob Gibson, R</b> ERA: 2.36 (1, 1)	9.0	W	36	4	1	1	8	4	0	0	0	0	0	48	64	1.00	0.889										



Batter	1	2	3	4	5	6	7	8	9	AB	R	H	RBI	BB	SO	LOB	TOP					
Lou Brock, L OBP: 0.216, SLG: 0.344 (1, 7)										5	1	0	0	0	1	2	<b>St. Louis Cardinals @ Pittsburgh Pirates</b> Forbes Field, Pittsburgh, PA Thu May 01 1969, 7:05 PM EDT Att: 7,043 - Unknown					
Julian Javier, R OBP: 0.278, SLG: 0.265 (1, 4)										5	1	2	0	0	0	1						
Curt Flood, R OBP: 0.296, SLG: 0.311 (1, 8)										3	1	1	1	0	1	0						
Joe Torre, R OBP: 0.337, SLG: 0.476 (1, 3)										3	3	1	1	1	0	2						
Mike Shannon, R OBP: 0.293, SLG: 0.393 (1, 5)										5	0	2	1	0	1	2						
Tim McCarver, L OBP: 0.344, SLG: 0.378 (1, 2)										4	2	2	0	1	0	2						
Jim Hicks, R OBP: 0.250, SLG: 0.750 Vada Pinson, L OBP: 0.355, SLG: 0.482 (8, PH) (8, 9)										3	0	1	2	0	2	2						
Dal Maxvill, R OBP: 0.329, SLG: 0.288 (1, 6)										4	0	1	1	1	0	4						
Nelson Briles, R OBP: 0.100, SLG: 0.100 (1, 1)										3	0	0	0	0	2	3						
<b>Inning Stats</b>	R: 0 E: 0 K: 1 S: 6	H: 1 LOB: 1 BB: 0 P: 6	R: 0 E: 0 K: 1 S: 5	H: 0 LOB: 0 BB: 0 P: 5	R: 0 E: 0 K: 0 S: 3	H: 0 LOB: 1 BB: 1 P: 7	R: 2 E: 0 K: 2 S: 8	H: 1 LOB: 1 BB: 2 P: 16	R: 1 E: 1 K: 0 S: 5	H: 1 LOB: 1 BB: 0 P: 5	R: 0 E: 0 K: 2 S: 9	H: 2 LOB: 2 BB: 0 P: 9	R: 0 E: 0 K: 0 S: 3	H: 0 LOB: 0 BB: 0 P: 3	R: 3 E: 0 K: 1 S: 8	H: 3 LOB: 1 BB: 0 P: 12		R: 3 E: 1 K: 0 S: 7	H: 3 LOB: 1 BB: 0 P: 7	1B: 8 2B: 2 3B: 1 HR: 0	SF: 2 SAC: 2 DP: 0 HBP: 0	WP: 0 PB: 0 SB: 0 CS: 1
<b>PITCHER</b>	IP WLS BF H R ER SO BB IBB HBP BLK WP HR S P ERA WHIP																					
Bob Veale, L ERA: 5.47 (1, 1)	5.0 L 24 5 3 2 4 3 0 0 0 0 0 0 29 41 3.60 1.600																					
Chuck Hartenstein, R ERA: 0.82 (6, 1)	1.0 3 3 0 0 2 0 0 0 0 0 0 0 7 7 0.00 0.000																					
Bruce Dal Canton, R ERA: 2.45 (7, 1)	2.0 10 3 3 3 1 1 0 0 0 0 0 0 11 15 13.50 2.000																					
Jim Shellenback, L ERA: 3.0 (9, 1)	1.0 7 3 3 1 0 0 0 0 0 0 0 0 7 7 9.00 3.000																					

Batter	1	2	3	4	5	6	7	8	9	AB	R	H	RBI	BB	SO	LOB	BOTTOM			
Matty Alou, L OBP: 0.420, SLG: 0.484 (1, 8)										4	0	1	0	0	0	2	<b>St. Louis Cardinals @ Pittsburgh Pirates</b> Forbes Field, Pittsburgh, PA Thu May 01 1969, 7:05 PM EDT Att: 7,043 - Unknown			
Richie Hebner, L OBP: 0.422, SLG: 0.411 (1, 5)										4	1	2	0	0	0	2				
Willie Stargell, L OBP: 0.360, SLG: 0.532 (1, 7)										4	0	0	0	0	2	1				
Manny Sanguillen, R OBP: 0.400, SLG: 0.467 (1, 2)										4	1	1	0	0	0	1				
Al Oliver, L OBP: 0.308, SLG: 0.396 (1, 9)										4	0	1	1	0	0	0				
Bill Mazerowski, R OBP: 0.283, SLG: 0.247 Jose Martinez, R (5, 4)										0	0	0	0	1	0	0				
Bob Robertson, R OBP: 0.241, SLG: 0.250 (1, 3)										4	0	0	0	0	3	2				
Freddie Patek, R OBP: 0.329, SLG: 0.250 (1, 6)										3	0	0	0	0	1	1				
Bob Veale, S Chuck Hartenstein, R Gary Kolb, L Bruce Dal Canton, R Carl Taylor, R Jim Shellenback, L (1, 1) (6, 1) (6, PH) (7, 1) (8, PH) (9, 1)										1	0	0	0	0	0	0				
<b>Inning Stats</b>	R: 0 E: 0 K: 0 S: 4	H: 1 LOB: 1 BB: 0 P: 4	R: 0 E: 0 K: 1 S: 5	H: 0 LOB: 1 BB: 1 P: 9	R: 0 E: 0 K: 0 S: 3	H: 0 LOB: 0 BB: 0 P: 3	R: 0 E: 0 K: 0 S: 3	H: 0 LOB: 0 BB: 0 P: 3	R: 0 E: 2 K: 1 S: 7	H: 1 LOB: 0 BB: 0 P: 7	R: 0 E: 0 K: 1 S: 5	H: 0 LOB: 0 BB: 0 P: 5	R: 0 E: 0 K: 0 S: 4	H: 1 LOB: 1 BB: 0 P: 4	R: 1 E: 0 K: 2 S: 9	H: 2 LOB: 1 BB: 0 P: 9		1B: 4 2B: 2 3B: 0 HR: 0	SF: 0 SAC: 0 DP: 1 HBP: 0	WP: 1 PB: 0 SB: 0 CS: 0
<b>PITCHER</b>	IP WLS BF H R ER SO BB IBB HBP BLK WP HR S P ERA WHIP																			
Nelson Briles, R ERA: 6.67 (1, 1)	9.0 W 34 6 3 1 6 1 0 0 0 0 1 0 45 49 1.00 0.778																			



Batter	1	2	3	4	5	6	7	8	9	AB	R	H	RBI	BB	SO	LOB	TOP								
Matty Alou, L OBP: 0.419, SLG: 0.500 (1, 8)										5	3	2	0	0	0	2									
Richie Hebner, L OBP: 0.420, SLG: 0.410 (1, 5)										5	0	2	2	0	0	2									
Jose Pagan, R OBP: 0.278, SLG: 0.324 Al Oliver, L OBP: 0.309, SLG: 0.380 (5, 7)										2	0	0	0	0	0	1									
Jerry May, R OBP: 0.303, SLG: 0.450 (1, 2)										3	1	1	1	0	0	0									
Carl Taylor, R OBP: 0.625, SLG: 0.500 Ron Davis, R OBP: 0.333, SLG: 0.333 (7, 9)										2	0	1	1	1	0	0									
Bob Robertson, R OBP: 0.288, SLG: 0.268 (1, 3)										4	0	2	1	0	1	2									
Freddie Patek, R OBP: 0.314, SLG: 0.237 (1, 6)										4	0	0	0	0	1	3									
Jose Martinez, R OBP: 0.091, SLG: 0.091 (1, 4)										4	1	1	0	0	1	2									
Dock Ellis, S OBP: 0.222, SLG: 0.222 (1, 1)										3	1	0	0	0	2	0									
<b>Inning Stats</b>	R: 1 E: 0 K: 0 S: 4	H: 1 LOB: 0 BB: 0 P: 4	R: 0 E: 0 K: 0 S: 3	H: 0 LOB: 1 BB: 1 P: 7	R: 1 E: 0 K: 1 S: 6	H: 2 LOB: 0 BB: 0 P: 6	R: 0 E: 0 K: 0 S: 4	H: 1 LOB: 1 BB: 0 P: 4	R: 4 E: 1 K: 1 S: 9	H: 2 LOB: 1 BB: 1 P: 13	R: 0 E: 0 K: 1 S: 5	H: 0 LOB: 0 BB: 0 P: 5	R: 0 E: 0 K: 0 S: 3	H: 0 LOB: 0 BB: 0 P: 3	R: 1 E: 0 K: 1 S: 7	H: 2 LOB: 1 BB: 0 P: 7	R: 0 E: 0 K: 1 S: 6	H: 1 LOB: 1 BB: 0 P: 6	1B: 7 2B: 2 3B: 0 HR: 0	SF: 1 SAC: 1 DP: 1 HBP: 0	WP: 3 PB: 0 CS: 0	PA: 39			
<b>PITCHER</b>	IP	WLS	BF	H	R	ER	SO	BB	IBB	HBP	BLK	WP	HR	S	P	ERA	WHIP								
Larry Jaster, L ERA: 4.13 Dan McGinn, L ERA: 2.7 Carroll Sembera, R ERA: 2.7 Steve Shea, R ERA: 2.7	(1, 1)	4.0	L	18	5	4	4	1	1	0	0	0	1	0	19	23	9.00	1.500							
	(5, 1)	0.1		2	0	0	0	0	0	0	0	0	1	0	2	2	0.00	0.000							
	(5, 1)	2.2		10	1	2	2	2	0	1	0	0	1	0	13	17	6.75	0.375							
	(8, 1)	2.0		9	3	1	1	2	0	0	0	0	0	0	13	13	4.50	1.500							

Pittsburgh Pirates @ Montreal Expos  
 Jarry Park, Montreal, QB  
 Fri May 02 1969, 7:05 PM EDT  
 Att: 11,892 - Unknown


AB 35  
 R 7  
 H 9  
 RBI 5  
 BB 2  
 SO 5  
 LOB 14



Batter	1	2	3	4	5	6	7	8	9	AB	R	H	RBI	BB	SO	LOB	BOTTOM							
Ty Cline, L OBP: 0.419, SLG: 0.250 (1, 8)										4	0	1	0	1	0	3								
Maury Wills, S OBP: 0.232, SLG: 0.184 (1, 6)										3	0	0	0	0	0	2								
Rusty Staub, L OBP: 0.423, SLG: 0.551 (1, 9)										3	0	0	0	1	0	1								
Mack Jones, L OBP: 0.413, SLG: 0.566 (1, 7)										4	1	2	0	0	0	2								
Donn Clendenon, R OBP: 0.373, SLG: 0.565 (1, 3)										4	2	2	2	0	1	2								
Coco Laboy, R OBP: 0.419, SLG: 0.619 (1, 5)										4	0	1	0	0	2	2								
Gary Sutherland, R OBP: 0.242, SLG: 0.221 (1, 4)										3	0	1	1	1	0	1								
John Bateman, R OBP: 0.247, SLG: 0.297 (1, 2)										4	0	0	0	0	0	3								
Larry Jaster, L OBP: 0.246, SLG: 0.600 Dan McGinn, L OBP: 0.200, SLG: 1.200 Carroll Sembera, R OBP: 0.333, SLG: 0.333 Floyd Wickizer, L OBP: 0.268, SLG: 0.197 Steve Shea, R OBP: 0.311, SLG: 0.300 (1, 1)	(1, 1)									1	0	0	0	0	0	0								
	(5, 1)									0	0	0	0	0	0	0								
	(5, 1)									1	0	1	0	0	0	0								
	(7, 9)									0	0	0	0	1	0	0								
	(8, 1)									0	0	0	0	0	0	0								
	(9, 9)									1	0	0	0	0	1	2								
<b>Inning Stats</b>	R: 0 E: 0 K: 0 S: 3	H: 0 LOB: 1 BB: 1 P: 7	R: 1 E: 0 K: 0 S: 4	H: 2 LOB: 0 BB: 0 P: 4	R: 0 E: 0 K: 0 S: 3	H: 0 LOB: 0 BB: 0 P: 3	R: 0 E: 0 K: 2 S: 8	H: 1 LOB: 1 BB: 0 P: 8	R: 0 E: 0 K: 0 S: 3	H: 1 LOB: 1 BB: 1 P: 7	R: 2 E: 0 K: 1 S: 7	H: 2 LOB: 0 BB: 0 P: 7	R: 0 E: 0 K: 0 S: 4	H: 1 LOB: 2 BB: 1 P: 8	R: 0 E: 0 K: 0 S: 2	H: 0 LOB: 0 BB: 1 P: 6	R: 1 E: 1 K: 1 S: 7	H: 1 LOB: 2 BB: 0 P: 7	1B: 5 2B: 2 3B: 0 HR: 1	SF: 0 SAC: 1 DP: 3 HBP: 0	WP: 0 PB: 1 CS: 0	PA: 37		
<b>PITCHER</b>	IP	WLS	BF	H	R	ER	SO	BB	IBB	HBP	BLK	WP	HR	S	P	ERA	WHIP							
Dock Ellis, R ERA: 5.22	(1, 1)	9.0	W	37	8	3	3	4	4	0	0	0	1	41	57	3.00	1.333							

Pittsburgh Pirates @ Montreal Expos  
 Jarry Park, Montreal, QB  
 Fri May 02 1969, 7:05 PM EDT  
 Att: 11,892 - Unknown

AB 32  
 R 3  
 H 8  
 RBI 3  
 BB 4  
 SO 4  
 LOB 18





Batter	1	2	3	4	5	6	7	8	9	AB	R	H	RBI	BB	SO	LOB	TOP															
Matty Alou, L OBP: 0.427, SLG: 0.500 (1, 8)										4	1	2	0	1	1	2	<b>Pittsburgh Pirates @ Montreal Expos</b> Jarry Park, Montreal, QB Sat May 03 1969, 7:05 PM EDT Att: 14,147 - Unknown															
Richie Hebner, L OBP: 0.437, SLG: 0.410 Jose Pagan, R OBP: 0.256, SLG: 0.297 (1, 5) (3, 5)										0	1	0	0	2	0	0																
Willie Stargell, L OBP: 0.374, SLG: 0.531 (1, 7)										4	0	2	0	1	1	3																
Al Oliver, L OBP: 0.317, SLG: 0.358 (1, 3)										3	0	0	1	0	2	4																
Carl Taylor, R OBP: 0.455, SLG: 0.375 Ron Davis, R OBP: 0.318, SLG: 0.316 (1, 9) (6, 9)										2	0	0	1	0	0	1																
Jerry May, R OBP: 0.300, SLG: 0.438 (1, 2)										4	1	1	0	0	0	2																
Freddie Patek, R OBP: 0.311, SLG: 0.238 (1, 6)										4	0	1	0	0	1	2																
Jose Martinez, R OBP: 0.133, SLG: 0.133 (1, 4)										4	1	1	0	0	1	2																
Bob Moose, R OBP: 0.231, SLG: 0.091 Chuck Hartenstein, R (8, 1)										2	0	0	0	0	1	0																
<b>Inning Stats</b>	R: 2 E: 0 K: 0 S: 5	H: 2 LOB: 2 BB: 1 P: 10	R: 0 E: 0 K: 0 S: 4	H: 1 LOB: 2 BB: 1 P: 8	R: 0 E: 0 K: 2 S: 2	H: 0 LOB: 0 BB: 0 P: 3	R: 0 E: 0 K: 1 S: 7	H: 0 LOB: 1 BB: 1 P: 9	R: 0 E: 0 K: 1 S: 6	H: 1 LOB: 1 BB: 0 P: 6	R: 0 E: 0 K: 0 S: 3	H: 0 LOB: 0 BB: 0 P: 3	R: 0 E: 0 K: 3 S: 10	H: 1 LOB: 2 BB: 1 P: 14	1B: 7 2B: 0 3B: 0 HR: 0	SF: 1 SAC: 1 DP: 1 HBP: 2	WP: 1 PB: 2 CS: 0	PA: 40														
<b>PITCHER</b>	IP WLS BF H R ER SO BB IBB HBP BLK WP HR S P ERA WHIP	IP WLS BF H R ER SO BB IBB HBP BLK WP HR S P ERA WHIP	IP WLS BF H R ER SO BB IBB HBP BLK WP HR S P ERA WHIP	IP WLS BF H R ER SO BB IBB HBP BLK WP HR S P ERA WHIP	IP WLS BF H R ER SO BB IBB HBP BLK WP HR S P ERA WHIP	IP WLS BF H R ER SO BB IBB HBP BLK WP HR S P ERA WHIP	IP WLS BF H R ER SO BB IBB HBP BLK WP HR S P ERA WHIP	IP WLS BF H R ER SO BB IBB HBP BLK WP HR S P ERA WHIP	IP WLS BF H R ER SO BB IBB HBP BLK WP HR S P ERA WHIP	IP WLS BF H R ER SO BB IBB HBP BLK WP HR S P ERA WHIP	IP WLS BF H R ER SO BB IBB HBP BLK WP HR S P ERA WHIP	IP WLS BF H R ER SO BB IBB HBP BLK WP HR S P ERA WHIP	IP WLS BF H R ER SO BB IBB HBP BLK WP HR S P ERA WHIP	IP WLS BF H R ER SO BB IBB HBP BLK WP HR S P ERA WHIP	IP WLS BF H R ER SO BB IBB HBP BLK WP HR S P ERA WHIP	IP WLS BF H R ER SO BB IBB HBP BLK WP HR S P ERA WHIP	IP WLS BF H R ER SO BB IBB HBP BLK WP HR S P ERA WHIP	IP WLS BF H R ER SO BB IBB HBP BLK WP HR S P ERA WHIP														
Carl Morton, R ERA: 5.4 (1, 1)	1.2 L 11 3 2 2 0	6.1 24 3 2 1 6	1.0 5 1 0 0 3	1.2 L 11 3 2 2 0	6.1 24 3 2 1 6	1.0 5 1 0 0 3	1.2 L 11 3 2 2 0	6.1 24 3 2 1 6	1.0 5 1 0 0 3	1.2 L 11 3 2 2 0	6.1 24 3 2 1 6	1.0 5 1 0 0 3	1.2 L 11 3 2 2 0	6.1 24 3 2 1 6	1.0 5 1 0 0 3	1.2 L 11 3 2 2 0	6.1 24 3 2 1 6	1.0 5 1 0 0 3	1.2 L 11 3 2 2 0	6.1 24 3 2 1 6	1.0 5 1 0 0 3	1.2 L 11 3 2 2 0	6.1 24 3 2 1 6	1.0 5 1 0 0 3	1.2 L 11 3 2 2 0	6.1 24 3 2 1 6	1.0 5 1 0 0 3	1.2 L 11 3 2 2 0	6.1 24 3 2 1 6	1.0 5 1 0 0 3		
Dan McGinn, L ERA: 2.29 (2, 1)	6.1 24 3 2 1 6	1.0 5 1 0 0 3	1.2 L 11 3 2 2 0	6.1 24 3 2 1 6	1.0 5 1 0 0 3	1.2 L 11 3 2 2 0	6.1 24 3 2 1 6	1.0 5 1 0 0 3	1.2 L 11 3 2 2 0	6.1 24 3 2 1 6	1.0 5 1 0 0 3	1.2 L 11 3 2 2 0	6.1 24 3 2 1 6	1.0 5 1 0 0 3	1.2 L 11 3 2 2 0	6.1 24 3 2 1 6	1.0 5 1 0 0 3	1.2 L 11 3 2 2 0	6.1 24 3 2 1 6	1.0 5 1 0 0 3	1.2 L 11 3 2 2 0	6.1 24 3 2 1 6	1.0 5 1 0 0 3	1.2 L 11 3 2 2 0	6.1 24 3 2 1 6	1.0 5 1 0 0 3	1.2 L 11 3 2 2 0	6.1 24 3 2 1 6	1.0 5 1 0 0 3	1.2 L 11 3 2 2 0	6.1 24 3 2 1 6	1.0 5 1 0 0 3
Roy Face, R ERA: (9, 1)	1.0 5 1 0 0 3	1.2 L 11 3 2 2 0	6.1 24 3 2 1 6	1.0 5 1 0 0 3	1.2 L 11 3 2 2 0	6.1 24 3 2 1 6	1.0 5 1 0 0 3	1.2 L 11 3 2 2 0	6.1 24 3 2 1 6	1.0 5 1 0 0 3	1.2 L 11 3 2 2 0	6.1 24 3 2 1 6	1.0 5 1 0 0 3	1.2 L 11 3 2 2 0	6.1 24 3 2 1 6	1.0 5 1 0 0 3	1.2 L 11 3 2 2 0	6.1 24 3 2 1 6	1.0 5 1 0 0 3	1.2 L 11 3 2 2 0	6.1 24 3 2 1 6	1.0 5 1 0 0 3	1.2 L 11 3 2 2 0	6.1 24 3 2 1 6	1.0 5 1 0 0 3	1.2 L 11 3 2 2 0	6.1 24 3 2 1 6	1.0 5 1 0 0 3	1.2 L 11 3 2 2 0	6.1 24 3 2 1 6	1.0 5 1 0 0 3	

Batter	1	2	3	4	5	6	7	8	9	AB	R	H	RBI	BB	SO	LOB	BOTTOM																
Maury Wills, S OBP: 0.240, SLG: 0.196 (1, 6)										5	1	2	1	0	1	3	<b>Pittsburgh Pirates @ Montreal Expos</b> Jarry Park, Montreal, QB Sat May 03 1969, 7:05 PM EDT Att: 14,147 - Unknown																
Ty Cline, L OBP: 0.361, SLG: 0.207 (1, 8)										5	0	0	0	0	0	5																	
Rusty Staub, L OBP: 0.336, SLG: 0.550 Don Bosch, S OBP: 0.200, SLG: 0.209 Roy Face, R (1, 9) (6, PR) (9, 1)										2	0	1	0	2	0	0																	
Mack Jones, L OBP: 0.406, SLG: 0.563 (1, 7)										4	0	1	1	0	0	2																	
Donn Clendenon, R OBP: 0.345, SLG: 0.520 (1, 3)										4	0	0	0	0	3	4																	
Coco Laboy, R OBP: 0.423, SLG: 0.609 (1, 5)										3	0	1	0	1	0	2																	
Gary Sutherland, R OBP: 0.242, SLG: 0.222 (1, 4)										4	0	1	0	0	0	1																	
John Bateman, R OBP: 0.247, SLG: 0.295 (1, 2)										4	1	1	0	0	2	2																	
Carl Morton, R (1, 1)										0	0	0	0	0	0	0																	
Dan McGinn, L OBP: 0.333, SLG: 0.833 Floyd Wicker, L OBP: 0.333, SLG: 0.143 (6, PH) (9, 9)										2	0	0	0	0	1	0																	
<b>Inning Stats</b>	R: 0 E: 0 K: 0 S: 3	H: 1 LOB: 1 BB: 1 P: 7	R: 0 E: 0 K: 1 S: 5	H: 0 LOB: 0 BB: 0 P: 5	R: 0 E: 0 K: 3 S: 9	H: 0 LOB: 0 BB: 0 P: 9	R: 0 E: 1 K: 0 S: 4	H: 0 LOB: 2 BB: 1 P: 8	R: 0 E: 0 K: 0 S: 3	H: 0 LOB: 0 BB: 0 P: 3	R: 0 E: 0 K: 1 S: 6	H: 1 LOB: 1 BB: 0 P: 6	R: 2 E: 0 K: 1 S: 9	H: 4 LOB: 3 BB: 0 P: 9	R: 0 E: 0 K: 1 S: 6	H: 1 LOB: 2 BB: 2 P: 14	1B: 6 2B: 1 3B: 0 HR: 0	SF: 0 SAC: 0 DP: 0 HBP: 0	WP: 1 PB: 0 CS: 1	PA: 38													
<b>PITCHER</b>	IP WLS BF H R ER SO BB IBB HBP BLK WP HR S P ERA WHIP	IP WLS BF H R ER SO BB IBB HBP BLK WP HR S P ERA WHIP	IP WLS BF H R ER SO BB IBB HBP BLK WP HR S P ERA WHIP	IP WLS BF H R ER SO BB IBB HBP BLK WP HR S P ERA WHIP	IP WLS BF H R ER SO BB IBB HBP BLK WP HR S P ERA WHIP	IP WLS BF H R ER SO BB IBB HBP BLK WP HR S P ERA WHIP	IP WLS BF H R ER SO BB IBB HBP BLK WP HR S P ERA WHIP	IP WLS BF H R ER SO BB IBB HBP BLK WP HR S P ERA WHIP	IP WLS BF H R ER SO BB IBB HBP BLK WP HR S P ERA WHIP	IP WLS BF H R ER SO BB IBB HBP BLK WP HR S P ERA WHIP	IP WLS BF H R ER SO BB IBB HBP BLK WP HR S P ERA WHIP	IP WLS BF H R ER SO BB IBB HBP BLK WP HR S P ERA WHIP	IP WLS BF H R ER SO BB IBB HBP BLK WP HR S P ERA WHIP	IP WLS BF H R ER SO BB IBB HBP BLK WP HR S P ERA WHIP	IP WLS BF H R ER SO BB IBB HBP BLK WP HR S P ERA WHIP	IP WLS BF H R ER SO BB IBB HBP BLK WP HR S P ERA WHIP	IP WLS BF H R ER SO BB IBB HBP BLK WP HR S P ERA WHIP	IP WLS BF H R ER SO BB IBB HBP BLK WP HR S P ERA WHIP															
Bob Moose, R ERA: 3.6 (1, 1)	7.2 W 30 5	1.1 S 8	2.0 0 0	2.0 0 0	7.2 W 30 5	1.1 S 8	2.0 0 0	2.0 0 0	7.2 W 30 5	1.1 S 8	2.0 0 0	2.0 0 0	7.2 W 30 5	1.1 S 8	2.0 0 0	2.0 0 0	7.2 W 30 5	1.1 S 8	2.0 0 0	2.0 0 0	7.2 W 30 5	1.1 S 8	2.0 0 0	2.0 0 0	7.2 W 30 5	1.1 S 8	2.0 0 0	2.0 0 0	7.2 W 30 5	1.1 S 8	2.0 0 0	2.0 0 0	
Chuck Hartenstein, R ERA: 0.77 (8, 1)	1.1 S 8	2.0 0 0	2.0 0 0	1.1 S 8	2.0 0 0	2.0 0 0	1.1 S 8	2.0 0 0	2.0 0 0	1.1 S 8	2.0 0 0	2.0 0 0	1.1 S 8	2.0 0 0	2.0 0 0	1.1 S 8	2.0 0 0	2.0 0 0	1.1 S 8	2.0 0 0	2.0 0 0	1.1 S 8	2.0 0 0	2.0 0 0	1.1 S 8	2.0 0 0	2.0 0 0	1.1 S 8	2.0 0 0	2.0 0 0	1.1 S 8	2.0 0 0	2.0 0 0





Batter	1	2	3	4	5	6	7	8	9	AB	R	H	RBI	BB	SO	LOB	TOP				
Matty Alou, L OBP: 0.435, SLG: 0.500 (1, 8)	0-0 1-3 1B		0-0 4-3		0-0 4-3		0-0 6-3		0-0 1-2 BB	4	0	2	0	1	0	0					
Ron Davis, R OBP: 0.308, SLG: 0.304 (1, 9)	0-3 K		0-0 F9		0-0 4-3		0-0 4-3		0-0 2B 1B	4	1	1	0	0	1	2					
Willie Stargell, L OBP: 0.370, SLG: 0.524 (9, PH)									0-0 2-3 K	1	0	0	0	0	0	2					
Richie Hebner, L OBP: 0.453, SLG: 0.523 (1, 5)	0-0 1-3		0-0 3B		0-0 HR		0-0 1-3		0-0 1-H 2B	4	1	3	2	0	0	1					
Steve Blass, R OBP: 0.333, SLG: 0.500 (8, PR)	1-2								0-0 K	0	0	0	0	0	0	0					
Jose Pagan, R OBP: 0.250, SLG: 0.289 (8, 5)									0-3 K	1	0	0	0	0	1	2					
Al Oliver, L OBP: 0.313, SLG: 0.339 (1, 7)	0-0 F7		0-0 F7		0-0 1-3		0-0 1-3		4-0 IBB	3	0	0	0	1	0	2					
Manny Sanguillen, R OBP: 0.382, SLG: 0.441 (1, 2)		0-0 1B 1B		0-0 5-3		0-0 5-3		0-0 K	0-3 K	4	1	1	0	0	1	2					
Bob Robertson, R OBP: 0.242, SLG: 0.250 (1, 3)		0-0 F5		0-0 5-6-3		0-0 F7		0-0 F7	0-0 F7	4	0	0	0	0	0	3					
Freddie Patek, R OBP: 0.319, SLG: 0.286 (1, 6)		0-0 1B 1-3 1B		0-0 6-3		0-0 6-3		0-0 HR K	0-3 K	4	1	2	1	0	1	2					
Jose Martinez, R OBP: 0.158, SLG: 0.158 (1, 4)		0-0 G6-4-3 1-2 3-H 1B		0-0 F9		0-0 K		0-3 K	0-3 K	4	0	1	1	0	2	0					
Jim Bunning, R (1, 1)		0-0 G6-4-3		0-0 4-3		0-0 4-3		0-0 F8 BB	0-0 1B	2	0	0	0	0	0	2					
Gary Kolb, L (7, PH)										1	0	0	0	0	0	0					
Ron Kline, R (7, 1)										0	0	0	0	0	0	0					
Luke Walker, L (8, 1)										0	0	0	0	0	0	0					
Carl Taylor, R (9, PH)										1	0	1	0	0	0	0					
<b>Inning Stats</b>	R: 0 E: 0 K: 1 S: 6	H: 1 LOB: 1 BB: 0 P: 6	R: 1 E: 0 K: 0 S: 5	H: 3 LOB: 1 BB: 0 P: 5	R: 0 E: 0 K: 0 S: 4	H: 1 LOB: 1 BB: 0 P: 4	R: 0 E: 0 K: 0 S: 3	H: 0 LOB: 0 BB: 0 P: 3	R: 0 E: 0 K: 0 S: 4	H: 1 LOB: 0 BB: 0 P: 4	R: 1 E: 0 K: 1 S: 6	H: 1 LOB: 0 BB: 0 P: 6	R: 1 E: 0 K: 2 S: 9	H: 2 LOB: 2 BB: 1 P: 13	R: 0 E: 0 K: 2 S: 8	H: 1 LOB: 2 BB: 1 P: 12	1B: 7 2B: 1 3B: 1 HR: 2	SF: 0 SAC: 0 DP: 1 HBP: 0	WP: 0 PB: 0 SB: 0 CS: 0	PA: 39	
<b>PITCHER</b>	IP WLS BF H R ER SO BB IBB HBP BLK WP HR S P ERA WHIP																				
Mudcat Grant, R (1, 1)	7.0	31	10	4	4	2	0	0	0	0	0	2	34	38	5.14	1.429					
Roy Face, R (8, 1)	2.0	W	8	1	0	0	4	1	0	0	0	0	0	15	19	0.00	1.000				

Pittsburgh Pirates @ Montreal Expos  
 Jarry Park, Montreal, QB  
 Sun May 04 1969, 3:33 AM EDT  
 Att: 16,931 - Unknown

AB 37  
 R 4  
 H 11  
 RBI 4  
 BB 2  
 SO 6  
 LOB 18



Batter	1	2	3	4	5	6	7	8	9	AB	R	H	RBI	BB	SO	LOB	BOTTOM					
Maury Wills, S (1, 6)	0-0 E4 FC4-6 E	0-0 E6 1-H 2-H 1B		0-0 5-3		0-0 F2	0-0 F5	4-0 G4-6-3 BB		4	0	1	1	1	0	0						
Ty Cline, L (1, 8)	0-0 L3 FC4-6	0-0 L5		0-0 L8		0-0 F3	0-0 F6	0-0 G4-6-3 1-2		4	0	0	0	0	0	2						
Manny Mota, R (8, PH)	0-0 L3	0-0 L5		0-0 L8		0-0 F3	0-0 F6	0-0 G4-6-3 1-2		1	0	0	0	0	0	2						
Bobby Wine, R (9, 5)	0-0 L3	0-0 L5		0-0 L8		0-0 F3	0-0 F6	0-0 G4-6-3 1-2		0	0	0	0	0	0	0						
Rusty Staub, L (1, 9)	0-0 FC4-6 1-2 2-3		0-0 1B 1B		0-0 F3		0-0 HR F6	0-0 6-3		4	1	2	1	0	0	2						
Mack Jones, L (1, 7)	0-3 K		0-0 F2		0-0 F6		0-0 6-3			4	0	0	0	0	1	3						
Donn Clendenon, R (1, 3)	0-3 K2-3		0-0 F2		0-0 F6		0-0 6-3			4	0	1	0	0	1	2						
Coco Laboy, R (1, 5)		0-3 K		0-0 F7		0-0 F9		4-0 6-3		3	0	1	0	1	1	2						
Ron Brand, R (8, PR)		0-3 K		0-0 F7		0-0 F9		4-0 6-3		0	1	0	0	0	0	0						
Don Bosch, S (9, 8)		0-3 K		0-0 F7		0-0 F9		4-0 6-3		0	0	0	0	0	0	0						
Gary Sutherland, R (1, 4)		4-0 1B BB		0-0 F9		0-0 F9		0-0 6-3		3	2	2	0	1	0	2						
John Boccabella, R (1, 2)		0-3 K BB		0-0 F9		0-0 F9		0-0 6-3		4	1	1	2	0	1	3						
John Boccabella, R (1, 2)		0-3 K		0-0 F9		0-0 F9		0-0 6-3		4	1	1	2	0	1	3						
Mudcat Grant, R (1, 1)		0-0 1B E 1B		0-0 L4		0-0 F8		0-0 E 2B		3	1	1	0	0	1	2						
Roy Face, R (8, 1)		0-0 1B E 1B		0-0 L4		0-0 F8		0-0 E 2B		1	0	1	0	0	0	0						
<b>Inning Stats</b>	R: 0 E: 2 K: 2 S: 9	H: 0 LOB: 2 BB: 0 P: 9	R: 2 E: 1 K: 2 S: 9	H: 2 LOB: 1 BB: 1 P: 13	R: 0 E: 0 K: 0 S: 5	H: 2 LOB: 2 BB: 0 P: 5	R: 0 E: 0 K: 0 S: 3	H: 0 LOB: 0 BB: 0 P: 3	R: 0 E: 0 K: 0 S: 3	H: 0 LOB: 0 BB: 0 P: 3	R: 0 E: 0 K: 1 S: 6	H: 1 LOB: 1 BB: 1 P: 10	R: 1 E: 0 K: 0 S: 4	H: 1 LOB: 0 BB: 0 P: 4	R: 3 E: 1 K: 0 S: 6	H: 4 LOB: 2 BB: 1 P: 10	1B: 8 2B: 1 3B: 0 HR: 1	SF: 0 SAC: 0 DP: 1 HBP: 0	WP: 1 PB: 0 SB: 0 CS: 0	PA: 38		
<b>PITCHER</b>	IP WLS BF H R ER SO BB IBB HBP BLK WP HR S P ERA WHIP																					
Jim Bunning, R (1, 1)	6.0	27	5	2	1	5	0	0	0	0	0	0	0	0	0	0	1.50	1.167				
Ron Kline, R (7, 1)	1.1	L	9	5	4	4	0	0	0	0	0	1	9	9	27.00	3.750						
Luke Walker, L (8, 1)	0.2	2	0	0	0	0	0	1	0	0	0	0	1	5	0.00	1.500						

Pittsburgh Pirates @ Montreal Expos  
 Jarry Park, Montreal, QB  
 Sun May 04 1969, 3:33 AM EDT  
 Att: 16,931 - Unknown

AB 35  
 R 6  
 H 10  
 RBI 4  
 BB 3  
 SO 5  
 LOB 20





Batter	1	2	3	4	5	6	7	8	9	AB	R	H	RBI	BB	SO	LOB	TOP					
<b>Tommy Dean, R</b> OBP: 0.276, SLG: 0.288 (1, 6)										4	1	2	0	0	1	0	<b>San Diego Padres @ Pittsburgh Pirates</b> Forbes Field, Pittsburgh, PA Tue May 06 1969, 7:05 PM EDT Att: 5,793 - Unknown					
<b>Roberto Pena, R</b> OBP: 0.289, SLG: 0.234 <b>Jose Arcia, R</b> OBP: 0.333, SLG: 0.318 (8, FR) (8, 4)										4	1	1	0	0	0	1						
<b>Tony Gonzalez, L</b> OBP: 0.345, SLG: 0.355 (1, 7)										4	0	2	1	0	0	1						
<b>Ollie Brown, R</b> OBP: 0.328, SLG: 0.509 (1, 9)										4	0	0	1	0	1	3						
<b>Nate Colbert, R</b> OBP: 0.363, SLG: 0.577 (1, 3)										4	1	0	0	0	1	3						
<b>Ed Spiezio, R</b> OBP: 0.337, SLG: 0.356 (1, 5)										2	1	0	0	2	1	0						
<b>Cito Gaston, R</b> OBP: 0.206, SLG: 0.222 (1, 8)										4	0	1	2	0	1	1						
<b>Chris Cannizzaro, R</b> OBP: 0.307, SLG: 0.313 (1, 2)										4	0	0	0	0	2	2						
<b>Dick Kelley, R</b> OBP: 0.214, SLG: 0.214 <b>Larry Stahl, L</b> OBP: 0.200, SLG: 0.172 <b>Frank Reberger, L</b> (9, 1)										3	0	0	0	0	2	0						
<b>Inning Stats</b>	R: 4 E: 0 K: 0 S: 7	H: 4 LOB: 1 BB: 1 P: 11	R: 0 E: 0 K: 1 S: 5	H: 0 LOB: 0 BB: 0 P: 5	R: 0 E: 0 K: 0 S: 3	H: 0 LOB: 0 BB: 0 P: 3	R: 0 E: 0 K: 0 S: 3	H: 0 LOB: 0 BB: 0 P: 3	R: 0 E: 0 K: 2 S: 4	H: 1 LOB: 1 BB: 0 P: 4	R: 0 E: 0 K: 2 S: 7	H: 0 LOB: 0 BB: 0 P: 7	R: 0 E: 0 K: 3 S: 9	H: 0 LOB: 0 BB: 0 P: 9	R: 0 E: 1 K: 2 S: 9	H: 1 LOB: 2 BB: 1 P: 9	R: 0 E: 0 K: 1 S: 5	H: 0 LOB: 1 BB: 1 P: 9	1B: 5 2B: 0 3B: 1 HR: 0	SF: 0 SAC: 0 DP: 0 HBP: 0	WP: 0 PB: 0 SB: 0 CS: 0	PA: 36
<b>PITCHER</b>	IP	WLS	BF	H	R	ER	SO	BB	IBB	HBP	BLK	WP	HR	S	P	ERA	WHIP					
<b>Steve Blass, R</b> ERA: 6.82	(1, 1)	0.2	L	7	4	4	4	0	1	0	0	0	0	6	10	54.00	7.500					
<b>Bruce Dal Canton, R</b> ERA: 2.25	(1, 1)	1.1		4	0	0	1	0	0	0	0	0	0	6	6	0.00	0.000					
<b>Ron Kline, R</b> ERA: 2.7	(3, 1)	2.0		6	0	0	0	0	0	0	0	0	0	6	6	0.00	0.000					
<b>Bob Moose, R</b> ERA: 3.15	(5, 1)	5.0		19	2	0	8	1	0	0	0	0	0	34	38	0.00	0.600					

AB	34
R	4
H	6
RBI	4
BB	2
SO	9
LOB	12



Batter	1	2	3	4	5	6	7	8	9	AB	R	H	RBI	BB	SO	LOB	BOTTOM					
<b>Matty Alou, L</b> OBP: 0.420, SLG: 0.482 (1, 8)										4	0	0	0	0	1	2	<b>San Diego Padres @ Pittsburgh Pirates</b> Forbes Field, Pittsburgh, PA Tue May 06 1969, 7:05 PM EDT Att: 5,793 - Unknown					
<b>Carl Taylor, R</b> OBP: 0.500, SLG: 0.500 (1, 9)										3	0	1	0	1	1	0						
<b>Richie Hebner, L</b> OBP: 0.443, SLG: 0.507 (1, 5)										4	0	1	0	0	1	1						
<b>Willie Stargell, L</b> OBP: 0.375, SLG: 0.523 (1, 7)										4	1	2	0	0	1	1						
<b>Jerry May, R</b> OBP: 0.297, SLG: 0.426 (1, 2)										4	0	1	0	0	1	3						
<b>Bob Robertson, R</b> OBP: 0.243, SLG: 0.238 (1, 3)										3	0	0	0	1	0	2						
<b>Freddie Patek, R</b> OBP: 0.327, SLG: 0.287 (1, 6)										3	1	1	1	1	1	1						
<b>Bill Mazerowski, R</b> OBP: 0.253, SLG: 0.247 (1, 4)										4	0	1	0	0	0	2						
<b>Steve Blass, R</b> OBP: 0.333, SLG: 0.592 <b>Bruce Dal Canton, R</b> OBP: 0.398, SLG: 0.398 <b>Jose Pagan, R</b> OBP: 0.333, SLG: 0.333 <b>Ron Kline, R</b> OBP: 0.311, SLG: 0.423 <b>Manny Sanguillen, R</b> OBP: 0.274, SLG: 0.283 <b>Bob Moose, R</b> OBP: 0.308, SLG: 0.333 <b>Al Oliver, R</b> (9, PH)										0	0	0	0	0	0	0						
<b>Inning Stats</b>	R: 0 E: 0 K: 1 S: 5	H: 0 LOB: 0 BB: 0 P: 5	R: 2 E: 0 K: 0 S: 7	H: 5 LOB: 2 BB: 0 P: 7	R: 0 E: 0 K: 1 S: 6	H: 2 LOB: 1 BB: 0 P: 6	R: 0 E: 1 K: 0 S: 3	H: 0 LOB: 1 BB: 1 P: 7	R: 0 E: 0 K: 0 S: 4	H: 1 LOB: 2 BB: 1 P: 8	R: 0 E: 0 K: 1 S: 5	H: 0 LOB: 0 BB: 1 P: 9	R: 0 E: 0 K: 2 S: 7	H: 0 LOB: 0 BB: 0 P: 7	R: 0 E: 0 K: 1 S: 5	H: 0 LOB: 0 BB: 0 P: 5	R: 0 E: 0 K: 1 S: 5	H: 0 LOB: 0 BB: 0 P: 5	1B: 7 2B: 1 3B: 0 HR: 0	SF: 0 SAC: 0 DP: 1 HBP: 0	WP: 0 PB: 0 SB: 1 CS: 1	PA: 37
<b>PITCHER</b>	IP	WLS	BF	H	R	ER	SO	BB	IBB	HBP	BLK	WP	HR	S	P	ERA	WHIP					
<b>Dick Kelley, L</b> ERA: 3.69	(1, 1)	8.0	W	33	8	2	2	6	3	0	0	0	0	42	54	2.25	1.375					
<b>Frank Reberger, R</b> ERA: 4.99	(9, 1)	1.0	S	3	0	0	0	1	0	0	0	0	0	5	5	0.00	0.000					

AB	33
R	2
H	8
RBI	2
BB	3
SO	7
LOB	15





Batter	1	2	3	4	5	6	7	8	9	AB	R	H	RBI	BB	SO	LOB	TOP			
Jose Arcia, R OBP: 0.321, SLG: 0.308 (1, 6)										4	0	1	0	0	1	0	<b>San Diego Padres @ Pittsburgh Pirates</b> Forbes Field, Pittsburgh, PA Wed May 07 1969, 7:05 PM EDT Att: 4,189 - Unknown			
Roberto Pena, R OBP: 0.288, SLG: 0.234 (1, 4)										4	0	1	0	0	1	1				
Tony Gonzalez, L OBP: 0.341, SLG: 0.351 (1, 7)										4	0	1	0	0	3	2				
Ollie Brown, R OBP: 0.317, SLG: 0.491 (1, 9)										5	0	0	0	0	1	3				
Nate Colbert, R OBP: 0.369, SLG: 0.600 (1, 3)										4	0	2	0	0	2	0				
Ed Spiezio, R OBP: 0.343, SLG: 0.356 (1, 5)										3	0	1	0	1	1	1				
Cito Gaston, R OBP: 0.208, SLG: 0.234 (1, 8)										4	0	1	0	0	2	3				
Chris Cannizzaro, R OBP: 0.319, SLG: 0.317 (1, 2)										2	0	1	0	1	0	0				
Bill Davis, L OBP: 0.314, SLG: 0.227 (9, PH)										1	0	0	0	0	1	2				
Clay Kirby, R OBP: 0.100, SLG: 0.100 (4, PH)										1	0	0	0	0	1	3				
Ivan Murrell, R OBP: 0.211, SLG: 0.283 (4, 1)										1	0	0	0	0	1	2				
Gary Ross, R OBP: 0.350, SLG: 0.111 (7, PH)										0	0	0	0	0	0	0				
Jerry Davanon, R OBP: 0.350, SLG: 0.111 (7, 1)										1	0	0	0	0	0	0				
Tommie Sisk, R OBP: 0.301, SLG: 0.389 (9, PH)										1	0	0	0	0	0	2				
Al Ferrara, R OBP: 0.301, SLG: 0.389 (9, PH)										1	0	0	0	0	0	2				
<b>Inning Stats</b>	R: 0 E: 0 K: 1 S: 5	H: 1 LOB: 0 BB: 0 P: 5	R: 0 E: 0 K: 3 S: 10	H: 1 LOB: 3 BB: 2 P: 18	R: 0 E: 0 K: 1 S: 6	H: 1 LOB: 1 BB: 0 P: 6	R: 0 E: 0 K: 3 S: 11	H: 2 LOB: 2 BB: 0 P: 11	R: 0 E: 0 K: 2 S: 7	H: 0 LOB: 0 BB: 0 P: 7	R: 0 E: 0 K: 0 S: 3	H: 0 LOB: 0 BB: 0 P: 3	R: 0 E: 0 K: 1 S: 6	H: 1 LOB: 1 BB: 0 P: 6	R: 0 E: 0 K: 1 S: 7	H: 2 LOB: 2 BB: 0 P: 7	1B: 6 2B: 1 3B: 1 HR: 0	SF: 0 SAC: 0 DP: 0 HBP: 0	WP: 0 PB: 0 SB: 0 CS: 1	PA: 37
<b>PITCHER</b>	IP WLS BF H R ER SO BB IBB HBP BLK WP HR S P ERA WHIP																			
Bob Veale, L ERA: 4.09 (1, 1)	8.1 W 35 8 0 0 13 2 0 0 0 0 0 0 0 58 66 0.00 1.200																			
Chuck Hartenstein, R ERA: 0.75 (9, 1)	0.2 S 2 0 0 0 1 0 0 0 0 0 0 0 0 4 4 0.00 0.000																			

AB 35  
R 0  
H 8  
RBI 0  
BB 2  
SO 14  
LOB 19



Batter	1	2	3	4	5	6	7	8	9	AB	R	H	RBI	BB	SO	LOB	BOTTOM			
Matty Alou, L OBP: 0.415, SLG: 0.474 (1, 8)										4	0	1	0	0	0	4	<b>San Diego Padres @ Pittsburgh Pirates</b> Forbes Field, Pittsburgh, PA Wed May 07 1969, 7:05 PM EDT Att: 4,189 - Unknown			
Gene Alley, R OBP: 0.250, SLG: 0.250 (1, 5)										4	0	1	0	0	1	0				
Willie Stargell, L OBP: 0.390, SLG: 0.567 (1, 7)										4	1	3	1	0	0	0				
Manny Sanguillen, R OBP: 0.385, SLG: 0.487 (1, 2)										4	0	2	0	0	0	3				
Al Oliver, L OBP: 0.319, SLG: 0.322 (1, 9)										2	1	0	0	2	0	2				
Bill Mazerowski, R OBP: 0.283, SLG: 0.250 (1, 4)										4	0	1	0	0	0	2				
Bob Robertson, R OBP: 0.243, SLG: 0.239 (1, 3)										4	0	1	0	0	1	2				
Freddie Patek, R OBP: 0.333, SLG: 0.281 (1, 6)										2	0	0	0	2	1	2				
Bob Veale, S OBP: 0.091, SLG: 0.091 (1, 1)										4	0	1	1	0	2	4				
Chuck Hartenstein, R ERA: 0.75 (9, 1)										0	0	0	0	0	0	0				
<b>Inning Stats</b>	R: 0 E: 0 K: 0 S: 4	H: 1 LOB: 1 BB: 0 P: 4	R: 1 E: 0 K: 1 S: 6	H: 1 LOB: 2 BB: 2 P: 14	R: 1 E: 0 K: 1 S: 6	H: 2 LOB: 0 BB: 0 P: 6	R: 0 E: 1 K: 1 S: 6	H: 0 LOB: 2 BB: 1 P: 10	R: 0 E: 0 K: 0 S: 4	H: 1 LOB: 1 BB: 0 P: 4	R: 0 E: 0 K: 0 S: 2	H: 0 LOB: 0 BB: 0 P: 3	R: 0 E: 0 K: 1 S: 7	H: 3 LOB: 2 BB: 0 P: 7	R: 0 E: 0 K: 1 S: 6	H: 2 LOB: 2 BB: 1 P: 10	1B: 8 2B: 0 3B: 1 HR: 1	SF: 0 SAC: 0 DP: 1 HBP: 1	WP: 0 PB: 0 SB: 1 CS: 3	PA: 37
<b>PITCHER</b>	IP WLS BF H R ER SO BB IBB HBP BLK WP HR S P ERA WHIP																			
Clay Kirby, R ERA: 5.4 (1, 1)	3.0 L 15 4 2 2 2 1 0 1 0 0 0 0 0 16 24 6.00 1.667																			
Gary Ross, R ERA: 3.89 (4, 1)	3.0 12 1 0 0 1 1 0 1 0 0 0 0 0 12 17 0.00 0.667																			
Tommie Sisk, R ERA: 4.94 (7, 1)	2.0 10 5 0 0 0 2 1 0 0 0 0 0 0 0 13 17 0.00 3.000																			

AB 32  
R 2  
H 10  
RBI 2  
BB 4  
SO 5  
LOB 19





Batter	1	2	3	4	5	6	7	8	9	AB	R	H	RBI	BB	SO	LOB	TOP					
Willie Crawford, L (1, 7) OBP: 0.321, SLG: 0.361 Joe Moeller, R (7, 1) OBP: 0.250, SLG: 0.250	0-0 6-3	4-0 3B IBB	0-0 F8			4-0 1B HR BB	0-0 FC4-6			3	2	0	0	2	0	2						
Ted Sizemore, R (1, 6) OBP: 0.357, SLG: 0.394	0-3 K	0-0 WP 3B				0-3 K			0-0 5-3	5	1	1	3	0	2	2						
Willie Davis, L (1, 8) OBP: 0.340, SLG: 0.512	0-0 F3	0-0 WP HR BB				0-0 3-1			0-0 F9	4	2	1	1	1	0	0						
Andy Kosco, R (1, 9) OBP: 0.304, SLG: 0.481						0-0 6-3			0-0 6-3	5	3	3	5	0	0	0						
Tom Haller, L (1, 2) OBP: 0.407, SLG: 0.446 Jeff Torborg, R (7, 2) OBP: 0.167, SLG: 0.167						0-0 6-3				2	1	0	0	1	0	0						
Bill Sudakis, S (1, 5) OBP: 0.305, SLG: 0.394						0-3 K			0-3 K	5	1	1	1	0	4	2						
Ron Fairly, L (1, 3) OBP: 0.277, SLG: 0.262 Bill Russell, R (4, 9) OBP: 0.395, SLG: 0.444						0-0 F8			0-0 F9	1	1	1	2	1	0	0						
Paul Popovich, S (1, 4) OBP: 0.241, SLG: 0.222									0-0 P9	5	2	1	0	0	0	3						
Bill Singer, R (1, 1) OBP: 0.190, SLG: 0.150 Len Gabrielson, L (7, PH) OBP: 0.280, SLG: 0.227									0-0 P7	2	0	0	0	0	2	2						
Inning Stats	R: 0 E: 0 K: 1 S: 5	H: 0 LOB: 0 BB: 0 P: 5	R: 9 E: 1 K: 1 S: 11	H: 5 LOB: 0 BB: 3 P: 23	R: 0 E: 0 K: 1 S: 5	H: 0 LOB: 0 BB: 1 P: 9	R: 0 E: 0 K: 0 S: 3	H: 0 LOB: 0 BB: 0 P: 3	R: 0 E: 0 K: 1 S: 5	H: 0 LOB: 0 BB: 0 P: 5	R: 4 E: 0 K: 3 S: 12	H: 3 LOB: 1 BB: 1 P: 17	R: 0 E: 0 K: 0 S: 4	H: 1 LOB: 0 BB: 0 P: 4	R: 0 E: 0 K: 0 S: 3	H: 0 LOB: 0 BB: 0 P: 3	R: 0 E: 0 K: 1 S: 6	H: 1 LOB: 1 BB: 0 P: 6	1B: 5 2B: 2 3B: 1 HR: 2	SF: 0 SAC: 1 DP: 0 HBP: 1	WP: 2 PB: 0 SB: 0 CS: 0	PA: 44
PITCHER	IP	WLS	BF	H	R	ER	SO	BB	IBB	HBP	BLK	WP	HR	S	P	ERA	WHIP					
Dock Ellis, R (1, 1) ERA: 6.75	1.1	L	11	4	7	6	1	1	1	0	0	1	0	11	19	40.50	3.750					
Jim Shellenback, L (2, 1) ERA: 3.69	2.2		11	1	2	2	2	2	0	0	0	1	1	13	21	6.75	1.125					
Bob Moose, R (5, 1) ERA: 3.86	2.0		11	3	4	4	2	1	0	1	0	0	1	17	22	18.00	2.000					
Steve Blass, R (7, 1) ERA: 6.21	3.0		11	2	0	0	1	0	0	0	0	0	0	13	13	0.00	0.667					

Los Angeles Dodgers @ Pittsburgh Pirates  
 Forbes Field, Pittsburgh, PA  
 Fri May 09 1969, 7:05 PM EDT  
 Att: 6,837 - Unknown

livebaseballscorecards.com

AB 37  
 R 13  
 H 10  
 RBI 12  
 BB 5  
 SO 8  
 LOB 12



Batter	1	2	3	4	5	6	7	8	9	AB	R	H	RBI	BB	SO	LOB	BOTTOM					
Matty Alou, L (1, 8) OBP: 0.414, SLG: 0.479	0-0 1-3 1B		0-0 E3 FC5-4	0-3 K			0-0 5-3		0-0 1B 2B	5	1	2	1	0	1	2						
Gene Alley, R (1, 5) OBP: 0.222, SLG: 0.222	0-0 1-3		0-0 FC5-4 BB			0-0 F8			0-0 5-3	5	0	1	1	0	0	2						
Willie Stargell, L (1, 7) OBP: 0.406, SLG: 0.570	4-0 BB		4-0 1-2 BB			0-0 2B			0-0 F9	3	0	1	0	2	0	1						
Manny Sanguillen, R (1, 2) OBP: 0.372, SLG: 0.465	0-0 P3		0-3 K			0-0 6-3			0-0 P6-4-3 1B	4	0	1	0	0	1	5						
Al Oliver, L (1, 9) OBP: 0.301, SLG: 0.302	0-3 K		0-0 F3			0-0 P4-3			0-0 P6-4-3	4	0	0	0	0	1	6						
Bill Mazeroski, R (1, 4) OBP: 0.283, SLG: 0.250			0-0 1B			0-0 P6			0-0 6-3	4	0	1	0	0	0	0						
Bob Robertson, R (1, 3) OBP: 0.234, SLG: 0.229 Steve Blass, R (7, 1) OBP: 0.333, SLG: 0.500 Gary Kolb, L (9, PH) OBP: 0.286, SLG: 0.333			0-0 F7			0-3 K			0-0 1B 2B	3	0	0	0	0	1	1						
Freddie Patek, R (1, 6) OBP: 0.340, SLG: 0.290			0-3 K			0-0 1B 1B			0-0 2B 1B	4	1	2	1	0	1	1						
Dock Ellis, S (1, 1) OBP: 0.222, SLG: 0.222 Jim Shellenback, L (2, 1) ERA: 3.69 Jose Pagan, R (4, PH) OBP: 0.286, SLG: 0.325 Bob Moose, R (5, 1) OBP: 0.214, SLG: 0.083 Ron Davis, R (7, 7) OBP: 0.280, SLG: 0.280			0-0 F7			0-0 1B			0-3 K	0	0	0	0	0	0	0						
Inning Stats	R: 0 E: 0 K: 1 S: 6	H: 1 LOB: 2 BB: 1 P: 10	R: 0 E: 0 K: 1 S: 6	H: 1 LOB: 0 BB: 0 P: 6	R: 0 E: 1 K: 1 S: 6	H: 0 LOB: 2 BB: 1 P: 10	R: 0 E: 0 K: 2 S: 9	H: 2 LOB: 0 BB: 0 P: 9	R: 0 E: 0 K: 0 S: 4	H: 1 LOB: 1 BB: 0 P: 4	R: 0 E: 0 K: 0 S: 3	H: 0 LOB: 0 BB: 0 P: 3	R: 0 E: 0 K: 0 S: 3	H: 0 LOB: 0 BB: 0 P: 3	R: 0 E: 0 K: 0 S: 3	H: 1 LOB: 0 BB: 0 P: 3	R: 3 E: 0 K: 1 S: 9	H: 4 LOB: 1 BB: 0 P: 9	1B: 7 2B: 3 3B: 0 HR: 0	SF: 0 SAC: 0 DP: 1 HBP: 0	WP: 0 PB: 0 SB: 0 CS: 0	PA: 39
PITCHER	IP	WLS	BF	H	R	ER	SO	BB	IBB	HBP	BLK	WP	HR	S	P	ERA	WHIP					
Bill Singer, R (1, 1) ERA: 1.45	6.0	W	26	5	3	3	1	0	0	0	0	0	0	34	42	0.00	1.167					
Joe Moeller, R (7, 1) ERA: 3.0	3.0	S	13	5	3	3	1	0	0	0	0	0	0	15	15	9.00	1.667					

Los Angeles Dodgers @ Pittsburgh Pirates  
 Forbes Field, Pittsburgh, PA  
 Fri May 09 1969, 7:05 PM EDT  
 Att: 6,837 - Unknown

livebaseballscorecards.com

AB 37  
 R 3  
 H 10  
 RBI 3  
 BB 2  
 SO 6  
 LOB 20





Batter	1	2	3	4	5	6	7	8	9	AB	R	H	RBI	BB	SO	LOB	TOP																					
Willie Crawford, L OBP: 0.316, SLG: 0.353	G3	FC7-4		5-3		E9 SF8 1B		K		5	1	1	1	0	1	2	<b>Los Angeles Dodgers @ Pittsburgh Pirates</b> Forbes Field, Pittsburgh, PA Sat May 10 1969, 3:33 AM EDT Att: 4,979 - Unknown <a href="http://livebaseballscorecards.com">livebaseballscorecards.com</a>																					
Ted Sizemore, R OBP: 0.350, SLG: 0.385	1B	F8		6-3		6-3		F9		5	0	1	0	0	0	3																						
Willie Davis, L OBP: 0.346, SLG: 0.511	1B		5-3	E3		SF8		L1-3 1B		4	0	2	1	0	0	0																						
Andy Kosco, R OBP: 0.302, SLG: 0.491	P4			E5		5-3		L1-3		4	1	1	0	0	0	3																						
Bill Russell, R OBP: 0.391, SLG: 0.438			1B	FC6-4						1	0	0	0	0	0	1																						
Tom Haller, L OBP: 0.389, SLG: 0.423	G3		G3	FC6-4				F8		5	0	0	0	0	0	6																						
Bill Sudakis, S OBP: 0.311, SLG: 0.398		1-3								4	1	2	1	0	0	0																						
Ron Fairly, L OBP: 0.300, SLG: 0.295		1B	WP	1B		SH3		1-3		2	1	1	0	1	1	0																						
Paul Popovich, S OBP: 0.273, SLG: 0.258		FC7-4	2B	1B		SH3		K		4	0	2	1	0	0	1																						
Don Sutton, R OBP: 0.182, SLG: 0.143		FC7-4	HBP	1B		P9		P9		3	0	0	0	0	2	3																						
Jim Brewer, L OBP: 0.391, SLG: 0.438		1-2		K		F3		K		0	0	0	0	0	0	0																						
<b>Inning Stats</b>	R: 0 E: 0 K: 0 S: 5	H: 2 LOB: 2 BB: 0 P: 5	R: 1 E: 0 K: 0 S: 5	H: 2 LOB: 2 BB: 0 P: 6	R: 2 E: 0 K: 1 S: 8	H: 3 LOB: 2 BB: 1 P: 12	R: 0 E: 2 K: 0 S: 5	H: 0 LOB: 2 BB: 0 P: 5	R: 0 E: 0 K: 0 S: 4	H: 1 LOB: 1 BB: 0 P: 4	R: 1 E: 1 K: 0 S: 4	H: 1 LOB: 0 BB: 0 P: 4	R: 0 E: 0 K: 1 S: 5	H: 0 LOB: 0 BB: 0 P: 5	R: 0 E: 0 K: 2 S: 7	H: 0 LOB: 0 BB: 0 P: 7	R: 0 E: 0 K: 0 S: 4	H: 1 LOB: 1 BB: 0 P: 4	1B: 8 2B: 1 3B: 1 HR: 0	SF: 1 SAC: 1 DP: 0 HBP: 1	WP: 1 PA: 41 PB: 0 SB: 2 CS: 0																	
<b>PITCHER</b>	IP	WLS	BF	H	R	ER	SO	BB	IBB	HBP	BLK	WP	HR	S	P	ERA	WHIP	<b>PITCHER</b>				IP	WLS	BF	H	R	ER	SO	BB	IBB	HBP	BLK	WP	HR	S	P	ERA	WHIP
Jim Bunning, R ERA: 3.38	(1, 1)	3.0	L	18	7	3	3	1	0	1	0	1	0	18	23	9.00	2.667																					
Luke Walker, L ERA: 2.38	(4, 1)	2.0		9	1	0	0	0	0	0	0	0	0	9	9	0.00	0.500																					
Bruce Dal Canton, R ERA: 1.88	(6, 1)	3.0		10	1	1	0	3	0	0	0	0	0	16	16	0.00	0.333																					
Ron Kline, R ERA: 2.57	(9, 1)	1.0		4	1	0	0	0	0	0	0	0	0	4	4	0.00	1.000																					

Batter	1	2	3	4	5	6	7	8	9	AB	R	H	RBI	BB	SO	LOB	BOTTOM																					
Matty Alou, L OBP: 0.402, SLG: 0.463	P6		L6			F7		F7		4	0	0	0	0	0	0	<b>Los Angeles Dodgers @ Pittsburgh Pirates</b> Forbes Field, Pittsburgh, PA Sat May 10 1969, 3:33 AM EDT Att: 4,979 - Unknown <a href="http://livebaseballscorecards.com">livebaseballscorecards.com</a>																					
Gene Alley, R OBP: 0.154, SLG: 0.154	P4-3		6-3			P4-3		6-3		4	0	0	0	0	0	0																						
Willie Stargell, L OBP: 0.394, SLG: 0.557	F8					K				4	1	1	0	0	1	0																						
Jerry May, R OBP: 0.282, SLG: 0.403		6-3				F8		F7		4	0	0	0	0	0	1																						
Al Oliver, L OBP: 0.338, SLG: 0.373		E8	1B			1B		1B		4	0	4	0	0	0	0																						
Ron Davis, R OBP: 0.313, SLG: 0.286		BB	BB			FC6-4		1B		3	0	1	0	1	0	2																						
Bill Mazerowski, R OBP: 0.272, SLG: 0.253		BB	BB			F3		1B		3	0	1	0	1	0	2																						
Freddie Patek, R OBP: 0.330, SLG: 0.281		P5-4-3	BB			6-3				3	0	0	0	0	0	5																						
Manny Sanguillen, R OBP: 0.364, SLG: 0.455		P5-4-3				P4		P6		1	0	0	0	0	0	2																						
Jim Bunning, R OBP: 0.391, SLG: 0.438						K				0	0	0	0	0	0	0																						
Carl Taylor, R OBP: 0.271, SLG: 0.462						P4		F8		1	0	0	0	0	0	0																						
Luke Walker, L OBP: 0.391, SLG: 0.438										0	0	0	0	0	0	0																						
Gary Kolb, L OBP: 0.295, SLG: 0.278										0	0	0	0	0	0	0																						
Bruce Dal Canton, R OBP: 0.391, SLG: 0.438										0	0	0	0	0	0	0																						
Jose Pagan, R OBP: 0.329, SLG: 0.317										0	0	0	0	0	0	0																						
Ron Kline, R OBP: 0.391, SLG: 0.438										0	0	0	0	0	0	0																						
<b>Inning Stats</b>	R: 0 E: 0 K: 0 S: 3	H: 0 LOB: 0 BB: 0 P: 3	R: 0 E: 1 K: 0 S: 3	H: 1 LOB: 2 BB: 2 P: 11	R: 0 E: 0 K: 1 S: 5	H: 0 LOB: 0 BB: 0 P: 5	R: 0 E: 0 K: 0 S: 4	H: 1 LOB: 1 BB: 0 P: 4	R: 0 E: 0 K: 0 S: 3	H: 0 LOB: 0 BB: 0 P: 3	R: 1 E: 1 K: 0 S: 6	H: 3 LOB: 3 BB: 0 P: 6	R: 0 E: 0 K: 0 S: 3	H: 0 LOB: 0 BB: 0 P: 3	R: 0 E: 0 K: 0 S: 6	H: 0 LOB: 0 BB: 0 P: 6	R: 1 E: 1 K: 0 S: 6	H: 3 LOB: 3 BB: 0 P: 6	1B: 6 2B: 0 3B: 1 HR: 0	SF: 0 SAC: 0 DP: 1 HBP: 0	WP: 0 PA: 35 PB: 0 SB: 0 CS: 0																	
<b>PITCHER</b>	IP	WLS	BF	H	R	ER	SO	BB	IBB	HBP	BLK	WP	HR	S	P	ERA	WHIP	<b>PITCHER</b>				IP	WLS	BF	H	R	ER	SO	BB	IBB	HBP	BLK	WP	HR	S	P	ERA	WHIP
Don Sutton, R ERA: 3.18	(1, 1)	8.2	W	34	7	1	1	2	0	0	0	0	0	36	44	1.04	1.038																					
Jim Brewer, L ERA: 1.54	(9, 1)	0.1	S	1	0	0	0	0	0	0	0	0	0	1	1	0.00	0.000																					





Batter	1	2	3	4	5	6	7	8	9	AB	R	H	RBI	BB	SO	LOB	TOP					
<b>Bobby Bonds, R</b> OBP: 0.348, SLG: 0.422 (1, 8)										4	1	2	0	1	1	1	<b>San Francisco Giants @ Pittsburgh Pirates</b> <b>Forbes Field, Pittsburgh, PA</b> Mon May 12 1969, 7:05 PM EDT Att: 3,396 - Unknown					
<b>Ron Hunt, R</b> OBP: 0.323, SLG: 0.210 (1, 5)										5	1	1	0	0	1	2						
<b>Ken Henderson, S</b> OBP: 0.350, SLG: 0.474 (1, 9)										5	0	1	0	0	2	3						
<b>Willie McCovey, L</b> OBP: 0.421, SLG: 0.647 <b>Bob Burda, L</b> OBP: 0.333, SLG: 0.441 (5, 3)										3	1	1	1	0	1	1						
<b>Jim Ray Hart, R</b> OBP: 0.341, SLG: 0.303 (1, 7)										3	0	2	1	1	0	0						
<b>Jack Hiatt, R</b> OBP: 0.346, SLG: 0.400 (1, 2)										3	0	0	0	1	1	2						
<b>Don Mason, L</b> OBP: 0.393, SLG: 0.333 (1, 4)										3	0	0	0	1	1	3						
<b>Hal Lanier, R</b> OBP: 0.229, SLG: 0.229 (1, 6)										4	0	1	0	0	1	5						
<b>Gaylord Perry, R</b> OBP: 0.160, SLG: 0.125 <b>Joe Gibbon, R</b> (9, 1)										3	0	0	0	0	3	2						
<b>Inning Stats</b>	R: 2 E: 0 K: 3 S: 13	H: 4 LOB: 3 BB: 1 P: 17	R: 0 E: 0 K: 2 S: 7	H: 0 LOB: 1 BB: 1 P: 11	R: 1 E: 2 K: 1 S: 7	H: 1 LOB: 2 BB: 1 P: 11	R: 0 E: 0 K: 2 S: 8	H: 1 LOB: 1 BB: 0 P: 8	R: 0 E: 0 K: 0 S: 3	H: 0 LOB: 0 BB: 0 P: 3	R: 0 E: 0 K: 1 S: 6	H: 1 LOB: 1 BB: 0 P: 6	R: 0 E: 0 K: 2 S: 7	H: 0 LOB: 1 BB: 1 P: 11	R: 0 E: 0 K: 0 S: 4	H: 1 LOB: 1 BB: 0 P: 4	R: 0 E: 0 K: 0 S: 2	H: 0 LOB: 0 BB: 1 P: 6	1B: 7 2B: 1 3B: 0 HR: 0	SF: 0 SAC: 1 DP: 0 HBP: 0	WP: 1 PB: 0 SB: 1 CS: 1	PA: 41
<b>PITCHER</b>	IP	WLS	BF	H	R	ER	SO	BB	IBB	HBP	BLK	WP	HR	S	P	ERA	WHIP					
<b>Bob Veale, L</b> ERA: 3.83 <b>Ron Kline, R</b> ERA: 2.45 <b>Chuck Hartenstein, R</b> ERA: 0.72 (1, 1) (8, 1) (9, 1)	7.0		33	7	3	2	11	3	1	0	1	1	0	51	67	2.57	1.429					

AB	34
R	3
H	8
RBI	2
BB	5
SO	11
LOB	19

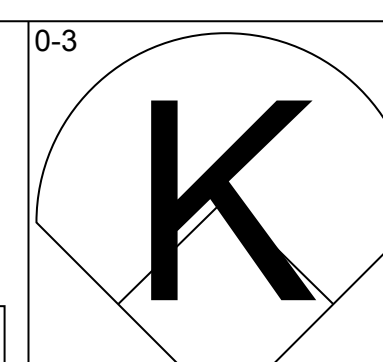
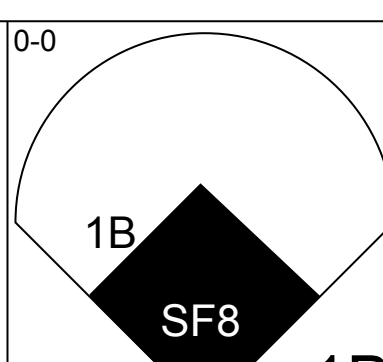
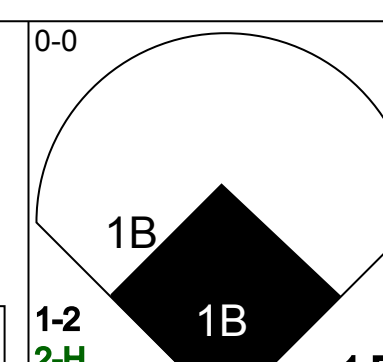
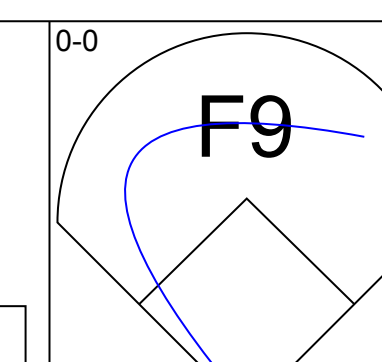
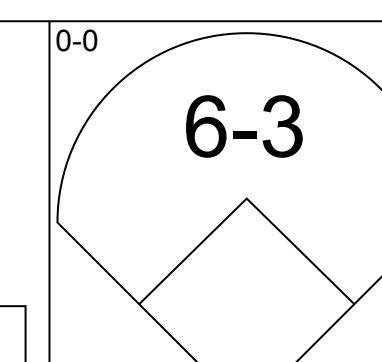
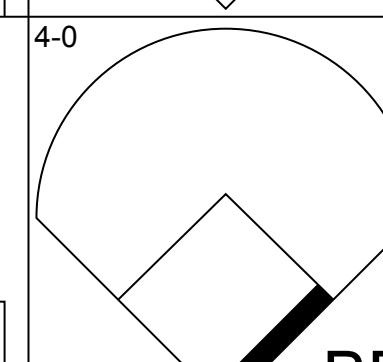
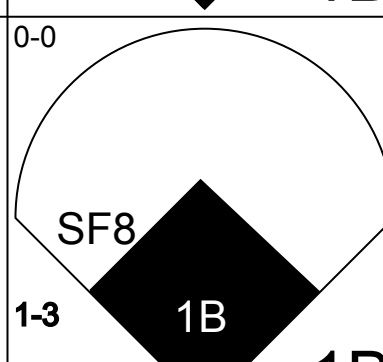
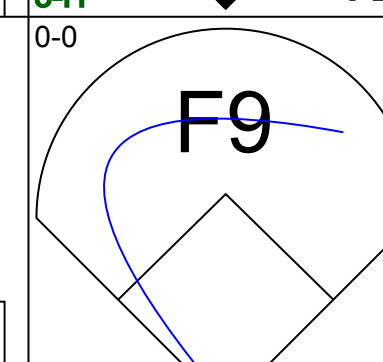
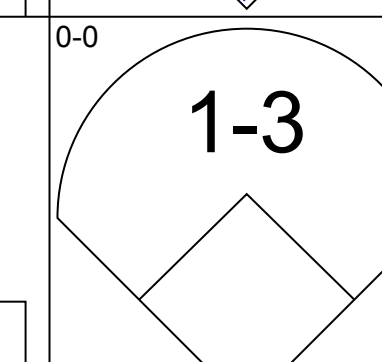
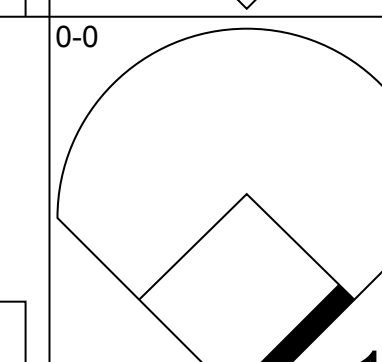
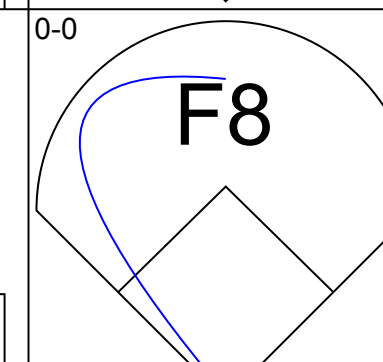
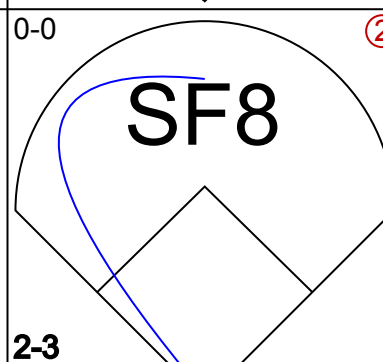
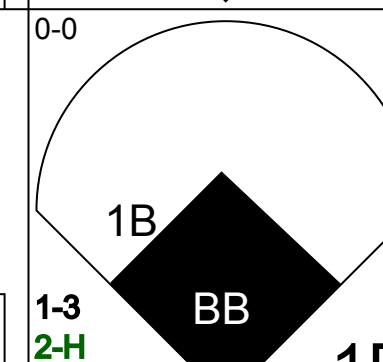
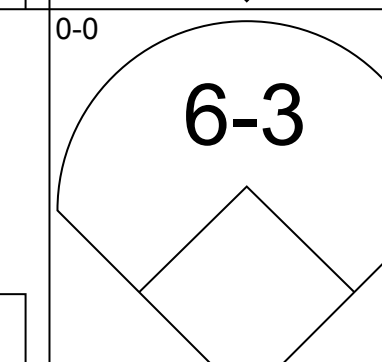
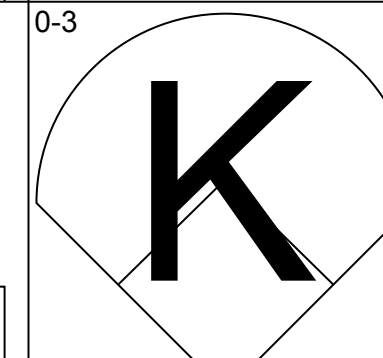
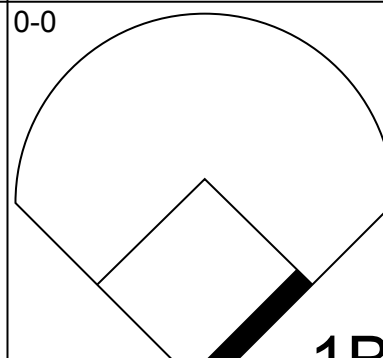
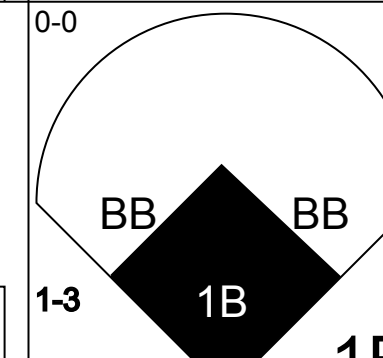


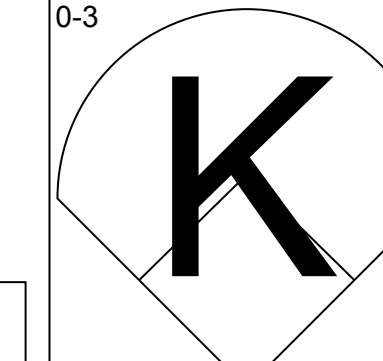
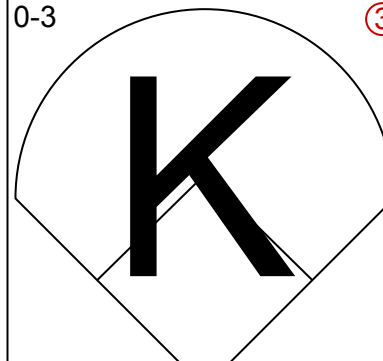
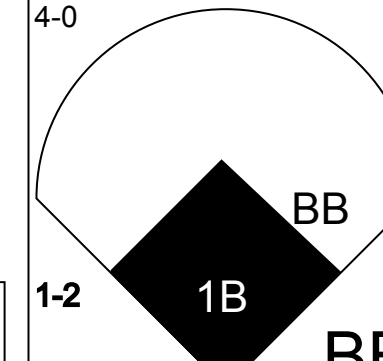


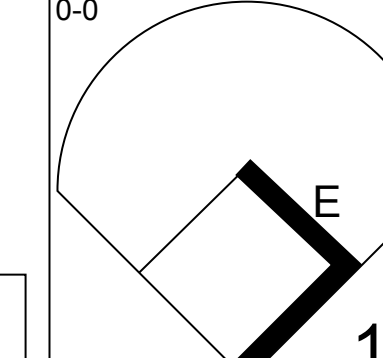
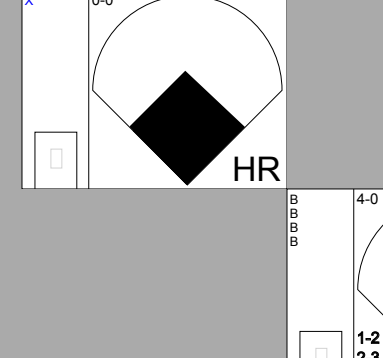

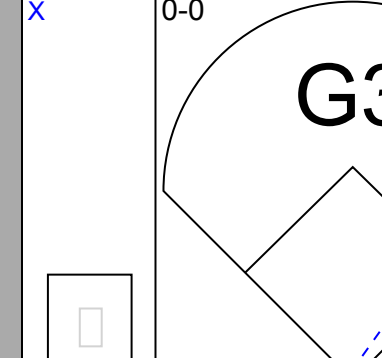

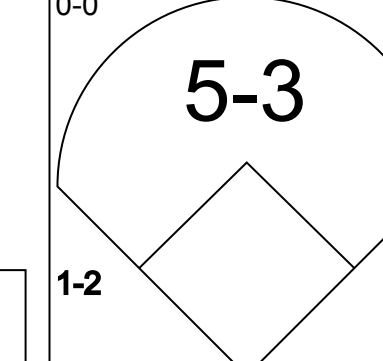
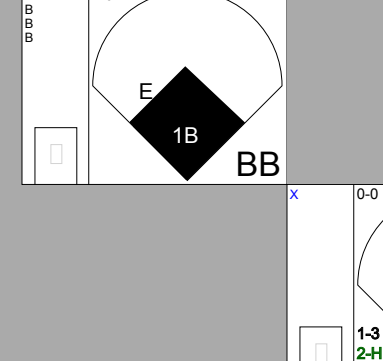

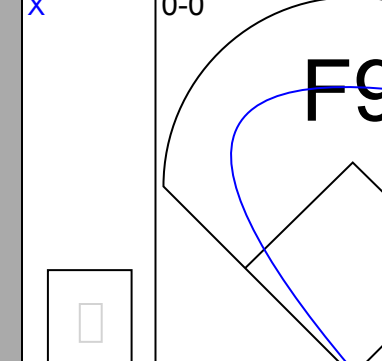

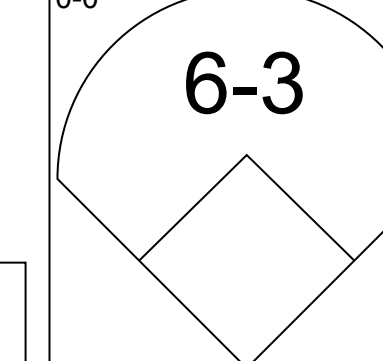
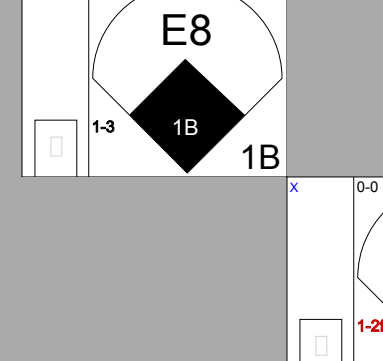

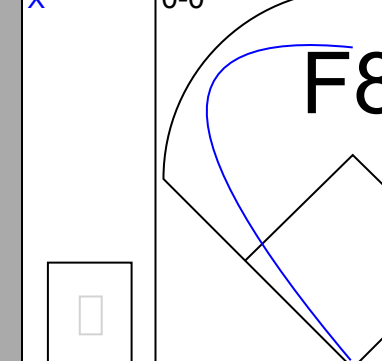


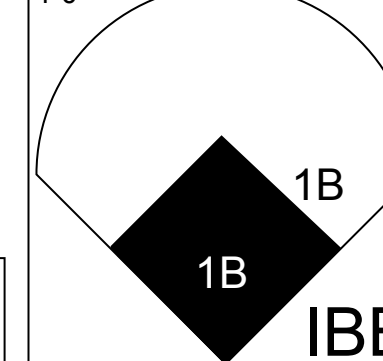
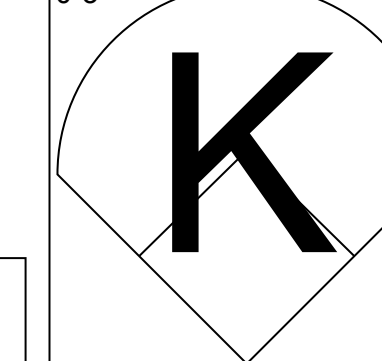
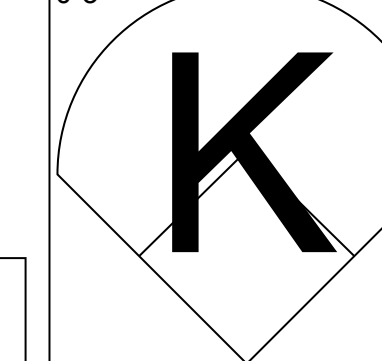

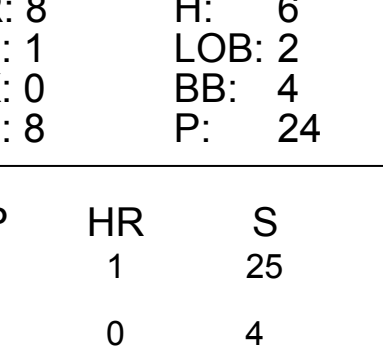
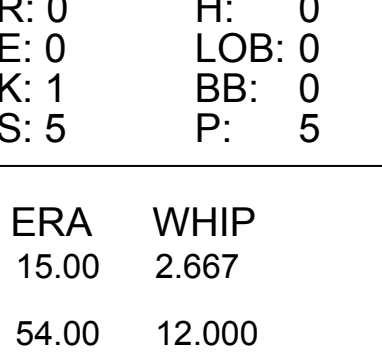
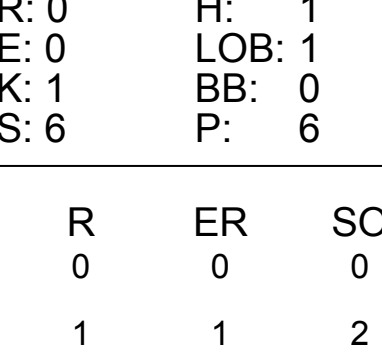

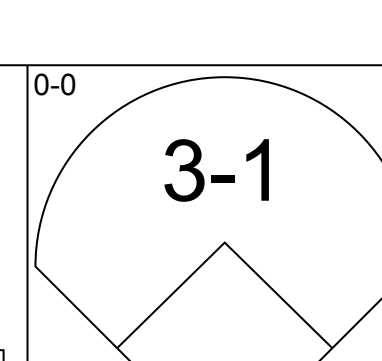
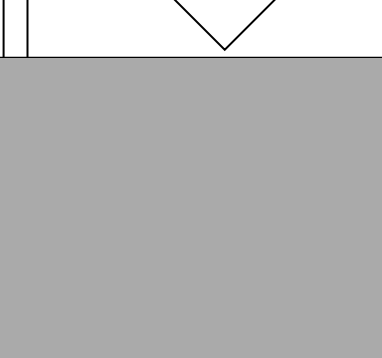


Batter	1	2	3	4	5	6	7	8	9	AB	R	H	RBI	BB	SO	LOB	BOTTOM				
<b>Matty Alou, L</b> OBP: 0.394, SLG: 0.449 (1, 8)										4	0	0	0	1	0	2	<b>San Francisco Giants @ Pittsburgh Pirates</b> <b>Forbes Field, Pittsburgh, PA</b> Mon May 12 1969, 7:05 PM EDT Att: 3,396 - Unknown				
<b>Manny Sanguillen, R</b> OBP: 0.368, SLG: 0.400 (1, 2)										5	2	3	0	0	1	2					
<b>Richie Hebner, L</b> OBP: 0.464, SLG: 0.568 (1, 5)										5	2	4	1	0	0	1					
<b>Willie Stargell, L</b> OBP: 0.404, SLG: 0.574 (1, 7)										4	0	2	2	1	1	2					
<b>Al Oliver, L</b> OBP: 0.354, SLG: 0.380 (1, 9)										4	0	2	1	0	1	3					
<b>Bill Mazaroski, R</b> OBP: 0.289, SLG: 0.250 <b>Jose Pagan, R</b> OBP: 0.273, SLG: 0.310 <b>Freddie Patek, R</b> OBP: 0.324, SLG: 0.276 (1, 4) (3, PH) (4, 6)										1	0	0	0	0	0	0					
<b>Bob Robertson, R</b> OBP: 0.235, SLG: 0.230 (1, 3)										4	0	1	0	0	2	1					
<b>Gene Alley, R</b> OBP: 0.176, SLG: 0.294 (4, 4)										4	0	1	0	0	0	2					
<b>Bob Veale, S</b> OBP: 0.077, SLG: 0.077 <b>Gary Kolb, L</b> OBP: 0.222, SLG: 0.250 <b>Ron Kline, R</b> <b>Jerry May, R</b> OBP: 0.278, SLG: 0.397 <b>Chuck Hartenstein, R</b> (1, 1) (7, PH) (8, 1) (8, PH) (9, 1)										2	0	0	0	0	1	1					
<b>Inning Stats</b>	R: 0 E: 0 K: 2 S: 8	H: 1 LOB: 2 BB: 1 P: 12	R: 0 E: 0 K: 1 S: 5	H: 0 LOB: 0 BB: 0 P: 5	R: 1 E: 0 K: 2 S: 10	H: 3 LOB: 0 BB: 0 P: 11	R: 0 E: 0 K: 0 S: 4	H: 1 LOB: 1 BB: 0 P: 4	R: 0 E: 0 K: 1 S: 6	H: 1 LOB: 0 BB: 0 P: 3	R: 2 E: 1 K: 1 S: 8	H: 2 LOB: 1 BB: 0 P: 8	R: 0 E: 0 K: 2 S: 8	H: 1 LOB: 1 BB: 0 P: 8	R: 1 E: 0 K: 0 S: 4	H: 3 LOB: 2 BB: 1 P: 8	1B: 8 2B: 2 3B: 3 HR: 0	SF: 0 SAC: 0 DP: 1 HBP: 1	WP: 0 PB: 0 SB: 1 CS: 0	PA: 41	
<b>PITCHER</b>	IP	WLS	BF	H	R	ER	SO	BB	IBB	HBP	BLK	WP	HR	S	P	ERA	WHIP				
<b>Gaylord Perry, R</b> ERA: 2.87 <b>Joe Gibbon, L</b> ERA: 0.71 (1, 1) (9, 1)	8.1	L	38	11	4	2	9	1	0	1	0	0	0	54	59	2.16	1.440				

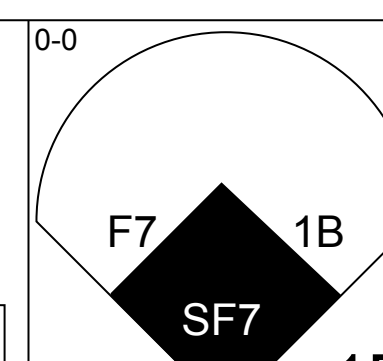
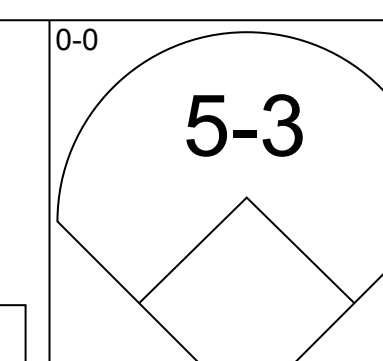
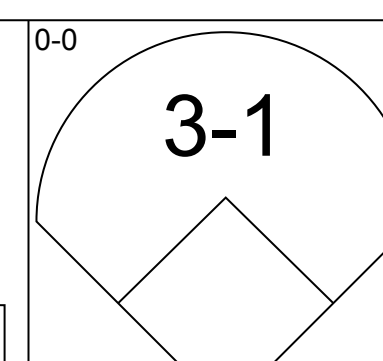
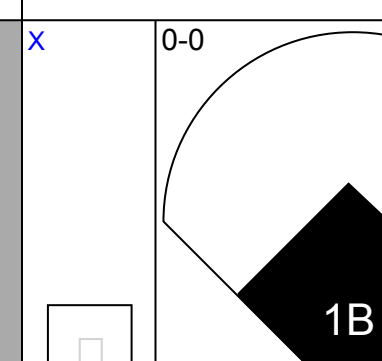
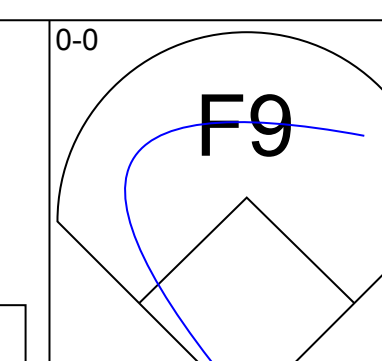
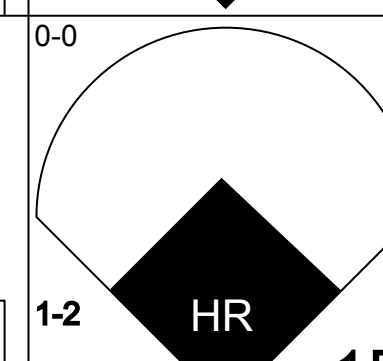
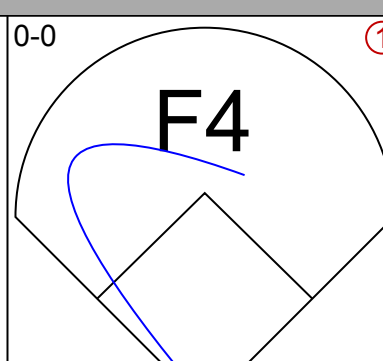
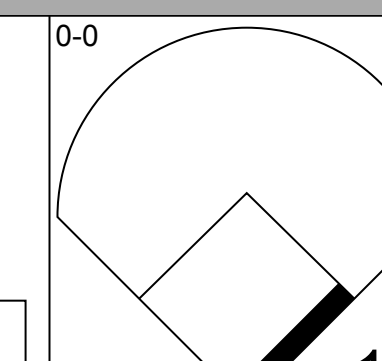
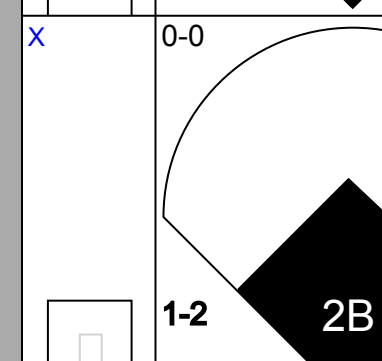

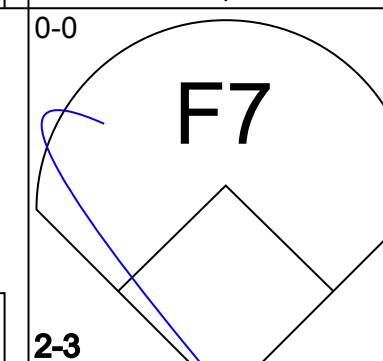
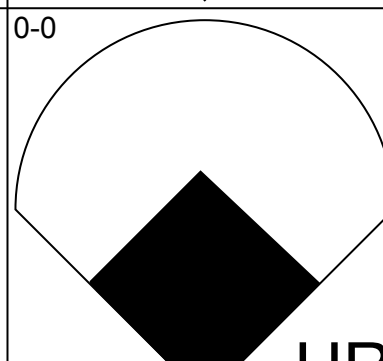
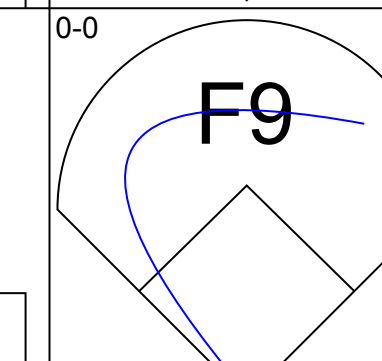
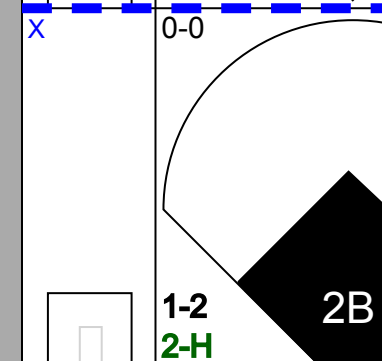

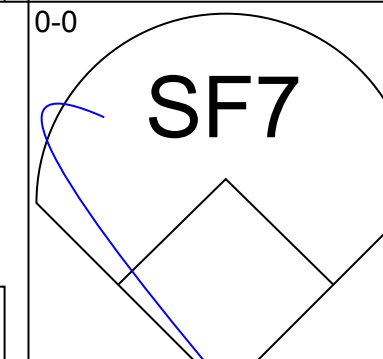
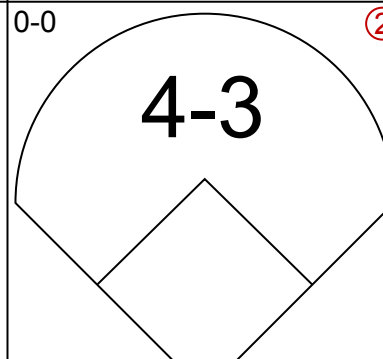
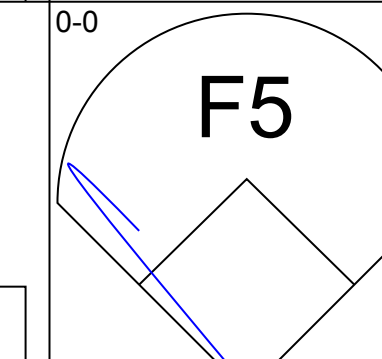
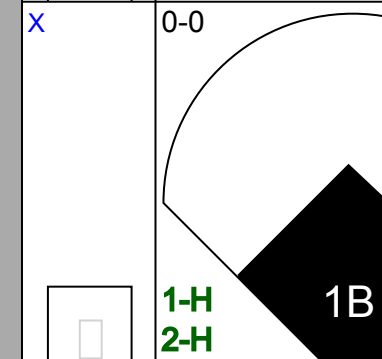

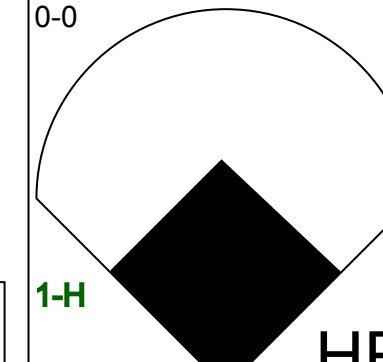
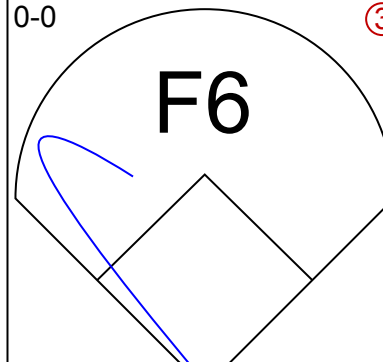
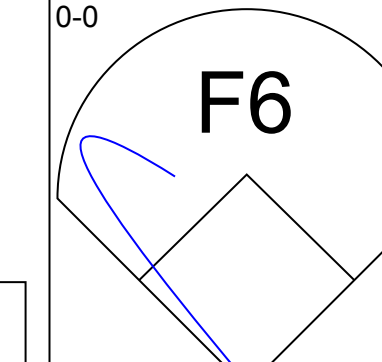
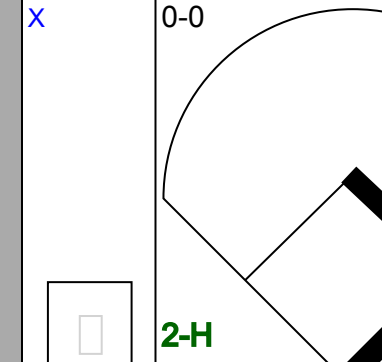

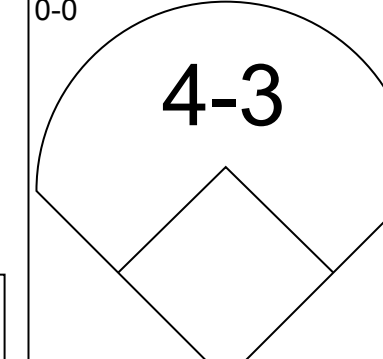
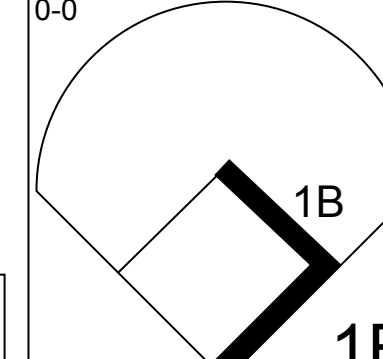
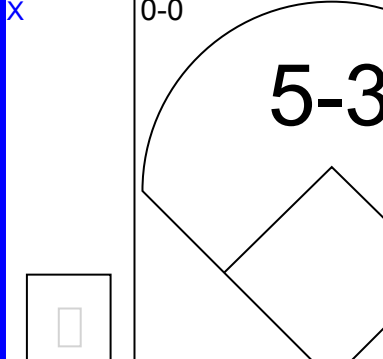
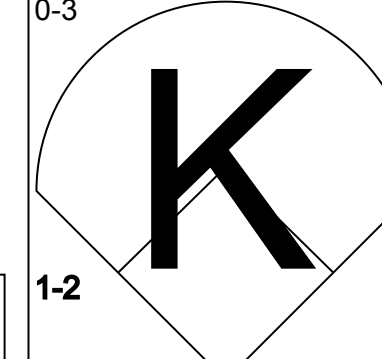
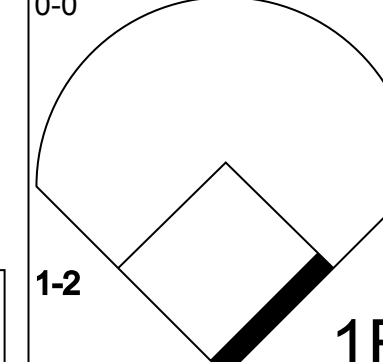
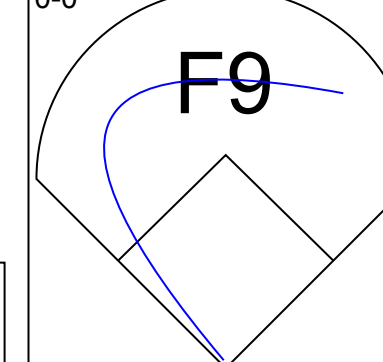
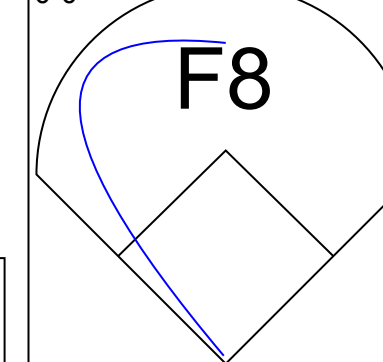
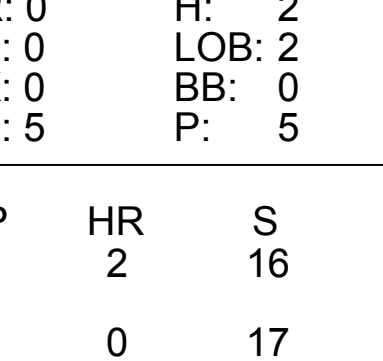

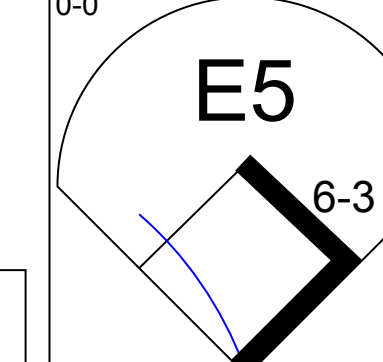
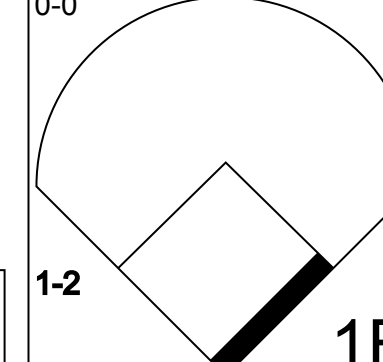
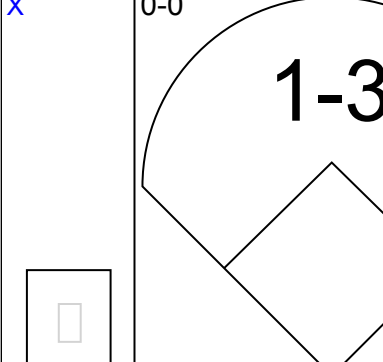
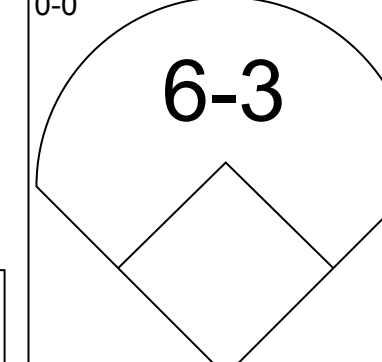
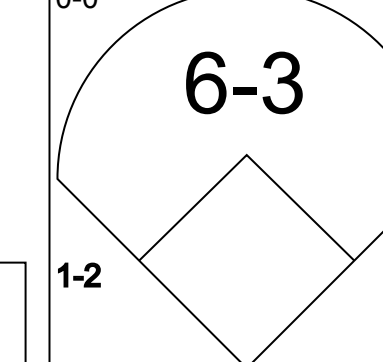
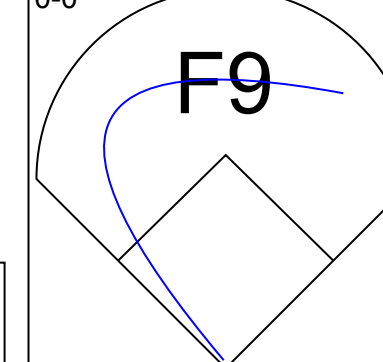
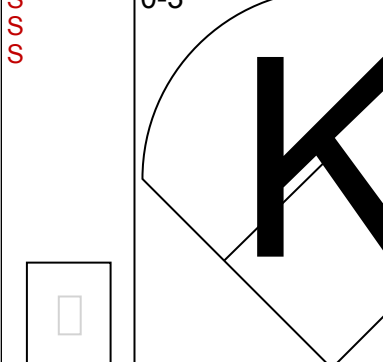

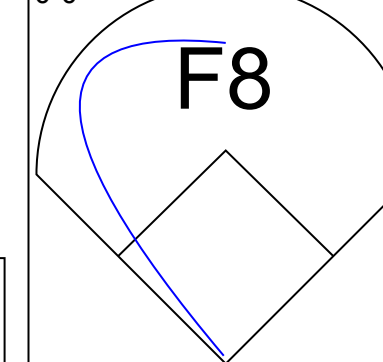
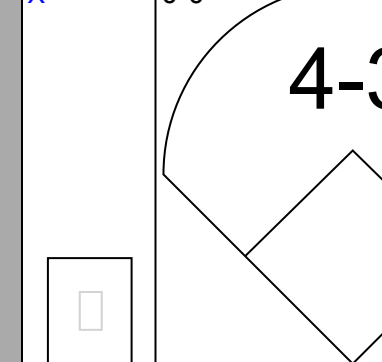
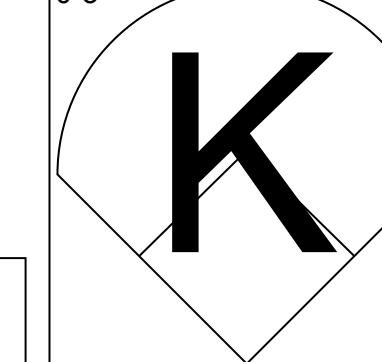
AB	38
R	4
H	13
RBI	4
BB	2
SO	9
LOB	19





Batter	1	2	3	4	5	6	7	8	9	AB	R	H	RBI	BB	SO	LOB	TOP					
<b>Bobby Bonds, R</b> OBP: 0.350, SLG: 0.421 (1, 9)										5	2	2	2	0	1	0	<b>San Francisco Giants @ Pittsburgh Pirates</b> Forbes Field, Pittsburgh, PA Tue May 13 1969, 7:05 PM EDT Att: 5,846 - Unknown					
<b>Ron Hunt, R</b> OBP: 0.337, SLG: 0.224 (1, 4)										4	1	2	0	1	0	2						
<b>Willie Mays, R</b> OBP: 0.396, SLG: 0.479 (1, 8)										4	1	1	2	0	0	2						
<b>Willie McCovey, L</b> OBP: 0.420, SLG: 0.633 (1, 3)										5	1	2	2	0	1	1						
<b>Jim Ray Hart, R</b> OBP: 0.341, SLG: 0.295 <b>Jim Davenport, R</b> (4, PR) OBP: 0.297, SLG: 0.358 (4, 5)										2	0	0	0	1	2	1						
<b>Ken Henderson, S</b> OBP: 0.440, SLG: 0.739 (1, 7)										4	2	3	2	1	0	0						
<b>Dick Dietz, R</b> OBP: 0.333, SLG: 0.314 (1, 2)										3	1	1	2	1	0	1						
<b>Hal Lanier, R</b> OBP: 0.237, SLG: 0.236 (1, 6)										5	1	2	0	0	0	3						
<b>Rich Robertson, R</b> (1, 1)										1	0	0	0	0	1	0						
<b>Bob Burda, L</b> OBP: 0.351, SLG: 0.441 (4, PH)										0	1	0	0	1	0	0						
<b>Ron Herbel, R</b> (4, 1)										1	0	0	0	1	0	0						
<b>Joe Gibbon, R</b> (7, 1)										0	0	0	0	0	0	0						
<b>Frank Linzy, R</b> (7, 1)										2	0	0	0	0	1	2						
<b>Inning Stats</b>	R: 0 E: 0 K: 2 S: 7	H: 0 LOB: 1 BB: 1 P: 11	R: 0 E: 1 K: 1 S: 6	H: 1 LOB: 1 BB: 0 P: 6	R: 2 E: 0 K: 2 S: 10	H: 3 LOB: 1 BB: 0 P: 10	R: 3 E: 1 K: 0 S: 8	H: 6 LOB: 2 BB: 4 P: 24	R: 0 E: 0 K: 1 S: 5	H: 0 LOB: 0 BB: 0 P: 5	R: 0 E: 0 K: 0 S: 3	H: 0 LOB: 0 BB: 0 P: 3	R: 0 E: 0 K: 1 S: 6	H: 1 LOB: 1 BB: 0 P: 6	R: 1 E: 1 K: 1 S: 7	H: 2 LOB: 2 BB: 0 P: 8	1B: 11 2B: 0 3B: 1 HR: 1	SF: 1 SAC: 0 DP: 1 HBP: 1	WP: 0 PB: 0 SB: 0 CS: 0	PA: 45		
<b>PITCHER</b>	IP WLS BF H R ER SO	IP WLS BF H R ER SO	IP WLS BF H R ER SO	IP WLS BF H R ER SO	IP WLS BF H R ER SO	IP WLS BF H R ER SO	IP WLS BF H R ER SO	IP WLS BF H R ER SO	IP WLS BF H R ER SO	IP WLS BF H R ER SO	IP WLS BF H R ER SO	IP WLS BF H R ER SO	IP WLS BF H R ER SO	IP WLS BF H R ER SO	IP WLS BF H R ER SO	IP WLS BF H R ER SO	ERA WHIP	ERA WHIP				
<b>Bob Moose, R</b> ERA: 4.6	(1, 1)	3.0	L	17	6	5	5	5	2	0	0	0	0	0	0	0	1	25	33	15.00	2.667	
<b>Bruce Dal Canton, R</b> ERA: 4.19	(4, 1)	0.1		6	3	2	2	0	1	1	0	0	0	0	0	0	0	4	12	54.00	12.000	
<b>Luke Walker, L</b> ERA: 2.35	(4, 1)	0.0		2	1	3	3	0	1	0	0	0	0	0	0	0	0	1	5	∞	∞	
<b>Dock Ellis, R</b> ERA: 6.61	(4, 1)	0.2		1	0	0	0	0	0	0	0	0	0	0	0	0	0	1	1	0.00	0.000	
<b>Jim Shellenback, L</b> ERA: 3.24	(5, 1)	2.0		6	0	0	0	1	0	0	0	0	0	0	0	0	0	8	8	0.00	0.000	
<b>Chuck Hartenstein, R</b> ERA: 0.69	(7, 1)	1.0		3	0	0	0	0	0	0	0	0	0	0	0	0	0	0	3	3	0.00	0.000
<b>Ron Kline, R</b> ERA: 2.63	(8, 1)	2.0		10	3	1	2	0	0	0	1	0	0	0	0	0	0	0	13	14	4.50	1.500



Batter	1	2	3	4	5	6	7	8	9	AB	R	H	RBI	BB	SO	LOB	BOTTOM					
<b>Matty Alou, L</b> OBP: 0.394, SLG: 0.447 (1, 8)										5	2	2	0	0	0	3	<b>San Francisco Giants @ Pittsburgh Pirates</b> Forbes Field, Pittsburgh, PA Tue May 13 1969, 7:05 PM EDT Att: 5,846 - Unknown					
<b>Gene Alley, R</b> OBP: 0.273, SLG: 0.364 (1, 4)										5	2	3	0	0	0	0						
<b>Richie Hebner, L</b> OBP: 0.461, SLG: 0.595 (1, 5)										5	2	2	2	0	0	3						
<b>Willie Stargell, L</b> OBP: 0.403, SLG: 0.590 (1, 7)										4	1	2	3	0	0	1						
<b>Al Oliver, L</b> OBP: 0.356, SLG: 0.421 (1, 9)										5	1	2	3	0	0	2						
<b>Jerry May, R</b> OBP: 0.284, SLG: 0.400 (5, 1)										2	0	1	0	0	0	0						
<b>Jim Shellenback, L</b> OBP: 0.228, SLG: 0.450 (5, 1)										0	0	0	0	0	0	0						
<b>Carl Taylor, R</b> OBP: 0.444, SLG: 0.495 (7, 1)										1	0	0	0	0	0	0						
<b>Chuck Hartenstein, R</b> ERA: 0.69 (7, 1)										0	0	0	0	0	0	0						
<b>Jose Pagan, R</b> OBP: 0.307, SLG: 0.302 (8, 1)										1	0	0	0	0	1	1						
<b>Ron Kline, R</b> ERA: 2.63 (8, 1)										0	0	0	0	0	0	0						
<b>Bob Robertson, R</b> OBP: 0.235, SLG: 0.231 (1, 3)										4	0	1	0	0	0	1						
<b>Freddie Patek, R</b> OBP: 0.313, SLG: 0.265 (1, 6)										4	0	0	0	0	2	3						
<b>Bob Moose, R</b> OBP: 0.228, SLG: 0.450 (4, 1)										1	0	0	0	0	1	1						
<b>Bruce Dal Canton, R</b> ERA: 4.19 (4, 1)										0	0	0	0	0	0	0						
<b>Luke Walker, L</b> ERA: 2.35 (4, 1)										0	0	0	0	0	0	0						
<b>Dock Ellis, S</b> OBP: 0.222, SLG: 0.222 (4, PH)										0	0	0	0	0	0	0						
<b>Manny Sanguillen, R</b> OBP: 0.358, SLG: 0.482 (5, 2)										3	0	0	0	0	1	2						
<b>Inning Stats</b>	R: 3 E: 0 K: 0 S: 6	H: 3 LOB: 0 BB: 0 P: 6	R: 0 E: 1 K: 1 S: 6	H: 0 LOB: 0 BB: 0 P: 6	R: 1 E: 0 K: 0 S: 4	H: 1 LOB: 0 BB: 0 P: 4	R: 0 E: 0 K: 0 S: 5	H: 2 LOB: 2 BB: 0 P: 5	R: 0 E: 0 K: 1 S: 4	H: 1 LOB: 1 BB: 0 P: 4	R: 0 E: 0 K: 1 S: 5	H: 0 LOB: 0 BB: 0 P: 5	R: 4 E: 0 K: 1 S: 10	H: 5 LOB: 1 BB: 0 P: 10	R: 0 E: 0 K: 2 S: 7	H: 0 LOB: 0 BB: 0 P: 7	R: 0 E: 0 K: 0 S: 4	H: 1 LOB: 1 BB: 0 P: 4	1B: 9 2B: 2 3B: 0 HR: 2	SF: 1 SAC: 0 DP: 0 HBP: 0	WP: 0 PB: 0 SB: 1 CS: 0	PA: 41
<b>PITCHER</b>	IP WLS BF H R ER SO	IP WLS BF H R ER SO	IP WLS BF H R ER SO	IP WLS BF H R ER SO	IP WLS BF H R ER SO	IP WLS BF H R ER SO	IP WLS BF H R ER SO	IP WLS BF H R ER SO	IP WLS BF H R ER SO	IP WLS BF H R ER SO	IP WLS BF H R ER SO	IP WLS BF H R ER SO	IP WLS BF H R ER SO	IP WLS BF H R ER SO	IP WLS BF H R ER SO	IP WLS BF H R ER SO	ERA WHIP	ERA WHIP				
<b>Rich Robertson, R</b> ERA: 6.35	(1, 1)	3.0	W	15	5	2	2	1	0	0	0	0	0	0	0	0	0	17	17	5.40	1.500	
<b>Ron Herbel, R</b> ERA: 3.94	(4, 1)	3.1		15	5	2	2	0	0	0	0	0	0	0	0	0	0	3	3	∞	∞	
<b>Joe Gibbon, L</b> ERA: 2.13	(7, 1)	0.0		3	3	2	2	0	0	0	0	0	0	0	0	0	0	0	0	0.00	0.375	
<b>Frank Linzy, R</b> ERA: 2.79	(7, 1)	2.2	S	9	1	0	0	3	0	0	0	0	0	0	0	0	0	15	15	0.00	0.375	





Batter	1	2	3	4	5	6	7	8	9	AB	R	H	RBI	BB	SO	LOB	TOP					
<b>Bobby Bonds, R</b> OBP: 0.347, SLG: 0.414 (1, 9)	F9			K	K			F7		4	0	1	0	0	1	1	<b>San Francisco Giants @ Pittsburgh Pirates</b> Forbes Field, Pittsburgh, PA Wed May 14 1969, 7:05 PM EDT Att: 8,296 - Unknown					
<b>Ron Hunt, R</b> OBP: 0.333, SLG: 0.216 (1, 4)	F8			F3			4-3	1B PB HBP		3	1	0	0	0	0	1						
<b>Willie Mays, R</b> OBP: 0.400, SLG: 0.480 (1, 8)	6-3			K			K	1B		4	0	2	0	0	1	1						
<b>Willie McCovey, L</b> OBP: 0.422, SLG: 0.620 (1, 3)		G6-3 BB					F4	1B		2	0	0	0	2	0	2						
<b>Jim Davenport, R</b> OBP: 0.295, SLG: 0.366 (1, 5)	F8			K			5-3		G3 1B 2B	4	1	1	0	0	1	4						
<b>Ken Henderson, S</b> OBP: 0.379, SLG: 0.630 (1, 7)	G6-3				K			F9	G3	4	0	0	0	0	1	2						
<b>Dick Dietz, R</b> OBP: 0.328, SLG: 0.345 (1, 2)			K				F5		2-3 K	4	1	1	0	0	2	1						
<b>Hal Lanier, R</b> OBP: 0.237, SLG: 0.237 (1, 6)			4-3		F6		F7		3-H 1B	4	0	1	1	0	0	1						
<b>Juan Marichal, R</b> OBP: 0.292, SLG: 0.348 (1, 1)			G3					K	K	4	0	1	1	0	2	1						
<b>Inning Stats</b>	R: 0 E: 0 K: 0 S: 3	H: 0 LOB: 0 BB: 0 P: 3	R: 0 E: 0 K: 0 S: 2	H: 0 LOB: 0 BB: 1 P: 6	R: 0 E: 0 K: 1 S: 5	H: 0 LOB: 0 BB: 0 P: 5	R: 0 E: 0 K: 2 S: 8	H: 1 LOB: 2 BB: 1 P: 12	R: 1 E: 0 K: 2 S: 9	H: 2 LOB: 1 BB: 0 P: 9	R: 0 E: 0 K: 0 S: 4	H: 1 LOB: 0 BB: 0 P: 4	R: 0 E: 0 K: 0 S: 3	H: 0 LOB: 0 BB: 0 P: 3	R: 1 E: 0 K: 1 S: 6	H: 1 LOB: 1 BB: 0 P: 7	R: 1 E: 0 K: 2 S: 9	H: 2 LOB: 1 BB: 0 P: 9	1B: 5 2B: 1 3B: 1 HR: 0	SF: 0 SAC: 0 DP: 1 HBP: 1	WP: 0 PB: 1 SB: 2 CS: 0	PA: 36
<b>PITCHER</b>	IP	WLS	BF	H	R	ER	SO	BB	IBB	HBP	BLK	WP	HR	S	P	ERA	WHIP					
<b>Jim Bunning, R</b> ERA: 2.93 (1, 1)	8.0	L	31	5	2	1	6	1	1	1	0	0	0	40	49	1.12	0.750					
<b>Pedro Ramos, R</b> ERA: 9.0 (9, 1)	1.0		5	2	1	1	2	0	0	0	0	0	0	9	9	9.00	2.000					

AB	33
R	3
H	7
RBI	2
BB	2
SO	8
LOB	14



Batter	1	2	3	4	5	6	7	8	9	AB	R	H	RBI	BB	SO	LOB	BOTTOM					
<b>Matty Alou, L</b> OBP: 0.384, SLG: 0.434 (1, 8)	6-3		F7			G3			F4	4	0	0	0	0	0	1	<b>San Francisco Giants @ Pittsburgh Pirates</b> Forbes Field, Pittsburgh, PA Wed May 14 1969, 7:05 PM EDT Att: 8,296 - Unknown					
<b>Manny Sanguillen, R</b> OBP: 0.339, SLG: 0.429 (1, 2)	F7			1-3		F9			1-3	4	0	0	0	0	0	0						
<b>Richie Hebner, L</b> OBP: 0.462, SLG: 0.602 (1, 5)	K			FC1-6 2B				G4-6-3 1B	1-3	4	0	2	0	0	1	0						
<b>Willie Stargell, L</b> OBP: 0.393, SLG: 0.574 (1, 7)		3-1		FC1-6 2-3		G4-6-3 1-2				3	0	0	0	0	0	2						
<b>Al Oliver, L</b> OBP: 0.344, SLG: 0.405 (1, 3)		K		4-3		4-3				3	0	0	0	0	1	1						
<b>Gene Alley, R</b> OBP: 0.240, SLG: 0.320 (1, 6)		K			K			K		3	0	0	0	0	3	0						
<b>Ron Davis, R</b> OBP: 0.314, SLG: 0.290 (1, 9)			1-3		F9			1B		3	0	1	0	0	0	0						
<b>Bill Mazeroski, R</b> OBP: 0.271, SLG: 0.253 (1, 4)				SH1-4 1B		K		F8		3	0	1	0	0	1	1						
<b>Jim Bunning, R</b> Gary Kolb, L (8, PH) Pedro Ramos, S (9, 1)			SH1-4			6-3		F8		1	0	0	0	0	0	0						
<b>Inning Stats</b>	R: 0 E: 0 K: 1 S: 5	H: 0 LOB: 0 BB: 0 P: 5	R: 0 E: 0 K: 2 S: 7	H: 0 LOB: 0 BB: 0 P: 7	R: 0 E: 0 K: 0 S: 4	H: 1 LOB: 1 BB: 0 P: 4	R: 0 E: 0 K: 0 S: 4	H: 1 LOB: 1 BB: 0 P: 4	R: 0 E: 0 K: 2 S: 7	H: 0 LOB: 0 BB: 0 P: 7	R: 0 E: 0 K: 0 S: 3	H: 0 LOB: 0 BB: 0 P: 3	R: 0 E: 0 K: 1 S: 6	H: 1 LOB: 1 BB: 0 P: 6	R: 0 E: 0 K: 0 S: 3	H: 0 LOB: 0 BB: 0 P: 3	1B: 3 2B: 1 3B: 0 HR: 0	SF: 0 SAC: 1 DP: 1 HBP: 0	WP: 0 PB: 0 SB: 0 CS: 0	PA: 30		
<b>PITCHER</b>	IP	WLS	BF	H	R	ER	SO	BB	IBB	HBP	BLK	WP	HR	S	P	ERA	WHIP					
<b>Juan Marichal, R</b> ERA: 1.7 (1, 1)	9.0	W	30	4	0	0	6	0	0	0	0	0	0	42	42	0.00	0.444					

AB	29
R	0
H	4
RBI	0
BB	0
SO	6
LOB	6





Batter	1	2	3	4	5	6	7	8	9	AB	R	H	RBI	BB	SO	LOB	TOP										
Matty Alou, L OBP: 0.373, SLG: 0.421 (1, 8)	F2		6-3			6-3		F9		4	0	0	0	0	0	1											
Richie Hebner, L OBP: 0.454, SLG: 0.581 Ron Kline, R (1, 5)	K		K						F9	3	0	0	0	1	2	0											
Roberto Clemente, R OBP: 0.325, SLG: 0.348 (1, 9)	WP BB			K					1B E 1B	3	1	1	0	1	1	1											
Willie Stargell, L OBP: 0.389, SLG: 0.563 (1, 7)	K			K					E E 1B	4	1	1	0	0	2	1											
Al Oliver, L OBP: 0.340, SLG: 0.398 (1, 3)		F7		F8					E1 1B 1B	4	1	1	0	0	0	0											
Jerry May, R OBP: 0.274, SLG: 0.385 Chuck Hartenstein, R (7, 1)	P4				L6				1B 1B	3	0	0	0	0	0	0											
Carl Taylor, R OBP: 0.474, SLG: 0.467 Freddie Patek, R OBP: 0.313, SLG: 0.265 (9, 6)									1B 1B	1	0	1	1	0	0	0											
Gene Alley, R OBP: 0.276, SLG: 0.321 (1, 6)	S 1B BB			6-3					K	3	0	1	0	1	1	1											
Bill Mazerowski, R OBP: 0.279, SLG: 0.263 (1, 4)				4-3					P3 1B	4	0	2	0	0	0	1											
Steve Blass, R OBP: 0.286, SLG: 0.429 Manny Sanguillen, R OBP: 0.322, SLG: 0.414 (7, 2)			K					F8	F8 F7	2	0	0	0	0	1	0											
<b>Inning Stats</b>	R: 0 E: 0 K: 2 S: 7	H: 0 LOB: 1 BB: 1 P: 11	R: 0 E: 0 K: 0 S: 3	H: 1 LOB: 2 BB: 1 P: 7	R: 0 E: 0 K: 2 S: 7	H: 0 LOB: 0 BB: 0 P: 7	R: 0 E: 0 K: 0 S: 3	H: 0 LOB: 0 BB: 0 P: 7	R: 0 E: 0 K: 0 S: 3	H: 0 LOB: 1 BB: 1 P: 7	R: 0 E: 0 K: 0 S: 3	H: 0 LOB: 0 BB: 0 P: 3	R: 0 E: 0 K: 0 S: 4	H: 1 LOB: 1 BB: 0 P: 4	R: 3 E: 1 K: 1 S: 10	H: 5 LOB: 2 BB: 0 P: 10	1B: 7 2B: 0 3B: 0 HR: 0	SF: 0 SAC: 0 DP: 0 HBP: 0	WP: 1 PB: 0 CS: 1 PA: 36								
<b>PITCHER</b>	IP	WLS	BF	H	R	ER	SO	BB	IBB	HBP	BLK	WP	HR	S	P	ERA	WHIP										
Don Sutton, R ERA: 2.91 Jim Brewer, L ERA: 2.51	8.1		30	3	1	1	6	3	0	0	0	1	0	39	51	1.08	0.720										
	0.2	W	6	4	2	2	1	0	0	0	0	0	0	8	8	27.00	6.000										

Pittsburgh Pirates @ Los Angeles Dodgers  
Dodger Stadium, Los Angeles, CA  
Fri May 16 1969, 7:05 PM PDT  
Att: 19,016 - Unknown

AB 33  
R 3  
H 7  
RBI 1  
BB 3  
SO 7  
LOB 8



Batter	1	2	3	4	5	6	7	8	9	AB	R	H	RBI	BB	SO	LOB	BOTTOM										
Willie Crawford, L OBP: 0.326, SLG: 0.389 (1, 7)	6-3	FC3-6			K				1B HR	4	1	1	2	1	1	2											
Ted Sizemore, R OBP: 0.349, SLG: 0.380 (1, 6)	5-3	5-3			5-3					4	0	0	0	0	0	4											
Willie Davis, L OBP: 0.344, SLG: 0.534 (1, 8)	1B 1B		K			F5			1B SH3-4 2B	4	2	2	0	0	1	0											
Andy Kosco, R OBP: 0.314, SLG: 0.491 Bill Russell, R OBP: 0.396, SLG: 0.432 (9, 9)	1B 1B		4-3			F3			SH3-4 1B	4	0	2	0	0	0	0											
Tom Haller, L OBP: 0.376, SLG: 0.413 (1, 2)	1B 1B		K						P6	4	0	2	1	0	1	2											
Wes Parker, S OBP: 0.382, SLG: 0.494 (1, 3)	F4				3-1				SH3-4	3	0	0	1	0	0	3											
Bill Sudakis, S OBP: 0.306, SLG: 0.392 (1, 5)		FC6-5			F7				SH1-3 1B	4	0	2	0	0	0	2											
Jim Lefebvre, S OBP: 0.361, SLG: 0.185 Paul Popovich, S OBP: 0.231, SLG: 0.216 Ron Fairly, L OBP: 0.276, SLG: 0.269 (9, 4)		FC3-6 FC6-5 BB			F9				F8	1	0	0	0	1	0	0											
Don Sutton, R OBP: 0.160, SLG: 0.125 Jim Brewer, L OBP: 0.281, SLG: 0.276 Len Gabrielson, L OBP: 0.156, SLG: 0.186 Billy Grabarkewitz, R OBP: 0.156, SLG: 0.186 (9, 1)		FC6-5			K				3-1 HR 1B	3	0	0	0	0	1	3											
<b>Inning Stats</b>	R: 1 E: 0 K: 0 S: 6	H: 3 LOB: 2 BB: 0 P: 6	R: 0 E: 0 K: 0 S: 4	H: 1 LOB: 2 BB: 1 P: 8	R: 0 E: 0 K: 2 S: 7	H: 0 LOB: 0 BB: 0 P: 7	R: 0 E: 0 K: 0 S: 3	H: 0 LOB: 0 BB: 0 P: 3	R: 0 E: 0 K: 0 S: 7	H: 0 LOB: 0 BB: 0 P: 7	R: 0 E: 0 K: 0 S: 4	H: 1 LOB: 1 BB: 0 P: 4	R: 0 E: 0 K: 0 S: 4	H: 1 LOB: 2 BB: 1 P: 8	R: 1 E: 0 K: 0 S: 5	H: 2 LOB: 2 BB: 0 P: 5	R: 2 E: 0 K: 0 S: 3	H: 2 LOB: 1 BB: 0 P: 3	1B: 6 2B: 3 3B: 0 HR: 1	SF: 0 SAC: 2 DP: 0 HBP: 0	WP: 0 PB: 0 SB: 0 CS: 0 PA: 37						
<b>PITCHER</b>	IP	WLS	BF	H	R	ER	SO	BB	IBB	HBP	BLK	WP	HR	S	P	ERA	WHIP										
Steve Blass, R ERA: 5.4 Chuck Hartenstein, R ERA: 0.99 Ron Kline, R ERA: 3.33	6.2		28	6	1	1	4	2	0	0	0	0	0	34	42	1.35	1.200										
	1.1		6	2	1	1	0	0	0	0	0	0	0	6	6	6.75	1.500										
	0.1	L	3	2	2	2	0	0	0	0	0	0	1	3	3	54.00	6.000										

Pittsburgh Pirates @ Los Angeles Dodgers  
Dodger Stadium, Los Angeles, CA  
Fri May 16 1969, 7:05 PM PDT  
Att: 19,016 - Unknown

AB 33  
R 4  
H 10  
RBI 4  
BB 2  
SO 4  
LOB 16





Batter	1	2	3	4	5	6	7	8	9	AB	R	H	RBI	BB	SO	LOB	TOP					
Matty Alou, L OBP: 0.370, SLG: 0.417 (1, 8)	0-0 6-3 1B			0-0 1-3		0-0 P5		0-0 P4-6-3 1B	4 0 1 0 0 0 1								<b>Pittsburgh Pirates @ Los Angeles Dodgers</b> Dodger Stadium, Los Angeles, CA Sat May 17 1969, 7:05 PM PDT Att: 50,120 - Unknown <a href="http://livebaseballscorecards.com">livebaseballscorecards.com</a>					
Gene Alley, R OBP: 0.273, SLG: 0.313 (1, 5)	0-0 G6-3 1B			0-0 5-3			0-0 6-3	0-0 P4-6-3 1B	4 0 1 0 0 0 1													
Roberto Clemente, R OBP: 0.313, SLG: 0.333 (1, 9)	0-0 G6-3 1-2			0-0 4-3			0-0 1-3		3 0 0 0 0 0 1													
Willie Stargell, L OBP: 0.380, SLG: 0.548 (1, 7)		0-3 K		0-3 K			0-0 6-3		3 0 0 0 0 2 0													
Al Oliver, L OBP: 0.340, SLG: 0.395 (1, 3)	0-0 G6-3 1B			0-0 1-3			0-0 1-3	0-0 F7	3 0 1 0 0 0 0													
Jerry May, R OBP: 0.264, SLG: 0.370 (1, 2)	0-0 6-3 1-2			0-0 5-3			0-0 5-3	0-0 F9	3 0 0 0 0 0 1													
Bill Mazerolski, R OBP: 0.281, SLG: 0.265 (1, 4)				0-0 4-3		0-0 5-3		0-0 FC4-6 1B	3 0 1 0 0 0 0													
Freddie Patek, R OBP: 0.305, SLG: 0.257 (1, 6)				0-3 K		0-0 F8		0-0 FC4-6 1-2	3 0 0 0 0 1 1													
Dock Ellis, S OBP: 0.226, SLG: 0.292 (4, 1)				0-3 K		0-0 2B		0-0 5-3	1 0 0 0 0 0 1 0									<b>P</b>				
Bruce Dal Canton, R OBP: 0.265, SLG: 0.341 (6, PH)				0-3 K					0 0 0 0 0 0 0 0													
Inning Stats	R: 0 E: 0 K: 0 S: 3	H: 1 LOB: 0 BB: 0 P: 3	R: 0 E: 0 K: 1 S: 5	H: 1 LOB: 0 BB: 0 P: 5	R: 0 E: 0 K: 2 S: 7	H: 0 LOB: 0 BB: 0 P: 7	R: 0 E: 0 K: 0 S: 3	H: 0 LOB: 0 BB: 0 P: 3	R: 0 E: 0 K: 1 S: 5	H: 0 LOB: 0 BB: 0 P: 5	R: 0 E: 0 K: 0 S: 4	H: 1 LOB: 1 BB: 0 P: 4	R: 0 E: 0 K: 0 S: 3	H: 0 LOB: 0 BB: 0 P: 3	R: 0 E: 0 K: 0 S: 4	H: 1 LOB: 1 BB: 0 P: 4	R: 0 E: 0 K: 0 S: 3	H: 1 LOB: 0 BB: 0 P: 3	1B: 4 2B: 1 3B: 0 HR: 0	SF: 0 SAC: 0 DP: 2 HBP: 0	WP: 0 PB: 0 SB: 0 CS: 0	PA: 29
PITCHER Claude Osteen, L ERA: 2.55 (1, 1)	IP: 9.0 WLS: W BF: 29 H: 5 R: 0 ER: 0 SO: 4 BB: 0 IBB: 0 HBP: 0 BLK: 0 WP: 0 HR: 0 S: 37 P: 37 ERA: 0.00 WHIP: 0.556																					

Batter	1	2	3	4	5	6	7	8	9	AB	R	H	RBI	BB	SO	LOB	BOTTOM	
Willie Crawford, L OBP: 0.318, SLG: 0.379 (1, 7)	0-0 1-3		0-0 1-3		0-3 K			0-3 K	3 0 0 0 0 1 1								<b>Pittsburgh Pirates @ Los Angeles Dodgers</b> Dodger Stadium, Los Angeles, CA Sat May 17 1969, 7:05 PM PDT Att: 50,120 - Unknown <a href="http://livebaseballscorecards.com">livebaseballscorecards.com</a>	
Bill Russell, R OBP: 0.378, SLG: 0.421 (7, PH) (8, 9)									2 0 0 0 0 2 4									
Ted Sizemore, R OBP: 0.346, SLG: 0.371 (1, 6)	0-0 4-3			0-0 F8	4-0		0-0 6-3		3 0 0 0 1 0 2									
Willie Davis, L OBP: 0.338, SLG: 0.508 (1, 8)	4-0 CS BB			0-3 K	0-0 F9		0-0 F9		3 0 0 0 1 1 3									
Andy Kosco, R OBP: 0.312, SLG: 0.483 (8, 7) (1, 9)	0-0 CS 1-2	0-0 4-3		0-0 1B 1B	4-3		0-0 L6		4 1 1 0 0 0 1									
Tom Haller, L OBP: 0.388, SLG: 0.414 (1, 2)		0-0 3-1		0-0 1B BLK 1B		4-0 L3 BB		4-0 1B 2B BB	2 2 1 0 2 0 0									
Wes Parker, S OBP: 0.387, SLG: 0.494 (1, 3)		0-0 P6		0-0 2B 1B	0-0 L3 BLK 1B	0-0 L3 1-2		0-0 2B 1B	4 2 2 1 0 0 1									
Bill Sudakis, S OBP: 0.304, SLG: 0.395 (1, 5)			0-3 K	0-0 2B	0-0 5-3		0-0 F7		4 0 1 1 0 1 2									
Jim Lefebvre, S OBP: 0.425, SLG: 0.333 (8, PR) (9, 4)				0-0 2B	0-0 IBB		0-0 6-3 1B	0-0 1B 2B	3 0 3 2 1 0 0									
Claude Osteen, L OBP: 0.240, SLG: 0.208 (1, 1)			0-0 1-5-3	0-0 4-3		0-0 6-3 1B		0-0 1B	4 0 2 1 0 0 3									
Inning Stats	R: 0 E: 0 K: 0 S: 2	H: 0 LOB: 1 BB: 1 P: 6	R: 0 E: 0 K: 0 S: 3	H: 0 LOB: 0 BB: 0 P: 3	R: 0 E: 0 K: 1 S: 6	H: 1 LOB: 1 BB: 0 P: 6	R: 3 E: 0 K: 1 S: 9	H: 4 LOB: 2 BB: 1 P: 13	R: 0 E: 0 K: 0 S: 2	H: 0 LOB: 0 BB: 1 P: 6	R: 0 E: 0 K: 1 S: 7	H: 2 LOB: 2 BB: 0 P: 7	R: 3 E: 0 K: 1 S: 8	H: 3 LOB: 2 BB: 1 P: 12	1B: 7 2B: 4 3B: 0 HR: 0	SF: 0 SAC: 0 DP: 1 HBP: 0	WP: 0 PB: 0 SB: 0 CS: 1	PA: 38
PITCHER Dock Ellis, R ERA: 6.69 Bruce Dal Canton, R ERA: 3.92 Luke Walker, L ERA: 3.86 Pedro Ramos, R ERA: 6.75 (1, 1) (4, 1) (6, 1) (8, 1)	IP: 3.2 WLS: L BF: 16 H: 5 R: 3 ER: 3 SO: 2 BB: 1 IBB: 0 HBP: 0 BLK: 0 WP: 0 HR: 0 S: 19 P: 23 ERA: 7.36 WHIP: 1.636																	



Batter	1	2	3	4	5	6	7	8	9	AB	R	H	RBI	BB	SO	LOB	TOP													
Matty Alou, L (1, 8) OBP: 0.377, SLG: 0.436	E6 1B																5 1 3 0 0 0 1													
Richie Hebner, L (1, 5) OBP: 0.441, SLG: 0.560	P5																5 0 1 0 0 0 1 2													
Willie Stargell, L (1, 7) OBP: 0.388, SLG: 0.567	K																5 2 3 1 0 0 1 1													
Roberto Clemente, R (1, 9) OBP: 0.318, SLG: 0.329	P6																4 0 1 0 1 0 0 2													
Al Oliver, L (1, 3) OBP: 0.343, SLG: 0.407																	5 2 2 2 0 1 3													
Manny Sanguillen, R (1, 2) OBP: 0.339, SLG: 0.435	F8																4 0 2 1 0 0 0 1													
Gene Alley, R (1, 6) OBP: 0.297, SLG: 0.333	L6																4 0 2 1 0 0 1 1													
Bill Mazerowski, R (1, 4) OBP: 0.271, SLG: 0.255																	4 0 0 0 0 0 0 3													
Bob Veale, S (1, 1) OBP: 0.067, SLG: 0.067																	2 0 0 0 0 0 0 0													
Chuck Hartenstein, R (5, 1) OBP: 0.277, SLG: 0.333																	0 0 0 0 0 0 0 0													
Jose Pagan, R (7, PH) OBP: 0.277, SLG: 0.333																	1 0 0 0 0 0 0 1													
Pedro Ramos, S (7, 1) OBP: 0.250, SLG: 0.077																	1 0 0 0 0 0 1 0													
Bob Moose, R (9, 1) OBP: 0.250, SLG: 0.077																	0 0 0 0 0 0 0 0													
<b>Inning Stats</b>	R: 0 E: 1 K: 1 S: 6	H: 1 LOB: 1 BB: 0 P: 6	R: 0 E: 0 K: 1 S: 5	H: 0 LOB: 0 BB: 0 P: 5	R: 0 E: 0 K: 1 S: 6	H: 1 LOB: 1 BB: 0 P: 6	R: 1 E: 0 K: 1 S: 7	H: 2 LOB: 1 BB: 0 P: 7	R: 0 E: 0 K: 0 S: 3	H: 0 LOB: 0 BB: 0 P: 3	R: 1 E: 0 K: 0 S: 5	H: 2 LOB: 1 BB: 0 P: 5	R: 0 E: 0 K: 0 S: 4	H: 1 LOB: 1 BB: 0 P: 4	R: 2 E: 0 K: 0 S: 7	H: 4 LOB: 2 BB: 0 P: 7	R: 1 E: 0 K: 1 S: 7	H: 3 LOB: 2 BB: 1 P: 11	1B: 9 2B: 4 3B: 1 HR: 0	SF: 0 SAC: 0 DP: 0 HBP: 0	WP: 0 PB: 0 SB: 0 CS: 0	PA: 41								
<b>PITCHER</b>	IP WLS BF H R ER SO BB IBB HBP BLK WP HR S P ERA WHIP																													
Bill Singer, R (1, 1) ERA: 1.94	7.2	33	10	4	4	4	4	0	0	0	0	0	0	0	0	41	41	4.70	1.304											
Jim Brewer, L (8, 1) ERA: 2.87	1.1	W	8	4	1	1	1	0	1	0	0	0	0	0	0	9	13	6.75	3.000											

**Pittsburgh Pirates @ Los Angeles Dodgers**  
**Dodger Stadium, Los Angeles, CA**  
 Sun May 18 1969, 3:33 AM PDT  
 Att: 21,086 - Unknown

AB	40
R	5
H	14
RBI	5
BB	1
SO	5
LOB	15



Batter	1	2	3	4	5	6	7	8	9	AB	R	H	RBI	BB	SO	LOB	BOTTOM													
Bill Russell, R (1, 9) OBP: 0.372, SLG: 0.413	P4																4 0 1 0 0 0 1 0													
Willie Crawford, L (9, PH) OBP: 0.323, SLG: 0.393																	1 1 1 0 0 0 0 0													
Ted Sizemore, R (1, 6) OBP: 0.348, SLG: 0.372	P3																5 1 2 0 0 0 0 1													
Willie Davis, L (1, 8) OBP: 0.356, SLG: 0.538																	4 1 2 1 1 0 0 0													
Andy Kosco, R (1, 7) OBP: 0.308, SLG: 0.472	P3																3 0 0 1 1 0 0 1													
Wes Parker, S (1, 3) OBP: 0.398, SLG: 0.494																	4 1 2 1 1 0 0 0													
Bill Sudakis, S (1, 5) OBP: 0.317, SLG: 0.402																	3 1 2 0 0 1 0 0													
Jim Lefebvre, S (1, 4) OBP: 0.409, SLG: 0.324	F8																4 0 1 1 0 0 1 3													
Jeff Torborg, R (1, 2) OBP: 0.222, SLG: 0.222	4-3																3 0 1 1 0 0 0 1													
Tom Haller, L (9, PH) OBP: 0.365, SLG: 0.411																	1 0 0 0 0 0 0 0													
Bill Singer, R (1, 1) OBP: 0.192, SLG: 0.125																	3 0 0 0 0 0 2 2													
Jim Brewer, L (8, 1) ERA: 2.87																	0 0 0 0 0 0 0 0													
Len Gabrielson, L (9, PH) OBP: 0.303, SLG: 0.400																	1 1 1 1 0 0 0 0													
<b>Inning Stats</b>	R: 0 E: 0 K: 0 S: 4	H: 1 LOB: 1 BB: 0 P: 4	R: 0 E: 0 K: 0 S: 4	H: 1 LOB: 1 BB: 0 P: 4	R: 0 E: 0 K: 2 S: 7	H: 1 LOB: 0 BB: 0 P: 7	R: 2 E: 0 K: 1 S: 9	H: 4 LOB: 2 BB: 0 P: 9	R: 2 E: 0 K: 1 S: 7	H: 3 LOB: 2 BB: 2 P: 15	R: 0 E: 0 K: 0 S: 3	H: 0 LOB: 0 BB: 0 P: 3	R: 0 E: 0 K: 0 S: 3	H: 0 LOB: 0 BB: 0 P: 3	R: 0 E: 0 K: 0 S: 3	H: 0 LOB: 0 BB: 0 P: 3	R: 2 E: 0 K: 0 S: 5	H: 3 LOB: 3 BB: 2 P: 13	1B: 10 2B: 1 3B: 1 HR: 1	SF: 1 SAC: 0 DP: 0 HBP: 0	WP: 0 PB: 0 SB: 0 CS: 1	PA: 42								
<b>PITCHER</b>	IP WLS BF H R ER SO BB IBB HBP BLK WP HR S P ERA WHIP																													
Bob Veale, L (1, 1) ERA: 4.26	4.1	21	10	4	4	3	0	0	0	0	0	0	0	0	0	27	27	8.31	2.308											
Chuck Hartenstein, R (5, 1) ERA: 0.93	1.2	7	0	0	0	0	1	2	0	0	0	0	0	0	0	7	15	0.00	1.200											
Pedro Ramos, R (7, 1) ERA: 7.71	2.1	L	9	2	2	2	0	0	0	0	0	0	0	0	1	9	9	7.71	0.857											
Bob Moose, R (9, 1) ERA: 4.57	0.1	4	1	0	0	0	0	1	1	0	0	0	0	0	0	2	10	0.00	6.000											

**Pittsburgh Pirates @ Los Angeles Dodgers**  
**Dodger Stadium, Los Angeles, CA**  
 Sun May 18 1969, 3:33 AM PDT  
 Att: 21,086 - Unknown


AB	36
R	6
H	13
RBI	6
BB	4
SO	4
LOB	8










Batter	1	2	3	4	5	6	7	8	9	AB	R	H	RBI	BB	SO	LOB	TOP					
Matty Alou, L OBP: 0.385, SLG: 0.453 Ron Davis, R OBP: 0.306, SLG: 0.281	0-0 3B	0-0 None 1B	0-0 None	0-0 None	0-0 None	0-0 None HR 1B	0-0 None	0-0 None	0-0 None	5	2	3	0	0	0	3	<b>Pittsburgh Pirates @ San Diego Padres</b> San Diego Stadium, San Diego, CA Wed May 21 1969, 10:05 PM EDT Att: 34,334 - Unknown					
Richie Hebner, L OBP: 0.425, SLG: 0.569	0-0 1B	0-0 None 1B	0-0 None	0-0 None	0-0 None	0-0 None 1B	0-0 None	0-0 None	E4 G6-3	6	2	2	2	0	5							
Willie Stargell, L OBP: 0.389, SLG: 0.555	0-0 None 1B	0-0 None	0-0 None	0-0 None	0-0 None	0-0 None HR HBP	0-0 None	0-0 None	G6-3	4	1	1	2	0	3							
Roberto Clemente, R OBP: 0.276, SLG: 0.310 Carl Taylor, R OBP: 0.450, SLG: 0.438	0-0 None	0-0 None	0-0 None	0-0 None	0-0 None	0-0 None K	0-0 None	0-0 None	None	4	0	1	1	1	1	4						
Al Oliver, L OBP: 0.333, SLG: 0.430	0-0 E4	0-0 None	0-0 None	0-0 None	0-0 None	0-0 None K	0-0 None	0-0 None	None	5	2	2	4	0	1	3						
Jerry May, R OBP: 0.283, SLG: 0.412	0-3 K	0-0 None	0-0 None	0-0 None	0-0 None	0-0 None 1B	0-0 None	0-0 None	None	4	1	2	2	1	1	2						
Bill Mazerowski, R OBP: 0.270, SLG: 0.333 Gene Alley, R OBP: 0.297, SLG: 0.333	0-0 None	0-0 None	0-0 None	0-0 None	0-0 None	0-0 None 1B	0-0 None	0-0 None	None	5	0	1	0	0	0	3						
Freddie Patek, R OBP: 0.323, SLG: 0.295	0-0 None	0-0 None 1B	0-0 None	0-0 None	0-0 None	0-0 None	0-0 None	0-0 None	None	3	1	2	0	2	0	2						
Bob Moose, R OBP: 0.250, SLG: 0.118	0-0 None	0-0 None	0-0 None	0-0 None	0-0 None	0-0 None HR BB	0-0 None	0-0 None	None	4	2	1	0	1	1	3						
<b>Inning Stats</b>	R: 2 E: 1 K: 1 S: 9	H: 3 LOB: 2 BB: 0 P: 9	R: 0 E: 0 K: 0 S: 5	H: 2 LOB: 2 BB: 0 P: 5	R: 1 E: 0 K: 1 S: 5	H: 1 LOB: 0 BB: 1 P: 9	R: 0 E: 0 K: 0 S: 4	H: 1 LOB: 1 BB: 0 P: 4	R: 1 E: 0 K: 1 S: 8	H: 3 LOB: 2 BB: 0 P: 8	R: 4 E: 0 K: 0 S: 5	H: 2 LOB: 1 BB: 2 P: 14	R: 3 E: 0 K: 0 S: 6	H: 3 LOB: 1 BB: 1 P: 10	R: 0 E: 0 K: 1 S: 5	H: 0 LOB: 1 BB: 1 P: 9		R: 0 E: 1 K: 0 S: 3	H: 0 LOB: 0 BB: 0 P: 3	1B: 8 2B: 3 3B: 2 HR: 2	SF: 1 SAC: 0 DP: 1 HBP: 1	WP: 0 PB: 0 SB: 1 CS: 1
<b>PITCHER</b>	IP WLS BF H R ER SO BB IBB HBP BLK WP HR S P ERA WHIP	3.1 L 18 7 3 3 2 1 0 0 0 0 1 21 25 8.10 2.400	4.1 L 8 3 1 1 1 0 0 0 0 0 0 10 10 5.40 1.800	6.1 L 19 5 7 7 1 4 0 0 1 0 0 16 33 21.00 3.000	9.1 L 3 0 0 0 0 0 0 0 0 0 0 3 3 0.00 0.000											1B: 8 2B: 3 3B: 2 HR: 2	SF: 1 SAC: 0 DP: 1 HBP: 1	WP: 0 PB: 0 SB: 1 CS: 1	PA: 48			

Batter	1	2	3	4	5	6	7	8	9	AB	R	H	RBI	BB	SO	LOB	BOTTOM					
Jerry Davanon, R OBP: 0.177, SLG: 0.153	0-0 None	0-0 None	0-0 None	0-0 None	0-0 None	0-0 None	0-0 None	0-0 None	G4-6-3	4	0	0	0	0	0	3	<b>Pittsburgh Pirates @ San Diego Padres</b> San Diego Stadium, San Diego, CA Wed May 21 1969, 10:05 PM EDT Att: 34,334 - Unknown					
Tommy Dean, R OBP: 0.304, SLG: 0.296	4-0 1B	0-0 None	0-0 None	0-0 None	0-0 None	0-0 None	0-0 None	0-0 None	None	3	0	1	1	1	0	0						
Tony Gonzalez, L OBP: 0.329, SLG: 0.322	0-0 None	0-0 None	0-0 None	0-0 None	0-0 None	0-3 K	0-0 None	0-0 None	G5-4-3	4	0	2	0	0	1	1						
Nate Colbert, R OBP: 0.383, SLG: 0.562	0-3 K	0-0 None	0-0 None	0-0 None	0-0 None	0-0 None	0-0 None	0-0 None	G5-4-3	4	0	0	0	0	1	2						
Ollie Brown, R OBP: 0.315, SLG: 0.425	0-0 None	0-0 None	0-0 None	0-3 K	0-0 None	0-0 None	0-0 None	0-0 None	None	3	0	0	0	0	1	0						
Ed Spiezio, R OBP: 0.324, SLG: 0.326	0-0 None	0-0 None	0-0 None	0-0 None	0-0 None	0-3 K	0-0 None	0-0 None	None	3	0	0	0	0	1	0						
Cito Gaston, R OBP: 0.246, SLG: 0.260	0-0 None	0-0 None	0-0 None	0-0 None	0-0 None	0-0 None	0-0 None	0-0 None	None	3	0	1	0	0	0	0						
Chris Cannizzaro, R OBP: 0.348, SLG: 0.365	0-0 None	0-0 None	0-3 K	0-0 None	0-0 None	0-0 None	0-0 None	4-0 None	G4-6-3	2	0	0	0	1	1	1						
Tommy Sisk, R OBP: 0.187, SLG: 0.333 Johnny Podres, L OBP: 0.141, SLG: 0.167 Larry Stahl, L OBP: 0.204, SLG: 0.171 Billy McCool, R OBP: 0.204, SLG: 0.171 Bill Davis, L OBP: 0.204, SLG: 0.171 Dick Kelley, L OBP: 0.214, SLG: 0.214	0-0 None	0-0 None	0-0 None	0-0 None	0-0 None	0-0 None	0-0 None	0-0 None	None	1	1	1	0	0	0	0						
<b>Inning Stats</b>	R: 0 E: 0 K: 1 S: 5	H: 1 LOB: 1 BB: 1 P: 9	R: 0 E: 0 K: 0 S: 3	H: 0 LOB: 0 BB: 0 P: 3	R: 1 E: 0 K: 1 S: 7	H: 2 LOB: 1 BB: 0 P: 7	R: 0 E: 0 K: 1 S: 5	H: 0 LOB: 0 BB: 0 P: 5	R: 0 E: 0 K: 1 S: 5	H: 1 LOB: 1 BB: 0 P: 4	R: 0 E: 0 K: 1 S: 5	H: 0 LOB: 0 BB: 0 P: 5	R: 0 E: 0 K: 1 S: 5	H: 0 LOB: 0 BB: 0 P: 5	R: 0 E: 0 K: 0 S: 2	H: 0 LOB: 0 BB: 1 P: 6		R: 0 E: 0 K: 0 S: 3	H: 1 LOB: 0 BB: 0 P: 3	1B: 4 2B: 1 3B: 0 HR: 0	SF: 0 SAC: 0 DP: 2 HBP: 0	WP: 0 PB: 0 SB: 0 CS: 0
<b>PITCHER</b>	IP WLS BF H R ER SO BB IBB HBP BLK WP HR S P ERA WHIP	9.0 W 31 5 1 1 5 2 0 0 0 0 0 39 47 1.00 0.778											1B: 4 2B: 1 3B: 0 HR: 0	SF: 0 SAC: 0 DP: 2 HBP: 0	WP: 0 PB: 0 SB: 0 CS: 0	PA: 31						







Batter	1	2	3	4	5	6	7	8	9	AB	R	H	RBI	BB	SO	LOB	TOP					
Matty Alou, L (1, 8) OBP: 0.376, SLG: 0.452										4	0	1	0	0	0	2	<b>Pittsburgh Pirates @ San Francisco Giants</b> Candlestick Park, San Francisco, CA Fri May 23 1969, 10:05 PM EDT Att: 8,217 - Unknown <a href="http://livebaseballscorecards.com">livebaseballscorecards.com</a>					
Richie Hebner, L (1, 5) OBP: 0.426, SLG: 0.560										2	0	0	0	2	0	1						
Willie Stargell, L (1, 7) OBP: 0.386, SLG: 0.537										4	0	0	0	0	1	4						
Roberto Clemente, R (1, 9) OBP: 0.330, SLG: 0.359										3	0	1	0	1	1	2						
Al Oliver, L (1, 3) OBP: 0.317, SLG: 0.398										4	0	0	0	0	0	4						
Jerry May, R (1, 2) OBP: 0.277, SLG: 0.394										4	0	0	0	0	2	1						
Bill Mazerowski, R (1, 4) OBP: 0.267, SLG: 0.270										4	0	1	0	0	0	1						
Freddie Patek, R (1, 6) OBP: 0.331, SLG: 0.299										2	0	1	0	0	0	0						
Dock Ellis, S (1, 1) OBP: 0.167, SLG: 0.167										2	0	0	0	0	2	2						
Pedro Ramos, S (6, 1) Manny Sanguillen, R (8, PH) Ron Kline, R (8, 1)										0	0	0	0	0	0	0						
										0	1	0	0	0	0	0						
										0	0	0	0	0	0	0						
<b>Inning Stats</b>	R: 0 E: 0 K: 2 S: 8	H: 1 LOB: 2 BB: 1 P: 12	R: 0 E: 0 K: 1 S: 6	H: 1 LOB: 1 BB: 0 P: 6	R: 0 E: 0 K: 0 S: 3	H: 0 LOB: 0 BB: 0 P: 3	R: 0 E: 0 K: 1 S: 5	H: 0 LOB: 0 BB: 0 P: 5	R: 0 E: 0 K: 1 S: 6	H: 1 LOB: 1 BB: 0 P: 6	R: 0 E: 0 K: 0 S: 3	H: 1 LOB: 0 BB: 0 P: 7	R: 0 E: 0 K: 1 S: 5	H: 0 LOB: 0 BB: 0 P: 5	R: 0 E: 0 K: 0 S: 4	H: 1 LOB: 1 BB: 1 P: 4	R: 0 E: 0 K: 0 S: 3	H: 0 LOB: 1 BB: 1 P: 7	1B: 3 2B: 1 3B: 1 HR: 0	SF: 0 SAC: 1 DP: 1 HBP: 0	WP: 0 PB: 0 SB: 0 CS: 0	PA: 34
<b>PITCHER</b> Rich Robertson, R (1, 1) ERA: 3.54	IP: 9.0 WLS: W BF: 34 H: 5 R: 0 ER: 0 SO: 6 BB: 3 IBB: 0 HBP: 0 BLK: 0 WP: 0 HR: 0 S: 43 P: 55 ERA: 0.00 WHIP: 0.889															<b>PITCHER</b>	IP: WLS: BF: H: R: ER: SO: BB: IBB: HBP: BLK: WP: HR: S: P: ERA: WHIP:					

Batter	1	2	3	4	5	6	7	8	9	AB	R	H	RBI	BB	SO	LOB	BOTTOM					
Bobby Bonds, R (1, 8) OBP: 0.342, SLG: 0.388										4	0	0	1	0	0	1	<b>Pittsburgh Pirates @ San Francisco Giants</b> Candlestick Park, San Francisco, CA Fri May 23 1969, 10:05 PM EDT Att: 8,217 - Unknown <a href="http://livebaseballscorecards.com">livebaseballscorecards.com</a>					
Don Mason, L (1, 4) OBP: 0.381, SLG: 0.315										4	0	1	0	1	0	1						
Ken Henderson, S (1, 9) OBP: 0.351, SLG: 0.462										4	0	2	0	0	0	4						
Willie McCovey, L (1, 3) OBP: 0.431, SLG: 0.638										3	1	1	1	1	0	2						
Dave Marshall, L (1, 7) OBP: 0.296, SLG: 0.296										4	0	0	0	0	1	4						
Jack Hiatt, R (1, 2) OBP: 0.345, SLG: 0.400										3	1	0	0	1	1	0						
Bobby Etheridge, R (1, 5) Hal Lanier, R (7, 6) OBP: 0.221, SLG: 0.221										2	1	1	0	1	0	1						
										1	0	1	0	0	0	0						
Tito Fuentes, S (1, 6) OBP: 0.250, SLG: 0.250										4	0	1	0	0	1	4						
Rich Robertson, R (1, 1)										3	0	0	0	0	3	4						
<b>Inning Stats</b>	R: 0 E: 0 K: 1 S: 6	H: 1 LOB: 1 BB: 0 P: 10	R: 0 E: 0 K: 3 S: 10	H: 1 LOB: 0 BB: 0 P: 10	R: 0 E: 0 K: 0 S: 4	H: 1 LOB: 2 BB: 1 P: 8	R: 2 E: 3 K: 1 S: 8	H: 0 LOB: 2 BB: 1 P: 12	R: 0 E: 0 K: 0 S: 3	H: 0 LOB: 1 BB: 1 P: 7	R: 0 E: 0 K: 0 S: 5	H: 2 LOB: 2 BB: 0 P: 5	R: 1 E: 0 K: 0 S: 5	H: 2 LOB: 1 BB: 0 P: 5	R: 0 E: 0 K: 1 S: 5	H: 0 LOB: 0 BB: 0 P: 5	R: 0 E: 0 K: 1 S: 5	H: 0 LOB: 0 BB: 0 P: 5	1B: 5 2B: 1 3B: 0 HR: 1	SF: 1 SAC: 1 DP: 0 HBP: 0	WP: 0 PB: 0 SB: 0 CS: 0	PA: 38
<b>PITCHER</b> Dock Ellis, R (1, 1) ERA: 5.85	IP: 5.0 WLS: L BF: 26 H: 4 R: 2 ER: 2 SO: 5 BB: 3 IBB: 1 HBP: 0 BLK: 0 WP: 0 HR: 0 S: 32 P: 48 ERA: 0.00 WHIP: 1.400															<b>PITCHER</b>	IP: WLS: BF: H: R: ER: SO: BB: IBB: HBP: BLK: WP: HR: S: P: ERA: WHIP:					
Pedro Ramos, R (6, 1) ERA: 6.35	2.0 9 3 1 1 0 0 0 0 0 0 1 9 9 4.50 1.500																IP: WLS: BF: H: R: ER: SO: BB: IBB: HBP: BLK: WP: HR: S: P: ERA: WHIP:					
Ron Kline, R (8, 1) ERA: 3.2	1.0 3 0 0 0 0 1 0 0 0 0 0 5 5 0.00 0.000																IP: WLS: BF: H: R: ER: SO: BB: IBB: HBP: BLK: WP: HR: S: P: ERA: WHIP:					





Batter	1	2	3	4	5	6	7	8	9	AB	R	H	RBI	BB	SO	LOB	TOP			
Matty Alou, L OBP: 0.368, SLG: 0.442 (1, 8)	F4		F3			G6-4-3	F9			4	0	0	0	0	0	3	<b>Pittsburgh Pirates @ San Francisco Giants</b> Candlestick Park, San Francisco, CA Sat May 24 1969, 6:33 AM EDT Att: 18,616 - Unknown			
Richie Hebner, L OBP: 0.421, SLG: 0.549 (1, 5)	K			K		HR		F8		4	1	1	0	0	2	0				
Willie Stargell, L OBP: 0.389, SLG: 0.564 (1, 7)	K			F9		HR		K		4	1	2	2	0	2	0				
Roberto Clemente, R OBP: 0.327, SLG: 0.347 (1, 9)		K		F9				4-3		3	0	0	0	1	1	1				
Manny Sanguillen, R OBP: 0.366, SLG: 0.479 (1, 2)	E7			F8		1-3				4	0	2	0	0	0	2				
Al Oliver, L OBP: 0.309, SLG: 0.387 (1, 3)	4-3									3	0	0	0	0	0	1				
Ron Davis, R OBP: 0.297, SLG: 0.273 (9, PH)	4-3				F2			F8		1	0	0	0	0	0	1				
Bill Mazerowski, R OBP: 0.266, SLG: 0.264 (1, 4)	K				F8			G6-4-3		3	0	0	0	1	1	2				
Freddie Patek, R OBP: 0.326, SLG: 0.294 (7, PH)				F6						2	0	0	0	0	0	0				
Gene Alley, R OBP: 0.289, SLG: 0.324 (7, 6)					F9			K		1	0	0	0	0	1	1				
Bob Veale, S OBP: 0.063, SLG: 0.063 (6, PH)				K						1	0	0	0	0	1	0				
Jose Pagan, R OBP: 0.252, SLG: 0.348 (6, 1)										0	0	1	0	0	0	0				
Bruce Dal Canton, R OBP: 0.476, SLG: 0.471 (7, PH)										1	0	1	0	0	0	0				
Carl Taylor, R OBP: 0.476, SLG: 0.471 (7, PH)										0	0	0	0	0	0	0				
Chuck Hartenstein, R OBP: 0.476, SLG: 0.471 (7, 1)										0	0	0	0	0	0	0				
<b>Inning Stats</b>	R: 0 E: 0 K: 2 S: 7	H: 0 LOB: 0 BB: 0 P: 7	R: 0 E: 1 K: 2 S: 8	H: 1 LOB: 1 BB: 0 P: 8	R: 0 E: 0 K: 1 S: 5	H: 0 LOB: 0 BB: 0 P: 5	R: 0 E: 0 K: 1 S: 6	H: 1 LOB: 1 BB: 0 P: 6	R: 0 E: 0 K: 0 S: 3	H: 0 LOB: 0 BB: 0 P: 3	R: 2 E: 0 K: 0 S: 5	H: 3 LOB: 1 BB: 1 P: 9	R: 0 E: 0 K: 1 S: 6	H: 1 LOB: 2 BB: 1 P: 10	R: 0 E: 0 K: 0 S: 5	H: 1 LOB: 0 BB: 0 P: 3	1B: 5 2B: 1 3B: 0 HR: 1	SF: 0 SAC: 0 DP: 2 HBP: 0	WP: 0 PB: 0 SB: 0 CS: 0	PA: 34
<b>PITCHER</b> Mike McCormick, L ERA: 3.23 (1, 1)	IP: 9.0 WLS: W BF: 34 H: 7 R: 2 ER: 2 SO: 8 BB: 2 IBB: 0 HBP: 0 BLK: 0 WP: 0 HR: 1 S: 48 P: 56 ERA: 2.00 WHIP: 1.000															<b>PITCHER</b>				

AB 32  
R 2  
H 7  
RBI 2  
BB 2  
SO 8  
LOB 11



Batter	1	2	3	4	5	6	7	8	9	AB	R	H	RBI	BB	SO	LOB	BOTTOM			
Bobby Bonds, R OBP: 0.344, SLG: 0.406 (1, 9)	HR			FC6		K		5-3		4	1	1	1	1	1	4	<b>Pittsburgh Pirates @ San Francisco Giants</b> Candlestick Park, San Francisco, CA Sat May 24 1969, 6:33 AM EDT Att: 18,616 - Unknown			
Tito Fuentes, S OBP: 0.222, SLG: 0.125 (1, 6)	1B			FC6-4		6-3		F7		4	0	0	0	1	0	4				
Willie Mays, R OBP: 0.391, SLG: 0.488 (1, 8)	1B			F9		HR		1-3		4	1	2	0	0	0	0				
Willie McCovey, L OBP: 0.432, SLG: 0.655 (1, 3)	K			F7		HR		2B		3	2	1	2	1	1	1				
Ken Henderson, S OBP: 0.344, SLG: 0.464 (1, 7)	1-3			F8		5-3		1B		4	1	1	1	0	0	1				
Jack Hiatt, R OBP: 0.352, SLG: 0.405 (1, 2)				F6		K		BLK		4	0	2	1	0	1	0				
Bobby Etheridge, R OBP: 0.405, SLG: 0.406 (1, 5)										3	0	1	0	0	1	1				
Hal Lanier, R OBP: 0.219, SLG: 0.220 (7, 6)	BB			K		6-3		6-3		1	0	0	0	0	0	1				
Don Mason, L OBP: 0.373, SLG: 0.298 (1, 4)				F8		K		SH5-3		3	0	0	0	1	1	2				
Mike McCormick, L OBP: 0.500, SLG: 0.750 (1, 1)				BB		FC6		SH5-3		1	0	1	0	2	0	0				
<b>Inning Stats</b>	R: 1 E: 0 K: 1 S: 6	H: 2 LOB: 1 BB: 1 P: 10	R: 0 E: 0 K: 0 S: 4	H: 1 LOB: 3 BB: 2 P: 12	R: 0 E: 0 K: 2 S: 3	H: 0 LOB: 0 BB: 0 P: 3	R: 0 E: 0 K: 2 S: 8	H: 1 LOB: 2 BB: 1 P: 12	R: 2 E: 0 K: 1 S: 7	H: 2 LOB: 0 BB: 0 P: 7	R: 0 E: 0 K: 1 S: 6	H: 1 LOB: 0 BB: 0 P: 6	R: 2 E: 0 K: 0 S: 5	H: 2 LOB: 1 BB: 1 P: 9	R: 0 E: 0 K: 0 S: 3	H: 0 LOB: 1 BB: 1 P: 7	1B: 5 2B: 2 3B: 0 HR: 2	SF: 0 SAC: 1 DP: 0 HBP: 0	WP: 0 PB: 0 SB: 0 CS: 0	PA: 38
<b>PITCHER</b> Bob Veale, L ERA: 4.38 (1, 1)	IP: 5.0 WLS: L BF: 24 H: 6 R: 3 ER: 3 SO: 4 BB: 4 IBB: 0 HBP: 0 BLK: 0 WP: 0 HR: 2 S: 24 P: 44 ERA: 5.40 WHIP: 2.000															<b>PITCHER</b>				
Bruce Dal Canton, R ERA: 3.74 (6, 1)	IP: 1.0 WLS: 4 BF: 1 H: 0 R: 0 ER: 0 SO: 1 BB: 0 IBB: 0 HBP: 0 BLK: 0 WP: 0 HR: 0 S: 6 P: 6 ERA: 0.00 WHIP: 1.000																			
Chuck Hartenstein, R ERA: 1.38 (7, 1)	IP: 2.0 WLS: 10 BF: 2 H: 2 R: 2 ER: 2 SO: 0 BB: 2 IBB: 0 HBP: 0 BLK: 1 WP: 0 HR: 0 S: 8 P: 16 ERA: 9.00 WHIP: 2.000																			

AB 31  
R 5  
H 9  
RBI 5  
BB 6  
SO 5  
LOB 14





Batter	1	2	3	4	5	6	7	8	9	AB	R	H	RBI	BB	SO	LOB	TOP			
Matty Alou, L OBP: 0.366, SLG: 0.434 (1, 8)	0-3 K		0-0 FC6-4			0-0 4-3		4-0 SH1-4 2B BB		3	1	0	0	1	1	1	<b>Pittsburgh Pirates @ San Francisco Giants</b> Candlestick Park, San Francisco, CA Sun May 25 1969, 6:33 AM EDT Unknown <a href="http://livebaseballscorecards.com">livebaseballscorecards.com</a>			
Richie Hebner, L OBP: 0.419, SLG: 0.543 (1, 5)	0-3 K		0-0 F4			0-0 FC4-6 1B		0-0 SH1-4		3	0	1	0	0	1	1				
Willie Stargell, L OBP: 0.385, SLG: 0.563 Ron Davis, R OBP: 0.297, SLG: 0.273 (6, PR) (8, 7)	0-0 6-3		0-0 F7			0-0 F7		0-0 1-3 2B		4	0	1	1	0	0	2				
Roberto Clemente, R OBP: 0.325, SLG: 0.337 (1, 9)		0-0 5-3		0-0 F9		0-0 FC4-6		4-0 1-3 IBB		3	0	0	0	1	0	1				
Al Oliver, L OBP: 0.315, SLG: 0.386 (1, 3)		1-0 S E HBP		0-0 G3			0-0 4-3 1B	0-0 1-3		3	1	1	0	0	0	2				
Manny Sanguillen, R OBP: 0.360, SLG: 0.467 (1, 2)		0-3 K 1-2		0-3 K			0-0 4-3 1B	0-0 6-3		4	0	1	0	0	2	3				
Gene Alley, R OBP: 0.286, SLG: 0.317 (1, 4) (7, 6)		0-0 E5 2H 1B			0-0 6-3		0-0 4-3	0-0 F9		4	0	1	0	0	0	2				
Freddie Patek, R OBP: 0.321, SLG: 0.289 Jose Pagan, R OBP: 0.306, SLG: 0.348 Bill Mazerowski, R OBP: 0.264, SLG: 0.262 (7, PH) (7, 4)		0-0 1-3			0-0 F6		4-0 G6-4-3 IBB	0-0 4-3		2	0	0	0	0	0	1				
Jim Bunning, R OBP: 0.133, SLG: 0.071 (1, 1)			4-0 FC6-4 BB		0-0 4-3		0-0 G6-4-3	0-3 K		3	0	0	0	1	1	3				
<b>Inning Stats</b>	R: 0 E: 0 K: 2 S: 7	H: 0 LOB: 0 BB: 0 P: 7	R: 1 E: 1 K: 1 S: 6	H: 1 LOB: 1 BB: 0 P: 7	R: 0 E: 0 K: 0 S: 3	H: 0 LOB: 0 BB: 0 P: 7	R: 0 E: 0 K: 1 S: 5	H: 0 LOB: 0 BB: 0 P: 5	R: 0 E: 0 K: 0 S: 4	H: 1 LOB: 1 BB: 0 P: 4	R: 0 E: 0 K: 0 S: 4	H: 2 LOB: 2 BB: 1 P: 8	R: 1 E: 0 K: 0 S: 4	H: 1 LOB: 2 BB: 2 P: 12	R: 0 E: 0 K: 1 S: 5	H: 0 LOB: 0 BB: 0 P: 5		1B: 4 2B: 1 3B: 0 HR: 0	SF: 0 SAC: 1 DP: 1 HBP: 1	WP: 0 PB: 0 SB: 1 CS: 0
<b>PITCHER</b> Gaylord Perry, R ERA: 2.44 (1, 1)	IP: 9.0 WLS: L BF: 36	H: 5 R: 2 ER: 1 SO: 5	BB: 2 IBB: 2 HBP: 1 BLK: 0	WP: 0 HR: 0 S: 41 P: 58	ERA: 1.00 WHIP: 0.778	<b>PITCHER</b>														

Batter	1	2	3	4	5	6	7	8	9	AB	R	H	RBI	BB	SO	LOB	BOTTOM			
Bobby Bonds, R OBP: 0.345, SLG: 0.401 (1, 9)	0-0 6-3 1B	0-3 K		4-0 BB		0-0 F8		0-0 F8		4	0	1	0	1	1	2	<b>Pittsburgh Pirates @ San Francisco Giants</b> Candlestick Park, San Francisco, CA Sun May 25 1969, 6:33 AM EDT Unknown <a href="http://livebaseballscorecards.com">livebaseballscorecards.com</a>			
Jim Davenport, R OBP: 0.274, SLG: 0.323 (1, 5)	0-0 6-3		0-0 1B BB SF7	0-3 K		0-3 K		0-0 F8		5	1	1	0	0	2	3				
Willie Mays, R OBP: 0.387, SLG: 0.476 (1, 8)	0-0 F3		4-0 1B BB	0-0 F3		0-0 6-3				3	0	0	0	1	0	3				
Willie McCovey, L OBP: 0.441, SLG: 0.653 (1, 3)	4-0 IBB		0-0 1B 2-3		0-0 F6		4-0 BB			2	0	1	0	2	0	0				
Ken Henderson, S OBP: 0.323, SLG: 0.441 (1, 7)	0-0 G3		0-0 SF7		0-0 F9		0-3 K			3	0	0	1	0	1	3				
Jack Hiatt, R OBP: 0.347, SLG: 0.390 (1, 2)		0-0 F8	0-3 K	4-0 BB		0-3 K		0-3 K		3	0	0	0	1	2	2				
Don Mason, L OBP: 0.352, SLG: 0.279 (1, 4)	0-0 F4		0-0 4-3		0-0 G3		0-0 F8			4	0	0	0	0	0	3				
Hal Lanier, R OBP: 0.229, SLG: 0.230 Dave Marshall, L OBP: 0.293, SLG: 0.292 Tito Fuentes, S OBP: 0.222, SLG: 0.125 (8, PH) (8, 6)		0-0 BB 1B		0-0 SH3 1B		0-0 4-3		0-3 K		3	0	2	0	0	0	0				
Gaylord Perry, R OBP: 0.206, SLG: 0.156 Bob Burda, L OBP: 0.349, SLG: 0.487 (8, PH)		4-0 1-2 BB		0-0 SH3		0-3 K		0-0 F5		1	0	0	0	1	1	0				
<b>Inning Stats</b>	R: 0 E: 0 K: 0 S: 4	H: 1 LOB: 2 BB: 1 P: 8	R: 0 E: 0 K: 1 S: 6	H: 1 LOB: 2 BB: 1 P: 10	R: 1 E: 0 K: 1 S: 7	H: 2 LOB: 2 BB: 1 P: 11	R: 0 E: 0 K: 1 S: 6	H: 1 LOB: 2 BB: 1 P: 10	R: 0 E: 0 K: 0 S: 5	H: 0 LOB: 0 BB: 0 P: 5	R: 0 E: 0 K: 2 S: 7	H: 0 LOB: 1 BB: 1 P: 11	R: 0 E: 0 K: 2 S: 7	H: 0 LOB: 0 BB: 0 P: 7	R: 0 E: 0 K: 0 S: 3	H: 0 LOB: 0 BB: 0 P: 3		1B: 5 2B: 0 3B: 0 HR: 0	SF: 1 SAC: 1 DP: 0 HBP: 0	WP: 0 PB: 0 SB: 0 CS: 0
<b>PITCHER</b> Jim Bunning, R ERA: 2.72 (1, 1)	IP: 9.0 WLS: W BF: 38	H: 5 R: 1 ER: 1 SO: 8	BB: 5 IBB: 1 HBP: 0 BLK: 0	WP: 0 HR: 0 S: 48 P: 72	ERA: 1.00 WHIP: 1.111	<b>PITCHER</b>														



Batter	1	2	3	4	5	6	7	8	9	AB	R	H	RBI	BB	SO	LOB	TOP								
Matty Alou, L OBP: 0.372, SLG: 0.456 (1, 8)	F7		1B 2B		G3	FC4-6 1B			1B 3B	5	2	3	0	0	0	0	<b>Pittsburgh Pirates @ San Francisco Giants</b> Candlestick Park, San Francisco, CA Sun May 25 1969, 6:38 AM EDT Att: 24,041 - Unknown <a href="http://livebaseballscorecards.com">livebaseballscorecards.com</a>								
Gene Alley, R OBP: 0.319, SLG: 0.318 (1, 6)	BB		1B BB		5-3	FC4-6			1B	3	0	1	1	2	0	1									
Richie Hebner, L OBP: 0.418, SLG: 0.533 (1, 5)	K		1B		HR				F4	4	1	1	1	1	1	2									
Carl Taylor, R OBP: 0.440, SLG: 0.571 Roberto Clemente, R OBP: 0.322, SLG: 0.333 (1, 7) (7, 9)	K		K		HR				K	4	1	1	2	0	2	3									
Jerry May, R OBP: 0.283, SLG: 0.381 (1, 2)			F7		1B BB				K	3	0	0	0	2	2	3									
Al Oliver, L OBP: 0.313, SLG: 0.381 (1, 3)	K		4-3		1B				K	4	0	1	0	0	2	3									
Ron Davis, R OBP: 0.293, SLG: 0.250 (7, 7)	F5				6-3				BB	3	0	0	0	1	0	2									
Bill Mazerowski, R OBP: 0.264, SLG: 0.285 (1, 4)			HR		1-3				F8	4	1	1	1	0	0	1									
Bob Moose, R OBP: 0.261, SLG: 0.105 Bruce Dal Canton, R (7, 1)			2B E BB		6-3				F9	2	1	0	0	1	0	0									
										1	0	0	0	0	0	1									
<b>Inning Stats</b>	R: 0 E: 0 K: 2 S: 7	H: 0 LOB: 1 BB: 1 P: 11	R: 0 E: 0 K: 1 S: 4	H: 0 LOB: 0 BB: 1 P: 8	R: 3 E: 1 K: 1 S: 8	H: 3 LOB: 2 BB: 2 P: 16	R: 0 E: 0 K: 0 S: 3	H: 0 LOB: 0 BB: 0 P: 3	R: 2 E: 0 K: 0 S: 5	H: 2 LOB: 1 BB: 2 P: 13	R: 0 E: 0 K: 1 S: 4	H: 1 LOB: 1 BB: 0 P: 4	R: 0 E: 0 K: 1 S: 5	H: 0 LOB: 0 BB: 0 P: 5	R: 0 E: 0 K: 1 S: 5	H: 0 LOB: 1 BB: 1 P: 9	R: 1 E: 0 K: 2 S: 9	H: 2 LOB: 1 BB: 0 P: 9	1B: 4 2B: 2 3B: 1 HR: 2	SF: 0 SAC: 0 DP: 1 HBP: 0	WP: 0 PB: 0 CS: 2	PA: 41			
<b>PITCHER</b>	IP	WLS	BF	H	R	ER	SO	BB	IBB	HBP	BLK	WP	HR	S	P	ERA	WHIP								
Ray Sadecki, L ERA: 3.23 (1, 1)	2.0	L	12	3	3	3	3	4	0	0	0	0	1	14	30	13.50	3.500								
Ron Herbel, R ERA: 4.05 (3, 1)	3.0		13	2	2	2	1	2	0	0	0	0	1	13	21	6.00	1.333								
Frank Linzy, R ERA: 2.51 (6, 1)	2.0		7	1	0	0	1	0	0	0	0	0	0	9	9	0.00	0.500								
Joe Gibbon, L ERA: 3.38 (8, 1)	1.0		4	0	0	0	1	1	0	0	0	0	0	5	9	0.00	1.000								
Juan Marchal, R ERA: 2.45 (9, 1)	1.0		5	2	1	1	2	0	0	0	0	0	0	9	9	9.00	2.000								

Batter	1	2	3	4	5	6	7	8	9	AB	R	H	RBI	BB	SO	LOB	BOTTOM								
Bobby Bonds, R OBP: 0.359, SLG: 0.427 (1, 8) (8, 9)	K		HR		FC6-4 BB		4-3 FC8-5 BB		G1-6-3 1B	3	1	2	1	2	1	0	<b>Pittsburgh Pirates @ San Francisco Giants</b> Candlestick Park, San Francisco, CA Sun May 25 1969, 6:38 AM EDT Att: 24,041 - Unknown <a href="http://livebaseballscorecards.com">livebaseballscorecards.com</a>								
Ron Hunt, R OBP: 0.333, SLG: 0.269 (1, 4)	1B		F8		FC6-4 G4-6-3		FC8-5 4-3		G1-6-3	5	0	1	0	0	0	5									
Ken Henderson, S OBP: 0.300, SLG: 0.406 (1, 9) (8, 7)	K		K		G4-6-3		4-3		3-1	5	0	0	0	0	2	5									
Willie McCovey, L OBP: 0.442, SLG: 0.669 (1, 3)	4-3				HR		4-3		IBB	3	1	1	1	1	0	1									
Dave Marshall, L OBP: 0.294, SLG: 0.284 Willie Mays, R OBP: 0.385, SLG: 0.472 (7, PH) (8, 8)	4-3				1-3		1B BB		K	2	0	0	0	1	0	0									
Tito Fuentes, S OBP: 0.154, SLG: 0.083 (7, 6)	E1				K		F7		K	4	0	0	0	0	2	1									
Bob Barton, R OBP: 0.333, SLG: 0.333 (1, 2)	K				1B		1-2 1B		FC6-4 1B	4	0	3	0	0	1	1									
Hal Lanier, R OBP: 0.225, SLG: 0.226 Jim Davenport, R OBP: 0.269, SLG: 0.317 (6, PH) (7, 5)	1-3				F7		K		FC6-4	2	0	0	0	0	2	2 0 0 0 0 1 3									
Ray Sadecki, L OBP: 0.154, SLG: 0.083 Ron Herbel, R OBP: 0.299, SLG: 0.299 Jim Ray Hart, R OBP: 0.299, SLG: 0.299 Frank Linzy, R OBP: 0.299, SLG: 0.299 Don Mason, L OBP: 0.299, SLG: 0.299 Joe Gibbon, R OBP: 0.299, SLG: 0.299 Bob Burda, L OBP: 0.299, SLG: 0.299 Juan Marchal, R OBP: 0.299, SLG: 0.299 (1, 1) (3, 1) (5, PH) (8, 1) (7, PH) (8, 1) (8, PH) (9, 1)	6-3				FC6-4 BB		FC8-5 BB		F5	0	0	0	0	0	0	0									
										1	0	0	0	0	0	0									
<b>Inning Stats</b>	R: 0 E: 0 K: 2 S: 8	H: 1 LOB: 1 BB: 0 P: 8	R: 0 E: 1 K: 1 S: 6	H: 0 LOB: 1 BB: 0 P: 6	R: 1 E: 0 K: 1 S: 6	H: 1 LOB: 0 BB: 0 P: 6	R: 1 E: 0 K: 1 S: 7	H: 2 LOB: 1 BB: 0 P: 7	R: 0 E: 0 K: 0 S: 2	H: 0 LOB: 1 BB: 2 P: 10	R: 0 E: 0 K: 1 S: 6	H: 1 LOB: 2 BB: 1 P: 10	R: 0 E: 0 K: 1 S: 5	H: 0 LOB: 3 BB: 3 P: 17	R: 0 E: 0 K: 1 S: 6	H: 1 LOB: 1 BB: 0 P: 6	R: 0 E: 0 K: 0 S: 3	H: 1 LOB: 0 BB: 0 P: 3	1B: 5 2B: 0 3B: 0 HR: 2	SF: 0 SAC: 0 DP: 2 HBP: 0	WP: 0 PB: 0 CS: 0	PA: 39			
<b>PITCHER</b>	IP	WLS	BF	H	R	ER	SO	BB	IBB	HBP	BLK	WP	HR	S	P	ERA	WHIP								
Bob Moose, R ERA: 3.88 (1, 1)	6.0	W	28	5	2	2	6	5	0	0	0	0	2	35	55	3.00	1.667								
Bruce Dal Canton, R ERA: 3.28 (7, 1)	3.0	S	11	2	0	0	2	0	1	0	0	0	0	14	18	0.00	0.667								



Batter	1	2	3	4	5	6	7	8	9	AB	R	H	RBI	BB	SO	LOB	TOP																					
Matty Alou, L OBP: 0.367, SLG: 0.454 (1, 8)	F9		F8	FC4-6		F8		4-3		5	0	1	0	0	0	2																						
Richie Hebner, L OBP: 0.403, SLG: 0.512 (1, 5)	F9		F9	CS	K	F2		4-3		5	0	0	1	0	1	3																						
Willie Stargell, L OBP: 0.386, SLG: 0.554 (1, 7)	4-3		1B		4-3			1-3		4	1	1	0	1	0	2																						
Roberto Clemente, R OBP: 0.333, SLG: 0.340 (1, 9)		FC5-4	G1		BLK			K		4	1	2	0	1	1	1																						
Al Oliver, L OBP: 0.316, SLG: 0.377 (1, 3)	F7			BB	1B	HBP		4-3		4	1	1	0	0	0	3																						
Manny Sanguillen, R OBP: 0.400, SLG: 0.464 (1, 2)	FC5-4			1B	E	1B		FC6-4		4	1	4	2	1	0	0																						
Gene Alley, R OBP: 0.308, SLG: 0.306 (1, 6)	FC5-4		E7	BB	P4			FC6-4		5	1	1	1	0	1	6																						
Bill Mazerowski, R OBP: 0.270, SLG: 0.286 (1, 4)	FC6-4		6-3			SH1-4		F3		3	0	1	0	1	0	1																						
Steve Blass, R OBP: 0.300, SLG: 0.400 Chuck Hartenstein, R (5, 1) Carl Taylor, R OBP: 0.462, SLG: 0.591 (8, PH) Freddie Patek, R OBP: 0.321, SLG: 0.289 (8, PR) Ron Kline, R (8, 1)	FC6-4		FC4-6		SH1-4			2B		2	0	1	1	0	0	3																						
<b>Inning Stats</b>	R: 0 E: 0 K: 0 S: 3	H: 0 LOB: 0 BB: 0 P: 3	R: 0 E: 0 K: 0 S: 4	H: 1 LOB: 3 BB: 2 P: 12	R: 0 E: 0 K: 0 S: 4	H: 1 LOB: 1 BB: 0 P: 4	R: 3 E: 1 K: 0 S: 5	H: 3 LOB: 0 BB: 1 P: 9	R: 1 E: 0 K: 1 S: 7	H: 2 LOB: 2 BB: 0 P: 8	R: 0 E: 0 K: 0 S: 4	H: 1 LOB: 1 BB: 0 P: 4	R: 1 E: 0 K: 1 S: 6	H: 2 LOB: 1 BB: 1 P: 10	R: 1 E: 0 K: 0 S: 5	H: 2 LOB: 2 BB: 0 P: 5	R: 0 E: 0 K: 1 S: 6	H: 1 LOB: 1 BB: 0 P: 6	1B: 12 2B: 1 3B: 0 HR: 0	SF: 0 SAC: 1 DP: 1 HBP: 1	WP: 0 PA: 44 PB: 0 SB: 0 CS: 1																	
<b>PITCHER</b>	IP	WLS	BF	H	R	ER	SO	BB	IBB	HBP	BLK	WP	HR	S	P	ERA	WHIP	<b>PITCHER</b>				IP	WLS	BF	H	R	ER	SO	BB	IBB	HBP	BLK	WP	HR	S	P	ERA	WHIP
Tony Cloninger, R ERA: 4.18 (1, 1)	6.0		30	8	5	4	1	4	0	1	1	0	0	27	44	6.00	2.000																					
George Culver, R ERA: 3.67 (7, 1)	1.1		7	4	1	1	1	0	0	0	0	0	0	9	9	6.75	3.000																					
Clay Carroll, R ERA: 3.07 (8, 1)	1.2	W	6	1	0	0	1	0	0	0	0	0	0	8	8	0.00	0.600																					

Pittsburgh Pirates @ Cincinnati Reds  
Crosley Field, Cincinnati, OH  
Wed May 28 1969, 7:05 PM EDT  
Att: 7,458 - Unknown

AB	37
R	6
H	13
RBI	5
BB	4
SO	3
LOB	21



Batter	1	2	3	4	5	6	7	8	9	AB	R	H	RBI	BB	SO	LOB	BOTTOM																					
Ted Savage, R OBP: 0.375, SLG: 0.381 (1, 8)	1B		K		G3		6-3			3	0	1	0	1	1	1																						
Jimmy Stewart, S OBP: 0.333, SLG: 0.412 (8, 8)	BB				2B					0	0	0	0	0	0	0																						
Bobby Tolan, L OBP: 0.324, SLG: 0.514 (1, 9)	6-3		HR		G3		F8			4	1	2	2	0	0	1																						
Alex Johnson, R OBP: 0.363, SLG: 0.538 (1, 7)	6-3		4-3		4-3		1-3			4	0	0	0	0	0	2																						
Tony Perez, R OBP: 0.381, SLG: 0.571 (1, 5)		2B	P5		HR			1B		4	3	3	0	0	0	0																						
Lee May, R OBP: 0.348, SLG: 0.610 (1, 3)	K			HR		HR		L9		4	2	2	3	0	1	2																						
Johnny Bench, R OBP: 0.378, SLG: 0.519 (1, 2)	1B				F8		G3	SH3		4	0	3	1	0	0	0																						
Tommy Helms, R OBP: 0.308, SLG: 0.295 (1, 4)	5-3				L8		SH3			3	0	0	0	0	0	2																						
Darrel Chaney, S OBP: 0.327, SLG: 0.313 (1, 6)					F8		G3			4	0	1	0	0	1	2																						
Tony Cloninger, R OBP: 0.148, SLG: 0.231 George Culver, R (7, 1) Clay Carroll, R OBP: 0.571, SLG: 0.400 (8, 1)				HR	4-3		K			3	1	1	0	0	1	1																						
<b>Inning Stats</b>	R: 0 E: 0 K: 0 S: 2	H: 1 LOB: 0 BB: 1 P: 6	R: 1 E: 0 K: 1 S: 7	H: 3 LOB: 2 BB: 0 P: 7	R: 2 E: 0 K: 1 S: 7	H: 2 LOB: 0 BB: 0 P: 7	R: 1 E: 0 K: 0 S: 4	H: 1 LOB: 0 BB: 0 P: 4	R: 0 E: 0 K: 0 S: 4	H: 1 LOB: 1 BB: 0 P: 4	R: 2 E: 0 K: 1 S: 8	H: 3 LOB: 1 BB: 0 P: 8	R: 0 E: 0 K: 0 S: 3	H: 0 LOB: 0 BB: 0 P: 3	R: 1 E: 0 K: 1 S: 7	H: 2 LOB: 1 BB: 0 P: 7	1B: 7 2B: 3 3B: 0 HR: 3	SF: 0 SAC: 1 DP: 0 HBP: 0	WP: 0 PA: 35 PB: 0 SB: 2 CS: 0																			
<b>PITCHER</b>	IP	WLS	BF	H	R	ER	SO	BB	IBB	HBP	BLK	WP	HR	S	P	ERA	WHIP	<b>PITCHER</b>				IP	WLS	BF	H	R	ER	SO	BB	IBB	HBP	BLK	WP	HR	S	P	ERA	WHIP
Steve Blass, R ERA: 4.89 (1, 1)	4.1		19	8	4	4	2	1	0	0	0	0	1	13	13	6.75	1.125																					
Chuck Hartenstein, R ERA: 1.78 (5, 1)	2.2		11	3	2	2	1	0	0	0	0	0	1	13	13	6.75	1.125																					
Ron Kline, R ERA: 3.42 (8, 1)	1.0	L	5	2	1	1	1	0	0	0	0	0	0	7	7	9.00	2.000																					

Pittsburgh Pirates @ Cincinnati Reds  
Crosley Field, Cincinnati, OH  
Wed May 28 1969, 7:05 PM EDT  
Att: 7,458 - Unknown

AB	33
R	7
H	13
RBI	6
BB	1
SO	4
LOB	11





Batter	1	2	3	4	5	6	7	8	9	AB	R	H	RBI	BB	SO	LOB	TOP				
Matty Alou, L OBP: 0.363, SLG: 0.453 (1, 8)	F7		F7		G4-3		FC6-4			5	0	1	2	0	0	3	Pittsburgh Pirates @ Cincinnati Reds Crosley Field, Cincinnati, OH Thu May 29 1969, 7:05 PM EDT Att: 8,161 - Unknown				
Richie Hebner, L OBP: 0.403, SLG: 0.527 (1, 5)	BB		HR			F8		P6	F9	4	1	1	1	1	0	1					
Willie Stargell, L OBP: 0.382, SLG: 0.546 (1, 7)	F2		F7			FC5-4		K		4	0	1	0	0	1	1					
Roberto Clemente, R OBP: 0.347, SLG: 0.387 (1, 9)	1-2				2B			HR		3	1	2	1	1	0	1					
Manny Sanguillen, R OBP: 0.381, SLG: 0.470 (1, 2)	K				5-3		FC5-4	5-3		4	0	0	0	0	1	4					
Gene Alley, R OBP: 0.321, SLG: 0.321 (1, 6)		P4		P4						4	1	2	0	0	0	1					
Al Oliver, L OBP: 0.314, SLG: 0.373 (1, 3)		CS		K			L7		F9	4	0	1	0	0	1	3					
Bill Mazerowski, R OBP: 0.263, SLG: 0.277 (1, 4)	F7				F8		FC4-6		B1-3	4	0	0	0	0	0	3					
Bob Veale, S OBP: 0.056, SLG: 0.056 (1, 1)			F9							2	0	0	0	0	0	0					
Carl Taylor, R OBP: 0.481, SLG: 0.609 (7, PH)					E4					1	0	1	0	0	0	0					
Ron Kline, R OBP: 0.310, SLG: 0.270 (8, 1)					G4-3					0	0	0	0	0	0	0					
Ron Davis, R OBP: 0.320, SLG: 0.270 (9, PH)							FC6-4		2B	1	1	1	0	0	0	0					
<b>Inning Stats</b>	R: 0 E: 0 K: 1 S: 5	H: 0 LOB: 2 BB: 2 P: 13	R: 0 E: 0 K: 0 S: 3	H: 1 LOB: 0 BB: 0 P: 3	R: 1 E: 0 K: 0 S: 4	H: 1 LOB: 0 BB: 0 P: 4	R: 0 E: 0 K: 1 S: 6	H: 1 LOB: 1 BB: 0 P: 6	R: 0 E: 1 K: 0 S: 3	H: 0 LOB: 0 BB: 0 P: 3	R: 0 E: 0 K: 0 S: 4	H: 1 LOB: 1 BB: 0 P: 4	R: 0 E: 0 K: 0 S: 5	H: 2 LOB: 2 BB: 0 P: 5	R: 1 E: 0 K: 1 S: 6	H: 1 LOB: 0 BB: 0 P: 6	R: 2 E: 0 K: 0 S: 6	H: 3 LOB: 1 BB: 0 P: 6	1B: 6 2B: 2 3B: 0 HR: 2	SF: 0 SAC: 0 DP: 1 HBP: 0	WP: 0 PA: 38 PB: 0 SB: 0 CS: 1
<b>PITCHER</b> Jim Merritt, L ERA: 3.99 (1, 1)	IP: 9.0 WLS: W BF: 38 H: 10 R: 4 ER: 4 SO: 3 BB: 2 IBB: 0 HBP: 0 BLK: 0 WP: 0 HR: 2 S: 42 P: 50 ERA: 4.00 WHIP: 1.333															<b>PITCHER</b>					

AB 36  
R 4  
H 10  
RBI 4  
BB 2  
SO 3  
LOB 17



Batter	1	2	3	4	5	6	7	8	9	AB	R	H	RBI	BB	SO	LOB	BOTTOM		
Jim Beauchamp, R OBP: 0.143, SLG: 0.357 (1, 8)	6-3		6-3				F9			5	2	2	2	0	0	1	Pittsburgh Pirates @ Cincinnati Reds Crosley Field, Cincinnati, OH Thu May 29 1969, 7:05 PM EDT Att: 8,161 - Unknown		
Jimmy Stewart, S OBP: 0.333, SLG: 0.412 (9, 8)					HR			2B	1B	0	0	0	0	0	0	0			
Bobby Tolan, L OBP: 0.332, SLG: 0.538 (1, 9)	1B		K		F2		HR	1B	2B	5	2	3	3	0	1	0			
Alex Johnson, R OBP: 0.370, SLG: 0.545 (1, 7)	G4-6-3		F8				6-3	1B	1B	5	0	3	1	0	0	0			
Tony Perez, R OBP: 0.381, SLG: 0.563 (1, 5)	G4-6-3			L6	6-3		1B	E	BB	4	1	1	0	1	0	3			
Lee May, R OBP: 0.349, SLG: 0.603 (1, 3)		FC6-4		P4		L9	E8	1B	K	5	1	2	0	0	1	2			
Johnny Bench, R OBP: 0.388, SLG: 0.549 (1, 2)	FC6-4						FC6-4	1B		4	2	3	2	0	0	1			
Tommy Helms, R OBP: 0.306, SLG: 0.301 (1, 4)	1-2				1B		HR	1B		4	0	1	1	0	1	2			
Darrel Chaney, S OBP: 0.325, SLG: 0.310 (1, 6)	1-H			K		P3	FC6-4			4	1	1	0	0	1	2			
Jim Merritt, L OBP: 0.208, SLG: 0.174 (1, 1)	L5				SH3-4		F9		F7	4	1	1	0	0	0	1			
	F7				SH3-4			HR	P6	3	1	1	0	0	0	1			
<b>Inning Stats</b>	R: 0 E: 0 K: 0 S: 4	H: 2 LOB: 1 BB: 0 P: 4	R: 1 E: 0 K: 0 S: 5	H: 2 LOB: 0 BB: 0 P: 5	R: 0 E: 0 K: 1 S: 5	H: 0 LOB: 0 BB: 0 P: 5	R: 0 E: 0 K: 1 S: 6	H: 1 LOB: 1 BB: 0 P: 6	R: 2 E: 0 K: 0 S: 6	H: 3 LOB: 1 BB: 0 P: 6	R: 1 E: 0 K: 0 S: 4	H: 1 LOB: 0 BB: 0 P: 4	R: 4 E: 1 K: 0 S: 7	H: 4 LOB: 1 BB: 1 P: 11	R: 2 E: 0 K: 1 S: 9	H: 4 LOB: 2 BB: 0 P: 9	1B: 11 2B: 3 3B: 0 HR: 3	SF: 0 SAC: 1 DP: 1 HBP: 0	WP: 0 PA: 41 PB: 0 SB: 0 CS: 0
<b>PITCHER</b> Bob Veale, L ERA: 4.55 (1, 1)	IP: 6.0 WLS: L BF: 26 H: 9 R: 4 ER: 4 SO: 2 BB: 0 IBB: 0 HBP: 0 BLK: 0 WP: 0 HR: 2 S: 30 P: 30 ERA: 6.00 WHIP: 1.500															<b>PITCHER</b>			
Ron Kline, R ERA: 4.82 (7, 1)	1.2	13	7	6	5	0	1	0	0	0	0	1	12	16	27.00	4.800			
Pedro Ramos, R ERA: 6.0 (8, 1)	0.1	2	1	0	0	1	0	0	0	0	0	0	4	4	0.00	3.000			

AB 39  
R 10  
H 17  
RBI 9  
BB 1  
SO 3  
LOB 11









Batter	1	2	3	4	5	6	7	8	9	AB	R	H	RBI	BB	SO	LOB	TOP				
<b>Curt Blefary, L</b> OBP: 0.356, SLG: 0.354 (1, 3)	0-0 HBP	1-0 E HBP		0-3 K		0-0 F7		0-0 1B	0-0	5	0	1	0	0	1	2					
<b>Joe Morgan, L</b> OBP: 0.364, SLG: 0.347 (1, 4)	4-0 CS BB	0-0 E6 FC		0-0 HR		4-0 1-2 BB		0-0 1-2 1B		3	1	2	1	2	0	1					
<b>Jimmy Wynn, R</b> OBP: 0.355, SLG: 0.513 (1, 8)	4-0 1B 2B BB	0-0 FC		0-0 F7		0-0		0-3 K		4	1	0	0	1	1	6					
<b>Norm Miller, L</b> OBP: 0.382, SLG: 0.408 (1, 9)	0-0 2B 1B		0-0 1B	0-0 2B		0-0 F7			0-0	5	2	3	0	0	0	2					
<b>Denis Menke, R</b> OBP: 0.445, SLG: 0.500 (1, 6)	0-0 1-3 2B		0-0 FC 1B	0-3 K		0-0 G6-3 1B		0-0 2B 1B		5	1	4	3	0	1	1					
<b>Doug Radler, R</b> OBP: 0.325, SLG: 0.345 (1, 5)	0-3 K		0-0 FC 4-3 3B		0-0 4-3		0-3 K		0-0 1-3 1B	5	2	1	0	0	2	3					
<b>Jesus Alou, R</b> OBP: 0.232, SLG: 0.290 (9, PH)			0-0 F9	0-0 4-3		0-0 G4-6-3 1B		4-0 1B FC6-4		4	0	1	0	0	0	2					
<b>Gary Geiger, L</b> OBP: 0.314, SLG: 0.214 (9, 7)			0-0 4-3			0-0 G4-6-3		0-0 1B FC6-4		0	1	0	0	1	0	0					
<b>Johnny Edwards, L</b> OBP: 0.272, SLG: 0.254 (1, 2)			0-3 K	0-0 3B		0-0 G4-6-3		0-0 1B FC6-4		5	0	2	3	0	1	1					
<b>Tom Griffin, R</b> OBP: 0.235, SLG: 0.400			0-0 K	0-3 K				0-0 1B FC6-4		2	1	1	1	0	1	1					
<b>Wade Blasingame, L</b> (3, 1)								0-0 1B FC6-4		0	0	0	0	0	0	0					
<b>Jack Billingham, R</b> (4, 1)								0-0 1B FC6-4		1	0	0	0	1	0	0					
<b>Julio Gotay, R</b> OBP: 0.375, SLG: 0.167 (9, PH)								0-0 1B FC6-4		1	0	0	1	0	0	1					
<b>Fred Gladding, L</b> (9, 1)								0-0 1B FC6-4		0	0	0	0	0	0	0					
<b>Inning Stats</b>	R: 2 E: 0 K: 1 S: 6	H: 2 LOB: 1 BB: 2 P: 14	R: 1 E: 1 K: 1 S: 7	H: 1 LOB: 2 BB: 0 P: 8	R: 2 E: 0 K: 1 S: 8	H: 3 LOB: 1 BB: 0 P: 8	R: 1 E: 0 K: 2 S: 9	H: 2 LOB: 1 BB: 0 P: 9	R: 0 E: 0 K: 0 S: 3	H: 1 LOB: 0 BB: 2 P: 3	R: 0 E: 0 K: 0 S: 5	H: 1 LOB: 0 BB: 0 P: 5	R: 0 E: 0 K: 1 S: 7	H: 2 LOB: 2 BB: 0 P: 7	R: 3 E: 0 K: 0 S: 6	H: 3 LOB: 1 BB: 1 P: 10	1B: 9 2B: 3 3B: 1 HR: 2	SF: 0 SAC: 0 DP: 2 HBP: 1	WP: 0 PB: 0 SB: 0 CS: 1	PA: 46	
<b>PITCHER</b>	IP	WLS	BF	H	R	ER	SO	BB	IBB	HBP	BLK	WP	HR	S	P	ERA	WHIP				
<b>Bob Moose, R</b> ERA: 4.48	(1, 1)	2.0	14	5	5	5	2	2	0	1	0	0	0	15	24	22.50	3.500				
<b>Bruce Dal Canton, R</b> ERA: 3.21	(3, 1)	3.1	15	4	1	1	3	2	0	0	0	0	1	19	27	2.70	1.800				
<b>Chuck Hartenstein, R</b> ERA: 2.33	(6, 1)	3.1	L 16	6	3	3	2	0	1	0	0	0	0	19	23	8.10	1.800				
<b>Lou Marone, L</b> ERA:	(9, 1)	0.1	1	0	0	0	0	0	0	0	0	0	0	1	1	0.00	0.000				

Houston Astros @ Pittsburgh Pirates  
Forbes Field, Pittsburgh, PA  
Fri May 30 1969, 3:38 AM EDT  
Att: 18,381 - Unknown

AB 40  
R 9  
H 15  
RBI 9  
BB 5  
SO 7  
LOB 20



Batter	1	2	3	4	5	6	7	8	9	AB	R	H	RBI	BB	SO	LOB	BOTTOM					
<b>Matty Alou, L</b> OBP: 0.374, SLG: 0.470 (1, 8)	0-0 1B 1B	0-0 FC 1B	0-0 FC		0-0 F8-3 1B			0-0		5	1	3	1	0	0	3						
<b>Gene Alley, R</b> OBP: 0.318, SLG: 0.317 (1, 6)	0-0 1-3 1B 1B	0-0 FC 1B	0-0 4-3		0-0 F8-3			0-3 K		5	1	1	0	0	1	5						
<b>Richie Hebner, L</b> OBP: 0.396, SLG: 0.522 (1, 5)	0-0 1-2 3H 1B	0-3 K		0-0 G3		0-0 F2			0-0	5	1	1	1	0	1	1						
<b>Willie Stargell, L</b> OBP: 0.389, SLG: 0.540 (1, 7)	0-0 1-3 2H 1B 1B	0-0 1B	0-0 1B	4-0 1B BB		0-0 4-3			0-0	4	2	2	1	1	0	0						
<b>Al Oliver, L</b> OBP: 0.322, SLG: 0.385 (1, 3)	0-0 1-2 3H 1B	0-3 K		0-0 1B		0-3 K			0-0	5	0	2	1	0	2	2						
<b>Carl Taylor, R</b> OBP: 0.452, SLG: 0.556 (8, 9)	0-3 K		0-0 F8	0-0 1-3 2H 1B		0-3 K			0-3	4	0	1	1	0	2	2						
<b>Ron Davis, R</b> OBP: 0.310, SLG: 0.270 (8, 9)	0-3 K		0-0 F8	0-3 1-3 2H 1B		0-3 K			0-3	0	0	0	0	0	0	0						
<b>Bill Mazerowski, R</b> OBP: 0.294, SLG: 0.313 (1, 4)	0-0 1-3 2H 1B		0-0 2B	0-0 K		0-0 CS 1B			0-0	4	0	3	1	0	1	1						
<b>Jerry May, R</b> OBP: 0.282, SLG: 0.386 (1, 2)	0-3 K		0-0 2B		0-3 K		0-3 K		0-3	4	0	1	0	0	3	3						
<b>Bob Moose, R</b> OBP: 0.250, SLG: 0.100 (1, 1)	0-0 P3		4-0 FC		0-0 1B 3B			0-3 K		1	0	0	0	0	0	2						
<b>Bruce Dal Canton, R</b> OBP: 0.500, SLG: 1.000	(3, 1)									1	1	1	0	1	0	0						
<b>Chuck Hartenstein, R</b> ERA: 4.02	(6, 1)									1	0	0	0	0	1	0						
<b>Lou Marone, R</b> ERA: 0.83	(9, 1)									0	0	0	0	0	0	0						
<b>Inning Stats</b>	R: 4 E: 0 K: 2 S: 13	H: 6 LOB: 2 BB: 0 P: 13	R: 0 E: 0 K: 2 S: 9	H: 2 LOB: 2 BB: 0 P: 9	R: 0 E: 0 K: 0 S: 5	H: 2 LOB: 3 BB: 1 P: 9	R: 1 E: 0 K: 1 S: 6	H: 2 LOB: 1 BB: 1 P: 10	R: 1 E: 0 K: 1 S: 6	H: 2 LOB: 0 BB: 0 P: 6	R: 0 E: 0 K: 1 S: 5	H: 0 LOB: 0 BB: 0 P: 5	R: 0 E: 0 K: 2 S: 7	H: 1 LOB: 0 BB: 0 P: 7	R: 0 E: 0 K: 2 S: 7	H: 0 LOB: 0 BB: 0 P: 7	R: 0 E: 0 K: 0 S: 3	H: 0 LOB: 0 BB: 0 P: 3	1B: 13 2B: 2 3B: 1 HR: 0	SF: 0 SAC: 0 DP: 1 HBP: 0	WP: 0 PB: 0 SB: 0 CS: 1	PA: 41
<b>PITCHER</b>	IP	WLS	BF	H	R	ER	SO	BB	IBB	HBP	BLK	WP	HR	S	P	ERA	WHIP					
<b>Tom Griffin, R</b> ERA: 3.88	(1, 1)	2.1	18	10	4	4	4	1	0	0	0	0	0	25	29	15.43	4.714					
<b>Wade Blasingame, L</b> ERA: 5.81	(3, 1)	1.1	6	2	1	1	0	1	0	0	0	0	0	5	9	6.75	2.250					
<b>Jack Billingham, R</b> ERA: 4.02	(4, 1)	4.1	W 14	3	1	1	7	0	0	0	0	0	0	28	28	2.08	0.692					
<b>Fred Gladding, R</b> ERA: 0.83	(9, 1)	1.0	S 3	0	0	0	0	0	0	0	0	0	0	3	3	0.00	0.000					

Houston Astros @ Pittsburgh Pirates  
Forbes Field, Pittsburgh, PA  
Fri May 30 1969, 3:38 AM EDT  
Att: 18,381 - Unknown

AB 39  
R 6  
H 15  
RBI 6  
BB 2  
SO 11  
LOB 19





Batter	1	2	3	4	5	6	7	8	9	AB	R	H	RBI	BB	SO	LOB	TOP					
<b>Curt Blefary, L</b> OBP: 0.364, SLG: 0.365 (1, 3)	0-0 None 2B		4-0 2B BB		0-0 SH		0-0 BB 1B		0-0 G6-4-3	3	1	2	0	1	0	1						
<b>Joe Morgan, L</b> OBP: 0.369, SLG: 0.352 (1, 4)	0-3 K		0-0 1-H 2B		0-0 L5		4-0 BB 1B		4-0 BB	3	0	1	1	2	1	3						
<b>Jimmy Wynn, R</b> OBP: 0.351, SLG: 0.500 (1, 8)	4-0 None BB		0-0		0-0 P		0-0		0-3 K	4	0	0	0	1	1	5						
<b>Norm Miller, L</b> OBP: 0.374, SLG: 0.397 (1, 9)	0-0 1-2 2-3		0-0		0-0 K		0-0		0-0	4	0	0	0	0	1	2						
<b>Denis Menke, R</b> OBP: 0.441, SLG: 0.491 (1, 6)	0-0		0-0		0-0		0-0 1B 1B BB		4-0 1B 1B BB	3	0	0	0	1	0	2						
<b>Doug Radler, R</b> OBP: 0.328, SLG: 0.348 (1, 5)		0-0 1		0-3 K		0-0 1B		0-0 1B 1B		4	0	2	0	0	1	0						
<b>Jesus Alou, R</b> OBP: 0.238, SLG: 0.294 (1, 7)		0-0 1B CS 1B		0-0		0-0 1B		0-0 G4-6-3 1B		4	0	2	0	0	0	1						
<b>Johnny Edwards, L</b> OBP: 0.280, SLG: 0.257 (8, PH)		0-0		4-0 SH E BB		0-0 G4-6-3		0-0 G4-6-3		2	0	1	0	1	0	0						
<b>Julio Gotay, R</b> OBP: 0.333, SLG: 0.143 (8, 2)		0-0 CS 1B		0-0 E1 SH		0-0		0-0 G6-4-3 1B		1	0	0	0	0	0	3						
<b>Don Bryant, R</b> OBP: 0.270, SLG: 0.343 (8, 2)		0-3 K		0-0		0-0		0-0		2	0	0	0	0	1	3						
<b>Jim Ray, R</b> (1, 1)		0-3 3-H		0-0		0-0		0-0		1	0	0	0	0	0	0						
<b>Marty Martinez, S</b> OBP: 0.400, SLG: 0.375 (7, PH)		0-0		0-0		0-0		0-0		0	0	0	0	0	0	0						
<b>Jack Billingham, R</b> (7, 1)		0-0		0-0		0-0		0-0		0	0	0	0	0	0	0						
<b>Hector Torres, R</b> OBP: 0.152, SLG: 0.200 (9, PH)		0-0		0-0		0-0		0-0		1	0	1	0	0	0	0						
<b>Inning Stats</b>	R: 0 E: 0 K: 1 S: 6	H: 1 LOB: 2 BB: 1 P: 10	R: 0 E: 0 K: 1 S: 6	H: 2 LOB: 1 BB: 0 P: 6	R: 1 E: 0 K: 0 S: 3	H: 1 LOB: 0 BB: 1 P: 7	R: 0 E: 0 K: 1 S: 5	H: 0 LOB: 0 BB: 0 P: 5	R: 0 E: 1 K: 0 S: 4	H: 0 LOB: 2 BB: 1 P: 8	R: 0 E: 0 K: 1 S: 6	H: 1 LOB: 1 BB: 0 P: 6	R: 0 E: 0 K: 0 S: 4	H: 1 LOB: 2 BB: 1 P: 8	R: 0 E: 0 K: 0 S: 4	H: 2 LOB: 2 BB: 1 P: 8	R: 0 E: 0 K: 1 S: 5	H: 1 LOB: 1 BB: 1 P: 9	1B: 7 2B: 2 3B: 0 HR: 0	SF: 0 SAC: 1 DP: 2 HBP: 0	WP: 0 PB: 0 SB: 0 CS: 2	PA: 39
<b>PITCHER</b>	IP	WLS	BF	H	R	ER	SO	BB	IBB	HBP	BLK	WP	HR	S	P	ERA	WHIP					
<b>Dock Ellis, R</b> ERA: 5.13 (1, 1)	7.1	W	34	8	1	1	4	5	0	0	0	0	0	37	57	1.23	1.773					
<b>Luke Walker, L</b> ERA: 3.52 (8, 1)	1.1		4	1	0	0	0	1	0	0	0	0	0	3	7	0.00	1.500					
<b>Ron Kline, R</b> ERA: 4.76 (9, 1)	0.1	S	1	0	0	0	1	0	0	0	0	0	0	3	3	0.00	0.000					

Houston Astros @ Pittsburgh Pirates  
Forbes Field, Pittsburgh, PA  
Sat May 31 1969, 3:33 AM EDT  
Att: 6,663 - Unknown

AB 32  
R 1  
H 9  
RBI 1  
BB 6  
SO 5  
LOB 20



Batter	1	2	3	4	5	6	7	8	9	AB	R	H	RBI	BB	SO	LOB	BOTTOM				
<b>Matty Alou, L</b> OBP: 0.377, SLG: 0.468 (1, 8)	0-0 None 1B		0-0		4-0 S E BB		0-3 K		0-3 K	3	1	1	0	1	1	0					
<b>Richie Hebner, L</b> OBP: 0.399, SLG: 0.518 (1, 5)	0-0 1-2		0-3 K		0-0 E5 3B 1B		1-0 1B HBP		1-0 1B HBP	3	1	1	0	0	1	1					
<b>Roberto Clemente, R</b> OBP: 0.361, SLG: 0.430 (1, 9)	0-3 K		0-0		0-0 2-H 3B		0-0 1B		0-0 1B	4	0	2	1	0	1	1					
<b>Al Oliver, L</b> OBP: 0.314, SLG: 0.374 (1, 3)	0-0		0-0		0-0		0-0		0-0	4	0	0	0	0	0	4					
<b>Manny Sanguillen, R</b> OBP: 0.380, SLG: 0.462 (1, 2)		0-0 CS 1B		0-3 K		0-0 S 1B 1B		0-3 K		3	1	2	0	0	1	0					
<b>Carl Taylor, R</b> OBP: 0.424, SLG: 0.517 (7, 7)		0-3 K		0-3 K		0-3 K		0-3 K		2	0	0	0	0	2	1					
<b>Ron Davis, R</b> OBP: 0.302, SLG: 0.263 (7, 7)		0-3 K		0-0		0-0		0-0		1	0	0	0	0	1	1					
<b>Bill Mazerowski, R</b> OBP: 0.294, SLG: 0.313 (1, 4)		0-3 K		0-0		0-0		0-0 G5-4-3 1B		3	0	1	1	0	1	1					
<b>Freddie Patek, R</b> OBP: 0.314, SLG: 0.282 (1, 6)		0-0 1-2		0-3 K		0-0		0-0 G5-4-3		4	0	0	0	0	1	2					
<b>Dock Ellis, S</b> OBP: 0.143, SLG: 0.143 (8, 1)		0-0		0-3 K		0-3 K		0-3 K		2	0	0	0	0	2	0					
<b>Luke Walker, L</b> (8, 1)		0-0		0-0		0-0		0-0		1	0	0	0	0	1	0					
<b>Ron Kline, R</b> (9, 1)		0-0		0-0		0-0		0-0		0	0	0	0	0	0	0					
<b>Inning Stats</b>	R: 0 E: 0 K: 1 S: 6	H: 1 LOB: 0 BB: 0 P: 6	R: 0 E: 0 K: 2 S: 7	H: 1 LOB: 0 BB: 0 P: 7	R: 0 E: 0 K: 2 S: 7	H: 0 LOB: 0 BB: 0 P: 7	R: 0 E: 0 K: 1 S: 5	H: 0 LOB: 0 BB: 0 P: 5	R: 0 E: 0 K: 2 S: 7	H: 0 LOB: 0 BB: 0 P: 7	R: 2 E: 1 K: 1 S: 7	H: 2 LOB: 1 BB: 1 P: 11	R: 1 E: 0 K: 1 S: 6	H: 2 LOB: 2 BB: 0 P: 6	R: 0 E: 0 K: 2 S: 8	H: 1 LOB: 2 BB: 0 P: 9	1B: 6 2B: 0 3B: 1 HR: 0	SF: 0 SAC: 0 DP: 1 HBP: 1	WP: 0 PB: 0 SB: 2 CS: 1	PA: 32	
<b>PITCHER</b>	IP	WLS	BF	H	R	ER	SO	BB	IBB	HBP	BLK	WP	HR	S	P	ERA	WHIP				
<b>Jim Ray, R</b> ERA: 2.36 (7, 1)	6.0	L	23	4	2	2	9	1	0	0	0	0	0	14	15	4.50	1.500				
<b>Jack Billingham, R</b> ERA: 4.05 (7, 1)	2.0		9	3	1	1	3	0	0	1	0	0	0	14	15	4.50	1.500				

Houston Astros @ Pittsburgh Pirates  
Forbes Field, Pittsburgh, PA  
Sat May 31 1969, 3:33 AM EDT  
Att: 6,663 - Unknown

AB 30  
R 3  
H 7  
RBI 2  
BB 1  
SO 12  
LOB 11





Batter	1	2	3	4	5	6	7	8	9	AB	R	H	RBI	BB	SO	LOB	TOP		
<b>Curt Blefary, L</b> OBP: 0.360, SLG: 0.357	4-0 1B BB BB	0-0		0-0 F			0-0		0-0	4	1	0	0	1	0	2			
<b>Joe Morgan, L</b> OBP: 0.370, SLG: 0.346	4-0 1B BB BB		0-3 K	0-0 P			0-0		4-0 BB 1B BB	3	2	0	0	2	1	2			
<b>Jimmy Wynn, R</b> OBP: 0.362, SLG: 0.525	0-0 1B 1-2 2-3 1B		0-0 2B 1B		0-0 P		0-0 HR		4-0 1B 1-2 BB	4	3	3	2	1	0	0			
<b>Norm Miller, L</b> OBP: 0.374, SLG: 0.404	0-3 K		0-0 F9		0-0 F		0-0 2B		0-0 1B 1-3 2-H 1B	5	0	2	1	0	1	4			
<b>Denis Menke, R</b> OBP: 0.440, SLG: 0.494	0-3 K		0-0 1B 1-H 2B		0-0		0-0		0-0 1-2 3-H 1B	5	0	2	2	0	1	4			
<b>Doug Radler, R</b> OBP: 0.335, SLG: 0.355	0-0 1-2 2-H 3-H 1B		0-0 FC 1B		0-0		0-0		0-0 G6-3 1B	5	0	3	2	0	0	2			
<b>Jesus Alou, R</b> OBP: 0.233, SLG: 0.288	0-0 1-3		0-0 FC		0-0		0-0		0-0	4	0	0	0	0	0	5			
<b>Johnny Edwards, L</b> OBP: 0.279, SLG: 0.252		0-0		4-0 F SH BB			0-0		0-0 G6-3	3	0	0	0	1	0	1			
<b>Don Bryant, R</b> OBP: 0.270, SLG: 0.343		0-0		0-0 SH			0-0		0-0 1-2	0	0	0	0	0	0	0			
<b>Don Wilson, R</b> OBP: 0.154, SLG: 0.045		0-0		0-0			0-0		0-0	1	0	0	0	0	0	0			
<b>Doolley Womack, L</b> OBP: 0.229, SLG: 0.250		0-0		0-0			0-0		0-0	0	0	0	0	0	0	0			
<b>Skip Guinn, L</b> ERA: 7.63		0-0		0-0			0-0		0-0	0	0	0	0	0	0	0			
<b>Bill Henry, L</b> ERA: 7.63		0-0		0-0			0-0		0-0	0	0	0	0	0	0	0			
<b>Gary Geiger, L</b> OBP: 0.332, SLG: 0.276		0-0		0-0			0-0		0-0	1	1	1	0	0	0	0			
<b>Wade Blasingame, L</b> ERA: 7.1		0-0		0-0			0-0		0-0	0	0	0	0	0	0	0			
<b>Danny Coombs, R</b> ERA: 7.1		0-0		0-0			0-0		0-0	0	0	0	0	0	0	0			
<b>Marty Martinez, S</b> ERA: 5.333		0-0		0-0			0-0		0-0	1	0	0	0	0	0	0			
<b>Inning Stats</b>	R: 2 E: 0 K: 2 S: 9	H: 2 LOB: 2 BB: 2 P: 17	R: 0 E: 0 K: 0 S: 3	H: 0 LOB: 0 BB: 0 P: 3	R: 1 E: 0 K: 1 S: 8	H: 3 LOB: 2 BB: 0 P: 8	R: 0 E: 0 K: 0 S: 3	H: 0 LOB: 0 BB: 0 P: 3	R: 0 E: 0 K: 0 S: 3	H: 0 LOB: 0 BB: 0 P: 3	R: 2 E: 0 K: 0 S: 6	H: 3 LOB: 1 BB: 0 P: 6	R: 0 E: 0 K: 0 S: 3	H: 1 LOB: 0 BB: 0 P: 3	R: 2 E: 0 K: 0 S: 5	H: 2 LOB: 2 BB: 2 P: 13	1B: 7 2B: 3 3B: 0 HR: 1	SF: 0 SAC: 1 DP: 1 HBP: 0	WP: 0 PA: 42 PB: 0 SB: 0 CS: 0
<b>PITCHER</b> <b>Steve Blass, R</b> ERA: 5.2	IP: 9.0 WLS: W BF: 42 H: 11 R: 7 ER: 7 SO: 3 BB: 5 IBB: 0 HBP: 0 BLK: 0 WP: 0 HR: 1 S: 43 P: 63 ERA: 7.00 WHIP: 1.778																		

Houston Astros @ Pittsburgh Pirates  
Forbes Field, Pittsburgh, PA  
Sun Jun 01 1969, 3:33 AM EDT  
Att: 21,023 - Unknown

AB 36  
R 7  
H 11  
RBI 7  
BB 5  
SO 3  
LOB 20



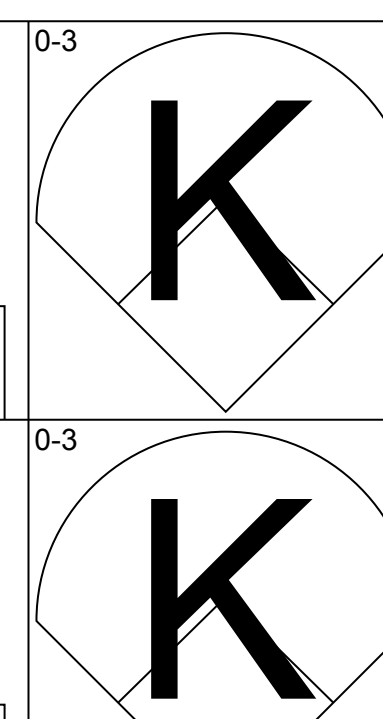
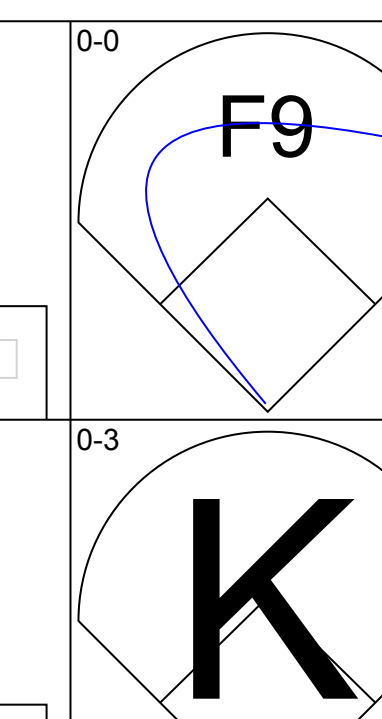
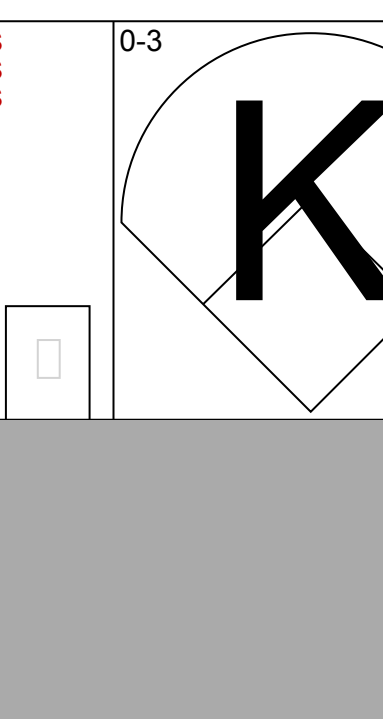
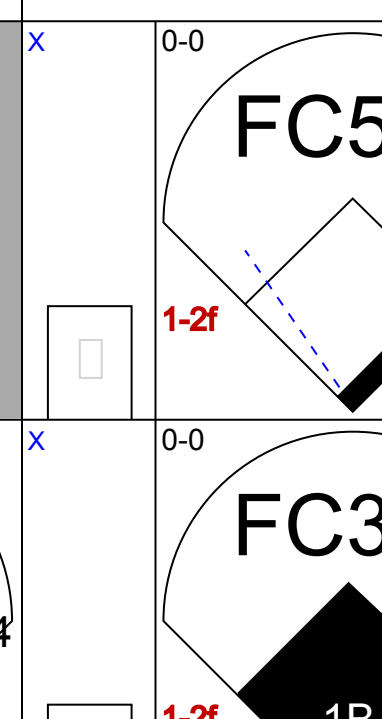
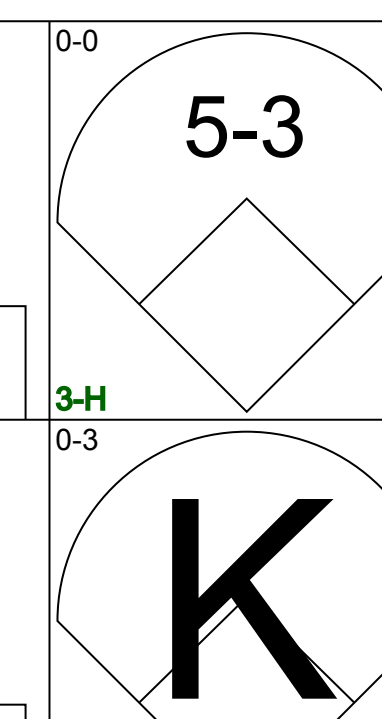
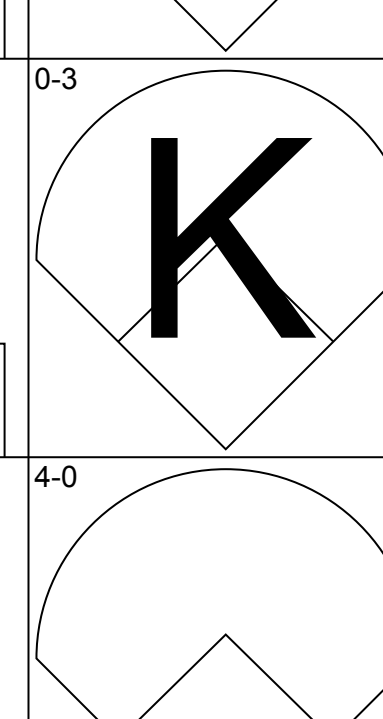
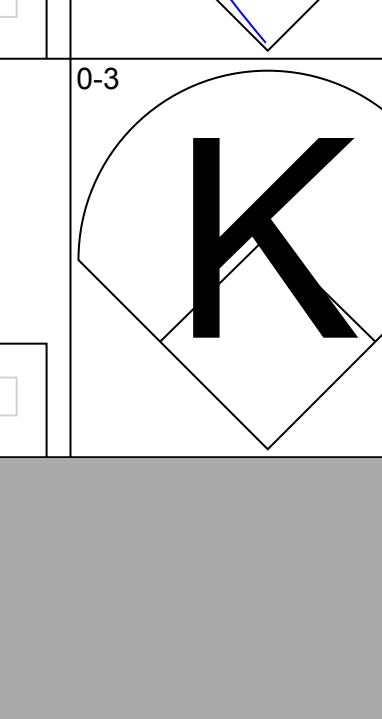
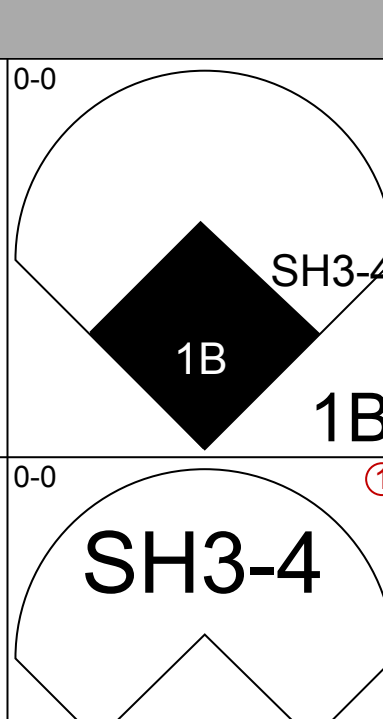
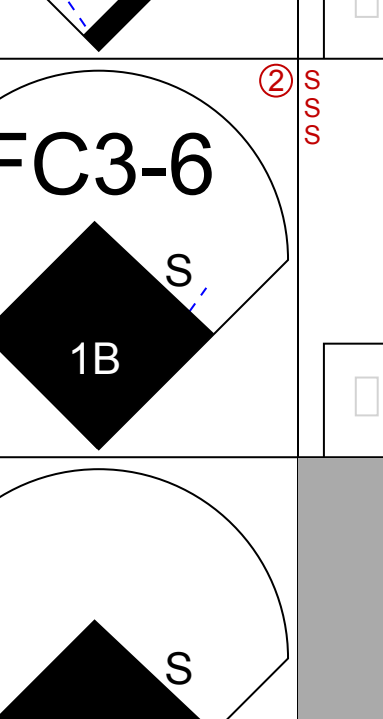
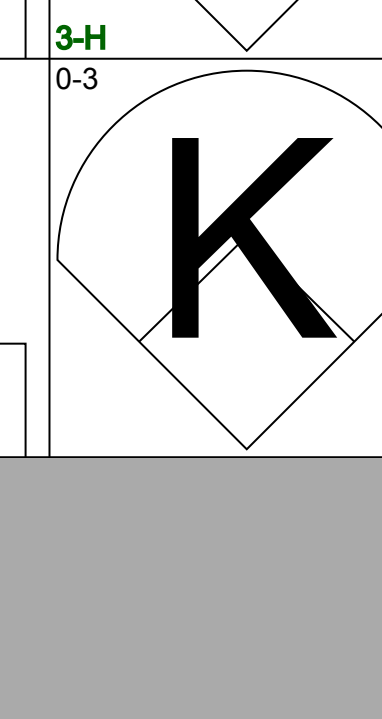
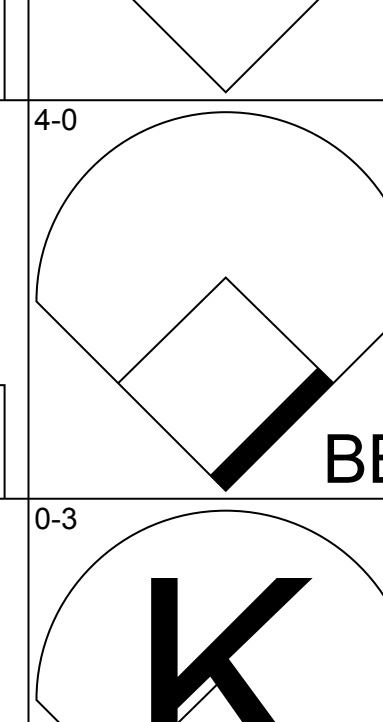
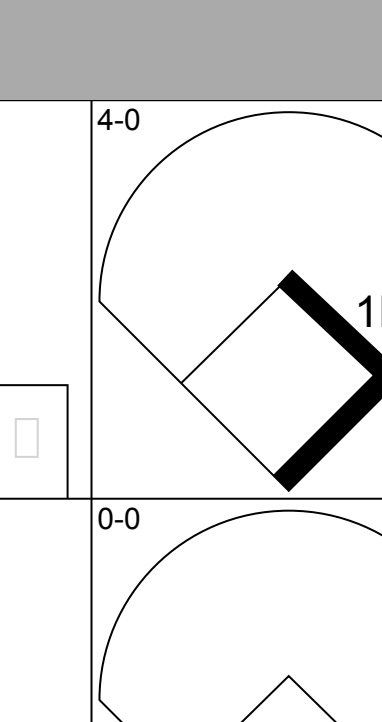
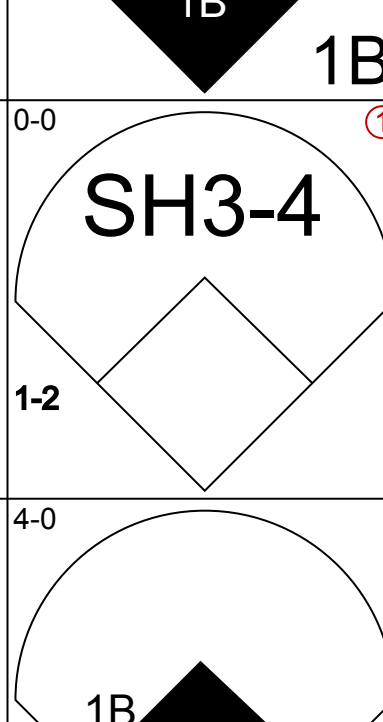
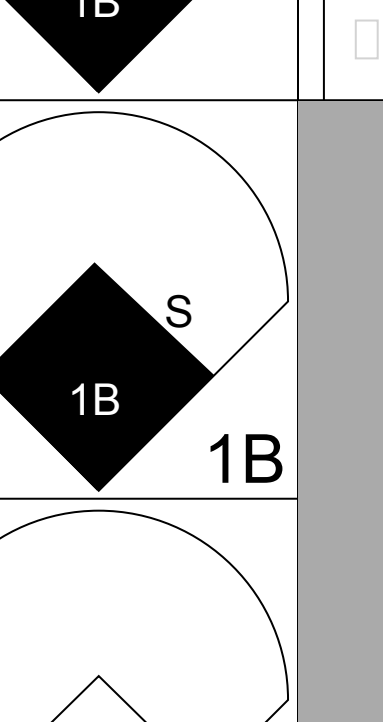
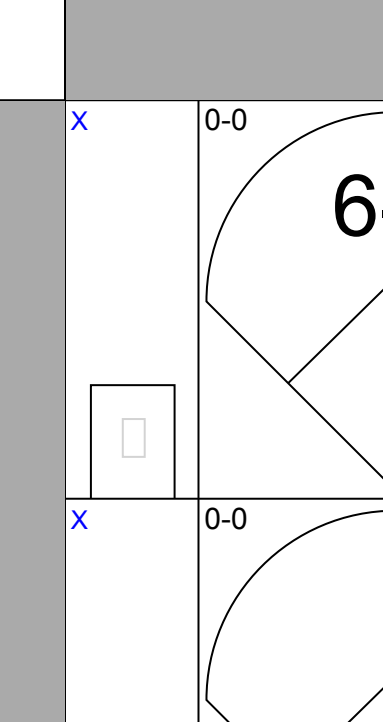
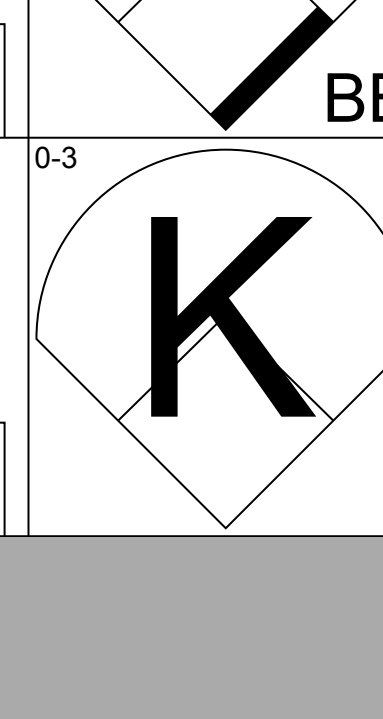
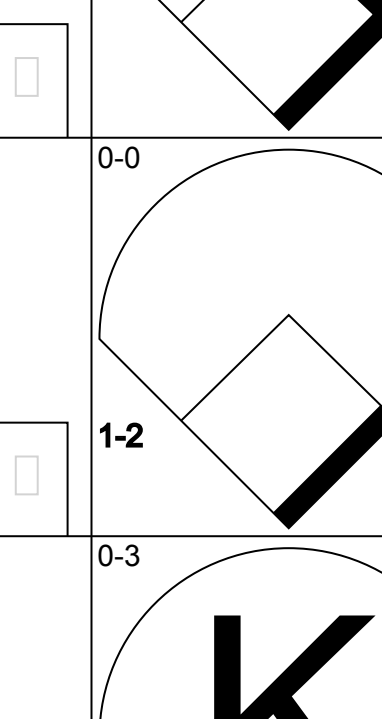
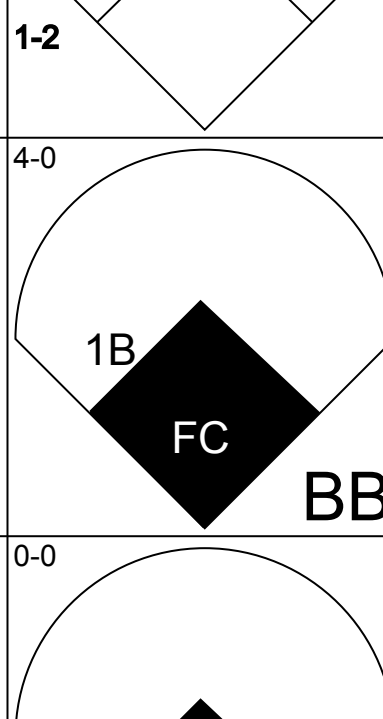
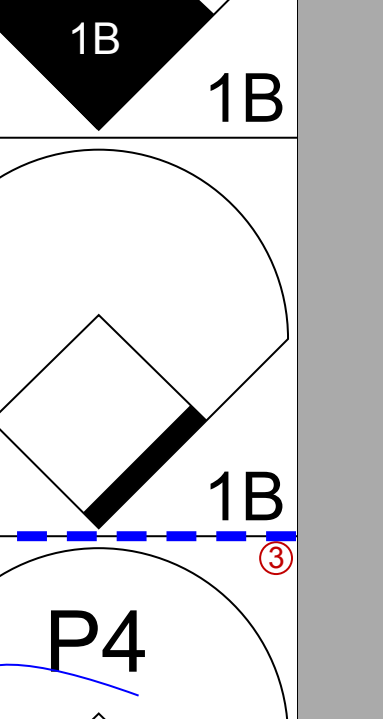
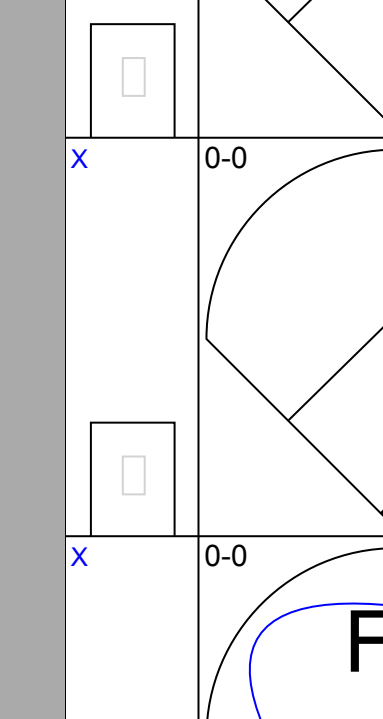
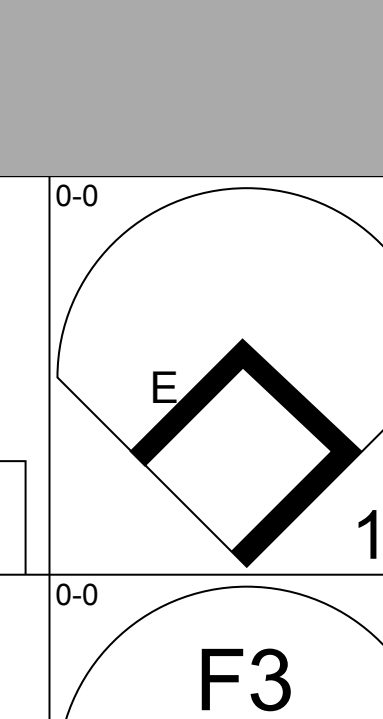
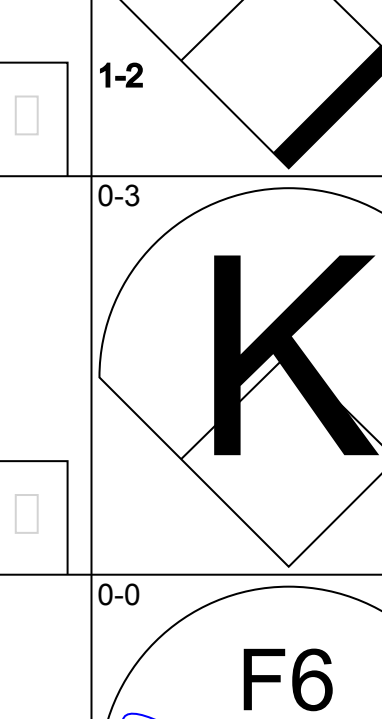
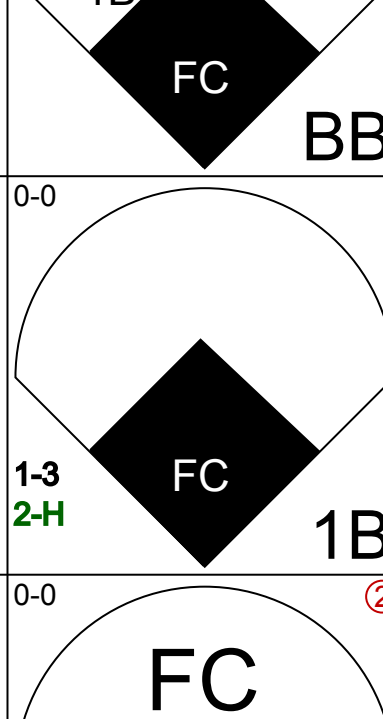
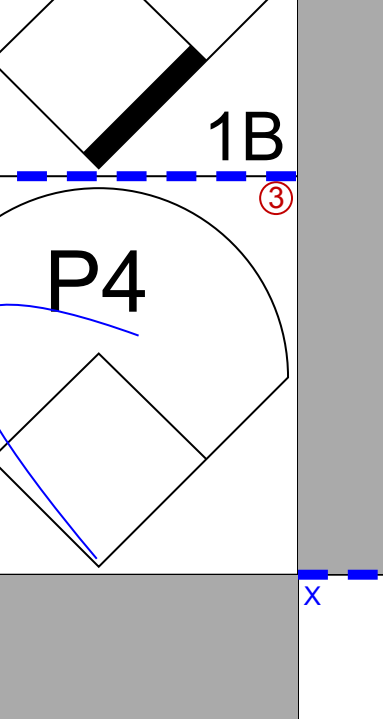
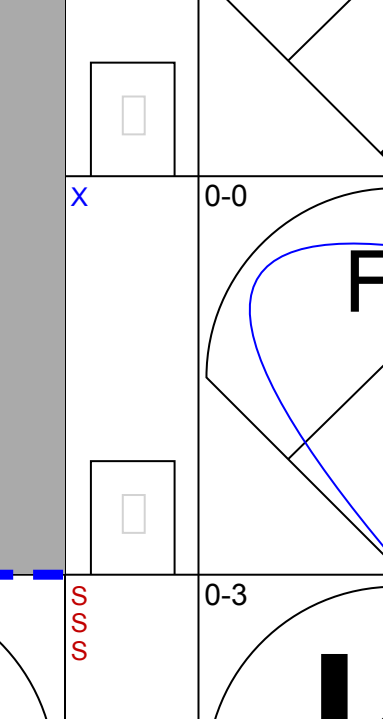
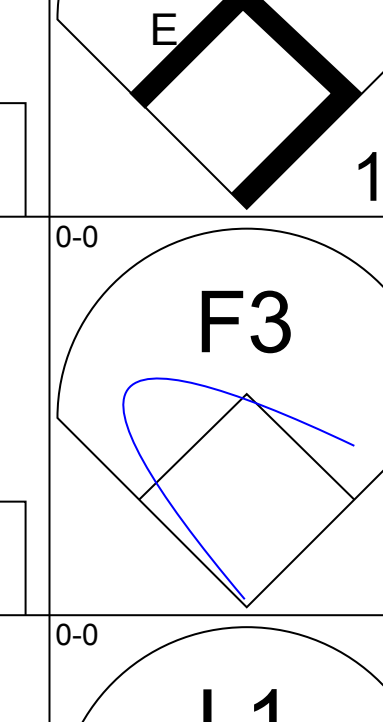
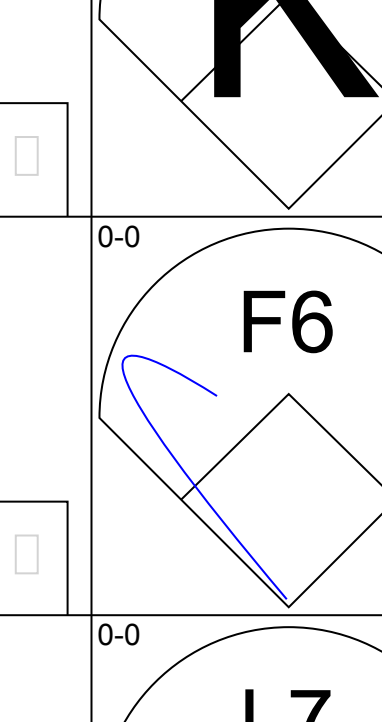
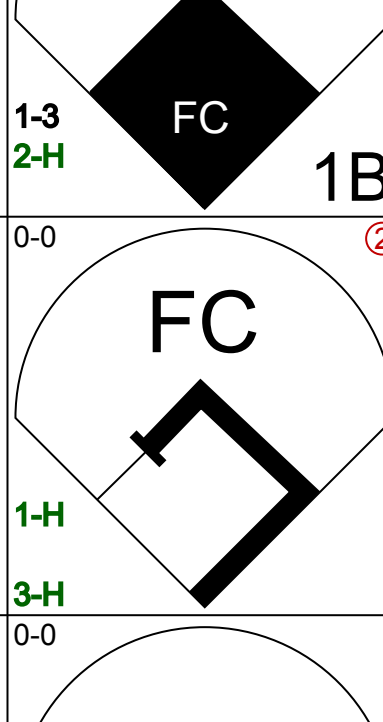
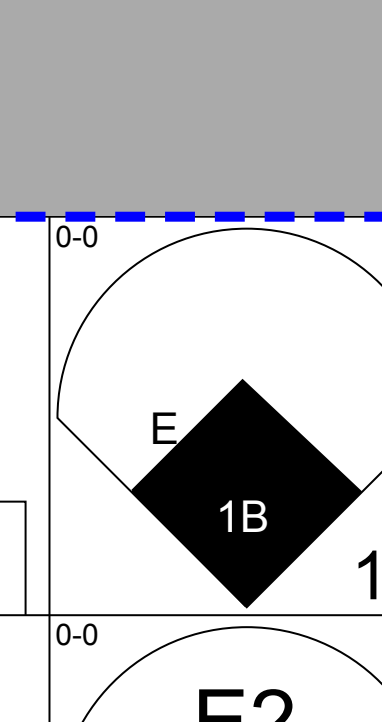
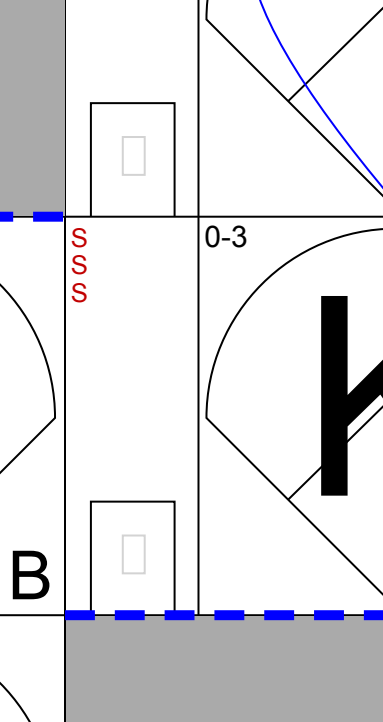
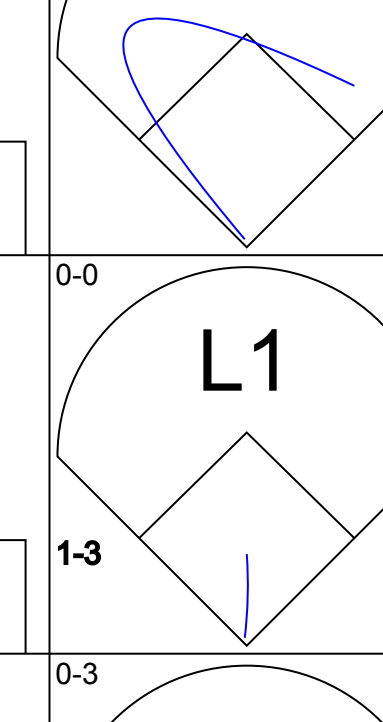
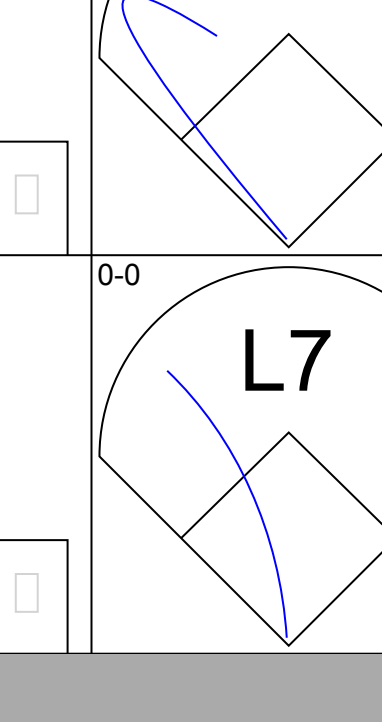
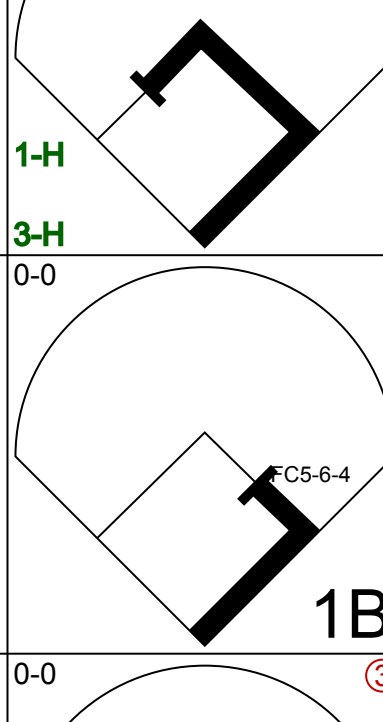
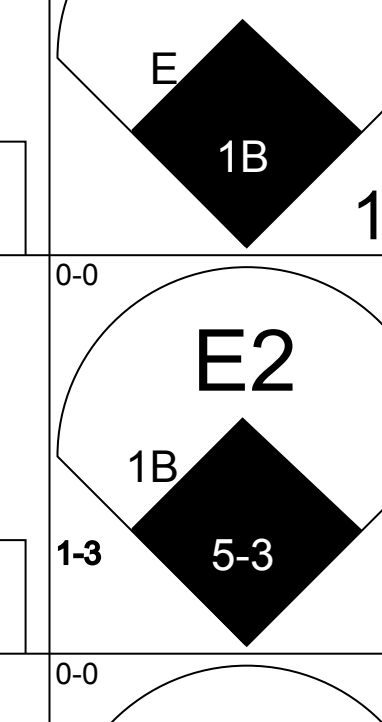
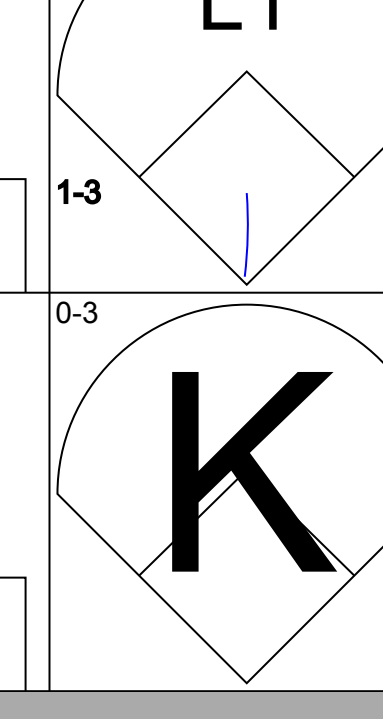
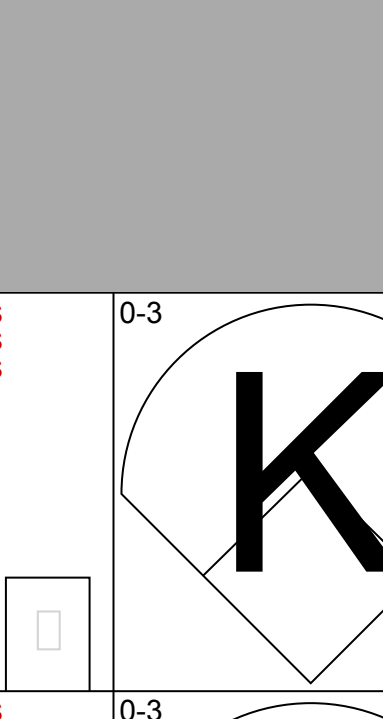
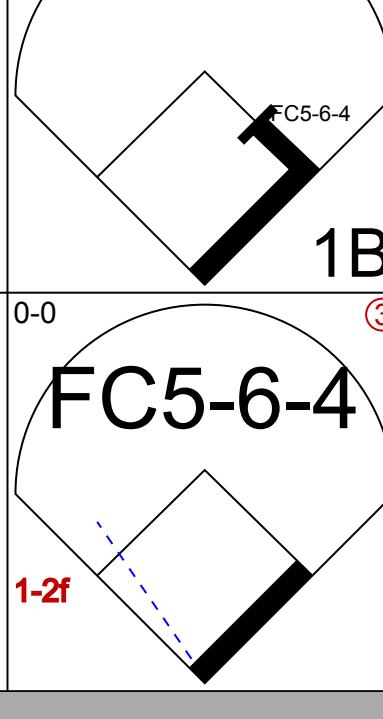
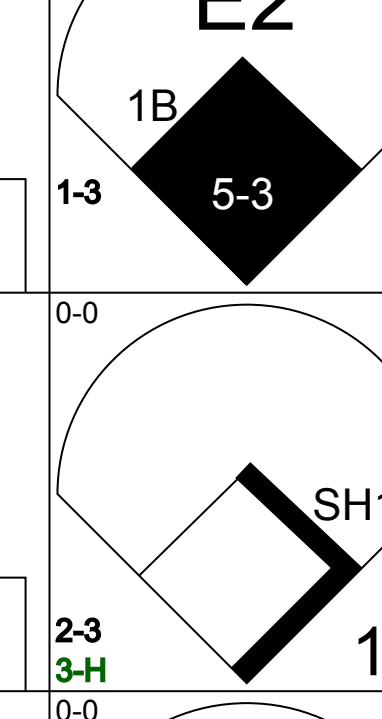
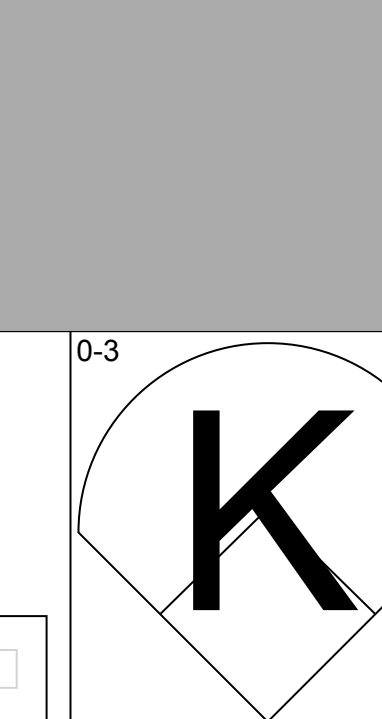
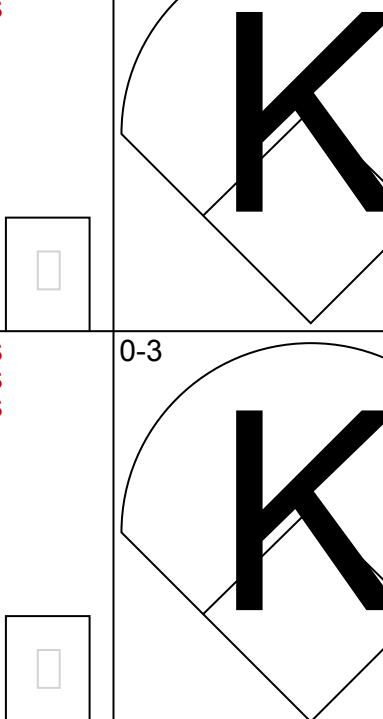
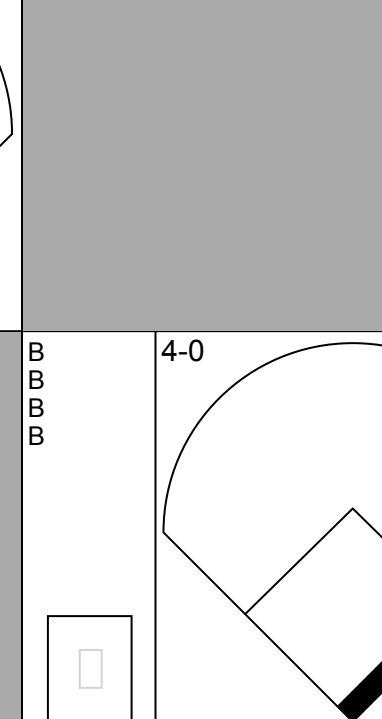
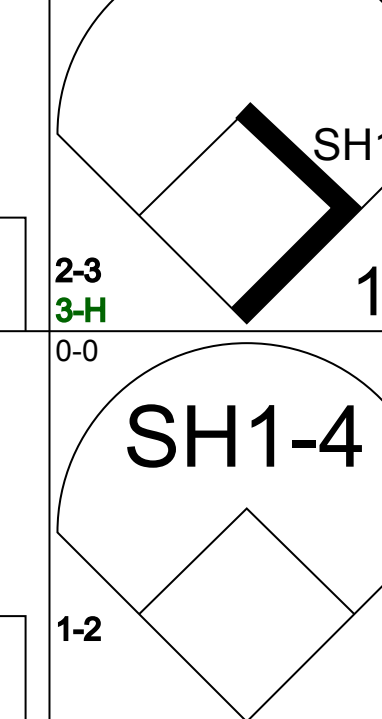
Batter	1	2	3	4	5	6	7	8	9	AB	R	H	RBI	BB	SO	LOB	BOTTOM		
<b>Matty Alou, L</b> OBP: 0.377, SLG: 0.466	0-0 BB BB 1B	0-0 2B 1B		0-0		0-3 K	0-0	0-0	0-0	5	2	2	0	0	1	3			
<b>Jose Martinez, R</b> OBP: 0.150, SLG: 0.150										1	0	0	0	0	0	0			
<b>Richie Hebner, L</b> OBP: 0.409, SLG: 0.524	4-0 BB SF BB	0-0 1-H 2B		0-0		4-0 2B 1-2 2-3 3-H BB	0-0 WP 2B 1B	0-0	0-0	4	3	2	3	2	0	0			
<b>Roberto Clemente, R</b> OBP: 0.362, SLG: 0.432	4-0 SF BB 1-2 2-3 BB			0-0		0-0	0-3 2B 1-3 1B			4	2	1	2	1	1	2			
<b>Al Oliver, L</b> OBP: 0.323, SLG: 0.389	0-3 K	0-0		0-0		0-0	0-0		0-0	5	2	3	3	0	1	4			
<b>Manny Sanguillen, R</b> OBP: 0.392, SLG: 0.457	4-0 SF BB 1-2 2-3 3-H BB		0-0	0-0		0-3 K	0-0 None E 1B	0-0 1-3 3-H 2B	0-0	3	1	1	2	2	1	1			
<b>Jose Pagan, R</b> OBP: 0.302, SLG: 0.367	0-0 SF		0-0	0-0		0-3 K	0-0 1-2 E BB	0-0 2-3 3-H 1B	0-0	3	0	1	1	0	1	3			
<b>Ron Davis, R</b> OBP: 0.318, SLG: 0.282	0-0 SF		0-0	0-0		0-3 K	0-0	0-0	0-0	1	0	1	1	0	0	0			
<b>Gene Alley, R</b> OBP: 0.310, SLG: 0.309	0-0		0-0	0-0		0-0	E8 BB 1B	E9	0-0	5	1	1	0	0	0	5			
<b>Bill Mazerowski, R</b> OBP: 0.310, SLG: 0.322		0-0	4-0 1B 2B	0-0		0-0	BB BB 2B		0-0	2	2	1	0	3	0	2			
<b>Carl Taylor, R</b> OBP: 0.424, SLG: 0.517		0-0	0-0	0-0		0-0	BB BB BB		0-0	0	0	0	0	0	0	0			
<b>Steve Blass, R</b> OBP: 0.280, SLG: 0.333		0-3 K		0-0		0-0	BB BB BB		0-0	4	1	0	0	1	1	5			
<b>Inning Stats</b>	R: 2 E: 0 K: 1 S: 6	H: 1 LOB: 3 BB: 3 P: 18	R: 2 E: 0 K: 1 S: 8	H: 3 LOB: 0 BB: 0 P: 8	R: 0 E: 0 K: 0 S: 4	H: 1 LOB: 1 BB: 1 P: 8	R: 0 E: 0 K: 0 S: 3	H: 0 LOB: 0 BB: 0 P: 3	R: 0 E: 0 K: 2 S: 7	H: 1 LOB: 0 BB: 0 P: 7	R: 7 E: 2 K: 1 S: 9	H: 3 LOB: 5 BB: 5 P: 29	R: 3 E: 0 K: 1 S: 10	H: 4 LOB: 2 BB: 0 P: 10	R: 0 E: 0 K: 0 S: 3	H: 0 LOB: 0 BB: 0 P: 3	1B: 8 2B: 5 3B: 0 HR: 0	SF: 1 SAC: 0 DP: 0 HBP: 0	WP: 2 PA: 47 PB: 0 SB: 0 CS: 1
<b>PITCHER</b> <b>Don Wilson, R</b> ERA: 4.09	IP: 1.1 WLS: L BF: 11 H: 4 R: 4 ER: 4 SO: 2 BB: 3 IBB: 0 HBP: 0 BLK: 0 WP: 0 HR: 0 S: 12 P: 24 ERA: 27.00 WHIP: 5.250																		
<b>Doolley Womack, R</b> ERA: 2.86	IP: 3.2 WLS: W BF: 16 H: 3 R: 3 ER: 3 SO: 2 BB: 2 IBB: 1 HBP: 0 BLK: 0 WP: 0 HR: 0 S: 17 P: 29 ERA: 7.36 WHIP: 1.364																		
<b>Skip Guinn, L</b> ERA: 7.63	IP: 0.1 WLS: W BF: 4 H: 2 R: 2 ER: 2 SO: 1 BB: 1 IBB: 0 HBP: 0 BLK: 0 WP: 0 HR: 0 S: 5 P: 9 ERA: 54.00 WHIP: 9.000																		
<b>Bill Henry, L</b> ERA: 7.63	IP: 0.2 WLS: W BF: 5 H: 0 R: 2 ER: 0 SO: 0 BB: 2 IBB: 0 HBP: 0 BLK: 0 WP: 0 HR: 0 S: 3 P: 11 ERA: 0.00 WHIP: 3.000																		
<b>Wade Blasingame, L</b> ERA: 6.61	IP: 0.1 WLS: W BF: 5 H: 3 R: 3 ER: 3 SO: 1 BB: 0 IBB: 0 HBP: 0 BLK: 0 WP: 1 HR: 0 S: 7 P: 7 ERA: 81.00 WHIP: 9.000																		
<b>PITCHER</b> <b>Danny Coombs, L</b> ERA: 7.11	IP: 7.1 WLS: W BF: 6 H: 1 R: 0 ER: 0 SO: 0 BB: 0 IBB: 0 HBP: 0 BLK: 0 WP: 0 HR: 0 S: 6 P: 6 ERA: 0.00 WHIP: 0.600																		

Houston Astros @ Pittsburgh Pirates  
Forbes Field, Pittsburgh, PA  
Sun Jun 01 1969, 3:33 AM EDT  
Att: 21,023 - Unknown

AB 37  
R 14  
H 13  
RBI 12  
BB 9  
SO 6  
LOB 25

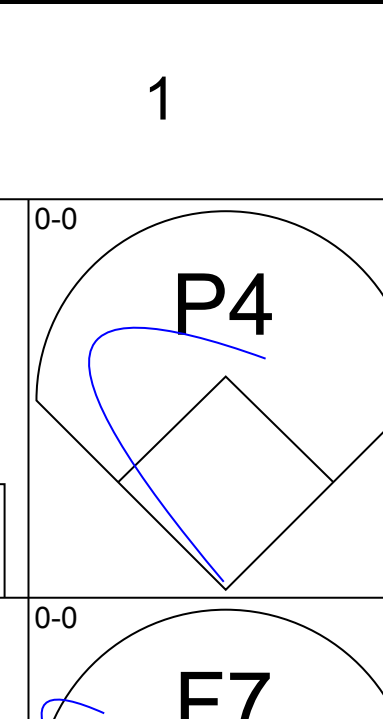
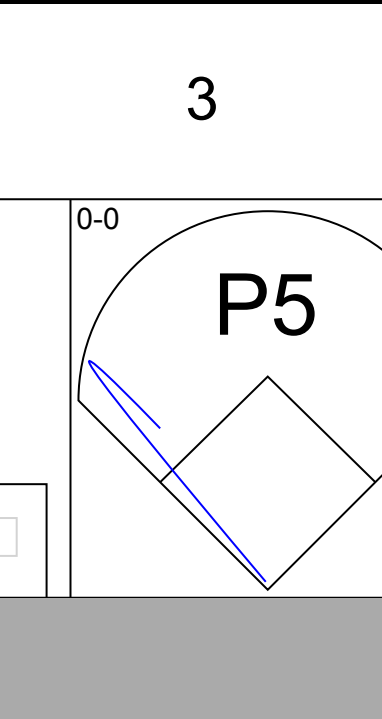
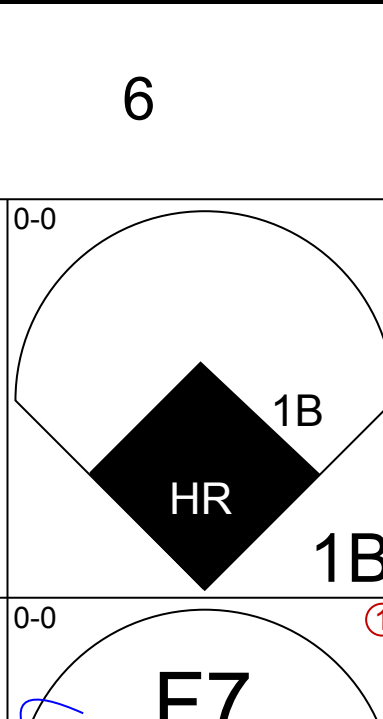
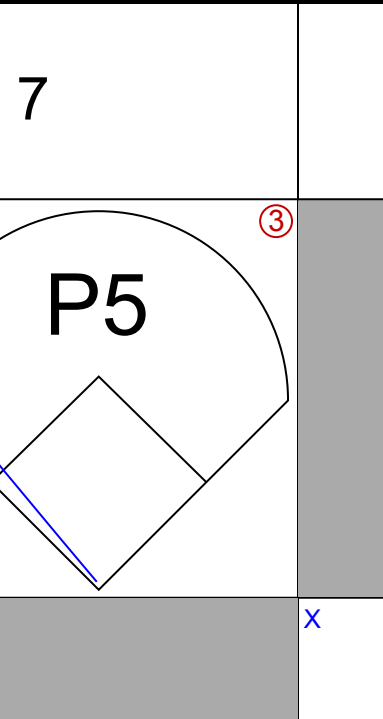
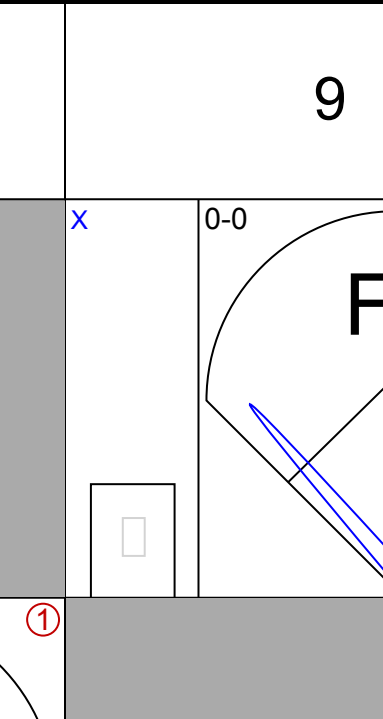
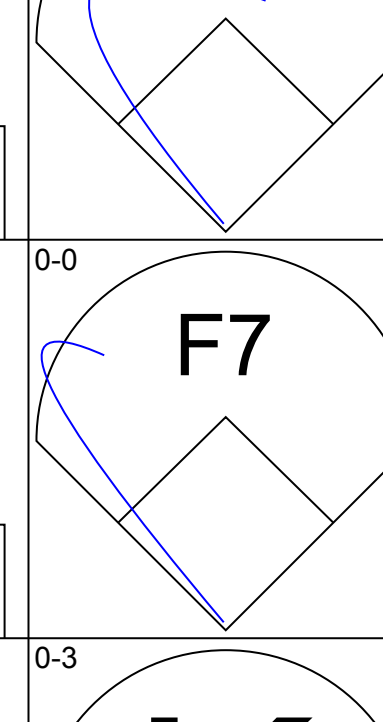
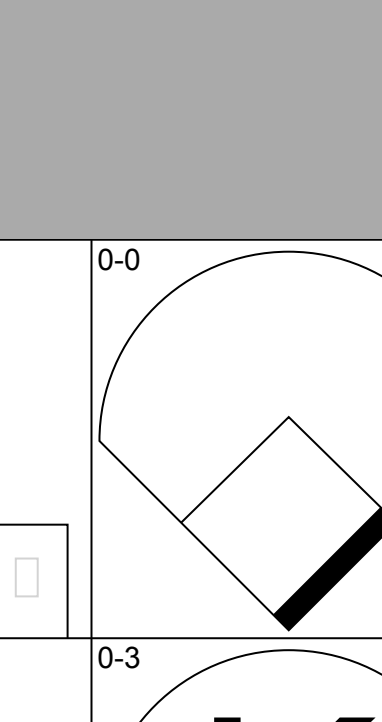
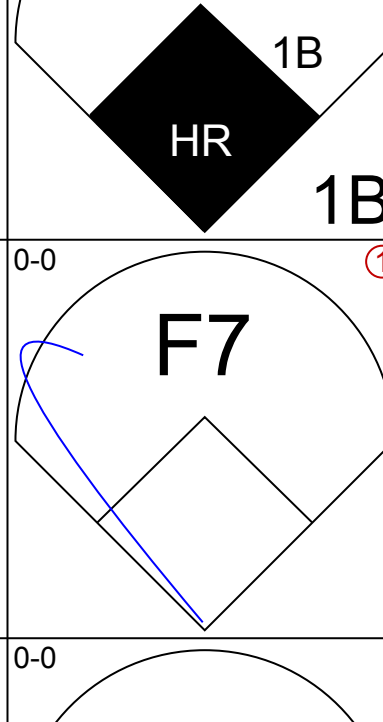
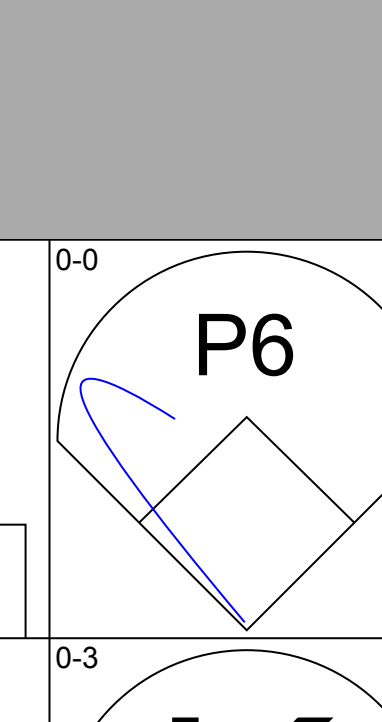
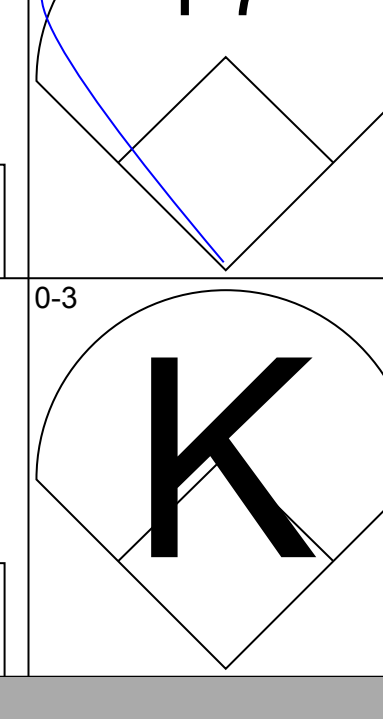
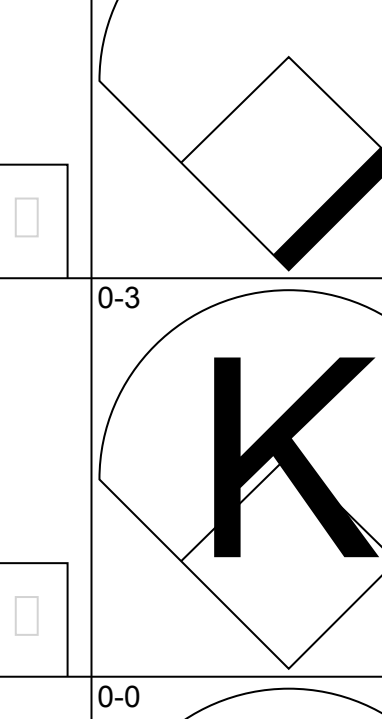
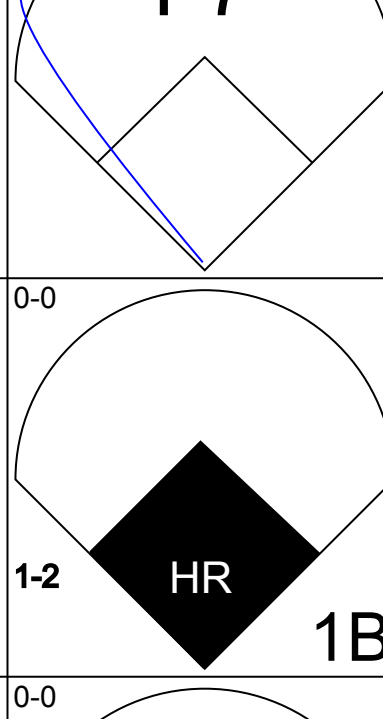

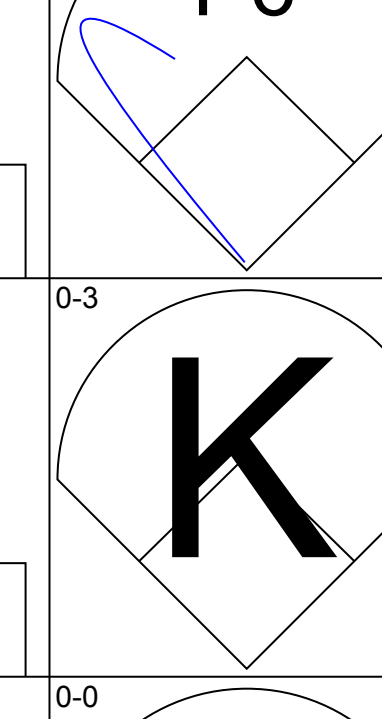
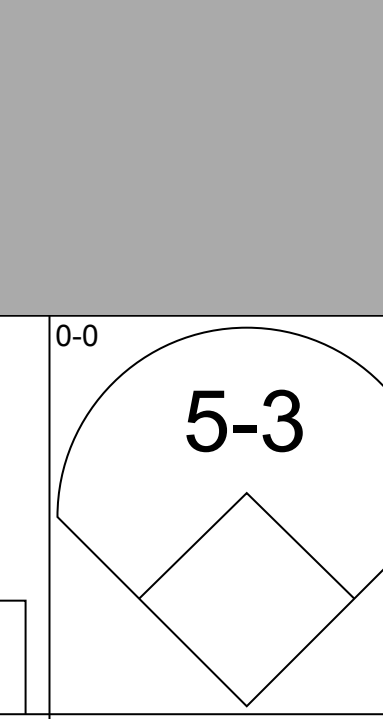
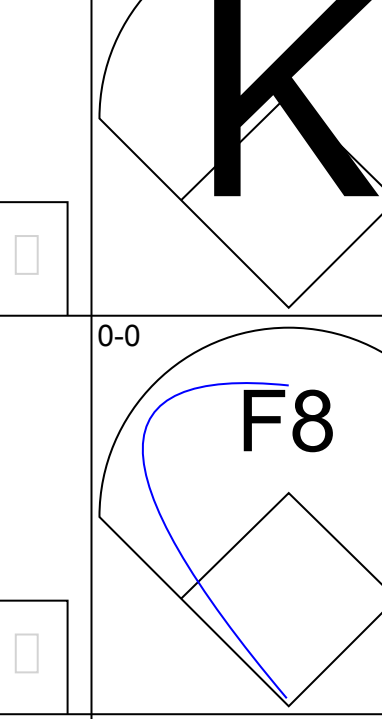
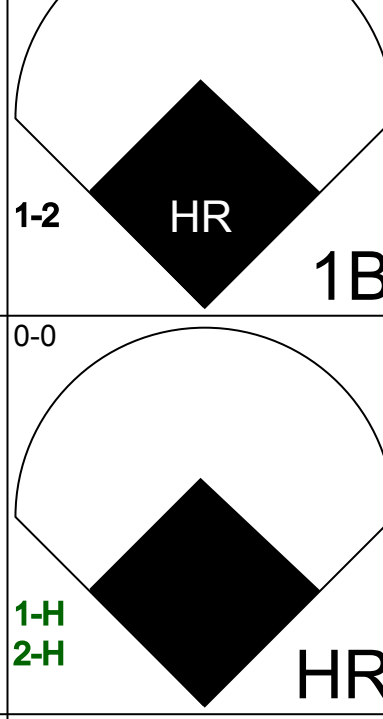
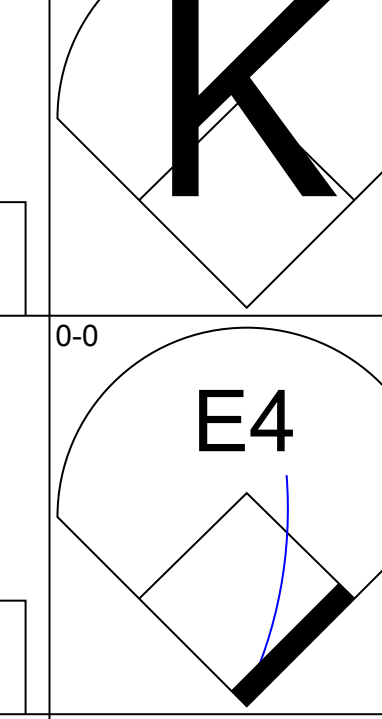
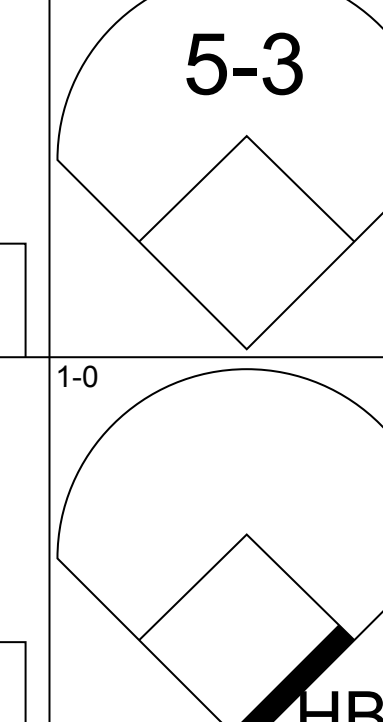
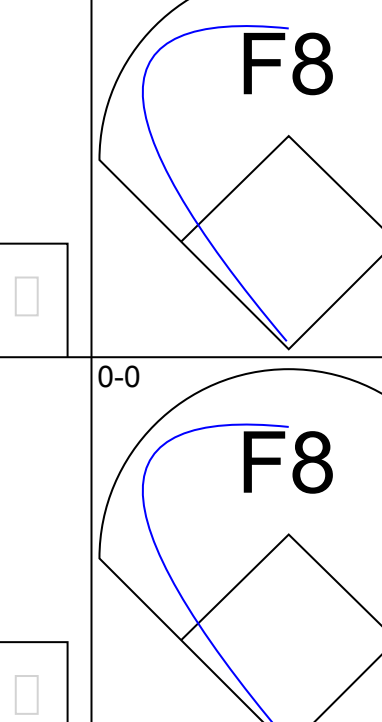
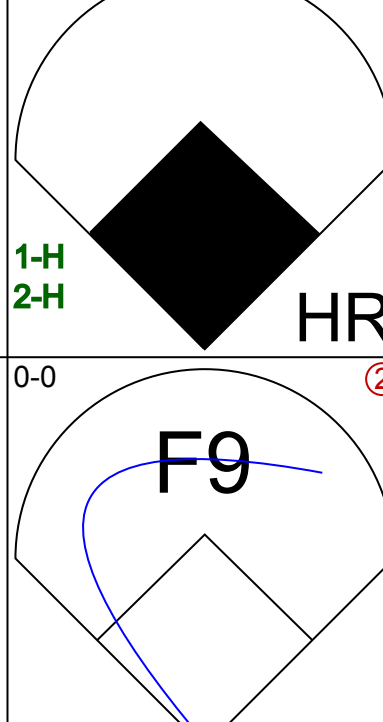
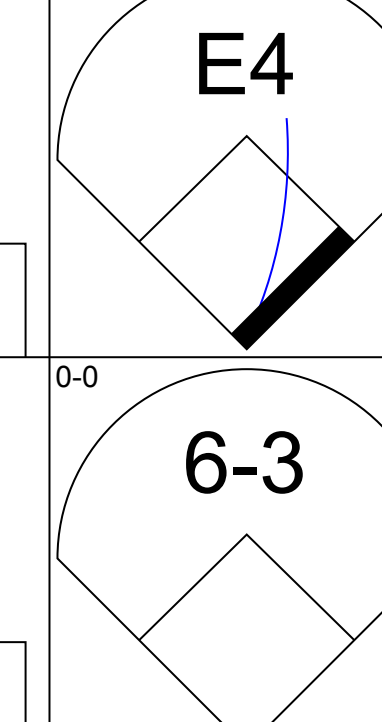
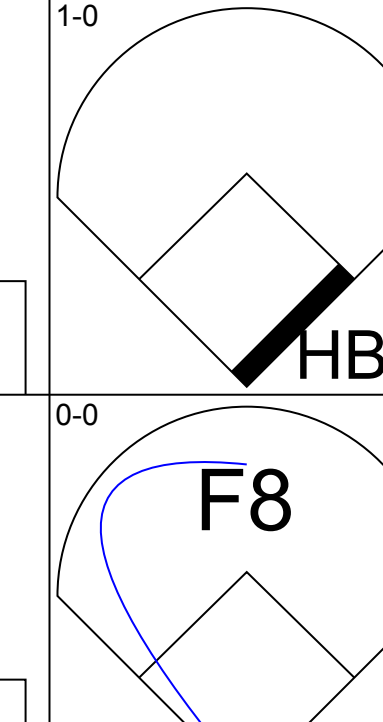
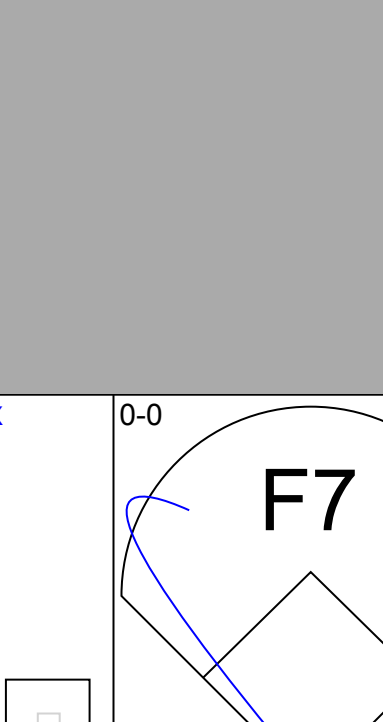
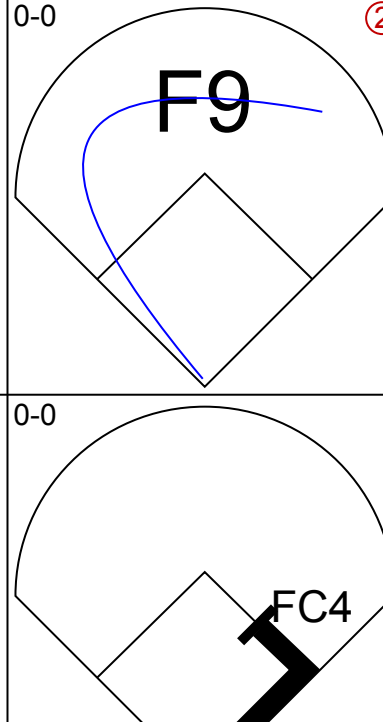
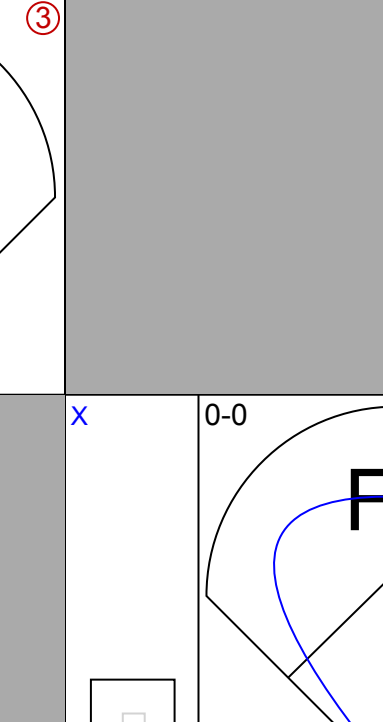
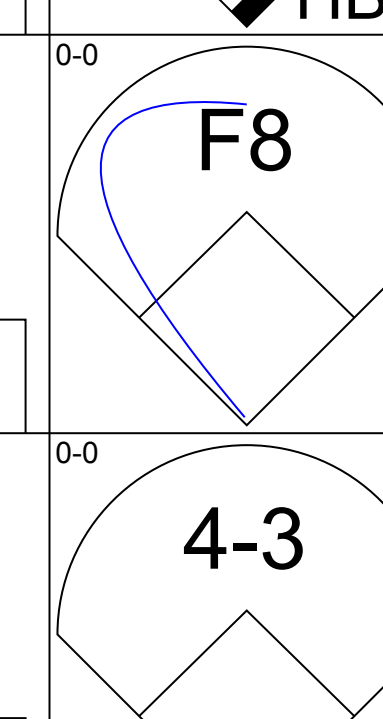
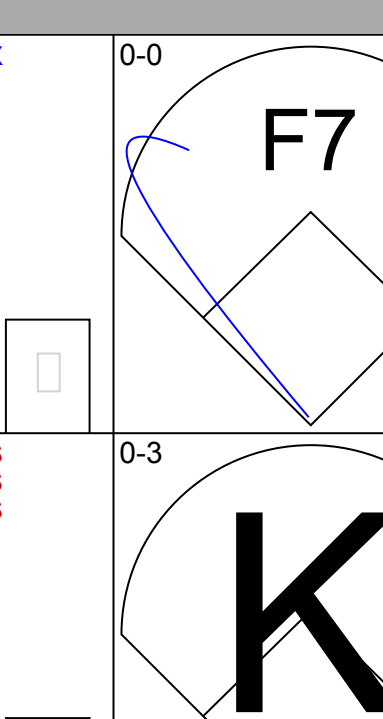
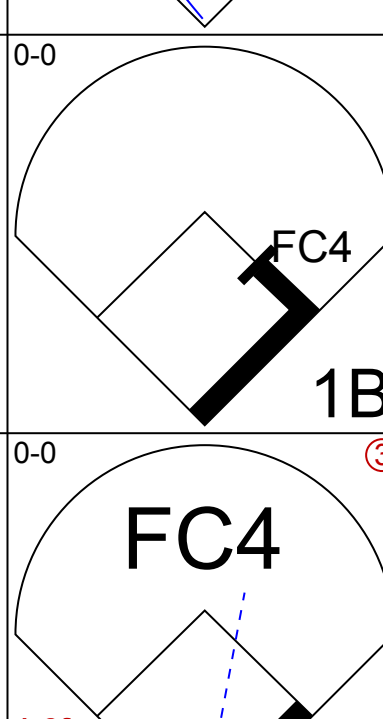

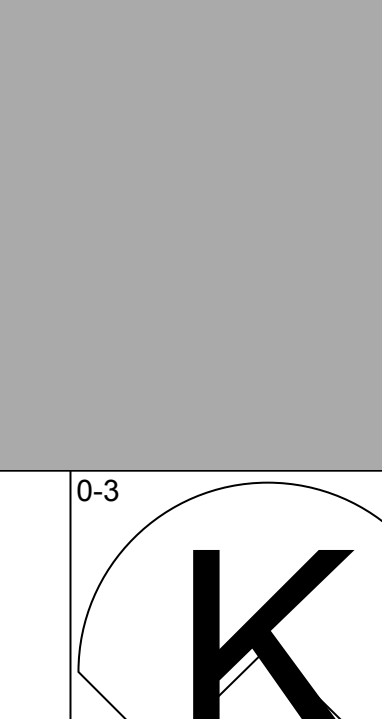
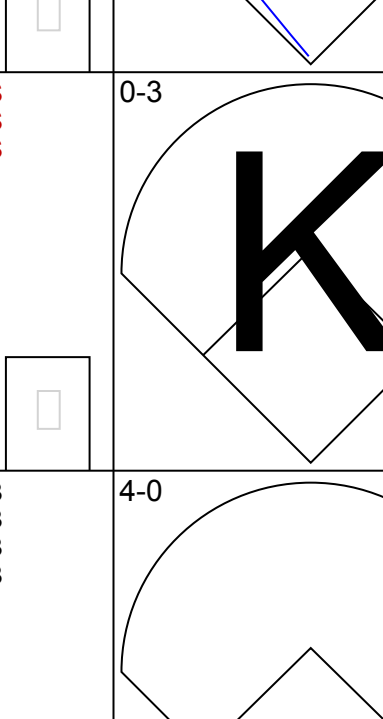

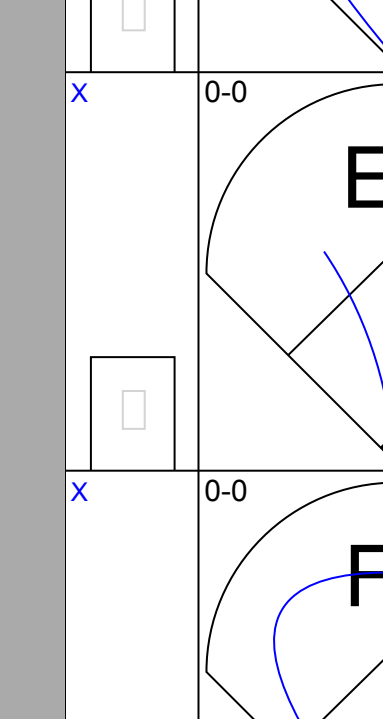
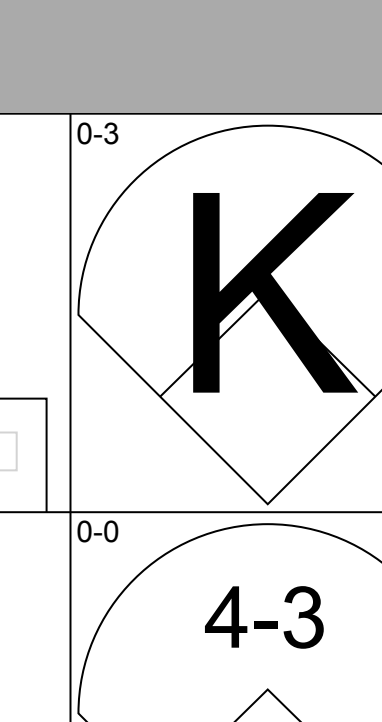
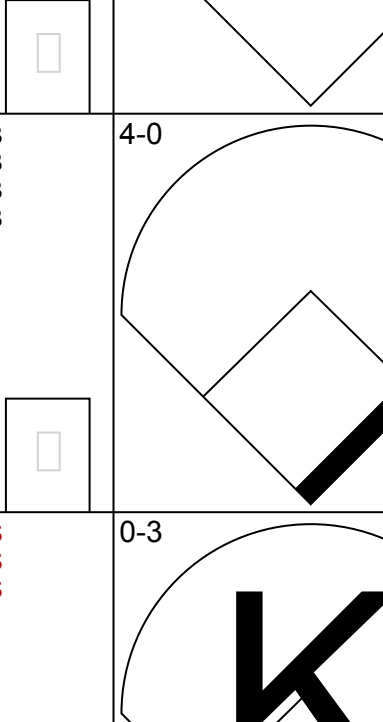
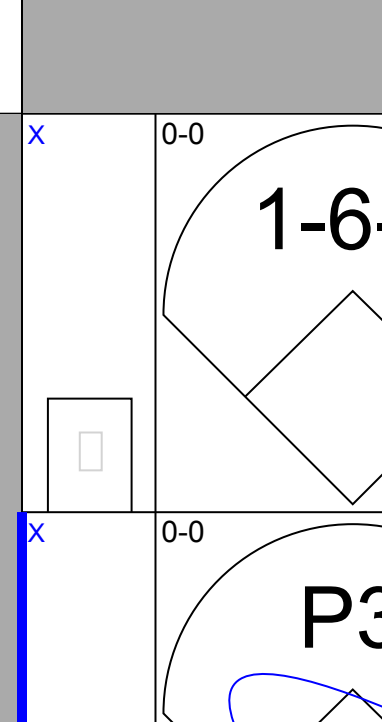
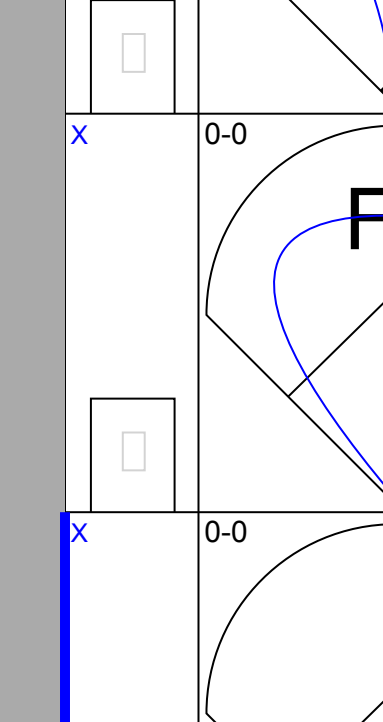




Batter	1	2	3	4	5	6	7	8	9	AB	R	H	RBI	BB	SO	LOB	TOP					
<b>Jim Beauchamp, R</b> OBP: 0.105, SLG: 0.263 (1, 8)										5	0	0	1	0	2	2	<b>Cincinnati Reds @ Pittsburgh Pirates</b> Forbes Field, Pittsburgh, PA Tue Jun 03 1969, 7:05 PM EDT Att. 4,576 - Unknown					
<b>Bobby Tolan, L</b> OBP: 0.338, SLG: 0.523 (1, 9)										5	2	1	0	0	3	2						
<b>Alex Johnson, R</b> OBP: 0.364, SLG: 0.524 (1, 7)										2	1	1	1	2	0	0						
<b>Tony Perez, R</b> OBP: 0.374, SLG: 0.552 (1, 5)										4	1	3	1	1	1	1						
<b>Lee May, R</b> OBP: 0.350, SLG: 0.595 (1, 3)										5	1	2	1	0	1	4						
<b>Johnny Bench, R</b> OBP: 0.379, SLG: 0.561 (1, 2)										5	1	1	1	0	1	4						
<b>Tommy Helms, R</b> OBP: 0.301, SLG: 0.296 (1, 4)										4	1	1	0	0	0	4						
<b>Darrel Chaney, S</b> OBP: 0.308, SLG: 0.287 (1, 6)										4	0	1	1	0	2	3						
<b>Jim Merritt, L</b> OBP: 0.222, SLG: 0.160 (1, 1)										2	0	0	0	1	2	0						
<b>Inning Stats</b>	R: 0 E: 0 K: 3 S: 9	H: 0 LOB: 1 BB: 1 P: 13	R: 0 E: 1 K: 1 S: 6	H: 1 LOB: 2 BB: 0 P: 6	R: 0 E: 0 K: 2 S: 7	H: 0 LOB: 0 BB: 0 P: 7	R: 0 E: 0 K: 1 S: 6	H: 1 LOB: 2 BB: 1 P: 10	R: 0 E: 0 K: 3 S: 9	H: 0 LOB: 0 BB: 0 P: 9	R: 3 E: 1 K: 0 S: 6	H: 3 LOB: 1 BB: 1 P: 10	R: 2 E: 0 K: 0 S: 5	H: 2 LOB: 1 BB: 1 P: 9	R: 2 E: 1 K: 1 S: 8	H: 2 LOB: 1 BB: 0 P: 8		R: 0 E: 0 K: 1 S: 6	H: 1 LOB: 1 BB: 0 P: 6	1B: 10 2B: 0 3B: 0 HR: 0	SF: 1 SAC: 2 DP: 0 HBP: 0	WP: 0 PB: 0 SB: 2 CS: 0
<b>PITCHER</b>	IP	WLS	BF	H	R	ER	SO	BB	IBB	HBP	BLK	WP	HR	S	P	ERA	WHIP					
<b>Bob Veale, L</b> ERA: 4.65 (1, 1)	6.2	L	31	7	5	4	10	4	0	0	0	0	0	47	63	5.40	1.650					
<b>Bruce Dal Canton, R</b> ERA: 3.18 (7, 1)	0.1		1	0	0	0	0	0	0	0	0	0	0	1	1	0.00	0.000					
<b>Ron Kline, R</b> ERA: 4.45 (8, 1)	2.0		10	3	2	0	2	0	0	0	0	0	0	14	14	0.00	1.500					

AB	36
R	7
H	10
RBI	6
BB	4
SO	12
LOB	20



Batter	1	2	3	4	5	6	7	8	9	AB	R	H	RBI	BB	SO	LOB	BOTTOM					
<b>Matty Alou, L</b> OBP: 0.373, SLG: 0.460 (1, 8)										5	1	1	0	0	0	2	<b>Cincinnati Reds @ Pittsburgh Pirates</b> Forbes Field, Pittsburgh, PA Tue Jun 03 1969, 7:05 PM EDT Att. 4,576 - Unknown					
<b>Richie Hebner, L</b> OBP: 0.405, SLG: 0.517 (1, 5)										4	0	1	0	0	0	1						
<b>Willie Stargell, L</b> OBP: 0.386, SLG: 0.533 (1, 7)										4	1	1	0	0	3	1						
<b>Roberto Clemente, R</b> OBP: 0.359, SLG: 0.451 (1, 9)										4	1	1	3	0	0	1						
<b>Manny Sanguillen, R</b> OBP: 0.386, SLG: 0.443 (1, 2)										3	0	0	0	0	0	2						
<b>Bill Mazaroski, R</b> OBP: 0.310, SLG: 0.322 <b>Freddie Patek, R</b> OBP: 0.312, SLG: 0.280 (1, 4) (7, 6)										3	0	1	0	0	0	1						
<b>Al Oliver, L</b> OBP: 0.315, SLG: 0.378 (1, 3)										4	0	0	0	0	1	2						
<b>Gene Alley, R</b> OBP: 0.307, SLG: 0.296 (7, 4)										3	0	0	0	1	1	1						
<b>Bob Veale, S</b> OBP: 0.050, SLG: 0.050 <b>Bruce Dal Canton, R</b> OBP: 0.500, SLG: 1.000 <b>Carl Taylor, R</b> OBP: 0.412, SLG: 0.500 <b>Ron Kline, R</b> <b>Jose Pagan, R</b> OBP: 0.315, SLG: 0.380 (1, 1) (7, 1) (7, PH) (8, 1) (9, PH)										2	0	0	0	0	1	1						
<b>Inning Stats</b>	R: 0 E: 0 K: 1 S: 5	H: 0 LOB: 0 BB: 0 P: 5	R: 0 E: 0 K: 0 S: 3	H: 0 LOB: 1 BB: 0 P: 4	R: 0 E: 0 K: 1 S: 5	H: 0 LOB: 0 BB: 0 P: 5	R: 0 E: 0 K: 1 S: 6	H: 1 LOB: 1 BB: 0 P: 6	R: 0 E: 0 K: 2 S: 7	H: 0 LOB: 1 BB: 1 P: 11	R: 3 E: 0 K: 0 S: 7	H: 4 LOB: 1 BB: 0 P: 7	R: 0 E: 0 K: 0 S: 3	H: 0 LOB: 0 BB: 0 P: 3	R: 0 E: 1 K: 1 S: 6	H: 0 LOB: 1 BB: 0 P: 6		R: 0 E: 1 K: 0 S: 5	H: 1 LOB: 2 BB: 0 P: 5	1B: 5 2B: 0 3B: 0 HR: 1	SF: 0 SAC: 0 DP: 0 HBP: 1	WP: 0 PB: 0 SB: 0 CS: 0
<b>PITCHER</b>	IP	WLS	BF	H	R	ER	SO	BB	IBB	HBP	BLK	WP	HR	S	P	ERA	WHIP					
<b>Jim Merritt, L</b> ERA: 3.87 (1, 1)	9.0	W	37	6	3	3	6	1	0	1	0	0	1	47	52	3.00	0.778					

AB	35
R	3
H	6
RBI	3
BB	1
SO	6
LOB	12





Batter	1	2	3	4	5	6	7	8	9	AB	R	H	RBI	BB	SO	LOB	TOP							
Jimmy Stewart, S OBP: 0.294, SLG: 0.345										5	2	3	1	0	0	0	Cincinnati Reds @ Pittsburgh Pirates Forbes Field, Pittsburgh, PA Wed Jun 04 1969, 7:05 PM EDT Att: 6,685 - Unknown							
Bobby Tolan, L OBP: 0.336, SLG: 0.522										4	0	1	1	0	0	1								
Alex Johnson, R OBP: 0.369, SLG: 0.526										5	1	3	1	0	1	2								
Tony Perez, R OBP: 0.376, SLG: 0.551										4	0	2	0	0	0	2								
Lee May, R OBP: 0.348, SLG: 0.584										3	0	0	0	1	0	2								
Johnny Bench, R OBP: 0.382, SLG: 0.559										4	0	2	1	0	0	1								
Giraldo Ruiz, S OBP: 0.273, SLG: 0.250										0	1	0	0	0	0	0								
Pat Corrales, R OBP: 0.456, SLG: 0.444										0	0	0	0	0	0	0								
Tommy Helms, R OBP: 0.301, SLG: 0.297										3	0	1	0	0	1	3								
Darrel Chaney, S OBP: 0.301, SLG: 0.280										3	0	0	0	0	1	4								
Fred Whitfield, L OBP: 0.414, SLG: 0.227										1	0	1	1	0	0	0								
Woody Woodward, R OBP: 0.207, SLG: 0.148										0	1	0	0	0	0	0								
George Culver, R OBP: 0.250, SLG: 0.143										3	0	0	0	0	2	0								
Clay Carroll, R OBP: 0.625, SLG: 1.000										0	0	0	0	0	0	0								
Wayne Granger, R OBP: 0.250, SLG: 0.143										0	0	0	0	0	0	0								
<b>Inning Stats</b>	R: 0 E: 0 K: 0 S: 4	H: 2 LOB: 1 BB: 0 P: 4	R: 0 E: 0 K: 0 S: 4	H: 1 LOB: 1 BB: 0 P: 4	R: 0 E: 0 K: 1 S: 5	H: 0 LOB: 0 BB: 0 P: 5	R: 0 E: 0 K: 0 S: 4	H: 2 LOB: 1 BB: 0 P: 4	R: 0 E: 0 K: 1 S: 5	H: 0 LOB: 0 BB: 0 P: 5	R: 2 E: 0 K: 1 S: 9	H: 4 LOB: 3 BB: 1 P: 13	R: 0 E: 0 K: 1 S: 5	H: 0 LOB: 0 BB: 0 P: 5	R: 0 E: 0 K: 0 S: 3	H: 0 LOB: 0 BB: 0 P: 3	R: 3 E: 0 K: 1 S: 9	H: 4 LOB: 2 BB: 0 P: 9	1B: 12 2B: 1 3B: 0 HR: 0	SF: 0 SAC: 3 DP: 2 HBP: 0	WP: 0 PB: 0 SB: 1 CS: 0	PA: 39		
<b>PITCHER</b>	IP WLS BF H R ER SO BB IBB HBP BLK WP HR S P ERA WHIP	IP WLS BF H R ER SO BB IBB HBP BLK WP HR S P ERA WHIP	IP WLS BF H R ER SO BB IBB HBP BLK WP HR S P ERA WHIP	IP WLS BF H R ER SO BB IBB HBP BLK WP HR S P ERA WHIP	IP WLS BF H R ER SO BB IBB HBP BLK WP HR S P ERA WHIP	IP WLS BF H R ER SO BB IBB HBP BLK WP HR S P ERA WHIP	IP WLS BF H R ER SO BB IBB HBP BLK WP HR S P ERA WHIP	IP WLS BF H R ER SO BB IBB HBP BLK WP HR S P ERA WHIP	IP WLS BF H R ER SO BB IBB HBP BLK WP HR S P ERA WHIP	IP WLS BF H R ER SO BB IBB HBP BLK WP HR S P ERA WHIP	IP WLS BF H R ER SO BB IBB HBP BLK WP HR S P ERA WHIP	IP WLS BF H R ER SO BB IBB HBP BLK WP HR S P ERA WHIP	IP WLS BF H R ER SO BB IBB HBP BLK WP HR S P ERA WHIP	IP WLS BF H R ER SO BB IBB HBP BLK WP HR S P ERA WHIP	IP WLS BF H R ER SO BB IBB HBP BLK WP HR S P ERA WHIP	IP WLS BF H R ER SO BB IBB HBP BLK WP HR S P ERA WHIP	IP WLS BF H R ER SO BB IBB HBP BLK WP HR S P ERA WHIP	IP WLS BF H R ER SO BB IBB HBP BLK WP HR S P ERA WHIP	IP WLS BF H R ER SO BB IBB HBP BLK WP HR S P ERA WHIP	IP WLS BF H R ER SO BB IBB HBP BLK WP HR S P ERA WHIP	IP WLS BF H R ER SO BB IBB HBP BLK WP HR S P ERA WHIP	IP WLS BF H R ER SO BB IBB HBP BLK WP HR S P ERA WHIP	IP WLS BF H R ER SO BB IBB HBP BLK WP HR S P ERA WHIP	IP WLS BF H R ER SO BB IBB HBP BLK WP HR S P ERA WHIP

AB	35
R	5
H	13
RBI	5
BB	1
SO	5
LOB	15



Batter	1	2	3	4	5	6	7	8	9	AB	R	H	RBI	BB	SO	LOB	BOTTOM							
Matty Alou, L OBP: 0.370, SLG: 0.468										5	1	1	1	0	0	1	Cincinnati Reds @ Pittsburgh Pirates Forbes Field, Pittsburgh, PA Wed Jun 04 1969, 7:05 PM EDT Att: 6,685 - Unknown							
Richie Hebner, L OBP: 0.419, SLG: 0.526										3	2	3	0	0	0	0								
Willie Stargell, L OBP: 0.385, SLG: 0.527										4	0	1	0	0	2	3								
Roberto Clemente, R OBP: 0.370, SLG: 0.456										3	0	2	1	1	0	1								
Al Oliver, L OBP: 0.307, SLG: 0.368										4	0	0	1	0	0	6								
Manny Sanguillen, R OBP: 0.381, SLG: 0.430										3	0	0	0	1	0	2								
Gene Alley, R OBP: 0.308, SLG: 0.288										2	0	0	0	1	1	0								
Freddie Patek, R OBP: 0.306, SLG: 0.273										3	0	0	0	0	2	1								
Jose Pagan, R OBP: 0.327, SLG: 0.380										0	0	0	0	1	0	0								
Jim Bunning, R OBP: 0.095, SLG: 0.050										2	0	0	0	0	1	0								
Gary Kolb, L OBP: 0.152, SLG: 0.200										1	0	0	0	0	0	0								
Chuck Hartenstein, R OBP: 0.274										0	0	0	0	0	0	0								
Luke Walker, L OBP: 0.400, SLG: 0.484										0	0	0	0	0	0	0								
Carl Taylor, R OBP: 0.400, SLG: 0.484										1	0	0	0	0	0	2								
<b>Inning Stats</b>	R: 0 E: 0 K: 0 S: 3	H: 0 LOB: 1 BB: 0 P: 4	R: 0 E: 0 K: 0 S: 3	H: 0 LOB: 0 BB: 0 P: 3	R: 0 E: 0 K: 1 S: 5	H: 0 LOB: 0 BB: 0 P: 5	R: 0 E: 0 K: 1 S: 6	H: 2 LOB: 1 BB: 0 P: 6	R: 0 E: 0 K: 1 S: 5	H: 0 LOB: 0 BB: 0 P: 5	R: 1 E: 0 K: 2 S: 10	H: 2 LOB: 2 BB: 0 P: 10	R: 0 E: 0 K: 1 S: 4	H: 0 LOB: 0 BB: 1 P: 8	R: 2 E: 1 K: 0 S: 6	H: 3 LOB: 2 BB: 1 P: 10	R: 0 E: 0 K: 0 S: 2	H: 0 LOB: 1 BB: 2 P: 10	1B: 6 2B: 0 3B: 0 HR: 1	SF: 0 SAC: 1 DP: 2 HBP: 1	WP: 1 PB: 1 SB: 0 CS: 0	PA: 37		
<b>PITCHER</b>	IP WLS BF H R ER SO BB IBB HBP BLK WP HR S P ERA WHIP	IP WLS BF H R ER SO BB IBB HBP BLK WP HR S P ERA WHIP	IP WLS BF H R ER SO BB IBB HBP BLK WP HR S P ERA WHIP	IP WLS BF H R ER SO BB IBB HBP BLK WP HR S P ERA WHIP	IP WLS BF H R ER SO BB IBB HBP BLK WP HR S P ERA WHIP	IP WLS BF H R ER SO BB IBB HBP BLK WP HR S P ERA WHIP	IP WLS BF H R ER SO BB IBB HBP BLK WP HR S P ERA WHIP	IP WLS BF H R ER SO BB IBB HBP BLK WP HR S P ERA WHIP	IP WLS BF H R ER SO BB IBB HBP BLK WP HR S P ERA WHIP	IP WLS BF H R ER SO BB IBB HBP BLK WP HR S P ERA WHIP	IP WLS BF H R ER SO BB IBB HBP BLK WP HR S P ERA WHIP	IP WLS BF H R ER SO BB IBB HBP BLK WP HR S P ERA WHIP	IP WLS BF H R ER SO BB IBB HBP BLK WP HR S P ERA WHIP	IP WLS BF H R ER SO BB IBB HBP BLK WP HR S P ERA WHIP	IP WLS BF H R ER SO BB IBB HBP BLK WP HR S P ERA WHIP	IP WLS BF H R ER SO BB IBB HBP BLK WP HR S P ERA WHIP	IP WLS BF H R ER SO BB IBB HBP BLK WP HR S P ERA WHIP	IP WLS BF H R ER SO BB IBB HBP BLK WP HR S P ERA WHIP	IP WLS BF H R ER SO BB IBB HBP BLK WP HR S P ERA WHIP	IP WLS BF H R ER SO BB IBB HBP BLK WP HR S P ERA WHIP	IP WLS BF H R ER SO BB IBB HBP BLK WP HR S P ERA WHIP	IP WLS BF H R ER SO BB IBB HBP BLK WP HR S P ERA WHIP	IP WLS BF H R ER SO BB IBB HBP BLK WP HR S P ERA WHIP	IP WLS BF H R ER SO BB IBB HBP BLK WP HR S P ERA WHIP

AB	31
R	3
H	7
RBI	3
BB	4
SO	6
LOB	16





Batter	1	2	3	4	5	6	7	8	9	AB	R	H	RBI	BB	SO	LOB	TOP			
Matty Alou, L OBP: 0.372, SLG: 0.468 (1, 8)										4	0	2	1	0	0	0	<b>Pittsburgh Pirates @ Atlanta Braves</b> Atlanta Stadium, Atlanta, GA Fri Jun 06 1969, 7:05 PM EDT Att: 17,049 - Unknown			
Richie Hebner, L OBP: 0.409, SLG: 0.513 (1, 5)										4	0	0	0	0	1	3				
Willie Stargell, L OBP: 0.385, SLG: 0.526 (1, 3)										4	0	2	0	0	1	0				
Roberto Clemente, R OBP: 0.367, SLG: 0.450 (1, 9)										4	0	1	0	0	0	1				
Manny Sanguillen, R OBP: 0.367, SLG: 0.413 (1, 2)										4	0	0	0	0	1	2				
Jose Pagan, R OBP: 0.305, SLG: 0.352 (1, 7)										4	0	0	0	0	1	3				
Gene Alley, R OBP: 0.293, SLG: 0.273 (1, 4)										4	0	0	0	0	2	0				
Freddie Patek, R OBP: 0.306, SLG: 0.273 Jose Martinez, R OBP: 0.217, SLG: 0.217 (1, 6)										0	0	0	0	0	0	0				
Dock Ellis, S OBP: 0.133, SLG: 0.133 Carl Taylor, R OBP: 0.358, SLG: 0.489 Bruce Dal Canton, R OBP: 0.530, SLG: 1.000 Chuck Hartenstein, R (7, 1)										1	0	0	0	0	1	1				
<b>Inning Stats</b>	R: 0 E: 0 K: 0 S: 3	H: 0 LOB: 0 BB: 0 P: 3	R: 0 E: 0 K: 1 S: 5	H: 0 LOB: 0 BB: 0 P: 5	R: 1 E: 0 K: 2 S: 9	H: 2 LOB: 1 BB: 0 P: 9	R: 0 E: 0 K: 2 S: 8	H: 0 LOB: 1 BB: 0 P: 8	R: 0 E: 0 K: 1 S: 7	H: 2 LOB: 2 BB: 0 P: 7	R: 0 E: 0 K: 0 S: 4	H: 0 LOB: 0 BB: 0 P: 4	R: 0 E: 0 K: 1 S: 5	H: 1 LOB: 1 BB: 0 P: 5	R: 0 E: 0 K: 0 S: 3	H: 0 LOB: 0 BB: 0 P: 3		1B: 7 2B: 0 3B: 0 HR: 0	SF: 0 SAC: 1 DP: 0 HBP: 0	WP: 0 PB: 1 SB: 0 CS: 0
<b>PITCHER</b> Phil Niekro, R ERA: 1.86 (1, 1)	IP: 9.0 WLS: W BF: 34 H: 7 R: 1 ER: 1 SO: 7 BB: 0 IBB: 0 HBP: 0 BLK: 0 WP: 0 HR: 0 S: 48 P: 48 ERA: 1.00 WHIP: 0.778																			

AB	33
R	1
H	7
RBI	1
BB	0
SO	7
LOB	10



Batter	1	2	3	4	5	6	7	8	9	AB	R	H	RBI	BB	SO	LOB	BOTTOM			
Mike Lum, L OBP: 0.366, SLG: 0.356 (1, 8)										4	0	2	1	0	0	1	<b>Pittsburgh Pirates @ Atlanta Braves</b> Atlanta Stadium, Atlanta, GA Fri Jun 06 1969, 7:05 PM EDT Att: 17,049 - Unknown			
Sonny Jackson, L OBP: 0.347, SLG: 0.378 (1, 6)										3	0	2	0	1	0	0				
Hank Aaron, R OBP: 0.458, SLG: 0.684 (1, 9)										2	1	1	1	2	0	2				
Orlando Cepeda, R OBP: 0.335, SLG: 0.506 (1, 3)										2	0	0	1	2	0	3				
Felix Millan, R OBP: 0.327, SLG: 0.403 (1, 4)										4	0	0	0	0	0	6				
Darrell Evans, L Clete Boyer, R OBP: 0.309, SLG: 0.380 (1, 5)										3	0	0	0	0	1	0				
Tommie Aaron, R OBP: 0.412, SLG: 0.490 (1, 7)										3	1	2	0	1	0	0				
Bob Didier, S OBP: 0.245, SLG: 0.258 (1, 2)										3	1	0	0	1	1	3				
Phil Niekro, R OBP: 0.161, SLG: 0.167 (1, 1)										2	0	0	0	0	0	1				
<b>Inning Stats</b>	R: 0 E: 0 K: 0 S: 4	H: 2 LOB: 2 BB: 1 P: 8	R: 0 E: 0 K: 0 S: 3	H: 1 LOB: 0 BB: 0 P: 3	R: 0 E: 0 K: 0 S: 3	H: 0 LOB: 0 BB: 0 P: 3	R: 1 E: 0 K: 1 S: 6	H: 1 LOB: 0 BB: 0 P: 6	R: 1 E: 0 K: 0 S: 5	H: 2 LOB: 3 BB: 2 P: 13	R: 0 E: 0 K: 0 S: 3	H: 0 LOB: 0 BB: 0 P: 3	R: 1 E: 0 K: 0 S: 3	H: 0 LOB: 3 BB: 4 P: 19	R: 0 E: 0 K: 1 S: 5	H: 1 LOB: 0 BB: 0 P: 5		1B: 5 2B: 1 3B: 0 HR: 1	SF: 0 SAC: 1 DP: 2 HBP: 0	WP: 0 PB: 0 SB: 0 CS: 1
<b>PITCHER</b> Dock Ellis, R ERA: 4.89 Bruce Dal Canton, R ERA: 3.41 Chuck Hartenstein, R ERA: 2.88 (1, 1)	IP: 6.0 WLS: L BF: 25 H: 6 R: 2 ER: 2 SO: 1 BB: 2 IBB: 0 HBP: 0 BLK: 0 WP: 0 HR: 1 S: 24 P: 36 ERA: 3.00 WHIP: 1.500																			





Batter	1	2	3	4	5	6	7	8	9	AB	R	H	RBI	BB	SO	LOB	TOP			
Matty Alou, L OBP: 0.377, SLG: 0.476 (1, 8)	F8		E4 SF7 2B				F9		1B HR	5	2	3	1	0	0	2				
Richie Hebner, L OBP: 0.398, SLG: 0.500 (1, 5)	3-1		SF7			G4-6-3 1B	6-3		F9	4	0	0	1	0	0	5				
Willie Stargell, L OBP: 0.386, SLG: 0.520 Jose Pagan, R OBP: 0.305, SLG: 0.352 (1, 7) (9, 7)	F7		1B 2B BB			F4		F7	1B HR	4	2	1	1	1	0	0				
Roberto Clemente, R OBP: 0.381, SLG: 0.500 Ron Davis, R OBP: 0.318, SLG: 0.282 (1, 9) (9, 9)		F8	2B 1B			FC 1B		2B 3B	HR	5	3	4	3	0	0	0				
Manny Sanguillen, R OBP: 0.368, SLG: 0.450 (1, 2)		HR	2B			FC		F9	F7	5	1	2	3	0	0	2				
Al Oliver, L OBP: 0.306, SLG: 0.372 (1, 3)	K				F3	K		BLK 2B		4	0	1	1	0	2	1				
Gene Alley, R OBP: 0.291, SLG: 0.272 (1, 6)	P3				P6			F8		4	0	1	0	0	0	1				
Jose Martinez, R OBP: 0.185, SLG: 0.185 (1, 4)			1-3		K			K	F7	4	0	0	0	0	2	1				
Steve Blass, R OBP: 0.310, SLG: 0.357 (1, 1)					F2			E5	1B 1B	4	2	2	0	0	0	1				
<b>Inning Stats</b>	R: 0 E: 0 K: 0 S: 3	H: 0 LOB: 0 BB: 0 P: 3	R: 1 E: 0 K: 1 S: 6	H: 1 LOB: 0 BB: 0 P: 6	R: 4 E: 1 K: 0 S: 6	H: 4 LOB: 2 BB: 1 P: 10	R: 0 E: 0 K: 1 S: 5	H: 0 LOB: 0 BB: 0 P: 5	R: 0 E: 0 K: 0 S: 3	H: 1 LOB: 1 BB: 0 P: 6	R: 0 E: 0 K: 1 S: 7	H: 1 LOB: 2 BB: 0 P: 7	R: 1 E: 0 K: 0 S: 5	H: 2 LOB: 1 BB: 0 P: 5	R: 4 E: 0 K: 0 S: 7	H: 4 LOB: 0 BB: 0 P: 7	1B: 8 2B: 3 3B: 1 HR: 2	SF: 1 SAC: 0 DP: 1 HBP: 0	WP: 0 PB: 0 SB: 0 CS: 1	PA: 41
<b>PITCHER</b>	IP	WLS	BF	H	R	ER	SO	BB	IBB	HBP	BLK	WP	HR	S	P	ERA	WHIP			
Pat Jarvis, R ERA: 6.06 (1, 1)	3.0	L	14	5	5	5	1	1	0	0	0	0	1	15	19	15.00	2.000			
Ken Johnson, R ERA: 4.97 (4, 1)	4.0		15	3	0	0	3	0	0	0	0	0	0	21	21	0.00	0.750			
Claude Raymond, R ERA: 7.41 (8, 1)	2.0		12	6	5	5	0	0	0	0	1	0	1	12	12	22.50	3.000			

Pittsburgh Pirates @ Atlanta Braves  
Atlanta Stadium, Atlanta, GA  
Sat Jun 07 1969, 3:33 AM EDT  
Att: 21,120 - Unknown

AB 39  
R 10  
H 14  
RBI 10  
BB 1  
SO 4  
LOB 13



Batter	1	2	3	4	5	6	7	8	9	AB	R	H	RBI	BB	SO	LOB	BOTTOM					
Mike Lum, L OBP: 0.360, SLG: 0.349 (1, 8)	F7		4-3		F7		FC 1B			4	0	1	0	0	0	0						
Sonny Jackson, L OBP: 0.345, SLG: 0.371 (1, 6)	K		4-3		2B BB		F5			3	1	0	0	1	1	1						
Hank Aaron, R OBP: 0.454, SLG: 0.680 (1, 9)	E6 WP		F8		2B		FC			4	0	1	1	0	0	1						
Orlando Cepeda, R OBP: 0.328, SLG: 0.494 (1, 3)	5-3				F7		K		F5	4	0	0	0	0	1	2						
Felix Millan, R OBP: 0.330, SLG: 0.402 (1, 4)		FC4-6 1B FC4-6 1B					K		F6	3	1	1	0	1	1	0						
Darrell Evans, L OBP: 0.222, SLG: 0.222 (1, 5)		FC4-6 1B			K		FC 1B		F5	4	0	2	0	0	1	1						
Tommie Aaron, R OBP: 0.429, SLG: 0.389 (1, 7)		FC4-6 FC4-6					FC		G6-4-3 BB	3	0	1	0	1	0	3						
Bob Didier, S OBP: 0.235, SLG: 0.247 (1, 2)		FC4-6			P5		6-3		F5	4	0	0	1	0	0	5						
Pat Jarvis, R OBP: 0.120, SLG: 0.125 Ken Johnson, R (1, 1) (4, 1)					K				G6-4-3	1	0	0	0	0	1	1						
Bob Aspromonte, R OBP: 0.307, SLG: 0.337 Claude Raymond, R (7, PH) (8, 1)										1	0	0	0	0	0	0						
Rico Carty, R OBP: 0.524, SLG: 0.765 (9, PH)										1	0	0	0	0	0	1						
<b>Inning Stats</b>	R: 0 E: 1 K: 1 S: 6	H: 0 LOB: 1 BB: 0 P: 6	R: 1 E: 0 K: 1 S: 7	H: 2 LOB: 1 BB: 0 P: 7	R: 0 E: 0 K: 1 S: 3	H: 0 LOB: 0 BB: 0 P: 3	R: 0 E: 0 K: 1 S: 6	H: 1 LOB: 2 BB: 1 P: 10	R: 0 E: 0 K: 2 S: 8	H: 1 LOB: 1 BB: 1 P: 12	R: 0 E: 0 K: 1 S: 6	H: 1 LOB: 1 BB: 0 P: 6	R: 0 E: 0 K: 0 S: 4	H: 0 LOB: 0 BB: 0 P: 4	R: 0 E: 0 K: 0 S: 3	H: 0 LOB: 0 BB: 0 P: 3	R: 0 E: 0 K: 0 S: 2	H: 0 LOB: 0 BB: 1 P: 6	1B: 5 2B: 1 3B: 0 HR: 0	SF: 0 SAC: 0 DP: 1 HBP: 0	WP: 1 PB: 0 SB: 0 CS: 0	PA: 36
<b>PITCHER</b>	IP	WLS	BF	H	R	ER	SO	BB	IBB	HBP	BLK	WP	HR	S	P	ERA	WHIP					
Steve Blass, R ERA: 4.79 (1, 1)	9.0	W	36	6	2	2	6	3	0	0	0	1	0	45	57	2.00	1.000					

Pittsburgh Pirates @ Atlanta Braves  
Atlanta Stadium, Atlanta, GA  
Sat Jun 07 1969, 3:33 AM EDT  
Att: 21,120 - Unknown

AB 33  
R 2  
H 6  
RBI 2  
BB 3  
SO 6  
LOB 15





Batter	1	2	3	4	5	6	7	8	9	AB	R	H	RBI	BB	SO	LOB	TOP										
Matty Alou, L OBP: 0.377, SLG: 0.474 (1, 8)	F6		E9		F6	F6		F8		5	0	2	1	0	0	2	<b>Pittsburgh Pirates @ Atlanta Braves</b> Atlanta Stadium, Atlanta, GA Sun Jun 08 1969, 3:33 AM EDT Unknown										
Gene Alley, R OBP: 0.266, SLG: 0.267 (1, 6)	K		K		F9		2B HR	K		5	1	1	0	0	3	2											
Willie Stargell, L OBP: 0.386, SLG: 0.522 (1, 3)	K			HR	F7		HR	K		5	2	2	0	0	2	2											
Roberto Clemente, R OBP: 0.375, SLG: 0.486 (1, 9)		K		K		K	HR	FC		4	1	0	0	1	3	2											
Manny Sanguillen, R OBP: 0.359, SLG: 0.438 Gary Kob, L OBP: 0.192, SLG: 0.200 Jerry May, R OBP: 0.286, SLG: 0.417 (1, 2) (6, 2) (7, PH) (7, 2)		F4		F7		F8		6-3		3	0	0	0	0	0	1											
Jose Pagan, R OBP: 0.328, SLG: 0.492 (1, 5)		F9		HR		HR	1-3	E6		5	2	3	3	0	0	0											
Ron Davis, R OBP: 0.327, SLG: 0.279 (1, 7)			6-3	K		1B	1B	K		4	1	1	0	1	2	1											
Jose Martinez, R OBP: 0.250, SLG: 0.281 (1, 4)			SH1-4 E	1B		1B	2B	4-3		5	2	3	0	0	0	2											
Jim Bunning, R OBP: 0.262, SLG: 0.050 Ron Kline, R OBP: 0.289, SLG: 0.188 Lou Marone, R OBP: 0.289, SLG: 0.188 Bruce Dal Canton, R OBP: 0.289, SLG: 0.188 Carl Taylor, R OBP: 0.289, SLG: 0.188 Luke Walker, L OBP: 0.289, SLG: 0.188 Richie Hebner, L OBP: 0.289, SLG: 0.188 Chuck Hartenstein, R OBP: 0.289, SLG: 0.188 (1, 1) (2, 1) (3, 1) (3, 1) (5, PH) (5, 1) (5, PH) (8, 1)			SH1-4		F4		1-2 2-H	K		0	0	0	0	0	0	0											
<b>Inning Stats</b>	R: 0 E: 0 K: 2 S: 7	H: 0 LOB: 0 BB: 0 P: 7	R: 0 E: 0 K: 1 S: 5	H: 0 LOB: 0 BB: 0 P: 5	R: 1 E: 1 K: 1 S: 7	H: 2 LOB: 1 BB: 0 P: 7	R: 2 E: 0 K: 2 S: 9	H: 2 LOB: 0 BB: 0 P: 9	R: 1 E: 0 K: 0 S: 5	H: 2 LOB: 1 BB: 0 P: 5	R: 2 E: 0 K: 1 S: 9	H: 4 LOB: 2 BB: 0 P: 9	R: 4 E: 0 K: 1 S: 8	H: 3 LOB: 1 BB: 2 P: 16	R: 0 E: 0 K: 2 S: 8	H: 0 LOB: 1 BB: 0 P: 8		R: 0 E: 1 K: 1 S: 6	H: 1 LOB: 1 BB: 0 P: 6	1B: 8 2B: 3 3B: 0 HR: 3	SF: 0 SAC: 1 DP: 0 HBP: 0	WP: 1 PA: 44 PB: 1 SB: 1 CS: 0					
<b>PITCHER</b>	IP	WLS	BF	H	R	ER	SO	BB	IBB	HBP	BLK	WP	HR	S	P	ERA	WHIP										
George Stone, L ERA: 4.38 (1, 1)	5.2		25	8	6	5	7	0	0	0	0	0	2	39	39	7.94	1.412										
Cecil Upshaw, R ERA: 2.59 (6, 1)	0.1		6	4	3	3	0	1	0	0	0	0	0	5	9	81.00	15.000										
Paul Doyle, L ERA: 4.91 (7, 1)	0.1		3	1	1	1	0	1	0	0	0	0	1	2	6	27.00	6.000										
Pat Jarvis, R ERA: 6.0 (7, 1)	0.2		2	0	0	0	1	0	0	0	0	1	0	4	4	0.00	0.000										
Phil Niekro, R ERA: 1.82 (8, 1)	2.0	W	8	1	0	0	3	0	0	0	0	0	0	14	14	0.00	0.500										

Batter	1	2	3	4	5	6	7	8	9	AB	R	H	RBI	BB	SO	LOB	BOTTOM										
Mike Lum, L OBP: 0.363, SLG: 0.343 (1, 8)	F7	1B	F5		1-3		E4			4	0	1	1	1	0	3	<b>Pittsburgh Pirates @ Atlanta Braves</b> Atlanta Stadium, Atlanta, GA Sun Jun 08 1969, 3:33 AM EDT Unknown										
Sonny Jackson, L OBP: 0.347, SLG: 0.369 (1, 6)	4-3	1B	BB	1B	6-3		2H 1B	K		4	0	1	1	1	1	1											
Hank Aaron, R OBP: 0.452, SLG: 0.688 (1, 9)	5-3	F6	BB	1B	6-3		HR			5	1	2	2	0	0	2											
Orlando Cepeda, R OBP: 0.325, SLG: 0.484 (1, 3)		K	F5			F4	F7			4	0	0	1	1	1	0											
Felix Millan, R OBP: 0.332, SLG: 0.402 (1, 4)		BB	1B	1B		5-3	F5			5	2	2	0	0	0	3											
Darrell Evans, L OBP: 0.286, SLG: 0.286 Clete Boyer, R OBP: 0.309, SLG: 0.380 (1, 5) (9, 5)		BB	1B	1B	F9		F8	3-1		5	2	2	0	0	0	0											
Tommie Aaron, R OBP: 0.480, SLG: 0.429 (1, 7)		BB	BB	1B	F7		SH	E	1B	3	3	2	1	1	0	0											
Bob Didier, S OBP: 0.257, SLG: 0.283 (1, 2)		WP	BB	1B	1B		SH			2	2	2	3	1	0	0											
George Stone, L ERA: 3.12 Cecil Upshaw, R ERA: 5.81 Paul Doyle, L ERA: 4.91 Pat Jarvis, R ERA: 6.0 Rico Carby, R ERA: 3.26 Phil Niekro, R ERA: 1.82 (1, 1) (6, 1) (7, 1) (7, 1) (7, PH) (8, 1)		4-3		1B	6-3		K			3	1	1	1	0	0	1											
<b>Inning Stats</b>	R: 0 E: 0 K: 0 S: 3	H: 4 LOB: 2 BB: 2 P: 17	R: 5 E: 0 K: 0 S: 8	H: 5 LOB: 3 BB: 3 P: 20	R: 0 E: 0 K: 0 S: 4	H: 1 LOB: 1 BB: 0 P: 4	R: 0 E: 0 K: 0 S: 3	H: 0 LOB: 0 BB: 0 P: 3	R: 1 E: 1 K: 2 S: 9	H: 2 LOB: 1 BB: 0 P: 9	R: 1 E: 0 K: 0 S: 4	H: 1 LOB: 0 BB: 0 P: 4	R: 1 E: 0 K: 0 S: 4	H: 1 LOB: 0 BB: 0 P: 4	1B: 11 2B: 0 3B: 1 HR: 1	SF: 0 SAC: 1 DP: 0 HBP: 0		WP: 1 PA: 42 PB: 0 SB: 0 CS: 0									
<b>PITCHER</b>	IP	WLS	BF	H	R	ER	SO	BB	IBB	HBP	BLK	WP	HR	S	P	ERA	WHIP										
Jim Bunning, R ERA: 3.12 (1, 1)	1.2		11	4	4	4	1	2	0	0	0	0	0	11	19	21.60	3.600										
Ron Kline, R ERA: 5.81 (2, 1)	0.2		7	4	5	5	0	0	1	0	0	0	0	6	10	67.50	6.000										
Lou Marone, L ERA: 3.26 (3, 1)	0.1		4	1	0	0	0	2	0	0	0	0	0	2	10	0.00	9.000										
Bruce Dal Canton, R ERA: 3.26 Luke Walker, L ERA: 3.26 (3, 1) (5, 1)	1.1		5	1	0	0	0	0	0	0	0	0	0	5	5	0.00	0.750										
Chuck Hartenstein, R ERA: 3.09 (6, 1)	3.0	L	12	3	2	2	2	0	0	0	0	0	1	16	16	6.00	1.000										



Batter	1	2	3	4	5	6	7	8	9	AB	R	H	RBI	BB	SO	LOB	TOP			
Matty Alou, L OBP: 0.382, SLG: 0.477 (1, 8)										5	1	3	0	0	0	1	<b>Pittsburgh Pirates @ Atlanta Braves</b> Atlanta Stadium, Atlanta, GA Sun Jun 08 1969, 3:38 AM EDT Att: 27,318 - Unknown			
Richie Hebner, L OBP: 0.390, SLG: 0.488 (1, 5)										5	0	0	0	0	1	3				
Willie Stargell, L OBP: 0.389, SLG: 0.543 Ron Davis, R OBP: 0.327, SLG: 0.279 (7, 9)										4	1	3	1	0	0	1				
Jose Pagan, R OBP: 0.353, SLG: 0.532 (1, 7)										3	1	2	1	1	0	1				
Al Oliver, L OBP: 0.299, SLG: 0.365 (1, 3)										3	0	0	1	0	0	4				
Gene Alley, R OBP: 0.274, SLG: 0.256 (1, 6)										4	0	0	0	0	1	0				
Gary Kolb, L OBP: 0.287, SLG: 0.231 (1, 2)										3	0	1	0	1	0	0				
Jose Martinez, R OBP: 0.257, SLG: 0.286 Manny Sanguillen, R OBP: 0.356, SLG: 0.434 (9, PH)										3	0	1	0	0	2	2				
Bob Veale, S OBP: 0.043, SLG: 0.043 Bruce Dal Canton, R OBP: 0.500, SLG: 1.000 Roberto Clemente, R OBP: 0.379, SLG: 0.489 (9, PH)										0	0	0	0	0	0	0				
<b>Inning Stats</b>	R: 3 E: 0 K: 0 S: 6	H: 3 LOB: 0 BB: 0 P: 6	R: 0 E: 0 K: 0 S: 4	H: 1 LOB: 1 BB: 0 P: 4	R: 0 E: 0 K: 0 S: 3	H: 1 LOB: 1 BB: 1 P: 7	R: 0 E: 0 K: 2 S: 8	H: 1 LOB: 1 BB: 0 P: 8	R: 0 E: 0 K: 0 S: 5	H: 2 LOB: 2 BB: 0 P: 5	R: 0 E: 0 K: 0 S: 4	H: 1 LOB: 1 BB: 0 P: 4	R: 0 E: 0 K: 0 S: 3	H: 0 LOB: 0 BB: 0 P: 3	R: 0 E: 0 K: 1 S: 6	H: 2 LOB: 1 BB: 0 P: 6		1B: 7 2B: 4 3B: 1 HR: 0	SF: 1 SAC: 0 DP: 1 HBP: 0	WP: 0 PB: 0 SB: 1 CS: 0
<b>PITCHER</b> Mitt Pappas, R ERA: 3.44 (1, 1)	IP: 9.0 WLS: W BF: 38	H: 11 R: 3 ER: 3 SO: 5	BB: 2 IBB: 0 HBP: 0 BLK: 0	WP: 0 HR: 0 S: 46 P: 54	ERA: 3.00 WHIP: 1.444	<b>PITCHER</b>										IP: WLS: BF: H: R: ER: SO: BB: IBB: HBP: BLK: WP: HR: S: P: ERA: WHIP				

Batter	1	2	3	4	5	6	7	8	9	AB	R	H	RBI	BB	SO	LOB	BOTTOM			
Felix Millan, R OBP: 0.330, SLG: 0.399 (1, 4)										4	0	1	0	0	0	0	<b>Pittsburgh Pirates @ Atlanta Braves</b> Atlanta Stadium, Atlanta, GA Sun Jun 08 1969, 3:38 AM EDT Att: 27,318 - Unknown			
Tommie Aaron, R OBP: 0.448, SLG: 0.375 (1, 7)										3	1	0	0	1	0	1				
Hank Aaron, R OBP: 0.449, SLG: 0.679 (1, 9)										4	0	1	0	0	0	0				
Orlando Cepeda, R OBP: 0.329, SLG: 0.481 (1, 3)										3	1	1	1	1	1	0				
Clete Boyer, R OBP: 0.309, SLG: 0.376 (1, 5)										2	0	0	0	1	0	1				
Bob Tillman, R OBP: 0.253, SLG: 0.288 (1, 2)										4	0	1	1	0	0	3				
Mike Lum, L OBP: 0.361, SLG: 0.343 (1, 8)										3	1	1	0	0	0	5				
Gil Garrido, R OBP: 0.200, SLG: 0.200 Darrell Evans, L OBP: 0.297, SLG: 0.267 Sonny Jackson, L OBP: 0.347, SLG: 0.369 (6, PH)										2	0	0	0	0	0	1				
Mitt Pappas, R OBP: 0.185, SLG: 0.240 (1, 1)										1	0	0	0	0	0	3				
<b>Inning Stats</b>	R: 0 E: 0 K: 0 S: 3	H: 0 LOB: 0 BB: 0 P: 3	R: 0 E: 0 K: 1 S: 5	H: 0 LOB: 0 BB: 0 P: 5	R: 2 E: 0 K: 0 S: 5	H: 2 LOB: 0 BB: 0 P: 5	R: 1 E: 1 K: 0 S: 4	H: 1 LOB: 1 BB: 1 P: 8	R: 0 E: 0 K: 1 S: 5	H: 0 LOB: 0 BB: 0 P: 5	R: 1 E: 1 K: 0 S: 6	H: 2 LOB: 3 BB: 1 P: 10	R: 0 E: 0 K: 0 S: 3	H: 1 LOB: 0 BB: 0 P: 3	R: 0 E: 0 K: 0 S: 3	H: 0 LOB: 1 BB: 1 P: 7		1B: 5 2B: 0 3B: 0 HR: 1	SF: 0 SAC: 1 DP: 2 HBP: 0	WP: 1 PB: 0 SB: 0 CS: 0
<b>PITCHER</b> Bob Veale, L ERA: 4.7 Bruce Dal Canton, R ERA: 2.97 (6, 1)	IP: 5.0 WLS: L BF: 22	H: 5 R: 4 ER: 3 SO: 2	BB: 2 IBB: 0 HBP: 0 BLK: 0	WP: 1 HR: 1 S: 24 P: 32	ERA: 5.40 WHIP: 1.400	<b>PITCHER</b>										IP: WLS: BF: H: R: ER: SO: BB: IBB: HBP: BLK: WP: HR: S: P: ERA: WHIP				



Batter	1	2	3	4	5	6	7	8	9	AB	R	H	RBI	BB	SO	LOB	TOP
Matty Alou, L OBP: 0.382, SLG: 0.483 (1, 8)	6-3		4-3 1B 2B	K		5-3		2B		5	1	2	0	0	1	1	<b>Pittsburgh Pirates @ Houston Astros</b> Astrodome, Houston, TX Tue Jun 10 1969, 8:05 PM EDT Att. 14,660 - Dome
Richie Hebner, L OBP: 0.380, SLG: 0.474 (1, 5)	F6		4-3 2-3	K		K		G3		5	0	0	0	0	2	3	
Willie Stargell, L OBP: 0.398, SLG: 0.542 (1, 3)	BB		HR 1B	K				BB 1B		4	1	2	1	1	2	1	
Roberto Clemente, R OBP: 0.380, SLG: 0.483 (1, 9)	K		HR BB					F9 1B		4	1	1	0	1	1	2	
Manny Sanguillen, R OBP: 0.368, SLG: 0.441 (1, 2)			F8 BB					F8 1B		5	0	3	0	0	0	3	
Al Oliver, L OBP: 0.309, SLG: 0.389 (1, 7)			HR					F2 BB		3	1	2	3	1	0	2	
Ron Davis, R OBP: 0.320, SLG: 0.273 (7, 7)			1-2 HR					FC6-4 BB		1	0	0	0	0	1	1	
Bill Mazerolski, R OBP: 0.309, SLG: 0.316 (1, 4)			BB					FC6-4 1-2		3	0	0	0	1	0	5	
Gene Alley, R OBP: 0.273, SLG: 0.247 (1, 6)			L7					F4		3	0	0	0	1	0	3	
Dock Ellis, S OBP: 0.167, SLG: 0.118 (1, 1)			K					5-3		2	0	0	0	1	2	2	
Jose Pagan, R OBP: 0.348, SLG: 0.524 (8, PH)										1	0	0	0	0	0	0	
Luke Walker, L OBP: 0.320, SLG: 0.273 (8, 1)										0	0	0	0	0	0	0	
<b>Inning Stats</b>	R: 0 E: 0 K: 1 S: 5	H: 0 LOB: 1 BB: 1 P: 9	R: 4 E: 0 K: 0 S: 6	H: 3 LOB: 1 BB: 2 P: 14	R: 0 E: 0 K: 3 S: 9	H: 0 LOB: 1 BB: 1 P: 13	R: 0 E: 0 K: 2 S: 7	H: 2 LOB: 2 BB: 0 P: 5	R: 0 E: 0 K: 0 S: 4	H: 1 LOB: 2 BB: 1 P: 8	R: 0 E: 0 K: 0 S: 4	H: 1 LOB: 1 BB: 0 P: 4	R: 0 E: 0 K: 2 S: 8	H: 1 LOB: 1 BB: 0 P: 8	1B: 7 2B: 2 3B: 0 HR: 1	SF: 0 SAC: 0 DP: 0 HBP: 0	WP: 0 PA: 42 PB: 0 SB: 0 CS: 0
<b>PITCHER</b> Tom Griffin, R ERA: 4.11 (1, 1)	IP: 9.0 WLS: W BF: 42 H: 10 R: 4 ER: 4 SO: 9 BB: 6 IBB: 0 HBP: 0 BLK: 0 WP: 0 HR: 1 S: 54 P: 78 ERA: 4.00 WHIP: 1.778											<b>PITCHER</b>	IP: 9.0 WLS: W BF: 42 H: 10 R: 4 ER: 4 SO: 9 BB: 6 IBB: 0 HBP: 0 BLK: 0 WP: 0 HR: 1 S: 54 P: 78 ERA: 4.00 WHIP: 1.778				

Batter	1	2	3	4	5	6	7	8	9	AB	R	H	RBI	BB	SO	LOB	BOTTOM
Curt Blefary, L OBP: 0.351, SLG: 0.351 (1, 3)	6-3		1B 2B					K		4	0	1	0	0	1	2	<b>Pittsburgh Pirates @ Houston Astros</b> Astrodome, Houston, TX Tue Jun 10 1969, 8:05 PM EDT Att. 14,660 - Dome
Marty Martinez, S OBP: 0.345, SLG: 0.444 (1, 5)	6-3		BB 1B					1B		4	0	3	3	0	0	0	
Jimmy Wynn, R OBP: 0.376, SLG: 0.497 (1, 8)	BB		G4-6-3 BB					K		2	0	0	0	2	2	1	
Norm Miller, L OBP: 0.380, SLG: 0.408 (1, 9)	K		G4-6-3 1-2					2B BB		2	2	0	0	2	1	4	
Denis Menke, R OBP: 0.422, SLG: 0.477 (1, 4)			5-3					4-3 SH1-3 2B		4	2	2	1	0	1	0	
Johnny Edwards, L OBP: 0.299, SLG: 0.282 (1, 2)			4-3					4-3		3	0	0	1	0	1	1	
Jesus Alou, R OBP: 0.281 (1, 7)			6-3					SH1-3		1	0	0	0	0	0	0	
Gary Geiger, L OBP: 0.341, SLG: 0.324 (3, 7)										2	0	1	2	0	0	0	
Hector Torres, R OBP: 0.182, SLG: 0.208 (1, 6)			K					BB		0	0	0	0	0	0	0	
Doug Rader, R OBP: 0.325, SLG: 0.337 (3, 5)								BB		2	1	0	0	2	2	0	
Tom Griffin, R OBP: 0.333, SLG: 0.550 (1, 1)			2B 1B					L8		3	2	1	0	1	1	2	
<b>Inning Stats</b>	R: 0 E: 0 K: 1 S: 5	H: 0 LOB: 1 BB: 1 P: 9	R: 1 E: 0 K: 1 S: 7	H: 3 LOB: 2 BB: 1 P: 11	R: 0 E: 0 K: 2 S: 7	H: 0 LOB: 0 BB: 0 P: 7	R: 1 E: 0 K: 1 S: 5	H: 1 LOB: 1 BB: 1 P: 9	R: 2 E: 0 K: 3 S: 6	H: 2 LOB: 1 BB: 1 P: 10	R: 1 E: 0 K: 3 S: 10	H: 1 LOB: 1 BB: 1 P: 14	R: 2 E: 0 K: 0 S: 4	H: 1 LOB: 1 BB: 2 P: 12	1B: 5 2B: 3 3B: 0 HR: 0	SF: 1 SAC: 1 DP: 1 HBP: 0	WP: 0 PA: 36 PB: 0 SB: 0 CS: 0
<b>PITCHER</b> Dock Ellis, R ERA: 4.92 (1, 1)	IP: 7.0 WLS: L BF: 30 H: 7 R: 5 ER: 4 SO: 9 BB: 5 IBB: 0 HBP: 0 BLK: 0 WP: 0 HR: 0 S: 43 P: 63 ERA: 5.14 WHIP: 1.714											<b>PITCHER</b>	IP: 7.0 WLS: L BF: 30 H: 7 R: 5 ER: 4 SO: 9 BB: 5 IBB: 0 HBP: 0 BLK: 0 WP: 0 HR: 0 S: 43 P: 63 ERA: 5.14 WHIP: 1.714				
Luke Walker, L ERA: 4.08 (8, 1)	IP: 1.0 WLS: L BF: 6 H: 1 R: 2 ER: 2 SO: 0 BB: 2 IBB: 0 HBP: 0 BLK: 0 WP: 0 HR: 0 S: 4 P: 12 ERA: 18.00 WHIP: 3.000											<b>PITCHER</b>	IP: 1.0 WLS: L BF: 6 H: 1 R: 2 ER: 2 SO: 0 BB: 2 IBB: 0 HBP: 0 BLK: 0 WP: 0 HR: 0 S: 4 P: 12 ERA: 18.00 WHIP: 3.000				



Batter	1	2	3	4	5	6	7	8	9	AB	R	H	RBI	BB	SO	LOB	TOP				
Matty Alou, L OBP: 0.388, SLG: 0.492 Ron Davis, R OBP: 0.327, SLG: 0.283	F7		1B			1B		FC1-6 WP 4-1 1B	1B	4	1	3	1	0	0	0					
Richie Hebner, L OBP: 0.379, SLG: 0.466	F9		L9			1B		4-1	F4	5	1	1	2	1	0	3					
Roberto Clemente, R OBP: 0.386, SLG: 0.500	E HBP		K			K		WP 1B IBB		3	3	1	4	1	2	2					
Jose Pagan, R OBP: 0.338, SLG: 0.500	K					K		1B		5	0	1	2	0	4	2					
Al Oliver, L OBP: 0.306, SLG: 0.383	F8					F9		L3		5	0	1	0	0	0	1					
Jerry May, R OBP: 0.299, SLG: 0.421	K					1B		F7		4	3	2	0	1	1	1					
Gene Alley, R Freddie Patek, R	FC6-4 1B					E7 1B		E6		1	0	1	0	0	0	0					
Bill Mazerowski, R OBP: 0.300, SLG: 0.306	FC6-4					1-3		G5-3		5	0	0	1	0	1	7					
Steve Blass, R Carl Taylor, R Bruce Dal Canton, R Chuck Hartenstein, R			5-3			K		FC1-6 1B		2	0	0	0	0	1	0					
<b>Inning Stats</b>	R: 1 E: 0 K: 1 S: 5	H: 0 LOB: 0 BB: 0 P: 6	R: 0 E: 0 K: 1 S: 6	H: 1 LOB: 1 BB: 0 P: 6	R: 0 E: 0 K: 1 S: 6	H: 1 LOB: 1 BB: 0 P: 6	R: 1 E: 1 K: 1 S: 7	H: 2 LOB: 1 BB: 0 P: 7	R: 1 E: 0 K: 3 S: 11	H: 2 LOB: 1 BB: 0 P: 11	R: 6 E: 0 K: 2 S: 11	H: 4 LOB: 1 BB: 2 P: 19	R: 0 E: 1 K: 0 S: 4	H: 1 LOB: 1 BB: 0 P: 4	R: 2 E: 0 K: 0 S: 5	H: 2 LOB: 1 BB: 1 P: 9	R: 2 E: 1 K: 1 S: 7	H: 2 LOB: 1 BB: 1 P: 11	1B: 13 2B: 1 3B: 0 HR: 1	SF: 0 SAC: 0 DP: 1 HBP: 1	WP: 1 PA: 47
<b>PITCHER</b>	IP	WLS	BF	H	R	ER	SO	BB	IBB	HBP	BLK	WP	HR	S	P	ERA	WHIP				
Don Wilson, R ERA: 4.28	5.2		27	8	6	4	8	1	0	1	0	0	0	41	46	6.35	1.588				
Skip Guinn, L ERA: 8.92	0.0	L	2	1	0	0	0	1	0	0	0	0	0	1	5	∞	∞				
Jack Billingham, R ERA: 4.3	0.1		2	1	3	3	1	0	0	0	0	0	1	4	4	81.00	3.000				
Dooley Womack, R ERA: 3.03	2.0		10	3	2	2	0	0	1	0	0	1	0	9	13	9.00	1.500				
Wade Blasingame, L ERA: 6.99	1.0		6	2	2	2	1	1	0	0	0	0	0	7	11	18.00	3.000				

Pittsburgh Pirates @ Houston Astros  
Astrodome, Houston, TX  
Wed Jun 11 1969, 8:05 PM EDT  
Att. 15,871 - Dome

AB 42  
R 13  
H 15  
RBI 11  
BB 4  
SO 10  
LOB 19



Batter	1	2	3	4	5	6	7	8	9	AB	R	H	RBI	BB	SO	LOB	BOTTOM				
Curt Blefary, L OBP: 0.357, SLG: 0.348	4-3 2B HBP		F7	F8		BB		1B FC1-2 BB		2	1	0	0	2	0	1					
Marty Martinez, S OBP: 0.382, SLG: 0.469	4-3		1B E			2B		BB FC1-2 1B		5	2	3	1	0	0	2					
Jimmy Wynn, R OBP: 0.385, SLG: 0.508	2B		E FC3-6 1B			2B SF7 1B		FC1-2 BB		4	2	3	1	1	0	2					
Norm Miller, L OBP: 0.385, SLG: 0.415	1B		E3 FC3-6			SF7 SF9 2B		L6-3		4	1	2	2	1	0	2					
Denis Menke, R OBP: 0.417, SLG: 0.477	F7		FC3-6			SF7		F3		4	1	1	2	0	0	5					
Johnny Edwards, L OBP: 0.296, SLG: 0.287	K		L6			SF9		2B		4	0	1	2	0	1	1					
Gary Geiger, L OBP: 0.326, SLG: 0.289	K		FC3-6 BB			K		K		4	0	0	0	1	3	1					
Doug Rader, R OBP: 0.322, SLG: 0.333	1B					F3		F7		5	0	1	0	0	0	1					
Don Wilson, R Skip Guinn, R Jack Billingham, R Leon McFadden, R Dooley Womack, L Sandy Valdespino, L Wade Blasingame, L	K		FC3-6			F3		BB 1B		2	0	0	0	0	1	2					
<b>Inning Stats</b>	R: 1 E: 0 K: 0 S: 4	H: 2 LOB: 1 BB: 0 P: 5	R: 0 E: 0 K: 3 S: 10	H: 1 LOB: 0 BB: 0 P: 10	R: 2 E: 1 K: 0 S: 6	H: 2 LOB: 1 BB: 0 P: 6	R: 0 E: 0 K: 0 S: 3	H: 0 LOB: 1 BB: 1 P: 7	R: 3 E: 0 K: 1 S: 8	H: 3 LOB: 0 BB: 0 P: 8	R: 0 E: 0 K: 0 S: 3	H: 0 LOB: 1 BB: 1 P: 7	R: 1 E: 0 K: 1 S: 6	H: 2 LOB: 1 BB: 1 P: 10	R: 1 E: 0 K: 0 S: 5	H: 2 LOB: 3 BB: 2 P: 13	R: 0 E: 0 K: 0 S: 3	H: 0 LOB: 0 BB: 0 P: 3	1B: 8 2B: 5 3B: 0 HR: 0	SF: 2 SAC: 0 DP: 1 HBP: 1	WP: 0 PA: 44
<b>PITCHER</b>	IP	WLS	BF	H	R	ER	SO	BB	IBB	HBP	BLK	WP	HR	S	P	ERA	WHIP				
Steve Blass, R ERA: 5.07	5.0	W	25	8	6	5	4	1	0	1	0	0	0	31	36	9.00	1.800				
Bruce Dal Canton, R ERA: 3.28	2.1		13	4	2	2	1	3	0	0	0	0	0	12	24	7.71	3.000				
Chuck Hartenstein, R ERA: 2.98	1.2	S	6	0	0	0	0	1	0	0	0	0	0	5	9	0.00	0.600				

Pittsburgh Pirates @ Houston Astros  
Astrodome, Houston, TX  
Wed Jun 11 1969, 8:05 PM EDT  
Att. 15,871 - Dome

AB 36  
R 8  
H 12  
RBI 8  
BB 5  
SO 5  
LOB 17





Batter	1	2	3	4	5	6	7	8	9	AB	R	H	RBI	BB	SO	LOB	TOP														
Matty Alou, L (1, 8) OBP: 0.393, SLG: 0.494 Ron Davis, R (8, 8) OBP: 0.327, SLG: 0.283	0-0 None 1B		0-0 9-2 1B			4-0 HR BB		0-0 1B		3	2	2	0	1	0	0	<b>Pittsburgh Pirates @ Houston Astros</b> Astrodome, Houston, TX Thu Jun 12 1969, 8:05 PM EDT Att: 14,260 - Unknown														
Richie Hebner, L (1, 5) OBP: 0.381, SLG: 0.472	0-0 1B		0-0 9-2 1-2 1B			0-0 1B		0-0 1B		4	0	2	0	0	0	2															
Roberto Clemente, R (1, 9) OBP: 0.389, SLG: 0.517	0-3 K		0-0 1B			0-0 HR		4-0 1B IBB		3	1	1	2	1	1	2															
Al Oliver, L (1, 3) OBP: 0.305, SLG: 0.380	0-0 2-3					0-0 1B		0-0 1-2 2-H 1B		4	0	1	0	0	0	2															
Manny Sanguillen, R (1, 2) OBP: 0.370, SLG: 0.438	0-0 1-3 3-H 1B					0-0 1B			1-0 None 1B HBP	3	1	1	1	0	0	0															
Jose Pagan, R (1, 7) OBP: 0.325, SLG: 0.479	0-0 3-H 1B							0-0 SH	0-0 1-2	3	0	0	0	0	0	2															
Bill Mazerolski, R (1, 4) OBP: 0.293, SLG: 0.299						0-3 K		0-0 2-3	0-0 None 1B HBP	4	0	0	0	0	1	1															
Freddie Patek, R (1, 6) OBP: 0.311, SLG: 0.281 Carl Taylor, R (9, PH) OBP: 0.410, SLG: 0.471 Jose Martinez, R (9, 6) OBP: 0.257, SLG: 0.286		0-3 K				0-0 K		0-3 K	0-0 3-H 1B CS	3	0	0	0	0	2	0															
Jim Bunning, R (1, 1) OBP: 0.083, SLG: 0.043								0-0 1-2	0-0 3-H 1B	4	0	0	0	0	0	1															
<b>Inning Stats</b>	R: 1 E: 0 K: 1 S: 8	H: 3 LOB: 2 BB: 0 P: 8	R: 0 E: 0 K: 1 S: 5	H: 0 LOB: 0 BB: 0 P: 5	R: 0 E: 0 K: 0 S: 3	H: 0 LOB: 0 BB: 0 P: 3	R: 0 E: 0 K: 1 S: 5	H: 0 LOB: 0 BB: 0 P: 5	R: 2 E: 0 K: 1 S: 4	H: 1 LOB: 0 BB: 1 P: 8	R: 0 E: 0 K: 1 S: 5	H: 0 LOB: 0 BB: 0 P: 5	R: 0 E: 0 K: 0 S: 4	H: 2 LOB: 2 BB: 1 P: 8	R: 1 E: 0 K: 1 S: 3	H: 1 LOB: 0 BB: 4 P: 4		1B: 6 2B: 2 3B: 0 HR: 1	SF: 0 SAC: 1 DP: 1 HBP: 1	WP: 0 PB: 0 SB: 0 CS: 1	PA: 36										
<b>PITCHER</b>	IP WLS BF H R ER SO BB IBB HBP BLK WP HR S P ERA WHIP																														
Jim Ray, R (1, 1) ERA: 3.18 Fred Gladding, R (9, 1) ERA: 1.75	8.0 L	31 5	7 1	3 1	3 1	4 0	1 0	1 0	0 0	0 0	0 0	1 3	45 4	3.38 9.00	1.000 1.000																

AB	32
R	4
H	8
RBI	4
BB	2
SO	4
LOB	10



Batter	1	2	3	4	5	6	7	8	9	AB	R	H	RBI	BB	SO	LOB	BOTTOM													
Curt Blefary, L (1, 3) OBP: 0.349, SLG: 0.340	0-0 1B		0-0 FC CS	0-0 1-2 K				0-0 1B		5	0	0	0	0	0	2	<b>Pittsburgh Pirates @ Houston Astros</b> Astrodome, Houston, TX Thu Jun 12 1969, 8:05 PM EDT Att: 14,260 - Unknown													
Marty Martinez, S (1, 5) OBP: 0.333, SLG: 0.405	0-3 K		0-0 1-2 K	0-3 1-2 K				0-3 K		5	0	0	0	0	3	2														
Jimmy Wynn, R (1, 8) OBP: 0.390, SLG: 0.516	0-0 1B		0-0 2-H BB E 1B	0-3 K				0-0 2B	0-0 F7	5	1	3	1	0	1	0														
Norm Miller, L (1, 9) OBP: 0.387, SLG: 0.414	0-0 1B		4-0 1-2 BB E BB	0-0 1B				0-0 1B		3	1	1	0	1	0	2														
Denis Menke, R (1, 4) OBP: 0.414, SLG: 0.470		0-0 E6 1B	4-0 1-2 2-3 BB	0-0 1B				0-0 1B		3	0	0	0	1	0	1														
Johnny Edwards, L (1, 2) OBP: 0.290, SLG: 0.281		0-0 1B	0-0 E6	0-0 1-3 2-H 3-H 4-0	0-0 1B			0-0 1B		4	0	0	0	0	0	3														
Gary Geiger, L (1, 7) OBP: 0.360, SLG: 0.317		0-0 G4-6-3 1B	0-0 BB	0-0 1B				0-0 1B		3	0	2	0	1	0	0														
Leon McFadden, R (1, 6) OBP: 0.190, SLG: 0.200		0-0 G4-6-3 1-2	0-0 1B	0-0 1B				0-0 1B		4	0	1	0	0	0	5														
Jim Ray, R (1, 1) OBP: 0.286, SLG: 0.286 Sandy Valdespino, L (8, PH) OBP: 0.500, SLG: 0.500 Fred Gladding, L (9, 1)			0-0 None 1B	0-0 FC 1B				0-3 K	0-0 F7	3	1	2	0	0	1	0														
<b>Inning Stats</b>	R: 0 E: 0 K: 1 S: 6	H: 1 LOB: 1 BB: 0 P: 6	R: 0 E: 1 K: 0 S: 4	H: 1 LOB: 1 BB: 0 P: 4	R: 3 E: 1 K: 0 S: 6	H: 2 LOB: 3 BB: 3 P: 18	R: 0 E: 0 K: 1 S: 5	H: 1 LOB: 0 BB: 0 P: 5	R: 0 E: 0 K: 1 S: 6	H: 1 LOB: 1 BB: 0 P: 6	R: 0 E: 0 K: 1 S: 5	H: 0 LOB: 0 BB: 0 P: 5	R: 0 E: 0 K: 0 S: 4	H: 1 LOB: 1 BB: 0 P: 4	R: 0 E: 0 K: 0 S: 5	H: 2 LOB: 2 BB: 0 P: 5		R: 0 E: 0 K: 1 S: 5	H: 0 LOB: 0 BB: 0 P: 5	1B: 8 2B: 1 3B: 0 HR: 0	SF: 0 SAC: 0 DP: 1 HBP: 0	WP: 0 PB: 0 SB: 1 CS: 1	PA: 39							
<b>PITCHER</b>	IP WLS BF H R ER SO BB IBB HBP BLK WP HR S P ERA WHIP																													
Jim Bunning, R (1, 1) ERA: 2.89	9.0 W	39 39	9 9	3 3	1 1	5 5	3 3	0 0	0 0	0 0	0 0	46 46	58 58	1.00 1.333																

AB	36
R	3
H	9
RBI	1
BB	3
SO	5
LOB	17





Batter	1	2	3	4	5	6	7	8	9	10	AB	R	H	RBI	BB	SO	LOB	TOP								
<b>Felix Millan, R</b> OBP: 0.320, SLG: 0.382 (1, 4)	0-0 4-3		0-0 F9			0-0 F4		0-0 FC5-4		0-0 F7	5	0	0	0	0	0	2									
<b>Sonny Jackson, L</b> OBP: 0.347, SLG: 0.361 (1, 6)	0-3 K		0-3 K			0-0 F7			0-0 1-3	0-0 4-3	5	0	0	0	0	2	1									
<b>Hank Aaron, R</b> OBP: 0.438, SLG: 0.684 (1, 9)	0-0 6-3			0-0 F9			0-0 F4		0-0 1B		4	0	1	0	0	0	0									
<b>Orlando Cepeda, R</b> OBP: 0.335, SLG: 0.475 (1, 3)		4-0 1B G4-3 BB		0-3 K		0-0 CS 1B		0-0 1B	0-0 E8 1B		3	1	2	0	1	1	0									
<b>Rico Carty, R</b> OBP: 0.485, SLG: 0.577 (1, 7)		0-0 G4-3 1B		0-0 4-3		4-0 1-2 BB		4-0 1B	4-0 1B		2	0	1	0	2	0	0									
<b>Tommye Aaron, R</b> OBP: 0.429, SLG: 0.345 (9, 7)		0-0 1B			0-0 4-3		0-3 K		0-3 K		4	0	0	0	0	2	5									
<b>Clete Boyer, R</b> OBP: 0.300, SLG: 0.358 (1, 5)		0-0 G4-3			0-0 4-3			0-0 K		0-3 K		4	0	1	0	0	1									
<b>Bob Tillman, R</b> OBP: 0.264, SLG: 0.321 (1, 2)		0-0 1B			0-0 K			0-0 F9		0-0 P6		4	0	1	0	0	1									
<b>Mike Lum, L</b> OBP: 0.333, SLG: 0.313 (1, 8)		0-0 F7			0-0 6-3			0-0 F6		0-0 F7		4	0	0	0	0	1									
<b>Mitt Pappas, R</b> OBP: 0.226, SLG: 0.250 (1, 1)			0-3 K			0-0 1-3		4-0 FC5-4 BB		0-0 1B		3	0	1	0	1	1									
<b>Phil Niekro, R</b> OBP: 0.147, SLG: 0.152 (10, 1)												0	0	0	0	0	0									
<b>Inning Stats</b>	R: 0 E: 0 K: 1 S: 5	H: 0 LOB: 0 BB: 0 P: 5	R: 1 E: 0 K: 0 S: 4	H: 2 LOB: 1 BB: 1 P: 8	R: 0 E: 0 K: 2 S: 7	H: 0 LOB: 0 BB: 0 P: 7	R: 0 E: 0 K: 1 S: 5	H: 0 LOB: 0 BB: 0 P: 5	R: 0 E: 0 K: 1 S: 3	H: 0 LOB: 0 BB: 0 P: 3	R: 0 E: 0 K: 1 S: 5	H: 1 LOB: 1 BB: 1 P: 9	R: 0 E: 0 K: 0 S: 3	H: 0 LOB: 1 BB: 1 P: 7	R: 0 E: 1 K: 1 S: 7	H: 2 LOB: 3 BB: 1 P: 11	R: 0 E: 0 K: 0 S: 4	H: 1 LOB: 1 BB: 0 P: 4	1B: 6 2B: 0 3B: 0 HR: 0	SF: 0 SAC: 0 DP: 1 HBP: 0	WP: 0 PB: 0 SB: 0 CS: 1	PA: 38				
<b>PITCHER</b>	IP 8.0	WLS 28	BF 3	H 1	R 1	ER 1	SO 6	BB 3	IBB 0	HBP 0	BLK 0	WP 0	HR 0	S 37	P 49	ERA 1.12	WHIP 0.750									
<b>Bruce Dal Canton, R</b> ERA: 3.11 (9, 1)	2.0	W	10	3	0	0	1	0	1	0	0	0	0	0	11	15	0.00	1.500								

Atlanta Braves @ Pittsburgh Pirates  
Forbes Field, Pittsburgh, PA  
Fri Jun 13 1969, 7:05 PM EDT  
Att. 11,610 - Unknown

AB 34  
R 1  
H 6  
RBI 0  
BB 4  
SO 7  
LOB 12



Batter	1	2	3	4	5	6	7	8	9	10	AB	R	H	RBI	BB	SO	LOB	BOTTOM							
<b>Matty Alou, L</b> OBP: 0.391, SLG: 0.494 (1, 8)	0-0 4-3 2B		0-0 4-3		0-0 5-3			0-0 F8			4	0	1	0	0	0	3								
<b>Richie Hebner, L</b> OBP: 0.379, SLG: 0.467 (1, 5)	0-0 F7		0-3 K			0-0 1B		0-0 8-4			4	0	1	0	0	1	2								
<b>Roberto Clemente, R</b> OBP: 0.385, SLG: 0.510 (1, 9)	0-0 4-3			0-0 G6-3 1B		0-0 F9			0-0 F8		4	0	1	0	0	0	2								
<b>Wille Stargell, L</b> OBP: 0.405, SLG: 0.560 (1, 3)	4-0 FC4-6 BB			0-0 F7		0-0 FC4-6 1B			0-0 HR		3	1	2	1	1	0	1								
<b>Al Oliver, L</b> OBP: 0.298, SLG: 0.371 (1, 7)	0-0 FC4-6			0-0 G6-3		0-0 FC4-6			0-0 F6		4	0	0	0	0	0	4								
<b>Jerry May, R</b> OBP: 0.289, SLG: 0.405 (1, 2)		0-0 1-3			0-0 F7		0-3 K		0-0 F8		4	0	0	0	0	1	0								
<b>Bill Mazeroski, R</b> OBP: 0.298, SLG: 0.304 (1, 4)		0-0 4-3			0-0 1B		0-0 4-3			0-0 PB SH4-5 1B		4	0	2	0	0	0								
<b>Jose Martinez, R</b> OBP: 0.257, SLG: 0.286 (10, PR)					0-0 1B							0	1	0	0	0	0								
<b>Freddie Patek, R</b> OBP: 0.312, SLG: 0.283 (1, 6)		0-0 F9			0-0 K		0-3 K			0-0 SH4-5		3	0	1	0	0	1								
<b>Bob Veale, S</b> OBP: 0.040, SLG: 0.040 (1, 1)			0-0 1-3			0-3 K		0-0 3-4 1B		0-0 1B		2	0	0	0	0	1								
<b>Jose Pagan, R</b> OBP: 0.333, SLG: 0.486 (8, PH)												1	0	1	0	0	0								
<b>Bruce Dal Canton, R</b> OBP: 0.690, SLG: 1.000 (9, 1)												0	0	0	0	0	0								
<b>Manny Sanguillen, R</b> OBP: 0.375, SLG: 0.443 (10, PH)												1	0	1	1	0	0								
<b>Inning Stats</b>	R: 0 E: 0 K: 0 S: 4	H: 1 LOB: 2 BB: 1 P: 8	R: 0 E: 0 K: 0 S: 3	H: 0 LOB: 0 BB: 0 P: 3	R: 0 E: 0 K: 1 S: 5	H: 0 LOB: 0 BB: 0 P: 5	R: 0 E: 0 K: 0 S: 3	H: 1 LOB: 0 BB: 0 P: 3	R: 0 E: 0 K: 1 S: 7	H: 0 LOB: 0 BB: 0 P: 7	R: 0 E: 0 K: 2 S: 7	H: 0 LOB: 0 BB: 0 P: 7	R: 0 E: 0 K: 0 S: 3	H: 1 LOB: 0 BB: 0 P: 3	R: 1 E: 0 K: 0 S: 4	H: 1 LOB: 0 BB: 0 P: 4	R: 1 E: 0 K: 0 S: 3	H: 2 LOB: 1 BB: 0 P: 3	1B: 8 2B: 2 3B: 0 HR: 1	SF: 0 SAC: 1 DP: 2 HBP: 0	WP: 0 PB: 1 SB: 0 CS: 0	PA: 36			
<b>PITCHER</b>	IP 9.1	WLS L	BF 35	H 9	R 2	ER 2	SO 4	BB 1	IBB 0	HBP 0	BLK 0	WP 0	HR 1	S 42	P 46	ERA 1.93	WHIP 1.071								
<b>Mitt Pappas, R</b> ERA: 3.26 (1, 1)	0.0		1	1	0	0	0	0	0	0	0	0	0	1	1	∞	∞								
<b>Phil Niekro, R</b> ERA: 1.75 (10, 1)	0.0		1	1	0	0	0	0	0	0	0	0	0	1	1	∞	∞								

Atlanta Braves @ Pittsburgh Pirates  
Forbes Field, Pittsburgh, PA  
Fri Jun 13 1969, 7:05 PM EDT  
Att. 11,610 - Unknown

AB 34  
R 2  
H 10  
RBI 2  
BB 1  
SO 4  
LOB 14







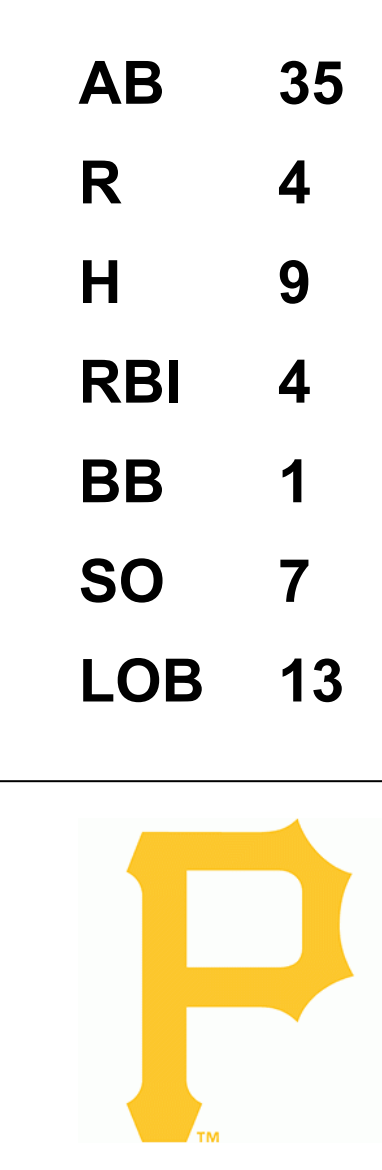


Batter	1	2	3	4	5	6	7	8	9	AB	R	H	RBI	BB	SO	LOB	TOP								
<b>Sonny Jackson, L</b> (1, 6) OBP: 0.342, SLG: 0.355	F5	FC		FC5-2 BB HBP		F8			4-3	5	0	0	0	0	0	5	<b>Atlanta Braves @ Pittsburgh Pirates</b> Forbes Field, Pittsburgh, PA Sun Jun 15 1969, 3:33 AM EDT Att: 19,974 - Unknown								
<b>Tony Gonzalez, L</b> (1, 8) OBP: 0.316, SLG: 0.296	1B	K2-3		BB HBP		1-3			1B	4	1	2	1	0	1	2									
<b>Hank Aaron, R</b> (1, 9) OBP: 0.438, SLG: 0.674	1B			F7		F8			F9	5	0	2	1	0	0	4									
<b>Orlando Cepeda, R</b> (1, 3) OBP: 0.326, SLG: 0.457	8-4-3			G4-6-3					4-3	4	0	0	1	1	1	3									
<b>Rico Carty, R</b> (1, 7) OBP: 0.488, SLG: 0.545		1B		F8						4	1	1	0	0	1	3									
<b>Mike Lum, L</b> (7, 7) OBP: 0.330, SLG: 0.314		1B		5-3						0	0	0	0	0	0	0									
<b>Felix Milán, R</b> (1, 4) OBP: 0.325, SLG: 0.391		1B		1B		6-3				4	2	3	0	0	0	0									
<b>Bob Aspromonte, R</b> (1, 5) OBP: 0.312, SLG: 0.341		1B		1B		1B			F8	4	0	2	1	0	0	1									
<b>Bob Didier, S</b> (1, 2) OBP: 0.261, SLG: 0.283		FC6-4		1B		F9			F8	4	1	2	2	0	0	1									
<b>Ron Reed, R</b> (1, 1) OBP: 0.097, SLG: 0.067		1B		1B		6-3			F8	4	1	2	2	0	0	1									
<b>Paul Doyle, L</b> (8, 1)		1B		1B		1B			F8	4	1	1	0	0	2	3									
<b>Cecil Upshaw, R</b> (8, 1) OBP: 0.286, SLG: 0.714		FC6-4		1B		1B			K	0	0	0	0	0	0	0									
<b>Inning Stats</b>	R: 1 E: 0 K: 0 S: 4	H: 2 LOB: 0 BB: 0 P: 4	R: 2 E: 0 K: 1 S: 9	H: 4 LOB: 2 BB: 0 P: 9	R: 0 E: 0 K: 0 S: 3	H: 1 LOB: 0 BB: 0 P: 3	R: 3 E: 0 K: 0 S: 7	H: 4 LOB: 3 BB: 1 P: 12	R: 0 E: 0 K: 1 S: 6	H: 1 LOB: 1 BB: 0 P: 6	R: 0 E: 0 K: 0 S: 3	H: 0 LOB: 0 BB: 0 P: 3	R: 0 E: 0 K: 2 S: 7	H: 0 LOB: 0 BB: 0 P: 7	R: 0 E: 0 K: 1 S: 5	H: 0 LOB: 0 BB: 0 P: 5	R: 0 E: 0 K: 0 S: 4	H: 1 LOB: 1 BB: 0 P: 4	1B: 11 2B: 2 3B: 1 HR: 0	SF: 0 SAC: 0 DP: 2 HBP: 1	WP: 0 PB: 0 SB: 1 CS: 0	PA: 40			
<b>PITCHER</b>	IP	WLS	BF	H	R	ER	SO	BB	IBB	HBP	BLK	WP	HR	S	P	ERA	WHIP								
<b>Steve Blass, R</b> (1, 1) ERA: 5.35	1.0	L	8	6	3	3	0	0	0	0	0	0	0	8	8	27.00	6.000								
<b>Bob Moose, R</b> (2, 1) ERA: 4.34	2.0		7	2	1	1	1	0	0	0	0	0	0	9	9	4.50	1.000								
<b>Chuck Hartenstein, R</b> (4, 1) ERA: 3.38	0.0		3	3	0	0	0	0	0	0	0	0	0	3	3	∞	∞								
<b>Luke Walker, L</b> (4, 1) ERA: 3.48	3.0		12	1	2	2	1	1	0	1	0	0	0	12	17	6.00	0.667								
<b>Lou Marone, L</b> (7, 1) ERA:	1.0		3	0	0	0	2	0	0	0	0	0	0	7	7	0.00	0.000								

AB 38  
R 6  
H 13  
RBI 6  
BB 1  
SO 5  
LOB 22



Batter	1	2	3	4	5	6	7	8	9	AB	R	H	RBI	BB	SO	LOB	BOTTOM								
<b>Matty Alou, L</b> (1, 8) OBP: 0.396, SLG: 0.494	4-3			1B		2B		1B	6-3	5	2	3	0	0	0	1	<b>Atlanta Braves @ Pittsburgh Pirates</b> Forbes Field, Pittsburgh, PA Sun Jun 15 1969, 3:33 AM EDT Att: 19,974 - Unknown								
<b>Richie Hebner, L</b> (1, 5) OBP: 0.381, SLG: 0.473	F4			F7		1B		1B		4	2	2	0	0	0	1									
<b>Roberto Clemente, R</b> (1, 9) OBP: 0.390, SLG: 0.599	K			K		4-3		1B		4	0	2	3	0	2	1									
<b>Willie Stargell, L</b> (1, 3) OBP: 0.399, SLG: 0.562		4-3		1B		4-3		K		4	0	1	0	0	1	3									
<b>Al Oliver, L</b> (1, 7) OBP: 0.292, SLG: 0.365		4-3		F4		L6		SF7		3	0	0	1	0	0	3									
<b>Jerry May, R</b> (1, 2) OBP: 0.279, SLG: 0.381		F5				K		K		3	0	0	0	1	2	1									
<b>Bill Mazerowski, R</b> (1, 4) OBP: 0.286, SLG: 0.290				4-3		F8		F7		4	0	0	0	0	0	1									
<b>Freddie Patek, R</b> (1, 6) OBP: 0.306, SLG: 0.273				F4		6-3		F8		3	0	0	0	0	0	1									
<b>Carl Taylor, R</b> (9, PH) OBP: 0.400, SLG: 0.457				K		F5		K		1	0	0	0	0	0	0									
<b>Inning Stats</b>	R: 0 E: 0 K: 1 S: 5	H: 0 LOB: 0 BB: 0 P: 5	R: 0 E: 0 K: 0 S: 3	H: 0 LOB: 0 BB: 0 P: 3	R: 0 E: 0 K: 1 S: 5	H: 0 LOB: 0 BB: 0 P: 5	R: 0 E: 0 K: 1 S: 7	H: 2 LOB: 2 BB: 0 P: 7	R: 0 E: 0 K: 1 S: 5	H: 0 LOB: 0 BB: 0 P: 5	R: 2 E: 0 K: 0 S: 6	H: 3 LOB: 1 BB: 0 P: 6	R: 0 E: 0 K: 1 S: 5	H: 0 LOB: 1 BB: 1 P: 9	R: 2 E: 0 K: 2 S: 10	H: 3 LOB: 1 BB: 0 P: 10		R: 0 E: 0 K: 0 S: 4	H: 1 LOB: 1 BB: 0 P: 4	1B: 8 2B: 1 3B: 0 HR: 0	SF: 1 SAC: 0 DP: 0 HBP: 0	WP: 0 PB: 1 SB: 0 CS: 0	PA: 37		
<b>PITCHER</b>	IP	WLS	BF	H	R	ER	SO	BB	IBB	HBP	BLK	WP	HR	S	P	ERA	WHIP								
<b>Ron Reed, R</b> (1, 1) ERA: 3.86	7.0	W	30	8	4	4	5	1	0	0	0	0	0	39	43	5.14	1.286								
<b>Paul Doyle, L</b> (8, 1) ERA: 3.38	0.2		2	0	0	0	1	0	0	0	0	0	0	4	4	0.00	0.000								
<b>Cecil Upshaw, R</b> (8, 1) ERA: 2.83	1.1	S	5	1	0	0	1	0	0	0	0	0	0	7	7	0.00	0.750								





Batter	1	2	3	4	5	6	7	8	9	AB	R	H	RBI	BB	SO	LOB	TOP			
<b>Don Kessinger, S</b> OBP: 0.364, SLG: 0.395 (1, 6)	F7	F7		1B 3B		P2-3 BB		FC6-4 1B		4	1	2	2	1	0	1	<b>Chicago Cubs @ Pittsburgh Pirates</b> Forbes Field, Pittsburgh, PA Mon Jun 16 1969, 7:05 PM EDT Att: 8,810 - Unknown - 65 F			
<b>Paul Popovich, S</b> OBP: 0.294, SLG: 0.316 (1, 4)	1B 2B	L4		PB 1B		P2-3		FC6-4 FC6		5	1	2	1	0	0	4				
<b>Billy Williams, L</b> OBP: 0.356, SLG: 0.461 (1, 7)	1B BB			G5-4-3 1B		P4		FC6		3	1	1	0	2	0	2				
<b>Ron Santo, R</b> OBP: 0.406, SLG: 0.511 (1, 5)	1B 1B			G5-4-3 K				HR 1B		4	2	2	1	1	1	3				
<b>14 Ernie Banks, R</b> OBP: 0.344, SLG: 0.461 (1, 3)	K			FC6-4 1B		P3		F9		5	0	1	0	0	2	6				
<b>Randy Hundley, R</b> OBP: 0.408, SLG: 0.509 (1, 2)	1B			FC6-4		1-3		HR		5	1	2	3	0	1	2				
<b>Al Spangler, L</b> OBP: 0.312, SLG: 0.408 (1, 9)	P5			F8		F7		4-3		5	0	1	0	0	0	2				
<b>Don Young, R</b> OBP: 0.341, SLG: 0.378 (9, PH)				3B		K		K		4	1	2	0	0	2	0				
<b>Willie Smith, L</b> OBP: 0.333, SLG: 0.545 (9, PH)				3B		K		K		0	0	0	0	0	0	0				
<b>Jim Hickman, R</b> OBP: 0.282, SLG: 0.244 (9, PH)				3B		K		K		1	0	1	1	0	0	0				
<b>Inning Stats</b>	R: 2 E: 0 K: 1 S: 8	H: 3 LOB: 2 BB: 1 P: 12	R: 0 E: 0 K: 1 S: 6	H: 1 LOB: 1 BB: 0 P: 6	R: 0 E: 0 K: 0 S: 4	H: 2 LOB: 1 BB: 0 P: 4	R: 3 E: 0 K: 1 S: 8	H: 3 LOB: 2 BB: 2 P: 16	R: 0 E: 0 K: 0 S: 2	H: 0 LOB: 1 BB: 2 P: 10	R: 2 E: 0 K: 1 S: 7	H: 2 LOB: 0 BB: 0 P: 7	R: 0 E: 0 K: 0 S: 4	H: 1 LOB: 1 BB: 0 P: 4	R: 1 E: 0 K: 3 S: 11	H: 2 LOB: 2 BB: 1 P: 15	1B: 10 2B: 1 3B: 2 HR: 1	SF: 0 SAC: 0 DP: 1 HBP: 0	WP: 0 PB: 1 SB: 0 CS: 0	PA: 45
<b>PITCHER</b>	IP WLS BF H R ER SO BB IBB HBP BLK WP HR S P ERA WHIP																			
<b>Jim Bunning, R</b> ERA: 3.3 (1, 1)	3.1	20	9	5	5	2	2	0	0	0	0	0	0	22	30	13.50	3.300			
<b>Chuck Hartenstein, R</b> ERA: 3.49 (4, 1)	3.2	15	2	2	2	3	3	0	0	0	0	1	18	30	4.91	1.364				
<b>Bruce Dal Canton, R</b> ERA: 3.2 (8, 1)	1.2	W	8	2	1	2	1	0	0	0	0	0	11	15	5.40	1.800				
<b>Joe Gibbon, L</b> ERA: 3.27 (9, 1)	0.0		1	1	0	0	0	0	0	0	0	0	1	1	=	=				
<b>Steve Blass, R</b> ERA: 5.31 (9, 1)	0.1	S	1	0	0	0	0	0	0	0	0	0	3	3	0.00	0.000				

AB	39
R	8
H	14
RBI	8
BB	6
SO	8
LOB	23



Batter	1	2	3	4	5	6	7	8	9	AB	R	H	RBI	BB	SO	LOB	BOTTOM	
<b>Matty Alou, L</b> OBP: 0.394, SLG: 0.489 (1, 8)				F9			P6			3	1	0	0	1	0	2	<b>Chicago Cubs @ Pittsburgh Pirates</b> Forbes Field, Pittsburgh, PA Mon Jun 16 1969, 7:05 PM EDT Att: 8,810 - Unknown - 65 F	
<b>Richie Hebner, L</b> OBP: 0.379, SLG: 0.469 (1, 5)	1B 1B	G3		L3		P4-3				4	1	1	0	0	0	1		
<b>Roberto Clemente, R</b> OBP: 0.399, SLG: 0.521 (1, 9)	BB 1B	5-3		6-3				1B 3B		4	2	2	1	0	0	0		
<b>Willie Stargell, L</b> OBP: 0.401, SLG: 0.559 (8, PR)	4-0			6-3				SH3-4 1B		3	1	1	1	1	1	0		
<b>Jose Martinez, R</b> OBP: 0.270, SLG: 0.297 (9, 7)	1-2 3B BB	K		6-3				HR 1B		0	1	0	0	0	0	0		
<b>Manny Sanguillen, R</b> OBP: 0.368, SLG: 0.433 (1, 2)	L3			6-3		F8		SH3-4		3	0	0	0	0	0	3		
<b>Al Oliver, L</b> OBP: 0.296, SLG: 0.385 (9, 3)	1-2 2H 3H	3B 1B		5-3		6-3		HR		4	2	2	4	0	0	0		
<b>Bill Mazerowski, R</b> OBP: 0.285, SLG: 0.300 (1, 4)	1H 2H	1B 3B		F7		5-3		G1		4	1	1	2	0	0	1		
<b>Freddie Patek, R</b> OBP: 0.305, SLG: 0.272 (1, 6)	6-3			F3			K	6-3		4	0	1	1	0	1	1		
<b>Jim Bunning, R</b> OBP: 0.288, SLG: 0.342 (4, 1)				6-3						1	0	0	0	0	0	1		
<b>Carl Taylor, R</b> OBP: 0.415, SLG: 0.472 (7, PH)				K						1	0	0	0	0	0	0		
<b>Bruce Dal Canton, R</b> OBP: 0.400, SLG: 0.500 (9, 1)				1-3						0	0	0	0	0	0	0		
<b>Joe Gibbon, R</b> OBP: 0.282, SLG: 0.333 (9, 1)										0	0	0	0	0	0	0		
<b>Inning Stats</b>	R: 6 E: 0 K: 0 S: 8	H: 5 LOB: 2 BB: 2 P: 16	R: 0 E: 0 K: 1 S: 5	H: 0 LOB: 0 BB: 0 P: 5	R: 0 E: 0 K: 0 S: 3	H: 0 LOB: 0 BB: 0 P: 3	R: 0 E: 0 K: 1 S: 5	H: 0 LOB: 0 BB: 0 P: 5	R: 0 E: 0 K: 0 S: 3	H: 0 LOB: 0 BB: 0 P: 3	R: 0 E: 0 K: 1 S: 6	H: 1 LOB: 1 BB: 0 P: 6	R: 3 E: 0 K: 0 S: 6	H: 3 LOB: 1 BB: 0 P: 6	1B: 6 2B: 0 3B: 2 HR: 1	SF: 0 SAC: 1 DP: 0 HBP: 0	WP: 0 PB: 0 SB: 0 CS: 0	PA: 35
<b>PITCHER</b>	IP WLS BF H R ER SO BB IBB HBP BLK WP HR S P ERA WHIP																	
<b>Dick Selma, R</b> ERA: 3.86 (1, 1)	0.1	4	2	1	1	0	0	0	0	0	0	4	4	13.50	3.000			
<b>Don Nottlebart, R</b> ERA: 8.31 (2, 1)	2.0	6	0	0	0	1	0	0	0	0	0	8	8	0.00	0.000			
<b>Hank Aguirre, L</b> ERA: 1.5 (4, 1)	4.1	L	16	3	3	3	2	0	0	0	0	20	20	6.23	0.692			
<b>Phil Regan, R</b> ERA: 3.7 (8, 1)	3	1	0	0	0	0	0	0	0	0	1	3	3	0.00	1.500			













Batter	1	2	3	4	5	6	7	8	9	10	AB	R	H	RBI	BB	SO	LOB	TOP	
Don Kessinger, S OBP: 0.360, SLG: 0.404 (1, 6)											5	1	3	0	0	2	0	Chicago Cubs @ Pittsburgh Pirates Forbes Field, Pittsburgh, PA Wed Jun 18 1969, 7:05 PM EDT Att: 12,198 - Unknown - 64 F	
Paul Popovich, S OBP: 0.278, SLG: 0.289 (1, 4)											4	0	0	0	0	1	2		
Billy Williams, L OBP: 0.367, SLG: 0.480 (1, 7)											4	1	2	0	1	0	1		
Ron Santo, R OBP: 0.401, SLG: 0.508 (1, 5)											5	0	1	2	0	1	3		
Willie Smith, L OBP: 0.324, SLG: 0.548 (1, 3)											3	0	0	0	1	1	0		
Randy Hundley, R OBP: 0.398, SLG: 0.492 (1, 2)											4	0	1	0	0	1	1		
Al Spangler, L OBP: 0.321, SLG: 0.409 Jim Hickman, R OBP: 0.292, SLG: 0.250 (1, 9) (10, 9)											4	0	2	0	0	0	1		
Don Young, R OBP: 0.350, SLG: 0.374 (1, 8)											3	0	1	0	1	2	1		
Ken Holtzman, R OBP: 0.135, SLG: 0.176 Phil Regan, R (10, 1)											4	0	0	0	0	1	4		
											0	0	0	0	0	0	0		
<b>Inning Stats</b>	R: 0 E: 0 K: 0 S: 4	H: 1 LOB: 1 BB: 0 P: 4	R: 0 E: 0 K: 1 S: 5	H: 0 LOB: 0 BB: 0 P: 5	R: 0 E: 0 K: 1 S: 6	H: 1 LOB: 1 BB: 0 P: 6	R: 0 E: 0 K: 0 S: 3	H: 0 LOB: 1 BB: 1 P: 7	R: 0 E: 0 K: 2 S: 8	H: 1 LOB: 2 BB: 1 P: 10	R: 2 E: 0 K: 1 S: 6	H: 2 LOB: 0 BB: 1 P: 10	R: 0 E: 0 K: 1 S: 6	H: 1 LOB: 1 BB: 0 P: 6	R: 0 E: 0 K: 2 S: 8	H: 1 LOB: 1 BB: 0 P: 8	1B: 8 2B: 1 3B: 1 HR: 0	SF: 0 SAC: 1 DP: 0 HBP: 0	WP: 0 PA: 40 PB: 0 SB: 2 CS: 2
<b>PITCHER</b>	IP 9.0	WLS 36	H 9	R 2	ER 2	SO 7	BB 1	IBB 2	HBP 0	BLK 0	WP 0	HR 0	S 47	P 59	ERA 2.00	WHIP 1.111			
Dock Ellis, R ERA: 4.36 Joe Gibbon, L ERA: 2.88 (1, 1) (10, 1)	1.0 W	4 4	1 1	0 0	0 0	2 2	0 0	0 0	0 0	0 0	0 0	8 8	8 8	0.00 1.000					

AB	36
R	2
H	10
RBI	2
BB	3
SO	9
LOB	13

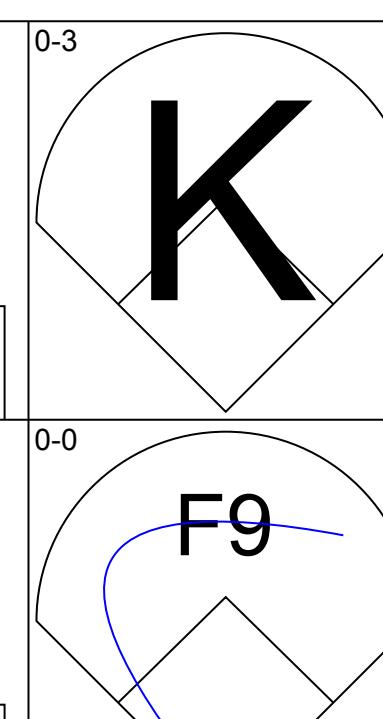
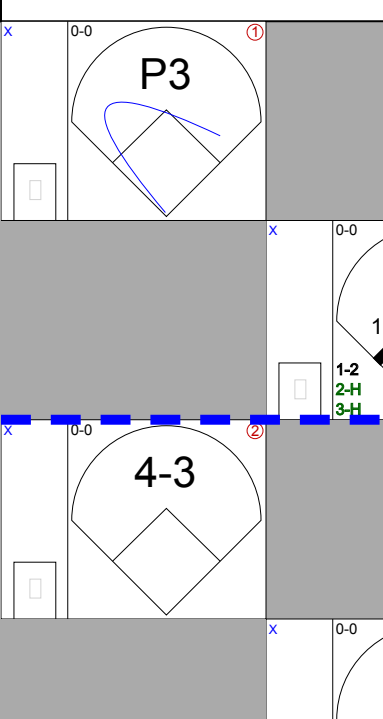
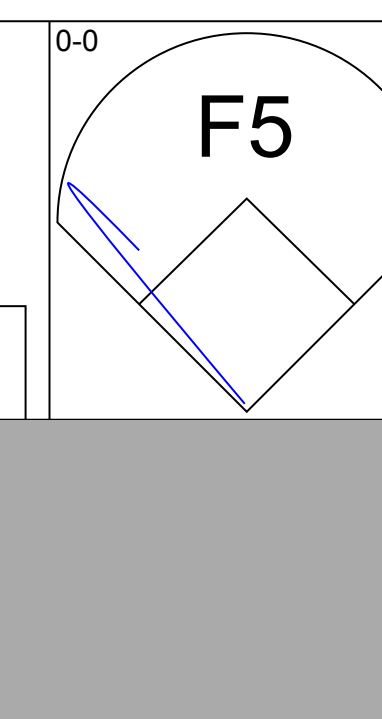
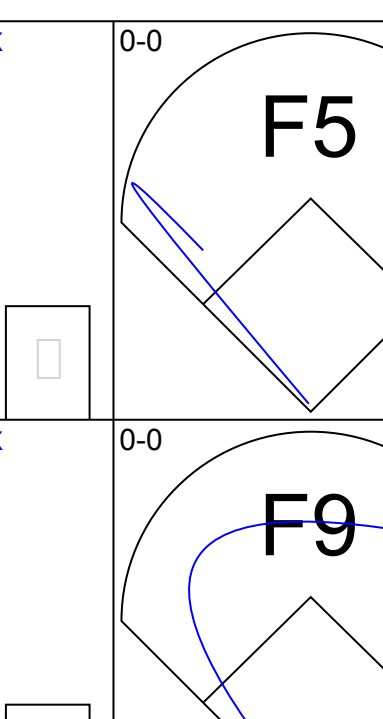
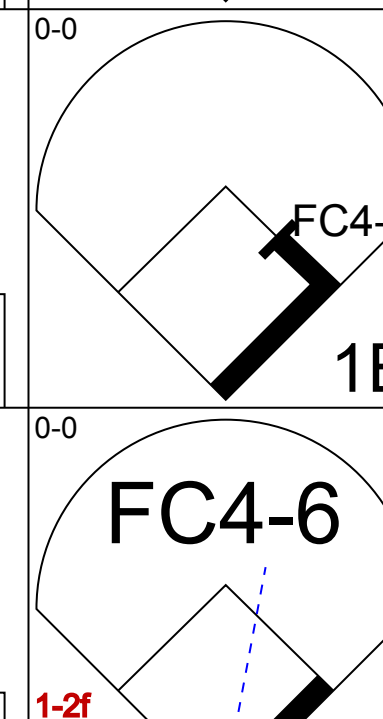
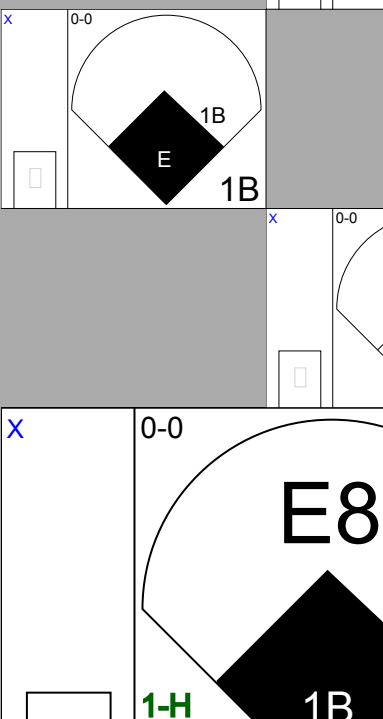
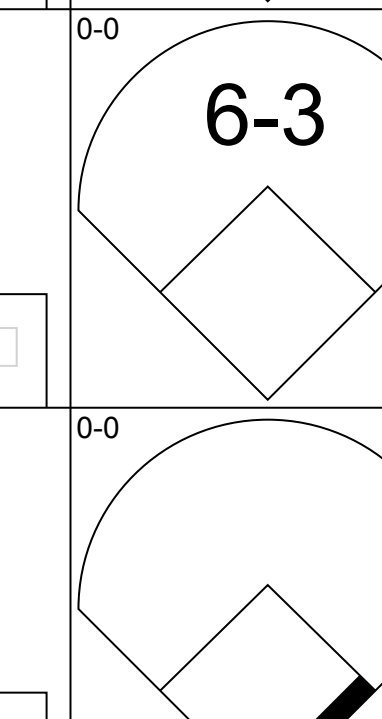


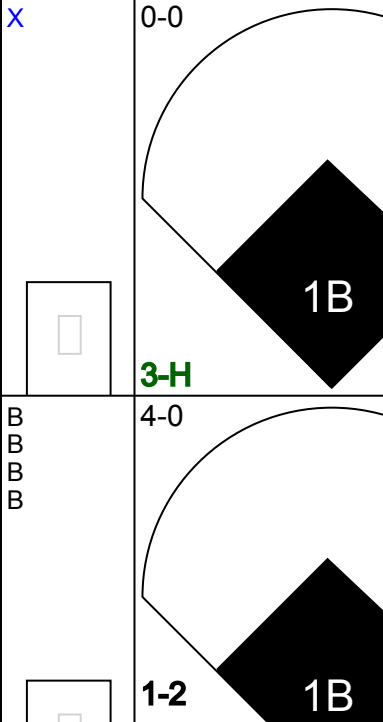

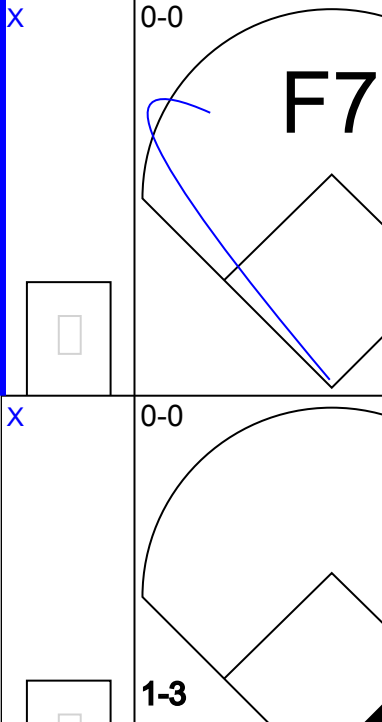

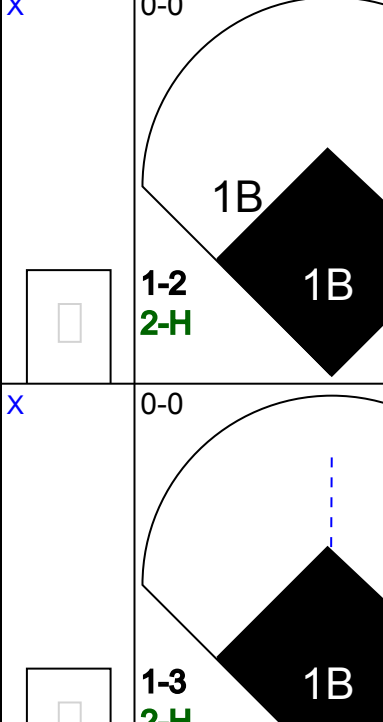
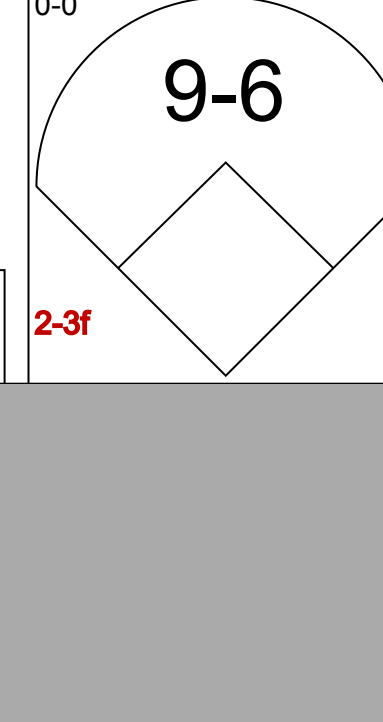
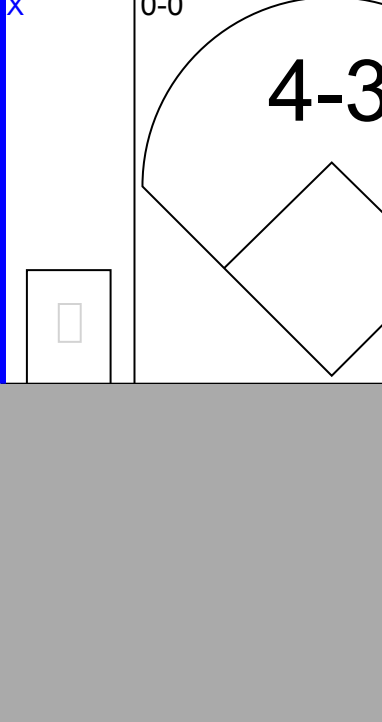
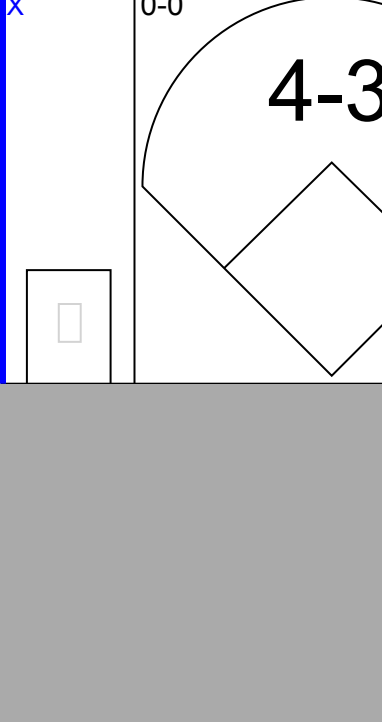
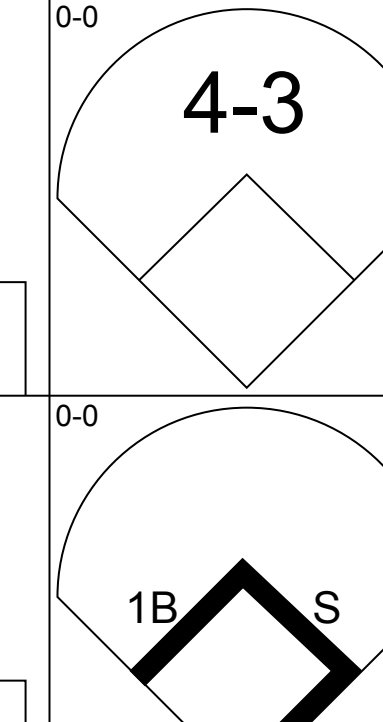
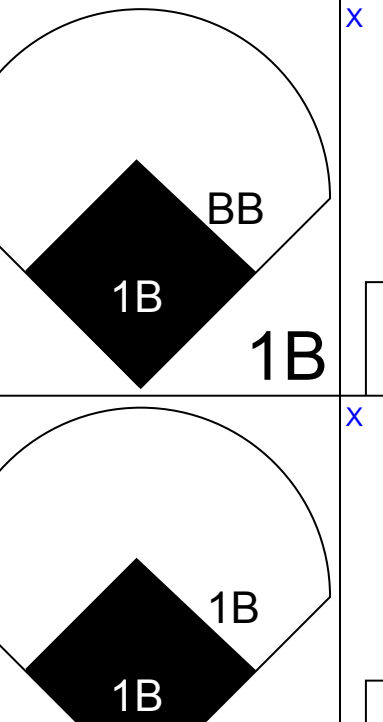
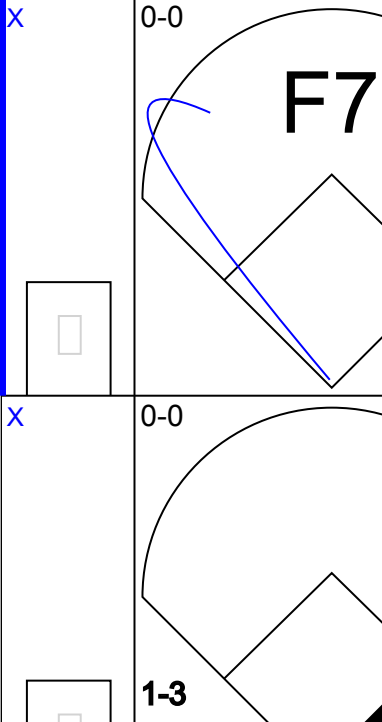
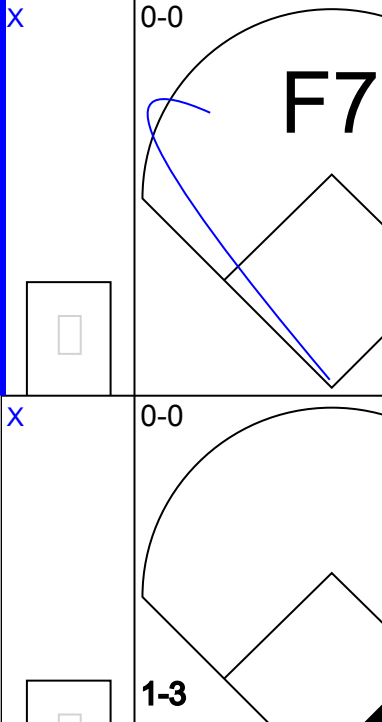
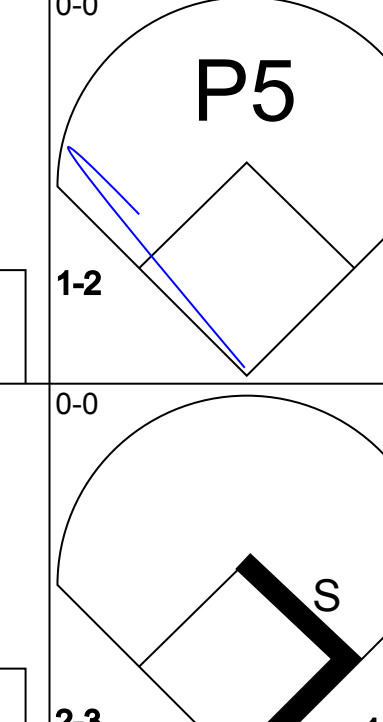
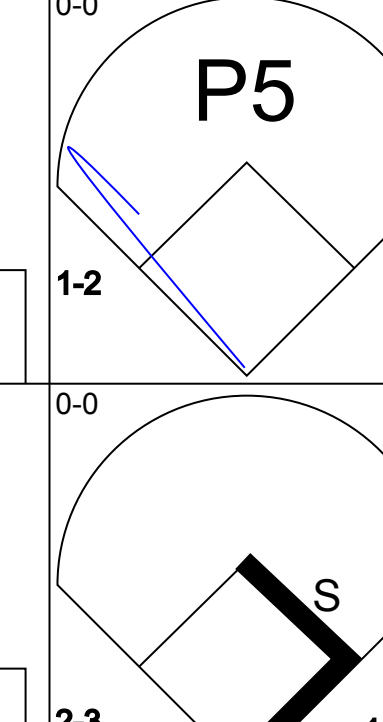
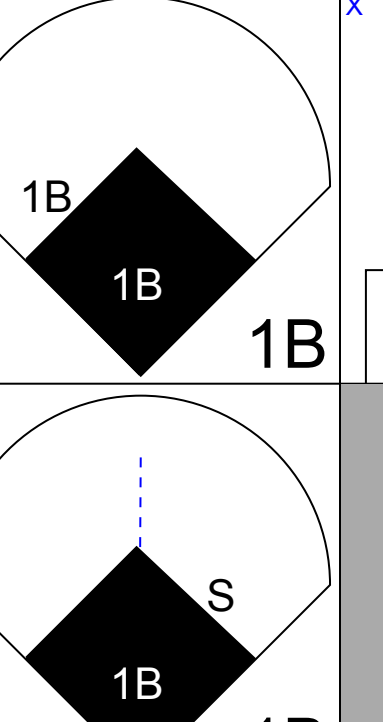
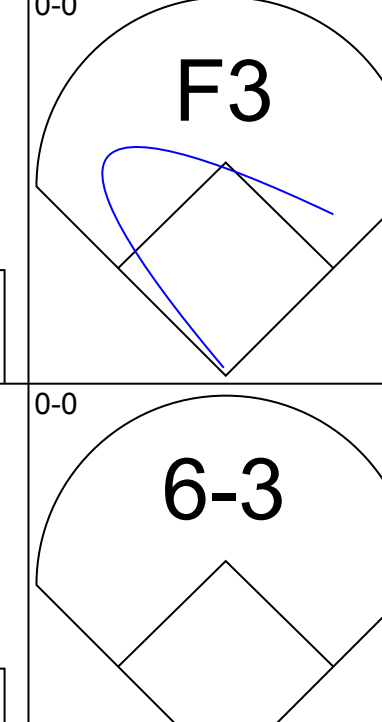

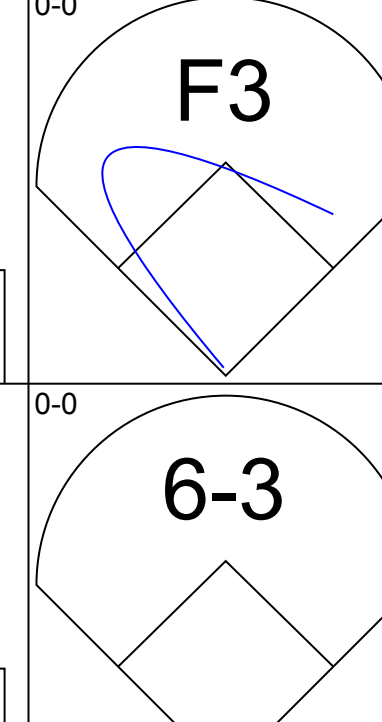


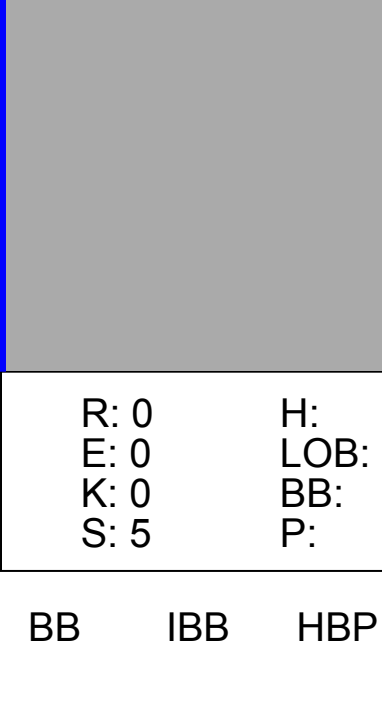

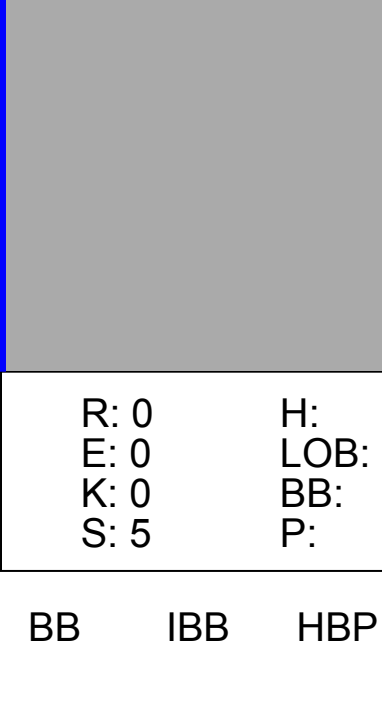
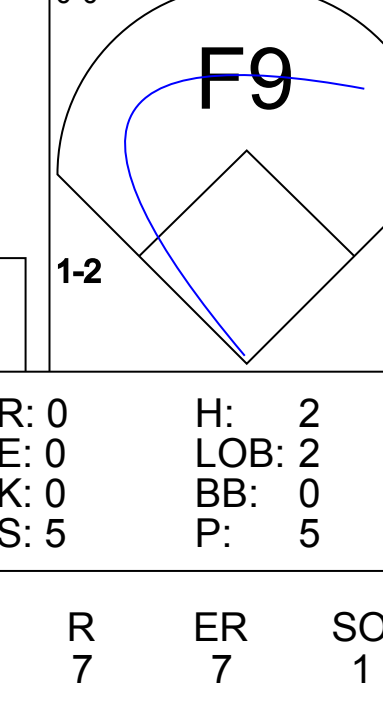
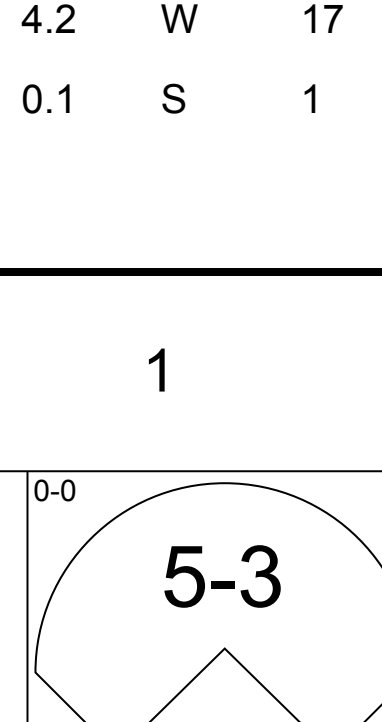
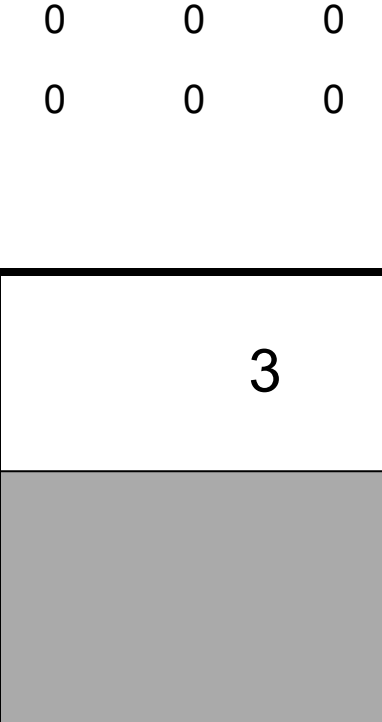

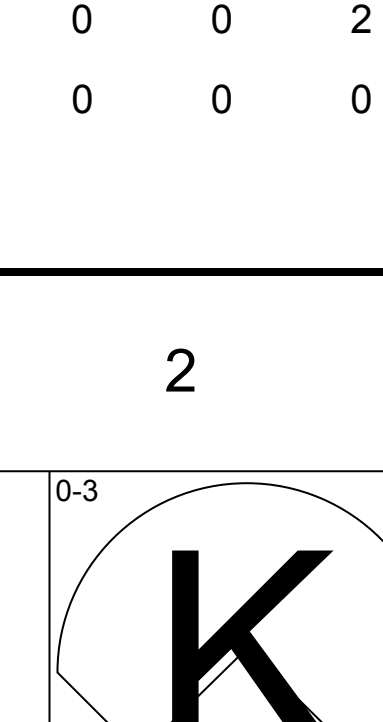
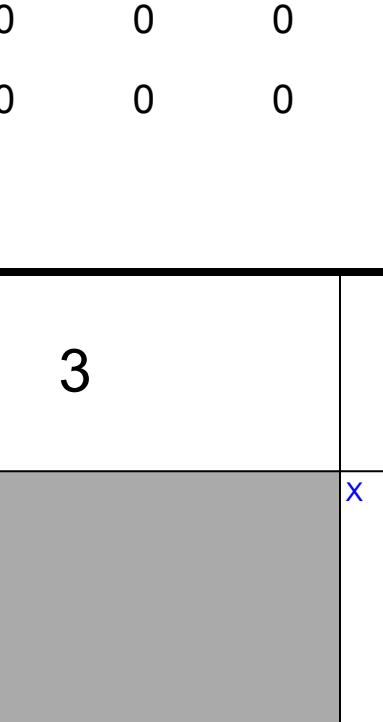
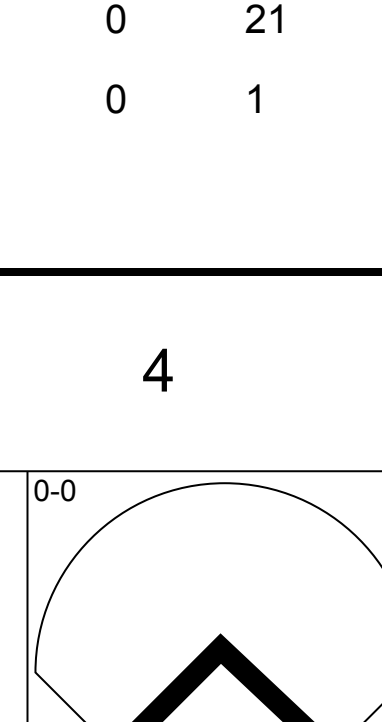
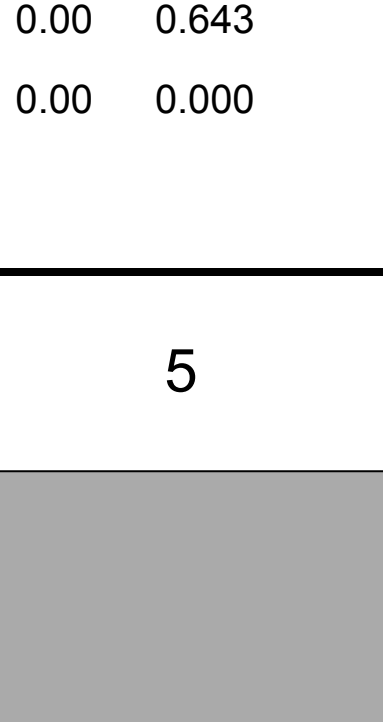
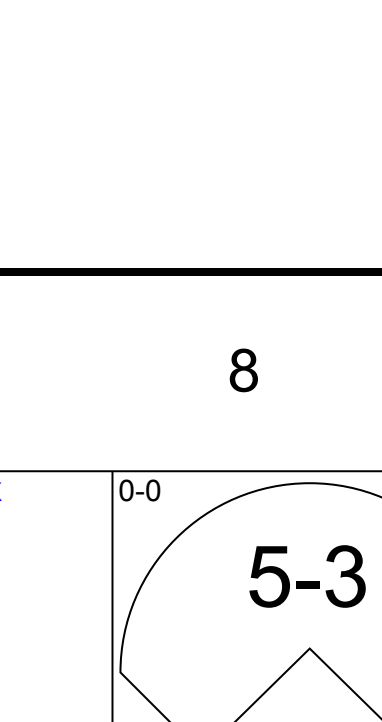


Batter	1	2	3	4	5	6	7	8	9	10	AB	R	H	RBI	BB	SO	LOB	BOTTOM	
Matty Alou, L OBP: 0.399, SLG: 0.489 (1, 8)											5	0	1	0	0	2	3	Chicago Cubs @ Pittsburgh Pirates Forbes Field, Pittsburgh, PA Wed Jun 18 1969, 7:05 PM EDT Att: 12,198 - Unknown - 64 F	
Carl Taylor, R OBP: 0.388, SLG: 0.429 Johnny Jeter, R (8, PR) (9, 7)											3	0	1	0	1	0	1		
Roberto Clemente, R OBP: 0.480, SLG: 0.541 (1, 9)											5	2	3	2	0	2	2		
Jose Pagan, R OBP: 0.289, SLG: 0.417 (1, 5)											5	0	0	0	0	0	6		
Manny Sanguillen, R OBP: 0.399, SLG: 0.434 (1, 2)											5	0	1	0	0	2	4		
Al Oliver, L OBP: 0.307, SLG: 0.392 (1, 3)											4	0	1	0	1	1	1		
Jose Martinez, R OBP: 0.286, SLG: 0.310 (1, 4)											5	0	2	1	0	2	2		
Freddie Patek, R OBP: 0.308, SLG: 0.263 (1, 6)											2	0	0	0	1	1	0		
Dock Ellis, S OBP: 0.182, SLG: 0.143 Richie Hebner, L OBP: 0.379, SLG: 0.463 Joe Gibbon, R (1, 1) (9, PH) (10, 1)											3	0	1	0	0	2	3		
											0	0	0	0	0	0	0		
<b>Inning Stats</b>	R: 0 E: 0 K: 1 S: 5	H: 0 LOB: 3 BB: 1 P: 13	R: 0 E: 0 K: 1 S: 7	H: 2 LOB: 2 BB: 0 P: 7	R: 0 E: 0 K: 2 S: 7	H: 0 LOB: 0 BB: 0 P: 7	R: 0 E: 0 K: 2 S: 9	H: 2 LOB: 2 BB: 0 P: 9	R: 0 E: 0 K: 3 S: 9	H: 0 LOB: 0 BB: 0 P: 9	R: 2 E: 0 K: 0 S: 4	H: 1 LOB: 1 BB: 1 P: 8	R: 0 E: 0 K: 1 S: 6	H: 1 LOB: 2 BB: 0 P: 7	R: 1 E: 0 K: 1 S: 6	H: 2 LOB: 2 BB: 1 P: 10	1B: 7 2B: 2 3B: 0 HR: 1	SF: 0 SAC: 1 DP: 0 HBP: 1	WP: 0 PA: 43 PB: 0 SB: 0 CS: 0
<b>PITCHER</b>	IP 9.0	WLS 38	H 8	R 2	ER 2	SO 12	BB 2	IBB 0	HBP 1	BLK 0	WP 0	HR 1	S 59	P 68	ERA 2.00	WHIP 1.111			
Ken Holtzman, L ERA: 2.91 Phil Regan, R ERA: 3.83 (1, 1) (10, 1)	0.2 L	5 5	2 2	1 1	1 1	1 1	0 0	1 1	0 0	0 0	0 0	0 0	6 10	13.50 3.000					

AB	38
R	3
H	10
RBI	3
BB	3
SO	13
LOB	24



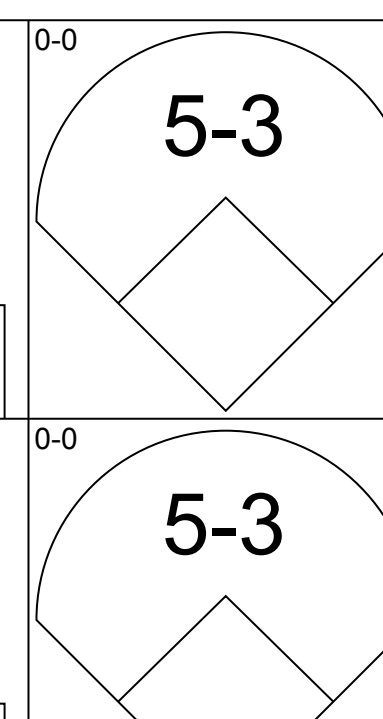
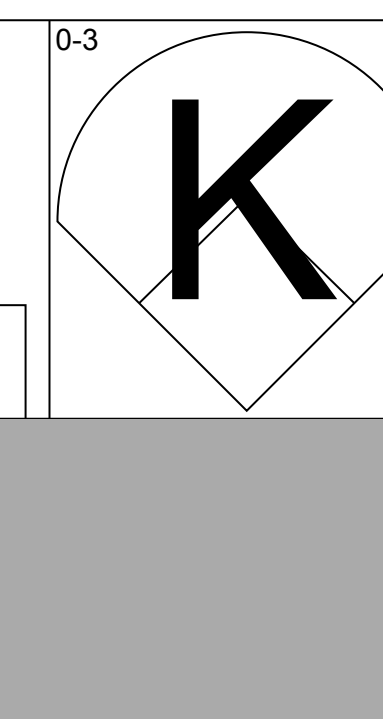
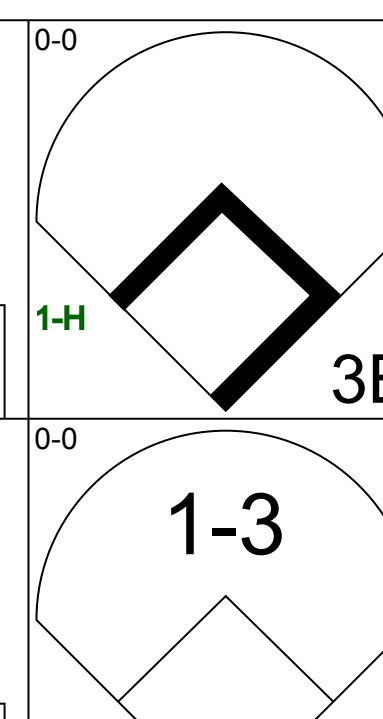
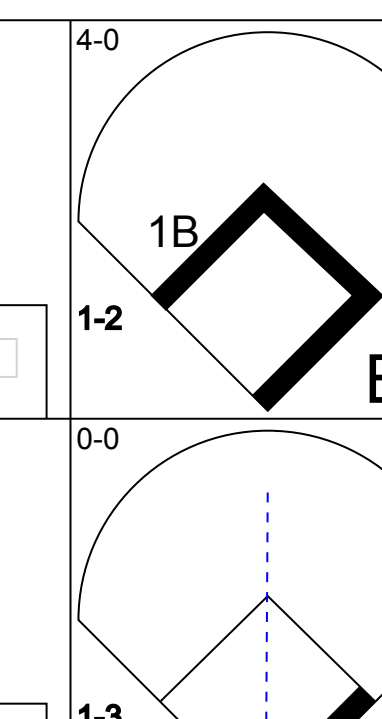
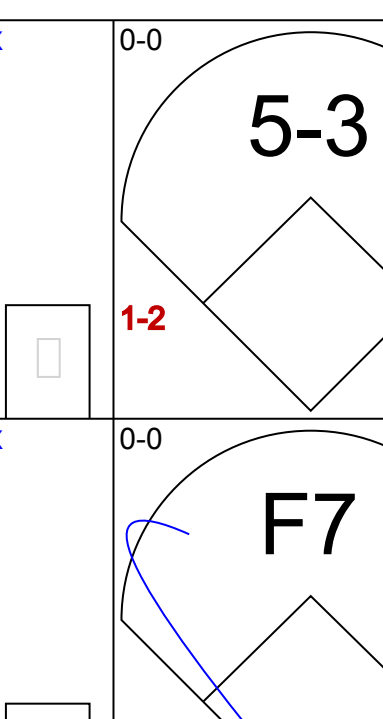
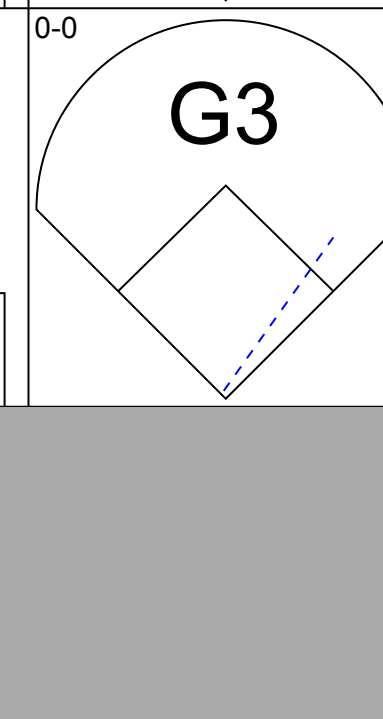
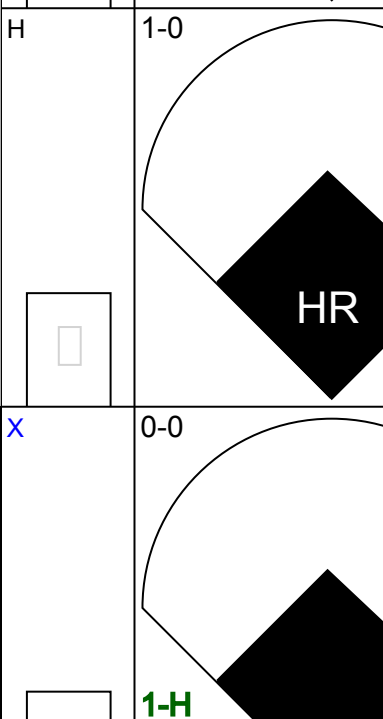
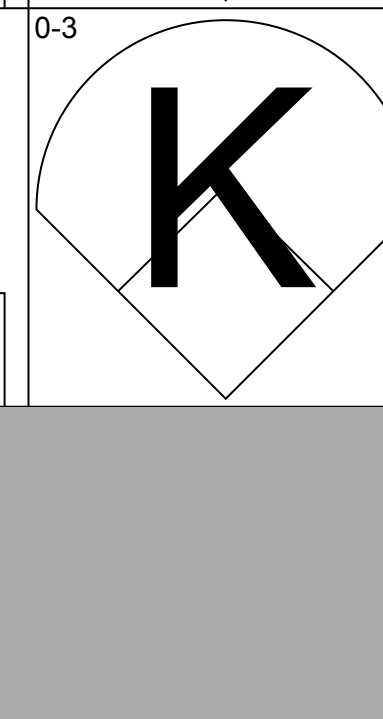
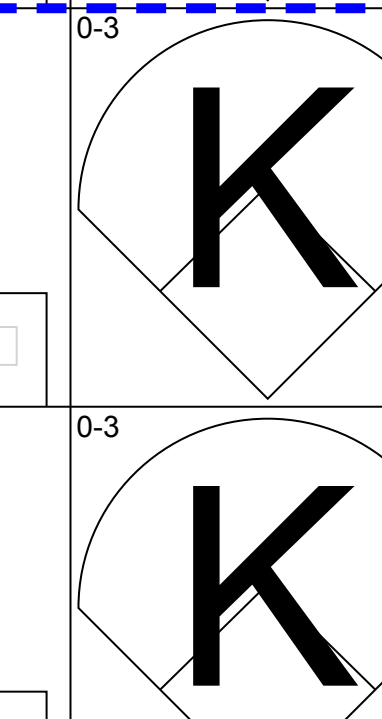


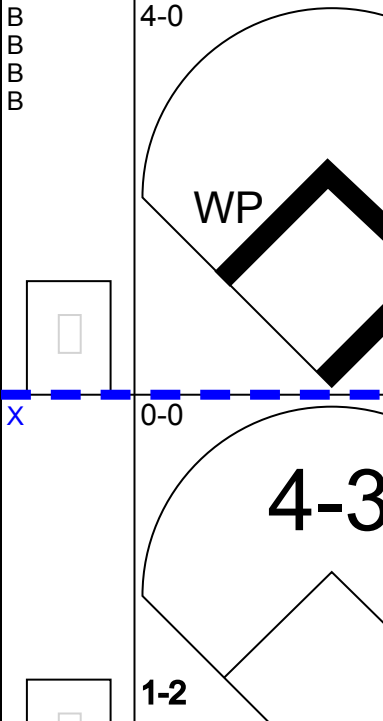


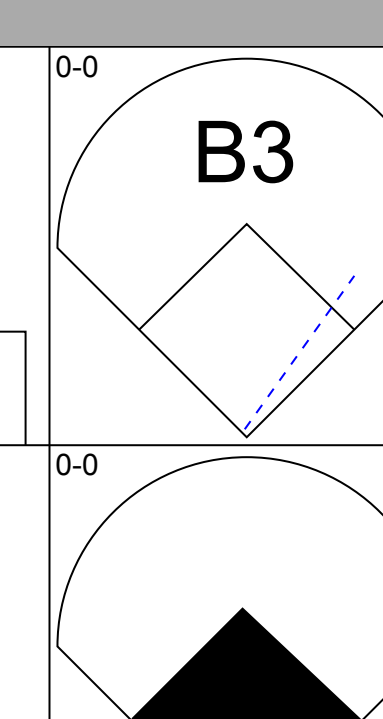
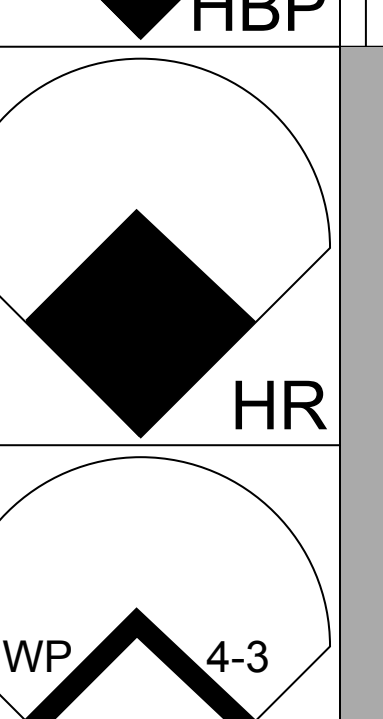
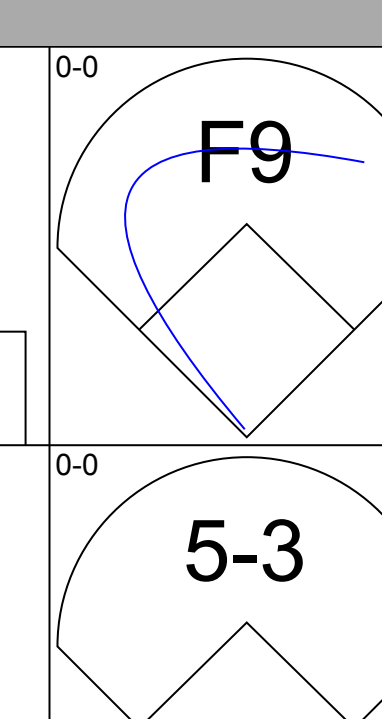
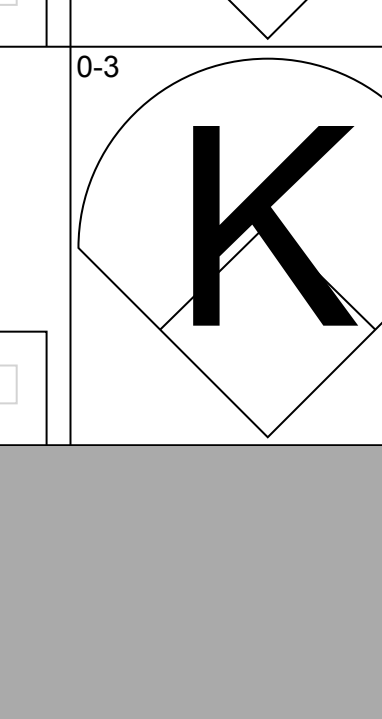
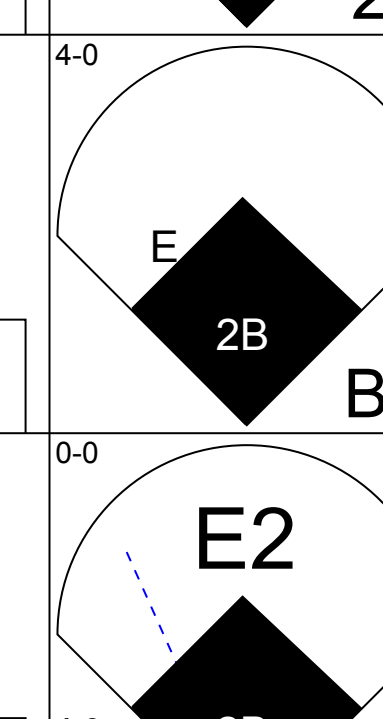
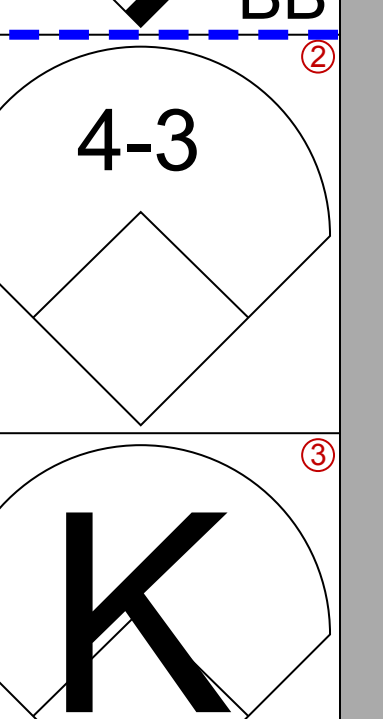

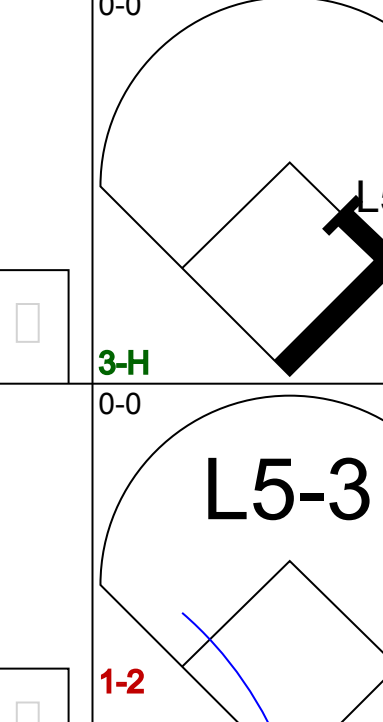
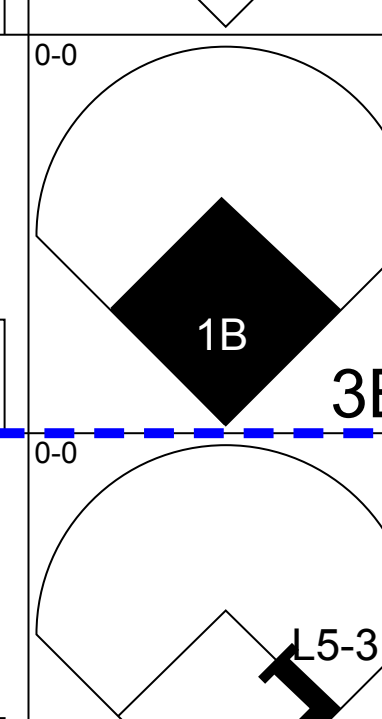
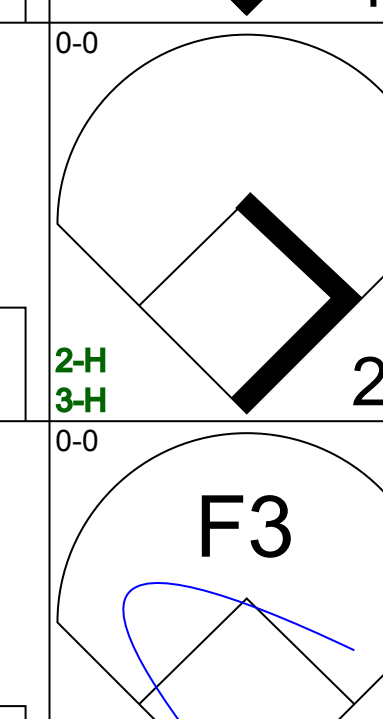
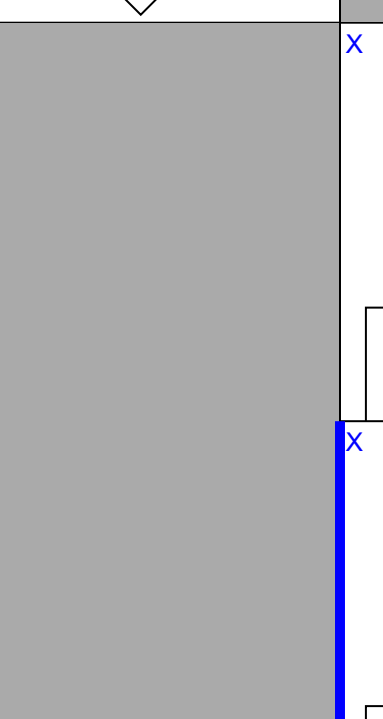
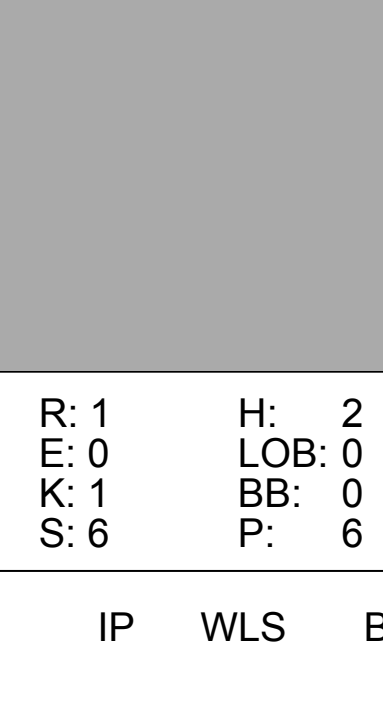
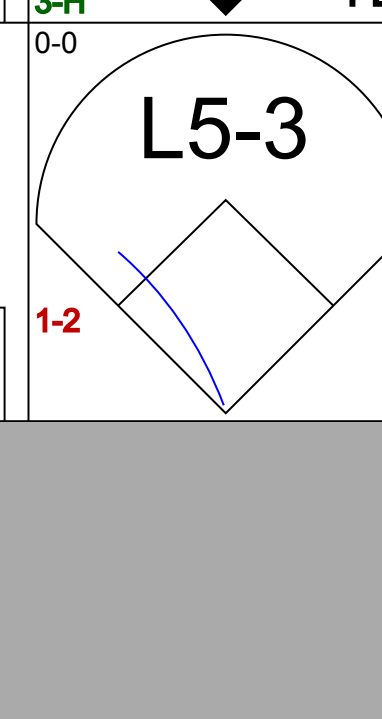
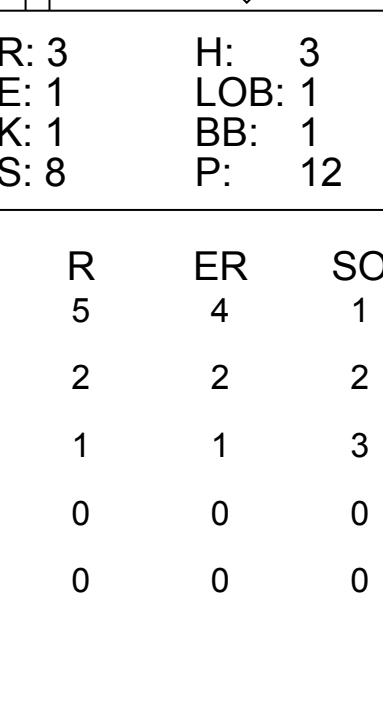
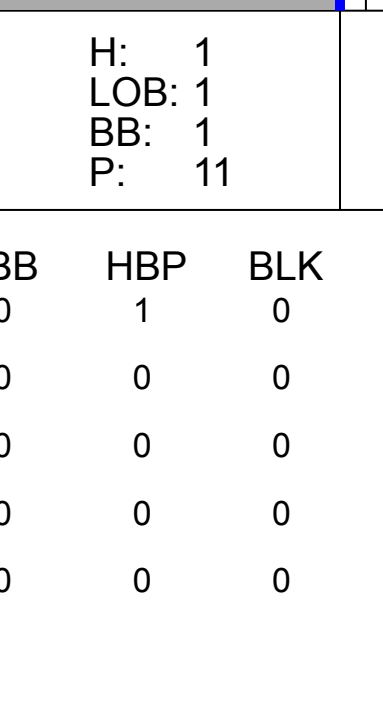
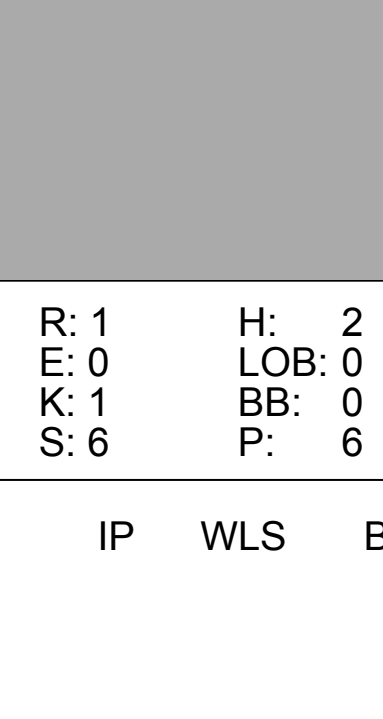
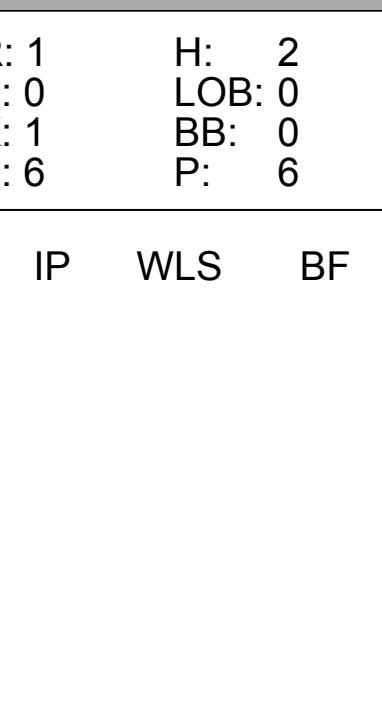
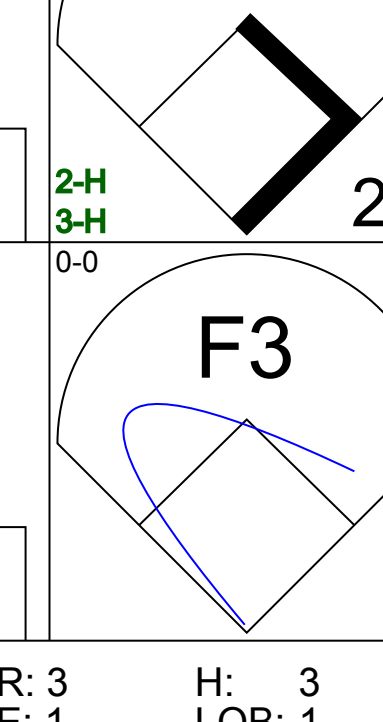


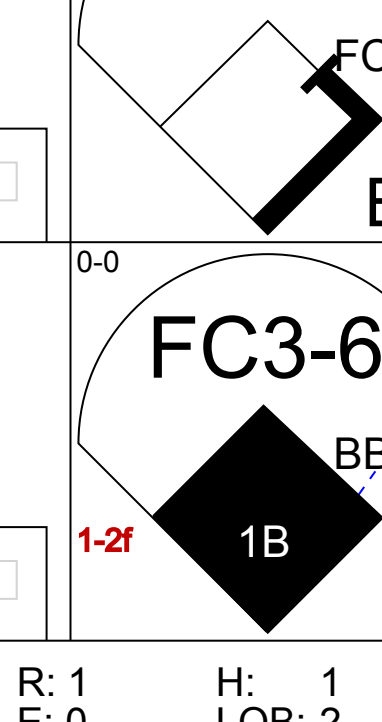
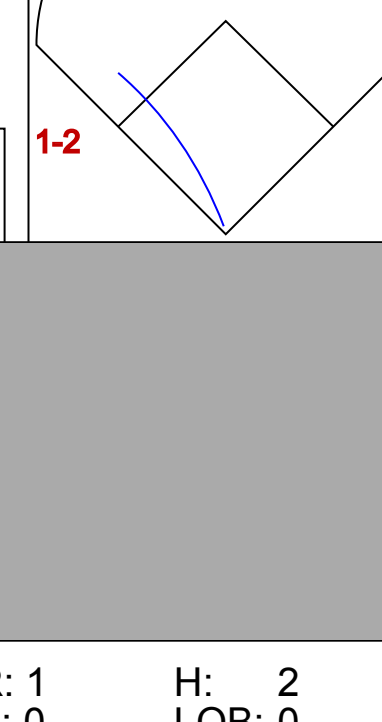


Batter	1	2	3	4	5	6	7	8	9	AB	R	H	RBI	BB	SO	LOB	TOP																
Matty Alou, L OBP: 0.396, SLG: 0.484 (1, 8)										5	0	1	2	0	1	0																	
Richie Hebner, L OBP: 0.376, SLG: 0.456 (1, 5)										5	0	1	1	0	0	0																	
Roberto Clemente, R OBP: 0.400, SLG: 0.537 (1, 9)										5	1	2	0	0	0	2																	
Manny Sanguillen, R OBP: 0.381, SLG: 0.443 (1, 2)										4	1	3	0	1	0	1																	
Jose Pagan, R OBP: 0.287, SLG: 0.409 Johnny Jeter, R (7, 7)										4	1	1	1	0	1	2																	
Willie Stargell, L OBP: 0.404, SLG: 0.557 (9, PH)										0	0	0	0	0	0	0																	
Al Oliver, L OBP: 0.318, SLG: 0.399 (1, 3)										4	1	3	0	1	0	0																	
Jose Martinez, R OBP: 0.283, SLG: 0.304 Bill Mazerowski, R (9, PH)										4	1	1	1	0	0	3																	
Freddie Patek, R OBP: 0.313, SLG: 0.269 (1, 6)										4	1	2	1	0	0	0																	
Jim Bunning, R OBP: 0.117, SLG: 0.246 Chuck Hartenstein, R Lou Marone, R Gene Garber, R Carl Taylor, R Bruce Dal Canton, R (8, PH)										1	1	0	0	1	0	2																	
<b>Inning Stats</b>	R: 0 E: 0 K: 1 S: 6	H: 1 LOB: 1 BB: 0 P: 6	R: 0 E: 0 K: 0 S: 5	H: 2 LOB: 2 BB: 0 P: 5	R: 7 E: 1 K: 0 S: 10	H: 7 LOB: 2 BB: 2 P: 18	R: 0 E: 0 K: 0 S: 3	H: 1 LOB: 1 BB: 1 P: 7	R: 0 E: 0 K: 0 S: 3	H: 0 LOB: 0 BB: 0 P: 3	R: 0 E: 0 K: 1 S: 6	H: 1 LOB: 0 BB: 0 P: 6	R: 0 E: 0 K: 0 S: 3	H: 0 LOB: 0 BB: 0 P: 3	R: 0 E: 0 K: 1 S: 5	H: 0 LOB: 0 BB: 0 P: 5	R: 0 E: 0 K: 0 S: 5	H: 2 LOB: 2 BB: 0 P: 5	1B: 14 2B: 1 3B: 0 HR: 0	SF: 0 SAC: 0 DP: 1 HBP: 0	WP: 0 PB: 0 SB: 3 CS: 0	PA: 43											
<b>PITCHER</b>	IP WLS BF H R ER SO BB IBB HBP BLK WP HR S P ERA WHIP																																
Woodie Fryman, L ERA: 3.98 Al Raffo, R ERA: 2.92 Bill Wilson, R ERA: 5.24 John Boozer, R ERA: 1.32	(1, 1) (3, 1) (5, 1) (9, 1)	2.2 1.1 4.2 0.1	19 6 17 1	9 2 3 0	7 0 0 0	7 0 2 0	1 0 2 0	2 1 0 0	0 0 0 0	0 0 0 0	0 0 0 0	0 0 21 1	19 9 21 1	27 9 21 1	0.00 0.00 0.643 0.00	4.125 2.250 0.643 0.000																	

Pittsburgh Pirates @ Philadelphia Phillies  
 Connie Mack Stadium, Philadelphia, PA  
 Fri Jun 20 1969, 7:05 PM EDT  
 Att: 10,669 - Unknown

AB 40  
 R 7  
 H 14  
 RBI 6  
 BB 3  
 SO 3  
 LOB 13



Batter	1	2	3	4	5	6	7	8	9	AB	R	H	RBI	BB	SO	LOB	BOTTOM																
Larry Hise, R OBP: 0.292, SLG: 0.375 (1, 8)										4	0	1	1	1	1	2																	
Cookie Rojas, R OBP: 0.310, SLG: 0.317 (1, 4)										5	0	1	1	0	0	1																	
Johnny Callison, L OBP: 0.350, SLG: 0.451 (1, 9)										3	1	0	0	0	2	3																	
John Briggs, L OBP: 0.295, SLG: 0.270 (1, 7)										4	1	1	2	0	1	2																	
Mike Ryan, R OBP: 0.262, SLG: 0.382 (1, 2)										3	1	1	0	1	1	0																	
Gene Stone, L OBP: 0.444, SLG: 0.467 (1, 3)										3	2	2	0	1	0	1																	
Rick Joseph, R OBP: 0.343, SLG: 0.364 (1, 5)										4	1	2	2	0	1	2																	
Terry Harmon, R OBP: 0.344, SLG: 0.286 (1, 6)										3	1	2	2	1	0	1																	
Woodie Fryman, R OBP: 0.061, SLG: 0.031 Al Raffo, R Ron Stone, L Bill Wilson, R John Boozer, R	(1, 1) (3, 1) (4, PH) (5, 1) (9, 1)	0.061 0.212 0.212 0.212 0.031	14 4 1 2 3	4 1 1 0 0	5 2 0 0 0	4 1 0 0 0	2 0 0 0 0	0 0 0 0 0	0 0 0 0 0	0 0 0 0 0	0 0 0 0 0	0 0 0 0 0	13 10 2 2 3	22 10 2 2 3	15.43 9.00 0.00 0.00 0.00	2.571 1.000 1.500 0.000 0.000																	
<b>Inning Stats</b>	R: 3 E: 1 K: 1 S: 8	H: 3 LOB: 1 BB: 1 P: 12	R: 2 E: 0 K: 1 S: 6	H: 1 LOB: 1 BB: 1 P: 11	R: 1 E: 0 K: 1 S: 7	H: 2 LOB: 1 BB: 0 P: 7	R: 0 E: 0 K: 0 S: 4	H: 1 LOB: 1 BB: 0 P: 4	R: 1 E: 0 K: 2 S: 8	H: 1 LOB: 2 BB: 2 P: 16	R: 1 E: 0 K: 1 S: 6	H: 2 LOB: 0 BB: 0 P: 6	R: 0 E: 1 K: 0 S: 3	H: 0 LOB: 0 BB: 0 P: 3	R: 0 E: 0 K: 0 S: 3	H: 0 LOB: 0 BB: 0 P: 3	1B: 5 2B: 3 3B: 2 HR: 1	SF: 0 SAC: 0 DP: 1 HBP: 1	WP: 1 PB: 0 SB: 0 CS: 1	PA: 38													
<b>PITCHER</b>	IP WLS BF H R ER SO BB IBB HBP BLK WP HR S P ERA WHIP																																
Jim Bunning, R ERA: 3.67 Lou Marone, L ERA: 2.25 Gene Garber, R ERA: 5.4 Bruce Dal Canton, R ERA: 3.0	(1, 1) (3, 1) (6, 1) (7, 1) (8, 1)	2.1 3.0 1.0 0.2 1.0	14 15 4 2 3	4 2 1 1 0	5 2 1 0 0	4 2 0 0 0	1 2 0 0 0	0 0 0 0 0	0 0 0 0 0	0 0 0 0 0	0 0 0 0 0	0 0 0 0 0	17 10 2 2 3	25 10 2 2 3	6.00 9.00 0.00 0.00 0.00	2.000 1.000 1.500 0.000 0.000																	

Pittsburgh Pirates @ Philadelphia Phillies  
 Connie Mack Stadium, Philadelphia, PA  
 Fri Jun 20 1969, 7:05 PM EDT  
 Att: 10,669 - Unknown

AB 33  
 R 8  
 H 10  
 RBI 8  
 BB 4  
 SO 6  
 LOB 15









Batter	1	2	3	4	5	6	7	8	9	AB	R	H	RBI	BB	SO	LOB	TOP	
Matty Alou, L OBP: 0.399, SLG: 0.491 (1, 8)										5	1	4	0	0	0	0	Pittsburgh Pirates @ Philadelphia Phillies Connie Mack Stadium, Philadelphia, PA Sun Jun 22 1969, 3:33 AM EDT Unknown	
Richie Hebner, L OBP: 0.372, SLG: 0.456 (1, 5)										4	1	2	1	0	0	2		
Roberto Clemente, R OBP: 0.499, SLG: 0.545 (1, 9)										5	2	3	1	0	0	2		
Willie Stargell, L OBP: 0.404, SLG: 0.548 Johnny Jeter, R (9, 7)										4	0	2	1	1	0	2		
Al Oliver, L OBP: 0.322, SLG: 0.398 (9, 3)										5	1	1	1	0	1	4		
Manny Sanguillen, R OBP: 0.373, SLG: 0.432 (1, 2)										5	0	1	1	0	0	4		
Jose Martinez, R OBP: 0.327, SLG: 0.345 (1, 4)										4	0	2	1	0	0	2		
Freddie Patek, R OBP: 0.319, SLG: 0.274 (1, 6)										4	1	1	0	0	0	2		
Dock Ellis, S OBP: 0.160, SLG: 0.125 (1, 1)										3	0	0	0	0	3	2		
<b>Inning Stats</b>	R: 3 E: 0 K: 0 S: 7	H: 5 LOB: 1 BB: 0 P: 7	R: 0 E: 0 K: 1 S: 6	H: 1 LOB: 1 BB: 0 P: 6	R: 2 E: 0 K: 1 S: 9	H: 4 LOB: 2 BB: 0 P: 9	R: 0 E: 0 K: 0 S: 4	H: 1 LOB: 1 BB: 0 P: 4	R: 0 E: 0 K: 0 S: 3	H: 0 LOB: 1 BB: 1 P: 7	R: 0 E: 0 K: 1 S: 6	H: 1 LOB: 1 BB: 0 P: 6	R: 0 E: 0 K: 1 S: 6	H: 1 LOB: 1 BB: 0 P: 6	1B: 14 2B: 2 3B: 0 HR: 0	SF: 1 SAC: 1 DP: 1 HBP: 0		WP: 0 PB: 0 SB: 0 CS: 1
<b>PITCHER</b>	IP WLS BF H R ER SO BB IBB HBP BLK WP HR S P ERA WHIP																	
Bill Champion, R ERA: 2.3 (1, 1)	2.1 L 16 10 5 5 1 0 0 0 0 0 0 0 18 18 19.29 4.286																	
Luis Peraza, R ERA: 6.75 (3, 1)	3.2 4 1 1 1 0 0 0 0 0 0 0 0 16 16 2.46 1.091																	
Turk Farrell, R ERA: 3.25 (7, 1)	2.0 8 1 0 0 1 1 0 0 0 0 0 0 9 13 0.00 1.000																	
Al Raffo, R ERA: 2.66 (9, 1)	1.0 4 1 0 0 1 0 0 0 0 0 0 0 6 6 0.00 1.000																	


Batter	1	2	3	4	5	6	7	8	9	AB	R	H	RBI	BB	SO	LOB	BOTTOM			
Larry Hisle, R OBP: 0.298, SLG: 0.385 (1, 8)										3	0	1	0	0	1	0	Pittsburgh Pirates @ Philadelphia Phillies Connie Mack Stadium, Philadelphia, PA Sun Jun 22 1969, 3:33 AM EDT Unknown			
Cookie Rojas, R OBP: 0.306, SLG: 0.312 (1, 4)										4	0	1	0	0	0	2				
Dick Allen, R OBP: 0.396, SLG: 0.687 (1, 3)										4	0	0	0	0	3	2				
John Briggs, L OBP: 0.294, SLG: 0.264 (1, 7)										3	0	0	0	1	1	1				
Rick Joseph, R OBP: 0.326, SLG: 0.366 (1, 5)										4	0	0	0	0	1	1				
Mike Ryan, R OBP: 0.270, SLG: 0.386 (1, 2)										4	0	3	0	0	0	1				
Ron Stone, L OBP: 0.214, SLG: 0.215 (1, 9)										4	0	1	0	0	0	3				
Terry Harmon, R OBP: 0.319, SLG: 0.254 (1, 6)										4	0	0	0	0	3	4				
Bill Champion, R Luis Peraza, R Vic Roznovsky, L Turk Farrell, R Gene Stone, L Al Raffo, R (1, 1) (3, 1) (6, PH) (7, 1) (8, PH) (9, 1)										0	0	0	0	0	0	0				
<b>Inning Stats</b>	R: 0 E: 0 K: 1 S: 5	H: 0 LOB: 1 BB: 0 P: 6	R: 0 E: 0 K: 2 S: 8	H: 1 LOB: 1 BB: 0 P: 8	R: 0 E: 0 K: 2 S: 7	H: 0 LOB: 0 BB: 0 P: 7	R: 0 E: 0 K: 2 S: 7	H: 0 LOB: 0 BB: 0 P: 7	R: 0 E: 0 K: 0 S: 4	H: 1 LOB: 1 BB: 0 P: 4	R: 0 E: 1 K: 0 S: 4	H: 0 LOB: 1 BB: 0 P: 4	R: 0 E: 0 K: 0 S: 4	H: 1 LOB: 1 BB: 0 P: 4	R: 0 E: 0 K: 2 S: 9	H: 2 LOB: 3 BB: 1 P: 13		1B: 6 2B: 0 3B: 0 HR: 0	SF: 0 SAC: 0 DP: 1 HBP: 1	WP: 0 PB: 0 SB: 0 CS: 0
<b>PITCHER</b>	IP WLS BF H R ER SO BB IBB HBP BLK WP HR S P ERA WHIP																			
Dock Ellis, R ERA: 3.9 (1, 1)	9.0 W 35 6 0 0 10 1 0 1 0 0 0 0 53 58 0.00 0.778																			



Batter	1	2	3	4	5	6	7	8	9	AB	R	H	RBI	BB	SO	LOB	TOP			
Matty Alou, L (1, 8) OBP: 0.397, SLG: 0.488										4	0	1	0	0	0	0				
Jose Martinez, R (1, 4) OBP: 0.322, SLG: 0.339										4	0	1	0	0	0	1				
Roberto Clemente, R (1, 9) OBP: 0.411, SLG: 0.555										4	1	2	0	0	0	1				
Willie Stargell, L (1, 3) OBP: 0.406, SLG: 0.560										4	1	2	2	0	0	2				
Johnny Jeter, R (9, PR)										0	0	0	0	0	0	0				
Jose Pagan, R (1, 5) OBP: 0.296, SLG: 0.413										4	0	2	0	0	0	0				
Al Oliver, L (1, 7) OBP: 0.320, SLG: 0.395										4	0	1	0	0	0	4				
Jerry May, R (1, 2) OBP: 0.262, SLG: 0.354										3	0	0	0	0	2	1				
Manny Sanguillen, R (9, PH) OBP: 0.370, SLG: 0.429										1	0	0	0	0	0	2				
Freddie Patek, R (1, 6) OBP: 0.319, SLG: 0.275										3	0	1	0	0	0	0				
Steve Blass, R (1, 1) OBP: 0.286, SLG: 0.324										3	0	0	0	0	2	1				
<b>Inning Stats</b>	R: 2 E: 0 K: 0 S: 5	H: 3 LOB: 0 BB: 0 P: 5	R: 0 E: 0 K: 2 S: 8	H: 2 LOB: 1 BB: 0 P: 8	R: 0 E: 0 K: 1 S: 4	H: 1 LOB: 1 BB: 0 P: 4	R: 0 E: 0 K: 1 S: 5	H: 0 LOB: 0 BB: 0 P: 5	R: 0 E: 0 K: 0 S: 3	H: 2 LOB: 0 BB: 0 P: 5	R: 0 E: 0 K: 1 S: 5	H: 0 LOB: 0 BB: 0 P: 5	R: 0 E: 0 K: 0 S: 3	H: 0 LOB: 2 BB: 0 P: 4	R: 0 E: 0 K: 0 S: 4	H: 2 LOB: 2 BB: 0 P: 4	1B: 8 2B: 0 3B: 1 HR: 1	SF: 0 SAC: 0 DP: 2 HBP: 0	WP: 1 PB: 0 SB: 0 CS: 0	PA: 34
<b>PITCHER</b> Grant Jackson, L (1, 1) ERA: 3.18	IP: 9.0 WLS: W BF: 34 H: 10 R: 2 ER: 2 SO: 4 BB: 0 IBB: 0 HBP: 0 BLK: 0 WP: 1 HR: 1 S: 42 P: 42 ERA: 2.00 WHIP: 1.111															<b>PITCHER</b>	IP: 9.0 WLS: W BF: 34 H: 10 R: 2 ER: 2 SO: 4 BB: 0 IBB: 0 HBP: 0 BLK: 0 WP: 1 HR: 1 S: 42 P: 42 ERA: 2.00 WHIP: 1.111			

Pittsburgh Pirates @ Philadelphia Phillies  
 Connie Mack Stadium, Philadelphia, PA  
 Sun Jun 22 1969, 3:38 AM EDT  
 Att: 33,712 - Unknown


AB 34  
 R 2  
 H 10  
 RBI 2  
 BB 0  
 SO 4  
 LOB 12



Batter	1	2	3	4	5	6	7	8	9	AB	R	H	RBI	BB	SO	LOB	BOTTOM			
Larry Hise, R (1, 8) OBP: 0.301, SLG: 0.401										4	1	2	2	0	1	0				
Cookie Rojas, R (1, 4) OBP: 0.310, SLG: 0.316										4	1	2	0	0	0	1				
Dick Allen, R (1, 3) OBP: 0.396, SLG: 0.682										3	0	1	0	0	1	1				
John Briggs, L (1, 7) OBP: 0.295, SLG: 0.260										2	0	0	0	1	1	0				
Mike Ryan, R (1, 2) OBP: 0.267, SLG: 0.381										3	0	0	0	0	1	3				
Rick Joseph, R (1, 5) OBP: 0.304, SLG: 0.341										3	0	0	1	0	0	2				
Ron Stone, L (1, 9) OBP: 0.219, SLG: 0.221										3	1	1	0	0	0	0				
Terry Harmon, R (1, 6) OBP: 0.311, SLG: 0.246										2	0	0	0	0	0	1				
Grant Jackson, S (1, 1) OBP: 0.244, SLG: 0.308										3	0	0	0	0	3	1				
<b>Inning Stats</b>	R: 1 E: 0 K: 1 S: 6	H: 1 LOB: 0 BB: 0 P: 6	R: 0 E: 0 K: 0 S: 3	H: 0 LOB: 0 BB: 0 P: 3	R: 0 E: 0 K: 1 S: 5	H: 0 LOB: 0 BB: 0 P: 5	R: 1 E: 0 K: 1 S: 6	H: 2 LOB: 1 BB: 1 P: 10	R: 0 E: 0 K: 1 S: 5	H: 1 LOB: 0 BB: 0 P: 5	R: 0 E: 0 K: 1 S: 5	H: 0 LOB: 0 BB: 0 P: 5	R: 0 E: 0 K: 1 S: 7	H: 2 LOB: 1 BB: 0 P: 7	R: 1 E: 1 K: 1 S: 5	H: 0 LOB: 0 BB: 0 P: 5	1B: 5 2B: 2 3B: 0 HR: 1	SF: 0 SAC: 1 DP: 3 HBP: 0	WP: 1 PB: 0 SB: 0 CS: 0	PA: 29
<b>PITCHER</b> Steve Blass, R (1, 1) ERA: 5.11	IP: 8.0 WLS: L BF: 29 H: 6 R: 3 ER: 3 SO: 7 BB: 1 IBB: 0 HBP: 0 BLK: 0 WP: 1 HR: 1 S: 42 P: 46 ERA: 3.38 WHIP: 0.875															<b>PITCHER</b>	IP: 8.0 WLS: L BF: 29 H: 6 R: 3 ER: 3 SO: 7 BB: 1 IBB: 0 HBP: 0 BLK: 0 WP: 1 HR: 1 S: 42 P: 46 ERA: 3.38 WHIP: 0.875			

Pittsburgh Pirates @ Philadelphia Phillies  
 Connie Mack Stadium, Philadelphia, PA  
 Sun Jun 22 1969, 3:38 AM EDT  
 Att: 33,712 - Unknown

AB 27  
 R 3  
 H 6  
 RBI 3  
 BB 1  
 SO 7  
 LOB 9





Batter	1	2	3	4	5	6	7	8	9	AB	R	H	RBI	BB	SO	LOB	TOP								
Matty Alou, L OBP: 0.397, SLG: 0.485 (1, 8)										4	0	1	0	1	1	0									
Jose Martinez, R OBP: 0.323, SLG: 0.339 Richie Hebner, L OBP: 0.369, SLG: 0.452 (6, PH) (6, 5)										3	0	1	0	0	0	1									
Roberto Clemente, R OBP: 0.404, SLG: 0.544 (1, 9)										4	0	0	0	0	0	2									
Willie Stargell, L OBP: 0.403, SLG: 0.555 (1, 3)										4	1	1	0	0	0	1									
Manny Sanguillen, R OBP: 0.367, SLG: 0.424 (1, 2)										4	1	1	0	0	1	1									
Al Oliver, L OBP: 0.318, SLG: 0.392 Carl Taylor, R OBP: 0.392, SLG: 0.419 (4, PR) (4, 7)										2	0	0	0	0	0	1									
Johnny Jeter, R OBP: 0.200, SLG: 0.200 (6, 7)										1	0	1	0	0	0	0									
Bill Mazerowski, R OBP: 0.286, SLG: 0.301 (1, 4)										4	0	2	1	0	0	2									
Freddie Patek, R OBP: 0.328, SLG: 0.287 (1, 6)										4	0	3	1	0	0	1									
Bob Moose, R OBP: 0.222, SLG: 0.087 Joe Gibbon, R (4, 1)										2	0	0	0	0	1	3									
Bruce Dal Canton, R OBP: 0.444, SLG: 0.625 Lou Marone, R (9, 1)										0	0	0	0	0	0	0									
Chuck Hartenstein, R (9, 1)										0	0	0	0	0	0	0									
<b>Inning Stats</b>	R: 0 E: 0 K: 0 S: 4	H: 1 LOB: 1 BB: 0 P: 4	R: 1 E: 2 K: 1 S: 7	H: 0 LOB: 1 BB: 0 P: 7	R: 0 E: 0 K: 0 S: 3	H: 0 LOB: 0 BB: 0 P: 3	R: 1 E: 1 K: 0 S: 6	H: 3 LOB: 2 BB: 0 P: 6	R: 0 E: 0 K: 0 S: 3	H: 1 LOB: 0 BB: 0 P: 3	R: 2 E: 0 K: 1 S: 8	H: 3 LOB: 3 BB: 2 P: 16	R: 0 E: 0 K: 0 S: 3	H: 0 LOB: 0 BB: 0 P: 3	R: 0 E: 0 K: 0 S: 3	H: 2 LOB: 0 BB: 0 P: 3	R: 0 E: 0 K: 1 S: 5	H: 0 LOB: 0 BB: 0 P: 5	1B: 10 2B: 0 3B: 0 HR: 0	SF: 0 SAC: 1 DP: 2 HBP: 0	WP: 0 PB: 0 SB: 0 CS: 1	PA: 39			
<b>PITCHER</b>	IP	WLS	BF	H	R	ER	SO	BB	IBB	HBP	BLK	WP	HR	S	P	ERA	WHIP								
Ken Holtzman, L ERA: 2.93 Phil Regan, R ERA: 3.6	(1, 1)	5.1	26	8	4	2	2	1	0	0	0	0	0	29	33	3.38	1.688								
(6, 1)	3.2	W	12	2	0	0	1	0	1	0	0	0	0	13	17	0.00	0.545								

Pittsburgh Pirates @ Chicago Cubs  
Wrigley Field, Chicago, IL  
Mon Jun 23 1969, 3:33 AM CDT  
Att: 12,500 - Cloudy - 65 F

AB 35  
R 4  
H 10  
RBI 2  
BB 2  
SO 3  
LOB 15



Batter	1	2	3	4	5	6	7	8	9	AB	R	H	RBI	BB	SO	LOB	BOTTOM								
Don Kessinger, S OBP: 0.365, SLG: 0.401 (1, 6)										4	1	2	1	1	0	0									
Paul Popovich, S OBP: 0.328, SLG: 0.311 (1, 4)										5	0	2	0	0	1	6									
Billy Williams, L OBP: 0.364, SLG: 0.465 (9, 7)										5	0	1	1	0	1	6									
Ron Santo, R OBP: 0.413, SLG: 0.514 (1, 5)										4	1	1	1	0	0	2									
14 Ernie Banks, R OBP: 0.338, SLG: 0.447 (1, 3)										4	0	1	0	0	2	1									
Willie Smith, L OBP: 0.329, SLG: 0.565 Jim Hickman, R OBP: 0.295, SLG: 0.286 Rick Bladt, R OBP: 0.250, SLG: 0.250 (8, PR) (9, 8)										3	1	1	0	0	2	1									
Randy Hundley, R OBP: 0.386, SLG: 0.476 (1, 2)										4	1	2	2	0	0	1									
Don Young, R OBP: 0.349, SLG: 0.352 Al Spangler, L OBP: 0.316, SLG: 0.391 (8, PH) (9, 9)										2	0	0	0	1	0	1									
Ken Holtzman, R OBP: 0.148, SLG: 0.189 Phil Regan, R (6, 1)										2	0	1	0	0	0	0									
Bill Heath, L OBP: 0.600, SLG: 0.667 Nate Oliver, R OBP: 0.242, SLG: 0.406 (9, PR) (9, PR)										1	0	1	0	0	0	0									
<b>Inning Stats</b>	R: 0 E: 0 K: 1 S: 6	H: 1 LOB: 1 BB: 0 P: 6	R: 0 E: 0 K: 1 S: 6	H: 1 LOB: 1 BB: 0 P: 6	R: 0 E: 0 K: 0 S: 4	H: 1 LOB: 1 BB: 0 P: 4	R: 3 E: 0 K: 2 S: 11	H: 4 LOB: 3 BB: 2 P: 19	R: 0 E: 0 K: 2 S: 7	H: 0 LOB: 0 BB: 0 P: 7	R: 0 E: 0 K: 0 S: 3	H: 0 LOB: 0 BB: 0 P: 3	R: 0 E: 0 K: 0 S: 4	H: 1 LOB: 1 BB: 0 P: 4	R: 0 E: 0 K: 0 S: 4	H: 2 LOB: 2 BB: 0 P: 4	R: 2 E: 0 K: 0 S: 5	H: 3 LOB: 1 BB: 0 P: 5	1B: 10 2B: 3 3B: 0 HR: 0	SF: 1 SAC: 0 DP: 0 HBP: 0	WP: 0 PB: 0 SB: 0 CS: 0	PA: 40			
<b>PITCHER</b>	IP	WLS	BF	H	R	ER	SO	BB	IBB	HBP	BLK	WP	HR	S	P	ERA	WHIP								
Bob Moose, R ERA: 4.52 Joe Gibbon, L ERA: 2.45 Bruce Dal Canton, R ERA: 3.15 Lou Marone, L ERA: 2.25 Chuck Hartenstein, R ERA: 3.61	(1, 1)	3.1	19	7	3	3	3	2	0	0	0	0	0	23	31	8.10	2.700								
(4, 1)	4.1		15	3	0	0	3	0	0	0	0	0	0	21	21	0.00	0.692								
(8, 1)	0.2	L	4	2	2	2	0	0	0	0	0	0	0	4	4	27.00	3.000								
(9, 1)	0.0		1	1	0	0	0	0	0	0	0	0	0	1	1	=	=								
(9, 1)	0.1		1	0	0	0	0	0	0	0	0	0	0	1	1	0.00	0.000								

Pittsburgh Pirates @ Chicago Cubs  
Wrigley Field, Chicago, IL  
Mon Jun 23 1969, 3:33 AM CDT  
Att: 12,500 - Cloudy - 65 F

AB 37  
R 5  
H 13  
RBI 5  
BB 2  
SO 6  
LOB 20





Batter	1	2	3	4	5	6	7	8	9	AB	R	H	RBI	BB	SO	LOB	TOP					
Matty Alou, L OBP: 0.399, SLG: 0.485 (1, 8)										4	1	2	0	0	0	1	<b>Pittsburgh Pirates @ Chicago Cubs</b> Wrigley Field, Chicago, IL Tue Jun 24 1969, 3:33 AM CDT Att: 17,530 - Cloudy - 68 F					
Richie Hebner, L OBP: 0.397, SLG: 0.448 (1, 5)										4	0	1	0	0	0	1						
Roberto Clemente, R OBP: 0.410, SLG: 0.545 (1, 9)										3	1	2	1	1	0	0						
Willie Stargell, L OBP: 0.401, SLG: 0.547 (1, 3)										3	0	0	0	1	1	4						
Manny Sanguillen, R OBP: 0.370, SLG: 0.426 (1, 2)										4	0	2	1	0	1	2						
Carl Taylor, R OBP: 0.364, SLG: 0.383 (1, 7)										4	0	0	0	0	0	3						
Bill Mazerowski, R OBP: 0.281, SLG: 0.294 (1, 4)										4	0	0	0	0	0	0						
Freddie Patek, R OBP: 0.328, SLG: 0.287 (1, 6)										3	0	1	0	0	0	0						
Jim Bunning, R OBP: 0.103, SLG: 0.037 (7, PH)										2	0	0	0	0	2	1						
Jose Pagan, R OBP: 0.303, SLG: 0.419 (7, PH)										1	0	1	0	0	0	0						
Johanny Jeter, R OBP: 0.230, SLG: 0.200 (7, PH)										0	0	0	0	0	0	0						
Chuck Hartenstein, R OBP: 0.295, SLG: 0.286 (7, 1)										0	0	0	0	0	0	0						
<b>Inning Stats</b>	R: 1 E: 0 K: 0 S: 4	H: 1 LOB: 2 BB: 2 P: 12	R: 0 E: 0 K: 1 S: 5	H: 1 LOB: 0 BB: 0 P: 5	R: 0 E: 0 K: 2 S: 9	H: 2 LOB: 2 BB: 0 P: 9	R: 0 E: 0 K: 0 S: 3	H: 0 LOB: 0 BB: 0 P: 3	R: 1 E: 1 K: 1 S: 7	H: 3 LOB: 1 BB: 0 P: 7	R: 0 E: 0 K: 0 S: 3	H: 0 LOB: 0 BB: 0 P: 3	R: 0 E: 0 K: 0 S: 3	H: 1 LOB: 1 BB: 0 P: 3	R: 0 E: 0 K: 0 S: 3	H: 0 LOB: 0 BB: 0 P: 3	R: 0 E: 0 K: 0 S: 3	H: 1 LOB: 0 BB: 0 P: 3	1B: 9 2B: 1 3B: 0 HR: 0	SF: 0 SAC: 0 DP: 2 HBP: 0	WP: 0 PB: 0 SB: 0 CS: 2	PA: 34
<b>PITCHER</b> Bill Hands, R ERA: 2.75 (1, 1)	IP: 9.0 WLS: W BF: 34 H: 9 R: 2 ER: 2 SO: 4	BB: 2 IBB: 0 HBP: 0 BLK: 0	WP: 0 HR: 0 S: 40 P: 48	ERA: 2.00 WHIP: 1.222	<b>PITCHER</b>																	

Batter	1	2	3	4	5	6	7	8	9	AB	R	H	RBI	BB	SO	LOB	BOTTOM			
Don Kessinger, S OBP: 0.363, SLG: 0.399 (1, 6)										4	1	1	0	0	0	0	<b>Pittsburgh Pirates @ Chicago Cubs</b> Wrigley Field, Chicago, IL Tue Jun 24 1969, 3:33 AM CDT Att: 17,530 - Cloudy - 68 F			
Paul Popovich, S OBP: 0.333, SLG: 0.318 (1, 4)										4	1	2	0	0	0	0				
Billy Williams, L OBP: 0.362, SLG: 0.462 (8, 7)										4	0	1	0	0	0	3				
Ron Santo, R OBP: 0.411, SLG: 0.521 (1, 5)										4	1	1	3	0	0	2				
14 Ernie Banks, R OBP: 0.333, SLG: 0.440 (1, 3)										4	0	0	0	0	1	1				
Willie Smith, L OBP: 0.342, SLG: 0.583 (1, 7)										3	0	2	0	0	1	0				
Jim Hickman, R OBP: 0.295, SLG: 0.286 (8, 9)										0	0	0	0	0	0	0				
Randy Hundley, R OBP: 0.382, SLG: 0.471 (1, 2)										3	0	0	0	0	1	2				
Rick Bladt, R OBP: 0.286, SLG: 0.286 (1, 8)										3	0	1	0	0	2	0				
Bill Hands, R OBP: 0.083, SLG: 0.029 (1, 1)										3	0	0	0	0	1	2				
<b>Inning Stats</b>	R: 0 E: 0 K: 0 S: 4	H: 1 LOB: 1 BB: 0 P: 4	R: 0 E: 0 K: 0 S: 5	H: 2 LOB: 2 BB: 0 P: 5	R: 3 E: 0 K: 2 S: 10	H: 3 LOB: 0 BB: 0 P: 10	R: 0 E: 0 K: 1 S: 5	H: 0 LOB: 0 BB: 0 P: 5	R: 0 E: 0 K: 1 S: 6	H: 1 LOB: 1 BB: 0 P: 6	R: 0 E: 0 K: 2 S: 7	H: 0 LOB: 0 BB: 0 P: 7	R: 0 E: 0 K: 0 S: 4	H: 1 LOB: 1 BB: 0 P: 4	R: 0 E: 0 K: 0 S: 4	H: 1 LOB: 1 BB: 0 P: 4	1B: 6 2B: 1 3B: 0 HR: 1	SF: 0 SAC: 0 DP: 0 HBP: 0	WP: 0 PB: 0 SB: 0 CS: 0	PA: 32
<b>PITCHER</b> Jim Bunning, R ERA: 3.67 (1, 1)	IP: 6.0 WLS: L BF: 25 H: 7 R: 3 ER: 3 SO: 4	BB: 0 IBB: 0 HBP: 0 BLK: 0	WP: 0 HR: 1 S: 33 P: 33	ERA: 4.50 WHIP: 1.167	<b>PITCHER</b>															
Chuck Hartenstein, R ERA: 3.48 (7, 1)	IP: 2.0 WLS: 7 BF: 1 H: 0 R: 0 ER: 0 SO: 2	BB: 0 IBB: 0 HBP: 0 BLK: 0	WP: 0 HR: 0 S: 11 P: 11	ERA: 0.00 WHIP: 0.500	<b>PITCHER</b>															



Batter	1	2	3	4	5	6	7	8	9	AB	R	H	RBI	BB	SO	LOB	TOP					
Matty Alou, L (1, 8) OBP: 0.397, SLG: 0.485	L9			F8		E WP 2B		K		4	1	1	0	0	1	0						
Richie Hebner, L (1, 5) OBP: 0.365, SLG: 0.458	G3			HR		E1 WP			F7	4	1	1	1	0	0	1						
Roberto Clemente, R (1, 9) OBP: 0.497, SLG: 0.537	6-3			K		4-0 1-2 3-H 0-3			F5	3	0	0	0	1	1	0						
Willie Stargell, L (1, 3) OBP: 0.395, SLG: 0.538		4-3		P5		0-3 0-3			F7	4	0	0	0	0	1	2						
Jose Pagan, R (1, 7) OBP: 0.294, SLG: 0.406		5-3			5-3					3	0	0	0	0	0	0						
Jose Martinez, R (1, 4) OBP: 0.308, SLG: 0.323			K		K				F9	3	0	0	0	0	2	0						
Jerry May, R (1, 2) OBP: 0.257, SLG: 0.346				F8	F8				K	3	0	0	0	0	1	0						
Freddie Patek, R (1, 6) OBP: 0.323, SLG: 0.282				P4		0-3 0-3			K	3	0	0	0	0	2	0						
Bob Veale, S (1, 1) OBP: 0.094, SLG: 0.033				6-3		0-3			K	2	0	0	0	0	1	0						
Chuck Hartenstein, R (6, 1) OBP: 0.222, SLG: 0.188						0-3			K	0	0	0	0	0	0	0						
Gary Kolb, L (8, PH) OBP: 0.222, SLG: 0.188						0-3			K	1	0	0	0	0	1	0						
Luke Walker, L (8, 1)						0-3			K	0	0	0	0	0	0	0						
<b>Inning Stats</b>	R: 0 E: 0 K: 0 S: 3	H: 0 LOB: 0 BB: 0 P: 3	R: 0 E: 0 K: 1 S: 5	H: 0 LOB: 0 BB: 0 P: 5	R: 0 E: 0 K: 0 S: 3	H: 0 LOB: 0 BB: 0 P: 3	R: 1 E: 0 K: 1 S: 6	H: 1 LOB: 0 BB: 0 P: 6	R: 0 E: 0 K: 1 S: 5	H: 0 LOB: 0 BB: 0 P: 5	R: 1 E: 1 K: 3 S: 11	H: 1 LOB: 2 BB: 1 P: 15	R: 0 E: 0 K: 1 S: 5	H: 0 LOB: 0 BB: 0 P: 5	R: 0 E: 0 K: 3 S: 9	H: 0 LOB: 0 BB: 0 P: 9	R: 0 E: 0 K: 0 S: 3	H: 0 LOB: 0 BB: 0 P: 3	1B: 0 2B: 1 3B: 0 HR: 1	SF: 0 SAC: 0 DP: 0 HBP: 0	WP: 1 PB: 0 SB: 0 CS: 0	PA: 31
<b>PITCHER</b> Fergie Jenkins, R (1, 1) ERA: 2.72	IP: 9.0 WLS: W BF: 31 H: 2 R: 2 ER: 1 SO: 10 BB: 1 IBB: 0 HBP: 0 BLK: 0 WP: 1 HR: 1 S: 50 P: 54 ERA: 1.00 WHIP: 0.333															<b>PITCHER</b>	IP: 9.0 WLS: W BF: 31 H: 2 R: 2 ER: 1 SO: 10 BB: 1 IBB: 0 HBP: 0 BLK: 0 WP: 1 HR: 1 S: 50 P: 54 ERA: 1.00 WHIP: 0.333					

Pittsburgh Pirates @ Chicago Cubs  
Wrigley Field, Chicago, IL  
Wed Jun 25 1969, 3:33 AM CDT  
Att: 26,434 - Sunny - 78 F

AB 30  
R 2  
H 2  
RBI 1  
BB 1  
SO 10  
LOB 3



Batter	1	2	3	4	5	6	7	8	9	AB	R	H	RBI	BB	SO	LOB	BOTTOM					
Don Kessinger, S (1, 6) OBP: 0.360, SLG: 0.395	1-3		SH WP SH5-4 1B		P4		1-3			3	1	0	0	0	0	0						
Nate Oliver, R (1, 4) OBP: 0.222, SLG: 0.371	5-3		SH5-4		6-3		6-3			3	0	0	0	0	0	0						
Billy Williams, L (1, 7) OBP: 0.361, SLG: 0.459	1-3		G6-4-3 1B			G3		4-3		4	0	1	1	0	0	0						
Ron Santo, R (1, 5) OBP: 0.412, SLG: 0.517		1-3 3B BB	G6-4-3 1B			4-0 BB FC4-6 1B		5-3		2	2	0	0	2	0	1						
14 Ernie Banks, R (1, 3) OBP: 0.332, SLG: 0.437		F8		K		0-3 1-2 E 1B		K		4	1	1	0	0	2	1						
Randy Hundley, R (1, 2) OBP: 0.382, SLG: 0.467		1-3		K		4-0 1-2 2-3 FC4-6 BB				2	0	0	0	1	1	1						
Ken Rudolph, R (7, 2) OBP: 0.214, SLG: 0.231				K		1-2 2-3 FC4-6 BB				0	0	0	0	0	0	0						
Jim Hickman, R (1, 9) OBP: 0.307, SLG: 0.313						0-0 1-2 2-3 FC4-6				1	0	1	1	1	0	0						
Willie Smith, L (6, PH) OBP: 0.338, SLG: 0.575						1-2 2-3 FC4-6				1	0	0	1	0	0	1						
Don Young, R (7, 8) OBP: 0.349, SLG: 0.352						1-2 2-3 FC4-6				0	0	0	0	0	0	0						
Rick Bladt, R (1, 8) OBP: 0.200, SLG: 0.200						0-3 K				3	0	0	0	0	1	3						
Fergie Jenkins, R (1, 1) OBP: 0.164, SLG: 0.143						4-0 SH5-4 WP BB			4-3	2	1	0	0	1	1	0						
<b>Inning Stats</b>	R: 0 E: 0 K: 0 S: 3	H: 0 LOB: 0 BB: 0 P: 3	R: 1 E: 0 K: 0 S: 4	H: 1 LOB: 1 BB: 1 P: 8	R: 2 E: 1 K: 0 S: 4	H: 1 LOB: 0 BB: 1 P: 8	R: 0 E: 0 K: 2 S: 7	H: 0 LOB: 1 BB: 1 P: 11	R: 0 E: 0 K: 1 S: 5	H: 0 LOB: 0 BB: 0 P: 5	R: 2 E: 1 K: 1 S: 6	H: 1 LOB: 1 BB: 2 P: 14	R: 0 E: 0 K: 0 S: 3	H: 0 LOB: 0 BB: 0 P: 3	R: 0 E: 0 K: 1 S: 5	H: 0 LOB: 0 BB: 0 P: 5	R: 0 E: 0 K: 0 S: 3	H: 0 LOB: 0 BB: 0 P: 3	1B: 2 2B: 0 3B: 1 HR: 0	SF: 0 SAC: 2 DP: 1 HBP: 0	WP: 1 PB: 0 SB: 0 CS: 0	PA: 32
<b>PITCHER</b> Bob Veale, L (1, 1) ERA: 3.84	IP: 5.1 WLS: L BF: 24 H: 3 R: 5 ER: 3 SO: 3 BB: 5 IBB: 0 HBP: 0 BLK: 0 WP: 1 HR: 0 S: 25 P: 45 ERA: 5.06 WHIP: 1.500															<b>PITCHER</b>	IP: 5.1 WLS: L BF: 24 H: 3 R: 5 ER: 3 SO: 3 BB: 5 IBB: 0 HBP: 0 BLK: 0 WP: 1 HR: 0 S: 25 P: 45 ERA: 5.06 WHIP: 1.500					
Chuck Hartenstein, R (6, 1) ERA: 3.38	IP: 1.2 WLS: 0 BF: 5 H: 0 R: 0 ER: 0 SO: 1 BB: 0 IBB: 0 HBP: 0 BLK: 0 WP: 0 HR: 0 S: 7 P: 7 ERA: 0.00 WHIP: 0.000															<b>PITCHER</b>	IP: 1.2 WLS: 0 BF: 5 H: 0 R: 0 ER: 0 SO: 1 BB: 0 IBB: 0 HBP: 0 BLK: 0 WP: 0 HR: 0 S: 7 P: 7 ERA: 0.00 WHIP: 0.000					
Luke Walker, L (8, 1) ERA: 3.22	IP: 1.0 WLS: 0 BF: 3 H: 0 R: 0 ER: 0 SO: 1 BB: 0 IBB: 0 HBP: 0 BLK: 0 WP: 0 HR: 0 S: 5 P: 5 ERA: 0.00 WHIP: 0.000															<b>PITCHER</b>	IP: 1.0 WLS: 0 BF: 3 H: 0 R: 0 ER: 0 SO: 1 BB: 0 IBB: 0 HBP: 0 BLK: 0 WP: 0 HR: 0 S: 5 P: 5 ERA: 0.00 WHIP: 0.000					

Pittsburgh Pirates @ Chicago Cubs  
Wrigley Field, Chicago, IL  
Wed Jun 25 1969, 3:33 AM CDT  
Att: 26,434 - Sunny - 78 F


AB 25  
R 5  
H 3  
RBI 3  
BB 5  
SO 5  
LOB 7






Batter	1	2	3	4	5	6	7	8	9	10	AB	R	H	RBI	BB	SO	LOB	TOP										
Matty Alou, L OBP: 0.397, SLG: 0.484 (1, 8)											5	1	2	0	0	0	0	<b>Pittsburgh Pirates @ Chicago Cubs</b> Wrigley Field, Chicago, IL Thu Jun 26 1969, 3:33 AM CDT Alt. 29,473 - Sunny - 90 F										
Johnny Jeter, R OBP: 0.400, SLG: 0.333 (1, 7)											4	1	2	0	1	1	1											
Roberto Clemente, R OBP: 0.403, SLG: 0.544 (1, 9)											5	1	1	2	0	0	3											
Willie Stargell, L OBP: 0.400, SLG: 0.552 Jose Martinez, R OBP: 0.303, SLG: 0.318 (8, PR) (8, 5)											3	1	2	1	1	0	0											
Manny Sanguillen, R OBP: 0.377, SLG: 0.444 (1, 2)												5	1	2	1	0	3											
Richie Hebner, L OBP: 0.368, SLG: 0.456 (8, 3)												3	0	1	0	0	0											
Bill Mazeroski, R OBP: 0.288, SLG: 0.295 (1, 4)												3	0	1	0	2	1											
Freddie Patek, R OBP: 0.315, SLG: 0.275 (1, 6)												5	0	0	0	0	1											
Dock Ellis, S OBP: 0.138, SLG: 0.107 Chuck Hartenstein, R OBP: 0.303, SLG: 0.318 Joe Gibbon, R OBP: 0.444, SLG: 0.625 (8, 1) (8, 1) (9, 1)												4	0	0	0	0	2											
<b>Inning Stats</b>	R: 1 E: 0 K: 0 S: 4	H: 2 LOB: 0 BB: 0 P: 4	R: 0 E: 0 K: 3 S: 11	H: 2 LOB: 2 BB: 11 P: 11	R: 0 E: 0 K: 0 S: 2	H: 1 LOB: 2 BB: 1 P: 8	R: 0 E: 0 K: 0 S: 2	H: 0 LOB: 0 BB: 1 P: 6	R: 0 E: 0 K: 1 S: 5	H: 0 LOB: 0 BB: 0 P: 5	R: 2 E: 0 K: 0 S: 5	H: 2 LOB: 0 BB: 0 P: 5	R: 0 E: 0 K: 1 S: 5	H: 0 LOB: 0 BB: 0 P: 5	R: 2 E: 1 K: 0 S: 7	H: 3 LOB: 3 BB: 1 P: 11	R: 0 E: 0 K: 0 S: 3		H: 0 LOB: 1 BB: 1 P: 7	R: 0 E: 0 K: 0 S: 3	H: 1 LOB: 1 BB: 0 P: 4	1B: 8 2B: 0 3B: 0 HR: 3	SF: 0 SAC: 1 DP: 2 HBP: 1	WP: 0 PB: 0 SB: 0 CS: 0	PA: 44			
<b>PITCHER</b>	IP 7.0	WLS 29	BF 8	H 4	R 4	ER 4	SO 5	BB 1	IBB 0	HBP 0	BLK 0	WP 0	HR 2	S 37	P 45	ERA 5.14	WHIP 1.286											
Dick Selma, R ERA: 3.83 Ted Abernathy, R ERA: 2.23 Phil Regan, R ERA: 3.41	(1, 1)	(8, 1)	(8, 1)	0.0	2	2	1	1	0	0	0	0	0	1	2	2	∞	∞										
(8, 1)	3.0	W	13	1	0	0	0	1	1	1	0	0	0	0	10	19	0.00	0.667										

AB	38
R	5
H	11
RBI	4
BB	4
SO	5
LOB	22



Batter	1	2	3	4	5	6	7	8	9	10	AB	R	H	RBI	BB	SO	LOB	BOTTOM										
Don Kessinger, S OBP: 0.358, SLG: 0.391 (1, 6)											5	0	1	0	0	0	1	<b>Pittsburgh Pirates @ Chicago Cubs</b> Wrigley Field, Chicago, IL Thu Jun 26 1969, 3:33 AM CDT Alt. 29,473 - Sunny - 90 F										
Nate Oliver, R OBP: 0.220, SLG: 0.333 (1, 4)											4	0	0	0	1	1	1											
Billy Williams, L OBP: 0.365, SLG: 0.470 (9, 7)											4	2	2	1	0	0	1											
Ron Santo, R OBP: 0.415, SLG: 0.528 (1, 5)											4	2	2	2	1	0	2											
14 Ernie Banks, R OBP: 0.333, SLG: 0.436 (1, 3)											5	0	2	0	0	0	0											
Willie Smith, L OBP: 0.333, SLG: 0.558 Don Young, R OBP: 0.347, SLG: 0.349 (8, PR) (9, 8)											4	0	1	0	0	0	5											
Ken Rudolph, R OBP: 0.263, SLG: 0.412 (1, 2)											4	2	1	2	1	1	2											
Rick Bladt, R OBP: 0.154, SLG: 0.154 Al Spangler, L OBP: 0.316, SLG: 0.391 Jim Hickman, R OBP: 0.310, SLG: 0.347 (8, PH) (8, PH) (9, 9)											3	0	0	0	0	1	1											
Dick Selma, R OBP: 0.194, SLG: 0.194 Ted Abernathy, R OBP: 0.400, SLG: 0.600 Phil Regan, R (8, 1)											3	0	1	0	0	0	0											
<b>Inning Stats</b>	R: 1 E: 0 K: 0 S: 6	H: 3 LOB: 2 BB: 0 P: 6	R: 0 E: 0 K: 0 S: 4	H: 1 LOB: 1 BB: 4 P: 4	R: 0 E: 0 K: 0 S: 3	H: 0 LOB: 0 BB: 3 P: 3	R: 0 E: 1 K: 2 S: 8	H: 0 LOB: 1 BB: 0 P: 8	R: 0 E: 0 K: 1 S: 6	H: 1 LOB: 1 BB: 1 P: 6	R: 2 E: 0 K: 0 S: 4	H: 2 LOB: 0 BB: 1 P: 8	R: 0 E: 0 K: 0 S: 3	H: 0 LOB: 0 BB: 0 P: 3	R: 2 E: 1 K: 0 S: 6	H: 3 LOB: 2 BB: 0 P: 6	R: 0 E: 0 K: 0 S: 3		H: 0 LOB: 2 BB: 1 P: 8	R: 2 E: 0 K: 1 S: 5	H: 1 LOB: 0 BB: 1 P: 9	1B: 7 2B: 0 3B: 0 HR: 4	SF: 0 SAC: 0 DP: 2 HBP: 1	WP: 0 PB: 0 SB: 0 CS: 0	PA: 44			
<b>PITCHER</b>	IP 7.0	WLS 31	BF 9	H 5	R 5	ER 5	SO 3	BB 1	IBB 0	HBP 0	BLK 0	WP 0	HR 3	S 36	P 40	ERA 6.43	WHIP 1.429											
Dock Ellis, R ERA: 4.09 Chuck Hartenstein, R ERA: 3.36 Joe Gibbon, L ERA: 2.39 Bruce Dal Canton, R ERA: 3.47	(1, 1)	(8, 1)	(8, 1)	1.1	5	0	0	0	0	1	0	0	0	3	8	0.00	0.750											
(8, 1)	1.0	L	5	1	2	2	1	1	0	0	0	0	0	1	6	10	18.00	2.000										

AB	40
R	7
H	11
RBI	7
BB	3
SO	4
LOB	15





Batter	1	2	3	4	5	6	7	8	9	AB	R	H	RBI	BB	SO	LOB	TOP
Matty Alou, L OBP: 0.394, SLG: 0.479 (1, 8)	0-3 K 1		0-3 K 1		X 0-0 1B		X 0-0 6-3 3		X 0-0 5-3 3	5	0	1	0	0	2	0	
Jose Martinez, R OBP: 0.236, SLG: 0.300 Roberto Clemente, R OBP: 0.403, SLG: 0.544 (1, 5) (8, 9)	0-3 K 2		0-0 1-3 2		X 0-3 K 3			0-3 K 1		4	0	0	0	0	3	1	
Manny Sanguillen, R OBP: 0.374, SLG: 0.457 (1, 2)	0-0 1B 2B		0-0 F8 3		X 0-0 P3 1			0-0 4-3 1B 2B		4	2	2	0	0	0	0	
Willie Stargell, L OBP: 0.403, SLG: 0.552 Carl Taylor, R OBP: 0.357, SLG: 0.375 (1, 3) (6, PR) (6, 3)	4-0 1B BB			X 0-0 4-3 1		X 0-0 1B 1B		0-0 4-3 2-3		2	0	1	0	1	0	0	
Jose Pagan, R OBP: 0.295, SLG: 0.404 Richie Hebner, L OBP: 0.370, SLG: 0.456 (1, 7) (8, PH) (8, 5)	0-0 1B BB			X 0-0 F2 2		X 0-0 F7 2		4-0 1B IBB		3	0	1	1	0	0	1	
Bill Mazerowski, R OBP: 0.292, SLG: 0.299 (1, 4)	0-0 FC4-6 1B			X 0-0 P4 3		X 0-0 1B 1-2		0-0 1-3 3-H 1B 3		4	0	2	1	0	0	2	
Johnny Jeter, R OBP: 0.286, SLG: 0.231 (1, 9) (8, 7)		0-3 K 1		X 0-0 F7 2		X 0-3 K 3		0-3 K 3		4	0	0	0	0	3	4	
Freddie Patek, R OBP: 0.314, SLG: 0.290 (1, 6)		0-0 F7 2		X 0-0 HR 2			0-3 K 1		0-3 K 1	4	1	1	1	0	2	0	
Steve Blass, R OBP: 0.256, SLG: 0.289 Joe Gibbon, R (9, 1)		0-3 K 3		X 0-3 K 2		X 0-0 P3 2		0-0 6-3 2		4	0	0	0	0	2	0	
<b>Inning Stats</b>	R: 1 H: 2 E: 0 LOB: 2 K: 2 BB: 1 S: 9	H: 0 R: 0 ER: 0 SO: 7 BB: 0 IBB: 0 HBP: 0 BLK: 0 WP: 0 HR: 1 S: 45 P: 49 ERA: 2.57 WHIP: 1.000	R: 0 H: 0 ER: 0 SO: 7 BB: 0 IBB: 0 HBP: 0 BLK: 0 WP: 0 HR: 0 S: 14 P: 18 ERA: 4.50 WHIP: 1.000	R: 0 H: 0 ER: 0 SO: 3 BB: 0 IBB: 0 HBP: 0 BLK: 0 WP: 0 HR: 0 S: 14 P: 18 ERA: 4.50 WHIP: 1.000	R: 1 H: 2 E: 0 LOB: 1 K: 1 BB: 0 S: 9	R: 0 H: 2 E: 0 LOB: 2 K: 1 BB: 0 S: 7	R: 0 H: 0 ER: 0 SO: 5 BB: 0 IBB: 0 HBP: 0 BLK: 0 WP: 0 HR: 0 S: 13 P: 13 ERA: 4.50 WHIP: 1.000	R: 1 H: 2 E: 0 LOB: 2 K: 1 BB: 0 S: 9	R: 0 H: 0 ER: 0 SO: 5 BB: 0 IBB: 0 HBP: 0 BLK: 0 WP: 0 HR: 0 S: 13 P: 13 ERA: 4.50 WHIP: 1.000	1B: 5 2B: 2 3B: 0 HR: 1 SF: 0 SAC: 0 DP: 0 HBP: 0	WP: 0 PB: 0 SB: 0 CS: 0	PA: 37	AB R H RBI BB SO LOB	35 3 8 3 2 12 9			
<b>PITCHER</b>	IP WLS BF H R ER SO BB IBB HBP BLK WP HR S P ERA WHIP	IP WLS BF H R ER SO BB IBB HBP BLK WP HR S P ERA WHIP	IP WLS BF H R ER SO BB IBB HBP BLK WP HR S P ERA WHIP	IP WLS BF H R ER SO BB IBB HBP BLK WP HR S P ERA WHIP	IP WLS BF H R ER SO BB IBB HBP BLK WP HR S P ERA WHIP	IP WLS BF H R ER SO BB IBB HBP BLK WP HR S P ERA WHIP	IP WLS BF H R ER SO BB IBB HBP BLK WP HR S P ERA WHIP	IP WLS BF H R ER SO BB IBB HBP BLK WP HR S P ERA WHIP	IP WLS BF H R ER SO BB IBB HBP BLK WP HR S P ERA WHIP	IP WLS BF H R ER SO BB IBB HBP BLK WP HR S P ERA WHIP	IP WLS BF H R ER SO BB IBB HBP BLK WP HR S P ERA WHIP	IP WLS BF H R ER SO BB IBB HBP BLK WP HR S P ERA WHIP	IP WLS BF H R ER SO BB IBB HBP BLK WP HR S P ERA WHIP	IP WLS BF H R ER SO BB IBB HBP BLK WP HR S P ERA WHIP	IP WLS BF H R ER SO BB IBB HBP BLK WP HR S P ERA WHIP	IP WLS BF H R ER SO BB IBB HBP BLK WP HR S P ERA WHIP	IP WLS BF H R ER SO BB IBB HBP BLK WP HR S P ERA WHIP

Pittsburgh Pirates @ New York Mets  
Shea Stadium, Flushing, NY  
Fri Jun 27 1969, 7:05 PM EDT  
Att: 42,276 - Unknown

AB 35  
R 3  
H 8  
RBI 3  
BB 2  
SO 12  
LOB 9



Batter	1	2	3	4	5	6	7	8	9	AB	R	H	RBI	BB	SO	LOB	BOTTOM
Ken Boswell, L OBP: 0.324, SLG: 0.360 (1, 4)	0-3 K 1		4-0 1B BB		X 0-3 K 3			X 0-0 P6 1		3	0	0	0	1	2	0	
Tommie Agee, R OBP: 0.319, SLG: 0.479 (1, 8)	0-0 3-1 2		0-0 5-3 3		X 0-0 G3 1B			0-0 6-3 2		4	0	1	0	0	0	1	
Wayne Garrett, L OBP: 0.339, SLG: 0.333 (1, 5)	0-0 F9 3			X 0-0 F8 1		X 0-0 F8 1		0-0 P5 3		4	0	0	0	0	0	1	
Cleon Jones, R OBP: 0.428, SLG: 0.520 (1, 7)		4-0 1B BB		X 0-0 4-3 2		X 0-0 G3 2		0-0 5-3 1		3	0	0	0	1	0	1	
Art Shamsky, L OBP: 0.409, SLG: 0.532 (1, 9)		0-0 P4 1		X 0-0 E 1B		X 0-3 K 3		4-0 BB 1B BB		3	1	1	0	1	1	2	
Ed Kranepool, L OBP: 0.290, SLG: 0.369 (1, 3)		0-0 F7 2		X 0-0 E4 1-2		X 4-0 FC6-4 BB		4-0 1B BB		2	0	0	0	2	0	2	
J.C. Martin, L OBP: 0.275, SLG: 0.340 Ron Swoboda, R OBP: 0.280, SLG: 0.331 (1, 2) (9, PR)		0-0 P6 3		X 0-0 4-3 3		X 0-0 L8 1		0-0 1-2 2-H 1B		4	0	1	1	0	0	4	
Al Weis, S OBP: 0.213, SLG: 0.203 Rod Gaspar, S OBP: 0.326, SLG: 0.309 (1, 6) (9, PH)			X 0-0 F7 1		X 0-0 F7 1		X 0-0 FC6-4 1-2		0-3 K 2	3	0	0	0	0	0	1	
Jerry Koosman, R OBP: 0.033, SLG: 0.033 Donn Clendenon, R OBP: 0.265, SLG: 0.363 Cal Koonce, R OBP: 0.667, SLG: 0.667 Ed Charles, R OBP: 0.271, SLG: 0.262 (1, 1) (7, PH) (8, PH)			0-3 K 2		X 0-0 P4 2		X 0-3 K 3		0-3 K 3	2	0	0	0	0	1	0	
<b>Inning Stats</b>	R: 0 H: 0 E: 0 LOB: 0 K: 1 BB: 0 S: 5	H: 0 R: 0 ER: 0 SO: 7 BB: 0 IBB: 0 HBP: 0 BLK: 0 WP: 0 HR: 0 S: 34 P: 34 ERA: 4.75	R: 0 H: 0 ER: 0 SO: 7 BB: 1 IBB: 0 HBP: 0 BLK: 0 WP: 0 HR: 0 S: 6 P: 6 ERA: 0.00 WHIP: 0.000	R: 0 H: 1 E: 1 LOB: 2 K: 0 BB: 0 S: 5	R: 0 H: 0 ER: 0 SO: 5 BB: 0 IBB: 0 HBP: 0 BLK: 0 WP: 0 HR: 0 S: 39 P: 59 ERA: 1.08 WHIP: 0.960	R: 0 H: 1 E: 0 LOB: 1 K: 1 BB: 0 S: 6	R: 0 H: 0 ER: 0 SO: 9 BB: 1 IBB: 0 HBP: 0 BLK: 0 WP: 0 HR: 0 S: 13 P: 13 ERA: 4.50 WHIP: 1.000	R: 0 H: 0 ER: 0 SO: 3 BB: 0 IBB: 0 HBP: 0 BLK: 0 WP: 0 HR: 0 S: 13 P: 13 ERA: 4.50 WHIP: 1.000	R: 1 H: 1 E: 0 LOB: 2 K: 2 BB: 2 S: 8	1B: 3 2B: 0 3B: 0 HR: 0 SF: 0 SAC: 0 DP: 0 HBP: 0	WP: 0 PB: 0 SB: 0 CS: 0	PA: 36	AB R H RBI BB SO LOB	31 1 3 1 5 7 17			
<b>PITCHER</b>	IP WLS BF H R ER SO BB IBB HBP BLK WP HR S P ERA WHIP	IP WLS BF H R ER SO BB IBB HBP BLK WP HR S P ERA WHIP	IP WLS BF H R ER SO BB IBB HBP BLK WP HR S P ERA WHIP	IP WLS BF H R ER SO BB IBB HBP BLK WP HR S P ERA WHIP	IP WLS BF H R ER SO BB IBB HBP BLK WP HR S P ERA WHIP	IP WLS BF H R ER SO BB IBB HBP BLK WP HR S P ERA WHIP	IP WLS BF H R ER SO BB IBB HBP BLK WP HR S P ERA WHIP	IP WLS BF H R ER SO BB IBB HBP BLK WP HR S P ERA WHIP	IP WLS BF H R ER SO BB IBB HBP BLK WP HR S P ERA WHIP	IP WLS BF H R ER SO BB IBB HBP BLK WP HR S P ERA WHIP	IP WLS BF H R ER SO BB IBB HBP BLK WP HR S P ERA WHIP	IP WLS BF H R ER SO BB IBB HBP BLK WP HR S P ERA WHIP	IP WLS BF H R ER SO BB IBB HBP BLK WP HR S P ERA WHIP	IP WLS BF H R ER SO BB IBB HBP BLK WP HR S P ERA WHIP	IP WLS BF H R ER SO BB IBB HBP BLK WP HR S P ERA WHIP	IP WLS BF H R ER SO BB IBB HBP BLK WP HR S P ERA WHIP	IP WLS BF H R ER SO BB IBB HBP BLK WP HR S P ERA WHIP

Pittsburgh Pirates @ New York Mets  
Shea Stadium, Flushing, NY  
Fri Jun 27 1969, 7:05 PM EDT  
Att: 42,276 - Unknown

AB 31  
R 1  
H 3  
RBI 1  
BB 5  
SO 7  
LOB 17






Batter	1	2	3	4	5	6	7	8	9	AB	R	H	RBI	BB	SO	LOB	TOP			
Matty Alou, L OBP: 0.394, SLG: 0.478 (1, 8)	E6		P6		F5			WP 1B SH 1B	1B	5	1	2	0	0	0	0				
Richie Hebner, L OBP: 0.388, SLG: 0.453 (1, 5)	F8			F8	K			SH 1B WP	G6-4-3 1B	4	1	1	0	0	1	1				
Roberto Clemente, R OBP: 0.394, SLG: 0.531 (1, 9)	K			K		P4		K	G6-4-3	5	0	0	0	0	3	6				
Manny Sanguillen, R OBP: 0.377, SLG: 0.455 (1, 2)	P4			BB 2B	1B	L7		1B 2B	IBB	3	2	1	0	1	0	1				
Al Oliver, L OBP: 0.318, SLG: 0.388 Carl Taylor, R OBP: 0.368, SLG: 0.388 (8, 3)	F8			2B WP BB	BB	4-3		2B SF8 1B		2	1	0	0	1	0	0				
Jose Pagan, R OBP: 0.312, SLG: 0.437 Johnny Jeter, R OBP: 0.286, SLG: 0.231 (9, 7)	5-3			WP 2B				G6-4-3 1B	1-3 2-H 3-H 2B	4	0	3	2	0	0	0				
Bill Mazerowski, R OBP: 0.291, SLG: 0.296 (1, 4)	F7			BB		G6-4-3		SF8		2	0	0	1	1	0	1				
Freddie Patek, R OBP: 0.308, SLG: 0.284 (1, 6)	F6		F9			6-3		F7		4	0	0	0	0	0	4				
Jim Bunning, R OBP: 0.097, SLG: 0.034 Willie Stargell, L OBP: 0.405, SLG: 0.552 Jose Martinez, R OBP: 0.286, SLG: 0.300 Joe Gibbon, R (8, 1)	4-3				P3			SH 1B WP BB	K	2	0	0	0	0	0	0				
<b>Inning Stats</b>	R: 0 E: 1 K: 1 S: 6	H: 0 LOB: 1 BB: 0 P: 6	R: 0 E: 0 K: 0 S: 3	H: 0 LOB: 0 BB: 0 P: 3	R: 0 E: 0 K: 0 S: 3	H: 0 LOB: 0 BB: 0 P: 3	R: 2 E: 0 K: 1 S: 7	H: 2 LOB: 2 BB: 2 P: 15	R: 0 E: 0 K: 1 S: 5	H: 0 LOB: 0 BB: 0 P: 5	R: 0 E: 0 K: 0 S: 3	H: 1 LOB: 0 BB: 0 P: 3	R: 5 E: 1 K: 1 S: 9	H: 3 LOB: 2 BB: 2 P: 17	R: 0 E: 0 K: 1 S: 6	H: 2 LOB: 1 BB: 0 P: 6	1B: 6 2B: 2 3B: 0 HR: 0	SF: 1 SAC: 1 DP: 2 HBP: 0	WP: 2 PB: 0 SB: 1 CS: 0	PA: 39
<b>PITCHER</b>	IP WLS BF H R ER SO BB IBB HBP BLK WP HR S P ERA WHIP																			
Gary Gentry, R ERA: 3.26 Tug McGraw, L ERA: 3.02 Ron Taylor, R ERA: 2.45	(1, 1) (8, 1) (8, 1)	7.0 0.1 1.2	L 6 6	27 3 2	3 3 1	3 2 0	3 1 1	3 0 0	0 1 0	0 0 0	0 0 0	1 1 0	0 7 8	30 11 8	42 11 8	3.86 54.00 0.00	0.857 9.000 1.200			

Pittsburgh Pirates @ New York Mets  
Shea Stadium, Flushing, NY  
Sat Jun 28 1969, 7:05 PM EDT  
Att: 48,398 - Unknown


AB 33  
R 7  
H 8  
RBI 5  
BB 4  
SO 5  
LOB 13



Batter	1	2	3	4	5	6	7	8	9	AB	R	H	RBI	BB	SO	LOB	BOTTOM					
Ken Boswell, L OBP: 0.321, SLG: 0.352 (1, 4)	F5		CS BB		6-3			4-3	4-3	4	0	0	0	1	0	3						
Tommie Agee, R OBP: 0.318, SLG: 0.473 (1, 8)	F5		F9			SH1-3 BB		K		3	0	0	0	1	1	1						
Wayne Garrett, L OBP: 0.333, SLG: 0.327 (1, 5)	K			4-3		SH1-3		L6		3	0	0	0	0	1	0						
Cleon Jones, R OBP: 0.432, SLG: 0.536 (1, 7)		HR 1B				F8			HR	4	2	3	1	0	0	1						
Art Shamsky, L OBP: 0.391, SLG: 0.506 (1, 9)	F9			K		K			E1 1B	4	1	0	0	0	2	3						
Ed Kranepool, L OBP: 0.294, SLG: 0.387 (1, 3)	HR			P6				F8	G4-6-3 1B	4	1	2	2	0	0	1						
J.C. Martin, L OBP: 0.284, SLG: 0.327 (1, 2)	3-1				K			F9	G4-6-3	4	0	0	0	0	1	2						
Al Weis, S OBP: 0.226, SLG: 0.218 (1, 6)	F7				K				1B 1B	4	0	2	1	0	1	0						
Gary Gentry, R ERA: 3.59 Tug McGraw, L ERA: 2.43 Ron Taylor, R ERA: 2.45 Ed Charles, R OBP: 0.277, SLG: 0.269 (8, 1)	(1, 1) (8, 1) (8, 1) (8, 1)	7.0 7.0 2.0	W S S	27 10	5 4	2 2 1	2 1 1	0 0 0	0 0 0	0 0 0	0 0 0	0 0 0	0 0 0	0 0 0	0 0 0	0 0 0						
<b>Inning Stats</b>	R: 0 E: 0 K: 1 S: 5	H: 0 LOB: 0 BB: 0 P: 5	R: 2 E: 0 K: 0 S: 5	H: 2 LOB: 0 BB: 0 P: 5	R: 0 E: 0 K: 0 S: 2	H: 0 LOB: 0 BB: 1 P: 6	R: 0 E: 0 K: 1 S: 6	H: 1 LOB: 1 BB: 0 P: 6	R: 0 E: 0 K: 2 S: 8	H: 1 LOB: 1 BB: 0 P: 8	R: 0 E: 0 K: 1 S: 5	H: 0 LOB: 1 BB: 1 P: 9	R: 0 E: 0 K: 1 S: 6	H: 1 LOB: 1 BB: 0 P: 6	R: 0 E: 0 K: 1 S: 5	H: 0 LOB: 0 BB: 0 P: 5	R: 2 E: 1 K: 0 S: 7	H: 4 LOB: 2 BB: 0 P: 7	1B: 6 2B: 1 3B: 0 HR: 2	SF: 0 SAC: 1 DP: 1 HBP: 0	WP: 0 PB: 0 SB: 1 CS: 1	PA: 37
<b>PITCHER</b>	IP WLS BF H R ER SO BB IBB HBP BLK WP HR S P ERA WHIP																					
Jim Bunning, R ERA: 3.59 Joe Gibbon, L ERA: 2.43	(1, 1) (8, 1)	7.0 2.0	W S	27 10	5 4	2 2 1	2 1 1	0 0 0	0 0 0	0 0 0	0 0 0	0 1 12	37 12	45 12	2.57 4.50	2.000						

Pittsburgh Pirates @ New York Mets  
Shea Stadium, Flushing, NY  
Sat Jun 28 1969, 7:05 PM EDT  
Att: 48,398 - Unknown

AB 34  
R 4  
H 9  
RBI 4  
BB 2  
SO 7  
LOB 12





Batter	1	2	3	4	5	6	7	8	9	AB	R	H	RBI	BB	SO	LOB	TOP					
Matty Alou, L OBP: 0.388, SLG: 0.471 (1, 8)	0-0 5-3	0-0 L6		0-0 FC6-4			0-0 4-3		0-0 L3	5	0	0	0	0	0	3						
Richie Hebner, L OBP: 0.370, SLG: 0.451 (1, 5)	4-0 BB		0-0 6-3 S		0-0 F7		0-0 F8			3	0	1	0	1	0	0						
Roberto Clemente, R OBP: 0.389, SLG: 0.521 (1, 9)	0-3 K		0-0 F9		0-0 4-3			0-3 K		4	0	0	0	0	2	2						
Manny Sanguillen, R OBP: 0.374, SLG: 0.450 (1, 2)	0-3 K		0-0 6-3		0-0 1B			0-0 6-3		4	0	1	0	0	1	2						
Jose Pagan, R OBP: 0.319, SLG: 0.439 (1, 7)		0-0 HR 1B	0-0 F9		0-3 K			0-0 3B 1B		4	2	2	0	0	1	2						
Carl Taylor, R OBP: 0.393, SLG: 0.500 (1, 3)	0-0 HR			4-0 BB BB		0-3 K		0-0 3B		3	1	2	3	1	1	0						
Bill Mazerowski, R OBP: 0.292, SLG: 0.293 Jose Martinez, R OBP: 0.282, SLG: 0.296 (1, 4) (6, 4)	0-3 K			4-0 FC6-4 BB		0-0 F7		0-0 F7		2	0	0	0	1	1	0						
Freddie Patek, R OBP: 0.307, SLG: 0.280 (1, 6)	4-0 SH1-4 BB			0-0 P3		0-3 K			0-0 F5	3	0	0	0	1	1	2						
Bob Veale, S OBP: 0.091, SLG: 0.032 Bruce Dal Canton, R OBP: 0.444, SLG: 0.655 Gary Kolb, L OBP: 0.211, SLG: 0.176 Chuck Hartenstein, R OBP: 0.255, SLG: 0.343 (1, 1) (4, 1) (7, PH) (7, 1) (9, PH)	0-0 SH1-4			0-3 K			0-3 K		0-3 K	1	0	0	0	0	1	2						
<b>Inning Stats</b>	R: 0 E: 0 K: 2 S: 7	H: 0 LOB: 1 BB: 1 P: 11	R: 2 E: 0 K: 1 S: 7	H: 2 LOB: 1 BB: 1 P: 11	R: 0 E: 0 K: 0 S: 4	H: 1 LOB: 1 BB: 0 P: 4	R: 0 E: 0 K: 1 S: 5	H: 0 LOB: 0 BB: 0 P: 13	R: 0 E: 0 K: 1 S: 6	H: 1 LOB: 1 BB: 0 P: 6	R: 0 E: 0 K: 2 S: 7	H: 0 LOB: 0 BB: 0 P: 7	R: 0 E: 0 K: 1 S: 5	H: 0 LOB: 0 BB: 0 P: 5	R: 1 E: 0 K: 1 S: 7	H: 2 LOB: 1 BB: 0 P: 7	R: 0 E: 0 K: 1 S: 5	H: 0 LOB: 0 BB: 0 P: 5	1B: 4 2B: 0 3B: 1 HR: 1	SF: 0 SAC: 1 DP: 0 HBP: 0	WP: 0 PB: 0 SB: 1 CS: 0	PA: 37
<b>PITCHER</b> Tom Seaver, R ERA: 2.57 (1, 1)	IP: 9.0 WLS: W BF: 37 H: 6 R: 3 ER: 3 SO: 10 BB: 4 IBB: 0 HBP: 0 BLK: 0 WP: 0 HR: 1 S: 53 P: 69 ERA: 3.00 WHIP: 1.111															<b>PITCHER</b>	IP: 9.0 WLS: W BF: 37 H: 6 R: 3 ER: 3 SO: 10 BB: 4 IBB: 0 HBP: 0 BLK: 0 WP: 0 HR: 1 S: 53 P: 69 ERA: 3.00 WHIP: 1.111					

Pittsburgh Pirates @ New York Mets  
Shea Stadium, Flushing, NY  
Sun Jun 29 1969, 3:33 AM EDT  
Att: 27,455 - Unknown

AB	32
R	3
H	6
RBI	3
BB	4
SO	10
LOB	14



Batter	1	2	3	4	5	6	7	8	9	AB	R	H	RBI	BB	SO	LOB	BOTTOM					
Rod Gaspar, S OBP: 0.315, SLG: 0.297 (1, 9)	0-0 5-3	0-0 4-3		0-0 1-3		0-0 1-3		0-0 4-3		5	0	0	0	0	0	2						
Bobby Pfeil, R OBP: 0.333, SLG: 0.444 (1, 4)	0-0 F8	0-3 K		0-0 F2		0-0 FC6-4 1B		0-0 FC6-4 1B		5	0	2	0	0	1	2						
Tommie Agee, R OBP: 0.324, SLG: 0.471 (1, 8)	0-0 BB 1B		4-0 FC6-4 BB	4-0 3B BB		0-0 FC6-4 1-2		0-0 FC6-4 1-2		3	2	1	0	2	0	2						
Cleon Jones, R OBP: 0.433, SLG: 0.542 (1, 7)	4-0 1B BB		0-0 FC6-4 2B	0-0 1-2 2B 3B		0-3 K				3	3	1	2	1	1	2						
Ed Charles, R OBP: 0.293, SLG: 0.296 (1, 5)	0-0 1B		0-0 2B	0-0 2B 1B		0-0 F7				4	1	3	2	0	0	0						
Donn Clendenen, R OBP: 0.270, SLG: 0.373 (1, 3)	0-0 S 1B		0-0 2B	0-0 F7		0-0 1-3				4	0	2	3	0	0	1						
Jerry Grote, R OBP: 0.281, SLG: 0.301 (1, 2)	0-0 4-3		0-0 F3		0-0 F7		0-0 1B			4	0	1	0	0	0	3						
Al Weis, S OBP: 0.230, SLG: 0.213 Wayne Garrett, L OBP: 0.331, SLG: 0.325 (1, 6) (6, 6)		4-0 4-3 BB	0-0 F7		0-0 6-3		0-3 K			2	0	0	0	1	0	1						
Tom Seaver, R OBP: 0.196, SLG: 0.122 (1, 1)	0-0 P3		0-0 3B 2B	0-0 4-3		0-0 4-3				4	1	1	0	0	0	1						
<b>Inning Stats</b>	R: 2 E: 0 K: 0 S: 6	H: 3 LOB: 2 BB: 1 P: 10	R: 0 E: 0 K: 1 S: 5	H: 0 LOB: 1 BB: 1 P: 9	R: 2 E: 0 K: 0 S: 5	H: 2 LOB: 1 BB: 1 P: 9	R: 3 E: 0 K: 0 S: 6	H: 3 LOB: 1 BB: 1 P: 10	R: 0 E: 0 K: 1 S: 6	H: 1 LOB: 0 BB: 0 P: 6	R: 0 E: 0 K: 1 S: 6	H: 1 LOB: 1 BB: 0 P: 6	R: 0 E: 0 K: 1 S: 4	H: 1 LOB: 1 BB: 0 P: 4	R: 0 E: 0 K: 0 S: 6	H: 1 LOB: 1 BB: 0 P: 6	R: 0 E: 0 K: 0 S: 4	H: 1 LOB: 1 BB: 0 P: 4	1B: 7 2B: 3 3B: 1 HR: 0	SF: 0 SAC: 0 DP: 0 HBP: 0	WP: 0 PB: 0 SB: 1 CS: 0	PA: 39
<b>PITCHER</b> Bob Veale, L ERA: 4.44 Bruce Dal Canton, R ERA: 3.31 Chuck Hartenstein, R ERA: 3.24 (1, 1) (4, 1) (7, 1)	IP: 3.2 WLS: L BF: 22 H: 7 R: 7 ER: 7 SO: 7 BB: 4 IBB: 0 HBP: 0 BLK: 0 WP: 0 HR: 0 S: 20 P: 36 ERA: 17.18 WHIP: 3.000															<b>PITCHER</b>	IP: 3.2 WLS: L BF: 22 H: 7 R: 7 ER: 7 SO: 7 BB: 4 IBB: 0 HBP: 0 BLK: 0 WP: 0 HR: 0 S: 20 P: 36 ERA: 17.18 WHIP: 3.000					

Pittsburgh Pirates @ New York Mets  
Shea Stadium, Flushing, NY  
Sun Jun 29 1969, 3:33 AM EDT  
Att: 27,455 - Unknown

AB	35
R	7
H	11
RBI	7
BB	4
SO	3
LOB	15





Batter	1	2	3	4	5	6	7	8	9	AB	R	H	RBI	BB	SO	LOB	TOP					
<b>Tony Taylor, R</b> OBP: 0.308, SLG: 0.312 (1, 3)										3	1	0	0	1	2	1	<b>Philadelphia Phillies @ Pittsburgh Pirates</b> <b>Forbes Field, Pittsburgh, PA</b> Mon Jun 30 1969, 7:05 PM EDT Att: 17,954 - Unknown					
<b>Cookie Rojas, R</b> OBP: 0.301, SLG: 0.305 (1, 4)										4	0	0	0	0	0	2						
<b>John Briggs, L</b> OBP: 0.323, SLG: 0.309 (1, 7)										4	1	3	1	0	0	0						
<b>Rick Joseph, R</b> OBP: 0.321, SLG: 0.388 (1, 5)										4	0	2	1	0	1	1						
<b>Larry Hisle, R</b> OBP: 0.320, SLG: 0.444 (1, 8)										4	1	1	0	0	2	3						
<b>Mike Ryan, R</b> OBP: 0.260, SLG: 0.359 (1, 2)										4	1	1	2	0	0	0						
<b>Ron Stone, L</b> OBP: 0.253, SLG: 0.222 (1, 9)										3	0	0	0	1	1	0						
<b>Terry Harmon, R</b> OBP: 0.309, SLG: 0.258 (1, 6)										4	0	2	0	0	1	1						
<b>Woodie Fryman, R</b> OBP: 0.053, SLG: 0.027 (1, 1)										3	0	0	0	0	3	2						
<b>John Boozer, R</b> OBP: 0.333, SLG: 0.333 (9, 1)										0	0	0	0	0	0	0						
<b>Inning Stats</b>	R: 1 E: 1 K: 1 S: 5	H: 1 LOB: 1 BB: 1 P: 9	R: 0 E: 0 K: 1 S: 5	H: 0 LOB: 0 BB: 0 P: 5	R: 0 E: 1 K: 2 S: 8	H: 1 LOB: 1 BB: 0 P: 8	R: 2 E: 0 K: 0 S: 5	H: 2 LOB: 0 BB: 0 P: 5	R: 0 E: 0 K: 0 S: 4	H: 0 LOB: 0 BB: 0 P: 7	R: 1 E: 0 K: 0 S: 4	H: 2 LOB: 1 BB: 0 P: 4	R: 0 E: 0 K: 2 S: 8	H: 1 LOB: 1 BB: 0 P: 8	R: 0 E: 0 K: 2 S: 9	H: 2 LOB: 2 BB: 0 P: 9	R: 0 E: 0 K: 0 S: 2	H: 0 LOB: 0 BB: 1 P: 6	1B: 7 2B: 1 3B: 1 HR: 1	SF: 0 SAC: 0 DP: 2 HBP: 0	WP: 0 PB: 0 SB: 1 CS: 1	PA: 36
<b>PITCHER</b>	IP WLS BF H R ER SO BB IBB HBP BLK WP HR S P ERA WHIP																					
<b>Dock Ellis, R</b> ERA: 4.15 (1, 1)	5.1 L 22 6 4 3 6 1 0 0 0 0 0 1 33 37 5.06 1.312																					
<b>Chuck Hartenstein, R</b> ERA: 3.2 (6, 1)	0.2 1 0 0 0 0 0 0 0 0 0 0 0 0 1 1 0.00 0.000																					
<b>Bob Moose, R</b> ERA: 4.4 (7, 1)	2.0 9 3 0 0 4 0 0 0 0 0 0 0 17 17 0.00 1.500																					
<b>Bruce Dal Canton, R</b> ERA: 3.24 (9, 1)	1.0 3 0 0 0 0 1 0 0 0 1 0 0 2 6 0.00 1.000																					

AB	33
R	4
H	9
RBI	4
BB	2
SO	10
LOB	10




Batter	1	2	3	4	5	6	7	8	9	AB	R	H	RBI	BB	SO	LOB	BOTTOM					
<b>Matty Alou, L</b> OBP: 0.397, SLG: 0.468 (1, 8)										4	0	1	0	0	0	0	<b>Philadelphia Phillies @ Pittsburgh Pirates</b> <b>Forbes Field, Pittsburgh, PA</b> Mon Jun 30 1969, 7:05 PM EDT Att: 17,954 - Unknown					
<b>Jose Martinez, R</b> OBP: 0.280, SLG: 0.293 (1, 4)										4	1	1	0	0	1	1						
<b>Roberto Clemente, R</b> OBP: 0.380, SLG: 0.518 (1, 9)										3	0	1	0	1	0	1						
<b>Manny Sanguillen, R</b> OBP: 0.372, SLG: 0.446 (1, 2)										4	1	1	0	0	0	2						
<b>Jose Pagan, R</b> OBP: 0.325, SLG: 0.450 (1, 7)										4	0	2	1	0	1	0						
<b>Carl Taylor, R</b> OBP: 0.415, SLG: 0.500 (1, 3)										2	0	1	0	2	1	0						
<b>Richie Hebner, L</b> OBP: 0.376, SLG: 0.456 (1, 5)										4	0	3	0	0	0	2						
<b>Freddie Patek, R</b> OBP: 0.307, SLG: 0.281 (1, 6)										3	0	1	0	0	0	3						
<b>Willie Stargell, L</b> OBP: 0.404, SLG: 0.550 (9, PH)										1	0	0	0	0	0	3						
<b>Dock Ellis, S</b> OBP: 0.183, SLG: 0.192 (1, 1)										1	0	0	0	0	1	0						
<b>Gene Alley, R</b> OBP: 0.277, SLG: 0.087 (6, PH)										0	0	0	0	0	0	0						
<b>Bob Moose, R</b> OBP: 0.299, SLG: 0.087 (7, 1)										0	0	0	0	0	0	0						
<b>Jerry May, R</b> OBP: 0.242, SLG: 0.342 (8, PH)										0	0	0	0	0	0	1						
<b>Bruce Dal Canton, R</b> OBP: 0.444, SLG: 0.625 (9, 1)										0	0	0	0	0	0	0						
<b>Inning Stats</b>	R: 0 E: 0 K: 0 S: 3	H: 1 LOB: 0 BB: 0 P: 3	R: 0 E: 0 K: 2 S: 7	H: 0 LOB: 0 BB: 0 P: 7	R: 0 E: 0 K: 1 S: 5	H: 1 LOB: 0 BB: 0 P: 5	R: 0 E: 0 K: 1 S: 5	H: 0 LOB: 1 BB: 1 P: 9	R: 0 E: 0 K: 0 S: 4	H: 2 LOB: 1 BB: 0 P: 4	R: 0 E: 0 K: 1 S: 5	H: 0 LOB: 0 BB: 0 P: 5	R: 1 E: 0 K: 0 S: 4	H: 2 LOB: 1 BB: 1 P: 8	R: 0 E: 0 K: 0 S: 3	H: 1 LOB: 0 BB: 0 P: 3	R: 1 E: 0 K: 0 S: 6	H: 4 LOB: 3 BB: 1 P: 10	1B: 10 2B: 1 3B: 0 HR: 0	SF: 0 SAC: 0 DP: 4 HBP: 0	WP: 0 PB: 0 SB: 0 CS: 0	PA: 36
<b>PITCHER</b>	IP WLS BF H R ER SO BB IBB HBP BLK WP HR S P ERA WHIP																					
<b>Woodie Fryman, L</b> ERA: 4.01 (1, 1)	8.2 W 34 11 2 2 5 3 0 0 0 0 0 0 41 53 2.08 1.615																					
<b>John Boozer, R</b> ERA: 2.6 (9, 1)	0.1 S 1 0 0 0 0 0 0 0 0 0 0 0 1 1 0.00 0.000																					

AB	32
R	2
H	11
RBI	1
BB	3
SO	5
LOB	13





Batter	1	2	3	4	5	6	7	8	9	AB	R	H	RBI	BB	SO	LOB	TOP			
Tony Taylor, R OBP: 0.314, SLG: 0.318 (1, 3)	2-3								F9	5	1	3	1	0	0	0	Philadelphia Phillies @ Pittsburgh Pirates Forbes Field, Pittsburgh, PA Tue Jul 01 1969, 7:05 PM EDT Att: 6,652 - Unknown			
Cookie Rojas, R OBP: 0.299, SLG: 0.302 (1, 4)	L7								F7	5	1	1	1	0	0	3				
John Briggs, L OBP: 0.320, SLG: 0.302 (1, 7)	K								1-3	4	0	0	0	1	1	3				
Rick Joseph, R OBP: 0.330, SLG: 0.405 (1, 5)									K	4	0	2	2	0	1	0				
Larry Hisle, R OBP: 0.322, SLG: 0.442 (1, 8)									CS	3	1	1	0	0	0	3				
Mike Ryan, R OBP: 0.284, SLG: 0.369 (1, 2)									K	4	2	2	0	0	1	2				
Ron Stone, L OBP: 0.262, SLG: 0.228 (1, 9)									E1	2	1	1	1	1	0	1				
Terry Harmon, R OBP: 0.316, SLG: 0.267 (1, 6)									K	4	1	2	2	0	1	1				
Grant Jackson, S OBP: 0.208, SLG: 0.261 Bill Wilson, R (6, 1)									BB	3	0	0	0	0	1	3				
									BB	0	0	0	0	1	0	0				
<b>Inning Stats</b>	R: 0 E: 0 K: 1 S: 5	H: 0 LOB: 0 BB: 5 P: 5	R: 0 E: 0 K: 0 S: 4	H: 1 LOB: 1 BB: 0 P: 4	R: 0 E: 0 K: 0 S: 5	H: 2 LOB: 2 BB: 0 P: 5	R: 6 E: 0 K: 1 S: 10	H: 5 LOB: 2 BB: 2 P: 19	R: 1 E: 0 K: 0 S: 4	H: 1 LOB: 0 BB: 0 P: 4	R: 0 E: 0 K: 0 S: 3	H: 1 LOB: 0 BB: 0 P: 7	R: 0 E: 1 K: 1 S: 5	H: 1 LOB: 1 BB: 1 P: 5	R: 0 E: 0 K: 0 S: 3	H: 0 LOB: 0 BB: 0 P: 3	1B: 10 2B: 1 3B: 1 HR: 0	SF: 1 SAC: 0 DP: 1 HBP: 1	WP: 0 PB: 0 SB: 0 CS: 1	PA: 39
<b>PITCHER</b>	IP WLS BF H R ER SO BB IBB HBP BLK WP HR S P ERA WHIP																			
Steve Blass, R ERA: 5.13 (1, 1)	3.2 L 20 7 2 6 6 2 1 0 1 0 0 0 0 22 27 14.73 2.182																			
Chuck Hartenstein, R ERA: 3.28 (4, 1)	1.1 7 2 1 1 0 0 1 0 0 0 0 0 0 6 10 6.75 2.250																			
Bruce Dal Canton, R ERA: 3.18 (6, 1)	1.0 3 1 0 0 0 0 0 0 0 0 0 0 0 3 3 0.00 1.000																			
Bob Moose, R ERA: 4.28 (7, 1)	2.0 6 2 0 0 3 1 0 0 0 0 0 0 12 12 0.00 1.500																			
Joe Gibbon, L ERA: 2.38 (9, 1)	1.0 3 0 0 0 0 0 0 0 0 0 0 0 0 3 3 0.00 0.000																			

Batter	1	2	3	4	5	6	7	8	9	AB	R	H	RBI	BB	SO	LOB	BOTTOM			
Matty Alou, L OBP: 0.384, SLG: 0.463 (1, 8)	BLK 1B								4-3	4	1	0	0	1	0	4	Philadelphia Phillies @ Pittsburgh Pirates Forbes Field, Pittsburgh, PA Tue Jul 01 1969, 7:05 PM EDT Att: 6,652 - Unknown			
Jose Pagan, R OBP: 0.336, SLG: 0.457 Ron Davis, R OBP: 0.327, SLG: 0.283 (9, PR)	HBP 1B								FC3-6 1B	5	1	3	1	0	0	3				
Roberto Clemente, R OBP: 0.394, SLG: 0.518 (1, 9)	SF7 FC5 BB								FC3-6 1B	4	1	2	0	1	0	2				
Willie Stargell, L OBP: 0.407, SLG: 0.549 Gary Kolb, L OBP: 0.211, SLG: 0.176 (9, PR)	E 1B HBP								FC3-6 FC6-4	4	1	2	0	0	0	3				
Manny Sanguillen, R OBP: 0.367, SLG: 0.441 (1, 2)	SF7								FC3-6 FC6-4	0	0	0	0	0	0	0				
Bill Mazerowski, R OBP: 0.294, SLG: 0.292 (1, 4)	FC5 1B								FC6-4	4	0	1	1	1	0	5				
Richie Hebner, L OBP: 0.374, SLG: 0.453 (1, 5)	G6-4-3 1B								FC5-4 1B	4	0	1	1	0	0	4				
Freddie Patek, R OBP: 0.311, SLG: 0.285 (1, 6)	G6-4-3								G4-6-3 1B	4	0	2	0	0	0	3				
Steve Blass, R ERA: 5.13 Chuck Hartenstein, R ERA: 3.28 Bruce Dal Canton, R ERA: 3.18 Bob Moose, R ERA: 4.28 Joe Gibbon, L ERA: 2.38 (1, 9)	5-3								G4-6-3	1	0	0	0	0	0	0				
<b>Inning Stats</b>	R: 4 E: 1 K: 0 S: 5	H: 2 LOB: 1 BB: 2 P: 14	R: 0 E: 0 K: 0 S: 3	H: 0 LOB: 0 BB: 0 P: 3	R: 0 E: 0 K: 0 S: 3	H: 1 LOB: 0 BB: 0 P: 3	R: 0 E: 0 K: 0 S: 3	H: 1 LOB: 0 BB: 0 P: 3	R: 0 E: 0 K: 0 S: 6	H: 3 LOB: 3 BB: 0 P: 6	R: 0 E: 0 K: 0 S: 5	H: 2 LOB: 2 BB: 1 P: 9	R: 0 E: 0 K: 0 S: 5	H: 1 LOB: 0 BB: 0 P: 3	R: 0 E: 0 K: 0 S: 5	H: 2 LOB: 2 BB: 0 P: 5	1B: 14 2B: 0 3B: 0 HR: 0	SF: 1 SAC: 0 DP: 3 HBP: 1	WP: 0 PB: 0 SB: 0 CS: 0	PA: 43
<b>PITCHER</b>	IP WLS BF H R ER SO BB IBB HBP BLK WP HR S P ERA WHIP																			
Grant Jackson, L ERA: 3.02 Bill Wilson, R ERA: 3.77 (6, 1)	5.1 S 16 6 0 0 0 0 0 0 0 0 0 0 16 16 0.00 1.636																			





Batter	1	2	3	4	5	6	7	8	9	AB	R	H	RBI	BB	SO	LOB	TOP					
Tony Taylor, R OBP: 0.312, SLG: 0.316 (1, 3)	2-3	K			E3 L6 6-3	5-3		1B 1B		5	1	1	1	0	1	2	Philadelphia Phillies @ Pittsburgh Pirates Forbes Field, Pittsburgh, PA Wed Jul 02 1969, 7:05 PM EDT Att: 6,322 - Unknown					
Cookie Rojas, R OBP: 0.297, SLG: 0.300 (1, 4)	6-3		K		6-3		CS 1B	G3		5	0	1	0	0	1	3						
John Briggs, L OBP: 0.322, SLG: 0.322 (1, 7)	K			HR	L6		K			5	1	2	3	0	2	2						
Rick Joseph, R OBP: 0.323, SLG: 0.404 (1, 5)		3B 2B	5-3			K	F8	K		5	1	1	0	0	2	2						
Larry Hisle, R OBP: 0.331, SLG: 0.455 (1, 8)		2B 3B	K			1B 2B 1B	CS	E9 1B 1B	3B BB	4	4	3	1	1	1	0						
Mike Ryan, R OBP: 0.270, SLG: 0.379 (1, 2)		2B 1B BB			F8	2B SH1-3 1B		G3	G6-3 3B	4	3	2	1	1	0	1						
Ron Stone, L OBP: 0.287, SLG: 0.263 (1, 9)		1B 2B		HBP		SH1-3 2B		1B SH IBB	FC1 G6-3	3	2	2	2	1	0	1						
Terry Harmon, R OBP: 0.319, SLG: 0.267 (1, 6)	K			L8		SH1-3 IBB		1B SH 1B	G6-3	4	1	1	1	1	1	4						
Bill Champion, R OBP: 0.182, SLG: 0.273 (1, 1)				K		SH1-3		SH 1B	K	0	0	0	0	0	0	0						
Al Raftero, R OBP: 0.200, SLG: 0.200 (1, 1)										2	0	1	3	0	1	1						
John Boozer, R OBP: 0.250, SLG: 0.250 (7, 1)										1	1	0	0	0	1	0						
<b>Inning Stats</b>	R: 0 E: 0 K: 1 S: 5	H: 0 LOB: 0 BB: 0 P: 5	R: 4 E: 0 K: 2 S: 10	H: 4 LOB: 1 BB: 1 P: 14	R: 1 E: 0 K: 2 S: 8	H: 1 LOB: 0 BB: 0 P: 8	R: 0 E: 0 K: 1 S: 5	H: 0 LOB: 1 BB: 0 P: 6	R: 0 E: 1 K: 0 S: 3	H: 0 LOB: 0 BB: 0 P: 3	R: 2 E: 0 K: 1 S: 8	H: 3 LOB: 2 BB: 1 P: 12	R: 0 E: 0 K: 1 S: 5	H: 1 LOB: 0 BB: 0 P: 5	R: 5 E: 2 K: 1 S: 10	H: 4 LOB: 1 BB: 1 P: 14	R: 2 E: 0 K: 1 S: 6	H: 1 LOB: 0 BB: 1 P: 10	1B: 8 2B: 4 3B: 2 HR: 1	SF: 0 SAC: 2 DP: 2 HBP: 1	WP: 0 PB: 0 SB: 0 CS: 1	PA: 46
<b>PITCHER</b>	IP WLS BF H R ER SO BB IBB HBP BLK WP HR S P ERA WHIP	IP WLS BF H R ER SO BB IBB HBP BLK WP HR S P ERA WHIP	IP WLS BF H R ER SO BB IBB HBP BLK WP HR S P ERA WHIP	IP WLS BF H R ER SO BB IBB HBP BLK WP HR S P ERA WHIP	IP WLS BF H R ER SO BB IBB HBP BLK WP HR S P ERA WHIP	IP WLS BF H R ER SO BB IBB HBP BLK WP HR S P ERA WHIP	IP WLS BF H R ER SO BB IBB HBP BLK WP HR S P ERA WHIP	IP WLS BF H R ER SO BB IBB HBP BLK WP HR S P ERA WHIP	IP WLS BF H R ER SO BB IBB HBP BLK WP HR S P ERA WHIP	IP WLS BF H R ER SO BB IBB HBP BLK WP HR S P ERA WHIP	IP WLS BF H R ER SO BB IBB HBP BLK WP HR S P ERA WHIP	IP WLS BF H R ER SO BB IBB HBP BLK WP HR S P ERA WHIP	IP WLS BF H R ER SO BB IBB HBP BLK WP HR S P ERA WHIP	IP WLS BF H R ER SO BB IBB HBP BLK WP HR S P ERA WHIP	IP WLS BF H R ER SO BB IBB HBP BLK WP HR S P ERA WHIP	IP WLS BF H R ER SO BB IBB HBP BLK WP HR S P ERA WHIP						
Jim Bunning, R ERA: 3.88 (1, 1)	4.0	L	18	5	5	5	6	1	0	1	0	0	0	0	1	28	33	11.25	1.500			
Bruce Dal Canton, R ERA: 3.4 (5, 1)	2.0	10	3	2	2	1	0	1	0	0	0	0	0	0	11	15	9.00	1.500				
Lou Marone, L ERA: 1.8 (7, 1)	1.0	3	1	0	0	1	0	0	0	0	0	0	0	5	5	0.00	1.000					
Bob Moose, R ERA: 4.46 (8, 1)	1.0	9	4	5	2	1	0	1	0	0	0	0	0	10	14	18.00	4.000					
Joe Gibbon, L ERA: 2.8 (9, 1)	1.0	5	1	2	2	1	1	0	0	0	0	0	0	6	10	18.00	2.000					

AB 38  
R 14  
H 14  
RBI 12  
BB 4  
SO 10  
LOB 16



Batter	1	2	3	4	5	6	7	8	9	AB	R	H	RBI	BB	SO	LOB	BOTTOM					
Matty Alou, L OBP: 0.397, SLG: 0.463 (1, 8)	BB 1B BB	2B 1B		F3		1B		F7		4	1	2	0	1	0	0	Philadelphia Phillies @ Pittsburgh Pirates Forbes Field, Pittsburgh, PA Wed Jul 02 1969, 7:05 PM EDT Att: 6,322 - Unknown					
Richie Hebner, L OBP: 0.382, SLG: 0.466 (1, 5)	1B SF7 BB	2B			1B E	F8		2B		4	2	3	0	1	0	2						
Manny Sanguillen, R OBP: 0.368, SLG: 0.443 (1, 2)	F7	F2			P5		E 1B 2B	BB		4	1	1	0	1	0	5						
Willie Stargell, L OBP: 0.404, SLG: 0.542 (1, 3)	BB 1B 1B	5-3			F5		E4 FC5-4	K		5	0	1	1	0	1	6						
Jose Pagan, R OBP: 0.331, SLG: 0.450 (1, 7)	SF7		6-3		E	FC5-4 G3 1B	P4			4	0	1	1	0	0	4						
Carl Taylor, R OBP: 0.437, SLG: 0.508 (1, 9)	BB 1B		G6-4-3 HBP		6-3		G3 1B		K	4	0	2	1	0	1	1						
Jose Martinez, R OBP: 0.288, SLG: 0.291 (1, 4)	FC6-4 BB		G6-4-3			1B 1B	G3		6-3	4	0	1	0	1	0	3						
Freddie Patek, R OBP: 0.308, SLG: 0.279 (1, 6)	FC6-4			K		F7			K	4	0	0	0	1	2	4						
Jim Bunning, R OBP: 0.298, SLG: 0.333 (1, 1)										1	0	0	0	0	1	0						
Gary Kofel, L OBP: 0.298, SLG: 0.192 (4, PH)										1	0	0	0	0	0	0						
Bruce Dal Canton, R OBP: 0.298, SLG: 0.192 (5, 1)										0	0	0	0	0	0	0						
Gene Alley, R OBP: 0.244, SLG: 0.625 (6, PH)										1	0	0	0	0	1	1						
Lou Marone, R OBP: 0.244, SLG: 0.298 (7, 1)										0	0	0	0	0	0	0						
Al Oliver, L OBP: 0.215, SLG: 0.364 (7, PH)										1	0	0	0	0	0	3						
Bob Moose, R OBP: 0.222, SLG: 0.287 (8, 1)										0	0	0	0	0	0	0						
Joe Gibbon, R ERA: 2.8 (9, 1)										0	0	0	0	0	0	0						
<b>Inning Stats</b>	R: 2 E: 0 K: 0 S: 5	H: 2 LOB: 3 BB: 3 P: 17	R: 0 E: 0 K: 1 S: 7	H: 2 LOB: 0 BB: 0 P: 7	R: 0 E: 0 K: 1 S: 2	H: 0 LOB: 0 BB: 0 P: 3	R: 0 E: 0 K: 1 S: 5	H: 0 LOB: 0 BB: 0 P: 5	R: 1 E: 1 K: 0 S: 5	H: 2 LOB: 1 BB: 0 P: 5	R: 0 E: 0 K: 1 S: 7	H: 2 LOB: 2 BB: 0 P: 7	R: 1 E: 1 K: 0 S: 6	H: 2 LOB: 3 BB: 1 P: 10	R: 0 E: 0 K: 1 S: 6	H: 1 LOB: 2 BB: 1 P: 10	R: 0 E: 0 K: 2 S: 7	H: 0 LOB: 0 BB: 0 P: 7	1B: 8 2B: 3 3B: 0 HR: 0	SF: 1 SAC: 0 DP: 1 HBP: 1	WP: 0 PB: 0 SB: 0 CS: 0	PA: 44
<b>PITCHER</b>	IP WLS BF H R ER SO BB IBB HBP BLK WP HR S P ERA WHIP	IP WLS BF H R ER SO BB IBB HBP BLK WP HR S P ERA WHIP	IP WLS BF H R ER SO BB IBB HBP BLK WP HR S P ERA WHIP	IP WLS BF H R ER SO BB IBB HBP BLK WP HR S P ERA WHIP	IP WLS BF H R ER SO BB IBB HBP BLK WP HR S P ERA WHIP	IP WLS BF H R ER SO BB IBB HBP BLK WP HR S P ERA WHIP	IP WLS BF H R ER SO BB IBB HBP BLK WP HR S P ERA WHIP	IP WLS BF H R ER SO BB IBB HBP BLK WP HR S P ERA WHIP	IP WLS BF H R ER SO BB IBB HBP BLK WP HR S P ERA WHIP	IP WLS BF H R ER SO BB IBB HBP BLK WP HR S P ERA WHIP	IP WLS BF H R ER SO BB IBB HBP BLK WP HR S P ERA WHIP	IP WLS BF H R ER SO BB IBB HBP BLK WP HR S P ERA WHIP	IP WLS BF H R ER SO BB IBB HBP BLK WP HR S P ERA WHIP	IP WLS BF H R ER SO BB IBB HBP BLK WP HR S P ERA WHIP	IP WLS BF H R ER SO BB IBB HBP BLK WP HR S P ERA WHIP	IP WLS BF H R ER SO BB IBB HBP BLK WP HR S P ERA WHIP						
Bill Champion, R ERA: 3.79 (1, 1)	0.2	W	28	8	2	1	3	1	0	1	0	0	0	32	37	1.50	1.500					
Al Raftero, R ERA: 2.02 (1, 1)	6.0	S	9	1	0	0	3	1	0	0	0	0	0	14	18	0.00	0.857					
John Boozer, R ERA: 2.29 (7, 1)	2.1	S	9	1	0	0	3	1	0	0	0	0	0	14	18	0.00	0.857					

AB 37  
R 4  
H 11  
RBI 3  
BB 5  
SO 6  
LOB 29





Batter	1	2	3	4	5	6	7	8	9	AB	R	H	RBI	BB	SO	LOB	TOP								
<b>Tommie Agee, R</b> OBP: 0.342, SLG: 0.494 (1, 8)										5	1	3	3	1	1	2									
<b>Bobby Pfiel, R</b> OBP: 0.320, SLG: 0.375 (1, 4) (5, 5)										5	2	2	1	1	0	2									
<b>Cleon Jones, R</b> OBP: 0.438, SLG: 0.535 <b>Art Shamsky, L</b> OBP: 0.400, SLG: 0.552 (1, 7) (9, 9)										6	1	3	1	0	0	0									
<b>Donn Clendenon, R</b> OBP: 0.281, SLG: 0.368 (1, 3)										5	1	1	2	1	1	3									
<b>Ed Charles, R</b> OBP: 0.279, SLG: 0.281 <b>Wayne Garrett, L</b> OBP: 0.351, SLG: 0.341 (1, 5) (5, PH) (5, 4)										2	0	0	0	0	1	2									
<b>Rod Gaspar, S</b> OBP: 0.310, SLG: 0.291 (1, 9) (9, 7)										5	1	0	0	0	1	3									
<b>Jerry Grote, R</b> OBP: 0.293, SLG: 0.313 (1, 2)										3	1	2	1	2	0	2									
<b>Al Weis, S</b> OBP: 0.259, SLG: 0.228 (1, 6)										5	1	3	2	0	0	3									
<b>Tom Seaver, R</b> OBP: 0.200, SLG: 0.114 <b>Cal Koonce, R</b> OBP: 0.750, SLG: 0.750 (1, 1) (8, 1)										3	1	0	0	1	2	3									
<b>Inning Stats</b>	R: 0 E: 0 K: 1 S: 2	H: 0 LOB: 0 BB: 1 P: 6	R: 1 E: 2 K: 1 S: 7	H: 1 LOB: 2 BB: 0 P: 7	R: 1 E: 0 K: 1 S: 7	H: 2 LOB: 2 BB: 1 P: 11	R: 0 E: 0 K: 2 S: 9	H: 2 LOB: 2 BB: 0 P: 9	R: 4 E: 0 K: 0 S: 6	H: 3 LOB: 1 BB: 2 P: 14	R: 0 E: 0 K: 0 S: 3	H: 1 LOB: 0 BB: 0 P: 3	R: 0 E: 0 K: 1 S: 6	H: 1 LOB: 2 BB: 1 P: 10	R: 2 E: 0 K: 0 S: 4	H: 1 LOB: 0 BB: 1 P: 8	R: 3 E: 1 K: 1 S: 10	H: 5 LOB: 3 BB: 1 P: 14	1B: 11 2B: 4 3B: 0 HR: 1	SF: 0 SAC: 0 DP: 2 HBP: 0	WP: 0 PB: 0 SB: 1 CS: 0	PA: 49			
<b>PITCHER</b>	IP	WLS	BF	H	R	ER	SO	BB	IBB	HBP	BLK	WP	HR	S	P	ERA	WHIP								
<b>Bob Veale, L</b> ERA: 4.53 (1, 1)	4.0	L	21	6	4	3	4	3	0	0	0	0	0	26	38	6.75	2.250								
<b>Bruce Dal Canton, R</b> ERA: 3.69 (5, 1)	0.2		5	2	2	2	0	1	0	0	0	0	0	4	8	27.00	4.500								
<b>Chuck Hartenstein, R</b> ERA: 3.16 (5, 1)	2.1		9	2	0	0	1	1	0	0	0	0	0	10	14	0.00	1.286								
<b>Lou Marone, L</b> ERA: 4.5 (8, 1)	1.0		5	1	2	2	0	1	0	0	0	0	1	4	8	18.00	2.000								
<b>Bob Moose, R</b> ERA: 4.76 (9, 1)	1.0		9	5	3	3	1	1	0	0	0	0	0	10	14	27.00	6.000								

New York Mets @ Pittsburgh Pirates  
Forbes Field, Pittsburgh, PA  
Fri Jul 04 1969, 3:33 AM EDT  
Unknown

AB 42  
R 11  
H 16  
RBI 11  
BB 7  
SO 6  
LOB 20



Batter	1	2	3	4	5	6	7	8	9	AB	R	H	RBI	BB	SO	LOB	BOTTOM								
<b>Matty Alou, L</b> OBP: 0.397, SLG: 0.462 (1, 8)										5	1	2	0	0	1	1									
<b>Jose Pagan, R</b> OBP: 0.318, SLG: 0.432 (1, 5)										5	0	0	0	0	3	4									
<b>Willie Stargell, L</b> OBP: 0.411, SLG: 0.559 (1, 7)										3	2	2	1	2	0	1									
<b>Roberto Clemente, R</b> OBP: 0.398, SLG: 0.529 (1, 9)										5	2	3	2	0	0	2									
<b>Al Oliver, L</b> OBP: 0.313, SLG: 0.380 (1, 3)										5	0	1	0	0	1	6									
<b>Bill Mazeroski, R</b> OBP: 0.296, SLG: 0.292 (1, 4)										4	1	1	1	1	0	1									
<b>Gene Alley, R</b> OBP: 0.271, SLG: 0.248 (1, 6)										4	0	0	0	0	2	4									
<b>Jerry May, R</b> OBP: 0.253, SLG: 0.348 (1, 2)										3	0	1	2	0	1	0									
<b>Bob Veale, S</b> OBP: 0.298, SLG: 0.392 <b>Bruce Dal Canton, R</b> OBP: 0.444, SLG: 0.602 <b>Chuck Hartenstein, R</b> OBP: 0.316, SLG: 0.291 <b>Lou Marone, R</b> OBP: 0.431, SLG: 0.500 <b>Carl Taylor, R</b> OBP: 0.222, SLG: 0.287 (1, 1) (5, 1) (5, 1) (7, PH) (8, 1) (8, PH) (9, 1)										2	0	0	0	0	1	2									
<b>Inning Stats</b>	R: 0 E: 1 K: 1 S: 6	H: 1 LOB: 2 BB: 1 P: 10	R: 0 E: 0 K: 2 S: 7	H: 0 LOB: 0 BB: 0 P: 7	R: 0 E: 0 K: 2 S: 7	H: 0 LOB: 0 BB: 0 P: 7	R: 2 E: 1 K: 2 S: 10	H: 2 LOB: 2 BB: 1 P: 14	R: 0 E: 0 K: 0 S: 4	H: 1 LOB: 2 BB: 1 P: 8	R: 0 E: 0 K: 0 S: 3	H: 0 LOB: 0 BB: 0 P: 3	R: 0 E: 0 K: 0 S: 3	H: 0 LOB: 1 BB: 1 P: 7	R: 2 E: 0 K: 0 S: 6	H: 3 LOB: 1 BB: 0 P: 6	R: 2 E: 0 K: 2 S: 10	H: 3 LOB: 1 BB: 0 P: 10	1B: 5 2B: 4 3B: 0 HR: 1	SF: 1 SAC: 0 DP: 0 HBP: 0	WP: 1 PB: 0 SB: 0 CS: 1	PA: 42			
<b>PITCHER</b>	IP	WLS	BF	H	R	ER	SO	BB	IBB	HBP	BLK	WP	HR	S	P	ERA	WHIP								
<b>Tom Seaver, R</b> ERA: 2.62 (1, 1)	7.2	W	35	7	4	3	7	4	0	0	0	0	1	45	61	3.52	1.435								
<b>Cal Koonce, R</b> ERA: 5.71 (8, 1)	1.1	S	7	3	2	2	2	0	0	0	0	0	0	11	11	13.50	2.250								

New York Mets @ Pittsburgh Pirates  
Forbes Field, Pittsburgh, PA  
Fri Jul 04 1969, 3:33 AM EDT  
Unknown

AB 37  
R 6  
H 10  
RBI 6  
BB 4  
SO 9  
LOB 22





Batter	1	2	3	4	5	6	7	8	9	AB	R	H	RBI	BB	SO	LOB	TOP								
<b>Tommie Agee, R</b> OBP: 0.343, SLG: 0.492 (1, 8)										5	2	2	0	0	0	1									
<b>Ken Boswell, L</b> OBP: 0.306, SLG: 0.338 (1, 4)										1	0	0	0	0	0	1									
<b>Bobby Pfeil, R</b> OBP: 0.357, SLG: 0.407 (4, PH)										3	1	2	0	0	0	0									
<b>Cleon Jones, R</b> OBP: 0.438, SLG: 0.531 (1, 7)										4	1	1	0	0	0	3									
<b>Rod Gaspar, S</b> OBP: 0.310, SLG: 0.291 (9, 7)										0	0	0	0	0	0	0									
<b>Art Shamsky, L</b> OBP: 0.417, SLG: 0.560 (1, 9)										4	1	3	2	1	0	1									
<b>Wayne Garrett, L</b> OBP: 0.352, SLG: 0.343 (1, 5)										5	1	2	1	0	0	3									
<b>Ed Kraneppol, L</b> OBP: 0.291, SLG: 0.374 (1, 3)										4	1	0	1	1	0	3									
<b>J.C. Martin, L</b> OBP: 0.265, SLG: 0.349 (1, 2)										4	2	2	2	0	0	0									
<b>Al Weis, S</b> OBP: 0.267, SLG: 0.267 (1, 6)										4	0	2	3	0	0	0									
<b>Don Cardwell, R</b> OBP: 0.241, SLG: 0.333 (1, 1)										3	0	0	0	0	3	2									
<b>Ron Swoboda, R</b> OBP: 0.275, SLG: 0.324 (8, PH)										1	0	0	0	0	0	0									
<b>Jack Dilauro, S</b> OBP: 0.192, SLG: 0.158 (8, 1)										0	0	0	0	0	0	0									
<b>Inning Stats</b>	R: 5 E: 0 K: 1 S: 9	H: 4 LOB: 1 BB: 2 P: 17	R: 1 E: 0 K: 0 S: 5	H: 2 LOB: 1 BB: 0 P: 5	R: 1 E: 0 K: 1 S: 7	H: 2 LOB: 1 BB: 0 P: 7	R: 0 E: 0 K: 0 S: 4	H: 2 LOB: 1 BB: 0 P: 4	R: 0 E: 0 K: 0 S: 3	H: 0 LOB: 0 BB: 0 P: 3	R: 0 E: 0 K: 1 S: 5	H: 0 LOB: 0 BB: 0 P: 5	R: 0 E: 0 K: 0 S: 3	H: 0 LOB: 1 BB: 0 P: 4	R: 0 E: 0 K: 0 S: 3	H: 0 LOB: 0 BB: 0 P: 3	R: 2 E: 0 K: 0 S: 6	H: 4 LOB: 1 BB: 0 P: 6	1B: 11 2B: 1 3B: 1 HR: 1	SF: 0 SAC: 1 DP: 1 HBP: 1	WP: 2 PB: 2 SB: 0 CS: 0	PA: 42			
<b>PITCHER</b>	IP	WLS	BF	H	R	ER	SO	BB	IBB	HBP	BLK	WP	HR	S	P	ERA	WHIP								
<b>Dock Ellis, R</b> ERA: 4.62 (1, 1)	1.2	L	13	6	6	6	1	2	0	0	0	0	0	13	21	32.40	4.800								
<b>Joe Gibbon, L</b> ERA: 2.87 (2, 1)	2.1		10	4	1	1	1	0	0	0	0	2	1	12	12	3.86	1.714								
<b>Lou Marone, L</b> ERA: 3.0 (5, 1)	3.0		10	0	0	0	1	0	0	1	0	0	0	11	12	0.00	0.000								
<b>Chuck Hartenstein, R</b> ERA: 3.34 (8, 1)	2.0		9	4	2	2	0	0	0	0	0	0	0	9	9	9.00	2.000								

**New York Mets @ Pittsburgh Pirates**  
Forbes Field, Pittsburgh, PA  
Fri Jul 04 1969, 3:38 AM EDT  
Att: 17,631 - Unknown

AB	38
R	9
H	14
RBI	9
BB	2
SO	3
LOB	14



Batter	1	2	3	4	5	6	7	8	9	AB	R	H	RBI	BB	SO	LOB	BOTTOM								
<b>Matty Alou, L</b> OBP: 0.386, SLG: 0.460 (1, 8)										4	0	1	0	0	0	0									
<b>Manny Sanguillen, R</b> OBP: 0.371, SLG: 0.449 (1, 2)										4	1	2	0	0	0	1									
<b>Willie Stargell, L</b> OBP: 0.412, SLG: 0.566 (1, 3)										4	0	2	1	0	0	2									
<b>Roberto Clemente, R</b> OBP: 0.399, SLG: 0.528 (1, 9)										4	0	2	0	0	0	2									
<b>Al Oliver, L</b> OBP: 0.312, SLG: 0.375 (1, 7)										3	0	0	0	1	0	3									
<b>Richie Hebner, L</b> OBP: 0.382, SLG: 0.466 (1, 5)										0	0	0	0	0	0	0									
<b>Jose Pagan, R</b> OBP: 0.309, SLG: 0.419 (1, PH)										4	0	0	0	0	0	2									
<b>Jose Martinez, R</b> OBP: 0.294, SLG: 0.280 (1, 4)										3	0	0	0	1	0	0									
<b>Freddie Patek, R</b> OBP: 0.307, SLG: 0.293 (1, 6)										4	1	1	1	0	0	1									
<b>Dock Ellis, S</b> OBP: 0.133, SLG: 0.103 (1, 1)										0	0	0	0	0	0	0									
<b>Joe Gibbon, R</b> OBP: 0.245, SLG: 0.492 (2, 1)										1	0	0	0	0	1	0									
<b>Carl Taylor, R</b> OBP: 0.245, SLG: 0.492 (4, PH)										1	0	0	0	0	0	1									
<b>Lou Marone, R</b> OBP: 0.192, SLG: 0.158 (5, 1)										0	0	0	0	0	0	0									
<b>Gary Koltb, L</b> OBP: 0.192, SLG: 0.158 (7, PH)										1	0	0	0	0	0	0									
<b>Chuck Hartenstein, R</b> ERA: 3.34 (8, 1)										0	0	0	0	0	0	0									
<b>Inning Stats</b>	R: 1 E: 0 K: 0 S: 5	H: 2 LOB: 1 BB: 1 P: 9	R: 1 E: 0 K: 1 S: 6	H: 1 LOB: 0 BB: 0 P: 6	R: 0 E: 0 K: 0 S: 4	H: 2 LOB: 1 BB: 0 P: 4	R: 0 E: 0 K: 0 S: 3	H: 0 LOB: 1 BB: 1 P: 7	R: 0 E: 0 K: 0 S: 4	H: 1 LOB: 1 BB: 0 P: 4	R: 0 E: 0 K: 0 S: 3	H: 0 LOB: 0 BB: 0 P: 3	R: 0 E: 0 K: 0 S: 4	H: 2 LOB: 1 BB: 0 P: 4	R: 0 E: 0 K: 0 S: 3	H: 0 LOB: 0 BB: 0 P: 3	R: 0 E: 0 K: 0 S: 6	H: 0 LOB: 0 BB: 0 P: 6	1B: 5 2B: 1 3B: 1 HR: 1	SF: 0 SAC: 0 DP: 1 HBP: 0	WP: 0 PB: 0 SB: 0 CS: 0	PA: 35			
<b>PITCHER</b>	IP	WLS	BF	H	R	ER	SO	BB	IBB	HBP	BLK	WP	HR	S	P	ERA	WHIP								
<b>Don Cardwell, R</b> ERA: 3.44 (1, 1)	7.0		28	6	2	2	1	2	0	0	0	0	0	28	36	2.57	1.143								
<b>Jack Dilauro, L</b> ERA: 2.29 (8, 1)	2.0	S	7	2	0	0	0	0	0	0	0	0	0	7	7	0.00	1.000								

**New York Mets @ Pittsburgh Pirates**  
Forbes Field, Pittsburgh, PA  
Fri Jul 04 1969, 3:38 AM EDT  
Att: 17,631 - Unknown

AB	33
R	2
H	8
RBI	2
BB	2
SO	1
LOB	12









Batter	1	2	3	4	5	6	7	8	9	AB	R	H	RBI	BB	SO	LOB	TOP		
<b>Adolfo Phillips, R</b> OBP: 0.343, SLG: 0.303 (1, 8)	4-0 FC1-6 BB			0-0 F8		0-0 5-3		0-3 K		3	0	0	0	1	1	0			
<b>Gary Sutherland, R</b> OBP: 0.290, SLG: 0.301 (1, 4) (5, 6)	0-0 FC1-6 G4-3 1-2			0-0 4-3		0-0 1-3			0-0 6-3	4	0	0	0	0	0	1			
<b>Rusty Staub, L</b> OBP: 0.425, SLG: 0.463 (1, 9)	0-0 G4-3 1-2			0-0 1-3		0-0 3-1			4-0 FC5 1B BB	3	0	0	0	1	0	1			
<b>Mack Jones, L</b> OBP: 0.394, SLG: 0.510 (1, 7)		0-3 K			4-0 1B 1B BB		0-0 F6		0-0 FC5 1B	3	1	1	0	1	1	0			
<b>Bob Bailey, R</b> OBP: 0.361, SLG: 0.491 (1, 3)		0-0 6-3			0-0 1B 1-3		4-0 BB		0-0 FC5 1B	3	0	1	0	1	0	2			
<b>Coco Laboy, R</b> OBP: 0.325, SLG: 0.448 (1, 5)		0-3 K			0-0 1B 1-3		0-0 F9		0-0 F6	4	0	1	1	0	1	3			
<b>Ron Brand, R</b> OBP: 0.342, SLG: 0.320 (1, 2)			0-3 K		0-0 F8		0-0 3-1			3	0	0	0	0	1	3			
<b>Bobby Wine, R</b> OBP: 0.227, SLG: 0.240 (5, PH)			0-0 1-3		0-3 K			0-0 L5		1	0	0	0	0	0	0			
<b>Kevin Collins, L</b> OBP: 0.216, SLG: 0.286 (5, 4)				0-0 K		0-0 L4-3		0-0 F7		2	0	0	0	0	1	2			
<b>Mike Wegener, R</b> OBP: 0.290, SLG: 0.287 (3, 1)			0-3 K							1	0	0	0	0	1	0			
<b>Dan McCinn, L</b> OBP: 0.211, SLG: 0.366 (5, PH)										0	0	0	0	0	0	0			
<b>Ty Cline, L</b> OBP: 0.338, SLG: 0.213 (5, 1)										0	0	0	0	0	0	2			
<b>Bill Stoneman, R</b> OBP: 0.252, SLG: 0.128 (8, PH)										0	0	0	0	0	0	0			
<b>Don Bosch, L</b> OBP: 0.252, SLG: 0.252 (8, PH)										1	0	0	0	0	0	0			
<b>Larry Jaster, L</b> OBP: 0.407, SLG: 0.500 (8, 1)										0	0	0	0	0	0	0			
<b>Inning Stats</b>	R: 0 E: 0 K: 0 S: 2	H: 0 LOB: 0 BB: 1 P: 6	R: 0 E: 0 K: 2 S: 7	H: 0 LOB: 0 BB: 0 P: 7	R: 0 E: 0 K: 2 S: 7	H: 0 LOB: 0 BB: 0 P: 7	R: 0 E: 0 K: 0 S: 3	H: 0 LOB: 0 BB: 0 P: 3	R: 1 E: 0 K: 1 S: 7	H: 2 LOB: 2 BB: 1 P: 11	R: 0 E: 0 K: 0 S: 3	H: 0 LOB: 1 BB: 1 P: 7	R: 0 E: 0 K: 1 S: 5	H: 0 LOB: 0 BB: 0 P: 5	R: 0 E: 0 K: 0 S: 4	H: 1 LOB: 2 BB: 1 P: 8	1B: 3 2B: 0 3B: 0 HR: 0	SF: 0 SAC: 0 DP: 1 HBP: 0	WP: 0 PA: 33 CS: 0
<b>PITCHER</b> <b>Steve Blass, R</b> ERA: 4.78 (1, 1)	IP: 9.0 WLS: W BF: 33 H: 3 R: 1 ER: 1 SO: 6 BB: 4 IBB: 0 HBP: 0 BLK: 0 WP: 0 HR: 0 S: 41 P: 57 ERA: 1.00 WHIP: 0.778																		

**Montreal Expos @ Pittsburgh Pirates**  
Forbes Field, Pittsburgh, PA  
Tue Jul 08 1969, 7:05 PM EDT  
Att.: 4,930 - Unknown

AB	29
R	1
H	3
RBI	1
BB	4
SO	6
LOB	14



Batter	1	2	3	4	5	6	7	8	9	AB	R	H	RBI	BB	SO	LOB	BOTTOM
<b>Matty Alou, L</b> OBP: 0.381, SLG: 0.449 (1, 8)	0-0 G3	0-0 F5		0-0 4-3		0-0 F6		0-0 F7		5	0	0	0	0	0	2	
<b>Carl Taylor, R</b> OBP: 0.429, SLG: 0.492 (1, 3)	0-0 1B 1B	0-0 5-3 3-H		0-0 F9			0-0 HR 1B			4	2	2	0	0	0	0	
<b>Willie Stargell, L</b> OBP: 0.411, SLG: 0.558 (1, 7)	0-0 F7			0-0 1B WP 1B		0-3 K		0-0 F3		4	1	1	0	0	1	2	
<b>Ron Davis, R</b> OBP: 0.327, SLG: 0.283 (8, 7)				0-0 1B 1B						0	0	0	0	0	0	0	
<b>Roberto Clemente, R</b> OBP: 0.410, SLG: 0.548 (1, 9)	0-0 1B 1B			0-0 FC1-5 1B 1-3		0-0 5-3		0-0 HR		4	1	3	2	0	0	0	
<b>Richie Hebner, L</b> OBP: 0.380, SLG: 0.459 (1, 5)	0-0 1B 1B			0-0 4-3 FC1-5 1B 1B		0-0 F7		0-0 G3		4	1	2	2	0	0	0	
<b>Jerry May, R</b> OBP: 0.299, SLG: 0.377 (1, 2)	0-3 K			0-0 FC1-5 1B 1-2 2-3		0-3 K		0-3 K		4	1	0	0	0	3	4	
<b>Jose Martinez, R</b> OBP: 0.290, SLG: 0.300 (1, 4)		0-0 E 2B		0-0 4-3 1-2 2-3		0-0 2B		0-0 6-3		4	1	2	0	0	0	2	
<b>Freddie Patek, R</b> OBP: 0.311, SLG: 0.298 (1, 6)		0-0 E7 PB 1B		0-0 1B 2-H 3-H		0-0 F9		0-0 1B		4	1	3	2	0	0	1	
<b>Steve Blass, R</b> OBP: 0.227, SLG: 0.256 (1, 1)		0-0 5-3 2-3		0-0 6-3		0-0 6-3		0-0 F4		4	0	0	0	0	0	4	
<b>Inning Stats</b>	R: 1 E: 0 K: 1 S: 8	H: 3 LOB: 2 BB: 0 P: 8	R: 2 E: 1 K: 0 S: 5	H: 2 LOB: 0 BB: 0 P: 5	R: 3 E: 0 K: 0 S: 7	H: 4 LOB: 1 BB: 0 P: 7	R: 0 E: 0 K: 1 S: 5	H: 0 LOB: 0 BB: 0 P: 5	R: 0 E: 0 K: 0 S: 4	H: 1 LOB: 1 BB: 0 P: 4	R: 2 E: 0 K: 1 S: 7	H: 2 LOB: 0 BB: 0 P: 7	R: 0 E: 0 K: 0 S: 4	H: 1 LOB: 1 BB: 0 P: 4	1B: 10 2B: 2 3B: 0 HR: 1	SF: 0 SAC: 0 DP: 0 HBP: 0	WP: 1 PA: 37 CS: 0
<b>PITCHER</b> <b>Mike Wegener, R</b> ERA: 4.48 (1, 1)	IP: 2.0 WLS: L BF: 13 H: 7 R: 5 ER: 3 SO: 1 BB: 0 IBB: 0 HBP: 0 BLK: 0 WP: 0 HR: 0 S: 15 P: 15 ERA: 13.50 WHIP: 3.500																
<b>Dan McCinn, L</b> ERA: 4.24 (3, 1)	2.0 8 2 1 1 1 0 0 0 0 0 0 10 10 4.50 1.000																
<b>Bill Stoneman, R</b> ERA: 5.73 (5, 1)	3.0 12 3 2 2 2 0 0 0 0 0 1 16 16 6.00 1.000																
<b>Larry Jaster, L</b> ERA: 4.94 (8, 1)	1.0 4 1 0 0 0 0 0 0 0 0 0 4 4 0.00 1.000																

**Montreal Expos @ Pittsburgh Pirates**  
Forbes Field, Pittsburgh, PA  
Tue Jul 08 1969, 7:05 PM EDT  
Att.: 4,930 - Unknown

AB	37
R	8
H	13
RBI	6
BB	0
SO	4
LOB	15









Batter	1	2	3	4	5	6	7	8	9	AB	R	H	RBI	BB	SO	LOB	TOP											
<b>Adolfo Phillips, R</b> OBP: 0.339, SLG: 0.314 (1, 8)	0-0 6-3		0-3 K			0-3 K		0-3 K		4	0	0	0	0	3	0	<b>Montreal Expos @ Pittsburgh Pirates</b> Forbes Field, Pittsburgh, PA Wed Jul 09 1969, 7:05 PM EDT Att: 9,372 - Unknown											
<b>Gary Sutherland, R</b> OBP: 0.289, SLG: 0.297 (1, 4)	0-3 K			0-0 F7		0-0 1-3		4-0 SH BB	3	0	0	0	1	1	0													
<b>Rusty Staub, L</b> OBP: 0.421, SLG: 0.467 (1, 9)	0-0 F7			4-0 HR BB		0-0 G3		0-0 SH L4-3 1-3	2	1	0	0	1	0	0													
<b>Mack Jones, L</b> OBP: 0.394, SLG: 0.515 (1, 7)		1-0 CS HBP		0-0 HR		0-0 8-5 BB 1B		0-0 L4-3 2-3	3	1	2	2	0	0	2													
<b>Bob Bailey, R</b> OBP: 0.362, SLG: 0.480 (1, 3)	0-0 F8 1-2			0-0 6-3		4-0 1-2 BB		0-0 4-3	3	0	0	0	1	0	2													
<b>Coco Laboy, R</b> OBP: 0.324, SLG: 0.444 (1, 5)	0-0 1B			0-3 K		0-0 8-5 2-3f			3	0	1	0	0	1	2													
<b>John Bateman, R</b> OBP: 0.292, SLG: 0.333 (1, 2)	0-0 6-3				0-0 4-3		0-0 6-3			3	0	0	0	0	2													
<b>Bobby Wine, R</b> OBP: 0.225, SLG: 0.231 (1, 6)			0-3 K		0-0 5-3		0-0 F9			3	0	0	0	0	1	0												
<b>Howie Reed, R</b> OBP: 0.333, SLG: 0.462 <b>Dan McGinn, L</b> OBP: 0.211, SLG: 0.368 (8, 1)			0-3 K		0-3 K		0-3 K			3	0	0	0	0	3	0												
<b>Inning Stats</b>	R: 0 E: 0 K: 1 S: 5	H: 0 LOB: 0 BB: 0 P: 5	R: 0 E: 0 K: 0 S: 3	H: 1 LOB: 1 BB: 0 P: 4	R: 0 E: 0 K: 3 S: 9	H: 0 LOB: 0 BB: 0 P: 9	R: 2 E: 0 K: 1 S: 6	H: 1 LOB: 0 BB: 1 P: 10	R: 0 E: 0 K: 1 S: 5	H: 0 LOB: 0 BB: 0 P: 5	R: 0 E: 0 K: 0 S: 3	H: 1 LOB: 1 BB: 1 P: 7	R: 0 E: 0 K: 2 S: 7	H: 0 LOB: 0 BB: 0 P: 7	R: 0 E: 1 K: 0 S: 3	H: 0 LOB: 1 BB: 1 P: 7	1B: 2 2B: 2 3B: 0 HR: 1	SF: 0 SAC: 1 DP: 2 HBP: 1	WP: 0 PB: 0 CS: 1	PA: 32								
<b>PITCHER</b>	IP	WLS	BF	H	R	ER	SO	BB	IBB	HBP	BLK	WP	HR	S	P	ERA	WHIP											
<b>Dock Ellis, R</b> ERA: 4.44 <b>Joe Gibbon, L</b> ERA: 2.63	(1, 1)	8.0	W	28	3	2	2	9	2	0	1	0	0	1	43	52	2.25	0.625										
(9, 1)	1.0	S	4	0	0	0	0	1	0	0	0	0	0	3	7	0.00	1.000											

AB	27
R	2
H	3
RBI	2
BB	3
SO	9
LOB	8



Batter	1	2	3	4	5	6	7	8	9	AB	R	H	RBI	BB	SO	LOB	BOTTOM										
<b>Matty Alou, L</b> OBP: 0.397, SLG: 0.454 (1, 8)	0-0 E8 WP 5-3 1B				0-0 6-3		0-0 SH3-4 WP 1B	0-0 G3		5	2	3	0	0	0	1	<b>Montreal Expos @ Pittsburgh Pirates</b> Forbes Field, Pittsburgh, PA Wed Jul 09 1969, 7:05 PM EDT Att: 9,372 - Unknown										
<b>Carl Taylor, R</b> OBP: 0.424, SLG: 0.472 (1, 3)	0-3 K			0-0 1-3		0-0 F9		0-0 SH3-4 1-2	3	0	0	0	0	1	2												
<b>Roberto Clemente, R</b> OBP: 0.411, SLG: 0.539 (1, 9)	1-0 5-3 BB HBP			0-0 4-3		0-0 IBB 1B		0-0 F9 2-H	3	0	1	0	0	0	0												
<b>Richie Hebner, L</b> OBP: 0.389, SLG: 0.467 (1, 5)	4-0 5-3 BB			0-3 K		4-0 1-2 IBB 1B		0-0 1B	2	0	1	0	2	1	0												
<b>Jose Pagan, R</b> OBP: 0.305, SLG: 0.418 <b>Ron Davis, R</b> OBP: 0.321, SLG: 0.277 (9, 7)	0-0 5-3			0-0 F8		0-0 F6		0-0 6-3	4	0	0	1	0	0	5												
<b>Jose Martinez, R</b> OBP: 0.284, SLG: 0.286 (1, 4)	4-0 1-2 2-3 3-H BB			0-3 K		0-3 K		0-0 F8	3	0	0	0	1	2	0												
<b>Jerry May, R</b> OBP: 0.299, SLG: 0.373 (1, 2)	0-3 K			0-0 FC4 1B		0-0 F6		0-0 F7	4	0	1	0	0	1	3												
<b>Freddie Patek, R</b> OBP: 0.309, SLG: 0.300 (1, 6)		0-0 6-3		0-0 FC4 1-2		0-0 2B		0-0 2B 1B	4	1	2	0	0	0	1												
<b>Dock Ellis, S</b> OBP: 0.121, SLG: 0.094 <b>Willie Stargell, L</b> OBP: 0.417, SLG: 0.567 <b>Steve Blass, R</b> OBP: 0.227, SLG: 0.256 <b>Joe Gibbon, R</b> (9, 1)		0-0 4-3		0-0 4-3		0-0 F5		0-0 1-H 2B	3	0	0	0	0	0	2												
<b>Inning Stats</b>	R: 1 E: 1 K: 2 S: 8	H: 1 LOB: 3 BB: 2 P: 17	R: 0 E: 0 K: 0 S: 4	H: 1 LOB: 1 BB: 0 P: 4	R: 0 E: 0 K: 1 S: 5	H: 0 LOB: 0 BB: 0 P: 5	R: 0 E: 0 K: 1 S: 6	H: 1 LOB: 2 BB: 0 P: 6	R: 0 E: 0 K: 1 S: 6	H: 1 LOB: 1 BB: 0 P: 6	R: 1 E: 0 K: 0 S: 5	H: 2 LOB: 1 BB: 0 P: 5	R: 1 E: 0 K: 0 S: 5	H: 2 LOB: 1 BB: 0 P: 5	R: 1 E: 0 K: 0 S: 5	H: 2 LOB: 1 BB: 0 P: 5	1B: 7 2B: 2 3B: 0 HR: 0	SF: 0 SAC: 1 DP: 0 HBP: 1	WP: 2 PB: 0 CS: 0	PA: 37							
<b>PITCHER</b>	IP	WLS	BF	H	R	ER	SO	BB	IBB	HBP	BLK	WP	HR	S	P	ERA	WHIP										
<b>Howie Reed, R</b> ERA: 3.35 <b>Dan McGinn, L</b> ERA: 4.15	(1, 1)	7.2	L	36	9	3	3	5	2	1	1	0	0	1	55	3.52	1.435										
(8, 1)	0.1	1	0	0	0	0	0	0	0	0	0	0	0	1	1	0.00	0.000										

AB	32
R	3
H	9
RBI	2
BB	3
SO	5
LOB	14





Batter	1	2	3	4	5	6	7	8	9	10	11	AB	R	H	RBI	BB	SO	LOB	TOP						
Adolfo Phillips, R OBP: 0.340, SLG: 0.318 (1.8)	5-3		4-3 1B 2B		K		4-0 IBB			F7		4	1	1	0	1	1	0							
Rusty Staub, L OBP: 0.415, SLG: 0.459 (1.9)	K 1B		4-3		K		4-3 1-2			6-3		5	0	0	0	0	2	3							
Bob Bailey, R OBP: 0.358, SLG: 0.473 (1.3)	F6		E S 1B				6-3			1-3		5	0	1	1	0	1	1							
Coco Laboy, R OBP: 0.325, SLG: 0.443 (1.5)			E5				4-3			G4-6-3 1B		5	0	2	0	0	0	1							
Jose Herrera, R OBP: 0.393, SLG: 0.481 Mack Jones, L OBP: 0.394, SLG: 0.513 (8. PH) (8.7)	F7		K				4-0 BB			G4-6-3 1-2		2	0	0	0	1	1	4							
Gary Sutherland, R OBP: 0.284, SLG: 0.292 (1.4)			6-3				5-3			F9		5	0	0	0	0	0	2							
Ron Brand, R OBP: 0.344, SLG: 0.324 (1.2)			4-3		L4		4-3 PB 1B			S 1B		4	0	2	0	0	0	0							
Bobby Wine, R OBP: 0.218, SLG: 0.225 (1.6)			4-3		4-3		4-3 1-3			4-3 1-2		4	0	0	0	0	0	2							
Gary Waslewski, R OBP: 0.211, SLG: 0.368 Dan McGinn, L OBP: 0.500, SLG: 0.500 Roy Face, R OBP: 0.500, SLG: 0.500 (1.1) (11.1) (11.1)			6-3		K		1-3			K		4	0	0	0	0	2	2							
<b>Inning Stats</b>	R: 0 E: 0 K: 1 S: 7	H: 1 LOB: 2 BB: 0 P: 7	R: 0 E: 0 K: 0 S: 3	H: 0 LOB: 0 BB: 0 P: 3	R: 1 E: 1 K: 1 S: 8	H: 2 LOB: 2 BB: 0 P: 8	R: 0 E: 0 K: 0 S: 3	H: 0 LOB: 0 BB: 0 P: 3	R: 0 E: 0 K: 3 S: 9	H: 0 LOB: 1 BB: 0 P: 9	R: 0 E: 0 K: 0 S: 3	H: 0 LOB: 0 BB: 0 P: 7	R: 0 E: 0 K: 0 S: 3	H: 1 LOB: 1 BB: 0 P: 3	R: 0 E: 0 K: 1 S: 6	H: 1 LOB: 1 BB: 0 P: 6	R: 0 E: 0 K: 1 S: 5	H: 0 LOB: 0 BB: 0 P: 5	R: 0 E: 0 K: 0 S: 2	H: 0 LOB: 0 BB: 0 P: 3	1B: 5 2B: 1 3B: 0 HR: 0	SF: 0 SAC: 0 DP: 2 HBP: 1	WP: 0 PB: 3 SB: 3 CS: 0	PA: 42	
<b>PITCHER</b>	IP 7.0	WLS 29	BF 4	H 1	R 1	ER 1	SO 5	BB 1	IBB 1	HBP 0	BLK 0	WP 0	HR 0	S 37	P 45	ERA 0.00	WHIP 1.000								
Bob Veale, L ERA: 4.32 Bob Moose, R ERA: 4.65 Chuck Hartenstein, R ERA: 3.54 (1.1) (8.1) (9.1)																									

**Montreal Expos @ Pittsburgh Pirates**  
**Forbes Field, Pittsburgh, PA**  
 Thu Jul 10 1969, 7:05 PM EDT  
 Att: 4,982 - Unknown

AB	39
R	1
H	6
RBI	1
BB	2
SO	7
LOB	16



Batter	1	2	3	4	5	6	7	8	9	10	11	AB	R	H	RBI	BB	SO	LOB	BOTTOM						
Matty Alou, L OBP: 0.381, SLG: 0.446 (1.8)	E3 5-3		4-3		F9		5-3			4-3		6	0	0	0	1	0								
Carl Taylor, R OBP: 0.429, SLG: 0.453 (1.3)	5-3 1-2		4-3		G3-6-1 BB		BB			E6 1-3 1B		3	2	0	0	3	0	1							
Richie Hebner, L OBP: 0.381, SLG: 0.457 (1.5)	F8		4-3		G3-6-1 1-2		5-3			1-3 1-2		6	0	0	0	0	0	5							
Jose Pagan, R OBP: 0.327, SLG: 0.423 (1.7)	HBP		6-3		1B BB		FC3-6 1B			1B 2H 1B		3	0	2	1	2	0	0							
Jerry May, R OBP: 0.262, SLG: 0.375 Manny Sanguillen, R OBP: 0.367, SLG: 0.442 (1.2) (5.2)	F7		E5 4-3 1B		1B		FC3-6 BB 1B			K		2	0	1	0	0	0	2							
Ron Davis, R OBP: 0.321, SLG: 0.285 Roberto Clemente, R OBP: 0.411, SLG: 0.538 (1.9) (8. PH) (9.9)	F8		4-3 BB		K		BB 1B			K		2	0	1	0	0	1	0							
Jose Martinez, R OBP: 0.286, SLG: 0.287 Willie Stargill, L OBP: 0.416, SLG: 0.567 Steve Bliss, R OBP: 0.221, SLG: 0.256 Chuck Hartenstein, R (8. PH) (9.1)			4-3 1B		F3		BB 1B			1-3		3	0	1	0	0	0	4							
Freddie Patek, R OBP: 0.311, SLG: 0.300 (1.6)	K		K		1-3		1-3			F9		4	0	1	0	1	1	6							
Bob Veale, S OBP: 0.081, SLG: 0.029 Al Oliver, L OBP: 0.306, SLG: 0.367 Bob Moose, R OBP: 0.232, SLG: 0.087 Gene Alley, R OBP: 0.266, SLG: 0.243 (1.1) (7. PH) (8.1) (8. PH) (9.4)	K		6-3		4-3		4-3			K		2	0	0	0	0	1	4							
<b>Inning Stats</b>	R: 0 E: 1 K: 0 S: 4	H: 0 LOB: 2 BB: 0 P: 5	R: 0 E: 0 K: 2 S: 8	H: 1 LOB: 1 BB: 0 P: 8	R: 0 E: 0 K: 0 S: 3	H: 0 LOB: 0 BB: 0 P: 3	R: 0 E: 1 K: 0 S: 4	H: 1 LOB: 3 BB: 2 P: 12	R: 0 E: 0 K: 1 S: 6	H: 0 LOB: 1 BB: 1 P: 10	R: 0 E: 0 K: 0 S: 3	H: 0 LOB: 2 BB: 1 P: 7	R: 0 E: 0 K: 0 S: 5	H: 2 LOB: 3 BB: 1 P: 9	R: 1 E: 1 K: 1 S: 7	H: 1 LOB: 1 BB: 0 P: 7	R: 0 E: 0 K: 2 S: 8	H: 1 LOB: 1 BB: 0 P: 8	R: 1 E: 1 K: 1 S: 5	H: 1 LOB: 3 BB: 2 P: 13	1B: 8 2B: 0 3B: 0 HR: 0	SF: 0 SAC: 0 DP: 1 HBP: 1	WP: 0 PB: 0 SB: 0 CS: 0	PA: 50	
<b>PITCHER</b>	IP 10.0	WLS L	BF 4	H 0	R 1	ER 1	SO 6	BB 2	IBB 0	HBP 0	BLK 0	WP 0	HR 0	S 50	P 75	ERA 27.00	WHIP 6.000								
Gary Waslewski, R ERA: 2.25 Dan McGinn, L ERA: 4.25 Roy Face, R ERA: 4.15 (1.1) (11.1) (11.1)																									

**Montreal Expos @ Pittsburgh Pirates**  
**Forbes Field, Pittsburgh, PA**  
 Thu Jul 10 1969, 7:05 PM EDT  
 Att: 4,982 - Unknown

AB	41
R	2
H	8
RBI	2
BB	8
SO	7
LOB	30






Batter	1	2	3	4	5	6	7	8	9	AB	R	H	RBI	BB	SO	LOB	TOP					
Matty Alou, L OBP: 0.379, SLG: 0.444 (1, 8)	0-0 4-3		0-0 6-3			0-0 5-3		0-0 BB 1B		4	1	1	0	0	0	0						
Carl Taylor, R OBP: 0.432, SLG: 0.449 (1, 3)	0-0 4-3			0-0 L4		0-0 1B		4-0 1B BB		3	0	1	0	1	0	0						
Roberto Clemente, R OBP: 0.409, SLG: 0.534 (1, 9)	0-3 K			0-0 F9		0-0 1B		0-3 K		4	0	1	0	0	2	2						
Jose Pagan, R OBP: 0.331, SLG: 0.421 (1, 7)		4-0 G5-3 HBP BB		0-0 F3		0-0 F3		0-0 1-2 2H 1B		3	0	1	1	1	0	2						
Manny Sanguillen, R OBP: 0.365, SLG: 0.438 (1, 2)		0-3 K			0-0 F8		0-0 2-3 1B	0-0 F7		4	0	1	0	0	1	3						
Richie Hebner, L OBP: 0.383, SLG: 0.459 (1, 5)		1-0 HBP		0-3 K		0-3 K			0-0 2B	3	0	1	0	0	2	1						
Jose Martinez, R OBP: 0.284, SLG: 0.286 (1, 4)		0-0 G5-3 2-3f			0-0 1B		0-0 2-3		0-3 K	4	0	1	0	0	1	4						
Freddie Patek, R OBP: 0.307, SLG: 0.296 Lou Marone, R (7, 1)			0-0 F9		0-0 F3		0-3 K		0-0 F8	3	0	0	0	0	1	2						
Bob Moose, R OBP: 0.222, SLG: 0.087 Ron Davis, R OBP: 0.316, SLG: 0.260 (9, PH)										0	0	0	0	0	0	0						
Luke Walker, L Jerry May, R OBP: 0.281, SLG: 0.373 Bruce Dal Canton, R OBP: 0.444, SLG: 0.625 Gene Alley, R OBP: 0.261, SLG: 0.238 (7, 6)			0-3 K		0-0 5-3			0-0 4-3	0-0 1-4-3	1	0	0	0	0	1	0						
<b>Inning Stats</b>	R: 0 E: 0 K: 1 S: 5	H: 0 LOB: 0 BB: 0 P: 5	R: 0 E: 0 K: 1 S: 4	H: 0 LOB: 1 BB: 1 P: 9	R: 0 E: 0 K: 1 S: 5	H: 0 LOB: 0 BB: 0 P: 5	R: 0 E: 0 K: 0 S: 3	H: 0 LOB: 1 BB: 0 P: 3	R: 0 E: 0 K: 1 S: 6	H: 1 LOB: 1 BB: 0 P: 6	R: 0 E: 0 K: 0 S: 5	H: 2 LOB: 2 BB: 0 P: 5	R: 0 E: 0 K: 2 S: 8	H: 1 LOB: 1 BB: 0 P: 8	R: 1 E: 0 K: 1 S: 7	H: 2 LOB: 2 BB: 1 P: 11	R: 0 E: 0 K: 1 S: 6	H: 1 LOB: 1 BB: 0 P: 6	1B: 6 2B: 1 3B: 0 HR: 0	SF: 0 SAC: 0 DP: 1 HBP: 1	WP: 0 PB: 0 SB: 0 CS: 0	PA: 36
<b>PITCHER</b> Steve Carlton, L ERA: 1.76 (1, 1)	IP: 9.0 WLS: W BF: 36 H: 7 R: 1 ER: 1 SO: 8 BB: 2 IBB: 0 HBP: 1 BLK: 0 WP: 0 HR: 0 S: 49 P: 58 ERA: 1.00 WHIP: 1.000															<b>PITCHER</b>						

Pittsburgh Pirates @ St. Louis Cardinals  
 Busch Stadium, St. Louis, MO  
 Fri Jul 11 1969, 7:05 PM CDT  
 Att: 24,910 - Unknown


AB	33
R	1
H	7
RBI	1
BB	2
SO	8
LOB	16



Batter	1	2	3	4	5	6	7	8	9	AB	R	H	RBI	BB	SO	LOB	BOTTOM			
Lou Brock, L OBP: 0.339, SLG: 0.451 (1, 7)	0-3 K		0-0 6-3		0-0 4-3		0-0 2B 1B			4	1	1	2	0	1	1				
Curt Flood, R OBP: 0.334, SLG: 0.352 (1, 8)	0-3 K			4-0 SH1-3 1B BB		0-0 FC4-6 1B		0-0 1-3 2H 2B		3	2	2	1	1	1	0				
Vada Pinson, L OBP: 0.332, SLG: 0.430 (1, 9)	0-0 WP 1B			0-0 SH1-3		0-0 FC4-6		0-0 E 1B		3	0	2	2	0	0	1				
Joe Torre, R OBP: 0.349, SLG: 0.473 (1, 3)	0-0 6-3			0-0 P4		0-0 5-3		0-0 E5		4	0	0	0	0	0	4				
Mike Shannon, R OBP: 0.312, SLG: 0.375 (1, 5)		0-0 5-3		0-0 1B		0-0 F9		0-3 K		4	0	1	1	0	1	3				
Tim McCarver, L OBP: 0.341, SLG: 0.382 (1, 2)		0-0 1-3		0-0 P4			0-0 F8			4	0	0	0	0	0	3				
Julian Javier, R OBP: 0.306, SLG: 0.395 (1, 4)		0-0 4-3			0-0 6-3		0-0 BB 1B	0-3 K		4	1	1	0	0	1	0				
Steve Huntz, S OBP: 0.318, SLG: 0.186 Vic Davalillo, L OBP: 0.254, SLG: 0.269 Dal Maxvill, R OBP: 0.256, SLG: 0.236 (8, 6)			0-3 K		4-0 SH1-4 BB		4-0 BB 1B BB	0-0 F9		1	0	0	0	1	1	0				
Steve Carlton, L OBP: 0.250, SLG: 0.283 (1, 1)		0-0 4-3			0-0 SH1-4		4-0 1-2 2B BB	0-3 K		2	1	0	0	1	1	0				
<b>Inning Stats</b>	R: 0 E: 0 K: 2 S: 8	H: 1 LOB: 1 BB: 0 P: 8	R: 0 E: 0 K: 0 S: 3	H: 0 LOB: 0 BB: 0 P: 3	R: 0 E: 0 K: 1 S: 5	H: 0 LOB: 0 BB: 0 P: 5	R: 1 E: 0 K: 0 S: 4	H: 1 LOB: 1 BB: 1 P: 8	R: 0 E: 0 K: 0 S: 3	H: 0 LOB: 1 BB: 1 P: 7	R: 0 E: 1 K: 0 S: 4	H: 1 LOB: 0 BB: 0 P: 4	R: 5 E: 1 K: 1 S: 10	H: 4 LOB: 2 BB: 2 P: 18	R: 0 E: 0 K: 2 S: 7	H: 0 LOB: 0 BB: 0 P: 7	1B: 5 2B: 2 3B: 0 HR: 0	SF: 0 SAC: 2 DP: 0 HBP: 0	WP: 1 PB: 0 SB: 0 CS: 0	PA: 36
<b>PITCHER</b> Luke Walker, L ERA: 3.9 Bruce Dal Canton, R ERA: 3.72 Lou Marone, L ERA: 6.0 Bob Moose, R ERA: 4.58 (7, 1)	IP: 5.0 WLS: L BF: 19 H: 2 R: 1 ER: 1 SO: 3 BB: 2 IBB: 0 HBP: 0 BLK: 0 WP: 1 HR: 0 S: 23 P: 31 ERA: 1.80 WHIP: 0.800															<b>PITCHER</b>				

Pittsburgh Pirates @ St. Louis Cardinals  
 Busch Stadium, St. Louis, MO  
 Fri Jul 11 1969, 7:05 PM CDT  
 Att: 24,910 - Unknown

AB	30
R	6
H	7
RBI	6
BB	4
SO	6
LOB	12





Batter	1	2	3	4	5	6	7	8	9	AB	R	H	RBI	BB	SO	LOB	TOP																					
Matty Alou, L OBP: 0.377, SLG: 0.441 (1, 8)	F9	FC5		1B			P5		F3	5	0	1	0	0	0	2																						
Carl Taylor, R OBP: 0.460, SLG: 0.469 (1, 3)	FC5-4 1B		1B	BB	1B	1B	HR	1B	FC4-6 BB	3	1	3	1	2	0	0																						
Roberto Clemente, R OBP: 0.495, SLG: 0.539 (1, 9)	FC5-4 1B		F9	5-3			HR	HR	FC4-6	5	1	1	2	0	0	5																						
Jose Pagan, R OBP: 0.335, SLG: 0.424 (1, 7)	1B		1B				L6			4	0	2	0	0	1	0																						
Richie Hebner, L OBP: 0.378, SLG: 0.453 (1, 5)	F8		P6				K			4	0	0	0	0	1	4																						
Gene Alley, R OBP: 0.261, SLG: 0.239 (1, 4)		FC5 1B	F8				6-3		1-3	4	0	1	0	0	0	2																						
Jerry May, R OBP: 0.266, SLG: 0.376 (1, 2)	1B			F8			G5-4-3 1B		4-3	4	0	2	0	0	0	0																						
Freddie Patek, R OBP: 0.302, SLG: 0.291 (1, 6)		P5		6-3			F7		1-3	4	0	0	0	0	0	3																						
Steve Blass, R OBP: 0.234, SLG: 0.261 (1, 1)		F3					G5-4-3		F7	3	1	1	0	0	0	3																						
Lou Marone, R (6, 1)										0	0	0	0	0	0	0																						
Al Oliver, L OBP: 0.304, SLG: 0.365 (9, PH)				1B			1B			1	0	0	0	0	0	0																						
<b>Inning Stats</b>	R: 0 E: 0 K: 0 S: 5	H: 2 LOB: 2 BB: 0 P: 5	R: 0 E: 0 K: 0 S: 5	H: 2 LOB: 2 BB: 0 P: 5	R: 0 E: 0 K: 0 S: 4	H: 1 LOB: 2 BB: 1 P: 8	R: 1 E: 0 K: 0 S: 6	H: 3 LOB: 2 BB: 0 P: 6	R: 0 E: 0 K: 1 S: 5	H: 0 LOB: 0 BB: 0 P: 5	R: 0 E: 0 K: 1 S: 3	H: 1 LOB: 0 BB: 0 P: 3	R: 2 E: 0 K: 1 S: 7	H: 2 LOB: 0 BB: 0 P: 7	R: 0 E: 0 K: 0 S: 3	H: 0 LOB: 0 BB: 0 P: 3	R: 0 E: 0 K: 0 S: 3	H: 0 LOB: 1 BB: 1 P: 7	1B: 10 2B: 0 3B: 0 HR: 1	SF: 0 SAC: 0 DP: 1 HBP: 0	WP: 0 PA: 39																	
<b>PITCHER</b>	IP	WLS	BF	H	R	ER	SO	BB	IBB	HBP	BLK	WP	HR	S	P	ERA	WHIP	<b>PITCHER</b>				IP	WLS	BF	H	R	ER	SO	BB	IBB	HBP	BLK	WP	HR	S	P	ERA	WHIP
Jim Ellis, L ERA: 1.69 (1, 1)	3.2		19	7	1	1	0	1	0	0	0	0	0	18	22	2.46	2.182																					
Ray Washburn, R ERA: 3.01 (4, 1)	5.1	W	20	4	2	2	2	1	0	0	0	0	1	23	27	3.38	0.938																					

Pittsburgh Pirates @ St. Louis Cardinals  
Busch Stadium, St. Louis, MO  
Sat Jul 12 1969, 3:33 AM CDT  
Att: 17,950 - Unknown

AB 37  
R 3  
H 11  
RBI 3  
BB 2  
SO 2  
LOB 19



Batter	1	2	3	4	5	6	7	8	9	AB	R	H	RBI	BB	SO	LOB	BOTTOM																					
Lou Brock, L OBP: 0.340, SLG: 0.449 (1, 7)	WP 3B BB	F8		4-3			1B	F8		4	2	1	0	1	0	4																						
Curt Flood, R OBP: 0.332, SLG: 0.350 (1, 8)	K	F8					E5 1B	F9		5	0	1	0	0	1	4																						
Vada Pinson, L OBP: 0.334, SLG: 0.438 (1, 9)	SF9 3B		3-1				E5			4	1	2	1	0	0	1																						
Joe Torre, R OBP: 0.347, SLG: 0.471 (1, 3)	SF9			FC6-4 1B			F9	F7		3	0	1	1	0	0	1																						
Tim McCarver, L OBP: 0.340, SLG: 0.380 (1, 2)	5-3		P6				L6	FC4 1B		4	0	1	0	0	0	2																						
Mike Shannon, R OBP: 0.311, SLG: 0.380 (1, 5)		K	FC6-4				SF8 3B	FC4		4	1	1	0	0	1	2																						
Julian Javier, R OBP: 0.308, SLG: 0.396 (1, 4)		1B SH BB					SF8 1B	F2		2	1	1	1	1	0	1																						
Steve Huntz, S OBP: 0.333, SLG: 0.202 (1, 6)		SH 1B					1B E 1B	4-3		3	1	2	0	1	0	0																						
Jim Ellis, R (1, 1)										0	0	0	1	0	0	0																						
Ray Washburn, R OBP: 0.094, SLG: 0.065 (4, 1)	SH			1-4 BB			K			2	0	0	0	1	1	3																						
<b>Inning Stats</b>	R: 2 E: 0 K: 1 S: 6	H: 1 LOB: 0 BB: 1 P: 10	R: 1 E: 0 K: 1 S: 7	H: 1 LOB: 2 BB: 1 P: 11	R: 0 E: 0 K: 0 S: 4	H: 1 LOB: 1 BB: 0 P: 4	R: 0 E: 0 K: 0 S: 3	H: 1 LOB: 1 BB: 1 P: 7	R: 0 E: 0 K: 0 S: 4	H: 1 LOB: 1 BB: 0 P: 4	R: 3 E: 1 K: 1 S: 9	H: 4 LOB: 1 BB: 0 P: 9	R: 0 E: 0 K: 0 S: 4	H: 1 LOB: 1 BB: 0 P: 4	R: 0 E: 0 K: 0 S: 3	H: 0 LOB: 1 BB: 1 P: 7	1B: 8 2B: 1 3B: 2 HR: 0	SF: 2 SAC: 1 DP: 1 HBP: 0	WP: 1 PA: 38																			
<b>PITCHER</b>	IP	WLS	BF	H	R	ER	SO	BB	IBB	HBP	BLK	WP	HR	S	P	ERA	WHIP	<b>PITCHER</b>				IP	WLS	BF	H	R	ER	SO	BB	IBB	HBP	BLK	WP	HR	S	P	ERA	WHIP
Steve Blass, R ERA: 4.86 (1, 1)	5.2	L	29	9	6	4	3	3	0	0	0	0	0	32	44	6.35	2.118																					
Lou Marone, L ERA: 4.76 (6, 1)	2.1		9	1	0	0	0	1	0	0	0	0	0	8	12	0.00	0.857																					

Pittsburgh Pirates @ St. Louis Cardinals  
Busch Stadium, St. Louis, MO  
Sat Jul 12 1969, 3:33 AM CDT  
Att: 17,950 - Unknown

AB 31  
R 6  
H 10  
RBI 4  
BB 4  
SO 3  
LOB 18





Batter	1	2	3	4	5	6	7	8	9	AB	R	H	RBI	BB	SO	LOB	TOP								
Matty Alou, L (1.8) OBP: 0.382, SLG: 0.447	F5		1B			F8		1B HR	IBB	4	1	3	0	1	0	0	<b>Pittsburgh Pirates @ St. Louis Cardinals</b> Busch Stadium, St. Louis, MO Sun Jul 13 1969, 3:33 AM CDT Unknown								
Richie Hebner, L (1.5) OBP: 0.375, SLG: 0.448	1B		F7			F8		F7	3-1	5	0	1	0	0	0	5									
Willie Stargell, L (1.7) OBP: 0.417, SLG: 0.562	K			K		K		HR		4	1	1	0	0	3	2									
Roberto Clemente, R (1.9) OBP: 0.403, SLG: 0.546	4-3			K		K		HR		4	1	1	3	0	2	2									
Al Oliver, L (1.3) OBP: 0.304, SLG: 0.363		6-3		P3			P6	1B		4	0	1	0	0	0	0									
Manny Sanguillen, R (1.2) OBP: 0.397, SLG: 0.439		P6					1B	F5		4	0	2	0	0	0	1									
Gene Alley, R (1.4) OBP: 0.252, SLG: 0.230		K				F3		F8		4	0	0	0	0	1	1									
Freddie Patek, R (1.6) OBP: 0.305, SLG: 0.294			4-3				F9		SH1-3 1B	4	0	2	0	0	0	1									
Jim Bunning, R (1.1) OBP: 0.078, SLG: 0.028										3	0	0	0	0	0	1									
Bob Moose, R (9.1) OBP: 0.222, SLG: 0.087			F9			1-3		P4	SH1-3	0	0	0	0	0	0	0									
<b>Inning Stats</b>	R: 0 E: 0 K: 1 S: 6	H: 1 LOB: 1 BB: 0 P: 6	R: 0 E: 0 K: 1 S: 5	H: 0 LOB: 0 BB: 0 P: 5	R: 0 E: 0 K: 0 S: 4	H: 1 LOB: 1 BB: 0 P: 4	R: 0 E: 0 K: 2 S: 7	H: 0 LOB: 0 BB: 0 P: 7	R: 0 E: 0 K: 0 S: 4	H: 2 LOB: 1 BB: 0 P: 4	R: 0 E: 0 K: 0 S: 8	H: 1 LOB: 1 BB: 0 P: 8	R: 0 E: 0 K: 0 S: 4	H: 1 LOB: 1 BB: 0 P: 4	R: 3 E: 0 K: 0 S: 7	H: 4 LOB: 1 BB: 0 P: 7	R: 0 E: 0 K: 0 S: 4	H: 1 LOB: 2 BB: 0 P: 8	1B: 9 2B: 1 3B: 0 HR: 1	SF: 0 SAC: 1 DP: 0 HBP: 0	WP: 0 PB: 0 SB: 1 CS: 0	PA: 38			
<b>PITCHER</b>	IP	WLS	BF	H	R	ER	SO	BB	IBB	HBP	BLK	WP	HR	S	P	ERA	WHIP								
Bob Gibson, R (1.1) ERA: 2.33	8.0	L	33	10	3	3	6	0	0	0	0	0	1	45	45	3.38	1.250								
Mudcat Grant, R (9.1) ERA: 4.78	1.0	S	5	1	0	0	0	0	1	0	0	0	0	4	8	0.00	1.000								

AB	36
R	3
H	11
RBI	3
BB	1
SO	6
LOB	13



Batter	1	2	3	4	5	6	7	8	9	AB	R	H	RBI	BB	SO	LOB	BOTTOM								
Lou Brock, L (1.7) OBP: 0.341, SLG: 0.448	4-3		1B			P3 BB		CS	1-3	3	0	1	0	1	0	0	<b>Pittsburgh Pirates @ St. Louis Cardinals</b> Busch Stadium, St. Louis, MO Sun Jul 13 1969, 3:33 AM CDT Unknown								
Curt Flood, R (1.8) OBP: 0.332, SLG: 0.349	F8		K			P3			4-3 BLK 1B	4	0	1	0	0	1	2									
Vada Pinson, L (1.9) OBP: 0.333, SLG: 0.439	2B		4-3			4-3			4-3	4	0	1	0	0	0	2									
Joe Torre, R (1.3) OBP: 0.344, SLG: 0.466	K			L4			6-3		5-3	4	0	0	0	0	1	2									
Tim McCarver, L (1.2) OBP: 0.337, SLG: 0.377		F8		F7			F8			3	0	0	0	0	0	0									
Mike Shannon, R (1.5) OBP: 0.309, SLG: 0.376		5-3		K			F3			3	0	0	0	0	1	0									
Julian Javier, R (1.4) OBP: 0.266, SLG: 0.396						F8		F7		2	0	1	0	0	0	0									
Dave Ricketts, S (8. PH) OBP: 0.381, SLG: 0.316										1	0	0	0	0	0	0									
Mudcat Grant, R (9.1) OBP: 0.259, SLG: 0.200		1B								0	0	0	0	0	0	0									
Steve Huntz, S (1.6) OBP: 0.325, SLG: 0.196		2-3					K		F8	3	0	0	0	0	1	1									
Bob Gibson, R (1.1) ERA: 3.61										2	0	0	0	0	0	0									
Vic Davalillo, L (8. PH) OBP: 0.252, SLG: 0.266			L5				F8		E7	1	0	0	0	0	0	0									
Dal Maxvill, R (9.6) OBP: 0.256, SLG: 0.236										0	0	0	0	0	0	0									
<b>Inning Stats</b>	R: 0 E: 0 K: 1 S: 6	H: 1 LOB: 1 BB: 0 P: 6	R: 0 E: 0 K: 0 S: 4	H: 1 LOB: 1 BB: 0 P: 4	R: 0 E: 0 K: 1 S: 5	H: 0 LOB: 0 BB: 0 P: 5	R: 0 E: 0 K: 1 S: 5	H: 0 LOB: 0 BB: 0 P: 5	R: 0 E: 0 K: 0 S: 2	H: 0 LOB: 0 BB: 1 P: 6	R: 0 E: 0 K: 0 S: 3	H: 0 LOB: 0 BB: 0 P: 3	R: 0 E: 1 K: 0 S: 3	H: 0 LOB: 0 BB: 0 P: 3	R: 0 E: 0 K: 0 S: 4	H: 1 LOB: 1 BB: 0 P: 4	1B: 3 2B: 2 3B: 0 HR: 0	SF: 0 SAC: 0 DP: 1 HBP: 0	WP: 0 PB: 0 SB: 0 CS: 1	PA: 32					
<b>PITCHER</b>	IP	WLS	BF	H	R	ER	SO	BB	IBB	HBP	BLK	WP	HR	S	P	ERA	WHIP								
Jim Bunning, R (1.1) ERA: 3.61	8.0	W	27	3	0	0	4	1	0	0	0	0	0	34	38	0.00	0.500								
Bob Moose, R (9.1) ERA: 4.52	1.0	S	4	1	0	0	0	0	0	0	1	0	0	4	4	0.00	1.000								

AB	30
R	0
H	4
RBI	0
BB	1
SO	4
LOB	7





Batter	1	2	3	4	5	6	7	8	9	AB	R	H	RBI	BB	SO	LOB	TOP			
Matty Alou, L (1, 8) OBP: 0.383, SLG: 0.446	F7			F8			2B 1B	IBB		3	1	1	0	1	0	0	<b>Pittsburgh Pirates @ St. Louis Cardinals</b> Busch Stadium, St. Louis, MO Sun Jul 13 1969, 3:38 AM CDT Att: 36,469 - Unknown			
Carl Taylor, R (1, 9) OBP: 0.452, SLG: 0.471	5-3			K			4-3 1B 2B	F9		4	1	1	1	0	1	3				
Richie Hebner, L (1, 5) OBP: 0.370, SLG: 0.442	F2			F7			4-3		F5	4	0	0	0	0	0	1				
Willie Stargell, L (1, 7) OBP: 0.418, SLG: 0.561 Steve Blass, R (9, PR) OBP: 0.294, SLG: 0.261	1-4-3			F7			G3-6-3 1B	FC5-4 1B		4	0	2	1	0	0	0				
Al Oliver, L (1, 3) OBP: 0.300, SLG: 0.359 Roberto Clemente, R (9, PH) OBP: 0.402, SLG: 0.544	F8			F9			G3-6-3 1B	FC5-4 1B		3	0	0	0	0	0	1				
Jerry May, R (1, 2) OBP: 0.260, SLG: 0.366	K			4-3					F2	4	0	0	0	0	2	1				
Jose Martinez, R (1, 4) OBP: 0.277, SLG: 0.278			5-3				F3		K	3	0	0	0	0	1	0				
Freddie Patek, R (1, 6) OBP: 0.306, SLG: 0.295			F3				K		WP 1B 1B	3	0	1	0	0	1	0				
Dock Ellis, S (1, 1) OBP: 0.139, SLG: 0.114 Joe Gibbon, R (8, 1)			K				K		WP 1B	3	0	1	0	0	2	0				
<b>Inning Stats</b>	R: 0 E: 0 K: 0 S: 3	H: 0 LOB: 0 BB: 0 P: 3	R: 0 E: 0 K: 1 S: 5	H: 0 LOB: 0 BB: 0 P: 5	R: 0 E: 0 K: 1 S: 5	H: 0 LOB: 0 BB: 0 P: 5	R: 0 E: 0 K: 1 S: 5	H: 0 LOB: 0 BB: 0 P: 5	R: 0 E: 0 K: 2 S: 7	H: 0 LOB: 0 BB: 0 P: 7	R: 2 E: 0 K: 0 S: 5	H: 3 LOB: 0 BB: 0 P: 5	R: 0 E: 0 K: 2 S: 9	H: 2 LOB: 3 BB: 1 P: 13	R: 0 E: 0 K: 0 S: 4	H: 1 LOB: 1 BB: 0 P: 4		1B: 5 2B: 1 3B: 0 HR: 0	SF: 0 SAC: 0 DP: 1 HBP: 0	WP: 1 PB: 0 SB: 0 CS: 0
<b>PITCHER</b>	IP WLS BF H R ER SO BB IBB HBP BLK WP HR S P ERA WHIP																			
Nelson Briles, R (1, 1) ERA: 4.2	8.0 W 29 5 2 2 7 0 1 0 0 1 0 42 46 2.25 0.625																			
Joe Hoerner, L (9, 1) ERA: 2.17	1.0 S 4 1 0 0 0 0 0 0 0 0 0 0 4 4 0.00 1.000																			

Batter	1	2	3	4	5	6	7	8	9	AB	R	H	RBI	BB	SO	LOB	BOTTOM	
Lou Brock, L (1, 7) OBP: 0.341, SLG: 0.447 Vic Davalillo, L (2, 7) OBP: 0.252, SLG: 0.265	K		1B 1B 1B		F7		F7	1-3		1	0	0	0	0	1	0	<b>Pittsburgh Pirates @ St. Louis Cardinals</b> Busch Stadium, St. Louis, MO Sun Jul 13 1969, 3:38 AM CDT Att: 36,469 - Unknown	
Curt Flood, R (1, 8) OBP: 0.333, SLG: 0.350	1-4-3		1B 2-3 1B				5-3			4	0	2	0	0	0	0		
Vada Pinson, L (1, 9) OBP: 0.335, SLG: 0.440	4-3		1-3 3-H 1B		F3			1B SF7 1B		4	1	2	1	0	0	1		
Joe Torre, R (1, 3) OBP: 0.345, SLG: 0.465		F8		1-2 BB		K		BB IBB BB 1B		3	1	1	0	1	1	0		
Tim McCarver, L (1, 2) OBP: 0.339, SLG: 0.381		G6-4-3 BB		F3				SF7		2	0	1	1	1	0	3		
Mike Shannon, R (1, 5) OBP: 0.305, SLG: 0.371		G6-4-3 1-2		F8			5-3	F9		4	0	0	0	0	0	3		
Julian Javier, R (1, 4) OBP: 0.312, SLG: 0.394			K		F8			BB BB IBB		2	0	0	0	2	1	0		
Dal Maxvill, R (1, 6) OBP: 0.260, SLG: 0.234			SH2-3 1B BB		F9		K	BB BB		2	1	0	0	2	1	2		
Nelson Briles, R (1, 1) OBP: 0.136, SLG: 0.167 Phil Gagliano, R (8, PH) OBP: 0.317, SLG: 0.282 Joe Hoerner, R (9, 1)			SH2-3 1-2		K		P3		BB	2	0	0	0	0	1	0		
<b>Inning Stats</b>	R: 0 E: 0 K: 1 S: 5	H: 0 LOB: 0 BB: 1 P: 6	R: 2 E: 0 K: 1 S: 8	H: 3 LOB: 3 BB: 2 P: 16	R: 0 E: 0 K: 0 S: 3	H: 0 LOB: 0 BB: 0 P: 3	R: 0 E: 0 K: 2 S: 8	H: 1 LOB: 2 BB: 1 P: 12	R: 0 E: 0 K: 0 S: 3	H: 0 LOB: 0 BB: 0 P: 3	R: 2 E: 0 K: 0 S: 5	H: 2 LOB: 3 BB: 3 P: 17	R: 0 E: 0 K: 0 S: 4	H: 0 LOB: 1 BB: 0 P: 4	1B: 6 2B: 1 3B: 0 HR: 0	SF: 1 SAC: 1 DP: 1 HBP: 0		WP: 0 PB: 0 SB: 0 CS: 0
<b>PITCHER</b>	IP WLS BF H R ER SO BB IBB HBP BLK WP HR S P ERA WHIP																	
Dock Ellis, R (1, 1) ERA: 4.49	7.0 L 31 7 4 4 5 3 1 0 0 0 0 0 37 53 5.14 1.429																	
Joe Gibbon, L (8, 1) ERA: 2.57	1.0 6 0 0 0 0 2 1 0 0 0 0 0 3 15 0.00 2.000																	



Batter	1	2	3	4	5	6	7	8	9	AB	R	H	RBI	BB	SO	LOB	TOP			
Matty Alou, L OBP: 0.382, SLG: 0.446 (1, 8)	1-3		4-3 2B		L4			G3		4	0	1	0	0	0	0	<b>Pittsburgh Pirates @ Montreal Expos</b> Jarry Park, Montreal, QB Mon Jul 14 1969, 7:05 PM EDT Att: 20,054 - Unknown			
Richie Hebner, L OBP: 0.369, SLG: 0.439 (1, 5)	K		4-3			G6-3 1B		3-1		4	0	1	0	0	1	1				
Willie Stargell, L OBP: 0.416, SLG: 0.555 (1, 7)	K		3-1			F5		BB 1B BB		3	0	0	0	1	1	2				
Roberto Clemente, R OBP: 0.407, SLG: 0.551 (1, 9)		G6-4-3 1B				G6-3 1-2		BB 1B BB		4	0	3	0	0	0	1				
Carl Taylor, R OBP: 0.463, SLG: 0.471 (1, 3)		1-2 1B						1-3 HBP		2	0	1	0	1	1	1				
Gene Alley, R OBP: 0.244, SLG: 0.222 (1, 4)	G6-4-3 1-2 2-3				F7			1-3 1-2		4	0	0	0	0	0	7				
Jerry May, R OBP: 0.264, SLG: 0.366 (1, 2)					5-3			F5		0	0	0	0	0	0	0				
Manny Sanguillen, R OBP: 0.362, SLG: 0.433 (3, 2)									F9	3	0	0	0	0	0	2				
Freddie Patek, R OBP: 0.310, SLG: 0.300 (1, 6)										2	0	1	0	1	0	2				
Jose Pagan, R OBP: 0.340, SLG: 0.428 (9, PH)		5-3				CS 2B			G4-6-3 1B	1	0	1	0	0	0	0				
Bob Veale, S OBP: 0.075, SLG: 0.026 (1, 1)										3	0	0	0	0	2	3				
Bob Moose, R OBP: 0.222, SLG: 0.087 (8, 1)										0	0	0	0	0	0	0				
Al Oliver, L OBP: 0.299, SLG: 0.357 (9, PH)			3-1			K			G4-6-3 1-2	1	0	0	0	0	0	1				
<b>Inning Stats</b>	R: 0 E: 0 K: 2 S: 7	H: 0 LOB: 0 BB: 0 P: 7	R: 0 E: 0 K: 0 S: 4	H: 2 LOB: 2 BB: 0 P: 5	R: 0 E: 0 K: 0 S: 4	H: 1 LOB: 1 BB: 0 P: 4	R: 0 E: 0 K: 1 S: 6	H: 1 LOB: 1 BB: 0 P: 6	R: 0 E: 0 K: 1 S: 5	H: 1 LOB: 0 BB: 1 P: 3	R: 0 E: 0 K: 1 S: 5	H: 0 LOB: 2 BB: 1 P: 10	R: 0 E: 0 K: 0 S: 4	H: 1 LOB: 3 BB: 2 P: 12	R: 0 E: 0 K: 0 S: 3	H: 1 LOB: 0 BB: 0 P: 3	1B: 5 2B: 3 3B: 0 HR: 0	SF: 0 SAC: 0 DP: 3 HBP: 2	WP: 0 PB: 0 SB: 0 CS: 1	PA: 36
<b>PITCHER</b> Bill Stoneman, R ERA: 5.33 (1, 1)	IP: 9.0 WLS: W BF: 36 H: 8 R: 0 ER: 0 SO: 5 BB: 2 IBB: 1 HBP: 2 BLK: 0 WP: 0 HR: 0 S: 41 P: 55 ERA: 0.00 WHIP: 1.111																			


Batter	1	2	3	4	5	6	7	8	9	AB	R	H	RBI	BB	SO	LOB	BOTTOM			
Remy Hermoso, R OBP: 0.200, SLG: 0.200 (1, 4)	1-3		4-3			G5-3 SH1-3 1B		1-6-3		4	0	1	0	0	0	1	<b>Pittsburgh Pirates @ Montreal Expos</b> Jarry Park, Montreal, QB Mon Jul 14 1969, 7:05 PM EDT Att: 20,054 - Unknown			
Rusty Staub, L OBP: 0.409, SLG: 0.463 (1, 9)	2B		F8			SH1-3 1-2		K		3	0	1	0	0	1	1				
Bob Bailey, R OBP: 0.347, SLG: 0.452 (1, 3)	5-3				G3			1B 1B		3	1	1	0	1	0	1				
Coco Laboy, R OBP: 0.321, SLG: 0.437 (1, 5)	5-3				F8			BB 1B 1B		4	1	1	0	0	0	3				
Jose Herrera, R OBP: 0.405, SLG: 0.500 (1, 7)		F8						1B BB 1B		4	0	2	1	0	0	0				
Adolfo Phillips, R OBP: 0.345, SLG: 0.314 (1, 8)		F7						1-2 2-H 1B		3	0	0	0	1	1	1				
Ron Brand, R OBP: 0.366, SLG: 0.344 (1, 2)		6-3						1-2 2-3 3-H 1B		4	0	2	1	0	1	0				
Bobby Wine, R OBP: 0.245, SLG: 0.263 (1, 6)			E9 2B					1-2 2-3 3-H 1B		4	0	2	0	0	1	3				
Bill Stoneman, R OBP: 0.152, SLG: 0.119 (1, 1)			K							3	0	0	0	0	2	3				
<b>Inning Stats</b>	R: 0 E: 0 K: 0 S: 4	H: 1 LOB: 1 BB: 0 P: 4	R: 0 E: 0 K: 0 S: 3	H: 0 LOB: 0 BB: 0 P: 3	R: 0 E: 1 K: 1 S: 6	H: 1 LOB: 1 BB: 0 P: 6	R: 0 E: 0 K: 1 S: 6	H: 1 LOB: 1 BB: 0 P: 6	R: 0 E: 0 K: 1 S: 5	H: 0 LOB: 0 BB: 0 P: 5	R: 0 E: 0 K: 0 S: 3	H: 1 LOB: 1 BB: 1 P: 7	R: 0 E: 0 K: 1 S: 7	H: 2 LOB: 2 BB: 0 P: 7	R: 2 E: 0 K: 2 S: 11	H: 4 LOB: 3 BB: 1 P: 15		1B: 7 2B: 3 3B: 0 HR: 0	SF: 0 SAC: 1 DP: 1 HBP: 0	WP: 0 PB: 0 SB: 0 CS: 0
<b>PITCHER</b> Bob Veale, L ERA: 4.19 (1, 1)	IP: 7.2 WLS: L BF: 33 H: 9 R: 2 ER: 2 SO: 5 BB: 1 IBB: 1 HBP: 0 BLK: 0 WP: 0 HR: 0 S: 41 P: 49 ERA: 2.35 WHIP: 1.304																			
<b>PITCHER</b> Bob Moose, R ERA: 4.5 (8, 1)	IP: 0.1 WLS: L BF: 2 H: 1 R: 0 ER: 0 SO: 1 BB: 0 IBB: 0 HBP: 0 BLK: 0 WP: 0 HR: 0 S: 4 P: 4 ERA: 0.00 WHIP: 3.000																			



Batter	1	2	3	4	5	6	7	8	9	AB	R	H	RBI	BB	SO	LOB	TOP								
Matty Alou, L OBP: 0.385, SLG: 0.451 (1, 8)	4-3		1B		1B			L8		5	1	3	2	0	0	0									
Carl Taylor, R OBP: 0.460, SLG: 0.511 (1, 3)	HR		4-3		F9			K		5	1	2	3	0	1	2									
Willie Stargell, L OBP: 0.413, SLG: 0.549 (1, 7)	E6 1B			F6	K			K		5	1	1	0	0	2	2									
Roberto Clemente, R OBP: 0.405, SLG: 0.554 Ron Davis, R OBP: 0.328, SLG: 0.294 (1, 9) (6, 9)	K	F4		1B	3B			6-3		4	1	1	0	0	1	1									
Richie Hebner, L OBP: 0.369, SLG: 0.447 (1, 5)	2H HR	F4		1B	IBB			3-1		4	1	1	2	1	0	1									
Manny Sanguillen, R OBP: 0.368, SLG: 0.434 (1, 2)	E 1B BB			1-3 1B				L6		4	1	2	1	1	0	1									
Gene Alley, R OBP: 0.242, SLG: 0.221 (1, 4)	BB E 1B			1-3 1B				F5		5	1	1	0	0	1	4									
Freddie Patek, R OBP: 0.305, SLG: 0.296 (1, 6)	E4 BB 2B		F7	L6				F9		4	1	0	0	0	0	4									
Luke Walker, L (1, 1)	2B BB		4-3		4-3			K		3	1	0	1	1	1	0									
<b>Inning Stats</b>	R: 8 E: 2 K: 1 S: 12	H: 6 LOB: 1 BB: 2 P: 20	R: 0 E: 0 K: 1 S: 6	H: 1 LOB: 1 BB: 0 P: 6	R: 0 E: 0 K: 0 S: 4	H: 1 LOB: 1 BB: 0 P: 4	R: 1 E: 0 K: 0 S: 5	H: 2 LOB: 2 BB: 1 P: 9	R: 0 E: 0 K: 1 S: 6	H: 1 LOB: 1 BB: 0 P: 6	R: 0 E: 0 K: 0 S: 3	H: 0 LOB: 0 BB: 0 P: 3	R: 0 E: 0 K: 1 S: 5	H: 0 LOB: 0 BB: 0 P: 5	R: 0 E: 0 K: 2 S: 7	H: 0 LOB: 0 BB: 0 P: 7	R: 0 E: 0 K: 0 S: 4	H: 1 LOB: 1 BB: 0 P: 4	1B: 6 2B: 3 3B: 1 HR: 2	SF: 0 SAC: 0 DP: 0 HBP: 0	WP: 0 PB: 0 SB: 0 CS: 0	PA: 43			
<b>PITCHER</b>	IP	WLS	BF	H	R	ER	SO	BB	IBB	HBP	BLK	WP	HR	S	P	ERA	WHIP								
Gary Waslewski, R ERA: 2.67 (1, 1)	0.2	L	10	5	8	3	1	2	0	0	0	0	2	10	18	40.50	10.500								
Roy Face, R ERA: 3.93 (1, 1)	2.1		10	3	0	0	1	0	0	0	0	0	0	12	12	0.00	1.286								
Steve Renko, R ERA: 6.2 (4, 1)	5.0		19	3	1	1	4	0	1	0	0	0	0	26	30	1.80	0.600								
Don Shaw, L ERA: 4.68 (9, 1)	1.0		4	1	0	0	0	0	0	0	0	0	0	4	4	0.00	1.000								

Pittsburgh Pirates @ Montreal Expos  
 Jarry Park, Montreal, QB  
 Tue Jul 15 1969, 7:05 PM EDT  
 Att: 20,876 - Unknown


AB 40  
 R 9  
 H 12  
 RBI 9  
 BB 3  
 SO 6  
 LOB 15



Batter	1	2	3	4	5	6	7	8	9	AB	R	H	RBI	BB	SO	LOB	BOTTOM								
Remy Hermoso, R OBP: 0.222, SLG: 0.125 (1, 4)	K		4-3			G4-6-3 BB		K		3	0	0	0	1	2	1									
Rusty Staub, L OBP: 0.410, SLG: 0.472 (1, 9)	6-3			HR		K		HR BB		3	2	1	1	1	1	1									
Bob Bailey, R OBP: 0.345, SLG: 0.463 (1, 3)	K			K		G4-6-3		HR		4	1	1	2	0	2	1									
Coco Laboy, R OBP: 0.317, SLG: 0.431 (1, 5)		4-3		1-3		6-3		6-3		4	0	0	0	0	0	0									
Jose Herrera, R OBP: 0.390, SLG: 0.475 (1, 7)		F8		1B		G3		6-3		4	0	1	0	0	0	0									
Adolfo Phillips, R OBP: 0.341, SLG: 0.310 Ty Cline, L OBP: 0.362, SLG: 0.259 (1, 8) (5, 8)		F8		1-6-3		BB		L8		2	0	0	0	0	0	1									
Ron Brand, R OBP: 0.366, SLG: 0.339 (1, 2)			BB		1-3			5-3		2	0	0	0	1	0	1									
Bobby Wine, R OBP: 0.241, SLG: 0.258 (1, 6)			F8		G3			4-3		3	0	0	0	0	0	1									
Gary Waslewski, R Roy Face, R John Scaletsky, R Steve Renko, R John Bateman, R Don Shaw, L (1, 1) (1, 1) (3, PH) (4, 1) (8, PH) (9, 1)			F8		6-3			1-3		0	0	0	0	0	0	0									
<b>Inning Stats</b>	R: 0 E: 0 K: 2 S: 7	H: 0 LOB: 0 BB: 0 P: 7	R: 0 E: 0 K: 0 S: 3	H: 0 LOB: 0 BB: 0 P: 3	R: 0 E: 0 K: 0 S: 3	H: 0 LOB: 1 BB: 1 P: 7	R: 1 E: 0 K: 1 S: 7	H: 2 LOB: 1 BB: 0 P: 7	R: 0 E: 0 K: 0 S: 3	H: 0 LOB: 0 BB: 0 P: 3	R: 0 E: 0 K: 1 S: 4	H: 0 LOB: 0 BB: 1 P: 8	R: 0 E: 0 K: 0 S: 3	H: 0 LOB: 0 BB: 1 P: 7	R: 0 E: 0 K: 1 S: 5	H: 0 LOB: 0 BB: 0 P: 5	R: 2 E: 0 K: 0 S: 4	H: 1 LOB: 0 BB: 1 P: 8	1B: 1 2B: 0 3B: 0 HR: 2	SF: 0 SAC: 0 DP: 1 HBP: 0	WP: 0 PB: 0 SB: 0 CS: 0	PA: 33			
<b>PITCHER</b>	IP	WLS	BF	H	R	ER	SO	BB	IBB	HBP	BLK	WP	HR	S	P	ERA	WHIP								
Luke Walker, L ERA: 3.7 (1, 1)	9.0	W	33	3	3	3	5	4	0	0	0	0	2	39	55	3.00	0.778								

Pittsburgh Pirates @ Montreal Expos  
 Jarry Park, Montreal, QB  
 Tue Jul 15 1969, 7:05 PM EDT  
 Att: 20,876 - Unknown

AB 29  
 R 3  
 H 3  
 RBI 3  
 BB 4  
 SO 5  
 LOB 7





Batter	1	2	3	4	5	6	7	8	9	AB	R	H	RBI	BB	SO	LOB	TOP			
Matty Alou, L OBP: 0.390, SLG: 0.454 (1, 8)										4	2	3	1	0	0	1				
Carl Taylor, R OBP: 0.449, SLG: 0.495 (1, 3)										5	0	1	0	0	0	1	4			
Willie Stargell, L OBP: 0.472, SLG: 0.555 Chuck Hartenstein, R (9, 1)										4	2	1	2	1	1	2	0			
Roberto Clemente, R OBP: 0.405, SLG: 0.551 (1, 9)										5	0	2	2	0	0	2				
Richie Hebner, L OBP: 0.376, SLG: 0.451 (1, 5)										4	2	3	1	1	1	2				
Manny Sanguillen, R OBP: 0.373, SLG: 0.438 (1, 2)										5	1	3	1	0	0	4				
Gene Alley, R OBP: 0.242, SLG: 0.222 (7, 6)										4	0	1	0	0	1	3				
Freddie Patek, R OBP: 0.305, SLG: 0.296 Joe Gibbon, R (7, 1)										3	0	1	0	0	1	1				
Ron Davis, R OBP: 0.339, SLG: 0.308 (9, 7)										0	0	0	0	0	0	0				
Steve Blass, R OBP: 0.246, SLG: 0.271 Lou Marone, R (5, 1)										2	0	1	0	0	1	2				
Bruce Dal Canton, R OBP: 0.244, SLG: 0.252 Jose Pagan, R OBP: 0.335, SLG: 0.422 Jose Martinez, R OBP: 0.277, SLG: 0.278 (7, 4)										0	0	0	0	0	0	0				
<b>Inning Stats</b>	R: 0 E: 0 K: 1 S: 6	H: 1 LOB: 2 BB: 0 P: 7	R: 1 E: 0 K: 2 S: 9	H: 3 LOB: 2 BB: 0 P: 9	R: 0 E: 0 K: 0 S: 3	H: 0 LOB: 0 BB: 0 P: 3	R: 1 E: 1 K: 0 S: 4	H: 2 LOB: 0 BB: 0 P: 4	R: 0 E: 0 K: 0 S: 3	H: 1 LOB: 1 BB: 1 P: 9	R: 0 E: 0 K: 1 S: 5	H: 1 LOB: 0 BB: 0 P: 5	R: 3 E: 1 K: 0 S: 7	H: 4 LOB: 1 BB: 0 P: 7	R: 3 E: 0 K: 1 S: 9	H: 4 LOB: 2 BB: 1 P: 13	1B: 16 2B: 1 3B: 0 HR: 1	SF: 0 SAC: 0 DP: 4 HBP: 1	WP: 0 PB: 1 SB: 2 CS: 0	PA: 42
<b>PITCHER</b>	IP WLS BF H R ER SO BB IBB HBP BLK WP HR S P ERA WHIP																			
Mike Wegener, R ERA: 4.41 (1, 1)	4.0	17	6	2	1	3	0	0	0	0	0	0	0	22	23	2.25	1.500			
Dan McGinn, L ERA: 4.45 (5, 1)	4.1	L 20	9	5	4	2	1	0	0	0	0	0	1	23	27	8.31	2.308			
Dick Radatz, R ERA: 3.96 (9, 1)	0.1	3	1	0	0	1	0	0	0	0	0	0	0	4	8	0.00	6.000			
Roy Face, R ERA: 3.8 (9, 1)	0.1	2	1	1	1	0	0	0	0	0	0	0	2	2	27.00	3.000				

Pittsburgh Pirates @ Montreal Expos  
Jarry Park, Montreal, QB  
Wed Jul 16 1969, 7:05 PM EDT  
Att: 24,214 - Unknown

AB 39  
R 8  
H 17  
RBI 7  
BB 2  
SO 6  
LOB 23



Batter	1	2	3	4	5	6	7	8	9	AB	R	H	RBI	BB	SO	LOB	BOTTOM					
Ty Cline, L OBP: 0.361, SLG: 0.261 Adolfo Phillips, R OBP: 0.348, SLG: 0.347 (7, 8)										3	1	1	0	0	0	0						
Remy Hermoso, R OBP: 0.231, SLG: 0.167 Kevin Collins, L OBP: 0.215, SLG: 0.270 (9, PH)										4	0	1	0	0	0	1						
Rusty Staub, L OBP: 0.413, SLG: 0.482 (1, 9)										4	2	2	2	1	0	1						
Mack Jones, L OBP: 0.391, SLG: 0.509 (1, 7)										3	0	0	0	1	2	2						
Bob Bailey, R OBP: 0.346, SLG: 0.476 (1, 3)										5	1	2	2	0	0	4						
Coco Laboy, R OBP: 0.317, SLG: 0.438 (1, 5)										4	1	1	1	0	0	3						
Ron Brand, R OBP: 0.362, SLG: 0.331 (1, 2)										3	0	0	0	1	0	1						
Bobby Wine, R OBP: 0.235, SLG: 0.252 (1, 6)										4	0	0	0	0	1	2						
Mike Wegener, R OBP: 0.333, SLG: 0.343 Floyd Wicker, L OBP: 0.167, SLG: 0.118 Dan McGinn, L OBP: 0.190, SLG: 0.333 Dick Radatz, R (9, 1)										1	0	0	0	0	1	0						
Roy Face, R OBP: 0.500, SLG: 0.500 (9, 1)										0	0	0	0	0	0	0						
<b>Inning Stats</b>	R: 1 E: 0 K: 0 S: 4	H: 1 LOB: 0 BB: 0 P: 4	R: 0 E: 0 K: 0 S: 4	H: 1 LOB: 1 BB: 0 P: 4	R: 0 E: 0 K: 1 S: 5	H: 0 LOB: 0 BB: 0 P: 5	R: 3 E: 0 K: 2 S: 9	H: 2 LOB: 1 BB: 2 P: 17	R: 1 E: 0 K: 1 S: 7	H: 2 LOB: 1 BB: 0 P: 7	R: 0 E: 1 K: 1 S: 6	H: 0 LOB: 1 BB: 0 P: 6	R: 1 E: 0 K: 0 S: 5	H: 2 LOB: 2 BB: 1 P: 9	R: 0 E: 0 K: 1 S: 5	H: 0 LOB: 0 BB: 0 P: 5	R: 1 E: 0 K: 0 S: 4	H: 1 LOB: 1 BB: 0 P: 5	1B: 4 2B: 0 3B: 1 HR: 4	SF: 0 SAC: 0 DP: 0 HBP: 1	WP: 0 PB: 0 SB: 3 CS: 0	PA: 41
<b>PITCHER</b>	IP WLS BF H R ER SO BB IBB HBP BLK WP HR S P ERA WHIP																					
Steve Blass, R ERA: 5.0 (1, 1)	4.0	20	6	5	4	3	2	0	0	0	0	0	0	3	24	32	9.00	2.000				
Lou Marone, L ERA: 4.5 (5, 1)	0.2	2	0	0	0	1	0	0	0	0	0	0	0	4	4	0.00	0.000					
Bruce Dal Canton, R ERA: 0.64 (5, 1)	1.1	5	0	0	0	1	0	0	0	0	0	0	0	7	7	0.00	0.000					
Joe Gibbon, L ERA: 2.66 (7, 1)	2.0	W 9	2	1	1	1	1	0	0	0	0	0	0	10	14	4.50	1.500					
Chuck Hartenstein, R ERA: 3.65 (9, 1)	1.0	S 5	1	1	1	0	0	0	1	0	0	1	4	5	9.00	1.000						

Pittsburgh Pirates @ Montreal Expos  
Jarry Park, Montreal, QB  
Wed Jul 16 1969, 7:05 PM EDT  
Att: 24,214 - Unknown

AB 37  
R 7  
H 9  
RBI 6  
BB 3  
SO 6  
LOB 16





Batter	1	2	3	4	5	6	7	8	9	AB	R	H	RBI	BB	SO	LOB	TOP										
Matty Alou, L OBP: 0.390, SLG: 0.452 (1, 8)	L4-3	BB BB	BB BB		2B SF8	F4		F8		4	1	1	0	1	0	1											
Carl Taylor, R OBP: 0.455, SLG: 0.505 (1, 3)	F8	BB BB	BB BB		1-3	2B		HR	L6-3	4	1	2	1	1	0	0											
Willie Stargell, L OBP: 0.415, SLG: 0.569 (9, PR)	1B	F6			K			BB	BB	5	1	3	2	0	1	5											
Ron Davis, R OBP: 0.339, SLG: 0.308 (9, PR)	2B							1B	1B	0	0	0	0	0	0	0											
Roberto Clemente, R OBP: 0.408, SLG: 0.551 (1, 9)	2-3			F4	SF8			L6-4-3	BB	2	0	1	1	2	0	0											
Richie Hebner, L OBP: 0.376, SLG: 0.446 (1, 5)	F2			F7	3-H	FC6-4		L6-4-3	BB	3	0	0	0	2	0	4											
Manny Sanguillen, R OBP: 0.369, SLG: 0.432 (1, 2)		FC6-4	1B	K	FC6-4	1-2		L6-4-3	BB	5	0	1	0	0	1	6											
Gene Alley, R OBP: 0.250, SLG: 0.231 (1, 4)		FC6-4	1B	L5-3		SH5-3		L6-3		4	0	2	0	0	0	1											
Freddie Patek, R OBP: 0.301, SLG: 0.291 (1, 6)		FC6-4-5	BB	L5-3		F8		K		4	1	0	0	0	1	3											
Jim Bunning, R OBP: 0.098, SLG: 0.026 (1, 1)		1-2	2-3	F5		SH5-3		L5-3		2	0	0	0	1	0	0											
Bob Moose, R OBP: 0.222, SLG: 0.087 (8, 1)	BB	BB	BB							0	0	0	0	0	0	0											
<b>Inning Stats</b>	R: 0 E: 0 K: 0 S: 5	H: 2 LOB: 2 BB: 0 P: 5	R: 1 E: 0 K: 0 S: 4	H: 2 LOB: 3 BB: 3 P: 16	R: 0 E: 0 K: 1 S: 5	H: 0 LOB: 0 BB: 0 P: 5	R: 0 E: 0 K: 0 S: 3	H: 0 LOB: 0 BB: 0 P: 3	R: 1 E: 0 K: 1 S: 7	H: 2 LOB: 2 BB: 1 P: 11	R: 0 E: 0 K: 0 S: 4	H: 1 LOB: 1 BB: 0 P: 4	R: 2 E: 0 K: 0 S: 4	H: 2 LOB: 1 BB: 2 P: 12	R: 0 E: 0 K: 1 S: 5	H: 0 LOB: 0 BB: 0 P: 5	R: 0 E: 0 K: 0 S: 4	H: 1 LOB: 2 BB: 1 P: 8	1B: 7 2B: 3 3B: 0 HR: 1	SF: 1 SAC: 1 DP: 2 HBP: 0	WP: 0 PB: 0 SB: 0 CS: 0	PA: 42					
<b>PITCHER</b>	IP	WLS	BF	H	R	ER	SO	BB	IBB	HBP	BLK	WP	HR	S	P	ERA	WHIP										
Howie Reed, R ERA: 4.13 (1, 1)	6.0		28	7	2	2	2	3	1	0	0	0	0	28	44	3.00	1.667										
Don Shaw, L ERA: 4.75 (7, 1)	3.0	W	14	3	2	2	1	3	0	0	0	0	1	13	25	6.00	2.000										

Pittsburgh Pirates @ Montreal Expos  
 Jarry Park, Montreal, QB  
 Thu Jul 17 1969, 7:05 PM EDT  
 Att: 11,935 - Unknown

AB 33  
 R 4  
 H 10  
 RBI 4  
 BB 7  
 SO 3  
 LOB 20



Batter	1	2	3	4	5	6	7	8	9	AB	R	H	RBI	BB	SO	LOB	BOTTOM										
Adolfo Phillips, R OBP: 0.391, SLG: 0.347 (1, 8)	K		G6-4-3		1B	5-3				3	0	1	0	1	1	0											
Remy Hermoso, R OBP: 0.176, SLG: 0.125 (1, 4)	F9		G6-4-3		F9			F7		4	0	0	0	0	0	4											
Rusty Staub, L OBP: 0.411, SLG: 0.479 (1, 9)	F7				F7			F7		4	0	1	1	0	0	0											
Mack Jones, L OBP: 0.390, SLG: 0.505 (1, 7)		4-3		1B	1-3			L3		4	0	1	0	0	0	2											
Ty Cline, L OBP: 0.384, SLG: 0.315 (1, 3)		2B		1B		HR		2B		4	2	4	0	0	0	0											
Coco Laboy, R OBP: 0.316, SLG: 0.439 (1, 5)		5-3		F4		K		2B		4	0	1	1	0	1	4											
Ron Brand, R OBP: 0.353, SLG: 0.321 (1, 2)		K		F9		4-3		K		4	0	0	0	0	2	5											
Bobby Wine, R OBP: 0.241, SLG: 0.253 (1, 6)			5-3		SH3	HR		4-3		3	2	1	0	1	0	1											
Howie Reed, R OBP: 0.333, SLG: 0.400 (1, 1)				SH3		HR		K		1	0	0	0	0	0	0											
Kevin Collins, L OBP: 0.225, SLG: 0.320 (6, PH)			E6		SH3			K		1	1	1	3	0	0	0											
Don Shaw, L ERA: 4.44 (7, 1)					1-2	HR		K		1	0	0	0	0	1	1											
<b>Inning Stats</b>	R: 0 E: 0 K: 1 S: 5	H: 0 LOB: 0 BB: 0 P: 5	R: 0 E: 0 K: 1 S: 6	H: 1 LOB: 1 BB: 0 P: 6	R: 0 E: 1 K: 0 S: 4	H: 1 LOB: 1 BB: 0 P: 4	R: 0 E: 0 K: 0 S: 5	H: 2 LOB: 2 BB: 0 P: 5	R: 1 E: 0 K: 1 S: 5	H: 2 LOB: 2 BB: 1 P: 9	R: 3 E: 0 K: 1 S: 7	H: 2 LOB: 0 BB: 1 P: 11	R: 0 E: 0 K: 0 S: 3	H: 0 LOB: 0 BB: 0 P: 3	R: 1 E: 0 K: 2 S: 9	H: 2 LOB: 1 BB: 0 P: 9	R: 0 E: 0 K: 0 S: 9	H: 0 LOB: 0 BB: 0 P: 9	1B: 6 2B: 3 3B: 0 HR: 1	SF: 0 SAC: 1 DP: 1 HBP: 0	WP: 0 PB: 0 SB: 0 CS: 0	PA: 36					
<b>PITCHER</b>	IP	WLS	BF	H	R	ER	SO	BB	IBB	HBP	BLK	WP	HR	S	P	ERA	WHIP										
Jim Bunning, R ERA: 3.77 (1, 1)	7.0	L	33	10	5	5	3	1	0	0	0	0	0	37	45	6.43	1.571										
Bob Moose, R ERA: 4.44 (8, 1)	1.0		3	0	0	0	2	0	0	0	0	0	0	7	7	0.00	0.000										

Pittsburgh Pirates @ Montreal Expos  
 Jarry Park, Montreal, QB  
 Thu Jul 17 1969, 7:05 PM EDT  
 Att: 11,935 - Unknown

AB 33  
 R 5  
 H 10  
 RBI 5  
 BB 2  
 SO 5  
 LOB 17





Batter	1	2	3	4	5	6	7	8	9	AB	R	H	RBI	BB	SO	LOB	TOP	
Lou Brock, L OBP: 0.345, SLG: 0.456 (1, 7)	0-0 4-3		0-0 F7			0-0 G3 1B		0-0 F7		4	1	1	0	0	0	0		
Curt Flood, R OBP: 0.341, SLG: 0.354 (1, 8)	0-0 1B		0-0 F9			0-0 L4		0-3 K		4	0	1	0	0	0	1		
Vada Pinson, L OBP: 0.329, SLG: 0.430 (1, 9)	0-0 1-3 1B			0-0 3-1		0-0 G3		0-0 3-1		4	0	1	0	0	0	1		
Joe Torre, R OBP: 0.355, SLG: 0.486 (1, 3)	0-0 1-2 L4-3			0-0 6-3		0-0 FC6 2H 1B		0-3 K		4	0	1	1	0	1	2		
Tim McCarver, L OBP: 0.342, SLG: 0.377 (1, 2)		0-0 FC6-4 1B		1-0 HBP		0-0 BB		0-0 3-1		2	0	1	0	1	0	0		
Mike Shannon, R OBP: 0.309, SLG: 0.383 (1, 5)	0-0 FC6-4 1-2		0-3 K			0-0 FC6 2-3		0-0 1B		4	0	1	0	0	1	4		
Julian Javier, R OBP: 0.328, SLG: 0.418 (1, 4)	0-0 FC1-6 1-2			0-0 6-3		0-0 FC6-4 1B		0-0 6-3		4	0	1	0	0	0	2		
Steve Huntz, S OBP: 0.323, SLG: 0.206 (1, 6)	0-0 G3			0-3 K		0-0 FC6-4 1-2 S4-3				2	0	0	0	0	1	1		
Vic Davallo, L OBP: 0.250, SLG: 0.263 (7, PH)										1	0	0	0	0	0	1		
Dave Giusti, R OBP: 0.308, SLG: 0.261 (7, 1)										0	0	0	0	0	0	0		
Bob Gibson, R OBP: 0.258, SLG: 0.302 (1, 1)			0-3 K							2	0	0	0	0	1	0		
Bill White, L OBP: 0.333, SLG: 0.250 (7, PH)						0-0 F7				1	0	0	0	0	0	1		
Dal Maxvill, R OBP: 0.260, SLG: 0.234 (7, 6)						0-0 F7		0-0 G4-3 1-2		0	0	0	0	0	0	0		
<b>Inning Stats</b>	R: 0 E: 0 K: 0 S: 4	H: 2 LOB: 1 BB: 0 P: 4	R: 0 E: 0 K: 0 S: 4	H: 1 LOB: 1 BB: 0 P: 4	R: 0 E: 0 K: 1 S: 5	H: 0 LOB: 0 BB: 0 P: 5	R: 0 E: 0 K: 1 S: 5	H: 0 LOB: 1 BB: 0 P: 6	R: 0 E: 0 K: 0 S: 3	H: 1 LOB: 2 BB: 1 P: 9	R: 0 E: 0 K: 1 S: 5	H: 0 LOB: 0 BB: 0 P: 5	R: 0 E: 0 K: 1 S: 6	H: 1 LOB: 1 BB: 0 P: 6	1B: 7 2B: 1 3B: 0 HR: 0	SF: 0 SAC: 0 DP: 2 HBP: 1	WP: 0 PB: 0 SB: 0 CS: 0	PA: 34
<b>PITCHER</b> Dock Ellis, R ERA: 4.23 (1, 1)	IP: 9.0 WLS: W BF: 34 H: 7 R: 1 ER: 1 SO: 5 BB: 1 IBB: 0 HBP: 1 BLK: 0 WP: 0 HR: 0 S: 42 P: 47 ERA: 1.00 WHIP: 0.889																	

St. Louis Cardinals @ Pittsburgh Pirates  
Forbes Field, Pittsburgh, PA  
Fri Jul 18, 1969, 7:05 PM EDT  
Att: 13,666 - Unknown

AB 32  
R 1  
H 7  
RBI 1  
BB 1  
SO 5  
LOB 13



Batter	1	2	3	4	5	6	7	8	9	AB	R	H	RBI	BB	SO	LOB	BOTTOM	
Matty Alou, L OBP: 0.391, SLG: 0.451 (1, 8)	4-0 2B 1-3 BB		0-0 P6		0-0 6-3		0-0 CS 1B			3	1	1	0	1	0	0		
Carl Taylor, R OBP: 0.465, SLG: 0.519 (1, 3)	0-0 1-3 WP 2B		4-0 PB HR BB		0-0 1B		0-0 6-3 1-2			3	2	2	0	1	0	1		
Willie Stargell, L OBP: 0.413, SLG: 0.565 (1, 7)	0-3 K		0-3 K 1-2		0-0 2B 1B		0-0 5-3			4	0	1	0	0	2	3		
Roberto Clemente, R OBP: 0.406, SLG: 0.557 (1, 9)	0-0 1-3 2-3 3-H		0-0 2H HR		0-3 K		0-0 1-3			4	1	1	3	0	1	2		
Richie Hebner, L OBP: 0.378, SLG: 0.449 (1, 5)	4-0 WP BB		0-0 F8		0-0 1-3 2B		0-0 F8			3	0	1	0	1	0	0		
Manny Sanguillen, R OBP: 0.369, SLG: 0.429 (1, 2)	0-0 F2 1-2 3-H		0-0 F2		4-0 FC6-4 IBB		0-0 F2			2	0	0	0	1	0	1		
Gene Alley, R OBP: 0.248, SLG: 0.229 (1, 4)		0-3 K		0-0 F3		0-3 K				1	0	0	0	1	0			
Jose Martinez, R OBP: 0.272, SLG: 0.273 (4, 4)										2	0	0	0	0	1	3		
Freddie Patek, R OBP: 0.298, SLG: 0.288 (1, 6)		0-0 6-3		0-3 K		0-0 FC6-4 1-2				3	0	0	0	0	1	3		
Dock Ellis, S OBP: 0.128, SLG: 0.105 (1, 1)		0-3 K			0-0 5-3		0-3 K			3	0	0	0	0	2	0		
<b>Inning Stats</b>	R: 2 E: 0 K: 1 S: 6	H: 1 LOB: 2 BB: 2 P: 14	R: 0 E: 0 K: 2 S: 7	H: 0 LOB: 0 BB: 0 P: 7	R: 2 E: 0 K: 1 S: 6	H: 1 LOB: 1 BB: 1 P: 10	R: 0 E: 0 K: 1 S: 5	H: 0 LOB: 0 BB: 0 P: 5	R: 0 E: 0 K: 2 S: 9	H: 2 LOB: 3 BB: 1 P: 13	R: 0 E: 0 K: 1 S: 5	H: 1 LOB: 0 BB: 0 P: 5	R: 0 E: 0 K: 0 S: 3	H: 0 LOB: 0 BB: 0 P: 3	1B: 3 2B: 2 3B: 0 HR: 1	SF: 0 SAC: 0 DP: 0 HBP: 0	WP: 1 PB: 1 SB: 0 CS: 1	PA: 32
<b>PITCHER</b> Bob Gibson, R ERA: 2.46 (1, 1)	IP: 6.0 WLS: L BF: 26 H: 5 R: 4 ER: 4 SO: 7 BB: 3 IBB: 1 HBP: 0 BLK: 0 WP: 1 HR: 1 S: 36 P: 52 ERA: 6.00 WHIP: 1.333																	
<b>PITCHER</b> Dave Giusti, R ERA: 3.73 (7, 1)	IP: 2.0 WLS: L BF: 6 H: 1 R: 0 ER: 0 SO: 1 BB: 0 IBB: 0 HBP: 0 BLK: 0 WP: 0 HR: 0 S: 8 P: 8 ERA: 0.00 WHIP: 0.500																	

St. Louis Cardinals @ Pittsburgh Pirates  
Forbes Field, Pittsburgh, PA  
Fri Jul 18, 1969, 7:05 PM EDT  
Att: 13,666 - Unknown

AB 28  
R 4  
H 6  
RBI 3  
BB 4  
SO 8  
LOB 13







Batter	1	2	3	4	5	6	7	8	9	AB	R	H	RBI	BB	SO	LOB	TOP										
<b>Lou Brock, L</b> OBP: 0.346, SLG: 0.454 (1, 7)										4	0	1	0	0	2	3	<b>St. Louis Cardinals @ Pittsburgh Pirates</b> Forbes Field, Pittsburgh, PA Sat Jul 19 1969, 7:05 PM EDT Att: 8,915 - Unknown <a href="http://livebaseballscorecards.com">livebaseballscorecards.com</a>										
<b>Curt Flood, R</b> OBP: 0.342, SLG: 0.355 (1, 8)										5	0	2	0	0	2	3											
<b>Vada Pinson, L</b> OBP: 0.334, SLG: 0.432 (1, 9)										3	0	2	1	1	0	0											
<b>Joe Torre, R</b> OBP: 0.354, SLG: 0.483 (1, 3)										4	0	1	0	0	0	3											
<b>Julian Javier, R</b> OBP: 0.324, SLG: 0.413 (1, 4)										4	0	0	0	0	1	2											
<b>Tim McCarver, L</b> OBP: 0.341, SLG: 0.373 (1, 2)										3	0	0	0	1	0	0											
<b>Mike Shannon, R</b> OBP: 0.311, SLG: 0.384 (1, 5)										4	1	2	0	0	0	0											
<b>Dal Maxvill, R</b> OBP: 0.261, SLG: 0.232 (1, 6)										2	1	0	0	1	0	3											
<b>Dave Ricketts, S</b> OBP: 0.394, SLG: 0.300 (9, PH)										1	0	0	0	0	0	0											
<b>Nelson Briles, R</b> OBP: 0.152, SLG: 0.182 (1, 1)										2	0	1	1	0	1	1											
<b>Byron Browne, R</b> OBP: 0.371, SLG: 0.250 (7, PH)										1	0	0	0	0	1	1											
<b>Chuck Taylor, R</b> OBP: 0.100, SLG: 0.100 (7, 1)										0	0	0	0	0	0	0											
<b>Vic Davalillo, L</b> OBP: 0.256, SLG: 0.270 (9, PH)										1	0	1	0	0	0	0											
<b>Inning Stats</b>	R: 0 E: 0 K: 3 S: 10	H: 1 LOB: 2 BB: 1 P: 14	R: 1 E: 1 K: 1 S: 7	H: 3 LOB: 2 BB: 1 P: 11	R: 0 E: 0 K: 0 S: 3	H: 0 LOB: 0 BB: 0 P: 3	R: 0 E: 0 K: 1 S: 6	H: 1 LOB: 1 BB: 0 P: 6	R: 0 E: 0 K: 1 S: 6	H: 0 LOB: 0 BB: 0 P: 3	R: 1 E: 0 K: 1 S: 7	H: 2 LOB: 2 BB: 1 P: 11	R: 0 E: 0 K: 0 S: 3	H: 0 LOB: 0 BB: 0 P: 3	R: 0 E: 0 K: 0 S: 3	H: 1 LOB: 1 BB: 0 P: 4	1B: 10 2B: 0 3B: 0 HR: 0	SF: 0 SAC: 0 DP: 1 HBP: 1	WP: 0 PB: 0 SB: 1 CS: 0	PA: 38							
<b>PITCHER</b>	IP	WLS	BF	H	R	ER	SO	BB	IBB	HBP	BLK	WP	HR	S	P	ERA	WHIP										
<b>Bob Veale, L</b> ERA: 4.11 (1, 1)	6.2	W	30	9	2	2	7	3	0	0	0	0	0	41	53	2.70	1.800										
<b>Bob Moose, R</b> ERA: 4.35 (7, 1)	1.2		6	1	0	0	0	0	0	0	0	0	0	6	6	0.00	0.600										
<b>Joe Gibbon, L</b> ERA: 2.62 (9, 1)	0.2	S	2	0	0	0	0	0	0	1	0	0	0	1	2	0.00	0.000										

Batter	1	2	3	4	5	6	7	8	9	AB	R	H	RBI	BB	SO	LOB	BOTTOM										
<b>Matty Alou, L</b> OBP: 0.392, SLG: 0.454 (1, 8)										4	2	2	0	0	0	0	<b>St. Louis Cardinals @ Pittsburgh Pirates</b> Forbes Field, Pittsburgh, PA Sat Jul 19 1969, 7:05 PM EDT Att: 8,915 - Unknown <a href="http://livebaseballscorecards.com">livebaseballscorecards.com</a>										
<b>Carl Taylor, R</b> OBP: 0.473, SLG: 0.523 (1, 7)										3	0	2	1	1	0	1											
<b>Willie Stargell, L</b> OBP: 0.406, SLG: 0.558 (1, 3)										4	1	0	1	0	0	3											
<b>Ron Davis, R</b> OBP: 0.339, SLG: 0.308 (9, 7)										0	0	0	0	0	0	0											
<b>Roberto Clemente, R</b> OBP: 0.407, SLG: 0.563 (1, 9)										4	0	2	1	0	2	1											
<b>Richie Hebner, L</b> OBP: 0.375, SLG: 0.446 (1, 5)										2	0	0	0	0	0	2											
<b>Jose Pagan, R</b> OBP: 0.333, SLG: 0.419 (5, 5)										1	0	0	0	0	0	0											
<b>Manny Sanguillen, R</b> OBP: 0.364, SLG: 0.423 (1, 2)										3	0	0	0	0	1	0											
<b>Jose Martinez, R</b> OBP: 0.265, SLG: 0.265 (1, 4)										3	0	0	0	0	1	0											
<b>Freddie Patek, R</b> OBP: 0.298, SLG: 0.288 (1, 6)										3	0	1	0	0	0	1											
<b>Bob Veale, S</b> OBP: 0.071, SLG: 0.025 (1, 1)										2	0	0	0	0	2	1											
<b>Bob Moose, R</b> OBP: 0.214, SLG: 0.083 (7, 1)										1	0	0	0	0	0	0											
<b>Joe Gibbon, R</b> OBP: 0.256, SLG: 0.270 (9, 1)										0	0	0	0	0	0	0											
<b>Inning Stats</b>	R: 1 E: 0 K: 0 S: 5	H: 2 LOB: 1 BB: 0 P: 5	R: 0 E: 0 K: 2 S: 8	H: 1 LOB: 1 BB: 0 P: 8	R: 1 E: 0 K: 0 S: 5	H: 2 LOB: 1 BB: 0 P: 5	R: 0 E: 0 K: 0 S: 3	H: 0 LOB: 0 BB: 0 P: 3	R: 1 E: 0 K: 2 S: 9	H: 2 LOB: 1 BB: 0 P: 9	R: 0 E: 0 K: 1 S: 5	H: 0 LOB: 0 BB: 0 P: 5	R: 0 E: 0 K: 0 S: 3	H: 0 LOB: 0 BB: 0 P: 3	R: 0 E: 0 K: 1 S: 4	H: 0 LOB: 0 BB: 1 P: 8	1B: 5 2B: 1 3B: 1 HR: 0	SF: 0 SAC: 0 DP: 1 HBP: 0	WP: 0 PB: 0 SB: 2 CS: 1	PA: 31							
<b>PITCHER</b>	IP	WLS	BF	H	R	ER	SO	BB	IBB	HBP	BLK	WP	HR	S	P	ERA	WHIP										
<b>Nelson Briles, R</b> ERA: 4.22 (1, 1)	6.0	L	25	7	3	3	5	0	0	0	0	0	0	35	35	4.50	1.167										
<b>Chuck Taylor, R</b> ERA: 1.6 (7, 1)	2.0		6	0	0	0	1	1	0	0	0	0	0	7	11	0.00	0.500										



Batter	1	2	3	4	5	6	7	8	9	10	AB	R	H	RBI	BB	SO	LOB	TOP							
Jose Arcia, R OBP: 0.301, SLG: 0.316 (1,4)	0-0 1B FC 1B		0-0 1B G6-4-3		0-0 1B S		0-3 K			0-0 K	5	0	3	0	0	1	0	<b>San Diego Padres @ Pittsburgh Pirates</b> Forbes Field, Pittsburgh, PA Thu Jul 24 1969, 7:05 PM EDT Att: 6,206 - Unknown  <b>AB 38</b> <b>R 3</b> <b>H 9</b> <b>RBI 2</b> <b>BB 1</b> <b>SO 7</b> <b>LOB 14</b> 							
Roberto Pena, R OBP: 0.295, SLG: 0.304 (1,6)	0-0 1B FC 1B		0-0 1B G6-4-3		0-3 K		0-0 K		0-0 K	5	1	1	0	0	2	2									
Ollie Brown, R OBP: 0.320, SLG: 0.410 (1,9)	0-0 1B FC 1B BLK		0-3 K		0-3 K		0-0 K		0-0 K	5	1	1	0	0	2	3									
Nate Colbert, R OBP: 0.321, SLG: 0.472 (1,3)	0-0 1B BLK				0-0 1B E		0-0 K		0-3 K	4	0	1	1	0	1	2									
Van Kelly, L OBP: 0.298, SLG: 0.451 (1,5)	0-0 1B				0-0 1B		0-0 K		0-0 E8 1B 1-H	4	0	1	0	0	0	2									
Ivan Murrell, R OBP: 0.311, SLG: 0.330 (1,8)	0-0 1B				0-0 1B E		0-0 K		0-0 K	4	1	1	0	0	0	3									
Larry Stahl, L OBP: 0.276, SLG: 0.308 (1,7)		0-0 1B			0-0 1B 1-2 BB		0-0 K		0-0 K	3	0	0	0	1	0	0									
Chris Cannizzaro, R OBP: 0.323, SLG: 0.320 (1,2)		0-0 1B			0-0 1B 1-3 2-H		0-3 K		0-0 K	4	0	1	1	0	1	0									
Al Santorini, R OBP: 0.154, SLG: 0.132 Billy McCool, R (8, 1)		0-0 1B			0-0 1B		0-0 K		0-0 K	3	0	0	0	0	0	0									
Al Ferrara, R OBP: 0.360, SLG: 0.466 Gary Ross, R (9, 1)		0-0 1B			0-0 1B		0-0 K		0-0 K	1	0	0	0	0	0	0									
<b>Inning Stats</b>	R: 1 E: 0 K: 0 S: 6	H: 3 LOB: 2 BB: 0 P: 6	R: 0 E: 0 K: 0 S: 3	H: 0 LOB: 0 BB: 0 P: 3	R: 0 E: 0 K: 1 S: 5	H: 1 LOB: 0 BB: 0 P: 5	R: 1 E: 1 K: 1 S: 5	H: 2 LOB: 2 BB: 1 P: 9	R: 0 E: 0 K: 2 S: 8	H: 1 LOB: 1 BB: 0 P: 8	R: 0 E: 0 K: 0 S: 3	H: 0 LOB: 0 BB: 0 P: 3	R: 0 E: 0 K: 1 S: 7	H: 2 LOB: 1 BB: 0 P: 7	R: 0 E: 0 K: 0 S: 3	H: 0 LOB: 0 BB: 0 P: 3	R: 0 E: 0 K: 1 S: 5	H: 0 LOB: 0 BB: 0 P: 5	1B: 9 2B: 0 3B: 0 HR: 0	SF: 0 SAC: 0 DP: 1 HBP: 0	WP: 0 PA: 39 PB: 0 SB: 1 CS: 0				
<b>PITCHER</b> Dock Ellis, R ERA: 4.05 (1, 1)	IP 10.0	WLS W 39	BF H 9	R ER 2	SO 7	BB 1	IBB 0	HBP 0	BLK 1	WP 0	HR 0	S 52	P 56	ERA 1.80	WHIP 1.000										

Batter	1	2	3	4	5	6	7	8	9	10	AB	R	H	RBI	BB	SO	LOB	BOTTOM							
Matty Alou, L OBP: 0.394, SLG: 0.457 (1,8)	0-0 1B None S		0-0 1B			0-0 1B				0-0 2B	4	1	2	0	1	0	1	<b>San Diego Padres @ Pittsburgh Pirates</b> Forbes Field, Pittsburgh, PA Thu Jul 24 1969, 7:05 PM EDT Att: 6,206 - Unknown  <b>AB 35</b> <b>R 4</b> <b>H 10</b> <b>RBI 3</b> <b>BB 1</b> <b>SO 6</b> <b>LOB 11</b> 							
Carl Taylor, R OBP: 0.463, SLG: 0.518 (1,3)	0-0 1B		0-3 K			0-3 K				0-0 2B	5	0	1	1	0	2	4								
Willie Stargell, L OBP: 0.406, SLG: 0.564 (1,7)	0-0 1B					0-0 HR				0-0 2B	4	1	1	1	0	0	1								
Roberto Clemente, R OBP: 0.402, SLG: 0.506 (1,9)	0-3 K					0-0 HR				0-0 2B	4	0	0	0	0	1	1								
Richie Hebner, L OBP: 0.377, SLG: 0.456 (1,5)		0-0 1B G4-3				0-3 K				0-0 HR	4	1	2	1	0	1	0								
Manny Sanguillen, R OBP: 0.362, SLG: 0.429 (1,2)		0-0 1B G4-3				0-0 3B FC6-2				0-0 2B	4	0	1	0	0	0	1								
Fredie Patek, R OBP: 0.298, SLG: 0.288 (1,6)		0-0 1B FC6-2				0-0 1B FC6-2				0-0 2B	4	1	1	0	0	0	1								
Jose Martinez, R OBP: 0.273, SLG: 0.274 (1,4)			0-0 1B SH			0-3 K				0-0 1B WP	4	0	2	0	0	1	1								
Dock Ellis, S OBP: 0.125, SLG: 0.103 Al Oliver, L OBP: 0.298, SLG: 0.356 (10, PH)			0-0 1B SH			0-3 K				0-0 1B SH	1	0	0	0	0	1	1								
<b>Inning Stats</b>	R: 0 E: 0 K: 1 S: 6	H: 1 LOB: 1 BB: 0 P: 6	R: 0 E: 0 K: 0 S: 3	H: 1 LOB: 0 BB: 0 P: 3	R: 0 E: 0 K: 1 S: 6	H: 1 LOB: 1 BB: 0 P: 6	R: 0 E: 0 K: 1 S: 5	H: 0 LOB: 0 BB: 0 P: 5	R: 0 E: 0 K: 2 S: 8	H: 1 LOB: 1 BB: 0 P: 8	R: 1 E: 0 K: 0 S: 6	H: 1 LOB: 2 BB: 0 P: 6	R: 2 E: 0 K: 0 S: 6	H: 3 LOB: 2 BB: 1 P: 10	R: 0 E: 0 K: 0 S: 3	H: 0 LOB: 0 BB: 0 P: 3	R: 0 E: 0 K: 0 S: 3		H: 0 LOB: 0 BB: 0 P: 3	R: 1 E: 0 K: 0 S: 3	H: 2 LOB: 1 BB: 0 P: 3	1B: 5 2B: 2 3B: 1 HR: 2	SF: 0 SAC: 2 DP: 1 HBP: 0	WP: 1 PA: 38 PB: 0 SB: 2 CS: 0	
<b>PITCHER</b> Al Santorini, R ERA: 4.15 (1, 1)	IP 7.0	WLS R 3	BF H 8	R ER 3	SO 6	BB 0	IBB 1	HBP 0	BLK 0	WP 1	HR 2	S 40	P 44	ERA 3.86	WHIP 1.143										
Billy McCool, L ERA: 3.99 Gary Ross, R ERA: 4.18 (8, 1)	1.0	3	0	0	0	0	0	0	0	0	0	3	3	0.00	0.000										
(9, 1)	1.1	L	6	2	1	1	0	0	0	0	0	6	6	6.75	1.500										



Batter	1	2	3	4	5	6	7	8	9	AB	R	H	RBI	BB	SO	LOB	TOP								
Jose Arcia, R (1,4) OBP: 0.299, SLG: 0.338										4	1	1	0	0	0	1	<b>San Diego Padres @ Pittsburgh Pirates</b> Forbes Field, Pittsburgh, PA Fri Jul 25 1969, 7:05 PM EDT Att: 7,404 - Unknown								
Roberto Pena, R (1,6) OBP: 0.298, SLG: 0.307										4	0	2	1	0	1	1									
Tommy Dean, R (8, FR) OBP: 0.202, SLG: 0.207										0	0	0	0	0	0	0									
Ollie Brown, R (1,9) OBP: 0.319, SLG: 0.407										3	1	0	0	1	1	2									
Nate Colbert, R (1,3) OBP: 0.317, SLG: 0.465										4	0	0	0	0	3	2									
Van Kelly, L (1,5) OBP: 0.295, SLG: 0.435										3	1	0	0	1	0	1									
Ivan Murrell, R (1,8) OBP: 0.325, SLG: 0.345										4	0	3	1	0	0	0									
Larry Stahl, L (1,7) OBP: 0.269, SLG: 0.299										3	0	0	0	0	2	4									
Chris Cannizzaro, R (1,2) OBP: 0.322, SLG: 0.323										5	0	1	0	0	1	2									
Joe Niekro, R (1,1) OBP: 0.231, SLG: 0.121										3	0	0	0	0	2	1									
<b>Inning Stats</b>	R: 1 E: 0 K: 1 S: 6	H: 2 LOB: 0 BB: 0 P: 6	R: 0 E: 0 K: 0 S: 3	H: 1 LOB: 0 BB: 0 P: 3	R: 0 E: 0 K: 1 S: 6	H: 1 LOB: 2 BB: 1 P: 6	R: 0 E: 0 K: 2 S: 8	H: 0 LOB: 0 BB: 0 P: 12	R: 0 E: 0 K: 1 S: 5	H: 0 LOB: 0 BB: 0 P: 5	R: 2 E: 1 K: 3 S: 11	H: 1 LOB: 1 BB: 1 P: 15	R: 0 E: 0 K: 0 S: 3	H: 0 LOB: 0 BB: 0 P: 3	R: 0 E: 1 K: 1 S: 6	H: 1 LOB: 1 BB: 0 P: 6	R: 0 E: 0 K: 1 S: 5	H: 0 LOB: 0 BB: 0 P: 5	1B: 5 2B: 1 3B: 1 HR: 0	SF: 0 SAC: 1 DP: 1 HBP: 0	WP: 0 PB: 0 SB: 1 CS: 1	PA: 36			
<b>PITCHER</b>	IP	WLS	BF	H	R	ER	SO	BB	IBB	HBP	BLK	WP	HR	S	P	ERA	WHIP								
Steve Blass, R (1,1) ERA: 4.75	7.0	L	29	6	3	1	8	2	0	0	0	0	0	42	50	1.29	1.143								
Bruce Dal Canton, R (8,1) ERA: 3.52	2.0		7	1	0	0	2	0	0	0	0	0	0	11	11	0.00	0.500								

AB	33
R	3
H	7
RBI	2
BB	2
SO	10
LOB	14



Batter	1	2	3	4	5	6	7	8	9	AB	R	H	RBI	BB	SO	LOB	BOTTOM								
Matty Alou, L (1,8) OBP: 0.391, SLG: 0.452										4	0	0	0	0	0	0	<b>San Diego Padres @ Pittsburgh Pirates</b> Forbes Field, Pittsburgh, PA Fri Jul 25 1969, 7:05 PM EDT Att: 7,404 - Unknown								
Carl Taylor, R (1,3) OBP: 0.464, SLG: 0.517										4	0	2	0	0	0	0									
Willie Stargell, L (1,7) OBP: 0.405, SLG: 0.559										4	0	1	0	0	0	2									
Roberto Clemente, R (1,9) OBP: 0.400, SLG: 0.551										4	1	1	1	0	0	1									
Richie Hebner, L (1,5) OBP: 0.375, SLG: 0.463										4	1	1	1	0	0	1									
Manny Sanguillen, R (1,2) OBP: 0.360, SLG: 0.426										4	0	1	0	0	0	1									
Freddie Patek, R (1,6) OBP: 0.301, SLG: 0.292										3	0	2	0	0	1	0									
Al Oliver, L (9, PH) OBP: 0.297, SLG: 0.354										1	0	0	0	0	0	1									
Jose Martinez, R (1,4) OBP: 0.274, SLG: 0.275										3	0	1	1	0	0	1									
Steve Blass, R (1,1) OBP: 0.235, SLG: 0.260										2	0	0	0	0	0	0									
Jose Pagan, R (7, PH) OBP: 0.331, SLG: 0.416										1	0	0	0	0	0	2									
Bruce Dal Canton, R (8,1) OBP: 0.444, SLG: 0.625										0	0	0	0	0	0	0									
<b>Inning Stats</b>	R: 0 E: 0 K: 0 S: 3	H: 1 LOB: 1 BB: 0 P: 3	R: 1 E: 0 K: 0 S: 5	H: 2 LOB: 1 BB: 0 P: 5	R: 0 E: 0 K: 0 S: 3	H: 0 LOB: 0 BB: 0 P: 3	R: 0 E: 0 K: 0 S: 3	H: 1 LOB: 0 BB: 0 P: 3	R: 0 E: 0 K: 1 S: 5	H: 0 LOB: 0 BB: 0 P: 5	R: 0 E: 0 K: 0 S: 4	H: 1 LOB: 1 BB: 0 P: 4	R: 1 E: 0 K: 0 S: 6	H: 3 LOB: 2 BB: 0 P: 6	R: 0 E: 0 K: 0 S: 3	H: 0 LOB: 0 BB: 0 P: 3	R: 0 E: 1 K: 0 S: 4	H: 1 LOB: 1 BB: 0 P: 4	1B: 8 2B: 0 3B: 0 HR: 1	SF: 0 SAC: 0 DP: 2 HBP: 0	WP: 0 PB: 0 SB: 0 CS: 0	PA: 34			
<b>PITCHER</b>	IP	WLS	BF	H	R	ER	SO	BB	IBB	HBP	BLK	WP	HR	S	P	ERA	WHIP								
Joe Niekro, R (1,1) ERA: 2.57	9.0	W	34	9	2	2	1	0	0	0	0	0	1	36	36	2.00	1.000								

AB	34
R	2
H	9
RBI	2
BB	0
SO	1
LOB	9









Batter	1	2	3	4	5	6	7	8	9	AB	R	H	RBI	BB	SO	LOB	TOP			
Jose Arcia, R (1,4) OBP: 0.277, SLG: 0.310	X 0-0			X 0-0		X 0-0		X 0-0		3	0	0	0	0	0	0	<b>San Diego Padres @ Pittsburgh Pirates</b> Forbes Field, Pittsburgh, PA Sun Jul 27 1969, 3:33 AM EDT Att: 14,888 - Unknown			
Al Ferrara, R (8,PH) OBP: 0.357, SLG: 0.474										1	0	0	0	0	0	1				
Jack Baldschun, R (8,1) OBP: 0.400, SLG: 0.250										0	0	0	0	0	0	0				
Frank Reberger, L (8,1)										0	0	0	0	0	0	0				
Roberto Pena, R (1,6) OBP: 0.283, SLG: 0.301	X 0-0			X 0-0		X 0-3		X 0-0		4	0	0	0	0	0	1				
Ollie Brown, R (1,9) OBP: 0.323, SLG: 0.410	X 0-3			X 0-0		X 0-3		X 0-0		4	0	2	0	0	0	2				
Nate Colbert, R (1,3) OBP: 0.315, SLG: 0.463		X 0-3		X 0-0		X 0-0		X 0-0		4	1	1	0	0	1	2				
Van Kelly, L (1,5) OBP: 0.312, SLG: 0.449	X 0-0			X 0-0		X 0-0		X 0-0		4	0	2	0	0	0	2				
Ivan Murrell, R (1,8) OBP: 0.313, SLG: 0.339	X 0-3			X 0-0		X 0-0		X 0-0		4	0	1	1	0	1	3				
Larry Stahl, L (1,7) OBP: 0.268, SLG: 0.291			X 0-3	X 4-0		X 0-0		X 0-0		2	0	0	0	1	1	1				
Walt Hrinak, L (1,2) OBP: 0.323, SLG: 0.192			X 0-3	X 0-0		X 0-0		X 0-0		3	0	1	0	0	1	2				
Clay Kirby, R (1,1) OBP: 0.133, SLG: 0.025	X 0-0			X 0-0		X 0-0		X 0-3		2	0	0	0	0	0	0				
Dave Roberts, L (8,PH) OBP: 0.286, SLG: 0.286										1	0	0	0	0	1	1				
John Sigin, R (8,4) OBP: 0.246, SLG: 0.315										0	0	0	0	0	0	0				
<b>Inning Stats</b>	R: 0 E: 0 K: 1 S: 5	H: 0 LOB: 0 BB: 0 P: 5	R: 0 E: 0 K: 2 S: 7	H: 1 LOB: 1 BB: 0 P: 7	R: 0 E: 0 K: 2 S: 7	H: 0 LOB: 0 BB: 0 P: 7	R: 0 E: 0 K: 0 S: 4	H: 1 LOB: 1 BB: 0 P: 4	R: 0 E: 0 K: 0 S: 3	H: 0 LOB: 0 BB: 0 P: 5	R: 1 E: 0 K: 1 S: 7	H: 2 LOB: 1 BB: 0 P: 7	R: 0 E: 0 K: 1 S: 6	H: 1 LOB: 1 BB: 0 P: 6	R: 0 E: 0 K: 0 S: 4	H: 1 LOB: 1 BB: 0 P: 4	1B: 4 2B: 5 3B: 0 HR: 0	SF: 0 SAC: 0 DP: 2 HBP: 0	WP: 0 PB: 0 SB: 0 CS: 1	PA: 33
<b>PITCHER</b>	IP WLS BF H R ER SO BB IBB HBP BLK WP HR S P ERA WHIP																			
Jim Bunning, R (1,1) ERA: 3.64	7.0 W 26 6 1 1 7 1 0 0 0 0 0 0 39 43 1.29 1.000																			
Bob Moose, R (8,1) ERA: 4.2	2.0 S 7 1 0 0 1 0 0 0 0 0 0 0 9 9 0.00 0.500																			

AB	32
R	1
H	7
RBI	1
BB	1
SO	8
LOB	13



Batter	1	2	3	4	5	6	7	8	9	AB	R	H	RBI	BB	SO	LOB	BOTTOM			
Matty Alou, L (1,8) OBP: 0.389, SLG: 0.451	X 0-0		X 0-0		X 0-0		X 4-0			3	0	1	0	1	0	1	<b>San Diego Padres @ Pittsburgh Pirates</b> Forbes Field, Pittsburgh, PA Sun Jul 27 1969, 3:33 AM EDT Att: 14,888 - Unknown			
Carl Taylor, R (1,3) OBP: 0.450, SLG: 0.520	X 0-0		X 0-0		X 0-0		X 0-0			4	0	0	0	0	0	4				
Willie Stargell, L (1,7) OBP: 0.405, SLG: 0.569	X 0-0			X 0-0		X 0-0		X 0-0		4	2	2	1	0	0	0				
Ron Davis, R (9,7) OBP: 0.339, SLG: 0.308										0	0	0	0	0	0	0				
Roberto Clemente, R (1,9) OBP: 0.410, SLG: 0.561		X 0-0		X 0-0		X 0-0		X 0-0		4	2	4	1	0	0	0				
Richie Hebner, L (1,5) OBP: 0.373, SLG: 0.459	X 0-0			X 0-0		X 0-0		X 0-0		4	0	1	0	0	0	3				
Manny Sanguillen, R (1,2) OBP: 0.355, SLG: 0.418	X 0-0			X 0-0		X 0-0		X 0-0		4	0	2	1	0	0	2				
Freddie Patek, R (1,6) OBP: 0.309, SLG: 0.302	X 0-0			X 0-0		X 0-0		X 0-0		4	0	1	0	0	0	3				
Jose Martinez, R (1,4) OBP: 0.293, SLG: 0.286			X 4-0	X 0-0		X 0-0		X 0-0		2	0	0	0	1	0	1				
Jim Bunning, R (1,1) OBP: 0.093, SLG: 0.025	X 0-0			X 0-0		X 0-0		X 0-0		2	0	0	0	0	0	1				
Bob Moose, R (8,1) OBP: 0.214, SLG: 0.083										0	0	0	0	0	0	0				
<b>Inning Stats</b>	R: 0 E: 0 K: 0 S: 3	H: 1 LOB: 0 BB: 0 P: 3	R: 0 E: 0 K: 0 S: 4	H: 2 LOB: 1 BB: 0 P: 4	R: 0 E: 0 K: 0 S: 3	H: 0 LOB: 1 BB: 1 P: 7	R: 1 E: 2 K: 0 S: 5	H: 2 LOB: 1 BB: 0 P: 5	R: 0 E: 0 K: 0 S: 3	H: 0 LOB: 0 BB: 0 P: 3	R: 1 E: 0 K: 0 S: 5	H: 2 LOB: 1 BB: 0 P: 5	R: 0 E: 0 K: 0 S: 3	H: 0 LOB: 2 BB: 1 P: 8	R: 2 E: 0 K: 0 S: 6	H: 4 LOB: 1 BB: 0 P: 6	1B: 9 2B: 0 3B: 1 HR: 1	SF: 0 SAC: 1 DP: 3 HBP: 1	WP: 1 PB: 0 SB: 0 CS: 0	PA: 35
<b>PITCHER</b>	IP WLS BF H R ER SO BB IBB HBP BLK WP HR S P ERA WHIP																			
Clay Kirby, R (1,1) ERA: 4.01	7.0 L 29 7 2 2 0 1 1 0 0 0 0 1 3 3 2.57 1.143																			
Jack Baldschun, R (8,1) ERA: 4.33	0.0 3 3 2 2 0 0 0 0 0 0 0 1 3 3 0.00 1.000																			
Frank Reberger, R (8,1) ERA: 3.75	1.0 3 1 0 0 0 0 0 0 0 0 0 0 3 3 0.00 1.000																			

AB	31
R	4
H	11
RBI	3
BB	2
SO	0
LOB	15





Batter	1	2	3	4	5	6	7	8	9	10	AB	R	H	RBI	BB	SO	LOB	TOP				
Bill Russell, R OBP: 0.317, SLG: 0.372 (1, 8)	K		K			F3		E S 1B		F9	5	1	1	1	0	2	2	<b>Los Angeles Dodgers @ Pittsburgh Pirates</b> Forbes Field, Pittsburgh, PA Tue Jul 29 1969, 7:05 PM EDT Unknown				
Maury Wills, S OBP: 0.340, SLG: 0.337 (1, 6)	1-3		4-3			F8		3-H 1-H CS 1B		FC6	5	0	1	1	0	0	2					
Manny Mota, R OBP: 0.403, SLG: 0.436 (1, 7)	1B 1B					F6		CS 1-2		WP 6-3 1B	3	0	2	0	1	0	0					
Andy Kosco, R OBP: 0.272, SLG: 0.430 (1, 9)	1B					5-3		K 1-2		6-3	4	0	1	0	0	1	2					
Ken Boyer, R OBP: 0.320, SLG: 0.348 Tom Hutton, L OBP: 0.357, SLG: 0.308 John Miller, R OBP: 0.235, SLG: 0.219 (1, 3) (8, 3) (9, PH) (9, 3)	K					4-3		G6-4-3 1B 2-3		G3	3	0	1	0	0	1	2					
Bill Sudakis, S OBP: 0.285, SLG: 0.351 (1, 5)						K		G6-4-3 1B 1-2		1-3	4	0	0	0	0	1	3					
Ted Sizemore, R OBP: 0.314, SLG: 0.303 (1, 4)						K				E5 6-3 SH1-4 1B	4	1	0	0	0	1	0					
Jeff Torborg, R OBP: 0.284, SLG: 0.300 (1, 2)						G3		SH1-4 1-2		SH1-4	2	0	0	0	0	0	0					
Don Sutton, R OBP: 0.188, SLG: 0.175 Jim Brewer, L OBP: 0.222, SLG: 0.250 Billy Grabarkewitz, R OBP: 0.170, SLG: 0.168 Al McBean, R OBP: 0.200, SLG: 0.200 (1, 1) (8, 1) (10, PH) (10, 1)						F7		6-3 2-3		FC6 BB	3	0	0	0	0	0	1					
<b>Inning Stats</b>	R: 0 E: 0 K: 2 S: 9	H: 2 LOB: 2 BB: 0 P: 9	R: 0 E: 0 K: 0 S: 3	H: 0 LOB: 0 BB: 0 P: 3	R: 0 E: 0 K: 1 S: 5	H: 0 LOB: 0 BB: 0 P: 5	R: 0 E: 0 K: 0 S: 3	H: 0 LOB: 0 BB: 0 P: 3	R: 0 E: 0 K: 2 S: 7	H: 0 LOB: 0 BB: 0 P: 7	R: 0 E: 0 K: 1 S: 5	H: 1 LOB: 1 BB: 1 P: 9	R: 2 E: 1 K: 0 S: 5	H: 2 LOB: 0 BB: 0 P: 5	R: 0 E: 0 K: 0 S: 4	H: 1 LOB: 1 BB: 0 P: 4	R: 0 E: 1 K: 0 S: 4		H: 0 LOB: 2 BB: 1 P: 8	1B: 6 2B: 0 3B: 0 HR: 0	SF: 0 SAC: 2 DP: 1 HBP: 0	WP: 1 PB: 0 SB: 2 CS: 1
<b>PITCHER</b>	IP 8.0	WLS 29	H 5	R 2	ER 0	SO 6	BB 1	IBB 0	HBP 0	BLK 0	WP 0	HR 0	S 40	P 44	ERA 0.00	WHIP 0.750						
Bob Veale, L ERA: 3.88 Joe Gibbon, L ERA: 2.51 (1, 1) (9, 1)	2.0	W	9	1	0	0	0	1	0	0	0	1	0	8	12	0.00	1.000					

Batter	1	2	3	4	5	6	7	8	9	10	AB	R	H	RBI	BB	SO	LOB	BOTTOM				
Matty Alou, L OBP: 0.387, SLG: 0.448 (1, 8)	4-3		F9			1B		K		4-3	5	0	1	0	0	1	2	<b>Los Angeles Dodgers @ Pittsburgh Pirates</b> Forbes Field, Pittsburgh, PA Tue Jul 29 1969, 7:05 PM EDT Unknown				
Carl Taylor, R OBP: 0.442, SLG: 0.504 (1, 3)	F8					K		F9		HR BB	4	1	0	0	1	1	3					
Willie Stargell, L OBP: 0.406, SLG: 0.579 (1, 7)	4-3					1B		1-3 2-H 1B		HR	5	1	3	3	0	0	0					
Roberto Clemente, R OBP: 0.405, SLG: 0.554 (1, 9)						F9		K			4	0	0	0	0	1	3					
Richie Hebner, L OBP: 0.372, SLG: 0.456 (1, 5)						8-4-3 1B		F8		3-1	4	0	1	0	0	0	1					
Manny Sanguillen, R OBP: 0.358, SLG: 0.417 (1, 2)						F8		F7		1B	3	0	1	0	1	0	2					
Freddie Patek, R OBP: 0.311, SLG: 0.315 (1, 6)						8-4-3 1-H 1B		HR		K	4	1	2	1	0	1	2					
Jose Martinez, R OBP: 0.289, SLG: 0.300 (1, 4)						F3		HR		F7	4	1	2	0	0	0	1					
Bob Veale, S OBP: 0.068, SLG: 0.024 Jose Pagan, R ERA: 2.38 Ron Davis, R OBP: 0.339, SLG: 0.308 Joe Gibbon, R ERA: 3.8 (1, 1) (8, PH) (8, PR) (9, 1)						L6-4 2B		L6-4 1B 1B		K	2	0	0	0	0	0	1					
<b>Inning Stats</b>	R: 0 E: 0 K: 0 S: 3	H: 0 LOB: 0 BB: 0 P: 3	R: 0 E: 0 K: 0 S: 3	H: 1 LOB: 2 BB: 1 P: 7	R: 0 E: 0 K: 0 S: 3	H: 0 LOB: 0 BB: 0 P: 3	R: 0 E: 0 K: 0 S: 3	H: 0 LOB: 0 BB: 0 P: 3	R: 0 E: 0 K: 1 S: 6	H: 2 LOB: 1 BB: 0 P: 6	R: 0 E: 0 K: 0 S: 4	H: 1 LOB: 1 BB: 0 P: 4	R: 2 E: 0 K: 2 S: 11	H: 4 LOB: 2 BB: 0 P: 11	R: 0 E: 0 K: 1 S: 6	H: 1 LOB: 1 BB: 0 P: 6	R: 2 E: 0 K: 1 S: 5		H: 1 LOB: 0 BB: 1 P: 9	1B: 8 2B: 3 3B: 0 HR: 2	SF: 0 SAC: 0 DP: 2 HBP: 0	WP: 1 PB: 0 SB: 0 CS: 0
<b>PITCHER</b>	IP 7.0	WLS 8	H 8	R 2	ER 2	SO 1	BB 1	IBB 0	HBP 0	BLK 0	WP 1	HR 1	S 28	P 32	ERA 2.57	WHIP 1.286						
Don Sutton, R ERA: 3.23 Jim Brewer, L ERA: 2.38 Al McBean, R ERA: 3.8 (1, 1) (8, 1) (10, 1)	2.0	L	4	1	2	2	1	1	0	0	0	0	1	5	9	27.00	3.000					





Batter	1	2	3	4	5	6	7	8	9	AB	R	H	RBI	BB	SO	LOB	TOP					
Maury Wills, S OBP: 0.340, SLG: 0.334 (1, 6)	G3		6-3			S BB		K		3	0	0	0	2	1	0	<b>Los Angeles Dodgers @ Pittsburgh Pirates</b> Forbes Field, Pittsburgh, PA Tue Jul 29 1969, 7:05 PM EDT Att: 18,436 - Unknown <a href="http://livebaseballscorecards.com">livebaseballscorecards.com</a>					
Willie Crawford, L Pete Mikkelsen, R (1, 7) (6, 1)	K		2B 2B			F7		K		4	1	2	1	0	1	1						
Willie Davis, L OBP: 0.331, SLG: 0.448 (1, 8)			6-3			1-3 2-H		K		5	0	2	0	0	1	4						
Len Gabrielson, L Bill Russell, R (7, PH) OBP: 0.314, SLG: 0.368 (7, 9)	K		2B			1B 1B		F6		3	1	2	1	0	1	1						
Tom Haller, L OBP: 0.334, SLG: 0.367 (1, 2)			6-3			1B 1B		K		2	0	0	0	0	1	1						
Bill Sudakis, S OBP: 0.288, SLG: 0.353 (1, 5)			F9			1B 1B		K		5	2	2	0	0	1	1						
Tom Hutton, L OBP: 0.444, SLG: 0.375 (1, 3)			4-3			1B 1B		1B		4	1	2	0	0	0	1						
Ted Sizemore, R OBP: 0.314, SLG: 0.302 (1, 4)			4-3			1B 1B		1B		3	0	2	2	1	0	0						
Alan Foster, R Joe Moeller, R Manny Mota, R (1, 1) (5, 1) (6, PH) (6, 7)	6-3					1B 1B		F4		4	0	1	1	0	1	3						
Inning Stats	R: 0 E: 0 K: 2 S: 8	H: 1 LOB: 1 BB: 0 P: 8	R: 1 E: 0 K: 1 S: 6	H: 1 LOB: 1 BB: 1 P: 10	R: 1 E: 0 K: 0 S: 5	H: 2 LOB: 1 BB: 0 P: 5	R: 0 E: 0 K: 0 S: 3	H: 0 LOB: 0 BB: 0 P: 3	R: 0 E: 0 K: 1 S: 5	H: 0 LOB: 1 BB: 1 P: 9	R: 4 E: 0 K: 1 S: 10	H: 7 LOB: 2 BB: 1 P: 14	R: 0 E: 0 K: 1 S: 7	H: 2 LOB: 2 BB: 0 P: 7	R: 0 E: 0 K: 2 S: 7	H: 0 LOB: 0 BB: 0 P: 7		R: 0 E: 0 K: 1 S: 5	H: 1 LOB: 0 BB: 0 P: 5	1B: 10 2B: 4 3B: 0 HR: 0	SF: 0 SAC: 0 DP: 0 HBP: 0	WP: 0 PB: 1 SB: 1 CS: 1
PITCHER	IP	WLS	BF	H	R	ER	SO	BB	IBB	HBP	BLK	WP	HR	S	P	ERA	WHIP					
Dock Ellis, R ERA: 4.15	(1, 1)	5.0	L	25	8	6	5	4	2	0	0	0	0	0	31	39	9.00	2.000				
Bruce Dal Canton, R ERA: 3.63	(6, 1)	0.2		4	3	0	0	0	1	0	0	0	0	0	3	7	0.00	6.000				
Lou Marone, L ERA: 3.77	(6, 1)	2.1		9	2	0	0	4	0	0	0	0	0	17	17	0.00	0.857					
Bob Moose, R ERA: 4.15	(9, 1)	1.0		3	1	0	0	1	0	0	0	0	0	5	5	0.00	1.000					

Batter	1	2	3	4	5	6	7	8	9	AB	R	H	RBI	BB	SO	LOB	BOTTOM					
Matty Alou, L OBP: 0.383, SLG: 0.443 (1, 8)	4-3		F6			6-3		4-3		5	0	0	0	0	1	2	<b>Los Angeles Dodgers @ Pittsburgh Pirates</b> Forbes Field, Pittsburgh, PA Tue Jul 29 1969, 7:05 PM EDT Att: 18,436 - Unknown <a href="http://livebaseballscorecards.com">livebaseballscorecards.com</a>					
Carl Taylor, R Bob Moose, R (1, 9) (9, 1)	K		K			2B 3-1		6-3		5	1	1	0	0	2	0						
Willie Stargell, L OBP: 0.405, SLG: 0.578 (1, 7)	K		2B			F8		BB		4	0	1	0	1	2	1						
Manny Sanguillen, R OBP: 0.355, SLG: 0.417 (1, 2)			6-3			L4		F6		5	1	1	0	0	0	2						
Richie Hebner, L OBP: 0.369, SLG: 0.452 (1, 5)			F6			S 1B		3-1		5	1	1	1	0	0	1						
Al Oliver, L OBP: 0.303, SLG: 0.383 (1, 3)			BB HBP			F5		HR		3	2	2	3	0	0	1						
Freddie Patek, R OBP: 0.314, SLG: 0.313 (1, 6)			BB BB			F5		HR		2	0	0	0	2	1	1						
Jose Martinez, R OBP: 0.312, SLG: 0.308 (1, 4)			FC6-4 BB			1B 1B		1B		3	0	2	0	1	0	0						
Dock Ellis, S Bruce Dal Canton, R Lou Marone, R Roberto Clemente, R (1, 1) (6, 1) (6, 1) (8, PH) (9, 9)	FC6-4		1-2 2-H			1B		4-3		3	0	1	1	0	1	5						
Inning Stats	R: 0 E: 0 K: 2 S: 7	H: 0 LOB: 0 BB: 0 P: 7	R: 0 E: 0 K: 0 S: 3	H: 0 LOB: 2 BB: 2 P: 12	R: 0 E: 0 K: 1 S: 6	H: 1 LOB: 1 BB: 0 P: 6	R: 1 E: 0 K: 1 S: 8	H: 3 LOB: 2 BB: 0 P: 8	R: 3 E: 0 K: 1 S: 9	H: 4 LOB: 2 BB: 1 P: 13	R: 0 E: 0 K: 0 S: 3	H: 0 LOB: 1 BB: 1 P: 7	R: 1 E: 0 K: 1 S: 6	H: 1 LOB: 0 BB: 0 P: 6	R: 0 E: 0 K: 0 S: 3	H: 0 LOB: 0 BB: 0 P: 3		R: 0 E: 0 K: 1 S: 5	H: 0 LOB: 0 BB: 0 P: 5	1B: 5 2B: 2 3B: 0 HR: 2	SF: 0 SAC: 0 DP: 0 HBP: 1	WP: 0 PB: 0 SB: 1 CS: 0
PITCHER	IP	WLS	BF	H	R	ER	SO	BB	IBB	HBP	BLK	WP	HR	S	P	ERA	WHIP					
Alan Foster, R ERA: 4.1	(1, 1)	4.1		22	3	3	3	4	2	0	1	0	0	27	36	6.23	1.846					
Joe Moeller, R ERA: 3.89	(5, 1)	0.2		5	2	1	1	1	1	0	0	0	1	6	10	13.50	4.500					
Pete Mikkelsen, R ERA: 2.84	(6, 1)	4.0	W	14	1	1	1	2	1	0	0	0	1	17	21	2.25	0.500					



Batter	1	2	3	4	5	6	7	8	9	AB	R	H	RBI	BB	SO	LOB	TOP					
Maury Wills, S OBP: 0.341, SLG: 0.338 (1, 6)										5	0	2	0	0	0	2	<b>Los Angeles Dodgers @ Pittsburgh Pirates</b> Forbes Field, Pittsburgh, PA Wed Jul 30 1969, 7:05 PM EDT Att: 8,833 - Unknown					
Willie Crawford, L OBP: 0.325, SLG: 0.431 (1, 7)										5	0	0	0	0	2	2						
Willie Davis, L OBP: 0.330, SLG: 0.445 (1, 8)										4	0	1	0	0	1	2						
Len Gabrielson, L OBP: 0.348, SLG: 0.402 (1, 9)										3	0	0	0	1	1	2						
Tom Haller, L OBP: 0.336, SLG: 0.372 (1, 2)										4	1	2	0	0	0	1						
Bill Sudakis, S OBP: 0.290, SLG: 0.350 (1, 5)										2	1	0	0	2	1	1						
Tom Hutton, L OBP: 0.429, SLG: 0.368 Jim Brewer, L OBP: 0.222, SLG: 0.250 (8, 1)										3	0	1	0	0	2	1						
Ted Sizemore, R OBP: 0.316, SLG: 0.302 (1, 4)										3	0	1	1	1	0	1						
Claude Osteen, L OBP: 0.264, SLG: 0.250 Manny Mota, R OBP: 0.402, SLG: 0.435 (8, 9)										2	0	0	0	0	1	2						
										1	0	0	0	0	1	0						
<b>Inning Stats</b>	R: 0 E: 0 K: 1 S: 6	H: 1 LOB: 1 BB: 0 P: 6	R: 1 E: 0 K: 0 S: 5	H: 2 LOB: 2 BB: 1 P: 9	R: 0 E: 0 K: 0 S: 3	H: 0 LOB: 1 BB: 1 P: 7	R: 0 E: 0 K: 2 S: 7	H: 0 LOB: 0 BB: 0 P: 7	R: 0 E: 0 K: 1 S: 6	H: 1 LOB: 1 BB: 0 P: 6	R: 1 E: 1 K: 0 S: 4	H: 1 LOB: 2 BB: 2 P: 12	R: 0 E: 0 K: 2 S: 8	H: 1 LOB: 1 BB: 0 P: 8	R: 0 E: 0 K: 1 S: 6	H: 1 LOB: 1 BB: 0 P: 6	R: 0 E: 0 K: 2 S: 7	H: 0 LOB: 0 BB: 0 P: 7	1B: 5 2B: 2 3B: 0 HR: 0	SF: 0 SAC: 2 DP: 0 HBP: 0	WP: 0 PB: 0 SB: 0 CS: 0	PA: 38
<b>PITCHER</b> Steve Blass, R ERA: 4.6 (1, 1)	IP: 9.0 WLS: W BF: 38 H: 7 R: 2 ER: 2 SO: 9 BB: 4 IBB: 0 HBP: 0 BLK: 1 WP: 0 HR: 0 S: 52 P: 68 ERA: 2.00 WHIP: 1.222																					

AB 32  
R 2  
H 7  
RBI 1  
BB 4  
SO 9  
LOB 14



Batter	1	2	3	4	5	6	7	8	9	AB	R	H	RBI	BB	SO	LOB	BOTTOM			
Matty Alou, L OBP: 0.386, SLG: 0.446 (1, 8)										4	0	3	2	0	0	0	<b>Los Angeles Dodgers @ Pittsburgh Pirates</b> Forbes Field, Pittsburgh, PA Wed Jul 30 1969, 7:05 PM EDT Att: 8,833 - Unknown			
Jose Pagan, R OBP: 0.335, SLG: 0.424 (1, 5)										4	0	1	0	0	0	5				
Willie Stargell, L OBP: 0.404, SLG: 0.576 Carl Taylor, R OBP: 0.435, SLG: 0.493 Ron Davis, R OBP: 0.350, SLG: 0.321 (6, PR) (7, 7)										1	0	0	0	0	1	1				
Roberto Clemente, R OBP: 0.402, SLG: 0.548 (1, 9)										4	0	1	0	0	0	2				
Manny Sanguillen, R OBP: 0.353, SLG: 0.414 (1, 2)										4	1	1	1	0	0	1				
Al Oliver, L OBP: 0.306, SLG: 0.385 (1, 3)										4	0	2	0	0	0	1				
Freddie Patek, R OBP: 0.316, SLG: 0.316 (1, 6)										4	1	2	0	0	0	2				
Jose Martinez, R OBP: 0.310, SLG: 0.307 (1, 4)										4	1	1	0	0	1	3				
Steve Blass, R OBP: 0.241, SLG: 0.264 (1, 1)										3	0	1	0	0	0	1				
<b>Inning Stats</b>	R: 0 E: 0 K: 1 S: 6	H: 1 LOB: 1 BB: 0 P: 6	R: 0 E: 0 K: 0 S: 4	H: 1 LOB: 1 BB: 0 P: 4	R: 0 E: 0 K: 0 S: 3	H: 0 LOB: 0 BB: 0 P: 3	R: 2 E: 0 K: 0 S: 5	H: 4 LOB: 0 BB: 0 P: 5	R: 0 E: 0 K: 0 S: 4	H: 1 LOB: 1 BB: 0 P: 4	R: 0 E: 0 K: 0 S: 5	H: 2 LOB: 2 BB: 0 P: 5	R: 2 E: 0 K: 1 S: 8	H: 4 LOB: 1 BB: 0 P: 8	R: 0 E: 0 K: 1 S: 6	H: 4 LOB: 1 BB: 0 P: 8		1B: 13 2B: 1 3B: 1 HR: 0	SF: 0 SAC: 0 DP: 1 HBP: 0	WP: 0 PB: 1 SB: 1 CS: 1
<b>PITCHER</b> Claude Osteen, L ERA: 2.81 Jim Brewer, L ERA: 2.35 (8, 1)	IP: 7.1 WLS: L BF: 33 H: 14 R: 4 ER: 3 SO: 2 BB: 4 IBB: 0 HBP: 0 BLK: 0 WP: 0 HR: 0 S: 37 P: 37 ERA: 3.68 WHIP: 1.909																			

AB 35  
R 4  
H 14  
RBI 3  
BB 0  
SO 3  
LOB 17





Batter	1	2	3	4	5	6	7	8	9	10	11	12	13	14	15	AB	R	H	RBI	BB	SO	LOB	TOP
Maury Wills, S OBP: 0.341, SLG: 0.336 (1, 6)																5	0	1	0	1	3	1	
Manny Mota, R OBP: 0.397, SLG: 0.428 (1, 7)																6	0	1	0	0	0	4	
Willie Davis, L OBP: 0.323, SLG: 0.435 (1, 8)																6	0	0	0	0	1	5	
Andy Kosco, R OBP: 0.268, SLG: 0.424 Willie Crawford, L OBP: 0.323, SLG: 0.428 (1, 9)																4	0	0	0	0	0	1	
Ken Boyer, R OBP: 0.276, SLG: 0.296 Tom Hutton, L OBP: 0.478, SLG: 0.400 (1, 3)																4	0	0	0	0	0	0	
Bill Sudakis, S OBP: 0.288, SLG: 0.356 (1, 5)																6	1	1	1	0	2	1	
Ted Sizemore, R OBP: 0.313, SLG: 0.300 (1, 4)																6	0	1	0	0	1	1	
Jeff Torborg, R OBP: 0.263, SLG: 0.297 Tom Haller, L OBP: 0.334, SLG: 0.369 (13, PH)																4	0	1	0	0	0	1	
Bill Singer, R ERA: 3.19 Jim Brewer, L ERA: 2.21 Lew Lichtenstein, L ERA: 2.73 Pete Mikkelsen, R ERA: 2.73 Al McBean, R ERA: 3.98 (11, 1)																3	0	0	0	0	3	1	
<b>Inning Stats</b>	R: 0 E: 1 K: 1 S: 6	H: 0 LOB: 1 BB: 0 P: 6	R: 0 E: 0 K: 1 S: 5	H: 0 LOB: 0 BB: 0 P: 5	R: 0 E: 0 K: 1 S: 6	H: 1 LOB: 2 BB: 1 P: 10	R: 0 E: 0 K: 1 S: 5	H: 0 LOB: 0 BB: 0 P: 5	R: 0 E: 0 K: 1 S: 5	H: 0 LOB: 0 BB: 0 P: 5	R: 0 E: 0 K: 0 S: 3	H: 2 LOB: 0 BB: 0 P: 6	R: 0 E: 0 K: 1 S: 5	H: 1 LOB: 2 BB: 1 P: 8	R: 0 E: 0 K: 1 S: 5	H: 1 LOB: 0 BB: 0 P: 5	R: 0 E: 0 K: 0 S: 3	H: 0 LOB: 0 BB: 0 P: 3	1B: 5 2B: 1 3B: 0 HR: 1	SF: 0 SAC: 0 DP: 1 HBP: 0	WP: 0 PB: 0 CS: 0	PA: 54	
<b>PITCHER</b>	IP: 8.0 WLS: 29 BF: 7 H: 2 R: 1 ER: 1 SO: 1 BB: 0 IBB: 0 HBP: 0 BLK: 0 WP: 0 HR: 0 S: 44 P: 48 ERA: 0.00 WHIP: 0.375	IP: 8.0 WLS: 29 BF: 7 H: 2 R: 1 ER: 1 SO: 1 BB: 0 IBB: 0 HBP: 0 BLK: 0 WP: 0 HR: 0 S: 44 P: 48 ERA: 4.50 WHIP: 1.000	IP: 8.0 WLS: 29 BF: 7 H: 2 R: 1 ER: 1 SO: 1 BB: 0 IBB: 0 HBP: 0 BLK: 0 WP: 0 HR: 0 S: 44 P: 48 ERA: 0.00 WHIP: 1.125	IP: 8.0 WLS: 29 BF: 7 H: 2 R: 1 ER: 1 SO: 1 BB: 0 IBB: 0 HBP: 0 BLK: 0 WP: 0 HR: 0 S: 44 P: 48 ERA: 0.00 WHIP: 0.750	IP: 8.0 WLS: 29 BF: 7 H: 2 R: 1 ER: 1 SO: 1 BB: 0 IBB: 0 HBP: 0 BLK: 0 WP: 0 HR: 0 S: 44 P: 48 ERA: 0.00 WHIP: 0.000																		

Los Angeles Dodgers @ Pittsburgh Pirates  
 Forbes Field, Pittsburgh, PA  
 Thu Jul 31 1969, 7:05 PM EDT  
 Att: 8,605 - Unknown

AB 51  
 R 1  
 H 6  
 RBI 1  
 BB 3  
 SO 13  
 LOB 15

Batter	1	2	3	4	5	6	7	8	9	10	11	12	13	14	15	AB	R	H	RBI	BB	SO	LOB	BOTTOM						
Matty Alou, L OBP: 0.387, SLG: 0.444 (1, 8)																6	1	2	0	1	0	3							
Carl Taylor, R OBP: 0.424, SLG: 0.479 Ron Davis, R OBP: 0.339, SLG: 0.309 (1, 7)																4	0	0	0	0	0	1							
Roberto Clemente, R OBP: 0.408, SLG: 0.593 (1, 9)																6	0	4	0	1	1	0							
Al Oliver, L OBP: 0.309, SLG: 0.386 (1, 3)																7	0	3	1	0	0	4							
Manny Sanguillen, R OBP: 0.363, SLG: 0.414 (1, 2)																5	0	1	0	1	1	4							
Richie Hebner, L OBP: 0.366, SLG: 0.447 (1, 5)																6	0	1	0	0	0	6							
Freddie Patek, R OBP: 0.320, SLG: 0.320 (1, 6)															6	1	3	0	0	1	0								
Gene Alley, R OBP: 0.262, SLG: 0.228 (1, 4)																5	0	1	0	1	0	3							
Luke Walker, L ERA: 1.9 Joe Pagan, R ERA: 2.21 Joe Gibbon, R ERA: 2.73 Lew Lichtenstein, L ERA: 2.73 Pete Mikkelsen, R ERA: 2.73 Al McBean, R ERA: 3.98 (11, 1)																2	0	0	0	0	2	0							
<b>Inning Stats</b>	R: 0 E: 0 K: 0 S: 3	H: 0 LOB: 0 BB: 0 P: 3	R: 0 E: 0 K: 1 S: 6	H: 2 LOB: 2 BB: 0 P: 6	R: 0 E: 0 K: 1 S: 5	H: 0 LOB: 0 BB: 0 P: 5	R: 0 E: 0 K: 1 S: 5	H: 1 LOB: 0 BB: 0 P: 5	R: 0 E: 0 K: 0 S: 4	H: 1 LOB: 1 BB: 0 P: 4	R: 0 E: 0 K: 0 S: 3	H: 0 LOB: 0 BB: 0 P: 3	R: 0 E: 0 K: 1 S: 5	H: 2 LOB: 2 BB: 1 P: 8	R: 1 E: 1 K: 0 S: 4	H: 2 LOB: 0 BB: 0 P: 4	R: 0 E: 0 K: 0 S: 5	H: 0 LOB: 2 BB: 0 P: 5	R: 0 E: 0 K: 1 S: 5	H: 0 LOB: 0 BB: 0 P: 5	R: 0 E: 0 K: 0 S: 4	H: 1 LOB: 1 BB: 1 P: 4	R: 1 E: 0 K: 0 S: 3	H: 2 LOB: 2 BB: 1 P: 7	1B: 15 2B: 1 3B: 0 HR: 0	SF: 0 SAC: 2 DP: 3 HBP: 0	WP: 0 PB: 1 CS: 1	PA: 58	
<b>PITCHER</b>	IP: 8.1 WLS: 31 BF: 9 H: 4 R: 0 ER: 0 SO: 3 BB: 0 IBB: 0 HBP: 0 BLK: 0 WP: 0 HR: 0 S: 37 P: 37 ERA: 0.00 WHIP: 1.080	IP: 8.1 WLS: 31 BF: 9 H: 4 R: 0 ER: 0 SO: 3 BB: 0 IBB: 0 HBP: 0 BLK: 0 WP: 0 HR: 0 S: 37 P: 37 ERA: 0.00 WHIP: 1.364	IP: 8.1 WLS: 31 BF: 9 H: 4 R: 0 ER: 0 SO: 3 BB: 0 IBB: 0 HBP: 0 BLK: 0 WP: 0 HR: 0 S: 37 P: 37 ERA: 0.00 WHIP: 0.500	IP: 8.1 WLS: 31 BF: 9 H: 4 R: 0 ER: 0 SO: 3 BB: 0 IBB: 0 HBP: 0 BLK: 0 WP: 0 HR: 0 S: 37 P: 37 ERA: 27.00 WHIP: 6.000																									

Los Angeles Dodgers @ Pittsburgh Pirates  
 Forbes Field, Pittsburgh, PA  
 Thu Jul 31 1969, 7:05 PM EDT  
 Att: 8,605 - Unknown

AB 52  
 R 2  
 H 16  
 RBI 2  
 BB 4  
 SO 5  
 LOB 26



Batter	1	2	3	4	5	6	7	8	9	AB	R	H	RBI	BB	SO	LOB	TOP										
Dave Marshall, L OBP: 0.371, SLG: 0.312 (1, 7)	0-0 2-3			0-0 F6		0-3 K		0-0 1B		4	0	1	0	0	1	0	<b>San Francisco Giants @ Pittsburgh Pirates</b> Forbes Field, Pittsburgh, PA Fri Aug 01 1969, 7:05 PM EDT Att: 10,500 - Unknown										
Don Mason, L OBP: 0.306, SLG: 0.230 (1, 4)	0-3 K			0-3 K		0-0 1B		0-0 B1		4	0	1	0	0	2	1											
Bobby Bonds, R OBP: 0.359, SLG: 0.490 (1, 8)	0-0 F7			0-3 K		0-3 K		0-0 1-3		4	0	0	0	0	2	2											
Willie McCovey, L OBP: 0.446, SLG: 0.700 Bob Burda, L OBP: 0.343, SLG: 0.490 (9, PR) (9, 3)		0-0 F9			0-0 HR		4-0 HR		1-0 SH1-3 2B HBP	2	2	1	1	1	0	0											
Dick Dietz, R OBP: 0.350, SLG: 0.412 (1, 2)	0-0 5-3			0-0 F8		0-0 HR		0-0 SH1-3	3	1	1	2	0	0	0	0											
Ken Henderson, S OBP: 0.277, SLG: 0.346 (1, 9)	0-3 K			0-0 G3		0-0 G3		4-0 2B BB	3	1	0	0	1	1	0	0											
Tito Fuentes, S OBP: 0.340, SLG: 0.360 Jim Davenport, R OBP: 0.321, SLG: 0.338 (7, 5)			0-0 F6		0-0 E4 FC6		0-0 5-3		0-0 2B	3	0	0	0	0	0	0											
Hal Lanier, R OBP: 0.263, SLG: 0.262 (1, 6)	0-0 5-3			0-0 FC6		0-3 K		0-0 F8	4	0	0	0	0	1	3	0											
Mike McCormick, L OBP: 0.182, SLG: 0.238 (1, 1)			0-3 K			0-3 K		0-0 F7	4	0	0	0	0	3	2	0											
<b>Inning Stats</b>	R: 0 E: 0 K: 1 S: 5	H: 0 LOB: 0 BB: 0 P: 5	R: 0 E: 0 K: 1 S: 5	H: 0 LOB: 0 BB: 0 P: 5	R: 0 E: 0 K: 2 S: 7	H: 0 LOB: 0 BB: 0 P: 7	R: 1 E: 1 K: 0 S: 5	H: 1 LOB: 1 BB: 0 P: 5	R: 0 E: 0 K: 3 S: 10	H: 1 LOB: 1 BB: 0 P: 10	R: 2 E: 0 K: 1 S: 6	H: 1 LOB: 0 BB: 1 P: 10	R: 0 E: 0 K: 0 S: 4	H: 1 LOB: 1 BB: 0 P: 4	R: 2 E: 0 K: 1 S: 6	H: 1 LOB: 2 BB: 1 P: 11		1B: 2 2B: 1 3B: 0 HR: 2	SF: 0 SAC: 1 DP: 0 HBP: 1	WP: 0 PB: 0 SB: 0 CS: 0	PA: 36						
<b>PITCHER</b>	IP	WLS	BF	H	R	ER	SO	BB	IBB	HBP	BLK	WP	HR	S	P	ERA	WHIP										
Jim Bunning, R ERA: 3.65 Bo Belinsky, L ERA: 9.0	(1, 1)	7.0	L	26	3	3	9	1	0	0	0	0	2	43	47	3.86	0.571										

AB	32
R	5
H	5
RBI	5
BB	2
SO	10
LOB	8



Batter	1	2	3	4	5	6	7	8	9	AB	R	H	RBI	BB	SO	LOB	BOTTOM										
Matty Alou, L OBP: 0.384, SLG: 0.440 (1, 8)	0-0 F7		0-0 F6		0-0 1-3		0-0 4-3			4	0	0	0	0	0	2	<b>San Francisco Giants @ Pittsburgh Pirates</b> Forbes Field, Pittsburgh, PA Fri Aug 01 1969, 7:05 PM EDT Att: 10,500 - Unknown										
Carl Taylor, R OBP: 0.432, SLG: 0.479 (1, 7)	4-0 G4-6-3 BB		4-0 1B 2H BB		0-0 FC6-4 1B		0-3 K			2	0	1	0	2	1	0											
Roberto Clemente, R OBP: 0.497, SLG: 0.547 (1, 9)	0-0 G4-6-3 1-2		0-0 1B		0-0 FC6-4 1-2		0-0 G3			4	0	1	0	0	0	2											
Manny Sanguillen, R OBP: 0.348, SLG: 0.408 (1, 2)		0-3 K	0-0 F3		0-0 F7		0-0 6-3			4	0	0	0	0	1	2											
Jose Pagan, R OBP: 0.337, SLG: 0.423 (1, 5)		0-0 1B		0-0 6-3		0-0 L4-3 1B		0-0 5-3	4	0	2	0	0	0	0	0											
Al Oliver, L OBP: 0.309, SLG: 0.384 (1, 3)		0-0 F9		0-0 1B		0-0 L4-3 1-2		0-0 G3	4	0	1	0	0	0	2	0											
Freddie Patek, R OBP: 0.316, SLG: 0.315 (1, 6)		0-3 K		0-0 F6		0-0 F8		0-0 F7	4	0	0	0	0	1	2	0											
Gene Alley, R OBP: 0.260, SLG: 0.245 (1, 4)			0-0 SH1-4 WP 1B		0-0 F9		0-0 2B			3	1	2	0	0	0	1											
Jim Bunning, R OBP: 0.091, SLG: 0.024 Bill Mazerowski, R OBP: 0.295, SLG: 0.290 Bo Belinsky, L (8, 1)			0-0 SH1-4 1-2		0-0 G3		0-0 F6			1	0	0	0	0	0	0											
<b>Inning Stats</b>	R: 0 E: 0 K: 0 S: 2	H: 0 LOB: 1 BB: 0 P: 6	R: 0 E: 0 K: 2 S: 8	H: 1 LOB: 0 BB: 0 P: 8	R: 1 E: 0 K: 0 S: 5	H: 2 LOB: 2 BB: 1 P: 9	R: 0 E: 0 K: 0 S: 4	H: 1 LOB: 1 BB: 0 P: 4	R: 0 E: 0 K: 0 S: 3	H: 1 LOB: 1 BB: 0 P: 3	R: 0 E: 0 K: 0 S: 4	H: 1 LOB: 1 BB: 0 P: 4	R: 0 E: 0 K: 1 S: 5	H: 0 LOB: 0 BB: 0 P: 5	R: 0 E: 0 K: 0 S: 3	H: 0 LOB: 0 BB: 0 P: 3		1B: 6 2B: 2 3B: 0 HR: 0	SF: 0 SAC: 1 DP: 2 HBP: 0	WP: 2 PB: 0 SB: 0 CS: 0	PA: 34						
<b>PITCHER</b>	IP	WLS	BF	H	R	ER	SO	BB	IBB	HBP	BLK	WP	HR	S	P	ERA	WHIP										
Mike McCormick, L ERA: 3.34	(1, 1)	9.0	W	34	7	1	1	3	2	0	0	0	1	38	46	1.00	1.000										





Batter	1	2	3	4	5	6	7	8	9	AB	R	H	RBI	BB	SO	LOB	TOP			
Dave Marshall, L (1, 7) OBP: 0.372, SLG: 0.315	0-3 K		0-0 FC6-4 1B	0-3 K			0-0 1B	0-3 K		5	0	2	0	0	3	3	<b>San Francisco Giants @ Pittsburgh Pirates</b> Forbes Field, Pittsburgh, PA Sat Aug 02 1969, 7:05 PM EDT Att: 12,566 - Unknown <a href="http://livebaseballscorecards.com">livebaseballscorecards.com</a>			
Don Mason, L (1, 4) OBP: 0.305, SLG: 0.229	0-0 CS 1B		0-0 FC6-4 BB 1-2		0-0 F1		0-3 K		0-3 K	5	0	1	0	0	2	2				
Bobby Bonds, R (1, 8) OBP: 0.359, SLG: 0.488	0-0 1-2 1B		4-0 BB 1-2 BB		0-0 F9		0-0 F9		0-0 E8 1B	4	1	1	0	1	0	1				
Willie McCovey, L (1, 3) OBP: 0.445, SLG: 0.696	0-0 4-3		4-0 BB 1-2 2-3		0-0 F3		0-3 K		0-0 5-3	2	0	0	0	1	0	1				
Bob Burda, L (5, 3) OBP: 0.336, SLG: 0.480										2	0	0	0	0	1	2				
Dick Dietz, R (1, 2) OBP: 0.356, SLG: 0.414		4-0 BB G4-6-3	0-0 F9			0-3 K			0-0 1B 1B	4	1	2	1	1	1	3				
Ken Henderson, S (1, 9) OBP: 0.284, SLG: 0.346		0-0 G4-6-3 1-2		4-0 1B BB		4-0 FC6-4 BB		0-0 1B 1B	0-0 2H 1B	3	1	1	0	2	0	2				
Tito Fuentes, S (1, 5) OBP: 0.347, SLG: 0.378		0-0 2B		0-0 F8		0-0 FC6-4 1B 1-2		0-0 1B 1B		4	0	2	1	0	0	2				
Hal Lanier, R (1, 6) OBP: 0.265, SLG: 0.265		0-0 F9		0-0 1-3 1B		0-0 1-2 1B		0-0 G6-4-3 1B 1-2 2-3		4	0	2	0	0	0	3				
Juan Marichal, R (1, 1) OBP: 0.151, SLG: 0.157				0-3 K		0-0 5-3		0-0 1B		2	0	0	0	0	2	2				
Bobby Etheridge, R (6, PH) OBP: 0.405, SLG: 0.418				0-3 K						1	0	0	0	0	0	2				
Ray Sadecki, L (6, PH) OBP: 0.161, SLG: 0.233										0	0	0	0	0	0	0				
Jim Ray Hart, R (8, PH) OBP: 0.372, SLG: 0.368										1	0	1	1	0	0	0				
Ron Herbel, R (8, 1) OBP: 0.372, SLG: 0.368										0	0	0	0	0	0	0				
<b>Inning Stats</b>	R: 0 E: 0 K: 1 S: 6	H: 2 LOB: 1 BB: 0 P: 6	R: 0 E: 0 K: 0 S: 3	H: 1 LOB: 1 BB: 1 P: 7	R: 0 E: 0 K: 1 S: 6	H: 1 LOB: 2 BB: 2 P: 14	R: 0 E: 0 K: 2 S: 8	H: 0 LOB: 0 BB: 0 P: 3	R: 0 E: 0 K: 1 S: 6	H: 1 LOB: 2 BB: 1 P: 10	R: 0 E: 0 K: 2 S: 8	H: 1 LOB: 1 BB: 0 P: 8	R: 2 E: 0 K: 1 S: 8	H: 4 LOB: 1 BB: 0 P: 8	R: 1 E: 1 K: 1 S: 7	H: 1 LOB: 1 BB: 0 P: 7	1B: 11 2B: 1 3B: 0 HR: 0	SF: 0 SAC: 0 DP: 2 HBP: 0	WP: 0 PB: 0 CS: 1 SB: 0	PA: 42
<b>PITCHER</b> Bob Veale, L (1, 1) ERA: 3.74	IP: 9.0 WLS: W BF: 42	H: 12 R: 3 ER: 2 SO: 9	BB: 5 IBB: 0 HBP: 0 BLK: 0	WP: 0 HR: 0 S: 55 P: 75	ERA: 2.00 WHIP: 1.889	<b>PITCHER</b>														

Batter	1	2	3	4	5	6	7	8	9	AB	R	H	RBI	BB	SO	LOB	BOTTOM		
Matty Alou, L (1, 8) OBP: 0.382, SLG: 0.438	0-0 F8		0-0 FC3-6 SH 1-3 1B	0-0 F7	0-0 FC4-6 1-2			0-0 5-3		5	1	1	0	0	0	4	<b>San Francisco Giants @ Pittsburgh Pirates</b> Forbes Field, Pittsburgh, PA Sat Aug 02 1969, 7:05 PM EDT Att: 12,566 - Unknown <a href="http://livebaseballscorecards.com">livebaseballscorecards.com</a>		
Carl Taylor, R (1, 7) OBP: 0.433, SLG: 0.479	0-0 F6		0-0 SH FC3-6 1-2		0-0 2B SH1 3B 1B		0-0 6-3		0-0 F5	2	1	1	0	0	0	0			
Ron Davis, R (6, 7) OBP: 0.328, SLG: 0.298										2	0	0	0	0	0	0			
Al Oliver, L (1, 3) OBP: 0.309, SLG: 0.383	0-0 1B		0-0 FC3-6 1-3 1-2 2-3		0-0 SH1 1-2		0-0 4-3			3	0	1	0	0	0	2			
Roberto Clemente, R (1, 9) OBP: 0.408, SLG: 0.549	0-0 1-3 1B		0-0 1-3 1-2 3H		0-0 3B 2B		0-0 4-3			4	1	2	1	0	0	1			
Richie Hebner, L (1, 5) OBP: 0.365, SLG: 0.443	0-3 K		0-0 G3		4-0 3B IBB		0-0 1-3			3	1	0	0	1	1	3			
Manny Sanguillen, R (1, 2) OBP: 0.353, SLG: 0.420		0-0 6-3		0-0 1B FC6-4 1B	0-0 FC6-2 1H 2H 3H 3B		0-0 WP PB SF8 1B			4	2	3	3	0	0	0			
Gene Alley, R (1, 4) OBP: 0.267, SLG: 0.268	0-0 SF7 3B		0-0 FC6-4 1-3 1B		0-0 FC6-2 1B HBP 3H		0-0 SF8 1H			3	1	2	1	0	0	1			
Freddie Patek, R (1, 6) OBP: 0.315, SLG: 0.313	0-0 SF7		0-0 FC6-4 S PB 1-2		0-0 1B HBP		0-0 4-3			2	0	0	2	0	0	1			
Bob Veale, S (1, 1) OBP: 0.083, SLG: 0.043	0-3 K		0-3 K	1-3 K	0-0 FC4-6 1B			0-3 K		4	0	1	0	0	3	1			
<b>Inning Stats</b>	R: 0 E: 0 K: 1 S: 7	H: 2 LOB: 2 BB: 0 P: 7	R: 1 E: 1 K: 0 S: 5	H: 1 LOB: 1 BB: 0 P: 5	R: 1 E: 0 K: 1 S: 7	H: 2 LOB: 1 BB: 0 P: 7	R: 3 E: 0 K: 0 S: 7	H: 4 LOB: 3 BB: 1 P: 12	R: 0 E: 0 K: 0 S: 3	H: 0 LOB: 0 BB: 0 P: 3	R: 1 E: 0 K: 0 S: 4	H: 1 LOB: 0 BB: 0 P: 4	R: 0 E: 0 K: 1 S: 5	H: 0 LOB: 0 BB: 0 P: 5	1B: 8 2B: 1 3B: 2 HR: 0	SF: 2 SAC: 2 DP: 0 HBP: 1		WP: 1 PB: 2 CS: 1 SB: 0	PA: 38
<b>PITCHER</b> Juan Marichal, R (1, 1) ERA: 2.39	IP: 5.0 WLS: L BF: 28	H: 10 R: 6 ER: 5 SO: 3	BB: 10 IBB: 6 HBP: 5 BLK: 0	WP: 0 HR: 1 S: 32 P: 37	ERA: 9.00 WHIP: 2.000	<b>PITCHER</b>													
Ray Sadecki, L (6, 1) ERA: 4.82	IP: 2.0 WLS: 7 BF: 1	H: 1 R: 1 ER: 0 SO: 0	BB: 0 IBB: 0 HBP: 0 BLK: 0	WP: 1 HR: 0 S: 7 P: 7	ERA: 0.00 WHIP: 0.500														
Ron Herbel, R (8, 1) ERA: 4.34	IP: 1.0 WLS: 3 BF: 0	H: 0 R: 0 ER: 0 SO: 1	BB: 0 IBB: 0 HBP: 0 BLK: 0	WP: 0 HR: 0 S: 5 P: 5	ERA: 0.00 WHIP: 0.000														



Batter	1	2	3	4	5	6	7	8	9	AB	R	H	RBI	BB	SO	LOB	TOP										
Dave Marshall, L (1,7) OBP: 0.368, SLG: 0.311										5	0	1	0	0	2	0	<b>San Francisco Giants @ Pittsburgh Pirates</b> Forbes Field, Pittsburgh, PA Sun Aug 03 1969, 3:33 AM EDT Att: 14,841 - Unknown <a href="http://livebaseballscorecards.com">livebaseballscorecards.com</a>										
Ron Hunt, R (1,4) OBP: 0.347, SLG: 0.320										3	1	1	0	1	0	1											
Bobby Bonds, R (1,8) OBP: 0.360, SLG: 0.487										3	0	1	0	1	1	1											
Willie McCovey, L (1,3) OBP: 0.446, SLG: 0.693										4	0	2	1	0	0	3											
Dick Dietz, R (1,2) OBP: 0.354, SLG: 0.406										3	1	0	0	1	1	4											
Ken Henderson, S (1,9) OBP: 0.283, SLG: 0.344										4	1	1	0	0	0	2											
Tito Fuentes, S (1,5) OBP: 0.337, SLG: 0.366										3	0	0	0	0	0	3											
Jim Davenport, R (6,5) OBP: 0.320, SLG: 0.336									1	0	0	0	0	0	0	0											
Hal Lanier, R (1,6) OBP: 0.265, SLG: 0.264										4	0	1	2	0	0	1											
Gaylord Perry, R (1,1) OBP: 0.150, SLG: 0.158										4	0	0	0	0	2	2											
<b>Inning Stats</b>	R: 1 E: 2 K: 1 S: 8	H: 2 LOB: 2 BB: 0 P: 8	R: 0 E: 0 K: 0 S: 3	H: 0 LOB: 0 BB: 0 P: 3	R: 0 E: 0 K: 1 S: 5	H: 1 LOB: 0 BB: 0 P: 5	R: 2 E: 0 K: 0 S: 5	H: 2 LOB: 1 BB: 1 P: 9	R: 0 E: 0 K: 0 S: 6	H: 1 LOB: 2 BB: 2 P: 11	R: 0 E: 0 K: 1 S: 6	H: 1 LOB: 1 BB: 0 P: 6	R: 0 E: 0 K: 1 S: 6	H: 1 LOB: 0 BB: 0 P: 6	R: 0 E: 0 K: 1 S: 5	H: 0 LOB: 0 BB: 0 P: 5	R: 0 E: 0 K: 1 S: 5	H: 0 LOB: 0 BB: 0 P: 5	1B: 7 2B: 0 3B: 0 HR: 0	SF: 0 SAC: 0 DP: 1 HBP: 0	WP: 0 PB: 0 SB: 1 CS: 0	PA: 37					
<b>PITCHER</b>	IP	WLS	BF	H	R	ER	SO	BB	IBB	HBP	BLK	WP	HR	S	P	ERA	WHIP										
Dock Ellis, R (1,1) ERA: 4.09	7.0	L	31	7	3	2	4	3	0	0	0	0	0	36	48	2.57	1.429										
Bob Moose, R (8,1) ERA: 3.94	2.0		6	0	0	0	2	0	0	0	0	0	0	10	10	0.00	0.000										

Batter	1	2	3	4	5	6	7	8	9	AB	R	H	RBI	BB	SO	LOB	BOTTOM										
Matty Alou, L (1,8) OBP: 0.385, SLG: 0.440										4	0	3	0	0	0	0	<b>San Francisco Giants @ Pittsburgh Pirates</b> Forbes Field, Pittsburgh, PA Sun Aug 03 1969, 3:33 AM EDT Att: 14,841 - Unknown <a href="http://livebaseballscorecards.com">livebaseballscorecards.com</a>										
Carl Taylor, R (1,7) OBP: 0.434, SLG: 0.476										3	0	1	0	1	0	1											
Al Oliver, L (1,3) OBP: 0.308, SLG: 0.381										4	0	1	0	0	0	4											
Roberto Clemente, R (1,9) OBP: 0.409, SLG: 0.558										4	1	2	1	0	0	3											
Richie Hebner, L (1,5) OBP: 0.363, SLG: 0.441										4	1	1	0	0	0	1											
Manny Sanguillen, R (1,2) OBP: 0.352, SLG: 0.418										4	0	1	0	0	0	1											
Gene Alley, R (1,4) OBP: 0.260, SLG: 0.260										4	0	0	0	0	0	3											
Freddie Patek, R (1,6) OBP: 0.312, SLG: 0.310										3	0	0	1	0	1	1											
Willie Stargell, L (9,PH) OBP: 0.402, SLG: 0.573										1	0	0	0	0	1	0											
Dock Ellis, S (1,1) OBP: 0.133, SLG: 0.114										2	0	0	0	0	2	1											
Jose Pagan, R (7,PH) OBP: 0.335, SLG: 0.421										1	0	0	0	0	0	0											
Bob Moose, R (8,1) OBP: 0.214, SLG: 0.083										0	0	0	0	0	0	0											
<b>Inning Stats</b>	R: 0 E: 0 K: 0 S: 4	H: 2 LOB: 1 BB: 0 P: 4	R: 1 E: 0 K: 1 S: 7	H: 2 LOB: 1 BB: 0 P: 7	R: 0 E: 0 K: 0 S: 4	H: 2 LOB: 1 BB: 0 P: 4	R: 0 E: 0 K: 0 S: 3	H: 0 LOB: 0 BB: 0 P: 3	R: 0 E: 0 K: 2 S: 8	H: 1 LOB: 2 BB: 1 P: 12	R: 0 E: 0 K: 0 S: 4	H: 1 LOB: 1 BB: 0 P: 4	R: 0 E: 0 K: 0 S: 3	H: 0 LOB: 0 BB: 0 P: 3	R: 1 E: 0 K: 0 S: 4	H: 1 LOB: 0 BB: 0 P: 4	R: 0 E: 0 K: 1 S: 5	H: 0 LOB: 0 BB: 0 P: 5	1B: 8 2B: 0 3B: 0 HR: 1	SF: 0 SAC: 0 DP: 1 HBP: 0	WP: 0 PB: 0 SB: 0 CS: 0	PA: 35					
<b>PITCHER</b>	IP	WLS	BF	H	R	ER	SO	BB	IBB	HBP	BLK	WP	HR	S	P	ERA	WHIP										
Gaylord Perry, R (1,1) ERA: 2.56	9.0	W	35	9	2	2	4	1	0	0	0	0	1	42	46	2.00	1.111										



Batter	1	2	3	4	5	6	7	8	9	AB	R	H	RBI	BB	SO	LOB	TOP							
Matty Alou, L OBP: 0.397, SLG: 0.442 (1, 8)	F7		G3 SH1-4 1B		SH1-4 1B	6-3			E 1B	5	2	3	0	0	0	1								
Richie Hebner, L OBP: 0.381, SLG: 0.437 (1, 5)	F8		SH1-4		SH1-4		K		E3 E	3	1	0	0	0	1	0								
Willie Stargell, L OBP: 0.399, SLG: 0.576 (1, 7)	4-3		G3		K		HR		K	5	1	1	1	0	2	3								
Roberto Clemente, R OBP: 0.411, SLG: 0.557 Ron Davis, R OBP: 0.328, SLG: 0.298 (9, 9)		E6 1B PB 1B	1B		BB		K		E7 2B 1B	4	2	2	1	1	1	0								
Al Oliver, L OBP: 0.313, SLG: 0.387 (1, 3)		1B 7-1-5 HBP	1B		P6		1-3		1B 2B	4	1	2	1	0	0	2								
Manny Sanguillen, R OBP: 0.356, SLG: 0.432 (1, 2)		1B 1-2 2-3	P4			HR		L5	5-3 HR 1B	5	2	3	2	0	0	2								
Gene Alley, R OBP: 0.258, SLG: 0.258 (1, 6)		1B 1-2 2-3 3-H			6-3		F8		F9	5	0	1	1	0	0	1								
Bill Mazerowski, R OBP: 0.293, SLG: 0.302 (1, 4)		K			5-3		P6		P5	5	1	1	2	0	1	3								
Steve Blass, R OBP: 0.254, SLG: 0.276 (1, 1)		7-1-5			6-3				HR 1B 6-3	5	1	2	0	0	0	3								
<b>Inning Stats</b>	R: 0 E: 0 K: 0 S: 3	H: 0 LOB: 0 BB: 0 P: 3	R: 1 E: 1 K: 1 S: 7	H: 2 LOB: 2 BB: 0 P: 8	R: 1 E: 0 K: 0 S: 6	H: 3 LOB: 2 BB: 0 P: 6	R: 0 E: 0 K: 0 S: 3	H: 0 LOB: 0 BB: 0 P: 3	R: 0 E: 0 K: 1 S: 6	H: 1 LOB: 2 BB: 1 P: 10	R: 1 E: 0 K: 0 S: 5	H: 2 LOB: 1 BB: 0 P: 5	R: 1 E: 0 K: 2 S: 8	H: 1 LOB: 0 BB: 0 P: 8	R: 0 E: 0 K: 0 S: 3	H: 0 LOB: 0 BB: 0 P: 3	R: 7 E: 2 K: 1 S: 12	H: 6 LOB: 0 BB: 0 P: 12	1B: 11 2B: 2 3B: 0 HR: 3	SF: 0 SAC: 2 DP: 1 HBP: 1	WP: 0 PB: 1 SB: 0 CS: 0	PA: 45		
<b>PITCHER</b>	IP	WLS	BF	H	R	ER	SO	BB	IBB	HBP	BLK	WP	HR	S	P	ERA	WHIP							
Don Drysdale, R ERA: 4.45 (1, 1)	6.0		28	8	3	2	2	1	0	1	0	0	1	30	35	3.00	1.500							
Alan Foster, R ERA: 4.11 (7, 1)	2.0	L	7	1	1	1	2	0	0	0	0	0	1	11	11	4.50	0.500							
Pete Mikkelsen, R ERA: 3.23 (9, 1)	1.0		10	6	7	4	1	0	0	0	0	0	1	12	12	36.00	6.000							

Pittsburgh Pirates @ Los Angeles Dodgers  
Dodger Stadium, Los Angeles, CA  
Tue Aug 05 1969, 7:05 PM PDT  
Att: 22,604 - Unknown

AB 41  
R 11  
H 15  
RBI 8  
BB 1  
SO 5  
LOB 15



Batter	1	2	3	4	5	6	7	8	9	AB	R	H	RBI	BB	SO	LOB	BOTTOM							
Maury Wills, S OBP: 0.341, SLG: 0.340 (1, 6)	G4-6-3 BB		P6			FC4-6 HR 1B		G3		3	1	1	0	1	0	1								
Willie Davis, L OBP: 0.337, SLG: 0.448 (1, 8)	G4-6-3				1B	FC4-6 1B		1B		4	0	3	0	0	0	1								
Len Gabrielson, L OBP: 0.321, SLG: 0.361 (1, 9)	3-1				F7	FC4-6 HR		F8		4	1	0	0	0	0	4								
Andy Kosco, R OBP: 0.269, SLG: 0.430 (1, 7)		6-3			L8	HR		K		4	1	1	3	0	1	1								
Tom Haller, L OBP: 0.333, SLG: 0.373 (1, 2)		K			F5	1-4-3		P6		4	0	0	0	0	1	1								
Bill Sudakis, S OBP: 0.292, SLG: 0.358 (1, 5)		K				4-3		L9		4	0	1	0	0	1	0								
Tom Hutton, L OBP: 0.395, SLG: 0.324 (1, 3)					F7	5-3 1B		4-3		4	0	1	0	0	0	1								
Ted Sizemore, R OBP: 0.316, SLG: 0.303 (1, 4)					5-3	1-3		6-3		3	0	0	0	0	0	1								
Don Drysdale, R OBP: 0.208, SLG: 0.182 Willie Crawford, L OBP: 0.321, SLG: 0.425 Alan Foster, R OBP: 0.167, SLG: 0.048 Billy Grabarkewitz, R OBP: 0.179, SLG: 0.173 Pete Mikkelsen, R (9, 1)					K	1-3		K		1	0	0	0	0	1	1								
<b>Inning Stats</b>	R: 0 E: 0 K: 0 S: 2	H: 0 LOB: 0 BB: 1 P: 6	R: 0 E: 0 K: 2 S: 7	H: 0 LOB: 0 BB: 0 P: 7	R: 0 E: 0 K: 1 S: 6	H: 1 LOB: 1 BB: 0 P: 6	R: 0 E: 0 K: 0 S: 4	H: 1 LOB: 0 BB: 0 P: 4	R: 0 E: 0 K: 0 S: 3	H: 0 LOB: 0 BB: 0 P: 3	R: 3 E: 0 K: 0 S: 6	H: 3 LOB: 0 BB: 0 P: 6	R: 0 E: 0 K: 0 S: 3	H: 0 LOB: 0 BB: 0 P: 3	R: 0 E: 0 K: 1 S: 6	H: 1 LOB: 1 BB: 0 P: 6	R: 0 E: 0 K: 1 S: 6	H: 1 LOB: 1 BB: 0 P: 6	1B: 6 2B: 0 3B: 0 HR: 1	SF: 0 SAC: 0 DP: 1 HBP: 0	WP: 0 PB: 0 SB: 0 CS: 0	PA: 34		
<b>PITCHER</b>	IP	WLS	BF	H	R	ER	SO	BB	IBB	HBP	BLK	WP	HR	S	P	ERA	WHIP							
Steve Blass, R ERA: 4.5 (1, 1)	9.0	W	34	7	3	3	5	1	0	0	0	0	1	43	47	3.00	0.889							

Pittsburgh Pirates @ Los Angeles Dodgers  
Dodger Stadium, Los Angeles, CA  
Tue Aug 05 1969, 7:05 PM PDT  
Att: 22,604 - Unknown

AB 33  
R 3  
H 7  
RBI 3  
BB 1  
SO 5  
LOB 11





Batter	1	2	3	4	5	6	7	8	9	AB	R	H	RBI	BB	SO	LOB	TOP					
Matty Alou, L OBP: 0.385, SLG: 0.439 (1, 8)	0-0 4-3	0-0 1-3			0-0 1B SF9		0-0 F2		0-0 4-3	5	1	1	0	0	0	1						
Richie Hebner, L OBP: 0.366, SLG: 0.442 (1, 5)	0-0 HR		0-0 CS		0-0 1B WP		0-0 1B		0-0 F6	5	1	4	0	0	0	0						
Willie Stargell, L OBP: 0.398, SLG: 0.583 (1, 7)	0-0 1B HR		0-3 K		0-0 1B SF9		0-0 1B F7			3	1	1	3	0	1	2						
Roberto Clemente, R OBP: 0.410, SLG: 0.552 (1, 9)	0-0 F9		4-0 BB		0-3 K			0-0 4-3		3	0	0	0	1	1	1						
Al Oliver, L OBP: 0.315, SLG: 0.399 (1, 3)	0-0 1B FC5-4		0-0 F8		0-0 3-1			0-0 HR		4	1	2	1	0	0	2						
Manny Sanguillen, R OBP: 0.352, SLG: 0.429 (1, 2)	0-0 1B FC5-4			0-3 K		0-3 K		0-0 1B G6-4-3		4	0	1	0	0	2	1						
Gene Alley, R OBP: 0.258, SLG: 0.258 (1, 6)		0-0 1B FC5-4		0-3 K		0-0 6-3		0-0 1B G6-4-3		4	0	1	0	0	1	1						
Bill Mazaroski, R OBP: 0.292, SLG: 0.298 (1, 4)	0-0 1B FC5-4		4-0 BB		0-0 BB		0-0 4-3		0-0 5-3	3	0	0	0	1	0	1						
Luke Walker, L Chuck Hartenstein, R Bruce Dal Canton, R Lou Marone, L Gary Kolb, L Bo Belinsky, L Jose Pagan, R (1, 1) (4, 1) (6, 1) (6, 1) (7, PH) (7, 1) (9, PH)		0-3 K		0-3 K			0-3 K		0-0 HR	2	0	0	0	0	2	2						
<b>Inning Stats</b>	R: 2 E: 0 K: 0 S: 6	H: 3 LOB: 1 BB: 0 P: 6	R: 0 E: 0 K: 1 S: 6	H: 1 LOB: 0 BB: 0 P: 6	R: 0 E: 0 K: 1 S: 5	H: 1 LOB: 1 BB: 1 P: 9	R: 0 E: 0 K: 3 S: 9	H: 0 LOB: 1 BB: 1 P: 13	R: 1 E: 0 K: 1 S: 7	H: 2 LOB: 1 BB: 0 P: 7	R: 0 E: 0 K: 1 S: 5	H: 0 LOB: 2 BB: 0 P: 5	R: 0 E: 0 K: 0 S: 4	H: 1 LOB: 1 BB: 0 P: 6	R: 1 E: 0 K: 0 S: 4	H: 2 LOB: 2 BB: 0 P: 4	R: 1 E: 0 K: 0 S: 4	H: 1 LOB: 0 BB: 0 P: 4	1B: 8 2B: 0 3B: 0 HR: 3	SF: 1 SAC: 0 DP: 1 HBP: 0	WP: 1 PB: 0 SB: 1 CS: 0	PA: 38
<b>PITCHER</b>	IP WLS BF H R ER SO BB IBB HBP BLK WP HR S P ERA WHIP	IP WLS BF H R ER SO BB IBB HBP BLK WP HR S P ERA WHIP															IP WLS BF H R ER SO BB IBB HBP BLK WP HR S P ERA WHIP					
Don Sutton, R ERA: 3.49 Jim Brewer, L ERA: 2.27 (1, 1) (9, 1)	8.1 W 36 11 5 5 8 2 0 0 0 1 3 50 58 5.40 1.560	0.2 S 2 0 0 0 0 0 0 0 0 0 0 2 2 0.00 0.000																				

Pittsburgh Pirates @ Los Angeles Dodgers  
Dodger Stadium, Los Angeles, CA  
Wed Aug 06 1969, 7:05 PM PDT  
Att: 18,347 - Unknown

AB	35
R	5
H	11
RBI	5
BB	2
SO	8
LOB	11



Batter	1	2	3	4	5	6	7	8	9	AB	R	H	RBI	BB	SO	LOB	BOTTOM			
Maury Wills, S OBP: 0.344, SLG: 0.341 (1, 6)	0-0 1-3	0-0 1B		4-0 1B SH5-4	0-0 1B FC6-4			0-0 1B SH1-3		4	1	2	1	1	0	1				
Ted Sizemore, R OBP: 0.314, SLG: 0.301 (1, 4)	0-3 K	0-0 5-3		0-0 1B SH5-4		0-0 L3		0-0 1B SH1-3		3	0	0	0	0	1	2				
Willie Davis, L OBP: 0.344, SLG: 0.453 (1, 8)	4-0 BB		0-0 1B S	0-0 1B CS	0-0 1B 2H	0-0 1B	0-0 1B	0-0 1B F5		4	1	3	2	1	0	1				
Andy Kosco, R OBP: 0.274, SLG: 0.440 (1, 9)	0-3 K		0-3 K	0-0 HR	0-0 HR	0-0 1B	0-0 1B	4-0 1B FC6-4		4	1	2	1	1	2	2				
Bill Sudakis, S OBP: 0.298, SLG: 0.370 (1, 5)		4-0 1B BB	0-0 1B	0-0 1B HR	0-0 HR	0-0 1B	0-0 1B	0-0 1B FC6-4		3	2	2	1	2	0	2				
John Miller, R OBP: 0.231, SLG: 0.216 Willie Crawford, L OBP: 0.321, SLG: 0.425 Ken Boyer, R OBP: 0.237, SLG: 0.273 Len Gabrielson, L OBP: 0.321, SLG: 0.361 (1, 7) (6, PH) (6, PH) (7, 7)	0-3 K	0-3 K	0-3 K	0-0 6-3		0-0 G6-4-3		0-0 1B G6-4-3		3	0	0	0	0	2	3				
Jeff Torborg, R OBP: 0.285, SLG: 0.296 (1, 2)		0-0 1B 1B	0-0 1B	0-0 1B	0-3 K		0-0 4-3			4	1	2	1	0	1	0				
Tom Hutton, L OBP: 0.405, SLG: 0.342 (1, 3)		0-0 1B 1B	0-0 1B F7		0-0 1B FC5-4		0-3 K			4	0	2	1	0	1	2				
Don Sutton, R OBP: 0.186, SLG: 0.174 Jim Brewer, L OBP: 0.200, SLG: 0.222 (1, 1) (9, 1)	0-3 K		0-3 K	0-0 1B SH5-4	0-0 1B FC5-4		0-3 K			4	1	1	0	0	2	3				
<b>Inning Stats</b>	R: 0 E: 0 K: 2 S: 7	H: 0 LOB: 1 BB: 1 P: 11	R: 2 E: 0 K: 2 S: 10	H: 3 LOB: 2 BB: 1 P: 14	R: 1 E: 0 K: 2 S: 10	H: 3 LOB: 0 BB: 0 P: 10	R: 4 E: 0 K: 0 S: 6	H: 4 LOB: 0 BB: 1 P: 10	R: 0 E: 0 K: 1 S: 6	H: 1 LOB: 1 BB: 0 P: 6	R: 0 E: 0 K: 0 S: 4	H: 2 LOB: 2 BB: 1 P: 8	R: 0 E: 0 K: 2 S: 7	H: 0 LOB: 0 BB: 0 P: 7	R: 0 E: 0 K: 0 S: 4	H: 1 LOB: 2 BB: 1 P: 8	1B: 12 2B: 0 3B: 0 HR: 2	SF: 0 SAC: 2 DP: 1 HBP: 0	WP: 0 PB: 0 SB: 1 CS: 1	PA: 41
<b>PITCHER</b>	IP WLS BF H R ER SO BB IBB HBP BLK WP HR S P ERA WHIP	IP WLS BF H R ER SO BB IBB HBP BLK WP HR S P ERA WHIP															IP WLS BF H R ER SO BB IBB HBP BLK WP HR S P ERA WHIP			
Luke Walker, L ERA: 3.85 Chuck Hartenstein, R ERA: 3.72 Bruce Dal Canton, R ERA: 3.65 Lou Marone, L ERA: 3.31 Bo Belinsky, L ERA: 4.5 (1, 1) (4, 1) (6, 1) (6, 1) (7, 1)	3.1 L 21 5 1 1 1 3 0 0 0 0 2 12 12 4.50 2.500	2.0 1 10 0 0 0 0 0 0 0 0 0 0 1 1 0.00 0.000	2.0 8 1 0 0 2 0 1 0 1 0 0 11 15 0.00 0.500																	

Pittsburgh Pirates @ Los Angeles Dodgers  
Dodger Stadium, Los Angeles, CA  
Wed Aug 06 1969, 7:05 PM PDT  
Att: 18,347 - Unknown

AB	34
R	7
H	14
RBI	7
BB	5
SO	9
LOB	19





Batter	1	2	3	4	5	6	7	8	9	AB	R	H	RBI	BB	SO	LOB	TOP			
Matty Alou, L OBP: 0.382, SLG: 0.436 (1, 8)	1-3		4-3			F7		1-3		4	0	0	0	0	0	1				
Jose Pagan, R OBP: 0.337, SLG: 0.438 (1, 5)	6-3			1B		K			F2	4	0	1	0	0	1	0				
Willie Stargell, L OBP: 0.394, SLG: 0.576 (1, 7)	F3			6-3			4-3		F3	4	0	0	0	0	0	0				
Roberto Clemente, R OBP: 0.411, SLG: 0.550 (1, 9)		5-3		FC6-4 1B			K			3	0	1	0	1	1	0				
Manny Sanguillen, R OBP: 0.357, SLG: 0.434 (1, 2)				FC6-4 1-2					BB	4	0	2	0	0	1	2				
Al Oliver, L OBP: 0.316, SLG: 0.399 (1, 3)					G4-6-3 1B		4-3			3	0	1	0	0	0	2				
Gene Alley, R OBP: 0.253, SLG: 0.253 (1, 4)						G4-6-3 1-2		F8		3	0	0	0	0	1	2				
Freddie Patek, R OBP: 0.309, SLG: 0.307 (1, 6)			K						K	3	0	0	0	0	3	0				
Jim Bunning, R OBP: 0.087, SLG: 0.023 Lou Marone, R (6, 1)										2	0	0	0	0	1	0				
Carl Taylor, R OBP: 0.438, SLG: 0.476 Bob Moose, R OBP: 0.214, SLG: 0.083 (8, PH) (8, 1)			K				6-3		BB	0	0	0	0	0	0	0				
<b>Inning Stats</b>	R: 0 E: 0 K: 0 S: 3	H: 0 LOB: 0 BB: 0 P: 3	R: 0 E: 0 K: 1 S: 6	H: 1 LOB: 1 BB: 0 P: 6	R: 0 E: 0 K: 2 S: 7	H: 0 LOB: 0 BB: 0 P: 7	R: 0 E: 0 K: 0 S: 4	H: 2 LOB: 1 BB: 0 P: 4	R: 0 E: 0 K: 1 S: 5	H: 1 LOB: 0 BB: 0 P: 5	R: 0 E: 0 K: 1 S: 6	H: 1 LOB: 1 BB: 0 P: 6	R: 0 E: 0 K: 1 S: 5	H: 0 LOB: 1 BB: 1 P: 9	R: 0 E: 0 K: 1 S: 5	H: 0 LOB: 1 BB: 1 P: 9	1B: 4 2B: 1 3B: 0 HR: 0	SF: 0 SAC: 0 DP: 1 HBP: 0	WP: 0 PB: 0 SB: 0 CS: 0	PA: 32
<b>PITCHER</b> Claude Osteen, L ERA: 2.58 (1, 1)	IP: 9.0 WLS: W BF: 32 H: 5 R: 0 ER: 0 SO: 8 BB: 2 IBB: 0 HBP: 0 BLK: 0 WP: 0 HR: 0 S: 46 P: 54 ERA: 0.00 WHIP: 0.778																			

Pittsburgh Pirates @ Los Angeles Dodgers  
Dodger Stadium, Los Angeles, CA  
Thu Aug 07 1969, 7:05 PM PDT  
Att: 20,475 - Unknown

AB 30  
R 0  
H 5  
RBI 0  
BB 2  
SO 8  
LOB 7



Batter	1	2	3	4	5	6	7	8	9	AB	R	H	RBI	BB	SO	LOB	BOTTOM			
Maury Wills, S OBP: 0.341, SLG: 0.338 (1, 6)	F8		K		K	FC6-4 1-2				4	0	0	0	0	2	2				
Willie Crawford, L OBP: 0.320, SLG: 0.426 (1, 7)	K			2B		4-1		K		4	1	1	0	0	2	0				
Willie Davis, L OBP: 0.343, SLG: 0.450 (1, 8)	4-3			F7		1B		F7		4	1	1	0	0	0	1				
Andy Kosco, R OBP: 0.280, SLG: 0.447 (1, 9)		K		2B		BB				4	1	3	2	0	1	0				
Tom Haller, L OBP: 0.335, SLG: 0.375 (1, 2)				F7		1B		F7		3	1	1	0	1	0	2				
Bill Sudakis, S OBP: 0.298, SLG: 0.374 (1, 5)		F6		F2		BB				4	1	1	2	0	1	2				
Tom Hutton, L OBP: 0.370, SLG: 0.310 (1, 3)					F7	1B 3B		6-3		4	0	0	0	0	0	2				
Ted Sizemore, R OBP: 0.313, SLG: 0.298 (1, 4)			F8		5-3	1B IBB		E5		3	0	0	0	1	0	0				
Claude Osteen, L OBP: 0.272, SLG: 0.299 (1, 1)			K		HR	FC6-4 1B		K		4	1	2	2	0	2	1				
<b>Inning Stats</b>	R: 0 E: 0 K: 1 S: 5	H: 0 LOB: 0 BB: 0 P: 5	R: 0 E: 0 K: 1 S: 6	H: 1 LOB: 1 BB: 0 P: 6	R: 0 E: 0 K: 2 S: 7	H: 0 LOB: 0 BB: 0 P: 7	R: 1 E: 0 K: 0 S: 5	H: 2 LOB: 1 BB: 0 P: 5	R: 1 E: 0 K: 1 S: 6	H: 1 LOB: 0 BB: 0 P: 6	R: 4 E: 0 K: 0 S: 7	H: 4 LOB: 2 BB: 2 P: 15	R: 0 E: 0 K: 1 S: 6	H: 1 LOB: 1 BB: 0 P: 6	R: 0 E: 1 K: 2 S: 8	H: 0 LOB: 1 BB: 0 P: 8	1B: 4 2B: 3 3B: 1 HR: 1	SF: 0 SAC: 0 DP: 0 HBP: 0	WP: 0 PB: 0 SB: 1 CS: 0	PA: 36
<b>PITCHER</b> Jim Bunning, R ERA: 3.88 Lou Marone, L ERA: 3.0 Bob Moose, R ERA: 3.9 (1, 1) (6, 1) (8, 1)	IP: 5.1 WLS: L BF: 24 H: 7 R: 6 ER: 6 SO: 5 BB: 1 IBB: 0 HBP: 0 BLK: 0 WP: 0 HR: 1 S: 33 P: 37 ERA: 10.12 WHIP: 1.500																			

Pittsburgh Pirates @ Los Angeles Dodgers  
Dodger Stadium, Los Angeles, CA  
Thu Aug 07 1969, 7:05 PM PDT  
Att: 20,475 - Unknown

AB 34  
R 6  
H 9  
RBI 6  
BB 2  
SO 8  
LOB 10





Batter	1	2	3	4	5	6	7	8	9	AB	R	H	RBI	BB	SO	LOB	TOP										
Matty Alou, L OBP: 0.382, SLG: 0.435 (1, 8)	WP 1B	2B 1B	FC6-4			4-3	6-3			5	1	2	0	0	0	4	<b>Pittsburgh Pirates @ San Diego Padres</b> San Diego Stadium, San Diego, CA Fri Aug 08 1969, 10:05 PM EDT Att: 6,061 - Unknown										
Jose Pagan, R OBP: 0.333, SLG: 0.431 (1, 5)	1-3	F8		FC6-4 1B		F8		4-3		5	0	1	0	0	0	4											
Willie Stargell, L OBP: 0.394, SLG: 0.575 (1, 7)	K			FC6-4 1B				K		4	0	1	2	1	2	2											
Roberto Clemente, R OBP: 0.410, SLG: 0.547 Carl Taylor, R OBP: 0.433, SLG: 0.470 (1, 9) (4, 9)		K		K		G3		6-3		2	0	0	0	1	2	2											
Al Oliver, L OBP: 0.314, SLG: 0.393 (1, 3)	4-3		P4	G3				2B BB	K	4	1	0	0	1	1	3											
Manny Sanguillen, R OBP: 0.361, SLG: 0.447 (1, 2)		2B 4-3 1B	4-3 3B		5-3			1H E 2B	6-3	5	3	3	1	0	0	0											
Freddie Patek, R OBP: 0.311, SLG: 0.312 (1, 6)		4-3 FC 2B	4-3		K			E5 FC L5 1B	6-3	5	1	2	1	0	1	0											
Gene Alley, R OBP: 0.253, SLG: 0.253 (1, 4)		4-3		1B		P4		FC		4	0	1	1	0	0	2											
Bob Veale, S OBP: 0.115, SLG: 0.080 (1, 1)		FC 1B 2B		FC6-4 1B		4-3 1B		L5		4	1	2	1	0	0	2											
<b>Inning Stats</b>	R: 0 E: 0 K: 1 S: 6	H: 1 LOB: 2 BB: 1 P: 10	R: 4 E: 0 K: 1 S: 10	H: 4 LOB: 1 BB: 0 P: 10	R: 1 E: 0 K: 0 S: 6	H: 3 LOB: 2 BB: 0 P: 6	R: 0 E: 0 K: 1 S: 6	H: 1 LOB: 1 BB: 0 P: 6	R: 0 E: 0 K: 1 S: 5	H: 0 LOB: 0 BB: 0 P: 5	R: 0 E: 0 K: 0 S: 4	H: 1 LOB: 2 BB: 1 P: 8	R: 2 E: 1 K: 0 S: 5	H: 2 LOB: 1 BB: 1 P: 9	R: 0 E: 0 K: 1 S: 5	H: 0 LOB: 0 BB: 0 P: 5		R: 0 E: 0 K: 1 S: 5	H: 0 LOB: 0 BB: 0 P: 5	1B: 8 2B: 4 3B: 1 HR: 0	SF: 0 SAC: 0 DP: 1 HBP: 0	WP: 1 PB: 0 SB: 0 CS: 0	PA: 43				
<b>PITCHER</b>	IP	WLS	BF	H	R	ER	SO	BB	IBB	HBP	BLK	WP	HR	S	P	ERA	WHIP										
Joe Niekro, R ERA: 3.09 (1, 1)	1.2	L	12	5	4	4	1	1	0	0	0	1	0	13	17	21.60	3.600										
Gary Ross, R ERA: 4.54 (2, 1)	5.1		25	7	3	2	3	1	1	0	0	0	0	29	37	3.38	1.500										
Tommie Sisk, R ERA: 5.38 (8, 1)	2.0		6	0	0	0	2	0	0	0	0	0	0	10	10	0.00	0.000										

Batter	1	2	3	4	5	6	7	8	9	AB	R	H	RBI	BB	SO	LOB	BOTTOM										
Jose Arcia, R OBP: 0.227, SLG: 0.248 (1, 4) (8, 5)	F8		F8						5-3	5	0	1	0	0	1	1	<b>Pittsburgh Pirates @ San Diego Padres</b> San Diego Stadium, San Diego, CA Fri Aug 08 1969, 10:05 PM EDT Att: 6,061 - Unknown										
Tommy Dean, R OBP: 0.218, SLG: 0.209 (1, 6)	1B		6-3 1B BB		6-3 1B		E7 BB 1B		1B BB	3	0	2	0	2	0	1											
Ivan Murrell, R OBP: 0.318, SLG: 0.348 (1, 9)	K		6-3 1B		F8		BB 1B		6-4-3 1B	5	0	3	0	0	1	2											
Nate Colbert, R OBP: 0.313, SLG: 0.467 (1, 3)	1B		6-3		5-3		K		G6-4-3	5	0	1	0	0	1	7											
Al Ferrara, R OBP: 0.359, SLG: 0.483 (1, 7)	K		F8				F8		1-2 2-3 BB	3	0	0	0	1	1	4											
Ed Spiezio, R OBP: 0.315, SLG: 0.392 Tommie Sisk, R OBP: 0.182, SLG: 0.200 (1, 5) (8, 1)		E9 1B					F6		K	4	0	2	0	0	1	3											
Cito Gaston, R OBP: 0.262, SLG: 0.287 (1, 8)		5-3							6-3	4	0	1	0	0	1	2											
Chris Cannizzaro, R OBP: 0.319, SLG: 0.319 (1, 2)		K			F9		F3		5-3	4	0	0	0	0	1	3											
Joe Niekro, R OBP: 0.205, SLG: 0.105 Gary Ross, R OBP: 0.257, SLG: 0.324 (7, PH) (8, 4)		K			K				K	0	0	0	0	0	0	0											
<b>Inning Stats</b>	R: 0 E: 0 K: 2 S: 9	H: 2 LOB: 2 BB: 0 P: 9	R: 0 E: 1 K: 2 S: 8	H: 1 LOB: 0 BB: 0 P: 8	R: 0 E: 0 K: 0 S: 4	H: 1 LOB: 2 BB: 1 P: 8	R: 0 E: 0 K: 2 S: 8	H: 1 LOB: 1 BB: 0 P: 8	R: 0 E: 0 K: 0 S: 4	H: 1 LOB: 3 BB: 1 P: 16	R: 1 E: 1 K: 3 S: 12	H: 3 LOB: 3 BB: 1 P: 16	R: 0 E: 0 K: 1 S: 5	H: 0 LOB: 0 BB: 0 P: 5	R: 0 E: 0 K: 0 S: 3	H: 1 LOB: 1 BB: 1 P: 7		1B: 10 2B: 1 3B: 0 HR: 0	SF: 0 SAC: 0 DP: 1 HBP: 0	WP: 0 PB: 1 SB: 0 CS: 0	PA: 40						
<b>PITCHER</b>	IP	WLS	BF	H	R	ER	SO	BB	IBB	HBP	BLK	WP	HR	S	P	ERA	WHIP										
Bob Veale, L ERA: 3.57 (1, 1)	9.0	W	40	11	1	1	10	3	0	0	0	0	0	57	69	1.00	1.556										



Batter	1	2	3	4	5	6	7	8	9	AB	R	H	RBI	BB	SO	LOB	TOP																			
Matty Alou, L (1, 8) OBP: 0.379, SLG: 0.431	F6	FC6-4		5-3		F7			6-3	5	0	0	0	0	0	4	<b>Pittsburgh Pirates @ San Diego Padres</b> San Diego Stadium, San Diego, CA Sun Aug 10 1969, 6:33 AM EDT Unknown																			
Jose Pagan, R (1, 5) OBP: 0.335, SLG: 0.458	P4		F8		HR		F3		1B 3B	5	2	2	1	0	0	0																				
Willie Stargell, L (1, 7) OBP: 0.391, SLG: 0.570	K		G3-1		K		K		2B 1B	5	1	1	1	0	3	0																				
Roberto Clemente, R (1, 9) OBP: 0.412, SLG: 0.554		E 1B 1B	2B BLK 1B				K		3B 1B	5	2	3	0	0	2	1																				
Manny Sanguillen, R (1, 2) OBP: 0.368, SLG: 0.459		E3 BB 1B	BLK PB 2B				K		FC1-5 1B	5	2	4	1	0	1	1																				
Carl Taylor, R (1, 3) OBP: 0.437, SLG: 0.474		K			5-3				FC5 FC1-5 1B	5	0	3	1	0	1	3																				
Freddie Patek, R (1, 6) OBP: 0.309, SLG: 0.308		K	2H 3H 1B	F7		SH2-4 BB			FC1-5 1B	4	0	0	0	1	1	6																				
Gene Alley, R (1, 4) OBP: 0.253, SLG: 0.253				4-3		F5			P4	4	0	1	1	0	0	3																				
Dock Ellis, S (1, 1) OBP: 0.146, SLG: 0.109						SH2-4				2	0	0	0	1	1	2																				
Joe Gibbon, R (9, 1)				K					FC5	0	0	0	0	0	0	0																				
<b>Inning Stats</b>	R: 0 E: 0 K: 1 S: 5	H: 0 LOB: 0 BB: 0 P: 5	R: 1 E: 1 K: 2 S: 10	H: 3 LOB: 3 BB: 1 P: 14	R: 2 E: 0 K: 0 S: 6	H: 3 LOB: 1 BB: 0 P: 6	R: 0 E: 0 K: 1 S: 5	H: 0 LOB: 0 BB: 0 P: 5	R: 1 E: 0 K: 2 S: 9	H: 2 LOB: 1 BB: 0 P: 9	R: 0 E: 0 K: 0 S: 3	H: 0 LOB: 1 BB: 1 P: 7	R: 0 E: 0 K: 2 S: 7	H: 0 LOB: 0 BB: 0 P: 7	R: 0 E: 0 K: 0 S: 5	H: 2 LOB: 2 BB: 0 P: 5	R: 3 E: 0 K: 1 S: 9	H: 4 LOB: 1 BB: 0 P: 9	1B: 9 2B: 2 3B: 2 HR: 1	SF: 0 SAC: 1 DP: 0 HBP: 0	WP: 0 PB: 1 SB: 0 CS: 0	PA: 43														
<b>PITCHER</b>	IP	WLS	BF	H	R	ER	SO	BB	IBB	HBP	BLK	WP	HR	S	P	ERA	WHIP	<b>PITCHER</b>		IP	WLS	BF	H	R	ER	SO	BB	IBB	HBP	BLK	WP	HR	S	P	ERA	WHIP
Dick Kelley, L (1, 1) ERA: 3.65	7.0	L	31	8	4	4	8	2	0	0	1	0	1	45	53	5.14	1.429																			
Frank Reberger, R (8, 1) ERA: 3.65	2.0		12	6	3	3	1	0	0	0	0	0	0	14	14	13.50	3.000																			

AB 40  
R 7  
H 14  
RBI 5  
BB 2  
SO 9  
LOB 20



Batter	1	2	3	4	5	6	7	8	9	AB	R	H	RBI	BB	SO	LOB	BOTTOM																			
Jose Arcia, R (1, 4) OBP: 0.220, SLG: 0.240	K									4	0	0	0	0	4	0	<b>Pittsburgh Pirates @ San Diego Padres</b> San Diego Stadium, San Diego, CA Sun Aug 10 1969, 6:33 AM EDT Unknown																			
John Spin, R (9, FH) OBP: 0.260, SLG: 0.332										1	0	1	1	0	0	0																				
Walt Hrinjak, L (1, 2) OBP: 0.397, SLG: 0.225										3	0	0	0	1	0	0																				
Chris Cannizzaro, R (9, FH) OBP: 0.318, SLG: 0.318	G6-4-3 BB		4-3		4-3				F7	1	0	0	0	0	1	1																				
Ollie Brown, R (1, 9) OBP: 0.307, SLG: 0.383	G6-4-3									4	0	0	0	0	1	1																				
Nate Colbert, R (1, 3) OBP: 0.315, SLG: 0.471		E S 1B								4	1	2	0	0	2	0																				
Al Ferrara, R (1, 7) OBP: 0.361, SLG: 0.481		L8								3	1	1	0	1	1	2																				
Ivan Murrell, R (1, 8) OBP: 0.322, SLG: 0.383		F9								4	2	2	2	0	0	2																				
Ed Spiezio, R (1, 5) OBP: 0.315, SLG: 0.388		E BB								3	0	0	1	1	1	1																				
Tommy Dean, R (1, 6) OBP: 0.219, SLG: 0.207		E3								2	0	0	0	1	0	1																				
Cito Gaston, R (9, FH) OBP: 0.261, SLG: 0.286										1	0	0	0	0	1	1																				
Dick Kelley, R (1, 1) OBP: 0.116, SLG: 0.140										2	0	0	0	0	0	3																				
Van Kelly, L (7, FH) OBP: 0.292, SLG: 0.406		4-3								1	0	0	0	0	0	0																				
Frank Reberger, L (8, 1)										0	0	0	0	0	0	0																				
Roberto Pena, R (9, FH) OBP: 0.285, SLG: 0.298									FC4-6 2B	1	1	0	0	0	0	1																				
<b>Inning Stats</b>	R: 0 E: 0 K: 1 S: 4	H: 0 LOB: 0 BB: 1 P: 8	R: 1 E: 1 K: 0 S: 5	H: 1 LOB: 2 BB: 1 P: 9	R: 0 E: 0 K: 2 S: 7	H: 0 LOB: 0 BB: 0 P: 7	R: 2 E: 0 K: 1 S: 6	H: 1 LOB: 1 BB: 2 P: 14	R: 0 E: 0 K: 1 S: 5	H: 0 LOB: 0 BB: 0 P: 5	R: 0 E: 0 K: 2 S: 8	H: 1 LOB: 1 BB: 0 P: 8	R: 0 E: 0 K: 1 S: 5	H: 0 LOB: 0 BB: 0 P: 5	R: 0 E: 0 K: 1 S: 6	H: 1 LOB: 1 BB: 0 P: 6	R: 2 E: 1 K: 2 S: 10	H: 2 LOB: 1 BB: 0 P: 10	1B: 2 2B: 2 3B: 1 HR: 1	SF: 0 SAC: 0 DP: 1 HBP: 0	WP: 0 PB: 0 SB: 1 CS: 0	PA: 38														
<b>PITCHER</b>	IP	WLS	BF	H	R	ER	SO	BB	IBB	HBP	BLK	WP	HR	S	P	ERA	WHIP	<b>PITCHER</b>		IP	WLS	BF	H	R	ER	SO	BB	IBB	HBP	BLK	WP	HR	S	P	ERA	WHIP
Dock Ellis, R (1, 1) ERA: 4.03	8.2	W	37	6	5	3	10	4	0	0	0	0	1	53	69	3.12	1.154																			
Joe Gibbon, L (9, 1) ERA: 2.57	0.1	S	1	0	0	0	1	0	0	0	0	0	0	3	3	0.00	0.000																			

AB 34  
R 5  
H 6  
RBI 4  
BB 4  
SO 11  
LOB 13









Batter	1	2	3	4	5	6	7	8	9	AB	R	H	RBI	BB	SO	LOB	TOP			
Matty Alou, L OBP: 0.374, SLG: 0.425 (1, 8)	F8		4-3		FC6			K		4	0	0	0	0	1	2	<b>Pittsburgh Pirates @ San Francisco Giants</b> Candlestick Park, San Francisco, CA Tue Aug 12 1969, 6:33 AM EDT Att: 5,496 - Unknown <a href="http://livebaseballscorecards.com">livebaseballscorecards.com</a>			
Richie Hebner, L OBP: 0.365, SLG: 0.443 (1, 5)	4-3		4-3			G3		PB		4	0	1	0	0	0	1				
Willie Stargell, L OBP: 0.398, SLG: 0.576 (1, 7)								PB		2	1	2	1	2	0	0				
Roberto Clemente, R OBP: 0.413, SLG: 0.562 (1, 9)	F9				FC4-6			K		4	0	1	0	0	1	4				
Al Oliver, L OBP: 0.317, SLG: 0.392 (1, 3)					FC4-6					4	1	2	0	0	0	2				
Manny Sanguillen, R OBP: 0.363, SLG: 0.452 Bo Belinsky, L (8, 1)	F9				G6-3					3	0	0	0	0	0	2				
Jose Pagan, R OBP: 0.335, SLG: 0.486 (9, PH)										1	1	1	2	0	0	0				
Gene Alley, R OBP: 0.247, SLG: 0.247 (1, 6)	G6-3									4	0	0	0	0	1	1				
Bill Mazerowski, R OBP: 0.298, SLG: 0.308 Jose Martinez, R OBP: 0.309, SLG: 0.305 (5, 4)										2	0	2	0	0	0	0				
Luke Walker, L Carl Taylor, R Bruce Dal Canton, R Chuck Hartenstein, R Gary Kohli, L OBP: 0.160, SLG: 0.130 (11, 1) (5, PH) (5, 1) (5, 1) (8, PH) (8, 2)										1	0	0	0	0	1	1				
<b>Inning Stats</b>	R: 0 E: 0 K: 0 S: 4	H: 1 LOB: 1 BB: 0 P: 4	R: 0 E: 0 K: 0 S: 3	H: 1 LOB: 0 BB: 0 P: 3	R: 0 E: 0 K: 1 S: 6	H: 1 LOB: 1 BB: 0 P: 6	R: 1 E: 0 K: 0 S: 4	H: 2 LOB: 0 BB: 0 P: 4	R: 0 E: 0 K: 0 S: 3	H: 0 LOB: 1 BB: 1 P: 7	R: 0 E: 0 K: 0 S: 3	H: 0 LOB: 0 BB: 0 P: 3	R: 0 E: 0 K: 2 S: 8	H: 1 LOB: 2 BB: 1 P: 12	R: 2 E: 0 K: 1 S: 7	H: 2 LOB: 0 BB: 0 P: 7	1B: 6 2B: 2 3B: 0 HR: 2	SF: 0 SAC: 0 DP: 2 HBP: 0	WP: 0 PB: 2 SB: 0 CS: 0	PA: 36
<b>PITCHER</b> Gaylord Perry, R ERA: 2.6 (1, 1)	IP: 9.0 WLS: W BF: 36 H: 10 R: 3 ER: 3 SO: 5 BB: 2 IBB: 0 HBP: 0 BLK: 0 WP: 0 HR: 2 S: 44 P: 52 ERA: 3.00 WHIP: 1.333											<b>PITCHER</b>	IP: 9.0 WLS: W BF: 36 H: 10 R: 3 ER: 3 SO: 5 BB: 2 IBB: 0 HBP: 0 BLK: 0 WP: 0 HR: 2 S: 44 P: 52 ERA: 3.00 WHIP: 1.333							

Batter	1	2	3	4	5	6	7	8	9	AB	R	H	RBI	BB	SO	LOB	BOTTOM			
Ken Henderson, S OBP: 0.282, SLG: 0.330 (1, 9)		6-3				G4-6-3				2	2	0	0	2	0	1	<b>Pittsburgh Pirates @ San Francisco Giants</b> Candlestick Park, San Francisco, CA Tue Aug 12 1969, 6:33 AM EDT Att: 5,496 - Unknown <a href="http://livebaseballscorecards.com">livebaseballscorecards.com</a>			
Ron Hunt, R OBP: 0.351, SLG: 0.332 (1, 4)										2	1	1	0	2	0	0				
Bobby Bonds, R OBP: 0.351, SLG: 0.475 (1, 8)										4	1	2	0	0	1	2				
Jim Ray Hart, R OBP: 0.373, SLG: 0.366 Dave Marshall, L OBP: 0.354, SLG: 0.309 (6, 7)										2	1	0	0	1	1	2				
Jim Davenport, R OBP: 0.322, SLG: 0.342 Bobby Etheridge, R OBP: 0.398, SLG: 0.410 (6, 5)										1	0	0	0	0	0	0				
Jim Davenport, R OBP: 0.322, SLG: 0.342 Bobby Etheridge, R OBP: 0.398, SLG: 0.410 (6, 5)										3	0	3	3	0	0	0				
Dick Dietz, R OBP: 0.356, SLG: 0.398 (1, 2)										2	0	1	1	2	0	1				
Jack Hiatt, R OBP: 0.343, SLG: 0.336 Bob Burda, L OBP: 0.333, SLG: 0.449 (6, 3)										2	0	0	0	0	1	2				
Hal Lanier, R OBP: 0.261, SLG: 0.263 (1, 6)										4	1	2	0	0	0	2				
Gaylord Perry, R OBP: 0.163, SLG: 0.171 (1, 1)										4	0	2	0	0	2	0				
<b>Inning Stats</b>	R: 3 E: 0 K: 2 S: 10	H: 3 LOB: 2 BB: 2 P: 18	R: 0 E: 0 K: 1 S: 5	H: 1 LOB: 2 BB: 1 P: 9	R: 0 E: 0 K: 1 S: 5	H: 1 LOB: 0 BB: 0 P: 5	R: 0 E: 0 K: 1 S: 5	H: 0 LOB: 0 BB: 0 P: 5	R: 2 E: 0 K: 0 S: 4	H: 2 LOB: 2 BB: 3 P: 16	R: 1 E: 0 K: 0 S: 4	H: 2 LOB: 0 BB: 0 P: 4	R: 0 E: 0 K: 0 S: 3	H: 0 LOB: 0 BB: 0 P: 3	R: 0 E: 0 K: 0 S: 3	H: 2 LOB: 2 BB: 1 P: 7	1B: 9 2B: 2 3B: 0 HR: 0	SF: 0 SAC: 0 DP: 4 HBP: 0	WP: 0 PB: 0 SB: 1 CS: 0	PA: 36
<b>PITCHER</b> Luke Walker, L ERA: 3.84 Bruce Dal Canton, R ERA: 3.88 Chuck Hartenstein, R ERA: 3.76 Bo Belinsky, L ERA: 3.6 (1, 1) (5, 1) (5, 1) (8, 1)	IP: 4.0 WLS: L BF: 18 H: 3 R: 3 ER: 3 SO: 5 BB: 2 IBB: 0 HBP: 0 BLK: 0 WP: 0 HR: 0 S: 25 P: 37 ERA: 6.75 WHIP: 1.750											<b>PITCHER</b>	IP: 4.0 WLS: L BF: 18 H: 3 R: 3 ER: 3 SO: 5 BB: 2 IBB: 0 HBP: 0 BLK: 0 WP: 0 HR: 0 S: 25 P: 37 ERA: 6.75 WHIP: 1.750							

AB 34  
R 3  
H 10  
RBI 3  
BB 2  
SO 5  
LOB 13





AB 29  
R 6  
H 11  
RBI 4  
BB 7  
SO 5  
LOB 13









Batter	1	2	3	4	5	6	7	8	9	AB	R	H	RBI	BB	SO	LOB	TOP										
Matty Alou, L OBP: 0.370, SLG: 0.421 (1, 8)	F9	G3			F8		G6-3		F8	5	0	0	0	0	0	0	<b>Pittsburgh Pirates @ Cincinnati Reds</b> Crosley Field, Cincinnati, OH Fri Aug 15 1969, 7:05 PM EDT Att: 21,314 - Unknown  <b>AB 38</b> <b>R 5</b> <b>H 12</b> <b>RBI 5</b> <b>BB 1</b> <b>SO 10</b> <b>LOB 9</b>  										
Richie Hebner, L OBP: 0.365, SLG: 0.451 (1, 5)	HR		K		K		F8			5	1	2	1	0	2	0											
Willie Stargell, L OBP: 0.398, SLG: 0.575 (1, 7)	2B		P6					L8	G4-3	5	1	2	0	0	0	1											
Roberto Clemente, R OBP: 0.416, SLG: 0.587 (1, 9)	K		L6		G4-3			1B	1B	4	0	1	0	0	1	2											
Al Oliver, L OBP: 0.324, SLG: 0.409 (1, 3)	2B			HR		F5				4	1	3	2	0	0	0											
Manny Sanguillen, R OBP: 0.356, SLG: 0.442 (1, 2)	K			F8		K		K		4	0	0	0	0	3	3											
Freddie Patek, R OBP: 0.310, SLG: 0.307 (1, 6)		G5-3		P5		CS	1B	G5-3		4	0	1	0	0	0	2											
Gene Alley, R OBP: 0.267, SLG: 0.313 (1, 4)		HR			1B				HR	3	2	3	2	1	0	0											
Bob Veale, S OBP: 0.107, SLG: 0.074 (1, 1)	K		K		K	CS	K	K		4	0	0	0	0	4	1											
<b>Inning Stats</b>	R: 2 E: 0 K: 2 S: 10	H: 3 LOB: 1 BB: 0 P: 10	R: 1 E: 0 K: 1 S: 6	H: 1 LOB: 0 BB: 0 P: 6	R: 0 E: 0 K: 1 S: 5	H: 0 LOB: 0 BB: 0 P: 5	R: 1 E: 0 K: 1 S: 7	H: 2 LOB: 1 BB: 0 P: 7	R: 0 E: 0 K: 1 S: 6	H: 1 LOB: 1 BB: 0 P: 6	R: 0 E: 0 K: 1 S: 5	H: 0 LOB: 0 BB: 0 P: 5	R: 0 E: 0 K: 1 S: 7	H: 2 LOB: 2 BB: 0 P: 7	R: 1 E: 0 K: 1 S: 7	H: 2 LOB: 1 BB: 0 P: 7		1B: 6 2B: 2 3B: 0 HR: 4	SF: 0 SAC: 0 DP: 0 HBP: 0	WP: 0 PB: 0 SB: 1 CS: 1	PA: 40						
<b>PITCHER</b>	IP	WLS	BF	H	R	ER	SO	BB	IBB	HBP	BLK	WP	HR	S	P	ERA	WHIP										
Gary Nolan, R ERA: 4.31 (1, 1)	7.0	L	29	8	4	4	8	0	1	0	0	0	3	44	48	5.14	1.143										
Al Jackson, L ERA: 8.28 (8, 1)	0.1		3	2	0	0	0	0	0	0	0	0	0	3	3	0.00	6.000										
Pedro Ramos, R ERA: 4.87 (8, 1)	1.2		7	2	1	1	2	0	0	0	0	0	1	11	11	5.40	1.200										
Batter	1	2	3	4	5	6	7	8	9	AB	R	H	RBI	BB	SO	LOB	BOTTOM										
Pete Rose, S OBP: 0.420, SLG: 0.529 (1, 9)	G5-3				FC6-4			F9		4	0	1	1	0	0	1	<b>Pittsburgh Pirates @ Cincinnati Reds</b> Crosley Field, Cincinnati, OH Fri Aug 15 1969, 7:05 PM EDT Att: 21,314 - Unknown  <b>AB 31</b> <b>R 1</b> <b>H 6</b> <b>RBI 1</b> <b>BB 2</b> <b>SO 6</b> <b>LOB 10</b>  										
Ted Savage, R OBP: 0.300, SLG: 0.333 (1, 8)	G6-3		L8		L6			K		4	0	0	0	0	1	2											
Alex Johnson, R OBP: 0.374, SLG: 0.507 (1, 7)	G1-3			1B	1B		F8	G4-3		4	0	1	0	0	0	0											
Tony Perez, R OBP: 0.382, SLG: 0.572 (1, 5)		G6-3		K		F8	F8	K		4	0	0	0	0	2	1											
Johnny Bench, R OBP: 0.393, SLG: 0.540 (1, 2)		P3		F9		F2		P6		4	0	0	0	0	0	1											
Lee May, R OBP: 0.351, SLG: 0.584 (1, 3)		L9					G4-6-3	L7		4	0	2	0	0	0	0											
Woody Woodward, R OBP: 0.366, SLG: 0.370 (1, 6)			F8		K		G4-6-3			3	0	0	0	0	1	3											
Giraldo Ruiz, S OBP: 0.305, SLG: 0.280 (1, 4)				2B	BB		FC6-4			1	0	1	0	2	0	0											
Gary Nolan, R OBP: 0.077, SLG: 0.154 (1, 1)										2	1	1	0	0	1	1											
Tommy Helms, R OBP: 0.282, SLG: 0.301 (7, PH)										1	0	0	0	0	1	1											
Al Jackson, L (8, 1)										0	0	0	0	0	0	0											
Pedro Ramos, S (8, 1)										0	0	0	0	0	0	0											
<b>Inning Stats</b>	R: 0 E: 0 K: 0 S: 3	H: 0 LOB: 0 BB: 0 P: 3	R: 0 E: 0 K: 0 S: 3	H: 0 LOB: 0 BB: 0 P: 3	R: 1 E: 0 K: 0 S: 4	H: 2 LOB: 1 BB: 1 P: 8	R: 0 E: 0 K: 2 S: 9	H: 2 LOB: 2 BB: 0 P: 9	R: 0 E: 0 K: 1 S: 6	H: 1 LOB: 1 BB: 0 P: 6	R: 0 E: 0 K: 0 S: 3	H: 0 LOB: 0 BB: 0 P: 3	R: 0 E: 0 K: 1 S: 5	H: 1 LOB: 1 BB: 1 P: 9	R: 0 E: 0 K: 1 S: 5	H: 0 LOB: 0 BB: 0 P: 5	R: 0 E: 0 K: 1 S: 5	H: 0 LOB: 0 BB: 0 P: 5	1B: 4 2B: 2 3B: 0 HR: 0	SF: 0 SAC: 0 DP: 1 HBP: 0	WP: 0 PB: 0 SB: 0 CS: 0	PA: 33					
<b>PITCHER</b>	IP	WLS	BF	H	R	ER	SO	BB	IBB	HBP	BLK	WP	HR	S	P	ERA	WHIP										
Bob Veale, L ERA: 3.42 (1, 1)	9.0	W	33	6	1	1	6	2	0	0	0	0	0	43	51	1.00	0.889										



Batter	1	2	3	4	5	6	7	8	9	AB	R	H	RBI	BB	SO	LOB	TOP		
Matty Alou, L OBP: 0.369, SLG: 0.419 (1, 8)										4	0	1	0	0	0	3			
Carl Taylor, R OBP: 0.432, SLG: 0.466 (1, 3)										4	0	1	0	0	0	2			
Roberto Clemente, R OBP: 0.417, SLG: 0.589 (1, 9)										4	0	2	0	0	0	2			
Willie Stargell, L OBP: 0.397, SLG: 0.579 (1, 7)										4	1	1	1	0	2	3			
Jose Pagan, R OBP: 0.327, SLG: 0.472 (1, 5)										4	0	0	0	0	1	3			
Manny Sanguillen, R OBP: 0.352, SLG: 0.437 (1, 2)										4	0	0	0	0	0	1			
Gene Alley, R OBP: 0.267, SLG: 0.312 (1, 4)										4	1	1	0	0	0	0			
Freddie Patek, R OBP: 0.315, SLG: 0.315 (1, 6)										4	0	3	0	0	0	0			
Dock Ellis, S OBP: 0.140, SLG: 0.104 (1, 1)										2	0	0	0	0	1	1			
Bruce Dal Canton, R OBP: 0.444, SLG: 0.655 (6, 1)										0	0	0	0	0	0	0			
Jose Martinez, R OBP: 0.313, SLG: 0.310 (7, PH)										1	0	1	1	0	0	0			
Lou Marone, R OBP: 0.309, SLG: 0.279 (7, 1)										0	0	0	0	0	0	0			
Ron Davis, R OBP: 0.309, SLG: 0.279 (9, PH)										1	0	0	0	0	1	1			
<b>Inning Stats</b>	R: 0 E: 0 K: 0 S: 3	H: 1 LOB: 0 BB: 0 P: 3	R: 1 E: 0 K: 0 S: 4	H: 1 LOB: 0 BB: 0 P: 4	R: 0 E: 1 K: 1 S: 6	H: 0 LOB: 1 BB: 0 P: 6	R: 0 E: 0 K: 0 S: 4	H: 1 LOB: 1 BB: 0 P: 4	R: 0 E: 0 K: 2 S: 8	H: 1 LOB: 1 BB: 0 P: 8	R: 1 E: 0 K: 0 S: 5	H: 3 LOB: 1 BB: 0 P: 5	R: 0 E: 0 K: 1 S: 6	H: 1 LOB: 1 BB: 0 P: 6	R: 0 E: 0 K: 1 S: 6	H: 1 LOB: 1 BB: 0 P: 6	1B: 7 2B: 3 3B: 0 HR: 1	SF: 0 SAC: 0 DP: 2 HBP: 0	WP: 0 PA: 36 PB: 0 SB: 0 CS: 0
<b>PITCHER</b> Jim Merritt, L ERA: 4.06 (1, 1)	IP: 9.0 WLS: W BF: 36 H: 10 R: 2 ER: 2 SO: 5 BB: 0 IBB: 0 HBP: 0 BLK: 0 WP: 0 HR: 1 S: 46 P: 46 ERA: 2.00 WHIP: 1.111															<b>PITCHER</b>	IP: 9.0 WLS: W BF: 36 H: 10 R: 2 ER: 2 SO: 5 BB: 0 IBB: 0 HBP: 0 BLK: 0 WP: 0 HR: 1 S: 46 P: 46 ERA: 2.00 WHIP: 1.111		

Pittsburgh Pirates @ Cincinnati Reds  
Crosley Field, Cincinnati, OH  
Sat Aug 16 1969, 3:33 AM EDT  
Att: 13,218 - Unknown

AB	36
R	2
H	10
RBI	2
BB	0
SO	5
LOB	16



Batter	1	2	3	4	5	6	7	8	9	AB	R	H	RBI	BB	SO	LOB	BOTTOM		
Pete Rose, S OBP: 0.420, SLG: 0.529 (1, 9)										4	1	2	0	0	1	0			
Bobby Tolan, L OBP: 0.355, SLG: 0.527 (1, 8)										4	1	3	1	0	0	0			
Alex Johnson, R OBP: 0.283, SLG: 0.508 (1, 7)										3	1	1	0	0	0	2			
Ted Savage, R OBP: 0.300, SLG: 0.333 (9, 7)										0	0	0	0	0	0	0			
Tony Perez, R OBP: 0.381, SLG: 0.570 (1, 5)										4	0	1	2	0	0	2			
Johnny Bench, R OBP: 0.392, SLG: 0.538 (1, 2)										3	0	1	1	0	0	0			
Lee May, R OBP: 0.352, SLG: 0.590 (1, 3)										4	1	2	1	0	1	1			
Tommy Helms, R OBP: 0.283, SLG: 0.302 (1, 4)										3	0	1	0	0	0	2			
Giraldo Ruiz, S OBP: 0.304, SLG: 0.278 (7, 4)										1	0	0	0	0	0	0			
Woody Woodward, R OBP: 0.362, SLG: 0.359 (1, 6)										3	0	0	0	1	2	1			
Jim Merritt, L OBP: 0.197, SLG: 0.217 (1, 1)										3	1	1	0	0	1	3			
<b>Inning Stats</b>	R: 0 E: 0 K: 1 S: 5	H: 1 LOB: 0 BB: 0 P: 5	R: 0 E: 0 K: 0 S: 3	H: 1 LOB: 0 BB: 0 P: 3	R: 0 E: 0 K: 1 S: 5	H: 0 LOB: 0 BB: 0 P: 5	R: 0 E: 0 K: 0 S: 4	H: 2 LOB: 1 BB: 0 P: 4	R: 0 E: 0 K: 2 S: 8	H: 1 LOB: 1 BB: 0 P: 8	R: 4 E: 0 K: 1 S: 10	H: 5 LOB: 3 BB: 1 P: 15	R: 0 E: 0 K: 0 S: 4	H: 1 LOB: 0 BB: 0 P: 4	R: 1 E: 0 K: 0 S: 4	H: 1 LOB: 0 BB: 0 P: 4	1B: 10 2B: 1 3B: 0 HR: 1	SF: 1 SAC: 0 DP: 1 HBP: 1	WP: 0 PA: 36 PB: 0 SB: 2 CS: 2
<b>PITCHER</b> Dock Ellis, R ERA: 4.13 (1, 1)	IP: 5.0 WLS: L BF: 22 H: 9 R: 4 ER: 4 SO: 4 BB: 0 IBB: 0 HBP: 1 BLK: 0 WP: 0 HR: 0 S: 29 P: 30 ERA: 7.20 WHIP: 1.800															<b>PITCHER</b>	IP: 5.0 WLS: L BF: 22 H: 9 R: 4 ER: 4 SO: 4 BB: 0 IBB: 0 HBP: 1 BLK: 0 WP: 0 HR: 0 S: 29 P: 30 ERA: 7.20 WHIP: 1.800		
<b>PITCHER</b> Bruce Dal Canton, R ERA: 3.82 (6, 1)	IP: 1.0 WLS: 0 BF: 5 H: 1 R: 0 ER: 0 SO: 1 BB: 0 IBB: 0 HBP: 0 BLK: 0 WP: 0 HR: 0 S: 6 P: 10 ERA: 0.00 WHIP: 1.000															<b>PITCHER</b>	IP: 1.0 WLS: 0 BF: 5 H: 1 R: 0 ER: 0 SO: 1 BB: 0 IBB: 0 HBP: 0 BLK: 0 WP: 0 HR: 0 S: 6 P: 10 ERA: 0.00 WHIP: 1.000		
<b>PITCHER</b> Lou Marone, L ERA: 3.15 (7, 1)	IP: 2.0 WLS: 0 BF: 8 H: 2 R: 1 ER: 1 SO: 0 BB: 0 IBB: 0 HBP: 0 BLK: 0 WP: 0 HR: 1 S: 8 P: 8 ERA: 4.50 WHIP: 1.000															<b>PITCHER</b>	IP: 2.0 WLS: 0 BF: 8 H: 2 R: 1 ER: 1 SO: 0 BB: 0 IBB: 0 HBP: 0 BLK: 0 WP: 0 HR: 1 S: 8 P: 8 ERA: 4.50 WHIP: 1.000		

Pittsburgh Pirates @ Cincinnati Reds  
Crosley Field, Cincinnati, OH  
Sat Aug 16 1969, 3:33 AM EDT  
Att: 13,218 - Unknown

AB	32
R	5
H	12
RBI	5
BB	1
SO	5
LOB	11





Batter	1	2	3	4	5	6	7	8	9	AB	R	H	RBI	BB	SO	LOB	TOP										
Matty Alou, L OBP: 0.367, SLG: 0.417 (1, 8)										5	1	1	0	0	0	2											
Richie Hebner, L OBP: 0.382, SLG: 0.446 Jose Pagan, R OBP: 0.325, SLG: 0.469 (1, 5) (7, 5)										4	0	0	0	0	1	2											
Willie Stargell, L OBP: 0.399, SLG: 0.593 (1, 7)										5	3	3	2	0	2	0											
Roberto Clemente, R OBP: 0.417, SLG: 0.586 (1, 9)										5	0	2	0	0	0	1											
Al Oliver, L OBP: 0.325, SLG: 0.419 (1, 3)										5	2	2	2	0	0	4											
Manny Sanguillen, R OBP: 0.350, SLG: 0.434 (1, 2)										4	1	1	1	0	0	1											
Gene Alley, R OBP: 0.271, SLG: 0.328 (1, 4)										3	1	1	3	1	0	1											
Freddie Patek, R OBP: 0.320, SLG: 0.320 (1, 6)										4	0	3	0	0	0	1											
Steve Blass, R OBP: 0.242, SLG: 0.262 Joe Gibbon, R OBP: 0.143, SLG: 0.077 (1, 1) (8, 1) (8, 1)										4	0	1	0	0	0	3											
<b>Inning Stats</b>	R: 5 E: 0 K: 0 S: 9	H: 6 LOB: 1 BB: 0 P: 9	R: 0 E: 0 K: 1 S: 5	H: 0 LOB: 0 BB: 0 P: 5	R: 1 E: 0 K: 0 S: 4	H: 1 LOB: 1 BB: 1 P: 8	R: 0 E: 0 K: 0 S: 3	H: 0 LOB: 0 BB: 0 P: 3	R: 1 E: 0 K: 0 S: 5	H: 2 LOB: 1 BB: 0 P: 5	R: 0 E: 0 K: 1 S: 6	H: 2 LOB: 1 BB: 0 P: 6	R: 0 E: 1 K: 1 S: 5	H: 0 LOB: 0 BB: 0 P: 5	R: 0 E: 1 K: 0 S: 4	H: 1 LOB: 1 BB: 0 P: 4	R: 1 E: 0 K: 0 S: 5	H: 2 LOB: 1 BB: 0 P: 5	1B: 9 2B: 3 3B: 0 HR: 3	SF: 0 SAC: 0 DP: 3 HBP: 0	WP: 0 PB: 1 SB: 0 CS: 0	PA: 41					
<b>PITCHER</b>	IP	WLS	BF	H	R	ER	SO	BB	IBB	HBP	BLK	WP	HR	S	P	ERA	WHIP										
Jack Fisher, R ERA: 5.24 (1, 1)	4.0	L	22	9	7	7	1	1	0	0	0	0	2	23	27	15.75	2.500										
Pedro Ramos, R ERA: 4.79 (5, 1)	1.0		5	2	0	0	0	0	0	0	0	0	0	5	5	0.00	2.000										
Al Jackson, L ERA: 7.76 (6, 1)	2.0		5	0	0	0	2	0	0	0	0	0	0	9	9	0.00	0.000										
Clay Carroll, R ERA: 3.85 (8, 1)	0.1		2	0	0	0	0	0	0	0	0	0	0	2	2	0.00	0.000										
Wayne Granger, R ERA: 3.11 (8, 1)	1.2		7	3	1	1	0	0	0	0	0	0	1	7	7	5.40	1.800										
<b>Batter</b>	<b>1</b>	<b>2</b>	<b>3</b>	<b>4</b>	<b>5</b>	<b>6</b>	<b>7</b>	<b>8</b>	<b>9</b>	<b>AB</b>	<b>R</b>	<b>H</b>	<b>RBI</b>	<b>BB</b>	<b>SO</b>	<b>LOB</b>	<b>BOTTOM</b>										
Pete Rose, S OBP: 0.422, SLG: 0.538 (1, 9)										5	1	3	1	0	0	0											
Bobby Tolan, L OBP: 0.380, SLG: 0.535 (1, 8)										3	1	2	1	1	0	0											
Alex Johnson, R OBP: 0.371, SLG: 0.501 (1, 7)										5	0	0	0	0	1	4											
Tony Perez, R OBP: 0.386, SLG: 0.580 (1, 5)										2	2	2	1	2	0	0											
Johnny Bench, R OBP: 0.393, SLG: 0.546 (1, 2)										4	1	2	2	0	0	1											
Lee May, R OBP: 0.350, SLG: 0.584 (1, 3)										4	0	0	0	0	2	2											
Tommy Helms, R OBP: 0.280, SLG: 0.299 Ted Savage, R OBP: 0.310, SLG: 0.333 (1, 4) (8, PH) (9, 4)										3	0	0	0	0	0	0											
Woody Woodward, R OBP: 0.353, SLG: 0.349 Jim Beauchamp, R OBP: 0.237, SLG: 0.297 Fred Whitfield, L OBP: 0.356, SLG: 0.241 Darrel Chaney, S OBP: 0.281, SLG: 0.240 (1, 6) (8, PH) (8, PH) (9, 6)										3	0	0	0	0	0	0											
Jack Fisher, R OBP: 0.120, SLG: 0.120 Pedro Ramos, S OBP: 0.350, SLG: 0.395 Al Jackson, L OBP: 0.308, SLG: 0.348 Jimmy Stewart, S OBP: 0.225, SLG: 0.133 Clay Carroll, R OBP: 0.302, SLG: 0.338 Wayne Granger, R OBP: 0.350, SLG: 0.277 Girardo Ruiz, S OBP: 0.350, SLG: 0.277 (1, 1) (5, 1) (8, 1) (7, PH) (8, 1) (8, 1) (8, 1) (9, PH)										2	0	0	0	0	1	0											
<b>Inning Stats</b>	R: 4 E: 0 K: 1 S: 9	H: 4 LOB: 0 BB: 0 P: 9	R: 0 E: 0 K: 1 S: 6	H: 1 LOB: 2 BB: 0 P: 7	R: 1 E: 0 K: 0 S: 4	H: 1 LOB: 0 BB: 0 P: 4	R: 0 E: 0 K: 1 S: 5	H: 1 LOB: 0 BB: 0 P: 5	R: 0 E: 0 K: 0 S: 3	H: 0 LOB: 0 BB: 0 P: 3	R: 0 E: 0 K: 0 S: 4	H: 0 LOB: 3 BB: 2 P: 12	R: 0 E: 0 K: 0 S: 3	H: 1 LOB: 1 BB: 1 P: 7	R: 0 E: 0 K: 0 S: 3	H: 0 LOB: 1 BB: 1 P: 7	1B: 3 2B: 2 3B: 0 HR: 4	SF: 0 SAC: 0 DP: 1 HBP: 1	WP: 0 PB: 0 SB: 0 CS: 1	PA: 40							
<b>PITCHER</b>	IP	WLS	BF	H	R	ER	SO	BB	IBB	HBP	BLK	WP	HR	S	P	ERA	WHIP										
Steve Blass, R ERA: 4.67 (1, 1)	7.1	W	31	8	5	5	4	2	0	1	0	0	4	36	45	6.14	1.364										
Joe Gibbon, L ERA: 2.52 (8, 1)	0.1		3	1	0	0	0	1	0	0	0	0	0	2	6	0.00	6.000										
Chuck Hartenstein, R ERA: 3.69 (8, 1)	1.1	S	5	0	0	0	0	1	0	0	0	0	0	4	8	0.00	0.750										

Pittsburgh Pirates @ Cincinnati Reds  
Crosley Field, Cincinnati, OH  
Sun Aug 17 1969, 3:33 AM EDT  
Att: 20,732 - Unknown

AB	40
R	8
H	14
RBI	8
BB	1
SO	3
LOB	15



Pittsburgh Pirates @ Cincinnati Reds  
Crosley Field, Cincinnati, OH  
Sun Aug 17 1969, 3:33 AM EDT  
Att: 20,732 - Unknown

AB	34
R	5
H	9
RBI	5
BB	4
SO	4
LOB	10

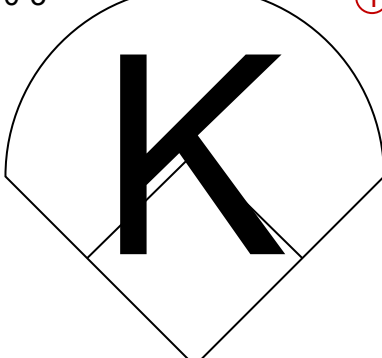
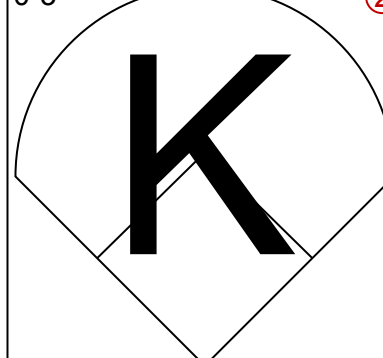
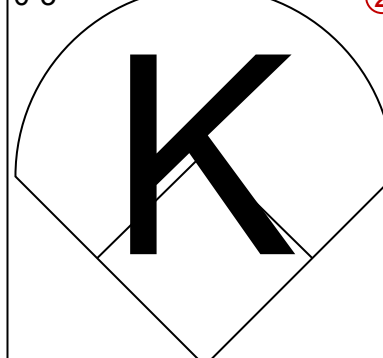
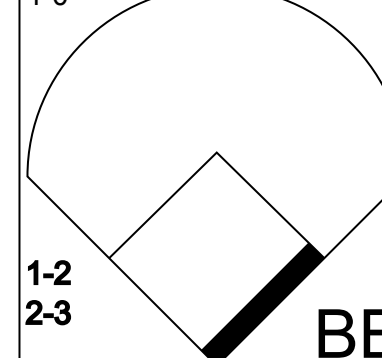
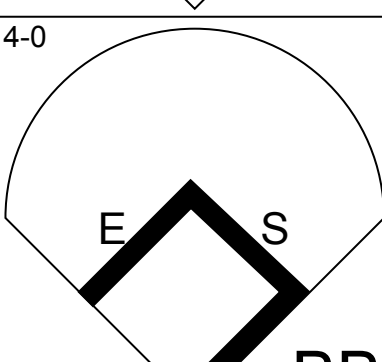
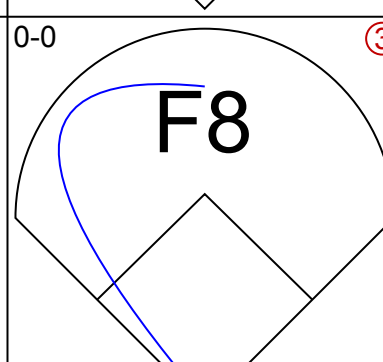
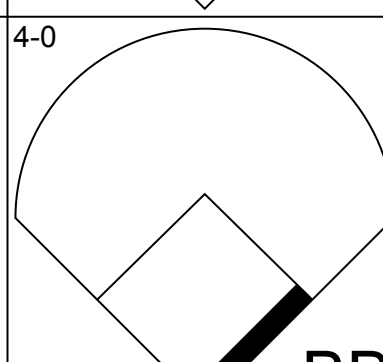
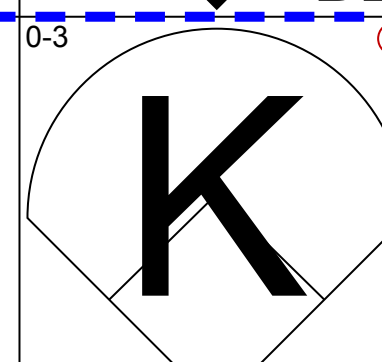
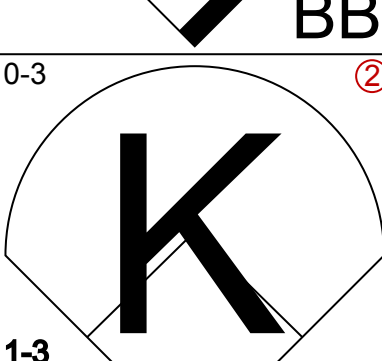
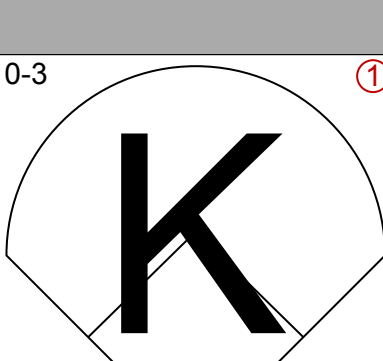
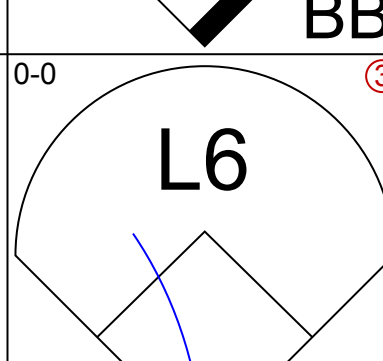
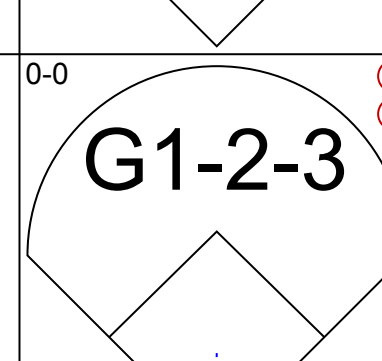
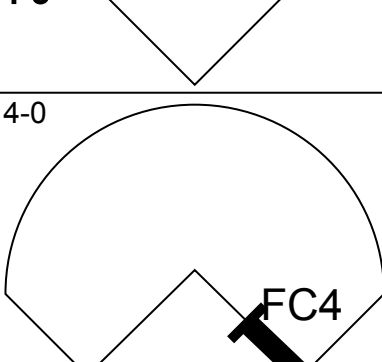
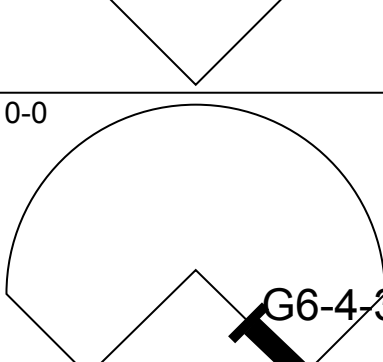
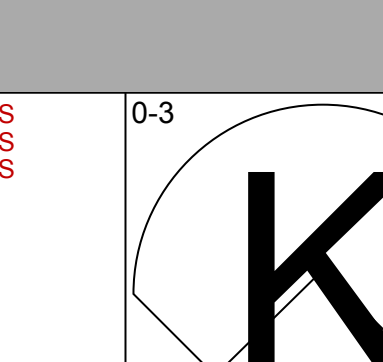
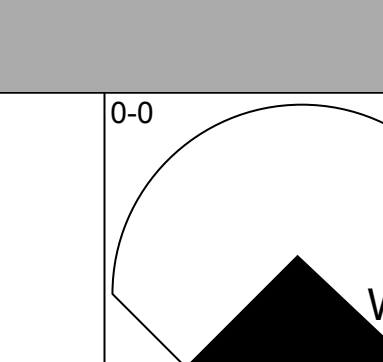
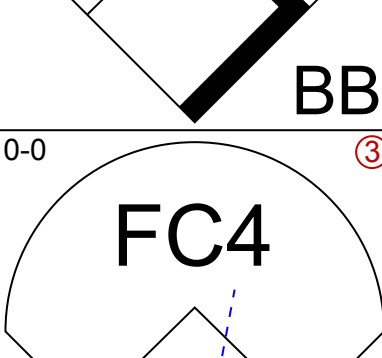
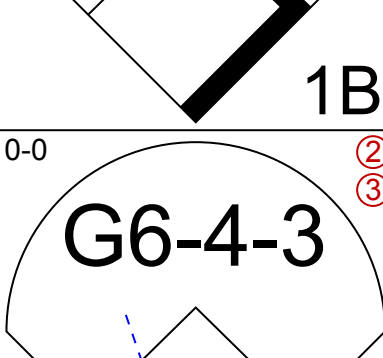
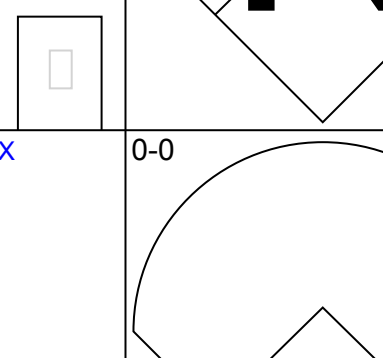
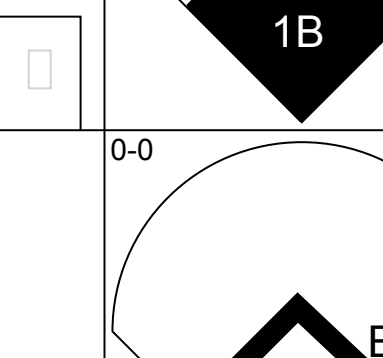
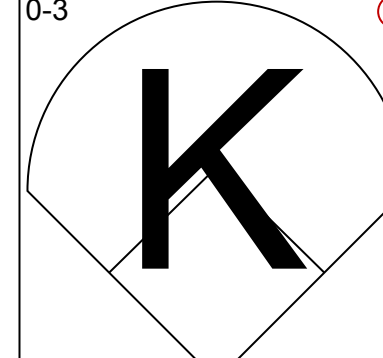
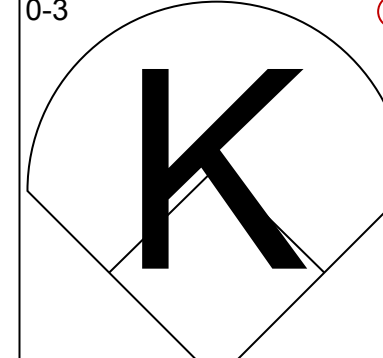
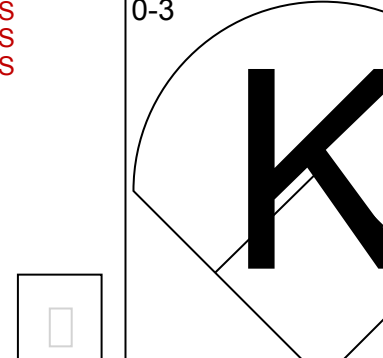
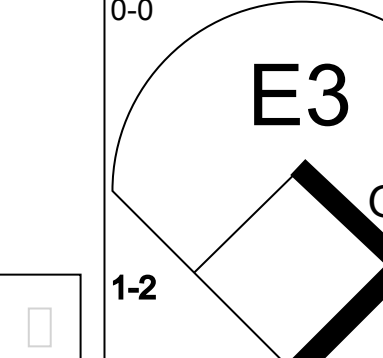
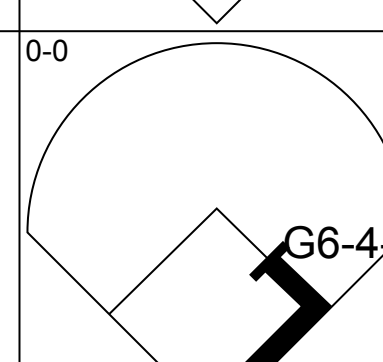
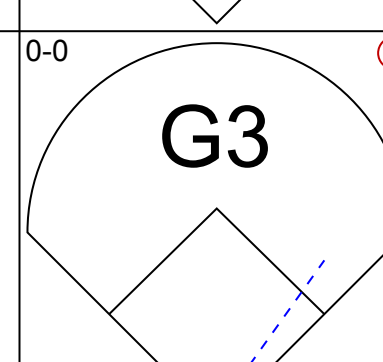
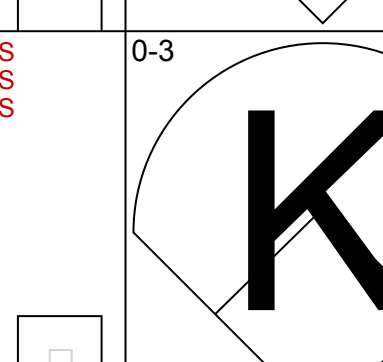
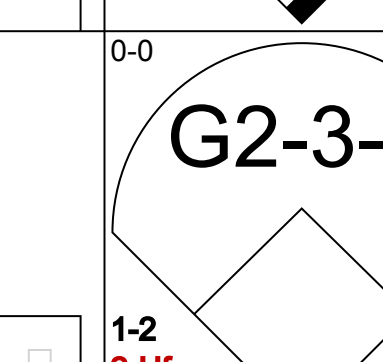
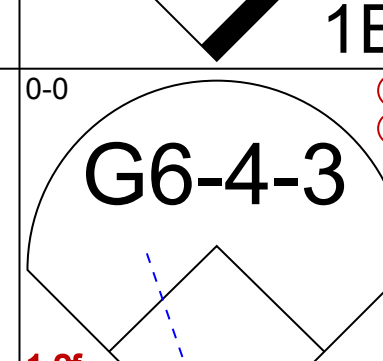
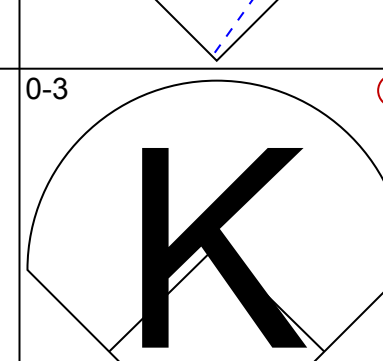
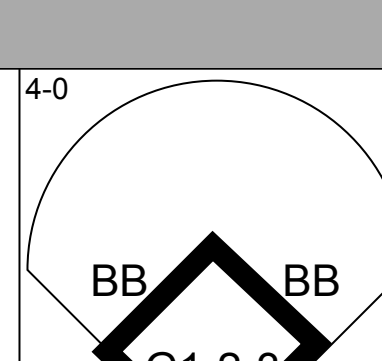
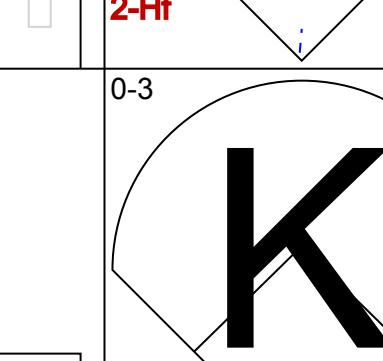
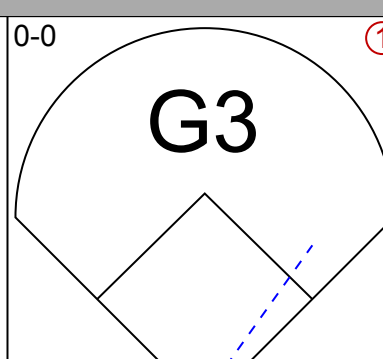
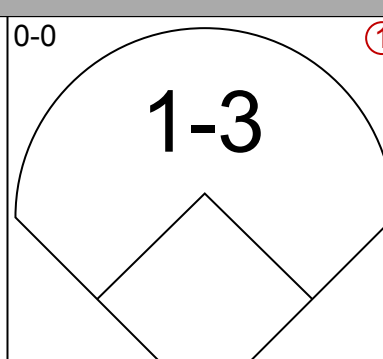
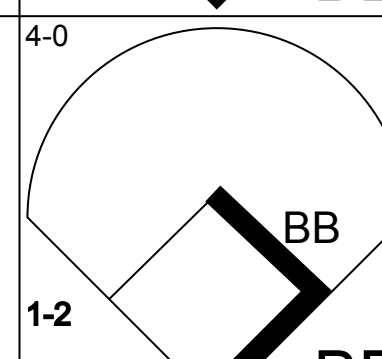


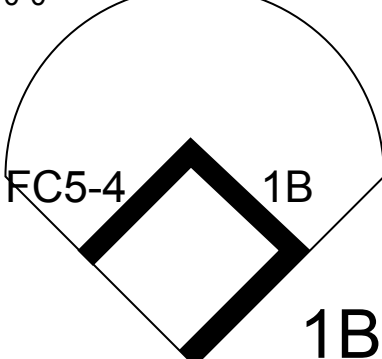
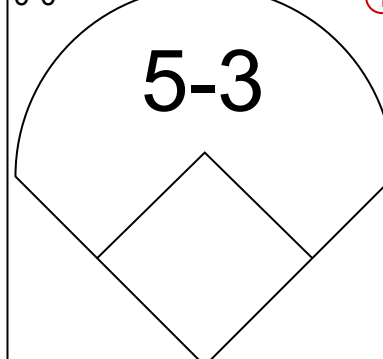
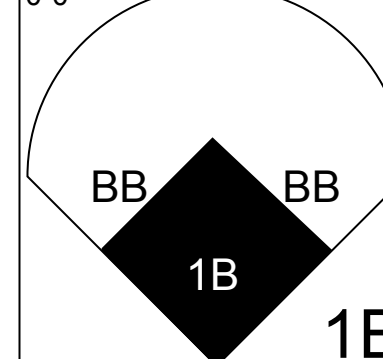
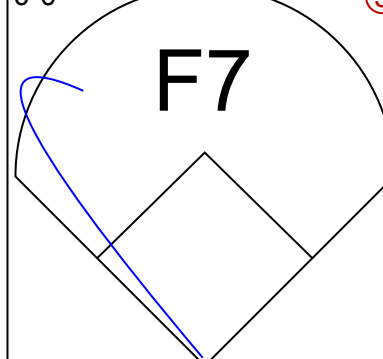
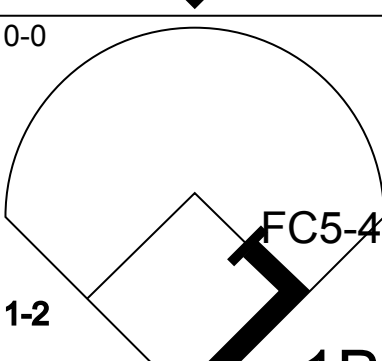
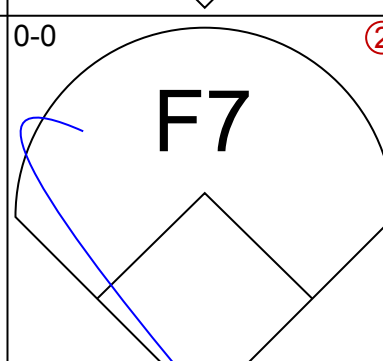
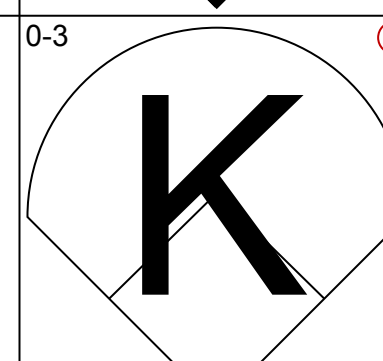
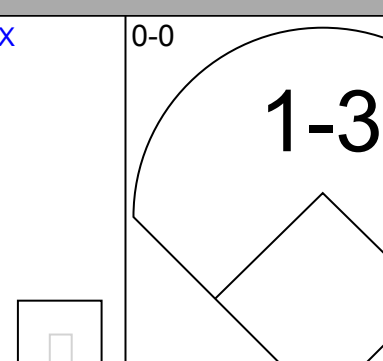
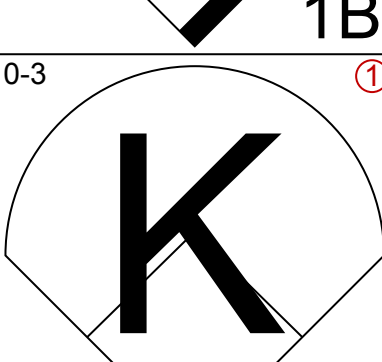
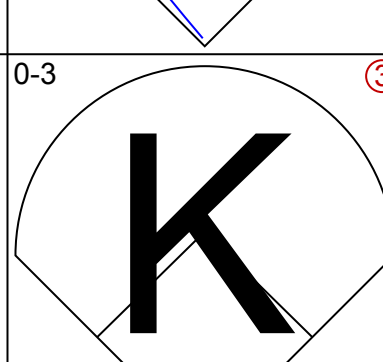
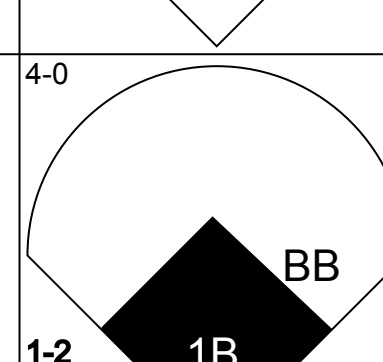
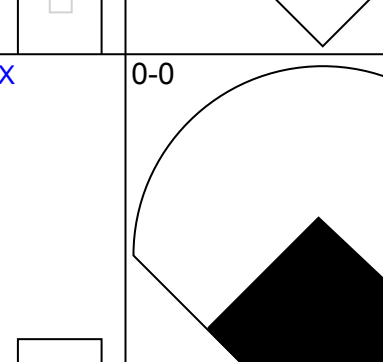
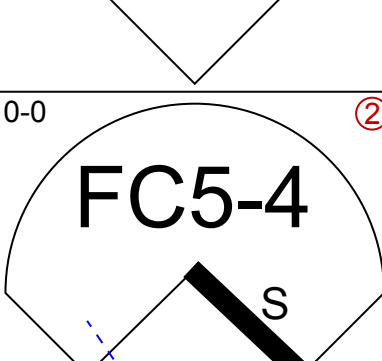
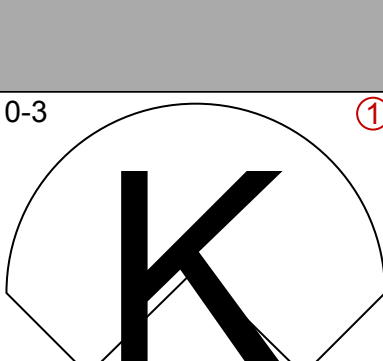
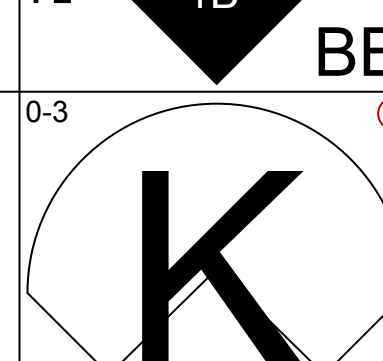
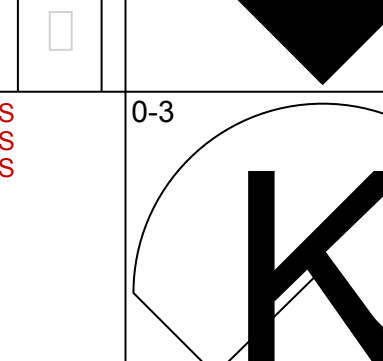
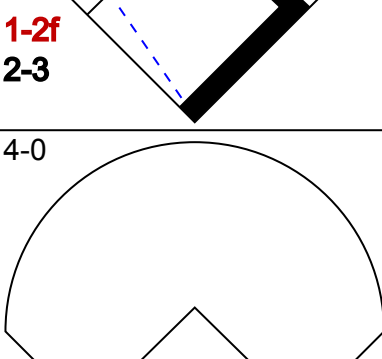
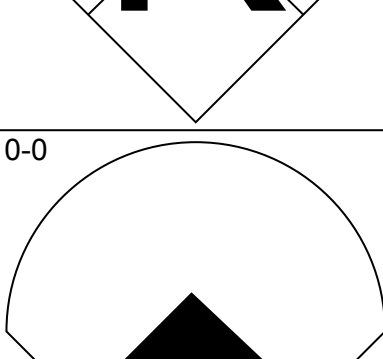
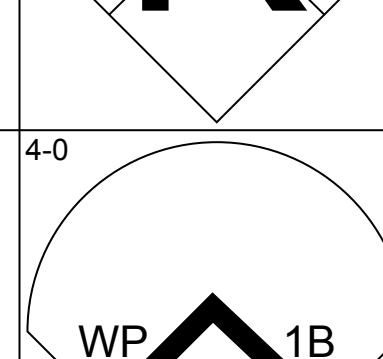
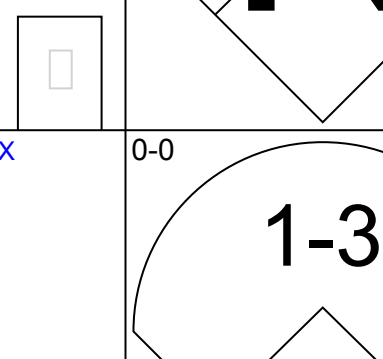
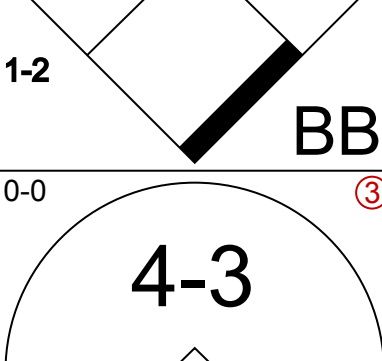
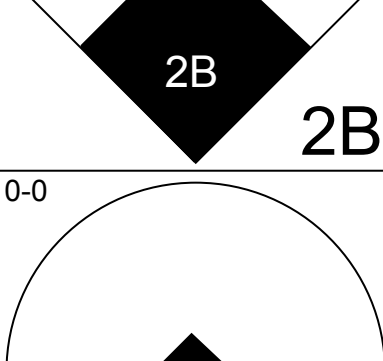
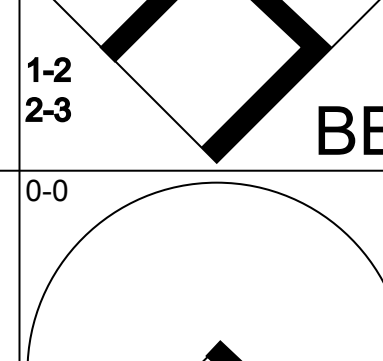
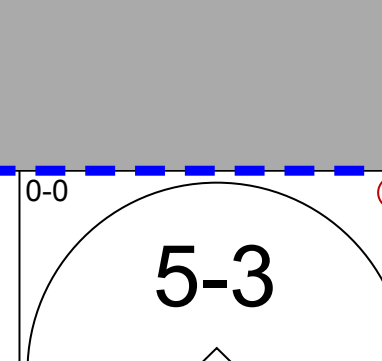
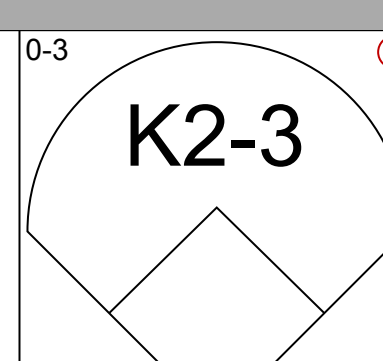
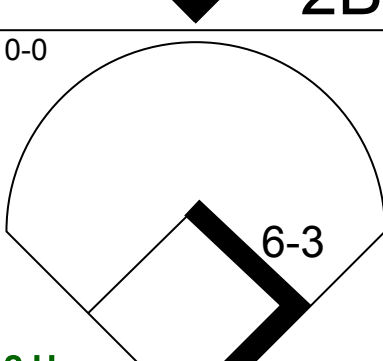
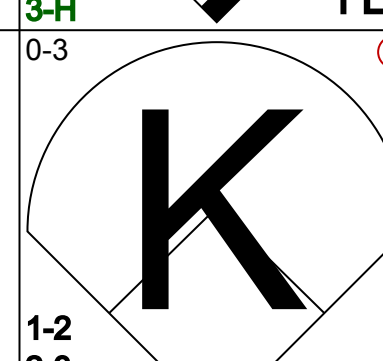
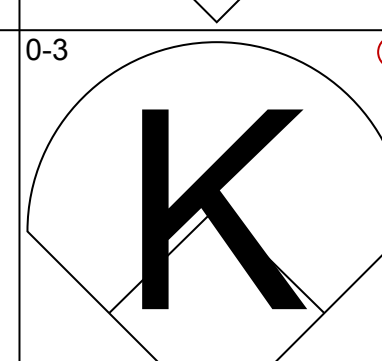
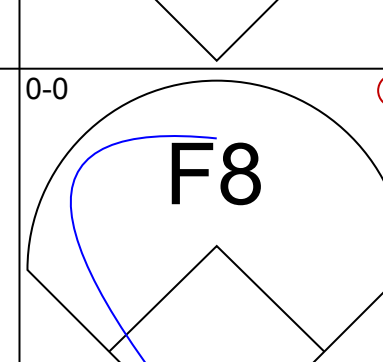
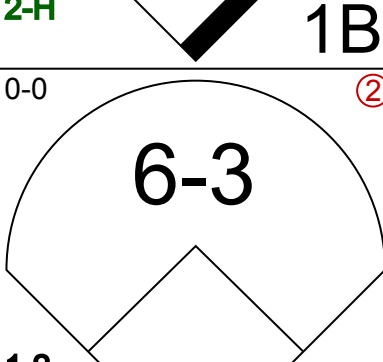
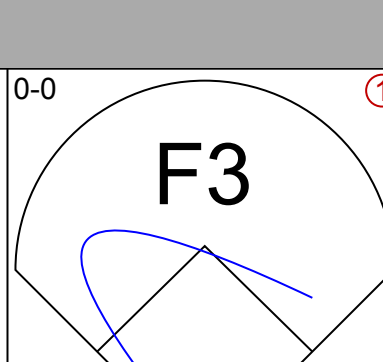
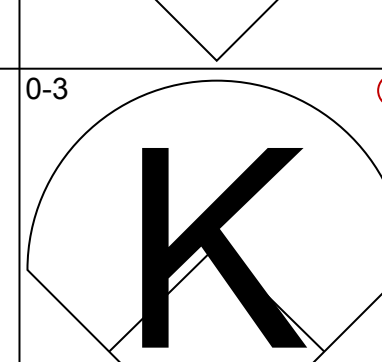
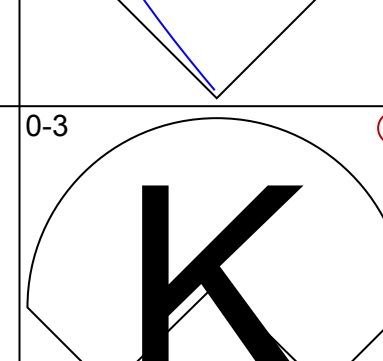
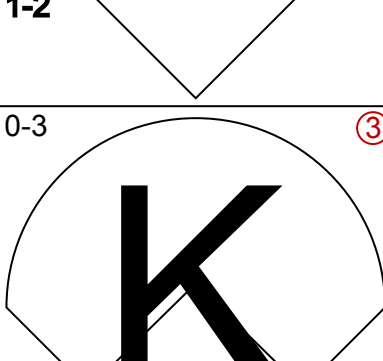
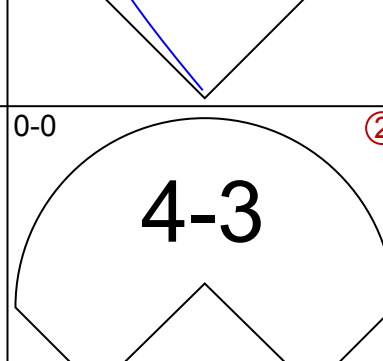


Batter	1	2	3	4	5	6	7	8	9	10	AB	R	H	RBI	BB	SO	LOB	TOP			
Matty Alou, L (1, 8) OBP: 0.371, SLG: 0.419	G6-3		B2-3				G5-4-3 BB		G5-3 2B	G5-3 1B	5	2	3	1	1	0	0	<b>Pittsburgh Pirates @ Cincinnati Reds</b> Crosley Field, Cincinnati, OH Mon Aug 18 1969, 7:05 PM EDT Att: 16,657 - Unknown			
Jose Pagan, R (1, 5) OBP: 0.316, SLG: 0.455	F7		E7 1B	F7			G5-4-3 1-2		G5-3	FC4 2B	6	2	0	0	0	0	6				
Willie Stargell, L (1, 7) OBP: 0.398, SLG: 0.590	K		E1 1B				L4		E	K	5	1	1	1	1	2	4				
Roberto Clemente, R (7, PR) OBP: 0.420, SLG: 0.588							F9		G1-3		4	0	3	1	0	0	0				
Ron Davis, R (7, PR) OBP: 0.309, SLG: 0.279											0	0	0	0	0	0	0				
Carl Taylor, R (9, PH) OBP: 0.433, SLG: 0.473											2	1	1	3	0	0	1				
Manny Sanguillen, R (1, 2) OBP: 0.347, SLG: 0.425											6	2	1	0	0	0	5				
Al Oliver, L (1, 3) OBP: 0.325, SLG: 0.423											6	1	2	3	0	0	1				
Gene Alley, R (1, 4) OBP: 0.283, SLG: 0.354											6	2	4	2	0	0	1				
Freddie Patek, R (1, 6) OBP: 0.320, SLG: 0.323											6	0	2	0	0	0	3				
Bob Moose, R (1, 1) OBP: 0.194, SLG: 0.074											3	0	0	0	0	0	3	<b>P</b>			
Richie Hebner, L (8, PH) OBP: 0.361, SLG: 0.444											1	0	0	0	0	1	1				
Bruce Dal Canton, R (8, 1) OBP: 0.400, SLG: 0.556											1	1	0	0	0	0	0				
<b>Inning Stats</b>	R: 0 E: 0 K: 1 S: 5	H: 0 LOB: 0 BB: 0 P: 5	R: 0 E: 0 K: 0 S: 5	H: 2 LOB: 2 BB: 0 P: 5	R: 1 E: 2 K: 1 S: 8	H: 1 LOB: 2 BB: 0 P: 8	R: 1 E: 0 K: 1 S: 8	H: 3 LOB: 2 BB: 0 P: 8	R: 0 E: 0 K: 0 S: 6	H: 1 LOB: 1 BB: 0 P: 6	R: 0 E: 0 K: 0 S: 3	H: 1 LOB: 2 BB: 2 P: 11	R: 0 E: 0 K: 1 S: 6	H: 1 LOB: 1 BB: 0 P: 6	R: 3 E: 1 K: 0 S: 7	H: 3 LOB: 1 BB: 0 P: 7	R: 7 E: 2 K: 1 S: 12	H: 5 LOB: 0 BB: 0 P: 12	1B: 11 2B: 5 3B: 0 HR: 1	SF: 0 SAC: 0 DP: 1 HBP: 0	WP: 0 PA: 53 PB: 0 SB: 0 CS: 0
<b>PITCHER</b>	IP WLS BF H R ER SO ERA WHIP	IP WLS BF H R ER SO ERA WHIP	IP WLS BF H R ER SO ERA WHIP	IP WLS BF H R ER SO ERA WHIP	IP WLS BF H R ER SO ERA WHIP	IP WLS BF H R ER SO ERA WHIP	IP WLS BF H R ER SO ERA WHIP	IP WLS BF H R ER SO ERA WHIP	IP WLS BF H R ER SO ERA WHIP	IP WLS BF H R ER SO ERA WHIP	IP WLS BF H R ER SO ERA WHIP	IP WLS BF H R ER SO ERA WHIP	IP WLS BF H R ER SO ERA WHIP	IP WLS BF H R ER SO ERA WHIP	IP WLS BF H R ER SO ERA WHIP	IP WLS BF H R ER SO ERA WHIP	IP WLS BF H R ER SO ERA WHIP	IP WLS BF H R ER SO ERA WHIP	IP WLS BF H R ER SO ERA WHIP	IP WLS BF H R ER SO ERA WHIP	
Gerry Arrigo, L (1, 1) ERA: 5.37	6.2																				
Wayne Granger, R (7, 1) ERA: 3.12	2.2	L	16	5	6	4	1	0	0	0	0	0	0	0	0	18	18	13.50	1.875		
Al Jackson, L (10, 1) ERA: 7.67	0.1		1	0	0	0	1	0	0	0	0	0	0	0	0	3	3	0.00	0.000		
Pedro Ramos, R (10, 1) ERA: 5.34	0.1		5	4	4	1	0	0	0	0	0	0	0	0	1	5	5	27.00	12.000		

Batter	1	2	3	4	5	6	7	8	9	10	AB	R	H	RBI	BB	SO	LOB	BOTTOM					
Pete Rose, S (1, 9) OBP: 0.421, SLG: 0.534											4	1	0	0	2	2	3	<b>Pittsburgh Pirates @ Cincinnati Reds</b> Crosley Field, Cincinnati, OH Mon Aug 18 1969, 7:05 PM EDT Att: 16,657 - Unknown					
Bobby Tolan, L (1, 8) OBP: 0.362, SLG: 0.542											5	1	3	3	0	0	1						
Alex Johnson, R (1, 7) OBP: 0.372, SLG: 0.504											4	1	2	0	0	2	2						
Ted Savage, R (8, 7) OBP: 0.310, SLG: 0.333											0	0	0	0	0	0	0						
Tony Perez, R (1, 5) OBP: 0.388, SLG: 0.576											3	0	0	0	2	1	2						
Johnny Bench, R (1, 2) OBP: 0.389, SLG: 0.538											5	0	0	0	0	2	5						
Lee May, R (1, 3) OBP: 0.346, SLG: 0.578											5	0	0	0	0	4	3						
Al Jackson, L (10, 1)											0	0	0	0	0	0	0						
Pedro Ramos, S (10, 1)											0	0	0	0	0	0	0						
Jimmy Stewart, S (1, 4) OBP: 0.328, SLG: 0.393											1	0	0	0	2	0	0						
Wayne Granger, R (7, 1) OBP: 0.222, SLG: 0.125											1	0	0	0	0	0	0						
Fred Whitfield, L (10, 3) OBP: 0.351, SLG: 0.237											1	0	0	0	0	0	0						
Woody Woodward, R (1, 6) OBP: 0.347, SLG: 0.342											5	1	1	0	0	0	3						
Gerry Arrigo, L (1, 1) OBP: 0.158, SLG: 0.158											2	1	1	0	0	0	0	<b>REDS</b>					
Giraldo Ruiz, S (7, 4) OBP: 0.308, SLG: 0.283											3	0	2	0	0	0	1						
<b>Inning Stats</b>	R: 0 E: 0 K: 1 S: 5	H: 1 LOB: 1 BB: 1 P: 9	R: 0 E: 0 K: 2 S: 7	H: 0 LOB: 1 BB: 1 P: 11	R: 3 E: 0 K: 1 S: 7	H: 2 LOB: 0 BB: 1 P: 11	R: 0 E: 0 K: 1 S: 5	H: 0 LOB: 0 BB: 0 P: 5	R: 0 E: 0 K: 0 S: 5	H: 1 LOB: 2 BB: 1 P: 9	R: 1 E: 1 K: 0 S: 5	H: 1 LOB: 2 BB: 1 P: 13	R: 0 E: 0 K: 2 S: 9	H: 2 LOB: 3 BB: 1 P: 13	R: 1 E: 1 K: 2 S: 9	H: 1 LOB: 1 BB: 0 P: 9	R: 0 E: 0 K: 1 S: 6		H: 1 LOB: 2 BB: 1 P: 10	R: 0 E: 0 K: 0 S: 4	H: 1 LOB: 1 BB: 0 P: 4	1B: 7 2B: 2 3B: 0 HR: 1	SF: 0 SAC: 1 DP: 1 HBP: 0
<b>PITCHER</b>	IP WLS BF H R ER SO ERA WHIP	IP WLS BF H R ER SO ERA WHIP	IP WLS BF H R ER SO ERA WHIP	IP WLS BF H R ER SO ERA WHIP	IP WLS BF H R ER SO ERA WHIP	IP WLS BF H R ER SO ERA WHIP	IP WLS BF H R ER SO ERA WHIP	IP WLS BF H R ER SO ERA WHIP	IP WLS BF H R ER SO ERA WHIP	IP WLS BF H R ER SO ERA WHIP	IP WLS BF H R ER SO ERA WHIP	IP WLS BF H R ER SO ERA WHIP	IP WLS BF H R ER SO ERA WHIP	IP WLS BF H R ER SO ERA WHIP	IP WLS BF H R ER SO ERA WHIP	IP WLS BF H R ER SO ERA WHIP	IP WLS BF H R ER SO ERA WHIP	IP WLS BF H R ER SO ERA WHIP	IP WLS BF H R ER SO ERA WHIP	IP WLS BF H R ER SO ERA WHIP			
Bob Moose, R (1, 1) ERA: 3.84	7.0																						
Bruce Dal Canton, R (8, 1) ERA: 3.65	3.0	W	14	3	1	0	3	0	0	0	1	0	0	0	1	19	23	0.00	1.000				



Batter	1	2	3	4	5	6	7	8	9	AB	R	H	RBI	BB	SO	LOB	TOP
Jesus Alou, R OBP: 0.257, SLG: 0.305 (1,9)										3	0	0	0	1	3	0	<b>Houston Astros @ Pittsburgh Pirates</b> Forbes Field, Pittsburgh, PA Tue Aug 19 1969, 7:05 PM EDT Att: 5,409 - Unknown
Joe Morgan, L OBP: 0.390, SLG: 0.391 Jack Billingham, R (8,1)										2	0	0	0	2	1	3	
Jimmy Wynn, R OBP: 0.428, SLG: 0.514 (1,8)										4	0	0	0	0	2	5	
Denis Menke, R OBP: 0.392, SLG: 0.424 (1,6)										3	1	2	0	1	1	0	
Doug Rader, R OBP: 0.327, SLG: 0.378 (1,5)										4	0	2	1	0	0	3	
Curt Blefary, L OBP: 0.360, SLG: 0.417 (1,3)										4	0	0	0	0	3	2	
Marty Martinez, S OBP: 0.340, SLG: 0.382 (1,7)										4	0	1	0	0	1	3	
Johnny Edwards, L OBP: 0.298, SLG: 0.334 Don Bryant, R OBP: 0.297, SLG: 0.273 (8, PH) (8,2)										2	0	0	0	0	1	1	
Don Wilson, R OBP: 0.200, SLG: 0.152 Julio Gotay, R OBP: 0.316, SLG: 0.292 (8, PH) (8,4)										2	0	0	0	0	0	0	
<b>Inning Stats</b>	R: 0 E: 0 K: 2 S: 7	H: 0 LOB: 2 BB: 2 P: 15	R: 0 E: 0 K: 1 S: 5	H: 1 LOB: 0 BB: 0 P: 5	R: 0 E: 0 K: 1 S: 5	H: 0 LOB: 0 BB: 0 P: 5	R: 0 E: 0 K: 2 S: 7	H: 0 LOB: 0 BB: 0 P: 7	R: 0 E: 0 K: 3 S: 10	H: 1 LOB: 1 BB: 0 P: 10	R: 0 E: 0 K: 4 S: 4	H: 0 LOB: 2 BB: 3 P: 16	R: 1 E: 1 K: 1 S: 7	H: 2 LOB: 1 BB: 0 P: 7	1B: 5 2B: 1 3B: 0 HR: 0	SF: 0 SAC: 0 DP: 4 HBP: 0	
<b>PITCHER</b>	IP WLS BF H R ER SO BB IBB HBP BLK WP HR S P ERA WHIP	7.0 W 28 3 0 0 11 6 0 0 0 0 0 44 68 0.00 1.286	2.0 S 7 2 1 1 2 0 0 0 0 1 0 11 11 4.50 1.000														

Batter	1	2	3	4	5	6	7	8	9	AB	R	H	RBI	BB	SO	LOB	BOTTOM		
Matty Alou, L OBP: 0.372, SLG: 0.420 (1,8)										4	1	2	0	0	0	0	<b>Houston Astros @ Pittsburgh Pirates</b> Forbes Field, Pittsburgh, PA Tue Aug 19 1969, 7:05 PM EDT Att: 5,409 - Unknown		
Carl Taylor, R OBP: 0.429, SLG: 0.467 (1,3)										4	0	1	0	0	1	1			
Willie Stargell, L OBP: 0.399, SLG: 0.596 (1,7)										3	2	1	1	1	2	2			
Jose Pagan, R OBP: 0.310, SLG: 0.446 Ron Davis, R OBP: 0.309, SLG: 0.279 (8,9)										4	0	0	0	0	3	4			
Richie Hebner, L OBP: 0.365, SLG: 0.448 (1,5)										2	1	1	0	2	0	0			
Manny Sanguillen, R OBP: 0.349, SLG: 0.433 (1,2)										4	1	2	3	0	0	3			
Gene Alley, R OBP: 0.282, SLG: 0.352 (1,4)										4	0	1	1	0	3	2			
Freddie Patek, R OBP: 0.316, SLG: 0.320 (1,6)										4	0	0	0	0	1	1			
Luke Walker, L Joe Gibbon, R (8,1)										3	0	0	0	0	2	1			
<b>Inning Stats</b>	R: 0 E: 0 K: 1 S: 7	H: 2 LOB: 3 BB: 1 P: 11	R: 0 E: 0 K: 2 S: 7	H: 0 LOB: 0 BB: 0 P: 7	R: 0 E: 0 K: 1 S: 5	H: 0 LOB: 0 BB: 0 P: 5	R: 2 E: 0 K: 2 S: 10	H: 3 LOB: 1 BB: 0 P: 10	R: 2 E: 0 K: 3 S: 11	H: 2 LOB: 2 BB: 2 P: 19	R: 0 E: 0 K: 0 S: 3	H: 0 LOB: 0 BB: 0 P: 3	R: 1 E: 0 K: 1 S: 6	H: 1 LOB: 0 BB: 0 P: 6	R: 0 E: 0 K: 2 S: 7	H: 0 LOB: 0 BB: 0 P: 7		1B: 5 2B: 2 3B: 0 HR: 1	SF: 0 SAC: 0 DP: 0 HBP: 0
<b>PITCHER</b>	IP WLS BF H R ER SO BB IBB HBP BLK WP HR S P ERA WHIP	7.0 L 32 8 5 0 2 3 0 0 0 0 0 49 61 6.43 1.571	1.0 3 0 0 0 2 0 0 0 0 0 0 7 7 0.00 0.000																



Batter	1	2	3	4	5	6	7	8	9	AB	R	H	RBI	BB	SO	LOB	TOP				
Jesus Alou, R OBP: 0.253, SLG: 0.301 (1, 9)										4	0	0	0	0	0	1					
Joe Morgan, L OBP: 0.397, SLG: 0.387 (1, 4)										4	0	0	0	0	2	0					
Jimmy Wynn, R OBP: 0.425, SLG: 0.509 (1, 8)										4	0	0	0	0	2	0					
Denis Menke, R OBP: 0.389, SLG: 0.420 (1, 6)										4	0	0	0	0	2	0					
Doug Rader, R OBP: 0.331, SLG: 0.383 (1, 5)										2	0	2	0	1	0	0					
Curt Blefary, L OBP: 0.356, SLG: 0.414 (1, 3)										3	0	0	0	0	2	3					
Marty Martinez, S OBP: 0.347, SLG: 0.388 (1, 7)										3	0	2	0	0	0	1					
Don Bryant, R OBP: 0.258, SLG: 0.263 (1, 2)										2	0	0	0	0	1	1					
Denny Lemaster, R OBP: 0.236, SLG: 0.242 (1, 1)										3	0	0	0	0	1	1					
<b>Inning Stats</b>	R: 0 H: 0 E: 0 K: 2 S: 7	H: 0 LOB: 0 BB: 0 P: 7	R: 0 H: 1 E: 0 K: 1 S: 6	H: 1 LOB: 1 BB: 0 P: 6	R: 0 H: 0 E: 0 K: 2 S: 7	H: 0 LOB: 0 BB: 0 P: 7	R: 0 H: 0 E: 0 K: 1 S: 5	H: 0 LOB: 0 BB: 0 P: 5	R: 0 H: 1 E: 0 K: 0 S: 3	H: 1 LOB: 1 BB: 1 P: 7	R: 0 H: 0 E: 0 K: 0 S: 3	H: 0 LOB: 0 BB: 0 P: 3	R: 0 H: 1 E: 0 K: 0 S: 8	H: 1 LOB: 1 BB: 0 P: 8	R: 0 H: 1 E: 0 K: 2 S: 4	H: 1 LOB: 1 BB: 0 P: 4	R: 0 H: 0 E: 0 K: 2 S: 7	H: 0 LOB: 0 BB: 0 P: 7	1B: 3 2B: 1 3B: 0 HR: 0	SF: 0 SAC: 1 DP: 0 HBP: 0	WP: 0 PA: 31 PB: 0 SB: 0 CS: 1
<b>PITCHER</b> Bob Veale, L ERA: 3.24 (1, 1)	IP: 9.0 WLS: W BF: 31 H: 4 R: 0 ER: 0 SO: 10 BB: 1 IBB: 0 HBP: 0 BLK: 0 WP: 0 HR: 0 S: 50 P: 54 ERA: 0.00 WHIP: 0.556															<b>PITCHER</b>	IP: 9.0 WLS: W BF: 31 H: 4 R: 0 ER: 0 SO: 10 BB: 1 IBB: 0 HBP: 0 BLK: 0 WP: 0 HR: 0 S: 50 P: 54 ERA: 0.00 WHIP: 0.556				

Houston Astros @ Pittsburgh Pirates  
Forbes Field, Pittsburgh, PA  
Wed Aug 20 1969, 7:05 PM EDT  
Att: 10,563 - Unknown

AB 29  
R 0  
H 4  
RBI 0  
BB 1  
SO 10  
LOB 7



Batter	1	2	3	4	5	6	7	8	9	AB	R	H	RBI	BB	SO	LOB	BOTTOM
Matty Alou, L OBP: 0.369, SLG: 0.417 (1, 8)										4	1	0	0	0	2	2	
Carl Taylor, R OBP: 0.423, SLG: 0.459 (1, 7)										3	0	0	0	0	1	0	
Ron Davis, R OBP: 0.309, SLG: 0.279 (8, FR) (9, 7)										0	0	0	0	0	0	0	
Roberto Clemente, R OBP: 0.416, SLG: 0.593 (1, 9)										3	0	0	1	0	2	0	
Jose Pagan, R OBP: 0.314, SLG: 0.444 (1, 5)										3	0	1	0	1	2	0	
Manny Sanguillen, R OBP: 0.351, SLG: 0.434 (1, 2)										4	0	2	0	0	1	1	
Al Oliver, L OBP: 0.322, SLG: 0.419 (1, 3)										3	0	0	0	0	1	3	
Gene Alley, R OBP: 0.288, SLG: 0.358 (1, 4)										2	0	1	0	1	0	0	
Freddie Patek, R OBP: 0.316, SLG: 0.320 (1, 6)										3	0	1	0	0	2	3	
Bob Veale, S OBP: 0.102, SLG: 0.070 (1, 1)										3	0	0	0	0	2	4	
<b>Inning Stats</b>	R: 0 H: 0 E: 0 K: 2 S: 7	H: 0 LOB: 0 BB: 0 P: 7	R: 0 H: 0 E: 0 K: 1 S: 5	H: 0 LOB: 0 BB: 0 P: 5	R: 0 H: 1 E: 0 K: 3 S: 10	H: 1 LOB: 1 BB: 0 P: 10	R: 0 H: 1 E: 0 K: 0 S: 4	H: 1 LOB: 2 BB: 1 P: 8	R: 0 H: 0 E: 0 K: 2 S: 7	H: 0 LOB: 0 BB: 0 P: 7	R: 0 H: 1 E: 0 K: 3 S: 10	H: 1 LOB: 2 BB: 1 P: 14	R: 1 H: 1 E: 2 K: 1 S: 7	H: 1 LOB: 1 BB: 0 P: 7	1B: 4 2B: 1 3B: 0 HR: 0	SF: 1 SAC: 1 DP: 0 HBP: 0	WP: 1 PA: 32 PB: 0 SB: 0 CS: 0
<b>PITCHER</b> Denny Lemaster, L ERA: 3.08 (1, 1)	IP: 8.0 WLS: L BF: 32 H: 5 R: 1 ER: 0 SO: 13 BB: 2 IBB: 0 HBP: 0 BLK: 0 WP: 1 HR: 0 S: 56 P: 64 ERA: 0.00 WHIP: 0.875															<b>PITCHER</b>	IP: 8.0 WLS: L BF: 32 H: 5 R: 1 ER: 0 SO: 13 BB: 2 IBB: 0 HBP: 0 BLK: 0 WP: 1 HR: 0 S: 56 P: 64 ERA: 0.00 WHIP: 0.875

Houston Astros @ Pittsburgh Pirates  
Forbes Field, Pittsburgh, PA  
Wed Aug 20 1969, 7:05 PM EDT  
Att: 10,563 - Unknown

AB 28  
R 1  
H 5  
RBI 1  
BB 2  
SO 13  
LOB 13





Batter	1	2	3	4	5	6	7	8	9	AB	R	H	RBI	BB	SO	LOB	TOP										
<b>Pete Rose, S</b> OBP: 0.425, SLG: 0.528 (1, 9)	F9		1B SF9		G3-1		1B			3	1	1	0	1	0	0	<b>Cincinnati Reds @ Pittsburgh Pirates</b> Forbes Field, Pittsburgh, PA Fri Aug 22 1969, 7:05 PM EDT Unknown										
<b>Bobby Tolan, L</b> OBP: 0.394, SLG: 0.536 (1, 8)	1B		1B		K		1B			4	0	3	0	0	1	0											
<b>Alex Johnson, R</b> OBP: 0.363, SLG: 0.490 (1, 7)	L3		SF9		K		G1-4-3			3	0	0	1	0	1	3											
<b>Tony Perez, R</b> OBP: 0.383, SLG: 0.571 (1, 5)		L8	FC6-4 BB			2B 1B		K		3	0	1	0	1	1	0											
<b>Johnny Bench, R</b> OBP: 0.386, SLG: 0.540 (1, 2)	E5		FC6-4 BB			1B		K		4	1	1	0	0	1	2											
<b>Lee May, R</b> OBP: 0.340, SLG: 0.565 (1, 3)	F8				G5-3		K			4	0	0	0	0	1	3											
<b>Jimmy Stewart, S</b> OBP: 0.318, SLG: 0.376 (1, 4)	1B				G4-3		K			4	0	1	1	0	1	2											
<b>Woody Woodward, R</b> OBP: 0.324, SLG: 0.325 (7, PH)	K				F9		G4-3			2	0	0	0	0	1	1											
<b>Giraldo Ruiz, S</b> OBP: 0.305, SLG: 0.280 (7, 6)								G5-3		2	0	0	0	0	0	0											
<b>Jack Fisher, R</b> OBP: 0.111, SLG: 0.111 (1, 1)								G4-3		2	0	0	0	0	2	0											
<b>Al Jackson, L</b> OBP: 0.250, SLG: 0.250 (7, PH)										0	0	0	0	0	0	0											
<b>Jim Beauchamp, R</b> OBP: 0.231, SLG: 0.289 (7, 1)										1	0	0	0	0	1	0											
<b>Pedro Ramos, S</b> OBP: 0.342, SLG: 0.230 (9, PH)										1	0	0	0	0	0	0											
<b>Inning Stats</b>	R: 0 E: 0 K: 0 S: 3	H: 1 LOB: 0 BB: 0 P: 3	R: 1 E: 1 K: 1 S: 7	H: 1 LOB: 1 BB: 0 P: 7	R: 1 E: 0 K: 1 S: 6	H: 1 LOB: 2 BB: 2 P: 14	R: 0 E: 0 K: 0 S: 3	H: 0 LOB: 0 BB: 0 P: 3	R: 0 E: 0 K: 2 S: 11	H: 2 LOB: 2 BB: 0 P: 11	R: 0 E: 0 K: 1 S: 7	H: 2 LOB: 2 BB: 0 P: 7	R: 0 E: 0 K: 2 S: 7	H: 0 LOB: 0 BB: 0 P: 7	R: 0 E: 0 K: 0 S: 3	H: 0 LOB: 0 BB: 0 P: 3	1B: 6 2B: 2 3B: 0 HR: 0	SF: 1 SAC: 0 DP: 1 HBP: 0	WP: 1 PB: 0 SB: 1 CS: 0	PA: 36							
<b>PITCHER</b>	IP	WLS	BF	H	R	ER	SO	BB	IBB	HBP	BLK	WP	HR	S	P	ERA	WHIP										
<b>Dock Ellis, R</b> ERA: 3.96 (1, 1)	9.0	W	36	7	2	1	10	2	0	0	0	1	0	54	62	1.00	1.000										

Batter	1	2	3	4	5	6	7	8	9	AB	R	H	RBI	BB	SO	LOB	BOTTOM										
<b>Matty Alou, L</b> OBP: 0.369, SLG: 0.415 (1, 8)	F8							P6		4	2	1	0	1	0	2	<b>Cincinnati Reds @ Pittsburgh Pirates</b> Forbes Field, Pittsburgh, PA Fri Aug 22 1969, 7:05 PM EDT Unknown										
<b>Ron Davis, R</b> OBP: 0.309, SLG: 0.279 (9, 8)	G4-3									0	0	0	0	0	0	0											
<b>Richie Hebner, L</b> OBP: 0.368, SLG: 0.450 (1, 5)	1B		G4-3		G3		1B	G4-3 PB		5	2	3	0	0	0	1											
<b>Willie Stargell, L</b> OBP: 0.401, SLG: 0.595 (1, 7)	G1-3		K		G3		1B	G4-3		4	1	2	1	1	1	1											
<b>Roberto Clemente, R</b> OBP: 0.414, SLG: 0.583 (1, 9)	G1-3		F8		FC1-4 1B		E9	F9		5	2	1	4	0	0	3											
<b>Al Oliver, L</b> OBP: 0.327, SLG: 0.431 (1, 3)	G4-1				HR		1B			3	1	2	1	0	0	1											
<b>Gene Alley, R</b> OBP: 0.287, SLG: 0.356 (1, 4)		G4-3			K		L5			4	0	1	1	0	1	1											
<b>Jerry May, R</b> OBP: 0.270, SLG: 0.372 (1, 2)		FC2-5 HBP			G3-1		K			3	0	1	0	0	2	2											
<b>Freddie Patek, R</b> OBP: 0.316, SLG: 0.319 (1, 6)		FC2-5 1B			G3-1		G6-3	F8		4	0	1	0	0	0	1											
<b>Dock Ellis, S</b> OBP: 0.130, SLG: 0.096 (1, 1)	FC2-5				K		L5	F7		4	0	0	0	0	1	3											
<b>Inning Stats</b>	R: 1 E: 0 K: 0 S: 5	H: 2 LOB: 1 BB: 0 P: 5	R: 0 E: 0 K: 0 S: 4	H: 1 LOB: 2 BB: 0 P: 5	R: 0 E: 0 K: 1 S: 5	H: 0 LOB: 0 BB: 0 P: 5	R: 1 E: 0 K: 2 S: 9	H: 2 LOB: 1 BB: 0 P: 9	R: 2 E: 2 K: 0 S: 6	H: 3 LOB: 1 BB: 1 P: 11	R: 0 E: 0 K: 1 S: 5	H: 0 LOB: 0 BB: 0 P: 5	R: 0 E: 0 K: 0 S: 4	H: 1 LOB: 1 BB: 0 P: 4	1B: 9 2B: 1 3B: 1 HR: 1	SF: 0 SAC: 0 DP: 0 HBP: 2	WP: 0 PB: 1 SB: 1 CS: 0	PA: 40									
<b>PITCHER</b>	IP	WLS	BF	H	R	ER	SO	BB	IBB	HBP	BLK	WP	HR	S	P	ERA	WHIP										
<b>Jack Fisher, R</b> ERA: 5.49 (1, 1)	5.2	L	29	9	6	6	4	2	0	1	0	0	0	34	43	9.53	1.941										
<b>Al Jackson, L</b> ERA: 7.49 (6, 1)	0.1		4	2	2	1	0	0	0	1	0	0	0	3	4	27.00	6.000										
<b>Pedro Ramos, R</b> ERA: 5.18 (7, 1)	2.0		7	1	0	0	1	0	0	0	0	0	0	9	9	0.00	0.500										



Batter	1	2	3	4	5	6	7	8	9	AB	R	H	RBI	BB	SO	LOB	TOP																
Ted Savage, R (1, 7) OBP: 0.325, SLG: 0.338										4	1	2	0	1	1	1	Cincinnati Reds @ Pittsburgh Pirates Forbes Field, Pittsburgh, PA Fri Aug 22 1969, 7:05 PM EDT Att: 28,184 - Unknown																
Bobby Tolan, L (1, 8) OBP: 0.353, SLG: 0.533										3	1	0	0	0	1	2																	
Pete Rose, S (1, 9) OBP: 0.427, SLG: 0.531										3	1	2	0	1	0	1																	
Tony Perez, R (1, 5) OBP: 0.386, SLG: 0.573										3	0	2	3	1	0	0																	
Lee May, R (1, 3) OBP: 0.337, SLG: 0.560										4	0	0	0	0	1	6																	
Pat Corrales, R (1, 2) OBP: 0.346, SLG: 0.375										3	0	1	0	0	2	4																	
Johnny Bench, R (7, 2) OBP: 0.385, SLG: 0.538										1	0	0	0	0	2																		
Giraldo Ruiz, S (1, 4) OBP: 0.299, SLG: 0.274										4	0	0	0	0	0	1																	
Woody Woodward, R (1, 6) OBP: 0.317, SLG: 0.317										3	0	0	0	0	3	0																	
Alex Johnson, R (9, PH) OBP: 0.394, SLG: 0.491										1	0	1	0	0	0	0																	
Darrel Chaney, S (9, 6) OBP: 0.281, SLG: 0.240										0	0	0	0	0	0	0																	
Tony Cloninger, R (1, 1) OBP: 0.205, SLG: 0.233										2	0	0	0	0	0	0																	
Fred Whitfield, L (7, PH) OBP: 0.338, SLG: 0.226										1	0	0	0	0	1	0																	
Clay Carroll, R (7, 1) OBP: 0.296, SLG: 0.333										1	0	0	0	0	0	1																	
<b>Inning Stats</b>	R: 0 E: 0 K: 1 S: 5	H: 1 LOB: 0 BB: 0 P: 5	R: 0 E: 0 K: 0 S: 4	H: 1 LOB: 1 BB: 0 P: 4	R: 0 E: 0 K: 1 S: 5	H: 0 LOB: 0 BB: 0 P: 5	R: 1 E: 0 K: 1 S: 7	H: 2 LOB: 1 BB: 0 P: 7	R: 0 E: 0 K: 1 S: 5	H: 0 LOB: 0 BB: 0 P: 5	R: 0 E: 0 K: 2 S: 6	H: 1 LOB: 3 BB: 2 P: 14	R: 0 E: 0 K: 1 S: 7	H: 0 LOB: 0 BB: 0 P: 7	R: 2 E: 1 K: 1 S: 6	H: 2 LOB: 1 BB: 1 P: 11	R: 0 E: 0 K: 1 S: 6	H: 1 LOB: 1 BB: 0 P: 6	1B: 6 2B: 2 3B: 0 HR: 0	SF: 0 SAC: 0 DP: 2 HBP: 1	WP: 0 PB: 0 SB: 0 CS: 0	PA: 37											
<b>PITCHER</b>	IP WLS BF H R ER SO BB IBB HBP BLK WP HR S P ERA WHIP																																
Steve Blass, R (1, 1) ERA: 4.64	7.0	30	6	3	3	7	3	0	1	0	0	0	0	40	53	3.86	1.286																
Bruce Dal Canton, R (8, 1) ERA: 3.54	2.0	W	7	2	0	0	2	0	0	0	0	0	0	11	11	0.00	1.000																

AB	33
R	3
H	8
RBI	3
BB	3
SO	9
LOB	18



Batter	1	2	3	4	5	6	7	8	9	AB	R	H	RBI	BB	SO	LOB	BOTTOM																
Matty Alou, L (1, 8) OBP: 0.368, SLG: 0.413										5	1	1	0	0	0	0	Cincinnati Reds @ Pittsburgh Pirates Forbes Field, Pittsburgh, PA Fri Aug 22 1969, 7:05 PM EDT Att: 28,184 - Unknown																
Richie Hebner, L (1, 5) OBP: 0.371, SLG: 0.448										1	0	0	0	3	0	1																	
Willie Stargell, L (1, 7) OBP: 0.401, SLG: 0.591										3	0	0	0	2	0	3																	
Al Oliver, L (1, 3) OBP: 0.326, SLG: 0.437										5	1	1	2	0	0	5																	
Manny Sanguillen, R (1, 2) OBP: 0.355, SLG: 0.436										3	2	2	0	0	0	0																	
Carl Taylor, R (1, 9) OBP: 0.426, SLG: 0.463										3	0	2	1	0	0	1																	
Ron Davis, R (6, FR) OBP: 0.309, SLG: 0.279										0	1	0	0	0	0	0																	
Gene Alley, R (1, 4) OBP: 0.286, SLG: 0.354										4	0	1	0	0	2	3																	
Freddie Patek, R (1, 6) OBP: 0.313, SLG: 0.316										3	0	0	1	0	1	3																	
Jose Pagan, R (8, PH) OBP: 0.317, SLG: 0.447										1	0	1	1	0	0	0																	
Jose Martinez, R (9, 6) OBP: 0.313, SLG: 0.310										0	0	0	0	0	0	0																	
Steve Blass, R (1, 1) OBP: 0.232, SLG: 0.250										3	0	0	0	0	0	1																	
Bruce Dal Canton, R (8, 1) OBP: 0.354, SLG: 0.500										1	0	0	0	0	1	1																	
<b>Inning Stats</b>	R: 0 E: 0 K: 0 S: 3	H: 0 LOB: 1 BB: 1 P: 7	R: 0 E: 0 K: 2 S: 8	H: 1 LOB: 0 BB: 0 P: 8	R: 0 E: 0 K: 1 S: 6	H: 1 LOB: 1 BB: 0 P: 6	R: 0 E: 0 K: 1 S: 6	H: 1 LOB: 1 BB: 0 P: 7	R: 2 E: 0 K: 0 S: 5	H: 2 LOB: 1 BB: 0 P: 6	R: 0 E: 1 K: 0 S: 3	H: 0 LOB: 1 BB: 1 P: 7	R: 0 E: 0 K: 1 S: 7	H: 0 LOB: 1 BB: 0 P: 7	R: 2 E: 0 K: 0 S: 4	H: 2 LOB: 0 BB: 0 P: 4	1B: 7 2B: 0 3B: 0 HR: 1	SF: 0 SAC: 2 DP: 0 HBP: 1	WP: 1 PB: 0 SB: 2 CS: 0	PA: 40													
<b>PITCHER</b>	IP WLS BF H R ER SO BB IBB HBP BLK WP HR S P ERA WHIP																																
Tony Cloninger, R (1, 1) ERA: 5.56	6.0	27	4	2	2	3	4	0	1	0	0	0	0	28	45	3.00	1.333																
Clay Carroll, R (7, 1) ERA: 3.9	2.2	L	13	4	3	3	1	0	1	0	0	0	1	14	18	10.12	1.500																

AB	32
R	5
H	8
RBI	5
BB	5
SO	4
LOB	18





Batter	1	2	3	4	5	6	7	8	9	AB	R	H	RBI	BB	SO	LOB	TOP			
<b>Ted Savage, R</b> OBP: 0.329, SLG: 0.348 (1, 7)										4	1	1	0	1	2	3	<b>Cincinnati Reds @ Pittsburgh Pirates</b> Forbes Field, Pittsburgh, PA Sat Aug 23 1969, 7:05 PM EDT Att: 16,283 - Unknown			
<b>Bobby Tolan, L</b> OBP: 0.363, SLG: 0.532 (1, 8)										5	0	2	0	0	0	4				
<b>Pete Rose, S</b> OBP: 0.428, SLG: 0.531 (1, 9)										2	0	1	1	1	0	0				
<b>Tony Perez, R</b> OBP: 0.385, SLG: 0.573 (1, 5)										4	0	1	0	0	1	4				
<b>Johnny Bench, R</b> OBP: 0.381, SLG: 0.533 (1, 2)										4	0	0	0	0	0	3				
<b>Lee May, R</b> OBP: 0.335, SLG: 0.555 (1, 3)										4	0	0	0	0	3	1				
<b>Giraldo Ruiz, S</b> OBP: 0.294, SLG: 0.270 <b>Alex Johnson, R</b> OBP: 0.363, SLG: 0.490 <b>Darrel Chaney, S</b> OBP: 0.281, SLG: 0.240 (8, PH)										3	0	0	0	0	1	0				
<b>Woody Woodward, R</b> OBP: 0.324, SLG: 0.320 (8, 4)										2	0	1	0	1	0	0				
<b>Fred Whitfield, L</b> OBP: 0.333, SLG: 0.222 (9, PH)										1	0	0	0	0	0	0				
<b>Gerry Arrigo, L</b> OBP: 0.227, SLG: 0.227 <b>Wayne Granger, R</b> OBP: 0.222, SLG: 0.125 <b>Jim Beauchamp, R</b> OBP: 0.250, SLG: 0.308 (9, PH)										3	0	2	0	0	0	0				
<b>Inning Stats</b>	R: 1 E: 0 K: 0 S: 5	H: 2 LOB: 1 BB: 0 P: 5	R: 0 E: 0 K: 1 S: 6	H: 1 LOB: 2 BB: 1 P: 10	R: 0 E: 0 K: 1 S: 6	H: 1 LOB: 3 BB: 0 P: 11	R: 0 E: 0 K: 1 S: 6	H: 0 LOB: 0 BB: 0 P: 5	R: 0 E: 0 K: 1 S: 3	H: 1 LOB: 1 BB: 0 P: 3	R: 0 E: 0 K: 1 S: 6	H: 1 LOB: 1 BB: 0 P: 6	1B: 7 2B: 2 3B: 0 HR: 0	SF: 1 SAC: 0 DP: 1 HBP: 0	WP: 0 PB: 0 SB: 0 CS: 0	PA: 38				
<b>PITCHER</b>	IP	WLS	BF	H	R	ER	SO	BB	IBB	HBP	BLK	WP	HR	S	P	ERA		WHIP		
<b>Bob Moose, R</b> ERA: 3.71 <b>Chuck Hartenstein, R</b> ERA: 3.56 (7, 1)	6.0	W	27	7	1	1	5	2	0	0	0	0	0	35	43	1.50		1.500		

AB	34
R	1
H	9
RBI	1
BB	3
SO	7
LOB	15



Batter	1	2	3	4	5	6	7	8	9	AB	R	H	RBI	BB	SO	LOB	BOTTOM			
<b>Matty Alou, L</b> OBP: 0.364, SLG: 0.409 (1, 8)										5	0	0	0	0	0	2	<b>Cincinnati Reds @ Pittsburgh Pirates</b> Forbes Field, Pittsburgh, PA Sat Aug 23 1969, 7:05 PM EDT Att: 16,283 - Unknown			
<b>Jose Pagan, R</b> OBP: 0.314, SLG: 0.439 (1, 5)										4	0	0	0	1	1	2				
<b>Willie Stargell, L</b> OBP: 0.407, SLG: 0.592 (1, 7)										1	1	1	0	3	0	0				
<b>Roberto Clemente, R</b> OBP: 0.412, SLG: 0.580 (1, 9)										4	0	1	0	0	0	4				
<b>Manny Sanguillen, R</b> OBP: 0.357, SLG: 0.438 (1, 2)										3	1	1	0	1	0	3				
<b>Al Oliver, L</b> OBP: 0.328, SLG: 0.436 (1, 3)										3	1	1	0	1	0	4				
<b>Gene Alley, R</b> OBP: 0.290, SLG: 0.354 (1, 4)										3	0	1	1	1	0	1				
<b>Freddie Patek, R</b> OBP: 0.315, SLG: 0.318 (1, 6)										4	0	2	2	0	0	3				
<b>Bob Moose, R</b> OBP: 0.182, SLG: 0.069 <b>Carl Taylor, R</b> OBP: 0.459, SLG: 0.463 <b>Chuck Hartenstein, R</b> OBP: 0.133, SLG: 0.071 (7, 1)										2	0	0	0	0	0	2				
<b>Inning Stats</b>	R: 0 E: 0 K: 0 S: 3	H: 0 LOB: 2 BB: 2 P: 11	R: 0 E: 0 K: 0 S: 3	H: 1 LOB: 0 BB: 0 P: 3	R: 0 E: 0 K: 1 S: 5	H: 0 LOB: 0 BB: 0 P: 5	R: 2 E: 1 K: 0 S: 5	H: 1 LOB: 2 BB: 2 P: 13	R: 0 E: 0 K: 0 S: 4	H: 2 LOB: 2 BB: 1 P: 8	R: 1 E: 0 K: 0 S: 4	H: 2 LOB: 2 BB: 2 P: 12	R: 0 E: 0 K: 0 S: 3	H: 0 LOB: 0 BB: 0 P: 3	1B: 6 2B: 1 3B: 0 HR: 0	SF: 0 SAC: 0 DP: 2 HBP: 0		WP: 2 PB: 0 SB: 0 CS: 0	PA: 38	
<b>PITCHER</b>	IP	WLS	BF	H	R	ER	SO	BB	IBB	HBP	BLK	WP	HR	S	P	ERA		WHIP		
<b>Gerry Arrigo, L</b> ERA: 4.83 <b>Wayne Granger, R</b> ERA: 3.09 (7, 1)	6.0	L	30	5	3	1	1	0	1	0	0	0	0	7	11	0.00		1.000		

AB	30
R	3
H	7
RBI	3
BB	8
SO	1
LOB	21





Batter	1	2	3	4	5	6	7	8	9	AB	R	H	RBI	BB	SO	LOB	TOP	
Ted Savage, R OBP: 0.333, SLG: 0.342 Pedro Ramos, S (8, 1)										4	1	1	0	1	1	3	Cincinnati Reds @ Pittsburgh Pirates Forbes Field, Pittsburgh, PA Sun Aug 24 1969, 3:33 AM EDT Att: 16,506 - Unknown	
Bobby Tolan, L OBP: 0.324, SLG: 0.530 (1, 8)										5	1	2	0	0	1	4		
Pete Rose, S OBP: 0.425, SLG: 0.527 (1, 9) (8, 4)										4	0	0	1	1	0	3		
Tony Perez, R OBP: 0.383, SLG: 0.570 (1, 5)										4	0	1	1	0	1	4		
Johnny Bench, R OBP: 0.379, SLG: 0.528 (1, 2)										5	0	1	1	0	2	5		
Lee May, R OBP: 0.334, SLG: 0.555 (1, 3) (8, 9)										4	0	1	0	0	1	2		
Giraldo Ruiz, S OBP: 0.298, SLG: 0.281 (1, 4) (8, 6)										3	1	1	0	1	0	1		
Woody Woodward, R OBP: 0.324, SLG: 0.321 Fred Whitfield, L OBP: 0.342, SLG: 0.222 (8, PH) (8, 3)										3	1	1	1	0	0	0		
Jim Maloney, L OBP: 0.268, SLG: 0.472 Jim Buschcamp, R OBP: 0.269, SLG: 0.350 Al Jackson, L OBP: 0.226, SLG: 0.250 Wayne Granger, R OBP: 0.275, SLG: 0.125 Alex Johnson, R OBP: 0.301, SLG: 0.489 (1, 1) (7, PH) (7, 1) (7, 1) (8, PH) (8, 7)										1	0	0	0	1	1	0		
<b>Inning Stats</b>	R: 2 E: 0 K: 0 S: 6	H: 3 LOB: 1 BB: 0 P: 6	R: 0 E: 0 K: 1 S: 5	H: 0 LOB: 0 BB: 0 P: 5	R: 0 E: 0 K: 1 S: 3	H: 1 LOB: 1 BB: 0 P: 6	R: 0 E: 0 K: 2 S: 7	H: 0 LOB: 1 BB: 1 P: 11	R: 0 E: 0 K: 0 S: 3	H: 0 LOB: 1 BB: 2 P: 11	R: 0 E: 0 K: 1 S: 6	H: 1 LOB: 1 BB: 0 P: 6	1B: 6 2B: 2 3B: 1 HR: 0	SF: 1 SAC: 0 DP: 0 HBP: 0	WP: 0 PB: 0 SB: 0 CS: 0	PA: 41		
<b>PITCHER</b>	IP WLS BF H R ER SO BB IBB HBP BLK WP HR S P ERA WHIP	IP WLS BF H R ER SO BB IBB HBP BLK WP HR S P ERA WHIP																
Bob Veale, L ERA: 3.34 Joe Gibbon, L ERA: 2.58 Bruce Dal Canton, R ERA: 3.41 (1, 1) (7, 1) (7, 1)	6.0 W 27 8 4 4 6 1 0 0 0 0 0 0 38 42 6.00 1.500	0.1 3 0 0 0 0 2 0 0 0 0 0 0 1 9 0.00 6.000	2.2 S 11 1 0 0 1 2 0 0 0 0 0 0 11 19 0.00 1.125															

Batter	1	2	3	4	5	6	7	8	9	AB	R	H	RBI	BB	SO	LOB	BOTTOM			
Matty Alou, L OBP: 0.366, SLG: 0.411 (1, 8)										5	1	3	1	0	0	2	Cincinnati Reds @ Pittsburgh Pirates Forbes Field, Pittsburgh, PA Sun Aug 24 1969, 3:33 AM EDT Att: 16,506 - Unknown			
Richie Hebner, L OBP: 0.397, SLG: 0.442 (1, 5)										5	0	0	0	0	3					
Willie Stargell, L OBP: 0.407, SLG: 0.597 (1, 7)										5	2	2	2	0	0					
Roberto Clemente, R OBP: 0.414, SLG: 0.583 (1, 9)										5	1	3	0	0	0					
Al Oliver, L OBP: 0.331, SLG: 0.437 (1, 3)										4	2	2	0	1	0	2				
Manny Sanguillen, R OBP: 0.356, SLG: 0.442 (1, 2)										4	1	1	2	0	1	4				
Gene Alley, R OBP: 0.294, SLG: 0.369 (1, 4)										2	2	1	3	1	0	1				
Freddie Patek, R OBP: 0.317, SLG: 0.318 (1, 6)										3	0	1	0	1	0	1				
Bob Veale, S OBP: 0.098, SLG: 0.068 Joe Gibbon, R Bruce Dal Canton, R OBP: 0.417, SLG: 0.500 (1, 1) (7, 1) (7, 1)										2	0	0	0	0	1	1				
<b>Inning Stats</b>	R: 0 E: 0 K: 0 S: 3	H: 0 LOB: 0 BB: 0 P: 3	R: 2 E: 0 K: 1 S: 7	H: 2 LOB: 1 BB: 1 P: 11	R: 3 E: 1 K: 0 S: 6	H: 3 LOB: 1 BB: 1 P: 10	R: 0 E: 0 K: 1 S: 6	H: 1 LOB: 1 BB: 0 P: 6	R: 0 E: 0 K: 0 S: 4	H: 1 LOB: 1 BB: 1 P: 4	R: 1 E: 1 K: 0 S: 4	H: 1 LOB: 1 BB: 1 P: 8	R: 3 E: 0 K: 0 S: 7	H: 4 LOB: 2 BB: 1 P: 11	R: 0 E: 0 K: 0 S: 4	H: 1 LOB: 1 BB: 0 P: 4		1B: 9 2B: 1 3B: 1 HR: 2	SF: 1 SAC: 1 DP: 0 HBP: 0	WP: 0 PB: 0 SB: 1 CS: 0
<b>PITCHER</b>	IP WLS BF H R ER SO BB IBB HBP BLK WP HR S P ERA WHIP	IP WLS BF H R ER SO BB IBB HBP BLK WP HR S P ERA WHIP																		
Jim Maloney, R ERA: 3.03 Al Jackson, L ERA: 7.75 Wayne Granger, R ERA: 3.23 Pedro Ramos, R ERA: 5.1 (1, 1) (7, 1) (7, 1) (8, 1)	6.0 L 29 8 6 5 2 3 0 0 0 0 0 0 1 1 7.50 1.833	0.0 1 1 1 1 0 0 0 0 0 0 0 1 1 0.00 0.000	1.0 7 3 2 2 0 1 0 0 0 0 0 0 6 10 18.00 4.000	1.0 4 1 0 0 0 0 0 0 0 0 0 0 4 4 0.00 1.000																

AB	35
R	4
H	9
RBI	4
BB	5
SO	7
LOB	24









Batter	1	2	3	4	5	6	7	8	9	AB	R	H	RBI	BB	SO	LOB	TOP				
<b>Felipe Alou, R</b> OBP: 0.325, SLG: 0.359 (1, 9)	0-3 K			0-3 K		0-0 1-3		0-0 G		4	0	0	0	0	2	1	<b>Atlanta Braves @ Pittsburgh Pirates</b> Forbes Field, Pittsburgh, PA Wed Aug 27 1969, 7:05 PM EDT Att: 11,454 - Unknown				
<b>Felix Milten, R</b> OBP: 0.312, SLG: 0.350 (1, 4)	0-0 F			0-0 5-3		0-0 1B		0-0 G		4	0	1	0	0	0	0					
<b>Tony Gonzalez, L</b> OBP: 0.341, SLG: 0.397 (1, 8)	0-0 6-3			0-0 1B		0-0 1B			0-0 1B	4	0	3	1	0	0	0					
<b>Rico Carty, R</b> OBP: 0.407, SLG: 0.527 <b>Mike Lum, L</b> OBP: 0.304, SLG: 0.289 (9, 7)				0-0 F8		0-0 F2			0-0 G6-4-3	4	0	1	0	0	0	4					
<b>Orlando Cepeda, R</b> OBP: 0.323, SLG: 0.445 (1, 3)				0-0 FC6-4		0-0 F9			0-0 1B	4	0	1	0	0	0	3					
<b>Clete Boyer, R</b> OBP: 0.336, SLG: 0.371 (1, 5)				0-0 FC					0-0 F9	4	0	0	0	0	0	2					
<b>Bob Didier, S</b> OBP: 0.321, SLG: 0.304 (1, 2)				0-0 1-2		0-0 E4			0-0 4-3	4	0	0	0	0	0	1					
<b>Gil Garrido, R</b> OBP: 0.271, SLG: 0.241 (1, 6)				0-0 F7					0-0 6-3	3	0	0	0	0	0	1					
<b>Phil Niekro, R</b> OBP: 0.169, SLG: 0.187 (1, 1)				0-3 K					0-0 G	3	1	1	0	0	1	0					
<b>Inning Stats</b>	R: 0 E: 0 K: 1 S: 5	H: 0 LOB: 0 BB: 0 P: 5	R: 0 E: 0 K: 0 S: 3	H: 1 LOB: 0 BB: 0 P: 3	R: 0 E: 0 K: 1 S: 5	H: 0 LOB: 0 BB: 0 P: 5	R: 0 E: 0 K: 1 S: 6	H: 1 LOB: 1 BB: 0 P: 6	R: 0 E: 1 K: 0 S: 4	H: 0 LOB: 1 BB: 0 P: 4	R: 1 E: 0 K: 0 S: 6	H: 3 LOB: 2 BB: 0 P: 6	R: 0 E: 0 K: 0 S: 3	H: 0 LOB: 0 BB: 0 P: 3	R: 0 E: 0 K: 0 S: 3	H: 2 LOB: 1 BB: 0 P: 4		1B: 6 2B: 1 3B: 0 HR: 0	SF: 0 SAC: 0 DP: 1 HBP: 0	WP: 0 PB: 0 SB: 2 CS: 1	PA: 34
<b>PITCHER</b>	IP	WLS	BF	H	R	ER	SO	BB	IBB	HBP	BLK	WP	HR	S	P	ERA	WHIP				
<b>Dock Ellis, R</b> ERA: 3.84 <b>Bruce Dal Canton, R</b> ERA: 3.36 (1, 1)	8.0	L	30	5	1	1	3	0	0	0	0	0	0	35	35	1.12	0.625				
<b>Phil Niekro, R</b> ERA: 3.36 (9, 1)	1.0		4	2	0	0	0	0	0	0	0	0	0	4	4	0.00	2.000				

Batter	1	2	3	4	5	6	7	8	9	AB	R	H	RBI	BB	SO	LOB	BOTTOM					
<b>Matty Alou, L</b> OBP: 0.366, SLG: 0.409 (1, 8)	4-0 G6-4-3 BB		0-0 6-3			0-0 1B		0-0 F7		3	0	1	0	1	0	1	<b>Atlanta Braves @ Pittsburgh Pirates</b> Forbes Field, Pittsburgh, PA Wed Aug 27 1969, 7:05 PM EDT Att: 11,454 - Unknown					
<b>Richie Hebner, L</b> OBP: 0.366, SLG: 0.438 (1, 5)	0-0 G6-4-3			0-3 K		0-0 FC6-4			0-0 P	4	0	1	0	0	1	1						
<b>Willie Stargell, L</b> OBP: 0.404, SLG: 0.596 (1, 7)	0-0 4-1			0-3 K		0-3 K			0-0 G	4	0	0	0	0	2	2						
<b>Roberto Clemente, R</b> OBP: 0.411, SLG: 0.584 (1, 9)				0-0 F8		0-0 FC6-4			0-0 3B	4	0	1	0	0	0	2						
<b>Al Oliver, L</b> OBP: 0.330, SLG: 0.435 (1, 3)				0-3 K		0-0 F3			0-3 K	4	0	0	0	0	2	1						
<b>Manny Sanguillen, R</b> OBP: 0.354, SLG: 0.439 (1, 2)				0-3 K		0-0 F3			0-0 CS	3	0	1	0	0	1	0						
<b>Jose Martinez, R</b> OBP: 0.316, SLG: 0.315 (1, 4)				0-0 6-3		0-0 2B			0-0 F8	3	0	1	0	0	0	1						
<b>Freddie Patek, R</b> OBP: 0.314, SLG: 0.315 (1, 6)				0-0 S		0-0 5-3			0-0 1B	3	0	1	0	0	0	1						
<b>Dock Ellis, S</b> OBP: 0.125, SLG: 0.093 <b>Carl Taylor, R</b> OBP: 0.453, SLG: 0.458 <b>Bruce Dal Canton, R</b> OBP: 0.417, SLG: 0.500 (1, 1)				0-3 K		0-3 K			0-0 F8	2	0	0	0	0	2	1						
<b>Inning Stats</b>	R: 0 E: 0 K: 0 S: 2	H: 0 LOB: 1 BB: 0 P: 6	R: 0 E: 0 K: 2 S: 7	H: 0 LOB: 0 BB: 0 P: 7	R: 0 E: 0 K: 1 S: 6	H: 1 LOB: 1 BB: 0 P: 6	R: 0 E: 0 K: 2 S: 7	H: 0 LOB: 0 BB: 0 P: 7	R: 0 E: 0 K: 0 S: 4	H: 1 LOB: 1 BB: 0 P: 4	R: 0 E: 0 K: 2 S: 9	H: 2 LOB: 2 BB: 0 P: 9	R: 0 E: 0 K: 0 S: 3	H: 1 LOB: 0 BB: 0 P: 3	R: 0 E: 0 K: 0 S: 3	H: 0 LOB: 0 BB: 0 P: 3		R: 0 E: 0 K: 1 S: 6	H: 1 LOB: 1 BB: 0 P: 6	1B: 4 2B: 1 3B: 1 HR: 0	SF: 0 SAC: 0 DP: 1 HBP: 0	WP: 0 PB: 0 SB: 1 CS: 1
<b>PITCHER</b>	IP	WLS	BF	H	R	ER	SO	BB	IBB	HBP	BLK	WP	HR	S	P	ERA	WHIP					
<b>Phil Niekro, R</b> ERA: 2.49 (1, 1)	9.0	W	32	6	0	0	8	1	0	0	0	0	0	47	51	0.00	0.778					



Batter	1	2	3	4	5	6	7	8	9	AB	R	H	RBI	BB	SO	LOB	TOP								
<b>Felix Millan, R</b> OBP: 0.311, SLG: 0.348 (1, 4)	1-3	P3		4-3			SH HR 1B	K		5	1	1	0	0	1	2									
<b>Tony Gonzalez, L</b> OBP: 0.340, SLG: 0.394 (1, 8)	HR BB		K		P3		SH HR	F8		3	2	0	0	1	1	0									
<b>Hank Aaron, R</b> OBP: 0.411, SLG: 0.638 (1, 9)	HR		P2		6-3		HR	K		5	2	2	6	0	1	0									
<b>Rico Carty, R</b> OBP: 0.404, SLG: 0.522 <b>Mike Lum, L</b> OBP: 0.302, SLG: 0.287 (1, 7) (7, 7)	6-3		F9		FC5-4 1B		K	1-3		4	0	1	0	0	1	0									
<b>Orlando Cepeda, R</b> OBP: 0.325, SLG: 0.448 (1, 3)	2B		E6 1B		FC5-4 1-2		5-3 1B			4	1	2	0	0	0	1									
<b>Clete Boyer, R</b> OBP: 0.333, SLG: 0.367 (1, 5)	P4		K		K		5-3			4	0	0	0	0	2	3									
<b>Bob Didier, S</b> OBP: 0.320, SLG: 0.303 (1, 2)		P6		FC1-5-6 1B		4-3	P6			4	0	1	1	0	0	1									
<b>Gil Garrido, R</b> OBP: 0.270, SLG: 0.241 (1, 6)			FC1-5-6 1B		1-3		5-3			4	1	1	0	0	0	1									
<b>George Stone, L</b> OBP: 0.200, SLG: 0.200 <b>Paul Doyle, L</b> (8, 1)	K			2H 1B			SH HR 1B	K		4	1	2	1	0	2	1									
<b>Inning Stats</b>	R: 2 E: 0 K: 0 S: 5	H: 2 LOB: 1 BB: 1 P: 9	R: 0 E: 0 K: 1 S: 6	H: 1 LOB: 1 BB: 0 P: 6	R: 0 E: 0 K: 1 S: 5	H: 0 LOB: 0 BB: 0 P: 5	R: 2 E: 1 K: 1 S: 8	H: 2 LOB: 1 BB: 0 P: 8	R: 0 E: 0 K: 1 S: 4	H: 0 LOB: 0 BB: 0 P: 5	R: 0 E: 0 K: 1 S: 5	H: 0 LOB: 0 BB: 0 P: 5	R: 4 E: 1 K: 2 S: 10	H: 4 LOB: 1 BB: 0 P: 10	R: 0 E: 0 K: 2 S: 7	H: 0 LOB: 0 BB: 0 P: 7	R: 0 E: 0 K: 1 S: 5	H: 0 LOB: 0 BB: 0 P: 5	1B: 7 2B: 1 3B: 0 HR: 2	SF: 0 SAC: 1 DP: 0 HBP: 0	WP: 0 PB: 0 SB: 0 CS: 0	PA: 40			
<b>PITCHER</b>	IP	WLS	BF	H	R	ER	SO	BB	IBB	HBP	BLK	WP	HR	S	P	ERA	WHIP								
<b>Steve Blass, R</b> ERA: 4.69	(1, 1)	6.0	L	29	8	7	5	4	1	0	0	0	1	36	40	7.50	1.500								
<b>Bruce Dal Canton, R</b> ERA: 3.44	(7, 1)	1.0		5	2	1	0	1	0	0	0	0	1	7	7	0.00	2.000								
<b>Lou Marone, L</b> ERA: 2.74	(8, 1)	2.0		6	0	0	0	3	0	0	0	0	0	12	12	0.00	0.000								

Atlanta Braves @ Pittsburgh Pirates  
Forbes Field, Pittsburgh, PA  
Thu Aug 28 1969, 7:05 PM EDT  
Att: 10,767 - Unknown

AB 38  
R 8  
H 10  
RBI 8  
BB 1  
SO 8  
LOB 9



Batter	1	2	3	4	5	6	7	8	9	AB	R	H	RBI	BB	SO	LOB	BOTTOM								
<b>Matty Alou, L</b> OBP: 0.366, SLG: 0.409 (1, 8)	P4		P6		1-2 1B		4-3		1B	5	0	2	0	0	0	2									
<b>Jose Pagan, R</b> OBP: 0.315, SLG: 0.436 (1, 5)	1B 1B		6-3		K		F8		1B	5	1	2	0	0	1	4									
<b>Willie Stargell, L</b> OBP: 0.404, SLG: 0.594 (1, 7)	1B 1-2 1B		F8				F8		1B 1B	5	1	2	0	0	1	2									
<b>Roberto Clemente, R</b> OBP: 0.414, SLG: 0.585 (1, 9)	1B 1-2 2H 1B				F7		1B		1B 1B	4	0	3	1	0	0	0									
<b>Manny Sanguillen, R</b> OBP: 0.353, SLG: 0.437 (1, 2)	K				K		P2		G4-3 1B	4	0	1	1	0	2	3									
<b>Al Oliver, L</b> OBP: 0.326, SLG: 0.430 (1, 3)	F8				6-3		P6		P6	4	0	0	0	0	0	5									
<b>Jose Martinez, R</b> OBP: 0.321, SLG: 0.320 (1, 4)			L5-3 1B		5-3		4-3 1B		G4-3 1B	4	0	2	0	0	0	2									
<b>Freddie Patek, R</b> OBP: 0.313, SLG: 0.314 (1, 6)			K		1B 1B		F9		F8	4	0	1	0	0	1	2									
<b>Steve Blass, R</b> OBP: 0.225, SLG: 0.243 <b>Bruce Dal Canton, R</b> OBP: 0.417, SLG: 0.500 <b>Carl Taylor, R</b> OBP: 0.428, SLG: 0.461 <b>Lou Marone, L</b> OBP: 0.272, SLG: 0.373 (1, 1) (7, 1) (7, PH) (8, 1) (9, PH)			L5-3		K		4-3 1B		P6	2	0	0	0	0	1	2									
<b>Inning Stats</b>	R: 1 E: 0 K: 1 S: 8	H: 3 LOB: 2 BB: 0 P: 8	R: 0 E: 0 K: 1 S: 5	H: 1 LOB: 0 BB: 0 P: 5	R: 0 E: 0 K: 1 S: 3	H: 0 LOB: 0 BB: 0 P: 3	R: 0 E: 0 K: 2 S: 9	H: 2 LOB: 2 BB: 0 P: 9	R: 0 E: 0 K: 0 S: 4	H: 1 LOB: 1 BB: 0 P: 4	R: 0 E: 0 K: 0 S: 5	H: 2 LOB: 2 BB: 0 P: 5	R: 0 E: 0 K: 0 S: 5	H: 3 LOB: 1 BB: 0 P: 5	R: 0 E: 0 K: 1 S: 7	H: 2 LOB: 2 BB: 0 P: 7	1B: 14 2B: 1 3B: 0 HR: 0	SF: 0 SAC: 0 DP: 2 HBP: 0	WP: 0 PB: 0 SB: 0 CS: 0	PA: 39					
<b>PITCHER</b>	IP	WLS	BF	H	R	ER	SO	BB	IBB	HBP	BLK	WP	HR	S	P	ERA	WHIP								
<b>George Stone, L</b> ERA: 3.91	(1, 1)	7.0		31	11	2	2	5	0	0	0	0	0	41	41	2.57	1.571								
<b>Paul Doyle, L</b> ERA: 2.36	(8, 1)	2.0	S	8	3	0	0	1	0	0	0	0	0	10	10	0.00	1.500								

Atlanta Braves @ Pittsburgh Pirates  
Forbes Field, Pittsburgh, PA  
Thu Aug 28 1969, 7:05 PM EDT  
Att: 10,767 - Unknown

AB 39  
R 2  
H 14  
RBI 2  
BB 0  
SO 6  
LOB 22





Batter	1	2	3	4	5	6	7	8	9	10	AB	R	H	RBI	BB	SO	LOB	TOP									
Matty Alou, L OBP: 0.365, SLG: 0.406 (1, 8)	4-0 CS BB		4-3			0-3 K		4-3		0-3 K 4-3 2B	4	1	0	0	1	2	0	<b>Pittsburgh Pirates @ Houston Astros</b> Astrodome, Houston, TX Fri Aug 29 1969, 8:05 PM EDT Att: 20,405 - Dome									
Gene Alley, R OBP: 0.298, SLG: 0.373 (1, 4)	4-0 BB		0-3 K			0-0 F7		0-0 WP 1B		0-3 K 1-2	4	0	1	0	1	2	1										
Willie Stargell, L OBP: 0.404, SLG: 0.594 (1, 7)	0-3 K					0-0 L3 1B		0-3 K 1-2		0-0 4-3 2-3	5	1	2	0	0	2	3										
Roberto Clemente, R OBP: 0.414, SLG: 0.584 (1, 9)	0-0 F9					0-0 L3 1-2		0-0 2B 2B		0-0 F9 S 2B IBB	4	1	1	1	1	0	3										
Al Oliver, L OBP: 0.327, SLG: 0.433 (1, 3)		0-0 E3 PB S				0-0 CS 1B		0-3 K		0-0 L1 1-H 3-H 2B	5	0	2	2	0	1	1										
Richie Hebner, L OBP: 0.264, SLG: 0.434 (1, 5)		0-3 K 1-3				0-0 CS 1-2	0-0 4-3			1-0 F3 WP 1B HBP	4	1	0	0	0	1	2										
Gary Kolb, L OBP: 0.138, SLG: 0.111 Carl Taylor, R OBP: 0.431, SLG: 0.464 Manny Sanguillen, R OBP: 0.353, SLG: 0.437 (1, 2)		0-3 K					0-0 G3			0-0 F8 WP 1B 1B	3	0	0	0	0	1	1										
Freddie Patek, R OBP: 0.318, SLG: 0.317 (1, 6)		0-0 F2					4-0 BB BB BB			0-0 1B 1B 1-H 2-H 1B	3	0	2	1	1	0	1										
Bob Veale, S OBP: 0.094, SLG: 0.065 Bob Moose, R OBP: 0.176, SLG: 0.067 (8, 1)			0-3 K				0-0 4-3			0-0 F5	3	0	0	0	0	2	2										
											1	0	0	0	0	1											
<b>Inning Stats</b>	R: 0 E: 0 K: 1 S: 4	H: 0 LOB: 1 BB: 2 P: 12	R: 0 E: 1 K: 2 S: 8	H: 0 LOB: 0 BB: 0 P: 8	R: 0 E: 0 K: 2 S: 7	H: 0 LOB: 0 BB: 0 P: 7	R: 0 E: 0 K: 2 S: 3	H: 2 LOB: 0 BB: 0 P: 3	R: 0 E: 0 K: 2 S: 9	H: 0 LOB: 1 BB: 0 P: 7	R: 1 E: 0 K: 1 S: 6	H: 1 LOB: 1 BB: 0 P: 6	R: 0 E: 0 K: 1 S: 6	H: 1 LOB: 1 BB: 0 P: 6	R: 1 E: 0 K: 2 S: 4	H: 2 LOB: 1 BB: 0 P: 5	R: 2 E: 0 K: 2 S: 9	H: 1 LOB: 1 BB: 1 P: 13	1B: 6 2B: 4 3B: 0 HR: 0	SF: 0 SAC: 0 DP: 1 HBP: 1	WP: 2 PB: 2 SB: 3 CS: 2	PA: 43					
<b>PITCHER</b> Jim Bouton, R ERA: 3.5 (1, 1)	IP 10.0	WLS L	BF 42	H 9	R 4	ER 2	SO 11	BB 3	IBB 1	HBP 1	BLK 0	WP 2	HR 0	S 59	P 76	ERA 1.80	WHIP 1.200										

Batter	1	2	3	4	5	6	7	8	9	10	AB	R	H	RBI	BB	SO	LOB	BOTTOM									
Joe Morgan, L OBP: 0.380, SLG: 0.378 (1, 4)	0-0 G3		0-0 S 1B 2B				0-0 K			0-3 K G6-4-3 3-H 1B 1-2f	5	1	2	1	0	2	0	<b>Pittsburgh Pirates @ Houston Astros</b> Astrodome, Houston, TX Fri Aug 29 1969, 8:05 PM EDT Att: 20,405 - Dome									
Jesus Alou, R OBP: 0.254, SLG: 0.296 (1, 9) (9, 7)	0-0 6-3		0-0 G5-4-3 2-H 1B				0-0 FC4 1B			0-0 4-3	5	0	2	1	0	0	1										
Jimmy Wynn, R OBP: 0.420, SLG: 0.505 (1, 8)	4-0 1B BB BB		0-0 G5-4-3 1-2f				0-3 K			4-0 E5 G4-3 FC6-4 BB	3	0	0	0	2	1	2										
Doug Rader, R OBP: 0.339, SLG: 0.385 (1, 5)	4-0 1B BB		0-0 F8				0-0 FC4 1-2f			1-0 G4-3 HBP	3	0	0	0	1	0	2										
Marty Martinez, S OBP: 0.244, SLG: 0.377 Norm Miller, L OBP: 0.365, SLG: 0.367 (1, 7) (8, PH) (9, 9)	0-0 FC4 1B						0-0 F8			0-0 G4-3 1-2f 2-3	3	0	2	0	0	0	0										
Leon McFadden, R OBP: 0.211, SLG: 0.217 (1, 6)	0-0 FC4 1-2f						4-3 1B			0-3 K	4	0	1	0	0	1	4										
Curt Blefary, L OBP: 0.359, SLG: 0.411 (1, 3)		0-0 G3					0-3 K			0-3 K	4	0	0	0	0	3	2										
Johnny Edwards, L OBP: 0.309, SLG: 0.350 (1, 2)		0-3 K					0-0 4-3			0-0 L7	4	1	1	0	0	1	2										
Jim Bouton, R (1, 1)		0-0 6-3					0-3 K			0-3 K	4	0	0	0	0	3	3										
<b>Inning Stats</b>	R: 0 E: 0 K: 0 S: 4	H: 1 LOB: 3 BB: 2 P: 12	R: 0 E: 0 K: 1 S: 5	H: 0 LOB: 0 BB: 0 P: 5	R: 1 E: 0 K: 0 S: 4	H: 2 LOB: 0 BB: 0 P: 4	R: 0 E: 0 K: 2 S: 9	H: 2 LOB: 2 BB: 0 P: 9	R: 0 E: 0 K: 2 S: 8	H: 1 LOB: 1 BB: 0 P: 8	R: 0 E: 0 K: 1 S: 5	H: 2 LOB: 0 BB: 0 P: 5	R: 1 E: 0 K: 1 S: 6	H: 2 LOB: 0 BB: 0 P: 6	R: 0 E: 1 K: 1 S: 5	H: 0 LOB: 1 BB: 0 P: 6	R: 0 E: 0 K: 2 S: 7	H: 0 LOB: 0 BB: 0 P: 7	R: 0 E: 0 K: 1 S: 5	H: 0 LOB: 1 BB: 1 P: 9	1B: 6 2B: 2 3B: 0 HR: 0	SF: 0 SAC: 0 DP: 3 HBP: 1	WP: 1 PB: 0 SB: 1 CS: 0	PA: 40			
<b>PITCHER</b> Bob Veale, L ERA: 3.31 Bob Moose, R ERA: 3.61 (1, 1) (8, 1)	IP 7.0 3.0	WLS L W	BF 31 9	H 8 0	R 2 0	ER 2 0	SO 7 4	BB 2 0	IBB 1 0	HBP 1 0	BLK 0 0	WP 1 0	HR 0 0	S 42 16	P 51 20	ERA 2.57 0.00	WHIP 1.429 0.333										





Batter	1	2	3	4	5	6	7	8	9	AB	R	H	RBI	BB	SO	LOB	TOP			
Matty Alou, L (1.8) OBP: 0.364, SLG: 0.405	5-3		S 1B		F8			G3		4	0	1	0	0	0	0	<b>Pittsburgh Pirates @ Houston Astros</b> Astrodome, Houston, TX Sat Aug 30 1969, 8:05 PM EDT Att: 27,747 - Unknown			
Gene Alley, R (1.4) OBP: 0.301, SLG: 0.388	E5		K			HR		1B		4	1	2	1	0	1	1				
Willie Stargell, L (1.7) OBP: 0.406, SLG: 0.588	P2		K					K		4	0	0	0	0	3	3				
Roberto Clemente, R (1.9) OBP: 0.410, SLG: 0.579	P6				F4			6-3		4	0	0	0	0	2	2				
Al Oliver, L (1.3) OBP: 0.326, SLG: 0.431		G3			K					4	0	1	0	0	1	0				
Richie Hebner, L (1.5) OBP: 0.388, SLG: 0.440								1B		4	0	3	0	0	1	1				
Gary Kolb, L (1.2) OBP: 0.125, SLG: 0.100										3	0	0	0	0	2	2				
Jerry May, R (9, PH) OBP: 0.271, SLG: 0.371	K							F4		1	0	0	0	0	1	1				
Freddie Patek, R (1.6) OBP: 0.315, SLG: 0.314										4	0	0	0	0	3	2				
Bo Belinsky, L (1.1) Jose Pagan, R (5, PH) Bruce Dal Canton, R (5, PH) Carl Taylor, R (7, PH) Joe Gibbon, R (7, PH)			K					5-3		1	0	0	0	0	1	0				
<b>Inning Stats</b>	R: 0 E: 1 K: 0 S: 4	H: 0 LOB: 1 BB: 0 P: 4	R: 0 E: 0 K: 2 S: 8	H: 1 LOB: 1 BB: 0 P: 8	R: 0 E: 0 K: 3 S: 10	H: 1 LOB: 1 BB: 0 P: 10	R: 0 E: 0 K: 2 S: 8	H: 1 LOB: 0 BB: 0 P: 7	R: 1 E: 0 K: 2 S: 9	H: 2 LOB: 1 BB: 0 P: 9	R: 0 E: 0 K: 0 S: 3	H: 0 LOB: 0 BB: 0 P: 3	R: 0 E: 0 K: 1 S: 6	H: 1 LOB: 1 BB: 0 P: 6	R: 0 E: 0 K: 2 S: 8	H: 1 LOB: 1 BB: 0 P: 8	1B: 5 2B: 1 3B: 0 HR: 1	SF: 0 SAC: 0 DP: 0 HBP: 0	WP: 0 PB: 0 SB: 1 CS: 0	PA: 35
<b>PITCHER</b> Larry Dierker, R (1.1) ERA: 2.44	IP: 9.0 WLS: W BF: 35 H: 7 R: 1 ER: 1 SO: 14 BB: 0 IBB: 0 HBP: 0 BLK: 0 WP: 0 HR: 1 S: 63 P: 63 ERA: 1.00 WHIP: 0.778																			

Batter	1	2	3	4	5	6	7	8	9	AB	R	H	RBI	BB	SO	LOB	BOTTOM			
Joe Morgan, L (1.4) OBP: 0.381, SLG: 0.377	G5-4-3 BB	G3		F9			4-3 S FC5-2 BB			2	0	0	0	2	0	2	<b>Pittsburgh Pirates @ Houston Astros</b> Astrodome, Houston, TX Sat Aug 30 1969, 8:05 PM EDT Att: 27,747 - Unknown			
Jesus Alou, R (1.9) OBP: 0.254, SLG: 0.299	G5-4-3 1-2		PB 1B 2B		6-3		4-3			4	1	1	0	0	0	2				
Jimmy Wynn, R (1.8) OBP: 0.427, SLG: 0.506	BLK 2B		K		K		FC5-2 IBB			3	0	1	0	1	2	1				
Doug Rader, R (1.5) OBP: 0.337, SLG: 0.381	P6 2-3		K		5-3		FC5-2			4	0	0	0	0	1	4				
Denis Menke, R (1.3) OBP: 0.385, SLG: 0.405		BB PB HBP	1B BB			SH BB	P9			1	1	0	0	2	0	2				
Marty Martinez, S (1.7) OBP: 0.350, SLG: 0.379		BB PB BB				SH		1-3		2	0	1	1	1	0	0				
Gary Geiger, L (9, PH) OBP: 0.338, SLG: 0.266		1-2 BB BB	1-2 3-H	1B						0	0	0	0	0	0	0				
Leon McFadden, R (1.6) OBP: 0.219, SLG: 0.214		BB BB BB	BB BB							1	0	0	0	1	0	2				
Curt Blefary, L (6, PH) OBP: 0.357, SLG: 0.409		1-2 2-3 BB	PB BB	2-3		K		F8		2	0	0	0	0	1	1				
Don Bryant, R (1.2) OBP: 0.250, SLG: 0.254		BB BB BB								2	0	0	0	0	2	3				
Johnny Edwards, L (6, PH) OBP: 0.312, SLG: 0.350		K			K			FC6-4 BB		0	0	0	0	2	0	0				
Larry Dierker, R (1.1) OBP: 0.162, SLG: 0.196		1-2 2-3 3-H			6-3		5-3	FC6-4		4	0	0	0	0	1	5				
<b>Inning Stats</b>	R: 0 E: 0 K: 0 S: 3	H: 1 LOB: 1 BB: 1 P: 7	R: 1 E: 0 K: 2 S: 7	H: 0 LOB: 2 BB: 2 P: 16	R: 1 E: 0 K: 2 S: 9	H: 2 LOB: 1 BB: 1 P: 13	R: 0 E: 0 K: 1 S: 5	H: 0 LOB: 0 BB: 0 P: 5	R: 0 E: 0 K: 1 S: 5	H: 0 LOB: 2 BB: 2 P: 13	R: 0 E: 0 K: 0 S: 3	H: 0 LOB: 2 BB: 2 P: 11	R: 0 E: 0 K: 0 S: 3	H: 0 LOB: 1 BB: 1 P: 7	R: 0 E: 0 K: 0 S: 3	H: 0 LOB: 1 BB: 1 P: 7	1B: 1 2B: 2 3B: 0 HR: 0	SF: 0 SAC: 1 DP: 1 HBP: 1	WP: 0 PB: 2 SB: 1 CS: 0	PA: 36
<b>PITCHER</b> Bo Belinsky, L (1.1) ERA: 2.25 Bruce Dal Canton, R (5, PH) ERA: 3.35 Joe Gibbon, L (7, PH) ERA: 2.48	IP: 4.0 WLS: L BF: 19 H: 2 R: 1 ER: 2 SO: 5 BB: 4 IBB: 1 HBP: 1 BLK: 0 WP: 0 HR: 0 S: 24 P: 41 ERA: 2.25 WHIP: 1.750																			



Batter	1	2	3	4	5	6	7	8	9	AB	R	H	RBI	BB	SO	LOB	TOP										
Matty Alou, L (1.8) OBP: 0.364, SLG: 0.408	F8								E5	5	2	2	0	0	0	1											
Gene Alley, R (1.4) OBP: 0.303, SLG: 0.386	6-3									4	2	1	1	1	1	1											
Willie Stargell, L (1.7) OBP: 0.398, SLG: 0.586	F2									5	0	1	2	0	1	3											
Roberto Clemente, R (1.9) OBP: 0.413, SLG: 0.576		5-3								2	0	0	0	3	0	0											
Jose Pagan, R (1.5) OBP: 0.311, SLG: 0.429		6-3								5	0	1	1	0	0	4											
Al Oliver, L (1.3) OBP: 0.328, SLG: 0.443										4	1	2	2	0	1	2											
Freddie Patek, R (1.6) OBP: 0.316, SLG: 0.312										2	1	0	0	2	0	1											
Gary Kolb, L (1.2) OBP: 0.114, SLG: 0.091										3	0	0	0	0	2	4											
Carl Taylor, R (9, PH) OBP: 0.427, SLG: 0.459										1	0	0	0	0	1	1											
Jerry May, R (9, PH) OBP: 0.271, SLG: 0.371										0	0	0	0	0	0	0											
Luke Walker, L (1.1) OBP: 0.133, SLG: 0.071										3	0	0	0	0	2	1											
Chuck Hartenstein, R (8, PH) OBP: 0.367, SLG: 0.438										0	0	0	0	0	0	0											
Lou Marone, R (8, PH) OBP: 0.224, SLG: 0.208										0	0	0	0	0	0	0											
Richie Hebner, L (9, PH) OBP: 0.225, SLG: 0.243										1	0	0	0	0	1	1											
Steve Blass, R (9, PH) OBP: 0.225, SLG: 0.243										0	0	0	0	0	0	0											
<b>Inning Stats</b>	R: 0 E: 0 K: 0 S: 3	H: 0 LOB: 0 BB: 0 P: 3	R: 0 E: 0 K: 1 S: 5	H: 0 LOB: 0 BB: 0 P: 5	R: 0 E: 0 K: 2 S: 7	H: 0 LOB: 0 BB: 0 P: 7	R: 0 E: 0 K: 0 S: 4	H: 1 LOB: 2 BB: 1 P: 8	R: 0 E: 0 K: 0 S: 4	H: 1 LOB: 1 BB: 0 P: 4	R: 2 E: 0 K: 1 S: 7	H: 2 LOB: 3 BB: 3 P: 19	R: 0 E: 0 K: 2 S: 5	H: 0 LOB: 0 BB: 0 P: 5	R: 4 E: 1 K: 2 S: 11	H: 3 LOB: 2 BB: 2 P: 19	1B: 3 2B: 2 3B: 1 HR: 1	SF: 0 SAC: 0 DP: 0 HBP: 0	WP: 0 PB: 0 SB: 1 CS: 0	PA: 41							
<b>PITCHER</b>	IP	WLS	BF	H	R	ER	SO	BB	IBB	HBP	BLK	WP	HR	S	P	ERA	WHIP										
Denny Lemaster, L (1.1) ERA: 3.04	8.0		33	5	3	3	7	3	1	0	0	0	1	43	59	3.38	1.000										
Fred Gladding, R (9, PH) ERA: 4.19	0.2	L	5	1	1	0	2	1	0	0	0	0	0	8	12	0.00	3.000										
Wade Blasingame, L (9, PH) ERA: 5.69	0.0		1	1	2	0	0	0	0	0	0	0	0	1	1	∞	∞										
Jack Billingham, R (9, PH) ERA: 4.19	0.1		2	0	0	0	0	0	1	0	0	0	0	1	5	0.00	0.000										

Pittsburgh Pirates @ Houston Astros  
Astrodome, Houston, TX  
Sun Aug 31 1969, 4:33 AM EDT  
Att. 24,722 - Dome

AB	35
R	6
H	7
RBI	6
BB	6
SO	9
LOB	19



Batter	1	2	3	4	5	6	7	8	9	AB	R	H	RBI	BB	SO	LOB	BOTTOM										
Joe Morgan, L (1.4) OBP: 0.379, SLG: 0.379	F5								F6	5	0	1	0	0	0	0											
Jesus Alou, R (1.9) OBP: 0.253, SLG: 0.297	K								F9	5	1	1	0	0	1	1											
Jimmy Wynn, R (1.8) OBP: 0.429, SLG: 0.507	WP 1B								F9	3	3	2	0	1	1	1											
Doug Rader, R (1.5) OBP: 0.340, SLG: 0.385	1B								F9	3	0	2	2	1	0	0											
Denis Menke, R (1.3) OBP: 0.385, SLG: 0.405	K								F9	3	0	1	2	1	2	2											
Marty Martinez, S (1.7) OBP: 0.341, SLG: 0.369									F9	4	0	0	0	0	1	4											
Gary Geiger, L (9, PH) OBP: 0.338, SLG: 0.266									F9	0	0	0	0	0	0	0											
Leon McFadden, R (1.6) OBP: 0.224, SLG: 0.208									F9	2	0	0	0	1	1	1											
Curt Blefary, L (9, PH) OBP: 0.357, SLG: 0.408									F9	1	0	0	0	0	0	2											
Norm Miller, L (9, PH) OBP: 0.264, SLG: 0.366									F9	4	0	0	0	0	1	4											
Johnny Edwards, L (1.2) OBP: 0.309, SLG: 0.346									F9	4	0	0	0	0	1	4											
Denny Lemaster, R (1.1) ERA: 3.04									F9	3	0	0	0	0	1	0											
Fred Gladding, L (9, PH) ERA: 4.19									F9	0	0	0	0	0	0	0											
Wade Blasingame, L (9, PH) ERA: 5.69									F9	0	0	0	0	0	0	0											
Jack Billingham, R (9, PH) ERA: 4.19									F9	0	0	0	0	0	0	0											
Norm Miller, L (9, PH) ERA: 4.19									F9	1	0	0	0	0	1	0											
<b>Inning Stats</b>	R: 1 E: 0 K: 2 S: 9	H: 2 LOB: 1 BB: 0 P: 9	R: 0 E: 0 K: 1 S: 5	H: 0 LOB: 0 BB: 0 P: 5	R: 0 E: 0 K: 1 S: 6	H: 1 LOB: 1 BB: 0 P: 6	R: 0 E: 0 K: 1 S: 5	H: 0 LOB: 2 BB: 2 P: 13	R: 0 E: 0 K: 1 S: 5	H: 0 LOB: 0 BB: 0 P: 5	R: 1 E: 0 K: 2 S: 9	H: 2 LOB: 1 BB: 0 P: 9	R: 0 E: 0 K: 0 S: 3	H: 0 LOB: 0 BB: 0 P: 3	R: 2 E: 0 K: 0 S: 5	H: 2 LOB: 2 BB: 2 P: 13	R: 0 E: 0 K: 1 S: 5	H: 0 LOB: 0 BB: 0 P: 5	1B: 5 2B: 1 3B: 1 HR: 0	SF: 0 SAC: 0 DP: 0 HBP: 0	WP: 1 PB: 1 SB: 0 CS: 0	PA: 38					
<b>PITCHER</b>	IP	WLS	BF	H	R	ER	SO	BB	IBB	HBP	BLK	WP	HR	S	P	ERA	WHIP										
Luke Walker, L (1.1) ERA: 3.87	7.0		30	6	4	4	8	3	0	0	0	0	0	43	55	5.14	1.286										
Chuck Hartenstein, R (8, PH) ERA: 3.67	0.1		3	1	0	0	0	1	0	0	0	0	0	2	6	0.00	6.000										
Lou Marone, L (8, PH) ERA: 2.66	0.2	W	2	0	0	0	0	0	0	0	0	0	0	2	2	0.00	0.000										
Steve Blass, R (9, PH) ERA: 4.66	1.0	S	3	0	0	0	1	0	0	0	0	0	0	5	5	0.00	0.000										

Pittsburgh Pirates @ Houston Astros  
Astrodome, Houston, TX  
Sun Aug 31 1969, 4:33 AM EDT  
Att. 24,722 - Dome

AB	34
R	4
H	7
RBI	4
BB	4
SO	9
LOB	15





Batter	1	2	3	4	5	6	7	8	9	AB	R	H	RBI	BB	SO	LOB	TOP			
Matty Alou, L OBP: 0.365, SLG: 0.410 (1,8)										5	1	2	0	0	0	0	<b>Pittsburgh Pirates @ Atlanta Braves</b> Atlanta Stadium, Atlanta, GA Mon Sep 01 1969, 3:33 AM EDT Att: 10,479 - Unknown			
Gene Alley, R OBP: 0.301, SLG: 0.395 (1,4)										5	1	1	1	0	0	2				
Willie Stargell, L OBP: 0.403, SLG: 0.596 (1,7)										3	3	2	1	2	1	1				
Roberto Clemente, R OBP: 0.410, SLG: 0.571 (1,9)										5	0	1	0	0	0	4				
Al Oliver, L OBP: 0.327, SLG: 0.441 (1,3)										4	1	1	1	0	0	3				
Richie Hebner, L OBP: 0.370, SLG: 0.439 (1,5)										2	1	1	1	1	1	0				
Freddie Patek, R OBP: 0.316, SLG: 0.312 (1,6)										4	0	1	0	0	0	2				
Gary Kolb, L OBP: 0.128, SLG: 0.108 (1,2)										4	0	1	2	0	3	1				
Bob Moose, R OBP: 0.158, SLG: 0.059 (1,1)										4	0	0	0	0	1	2				
<b>Inning Stats</b>	R: 3 E: 0 K: 0 S: 6	H: 3 LOB: 1 BB: 1 P: 10	R: 0 E: 0 K: 1 S: 5	H: 0 LOB: 0 BB: 0 P: 5	R: 2 E: 0 K: 1 S: 7	H: 2 LOB: 0 BB: 0 P: 7	R: 0 E: 0 K: 1 S: 5	H: 0 LOB: 2 BB: 1 P: 8	R: 0 E: 0 K: 0 S: 4	H: 0 LOB: 0 BB: 0 P: 5	R: 0 E: 0 K: 1 S: 5	H: 0 LOB: 0 BB: 0 P: 5	R: 2 E: 0 K: 0 S: 6	H: 3 LOB: 2 BB: 1 P: 10	R: 0 E: 0 K: 1 S: 6	H: 1 LOB: 1 BB: 0 P: 6	1B: 6 2B: 2 3B: 0 HR: 2	SF: 0 SAC: 0 DP: 0 HBP: 1	WP: 0 PB: 0 SB: 2 CS: 1	PA: 40
<b>PITCHER</b>	IP WLS BF H R ER SO BB IBB HBP BLK WP HR S P ERA WHIP	IP WLS BF H R ER SO BB IBB HBP BLK WP HR S P ERA WHIP																		
Jim Britton, R ERA: 3.87 (1,1)	2.1 L 13 5 5 5 1 1 0 0 0 0 2 14 18 19.29 2.571																			
George Stone, L ERA: 3.77 (3,1)	4.2 16 1 0 0 4 1 0 1 0 0 0 22 27 0.00 0.429																			
Pat Jarvis, R ERA: 4.83 (8,1)	2.0 11 4 2 2 1 0 1 0 0 0 0 12 16 9.00 2.000																			

Batter	1	2	3	4	5	6	7	8	9	AB	R	H	RBI	BB	SO	LOB	BOTTOM					
Felipe Alou, R OBP: 0.328, SLG: 0.353 (1,8)										4	0	0	0	0	0	3	<b>Pittsburgh Pirates @ Atlanta Braves</b> Atlanta Stadium, Atlanta, GA Mon Sep 01 1969, 3:33 AM EDT Att: 10,479 - Unknown					
Tony Gonzalez, L OBP: 0.334, SLG: 0.388 (1,7)										4	0	0	0	0	0	0						
Hank Aaron, R OBP: 0.408, SLG: 0.630 (1,9)										4	1	1	0	0	0	0						
Orlando Cepeda, R OBP: 0.328, SLG: 0.449 (1,3)										4	0	1	0	0	2	2						
Clete Boyer, R OBP: 0.331, SLG: 0.364 (1,5)										4	0	1	1	0	0	2						
Felix Milten, R OBP: 0.313, SLG: 0.350 (1,4)										4	0	1	0	0	0	0						
Sonny Jackson, L OBP: 0.307, SLG: 0.300 (1,6)										4	0	0	0	0	0	2						
Bob Didier, S OBP: 0.320, SLG: 0.306 (1,2)										4	0	2	0	0	0	0						
Jim Britton, R OBP: 0.190, SLG: 0.238 (1,1)										0	0	0	0	0	0	0						
George Stone, L OBP: 0.191, SLG: 0.191 (3,1)										2	0	0	0	0	1	1						
Mike Lum, L OBP: 0.302, SLG: 0.288 (7, PH)										1	0	1	0	0	0	0						
Pat Jarvis, R OBP: 0.131, SLG: 0.103 (8,1)										0	0	0	0	0	0	0						
Darrell Evans, L OBP: 0.250, SLG: 0.261 (9, PH)										1	0	0	0	0	1	1						
<b>Inning Stats</b>	R: 0 E: 0 K: 0 S: 3	H: 0 LOB: 0 BB: 0 P: 3	R: 0 E: 0 K: 1 S: 5	H: 0 LOB: 0 BB: 0 P: 5	R: 0 E: 0 K: 1 S: 6	H: 1 LOB: 1 BB: 0 P: 6	R: 1 E: 0 K: 1 S: 8	H: 2 LOB: 2 BB: 0 P: 8	R: 0 E: 0 K: 0 S: 3	H: 0 LOB: 0 BB: 0 P: 3	R: 0 E: 0 K: 0 S: 4	H: 1 LOB: 1 BB: 0 P: 4	R: 0 E: 1 K: 0 S: 5	H: 1 LOB: 2 BB: 0 P: 5	R: 0 E: 0 K: 0 S: 4	H: 1 LOB: 1 BB: 0 P: 4	R: 0 E: 0 K: 1 S: 6	H: 1 LOB: 1 BB: 0 P: 6	1B: 6 2B: 1 3B: 0 HR: 0	SF: 0 SAC: 0 DP: 0 HBP: 0	WP: 0 PB: 0 SB: 0 CS: 0	PA: 36
<b>PITCHER</b>	IP WLS BF H R ER SO BB IBB HBP BLK WP HR S P ERA WHIP	IP WLS BF H R ER SO BB IBB HBP BLK WP HR S P ERA WHIP																				
Bob Moose, R ERA: 3.34 (1,1)	9.0 W 36 7 1 0 4 0 0 0 0 0 44 44 0.00 0.778																					





Batter	1	2	3	4	5	6	7	8	9	AB	R	H	RBI	BB	SO	LOB	TOP			
Matty Alou, L OBP: 0.366, SLG: 0.412 (1, 8)	5-3		P4			1B		1B SF9 2B		4	1	2	0	0	0	1	<b>Pittsburgh Pirates @ Atlanta Braves</b> Atlanta Stadium, Atlanta, GA Wed Sep 03 1969, 7:05 PM EDT Att: 6,317 - Unknown			
Gene Alley, R OBP: 0.304, SLG: 0.397 (1, 4)	P6		5-3			1B		1B		4	0	2	0	0	0	1				
Willie Stargell, L OBP: 0.399, SLG: 0.592 (1, 7)	K			P5		P4		SF9		3	0	0	1	0	1	2				
Roberto Clemente, R OBP: 0.407, SLG: 0.566 (1, 9)		K		6-3		G3-1		F8		4	0	0	0	0	1	3				
Al Oliver, L OBP: 0.326, SLG: 0.441 (1, 3)		F8		3-1					F3		4	0	1	0	0	0				
Richie Hebner, L OBP: 0.369, SLG: 0.437 (1, 5)					K			F7	P3		4	0	1	0	0	1				
Freddie Patek, R OBP: 0.318, SLG: 0.310 (1, 6)					6-3			FC6-4 BB		2	0	0	0	2	0	1				
Jerry May, R OBP: 0.265, SLG: 0.363 (1, 2)					6-3			FC6-4	F9		4	0	0	0	0	3				
Dock Ellis, S OBP: 0.128, SLG: 0.192 (6, 1)										2	0	1	0	0	1	0				
Bruce Dal Canton, R OBP: 0.417, SLG: 0.500 (6, 1)										0	0	0	0	0	0	0				
Lou Marone, R OBP: 0.227, SLG: 0.190 (6, PH)										0	0	0	0	0	0	0				
Jose Pagan, R OBP: 0.310, SLG: 0.427 (8, PH)										0	0	0	0	0	0	0				
Bo Belinsky, L OBP: 0.425, SLG: 0.496 (8, PH)										0	0	0	0	0	0	2				
<b>Inning Stats</b>	R: 0 E: 0 K: 1 S: 5	H: 0 LOB: 0 BB: 0 P: 5	R: 0 E: 0 K: 1 S: 6	H: 1 LOB: 1 BB: 0 P: 6	R: 0 E: 0 K: 0 S: 4	H: 1 LOB: 1 BB: 0 P: 4	R: 0 E: 0 K: 0 S: 3	H: 0 LOB: 0 BB: 0 P: 3	R: 0 E: 0 K: 1 S: 5	H: 2 LOB: 2 BB: 0 P: 7	R: 0 E: 0 K: 0 S: 3	H: 0 LOB: 1 BB: 1 P: 7	R: 1 E: 0 K: 0 S: 5	H: 2 LOB: 1 BB: 0 P: 5	R: 0 E: 0 K: 0 S: 4	H: 1 LOB: 2 BB: 1 P: 8	1B: 5 2B: 2 3B: 0 HR: 0	SF: 1 SAC: 0 DP: 0 HBP: 0	WP: 1 PB: 0 SB: 0 CS: 0	PA: 36
<b>PITCHER</b>	IP WLS BF H R ER SO BB IBB HBP BLK WP HR S P ERA WHIP																			
Ron Reed, R ERA: 3.64 (1, 1)	8.0 W 31 6 1 1 4 1 0 0 0 0 0 0 38 42 1.12 0.875																			
Paul Doyle, L ERA: 2.21 (9, 1)	0.2 S 4 1 0 0 0 1 0 0 0 0 0 0 3 7 0.00 3.000																			
Cecil Upshaw, R ERA: 3.55 (9, 1)	0.1 S 1 0 0 0 0 0 0 0 0 0 1 0 1 1 0.00 0.000																			

AB	33
R	1
H	7
RBI	1
BB	2
SO	4
LOB	14



Batter	1	2	3	4	5	6	7	8	9	AB	R	H	RBI	BB	SO	LOB	BOTTOM			
Felipe Alou, R OBP: 0.321, SLG: 0.354 (1, 8)	4-3			P4		1B		FC6-4		5	1	2	1	0	0	1	<b>Pittsburgh Pirates @ Atlanta Braves</b> Atlanta Stadium, Atlanta, GA Wed Sep 03 1969, 7:05 PM EDT Att: 6,317 - Unknown			
Tony Gonzalez, L OBP: 0.333, SLG: 0.387 (1, 7)	4-3			F8 1B BB		SF7		P6		2	0	0	1	1	0	2				
Hank Aaron, R OBP: 0.409, SLG: 0.631 (1, 9)	K					P5				4	1	2	0	0	1	0				
Orlando Cepeda, R OBP: 0.327, SLG: 0.446 (1, 3)		K		F8		2B		5-3		3	1	0	0	1	1	2				
Clete Boyer, R OBP: 0.333, SLG: 0.367 (1, 5)		K		5-3		2B		BB		3	1	1	2	1	1	2				
Felix Milten, R OBP: 0.313, SLG: 0.349 (1, 4)		K				2B		BB		3	1	0	0	1	2	1				
Sonny Jackson, L OBP: 0.309, SLG: 0.298 (1, 6)				5-3		4-3		FC6-4 BB		2	1	0	1	2	0	0				
Bob Didier, S OBP: 0.318, SLG: 0.304 (1, 2)				4-3		4-3		P6		2	0	0	0	0	0	0				
Rico Carty, R OBP: 0.402, SLG: 0.527 (6, PH)										1	0	1	3	0	0	0				
Ralph Garr, L OBP: 0.227, SLG: 0.190 (6, PH)										0	1	0	0	0	0	0				
Bob Tillman, R OBP: 0.260, SLG: 0.416 (7, 2)						1B 2B				1	0	0	0	0	0	1				
Ron Reed, R OBP: 0.141, SLG: 0.130 (1, 1)										2	1	0	0	1	2	1				
Oscar Brown, R (8, PH)										1	0	0	0	0	0	1				
Paul Doyle, L (9, 1)										0	0	0	0	0	0	0				
Cecil Upshaw, R OBP: 0.364, SLG: 0.636 (9, 1)										0	0	0	0	0	0	0				
<b>Inning Stats</b>	R: 0 E: 0 K: 1 S: 5	H: 0 LOB: 0 BB: 0 P: 5	R: 0 E: 0 K: 3 S: 9	H: 0 LOB: 0 BB: 0 P: 9	R: 0 E: 0 K: 1 S: 5	H: 0 LOB: 0 BB: 0 P: 5	R: 0 E: 0 K: 0 S: 4	H: 1 LOB: 2 BB: 1 P: 8	R: 0 E: 0 K: 1 S: 5	H: 0 LOB: 0 BB: 0 P: 5	R: 8 E: 0 K: 1 S: 10	H: 5 LOB: 4 BB: 4 P: 26	R: 0 E: 0 K: 0 S: 3	H: 0 LOB: 1 BB: 1 P: 7	R: 0 E: 0 K: 0 S: 3	H: 0 LOB: 1 BB: 1 P: 7	1B: 3 2B: 3 3B: 0 HR: 0	SF: 1 SAC: 0 DP: 0 HBP: 0	WP: 0 PB: 0 SB: 0 CS: 0	PA: 37
<b>PITCHER</b>	IP WLS BF H R ER SO BB IBB HBP BLK WP HR S P ERA WHIP																			
Dock Ellis, R ERA: 3.97 (1, 1)	5.1 L 23 4 5 5 6 2 1 0 0 0 0 0 5 13 8.44 1.125																			
Bruce Dal Canton, R ERA: 3.69 (6, 1)	0.1 S 5 2 3 3 1 1 1 0 0 0 0 0 5 13 81.00 9.000																			
Lou Marone, L ERA: 2.95 (6, 1)	1.1 S 5 0 0 0 0 1 0 0 0 0 0 0 4 8 0.00 0.750																			
Bo Belinsky, L ERA: 2.06 (8, 1)	1.0 S 4 0 0 0 0 1 0 0 0 0 0 0 3 7 0.00 1.000																			

AB	29
R	8
H	6
RBI	8
BB	7
SO	7
LOB	11






Batter	1	2	3	4	5	6	7	8	9	AB	R	H	RBI	BB	SO	LOB	TOP			
<b>Matty Alou, L</b> OBP: 0.364, SLG: 0.409 (1, 8)	0-3 K	0-0 6-3		0-0 F7		0-0 SH1-3		0-0 F8	4-0 1B BB	4	0	0	0	1	1	4				
<b>Gene Alley, R</b> OBP: 0.305, SLG: 0.393 (1, 4)	0-0 1-3		0-0 F8	0-0 4-3		0-0 F9		4-0 FC4-6 WP E BB	0-0 1B	5	1	1	0	1	0	5				
<b>Willie Stargell, L</b> OBP: 0.396, SLG: 0.586 (1, 7)	0-3 K		0-0 F8		0-0 F9		4-0 FC4-6 IBB	4-0 FC4-6 IBB	0-0 4-3	4	0	0	0	2	1	2				
<b>Roberto Clemente, R</b> OBP: 0.409, SLG: 0.564 (1, 9)		0-0 G3 2B 1B	4-0 FC5-4 BB		4-0 HR BB		0-0 1-3	0-0 FC4-6 E 1B		3	3	1	1	2	0	5				
<b>Manny Sanguillen, R</b> OBP: 0.351, SLG: 0.442 (1, 2)		0-0 G3 1-2	0-0 FC5-4 1-2		0-0 HR		0-0 1-3	0-0 E1 1B		5	1	1	2	0	0	3				
<b>Al Oliver, L</b> OBP: 0.325, SLG: 0.438 (1, 3)		0-0 F7		0-0 L9		0-0 F9		0-0 3-1	0-0 FC5-4 1B	5	0	1	1	0	0	1				
<b>Jose Pagan, R</b> OBP: 0.316, SLG: 0.435 (1, 5)		0-0 HR 2B		0-0 1B 1B		0-0 F9		0-0 FC4-6 1B	0-0 FC5-4 1B	5	1	3	1	0	0	2				
<b>Freddie Patek, R</b> OBP: 0.321, SLG: 0.310 (1, 6)		4-0 HR IBB		0-0 1B 1B		4-0 SH1-3 1B BB		0-0 FC4-6 1-2	0-0 P5-3	3	1	1	0	2	0	1				
<b>Steve Blass, R</b> OBP: 0.263, SLG: 0.320 (1, 1)		0-0 HR		0-0 1B		0-0 SH1-3 1B		0-0 WP BB FC4-6 1B	0-3 K	5	2	4	3	0	1	0				
<b>Inning Stats</b>	R: 0 E: 0 K: 2 S: 7	H: 0 LOB: 0 BB: 0 P: 7	R: 4 E: 0 K: 0 S: 6	H: 3 LOB: 0 BB: 1 P: 10	R: 0 E: 0 K: 0 S: 3	H: 0 LOB: 1 BB: 1 P: 7	R: 0 E: 0 K: 0 S: 6	H: 3 LOB: 3 BB: 0 P: 6	R: 2 E: 0 K: 0 S: 4	H: 1 LOB: 0 BB: 1 P: 8	R: 0 E: 0 K: 0 S: 4	H: 1 LOB: 1 BB: 0 P: 4	R: 3 E: 1 K: 0 S: 6	H: 2 LOB: 2 BB: 2 P: 14	R: 0 E: 0 K: 1 S: 6	H: 1 LOB: 2 BB: 1 P: 10	1B: 9 2B: 1 3B: 0 HR: 2	SF: 0 SAC: 1 DP: 0 HBP: 0	WP: 1 PB: 0 SB: 0 CS: 0	PA: 48
<b>PITCHER</b>	IP WLS BF H R ER SO	IP WLS BF H R ER SO	IP WLS BF H R ER SO	IP WLS BF H R ER SO	IP WLS BF H R ER SO	IP WLS BF H R ER SO	IP WLS BF H R ER SO	IP WLS BF H R ER SO	IP WLS BF H R ER SO	IP WLS BF H R ER SO	IP WLS BF H R ER SO	IP WLS BF H R ER SO	IP WLS BF H R ER SO	IP WLS BF H R ER SO	IP WLS BF H R ER SO	IP WLS BF H R ER SO	ERA WHIP	ERA WHIP		
<b>Ken Holtzman, L</b> ERA: 3.54 (1, 1)	5.0 L 25 7 6 6 2	5.0 L 25 7 6 6 2	5.0 L 25 7 6 6 2	5.0 L 25 7 6 6 2	5.0 L 25 7 6 6 2	5.0 L 25 7 6 6 2	5.0 L 25 7 6 6 2	5.0 L 25 7 6 6 2	5.0 L 25 7 6 6 2	5.0 L 25 7 6 6 2	5.0 L 25 7 6 6 2	5.0 L 25 7 6 6 2	5.0 L 25 7 6 6 2	5.0 L 25 7 6 6 2	5.0 L 25 7 6 6 2	5.0 L 25 7 6 6 2	10.80 1.800	10.80 1.800		
<b>Ted Abernathy, R</b> ERA: 3.09 (6, 1)	2.2 3 16 3 3 1 0	2.2 3 16 3 3 1 0	2.2 3 16 3 3 1 0	2.2 3 16 3 3 1 0	2.2 3 16 3 3 1 0	2.2 3 16 3 3 1 0	2.2 3 16 3 3 1 0	2.2 3 16 3 3 1 0	2.2 3 16 3 3 1 0	2.2 3 16 3 3 1 0	2.2 3 16 3 3 1 0	2.2 3 16 3 3 1 0	2.2 3 16 3 3 1 0	2.2 3 16 3 3 1 0	2.2 3 16 3 3 1 0	2.2 3 16 3 3 1 0	3.38 1.875	3.38 1.875		
<b>Hank Aguirre, L</b> ERA: 1.99 (8, 1)	0.1 2 1 0 0 0 0	0.1 2 1 0 0 0 0	0.1 2 1 0 0 0 0	0.1 2 1 0 0 0 0	0.1 2 1 0 0 0 0	0.1 2 1 0 0 0 0	0.1 2 1 0 0 0 0	0.1 2 1 0 0 0 0	0.1 2 1 0 0 0 0	0.1 2 1 0 0 0 0	0.1 2 1 0 0 0 0	0.1 2 1 0 0 0 0	0.1 2 1 0 0 0 0	0.1 2 1 0 0 0 0	0.1 2 1 0 0 0 0	0.1 2 1 0 0 0 0	0.00 3.000	0.00 3.000		
<b>Don Nottebart, R</b> ERA: 5.32 (9, 1)	1.0 5 1 0 0 1 1	1.0 5 1 0 0 1 1	1.0 5 1 0 0 1 1	1.0 5 1 0 0 1 1	1.0 5 1 0 0 1 1	1.0 5 1 0 0 1 1	1.0 5 1 0 0 1 1	1.0 5 1 0 0 1 1	1.0 5 1 0 0 1 1	1.0 5 1 0 0 1 1	1.0 5 1 0 0 1 1	1.0 5 1 0 0 1 1	1.0 5 1 0 0 1 1	1.0 5 1 0 0 1 1	1.0 5 1 0 0 1 1	1.0 5 1 0 0 1 1	0.00 2.000	0.00 2.000		

Pittsburgh Pirates @ Chicago Cubs  
Wrigley Field, Chicago, IL  
Fri Sep 05 1969, 3:33 AM CDT  
Att: 10,411 - Cloudy - 85 F


AB 39  
R 9  
H 12  
RBI 8  
BB 8  
SO 3  
LOB 23



Batter	1	2	3	4	5	6	7	8	9	AB	R	H	RBI	BB	SO	LOB	BOTTOM					
<b>Don Kessinger, S</b> OBP: 0.345, SLG: 0.388 (1, 6)	0-0 F8		4-0 FC5-4 BB			0-0 P6		4-0 BB		2	0	0	0	2	0	0						
<b>Glenn Beckert, R</b> OBP: 0.332, SLG: 0.358 (1, 4)	0-0 P4		0-0 FC5-4 1-2			0-0 F8		0-0 F8		4	0	0	0	0	0	2						
<b>Billy Williams, L</b> OBP: 0.360, SLG: 0.480 (1, 7)	0-0 2B			0-0 2B		0-0 HR			0-0 HR	4	2	4	2	0	0	0						
<b>14 Ernie Banks, R</b> OBP: 0.318, SLG: 0.424 (1, 3)	0-0 P4			0-3 K		0-0 P6			0-0 P3	4	0	0	0	0	1	2						
<b>Jim Hickman, R</b> OBP: 0.315, SLG: 0.469 (1, 9)		0-3 K		0-0 F2			0-3 K		0-0 P4	4	0	0	0	0	2	1						
<b>Randy Hundley, R</b> OBP: 0.350, SLG: 0.417 (1, 2)		0-0 4-3		0-0 F3			0-3 K		0-0 6-3	4	0	0	0	0	1	1						
<b>Paul Popovich, S</b> OBP: 0.346, SLG: 0.329 (1, 5)		0-0 P4-3			0-0 F6		0-0 F7			3	0	0	0	0	0	0						
<b>Oscar Gamble, L</b> OBP: 0.423, SLG: 0.381 (1, 8)			0-3 K		0-0 4-3			0-0 P6		3	0	0	0	0	1	0						
<b>Ken Holtzman, R</b> OBP: 0.159, SLG: 0.209 (5, PH)			0-3 K		0-0 F9			0-3 K2-3		1	0	0	0	0	1	0						
<b>Al Spangler</b> OBP: 0.289, SLG: 0.322 (5, PH)			0-3 K							1	0	0	0	0	0	0						
<b>Ted Abernathy, R</b> OBP: 0.256, SLG: 0.375 (8, 1)			0-3 K							0	0	0	0	0	0	0						
<b>Hank Aguirre, R</b> OBP: 0.256, SLG: 0.400 (8, 1)			0-3 K							0	0	0	0	0	0	0						
<b>Willie Smith</b> OBP: 0.333, SLG: 0.432 (8, PH)			0-3 K							1	0	0	0	0	1	0						
<b>Don Nottebart, R</b> (9, 1)			0-3 K							0	0	0	0	0	0	0						
<b>Inning Stats</b>	R: 0 E: 0 K: 0 S: 4	H: 1 LOB: 1 BB: 0 P: 4	R: 0 E: 0 K: 1 S: 5	H: 0 LOB: 0 BB: 0 P: 5	R: 0 E: 0 K: 2 S: 7	H: 0 LOB: 1 BB: 1 P: 11	R: 0 E: 0 K: 1 S: 6	H: 1 LOB: 1 BB: 0 P: 6	R: 0 E: 0 K: 0 S: 3	H: 0 LOB: 0 BB: 0 P: 3	R: 1 E: 0 K: 0 S: 4	H: 1 LOB: 0 BB: 0 P: 4	R: 0 E: 0 K: 0 S: 7	H: 0 LOB: 0 BB: 0 P: 7	R: 0 E: 0 K: 1 S: 5	H: 0 LOB: 1 BB: 1 P: 9	R: 1 E: 0 K: 0 S: 4	H: 1 LOB: 0 BB: 0 P: 4	1B: 0 2B: 2 3B: 0 HR: 2	SF: 0 SAC: 0 DP: 0 HBP: 0	WP: 0 PB: 0 SB: 0 CS: 0	PA: 33
<b>PITCHER</b>	IP WLS BF H R ER SO	IP WLS BF H R ER SO	IP WLS BF H R ER SO	IP WLS BF H R ER SO	IP WLS BF H R ER SO	IP WLS BF H R ER SO	IP WLS BF H R ER SO	IP WLS BF H R ER SO	IP WLS BF H R ER SO	IP WLS BF H R ER SO	IP WLS BF H R ER SO	IP WLS BF H R ER SO	IP WLS BF H R ER SO	IP WLS BF H R ER SO	IP WLS BF H R ER SO	IP WLS BF H R ER SO	ERA WHIP	ERA WHIP				
<b>Steve Blass, R</b> ERA: 4.53 (1, 1)	9.0 W 33 4 2 2 7	9.0 W 33 4 2 2 7	9.0 W 33 4 2 2 7	9.0 W 33 4 2 2 7	9.0 W 33 4 2 2 7	9.0 W 33 4 2 2 7	9.0 W 33 4 2 2 7	9.0 W 33 4 2 2 7	9.0 W 33 4 2 2 7	9.0 W 33 4 2 2 7	9.0 W 33 4 2 2 7	9.0 W 33 4 2 2 7	9.0 W 33 4 2 2 7	9.0 W 33 4 2 2 7	9.0 W 33 4 2 2 7	9.0 W 33 4 2 2 7	2.00 0.667	2.00 0.667				

Pittsburgh Pirates @ Chicago Cubs  
Wrigley Field, Chicago, IL  
Fri Sep 05 1969, 3:33 AM CDT  
Att: 10,411 - Cloudy - 85 F

AB 31  
R 2  
H 4  
RBI 2  
BB 2  
SO 7  
LOB 6










Batter	1	2	3	4	5	6	7	8	9	10	11	AB	R	H	RBI	BB	SO	LOB	TOP								
Matty Alou, L OBP: 0.368, SLG: 0.411 (1, 8)	E7 E 1B				4-3		F8		P3		6-3 E 1B	6	2	3	1	0	0	0									
Gene Alley, R OBP: 0.307, SLG: 0.389 (1, 4)	G3 2H	5-3			K				1-3		6-3	6	0	1	0	0	1	3									
Willie Stargell, L OBP: 0.400, SLG: 0.590 Roberto Clemente, R OBP: 0.409, SLG: 0.563 (1, 7) (11, 9)	K				K						E 1B IBB	4	2	1	1	2	2	0									
Al Oliver, L OBP: 0.330, SLG: 0.449 (1, 3)	FC4-6 1B					HR HBP	G4-6-3 1-2f				K	E6 1B 1-2 2H	5	1	2	0	0	1	3								
Manny Sanguillen, R OBP: 0.349, SLG: 0.450 (1, 2)	FC4-6 1-2f				G1-6-3						K	6	1	1	2	0	1	4									
Richie Hebner, L OBP: 0.369, SLG: 0.432 (1, 5)					P6							4	0	1	1	2	1	0									
Carl Taylor, R OBP: 0.439, SLG: 0.476 Ron Davis, R OBP: 0.314, SLG: 0.286 (8, PR) (8, 9) (11, 7)												4	1	3	0	0	1	0									
Freddie Patek, R OBP: 0.321, SLG: 0.309 (1, 6)					F9							4	0	0	0	1	0	5									
Bob Moose, R Joe Gibbon, R Joe Regan, R Chuck Hartenstein, R Lou Marone, R Bruce Dal Canton, R (1, 1) (7, 1) (8, PR) (8, 1) (10, PR) (10, 1) (10, 1)					K							3	0	0	0	0	2	4									
<b>Inning Stats</b>	R: 1 E: 2 K: 1 S: 7	H: 2 LOB: 1 BB: 0 P: 7	R: 1 E: 0 K: 1 S: 7	H: 2 LOB: 2 BB: 1 P: 11	R: 0 E: 0 K: 0 S: 3	H: 1 LOB: 0 BB: 0 P: 3	R: 0 E: 0 K: 1 S: 6	H: 1 LOB: 1 BB: 0 P: 6	R: 2 E: 1 K: 2 S: 9	H: 1 LOB: 1 BB: 0 P: 10	R: 0 E: 0 K: 0 S: 3	H: 1 LOB: 2 BB: 1 P: 8	R: 1 E: 0 K: 0 S: 6	H: 1 LOB: 0 BB: 0 P: 6	R: 0 E: 0 K: 0 S: 4	H: 1 LOB: 2 BB: 1 P: 8	R: 0 E: 0 K: 0 S: 4	H: 1 LOB: 2 BB: 1 P: 8	R: 2 E: 1 K: 2 S: 10	H: 2 LOB: 2 BB: 1 P: 14	1B: 10 2B: 1 3B: 0 HR: 2	SF: 0 SAC: 0 DP: 2 HBP: 1	WP: 1 PB: 0 SB: 0 CS: 0	PA: 52			
<b>PITCHER</b>	IP 7.0	WLS 2.0	BF 31	H 8	R 4	ER 4	SO 7	BB 2	IBB 0	HBP 1	BLK 0	WP 1	HR 1	S 42	P 51	ERA 5.14	WHIP 1.429										
Dick Selma, R ERA: 3.53 (8, 1)	2.0	9	2	1	1	1	0	1	0	0	0	0	1	10	14	4.50	1.000										
Phil Regan, R ERA: 3.43 (10, 1)	2.0	L	12	3	2	0	2	1	1	0	0	0	0	14	22	0.00	2.000										
Ken Johnson, R ERA: 3.72																											

Pittsburgh Pirates @ Chicago Cubs  
Wrigley Field, Chicago, IL  
Sun Sep 07 1969, 3:33 AM CDT  
Att: 28,698 - Sunny - 78 F

livebaseballscores.com

AB 46  
R 7  
H 13  
RBI 5  
BB 5  
SO 10  
LOB 25




Batter	1	2	3	4	5	6	7	8	9	10	11	AB	R	H	RBI	BB	SO	LOB	BOTTOM								
Don Kessinger, S OBP: 0.344, SLG: 0.386 (1, 6)	1B 1B		F7		K		K		F7		1-2 1B	6	1	2	0	0	2	5									
Glenn Beckert, R OBP: 0.335, SLG: 0.356 (1, 4)	K		1B BB		CS	4-3			5-3		L6-4	5	0	1	1	1	1	3									
Billy Williams, L OBP: 0.362, SLG: 0.481 (1, 7)	14 G5-3 1B					6-3	P6					5	0	3	1	0	0	3									
Ron Santo, R OBP: 0.387, SLG: 0.502 (1, 5)			G6-4-3			14 WP BB			4-3		L5-3 IBB	3	0	1	1	2	0	2									
14 Ernie Banks, R Nate Oliver, R Willie Smith, L OBP: 0.314, SLG: 0.417 OBP: 0.200, SLG: 0.302 OBP: 0.332, SLG: 0.429 (1, 3) (8, PR) (9, 3)	G5-3				F3	6-3			HR BB		L5-3	3	0	0	0	1	0	3									
Jim Hickman, R OBP: 0.316, SLG: 0.474 (1, 9)			K		F8				6-3		FC4 IBB	4	1	1	2	1	1	0									
Randy Hundley, R OBP: 0.352, SLG: 0.414 (1, 2)			P6		F9						FC4	5	1	1	0	0	0	3									
Oscar Gamble, L OBP: 0.387, SLG: 0.346 (1, 8)			G3						HR 1B		1-2f	5	0	1	0	0	1	2									
Dick Selma, R Al Spivey, L Paul Scharpf, S Ken Johnson, R Ken Rudolph, R (1, 1) (7, PR) (8, 1) (8, PR) (10, 1) (10, PR)											L6-4 1B	2	1	1	0	0	0	1									
<b>Inning Stats</b>	R: 1 E: 0 K: 1 S: 7	H: 3 LOB: 1 BB: 0 P: 7	R: 0 E: 0 K: 1 S: 5	H: 0 LOB: 0 BB: 0 P: 5	R: 1 E: 0 K: 0 S: 4	H: 2 LOB: 1 BB: 1 P: 8	R: 0 E: 0 K: 0 S: 3	H: 0 LOB: 0 BB: 0 P: 3	R: 0 E: 0 K: 1 S: 5	H: 1 LOB: 0 BB: 0 P: 5	R: 0 E: 0 K: 0 S: 3	H: 1 LOB: 2 BB: 0 P: 11	R: 0 E: 0 K: 0 S: 3	H: 1 LOB: 2 BB: 0 P: 11	R: 0 E: 0 K: 0 S: 4	H: 2 LOB: 1 BB: 0 P: 4	1B: 9 2B: 4 3B: 0 HR: 1	SF: 0 SAC: 0 DP: 4 HBP: 0	WP: 1 PB: 0 SB: 0 CS: 1	PA: 48							
<b>PITCHER</b>	IP 6.2	WLS 0.1	BF 29	H 8	R 0	ER 0	SO 4	BB 2	IBB 0	HBP 0	BLK 0	WP 1	HR 0	S 35	P 43	ERA 2.70	WHIP 1.500										
Bob Moose, R ERA: 3.3 (7, 1)	0.1	1	0	0	0	0	0	0	0	0	0	0	0	1	1	0.00	0.000										
Chuck Hartenstein, R ERA: 3.8 (8, 1)	2.0	8	1	2	2	1	1	0	0	0	0	0	1	9	13	9.00	1.000										
Lou Marone, L ERA: 2.45 (10, 1)	0.2	3	1	0	0	0	0	0	1	0	0	0	0	2	6	0.00	1.500										
Bruce Dal Canton, R ERA: 3.62 (10, 1)	1.1	W	6	2	0	0	0	0	1	0	0	0	0	5	9	0.00	1.500										

Pittsburgh Pirates @ Chicago Cubs  
Wrigley Field, Chicago, IL  
Sun Sep 07 1969, 3:33 AM CDT  
Att: 28,698 - Sunny - 78 F

livebaseballscores.com

AB 42  
R 5  
H 12  
RBI 5  
BB 5  
SO 5  
LOB 26

























Batter	1	2	3	4	5	6	7	8	9	AB	R	H	RBI	BB	SO	LOB	TOP				
<b>Bud Harrelson, S</b> OBP: 0.326, SLG: 0.295 (1, 6)										2	0	0	0	1	0	0					
<b>Jim Gosger, L</b> OBP: 0.179, SLG: 0.213 (1, 7)										4	0	0	0	0	2	4					
<b>Tommie Agee, R</b> OBP: 0.348, SLG: 0.493 (1, 8)										4	0	0	0	0	1	3					
<b>Donn Clendenon, R</b> OBP: 0.300, SLG: 0.429 (1, 3)										2	0	0	0	2	1	1					
<b>Wayne Garrett, L</b> OBP: 0.293, SLG: 0.267 (1, 4)										4	0	2	0	0	0	1					
<b>Ron Swoboda, R</b> OBP: 0.325, SLG: 0.358 (1, 9)										4	0	1	0	0	3	2					
<b>Bobby Pfeil, R</b> OBP: 0.249, SLG: 0.272 (1, 5)										4	1	1	0	0	1	3					
<b>Duffy Dyer, R</b> OBP: 0.297, SLG: 0.433 (1, 2)										4	0	1	0	0	1	1					
<b>Jerry Koosman, R</b> OBP: 0.056, SLG: 0.056 (1, 1)										4	0	1	1	0	1	1					
<b>Inning Stats</b>	R: 0 E: 0 K: 1 S: 5	H: 0 LOB: 0 BB: 0 P: 5	R: 0 E: 0 K: 3 S: 10	H: 1 LOB: 1 BB: 0 P: 10	R: 0 E: 0 K: 1 S: 5	H: 0 LOB: 0 BB: 0 P: 5	R: 0 E: 0 K: 2 S: 7	H: 0 LOB: 1 BB: 1 P: 11	R: 1 E: 0 K: 1 S: 8	H: 3 LOB: 3 BB: 0 P: 9	R: 0 E: 0 K: 1 S: 5	H: 1 LOB: 1 BB: 1 P: 9	R: 0 E: 1 K: 0 S: 3	H: 0 LOB: 0 BB: 0 P: 3	R: 0 E: 0 K: 0 S: 4	H: 1 LOB: 1 BB: 0 P: 4	1B: 6 2B: 0 3B: 0 HR: 0	SF: 0 SAC: 0 DP: 1 HBP: 1	WP: 0 PB: 0 SB: 0 CS: 0	PA: 36	
<b>PITCHER</b>	IP	WLS	BF	H	R	ER	SO	BB	IBB	HBP	BLK	WP	HR	S	P	ERA	WHIP				
<b>Bob Moose, R</b> ERA: 3.17 (1, 1)	8.0	L	32	5	1	1	10	3	0	1	0	0	0	48	61	1.12	1.000				
<b>Chuck Hartenstein, R</b> ERA: 3.61 (9, 1)	1.0		4	1	0	0	0	0	0	0	0	0	0	4	4	0.00	1.000				

**New York Mets @ Pittsburgh Pirates**  
Forbes Field, Pittsburgh, PA  
Fri Sep 12 1969, 7:05 PM EDT  
Unknown

AB 32  
R 1  
H 6  
RBI 1  
BB 3  
SO 10  
LOB 16



Batter	1	2	3	4	5	6	7	8	9	AB	R	H	RBI	BB	SO	LOB	BOTTOM					
<b>Matty Alou, L</b> OBP: 0.365, SLG: 0.404 (1, 8)										4	0	1	0	0	0	0						
<b>Gene Alley, R</b> OBP: 0.298, SLG: 0.367 (1, 4)										4	0	0	0	0	0	2						
<b>Willie Stargell, L</b> OBP: 0.390, SLG: 0.576 (1, 7)										4	0	0	0	0	2	1						
<b>Roberto Clemente, R</b> OBP: 0.402, SLG: 0.550 (1, 9)										4	0	2	0	0	0	1						
<b>Jose Pagan, R</b> OBP: 0.319, SLG: 0.427 (1, 5)										1	0	0	0	2	0	1						
<b>Al Oliver, L</b> OBP: 0.336, SLG: 0.449 (1, 3)										2	0	0	0	0	0	2						
<b>Jerry May, R</b> OBP: 0.266, SLG: 0.373 (1, 2)										2	0	0	0	1	1	0						
<b>Freddie Patek, R</b> OBP: 0.313, SLG: 0.301 (1, 6)										2	0	0	0	0	0	3						
<b>Carl Taylor, R</b> OBP: 0.443, SLG: 0.480 (8, PH)										1	0	0	0	0	0	0						
<b>Jose Martinez, R</b> OBP: 0.313, SLG: 0.331 (9, 6)										0	0	0	0	0	0	0						
<b>Bob Moose, R</b> OBP: 0.140, SLG: 0.051 (1, 1)										2	0	0	0	0	1	3						
<b>Manny Sanguillen, R</b> OBP: 0.337, SLG: 0.654 (8, PH)										1	0	0	0	0	0	0						
<b>Chuck Hartenstein, R</b> OBP: 0.133, SLG: 0.071 (9, 1)										0	0	0	0	0	0	0						
<b>Inning Stats</b>	R: 0 E: 0 K: 1 S: 5	H: 1 LOB: 3 BB: 2 P: 14	R: 0 E: 0 K: 1 S: 6	H: 1 LOB: 0 BB: 0 P: 14	R: 0 E: 0 K: 1 S: 5	H: 1 LOB: 0 BB: 0 P: 5	R: 0 E: 0 K: 0 S: 3	H: 1 LOB: 0 BB: 0 P: 3	R: 0 E: 0 K: 0 S: 3	H: 0 LOB: 0 BB: 0 P: 3	R: 0 E: 0 K: 0 S: 3	H: 0 LOB: 0 BB: 0 P: 3	R: 0 E: 0 K: 0 S: 2	H: 0 LOB: 0 BB: 1 P: 6	R: 0 E: 0 K: 1 S: 5	H: 0 LOB: 0 BB: 0 P: 5	R: 0 E: 1 K: 0 S: 4	H: 0 LOB: 1 BB: 0 P: 4	1B: 3 2B: 1 3B: 0 HR: 0	SF: 0 SAC: 1 DP: 3 HBP: 0	WP: 0 PB: 0 SB: 0 CS: 0	PA: 31
<b>PITCHER</b>	IP	WLS	BF	H	R	ER	SO	BB	IBB	HBP	BLK	WP	HR	S	P	ERA	WHIP					
<b>Jerry Koosman, L</b> ERA: 2.37 (1, 1)	9.0	W	31	3	0	0	4	3	0	0	0	0	0	36	48	0.00	0.667					

**New York Mets @ Pittsburgh Pirates**  
Forbes Field, Pittsburgh, PA  
Fri Sep 12 1969, 7:05 PM EDT  
Unknown

AB 27  
R 0  
H 3  
RBI 0  
BB 3  
SO 4  
LOB 13





Batter	1	2	3	4	5	6	7	8	9	AB	R	H	RBI	BB	SO	LOB	TOP			
Jim Gosger, L (1, 7) OBP: 0.197, SLG: 0.234										3	0	1	0	1	2	1	<b>New York Mets @ Pittsburgh Pirates</b> Forbes Field, Pittsburgh, PA Fri Sep 12 1969, 7:05 PM EDT Att: 19,303 - Unknown			
Bobby Pfeil, R (1, 5) OBP: 0.244, SLG: 0.266										4	0	0	0	0	1	3				
Tommie Agee, R (1, 8) OBP: 0.349, SLG: 0.492										3	0	1	0	1	2	0				
Donn Clendenon, R (1, 3) OBP: 0.299, SLG: 0.426										4	0	1	0	0	2	3				
Wayne Garrett, L (1, 4) OBP: 0.290, SLG: 0.264										4	0	0	0	0	1	3				
Ron Swoboda, R (1, 9) OBP: 0.324, SLG: 0.357										4	0	1	0	0	1	0				
Jerry Grote, R (1, 2) OBP: 0.305, SLG: 0.354										4	0	1	0	0	0	1				
Bud Harrelson, S (1, 6) OBP: 0.328, SLG: 0.298										3	1	1	0	1	1	1				
Don Cardwell, R (1, 1) OBP: 0.200, SLG: 0.256										2	0	1	1	0	1	2				
Tug McGraw, R (9, 1) OBP: 0.217, SLG: 0.227										0	0	0	0	0	0	0				
<b>Inning Stats</b>	R: 0 E: 0 K: 2 S: 8	H: 1 LOB: 2 BB: 1 P: 12	R: 1 E: 0 K: 1 S: 7	H: 2 LOB: 1 BB: 0 P: 7	R: 0 E: 0 K: 0 S: 3	H: 1 LOB: 0 BB: 1 P: 3	R: 0 E: 0 K: 2 S: 8	H: 1 LOB: 0 BB: 1 P: 12	R: 0 E: 0 K: 1 S: 5	H: 0 LOB: 0 BB: 0 P: 7	R: 0 E: 1 K: 1 S: 6	H: 0 LOB: 2 BB: 1 P: 10	R: 0 E: 0 K: 2 S: 7	H: 0 LOB: 0 BB: 0 P: 7	R: 0 E: 0 K: 0 S: 3	H: 1 LOB: 0 BB: 0 P: 3	1B: 5 2B: 3 3B: 0 HR: 0	SF: 0 SAC: 1 DP: 2 HBP: 0	WP: 0 PB: 0 SB: 0 CS: 1	PA: 35
<b>PITCHER</b>	IP WLS BF H R ER SO BB IBB HBP BLK WP HR S P ERA WHIP																			
Dock Ellis, R (1, 1) ERA: 3.78	8.0 L 32 6 1 1 11 2 1 0 0 0 0 0 51 63 1.12 1.000																			
Chuck Hartenstein, R (9, 1) ERA: 3.57	1.0 3 1 0 0 0 0 0 0 0 0 0 0 3 3 0.00 1.000																			

AB	31
R	1
H	7
RBI	1
BB	3
SO	11
LOB	14



Batter	1	2	3	4	5	6	7	8	9	AB	R	H	RBI	BB	SO	LOB	BOTTOM			
Matty Alou, L (1, 8) OBP: 0.366, SLG: 0.403										3	0	1	0	1	0	1	<b>New York Mets @ Pittsburgh Pirates</b> Forbes Field, Pittsburgh, PA Fri Sep 12 1969, 7:05 PM EDT Att: 19,303 - Unknown			
Gene Alley, R (1, 4) OBP: 0.294, SLG: 0.362										4	0	0	0	0	1	3				
Willie Stargell, L (1, 7) OBP: 0.391, SLG: 0.575										4	0	2	0	0	0	1				
Al Oliver, L (1, 3) OBP: 0.333, SLG: 0.445										4	0	0	0	0	0	3				
Carl Taylor, R (1, 9) OBP: 0.437, SLG: 0.472										3	0	0	0	0	0	0				
Manny Sanguillen, R (1, 2) OBP: 0.337, SLG: 0.433										3	0	1	0	0	0	0				
Richie Hebner, L (1, 5) OBP: 0.378, SLG: 0.433										2	0	0	0	0	0	0				
Freddie Patek, R (1, 6) OBP: 0.314, SLG: 0.302										2	0	1	0	0	1	0				
Jose Pagan, R (8, PH) OBP: 0.318, SLG: 0.425										1	0	0	0	0	1	1				
Jose Martinez, R (9, 6) OBP: 0.313, SLG: 0.331										0	0	0	0	0	0	0				
Dock Ellis, S (1, 1) OBP: 0.129, SLG: 0.100										2	0	0	0	0	0	1				
Roberto Clemente, R (8, PH) OBP: 0.401, SLG: 0.548										1	0	0	0	0	1	1				
Chuck Hartenstein, R (9, 1) OBP: 0.133, SLG: 0.071										0	0	0	0	0	0	0				
<b>Inning Stats</b>	R: 0 E: 0 K: 0 S: 3	H: 1 LOB: 1 BB: 1 P: 7	R: 0 E: 0 K: 0 S: 3	H: 0 LOB: 0 BB: 0 P: 3	R: 0 E: 0 K: 1 S: 5	H: 0 LOB: 0 BB: 0 P: 5	R: 0 E: 0 K: 0 S: 3	H: 1 LOB: 0 BB: 0 P: 3	R: 0 E: 0 K: 0 S: 4	H: 0 LOB: 0 BB: 0 P: 4	R: 0 E: 0 K: 0 S: 3	H: 0 LOB: 0 BB: 0 P: 3	R: 0 E: 0 K: 2 S: 8	H: 1 LOB: 1 BB: 0 P: 8	R: 0 E: 0 K: 1 S: 6	H: 1 LOB: 1 BB: 0 P: 6	1B: 5 2B: 1 3B: 0 HR: 0	SF: 0 SAC: 1 DP: 2 HBP: 0	WP: 2 PB: 0 SB: 0 CS: 0	PA: 31
<b>PITCHER</b>	IP WLS BF H R ER SO BB IBB HBP BLK WP HR S P ERA WHIP																			
Don Cardwell, R (1, 1) ERA: 2.93	8.0 W 27 4 0 0 3 1 0 0 0 0 0 0 32 36 0.00 0.625																			
Tug McGraw, L (9, 1) ERA: 2.47	1.0 S 4 1 0 0 1 0 0 0 0 0 0 0 6 6 0.00 1.000																			

AB	29
R	0
H	5
RBI	0
BB	1
SO	4
LOB	11





Batter	1	2	3	4	5	6	7	8	9	AB	R	H	RBI	BB	SO	LOB	TOP								
<b>Bud Harrelson, S</b> OBP: 0.331, SLG: 0.298 (1, 6)	4-0 BB		0-0 6-3		0-0 6-3			4-0 PB SH1-4 HR BB	0-0 1B	3	1	1	0	2	0	0									
<b>Amos Otis, R</b> OBP: 0.200, SLG: 0.186 (1, 7)	0-0 P4		0-0 E1 FC5-4		0-0 F9			0-0 SH1-4	0-0 1B	4	0	1	0	0	0	1									
<b>Tommie Agee, R</b> OBP: 0.348, SLG: 0.488 (1, 8)	0-3 K		0-0 FC5-4 1-2		0-0 F9			4-0 PB HR BB	0-3 K	4	1	0	0	1	2	4									
<b>Donn Clendenon, R</b> OBP: 0.301, SLG: 0.424 (1, 3)	0-0 F8			0-0 6-3 1B		0-0 4-3		4-0 HR IBB	0-3 K	4	1	1	0	1	1	3									
<b>Ron Swoboda, R</b> OBP: 0.323, SLG: 0.366 (1, 9)		0-0 F3		0-0 6-3 1-2		0-0 F3		0-0 HR		4	1	1	4	0	0	1									
<b>Ed Charles, R</b> OBP: 0.285, SLG: 0.301 (1, 5)		0-0 1B		4-0 G5-4-3 BB		4-0 1B FC BB		0-0 6-3		2	1	1	0	2	0	0									
<b>Jerry Grote, R</b> OBP: 0.305, SLG: 0.353 (1, 2)	0-3 K		0-0 G5-4-3 1-2		0-0 FC 1B			0-0 E4		4	0	1	0	0	1	3									
<b>Al Weis, S</b> OBP: 0.259, SLG: 0.291 (1, 4)	0-0 P4			0-0 6-3		0-0 FC 1-2 3-H		0-0 F7		4	0	0	1	0	0	3									
<b>Tom Seaver, R</b> OBP: 0.213, SLG: 0.163 (1, 1)			0-3 K		0-3 K			0-0 F7		4	0	0	0	0	2	1									
<b>Inning Stats</b>	R: 0 E: 0 K: 1 S: 5	H: 0 LOB: 1 BB: 1 P: 9	R: 0 E: 0 K: 1 S: 6	H: 1 LOB: 1 BB: 0 P: 6	R: 0 E: 1 K: 1 S: 6	H: 0 LOB: 1 BB: 0 P: 6	R: 0 E: 0 K: 0 S: 3	H: 1 LOB: 1 BB: 1 P: 7	R: 0 E: 0 K: 1 S: 5	H: 0 LOB: 0 BB: 0 P: 5	R: 0 E: 0 K: 0 S: 3	H: 0 LOB: 0 BB: 0 P: 3	R: 1 E: 0 K: 0 S: 4	H: 1 LOB: 1 BB: 1 P: 8	R: 4 E: 1 K: 0 S: 5	H: 1 LOB: 1 BB: 3 P: 17	R: 0 E: 0 K: 2 S: 9	H: 2 LOB: 2 BB: 0 P: 9	1B: 5 2B: 0 3B: 0 HR: 1	SF: 0 SAC: 1 DP: 1 HBP: 0	WP: 0 PB: 1 SB: 0 CS: 0	PA: 40			
<b>PITCHER</b>	IP	WLS	BF	H	R	ER	SO	BB	IBB	HBP	BLK	WP	HR	S	P	ERA	WHIP								
<b>Luke Walker, L</b> ERA: 3.95 (1, 1)	7.1	L	30	3	3	3	4	5	0	0	0	0	0	33	53	3.68	1.091								
<b>Chuck Hartenstein, R</b> ERA: 3.74 (8, 1)	0.2		5	1	2	2	0	0	1	0	0	0	1	4	8	27.00	1.500								
<b>Bruce Dal Canton, R</b> ERA: 3.62 (9, 1)	1.0		5	2	0	0	2	0	0	0	0	0	0	9	9	0.00	2.000								

**New York Mets @ Pittsburgh Pirates**  
Forbes Field, Pittsburgh, PA  
Sat Sep 13 1969, 3:33 AM EDT  
Att: 10,440 - Unknown

AB 33  
R 5  
H 6  
RBI 5  
BB 6  
SO 6  
LOB 16




Batter	1	2	3	4	5	6	7	8	9	AB	R	H	RBI	BB	SO	LOB	BOTTOM								
<b>Matty Alou, L</b> OBP: 0.368, SLG: 0.404 (1, 8)	4-0 4-3 6-3 BB		0-0 5-3		0-0 WP HBP 1B		0-0 F9		0-0 G5-4-3 1B	4	0	2	0	1	0	1									
<b>Gene Alley, R</b> OBP: 0.296, SLG: 0.358 (1, 4)	0-0 6-3 1-2		4-0 1B BB		1-0 WP HBP		0-0 P4		0-0 G5-4-3 1-2	3	0	0	0	1	0	2									
<b>Willie Stargell, L</b> OBP: 0.389, SLG: 0.571 (1, 7)	0-0 4-3 2-3		0-0 1-2 2-H 1B		0-3 K FC4		0-0 4-3		0-0 4-3	5	0	1	1	0	1	3									
<b>Roberto Clemente, R</b> OBP: 0.400, SLG: 0.546 (1, 9)	0-3 K		0-0 4-3		0-0 FC4 1-2			0-0 FC5-4 1B		4	0	1	0	0	1	6									
<b>Al Oliver, L</b> OBP: 0.329, SLG: 0.440 (1, 3)		0-0 4-3		0-0 F9		0-0 P6		0-0 F8		4	0	0	0	0	0	1									
<b>Manny Sanguillen, R</b> OBP: 0.337, SLG: 0.431 (1, 2)		0-0 6-3		0-0 6-3		0-0 4-3 1B		0-0 FC5-4 1B		4	1	1	0	0	0	1									
<b>Richie Hebner, L</b> OBP: 0.377, SLG: 0.430 (1, 5)		0-0 G3		0-0 F7		0-0 4-3		4-0 1B BB		3	0	0	0	1	0	1									
<b>Freddie Patek, R</b> OBP: 0.316, SLG: 0.301 (8, PH)			4-0 SH5-4 1B BB		0-0 5-3		4-0	0-0 1-3 2-H 1B		1	1	0	0	2	0	0									
<b>Carl Taylor, R</b> OBP: 0.440, SLG: 0.475 (8, PR)					0-0 K					1	0	1	1	0	0	0									
<b>Dave Cash, R</b> (8, PR)										0	0	0	0	0	0	0									
<b>Jose Martinez, R</b> OBP: 0.313, SLG: 0.331 (9, 6)										0	0	0	0	0	0	0									
<b>Luke Walker, L</b> (1, 1)										2	0	0	0	0	2	2									
<b>Chuck Hartenstein, R</b> OBP: 0.133, SLG: 0.071 (8, 1)										0	0	0	0	0	0	0									
<b>Jose Pagan, R</b> OBP: 0.137, SLG: 0.423 (8, PH)										1	0	0	0	0	2										
<b>Bruce Dal Canton, R</b> OBP: 0.417, SLG: 0.500 (9, 1)										0	0	0	0	0	0	0									
<b>Inning Stats</b>	R: 0 E: 0 K: 1 S: 5	H: 0 LOB: 1 BB: 1 P: 9	R: 0 E: 0 K: 0 S: 3	H: 0 LOB: 0 BB: 0 P: 3	R: 1 E: 0 K: 0 S: 4	H: 1 LOB: 2 BB: 2 P: 12	R: 0 E: 0 K: 0 S: 3	H: 0 LOB: 0 BB: 0 P: 3	R: 0 E: 0 K: 2 S: 9	H: 1 LOB: 3 BB: 0 P: 10	R: 0 E: 0 K: 1 S: 6	H: 1 LOB: 2 BB: 1 P: 10	R: 0 E: 0 K: 0 S: 3	H: 0 LOB: 0 BB: 0 P: 3	R: 1 E: 0 K: 0 S: 5	H: 2 LOB: 2 BB: 1 P: 9	R: 0 E: 0 K: 0 S: 3	H: 1 LOB: 0 BB: 0 P: 3	1B: 6 2B: 0 3B: 0 HR: 0	SF: 0 SAC: 1 DP: 1 HBP: 1	WP: 1 PB: 0 SB: 0 CS: 0	PA: 39			
<b>PITCHER</b>	IP	WLS	BF	H	R	ER	SO	BB	IBB	HBP	BLK	WP	HR	S	P	ERA	WHIP								
<b>Tom Seaver, R</b> ERA: 2.41 (1, 1)	9.0	W	39	6	2	2	4	4	1	1	0	1	0	41	62	2.00	1.111								


**New York Mets @ Pittsburgh Pirates**  
Forbes Field, Pittsburgh, PA  
Sat Sep 13 1969, 3:33 AM EDT  
Att: 10,440 - Unknown

AB 32  
R 2  
H 6  
RBI 2  
BB 5  
SO 4  
LOB 19







Batter	1	2	3	4	5	6	7	8	9	AB	R	H	RBI	BB	SO	LOB	TOP			
<b>Bud Harrelson, S</b> OBP: 0.334, SLG: 0.302 (1, 6)	0-0 6-3	0-0 1-3				0-0 1B BB SF8	0-0 1B		0-0 BB	5	1	3	0	0	0	2	<b>New York Mets @ Pittsburgh Pirates</b> Forbes Field, Pittsburgh, PA Sun Sep 14 1969, 3:33 AM EDT Att: 11,324 - Unknown 			
<b>Wayne Garrett, L</b> OBP: 0.294, SLG: 0.270 (1, 4)	0-0 3B		0-0 F9			4-0 1B BB	0-0 P3		4-0 BB	3	0	1	0	2	0	2				
<b>Tommie Agee, R</b> OBP: 0.347, SLG: 0.486 (1, 8)	0-3 K		0-0 6-3			0-0 1B	0-0 5-3		0-0 P4	5	0	1	1	0	1	3				
<b>Art Shamsky, L</b> OBP: 0.379, SLG: 0.500 (1, 7)	4-0 FC6 BB		0-0 3-1			0-0 1B	0-0 F7		0-0 5-3	3	0	0	1	1	0	2				
<b>Ed Kranepool, L</b> OBP: 0.306, SLG: 0.372 (1, 3)	0-0 FC6			0-0 G5-4-3 1B		0-0 4-3			0-0 F8	4	0	1	0	0	0	4				
<b>Ron Swoboda, R</b> OBP: 0.322, SLG: 0.362 (1, 9)		0-3 K		0-0 G5-4-3 1B		0-3 K		4-0 G6-4-3 BB		3	0	0	0	1	2	1				
<b>Ed Charles, R</b> OBP: 0.290, SLG: 0.313 (1, 5)		0-0 1B 1B		0-0 5-3		0-0 1B 2B		0-0 F7		4	1	2	0	0	0	1				
<b>Jerry Grote, R</b> OBP: 0.307, SLG: 0.355 (1, 2)		0-0		0-0		0-0 1B SH1-4 1B		0-0 F9		4	1	2	0	0	0	2				
<b>Tug McGraw, R</b> OBP: 0.217, SLG: 0.227 (8, 1)	1-2 1B							0-0 G6-4-3 1-2		0	0	0	0	0	0	0				
<b>Nolan Ryan, R</b> OBP: 0.107, SLG: 0.107 (1, 1)		0-3 K		0-0 SH1-4		0-0 1B		0-0 F7		2	0	1	1	0	1	2				
<b>J.C. Martin, L</b> OBP: 0.265, SLG: 0.333 (8, 2)						1-2 1B				1	0	0	0	0	0	0				
<b>Inning Stats</b>	R: 0 E: 0 K: 1 S: 6	H: 1 LOB: 2 BB: 1 P: 10	R: 0 E: 0 K: 2 S: 9	H: 2 LOB: 2 BB: 0 P: 9	R: 0 E: 0 K: 0 S: 3	H: 0 LOB: 0 BB: 0 P: 3	R: 0 E: 0 K: 0 S: 3	H: 1 LOB: 0 BB: 0 P: 3	R: 2 E: 0 K: 0 S: 6	H: 3 LOB: 2 BB: 1 P: 10	R: 1 E: 0 K: 1 S: 8	H: 3 LOB: 2 BB: 0 P: 8	R: 0 E: 0 K: 0 S: 3	H: 0 LOB: 0 BB: 1 P: 6	R: 0 E: 0 K: 0 S: 4	H: 1 LOB: 2 BB: 1 P: 8	1B: 9 2B: 1 3B: 1 HR: 0	SF: 1 SAC: 1 DP: 2 HBP: 0	WP: 0 PB: 0 SB: 0 CS: 0	PA: 40
<b>PITCHER</b> <b>Steve Blass, R</b> ERA: 4.55 (1, 1)	IP: 9.0 WLS: W BF: 40 H: 11 R: 3 ER: 3 SO: 4 BB: 4 IBB: 0 HBP: 0 BLK: 0 WP: 0 HR: 0 S: 44 P: 60 ERA: 3.00 WHIP: 1.667															<b>PITCHER</b>				

Batter	1	2	3	4	5	6	7	8	9	AB	R	H	RBI	BB	SO	LOB	BOTTOM			
<b>Matty Alou, L</b> OBP: 0.367, SLG: 0.403 (1, 8)	0-0 F7		0-0 G3			0-0 4-3			0-0 1-3 2-H 1B	4	0	1	1	0	0	0	<b>New York Mets @ Pittsburgh Pirates</b> Forbes Field, Pittsburgh, PA Sun Sep 14 1969, 3:33 AM EDT Att: 11,324 - Unknown 			
<b>Jose Pagan, R</b> OBP: 0.316, SLG: 0.420 (1, 5)	0-0 F8			0-0 BB 3B 1B		0-0 5-3	0-0 F3		0-0 F9 2B	4	1	1	0	0	0	2				
<b>Willie Stargell, L</b> OBP: 0.390, SLG: 0.572 (1, 7)	0-3 K			4-0 1-2 3B BB		0-3 K		0-0 F9 2B		3	1	1	0	1	2	0				
<b>Roberto Clemente, R</b> OBP: 0.397, SLG: 0.541 (1, 9)		0-0 4-3		0-3 K		0-3 K		0-0 F9		4	0	0	0	0	2	3				
<b>Al Oliver, L</b> OBP: 0.333, SLG: 0.448 (1, 3)		0-0 1B		0-0 1-H 2-H 6-3 3B		0-0 SH1-4 1B 1B		0-0 4-3		4	2	3	2	0	0	1				
<b>Manny Sanguillen, R</b> OBP: 0.334, SLG: 0.428 (1, 2)		0-0 P4		0-0 6-3		0-0 SH1-4		0-0 6-3		3	0	0	1	0	0	2				
<b>Jose Martinez, R</b> OBP: 0.308, SLG: 0.325 (1, 4)		0-0 F9		0-0 F8		0-0 F2				3	0	0	0	0	0	2				
<b>Freddie Patek, R</b> OBP: 0.317, SLG: 0.300 (1, 6)			0-0 F3		0-3 K		4-0 1B 1B IBB			2	1	0	0	1	1	0				
<b>Steve Blass, R</b> OBP: 0.263, SLG: 0.316 (1, 1)			0-3 K		0-3 K		0-0 1B 1B			3	0	1	1	0	2	0				
<b>Inning Stats</b>	R: 0 E: 0 K: 1 S: 5	H: 0 LOB: 0 BB: 0 P: 5	R: 0 E: 0 K: 0 S: 4	H: 1 LOB: 1 BB: 0 P: 4	R: 0 E: 0 K: 1 S: 5	H: 0 LOB: 0 BB: 0 P: 5	R: 3 E: 0 K: 1 S: 7	H: 2 LOB: 0 BB: 1 P: 11	R: 0 E: 0 K: 2 S: 7	H: 0 LOB: 0 BB: 0 P: 7	R: 0 E: 0 K: 2 S: 7	H: 0 LOB: 0 BB: 0 P: 7	R: 2 E: 0 K: 0 S: 6	H: 3 LOB: 2 BB: 1 P: 10	R: 0 E: 0 K: 0 S: 4	H: 1 LOB: 1 BB: 0 P: 4		1B: 5 2B: 1 3B: 1 HR: 0	SF: 0 SAC: 1 DP: 0 HBP: 0	WP: 0 PB: 0 SB: 0 CS: 0
<b>PITCHER</b> <b>Nolan Ryan, R</b> ERA: 3.24 (1, 1)	IP: 7.0 WLS: L BF: 29 H: 6 R: 5 ER: 5 SO: 7 BB: 1 IBB: 0 HBP: 0 BLK: 0 WP: 0 HR: 0 S: 41 P: 49 ERA: 6.43 WHIP: 1.000															<b>PITCHER</b>				
<b>Tug McGraw, L</b> ERA: 2.45 (8, 1)	IP: 1.0 WLS: L BF: 4 H: 1 R: 0 ER: 0 SO: 0 BB: 0 IBB: 0 HBP: 0 BLK: 0 WP: 0 HR: 0 S: 4 P: 4 ERA: 0.00 WHIP: 1.000															<b>PITCHER</b>				



Batter	1	2	3	4	5	6	7	8	9	AB	R	H	RBI	BB	SO	LOB	TOP	
Matty Alou, L OBP: 0.366, SLG: 0.402 (1,8)	G3		L4-3 1B			G3		P5		4	0	1	0	0	0	0	Pittsburgh Pirates @ Philadelphia Phillies Connie Mack Stadium, Philadelphia, PA Mon Sep 15 1969, 7:05 PM EDT Unknown	
Manny Sanguillen, R OBP: 0.333, SLG: 0.426 (1,2)	E 1B		L4-3 1-2			K		P3		4	0	1	0	0	1	1		
Willie Stargell, L OBP: 0.389, SLG: 0.571 (1,7)	K					P5		4-3 WP 2B		4	1	1	0	0	2	1		
Al Oliver, L OBP: 0.330, SLG: 0.444 (1,3)	FC					F7		4-3		4	0	0	0	0	2			
Carl Taylor, R OBP: 0.436, SLG: 0.471 (1,9)	5-3					F8		1B 1B		4	0	1	0	0	2			
Richie Hebner, L OBP: 0.374, SLG: 0.427 (1,5)						F7		P6		3	0	0	0	0	1	1		
Jose Martinez, R OBP: 0.308, SLG: 0.325 (1,4)						4-3		1-2 1B		3	0	1	0	0	0	0		
Freddie Patek, R OBP: 0.315, SLG: 0.297 (1,6)						1-3		4-3		3	0	0	0	0	2			
Bob Veale, S OBP: 0.080, SLG: 0.055 (1,1)			K					K		3	0	0	0	0	3	0		
<b>Inning Stats</b>	R: 0 E: 1 K: 1 S: 7	H: 1 LOB: 2 BB: 0 P: 7	R: 0 E: 0 K: 1 S: 5	H: 0 LOB: 0 BB: 0 P: 5	R: 0 E: 0 K: 0 S: 3	H: 0 LOB: 0 BB: 0 P: 3	R: 0 E: 0 K: 0 S: 3	H: 0 LOB: 0 BB: 0 P: 3	R: 1 E: 0 K: 0 S: 6	H: 3 LOB: 2 BB: 0 P: 6	R: 0 E: 0 K: 1 S: 5	H: 0 LOB: 0 BB: 0 P: 5	R: 0 E: 0 K: 1 S: 5	H: 0 LOB: 0 BB: 0 P: 5	1B: 4 2B: 2 3B: 0 HR: 0	SF: 0 SAC: 0 DP: 1 HBP: 0		WP: 1 PB: 0 SB: 0 CS: 0
<b>PITCHER</b> Rick Wise, R ERA: 2.91 (1,1)	IP: 9.0 WLS: W BF: 32 H: 5 R: 1 ER: 1 SO: 7 BB: 0 IBB: 0 HBP: 0 BLK: 0 WP: 1 HR: 0 S: 46 P: 46 ERA: 1.00 WHIP: 0.556															<b>PITCHER</b>		

Batter	1	2	3	4	5	6	7	8	9	AB	R	H	RBI	BB	SO	LOB	BOTTOM			
Tony Taylor, R OBP: 0.315, SLG: 0.342 (1,5)	4-3		E5 1-3			6-3		6-3		4	0	0	0	0	0	1	Pittsburgh Pirates @ Philadelphia Phillies Connie Mack Stadium, Philadelphia, PA Mon Sep 15 1969, 7:05 PM EDT Unknown			
Johnny Callison, L OBP: 0.321, SLG: 0.430 (1,9)	L8		K			P6		SH1-4 1B		4	1	1	0	0	1	2				
Rick Joseph, R OBP: 0.332, SLG: 0.402 (1,3)	6-3					6-3		1B SH1-4 BB		3	0	0	0	1	0	0				
Deron Johnson, R OBP: 0.331, SLG: 0.437 (7, PR)						HR		SH5-3 BB		2	1	1	1	1	0	0				
Larry Hisle, R OBP: 0.336, SLG: 0.460 (8, 8)								SH1-4		0	0	0	0	0	0	0				
Don Money, R OBP: 0.297, SLG: 0.323 (1,6)	F2					K		1-2 2-3		3	0	0	0	0	2	2				
Dave Watkins, R OBP: 0.276, SLG: 0.299 (1,2)	F8					K		K		4	0	1	1	0	2	2				
Cookie Rojas, R OBP: 0.269, SLG: 0.286 (1,4)								2-3 3-H 1B		3	0	0	0	0	2					
John Briggs, L OBP: 0.351, SLG: 0.399 (8, 7)						L8		F8		3	0	0	0	0	2					
Rick Wise, R OBP: 0.275, SLG: 0.364 (1,1)						L8 BB		K		2	0	0	0	1	2	0				
<b>Inning Stats</b>	R: 0 E: 0 K: 0 S: 3	H: 0 LOB: 0 BB: 0 P: 3	R: 0 E: 0 K: 0 S: 3	H: 0 LOB: 0 BB: 0 P: 3	R: 0 E: 1 K: 2 S: 8	H: 0 LOB: 2 BB: 1 P: 12	R: 1 E: 0 K: 2 S: 8	H: 1 LOB: 0 BB: 0 P: 8	R: 0 E: 0 K: 2 S: 7	H: 0 LOB: 0 BB: 0 P: 7	R: 0 E: 0 K: 1 S: 5	H: 0 LOB: 2 BB: 1 P: 9	R: 0 E: 0 K: 1 S: 5	H: 0 LOB: 0 BB: 0 P: 5	R: 1 E: 0 K: 1 S: 6	H: 2 LOB: 2 BB: 1 P: 10		1B: 2 2B: 0 3B: 0 HR: 1	SF: 0 SAC: 2 DP: 0 HBP: 0	WP: 0 PB: 0 SB: 0 CS: 0
<b>PITCHER</b> Bob Veale, L ERA: 3.14 (1,1)	IP: 8.2 WLS: L BF: 33 H: 3 R: 2 ER: 2 SO: 9 BB: 3 IBB: 0 HBP: 0 BLK: 0 WP: 0 HR: 1 S: 48 P: 60 ERA: 2.08 WHIP: 0.692															<b>PITCHER</b>				



Batter	1	2	3	4	5	6	7	8	9	AB	R	H	RBI	BB	SO	LOB	TOP			
Matty Alou, L OBP: 0.367, SLG: 0.404 (1, 8)										4	0	2	0	0	0	1	Pittsburgh Pirates @ Philadelphia Phillies Connie Mack Stadium, Philadelphia, PA Mon Sep 15 1969, 7:05 PM EDT Att: 2,933 - Unknown			
Dave Cash, R Gene Alley, R OBP: 0.295, SLG: 0.357 (8, PH) (8, 4)										3	0	0	0	0	1	2				
Al Oliver, L OBP: 0.330, SLG: 0.442 (1, 3)										4	0	1	0	0	2					
Carl Taylor, R OBP: 0.438, SLG: 0.473 (8, 9)										3	1	1	0	1	0	2				
Richie Hebner, L OBP: 0.371, SLG: 0.423 (1, 5)										4	0	0	0	0	0	3				
Johnny Jeter, R Willie Stargell, L OBP: 0.383, SLG: 0.500 OBP: 0.388, SLG: 0.570 (8, PH) (8, 7)										3	1	2	2	0	1	0				
Jerry May, R OBP: 0.270, SLG: 0.392 (1, 2)										4	1	2	1	0	2	0				
Freddie Patek, R Bob Robertson, R Lou Marone, R Manny Sanguillen, R OBP: 0.313, SLG: 0.296 OBP: 0.233, SLG: 0.228 OBP: 0.388, SLG: 0.423 OBP: 0.333, SLG: 0.425 (1, 6) (7, PH) (7, 1) (9, PH)										2	0	0	0	0	0	2				
Bo Belinsky, L Angel Mangual, R Bruce Dal Canton, R Jose Padilla, R Jose Martinez, R OBP: 0.306, SLG: 0.323 (1, 1) (5, PH) (5, 1) (7, PH) (7, PH)											1	0	0	0	0	0				
<b>Inning Stats</b>	R: 0 E: 0 K: 0 S: 4	H: 1 LOB: 1 BB: 0 P: 4	R: 0 E: 0 K: 0 S: 4	H: 2 LOB: 1 BB: 0 P: 4	R: 0 E: 0 K: 1 S: 6	H: 1 LOB: 0 BB: 0 P: 6	R: 2 E: 0 K: 1 S: 6	H: 1 LOB: 0 BB: 0 P: 10	R: 0 E: 0 K: 0 S: 3	H: 0 LOB: 0 BB: 0 P: 3	R: 1 E: 0 K: 1 S: 7	H: 2 LOB: 1 BB: 0 P: 7	R: 0 E: 1 K: 1 S: 7	H: 1 LOB: 2 BB: 0 P: 7	R: 0 E: 0 K: 2 S: 7	H: 0 LOB: 0 BB: 0 P: 7		1B: 5 2B: 3 3B: 0 HR: 2	SF: 0 SAC: 0 DP: 2 HBP: 0	WP: 0 PB: 0 SB: 1 CS: 0
<b>PITCHER</b> Jeff James, R ERA: 3.06 (1, 1)	IP: 9.0 WLS: W BF: 36	H: 9 R: 3 ER: 3 SO: 6	BB: 1 IBB: 0 HBP: 0 BLK: 0	WP: 0 HR: 2 S: 47 P: 51	ERA: 3.00 WHIP: 1.111	<b>PITCHER</b>										IP: 9.0 WLS: W BF: 36	H: 9 R: 3 ER: 3 SO: 6	BB: 1 IBB: 0 HBP: 0 BLK: 0	WP: 0 HR: 2 S: 47 P: 51	ERA: 3.00 WHIP: 1.111

Batter	1	2	3	4	5	6	7	8	9	AB	R	H	RBI	BB	SO	LOB	BOTTOM			
Tony Taylor, R OBP: 0.315, SLG: 0.341 (1, 5)										4	1	1	0	0	1	0	Pittsburgh Pirates @ Philadelphia Phillies Connie Mack Stadium, Philadelphia, PA Mon Sep 15 1969, 7:05 PM EDT Att: 2,933 - Unknown			
Johnny Callison, L OBP: 0.321, SLG: 0.431 (1, 9)										4	0	1	1	0	2	0				
Rick Joseph, R OBP: 0.331, SLG: 0.397 (1, 3)										3	0	0	0	1	1	1				
Deron Johnson, R Larry Hisle, R OBP: 0.328, SLG: 0.433 OBP: 0.336, SLG: 0.460 (1, 7) (9, 8)										4	0	0	0	0	2	2				
Don Money, R OBP: 0.303, SLG: 0.329 (1, 6)										2	1	2	0	2	0	0				
Mike Ryan, R OBP: 0.282, SLG: 0.340 (1, 2)										3	1	1	1	1	0	2				
Cookie Rojas, R OBP: 0.286, SLG: 0.283 (1, 4)										3	0	0	0	0	5					
John Briggs, L OBP: 0.351, SLG: 0.408 (1, 8) (9, 7)										3	1	1	2	0	1	1				
Jeff James, R (1, 1)										3	0	0	0	0	2	0				
<b>Inning Stats</b>	R: 1 E: 0 K: 1 S: 7	H: 2 LOB: 3 BB: 2 P: 15	R: 0 E: 0 K: 0 S: 3	H: 0 LOB: 0 BB: 0 P: 3	R: 0 E: 0 K: 2 S: 7	H: 0 LOB: 0 BB: 0 P: 7	R: 3 E: 0 K: 2 S: 10	H: 3 LOB: 0 BB: 0 P: 10	R: 0 E: 0 K: 1 S: 5	H: 0 LOB: 0 BB: 0 P: 5	R: 0 E: 0 K: 1 S: 6	H: 1 LOB: 1 BB: 0 P: 6	R: 0 E: 0 K: 2 S: 7	H: 0 LOB: 0 BB: 0 P: 7	R: 0 E: 0 K: 0 S: 2	H: 0 LOB: 1 BB: 2 P: 10		1B: 3 2B: 2 3B: 0 HR: 1	SF: 0 SAC: 0 DP: 1 HBP: 0	WP: 0 PB: 0 SB: 0 CS: 0
<b>PITCHER</b> Bo Belinsky, L Bruce Dal Canton, R Lou Marone, L ERA: 4.58 ERA: 3.53 ERA: 3.0 (1, 1) (5, 1) (7, 1)	IP: 4.0 WLS: L BF: 19	H: 5 R: 4 ER: 4 SO: 4	BB: 2 IBB: 0 HBP: 0 BLK: 0	WP: 0 HR: 1 S: 27 P: 35	ERA: 9.00 WHIP: 1.750	<b>PITCHER</b>										IP: 2.0 WLS: 0 BF: 7	H: 0 R: 0 ER: 0 SO: 2	BB: 0 IBB: 0 HBP: 0 BLK: 0	WP: 0 HR: 0 S: 9 P: 17	ERA: 0.00 WHIP: 1.000













Batter	1	2	3	4	5	6	7	8	9	AB	R	H	RBI	BB	SO	LOB	TOP											
Matty Alou, L OBP: 0.365, SLG: 0.404 (1, 8)										5	1	1	0	0	0	2	<b>Pittsburgh Pirates @ St. Louis Cardinals</b> Busch Stadium, St. Louis, MO Thu Sep 18 1969, 3:33 AM CDT Att: 8,612 - Unknown											
Dave Cash, R OBP: 0.471, SLG: 0.533 (1, 4)										4	1	2	0	1	0	0												
Willie Stargell, L OBP: 0.387, SLG: 0.564 Johnny Jeter, R OBP: 0.364, SLG: 0.550 (1, 7) (8, 7)										3	1	0	0	2	0	2												
Roberto Clemente, R OBP: 0.400, SLG: 0.537 (1, 9)										3	1	1	0	2	1	2												
Al Oliver, L OBP: 0.324, SLG: 0.446 (1, 3)										5	0	0	0	0	1	7												
Manny Sanguillen, R OBP: 0.331, SLG: 0.423 (1, 2)										5	0	2	2	0	1	2												
Richie Hebner, L OBP: 0.376, SLG: 0.423 (1, 5)										3	1	2	0	2	0	1												
Freddie Patek, R OBP: 0.313, SLG: 0.293 Bob Robertson, R OBP: 0.241, SLG: 0.250 Jose Martinez, R OBP: 0.309, SLG: 0.321 (1, 6) (7, PH) (7, PH) (7, 6)										1	0	0	0	0	0	2												
Steve Blass, R OBP: 0.299, SLG: 0.313 Carl Taylor, R OBP: 0.434, SLG: 0.467 Lou Marone, R OBP: 0.327, SLG: 0.458 Joe Pagan, R OBP: 0.327, SLG: 0.458 Joe Gibbon, R OBP: 0.327, SLG: 0.458 (1, 1) (5, PH) (5, 1) (7, PH) (7, 1)										1	0	0	0	0	1	1												
<b>Inning Stats</b>	R: 0 E: 0 K: 0 S: 3	H: 0 LOB: 0 BB: 0 P: 3	R: 0 E: 0 K: 0 S: 3	H: 1 LOB: 0 BB: 0 P: 3	R: 0 E: 0 K: 1 S: 6	H: 1 LOB: 1 BB: 0 P: 6	R: 0 E: 0 K: 0 S: 3	H: 0 LOB: 0 BB: 0 P: 3	R: 0 E: 0 K: 1 S: 6	H: 1 LOB: 2 BB: 1 P: 10	R: 0 E: 0 K: 2 S: 13	H: 6 LOB: 2 BB: 2 P: 21	R: 0 E: 0 K: 0 S: 3	H: 0 LOB: 2 BB: 2 P: 11	R: 0 E: 0 K: 1 S: 5	H: 0 LOB: 2 BB: 2 P: 13		1B: 5 2B: 4 3B: 0 HR: 1	SF: 0 SAC: 2 DP: 1 HBP: 0	WP: 2 PB: 0 SB: 1 CS: 0	PA: 44							
<b>PITCHER</b>	IP	WLS	BF	H	R	ER	SO	BB	IBB	HBP	BLK	WP	HR	S	P	ERA		WHIP										
Nelson Briles, R ERA: 3.6 (1, 1)	6.1		26	6	2	2	4	2	0	0	0	0	0	32	40	2.84		1.263										
Mudcat Grant, R ERA: 4.55 (7, 1)	0.0		3	3	1	1	0	0	0	0	0	0	1	3	3	∞	∞											
Ray Washburn, R ERA: 3.08 (7, 1)	0.1		4	1	3	3	1	0	2	0	0	1	0	4	12	81.00	3.000											
Joe Hoerner, L ERA: 2.94 (7, 1)	0.1		1	0	1	1	0	0	0	0	0	1	0	1	1	27.00	0.000											
Sal Campisi, R ERA: (8, 1)	2.0	W	10	0	0	0	1	3	1	0	0	0	0	8	24	0.00	1.500											

Batter	1	2	3	4	5	6	7	8	9	AB	R	H	RBI	BB	SO	LOB	BOTTOM											
Lou Brock, L OBP: 0.347, SLG: 0.438 (1, 7)										4	0	0	0	1	2	2	<b>Pittsburgh Pirates @ St. Louis Cardinals</b> Busch Stadium, St. Louis, MO Thu Sep 18 1969, 3:33 AM CDT Att: 8,612 - Unknown											
Curt Flood, R OBP: 0.348, SLG: 0.373 (1, 8)										3	3	2	1	2	0	0												
Vada Pinson, L OBP: 0.307, SLG: 0.386 (1, 9)										5	2	2	3	0	2	4												
Joe Hague, L OBP: 0.262, SLG: 0.233 Joe Torre, R OBP: 0.357, SLG: 0.445 (1, 3) (7, PH) (8, 3)										3	1	1	2	0	1	2												
Ted Simmons, S OBP: 0.167, SLG: 0.167 (1, 2)										5	0	1	1	0	0	2												
Chip Coulter, S OBP: 0.338, SLG: 0.414 (8, PH) (9, 4)										2	0	0	0	1	1	0												
Mike Shannon, R OBP: 0.321, SLG: 0.376 (1, 5)										3	0	1	0	1	0	1												
Jerry Davanon, R OBP: 0.244, SLG: 0.257 (1, 6)										4	1	2	0	0	0	2												
Nelson Briles, R OBP: 0.196, SLG: 0.151 Mudcat Grant, R OBP: 0.285, SLG: 0.219 Ray Washburn, R OBP: 0.105, SLG: 0.081 Joe Hoerner, R OBP: 0.333, SLG: 0.320 Byron Browne, R OBP: 0.307, SLG: 0.270 Phil Gagliano, R OBP: 0.266, SLG: 0.284 (1, 1) (7, 1) (7, 1) (7, 1) (7, PH) (8, 1) (9, PH) (9, PH)										2	0	0	0	0	1	1												
<b>Inning Stats</b>	R: 0 E: 0 K: 2 S: 7	H: 0 LOB: 2 BB: 2 P: 15	R: 0 E: 0 K: 0 S: 3	H: 1 LOB: 0 BB: 0 P: 3	R: 3 E: 0 K: 1 S: 7	H: 2 LOB: 1 BB: 1 P: 11	R: 0 E: 0 K: 1 S: 6	H: 1 LOB: 1 BB: 0 P: 6	R: 0 E: 0 K: 0 S: 3	H: 0 LOB: 0 BB: 0 P: 3	R: 0 E: 0 K: 0 S: 3	H: 0 LOB: 1 BB: 1 P: 7	R: 3 E: 0 K: 1 S: 8	H: 3 LOB: 0 BB: 0 P: 8	R: 0 E: 0 K: 0 S: 3	H: 0 LOB: 1 BB: 1 P: 7		R: 2 E: 1 K: 2 S: 10	H: 3 LOB: 2 BB: 0 P: 10	1B: 6 2B: 3 3B: 0 HR: 2	SF: 0 SAC: 0 DP: 1 HBP: 0	WP: 0 PB: 0 SB: 0 CS: 0	PA: 41					
<b>PITCHER</b>	IP	WLS	BF	H	R	ER	SO	BB	IBB	HBP	BLK	WP	HR	S	P	ERA		WHIP										
Steve Blass, R ERA: 4.6 (1, 1)	4.0		18	4	3	3	4	3	0	0	0	0	1	23	35	6.75		1.750										
Lou Marone, L ERA: 2.51 (5, 1)	2.0		7	0	0	0	0	1	0	0	0	0	0	6	10	0.00	0.500											
Joe Gibbon, L ERA: 2.45 (7, 1)	2.2	L	16	6	5	3	3	1	0	0	0	0	1	21	25	10.12	2.625											













Batter	1	2	3	4	5	6	7	8	9	AB R H RBI BB SO LOB	TOP							
Matty Alou, L OBP: 0.369, SLG: 0.410 (1, 8)										5 0 1 0 0 1 2	<b>Pittsburgh Pirates @ New York Mets</b> Shea Stadium, Flushing, NY Sat Sep 20 1969, 3:33 AM EDT Att: 38,784 - Unknown							
Dave Cash, R OBP: 0.433, SLG: 0.520 (1, 4)										2 1 0 0 2 0 1								
Willie Stargell, L OBP: 0.386, SLG: 0.565 (1, 7) Johnny Jeter, R OBP: 0.348, SLG: 0.524 (8, 7)										4 1 1 0 0 1 2 0 0 0 0 0 0 0								
Roberto Clemente, R OBP: 0.398, SLG: 0.532 (1, 9)										3 1 0 0 1 0 1								
Al Oliver, L OBP: 0.321, SLG: 0.439 (1, 3)										3 0 1 0 0 0 0								
Manny Sanguillen, R OBP: 0.333, SLG: 0.424 (1, 2)										4 1 2 1 0 0 1								
Richie Hebner, L OBP: 0.379, SLG: 0.422 (1, 5)										4 0 1 0 0 0 2								
Freddie Patek, R OBP: 0.316, SLG: 0.294 (1, 6)										4 0 0 0 0 1 3								
Bob Moose, R OBP: 0.157, SLG: 0.065 (1, 1)										3 0 0 0 1 2 0								
<b>Inning Stats</b>	R: 0 E: 0 K: 0 S: 4	H: 1 LOB: 1 BB: 0 P: 4	R: 0 E: 0 K: 0 S: 3	H: 0 LOB: 0 BB: 0 P: 3	R: 0 E: 0 K: 0 S: 3	H: 0 LOB: 0 BB: 2 P: 13	R: 0 E: 0 K: 0 S: 7	H: 0 LOB: 1 BB: 1 P: 11	R: 0 E: 0 K: 0 S: 7	H: 0 LOB: 0 BB: 0 P: 7	R: 0 E: 0 K: 0 S: 3	H: 0 LOB: 0 BB: 0 P: 3	R: 1 E: 0 K: 1 S: 7	H: 2 LOB: 2 BB: 1 P: 11	1B: 6 2B: 0 3B: 0 HR: 0	SF: 0 SAC: 0 DP: 0 HBP: 1	WP: 3 PB: 0 SB: 0 CS: 1	PA: 37
<b>PITCHER</b>	IP WLS BF H R ER SO BB IBB HBP BLK WP HR S P ERA WHIP											<b>PITCHER</b>	IP WLS BF H R ER SO BB IBB HBP BLK WP HR S P ERA WHIP					
Gary Gentry, R ERA: 3.67 (1, 1)	6.0 L 25 4 3 3 2 3 0 1 0 0 2 0 25 38 4.50 1.167											Tug McGraw, L ERA: 2.39 (7, 1)	3.0 12 2 1 1 3 1 0 0 0 1 0 17 21 3.00 1.000					

Batter	1	2	3	4	5	6	7	8	9	AB R H RBI BB SO LOB	BOTTOM							
Tommie Agee, R OBP: 0.343, SLG: 0.471 (1, 8)										4 0 0 0 0 1 1	<b>Pittsburgh Pirates @ New York Mets</b> Shea Stadium, Flushing, NY Sat Sep 20 1969, 3:33 AM EDT Att: 38,784 - Unknown							
Wayne Garrett, L OBP: 0.286, SLG: 0.267 (1, 5)										4 0 0 0 0 0 1								
Art Shamsky, L OBP: 0.361, SLG: 0.493 (1, 7)										4 0 0 0 0 0 1								
Ken Boswell, L OBP: 0.344, SLG: 0.379 (1, 4)										3 0 0 0 0 0 0								
Ed Kranepool, L OBP: 0.309, SLG: 0.381 (1, 3)										2 0 0 0 1 1 0								
Ron Swoboda, R OBP: 0.323, SLG: 0.373 (1, 9)										2 0 0 0 1 1 1								
J.C. Martin, L OBP: 0.261, SLG: 0.327 (1, 2)										3 0 0 0 0 1 2								
Bud Harrelson, S OBP: 0.333, SLG: 0.299 (1, 6)										3 0 0 0 0 1 1								
Gary Gentry, R OBP: 0.114, SLG: 0.103 (1, 1) Jim Gosger, L OBP: 0.194, SLG: 0.231 (6, PH) Tug McGraw, R OBP: 0.208, SLG: 0.217 (7, 1) Rod Gaspar, S OBP: 0.312, SLG: 0.278 (8, PH)										1 0 0 0 0 0 0 1 0 0 0 0 1 0 0 0 0 0 0 0 0 0 0 0 0 1 0 0								
<b>Inning Stats</b>	R: 0 E: 0 K: 0 S: 3	H: 0 LOB: 0 BB: 1 P: 3	R: 0 E: 0 K: 1 S: 5	H: 0 LOB: 0 BB: 0 P: 5	R: 0 E: 0 K: 0 S: 3	H: 0 LOB: 0 BB: 0 P: 3	R: 0 E: 0 K: 1 S: 5	H: 0 LOB: 0 BB: 0 P: 5	R: 0 E: 0 K: 0 S: 3	H: 0 LOB: 0 BB: 0 P: 3	R: 0 E: 0 K: 3 S: 9	H: 0 LOB: 0 BB: 0 P: 9	R: 0 E: 0 K: 0 S: 3	H: 0 LOB: 1 BB: 1 P: 7	1B: 0 2B: 0 3B: 0 HR: 0	SF: 0 SAC: 0 DP: 0 HBP: 0	WP: 0 PB: 0 SB: 0 CS: 0	PA: 30
<b>PITCHER</b>	IP WLS BF H R ER SO BB IBB HBP BLK WP HR S P ERA WHIP											<b>PITCHER</b>	IP WLS BF H R ER SO BB IBB HBP BLK WP HR S P ERA WHIP					
Bob Moose, R ERA: 2.99 (1, 1)	9.0 W 30 0 0 0 6 3 0 0 0 0 0 0 39 51 0.00 0.333																	





Batter	1	2	3	4	5	6	7	8	9	AB	R	H	RBI	BB	SO	LOB	TOP			
Matty Alou, L OBP: 0.368, SLG: 0.411 (1, 8)			6-3				1-3			4	1	1	0	0	1	0	<b>Pittsburgh Pirates @ New York Mets</b> Shea Stadium, Flushing, NY Sun Sep 21 1969, 3:33 AM EDT Unknown			
Dave Cash, R OBP: 0.441, SLG: 0.481 (1, 4)										2	1	0	0	2	1	1				
Willie Stargell, L OBP: 0.387, SLG: 0.563 (1, 7)										4	0	1	1	0	1	2				
Roberto Clemente, R OBP: 0.399, SLG: 0.533 (1, 9)										4	0	2	1	0	1	1				
Jose Pagan, R OBP: 0.332, SLG: 0.469 (1, 5)										2	1	1	1	2	0	1				
Manny Sanguillen, R OBP: 0.330, SLG: 0.420 (1, 2)										4	0	0	0	0	0	4				
Bob Robertson, R OBP: 0.250, SLG: 0.271 (1, 3)										4	0	1	0	0	0	2				
Freddie Patek, R OBP: 0.314, SLG: 0.292 (9, PH)										3	0	0	0	0	1	1				
Gene Alley, R OBP: 0.254, SLG: 0.356 (9, PH)										1	0	0	0	0	0	0				
Dock Ellis, S OBP: 0.118, SLG: 0.092 (3, 1)										1	0	0	0	0	1	0				
Lou Marone, R OBP: 0.338, SLG: 0.489 (5, PH)										0	0	0	0	0	0	0				
Bruce Dal Canton, R OBP: 0.240, SLG: 0.362 (5, 1)										0	0	0	0	0	0	0				
Carl Taylor, R OBP: 0.243, SLG: 0.465 (7, 1)										0	0	0	0	0	0	0				
Joe Gibbon, R OBP: 0.333, SLG: 0.500 (9, PH)										1	0	0	0	0	1	0				
<b>Inning Stats</b>	R: 1 E: 0 K: 1 S: 7	H: 2 LOB: 1 BB: 0 P: 7	R: 0 E: 0 K: 0 S: 3	H: 1 LOB: 0 BB: 0 P: 3	R: 0 E: 0 K: 1 S: 5	H: 0 LOB: 1 BB: 1 P: 9	R: 0 E: 0 K: 0 S: 4	H: 1 LOB: 0 BB: 0 P: 4	R: 0 E: 0 K: 2 S: 7	H: 0 LOB: 0 BB: 0 P: 7	R: 0 E: 0 K: 0 S: 3	H: 1 LOB: 2 BB: 1 P: 12	R: 0 E: 0 K: 2 S: 8	H: 1 LOB: 2 BB: 0 P: 12	R: 0 E: 0 K: 1 S: 5	H: 0 LOB: 0 BB: 0 P: 5	1B: 3 2B: 2 3B: 0 HR: 1	SF: 0 SAC: 0 DP: 1 HBP: 0	WP: 0 PB: 0 SB: 0 CS: 0	PA: 36
<b>PITCHER</b> Jerry Kosman, L ERA: 2.3 (1, 1)	IP: 9.0 WLS: W BF: 36 H: 6 R: 3 ER: 3 SO: 7 BB: 4 IBB: 0 HBP: 0 BLK: 0 WP: 0 HR: 1 S: 46 P: 62 ERA: 3.00 WHIP: 1.111															<b>PITCHER</b>	IP: 9.0 WLS: W BF: 36 H: 6 R: 3 ER: 3 SO: 7 BB: 4 IBB: 0 HBP: 0 BLK: 0 WP: 0 HR: 1 S: 46 P: 62 ERA: 3.00 WHIP: 1.111			

Batter	1	2	3	4	5	6	7	8	9	AB	R	H	RBI	BB	SO	LOB	BOTTOM			
Tommye Agee, R OBP: 0.343, SLG: 0.470 (1, 8)										4	0	1	0	0	2	4	<b>Pittsburgh Pirates @ New York Mets</b> Shea Stadium, Flushing, NY Sun Sep 21 1969, 3:33 AM EDT Unknown			
Wayne Garrett, L OBP: 0.283, SLG: 0.265 (1, 5)										4	0	0	0	0	1	1				
Art Shamsky, L OBP: 0.362, SLG: 0.504 (1, 7)										4	2	2	1	0	1	1				
Amos Otis, R OBP: 0.189, SLG: 0.167 (8, 7)										0	0	0	0	0	0	0				
Ken Boswell, L OBP: 0.348, SLG: 0.380 (1, 4)										2	2	1	0	2	1	0				
Al Weis, S OBP: 0.270, SLG: 0.301 (8, 4)										0	0	0	0	0	0	0				
Ed Kranepool, L OBP: 0.308, SLG: 0.380 (1, 3)										4	1	1	0	0	0	3				
Ron Swoboda, R OBP: 0.325, SLG: 0.375 (1, 9)										4	0	2	2	0	0	3				
Duffy Dyer, R OBP: 0.290, SLG: 0.415 (1, 2)										4	0	1	2	0	1	3				
Bud Harrelson, S OBP: 0.334, SLG: 0.300 (1, 6)										3	0	1	0	1	1	3				
Jerry Kosman, R OBP: 0.063, SLG: 0.051 (1, 1)										3	0	0	0	0	2	6				
<b>Inning Stats</b>	R: 0 E: 0 K: 2 S: 7	H: 0 LOB: 0 BB: 0 P: 7	R: 1 E: 1 K: 1 S: 7	H: 1 LOB: 3 BB: 2 P: 15	R: 3 E: 1 K: 2 S: 12	H: 4 LOB: 2 BB: 0 P: 12	R: 0 E: 1 K: 1 S: 5	H: 1 LOB: 0 BB: 0 P: 5	R: 0 E: 0 K: 0 S: 2	H: 0 LOB: 0 BB: 1 P: 6	R: 0 E: 0 K: 2 S: 8	H: 1 LOB: 1 BB: 0 P: 8	R: 1 E: 0 K: 1 S: 6	H: 1 LOB: 0 BB: 0 P: 6	R: 0 E: 0 K: 0 S: 4	H: 1 LOB: 1 BB: 0 P: 4	1B: 8 2B: 1 3B: 0 HR: 1	SF: 0 SAC: 1 DP: 1 HBP: 0	WP: 0 PB: 0 SB: 0 CS: 0	PA: 36
<b>PITCHER</b> Dock Ellis, R ERA: 3.77 (1, 1)	IP: 2.1 WLS: L BF: 16 H: 5 R: 4 ER: 3 SO: 3 BB: 2 IBB: 0 HBP: 0 BLK: 0 WP: 0 HR: 0 S: 20 P: 28 ERA: 11.57 WHIP: 3.000															<b>PITCHER</b>	IP: 2.1 WLS: L BF: 16 H: 5 R: 4 ER: 3 SO: 3 BB: 2 IBB: 0 HBP: 0 BLK: 0 WP: 0 HR: 0 S: 20 P: 28 ERA: 11.57 WHIP: 3.000			
Lou Marone, L ERA: 2.67 (3, 1)	IP: 1.2 WLS: 5 BF: 1 H: 0 R: 0 ER: 0 SO: 3 BB: 0 IBB: 0 HBP: 0 BLK: 0 WP: 0 HR: 11 S: 11 P: 11 ERA: 0.00 WHIP: 0.600															<b>PITCHER</b>	IP: 1.2 WLS: 5 BF: 1 H: 0 R: 0 ER: 0 SO: 3 BB: 0 IBB: 0 HBP: 0 BLK: 0 WP: 0 HR: 11 S: 11 P: 11 ERA: 0.00 WHIP: 0.600			
Bruce Dal Canton, R ERA: 0.44 (5, 1)	IP: 2.0 WLS: 7 BF: 1 H: 0 R: 0 ER: 0 SO: 2 BB: 1 IBB: 0 HBP: 0 BLK: 0 WP: 0 HR: 10 S: 14 P: 14 ERA: 0.00 WHIP: 1.000															<b>PITCHER</b>	IP: 2.0 WLS: 7 BF: 1 H: 0 R: 0 ER: 0 SO: 2 BB: 1 IBB: 0 HBP: 0 BLK: 0 WP: 0 HR: 10 S: 14 P: 14 ERA: 0.00 WHIP: 1.000			
Joe Gibbon, L ERA: 2.51 (7, 1)	IP: 2.0 WLS: 8 BF: 2 H: 1 R: 1 ER: 1 SO: 1 BB: 0 IBB: 0 HBP: 0 BLK: 0 WP: 1 HR: 10 S: 10 P: 10 ERA: 4.50 WHIP: 1.000															<b>PITCHER</b>	IP: 2.0 WLS: 8 BF: 2 H: 1 R: 1 ER: 1 SO: 1 BB: 0 IBB: 0 HBP: 0 BLK: 0 WP: 1 HR: 10 S: 10 P: 10 ERA: 4.50 WHIP: 1.000			



Batter	1	2	3	4	5	6	7	8	9	AB	R	H	RBI	BB	SO	LOB	TOP			
Matty Alou, L OBP: 0.369, SLG: 0.411 (1, 8)	4-0 BB G6-3		X 0-0 1B		X 0-0 G2		X 0-0 4-3			3	0	1	0	1	0	1				
Dave Cash, R OBP: 0.421, SLG: 0.452 (1, 4)	0-0 G6-3 1-2f		X 0-0 6-3		X 0-0 1B		X 0-0 1B		X 0-0 5-3	4	0	1	0	0	0	2				
Willie Stargell, L OBP: 0.386, SLG: 0.566 (1, 7)	0-0 L6			X 0-0 HR	X 0-0 4-3			X 0-0 3-1		4	1	1	1	0	0	1				
Carl Taylor, R OBP: 0.439, SLG: 0.465 (1, 9)		X 0-0 FC4-6 1B		X 0-0 5-3		X 1-0 G4-6-3 HBP		X 4-0 BB		2	0	1	0	1	0	0				
Richie Hebner, L OBP: 0.378, SLG: 0.421 (1, 5)		X 0-0 FC4-6 1-2f		X 0-0 BB 1B		X 0-0 L4		X 0-0 F7		4	0	1	0	0	0	3				
Bob Robertson, R OBP: 0.250, SLG: 0.261 (1, 3)		X 0-0 P6		X 4-0 FC4-6 BB		X 0-0 G4-6-3 1-2f			X 0-0 F9	3	0	0	0	1	0	2				
Jerry May, R OBP: 0.268, SLG: 0.384 (1, 2)		X 0-0 F8		X 0-3 K			X 0-0 1B		X 0-0 6-3	4	0	1	0	0	1	3				
Freddie Patek, R OBP: 0.313, SLG: 0.291 Jose Martinez, R OBP: 0.311, SLG: 0.323 (7, PH) (7, 6)			X 0-0 1-3	X 0-0 FC4-6 1-2f			X 0-0 1B		X 0-3 K	2	0	0	0	0	0	2				
Steve Blass, R OBP: 0.253, SLG: 0.305 Lou Marone, R OBP: 0.331, SLG: 0.467 Chuck Hartenstein, R OBP: 0.133, SLG: 0.071 Frank Brosseau, R OBP: 0.246, SLG: 0.268 (6, 1) (7, PH) (7, 1) (8, 1)			X 0-0 6-3		X 0-3 K		X 0-0 F7			2	0	0	0	0	1	0				
<b>Inning Stats</b>	R: 0 E: 0 K: 0 S: 2	H: 0 LOB: 0 BB: 1 P: 6	R: 0 E: 0 K: 0 S: 4	H: 1 LOB: 1 BB: 0 P: 4	R: 0 E: 0 K: 0 S: 4	H: 1 LOB: 1 BB: 0 P: 4	R: 1 E: 0 K: 1 S: 7	H: 2 LOB: 2 BB: 1 P: 11	R: 0 E: 0 K: 0 S: 6	H: 1 LOB: 1 BB: 0 P: 6	R: 0 E: 0 K: 0 S: 4	H: 2 LOB: 1 BB: 0 P: 4	R: 0 E: 0 K: 1 S: 5	H: 0 LOB: 1 BB: 0 P: 7	R: 0 E: 0 K: 1 S: 5	H: 0 LOB: 0 BB: 0 P: 5	1B: 6 2B: 0 3B: 0 HR: 1	SF: 0 SAC: 0 DP: 2 HBP: 1	WP: 0 PB: 0 SB: 0 CS: 0	PA: 35
<b>PITCHER</b> Don Cardwell, R ERA: 2.81 (1, 1)	IP: 9.0 WLS: W BF: 35 H: 7 R: 1 ER: 1 SO: 3 BB: 3 IBB: 0 HBP: 1 BLK: 0 WP: 0 HR: 1 S: 37 P: 50 ERA: 1.00 WHIP: 1.111															<b>PITCHER</b>				

Pittsburgh Pirates @ New York Mets  
Shea Stadium, Flushing, NY  
Sun Sep 21 1969, 3:38 AM EDT  
Att: 55,901 - Unknown

AB	31
R	1
H	7
RBI	1
BB	3
SO	3
LOB	15



Batter	1	2	3	4	5	6	7	8	9	AB	R	H	RBI	BB	SO	LOB	BOTTOM			
Rod Gaspar, S OBP: 0.318, SLG: 0.284 (1, 8) (8, 7)	0-0 1B 2B			X 4-0 PO BB		X 4-0 SF8 E 1-2 2-3 BB		X 0-0 F8		3	1	1	0	2	1	1				
Wayne Garrett, L OBP: 0.294, SLG: 0.265 Cleon Jones, R OBP: 0.427, SLG: 0.497 Bobby Pfeil, R OBP: 0.246, SLG: 0.268 (1, 5) (6, PH) (6, PR) (7, 5)	0-0 E 2H		X 0-3 K		X 0-0 PO 1-2	X 0-0 L3		X 0-0 E1 SF8 1-2 2-3 3H		3	1	1	1	0	1	1				
Art Shamsky, L OBP: 0.364, SLG: 0.505 Amos Otis, R OBP: 0.189, SLG: 0.167 (1, 7) (8, 8)	0-0 E 1-2		X 0-0 1B G4-6-3		X 0-0 4-3		X 0-0 SF8 1-2 2-3 3H			3	2	2	1	0	0	0				
Ken Boswell, L OBP: 0.350, SLG: 0.387 (1, 4)	0-0 F8		X 0-0 1B G4-6-3		X 0-0 3B		X 0-0 L9			4	0	2	0	0	0	5				
Ed Kranepool, L OBP: 0.307, SLG: 0.376 (1, 3)	0-3 K		X 0-0 G4-6-3 1-2f		X 4-0 IBB		X 0-0 6-3			3	0	0	0	1	1	3				
Ron Swoboda, R OBP: 0.324, SLG: 0.373 (1, 9)	0-0 E9 1H 2H		X 0-0 E6 1B		X 0-3 K		X 0-0 6-3			4	0	1	0	0	1	2				
Jerry Grote, R OBP: 0.311, SLG: 0.351 (1, 2)	0-3 K		X 0-0 4-3		X 0-0 BB E 1B		X 0-0 3-1			4	1	1	0	0	1	2				
Al Weis, S OBP: 0.269, SLG: 0.309 (1, 6)		X 0-0 3B		X 0-3 K		X 0-0 F9		X 0-3 K		4	0	1	0	0	2	1				
Don Cardwell, R OBP: 0.184, SLG: 0.234 (1, 1)		X 0-0 6-3		X 0-0 6-3		X 0-0 E1 E BB SF8 1-2		X 0-3 K		4	1	0	0	0	1	2				
<b>Inning Stats</b>	R: 3 E: 1 K: 2 S: 11	H: 3 LOB: 1 BB: 0 P: 11	R: 0 E: 0 K: 2 S: 8	H: 1 LOB: 0 BB: 0 P: 8	R: 1 E: 1 K: 0 S: 5	H: 3 LOB: 1 BB: 0 P: 5	R: 0 E: 0 K: 1 S: 4	H: 0 LOB: 0 BB: 1 P: 8	R: 0 E: 0 K: 1 S: 6	H: 1 LOB: 2 BB: 1 P: 10	R: 2 E: 2 K: 0 S: 6	H: 1 LOB: 3 BB: 1 P: 10	R: 0 E: 0 K: 0 S: 3	H: 0 LOB: 0 BB: 0 P: 3	R: 0 E: 0 K: 2 S: 7	H: 0 LOB: 0 BB: 0 P: 7	1B: 6 2B: 1 3B: 2 HR: 0	SF: 1 SAC: 0 DP: 1 HBP: 0	WP: 0 PB: 0 SB: 0 CS: 0	PA: 38
<b>PITCHER</b> Steve Blass, R ERA: 4.97 Lou Marone, L ERA: 2.62 Chuck Hartenstein, R ERA: 3.7 Frank Brosseau, R ERA: 10.8 (1, 1) (6, 1) (7, 1) (8, 1)	IP: 0.2 WLS: L BF: 3 H: 0 R: 0 ER: 0 SO: 0 BB: 0 IBB: 0 HBP: 0 BLK: 0 WP: 0 HR: 0 S: 3 P: 3 ERA: 0.00 WHIP: 0.000															<b>PITCHER</b>				

Pittsburgh Pirates @ New York Mets  
Shea Stadium, Flushing, NY  
Sun Sep 21 1969, 3:38 AM EDT  
Att: 55,901 - Unknown

AB	33
R	6
H	9
RBI	3
BB	3
SO	8
LOB	19





Batter	1	2	3	4	5	6	7	8	9	AB	R	H	RBI	BB	SO	LOB	TOP					
Larry Hisle, R OBP: 0.339, SLG: 0.459 (1,8)										4	2	2	0	0	1	0	Philadelphia Phillies @ Pittsburgh Pirates Forbes Field, Pittsburgh, PA Tue Sep 23 1969, 7:05 PM EDT Att: 2,364 - Unknown					
Johnny Callison, L OBP: 0.335, SLG: 0.450 (1,9)										4	1	2	0	0	0	1						
Dick Allen, R OBP: 0.361, SLG: 0.597 (1,3)										3	0	1	2	0	2	1						
Deron Johnson, R OBP: 0.337, SLG: 0.431 (1,7)										4	0	1	1	0	1	2						
John Briggs, L OBP: 0.347, SLG: 0.397 (9,7)										0	0	0	0	0	0	0						
Rick Joseph, R OBP: 0.324, SLG: 0.391 (1,5)										3	1	1	0	1	0	1						
Don Money, R OBP: 0.304, SLG: 0.335 (1,6)										4	0	0	0	0	2	3						
Mike Ryan, R OBP: 0.260, SLG: 0.336 (1,2)										4	0	1	0	0	0	1						
Terry Harmon, R OBP: 0.327, SLG: 0.298 (1,4)										4	0	2	1	0	0	0						
Grant Jackson, S OBP: 0.157, SLG: 0.185 (1,1)										3	0	0	0	0	0	2						
Jerry Johnson, R OBP: 0.233, SLG: 0.195 (9,1)										0	0	0	0	0	0	0						
<b>Inning Stats</b>	R: 1 E: 0 K: 1 S: 7	H: 2 LOB: 2 BB: 1 P: 11	R: 0 E: 0 K: 0 S: 3	H: 2 LOB: 0 BB: 0 P: 3	R: 0 E: 0 K: 1 S: 6	H: 1 LOB: 1 BB: 0 P: 6	R: 1 E: 0 K: 1 S: 7	H: 2 LOB: 1 BB: 0 P: 7	R: 2 E: 0 K: 0 S: 5	H: 3 LOB: 0 BB: 0 P: 5	R: 0 E: 0 K: 0 S: 3	H: 0 LOB: 0 BB: 0 P: 3	R: 0 E: 0 K: 1 S: 5	H: 0 LOB: 0 BB: 0 P: 5	R: 0 E: 0 K: 2 S: 7	H: 0 LOB: 0 BB: 0 P: 7	R: 0 E: 0 K: 0 S: 3	H: 0 LOB: 0 BB: 0 P: 3	1B: 6 2B: 5 3B: 0 HR: 0	SF: 1 SAC: 0 DP: 2 HBP: 0	WP: 0 PB: 0 SB: 1 CS: 0	PA: 35
<b>PITCHER</b>	IP WLS BF H R ER SO BB IBB HBP BLK WP HR S P ERA WHIP	IP WLS BF H R ER SO BB IBB HBP BLK WP HR S P ERA WHIP	IP WLS BF H R ER SO BB IBB HBP BLK WP HR S P ERA WHIP	IP WLS BF H R ER SO BB IBB HBP BLK WP HR S P ERA WHIP	IP WLS BF H R ER SO BB IBB HBP BLK WP HR S P ERA WHIP	IP WLS BF H R ER SO BB IBB HBP BLK WP HR S P ERA WHIP	IP WLS BF H R ER SO BB IBB HBP BLK WP HR S P ERA WHIP	IP WLS BF H R ER SO BB IBB HBP BLK WP HR S P ERA WHIP	IP WLS BF H R ER SO BB IBB HBP BLK WP HR S P ERA WHIP	IP WLS BF H R ER SO BB IBB HBP BLK WP HR S P ERA WHIP	IP WLS BF H R ER SO BB IBB HBP BLK WP HR S P ERA WHIP	IP WLS BF H R ER SO BB IBB HBP BLK WP HR S P ERA WHIP	IP WLS BF H R ER SO BB IBB HBP BLK WP HR S P ERA WHIP	IP WLS BF H R ER SO BB IBB HBP BLK WP HR S P ERA WHIP	IP WLS BF H R ER SO BB IBB HBP BLK WP HR S P ERA WHIP	IP WLS BF H R ER SO BB IBB HBP BLK WP HR S P ERA WHIP	IP WLS BF H R ER SO BB IBB HBP BLK WP HR S P ERA WHIP	IP WLS BF H R ER SO BB IBB HBP BLK WP HR S P ERA WHIP	1B: 6 2B: 5 3B: 0 HR: 0	SF: 1 SAC: 0 DP: 2 HBP: 0	WP: 0 PB: 0 SB: 1 CS: 0	PA: 35

Batter	1	2	3	4	5	6	7	8	9	AB	R	H	RBI	BB	SO	LOB	BOTTOM					
Matty Alou, L OBP: 0.371, SLG: 0.411 (1,8)										4	0	2	2	1	0	0	Philadelphia Phillies @ Pittsburgh Pirates Forbes Field, Pittsburgh, PA Tue Sep 23 1969, 7:05 PM EDT Att: 2,364 - Unknown					
Dave Cash, R OBP: 0.428, SLG: 0.457 (1,4)										4	0	2	0	0	0	0						
Willie Stargell, L OBP: 0.385, SLG: 0.560 (1,7)										5	0	0	0	0	2	5						
Roberto Clemente, R OBP: 0.401, SLG: 0.534 (1,9)										3	0	1	0	2	0	2						
Jose Pagan, R OBP: 0.325, SLG: 0.458 (1,5)										5	0	0	0	0	2	6						
Manny Sanguillen, R OBP: 0.332, SLG: 0.420 (1,2)										4	0	2	0	0	0	1						
Bob Robertson, R OBP: 0.260, SLG: 0.304 (1,3)										4	1	2	1	0	0	1						
Freddie Patek, R OBP: 0.316, SLG: 0.290 (1,6)										1	2	0	0	3	0	2						
Bob Veale, S OBP: 0.298, SLG: 0.393 (1,1)										1	0	0	0	0	1	0						
Bruce Dal Canton, R OBP: 0.417, SLG: 0.500 (5,1)										0	0	0	0	0	0	0						
Angel Mangual, R OBP: 0.295, SLG: 0.409 (5,1)										1	0	0	0	0	0	1						
Chuck Hartenstein, R OBP: 0.192, SLG: 0.191 (8,1)										0	0	0	0	0	0	0						
Carl Taylor, R OBP: 0.192, SLG: 0.191 (8,1)										1	0	0	0	0	0	1						
Lou Marone, R OBP: 0.200, SLG: 0.478 (8,1)										0	0	0	0	0	0	0						
Johnny Jeter, R OBP: 0.200, SLG: 0.478 (8,1)										1	0	0	0	0	0	1						
Joe Gibbon, R OBP: 0.200, SLG: 0.478 (8,1)										0	0	0	0	0	0	0						
<b>Inning Stats</b>	R: 0 E: 0 K: 0 S: 3	H: 0 LOB: 0 BB: 0 P: 3	R: 0 E: 0 K: 0 S: 5	H: 2 LOB: 2 BB: 0 P: 5	R: 0 E: 0 K: 1 S: 5	H: 0 LOB: 0 BB: 0 P: 5	R: 0 E: 0 K: 1 S: 6	H: 1 LOB: 1 BB: 0 P: 6	R: 2 E: 0 K: 1 S: 8	H: 3 LOB: 2 BB: 1 P: 12	R: 0 E: 0 K: 0 S: 3	H: 1 LOB: 0 BB: 0 P: 3	R: 1 E: 0 K: 0 S: 5	H: 2 LOB: 3 BB: 2 P: 13	R: 0 E: 0 K: 0 S: 3	H: 0 LOB: 1 BB: 1 P: 7	R: 0 E: 0 K: 2 S: 7	H: 0 LOB: 2 BB: 2 P: 15	1B: 7 2B: 1 3B: 0 HR: 1	SF: 0 SAC: 1 DP: 1 HBP: 0	WP: 1 PB: 1 SB: 0 CS: 0	PA: 41
<b>PITCHER</b>	IP WLS BF H R ER SO BB IBB HBP BLK WP HR S P ERA WHIP	IP WLS BF H R ER SO BB IBB HBP BLK WP HR S P ERA WHIP	IP WLS BF H R ER SO BB IBB HBP BLK WP HR S P ERA WHIP	IP WLS BF H R ER SO BB IBB HBP BLK WP HR S P ERA WHIP	IP WLS BF H R ER SO BB IBB HBP BLK WP HR S P ERA WHIP	IP WLS BF H R ER SO BB IBB HBP BLK WP HR S P ERA WHIP	IP WLS BF H R ER SO BB IBB HBP BLK WP HR S P ERA WHIP	IP WLS BF H R ER SO BB IBB HBP BLK WP HR S P ERA WHIP	IP WLS BF H R ER SO BB IBB HBP BLK WP HR S P ERA WHIP	IP WLS BF H R ER SO BB IBB HBP BLK WP HR S P ERA WHIP	IP WLS BF H R ER SO BB IBB HBP BLK WP HR S P ERA WHIP	IP WLS BF H R ER SO BB IBB HBP BLK WP HR S P ERA WHIP	IP WLS BF H R ER SO BB IBB HBP BLK WP HR S P ERA WHIP	IP WLS BF H R ER SO BB IBB HBP BLK WP HR S P ERA WHIP	IP WLS BF H R ER SO BB IBB HBP BLK WP HR S P ERA WHIP	IP WLS BF H R ER SO BB IBB HBP BLK WP HR S P ERA WHIP	IP WLS BF H R ER SO BB IBB HBP BLK WP HR S P ERA WHIP	IP WLS BF H R ER SO BB IBB HBP BLK WP HR S P ERA WHIP	1B: 7 2B: 1 3B: 0 HR: 1	SF: 0 SAC: 1 DP: 1 HBP: 0	WP: 1 PB: 1 SB: 0 CS: 0	PA: 41



Batter	1	2	3	4	5	6	7	8	9	AB	R	H	RBI	BB	SO	LOB	TOP					
<b>Tony Taylor, R</b> OBP: 0.327, SLG: 0.347 (1, 4)	4-3		6-3		F9			G6-4-3 BB		3	0	0	0	1	0	0	Philadelphia Phillies @ Pittsburgh Pirates Forbes Field, Pittsburgh, PA Thu Sep 25 1969, 7:05 PM EDT Unknown					
<b>Johnny Callison, L</b> OBP: 0.338, SLG: 0.455 (1, 9)	E8 1B 2B							K		4	1	3	0	0	1	2						
<b>Dick Allen, R</b> OBP: 0.380, SLG: 0.592 (1, 3)			K		FC4			G6-4-3		3	0	0	0	1	1	4						
<b>Deron Johnson, R</b> OBP: 0.336, SLG: 0.430 (1, 7)					P4					4	0	1	1	0	1	2						
<b>Rick Joseph, R</b> OBP: 0.326, SLG: 0.392 (1, 5)	K				6-3					4	1	2	0	0	1	2						
<b>Don Money, R</b> OBP: 0.301, SLG: 0.332 (1, 6)	FC4				F9					4	0	0	0	0	0	4						
<b>Mike Ryan, R</b> OBP: 0.259, SLG: 0.334 (1, 2)			F6		5-3					2	0	0	0	0	0	0						
<b>Dave Watkins, R</b> OBP: 0.276, SLG: 0.288 (4, 2)										2	1	2	0	0	0	0						
<b>Larry Hisle, R</b> OBP: 0.336, SLG: 0.459 (1, 8)			K							1	0	0	0	0	1	0						
<b>John Briggs, L</b> OBP: 0.347, SLG: 0.396 (2, 8)					K					3	0	1	2	0	1	1						
<b>Rick Wise, R</b> OBP: 0.284, SLG: 0.357 (1, 1)										2	0	0	0	0	1	0						
<b>Terry Harmon, R</b> OBP: 0.330, SLG: 0.298 (8, PH)										0	0	0	0	1	0	0						
<b>John Boozer, R</b> OBP: 0.400, SLG: 0.333 (8, 1)										0	0	0	0	0	0	0						
<b>Ron Stone, L</b> OBP: 0.332, SLG: 0.294 (8, PH)										1	0	0	0	0	0	1						
<b>Inning Stats</b>	R: 1 E: 1 K: 1 S: 7	H: 2 LOB: 2 BB: 1 P: 11	R: 0 E: 0 K: 2 S: 7	H: 0 LOB: 0 BB: 0 P: 7	R: 0 E: 0 K: 1 S: 6	H: 1 LOB: 1 BB: 0 P: 6	R: 0 E: 0 K: 0 S: 3	H: 0 LOB: 0 BB: 0 P: 3	R: 0 E: 0 K: 1 S: 5	H: 0 LOB: 0 BB: 0 P: 5	R: 0 E: 0 K: 0 S: 3	H: 1 LOB: 1 BB: 0 P: 3	R: 0 E: 0 K: 0 S: 4	H: 2 LOB: 1 BB: 0 P: 4	R: 0 E: 0 K: 1 S: 4	H: 0 LOB: 1 BB: 2 P: 12	R: 2 E: 0 K: 1 S: 8	H: 3 LOB: 1 BB: 0 P: 8	1B: 7 2B: 2 3B: 0 HR: 0	SF: 0 SAC: 0 DP: 3 HBP: 0	WP: 0 PB: 0 CS: 0	PA: 36
<b>PITCHER</b> <b>Luke Walker, L</b> ERA: 3.48 (1, 1)	IP: 9.0 WLS: W BF: 36 H: 9 R: 3 ER: 2 SO: 7 BB: 2 IBB: 1 HBP: 0 BLK: 0 WP: 0 HR: 0 S: 47 P: 59 ERA: 2.00 WHIP: 1.222															<b>PITCHER</b>	IP: 9.0 WLS: W BF: 36 H: 9 R: 3 ER: 2 SO: 7 BB: 2 IBB: 1 HBP: 0 BLK: 0 WP: 0 HR: 0 S: 47 P: 59 ERA: 2.00 WHIP: 1.222					

Batter	1	2	3	4	5	6	7	8	9	AB	R	H	RBI	BB	SO	LOB	BOTTOM			
<b>Matty Alou, L</b> OBP: 0.371, SLG: 0.412 (1, 8)	6-3				L7					4	0	2	1	0	0	0	Philadelphia Phillies @ Pittsburgh Pirates Forbes Field, Pittsburgh, PA Thu Sep 25 1969, 7:05 PM EDT Unknown			
<b>Dave Cash, R</b> OBP: 0.413, SLG: 0.436 (1, 4)	4-3		F9							4	1	1	0	0	0	2				
<b>Willie Stargell, L</b> OBP: 0.384, SLG: 0.563 (1, 7)										3	1	1	1	1	0	1				
<b>Johnny Jeter, R</b> OBP: 0.320, SLG: 0.478 (8, 7)			F7							0	0	0	0	0	0	0				
<b>Roberto Clemente, R</b> OBP: 0.402, SLG: 0.538 (1, 9)										4	2	2	1	0	1	1				
<b>Ron Davis, R</b> OBP: 0.314, SLG: 0.286 (8, 9)	K									0	0	0	0	0	0	0				
<b>Al Oliver, L</b> OBP: 0.327, SLG: 0.444 (1, 3)										4	0	4	1	0	0	0				
<b>Manny Sanguillen, R</b> OBP: 0.369, SLG: 0.417 (1, 2)										3	0	0	1	0	0	3				
<b>Richie Hebner, L</b> OBP: 0.377, SLG: 0.419 (1, 5)										4	0	1	0	0	0	1				
<b>Freddie Patek, R</b> OBP: 0.318, SLG: 0.292 (1, 6)										4	1	2	0	0	1	2				
<b>Luke Walker, L</b> (1, 1)										3	0	0	0	0	2	2				
<b>Inning Stats</b>	R: 0 E: 0 K: 1 S: 5	H: 0 LOB: 1 BB: 1 P: 9	R: 0 E: 0 K: 0 S: 3	H: 1 LOB: 0 BB: 0 P: 3	R: 1 E: 0 K: 0 S: 5	H: 2 LOB: 1 BB: 0 P: 5	R: 1 E: 0 K: 1 S: 8	H: 3 LOB: 2 BB: 0 P: 8	R: 3 E: 0 K: 1 S: 10	H: 5 LOB: 2 BB: 0 P: 10	R: 0 E: 0 K: 1 S: 5	H: 1 LOB: 0 BB: 0 P: 5	R: 0 E: 0 K: 0 S: 4	H: 1 LOB: 1 BB: 0 P: 4	R: 0 E: 0 K: 0 S: 3	H: 0 LOB: 0 BB: 0 P: 3		1B: 11 2B: 0 3B: 2 HR: 0	SF: 1 SAC: 1 DP: 2 HBP: 0	WP: 0 PB: 0 CS: 0
<b>PITCHER</b> <b>Rick Wise, R</b> ERA: 3.24 (1, 1)	IP: 7.0 WLS: L BF: 33 H: 13 R: 5 ER: 5 SO: 4 BB: 1 IBB: 0 HBP: 0 BLK: 0 WP: 0 HR: 0 S: 40 P: 44 ERA: 6.43 WHIP: 2.000															<b>PITCHER</b>	IP: 7.0 WLS: L BF: 33 H: 13 R: 5 ER: 5 SO: 4 BB: 1 IBB: 0 HBP: 0 BLK: 0 WP: 0 HR: 0 S: 40 P: 44 ERA: 6.43 WHIP: 2.000			



Batter	1	2	3	4	5	6	7	8	9	AB	R	H	RBI	BB	SO	LOB	TOP				
John Briggs, L OBP: 0.349, SLG: 0.402	0-0 4-3 1B	0-0 4-3			0-0 G3	0-0 L8		4-0 G6-4-3 BB	0-3 K	5	1	2	1	1	1	6	Philadelphia Phillies @ Pittsburgh Pirates Forbes Field, Pittsburgh, PA Thu Sep 25 1969, 7:05 PM EDT Att: 2,379 - Unknown				
Tony Taylor, R OBP: 0.326, SLG: 0.345	0-0 4-3		0-0 5-3		0-0 G3		0-0 G3-6-3 1B	0-0 G6-4-3		5	0	1	0	0	0	5					
Johnny Callison, L OBP: 0.339, SLG: 0.455	0-3 K		4-0 BB		0-0 G3		0-0 G3-6-3 1-2f		0-0 1B 2B	4	1	1	0	1	1	3					
Dick Allen, R OBP: 0.380, SLG: 0.590	0-0 1B		0-3 K		0-3 K		0-3 K		0-0 1B 1B	5	1	2	2	0	3	2					
Deron Johnson, R OBP: 0.335, SLG: 0.426	0-3 K		0-3 K		0-0 1-3			4-0 1B BB	0-3 K	4	1	0	0	1	3	3					
Ron Stone, L OBP: 0.336, SLG: 0.306		0-3 K		0-0 L8		0-0 BB 2B		0-0 HBP 1B 1-2	0-0 1B 2B 1B	5	2	3	0	0	1	0					
Don Money, R OBP: 0.302, SLG: 0.333		0-0 6-3		0-0 1B		0-3 K		0-3 K	0-0 1-2 2-H 1B	5	1	2	1	0	2	3					
Dave Watkins, R OBP: 0.287, SLG: 0.289		4-0 1B BB		0-3 K		4-0 BB BB		0-0 BB HBP 1B 1-2 2-H	0-3 K	3	0	1	1	2	2	3					
Jeff James, R OBP: 0.196, SLG: 0.100		0-0 1-2 1B		0-0 4-3		4-0 1-2 2-3 BB		1-0 BB HBP	0-0 1-1 2-H 2B	2	0	1	0	0	0	1					
<b>Inning Stats</b>	R: 1 E: 0 K: 2 S: 9	H: 2 LOB: 1 BB: 0 P: 9	R: 0 E: 0 K: 1 S: 6	H: 1 LOB: 2 BB: 1 P: 10	R: 0 E: 0 K: 2 S: 7	H: 0 LOB: 1 BB: 1 P: 11	R: 0 E: 0 K: 1 S: 6	H: 1 LOB: 1 BB: 0 P: 6	R: 0 E: 0 K: 1 S: 6	H: 1 LOB: 3 BB: 2 P: 14	R: 0 E: 0 K: 1 S: 5	H: 1 LOB: 0 BB: 0 P: 5	R: 2 E: 0 K: 1 S: 6	H: 2 LOB: 3 BB: 2 P: 15	R: 4 E: 0 K: 3 S: 14	H: 5 LOB: 1 BB: 0 P: 14		1B: 9 2B: 5 3B: 0 HR: 0	SF: 0 SAC: 0 DP: 2 HBP: 1	WP: 0 PB: 0 SB: 0 CS: 0	PA: 46
<b>PITCHER</b>	IP WLS BF H R ER SO BB IBB HBP BLK WP HR S P ERA WHIP	7.1 W 37 9 3 3 10 6 0 1 0 0 0 50 75 3.68 2.045	1.1 S 8 5 4 4 2 0 0 0 0 0 0 12 12 27.00 3.750	0.1 S 1 0 0 0 1 0 0 0 0 0 0 3 3 0.00 0.000																	

AB	39
R	7
H	14
RBI	7
BB	6
SO	13
LOB	26



Batter	1	2	3	4	5	6	7	8	9	AB	R	H	RBI	BB	SO	LOB	BOTTOM				
Matty Alou, L OBP: 0.372, SLG: 0.411	0-0 WP 1B	0-0 FC6-2 S			0-0 SH1-4 BB		0-0 FC6 1B			4	2	1	0	1	0	5	Philadelphia Phillies @ Pittsburgh Pirates Forbes Field, Pittsburgh, PA Thu Sep 25 1969, 7:05 PM EDT Att: 2,379 - Unknown				
Dave Cash, R OBP: 0.400, SLG: 0.419	0-3 K	0-0 6-3			0-0 SH1-4 1-2 2-3	0-0 F8	0-0 1B			4	0	1	0	0	1	2					
Willie Stargell, L OBP: 0.384, SLG: 0.561	0-3 K		4-0 FC4-6 BB		4-0 2B FC1-2 IBB	0-0 E3 1-3 2B	0-0 1B			2	0	0	0	2	1	1					
Johnny Jeter, R OBP: 0.346, SLG: 0.500	2-3 K						1-2 2-H 3-H 1B			1	1	1	1	0	0	0					
Roberto Clemente, R OBP: 0.403, SLG: 0.539	4-0 1B		0-0 FC4-6 1-2f		0-0 E 2B	1-2 1B		0-0 F9		3	1	1	2	1	0	2					
Ron Davis, R OBP: 0.310, SLG: 0.281	1B BB		0-0 FC4-6 G6-3		0-0 E 2B	1-2 2B		0-0 P4		1	0	0	0	0	0	0					
Al Oliver, L OBP: 0.330, SLG: 0.446	0-0 1-3 3-H 1B		0-0 G6-3		0-0 E 1B IBB	2-H 2B		0-0 P4		4	1	2	2	1	0	1					
Manny Sanguillen, R OBP: 0.326, SLG: 0.415	0-3 K			0-0 5-3	0-0 FC1-2 1B	0-0 6-3		0-0 1B		5	1	1	0	0	1	6					
Richie Hebner, L OBP: 0.182, SLG: 0.082		0-0 1B PB 1B		0-0 6-3	0-0 1B 1B		4-0 FC6-4 BB	0-0 P2		1	1	1	0	0	0	0					
Joe Pagan, R OBP: 0.327, SLG: 0.456		0-0 PB FC6-2 1B		0-0 F8	0-0 1B IBB		0-0 FC6-4 1B E			3	0	1	2	1	0	1					
Freddie Patek, R OBP: 0.319, SLG: 0.292		0-0 PB FC6-2 1B		0-0 F8	0-0 1B IBB		0-0 FC6-4 1B E			3	1	1	0	1	0	1					
Bob Moose, R OBP: 0.182, SLG: 0.082		0-3 K			0-0 SH1-4 BB		0-3 K			3	1	1	0	1	2	3					
Chuck Hartenstein, R OBP: 0.153, SLG: 0.071										0	0	0	0	0	0	0					
Joe Gibbon, R										0	0	0	0	0	0	0					
<b>Inning Stats</b>	R: 1 E: 0 K: 3 S: 11	H: 2 LOB: 2 BB: 1 P: 15	R: 1 E: 0 K: 1 S: 7	H: 2 LOB: 0 BB: 0 P: 7	R: 0 E: 0 K: 0 S: 2	H: 0 LOB: 1 BB: 1 P: 6	R: 0 E: 0 K: 0 S: 3	H: 0 LOB: 0 BB: 0 P: 3	R: 5 E: 1 K: 0 S: 6	H: 3 LOB: 3 BB: 5 P: 26	R: 1 E: 1 K: 0 S: 5	H: 1 LOB: 2 BB: 0 P: 5	R: 1 E: 1 K: 1 S: 7	H: 2 LOB: 2 BB: 1 P: 11	R: 0 E: 0 K: 0 S: 4	H: 1 LOB: 1 BB: 0 P: 4	1B: 9 2B: 2 3B: 0 HR: 0	SF: 0 SAC: 1 DP: 1 HBP: 0	WP: 1 PB: 1 SB: 2 CS: 0	PA: 43	
<b>PITCHER</b>	IP WLS BF H R ER SO BB IBB HBP BLK WP HR S P ERA WHIP	4.1 L 22 5 6 5 4 4 1 0 0 0 4 12 13.50 3.000	0.2 6 2 1 1 0 0 0 2 0 0 0 0 4 12 0.00 2.000	2.0 11 3 2 0 1 1 0 0 0 0 0 4 4 0.00 1.000																	

AB	34
R	9
H	11
RBI	7
BB	8
SO	5
LOB	22





Batter	1	2	3	4	5	6	7	8	9	AB	R	H	RBI	BB	SO	LOB	TOP			
Don Kessinger, S OBP: 0.336, SLG: 0.372	E6 FC6-4		F8							3	0	1	0	1	0	0	Chicago Cubs @ Pittsburgh Pirates Forbes Field, Pittsburgh, PA Fri Sep 26 1969, 7:05 PM EDT Alt. 4,973 - Unknown - 70 F			
Glenn Beckert, R OBP: 0.324, SLG: 0.341	FC6-4 BB		P4							4	0	1	0	0	0	2				
Billy Williams, L OBP: 0.356, SLG: 0.474										3	0	0	0	1	0	3				
Ron Santo, R OBP: 0.383, SLG: 0.482	P6									3	0	0	0	1	0	4				
14 Ernie Banks, R OBP: 0.307, SLG: 0.405	K									4	0	1	0	0	1	3				
Jim Hickman, R OBP: 0.327, SLG: 0.477										4	0	1	0	0	0	1				
Oscar Gamble, L OBP: 0.324, SLG: 0.323										4	0	0	0	0	0	2				
Randy Hundley, R OBP: 0.340, SLG: 0.399										3	0	0	0	0	1	1				
Fergie Jenkins, R OBP: 0.183, SLG: 0.204										3	0	1	0	0	2	0				
<b>Inning Stats</b>	R: 0 E: 1 X: 1 S: 6	H: 0 LOB: 2 BB: 1 P: 10	R: 0 E: 0 X: 1 S: 5	H: 0 LOB: 0 BB: 0 P: 5	R: 0 E: 0 X: 1 S: 5	H: 0 LOB: 0 BB: 0 P: 5	R: 0 E: 0 X: 0 S: 3	H: 0 LOB: 0 BB: 0 P: 3	R: 0 E: 0 X: 0 S: 3	H: 3 LOB: 2 BB: 0 P: 5	R: 0 E: 0 X: 0 S: 4	H: 1 LOB: 1 BB: 0 P: 4	R: 0 E: 0 X: 1 S: 5	H: 0 LOB: 1 BB: 1 P: 9	R: 0 E: 0 X: 0 S: 3	H: 1 LOB: 1 BB: 1 P: 7	1B: 4 2B: 1 3B: 0 HR: 0	SF: 0 SAC: 0 DP: 1 HBP: 0	WP: 0 PB: 0 SB: 0 CS: 0	PA: 34
<b>PITCHER</b> Dock Ellis, R ERA: 3.61	IP: 9.0 WLS: W BF: 34 H: 5 R: 0 ER: 0 SO: 4 BB: 3 IBB: 0 HBP: 0 BLK: 0 WP: 0 HR: 0 S: 39 P: 51 ERA: 0.00 WHIP: 0.889															<b>PITCHER</b>				

AB	31
R	0
H	5
RBI	0
BB	3
SO	4
LOB	16



Batter	1	2	3	4	5	6	7	8	9	AB	R	H	RBI	BB	SO	LOB	BOTTOM			
Matty Alou, L OBP: 0.370, SLG: 0.409	5-3		F9							3	0	0	0	0	1	0	Chicago Cubs @ Pittsburgh Pirates Forbes Field, Pittsburgh, PA Fri Sep 26 1969, 7:05 PM EDT Alt. 4,973 - Unknown - 70 F			
Dave Cash, R OBP: 0.377, SLG: 0.391	5-3		6-3							3	0	0	0	0	1	0				
Willie Stargell, L OBP: 0.384, SLG: 0.559										2	0	0	0	1	1	0				
Johnny Jeter, R OBP: 0.346, SLG: 0.500	K									0	0	0	0	0	0	0				
Roberto Clemente, R OBP: 0.404, SLG: 0.540										3	0	2	0	0	0	1				
Al Oliver, L OBP: 0.330, SLG: 0.446										3	0	1	0	0	0	1				
Manny Sanguillen, R OBP: 0.325, SLG: 0.412										3	0	0	0	0	1	2				
Jose Pagan, R OBP: 0.328, SLG: 0.455										3	1	1	0	0	0	0				
Freddie Patek, R OBP: 0.319, SLG: 0.299										3	1	1	2	0	1	0				
Dock Ellis, S OBP: 0.114, SLG: 0.088										3	0	0	0	0	3	0				
<b>Inning Stats</b>	R: 0 E: 0 X: 1 S: 5	H: 0 LOB: 0 BB: 0 P: 5	R: 0 E: 0 X: 0 S: 3	H: 1 LOB: 0 BB: 0 P: 3	R: 2 E: 0 X: 1 S: 7	H: 2 LOB: 0 BB: 0 P: 7	R: 0 E: 0 X: 0 S: 2	H: 0 LOB: 0 BB: 1 P: 6	R: 0 E: 0 X: 2 S: 7	H: 0 LOB: 0 BB: 0 P: 7	R: 0 E: 0 X: 3 S: 9	H: 0 LOB: 0 BB: 0 P: 9	R: 0 E: 0 X: 0 S: 4	H: 2 LOB: 1 BB: 0 P: 4	R: 0 E: 0 X: 1 S: 5	H: 0 LOB: 0 BB: 0 P: 5	1B: 4 2B: 0 3B: 0 HR: 1	SF: 0 SAC: 0 DP: 3 HBP: 0	WP: 0 PB: 0 SB: 0 CS: 0	PA: 27
<b>PITCHER</b> Fergie Jenkins, R ERA: 3.21	IP: 8.0 WLS: L BF: 27 H: 5 R: 2 ER: 2 SO: 8 BB: 1 IBB: 0 HBP: 0 BLK: 0 WP: 0 HR: 1 S: 42 P: 46 ERA: 2.25 WHIP: 0.750															<b>PITCHER</b>				

AB	26
R	2
H	5
RBI	2
BB	1
SO	8
LOB	4









Batter	1	2	3	4	5	6	7	8	9	AB	R	H	RBI	BB	SO	LOB	TOP								
Don Kessinger, S OBP: 0.333, SLG: 0.369 (1, 6)	0-0 6-3		0-0 F9			0-0 HR 1B	0-0 3-1			4	1	1	0	0	0	1	<b>Chicago Cubs @ Pittsburgh Pirates</b> Forbes Field, Pittsburgh, PA Sun Sep 28 1969, 3:33 AM EDT Att: 24,435 - Cloudy - 68 F								
Paul Popovich, S OBP: 0.345, SLG: 0.330 (1, 4)	4-0 BB		0-3 K			0-0 HR 1B		0-0 P4-3		3	1	1	0	1	1										
Billy Williams, L OBP: 0.355, SLG: 0.476 (1, 7)	0-0 F9			0-0 6-3		0-0 HR		0-0 F8		4	1	1	3	0	0	1									
Ron Santo, R OBP: 0.384, SLG: 0.481 (1, 5)	0-0 4-3			0-0 L5		0-0 FC6-4 1B		4-0 BB		3	0	1	0	1	0	1									
14 Ernie Banks, R OBP: 0.308, SLG: 0.404 (1, 3)		0-0 5-3		0-0 F7		0-3 K		0-0 F7		4	0	0	0	0	1	2									
Jim Hickman, R OBP: 0.326, SLG: 0.474 (1, 9)		0-0 F9			0-0 1B	0-0 FC6-4 FC5-4		0-0 5-3		4	0	1	0	0	0	1									
Randy Hundley, R OBP: 0.337, SLG: 0.395 (1, 2)		0-3 K			0-0 P4	0-0 FC5-4		0-0 P3		4	0	0	0	0	1	2									
Don Young, R OBP: 0.340, SLG: 0.360 (1, 8)			0-0 1B		0-3 K		0-0 F8		0-0 2B	4	0	2	0	0	1	1									
Bill Hands, R OBP: 0.137, SLG: 0.093 (1, 1)			0-3 K		0-3 K		0-3 K		0-0 5-3	4	0	0	0	0	3	3									
<b>Inning Stats</b>	R: 0 E: 0 K: 0 S: 3	H: 0 LOB: 1 BB: 1 P: 7	R: 0 E: 0 K: 1 S: 5	H: 0 LOB: 0 BB: 0 P: 5	R: 0 E: 0 K: 2 S: 8	H: 1 LOB: 1 BB: 0 P: 8	R: 0 E: 0 K: 0 S: 3	H: 0 LOB: 0 BB: 0 P: 3	R: 0 E: 0 K: 2 S: 8	H: 1 LOB: 1 BB: 0 P: 8	R: 3 E: 0 K: 1 S: 9	H: 4 LOB: 1 BB: 0 P: 9	R: 0 E: 0 K: 0 S: 5	H: 0 LOB: 1 BB: 1 P: 5	R: 0 E: 0 K: 0 S: 3	H: 0 LOB: 1 BB: 1 P: 7		R: 0 E: 0 K: 0 S: 4	H: 1 LOB: 1 BB: 0 P: 4	1B: 5 2B: 1 3B: 0 HR: 1	SF: 0 SAC: 0 DP: 0 HBP: 0	WP: 0 PB: 0 SB: 0 CS: 0	PA: 36		
<b>PITCHER</b>	IP WLS BF H R ER SO BB IBB HBP BLK WP HR S P ERA WHIP	6.0 L 25 6 3 3 6 1 0 0 0 0 1 36 40 4.50 1.167	2.0 7 0 0 0 1 1 0 0 0 0 0 0 8 12 0.00 0.500	1.0 4 1 0 0 0 0 0 0 0 0 0 0 4 4 0.00 1.000																					

AB	34
R	3
H	7
RBI	3
BB	2
SO	7
LOB	13

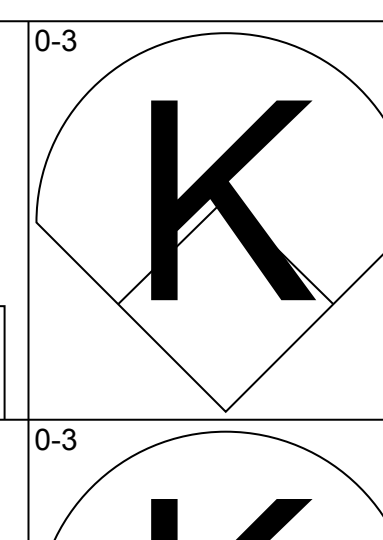
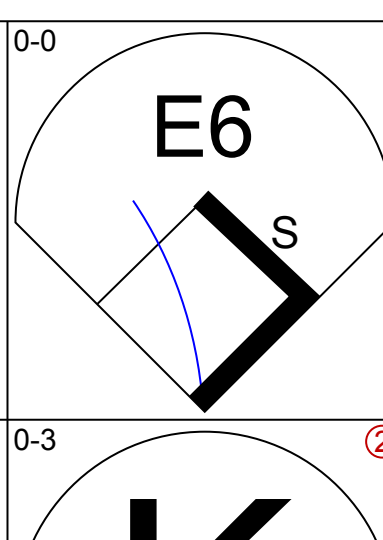
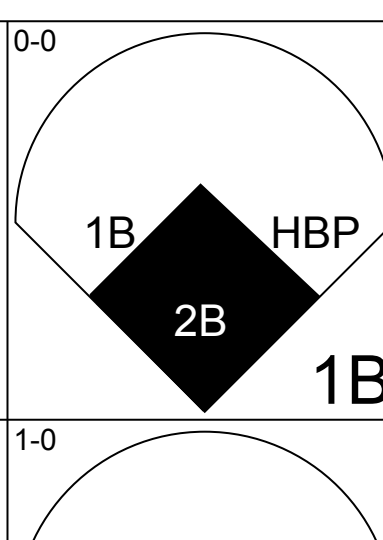
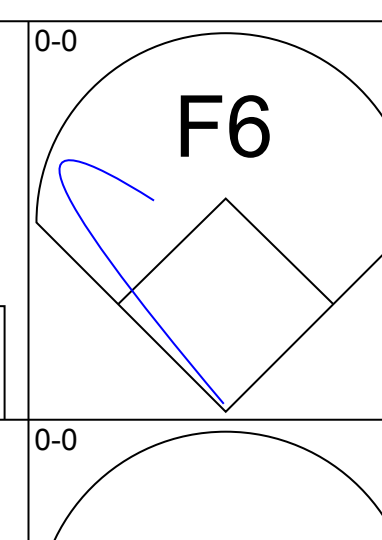
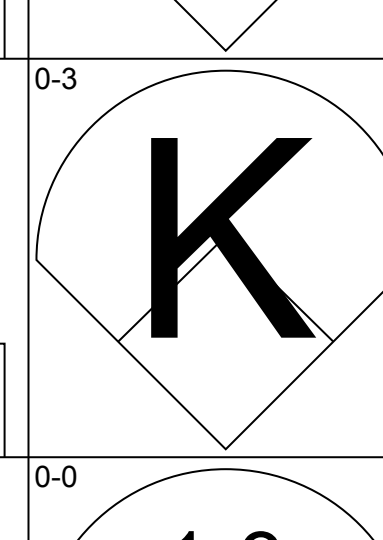
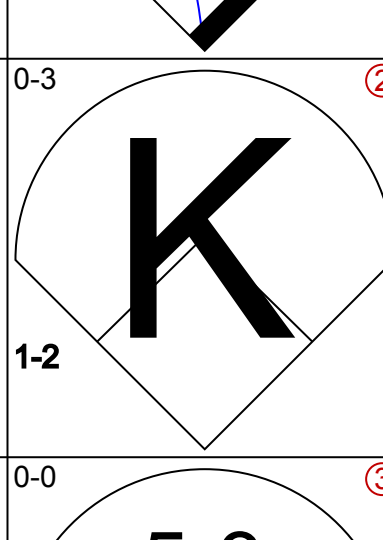
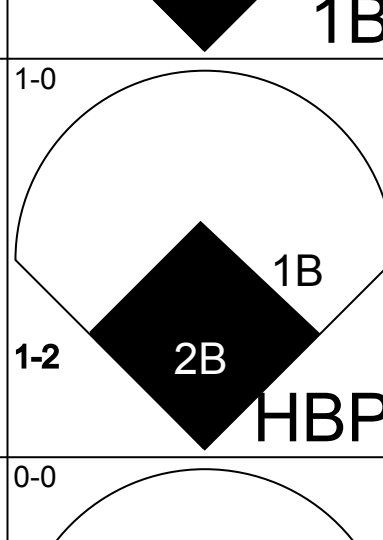
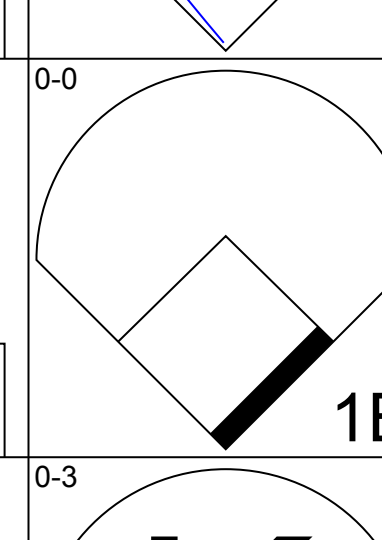
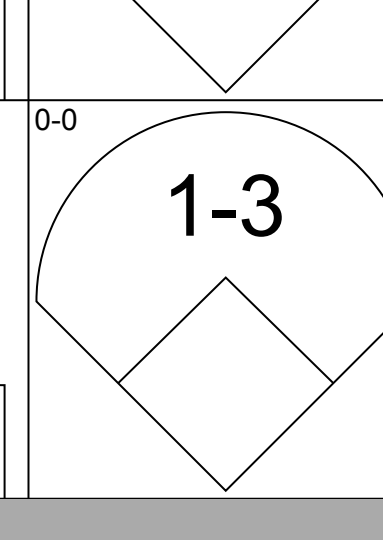
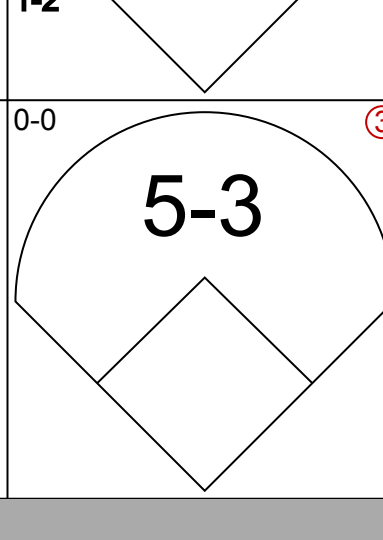
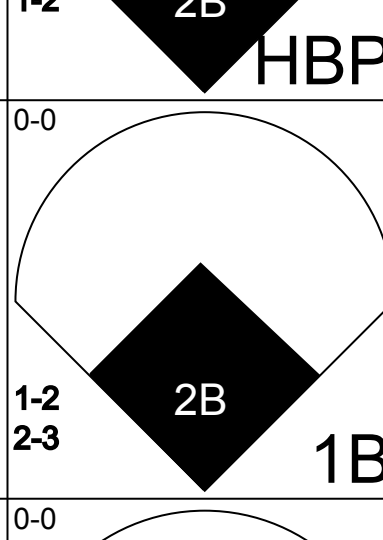
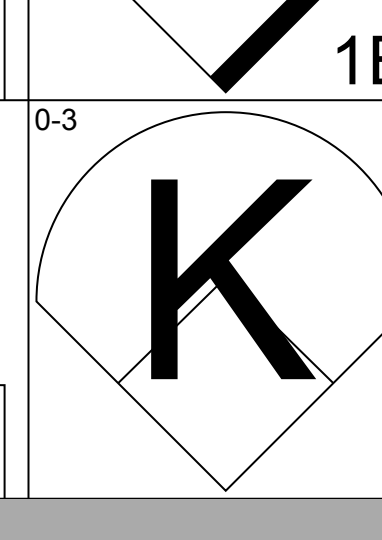
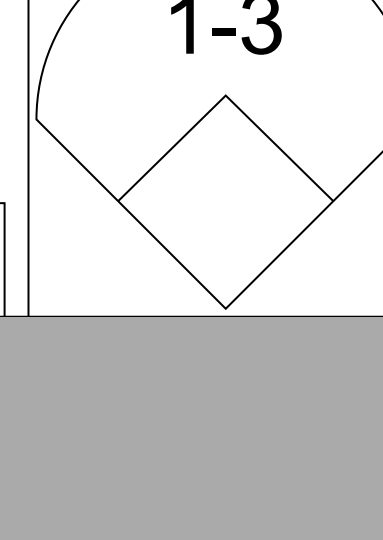
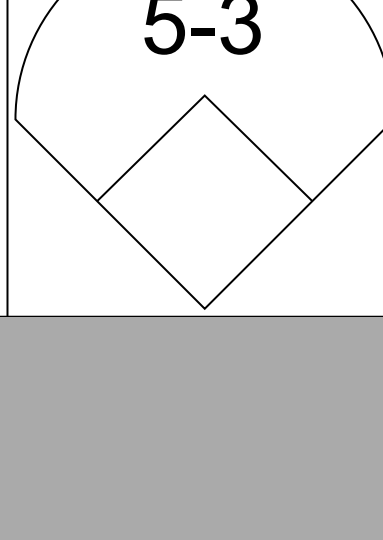
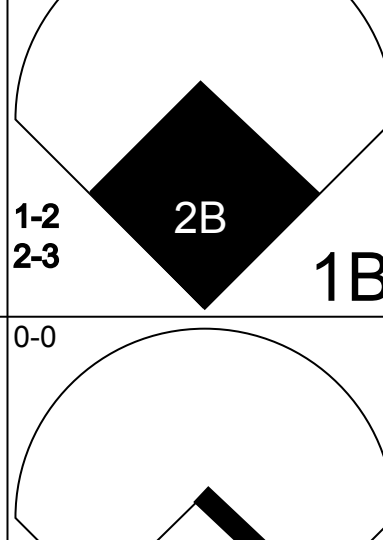
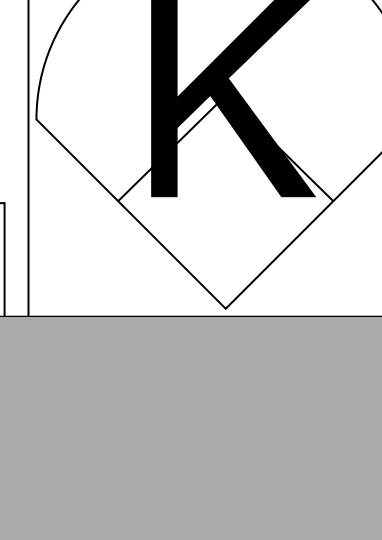
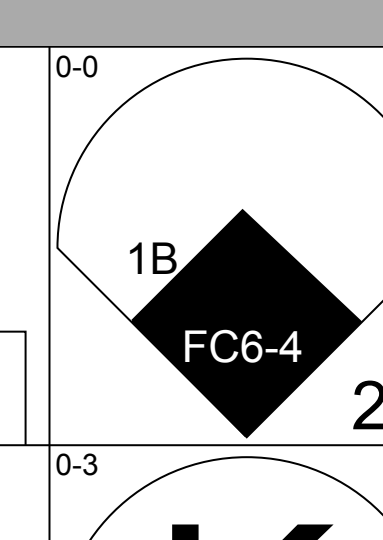
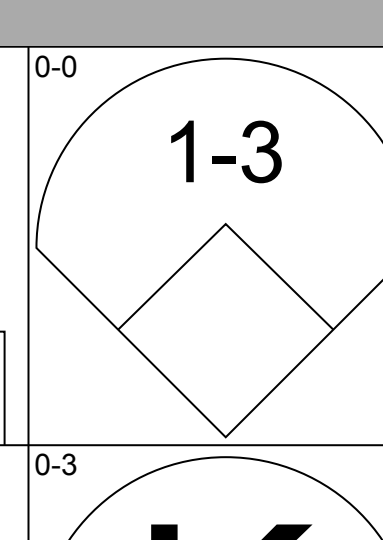
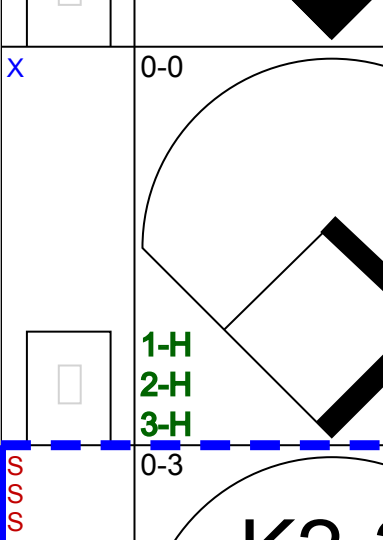
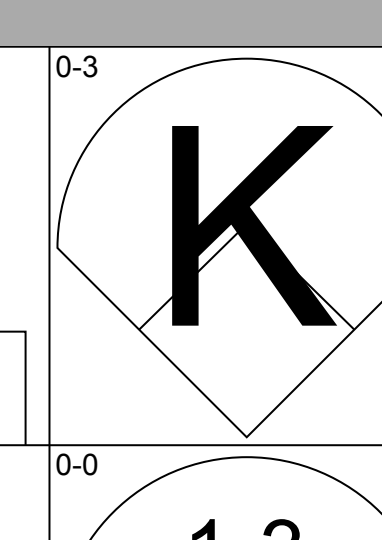
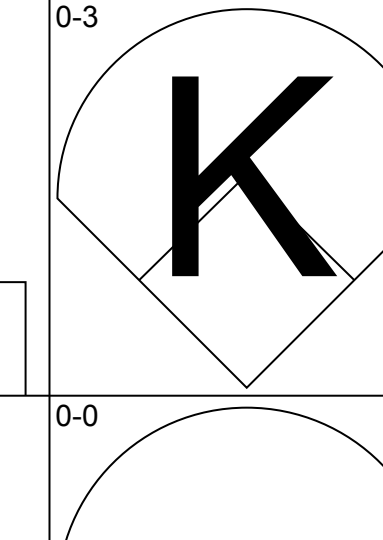
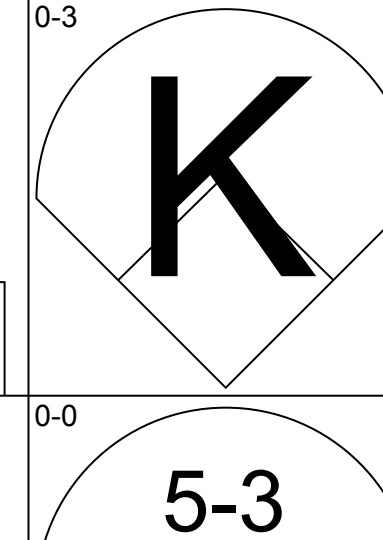
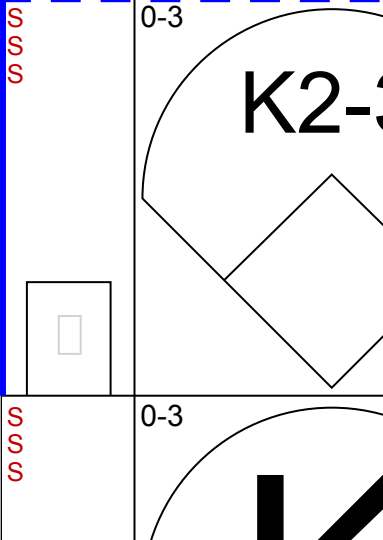
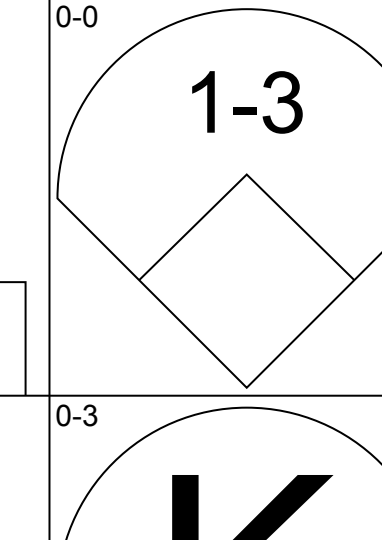
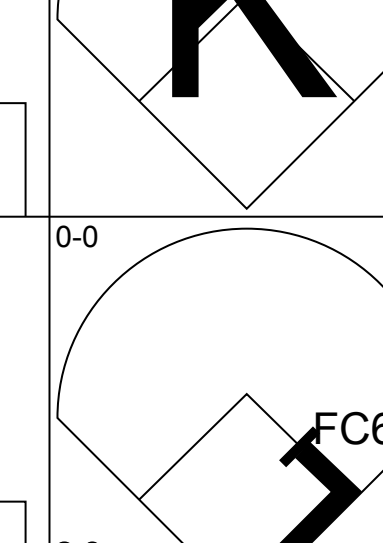
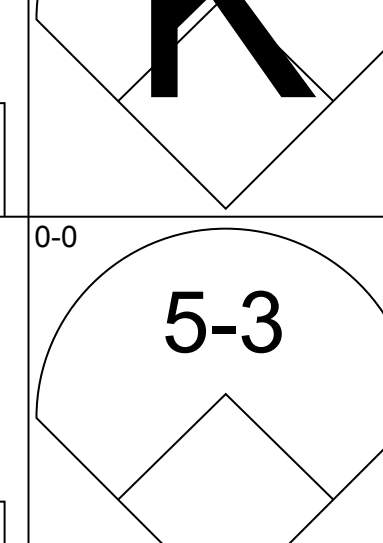
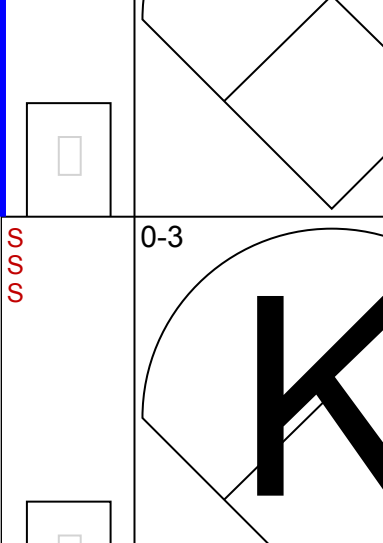
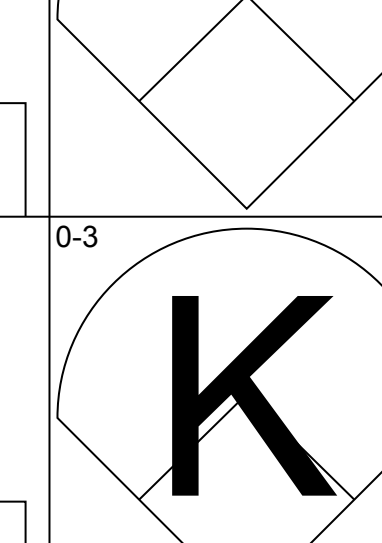
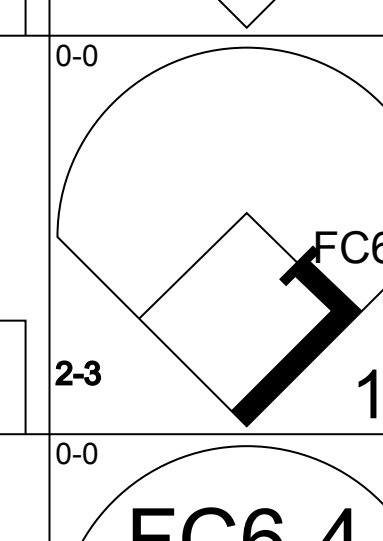
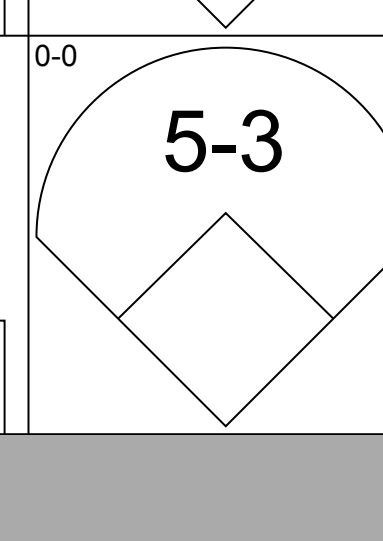
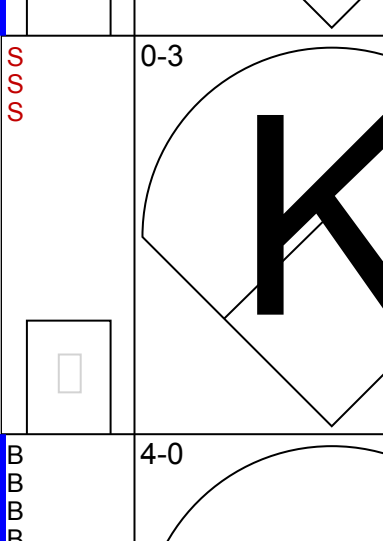
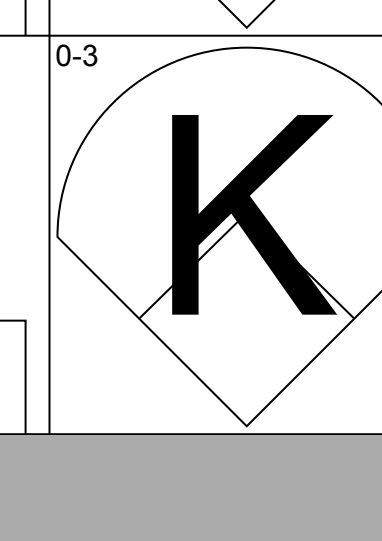
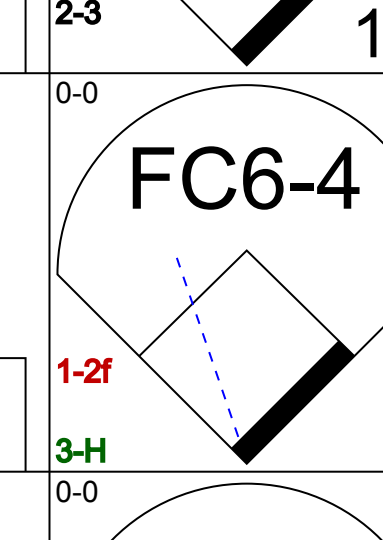
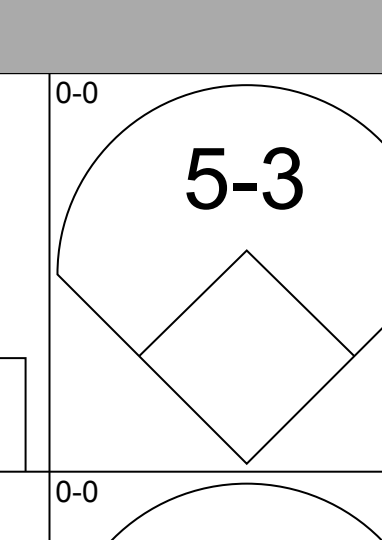
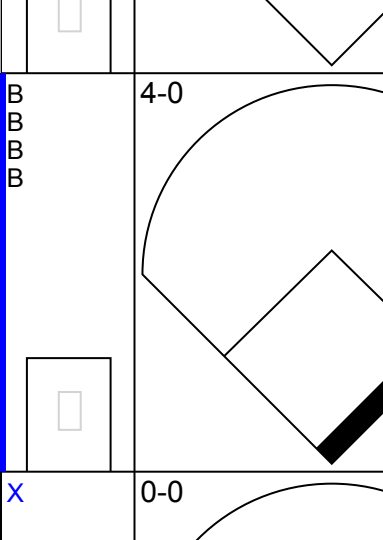
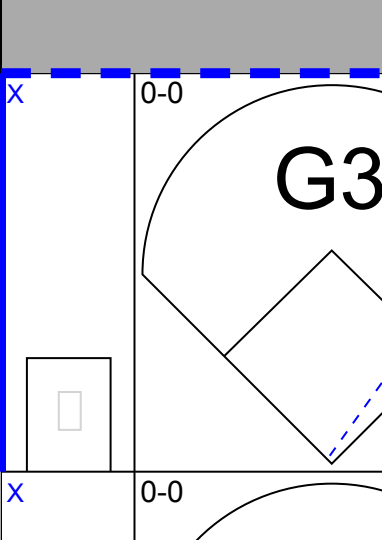
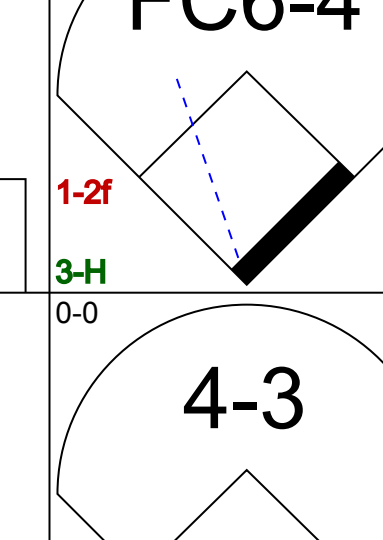
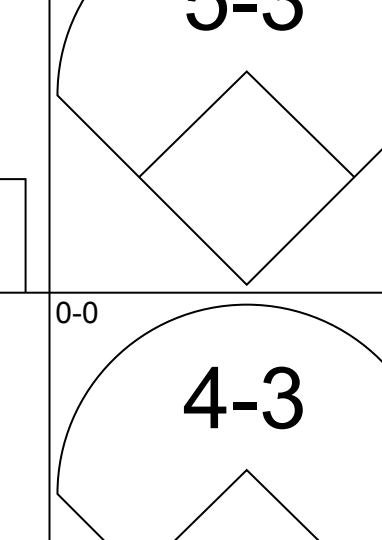
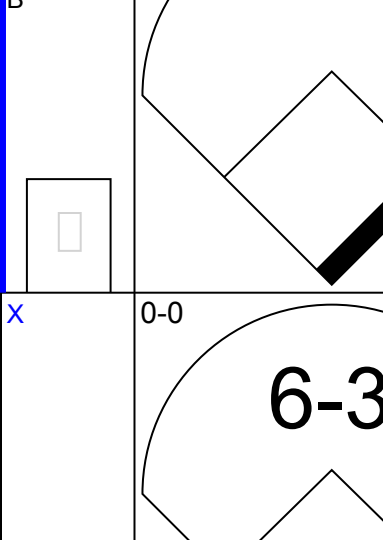
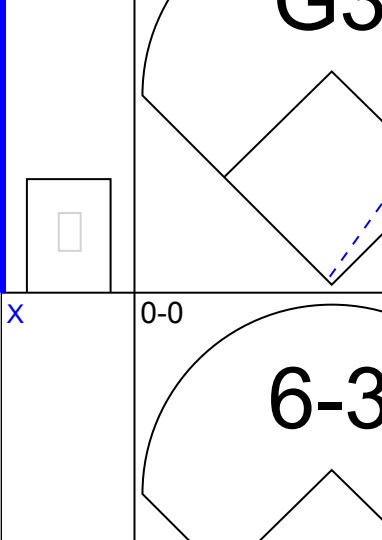
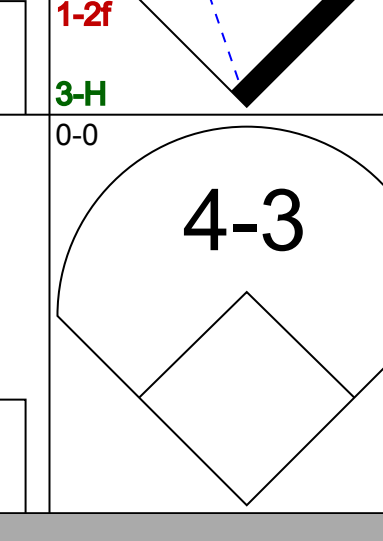
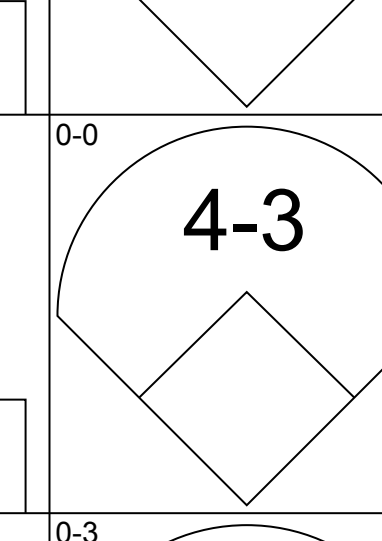
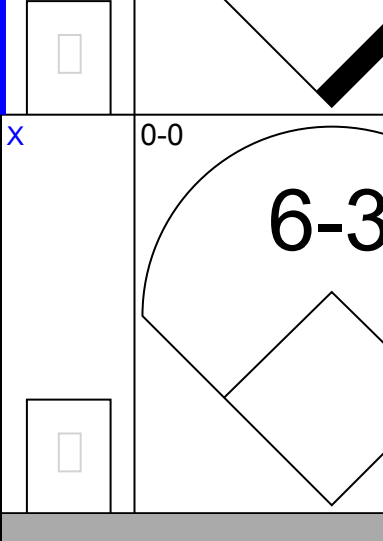
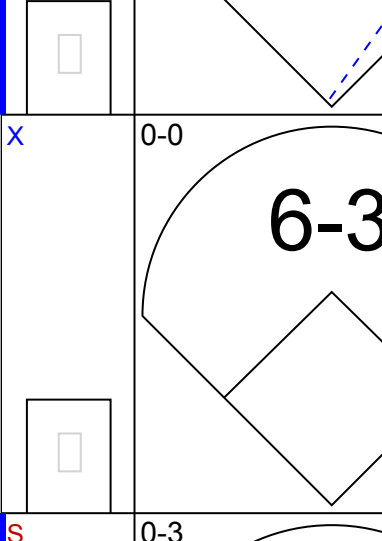
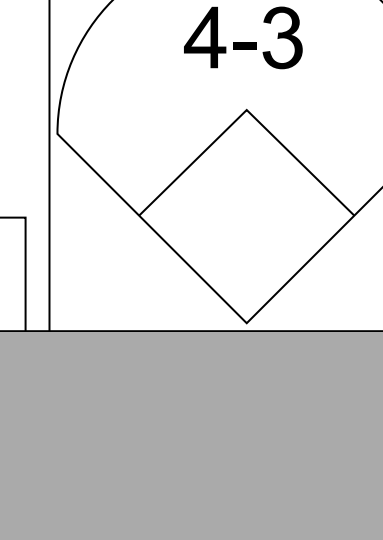
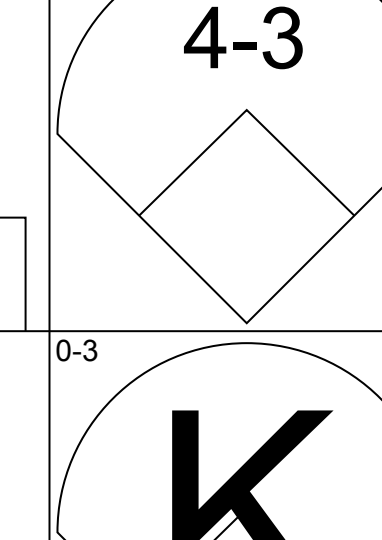
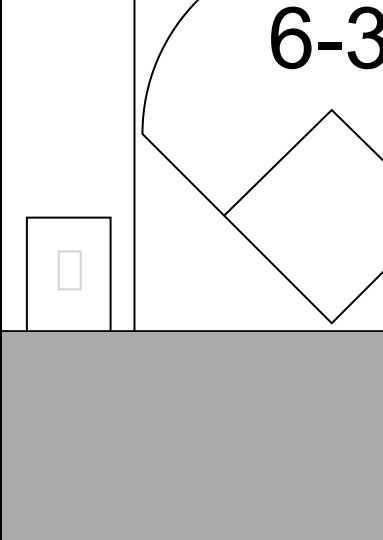
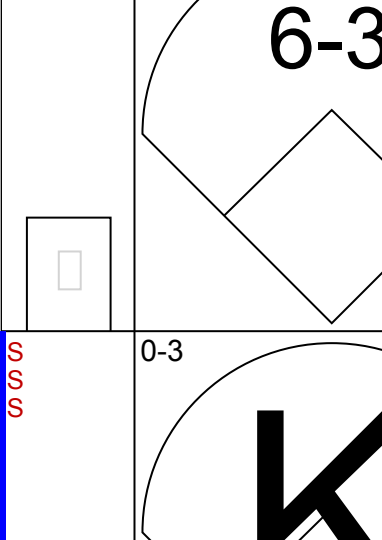
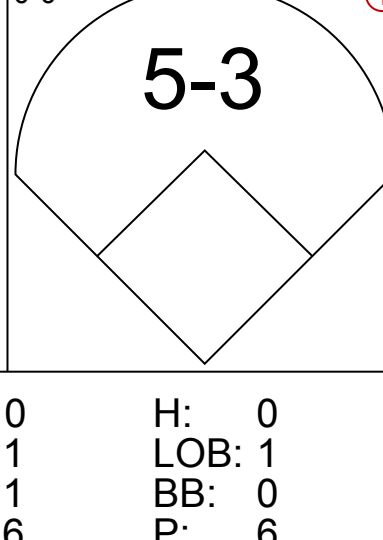
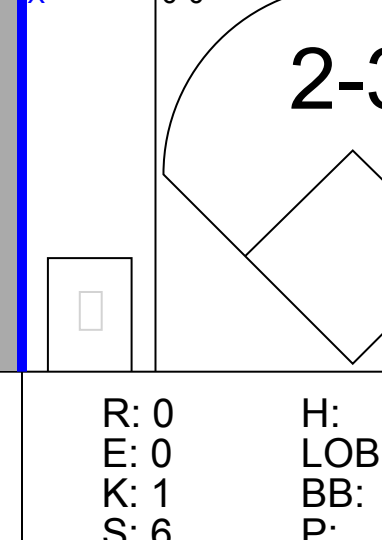
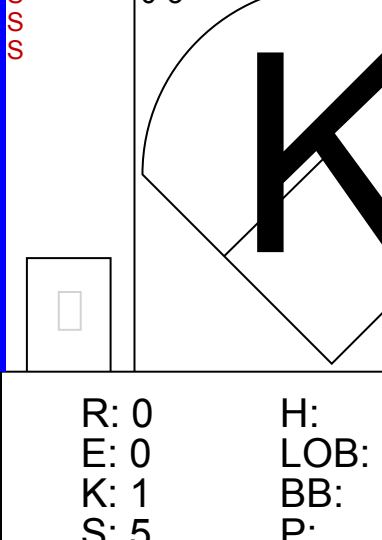
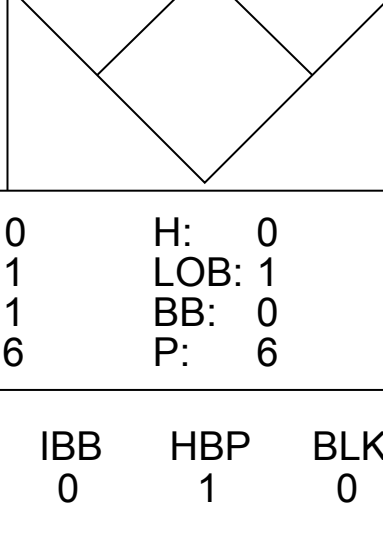
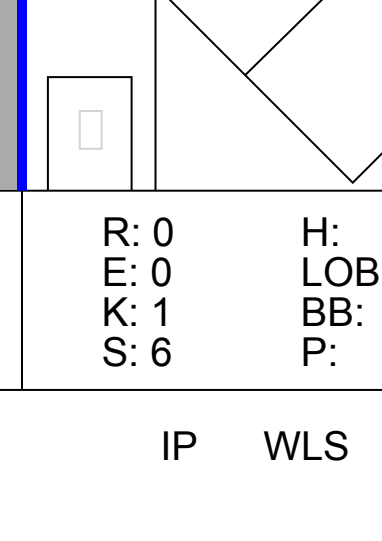
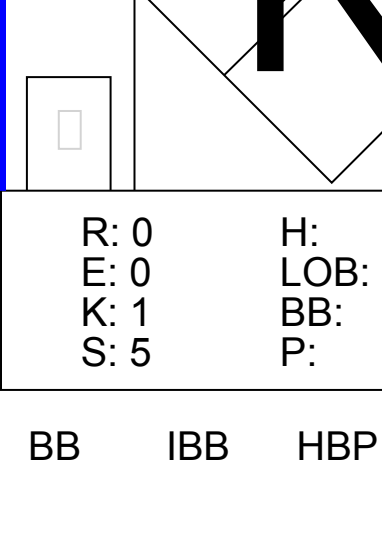
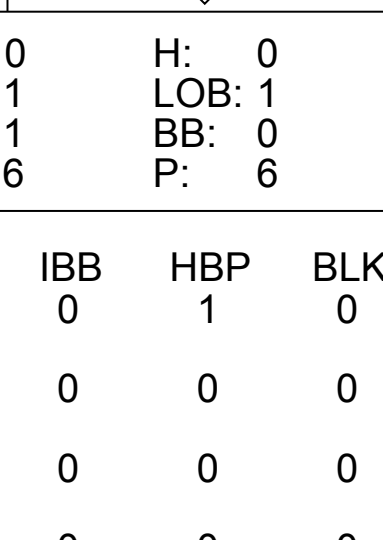
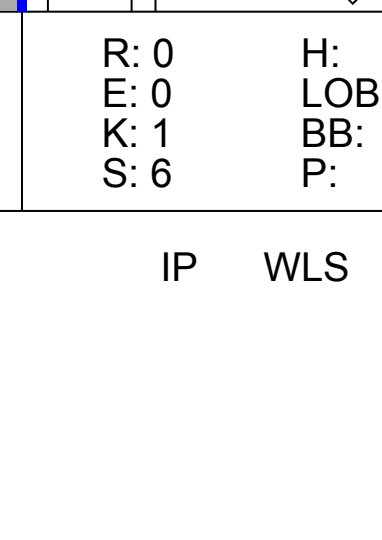
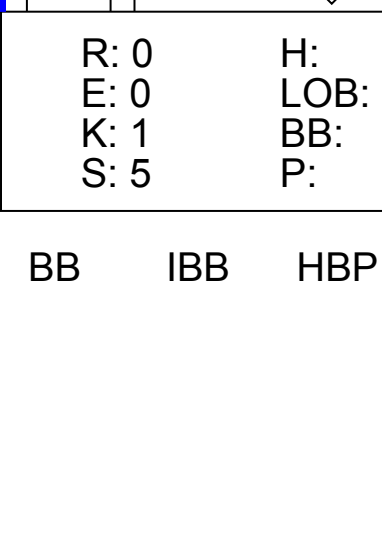
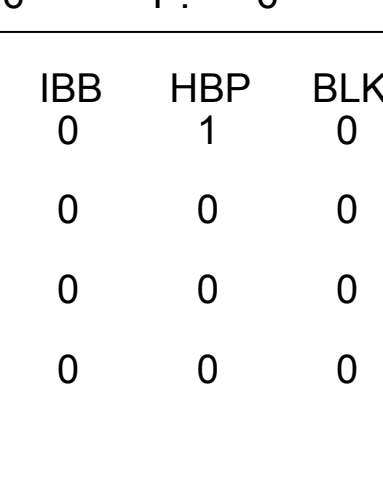







Batter	1	2	3	4	5	6	7	8	9	AB	R	H	RBI	BB	SO	LOB	BOTTOM						
Matty Alou, L OBP: 0.367, SLG: 0.407 (1, 8)	0-0 F7		0-0 F8			0-0 5-3		0-0 G3		4	0	0	0	0	0	1	<b>Chicago Cubs @ Pittsburgh Pirates</b> Forbes Field, Pittsburgh, PA Sun Sep 28 1969, 3:33 AM EDT Att: 24,435 - Cloudy - 68 F						
Dave Cash, R OBP: 0.361, SLG: 0.358 (1, 4)	0-0 F3			0-0 5-3			0-0 6-3		0-0 1B	4	0	1	0	0	0	0							
Roberto Clemente, R OBP: 0.407, SLG: 0.542 (1, 9)				0-3 K		0-0 1B	0-0 1B		0-0 F8	4	0	2	0	0	1	1							
Al Oliver, L OBP: 0.327, SLG: 0.440 (1, 3)	0-0 P4-3			0-0 G3		0-0 1B	0-0 G6-3 1B		0-0 F8	4	0	1	0	0	0	2							
Carl Taylor, R OBP: 0.434, SLG: 0.459 (7, PH)					0-0 5-3				0-0 L6	2	0	0	0	0	0	0							
Willie Stargell, L OBP: 0.383, SLG: 0.556 (8, 7)						0-0 G6-3	0-0 1-2F			2	0	0	0	0	0	3							
Jose Pagan, R OBP: 0.323, SLG: 0.451 (1, 5)		0-0 5-3			0-0 P4-3			0-0 5-3		3	0	0	0	0	0	0							
Manny Sanguillen, R OBP: 0.325, SLG: 0.410 (1, 2)		0-0 F8			0-0 6-3			0-0 PB 2B 1B		3	1	1	0	0	0	0							
Freddie Patek, R OBP: 0.316, SLG: 0.296 (8, PH)			0-0 F8			0-0 5-3		0-3 K		2	0	0	0	0	0	0							
Bob Robertson, R OBP: 0.257, SLG: 0.301 (9, 6)								1-2 K		1	0	0	0	0	1	1							
Jose Martinez, R OBP: 0.311, SLG: 0.323 (9, 6)								0-0 K		0	0	0	0	0	0	0							
Bob Veale, S OBP: 0.085, SLG: 0.051 (6, PH)			0-3 K			0-0 5-3		0-0 2B		1	0	0	0	0	1	0							
Gene Alley, R OBP: 0.253, SLG: 0.354 (7, 1)								2H 2B		1	0	0	0	0	0	0							
Bruce Dal Canton, R OBP: 0.417, SLG: 0.500 (8, PH)										0	0	0	0	0	0	0							
Johnny Jeter, R OBP: 0.387, SLG: 0.536 (9, 1)										1	0	1	1	0	0	0							
Joe Gibbon, R OBP: 0.387, SLG: 0.536 (9, 1)										0	0	0	0	0	0	0							
<b>Inning Stats</b>	R: 0 E: 0 K: 0 S: 4	H: 1 LOB: 1 BB: 0 P: 4	R: 0 E: 0 K: 0 S: 3	H: 0 LOB: 0 BB: 0 P: 3	R: 0 E: 0 K: 1 S: 5	H: 0 LOB: 0 BB: 0 P: 5	R: 0 E: 0 K: 1 S: 5	H: 0 LOB: 0 BB: 0 P: 5	R: 0 E: 0 K: 0 S: 3	H: 0 LOB: 0 BB: 0 P: 3	R: 0 E: 0 K: 0 S: 3	H: 0 LOB: 0 BB: 0 P: 3	R: 0 E: 0 K: 0 S: 4	H: 2 LOB: 1 BB: 0 P: 4	R: 1 E: 0 K: 1 S: 7	H: 2 LOB: 1 BB: 0 P: 7	R: 0 E: 0 K: 0 S: 4	H: 1 LOB: 1 BB: 0 P: 4	1B: 5 2B: 1 3B: 0 HR: 0	SF: 0 SAC: 0 DP: 1 HBP: 0	WP: 0 PB: 1 SB: 0 CS: 0	PA: 32	
<b>PITCHER</b>	IP WLS BF H R ER SO BB IBB HBP BLK WP HR S P ERA WHIP	9.0 W 32 6 1 0 3 0 0 0 0 0 0 38 38 0.00 0.667																					

AB	32
R	1
H	6
RBI	1
BB	0
SO	3
LOB	8

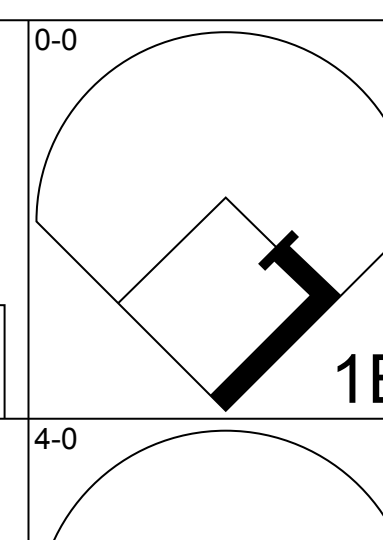
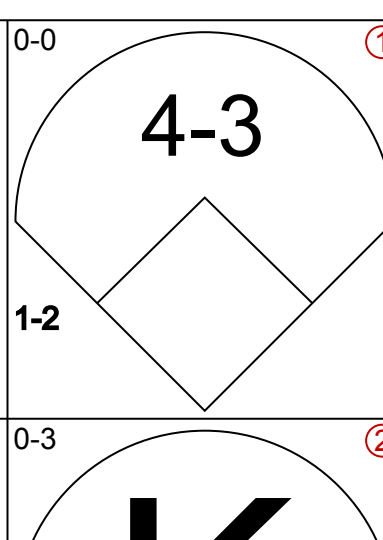
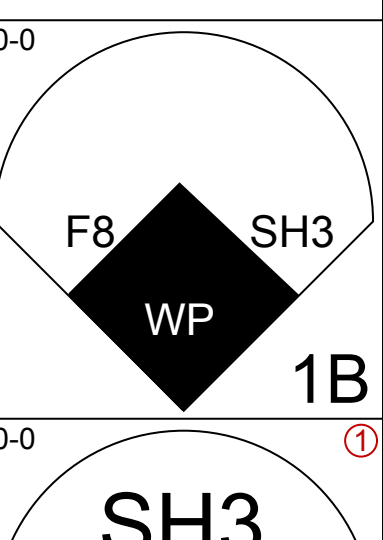
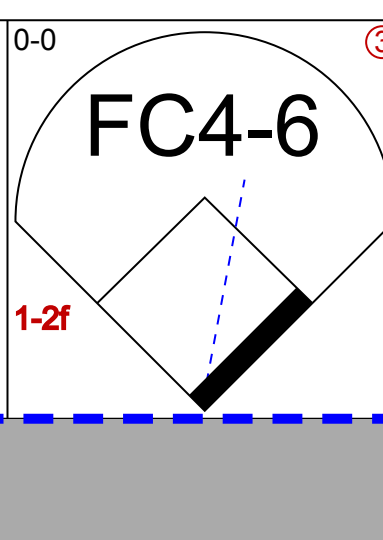
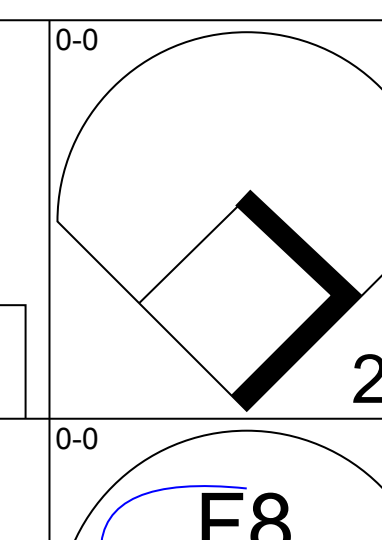
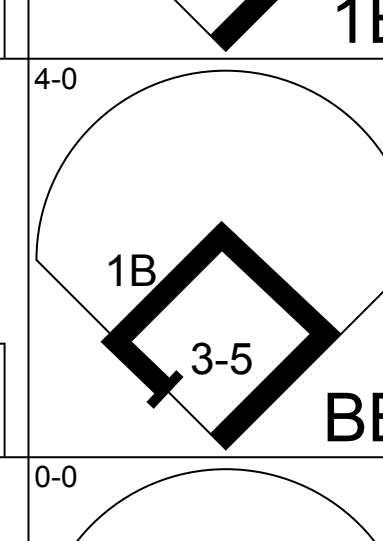
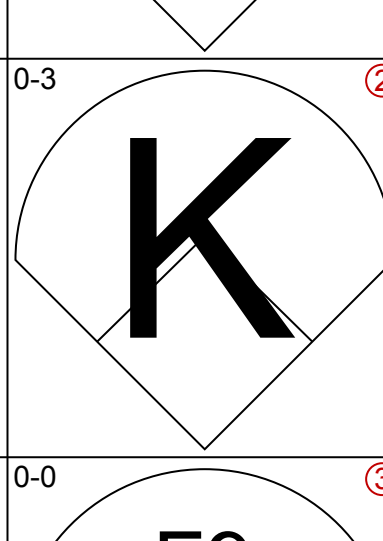
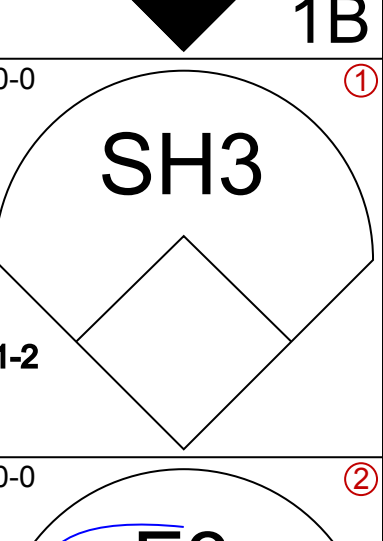
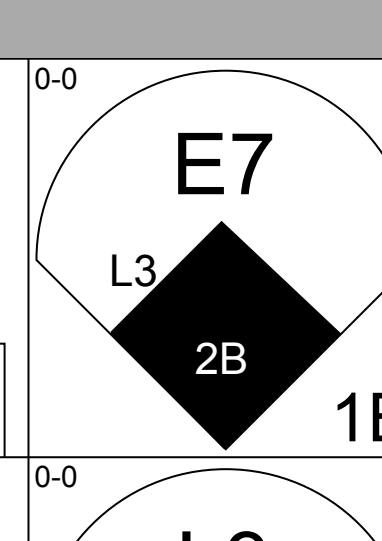
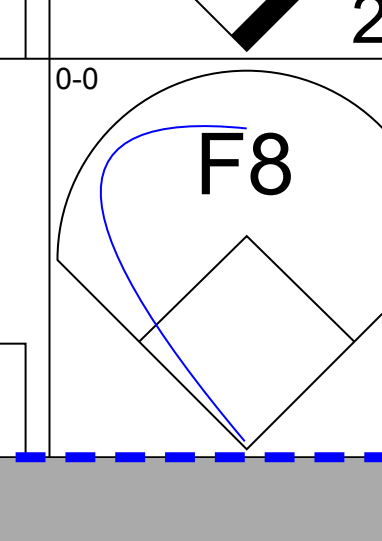
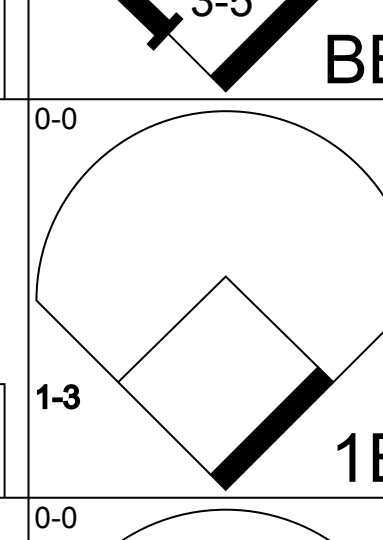
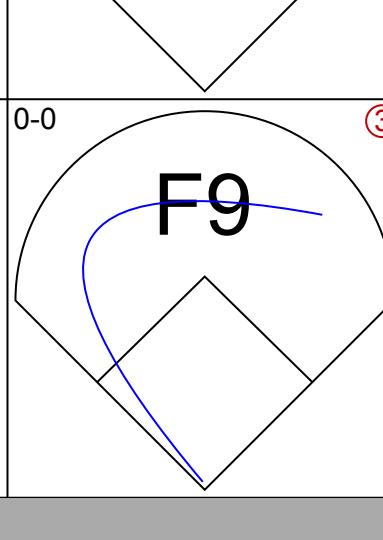
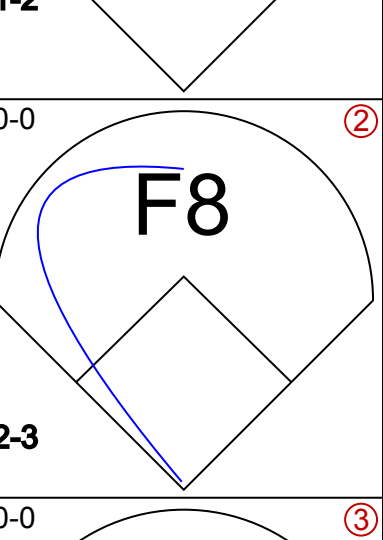
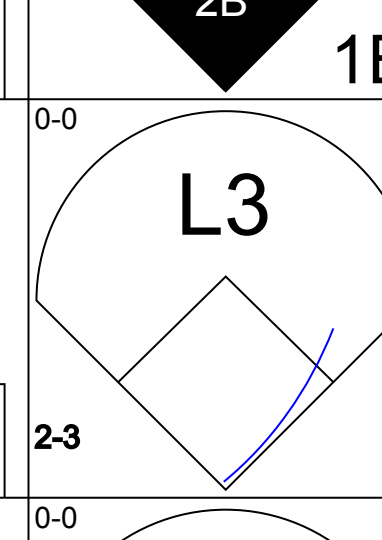
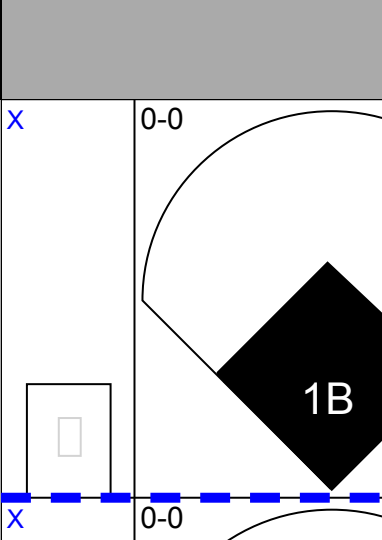
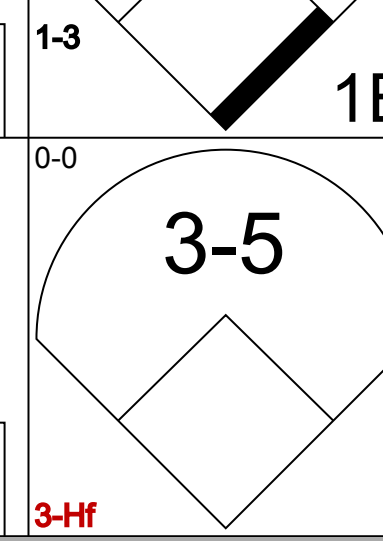
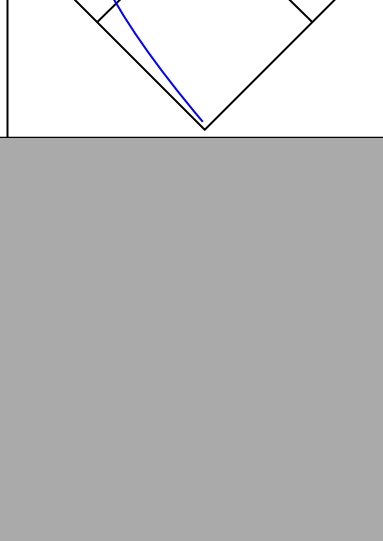
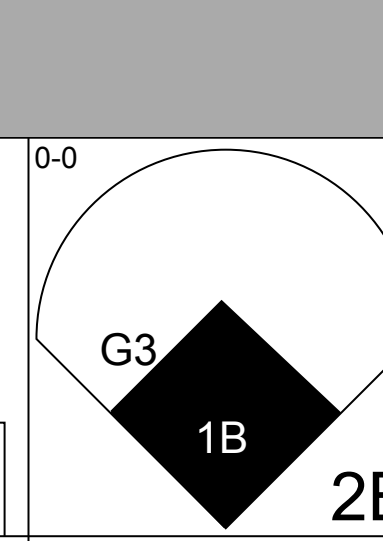
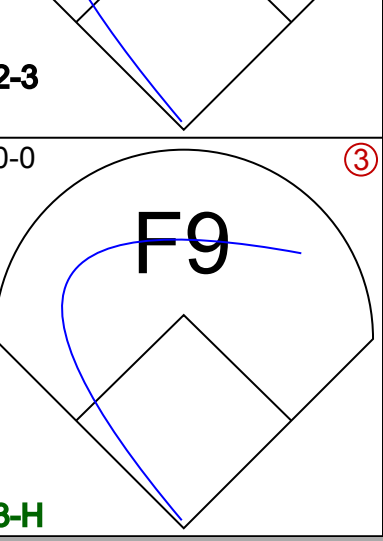
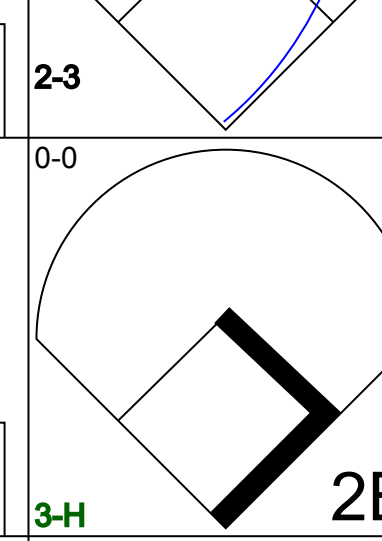
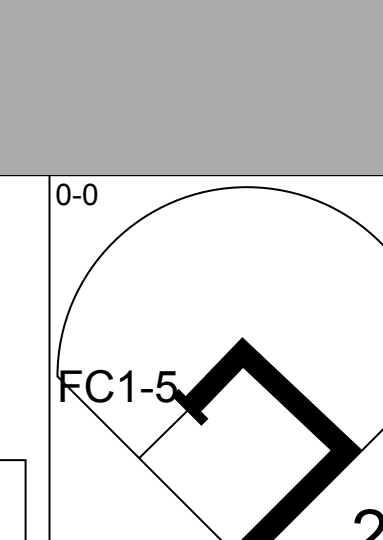
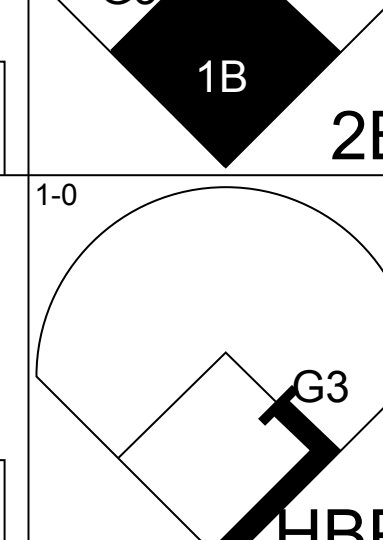
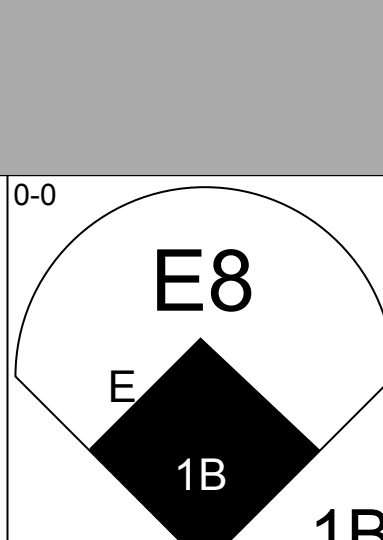
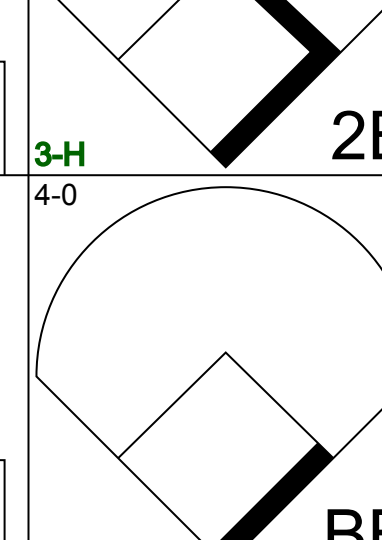
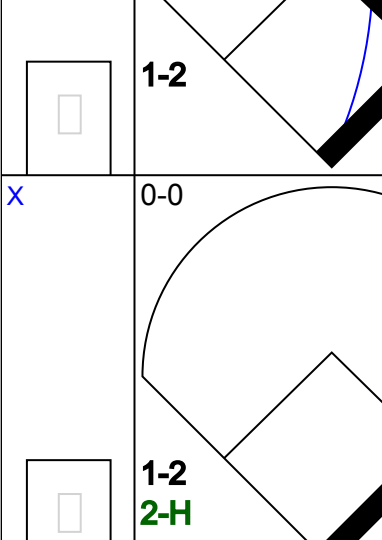
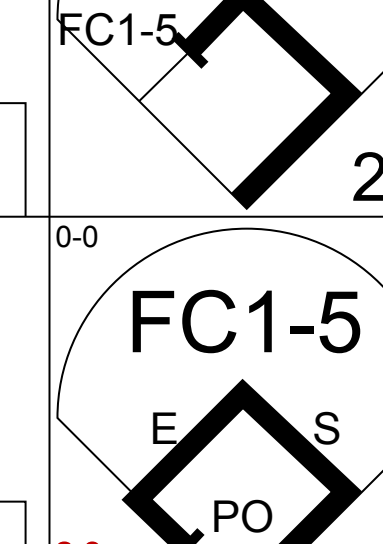
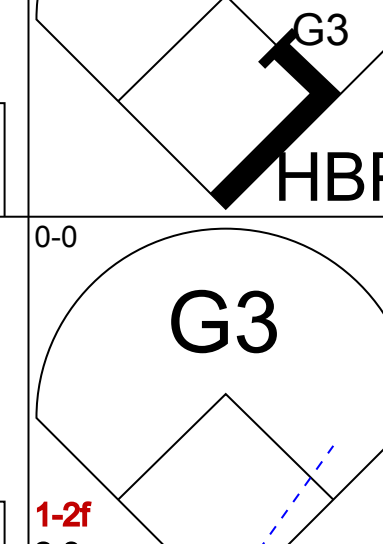
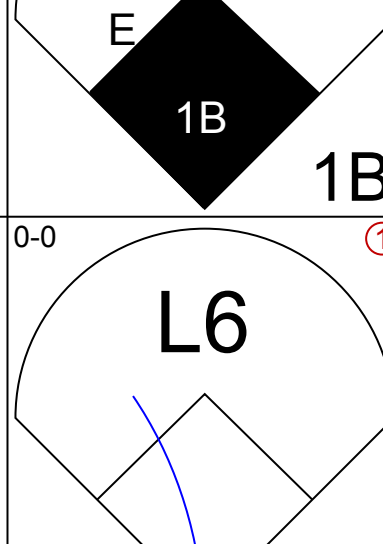
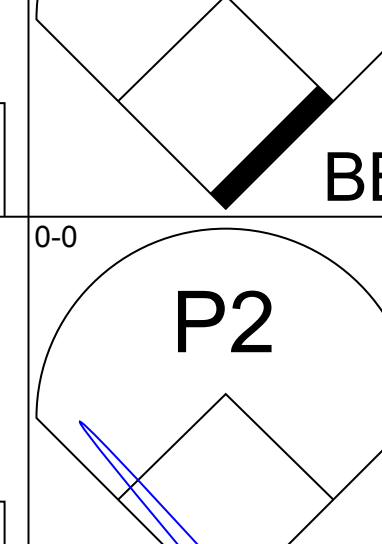
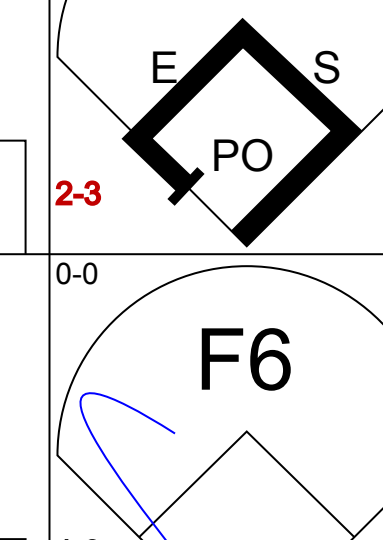
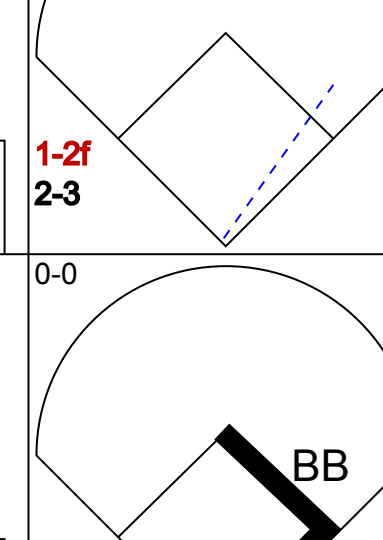
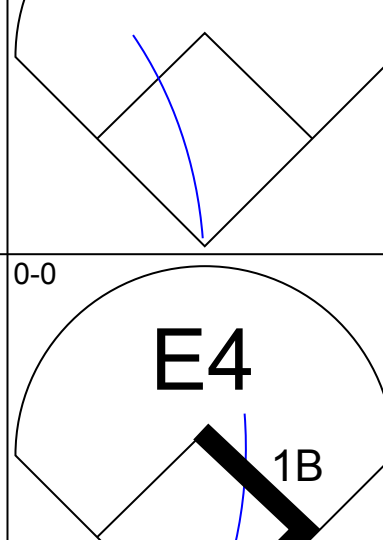
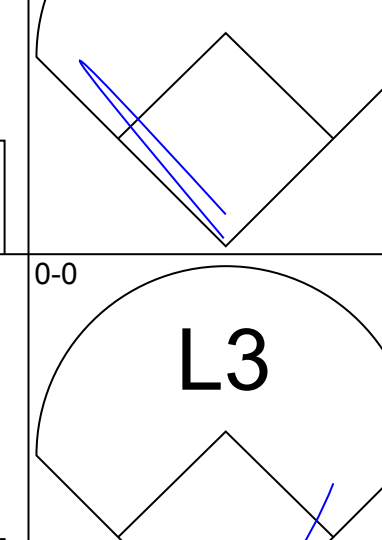
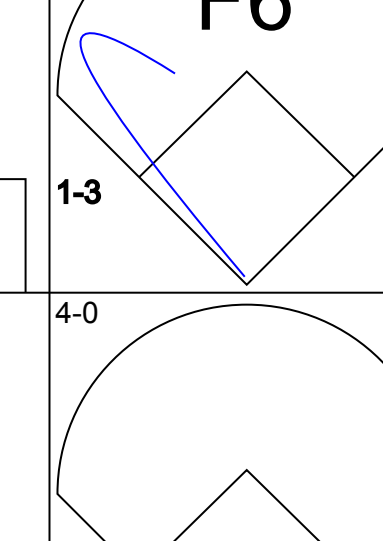
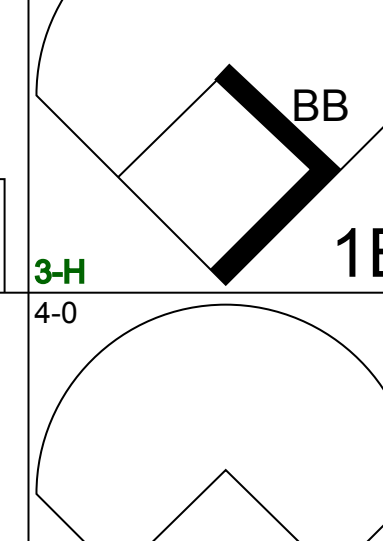
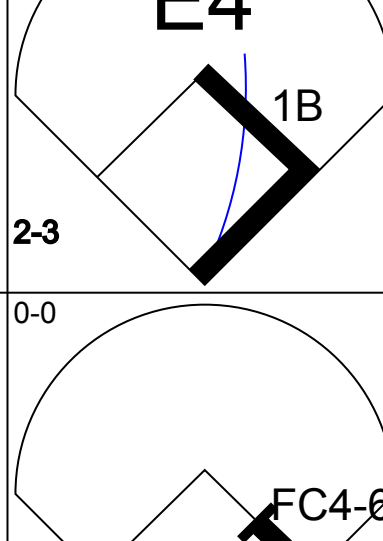
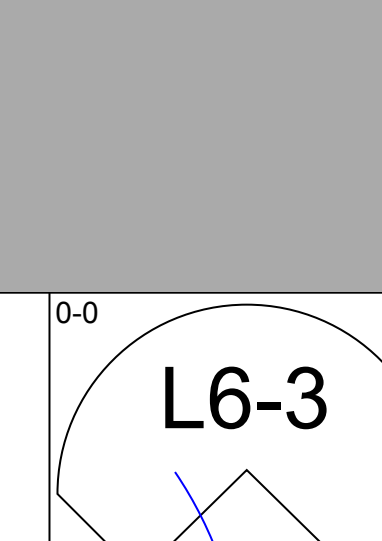
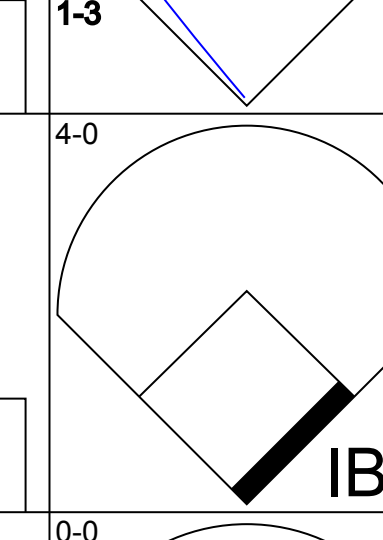

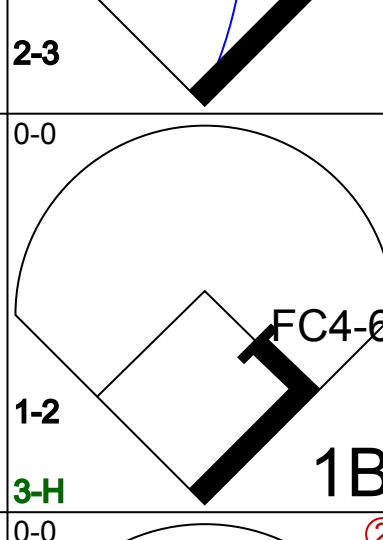
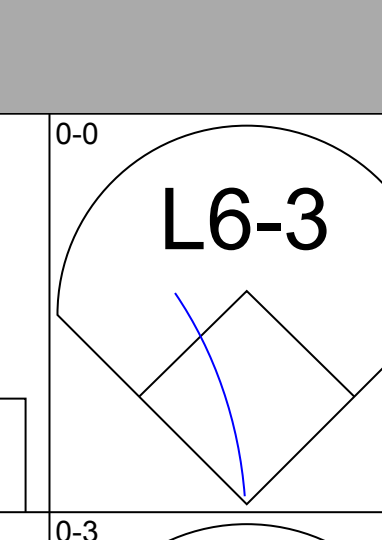
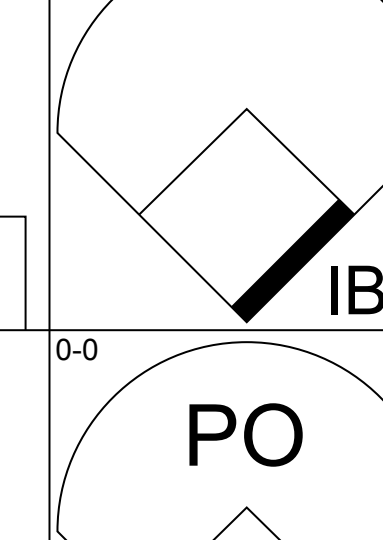
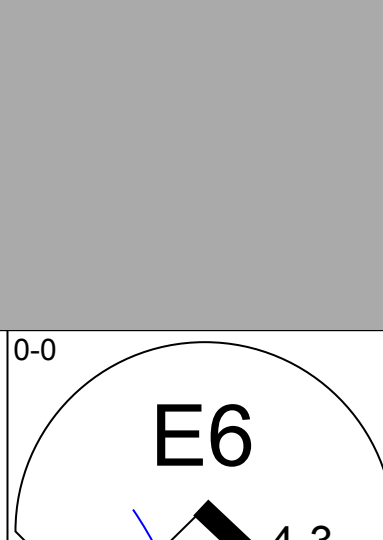
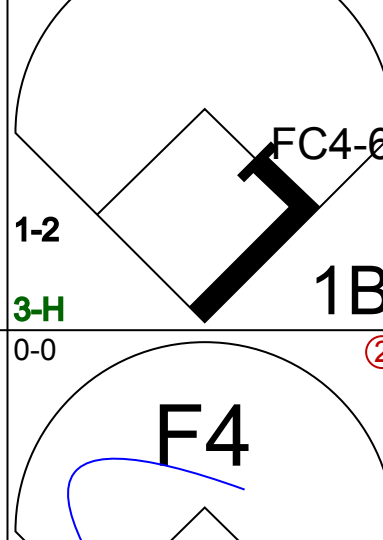
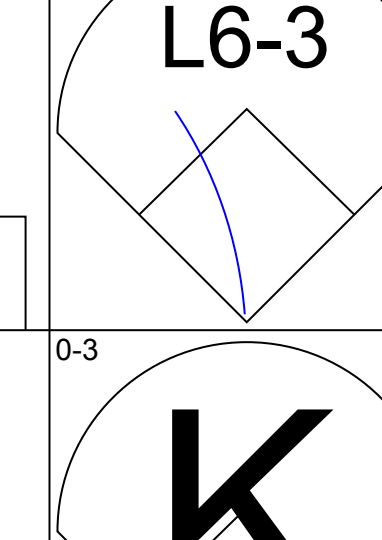
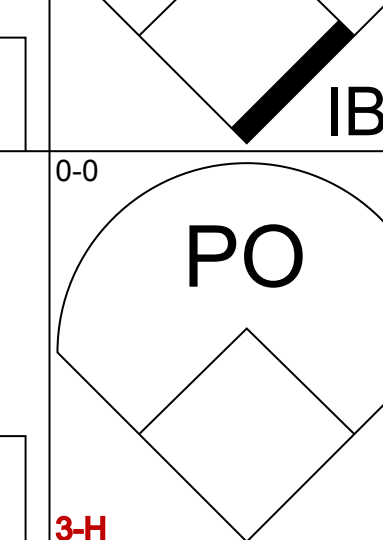
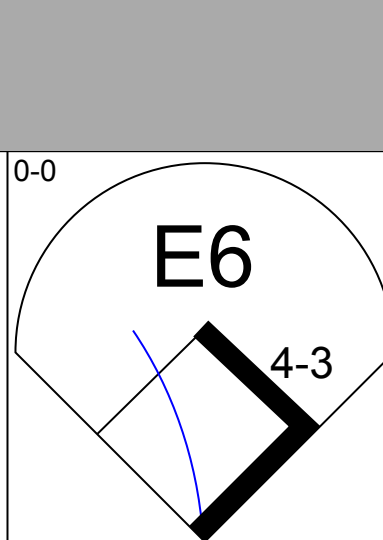
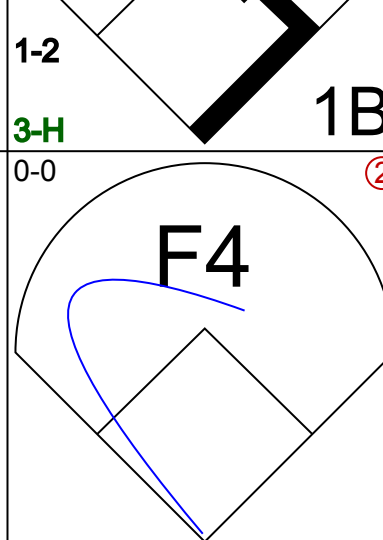
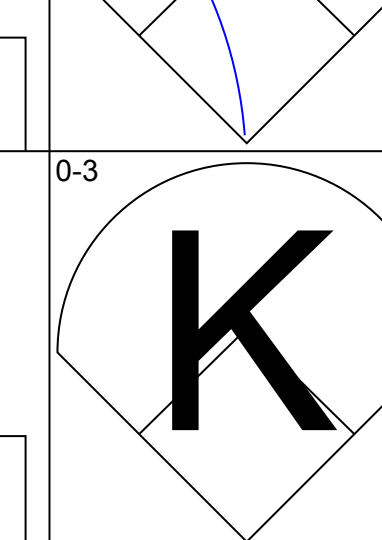
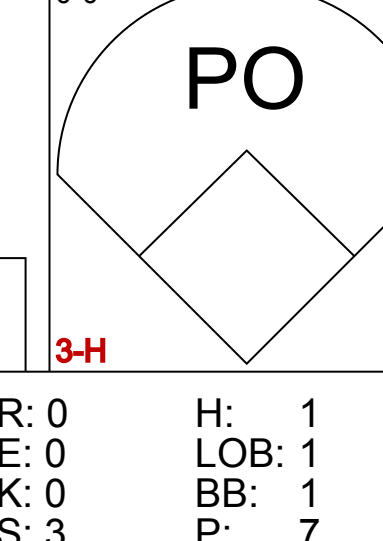
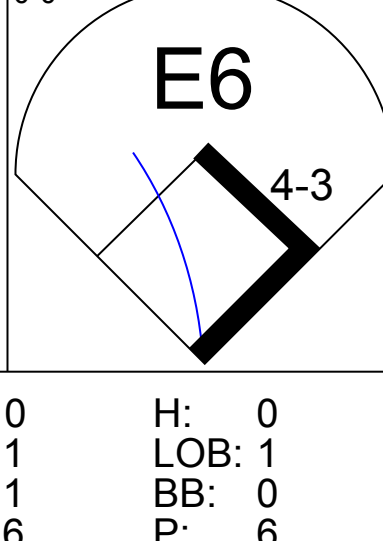
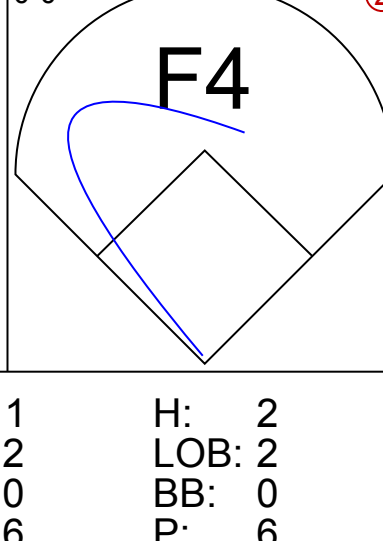
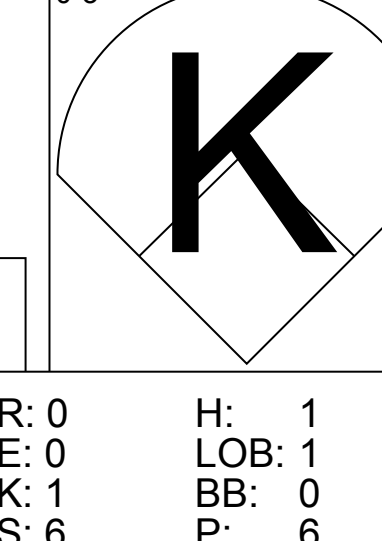
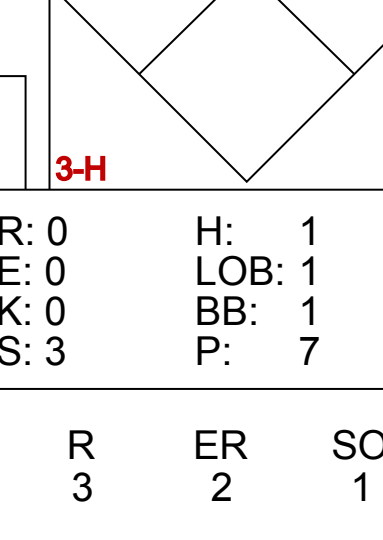
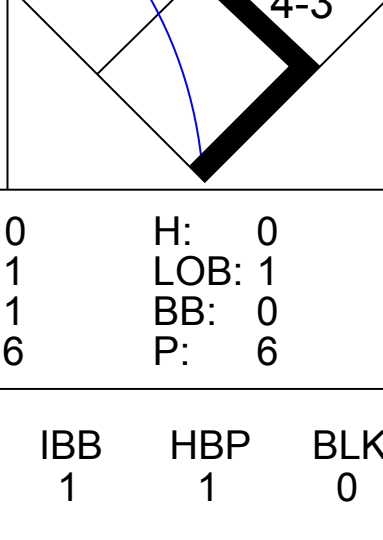
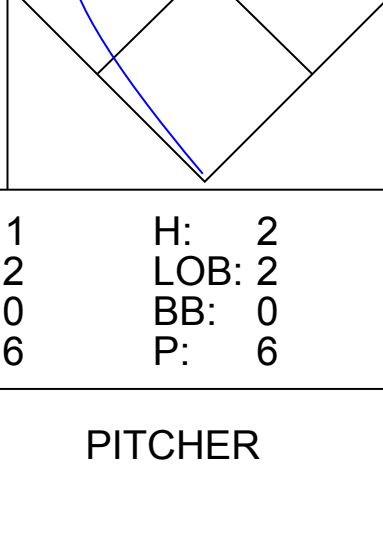
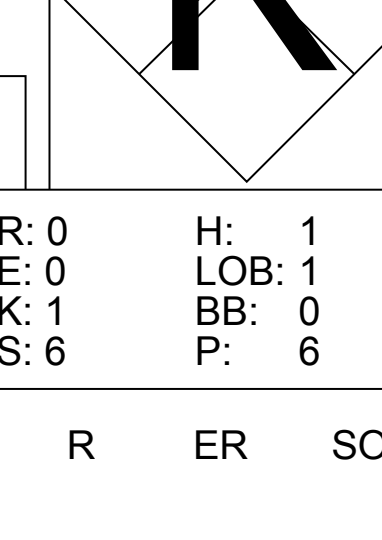
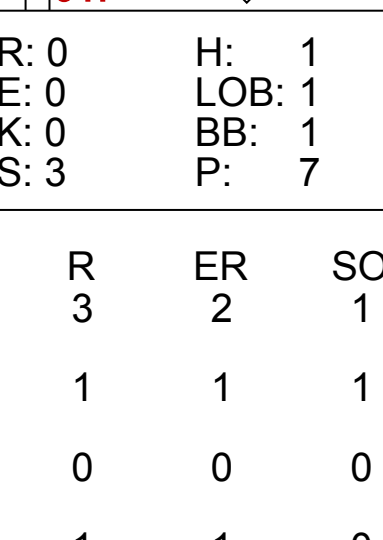
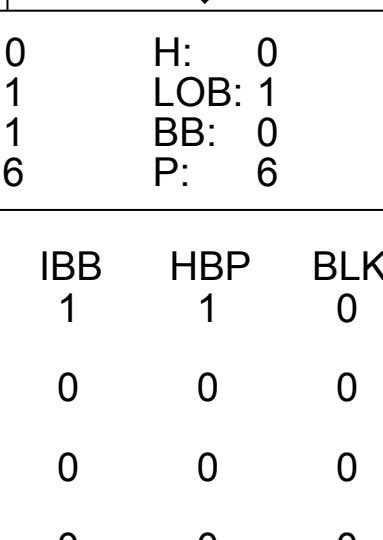
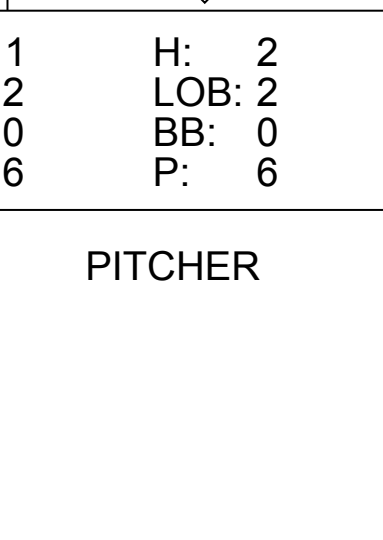
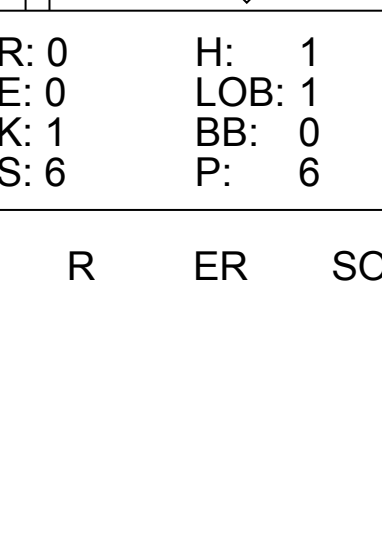
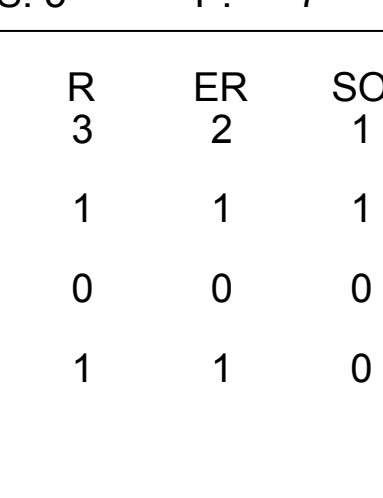
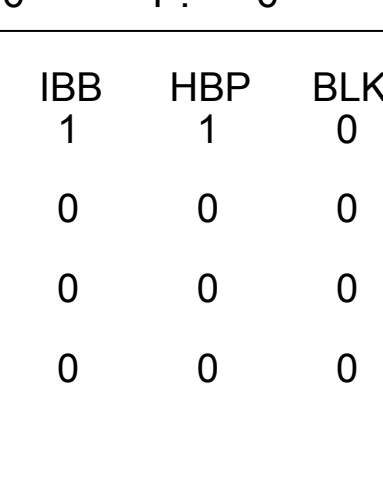










Batter	1	2	3	4	5	6	7	8	9	AB	R	H	RBI	BB	SO	LOB	TOP								
Gary Sutherland, R (1, 4) OBP: 0.289, SLG: 0.308										4	1	1	0	0	1	0	<b>Montreal Expos @ Pittsburgh Pirates</b> Forbes Field, Pittsburgh, PA Wed Oct 01 1969, 7:05 PM EDT Alt. 2,496 - Unknown - 74 F								
Rusty Staub, L (1, 9) OBP: 0.426, SLG: 0.527										3	1	1	0	0	2	1									
Bob Bailey, R (1, 7) OBP: 0.337, SLG: 0.420										3	1	1	0	0	0	1									
Mack Jones, L (7, PH) OBP: 0.378, SLG: 0.487										1	0	0	0	0	1	1									
Coco Laboy, R (1, 5) OBP: 0.308, SLG: 0.409										4	1	2	3	0	1	0									
Jose Herrera, R (1, 8) OBP: 0.302, SLG: 0.373										2	0	0	0	0	2	1									
Jim Fairey, L (6, PH) OBP: 0.283, SLG: 0.356										2	0	0	0	0	1	1									
John Bateman, R (1, 2) OBP: 0.250, SLG: 0.328										4	0	1	0	0	2	1									
Garry Jestadt, R (1, 6)										2	0	0	1	0	0	1									
Ty Cline, L (6, PH) OBP: 0.347, SLG: 0.322										0	0	0	0	1	0	0									
Remy Hermoso, R (9, PH) OBP: 0.225, SLG: 0.162										1	0	0	0	0	0	0									
Bobby Wine, R (1, 3) OBP: 0.259, SLG: 0.254										4	0	0	0	0	0	3									
Steve Renko, R (1, 1) OBP: 0.189, SLG: 0.250										2	0	0	0	0	1	0									
Dan McGinn, L (6, 1) OBP: 0.172, SLG: 0.276										1	0	0	0	0	0	0									
Bill Stoneman, R (8, 1) OBP: 0.127, SLG: 0.082										0	0	0	0	0	0	0									
John Boccabella, R (9, PH) OBP: 0.170, SLG: 0.163										1	0	0	0	0	1	0									
Howie Reed, R (9, 1) OBP: 0.200, SLG: 0.250										0	0	0	0	0	0	0									
<b>Inning Stats</b>	R: 0 E: 0 K: 2 S: 7	H: 0 LOB: 0 BB: 0 P: 7	R: 1 E: 0 K: 1 S: 7	H: 2 LOB: 1 BB: 0 P: 7	R: 0 E: 1 K: 1 S: 6	H: 0 LOB: 1 BB: 0 P: 6	R: 0 E: 0 K: 1 S: 5	H: 0 LOB: 0 BB: 0 P: 5	R: 0 E: 0 K: 1 S: 5	H: 0 LOB: 0 BB: 0 P: 5	R: 3 E: 0 K: 2 S: 10	H: 3 LOB: 2 BB: 1 P: 15	R: 0 E: 0 K: 1 S: 6	H: 1 LOB: 1 BB: 0 P: 6	R: 0 E: 0 K: 2 S: 7	H: 0 LOB: 0 BB: 0 P: 7	R: 0 E: 0 K: 1 S: 5	H: 0 LOB: 0 BB: 0 P: 5	1B: 4 2B: 2 3B: 0 HR: 0	SF: 0 SAC: 0 DP: 0 HBP: 1	WP: 0 PB: 0 SB: 1 CS: 0	PA: 36			
<b>PITCHER</b>	IP WLS BF H R ER SO BB IBB HBP BLK WP HR S P ERA WHIP	IP WLS BF H R ER SO BB IBB HBP BLK WP HR S P ERA WHIP	IP WLS BF H R ER SO BB IBB HBP BLK WP HR S P ERA WHIP	IP WLS BF H R ER SO BB IBB HBP BLK WP HR S P ERA WHIP	IP WLS BF H R ER SO BB IBB HBP BLK WP HR S P ERA WHIP	IP WLS BF H R ER SO BB IBB HBP BLK WP HR S P ERA WHIP	IP WLS BF H R ER SO BB IBB HBP BLK WP HR S P ERA WHIP	IP WLS BF H R ER SO BB IBB HBP BLK WP HR S P ERA WHIP	IP WLS BF H R ER SO BB IBB HBP BLK WP HR S P ERA WHIP	IP WLS BF H R ER SO BB IBB HBP BLK WP HR S P ERA WHIP	IP WLS BF H R ER SO BB IBB HBP BLK WP HR S P ERA WHIP	IP WLS BF H R ER SO BB IBB HBP BLK WP HR S P ERA WHIP	IP WLS BF H R ER SO BB IBB HBP BLK WP HR S P ERA WHIP	IP WLS BF H R ER SO BB IBB HBP BLK WP HR S P ERA WHIP	IP WLS BF H R ER SO BB IBB HBP BLK WP HR S P ERA WHIP	IP WLS BF H R ER SO BB IBB HBP BLK WP HR S P ERA WHIP	IP WLS BF H R ER SO BB IBB HBP BLK WP HR S P ERA WHIP	IP WLS BF H R ER SO BB IBB HBP BLK WP HR S P ERA WHIP	IP WLS BF H R ER SO BB IBB HBP BLK WP HR S P ERA WHIP	IP WLS BF H R ER SO BB IBB HBP BLK WP HR S P ERA WHIP	IP WLS BF H R ER SO BB IBB HBP BLK WP HR S P ERA WHIP	IP WLS BF H R ER SO BB IBB HBP BLK WP HR S P ERA WHIP	IP WLS BF H R ER SO BB IBB HBP BLK WP HR S P ERA WHIP	IP WLS BF H R ER SO BB IBB HBP BLK WP HR S P ERA WHIP	
Luke Walker, L (1, 1) ERA: 3.64	5.0	22	5	4	4	6	0	0	1	0	0	0	0	0	33	34	7.20	1.000							
Steve Blass, R (6, 1) ERA: 4.46	1.0	4	0	0	0	2	1	0	0	0	0	0	0	0	7	11	0.00	1.000							
Dock Ellis, R (7, 1) ERA: 3.58	2.0	7	1	0	0	3	0	0	0	0	0	0	0	0	13	13	0.00	0.500							
Joe Gibbon, L (9, 1) ERA: 2.4	1.0	W 3	0	0	0	1	0	0	0	0	0	0	0	0	5	5	0.00	0.000							

AB	34
R	4
H	6
RBI	4
BB	1
SO	12
LOB	10



Batter	1	2	3	4	5	6	7	8	9	AB	R	H	RBI	BB	SO	LOB	BOTTOM						
Matty Alou, L (1, 8) OBP: 0.369, SLG: 0.410										5	1	3	0	0	0	3	<b>Montreal Expos @ Pittsburgh Pirates</b> Forbes Field, Pittsburgh, PA Wed Oct 01 1969, 7:05 PM EDT Alt. 2,496 - Unknown - 74 F						
Dave Cash, R (1, 4) OBP: 0.369, SLG: 0.357										3	1	1	0	1	1	2							
Roberto Clemente, R (1, 9) OBP: 0.407, SLG: 0.541										5	1	2	0	0	0	3							
Willie Stargell, L (1, 7) OBP: 0.383, SLG: 0.559										5	1	2	1	0	0	3							
Al Oliver, L (1, 3) OBP: 0.333, SLG: 0.446										3	1	3	1	1	0	0							
Manny Sanguillen, R (1, 2) OBP: 0.325, SLG: 0.407										4	0	0	0	0	0	6							
Richie Hebner, L (1, 5) OBP: 0.378, SLG: 0.419										4	0	1	1	0	0	4							
Freddie Patek, R (1, 6) OBP: 0.319, SLG: 0.296										0	0	0	0	2	0	0							
Jose Pagan, R (6, PH) OBP: 0.325, SLG: 0.453										1	0	1	1	0	0	0							
Jose Martinez, R (6, PR) OBP: 0.309, SLG: 0.321										1	0	0	0	0	0	0							
Luke Walker, L (1, 1) OBP: 0.259, SLG: 0.333										2	0	0	0	0	0	2							
Steve Blass, R (6, 1) ERA: 4.01										0	0	0	0	0	0	0							
Carl Sawada, L (6, PH) OBP: 0.345, SLG: 0.457										1	0	0	0	0	0	2							
Dock Ellis, R (7, 1) ERA: 3.94										0	0	0	0	0	0	0							
Bob Robertson, R (6, PH) OBP: 0.256, SLG: 0.268										1	0	0	0	0	1	0							
Joe Gibbon, R (9, 1) ERA: 2.4										0	0	0	0	0	0	0							
<b>Inning Stats</b>	R: 0 E: 0 K: 0 S: 3	H: 2 LOB: 1 BB: 1 P: 7	R: 0 E: 0 K: 0 S: 3	H: 1 LOB: 1 BB: 1 P: 7	R: 0 E: 1 K: 1 S: 6	H: 0 LOB: 1 BB: 0 P: 6	R: 1 E: 0 K: 0 S: 4	H: 2 LOB: 2 BB: 1 P: 9	R: 1 E: 0 K: 0 S: 4	H: 1 LOB: 0 BB: 0 P: 4	R: 1 E: 2 K: 0 S: 6	H: 2 LOB: 2 BB: 0 P: 6	R: 1 E: 1 K: 0 S: 5	H: 2 LOB: 2 BB: 1 P: 9	R: 0 E: 0 K: 1 S: 6	H: 1 LOB: 1 BB: 0 P: 6	R: 1 E: 1 K: 0 S: 3	H: 2 LOB: 2 BB: 0 P: 3	1B: 9 2B: 5 3B: 0 HR: 0	SF: 0 SAC: 1 DP: 2 HBP: 1	WP: 1 PB: 0 SB: 1 CS: 0	PA: 42	
<b>PITCHER</b>	IP WLS BF H R ER SO BB IBB HBP BLK WP HR S P ERA WHIP	IP WLS BF H R ER SO BB IBB HBP BLK WP HR S P ERA WHIP	IP WLS BF H R ER SO BB IBB HBP BLK WP HR S P ERA WHIP	IP WLS BF H R ER SO BB IBB HBP BLK WP HR S P ERA WHIP	IP WLS BF H R ER SO BB IBB HBP BLK WP HR S P ERA WHIP	IP WLS BF H R ER SO BB IBB HBP BLK WP HR S P ERA WHIP	IP WLS BF H R ER SO BB IBB HBP BLK WP HR S P ERA WHIP	IP WLS BF H R ER SO BB IBB HBP BLK WP HR S P ERA WHIP	IP WLS BF H R ER SO BB IBB HBP BLK WP HR S P ERA WHIP	IP WLS BF H R ER SO BB IBB HBP BLK WP HR S P ERA WHIP	IP WLS BF H R ER SO BB IBB HBP BLK WP HR S P ERA WHIP	IP WLS BF H R ER SO BB IBB HBP BLK WP HR S P ERA WHIP	IP WLS BF H R ER SO BB IBB HBP BLK WP HR S P ERA WHIP	IP WLS BF H R ER SO BB IBB HBP BLK WP HR S P ERA WHIP	IP WLS BF H R ER SO BB IBB HBP BLK WP HR S P ERA WHIP	IP WLS BF H R ER SO BB IBB HBP BLK WP HR S P ERA WHIP	IP WLS BF H R ER SO BB IBB HBP BLK WP HR S P ERA WHIP	IP WLS BF H R ER SO BB IBB HBP BLK WP HR S P ERA WHIP	IP WLS BF H R ER SO BB IBB HBP BLK WP HR S P ERA WHIP	IP WLS BF H R ER SO BB IBB HBP BLK WP HR S P ERA WHIP	IP WLS BF H R ER SO BB IBB HBP BLK WP HR S P ERA WHIP	IP WLS BF H R ER SO BB IBB HBP BLK WP HR S P ERA WHIP	IP WLS BF H R ER SO BB IBB HBP BLK WP HR S P ERA WHIP
Steve Renko, R (1, 1) ERA: 4.01	5.2	27	8	3	2	1	2	1	0	0	0	0	0	0	25	38	3.18						



Batter	1	2	3	4	5	6	7	8	9	AB	R	H	RBI	BB	SO	LOB	TOP			
Mary Staehle, L (1.4)										3	1	1	0	1	0	0				
Jim Fairry, L (1.8)										4	1	2	1	0	0	1				
Rusty Staub, L (1.9)										4	0	2	0	0	1	1				
Mack Jones, L (1.7)										3	0	1	0	1	1	2				
Kevin Collins, L (1.5)										4	0	0	0	0	0	6				
Ty Cline, L (1.3)										4	0	1	1	0	1	3				
Ron Brand, R (1.2)										4	0	1	0	0	0	4				
Bobby Wine, R (1.6)										4	0	0	0	0	2	1				
Jerry Robertson, S (1.1)										2	0	0	0	0	0	2				
Claude Raymond, R (6.1)										0	0	0	0	0	0	0				
Bob Bailey, R (7.7)										1	0	0	0	0	1	0				
Gary Waslewski, R (7.1)										0	0	0	0	0	0	0				
Carroll Sembera, R (8.1)										0	0	0	0	0	0	0				
Gary Sutherland, R (8.7)										1	0	0	0	0	0	0				
<b>Inning Stats</b>	R: 1 E: 0 K: 2 S: 9	H: 2 LOB: 1 BB: 0 P: 9	R: 0 E: 0 K: 1 S: 5	H: 0 LOB: 0 BB: 0 P: 5	R: 0 E: 0 K: 1 S: 5	H: 1 LOB: 2 BB: 0 P: 7	R: 0 E: 0 K: 1 S: 5	H: 0 LOB: 0 BB: 0 P: 5	R: 1 E: 0 K: 0 S: 5	H: 3 LOB: 2 BB: 1 P: 9	R: 0 E: 0 K: 2 S: 7	H: 0 LOB: 1 BB: 1 P: 11	R: 0 E: 0 K: 0 S: 4	H: 1 LOB: 1 BB: 0 P: 4	R: 0 E: 0 K: 0 S: 3	H: 1 LOB: 0 BB: 0 P: 3	1B: 6 2B: 2 3B: 0 HR: 0	SF: 0 SAC: 0 DP: 1 HBP: 0	WP: 0 PB: 0 CS: 0	PA: 36
<b>PITCHER</b>	IP WLS BF H R ER SO BB IBB HBP BLK WP HR S P ERA WHIP																			
Bob Moose, R (1.1)	9.0 W 36 8 2 2 8 2 0 0 0 0 0 0 50 58 2.00 1.111																			

**Montreal Expos @ Pittsburgh Pirates**  
 Forbes Field, Pittsburgh, PA  
 Thu Oct 02 1969, 7:05 PM EDT  
 Att: 2,700 - Unknown

AB 34  
 R 2  
 H 8  
 RBI 2  
 BB 2  
 SO 8  
 LOB 18



Batter	1	2	3	4	5	6	7	8	9	AB	R	H	RBI	BB	SO	LOB	BOTTOM			
Matty Alou, L (1.8)										5	2	2	0	0	0	1				
Dave Cash, R (1.4)										5	0	2	1	0	2	1				
Roberto Clemente, R (1.9)										4	2	3	1	1	0	1				
Willie Stargell, L (1.7)										3	0	0	0	1	1	4				
Johnny Jeter, R (7.7)										1	1	0	0	0	1	1				
Al Oliver, L (1.3)										1	0	0	0	0	0	0				
Bob Robertson, R (4.3)										2	2	1	1	1	1	0				
Manny Sanguillen, R (1.2)										4	0	2	3	0	1	0				
Richie Hebner, L (1.5)										3	0	2	1	1	0	0				
Freddie Patek, R (1.6)										4	1	1	0	0	2	5				
Bob Moose, R (1.1)										3	0	0	0	0	1	0				
<b>Inning Stats</b>	R: 0 E: 0 K: 2 S: 7	H: 0 LOB: 1 BB: 1 P: 11	R: 0 E: 0 K: 1 S: 5	H: 0 LOB: 0 BB: 0 P: 5	R: 1 E: 0 K: 0 S: 6	H: 3 LOB: 2 BB: 0 P: 6	R: 0 E: 0 K: 1 S: 6	H: 1 LOB: 1 BB: 0 P: 6	R: 0 E: 0 K: 0 S: 3	H: 0 LOB: 0 BB: 0 P: 3	R: 2 E: 0 K: 1 S: 8	H: 4 LOB: 1 BB: 0 P: 8	R: 4 E: 1 K: 2 S: 10	H: 3 LOB: 2 BB: 3 P: 22	R: 1 E: 0 K: 2 S: 9	H: 2 LOB: 1 BB: 0 P: 9	1B: 11 2B: 2 3B: 0 HR: 0	SF: 0 SAC: 1 DP: 0 HBP: 0	WP: 0 PB: 0 CS: 1	PA: 40
<b>PITCHER</b>	IP WLS BF H R ER SO BB IBB HBP BLK WP HR S P ERA WHIP																			
Jerry Robertson, R (1.1)	5.1 L 25 8 3 3 4 1 0 0 0 0 0 0 32 36 5.06 1.688																			
Claude Raymond, R (6.1)	0.2 1 0 0 0 1 0 0 0 0 0 0 0 3 3 0.00 0.000																			
Gary Waslewski, R (7.1)	1.0 9 3 4 3 2 1 2 0 0 0 0 0 10 22 27.00 4.000																			
Carroll Sembera, R (8.1)	1.0 5 2 1 1 2 0 0 0 0 0 0 0 9 9 9.00 2.000																			

**Montreal Expos @ Pittsburgh Pirates**  
 Forbes Field, Pittsburgh, PA  
 Thu Oct 02 1969, 7:05 PM EDT  
 Att: 2,700 - Unknown

AB 35  
 R 8  
 H 13  
 RBI 7  
 BB 4  
 SO 9  
 LOB 13

