Pittsburgh Pirates - 1971

Batter	1	2	3	4	5	6	7	8	9	AB	R	H	RBI	BB	SO	LOB
Larry Bowa, S (1, 6) OBP: 0.800, SLG: 0.750	4-3		1B		BB		1B		1B	4	0	3	1	1	0	0
Don Money, R (1, 5)	L7		F7		K		K		F3	5	0	0	0	0	2	7
Willie Montanez, L (1, 8) OBP: 0.500, SLG: 0.333	1B			F8		BB		1-3		3	0	1	0	1	0	0
Deron Johnson, R (1, 3)	K			F9		K		P4		4	0	0	0	0	2	2
John Briggs, L (1, 7)		4-3		P6		P4		F8		4	0	0	0	0	0	1
Roger Freed, R (1, 9) OBP: 0.250, SLG: 0.750		L3			1B 3B	K			K	4	1	1	0	0	2	1
Tim McCarver, L (1, 2) OBP: 0.500, SLG: 0.500		F8			S 1B 3-H	4-3			1B 1B 1B	4	1	2	1	0	0	0
Denny Doyle, L (1, 4)			F7		F5	1B HBP			F8	3	0	0	0	0	0	2
Chris Short, R (1, 1)			K		K 1-2	F9			1B 1-2	2	0	0	0	0	2	1
Ron Stone, L (7, PH)										1	0	0	0	0	0	1
Darrell Brandon, R (7, 1)										0	0	0	0	0	0	0
Joe Hoerner, R (7, 1)										0	0	0	0	0	0	0
Joe Lis, R (9, PH) OBP: 1.000, SLG: 1.000										1	0	1	0	0	0	0
Larry Hisle, R (9, PR)										0	0	0	0	0	0	0
Inning Stats	R: 0 E: 0 K: 1 S: 6 H: 1 LOB: 1 BB: 0 P: 6	R: 0 E: 0 K: 0 S: 3 H: 0 LOB: 0 BB: 0 P: 3	R: 0 E: 0 K: 1 S: 6 H: 1 LOB: 1 BB: 0 P: 6	R: 0 E: 0 K: 0 S: 3 H: 0 LOB: 0 BB: 0 P: 3	R: 1 E: 0 K: 2 S: 9 H: 2 LOB: 2 BB: 1 P: 13	R: 0 E: 0 K: 2 S: 7 H: 0 LOB: 1 BB: 1 P: 11	R: 0 E: 0 K: 1 S: 6 H: 1 LOB: 2 BB: 0 P: 7	R: 0 E: 0 K: 0 S: 3 H: 0 LOB: 0 BB: 0 P: 3	R: 1 E: 0 K: 1 S: 8 H: 3 LOB: 2 BB: 0 P: 8	1B: 7 2B: 0 3B: 1 HR: 0 SF: 0 SAC: 0 DP: 0 HBP: 1						

PITCHER	IP	WLS	BF	H	R	ER	SO	BB	IBB	HBP	BLK	WP	HR	S	P	ERA	WHIP
Dock Ellis, R (1, 1) ERA: 2.0	9.0	W	38	8	2	2	8	2	0	1	0	0	0	51	60	2.00	1.111

PITCHER	IP	WLS	BF	H	R	ER	SO	BB	IBB	HBP	BLK	WP	HR	S	P	ERA	WHIP

TOP

Philadelphia Phillies @ Pittsburgh Pirates
Three Rivers Stadium, Pittsburgh, PA
Tue Apr 06 1971, 3:33 AM EST
Att. 39,712 - Cloudy

livebaseballscorecards.com

AB	35
R	2
H	8
RBI	2
BB	2
SO	8
LOB	15

WP: 0 PA: 38
PB: 0
SB: 1
CS: 0

Batter	1	2	3	4	5	6	7	8	9	AB	R	H	RBI	BB	SO	LOB
Bill Mazeroski, R (1, 4) OBP: 0.400, SLG: 0.333	L7	F5			1B		BBBB 2B BB	SF8 2-3 3-H		3	0	1	1	1	0	1
Richie Hebner, L (1, 5) OBP: 0.600, SLG: 0.750	BBBB E5 BB	1-3			1-2 3-H 1B		1-3 2B	SSS K		4	0	2	1	1	1	1
Roberto Clemente, R (1, 9)	P5	F8			F8		SSS K			4	0	0	0	0	1	5
Manny Sanguillen, R (1, 2)	E5 1-H	4-3			P6		IBB			3	0	0	0	1	0	3
Bob Robertson, R (1, 3) OBP: 0.250, SLG: 0.250		1B E 1B 1B		1-3		SSS K	F2			4	1	1	0	0	1	3
Willie Stargell, L (1, 7) OBP: 0.250, SLG: 0.250		E SH1-4 1-2 1B		1-3		E1 WP	SSS K			4	1	1	0	0	1	3
Al Oliver, L (1, 8)		F7		1-3		L8		SH3 1B SF8 HBP		3	1	0	0	0	0	3
Jackie Hernandez, R (1, 6) OBP: 0.750, SLG: 0.667		E7 SH1-4 1-3 2-H 1B			E5 1B SH1-4 1B	BBBB FC6 1-2 BB		SF8 SH3 1-2 1B		3	1	2	0	1	0	0
Dock Ellis, S (1, 1)		SH1-4 2-3 3-H			SH1-4 1-2	FC6 1-2f		SH3 1-2 2-3		1	0	0	1	0	0	2
Inning Stats	R: 0 E: 1 K: 0 S: 3 H: 0 LOB: 1 BB: 1 P: 7	R: 2 E: 1 K: 0 S: 6 H: 3 LOB: 1 BB: 0 P: 6	R: 0 E: 0 K: 0 S: 3 H: 0 LOB: 0 BB: 0 P: 3	R: 0 E: 0 K: 0 S: 3 H: 0 LOB: 0 BB: 0 P: 3	R: 1 E: 1 K: 0 S: 6 H: 2 LOB: 2 BB: 0 P: 6	R: 0 E: 1 K: 1 S: 6 H: 0 LOB: 2 BB: 1 P: 10	R: 0 E: 0 K: 2 S: 8 H: 1 LOB: 3 BB: 2 P: 16	R: 1 E: 0 K: 1 S: 6 H: 1 LOB: 1 BB: 0 P: 7		1B: 6 2B: 1 3B: 0 HR: 0 SF: 1 SAC: 3 DP: 0 HBP: 1						

PITCHER		IP	WLS	BF	H	R	ER	SO	BB	IBB	HBP	BLK	WP	HR	S	P	ERA	WHIP
Chris Short, L ERA: 1.5	(1, 1)	6.0	L	27	5	3	1	1	2	0	0	0	1	0	27	35	1.50	1.167
Darrell Brandon, R ERA:	(7, 1)	0.2		5	1	0	0	1	1	1	0	0	0	0	5	13	0.00	3.000
Joe Hoerner, L ERA: 6.75	(7, 1)	1.1		6	1	1	1	2	0	0	1	0	0	0	9	10	6.75	0.750

PITCHER	IP	WLS	BF	H	R	ER	SO	BB	IBB	HBP	BLK	WP	HR	S	P	ERA	WHIP

BOTTOM

Philadelphia Phillies @ Pittsburgh Pirates
Three Rivers Stadium, Pittsburgh, PA
Tue Apr 06 1971, 3:33 AM EST
Att. 39,712 - Cloudy

livebaseballscorecards.com

AB	29
R	4
H	7
RBI	3
BB	4
SO	4
LOB	21

1B: 6	SF: 1	WP: 1	PA: 38
2B: 1	SAC: 3	PB: 0	
3B: 0	DP: 0	SB: 0	
HR: 0	HBP: 1	CS: 0	

Batter	1	2	3	4	5	6	7	8	9	AB	R	H	RBI	BB	SO	LOB
Larry Bowa, S (1, 6) OBP: 0.667, SLG: 0.625	G6-4-3 1B		5-3			F8		1B		4	0	2	0	0	0	1
Tony Taylor, R (1, 4)	G6-4-3 1-2f			5-3		4-3		4-3		4	0	0	0	0	0	3
Don Money, R (1, 5)	K			F9			F9		F9	4	0	0	0	0	1	0
Deron Johnson, R (1, 3)		5-3		F4			5-3		L3	4	0	0	0	0	0	0
Roger Freed, R (1, 9) OBP: 0.250, SLG: 0.429		2-3			5-3		2B BB		K	3	0	0	0	1	1	0
Joe Lis, R (1, 7) OBP: 0.750, SLG: 1.000		1B			K		1-3 2B			3	0	2	0	0	1	0
John Briggs, L (7, PR) (7, 7)										0	0	0	0	0	0	0
Tim McCarver, L (1, 2) OBP: 0.286, SLG: 0.286		6-3			L5		4-3			3	0	0	0	0	0	3
Larry Hisle, R (1, 8) OBP: 0.333, SLG: 0.333			6-3			SH3-4 1B		K		3	0	1	0	0	1	0
Woodie Fryman, R (1, 1)			5-3			SH3-4 1-2		F9		1	0	0	0	0	0	0
Byron Browne, R (8, PH)										1	0	0	0	0	0	0
Dick Selma, R (8, 1)										0	0	0	0	0	0	0
Inning Stats	R: 0 E: 0 K: 1 S: 5 H: 1 LOB: 0 BB: 0 P: 5	R: 0 E: 0 K: 0 S: 4 H: 1 LOB: 1 BB: 0 P: 4	R: 0 E: 0 K: 0 S: 3 H: 0 LOB: 0 BB: 0 P: 3	R: 0 E: 0 K: 0 S: 3 H: 0 LOB: 0 BB: 0 P: 3	R: 0 E: 0 K: 1 S: 5 H: 0 LOB: 0 BB: 0 P: 5	R: 0 E: 0 K: 0 S: 4 H: 1 LOB: 1 BB: 0 P: 4	R: 0 E: 0 K: 0 S: 4 H: 1 LOB: 2 BB: 1 P: 8	R: 0 E: 0 K: 1 S: 6 H: 1 LOB: 1 BB: 0 P: 6	R: 0 E: 0 K: 1 S: 5 H: 0 LOB: 0 BB: 0 P: 5	1B: 4 2B: 1 3B: 0 HR: 0 SF: 0 SAC: 1 DP: 1 HBP: 0						

PITCHER	IP	WLS	BF	H	R	ER	SO	BB	IBB	HBP	BLK	WP	HR	S	P	ERA	WHIP
Luke Walker, L (1, 1) ERA:	9.0	W	32	5	0	0	4	1	0	0	0	0	0	39	43	0.00	0.667

PITCHER	IP	WLS	BF	H	R	ER	SO	BB	IBB	HBP	BLK	WP	HR	S	P	ERA	WHIP

TOP

Philadelphia Phillies @ Pittsburgh Pirates
Three Rivers Stadium, Pittsburgh, PA
Thu Apr 08 1971, 6:05 PM EST
Att. 12,289 - Unknown

livebaseballscorecards.com

AB	30
R	0
H	5
RBI	0
BB	1
SO	4
LOB	7

WP: 0 PA: 32
PB: 0
SB: 0
CS: 0

Batter	1	2	3	4	5	6	7	8	9	AB	R	H	RBI	BB	SO	LOB
Bill Mazeroski, R (1, 4) OBP: 0.222, SLG: 0.143	F3		F9		P6		P5			4	0	0	0	0	0	2
Richie Hebner, L (1, 5) OBP: 0.444, SLG: 0.625	F9			F9		F3		4-3 2B		4	0	1	0	0	0	0
Roberto Clemente, R (1, 9) OBP: 0.250, SLG: 0.250	FC6-4 1B			F8		FC1-6 1B		4-3 2-3		4	0	2	0	0	0	1
Manny Sanguillen, R (1, 2) OBP: 0.250, SLG: 0.143	FC6-4 1-2f			1B		FC1-6 WP 1-2f 2B		F9		4	1	1	0	0	0	3
Bob Robertson, R (1, 3) OBP: 0.250, SLG: 0.143		F9		K		1-2 2B BB		K		3	1	0	0	1	2	2
Willie Stargell, L (1, 7) OBP: 0.286, SLG: 0.429		K			K	1-H 2-H 2B				3	0	1	2	0	2	0
Al Oliver, L (1, 8)		F7			F7	K				3	0	0	0	0	1	1
Jackie Hernandez, R (1, 6) OBP: 0.571, SLG: 0.500			1-3		BB 1B		F3			3	0	1	0	0	0	0
Luke Walker, L (1, 1)			K		1-2 BB		6-3			2	0	0	0	1	1	0
Inning Stats	R: 0 E: 0 K: 0 S: 4 H: 1 LOB: 1 BB: 0 P: 4	R: 0 E: 0 K: 1 S: 5 H: 0 LOB: 0 BB: 0 P: 5	R: 0 E: 0 K: 1 S: 5 H: 0 LOB: 0 BB: 0 P: 5	R: 0 E: 0 K: 1 S: 6 H: 1 LOB: 1 BB: 0 P: 6	R: 0 E: 0 K: 1 S: 6 H: 1 LOB: 2 BB: 1 P: 10	R: 2 E: 0 K: 1 S: 7 H: 2 LOB: 1 BB: 1 P: 11	R: 0 E: 0 K: 0 S: 3 H: 0 LOB: 0 BB: 0 P: 3	R: 0 E: 0 K: 1 S: 6 H: 1 LOB: 1 BB: 0 P: 6		1B: 4 2B: 2 3B: 0 HR: 0	SF: 0 SAC: 0 DP: 0 HBP: 0					WP: 1 PB: 0 SB: 0 CS: 0	PA: 32

PITCHER		IP	WLS	BF	H	R	ER	SO	BB	IBB	HBP	BLK	WP	HR	S	P	ERA	WHIP
Woodie Fryman, L ERA: 2.57	(1, 1)	7.0	L	28	5	2	2	5	2	0	0	0	1	0	36	44	2.57	1.000
Dick Selma, R ERA:	(8, 1)	1.0		4	1	0	0	1	0	0	0	0	0	0	6	6	0.00	1.000

PITCHER	IP	WLS	BF	H	R	ER	SO	BB	IBB	HBP	BLK	WP	HR	S	P	ERA	WHIP

BOTTOM

Philadelphia Phillies @ Pittsburgh Pirates
Three Rivers Stadium, Pittsburgh, PA
Thu Apr 08 1971, 6:05 PM EST
Att. 12,289 - Unknown

livebaseballscorecards.com

AB	30
R	2
H	6
RBI	2
BB	2
SO	6
LOB	9

Batter	1	2	3	4	5	6	7	8	9	AB	R	H	RBI	BB	SO	LOB
Bill Mazeroski, R (1, 4) OBP: 0.357, SLG: 0.273	BBBB 4-0 2B BB		x 0-0 ① 6-3		x 0-0 1B 1B 1B	x 0-0 ① F9		x 0-0 FC6-4 1B		4	1	2	0	1	0	0
Richie Hebner, L (1, 5) OBP: 0.357, SLG: 0.462	x 0-0 ① F5		x 0-0 ② G3		x 0-0 FC1-6 1B 1-2 1B 1B	x 0-0 ② F7		x 0-0 ② F8		5	1	1	0	0	0	2
Roberto Clemente, R (1, 9) OBP: 0.385, SLG: 0.462	x 0-0 1-3 2B		x 0-0 ③ 6-3		x 0-0 FC1-6 1-2 2-H 1B	x 0-0 HR 1B		x 0-0 ③ FC6-4 1-2f		5	1	3	1	0	0	1
Willie Stargell, L (1, 7) OBP: 0.500, SLG: 0.818	BBBB 4-0 G4-6-3 BB			x 0-0 FC6-4 E 1B 1B	x 0-0 ① FC1-6 1B 1B 1-2f 2-3 2B	x 0-0 1-H HR			x 0-0 BB 1B	4	4	3	2	1	0	2
Al Oliver, L (1, 8) OBP: 0.333, SLG: 0.111	x 0-0 ② ③ G4-6-3 1-2f			x 0-0 E3 FC6-4 1-2	x 0-0 1B 1-2 3-H 2B 1B	H 1-0 CS HBP			BBBB 4-0 F9 1B 1-2 BB	3	1	1	1	1	0	4
Bob Robertson, R (1, 3) OBP: 0.231, SLG: 0.167		x 0-0 ① F8		x 0-0 ① FC6-4 1B 1-2f 2-3	x 0-0 ② F3	0-0 ③ CS 1-2	x 0-0 ① F8		x 0-0 G6-3 1-2 2-H 1B	5	0	1	1	0	0	4
Manny Sanguillen, R (1, 2) OBP: 0.308, SLG: 0.250		x 0-0 ② 3-1		x 0-0 1-2 3-H 1B	x 0-0 2B 1-2 2-3 1B		x 0-0 ② 4-3		x 0-0 ① F9 2-3	5	0	2	1	0	0	2
Jackie Hernandez, R (1, 6) OBP: 0.500, SLG: 0.545		x 0-0 1B	SSS 0-3 ② K	x 0-0 1-3 2-H 3-H 2B		x 0-0 ③ 6-3		x 0-0 ② G6-3 1-2f	5	0	2	2	0	1	4
Bob Moose, R (1, 1) Dave Giusti, R (9, 1)		x 0-0 ③ 1-3		x 0-0 ③ 6-3	x 0-0 ③ 3-1			x 0-0 ① 6-3		4 0	0 0	0 0	0 0	0 0	0 0	5 0
Inning Stats	R: 0 H: 1 E: 0 LOB: 2 K: 0 BB: 2 S: 3 P: 11	R: 0 H: 1 E: 0 LOB: 1 K: 0 BB: 0 S: 4 P: 4	R: 0 H: 0 E: 0 LOB: 0 K: 0 BB: 0 S: 3 P: 3	R: 1 H: 2 E: 1 LOB: 2 K: 1 BB: 0 S: 8 P: 8	R: 4 H: 6 E: 0 LOB: 2 K: 0 BB: 0 S: 9 P: 9	R: 2 H: 2 E: 0 LOB: 0 K: 0 BB: 0 S: 4 P: 5	R: 0 H: 0 E: 0 LOB: 0 K: 0 BB: 0 S: 3 P: 3	R: 0 H: 1 E: 0 LOB: 1 K: 0 BB: 0 S: 4 P: 4	R: 1 H: 2 E: 0 LOB: 1 K: 0 BB: 1 S: 4 P: 8	1B: 12 SF: 0 2B: 2 SAC: 0 3B: 0 DP: 2 HR: 1 HBP: 1						

PITCHER		IP	WLS	BF	H	R	ER	SO	BB	IBB	HBP	BLK	WP	HR	S	P	ERA	WHIP
Pat Jarvis, R ERA: 6.75	(1, 1)	4.0	L	21	7	4	3	1	2	0	0	0	0	0	21	29	6.75	2.250
Steve Barber, L ERA: 9.0	(5, 1)	1.0		6	3	1	1	0	0	0	0	0	0	0	6	6	9.00	3.000
Ron Herbel, R ERA: 6.0	(6, 1)	3.0		12	3	2	2	0	0	0	1	0	0	1	11	12	6.00	1.000
Tom Kelley, R ERA: 9.0	(9, 1)	1.0		5	2	1	1	0	1	0	0	0	0	0	4	8	9.00	3.000

PITCHER	IP	WLS	BF	H	R	ER	SO	BB	IBB	HBP	BLK	WP	HR	S	P	ERA	WHIP

TOP

Pittsburgh Pirates @ Atlanta Braves

Atlanta Stadium, Atlanta, GA

Fri Apr 09 1971, 6:05 PM EST

Att. 32,734 - Unknown

livebaseballscorecards.com

AB	40
R	8
H	15
RBI	8
BB	3
SO	1
LOB	24

PA: 45

WP: 0
PB: 0
SB: 0
CS: 1

Pittsburgh Pirates @ Atlanta Braves

Atlanta Stadium, Atlanta, GA

Fri Apr 09 1971, 6:05 PM EST

Att. 32,734 - Unknown

livebaseballscorecards.com

BOTTOM

Batter	1	2	3	4	5	6	7	8	9	AB	R	H	RBI	BB	SO	LOB
Sonny Jackson, L (1, 8) OBP: 0.385, SLG: 0.417	F7		F9		4-3			FC3-6 1-3 1B	1-3	5	0	1	0	0	0	2
Ralph Garr, L (1, 7) OBP: 0.333, SLG: 0.333	L4 1B		1B			1B		FC3-6 FC6-4 1-2f 3-H		4	0	3	1	0	0	1
Hank Aaron, R (1, 9) OBP: 0.154, SLG: 0.333 Tom Kelley, R (9, 1)	L4 1-2		6-3			F5		FC6-4 1-2f		4 0	0 0	0 0	0 0	0 0	0 0	4 0
Orlando Cepeda, R (1, 3) OBP: 0.231, SLG: 0.308		1B 2B		5-3		L6		F5		4	0	1	0	0	0	2
Hal King, L (1, 2) OBP: 0.545, SLG: 0.700		1-3 2-3 1B		F7		F4			1B 2B 1B	4	1	2	0	0	0	1
Felix Millan, R (1, 4) OBP: 0.615, SLG: 0.700		1-3 1-2		WP 1B			F8		F1	4	0	1	0	0	0	3
Clete Boyer, R (1, 5) OBP: 0.385, SLG: 0.273		G6-4-3 IBB		5-3 1-2			1-3		2B 1-3 1B	3	0	1	0	1	0	1
Marty Perez, R (1, 6) OBP: 0.083, SLG: 0.083		G6-4-3 1-2f			4-3		G3		F7	4	0	0	0	0	0	5
Pat Jarvis, R (1, 1) Steve Barber, L (5, 1) Marv Staehle, L (5, PH) Ron Herbel, R (6, 1) Earl Williams, R (8, PH) OBP: 1.000, SLG: 1.000 Dusty Baker Jr., R (9, 9) OBP: 0.500, SLG: 1.000			5-3		K			1B FC3-6 1B	1-3 3-H 2B	1 0 1 0 1 1 1	0 0 0 0 1 1 0	0 0 0 0 1 1 1	0 0 0 0 0 0 1	0 0 0 0 0 0 0	0 0 1 0 0 0 0	0 0 0 0 0 0 0
Inning Stats	R: 0 E: 0 K: 0 S: 3 H: 1 LOB: 0 BB: 0 P: 3	R: 0 E: 0 K: 0 S: 4 H: 2 LOB: 2 BB: 1 P: 8	R: 0 E: 0 K: 0 S: 4 H: 1 LOB: 1 BB: 0 P: 4	R: 0 E: 0 K: 0 S: 4 H: 1 LOB: 1 BB: 0 P: 4	R: 0 E: 0 K: 1 S: 5 H: 0 LOB: 0 BB: 0 P: 5	R: 0 E: 0 K: 0 S: 4 H: 1 LOB: 1 BB: 0 P: 4	R: 0 E: 0 K: 0 S: 3 H: 0 LOB: 0 BB: 0 P: 3	R: 1 E: 0 K: 0 S: 5 H: 2 LOB: 1 BB: 0 P: 5	R: 1 E: 0 K: 0 S: 6 H: 3 LOB: 2 BB: 0 P: 6	1B: 9 2B: 2 3B: 0 HR: 0	SF: 0 SAC: 0 DP: 1 HBP: 0						

PITCHER	IP	WLS	BF	H	R	ER	SO	BB	IBB	HBP	BLK	WP	HR	S	P	ERA	WHIP
Bob Moose, R (1, 1) ERA: 2.08	8.2	W	36	11	2	2	1	0	1	0	0	1	0	37	41	2.08	1.269
Dave Giusti, R (9, 1) ERA:	0.1	S	1	0	0	0	0	0	0	0	0	0	0	1	1	0.00	0.000

PITCHER	IP	WLS	BF	H	R	ER	SO	BB	IBB	HBP	BLK	WP	HR	S	P	ERA	WHIP

AB	36
R	2
H	11
RBI	2
BB	1
SO	1
LOB	19

WP: 1 PA: 37
PB: 0
SB: 0
CS: 0

Batter	1	2	3	4	5	6	7	8	9	10	11	12	AB	R	H	RBI	BB	SO	LOB
Bill Mazeroski, R (1, 4) OBP: 0.250, SLG: 0.176	4-3		F5		F7		5-3			F4		F8 2-3	6	0	0	0	0	0	2
Richie Hebner, L (1, 5) OBP: 0.250, SLG: 0.316	K		4-3		L3			F8		K		F7	6	0	0	0	0	2	2
Vic Davalillo, L (1, 9) OBP: 0.400, SLG: 0.400	K			K		HR 1B		K			1B 1B		5	1	2	0	0	3	0
Willie Stargell, L (1, 7) OBP: 0.529, SLG: 1.313		HR		K		1-H HR		HR			K		5	3	3	4	0	2	1
Al Oliver, L (1, 8) OBP: 0.412, SLG: 0.357		5-3 2B		BB 1B		G3-6 1B		6-3			K		5	0	3	0	0	1	1
Bob Robertson, R (1, 3) OBP: 0.278, SLG: 0.188		K		1-2 BB		F7			1-3		1-3 FC6 1B		4	0	1	0	1	1	2
Manny Sanguillen, R (1, 2) OBP: 0.222, SLG: 0.176		5-3 2-3		5-3		G3-6 1-2f			4-3		FC6 1-2f		5	0	0	0	0	0	6
Jackie Hernandez, R (1, 6) OBP: 0.438, SLG: 0.467		K			E6 1B		5-3		F9			F8 SH3-4 1B	4	0	1	0	0	1	1
Roberto Clemente, R (12, PH) OBP: 0.429, SLG: 0.500													1	0	1	0	0	0	0
Nelson Briles, R (12, 1)													0	0	0	0	0	0	0
Steve Blass, R (1, 1)			K		6-3		5-3			L6-3		SH3-4 1-2	3	0	0	0	0	1	1
Gene Clines, R (10, PH)													1	0	0	0	0	0	0
Mudcat Grant, R (10, 1)													0	0	0	0	0	0	0
Gene Alley, R (12, PH)													0	0	0	0	0	0	0
(12, 6)																			
Inning Stats	R: 0 E: 0 K: 2 S: 7 H: 0 LOB: 0 BB: 0 P: 7	R: 1 E: 0 K: 2 S: 9 H: 2 LOB: 1 BB: 0 P: 9	R: 0 E: 0 K: 1 S: 5 H: 0 LOB: 0 BB: 0 P: 5	R: 0 E: 0 K: 2 S: 8 H: 1 LOB: 2 BB: 1 P: 12	R: 0 E: 1 K: 0 S: 4 H: 1 LOB: 1 BB: 0 P: 4	R: 2 E: 0 K: 0 S: 5 H: 3 LOB: 0 BB: 0 P: 5	R: 0 E: 0 K: 0 S: 3 H: 0 LOB: 0 BB: 0 P: 3	R: 1 E: 0 K: 1 S: 6 H: 1 LOB: 0 BB: 0 P: 6	R: 0 E: 0 K: 0 S: 3 H: 0 LOB: 0 BB: 0 P: 3	R: 0 E: 0 K: 1 S: 5 H: 0 LOB: 0 BB: 0 P: 5	R: 0 E: 0 K: 2 S: 9 H: 2 LOB: 2 BB: 0 P: 9	R: 0 E: 0 K: 0 S: 4 H: 1 LOB: 1 BB: 0 P: 4	1B: 7 2B: 1 3B: 0 HR: 3	SF: 0 SAC: 1 DP: 1 HBP: 0		WP: 0 PB: 0 SB: 0 CS: 0		PA: 47

PITCHER		IP	WLS	BF	H	R	ER	SO	BB	IBB	HBP	BLK	WP	HR	S	P	ERA	WHIP
Phil Niekro, R ERA: 5.25	(1, 1)	7.0		28	7	3	3	7	1	0	0	0	0	2	41	45	3.86	1.143
George Stone, L ERA: 4.5	(8, 1)	2.0		7	1	1	1	1	0	0	0	0	0	1	9	9	4.50	0.500
Cecil Upshaw, R ERA:	(10, 1)	3.0	W	12	3	0	0	3	0	0	0	0	0	0	18	18	0.00	1.000

PITCHER	IP	WLS	BF	H	R	ER	SO	BB	IBB	HBP	BLK	WP	HR	S	P	ERA	WHIP

TOP

Pittsburgh Pirates @ Atlanta Braves

Atlanta Stadium, Atlanta, GA

Sat Apr 10 1971, 6:05 PM EST

Att. 13,079 - Unknown

livebaseballscorecards.com

AB	45
R	4
H	11
RBI	4
BB	1
SO	11
LOB	16

Pittsburgh Pirates @ Atlanta Braves

Atlanta Stadium, Atlanta, GA

Sat Apr 10 1971, 6:05 PM EST

Att. 13,079 - Unknown

livebaseballscorecards.com

BOTTOM

Batter	1	2	3	4	5	6	7	8	9	10	11	12	AB	R	H	RBI	BB	SO	LOB
Sonny Jackson, L (1, 8) OBP: 0.316, SLG: 0.294	BBBB 4-0 1B SF8 BB		x 0-0 ① 5-3	x 0-0 ③ F8			x 0-0 ① FC2-6 1B 1-2f		x 0-0 ② F8		x 0-0 ③ 6-3		5	1	0	0	1	0	3
Ralph Garr, L (1, 7) OBP: 0.500, SLG: 0.588	x 0-0 PO 1-3 1B	x 0-0 E 2B 1B		x 0-0 ① F7		x 0-0 1-2 1B		BBBB 4-0 HR BB			x 0-0 1B 3B	5	3	4	0	1	0	0
Hank Aaron, R (1, 9) OBP: 0.211, SLG: 0.471	x 0-0 ① F6	x 0-0 ② F5 1-2		x 0-0 6-3		x 0-0 L7		x 0-0 1-H HR			4-0 1B IBB IBB	5	1	1	2	1	0	5
Orlando Cepeda, R (1, 3) OBP: 0.263, SLG: 0.353	x 0-0 ② SF8 3-H	x 0-0 2-H 2B		x 0-0 ③ F7		x 0-0 ③ F3		x 0-0 ③ F9			4-0 1B 1-2 IBB	4	0	1	2	1	0	2
Hal King, L (1, 2) OBP: 0.471, SLG: 0.563	0-0 ③ PO 1-2	x 0-0 SH1-3 1B	x 0-0 ③ F8			x 0-0 ① F9		x 0-0 ① F7		x 0-0 ① F8		x 0-0 1-2 2-3 3-H 1B	6	0	2	1	0	0	1
Felix Millan, R (1, 4) OBP: 0.588, SLG: 0.615		x 0-0 ① SH1-3 1-2		x 0-0 ① F3		x 0-0 1B 1B		BBBB 4-0 FC6-4 BB		x 0-0 ② 5-3			3	0	1	0	1	0	0
Clete Boyer, R (1, 5) OBP: 0.389, SLG: 0.313		x 0-0 ② F6		x 0-0 SH4 BB 1B		x 0-0 G4-6-3 1-2 1B		x 0-0 ② FC6-4 1-2f		x 0-0 ③ F2			5	0	2	0	0	0	2
Marty Perez, R (1, 6) OBP: 0.214, SLG: 0.083 Mike Lum, L (6, PH) Gil Garrido, R (7, 6)	IIII 4-0 IBB	BBBB 4-0 SH4 1-2 BB		x 0-0 ② ③ G4-6-3 1-2f			x 0-0 ③ F4		BBBB 4-0 G1-6-4 BB				0 1 1	0 0 0	0 0 0	0 0 0	2 0 1	0 0 0	0 2 1
Phil Niekro, R (1, 1) Marv Staehle, L (7, PH) George Stone, L (8, 1) Dusty Baker Jr., R (9, PH) OBP: 0.333, SLG: 0.667 Cecil Upshaw, R (10, 1)		x 0-0 ③ F7		x 0-0 ② SH4 1-2 2-3			BBBB 4-0 FC2-6 BB		x 0-0 ① F8		x 0-0 ① ② G1-6-4 1-2f		1 0 0 1 1	0 0 0 0 0	0 0 0 0 0	0 1 0 0 0	0 0 0 0 1	0 0 0 0 0	2 0 0 0 1
Inning Stats	R: 1 H: 1 E: 0 LOB: 0 K: 0 BB: 1 S: 3 P: 7	R: 0 H: 1 E: 0 LOB: 2 K: 0 BB: 1 S: 4 P: 8	R: 1 H: 2 E: 1 LOB: 1 K: 0 BB: 0 S: 5 P: 5	R: 0 H: 1 E: 0 LOB: 2 K: 0 BB: 1 S: 4 P: 8	R: 0 H: 0 E: 0 LOB: 0 K: 0 BB: 0 S: 3 P: 3	R: 0 H: 2 E: 0 LOB: 1 K: 0 BB: 0 S: 4 P: 4	R: 0 H: 1 E: 0 LOB: 2 K: 0 BB: 1 S: 4 P: 8	R: 0 H: 0 E: 0 LOB: 1 K: 0 BB: 1 S: 3 P: 7	R: 2 H: 1 E: 0 LOB: 0 K: 0 BB: 1 S: 4 P: 8	R: 0 H: 0 E: 0 LOB: 0 K: 0 BB: 0 S: 3 P: 3	R: 0 H: 0 E: 0 LOB: 0 K: 0 BB: 1 S: 2 P: 6	R: 1 H: 2 E: 0 LOB: 3 K: 0 BB: 2 S: 2 P: 10	1B: 8 2B: 1 3B: 1 HR: 1	SF: 1 SAC: 2 DP: 2 HBP: 0		WP: 0 PB: 0 SB: 0 CS: 0	PA: 51		

	AB	38
	R	5
	H	11
	RBI	5
	BB	9
	SO	0
	LOB	19

PITCHER		IP	WLS	BF	H	R	ER	SO	BB	IBB	HBP	BLK	WP	HR	S	P	ERA	WHIP
Steve Blass, R ERA: 4.0	(1, 1)	9.0		40	9	4	4	0	5	1	0	0	0	1	34	58	4.00	1.556
Mudcat Grant, R ERA:	(10, 1)	2.0		6	0	0	0	0	1	0	0	0	0	0	5	9	0.00	0.500
Nelson Briles, R ERA:	(12, 1)	0.0	L	4	2	1	1	0	0	2	0	0	0	0	2	10	∞	∞

PITCHER	IP	WLS	BF	H	R	ER	SO	BB	IBB	HBP	BLK	WP	HR	S	P	ERA	WHIP

Pittsburgh Pirates @ Atlanta Braves

Atlanta Stadium, Atlanta, GA

Sun Apr 11 1971, 3:33 AM EST

Att. 10,220 - Sunny

TOP

livebaseballscorecards.com

Batter	1	2	3	4	5	6	7	8	9	AB	R	H	RBI	BB	SO	LOB
Dave Cash, R (1, 4) OBP: 0.500, SLG: 0.333	5-3		BB		1B		F4			3	0	1	1	1	0	0
Richie Hebner, L (1, 5) OBP: 0.250, SLG: 0.304	G3		L6-4		F7			G6-4-3		4	0	1	0	0	0	4
Roberto Clemente, R (1, 9) OBP: 0.389, SLG: 0.444	6-3			K	1B			G6-4-3		4	0	1	0	0	1	1
Willie Stargell, L (1, 7) OBP: 0.476, SLG: 1.105		K		4-3	K			BB		3	0	0	0	1	2	1
Al Oliver, L (1, 8) OBP: 0.381, SLG: 0.333		6-3		4-3	1B			4-3		4	0	1	0	0	0	1
Bob Robertson, R (1, 3) OBP: 0.273, SLG: 0.158		BB			F3	F2			F5	3	0	0	0	1	0	2
Manny Sanguillen, R (1, 2) OBP: 0.227, SLG: 0.190		FC4-6			FC4-6	F3			E6	4	0	1	0	0	0	3
Jackie Hernandez, R (1, 6) OBP: 0.421, SLG: 0.444 Vic Davalillo, L (9, PH) OBP: 0.333, SLG: 0.333			L6-4 SH1-4		FC4-6		F7		K	3 1	1 0	1 0	0 0	0 0	0 1	1 1
Dock Ellis, S (1, 1) OBP: 0.333, SLG: 0.333 Jose Pagan, R (9, PH)			SH1-4		1B		5-3		K	2 1	0 0	1 0	0 0	0 0	0 1	0 1
Inning Stats	R: 0 E: 0 K: 0 S: 3 H: 0 LOB: 0 BB: 0 P: 3	R: 0 E: 0 K: 1 S: 5 H: 0 LOB: 1 BB: 1 P: 9	R: 0 E: 0 K: 0 S: 3 H: 1 LOB: 1 BB: 1 P: 7	R: 0 E: 0 K: 1 S: 5 H: 0 LOB: 0 BB: 0 P: 5	R: 1 E: 0 K: 0 S: 6 H: 3 LOB: 2 BB: 0 P: 6	R: 0 E: 0 K: 1 S: 7 H: 2 LOB: 2 BB: 0 P: 7	R: 0 E: 0 K: 0 S: 3 H: 0 LOB: 0 BB: 0 P: 3	R: 0 E: 0 K: 0 S: 3 H: 1 LOB: 1 BB: 1 P: 7	R: 0 E: 1 K: 2 S: 8 H: 0 LOB: 1 BB: 0 P: 8	1B: 7 2B: 1 3B: 0 HR: 0 SF: 0 SAC: 1 DP: 2 HBP: 0	WP: 0 PB: 0 SB: 0 CS: 0 PA: 36					

PITCHER	IP	WLS	BF	H	R	ER	SO	BB	IBB	HBP	BLK	WP	HR	S	P	ERA	WHIP
Jim Nash, R (1, 1) ERA: 1.0	9.0	W	36	7	1	1	5	3	0	0	0	0	0	43	55	1.00	1.111

PITCHER	IP	WLS	BF	H	R	ER	SO	BB	IBB	HBP	BLK	WP	HR	S	P	ERA	WHIP

AB	32
R	1
H	7
RBI	1
BB	3
SO	5
LOB	15

Batter	1	2	3	4	5	6	7	8	9	AB	R	H	RBI	BB	SO	LOB
Sonny Jackson, L (1, 8) OBP: 0.348, SLG: 0.429	F6			FC3-6 1B		K		SF9 3B		4	1	2	1	0	1	0
Ralph Garr, L (1, 7) OBP: 0.409, SLG: 0.500	1-3			FC3-6 CS 1-2f			F4	SF9 3-H		3	0	0	1	0	0	1
Hank Aaron, R (1, 9) OBP: 0.217, SLG: 0.400	K			BB 1-2			F8	F5		3	0	0	0	1	1	0
Orlando Cepeda, R (1, 3) OBP: 0.273, SLG: 0.500		5-3		F5			HR			3	1	1	1	0	0	1
Hal King, L (1, 2) OBP: 0.450, SLG: 0.526		3-1			F9		E 1B			3	0	1	0	0	0	0
Felix Millan, R (1, 4) OBP: 0.500, SLG: 0.500		4-3			4-3		E6 1-2			3	0	0	0	0	0	1
Clete Boyer, R (1, 5) OBP: 0.333, SLG: 0.263			F9		F3		K			3	0	0	0	0	1	2
Marty Perez, R (1, 6) OBP: 0.176, SLG: 0.067			K			4-3		F8		3	0	0	0	0	1	0
Jim Nash, R (1, 1) OBP: 0.333, SLG: 0.333			F8			F2		3B 1B		3	1	1	0	0	0	0
Inning Stats	R: 0 E: 0 K: 1 S: 5 H: 0 LOB: 0 BB: 0 P: 5	R: 0 E: 0 K: 0 S: 3 H: 0 LOB: 0 BB: 0 P: 3	R: 0 E: 0 K: 1 S: 5 H: 0 LOB: 0 BB: 0 P: 5	R: 0 E: 0 K: 0 S: 3 H: 1 LOB: 1 BB: 1 P: 7	R: 0 E: 0 K: 0 S: 3 H: 0 LOB: 0 BB: 0 P: 3	R: 0 E: 0 K: 1 S: 5 H: 0 LOB: 0 BB: 0 P: 5	R: 1 E: 1 K: 1 S: 8 H: 2 LOB: 2 BB: 0 P: 8	R: 2 E: 0 K: 0 S: 5 H: 2 LOB: 0 BB: 0 P: 5		1B: 3 2B: 0 3B: 1 HR: 1	SF: 1 SAC: 0 DP: 0 HBP: 0					

PITCHER	IP	WLS	BF	H	R	ER	SO	BB	IBB	HBP	BLK	WP	HR	S	P	ERA	WHIP
Dock Ellis, R (1, 1) ERA: 2.65	8.0	L	30	5	3	3	4	1	0	0	0	0	1	37	41	3.38	0.750

PITCHER	IP	WLS	BF	H	R	ER	SO	BB	IBB	HBP	BLK	WP	HR	S	P	ERA	WHIP

BOTTOM

Pittsburgh Pirates @ Atlanta Braves

Atlanta Stadium, Atlanta, GA

Sun Apr 11 1971, 3:33 AM EST

Att. 10,220 - Sunny

livebaseballscorecards.com

AB	28
R	3
H	5
RBI	3
BB	1
SO	4
LOB	5

WP: 0 PA: 30
PB: 0
SB: 0
CS: 1

Batter	1	2	3	4	5	6	7	8	9	10	11	AB	R	H	RBI	BB	SO	LOB
Dave Cash, R (1, 4) OBP: 0.500, SLG: 0.375	G4-6-3 1B 1B	1-3 1B			K		F9		4-3		1B 1B BB	5	1	2	0	1	1	0
Richie Hebner, L (1, 5) OBP: 0.333, SLG: 0.357	G4-6-3 1-2 1B	L3			E6		2B 1B		BB		1B 1-3 1B	5	0	3	0	1	0	2
Roberto Clemente, R (1, 9) OBP: 0.333, SLG: 0.417	G4-6-3 1-2f 2-3		1-4-3		L9		1-3 2B		P6		K	6	0	1	0	0	1	6
Willie Stargell, L (1, 7) OBP: 0.407, SLG: 0.880	F7		F8			3-1	F3		4-3		L4-3 1-2 3-H 1B	6	0	1	1	0	0	4
Al Oliver, L (1, 8) OBP: 0.333, SLG: 0.292		P5	F8			L9	4-3			FC1-5 HBP 1B	L4-3 1-2	6	0	1	0	0	0	4
Bob Robertson, R (1, 3) OBP: 0.333, SLG: 0.391		1B 2B		6-3		HR		P3		H G3 FC1-5 1-2 HBP		4	2	2	1	0	0	0
Manny Sanguillen, R (1, 2) OBP: 0.259, SLG: 0.231		1B 2-H 1B		F9		1B 1B		6-3		FC1-5 G3 1-2 2-3f		5	1	2	1	0	0	2
Jackie Hernandez, R (1, 6) OBP: 0.478, SLG: 0.500 Vic Davalillo, L (10, PH) OBP: 0.286, SLG: 0.286 Gene Alley, R (10, 6)	FC3-6 2-H 1B			6-3		1-3 1B		6-3		G3 1-2 2-3		4 1 0	0 0 0	3 0 0	1 0 0	0 0 0	0 2 0	0 0 0
Bob Johnson, L (1, 1) Milt May, L (10, PH) Dave Giusti, R (10, 1)	FC3-6 1B 1-2f				K	K		K		K		4 1 0	0 0 0	0 0 0	0 0 0	0 0 0	3 1 0	4 2 0
Inning Stats	R: 0 E: 0 K: 0 S: 4 H: 2 LOB: 1 BB: 0 P: 4	R: 2 E: 0 K: 0 S: 7 H: 4 LOB: 2 BB: 0 P: 7	R: 0 E: 0 K: 0 S: 3 H: 0 LOB: 0 BB: 0 P: 3	R: 0 E: 0 K: 0 S: 3 H: 0 LOB: 0 BB: 0 P: 3	R: 0 E: 1 K: 2 S: 8 H: 0 LOB: 1 BB: 0 P: 8	R: 1 E: 0 K: 1 S: 8 H: 3 LOB: 2 BB: 0 P: 8	R: 0 E: 0 K: 0 S: 5 H: 2 LOB: 2 BB: 0 P: 5	R: 0 E: 0 K: 1 S: 6 H: 1 LOB: 1 BB: 0 P: 6	R: 0 E: 0 K: 0 S: 3 H: 0 LOB: 1 BB: 1 P: 7	R: 0 E: 0 K: 1 S: 6 H: 1 LOB: 2 BB: 0 P: 7	R: 1 E: 0 K: 1 S: 6 H: 2 LOB: 1 BB: 1 P: 10	1B: 12 2B: 3 3B: 0 HR: 1 SF: 0 SAC: 0 DP: 2 HBP: 1	WP: 0 PB: 0 SB: 0 CS: 0 PA: 50					

PITCHER		IP	WLS	BF	H	R	ER	SO	BB	IBB	HBP	BLK	WP	HR	S	P	ERA	WHIP
Rick Wise, R ERA: 4.26	(1, 1)	6.1		30	11	3	3	3	0	0	0	0	0	1	36	36	4.26	1.737
Joe Hoerner, L ERA: 1.59	(7, 1)	2.2		11	2	0	0	1	1	0	0	0	0	0	12	16	0.00	1.125
Dick Selma, R ERA: 3.0	(10, 1)	2.0	L	9	2	1	1	2	1	0	1	0	0	0	11	16	4.50	1.500

PITCHER	IP	WLS	BF	H	R	ER	SO	BB	IBB	HBP	BLK	WP	HR	S	P	ERA	WHIP

TOP

Pittsburgh Pirates @ Philadelphia Phillies
Veterans Stadium, Philadelphia, PA
Mon Apr 12 1971, 6:05 PM EST
Att. 19,469 - Unknown

livebaseballscorecards.com

AB	47
R	4
H	15
RBI	4
BB	2
SO	6
LOB	26

Batter	1	2	3	4	5	6	7	8	9	10	11	AB	R	H	RBI	BB	SO	LOB
Larry Bowa, S (1, 6) OBP: 0.435, SLG: 0.500	F7		E3 1-2 HR		B2-3		1-2 1B			K		5	1	1	0	0	1	1
Don Money, R (1, 5) OBP: 0.087, SLG: 0.364	6-3		1-H 2-H HR		P4		P5			F7		5	1	1	3	0	0	2
Willie Montanez, L (1, 8) OBP: 0.389, SLG: 0.333	4-3		K		F7			F7			K	5	0	0	0	0	2	0
Deron Johnson, R (1, 3) OBP: 0.227, SLG: 0.105		5-3	K			F8		1-3			F8	5	0	0	0	0	1	0
John Briggs, L (1, 7) OBP: 0.313, SLG: 0.286		2B	K			F2		4-3			K	3	0	1	0	0	1	0
Joe Hoerner, R (7, 1)												1	0	0	0	0	0	0
Dick Selma, R (10, 1)												0	0	0	0	0	0	0
Joe Lis, R (11, PH) OBP: 0.600, SLG: 0.800												1	0	0	0	0	1	0
Roger Freed, R (1, 9) OBP: 0.500, SLG: 0.667	HBP			P4		6-3			F9			3	0	0	0	0	0	0
Tim McCarver, L (1, 2) OBP: 0.263, SLG: 0.294	F8			L9			FC3-6 1B		L9			4	0	1	0	0	0	2
Denny Doyle, L (1, 4) OBP: 0.214, SLG: 0.385	P6			2B			FC3-6 1B 1-2f		F9			4	0	1	0	0	0	3
Rick Wise, R (1, 1) OBP: 0.500, SLG: 0.500			E HR 1B	K			L4			L9		2	1	1	0	0	1	1
Ron Stone, L (7, 7)												2	0	0	0	0	0	1

BOTTOM

Pittsburgh Pirates @ Philadelphia Phillies
Veterans Stadium, Philadelphia, PA
Mon Apr 12 1971, 6:05 PM EST
Att. 19,469 - Unknown

livebaseballscorecards.com

AB	40
R	3
H	6
RBI	3
BB	0
SO	7
LOB	10

Inning Stats	1	2	3	4	5	6	7	8	9	10	11
	R: 0 H: 0 E: 0 LOB: 0 K: 0 BB: 0 S: 3 P: 3	R: 0 H: 1 E: 0 LOB: 2 K: 0 BB: 0 S: 4 P: 5	R: 3 H: 2 E: 1 LOB: 0 K: 3 BB: 0 S: 12 P: 12	R: 0 H: 1 E: 0 LOB: 1 K: 1 BB: 0 S: 6 P: 6	R: 0 H: 0 E: 0 LOB: 0 K: 0 BB: 0 S: 3 P: 3	R: 0 H: 0 E: 0 LOB: 0 K: 0 BB: 0 S: 3 P: 3	R: 0 H: 2 E: 0 LOB: 2 K: 0 BB: 0 S: 5 P: 5	R: 0 H: 0 E: 0 LOB: 0 K: 0 BB: 0 S: 3 P: 3	R: 0 H: 0 E: 0 LOB: 0 K: 0 BB: 0 S: 3 P: 3	R: 0 H: 0 E: 0 LOB: 0 K: 1 BB: 0 S: 5 P: 5	R: 0 H: 0 E: 0 LOB: 0 K: 2 BB: 0 S: 7 P: 7

| | | | | | | | | | | | |

Batter	1	2	3	4	5	6	7	8	9	AB	R	H	RBI	BB	SO	LOB
Dave Cash, R (1, 4) OBP: 0.333, SLG: 0.231	F7		F9		6-3		6-3	E1 BB		5	0	0	0	0	0	0
Richie Hebner, L (1, 5) OBP: 0.343, SLG: 0.375	L1		2B		E1 1B HR		F8	1-2 BB		4	1	1	0	1	0	0
Roberto Clemente, R (1, 9) OBP: 0.345, SLG: 0.393	F8		BB		1-2 HR 1B		6-3	F9		4	1	1	0	1	0	2
Manny Sanguillen, R (1, 2) OBP: 0.250, SLG: 0.323		F8	F8		1-H 2-H HR			1-3	1-3	5	1	1	3	0	0	2
Bob Robertson, R (1, 3) OBP: 0.438, SLG: 0.560		1B BB		FC4-6 1B	BB			1B HR BB	HR	2	2	2	1	3	0	0
Willie Stargell, L (1, 7) OBP: 0.406, SLG: 0.900		1-3 1B		F9	K			K	HR	5	1	2	1	0	2	3
Al Oliver, L (1, 8) OBP: 0.313, SLG: 0.276		K		FC4-6 FC5-4 1-2f	K			1-2 HR 1B	5-3	5	1	1	0	0	2	3
Jackie Hernandez, R (1, 6) OBP: 0.464, SLG: 0.630		F2		FC5-4 1-2f	6-3			1-H 2-H HR	2B	5	1	2	3	0	0	3
Luke Walker, L (1, 1)			K		L3	4-3		HR	P4	1	0	0	0	0	1	0
Gene Clines, R (5, PH)										1	0	0	0	0	0	0
Jim Nelson, R (5, 1)										1	0	0	0	0	0	0
Nelson Briles, R (6, 1) OBP: 0.500, SLG: 2.000										2	1	1	1	0	0	1
Inning Stats	R: 0 E: 0 K: 0 S: 3 H: 0 LOB: 0 BB: 0 P: 3	R: 0 E: 0 K: 1 S: 6 H: 1 LOB: 2 BB: 1 P: 10	R: 0 E: 0 K: 1 S: 6 H: 1 LOB: 2 BB: 1 P: 10	R: 0 E: 0 K: 0 S: 4 H: 1 LOB: 1 BB: 0 P: 4	R: 3 E: 2 K: 1 S: 8 H: 2 LOB: 1 BB: 1 P: 12	R: 0 E: 0 K: 1 S: 5 H: 0 LOB: 0 BB: 0 P: 5	R: 0 E: 0 K: 0 S: 3 H: 0 LOB: 0 BB: 0 P: 3	R: 4 E: 1 K: 1 S: 9 H: 3 LOB: 2 BB: 2 P: 17	R: 2 E: 0 K: 0 S: 6 H: 3 LOB: 1 BB: 0 P: 6	1B: 4 2B: 2 3B: 0 HR: 5 SF: 0 SAC: 0 DP: 0 HBP: 0						

PITCHER		IP	WLS	BF	H	R	ER	SO	BB	IBB	HBP	BLK	WP	HR	S	P	ERA	WHIP
Chris Short, L ERA: 3.29	(1, 1)	7.2	L	36	8	7	4	5	4	0	0	0	0	3	42	58	4.70	1.565
Dick Selma, R ERA: 2.7	(8, 1)	0.1		3	0	0	0	0	1	0	0	0	0	0	2	6	0.00	3.000
Bill Champion, R ERA: 18.0	(9, 1)	1.0		6	3	2	2	0	0	0	0	0	0	2	6	6	18.00	3.000

PITCHER	IP	WLS	BF	H	R	ER	SO	BB	IBB	HBP	BLK	WP	HR	S	P	ERA	WHIP

TOP

Pittsburgh Pirates @ Philadelphia Phillies

Veterans Stadium, Philadelphia, PA

Tue Apr 13 1971, 6:05 PM EST

Att. 14,934 - Unknown

livebaseballscorecards.com

AB	40
R	9
H	11
RBI	9
BB	5
SO	5
LOB	14

WP: 0 PA: 45
PB: 0
SB: 0
CS: 0

Batter	1	2	3	4	5	6	7	8	9	AB	R	H	RBI	BB	SO	LOB
Larry Bowa, S (1, 6) OBP: 0.393, SLG: 0.444	5-3		WP, E, 1B		FC6-4, BB, 1B		4-3		1-3	5	1	1	0	0	0	1
Tony Taylor, R (1, 4) OBP: 0.273, SLG: 0.273	G3		E8, 1B		BB		1B		5-3	5	1	3	2	0	0	0
Don Money, R (1, 5) OBP: 0.185, SLG: 0.400	1B		L4-3		BB		K			3	0	2	1	1	1	1
Deron Johnson, R (1, 3) OBP: 0.192, SLG: 0.087	1-3		L4-3		K		P5			4	0	0	0	0	1	6
Roger Freed, R (1, 9) OBP: 0.417, SLG: 0.526		K		5-3		F8		E5		4	0	0	0	0	1	0
Joe Lis, R (1, 7) OBP: 0.500, SLG: 0.571		6-3		K		2B, BB		P6		2	0	0	0	1	1	0
John Briggs, L (8, PH) OBP: 0.294, SLG: 0.267 (9, 7)										1	0	0	0	0	0	1
Larry Hisle, R (1, 8) OBP: 0.200, SLG: 0.200		6-3		K		1-H, 2B		K		2	0	0	0	0	1	0
Willie Montanez, L (6, PH) OBP: 0.400, SLG: 0.412 (7, 8)										2	0	1	0	0	1	1
Mike Ryan, R (1, 2)			4-3		F8	IBB		G3		2	0	0	0	1	0	0
Tim McCarver, L (8, PH) OBP: 0.250, SLG: 0.278 (9, 2)										1	0	0	0	0	0	1
Chris Short, R (1, 1)			WP, 1B, E, BB		FC6-4, BB	G3			K	1	1	0	0	2	0	2
Dick Selma, R (8, 1)										0	0	0	0	0	0	0
Bill Champion, R (9, 1)										0	0	0	0	0	0	0
Ron Stone, L (9, PH)										1	0	0	0	0	1	0
Inning Stats	R: 0 E: 0 K: 0 S: 4 H: 1 LOB: 1 BB: 0 P: 4	R: 0 E: 0 K: 1 S: 5 H: 0 LOB: 0 BB: 0 P: 5	R: 3 E: 1 K: 0 S: 5 H: 3 LOB: 0 BB: 1 P: 9	R: 0 E: 0 K: 2 S: 7 H: 0 LOB: 0 BB: 0 P: 7	R: 0 E: 0 K: 1 S: 6 H: 1 LOB: 3 BB: 2 P: 14	R: 0 E: 0 K: 0 S: 3 H: 1 LOB: 2 BB: 2 P: 11	R: 0 E: 0 K: 1 S: 6 H: 1 LOB: 1 BB: 0 P: 6	R: 0 E: 1 K: 1 S: 6 H: 0 LOB: 1 BB: 0 P: 6	R: 0 E: 0 K: 1 S: 5 H: 0 LOB: 0 BB: 0 P: 5	1B: 6 2B: 2 3B: 0 HR: 0	SF: 0 SAC: 0 DP: 1 HBP: 0					

PITCHER	IP	WLS	BF	H	R	ER	SO	BB	IBB	HBP	BLK	WP	HR	S	P	ERA	WHIP
Luke Walker, L (1, 1) ERA: 2.08	4.0		16	4	3	3	3	1	0	0	0	1	0	21	25	6.75	1.250
Jim Nelson, R (5, 1) ERA:	1.2		10	2	0	0	1	3	1	0	0	0	0	8	24	0.00	3.000
Nelson Briles, R (6, 1) ERA: 2.7	3.1	W	12	1	0	0	3	0	0	0	0	0	0	18	18	0.00	0.300

PITCHER	IP	WLS	BF	H	R	ER	SO	BB	IBB	HBP	BLK	WP	HR	S	P	ERA	WHIP

BOTTOM

Pittsburgh Pirates @ Philadelphia Phillies
Veterans Stadium, Philadelphia, PA
Tue Apr 13 1971, 6:05 PM EST
Att. 14,934 - Unknown

livebaseballscorecards.com

AB	33
R	3
H	7
RBI	3
BB	5
SO	7
LOB	13

1B: 6	SF: 0	WP: 1	PA: 38
2B: 2	SAC: 0	PB: 0	
3B: 0	DP: 1	SB: 0	
HR: 0	HBP: 0	CS: 0	

Batter	1	2	3	4	5	6	7	8	9	AB	R	H	RBI	BB	SO	LOB
Dave Cash, R (1, 4) OBP: 0.450, SLG: 0.353	F9 S 1B 1B	WP 1B		BBBB BB			SSS K		1-2 1-3 1B	4	1	3	0	1	1	0
Richie Hebner, L (1, 5) OBP: 0.325, SLG: 0.333	BBBB 1B 1B 1-2 BB	1-2 L7		F9			4-3		B5	4	1	0	0	1	0	5
Roberto Clemente, R (1, 9) OBP: 0.324, SLG: 0.364	F9 2-3		4-3		G5-4-3 1B		F9		1-2 2-3 1-3	5	0	1	0	0	0	4
Manny Sanguillen, R (1, 2) OBP: 0.270, SLG: 0.361	S 1B 1-3 3-H 1B		6-3		1-2f G5-4-3			PB FC4-6 2B	F8	5	2	2	1	0	0	3
Bob Robertson, R (1, 3) OBP: 0.444, SLG: 0.643	SSS K 1-2		HR		6-3			BBBB FC4-6 2-3 BB		3	1	1	1	1	1	2
Willie Stargell, L (1, 7) OBP: 0.400, SLG: 0.848	2-H 3-H 1B		L4			4-3		SSS K		3	0	1	2	0	0	0
Jose Pagan, R (8, PH)										1	0	0	0	0	1	2
Gene Clines, R (8, 7)										0	0	0	0	0	0	0
Al Oliver, L (1, 8) OBP: 0.278, SLG: 0.242	SSS K			4-3		4-3		FC4-6 1-2f 3-H		4	0	0	1	0	1	2
Jackie Hernandez, R (1, 6) OBP: 0.469, SLG: 0.633		F9		2B		BBBB BB		1-3		3	0	1	0	1	0	1
Bob Moose, R (1, 1)		SSS K		SSS K		P4			1-3 1B 1B	3	0	0	0	0	2	2
Mudcat Grant, R (7, 1)										0	0	0	0	0	0	0
Dave Giusti, R (8, 1)										0	0	0	0	0	0	0
Gene Alley, R (9, PH) OBP: 1.000, SLG: 1.000										1	0	1	0	0	0	0
Inning Stats	R: 3 H: 3 E: 0 LOB: 1 K: 2 BB: 1 S: 10 P: 14	R: 0 H: 1 E: 0 LOB: 1 K: 1 BB: 0 S: 6 P: 6	R: 1 H: 1 E: 0 LOB: 0 K: 0 BB: 0 S: 4 P: 4	R: 0 H: 1 E: 0 LOB: 2 K: 1 BB: 1 S: 6 P: 10	R: 0 H: 1 E: 0 LOB: 0 K: 0 BB: 0 S: 3 P: 3	R: 0 H: 0 E: 0 LOB: 1 K: 0 BB: 1 S: 3 P: 7	R: 0 H: 0 E: 0 LOB: 0 K: 1 BB: 0 S: 5 P: 5	R: 1 H: 1 E: 0 LOB: 1 K: 1 BB: 1 S: 6 P: 10	R: 0 H: 2 E: 0 LOB: 2 K: 0 BB: 0 S: 5 P: 5	1B: 7 SF: 0 2B: 2 SAC: 0 3B: 0 DP: 1 HR: 1 HBP: 0						

PITCHER		IP	WLS	BF	H	R	ER	SO	BB	IBB	HBP	BLK	WP	HR	S	P	ERA	WHIP
Woodie Fryman, L ERA: 3.86	(1, 1)	7.0		30	7	4	4	5	3	0	0	0	1	1	37	49	5.14	1.429
Darrell Brandon, R ERA:	(8, 1)	0.0		2	1	1	0	0	1	0	0	0	0	0	1	5	∞	∞
Joe Hoerner, L ERA: 1.29	(8, 1)	1.1	W	6	2	0	0	1	0	0	0	0	0	0	8	8	0.00	1.500
Dick Selma, R ERA: 2.25	(9, 1)	0.2	S	2	0	0	0	0	0	0	0	0	0	0	2	2	0.00	0.000

PITCHER	IP	WLS	BF	H	R	ER	SO	BB	IBB	HBP	BLK	WP	HR	S	P	ERA	WHIP

TOP

Pittsburgh Pirates @ Philadelphia Phillies
Veterans Stadium, Philadelphia, PA
Wed Apr 14 1971, 6:05 PM EST
Att. 8,379 - Unknown

livebaseballscorecards.com

AB	36
R	5
H	10
RBI	5
BB	4
SO	6
LOB	21

WP: 1 PA: 40
PB: 1
SB: 2
CS: 0

Batter	1	2	3	4	5	6	7	8	9	AB	R	H	RBI	BB	SO	LOB
Larry Bowa, S (1, 6) OBP: 0.375, SLG: 0.419	6-3		K		6-3		G6-4-3 1-2 3-H			4	0	1	1	0	1	1
Don Money, R (1, 5) OBP: 0.194, SLG: 0.379	6-3		2-H 1B		P4		G6-4-3 1-2f			4	0	1	1	0	0	2
Willie Montanez, L (1, 8) (9, 3) OBP: 0.417, SLG: 0.571	HR		4-3			1-3		WP 1B 1B 1B		4	2	2	1	0	0	1
Deron Johnson, R (1, 3) OBP: 0.200, SLG: 0.111	4-3			K		K		WP 1-2 1B 1B		4	0	1	0	0	2	0
Larry Hisle, R (8, PR) (9, 8) OBP: 0.200, SLG: 0.200										0	1	0	0	0	0	0
John Briggs, L (1, 7) OBP: 0.238, SLG: 0.211		1-3		G1		G3		B3		4	0	0	0	0	0	2
Roger Freed, R (1, 9) OBP: 0.393, SLG: 0.478		K		1B			P4	F8		4	0	1	0	0	1	2
Tim McCarver, L (1, 2) OBP: 0.333, SLG: 0.300		L9		1-2 1B			BBBB 1B 1B BB	1B 1-2 2-3 IBB		2	1	1	0	2	0	0
Denny Doyle, L (1, 4) OBP: 0.333, SLG: 0.471			SH1-4 1B 1B	K			1B 1-2 1B 1B	1-3 2-H 3-H 1B		4	2	3	2	0	1	2
Woodie Fryman, R (1, 1)			SH1-4 1-2		K					1	0	0	0	0	1	0
Ron Stone, L (7, PH) OBP: 0.200, SLG: 0.200							1B 1-3 2-H	K		1	0	1	1	0	0	0
Darrell Brandon, R (8, 1)										0	0	0	0	0	0	0
Joe Hoerner, R (8, 1)										1	0	0	0	0	1	2
Dick Selma, R (9, 1)										0	0	0	0	0	0	0
Inning Stats	R: 1 E: 0 K: 0 S: 4 H: 1 LOB: 0 BB: 0 P: 4	R: 0 E: 0 K: 1 S: 5 H: 0 LOB: 0 BB: 0 P: 5	R: 1 E: 0 K: 1 S: 7 H: 2 LOB: 1 BB: 0 P: 7	R: 0 E: 0 K: 2 S: 9 H: 2 LOB: 2 BB: 0 P: 9	R: 0 E: 0 K: 1 S: 5 H: 0 LOB: 0 BB: 0 P: 5	R: 0 E: 0 K: 1 S: 5 H: 0 LOB: 0 BB: 0 P: 5	R: 2 E: 0 K: 0 S: 5 H: 3 LOB: 1 BB: 1 P: 9	R: 2 E: 0 K: 1 S: 8 H: 3 LOB: 2 BB: 1 P: 12		1B: 10 2B: 0 3B: 0 HR: 1	SF: 0 SAC: 1 DP: 1 HBP: 0					

PITCHER		IP	WLS	BF	H	R	ER	SO	BB	IBB	HBP	BLK	WP	HR	S	P	ERA	WHIP
Bob Moose, R ERA: 3.6	(1, 1)	6.1		27	7	4	4	6	1	0	0	0	0	1	38	42	5.68	1.263
Mudcat Grant, R ERA: 6.75	(7, 1)	0.2	L	4	3	2	2	0	0	0	0	0	0	0	4	4	27.00	4.500
Dave Giusti, R ERA:	(8, 1)	1.0		5	1	0	0	1	0	1	0	0	1	0	6	10	0.00	1.000

PITCHER	IP	WLS	BF	H	R	ER	SO	BB	IBB	HBP	BLK	WP	HR	S	P	ERA	WHIP

BOTTOM

Pittsburgh Pirates @ Philadelphia Phillies
Veterans Stadium, Philadelphia, PA
Wed Apr 14 1971, 6:05 PM EST
Att. 8,379 - Unknown

livebaseballscorecards.com

AB	33
R	6
H	11
RBI	6
BB	2
SO	7
LOB	12

WP: 1 PA: 36
PB: 0
SB: 0
CS: 0

Pittsburgh Pirates @ New York Mets

Shea Stadium, Flushing, NY

Fri Apr 16 1971, 3:33 AM EST

Att. 18,491 - Overcast

livebaseballscorecards.com

Batter	1	2	3	4	5	6	7	8	9	AB	R	H	RBI	BB	SO	LOB
Dave Cash, R (1, 4) OBP: 0.417, SLG: 0.333	4-3		1B			P4			K	4	0	1	0	0	1	0
Richie Hebner, L (1, 5) OBP: 0.295, SLG: 0.300	P6		K			F8			4-3	4	0	0	0	0	1	1
Roberto Clemente, R (1, 9) OBP: 0.289, SLG: 0.324	K			L4			K		K	4	0	0	0	0	3	0
Willie Stargell, L (1, 7) OBP: 0.368, SLG: 0.778		K		K			F7			3	0	0	0	0	2	0
Al Oliver, L (1, 8) OBP: 0.308, SLG: 0.278		1B		3-1			1B			3	0	2	0	0	0	0
Bob Robertson, R (1, 3) OBP: 0.410, SLG: 0.581		K			P2		1-3			3	0	0	0	0	1	2
Manny Sanguillen, R (1, 2) OBP: 0.250, SLG: 0.333		4-3			F8			K		3	0	0	0	0	1	1
Jackie Hernandez, R (1, 6) OBP: 0.441, SLG: 0.594			K		K			1-3		2	0	0	0	0	2	0
Vic Davalillo, L (8, PH) OBP: 0.250, SLG: 0.250										1	0	0	0	0	0	0
Gene Alley, R (8, 6) OBP: 1.000, SLG: 1.000										0	0	0	0	0	0	0
Dock Ellis, S (1, 1) OBP: 0.200, SLG: 0.200			K			K		K		2	0	0	0	0	2	0
Milt May, L (8, PH)										1	0	0	0	0	1	0
Nelson Briles, R (8, 1) OBP: 0.500, SLG: 2.000										0	0	0	0	0	0	0
Bob Veale, S (8, 1)										0	0	0	0	0	0	0
Inning Stats	R: 0 E: 0 K: 1 S: 5 H: 0 LOB: 0 BB: 0 P: 5	R: 0 E: 0 K: 2 S: 8 H: 1 LOB: 1 BB: 0 P: 8	R: 0 E: 0 K: 3 S: 10 H: 1 LOB: 1 BB: 0 P: 10	R: 0 E: 0 K: 1 S: 5 H: 0 LOB: 0 BB: 0 P: 5	R: 0 E: 0 K: 1 S: 5 H: 0 LOB: 0 BB: 0 P: 5	R: 0 E: 0 K: 1 S: 5 H: 0 LOB: 0 BB: 0 P: 5	R: 0 E: 0 K: 1 S: 6 H: 1 LOB: 1 BB: 0 P: 6	R: 0 E: 0 K: 2 S: 7 H: 0 LOB: 0 BB: 0 P: 7	R: 0 E: 0 K: 2 S: 7 H: 0 LOB: 0 BB: 0 P: 7	1B: 3 2B: 0 3B: 0 HR: 0 SF: 0 SAC: 0 DP: 0 HBP: 0						

TOP

AB	30
R	0
H	3
RBI	0
BB	0
SO	14
LOB	4

PITCHER		IP	WLS	BF	H	R	ER	SO	BB	IBB	HBP	BLK	WP	HR	S	P	ERA	WHIP
Tom Seaver, R ERA: 0.78	(1, 1)	9.0	W	30	3	0	0	14	0	0	0	0	0	0	58	58	0.00	0.333

PITCHER	IP	WLS	BF	H	R	ER	SO	BB	IBB	HBP	BLK	WP	HR	S	P	ERA	WHIP

Pittsburgh Pirates @ New York Mets

Shea Stadium, Flushing, NY

Fri Apr 16 1971, 3:33 AM EST

Att. 18,491 - Overcast

BOTTOM

Batter	1	2	3	4	5	6	7	8	9	AB	R	H	RBI	BB	SO	LOB
Tommie Agee, R (1, 8) OBP: 0.269, SLG: 0.280	0-0 1B		0-3 K			0-0 F8	0-0 F9			4	0	1	0	0	1	1
Bud Harrelson, S (1, 6) OBP: 0.500, SLG: 0.500	0-0 FC6-4 1-2		0-0 F8			0-0 BB 1B		0-0 1-3		4	0	2	0	0	0	0
Cleon Jones, R (1, 7) OBP: 0.280, SLG: 0.542	0-0 F9			0-0 6-3		0-0 BB 1-2		0-0 1B FC3-2		4	0	2	0	0	0	2
Donn Clendenon, R (1, 3) OBP: 0.400, SLG: 0.600	0-3 K			0-0 HR		0-3 K		0-0 FC3-2 1-3		4	1	2	1	0	2	4
Ken Singleton, S (1, 9) OBP: 0.500, SLG: 0.286	0-0 FC6-4 1-2f			0-3 K		4-0 BB 1-2 2-3		0-0 FC3-2 1-2 3-H		3	0	0	0	1	1	4
Ken Boswell, L (1, 4) OBP: 0.304, SLG: 0.300		0-0 3-1		0-0 1-3		0-0 P4		0-3 K		4	0	0	0	0	1	5
Bob Aspromonte, R (1, 5) OBP: 0.333, SLG: 0.222		0-3 K			0-0 G3		0-0 6-3			3	0	0	0	0	1	0
Jerry Grote, R (1, 2) OBP: 0.400, SLG: 0.579		0-0 F8			0-0 F9		0-0 SH2-4 1B			3	0	1	0	0	0	0
Tom Seaver, R (1, 1)			0-3 K		0-0 F7		0-0 SH2-4 1-2			2	0	0	0	0	1	0
Inning Stats	R: 0 H: 2 E: 0 LOB: 2 K: 1 BB: 0 S: 7 P: 7	R: 0 H: 0 E: 0 LOB: 0 K: 1 BB: 0 S: 5 P: 5	R: 0 H: 0 E: 0 LOB: 0 K: 2 BB: 0 S: 7 P: 7	R: 1 H: 1 E: 0 LOB: 0 K: 1 BB: 0 S: 6 P: 6	R: 0 H: 0 E: 0 LOB: 0 K: 0 BB: 0 S: 3 P: 3	R: 0 H: 2 E: 0 LOB: 3 K: 1 BB: 1 S: 7 P: 11	R: 0 H: 1 E: 0 LOB: 1 K: 0 BB: 0 S: 4 P: 4	R: 0 H: 2 E: 0 LOB: 2 K: 1 BB: 0 S: 7 P: 7		1B: 7 SF: 0 2B: 0 SAC: 1 3B: 0 DP: 0 HR: 1 HBP: 0				WP: 0 PA: 33 PB: 0 SB: 0 CS: 0		

livebaseballscorecards.com

	AB	31
	R	1
	H	8
	RBI	1
	BB	1
	SO	7
	LOB	16

PITCHER		IP	WLS	BF	H	R	ER	SO	BB	IBB	HBP	BLK	WP	HR	S	P	ERA	WHIP
Dock Ellis, R ERA: 2.25	(1, 1)	7.0	L	28	6	1	1	6	1	0	0	0	0	1	39	43	1.29	1.000
Nelson Briles, R ERA: 2.25	(8, 1)	0.2		4	2	0	0	0	0	0	0	0	0	0	4	4	0.00	3.000
Bob Veale, L ERA:	(8, 1)	0.1		1	0	0	0	1	0	0	0	0	0	0	3	3	0.00	0.000

PITCHER	IP	WLS	BF	H	R	ER	SO	BB	IBB	HBP	BLK	WP	HR	S	P	ERA	WHIP

Pittsburgh Pirates @ New York Mets

Shea Stadium, Flushing, NY

Sat Apr 17 1971, 3:33 AM EST

Att. 23,305 - Sunny

TOP

livebaseballscorecards.com

Batter	1	2	3	4	5	6	7	8	9	AB	R	H	RBI	BB	SO	LOB
Dave Cash, R (1, 4) OBP: 0.393, SLG: 0.360	F8			G6-3, 1B, 2B	6-3			K		4	1	1	0	0	1	1
Gene Clines, R (1, 8) OBP: 0.333, SLG: 0.200	L6-3			G6-3, 1B		FC6-4, BB		L6-3		3	0	1	0	1	0	0
Roberto Clemente, R (1, 9) OBP: 0.286, SLG: 0.366	F7			G6-3 1-2f 2-3		FC6-4, G4-3 1-2f			3B	4	0	1	0	0	0	3
Manny Sanguillen, R (1, 2) OBP: 0.250, SLG: 0.326		F8		1B, 1B 3-H		G4-3 1-2f			6-3	4	0	1	1	0	0	2
Bob Robertson, R (1, 3) OBP: 0.395, SLG: 0.543		F7		1-2, 1B			6-3		K	4	0	1	0	0	1	1
Willie Stargell, L (1, 7) OBP: 0.381, SLG: 0.821		G3		1-3			HR		IBB	3	1	1	1	1	0	2
Jose Pagan, R (1, 5)			K		SH1-4, BB		F8		K	2	0	0	0	1	1	0
Richie Hebner, L (9, PH) OBP: 0.289, SLG: 0.293 (9, 5)										1	0	0	0	0	1	2
Jackie Hernandez, R (1, 6) OBP: 0.405, SLG: 0.543			K	K	K		6-3			3	0	0	0	0	2	1
Steve Blass, R (1, 1)			P4	SH1-4 1-2				P4		2	0	0	0	0	0	0

AB	30
R	2
H	6
RBI	2
BB	3
SO	6
LOB	12

Inning Stats	1	2	3	4	5	6	7	8	9
	R: 0 E: 0 K: 0 S: 3	H: 0 LOB: 0 BB: 0 P: 3	R: 0 E: 0 K: 0 S: 3	H: 0 LOB: 0 BB: 0 P: 3	R: 0 E: 0 K: 2 S: 7	H: 0 LOB: 0 BB: 0 P: 7	R: 1 E: 0 K: 0 S: 6	H: 4 LOB: 2 BB: 0 P: 6	R: 0 E: 0 K: 1 S: 5	H: 0 LOB: 1 BB: 1 P: 9
	R: 0 E: 0 K: 0 S: 2	H: 0 LOB: 0 BB: 1 P: 6	R: 1 E: 0 K: 0 S: 4	H: 1 LOB: 0 BB: 0 P: 4	R: 0 E: 0 K: 1 S: 5	H: 0 LOB: 0 BB: 0 P: 5	R: 0 E: 0 K: 2 S: 8	H: 1 LOB: 2 BB: 1 P: 12	1B: 3 2B: 1 3B: 1 HR: 1	SF: 0 SAC: 1 DP: 2 HBP: 0

WP: 0	PA: 34
PB: 0	
SB: 0	
CS: 0	

PITCHER		IP	WLS	BF	H	R	ER	SO	BB	IBB	HBP	BLK	WP	HR	S	P	ERA	WHIP
Jerry Koosman, L ERA: 1.5	(1, 1)	8.0	L	29	5	2	2	4	2	0	0	0	0	1	35	43	2.25	0.875
Danny Frisella, R ERA:	(9, 1)	1.0		5	1	0	0	2	0	1	0	0	0	0	8	12	0.00	1.000

PITCHER		IP	WLS	BF	H	R	ER	SO	BB	IBB	HBP	BLK	WP	HR	S	P	ERA	WHIP

Pittsburgh Pirates @ New York Mets

Shea Stadium, Flushing, NY

Sat Apr 17 1971, 3:33 AM EST

Att. 23,305 - Sunny

livebaseballscorecards.com

Batter	1	2	3	4	5	6	7	8	9	AB	R	H	RBI	BB	SO	LOB
Tommie Agee, R (1, 8) OBP: 0.300, SLG: 0.286	BBBB 4-0 CS BB		x 0-0 ① L8			x 0-0 ① F7		x 0-0 1-2 1B		3	0	1	0	1	0	1
Bud Harrelson, S (1, 6) OBP: 0.429, SLG: 0.409	x 0-0 ① L8		x 0-0 ②③ G5-4-3 1-2f			x 0-0 ② F7		x 0-0 ③ L8		4	0	0	0	0	0	4
Cleon Jones, R (1, 7) OBP: 0.241, SLG: 0.464	SSS 0-3 ②③ K 1-2			SSS 0-3 ① K		x 0-0 ③ 6-3			SSS 0-3 ① K	4	0	0	0	0	3	1
Donn Clendenon, R (1, 3) OBP: 0.379, SLG: 0.536		SSS 0-3 ① K		x 0-0 ② F9			x 0-0 E6 L4-3		BBBB 4-0 BB	3	0	0	0	1	1	0
Ken Singleton, S (1, 9) OBP: 0.429, SLG: 0.273		x 0-0 1B 1B		x 0-0 ③ 3-1			SSS 0-3 ① K		SSS 0-3 ② K	4	0	1	0	0	2	2
Ken Boswell, L (1, 4) OBP: 0.296, SLG: 0.333		x 0-0 ② P5			x 0-0 3-1 2B		x 0-0 ②③ L4-3 1-2		x 0-0 ③ F7	4	0	1	0	0	0	3
Bob Aspromonte, R (1, 5) OBP: 0.333, SLG: 0.238		x 0-0 1-2 1B			x 0-0 ① 3-1 2-3			x 0-0 ① 4-3		3	0	1	0	0	0	1
Jerry Grote, R (1, 2) OBP: 0.364, SLG: 0.524 Ed Kranepool, L (8, PH) Danny Frisella, L (9, 1)		SSS 0-3 ③ K			x 0-0 ② F3			SSS 0-3 ② K		2 1 0	0 0 0	0 0 0	0 0 0	0 0 0	1 1 0	3 0 0
Jerry Koosman, R (1, 1) OBP: 0.400, SLG: 0.250 Dave Marshall, L (8, PH) OBP: 0.333, SLG: 0.333 Duffy Dyer, R (9, 2)			BBBB 4-0 G5-4-3 BB		SSS 0-3 ③ K			x 0-0 1B 1B		1 1 0	0 0 0	0 1 0	0 0 0	1 0 0	1 0 0	1 0 0
Inning Stats	R: 0 E: 0 K: 1 S: 4 H: 0 LOB: 1 BB: 1 P: 8	R: 0 E: 0 K: 2 S: 9 H: 2 LOB: 2 BB: 0 P: 9	R: 0 E: 0 K: 0 S: 2 H: 0 LOB: 0 BB: 1 P: 6	R: 0 E: 0 K: 1 S: 5 H: 0 LOB: 0 BB: 0 P: 5	R: 0 E: 0 K: 1 S: 6 H: 1 LOB: 1 BB: 0 P: 6	R: 0 E: 0 K: 0 S: 3 H: 0 LOB: 0 BB: 0 P: 3	R: 0 E: 1 K: 1 S: 5 H: 0 LOB: 0 BB: 0 P: 5	R: 0 E: 0 K: 1 S: 7 H: 2 LOB: 2 BB: 0 P: 7	R: 0 E: 0 K: 2 S: 7 H: 0 LOB: 1 BB: 1 P: 11	1B: 4 2B: 3 3B: 0 HR: 0	SF: 0 SAC: 0 DP: 3 HBP: 0						

	AB	30
	R	0
	H	5
	RBI	0
	BB	3
	SO	9
	LOB	16

PITCHER	IP	WLS	BF	H	R	ER	SO	BB	IBB	HBP	BLK	WP	HR	S	P	ERA	WHIP
Steve Blass, R (1, 1) ERA: 2.0	9.0	W	33	5	0	0	9	3	0	0	0	0	0	48	60	0.00	0.889

PITCHER	IP	WLS	BF	H	R	ER	SO	BB	IBB	HBP	BLK	WP	HR	S	P	ERA	WHIP

Batter	1	2	3	4	5	6	7	8	9	AB	R	H	RBI	BB	SO	LOB
Dave Cash, R (1, 4) OBP: 0.344, SLG: 0.310	L5			F7		P4		6-3		4	0	0	0	0	0	0
Richie Hebner, L (1, 5) OBP: 0.286, SLG: 0.273	4-3			4-3		BBBB 4-0 3B BB		F9		3	1	0	0	1	0	0
Roberto Clemente, R (1, 9) OBP: 0.283, SLG: 0.400	5-3			F9		0-0 SF7 1-H 3B			4-3	4	1	1	1	0	0	0
Willie Stargell, L (1, 7) OBP: 0.348, SLG: 0.762		SSS 0-3 K			F8	SF7 3-H			P6	3	0	0	1	0	1	0
Al Oliver, L (1, 8) OBP: 0.302, SLG: 0.256		P6			BBBB 4-0 4-3 HBP BB	4-3			P6	3	0	0	0	1	0	0
Bob Robertson, R (1, 3) OBP: 0.391, SLG: 0.514		F8			H 1-0 4-3 1-2 HBP		L8			2	0	0	0	0	0	0
Manny Sanguillen, R (1, 2) OBP: 0.234, SLG: 0.304			SSS 0-3 K		4-3 1-2 2-3		SSS 0-3 K			3	0	0	0	0	2	2
Jackie Hernandez, R (1, 6) OBP: 0.400, SLG: 0.514			SSS 0-3 K		4-0 IBB		P5			2	0	0	0	1	1	0
Luke Walker, L (1, 1)			SSS 0-3 K		SSS 0-3 K			6-3		2	0	0	0	0	2	3
Vic Davalillo, L (8, PH) OBP: 0.222, SLG: 0.222										1	0	0	0	0	0	0
Nelson Briles, R (8, 1) OBP: 0.500, SLG: 2.000										0	0	0	0	0	0	0
Mudcat Grant, R (8, 1)										0	0	0	0	0	0	0
Inning Stats	R: 0 E: 0 K: 0 S: 3 H: 0 LOB: 0 BB: 0 P: 3	R: 0 E: 0 K: 1 S: 5 H: 0 LOB: 0 BB: 0 P: 5	R: 0 E: 0 K: 3 S: 9 H: 0 LOB: 0 BB: 0 P: 9	R: 0 E: 0 K: 0 S: 3 H: 0 LOB: 0 BB: 0 P: 3	R: 0 E: 0 K: 1 S: 5 H: 0 LOB: 3 BB: 2 P: 14	R: 2 E: 0 K: 0 S: 4 H: 1 LOB: 0 BB: 1 P: 8	R: 0 E: 0 K: 1 S: 5 H: 0 LOB: 0 BB: 0 P: 5	R: 0 E: 0 K: 0 S: 3 H: 0 LOB: 0 BB: 0 P: 3	R: 0 E: 0 K: 0 S: 3 H: 0 LOB: 0 BB: 0 P: 3	1B: 0 2B: 0 3B: 1 HR: 0 SF: 1 SAC: 0 DP: 0 HBP: 1						

PITCHER	IP	WLS	BF	H	R	ER	SO	BB	IBB	HBP	BLK	WP	HR	S	P	ERA	WHIP
Gary Gentry, R (1, 1) ERA: 2.91	9.0	W	32	1	2	2	6	2	1	1	0	0	0	40	53	2.00	0.333

PITCHER	IP	WLS	BF	H	R	ER	SO	BB	IBB	HBP	BLK	WP	HR	S	P	ERA	WHIP

TOP

Pittsburgh Pirates @ New York Mets

Shea Stadium, Flushing, NY

Sun Apr 18 1971, 3:33 AM EST

Unknown

livebaseballscorecards.com

AB	27
R	2
H	1
RBI	2
BB	3
SO	6
LOB	5

WP: 0 PA: 32
PB: 0
SB: 0
CS: 0

Batter	1	2	3	4	5	6	7	8	9	AB	R	H	RBI	BB	SO	LOB
Tommie Agee, R (1, 8) OBP: 0.324, SLG: 0.406	1-3		BB, 1B, 1-2, 1B		6-3			HR		4	1	2	1	0	0	0
Bud Harrelson, S (1, 6) OBP: 0.438, SLG: 0.400	K2-3		BB, 1-2, 2-3, 1B			HR, BB		F8		3	1	1	0	1	1	0
Cleon Jones, R (1, 7) OBP: 0.303, SLG: 0.581	5-3		FC6-4, 1-2, 2-3, 3-H, BB			1-H, HR		E, S, 1B, 1B		3	2	2	3	1	0	0
Donn Clendenon, R (1, 3) OBP: 0.333, SLG: 0.469		K	FC6-4, 1-2f			K		5-3, 1-3		4	0	0	0	0	2	4
Ken Singleton, S (1, 9) OBP: 0.389, SLG: 0.214		K		K		K		FC5, 1B, IBB		3	0	0	0	1	3	0
Bob Aspromonte, R (1, 5) OBP: 0.321, SLG: 0.240		4-3		6-3		5-3		1-2, 3-H, 1B		4	0	1	1	0	0	0
Tim Foli, R (1, 4)			K	1-3			K	FC5, 2-3f		4	0	0	0	0	2	2
Jerry Grote, R (1, 2) OBP: 0.360, SLG: 0.478			1B, 1B, BB, BB		K		4-3			2	1	0	0	1	1	0
Gary Gentry, R (1, 1) OBP: 0.143, SLG: 0.143			K		K		K			3	0	0	0	0	3	1
Inning Stats	R: 0 E: 0 K: 1 S: 5 H: 0 LOB: 0 BB: 0 P: 5	R: 0 E: 0 K: 2 S: 7 H: 0 LOB: 0 BB: 0 P: 7	R: 1 E: 0 K: 2 S: 9 H: 2 LOB: 3 BB: 2 P: 17	R: 0 E: 0 K: 1 S: 5 H: 0 LOB: 0 BB: 0 P: 5	R: 0 E: 0 K: 2 S: 7 H: 0 LOB: 0 BB: 0 P: 7	R: 2 E: 0 K: 2 S: 8 H: 1 LOB: 0 BB: 1 P: 12	R: 0 E: 0 K: 2 S: 7 H: 0 LOB: 0 BB: 0 P: 7	R: 2 E: 1 K: 0 S: 6 H: 3 LOB: 2 BB: 1 P: 10		1B: 4 2B: 0 3B: 0 HR: 2 SF: 0 SAC: 0 DP: 0 HBP: 0						

BOTTOM

Pittsburgh Pirates @ New York Mets

Shea Stadium, Flushing, NY

Sun Apr 18 1971, 3:33 AM EST

Unknown

livebaseballscorecards.com

AB	30
R	5
H	6
RBI	5
BB	4
SO	12
LOB	7

WP: 0 PB: 0 SB: 1 CS: 0 PA: 34

PITCHER		IP	WLS	BF	H	R	ER	SO	BB	IBB	HBP	BLK	WP	HR	S	P	ERA	WHIP
Luke Walker, L ERA: 2.7	(1, 1)	7.0	L	27	3	3	3	12	3	0	0	0	0	1	48	60	3.86	0.857
Nelson Briles, R ERA: 5.79	(8, 1)	0.2		6	3	2	2	0	0	1	0	0	0	1	5	9	27.00	4.500
Mudcat Grant, R ERA: 6.0	(8, 1)	0.1		1	0	0	0	0	0	0	0	0	0	0	1	1	0.00	0.000

PITCHER	IP	WLS	BF	H	R	ER	SO	BB	IBB	HBP	BLK	WP	HR	S	P	ERA	WHIP

Pittsburgh Pirates @ New York Mets

Shea Stadium, Flushing, NY

Sun Apr 18 1971, 3:38 AM EST

Att. 51,905 - Cloudy

TOP

livebaseballscorecards.com

Batter	1	2	3	4	5	6	7	8	9	AB	R	H	RBI	BB	SO	LOB
Dave Cash, R (1, 4) OBP: 0.361, SLG: 0.333	0-0 1-6-3 1B		0-0 1B			0-0 ① F8		0-3 ③ K		4	0	2	0	0	1	0
Richie Hebner, L (1, 5) OBP: 0.283, SLG: 0.255	0-0 ① F5		0-0 ③ 1-3			0-0 ② P6			4-0 FC 1B BB	3	1	0	0	1	0	2
Vic Davalillo, L (1, 9) OBP: 0.250, SLG: 0.250 Roberto Clemente, R (9, PH) OBP: 0.277, SLG: 0.391 (9, 9)	0-0 ② 1-6-3 1-2			0-0 ① 5-3		0-0 1B			0-0 FC 1B 1-2	3 1	0 0	1 0	0 0	0 0	0 0	1 1
Willie Stargell, L (1, 7) OBP: 0.360, SLG: 0.733	0-3 ③ K			4-0 G6-4-3 BB		0-3 ③ K			0-0 1-3 2-H 1B	3	0	1	1	1	2	2
Al Oliver, L (1, 8) OBP: 0.277, SLG: 0.233		0-0 ① 4-3		0-0 ② ③ G6-4-3 1-2f			0-0 ① 3-1		0-0 ① 1-3	4	0	0	0	0	0	3
Bob Robertson, R (1, 3) OBP: 0.380, SLG: 0.475		0-0 ② F8			0-0 ① 5-3		0-0 ② F5		4-0 IBB	3	0	0	0	1	0	0
Milt May, L (1, 2) Manny Sanguillen, R (9, PH) OBP: 0.229, SLG: 0.298 (9, 2)		0-0 ③ F9			0-0 ② 5-3		0-0 ③ G3		0-3 ② K	3 1	0 0	0 0	0 0	0 0	0 1	0 3
Gene Alley, R (1, 6) OBP: 0.400, SLG: 1.000			0-0 ① F8		0-0 HR			0-0 ① F8	0-0 ③ G3	4	1	1	1	0	0	3
Bob Johnson, L (1, 1)			0-3 ② K		0-3 ③ K			0-3 ② K		3	0	0	0	0	3	0

	AB	32
	R	2
	H	5
	RBI	2
	BB	3
	SO	7
	LOB	15

Inning Stats																																		
	R: 0	H: 1	R: 0	H: 0	R: 0	H: 1	R: 0	H: 0	R: 1	H: 1	R: 0	H: 1	R: 0	H: 0	R: 0	H: 0	R: 1	H: 1	1B: 4	SF: 0	WP: 0	PA: 35
	E: 0	LOB: 1	E: 0	LOB: 0	E: 0	LOB: 1	E: 0	LOB: 0	E: 0	LOB: 0	E: 0	LOB: 1	E: 0	LOB: 0	E: 0	LOB: 0	E: 0	LOB: 3	2B: 0	SAC: 0	PB: 0	
	K: 1	BB: 0	K: 0	BB: 0	K: 1	BB: 0	K: 0	BB: 1	K: 1	BB: 0	K: 1	BB: 0	K: 0	BB: 0	K: 2	BB: 0	K: 1	BB: 2	3B: 0	DP: 1	SB: 0	
	S: 6	P: 6	S: 3	P: 3	S: 6	P: 6	S: 2	P: 6	S: 6	P: 6	S: 6	P: 6	S: 3	P: 3	S: 7	P: 7	S: 7	P: 15	HR: 1	HBP: 0	CS: 0	

PITCHER		IP	WLS	BF	H	R	ER	SO	BB	IBB	HBP	BLK	WP	HR	S	P	ERA	WHIP
Jim McAndrew, R ERA: 1.29	(1, 1)	7.0		25	4	1	1	4	1	0	0	0	0	1	32	36	1.29	0.714
Tug McGraw, L ERA: 1.13	(8, 1)	2.0	L	10	1	1	1	3	1	1	0	0	0	0	14	22	4.50	1.000

PITCHER	IP	WLS	BF	H	R	ER	SO	BB	IBB	HBP	BLK	WP	HR	S	P	ERA	WHIP

Batter	1	2	3	4	5	6	7	8	9	AB	R	H	RBI	BB	SO	LOB
Bud Harrelson, S (1, 6) OBP: 0.459, SLG: 0.393	H 1-0 FC4-6 HBP		x 0-0 S 1B		B B B B 4-0 SH1-4 S BB		x 0-0 ① P1 1-2		x 0-0 ① FC3-6 L4-3 1-2f	3	0	1	0	1	0	2
Ken Boswell, L (1, 4) OBP: 0.313, SLG: 0.321	x 0-0 ① FC4-6 1-2f		x 0-0 ① F8 1-2		B B B B 4-0 SH1-4 1-2 BB		x 0-0 2-H 1B		x 0-0 ②③ L4-3 1-2	4	0	1	1	1	0	3
Tommie Agee, R (1, 8) OBP: 0.297, SLG: 0.371	S S S 0-3 ② K		S S S 0-3 ② K		x 0-0 ① SH1-4 1-2 2-3		x 0-0 ② F7			3	0	0	0	0	2	3
Cleon Jones, R (1, 7) OBP: 0.270, SLG: 0.514	x 0-0 ③ F3		x 0-0 ③ 3-1		S S S 0-3 ② K		x 0-0 ③ 1-3			4	0	0	0	0	1	5
Dave Marshall, L (1, 9) OBP: 0.429, SLG: 0.333		B B B B 4-0 1B BB	x 0-0 4-3 1B		x 0-0 ③ P6			x 0-0 ① 3-1		3	0	1	0	1	0	2
Ed Kranepool, L (1, 3) OBP: 0.429, SLG: 0.333		x 0-0 1-2 1B	x 0-0 ① P6			x 0-0 ① F5		x 0-0 ① 5-3 1B		4	0	2	0	0	0	1
Bob Aspromonte, R (1, 5) OBP: 0.281, SLG: 0.207		x 0-0 ① F2	x 0-0 ② 4-3 1-2			x 0-0 ② F9		x 0-0 ② 5-3 1-2		4	0	0	0	0	0	4
Duffy Dyer, R (1, 2)		S S S 0-3 ② K	I 4-0 IBB			x 0-0 ③ 6-3		x 0-0 ③ 6-3		3	0	0	0	1	1	3
Jim McAndrew, R (1, 1) Art Shamsky, L (7, PH) OBP: 0.235, SLG: 0.071 Don Hahn, R (7, PR) Tug McGraw, R (8, 1) Ken Singleton, S (9, PH) OBP: 0.421, SLG: 0.267		S S S 0-3 ③ K	S S S 0-3 ③ K				B B B B 4-0 PB 1B BB		x 0-0 FC3-6 1B	2 0 0 0 1	0 0 1 0 0	0 0 0 0 1	0 0 0 0 0	0 1 0 0 0	2 0 0 0 0	4 0 0 0 0
Inning Stats	R: 0 H: 0 E: 0 LOB: 1 K: 1 BB: 0 S: 5 P: 6	R: 0 H: 1 E: 0 LOB: 2 K: 2 BB: 1 S: 8 P: 12	R: 0 H: 1 E: 0 LOB: 1 K: 1 BB: 0 S: 6 P: 6	R: 0 H: 1 E: 0 LOB: 2 K: 1 BB: 1 S: 6 P: 10	R: 0 H: 0 E: 0 LOB: 2 K: 1 BB: 2 S: 5 P: 13	R: 0 H: 0 E: 0 LOB: 0 K: 0 BB: 0 S: 3 P: 3	R: 1 H: 1 E: 0 LOB: 1 K: 0 BB: 1 S: 4 P: 8	R: 0 H: 1 E: 0 LOB: 1 K: 0 BB: 0 S: 4 P: 4	R: 0 H: 1 E: 0 LOB: 0 K: 0 BB: 0 S: 3 P: 3	1B: 6 2B: 1 3B: 0 HR: 0	SF: 0 SAC: 1 DP: 1 HBP: 1					

PITCHER		IP	WLS	BF	H	R	ER	SO	BB	IBB	HBP	BLK	WP	HR	S	P	ERA	WHIP
Bob Johnson, R ERA: 1.0	(1, 1)	9.0	W	38	6	1	0	6	4	1	1	0	0	0	44	65	0.00	1.111

PITCHER	IP	WLS	BF	H	R	ER	SO	BB	IBB	HBP	BLK	WP	HR	S	P	ERA	WHIP

BOTTOM

Pittsburgh Pirates @ New York Mets

Shea Stadium, Flushing, NY

Sun Apr 18 1971, 3:38 AM EST

Att. 51,905 - Cloudy

livebaseballscorecards.com

AB	31
R	1
H	6
RBI	1
BB	5
SO	6
LOB	27

PB: 1
SB: 2
CS: 0

PA: 38

Atlanta Braves @ Pittsburgh Pirates

Three Rivers Stadium, Pittsburgh, PA

Tue Apr 20 1971, 6:05 PM EST

Att. 8,755 - Unknown

TOP

livebaseballscorecards.com

Batter	1	2	3	4	5	6	7	8	9	AB	R	H	RBI	BB	SO	LOB
Sonny Jackson, L (1, 8) OBP: 0.314, SLG: 0.396	F6		3-1		1B			SH3-4 1B		4	0	2	0	0	0	0
Ralph Garr, L (1, 7) OBP: 0.434, SLG: 0.520	WP HR 1B		K		4-3			SH3-4 1-2		3	1	1	0	0	1	1
Hank Aaron, R (1, 9) OBP: 0.345, SLG: 0.638	1-H HR		F7			F8		IBB		3	1	1	2	1	0	0
Orlando Cepeda, R (1, 3) OBP: 0.370, SLG: 0.706	4-3 WP 1B			5-3 S 1B		F9		F6		4	0	2	0	0	0	2
Felix Millan, R (1, 4) OBP: 0.431, SLG: 0.444	4-3 1-3			6-3 1-2		1B		4-3		4	0	1	0	0	0	4
Earl Williams, R (1, 5) OBP: 0.500, SLG: 1.000	K			5-3 2-3		F7			F7	4	0	0	0	0	1	3
Marty Perez, R (1, 6) OBP: 0.311, SLG: 0.293		6-3		6-3			CS 1B		F4	4	0	1	0	0	0	1
Bob Didier, S (1, 2)		F8			F7		K 1-2		F6	4	0	0	0	0	1	1
Phil Niekro, R (1, 1)		K			F8		6-3			3	0	0	0	0	1	0

	AB	33
	R	2
	H	8
	RBI	2
	BB	1
	SO	4
	LOB	12

Inning Stats	1	2	3	4	5	6	7	8	9
	R: 2 E: 0 K: 1 S: 8 H: 3 LOB: 1 BB: 0 P: 8	R: 0 E: 0 K: 1 S: 5 H: 0 LOB: 0 BB: 0 P: 5	R: 0 E: 0 K: 1 S: 5 H: 0 LOB: 0 BB: 0 P: 5	R: 0 E: 0 K: 0 S: 4 H: 1 LOB: 1 BB: 0 P: 4	R: 0 E: 0 K: 0 S: 4 H: 1 LOB: 1 BB: 0 P: 4	R: 0 E: 0 K: 0 S: 4 H: 1 LOB: 1 BB: 0 P: 4	R: 0 E: 0 K: 1 S: 5 H: 1 LOB: 0 BB: 0 P: 5	R: 0 E: 0 K: 0 S: 4 H: 1 LOB: 2 BB: 1 P: 8	R: 0 E: 0 K: 0 S: 3 H: 0 LOB: 0 BB: 0 P: 3

	1B: 7	SF: 0	WP: 2	PA: 35
	2B: 0	SAC: 1	PB: 0	
	3B: 0	DP: 0	SB: 1	
	HR: 1	HBP: 0	CS: 1	

PITCHER		IP	WLS	BF	H	R	ER	SO	BB	IBB	HBP	BLK	WP	HR	S	P	ERA	WHIP
Bob Moose, R ERA: 3.13	(1, 1)	8.0	L	32	8	2	2	4	0	1	0	0	2	1	39	43	2.25	1.000
Dave Giusti, R ERA:	(9, 1)	1.0		3	0	0	0	0	0	0	0	0	0	0	3	3	0.00	0.000

PITCHER	IP	WLS	BF	H	R	ER	SO	BB	IBB	HBP	BLK	WP	HR	S	P	ERA	WHIP

Atlanta Braves @ Pittsburgh Pirates

Three Rivers Stadium, Pittsburgh, PA

Tue Apr 20 1971, 6:05 PM EST

Att. 8,755 - Unknown

BOTTOM

Batter	1	2	3	4	5	6	7	8	9	AB	R	H	RBI	BB	SO	LOB
Dave Cash, R (1, 4) OBP: 0.375, SLG: 0.351	S S S 0-3 ① K			x 0-0 1B 1B		x 0-0 G4-6-3 1B		x 0-0 ③ F6		4	0	2	0	0	1	1
Richie Hebner, L (1, 5) OBP: 0.263, SLG: 0.235	x 0-0 ② F7			x 0-0 ① L8		x 0-0 ①② G4-6-3 1-2f			x 0-0 ① F6	4	0	0	0	0	0	2
Vic Davalillo, L (1, 9) OBP: 0.313, SLG: 0.313	x 0-0 ③ F7			x 0-0 1-3 1B		x 0-0 ③ 6-3			x 0-0 WP 1B	4	0	2	0	0	0	0
Willie Stargell, L (1, 7) OBP: 0.352, SLG: 0.688 Gene Clines, R (9, PR) OBP: 0.333, SLG: 0.200		S S S 0-3 ① K		x 0-0 ② F5			S S S 0-3 ① K		B B B B 4-0 G4-6-3 1-2 BB	3 0	0 0	0 0	0 0	1 0	2 0	2 0
Al Oliver, L (1, 8) OBP: 0.255, SLG: 0.213		S S S 0-3 ② K		x 0-0 ③ F7			x 0-0 ② 3-1		x 0-0 ②③ G4-6-3 1-2f	4	0	0	0	0	1	4
Bob Robertson, R (1, 3) OBP: 0.358, SLG: 0.442		x 0-0 ③ F8			S S S 0-3 ① K		S S S 0-3 ③ K			3	0	0	0	0	2	0
Manny Sanguillen, R (1, 2) OBP: 0.235, SLG: 0.300			x 0-0 ① 4-3		x 0-0 ② F9			x 0-0 1B		3	0	1	0	0	0	0
Gene Alley, R (1, 6) OBP: 0.375, SLG: 1.000			x 0-0 ② F3		x 0-0 3B			x 0-0 ① F8		3	0	1	0	0	0	1
Bob Moose, R (1, 1) Roberto Clemente, R (8, PH) OBP: 0.271, SLG: 0.383 Dave Giusti, R (9, 1)			x 0-0 ③ 6-3		x 0-0 ③ F2			S S S 0-3 ② K		2 1 0	0 0 0	0 0 0	0 0 0	0 0 0	0 1 0	1 1 0

livebaseballscorecards.com

	AB	R	H	RBI	BB	SO	LOB
	31	0	6	0	1	7	12

Inning Stats	1	2	3	4	5	6	7	8	9	1B	SF	WP	PA
R	0	0	0	0	0	0	0	0	0	5	0	1	32
E	0	0	0	0	0	0	0	0	0	2B 0	SAC 0	PB 0	
K	1	2	0	0	1	0	2	1	0	3B 1	DP 2	SB 0	
S	5	7	3	5	6	3	7	6	3	HR 0	HBP 0	CS 0	
H	0	0	0	2	1	1	0	1	1				
LOB	0	0	0	0	1	0	0	1	2				
BB	0	0	0	0	0	0	0	0	1				
P	5	7	3	5	6	3	7	6	7				

PITCHER	IP	WLS	BF	H	R	ER	SO	BB	IBB	HBP	BLK	WP	HR	S	P	ERA	WHIP
Phil Niekro, R (1, 1) ERA: 3.52	9.0	W	32	6	0	0	7	1	0	0	0	1	0	45	49	0.00	0.778

Atlanta Braves @ Pittsburgh Pirates

Three Rivers Stadium, Pittsburgh, PA

Wed Apr 21 1971, 6:05 PM EST

Att. 7,992 - Cloudy

TOP

livebaseballscorecards.com

Batter	1	2	3	4	5	6	7	8	9	AB	R	H	RBI	BB	SO	LOB
Sonny Jackson, L (1, 8) OBP: 0.327, SLG: 0.404	F2		FC4-6 1-2f 2-3		E 1-3 1B		FC4-6 1B			4	0	2	0	0	0	2
Ralph Garr, L (1, 7) OBP: 0.404, SLG: 0.481	1-3		F6		E6 1-3 3-H		F8			4	0	0	0	0	0	4
Mike Lum, L (1, 9)	4-3			HBP	F9		FC4-6 1-2f			3	0	0	0	0	0	3
Orlando Cepeda, R (1, 3) OBP: 0.345, SLG: 0.655 Gil Garrido, R (8, 5)		F3		F7	E6			6-3		4 0	0 0	0 0	0 0	0 0	0 0	1 0
Hal King, L (1, 2) OBP: 0.280, SLG: 0.326		G3		F7	K			6-3		4	0	0	0	0	1	2
Felix Millan, R (1, 4) OBP: 0.400, SLG: 0.408		F3		4-3	F4			F8		4	0	0	0	0	0	2
Earl Williams, R (1, 5) OBP: 0.462, SLG: 0.875 (8, 3)			FC4-6 1B 1B		E5 FC1-6	F7			F3	4	0	1	0	0	0	1
Marty Perez, R (1, 6) OBP: 0.327, SLG: 0.333			FC4-6 1-2 1B		K		E9 SF8 2B		G3	4	1	2	0	0	1	1
Jim Nash, R (1, 1) OBP: 0.286, SLG: 0.286 Marv Staehle, L (5, PH) Tom Kelley, R (5, 1) Clete Boyer, R (7, PH) OBP: 0.265, SLG: 0.200 Steve Barber, L (7, 1) Bob Priddy, R (7, 1) Dusty Baker Jr., R (9, PH) OBP: 0.143, SLG: 0.286			K	FC1-6 1B 1-2f E			SF8 3-H		F5	1 1 0 0 0 0 0 1	0 1 0 0 0 0 0 0	0 0 0 1 0 0 0 0	0 0 0 0 0 0 0 0	1 0 0 0 0 0 0 0	0 0 0 0 0 0 0 0	2 1 0 0 0 0 0 0
Inning Stats	R: 0 E: 0 K: 0 S: 3 H: 0 LOB: 0 BB: 0 P: 3	R: 0 E: 0 K: 0 S: 3 H: 0 LOB: 0 BB: 0 P: 3	R: 0 E: 0 K: 1 S: 7 H: 2 LOB: 2 BB: 0 P: 7	R: 0 E: 0 K: 0 S: 3 H: 0 LOB: 1 BB: 0 P: 4	R: 1 E: 2 K: 1 S: 8 H: 1 LOB: 2 BB: 0 P: 8	R: 0 E: 1 K: 1 S: 6 H: 0 LOB: 1 BB: 0 P: 6	R: 1 E: 1 K: 0 S: 5 H: 2 LOB: 1 BB: 0 P: 5	R: 0 E: 0 K: 0 S: 3 H: 0 LOB: 0 BB: 0 P: 3	R: 0 E: 0 K: 0 S: 3 H: 0 LOB: 0 BB: 0 P: 3	1B: 4 2B: 1 3B: 0 HR: 0	SF: 1 SAC: 0 DP: 0 HBP: 1					

	AB	34
	R	2
	H	5
	RBI	1
	BB	0
	SO	3
	LOB	19

WP: 0 PB: 0 SB: 0 CS: 0 PA: 36

PITCHER	IP	WLS	BF	H	R	ER	SO	BB	IBB	HBP	BLK	WP	HR	S	P	ERA	WHIP
Dock Ellis, R (1, 1) ERA: 1.91	9.0	W	36	5	2	1	3	0	0	1	0	0	0	41	42	1.00	0.556

PITCHER	IP	WLS	BF	H	R	ER	SO	BB	IBB	HBP	BLK	WP	HR	S	P	ERA	WHIP

Batter	1	2	3	4	5	6	7	8	9	AB	R	H	RBI	BB	SO	LOB
Dave Cash, R (1, 4) OBP: 0.378, SLG: 0.357	E5 F8 HR 1B		5-3 1-2		6-3		E 1-2 1B 1B	F9		5	2	2	0	0	0	1
Richie Hebner, L (1, 5) OBP: 0.262, SLG: 0.236	F8 2-3		F7		3-1		1B E 1-H 2-H 1B			4	1	1	2	0	0	1
Roberto Clemente, R (1, 9) OBP: 0.288, SLG: 0.431	F7			1-3		HR 3B	E 1-3 1B			4	1	2	0	0	0	1
Willie Stargell, L (1, 7) OBP: 0.379, SLG: 0.865	HR 3-H			HR		HR 3-H	K			4	3	3	5	0	1	2
Al Oliver, L (1, 8) OBP: 0.273, SLG: 0.255	L7			5-3		1B 2B	E8 FC6 1-3 3-H 1B			4	1	2	1	0	0	0
Bob Robertson, R (1, 3) OBP: 0.368, SLG: 0.511		K		HR		G6-4-3 2-H 1B	FC6 FC4 2-3			4	1	2	2	0	1	2
Manny Sanguillen, R (1, 2) OBP: 0.236, SLG: 0.315		5-3		FC4 2B		G6-4-3 1-2f	FC4 1-2f			4	0	1	0	0	0	3
Gene Alley, R (1, 6) OBP: 0.250, SLG: 0.667		F4		FC4 2-3		6-3		6-3		4	0	0	0	0	0	1
Dock Ellis, S (1, 1) OBP: 0.333, SLG: 0.250			5-3 1B		5-3		BB E 1B 1B	1-3		3	1	1	0	1	0	0
Inning Stats	R: 2 E: 1 K: 0 S: 5 H: 2 LOB: 0 BB: 0 P: 5	R: 0 E: 0 K: 1 S: 5 H: 0 LOB: 0 BB: 0 P: 5	R: 0 E: 0 K: 0 S: 3 H: 1 LOB: 0 BB: 0 P: 3	R: 2 E: 0 K: 0 S: 6 H: 3 LOB: 1 BB: 0 P: 6	R: 0 E: 0 K: 0 S: 3 H: 0 LOB: 0 BB: 0 P: 3	R: 3 E: 0 K: 0 S: 6 H: 4 LOB: 0 BB: 0 P: 6	R: 3 E: 2 K: 1 S: 9 H: 4 LOB: 2 BB: 1 P: 13	R: 0 E: 0 K: 0 S: 3 H: 0 LOB: 0 BB: 0 P: 3		1B: 7 2B: 2 3B: 1 HR: 4 SF: 0 SAC: 0 DP: 1 HBP: 0						

PITCHER		IP	WLS	BF	H	R	ER	SO	BB	IBB	HBP	BLK	WP	HR	S	P	ERA	WHIP
Jim Nash, R ERA: 3.18	(1, 1)	4.0	L	17	6	4	4	1	0	0	0	0	0	3	19	19	9.00	1.500
Tom Kelley, R ERA: 12.0	(5, 1)	2.0		9	4	3	3	0	0	0	0	0	0	1	9	9	13.50	2.000
Steve Barber, L ERA: 18.0	(7, 1)	0.1		6	4	3	3	1	1	0	0	0	0	0	7	11	81.00	15.000
Bob Priddy, R ERA: 4.5	(7, 1)	1.2		5	0	0	0	0	0	0	0	0	0	0	5	5	0.00	0.000

PITCHER	IP	WLS	BF	H	R	ER	SO	BB	IBB	HBP	BLK	WP	HR	S	P	ERA	WHIP

BOTTOM

Atlanta Braves @ Pittsburgh Pirates

Three Rivers Stadium, Pittsburgh, PA

Wed Apr 21 1971, 6:05 PM EST

Att. 7,992 - Cloudy

AB	36
R	10
H	14
RBI	10
BB	1
SO	2
LOB	11

WP: 0 PB: 0 SB: 0 CS: 0 PA: 37

livebaseballscorecards.com

Atlanta Braves @ Pittsburgh Pirates

Three Rivers Stadium, Pittsburgh, PA

Thu Apr 22 1971, 6:05 PM EST

Att. 4,708 - Unknown

TOP

livebaseballscorecards.com

Batter	1	2	3	4	5	6	7	8	9	AB	R	H	RBI	BB	SO	LOB
Sonny Jackson, L (1, 8) OBP: 0.333, SLG: 0.404	F8		4-3		K			1B	1B	5	2	2	0	0	1	1
Ralph Garr, L (1, 7) OBP: 0.403, SLG: 0.475	F7		4-3			F6		1B, SF7, 1-3	1B, 1-2	5	1	2	0	0	0	0
Felix Millan, R (1, 4) OBP: 0.400, SLG: 0.407	F8		1-3			E5		SF7, BB, 1-3, 3-H	1-2, 2-H	5	0	2	2	0	0	0
Orlando Cepeda, R (1, 3) OBP: 0.333, SLG: 0.617		G1, 1B		F8		K		K	L8	5	0	1	0	0	2	5
Mike Lum, L (1, 9) OBP: 0.333, SLG: 0.111		G1, 1-2		3-1		G3		BB, 1-2		3	0	1	0	1	0	1
Earl Williams, R (1, 5) OBP: 0.433, SLG: 0.926		F8		1-3			HR	SF7, 2-3, 3-H		3	1	1	2	0	0	2
Marty Perez, R (1, 6) OBP: 0.308, SLG: 0.313		G1, 1-2, 2-3			6-3		1-3	K		3	0	0	0	0	0	2
Hal King, L (8, PH) OBP: 0.275, SLG: 0.319										1	0	0	0	0	1	2
Gil Garrido, R (8, 6)										0	0	0	0	0	0	0
Bob Didier, S (1, 2)		IBB			F5		F8		F7	3	0	0	0	1	0	0
Ron Reed, R (1, 1) OBP: 0.200, SLG: 0.200		F8			1B		6-3		K	1	0	0	0	0	0	3
Mike McQueen, L (4, 1) OBP: 0.500, SLG: 0.500										1	0	1	0	0	0	0
Marv Staehle, L (7, PH)										1	0	0	0	0	0	0
Ron Herbel, R (7, 1)										0	0	0	0	0	0	0
Dusty Baker Jr., R (9, PH) OBP: 0.125, SLG: 0.250										1	0	0	0	0	1	0
Inning Stats	R: 0 E: 0 K: 0 S: 3 H: 0 LOB: 0 BB: 0 P: 3	R: 0 E: 0 K: 0 S: 5 H: 2 LOB: 3 BB: 1 P: 9	R: 0 E: 0 K: 0 S: 3 H: 0 LOB: 0 BB: 0 P: 3	R: 0 E: 0 K: 0 S: 3 H: 0 LOB: 0 BB: 0 P: 3	R: 0 E: 0 K: 1 S: 6 H: 1 LOB: 1 BB: 0 P: 6	R: 0 E: 1 K: 1 S: 6 H: 0 LOB: 1 BB: 0 P: 6	R: 1 E: 0 K: 0 S: 4 H: 1 LOB: 0 BB: 0 P: 4	R: 2 E: 0 K: 2 S: 10 H: 3 LOB: 2 BB: 1 P: 14	R: 1 E: 0 K: 1 S: 8 H: 3 LOB: 2 BB: 0 P: 8	1B: 9 2B: 0 3B: 0 HR: 1 SF: 1 SAC: 0 DP: 0 HBP: 0						

PITCHER		IP	WLS	BF	H	R	ER	SO	BB	IBB	HBP	BLK	WP	HR	S	P	ERA	WHIP
Steve Blass, R ERA: 2.52	(1, 1)	7.0	W	30	7	3	3	2	0	1	0	0	0	1	33	37	3.86	1.000
Dave Giusti, R ERA: 1.42	(8, 1)	2.0	S	10	3	1	1	3	1	0	0	0	0	0	15	19	4.50	2.000

PITCHER		IP	WLS	BF	H	R	ER	SO	BB	IBB	HBP	BLK	WP	HR	S	P	ERA	WHIP

AB	37
R	4
H	10
RBI	4
BB	2
SO	5
LOB	16

WP: 0	PA: 40		
PB: 0			
SB: 0			
CS: 0			

BOTTOM

Atlanta Braves @ Pittsburgh Pirates

Three Rivers Stadium, Pittsburgh, PA

Thu Apr 22 1971, 6:05 PM EST

Att. 4,708 - Unknown

Batter	1	2	3	4	5	6	7	8	9	AB	R	H	RBI	BB	SO	LOB
Dave Cash, R (1, 4) OBP: 0.440, SLG: 0.386	BBBB 4-0 F7 S 1B BB	x 0-0 1B 2-H 1B		BBBB 4-0 3B BB		x 0-0 3B 1B		BBBB 4-0 E5 BB		2	4	2	1	3	0	0
Richie Hebner, L (1, 5) OBP: 0.288, SLG: 0.333	x 0-0 ① F7 1-3	x 0-0 FC4-6 2-H 1B		x 0-0 WP 1-H 3B		x 0-0 1-H 3B		x 0-0 ② F8		5	1	3	3	0	0	2
Roberto Clemente, R (1, 9) OBP: 0.281, SLG: 0.400	BBBB 4-0 1B BB	x 0-0 ③ FC4-6 1-2f		x 0-0 ② F9		SSS 0-3 ② K		x 0-0 ③ E5 1-H		4	0	0	0	1	1	4
Willie Stargell, L (1, 7) OBP: 0.387, SLG: 0.891	SSS 0-3 ② K	x 0-0 HR	SSS 0-3 ③ K 3-H			BBBB 4-0 FC6-4 BB				3	1	1	1	1	2	2
Al Oliver, L (1, 8) OBP: 0.271, SLG: 0.255	x 0-0 1-2 3-H 1B	x 0-0 ① F6			x 0-0 ① G3	x 0-0 ③ FC6-4 1-2f				4	0	1	1	0	0	2
Bob Robertson, R (1, 3) OBP: 0.361, SLG: 0.510	x 0-0 ③ F6	x 0-0 2B			SSS 0-3 ② K		x 0-0 ① 6-3			4	0	1	0	0	1	2
Manny Sanguillen, R (1, 2) OBP: 0.237, SLG: 0.310		x 0-0 ① F8	x 0-0 ② F8		x 0-0 1B		x 0-0 ② 1-3			4	0	1	0	0	0	1
Jackie Hernandez, R (1, 6) OBP: 0.386, SLG: 0.488		x 0-0 SH1-4 1B 1B	x 0-0 ③ F9		x 0-0 ③ F3		SSS 0-3 ③ K			4	1	1	0	0	1	2
Steve Blass, R (1, 1) Dave Giusti, R (8, 1)		x 0-0 ② SH1-4 1-2		x 0-0 ① F6		x 0-0 ① L8		x 0-0 ① F9		2 1	0 0	0 0	0 0	0 0	0 0	0 0
Inning Stats	R: 1 E: 0 K: 1 S: 6 H: 1 LOB: 2 BB: 2 P: 14	R: 2 E: 0 K: 0 S: 6 H: 3 LOB: 1 BB: 0 P: 6	R: 1 E: 0 K: 0 S: 5 H: 2 LOB: 1 BB: 0 P: 5	R: 2 E: 0 K: 1 S: 6 H: 1 LOB: 0 BB: 1 P: 10	R: 0 E: 0 K: 1 S: 6 H: 1 LOB: 1 BB: 0 P: 6	R: 1 E: 0 K: 1 S: 7 H: 2 LOB: 2 BB: 1 P: 11	R: 0 E: 0 K: 1 S: 5 H: 0 LOB: 0 BB: 0 P: 5	R: 0 E: 1 K: 0 S: 3 H: 0 LOB: 1 BB: 1 P: 7		1B: 6 2B: 1 3B: 2 HR: 1	SF: 0 SAC: 1 DP: 0 HBP: 0						

	AB	33
	R	7
	H	10
	RBI	6
	BB	5
	SO	5
	LOB	15

WP: 1 PB: 0 SB: 1 CS: 0 PA: 39

livebaseballscorecards.com

PITCHER		IP	WLS	BF	H	R	ER	SO	BB	IBB	HBP	BLK	WP	HR	S	P	ERA	WHIP
Ron Reed, R ERA: 4.32	(1, 1)	3.2	L	21	7	6	6	1	3	0	0	0	0	1	20	32	14.73	2.727
Mike McQueen, L ERA: 2.45	(4, 1)	2.1		11	3	1	1	3	1	0	0	0	1	0	16	20	3.86	1.714
Ron Herbel, R ERA: 5.14	(7, 1)	2.0		7	0	0	0	1	1	0	0	0	0	0	8	12	0.00	0.500

PITCHER	IP	WLS	BF	H	R	ER	SO	BB	IBB	HBP	BLK	WP	HR	S	P	ERA	WHIP

Batter	1	2	3	4	5	6	7	8	9	AB	R	H	RBI	BB	SO	LOB
Chris Speier, R (1, 6) OBP: 0.405, SLG: 0.375	6-3	FC6-4 1-2f			1B SF8 1B		G6-4-3 1B		BB	4	1	2	0	1	0	3
Tito Fuentes, S (1, 4) OBP: 0.279, SLG: 0.333	6-3		E6 FC1-4		PB 1-3 1B		F8		F8	5	0	1	0	0	0	2
Willie Mays, R (1, 8) OBP: 0.478, SLG: 0.765	5-3		FC1-4 FC4-6 1-2f		SF8 3-H		G6-4-3 1-2f		F9	4	0	0	1	0	0	3
Willie McCovey, L (1, 3) OBP: 0.273, SLG: 0.276		FC6-4 BB	K		F7			4-3		3	0	0	0	1	1	2
Dick Dietz, R (1, 2) OBP: 0.438, SLG: 0.480		FC6-4 FC5-4 1-2f	FC4-6 1-2f		BB 1-2			K		3	0	0	0	1	1	2
Ken Henderson, S (1, 7) OBP: 0.457, SLG: 0.568		FC5-4 E BB 1-2f		CS BB	F8			1B 1B		3	1	1	0	1	0	3
George Foster, R (1, 9) OBP: 0.326, SLG: 0.500		E5 BB 1-3		1-2 2B		G6-4-3 1B		FC4 1-2 1B		4	0	3	0	0	0	1
Al Gallagher, R (1, 5) OBP: 0.286, SLG: 0.308		BB IBB		6-3		G6-4-3 1-2f		FC4 1-2f		2	0	0	0	1	0	2
Bob Heise, R (7, 5)										1	0	0	0	0	0	2
Steve Stone, R (1, 1)		FC6-4 1-2 2-3 3-H BB		4-3	K				1-3	3	0	0	1	1	1	1
Inning Stats	R: 0 E: 0 K: 0 S: 3 H: 0 LOB: 0 BB: 0 P: 3	R: 1 E: 1 K: 0 S: 4 H: 0 LOB: 3 BB: 3 P: 16	R: 0 E: 1 K: 1 S: 6 H: 0 LOB: 1 BB: 0 P: 6	R: 0 E: 0 K: 0 S: 3 H: 1 LOB: 1 BB: 1 P: 7	R: 1 E: 0 K: 0 S: 5 H: 2 LOB: 2 BB: 1 P: 9	R: 0 E: 0 K: 1 S: 5 H: 1 LOB: 0 BB: 0 P: 5	R: 0 E: 0 K: 0 S: 3 H: 1 LOB: 0 BB: 0 P: 3	R: 0 E: 0 K: 1 S: 7 H: 2 LOB: 2 BB: 0 P: 7	R: 0 E: 0 K: 0 S: 3 H: 0 LOB: 1 BB: 1 P: 7	1B: 6 2B: 1 3B: 0 HR: 0 SF: 1 SAC: 0 DP: 2 HBP: 0						

PITCHER		IP	WLS	BF	H	R	ER	SO	BB	IBB	HBP	BLK	WP	HR	S	P	ERA	WHIP
Luke Walker, L ERA: 2.25	(1, 1)	8.0	L	35	7	2	1	3	4	1	0	0	0	0	36	56	1.12	1.375
Mudcat Grant, R ERA: 4.5	(9, 1)	1.0		4	0	0	0	0	1	0	0	0	0	0	3	7	0.00	1.000

PITCHER	IP	WLS	BF	H	R	ER	SO	BB	IBB	HBP	BLK	WP	HR	S	P	ERA	WHIP

San Francisco Giants @ Pittsburgh Pirates

Three Rivers Stadium, Pittsburgh, PA

Fri Apr 23 1971, 6:05 PM EST
Att. 12,350 - Unknown

TOP

livebaseballscorecards.com

AB	32
R	2
H	7
RBI	2
BB	6
SO	3
LOB	21

WP: 0 PB: 1 SB: 0 CS: 1 PA: 39

Batter	1	2	3	4	5	6	7	8	9	AB	R	H	RBI	BB	SO	LOB
Dave Cash, R (1, 4) OBP: 0.407, SLG: 0.354	1-3		4-3		4-3			G3		4	0	0	0	0	0	1
Richie Hebner, L (1, 5) OBP: 0.271, SLG: 0.313	F4			F8		G3		F3		4	0	0	0	0	0	0
Roberto Clemente, R (1, 9) OBP: 0.295, SLG: 0.397	1B			BBB FC6-4 BB		5-3			5-3	3	0	1	0	1	0	0
Al Oliver, L (1, 8) OBP: 0.270, SLG: 0.254	F3			FC6-4 1B 1-2f		1B			G3	4	0	1	0	0	0	2
Vic Davalillo, L (1, 7) OBP: 0.350, SLG: 0.350		G3		FC6-4 1B 1-2		F7			1B	4	0	2	0	0	0	1
Bob Robertson, R (1, 3) OBP: 0.338, SLG: 0.473		F4		FC6-4 1-2f			F9		SSS K	4	0	0	0	0	1	3
Manny Sanguillen, R (1, 2) OBP: 0.242, SLG: 0.328		1-3			4-3 2B		F7			3	0	1	0	0	0	0
Jackie Hernandez, R (1, 6) OBP: 0.362, SLG: 0.455			SSS K		4-3 2-3		6-3			3	0	0	0	0	1	1
Luke Walker, L (1, 1) Jose Pagan, R (8, PH) Mudcat Grant, R (9, 1)			4-3		SSS K			F7		2 1 0	0 0 0	0 0 0	0 0 0	0 0 0	1 0 0	1 0 0
Inning Stats	R: 0 H: 1 E: 0 LOB: 1 K: 0 BB: 0 S: 4 P: 4	R: 0 H: 0 E: 0 LOB: 0 K: 0 BB: 0 S: 3 P: 3	R: 0 H: 0 E: 0 LOB: 0 K: 1 BB: 0 S: 5 P: 5	R: 0 H: 1 E: 0 LOB: 2 K: 0 BB: 1 S: 4 P: 8	R: 0 H: 1 E: 0 LOB: 1 K: 1 BB: 0 S: 6 P: 6	R: 0 H: 1 E: 0 LOB: 1 K: 0 BB: 0 S: 4 P: 4	R: 0 H: 0 E: 0 LOB: 0 K: 0 BB: 0 S: 3 P: 3	R: 0 H: 0 E: 0 LOB: 0 K: 0 BB: 0 S: 3 P: 3	R: 0 H: 1 E: 0 LOB: 1 K: 1 BB: 0 S: 6 P: 6	1B: 4 SF: 0 2B: 1 SAC: 0 3B: 0 DP: 0 HR: 0 HBP: 0						

PITCHER	IP	WLS	BF	H	R	ER	SO	BB	IBB	HBP	BLK	WP	HR	S	P	ERA	WHIP
Steve Stone, R (1, 1) ERA: 2.35	9.0	W	33	5	0	0	3	1	0	0	0	0	0	38	42	0.00	0.667

PITCHER	IP	WLS	BF	H	R	ER	SO	BB	IBB	HBP	BLK	WP	HR	S	P	ERA	WHIP

BOTTOM

San Francisco Giants @ Pittsburgh Pirates

Three Rivers Stadium, Pittsburgh, PA

Fri Apr 23 1971, 6:05 PM EST

Att. 12,350 - Unknown

livebaseballscorecards.com

AB	32
R	0
H	5
RBI	0
BB	1
SO	3
LOB	9

WP: 0 PA: 33
PB: 0
SB: 0
CS: 0

Batter	1	2	3	4	5	6	7	8	9	AB	R	H	RBI	BB	SO	LOB
Chris Speier, R (1, 6) OBP: 0.405, SLG: 0.377	1B 1B		FC4-6 1B		K	F8			F8	5	0	2	0	0	1	1
Tito Fuentes, S (1, 4) OBP: 0.292, SLG: 0.340	1-2 1B		FC4-6 1-2f		1B 2B 1B	4-3			L7	5	1	2	0	0	0	2
Willie Mays, R (1, 8) OBP: 0.444, SLG: 0.696	F8		K		K		K		K	5	0	0	0	0	4	4
Willie McCovey, L (1, 3) OBP: 0.297, SLG: 0.281	F9			F9	2B 1-3 1B		BB CS			3	0	1	0	1	0	2
Dick Dietz, R (1, 2) OBP: 0.441, SLG: 0.500	F6			3B 1B	1-3 3-H 2B		1-2 K			4	1	2	1	0	1	3
Ken Henderson, S (1, 7) OBP: 0.460, SLG: 0.600		F4		1-H 3B	IBB			4-3		3	0	1	1	1	0	0
George Foster, R (1, 9) OBP: 0.298, SLG: 0.452		K		K	K			F4		4	0	0	0	0	3	4
Al Gallagher, R (1, 5) OBP: 0.311, SLG: 0.338		K		IBB		2B		1B		3	0	2	0	1	1	0
Ron Bryant, S (1, 1) OBP: 0.125, SLG: 0.125			K	K		6-3		F9		4	0	0	0	0	2	4
Inning Stats	R: 0 E: 0 K: 0 S: 5 H: 2 LOB: 2 BB: 0 P: 5	R: 0 E: 0 K: 2 S: 7 H: 0 LOB: 0 BB: 0 P: 7	R: 0 E: 1 K: 2 S: 8 H: 1 LOB: 1 BB: 0 P: 8	R: 1 E: 0 K: 2 S: 9 H: 2 LOB: 2 BB: 1 P: 13	R: 1 E: 0 K: 3 S: 12 H: 3 LOB: 3 BB: 1 P: 16	R: 0 E: 0 K: 0 S: 4 H: 1 LOB: 1 BB: 0 P: 4	R: 0 E: 0 K: 2 S: 6 H: 0 LOB: 1 BB: 1 P: 10	R: 0 E: 0 K: 0 S: 4 H: 1 LOB: 1 BB: 0 P: 4	R: 0 E: 0 K: 1 S: 5 H: 0 LOB: 0 BB: 0 P: 5	1B: 7 2B: 3 3B: 1 HR: 0	SF: 0 SAC: 0 DP: 1 HBP: 0						

TOP

San Francisco Giants @ Pittsburgh Pirates

Three Rivers Stadium, Pittsburgh, PA

Sat Apr 24 1971, 3:33 AM EST
Att. 8,386 - Unknown

livebaseballscorecards.com

AB	36
R	2
H	10
RBI	2
BB	3
SO	12
LOB	20

WP: 0 PB: 0 SB: 0 CS: 1 PA: 39

PITCHER	IP	WLS	BF	H	R	ER	SO	BB	IBB	HBP	BLK	WP	HR	S	P	ERA	WHIP
Bob Johnson, R (1, 1) ERA: 1.33	9.0	L	39	10	2	2	12	1	2	0	0	0	0	60	72	2.00	1.222

PITCHER	IP	WLS	BF	H	R	ER	SO	BB	IBB	HBP	BLK	WP	HR	S	P	ERA	WHIP

Batter	1	2	3	4	5	6	7	8	9	AB	R	H	RBI	BB	SO	LOB
Dave Cash, R (1, 4) OBP: 0.379, SLG: 0.327	K		G6-3 1-2f			6-3			F6	4	0	0	0	0	1	1
Gene Clines, R (1, 7) OBP: 0.200, SLG: 0.111	L4-3			L6-3			L8		K	4	0	0	0	0	1	0
Roberto Clemente, R (1, 9) OBP: 0.313, SLG: 0.410	1B			F9			1B			3	0	2	0	0	0	0
Manny Sanguillen, R (1, 2) OBP: 0.231, SLG: 0.313	F8			6-3			F7			3	0	0	0	0	0	2
Bob Robertson, R (1, 3) OBP: 0.324, SLG: 0.448		K			F7		K			3	0	0	0	0	2	1
Jose Pagan, R (1, 5)		F8			K			F6		3	0	0	0	0	1	0
Al Oliver, L (1, 8) OBP: 0.258, SLG: 0.242		1-3			5-3			6-3		3	0	0	0	0	0	0
Jackie Hernandez, R (1, 6) OBP: 0.340, SLG: 0.426			5-3			F9		6-3		3	0	0	0	0	0	0
Bob Johnson, L (1, 1) OBP: 0.111, SLG: 0.111			G6-3 1B			K			F8	2	0	1	0	0	1	0
Gene Alley, R (9, PH) OBP: 0.231, SLG: 0.615										1	0	0	0	0	0	0
Inning Stats	R: 0 E: 0 K: 1 S: 6 H: 1 LOB: 1 BB: 0 P: 6	R: 0 E: 0 K: 1 S: 5 H: 0 LOB: 0 BB: 0 P: 5	R: 0 E: 0 K: 0 S: 3 H: 1 LOB: 0 BB: 0 P: 3	R: 0 E: 0 K: 0 S: 3 H: 0 LOB: 0 BB: 0 P: 3	R: 0 E: 0 K: 1 S: 5 H: 0 LOB: 0 BB: 0 P: 5	R: 0 E: 0 K: 1 S: 5 H: 0 LOB: 0 BB: 0 P: 5	R: 0 E: 0 K: 1 S: 6 H: 1 LOB: 1 BB: 0 P: 6	R: 0 E: 0 K: 0 S: 3 H: 0 LOB: 0 BB: 0 P: 3	R: 0 E: 0 K: 1 S: 5 H: 0 LOB: 0 BB: 0 P: 5	1B: 3 2B: 0 3B: 0 HR: 0	SF: 0 SAC: 0 DP: 1 HBP: 0						

PITCHER	IP	WLS	BF	H	R	ER	SO	BB	IBB	HBP	BLK	WP	HR	S	P	ERA	WHIP
Ron Bryant, L (1, 1) ERA: 0.44	9.0	W	29	3	0	0	6	0	0	0	0	0	0	41	41	0.00	0.333

PITCHER	IP	WLS	BF	H	R	ER	SO	BB	IBB	HBP	BLK	WP	HR	S	P	ERA	WHIP

BOTTOM

San Francisco Giants @ Pittsburgh Pirates

Three Rivers Stadium, Pittsburgh, PA

Sat Apr 24 1971, 3:33 AM EST

Att. 8,386 - Unknown

livebaseballscorecards.com

AB	29
R	0
H	3
RBI	0
BB	0
SO	6
LOB	4

WP: 0 PA: 29
PB: 0
SB: 0
CS: 0

San Francisco Giants @ Pittsburgh Pirates

Three Rivers Stadium, Pittsburgh, PA

Sun Apr 25 1971, 3:33 AM EDT

Att. 16,553 - Unknown

livebaseballscorecards.com

Batter	1	2	3	4	5	6	7	8	9	AB	R	H	RBI	BB	SO	LOB
Chris Speier, R (1, 6) OBP: 0.405, SLG: 0.370	G3 1B 1B	E 1-2 BB		K		E3		4-3		4	0	1	0	1	1	0
Tito Fuentes, S (1, 4) OBP: 0.283, SLG: 0.327	F7 ①	E8 1-3 2-H		1B		F9 ②			F8 ①	5	0	1	0	0	0	3
Ken Henderson, S (1, 7) OBP: 0.436, SLG: 0.556	G3 1-2 1B	6-3		F7 ③		F3 ③			5-3 ②	5	0	1	0	0	0	4
Willie McCovey, L (1, 3) OBP: 0.357, SLG: 0.417	G3 ② 1-2 2-3		FC6-4 1B 1B		HR		G6-4-3 HBP		1B 1B	4	1	3	1	0	0	2
Dick Dietz, R (1, 2) OBP: 0.452, SLG: 0.500	FC6 IBB		FC6-4 1-2 1B		F8 ①		G6-4-3 ①② 1-2f		1-3 1B	4	0	2	0	1	0	1
George Foster, R (1, 9) OBP: 0.314, SLG: 0.457 Willie Mays, R (9, PH) OBP: 0.438, SLG: 0.684	FC6 ③ 1-2f		FC6-4 ① 1-2f 2-3		CS 1B		1B		F5 ③	4 1	0 0	2 0	0 0	0 0	0 0	5 2
Jimmy Rosario, S (1, 8) OBP: 0.333, SLG: 0.229		K ① K ②		K ② 1-2		K ③				4	0	0	0	0	4	4
Al Gallagher, R (1, 5) OBP: 0.308, SLG: 0.333	BB E 1B	4-3 ③		F9 ③				6-3 ①		4	1	1	0	0	0	3
Juan Marichal, R (1, 1) OBP: 0.188, SLG: 0.133 Bob Heise, R (6, PH) John Cumberland, R (6, 1) Frank Johnson, R (8, PH) OBP: 0.238, SLG: 0.176 Jerry Johnson, R (8, 1)	K ②			F9 ①		1-3 ①		4-3 ②		2 1 0 1 0	0 0 0 0 0	0 0 0 0 0	0 0 0 0 0	0 0 0 0 0	1 0 0 0 0	1 0 0 0 0
Inning Stats	R: 0 E: 0 K: 0 S: 5 H: 2 LOB: 3 BB: 1 P: 9	R: 1 E: 1 K: 2 S: 9 H: 1 LOB: 2 BB: 1 P: 13	R: 0 E: 0 K: 1 S: 7 H: 2 LOB: 2 BB: 0 P: 7	R: 0 E: 0 K: 1 S: 6 H: 1 LOB: 1 BB: 0 P: 6	R: 1 E: 0 K: 1 S: 7 H: 2 LOB: 1 BB: 0 P: 7	R: 0 E: 1 K: 0 S: 4 H: 0 LOB: 1 BB: 0 P: 4	R: 0 E: 0 K: 1 S: 5 H: 1 LOB: 1 BB: 0 P: 6	R: 0 E: 0 K: 0 S: 3 H: 0 LOB: 0 BB: 0 P: 3	R: 0 E: 0 K: 0 S: 5 H: 2 LOB: 2 BB: 0 P: 5	1B: 10 2B: 0 3B: 0 HR: 1	SF: 0 SAC: 0 DP: 1 HBP: 1						

	AB	39
	R	2
	H	11
	RBI	1
	BB	2
	SO	6
	LOB	25

WP: 0 PB: 0 SB: 0 CS: 1 PA: 42

PITCHER	IP	WLS	BF	H	R	ER	SO	BB	IBB	HBP	BLK	WP	HR	S	P	ERA	WHIP
Nelson Briles, R (1, 1) ERA: 2.7	8.2	W	41	11	2	1	6	1	1	1	0	0	1	50	59	1.04	1.385
Dave Giusti, R (9, 1) ERA: 1.35	0.1	S	1	0	0	0	0	0	0	0	0	0	0	1	1	0.00	0.000

PITCHER	IP	WLS	BF	H	R	ER	SO	BB	IBB	HBP	BLK	WP	HR	S	P	ERA	WHIP

Batter	1	2	3	4	5	6	7	8	9	AB	R	H	RBI	BB	SO	LOB
Dave Cash, R (1, 4) OBP: 0.413, SLG: 0.375	6-3		BBBB 4-0 1B FC6-4 BB	2B		E7 2-3 1B 1B		1B 1-2 1B		4	2	3	0	1	0	0
Vic Davalillo, L (1, 3) OBP: 0.400, SLG: 0.400	F5		FC6-4 BB 1-3 2B 1B	F8		G6-4-3 2-H 3-H 1B		1-2 2-H 1B		5	1	3	3	0	0	1
Roberto Clemente, R (1, 9) OBP: 0.319, SLG: 0.400	1B 1B		BBBB 4-0 FC6-4 1-2 BB	6-3		G6-4-3 1-2f		3-1		4	0	1	0	1	0	4
Willie Stargell, L (1, 7) OBP: 0.379, SLG: 0.847	1-2 1B		SSS 0-3 K		4-1		F6			4	0	1	0	0	1	3
Milt May, L (1, 2)	1-3		FC6-4 1-2f 2-3 3-H 2B		F8		F8			4	1	0	1	0	0	4
Al Oliver, L (1, 8) OBP: 0.271, SLG: 0.273		5-3	1-H 3-H 2B		1B		6-3			4	0	2	2	0	0	0
Jose Pagan, R (1, 5) OBP: 0.308, SLG: 0.100		1B	IIII FC4-6 IBB		F6			BBBB 4-0 1B 1B BB		2	1	1	0	2	0	1
Jackie Hernandez, R (1, 6) OBP: 0.333, SLG: 0.400		SSS 0-3 K	FC4-6 1-2f			BBBB 4-0 E SH1-4 1B BB		F3		3	1	0	0	1	1	4
Nelson Briles, R (1, 1) OBP: 0.200, SLG: 0.800 Dave Giusti, R (9, 1)		5-3		F7		SH1-4 1-2		SSS 0-3 K		3 0	0 0	0 0	0 0	0 0	1 0	2 0
Inning Stats	R: 0 E: 0 K: 0 S: 5 H: 2 LOB: 2 BB: 0 P: 5	R: 0 E: 0 K: 1 S: 6 H: 1 LOB: 1 BB: 0 P: 6	R: 3 E: 0 K: 1 S: 7 H: 2 LOB: 2 BB: 3 P: 19	R: 0 E: 0 K: 0 S: 4 H: 1 LOB: 1 BB: 0 P: 4	R: 0 E: 0 K: 0 S: 4 H: 1 LOB: 1 BB: 0 P: 4	R: 2 E: 1 K: 0 S: 4 H: 2 LOB: 0 BB: 1 P: 8	R: 0 E: 0 K: 0 S: 3 H: 0 LOB: 0 BB: 0 P: 3	R: 1 E: 0 K: 1 S: 7 H: 2 LOB: 2 BB: 1 P: 11		1B: 9 2B: 2 3B: 0 HR: 0	SF: 0 SAC: 1 DP: 1 HBP: 0					

PITCHER		IP	WLS	BF	H	R	ER	SO	BB	IBB	HBP	BLK	WP	HR	S	P	ERA	WHIP
Juan Marichal, R ERA: 1.58	(1, 1)	5.0	L	25	7	3	3	2	2	1	0	0	0	0	26	38	5.40	1.800
John Cumberland, L ERA: 0.75	(6, 1)	2.0		8	2	2	1	0	1	0	0	0	0	0	7	11	4.50	1.500
Jerry Johnson, R ERA: 0.84	(8, 1)	1.0		6	2	1	1	1	1	0	0	0	0	0	7	11	9.00	3.000

PITCHER	IP	WLS	BF	H	R	ER	SO	BB	IBB	HBP	BLK	WP	HR	S	P	ERA	WHIP

BOTTOM

San Francisco Giants @ Pittsburgh Pirates

Three Rivers Stadium, Pittsburgh, PA

Sun Apr 25 1971, 3:33 AM EDT

Att. 16,553 - Unknown

livebaseballscorecards.com

AB	33
R	6
H	11
RBI	6
BB	5
SO	3
LOB	19

Batter	1	2	3	4	5	6	7	8	9	AB	R	H	RBI	BB	SO	LOB
Maury Wills, S (1, 6) OBP: 0.279, SLG: 0.275	6-3		F7			L8	SH5-4 1-2 2-3	F7		4	0	0	0	0	0	3
Bill Buckner, L (1, 9) OBP: 0.289, SLG: 0.314	FC4-6 1B			4-3		2B	IBB	1-H 2-H 3-H 2B		2	0	1	0	0	0	0
Manny Mota, R (5, 9) OBP: 0.400, SLG: 0.385										2	0	2	2	1	0	0
Willie Davis, L (1, 8) OBP: 0.366, SLG: 0.519	FC4-6 1-2f			E1 1B		L9	SF8 3-H		4-3	4	0	0	1	0	0	2
Wes Parker, S (1, 3) OBP: 0.308, SLG: 0.305	K			1-2 1B		4-1	K		F6	5	0	1	0	0	2	4
Tom Haller, L (1, 2) OBP: 0.455, SLG: 0.471		G3		K			E 1B BB	BB 1B BB 1B	4-3	4	2	1	0	1	1	2
Steve Garvey, R (1, 5) OBP: 0.329, SLG: 0.439		K2-3		K			E5 1B 1B 1B 1-3	BB BB 2B 1-2 1B		4	2	1	0	0	2	3
Willie Crawford, L (1, 7) OBP: 0.375, SLG: 0.308		K			G3		1B 1B 1-2 3-H 1B	BB 2B 1-2 2-3 BB		3	2	1	1	1	1	0
Bill Russell, R (1, 4) OBP: 0.333, SLG: 0.333			3-1		4-3		SH5-4 1B SF8 1-2 2-3 1B	F7		4	1	1	0	0	0	3
Claude Osteen, L (1, 1) OBP: 0.154, SLG: 0.083			6-3		F5		SH5-4 1-2 2-H 3-H 1B	2B 1-2 2-3 3-H BB		1	0	0	0	0	0	0
Sandy Vance, R (3, 1)										1	0	0	0	0	0	0
Jim Lefebvre, S (7, PH) OBP: 0.300, SLG: 0.400										1	0	1	2	0	0	0
Pete Mikkelsen, R (7, 1)										0	0	0	1	1	0	0
Inning Stats	R: 0 E: 0 K: 1 S: 6 H: 1 LOB: 1 BB: 0 P: 6	R: 0 E: 0 K: 2 S: 7 H: 0 LOB: 0 BB: 0 P: 7	R: 0 E: 0 K: 0 S: 3 H: 0 LOB: 0 BB: 0 P: 3	R: 0 E: 1 K: 2 S: 9 H: 1 LOB: 2 BB: 0 P: 9	R: 0 E: 0 K: 0 S: 3 H: 0 LOB: 0 BB: 0 P: 3	R: 0 E: 0 K: 0 S: 4 H: 1 LOB: 1 BB: 0 P: 4	R: 4 E: 1 K: 1 S: 9 H: 3 LOB: 2 BB: 2 P: 17	R: 3 E: 0 K: 0 S: 5 H: 3 LOB: 2 BB: 2 P: 13	R: 0 E: 0 K: 0 S: 3 H: 0 LOB: 0 BB: 0 P: 3	1B: 7 2B: 2 3B: 0 HR: 0 SF: 1 SAC: 1 DP: 0 HBP: 0						

PITCHER		IP	WLS	BF	H	R	ER	SO	BB	IBB	HBP	BLK	WP	HR	S	P	ERA	WHIP
Dock Ellis, R ERA: 2.08	(1, 1)	6.0	L	27	6	4	2	5	1	0	0	0	0	0	36	40	3.00	1.167
Bob Veale, L ERA: 20.25	(7, 1)	1.0		7	2	3	3	1	1	1	0	0	0	0	7	15	27.00	3.000
Mudcat Grant, R ERA: 3.6	(8, 1)	1.0		4	1	0	0	0	1	0	0	0	0	0	3	7	0.00	2.000
Jim Nelson, R ERA:	(9, 1)	1.0		3	0	0	0	0	0	0	0	0	0	0	3	3	0.00	0.000

PITCHER	IP	WLS	BF	H	R	ER	SO	BB	IBB	HBP	BLK	WP	HR	S	P	ERA	WHIP

TOP

Los Angeles Dodgers @ Pittsburgh Pirates

Three Rivers Stadium, Pittsburgh, PA

Tue Apr 27 1971, 7:05 PM EDT

Att. 6,518 - Cloudy

livebaseballscorecards.com

AB	35
R	7
H	9
RBI	7
BB	4
SO	6
LOB	17

1B: 7	SF: 1	WP: 0	PA: 41
2B: 2	SAC: 1	PB: 0	
3B: 0	DP: 0	SB: 0	
HR: 0	HBP: 0	CS: 0	

BOTTOM

Los Angeles Dodgers @ Pittsburgh Pirates

Three Rivers Stadium, Pittsburgh, PA

Tue Apr 27 1971, 7:05 PM EDT

Att. 6,518 - Cloudy

livebaseballscorecards.com

Batter	1	2	3	4	5	6	7	8	9	AB	R	H	RBI	BB	SO	LOB
Dave Cash, R (1, 4) OBP: 0.441, SLG: 0.426	F8		E5 1B 1B	1B		2B		1B		5	1	4	0	0	0	0
Gene Clines, R (1, 8) OBP: 0.143, SLG: 0.077	L9		L1-3	L9		L6-3		F8		4	0	0	0	0	0	3
Vic Davalillo, L (8, PH) OBP: 0.385, SLG: 0.385 (9, 8)										1	0	0	0	0	0	1
Roberto Clemente, R (1, 9) OBP: 0.311, SLG: 0.386	K		1B 2-H 1B		4-3	5-3			F8	5	1	1	1	0	1	1
Willie Stargell, L (1, 7) OBP: 0.408, SLG: 0.889		F8 1B FC5-2-6 1B	WP 1B 2-H 1B		E 1B BB		K		HR	4	1	3	2	1	1	0
Bob Robertson, R (1, 3) OBP: 0.329, SLG: 0.444		FC5-2-6 1-2 E 1B	WP 1-2 1B		F5		5-3		1-3	5	1	2	0	0	0	1
Manny Sanguillen, R (1, 2) OBP: 0.243, SLG: 0.309	F8 2-3		L3 1-2 2-3 IBB		E 1-2 1B		F4		6-3	4	0	1	0	1	0	2
Jose Pagan, R (1, 5) OBP: 0.235, SLG: 0.071	FC5-2-6 E 1B 1-2 3-H		L3 1-2		E5 1-2 2-3			L6		4	0	0	0	0	0	7
Gene Alley, R (1, 6) OBP: 0.235, SLG: 0.529	E8 1-3 2-H 1B			F8	F5			5-3		4	0	1	1	0	0	3
Dock Ellis, S (1, 1) OBP: 0.250, SLG: 0.182	4-3			K		4-3		HR		3	0	0	0	0	1	2
Bob Veale, S (7, 1)										0	0	0	0	0	0	0
Mudcat Grant, R (8, 1)										0	0	0	0	0	0	0
Richie Hebner, L (8, PH) OBP: 0.282, SLG: 0.369										1	1	1	1	0	0	0
Jim Nelson, R (9, 1)										0	0	0	0	0	0	0
Inning Stats	R: 0 E: 0 K: 1 S: 5 H: 0 LOB: 0 BB: 0 P: 5	R: 1 E: 1 K: 0 S: 6 H: 3 LOB: 2 BB: 0 P: 6	R: 2 E: 1 K: 0 S: 6 H: 4 LOB: 2 BB: 1 P: 10	R: 0 E: 0 K: 1 S: 6 H: 1 LOB: 1 BB: 0 P: 6	R: 0 E: 1 K: 0 S: 5 H: 1 LOB: 3 BB: 1 P: 9	R: 0 E: 0 K: 0 S: 4 H: 1 LOB: 1 BB: 0 P: 4	R: 0 E: 0 K: 1 S: 5 H: 0 LOB: 0 BB: 0 P: 5	R: 1 E: 0 K: 0 S: 5 H: 2 LOB: 1 BB: 0 P: 5	R: 1 E: 0 K: 0 S: 4 H: 1 LOB: 0 BB: 0 P: 4	1B: 10 2B: 2 3B: 0 HR: 2 SF: 0 SAC: 0 DP: 1 HBP: 0						

AB	40
R	5
H	13
RBI	5
BB	2
SO	3
LOB	20

WP: 1 PA: 42
PB: 0
SB: 0
CS: 0

PITCHER		IP	WLS	BF	H	R	ER	SO	BB	IBB	HBP	BLK	WP	HR	S	P	ERA	WHIP
Claude Osteen, L ERA: 2.88	(1, 1)	2.1		15	7	3	3	1	0	1	0	0	1	0	16	20	11.57	3.000
Sandy Vance, R ERA: 5.65	(3, 1)	3.2	W	15	3	0	0	1	1	0	0	0	0	0	16	20	0.00	1.091
Pete Mikkelsen, R ERA: 1.46	(7, 1)	3.0	S	12	3	2	2	1	0	0	0	0	0	2	14	14	6.00	1.000

PITCHER	IP	WLS	BF	H	R	ER	SO	BB	IBB	HBP	BLK	WP	HR	S	P	ERA	WHIP

Batter	1	2	3	4	5	6	7	8	9	AB	R	H	RBI	BB	SO	LOB
Maury Wills, S (1, 6) OBP: 0.267, SLG: 0.262	4-3		F8		6-3		4-3			4	0	0	0	0	0	2
Manny Mota, R (1, 7) OBP: 0.408, SLG: 0.395	G4-6-3, 1B			1B, 2B		4-3	L9			4	1	2	0	0	0	0
Willie Davis, L (1, 8) OBP: 0.349, SLG: 0.494	G4-6-3, 1-2f			K		K	G3			4	0	0	0	0	2	2
Wes Parker, S (1, 3) OBP: 0.326, SLG: 0.326		F8		1-2, 2B, 1B		HR, 1B		G4-6-3, 1B		4	1	3	0	0	0	0
Duke Sims, L (1, 2) OBP: 0.364, SLG: 0.395		F9		1-H, 2-H, 2B		1-H, HR		G4-6-3, 1-2f		4	1	2	3	0	0	1
Steve Garvey, R (1, 5) OBP: 0.325, SLG: 0.443		F7		L4		PB, HR, 2B		K		4	1	1	0	0	1	1
Willie Crawford, L (1, 9) OBP: 0.400, SLG: 0.529			1-3, 1B	F5		2-H, HR			F5	4	1	2	2	0	0	0
Bill Russell, R (1, 4) OBP: 0.341, SLG: 0.333			1-3, 1-2	BBB, 4-3, BB		1B			L9	3	0	1	0	1	0	1
Don Sutton, R (1, 1) OBP: 0.300, SLG: 0.125			F9	4-3, 1-2		F2			K	2	0	0	0	0	0	2
Bob O'Brien, L (5, 1)										1	0	0	0	0	0	1
Jim Lefebvre, S (9, PH) OBP: 0.286, SLG: 0.381										1	0	0	0	0	1	0
Inning Stats	R: 0 E: 0 K: 0 S: 3 H: 1 LOB: 0 BB: 0 P: 3	R: 0 E: 0 K: 0 S: 3 H: 0 LOB: 0 BB: 0 P: 3	R: 0 E: 0 K: 0 S: 4 H: 1 LOB: 0 BB: 0 P: 4	R: 1 E: 0 K: 1 S: 7 H: 3 LOB: 1 BB: 0 P: 7	R: 0 E: 0 K: 0 S: 3 H: 0 LOB: 1 BB: 1 P: 7	R: 4 E: 0 K: 1 S: 10 H: 5 LOB: 1 BB: 0 P: 10	R: 0 E: 0 K: 0 S: 3 H: 0 LOB: 0 BB: 0 P: 3	R: 0 E: 0 K: 1 S: 5 H: 1 LOB: 0 BB: 0 P: 5	R: 0 E: 0 K: 1 S: 5 H: 0 LOB: 0 BB: 0 P: 5	1B: 7 2B: 2 3B: 0 HR: 2 SF: 0 SAC: 0 DP: 2 HBP: 0						

PITCHER		IP	WLS	BF	H	R	ER	SO	BB	IBB	HBP	BLK	WP	HR	S	P	ERA	WHIP
Steve Blass, R ERA: 3.38	(1, 1)	7.0	W	30	10	5	5	2	1	0	0	0	0	0	33	37	6.43	1.571
Dave Giusti, R ERA: 1.04	(8, 1)	2.0	S	6	1	0	0	2	0	0	0	0	0	0	10	10	0.00	0.500

PITCHER		IP	WLS	BF	H	R	ER	SO	BB	IBB	HBP	BLK	WP	HR	S	P	ERA	WHIP

Los Angeles Dodgers @ Pittsburgh Pirates

Three Rivers Stadium, Pittsburgh, PA

Wed Apr 28 1971, 7:05 PM EDT

Att. 6,191 - Unknown

TOP

livebaseballscorecards.com

AB	35
R	5
H	11
RBI	5
BB	1
SO	4
LOB	10

WP: 0 PB: 1 SB: 0 CS: 0 PA: 36

Batter	1	2	3	4	5	6	7	8	9	AB	R	H	RBI	BB	SO	LOB
Dave Cash, R (1, 4) OBP: 0.425, SLG: 0.409	S S S 0-3 K ①		x 0-0 L4 ③		x 0-0 CS 3-H 1B		S S S 0-3 K 1-2 ①	x 0-0 G3 ③		5	0	1	1	0	2	3
Vic Davalillo, L (1, 3) OBP: 0.414, SLG: 0.448 Bob Robertson, R (7, PH) OBP: 0.324, SLG: 0.438 Dave Giusti, R (8, 1)	x 0-0 4-3 ②			x 0-0 E 2B	x 0-0 E S 2B 1-2 1B ②		x 0-0 F6 ②			3 1 0	2 0 0	2 0 0	0 0 0	0 0 0	0 0 0	0 1 0
Roberto Clemente, R (1, 9) OBP: 0.321, SLG: 0.397	x 0-0 4-3 ③			S S S 0-3 K ①	x 0-0 1-H 2B		I I I I 4-0 2B IBB			3	1	1	1	1	1	1
Willie Stargell, L (1, 7) OBP: 0.427, SLG: 0.896		x 0-0 G1-6-3 1B		x 0-0 E8 SF8 2-H 1B	S S S 0-3 K ③		x 0-0 WP 1-H 2-H 2B			4	1	3	3	0	1	1
Richie Hebner, L (1, 5) OBP: 0.280, SLG: 0.358		x 0-0 G1-6-3 1-2f ① ②		x 0-0 SF8 3-H ②		x 0-0 F9 ①	B B B B 4-0 BB 2-3			2	0	0	1	1	0	1
Al Oliver, L (1, 8) OBP: 0.270, SLG: 0.261 (8, 3)		x 0-0 F9 ③		S S S 0-3 K ③		B B B B 4-0 BB	x 0-0 4-3 ③			3	0	0	0	1	1	2
Manny Sanguillen, R (1, 2) OBP: 0.257, SLG: 0.319			x 0-0 SH1-4 1B		x 0-0 3B 1B	x 0-0 F3 ②		x 0-0 F9 ①		4	1	2	0	0	0	1
Gene Alley, R (1, 6) OBP: 0.286, SLG: 0.619			S S S 0-3 K ①		x 0-0 1-H 1B 3B	x 0-0 F5 ③		x 0-0 1B		4	1	2	1	0	1	2
Steve Blass, R (1, 1) Gene Clines, R (7, PH) OBP: 0.188, SLG: 0.071 (8, 8)			x 0-0 SH1-4 1-2 ②		x 0-0 6-3 ①		B B B B 4-0 BLK 2B BB	x 0-0 L3 ②		1 1	0 1	0 1	0 0	0 1	0 0	1 1
Inning Stats	R: 0 E: 0 K: 1 S: 5 H: 0 LOB: 0 BB: 0 P: 5	R: 0 E: 0 K: 0 S: 3 H: 1 LOB: 0 BB: 0 P: 3	R: 0 E: 0 K: 1 S: 6 H: 1 LOB: 1 BB: 0 P: 6	R: 2 E: 1 K: 2 S: 9 H: 2 LOB: 0 BB: 0 P: 9	R: 3 E: 0 K: 1 S: 9 H: 5 LOB: 1 BB: 0 P: 9	R: 0 E: 0 K: 0 S: 3 H: 0 LOB: 1 BB: 1 P: 7	R: 2 E: 0 K: 1 S: 6 H: 1 LOB: 2 BB: 3 P: 18	R: 0 E: 0 K: 0 S: 4 H: 1 LOB: 1 BB: 0 P: 4		1B: 7 2B: 3 3B: 1 HR: 0 SF: 1 SAC: 1 DP: 1 HBP: 0						

PITCHER		IP	WLS	BF	H	R	ER	SO	BB	IBB	HBP	BLK	WP	HR	S	P	ERA	WHIP
Don Sutton, R ERA: 4.97	(1, 1)	4.2		21	9	5	4	4	0	0	0	0	0	0	29	29	7.71	1.929
Bob O'Brien, L ERA: 5.0	(5, 1)	3.1	L	16	2	2	2	2	3	1	0	1	1	0	16	32	5.40	1.500

PITCHER	IP	WLS	BF	H	R	ER	SO	BB	IBB	HBP	BLK	WP	HR	S	P	ERA	WHIP

BOTTOM

Los Angeles Dodgers @ Pittsburgh Pirates

Three Rivers Stadium, Pittsburgh, PA

Wed Apr 28 1971, 7:05 PM EDT

Att. 6,191 - Unknown

livebaseballscorecards.com

AB	31
R	7
H	11
RBI	7
BB	4
SO	6
LOB	14

WP: 1	PB: 0	SB: 1	CS: 1
PA: 37			

Los Angeles Dodgers @ Pittsburgh Pirates

Three Rivers Stadium, Pittsburgh, PA

Thu Apr 29 1971, 7:05 PM EDT

Att. 5,031 - Cloudy

livebaseballscorecards.com

Batter	1	2	3	4	5	6	7	8	9	AB	R	H	RBI	BB	SO	LOB
Bill Russell, R (1, 8) (8, 9) OBP: 0.337, SLG: 0.342	4-3 E 2B		K		F8			6-3		4	1	1	0	0	1	1
Manny Mota, R (1, 9) (8, 7) OBP: 0.415, SLG: 0.404	4-3 2-3		6-3			CS 1B			2B 1B 1B	4	1	2	0	0	0	1
Wes Parker, S (1, 3) OBP: 0.323, SLG: 0.333	E4 3-H		4-3			6-3 1-2			1B G6-2-3 2B 1-3	4	0	1	1	0	0	1
Dick Allen, R (1, 7) OBP: 0.329, SLG: 0.453 Willie Davis, L (8, 8) OBP: 0.356, SLG: 0.494	F9			6-3		6-3			G6-2-3 1B IBB	3 0	0 0	0 0	0 0	0 1	0 0	1 0
Bill Sudakis, S (1, 2) OBP: 0.302, SLG: 0.378 Duke Sims, L (8, 2) OBP: 0.378, SLG: 0.410	F9			F8			K		G6-2-3 1B 1-2 2-3 3-H	3 1	0 0	0 1	0 1	0 0	1 0	1 0
Steve Garvey, R (1, 5) OBP: 0.321, SLG: 0.432		1B		F8			6-3		G6-2-3 1-2 2-3 3-Hf	4	0	1	0	0	0	3
Jim Lefebvre, S (1, 4) OBP: 0.320, SLG: 0.375		K			G5-4-3 1B		K2-3		IBB	3	0	1	0	1	2	1
Bobby Valentine, R (1, 6) OBP: 0.235, SLG: 0.200 Maury Wills, S (7, 6) OBP: 0.261, SLG: 0.256		K			G5-4-3 1-2f			4-3	F9	2 2	0 0	0 0	0 0	0 0	1 0	2 3
Al Downing, R (1, 1) OBP: 0.333, SLG: 0.200 Pete Mikkelsen, R (8, 1)		K			BB			K		2 0	0 0	0 0	0 0	1 0	2 0	1 0
Inning Stats	R: 1 E: 1 K: 0 S: 5 H: 1 LOB: 1 BB: 0 P: 5	R: 0 E: 0 K: 3 S: 10 H: 1 LOB: 1 BB: 0 P: 10	R: 0 E: 0 K: 1 S: 5 H: 0 LOB: 0 BB: 0 P: 5	R: 0 E: 0 K: 0 S: 3 H: 0 LOB: 0 BB: 0 P: 3	R: 0 E: 0 K: 0 S: 3 H: 1 LOB: 1 BB: 1 P: 7	R: 0 E: 0 K: 0 S: 3 H: 1 LOB: 0 BB: 0 P: 3	R: 0 E: 0 K: 2 S: 7 H: 0 LOB: 0 BB: 0 P: 7	R: 0 E: 0 K: 1 S: 5 H: 0 LOB: 0 BB: 0 P: 5	R: 1 E: 0 K: 0 S: 5 H: 3 LOB: 3 BB: 2 P: 13	1B: 5 2B: 2 3B: 0 HR: 0	SF: 0 SAC: 0 DP: 2 HBP: 0						

TOP	
AB	32
R	2
H	7
RBI	2
BB	3
SO	7
LOB	15

WP: 0 PB: 0 SB: 0 CS: 1 PA: 35

PITCHER		IP	WLS	BF	H	R	ER	SO	BB	IBB	HBP	BLK	WP	HR	S	P	ERA	WHIP
Luke Walker, L ERA: 2.0	(1, 1)	8.0		28	4	1	1	7	1	0	0	0	0	0	41	45	1.12	0.625
Dave Giusti, R ERA: 1.86	(9, 1)	1.0	L	7	3	1	1	0	0	2	0	0	0	0	5	13	9.00	3.000

PITCHER	IP	WLS	BF	H	R	ER	SO	BB	IBB	HBP	BLK	WP	HR	S	P	ERA	WHIP

BOTTOM

Los Angeles Dodgers @ Pittsburgh Pirates

Three Rivers Stadium, Pittsburgh, PA

Thu Apr 29 1971, 7:05 PM EDT

Att. 5,031 - Cloudy

livebaseballscorecards.com

Batter	1	2	3	4	5	6	7	8	9	AB	R	H	RBI	BB	SO	LOB
Dave Cash, R (1, 4) OBP: 0.408, SLG: 0.391	L5		F8		5-3			SH1-4 1-2		3	0	0	0	0	0	1
Richie Hebner, L (1, 5) OBP: 0.304, SLG: 0.380	PB 5-3 1B		F8			G6-3 1B		2-H 1B		4	0	3	1	0	0	1
Roberto Clemente, R (1, 9) OBP: 0.305, SLG: 0.377	5-3 1-2			F9		G6-3 1-2f		F8		4	0	0	0	0	0	3
Willie Stargell, L (1, 7) OBP: 0.405, SLG: 0.845	K 2-3			K		F9		4-3		4	0	0	0	0	2	2
Bob Robertson, R (1, 3) OBP: 0.308, SLG: 0.412		4-3		E6 2B			F6		K	4	0	0	0	0	1	0
Manny Sanguillen, R (1, 2) OBP: 0.269, SLG: 0.355		5-3		1-3 2B			4-3 2B		4-3	4	0	2	0	0	0	0
Al Oliver, L (1, 8) OBP: 0.256, SLG: 0.247		1-3		F5			4-3 2-3		4-3	4	0	0	0	0	0	3
Gene Alley, R (1, 6) OBP: 0.250, SLG: 0.542			6-3		F7		F8			3	0	0	0	0	0	1
Luke Walker, L (1, 1)			BB		6-3			SH1-4 1B		1	0	0	0	1	0	0
Jose Pagan, R (8, PH) OBP: 0.278, SLG: 0.133										1	0	1	0	0	0	0
Gene Clines, R (8, PR) OBP: 0.188, SLG: 0.071										0	1	0	0	0	0	0
Dave Giusti, R (9, 1)										0	0	0	0	0	0	0
Inning Stats	R: 0 E: 0 K: 1 S: 6 H: 1 LOB: 1 BB: 0 P: 6	R: 0 E: 0 K: 0 S: 3 H: 0 LOB: 0 BB: 0 P: 3	R: 0 E: 0 K: 0 S: 3 H: 0 LOB: 1 BB: 1 P: 7	R: 0 E: 1 K: 1 S: 7 H: 1 LOB: 2 BB: 0 P: 7	R: 0 E: 0 K: 0 S: 3 H: 0 LOB: 0 BB: 0 P: 3	R: 0 E: 0 K: 0 S: 3 H: 1 LOB: 0 BB: 0 P: 3	R: 0 E: 0 K: 0 S: 4 H: 1 LOB: 1 BB: 0 P: 4	R: 1 E: 0 K: 0 S: 5 H: 2 LOB: 1 BB: 0 P: 5	R: 0 E: 0 K: 1 S: 5 H: 0 LOB: 0 BB: 0 P: 5	1B: 4 2B: 2 3B: 0 HR: 0	SF: 0 SAC: 1 DP: 1 HBP: 0					

	AB	32
	R	1
	H	6
	RBI	1
	BB	1
	SO	3
	LOB	11

PITCHER	IP	WLS	BF	H	R	ER	SO	BB	IBB	HBP	BLK	WP	HR	S	P	ERA	WHIP
Al Downing, L (1, 1) ERA: 1.42	7.1		29	6	1	1	2	1	0	0	0	0	0	32	36	1.23	0.955
Pete Mikkelsen, R (8, 1) ERA: 1.29	1.2	W	5	0	0	0	1	0	0	0	0	0	0	7	7	0.00	0.000

PITCHER	IP	WLS	BF	H	R	ER	SO	BB	IBB	HBP	BLK	WP	HR	S	P	ERA	WHIP

San Diego Padres @ Pittsburgh Pirates

Three Rivers Stadium, Pittsburgh, PA

Fri Apr 30 1971, 7:05 PM EDT

Att. 5,944 - Unknown

TOP

livebaseballscorecards.com

Batter	1	2	3	4	5	6	7	8	9	AB	R	H	RBI	BB	SO	LOB
Enzo Hernandez, R (1, 6) OBP: 0.423, SLG: 0.386	F9		F8		G5-4-3 1-2f		1B 1-2 2-3			4	0	1	0	0	0	1
Don Mason, L (1, 4) OBP: 0.216, SLG: 0.294	F7			HR 1B S	6-3		F8			4	1	1	0	0	0	3
Larry Stahl, L (1, 7) OBP: 0.328, SLG: 0.463	G3			L8 1-2		L8		2B		4	0	1	0	0	0	1
Nate Colbert, R (1, 3) OBP: 0.395, SLG: 0.563		1B		HR BB B B B		F6		F9		3	1	1	0	1	0	1
Ollie Brown, R (1, 9) OBP: 0.313, SLG: 0.360		F9		HR 1-H 2-H		6-3		F4		4	1	1	3	0	0	2
Ivan Murrell, R (1, 8) OBP: 0.281, SLG: 0.323		K S S S		2B			2B 1B	F8		4	0	2	0	0	1	2
Dave Campbell, R (1, 5) OBP: 0.267, SLG: 0.325		F4		K S S S			K S S S		F3	4	0	0	0	0	2	3
Chris Cannizzaro, R (1, 2) OBP: 0.304, SLG: 0.255			K S S S	F8			BB 1B B B B B		G3	3	0	0	0	1	1	1
Dave Roberts, L (1, 1) OBP: 0.222, SLG: 0.222 Al Severinsen, R (6, 1) Ray Webster, L (7, PH) OBP: 0.250, SLG: 0.250 Dick Kelley, R (7, 1) Gary Ross, R (8, 1) Al Ferrara, R (9, PH) OBP: 0.300, SLG: 0.133			4-3		G5-4-3 1B		F5		F8	2 0 1 0 0 0 1	0 0 0 0 0 0 0	1 0 0 0 0 0 0	0 0 0 0 0 0 0	0 0 0 0 0 0 0	0 0 2 0 0 0 0	0 0 0 0 0 0 0

	AB	34
	R	3
	H	8
	RBI	3
	BB	2
	SO	4
	LOB	16

Inning Stats	1	2	3	4	5	6	7	8	9
	R: 0 E: 0 K: 0 S: 3	H: 0 LOB: 0 BB: 0 P: 3	R: 0 E: 0 K: 1 S: 6	H: 1 LOB: 1 BB: 0 P: 6	R: 0 E: 0 K: 1 S: 5	H: 0 LOB: 0 BB: 0 P: 5	R: 3 E: 0 K: 1 S: 8	H: 3 LOB: 1 BB: 1 P: 12	R: 0 E: 0 K: 0 S: 3	H: 1 LOB: 0 BB: 0 P: 3	R: 0 E: 0 K: 0 S: 3	H: 0 LOB: 0 BB: 0 P: 3	R: 0 E: 0 K: 1 S: 7	H: 2 LOB: 3 BB: 1 P: 11	R: 0 E: 0 K: 0 S: 4	H: 1 LOB: 1 BB: 0 P: 4	R: 0 E: 0 K: 0 S: 3	H: 0 LOB: 0 BB: 0 P: 3

1B: 4	SF: 0
2B: 3	SAC: 0
3B: 0	DP: 1
HR: 1	HBP: 0

WP: 0	PA: 36
PB: 0	
SB: 1	
CS: 0	

PITCHER		IP	WLS	BF	H	R	ER	SO	BB	IBB	HBP	BLK	WP	HR	S	P	ERA	WHIP
Bob Johnson, R ERA: 1.97	(1, 1)	5.0		20	5	3	3	3	1	0	0	0	0	1	25	29	5.40	1.200
Jim Nelson, R ERA:	(6, 1)	2.0	W	9	2	0	0	1	1	0	0	0	0	0	10	14	0.00	1.500
Mudcat Grant, R ERA: 2.57	(8, 1)	2.0	S	7	1	0	0	0	0	0	0	0	0	0	7	7	0.00	0.500

PITCHER	IP	WLS	BF	H	R	ER	SO	BB	IBB	HBP	BLK	WP	HR	S	P	ERA	WHIP

Batter	1	2	3	4	5	6	7	8	9	AB	R	H	RBI	BB	SO	LOB
Dave Cash, R (1, 4) OBP: 0.420, SLG: 0.397	BBBB 4-0 G6-3 BB			x 0-0 F7 1B 1-3 1B		x 0-0 ① 1-3	x 0-0 PB 1B 1B	x 0-0 ③ L9		4	2	2	0	1	0	3
Richie Hebner, L (1, 5) OBP: 0.325, SLG: 0.413	x 0-0 ① F8			x 0-0 1-3 1-2 1B		x 0-0 1B 2B	x 0-0 1-H 1B			4	1	3	1	0	0	1
Roberto Clemente, R (1, 9) OBP: 0.302, SLG: 0.370	x 0-0 ②③ G6-3 1-2f			x 0-0 ① F7 2-3		x 0-0 1B 1B 1B 2-H 1B	x 0-0 ③ F6			4	1	1	1	0	0	4
Willie Stargell, L (1, 7) OBP: 0.398, SLG: 0.813		x 0-0 ① 4-3		x 0-0 ② 1-3 1-2 3-H		x 0-0 1B 1B 1-2 G1-2-3 1B		x 0-0 ① F6		4	0	1	1	0	0	1
Bob Robertson, R (1, 3) OBP: 0.305, SLG: 0.403		SSS 0-3 ② K		SSS 0-3 ③ K		x 0-0 1B 1-2 2-3 1B		SSS 0-3 ② K		4	0	1	0	0	3	1
Manny Sanguillen, R (1, 2) OBP: 0.280, SLG: 0.363		x 0-0 ③ 6-3			x 0-0 ① F8	x 0-0 1-2 2-3 3-H 1B		x 0-0 3B 1B		4	1	2	1	0	0	0
Al Oliver, L (1, 8) OBP: 0.280, SLG: 0.312			x 0-0 G1-6-3 1B		x 0-0 2B	x 0-0 ②③ G1-2-3 3-Hf		x 0-0 1-H 3B		4	0	3	1	0	0	3
Gene Alley, R (1, 6) OBP: 0.250, SLG: 0.481			x 0-0 ① F7		x 0-0 ② 6-3		x 0-0 ① 1-3	BBBB 4-0 BB BB		3	0	0	0	1	0	2
Bob Johnson, L (1, 1) OBP: 0.100, SLG: 0.100 Jose Pagan, R (5, PH) OBP: 0.263, SLG: 0.125 Jim Nelson, R (6, 1) Gene Clines, R (7, PH) OBP: 0.176, SLG: 0.067 Mudcat Grant, R (8, 1)			x 0-0 ②③ G1-6-3 1-2f		SSS 0-3 ③ K		x 0-0 ② L9	BBBB 4-0 1-2 BB		1 1 0 1 0	0 0 0 0 0	0 0 0 0 1	0 0 0 0 0	0 1 0 0 0	0 1 0 0 0	1 1 0 0 0
Inning Stats	R: 0 E: 0 K: 0 S: 2 H: 0 LOB: 0 BB: 1 P: 6	R: 0 E: 0 K: 1 S: 5 H: 0 LOB: 0 BB: 0 P: 5	R: 0 E: 0 K: 0 S: 3 H: 1 LOB: 0 BB: 0 P: 3	R: 1 E: 0 K: 1 S: 7 H: 2 LOB: 1 BB: 0 P: 7	R: 0 E: 0 K: 1 S: 6 H: 1 LOB: 1 BB: 0 P: 6	R: 2 E: 0 K: 0 S: 7 H: 5 LOB: 2 BB: 0 P: 7	R: 1 E: 0 K: 0 S: 5 H: 2 LOB: 1 BB: 0 P: 5	R: 1 E: 0 K: 1 S: 7 H: 2 LOB: 3 BB: 2 P: 15		1B: 10 2B: 2 3B: 1 HR: 0 SF: 0 SAC: 0 DP: 3 HBP: 0						

PITCHER		IP	WLS	BF	H	R	ER	SO	BB	IBB	HBP	BLK	WP	HR	S	P	ERA	WHIP
Dave Roberts, L ERA: 3.64	(1, 1)	5.1		23	8	3	3	3	1	0	0	0	0	0	28	32	5.06	1.688
Al Severinsen, R ERA: 1.76	(6, 1)	0.2		2	1	0	0	0	0	0	0	0	0	0	2	2	0.00	1.500
Dick Kelley, L ERA: 9.35	(7, 1)	1.2	L	9	4	2	1	1	0	0	0	0	0	0	11	11	5.40	2.400
Gary Ross, R ERA: 2.6	(8, 1)	0.1		3	0	0	0	0	2	0	0	0	0	0	1	9	0.00	6.000

PITCHER	IP	WLS	BF	H	R	ER	SO	BB	IBB	HBP	BLK	WP	HR	S	P	ERA	WHIP

BOTTOM

San Diego Padres @ Pittsburgh Pirates

Three Rivers Stadium, Pittsburgh, PA

Fri Apr 30 1971, 7:05 PM EDT

Att. 5,944 - Unknown

livebaseballscorecards.com

AB	34
R	5
H	13
RBI	5
BB	3
SO	4
LOB	17

WP: 0 PA: 37
PB: 1
SB: 0
CS: 0

Batter	1	2	3	4	5	6	7	8	9	10	11	AB	R	H	RBI	BB	SO	LOB
Enzo Hernandez, R (1, 6) OBP: 0.414, SLG: 0.380	S 1B 1B		6-3	F8		4-3			F8		B2-4 1B	6	0	2	0	0	0	2
Don Mason, L (1, 4) OBP: 0.263, SLG: 0.321	F8 1-2		G4-3 1B		SH1-4 1B 1B		FC3-6 1B		BBBB 1B BB		B2-4 1-2f	5	1	3	0	1	0	2
Larry Stahl, L (1, 7) OBP: 0.317, SLG: 0.441	F8		G4-3 1-2f		SH1-4 1-2		FC3-6 E S E 1-2f		G4-6-3 1-2 1B		F8	5	1	1	0	0	0	3
Nate Colbert, R (1, 3) OBP: 0.407, SLG: 0.560	BBBB 1B BB			5-3 1B 1B 1B	1B 2-H 1B		G1 1-3		G4-6-3 1-2f			4	1	2	1	1	0	3
Ollie Brown, R (1, 9) OBP: 0.318, SLG: 0.363	1-2 2-H 1B			K	F7		E9 3-H 1B			6-3		5	0	2	1	0	1	2
Ivan Murrell, R (1, 8) OBP: 0.297, SLG: 0.333		K		5-3 1-2 1B 1B	FC6-4 1-2 1B		F6			5-3		5	1	2	0	0	1	1
Dave Campbell, R (1, 5) OBP: 0.256, SLG: 0.310		F9		5-3 1-2 2-3	FC6-4 1-2f			F9		1B 1B		4	0	0	0	0	0	4
Al Ferrara, R (10, PH) OBP: 0.333, SLG: 0.188												1	0	1	0	0	0	0
Tommy Dean, R (10, PR)												0	0	0	0	0	0	0
(10, 5)																		
Bob Barton, R (1, 2) OBP: 0.273, SLG: 0.375	1B			1B IBB		5-3		F7		1-3 1B		4	0	2	0	1	0	0
Clay Kirby, R (1, 1) OBP: 0.375, SLG: 0.286	K			1-3 2-H 3-H 1B		K		K		4-3		4	0	1	2	0	3	1
Ray Webster, L (10, PH) OBP: 0.200, SLG: 0.200												1	0	0	0	0	0	2
Bill Laxton, L (10, 1)												0	0	0	0	0	0	0
Inning Stats	R: 0 E: 0 K: 0 S: 4 H: 2 LOB: 2 BB: 1 P: 8	R: 0 E: 0 K: 2 S: 8 H: 1 LOB: 1 BB: 0 P: 8	R: 0 E: 0 K: 0 S: 3 H: 1 LOB: 0 BB: 0 P: 3	R: 2 E: 0 K: 1 S: 8 H: 3 LOB: 2 BB: 1 P: 12	R: 1 E: 0 K: 0 S: 6 H: 3 LOB: 2 BB: 0 P: 6	R: 0 E: 0 K: 1 S: 5 H: 0 LOB: 0 BB: 0 P: 5	R: 1 E: 1 K: 0 S: 5 H: 2 LOB: 1 BB: 0 P: 5	R: 0 E: 0 K: 1 S: 5 H: 0 LOB: 0 BB: 0 P: 5	R: 0 E: 0 K: 0 S: 3 H: 1 LOB: 1 BB: 1 P: 7	R: 0 E: 0 K: 0 S: 5 H: 2 LOB: 2 BB: 0 P: 5	R: 0 E: 0 K: 0 S: 3 H: 1 LOB: 0 BB: 0 P: 3	1B: 16 2B: 1 3B: 0 HR: 0	SF: 0 SAC: 1 DP: 3 HBP: 0					

TOP

San Diego Padres @ Pittsburgh Pirates

Three Rivers Stadium, Pittsburgh, PA

Sat May 01 1971, 3:33 AM EDT

Att. 6,068 - Cloudy

livebaseballscorecards.com

AB	44
R	4
H	16
RBI	4
BB	3
SO	5
LOB	20

WP: 0 PB: 0 SB: 2 CS: 0 PA: 48

PITCHER		IP	WLS	BF	H	R	ER	SO	BB	IBB	HBP	BLK	WP	HR	S	P	ERA	WHIP
Bob Moose, R ERA: 3.54	(1, 1)	5.0		25	10	3	3	3	1	1	0	0	0	0	29	37	5.40	2.200
Nelson Briles, R ERA: 2.93	(6, 1)	2.0		8	2	1	1	1	0	0	0	0	0	0	10	10	4.50	1.000
Dave Giusti, R ERA: 1.54	(8, 1)	2.0		7	1	0	0	1	1	0	0	0	0	0	8	12	0.00	1.000
Mudcat Grant, R ERA: 2.0	(10, 1)	2.0	W	8	3	0	0	0	0	0	0	0	0	0	8	8	0.00	1.500

PITCHER		IP	WLS	BF	H	R	ER	SO	BB	IBB	HBP	BLK	WP	HR	S	P	ERA	WHIP

Batter	1	2	3	4	5	6	7	8	9	10	11	AB	R	H	RBI	BB	SO	LOB
Dave Cash, R (1, 4) OBP: 0.407, SLG: 0.410	K		F9		HR 3B		F9		4-3			5	1	1	1	0	1	2
Richie Hebner, L (1, 5) OBP: 0.341, SLG: 0.456	CS 1B		K				6-3			BB		4	1	2	2	1	1	2
Vic Davalillo, L (1, 9) OBP: 0.394, SLG: 0.515 Roberto Clemente, R (9, 9) OBP: 0.299, SLG: 0.366	HR		L8		F5			G3		F8		4 1	1 0	1 0	1 0	0 0	0 0	2 1
Willie Stargell, L (1, 7) OBP: 0.409, SLG: 0.813	1B			2B	F9			1B		K		5	0	3	0	0	1	2
Al Oliver, L (1, 8) OBP: 0.276, SLG: 0.305	K			5-3		G3		1B		L7		5	0	1	0	0	1	3
Bob Robertson, R (1, 3) OBP: 0.299, SLG: 0.382		K		1-3		6-3		F7			SH3-4 1B BB	4	1	0	0	1	1	3
Manny Sanguillen, R (1, 2) OBP: 0.279, SLG: 0.357		F8		6-3		CS 1B		F2			SH3-4	4	0	1	0	0	0	3
Gene Alley, R (1, 6) OBP: 0.273, SLG: 0.452		F9			G3	CS			L8			4	0	1	1	1	0	0
Bob Moose, R (1, 1) Milt May, L (5, PH) OBP: 0.100, SLG: 0.100 Dock Ellis, S (5, PR) OBP: 0.250, SLG: 0.182 Nelson Briles, R (6, 1) OBP: 0.200, SLG: 0.800 Gene Clines, R (7, PH) OBP: 0.167, SLG: 0.063 Dave Giusti, R (8, 1) Jose Pagan, R (9, PH) OBP: 0.250, SLG: 0.118 Mudcat Grant, R (10, 1)			S BB		3B 1B		L1		F8			0 1 0 0 1 0 1 0	0 0 1 0 0 0 0 0	0 1 0 0 0 0 0 0	1 0 0 0 0 0 0 0	0 0 0 0 0 0 0 0	0 0 0 0 0 0 0 0	0 0 0 0 1 0 0 0
Inning Stats	R: 1 E: 0 K: 2 S: 9 H: 3 LOB: 1 BB: 0 P: 9	R: 0 E: 0 K: 1 S: 5 H: 0 LOB: 0 BB: 0 P: 5	R: 0 E: 0 K: 1 S: 5 H: 0 LOB: 1 BB: 1 P: 9	R: 0 E: 0 K: 0 S: 4 H: 1 LOB: 1 BB: 0 P: 4	R: 3 E: 0 K: 0 S: 6 H: 3 LOB: 1 BB: 0 P: 6	R: 0 E: 0 K: 0 S: 3 H: 1 LOB: 0 BB: 0 P: 3	R: 0 E: 0 K: 0 S: 3 H: 0 LOB: 1 BB: 1 P: 7	R: 0 E: 0 K: 0 S: 5 H: 2 LOB: 2 BB: 0 P: 5	R: 0 E: 0 K: 0 S: 3 H: 0 LOB: 0 BB: 0 P: 3	R: 0 E: 0 K: 1 S: 5 H: 0 LOB: 1 BB: 1 P: 9	R: 1 E: 0 K: 0 S: 2 H: 1 LOB: 1 BB: 1 P: 6	1B: 7 2B: 1 3B: 1 HR: 2	SF: 0 SAC: 1 DP: 0 HBP: 0			WP: 0 PB: 0 SB: 1 CS: 2	PA: 45	

PITCHER		IP	WLS	BF	H	R	ER	SO	BB	IBB	HBP	BLK	WP	HR	S	P	ERA	WHIP
Clay Kirby, R ERA: 5.4	(1, 1)	9.0		37	10	4	4	4	2	0	0	0	0	2	43	51	4.00	1.333
Bill Laxton, L ERA: 3.0	(10, 1)	1.1	L	7	1	1	1	1	2	0	0	0	0	0	7	15	6.75	2.250

PITCHER	IP	WLS	BF	H	R	ER	SO	BB	IBB	HBP	BLK	WP	HR	S	P	ERA	WHIP

BOTTOM

San Diego Padres @ Pittsburgh Pirates

Three Rivers Stadium, Pittsburgh, PA

Sat May 01 1971, 3:33 AM EDT

Att. 6,068 - Cloudy

livebaseballscorecards.com

AB	39
R	5
H	11
RBI	5
BB	4
SO	5
LOB	19

San Diego Padres @ Pittsburgh Pirates

Three Rivers Stadium, Pittsburgh, PA

Sun May 02 1971, 3:33 AM EDT

Att. 8,482 - Unknown

TOP

livebaseballscorecards.com

Batter	1	2	3	4	5	6	7	8	9	AB	R	H	RBI	BB	SO	LOB
Enzo Hernandez, R (1, 6) OBP: 0.387, SLG: 0.352	3-1		L9			6-3		F7		4	0	0	0	0	0	1
Don Mason, L (1, 4) OBP: 0.262, SLG: 0.317	6-3		1-2 1B			3-1		L9		4	0	1	0	0	0	0
Larry Stahl, L (1, 7) OBP: 0.313, SLG: 0.419	6-3		4-3			BBBB 4-0 1B BB		F3		3	0	0	0	1	0	2
Nate Colbert, R (1, 3) OBP: 0.400, SLG: 0.544		SSS 0-3 K		F7		1-2 1B			5-3	4	0	1	0	0	1	0
Ollie Brown, R (1, 9) OBP: 0.304, SLG: 0.345		SSS 0-3 K		6-3		F4			F2	4	0	0	0	0	1	2
Ivan Murrell, R (1, 8) OBP: 0.317, SLG: 0.350		F3		1-3			F9-5 1B		1B	4	0	2	0	0	0	0
Dave Campbell, R (1, 5) OBP: 0.258, SLG: 0.310 Ray Webster, L (9, PH) OBP: 0.167, SLG: 0.167			2B 1B	4-3			SSS 0-3 K		F6	3 1	1 0	1 0	0 0	0 0	1 0	1 1
Bob Barton, R (1, 2) OBP: 0.306, SLG: 0.429			FC3-5 1-H 2B	F4			1-2 1B			3	0	2	1	0	0	0
Steve Arlin, R (1, 1) OBP: 0.125, SLG: 0.125 Dick Kelley, R (7, 1)			FC3-5 1B 2-3	5-3			F9-5 2-3			3 0	0 0	0 0	0 0	0 0	0 0	3 0

	AB	33
	R	1
	H	7
	RBI	1
	BB	1
	SO	3
	LOB	10

Inning Stats	1	2	3	4	5	6	7	8	9
	R: 0 E: 0 K: 0 S: 3	H: 0 LOB: 0 BB: 0 P: 3	R: 0 E: 0 K: 2 S: 7	H: 0 LOB: 0 BB: 0 P: 7	R: 1 E: 0 K: 0 S: 6	H: 3 LOB: 2 BB: 0 P: 6	R: 0 E: 0 K: 0 S: 3	H: 0 LOB: 0 BB: 0 P: 3	R: 0 E: 0 K: 0 S: 4	H: 1 LOB: 2 BB: 1 P: 8	R: 0 E: 0 K: 1 S: 6	H: 2 LOB: 1 BB: 0 P: 6	R: 0 E: 0 K: 0 S: 3	H: 0 LOB: 0 BB: 0 P: 3	R: 0 E: 0 K: 0 S: 4	H: 1 LOB: 1 BB: 0 P: 4

1B: 6	SF: 0
2B: 2	SAC: 0
3B: 0	DP: 1
HR: 0	HBP: 0

WP: 0	PA: 34
PB: 0	
SB: 0	
CS: 0	

PITCHER		IP	WLS	BF	H	R	ER	SO	BB	IBB	HBP	BLK	WP	HR	S	P	ERA	WHIP
Dock Ellis, R ERA: 1.96	(1, 1)	7.0	W	27	6	1	1	3	1	0	0	0	0	0	32	36	1.29	1.000
Dave Giusti, R ERA: 1.32	(8, 1)	2.0	S	7	1	0	0	0	0	0	0	0	0	0	7	7	0.00	0.500

PITCHER		IP	WLS	BF	H	R	ER	SO	BB	IBB	HBP	BLK	WP	HR	S	P	ERA	WHIP

Batter	1	2	3	4	5	6	7	8	9	AB	R	H	RBI	BB	SO	LOB
Dave Cash, R (1, 4) OBP: 0.389, SLG: 0.390	5-3	G1-2-3 3-Hf		F6			E1 1B 2-H			4	1	0	0	0	0	5
Gene Clines, R (1, 9) OBP: 0.227, SLG: 0.150	1B		L4-3		L8		3B 1B 2-H			4	1	2	1	0	0	0
Richie Hebner, L (1, 5) OBP: 0.337, SLG: 0.470	F7		F8		4-3		SF8 3B 1-H			4	1	1	1	0	0	1
Willie Stargell, L (1, 7) OBP: 0.402, SLG: 0.793	F3		BB B B B		4-3		SF8 3-H			2	0	0	1	1	0	1
Al Oliver, L (1, 8) OBP: 0.275, SLG: 0.302		F5 F7				G6-4-3 1B	F8			4	0	1	0	0	0	1
Bob Robertson, R (1, 3) OBP: 0.297, SLG: 0.388		1B 2B		1-3		G6-4-3 1-2f		K S S S		4	1	1	0	0	1	1
Manny Sanguillen, R (1, 2) OBP: 0.278, SLG: 0.352		BB BB G1-2-3 1B 2-H		F9		F5		F3		4	0	1	1	0	0	0
Gene Alley, R (1, 6) OBP: 0.351, SLG: 0.500		BB 1-2 BB B B B		1B			S E 1B	1B		3	1	3	0	1	0	0
Dock Ellis, S (1, 1) OBP: 0.357, SLG: 0.250 Bill Mazeroski, R (7, PH) OBP: 0.238, SLG: 0.167 Dave Giusti, R (8, 1)		1-2 2-3 BB B B B		1-2 1B			L9 1-2 S S S	K		1 1 1	0 0 0	1 0 0	0 0 0	1 0 1	0 0 1	0 1 1
Inning Stats	R: 0 E: 0 K: 0 S: 4 H: 1 LOB: 1 BB: 0 P: 4	R: 1 E: 0 K: 0 S: 4 H: 2 LOB: 2 BB: 2 P: 12	R: 0 E: 0 K: 0 S: 3 H: 0 LOB: 1 BB: 1 P: 7	R: 0 E: 0 K: 0 S: 5 H: 2 LOB: 2 BB: 0 P: 5	R: 0 E: 0 K: 0 S: 3 H: 0 LOB: 0 BB: 0 P: 3	R: 0 E: 0 K: 0 S: 3 H: 1 LOB: 0 BB: 0 P: 3	R: 4 E: 1 K: 0 S: 7 H: 3 LOB: 0 BB: 0 P: 7	R: 0 E: 0 K: 2 S: 8 H: 1 LOB: 1 BB: 0 P: 8		1B: 8 2B: 1 3B: 1 HR: 0 SF: 1 SAC: 0 DP: 2 HBP: 0						

PITCHER	IP	WLS	BF	H	R	ER	SO	BB	IBB	HBP	BLK	WP	HR	S	P	ERA	WHIP
Steve Arlin, R (1, 1) ERA: 8.22	6.1	L	29	8	4	3	0	3	0	0	0	0	0	26	38	4.26	1.737
Dick Kelley, L (7, 1) ERA: 8.71	1.2		7	2	1	1	2	0	0	0	0	0	0	11	11	5.40	1.200

PITCHER	IP	WLS	BF	H	R	ER	SO	BB	IBB	HBP	BLK	WP	HR	S	P	ERA	WHIP

BOTTOM

San Diego Padres @ Pittsburgh Pirates

Three Rivers Stadium, Pittsburgh, PA

Sun May 02 1971, 3:33 AM EDT

Att. 8,482 - Unknown

livebaseballscorecards.com

AB	32
R	5
H	10
RBI	4
BB	3
SO	2
LOB	11

Pittsburgh Pirates @ San Francisco Giants

Candlestick Park, San Francisco, CA

Tue May 04 1971, 10:05 PM EDT

Att. 8,263 - Unknown

TOP

livebaseballscorecards.com

Batter	1	2	3	4	5	6	7	8	9	AB	R	H	RBI	BB	SO	LOB
Dave Cash, R (1, 4) OBP: 0.365, SLG: 0.364	6-3	4-3			6-3		K	E3 1B, 1-3, 2-H	5-3	6	1	0	0	0	1	4
Richie Hebner, L (1, 5) OBP: 0.351, SLG: 0.483	BB		K		F6		PB, 1-H, 1B, 2B	HR 1B, 2-3, 3-H		4	2	2	2	1	1	0
Roberto Clemente, R (1, 9) OBP: 0.304, SLG: 0.368	F7		K		K		2-H, 1B	HR, 1-2, 3-H		5	1	2	2	0	2	1
Willie Stargell, L (1, 7) OBP: 0.402, SLG: 0.805	K		K			1B	K	HR, 1-H, 2-H		5	1	2	3	0	3	2
Al Oliver, L (1, 8) OBP: 0.271, SLG: 0.297		2B 1B		F8		F7	4-3	K		5	1	1	0	0	1	2
Bob Robertson, R (1, 3) OBP: 0.292, SLG: 0.376		F8		K		K		6-3; 1B		5	0	1	0	0	2	2
Manny Sanguillen, R (1, 2) OBP: 0.305, SLG: 0.398		1-H, 2B		2B		1-2, 1B		E4, 1B; K		5	1	4	1	0	1	1
Gene Alley, R (1, 6) OBP: 0.381, SLG: 0.472		IBB		IBB		F6		E, 1B, IBB	F9	2	1	0	0	3	0	2
Steve Blass, R (1, 1)		K		F3			2B 1B	E, 1-2, 2-H, 1B	K	2	0	0	0	0	1	4
Bob Moose, R (6, 1)										0	0	0	0	0	0	0
Bill Mazeroski, R (7, PH) OBP: 0.273, SLG: 0.211										1	0	1	0	0	0	0
Dock Ellis, S (7, PR) OBP: 0.357, SLG: 0.250										0	1	0	0	0	0	0
Mudcat Grant, R (7, 1) OBP: 0.667, SLG: 0.500										2	1	1	1	0	1	0
Inning Stats	R: 0 E: 0 K: 1 S: 5 H: 0 LOB: 1 BB: 1 P: 9	R: 1 E: 0 K: 1 S: 7 H: 2 LOB: 2 BB: 1 P: 11	R: 0 E: 0 K: 3 S: 9 H: 0 LOB: 0 BB: 0 P: 9	R: 0 E: 0 K: 1 S: 6 H: 1 LOB: 2 BB: 1 P: 10	R: 0 E: 0 K: 1 S: 5 H: 0 LOB: 0 BB: 0 P: 5	R: 0 E: 0 K: 1 S: 7 H: 2 LOB: 2 BB: 0 P: 7	R: 2 E: 0 K: 2 S: 10 H: 3 LOB: 1 BB: 0 P: 10	R: 7 E: 2 K: 2 S: 14 H: 6 LOB: 1 BB: 1 P: 18	R: 0 E: 0 K: 1 S: 5 H: 0 LOB: 0 BB: 0 P: 5	1B: 10 2B: 3 3B: 0 HR: 1 SF: 0 SAC: 0 DP: 0 HBP: 0						

	AB	42
	R	10
	H	14
	RBI	9
	BB	4
	SO	13
	LOB	18

WP: 0 PB: 1 SB: 0 CS: 0 PA: 46

PITCHER		IP	WLS	BF	H	R	ER	SO	BB	IBB	HBP	BLK	WP	HR	S	P	ERA	WHIP
Steve Stone, R ERA: 3.06	(1, 1)	6.1	L	30	8	3	3	9	1	2	0	0	0	0	45	57	4.26	1.421
Ron Bryant, L ERA: 0.93	(7, 1)	0.2		2	0	0	0	1	0	0	0	0	0	0	4	4	0.00	0.000
Don McMahon, R ERA: 9.31	(8, 1)	0.1		7	4	6	5	0	0	1	0	0	0	0	6	10	135.00	12.000
Steve Hamilton, L ERA: 1.93	(8, 1)	1.2		7	2	1	1	3	0	0	0	0	0	1	13	13	5.40	1.200

PITCHER		IP	WLS	BF	H	R	ER	SO	BB	IBB	HBP	BLK	WP	HR	S	P	ERA	WHIP

Batter	1	2	3	4	5	6	7	8	9	AB	R	H	RBI	BB	SO	LOB
Bobby Bonds, R (1, 9) OBP: 0.404, SLG: 0.663	F7		FC5-4 CS 1-2f			BB FC3-6 1B 1B	F8		FC6-4 1-2f	4	1	0	0	1	0	3
Chris Speier, R (1, 6) OBP: 0.370, SLG: 0.336	BB		CS 1-2	F9		FC3-6 1-2 1B		F4		3	0	1	0	1	0	0
Ken Henderson, S (1, 8) OBP: 0.352, SLG: 0.419	F8			4-3		FC3-6 1B 1-2f 2-3 1B		F9		4	1	0	0	0	0	3
Willie McCovey, L (1, 3) OBP: 0.355, SLG: 0.515	F6			F9		1B 1-3 3-H 1B		1B		4	0	2	1	0	0	1
Dick Dietz, R (1, 2) OBP: 0.439, SLG: 0.435		K			6-3	1B 1-2 3-H 1B		F8		4	0	1	1	0	1	1
George Foster, R (1, 7) OBP: 0.338, SLG: 0.500		F4			F8	F3			F2	4	0	0	0	0	0	2
Tito Fuentes, S (1, 4) OBP: 0.294, SLG: 0.329		F7			2B	F9			1B 1B	4	0	2	0	0	0	2
Al Gallagher, R (1, 5) OBP: 0.313, SLG: 0.345			FC1-6 1B		IBB		K		F9	3	0	1	0	1	1	1
Steve Stone, R (1, 1) Ron Bryant, S (7, 1) OBP: 0.200, SLG: 0.200 Jimmy Rosario, S (7, PH) OBP: 0.356, SLG: 0.222 Don McMahon, R (8, 1) Steve Hamilton, L (8, 1) Fran Healy, R (9, PH) OBP: 0.875, SLG: 1.714			FC1-6 FC5-4 1-2f		K		6-3		FC6-4 1-2 1B	2 0 1 0 0 1	0 0 0 0 0 0	0 0 0 0 0 0	0 0 0 0 0 0	1 0 0 0 0 0	0 0 0 0 0 0	3 0 0 0 0 0
Inning Stats	R: 0 H: 0 E: 0 LOB: 1 K: 0 BB: 1 S: 3 P: 7	R: 0 H: 0 E: 0 LOB: 0 K: 1 BB: 0 S: 5 P: 5	R: 0 H: 1 E: 0 LOB: 0 K: 0 BB: 0 S: 3 P: 3	R: 0 H: 0 E: 0 LOB: 0 K: 0 BB: 0 S: 3 P: 3	R: 0 H: 1 E: 0 LOB: 2 K: 1 BB: 1 S: 6 P: 10	R: 2 H: 3 E: 0 LOB: 2 K: 0 BB: 1 S: 6 P: 10	R: 0 H: 0 E: 0 LOB: 0 K: 1 BB: 0 S: 5 P: 5	R: 0 H: 1 E: 0 LOB: 1 K: 0 BB: 0 S: 4 P: 4	R: 0 H: 2 E: 0 LOB: 2 K: 0 BB: 0 S: 5 P: 5	1B: 7 2B: 1 3B: 0 HR: 0	SF: 0 SAC: 0 DP: 0 HBP: 0			WP: 0 PB: 0 SB: 0 CS: 1	PA: 38		

PITCHER		IP	WLS	BF	H	R	ER	SO	BB	IBB	HBP	BLK	WP	HR	S	P	ERA	WHIP
Steve Blass, R ERA: 3.38	(1, 1)	5.1		23	5	2	2	2	2	1	0	0	0	0	24	36	3.38	1.312
Bob Moose, R ERA: 3.45	(6, 1)	0.2	W	2	0	0	0	0	0	0	0	0	0	0	2	2	0.00	0.000
Mudcat Grant, R ERA: 1.5	(7, 1)	3.0	S	12	3	0	0	1	0	0	0	0	0	0	14	14	0.00	1.000

PITCHER	IP	WLS	BF	H	R	ER	SO	BB	IBB	HBP	BLK	WP	HR	S	P	ERA	WHIP

BOTTOM

Pittsburgh Pirates @ San Francisco Giants

Candlestick Park, San Francisco, CA

Tue May 04 1971, 10:05 PM EDT

Att. 8,263 - Unknown

livebaseballscorecards.com

AB	34
R	2
H	8
RBI	2
BB	3
SO	3
LOB	16

Batter	1	2	3	4	5	6	7	8	9	AB	R	H	RBI	BB	SO	LOB
Dave Cash, R (1, 4) OBP: 0.350, SLG: 0.348	6-3		F2		6-3		F9			4	0	0	0	0	0	1
Richie Hebner, L (1, 5) OBP: 0.347, SLG: 0.467	FC6-4 BB		F2			K		3-1		3	0	0	0	1	1	0
Roberto Clemente, R (1, 9) OBP: 0.292, SLG: 0.352	FC6-4 1-2f			K		4-3		G3		4	0	0	0	0	1	1
Willie Stargell, L (1, 7) OBP: 0.396, SLG: 0.780	4-3			F9		2B 1B		K		4	0	1	0	0	1	1
Al Oliver, L (1, 8) OBP: 0.280, SLG: 0.309		3-1		BB HBP		1-3 2B			4-3	3	0	1	0	0	0	0
Bob Robertson, R (1, 3) OBP: 0.300, SLG: 0.409		HR		1-2 BB		F7			F3	3	1	1	1	1	0	2
Manny Sanguillen, R (1, 2) OBP: 0.293, SLG: 0.381		F9	F9				F4		6-3	4	0	0	0	0	0	2
Gene Alley, R (1, 6) OBP: 0.378, SLG: 0.447		6-3			6-3		SH1-4 BB			2	0	0	0	1	0	0
Luke Walker, L (1, 1)			6-3		G1		SH1-4 1-2			2	0	0	0	0	0	0
Inning Stats	R: 0 H: 0 E: 0 LOB: 1 K: 0 BB: 1 S: 3 P: 7	R: 1 H: 1 E: 0 LOB: 0 K: 0 BB: 0 S: 4 P: 4	R: 0 H: 0 E: 0 LOB: 0 K: 0 BB: 0 S: 3 P: 3	R: 0 H: 0 E: 0 LOB: 2 K: 1 BB: 1 S: 5 P: 10	R: 0 H: 0 E: 0 LOB: 0 K: 0 BB: 0 S: 3 P: 3	R: 0 H: 2 E: 0 LOB: 2 K: 1 BB: 0 S: 7 P: 7	R: 0 H: 0 E: 0 LOB: 1 K: 0 BB: 1 S: 3 P: 7	R: 0 H: 0 E: 0 LOB: 0 K: 1 BB: 0 S: 5 P: 5	R: 0 H: 0 E: 0 LOB: 0 K: 0 BB: 0 S: 3 P: 3	1B: 1 SF: 0 2B: 1 SAC: 1 3B: 0 DP: 0 HR: 1 HBP: 1						

TOP

Pittsburgh Pirates @ San Francisco Giants

Candlestick Park, San Francisco, CA

Wed May 05 1971, 6:33 AM EDT

Att. 5,212 - Unknown

livebaseballscorecards.com

AB	29
R	1
H	3
RBI	1
BB	3
SO	3
LOB	7

WP: 0 PB: 0 SB: 0 CS: 0 PA: 34

PITCHER	IP	WLS	BF	H	R	ER	SO	BB	IBB	HBP	BLK	WP	HR	S	P	ERA	WHIP
Juan Marichal, R (1, 1) ERA: 1.8	9.0	W	34	3	1	1	3	3	0	1	0	0	1	36	49	1.00	0.667

PITCHER	IP	WLS	BF	H	R	ER	SO	BB	IBB	HBP	BLK	WP	HR	S	P	ERA	WHIP

Batter	1	2	3	4	5	6	7	8	9	AB	R	H	RBI	BB	SO	LOB
Bobby Bonds, R (1, 9) OBP: 0.407, SLG: 0.667	K		G3 S 1B		F9	1B FC1-6 2B				4	1	2	0	0	1	2
Chris Speier, R (1, 6) OBP: 0.374, SLG: 0.336	BB		G3 1-3		K	FC1-6 2-3 1B				3	0	1	0	1	1	3
Ken Henderson, S (1, 8) OBP: 0.348, SLG: 0.410	F8		1-3		1-2 2-H 1B		FC1-6 WP 1-2f 3-H			4	0	1	2	0	0	3
Willie McCovey, L (1, 3) OBP: 0.350, SLG: 0.500	K			G6-4-3 BB 1B	F8		F8 1-3			4	0	1	0	0	1	4
Dick Dietz, R (1, 2) OBP: 0.450, SLG: 0.448		BB G6-4-3		BB G6-4-3 1-2		2B		F8		2	0	1	0	2	0	0
George Foster, R (1, 7) OBP: 0.347, SLG: 0.500		G6-4-3 1-2f		G6-4-3 1-2f 2-3		G4-6-3 1B		G5-4-3 1B		4	0	2	0	0	0	3
Tito Fuentes, S (1, 4) OBP: 0.292, SLG: 0.318		BB		F7		F5		G5-4-3 1-2f		3	0	0	0	1	0	4
Al Gallagher, R (1, 5) OBP: 0.313, SLG: 0.344 Hal Lanier, R (7, 5) OBP: 0.261, SLG: 0.190		6-3			SH 1B 1B	G4-6-3 1-2f				3 0	1 0	1 0	0 0	0 0	0 0	3 0
Juan Marichal, R (1, 1) OBP: 0.150, SLG: 0.105			5-3		SH 1B 1-2		6-3			2	0	0	0	0	0	0
Inning Stats	R: 0 H: 0 E: 0 LOB: 1 K: 2 BB: 1 S: 7 P: 11	R: 0 H: 0 E: 0 LOB: 1 K: 0 BB: 2 S: 2 P: 10	R: 0 H: 1 E: 0 LOB: 1 K: 0 BB: 0 S: 4 P: 4	R: 0 H: 1 E: 0 LOB: 1 K: 0 BB: 1 S: 3 P: 7	R: 1 H: 2 E: 0 LOB: 2 K: 1 BB: 0 S: 8 P: 8	R: 0 H: 2 E: 0 LOB: 1 K: 0 BB: 0 S: 4 P: 4	R: 1 H: 2 E: 0 LOB: 1 K: 0 BB: 0 S: 5 P: 5	R: 0 H: 1 E: 0 LOB: 0 K: 0 BB: 0 S: 3 P: 3		1B: 7 SF: 0 2B: 2 SAC: 1 3B: 0 DP: 4 HR: 0 HBP: 0						

PITCHER	IP	WLS	BF	H	R	ER	SO	BB	IBB	HBP	BLK	WP	HR	S	P	ERA	WHIP
Luke Walker, L (1, 1) ERA: 2.05	8.0	L	34	9	2	2	3	4	0	0	0	1	0	36	52	2.25	1.625

PITCHER	IP	WLS	BF	H	R	ER	SO	BB	IBB	HBP	BLK	WP	HR	S	P	ERA	WHIP

BOTTOM

Pittsburgh Pirates @ San Francisco Giants

Candlestick Park, San Francisco, CA

Wed May 05 1971, 6:33 AM EDT

Att. 5,212 - Unknown

livebaseballscorecards.com

AB	29
R	2
H	9
RBI	2
BB	4
SO	3
LOB	22



Pittsburgh Pirates @ Los Angeles Dodgers

Dodger Stadium, Los Angeles, CA

Fri May 07 1971, 7:05 PM PDT

Att. 44,275 - Unknown

livebaseballscorecards.com

TOP

Batter	1	2	3	4	5	6	7	8	9	AB	R	H	RBI	BB	SO	LOB
Gene Alley, R (1, 6) OBP: 0.367, SLG: 0.429	K			F9	FC1-2 3-H		1-2 1B			4	0	1	0	0	1	2
Al Oliver, L (1, 8) OBP: 0.279, SLG: 0.306	K			1B 1B 1B		F5	FC5 2-3f			4	1	1	0	0	1	3
Roberto Clemente, R (1, 9) OBP: 0.290, SLG: 0.347	K			1-H 1B		K		F8		4	0	1	0	0	2	0
Willie Stargell, L (1, 7) OBP: 0.390, SLG: 0.789		F4		4-3		HR		1-3		4	1	1	1	0	0	0
Bob Robertson, R (1, 3) OBP: 0.298, SLG: 0.396		K			1B 1B BB	K		F7		3	1	0	0	1	2	0
Manny Sanguillen, R (1, 2) OBP: 0.301, SLG: 0.396		4-3			E 1B 1-2 FC1-2 1B		F8 2B		6-3	4	0	2	0	0	0	0
Jose Pagan, R (1, 5) OBP: 0.208, SLG: 0.095			F8		K		F8 2-3		K	4	0	0	0	0	2	3
Bill Mazeroski, R (1, 4) OBP: 0.308, SLG: 0.227			F3		E2 1-3 2-H 1B		FC5 1B BB		F9	3	0	1	1	1	0	0
Bob Johnson, L (1, 1)			K		K		K			3	0	0	0	0	3	4
Bob Veale, S (7, 1)										0	0	0	0	0	0	0
Mudcat Grant, R (8, 1) OBP: 0.667, SLG: 0.500										0	0	0	0	0	0	0

AB	33
R	3
H	7
RBI	2
BB	2
SO	11
LOB	12

Inning Stats	1	2	3	4	5	6	7	8	9
	R: 0 E: 0 K: 3 S: 9	H: 0 LOB: 0 BB: 0 P: 9	R: 0 E: 0 K: 1 S: 5	H: 0 LOB: 0 BB: 0 P: 5	R: 0 E: 0 K: 1 S: 5	H: 0 LOB: 0 BB: 0 P: 5	R: 1 E: 0 K: 0 S: 4	H: 2 LOB: 0 BB: 0 P: 4	R: 1 E: 1 K: 2 S: 9	H: 2 LOB: 2 BB: 1 P: 13
	R: 1 E: 0 K: 2 S: 8	H: 1 LOB: 0 BB: 0 P: 8	R: 0 E: 0 K: 1 S: 7	H: 2 LOB: 3 BB: 1 P: 11	R: 0 E: 0 K: 0 S: 3	H: 0 LOB: 0 BB: 0 P: 3	R: 0 E: 0 K: 1 S: 5	H: 0 LOB: 0 BB: 0 P: 5	1B: 5 2B: 1 3B: 0 HR: 1	SF: 0 SAC: 0 DP: 0 HBP: 0
	WP: 0 PB: 0 SB: 0 CS: 0	PA: 35								

PITCHER	IP	WLS	BF	H	R	ER	SO	BB	IBB	HBP	BLK	WP	HR	S	P	ERA	WHIP
Don Sutton, R (1, 1) ERA: 4.6	7.0	L	29	7	3	3	10	2	0	0	0	0	1	47	55	3.86	1.286
Jim Brewer, L (8, 1) ERA: 2.7	2.0		6	0	0	0	1	0	0	0	0	0	0	8	8	0.00	0.000

PITCHER	IP	WLS	BF	H	R	ER	SO	BB	IBB	HBP	BLK	WP	HR	S	P	ERA	WHIP

Batter	1	2	3	4	5	6	7	8	9	AB	R	H	RBI	BB	SO	LOB
Maury Wills, S (1, 6) OBP: 0.331, SLG: 0.342	3-1		BBBB 4-0 G4-6-3 BB			BBBB 4-0 1B 1B BB	1B 1-2 1B			2	1	1	0	2	0	0
Bill Buckner, L (1, 9) OBP: 0.333, SLG: 0.341	G1		G4-6-3 1-2f			F5	1-3 2-H 1B			4	0	1	1	0	0	3
Willie Davis, L (1, 8) OBP: 0.351, SLG: 0.455	4-3			F7		1B 1-2 1B	SSS K			4	0	1	0	0	1	2
Wes Parker, S (1, 3) OBP: 0.313, SLG: 0.333		6-3		SSS K		F7		4-3		4	0	0	0	0	1	2
Dick Allen, R (1, 7) OBP: 0.330, SLG: 0.386		S 1B		F3		1-2 2-H 1B		F9		4	0	2	1	0	0	0
Jim Lefebvre, S (1, 4) OBP: 0.324, SLG: 0.485		F7 1-2			F9	F8		F5		4	0	0	0	0	0	3
Duke Sims, L (1, 2) OBP: 0.351, SLG: 0.367		G3			1-3		H 1-0 1B 1B HBP		4-3	3	1	0	0	0	0	1
Billy Grabarkewitz, R (1, 5) OBP: 0.432, SLG: 0.382			2B		E8 1B		SSS K		4-3	4	0	2	0	0	1	1
Don Sutton, R (1, 1) OBP: 0.214, SLG: 0.083			F1		3-1		F3		F6	2	0	0	0	0	0	2
Tom Haller, L (7, PH) OBP: 0.387, SLG: 0.385										1	0	0	0	0	0	1
Jim Brewer, L (8, 1)										0	0	0	0	0	0	0
Bill Sudakis, S (9, PH) OBP: 0.321, SLG: 0.356										1	0	0	0	0	0	0
Inning Stats	R: 0 E: 0 K: 0 S: 3 H: 0 LOB: 0 BB: 0 P: 3	R: 0 E: 0 K: 0 S: 4 H: 1 LOB: 1 BB: 0 P: 4	R: 0 E: 0 K: 0 S: 3 H: 1 LOB: 1 BB: 1 P: 7	R: 0 E: 0 K: 1 S: 5 H: 0 LOB: 0 BB: 0 P: 5	R: 0 E: 1 K: 0 S: 4 H: 1 LOB: 1 BB: 0 P: 4	R: 1 E: 0 K: 0 S: 5 H: 2 LOB: 2 BB: 1 P: 9	R: 1 E: 0 K: 2 S: 9 H: 2 LOB: 2 BB: 0 P: 10	R: 0 E: 0 K: 0 S: 3 H: 0 LOB: 0 BB: 0 P: 3	R: 0 E: 0 K: 0 S: 3 H: 0 LOB: 0 BB: 0 P: 3	1B: 6 2B: 1 3B: 0 HR: 0	SF: 0 SAC: 0 DP: 1 HBP: 1			WP: 0 PB: 0 SB: 1 CS: 0	PA: 36		

PITCHER	IP	WLS	BF	H	R	ER	SO	BB	IBB	HBP	BLK	WP	HR	S	P	ERA	WHIP
Bob Johnson, R (1, 1) ERA: 2.09	6.2	W	29	7	2	2	2	2	0	1	0	0	0	30	39	2.70	1.350
Bob Veale, L (7, 1) ERA: 16.2	0.1		1	0	0	0	1	0	0	0	0	0	0	3	3	0.00	0.000
Mudcat Grant, R (8, 1) ERA: 1.29	2.0	S	6	0	0	0	0	0	0	0	0	0	0	6	6	0.00	0.000

PITCHER	IP	WLS	BF	H	R	ER	SO	BB	IBB	HBP	BLK	WP	HR	S	P	ERA	WHIP

BOTTOM

Pittsburgh Pirates @ Los Angeles Dodgers

Dodger Stadium, Los Angeles, CA

Fri May 07 1971, 7:05 PM PDT

Att. 44,275 - Unknown

livebaseballscorecards.com

AB	33
R	2
H	7
RBI	2
BB	2
SO	3
LOB	15

Batter	1	2	3	4	5	6	7	8	9	AB	R	H	RBI	BB	SO	LOB
Gene Alley, R (1, 6) OBP: 0.352, SLG: 0.404	F8		1B 1-2 1B		4-3		F8		5-3	5	0	1	0	0	0	1
Jose Pagan, R (1, 5) OBP: 0.241, SLG: 0.269	K		L7		FC3-6 1B		1-H HR		K	5	1	2	2	0	2	2
Roberto Clemente, R (1, 9) OBP: 0.314, SLG: 0.370	FC3-6 1B		1-3 2-H 1B		F9		2B 1B		1B	5	1	4	1	0	0	1
Willie Stargell, L (1, 7) OBP: 0.382, SLG: 0.770	FC3-6 1-2f		K		FC3-6 1-2f		1-H 1B 2B		K	5	1	1	1	0	2	5
Bob Robertson, R (1, 3) OBP: 0.296, SLG: 0.389		5-3	K			K	2-H 1B			4	0	1	1	0	2	2
Manny Sanguillen, R (1, 2) OBP: 0.290, SLG: 0.381		4-3		F4		1-3	F9			4	0	0	0	0	0	1
Al Oliver, L (1, 8) OBP: 0.278, SLG: 0.304		1B		F3		G3		4-3		4	0	1	0	0	0	0
Bill Mazeroski, R (1, 4) OBP: 0.300, SLG: 0.231		F8		1B			5-3	6-3		4	0	1	0	0	0	1
Nelson Briles, R (1, 1) OBP: 0.286, SLG: 0.714		1B 1B 1B		K			HR BB	F8		2	1	1	0	0	1	1
Gene Clines, R (7, PH) OBP: 0.261, SLG: 0.150										0	1	0	0	1	0	0
Dave Giusti, R (7, 1)										1	0	0	0	0	0	0
Inning Stats	R: 0 E: 0 K: 1 S: 6 H: 1 LOB: 1 BB: 0 P: 6	R: 0 E: 0 K: 0 S: 4 H: 1 LOB: 1 BB: 0 P: 4	R: 1 E: 0 K: 2 S: 10 H: 3 LOB: 2 BB: 0 P: 10	R: 0 E: 0 K: 1 S: 6 H: 1 LOB: 1 BB: 0 P: 6	R: 0 E: 0 K: 0 S: 4 H: 1 LOB: 1 BB: 0 P: 4	R: 0 E: 0 K: 1 S: 5 H: 0 LOB: 0 BB: 0 P: 5	R: 4 E: 0 K: 0 S: 7 H: 4 LOB: 1 BB: 1 P: 11	R: 0 E: 0 K: 0 S: 3 H: 0 LOB: 0 BB: 0 P: 3	R: 0 E: 0 K: 2 S: 8 H: 1 LOB: 1 BB: 0 P: 8	1B: 10 2B: 1 3B: 0 HR: 1 SF: 0 SAC: 0 DP: 0 HBP: 0						

TOP

Pittsburgh Pirates @ Los Angeles Dodgers

Dodger Stadium, Los Angeles, CA

Sat May 08 1971, 7:05 PM PDT

Att. 26,737 - Unknown

livebaseballscorecards.com

AB	39
R	5
H	12
RBI	5
BB	1
SO	7
LOB	14

PITCHER		IP	WLS	BF	H	R	ER	SO	BB	IBB	HBP	BLK	WP	HR	S	P	ERA	WHIP
Al Downing, L ERA: 1.84	(1, 1)	6.2	L	31	10	5	5	5	1	0	0	0	0	1	40	44	6.75	1.650
Pete Mikkelsen, R ERA: 1.69	(7, 1)	1.1		5	1	0	0	0	0	0	0	0	0	0	5	5	0.00	0.750
Jim Brewer, L ERA: 2.45	(9, 1)	1.0		4	1	0	0	2	0	0	0	0	0	0	8	8	0.00	1.000

PITCHER	IP	WLS	BF	H	R	ER	SO	BB	IBB	HBP	BLK	WP	HR	S	P	ERA	WHIP

BOTTOM

Pittsburgh Pirates @ Los Angeles Dodgers

Dodger Stadium, Los Angeles, CA

Sat May 08 1971, 7:05 PM PDT

Att. 26,737 - Unknown

livebaseballscorecards.com

Batter	1	2	3	4	5	6	7	8	9	AB	R	H	RBI	BB	SO	LOB
Maury Wills, S (1, 6) OBP: 0.333, SLG: 0.345	0-0 CS 1B 1B	0-0 5-3			0-0 5-3	0-0 1B		0-0 4-3		5	0	2	0	0	0	1
Bill Buckner, L (1, 9) OBP: 0.358, SLG: 0.367	0-0 CS 1B 1-2 1B		0-0 F7		0-0 BB 1B 1B	0-0 F8		0-0 1B 1B		5	2	3	0	0	0	1
Willie Davis, L (1, 8) OBP: 0.370, SLG: 0.470	S S S 0-3 K 1-2 2-3		0-0 F8-4 1B		0-0 BB 1B 1-2 1B		0-0 FC6-4 1B	0-0 FC6-4 1-3 1B		5	1	4	0	0	1	2
Dick Allen, R (1, 7) OBP: 0.333, SLG: 0.380	0-0 S 2-H 1B		0-0 F8-4 1-2		B B B 4-0 1B 1-2 2-3 BB		0-0 FC6-4 FC1-6 1B 1-2f	0-0 FC6-4 1-2f		4	0	1	1	1	0	4
Wes Parker, S (1, 3) OBP: 0.323, SLG: 0.333	B B B B 4-0 FC4-6 1-2 BB			B B B 4-0 1B BB	S S S 0-3 K		0-0 FC1-6 1-2 1B		0-0 4-3	3	0	1	0	2	1	3
Jim Lefebvre, S (1, 4) OBP: 0.316, SLG: 0.459 Bill Russell, R (7, PR) OBP: 0.313, SLG: 0.315 (8, 4)	0-0 FC4-6 1-2f			0-0 F7	0-0 1-3 2-H 3-H 1B		0-0 FC1-6 BB 1-2f 2-3		S S S 0-3 K	4 1	0 0	1 0	2 0	0 1	0 0	5 0
Tom Haller, L (1, 2) OBP: 0.444, SLG: 0.414		B B B 4-0 SH1-4 BB		0-0 1-3 1B	0-0 F7		B B B 4-0 1-2 BB		0-0 1B	3	0	2	0	2	0	2
Billy Grabarkewitz, R (1, 5) OBP: 0.396, SLG: 0.342 Duke Sims, L (9, PH) OBP: 0.345, SLG: 0.360		S S S 0-3 K		0-0 F9		0-0 F7	S S S 0-3 K		0-0 F3	4 1	0 0	0 0	0 0	0 0	2 0	6 1
Al Downing, R (1, 1) OBP: 0.313, SLG: 0.214 Pete Mikkelsen, R (7, 1) Von Joshua, L (8, PH) Jim Brewer, L (9, 1)		0-0 SH1-4 1-2		S S S 0-3 K		0-0 F8		0-0 G1		2 0 1 0	0 0 0 0	0 0 0 0	0 0 0 0	0 0 0 0	1 0 0 0	2 0 0 0
Inning Stats	R: 1 E: 0 K: 1 S: 7 H: 3 LOB: 2 BB: 1 P: 11	R: 0 E: 0 K: 1 S: 5 H: 0 LOB: 1 BB: 1 P: 9	R: 0 E: 0 K: 0 S: 3 H: 1 LOB: 0 BB: 0 P: 3	R: 0 E: 0 K: 1 S: 6 H: 1 LOB: 2 BB: 1 P: 10	R: 2 E: 0 K: 1 S: 8 H: 3 LOB: 2 BB: 1 P: 12	R: 0 E: 0 K: 0 S: 4 H: 1 LOB: 1 BB: 0 P: 4	R: 0 E: 0 K: 1 S: 7 H: 2 LOB: 3 BB: 1 P: 11	R: 0 E: 0 K: 0 S: 5 H: 2 LOB: 2 BB: 0 P: 5	R: 0 E: 0 K: 1 S: 6 H: 1 LOB: 1 BB: 0 P: 6	1B: 14 2B: 1 3B: 0 HR: 0	SF: 0 SAC: 1 DP: 1 HBP: 0						

	AB	38
	R	3
	H	14
	RBI	3
	BB	5
	SO	6
	LOB	27

WP: 0 PB: 0 SB: 1 CS: 2 PA: 44

PITCHER		IP	WLS	BF	H	R	ER	SO	BB	IBB	HBP	BLK	WP	HR	S	P	ERA	WHIP
Nelson Briles, R ERA: 3.38	(1, 1)	6.0	W	29	9	3	3	4	4	0	0	0	0	0	33	49	4.50	2.167
Dave Giusti, R ERA: 1.08	(7, 1)	3.0	S	15	5	0	0	2	1	0	0	0	0	0	18	22	0.00	2.000

PITCHER	IP	WLS	BF	H	R	ER	SO	BB	IBB	HBP	BLK	WP	HR	S	P	ERA	WHIP

Batter	1	2	3	4	5	6	7	8	9	AB	R	H	RBI	BB	SO	LOB
Gene Clines, R (1, 8) (4, 7) OBP: 0.357, SLG: 0.360	G3 S 1B 1B		WP SH1-4 1-2 3-1 1B		L6-3			FC 1B 1-3 2B 2-H 2B		5	3	4	1	0	0	1
Gene Alley, R (1, 6) OBP: 0.328, SLG: 0.373	G3 1-3		SH1-4 1-2 2-3		6-3			FC 1B FC6-2 2-3 3-H F6		4	0	0	1	0	0	6
Roberto Clemente, R (1, 9) OBP: 0.318, SLG: 0.371	G4-6-3 3-H 1B		3-1 2-H 3-H			F9		FC6-2 1-3 3-H 1B	1-5-3	5	0	2	3	0	0	0
Willie Stargell, L (1, 7) OBP: 0.375, SLG: 0.755 Jackie Hernandez, R (4, 5) OBP: 0.327, SLG: 0.392 Vic Davalillo, L (8, PH) (8, 3) OBP: 0.371, SLG: 0.486	G4-6-3 1-2f		S S S K			E7		FC6-2 1-3 3-H	F5	2 1 2	0 0 1	0 0 0	0 0 0	0 0 0	1 0 0	1 0 2
Al Oliver, L (1, 3) (4, 8) OBP: 0.292, SLG: 0.311		6-3 S 1B		G4-6-3 1B		S S S K		1B 1B IBB	F7	4	1	2	0	1	1	0
Manny Sanguillen, R (1, 2) OBP: 0.288, SLG: 0.376		S S S K 1-2		G4-6-3 1-2f			F3	1B 2B 1-2 2-H 1B		4	1	1	1	0	1	2
Jose Pagan, R (1, 5) (4, 3) (8, 5) OBP: 0.242, SLG: 0.267	6-3 2-3			F7			F7	BB 2B 1-3 2-H 1B		4	1	1	1	0	0	1
Bill Mazeroski, R (1, 4) OBP: 0.324, SLG: 0.241	6-3				SH1-4 1B		5-3	B B B B 1-2 2B BB		3	1	1	0	1	0	1
Steve Blass, R (1, 1) OBP: 0.091, SLG: 0.091 Bob Veale, S (6, 1) Milt May, L (8, PH) OBP: 0.182, SLG: 0.182 Dock Ellis, S (8, PR) OBP: 0.357, SLG: 0.250 Charlie Sands, L (8, PH) OBP: 1.000, SLG: 2.000 Mudcat Grant, R (8, 1) OBP: 0.667, SLG: 0.500			SH1-4 1B WP 1B		SH1-4 1-2 1B			2B FC 1B 1-H 2-H 3-H 2B 2B		1 0 1 0 1 0	1 0 0 1 1 0	1 0 0 0 1 0	0 0 0 0 3 0	0 0 0 0 0 0	0 0 0 0 0 0	0 0 0 0 0 0
Inning Stats	R: 1 H: 2 E: 0 LOB: 0 K: 0 BB: 0 S: 4 P: 4	R: 0 H: 1 E: 0 LOB: 1 K: 1 BB: 0 S: 6 P: 6	R: 2 H: 2 E: 0 LOB: 0 K: 1 BB: 0 S: 7 P: 7	R: 0 H: 1 E: 0 LOB: 0 K: 0 BB: 0 S: 3 P: 3	R: 0 H: 1 E: 0 LOB: 1 K: 0 BB: 0 S: 4 P: 4	R: 0 H: 0 E: 1 LOB: 0 K: 1 BB: 0 S: 5 P: 5	R: 0 H: 0 E: 0 LOB: 0 K: 0 BB: 0 S: 3 P: 3	R: 8 H: 7 E: 0 LOB: 2 K: 0 BB: 2 S: 10 P: 18	R: 0 H: 0 E: 0 LOB: 0 K: 0 BB: 0 S: 3 P: 3	1B: 11 SF: 0 2B: 4 SAC: 2 3B: 0 DP: 3 HR: 0 HBP: 0						WP: 1 PA: 41 PB: 0 SB: 2 CS: 0

PITCHER		IP	WLS	BF	H	R	ER	SO	BB	IBB	HBP	BLK	WP	HR	S	P	ERA	WHIP
Sandy Vance, R ERA: 7.11	(1, 1)	4.0		16	6	3	3	2	0	0	0	0	1	0	20	20	6.75	1.500
Bob O'Brien, L ERA: 5.25	(5, 1)	3.0		12	3	3	3	1	0	0	0	0	0	0	14	14	9.00	1.000
Pete Mikkelsen, R ERA: 4.32	(8, 1)	0.2	L	7	3	1	1	0	1	1	0	0	0	0	5	13	13.50	6.000
Jim Brewer, L ERA: 3.18	(8, 1)	0.1		3	2	4	4	0	0	0	0	0	0	0	3	3	108.00	6.000
Jose Pena, R ERA:	(9, 1)	1.0		3	0	0	0	0	0	0	0	0	0	0	3	3	0.00	0.000

PITCHER	IP	WLS	BF	H	R	ER	SO	BB	IBB	HBP	BLK	WP	HR	S	P	ERA	WHIP

TOP

Pittsburgh Pirates @ Los Angeles Dodgers

Dodger Stadium, Los Angeles, CA

Sun May 09 1971, 3:33 AM PDT

Att. 26,349 - Unknown

livebaseballscorecards.com

AB	37
R	11
H	14
RBI	10
BB	2
SO	3
LOB	14

BOTTOM

Pittsburgh Pirates @ Los Angeles Dodgers

Dodger Stadium, Los Angeles, CA

Sun May 09 1971, 3:33 AM PDT

Att. 26,349 - Unknown

livebaseballscorecards.com

Batter	1	2	3	4	5	6	7	8	9	AB	R	H	RBI	BB	SO	LOB
Maury Wills, S (1, 6) OBP: 0.344, SLG: 0.350	0-0 1B WP SF8 1B		BBB 4-0 FC5 1B BB	0-0 L5 ③		0-0 2-3 4-3 1B		0-0 6-3 ②		4	1	2	0	1	0	3
Bill Buckner, L (1, 9) OBP: 0.339, SLG: 0.346	0-0 L9 ① 1-2		0-0 F3 ①		0-0 6-3 ①	0-0 4-3 ② 1-2 3-H		SSS 0-3 K ③		3	0	0	0	0	0	2
Manny Mota, R (6, PH) (7, 9) OBP: 0.364, SLG: 0.350										2	0	0	1	0	1	2
Willie Davis, L (1, 8) OBP: 0.379, SLG: 0.475	0-0 2-3 1B		0-0 1-2 1B		0-0 BB 2B 1B	0-0 4-3 ③			SSS 0-3 K ①	5	1	3	0	0	1	1
Dick Allen, R (1, 7) OBP: 0.336, SLG: 0.372	0-0 SF8 ② 3-H		SSS 0-3 K ②		BBBB 4-0 2B WP 1-2 BB		0-0 F9 ①		BBBB 4-0 1B 1B BB	2	1	0	1	2	1	2
Wes Parker, S (1, 3) OBP: 0.319, SLG: 0.336	0-0 G3 ③		0-0 FC5 ③ 2-3f		0-0 WP 4-3 1-3 2-H 2B		SSS 0-3 K ②		0-0 L7 ②	5	1	1	1	0	1	4
Duke Sims, L (1, 2) OBP: 0.365, SLG: 0.400		SSS 0-3 K ①		0-0 1B 1B	0-0 4-3 ② 2-H 3-H		0-0 2B		0-0 1-2 1B 1B	5	0	3	1	0	1	0
Jim Lefebvre, S (1, 4) OBP: 0.326, SLG: 0.452	0-0 1B		0-0 L9 ①		0-0 4-3 ③		SSS 0-3 K ③		0-0 1-2 2-3 1B	5	0	2	0	0	1	2
Billy Grabarkewitz, R (1, 5) OBP: 0.415, SLG: 0.372	SSS 0-3 K ②		0-0 1-2 1B			0-0 1B SH1-3 4-3 1B		0-0 1-3 1B	SSS 0-3 K ③	5	1	3	0	0	2	4
Sandy Vance, R (1, 1) Willie Crawford, L (4, PH) OBP: 0.375, SLG: 0.476 Bob O'Brien, L (5, 1) Pete Mikkelsen, R (8, 1) Jim Brewer, L (8, 1) Von Joshua, L (8, PH) Jose Pena, R (9, 1)	0-0 G3 ③		SSS 0-3 K ②		0-0 SH1-3 ① 1-2	0-0 1-3 ① 1-2				1 1 0 0 0 1 0	0 0 0 0 0 0 0	0 0 0 0 0 0 0	0 0 0 0 0 0 0	0 1 0 0 0 0 0	0 2 0 0 0 1 0	1 2 0 0 0 1 0
Inning Stats	R: 1 E: 0 K: 0 S: 5 H: 2 LOB: 1 BB: 0 P: 5	R: 0 E: 0 K: 2 S: 8 H: 1 LOB: 1 BB: 0 P: 8	R: 0 E: 0 K: 1 S: 6 H: 1 LOB: 2 BB: 1 P: 10	R: 0 E: 0 K: 1 S: 7 H: 2 LOB: 2 BB: 0 P: 7	R: 3 E: 0 K: 0 S: 5 H: 2 LOB: 0 BB: 1 P: 9	R: 1 E: 0 K: 0 S: 5 H: 2 LOB: 1 BB: 0 P: 5	R: 0 E: 0 K: 2 S: 8 H: 1 LOB: 1 BB: 0 P: 8	R: 0 E: 0 K: 1 S: 6 H: 1 LOB: 1 BB: 0 P: 6	R: 0 E: 0 K: 2 S: 9 H: 2 LOB: 3 BB: 1 P: 13	1B: 12 2B: 2 3B: 0 HR: 0	SF: 1 SAC: 1 DP: 0 HBP: 0			WP: 2 PB: 0 SB: 0 CS: 0		PA: 44	

PITCHER		IP	WLS	BF	H	R	ER	SO	BB	IBB	HBP	BLK	WP	HR	S	P	ERA	WHIP
Steve Blass, R ERA: 4.01	(1, 1)	5.1		28	10	5	5	4	2	0	0	0	2	0	34	42	8.44	2.250
Bob Veale, L ERA: 8.1	(6, 1)	1.2	W	6	1	0	0	2	0	0	0	0	0	0	10	10	0.00	0.600
Mudcat Grant, R ERA: 1.13	(8, 1)	2.0	S	10	3	0	0	3	1	0	0	0	0	0	15	19	0.00	2.000

PITCHER	IP	WLS	BF	H	R	ER	SO	BB	IBB	HBP	BLK	WP	HR	S	P	ERA	WHIP

AB	39
R	5
H	14
RBI	4
BB	3
SO	9
LOB	24

Batter	1	2	3	4	5	6	7	8	9	AB	R	H	RBI	BB	SO	LOB
Gene Clines, R (1, 8) OBP: 0.364, SLG: 0.414	K		L5-3		E 3B 2-H 3-H		L6-3		FC6-4 BB 1-2 1B BB	4	2	1	2	1	1	0
Gene Alley, R (1, 6) OBP: 0.333, SLG: 0.352	L8		K		4-3		WP S 2B BB		FC6-4 1-2 2-3 BB	3	1	0	0	2	1	1
Roberto Clemente, R (1, 9) OBP: 0.322, SLG: 0.409	HR		6-3		E2 G3-6-1 3-H		1B 1-H 2B		FC6-4 1B 1-2f 2-3 3-H	5	3	2	3	0	0	2
Manny Sanguillen, R (1, 2) OBP: 0.310, SLG: 0.404	2B			1B G1-4-6-3	G3-6-1 1-2f		1B 2-H 1B		1B 1-2 3-H 1B	5	0	4	2	0	0	1
Jose Pagan, R (1, 7) OBP: 0.263, SLG: 0.286	F8			K	F8		1-3 1B		1-3 2-H 1B	5	0	2	1	0	1	2
Al Oliver, L (1, 3) OBP: 0.288, SLG: 0.315		1-4-3 2B		G1-4-6-3 1-2f	1-3	1-3		4-3	F7	5	0	1	0	0	0	3
Bill Mazeroski, R (1, 4) OBP: 0.333, SLG: 0.265		1-4-3 2-3			1B E 1B 1B	1B		K	1-3	5	1	2	0	0	1	3
Jackie Hernandez, R (1, 5) OBP: 0.322, SLG: 0.382		K			E 3B 1-2 1B	F9		6-3		4	1	1	0	0	1	2
Dock Ellis, S (1, 1) OBP: 0.353, SLG: 0.267 Dave Giusti, R (8, 1)		K			E2 1-3 2-H 3B 1B		1-3		BB BB FC6-4 BB	3 0	1 1	1 0	0 0	1 1	1 0	1 0
Inning Stats	R: 1 H: 2 E: 0 LOB: 1 K: 1 BB: 0 S: 7 P: 7	R: 0 H: 1 E: 0 LOB: 1 K: 2 BB: 0 S: 8 P: 8	R: 0 H: 0 E: 0 LOB: 0 K: 1 BB: 0 S: 5 P: 5	R: 0 H: 1 E: 0 LOB: 0 K: 1 BB: 0 S: 5 P: 5	R: 4 H: 4 E: 2 LOB: 0 K: 0 BB: 0 S: 7 P: 7	R: 0 H: 1 E: 0 LOB: 1 K: 0 BB: 0 S: 4 P: 4	R: 2 H: 3 E: 0 LOB: 2 K: 0 BB: 1 S: 5 P: 9	R: 0 H: 0 E: 0 LOB: 0 K: 1 BB: 0 S: 5 P: 5	R: 3 H: 2 E: 0 LOB: 2 K: 0 BB: 3 S: 5 P: 17	1B: 9 SF: 0 2B: 3 SAC: 0 3B: 1 DP: 2 HR: 1 HBP: 0						

TOP

Pittsburgh Pirates @ San Diego Padres

San Diego Stadium, San Diego, CA

Tue May 11 1971, 10:05 PM EDT

Att. 4,440 - Unknown

livebaseballscorecards.com

AB	39
R	10
H	14
RBI	8
BB	4
SO	6
LOB	15

WP: 1 PA: 43
PB: 0
SB: 1
CS: 0

PITCHER		IP	WLS	BF	H	R	ER	SO	BB	IBB	HBP	BLK	WP	HR	S	P	ERA	WHIP
Danny Coombs, L ERA: 7.04	(1, 1)	4.0	L	19	8	5	4	5	0	0	0	0	0	1	29	29	9.00	2.000
Bob Miller, R ERA: 4.5	(5, 1)	1.0		3	0	0	0	0	0	0	0	0	0	0	3	3	0.00	0.000
Al Santorini, R ERA: 3.27	(6, 1)	2.0		10	4	2	2	0	1	0	0	0	1	0	9	13	9.00	2.500
Bill Laxton, L ERA: 4.3	(8, 1)	1.0		6	0	3	3	1	3	0	0	0	0	0	5	17	27.00	3.000
Al Severinsen, R ERA: 1.71	(9, 1)	1.0		5	2	0	0	0	0	0	0	0	0	0	5	5	0.00	2.000

PITCHER	IP	WLS	BF	H	R	ER	SO	BB	IBB	HBP	BLK	WP	HR	S	P	ERA	WHIP

BOTTOM

Pittsburgh Pirates @ San Diego Padres

San Diego Stadium, San Diego, CA

Tue May 11 1971, 10:05 PM EDT

Att. 4,440 - Unknown

Batter	1	2	3	4	5	6	7	8	9	AB	R	H	RBI	BB	SO	LOB
Enzo Hernandez, R (1, 6) OBP: 0.402, SLG: 0.342	BBBB 4-0 2B 6-3 BB		x 0-0 1-2 1B		x 0-0 ② 6-3		x 0-0 ② F9		x 0-0 FC4 1-2 3-H 1B	4	1	2	1	1	0	3
Dave Campbell, R (1, 4) OBP: 0.267, SLG: 0.364	SSS 0-3 ① K		SSS 0-3 ① ② K 2-3		SSS 0-3 ③ K		x 0-0 ③ F3		SSS 0-3 ② K	3	0	0	0	0	3	4
Al Ferrara, R (7, PH) OBP: 0.318, SLG: 0.176										1	0	0	0	0	0	2
Bill Laxton, L (8, 1)										0	0	0	0	0	0	0
Al Severinsen, R (9, 1)										0	0	0	0	0	0	0
Fred Kendall, R (9, PH)										1	0	0	0	0	1	2
Cito Gaston, R (1, 8) OBP: 0.281, SLG: 0.425	x 0-0 1-3 2B		SSS 0-3 ③ K			x 0-0 ① 6-3		x 0-0 ① 5-3	x 0-0 ③ FC4 1-2f	5	0	1	0	0	1	3
Nate Colbert, R (1, 3) OBP: 0.403, SLG: 0.549	x 0-0 ② 6-3 3-H			x 0-0 ① 5-3		x 0-0 ② F2		x 0-0 ② 5-3		4	0	0	1	0	0	1
Ollie Brown, R (1, 9) OBP: 0.339, SLG: 0.393	x 0-0 ③ F9			x 0-0 ② 5-3		BBBB 4-0 BB		x 0-0 ③ F9		3	0	0	0	1	0	1
Ivan Murrell, R (1, 7) OBP: 0.361, SLG: 0.475		SSS 0-3 ① K		x 0-0 HR		x 0-0 ③ F6			x 0-0 WP 2B 1B	4	2	2	1	0	1	1
Ed Spiezio, R (1, 5) OBP: 0.263, SLG: 0.281		x 0-0 ② G3		SSS 0-3 ③ K			x 0-0 ① F4		x 0-0 WP 1-H 1B 2B	4	1	1	1	0	1	0
Bob Barton, R (1, 2) OBP: 0.368, SLG: 0.556		x 0-0 ③ 5-3			x 0-0 4-3 1B		x 0-0 BB 1B		SSS 0-3 ① K	4	0	2	0	0	1	1
Danny Coombs, R (1, 1) OBP: 0.250, SLG: 0.375			x 0-0 K 1B 1B		x 0-0 ① 4-3 1-2		BBBB 4-0 1-2 BB		BBBB 4-0 1B 2-3 BB	1	0	1	0	0	0	0
Bob Miller, R (5, 1)										0	0	0	0	0	0	0
Larry Stahl, L (5, PH) OBP: 0.313, SLG: 0.392										1	0	0	0	0	0	1
Al Santorini, R (6, 1)										0	0	0	0	0	0	0
Ray Webster, L (7, PH) OBP: 0.333, SLG: 0.143										0	0	0	0	1	0	0
Don Mason, L (8, 4) OBP: 0.269, SLG: 0.297										0	0	0	0	1	0	0
Inning Stats	R: 1 E: 0 K: 1 S: 6 H: 1 LOB: 1 P: 10	R: 0 E: 0 K: 1 S: 5 H: 0 LOB: 0 BB: 0 P: 5	R: 0 E: 0 K: 2 S: 8 H: 2 LOB: 1 BB: 0 P: 8	R: 1 E: 0 K: 1 S: 6 H: 1 LOB: 0 BB: 0 P: 6	R: 0 E: 0 K: 1 S: 6 H: 1 LOB: 1 BB: 0 P: 6	R: 0 E: 0 K: 0 S: 3 H: 0 LOB: 1 BB: 1 P: 7	R: 0 E: 0 K: 0 S: 4 H: 1 LOB: 2 BB: 1 P: 8	R: 0 E: 0 K: 0 S: 3 H: 0 LOB: 0 BB: 0 P: 3	R: 2 E: 0 K: 2 S: 10 H: 3 LOB: 2 BB: 1 P: 14	1B: 6 2B: 2 3B: 0 HR: 1	SF: 0 SAC: 0 DP: 0 HBP: 0						

PITCHER	IP	WLS	BF	H	R	ER	SO	BB	IBB	HBP	BLK	WP	HR	S	P	ERA	WHIP
Dock Ellis, R (1, 1) ERA: 2.04	7.0	W	29	6	2	2	6	3	0	0	0	0	1	38	50	2.57	1.286
Dave Giusti, R (8, 1) ERA: 1.93	2.0	S	10	3	2	2	2	1	0	0	0	2	0	13	17	9.00	2.000

PITCHER	IP	WLS	BF	H	R	ER	SO	BB	IBB	HBP	BLK	WP	HR	S	P	ERA	WHIP

AB	35
R	4
H	9
RBI	4
BB	4
SO	8
LOB	19

WP: 2 PB: 0 SB: 0 CS: 0 PA: 39

livebaseballscorecards.com

Batter	1	2	3	4	5	6	7	8	9	AB	R	H	RBI	BB	SO	LOB
Gene Clines, R (1, 8) OBP: 0.351, SLG: 0.394	S S S 0-3 ① K		x 0-0 FC5-4 1B		S S S 0-3 ③ K			x 0-0 ② L8		4	0	1	0	0	2	0
Gene Alley, R (1, 6) OBP: 0.343, SLG: 0.351	x 0-0 1B 1B 1B		S S S 0-3 ① K			B B B 4-0 FC5-4 BB		S S S 0-3 ③ K		3	1	1	0	1	2	1
Roberto Clemente, R (1, 9) OBP: 0.319, SLG: 0.404	x 0-0 1B 1-3 1B		x 0-0 ② FC5-4 1-2f			x 0-0 ① FC5-4 1-2f			x 0-0 ① F9	4	0	1	0	0	0	2
Manny Sanguillen, R (1, 2) OBP: 0.308, SLG: 0.398	x 0-0 1-2 3-H 1B		x 0-0 ③ F2			x 0-0 ② F9			x 0-0 ② 5-3	4	0	1	1	0	0	2
Jose Pagan, R (1, 7) OBP: 0.238, SLG: 0.256	x 0-0 ② F8			x 0-0 ① L4		S S S 0-3 ③ K			x 0-0 ③ F4	4	0	0	0	0	1	3
Al Oliver, L (1, 3) OBP: 0.289, SLG: 0.310	S S S 0-3 ③ K			B B B 4-0 G6-3 BB			x 0-0 ① 4-3			2	0	0	0	1	1	2
Bill Mazeroski, R (1, 4) OBP: 0.310, SLG: 0.243		x 0-0 ① F4		x 0-0 ② ③ G6-3 1-2f			x 0-0 ② 6-3			3	0	0	0	0	0	1
Jackie Hernandez, R (1, 5) OBP: 0.306, SLG: 0.362		x 0-0 ② 4-3			x 0-0 ① 4-3		S S S 0-3 ③ K			3	0	0	0	0	1	0
Luke Walker, L (1, 1)		x 0-0 ③ 5-3			S S S 0-3 ② K			x 0-0 ① F9		2	0	0	0	0	1	0
Dave Cash, R (8, PH) OBP: 0.347, SLG: 0.344										1	0	0	0	0	0	0
Mudcat Grant, R (8, 1) OBP: 0.667, SLG: 0.500										0	0	0	0	0	0	0
Inning Stats	R: 1 H: 3 E: 0 LOB: 2 K: 2 BB: 0 S: 10 P: 10	R: 0 H: 0 E: 0 LOB: 0 K: 0 BB: 0 S: 3 P: 3	R: 0 H: 1 E: 0 LOB: 1 K: 1 BB: 0 S: 6 P: 6	R: 0 H: 0 E: 0 LOB: 0 K: 0 BB: 1 S: 2 P: 6	R: 0 H: 0 E: 0 LOB: 0 K: 2 BB: 0 S: 7 P: 7	R: 0 H: 0 E: 0 LOB: 1 K: 1 BB: 1 S: 5 P: 9	R: 0 H: 0 E: 0 LOB: 0 K: 1 BB: 0 S: 5 P: 5	R: 0 H: 0 E: 0 LOB: 0 K: 1 BB: 0 S: 5 P: 5	R: 0 H: 0 E: 0 LOB: 0 K: 0 BB: 0 S: 3 P: 3	1B: 4 SF: 0 2B: 0 SAC: 0 3B: 0 DP: 1 HR: 0 HBP: 0						

TOP

Pittsburgh Pirates @ San Diego Padres

San Diego Stadium, San Diego, CA

Wed May 12 1971, 10:05 PM EDT

Att. 4,292 - Unknown

livebaseballscorecards.com

AB	30
R	1
H	4
RBI	1
BB	2
SO	8
LOB	11

PITCHER		IP	WLS	BF	H	R	ER	SO	BB	IBB	HBP	BLK	WP	HR	S	P	ERA	WHIP
Dave Roberts, L ERA: 2.74	(1, 1)	9.0	W	32	4	1	1	8	2	0	0	0	0	0	46	54	1.00	0.667

PITCHER	IP	WLS	BF	H	R	ER	SO	BB	IBB	HBP	BLK	WP	HR	S	P	ERA	WHIP

Batter	1	2	3	4	5	6	7	8	9	AB	R	H	RBI	BB	SO	LOB
Enzo Hernandez, R (1, 6) OBP: 0.396, SLG: 0.349	E1 FC4-6		6-3	5-3			2B			4	0	1	0	0	0	0
Dave Campbell, R (1, 4) OBP: 0.258, SLG: 0.351	L8		F3		5-3		5-3			4	0	0	0	0	0	2
Cito Gaston, R (1, 8) OBP: 0.280, SLG: 0.418	FC4-6 1-2f		1B 1B 1B		6-3		F9			4	1	1	0	0	0	2
Nate Colbert, R (1, 3) OBP: 0.406, SLG: 0.547	5-3		1B 1-2 1B		FC6-4 1B			F4		4	0	2	0	0	0	1
Ollie Brown, R (1, 9) OBP: 0.352, SLG: 0.400		B B B B G1-6-3 1B 1B BB	1-3 2-H 1B		FC6-4 1-2f			BB 1B 1B		3	1	2	1	1	0	1
Ivan Murrell, R (1, 7) OBP: 0.385, SLG: 0.484		G1-6-3 1-2 1B	FC5-4 IBB			5-3		BB 1-2 1B		3	0	2	0	1	0	0
Ed Spiezio, R (1, 5) OBP: 0.262, SLG: 0.278		G1-6-3 1-2f 2-3	FC5-4 1-2f			G4-6-3 1B		F7		4	0	1	0	0	0	7
Chris Cannizzaro, R (1, 2) OBP: 0.309, SLG: 0.246		FC6-4 3-H 1B		F6		G4-6-3 1-2f		FC6-4 1-2 2-3 BB		3	0	1	1	1	0	1
Dave Roberts, L (1, 1) OBP: 0.188, SLG: 0.188		FC6-4 1-2f		S S S K			S S S K	FC6-4 1-2f		4	0	0	0	0	2	4
Inning Stats	R: 0 E: 1 K: 0 S: 4 H: 0 LOB: 1 BB: 0 P: 4	R: 1 E: 0 K: 0 S: 4 H: 2 LOB: 1 BB: 1 P: 8	R: 1 E: 0 K: 0 S: 6 H: 3 LOB: 3 BB: 1 P: 10	R: 0 E: 0 K: 1 S: 5 H: 0 LOB: 0 BB: 0 P: 5	R: 0 E: 0 K: 0 S: 4 H: 1 LOB: 1 BB: 0 P: 4	R: 0 E: 0 K: 0 S: 3 H: 1 LOB: 0 BB: 0 P: 3	R: 0 E: 0 K: 1 S: 6 H: 1 LOB: 1 BB: 0 P: 6	R: 0 E: 0 K: 0 S: 5 H: 2 LOB: 3 BB: 1 P: 9		1B: 9 2B: 1 3B: 0 HR: 0 SF: 0 SAC: 0 DP: 2 HBP: 0						

PITCHER	IP	WLS	BF	H	R	ER	SO	BB	IBB	HBP	BLK	WP	HR	S	P	ERA	WHIP
Luke Walker, L (1, 1) ERA: 2.12	7.0	L	30	8	2	2	2	1	1	0	0	0	0	32	40	2.57	1.286
Mudcat Grant, R (8, 1) ERA: 1.06	1.0		6	2	0	0	0	1	0	0	0	0	0	5	9	0.00	3.000

PITCHER	IP	WLS	BF	H	R	ER	SO	BB	IBB	HBP	BLK	WP	HR	S	P	ERA	WHIP

BOTTOM

Pittsburgh Pirates @ San Diego Padres

San Diego Stadium, San Diego, CA

Wed May 12 1971, 10:05 PM EDT

Att. 4,292 - Unknown

livebaseballscorecards.com

AB	33
R	2
H	10
RBI	2
BB	3
SO	2
LOB	18

Batter	1	2	3	4	5	6	7	8	9	AB	R	H	RBI	BB	SO	LOB
Tommie Agee, R (1, 8) OBP: 0.336, SLG: 0.434	0-0: 1B 1B	4-0: WP 1-2 BB		0-3: K			0-0: F7	0-3: K		4	0	1	0	1	2	0
Bud Harrelson, S (1, 6) OBP: 0.413, SLG: 0.414	0-0: 1B 1-3 1B	0-0: SF9 1-2 2-H		0-0: 1B			0-0: 6-3		0-3: K	4	1	2	1	0	1	0
Dave Marshall, L (1, 9) OBP: 0.449, SLG: 0.464	0-0: BB 2-3 1B	0-3: K		0-0: L8			0-0: 2B 1B		0-3: K	5	2	2	0	0	2	2
Cleon Jones, R (1, 7) OBP: 0.307, SLG: 0.398	4-0: 2B 1-2 BB		0-0: HR		0-0: L8		0-0: HR 1-H 2B		0-0: F7	4	2	2	2	1	0	0
Ed Kranepool, L (1, 3) OBP: 0.389, SLG: 0.545	0-0: L4-6 1-3 2-H 3-H 2B		0-0: L8		0-0: 4-3		4-0: HR IBB			3	1	1	2	1	0	0
Bob Aspromonte, R (1, 5) OBP: 0.312, SLG: 0.422	4-0 IBB		0-0: 6-3		0-0: F9		0-0: HR 1-H 2-H			3	1	1	3	1	0	0
Jerry Grote, R (1, 2) OBP: 0.417, SLG: 0.485	0-0: L4-6 2-3		0-0: 1B			0-0: L8	0-0: G3			4	0	1	0	0	0	3
Tim Foli, R (1, 4) OBP: 0.352, SLG: 0.447		0-3: K	0-0: 5-3			0-0: F9		0-0: F9		4	0	0	0	0	1	1
Jerry Koosman, R (1, 1) OBP: 0.263, SLG: 0.176		1-0: WP BB SF9 HBP		0-3: K2-3		0-3: K		0-3: K		3	1	0	0	0	3	0
Inning Stats	R: 2 E: 0 K: 0 S: 5 H: 4 LOB: 2 BB: 2 P: 13	R: 1 E: 0 K: 2 S: 7 H: 0 LOB: 1 BB: 1 P: 12	R: 1 E: 0 K: 0 S: 5 H: 2 LOB: 1 BB: 0 P: 5	R: 0 E: 0 K: 2 S: 8 H: 1 LOB: 1 BB: 0 P: 8	R: 0 E: 0 K: 0 S: 3 H: 0 LOB: 0 BB: 0 P: 3	R: 0 E: 0 K: 1 S: 5 H: 0 LOB: 0 BB: 0 P: 5	R: 4 E: 0 K: 0 S: 6 H: 3 LOB: 0 BB: 1 P: 10	R: 0 E: 0 K: 2 S: 7 H: 0 LOB: 0 BB: 0 P: 7	R: 0 E: 0 K: 2 S: 7 H: 0 LOB: 0 BB: 0 P: 7	1B: 6 2B: 3 3B: 0 HR: 2 SF: 1 SAC: 0 DP: 1 HBP: 1						

PITCHER		IP	WLS	BF	H	R	ER	SO	BB	IBB	HBP	BLK	WP	HR	S	P	ERA	WHIP
Bob Johnson, R ERA: 2.54	(1, 1)	0.1	L	5	4	2	2	0	1	0	0	0	0	0	4	8	54.00	15.000
Jim Nelson, R ERA: 1.42	(1, 1)	1.2		7	0	1	1	2	1	1	1	0	1	0	8	17	5.40	0.600
Nelson Briles, R ERA: 3.33	(3, 1)	3.0		12	3	1	1	2	0	0	0	0	0	1	16	16	3.00	1.000
Bob Moose, R ERA: 4.4	(6, 1)	2.0		10	3	4	4	1	0	1	0	0	0	1	11	15	18.00	1.500
Bob Veale, L ERA: 5.06	(8, 1)	2.0		6	0	0	0	4	0	0	0	0	0	0	14	14	0.00	0.000

PITCHER	IP	WLS	BF	H	R	ER	SO	BB	IBB	HBP	BLK	WP	HR	S	P	ERA	WHIP

TOP

New York Mets @ Pittsburgh Pirates

Three Rivers Stadium, Pittsburgh, PA

Fri May 14 1971, 7:05 PM EDT

Att. 17,622 - Unknown

livebaseballscorecards.com

AB	34
R	8
H	10
RBI	8
BB	4
SO	9
LOB	6

PA: 40

WP: 1
PB: 0
SB: 0
CS: 0

New York Mets @ Pittsburgh Pirates

Three Rivers Stadium, Pittsburgh, PA

Fri May 14 1971, 7:05 PM EDT

Att. 17,622 - Unknown

BOTTOM

Batter	1	2	3	4	5	6	7	8	9	AB	R	H	RBI	BB	SO	LOB
Gene Clines, R (1, 8) OBP: 0.381, SLG: 0.389	BBBB 4-0 BB		BBBB 4-0 1B BB		x 0-0 FC6 1B		SSS 0-3 ② K		x 0-0 ② L8	3	0	1	0	2	1	0
Richie Hebner, L (1, 5) OBP: 0.340, SLG: 0.453	x 0-0 ① F7		SSS 0-3 ① K		x 0-0 ② F7		SSS 0-3 ③ K		x 0-0 1B	5	0	1	0	0	2	3
Roberto Clemente, R (1, 9) OBP: 0.323, SLG: 0.403	x 0-0 ② F9		x 0-0 G6-4-3 1-2 1B		x 0-0 ③ FC6 1-2f			x 0-0 5-3 1B 1B	x 0-0 ③ F8	5	1	2	0	0	0	3
Willie Stargell, L (1, 7) OBP: 0.371, SLG: 0.733	SSS 0-3 ③ K		x 0-0 ② ③ G6-4-3 1-2f			BBBB 4-0 6-3 1B BB		x 0-0 ① P6		3	1	0	0	1	1	4
Manny Sanguillen, R (1, 2) OBP: 0.298, SLG: 0.385		x 0-0 ① F9		x 0-0 ① F8		x 0-0 ① 6-3 1-2		x 0-0 ② 5-3 1-2		4	0	0	0	0	0	2
Bob Robertson, R (1, 3) OBP: 0.304, SLG: 0.394		x 0-0 ② F3		x 0-0 ② 5-3		x 0-0 2-H 1B		x 0-0 E 1B 2-H 1B		4	0	2	2	0	0	0
Bill Mazeroski, R (1, 4) OBP: 0.348, SLG: 0.293		x 0-0 WP 1B		x 0-0 1B		x 0-0 ② F8		x 0-0 E7 1-3 1B		4	0	3	0	0	0	1
Jackie Hernandez, R (1, 6) OBP: 0.303, SLG: 0.344		BBBB 4-0 1-2 BB		x 0-0 ③ 6-3		x 0-0 ③ 6-3		x 0-0 ③ F9		3	0	0	0	1	0	4
Bob Johnson, L (1, 1) OBP: 0.417, SLG: 0.077 Jim Nelson, R (1, 1) Jose Pagan, R (2, PH) OBP: 0.333, SLG: 0.250 Nelson Briles, R (3, 1) OBP: 0.385, SLG: 0.714 Dave Cash, R (5, PH) OBP: 0.304, SLG: 0.348 Bob Moose, R (8, 1) Milt May, L (7, PH) OBP: 0.167, SLG: 0.167 Bob Veale, S (8, 1) Gene Alley, R (6, PH) OBP: 0.238, SLG: 0.345		x 0-0 ③ F8			SSS 0-3 ① K		x 0-0 ① F7		x 0-0 ① 6-3	0 0 1 0 1 0 0 0 1	0 0 0 0 0 0 0 0 0	0 0 0 0 0 1 0 0 0	0 0 0 0 0 0 0 0 0	0 0 0 0 0 0 0 0 0	0 0 2 0 0 0 0 0 0	0 0 0 0 0 0 0 0 0
Inning Stats	R: 0 H: 0 E: 0 LOB: 1 K: 1 BB: 1 S: 5 P: 9	R: 0 H: 1 E: 0 LOB: 2 K: 0 BB: 1 S: 4 P: 8	R: 0 H: 1 E: 0 LOB: 1 K: 1 BB: 1 S: 5 P: 9	R: 0 H: 1 E: 0 LOB: 1 K: 0 BB: 0 S: 4 P: 4	R: 0 H: 1 E: 0 LOB: 1 K: 1 BB: 0 S: 6 P: 6	R: 1 H: 1 E: 0 LOB: 1 K: 0 BB: 1 S: 4 P: 8	R: 0 H: 0 E: 0 LOB: 0 K: 2 BB: 0 S: 7 P: 7	R: 1 H: 3 E: 1 LOB: 2 K: 0 BB: 0 S: 6 P: 6	R: 0 H: 1 E: 0 LOB: 1 K: 0 BB: 0 S: 4 P: 4	1B: 9 2B: 0 3B: 0 HR: 0	SF: 0 SAC: 0 DP: 1 HBP: 0					

PITCHER	IP	WLS	BF	H	R	ER	SO	BB	IBB	HBP	BLK	WP	HR	S	P	ERA	WHIP
Jerry Koosman, L (1, 1) ERA: 2.17	9.0	W	39	9	2	2	5	4	0	0	0	1	0	45	61	2.00	1.444

PITCHER	IP	WLS	BF	H	R	ER	SO	BB	IBB	HBP	BLK	WP	HR	S	P	ERA	WHIP

AB	35
R	2
H	9
RBI	2
BB	4
SO	5
LOB	19

WP: 1 PA: 39
PB: 0
SB: 0
CS: 0

livebaseballscorecards.com

New York Mets @ Pittsburgh Pirates

Three Rivers Stadium, Pittsburgh, PA

Sat May 15 1971, 7:05 PM EDT

Att. 22,042 - Cloudy

TOP

livebaseballscorecards.com

Batter	1	2	3	4	5	6	7	8	9	AB	R	H	RBI	BB	SO	LOB
Tommie Agee, R (1, 8) OBP: 0.357, SLG: 0.447	B B B B 4-0 BB		S S S 0-3 ③ K		x 0-0 1B 1-3 3-H 1B		x 0-0 E6 1-3 1B 1B	x 0-0 1B 2-H 1B		4	1	3	2	1	1	0
Don Hahn, R (8, PR) OBP: 0.344, SLG: 0.286										0	0	0	0	0	0	0
(8, 8)																
Bud Harrelson, S (1, 6) OBP: 0.427, SLG: 0.430	S S S 0-3 ① K			x 0-0 HR 1B	x 0-0 ① PB 1-3 E 3-H 1B		x 0-0 E 2-H 3-H 1B	x 0-0 1-2 1B		5	2	4	3	0	1	1
Dave Marshall, L (1, 9) OBP: 0.432, SLG: 0.492	x 0-0 ② F7			x 0-0 1-H HR	x 0-0 ② F8 1-2		x 0-0 ① F7	x 0-0 ③ 1-3		5	1	1	2	0	0	5
Cleon Jones, R (1, 7) OBP: 0.318, SLG: 0.439	x 0-0 ③ F9			x 0-0 HR	x 0-0 E9 2-H 2B		x 0-0 ② P4		x 0-0 G5-4-3 1B	5	1	3	2	0	0	2
Ed Kranepool, L (1, 3) OBP: 0.377, SLG: 0.521		x 0-0 G5-4-3 1B		x 0-0 ① F7	x 0-0 ③ F5		x 0-0 E6 1-2		x 0-0 ① F5	5	0	1	0	0	0	3
Bob Aspromonte, R (1, 5) OBP: 0.298, SLG: 0.402		x 0-0 ① F8		x 0-0 ② F8		x 0-0 ① 6-3	x 0-0 ③ F3		x 0-0 ②③ G5-4-3 1-2f	5	0	0	0	0	0	4
Jerry Grote, R (1, 2) OBP: 0.402, SLG: 0.465		x 0-0 ②③ G5-4-3 1-2f		x 0-0 ③ 5-3		x 0-0 ② 1-3		x 0-0 ① F8		4	0	0	0	0	0	1
Tim Foli, R (1, 4) OBP: 0.362, SLG: 0.471			x 0-0 ① F8		x 0-0 SH 1B 2B	x 0-0 ③ 4-3		x 0-0 2-3 1B 1B		4	2	2	0	0	0	0
Gary Gentry, R (1, 1) OBP: 0.111, SLG: 0.111			x 0-0 ② 1-3		x 0-0 SH 1B 1B 2-3		x 0-0 E 1B 1B 1B	x 0-0 ② 2-3 1-2		1	0	0	0	0	0	0
Tom Seaver, R (5, PH) OBP: 0.227, SLG: 0.200										0	1	0	0	0	0	0
Ray Sadecki, L (5, 1) OBP: 0.200, SLG: 0.200										2	1	1	0	0	0	1
Inning Stats	R: 0 E: 0 K: 1 S: 5 H: 0 LOB: 1 BB: 1 P: 9	R: 0 E: 0 K: 0 S: 3 H: 1 LOB: 0 BB: 0 P: 3	R: 0 E: 0 K: 1 S: 5 H: 0 LOB: 0 BB: 0 P: 5	R: 3 E: 0 K: 0 S: 6 H: 3 LOB: 0 BB: 0 P: 6	R: 3 E: 1 K: 0 S: 7 H: 4 LOB: 1 BB: 0 P: 7	R: 0 E: 0 K: 0 S: 3 H: 0 LOB: 0 BB: 0 P: 3	R: 2 E: 2 K: 0 S: 7 H: 3 LOB: 2 BB: 0 P: 7	R: 1 E: 0 K: 0 S: 6 H: 3 LOB: 2 BB: 0 P: 6	R: 0 E: 0 K: 0 S: 3 H: 1 LOB: 0 BB: 0 P: 3	1B: 11 2B: 2 3B: 0 HR: 2 SF: 0 SAC: 1 DP: 2 HBP: 0	WP: 0 PB: 1 SB: 0 CS: 0 PA: 42					

	AB	40
	R	9
	H	15
	RBI	9
	BB	1
	SO	2
	LOB	17

PITCHER		IP	WLS	BF	H	R	ER	SO	BB	IBB	HBP	BLK	WP	HR	S	P	ERA	WHIP
Steve Blass, R ERA: 4.63	(1, 1)	4.0	L	19	6	6	6	2	1	0	0	0	0	2	22	26	13.50	1.750
Jim Nelson, R ERA: 4.32	(5, 1)	2.0		10	5	2	2	0	0	0	0	0	0	0	10	10	9.00	2.500
Nelson Briles, R ERA: 3.29	(7, 1)	3.0		13	4	1	1	0	0	0	0	0	0	0	13	13	3.00	1.333

PITCHER	IP	WLS	BF	H	R	ER	SO	BB	IBB	HBP	BLK	WP	HR	S	P	ERA	WHIP

BOTTOM

Batter	1	2	3	4	5	6	7	8	9	AB	R	H	RBI	BB	SO	LOB
Dave Cash, R (1, 4) OBP: 0.355, SLG: 0.364	F8 E 2B		2B 1B		5-3		2-H 1B		K	5	2	3	1	0	1	1
Richie Hebner, L (1, 5) OBP: 0.342, SLG: 0.470	F8 2-3		G3 1-H 2B		P5		F9		1-H 2B	5	0	2	2	0	0	2
Vic Davalillo, L (1, 9) OBP: 0.333, SLG: 0.436 Roberto Clemente, R (9, PH) OBP: 0.320, SLG: 0.400	E4 1B 3-H		G3 2-3		K		F7		P5	4 1	0 0	0 0	0 0	0 0	1 0	2 1
Willie Stargell, L (1, 7) OBP: 0.367, SLG: 0.716	G6-4-3 1-3 1B		6-3			4-3		4-3		4	0	1	0	0	0	1
Al Oliver, L (1, 8) OBP: 0.280, SLG: 0.299	G6-4-3 1-2f			K		P6		6-3		4	0	0	0	0	1	2
Bob Robertson, R (1, 3) OBP: 0.310, SLG: 0.392		F8		1B 1B		BB		K		3	0	1	0	1	1	0
Milt May, L (1, 2) OBP: 0.267, SLG: 0.214		G6-4-3 BB		1-2 1B		K			L3	2	0	1	0	1	1	1
Gene Alley, R (1, 6) OBP: 0.333, SLG: 0.371		G6-4-3 1-2f		K			1-3		1B 3B	4	1	1	0	0	1	3
Steve Blass, R (1, 1) OBP: 0.077, SLG: 0.077 Jim Nelson, R (5, 1) Nelson Briles, R (7, 1) OBP: 0.286, SLG: 0.714 Manny Sanguillen, R (7, 2) OBP: 0.310, SLG: 0.395 Gene Clines, R (9, PH) OBP: 0.372, SLG: 0.378			F9	K			E8 1B 1B		2B 1B 3-H	2 0 0 2 1	0 0 0 2 0	0 0 0 2 0	0 0 0 1 0	0 0 0 0 0	1 0 0 0 0	2 0 0 0 0

Inning Stats	1	2	3	4	5	6	7	8	9
	R: 1 E: 1 K: 0 S: 5	R: 0 E: 0 K: 0 S: 2	R: 1 E: 0 K: 0 S: 5	R: 0 E: 0 K: 3 S: 11	R: 0 E: 0 K: 1 S: 5	R: 0 E: 0 K: 1 S: 5	R: 1 E: 1 K: 0 S: 5	R: 0 E: 0 K: 1 S: 5	R: 2 E: 0 K: 1 S: 8
	H: 2 LOB: 1 BB: 0 P: 5	H: 0 LOB: 0 BB: 1 P: 6	H: 2 LOB: 1 BB: 0 P: 5	H: 2 LOB: 2 BB: 0 P: 11	H: 0 LOB: 0 BB: 0 P: 5	H: 0 LOB: 1 BB: 1 P: 9	H: 2 LOB: 1 BB: 0 P: 5	H: 0 LOB: 0 BB: 0 P: 5	H: 3 LOB: 1 BB: 0 P: 8

	1B	SF	WP	PA
	2B	SAC	PB	
	3B	DP	SB	
	HR	HBP	CS	
	7	0	0	39
	3	0	0	
	0	2	0	
	0	0	0	

PITCHER	IP	WLS	BF	H	R	ER	SO	BB	IBB	HBP	BLK	WP	HR	S	P	ERA	WHIP
Gary Gentry, R (1, 1) ERA: 2.53	4.0		18	6	2	1	3	1	0	0	0	0	0	23	27	2.25	1.750
Ray Sadecki, L (5, 1) ERA: 2.87	5.0	W	21	5	3	3	4	1	0	0	0	0	0	28	32	5.40	1.200

PITCHER	IP	WLS	BF	H	R	ER	SO	BB	IBB	HBP	BLK	WP	HR	S	P	ERA	WHIP

New York Mets @ Pittsburgh Pirates

Three Rivers Stadium, Pittsburgh, PA

Sat May 15 1971, 7:05 PM EDT

Att. 22,042 - Cloudy

livebaseballscorecards.com

AB	37
R	5
H	11
RBI	4
BB	2
SO	7
LOB	15

New York Mets @ Pittsburgh Pirates

Three Rivers Stadium, Pittsburgh, PA

Sun May 16 1971, 3:33 AM EDT

Att. 18,968 - Unknown

TOP

livebaseballscorecards.com

Batter	1	2	3	4	5	6	7	8	9	AB	R	H	RBI	BB	SO	LOB
Tommie Agee, R (1, 8) OBP: 0.353, SLG: 0.439	F6			F3		F5		2-H 1B		4	0	1	1	0	0	0
Bud Harrelson, S (1, 6) OBP: 0.422, SLG: 0.419	L7			BBBB 1B BB		1-3		1-3		3	0	0	0	1	0	1
Dave Marshall, L (1, 9) OBP: 0.436, SLG: 0.492	4-3			1-3 1B			FC5-4 1B		SSS K	4	0	2	0	0	1	0
Cleon Jones, R (1, 7) OBP: 0.316, SLG: 0.433		6-3		F3			FC5-4 FC4-6 1-2f		4-3 2B 1B	4	1	1	0	0	0	3
Ed Kranepool, L (1, 3) OBP: 0.358, SLG: 0.493		G3		5-3			SSS K		4-3 1-2	4	0	0	0	0	1	4
Bob Aspromonte, R (1, 5) OBP: 0.305, SLG: 0.414		4-3			G6-4-3 1B		FC4-6 1-2f		1B 2-H 2B	4	0	2	1	0	0	1
Jerry Grote, R (1, 2) OBP: 0.405, SLG: 0.462			BBBB CS BB		G6-4-3 1-2f			6-3	2-3 1B	3	0	1	0	1	0	1
Don Hahn, R (9, PR) OBP: 0.344, SLG: 0.286										0	0	0	0	0	0	0
Tim Foli, R (1, 4) OBP: 0.355, SLG: 0.473			SSS K 1-2		6-3			1B 2B	F4	4	1	1	0	0	1	3
Nolan Ryan, R (1, 1) OBP: 0.125, SLG: 0.125			SSS K			SSS K		F6		2	0	0	0	0	2	0
Art Shamsky, L (8, PH) OBP: 0.308, SLG: 0.100										1	0	0	0	0	0	1
Tug McGraw, R (8, 1) OBP: 0.667, SLG: 1.000										0	0	0	0	0	0	0

	AB	33
	R	2
	H	8
	RBI	2
	BB	2
	SO	5
	LOB	14

Inning Stats	1	2	3	4	5	6	7	8	9
	R: 0 E: 0 K: 0 S: 3	H: 0 LOB: 0 BB: 0 P: 3	R: 0 E: 0 K: 0 S: 3	H: 0 LOB: 0 BB: 0 P: 3	R: 0 E: 0 K: 2 S: 6	H: 0 LOB: 0 BB: 1 P: 10	R: 0 E: 0 K: 0 S: 4	H: 1 LOB: 2 BB: 1 P: 8	R: 0 E: 0 K: 0 S: 3	H: 1 LOB: 0 BB: 0 P: 3	R: 0 E: 0 K: 1 S: 5	H: 0 LOB: 0 BB: 0 P: 5	R: 0 E: 0 K: 1 S: 6	H: 1 LOB: 1 BB: 0 P: 6	R: 1 E: 0 K: 0 S: 5	H: 2 LOB: 1 BB: 0 P: 5	R: 1 E: 0 K: 1 S: 8	H: 3 LOB: 2 BB: 0 P: 8

1B: 6	SF: 0	WP: 0	PA: 35
2B: 2	SAC: 0	PB: 0	
3B: 0	DP: 1	SB: 0	
HR: 0	HBP: 0	CS: 1	

PITCHER		IP	WLS	BF	H	R	ER	SO	BB	IBB	HBP	BLK	WP	HR	S	P	ERA	WHIP
Dock Ellis, R ERA: 2.04	(1, 1)	8.2	W	34	8	2	2	5	2	0	0	0	0	0	42	50	2.08	1.154
Dave Giusti, R ERA: 1.89	(9, 1)	0.1	S	1	0	0	0	0	0	0	0	0	0	0	1	1	0.00	0.000

PITCHER	IP	WLS	BF	H	R	ER	SO	BB	IBB	HBP	BLK	WP	HR	S	P	ERA	WHIP

New York Mets @ Pittsburgh Pirates

Three Rivers Stadium, Pittsburgh, PA

Sun May 16 1971, 3:33 AM EDT

Att. 18,968 - Unknown

BOTTOM

Batter	1	2	3	4	5	6	7	8	9	AB	R	H	RBI	BB	SO	LOB
Dave Cash, R (1, 4) OBP: 0.351, SLG: 0.353	F3		F9		FC3-6, BB		F8			3	0	0	0	1	0	0
Vic Davalillo, L (1, 7) OBP: 0.326, SLG: 0.400	K		S, BB		FC3-6, S, 1-2f, 1B		F8			3	1	0	0	1	1	1
Roberto Clemente, R (1, 9) OBP: 0.310, SLG: 0.387	K		F7, 1-2		K, 1-2		6-3			4	0	0	0	0	2	2
Richie Hebner, L (1, 5) OBP: 0.357, SLG: 0.476		2B, BB	F7		2-H, 1B			1B, 2B, 1B		3	1	2	1	1	0	1
Al Oliver, L (1, 8) OBP: 0.287, SLG: 0.300		F7		BB, BB	F8			2B, WP, 1-3, 1B		3	1	1	0	1	0	2
Bob Robertson, R (1, 3) OBP: 0.325, SLG: 0.419		1-3, 2B		1-2, BB		E6, 1B		WP, L3-5, 1-3, 3-H, 2B		3	1	2	1	1	0	0
Manny Sanguillen, R (1, 2) OBP: 0.323, SLG: 0.397		IBB		F4		G6-4-3, 2-H, 1B		WP, IBB		2	0	1	1	2	0	2
Gene Alley, R (1, 6) OBP: 0.316, SLG: 0.348		K		F8		G6-4-3, 1-2f		K, 1-2, 2-3, 3-H		4	0	0	0	0	2	8
Dock Ellis, S (1, 1) OBP: 0.286, SLG: 0.211		3-1		6-3		6-3		L3-5, 3-H		4	0	0	0	0	0	7
Dave Giusti, R (9, 1)										0	0	0	0	0	0	0
Inning Stats	R: 0, E: 0, K: 2, S: 7; H: 0, LOB: 0, BB: 0, P: 7	R: 0, E: 0, K: 1, S: 6; H: 1, LOB: 3, BB: 2, P: 14	R: 0, E: 0, K: 0, S: 3; H: 0, LOB: 1, BB: 1, P: 7	R: 0, E: 0, K: 0, S: 3; H: 0, LOB: 2, BB: 2, P: 11	R: 1, E: 0, K: 1, S: 6; H: 1, LOB: 1, BB: 1, P: 10	R: 1, E: 1, K: 0, S: 4; H: 1, LOB: 0, BB: 0, P: 4	R: 0, E: 0, K: 0, S: 3; H: 0, LOB: 0, BB: 0, P: 3	R: 2, E: 0, K: 1, S: 7; H: 3, LOB: 1, BB: 1, P: 11								

livebaseballscorecards.com

AB	29
R	4
H	6
RBI	3
BB	7
SO	5
LOB	23

1B: 4 SF: 0
2B: 3 SAC: 0
3B: 0 DP: 2
HR: 0 HBP: 0

WP: 1 PA: 36
PB: 0
SB: 2
CS: 0

PITCHER		IP	WLS	BF	H	R	ER	SO	BB	IBB	HBP	BLK	WP	HR	S	P	ERA	WHIP
Nolan Ryan, R ERA: 1.39	(1, 1)	7.0	L	30	3	2	1	4	5	1	0	0	0	0	32	56	1.29	1.143
Tug McGraw, L ERA: 1.14	(8, 1)	1.0		6	3	2	2	1	0	1	0	0	1	0	7	11	18.00	3.000

PITCHER	IP	WLS	BF	H	R	ER	SO	BB	IBB	HBP	BLK	WP	HR	S	P	ERA	WHIP

Batter	1	2	3	4	5	6	7	8	9	AB	R	H	RBI	BB	SO	LOB
Ron Hunt, R (1, 4) OBP: 0.429, SLG: 0.378	BBBB 4-0 S 1B BB	0-0 5-3			BBB 4-0 4-3 SH1-4 BB		0-0 PO 1B		0-0 F8	3	1	1	0	2	0	3
Clyde Mashore, R (1, 8) OBP: 0.389, SLG: 0.389 Boots Day, L (7, PH) OBP: 0.292, SLG: 0.292 (7, 8)	0-0 F9 1-2		0-0 G5-4-3 BB 1B 1B		0-0 SH1-4 1-2		0-0 PO 1-2	0-0 5-3		2 1	1 0	1 0	0 0	0 0	0 0	1 0
Rusty Staub, L (1, 9) OBP: 0.426, SLG: 0.485	0-0 1B HR 2-H 1B		BBBB 4-0 G5-4-3 1-2 BB		0-0 4-3 2-3			0-0 F8		3	1	1	1	1	0	1
John Bateman, R (1, 2) OBP: 0.305, SLG: 0.388	0-0 HR 1-2 1B		0-0 G5-4-3 1-2f 2-3		0-0 6-3			0-0 5-3		4	1	1	0	0	0	3
Bob Bailey, R (1, 7) OBP: 0.330, SLG: 0.303 Jim Gosper, L (7, 7) OBP: 0.143, SLG: 0.143	0-0 1-H 2-H HR		0-0 3-H 1B			SSS 0-3 K			0-0 L6	3 1	1 0	2 0	4 0	0 0	1 0	0 0
Coco Laboy, R (1, 5) OBP: 0.346, SLG: 0.319	0-0 F9		0-0 5-3			0-0 6-3			0-0 FC6-4 2B	4	0	1	0	0	0	1
John Boccabella, R (1, 3) OBP: 0.333, SLG: 0.560	0-0 1-3			0-0 L6		0-0 F8			4-0 FC6-4 IBB	3	0	0	0	1	0	0
Bobby Wine, R (1, 6) OBP: 0.240, SLG: 0.220		0-0 F3		0-0 4-3			0-0 F2		0-0 FC6-4 HBP 1-2f 2-3	4	0	0	0	0	0	2
Carl Morton, R (1, 1) OBP: 0.160, SLG: 0.160 Mack Jones, L (9, PH) OBP: 0.294, SLG: 0.467 Mike Marshall, R (9, 1)		0-0 6-3		SSS 0-3 K			0-0 F3		H 1-0 HBP 1-2	3 0 0	0 0 0	0 0 0	0 0 0	0 0 0	1 0 0	0 0 0
Inning Stats	R: 4 E: 0 K: 0 S: 6 H: 3 LOB: 0 BB: 1 P: 10	R: 0 E: 0 K: 0 S: 3 H: 0 LOB: 0 BB: 0 P: 3	R: 1 E: 0 K: 0 S: 4 H: 2 LOB: 1 BB: 1 P: 8	R: 0 E: 0 K: 1 S: 5 H: 0 LOB: 0 BB: 0 P: 5	R: 0 E: 0 K: 0 S: 3 H: 0 LOB: 1 BB: 1 P: 7	R: 0 E: 0 K: 1 S: 5 H: 0 LOB: 0 BB: 0 P: 5	R: 0 E: 0 K: 0 S: 3 H: 1 LOB: 0 BB: 0 P: 3	R: 0 E: 0 K: 0 S: 3 H: 0 LOB: 0 BB: 0 P: 3	R: 0 E: 0 K: 0 S: 4 H: 1 LOB: 3 BB: 1 P: 9	1B: 5 2B: 1 3B: 0 HR: 1	SF: 0 SAC: 1 DP: 1 HBP: 1						

PITCHER	IP	WLS	BF	H	R	ER	SO	BB	IBB	HBP	BLK	WP	HR	S	P	ERA	WHIP
Luke Walker, L (1, 1) ERA: 2.83	3.0		15	5	5	5	0	2	0	0	0	0	1	13	21	15.00	2.333
Jim Nelson, R (4, 1) ERA: 3.48	2.0		7	0	0	0	1	1	0	0	0	0	0	8	12	0.00	0.500
Nelson Briles, R (6, 1) ERA: 3.07	2.0		6	1	0	0	1	0	0	0	0	0	0	8	8	0.00	0.500
Mudcat Grant, R (8, 1) ERA: 0.95	2.0	W	9	1	0	0	0	0	1	1	0	0	0	7	12	0.00	0.500

PITCHER	IP	WLS	BF	H	R	ER	SO	BB	IBB	HBP	BLK	WP	HR	S	P	ERA	WHIP

TOP

Montreal Expos @ Pittsburgh Pirates

Three Rivers Stadium, Pittsburgh, PA

Mon May 17 1971, 7:05 PM EDT

Att. 6,431 - Unknown

livebaseballscorecards.com

AB	31
R	5
H	7
RBI	5
BB	4
SO	2
LOB	11

WP: 0 PB: 0 SB: 1 CS: 0 PA: 38

Montreal Expos @ Pittsburgh Pirates

Three Rivers Stadium, Pittsburgh, PA

Mon May 17 1971, 7:05 PM EDT

Att. 6,431 - Unknown

BOTTOM

Batter	1	2	3	4	5	6	7	8	9	AB	R	H	RBI	BB	SO	LOB
Dave Cash, R (1, 4) OBP: 0.371, SLG: 0.368	G6-4-3, BB 1B		SF8, 1B 1-2 2-3 BB		F8		G4-6-3 1B		3B 2-3 1B	4	1	3	0	1	0	1
Vic Davalillo, L (1, 7) OBP: 0.333, SLG: 0.391	G6-4-3 1-2 BB		1B 1-2 2-3 3-H		F8		G4-6-3 1-2f		F9	4	0	1	1	1	0	4
Roberto Clemente, R (1, 9) OBP: 0.321, SLG: 0.434	G6-4-3 1-2f 2-3		K		1B 1-2			HR	3B 1-H 3-H	5	1	3	3	0	1	5
Richie Hebner, L (1, 5) OBP: 0.345, SLG: 0.462	4-3		SF8 2-3 3-H		F6			4-3		3	0	0	1	0	0	3
Al Oliver, L (1, 8) OBP: 0.286, SLG: 0.306		F7	4-3			G1-6-3 2B		L4		4	0	1	0	0	0	2
Bob Robertson, R (1, 3) OBP: 0.331, SLG: 0.450		F3		F7		G1-6-3 1B		HR		4	1	2	1	0	0	0
Manny Sanguillen, R (1, 2) OBP: 0.313, SLG: 0.385		5-3		F4		G1-6-3 1-2f 2-3		F8		4	0	0	0	0	0	2
Gene Alley, R (1, 6) OBP: 0.325, SLG: 0.371			BB 1B 2B	4-3		F8			1B, SH1-4 3B 1B	4	2	2	0	0	0	1
Luke Walker, L (1, 1) Charlie Sands, L (3, PH) OBP: 1.000, SLG: 2.000 Jim Nelson, R (4, 1) Bill Mazeroski, R (5, PH) OBP: 0.362, SLG: 0.293 Nelson Briles, R (6, 1) OBP: 0.286, SLG: 0.714 Jose Pagan, R (7, PH) OBP: 0.227, SLG: 0.244 Mudcat Grant, R (8, 1) OBP: 0.667, SLG: 0.500 Gene Clines, R (9, PH) OBP: 0.372, SLG: 0.378			1B BB SF8 BB		1B BB		F6		SH1-4 1-2	0 0 0 0 0 1 0 0	0 1 0 0 0 0 0 0	0 0 0 0 0 0 0 0	0 0 0 0 1 0 0 0	0 1 0 0 0 0 0 0	0 0 0 0 0 0 0 0	0 0 0 0 0 0 0 0
Inning Stats	R: 0 E: 0 K: 0 S: 3 H: 1 LOB: 1 BB: 1 P: 7	R: 0 E: 0 K: 0 S: 3 H: 0 LOB: 0 BB: 0 P: 3	R: 2 E: 0 K: 1 S: 7 H: 2 LOB: 2 BB: 2 P: 15	R: 0 E: 0 K: 0 S: 3 H: 0 LOB: 0 BB: 0 P: 3	R: 0 E: 0 K: 0 S: 4 H: 1 LOB: 2 BB: 1 P: 8	R: 0 E: 0 K: 0 S: 4 H: 2 LOB: 1 BB: 0 P: 4	R: 0 E: 0 K: 0 S: 3 H: 1 LOB: 0 BB: 0 P: 3	R: 2 E: 0 K: 0 S: 5 H: 2 LOB: 0 BB: 0 P: 5	R: 2 E: 0 K: 0 S: 5 H: 3 LOB: 1 BB: 0 P: 5	1B: 7 2B: 2 3B: 1 HR: 2 SF: 1 SAC: 1 DP: 3 HBP: 0						

	AB	33
	R	6
	H	12
	RBI	6
	BB	4
	SO	1
	LOB	18

	WP: 0	PA: 39
	PB: 0	
	SB: 0	
	CS: 0	

livebaseballscorecards.com

PITCHER		IP	WLS	BF	H	R	ER	SO	BB	IBB	HBP	BLK	WP	HR	S	P	ERA	WHIP
Carl Morton, R ERA: 3.52	(1, 1)	8.0		34	9	4	4	1	4	0	0	0	0	2	32	48	4.50	1.625
Mike Marshall, R ERA: 4.26	(9, 1)	0.2	L	5	3	2	2	0	0	0	0	0	0	0	5	5	27.00	4.500

PITCHER	IP	WLS	BF	H	R	ER	SO	BB	IBB	HBP	BLK	WP	HR	S	P	ERA	WHIP

Montreal Expos @ Pittsburgh Pirates

Three Rivers Stadium, Pittsburgh, PA

Tue May 18 1971, 7:05 PM EDT

Att. 10,226 - Unknown

TOP

livebaseballscorecards.com

Batter	1	2	3	4	5	6	7	8	9	AB	R	H	RBI	BB	SO	LOB
Ron Hunt, R (1, 4) OBP: 0.423, SLG: 0.373	0-0 2B 1B		0-0 F7 ①		0-3 K ③		0-0 F8 ③			4	1	1	0	0	1	1
Jim Gosger, L (1, 3) (8, 7) OBP: 0.273, SLG: 0.364	0-0 6-3 2B 2-H		0-0 F9 ②			0-0 G3-5-4 BB 1B		0-0 1-3 ①		4	0	2	1	0	0	0
Rusty Staub, L (1, 9) OBP: 0.420, SLG: 0.471	0-0 6-3 ① 2-3		0-0 6-3 ③			4-0 G3-5-4 1B BB 1-2		0-0 3-1 ②		3	1	0	0	1	0	1
Mack Jones, L (1, 7) OBP: 0.289, SLG: 0.424 John Boccabella, R (8, 3) OBP: 0.333, SLG: 0.560	0-0 F4 ②			0-0 4-3 ①		0-0 G3-5-4 ①② 1-2 2-3f		4-0 1B BB		3 0	0 0	0 0	0 0	1 0	0 0	3 0
Bob Bailey, R (1, 5) OBP: 0.357, SLG: 0.321	4-0 BB			4-0 BB		0-0 1B 2-H		0-0 1B ③ 1-2		2	0	2	1	2	0	0
Boots Day, L (1, 8) OBP: 0.276, SLG: 0.275	0-0 4-3 ③			0-0 L7 ②		0-0 F8 ③			0-0 E6 SH3-4	4	0	0	0	0	0	4
John Bateman, R (1, 2) OBP: 0.306, SLG: 0.386		0-0 F9 ①		0-0 5-3 ③			0-0 WP SH1 1B		0-0 SH3-4 ① 1-2	3	0	1	0	0	0	1
Ron Brand, R (1, 6) OBP: 0.300, SLG: 0.222	4-0 CS BB				0-3 K ①		0-0 SH1 ① 1-2		0-0 F7 ②	2	0	0	0	1	1	1
Bill Stoneman, R (1, 1) OBP: 0.105, SLG: 0.105 Ron Fairly, L (9, PH) OBP: 0.427, SLG: 0.400 Mike Marshall, R (9, 1)	0-3 K ②③ 1-2				0-3 K ②		0-3 K ② 2-3		0-3 K ③	3 1 0	0 0 0	0 0 0	0 0 0	0 0 0	3 1 0	2 1 0

	AB	29
	R	2
	H	6
	RBI	2
	BB	5
	SO	6
	LOB	14

Inning Stats																																
	R: 1	H: 2	R: 0	H: 0	R: 0	H: 0	R: 0	H: 0	R: 0	H: 0	R: 1	H: 2	R: 0	H: 1	R: 0	H: 1	R: 0	H: 0	1B: 5	SF: 0	WP: 1	PA: 36
	E: 0	LOB: 2	E: 0	LOB: 0	E: 0	LOB: 0	E: 0	LOB: 1	E: 0	LOB: 0	E: 0	LOB: 1	E: 0	LOB: 1	E: 0	LOB: 1	E: 1	LOB: 1	2B: 1	SAC: 2	PB: 0	
	K: 0	BB: 1	K: 1	BB: 1	K: 0	BB: 0	K: 3	BB: 0	K: 0	BB: 1	K: 0	BB: 1	K: 1	BB: 0	E: 0	BB: 1	K: 1	BB: 0	3B: 0	DP: 1	SB: 0	
	S: 5	P: 9	S: 4	P: 8	S: 3	P: 3	S: 3	P: 7	S: 9	P: 9	S: 4	P: 8	S: 6	P: 6	S: 3	P: 7	S: 6	P: 6	HR: 0	HBP: 0	CS: 1	

PITCHER	IP	WLS	BF	H	R	ER	SO	BB	IBB	HBP	BLK	WP	HR	S	P	ERA	WHIP
Bob Johnson, R (1, 1) ERA: 2.44	9.0	W	36	6	2	2	6	5	0	0	0	1	0	43	63	2.00	1.222

PITCHER	IP	WLS	BF	H	R	ER	SO	BB	IBB	HBP	BLK	WP	HR	S	P	ERA	WHIP

Montreal Expos @ Pittsburgh Pirates

Three Rivers Stadium, Pittsburgh, PA

Tue May 18 1971, 7:05 PM EDT

Att. 10,226 - Unknown

BOTTOM

Batter	1	2	3	4	5	6	7	8	9	AB	R	H	RBI	BB	SO	LOB
Dave Cash, R (1, 4) OBP: 0.380, SLG: 0.367	BBBB 4-0 FC5-4 BB		BBBB 4-0 FC3-6 1-2 BB		x 0-0 ② 6-3		x 0-0 ③ F7		x 0-0 2-H 1B	3	0	1	1	2	0	1
Vic Davalillo, L (1, 7) OBP: 0.327, SLG: 0.400	x 0-0 ① F7		x 0-0 ② FC3-6 FC4-6 1-2f 2-3		x 0-0 2-H 1B 2B			x 0-0 ① 6-3		4	1	1	1	0	0	3
Roberto Clemente, R (1, 9) OBP: 0.326, SLG: 0.436	x 0-0 ② FC5-4 1-2f		x 0-0 ③ FC4-6 1-2f		x 0-0 E 1B 2-H 1B			x 0-0 G3 BB 1B		4	0	2	1	0	0	3
Richie Hebner, L (1, 5) OBP: 0.350, SLG: 0.459	x 0-0 ③ F7			x 0-0 ① F8	x 0-0 ③ E9 1-H 1B			BBBB 4-0 G3 1-2 BB		3	0	1	0	1	0	1
Al Oliver, L (1, 8) OBP: 0.292, SLG: 0.307		x 0-0 ① F7		x 0-0 S 1B		BBBB 4-0 G6-3 BB		x 0-0 ② G3 1-2 2-3		3	0	1	0	1	0	2
Bob Robertson, R (1, 3) OBP: 0.320, SLG: 0.434		x 0-0 ② 6-3		SSS 0-3 ② K 1-2		SSS 0-3 ① K		SSS 0-3 ③ K		4	0	0	0	0	3	4
Milt May, L (1, 2) OBP: 0.211, SLG: 0.167		SSS 0-3 ③ K		SSS 0-3 ③ K		x 0-0 ② ③ G6-3 1-2f			x 0-0 ① F6	4	0	0	0	0	2	2
Gene Alley, R (1, 6) OBP: 0.333, SLG: 0.361			SSS 0-3 ① K		BBBB 4-0 S 2B BB		x 0-0 ① 6-3		BBBB 4-0 6-3 1B BB	2	2	0	0	2	1	0
Bob Johnson, L (1, 1) OBP: 0.125, SLG: 0.067 Bill Mazeroski, R (9, PH) OBP: 0.354, SLG: 0.286			BBBB 4-0 FC3-6 BB BB		SSS 0-3 ① K 1-2		x 0-0 ② G3		x 0-0 ② 6-3 1-2	2	0	0	0	1	1	1
										1	0	0	0	0	0	1
Inning Stats	R: 0 E: 0 K: 0 S: 3 H: 0 LOB: 1 BB: 1 P: 7	R: 0 E: 0 K: 1 S: 5 H: 0 LOB: 0 BB: 0 P: 5	R: 0 E: 0 K: 1 S: 5 H: 0 LOB: 2 BB: 2 P: 13	R: 0 E: 0 K: 2 S: 8 H: 1 LOB: 1 BB: 0 P: 8	R: 2 E: 1 K: 1 S: 7 H: 3 LOB: 1 BB: 1 P: 11	R: 0 E: 0 K: 1 S: 4 H: 0 LOB: 0 BB: 1 P: 8	R: 0 E: 0 K: 0 S: 3 H: 0 LOB: 0 BB: 0 P: 3	R: 0 E: 0 K: 1 S: 6 H: 1 LOB: 2 BB: 1 P: 10	R: 1 E: 0 K: 0 S: 3 H: 1 LOB: 1 BB: 1 P: 7	1B: 5 2B: 1 3B: 0 HR: 0	SF: 0 SAC: 0 DP: 1 HBP: 0						

	AB	30
	R	3
	H	6
	RBI	3
	BB	7
	SO	7
	LOB	18

WP: 0 PB: 0 SB: 2 CS: 0 PA: 37

livebaseballscorecards.com

PITCHER		IP	WLS	BF	H	R	ER	SO	BB	IBB	HBP	BLK	WP	HR	S	P	ERA	WHIP
Bill Stoneman, R ERA: 2.8	(1, 1)	8.0		33	5	2	2	7	6	0	0	0	0	0	41	65	2.25	1.375
Mike Marshall, R ERA: 4.73	(9, 1)	0.2	L	4	1	1	1	0	1	0	0	0	0	0	3	7	13.50	3.000

PITCHER	IP	WLS	BF	H	R	ER	SO	BB	IBB	HBP	BLK	WP	HR	S	P	ERA	WHIP

Batter	1	2	3	4	5	6	7	8	9	AB	R	H	RBI	BB	SO	LOB
Dave Cash, R (1, 4) OBP: 0.395, SLG: 0.384	G6-3, 1B	FC6-4, 1B			3B, 1B	K			BB	3	1	3	0	0	0	0
Bill Mazeroski, R (5, 4) OBP: 0.360, SLG: 0.279									3B	1	1	0	0	1	1	0
Vic Davalillo, L (1, 7) OBP: 0.316, SLG: 0.418	G6-3, 1-2f	FC6-4, 1-2f			P6		6-3		1B, 1-H, 3B	5	1	1	1	0	0	4
Roberto Clemente, R (1, 9) OBP: 0.343, SLG: 0.486	1B, 1B		IHR		1B, 1-H, 3B		4-3		1B, 3-H	5	3	4	3	0	0	0
Richie Hebner, L (1, 5) OBP: 0.352, SLG: 0.456	1B, 1-3		F8		BB, 3-H		L8		K	5	0	2	1	0	1	1
Al Oliver, L (1, 8) OBP: 0.298, SLG: 0.308	1B, 1-2, 3-H		P6		BB, 1-2			F7		3	0	1	1	1	0	0
Bob Robertson, R (1, 3) OBP: 0.318, SLG: 0.427	4-3		F8		F2			G4-6-3, 1B		4	0	1	0	0	0	4
Milt May, L (1, 2) OBP: 0.174, SLG: 0.136		K		F2	4-3			G4-6-3, 1-2f		4	0	0	0	0	1	3
Manny Sanguillen, R (8, 2) OBP: 0.313, SLG: 0.385										0	0	0	0	0	0	0
Gene Alley, R (1, 6) OBP: 0.318, SLG: 0.342		F9		6-3		4-3			6-3	4	0	0	0	0	0	0
Bob Moose, R (1, 1) OBP: 0.154, SLG: 0.083		1B, 1B		K		4-3			L3	3	0	1	0	0	1	0
Dave Giusti, R (7, 1)										1	0	0	0	0	0	0
Inning Stats	R: 1 E: 0 K: 0 S: 6 H: 4 LOB: 2 BB: 0 P: 6	R: 0 E: 0 K: 1 S: 7 H: 2 LOB: 2 BB: 0 P: 7	R: 1 E: 0 K: 0 S: 4 H: 1 LOB: 0 BB: 0 P: 4	R: 0 E: 0 K: 1 S: 5 H: 0 LOB: 0 BB: 0 P: 5	R: 2 E: 0 K: 0 S: 6 H: 3 LOB: 2 BB: 1 P: 10	R: 0 E: 0 K: 1 S: 5 H: 0 LOB: 0 BB: 0 P: 5	R: 0 E: 0 K: 0 S: 3 H: 0 LOB: 0 BB: 0 P: 3	R: 0 E: 0 K: 0 S: 3 H: 1 LOB: 0 BB: 0 P: 3	R: 2 E: 0 K: 1 S: 7 H: 2 LOB: 1 BB: 1 P: 11	1B: 10 2B: 0 3B: 2 HR: 1	SF: 0 SAC: 0 DP: 2 HBP: 0						

TOP

Pittsburgh Pirates @ Cincinnati Reds

Riverfront Stadium, Cincinnati, OH

Wed May 19 1971, 7:05 PM EDT

Att. 11,109 - Unknown

livebaseballscorecards.com

AB	38
R	6
H	13
RBI	6
BB	2
SO	4
LOB	12

PITCHER		IP	WLS	BF	H	R	ER	SO	BB	IBB	HBP	BLK	WP	HR	S	P	ERA	WHIP
Gary Nolan, R ERA: 3.67	(1, 1)	4.1	L	23	10	4	4	2	1	0	0	0	0	0	26	30	8.31	2.538
Tony Cloninger, R ERA: 3.21	(5, 1)	0.2		2	0	0	0	0	0	0	0	0	0	0	2	2	0.00	0.000
Clay Carroll, R ERA: 1.78	(6, 1)	2.0		6	0	0	0	1	0	0	0	0	0	0	8	8	0.00	0.000
Wayne Granger, R ERA: 3.16	(8, 1)	2.0		9	3	2	2	1	1	0	0	0	0	0	10	14	9.00	2.000

PITCHER	IP	WLS	BF	H	R	ER	SO	BB	IBB	HBP	BLK	WP	HR	S	P	ERA	WHIP

Batter	1	2	3	4	5	6	7	8	9	AB	R	H	RBI	BB	SO	LOB
Pete Rose, S (1, 9) OBP: 0.345, SLG: 0.396	S S S 0-3 ① K		x 0-0 ① F8		x 0-0 ③ F7			x 0-0 ① F7		4	0	0	0	0	1	0
Dave Concepcion, R (1, 6) OBP: 0.295, SLG: 0.315	S S S 0-3 ② K		x 0-0 ② 4-3			x 0-0 ① 6-3		x 0-0 E4 1B		4	0	1	0	0	1	0
Johnny Bench, R (1, 2) OBP: 0.323, SLG: 0.568	x 0-0 ③ F2		S S S 0-3 ③ K			x 0-0 G6-4-3 1B		x 0-0 ② L6		4	0	1	0	0	1	1
Tony Perez, R (1, 5) OBP: 0.302, SLG: 0.384		x 0-0 ① 6-3		x 0-0 FC5-4 1B		x 0-0 ②③ G6-4-3 1-2f		S S S 0-3 ③ K		4	0	1	0	0	1	2
Lee May, R (1, 3) OBP: 0.371, SLG: 0.607		x 0-0 ② F7		x 0-0 ① FC5-4 FC6-4 1-2f			x 0-0 BB 1B		x 0-0 G6-4-3 1B	4	0	2	0	0	0	1
Bernie Carbo, L (1, 7) OBP: 0.389, SLG: 0.330		x 0-0 1B 1B 1B		x 0-0 ② L8			B B B B 4-0 1-2 BB		S S S 0-3 ① K	3	1	1	0	1	1	2
Tommy Helms, R (1, 4) OBP: 0.281, SLG: 0.284		x 0-0 1B 1-2 1B		x 0-0 ③ FC6-4 1-2f			x 0-0 ① L8		x 0-0 ②③ G6-4-3 1-2f	4	0	1	0	0	0	4
Buddy Bradford, R (1, 8) OBP: 0.253, SLG: 0.227 Ty Cline, L (6, 8) OBP: 0.407, SLG: 0.225		x 0-0 1-3 2-H 1B			x 0-0 ① 6-3		x 0-0 ② L7			2 1	0 0	1 0	1 0	0 0	0 0	0 2
Gary Nolan, R (1, 1) OBP: 0.050, SLG: 0.050 Tony Cloninger, R (5, 1) OBP: 0.625, SLG: 0.750 Jimmy Stewart, S (5, PH) OBP: 0.240, SLG: 0.217 Clay Carroll, R (6, 1) Willie Smith, L (7, PH) OBP: 0.233, SLG: 0.333 Wayne Granger, R (8, 1)	S S S 0-3 ③ K				S S S 0-3 ② K		x 0-0 ③ F7			1 0 1 0 1 0	0 0 0 0 0 0	0 0 0 0 0 0	0 0 0 0 0 0	0 0 1 0 0 0	1 0 0 0 0 0	2 0 0 0 2 0
Inning Stats	R: 0 E: 0 K: 2 S: 7 H: 0 LOB: 0 BB: 0 P: 7	R: 1 E: 0 K: 1 S: 8 H: 3 LOB: 2 BB: 0 P: 8	R: 0 E: 0 K: 1 S: 5 H: 0 LOB: 0 BB: 0 P: 5	R: 0 E: 0 K: 0 S: 4 H: 1 LOB: 1 BB: 0 P: 4	R: 0 E: 0 K: 1 S: 5 H: 0 LOB: 0 BB: 0 P: 5	R: 0 E: 0 K: 0 S: 3 H: 1 LOB: 0 BB: 0 P: 3	R: 0 E: 0 K: 0 S: 4 H: 1 LOB: 2 BB: 1 P: 8	R: 0 E: 1 K: 1 S: 6 H: 1 LOB: 1 BB: 0 P: 6	R: 0 E: 0 K: 1 S: 5 H: 1 LOB: 0 BB: 0 P: 5	1B: 8 2B: 0 3B: 0 HR: 0	SF: 0 SAC: 0 DP: 2 HBP: 0						

PITCHER		IP	WLS	BF	H	R	ER	SO	BB	IBB	HBP	BLK	WP	HR	S	P	ERA	WHIP
Bob Moose, R ERA: 3.89	(1, 1)	6.1	W	25	6	1	1	5	1	0	0	0	0	0	34	38	1.42	1.105
Dave Giusti, R ERA: 1.66	(7, 1)	2.2	S	9	2	0	0	2	0	0	0	0	0	0	13	13	0.00	0.750

PITCHER	IP	WLS	BF	H	R	ER	SO	BB	IBB	HBP	BLK	WP	HR	S	P	ERA	WHIP

BOTTOM

Pittsburgh Pirates @ Cincinnati Reds

Riverfront Stadium, Cincinnati, OH

Wed May 19 1971, 7:05 PM EDT

Att. 11,109 - Unknown

AB	33
R	1
H	8
RBI	1
BB	1
SO	7
LOB	16

1	0	0	0	0	1	2
0	0	0	0	0	0	0
1	0	0	0	0	1	0
0	0	0	0	0	0	0
1	0	0	0	0	0	2
0	0	0	0	0	0	0

livebaseballscorecards.com

Pittsburgh Pirates @ Cincinnati Reds

Riverfront Stadium, Cincinnati, OH

Thu May 20 1971, 3:33 AM EDT

Att. 9,530 - Unknown

livebaseballscorecards.com

Batter	1	2	3	4	5	6	7	8	9	AB	R	H	RBI	BB	SO	LOB
Dave Cash, R (1, 4) OBP: 0.395, SLG: 0.393	4-3		1B		4-3		1B 2B		FC6-4 HBP 1-2f	5	1	2	0	0	0	1
Gene Clines, R (1, 7) OBP: 0.348, SLG: 0.350	K		L9		L6-3		2-H 1B		FC5-4 1-2 HBP	3	0	0	0	0	1	1
Vic Davalillo, L (7, PH) OBP: 0.339, SLG: 0.429										1	0	1	1	0	0	0
(7, 7)																
Roberto Clemente, R (1, 9) OBP: 0.331, SLG: 0.469	4-3		F8			5-3	K		FC5-4 1-2f	5	0	0	0	0	1	4
Manny Sanguillen, R (1, 2) OBP: 0.326, SLG: 0.403		K	1B			L9 1B 1B		1B 2B		4	2	3	0	0	1	0
Bob Robertson, R (1, 3) OBP: 0.331, SLG: 0.463		HR	F3			PO 1B 1-2		L6-3 2-H		4	1	3	2	0	0	1
Richie Hebner, L (1, 5) OBP: 0.356, SLG: 0.458		FC5-4	FC6-4 1-2			L9 2-3		L6-3 1-2		4	0	2	0	0	0	3
Al Oliver, L (1, 8) OBP: 0.297, SLG: 0.306		FC5-4 1-2f	F7			1-2 1B 3-H		K		4	0	1	1	0	1	3
Gene Alley, R (1, 6) OBP: 0.308, SLG: 0.329		1-2-3	FC6-4 1-2f			PO 2-3	6-3		1-3	3	0	0	0	0	0	3
Milt May, L (9, PH) OBP: 0.167, SLG: 0.130										1	0	0	0	0	0	0
Steve Blass, R (1, 1) OBP: 0.063, SLG: 0.063			1-3		6-3		L8		FC6-4 1B	3	0	0	0	0	0	0
Mudcat Grant, R (7, 1) OBP: 0.667, SLG: 0.500										0	0	0	0	0	0	0
Willie Stargell, L (9, PH) OBP: 0.372, SLG: 0.718										1	0	1	0	0	0	0
Jackie Hernandez, R (9, PR) OBP: 0.303, SLG: 0.344										0	0	0	0	0	0	0
Inning Stats	R: 0 E: 0 K: 1 S: 5 H: 0 LOB: 0 BB: 0 P: 5	R: 1 E: 0 K: 1 S: 7 H: 2 LOB: 1 BB: 0 P: 7	R: 0 E: 0 K: 0 S: 4 H: 1 LOB: 1 BB: 0 P: 4	R: 0 E: 0 K: 0 S: 5 H: 2 LOB: 2 BB: 0 P: 5	R: 0 E: 0 K: 0 S: 3 H: 0 LOB: 0 BB: 0 P: 3	R: 1 E: 0 K: 0 S: 5 H: 3 LOB: 1 BB: 0 P: 5	R: 1 E: 0 K: 1 S: 7 H: 2 LOB: 1 BB: 0 P: 7	R: 1 E: 0 K: 1 S: 6 H: 2 LOB: 0 BB: 0 P: 6	R: 0 E: 0 K: 0 S: 4 H: 1 LOB: 2 BB: 0 P: 5	1B: 10 2B: 3 3B: 0 HR: 1 SF: 0 SAC: 0 DP: 1 HBP: 1						

	AB	38
	R	4
	H	13
	RBI	4
	BB	0
	SO	4
	LOB	16

WP: 0 PB: 0 SB: 0 CS: 0 PA: 40

PITCHER		IP	WLS	BF	H	R	ER	SO	BB	IBB	HBP	BLK	WP	HR	S	P	ERA	WHIP
Ross Grimsley, L ERA: 5.87	(1, 1)	6.0		25	8	2	2	2	0	0	0	0	0	1	29	29	3.00	1.333
Milt Wilcox, R ERA: 4.84	(7, 1)	1.0	W	5	2	1	1	1	0	0	0	0	0	0	7	7	9.00	2.000
Clay Carroll, R ERA: 1.95	(8, 1)	2.0	S	9	3	1	1	1	0	0	1	0	0	0	10	11	4.50	1.500

PITCHER	IP	WLS	BF	H	R	ER	SO	BB	IBB	HBP	BLK	WP	HR	S	P	ERA	WHIP

Batter	1	2	3	4	5	6	7	8	9	AB	R	H	RBI	BB	SO	LOB
Ty Cline, L (1, 9) OBP: 0.424, SLG: 0.267	G3 SH3-4 1B 1B	L8		L9			6-3 SH5-4 1B 1B	1B		5	2	3	0	0	0	2
Dave Concepcion, R (1, 6) OBP: 0.296, SLG: 0.315	SH3-4 1-2		1B 1B		K		SH5-4 1-2	L8		3	0	1	0	0	1	1
Johnny Bench, R (1, 2) OBP: 0.319, SLG: 0.556	G3 2-3		K		1B		6-3 2-3	F9		5	0	1	0	0	1	4
Tony Perez, R (1, 5) OBP: 0.305, SLG: 0.384	3-H 1B		L8		F3		1B 1B 3-H 1B	5-3		5	1	2	2	0	0	3
Lee May, R (1, 3) OBP: 0.376, SLG: 0.602	L7		1-2 1B		L5		1B 2B 1-3 1B			4	1	2	0	0	0	2
Bernie Carbo, L (1, 7) OBP: 0.393, SLG: 0.348		1B 2B	4-3			G3	2B 1-3 3-H 1B			4	1	2	1	0	0	2
Jimmy Stewart, S (8, 7) OBP: 0.240, SLG: 0.217										0	0	0	0	0	0	0
Tommy Helms, R (1, 4) OBP: 0.287, SLG: 0.297	SH1-3 S 2-H 1B			K		L7	1-3 3-H 2B			4	0	2	2	0	1	0
Buddy Bradford, R (1, 8) OBP: 0.278, SLG: 0.261	K 1-2			2B		1B	IBB			3	0	2	0	1	1	1
Ross Grimsley, L (1, 1)										1	0	0	0	0	1	1
Willie Smith, L (6, PH) OBP: 0.227, SLG: 0.326										1	0	0	0	0	0	1
Milt Wilcox, R (7, 1)										0	0	0	0	0	0	0
Pete Rose, S (7, PH) OBP: 0.343, SLG: 0.393										1	0	0	0	0	0	3
Clay Carroll, R (8, 1)	SH1-3 2-3			K2-3		1-3	F8			0	0	0	0	0	0	0
Inning Stats	R: 1 E: 0 K: 0 S: 5 H: 2 LOB: 1 BB: 0 P: 5	R: 1 E: 0 K: 1 S: 7 H: 2 LOB: 1 BB: 0 P: 7	R: 0 E: 0 K: 1 S: 7 H: 2 LOB: 2 BB: 0 P: 7	R: 0 E: 0 K: 2 S: 8 H: 1 LOB: 1 BB: 0 P: 8	R: 0 E: 0 K: 1 S: 6 H: 1 LOB: 1 BB: 0 P: 6	R: 0 E: 0 K: 0 S: 4 H: 1 LOB: 1 BB: 0 P: 4	R: 3 E: 0 K: 0 S: 8 H: 5 LOB: 3 BB: 1 P: 12	R: 0 E: 0 K: 0 S: 4 H: 1 LOB: 1 BB: 0 P: 4		1B: 12 2B: 3 3B: 0 HR: 0	SF: 0 SAC: 3 DP: 0 HBP: 0					

PITCHER		IP	WLS	BF	H	R	ER	SO	BB	IBB	HBP	BLK	WP	HR	S	P	ERA	WHIP
Steve Blass, R ERA: 4.89	(1, 1)	6.2	L	33	13	5	5	5	0	0	0	0	0	0	43	43	6.75	1.950
Mudcat Grant, R ERA: 0.89	(7, 1)	1.1		7	2	0	0	0	0	1	0	0	0	0	6	10	0.00	1.500

PITCHER	IP	WLS	BF	H	R	ER	SO	BB	IBB	HBP	BLK	WP	HR	S	P	ERA	WHIP

BOTTOM

Pittsburgh Pirates @ Cincinnati Reds

Riverfront Stadium, Cincinnati, OH

Thu May 20 1971, 3:33 AM EDT

Att. 9,530 - Unknown

livebaseballscorecards.com

AB	36
R	5
H	15
RBI	5
BB	1
SO	5
LOB	20

1B: 12 SF: 0
2B: 3 SAC: 3
3B: 0 DP: 0
HR: 0 HBP: 0

WP: 0 PA: 40
PB: 0
SB: 1
CS: 0

Pittsburgh Pirates @ Montreal Expos

Jarry Park, Montreal, QB

Fri May 21 1971, 7:05 PM EDT

Att. 17,379 - Unknown

TOP

livebaseballscorecards.com

Batter	1	2	3	4	5	6	7	8	9	10	11	12	13	AB	R	H	RBI	BB	SO	LOB
Dave Cash, R (1, 4) OBP: 0.385, SLG: 0.377	F9			4-3		BB		K		F9			5-3	5	0	0	0	1	1	2
Vic Davalillo, L (1, 8) OBP: 0.338, SLG: 0.419	G4-6-3 1B			F8		L7		1-3			F8		HR 1B	6	1	2	0	0	0	2
Roberto Clemente, R (1, 9) OBP: 0.344, SLG: 0.480	G4-6-3 1-2f			BB			K		1B		2B		1-3 HR 1B	5	1	3	0	1	1	1
Willie Stargell, L (1, 7) OBP: 0.378, SLG: 0.730		F8		4-3			G3 HR 1B		K		IBB		1-H 3-H HR	5	2	2	3	1	1	1
Richie Hebner, L (1, 5) OBP: 0.355, SLG: 0.455		P6			4-3		G3 1-2		BB		F8		1B 2B	5	1	1	0	1	0	3
Bob Robertson, R (1, 3) OBP: 0.331, SLG: 0.476		F7			5-3		HR 2-H		F6		P4		HR IBB	5	1	1	2	1	0	3
Manny Sanguillen, R (1, 2) OBP: 0.328, SLG: 0.400			F3		4-3		P5			CS 1B		4-3	G6-4-3 1-2 2-H 1B	6	0	2	1	0	0	0
Gene Alley, R (1, 6) OBP: 0.299, SLG: 0.318			6-3			F8		1B		F9 1-2		L5	G6-4-3 1-2f	6	0	1	0	0	0	3
Dock Ellis, S (1, 1) OBP: 0.250, SLG: 0.182			F9			1-3		P1		2B		F7		3	0	0	0	0	0	1
Dave Giusti, R (8, 1)														0	0	0	0	0	0	0
Mudcat Grant, R (9, 1) OBP: 0.600, SLG: 0.750														2	0	1	0	0	0	0
Inning Stats	R: 0 E: 0 K: 0 S: 3 H: 1 LOB: 0 BB: 0 P: 3	R: 0 E: 0 K: 0 S: 3 H: 0 LOB: 0 BB: 0 P: 3	R: 0 E: 0 K: 0 S: 3 H: 0 LOB: 0 BB: 0 P: 3	R: 0 E: 0 K: 0 S: 3 H: 0 LOB: 1 BB: 1 P: 7	R: 0 E: 0 K: 0 S: 3 H: 0 LOB: 0 BB: 0 P: 3	R: 0 E: 0 K: 0 S: 3 H: 0 LOB: 1 BB: 1 P: 7	R: 2 E: 0 K: 1 S: 7 H: 2 LOB: 0 BB: 0 P: 7	R: 0 E: 0 K: 1 S: 6 H: 1 LOB: 1 BB: 0 P: 6	R: 0 E: 0 K: 1 S: 5 H: 1 LOB: 1 BB: 1 P: 9	R: 0 E: 0 K: 0 S: 4 H: 2 LOB: 1 BB: 0 P: 4	R: 0 E: 0 K: 0 S: 4 H: 1 LOB: 2 BB: 1 P: 8	R: 0 E: 0 K: 0 S: 3 H: 0 LOB: 0 BB: 0 P: 3	R: 4 E: 0 K: 0 S: 7 H: 5 LOB: 1 BB: 1 P: 11	1B: 8 2B: 3 3B: 0 HR: 2	SF: 0 SAC: 0 DP: 2 HBP: 0				

PITCHER		IP	WLS	BF	H	R	ER	SO	BB	IBB	HBP	BLK	WP	HR	S	P	ERA	WHIP
Carl Morton, R ERA: 3.38	(1, 1)	8.0		29	4	2	2	2	2	0	0	0	0	1	31	39	2.25	0.750
Claude Raymond, R ERA: 3.86	(9, 1)	4.0		16	4	0	0	1	1	1	0	0	0	0	16	24	0.00	1.250
Howie Reed, R ERA: 3.77	(13, 1)	0.1	L	3	2	2	2	0	0	0	0	0	0	0	3	3	54.00	6.000
John O'Donoghue, L ERA: 10.8	(13, 1)	0.0		3	2	1	1	0	0	1	0	0	0	1	2	6	∞	∞
Ernie McAnally, R ERA: 6.37	(13, 1)	0.2		2	1	1	1	0	0	0	0	0	0	0	2	2	13.50	1.500

PITCHER	IP	WLS	BF	H	R	ER	SO	BB	IBB	HBP	BLK	WP	HR	S	P	ERA	WHIP

AB	48
R	6
H	13
RBI	6
BB	5
SO	3
LOB	16

WP: 0 PB: 0 SB: 0 CS: 1 PA: 53

Batter	1	2	3	4	5	6	7	8	9	10	11	12	13	AB	R	H	RBI	BB	SO	LOB
Ron Hunt, R (1, 4) OBP: 0.390, SLG: 0.331	5-3		K			F9		6-3		P4		K		6	0	0	0	0	2	1
Jim Fairey, L (1, 7) OBP: 0.279, SLG: 0.275	2B 1B		3-1			E6			G3	IBB			1-3	5	1	1	0	1	0	0
Rusty Staub, L (1, 9) OBP: 0.425, SLG: 0.504 Clyde Mashore, R (9, PR) OBP: 0.381, SLG: 0.524 (10, 9)	1-H 2B			K		P4			BB 1B 1B 1B	F8			L6	4	0	2	1	0	1	1
														2	1	0	0	0	0	2
Ron Fairly, L (1, 3) OBP: 0.438, SLG: 0.392 Bill Stoneman, R (9, PR) OBP: 0.105, SLG: 0.105 John Boccabella, R (10, 3) OBP: 0.333, SLG: 0.643	K			K			BB		1B BB 1-2 1B		F3		6-3	3	0	1	0	1	2	1
														0	0	0	0	0	0	0
														2	0	0	0	0	0	0
Bob Bailey, R (1, 5) OBP: 0.360, SLG: 0.300	K			G2			F2		1B 1-2 2-3 BB		S BB			3	0	0	0	2	1	2
Boots Day, L (1, 8) OBP: 0.271, SLG: 0.269		1-3	K				F7		G6-4-3 1B 1-2 2-3 3-H		F7 1-2			5	0	1	1	0	1	2
John Bateman, R (1, 2) OBP: 0.298, SLG: 0.368		5-3	K				K		G6-4-3 1-2f		1-3			5	0	0	0	0	2	5
Bobby Wine, R (1, 6) OBP: 0.231, SLG: 0.212 Jim Gosger, L (8, PH) OBP: 0.227, SLG: 0.238 Ron Brand, R (9, 6) OBP: 0.333, SLG: 0.286		F7	K					F8		SH1-4 1B		F9		2	0	0	0	0	1	0
														1	0	0	0	0	0	0
														2	0	1	0	0	0	0
Carl Morton, R (1, 1) OBP: 0.148, SLG: 0.148 Mack Jones, L (8, PH) OBP: 0.260, SLG: 0.400 Claude Raymond, R (9, 1) Ron Swoboda, R (12, PH) OBP: 0.340, SLG: 0.432 Howie Reed, R (13, 1) John O'Donoghue, R (13, 1) Ernie McAnally, R (13, 1)			4-3			4-3		P6		SH1-4 1-2		6-3		2	0	0	0	0	0	0
														1	0	0	0	0	0	0
														0	0	0	0	0	0	0
														1	0	0	0	0	0	0
														0	0	0	0	0	0	0
														0	0	0	0	0	0	0
														0	0	0	0	0	0	0
Inning Stats	R: 1 H: 2 E: 0 LOB: 1 K: 2 BB: 0 S: 9 P: 9	R: 0 H: 0 E: 0 LOB: 0 K: 0 BB: 0 S: 3 P: 3	R: 0 H: 0 E: 0 LOB: 0 K: 1 BB: 0 S: 5 P: 5	R: 0 H: 0 E: 0 LOB: 0 K: 2 BB: 0 S: 7 P: 7	R: 0 H: 0 E: 0 LOB: 0 K: 3 BB: 0 S: 9 P: 9	R: 0 H: 0 E: 1 LOB: 1 K: 0 BB: 0 S: 4 P: 4	R: 0 H: 0 E: 0 LOB: 1 K: 1 BB: 1 S: 5 P: 9	R: 0 H: 0 E: 0 LOB: 0 K: 0 BB: 0 S: 3 P: 3	R: 1 H: 3 E: 0 LOB: 3 K: 0 BB: 1 S: 5 P: 9	R: 0 H: 1 E: 0 LOB: 2 K: 0 BB: 1 S: 4 P: 8	R: 0 H: 0 E: 0 LOB: 1 K: 0 BB: 1 S: 3 P: 7	R: 0 H: 0 E: 0 LOB: 0 K: 1 BB: 0 S: 5 P: 5	R: 0 H: 0 E: 0 LOB: 0 K: 0 BB: 0 S: 3 P: 3	1B: 5 SF: 0 2B: 1 SAC: 1 3B: 0 DP: 1 HR: 0 HBP: 0						

PITCHER		IP	WLS	BF	H	R	ER	SO	BB	IBB	HBP	BLK	WP	HR	S	P	ERA	WHIP
Dock Ellis, R ERA: 1.97	(1, 1)	7.0		25	2	1	1	9	1	0	0	0	0	0	42	46	1.29	0.429
Dave Giusti, R ERA: 1.96	(8, 1)	1.1		8	3	1	1	0	1	0	0	0	0	0	7	11	6.75	3.000
Mudcat Grant, R ERA: 0.72	(9, 1)	4.2	W	16	1	0	0	1	1	1	0	0	0	0	16	24	0.00	0.429

PITCHER	IP	WLS	BF	H	R	ER	SO	BB	IBB	HBP	BLK	WP	HR	S	P	ERA	WHIP

BOTTOM

Pittsburgh Pirates @ Montreal Expos

Jarry Park, Montreal, QB

Fri May 21 1971, 7:05 PM EDT

Att. 17,379 - Unknown

livebaseballscorecards.com

AB	44
R	2
H	6
RBI	2
BB	4
SO	10
LOB	14

PA: 49

WP: 0
PB: 0
SB: 1
CS: 0

Batter	1	2	3	4	5	6	7	8	9	AB	R	H	RBI	BB	SO	LOB
Dave Cash, R (1, 4) OBP: 0.396, SLG: 0.379	BBBB 4-0 FC6-4 S BB		BBBB 4-0 FC5-4 BB			x 0-0 E5 2B		x 0-0 FC1-6 1-3 1B		2	1	1	0	2	0	0
Gene Clines, R (1, 9) OBP: 0.340, SLG: 0.326	BBBB 4-0 FC6-4 1-2 BB		x 0-0 ② FC5-4 S 1-2f			SSS 0-3 ① K		x 0-0 ① FC1-6 1-2f		3	0	0	0	1	1	4
Vic Davalillo, L (1, 8) OBP: 0.333, SLG: 0.424	x 0-0 ① FC6-4 S 1-2f 2-3		x 0-0 ③ F7 1-2			x 0-0 1-H 2B		SSS 0-3 ② K		4	0	1	1	0	1	5
Willie Stargell, L (1, 7) OBP: 0.366, SLG: 0.706	SSS 0-3 ② K 1-2			SSS 0-3 ① K		SSS 0-3 ② K		x 0-0 ③ P4		4	0	0	0	0	3	5
Richie Hebner, L (1, 5) OBP: 0.352, SLG: 0.472	SSS 0-3 ③ K			SSS 0-3 ② K		SSS 0-3 ③ K			x 0-0 HR	4	1	1	1	0	3	3
Bob Robertson, R (1, 3) OBP: 0.329, SLG: 0.469		SSS 0-3 ① K		SSS 0-3 ③ K			x 0-0 G6-4-3 1B		x 0-0 ① F8	4	0	1	0	0	2	0
Manny Sanguillen, R (1, 2) OBP: 0.318, SLG: 0.389		x 0-0 ② 4-3			x 0-0 ① F9		x 0-0 ① F7		x 0-0 ② 6-3	4	0	0	0	0	0	1
Jackie Hernandez, R (1, 6) OBP: 0.294, SLG: 0.333 Milt May, L (7, PH) OBP: 0.160, SLG: 0.125 Gene Alley, R (7, 6) OBP: 0.296, SLG: 0.314		SSS 0-3 ③ K			x 0-0 ② B2		x 0-0 ②③ G6-4-3 1-2f		SSS 0-3 ③ K	2 1 1	0 0 0	0 0 0	0 0 0	0 0 0	1 0 1	0 1 0
Luke Walker, L (1, 1) Nelson Briles, R (7, 1) OBP: 0.286, SLG: 0.714 Jose Pagan, R (8, PH) OBP: 0.244, SLG: 0.244 Dock Ellis, S (8, PR) OBP: 0.250, SLG: 0.182 Bob Veale, S (8, 1)			SSS 0-3 ① K		SSS 0-3 ③ K			BBBB 4-0 1B BB		2 0 0 0 0	0 0 0 0 0	0 0 0 0 0	0 0 0 0 0	2 0 1 0 0	0 0 0 0 0	0 0 0 0 0
Inning Stats	R: 0 E: 0 K: 2 S: 7 H: 0 LOB: 2 BB: 2 P: 15	R: 0 E: 0 K: 2 S: 7 H: 0 LOB: 0 BB: 0 P: 7	R: 0 E: 0 K: 1 S: 5 H: 0 LOB: 1 BB: 1 P: 9	R: 0 E: 0 K: 3 S: 9 H: 0 LOB: 0 BB: 0 P: 9	R: 0 E: 0 K: 1 S: 5 H: 0 LOB: 0 BB: 0 P: 5	R: 1 E: 1 K: 3 S: 11 H: 1 LOB: 1 BB: 0 P: 11	R: 0 E: 0 K: 0 S: 3 H: 1 LOB: 0 BB: 0 P: 3	R: 0 E: 0 K: 1 S: 6 H: 1 LOB: 2 BB: 1 P: 10	R: 1 E: 0 K: 1 S: 6 H: 1 LOB: 0 BB: 0 P: 6	1B: 2 2B: 1 3B: 0 HR: 1	SF: 0 SAC: 0 DP: 1 HBP: 0			WP: 0 PB: 0 SB: 3 CS: 0	PA: 35	

TOP

Pittsburgh Pirates @ Montreal Expos

Jarry Park, Montreal, QB

Sat May 22 1971, 7:05 PM EDT

Att. 18,814 - Unknown

livebaseballscorecards.com

AB	31
R	2
H	4
RBI	2
BB	4
SO	14
LOB	19

PITCHER		IP	WLS	BF	H	R	ER	SO	BB	IBB	HBP	BLK	WP	HR	S	P	ERA	WHIP
Bill Stoneman, R ERA: 2.57	(1, 1)	9.0	W	35	4	2	1	14	4	0	0	0	0	1	59	75	1.00	0.889

PITCHER	IP	WLS	BF	H	R	ER	SO	BB	IBB	HBP	BLK	WP	HR	S	P	ERA	WHIP

BOTTOM

Pittsburgh Pirates @ Montreal Expos

Jarry Park, Montreal, QB

Sat May 22 1971, 7:05 PM EDT

Att. 18,814 - Unknown

Batter	1	2	3	4	5	6	7	8	9	AB	R	H	RBI	BB	SO	LOB
Ron Hunt, R (1, 4) OBP: 0.389, SLG: 0.350	6-3		SH1-4 1-2	SF8 3-H			3B			2	0	1	1	0	0	0
Clyde Mashore, R (1, 8) Ron Fairly, L (7, PH) OBP: 0.433, SLG: 0.387 (8, 8) (9, 7)	K		FC6-5 HR 2-3	K			6-3			3 1	1 0	0 0	0 0	0 0	2 0	3 1
Rusty Staub, L (1, 9) OBP: 0.435, SLG: 0.534	4-3		HR 1-H		G4-6-3 1B		IBB			3	1	2	2	1	0	0
John Bateman, R (1, 2) OBP: 0.304, SLG: 0.398		FC6-4 1B 1B	HR		G4-6-3 1-2f		F7			4	1	2	1	0	0	3
Bob Bailey, R (1, 7) Boots Day, L (9, 8) OBP: 0.271, SLG: 0.269		K	5-3		3B			F7		4 0	0 0	1 0	0 0	0 0	1 0	1 0
Coco Laboy, R (1, 5) OBP: 0.381, SLG: 0.368		FC6-4 1-2 1B		1B SF8 1B		K		E1 1B 1B		4	2	3	0	0	1	0
John Boccabella, R (1, 3) OBP: 0.294, SLG: 0.563		FC6-4 1-2f 2-3		P4		5-3		K		4	0	0	0	0	1	4
Bobby Wine, R (1, 6) OBP: 0.241, SLG: 0.223		4-3		BB 1-3 1B		5-3		2-H 1B		4	0	2	1	0	0	2
Bill Stoneman, R (1, 1) OBP: 0.174, SLG: 0.095			FC6-5 SH1-4 BB	BB 1-2			L7	K		2	0	0	0	2	1	1
Inning Stats	R: 0 E: 0 K: 1 S: 5 H: 0 LOB: 0 BB: 0 P: 5	R: 0 E: 0 K: 1 S: 7 H: 2 LOB: 2 BB: 0 P: 7	R: 3 E: 0 K: 0 S: 5 H: 2 LOB: 0 BB: 1 P: 9	R: 1 E: 0 K: 1 S: 7 H: 2 LOB: 2 BB: 1 P: 11	R: 0 E: 0 K: 0 S: 3 H: 2 LOB: 1 BB: 0 P: 3	R: 0 E: 0 K: 1 S: 5 H: 0 LOB: 0 BB: 0 P: 5	R: 0 E: 0 K: 0 S: 4 H: 1 LOB: 2 BB: 1 P: 8	R: 1 E: 1 K: 2 S: 9 H: 2 LOB: 1 BB: 0 P: 9		1B: 7 2B: 0 3B: 2 HR: 2 SF: 1 SAC: 1 DP: 1 HBP: 0					

PITCHER	IP	WLS	BF	H	R	ER	SO	BB	IBB	HBP	BLK	WP	HR	S	P	ERA	WHIP
Luke Walker, L (1, 1) ERA: 3.13	6.1	L	28	9	4	4	4	2	0	0	0	0	2	34	42	5.68	1.737
Nelson Briles, R (7, 1) ERA: 3.0	0.2		3	0	0	0	0	0	1	0	0	0	0	2	6	0.00	0.000
Bob Veale, L (8, 1) ERA: 4.26	1.0		5	2	1	0	2	0	0	0	0	0	0	9	9	0.00	2.000

PITCHER	IP	WLS	BF	H	R	ER	SO	BB	IBB	HBP	BLK	WP	HR	S	P	ERA	WHIP

livebaseballscorecards.com

AB	31
R	5
H	11
RBI	5
BB	3
SO	6
LOB	15

WP: 0	PA: 36		
PB: 0			
SB: 0			
CS: 0			

Batter	1	2	3	4	5	6	7	8	9	AB	R	H	RBI	BB	SO	LOB
Dave Cash, R (1, 4) OBP: 0.389, SLG: 0.367	1-3		BB E		6-3		F8		G1-4-3-6 1-2f 2-3 3-H	4	0	0	0	1	0	2
Vic Davalillo, L (1, 8) OBP: 0.311, SLG: 0.394	6-3		F8 1-2		K			6-3	4-3	5	0	0	0	0	1	3
Roberto Clemente, R (1, 9) OBP: 0.342, SLG: 0.480	1-3		F8			4-3 2B		L7		4	0	1	0	0	0	1
Willie Stargell, L (1, 7) OBP: 0.363, SLG: 0.689		BB HBP		K		4-3 2-3		E3		3	0	0	0	0	1	1
Richie Hebner, L (1, 5) OBP: 0.349, SLG: 0.462		F8		1B E BB		G3		F5		3	0	0	0	1	0	3
Bob Robertson, R (1, 3) OBP: 0.340, SLG: 0.470		FC6-4 1-2 BB		E4 1B 1-2		BB			BB BB 1B	2	1	1	0	2	0	1
Milt May, L (1, 2) OBP: 0.207, SLG: 0.148		L7		G6-4-3 1-2 2-3 1B		F8			1B BB G1-4-3-6 1-2 BB	3	1	1	0	1	0	4
Jackie Hernandez, R (1, 6) OBP: 0.286, SLG: 0.323 Gene Clines, R (7, PH) OBP: 0.333, SLG: 0.318 Gene Alley, R (7, 6) OBP: 0.296, SLG: 0.314 Charlie Sands, L (9, PH) OBP: 1.000, SLG: 2.000 Dock Ellis, S (9, PR) OBP: 0.250, SLG: 0.182		FC6-4 1-2f		G6-4-3 1-2f			L6-3		G1-4-3-6 1B 1-2 2-3 BB	2 1 0 0 0	0 0 0 0 0	0 0 0 0 0	0 0 0 0 0	0 0 0 1 0	0 0 0 0 0	5 0 0 0 0
Bob Johnson, L (1, 1) OBP: 0.105, SLG: 0.056 Bob Veale, S (8, 1) Manny Sanguillen, R (9, PH) OBP: 0.322, SLG: 0.393			K		K		K		G1-4-3-6 1-2 2-3 3-H	3 0 1	0 0 0	0 0 1	0 0 1	0 0 1	3 0 0	0 0 0
Inning Stats	R: 0 E: 0 K: 0 S: 3 H: 0 LOB: 0 BB: 0 P: 3	R: 0 E: 0 K: 0 S: 3 H: 0 LOB: 2 BB: 1 P: 8	R: 0 E: 1 K: 1 S: 5 H: 0 LOB: 1 BB: 1 P: 9	R: 0 E: 1 K: 1 S: 6 H: 1 LOB: 2 BB: 1 P: 10	R: 0 E: 0 K: 2 S: 7 H: 0 LOB: 0 BB: 0 P: 7	R: 0 E: 0 K: 0 S: 4 H: 1 LOB: 2 BB: 1 P: 8	R: 0 E: 0 K: 1 S: 5 H: 0 LOB: 0 BB: 0 P: 5	R: 0 E: 1 K: 0 S: 4 H: 0 LOB: 1 BB: 0 P: 4	R: 2 E: 0 K: 0 S: 4 H: 2 LOB: 2 BB: 2 P: 12	1B: 3 2B: 1 3B: 0 HR: 0 SF: 0 SAC: 0 DP: 2 HBP: 1						

PITCHER		IP	WLS	BF	H	R	ER	SO	BB	IBB	HBP	BLK	WP	HR	S	P	ERA	WHIP
Ernie McAnally, R ERA: 5.5	(1, 1)	8.0	W	35	3	2	2	5	6	0	1	0	0	0	38	63	2.25	1.125
Mike Marshall, R ERA: 3.1	(9, 1)	1.0	S	3	1	0	0	0	0	0	0	0	0	0	3	3	0.00	1.000

PITCHER	IP	WLS	BF	H	R	ER	SO	BB	IBB	HBP	BLK	WP	HR	S	P	ERA	WHIP

TOP

Pittsburgh Pirates @ Montreal Expos

Jarry Park, Montreal, QB

Sun May 23 1971, 3:33 AM EDT

Att. 27,216 - Unknown

livebaseballscorecards.com

AB	31
R	2
H	4
RBI	1
BB	6
SO	5
LOB	20

BOTTOM

Pittsburgh Pirates @ Montreal Expos

Jarry Park, Montreal, QB

Sun May 23 1971, 3:33 AM EDT

Att. 27,216 - Unknown

Batter	1	2	3	4	5	6	7	8	9	AB	R	H	RBI	BB	SO	LOB
Gary Sutherland, R (1, 4) OBP: 0.133, SLG: 0.133	1-3		1B 2-3 1B		1-3			FC3-6 1B		4	0	2	0	0	0	0
Jim Gosger, L (1, 8) (9, 7) OBP: 0.192, SLG: 0.208	P5		SF8 3-H			F9		FC3-6 1B 1-2f HR		3	1	0	1	0	0	1
Rusty Staub, L (1, 9) OBP: 0.444, SLG: 0.537	BBBB PB BB		1-2 1B			F9		1-2 HR 1B		3	1	2	0	1	0	0
Bob Bailey, R (1, 5) OBP: 0.352, SLG: 0.347	SSS K 1-2		5-3			6-3		1-H 2-H HR		4	1	1	3	0	1	3
Ron Fairly, L (1, 3) OBP: 0.436, SLG: 0.405		SSS K		G3			G4-6-3 2B	 G4-3 1B		4	0	2	0	0	1	0
Jim Fairey, L (1, 7) OBP: 0.283, SLG: 0.262 Clyde Mashore, R (8, PH) (9, 8) OBP: 0.320, SLG: 0.440		5-3		4-3			4-0 G4-6-3 IBB	 G4-3 1-2f		2 1	0 0	0 0	0 0	1 0	0 0	0 1
John Boccabella, R (1, 2) OBP: 0.270, SLG: 0.514		6-3		F8			G4-6-3 1-2f 2-3			3	0	0	0	0	0	2
Bobby Wine, R (1, 6) OBP: 0.252, SLG: 0.221			BBBB 1B SH3-4 SF8 BB		6-3		IBB			1	1	0	0	2	0	0
Ernie McAnally, R (1, 1) Mike Marshall, R (9, 1)			SH3-4 1-2		SSS K		L4			2 0	0 0	0 0	0 0	0 0	1 0	2 0
Inning Stats	R: 0 H: 0 E: 0 LOB: 1 K: 1 BB: 1 S: 5 P: 9	R: 0 H: 0 E: 0 LOB: 0 K: 1 BB: 0 S: 5 P: 5	R: 1 H: 2 E: 0 LOB: 2 K: 0 BB: 1 S: 5 P: 9	R: 0 H: 0 E: 0 LOB: 0 K: 0 BB: 0 S: 3 P: 3	R: 0 H: 0 E: 0 LOB: 0 K: 1 BB: 0 S: 5 P: 5	R: 0 H: 0 E: 0 LOB: 0 K: 0 BB: 0 S: 3 P: 3	R: 0 H: 1 E: 0 LOB: 2 K: 0 BB: 2 S: 3 P: 11	R: 3 H: 4 E: 0 LOB: 0 K: 0 BB: 0 S: 6 P: 6		1B: 5 SF: 1 2B: 1 SAC: 1 3B: 0 DP: 2 HR: 1 HBP: 0						

livebaseballscorecards.com

	AB	27
	R	4
	H	7
	RBI	4
	BB	4
	SO	3
	LOB	9

WP: 0 PB: 1 SB: 0 CS: 0 PA: 33

PITCHER		IP	WLS	BF	H	R	ER	SO	BB	IBB	HBP	BLK	WP	HR	S	P	ERA	WHIP
Bob Johnson, R ERA: 2.77	(1, 1)	7.1	L	31	6	4	4	3	2	2	0	0	0	1	33	49	4.91	1.091
Bob Veale, L ERA: 3.86	(8, 1)	0.2		2	1	0	0	0	0	0	0	0	0	0	2	2	0.00	1.500

PITCHER	IP	WLS	BF	H	R	ER	SO	BB	IBB	HBP	BLK	WP	HR	S	P	ERA	WHIP

Cincinnati Reds @ Pittsburgh Pirates

Three Rivers Stadium, Pittsburgh, PA

Tue May 25 1971, 7:05 PM EDT

Att. 8,607 - Cloudy

livebaseballscorecards.com

TOP

Batter	1	2	3	4	5	6	7	8	9	AB	R	H	RBI	BB	SO	LOB
Pete Rose, S (1, 9) OBP: 0.356, SLG: 0.395	BBBB 4-0 E E 4-3 BB	0-0 SH1-3 SF7 3-H 2B		0-0 ② F7			0-0 ① L8		0-0 ② L8	4	2	1	1	1	0	1
Woody Woodward, R (1, 6) (8, 5) OBP: 0.353, SLG: 0.325	0-0 E3 4-3 E 1B 1-2	0-0 ① SH1-3 2-3		0-0 ③ F1			0-0 ② F9		0-0 E2 1-2	4	1	0	0	0	0	2
Lee May, R (1, 3) OBP: 0.354, SLG: 0.566 Dave Concepcion, R (8, 6) OBP: 0.288, SLG: 0.346	0-0 E4 4-3 1B 1-2 2-3	0-0 ② SF7 3-H			0-0 ① 5-3		0-0 ③ 5-3		0-0 ③ F9	3 1	1 0	0 0	1 0	0 0	0 0	2 2
Johnny Bench, R (1, 2) OBP: 0.321, SLG: 0.542	0-0 ① F5	0-0 HR			0-0 ② 6-3			0-0 ① F9		4	1	1	1	0	0	3
Tony Perez, R (1, 5) (8, 3) OBP: 0.286, SLG: 0.368	0-0 ② 4-3 1-2 2-3 3-H	0-0 ③ 5-3			0-0 ③ F9			0-0 ② 5-3		4	0	0	1	0	0	2
Bernie Carbo, L (1, 7) OBP: 0.380, SLG: 0.346 Jimmy Stewart, S (8, 7) OBP: 0.296, SLG: 0.280	0-0 2-H 3-H 1B		0-0 ① 3-1			0-0 ① 5-3		0-0 1B		4 0	0 0	2 0	2 0	0 0	0 0	0 0
Tommy Helms, R (1, 4) OBP: 0.290, SLG: 0.323	0-0 ③ 5-3		0-0 ② 1-3			H 1-0 5-3 HBP		0-0 ③ 6-3		3	0	0	0	0	0	2
Buddy Bradford, R (1, 8) OBP: 0.281, SLG: 0.262		0-0 SH 1B	0-0 ③ F3			0-0 ② 5-3 1-2			0-0 ① F4	4	1	1	0	0	0	1
Ross Grimsley, L (1, 1) Al Ferrara, R (9, PH) OBP: 0.370, SLG: 0.200 Don Gullett, R (9, PR) Clay Carroll, R (9, 1) Joe Gibbon, R (9, 1)		0-0 SH 2B 1-H		0-0 ① 6-3		S S S 0-3 ③ K			B B B 4-0 E BB	2 0 0 0 0	1 0 0 0 0	0 0 0 0 0	0 0 0 0 0	1 1 0 0 0	0 0 0 0 0	1 0 0 0 0
Inning Stats	R: 3 H: 1 E: 2 LOB: 1 K: 0 BB: 1 S: 6 P: 10	R: 4 H: 3 E: 1 LOB: 0 K: 0 BB: 0 S: 7 P: 7	R: 0 H: 0 E: 0 LOB: 0 K: 0 BB: 0 S: 3 P: 3	R: 0 H: 0 E: 0 LOB: 0 K: 0 BB: 0 S: 3 P: 3	R: 0 H: 0 E: 0 LOB: 0 K: 0 BB: 0 S: 3 P: 3	R: 0 H: 0 E: 0 LOB: 1 K: 1 BB: 0 S: 5 P: 6	R: 0 H: 0 E: 0 LOB: 0 K: 0 BB: 0 S: 3 P: 3	R: 0 H: 1 E: 0 LOB: 1 K: 0 BB: 0 S: 4 P: 4	R: 0 H: 0 E: 1 LOB: 2 K: 0 BB: 1 S: 4 P: 8	1B: 3 SF: 1 2B: 1 SAC: 2 3B: 0 DP: 0 HR: 1 HBP: 1						WP: 0 PA: 39 PB: 0 SB: 0 CS: 0	

	AB	33
	R	7
	H	5
	RBI	6
	BB	2
	SO	1
	LOB	16

PITCHER		IP	WLS	BF	H	R	ER	SO	BB	IBB	HBP	BLK	WP	HR	S	P	ERA	WHIP
Bob Moose, R ERA: 4.66	(1, 1)	1.2	L	13	4	7	4	0	1	0	0	0	0	1	12	16	21.60	3.000
Nelson Briles, R ERA: 2.87	(2, 1)	1.1		4	0	0	0	0	0	0	0	0	0	0	4	4	0.00	0.000
Jim Nelson, R ERA: 2.51	(4, 1)	4.0		13	0	0	0	1	0	0	1	0	0	0	14	15	0.00	0.000
Dave Giusti, R ERA: 1.8	(8, 1)	2.0		9	1	0	0	0	1	0	0	0	0	0	8	12	0.00	1.000

PITCHER	IP	WLS	BF	H	R	ER	SO	BB	IBB	HBP	BLK	WP	HR	S	P	ERA	WHIP

Batter	1	2	3	4	5	6	7	8	9	AB	R	H	RBI	BB	SO	LOB
Dave Cash, R (1, 4) OBP: 0.389, SLG: 0.376	4-3		L6-4-3, 1B		6-3		1-3, 2B		K	5	0	2	0	0	1	3
Gene Clines, R (1, 8) OBP: 0.321, SLG: 0.292	L8		L6-4-3 1-2			HR, HBP	L9		L4-3	4	1	0	0	0	0	6
Roberto Clemente, R (1, 9) OBP: 0.340, SLG: 0.494	1-3		4-3			1-H, HR		L9		4	1	1	2	0	0	0
Willie Stargell, L (1, 7) OBP: 0.353, SLG: 0.667		F7		K2-3		K		L8		4	0	0	0	0	2	0
Bob Robertson, R (1, 3) OBP: 0.338, SLG: 0.463		5-3		K		G5-4-3, 1B		F7		4	0	1	0	0	1	0
Manny Sanguillen, R (1, 2) OBP: 0.333, SLG: 0.403		1B		1B		G5-4-3 1-2f			1B, 1B	4	0	3	0	0	0	1
Jose Pagan, R (1, 5) OBP: 0.229, SLG: 0.227 Richie Hebner, L (9, PH) OBP: 0.354, SLG: 0.466		F8		F8			F3		1B 1-2	3 1	0 0	0 1	0 0	0 0	0 0	2 0
Gene Alley, R (1, 6) OBP: 0.297, SLG: 0.326 Vic Davalillo, L (9, PH) OBP: 0.320, SLG: 0.403			HR, 2B		K		G3		1-2 2-3, 1B	3 1	1 0	1 1	0 0	0 0	1 0	0 0
Bob Moose, R (1, 1) OBP: 0.154, SLG: 0.083 Nelson Briles, R (2, 1) OBP: 0.286, SLG: 0.714 Charlie Sands, L (3, PH) OBP: 1.000, SLG: 3.000 Jim Nelson, R (4, 1) Bill Mazeroski, R (7, PH) OBP: 0.373, SLG: 0.295 Dave Giusti, R (8, 1) Milt May, L (9, PH) OBP: 0.200, SLG: 0.143			2-H, HR		F8		2B, 1B		K	0 0 1 1 1 0 1	0 0 1 0 0 0 0	0 0 1 0 1 0 0	0 0 2 0 0 0 0	0 0 0 0 0 0 0	0 0 0 0 0 0 1	0 0 0 0 0 0 3
Inning Stats	R: 0 E: 0 K: 0 S: 3 H: 0 LOB: 0 BB: 0 P: 3	R: 0 E: 0 K: 0 S: 4 H: 1 LOB: 1 BB: 0 P: 4	R: 2 E: 0 K: 0 S: 5 H: 3 LOB: 0 BB: 0 P: 5	R: 0 E: 0 K: 2 S: 8 H: 1 LOB: 1 BB: 0 P: 8	R: 0 E: 0 K: 1 S: 5 H: 0 LOB: 0 BB: 0 P: 5	R: 2 E: 0 K: 1 S: 6 H: 2 LOB: 0 BB: 0 P: 7	R: 0 E: 0 K: 0 S: 5 H: 2 LOB: 2 BB: 0 P: 5	R: 0 E: 0 K: 0 S: 3 H: 0 LOB: 0 BB: 0 P: 3	R: 0 E: 0 K: 2 S: 10 H: 3 LOB: 3 BB: 0 P: 10	1B: 8 2B: 2 3B: 0 HR: 2	SF: 0 SAC: 0 DP: 2 HBP: 1			WP: 0 PB: 0 SB: 0 CS: 0	PA: 38		

PITCHER		IP	WLS	BF	H	R	ER	SO	BB	IBB	HBP	BLK	WP	HR	S	P	ERA	WHIP
Ross Grimsley, L ERA: 5.17	(1, 1)	8.0	W	32	9	4	4	4	0	0	1	0	0	2	39	40	4.50	1.125
Clay Carroll, R ERA: 1.85	(9, 1)	0.0		2	2	0	0	0	0	0	0	0	0	0	2	2	∞	∞
Joe Gibbon, L ERA: 2.83	(9, 1)	1.0	S	4	1	0	0	2	0	0	0	0	0	0	8	8	0.00	1.000

PITCHER	IP	WLS	BF	H	R	ER	SO	BB	IBB	HBP	BLK	WP	HR	S	P	ERA	WHIP

BOTTOM

Cincinnati Reds @ Pittsburgh Pirates

Three Rivers Stadium, Pittsburgh, PA

Tue May 25 1971, 7:05 PM EDT

Att. 8,607 - Cloudy

livebaseballscorecards.com

AB	37
R	4
H	12
RBI	4
BB	0
SO	6
LOB	15

Batter	1	2	3	4	5	6	7	8	9	AB	R	H	RBI	BB	SO	LOB
Pete Rose, S (1, 9) OBP: 0.359, SLG: 0.398	3-1		4-3 WP 1B		1B		F5			4	0	2	0	0	0	1
Woody Woodward, R (1, 6) OBP: 0.352, SLG: 0.316	BB		4-3 1-3		K			BB 1B		2	0	0	0	1	1	2
Jimmy Stewart, S (8, PH) OBP: 0.321, SLG: 0.308 (8, 5)										1	0	1	0	0	0	0
Lee May, R (1, 3) OBP: 0.359, SLG: 0.560	F8		5-3			1B		BB 1-2		3	0	1	0	1	0	2
Dave Concepcion, R (8, PR) OBP: 0.288, SLG: 0.346 (8, 6)										0	0	0	0	0	0	0
Johnny Bench, R (1, 2) OBP: 0.314, SLG: 0.529	5-3		F7			K		K		4	0	0	0	0	2	5
Tony Perez, R (1, 5) OBP: 0.280, SLG: 0.360 (8, 3)		K		6-3		K		K		4	0	0	0	0	3	3
Bernie Carbo, L (1, 7) OBP: 0.376, SLG: 0.343		E 1B		F2		5-3		G3		4	0	1	0	0	0	3
Tommy Helms, R (1, 4) OBP: 0.283, SLG: 0.314		E5 1-2		4-3			F8	F4		4	0	0	0	0	0	1
Buddy Bradford, R (1, 8) OBP: 0.273, SLG: 0.253		K			K		F9	K		3	0	0	0	0	2	2
Willie Smith, L (9, PH) OBP: 0.213, SLG: 0.304										1	0	0	0	0	1	0
Tony Cloninger, R (1, 1) OBP: 0.417, SLG: 0.500		K			K2-3		BB		F9	2	0	0	0	0	2	2
Ty Cline, L (7, PH) OBP: 0.409, SLG: 0.240										0	0	0	0	1	0	0
Milt Wilcox, R (7, 1)										0	0	0	0	0	0	0
Al Ferrara, R (9, PH) OBP: 0.357, SLG: 0.190										1	0	0	0	0	0	0
Inning Stats	R: 0 H: 0 E: 0 LOB: 1 K: 0 BB: 1 S: 3 P: 7	R: 0 H: 1 E: 1 LOB: 2 K: 3 BB: 0 S: 11 P: 11	R: 0 H: 1 E: 0 LOB: 1 K: 0 BB: 0 S: 4 P: 4	R: 0 H: 0 E: 0 LOB: 0 K: 0 BB: 0 S: 3 P: 3	R: 0 H: 1 E: 0 LOB: 1 K: 3 BB: 0 S: 10 P: 10	R: 0 H: 1 E: 0 LOB: 1 K: 2 BB: 0 S: 8 P: 8	R: 0 H: 0 E: 0 LOB: 1 K: 0 BB: 1 S: 3 P: 7	R: 0 H: 1 E: 0 LOB: 2 K: 2 BB: 1 S: 8 P: 12	R: 0 H: 0 E: 0 LOB: 0 K: 1 BB: 0 S: 5 P: 5	1B: 5 SF: 0 2B: 0 SAC: 0 3B: 0 DP: 0 HR: 0 HBP: 0						WP: 1 PA: 36 PB: 0 SB: 0 CS: 0

PITCHER	IP	WLS	BF	H	R	ER	SO	BB	IBB	HBP	BLK	WP	HR	S	P	ERA	WHIP
Steve Blass, R (1, 1) ERA: 4.19	9.0	W	36	5	0	0	11	3	0	0	0	1	0	55	67	0.00	0.889

PITCHER	IP	WLS	BF	H	R	ER	SO	BB	IBB	HBP	BLK	WP	HR	S	P	ERA	WHIP

TOP

Cincinnati Reds @ Pittsburgh Pirates

Three Rivers Stadium, Pittsburgh, PA

Wed May 26 1971, 7:05 PM EDT

Att. 7,369 - Cloudy

livebaseballscorecards.com

AB	33
R	0
H	5
RBI	0
BB	3
SO	11
LOB	21

Cincinnati Reds @ Pittsburgh Pirates

Three Rivers Stadium, Pittsburgh, PA

Wed May 26 1971, 7:05 PM EDT

Att. 7,369 - Cloudy

livebaseballscorecards.com

BOTTOM

Batter	1	2	3	4	5	6	7	8	9	AB	R	H	RBI	BB	SO	LOB
Dave Cash, R (1, 4) OBP: 0.392, SLG: 0.375	F9		BBB 4-0 E S BB		PB 1B		5-3			3	0	1	0	1	0	0
Richie Hebner, L (1, 5) OBP: 0.351, SLG: 0.455	SSS 0-3 K		0-0 F2 1-3		0-0 G3 1-2		BBB 4-0 BB			3	0	0	0	1	1	2
Roberto Clemente, R (1, 9) OBP: 0.337, SLG: 0.488	0-0 6-3		0-0 F7			0-0 HR 1B	SSS 0-3 K			4	1	1	0	0	1	2
Willie Stargell, L (1, 7) OBP: 0.357, SLG: 0.682		BBBB 4-0 4-3 1B BB	0-0 L8			0-0 1-H HR		SSS 0-3 K		3	1	1	2	1	1	1
Manny Sanguillen, R (1, 2) OBP: 0.338, SLG: 0.405		0-0 4-3 1-2 1B	SSS 0-3 K			0-0 E 1B		0-0 L9		4	0	2	0	0	1	0
Bob Robertson, R (1, 3) OBP: 0.335, SLG: 0.453		0-0 F8	SSS 0-3 K			BBB 4-0 G4-6-3 1-2 BB		0-0 6-3		3	0	0	0	1	1	2
Al Oliver, L (1, 8) OBP: 0.291, SLG: 0.299		0-0 4-3 1-2 2-3	0-0 6-3			0-0 L7				3	0	0	0	0	0	4
Gene Alley, R (1, 6) OBP: 0.298, SLG: 0.319		IIII 4-0 FC6-4 IBB			0-0 F9	0-0 G4-6-3 1-2f				2	0	0	0	1	0	2
Steve Blass, R (1, 1) OBP: 0.053, SLG: 0.053		0-0 FC6-4 1-2f			0-0 6-3		0-0 F2			3	0	0	0	0	0	3
Inning Stats	R: 0 H: 0 E: 0 LOB: 0 K: 1 BB: 0 S: 5 P: 5	R: 0 H: 1 E: 0 LOB: 3 K: 0 BB: 2 S: 4 P: 12	R: 0 H: 0 E: 1 LOB: 1 K: 0 BB: 1 S: 3 P: 7	R: 0 H: 0 E: 0 LOB: 0 K: 2 BB: 0 S: 7 P: 7	R: 0 H: 1 E: 0 LOB: 1 K: 0 BB: 0 S: 4 P: 4	R: 2 H: 3 E: 1 LOB: 1 K: 0 BB: 1 S: 5 P: 9	R: 0 H: 0 E: 0 LOB: 1 K: 1 BB: 1 S: 5 P: 9	R: 0 H: 0 E: 0 LOB: 0 K: 1 BB: 0 S: 5 P: 5		1B: 4 SF: 0 2B: 0 SAC: 0 3B: 0 DP: 1 HR: 1 HBP: 0						

	AB	28
	R	2
	H	5
	RBI	2
	BB	5
	SO	5
	LOB	16

WP: 0 PA: 33
PB: 1
SB: 1
CS: 0

PITCHER		IP	WLS	BF	H	R	ER	SO	BB	IBB	HBP	BLK	WP	HR	S	P	ERA	WHIP
Tony Cloninger, R ERA: 2.63	(1, 1)	6.0	L	26	5	2	2	3	3	1	0	0	0	1	28	44	3.00	1.333
Milt Wilcox, R ERA: 4.26	(7, 1)	2.0		7	0	0	0	2	1	0	0	0	0	0	10	14	0.00	0.500

PITCHER	IP	WLS	BF	H	R	ER	SO	BB	IBB	HBP	BLK	WP	HR	S	P	ERA	WHIP

Cincinnati Reds @ Pittsburgh Pirates

Three Rivers Stadium, Pittsburgh, PA

Thu May 27 1971, 7:05 PM EDT

Att. 7,408 - Cloudy

TOP

livebaseballscorecards.com

Batter	1	2	3	4	5	6	7	8	9	AB	R	H	RBI	BB	SO	LOB
Pete Rose, S (1, 9) OBP: 0.367, SLG: 0.402	0-0 FC5-6 1B		0-0 F9 1B 1-2		4-0 WP BB B B B		0-0 F8 ②			3	0	2	0	1	0	0
Woody Woodward, R (1, 6) OBP: 0.337, SLG: 0.301	0-0 ① FC5-6 BB 1-2f		0-0 ① F9 1-2 2-3		0-0 ① 1-3 1-2		0-0 ③ F8			4	0	0	0	0	0	4
Lee May, R (1, 3) OBP: 0.355, SLG: 0.545	4-0 G5-4-3 BB 1-2 B B B		0-3 ② K S S S		0-0 ② F4			0-0 ① 5-3		3	0	0	0	1	1	3
Johnny Bench, R (1, 2) OBP: 0.307, SLG: 0.517	0-0 ②③ G5-4-3 1-2f		0-3 ③ K S S S		0-0 ③ F8			0-0 ② F7		4	0	0	0	0	1	5
Tony Perez, R (1, 5) OBP: 0.275, SLG: 0.352		0-0 ① F7		0-0 ① 5-3		0-3 ① K S S S		0-0 ③ L8		4	0	0	0	0	1	0
Bernie Carbo, L (1, 7) OBP: 0.365, SLG: 0.330		0-0 ② F6		0-0 ② F7		0-0 ② 4-3			0-0 ① 3-1	4	0	0	0	0	0	0
Tommy Helms, R (1, 4) OBP: 0.294, SLG: 0.337		0-0 1B 2B		0-0 1B 2B		0-0 1B			0-0 ② 6-3	4	2	3	0	0	0	0
Buddy Bradford, R (1, 8) OBP: 0.284, SLG: 0.267		0-0 ③ 2-H 1B		0-0 2-H 1B		0-3 ③ K S S S			0-3 ③ K S S S	3	0	2	2	0	1	1
Jimmy Stewart, S (9, PH) OBP: 0.310, SLG: 0.296										1	0	0	0	0	1	0
Jim Merritt, L (1, 1) OBP: 0.214, SLG: 0.231			4-0 F9 1B BB B B B	0-3 ③ K S S S			0-0 ① F9			1	0	0	0	1	1	1
Willie Smith, L (7, PH) OBP: 0.208, SLG: 0.298										1	0	0	0	0	0	0
Jim McGlothlin, R (7, 1) OBP: 0.273, SLG: 0.500										0	0	0	0	0	0	0

	AB	32
	R	2
	H	7
	RBI	2
	BB	3
	SO	6
	LOB	14

Inning Stats																								
	R: 0	H: 1	R: 1	H: 2	R: 0	H: 1	R: 1	H: 2	R: 0	H: 0	R: 0	H: 1	R: 0	H: 0	R: 0	H: 0	R: 0	H: 0	1B: 5	SF: 0	WP: 1	PA: 35
	E: 0	LOB: 1	E: 0	LOB: 1	E: 0	LOB: 2	E: 0	LOB: 1	E: 0	LOB: 1	E: 0	LOB: 1	E: 0	LOB: 0	E: 0	LOB: 0	E: 0	LOB: 0	2B: 2	SAC: 0	PB: 0	
	K: 0	BB: 1	K: 0	BB: 0	K: 2	BB: 0	K: 1	BB: 0	K: 0	BB: 1	K: 2	BB: 0	K: 0	BB: 0	K: 0	BB: 0	K: 1	BB: 0	3B: 0	DP: 1	SB: 0	
	S: 3	P: 7	S: 4	P: 4	S: 8	P: 12	S: 7	P: 7	S: 3	P: 7	S: 8	P: 8	S: 3	P: 3	S: 3	P: 3	S: 5	P: 5	HR: 0	HBP: 0	CS: 0	

PITCHER	IP	WLS	BF	H	R	ER	SO	BB	IBB	HBP	BLK	WP	HR	S	P	ERA	WHIP
Dock Ellis, R (1, 1) ERA: 1.97	9.0	W	35	7	2	2	6	3	0	0	0	1	0	44	56	2.00	1.111

PITCHER	IP	WLS	BF	H	R	ER	SO	BB	IBB	HBP	BLK	WP	HR	S	P	ERA	WHIP

Cincinnati Reds @ Pittsburgh Pirates

Three Rivers Stadium, Pittsburgh, PA

Thu May 27 1971, 7:05 PM EDT

Att. 7,408 - Cloudy

livebaseballscorecards.com

BOTTOM

Batter	1	2	3	4	5	6	7	8	9	AB	R	H	RBI	BB	SO	LOB
Dave Cash, R (1, 4) OBP: 0.395, SLG: 0.379	BB, 2B, 1B	FC4-6, 1B		F2		F9				4	1	2	0	0	0	2
Gene Alley, R (1, 6) OBP: 0.287, SLG: 0.305	F6	FC4-6, HR 1-2f		F7		F8				4	1	0	0	0	0	4
Roberto Clemente, R (1, 9) OBP: 0.341, SLG: 0.503	BBBB 2B, 6-3, BB 1-2	HR 1-H		F7		F3				3	2	1	2	1	0	2
Willie Stargell, L (1, 7) OBP: 0.354, SLG: 0.677	6-3, 2B 1-3 2-H	F7			4-1	F9				4	0	1	1	0	0	0
Manny Sanguillen, R (1, 2) OBP: 0.342, SLG: 0.423	IIII 6-3, IBB		F7		HR	F7				3	1	1	1	1	0	0
Bob Robertson, R (1, 3) OBP: 0.333, SLG: 0.448	6-3 1-2 2-3 3-H		6-3		1B, 1B	F7				4	0	1	1	0	0	2
Al Oliver, L (1, 8) OBP: 0.289, SLG: 0.293	BBBB FC6-4, BB		5-3		F6			6-3		3	0	0	0	1	0	1
Jose Pagan, R (1, 5) OBP: 0.250, SLG: 0.250	FC6-4 1-2f			1B, 1B	FC6, 1B 1-2			SSS K		4	0	2	0	0	1	3
Dock Ellis, S (1, 1) OBP: 0.250, SLG: 0.192		SSS K		1B 1-2	FC6 1-2f			SSS K		4	0	1	0	0	2	2

	AB	33
	R	5
	H	9
	RBI	5
	BB	3
	SO	3
	LOB	16

Inning Stats	1	2	3	4	5	6	7	8	9
	R: 2 E: 0 K: 0 S: 5	H: 2 LOB: 3 BB: 3 P: 17	R: 2 E: 0 K: 1 S: 7	H: 2 LOB: 0 BB: 0 P: 7	R: 0 E: 0 K: 0 S: 3	H: 0 LOB: 0 BB: 0 P: 3	R: 0 E: 0 K: 0 S: 5	H: 2 LOB: 2 BB: 0 P: 5	R: 1 E: 0 K: 0 S: 6	H: 3 LOB: 2 BB: 0 P: 6	R: 0 E: 0 K: 0 S: 3	H: 0 LOB: 0 BB: 0 P: 3	R: 0 E: 0 K: 0 S: 3	H: 0 LOB: 0 BB: 0 P: 3	R: 0 E: 0 K: 2 S: 7	H: 0 LOB: 0 BB: 0 P: 7

	1B: 6	SF: 0	WP: 0	PA: 36
	2B: 1	SAC: 0	PB: 0	
	3B: 0	DP: 0	SB: 0	
	HR: 2	HBP: 0	CS: 0	

PITCHER		IP	WLS	BF	H	R	ER	SO	BB	IBB	HBP	BLK	WP	HR	S	P	ERA	WHIP
Jim Merritt, L ERA: 4.96	(1, 1)	6.0	L	30	9	5	5	1	2	1	0	0	0	2	29	41	7.50	1.833
Jim McGlothlin, R ERA: 4.38	(7, 1)	2.0		6	0	0	0	2	0	0	0	0	0	0	10	10	0.00	0.000

PITCHER	IP	WLS	BF	H	R	ER	SO	BB	IBB	HBP	BLK	WP	HR	S	P	ERA	WHIP

Chicago Cubs @ Pittsburgh Pirates

Three Rivers Stadium, Pittsburgh, PA

Fri May 28 1971, 7:05 PM EDT

Att. 12,776 - Cloudy

TOP

livebaseballscorecards.com

Batter	1	2	3	4	5	6	7	8	9	AB	R	H	RBI	BB	SO	LOB
Don Kessinger, S (1, 6) OBP: 0.315, SLG: 0.309	G4-6-3 1B 1B	K		K		4-3 FC3-5 1-2 1B HBP	BB 1-2 2-3			3	1	1	0	1	2	3
Glenn Beckert, R (1, 4) OBP: 0.383, SLG: 0.418	G4-6-3 1-2 1B	1B	1B		HR 1B	FC3-5 1B 4-3 1-2 2-3f	F9			5	1	3	0	0	0	5
Billy Williams, L (1, 7) OBP: 0.375, SLG: 0.543	G4-6-3 1-2f 2-3	P6			1-H HR	4-3 1-2 2-3		F9		5	1	1	2	0	0	5
Jim Hickman, R (1, 9) OBP: 0.338, SLG: 0.398	BB	P4			G6-4-3 1B	2-3 3-H 1B		F5		4	0	2	1	1	0	1
Ron Santo, R (1, 5) OBP: 0.378, SLG: 0.519	F9	F9			G6-4-3 1-2f	L4		K		5	0	0	0	0	1	6
14 Ernie Banks, R (1, 3) OBP: 0.269, SLG: 0.217		5-3		K	1B 1B		BB 1B 1B		6-3	5	0	2	0	0	1	0
Randy Hundley, R (1, 2) OBP: 0.333, SLG: 0.389 Chris Cannizzaro, R (6, 2) OBP: 0.327, SLG: 0.295		5-3		1B 1B	1-2 1B		F9		G3	3 2	0 0	2 0	0 0	0 0	0 0	0 1
Jose Ortiz, R (1, 8) OBP: 0.344, SLG: 0.395		E 3B		F8	K		BB 1-2 1B		K	5	1	2	0	0	2	3
Milt Pappas, R (1, 1) OBP: 0.233, SLG: 0.214		E6 3-H		1-2 1B		FC3-5 HBP 1B	K			4	0	2	0	0	1	2

	AB	41
	R	4
	H	15
	RBI	3
	BB	2
	SO	7
	LOB	26

Inning Stats	1	2	3	4	5	6	7	8	9
	R: 0 E: 0 K: 0 S: 4	H: 2 LOB: 2 BB: 1 P: 8	R: 1 E: 1 K: 1 S: 7	H: 1 LOB: 1 BB: 0 P: 7	R: 0 E: 0 K: 0 S: 4	H: 1 LOB: 1 BB: 0 P: 4	R: 0 E: 0 K: 2 S: 9	H: 2 LOB: 2 BB: 0 P: 9	R: 2 E: 0 K: 1 S: 9	H: 5 LOB: 2 BB: 0 P: 9	R: 1 E: 0 K: 0 S: 5	H: 2 LOB: 2 BB: 0 P: 6	R: 0 E: 0 K: 1 S: 7	H: 2 LOB: 3 BB: 1 P: 11	R: 0 E: 0 K: 1 S: 5	H: 0 LOB: 0 BB: 0 P: 5	R: 0 E: 0 K: 1 S: 5	H: 0 LOB: 0 BB: 0 P: 5

	1B: 13	SF: 0
	2B: 0	SAC: 0
	3B: 1	DP: 2
	HR: 1	HBP: 1

	WP: 0	PA: 44
	PB: 0	
	SB: 0	
	CS: 0	

PITCHER		IP	WLS	BF	H	R	ER	SO	BB	IBB	HBP	BLK	WP	HR	S	P	ERA	WHIP
Luke Walker, L ERA: 3.18	(1, 1)	4.2	L	25	11	3	2	3	1	0	0	0	0	1	30	34	3.86	2.571
Jim Nelson, R ERA: 2.87	(5, 1)	1.1		7	2	1	1	1	0	0	1	0	0	0	8	9	6.75	1.500
Mudcat Grant, R ERA: 0.67	(7, 1)	2.0		9	2	0	0	2	1	0	0	0	0	0	12	16	0.00	1.500
Dave Giusti, R ERA: 1.73	(9, 1)	1.0		3	0	0	0	1	0	0	0	0	0	0	5	5	0.00	0.000

PITCHER	IP	WLS	BF	H	R	ER	SO	BB	IBB	HBP	BLK	WP	HR	S	P	ERA	WHIP

BOTTOM

Chicago Cubs @ Pittsburgh Pirates

Three Rivers Stadium, Pittsburgh, PA

Fri May 28 1971, 7:05 PM EDT

Att. 12,776 - Cloudy

livebaseballscorecards.com

Batter	1	2	3	4	5	6	7	8	9	AB	R	H	RBI	BB	SO	LOB
Dave Cash, R (1, 4) OBP: 0.391, SLG: 0.371	F9		K			2B BB		1-3 1-2		3	1	0	0	1	1	1
Richie Hebner, L (1, 5) OBP: 0.355, SLG: 0.464	F7			F5		1-H 2B		2-H 1B		4	0	2	2	0	0	0
Roberto Clemente, R (1, 9) OBP: 0.339, SLG: 0.497	1B			F2		L1		4-3		4	0	1	0	0	0	2
Willie Stargell, L (1, 7) OBP: 0.344, SLG: 0.657	K			4-3			F7		K	4	0	0	0	0	2	1
Al Oliver, L (1, 8) OBP: 0.301, SLG: 0.301		CS BB			6-3		1B		FC4-6 1B	3	0	2	0	1	0	0
Manny Sanguillen, R (1, 2) OBP: 0.333, SLG: 0.413		K 1-2			6-3		F8		FC4-6 1-2f	4	0	0	0	0	1	3
Bob Robertson, R (1, 3) OBP: 0.325, SLG: 0.435		5-3			5-3		4-3		F7	4	0	0	0	0	0	2
Gene Alley, R (1, 6) OBP: 0.282, SLG: 0.299			P6			6-3		1-3 1B 1B		2	0	0	0	0	0	0
Gene Clines, R (8, PH) OBP: 0.333, SLG: 0.306										1	1	1	0	0	0	0
Jackie Hernandez, R (9, 6) OBP: 0.286, SLG: 0.323										0	0	0	0	0	0	0
Luke Walker, L (1, 1)										1	0	0	0	0	0	0
Jim Nelson, R (5, 1)										0	0	0	0	0	0	0
Charlie Sands, L (6, PH) OBP: 0.800, SLG: 2.000										1	0	0	0	0	0	0
Mudcat Grant, R (7, 1) OBP: 0.600, SLG: 0.750										0	0	0	0	0	0	0
Vic Davalillo, L (8, PH) OBP: 0.316, SLG: 0.397										1	0	0	0	0	0	1
Dave Giusti, R (9, 1)						G3		P6		0	0	0	0	0	0	0
Inning Stats	R: 0 E: 0 K: 1 S: 6 H: 1 LOB: 1 BB: 0 P: 6	R: 0 E: 0 K: 1 S: 4 H: 0 LOB: 0 BB: 1 P: 8	R: 0 E: 0 K: 1 S: 5 H: 0 LOB: 0 BB: 0 P: 5	R: 0 E: 0 K: 0 S: 3 H: 0 LOB: 0 BB: 0 P: 3	R: 0 E: 0 K: 0 S: 3 H: 0 LOB: 0 BB: 0 P: 3	R: 1 E: 0 K: 0 S: 4 H: 1 LOB: 1 BB: 1 P: 8	R: 0 E: 0 K: 0 S: 4 H: 1 LOB: 1 BB: 0 P: 4	R: 1 E: 0 K: 0 S: 5 H: 2 LOB: 1 BB: 0 P: 5	R: 0 E: 1 K: 1 S: 6 H: 1 LOB: 1 BB: 0 P: 6	1B: 5 2B: 1 3B: 0 HR: 0	SF: 0 SAC: 0 DP: 0 HBP: 0			WP: 0 PB: 0 SB: 0 CS: 1	PA: 34			

	AB	32
	R	2
	H	6
	RBI	2
	BB	2
	SO	4
	LOB	10

PITCHER	IP	WLS	BF	H	R	ER	SO	BB	IBB	HBP	BLK	WP	HR	S	P	ERA	WHIP
Milt Pappas, R (1, 1) ERA: 3.58	9.0	W	34	6	2	2	4	2	0	0	0	0	0	40	48	2.00	0.889

PITCHER	IP	WLS	BF	H	R	ER	SO	BB	IBB	HBP	BLK	WP	HR	S	P	ERA	WHIP

Batter	1	2	3	4	5	6	7	8	9	AB	R	H	RBI	BB	SO	LOB
Don Kessinger, S (1, 6) OBP: 0.317, SLG: 0.311	S S S 0-3 ① K		x 0-0 ③ F8		x 0-0 1-3 1B		S S S 0-3 ② K		x 0-0 1-2 1B	5	0	2	0	0	2	0
Glenn Beckert, R (1, 4) OBP: 0.383, SLG: 0.415	x 0-0 ② 6-3			x 0-0 2B 1B	x 0-0 ③ P4		B B B B 4-0 BB		x 0-0 ③ F9	4	1	1	0	1	0	4
Billy Williams, L (1, 7) OBP: 0.373, SLG: 0.536	x 0-0 ③ 4-3			x 0-0 ① P6		x 0-0 2B 1B	x 0-0 ③ F8			4	1	1	0	0	0	2
Jim Hickman, R (1, 9) OBP: 0.343, SLG: 0.434		x 0-0 HR		x 0-0 1-H 2B		S S S 0-3 ① K		x 0-0 ① F9		4	1	2	2	0	1	1
Ron Santo, R (1, 5) OBP: 0.376, SLG: 0.519		x 0-0 ① 4-3		S S S 0-3 ② K		x 0-0 14 4-3 1-H 1B 2B		S S S 0-3 ② K		4	1	1	1	0	2	1
14 Ernie Banks, R (1, 3) OBP: 0.233, SLG: 0.185		x 0-0 ② F7		x 0-0 ③ F9		x 0-0 ② 4-3 2-3		x 0-0 ③ F7		4	0	0	0	0	0	2
Randy Hundley, R (1, 2) OBP: 0.350, SLG: 0.400 Hector Torres, R (5, PR) OBP: 0.300, SLG: 0.222 Chris Cannizzaro, R (5, 2) OBP: 0.340, SLG: 0.303		x 0-0 ③ L6			x 0-0 1B 1B	x 0-0 3-H 1B			B B B B 4-0 1B BB	2 0 1	0 0 0	1 0 1	0 0 1	0 0 1	0 0 0	0 0 0
Brock Davis, L (1, 8) OBP: 0.300, SLG: 0.368			x 0-0 ① F7		x 0-0 ① F9	x 0-0 ③ F9			x 0-0 ① F9	4	0	0	0	0	0	3
Bill Hands, R (1, 1) OBP: 0.154, SLG: 0.125 Johnny Callison, L (5, PH) OBP: 0.312, SLG: 0.323 Ray Newman, L (5, 1) Hal Breeden, R (7, PH) OBP: 0.179, SLG: 0.269 Earl Stephenson, L (7, 1) Phil Regan, R (8, 1) Paul Popovich, S (9, PH) OBP: 0.040, SLG: 0.040			S S S 0-3 ② K		x 0-0 ② P6		x 0-0 ① L5		x 0-0 ② P9	1 1 0 1 0 0 1	0 0 0 0 0 0 0	0 0 0 0 0 0 0	0 0 0 0 0 0 0	1 0 0 0 0 0 0	0 0 0 0 0 0 0	0 1 0 0 0 0 1
Inning Stats	R: 0 E: 0 K: 1 S: 5 H: 0 LOB: 0 BB: 0 P: 5	R: 1 E: 0 K: 0 S: 4 H: 1 LOB: 0 BB: 0 P: 4	R: 0 E: 0 K: 1 S: 5 H: 0 LOB: 0 BB: 0 P: 5	R: 1 E: 0 K: 1 S: 7 H: 2 LOB: 1 BB: 0 P: 7	R: 0 E: 0 K: 0 S: 5 H: 2 LOB: 2 BB: 0 P: 5	R: 2 E: 0 K: 1 S: 8 H: 3 LOB: 1 BB: 0 P: 8	R: 0 E: 0 K: 1 S: 5 H: 0 LOB: 1 BB: 1 P: 9	R: 0 E: 0 K: 1 S: 5 H: 0 LOB: 0 BB: 0 P: 5	R: 0 E: 0 K: 0 S: 4 H: 1 LOB: 2 BB: 1 P: 8	1B: 6 2B: 2 3B: 0 HR: 1	SF: 0 SAC: 0 DP: 0 HBP: 0					WP: 0 PB: 0 SB: 0 CS: 0	PA: 38

TOP

Chicago Cubs @ Pittsburgh Pirates

Three Rivers Stadium, Pittsburgh, PA

Sat May 29 1971, 3:33 AM EDT
Att. 12,336 - Cloudy - 53 F

livebaseballscorecards.com

AB	36
R	4
H	9
RBI	4
BB	2
SO	6
LOB	15

PITCHER		IP	WLS	BF	H	R	ER	SO	BB	IBB	HBP	BLK	WP	HR	S	P	ERA	WHIP
Bob Johnson, R ERA: 3.12	(1, 1)	5.1	W	23	7	4	4	4	0	0	0	0	0	1	31	31	6.75	1.312
Jim Nelson, R ERA: 2.37	(6, 1)	3.1		14	2	0	0	2	2	0	0	0	0	0	16	24	0.00	1.200
Dave Giusti, R ERA: 1.71	(9, 1)	0.1	S	1	0	0	0	0	0	0	0	0	0	0	1	1	0.00	0.000

PITCHER	IP	WLS	BF	H	R	ER	SO	BB	IBB	HBP	BLK	WP	HR	S	P	ERA	WHIP

Batter	1	2	3	4	5	6	7	8	9	AB	R	H	RBI	BB	SO	LOB
Dave Cash, R (1, 4) OBP: 0.382, SLG: 0.361	K		6-3		5-3		SH1-4 1-2	F9		4	0	0	0	0	1	1
Vic Davalillo, L (1, 9) OBP: 0.325, SLG: 0.395	HR 1B		K		F8		1B SF7 BB			3	2	1	0	1	1	0
Richie Hebner, L (1, 5) OBP: 0.365, SLG: 0.493	1-H HR		4-3		1B		1-3 2-H 1B			4	1	3	3	0	0	0
Willie Stargell, L (1, 7) OBP: 0.335, SLG: 0.643	K			5-3	4-3		SF7 3-H			3	0	0	1	0	1	1
Al Oliver, L (1, 8) OBP: 0.300, SLG: 0.299	4-3			E5 HR		FC5-4 1B	4-3			4	1	1	0	0	0	1
Bob Robertson, R (1, 3) OBP: 0.329, SLG: 0.464		K		1-H HR		K		4-3 PB 2B		4	2	2	2	0	2	1
Milt May, L (1, 2) OBP: 0.206, SLG: 0.250		6-3		HR		F7		4-3 2-3		4	1	1	1	0	0	2
Gene Alley, R (1, 6) OBP: 0.281, SLG: 0.327		HR		4-3		FC5-4 1-2f		K 3-H		4	1	1	1	0	1	1
Bob Johnson, L (1, 1) OBP: 0.095, SLG: 0.050 Jim Nelson, R (6, 1) OBP: 0.500, SLG: 0.333 Dave Giusti, R (9, 1)		K		K			SH1-4 1B 1B			2 1 0	0 1 0	0 1 0	0 1 0	0 0 0	2 0 0	0 0 0
Inning Stats	R: 2 E: 0 K: 2 S: 9 H: 2 LOB: 0 BB: 0 P: 9	R: 1 E: 0 K: 2 S: 8 H: 1 LOB: 0 BB: 0 P: 8	R: 0 E: 0 K: 1 S: 5 H: 0 LOB: 0 BB: 0 P: 5	R: 3 E: 1 K: 1 S: 8 H: 2 LOB: 0 BB: 0 P: 8	R: 0 E: 0 K: 0 S: 4 H: 1 LOB: 1 BB: 0 P: 4	R: 0 E: 0 K: 1 S: 6 H: 1 LOB: 1 BB: 0 P: 6	R: 2 E: 0 K: 0 S: 5 H: 2 LOB: 1 BB: 1 P: 9	R: 1 E: 0 K: 1 S: 6 H: 1 LOB: 1 BB: 1 P: 10		1B: 5 2B: 1 3B: 0 HR: 4 SF: 1 SAC: 1 DP: 0 HBP: 0				WP: 0 PB: 1 SB: 0 CS: 0 PA: 37		

BOTTOM

Chicago Cubs @ Pittsburgh Pirates

Three Rivers Stadium, Pittsburgh, PA

Sat May 29 1971, 3:33 AM EDT

Att. 12,336 - Cloudy - 53 F

livebaseballscorecards.com

AB	33
R	9
H	10
RBI	8
BB	2
SO	8
LOB	7

PITCHER		IP	WLS	BF	H	R	ER	SO	BB	IBB	HBP	BLK	WP	HR	S	P	ERA	WHIP
Bill Hands, R ERA: 4.12	(1, 1)	4.0	L	18	5	6	5	6	0	0	0	0	0	4	30	30	11.25	1.250
Ray Newman, L ERA: 2.84	(5, 1)	2.0		8	2	0	0	1	0	0	0	0	0	0	10	10	0.00	1.000
Earl Stephenson, L ERA: 5.51	(7, 1)	1.0		6	2	2	2	0	1	0	0	0	0	0	5	9	18.00	3.000
Phil Regan, R ERA: 4.13	(8, 1)	1.0		5	1	1	0	1	1	0	0	0	0	0	6	10	0.00	2.000

PITCHER	IP	WLS	BF	H	R	ER	SO	BB	IBB	HBP	BLK	WP	HR	S	P	ERA	WHIP

Chicago Cubs @ Pittsburgh Pirates

Three Rivers Stadium, Pittsburgh, PA

Sun May 30 1971, 3:33 AM EDT

Att. 14,643 - Sunny - 70 F

TOP

livebaseballscorecards.com

Batter	1	2	3	4	5	6	7	8	9	AB	R	H	RBI	BB	SO	LOB
Don Kessinger, S (1, 6) OBP: 0.320, SLG: 0.312	4-3		K			BB			G6-4-3, 1B	3	0	1	0	1	1	0
Glenn Beckert, R (1, 4) OBP: 0.376, SLG: 0.406	6-3			6-3		F8			G6-4-3, 1-2f	4	0	0	0	0	0	2
Billy Williams, L (1, 7) OBP: 0.365, SLG: 0.525	F8			G3			F5		F8	4	0	0	0	0	0	0
Jim Hickman, R (1, 9) OBP: 0.336, SLG: 0.424		K		F2			P5			3	0	0	0	0	1	0
Ron Santo, R (1, 5) OBP: 0.375, SLG: 0.515		1B			K		P4			3	0	1	0	0	1	0
14 Ernie Banks, R (1, 3) OBP: 0.212, SLG: 0.167		K			6-3			6-3		3	0	0	0	0	1	1
Randy Hundley, R (1, 2) OBP: 0.333, SLG: 0.381 Chris Cannizzaro, R (4, 2) OBP: 0.333, SLG: 0.297		K			K			L4		1 2	0 0	0 0	0 0	0 0	1 1	1 0
Brock Davis, L (1, 8) OBP: 0.304, SLG: 0.409			6-3			2-3		2B		3	0	1	0	0	0	0
Ken Holtzman, R (1, 1) OBP: 0.156, SLG: 0.200 Joe Decker, R (4, 1) Hal Breeden, R (6, PH) OBP: 0.172, SLG: 0.259 Earl Stephenson, L (6, 1) Johnny Callison, L (8, PH) OBP: 0.310, SLG: 0.321 Ray Newman, L (8, 1)			3-1			F5		K		1 0 1 0 1 0	0 0 0 0 0 0	0 0 0 0 0 0	0 0 0 0 0 0	0 0 0 0 0 0	0 0 0 0 1 0	0 0 0 0 1 0

Inning Stats	1	2	3	4	5	6	7	8	9
	R: 0 E: 0 K: 0 S: 3	H: 0 LOB: 0 BB: 0 P: 3	R: 0 E: 0 K: 3 S: 10	H: 1 LOB: 1 BB: 0 P: 10	R: 0 E: 0 K: 1 S: 5	H: 0 LOB: 0 BB: 0 P: 5	R: 0 E: 0 K: 0 S: 3	H: 0 LOB: 0 BB: 0 P: 3	R: 0 E: 0 K: 2 S: 7	H: 0 LOB: 0 BB: 0 P: 7	R: 0 E: 0 K: 0 S: 3	H: 0 LOB: 1 BB: 1 P: 7	R: 0 E: 0 K: 0 S: 3	H: 0 LOB: 0 BB: 0 P: 3	R: 0 E: 0 K: 1 S: 6	H: 1 LOB: 1 BB: 0 P: 6	R: 0 E: 0 K: 0 S: 3	H: 1 LOB: 0 BB: 0 P: 3

	AB	29
	R	0
	H	3
	RBI	0
	BB	1
	SO	7
	LOB	5

1B: 2 SF: 0
2B: 1 SAC: 0
3B: 0 DP: 1
HR: 0 HBP: 0

WP: 0 PA: 30
PB: 0
SB: 0
CS: 0

PITCHER		IP	WLS	BF	H	R	ER	SO	BB	IBB	HBP	BLK	WP	HR	S	P	ERA	WHIP
Bob Moose, R ERA: 3.78	(1, 1)	9.0	W	30	3	0	0	7	1	0	0	0	0	0	43	47	0.00	0.444

PITCHER	IP	WLS	BF	H	R	ER	SO	BB	IBB	HBP	BLK	WP	HR	S	P	ERA	WHIP

Chicago Cubs @ Pittsburgh Pirates

Three Rivers Stadium, Pittsburgh, PA

Sun May 30 1971, 3:33 AM EDT

Att. 14,643 - Sunny - 70 F

livebaseballscorecards.com

BOTTOM

Batter	1	2	3	4	5	6	7	8	9	AB	R	H	RBI	BB	SO	LOB
Dave Cash, R (1, 4) OBP: 0.394, SLG: 0.375	1B	1B		K, WP, HR	G3-6-3		F7			5	2	4	0	0	0	1
Richie Hebner, L (1, 5) OBP: 0.354, SLG: 0.476	K	4-3		K, WP, HR	G3-6-3			K		5	1	0	0	0	3	4
Roberto Clemente, R (1, 9) OBP: 0.341, SLG: 0.512	1B		K	HR	K			6-3		5	2	2	3	0	2	0
Willie Stargell, L (1, 7) OBP: 0.338, SLG: 0.655	1B		E6, FC6-4	HR		6-3		4-3		5	1	2	2	0	0	0
Manny Sanguillen, R (1, 2) OBP: 0.337, SLG: 0.421	1B		FC6-4, 2B, 6-2	HR		6-3				4	1	2	1	0	0	1
Bob Robertson, R (1, 3) OBP: 0.333, SLG: 0.490	K		2B	HR		K				4	1	2	2	0	2	2
Al Oliver, L (1, 8) OBP: 0.299, SLG: 0.305	K		6-2	F7, 3B			1-3			4	1	1	0	0	1	2
Gene Alley, R (1, 6) OBP: 0.288, SLG: 0.352		6-3		FC1-6, 3B			6-3			4	0	2	1	0	0	0
Bob Moose, R (1, 1) OBP: 0.176, SLG: 0.125		4-3		FC1-6, L9			1B			4	1	1	0	0	0	2
Inning Stats	R: 2 E: 0 K: 3 S: 13 H: 4 LOB: 2 BB: 0 P: 13	R: 0 E: 0 K: 0 S: 4 H: 1 LOB: 1 BB: 0 P: 4	R: 0 E: 1 K: 1 S: 6 H: 1 LOB: 2 BB: 0 P: 6	R: 8 E: 0 K: 1 S: 14 H: 8 LOB: 1 BB: 0 P: 14	R: 0 E: 0 K: 1 S: 5 H: 1 LOB: 0 BB: 0 P: 5	R: 0 E: 0 K: 1 S: 5 H: 0 LOB: 0 BB: 0 P: 5	R: 0 E: 0 K: 0 S: 4 H: 1 LOB: 1 BB: 0 P: 4	R: 0 E: 0 K: 1 S: 5 H: 0 LOB: 0 BB: 0 P: 5		1B: 9 2B: 3 3B: 1 HR: 3	SF: 0 SAC: 0 DP: 1 HBP: 0						

	AB	40
	R	10
	H	16
	RBI	9
	BB	0
	SO	8
	LOB	12

PITCHER		IP	WLS	BF	H	R	ER	SO	BB	IBB	HBP	BLK	WP	HR	S	P	ERA	WHIP
Ken Holtzman, L ERA: 5.33	(1, 1)	3.2	L	24	11	8	8	5	0	0	0	0	2	2	33	33	19.64	3.000
Joe Decker, R ERA: 13.5	(4, 1)	1.1		7	4	2	2	1	0	0	0	0	0	1	9	9	13.50	3.000
Earl Stephenson, L ERA: 4.91	(6, 1)	2.0		7	1	0	0	1	0	0	0	0	0	0	9	9	0.00	0.500
Ray Newman, L ERA: 2.45	(8, 1)	1.0		3	0	0	0	1	0	0	0	0	0	0	5	5	0.00	0.000

PITCHER		IP	WLS	BF	H	R	ER	SO	BB	IBB	HBP	BLK	WP	HR	S	P	ERA	WHIP

Batter	1	2	3	4	5	6	7	8	9	AB	R	H	RBI	BB	SO	LOB
Don Kessinger, S (1, 6) OBP: 0.319, SLG: 0.307	B B B B 4-0 G4-6-3 BB		x 0-0 ②③ G6-4-3 1-2f			x 0-0 ① G3		x 0-0 ② 6-3		3	0	0	0	1	0	1
Brock Davis, L (1, 8) OBP: 0.296, SLG: 0.385	x 0-0 ① F9			x 0-0 ① 6-3		x 0-0 ② 3-1		x 0-0 1B		4	0	1	0	0	0	1
Billy Williams, L (1, 7) OBP: 0.363, SLG: 0.516	x 0-0 ②③ G4-6-3 1-2f			x 0-0 ② 4-3		B B B B 4-0 BB		x 0-0 ③ F8		3	0	0	0	1	0	2
Glenn Beckert, R (1, 4) OBP: 0.378, SLG: 0.408		x 0-0 1B		x 0-0 PB 1B		x 0-0 ③ F9			x 0-0 ① F8	4	0	2	0	0	0	1
Ron Santo, R (1, 5) OBP: 0.378, SLG: 0.512		x 0-0 ① F9		x 0-0 ③ F9 1-2			B B B B 4-0 BB		x 0-0 1B	3	0	1	0	1	0	2
Jim Hickman, R (1, 3) OBP: 0.327, SLG: 0.411		x 0-0 ② F5			S S S 0-3 ① K		x 0-0 ① F8		x 0-0 ② L6	4	0	0	0	0	1	3
Johnny Callison, L (1, 9) OBP: 0.308, SLG: 0.314		x 0-0 ③ P5			B B B B 4-0 E BB		x 0-0 ② F9		x 0-0 ③ F9	3	0	0	0	1	0	3
J.C. Martin, L (1, 2) OBP: 0.342, SLG: 0.486			x 0-0 G6-4-3 1B		x 0-0 ② F9 1-2		S S S 0-3 ③ K			3	0	1	0	0	1	2
Fergie Jenkins, R (1, 1) OBP: 0.286, SLG: 0.436 Paul Popovich, S (8, PH) OBP: 0.038, SLG: 0.038 Phil Regan, R (8, 1)			S S S 0-3 ① K		S S S 0-3 ③ K			x 0-0 ① P4		2 1 0	0 0 0	0 0 0	0 0 0	0 0 0	2 0 0	2 0 0
Inning Stats	R: 0 E: 0 K: 0 S: 2 H: 0 LOB: 0 BB: 1 P: 6	R: 0 E: 0 K: 0 S: 4 H: 1 LOB: 1 BB: 0 P: 4	R: 0 E: 0 K: 1 S: 5 H: 1 LOB: 0 BB: 0 P: 5	R: 0 E: 0 K: 0 S: 4 H: 1 LOB: 1 BB: 0 P: 4	R: 0 E: 1 K: 2 S: 7 H: 0 LOB: 1 BB: 1 P: 11	R: 0 E: 0 K: 0 S: 3 H: 0 LOB: 1 BB: 1 P: 7	R: 0 E: 0 K: 1 S: 5 H: 0 LOB: 1 BB: 1 P: 9	R: 0 E: 0 K: 0 S: 4 H: 1 LOB: 1 BB: 0 P: 4	R: 0 E: 0 K: 0 S: 4 H: 1 LOB: 1 BB: 0 P: 4	1B: 5 2B: 0 3B: 0 HR: 0 SF: 0 SAC: 0 DP: 2 HBP: 0						

PITCHER		IP	WLS	BF	H	R	ER	SO	BB	IBB	HBP	BLK	WP	HR	S	P	ERA	WHIP
Steve Blass, R ERA: 3.66	(1, 1)	9.0	W	34	5	0	0	4	4	0	0	0	0	0	38	54	0.00	1.000

PITCHER		IP	WLS	BF	H	R	ER	SO	BB	IBB	HBP	BLK	WP	HR	S	P	ERA	WHIP

TOP

Chicago Cubs @ Pittsburgh Pirates

Three Rivers Stadium, Pittsburgh, PA

Mon May 31 1971, 3:33 AM EDT

Att. 19,589 - Sunny - 70 F

livebaseballscorecards.com

AB	30
R	0
H	5
RBI	0
BB	4
SO	4
LOB	17

Chicago Cubs @ Pittsburgh Pirates

Three Rivers Stadium, Pittsburgh, PA

Mon May 31 1971, 3:33 AM EDT

Att. 19,589 - Sunny - 70 F

livebaseballscorecards.com

BOTTOM

Batter	1	2	3	4	5	6	7	8	9	AB	R	H	RBI	BB	SO	LOB
Dave Cash, R (1, 4) OBP: 0.397, SLG: 0.374	0-0 G6-3 1B		0-0 F9 ①		4-0 2B SF7 1-2 BB		0-0 F9 ①			3	1	1	0	1	0	0
Richie Hebner, L (1, 5) OBP: 0.363, SLG: 0.510	0-0 F8 ①		0-0 HR		0-0 1-3 2-H 2B		0-0 CS 1B			4	1	3	2	0	0	1
Roberto Clemente, R (1, 9) OBP: 0.333, SLG: 0.500	0-0 G6-3 ② ③ 1-2f		0-0 6-3 ②		0-0 F9 ①		0-3 K ② ③ 1-2			4	0	0	0	0	1	4
Willie Stargell, L (1, 7) OBP: 0.348, SLG: 0.676		0-0 HR	0-0 1B		4-0 IBB			0-0 E6 2B SF9		3	2	2	1	1	0	0
Al Oliver, L (1, 8) OBP: 0.298, SLG: 0.318		0-0 1B 3B	0-0 F7 ③		0-0 SF7 ② 3-H			0-3 K ①		3	1	1	1	0	1	2
Bob Robertson, R (1, 3) OBP: 0.331, SLG: 0.491		0-0 5-3 ①		0-0 5-3 ①	0-0 P5 ③			0-0 1-3 2B		4	0	1	0	0	0	3
Manny Sanguillen, R (1, 2) OBP: 0.347, SLG: 0.425		0-0 S 3-H 1B		0-0 6-3 1B		0-3 K ①		4-0 IBB		3	0	2	1	1	1	0
Gene Alley, R (1, 6) OBP: 0.279, SLG: 0.343		0-0 P3 ② 1-2		0-0 6-3 ② ③ 1-2		0-0 F8 ②		0-0 SF9 ② 3-H		3	0	0	1	0	0	2
Steve Blass, R (1, 1) OBP: 0.087, SLG: 0.087		0-0 6-3 ③			0-0 BB 2B 1B		0-3 K ③	0-0 4-3 ③		4	1	1	0	0	1	3
Inning Stats	R: 0 E: 0 K: 0 S: 3 H: 1 LOB: 0 BB: 0 P: 3	R: 2 E: 0 K: 0 S: 6 H: 3 LOB: 1 BB: 0 P: 6	R: 1 E: 0 K: 0 S: 5 H: 2 LOB: 1 BB: 0 P: 5	R: 0 E: 0 K: 0 S: 3 H: 1 LOB: 0 BB: 0 P: 3	R: 2 E: 0 K: 0 S: 5 H: 2 LOB: 2 BB: 2 P: 13	R: 0 E: 0 K: 2 S: 7 H: 0 LOB: 0 BB: 0 P: 7	R: 0 E: 0 K: 1 S: 5 H: 1 LOB: 1 BB: 0 P: 5	R: 1 E: 1 K: 1 S: 7 H: 1 LOB: 2 BB: 1 P: 11		1B: 6 2B: 3 3B: 1 HR: 2		SF: 2 SAC: 0 DP: 2 HBP: 0		WP: 0 PB: 0 SB: 1 CS: 1		PA: 36	

	AB	31
	R	6
	H	11
	RBI	6
	BB	3
	SO	4
	LOB	15

PITCHER		IP	WLS	BF	H	R	ER	SO	BB	IBB	HBP	BLK	WP	HR	S	P	ERA	WHIP
Fergie Jenkins, R ERA: 3.46	(1, 1)	7.0	L	30	10	5	5	3	1	1	0	0	0	2	34	42	6.43	1.571
Phil Regan, R ERA: 3.96	(8, 1)	1.0		6	1	1	0	1	0	1	0	0	0	0	7	11	0.00	1.000

PITCHER	IP	WLS	BF	H	R	ER	SO	BB	IBB	HBP	BLK	WP	HR	S	P	ERA	WHIP

St. Louis Cardinals @ Pittsburgh Pirates

Three Rivers Stadium, Pittsburgh, PA

Tue Jun 01 1971, 7:05 PM EDT

Att. 21,516 - Unknown

livebaseballscorecards.com

Batter	1	2	3	4	5	6	7	8	9	AB	R	H	RBI	BB	SO	LOB
Lou Brock, L (1, 7) OBP: 0.418, SLG: 0.493	F7			G3 1B		1B			6-3	4	0	2	0	0	0	0
Matty Alou, L (1, 8) OBP: 0.351, SLG: 0.409	6-3			G3 1-2		P4			BB	3	0	0	0	1	0	2
Ted Simmons, S (1, 2) OBP: 0.367, SLG: 0.431	F8			6-3			4-3		F7	4	0	0	0	0	0	2
Joe Torre, R (1, 5) OBP: 0.417, SLG: 0.534		G6-4-3 1B		F8			K			3	0	1	0	0	1	1
Joe Hague, L (1, 3) OBP: 0.362, SLG: 0.440		K			4-3		3-1			3	0	0	0	0	1	1
Leron Lee, L (1, 9) OBP: 0.333, SLG: 0.391		G6-4-3 1-2f			G3			G5-4-3 BB		2	0	0	0	1	0	1
Julian Javier, R (1, 4) OBP: 0.331, SLG: 0.411			F9		K			G5-4-3 1-2f		2	0	0	0	0	1	0
Don Shaw, L (6, 1)										0	0	0	0	0	0	0
Bob Burda, L (8, PH) OBP: 0.478, SLG: 0.368										1	0	0	0	0	0	1
Frank Linzy, R (8, 1) OBP: 0.500, SLG: 0.500										0	0	0	0	0	0	0
Ted Sizemore, R (1, 6) OBP: 0.323, SLG: 0.295			1-3			P6		6-3		3	0	0	0	0	0	0
Chris Zachary, L (1, 1) OBP: 0.308, SLG: 0.308			K			F9			F7	0	0	0	0	0	0	0
Rudy Arroyo, L (1, 1)										1	0	0	0	0	1	0
Dick Schofield, S (6, PH) OBP: 0.360, SLG: 0.325										2	0	0	0	0	0	0
(6, 4)																

Inning Stats	1	2	3	4	5	6	7	8	9		
	R: 0 E: 0 K: 0 S: 3	R: 0 E: 0 K: 1 S: 5	R: 0 E: 0 K: 1 S: 5	R: 0 E: 0 K: 0 S: 4	R: 0 E: 0 K: 1 S: 5	R: 0 E: 0 K: 0 S: 4	R: 0 E: 0 K: 1 S: 5	R: 0 E: 0 K: 0 S: 2	R: 0 E: 0 K: 0 S: 3	1B: 3 2B: 0 3B: 0 HR: 0	SF: 0 SAC: 0 DP: 2 HBP: 0
	H: 0 LOB: 0 BB: 0 P: 3	H: 1 LOB: 0 BB: 0 P: 5	H: 0 LOB: 0 BB: 0 P: 5	H: 1 LOB: 1 BB: 0 P: 4	H: 0 LOB: 0 BB: 0 P: 5	H: 1 LOB: 1 BB: 0 P: 4	H: 0 LOB: 0 BB: 0 P: 5	H: 0 LOB: 0 BB: 1 P: 6	H: 0 LOB: 1 BB: 1 P: 7	WP: 0 PB: 0 SB: 0 CS: 0	PA: 30

PITCHER	IP	WLS	BF	H	R	ER	SO	BB	IBB	HBP	BLK	WP	HR	S	P	ERA	WHIP
Dock Ellis, R (1, 1) ERA: 1.77	9.0	W	30	3	0	0	4	2	0	0	0	0	0	36	44	0.00	0.556

PITCHER	IP	WLS	BF	H	R	ER	SO	BB	IBB	HBP	BLK	WP	HR	S	P	ERA	WHIP

AB	28
R	0
H	3
RBI	0
BB	2
SO	4
LOB	8

St. Louis Cardinals @ Pittsburgh Pirates

Three Rivers Stadium, Pittsburgh, PA

Tue Jun 01 1971, 7:05 PM EDT

Att. 21,516 - Unknown

BOTTOM

Batter	1	2	3	4	5	6	7	8	9	AB	R	H	RBI	BB	SO	LOB
Dave Cash, R (1, 4) OBP: 0.402, SLG: 0.388	1B E 2B FC6-4 1-2f		0-0 FC4 1B		3-H 1B		0-0 ② F8			5	1	3	1	0	0	3
Vic Davalillo, L (1, 3) OBP: 0.329, SLG: 0.395	0-0 E S 6-3 2-3 1B	0-0 ① 4-3	0-0 ③ FC4 1-2f		0-0 ③ 4-3		0-0 2-H 1B			5	1	2	1	0	0	2
Roberto Clemente, R (1, 9) OBP: 0.330, SLG: 0.492	0-0 ① 6-3 1-H 3-H	0-0 BB 1B 1B		0-0 ① F9		0-0 ① 6-3	0-0 ③ 4-3			5	1	1	1	0	0	1
Willie Stargell, L (1, 7) OBP: 0.355, SLG: 0.669	B B B B 4-0 BB 1B BB	B B B B 4-0 1B E 1-2 BB		0-0 FC6-4 1B		0-0 ② F8		S S S 0-3 ① K		3	2	1	0	2	1	0
Richie Hebner, L (1, 5) OBP: 0.376, SLG: 0.516	B B B B 4-0 1B 1B 1-2 BB	0-0 E9 G3 1-H 2-H 1B		0-0 ② P5		0-0 1B 1B		0-0 G4-6-3 1B		4	1	3	1	1	0	1
Manny Sanguillen, R (1, 2) OBP: 0.348, SLG: 0.424	0-0 1B 1-3 2-H 1B	0-0 ② G3 2-3		0-0 ③ FC6-4 1-2f		0-0 1-3 1B		0-0 ② ③ G4-6-3 1-2f		5	1	2	1	0	0	3
Al Oliver, L (1, 8) OBP: 0.302, SLG: 0.318	I I I I 4-0 1B IBB	0-0 ③ 4-3			0-0 G4-3 1B 1B	S S S 0-3 ③ K				3	1	1	0	1	1	3
Gene Alley, R (1, 6) OBP: 0.278, SLG: 0.339	0-0 ② P6		S S S 0-3 ① K		0-0 G4-3 1-2 1B		0-0 E6 SH1-4 1B			4	1	1	0	0	1	3
Dock Ellis, S (1, 1) OBP: 0.258, SLG: 0.207	0-0 FC6-4 1-3 2-H 3-H 1B		S S S 0-3 ② K		0-0 ① ② G4-3 1-2f 2-3		0-0 ① SH1-4 1-2			3	0	1	2	0	1	2
Inning Stats	R: 5 H: 4 E: 0 LOB: 2 K: 0 BB: 3 S: 7 P: 19	R: 2 H: 2 E: 1 LOB: 1 K: 0 BB: 1 S: 5 P: 9	R: 0 H: 1 E: 0 LOB: 1 K: 2 BB: 0 S: 8 P: 8	R: 0 H: 1 E: 0 LOB: 1 K: 0 BB: 0 S: 4 P: 4	R: 1 H: 3 E: 0 LOB: 1 K: 0 BB: 0 S: 5 P: 5	R: 0 H: 2 E: 0 LOB: 2 K: 1 BB: 0 S: 7 P: 7	R: 1 H: 1 E: 1 LOB: 1 K: 0 BB: 0 S: 5 P: 5	R: 0 H: 1 E: 0 LOB: 0 K: 1 BB: 0 S: 5 P: 5		1B: 14 SF: 0 2B: 1 SAC: 1 3B: 0 DP: 2 HR: 0 HBP: 0						

livebaseballscorecards.com

AB	37
R	9
H	15
RBI	7
BB	4
SO	4
LOB	18

PITCHER		IP	WLS	BF	H	R	ER	SO	BB	IBB	HBP	BLK	WP	HR	S	P	ERA	WHIP
Chris Zachary, R ERA: 5.76	(1, 1)	0.2	L	9	4	5	5	0	2	1	0	0	0	0	6	18	67.50	9.000
Rudy Arroyo, L ERA: 4.15	(1, 1)	4.1		20	7	3	2	2	1	0	0	0	0	0	23	27	4.15	1.846
Don Shaw, L ERA:	(6, 1)	2.0		10	3	1	0	1	0	0	0	0	0	0	12	12	0.00	1.500
Frank Linzy, R ERA: 1.19	(8, 1)	1.0		3	1	0	0	1	0	0	0	0	0	0	5	5	0.00	1.000

PITCHER	IP	WLS	BF	H	R	ER	SO	BB	IBB	HBP	BLK	WP	HR	S	P	ERA	WHIP

Batter	1	2	3	4	5	6	7	8	9	AB	R	H	RBI	BB	SO	LOB
Lou Brock, L (1, 7) OBP: 0.413, SLG: 0.486	6-3			4-3		BB 1B SF9 1B	K		K	5	1	1	0	0	2	4
Matty Alou, L (1, 8) OBP: 0.353, SLG: 0.411	4-3			1B 1B		SF9 BB 1-2 1B	4-3			4	0	2	0	0	0	2
Ted Simmons, S (1, 2) OBP: 0.364, SLG: 0.427	6-3			FC6-4 1-2 1B		P4		K		4	0	1	0	0	1	2
Joe Torre, R (1, 5) OBP: 0.414, SLG: 0.526		K		K		FC5-4 1-2 2-3 BB		F3		3	0	0	0	1	2	2
Jose Cardenal, R (1, 9) OBP: 0.311, SLG: 0.429		5-3		FC6-4 1-2f		SF9 2-3 3-H		K		3	0	0	1	0	1	2
Julian Javier, R (1, 4) OBP: 0.328, SLG: 0.405		K			5-3	FC5-4 1-2f			1B 1B	4	0	1	0	0	1	2
Jim Beauchamp, R (1, 3) OBP: 0.324, SLG: 0.364			K		4-3 2B		BB BB		F7	3	0	1	0	1	1	1
Ted Sizemore, R (1, 6) OBP: 0.318, SLG: 0.291			5-3		4-3 2-3		BB 1-2 BB		P6	2	0	0	0	0	0	1
Bob Burda, L (7, PH) OBP: 0.500, SLG: 0.368										0	0	0	0	1	0	0
Frank Linzy, R (7, 1) OBP: 0.500, SLG: 0.500										0	0	0	0	0	0	0
Don Shaw, L (7, 1)										0	0	0	0	0	0	0
Dick Schofield, S (9, PH) OBP: 0.353, SLG: 0.317										1	0	0	0	0	0	1
Reggie Cleveland, R (1, 1) OBP: 0.074, SLG: 0.111										1	0	0	0	0	1	0
Luis Melendez, R (5, PH) OBP: 0.256, SLG: 0.243										1	0	0	0	0	1	1
Moe Drabowsky, R (5, 1)										0	0	0	0	0	0	0
Leron Lee, L (7, PH) OBP: 0.333, SLG: 0.391										0	0	0	0	0	0	0
Jerry McNertney, R (7, PH) OBP: 0.400, SLG: 0.645										1	0	0	0	0	0	2
Dal Maxvill, R (7, 6) OBP: 0.278, SLG: 0.194							F7		1B	1	0	1	0	0	0	0
Inning Stats	R: 0 E: 0 K: 0 S: 3 H: 0 LOB: 0 BB: 0 P: 3	R: 0 E: 0 K: 2 S: 7 H: 0 LOB: 0 BB: 0 P: 7	R: 0 E: 0 K: 2 S: 7 H: 0 LOB: 0 BB: 0 P: 7	R: 0 E: 0 K: 1 S: 7 H: 2 LOB: 2 BB: 0 P: 7	R: 0 E: 0 K: 1 S: 6 H: 1 LOB: 1 BB: 0 P: 6	R: 1 E: 0 K: 0 S: 5 H: 2 LOB: 2 BB: 1 P: 9	R: 0 E: 0 K: 1 S: 5 H: 0 LOB: 2 BB: 2 P: 13	R: 0 E: 0 K: 2 S: 7 H: 0 LOB: 0 BB: 0 P: 7	R: 0 E: 0 K: 1 S: 7 H: 2 LOB: 2 BB: 0 P: 7	1B: 6 2B: 1 3B: 0 HR: 0 SF: 1 SAC: 0 DP: 0 HBP: 0	WP: 0 PB: 0 SB: 0 CS: 0 PA: 37					

PITCHER		IP	WLS	BF	H	R	ER	SO	BB	IBB	HBP	BLK	WP	HR	S	P	ERA	WHIP
Luke Walker, L ERA: 3.04	(1, 1)	6.0	W	24	5	1	1	6	1	0	0	0	0	0	35	39	1.50	1.000
Jim Nelson, R ERA: 2.37	(7, 1)	0.0		2	0	0	0	0	2	0	0	0	0	0	0	8	∞	∞
Bob Veale, L ERA: 2.7	(7, 1)	3.0	S	11	2	0	0	4	0	0	0	0	0	0	19	19	0.00	0.667

PITCHER	IP	WLS	BF	H	R	ER	SO	BB	IBB	HBP	BLK	WP	HR	S	P	ERA	WHIP

TOP

St. Louis Cardinals @ Pittsburgh Pirates

Three Rivers Stadium, Pittsburgh, PA

Wed Jun 02 1971, 7:05 PM EDT

Att. 9,612 - Unknown

livebaseballscorecards.com

AB	33
R	1
H	7
RBI	1
BB	3
SO	10
LOB	20

Batter	1	2	3	4	5	6	7	8	9	AB	R	H	RBI	BB	SO	LOB
Dave Cash, R (1, 4) OBP: 0.413, SLG: 0.415	F8			E9 2B	E S 1B		1B 3B	BBB 1B BB		4	3	3	0	1	0	0
Vic Davalillo, L (1, 3) OBP: 0.356, SLG: 0.412	CS 1B			1B 1B 1B	F8 1-3		I-I-I BB E 1B IBB	1B 2B 1-2 1B		4	3	3	0	1	0	1
Roberto Clemente, R (1, 9) OBP: 0.332, SLG: 0.492 Gene Clines, R (5, PH) (6, 9) OBP: 0.350, SLG: 0.327	P6 1-2			1B 1B 1-2 1B	SSS K		BB E 1-2 3-H 1B	2B 1-2 2-H 1B		2 3	1 2	1 2	0 2	0 0	0 1	1 1
Willie Stargell, L (1, 7) OBP: 0.362, SLG: 0.671		SSS K		FC6-4 1B SF7 1-3 2-H 1B	P6		BBBB E 1-2 2-3 BB	1B 1-H 2-H 2B		4	1	2	3	1	1	1
Richie Hebner, L (1, 5) OBP: 0.371, SLG: 0.506		F7		FC6-4 1-2 3-H 1B		SSS K	E2 1-3 2-H 3-H	P3		5	0	1	1	0	1	2
Manny Sanguillen, R (1, 2) OBP: 0.350, SLG: 0.420		F9		FC6-4 BB 1-2f 2-3		L9	I-I-I IBB	1B 2-3		4	0	1	0	1	0	2
Al Oliver, L (1, 8) OBP: 0.299, SLG: 0.317			F7	SF7 3-H		FC6-4 1B	F8	L9		4	0	1	1	0	0	5
Gene Alley, R (1, 6) OBP: 0.277, SLG: 0.330			P6	BBBB 4-0 1-2 BB		FC6-4 1-2f	L5			3	0	0	0	1	0	4
Luke Walker, L (1, 1) Jim Nelson, R (7, 1) OBP: 0.500, SLG: 0.333 Bob Veale, S (7, 1)			SSS K	SSS K			SSS K	6-3		2 0 2	0 0 0	0 0 0	0 0 0	2 0 1	2 0 0	2 0 0
Inning Stats	R: 0 E: 0 K: 0 S: 3 H: 1 LOB: 0 BB: 0 P: 3	R: 0 E: 0 K: 1 S: 5 H: 0 LOB: 0 BB: 0 P: 5	R: 0 E: 0 K: 1 S: 5 H: 0 LOB: 0 BB: 0 P: 5	R: 4 E: 1 K: 1 S: 10 H: 5 LOB: 2 BB: 1 P: 14	R: 0 E: 0 K: 1 S: 6 H: 1 LOB: 1 BB: 0 P: 6	R: 0 E: 0 K: 1 S: 6 H: 1 LOB: 1 BB: 0 P: 6	R: 3 E: 1 K: 1 S: 8 H: 2 LOB: 3 BB: 3 P: 20	R: 3 E: 0 K: 0 S: 7 H: 4 LOB: 2 BB: 1 P: 11		1B: 11 2B: 2 3B: 1 HR: 0	SF: 1 SAC: 0 DP: 0 HBP: 0					

PITCHER		IP	WLS	BF	H	R	ER	SO	BB	IBB	HBP	BLK	WP	HR	S	P	ERA	WHIP
Reggie Cleveland, R ERA: 3.28	(1, 1)	4.0	L	18	6	4	4	3	1	0	0	0	0	0	23	27	9.00	1.750
Moe Drabowsky, R ERA: 3.05	(5, 1)	2.0		8	2	0	0	2	0	0	0	0	0	0	12	12	0.00	1.000
Frank Linzy, R ERA: 1.96	(7, 1)	0.1		4	2	3	2	1	0	1	0	0	0	0	5	9	54.00	6.000
Don Shaw, L ERA: 1.93	(7, 1)	1.2		13	4	3	3	0	2	1	0	0	0	0	10	22	16.20	3.600

PITCHER	IP	WLS	BF	H	R	ER	SO	BB	IBB	HBP	BLK	WP	HR	S	P	ERA	WHIP

BOTTOM

St. Louis Cardinals @ Pittsburgh Pirates

Three Rivers Stadium, Pittsburgh, PA

Wed Jun 02 1971, 7:05 PM EDT

Att. 9,612 - Unknown

livebaseballscorecards.com

AB	37
R	10
H	14
RBI	7
BB	5
SO	6
LOB	19

WP: 0	PA: 43				
PB: 0					
SB: 1					
CS: 1					

Batter	1	2	3	4	5	6	7	8	9	AB	R	H	RBI	BB	SO	LOB
Lou Brock, L (1, 7) OBP: 0.413, SLG: 0.486	4-3		L6		S 1B 2B	E6 2-3		BBB 4-0 HR BB		4	2	1	0	1	0	1
Matty Alou, L (1, 8) OBP: 0.359, SLG: 0.430	G4-6-3 1B		4-3		2-H FC6-4 1B	5-3		1-H HR		5	1	3	3	0	0	2
Ted Simmons, S (1, 2) OBP: 0.360, SLG: 0.420	G4-6-3 1-2f			BB 1B 1B	F7		L9	1-3		5	1	1	0	0	0	2
Joe Torre, R (1, 5) OBP: 0.414, SLG: 0.526		BBB 4-0 BB 1B BB		F8	FC6-4 1-2f		2B		L9	4	0	1	0	1	0	2
Jose Cardenal, R (1, 9) OBP: 0.318, SLG: 0.430		1-2 BB 1B		BBB 4-0 1B 1-2 1B BB		4-3 1-3 2B 1B	P3		F7	4	2	2	0	1	0	1
Joe Hague, L (1, 3) OBP: 0.370, SLG: 0.438		BBB 4-0 FC5-4 1-2 2-3 BB		L5-4 1B 1-3 2-H 1B		1-3 1-2	4-0 IBB		L9	3	0	1	1	2	0	1
Julian Javier, R (1, 4) OBP: 0.326, SLG: 0.400		L8		1-2 3-H 1B		4-3 2-3	F8			4	0	1	1	0	0	5
Ted Sizemore, R (1, 6) OBP: 0.319, SLG: 0.287 Dal Maxvill, R (6, 6) OBP: 0.275, SLG: 0.191		FC5-4 1-2f		L5-4 2-3		2B IBB		L9		2 1	1 0	0 0	0 0	1 0	0 0	4 0
Steve Carlton, L (1, 1) OBP: 0.206, SLG: 0.303			SSS 0-3 K		4-3	E 1-H 3-H 2B		SSS 0-3 K		4	0	1	2	0	2	0
Inning Stats	R: 0 E: 0 K: 0 S: 3 H: 1 LOB: 0 BB: 0 P: 3	R: 0 E: 0 K: 0 S: 3 H: 1 LOB: 2 BB: 2 P: 11	R: 0 E: 0 K: 1 S: 5 H: 0 LOB: 0 BB: 0 P: 5	R: 2 E: 0 K: 0 S: 5 H: 3 LOB: 1 BB: 1 P: 9	R: 1 E: 0 K: 0 S: 5 H: 2 LOB: 1 BB: 0 P: 5	R: 2 E: 1 K: 0 S: 6 H: 2 LOB: 2 BB: 1 P: 10	R: 0 E: 0 K: 0 S: 4 H: 1 LOB: 2 BB: 1 P: 8	R: 2 E: 0 K: 1 S: 6 H: 1 LOB: 0 BB: 1 P: 10	R: 0 E: 0 K: 0 S: 3 H: 0 LOB: 0 BB: 0 P: 3	1B: 7 2B: 4 3B: 0 HR: 1 SF: 0 SAC: 0 DP: 2 HBP: 0						

TOP

St. Louis Cardinals @ Pittsburgh Pirates

Three Rivers Stadium, Pittsburgh, PA

Thu Jun 03 1971, 7:05 PM EDT

Att. 18,947 - Unknown

livebaseballscorecards.com

AB	36
R	7
H	11
RBI	7
BB	6
SO	2
LOB	18

WP: 0 PB: 0 SB: 1 CS: 0 PA: 42

PITCHER		IP	WLS	BF	H	R	ER	SO	BB	IBB	HBP	BLK	WP	HR	S	P	ERA	WHIP
Bob Johnson, R ERA: 3.32	(1, 1)	4.1	L	20	7	3	3	1	3	0	0	0	0	0	19	31	6.23	2.308
Nelson Briles, R ERA: 3.18	(5, 1)	2.2		14	3	2	2	0	0	2	0	0	0	0	12	20	6.75	1.125
Mudcat Grant, R ERA: 1.24	(8, 1)	2.0		8	1	2	2	1	1	0	0	0	0	1	9	13	9.00	1.000

PITCHER	IP	WLS	BF	H	R	ER	SO	BB	IBB	HBP	BLK	WP	HR	S	P	ERA	WHIP

Batter	1	2	3	4	5	6	7	8	9	AB	R	H	RBI	BB	SO	LOB
Dave Cash, R (1, 4) OBP: 0.415, SLG: 0.423	L4-3 1B		1-3 2B		6-3			F8		4	0	2	0	0	0	0
Gene Clines, R (1, 9) OBP: 0.344, SLG: 0.321	L4-3 1-2		3-H 1B		K			L5-3		4	0	1	1	0	1	1
Jose Pagan, R (1, 3) OBP: 0.268, SLG: 0.269	BB 1B		F7		P5			1B 1B		4	0	2	0	0	0	2
Willie Stargell, L (1, 7) OBP: 0.371, SLG: 0.671	BB 1-2 BB		F8			G4-6-3 1B		1-2 1B		3	0	2	0	1	0	2
Manny Sanguillen, R (1, 2) OBP: 0.342, SLG: 0.411	K		P2			G4-6-3 1-2f		P5		4	0	0	0	0	1	7
Richie Hebner, L (1, 5) OBP: 0.363, SLG: 0.494		6-3		K		K			K	4	0	0	0	0	3	0
Al Oliver, L (1, 8) OBP: 0.293, SLG: 0.309		K		E4			F7		K	4	0	0	0	0	2	0
Gene Alley, R (1, 6) OBP: 0.269, SLG: 0.319		K		F8			6-3		P4	4	0	0	0	0	1	1
Bob Johnson, L (1, 1) OBP: 0.130, SLG: 0.048			BB 2B 1B	K			F7			1	1	0	0	1	1	1
Nelson Briles, R (5, 1) OBP: 0.286, SLG: 0.714										0	0	0	0	0	0	0
Bill Mazeroski, R (7, PH) OBP: 0.365, SLG: 0.289										1	0	0	0	0	0	0
Mudcat Grant, R (8, 1) OBP: 0.600, SLG: 0.750										0	0	0	0	0	0	0
Inning Stats	R: 0 E: 0 K: 1 S: 6 H: 2 LOB: 2 BB: 1 P: 10	R: 0 E: 0 K: 2 S: 7 H: 0 LOB: 0 BB: 0 P: 7	R: 1 E: 0 K: 0 S: 5 H: 2 LOB: 2 BB: 1 P: 9	R: 0 E: 1 K: 2 S: 8 H: 0 LOB: 1 BB: 0 P: 8	R: 0 E: 0 K: 1 S: 5 H: 0 LOB: 0 BB: 0 P: 5	R: 0 E: 0 K: 1 S: 5 H: 1 LOB: 0 BB: 0 P: 5	R: 0 E: 0 K: 0 S: 3 H: 0 LOB: 0 BB: 0 P: 3	R: 0 E: 0 K: 0 S: 5 H: 2 LOB: 2 BB: 0 P: 5	R: 0 E: 0 K: 2 S: 7 H: 0 LOB: 0 BB: 0 P: 7	1B: 6 2B: 1 3B: 0 HR: 0 SF: 0 SAC: 0 DP: 1 HBP: 0						

PITCHER	IP	WLS	BF	H	R	ER	SO	BB	IBB	HBP	BLK	WP	HR	S	P	ERA	WHIP
Steve Carlton, L (1, 1) ERA: 2.33	9.0	W	35	7	1	1	9	2	0	0	0	0	0	51	59	1.00	1.000

PITCHER	IP	WLS	BF	H	R	ER	SO	BB	IBB	HBP	BLK	WP	HR	S	P	ERA	WHIP

BOTTOM

St. Louis Cardinals @ Pittsburgh Pirates

Three Rivers Stadium, Pittsburgh, PA

Thu Jun 03 1971, 7:05 PM EDT

Att. 18,947 - Unknown

livebaseballscorecards.com

AB	33
R	1
H	7
RBI	1
BB	2
SO	9
LOB	14

Houston Astros @ Pittsburgh Pirates

Three Rivers Stadium, Pittsburgh, PA

Fri Jun 04 1971, 7:05 PM EDT

Att. 14,025 - Unknown

TOP

livebaseballscorecards.com

Batter	1	2	3	4	5	6	7	8	9	AB	R	H	RBI	BB	SO	LOB
Jesus Alou, R (1, 9) OBP: 0.376, SLG: 0.423	6-3		L1			F4		CS 1B		4	0	1	0	0	0	1
Joe Morgan, L (1, 4) OBP: 0.329, SLG: 0.386	F7			4-3		F6		1-3 1-2		4	0	0	0	0	0	2
Cesar Cedeno, R (1, 8) OBP: 0.257, SLG: 0.363	L9			F2			1B 6-3 1B		1B	4	1	2	0	0	0	0
Bob Watson, R (1, 7) OBP: 0.332, SLG: 0.379		5-3		L9			G3 6-3 1-3 1B		K	4	1	1	0	0	1	1
Denis Menke, R (1, 3) OBP: 0.339, SLG: 0.305		5-3			K		6-3 1-2 3-H		L9	4	0	0	1	0	1	2
Doug Rader, R (1, 5) OBP: 0.264, SLG: 0.290		1B			K		G3 2-3		BB 1-3	4	0	2	0	0	1	1
Jack Hiatt, R (1, 2) OBP: 0.517, SLG: 0.438		6-3			F4		1B 3-H		BB 1-2	3	0	1	1	1	0	1
Cesar Geronimo, L (9, PR) OBP: 0.278, SLG: 0.353										0	0	0	0	0	0	0
Roger Metzger, S (1, 6) OBP: 0.272, SLG: 0.283			F8			1B	L9		6-3	4	0	1	0	0	0	4
Jack Billingham, R (1, 1) OBP: 0.167, SLG: 0.130			3-1			F8		G3		1	0	0	0	0	0	0
John Mayberry, L (6, PH) OBP: 0.259, SLG: 0.244										1	0	0	0	0	0	1
Denny Lemaster, R (6, 1)										0	0	0	0	0	0	0
Norm Miller, L (8, PH) OBP: 0.293, SLG: 0.370										1	0	0	0	0	0	0
George Culver, R (8, 1)										0	0	0	0	0	0	0
Inning Stats	R: 0 E: 0 K: 0 S: 3 H: 0 LOB: 0 BB: 0 P: 3	R: 0 E: 0 K: 0 S: 4 H: 1 LOB: 1 BB: 0 P: 4	R: 0 E: 0 K: 0 S: 3 H: 0 LOB: 0 BB: 0 P: 3	R: 0 E: 0 K: 0 S: 3 H: 0 LOB: 0 BB: 0 P: 3	R: 0 E: 0 K: 2 S: 7 H: 0 LOB: 0 BB: 0 P: 7	R: 0 E: 0 K: 0 S: 4 H: 1 LOB: 1 BB: 0 P: 4	R: 2 E: 0 K: 0 S: 6 H: 3 LOB: 1 BB: 0 P: 6	R: 0 E: 0 K: 0 S: 3 H: 1 LOB: 0 BB: 0 P: 3	R: 0 E: 0 K: 1 S: 7 H: 2 LOB: 3 BB: 1 P: 11	1B: 8 2B: 0 3B: 0 HR: 0 SF: 0 SAC: 0 DP: 0 HBP: 0						

AB	34
R	2
H	8
RBI	2
BB	1
SO	3
LOB	13

WP: 0 PB: 0 SB: 0 CS: 1 PA: 35

PITCHER		IP	WLS	BF	H	R	ER	SO	BB	IBB	HBP	BLK	WP	HR	S	P	ERA	WHIP
Bob Moose, R ERA: 3.51	(1, 1)	8.2	W	33	8	2	2	3	0	0	0	0	0	0	39	39	2.08	0.923
Dave Giusti, R ERA: 1.69	(9, 1)	0.1	S	2	0	0	0	0	1	0	0	0	0	0	1	5	0.00	3.000

PITCHER	IP	WLS	BF	H	R	ER	SO	BB	IBB	HBP	BLK	WP	HR	S	P	ERA	WHIP

Batter	1	2	3	4	5	6	7	8	9	AB	R	H	RBI	BB	SO	LOB
Dave Cash, R (1, 4) OBP: 0.414, SLG: 0.421	L9		F9		E 1B, S 1B		SH1-4 (1-2)			3	1	1	0	0	0	1
Gene Clines, R (1, 9) OBP: 0.353, SLG: 0.333	L9		2-H 1B		1-H BLK 1B		L6			4	0	2	2	0	0	1
Vic Davalillo, L (1, 3) OBP: 0.340, SLG: 0.393	4-3		4-3		F7 (1-2)		6-3			4	0	0	0	0	0	3
Willie Stargell, L (1, 7) OBP: 0.363, SLG: 0.654		4-3		4-3	K			K		4	0	0	0	0	2	1
Richie Hebner, L (1, 5) OBP: 0.360, SLG: 0.494		L9		WP 1B 2B	F6			F8		4	1	1	0	0	0	1
Al Oliver, L (1, 8) OBP: 0.297, SLG: 0.310		1B		BBBB 4-0 2-3 1B BB		F8		6-3		3	0	1	0	1	0	0
Milt May, L (1, 2) OBP: 0.216, SLG: 0.257		K2-3		1-H 3-H 1B		1-3				3	0	1	1	0	1	1
Gene Alley, R (1, 6) OBP: 0.270, SLG: 0.314			E6 SH1-4 (1B)	IBB		5-3				2	1	0	0	1	0	0
Bob Moose, R (1, 1) OBP: 0.211, SLG: 0.118			SH1-4 (1-2)	G3						1	0	0	0	1	0	2
Dave Giusti, R (9, 1)							BBBB 4-0 SH1-4 BB			0	0	0	0	0	0	0
Inning Stats	R: 0 E: 0 K: 0 S: 3 H: 0 LOB: 0 BB: 0 P: 3	R: 0 E: 0 K: 1 S: 6 H: 1 LOB: 1 BB: 0 P: 6	R: 1 E: 1 K: 0 S: 5 H: 1 LOB: 1 BB: 0 P: 5	R: 1 E: 0 K: 0 S: 4 H: 2 LOB: 2 BB: 2 P: 12	R: 1 E: 0 K: 1 S: 7 H: 2 LOB: 1 BB: 0 P: 7	R: 0 E: 0 K: 0 S: 3 H: 0 LOB: 0 BB: 0 P: 3	R: 0 E: 0 K: 0 S: 3 H: 0 LOB: 1 BB: 1 P: 7	R: 0 E: 0 K: 1 S: 5 H: 0 LOB: 0 BB: 0 P: 5		1B: 5 2B: 1 3B: 0 HR: 0 SF: 0 SAC: 2 DP: 0 HBP: 0						

PITCHER	IP	WLS	BF	H	R	ER	SO	BB	IBB	HBP	BLK	WP	HR	S	P	ERA	WHIP
Jack Billingham, R (1, 1) ERA: 2.95	5.0	L	23	6	3	2	2	1	1	0	1	1	0	25	33	3.60	1.400
Denny Lemaster, L (6, 1) ERA: 1.62	2.0		7	0	0	0	0	1	0	0	0	0	0	6	10	0.00	0.500
George Culver, R (8, 1) ERA: 2.28	1.0		3	0	0	0	1	0	0	0	0	0	0	5	5	0.00	0.000

PITCHER	IP	WLS	BF	H	R	ER	SO	BB	IBB	HBP	BLK	WP	HR	S	P	ERA	WHIP

BOTTOM

Houston Astros @ Pittsburgh Pirates

Three Rivers Stadium, Pittsburgh, PA

Fri Jun 04 1971, 7:05 PM EDT

Att. 14,025 - Unknown

livebaseballscorecards.com

AB	28
R	3
H	6
RBI	3
BB	3
SO	3
LOB	10

Houston Astros @ Pittsburgh Pirates

Three Rivers Stadium, Pittsburgh, PA

Sat Jun 05 1971, 7:05 PM EDT

Att. 23,793 - Unknown

TOP

livebaseballscorecards.com

Batter	1	2	3	4	5	6	7	8	9	AB	R	H	RBI	BB	SO	LOB
Jesus Alou, R (1, 9) OBP: 0.377, SLG: 0.422	L9		1B		4-3			4-3	BB, 1-3, 1B	5	0	2	0	0	0	0
Joe Morgan, L (1, 4) OBP: 0.339, SLG: 0.393	K		1-3, 1B		CS, 1B			1B, 1B	BBBB, 1B, 1-2, BB	4	1	3	0	1	1	0
Cesar Cedeno, R (1, 8) OBP: 0.261, SLG: 0.364	L9		K		CS, 1-2	5-3		1B, WP, 1-3	1-2, 2-H, 3-H	5	1	2	1	0	1	2
Bob Watson, R (1, 7) OBP: 0.330, SLG: 0.376 Cesar Geronimo, L (9, 7) OBP: 0.278, SLG: 0.353		K2-3		4-3		4-3		WP, 1-3, 3-H		4 0	0 0	1 0	1 0	0 0	1 0	0 0
Denis Menke, R (1, 3) OBP: 0.337, SLG: 0.299		L5		BBBB, BB, 1B		F8		F8, 1-2, 3-H		3	1	0	0	1	0	1
Doug Rader, R (1, 5) OBP: 0.273, SLG: 0.301		2B		BBBB, 1B, 1-2, BB			FC4-6, 1B	6-3		3	0	2	0	1	0	1
Jack Hiatt, R (1, 2) OBP: 0.500, SLG: 0.423		K		K2-3-6-3, 1-3, 2-H, 1B			F7		L9	4	0	1	1	0	1	2
Roger Metzger, S (1, 6) OBP: 0.272, SLG: 0.282			B1-6-4, 1B	K2-3-6-2, 2-2			FC4-6, 1-2f		E6, 1B	4	1	1	0	0	1	3
Larry Dierker, R (1, 1) OBP: 0.132, SLG: 0.135 Fred Gladding, L (9, 1)			B1-6-4, 1-2f		F8		K		K	4 0	0 0	0 0	0 0	0 0	2 0	3 0
Inning Stats	R: 0 E: 0 K: 1 S: 5 H: 0 LOB: 0 BB: 0 P: 5	R: 0 E: 0 K: 2 S: 8 H: 1 LOB: 1 BB: 0 P: 8	R: 0 E: 0 K: 1 S: 7 H: 3 LOB: 2 BB: 0 P: 7	R: 1 E: 0 K: 1 S: 5 H: 1 LOB: 2 BB: 2 P: 13	R: 0 E: 0 K: 0 S: 3 H: 1 LOB: 0 BB: 0 P: 3	R: 0 E: 0 K: 0 S: 3 H: 0 LOB: 0 BB: 0 P: 3	R: 0 E: 0 K: 1 S: 6 H: 1 LOB: 1 BB: 0 P: 6	R: 2 E: 0 K: 0 S: 6 H: 3 LOB: 1 BB: 0 P: 6	R: 1 E: 1 K: 1 S: 7 H: 2 LOB: 2 BB: 1 P: 11	1B: 11 2B: 2 3B: 0 HR: 0 SF: 0 SAC: 0 DP: 2 HBP: 0						

	AB	36
	R	4
	H	12
	RBI	3
	BB	3
	SO	7
	LOB	12

WP: 1 PB: 0 SB: 0 CS: 1 PA: 40

PITCHER		IP	WLS	BF	H	R	ER	SO	BB	IBB	HBP	BLK	WP	HR	S	P	ERA	WHIP
Steve Blass, R ERA: 3.66	(1, 1)	7.1	L	31	10	3	3	6	2	0	0	0	0	0	41	49	3.68	1.636
Mudcat Grant, R ERA: 1.19	(8, 1)	1.1		6	1	1	0	1	0	0	0	0	1	0	8	8	0.00	0.750
Bob Veale, L ERA: 2.7	(9, 1)	0.0		1	0	0	0	0	1	0	0	0	0	0	0	4	∞	∞
Dave Giusti, R ERA: 1.67	(9, 1)	0.1		1	1	0	0	0	0	0	0	0	0	0	1	1	0.00	3.000

PITCHER	IP	WLS	BF	H	R	ER	SO	BB	IBB	HBP	BLK	WP	HR	S	P	ERA	WHIP

Houston Astros @ Pittsburgh Pirates

Three Rivers Stadium, Pittsburgh, PA

Sat Jun 05 1971, 7:05 PM EDT

Att. 23,793 - Unknown

BOTTOM

Batter	1	2	3	4	5	6	7	8	9	AB	R	H	RBI	BB	SO	LOB
Dave Cash, R (1, 4) OBP: 0.413, SLG: 0.429	FC4-6 1B		SF8 3-H		1-3		6-3 2-3		1-3 2B	4	0	2	1	0	0	1
Gene Clines, R (1, 9) OBP: 0.329, SLG: 0.308	L2		L6-3		L6-3		L4-3		L3	5	0	0	0	0	0	4
Vic Davalillo, L (1, 3) OBP: 0.337, SLG: 0.387	FC4-6 1-2f		1B 1B			6-3		4-3		4	0	1	0	0	0	1
Willie Stargell, L (1, 7) OBP: 0.366, SLG: 0.651	K		1-3 1B			K		1B		4	0	2	0	0	2	1
Richie Hebner, L (1, 5) OBP: 0.358, SLG: 0.488		6-3	G3			1B 1B		K		4	0	1	0	0	1	3
Manny Sanguillen, R (1, 2) OBP: 0.346, SLG: 0.413		4-3 1B		4-3		1-2 1B		F6		4	0	2	0	0	0	1
Al Oliver, L (1, 8) OBP: 0.296, SLG: 0.308		4-3 1-2		F7		4-3			G4-3 1B	4	0	1	0	0	0	3
Gene Alley, R (1, 6) OBP: 0.271, SLG: 0.315		6-3		K			6-3 1-3 1B		G4-3 1-2f	3	0	1	0	0	1	1
Roberto Clemente, R (9, PH) OBP: 0.330, SLG: 0.489										1	0	0	0	0	0	1
Steve Blass, R (1, 1) OBP: 0.115, SLG: 0.192			SF8 3B		5-3		1-3 1-2		2B BB	3	1	1	0	0	0	1
Mudcat Grant, R (8, 1) OBP: 0.600, SLG: 0.750										0	0	0	0	0	0	0
Bob Veale, S (9, 1)										0	0	0	0	0	0	0
Dave Giusti, R (9, 1)										0	0	0	0	0	0	0
Charlie Sands, L (9, 2) OBP: 0.833, SLG: 2.000										0	0	0	0	1	0	0
Inning Stats	R: 0 H: 1 E: 0 LOB: 1 K: 1 BB: 0 S: 6 P: 6	R: 0 H: 1 E: 0 LOB: 1 K: 0 BB: 0 S: 4 P: 4	R: 1 H: 3 E: 0 LOB: 2 K: 0 BB: 0 S: 6 P: 6	R: 0 H: 0 E: 0 LOB: 0 K: 1 BB: 0 S: 5 P: 5	R: 0 H: 0 E: 0 LOB: 0 K: 0 BB: 0 S: 3 P: 3	R: 0 H: 2 E: 0 LOB: 2 K: 1 BB: 0 S: 7 P: 7	R: 0 H: 1 E: 0 LOB: 1 K: 0 BB: 0 S: 4 P: 4	R: 0 H: 1 E: 0 LOB: 1 K: 1 BB: 0 S: 6 P: 6	R: 0 H: 2 E: 0 LOB: 2 K: 0 BB: 1 S: 4 P: 8	1B: 9 SF: 1 2B: 1 SAC: 0 3B: 1 DP: 1 HR: 0 HBP: 0						

PITCHER		IP	WLS	BF	H	R	ER	SO	BB	IBB	HBP	BLK	WP	HR	S	P	ERA	WHIP
Larry Dierker, R ERA: 1.8	(1, 1)	8.0	W	34	10	1	1	4	0	0	0	0	0	0	42	42	1.12	1.250
Fred Gladding, R ERA: 1.42	(9, 1)	1.0	S	4	1	0	0	0	1	0	0	0	0	0	3	7	0.00	2.000

PITCHER	IP	WLS	BF	H	R	ER	SO	BB	IBB	HBP	BLK	WP	HR	S	P	ERA	WHIP

AB	36
R	1
H	11
RBI	1
BB	1
SO	4
LOB	17

livebaseballscorecards.com

Houston Astros @ Pittsburgh Pirates

Three Rivers Stadium, Pittsburgh, PA

Sun Jun 06 1971, 3:33 AM EDT

Att. 23,051 - Unknown

TOP

livebaseballscorecards.com

Batter	1	2	3	4	5	6	7	8	9	AB	R	H	RBI	BB	SO	LOB
Jesus Alou, R (1, 9) OBP: 0.377, SLG: 0.434 Denny Lemaster, R (8, 1)	F8		3-4-1		G6-4-3 1-2f		1-3 2B 2B	2-H 2B		5 0	1 0	2 0	1 0	0 0	0 0	1 0
Joe Morgan, L (1, 4) OBP: 0.338, SLG: 0.390 Marty Martinez, S (7, 4) OBP: 0.333, SLG: 0.375	6-3		1B		K		F5	K		4 1	0 0	1 0	0 0	0 0	1 1	2 1
Cesar Cedeno, R (1, 8) OBP: 0.265, SLG: 0.365	E5 1B		K			PB HR 1B	F3		E6 FC5-4 BB 2B	5	2	2	0	0	1	3
Bob Watson, R (1, 7) OBP: 0.337, SLG: 0.401	1-3			E6 2B		1-H HR	2-H 3-H 2B		BBB 4-0 FC5-4 1-2 BB	4	2	2	4	1	0	1
Denis Menke, R (1, 3) OBP: 0.333, SLG: 0.302 (6, 6)		6-3		1-H 2B		L9	L4		F1	5	0	1	1	0	0	3
Doug Rader, R (1, 5) OBP: 0.271, SLG: 0.304		K2-3		K		1B 2B		6-3	FC5-4 2B 1-2f 2-3	5	0	1	0	0	2	3
Jack Hiatt, R (1, 2) OBP: 0.493, SLG: 0.436 George Culver, R (6, 1) Jimmy Wynn, R (8, PH) OBP: 0.326, SLG: 0.328 (8, 9)	2B			K		F3		K	1-3 3-H 2B	3 0 2	0 0 0	1 0 1	0 0 1	0 0 0	1 0 1	2 0 0
Roger Metzger, S (1, 6) OBP: 0.269, SLG: 0.280 John Mayberry, L (6, PH) OBP: 0.281, SLG: 0.333 (6, 3)	1-3			L3		2-H 1B		HR	L8	2 3	0 1	0 2	0 1	0 0	0 0	2 2
Wade Blasingame, L (1, 1) OBP: 0.318, SLG: 0.368 Ken Forsch, R (3, 1) OBP: 0.111, SLG: 0.111 Norm Miller, L (5, PH) OBP: 0.305, SLG: 0.370 Buddy Harris, R (5, 1) Johnny Edwards, L (6, 2) OBP: 0.284, SLG: 0.328			K		G6-4-3 BB		2B 2B 1B		2B	1 0 0 0 2	0 0 0 0 2	0 0 0 0 2	0 0 0 0 2	0 0 0 0 0	1 0 0 0 0	0 0 0 0 0
Inning Stats	R: 0 E: 1 K: 0 S: 4 H: 1 LOB: 1 BB: 0 P: 4	R: 0 E: 0 K: 1 S: 6 H: 1 LOB: 1 BB: 0 P: 6	R: 0 E: 0 K: 2 S: 8 H: 1 LOB: 1 BB: 0 P: 8	R: 1 E: 1 K: 2 S: 9 H: 1 LOB: 1 BB: 0 P: 9	R: 0 E: 0 K: 1 S: 4 H: 0 LOB: 0 BB: 1 P: 8	R: 2 E: 0 K: 0 S: 6 H: 4 LOB: 2 BB: 0 P: 6	R: 2 E: 0 K: 0 S: 6 H: 3 LOB: 1 BB: 0 P: 6	R: 2 E: 0 K: 2 S: 10 H: 3 LOB: 1 BB: 0 P: 10	R: 1 E: 1 K: 0 S: 5 H: 1 LOB: 2 BB: 1 P: 9	1B: 5 2B: 8 3B: 0 HR: 2 SF: 0 SAC: 0 DP: 1 HBP: 0						

	AB	42
	R	8
	H	15
	RBI	8
	BB	2
	SO	8
	LOB	20

WP: 0 PB: 1 SB: 0 CS: 0 PA: 44

PITCHER		IP	WLS	BF	H	R	ER	SO	BB	IBB	HBP	BLK	WP	HR	S	P	ERA	WHIP
Dock Ellis, R ERA: 1.85	(1, 1)	6.0	W	26	8	3	2	6	1	0	0	0	0	1	37	41	3.00	1.500
Mudcat Grant, R ERA: 2.25	(7, 1)	1.2		10	5	4	4	1	0	0	0	0	0	1	12	12	21.60	3.000
Dave Giusti, R ERA: 1.61	(8, 1)	1.0		7	2	1	0	1	1	0	0	0	0	0	8	12	0.00	3.000
Bob Veale, L ERA: 2.61	(9, 1)	0.1	S	1	0	0	0	0	0	0	0	0	0	0	1	1	0.00	0.000

PITCHER	IP	WLS	BF	H	R	ER	SO	BB	IBB	HBP	BLK	WP	HR	S	P	ERA	WHIP

BOTTOM

Houston Astros @ Pittsburgh Pirates

Three Rivers Stadium, Pittsburgh, PA

Sun Jun 06 1971, 3:33 AM EDT

Att. 23,051 - Unknown

livebaseballscorecards.com

Batter	1	2	3	4	5	6	7	8	9	AB	R	H	RBI	BB	SO	LOB
Dave Cash, R (1, 4) OBP: 0.418, SLG: 0.450	E4 3B	F8		1B 1B		1B 1B		HR		5	4	3	1	0	0	1
Richie Hebner, L (1, 5) OBP: 0.369, SLG: 0.506	WP 1-H 3B		BBBB 4-3 HR BB	1B 1-3 1B		1B 1-3 1B		F8		4	3	3	1	1	0	0
Roberto Clemente, R (1, 9) OBP: 0.332, SLG: 0.487	SSS K 3-H		4-3 1-2	1B 1-3 3-H 1B		1B 1-2 3-H 1B		F9		5	1	2	2	0	1	1
Willie Stargell, L (1, 7) OBP: 0.372, SLG: 0.673	4-3		HR 2-H	SSS K		WP 1B 1-3 2-H 1B		2B		5	1	3	3	0	1	2
Manny Sanguillen, R (1, 2) OBP: 0.352, SLG: 0.418	FC6-4 1B		1B 1B		F9	WP 1-2 3-H 1B		6-3		5	0	3	1	0	0	1
Bob Robertson, R (1, 3) OBP: 0.330, SLG: 0.485	FC6-4 1-2f		G5-4-3 1-3 1B		F3	4-3 1-2 2-3				4	0	1	0	0	0	3
Al Oliver, L (1, 8) OBP: 0.295, SLG: 0.307		G4-3 1B	G5-4-3 1-2f		2-3		F9			4	0	1	0	0	0	2
Jackie Hernandez, R (1, 6) OBP: 0.270, SLG: 0.304		G4-3 1-2f		F7		F7	6-3			4	0	0	0	0	0	1
Dock Ellis, S (1, 1) OBP: 0.273, SLG: 0.226				1-3		6-3	6-3			2	0	1	0	0	0	0
Bill Mazeroski, R (6, PH) OBP: 0.358, SLG: 0.283										1	0	0	0	0	0	0
Mudcat Grant, R (7, 1) OBP: 0.500, SLG: 0.600										1	0	0	0	0	0	0
Dave Giusti, R (8, 1)										0	0	0	0	0	0	0
Bob Veale, S (9, 1)		1B								0	0	0	0	0	0	0
Inning Stats	R: 2 E: 1 K: 1 S: 8 H: 2 LOB: 1 BB: 0 P: 8	R: 0 E: 0 K: 0 S: 4 H: 2 LOB: 1 BB: 0 P: 4	R: 2 E: 0 K: 0 S: 5 H: 3 LOB: 1 BB: 1 P: 9	R: 1 E: 0 K: 1 S: 8 H: 3 LOB: 2 BB: 0 P: 8	R: 0 E: 0 K: 0 S: 3 H: 0 LOB: 0 BB: 0 P: 3	R: 3 E: 0 K: 0 S: 8 H: 5 LOB: 2 BB: 0 P: 8	R: 0 E: 0 K: 0 S: 3 H: 0 LOB: 0 BB: 0 P: 3	R: 1 E: 0 K: 0 S: 5 H: 2 LOB: 1 BB: 0 P: 5		1B: 13 2B: 1 3B: 1 HR: 2 SF: 0 SAC: 0 DP: 2 HBP: 0						

	AB	40
	R	9
	H	17
	RBI	8
	BB	1
	SO	2
	LOB	11

WP: 2 PB: 0 SB: 0 CS: 0 PA: 41

PITCHER		IP	WLS	BF	H	R	ER	SO	BB	IBB	HBP	BLK	WP	HR	S	P	ERA	WHIP
Wade Blasingame, L ERA: 3.59	(1, 1)	2.1	L	14	6	4	3	1	1	0	0	0	1	1	15	19	11.57	3.000
Ken Forsch, R ERA: 2.48	(3, 1)	1.2		8	4	1	1	1	0	0	0	0	0	0	10	10	5.40	2.400
Buddy Harris, R ERA: 4.05	(5, 1)	1.2		9	4	3	3	0	0	0	0	0	0	0	9	9	16.20	2.400
George Culver, R ERA: 2.17	(6, 1)	1.1		5	1	0	0	0	0	0	0	0	1	0	5	5	0.00	0.750
Denny Lemaster, L ERA: 2.04	(8, 1)	1.0		5	2	1	1	0	0	0	0	0	0	1	5	5	9.00	2.000

PITCHER	IP	WLS	BF	H	R	ER	SO	BB	IBB	HBP	BLK	WP	HR	S	P	ERA	WHIP

Batter	1	2	3	4	5	6	7	8	9	AB	R	H	RBI	BB	SO	LOB
Dave Cash, R (1, 4) OBP: 0.417, SLG: 0.449	F8	6-3		1-2 1B 3-H	5-3			1B PB 1B		5	1	2	1	0	0	1
Richie Hebner, L (1, 5) OBP: 0.360, SLG: 0.492	3-1		F3	K		K		6-3 1-2		5	0	0	0	0	2	3
Roberto Clemente, R (1, 9) OBP: 0.338, SLG: 0.495	HR 1B		K		WP 1B 2B	K		1B 2-3 1B		5	2	3	0	0	2	0
Willie Stargell, L (1, 7) OBP: 0.372, SLG: 0.682	1-H HR		P4-3		HR 2-H 1B	F8		K		5	2	2	3	0	1	2
Al Oliver, L (1, 8) OBP: 0.303, SLG: 0.331	E5 S 1B			G3	HR 1-H		1B WP 1B	1-3 3-H 1B		5	3	3	3	0	0	0
Bob Robertson, R (1, 3) OBP: 0.337, SLG: 0.506	1-H 1B			6-3	HR		WP 1-3 1B	F8		5	1	3	2	0	0	2
Manny Sanguillen, R (1, 2) OBP: 0.353, SLG: 0.415	F8			BBBB E 1B BB	1B		K 1-2 3-H		1-6-3	4	1	1	0	1	1	2
Jackie Hernandez, R (1, 6) OBP: 0.253, SLG: 0.284		F9		E5 1B 1-3 1B	K		5-3		F9	5	1	0	0	0	1	3
Nelson Briles, R (1, 1) OBP: 0.250, SLG: 0.625 Bob Veale, S (3, 1) OBP: 0.250, SLG: 0.250 Dave Giusti, R (5, 1)		P4-3		1B 1-3 3-H 1B	K		K		F9	1 2 2	0 0 0	0 1 0	0 1 0	0 0 0	0 1 1	0 1 1
Inning Stats	R: 3 H: 3 E: 1 LOB: 1 K: 0 BB: 0 S: 7 P: 7	R: 0 H: 0 E: 0 LOB: 0 K: 0 BB: 0 S: 3 P: 3	R: 0 H: 0 E: 0 LOB: 0 K: 1 BB: 0 S: 5 P: 5	R: 2 H: 2 E: 1 LOB: 2 K: 1 BB: 1 S: 8 P: 12	R: 4 H: 5 E: 0 LOB: 1 K: 2 BB: 0 S: 12 P: 12	R: 0 H: 0 E: 0 LOB: 0 K: 2 BB: 0 S: 7 P: 7	R: 1 H: 2 E: 0 LOB: 1 K: 2 BB: 0 S: 9 P: 9	R: 1 H: 3 E: 0 LOB: 2 K: 1 BB: 0 S: 8 P: 8	R: 0 H: 0 E: 0 LOB: 0 K: 0 BB: 0 S: 3 P: 3	1B: 11 SF: 0 2B: 1 SAC: 0 3B: 0 DP: 0 HR: 3 HBP: 0						WP: 2 PA: 45 PB: 1 SB: 1 CS: 0

TOP

Pittsburgh Pirates @ Chicago Cubs

Wrigley Field, Chicago, IL

Mon Jun 07 1971, 3:33 AM CDT

Att. 16,478 - Unknown - 87 F

livebaseballscorecards.com

AB	44
R	11
H	15
RBI	10
BB	1
SO	9
LOB	15

PITCHER		IP	WLS	BF	H	R	ER	SO	BB	IBB	HBP	BLK	WP	HR	S	P	ERA	WHIP
Milt Pappas, R ERA: 4.03	(1, 1)	4.0	L	24	9	9	6	2	1	0	0	0	1	3	27	31	13.50	2.500
Ray Newman, L ERA: 1.86	(5, 1)	2.0		7	1	0	0	4	0	0	0	0	0	0	15	15	0.00	0.500
Bill Bonham, R ERA: 7.71	(7, 1)	1.1		8	4	2	2	2	0	0	0	0	1	0	12	12	13.50	3.000
Earl Stephenson, L ERA: 4.43	(8, 1)	0.1		2	1	0	0	1	0	0	0	0	0	0	4	4	0.00	3.000
Ron Tompkins, R ERA: 2.93	(8, 1)	0.1		1	0	0	0	0	0	0	0	0	0	0	1	1	0.00	0.000

PITCHER		IP	WLS	BF	H	R	ER	SO	BB	IBB	HBP	BLK	WP	HR	S	P	ERA	WHIP
Phil Regan, R ERA: 4.25	(9, 1)	1.0		3	0	0	0	0	0	0	0	0	0	0	3	3	0.00	0.000

BOTTOM

Pittsburgh Pirates @ Chicago Cubs

Wrigley Field, Chicago, IL

Mon Jun 07 1971, 3:33 AM CDT

Att. 16,478 - Unknown - 87 F

livebaseballscorecards.com

Batter	1	2	3	4	5	6	7	8	9	AB	R	H	RBI	BB	SO	LOB
Don Kessinger, S (1, 6) OBP: 0.336, SLG: 0.329	1B 2B	4-3		P4		BB 1B 1-2		FC6 BB 1-2f		5	1	2	0	0	0	1
Paul Popovich, S (1, 4) OBP: 0.271, SLG: 0.333	2B 1B 2-H		HR 1B	P8		P8		BB 1-2		4	2	2	1	1	0	2
Billy Williams, L (1, 7) OBP: 0.367, SLG: 0.525	2B 2-H		HR 1-H		FC6-4 1B	BB 1-2 2-3		F2		4	1	3	3	1	0	2
Ron Santo, R (1, 5) OBP: 0.365, SLG: 0.510	6-3		2B 2B		FC6-4 BB 1-2f	F2			FC4-6 2B	5	1	2	0	0	0	5
Joe Pepitone, L (1, 3) OBP: 0.347, SLG: 0.515	F3		3B 2B 2-H		P5		P6		F2	5	1	1	1	0	0	3
Johnny Callison, L (1, 9) OBP: 0.304, SLG: 0.303 Jim Hickman, R (5, PH) OBP: 0.327, SLG: 0.397 (6, 9)	BB		F7		BB 1-2	6-3			FC4-6 1B	1 2	0 0	0 1	0 0	1 1	0 0	1 0
Brock Davis, L (1, 8) OBP: 0.298, SLG: 0.340	F2		CS 3B 2-H		G3	L8			FC4-6 1-2f 2-3	5	0	1	1	0	0	6
Danny Breeden, R (1, 2) OBP: 0.317, SLG: 0.220 14 Ernie Banks, R (9, PH) OBP: 0.211, SLG: 0.257		F8	K			5-3		FC6 BB	K	3 1	0 0	0 0	0 0	1 1	1 2	1 2
Milt Pappas, R (1, 1) OBP: 0.214, SLG: 0.200 Ray Newman, L (5, 1) Glenn Beckert, R (6, PH) OBP: 0.362, SLG: 0.449 Jose Ortiz, R (6, PH) OBP: 0.214, SLG: 0.366 Bill Bonham, R (7, 1) Earl Stephenson, L (8, 1) Ron Tompkins, R (8, 1) J.C. Martin, L (8, PH) OBP: 0.364, SLG: 0.476 Phil Regan, R (9, 1)		P4	CS 3-H	P4		BB 1B		F8		2 0 1 0 0 0 0 0 0 1 0	0 0 0 0 0 0 0 0 0 0 0	0 0 1 0 0 0 0 0 0 0 0	0 0 0 0 0 0 0 0 0 0 0	0 0 0 0 0 0 0 0 0 0 0	0 0 0 0 0 0 0 0 0 0 0	0 0 0 0 0 0 0 0 0 1 0
Inning Stats	R: 2 H: 3 E: 0 LOB: 2 K: 0 BB: 1 S: 6 P: 10	R: 0 H: 0 E: 0 LOB: 0 K: 0 BB: 0 S: 3 P: 3	R: 4 H: 5 E: 0 LOB: 0 K: 1 BB: 0 S: 9 P: 9	R: 0 H: 0 E: 0 LOB: 0 K: 0 BB: 0 S: 3 P: 3	R: 0 H: 1 E: 0 LOB: 2 K: 0 BB: 1 S: 4 P: 8	R: 0 H: 2 E: 0 LOB: 3 K: 0 BB: 1 S: 5 P: 9	R: 0 H: 0 E: 0 LOB: 0 K: 0 BB: 0 S: 3 P: 3	R: 0 H: 0 E: 0 LOB: 2 K: 0 BB: 2 S: 3 P: 11	R: 0 H: 2 E: 0 LOB: 2 K: 1 BB: 0 S: 7 P: 7	1B: 6 2B: 5 3B: 1 HR: 1	SF: 0 SAC: 0 DP: 0 HBP: 0			WP: 0 PB: 0 SB: 0 CS: 1	PA: 45		

	AB	39
	R	6
	H	13
	RBI	6
	BB	5
	SO	2
	LOB	24

PITCHER		IP	WLS	BF	H	R	ER	SO	BB	IBB	HBP	BLK	WP	HR	S	P	ERA	WHIP
Nelson Briles, R ERA: 4.46	(1, 1)	2.1		16	8	6	6	0	1	0	0	0	0	1	15	19	23.14	3.857
Bob Veale, L ERA: 2.13	(3, 1)	2.1	W	7	1	0	0	1	0	0	0	0	0	0	9	9	0.00	0.429
Dave Giusti, R ERA: 1.39	(5, 1)	4.1	S	21	4	0	0	1	4	0	0	0	0	0	19	35	0.00	1.846

PITCHER	IP	WLS	BF	H	R	ER	SO	BB	IBB	HBP	BLK	WP	HR	S	P	ERA	WHIP

Batter	1	2	3	4	5	6	7	8	9	10	11	12	AB	R	H	RBI	BB	SO	LOB
Dave Cash, R (1, 4) OBP: 0.408, SLG: 0.437	E6 G3-6-3		F9		K			P5-3 1-2		P5-3			5	0	0	0	0	1	3
Richie Hebner, L (1, 5) OBP: 0.356, SLG: 0.484	G3-6-3 1-2f			1B 1B		K2-3		K			L9		5	0	1	0	0	2	2
Roberto Clemente, R (1, 9) OBP: 0.345, SLG: 0.497	F9			1-2 1B		E1 FC6-2 1B			FC6-4 1B		L6		5	0	3	0	0	0	0
Willie Stargell, L (1, 7) OBP: 0.383, SLG: 0.663		4-3		K		FC6-2 3-H			K		4-1		5	0	0	0	0	2	4
Manny Sanguillen, R (1, 2) OBP: 0.345, SLG: 0.404		P5-3		K			6-3		FC6-4 1B 1-2f			6-3	5	0	0	0	0	1	3
Bob Robertson, R (1, 3) OBP: 0.333, SLG: 0.497		K		P5-3			F8		1-3 1B			F8	5	0	1	0	0	1	2
Al Oliver, L (1, 8) OBP: 0.305, SLG: 0.339			FC1-6 2B		4-3		6-3		K			FC4-6 1B	5	0	2	0	0	1	2
Gene Alley, R (1, 6) OBP: 0.262, SLG: 0.302			FC1-6 S 2-3		K			P5-3		K		FC4-6 1-2f	5	0	0	0	0	2	2
Jim Nelson, R (1, 1) OBP: 0.500, SLG: 0.400			K 1-2		1B			P5-3 1B		K			2	0	1	0	0	1	1
Gene Clines, R (8, PH) OBP: 0.338, SLG: 0.316													1	0	1	0	0	0	0
Mudcat Grant, R (8, 1) OBP: 0.429, SLG: 0.500													1	0	0	0	0	1	0
Inning Stats	R: 0 E: 1 K: 0 S: 3 H: 0 LOB: 0 BB: 0 P: 3	R: 0 E: 0 K: 1 S: 5 H: 0 LOB: 0 BB: 0 P: 5	R: 0 E: 0 K: 1 S: 6 H: 1 LOB: 1 BB: 0 P: 6	R: 0 E: 0 K: 2 S: 9 H: 2 LOB: 2 BB: 0 P: 9	R: 0 E: 0 K: 2 S: 8 H: 1 LOB: 1 BB: 0 P: 8	R: 0 E: 1 K: 1 S: 5 H: 1 LOB: 0 BB: 0 P: 5	R: 0 E: 0 K: 0 S: 3 H: 0 LOB: 0 BB: 0 P: 3	R: 0 E: 0 K: 1 S: 6 H: 1 LOB: 1 BB: 0 P: 6	R: 0 E: 0 K: 2 S: 9 H: 2 LOB: 2 BB: 0 P: 9	R: 0 E: 0 K: 2 S: 7 H: 0 LOB: 0 BB: 0 P: 7	R: 0 E: 0 K: 0 S: 3 H: 0 LOB: 0 BB: 0 P: 3	R: 0 E: 0 K: 0 S: 4 H: 1 LOB: 1 BB: 0 P: 4	1B: 8 2B: 2 3B: 0 HR: 0	SF: 0 SAC: 0 DP: 2 HBP: 0	WP: 0 PB: 0 SB: 1 CS: 0	PA: 44		

PITCHER	IP	WLS	BF	H	R	ER	SO	BB	IBB	HBP	BLK	WP	HR	S	P	ERA	WHIP
Ken Holtzman, L (1, 1) ERA: 4.29	12.0	W	44	9	0	0	12	0	0	0	0	0	0	68	68	0.00	0.750

PITCHER	IP	WLS	BF	H	R	ER	SO	BB	IBB	HBP	BLK	WP	HR	S	P	ERA	WHIP

Pittsburgh Pirates @ Chicago Cubs

Wrigley Field, Chicago, IL

Tue Jun 08 1971, 3:33 AM CDT

Att. 14,878 - Sunny - 58 F

TOP

livebaseballscorecards.com

AB	44
R	0
H	9
RBI	0
BB	0
SO	12
LOB	19

Batter	1	2	3	4	5	6	7	8	9	10	11	12	AB	R	H	RBI	BB	SO	LOB
Don Kessinger, S (1, 6) OBP: 0.337, SLG: 0.327	F5		CS 1B			BBBB 6-3 BB		4-3			P5		4	0	1	0	1	0	0
Glenn Beckert, R (1, 4) OBP: 0.378, SLG: 0.405	3-1 WP 1B		CS 1-2	F8		6-3 1-2		L9			F9		5	0	1	0	0	0	1
Billy Williams, L (1, 9) OBP: 0.364, SLG: 0.516	3-1 1-3			3-1		IIII FC5-4 IBB			4-3			1-3	4	0	0	0	1	0	1
Ron Santo, R (1, 7) OBP: 0.357, SLG: 0.498	6-3			6-3		FC5-4 1-2f			5-3			P5	5	0	0	0	0	0	3
Joe Pepitone, L (1, 3) OBP: 0.349, SLG: 0.532		F8			F9		B2-6-4 1B		F7			HR	5	1	2	1	0	0	0
Paul Popovich, S (1, 5) OBP: 0.269, SLG: 0.347		P3-1			2B		B2-6-4 1-2f			P6			4	0	1	0	0	0	1
Brock Davis, L (1, 8) OBP: 0.328, SLG: 0.345		6-3			BBBB G5-4-3 BB		BBBB BB			G1-6-3 1B			2	0	1	0	2	0	0
Danny Breeden, R (1, 2) OBP: 0.297, SLG: 0.204			5-3		G5-4-3 1-2f		F9			G1-6-3 1-2f			4	0	0	0	0	0	4
Ken Holtzman, R (1, 1) OBP: 0.128, SLG: 0.162			F8			6-3		4-3			P6		4	0	0	0	0	0	0
Inning Stats	R: 0 H: 1 E: 0 LOB: 1 K: 0 BB: 0 S: 4 P: 4	R: 0 H: 0 E: 0 LOB: 0 K: 0 BB: 0 S: 3 P: 3	R: 0 H: 1 E: 0 LOB: 0 K: 0 BB: 0 S: 3 P: 3	R: 0 H: 0 E: 0 LOB: 0 K: 0 BB: 0 S: 3 P: 3	R: 0 H: 1 E: 0 LOB: 1 K: 0 BB: 1 S: 3 P: 7	R: 0 H: 0 E: 0 LOB: 2 K: 0 BB: 2 S: 3 P: 11	R: 0 H: 1 E: 0 LOB: 1 K: 0 BB: 1 S: 3 P: 7	R: 0 H: 0 E: 0 LOB: 0 K: 0 BB: 0 S: 3 P: 3	R: 0 H: 0 E: 0 LOB: 0 K: 0 BB: 0 S: 3 P: 3	R: 0 H: 1 E: 0 LOB: 0 K: 0 BB: 0 S: 3 P: 3	R: 0 H: 0 E: 0 LOB: 0 K: 0 BB: 0 S: 3 P: 3	R: 1 H: 1 E: 0 LOB: 0 K: 0 BB: 0 S: 3 P: 3	1B: 4 2B: 1 3B: 0 HR: 1	SF: 0 SAC: 0 DP: 3 HBP: 0	WP: 1 PB: 0 SB: 0 CS: 1	PA: 42		

BOTTOM

Pittsburgh Pirates @ Chicago Cubs

Wrigley Field, Chicago, IL

Tue Jun 08 1971, 3:33 AM CDT

Att. 14,878 - Sunny - 58 F

livebaseballscorecards.com

AB	37
R	1
H	6
RBI	1
BB	4
SO	0
LOB	10

PITCHER		IP	WLS	BF	H	R	ER	SO	BB	IBB	HBP	BLK	WP	HR	S	P	ERA	WHIP
Jim Nelson, R ERA: 1.73	(1, 1)	7.0		26	4	0	0	0	3	1	0	0	1	0	22	38	0.00	1.000
Mudcat Grant, R ERA: 2.21	(8, 1)	4.2	L	15	2	1	1	0	0	0	0	0	0	1	15	15	1.93	0.429

PITCHER	IP	WLS	BF	H	R	ER	SO	BB	IBB	HBP	BLK	WP	HR	S	P	ERA	WHIP

Batter	1	2	3	4	5	6	7	8	9	AB	R	H	RBI	BB	SO	LOB
Dave Cash, R (1, 4) OBP: 0.400, SLG: 0.428	F8		6-3		4-3		1-6-3			4	0	0	0	0	0	2
Richie Hebner, L (1, 5) OBP: 0.349, SLG: 0.474	F5		F9			K		4-3		4	0	0	0	0	1	0
Roberto Clemente, R (1, 9) OBP: 0.338, SLG: 0.488	E6			P5-3		4-3		F2		4	0	0	0	0	0	0
Willie Stargell, L (1, 7) OBP: 0.366, SLG: 0.676	K			HR		1B		F7		4	1	2	1	0	1	1
Al Oliver, L (1, 8) OBP: 0.304, SLG: 0.337		F7		4-3		FC6-4 1-2 1B			F8	4	0	1	0	0	0	0
Bob Robertson, R (1, 3) OBP: 0.327, SLG: 0.486		F7		K		FC6-4 1-2f			K	4	0	0	0	0	2	2
Milt May, L (1, 2) OBP: 0.268, SLG: 0.308 Dock Ellis, S (9, PR) OBP: 0.273, SLG: 0.226	1B				F9		E9 1B	1B	1B	4 0	0 0	3 0	0 0	0 0	0 0	0 0
Gene Alley, R (1, 6) OBP: 0.264, SLG: 0.303 Vic Davalillo, L (9, PH) OBP: 0.333, SLG: 0.383	F7				SH3-4 1B		F3		G3	3 1	0 0	1 0	0 0	0 0	0 0	2 1
Bob Moose, R (1, 1) OBP: 0.190, SLG: 0.105			6-3		SH3-4 1-2		K			2	0	0	0	0	1	1
Inning Stats	R: 0 E: 1 K: 1 S: 6 H: 0 LOB: 1 BB: 0 P: 6	R: 0 E: 0 K: 0 S: 4 H: 1 LOB: 1 BB: 0 P: 4	R: 0 E: 0 K: 0 S: 3 H: 0 LOB: 0 BB: 0 P: 3	R: 1 E: 0 K: 1 S: 6 H: 1 LOB: 0 BB: 0 P: 6	R: 0 E: 0 K: 0 S: 4 H: 1 LOB: 1 BB: 0 P: 4	R: 0 E: 0 K: 1 S: 7 H: 2 LOB: 2 BB: 0 P: 7	R: 0 E: 1 K: 1 S: 6 H: 1 LOB: 1 BB: 0 P: 6	R: 0 E: 0 K: 0 S: 3 H: 0 LOB: 0 BB: 0 P: 3	R: 0 E: 0 K: 1 S: 6 H: 1 LOB: 1 BB: 0 P: 6	1B: 6 2B: 0 3B: 0 HR: 1 SF: 0 SAC: 1 DP: 0 HBP: 0						

PITCHER	IP	WLS	BF	H	R	ER	SO	BB	IBB	HBP	BLK	WP	HR	S	P	ERA	WHIP
Fergie Jenkins, R (1, 1) ERA: 3.03	9.0	W	35	7	1	1	5	0	0	0	0	0	1	45	45	1.00	0.778

PITCHER	IP	WLS	BF	H	R	ER	SO	BB	IBB	HBP	BLK	WP	HR	S	P	ERA	WHIP

TOP

Pittsburgh Pirates @ Chicago Cubs

Wrigley Field, Chicago, IL

Wed Jun 09 1971, 3:33 AM CDT

Att. 16,438 - Sunny - 63 F

livebaseballscorecards.com

AB	34
R	1
H	7
RBI	1
BB	0
SO	5
LOB	9

PA: 35

WP: 0
PB: 0
SB: 0
CS: 0

Batter	1	2	3	4	5	6	7	8	9	AB	R	H	RBI	BB	SO	LOB
Don Kessinger, S (1, 6) OBP: 0.332, SLG: 0.322	F8	5-3			K		F9			4	0	0	0	0	1	0
Glenn Beckert, R (1, 4) OBP: 0.376, SLG: 0.402	5-3		5-3		FC6, 1B		5-3			4	0	1	0	0	0	0
Billy Williams, L (1, 9) OBP: 0.366, SLG: 0.511	1B, BB		6-3		FC6 (1-2f)		BB			2	0	0	0	2	0	1
Ron Santo, R (1, 7) OBP: 0.360, SLG: 0.495	1-2, 1B		F8			1B, 1B, BB	L7			3	1	1	0	1	0	1
Joe Pepitone, L (1, 3) OBP: 0.346, SLG: 0.524	F7			G3, P6-3, 1B		F8		G3		4	0	1	0	0	0	3
Paul Popovich, S (1, 5) OBP: 0.286, SLG: 0.346		3B, BB		P6-3 (1-2)		1B, 1-2, G1-2-3, 1B		P4		3	1	1	0	1	0	1
Brock Davis, L (1, 8) OBP: 0.354, SLG: 0.407		1-H, SF8, 3B		G3, 2-3		1-3, 2-H, 1B		1B		4	1	3	2	0	0	1
Danny Breeden, R (1, 2) OBP: 0.294, SLG: 0.193		K		F9		BB		K		3	0	0	0	1	2	3
Fergie Jenkins, R (1, 1) OBP: 0.286, SLG: 0.422		SF8 (3-H)			K	G1-2-3 (3-Hf)				2	0	0	1	0	1	3
Inning Stats	R: 0 E: 0 K: 0 S: 4 H: 1 LOB: 2 BB: 1 P: 8	R: 2 E: 0 K: 1 S: 6 H: 1 LOB: 0 BB: 1 P: 10	R: 0 E: 0 K: 0 S: 3 H: 0 LOB: 0 BB: 0 P: 3	R: 0 E: 0 K: 0 S: 4 H: 1 LOB: 1 BB: 0 P: 4	R: 0 E: 0 K: 2 S: 8 H: 1 LOB: 1 BB: 0 P: 8	R: 1 E: 0 K: 0 S: 4 H: 2 LOB: 2 BB: 2 P: 12	R: 0 E: 0 K: 0 S: 3 H: 0 LOB: 1 BB: 1 P: 7	R: 0 E: 0 K: 1 S: 6 H: 1 LOB: 1 BB: 0 P: 6		1B: 6 2B: 0 3B: 1 HR: 0	SF: 1 SAC: 0 DP: 1 HBP: 0			WP: 0 PB: 0 SB: 0 CS: 0	PA: 35		

PITCHER	IP	WLS	BF	H	R	ER	SO	BB	IBB	HBP	BLK	WP	HR	S	P	ERA	WHIP
Bob Moose, R (1, 1) ERA: 3.5	8.0	L	35	7	3	3	4	5	0	0	0	0	0	38	58	3.38	1.500

PITCHER	IP	WLS	BF	H	R	ER	SO	BB	IBB	HBP	BLK	WP	HR	S	P	ERA	WHIP

BOTTOM

Pittsburgh Pirates @ Chicago Cubs

Wrigley Field, Chicago, IL

Wed Jun 09 1971, 3:33 AM CDT

Att. 16,438 - Sunny - 63 F

livebaseballscorecards.com

AB	29
R	3
H	7
RBI	3
BB	5
SO	4
LOB	13

Batter	1	2	3	4	5	6	7	8	9	AB	R	H	RBI	BB	SO	LOB
Dave Cash, R (1, 4) OBP: 0.391, SLG: 0.417	x 0-0 ① G3		x 0-0 ③ 6-3		x 0-0 ③ FC6-4 1-2f		x 0-0 ② 6-3		x 0-0 ② F9	5	0	0	0	0	0	2
Gene Clines, R (1, 8) OBP: 0.342, SLG: 0.324	x 0-0 4-3-6 1B			x 0-0 ① L6-3		S S S 0-3 ① K	x 0-0 ③ L9		x 0-0 1B	5	0	2	0	0	1	0
Roberto Clemente, R (1, 9) OBP: 0.335, SLG: 0.481	x 0-0 ② ③ 4-3-6 1-2f			x 0-0 ② 4-3		x 0-0 BB 1B 1B		S S S 0-3 ① K	x 0-0 ③ 2-3	5	1	1	0	0	1	2
Willie Stargell, L (1, 7) OBP: 0.373, SLG: 0.679		B B B 4-0 FC5-4 BB		S S S 0-3 ③ K		B B B 4-0 1B 1-2 E BB		x 0-0 6-3 2B		2	1	1	0	2	1	0
Manny Sanguillen, R (1, 2) OBP: 0.343, SLG: 0.401		x 0-0 ① F9			x 0-0 ① 6-3	x 0-0 E7 1-H 2-H 1B		x 0-0 ② 6-3 2-3		4	0	1	1	0	0	2
Bob Robertson, R (1, 3) OBP: 0.335, SLG: 0.503		S S S 0-3 ② K			x 0-0 HR	4-0 FC3-6 IBB		4-0 BB IBB		2	1	1	1	2	1	1
Jose Pagan, R (1, 5) OBP: 0.271, SLG: 0.259		x 0-0 ③ FC5-4 1-2f			B B B 4-0 1B BB	x 0-0 ② L5		B B B 4-0 1-2 BB		2	0	0	0	1	0	3
Richie Hebner, L (8, PH) (8, 5) OBP: 0.352, SLG: 0.474										0	0	0	0	1	0	0
Gene Alley, R (1, 6) OBP: 0.257, SLG: 0.294			x 0-0 ① G3		x 0-0 ② F8	x 0-0 ③ FC3-6 1-2f		S S S 0-3 ③ K		4	0	0	0	0	1	6
Steve Blass, R (1, 1) OBP: 0.133, SLG: 0.200			S S S 0-3 ② K		x 0-0 FC6-4 1-2 1B		x 0-0 ① 6-3		x 0-0 ① 6-3	4	0	1	0	0	1	0
Inning Stats	R: 0 E: 0 K: 0 S: 3 H: 1 LOB: 0 BB: 0 P: 3	R: 0 E: 0 K: 1 S: 5 H: 0 LOB: 1 BB: 1 P: 9	R: 0 E: 0 K: 1 S: 5 H: 0 LOB: 0 BB: 0 P: 5	R: 0 E: 0 K: 1 S: 5 H: 0 LOB: 0 BB: 0 P: 5	R: 1 E: 0 K: 0 S: 5 H: 2 LOB: 2 BB: 1 P: 9	R: 2 E: 1 K: 1 S: 7 H: 2 LOB: 2 BB: 2 P: 15	R: 0 E: 0 K: 0 S: 3 H: 0 LOB: 0 BB: 0 P: 3	R: 0 E: 0 K: 2 S: 8 H: 1 LOB: 3 BB: 2 P: 16	R: 0 E: 0 K: 0 S: 4 H: 1 LOB: 1 BB: 0 P: 4	1B: 5 2B: 2 3B: 0 HR: 1 SF: 0 SAC: 0 DP: 1 HBP: 0							

TOP

Pittsburgh Pirates @ St. Louis Cardinals

Busch Stadium, St. Louis, MO

Thu Jun 10 1971, 7:05 PM CDT

Att. 18,950 - Unknown

livebaseballscorecards.com

AB	33
R	3
H	7
RBI	2
BB	6
SO	6
LOB	16

PITCHER		IP	WLS	BF	H	R	ER	SO	BB	IBB	HBP	BLK	WP	HR	S	P	ERA	WHIP
Jerry Reuss, L ERA: 4.39	(1, 1)	7.0	L	29	5	3	2	4	3	1	0	0	0	1	33	49	2.57	1.143
Moe Drabowsky, R ERA: 3.2	(8, 1)	0.2		4	1	0	0	1	0	1	0	0	0	0	5	9	0.00	1.500
Rudy Arroyo, L ERA: 3.86	(8, 1)	1.1		6	1	0	0	1	1	0	0	0	0	0	7	11	0.00	1.500

PITCHER	IP	WLS	BF	H	R	ER	SO	BB	IBB	HBP	BLK	WP	HR	S	P	ERA	WHIP

Batter	1	2	3	4	5	6	7	8	9	AB	R	H	RBI	BB	SO	LOB
Lou Brock, L (1, 7) OBP: 0.405, SLG: 0.479	4-3 SH5-3 1B		L8			SF9 1B 1-2 1B		6-3		4	0	2	0	0	0	0
Matty Alou, L (1, 8) OBP: 0.348, SLG: 0.407	SH5-3 1-2			G1		1-2 2-3 1B		5-3		3	0	1	0	0	0	0
Ted Simmons, S (1, 2) OBP: 0.356, SLG: 0.419	4-3 2-3			P6		SF9 2-3 3-H		1B		3	0	1	1	0	0	1
Joe Torre, R (1, 5) OBP: 0.408, SLG: 0.509	6-3			F2		P6		5-3		4	0	0	0	0	0	4
Jose Cardenal, R (1, 9) OBP: 0.302, SLG: 0.390		6-3			6-3	F3			F9	4	0	0	0	0	0	2
Joe Hague, L (1, 3) OBP: 0.356, SLG: 0.445		F9			L8		SSS K		F9	4	0	0	0	0	1	0
Ted Sizemore, R (1, 6) OBP: 0.335, SLG: 0.335		5-3			1B		6-3		1B	4	0	2	0	0	0	0
Dick Schofield, S (1, 4) OBP: 0.339, SLG: 0.294			4-3		SSS K		BBBB BB		L8	2	0	0	0	1	1	1
Leron Lee, L (9, PH) OBP: 0.273, SLG: 0.310										1	0	0	0	0	0	1
Jerry Reuss, L (1, 1) OBP: 0.161, SLG: 0.167			SSS K			1B 1B SF9 1B	F9			2	1	1	0	0	1	0
Bob Burda, L (7, PH) OBP: 0.444, SLG: 0.318										1	0	0	0	0	0	1
Moe Drabowsky, R (8, 1)										0	0	0	0	0	0	0
Rudy Arroyo, L (8, 1)										0	0	0	0	0	0	0
Inning Stats	R: 0 E: 0 K: 0 S: 4 H: 1 LOB: 1 BB: 0 P: 4	R: 0 E: 0 K: 0 S: 3 H: 0 LOB: 0 BB: 0 P: 3	R: 0 E: 0 K: 1 S: 5 H: 0 LOB: 0 BB: 0 P: 5	R: 0 E: 0 K: 0 S: 3 H: 0 LOB: 0 BB: 0 P: 3	R: 0 E: 0 K: 1 S: 6 H: 1 LOB: 1 BB: 0 P: 6	R: 1 E: 0 K: 0 S: 6 H: 3 LOB: 2 BB: 0 P: 6	R: 0 E: 0 K: 1 S: 5 H: 0 LOB: 1 BB: 1 P: 9	R: 0 E: 0 K: 0 S: 4 H: 1 LOB: 1 BB: 0 P: 4	R: 0 E: 0 K: 0 S: 4 H: 1 LOB: 1 BB: 0 P: 4	1B: 7 2B: 0 3B: 0 HR: 0	SF: 1 SAC: 1 DP: 0 HBP: 0					

PITCHER	IP	WLS	BF	H	R	ER	SO	BB	IBB	HBP	BLK	WP	HR	S	P	ERA	WHIP
Steve Blass, R (1, 1) ERA: 3.39	9.0	W	35	7	1	1	3	1	0	0	0	0	0	40	44	1.00	0.889

PITCHER	IP	WLS	BF	H	R	ER	SO	BB	IBB	HBP	BLK	WP	HR	S	P	ERA	WHIP

BOTTOM

Pittsburgh Pirates @ St. Louis Cardinals

Busch Stadium, St. Louis, MO

Thu Jun 10 1971, 7:05 PM CDT

Att. 18,950 - Unknown

livebaseballscorecards.com

AB	32
R	1
H	7
RBI	1
BB	1
SO	3
LOB	10

PA: 35

WP: 0 PB: 0 SB: 0 CS: 0

Batter	1	2	3	4	5	6	7	8	9	AB	R	H	RBI	BB	SO	LOB
Dave Cash, R (1, 4) OBP: 0.385, SLG: 0.410	6-3	4-3 1-2 2-3		6-3 1-2 2-3 3-H		4-3		1B	5-3	6	0	1	1	0	0	5
Vic Davalillo, L (1, 9) OBP: 0.317, SLG: 0.367	K	F9		SF7 3-H		6-3		K		4	0	0	1	0	2	3
Richie Hebner, L (1, 5) OBP: 0.349, SLG: 0.472	P4	P4		2B 2-H			F9		G3	5	0	1	1	0	0	1
Willie Stargell, L (1, 7) OBP: 0.379, SLG: 0.689	F8	4-3		BB			HR		1B E BB	3	2	1	1	2	0	1
Al Oliver, L (1, 8) OBP: 0.302, SLG: 0.333		6-3	F9	F7			F8		E8 1-H 1B	5	1	1	0	0	0	2
Bob Robertson, R (1, 3) OBP: 0.341, SLG: 0.500		2B 1B HBP		2B 1B 1B	K		E6 FC6-4		1B 1B IBB	3	3	1	0	1	1	0
Manny Sanguillen, R (1, 2) OBP: 0.349, SLG: 0.415		1B 1-3 2B		1B 6-3 1-3 2B	F9		FC6-4 1-2f		1B FC6-4 1-2 3-H 1B	5	3	3	1	0	0	1
Gene Alley, R (1, 6) OBP: 0.268, SLG: 0.295		4-3 1B IBB		6-3 1B SF7 IBB	G3			5-3	FC6-4 1-3 2-H 1B	3	1	1	1	2	0	0
Dock Ellis, S (1, 1) OBP: 0.306, SLG: 0.265 Dave Giusti, R (7, 1)		4-3 1-2 2-H 3-H 1B		6-3 1-2 2-3 3-H 2B 1B		F7		6-3	FC6-4 1-2f 3-H	3 2	1 0	2 0	3 1	0 0	0 0	0 1
Inning Stats	R: 0 E: 0 K: 1 S: 6 H: 0 LOB: 1 BB: 0 P: 6	R: 2 E: 0 K: 0 S: 5 H: 2 LOB: 2 BB: 1 P: 10	R: 0 E: 0 K: 0 S: 3 H: 0 LOB: 0 BB: 0 P: 3	R: 4 E: 0 K: 0 S: 7 H: 4 LOB: 2 BB: 2 P: 15	R: 0 E: 0 K: 1 S: 5 H: 0 LOB: 0 BB: 0 P: 5	R: 0 E: 0 K: 0 S: 3 H: 0 LOB: 0 BB: 0 P: 3	R: 1 E: 1 K: 0 S: 5 H: 1 LOB: 1 BB: 0 P: 5	R: 0 E: 0 K: 1 S: 6 H: 1 LOB: 1 BB: 0 P: 6	R: 4 E: 1 K: 0 S: 6 H: 3 LOB: 1 BB: 2 P: 14	1B: 7 2B: 3 3B: 0 HR: 1 SF: 1 SAC: 0 DP: 0 HBP: 1						

PITCHER		IP	WLS	BF	H	R	ER	SO	BB	IBB	HBP	BLK	WP	HR	S	P	ERA	WHIP
Reggie Cleveland, R ERA: 4.05	(1, 1)	3.2	L	21	6	6	6	1	0	2	1	0	0	0	20	29	14.73	1.636
Chuck Taylor, R ERA: 4.04	(4, 1)	1.1		5	0	0	0	1	1	0	0	0	0	0	6	10	0.00	0.750
Harry Parker, R ERA: 4.5	(6, 1)	2.0		8	1	1	1	0	0	0	0	0	0	1	8	8	4.50	0.500
Don Shaw, L ERA: 3.1	(8, 1)	2.0		12	4	4	4	1	1	1	0	0	0	0	12	20	18.00	2.500

PITCHER	IP	WLS	BF	H	R	ER	SO	BB	IBB	HBP	BLK	WP	HR	S	P	ERA	WHIP

TOP

Pittsburgh Pirates @ St. Louis Cardinals

Busch Stadium, St. Louis, MO

Fri Jun 11 1971, 7:05 PM CDT

Att. 27,308 - Unknown

livebaseballscorecards.com

AB	39
R	11
H	11
RBI	10
BB	5
SO	3
LOB	14

WP: 0 PA: 46
PB: 1
SB: 0
CS: 0

Batter	1	2	3	4	5	6	7	8	9	AB	R	H	RBI	BB	SO	LOB
Lou Brock, L (1, 7) OBP: 0.402, SLG: 0.473	K	G6-3 1-2f			BB 2B 1B		FC4 1-2f		SF7 3-H	3	1	0	1	1	1	3
Matty Alou, L (1, 8) OBP: 0.349, SLG: 0.411	1B		B1-3		2B 1-3 1B		K		4-3	5	1	2	0	0	1	1
Ted Simmons, S (1, 2) OBP: 0.355, SLG: 0.415	F8		CS 1B		P4		4-3			4	0	1	0	0	0	4
Don Shaw, L (8, 1)										0	0	0	0	0	0	0
Joe Torre, R (1, 5) OBP: 0.409, SLG: 0.509	1-2 1B		F8 1-2		2-H 3-H 1B			K		4	0	2	2	0	1	1
Joe Hague, L (1, 3) OBP: 0.354, SLG: 0.436	K			P5	L3			5-3 HBP		3	0	0	0	0	1	3
Ted Sizemore, R (1, 6) OBP: 0.333, SLG: 0.329		1B 1B BB		F9		F8		5-3 1-2		3	1	0	0	1	0	1
Luis Melendez, R (1, 9) OBP: 0.277, SLG: 0.311		1B 1-3 1B		3B		P5		6-3		4	0	2	0	0	0	1
Julian Javier, R (1, 4) OBP: 0.293, SLG: 0.355		K		K		F7			6-3	4	0	0	0	0	2	3
Reggie Cleveland, R (1, 1) OBP: 0.103, SLG: 0.138 Chuck Taylor, R (4, 1) Jim Beauchamp, R (5, PH) OBP: 0.298, SLG: 0.329 Harry Parker, R (6, 1) Bob Burda, L (7, PH) OBP: 0.464, SLG: 0.318 Jerry McNertney, R (8, 2) OBP: 0.439, SLG: 0.806		G6-3 1-2 3-H 1B			F9		FC4 BB		SF7 3B	1 0 1 0 0 0 1	0 0 0 0 0 0 1	1 0 0 0 0 0 0	1 0 0 0 0 0 0	0 0 0 0 0 1 0	0 0 0 0 0 0 0	0 0 0 0 0 0 0
Inning Stats	R: 0 E: 0 K: 2 S: 9 H: 2 LOB: 2 BB: 0 P: 9	R: 1 E: 0 K: 1 S: 6 H: 2 LOB: 1 BB: 1 P: 10	R: 0 E: 0 K: 0 S: 3 H: 1 LOB: 0 BB: 0 P: 3	R: 0 E: 0 K: 1 S: 6 H: 1 LOB: 1 BB: 0 P: 6	R: 2 E: 0 K: 0 S: 5 H: 2 LOB: 1 BB: 1 P: 9	R: 0 E: 0 K: 0 S: 3 H: 0 LOB: 0 BB: 0 P: 3	R: 0 E: 0 K: 1 S: 5 H: 0 LOB: 1 BB: 1 P: 9	R: 0 E: 0 K: 1 S: 5 H: 0 LOB: 1 BB: 0 P: 6	R: 1 E: 0 K: 0 S: 4 H: 1 LOB: 0 BB: 0 P: 4	1B: 6 2B: 1 3B: 2 HR: 0 SF: 1 SAC: 0 DP: 1 HBP: 1						

PITCHER		IP	WLS	BF	H	R	ER	SO	BB	IBB	HBP	BLK	WP	HR	S	P	ERA	WHIP
Dock Ellis, R ERA: 2.01	(1, 1)	6.0	W	26	8	3	3	4	2	0	0	0	0	0	32	40	4.50	1.667
Dave Giusti, R ERA: 1.53	(7, 1)	3.0	S	12	1	1	1	2	1	0	1	0	0	0	14	19	3.00	0.667

PITCHER	IP	WLS	BF	H	R	ER	SO	BB	IBB	HBP	BLK	WP	HR	S	P	ERA	WHIP

BOTTOM

Pittsburgh Pirates @ St. Louis Cardinals

Busch Stadium, St. Louis, MO

Fri Jun 11 1971, 7:05 PM CDT

Att. 27,308 - Unknown

livebaseballscorecards.com

AB	33
R	4
H	9
RBI	4
BB	3
SO	6
LOB	17

Batter	1	2	3	4	5	6	7	8	9	AB	R	H	RBI	BB	SO	LOB
Dave Cash, R (1, 4) OBP: 0.378, SLG: 0.402	F9	FC6-4 1-2f		FC6-4 1-3 S 1-2f		SH1-4 1-2 2-3		K		4	0	0	0	0	1	3
Vic Davalillo, L (1, 9) OBP: 0.312, SLG: 0.353	4-3		BB 2B BB	1-3 1-3		F2		F9		4	1	0	0	1	0	3
Richie Hebner, L (1, 5) OBP: 0.350, SLG: 0.467	BB 1B		1-2 2B BB	F8		P6			6-3	4	1	1	0	1	0	3
Willie Stargell, L (1, 7) OBP: 0.384, SLG: 0.696	1-2 BB		1-H 2-H 1B 2B		K		2B		P5	4	1	2	2	1	1	0
Al Oliver, L (1, 8) OBP: 0.309, SLG: 0.352	L7		L7-4 1B BB		1B		6-3		HR	4	1	2	1	1	0	3
Bob Robertson, R (1, 3) OBP: 0.348, SLG: 0.497		F2	1-2 2-H FC6-4 1B		F8		BB		BB	3	0	1	1	2	0	1
Manny Sanguillen, R (1, 2) OBP: 0.341, SLG: 0.406		6-3	2-3 L7-4		F8		P4		F8	5	0	0	0	0	0	6
Gene Alley, R (1, 6) OBP: 0.267, SLG: 0.289		1B BB	1-2f FC6-4			E4 SH1-4 BB	1-3			3	0	0	0	1	0	3
Nelson Briles, R (1, 1) OBP: 0.455, SLG: 0.700		FC6-4 1-2 1B		FC6-4 1B		SH1-4 1-2 BB		F7		2	0	2	0	1	0	0
Ramon Hernandez, S (6, 1)										0	0	0	0	0	0	0
Mudcat Grant, R (7, 1) OBP: 0.375, SLG: 0.429										1	0	0	0	0	0	0
Inning Stats	R: 0 E: 0 K: 0 S: 4 H: 1 LOB: 2 BB: 1 P: 8	R: 0 E: 0 K: 0 S: 4 H: 1 LOB: 2 BB: 1 P: 8	R: 3 E: 0 K: 0 S: 4 H: 2 LOB: 1 BB: 3 P: 16	R: 0 E: 0 K: 0 S: 4 H: 1 LOB: 1 BB: 0 P: 4	R: 0 E: 0 K: 1 S: 6 H: 1 LOB: 1 BB: 0 P: 6	R: 0 E: 1 K: 0 S: 4 H: 0 LOB: 2 BB: 1 P: 8	R: 0 E: 0 K: 0 S: 4 H: 1 LOB: 2 BB: 1 P: 8	R: 0 E: 0 K: 1 S: 5 H: 0 LOB: 0 BB: 0 P: 5	R: 1 E: 0 K: 0 S: 4 H: 1 LOB: 1 BB: 1 P: 8	1B: 5 2B: 3 3B: 0 HR: 1 SF: 0 SAC: 1 DP: 1 HBP: 0	WP: 0 PB: 0 SB: 1 CS: 0 PA: 43					

TOP

Pittsburgh Pirates @ St. Louis Cardinals

Busch Stadium, St. Louis, MO

Sat Jun 12 1971, 7:05 PM CDT

Att. 24,565 - Unknown

livebaseballscorecards.com

AB	34
R	4
H	8
RBI	4
BB	8
SO	2
LOB	22

PITCHER		IP	WLS	BF	H	R	ER	SO	BB	IBB	HBP	BLK	WP	HR	S	P	ERA	WHIP
Mike Torrez, R ERA: 6.0	(1, 1)	2.0		14	3	3	3	0	5	0	0	0	0	0	9	29	13.50	4.000
Al Santorini, R ERA: 3.4	(3, 1)	4.0		16	3	0	0	1	1	0	0	0	0	0	17	21	0.00	1.000
Chris Zachary, R ERA: 6.98	(7, 1)	2.0		8	1	0	0	1	1	0	0	0	0	0	9	13	0.00	1.000
Rudy Arroyo, L ERA: 4.7	(9, 1)	0.2	L	4	1	1	1	0	1	0	0	0	0	1	3	7	13.50	3.000
Moe Drabowsky, R ERA: 3.16	(9, 1)	0.1		1	0	0	0	0	0	0	0	0	0	0	1	1	0.00	0.000

PITCHER	IP	WLS	BF	H	R	ER	SO	BB	IBB	HBP	BLK	WP	HR	S	P	ERA	WHIP

Batter	1	2	3	4	5	6	7	8	9	AB	R	H	RBI	BB	SO	LOB
Lou Brock, L (1, 7) OBP: 0.398, SLG: 0.468	K		6-3	F7		1B		6-3		5	0	1	0	0	1	3
Matty Alou, L (1, 8) OBP: 0.346, SLG: 0.407	FC6-4 1B		4-3		6-3	F9			F2	5	0	1	0	0	0	3
Joe Hague, L (1, 3) OBP: 0.354, SLG: 0.441 Jim Beauchamp, R (7, PH) (8, 3) OBP: 0.291, SLG: 0.321	FC6-4		1B 2B		F8		F9		5-3	3 2	1 0	1 0	0 0	0 0	0 0	1 0
Joe Torre, R (1, 5) OBP: 0.405, SLG: 0.502	K		FC5-4 1B		F8		5-3		6-3	5	0	1	1	0	1	1
Jerry McNertney, R (1, 2) OBP: 0.400, SLG: 0.725		1-3	FC5-4			L7	F8			4	0	0	0	0	0	1
Luis Melendez, R (1, 9) OBP: 0.294, SLG: 0.313		P4		P6		BB 1B 1B		SH5-4 BB SF8 1B		3	2	1	0	1	0	0
Ted Sizemore, R (1, 4) OBP: 0.347, SLG: 0.341		1B 1B		1B 1B		1B 1B 1B		SF8 SH5-4 BB		3	0	3	0	1	0	0
Dal Maxvill, R (1, 6) OBP: 0.291, SLG: 0.205		FC5-4 1B		1B		L6		SH5-4		3	0	2	0	0	0	2
Mike Torrez, R (1, 1) OBP: 0.400, SLG: 0.286 Al Santorini, R (3, 1) OBP: 0.333, SLG: 0.333 Bob Burda, L (6, PH) OBP: 0.483, SLG: 0.348 Chris Zachary, L (7, 1) OBP: 0.313, SLG: 0.313 Jose Cardenal, R (8, PH) OBP: 0.301, SLG: 0.390 Rudy Arroyo, L (9, 1) Moe Drabowsky, R (9, 1)		FC5-4		K		1B		SF8		1 1 1 0 0 0 0	0 0 0 0 0 0 0	0 0 1 0 1 0 0	0 0 1 0 0 0 0	0 1 0 0 0 0 0	0 0 0 0 0 0 0	2 2 0 0 0 0 0
Inning Stats	R: 0 E: 0 K: 2 S: 8 H: 1 LOB: 1 BB: 0 P: 8	R: 0 E: 0 K: 0 S: 5 H: 2 LOB: 2 BB: 0 P: 5	R: 1 E: 0 K: 0 S: 5 H: 2 LOB: 1 BB: 0 P: 5	R: 0 E: 0 K: 1 S: 7 H: 2 LOB: 2 BB: 0 P: 7	R: 0 E: 0 K: 0 S: 3 H: 0 LOB: 0 BB: 0 P: 3	R: 1 E: 0 K: 0 S: 6 H: 3 LOB: 3 BB: 1 P: 10	R: 0 E: 0 K: 0 S: 3 H: 0 LOB: 0 BB: 0 P: 3	R: 1 E: 0 K: 0 S: 4 H: 1 LOB: 1 BB: 1 P: 8	R: 0 E: 0 K: 0 S: 3 H: 0 LOB: 0 BB: 0 P: 3	1B: 10 2B: 1 3B: 0 HR: 0	SF: 1 SAC: 1 DP: 0 HBP: 0					

PITCHER	IP	WLS	BF	H	R	ER	SO	BB	IBB	HBP	BLK	WP	HR	S	P	ERA	WHIP
Nelson Briles, R (1, 1) ERA: 4.29	5.2		27	9	2	2	3	1	0	0	0	0	0	32	36	3.18	1.765
Ramon Hernandez, L (6, 1) ERA:	0.1		2	1	0	0	0	0	0	0	0	0	0	2	2	0.00	3.000
Mudcat Grant, R (7, 1) ERA: 2.27	3.0	W	11	1	1	1	0	1	0	0	0	0	0	10	14	3.00	0.667

PITCHER	IP	WLS	BF	H	R	ER	SO	BB	IBB	HBP	BLK	WP	HR	S	P	ERA	WHIP

BOTTOM

Pittsburgh Pirates @ St. Louis Cardinals

Busch Stadium, St. Louis, MO

Sat Jun 12 1971, 7:05 PM CDT

Att. 24,565 - Unknown

livebaseballscorecards.com

AB	36
R	3
H	11
RBI	3
BB	2
SO	3
LOB	15

PA: 40

WP: 0 PB: 0 SB: 0 CS: 0

Batter	1	2	3	4	5	6	7	8	9	AB	R	H	RBI	BB	SO	LOB
Dave Cash, R (1, 4) OBP: 0.379, SLG: 0.399	4-3		BB		5-3		P3		1B	4	1	1	0	1	0	0
Gene Clines, R (1, 8) OBP: 0.345, SLG: 0.329	K		L9		S 1B		L9		1-2 SF9	5	1	2	0	0	1	1
Roberto Clemente, R (1, 9) OBP: 0.341, SLG: 0.481	4-3			HR BB	1-3 1-2		1B		1-3 2-H HR	4	2	2	1	1	0	1
Willie Stargell, L (1, 7) OBP: 0.379, SLG: 0.687		K		K		FC6-4 1B	F9		SF9 3-H	4	0	1	1	0	2	2
Manny Sanguillen, R (1, 2) OBP: 0.351, SLG: 0.431		FC5 2B		1-H HR		FC6-4 S 1B E 1-2f		WP BB	1-2 HR	4	3	3	2	1	0	1
Bob Robertson, R (1, 3) OBP: 0.344, SLG: 0.489		F4		F7		S 1-2 1B		P6	K	5	0	1	0	0	1	4
Jose Pagan, R (1, 5) OBP: 0.270, SLG: 0.246		FC5 2-3		E5		K 1-3 2-H		WP 1-2 BB	1-H 2-H HR	3	0	0	0	1	1	2
Richie Hebner, L (8, PR) (8, 5) OBP: 0.353, SLG: 0.485										1	1	1	3	0	0	0
Gene Alley, R (1, 6) OBP: 0.265, SLG: 0.281			P4	1-4-3		IBB		K 1-2 2-3	6-3	4	0	0	0	1	1	3
Luke Walker, L (1, 1)			K		K	K		K		3	0	0	0	0	3	2
Frank Brosseau, R (6, 1)										0	0	0	0	0	0	0
Bill Mazeroski, R (8, PH) OBP: 0.352, SLG: 0.277										1	0	0	0	0	1	3
Dave Giusti, R (8, 1)										0	0	0	0	0	0	0
Ramon Hernandez, S (9, 1)										0	0	0	0	0	0	0
Inning Stats	R: 0 E: 0 K: 1 S: 5 H: 0 LOB: 0 BB: 0 P: 5	R: 0 E: 0 K: 1 S: 6 H: 1 LOB: 1 BB: 0 P: 6	R: 0 E: 0 K: 1 S: 5 H: 0 LOB: 1 BB: 1 P: 9	R: 2 E: 1 K: 1 S: 7 H: 1 LOB: 1 BB: 1 P: 11	R: 0 E: 0 K: 1 S: 6 H: 1 LOB: 1 BB: 0 P: 6	R: 1 E: 0 K: 2 S: 9 H: 2 LOB: 2 BB: 1 P: 13	R: 0 E: 0 K: 0 S: 4 H: 1 LOB: 1 BB: 0 P: 4	R: 0 E: 0 K: 2 S: 7 H: 0 LOB: 3 BB: 2 P: 15	R: 5 E: 0 K: 1 S: 10 H: 5 LOB: 0 BB: 0 P: 10	1B: 8 2B: 1 3B: 0 HR: 2 SF: 1 SAC: 0 DP: 0 HBP: 0						

PITCHER		IP	WLS	BF	H	R	ER	SO	BB	IBB	HBP	BLK	WP	HR	S	P	ERA	WHIP
Steve Carlton, L ERA: 3.0	(1, 1)	8.1	L	40	9	6	5	9	4	1	0	0	1	1	53	73	5.40	1.560
Chuck Taylor, R ERA: 4.46	(9, 1)	0.2		4	2	2	2	1	0	0	0	0	0	1	6	6	27.00	3.000

PITCHER	IP	WLS	BF	H	R	ER	SO	BB	IBB	HBP	BLK	WP	HR	S	P	ERA	WHIP

TOP

Pittsburgh Pirates @ St. Louis Cardinals

Busch Stadium, St. Louis, MO

Sun Jun 13 1971, 3:33 AM CDT

Att. 21,205 - Unknown

livebaseballscorecards.com

AB	38
R	8
H	11
RBI	7
BB	5
SO	10
LOB	19

WP: 1	PA: 44		
PB: 0			
SB: 4			
CS: 0			

Batter	1	2	3	4	5	6	7	8	9	AB	R	H	RBI	BB	SO	LOB
Lou Brock, L (1, 7) OBP: 0.394, SLG: 0.462	G4-3, BB, 1B	F7		F7, 1-2, 2-3			1-3		F5	5	0	1	0	0	0	3
Matty Alou, L (1, 8) OBP: 0.351, SLG: 0.406	BBBB, G4-3, 1-2, BB	4-3		BBBB, G4-3, BB			1B		4-3	3	0	1	0	2	0	0
Ted Simmons, S (1, 2) OBP: 0.347, SLG: 0.405	G4-3, 1-2f, 2-3	F5		G4-3, 1-2f			6-3		L8	5	0	0	0	0	0	3
Joe Torre, R (1, 5) OBP: 0.403, SLG: 0.498	F7	1B		P6				6-3		4	0	1	0	0	0	1
Jim Beauchamp, R (1, 3) OBP: 0.292, SLG: 0.333		6-3	K			E, 2B		F7		3	1	1	0	0	1	1
Joe Hague, L (8, 3) OBP: 0.352, SLG: 0.438										1	0	0	0	0	0	0
Ted Sizemore, R (1, 4) OBP: 0.360, SLG: 0.367		1B, 2B		WP, 1B, 1B		E4, 1B, 2-H, 1B		BB, 2B		4	2	4	1	0	0	0
Luis Melendez, R (1, 9) OBP: 0.327, SLG: 0.320		BBBB, 1B, FC4-6, BB		L8		L4, 3-H, 1B		IIII, BB, IBB		2	1	1	1	2	0	1
Dal Maxvill, R (1, 6) OBP: 0.300, SLG: 0.211		FC4-6, 1-3, 2-H, 1B		F9		L4, 1-2		BBBB, 1-2, 2-3, BB		3	0	1	1	1	0	2
Steve Carlton, L (1, 1) OBP: 0.205, SLG: 0.289		FC4-6, 1-2f, 3-H		WP, 1-2, 1B		L4		F7		4	0	1	1	0	0	4
Chuck Taylor, R (9, 1)										0	0	0	0	0	0	0
Inning Stats	R: 0, E: 0, K: 0, S: 3 / H: 1, LOB: 1, BB: 1, P: 7	R: 2, E: 0, K: 0, S: 5 / H: 2, LOB: 1, BB: 1, P: 9	R: 0, E: 0, K: 1, S: 6 / H: 1, LOB: 1, BB: 0, P: 6	R: 0, E: 0, K: 0, S: 5 / H: 2, LOB: 2, BB: 0, P: 5	R: 0, E: 0, K: 0, S: 2 / H: 0, LOB: 0, BB: 1, P: 6	R: 2, E: 1, K: 0, S: 5 / H: 3, LOB: 0, BB: 0, P: 5	R: 0, E: 0, K: 0, S: 3 / H: 1, LOB: 0, BB: 0, P: 3	R: 0, E: 0, K: 0, S: 4 / H: 1, LOB: 3, BB: 2, P: 12	R: 0, E: 0, K: 0, S: 3 / H: 0, LOB: 0, BB: 0, P: 3	1B: 8, 2B: 4, 3B: 0, HR: 0	SF: 0, SAC: 0, DP: 3, HBP: 0					

PITCHER		IP	WLS	BF	H	R	ER	SO	BB	IBB	HBP	BLK	WP	HR	S	P	ERA	WHIP
Luke Walker, L ERA: 3.32	(1, 1)	5.0		25	9	4	4	1	3	0	0	0	1	0	24	36	7.20	2.400
Frank Brosseau, R ERA:	(6, 1)	2.0		5	1	0	0	0	0	0	0	0	0	0	5	5	0.00	0.500
Dave Giusti, R ERA: 1.49	(8, 1)	1.0	W	6	1	0	0	0	1	1	0	0	0	0	4	12	0.00	2.000
Ramon Hernandez, L ERA:	(9, 1)	1.0	S	3	0	0	0	0	0	0	0	0	0	0	3	3	0.00	0.000

PITCHER	IP	WLS	BF	H	R	ER	SO	BB	IBB	HBP	BLK	WP	HR	S	P	ERA	WHIP

BOTTOM

Pittsburgh Pirates @ St. Louis Cardinals

Busch Stadium, St. Louis, MO

Sun Jun 13 1971, 3:33 AM CDT

Att. 21,205 - Unknown

livebaseballscorecards.com

AB	34
R	4
H	11
RBI	4
BB	5
SO	1
LOB	15

1B: 8, 2B: 4, 3B: 0, HR: 0 / SF: 0, SAC: 0, DP: 3, HBP: 0 / WP: 1, PB: 0, SB: 0, CS: 0 / PA: 39

Batter	1	2	3	4	5	6	7	8	9	AB	R	H	RBI	BB	SO	LOB
Dave Cash, R (1, 4) OBP: 0.375, SLG: 0.394	5-3		F8		4-3 2-3		6-3		2-H 3-H 1B	5	0	1	2	0	0	1
Richie Hebner, L (1, 5) OBP: 0.350, SLG: 0.478	F9		F8		SSS K			WP 1B	F6	5	0	1	0	0	1	2
Roberto Clemente, R (1, 9) OBP: 0.335, SLG: 0.472	6-3		5-3			6-3		F9		4	0	0	0	0	0	1
Willie Stargell, L (1, 7) OBP: 0.382, SLG: 0.680		BBBB 3B BB		F6		BBB 1B G3 BB		F7		2	1	0	0	2	0	1
Al Oliver, L (1, 8) OBP: 0.308, SLG: 0.350		SSS K		1B		G3 1-2		F7 1-3		4	0	1	0	0	1	3
Bob Robertson, R (1, 3) OBP: 0.347, SLG: 0.500		1-H 1B 3B		F5		2-3 1B			4-3	4	1	2	1	0	0	1
Manny Sanguillen, R (1, 2) OBP: 0.354, SLG: 0.429		S 3-H 1B		1-3		1-3			4-3 1B 1B HBP	3	1	1	1	0	0	3
Gene Alley, R (1, 6) OBP: 0.266, SLG: 0.282 Vic Davalillo, L (9, PH) OBP: 0.318, SLG: 0.359 Jackie Hernandez, R (9, 6) OBP: 0.253, SLG: 0.284		SSS K 1-2			4-3 SH2-4 1B		SSS K		1-2 4-3 1B	3 1 0	0 1 0	1 1 0	0 0 0	0 0 0	2 0 0	1 0 0
Bob Moose, R (1, 1) OBP: 0.182, SLG: 0.100 Charlie Sands, L (7, PH) OBP: 0.714, SLG: 1.500 Mudcat Grant, R (7, 1) OBP: 0.375, SLG: 0.429 Milt May, L (9, PH) OBP: 0.262, SLG: 0.300 Jim Nelson, R (9, 1) OBP: 0.500, SLG: 0.400 Dave Giusti, R (9, 1)		F9			SH2-4 1-2		SSS K		1-2 4-3 2-3	1 1 0 1 0 0	0 0 0 0 0 0	0 0 0 0 0 0	0 0 0 0 0 0	0 1 0 0 0 0	0 0 0 0 0 0	1 0 0 2 0 0
Inning Stats	R: 0 E: 0 K: 0 S: 3 H: 0 LOB: 0 BB: 0 P: 3	R: 2 E: 0 K: 2 S: 9 H: 2 LOB: 1 BB: 1 P: 13	R: 0 E: 0 K: 0 S: 3 H: 0 LOB: 0 BB: 0 P: 3	R: 0 E: 0 K: 0 S: 4 H: 1 LOB: 1 BB: 0 P: 4	R: 0 E: 0 K: 1 S: 6 H: 1 LOB: 1 BB: 0 P: 6	R: 0 E: 0 K: 0 S: 4 H: 1 LOB: 2 BB: 1 P: 8	R: 0 E: 0 K: 2 S: 7 H: 0 LOB: 0 BB: 0 P: 7	R: 0 E: 0 K: 0 S: 4 H: 1 LOB: 1 BB: 0 P: 4	R: 2 E: 0 K: 0 S: 5 H: 2 LOB: 1 BB: 0 P: 6	1B: 7 2B: 0 3B: 1 HR: 0	SF: 0 SAC: 1 DP: 0 HBP: 1						

TOP

Pittsburgh Pirates @ Houston Astros

Astrodome, Houston, TX

Mon Jun 14 1971, 8:05 PM EDT

Att. 11,655 - Unknown

livebaseballscorecards.com

AB	34
R	4
H	8
RBI	4
BB	2
SO	5
LOB	16

WP: 2 PB: 0 SB: 1 CS: 0 PA: 38

PITCHER		IP	WLS	BF	H	R	ER	SO	BB	IBB	HBP	BLK	WP	HR	S	P	ERA	WHIP
Jack Billingham, R ERA: 2.88	(1, 1)	8.1		35	7	4	4	5	2	0	1	0	1	0	42	51	4.32	1.080
Fred Gladding, R ERA: 1.35	(9, 1)	0.2	W	3	1	0	0	0	0	0	0	0	0	0	3	3	0.00	1.500

PITCHER		IP	WLS	BF	H	R	ER	SO	BB	IBB	HBP	BLK	WP	HR	S	P	ERA	WHIP

Batter	1	2	3	4	5	6	7	8	9	AB	R	H	RBI	BB	SO	LOB
Jesus Alou, R (1, 9) OBP: 0.354, SLG: 0.398	6-3			4-3	F6		F8		BB 1-2	4	0	0	0	1	0	3
Joe Morgan, L (1, 4) OBP: 0.336, SLG: 0.366	F8			F6	F2		G3		BB 1-2 2-3 3-H	4	0	0	1	1	0	3
Cesar Cedeno, R (1, 7) OBP: 0.287, SLG: 0.401	CS 1B			K		SF8 3B		F8		4	1	2	0	0	1	0
Bob Watson, R (1, 3) OBP: 0.344, SLG: 0.418 Doug Rader, R (7, 5) OBP: 0.265, SLG: 0.304	CS 1-2	6-3			1B 2B 1B	SF8 3-H		K		2 1	1 0	1 0	1 0	0 0	0 1	0 0
Denis Menke, R (1, 5) OBP: 0.322, SLG: 0.308 (7, 3)		6-3			2B SH 1-2 1B	HR		5-3		4	2	2	1	0	0	0
Jimmy Wynn, R (1, 8) OBP: 0.304, SLG: 0.305		1-3			SH 1-3 2-H 2B	6-3			BB FC4-6 1B BB	3	1	1	1	1	0	0
Johnny Edwards, L (1, 2) OBP: 0.281, SLG: 0.310		F8			SH IBB	BB			K	2	0	0	0	2	1	1
Roger Metzger, S (1, 6) OBP: 0.269, SLG: 0.291 John Mayberry, L (9, PH) OBP: 0.299, SLG: 0.333 Cesar Geronimo, L (9, PR) OBP: 0.278, SLG: 0.353		6-3			K	K			FC4-6 1-2 1B	3 1 0	0 0 0	0 1 0	0 0 0	0 0 0	2 0 0	4 0 0
Jack Billingham, R (1, 1) OBP: 0.138, SLG: 0.107 Fred Gladding, L (9, 1) Norm Miller, L (9, PH) OBP: 0.302, SLG: 0.379		K			SH 1-2 2-3 3-H		K		FC4-6 BB BB 1-2f 2-3	2 0 1	0 0 0	0 0 0	1 0 0	0 0 0	2 0 0	0 0 2
Inning Stats	R: 0 E: 0 K: 0 S: 3 H: 1 LOB: 0 BB: 0 P: 3	R: 0 E: 0 K: 0 S: 3 H: 0 LOB: 0 BB: 0 P: 3	R: 0 E: 0 K: 1 S: 5 H: 0 LOB: 0 BB: 0 P: 5	R: 0 E: 0 K: 1 S: 5 H: 0 LOB: 0 BB: 0 P: 5	R: 2 E: 0 K: 1 S: 9 H: 3 LOB: 3 BB: 1 P: 13	R: 2 E: 0 K: 1 S: 7 H: 2 LOB: 1 BB: 1 P: 11	R: 0 E: 0 K: 1 S: 5 H: 0 LOB: 0 BB: 0 P: 5	R: 0 E: 0 K: 1 S: 5 H: 0 LOB: 0 BB: 0 P: 5	R: 1 E: 0 K: 1 S: 5 H: 1 LOB: 3 BB: 3 P: 17	1B: 4 2B: 1 3B: 1 HR: 1	SF: 1 SAC: 1 DP: 0 HBP: 0						

BOTTOM

Pittsburgh Pirates @ Houston Astros

Astrodome, Houston, TX

Mon Jun 14 1971, 8:05 PM EDT

Att. 11,655 - Unknown

livebaseballscorecards.com

AB	31
R	5
H	7
RBI	5
BB	5
SO	7
LOB	13

PITCHER		IP	WLS	BF	H	R	ER	SO	BB	IBB	HBP	BLK	WP	HR	S	P	ERA	WHIP
Bob Moose, R ERA: 3.71	(1, 1)	6.0		26	6	4	4	4	1	1	0	0	0	1	32	40	6.00	1.167
Mudcat Grant, R ERA: 2.16	(7, 1)	2.0		6	0	0	0	2	0	0	0	0	0	0	10	10	0.00	0.000
Jim Nelson, R ERA: 2.03	(9, 1)	0.2	L	5	1	1	1	1	2	0	0	0	0	0	5	13	13.50	4.500
Dave Giusti, R ERA: 1.49	(9, 1)	0.0		1	0	0	0	0	1	0	0	0	0	0	0	4	∞	∞

PITCHER	IP	WLS	BF	H	R	ER	SO	BB	IBB	HBP	BLK	WP	HR	S	P	ERA	WHIP

Batter	1	2	3	4	5	6	7	8	9	AB	R	H	RBI	BB	SO	LOB
Dave Cash, R (1, 4) OBP: 0.373, SLG: 0.392	FC1-5 G3 1B		6-3			6-3		4-3 2-3		4	0	1	0	0	0	2
Vic Davalillo, L (1, 3) OBP: 0.316, SLG: 0.355	G3 1-2		1-3			F8			WP 1B 1B	4	1	1	0	0	0	1
Roberto Clemente, R (1, 9) OBP: 0.329, SLG: 0.464	FC1-5 BB 2-3		4-3			4-3			K	4	0	0	0	0	1	2
Willie Stargell, L (1, 7) OBP: 0.384, SLG: 0.673	BB 1-2			F7			F2		1B 1B 1-2 IBB	2	1	0	0	2	0	0
Richie Hebner, L (1, 5) OBP: 0.348, SLG: 0.474	K			F9			K		1B 1B 1-3 2-H	4	0	1	1	0	2	2
Al Oliver, L (1, 8) OBP: 0.311, SLG: 0.372		F8 2B		3-1			HR		K	4	1	2	1	0	1	2
Manny Sanguillen, R (1, 2) OBP: 0.352, SLG: 0.426		F8 2-3			F3		F6		1B 1-3 3-H	4	0	1	1	0	0	1
Jackie Hernandez, R (1, 6) OBP: 0.247, SLG: 0.276 Charlie Sands, L (8, PH) OBP: 0.750, SLG: 1.400 Gene Clines, R (8, PR) OBP: 0.345, SLG: 0.329 Gene Alley, R (8, 6) OBP: 0.265, SLG: 0.280		5-3			F2			CS SH1-4 1B	F2	2 1 0 1	0 0 0 0	0 1 0 0	0 0 0 0	0 0 0 0	0 0 0 0	1 0 0 2
Steve Blass, R (1, 1) OBP: 0.125, SLG: 0.188		4-3			F9			SH1-4 1-2		2	0	0	0	0	0	1
Inning Stats	R: 0 E: 0 K: 1 S: 6 H: 1 LOB: 2 BB: 1 P: 10	R: 0 E: 0 K: 0 S: 4 H: 1 LOB: 1 BB: 0 P: 4	R: 0 E: 0 K: 0 S: 3 H: 0 LOB: 0 BB: 0 P: 3	R: 0 E: 0 K: 0 S: 3 H: 0 LOB: 0 BB: 0 P: 3	R: 0 E: 0 K: 0 S: 3 H: 0 LOB: 0 BB: 0 P: 3	R: 0 E: 0 K: 0 S: 3 H: 0 LOB: 0 BB: 0 P: 3	R: 1 E: 0 K: 1 S: 6 H: 1 LOB: 0 BB: 0 P: 6	R: 0 E: 0 K: 0 S: 3 H: 1 LOB: 1 BB: 0 P: 3	R: 2 E: 0 K: 2 S: 10 H: 3 LOB: 2 BB: 1 P: 14	1B: 5 2B: 1 3B: 0 HR: 1	SF: 0 SAC: 1 DP: 0 HBP: 0						

TOP

Pittsburgh Pirates @ Houston Astros

Astrodome, Houston, TX

Tue Jun 15 1971, 8:05 PM EDT

Att. 16,307 - Unknown

livebaseballscorecards.com

AB	32
R	3
H	7
RBI	3
BB	2
SO	4
LOB	14

WP: 1 PB: 0 SB: 0 CS: 1 PA: 35

PITCHER		IP	WLS	BF	H	R	ER	SO	BB	IBB	HBP	BLK	WP	HR	S	P	ERA	WHIP
Larry Dierker, R ERA: 1.8	(1, 1)	7.0	L	25	3	1	1	2	1	0	0	0	0	1	28	32	1.29	0.571
George Culver, R ERA: 2.3	(8, 1)	1.1		5	2	1	1	1	0	0	0	0	0	0	7	7	6.75	1.500
Denny Lemaster, L ERA: 2.25	(9, 1)	0.1		3	1	0	0	1	0	1	0	0	1	0	4	8	0.00	3.000
Ken Forsch, R ERA: 2.19	(9, 1)	0.1		2	1	1	1	0	0	0	0	0	0	0	2	2	27.00	3.000

PITCHER		IP	WLS	BF	H	R	ER	SO	BB	IBB	HBP	BLK	WP	HR	S	P	ERA	WHIP

Batter	1	2	3	4	5	6	7	8	9	AB	R	H	RBI	BB	SO	LOB
Jesus Alou, R (1, 9) OBP: 0.347, SLG: 0.389	F2		F6		4-3			G3		4	0	0	0	0	0	0
Joe Morgan, L (1, 4) OBP: 0.338, SLG: 0.366	F8		1B		G3			BB		3	0	1	0	1	0	0
Cesar Cedeno, R (1, 7) OBP: 0.282, SLG: 0.393	4-3		F9			E6 L5-4 4-3		F9		4	0	0	0	0	0	2
Bob Watson, R (1, 3) OBP: 0.342, SLG: 0.415		1-3		1B 1B		4-3 1-2		F9		4	0	1	0	0	0	2
Denis Menke, R (1, 5) OBP: 0.326, SLG: 0.312		BB 1B		1-2 1B		L5-4 2-3			K	4	0	2	0	0	1	1
Jimmy Wynn, R (1, 8) OBP: 0.302, SLG: 0.299		1-2 BB		F7			K		E1 1B	3	0	0	0	1	1	2
Johnny Edwards, L (1, 2) OBP: 0.274, SLG: 0.301		F5		F9			F9		F6	4	0	0	0	0	0	5
Roger Metzger, S (1, 6) OBP: 0.272, SLG: 0.299		3-1		G3			2B		2-3 1B	4	0	2	0	0	0	4
Larry Dierker, R (1, 1) OBP: 0.119, SLG: 0.122 John Mayberry, L (7, PH) OBP: 0.294, SLG: 0.328 George Culver, R (8, 1) Denny Lemaster, R (9, 1) Ken Forsch, R (9, 1) OBP: 0.083, SLG: 0.083 Norm Miller, L (9, PH) OBP: 0.297, SLG: 0.373			6-3		4-3		K		K	2 1 0 0 0 1	0 0 0 0 0 0	0 0 0 0 0 1	0 0 0 0 0 0	0 1 0 0 0 1	0 1 0 0 0 2	0 1 0 0 0 2
Inning Stats	R: 0 E: 0 K: 0 S: 3 H: 0 LOB: 0 BB: 0 P: 3	R: 0 E: 0 K: 0 S: 4 H: 1 LOB: 2 BB: 1 P: 8	R: 0 E: 0 K: 0 S: 4 H: 1 LOB: 1 BB: 0 P: 4	R: 0 E: 0 K: 0 S: 5 H: 2 LOB: 2 BB: 0 P: 5	R: 0 E: 0 K: 0 S: 3 H: 0 LOB: 0 BB: 0 P: 3	R: 0 E: 1 K: 0 S: 3 H: 0 LOB: 0 BB: 0 P: 3	R: 0 E: 0 K: 2 S: 8 H: 1 LOB: 1 BB: 0 P: 8	R: 0 E: 0 K: 0 S: 3 H: 0 LOB: 1 BB: 1 P: 7	R: 0 E: 1 K: 2 S: 9 H: 1 LOB: 2 BB: 0 P: 9	1B: 5 2B: 2 3B: 0 HR: 0	SF: 0 SAC: 0 DP: 1 HBP: 0	WP: 0 PB: 0 SB: 0 CS: 0	PA: 36				

PITCHER		IP	WLS	BF	H	R	ER	SO	BB	IBB	HBP	BLK	WP	HR	S	P	ERA	WHIP
Steve Blass, R ERA: 3.07	(1, 1)	9.0	W	36	6	0	0	4	2	0	0	0	0	0	42	50	0.00	0.889

PITCHER	IP	WLS	BF	H	R	ER	SO	BB	IBB	HBP	BLK	WP	HR	S	P	ERA	WHIP

BOTTOM

Pittsburgh Pirates @ Houston Astros

Astrodome, Houston, TX

Tue Jun 15 1971, 8:05 PM EDT

Att. 16,307 - Unknown

livebaseballscorecards.com

AB	34
R	0
H	6
RBI	0
BB	2
SO	4
LOB	19

Pittsburgh Pirates @ Houston Astros

Astrodome, Houston, TX

Wed Jun 16 1971, 8:05 PM EDT

Att. 16,098 - Unknown

TOP

livebaseballscorecards.com

Batter	1	2	3	4	5	6	7	8	9	AB	R	H	RBI	BB	SO	LOB
Dave Cash, R (1, 4) OBP: 0.373, SLG: 0.389	6-3		E9 1B 2-H		BBB 4-0 CS BB		F9		F8	4	1	1	1	1	0	0
Gene Clines, R (1, 7) OBP: 0.371, SLG: 0.370	S 1B		1B F8-2 2-3 1B		6-3 1-2 2B		S HR 1B		L4-3	5	1	4	0	0	0	0
Roberto Clemente, R (1, 9) OBP: 0.332, SLG: 0.478	F8 1-2		1-3 3-H 1B		6-3 2-3		1-H HR			4	1	2	3	0	0	2
Manny Sanguillen, R (1, 2) OBP: 0.350, SLG: 0.420	K		IBB		F9		F8			3	0	0	0	1	1	2
Bob Robertson, R (1, 3) OBP: 0.350, SLG: 0.500		1B	F8-2 3-H			FC6-4 1B	5-3			4	0	2	0	0	0	3
Jose Pagan, R (1, 5) OBP: 0.258, SLG: 0.233		F9		K		FC6-4 1-2f 3B		K		3	1	0	0	0	1	1
Richie Hebner, L (8, PH) (8, 5) OBP: 0.346, SLG: 0.471										1	0	0	0	0	1	0
Al Oliver, L (1, 8) OBP: 0.310, SLG: 0.379		K		4-3		WP 1-H 3B		6-3		4	1	1	1	0	1	0
Jackie Hernandez, R (1, 6) OBP: 0.259, SLG: 0.278			BBB 4-0 SH3-4 E BB	1B		K 3-H		F8		3	1	1	0	1	1	0
Dock Ellis, S (1, 1) OBP: 0.282, SLG: 0.243			SH3-4 1-2	G3		K			4-3	3	0	0	0	0	1	1

	AB	34
	R	6
	H	11
	RBI	5
	BB	3
	SO	6
	LOB	9

Inning Stats										
	R: 0 E: 0 K: 1 S: 6	H: 1 LOB: 1 BB: 0 P: 6	R: 0 E: 0 K: 1 S: 5	H: 1 LOB: 0 BB: 0 P: 5	R: 2 E: 1 K: 0 S: 5	H: 3 LOB: 2 BB: 2 P: 13	R: 0 E: 0 K: 1 S: 6	H: 1 LOB: 1 BB: 0 P: 6	R: 0 E: 0 K: 0 S: 3	H: 1 LOB: 1 BB: 1 P: 7
	R: 2 E: 0 K: 2 S: 9	H: 2 LOB: 0 BB: 0 P: 9	R: 2 E: 0 K: 0 S: 5	H: 2 LOB: 0 BB: 0 P: 5	R: 0 E: 0 K: 1 S: 5	H: 0 LOB: 0 BB: 0 P: 5	R: 0 E: 0 K: 0 S: 3	H: 0 LOB: 0 BB: 0 P: 3	1B: 8 2B: 2 3B: 1 HR: 1	SF: 0 SAC: 1 DP: 1 HBP: 0
									WP: 1 PB: 0 SB: 2 CS: 1	PA: 38

PITCHER		IP	WLS	BF	H	R	ER	SO	BB	IBB	HBP	BLK	WP	HR	S	P	ERA	WHIP
Wade Blasingame, L ERA: 3.91	(1, 1)	7.0	L	32	11	6	6	5	2	1	0	0	1	1	39	51	7.71	1.857
Jim Ray, R ERA: 2.45	(8, 1)	2.0		6	0	0	0	1	0	0	0	0	0	0	8	8	0.00	0.000

PITCHER	IP	WLS	BF	H	R	ER	SO	BB	IBB	HBP	BLK	WP	HR	S	P	ERA	WHIP

Batter	1	2	3	4	5	6	7	8	9	AB	R	H	RBI	BB	SO	LOB
Jimmy Wynn, R (1, 8) OBP: 0.305, SLG: 0.304	S S S 0-3 ① K		B B B B 4-0 BB			x 0-0 2B 1B 2B	x 0-0 ① F5		x 0-0 ③ FC6-4 1-2f	4	1	1	0	1	1	2
Joe Morgan, L (1, 4) OBP: 0.333, SLG: 0.360	x 0-0 ② F4		x 0-0 ③ G3			x 0-0 ① F6	x 0-0 ② F9			4	0	0	0	0	0	3
Cesar Cedeno, R (1, 9) OBP: 0.281, SLG: 0.395	x 0-0 ③ 6-3			x 0-0 ① F9		x 0-0 1B 2B 2-3	x 0-0 ③ 1-3			4	1	1	0	0	0	1
Bob Watson, R (1, 7) OBP: 0.345, SLG: 0.413		B B B B 4-0 FC3-6 BB		x 0-0 ② 4-3		x 0-0 1B 1B 2-H 3-H 1B		S S S 0-3 ① K		3	1	1	2	1	1	0
Denis Menke, R (1, 3) OBP: 0.324, SLG: 0.311		x 0-0 ① L7		x 0-0 ③ F4		x 0-0 1B SF8 1-2 1B		x 0-0 ② L7		4	1	1	0	0	0	1
Johnny Edwards, L (1, 2) OBP: 0.275, SLG: 0.302 Jack Hiatt, R (8, 2) OBP: 0.473, SLG: 0.410		x 0-0 ② FC3-6 1-2f			x 0-0 ① F8	x 0-0 1-3 2-H 1B		x 0-0 ③ F9		3 1	0 0	1 0	1 0	0 0	0 0	1 0
Doug Rader, R (1, 5) OBP: 0.264, SLG: 0.301		x 0-0 ③ F5			B B B B 4-0 BB	x 0-0 ② SF8 3-H			x 0-0 ① L7	2	0	0	1	1	0	1
Roger Metzger, S (1, 6) OBP: 0.268, SLG: 0.294			x 0-0 ① 4-3		x 0-0 ② F8	x 0-0 ③ G3			x 0-0 ② 4-3	4	0	0	0	0	0	2
Wade Blasingame, L (1, 1) OBP: 0.296, SLG: 0.304 Norm Miller, L (7, PH) OBP: 0.308, SLG: 0.383 Jim Ray, R (8, 1) John Mayberry, L (9, PH) OBP: 0.304, SLG: 0.339 Cesar Geronimo, L (9, PR) OBP: 0.278, SLG: 0.353			S S S 0-3 ② K		x 0-0 ③ F6		x 0-0 1B		x 0-0 FC6-4 1B	2 1 0 1 0	0 0 0 0 0	0 1 0 1 0	0 0 0 0 0	0 0 0 0 0	1 0 0 0 0	1 0 0 0 0
Inning Stats	R: 0 E: 0 K: 1 S: 5 H: 0 LOB: 0 BB: 0 P: 5	R: 0 E: 0 K: 0 S: 3 H: 0 LOB: 1 BB: 1 P: 7	R: 0 E: 0 K: 1 S: 5 H: 0 LOB: 1 BB: 1 P: 9	R: 0 E: 0 K: 0 S: 3 H: 0 LOB: 0 BB: 0 P: 3	R: 0 E: 0 K: 0 S: 3 H: 0 LOB: 1 BB: 1 P: 7	R: 4 E: 0 K: 0 S: 8 H: 5 LOB: 1 BB: 0 P: 8	R: 0 E: 0 K: 0 S: 4 H: 1 LOB: 1 BB: 0 P: 4	R: 0 E: 0 K: 1 S: 5 H: 0 LOB: 0 BB: 0 P: 5	R: 0 E: 0 K: 0 S: 4 H: 1 LOB: 1 BB: 0 P: 4	1B: 5 2B: 2 3B: 0 HR: 0	SF: 1 SAC: 0 DP: 0 HBP: 0						

PITCHER	IP	WLS	BF	H	R	ER	SO	BB	IBB	HBP	BLK	WP	HR	S	P	ERA	WHIP
Dock Ellis, R (1, 1) ERA: 2.17	9.0	W	37	7	4	4	3	3	0	0	0	0	0	40	52	4.00	1.111

PITCHER	IP	WLS	BF	H	R	ER	SO	BB	IBB	HBP	BLK	WP	HR	S	P	ERA	WHIP

BOTTOM

Pittsburgh Pirates @ Houston Astros

Astrodome, Houston, TX

Wed Jun 16 1971, 8:05 PM EDT

Att. 16,098 - Unknown

livebaseballscorecards.com

AB	33
R	4
H	7
RBI	4
BB	3
SO	3
LOB	12

WP: 0	PA: 37		
PB: 0			
SB: 0			
CS: 0			

Batter	1	2	3	4	5	6	7	8	9	10	11	AB	R	H	RBI	BB	SO	LOB
Ron Hunt, R (1, 4) OBP: 0.383, SLG: 0.332	BBBB 4-0 4-3 5-3 BB		x 0-0 ① 5-3		x 0-0 FC4-6 BB 1-2 2-H 1B		x 0-0 PB HR 2B		x 0-0 ① F8		SSS 0-3 ① K	5	1	2	1	1	1	0
Clyde Mashore, R (1, 8) OBP: 0.243, SLG: 0.257 (9, 7) Jim Fairey, L (11, PH) OBP: 0.319, SLG: 0.324 (11, 7)	x 0-0 ① 5-3 1-2		x 0-0 ② 5-3		BBBB 4-0 FC4-6 1-2 2-3 BB		BBBB 4-0 BB HR 2-3 BB		SSS 0-3 ② K		x 0-0 1B	3	1	0	0	2	1	1
												1	0	1	0	0	0	0
Rusty Staub, L (1, 9) OBP: 0.407, SLG: 0.476	x 0-0 ② 4-3 2-3		x 0-0 ③ F5		x 0-0 ② FC4-6 1-2f 2-3 3-H		x 0-0 ② F7		x 0-0 HR 2B		x 0-0 ② F9	6	1	1	1	0	0	6
Bob Bailey, R (1, 7) OBP: 0.358, SLG: 0.392 Boots Day, L (9, 8) OBP: 0.298, SLG: 0.274	x 0-0 ③ 4-3			x 0-0 ① 5-3	x 0-0 ③ F9		BBBB 4-0 HR 1-2 BB		x 0-0 2-H HR		x 0-0 ③ F8	4	2	1	2	1	0	3
												1	0	0	0	0	0	1
John Bateman, R (1, 2) OBP: 0.295, SLG: 0.415		x 0-0 E 1B G1-2-3 1B		x 0-0 ② 5-3		x 0-0 ① 6-3	x 0-0 1-H 2-H 3-H HR		BBBB 4-0 BB			4	1	2	4	1	0	0
Coco Laboy, R (1, 5) OBP: 0.316, SLG: 0.307 Dan McGinn, L (9, 1) John Boccabella, R (10, 5) OBP: 0.255, SLG: 0.417		x 0-0 G1-2-3 E 1-2 1B		x 0-0 ③ 6-3		BBBB 4-0 G5-3 1B BB	x 0-0 ③ F5		x 0-0 ③ F7			4	0	1	0	1	0	1
												0	0	0	0	0	0	0
												0	0	0	0	0	0	0
Ron Fairly, L (1, 3) OBP: 0.392, SLG: 0.399		x 0-0 E4 G1-2-3 1-2 2-3			x 0-0 ① G3	x 0-0 1-2 1B		x 0-0 ① F9		x 0-0 ① F5		5	0	1	0	0	0	2
Gary Sutherland, R (1, 6) OBP: 0.294, SLG: 0.340		x 0-0 ① ② G1-2-3 1-2 2-3 3-Hf			x 0-0 1B 1B 1B	x 0-0 ② ③ G5-3 2-3f		x 0-0 ② 1-3		x 0-0 ② F8		5	1	1	0	0	0	5
Steve Renko, R (1, 1) OBP: 0.209, SLG: 0.326 Mike Marshall, R (8, 1) Ron Brand, R (9, 5) OBP: 0.370, SLG: 0.320 Claude Raymond, R (10, 1)		x 0-0 ③ 1-3			x 0-0 BB 1B FC4-6 1-2 1B		x 0-0 ① 1-3	x 0-0 ③ 4-3		x 0-0 ③ F7		4	1	1	0	0	0	2
												0	0	0	0	0	0	0
												1	0	0	0	0	0	0
												0	0	0	0	0	0	0
Inning Stats	R: 0 E: 0 K: 0 S: 3 H: 0 LOB: 1 BB: 1 P: 7	R: 0 E: 1 K: 0 S: 5 H: 2 LOB: 2 BB: 0 P: 5	R: 0 E: 0 K: 0 S: 3 H: 0 LOB: 0 BB: 0 P: 3	R: 0 E: 0 K: 0 S: 3 H: 0 LOB: 0 BB: 0 P: 3	R: 2 E: 0 K: 0 S: 6 H: 3 LOB: 2 BB: 1 P: 10	R: 0 E: 0 K: 0 S: 3 H: 1 LOB: 1 BB: 1 P: 7	R: 4 E: 0 K: 0 S: 5 H: 2 LOB: 0 BB: 2 P: 13	R: 0 E: 0 K: 0 S: 3 H: 0 LOB: 0 BB: 0 P: 3	R: 2 E: 0 K: 1 S: 7 H: 2 LOB: 1 BB: 1 P: 11	R: 0 E: 0 K: 0 S: 3 H: 0 LOB: 0 BB: 0 P: 3	R: 0 E: 0 K: 1 S: 6 H: 1 LOB: 1 BB: 0 P: 6	1B: 7 2B: 2 3B: 0 HR: 2	SF: 0 SAC: 0 DP: 2 HBP: 0					

PITCHER		IP	WLS	BF	H	R	ER	SO	BB	IBB	HBP	BLK	WP	HR	S	P	ERA	WHIP
Luke Walker, L ERA: 3.59	(1, 1)	6.2		30	7	4	4	0	4	0	0	0	0	0	26	42	5.40	1.650
Bob Johnson, R ERA: 3.39	(7, 1)	1.1		6	1	2	2	0	1	0	0	0	0	1	5	9	13.50	1.500
Mudcat Grant, R ERA: 2.53	(9, 1)	1.0		6	2	2	2	1	1	0	0	0	0	1	7	11	18.00	3.000
Dave Giusti, R ERA: 1.41	(10, 1)	2.0	W	7	1	0	0	1	0	0	0	0	0	0	9	9	0.00	0.500

PITCHER	IP	WLS	BF	H	R	ER	SO	BB	IBB	HBP	BLK	WP	HR	S	P	ERA	WHIP

TOP

Montreal Expos @ Pittsburgh Pirates

Three Rivers Stadium, Pittsburgh, PA

Fri Jun 18 1971, 7:05 PM EDT

Att. 26,644 - Unknown

livebaseballscorecards.com

AB	43
R	8
H	11
RBI	8
BB	6
SO	2
LOB	21

1B: 7	SF: 0	WP: 0	PA: 49
2B: 2	SAC: 0	PB: 1	
3B: 0	DP: 2	SB: 0	
HR: 2	HBP: 0	CS: 0	

Montreal Expos @ Pittsburgh Pirates

Three Rivers Stadium, Pittsburgh, PA

Fri Jun 18 1971, 7:05 PM EDT

Att. 26,644 - Unknown

livebaseballscorecards.com

Batter	1	2	3	4	5	6	7	8	9	10	11	AB	R	H	RBI	BB	SO	LOB
Dave Cash, R (1, 4) (10, 6) OBP: 0.376, SLG: 0.403	F3		F8			F8		BB, 1B	HR		1B	5	2	2	3	1	0	0
Richie Hebner, L (1, 5) OBP: 0.343, SLG: 0.479	F8		F8			L9		F8	HR			5	1	1	1	0	0	2
Roberto Clemente, R (1, 9) OBP: 0.329, SLG: 0.469	HR		K			K		F4	F7			4	1	0	0	1	2	2
Willie Stargell, L (1, 7) OBP: 0.384, SLG: 0.680	HR			K			F2	1B, BB	K			4	1	1	2	1	2	0
Al Oliver, L (1, 8) OBP: 0.316, SLG: 0.384	1B			F8			BB, 1B	1B		F4		5	0	3	2	0	0	0
Bob Robertson, R (1, 3) OBP: 0.346, SLG: 0.490	F9			4-3			BB	F6		K		4	0	0	0	1	1	3
Manny Sanguillen, R (1, 2) OBP: 0.347, SLG: 0.420		6-3			5-3		F4		4-3, 1B	K		5	1	1	0	0	1	2
Gene Alley, R (1, 6) OBP: 0.262, SLG: 0.276 Vic Davalillo, L (7, PH) OBP: 0.313, SLG: 0.352 Jackie Hernandez, R (8, 6) OBP: 0.259, SLG: 0.278 Milt May, L (9, PH) OBP: 0.256, SLG: 0.293 Dave Giusti, R (10, 1) Gene Clines, R (11, PH) OBP: 0.378, SLG: 0.402		K			F2		L9		4-3		1B	2 1 0 1 0 1	0 0 0 0 0 1	0 0 0 0 0 1	0 0 0 0 0 0	1 0 0 0 0 0	0 2 0 0 0 0	0 0 0 0 0 0
Luke Walker, L (1, 1) Bob Johnson, L (7, 1) OBP: 0.130, SLG: 0.048 Charlie Sands, L (8, PH) OBP: 0.778, SLG: 1.400 Dock Ellis, S (8, PR) OBP: 0.282, SLG: 0.243 Mudcat Grant, R (9, 1) OBP: 0.375, SLG: 0.429 Bill Mazeroski, R (9, PH) OBP: 0.357, SLG: 0.286		1-3			L5			BB, BB, 1B	HR, 1B		F9	2 0 0 0 2	0 0 0 1 1	0 0 0 0 1	0 0 1 0 1	0 0 0 0 0	0 0 0 0 0	0 0 0 0 1
Inning Stats	R: 2 E: 0 K: 0 S: 5 H: 2 LOB: 1 BB: 1 P: 9	R: 0 E: 0 K: 1 S: 5 H: 0 LOB: 0 BB: 0 P: 5	R: 0 E: 0 K: 1 S: 5 H: 0 LOB: 0 BB: 0 P: 5	R: 0 E: 0 K: 1 S: 5 H: 0 LOB: 0 BB: 0 P: 5	R: 0 E: 0 K: 0 S: 3 H: 0 LOB: 0 BB: 0 P: 3	R: 0 E: 0 K: 1 S: 5 H: 0 LOB: 0 BB: 0 P: 5	R: 0 E: 0 K: 0 S: 4 H: 1 LOB: 2 BB: 1 P: 8	R: 2 E: 0 K: 0 S: 4 H: 1 LOB: 2 BB: 3 P: 16	R: 4 E: 0 K: 1 S: 9 H: 4 LOB: 0 BB: 0 P: 9	R: 0 E: 0 K: 2 S: 7 H: 0 LOB: 0 BB: 0 P: 7	R: 1 E: 0 K: 0 S: 3 H: 2 LOB: 1 BB: 0 P: 3	1B: 5 2B: 1 3B: 1 HR: 3	SF: 0 SAC: 0 DP: 0 HBP: 0	WP: 0 PB: 0 SB: 0 CS: 0	PA: 46			

PITCHER		IP	WLS	BF	H	R	ER	SO	BB	IBB	HBP	BLK	WP	HR	S	P	ERA	WHIP
Steve Renko, R ERA: 3.15	(1, 1)	7.2		32	4	4	4	4	5	0	0	0	0	1	35	55	4.70	1.174
Mike Marshall, R ERA: 5.11	(8, 1)	1.0		7	4	4	4	0	0	0	0	0	0	2	7	7	36.00	4.000
Dan McGinn, L ERA:	(9, 1)	0.2		2	0	0	0	1	0	0	0	0	0	0	4	4	0.00	0.000
Claude Raymond, R ERA: 4.03	(10, 1)	1.0	L	5	2	1	1	2	0	0	0	0	0	0	9	9	9.00	2.000

PITCHER	IP	WLS	BF	H	R	ER	SO	BB	IBB	HBP	BLK	WP	HR	S	P	ERA	WHIP

Batter	1	2	3	4	5	6	7	8	9	AB	R	H	RBI	BB	SO	LOB
Mack Jones, L (1, 7) OBP: 0.310, SLG: 0.342 Ron Swoboda, R (8, PH) OBP: 0.381, SLG: 0.408 (8, 8)	BBBB; 4-0 6-3 BB	0-0 E3 PB 3-H		0-0 4-3 ②		BBBB; 4-0 1-2 BB		BBBB; 4-0 FC5-4 BB	0-0 1B 1-2 2-H 1B	2 1	0 0	0 1	1 1	2 1	0 0	0 0
Ron Hunt, R (1, 4) OBP: 0.378, SLG: 0.327	0-0 6-3 ①② 1-2	0-0 F6 ② 1-2		0-0 F8 ③		0-0 F9 ③		0-0 FC5-4 ③ 1-2f	0-0 1B 1-2 2-3 1B	6	0	1	0	0	0	5
Rusty Staub, L (1, 9) OBP: 0.409, SLG: 0.484	0-0 HR 1B	4-0 IBB			SSS; 0-3 K ①		0-0 SF9 3B		F7; G3	5	2	2	0	1	1	3
Ron Fairly, L (1, 3) OBP: 0.392, SLG: 0.417	0-0 1-H HR	0-0 4-3 ③			BBBB; 4-0 S BB		0-0 SF9 ① 3-H		SSS; 0-3 K ②	3	1	1	3	1	1	2
Bob Bailey, R (1, 5) OBP: 0.364, SLG: 0.401 Clyde Mashore, R (9, 7) OBP: 0.243, SLG: 0.257	0-0 F9 ③		BBBB; 4-0 FC1-6 BB		SSS; 0-3 K ② 1-2		BBBB; 4-0 FC4-6 BB		0-0 1B 3B	3 0	1 0	1 0	0 0	2 0	1 0	1 0
Boots Day, L (1, 8) (8, 7) OBP: 0.297, SLG: 0.274 Coco Laboy, R (9, PH) (9, 5) OBP: 0.323, SLG: 0.315		0-0 1B SH 1B	0-0 FC1-6 ① 1B 1-2f		SSS; 0-3 K ③		SSS; 0-3 K ②		0-0 1B 1B 3-H 1B	4 1	1 1	1 1	0 1	0 0	2 0	3 0
John Bateman, R (1, 2) OBP: 0.297, SLG: 0.414		0-0 SH 1B 1-2	SSS; 0-3 K ②			0-0 6-3 ①	0-0 FC4-6 ③ 1-2f		0-0 1B 1B 1-2 1B	5	2	2	0	0	1	2
Gary Sutherland, R (1, 6) OBP: 0.309, SLG: 0.352		0-0 SH E 1-H 2-H	0-0 ③ 1-3 1B			0-0 4-3 ②		0-0 F2 ①	0-0 1B 1B 1-2 2-H 1B	4	2	2	1	0	0	0
Carl Morton, R (1, 1) OBP: 0.188, SLG: 0.156		0-0 6-3 ①		SSS; 0-3 K ①		0-0 BB 1B		0-0 6-3 ②	1B 1B 1-2 2-H 1B	5	0	2	1	0	1	1
Inning Stats	R: 2 H: 2 E: 0 LOB: 0 K: 0 BB: 1 S: 4 P: 8	R: 3 H: 2 E: 2 LOB: 2 K: 0 BB: 1 S: 7 P: 11	R: 0 H: 1 E: 0 LOB: 2 K: 1 BB: 1 S: 5 P: 9	R: 0 H: 0 E: 0 LOB: 0 K: 1 BB: 0 S: 5 P: 5	R: 0 H: 0 E: 0 LOB: 1 K: 3 BB: 1 S: 9 P: 13	R: 0 H: 1 E: 0 LOB: 2 K: 0 BB: 1 S: 4 P: 8	R: 1 H: 1 E: 0 LOB: 1 K: 1 BB: 1 S: 6 P: 10	R: 0 H: 0 E: 0 LOB: 1 K: 0 BB: 1 S: 3 P: 7	R: 4 H: 7 E: 0 LOB: 3 K: 1 BB: 0 S: 12 P: 12	1B: 11 SF: 1 2B: 0 SAC: 1 3B: 2 DP: 0 HR: 1 HBP: 0						WP: 0 PA: 48 PB: 1 SB: 1 CS: 0	

PITCHER		IP	WLS	BF	H	R	ER	SO	BB	IBB	HBP	BLK	WP	HR	S	P	ERA	WHIP
Bob Moose, R ERA: 3.8	(1, 1)	3.0	L	17	5	5	2	1	2	1	0	0	0	1	16	28	6.00	2.333
Bob Johnson, R ERA: 3.25	(4, 1)	3.0		12	1	0	0	4	2	0	0	0	0	0	18	26	0.00	1.000
Bob Veale, L ERA: 4.6	(7, 1)	3.0		19	8	5	5	2	2	0	0	0	0	0	21	29	15.00	3.333

PITCHER	IP	WLS	BF	H	R	ER	SO	BB	IBB	HBP	BLK	WP	HR	S	P	ERA	WHIP

Montreal Expos @ Pittsburgh Pirates

Three Rivers Stadium, Pittsburgh, PA

Sat Jun 19 1971, 3:33 AM EDT

Att. 12,091 - Sunny

TOP

livebaseballscorecards.com

AB	39
R	10
H	14
RBI	8
BB	7
SO	7
LOB	17

Batter	1	2	3	4	5	6	7	8	9	AB	R	H	RBI	BB	SO	LOB
Dave Cash, R (1, 4) OBP: 0.377, SLG: 0.403	6-3		F9		G3-6-3		F8		1B	5	0	2	0	0	0	1
Vic Davalillo, L (1, 9) OBP: 0.317, SLG: 0.354	G4-6-3 1B		E 1B 1-2 1B		G3-6-3 1-2f		4-3		F9	5	0	2	0	0	0	2
Richie Hebner, L (1, 5) OBP: 0.346, SLG: 0.479	G4-6-3 1-2f		E 1-2 2-3 1B		1B		F7			4	0	2	0	0	0	1
Willie Stargell, L (1, 7) OBP: 0.378, SLG: 0.667		K	E3 L1-3 1-2 2-3 3-H		F6			K		4	0	0	1	0	2	3
Al Oliver, L (1, 8) OBP: 0.315, SLG: 0.386		2B	L1-3 1-2			4-3		4-3		4	0	1	0	0	0	3
Bob Robertson, R (1, 3) OBP: 0.349, SLG: 0.488		E5		1B		BBBB 4-0 FC4-6 BB		E6		3	0	1	0	1	0	1
Manny Sanguillen, R (1, 2) OBP: 0.341, SLG: 0.413		F9		F4		FC4-6 1B 1-2f		F9		4	0	0	0	0	0	5
Jackie Hernandez, R (1, 6) OBP: 0.258, SLG: 0.277		F9		F9		1-2 1B			E6 G4-6-3	4	0	1	0	0	0	3
Bob Moose, R (1, 1) OBP: 0.182, SLG: 0.100 Jose Pagan, R (3, PH) OBP: 0.269, SLG: 0.246 Bob Johnson, L (4, 1) OBP: 0.125, SLG: 0.045 Charlie Sands, L (6, PH) OBP: 0.700, SLG: 1.167 Bob Veale, S (7, 1) OBP: 0.250, SLG: 0.250 Milt May, L (9, PH) OBP: 0.250, SLG: 0.286			1B E 1B 1B		K		F4		G4-6-3 1-2f	0 1 1 1 0 1	0 1 0 0 0 0	0 1 0 0 0 0	0 0 0 0 0 0	0 0 1 0 0 0	0 0 1 0 0 0	0 0 1 2 0 1
Inning Stats	R: 0 E: 0 K: 0 S: 3 H: 1 LOB: 0 BB: 0 P: 3	R: 0 E: 1 K: 1 S: 7 H: 1 LOB: 2 BB: 0 P: 7	R: 1 E: 1 K: 0 S: 6 H: 3 LOB: 2 BB: 0 P: 6	R: 0 E: 0 K: 1 S: 6 H: 1 LOB: 1 BB: 0 P: 6	R: 0 E: 0 K: 0 S: 4 H: 2 LOB: 1 BB: 0 P: 4	R: 0 E: 0 K: 0 S: 4 H: 1 LOB: 2 BB: 1 P: 8	R: 0 E: 0 K: 0 S: 3 H: 0 LOB: 0 BB: 0 P: 3	R: 0 E: 1 K: 1 S: 6 H: 0 LOB: 1 BB: 0 P: 6	R: 0 E: 1 K: 0 S: 4 H: 1 LOB: 1 BB: 0 P: 4	1B: 9 2B: 2 3B: 0 HR: 0 SF: 0 SAC: 0 DP: 4 HBP: 0						

PITCHER	IP	WLS	BF	H	R	ER	SO	BB	IBB	HBP	BLK	WP	HR	S	P	ERA	WHIP
Carl Morton, R (1, 1) ERA: 3.62	9.0	W	38	10	1	1	3	1	0	0	0	0	0	43	47	1.00	1.222

PITCHER	IP	WLS	BF	H	R	ER	SO	BB	IBB	HBP	BLK	WP	HR	S	P	ERA	WHIP

BOTTOM

Montreal Expos @ Pittsburgh Pirates

Three Rivers Stadium, Pittsburgh, PA

Sat Jun 19 1971, 3:33 AM EDT

Att. 12,091 - Sunny

livebaseballscorecards.com

AB	37
R	1
H	10
RBI	1
BB	1
SO	3
LOB	23

WP: 0 PB: 0 SB: 0 CS: 0 PA: 38

Montreal Expos @ Pittsburgh Pirates

Three Rivers Stadium, Pittsburgh, PA

Sun Jun 20 1971, 3:33 AM EDT

Unknown

TOP

livebaseballscorecards.com

Batter	1	2	3	4	5	6	7	8	9	AB	R	H	RBI	BB	SO	LOB
Mack Jones, L (1, 7) OBP: 0.315, SLG: 0.338	S S S 0-3 ① K		H 1-0 1B 1B HBP		x 0-0 ① FC4-6 1-2f			x 0-0 ① F8	x 0-0 FC5-4 1B	4	0	1	0	0	1	1
Gary Sutherland, R (1, 4) OBP: 0.328, SLG: 0.368	x 0-0 1B 1B		x 0-0 1B 1-2 1B		x 0-0 ② L9			x 0-0 ② 6-3	x 0-0 ③ FC5-4 1-2f	3	0	2	0	0	0	1
Clyde Mashore, R (7, 5) OBP: 0.237, SLG: 0.250										2	0	0	0	0	0	1
Rusty Staub, L (1, 9) OBP: 0.410, SLG: 0.482	x 0-0 ② F8		x 0-0 1B 1-2 2-3		x 0-0 ③ L9			B B B B 4-0 1B 1B BB		3	1	1	0	1	0	2
Ron Fairly, L (1, 3) OBP: 0.395, SLG: 0.419	x 0-0 FC6 1-3 1B		x 0-0 ② L9			x 0-0 ① F9		x 0-0 1B 1B 1-2 1B		4	0	2	0	0	0	3
Boots Day, L (1, 8) OBP: 0.303, SLG: 0.275	x 0-0 ③ FC6 1-2f		x 0-0 ③ 4-3			B B B B 4-0 G4-3 BB		x 0-0 1B 1-2 2-H 1B		3	0	1	1	1	0	5
John Bateman, R (1, 2) OBP: 0.298, SLG: 0.413		x 0-0 F9-3 1B		x 0-0 ① 6-3		x 0-0 ②③ G4-3 1-2f		x 0-0 1-2 2-3 1B		3	0	1	0	0	0	1
John Boccabella, R (7, 2) OBP: 0.269, SLG: 0.429										1	0	1	0	0	0	0
Coco Laboy, R (1, 5) OBP: 0.310, SLG: 0.301		x 0-0 ① L7		x 0-0 ② 5-3			S S S 0-3 ① K	x 0-0 ③ F9		4	0	0	0	0	1	4
(7, 4)																
Ron Brand, R (1, 6) OBP: 0.323, SLG: 0.276		x 0-0 ②③ F9-3 1-2		x 0-0 ③ F4			x 0-0 ② 1-3		x 0-0 ① F9	4	0	0	0	0	0	1
Bill Stoneman, R (1, 1) OBP: 0.233, SLG: 0.154			S S S 0-3 ① K		B B B 4-0 FC4-6 BB		S S S 0-3 ③ K		x 0-0 ② F8	1	0	0	0	0	1	0
Jim Gosger, L (5, PH) OBP: 0.226, SLG: 0.250										0	0	0	0	1	0	0
Howie Reed, R (5, 1)										0	0	0	0	0	0	0
Ron Swoboda, R (7, PH) OBP: 0.376, SLG: 0.403										1	0	0	0	0	1	0
John O'Donoghue, R (7, 1)										0	0	0	0	0	0	0
Jim Fairey, L (9, PH) OBP: 0.315, SLG: 0.319										1	0	0	0	0	0	0

Inning Stats	1	2	3	4	5	6	7	8	9
R	0	0	0	0	0	0	0	1	0
E	0	0	0	0	0	0	0	0	0
K	1	0	1	0	0	0	2	0	0
S	7	3	7	3	3	2	7	6	4
H	2	1	2	0	0	0	0	3	1
LOB	2	0	0	0	1	0	0	1	1
BB	0	0	0	0	1	1	0	1	0
P	7	3	8	3	7	6	7	10	4

1B	9
2B	1
3B	0
HR	0
SF	0
SAC	0
DP	2
HBP	1

WP	0
PB	0
SB	0
CS	0
PA	38

AB	34
R	1
H	9
RBI	1
BB	3
SO	4
LOB	19

PITCHER	IP	WLS	BF	H	R	ER	SO	BB	IBB	HBP	BLK	WP	HR	S	P	ERA	WHIP
Steve Blass, R (1, 1) ERA: 2.9	9.0	W	38	9	1	1	4	3	0	1	0	0	0	42	55	1.00	1.333

PITCHER	IP	WLS	BF	H	R	ER	SO	BB	IBB	HBP	BLK	WP	HR	S	P	ERA	WHIP

Montreal Expos @ Pittsburgh Pirates

Three Rivers Stadium, Pittsburgh, PA

Sun Jun 20 1971, 3:33 AM EDT

Unknown

BOTTOM

livebaseballscorecards.com

Batter	1	2	3	4	5	6	7	8	9	AB	R	H	RBI	BB	SO	LOB
Dave Cash, R (1, 4) OBP: 0.377, SLG: 0.400	SH1-3 S SF8 1B		F7	2B BB		F8		F8		4	2	1	0	1	0	0
Richie Hebner, L (1, 5) OBP: 0.351, SLG: 0.498	1-2 SH1-3 BB		HR	1-H 2-H 3-H 1B 2B		4-3		F8		4	2	2	4	1	0	0
Roberto Clemente, R (1, 9) OBP: 0.336, SLG: 0.474	SH1-3 1-2 2-3		1B	2-H 1B		1B		K		4	0	3	1	0	1	0
Willie Stargell, L (1, 7) OBP: 0.380, SLG: 0.676 Gene Clines, R (8, 7) OBP: 0.378, SLG: 0.402	IBB		F8		HR	F6				3 0	1 0	1 0	1 0	1 0	0 0	2 0
Al Oliver, L (1, 8) OBP: 0.310, SLG: 0.381	SF8 3-H		F8		F8		F5			3	0	0	1	0	0	1
Bob Robertson, R (1, 3) OBP: 0.347, SLG: 0.483	F3			BB 1B 2B 1B	F5		E6 1B			4	1	1	0	0	0	2
Manny Sanguillen, R (1, 2) OBP: 0.344, SLG: 0.414		F8		BB 1-2 2B 1B	1B 1B		F9			4	1	2	0	0	0	1
Gene Alley, R (1, 6) OBP: 0.267, SLG: 0.282		5-3		K	1-2 1B		FC6-4 1-2 1B			4	0	2	0	0	1	2
Steve Blass, R (1, 1) OBP: 0.111, SLG: 0.167		F7		K	1-3		1-2f FC6-4			4	0	0	0	0	1	6
Inning Stats	R: 1 H: 1 E: 0 LOB: 2 K: 0 BB: 2 S: 4 P: 12	R: 0 H: 0 E: 0 LOB: 0 K: 0 BB: 0 S: 3 P: 3	R: 1 H: 2 E: 0 LOB: 1 K: 0 BB: 0 S: 5 P: 5	R: 4 H: 4 E: 0 LOB: 1 K: 2 BB: 1 S: 10 P: 14	R: 1 H: 3 E: 0 LOB: 2 K: 0 BB: 0 S: 6 P: 6	R: 0 H: 1 E: 0 LOB: 1 K: 0 BB: 0 S: 4 P: 4	R: 0 H: 1 E: 1 LOB: 2 K: 0 BB: 0 S: 5 P: 5	R: 0 H: 0 E: 0 LOB: 0 K: 1 BB: 0 S: 5 P: 5		1B: 9 SF: 1 2B: 1 SAC: 1 3B: 0 DP: 0 HR: 2 HBP: 0						

	AB	34
	R	7
	H	12
	RBI	7
	BB	3
	SO	3
	LOB	14

WP: 0 PA: 39
PB: 0
SB: 1
CS: 0

PITCHER		IP	WLS	BF	H	R	ER	SO	BB	IBB	HBP	BLK	WP	HR	S	P	ERA	WHIP
Bill Stoneman, R ERA: 2.91	(1, 1)	4.0	L	21	7	6	6	2	2	1	0	0	0	1	22	34	13.50	2.250
Howie Reed, R ERA: 3.8	(5, 1)	2.0		10	4	1	1	0	0	0	0	0	0	1	10	10	4.50	2.000
John O'Donoghue, L ERA: 5.52	(7, 1)	2.0		8	1	0	0	1	0	0	0	0	0	0	10	10	0.00	0.500

PITCHER	IP	WLS	BF	H	R	ER	SO	BB	IBB	HBP	BLK	WP	HR	S	P	ERA	WHIP

Montreal Expos @ Pittsburgh Pirates

Three Rivers Stadium, Pittsburgh, PA

Sun Jun 20 1971, 3:38 AM EDT

Att. 32,301 - Unknown

TOP

livebaseballscorecards.com

Batter	1	2	3	4	5	6	7	8	9	AB	R	H	RBI	BB	SO	LOB
Mack Jones, L (1, 7) OBP: 0.309, SLG: 0.329	6-3 1B; 1B		K			F8		F8	L3	5	1	1	0	0	1	0
Ron Hunt, R (1, 4) OBP: 0.371, SLG: 0.320	6-3; 1-2		6-3			F9		F5		4	0	0	0	0	0	1
Rusty Staub, L (1, 9) OBP: 0.412, SLG: 0.482	6-3			2-3		1B		HR 1B		4	1	2	0	0	0	1
Ron Fairly, L (1, 3) OBP: 0.397, SLG: 0.437	BB; 1B			K		F9		1-H; HR		3	1	1	2	1	1	1
Bob Bailey, R (1, 5) OBP: 0.370, SLG: 0.405	1-3; 2-H; 1B			5-3			FC3-6 1B	BB 1B		3	0	2	1	1	0	0
Boots Day, L (1, 8) OBP: 0.301, SLG: 0.274		F9			F9		FC3-6; 4-3; 1-2f	1-2; FC6-4 1B		4	0	1	0	0	0	1
John Bateman, R (1, 2) OBP: 0.293, SLG: 0.406		F9			F4		4-3; 1-2	1-2f; FC6-4		4	0	0	0	0	0	3
Gary Sutherland, R (1, 6) OBP: 0.339, SLG: 0.367		F2			1B		IBB		6-3	3	0	1	0	1	0	0
Jim Britton, R (1, 1)			K		K		K		5-3	3	0	0	0	0	3	3
Mike Marshall, R (7, 1)										0	0	0	0	0	0	0
Claude Raymond, R (7, 1)										0	0	0	0	0	0	0
Jim Fairey, L (9, PH) OBP: 0.311, SLG: 0.314										1	0	0	0	0	0	0

	AB	34
	R	3
	H	8
	RBI	3
	BB	3
	SO	5
	LOB	10

Inning Stats	1	2	3	4	5	6	7	8	9
	R: 1 E: 0 K: 0 S: 4	R: 0 E: 0 K: 0 S: 3	R: 0 E: 0 K: 2 S: 7	R: 0 E: 0 K: 1 S: 5	R: 0 E: 0 K: 1 S: 6	R: 0 E: 0 K: 0 S: 4	R: 0 E: 0 K: 1 S: 6	R: 2 E: 0 K: 0 S: 6	R: 0 E: 0 K: 0 S: 3
	H: 2 LOB: 2 BB: 1 P: 8	H: 0 LOB: 0 BB: 0 P: 3	H: 0 LOB: 0 BB: 0 P: 7	H: 0 LOB: 0 BB: 0 P: 5	H: 1 LOB: 1 BB: 0 P: 6	H: 1 LOB: 1 BB: 0 P: 4	H: 1 LOB: 2 BB: 1 P: 10	H: 3 LOB: 2 BB: 1 P: 10	H: 0 LOB: 0 BB: 0 P: 3

| | | | | | | | | | |

Batter	1	2	3	4	5	6	7	8	9	AB	R	H	RBI	BB	SO	LOB
Dave Cash, R (1, 4) OBP: 0.378, SLG: 0.402	6-3		4-3		6-3		BBBB 4-0 1B HR 1-2 BB	6-3		4	1	1	0	1	0	0
Richie Hebner, L (1, 5) OBP: 0.352, SLG: 0.496	6-3		4-3 2-3		3-1 WP 1B		SSS 0-3 K	1B		5	0	2	0	0	1	4
Vic Davalillo, L (1, 9) OBP: 0.320, SLG: 0.356	1B		F8		3-1 1-3		1-2 2-3 3-H HR 1B	F7		5	1	2	1	0	0	3
Willie Stargell, L (1, 7) OBP: 0.382, SLG: 0.687	SSS K			1B 1B 1B	F9		1-H 2-H 3-H HR			4	1	2	4	0	1	2
Al Oliver, L (1, 8) OBP: 0.321, SLG: 0.396		2B		1B 1-2 1B		2-5 3-6-3 1B	HR 1B			4	1	4	0	0	0	0
Bob Robertson, R (1, 3) OBP: 0.346, SLG: 0.479		F7		1-2 2-3 1B		F8	SSS K			4	0	1	0	0	1	3
Milt May, L (1, 2) OBP: 0.250, SLG: 0.348		F9		F5		3-6-3 1-2	1-H HR			4	1	1	2	0	0	5
Gene Alley, R (1, 6) OBP: 0.264, SLG: 0.278		L8		SSS K		2-5 2-3				2	0	0	0	0	1	4
Gene Clines, R (7, PH) OBP: 0.380, SLG: 0.405							1B 1B L9			2	1	1	0	0	0	1
Mudcat Grant, R (8, 1) OBP: 0.375, SLG: 0.429										0	0	0	0	0	0	0
Nelson Briles, R (1, 1) OBP: 0.385, SLG: 0.583			F9	F9			1B BB HR 1-3 1B	1-3		2	0	0	0	0	0	3
Bill Mazeroski, R (7, PH) OBP: 0.368, SLG: 0.300										1	0	1	0	0	0	0
Jackie Hernandez, R (7, PR) OBP: 0.256, SLG: 0.274										1	1	0	0	0	0	0
(8, 6)																
Inning Stats	R: 0 E: 0 K: 1 S: 6 H: 1 LOB: 1 BB: 0 P: 6	R: 0 E: 0 K: 0 S: 4 H: 1 LOB: 1 BB: 0 P: 4	R: 0 E: 0 K: 0 S: 4 H: 1 LOB: 1 BB: 0 P: 4	R: 0 E: 0 K: 1 S: 8 H: 3 LOB: 3 BB: 0 P: 8	R: 0 E: 0 K: 0 S: 4 H: 1 LOB: 1 BB: 0 P: 4	R: 0 E: 0 K: 0 S: 3 H: 1 LOB: 1 BB: 0 P: 3	R: 7 E: 0 K: 2 S: 13 H: 6 LOB: 1 BB: 1 P: 17	R: 0 E: 0 K: 0 S: 4 H: 1 LOB: 1 BB: 0 P: 4		1B: 11 2B: 2 3B: 0 HR: 2	SF: 0 SAC: 0 DP: 0 HBP: 0					

BOTTOM

Montreal Expos @ Pittsburgh Pirates

Three Rivers Stadium, Pittsburgh, PA

Sun Jun 20 1971, 3:38 AM EDT

Att. 32,301 - Unknown

livebaseballscorecards.com

AB	38
R	7
H	15
RBI	7
BB	1
SO	4
LOB	25

WP: 1 PB: 0 SB: 0 CS: 0 PA: 39

PITCHER		IP	WLS	BF	H	R	ER	SO	BB	IBB	HBP	BLK	WP	HR	S	P	ERA	WHIP
Jim Britton, R ERA: 6.89	(1, 1)	6.0	L	29	10	3	3	2	1	0	0	0	1	0	31	35	4.50	1.833
Mike Marshall, R ERA: 5.97	(7, 1)	0.2		6	4	4	4	2	0	0	0	0	0	2	10	10	54.00	6.000
Claude Raymond, R ERA: 3.8	(7, 1)	1.1		5	1	0	0	0	0	0	0	0	0	0	5	5	0.00	0.750

PITCHER	IP	WLS	BF	H	R	ER	SO	BB	IBB	HBP	BLK	WP	HR	S	P	ERA	WHIP

New York Mets @ Pittsburgh Pirates

Three Rivers Stadium, Pittsburgh, PA

Mon Jun 21 1971, 7:05 PM EDT

Att. 19,751 - Unknown

TOP

livebaseballscorecards.com

Batter	1	2	3	4	5	6	7	8	9	AB	R	H	RBI	BB	SO	LOB
Don Hahn, R (1, 8) OBP: 0.352, SLG: 0.330	3-1 FC3-2 2B		BBB 4-0 BB			L8		BB 1B		3	0	2	0	1	0	0
Bud Harrelson, S (1, 6) OBP: 0.348, SLG: 0.357	3-1 2-3		L7-4 2-3			3-1		BBBB 4-0 1-2 BB		3	0	0	0	1	0	3
Mike Jorgensen, L (1, 7) OBP: 0.391, SLG: 0.750	FC3-2 3-H			L8		SSS 0-3 K		L8		4	0	0	0	0	1	3
Ed Kranepool, L (1, 3) OBP: 0.347, SLG: 0.506	4-3			3-1			F6		3-1	4	0	0	0	0	0	1
Ken Singleton, S (1, 9) OBP: 0.386, SLG: 0.385		4-3		BBBB 4-0 BB			3-1		FC6-4 1B	3	0	1	0	1	0	0
Ken Boswell, L (1, 4) OBP: 0.311, SLG: 0.335		4-3		L8			E7 1B		FC6-4 BB 1B 1-2f	4	0	1	0	0	0	2
Bob Aspromonte, R (1, 5) OBP: 0.291, SLG: 0.351		G3			G3-6-3 1B		5-3		BB 1-2 1B	4	0	2	0	0	0	1
Jerry Grote, R (1, 2) OBP: 0.352, SLG: 0.364			L7-4 SH3-6-4 1B		G3-6-3 1-2f			BBBB G4-6-3 1B	1-2 2-3 BB	3	0	2	0	1	0	1
Jerry Koosman, R (1, 1) OBP: 0.250, SLG: 0.160 Art Shamsky, L (8, PH) OBP: 0.330, SLG: 0.480 Jim McAndrew, R (8, 1) OBP: 0.182, SLG: 0.200 Donn Clendenon, R (9, PH) OBP: 0.292, SLG: 0.437			SH3-6-4 1-2		SSS 0-3 K			G4-6-3 1-2f	K	1	0	0	0	0	1	0
										1	0	0	0	0	0	1
										0	0	0	0	0	0	0
										1	0	0	0	0	1	3
Inning Stats	R: 0 E: 0 K: 0 S: 4 H: 1 LOB: 1 BB: 0 P: 4	R: 0 E: 0 K: 0 S: 3 H: 0 LOB: 0 BB: 0 P: 3	R: 0 E: 0 K: 0 S: 3 H: 1 LOB: 1 BB: 1 P: 7	R: 0 E: 0 K: 0 S: 3 H: 0 LOB: 1 BB: 1 P: 7	R: 0 E: 0 K: 1 S: 5 H: 1 LOB: 0 BB: 0 P: 5	R: 0 E: 0 K: 1 S: 5 H: 0 LOB: 0 BB: 0 P: 5	R: 0 E: 1 K: 0 S: 4 H: 1 LOB: 1 BB: 0 P: 4	R: 0 E: 0 K: 0 S: 4 H: 2 LOB: 2 BB: 1 P: 8	R: 0 E: 0 K: 1 S: 7 H: 2 LOB: 3 BB: 1 P: 11	1B: 7 2B: 2 3B: 0 HR: 0	SF: 0 SAC: 1 DP: 3 HBP: 0						

AB	31
R	0
H	8
RBI	0
BB	4
SO	3
LOB	15

WP: 0 PB: 0 SB: 0 CS: 0 PA: 36

PITCHER	IP	WLS	BF	H	R	ER	SO	BB	IBB	HBP	BLK	WP	HR	S	P	ERA	WHIP
Dock Ellis, R (1, 1) ERA: 2.01	9.0	W	36	8	0	0	3	4	0	0	0	0	0	38	54	0.00	1.333

PITCHER	IP	WLS	BF	H	R	ER	SO	BB	IBB	HBP	BLK	WP	HR	S	P	ERA	WHIP

New York Mets @ Pittsburgh Pirates

Three Rivers Stadium, Pittsburgh, PA

Mon Jun 21 1971, 7:05 PM EDT

Att. 19,751 - Unknown

BOTTOM

livebaseballscorecards.com

Batter	1	2	3	4	5	6	7	8	9	AB	R	H	RBI	BB	SO	LOB
Dave Cash, R (1, 4) OBP: 0.380, SLG: 0.403	5-3		FC3-6, 1B		P6		PB, 1B, 1B			4	1	2	0	0	0	0
Gene Clines, R (1, 8) OBP: 0.396, SLG: 0.407	FC4-6, BB		FC3-6, WP, BB, 1B, 1-2f		HR, BB		G1-6-3, 1-H, 1B			2	2	1	1	2	0	1
Roberto Clemente, R (1, 9) OBP: 0.331, SLG: 0.466	F9		F8		F8		G1-6-3, 1-2f			4	0	0	0	0	0	4
Willie Stargell, L (1, 7) OBP: 0.387, SLG: 0.699 Vic Davalillo, L (8, PR) (9, 7) OBP: 0.320, SLG: 0.356	FC4-6, 1-2f		WP, 1B, 1-2, BB		1-H, HR			4-3, HBP		2 0	2 0	1 0	2 0	1 0	0 0	1 0
Manny Sanguillen, R (1, 2) OBP: 0.346, SLG: 0.420		1B, 2B	1-H, 2-H, 1B		F8			4-3, 1-2		4	1	2	2	0	0	1
Bob Robertson, R (1, 3) OBP: 0.340, SLG: 0.470		L7	P3			P6		F9		4	0	0	0	0	0	4
Richie Hebner, L (1, 5) OBP: 0.354, SLG: 0.494		2-H, 1B		K		K		FC6-4, IBB		3	0	1	1	1	2	0
Gene Alley, R (1, 6) OBP: 0.258, SLG: 0.272		F9		F8		4-3		FC6-4, 1-2f		4	0	0	0	0	0	3
Dock Ellis, S (1, 1) OBP: 0.262, SLG: 0.225		K		1-3			K			3	0	0	0	0	2	1
Inning Stats	R: 0 E: 0 K: 0 S: 3 H: 0 LOB: 1 BB: 1 P: 7	R: 1 E: 0 K: 1 S: 7 H: 2 LOB: 1 BB: 0 P: 7	R: 2 E: 0 K: 0 S: 5 H: 2 LOB: 1 BB: 1 P: 9	R: 0 E: 0 K: 1 S: 5 H: 0 LOB: 0 BB: 0 P: 5	R: 2 E: 0 K: 0 S: 4 H: 1 LOB: 0 BB: 1 P: 8	R: 0 E: 0 K: 1 S: 5 H: 0 LOB: 0 BB: 0 P: 5	R: 1 E: 0 K: 1 S: 6 H: 2 LOB: 0 BB: 0 P: 6	R: 0 E: 0 K: 0 S: 3 H: 0 LOB: 2 BB: 1 P: 8								

AB	30
R	6
H	7
RBI	6
BB	4
SO	4
LOB	15

1B: 5	SF: 0	WP: 1	PA: 35
2B: 1	SAC: 0	PB: 1	
3B: 0	DP: 1	SB: 0	
HR: 1	HBP: 1	CS: 0	

PITCHER		IP	WLS	BF	H	R	ER	SO	BB	IBB	HBP	BLK	WP	HR	S	P	ERA	WHIP
Jerry Koosman, L ERA: 3.17	(1, 1)	7.0	L	30	7	6	5	4	3	0	0	0	1	1	35	47	6.43	1.429
Jim McAndrew, R ERA: 5.7	(8, 1)	1.0		5	0	0	0	0	0	1	1	0	0	0	3	8	0.00	0.000

PITCHER	IP	WLS	BF	H	R	ER	SO	BB	IBB	HBP	BLK	WP	HR	S	P	ERA	WHIP

New York Mets @ Pittsburgh Pirates

Three Rivers Stadium, Pittsburgh, PA

Tue Jun 22 1971, 7:05 PM EDT

Att. 27,578 - Unknown

TOP

livebaseballscorecards.com

Batter	1	2	3	4	5	6	7	8	9	AB	R	H	RBI	BB	SO	LOB
Bud Harrelson, S (1, 6) OBP: 0.348, SLG: 0.355	BBBB 4-0 G6-4-3 BB		x 0-0 1B 1-2 1B		x 0-0 ① 4-3		x 0-0 ① FC2-6 S 1-2f	x 0-0 ③ F9		4	0	1	0	1	0	3
Mike Jorgensen, L (1, 8) OBP: 0.333, SLG: 0.625 Don Hahn, R (7, 8) OBP: 0.358, SLG: 0.330	x 0-0 ① F9		x 0-0 ② F8		SSS 0-3 ② K		x 0-0 ② F8 1-2		BBBB 4-0 1B SH BB	4	0	0	0	0	1	4
										0	0	0	0	1	0	0
Cleon Jones, R (1, 7) OBP: 0.349, SLG: 0.422	x 0-0 ②③ G6-4-3 1-2f		x 0-0 BB 1-3 2-H 1B		x 0-0 1B 1B		BBBB 4-0 BB		x 0-0 SH 1B 1-2	3	0	2	1	1	0	1
Ed Kranepool, L (1, 3) OBP: 0.350, SLG: 0.503 Donn Clendenon, R (9, PH) OBP: 0.290, SLG: 0.433		x 0-0 ① 4-3	BBBB 4-0 1B BB		x 0-0 1-2 1B		x 0-0 ③ F7		SSS 0-3 ① K	3	0	1	0	1	0	2
(9, 3)										1	0	0	0	0	1	2
Ken Singleton, S (1, 9) OBP: 0.380, SLG: 0.376		x 0-0 ② F8	x 0-0 ③ 4-3		x 0-0 ③ 3-1			x 0-0 4-3 1B 1B	x 0-0 ② F9	5	1	1	0	0	0	7
Ken Boswell, L (1, 4) OBP: 0.324, SLG: 0.341		BBBB 4-0 BB		BBBB 4-0 1B G6-4-3 BB		x 0-0 G6-4-3 1B		x 0-0 ① 4-3 1-2	x 0-0 FC6-4 1-2 2-3 1B	3	1	2	0	2	0	1
Bob Aspromonte, R (1, 5) OBP: 0.295, SLG: 0.351 Tim Foli, R (8, PR) OBP: 0.291, SLG: 0.314		x 0-0 ③ L6		x 0-0 G6-4-3 1-3 1B		x 0-0 ①② G6-4-3 1-2f		I 4-0 FC1-5 1B IBB	x 0-0 ③ FC6-4 1-2f	3	0	1	0	1	0	2
(8, 5)										1	0	0	0	0	0	3
Jerry Grote, R (1, 2) OBP: 0.350, SLG: 0.362			x 0-0 ① F2	x 0-0 ①② G6-4-3 1-2f 3-H		x 0-0 ③ F7		x 0-0 FC1-5 1-2 2-H 1B		4	0	1	1	0	0	1
Charlie Williams, R (1, 1) OBP: 0.231, SLG: 0.091 Danny Frisella, L (9, 1) OBP: 0.200, SLG: 0.200			BBBB 4-0 1B 1B BB	SSS 0-3 ③ K			x 0-0 FC2-6 1B	x 0-0 ② FC1-5 1-2 2-3f		3	1	1	0	1	1	2
										0	0	0	0	0	0	0
Inning Stats	R: 0 H: 0 E: 0 LOB: 0 K: 0 BB: 1 S: 2 P: 6	R: 0 H: 0 E: 0 LOB: 1 K: 0 BB: 1 S: 3 P: 7	R: 1 H: 2 E: 0 LOB: 3 K: 0 BB: 2 S: 5 P: 13	R: 1 H: 1 E: 0 LOB: 0 K: 1 BB: 1 S: 5 P: 9	R: 0 H: 2 E: 0 LOB: 2 K: 1 BB: 0 S: 7 P: 7	R: 0 H: 1 E: 0 LOB: 0 K: 0 BB: 0 S: 3 P: 3	R: 0 H: 1 E: 0 LOB: 2 K: 0 BB: 1 S: 4 P: 8	R: 1 H: 2 E: 0 LOB: 2 K: 0 BB: 1 S: 5 P: 9	R: 0 H: 1 E: 1 LOB: 3 K: 1 BB: 1 S: 7 P: 11	1B: 10 SF: 0 2B: 0 SAC: 1 3B: 0 DP: 3 HR: 0 HBP: 0						

	AB	34
	R	3
	H	10
	RBI	2
	BB	8
	SO	3
	LOB	28

WP: 0 PA: 43
PB: 0
SB: 1
CS: 0

PITCHER		IP	WLS	BF	H	R	ER	SO	BB	IBB	HBP	BLK	WP	HR	S	P	ERA	WHIP
Jim Nelson, R ERA: 2.15	(1, 1)	2.2	L	13	2	1	1	0	4	0	0	0	0	0	9	25	3.38	2.250
Bob Moose, R ERA: 3.78	(3, 1)	5.1		24	7	2	2	2	2	1	0	0	0	0	25	37	3.38	1.688
Bob Veale, L ERA: 4.41	(9, 1)	0.2		5	1	0	0	1	1	0	0	0	0	0	6	10	0.00	3.000
Dave Giusti, R ERA: 1.4	(9, 1)	0.1		1	0	0	0	0	0	0	0	0	0	0	1	1	0.00	0.000

PITCHER	IP	WLS	BF	H	R	ER	SO	BB	IBB	HBP	BLK	WP	HR	S	P	ERA	WHIP

BOTTOM

Batter	1	2	3	4	5	6	7	8	9	AB	R	H	RBI	BB	SO	LOB
Dave Cash, R (1, 4) (9, 6) OBP: 0.374, SLG: 0.397	5-3		4-3			F8			F7	4	0	0	0	0	0	0
Vic Davalillo, L (1, 3) OBP: 0.310, SLG: 0.344	F8			4-3		4-3			F7	4	0	0	0	0	0	0
Roberto Clemente, R (1, 9) OBP: 0.337, SLG: 0.475	E4			G4-6-3 1B			4-3 2B		2B 1B	4	1	3	0	0	0	0
Willie Stargell, L (1, 7) OBP: 0.385, SLG: 0.695	K			G4-6-3 1-2f			P6		1-H 1B 2B	4	1	1	1	0	1	3
Al Oliver, L (1, 8) OBP: 0.320, SLG: 0.394		2-3			4-3		4-3 2-3		2-H 1B	4	0	1	1	0	0	1
Richie Hebner, L (1, 5) OBP: 0.357, SLG: 0.491		B B B B G6-4-3 BB			1B		F6		F9	3	0	1	0	1	0	2
Manny Sanguillen, R (1, 2) OBP: 0.342, SLG: 0.415		G6-4-3 1-2f			P6			6-3		3	0	0	0	0	0	2
Jackie Hernandez, R (1, 6) OBP: 0.250, SLG: 0.267 Bill Mazeroski, R (8, PH) (9, 4) OBP: 0.362, SLG: 0.294			K		5-3			F3		2 1	0 0	0 0	0 0	0 0	1 0	1 0
Jim Nelson, R (1, 1) OBP: 0.500, SLG: 0.400 Bob Moose, R (3, 1) OBP: 0.167, SLG: 0.091 Charlie Sands, L (8, PH) OBP: 0.636, SLG: 1.000 Bob Veale, S (9, 1) OBP: 0.250, SLG: 0.250 Dave Giusti, R (9, 1)			4-3			L1		F8		0 2 1 0 0	0 0 0 0 0	0 0 0 0 0	0 0 0 0 0	0 0 0 0 0	0 0 0 0 0	0 0 0 0 0
Inning Stats	R: 0 E: 1 K: 1 S: 6 H: 0 LOB: 1 BB: 0 P: 6	R: 0 E: 0 K: 0 S: 2 H: 0 LOB: 0 BB: 1 P: 6	R: 0 E: 0 K: 1 S: 5 H: 0 LOB: 0 BB: 0 P: 5	R: 0 E: 0 K: 0 S: 3 H: 1 LOB: 0 BB: 0 P: 3	R: 0 E: 0 K: 0 S: 4 H: 1 LOB: 0 BB: 0 P: 4	R: 0 E: 0 K: 0 S: 3 H: 0 LOB: 0 BB: 0 P: 3	R: 0 E: 0 K: 0 S: 4 H: 1 LOB: 1 BB: 0 P: 4	R: 0 E: 0 K: 0 S: 3 H: 0 LOB: 0 BB: 0 P: 3	R: 2 E: 0 K: 0 S: 6 H: 3 LOB: 1 BB: 0 P: 6	1B: 4 2B: 2 3B: 0 HR: 0	SF: 0 SAC: 0 DP: 2 HBP: 0						

PITCHER		IP	WLS	BF	H	R	ER	SO	BB	IBB	HBP	BLK	WP	HR	S	P	ERA	WHIP
Charlie Williams, R ERA: 3.0	(1, 1)	8.2	W	32	6	2	2	2	1	0	0	0	0	0	35	39	2.08	0.808
Danny Frisella, R ERA: 1.57	(9, 1)	0.1	S	1	0	0	0	0	0	0	0	0	0	0	1	1	0.00	0.000

PITCHER	IP	WLS	BF	H	R	ER	SO	BB	IBB	HBP	BLK	WP	HR	S	P	ERA	WHIP

New York Mets @ Pittsburgh Pirates

Three Rivers Stadium, Pittsburgh, PA

Tue Jun 22 1971, 7:05 PM EDT

Att. 27,578 - Unknown

livebaseballscorecards.com

AB	32
R	2
H	6
RBI	2
BB	1
SO	2
LOB	9

New York Mets @ Pittsburgh Pirates

Three Rivers Stadium, Pittsburgh, PA

Wed Jun 23 1971, 7:05 PM EDT

Att. 31,225 - Unknown

TOP

livebaseballscorecards.com

Batter	1	2	3	4	5	6	7	8	9	AB	R	H	RBI	BB	SO	LOB
Don Hahn, R (1, 8) OBP: 0.345, SLG: 0.317	S S S 0-3 ① K		x 0-0 ① ② G6-4-3 1-2f 3-H		x 0-0 ② 5-3		S S S 0-3 ③ K			4	0	0	0	0	2	2
Tim Foli, R (1, 4) OBP: 0.290, SLG: 0.312	x 0-0 ② 4-3		x 0-0 1B 1B		x 0-0 ③ 6-3			x 0-0 ① F7		4	0	1	0	0	0	0
Cleon Jones, R (1, 7) OBP: 0.356, SLG: 0.441	x 0-0 HR		x 0-0 1-2 1B			B B B B 4-0 1B BB		x 0-0 ② L8		3	1	2	1	1	0	0
Donn Clendenon, R (1, 3) OBP: 0.289, SLG: 0.427	x 0-0 ③ 6-3		x 0-0 ③ F9			x 0-0 G5-4-3 1-2 1B		S S S 0-3 ③ K		4	0	1	0	0	1	2
Ken Singleton, S (1, 9) OBP: 0.376, SLG: 0.372		x 0-0 ① 6-3		x 0-0 ① 4-3		S S S 0-3 ① K			x 0-0 G5-4-3 1B	4	0	1	0	0	1	2
Bob Aspromonte, R (1, 5) OBP: 0.294, SLG: 0.349		x 0-0 ② 4-3		x 0-0 FC6-4 1B		x 0-0 ② ③ G5-4-3 1-2f			x 0-0 ① ② G5-4-3 1-2f	4	0	1	0	0	0	3
Duffy Dyer, R (1, 2) OBP: 0.319, SLG: 0.381		x 0-0 ③ 4-3		x 0-0 ② F9			x 0-0 ① 6-3		x 0-0 ③ F9	4	0	0	0	0	0	1
Bud Harrelson, S (1, 6) OBP: 0.348, SLG: 0.355			x 0-0 SH G6-4-3 1B	x 0-0 ③ FC6-4 1-2f			x 0-0 ② 5-3			3	1	1	0	0	0	1
Gary Gentry, R (1, 1) OBP: 0.097, SLG: 0.100			x 0-0 SH G6-4-3 1-3		x 0-0 ① 6-3		x 0-0 1B			0	0	0	0	0	0	0
Ray Sadecki, L (2, 1) OBP: 0.538, SLG: 0.455										0	0	0	0	0	0	0
Al Weis, S (5, PH)										1	0	0	0	0	0	0
Tug McGraw, R (5, 1) OBP: 0.333, SLG: 0.500										0	0	0	0	0	0	0
Mike Jorgensen, L (7, PH) OBP: 0.357, SLG: 0.640										1	0	1	0	0	0	0
Ron Taylor, R (7, 1)										0	0	0	0	0	0	0
Inning Stats	R: 1 E: 0 K: 1 S: 6 H: 1 LOB: 0 BB: 0 P: 6	R: 0 E: 0 K: 0 S: 3 H: 0 LOB: 0 BB: 0 P: 3	R: 1 E: 1 K: 0 S: 6 H: 3 LOB: 2 BB: 0 P: 6	R: 0 E: 0 K: 0 S: 4 H: 1 LOB: 1 BB: 0 P: 4	R: 0 E: 0 K: 0 S: 3 H: 0 LOB: 0 BB: 0 P: 3	R: 0 E: 0 K: 1 S: 5 H: 1 LOB: 1 BB: 1 P: 9	R: 0 E: 0 K: 1 S: 6 H: 1 LOB: 1 BB: 0 P: 6	R: 0 E: 0 K: 1 S: 5 H: 0 LOB: 0 BB: 0 P: 5	R: 0 E: 0 K: 0 S: 3 H: 1 LOB: 0 BB: 0 P: 3	1B: 7 2B: 0 3B: 0 HR: 1 SF: 0 SAC: 1 DP: 3 HBP: 0						

	AB	32
	R	2
	H	8
	RBI	1
	BB	1
	SO	4
	LOB	11

WP: 0 PB: 0 SB: 0 CS: 0 PA: 34

PITCHER		IP	WLS	BF	H	R	ER	SO	BB	IBB	HBP	BLK	WP	HR	S	P	ERA	WHIP
Luke Walker, L ERA: 3.51	(1, 1)	7.0	W	28	7	2	2	3	1	0	0	0	0	1	33	37	2.57	1.143
Mudcat Grant, R ERA: 2.7	(8, 1)	2.0	S	6	1	0	0	1	0	0	0	0	0	0	8	8	0.00	0.500

PITCHER	IP	WLS	BF	H	R	ER	SO	BB	IBB	HBP	BLK	WP	HR	S	P	ERA	WHIP

New York Mets @ Pittsburgh Pirates

Three Rivers Stadium, Pittsburgh, PA

Wed Jun 23 1971, 7:05 PM EDT

Att. 31,225 - Unknown

livebaseballscorecards.com

BOTTOM

Batter	1	2	3	4	5	6	7	8	9	AB	R	H	RBI	BB	SO	LOB
Dave Cash, R (1, 4) OBP: 0.378, SLG: 0.398	BBBB 4-0 FC4-6 BB	x 0-0 E7 2B 1B		x 0-0 ① 6-3	x 0-0 WP 1-2 2-H 1B		x 0-0 ②③ G6-4-3 1-2f			4	1	2	1	1	0	1
Vic Davalillo, L (1, 3) OBP: 0.306, SLG: 0.339	x 0-0 ① FC4-6 1B S HR 1-2f SSS	0-3 ② K		x 0-0 1B 1B	SSS 0-3 ② K 1-2 2-3			SSS 0-3 ① K		5	1	1	0	0	3	4
Roberto Clemente, R (1, 9) OBP: 0.346, SLG: 0.482	x 0-0 HR 1-3 1B	x 0-0 2B 1B		x 0-0 1-2 1B	x 0-0 ③ F9			x 0-0 CS 1B		5	1	4	0	0	0	2
Willie Stargell, L (1, 7) OBP: 0.385, SLG: 0.706	x 0-0 1-H 3-H HR	x 0-0 1-3 2-H 2B		x 0-0 ② F7		SSS 0-3 ① K		SSS 0-3 ②③ K 1-2		5	1	2	4	0	2	3
Al Oliver, L (1, 8) OBP: 0.319, SLG: 0.396	x 0-0 2B	SSS 0-3 ③ K		x 0-0 ③ 3-1		SSS 0-3 ② K				4	0	1	0	0	2	4
Richie Hebner, L (1, 5) OBP: 0.363, SLG: 0.508	x 0-0 ② F7		x 0-0 1-3 1B		x 0-0 1B 3B	x 0-0 2B				4	1	3	0	0	0	1
Milt May, L (1, 2) OBP: 0.269, SLG: 0.347	III 4-0 IBB		x 0-0 ① F8		x 0-0 BB 1B 3-H 1B	x 0-0 ③ P4				3	1	1	1	1	0	2
Jackie Hernandez, R (1, 6) OBP: 0.240, SLG: 0.256	x 0-0 ③ F8		x 0-0 ② 1-3 1-2		SSS 0-3 ① K		x 0-0 ① L4			4	0	0	0	0	1	4
Luke Walker, L (1, 1) Charlie Sands, L (7, PH) OBP: 0.667, SLG: 1.000 Dock Ellis, S (7, PR) OBP: 0.262, SLG: 0.225 Mudcat Grant, R (8, 1) OBP: 0.375, SLG: 0.429		SSS 0-3 ① K	x 0-0 ③ L5		BBBB 4-0 WP 1B 1-2 BB		x 0-0 G6-4-3 1B			2 1 0 0	0 0 0 0	0 1 0 0	0 0 0 0	1 0 0 0	1 0 0 0	1 0 0 0
Inning Stats	R: 3 H: 3 E: 0 LOB: 2 K: 0 BB: 2 S: 6 P: 14	R: 1 H: 3 E: 1 LOB: 2 K: 3 BB: 0 S: 12 P: 12	R: 0 H: 1 E: 0 LOB: 1 K: 0 BB: 0 S: 4 P: 4	R: 0 H: 2 E: 0 LOB: 2 K: 0 BB: 0 S: 5 P: 5	R: 2 H: 3 E: 0 LOB: 2 K: 2 BB: 1 S: 10 P: 14	R: 0 H: 1 E: 0 LOB: 1 K: 2 BB: 0 S: 8 P: 8	R: 0 H: 1 E: 0 LOB: 1 K: 0 BB: 0 S: 3 P: 3	R: 0 H: 1 E: 0 LOB: 1 K: 2 BB: 0 S: 7 P: 7		1B: 10 SF: 0 2B: 4 SAC: 0 3B: 1 DP: 2 HR: 1 HBP: 0						

AB	37
R	6
H	15
RBI	6
BB	3
SO	9
LOB	22

WP: 1 PA: 40
PB: 0
SB: 1
CS: 1

PITCHER		IP	WLS	BF	H	R	ER	SO	BB	IBB	HBP	BLK	WP	HR	S	P	ERA	WHIP
Gary Gentry, R ERA: 2.99	(1, 1)	1.2	L	13	6	4	4	2	1	1	0	0	0	1	15	23	21.60	4.200
Ray Sadecki, L ERA: 3.3	(2, 1)	2.1		10	3	0	0	1	0	0	0	0	0	0	12	12	0.00	1.286
Tug McGraw, L ERA: 1.99	(5, 1)	2.0		11	4	2	2	4	1	0	0	0	1	0	18	22	9.00	2.500
Ron Taylor, R ERA: 2.4	(7, 1)	2.0		6	2	0	0	2	0	0	0	0	0	0	10	10	0.00	1.000

PITCHER	IP	WLS	BF	H	R	ER	SO	BB	IBB	HBP	BLK	WP	HR	S	P	ERA	WHIP

Batter	1	2	3	4	5	6	7	8	9	AB	R	H	RBI	BB	SO	LOB
Dave Cash, R (1, 4) OBP: 0.377, SLG: 0.397	0-0 SH4-3 S 2B 1B	0-0 6-3	0-0 F9		0-0 F9		0-0 FC6-4 1B		0-0 6-3	6	1	2	0	0	0	0
Vic Davalillo, L (1, 9) OBP: 0.302, SLG: 0.328	0-0 SH4-3 1-3	0-0 E8 HR	1-0 BB 2B HBP		0-0 4-3		0-0 FC6-4 HR 1-2f		0-0 6-3	4	3	0	0	0	0	1
Richie Hebner, L (1, 5) OBP: 0.367, SLG: 0.533 Bill Mazeroski, R (7, 5) OBP: 0.356, SLG: 0.288	0-0 L6	0-0 HR 2-H	B B B B 4-0 2B BB 1-2		0-0 3-1		0-0 HR 1-H		0-0 F7	4 1	3 0	2 0	4 0	1 0	0 0	1 0
Willie Stargell, L (1, 7) OBP: 0.393, SLG: 0.728 Gene Clines, R (7, PR) OBP: 0.396, SLG: 0.407 (7, 7)	0-0 2B 2B 3-H	0-0 HR	0-0 2B 1-H 2-H			S S S 0-3 K B B B B 4-0 WP PB BB				4 0	2 0	3 0	4 0	1 0	1 0	0 0
Al Oliver, L (1, 8) OBP: 0.324, SLG: 0.402	B B B B 4-0 2B BB	0-0 PB 2B	0-0 3-1			0-0 WP 1B 1B	0-0 1-3 1-3			4	2	2	0	1	0	2
Bob Robertson, R (1, 3) OBP: 0.337, SLG: 0.468	0-0 2B 1-H 2-H	S S S 0-3 K 2-3		S S S 0-3 K		0-0 F5 1-2		0-0 F9		5	0	1	2	0	2	2
Manny Sanguillen, R (1, 2) OBP: 0.344, SLG: 0.414	0-0 5-3		0-0 HR 1B	0-0 F7		0-0 2-H 1B		0-0 G3		5	1	2	1	0	0	1
Jackie Hernandez, R (1, 6) OBP: 0.257, SLG: 0.330		0-0 HR	0-0 HR 1-H	B B B B 4-0 FC6-4 BB		0-0 F3		S S S 0-3 K FC6		4	2	2	3	1	1	1
Steve Blass, R (1, 1) OBP: 0.098, SLG: 0.146		0-0 B1-3	0-0 6-3	0-0 FC6-4 1-2f			0-0 6-3	0-0 FC6 1-2f		5	0	0	0	0	0	2
Inning Stats	R: 3 E: 0 K: 0 S: 6 H: 3 LOB: 1 BB: 1 P: 10	R: 4 E: 1 K: 1 S: 10 H: 4 LOB: 1 BB: 0 P: 10	R: 4 E: 0 K: 0 S: 6 H: 3 LOB: 1 BB: 1 P: 11	R: 0 E: 0 K: 1 S: 5 H: 0 LOB: 1 BB: 1 P: 9	R: 0 E: 0 K: 0 S: 3 H: 0 LOB: 0 BB: 0 P: 3	R: 1 E: 0 K: 1 S: 7 H: 2 LOB: 1 BB: 0 P: 7	R: 2 E: 0 K: 0 S: 5 H: 2 LOB: 2 BB: 1 P: 9	R: 0 E: 0 K: 1 S: 6 H: 0 LOB: 1 BB: 0 P: 6	R: 0 E: 0 K: 0 S: 3 H: 0 LOB: 0 BB: 0 P: 3	1B: 5 2B: 4 3B: 0 HR: 5 SF: 0 SAC: 1 DP: 0 HBP: 1						

PITCHER		IP	WLS	BF	H	R	ER	SO	BB	IBB	HBP	BLK	WP	HR	S	P	ERA	WHIP
Jim Bunning, R ERA: 5.14	(1, 1)	1.2	L	13	6	7	4	0	1	0	0	0	0	3	12	16	21.60	4.200
Lowell Palmer, R ERA: 6.0	(2, 1)	5.1		28	8	7	7	3	3	0	1	0	2	2	30	43	11.81	2.062
Bill Champion, R ERA: 4.38	(8, 1)	2.0		7	0	0	0	1	0	0	0	0	1	0	9	9	0.00	0.000

PITCHER	IP	WLS	BF	H	R	ER	SO	BB	IBB	HBP	BLK	WP	HR	S	P	ERA	WHIP

TOP

Pittsburgh Pirates @ Philadelphia Phillies
Veterans Stadium, Philadelphia, PA

Fri Jun 25 1971, 7:05 PM EDT
Att. 38,736 - Unknown

livebaseballscorecards.com

AB	42
R	14
H	14
RBI	14
BB	4
SO	4
LOB	10

WP: 3 PB: 2 SB: 1 CS: 0 PA: 48

Batter	1	2	3	4	5	6	7	8	9	AB	R	H	RBI	BB	SO	LOB
Denny Doyle, L (1, 4) OBP: 0.276, SLG: 0.318	FC4 1B		BBBB 4-0 BB			L8		P6		3	0	1	0	1	0	0
Larry Bowa, S (1, 6) OBP: 0.281, SLG: 0.277	FC4 HR 1-2f		SSS 0-3 K			L8		F9		4	1	0	0	0	1	2
Tim McCarver, L (1, 2) OBP: 0.317, SLG: 0.391	L9		F8			5-3		6-3		3	0	0	0	0	0	2
Bobby Pfeil, R (7, 2) OBP: 0.366, SLG: 0.395										1	0	0	0	0	0	0
Deron Johnson, R (1, 3) OBP: 0.337, SLG: 0.413	1-H HR			SSS 0-3 K			HR 1B		L4	4	2	2	2	0	1	0
Willie Montanez, L (1, 8) OBP: 0.326, SLG: 0.480	6-3			SSS 0-3 K			1-H HR		SSS K	4	1	1	2	0	2	0
Oscar Gamble, L (1, 7) OBP: 0.313, SLG: 0.481		F9		L7			5-3		1-3	4	0	0	0	0	0	0
Roger Freed, R (1, 9) OBP: 0.314, SLG: 0.291		4-3			F9		BBBB 4-0 BB			2	0	0	0	1	0	0
John Vukovich, R (1, 5) OBP: 0.231, SLG: 0.204		SSS K			5-3		P3			3	0	0	0	0	1	1
Jim Bunning, R (1, 1) OBP: 0.167, SLG: 0.273			SSS 0-3 K		SSS K		SSS K			0	0	0	0	0	0	0
Lowell Palmer, R (2, 1) OBP: 0.200, SLG: 0.200										2	0	0	0	0	2	0
Ron Stone, L (7, PH) OBP: 0.330, SLG: 0.268										1	0	0	0	0	1	1
Bill Champion, R (8, 1) OBP: 0.167, SLG: 0.167										0	0	0	0	0	0	0
Inning Stats	R: 2 E: 0 K: 0 S: 5 H: 2 LOB: 0 BB: 0 P: 5	R: 0 E: 0 K: 1 S: 5 H: 0 LOB: 0 BB: 0 P: 5	R: 0 E: 0 K: 2 S: 7 H: 0 LOB: 1 BB: 1 P: 11	R: 0 E: 0 K: 2 S: 7 H: 0 LOB: 0 BB: 0 P: 7	R: 0 E: 0 K: 1 S: 5 H: 0 LOB: 0 BB: 0 P: 5	R: 0 E: 0 K: 0 S: 3 H: 0 LOB: 0 BB: 0 P: 3	R: 2 E: 0 K: 1 S: 7 H: 2 LOB: 1 BB: 1 P: 11	R: 0 E: 0 K: 0 S: 3 H: 0 LOB: 0 BB: 0 P: 3	R: 0 E: 0 K: 1 S: 5 H: 0 LOB: 0 BB: 0 P: 5	1B: 2 2B: 0 3B: 0 HR: 2	SF: 0 SAC: 0 DP: 0 HBP: 0						

PITCHER		IP	WLS	BF	H	R	ER	SO	BB	IBB	HBP	BLK	WP	HR	S	P	ERA	WHIP
Steve Blass, R ERA: 2.98	(1, 1)	9.0	W	33	4	4	4	8	2	0	0	0	0	2	47	55	4.00	0.667

PITCHER	IP	WLS	BF	H	R	ER	SO	BB	IBB	HBP	BLK	WP	HR	S	P	ERA	WHIP

BOTTOM

Pittsburgh Pirates @ Philadelphia Phillies
Veterans Stadium, Philadelphia, PA
Fri Jun 25 1971, 7:05 PM EDT
Att. 38,736 - Unknown

livebaseballscorecards.com

AB	31
R	4
H	4
RBI	4
BB	2
SO	8
LOB	6

WP: 0 PB: 0 SB: 0 CS: 0 PA: 33

Batter	1	2	3	4	5	6	7	8	9	AB	R	H	RBI	BB	SO	LOB
Bill Mazeroski, R (1, 4) OBP: 0.385, SLG: 0.379	3B 1B	2B 1B		2-H HR		2-3 3-H 2B 1B	1-2f FC6-4		5-3	6	3	4	3	0	0	1
Gene Clines, R (1, 8) Al Oliver, L (6, PH) (6, 8) OBP: 0.394, SLG: 0.416 OBP: 0.326, SLG: 0.407	L8	1-3 2B		L6-3	SSS	K		4-3 2B		3 2	0 1	1 1	0 0	0 0	0 1	1 2
Roberto Clemente, R (1, 9) OBP: 0.347, SLG: 0.492	1-H 1B 3B	F2			F7	1-H 3-H 2B		2-3 4-3		5	1	2	3	0	0	3
Willie Stargell, L (1, 7) OBP: 0.393, SLG: 0.725	SSS K	SSS K			6-3	IBB		FC6-5 3-H 2B		4	0	1	1	1	2	1
Manny Sanguillen, R (1, 2) OBP: 0.345, SLG: 0.414	3-H HR 1B	6-3			1B	1-3		2-3 FC6-5 BB		5	1	2	1	0	0	3
Bob Robertson, R (1, 3) OBP: 0.343, SLG: 0.496	1-H HR	SSS K			F7		HR	BBBB 1-2 BB		4	2	2	3	1	1	1
Jose Pagan, R (1, 5) OBP: 0.278, SLG: 0.258	P4			L7		SH5-4 BB 1B 1B	FC6-4 1B	L6		5	1	2	0	0	0	2
Jackie Hernandez, R (1, 6) OBP: 0.264, SLG: 0.337		G3		HR 2B		BBBB 1-2 1B SH5-4 2B BB	F3		5-3	4	2	1	0	1	0	1
Dock Ellis, S (1, 1) Dave Giusti, R (9, 1) OBP: 0.239, SLG: 0.205		SSS K		6-3		SH5-4 1-2 2-3	1-2f FC6-4 FC6-4		3-1	4 0	0 0	0 0	0 0	0 0	1 0	2 0
Inning Stats	R: 4 E: 0 K: 1 S: 9 H: 4 LOB: 0 BB: 0 P: 9	R: 0 E: 0 K: 1 S: 7 H: 2 LOB: 2 BB: 0 P: 7	R: 0 E: 0 K: 2 S: 7 H: 0 LOB: 0 BB: 0 P: 7	R: 2 E: 0 K: 0 S: 5 H: 2 LOB: 0 BB: 0 P: 5	R: 0 E: 0 K: 0 S: 4 H: 1 LOB: 1 BB: 0 P: 4	R: 3 E: 0 K: 1 S: 8 H: 3 LOB: 2 BB: 2 P: 16	R: 1 E: 0 K: 0 S: 5 H: 2 LOB: 1 BB: 0 P: 5	R: 1 E: 0 K: 0 S: 5 H: 2 LOB: 2 BB: 1 P: 9	R: 0 E: 0 K: 0 S: 3 H: 0 LOB: 0 BB: 0 P: 3	1B: 7 2B: 5 3B: 1 HR: 3 SF: 0 SAC: 1 DP: 0 HBP: 0						

TOP

Pittsburgh Pirates @ Philadelphia Phillies

Veterans Stadium, Philadelphia, PA

Sat Jun 26 1971, 3:33 AM EDT

Att. 24,965 - Unknown

livebaseballscorecards.com

AB	42
R	11
H	16
RBI	11
BB	3
SO	5
LOB	17

WP: 0 PB: 0 SB: 0 CS: 0 PA: 46

PITCHER		IP	WLS	BF	H	R	ER	SO	BB	IBB	HBP	BLK	WP	HR	S	P	ERA	WHIP
Chris Short, L ERA: 3.93	(1, 1)	5.0	L	26	10	8	8	4	1	0	0	0	0	2	33	37	14.40	2.200
Bill Wilson, R ERA: 5.23	(6, 1)	2.0		11	4	2	2	1	0	1	0	0	0	1	12	16	9.00	2.000
Darrell Brandon, R ERA: 2.12	(8, 1)	2.0		9	2	1	1	0	1	0	0	0	0	0	8	12	4.50	1.500

PITCHER	IP	WLS	BF	H	R	ER	SO	BB	IBB	HBP	BLK	WP	HR	S	P	ERA	WHIP

Batter	1	2	3	4	5	6	7	8	9	AB	R	H	RBI	BB	SO	LOB
Denny Doyle, L (1, 4) OBP: 0.280, SLG: 0.321	1-3		E 1B 1-2 E 1B	1-3			4-3		1-2 H 2-H H 3-H H HR 1B	5	2	2	2	0	0	0
Larry Bowa, S (1, 6) OBP: 0.277, SLG: 0.272	4-3		L5		1-3		P5		S S S K	5	0	0	0	0	1	4
Tim McCarver, L (1, 2) OBP: 0.319, SLG: 0.406	4-3		E E 1-2 2-3 SF9 1B		1-3			F8	1-H 2-H HR	5	2	2	3	0	0	0
Deron Johnson, R (1, 3) OBP: 0.331, SLG: 0.405		L8	E6 E 1-2 2-3 3-H		L9			F9	F7	5	0	0	1	0	0	2
Willie Montanez, L (1, 8) OBP: 0.328, SLG: 0.486		1B 2B	E6 FC6-4 1-2 2-3 3-H			G3		2B	6-3	5	1	2	1	0	0	2
Oscar Gamble, L (1, 7) OBP: 0.298, SLG: 0.463		F3	SF9 3-H			F9		F7		3	0	0	1	0	0	2
Roger Freed, R (1, 9) OBP: 0.321, SLG: 0.300		2-H 1B	FC6-4 1-2f			1B			BB 1B 1B 1B	4	1	3	1	0	0	2
John Vukovich, R (1, 5) OBP: 0.232, SLG: 0.208		L8		6-3		F8			BB 1-2 1B 1B	4	1	1	0	0	0	2
Chris Short, R (1, 1) OBP: 0.258, SLG: 0.115			B B B B 1B 1B E BB	6-3			5-3		B B B B 1-2 2-3 1B HR BB	1	1	0	0	1	0	0
Bill Wilson, R (6, 1)										0	0	0	0	0	0	0
Joe Lis, R (7, PH) OBP: 0.309, SLG: 0.387										1	0	0	0	0	0	0
Darrell Brandon, R (8, 1) OBP: 0.200, SLG: 0.200										0	0	0	0	0	0	0
Byron Browne, R (9, PH) OBP: 0.256, SLG: 0.324										0	1	0	0	1	0	0
Inning Stats	R: 0 H: 0 E: 0 LOB: 0 K: 0 BB: 0 S: 3 P: 3	R: 1 H: 2 E: 0 LOB: 1 K: 0 BB: 0 S: 5 P: 5	R: 3 H: 2 E: 2 LOB: 2 K: 0 BB: 1 S: 7 P: 11	R: 0 H: 0 E: 0 LOB: 0 K: 0 BB: 0 S: 3 P: 3	R: 0 H: 0 E: 0 LOB: 0 K: 0 BB: 0 S: 3 P: 3	R: 0 H: 1 E: 0 LOB: 1 K: 0 BB: 0 S: 4 P: 4	R: 0 H: 0 E: 0 LOB: 0 K: 0 BB: 0 S: 3 P: 3	R: 0 H: 1 E: 0 LOB: 1 K: 0 BB: 0 S: 4 P: 4	R: 5 H: 4 E: 0 LOB: 0 K: 1 BB: 1 S: 9 P: 13	1B: 7 SF: 1 2B: 2 SAC: 0 3B: 0 DP: 0 HR: 1 HBP: 0						

PITCHER		IP	WLS	BF	H	R	ER	SO	BB	IBB	HBP	BLK	WP	HR	S	P	ERA	WHIP
Dock Ellis, R ERA: 2.24	(1, 1)	8.0	W	36	8	7	5	0	2	0	0	0	0	0	34	42	5.62	1.250
Dave Giusti, R ERA: 1.82	(9, 1)	1.0	S	5	2	2	2	1	0	0	0	0	0	1	7	7	18.00	2.000

PITCHER	IP	WLS	BF	H	R	ER	SO	BB	IBB	HBP	BLK	WP	HR	S	P	ERA	WHIP

BOTTOM

Pittsburgh Pirates @ Philadelphia Phillies
Veterans Stadium, Philadelphia, PA
Sat Jun 26 1971, 3:33 AM EDT
Att. 24,965 - Unknown

livebaseballscorecards.com

AB	38
R	9
H	10
RBI	9
BB	2
SO	1
LOB	14

WP: 0	PA: 41		
PB: 0			
SB: 0			
CS: 0			

Batter	1	2	3	4	5	6	7	8	9	AB	R	H	RBI	BB	SO	LOB
Bill Mazeroski, R (1, 4) OBP: 0.386, SLG: 0.413	0-0 1B 2B	0-0 5-3		0-0 FC6-4 1-2f		0-0 1-3 2-H 2B		0-0 G6-3 1-2f		5	1	2	1	0	0	4
Gene Clines, R (1, 8) OBP: 0.385, SLG: 0.404	0-3 K		0-0 L6-3		0-3 K	0-3 K		0-0 1B		5	0	1	0	0	3	3
Roberto Clemente, R (1, 9) OBP: 0.348, SLG: 0.490	0-0 FC5-6 2-H 1B		0-0 2B 1B		0-0 4-3	0-0 L9		0-0 6-3		5	1	2	1	0	0	3
Willie Stargell, L (1, 7) OBP: 0.397, SLG: 0.739	0-0 FC5-6 1-2f		0-0 1-H 2B		0-0 HR		0-0 BB 1B		0-0 P6	5	1	3	2	0	0	1
Manny Sanguillen, R (1, 2) OBP: 0.346, SLG: 0.412	0-3 K		0-0 P4		0-0 FC5-4 1B		4-0 1-2 BB		0-0 F9	4	0	1	0	1	1	2
Bob Robertson, R (1, 3) OBP: 0.336, SLG: 0.485		0-0 6-3	0-3 K		0-0 FC5-4 1-2f		0-3 K		0-0 F9	5	0	0	0	0	2	4
Jose Pagan, R (1, 5) OBP: 0.303, SLG: 0.265		0-0 SH2-4 BB 1B		4-0 G6-4-3 BB		4-0 SH 2B BB		0-0 F8		2	1	1	0	2	0	2
Jackie Hernandez, R (1, 6) OBP: 0.264, SLG: 0.327		4-0 SH2-4 1-2 BB		0-0 G6-4-3 1-2f		0-3 K	0-3 K			3	0	0	0	1	2	4
Bob Johnson, L (1, 1) OBP: 0.160, SLG: 0.045		0-0 SH2-4 1-2 2-3		4-0 FC6-4 BB		0-0 SH 2B 1-2		0-0 G6-3 1B		0	0	0	0	1	0	0
Jim Nelson, R (7, 1) OBP: 0.500, SLG: 0.400										0	0	0	0	0	0	0
Mudcat Grant, R (7, 1) OBP: 0.375, SLG: 0.429										0	0	0	0	0	0	0
Gene Alley, R (8, PH) OBP: 0.262, SLG: 0.276										1	0	1	0	0	0	0
Bob Veale, S (8, 1) OBP: 0.250, SLG: 0.250										0	0	0	0	0	0	0
Inning Stats	R: 1 E: 0 K: 2 S: 9 H: 2 LOB: 1 BB: 0 P: 9	R: 0 E: 0 K: 0 S: 4 H: 1 LOB: 2 BB: 1 P: 8	R: 1 E: 0 K: 1 S: 7 H: 2 LOB: 1 BB: 0 P: 7	R: 0 E: 0 K: 0 S: 2 H: 0 LOB: 1 BB: 2 P: 10	R: 1 E: 0 K: 1 S: 7 H: 2 LOB: 1 BB: 0 P: 7	R: 1 E: 1 K: 2 S: 9 H: 1 LOB: 2 BB: 1 P: 13	R: 0 E: 0 K: 2 S: 8 H: 1 LOB: 2 BB: 1 P: 12	R: 0 E: 0 K: 0 S: 4 H: 2 LOB: 1 BB: 0 P: 4	R: 0 E: 0 K: 0 S: 3 H: 0 LOB: 0 BB: 0 P: 3	1B: 7 2B: 3 3B: 0 HR: 1 SF: 0 SAC: 2 DP: 2 HBP: 0						

PITCHER	IP	WLS	BF	H	R	ER	SO	BB	IBB	HBP	BLK	WP	HR	S	P	ERA	WHIP
Woodie Fryman, L (1, 1) ERA: 3.52	7.0	W	35	9	4	4	8	5	0	0	0	0	1	46	66	5.14	2.000
Joe Hoerner, L (8, 1) ERA: 2.15	2.0	S	7	2	0	0	0	0	0	0	0	0	0	7	7	0.00	1.000

PITCHER	IP	WLS	BF	H	R	ER	SO	BB	IBB	HBP	BLK	WP	HR	S	P	ERA	WHIP

TOP

Pittsburgh Pirates @ Philadelphia Phillies
Veterans Stadium, Philadelphia, PA
Sun Jun 27 1971, 3:33 AM EDT
Unknown

livebaseballscorecards.com

AB	35
R	4
H	11
RBI	4
BB	5
SO	8
LOB	23

PA: 42

WP: 0
PB: 0
SB: 0
CS: 0

Batter	1	2	3	4	5	6	7	8	9	AB	R	H	RBI	BB	SO	LOB
Denny Doyle, L (1, 4) OBP: 0.283, SLG: 0.329	L8			BB, 1B, 1B 1B	G3		1-3, 2-H 2B 2B	S S S K		5	2	2	1	0	1	2
Larry Bowa, S (1, 6) OBP: 0.280, SLG: 0.273	4-3			1-2 BB 1B	G3		B B B B 2B BB			3	1	1	0	1	0	0
Willie Montanez, L (1, 8) OBP: 0.330, SLG: 0.489	L8			B B B B FC6-4, 1B 1-2 2-3 1B BB		L8	FC7-2 1-3 2-H 3-H 2B			3	1	1	2	1	0	0
Deron Johnson, R (1, 3) OBP: 0.330, SLG: 0.402		6-3		FC6-4 1-2 2-H 3-H 1B		S S S K	FC7-2 2-3			4	0	1	2	0	1	3
Oscar Gamble, L (1, 7) OBP: 0.284, SLG: 0.440		F4		FC6-4 1B 1-2f 2-3		5-3		5-3		4	0	0	0	0	0	2
Roger Freed, R (1, 9) OBP: 0.324, SLG: 0.317		L5		P5			HR	2B 1B		4	2	2	1	0	0	2
John Vukovich, R (1, 5) OBP: 0.267, SLG: 0.250			S S S K	1-2 3-H 1B			B B B B FC5-6, BB BB	1B 1-H 2B		3	0	2	2	1	1	0
Mike Ryan, R (1, 2) OBP: 0.233, SLG: 0.382		6-3	6-3				B B B B FC5-6 1-2 2B BB	L8		2	0	0	0	0	0	2
Tim McCarver, L (7, PH) OBP: 0.320, SLG: 0.404 (8, 2)										1	1	0	0	1	0	1
Woodie Fryman, R (1, 1) OBP: 0.143, SLG: 0.143		4-3			S S S K		FC5-6 2B 1-2 2-3f 2B	2-3 1B		2	0	0	0	0	1	0
Jim Bunning, R (7, PH) OBP: 0.160, SLG: 0.261										1	0	0	0	0	0	2
Barry Lersch, S (7, PR) OBP: 0.278, SLG: 0.161										0	1	0	0	0	0	0
Joe Hoerner, R (8, 1) OBP: 0.167, SLG: 0.167										1	0	1	0	0	0	0
Inning Stats	R: 0 E: 0 K: 0 S: 3 H: 0 LOB: 0 BB: 0 P: 3	R: 0 E: 0 K: 0 S: 3 H: 0 LOB: 0 BB: 0 P: 3	R: 0 E: 0 K: 1 S: 5 H: 0 LOB: 0 BB: 0 P: 5	R: 3 E: 0 K: 0 S: 7 H: 4 LOB: 2 BB: 1 P: 11	R: 0 E: 0 K: 1 S: 5 H: 0 LOB: 0 BB: 0 P: 5	R: 0 E: 0 K: 1 S: 5 H: 0 LOB: 0 BB: 0 P: 5	R: 4 E: 0 K: 0 S: 5 H: 3 LOB: 2 BB: 3 P: 17	R: 1 E: 0 K: 1 S: 8 H: 3 LOB: 2 BB: 0 P: 8		1B: 6 2B: 4 3B: 0 HR: 1 SF: 0 SAC: 0 DP: 1 HBP: 0						

PITCHER		IP	WLS	BF	H	R	ER	SO	BB	IBB	HBP	BLK	WP	HR	S	P	ERA	WHIP
Bob Johnson, R ERA: 3.58	(1, 1)	6.0	L	25	5	5	5	3	2	0	0	0	0	1	29	37	7.50	1.167
Jim Nelson, R ERA: 2.45	(7, 1)	0.0		1	0	0	0	0	1	0	0	0	0	0	0	4	∞	∞
Mudcat Grant, R ERA: 2.83	(7, 1)	1.0		5	2	2	2	0	1	0	0	0	0	0	4	8	18.00	3.000
Bob Veale, L ERA: 4.67	(8, 1)	1.0		6	3	1	1	1	0	0	0	0	0	0	8	8	9.00	3.000

PITCHER	IP	WLS	BF	H	R	ER	SO	BB	IBB	HBP	BLK	WP	HR	S	P	ERA	WHIP

BOTTOM

Pittsburgh Pirates @ Philadelphia Phillies
Veterans Stadium, Philadelphia, PA

Sun Jun 27 1971, 3:33 AM EDT
Unknown

livebaseballscorecards.com

AB	33
R	8
H	10
RBI	8
BB	4
SO	4
LOB	14

Batter	1	2	3	4	5	6	7	8	9	AB	R	H	RBI	BB	SO	LOB
Gene Clines, R (1, 9) (8, 7) OBP: 0.394, SLG: 0.424	0-0 1B SF9 2B	0-0 ① F3		0-0 FC6-4 1-2 1B			0-0 2B 6-3 1B	S S S 0-3 ② K		5	2	3	0	0	1	0
Al Oliver, L (1, 8) OBP: 0.327, SLG: 0.411	0-0 1B HR 2-3 1B	S S S 0-3 ② K		0-0 ② FC6-4 1-2f 2-3			0-0 1B 1-3 2B	S S S 0-3 ③ K		5	2	2	0	0	2	2
Bill Mazeroski, R (1, 4) OBP: 0.373, SLG: 0.394	0-0 ① SF9 3-H	B B B 4-0 BB		0-0 ③ F9			0-0 ① 6-3 3-H		0-0 ① L6	3	0	0	2	1	0	3
Bob Robertson, R (1, 3) OBP: 0.337, SLG: 0.483	0-0 HR 1-2 1B	0-0 ③ F9			S S S 0-3 ① K		0-0 HR 2-H 1B		S S S 0-3 ② K	5	2	2	1	0	2	1
Jose Pagan, R (1, 7) (8, 5) OBP: 0.321, SLG: 0.370	0-0 1-H 2-H HR		0-0 ① L9		0-0 ② 6-3		0-0 1-H HR		0-0 1B	5	2	3	5	0	0	0
Gene Alley, R (1, 6) OBP: 0.261, SLG: 0.269	B B B B 4-0 G3 S 1B BB		0-0 ② 4-3		0-0 ③ 6-3		0-0 ② 6-3		0-0 ③ 1-3	4	1	0	0	1	0	1
Milt May, L (1, 2) OBP: 0.250, SLG: 0.321	0-0 ② G3 1-3		0-0 ③ F8			0-0 ① F5	0-0 ③ G3			4	0	0	0	0	0	1
Jackie Hernandez, R (1, 5) OBP: 0.265, SLG: 0.327 Willie Stargell, L (8, PH) OBP: 0.396, SLG: 0.736 Dave Giusti, R (8, 1)	0-0 1B 3-H			0-0 ① F3		0-0 ② F9		S S S 0-3 ① K		3	0	1	1	0	0	0
										1	0	0	0	0	1	0
										0	0	0	0	0	0	0
Nelson Briles, R (1, 1) OBP: 0.357, SLG: 0.538 Jim Nelson, R (3, 1) OBP: 0.571, SLG: 0.400 Vic Davalillo, L (6, PH) OBP: 0.300, SLG: 0.326 Bob Veale, S (6, 1) OBP: 0.250, SLG: 0.250 Roberto Clemente, R (8, PH) OBP: 0.351, SLG: 0.504 (8, 9)	0-0 ③ F7			B B B 4-0 FC6-4 1B BB		0-0 ③ F5		0-0 HR		1	0	0	0	0	0	1
										0	0	0	0	1	0	0
										1	0	0	0	0	0	0
										0	0	0	0	0	0	0
										1	1	1	1	0	0	0
Inning Stats	R: 5 E: 0 K: 0 S: 8 H: 5 LOB: 1 BB: 1 P: 12	R: 0 E: 0 K: 1 S: 5 H: 0 LOB: 1 BB: 1 P: 9	R: 0 E: 0 K: 0 S: 3 H: 0 LOB: 0 BB: 0 P: 3	R: 0 E: 0 K: 0 S: 4 H: 1 LOB: 2 BB: 1 P: 8	R: 0 E: 0 K: 1 S: 5 H: 0 LOB: 0 BB: 0 P: 5	R: 0 E: 0 K: 0 S: 3 H: 0 LOB: 0 BB: 0 P: 3	R: 4 E: 0 K: 0 S: 7 H: 4 LOB: 0 BB: 0 P: 7	R: 1 E: 0 K: 3 S: 10 H: 1 LOB: 0 BB: 0 P: 10	R: 0 E: 0 K: 1 S: 6 H: 1 LOB: 1 BB: 0 P: 6	1B: 7 2B: 2 3B: 0 HR: 3	SF: 1 SAC: 0 DP: 0 HBP: 0						

TOP

Pittsburgh Pirates @ Philadelphia Phillies
Veterans Stadium, Philadelphia, PA
Sun Jun 27 1971, 3:38 AM EDT
Att. 37,062 - Unknown

livebaseballscorecards.com

AB	38
R	10
H	12
RBI	10
BB	3
SO	6
LOB	9

PITCHER		IP	WLS	BF	H	R	ER	SO	BB	IBB	HBP	BLK	WP	HR	S	P	ERA	WHIP
Ken Reynolds, L ERA: 4.41	(1, 1)	6.1		30	8	7	7	2	3	0	0	0	0	1	31	43	9.95	1.737
Darrell Brandon, R ERA: 2.67	(7, 1)	0.2		4	2	2	2	0	0	0	0	0	0	1	4	4	27.00	3.000
Joe Hoerner, L ERA: 2.27	(8, 1)	2.0	L	8	2	1	1	4	0	0	0	0	0	1	16	16	4.50	1.000

PITCHER	IP	WLS	BF	H	R	ER	SO	BB	IBB	HBP	BLK	WP	HR	S	P	ERA	WHIP

BOTTOM

Pittsburgh Pirates @ Philadelphia Phillies
Veterans Stadium, Philadelphia, PA
Sun Jun 27 1971, 3:38 AM EDT
Att. 37,062 - Unknown

Batter	1	2	3	4	5	6	7	8	9	AB	R	H	RBI	BB	SO	LOB
Denny Doyle, L (1, 4) OBP: 0.286, SLG: 0.337	F7		2B 1B 3-H 1B	2B	P4		K		K	5	1	2	1	0	1	4
Joe Hoerner, R (8, 1) OBP: 0.167, SLG: 0.167										0	0	0	0	0	0	0
Joe Lis, R (9, PH) OBP: 0.306, SLG: 0.383										1	0	0	0	0	1	1
Larry Bowa, S (1, 6) OBP: 0.278, SLG: 0.275	F6		1B 2B 1-3 2B	K		F8		4-3		5	1	1	0	0	1	0
Tim McCarver, L (1, 2) OBP: 0.326, SLG: 0.408	L7		2B 2-3 3-H 1B	1B		HR 1B		L8		5	2	3	1	0	0	0
Deron Johnson, R (1, 3) OBP: 0.338, SLG: 0.428		HR	2B FC5-4 HBP	L9		HR 1-H		1B BB		3	3	2	3	1	0	1
Barry Lersch, S (8, PR) OBP: 0.278, SLG: 0.161										0	0	0	0	0	0	0
Bobby Pfeil, R (9, 3) OBP: 0.366, SLG: 0.395										0	0	0	0	0	0	0
Willie Montanez, L (1, 8) OBP: 0.338, SLG: 0.496		G3-6-3 1B	FC5-4 1-3 2-H 3-H 2B		FC1-6 HBP	1-3		FC6-4 1-2 1B		4	0	3	2	0	0	0
Ron Stone, L (1, 7) OBP: 0.333, SLG: 0.265		G3-6-3 1-2f 1B	FC5-4 IBB		FC1-6 BB 1B 1-2f	K		FC6-4 1-2f		1	0	0	0	1	0	1
Oscar Gamble, L (4, 7) OBP: 0.278, SLG: 0.430										2	0	0	0	0	1	1
Darrell Brandon, R (7, 1) OBP: 0.200, SLG: 0.200										0	0	0	0	0	0	0
Terry Harmon, R (8, 4) OBP: 0.315, SLG: 0.284										1	0	0	0	0	0	2
Roger Freed, R (1, 9) OBP: 0.322, SLG: 0.314		K	FC5-4 1-2f 2-3 3-H		BB 1-2 1B		L4		F8	5	0	1	1	0	1	2
John Vukovich, R (1, 5) OBP: 0.262, SLG: 0.246			3B 1B P3		F7		5-3		F9	5	1	1	0	0	0	4
Ken Reynolds, L (1, 1) OBP: 0.316, SLG: 0.313			1-H 1B 3B 4-3		BB 1-2 2-3		1B		2B	2	1	1	1	1	0	2
Byron Browne, R (7, 7) OBP: 0.293, SLG: 0.389										2	0	2	0	0	0	0

Inning Stats										
	R: 0 E: 0 K: 0 S: 3	H: 0 LOB: 0 BB: 0 P: 3	R: 1 E: 0 K: 1 S: 6	H: 2 LOB: 0 BB: 0 P: 6	R: 6 E: 0 K: 0 S: 9	H: 6 LOB: 2 BB: 1 P: 14	R: 0 E: 0 K: 1 S: 6	H: 2 LOB: 1 BB: 0 P: 6	R: 0 E: 0 K: 0 S: 4	H: 1 LOB: 3 BB: 1 P: 9
	R: 2 E: 0 K: 1 S: 7	H: 2 LOB: 0 BB: 0 P: 7	R: 0 E: 0 K: 1 S: 6	H: 1 LOB: 1 BB: 0 P: 6	R: 0 E: 0 K: 0 S: 4	H: 1 LOB: 2 BB: 1 P: 8	R: 0 E: 0 K: 1 S: 6	H: 1 LOB: 1 BB: 0 P: 6	1B: 9 2B: 4 3B: 1 HR: 2	SF: 0 SAC: 0 DP: 1 HBP: 2

	AB	41
	R	9
	H	16
	RBI	9
	BB	3
	SO	5
	LOB	18

WP: 0 PA: 46
PB: 0
SB: 0
CS: 0

livebaseballscorecards.com

PITCHER		IP	WLS	BF	H	R	ER	SO	BB	IBB	HBP	BLK	WP	HR	S	P	ERA	WHIP
Nelson Briles, R ERA: 4.76	(1, 1)	2.0		12	7	6	6	1	0	0	0	0	0	1	14	14	27.00	3.500
Jim Nelson, R ERA: 2.51	(3, 1)	3.0		16	4	1	1	1	1	1	2	0	0	0	14	24	3.00	1.667
Bob Veale, L ERA: 5.12	(6, 1)	2.0	W	9	3	2	2	2	0	0	0	0	0	1	13	13	9.00	1.500
Dave Giusti, R ERA: 1.73	(8, 1)	2.0	S	9	2	0	0	1	1	0	0	0	0	0	10	14	0.00	1.500

PITCHER	IP	WLS	BF	H	R	ER	SO	BB	IBB	HBP	BLK	WP	HR	S	P	ERA	WHIP

Pittsburgh Pirates @ St. Louis Cardinals

Busch Stadium, St. Louis, MO

Mon Jun 28 1971, 7:05 PM CDT

Att. 15,024 - Unknown

livebaseballscorecards.com

Batter	1	2	3	4	5	6	7	8	9	AB	R	H	RBI	BB	SO	LOB
Bill Mazeroski, R (1, 4) OBP: 0.383, SLG: 0.394	BB 3B 1B 1B; F9			1B 1B 1B; BB		F9			5-3	5	2	2	1	1	0	4
Al Oliver, L (1, 8) OBP: 0.327, SLG: 0.409	BB 3B 1B 1-2	K		HBP 1B 1B 1-2 2-3; K		K			F7	6	2	2	0	0	3	5
Roberto Clemente, R (1, 9) OBP: 0.352, SLG: 0.500	3B BB 1-2 2-3	4-3		HBP 1B 1B 1-2 2-H 3-H	1-3		6-3			4	2	1	2	1	0	0
Willie Stargell, L (1, 7) OBP: 0.396, SLG: 0.727	K	K		1B 1B HBP 1-2 2-3	BB		G3			3	1	0	0	1	2	3
Manny Sanguillen, R (1, 2) OBP: 0.343, SLG: 0.415	1B 3B 1-H 2-H 3-H		6-3	P4	F8		4-3			5	1	1	3	0	0	4
Bob Robertson, R (1, 3) OBP: 0.342, SLG: 0.488	1B 2B IBB		2B	1B 1B BB 1-2 2-H 3-H	F8			F7		4	2	2	2	1	0	1
Jose Pagan, R (1, 5) OBP: 0.337, SLG: 0.385	2B 1B 1-2 3-H		K	BB 1B 1B 1-2 2-H		SH1-4 1B 1B		5-3		5	0	3	2	0	1	1
Gene Alley, R (1, 6) OBP: 0.264, SLG: 0.279	2B 1-3 2-H		1-3	F9		SH1-4 1B 1-2		F3		5	0	2	1	0	0	3
Bob Moose, R (1, 1) OBP: 0.214, SLG: 0.154	5-3			1B 1B 1B 1B; BB 1B 1-2 2-3		SH1-4 1-2 2-3			K	4	1	2	0	0	1	2
Mudcat Grant, R (9, 1) OBP: 0.375, SLG: 0.429										0	0	0	0	0	0	0

Inning Stats	1	2	3	4	5	6	7	8	9	AB	R	H	RBI	BB	SO	LOB
	R: 5 E: 0 K: 1 S: 10	H: 5 LOB: 2 BB: 2 P: 18	R: 0 E: 0 K: 2 S: 7	H: 0 LOB: 0 BB: 0 P: 7	R: 0 E: 0 K: 1 S: 6	H: 1 LOB: 1 BB: 0 P: 6	R: 6 E: 0 K: 1 S: 12	H: 7 LOB: 3 BB: 1 P: 17	R: 0 E: 0 K: 0 S: 3	H: 0 LOB: 1 BB: 1 P: 7	R: 0 E: 0 K: 1 S: 7	H: 2 LOB: 2 BB: 0 P: 7	R: 0 E: 0 K: 0 S: 3	H: 0 LOB: 0 BB: 0 P: 3	R: 0 E: 0 K: 0 S: 3	H: 0 LOB: 0 BB: 0 P: 3	R: 0 E: 0 K: 1 S: 5	H: 0 LOB: 0 BB: 0 P: 5

1B: 12	SF: 0
2B: 2	SAC: 1
3B: 1	DP: 0
HR: 0	HBP: 1

WP: 0 PA: 47
PB: 0
SB: 0
CS: 0

PITCHER		IP	WLS	BF	H	R	ER	SO	BB	IBB	HBP	BLK	WP	HR	S	P	ERA	WHIP
Jerry Reuss, L ERA: 5.33	(1, 1)	3.0	L	22	10	10	10	4	1	1	1	0	0	0	27	36	30.00	3.667
Bob Reynolds, R ERA: 10.29	(4, 1)	0.2		6	3	1	1	0	1	0	0	0	0	0	5	9	13.50	6.000
Chuck Taylor, R ERA: 4.78	(4, 1)	3.1		13	2	0	0	2	1	0	0	0	0	0	16	20	0.00	0.900
Daryl Patterson, R ERA: 6.35	(8, 1)	2.0		6	0	0	0	1	0	0	0	0	0	0	8	8	0.00	0.000

PITCHER	IP	WLS	BF	H	R	ER	SO	BB	IBB	HBP	BLK	WP	HR	S	P	ERA	WHIP

Batter	1	2	3	4	5	6	7	8	9	AB	R	H	RBI	BB	SO	LOB
Lou Brock, L (1, 7) OBP: 0.390, SLG: 0.442	S S S 0-3 K ①		B B B B 4-0 HR 4-3 BB		x 0-0 F8 ②		x 0-0 WP 1B		x 0-0 1B 2-3 3-H 1B	4	1	2	1	1	1	0
Matty Alou, L (1, 9) OBP: 0.346, SLG: 0.391	x 0-0 4-3 ②		x 0-0 4-3 ① 1-2		x 0-0 F7 ③		x 0-0 4-3 ③ 1-2		x 0-0 1-2 3-H 1B	4	0	0	0	0	0	2
Daryl Patterson, L (8, 1)										0	0	0	0	0	0	0
Bob Burda, L (9, PH) OBP: 0.447, SLG: 0.438										1	0	1	1	0	0	0
Jose Cruz, L (1, 8)	x 0-0 4-3 ③		x 0-0 F8 ②			x 0-0 3-1 ①		x 0-0 4-3 ①	x 0-0 F8 ①	5	0	0	0	0	0	3
Joe Torre, R (1, 5) OBP: 0.422, SLG: 0.537		x 0-0 FC6-4 1B 1B	x 0-0 2-H HR			x 0-0 FC4-6 1B		x 0-0 F9 ②	x 0-0 F8 ②	5	2	3	2	0	0	2
Joe Hague, L (1, 3) OBP: 0.332, SLG: 0.403		x 0-0 F3 ①	S S S 0-3 K ③			x 0-0 FC4-6 ② 1-2f 1B		x 0-0 1B 1B	x 0-0 4-3 ③	5	0	1	0	0	1	4
Ted Sizemore, R (1, 4) OBP: 0.328, SLG: 0.346		x 0-0 FC6-4 1-2 1B		x 0-0 6-3 ①		x 0-0 FC4 1-2 1B		x 0-0 FC5-4 1-2 1B		4	0	3	0	0	0	0
Jerry McNertney, R (1, 2) OBP: 0.337, SLG: 0.486		x 0-0 FC6-4 ② 1-2f 2-3 1B		x 0-0 F8 ②		x 0-0 FC4 ③ 1-2f		x 0-0 FC5-4 ③ 1-2f		4	0	0	0	0	0	6
Dal Maxvill, R (1, 6) OBP: 0.312, SLG: 0.248		x 0-0 1-2 3-H 1B		x 0-0 F8 ③			x 0-0 F9 ①		x 0-0 2B 1B 1B	4	1	2	1	0	0	0
Jerry Reuss, L (1, 1) OBP: 0.194, SLG: 0.152		x 0-0 6-3 ③			x 0-0 4-3 ①		x 0-0 6-3 ②		x 0-0 1B 1-3 1B 2B	1	0	0	0	0	0	2
Bob Reynolds, R (4, 1)										0	0	0	0	0	0	0
Chuck Taylor, R (4, 1)										1	0	0	0	0	0	0
Jose Cardenal, R (7, PH) OBP: 0.304, SLG: 0.392										2	1	1	0	0	0	0
(8, 9)																
Inning Stats	R: 0 E: 0 K: 1 S: 5 H: 0 LOB: 0 BB: 0 P: 5	R: 1 E: 0 K: 0 S: 6 H: 3 LOB: 2 BB: 0 P: 6	R: 2 E: 0 K: 1 S: 6 H: 1 LOB: 0 BB: 1 P: 10	R: 0 E: 0 K: 0 S: 3 H: 0 LOB: 0 BB: 0 P: 3	R: 0 E: 0 K: 0 S: 3 H: 0 LOB: 0 BB: 0 P: 3	R: 0 E: 0 K: 0 S: 5 H: 2 LOB: 2 BB: 0 P: 5	R: 0 E: 0 K: 0 S: 4 H: 1 LOB: 1 BB: 0 P: 4	R: 0 E: 0 K: 0 S: 5 H: 2 LOB: 2 BB: 0 P: 5	R: 2 E: 0 K: 0 S: 7 H: 4 LOB: 2 BB: 0 P: 7	1B: 11 2B: 1 3B: 0 HR: 1	SF: 0 SAC: 0 DP: 0 HBP: 0						

PITCHER	IP	WLS	BF	H	R	ER	SO	BB	IBB	HBP	BLK	WP	HR	S	P	ERA	WHIP
Bob Moose, R (1, 1) ERA: 3.95	8.0	W	37	12	5	5	2	1	0	0	0	1	1	40	44	5.62	1.625
Mudcat Grant, R (9, 1) ERA: 2.77	1.0	S	4	1	0	0	0	0	0	0	0	0	0	4	4	0.00	1.000

PITCHER	IP	WLS	BF	H	R	ER	SO	BB	IBB	HBP	BLK	WP	HR	S	P	ERA	WHIP

BOTTOM

Pittsburgh Pirates @ St. Louis Cardinals

Busch Stadium, St. Louis, MO

Mon Jun 28 1971, 7:05 PM CDT

Att. 15,024 - Unknown

livebaseballscorecards.com

AB	40
R	5
H	13
RBI	5
BB	1
SO	2
LOB	19

1B: 11	SF: 0	WP: 1	PA: 41
2B: 1	SAC: 0	PB: 0	
3B: 0	DP: 0	SB: 0	
HR: 1	HBP: 0	CS: 0	

Batter	1	2	3	4	5	6	7	8	9	AB	R	H	RBI	BB	SO	LOB
Bill Mazeroski, R (1, 4) OBP: 0.376, SLG: 0.413	S S S 0-3 ① K		x 0-0 ① 1-3 1-2		x 0-0 ② F8			x 0-0 SF8 3B		4	1	1	0	0	1	2
Al Oliver, L (1, 8) OBP: 0.322, SLG: 0.406	x 0-0 ② F9		x 0-0 ② SF7 3-H		x 0-0 ③ F8			x 0-0 ① SF8 3-H		2	0	0	2	0	0	0
Roberto Clemente, R (1, 9) OBP: 0.347, SLG: 0.492	x 0-0 ③ F8		S S S 0-3 ③ K			x 0-0 ① F9		x 0-0 ② F9		4	0	0	0	0	1	1
Willie Stargell, L (1, 7) OBP: 0.394, SLG: 0.719		x 0-0 L6-4 1B 1B		x 0-0 ① 1-3		S S S 0-3 ② K		S S S 0-3 ③ K		4	0	1	0	0	2	0
Richie Hebner, L (1, 5) OBP: 0.369, SLG: 0.545		x 0-0 ① F8		x 0-0 1B 1B		x 0-0 HR			x 0-0 ① P6	4	1	2	1	0	0	1
Bob Robertson, R (1, 3) OBP: 0.344, SLG: 0.488		x 0-0 1-2 1B		x 0-0 1-2 1B		x 0-0 ③ 5-3			x 0-0 ② 6-3	4	0	2	0	0	0	0
Milt May, L (1, 2) OBP: 0.250, SLG: 0.316		x 0-0 ②③ L6-4 2-3		S S S 0-3 ② K			x 0-0 ① F8		x 0-0 1B	4	0	1	0	0	1	4
Gene Alley, R (1, 6) OBP: 0.259, SLG: 0.273			x 0-0 E6 1B PB SF7	x 0-0 ③ 6-3			x 0-0 ② F9		x 0-0 ③ F5	4	1	0	0	0	0	3
Luke Walker, L (1, 1) OBP: 0.143, SLG: 0.040 Nelson Briles, R (3, 1) OBP: 0.313, SLG: 0.467			x 0-0 1-3 1-3 1B		x 0-0 ① 6-3		x 0-0 ③ F8			1 2	0 0	1 0	0 0	0 0	0 0	0 0
Inning Stats	R: 0 E: 0 K: 1 S: 5 H: 0 LOB: 0 BB: 0 P: 5	R: 0 E: 0 K: 0 S: 4 H: 2 LOB: 1 BB: 0 P: 4	R: 1 E: 1 K: 1 S: 7 H: 1 LOB: 1 BB: 0 P: 7	R: 0 E: 0 K: 1 S: 7 H: 2 LOB: 2 BB: 0 P: 7	R: 0 E: 0 K: 0 S: 3 H: 0 LOB: 0 BB: 0 P: 3	R: 1 E: 0 K: 1 S: 6 H: 1 LOB: 0 BB: 0 P: 6	R: 0 E: 0 K: 0 S: 3 H: 0 LOB: 0 BB: 0 P: 3	R: 1 E: 0 K: 1 S: 6 H: 1 LOB: 0 BB: 0 P: 6	R: 0 E: 0 K: 0 S: 4 H: 1 LOB: 1 BB: 0 P: 4	1B: 6 2B: 1 3B: 1 HR: 1 SF: 2 SAC: 0 DP: 1 HBP: 0						

PITCHER	IP	WLS	BF	H	R	ER	SO	BB	IBB	HBP	BLK	WP	HR	S	P	ERA	WHIP
Reggie Cleveland, R (1, 1) ERA: 4.4	9.0	W	35	8	3	2	5	0	0	0	0	0	1	45	45	2.00	0.889

PITCHER	IP	WLS	BF	H	R	ER	SO	BB	IBB	HBP	BLK	WP	HR	S	P	ERA	WHIP

TOP

Pittsburgh Pirates @ St. Louis Cardinals

Busch Stadium, St. Louis, MO

Tue Jun 29 1971, 7:05 PM CDT

Att. 14,586 - Unknown

livebaseballscorecards.com

AB	33
R	3
H	8
RBI	3
BB	0
SO	5
LOB	11

WP: 0 PA: 35
PB: 1
SB: 0
CS: 0

Batter	1	2	3	4	5	6	7	8	9	AB	R	H	RBI	BB	SO	LOB
Lou Brock, L (1, 7) OBP: 0.396, SLG: 0.458	BBBB 4-0 FC5-4 BB		x 0-0 HR x 0-0 2-H 2B			x 0-0 ① F7		IIII 4-0 1B IBB		3	1	2	2	2	0	0
Ted Sizemore, R (1, 4) OBP: 0.325, SLG: 0.343	x 0-0 ① FC5-4 FC6-4 1-2f		x 0-0 ① 5-3 x 0-0 F8			SSS 0-3 ② K		x 0-0 1-2 2-3 1B		5	0	1	0	0	1	2
Jim Beauchamp, R (1, 3) OBP: 0.317, SLG: 0.423 Joe Hague, L (4, 3) OBP: 0.332, SLG: 0.399	x 0-0 ② FC6-4 BB 1B 1-2f		x 0-0 HR 1B	x 0-0 ① 3-1		BBBB 4-0 FC5-4 BB		x 0-0 ②③ 7-2 3-Hf		2 2	2 0	1 0	0 0	0 1	0 0	1 3
Joe Torre, R (1, 5) OBP: 0.423, SLG: 0.545	BBBB 4-0 1B 1-2 BB		x 0-0 1-H HR	SSS 0-3 ② K		x 0-0 ③ FC5-4 1-2f				3	1	1	2	1	1	1
Jose Cardenal, R (1, 9) OBP: 0.303, SLG: 0.390	x 0-0 FC4-6 1-2 2-H 1B		SSS 0-3 ② K	x 0-0 ③ F9			x 0-0 ① F7			4	0	1	1	0	1	0
Jose Cruz, L (1, 8)	x 0-0 ③ FC4-6 1-2f		BBBB 4-0 BB 1B 2B BB		x 0-0 ① F7		x 0-0 ② F7			3	1	0	0	1	0	2
Jerry McNertney, R (1, 2) OBP: 0.333, SLG: 0.474		x 0-0 ① F8	x 0-0 BB 1-2 2B 1B		SSS 0-3 ② K		x 0-0 ③ 6-3			4	1	1	0	0	1	0
Dal Maxvill, R (1, 6) OBP: 0.326, SLG: 0.252		x 0-0 ② 6-3	BBBB 4-0 1-2 2-3 2B BB		x 0-0 1B			H 1-0 1B SH3-4 7-2 HBP		2	1	1	0	1	0	0
Reggie Cleveland, R (1, 1) OBP: 0.132, SLG: 0.184		x 0-0 ③ 6-3	x 0-0 1-H 2-H 3-H 2B		SSS 0-3 ③ K			x 0-0 ① SH3-4 1-2		3	1	1	3	0	1	1
Inning Stats	R: 1 H: 1 E: 0 LOB: 2 K: 0 BB: 0 S: 4 P: 12	R: 0 H: 0 E: 0 LOB: 0 K: 0 BB: 0 S: 3 P: 3	R: 7 H: 6 E: 0 LOB: 1 K: 1 BB: 2 S: 11 P: 19	R: 0 H: 0 E: 0 LOB: 0 K: 1 BB: 0 S: 5 P: 5	R: 0 H: 1 E: 0 LOB: 1 K: 2 BB: 0 S: 8 P: 8	R: 0 H: 0 E: 0 LOB: 1 K: 1 BB: 1 S: 5 P: 9	R: 0 H: 0 E: 0 LOB: 0 K: 0 BB: 0 S: 3 P: 3	R: 0 H: 1 E: 0 LOB: 2 K: 0 BB: 1 S: 3 P: 8		1B: 5 SF: 0 2B: 3 SAC: 1 3B: 0 DP: 1 HR: 2 HBP: 1				WP: 0 PA: 39 PB: 0 SB: 0 CS: 0		

PITCHER		IP	WLS	BF	H	R	ER	SO	BB	IBB	HBP	BLK	WP	HR	S	P	ERA	WHIP
Luke Walker, L ERA: 4.19	(1, 1)	2.2	L	19	7	8	8	1	4	0	0	0	0	2	17	33	27.00	4.125
Nelson Briles, R ERA: 4.31	(3, 1)	5.1		20	2	0	0	4	1	1	1	0	0	0	25	34	0.00	0.562

PITCHER	IP	WLS	BF	H	R	ER	SO	BB	IBB	HBP	BLK	WP	HR	S	P	ERA	WHIP

BOTTOM

Pittsburgh Pirates @ St. Louis Cardinals

Busch Stadium, St. Louis, MO

Tue Jun 29 1971, 7:05 PM CDT

Att. 14,586 - Unknown

livebaseballscorecards.com

AB	31
R	8
H	9
RBI	8
BB	6
SO	5
LOB	10

Pittsburgh Pirates @ New York Mets

Shea Stadium, Flushing, NY

Wed Jun 30 1971, 3:33 AM EDT

Att. 50,399 - Unknown

livebaseballscorecards.com

TOP

Batter	1	2	3	4	5	6	7	8	9	AB	R	H	RBI	BB	SO	LOB
Bill Mazeroski, R (1, 4) OBP: 0.371, SLG: 0.405	0-0 G3 1B		0-0 ① F3		0-0 ② 5-3		0-0 ③ F8			4	0	1	0	0	0	2
Vic Davalillo, L (1, 9) OBP: 0.292, SLG: 0.316	0-0 ① F7		S S S 0-3 ② K		0-0 ③ 4-3			0-0 ① 4-3		4	0	0	0	0	1	2
Richie Hebner, L (1, 5) OBP: 0.367, SLG: 0.538	0-0 ② G3 1-2		B B B B 4-0 BB			S S S 0-3 ① K		0-0 ② L3		3	0	0	0	1	1	1
Willie Stargell, L (1, 7) OBP: 0.388, SLG: 0.708	S S S 0-3 ③ K		S S S 0-3 ③ K			S S S 0-3 ② K		0-0 ③ 4-3		4	0	0	0	0	3	2
Al Oliver, L (1, 8) OBP: 0.321, SLG: 0.403		S S S 0-3 ① K		S S S 0-3 ① K		0-0 1B			S S S 0-3 ① K	4	0	1	0	0	3	0
Bob Robertson, R (1, 3) OBP: 0.339, SLG: 0.480		0-0 E5 1B 1B		S S S 0-3 ② K		0-0 ③ F3			0-0 ② F7	4	0	0	0	0	1	1
Manny Sanguillen, R (1, 2) OBP: 0.349, SLG: 0.428		0-0 1B 1-2 1B		0-0 ③ 5-3			0-0 F9 2B		0-0 2B	4	0	3	0	0	0	0
Gene Alley, R (1, 6) OBP: 0.264, SLG: 0.278		0-0 ② 1-2 2-H 1B			0-0 SH2-4 1B		0-0 ① F9 2-3		0-0 ③ 6-3	4	0	2	0	0	0	2
Steve Blass, R (1, 1) OBP: 0.095, SLG: 0.143 Charlie Sands, L (7, PH) OBP: 0.615, SLG: 0.889 Mudcat Grant, R (7, 1) OBP: 0.375, SLG: 0.429		0-0 ③ 6-3			0-0 ① SH2-4 1-2		S S S 0-3 ② K			1 1 0	0 0 0	0 0 0	0 0 0	0 1 0	0 1 0	2 1 0
Inning Stats	R: 0 H: 1 E: 0 LOB: 1 K: 1 BB: 0 S: 6 P: 6	R: 0 H: 2 E: 1 LOB: 2 K: 1 BB: 0 S: 7 P: 7	R: 0 H: 0 E: 0 LOB: 1 K: 2 BB: 1 S: 7 P: 11	R: 0 H: 0 E: 0 LOB: 0 K: 2 BB: 0 S: 7 P: 7	R: 0 H: 1 E: 0 LOB: 1 K: 0 BB: 0 S: 4 P: 4	R: 0 H: 1 E: 0 LOB: 1 K: 2 BB: 0 S: 8 P: 8	R: 0 H: 1 E: 0 LOB: 1 K: 1 BB: 0 S: 6 P: 6	R: 0 H: 0 E: 0 LOB: 0 K: 0 BB: 0 S: 3 P: 3	R: 0 H: 1 E: 0 LOB: 1 K: 1 BB: 0 S: 6 P: 6	1B: 5 SF: 0 2B: 2 SAC: 1 3B: 0 DP: 0 HR: 0 HBP: 0						

	AB	33
	R	0
	H	7
	RBI	0
	BB	1
	SO	10
	LOB	13

	WP: 0	PA: 35
	PB: 0	
	SB: 0	
	CS: 0	

PITCHER		IP	WLS	BF	H	R	ER	SO	BB	IBB	HBP	BLK	WP	HR	S	P	ERA	WHIP
Nolan Ryan, R ERA: 2.05	(1, 1)	7.0	W	28	6	0	0	9	1	0	0	0	0	0	45	49	0.00	1.000
Danny Frisella, R ERA: 1.33	(8, 1)	2.0	S	7	1	0	0	1	0	0	0	0	0	0	9	9	0.00	0.500

PITCHER	IP	WLS	BF	H	R	ER	SO	BB	IBB	HBP	BLK	WP	HR	S	P	ERA	WHIP

BOTTOM

Pittsburgh Pirates @ New York Mets

Shea Stadium, Flushing, NY

Wed Jun 30 1971, 3:33 AM EDT

Att. 50,399 - Unknown

livebaseballscorecards.com

Batter	1	2	3	4	5	6	7	8	9	AB	R	H	RBI	BB	SO	LOB
Tommie Agee, R (1, 8) (7, 9) OBP: 0.371, SLG: 0.445	BBBB 4-0 FC3-6 BB		SSS 0-3 K ②		x 0-0 F8 ③		x 0-0 PB SH3-4 3-H 1B			3	0	1	1	1	1	0
Bud Harrelson, S (1, 6) OBP: 0.338, SLG: 0.347	x 0-0 FC3-6 CS ① 1-2f		x 0-0 2B			x 0-0 L7 ①	x 0-0 SH3-4 ① 1-2			3	0	1	0	0	0	1
Cleon Jones, R (1, 7) OBP: 0.368, SLG: 0.437	x 0-0 F9 ② ③ 1-2		x 0-0 F9 ③			x 0-0 1B 1B 1B	x 0-0 2-3 1B			4	1	2	0	0	0	2
Ed Kranepool, L (1, 3) OBP: 0.354, SLG: 0.516		x 0-0 HR		x 0-0 FC4-6 1B		x 0-0 1-3 1B 1B 1B	x 0-0 F3 ②			4	2	3	1	0	0	2
Mike Jorgensen, L (1, 9) OBP: 0.325, SLG: 0.514 Don Hahn, R (7, 8) OBP: 0.336, SLG: 0.296		SSS 0-3 K ①		SSS 0-3 K ①		SSS 0-3 K ②	x 0-0 F7 ③			3 1	0 0	0 0	0 0	0 0	3 0	3 2
Ken Boswell, L (1, 4) OBP: 0.322, SLG: 0.335		x 0-0 3-1 ②		x 0-0 FC4-6 FC4-6 ② 1-2f		x 0-0 1B 1-2 3-H 1B		x 0-0 3-1 ①		4	0	1	1	0	0	1
Jerry Grote, R (1, 2) OBP: 0.366, SLG: 0.406		x 0-0 1B		x 0-0 FC4-6 ③ 1-2f		x 0-0 1-3 2-H 1B		x 0-0 6-3 ②		4	0	2	1	0	0	1
Tim Foli, R (1, 5) OBP: 0.294, SLG: 0.316		x 0-0 4-3 ③			x 0-0 3-1 ①	x 0-0 6-3 ③		x 0-0 F8 ③		4	0	0	0	0	0	3
Nolan Ryan, R (1, 1) OBP: 0.133, SLG: 0.143 Danny Frisella, L (8, 1) OBP: 0.167, SLG: 0.167			x 0-0 3-1 ①		SSS 0-3 K ②		x 0-0 1B 3B			3 0	1 0	1 0	0 0	0 0	1 0	0 0
Inning Stats	R: 0 E: 0 K: 0 S: 2 H: 0 LOB: 0 BB: 1 P: 6	R: 1 E: 0 K: 1 S: 7 H: 2 LOB: 1 BB: 0 P: 7	R: 0 E: 0 K: 1 S: 6 H: 1 LOB: 1 BB: 0 P: 6	R: 0 E: 0 K: 1 S: 6 H: 1 LOB: 1 BB: 0 P: 6	R: 0 E: 0 K: 1 S: 5 H: 0 LOB: 0 BB: 0 P: 5	R: 2 E: 0 K: 1 S: 9 H: 4 LOB: 2 BB: 0 P: 9	R: 1 E: 0 K: 0 S: 6 H: 3 LOB: 2 BB: 0 P: 6	R: 0 E: 0 K: 0 S: 3 H: 0 LOB: 0 BB: 0 P: 3		1B: 8 2B: 1 3B: 1 HR: 1	SF: 0 SAC: 1 DP: 0 HBP: 0					

	AB	33
	R	4
	H	11
	RBI	4
	BB	1
	SO	5
	LOB	15

WP: 0 PB: 1 SB: 0 CS: 1 PA: 35

PITCHER		IP	WLS	BF	H	R	ER	SO	BB	IBB	HBP	BLK	WP	HR	S	P	ERA	WHIP
Steve Blass, R ERA: 3.06	(1, 1)	6.0	L	26	8	3	3	5	1	0	0	0	0	1	35	39	4.50	1.500
Mudcat Grant, R ERA: 2.84	(7, 1)	2.0		9	3	1	1	0	0	0	0	0	0	0	9	9	4.50	1.500

PITCHER	IP	WLS	BF	H	R	ER	SO	BB	IBB	HBP	BLK	WP	HR	S	P	ERA	WHIP

Batter	1	2	3	4	5	6	7	8	9	AB	R	H	RBI	BB	SO	LOB
Bill Mazeroski, R (1, 4) OBP: 0.372, SLG: 0.390	BBBB 4-0 1B BB BB	x 0-0 ③ L8		x 0-0 ③ F8		BBBB 4-0 FC4-6 1B BB		x 0-0 ③ F9		3	0	0	0	2	0	3
Gene Clines, R (1, 8) OBP: 0.395, SLG: 0.417	BBBBB 4-0 1B 1-2 BB		x 0-0 ① F9		x 0-0 L5 2B SF9	x 0-0 FC4-6 1-2 2-H 1B			x 0-0 ① L5-3	4	1	1	1	1	0	0
Roberto Clemente, R (1, 9) OBP: 0.351, SLG: 0.502	x 0-0 1-2 2-3 1B		x 0-0 ② F7		x 0-0 SF9 1-3 G5-3 2B	x 0-0 ② FC4-6 1-2f 2-3			x 0-0 1B 2B	5	1	3	0	0	0	2
Willie Stargell, L (1, 7) OBP: 0.392, SLG: 0.708	SSS 0-3 ① K		x 0-0 2B		4-0 SF9 IBB	SSS 0-3 ③ K			x 0-0 HBP 2-H 1B	4	0	2	1	1	2	5
Manny Sanguillen, R (1, 2) OBP: 0.343, SLG: 0.421	x 0-0 ② P3		x 0-0 ③ F9		x 0-0 ① SF9 1-2 2-3 3-H		x 0-0 E6 P3		x 0-0 ② P4	4	0	0	1	0	0	5
Bob Robertson, R (1, 3) OBP: 0.340, SLG: 0.474	SSS 0-3 ③ K			x 0-0 ① L7	4-0 IBB		x 0-0 ① ② P3 1-2	H 1-0 1-2 HBP		3	0	0	0	1	1	4
Jose Pagan, R (1, 5) OBP: 0.322, SLG: 0.366		x 0-0 ① F3		x 0-0 ② F7	x 0-0 ② ③ G5-3 3-Hf		x 0-0 ③ 4-3	SSS 0-3 ③ K		4	0	0	0	0	0	3
Dave Giusti, R (7, 1)										1	0	0	0	0	1	2
Gene Alley, R (1, 6) OBP: 0.273, SLG: 0.293		x 0-0 3-1 2B		x 0-0 1B 1B		x 0-0 S 1B 1B		x 0-0 ① P4		4	1	3	0	0	0	0
Dock Ellis, S (1, 1) OBP: 0.250, SLG: 0.217		x 0-0 ② 3-1 2-3		x 0-0 1-2 1B		x 0-0 ① F8 1-2		x 0-0 ② F8		2	0	1	0	0	0	1
Al Oliver, L (6, PH) OBP: 0.320, SLG: 0.402										1	0	0	0	0	0	1
Jim Nelson, R (6, 1) OBP: 0.571, SLG: 0.400										0	0	0	0	0	0	0
Nelson Briles, R (6, 1) OBP: 0.313, SLG: 0.467										0	0	0	0	0	0	0
Richie Hebner, L (7, 5) OBP: 0.366, SLG: 0.536										1	0	0	0	0	0	0
Inning Stats	R: 0 E: 0 K: 2 S: 8 / H: 1 LOB: 3 BB: 2 P: 16	R: 0 E: 0 K: 0 S: 4 / H: 1 LOB: 1 BB: 0 P: 4	R: 0 E: 0 K: 0 S: 4 / H: 1 LOB: 1 BB: 0 P: 4	R: 0 E: 0 K: 0 S: 5 / H: 2 LOB: 2 BB: 0 P: 5	R: 1 E: 1 K: 0 S: 4 / H: 1 LOB: 2 BB: 2 P: 12	R: 1 E: 0 K: 1 S: 7 / H: 2 LOB: 2 BB: 1 P: 11	R: 0 E: 1 K: 0 S: 3 / H: 0 LOB: 0 BB: 0 P: 3	R: 0 E: 0 K: 0 S: 3 / H: 0 LOB: 0 BB: 0 P: 3	R: 1 E: 0 K: 1 S: 7 / H: 2 LOB: 2 BB: 0 P: 8	1B: 6 2B: 4 3B: 0 HR: 0			SF: 1 SAC: 0 DP: 1 HBP: 1				

TOP

Pittsburgh Pirates @ New York Mets

Shea Stadium, Flushing, NY

Thu Jul 01 1971, 3:33 AM EDT

Att. 26,650 - Unknown

livebaseballscorecards.com

AB	36
R	3
H	10
RBI	3
BB	5
SO	4
LOB	26

WP: 0 PB: 0 SB: 1 CS: 0 PA: 43

PITCHER		IP	WLS	BF	H	R	ER	SO	BB	IBB	HBP	BLK	WP	HR	S	P	ERA	WHIP
Jerry Koosman, L ERA: 2.9	(1, 1)	5.1	L	29	8	2	1	2	3	2	0	0	0	0	28	48	1.69	2.062
Ray Sadecki, L ERA: 3.25	(6, 1)	1.2		5	0	0	0	1	0	0	0	0	0	0	7	7	0.00	0.000
Tug McGraw, L ERA: 2.09	(8, 1)	2.0		9	2	1	1	1	0	0	1	0	0	0	10	11	4.50	1.000

PITCHER	IP	WLS	BF	H	R	ER	SO	BB	IBB	HBP	BLK	WP	HR	S	P	ERA	WHIP

Pittsburgh Pirates @ New York Mets

Shea Stadium, Flushing, NY

Thu Jul 01 1971, 3:33 AM EDT

Att. 26,650 - Unknown

BOTTOM

Batter	1	2	3	4	5	6	7	8	9	AB	R	H	RBI	BB	SO	LOB
Tommie Agee, R (1, 8) OBP: 0.364, SLG: 0.436	F8		L3		K		P4			4	0	0	0	0	1	2
Bud Harrelson, S (1, 6) OBP: 0.340, SLG: 0.345	G5-4-3 BB			SH5-4 E BB	F8		G3			2	0	0	0	2	0	1
Cleon Jones, R (1, 7) OBP: 0.366, SLG: 0.431	G5-4-3 1-2f			E1 SH5-4 1-2		1B 1B BB		K		3	0	0	0	1	1	2
Ed Kranepool, L (1, 3) OBP: 0.354, SLG: 0.513		4-3		SH5-4 1-2 2-3		1B 1-2		K		3	0	1	0	0	1	0
Mike Jorgensen, L (1, 9) OBP: 0.341, SLG: 0.500		4-3		IBB		P4		FC6 1B		3	0	1	0	1	0	2
Ken Boswell, L (1, 4) OBP: 0.317, SLG: 0.328		F7		K		F7		FC6 1-2f		4	0	0	0	0	1	6
Jerry Grote, R (1, 2) OBP: 0.368, SLG: 0.408			S 1B	F9		1-2 2-3 1B			F8	4	0	2	0	0	0	3
Tim Foli, R (1, 5) OBP: 0.288, SLG: 0.309			K 1-2		K	F8			5-3	4	0	0	0	0	2	4
Jerry Koosman, R (1, 1) OBP: 0.265, SLG: 0.167 Ray Sadecki, L (6, 1) OBP: 0.438, SLG: 0.357 Art Shamsky, L (7, PH) OBP: 0.308, SLG: 0.462 Tug McGraw, R (8, 1) OBP: 0.333, SLG: 0.500 Dave Marshall, L (9, PH) OBP: 0.389, SLG: 0.383			K		1B		6-3		G3	2 0 1 0 1	0 0 0 0 0	1 0 0 0 0	0 0 0 0 0	0 0 0 0 0	1 0 0 0 0	1 0 0 0 0

Inning Stats	1	2	3	4	5	6	7	8	9
	R: 0 H: 0 E: 0 LOB: 0 K: 0 BB: 1 S: 2 P: 6	R: 0 H: 0 E: 0 LOB: 0 K: 0 BB: 0 S: 3 P: 3	R: 0 H: 1 E: 0 LOB: 1 K: 2 BB: 0 S: 8 P: 8	R: 0 H: 0 E: 1 LOB: 3 K: 1 BB: 2 S: 6 P: 14	R: 0 H: 1 E: 0 LOB: 1 K: 2 BB: 0 S: 8 P: 8	R: 0 H: 2 E: 0 LOB: 3 K: 0 BB: 1 S: 5 P: 9	R: 0 H: 0 E: 0 LOB: 0 K: 0 BB: 0 S: 3 P: 3	R: 0 H: 1 E: 0 LOB: 1 K: 2 BB: 0 S: 8 P: 8	R: 0 H: 0 E: 0 LOB: 0 K: 0 BB: 0 S: 3 P: 3

1B: 5	SF: 0
2B: 0	SAC: 1
3B: 0	DP: 1
HR: 0	HBP: 0

WP: 0	PA: 36
PB: 0	
SB: 1	
CS: 0	

livebaseballscorecards.com

AB	31
R	0
H	5
RBI	0
BB	4
SO	7
LOB	21

PITCHER		IP	WLS	BF	H	R	ER	SO	BB	IBB	HBP	BLK	WP	HR	S	P	ERA	WHIP
Dock Ellis, R ERA: 2.15	(1, 1)	5.0	W	20	2	0	0	5	2	1	0	0	0	0	27	39	0.00	0.800
Jim Nelson, R ERA: 2.45	(6, 1)	0.2		5	2	0	0	0	1	0	0	0	0	0	4	8	0.00	4.500
Nelson Briles, R ERA: 4.29	(6, 1)	0.1		1	0	0	0	0	0	0	0	0	0	0	1	1	0.00	0.000
Dave Giusti, R ERA: 1.61	(7, 1)	3.0	S	10	1	0	0	2	0	0	0	0	0	0	14	14	0.00	0.333

PITCHER	IP	WLS	BF	H	R	ER	SO	BB	IBB	HBP	BLK	WP	HR	S	P	ERA	WHIP

Batter	1	2	3	4	5	6	7	8	9	AB	R	H	RBI	BB	SO	LOB
Bill Mazeroski, R (1, 4) OBP: 0.374, SLG: 0.391	0-0 1B SF9 1B	0-0 ③ F5		0-0 ② 3-1		0-0 1B 1B		0-0 ② 6-3		5	1	2	0	0	0	2
Al Oliver, L (1, 8) OBP: 0.318, SLG: 0.398	0-0 1B 1-3 1B		0-0 ① P4-3	0-0 ③ F8		0-0 ② F9		SSS 0-3 ③ K		5	0	1	0	0	1	2
Roberto Clemente, R (1, 9) OBP: 0.352, SLG: 0.505	0-0 ① SF9 3-H		0-0 ② P4-3		0-0 3-1 1B 2B	0-0 FC6 1-2 1B			0-0 ① F7	4	1	2	1	0	0	0
Willie Stargell, L (1, 7) OBP: 0.395, SLG: 0.706	0-0 1-3 1B		0-0 1B		SSS 0-3 ① K	0-0 ③ FC6 1-2f			0-0 1B	5	0	3	0	0	1	3
Richie Hebner, L (1, 5) OBP: 0.359, SLG: 0.525	SSS 0-3 ② K		0-0 ③ P4-3		0-0 ② 3-1 2-3		0-0 ① P4-3		0-0 ② F9	5	0	0	0	0	1	5
Bob Robertson, R (1, 3) OBP: 0.341, SLG: 0.484	SSS 0-3 ③ K			0-0 HR	0-0 BB 3-H 1B		0-0 ② 6-3		SSS 0-3 ③ K	5	1	2	2	0	2	3
Milt May, L (1, 2) OBP: 0.266, SLG: 0.317		0-0 ① F7		0-0 HR 1B	BBB 4-0 1-2 BB		0-0 ③ P4-3			3	1	1	0	1	0	0
Gene Alley, R (1, 6) OBP: 0.282, SLG: 0.324		0-0 2B		0-0 1-H HR	0-0 ③ F9			0-0 E S 1B		4	1	3	2	0	0	2
Bob Moose, R (1, 1) OBP: 0.188, SLG: 0.133		0-0 ② 1-3		0-0 ① L9		SSS 0-3 ① K		SSS 0-3 ① K 1-3		4	0	0	0	0	2	2
Inning Stats	R: 1 H: 3 E: 0 LOB: 2 K: 2 BB: 0 S: 10 P: 10	R: 0 H: 1 E: 0 LOB: 1 K: 0 BB: 0 S: 4 P: 4	R: 0 H: 1 E: 0 LOB: 1 K: 0 BB: 0 S: 4 P: 4	R: 3 H: 3 E: 0 LOB: 0 K: 0 BB: 0 S: 6 P: 6	R: 1 H: 2 E: 0 LOB: 2 K: 1 BB: 1 S: 7 P: 11	R: 0 H: 2 E: 0 LOB: 2 K: 1 BB: 0 S: 7 P: 7	R: 0 H: 0 E: 0 LOB: 0 K: 0 BB: 0 S: 3 P: 3	R: 0 H: 1 E: 0 LOB: 1 K: 2 BB: 0 S: 8 P: 8	R: 0 H: 1 E: 0 LOB: 1 K: 1 BB: 0 S: 6 P: 6	1B: 10 SF: 1 2B: 2 SAC: 0 3B: 0 DP: 0 HR: 2 HBP: 0							WP: 0 PA: 42 PB: 0 SB: 1 CS: 0

TOP

Pittsburgh Pirates @ Chicago Cubs

Wrigley Field, Chicago, IL

Fri Jul 02 1971, 3:33 AM CDT

Att. 28,919 - Sunny - 69 F

livebaseballscorecards.com

AB	40
R	5
H	14
RBI	5
BB	1
SO	7
LOB	19

PITCHER		IP	WLS	BF	H	R	ER	SO	BB	IBB	HBP	BLK	WP	HR	S	P	ERA	WHIP
Fergie Jenkins, R ERA: 3.04	(1, 1)	5.0	L	26	10	5	5	3	1	0	0	0	0	2	31	35	9.00	2.200
Ray Newman, L ERA: 2.7	(6, 1)	2.0		8	2	0	0	1	0	0	0	0	0	0	10	10	0.00	1.000
Bill Bonham, R ERA: 4.82	(8, 1)	2.0		8	2	0	0	3	0	0	0	0	0	0	14	14	0.00	1.000

PITCHER	IP	WLS	BF	H	R	ER	SO	BB	IBB	HBP	BLK	WP	HR	S	P	ERA	WHIP

Pittsburgh Pirates @ Chicago Cubs

Wrigley Field, Chicago, IL

Fri Jul 02 1971, 3:33 AM CDT

Att. 28,919 - Sunny - 69 F

BOTTOM

Batter	1	2	3	4	5	6	7	8	9	AB	R	H	RBI	BB	SO	LOB
Don Kessinger, S (1, 6) OBP: 0.361, SLG: 0.368	F7		CS, 1B		BB		1B			3	0	2	0	1	0	0
Paul Popovich, S (1, 4) OBP: 0.276, SLG: 0.371	L9		CS 1-2	2B, 1B	P6		P8			4	1	1	0	0	0	2
Billy Williams, L (1, 7) OBP: 0.384, SLG: 0.520	2B			F7	4-3			F8		4	0	1	0	0	0	1
Joe Pepitone, L (1, 3) OBP: 0.369, SLG: 0.552	F5			E 1-H 2B	F7			G3		4	0	1	1	0	0	1
Ron Santo, R (1, 5) OBP: 0.373, SLG: 0.502		6-3		E1 2-3	BB 1B			K		4	0	1	0	0	1	1
Jim Hickman, R (1, 9) OBP: 0.326, SLG: 0.426		K		P4	4-0 1-2 BB				6-3	3	0	0	0	1	1	2
Brock Davis, L (1, 8) OBP: 0.364, SLG: 0.407		4-1		F8	4-3				G3	4	0	0	0	0	0	4
J.C. Martin, L (1, 2) OBP: 0.345, SLG: 0.444			F9		K		L8		2B	4	0	1	0	0	1	0
Fergie Jenkins, R (1, 1) OBP: 0.250, SLG: 0.375 Ray Webster, L (5, PH) OBP: 0.318, SLG: 0.263 Ray Newman, L (6, 1) Johnny Callison, L (7, PH) OBP: 0.311, SLG: 0.319 Bill Bonham, R (8, 1) OBP: 0.222, SLG: 0.222 14 Ernie Banks, R (9, PH) OBP: 0.195, SLG: 0.237			K	F7		P4			2-3	1 1 0 1 0 0 1	0 0 0 0 0 0 0	0 0 0 0 0 0 0	0 0 0 0 0 0 0	1 0 0 0 0 0 0	0 0 0 0 0 0 0	0 0 0 0 0 0 1
Inning Stats	R: 0 E: 0 K: 0 S: 4 H: 1 LOB: 1 BB: 0 P: 4	R: 0 E: 0 K: 1 S: 5 H: 0 LOB: 0 BB: 0 P: 5	R: 0 E: 0 K: 1 S: 5 H: 1 LOB: 0 BB: 0 P: 5	R: 1 E: 1 K: 0 S: 6 H: 2 LOB: 2 BB: 0 P: 6	R: 0 E: 0 K: 1 S: 5 H: 0 LOB: 1 BB: 1 P: 9	R: 0 E: 0 K: 0 S: 4 H: 1 LOB: 2 BB: 1 P: 8	R: 0 E: 0 K: 0 S: 4 H: 1 LOB: 1 BB: 0 P: 4	R: 0 E: 0 K: 1 S: 5 H: 0 LOB: 0 BB: 0 P: 5	R: 0 E: 0 K: 0 S: 4 H: 1 LOB: 1 BB: 0 P: 4	1B: 4 2B: 3 3B: 0 HR: 0 SF: 0 SAC: 0 DP: 0 HBP: 0						

PITCHER	IP	WLS	BF	H	R	ER	SO	BB	IBB	HBP	BLK	WP	HR	S	P	ERA	WHIP
Bob Moose, R (1, 1) ERA: 3.67	9.0	W	36	7	1	1	4	2	0	0	0	0	0	42	50	1.00	1.000

PITCHER	IP	WLS	BF	H	R	ER	SO	BB	IBB	HBP	BLK	WP	HR	S	P	ERA	WHIP

livebaseballscorecards.com

AB	34
R	1
H	7
RBI	1
BB	2
SO	4
LOB	12

WP: 0 PA: 37
PB: 0
SB: 0
CS: 1

Batter	1	2	3	4	5	6	7	8	9	AB	R	H	RBI	BB	SO	LOB
Bill Mazeroski, R (1, 4) OBP: 0.369, SLG: 0.378	5-3		F7			P3	FC6 1-2 2-3 BB			3	0	0	0	1	0	0
Al Oliver, L (1, 8) OBP: 0.321, SLG: 0.399	FC5-4 1B			F9		1B	FC6 1-2f			4	0	2	0	0	0	3
Roberto Clemente, R (1, 9) OBP: 0.351, SLG: 0.502	FC5-4 1-2f			L7		1B 1-2		5-3		4	0	1	0	0	0	1
Willie Stargell, L (1, 7) OBP: 0.391, SLG: 0.698 Gene Clines, R (7, 7) OBP: 0.391, SLG: 0.413	K			F7		G3		L7		3 1	0 0	0 0	0 0	0 0	1 0	3 0
Richie Hebner, L (1, 5) OBP: 0.358, SLG: 0.521		3-1			K		1B 1B 1B	F7		4	1	1	0	0	1	0
Bob Robertson, R (1, 3) OBP: 0.344, SLG: 0.483		P6			FC4-6 BB		K		FC4-6 1B	3	0	1	0	1	1	1
Milt May, L (1, 2) OBP: 0.269, SLG: 0.317 Manny Sanguillen, R (7, PR) OBP: 0.341, SLG: 0.420 (7, 2)		4-3			FC4-6 1-2f		BB 1-2 1B		FC4-6 1-2f	3 1	0 0	1 0	0 0	0 0	0 0	1 1
Gene Alley, R (1, 6) OBP: 0.286, SLG: 0.328			G3-6-4 1B		F8		BB 1-2 2-H 1B		F8	4	0	2	1	0	0	2
Bob Johnson, L (1, 1) OBP: 0.148, SLG: 0.042 Vic Davalillo, L (7, PH) OBP: 0.290, SLG: 0.314 Mudcat Grant, R (7, 1) OBP: 0.375, SLG: 0.429 Charlie Sands, L (9, PH) OBP: 0.571, SLG: 0.800			G3-6-4 1-2f			4-3	K		P8	2 1 0 1	0 0 0 0	0 0 0 0	0 0 0 0	0 1 0 0	0 2 0 1	1 2 0 1
Inning Stats	R: 0 E: 0 K: 1 S: 6 H: 1 LOB: 1 BB: 0 P: 6	R: 0 E: 0 K: 0 S: 3 H: 0 LOB: 0 BB: 0 P: 3	R: 0 E: 0 K: 0 S: 3 H: 1 LOB: 0 BB: 0 P: 3	R: 0 E: 0 K: 0 S: 3 H: 0 LOB: 0 BB: 0 P: 3	R: 0 E: 0 K: 1 S: 5 H: 0 LOB: 1 BB: 1 P: 9	R: 0 E: 0 K: 0 S: 5 H: 2 LOB: 2 BB: 0 P: 5	R: 1 E: 0 K: 2 S: 10 H: 3 LOB: 3 BB: 1 P: 14	R: 0 E: 0 K: 0 S: 3 H: 0 LOB: 0 BB: 0 P: 3	R: 0 E: 0 K: 0 S: 4 H: 1 LOB: 1 BB: 0 P: 4	1B: 8 2B: 0 3B: 0 HR: 0 SF: 0 SAC: 0 DP: 1 HBP: 0						

PITCHER		IP	W/L/S	BF	H	R	ER	SO	BB	IBB	HBP	BLK	WP	HR	S	P	ERA	WHIP
Milt Pappas, R ERA: 4.1	(1, 1)	9.0	W	36	8	1	1	4	2	0	0	0	0	0	42	50	1.00	1.111

PITCHER	IP	W/L/S	BF	H	R	ER	SO	BB	IBB	HBP	BLK	WP	HR	S	P	ERA	WHIP

TOP

Pittsburgh Pirates @ Chicago Cubs

Wrigley Field, Chicago, IL

Sat Jul 03 1971, 3:33 AM CDT

Att. 31,422 - Unknown

livebaseballscorecards.com

AB	34
R	1
H	8
RBI	1
BB	2
SO	4
LOB	16

WP: 0	PB: 0	SB: 0	CS: 0	PA: 36														

Batter	1	2	3	4	5	6	7	8	9	AB	R	H	RBI	BB	SO	LOB
Don Kessinger, S (1, 6) OBP: 0.363, SLG: 0.377	B B B B 4-0 1B G3 BB		0-0 IHR		0-0 ① F9			0-0 ① F8		3	2	1	1	1	0	0
Glenn Beckett, R (1, 4) OBP: 0.374, SLG: 0.404	0-0 WP G3 1-3 FC1-5 1B		0-0 ① G3		0-0 ② 1-3			0-0 1B 1B		4	1	2	0	0	0	0
Billy Williams, L (1, 7) OBP: 0.382, SLG: 0.517	0-0 ① G3 1-2 3-H		0-0 ② 4-3		0-0 ③ F8			0-0 1B 1-3 1B		4	0	1	1	0	0	1
Joe Pepitone, L (1, 3) OBP: 0.371, SLG: 0.555	0-0 ② FC1-5 E 1B 2-H		0-0 2B			0-0 ① 4-3		0-0 ② BB 1-3 3-H 1B		4	0	2	1	0	0	1
Ron Santo, R (1, 5) OBP: 0.375, SLG: 0.500	0-0 E1 1-3 1B		0-0 ③ F9			0-0 ② F8		B B B B 4-0 1-2 BB		3	0	1	0	1	0	1
Brock Davis, L (1, 8) OBP: 0.361, SLG: 0.402	0-0 ③ F7			0-0 ① 4-3		0-0 CS 1B		0-0 ③ G3		4	0	1	0	0	0	4
Johnny Callison, L (1, 9) OBP: 0.307, SLG: 0.314		S S S 0-3 ① K		0-0 ② G3		0-0 ③ CS 1-2	0-0 ① P6			3	0	0	0	0	1	0
Chris Cannizzaro, R (1, 2) OBP: 0.323, SLG: 0.302		0-0 ② 1-3		0-0 E5 FC6			0-0 ② F5			3	0	0	0	0	0	0
Milt Pappas, R (1, 1) OBP: 0.209, SLG: 0.175		0-0 ③ L5		0-0 ③ FC6 1-2f			0-0 ③ F8			3	0	0	0	0	0	1
Inning Stats	R: 1 H: 2 E: 1 LOB: 2 K: 0 BB: 1 S: 5 P: 9	R: 0 H: 0 E: 0 LOB: 0 K: 1 BB: 0 S: 5 P: 5	R: 1 H: 2 E: 0 LOB: 1 K: 0 BB: 0 S: 5 P: 5	R: 0 H: 0 E: 1 LOB: 1 K: 0 BB: 0 S: 4 P: 4	R: 0 H: 0 E: 0 LOB: 0 K: 0 BB: 0 S: 3 P: 3	R: 0 H: 1 E: 0 LOB: 0 K: 0 BB: 0 S: 3 P: 3	R: 0 H: 0 E: 0 LOB: 0 K: 0 BB: 0 S: 3 P: 3	R: 1 H: 3 E: 0 LOB: 2 K: 0 BB: 1 S: 5 P: 9		1B: 6 SF: 0 2B: 1 SAC: 0 3B: 0 DP: 0 HR: 1 HBP: 0						

PITCHER		IP	WLS	BF	H	R	ER	SO	BB	IBB	HBP	BLK	WP	HR	S	P	ERA	WHIP
Bob Johnson, R ERA: 3.54	(1, 1)	6.0	L	24	5	2	2	1	1	0	0	0	1	0	25	29	3.00	1.000
Mudcat Grant, R ERA: 2.91	(7, 1)	2.0		9	3	1	1	0	1	0	0	0	0	0	8	12	4.50	2.000

PITCHER	IP	WLS	BF	H	R	ER	SO	BB	IBB	HBP	BLK	WP	HR	S	P	ERA	WHIP

BOTTOM

Pittsburgh Pirates @ Chicago Cubs

Wrigley Field, Chicago, IL

Sat Jul 03 1971, 3:33 AM CDT

Att. 31,422 - Unknown

livebaseballscorecards.com

AB	31
R	3
H	8
RBI	3
BB	2
SO	1
LOB	8

Pittsburgh Pirates @ Chicago Cubs

Wrigley Field, Chicago, IL

Sun Jul 04 1971, 3:33 AM CDT

Att. 30,401 - Sunny - 84 F

TOP

livebaseballscorecards.com

Batter	1	2	3	4	5	6	7	8	9	AB	R	H	RBI	BB	SO	LOB
Bill Mazeroski, R (1, 4) OBP: 0.368, SLG: 0.376	P6		4-3		1B		WP 1B	F9		3	0	1	0	0	0	0
Dave Cash, R (7, PH) OBP: 0.378, SLG: 0.398 (7, 4)										2	0	1	0	0	0	2
Vic Davalillo, L (1, 7) OBP: 0.289, SLG: 0.312	FC3-6 1B		G3		F8		G3 1-2		L4-3	4	0	1	0	0	0	2
Gene Clines, R (9, PH) OBP: 0.388, SLG: 0.410										1	0	0	0	0	0	0
Roberto Clemente, R (1, 9) OBP: 0.355, SLG: 0.504	FC3-6 1-2f		F3			HR 1B		SH1-3 1B 1B	BB 1B	5	2	3	0	0	0	1
Richie Hebner, L (1, 5) OBP: 0.356, SLG: 0.529	G3			4-3		1-H HR		SH1-3 1-2	F9	4	1	1	2	0	0	2
Bob Robertson, R (1, 3) OBP: 0.348, SLG: 0.483		6-3		FC4-6 1B	SSS K			FC6-4 2-H 1B	BBBB 1-2 BB	4	0	2	1	1	1	0
Al Oliver, L (1, 8) OBP: 0.319, SLG: 0.407		HR		FC4-6 1-2f	SSS K			FC6-4 S 1-2f 1B	F7	5	2	1	1	0	1	4
Milt May, L (1, 2) OBP: 0.282, SLG: 0.364		HR		F7		L6		1B 1-2 1B IBB		3	1	1	1	1	0	1
Dock Ellis, S (8, PR) OBP: 0.250, SLG: 0.217										0	1	0	0	0	0	0
Manny Sanguillen, R (8, 2) OBP: 0.341, SLG: 0.420										0	0	0	0	0	0	0
Gene Alley, R (1, 6) OBP: 0.290, SLG: 0.332		4-3			B5-3 1B		SSS K	1B 1-2 2-H 1B		4	0	2	1	0	1	0
Bruce Kison, R (1, 1)		SSS K			1-2f B5-3		SSS K	1-3 2-H 1B		2	0	0	0	0	1	1
Charlie Sands, L (7, PH) OBP: 0.533, SLG: 0.727										1	0	0	0	0	1	0
Dave Giusti, R (7, 1) OBP: 0.182, SLG: 0.100										1	0	1	1	0	0	0
Bob Veale, S (8, 1) OBP: 0.250, SLG: 0.250										0	0	0	0	0	0	0
Mudcat Grant, R (8, 1) OBP: 0.375, SLG: 0.429										0	0	0	0	0	0	0
Inning Stats	R: 0 E: 0 K: 0 S: 4 H: 1 LOB: 1 BB: 0 P: 4	R: 2 E: 0 K: 1 S: 7 H: 2 LOB: 0 BB: 0 P: 7	R: 0 E: 0 K: 0 S: 3 H: 0 LOB: 0 BB: 0 P: 3	R: 0 E: 0 K: 0 S: 4 H: 1 LOB: 1 BB: 0 P: 4	R: 0 E: 0 K: 0 S: 4 H: 2 LOB: 1 BB: 0 P: 4	R: 2 E: 0 K: 2 S: 9 H: 2 LOB: 0 BB: 0 P: 9	R: 0 E: 0 K: 2 S: 8 H: 1 LOB: 1 BB: 0 P: 8	R: 3 E: 0 K: 0 S: 7 H: 4 LOB: 2 BB: 1 P: 11	R: 0 E: 0 K: 0 S: 4 H: 1 LOB: 2 BB: 1 P: 8	1B: 11 2B: 1 3B: 0 HR: 3 SF: 0 SAC: 1 DP: 1 HBP: 0						

AB	39
R	7
H	14
RBI	7
BB	2
SO	5
LOB	13

WP: 1 PB: 0 SB: 1 CS: 0 PA: 42

PITCHER		IP	WLS	BF	H	R	ER	SO	BB	IBB	HBP	BLK	WP	HR	S	P	ERA	WHIP
Bill Hands, R ERA: 3.26	(1, 1)	5.0		20	6	2	2	1	0	0	0	0	0	2	22	22	3.60	1.200
Bill Bonham, R ERA: 5.1	(6, 1)	2.0		9	3	2	2	4	0	0	0	0	1	1	17	17	9.00	1.500
Joe Decker, R ERA: 5.79	(8, 1)	0.2		6	3	3	3	0	0	1	0	0	0	0	5	9	40.50	4.500
Phil Regan, R ERA: 3.95	(8, 1)	0.1	W	2	1	0	0	0	0	0	0	0	0	0	2	2	0.00	3.000
Ray Newman, L ERA: 2.55	(9, 1)	1.0	S	5	1	0	0	0	1	0	0	0	0	0	4	8	0.00	2.000

PITCHER	IP	WLS	BF	H	R	ER	SO	BB	IBB	HBP	BLK	WP	HR	S	P	ERA	WHIP

Batter	1	2	3	4	5	6	7	8	9	AB	R	H	RBI	BB	SO	LOB
Don Kessinger, S (1, 6) OBP: 0.363, SLG: 0.375	BBBB 4-0 BB 1B BB	X 0-0 ② F8			X 0-0 ② F7		SSS 0-3 ② K	X 0-0 1B 1-3 2-H 3-H 1B		4	1	1	2	1	1	1
Glenn Beckert, R (1, 4) OBP: 0.377, SLG: 0.405	BBBB 4-0 1B 1-2 G6-4-3 BB	X 0-0 ③ FC6-4 1-2f			X 0-0 1B		X 0-0 ③ 4-3	X 0-0 1-2 3-H 1B		4	1	2	1	1	0	1
Billy Williams, L (1, 7) OBP: 0.383, SLG: 0.515	X 0-0 G6-4-3 1-3 2-H 1B 1B		SSS 0-3 ① K		X 0-0 ③ F8			X 0-0 FC3-6 1B X 0-0 1-3		5	1	2	1	0	1	3
Joe Pepitone, L (1, 3) OBP: 0.369, SLG: 0.548	III 4-0 G6-4-3 IBB		X 0-0 ② F8			SSS 0-3 ① K		X 0-0 ① FC3-6 1B BB 1-2f BB		3	1	0	0	1	1	1
Ron Santo, R (1, 5) OBP: 0.373, SLG: 0.495	X 0-0 ① ② G6-4-3 1-2f 2-3 3-H		X 0-0 ③ P4			X 0-0 ② 6-3		BBBB 4-0 BB 1B 1-2 BB BB		3	1	0	0	1	0	2
Jim Hickman, R (1, 9) OBP: 0.333, SLG: 0.447	X 0-0 1B 3-H			X 0-0 ① F7		X 0-0 HR		X 0-0 BB BB 1B 1-2 2-3 1B		4	2	3	2	0	0	0
Brock Davis, L (1, 8) OBP: 0.365, SLG: 0.400	X 0-0 ③ P6			X 0-0 ② 5-3		X 0-0 1B		BBBB 4-0 BB 1B 1-2 2-3 3-H BB		3	1	1	1	1	0	1
Chris Cannizzaro, R (1, 2) OBP: 0.317, SLG: 0.296 Johnny Callison, L (8, PH) OBP: 0.307, SLG: 0.314 Hal Breeden, R (8, PH) OBP: 0.184, SLG: 0.250 J.C. Martin, L (9, 2) OBP: 0.345, SLG: 0.444		X 0-0 ① F8		X 0-0 ③ F5	X 0-0 F7		X 0-0 ② F2			3 0 1 0	0 0 0 0	0 0 0 0	0 0 0 0	0 0 0 0	0 0 0 0	1 0 3 0
Bill Hands, R (1, 1) OBP: 0.156, SLG: 0.098 Bill Bonham, R (6, 1) OBP: 0.222, SLG: 0.222 Ray Webster, L (7, PH) OBP: 0.304, SLG: 0.250 Joe Decker, R (8, 1) OBP: 1.000, SLG: 1.000 Phil Regan, R (8, 1) Paul Popovich, S (8, PH) OBP: 0.286, SLG: 0.371 Ray Newman, L (9, 1)		BBBB 4-0 FC6-4 BB			SSS 0-3 ① K		X 0-0 ① G3	BBBB 4-0 1B 1B 1-2 2-3 3-H BB		1 0 1 0 0 0 0	0 0 0 0 0 1 0	0 0 0 0 0 0 0	0 0 0 0 0 1 0	1 0 0 0 0 1 0	1 0 0 0 0 0 0	0 0 0 0 0 0 0
Inning Stats	R: 3 H: 2 E: 0 LOB: 1 K: 0 BB: 3 S: 4 P: 16	R: 0 H: 0 E: 0 LOB: 1 K: 0 BB: 1 S: 3 P: 7	R: 0 H: 0 E: 0 LOB: 0 K: 1 BB: 0 S: 5 P: 5	R: 0 H: 0 E: 0 LOB: 0 K: 0 BB: 0 S: 3 P: 3	R: 0 H: 1 E: 0 LOB: 1 K: 1 BB: 0 S: 6 P: 6	R: 1 H: 2 E: 0 LOB: 1 K: 1 BB: 0 S: 7 P: 7	R: 0 H: 0 E: 0 LOB: 0 K: 1 BB: 0 S: 5 P: 5	R: 5 H: 4 E: 0 LOB: 2 K: 0 BB: 3 S: 7 P: 19		1B: 8 SF: 0 2B: 0 SAC: 0 3B: 0 DP: 1 HR: 1 HBP: 0						

PITCHER		IP	WLS	BF	H	R	ER	SO	BB	IBB	HBP	BLK	WP	HR	S	P	ERA	WHIP
Bruce Kison, R ERA: 6.0	(1, 1)	6.0		26	5	4	4	3	3	1	0	0	0	1	28	44	6.00	1.333
Dave Giusti, R ERA: 2.35	(7, 1)	1.1	L	8	2	4	4	1	2	0	0	0	0	0	8	16	27.00	3.000
Bob Veale, L ERA: 5.49	(8, 1)	0.1		2	0	0	0	0	1	0	0	0	0	0	1	5	0.00	3.000
Mudcat Grant, R ERA: 2.89	(8, 1)	0.1		3	2	1	1	0	0	0	0	0	0	0	3	3	27.00	6.000

PITCHER	IP	WLS	BF	H	R	ER	SO	BB	IBB	HBP	BLK	WP	HR	S	P	ERA	WHIP

BOTTOM

Pittsburgh Pirates @ Chicago Cubs

Wrigley Field, Chicago, IL

Sun Jul 04 1971, 3:33 AM CDT

Att. 30,401 - Sunny - 84 F

livebaseballscorecards.com

AB	32
R	9
H	9
RBI	8
BB	7
SO	4
LOB	13

WP: 0 PA: 39
PB: 0
SB: 0
CS: 0

Pittsburgh Pirates @ Chicago Cubs

Wrigley Field, Chicago, IL

Mon Jul 05 1971, 3:33 AM CDT

Att. 37,734 - Cloudy - 74 F

livebaseballscorecards.com

Batter	1	2	3	4	5	6	7	8	9	AB	R	H	RBI	BB	SO	LOB
Dave Cash, R (1, 4) OBP: 0.382, SLG: 0.405	S 1B		SSS K			1B 2B	FC6-4 1-2 3-H 1B		6-3	5	1	3	1	0	1	0
Gene Clines, R (1, 7) OBP: 0.380, SLG: 0.400	SSS K 1-2		L3			2B 2-H 1B 1B	L4		L6-3	5	1	1	1	0	1	3
Roberto Clemente, R (1, 9) OBP: 0.352, SLG: 0.502	L9			6-3		1-3 1B 2B	FC6-4 FC6-4 1-2f		4-3	5	1	1	0	0	0	3
Manny Sanguillen, R (1, 2) OBP: 0.340, SLG: 0.417	F9			4-3		2-H 3-H FC6-4 1B	FC6-4 1-2f			4	0	1	2	0	0	3
Bob Robertson, R (1, 3) OBP: 0.343, SLG: 0.476		F7		5-3		FC6-4 CS 1-2f		F8		4	0	0	0	0	0	1
Jose Pagan, R (1, 5) OBP: 0.333, SLG: 0.388		F7-6-3-4 1B 1B			F7	CS 1-2	B B B B 1B 1B 2B	S BB		3	0	2	0	0	0	0
Richie Hebner, L (7, PR) (7, 5)										0	1	0	0	1	0	0
Al Oliver, L (1, 8) OBP: 0.321, SLG: 0.406		1-2 1B			1-4-3		H 1B 1B HBP	F8 1-2		3	1	1	0	0	0	1
Gene Alley, R (1, 6) OBP: 0.294, SLG: 0.332		F7-6-3-4 2-2			6-3		1-2 2-3 1B 1B 1B	IBB		3	1	1	0	1	0	2
Steve Blass, R (1, 1) OBP: 0.109, SLG: 0.152			F7			F9	1-3 2-H 3-H 1B	F8		4	0	1	2	0	0	2

TOP

AB	36
R	6
H	11
RBI	6
BB	2
SO	2
LOB	15

Inning Stats	1	2	3	4	5	6	7	8	9
R	0	0	0	0	0	3	3	0	0
E	0	0	0	0	0	0	0	0	0
K	1	0	1	0	0	0	0	0	0
S	6	4	5	3	3	6	7	3	3
H	1	2	0	0	0	4	4	0	0
LOB	1	1	0	0	0	0	2	2	0
BB	0	0	0	0	0	0	0	2	0
P	6	4	5	3	3	6	8	11	3

1B	8
2B	4
3B	0
HR	0
SF	0
SAC	0
DP	1
HBP	1

WP	0
PB	0
SB	2
CS	1
PA	40

PITCHER		IP	WLS	BF	H	R	ER	SO	BB	IBB	HBP	BLK	WP	HR	S	P	ERA	WHIP
Ken Holtzman, L ERA: 3.76	(1, 1)	6.0	L	23	7	3	3	2	0	0	0	0	0	0	27	27	4.50	1.167
Ron Tompkins, R ERA: 3.47	(7, 1)	0.0		2	1	2	2	0	0	0	1	0	0	0	1	2	∞	∞
Bill Bonham, R ERA: 5.4	(7, 1)	0.0		3	3	1	1	0	0	0	0	0	0	0	3	3	∞	∞
Joe Decker, R ERA: 4.76	(7, 1)	2.0		8	0	0	0	0	1	1	0	0	0	0	6	14	0.00	0.500
Phil Regan, R ERA: 3.86	(9, 1)	1.0		3	0	0	0	0	0	0	0	0	0	0	3	3	0.00	0.000

PITCHER		IP	WLS	BF	H	R	ER	SO	BB	IBB	HBP	BLK	WP	HR	S	P	ERA	WHIP

BOTTOM

Pittsburgh Pirates @ Chicago Cubs

Wrigley Field, Chicago, IL

Mon Jul 05 1971, 3:33 AM CDT

Att. 37,734 - Cloudy - 74 F

livebaseballscorecards.com

Batter	1	2	3	4	5	6	7	8	9	AB	R	H	RBI	BB	SO	LOB
Don Kessinger, S (1, 6) OBP: 0.361, SLG: 0.373	4-3	1B 1-2 1B		F8		1-3			4-3	5	0	1	0	0	0	3
Glenn Beckert, R (1, 4) OBP: 0.375, SLG: 0.402	1-3	1-3 2-H 1B		L7			6-3		F8	5	0	1	1	0	0	1
Billy Williams, L (1, 7) OBP: 0.383, SLG: 0.516	1B 2B	F8			G1		6-3		1B	5	1	2	0	0	0	2
Joe Pepitone, L (1, 3) OBP: 0.371, SLG: 0.547 Johnny Callison, L (5, PH) (6, 9) OBP: 0.307, SLG: 0.314	1B 2-H 1B		F8		K		1B		K	2 3	0 0	1 1	1 0	0 0	0 2	0 1
Ron Santo, R (1, 5) OBP: 0.375, SLG: 0.495	1-2 1B		1B		6-3		K			4	0	2	0	0	1	1
Jim Hickman, R (1, 9) (6, 3) OBP: 0.328, SLG: 0.438	P4		F8			F8		F9		4	0	0	0	0	0	3
Brock Davis, L (1, 8) OBP: 0.369, SLG: 0.403		6-3	P5			1B 1B		1B		4	0	2	0	0	0	1
Chris Cannizzaro, R (1, 2) OBP: 0.322, SLG: 0.301		1B 1B 1B		5-3		1-2 1B	K			4	1	2	0	0	1	1
Ken Holtzman, R (1, 1) OBP: 0.179, SLG: 0.231 Paul Popovich, S (6, PH) OBP: 0.282, SLG: 0.366 Ron Tompkins, R (7, 1) Bill Bonham, R (7, 1) OBP: 0.222, SLG: 0.222 Joe Decker, R (7, 1) OBP: 1.000, SLG: 1.000 Ray Webster, L (8, PH) OBP: 0.292, SLG: 0.238 Phil Regan, R (9, 1)		F2		BB		P4		4-3		1 1 0 0 0 1 0	0 0 0 0 0 0 0	0 0 0 0 0 0 0	0 0 0 0 0 0 0	1 0 0 0 0 0 0	0 0 0 0 0 0 0	1 2 0 0 0 1 0
Inning Stats	R: 1 E: 0 K: 0 S: 6 H: 3 LOB: 2 BB: 0 P: 6	R: 1 E: 0 K: 0 S: 6 H: 3 LOB: 2 BB: 0 P: 6	R: 0 E: 0 K: 0 S: 4 H: 1 LOB: 1 BB: 0 P: 4	R: 0 E: 0 K: 0 S: 3 H: 0 LOB: 1 BB: 1 P: 7	R: 0 E: 0 K: 1 S: 5 H: 0 LOB: 0 BB: 0 P: 5	R: 0 E: 0 K: 0 S: 5 H: 2 LOB: 2 BB: 0 P: 5	R: 0 E: 0 K: 0 S: 6 H: 1 LOB: 1 BB: 0 P: 6	R: 0 E: 0 K: 1 S: 6 H: 1 LOB: 1 BB: 0 P: 6	R: 0 E: 0 K: 1 S: 6 H: 1 LOB: 1 BB: 0 P: 6							

PITCHER	IP	WLS	BF	H	R	ER	SO	BB	IBB	HBP	BLK	WP	HR	S	P	ERA	WHIP
Steve Blass, R (1, 1) ERA: 2.98	9.0	W	40	12	2	2	4	1	0	0	0	0	0	47	51	2.00	1.444

PITCHER	IP	WLS	BF	H	R	ER	SO	BB	IBB	HBP	BLK	WP	HR	S	P	ERA	WHIP

AB	39
R	2
H	12
RBI	2
BB	1
SO	4
LOB	17

1B: 11 SF: 0
2B: 1 SAC: 0
3B: 0 DP: 0
HR: 0 HBP: 0

WP: 0 PA: 40
PB: 0
SB: 0
CS: 0

Batter	1	2	3	4	5	6	7	8	9	AB	R	H	RBI	BB	SO	LOB
Pete Rose, S (1, 9) OBP: 0.395, SLG: 0.437	6-3		F7		1B		1B		1B 1B 2B	5	1	3	0	0	0	2
George Foster, R (1, 8) OBP: 0.305, SLG: 0.401	K		4-3		K		K		2-3 1B	5	0	1	0	0	3	6
Lee May, R (1, 3) OBP: 0.345, SLG: 0.568	K			F9	F8		5-3		G5-4-3	5	0	1	1	0	1	4
Johnny Bench, R (1, 2) OBP: 0.304, SLG: 0.467		F5		F5		F5		F5	G5-4-3	5	0	0	0	0	0	2
Tony Perez, R (1, 5) OBP: 0.302, SLG: 0.392		K		1B 1B		WP		BB		3	1	2	0	1	1	0
Bernie Carbo, L (1, 7) OBP: 0.355, SLG: 0.343		6-3		E 1B		FC G6-3		F5		4	0	1	0	0	0	2
Tommy Helms, R (1, 4) OBP: 0.290, SLG: 0.343			E6 FC3-5	E3		G6-3				4	0	2	1	0	0	2
Dave Concepcion, R (1, 6) OBP: 0.259, SLG: 0.263			FC3-5	F9			6-3	L5		3	0	1	0	0	0	0
Ty Cline, L (8, PH) OBP: 0.365, SLG: 0.221										1	0	0	0	0	0	2
Woody Woodward, R (8, 6) OBP: 0.331, SLG: 0.292										0	0	0	0	0	0	0
Jim McGlothlin, R (1, 1) OBP: 0.259, SLG: 0.360			FC3-5		BB		BB		K	1	0	0	0	1	0	2
Jimmy Stewart, S (7, PH) OBP: 0.265, SLG: 0.205										0	0	0	0	1	0	0
Clay Carroll, R (7, 1) OBP: 0.200, SLG: 0.200										0	0	0	0	0	0	0
Hal McRae, R (9, PH) OBP: 0.270, SLG: 0.351										1	0	0	0	0	1	0

Inning Stats	1	2	3	4	5	6	7	8	9
R	0	0	0	1	0	0	0	0	1
E	0	0	1	1	0	0	0	0	0
K	2	1	0	0	1	0	1	0	1
S	7	5	5	5	6	4	6	4	7
H	0	0	1	3	1	1	1	1	3
LOB	0	0	2	0	2	1	2	2	1
BB	0	0	0	0	1	0	1	1	0
P	7	5	5	5	10	4	10	8	7

PITCHER	IP	WLS	BF	H	R	ER	SO	BB	IBB	HBP	BLK	WP	HR	S	P	ERA	WHIP
Dock Ellis, R (1, 1) ERA: 2.11	7.0	W	30	7	1	1	5	2	0	0	0	1	0	38	46	1.29	1.286
Mudcat Grant, R (8, 1) ERA: 2.98	1.1		9	4	1	1	1	1	0	0	0	0	0	10	14	6.75	3.750
Dave Giusti, R (9, 1) ERA: 2.31	0.2	S	1	0	0	0	0	0	0	0	0	0	0	1	1	0.00	0.000

PITCHER	IP	WLS	BF	H	R	ER	SO	BB	IBB	HBP	BLK	WP	HR	S	P	ERA	WHIP

TOP

Cincinnati Reds @ Pittsburgh Pirates

Three Rivers Stadium, Pittsburgh, PA

Tue Jul 06 1971, 7:05 PM EDT
Att. 23,321 - Unknown

livebaseballscorecards.com

AB	37
R	2
H	11
RBI	2
BB	3
SO	6
LOB	22

1B: 10	SF: 0	WP: 1	PA: 40
2B: 1	SAC: 0	PB: 0	
3B: 0	DP: 2	SB: 0	
HR: 0	HBP: 0	CS: 0	

BOTTOM

Cincinnati Reds @ Pittsburgh Pirates

Three Rivers Stadium, Pittsburgh, PA

Tue Jul 06 1971, 7:05 PM EDT

Att. 23,321 - Unknown

livebaseballscorecards.com

Batter	1	2	3	4	5	6	7	8	9	AB	R	H	RBI	BB	SO	LOB
Dave Cash, R (1, 4) OBP: 0.380, SLG: 0.403	6-3		5-3		F9		1-2 1B			4	0	1	0	0	0	0
Vic Davalillo, L (1, 7) OBP: 0.288, SLG: 0.310	BB 1B		4-3		6-3		2-3			4	0	1	0	0	0	2
Roberto Clemente, R (1, 9) OBP: 0.358, SLG: 0.510 Gene Clines, R (9, 9) OBP: 0.380, SLG: 0.400	1-2 BB			6-3		SF8 3B		SH2-4 3B 1B		3 0	2 0	2 0	0 0	1 0	0 0	0 0
Richie Hebner, L (1, 5) OBP: 0.355, SLG: 0.525	F7			4-3		SF8 3-H		SH2-4 1-2		2	0	0	1	0	0	2
Bob Robertson, R (1, 3) OBP: 0.345, SLG: 0.472	K			1B 1B BB		F7		3B BB		2	2	0	0	2	1	2
Al Oliver, L (1, 8) OBP: 0.323, SLG: 0.414		F8		1B 1-2 1B		F8		1-3 3B 1-H 2-H		4	1	2	2	0	0	0
Manny Sanguillen, R (1, 2) OBP: 0.339, SLG: 0.415		6-3		1-3 2-H 1B			4-3	1-3 3-H		4	0	1	2	0	0	0
Gene Alley, R (1, 6) OBP: 0.293, SLG: 0.330		K		F9			1B 1B	6-3		4	0	1	0	0	1	2
Dock Ellis, S (1, 1) OBP: 0.240, SLG: 0.208 Charlie Sands, L (7, PH) OBP: 0.500, SLG: 0.667 Mudcat Grant, R (8, 1) OBP: 0.375, SLG: 0.429 Dave Giusti, R (9, 1) OBP: 0.182, SLG: 0.100			L8		6-3		F7			2 1 0 0	0 0 0 0	0 0 0 0	0 0 0 0	0 0 0 0	0 0 0 0	0 1 0 0
Inning Stats	R: 0 H: 1 E: 0 LOB: 2 K: 1 BB: 1 S: 6 P: 10	R: 0 H: 0 E: 0 LOB: 0 K: 1 BB: 0 S: 5 P: 5	R: 0 H: 0 E: 0 LOB: 0 K: 0 BB: 0 S: 3 P: 3	R: 1 H: 2 E: 0 LOB: 2 K: 0 BB: 1 S: 5 P: 9	R: 0 H: 0 E: 0 LOB: 0 K: 0 BB: 0 S: 3 P: 3	R: 1 H: 1 E: 0 LOB: 0 K: 0 BB: 0 S: 4 P: 4	R: 0 H: 2 E: 0 LOB: 2 K: 0 BB: 0 S: 5 P: 5	R: 3 H: 2 E: 0 LOB: 0 K: 0 BB: 1 S: 5 P: 9		1B: 6 SF: 1 2B: 0 SAC: 1 3B: 2 DP: 0 HR: 0 HBP: 0						

PITCHER		IP	WLS	BF	H	R	ER	SO	BB	IBB	HBP	BLK	WP	HR	S	P	ERA	WHIP
Jim McGlothlin, R ERA: 3.49	(1, 1)	6.0	L	24	4	2	2	2	2	0	0	0	0	0	26	34	3.00	1.000
Clay Carroll, R ERA: 2.35	(7, 1)	2.0		11	4	3	3	0	1	0	0	0	0	0	10	14	13.50	2.500

PITCHER	IP	WLS	BF	H	R	ER	SO	BB	IBB	HBP	BLK	WP	HR	S	P	ERA	WHIP

AB	30
R	5
H	8
RBI	5
BB	3
SO	2
LOB	9

WP: 0 PA: 35
PB: 0
SB: 0
CS: 0

Batter	1	2	3	4	5	6	7	8	9	AB	R	H	RBI	BB	SO	LOB
Pete Rose, S (1, 9) OBP: 0.393, SLG: 0.434	G5-4-3 1B		4-3			F5		K		4	0	1	0	0	1	0
George Foster, R (1, 8) OBP: 0.300, SLG: 0.394	G5-4-3 1-2f		E6			K			F2	4	0	0	0	0	1	1
Lee May, R (1, 3) OBP: 0.350, SLG: 0.591	BB		K			HR			HR	3	2	2	2	1	1	1
Johnny Bench, R (1, 2) OBP: 0.303, SLG: 0.466 Jim Merritt, L (2, 1) OBP: 0.238, SLG: 0.350 Joe Gibbon, R (8, 1) Al Ferrara, R (9, PH) OBP: 0.277, SLG: 0.132	F8			G4-6-3 1B		F8			BB	1 2 0 0	0 0 0 0	0 1 0 0	0 0 0 0	0 0 0 1	0 0 0 0	1 0 0 0
Tony Perez, R (1, 5) OBP: 0.299, SLG: 0.387		K		G4-6-3 1-2f			K		K	4	0	0	0	0	3	2
Bernie Carbo, L (1, 7) OBP: 0.353, SLG: 0.357		HR		F8			L8		F4	4	1	1	1	0	0	1
Woody Woodward, R (1, 4) OBP: 0.323, SLG: 0.284		F2			F7		6-3			3	0	0	0	0	0	0
Dave Concepcion, R (1, 6) OBP: 0.255, SLG: 0.259		F9			K			4-3		3	0	0	0	0	1	0
Gary Nolan, R (1, 1) OBP: 0.093, SLG: 0.073 Pat Corrales, R (2, 2) OBP: 0.245, SLG: 0.200			K		6-3			F4		0 3	0 0	0 0	0 0	0 0	0 1	0 0
Inning Stats	R: 0 E: 0 K: 0 S: 3 H: 1 LOB: 1 BB: 1 P: 7	R: 1 E: 0 K: 1 S: 6 H: 1 LOB: 0 BB: 0 P: 6	R: 0 E: 1 K: 2 S: 8 H: 0 LOB: 1 BB: 0 P: 8	R: 0 E: 0 K: 0 S: 3 H: 1 LOB: 0 BB: 0 P: 3	R: 0 E: 0 K: 1 S: 5 H: 0 LOB: 0 BB: 0 P: 5	R: 1 E: 0 K: 1 S: 6 H: 1 LOB: 0 BB: 0 P: 6	R: 0 E: 0 K: 1 S: 5 H: 0 LOB: 0 BB: 0 P: 5	R: 0 E: 0 K: 1 S: 5 H: 0 LOB: 0 BB: 0 P: 5	R: 1 E: 0 K: 1 S: 6 H: 1 LOB: 1 BB: 1 P: 10	1B: 2 2B: 0 3B: 0 HR: 3	SF: 0 SAC: 0 DP: 2 HBP: 0			WP: 0 PB: 0 SB: 0 CS: 0	PA: 33		

PITCHER	IP	WLS	BF	H	R	ER	SO	BB	IBB	HBP	BLK	WP	HR	S	P	ERA	WHIP
Bob Johnson, R (1, 1) ERA: 3.49	9.0	W	33	5	3	3	8	2	0	0	0	0	3	47	55	3.00	0.778

PITCHER	IP	WLS	BF	H	R	ER	SO	BB	IBB	HBP	BLK	WP	HR	S	P	ERA	WHIP

TOP

Cincinnati Reds @ Pittsburgh Pirates

Three Rivers Stadium, Pittsburgh, PA

Wed Jul 07 1971, 7:05 PM EDT

Att. 23,873 - Unknown

livebaseballscorecards.com

AB	31
R	3
H	5
RBI	3
BB	2
SO	8
LOB	6

BOTTOM

Cincinnati Reds @ Pittsburgh Pirates

Three Rivers Stadium, Pittsburgh, PA

Wed Jul 07 1971, 7:05 PM EDT

Att. 23,873 - Unknown

livebaseballscorecards.com

Batter	1	2	3	4	5	6	7	8	9	AB	R	H	RBI	BB	SO	LOB
Dave Cash, R (1, 4) OBP: 0.380, SLG: 0.401	1B	F8		L7			BB	F7		4	2	1	0	1	0	5
Al Oliver, L (1, 8) OBP: 0.318, SLG: 0.407	F8	F9			F6		F7	4-3		5	0	0	0	0	0	2
Roberto Clemente, R (1, 9) OBP: 0.362, SLG: 0.515	2B BB 1B 1-2	F9			2B		SF9 BB 1B 1-2	5-3		5	2	3	0	0	0	0
Willie Stargell, L (1, 7) OBP: 0.392, SLG: 0.691	L6	F8			L8		BB 1B BB 1-2 2-3	FC4 1B		4	1	1	0	1	0	3
Richie Hebner, L (1, 5) OBP: 0.352, SLG: 0.524	BB 1B 2B 1-3 2-H		3-1		F9		SF9 2-3 3-H	FC4 1-2f		4	1	1	2	0	0	2
Bob Robertson, R (1, 3) OBP: 0.351, SLG: 0.472	BB 1B BB		G6-4-3 1B			F5	E 1B BB 1-2			2	2	1	0	2	0	0
Manny Sanguillen, R (1, 2) OBP: 0.341, SLG: 0.414	1B 1B BB 1-2 2-3 3-H		G6-4-3 1-2f			F4	E8 BB 1B 1-3 2-H 3-H			3	1	1	3	1	0	1
Gene Alley, R (1, 6) OBP: 0.301, SLG: 0.335	1B 1B 1-2 2-H 3-H			F3		1B	BB IBB			3	0	2	2	1	0	0
Bob Johnson, L (1, 1) OBP: 0.194, SLG: 0.074	1B 1-2 2-H			K		K	BB 1-2 2-3 3-H			3	0	1	2	1	2	1
Inning Stats	R: 5 E: 0 K: 0 S: 8 H: 5 LOB: 2 BB: 2 P: 16	R: 0 E: 0 K: 0 S: 3 H: 0 LOB: 0 BB: 0 P: 3	R: 0 E: 0 K: 0 S: 3 H: 1 LOB: 0 BB: 0 P: 3	R: 0 E: 0 K: 1 S: 5 H: 0 LOB: 0 BB: 0 P: 5	R: 0 E: 0 K: 0 S: 4 H: 1 LOB: 1 BB: 0 P: 4	R: 0 E: 0 K: 1 S: 6 H: 1 LOB: 1 BB: 0 P: 6	R: 4 E: 1 K: 0 S: 5 H: 2 LOB: 3 BB: 5 P: 25	R: 0 E: 0 K: 0 S: 4 H: 1 LOB: 1 BB: 0 P: 4		1B: 9 2B: 2 3B: 0 HR: 0 SF: 1 SAC: 0 DP: 1 HBP: 0						

	AB	33
	R	9
	H	11
	RBI	9
	BB	7
	SO	2
	LOB	14

PITCHER		IP	WLS	BF	H	R	ER	SO	BB	IBB	HBP	BLK	WP	HR	S	P	ERA	WHIP
Gary Nolan, R ERA: 3.17	(1, 1)	1.0	L	10	5	5	5	0	2	0	0	0	0	0	8	16	45.00	7.000
Jim Merritt, L ERA: 4.99	(2, 1)	6.0		27	5	4	4	2	4	1	0	0	0	0	26	46	6.00	1.500
Joe Gibbon, L ERA: 3.05	(8, 1)	1.0		4	1	0	0	0	0	0	0	0	0	0	4	4	0.00	1.000

PITCHER	IP	WLS	BF	H	R	ER	SO	BB	IBB	HBP	BLK	WP	HR	S	P	ERA	WHIP

Batter	1	2	3	4	5	6	7	8	9	AB	R	H	RBI	BB	SO	LOB
Pete Rose, S (1, 9) OBP: 0.394, SLG: 0.435	3-1		4-3			FC6-4 1B		BB 1B BB 1B		4	1	2	0	0	0	0
George Foster, R (1, 8) OBP: 0.303, SLG: 0.396	1B			6-3		FC6-4 1-2f		BB BB 1-2 1B		4	0	2	0	0	0	1
Lee May, R (1, 3) OBP: 0.352, SLG: 0.588	L7			K			WP 1B	BB 1-2 2-3 BB		3	0	1	0	1	1	1
Tony Perez, R (1, 5) OBP: 0.298, SLG: 0.384	K			L9			6-3 1-3	BB 1-2 2-3 3-H BB		3	0	0	1	1	1	2
Bernie Carbo, L (1, 7) OBP: 0.351, SLG: 0.351		4-3			F6		BB	3-1		3	0	0	0	1	0	3
Dave Concepcion, R (1, 6) OBP: 0.251, SLG: 0.255		6-3			G3		K		F9	4	0	0	0	0	1	2
Pat Corrales, R (1, 2) OBP: 0.226, SLG: 0.184		F9			5-3		4-3		F9	4	0	0	0	0	0	2
Woody Woodward, R (1, 4) OBP: 0.313, SLG: 0.275			K			L8		5-3	5-3	4	0	0	0	0	1	0
Don Gullett, R (1, 1) OBP: 0.128, SLG: 0.105			6-3			F9		L9		1	0	0	0	0	0	0
Buddy Bradford, R (6, PH) OBP: 0.307, SLG: 0.311										1	0	0	0	0	0	0
Tony Cloninger, R (6, 1) OBP: 0.286, SLG: 0.333										0	0	0	0	0	0	0
Ty Cline, L (8, PH) OBP: 0.360, SLG: 0.217										1	0	0	0	0	0	0
Wayne Granger, R (8, 1)										0	0	0	0	0	0	0
Inning Stats	R: 0 E: 0 K: 1 S: 6 H: 1 LOB: 1 BB: 0 P: 6	R: 0 E: 0 K: 0 S: 3 H: 0 LOB: 0 BB: 0 P: 3	R: 0 E: 0 K: 1 S: 5 H: 0 LOB: 0 BB: 0 P: 5	R: 0 E: 0 K: 1 S: 5 H: 0 LOB: 0 BB: 0 P: 5	R: 0 E: 0 K: 0 S: 3 H: 0 LOB: 0 BB: 0 P: 3	R: 0 E: 0 K: 0 S: 4 H: 1 LOB: 1 BB: 0 P: 4	R: 0 E: 0 K: 1 S: 6 H: 1 LOB: 2 BB: 1 P: 10	R: 1 E: 0 K: 0 S: 5 H: 2 LOB: 3 BB: 2 P: 13	R: 0 E: 0 K: 0 S: 3 H: 0 LOB: 0 BB: 0 P: 3	1B: 5 2B: 0 3B: 0 HR: 0	SF: 0 SAC: 0 DP: 0 HBP: 0			WP: 2 PB: 0 SB: 0 CS: 0	PA: 35		

PITCHER	IP	WLS	BF	H	R	ER	SO	BB	IBB	HBP	BLK	WP	HR	S	P	ERA	WHIP
Bruce Kison, R (1, 1) ERA: 3.29	7.2	W	31	5	1	1	4	3	0	0	0	1	0	36	48	1.17	1.043
Dave Giusti, R (8, 1) ERA: 2.25	1.1	S	4	0	0	0	0	0	0	0	0	0	0	4	4	0.00	0.000

PITCHER	IP	WLS	BF	H	R	ER	SO	BB	IBB	HBP	BLK	WP	HR	S	P	ERA	WHIP

Cincinnati Reds @ Pittsburgh Pirates

Three Rivers Stadium, Pittsburgh, PA

Thu Jul 08 1971, 7:05 PM EDT

Att. 22,534 - Unknown

TOP

AB	32
R	1
H	5
RBI	1
BB	3
SO	4
LOB	11

livebaseballscorecards.com

Cincinnati Reds @ Pittsburgh Pirates

Three Rivers Stadium, Pittsburgh, PA

Thu Jul 08 1971, 7:05 PM EDT

Att. 22,534 - Unknown

BOTTOM

Batter	1	2	3	4	5	6	7	8	9	AB	R	H	RBI	BB	SO	LOB
Dave Cash, R (1, 4) OBP: 0.387, SLG: 0.401	BBBB 4-0 1B 6-3 BB	x 0-0 G6-4-3 1B 1B		x 0-0 ② F8		BBBB 4-0 2B BB		BBBB 4-0 1B FC1-6 BB		2	3	1	0	3	0	0
Gene Clines, R (1, 8) OBP: 0.397, SLG: 0.426 Al Oliver, L (9, 8) OBP: 0.318, SLG: 0.407	x 0-0 6-3 S 4-3 1-3 1B	x 0-0 G6-4-3 1-2 1B		x 0-0 1B 2B		x 0-0 ① L6		x 0-0 FC1-6 1-3 1B		5 0	2 0	4 0	0 0	0 0	0 0	1 0
Roberto Clemente, R (1, 9) OBP: 0.362, SLG: 0.517	x 0-0 ① 6-3 1-3 3-H	x 0-0 ① ② G6-4-3 1-2f 2-3		x 0-0 2-H 1B		x 0-0 6-3 1-H 2B		x 0-0 ② FC1-6 1-2f 3-H		5	0	2	4	0	0	4
Willie Stargell, L (1, 7) OBP: 0.385, SLG: 0.679	x 0-0 ② 4-3 3-H	x 0-0 ③ F7		x 0-0 ③ 4-3		x 0-0 ② 6-3 2-3		x 0-0 ③ 4-3		5	0	0	1	0	0	4
Manny Sanguillen, R (1, 2) OBP: 0.343, SLG: 0.415	x 0-0 HR 1B	x 0-0 ① 6-3			x 0-0 FC1-6 1B	x 0-0 ③ 6-3				4	1	2	0	0	0	1
Bob Robertson, R (1, 3) OBP: 0.353, SLG: 0.482	x 0-0 1-H HR	x 0-0 ② F4			SSS 0-3 ① K		BBBB 4-0 G4-6-3 BB			3	1	1	2	1	1	1
Jose Pagan, R (1, 5) OBP: 0.340, SLG: 0.379	BBBB 4-0 1B BB	BBBB 4-0 BB			x 0-0 ② FC1-6 BB 1-2f		x 0-0 ① L7			2	0	0	0	2	0	2
Gene Alley, R (1, 6) OBP: 0.305, SLG: 0.335	x 0-0 1-2 1B	x 0-0 ③ F8			BBBB 4-0 1-2 BB		x 0-0 ② ③ G4-6-3 1-2f			3	0	1	0	1	0	2
Bruce Kison, R (1, 1) Dave Giusti, R (8, 1) OBP: 0.167, SLG: 0.091	SSS 0-3 ③ K			x 0-0 ① F9	SSS 0-3 ③ K			x 0-0 ① 6-3		3 1	0 0	0 0	0 0	0 0	2 0	4 0
Inning Stats	R: 4 H: 4 E: 0 LOB: 2 K: 1 BB: 2 S: 9 P: 17	R: 0 H: 2 E: 0 LOB: 1 K: 0 BB: 0 S: 4 P: 4	R: 0 H: 0 E: 0 LOB: 1 K: 0 BB: 1 S: 3 P: 7	R: 1 H: 2 E: 0 LOB: 1 K: 0 BB: 0 S: 5 P: 5	R: 0 H: 1 E: 0 LOB: 2 K: 2 BB: 1 S: 8 P: 12	R: 1 H: 1 E: 0 LOB: 1 K: 0 BB: 1 S: 4 P: 8	R: 0 H: 0 E: 0 LOB: 0 K: 0 BB: 1 S: 2 P: 6	R: 1 H: 1 E: 0 LOB: 1 K: 0 BB: 1 S: 4 P: 8		1B: 8 SF: 0 2B: 2 SAC: 0 3B: 0 DP: 2 HR: 1 HBP: 0						

livebaseballscorecards.com

AB	33
R	7
H	11
RBI	7
BB	7
SO	3
LOB	19

PITCHER		IP	WLS	BF	H	R	ER	SO	BB	IBB	HBP	BLK	WP	HR	S	P	ERA	WHIP
Don Gullett, L ERA: 2.86	(1, 1)	5.0	L	27	9	5	5	3	4	0	0	0	0	1	29	45	9.00	2.600
Tony Cloninger, R ERA: 4.0	(6, 1)	2.0		8	1	1	1	0	2	0	0	0	0	0	6	14	4.50	1.500
Wayne Granger, R ERA: 3.23	(8, 1)	1.0		5	1	1	1	0	1	0	0	0	0	0	4	8	9.00	2.000

PITCHER	IP	WLS	BF	H	R	ER	SO	BB	IBB	HBP	BLK	WP	HR	S	P	ERA	WHIP

Batter	1	2	3	4	5	6	7	8	9	AB	R	H	RBI	BB	SO	LOB
Ralph Garr, L (1, 7) OBP: 0.362, SLG: 0.440	4-3		K			WP, 1B; 1B		FC3-6; G6-3		4	1	1	0	0	1	1
Felix Millan, R (1, 4) OBP: 0.353, SLG: 0.389	5-3			6-3		F3		G6-3		4	0	0	0	0	0	3
Hank Aaron, R (1, 3) OBP: 0.400, SLG: 0.625	F7			6-3		1B			S	3	0	1	1	0	0	0
Zoilo Versalles, R (7, 5) OBP: 0.286, SLG: 0.414										1	0	1	0	0	0	0
Earl Williams, R (1, 5) (7, 3) OBP: 0.313, SLG: 0.463		F3		K		G4-6-3			F8	4	0	1	1	0	1	1
Mike Lum, L (1, 9) OBP: 0.381, SLG: 0.447		L6			1B	G4-6-3			F2	4	0	1	0	0	0	3
Hal King, L (1, 2) OBP: 0.337, SLG: 0.355		1B			F4		G5-4-3; 1B		L9	4	0	2	0	0	0	2
Sonny Jackson, L (1, 8) OBP: 0.318, SLG: 0.362		3-1			G6-4-3; 1B		G5-4-3; 1B			3	0	2	0	0	0	1
Leo Foster, R (1, 6)			F8		G6-4-3		G5-4-3			3	0	0	0	0	0	4
Jim Nash, R (1, 1) OBP: 0.158, SLG: 0.184			K			WP, 1B; 1B		FC3-6; 1B		1	0	0	0	0	1	0
Tom House, L (5, 1) OBP: 0.500, SLG: 0.500										1	1	1	0	0	0	0
Steve Barber, L (6, 1) OBP: 0.200, SLG: 0.111										1	0	1	0	0	0	0
Inning Stats	R: 0 E: 0 K: 0 S: 3	H: 0 LOB: 0 BB: 0 P: 3	R: 0 E: 0 K: 0 S: 4	H: 1 LOB: 1 BB: 0 P: 4	R: 0 E: 0 K: 2 S: 7	H: 0 LOB: 0 BB: 0 P: 7	R: 0 E: 0 K: 1 S: 5	H: 0 LOB: 0 BB: 0 P: 5	R: 0 E: 0 K: 0 S: 4	H: 2 LOB: 1 BB: 0 P: 4	R: 2 E: 0 K: 0 S: 6	H: 4 LOB: 1 BB: 0 P: 6	R: 0 E: 0 K: 0 S: 3	H: 2 LOB: 0 BB: 0 P: 3	R: 0 E: 0 K: 0 S: 3	H: 1 LOB: 0 BB: 0 P: 3	R: 0 E: 0 K: 0 S: 4	H: 1 LOB: 1 BB: 0 P: 4	1B: 11 2B: 0 3B: 1 HR: 0	SF: 0 SAC: 0 DP: 3 HBP: 0	WP: 1 PB: 0 SB: 1 CS: 0	PA: 33

PITCHER	IP	WLS	BF	H	R	ER	SO	BB	IBB	HBP	BLK	WP	HR	S	P	ERA	WHIP
Nelson Briles, R (1, 1) ERA: 3.97	9.0	W	33	11	2	2	3	0	0	0	0	1	0	39	39	2.00	1.222

PITCHER	IP	WLS	BF	H	R	ER	SO	BB	IBB	HBP	BLK	WP	HR	S	P	ERA	WHIP

TOP

Atlanta Braves @ Pittsburgh Pirates

Three Rivers Stadium, Pittsburgh, PA

Fri Jul 09 1971, 7:05 PM EDT

Att. 29,678 - Unknown

livebaseballscorecards.com

AB	33
R	2
H	11
RBI	2
BB	0
SO	3
LOB	15

Atlanta Braves @ Pittsburgh Pirates

Three Rivers Stadium, Pittsburgh, PA

Fri Jul 09 1971, 7:05 PM EDT

Att. 29,678 - Unknown

BOTTOM

Batter	1	2	3	4	5	6	7	8	9	AB	R	H	RBI	BB	SO	LOB
Dave Cash, R (1, 4) OBP: 0.387, SLG: 0.403	E6 F9 S 1B	4-3 2-3		F8		1B HR 2B	BBBB 4-0 1-2 G4-3 BB			4	2	1	0	1	0	1
Al Oliver, L (1, 8) OBP: 0.313, SLG: 0.400	F9 1-3	4-3		F5		F5	G4-3 1-2f			5	0	0	0	0	0	5
Roberto Clemente, R (1, 9) OBP: 0.366, SLG: 0.520	SSS 0-3 K		F9		1B 3B 2B	2-3 HR 1B		BBBB 4-0 FC4-6 BB		4	2	2	0	1	1	1
Willie Stargell, L (1, 7) OBP: 0.392, SLG: 0.691	FC6-4 3-H 1B		HR 1B		BBBB 4-0 1B 3B BB	1-H HR 3-H		FC4-6 BB 1B 1-2f		4	3	3	4	1	0	1
Richie Hebner, L (1, 5) OBP: 0.356, SLG: 0.536	FC6-4 1-2f		1-H HR		1-2 2-3 3B 1B	4-3		BB 1-2 1B		5	2	3	2	0	0	1
Bob Robertson, R (1, 3) OBP: 0.356, SLG: 0.486		1B 2B	K	K	1B			G6-4-3 1-2 2-3 BB		4	1	2	0	1	2	3
Manny Sanguillen, R (1, 2) OBP: 0.347, SLG: 0.425		FC1-6 2-H 1B	1B		1-H 2-H 3-H 3B	F9		G6-4-3 1-2f		5	0	3	4	0	0	4
Gene Alley, R (1, 6) OBP: 0.304, SLG: 0.333		FC1-6 1-2f 2B	F7		F4		BB 1B			4	1	1	0	0	0	3
Nelson Briles, R (1, 1) OBP: 0.300, SLG: 0.474		4-3 1-H 2B		SSS 0-3 K	SSS 0-3 K		F3			4	0	1	1	0	2	2
Inning Stats	R: 1 E: 1 K: 1 S: 7 H: 1 LOB: 1 BB: 0 P: 7	R: 2 E: 0 K: 0 S: 6 H: 3 LOB: 1 BB: 0 P: 6	R: 2 E: 0 K: 1 S: 8 H: 3 LOB: 1 BB: 0 P: 8	R: 0 E: 0 K: 1 S: 5 H: 0 LOB: 0 BB: 0 P: 5	R: 3 E: 0 K: 2 S: 10 H: 3 LOB: 1 BB: 1 P: 14	R: 3 E: 0 K: 0 S: 7 H: 4 LOB: 1 BB: 0 P: 7	R: 0 E: 0 K: 0 S: 3 H: 1 LOB: 1 BB: 1 P: 7	R: 0 E: 0 K: 0 S: 3 H: 1 LOB: 2 BB: 2 P: 11		1B: 9 2B: 4 3B: 1 HR: 2 SF: 0 SAC: 0 DP: 2 HBP: 0						

livebaseballscorecards.com

AB	39
R	11
H	16
RBI	11
BB	4
SO	5
LOB	21

PITCHER		IP	WLS	BF	H	R	ER	SO	BB	IBB	HBP	BLK	WP	HR	S	P	ERA	WHIP
Jim Nash, R ERA: 5.52	(1, 1)	4.1	L	25	10	8	7	4	1	0	0	0	0	1	32	36	14.54	2.538
Tom House, L ERA: 11.25	(5, 1)	1.0		5	2	2	2	1	0	0	0	0	0	0	7	7	18.00	2.000
Steve Barber, L ERA: 4.47	(6, 1)	2.2		13	4	1	1	0	3	0	0	0	0	1	10	22	3.38	2.625

PITCHER	IP	WLS	BF	H	R	ER	SO	BB	IBB	HBP	BLK	WP	HR	S	P	ERA	WHIP

Atlanta Braves @ Pittsburgh Pirates

Three Rivers Stadium, Pittsburgh, PA

Sat Jul 10 1971, 3:33 AM EDT

Att. 18,955 - Unknown

livebaseballscorecards.com

TOP

Batter	1	2	3	4	5	6	7	8	9	AB	R	H	RBI	BB	SO	LOB
Felix Millan, R (1, 4) OBP: 0.356, SLG: 0.391	K		SF9 1B 4-3 1B		FC6-4 1B	BB		FC6-4 E S 2B		4	2	2	0	1	1	1
Ralph Garr, L (1, 7) OBP: 0.365, SLG: 0.445	1-3		4-3 1B		FC6-4 1B	K		1-H 2B		5	0	3	1	0	1	3
Hank Aaron, R (1, 3) OBP: 0.403, SLG: 0.635	1B BB		SF9		F9		HR	IBB		2	1	1	2	2	0	2
Mike Lum, L (1, 9) OBP: 0.382, SLG: 0.446	FC5-4 1B		4-3		FC6-4		1B	F8		5	0	2	1	0	0	5
Earl Williams, R (1, 5) OBP: 0.310, SLG: 0.458	FC5-4		6-3		G3		K		FC5-4 1B	5	0	1	0	0	1	6
Sonny Jackson, L (1, 8) OBP: 0.317, SLG: 0.360		F8		F7		SH4-3 E 1B	F9		F5	5	0	1	0	0	0	2
Zoilo Versalles, R (1, 6) OBP: 0.271, SLG: 0.391		F6		E6 FC1-6		E3 SH4-3	K		FC5-4	5	0	0	0	0	1	3
Bob Didier, S (1, 2) OBP: 0.253, SLG: 0.264		3-1		FC1-6		SH4-3		FC1-6 1B	F7	3	0	1	0	0	0	1
Hal King, L (9, PH) OBP: 0.335, SLG: 0.353										1	0	0	0	0	0	1
Phil Niekro, R (1, 1) OBP: 0.145, SLG: 0.151			E6 1B 1B SF9	F6		K		FC1-6 FC6-4		4	1	0	0	0	1	4

	AB	39
	R	4
	H	11
	RBI	4
	BB	3
	SO	5
	LOB	28



Inning Stats	1	2	3	4	5	6	7	8	9
	R: 0 E: 0 K: 1 S: 6	R: 0 E: 0 K: 0 S: 3	R: 2 E: 1 K: 0 S: 6	R: 0 E: 1 K: 0 S: 4	R: 0 E: 0 K: 0 S: 5	R: 0 E: 1 K: 2 S: 9	R: 1 E: 0 K: 2 S: 9	R: 1 E: 0 K: 0 S: 5	R: 0 E: 0 K: 0 S: 4
	H: 1 LOB: 2 BB: 1 P: 10	H: 0 LOB: 0 BB: 0 P: 3	H: 2 LOB: 1 BB: 0 P: 6	H: 0 LOB: 1 BB: 0 P: 4	H: 2 LOB: 2 BB: 0 P: 5	H: 1 LOB: 3 BB: 1 P: 13	H: 2 LOB: 1 BB: 0 P: 9	H: 2 LOB: 2 BB: 1 P: 9	H: 1 LOB: 1 BB: 0 P: 4

	1B	9	SF:	1	WP:	0	PA:	44
	2B:	1	SAC:	1	PB:	0		
	3B:	0	DP:	0	SB:	1		
	HR:	1	HBP:	0	CS:	0		

PITCHER		IP	WLS	BF	H	R	ER	SO	BB	IBB	HBP	BLK	WP	HR	S	P	ERA	WHIP
Steve Blass, R ERA: 2.9	(1, 1)	7.0		34	8	3	1	5	2	0	0	0	0	1	42	50	1.29	1.429
Mudcat Grant, R ERA: 3.09	(8, 1)	1.0	W	6	2	1	1	0	0	1	0	0	0	0	5	9	9.00	2.000
Dave Giusti, R ERA: 2.2	(9, 1)	1.0	S	4	1	0	0	0	0	0	0	0	0	0	4	4	0.00	1.000

PITCHER	IP	WLS	BF	H	R	ER	SO	BB	IBB	HBP	BLK	WP	HR	S	P	ERA	WHIP

BOTTOM

Atlanta Braves @ Pittsburgh Pirates

Three Rivers Stadium, Pittsburgh, PA

Sat Jul 10 1971, 3:33 AM EDT

Att. 18,955 - Unknown

Batter	1	2	3	4	5	6	7	8	9	AB	R	H	RBI	BB	SO	LOB
Rennie Stennett, R (1, 4)	K2-3		F8		2-3		L7			4	0	0	0	0	1	2
Mudcat Grant, R (8, 1)										0	0	0	0	0	0	0
Dave Giusti, R (9, 1)										0	0	0	0	0	0	0
Vic Davalillo, L (1, 9)	F7		E4 1-3 1B		6-3			HR SH3		4	2	2	0	0	0	0
Al Oliver, L (1, 8)	F7		2-H 3-H			4-3		SH3 1-2		3	0	1	2	0	0	0
Willie Stargell, L (1, 7)		1B	IBB			K		2-H		3	2	2	2	1	1	0
Bob Robertson, R (1, 3)		CS 2-H	F7					F6		4	0	2	1	0	0	2
Manny Sanguillen, R (1, 2)	F8			L6-3		K		F8		4	0	1	0	0	1	2
Jose Pagan, R (1, 5)	L5		L6-3 1-2				G3 SH1-4			3	0	1	0	0	0	2
Gene Alley, R (1, 6)	CS 1-2		5-3				SH1-4 1-2			2	0	0	0	0	0	0
Steve Blass, R (1, 1)			E 1B		L5		G3 2-3			2	1	1	0	0	0	0
Milt May, L (7, PH)										1	0	0	0	0	0	1
Bill Mazeroski, R (8, 4)										0	0	0	0	0	0	0
Inning Stats	R: 0 E: 0 K: 1 S: 5 H: 0 LOB: 0 BB: 0 P: 5	R: 1 E: 0 K: 0 S: 4 H: 2 LOB: 0 BB: 0 P: 4	R: 2 E: 1 K: 0 S: 6 H: 3 LOB: 2 BB: 1 P: 10	R: 0 E: 0 K: 0 S: 3 H: 1 LOB: 0 BB: 0 P: 3	R: 0 E: 0 K: 0 S: 3 H: 0 LOB: 0 BB: 0 P: 3	R: 0 E: 0 K: 2 S: 8 H: 1 LOB: 1 BB: 0 P: 8	R: 0 E: 0 K: 0 S: 4 H: 1 LOB: 1 BB: 0 P: 4	R: 2 E: 0 K: 0 S: 5 H: 2 LOB: 0 BB: 0 P: 5		1B: 8 2B: 2 3B: 0 HR: 1	SF: 0 SAC: 2 DP: 1 HBP: 0						

PITCHER	IP	WLS	BF	H	R	ER	SO	BB	IBB	HBP	BLK	WP	HR	S	P	ERA	WHIP
Phil Niekro, R (1, 1) ERA: 3.07	8.0	L	33	10	5	4	3	0	1	0	0	0	1	38	42	4.50	1.250

PITCHER	IP	WLS	BF	H	R	ER	SO	BB	IBB	HBP	BLK	WP	HR	S	P	ERA	WHIP

AB	30
R	5
H	10
RBI	5
BB	1
SO	3
LOB	9

WP: 0 PB: 0 SB: 0 CS: 1 PA: 34

livebaseballscorecards.com

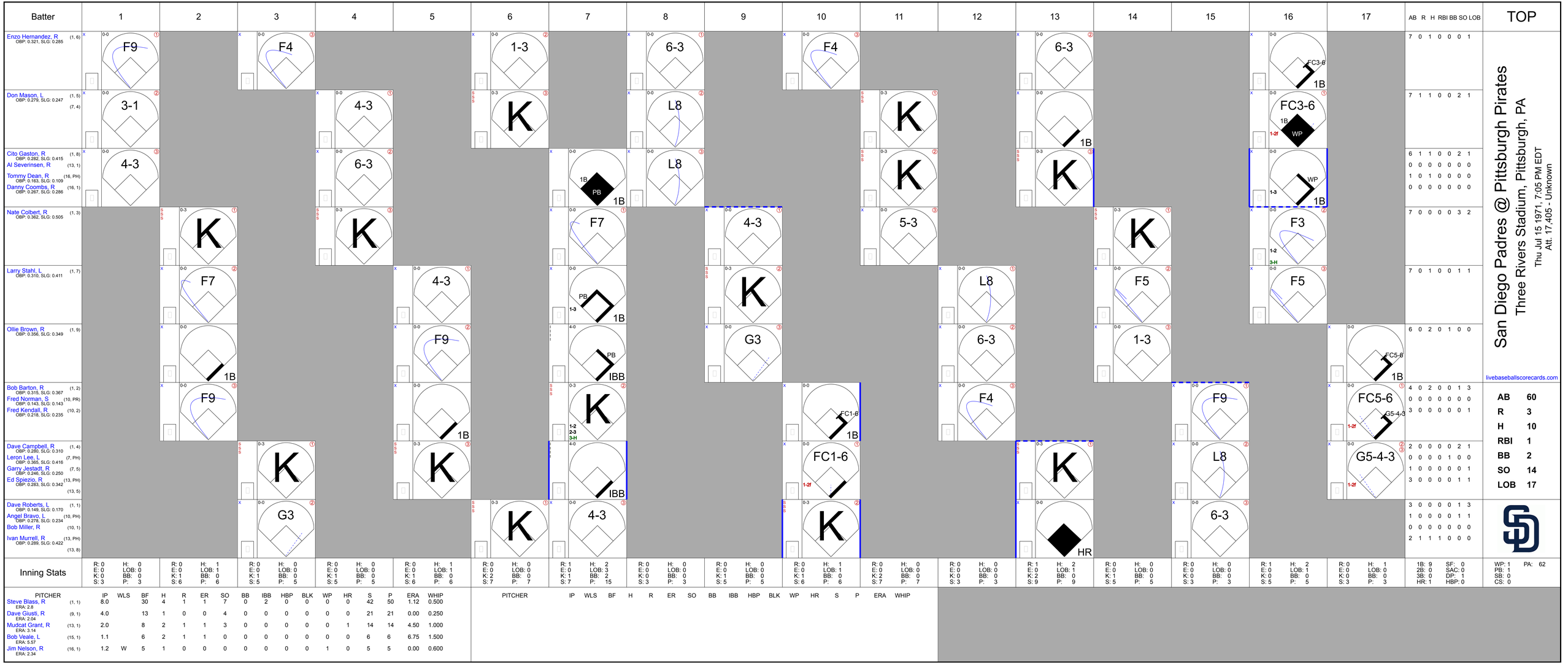
Batter
1
2
3
4
5
6
7
8
9
10
11
12
13
14
15
16
17
AB R H RBI BB SO LOB
TOP
Enzo Hernandez, R (1, 6) OBP: 0.321, SLG: 0.285
F9
F4
1-3
6-3
F4
6-3
FC3-6 1B
7 0 1 0 0 0 1
Don Mason, L (1, 5) (7, 4) OBP: 0.279, SLG: 0.247
3-1
4-3
K
L8
K
1B
FC3-6 1B 1-2f WP
7 1 1 0 0 2 1
Cito Gaston, R (1, 8) OBP: 0.282, SLG: 0.415
Al Severinsen, R (13, 1)
Tommy Dean, R (16, PH) OBP: 0.163, SLG: 0.109
Danny Coombs, R (16, 1) OBP: 0.267, SLG: 0.286
4-3
6-3
1B PB 1B
L8
K
K
WP 1B 1-3
6 1 1 0 0 2 1
0 0 0 0 0 0 0
1 0 1 0 0 0 0
0 0 0 0 0 0 0
Nate Colbert, R (1, 3) OBP: 0.362, SLG: 0.505
K
K
F7
4-3
5-3
K
F3 1-2 3-H
7 0 0 0 0 3 2
Larry Stahl, L (1, 7) OBP: 0.310, SLG: 0.411
F7
4-3
PB 1-3 1B
K
L8
K
F5
F5
7 0 1 0 0 1 1
Ollie Brown, R (1, 9) OBP: 0.356, SLG: 0.349
1B
F9
PB IBB
G3
6-3
1-3
FC5-6 1B
6 0 2 0 1 0 0
Bob Barton, R (1, 2) OBP: 0.315, SLG: 0.367
Fred Norman, S (10, PR) OBP: 0.143, SLG: 0.143
Fred Kendall, R (10, 2) OBP: 0.218, SLG: 0.235
F9
1B
K 1-2 2-3 3-H
FC1-6 1B
F4
F9
FC5-6 G5-4-3 1-2f
4 0 2 0 0 1 3
0 0 0 0 0 0 0
3 0 0 0 0 0 1
Dave Campbell, R (1, 4) OBP: 0.260, SLG: 0.310
Leron Lee, L (7, PH) OBP: 0.365, SLG: 0.416
Garry Jestadt, R (7, 5) OBP: 0.246, SLG: 0.250
Ed Spiezio, R (13, PH) OBP: 0.263, SLG: 0.342
(13, 5)
K
K
4-3 IBB
FC1-6 1-2f
K
K
L8
G5-4-3 1-2f
2 0 0 0 0 2 1
0 0 0 0 1 0 0
1 0 0 0 0 0 1
3 0 0 0 0 1 1
Dave Roberts, L (1, 1) OBP: 0.149, SLG: 0.170
Angel Bravo, L (10, PH) OBP: 0.278, SLG: 0.234
Bob Miller, R (10, 1)
Ivan Murrell, R (13, PH) OBP: 0.289, SLG: 0.422
(13, 8)
G3
K
4-3
K
HR
6-3
3 0 0 0 0 1 3
1 0 0 0 0 1 1
0 0 0 0 0 0 0
2 1 1 1 0 0 0
Inning Stats
R: 0 E: 0 K: 0 S: 3
H: 0 LOB: 0 BB: 0 P: 3
R: 0 E: 0 K: 1 S: 6
H: 1 LOB: 1 BB: 0 P: 6
R: 0 E: 0 K: 1 S: 5
H: 0 LOB: 0 BB: 0 P: 5
R: 0 E: 0 K: 1 S: 5
H: 0 LOB: 0 BB: 0 P: 5
R: 0 E: 0 K: 1 S: 6
H: 1 LOB: 1 BB: 0 P: 6
R: 0 E: 0 K: 2 S: 7
H: 0 LOB: 0 BB: 0 P: 7
R: 1 E: 0 K: 1 S: 7
H: 2 LOB: 3 BB: 2 P: 15
R: 0 E: 0 K: 0 S: 3
H: 0 LOB: 0 BB: 0 P: 3
R: 0 E: 0 K: 1 S: 5
H: 0 LOB: 0 BB: 0 P: 5
R: 0 E: 0 K: 1 S: 6
H: 1 LOB: 1 BB: 0 P: 6
R: 0 E: 0 K: 2 S: 7
H: 0 LOB: 0 BB: 0 P: 7
R: 0 E: 0 K: 0 S: 3
H: 0 LOB: 0 BB: 0 P: 3
R: 1 E: 0 K: 2 S: 9
H: 2 LOB: 1 BB: 0 P: 9
R: 0 E: 0 K: 1 S: 5
H: 0 LOB: 0 BB: 0 P: 5
R: 0 E: 0 K: 0 S: 3
H: 0 LOB: 0 BB: 0 P: 3
R: 1 E: 0 K: 0 S: 5
H: 2 LOB: 1 BB: 0 P: 5
R: 0 E: 0 K: 0 S: 3
H: 1 LOB: 0 BB: 0 P: 3
1B: 9 2B: 0 3B: 0 HR: 1
SF: 0 SAC: 0 DP: 1 HBP: 0
WP: 1 PB: 1 SB: 0 CS: 0
PA: 62
PITCHER IP WLS BF H R ER SO BB IBB HBP BLK WP HR S P ERA WHIP
Steve Blass, R (1, 1) ERA: 2.8 8.0 30 4 1 1 7 0 2 0 0 0 0 42 50 1.12 0.500
Dave Giusti, R (9, 1) ERA: 2.04 4.0 13 1 0 0 4 0 0 0 0 0 0 21 21 0.00 0.250
Mudcat Grant, R (13, 1) ERA: 3.14 2.0 8 2 1 1 3 0 0 0 0 0 1 14 14 4.50 1.000
Bob Veale, L (15, 1) ERA: 5.57 1.1 6 2 1 1 0 0 0 0 0 0 0 6 6 6.75 1.500
Jim Nelson, R (16, 1) ERA: 2.34 1.2 W 5 1 0 0 0 0 0 0 0 1 0 5 5 0.00 0.600
PITCHER IP WLS BF H R ER SO BB IBB HBP BLK WP HR S P ERA WHIP
San Diego Padres @ Pittsburgh Pirates
Three Rivers Stadium, Pittsburgh, PA
Thu Jul 15 1971, 7:05 PM EDT
Att. 17,405 - Unknown
livebaseballscorecards.com
AB 60
R 3
H 10
RBI 1
BB 2
SO 14
LOB 17

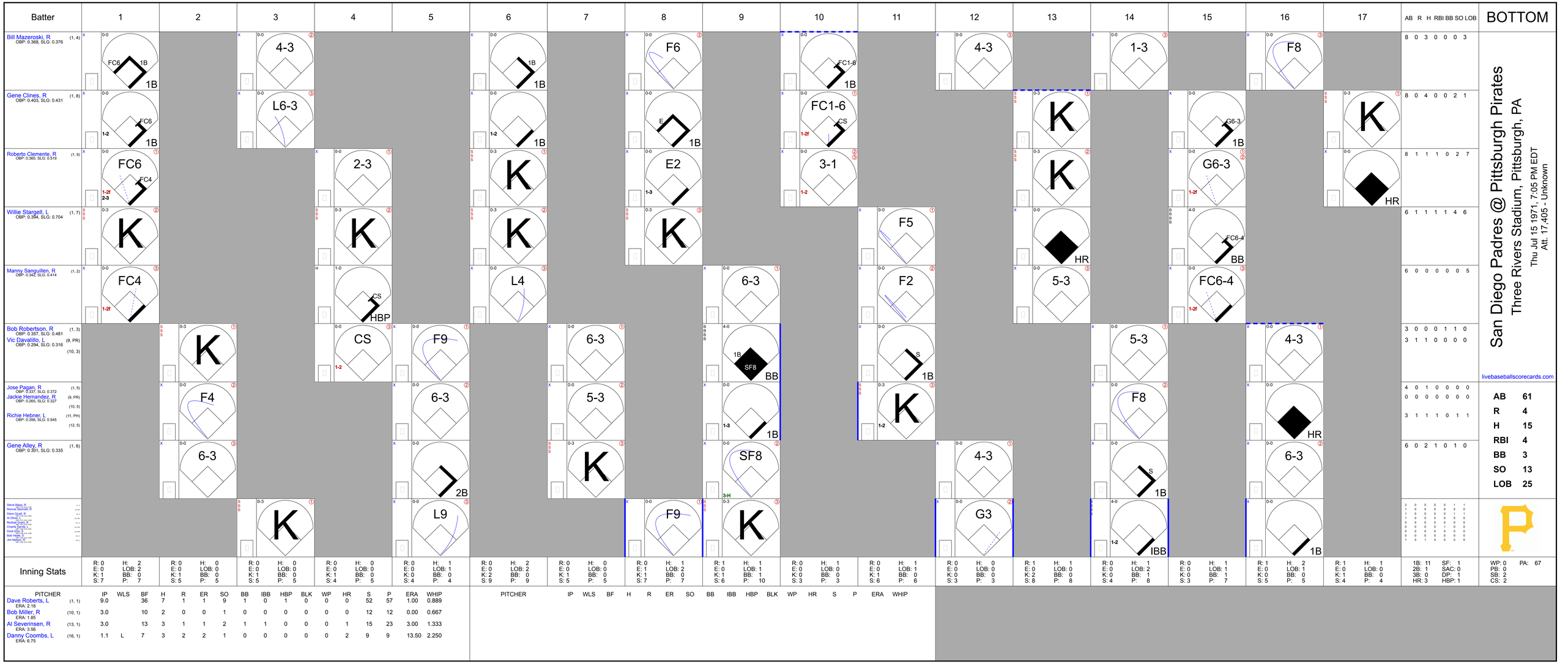
Batter
1
2
3
4
5
6
7
8
9
10
11
12
13
14
15
16
17
AB R H RBI BB SO LOB
BOTTOM
Bill Mazeroski, R (1, 4) OBP: 0.368, SLG: 0.376
Gene Clines, R (1, 8) OBP: 0.463, SLG: 0.431
Roberto Clemente, R (1, 9) OBP: 0.360, SLG: 0.519
Willie Stargell, L (1, 7) OBP: 0.394, SLG: 0.704
Manny Sanguillen, R (1, 2) OBP: 0.342, SLG: 0.414
Bob Robertson, R (1, 3) OBP: 0.357, SLG: 0.481
Vic Davalillo, L (9, PR) OBP: 0.294, SLG: 0.316 (10, 3)
Jose Pagan, R (1, 5) OBP: 0.337, SLG: 0.372
Jackie Hernandez, R (9, PR) OBP: 0.265, SLG: 0.327 (10, 5)
Richie Hebner, L (11, PH) OBP: 0.356, SLG: 0.545 (12, 5)
Gene Alley, R (1, 6) OBP: 0.301, SLG: 0.335
Steve Blass, R
Rennie Stennett, R
Dave Giusti, R
Al Oliver, L
Manny Mota, R
Mudcat Grant, R
Charlie Sands, L
Dock Ellis, R
Bob Veale, L
Jim Nelson, R
Inning Stats
PITCHER IP WLS BF H R ER SO BB IBB HBP BLK WP HR S P ERA WHIP
Dave Roberts, L (1, 1) ERA: 2.18 9.0 36 7 1 1 1 9 1 0 1 0 0 0 0 52 57 1.00 0.889
Bob Miller, R (10, 1) ERA: 1.85 3.0 10 2 0 0 1 0 0 0 0 0 0 0 12 12 0.00 0.667
Al Severinsen, R (13, 1) ERA: 3.56 3.0 13 3 1 1 2 1 1 0 0 0 1 0 15 23 3.00 1.333
Danny Coombs, L (16, 1) ERA: 6.75 1.1 L 7 3 2 2 1 0 0 0 0 0 2 0 9 9 13.50 2.250
PITCHER IP WLS BF H R ER SO BB IBB HBP BLK WP HR S P ERA WHIP
San Diego Padres @ Pittsburgh Pirates
Three Rivers Stadium, Pittsburgh, PA
Thu Jul 15 1971, 7:05 PM EDT
Att. 17,405 - Unknown
livebaseballscorecards.com
AB 61
R 4
H 15
RBI 4
BB 3
SO 13
LOB 25
1B: 11 2B: 1 3B: 0 HR: 3
SF: 1 SAC: 0 DP: 1 HBP: 1
WP: 0 PB: 0 SB: 2 CS: 2
PA: 67

Batter	1	2	3	4	5	6	7	8	9	AB	R	H	RBI	BB	SO	LOB
Enzo Hernandez, R (1, 6) OBP: 0.317, SLG: 0.282	F8		F1			F8		L4 2-3		4	0	0	0	0	0	1
Don Mason, L (1, 5) OBP: 0.273, SLG: 0.241	F5			5-3		K		F8		4	0	0	0	0	1	1
Larry Stahl, L (1, 8) OBP: 0.308, SLG: 0.407	FC5-4 1B			K		K			K	4	0	1	0	0	3	0
Nate Colbert, R (1, 3) OBP: 0.367, SLG: 0.520	FC5-4 1-2f			2B			HR		4-3 1B	4	1	3	1	0	0	1
Angel Bravo, L (9, PR) OBP: 0.278, SLG: 0.234										0	0	0	0	0	0	0
Leron Lee, L (1, 7) OBP: 0.361, SLG: 0.410		F7		4-3			CS 1B		4-3 1-2	4	0	1	0	0	0	2
Ollie Brown, R (1, 9) OBP: 0.351, SLG: 0.345		1-3			F5		K		L9	4	0	0	0	0	1	3
Bob Barton, R (1, 2) OBP: 0.315, SLG: 0.364		K			CS HBP		F8			2	0	0	0	0	1	1
Dave Campbell, R (1, 4) OBP: 0.284, SLG: 0.311			F3		BB 1-2		CS 1-2		S SH5-4 1B	2	0	1	0	1	0	0
Steve Arlin, R (1, 1) OBP: 0.159, SLG: 0.140			F4		F5				SH5-4 1-2	2	0	0	0	0	0	1
Inning Stats	R: 0 H: 1 E: 0 LOB: 1 K: 0 BB: 0 S: 4 P: 4	R: 0 H: 0 E: 0 LOB: 0 K: 1 BB: 0 S: 5 P: 5	R: 0 H: 0 E: 0 LOB: 0 K: 0 BB: 0 S: 3 P: 3	R: 0 H: 1 E: 0 LOB: 1 K: 1 BB: 0 S: 6 P: 6	R: 0 H: 0 E: 0 LOB: 1 K: 0 BB: 1 S: 2 P: 7	R: 0 H: 0 E: 0 LOB: 0 K: 2 BB: 0 S: 7 P: 7	R: 1 H: 2 E: 0 LOB: 0 K: 1 BB: 0 S: 6 P: 6	R: 0 H: 1 E: 0 LOB: 1 K: 0 BB: 0 S: 4 P: 4	R: 0 H: 1 E: 0 LOB: 2 K: 1 BB: 0 S: 6 P: 6	1B: 4 SF: 0 2B: 1 SAC: 1 3B: 0 DP: 0 HR: 1 HBP: 1						

PITCHER		IP	WLS	BF	H	R	ER	SO	BB	IBB	HBP	BLK	WP	HR	S	P	ERA	WHIP
Bob Johnson, R ERA: 3.26	(1, 1)	9.0	W	33	6	1	1	6	1	0	1	0	0	1	43	48	1.00	0.778

PITCHER	IP	WLS	BF	H	R	ER	SO	BB	IBB	HBP	BLK	WP	HR	S	P	ERA	WHIP

TOP

San Diego Padres @ Pittsburgh Pirates

Three Rivers Stadium, Pittsburgh, PA

Fri Jul 16 1971, 7:05 PM EDT
Att. 33,736 - Unknown

livebaseballscorecards.com

AB	30
R	1
H	6
RBI	1
BB	1
SO	6
LOB	10

Batter	1	2	3	4	5	6	7	8	9	AB	R	H	RBI	BB	SO	LOB
Bill Mazeroski, R (1, 4) OBP: 0.364, SLG: 0.371	FC4-6 1B		5-3		6-3		5-3			4	0	1	0	0	0	0
Vic Davalillo, L (1, 9) OBP: 0.293, SLG: 0.321	FC4-6 (FC3-6, 1B, 1B) 1-2f		2B		4-3		4-3			4	1	1	0	0	0	1
Al Oliver, L (1, 8) OBP: 0.318, SLG: 0.406	FC3-6 1B 1-2		1B		WP 2B		3-1			4	0	3	0	0	0	0
Willie Stargell, L (1, 7) OBP: 0.392, SLG: 0.697	FC3-6 1B 1-2f 2-3		K		IBB 2-3			K		3	0	0	0	1	2	3
Richie Hebner, L (1, 5) OBP: 0.358, SLG: 0.544	1B 1-2 3-H			S 6-3 1B	K			G3		4	0	2	1	0	1	2
Bob Robertson, R (1, 3) OBP: 0.356, SLG: 0.488	F7			K	K			HR		4	1	1	1	0	2	3
Manny Sanguillen, R (1, 2) OBP: 0.337, SLG: 0.409		F8		6-3 1-2	4-3			F9		4	0	0	0	0	0	1
Gene Alley, R (1, 6) OBP: 0.305, SLG: 0.333		K		S IBB	FC6 BB					1	0	0	0	2	1	0
Bob Johnson, L (1, 1) OBP: 0.176, SLG: 0.067		4-3		K 1-2 2-3	FC6 1-2f					3	0	0	0	0	1	3
Inning Stats	R: 1 E: 0 K: 0 S: 6 H: 3 LOB: 2 BB: 0 P: 6	R: 0 E: 0 K: 1 S: 5 H: 0 LOB: 0 BB: 0 P: 5	R: 0 E: 0 K: 1 S: 6 H: 2 LOB: 1 BB: 0 P: 6	R: 0 E: 0 K: 2 S: 8 H: 1 LOB: 2 BB: 1 P: 12	R: 0 E: 0 K: 1 S: 6 H: 1 LOB: 2 BB: 1 P: 10	R: 0 E: 0 K: 1 S: 5 H: 0 LOB: 1 BB: 1 P: 9	R: 0 E: 0 K: 0 S: 3 H: 0 LOB: 0 BB: 0 P: 3	R: 1 E: 0 K: 1 S: 6 H: 1 LOB: 0 BB: 0 P: 6		1B: 5 2B: 2 3B: 0 HR: 1	SF: 0 SAC: 0 DP: 0 HBP: 0						

PITCHER		IP	WLS	BF	H	R	ER	SO	BB	IBB	HBP	BLK	WP	HR	S	P	ERA	WHIP
Steve Arlin, R ERA: 3.54	(1, 1)	8.0	L	34	8	2	2	7	1	2	0	0	1	1	45	57	2.25	1.125

PITCHER	IP	WLS	BF	H	R	ER	SO	BB	IBB	HBP	BLK	WP	HR	S	P	ERA	WHIP

BOTTOM

San Diego Padres @ Pittsburgh Pirates

Three Rivers Stadium, Pittsburgh, PA

Fri Jul 16 1971, 7:05 PM EDT

Att. 33,736 - Unknown

livebaseballscorecards.com

AB	31
R	2
H	8
RBI	2
BB	3
SO	7
LOB	13

1B: 5 2B: 2 3B: 0 HR: 1 SF: 0 SAC: 0 DP: 0 HBP: 0

WP: 1 PB: 0 SB: 2 CS: 0 PA: 34

Batter	1	2	3	4	5	6	7	8	9	AB	R	H	RBI	BB	SO	LOB
Enzo Hernandez, R (1, 6) OBP: 0.314, SLG: 0.278	K		4-3		6-3		F4			4	0	0	0	0	1	2
Don Mason, L (1, 5) (4, 4) OBP: 0.272, SLG: 0.247	5-3			1B 2B	K			G3		4	1	1	0	0	1	0
Larry Stahl, L (1, 8) (6, 7) OBP: 0.302, SLG: 0.399	5-3			F4		G3		4-1		4	0	0	0	0	0	1
Nate Colbert, R (1, 3) OBP: 0.365, SLG: 0.517		6-3		FC6-4 1B 2-H		L8		5-3		4	0	1	1	0	0	0
Leron Lee, L (1, 7) OBP: 0.352, SLG: 0.398		5-3		FC6-4 E 1B 1-2f		6-3			K	3	0	0	0	0	0	1
Danny Coombs, R (6, 1) OBP: 0.267, SLG: 0.286										0	0	0	0	0	0	0
Ivan Murrell, R (9, PH) OBP: 0.287, SLG: 0.419										1	0	0	0	0	1	0
Ollie Brown, R (1, 9) OBP: 0.350, SLG: 0.343		K		E 1-2 1B			K		4-3	4	0	1	0	0	2	0
Fred Kendall, R (1, 2) OBP: 0.220, SLG: 0.236			L8	E6 1-2 2-3			K		1B	4	0	1	0	0	1	2
Dave Campbell, R (1, 4) OBP: 0.282, SLG: 0.309			F7	L9			1B 2B		F9	2	0	0	0	0	0	3
Cito Gaston, R (6, 8) OBP: 0.283, SLG: 0.419										2	1	1	0	0	0	1
Fred Norman, S (1, 1) OBP: 0.200, SLG: 0.200			1B		6-3		2-H 1B			1	0	1	0	0	0	0
Bill Laxton, L (4, 1)										0	0	0	0	0	0	0
Ed Spiezio, R (4, 5) OBP: 0.285, SLG: 0.344										2	0	1	1	0	0	0
Inning Stats	R: 0 E: 0 K: 1 S: 5 H: 0 LOB: 0 BB: 0 P: 5	R: 0 E: 0 K: 1 S: 5 H: 0 LOB: 0 BB: 0 P: 5	R: 0 E: 0 K: 0 S: 4 H: 1 LOB: 1 BB: 0 P: 4	R: 1 E: 1 K: 0 S: 7 H: 3 LOB: 3 BB: 0 P: 7	R: 0 E: 0 K: 1 S: 5 H: 0 LOB: 0 BB: 0 P: 5	R: 0 E: 0 K: 0 S: 3 H: 0 LOB: 0 BB: 0 P: 3	R: 1 E: 0 K: 2 S: 9 H: 2 LOB: 1 BB: 0 P: 9	R: 0 E: 0 K: 0 S: 3 H: 0 LOB: 0 BB: 0 P: 3	R: 0 E: 0 K: 1 S: 6 H: 1 LOB: 1 BB: 0 P: 6	1B: 5 2B: 2 3B: 0 HR: 0	SF: 0 SAC: 0 DP: 0 HBP: 0						

PITCHER	IP	WLS	BF	H	R	ER	SO	BB	IBB	HBP	BLK	WP	HR	S	P	ERA	WHIP
Dock Ellis, R (1, 1) ERA: 2.1	9.0	W	35	7	2	2	6	0	0	0	0	0	0	47	47	2.00	0.778

PITCHER	IP	WLS	BF	H	R	ER	SO	BB	IBB	HBP	BLK	WP	HR	S	P	ERA	WHIP

San Diego Padres @ Pittsburgh Pirates

Three Rivers Stadium, Pittsburgh, PA

Sat Jul 17 1971, 3:33 AM EDT

Att. 14,278 - Unknown

TOP

livebaseballscorecards.com

AB	35
R	2
H	7
RBI	2
BB	0
SO	6
LOB	10

1B: 5	SF: 0
2B: 2	SAC: 0
3B: 0	DP: 0
HR: 0	HBP: 0

WP: 0	PA: 35
PB: 0	
SB: 0	
CS: 0	

BOTTOM

Batter	1	2	3	4	5	6	7	8	9	AB	R	H	RBI	BB	SO	LOB
Rennie Stennett, R (1, 4) OBP: 0.273, SLG: 0.200	F9	6-3	FC6-4 2-3 1B		G6-4-3 1-2f		FC5-4 1B BB	1-2 2-H 1B		5	0	2	1	1	0	1
Gene Clines, R (1, 8) OBP: 0.407, SLG: 0.430	1B 1B 1B		L6 FC6-4 1-2f			2B BB	FC5-4 1-2 1B	L8		5	2	2	0	1	0	4
Roberto Clemente, R (1, 9) OBP: 0.364, SLG: 0.524	WP 1-2 1B 1B		4-3	1B 1B		1B 1-H 2B	FC5-4 S 1-2f 2-3			5	1	3	1	0	0	2
Willie Stargell, L (1, 7) OBP: 0.389, SLG: 0.688	F8		1B HR 1B	K	K	K 1-2				5	1	1	0	0	3	6
Manny Sanguillen, R (1, 2) OBP: 0.345, SLG: 0.415	WP 1-2 2-H 1B		HR 1-2 1B	FC6-4 1-2 1B		BB BB 2-H 1B	F4			5	1	4	2	0	0	2
Bob Robertson, R (1, 3) OBP: 0.359, SLG: 0.498	FC4-6 1-2 2-3 BB		HR 1-H 2-H	F2	F7	1B 1B 1B				4	2	2	3	1	0	3
Jose Pagan, R (1, 5) OBP: 0.340, SLG: 0.368 Richie Hebner, L (4, 5) OBP: 0.361, SLG: 0.544	FC4-6 1-2f		2B 1B BB	FC6-4 1-2f		BB 1-2 BB	1B 1-2 1B			1 2	1 0	0 1	0 0	1 1	0 0	3 2
Gene Alley, R (1, 6) OBP: 0.307, SLG: 0.336		F9	E 1-3 2B		K	BB 1-2 2-3		F4		4	1	1	0	1	1	2
Dock Ellis, S (1, 1) OBP: 0.255, SLG: 0.212		K	E5 1B 2-H 3-H 1B		G6-4-3 BB	K		K		4	0	1	1	1	3	5
Inning Stats	R: 1 E: 0 K: 0 S: 6 H: 3 LOB: 3 BB: 1 P: 10	R: 0 E: 0 K: 1 S: 5 H: 0 LOB: 0 BB: 0 P: 5	R: 5 E: 1 K: 0 S: 9 H: 6 LOB: 2 BB: 1 P: 13	R: 0 E: 0 K: 1 S: 7 H: 2 LOB: 2 BB: 0 P: 7	R: 0 E: 0 K: 1 S: 4 H: 0 LOB: 0 BB: 1 P: 8	R: 2 E: 0 K: 2 S: 9 H: 2 LOB: 3 BB: 3 P: 21	R: 0 E: 0 K: 1 S: 6 H: 1 LOB: 2 BB: 1 P: 10	R: 1 E: 0 K: 1 S: 8 H: 3 LOB: 2 BB: 0 P: 8		1B: 14 2B: 2 3B: 0 HR: 1 SF: 0 SAC: 0 DP: 1 HBP: 0						

PITCHER		IP	WLS	BF	H	R	ER	SO	BB	IBB	HBP	BLK	WP	HR	S	P	ERA	WHIP
Fred Norman, L ERA: 4.74	(1, 1)	3.0	L	21	10	6	6	1	2	0	0	0	1	1	21	29	18.00	4.000
Bill Laxton, L ERA: 6.08	(4, 1)	2.2		14	3	2	2	3	4	0	0	0	0	0	16	32	6.75	2.625
Danny Coombs, L ERA: 6.62	(6, 1)	2.1		12	4	1	1	3	1	0	0	0	0	0	17	21	3.86	2.143

PITCHER	IP	WLS	BF	H	R	ER	SO	BB	IBB	HBP	BLK	WP	HR	S	P	ERA	WHIP

San Diego Padres @ Pittsburgh Pirates

Three Rivers Stadium, Pittsburgh, PA

Sat Jul 17 1971, 3:33 AM EDT

Att. 14,278 - Unknown

livebaseballscorecards.com

AB	40
R	9
H	17
RBI	8
BB	7
SO	7
LOB	30

Los Angeles Dodgers @ Pittsburgh Pirates

Three Rivers Stadium, Pittsburgh, PA

Sun Jul 18 1971, 3:33 AM EDT

Unknown

TOP

livebaseballscorecards.com

Batter	1	2	3	4	5	6	7	8	9	AB	R	H	RBI	BB	SO	LOB
Maury Wills, S (1, 6) OBP: 0.332, SLG: 0.336	6-3		FC3-6 1B		1B			4-3		4	0	2	0	0	0	0
Bill Buckner, L (1, 3) OBP: 0.328, SLG: 0.394	L8		L8		L9			F9		4	0	0	0	0	0	2
Willie Davis, L (1, 8) OBP: 0.361, SLG: 0.493	BB		FC3-6 CS 1-2f			4-3		F7		3	0	0	0	1	0	1
Dick Allen, R (1, 5) OBP: 0.379, SLG: 0.460	BB 1-2		CS 1-2	K		4-3 2B			HR	3	1	2	1	1	1	0
Willie Crawford, L (1, 7) OBP: 0.354, SLG: 0.481	4-3			G1-6-3 BB		4-3 2-3			F9	3	0	0	0	1	0	3
Jim Lefebvre, S (1, 4) OBP: 0.328, SLG: 0.415		BLK BB		G1-6-3 1-2f		F7			FC4-6 1B	3	0	1	0	1	0	2
Duke Sims, L (1, 2) OBP: 0.343, SLG: 0.346		F7 1-2			K		G3-6-4 1B		L8	3	0	1	0	0	1	1
Billy Grabarkewitz, R (7, PR) OBP: 0.388, SLG: 0.288										0	0	0	0	0	0	0
Tom Haller, L (7, 2) OBP: 0.298, SLG: 0.307										1	0	0	0	0	0	1
Bill Russell, R (1, 9) OBP: 0.276, SLG: 0.321		K			6-3 3B		F7		FC4-6 1-2f	4	1	1	0	0	1	3
Al Downing, R (1, 1) OBP: 0.237, SLG: 0.232		F3			6-3 3-H		G3-6-4 1-2f			3	0	0	1	0	0	2
Jim Brewer, L (9, 1) OBP: 0.250, SLG: 0.250										0	0	0	0	0	0	0

AB	31
R	2
H	7
RBI	2
BB	4
SO	3
LOB	15

Inning Stats	1	2	3	4	5	6	7	8	9
	R: 0 E: 0 K: 0 S: 3	H: 0 LOB: 2 BB: 2 P: 11	R: 0 E: 0 K: 1 S: 5	H: 0 LOB: 1 BB: 1 P: 9	R: 0 E: 0 K: 0 S: 3	H: 1 LOB: 0 BB: 0 P: 3	R: 0 E: 0 K: 1 S: 4	H: 0 LOB: 0 BB: 1 P: 8	R: 1 E: 0 K: 1 S: 7	H: 2 LOB: 1 BB: 0 P: 7	R: 0 E: 0 K: 0 S: 4	H: 1 LOB: 1 BB: 0 P: 4	R: 0 E: 0 K: 0 S: 3	H: 1 LOB: 1 BB: 0 P: 3	R: 0 E: 0 K: 0 S: 3	H: 0 LOB: 0 BB: 0 P: 3	R: 1 E: 0 K: 0 S: 5	H: 2 LOB: 1 BB: 0 P: 5

| | | | | | | | | | |

Los Angeles Dodgers @ Pittsburgh Pirates

Three Rivers Stadium, Pittsburgh, PA

Sun Jul 18 1971, 3:33 AM EDT

Unknown

BOTTOM

livebaseballscorecards.com

Batter	1	2	3	4	5	6	7	8	9	AB	R	H	RBI	BB	SO	LOB
Bill Mazeroski, R (1, 4) OBP: 0.366, SLG: 0.367	6-3		1B E 1B	F8			F9 1-2		FC 1-2 IBB	4	1	1	0	1	0	2
Gene Clines, R (1, 8) OBP: 0.407, SLG: 0.424	6-3 BB		E 6-3 1-2 1B		L6-3		L8		FC 1-2 2-3 3-H	4	1	1	1	1	0	3
Roberto Clemente, R (1, 9) OBP: 0.359, SLG: 0.517	6-3 1-2		E5 6-3 1-3 2-H		F7		5-3			4	0	0	0	0	0	3
Willie Stargell, L (1, 7) OBP: 0.385, SLG: 0.679	4-3		F6		K			4-3		4	0	0	0	0	1	3
Manny Sanguillen, R (1, 2) OBP: 0.349, SLG: 0.418		S 1B	6-3 1-2 3-H			1B		BB		3	0	2	1	1	0	1
Bob Robertson, R (1, 3) OBP: 0.355, SLG: 0.492		F9 1-2	F3			F8		L8		4	0	0	0	0	0	4
Richie Hebner, L (1, 5) OBP: 0.356, SLG: 0.537		K		F8		F6		K		4	0	0	0	0	2	3
Gene Alley, R (1, 6) OBP: 0.314, SLG: 0.349		FC6-4 IBB		1B		F9			FC 3B	3	1	2	0	1	0	1
Bruce Kison, R (1, 1) Vic Davalillo, L (7, PH) OBP: 0.297, SLG: 0.321 Dave Giusti, R (8, 1) OBP: 0.154, SLG: 0.083 Rennie Stennett, R (9, PH) OBP: 0.333, SLG: 0.273		FC6-4 1-2f		K				S BB	FC IBB 1B	2 0 0 1	0 0 0 0	0 0 0 1	0 0 0 0	0 1 0 0	1 0 0 0	3 0 0 0
Inning Stats	R: 0 E: 0 K: 0 S: 3 H: 0 LOB: 1 BB: 1 P: 7	R: 0 E: 0 K: 1 S: 6 H: 1 LOB: 2 BB: 1 P: 10	R: 2 E: 1 K: 0 S: 6 H: 2 LOB: 1 BB: 0 P: 6	R: 0 E: 0 K: 1 S: 6 H: 1 LOB: 1 BB: 0 P: 6	R: 0 E: 0 K: 1 S: 5 H: 0 LOB: 0 BB: 0 P: 5	R: 0 E: 0 K: 0 S: 4 H: 1 LOB: 1 BB: 0 P: 4	R: 0 E: 0 K: 0 S: 3 H: 0 LOB: 1 BB: 1 P: 7	R: 0 E: 0 K: 1 S: 5 H: 0 LOB: 1 BB: 1 P: 9	R: 1 E: 0 K: 0 S: 3 H: 2 LOB: 3 BB: 1 P: 7	1B: 6 2B: 0 3B: 1 HR: 0	SF: 0 SAC: 0 DP: 0 HBP: 0						

	AB	33
	R	3
	H	7
	RBI	2
	BB	5
	SO	4
	LOB	23

PITCHER		IP	WLS	BF	H	R	ER	SO	BB	IBB	HBP	BLK	WP	HR	S	P	ERA	WHIP
Al Downing, L ERA: 2.42	(1, 1)	8.0	L	36	7	3	1	4	3	1	0	0	0	0	40	56	1.12	1.250
Jim Brewer, L ERA: 2.5	(9, 1)	0.0		2	0	0	0	0	0	1	0	0	0	0	1	5	∞	∞

PITCHER	IP	WLS	BF	H	R	ER	SO	BB	IBB	HBP	BLK	WP	HR	S	P	ERA	WHIP

Batter	1	2	3	4	5	6	7	8	9	AB	R	H	RBI	BB	SO	LOB
Bobby Valentine, R (1, 6) OBP: 0.287, SLG: 0.329	F8			F7		6-3			6-3	4	0	0	0	0	0	0
Manny Mota, R (1, 7) OBP: 0.362, SLG: 0.378	K			K			L9		5-3	4	0	0	0	0	2	0
Willie Davis, L (1, 8) OBP: 0.358, SLG: 0.489	F8			F6			4-3			3	0	0	0	0	0	0
Dick Allen, R (1, 5) OBP: 0.376, SLG: 0.456		6-3			E5 G4-6-3		F2			3	0	0	0	0	0	0
Wes Parker, S (1, 3) OBP: 0.364, SLG: 0.367		5-3			G4-6-3 1-2f			6-3		3	0	0	0	0	0	1
Jim Lefebvre, S (1, 4) OBP: 0.328, SLG: 0.411		6-3			HBP			K		2	0	0	0	0	1	0
Bobby Darwin, R (1, 9) OBP: 0.350, SLG: 0.500			K		K			K		3	0	0	0	0	3	1
Joe Ferguson, R (1, 2) OBP: 0.261, SLG: 0.341			L5-3 BB			5-3			HR	2	1	1	1	1	0	0
Bill Singer, R (1, 1) OBP: 0.200, SLG: 0.097 Billy Grabarkewitz, R (6, PH) OBP: 0.384, SLG: 0.284 Joe Moeller, R (6, 1) Maury Wills, S (9, PH) OBP: 0.331, SLG: 0.335			L5-3 1-2			K			5-3	1 1 0 1	0 0 0 0	0 0 0 0	0 0 0 0	0 1 0 0	0 0 0 0	1 0 0 0
Inning Stats	R: 0 E: 0 K: 1 S: 5 H: 0 LOB: 0 BB: 0 P: 5	R: 0 E: 0 K: 0 S: 3 H: 0 LOB: 0 BB: 0 P: 3	R: 0 E: 0 K: 1 S: 4 H: 0 LOB: 0 BB: 1 P: 8	R: 0 E: 0 K: 1 S: 5 H: 0 LOB: 0 BB: 0 P: 5	R: 0 E: 1 K: 1 S: 5 H: 0 LOB: 1 BB: 0 P: 6	R: 0 E: 0 K: 1 S: 5 H: 0 LOB: 0 BB: 0 P: 5	R: 0 E: 0 K: 0 S: 3 H: 0 LOB: 0 BB: 0 P: 3	R: 0 E: 0 K: 2 S: 7 H: 0 LOB: 0 BB: 0 P: 7	R: 1 E: 0 K: 0 S: 4 H: 1 LOB: 0 BB: 0 P: 4	1B: 0 2B: 1 3B: 0 HR: 1 SF: 0 SAC: 0 DP: 2 HBP: 1						

PITCHER	IP	WLS	BF	H	R	ER	SO	BB	IBB	HBP	BLK	WP	HR	S	P	ERA	WHIP
Luke Walker, L (1, 1) ERA: 3.91	9.0	W	29	1	1	1	7	1	0	1	0	0	1	41	46	1.00	0.222

PITCHER	IP	WLS	BF	H	R	ER	SO	BB	IBB	HBP	BLK	WP	HR	S	P	ERA	WHIP

TOP

Los Angeles Dodgers @ Pittsburgh Pirates

Three Rivers Stadium, Pittsburgh, PA

Sun Jul 18 1971, 3:38 AM EDT

Att. 48,230 - Unknown

livebaseballscorecards.com

AB	27
R	1
H	1
RBI	1
BB	1
SO	7
LOB	3

WP: 0 PA: 29
PB: 0
SB: 0
CS: 0

BOTTOM

Los Angeles Dodgers @ Pittsburgh Pirates

Three Rivers Stadium, Pittsburgh, PA

Sun Jul 18 1971, 3:38 AM EDT

Att. 48,230 - Unknown

livebaseballscorecards.com

Batter	1	2	3	4	5	6	7	8	9	AB	R	H	RBI	BB	SO	LOB
Gene Clines, R (1, 9) OBP: 0.409, SLG: 0.430	L8		HBP		L8		2B			3	1	1	0	0	0	0
Vic Davalillo, L (1, 3) OBP: 0.302, SLG: 0.338	5-3 1B		SF9 3B		K		K			4	1	2	2	0	2	1
Al Oliver, L (1, 8) OBP: 0.317, SLG: 0.405	5-3		SF9			1B SF9 1B	G3			3	1	1	1	0	0	2
Willie Stargell, L (1, 7) OBP: 0.383, SLG: 0.673	K		L3			HR 1B		K		4	1	1	0	0	2	1
Richie Hebner, L (1, 5) OBP: 0.355, SLG: 0.545		F7		1-3		SF9		HR		3	1	1	2	0	0	0
Milt May, L (1, 2) OBP: 0.303, SLG: 0.423		G6-4-3 1B		1B		HR		5-3		4	1	3	2	0	0	0
Bill Mazeroski, R (1, 4) OBP: 0.354, SLG: 0.354		G6-4-3		F8		F8		F3		4	0	0	0	0	0	2
Gene Alley, R (1, 6) OBP: 0.314, SLG: 0.349			HBP 3B 1B	4-3		F7				3	1	1	0	0	0	1
Luke Walker, L (1, 1) OBP: 0.129, SLG: 0.036			K		K		K			3	0	0	0	0	3	1
Inning Stats	R: 0 E: 0 K: 1 S: 6 H: 1 LOB: 1 BB: 0 P: 6	R: 0 E: 0 K: 0 S: 3 H: 1 LOB: 0 BB: 0 P: 3	R: 3 E: 0 K: 1 S: 7 H: 2 LOB: 0 BB: 0 P: 8	R: 0 E: 0 K: 0 S: 4 H: 1 LOB: 1 BB: 0 P: 4	R: 0 E: 0 K: 2 S: 7 H: 0 LOB: 0 BB: 0 P: 7	R: 3 E: 0 K: 0 S: 6 H: 3 LOB: 0 BB: 0 P: 6	R: 0 E: 0 K: 2 S: 8 H: 1 LOB: 1 BB: 0 P: 8	R: 1 E: 0 K: 1 S: 6 H: 1 LOB: 0 BB: 0 P: 6		1B: 6 2B: 1 3B: 1 HR: 2 SF: 2 SAC: 0 DP: 1 HBP: 1						

	AB	31
	R	7
	H	10
	RBI	7
	BB	0
	SO	7
	LOB	8

WP: 0 PA: 34
PB: 0
SB: 0
CS: 0

PITCHER		IP	WLS	BF	H	R	ER	SO	BB	IBB	HBP	BLK	WP	HR	S	P	ERA	WHIP
Bill Singer, R ERA: 4.69	(1, 1)	5.0	L	20	5	3	3	4	0	0	1	0	0	0	27	28	5.40	1.000
Joe Moeller, R ERA: 3.02	(6, 1)	3.0		14	5	4	4	3	0	0	0	0	0	2	20	20	12.00	1.667

PITCHER	IP	WLS	BF	H	R	ER	SO	BB	IBB	HBP	BLK	WP	HR	S	P	ERA	WHIP

Los Angeles Dodgers @ Pittsburgh Pirates

Three Rivers Stadium, Pittsburgh, PA

Mon Jul 19 1971, 7:05 PM EDT

Att. 17,437 - Unknown

TOP

livebaseballscorecards.com

Batter	1	2	3	4	5	6	7	8	9	AB	R	H	RBI	BB	SO	LOB
Maury Wills, S (1, 6) OBP: 0.332, SLG: 0.339	6-3	4-3 1-3 3-H 1B 2B		4-3		L8		2-H 3-H 2B 1B		5	2	2	3	0	0	1
Bobby Valentine, R (8, 6) OBP: 0.287, SLG: 0.329										0	0	0	0	0	0	0
Bill Buckner, L (1, 9) OBP: 0.325, SLG: 0.395	4-3	4-3 2-3 3-H			L9	FC6-4 1-2f		WP 2-H 2B		5	0	1	2	0	0	2
Willie Davis, L (1, 8) OBP: 0.358, SLG: 0.488	BB 1B	3-H 1B			G3		L3	2-3 K		5	0	2	1	0	1	2
Dick Allen, R (1, 5) OBP: 0.382, SLG: 0.466	1-2 BB	K			HR		1B BB	BB		2	1	1	1	3	1	1
Wes Parker, S (1, 3) OBP: 0.362, SLG: 0.365	K	F9			L8		G6-4-3 1-2 1B	F7		5	0	1	0	0	1	4
Willie Crawford, L (1, 7) OBP: 0.355, SLG: 0.494		HR	K			WP 1B 1B BB	G6-4-3 1-2f		4-3	4	2	1	1	1	1	2
Duke Sims, L (1, 2) OBP: 0.346, SLG: 0.350		FC6-4 1B	K			K		SH5-4 1B 1B	F7	4	0	2	0	0	2	1
Billy Grabarkewitz, R (8, PR) OBP: 0.384, SLG: 0.284										0	1	0	0	0	0	0
Tom Haller, L (8, 2) OBP: 0.296, SLG: 0.304										1	0	0	0	0	0	0
Bill Russell, R (1, 4) OBP: 0.287, SLG: 0.331		FC6-4 1B S 1-2f 2B		K		WP 1-2 1B 1B		SH5-4 1-2 1B 1B		5	3	3	0	0	1	1
Claude Osteen, L (1, 1) OBP: 0.190, SLG: 0.186		2B 1-3 4-3 1B		4-3		FC6-4 1-H 2-H 1B		SH5-4 1-2 2-3	1-3	4	1	2	2	0	0	1

	AB	40
	R	10
	H	15
	RBI	10
	BB	4
	SO	7
	LOB	15

Inning Stats										
	R: 0 E: 0 K: 1 S: 6	H: 1 LOB: 2 BB: 1 P: 10	R: 4 E: 0 K: 1 S: 10	H: 5 LOB: 1 BB: 0 P: 10	R: 0 E: 0 K: 2 S: 7	H: 0 LOB: 0 BB: 0 P: 7	R: 0 E: 0 K: 1 S: 5	H: 0 LOB: 0 BB: 0 P: 5	R: 1 E: 0 K: 0 S: 4	H: 1 LOB: 0 BB: 0 P: 4
	R: 2 E: 0 K: 1 S: 7	H: 2 LOB: 1 BB: 1 P: 11	R: 0 E: 0 K: 0 S: 3	H: 1 LOB: 1 BB: 1 P: 7	R: 3 E: 0 K: 1 S: 9	H: 4 LOB: 2 BB: 1 P: 13	R: 0 E: 0 K: 0 S: 4	H: 1 LOB: 1 BB: 0 P: 4	1B: 11 2B: 2 3B: 0 HR: 2	SF: 0 SAC: 1 DP: 1 HBP: 0	WP: 2 PB: 0 SB: 1 CS: 0	PA: 45

PITCHER		IP	WLS	BF	H	R	ER	SO	BB	IBB	HBP	BLK	WP	HR	S	P	ERA	WHIP
Nelson Briles, R ERA: 4.33	(1, 1)	5.0	L	23	7	5	5	5	1	0	0	0	0	2	32	36	9.00	1.600
Bob Veale, L ERA: 6.14	(6, 1)	1.0		6	2	2	2	1	1	0	0	0	1	0	7	11	18.00	3.000
Mudcat Grant, R ERA: 3.53	(7, 1)	1.1		9	5	3	3	0	1	0	0	0	0	0	8	12	20.25	4.500
Bob Moose, R ERA: 3.61	(8, 1)	1.2		7	1	0	0	1	1	0	0	0	1	0	8	12	0.00	1.200

PITCHER	IP	WLS	BF	H	R	ER	SO	BB	IBB	HBP	BLK	WP	HR	S	P	ERA	WHIP

Los Angeles Dodgers @ Pittsburgh Pirates

Three Rivers Stadium, Pittsburgh, PA

Mon Jul 19 1971, 7:05 PM EDT

Att. 17,437 - Unknown

livebaseballscorecards.com

BOTTOM

Batter	1	2	3	4	5	6	7	8	9	AB	R	H	RBI	BB	SO	LOB
Bill Mazeroski, R (1, 4) OBP: 0.348, SLG: 0.347	L7		F8		F8		F8		1B 2-H	5	0	1	1	0	0	1
Gene Clines, R (1, 8) OBP: 0.416, SLG: 0.436	1B			L8		HR	L4-3		G6-3 1-2	5	1	3	0	0	0	0
Roberto Clemente, R (1, 9) OBP: 0.363, SLG: 0.528	G4-6-3 1-2			6-3		HR 1-H			G6-3 1-2f	5	1	3	2	0	0	2
Willie Stargell, L (1, 7) OBP: 0.385, SLG: 0.670	G4-6-3 1-2f			HBP H		BB 1B SF9	F3			3	1	1	0	0	0	3
Manny Sanguillen, R (1, 2) OBP: 0.351, SLG: 0.419		4-3		1-2		FC5 BB 1-2		6-3		4	0	2	0	0	0	0
Richie Hebner, L (1, 5) OBP: 0.351, SLG: 0.537		F8		L9		K		K		4	0	0	0	0	2	4
Al Oliver, L (1, 3) OBP: 0.316, SLG: 0.401		6-3			K	BB 1-2 2-3		1-3		3	0	0	0	1	1	0
Jackie Hernandez, R (1, 6) OBP: 0.256, SLG: 0.318			6-3		6-3	SF9 3-H			6-3	3	0	0	1	0	0	0
Nelson Briles, R (1, 1) OBP: 0.286, SLG: 0.450 Rennie Stennett, R (5, PH) OBP: 0.308, SLG: 0.250 Bob Veale, S (6, 1) OBP: 0.250, SLG: 0.250 Jose Pagan, R (6, PH) OBP: 0.336, SLG: 0.365 Mudcat Grant, R (7, 1) OBP: 0.375, SLG: 0.429 Bob Moose, R (8, 1) OBP: 0.188, SLG: 0.133 Charlie Sands, L (9, PH) OBP: 0.556, SLG: 0.769			4-3		E4	FC5 2-3f			1B 2B	1 1 0 1 0 0 1	0 0 0 0 0 0 1	0 0 0 0 0 0 1	0 0 0 0 0 0 0	0 0 0 2 0 0 0	0 0 0 0 0 0 0	0 0 0 0 0 0 0
Inning Stats	R: 0 H: 2 E: 0 LOB: 1 K: 0 BB: 0 S: 4 P: 4	R: 0 H: 0 E: 0 LOB: 0 K: 0 BB: 0 S: 3 P: 3	R: 0 H: 0 E: 0 LOB: 0 K: 0 BB: 0 S: 3 P: 3	R: 0 H: 1 E: 0 LOB: 2 K: 0 BB: 0 S: 4 P: 5	R: 0 H: 0 E: 1 LOB: 1 K: 1 BB: 0 S: 6 P: 6	R: 3 H: 4 E: 0 LOB: 2 K: 1 BB: 1 S: 9 P: 13	R: 0 H: 1 E: 0 LOB: 1 K: 0 BB: 0 S: 4 P: 4	R: 0 H: 0 E: 0 LOB: 0 K: 1 BB: 0 S: 5 P: 5	R: 1 H: 3 E: 0 LOB: 1 K: 0 BB: 0 S: 5 P: 5	1B: 9 SF: 1 2B: 1 SAC: 0 3B: 0 DP: 2 HR: 1 HBP: 1						

PITCHER	IP	WLS	BF	H	R	ER	SO	BB	IBB	HBP	BLK	WP	HR	S	P	ERA	WHIP
Claude Osteen, L (1, 1) ERA: 3.32	9.0	W	39	11	4	4	3	1	0	1	0	0	1	43	48	4.00	1.333

PITCHER	IP	WLS	BF	H	R	ER	SO	BB	IBB	HBP	BLK	WP	HR	S	P	ERA	WHIP

AB	36
R	4
H	11
RBI	4
BB	1
SO	3
LOB	12

WP: 0 PA: 39
PB: 0
SB: 0
CS: 0

Batter	1	2	3	4	5	6	7	8	9	AB	R	H	RBI	BB	SO	LOB
Chris Speier, R (1, 6) OBP: 0.321, SLG: 0.335	BBBB 4-0 1-3 1B BB	x 0-0 ③ FC4-6 1-2f		x 0-0 ② FC4-6 1-2f 2-3 3-H		x 0-0 ③ F7		x 0-0 ② F9		4	1	0	1	1	0	5
Tito Fuentes, S (1, 4) OBP: 0.295, SLG: 0.340	x 0-0 ① 1-3 1-2		x 0-0 ① F7	x 0-0 ③ F8			x 0-0 ① 5-3	x 0-0 1-2 2-3 1B		5	0	1	0	0	0	3
Willie Mays, R (1, 3) OBP: 0.422, SLG: 0.520	x 0-0 ② F9		BBBB 4-0 FC6-4 BB		x 0-0 1B 4-3 1B		SSS 0-3 ② K	SSS 0-3 ③ K		4	1	1	0	1	2	4
Bobby Bonds, R (1, 9) OBP: 0.391, SLG: 0.555	x 0-0 PO 2-H 1B		x 0-0 ② F9		x 0-0 4-3 1-3 PB 1B		x 0-0 E1		SSS 0-3 ① K	5	1	2	1	0	1	1
Dick Dietz, R (1, 2) OBP: 0.427, SLG: 0.438 Fran Healy, R (6, 2) OBP: 0.419, SLG: 0.462	0-0 ③ PO 1-2	BBBB 4-0 HR BB	x 0-0 ③ FC6-4 1-2f		x 0-0 ① 4-3 2-3 3-H		x 0-0 ③ 2-3		SSS 0-3 ② K	2 2	1 0	0 0	1 0	1 0	0 1	2 1
Ken Henderson, S (1, 7) OBP: 0.370, SLG: 0.428		x 0-0 1-H HR		x 0-0 FC3-6 1B	x 0-0 ② F9 3-H			x 0-0 FC3-6 BB E 1B	SSS 0-3 ③ K	5	2	3	2	0	1	0
Jimmy Rosario, S (1, 8) OBP: 0.365, SLG: 0.287		x 0-0 ① F4		x 0-0 ① FC3-6 1B 1B 1-2f FC4-6	x 0-0 ③ F7			BBBB 4-0 FC3-6 1-2 BB		3	1	0	0	1	0	1
Al Gallagher, R (1, 5) OBP: 0.324, SLG: 0.332		x 0-0 ② 6-3		x 0-0 FC4-6 1B 1-2 1B		x 0-0 ① 6-3		x 0-0 ① FC3-6 1B E 1-2f 2-3		4	0	1	0	0	0	2
Gaylord Perry, R (1, 1) OBP: 0.136, SLG: 0.123 Don Carrithers, R (4, 1) Ed Goodson, L (6, PH) OBP: 0.231, SLG: 0.216 Rich Robertson, R (6, 1) OBP: 0.067, SLG: 0.067 Don McMahon, R (7, 1) Bernie Williams, R (8, PH) OBP: 0.305, SLG: 0.243 Frank Reberger, L (8, 1) OBP: 0.273, SLG: 0.273		BBBB 4-0 FC4-6 BB		x 0-0 FC4-6 1-2 2-3 1B		x 0-0 ② 4-3		x 0-0 E6 1B 1-2 3-H		1 0 1 0 0 1	0 0 0 0 0 0	1 0 0 0 0 1	0 0 0 0 0 0	1 0 0 0 0 1	0 0 0 0 0 0	0 0 0 0 0 0
Inning Stats	R: 1 E: 0 K: 0 S: 3 H: 1 LOB: 0 BB: 1 P: 7	R: 2 E: 0 K: 0 S: 4 H: 1 LOB: 1 BB: 2 P: 12	R: 0 E: 0 K: 0 S: 3 H: 0 LOB: 1 BB: 1 P: 7	R: 1 E: 0 K: 0 S: 6 H: 3 LOB: 2 BB: 0 P: 6	R: 2 E: 0 K: 0 S: 5 H: 2 LOB: 0 BB: 0 P: 5	R: 0 E: 0 K: 0 S: 3 H: 0 LOB: 0 BB: 0 P: 3	R: 0 E: 1 K: 1 S: 6 H: 0 LOB: 1 BB: 0 P: 6	R: 1 E: 1 K: 1 S: 8 H: 2 LOB: 3 BB: 1 P: 12	R: 0 E: 0 K: 3 S: 9 H: 0 LOB: 0 BB: 0 P: 9	1B: 8 2B: 0 3B: 0 HR: 1	SF: 0 SAC: 0 DP: 0 HBP: 0					

PITCHER		IP	WLS	BF	H	R	ER	SO	BB	IBB	HBP	BLK	WP	HR	S	P	ERA	WHIP
Steve Blass, R ERA: 2.84	(1, 1)	1.0		4	1	1	1	0	1	0	0	0	0	0	3	7	9.00	2.000
Bob Veale, L ERA: 6.92	(2, 1)	4.0	W	21	6	5	5	0	3	0	0	0	0	1	18	30	11.25	2.250
Nelson Briles, R ERA: 4.27	(6, 1)	1.0		3	0	0	0	0	0	0	0	0	0	0	3	3	0.00	0.000
Dave Giusti, R ERA: 2.17	(7, 1)	3.0	S	14	2	1	1	5	1	0	0	0	0	0	23	27	3.00	1.000

PITCHER	IP	WLS	BF	H	R	ER	SO	BB	IBB	HBP	BLK	WP	HR	S	P	ERA	WHIP

TOP

San Francisco Giants @ Pittsburgh Pirates

Three Rivers Stadium, Pittsburgh, PA

Tue Jul 20 1971, 7:05 PM EDT

Att. 29,865 - Unknown

livebaseballscorecards.com

AB	37
R	7
H	9
RBI	6
BB	5
SO	5
LOB	20

PA: 43

WP: 0
PB: 1
SB: 0
CS: 0

Batter	1	2	3	4	5	6	7	8	9	AB	R	H	RBI	BB	SO	LOB
Bill Mazeroski, R (1, 4) OBP: 0.348, SLG: 0.347	1-3	FC4-6 1-3 2-H 1B		F5	E6 FC4-6 1-2 2-3 3-H		BB HBP 1B 1B	K		6	1	2	2	0	1	4
Vic Davalillo, L (1, 3) OBP: 0.303, SLG: 0.337	FC5-4 1B	FC4-6 1-2f		4-3 2-3 3-H	FC4-6 1-2f 2-3 3-H		HBP BB 1B 1-2 1B	4-1		6	1	2	2	0	0	5
Roberto Clemente, R (1, 9) OBP: 0.360, SLG: 0.529	FC5-4 1B 1-2f		4-3	1B 3-H 3B	F9		K			5	1	1	1	0	1	5
Willie Stargell, L (1, 7) OBP: 0.390, SLG: 0.671	FC3 1-3 1B		F7	1B 3-H 1B		G3 BB 1B	HBP 1B 1-2 2-3 BB			4	1	3	1	1	0	0
Richie Hebner, L (1, 5) OBP: 0.348, SLG: 0.530	FC3 1-2f		F9	G3		F5	1B HBP 1-2 2-3 3-H			4	0	0	1	0	0	4
Al Oliver, L (1, 8) OBP: 0.323, SLG: 0.409		F6		1B 2B	FC1-5 1B 1B	G3 BB 1-2	1B 1-3 2-H 3-H			4	1	3	2	1	0	0
Manny Sanguillen, R (1, 2) OBP: 0.355, SLG: 0.420	1B 1B BB			E 1B 2-3	PB FC1-5 E 1B 1-2	G3 1-2 2-3	K			4	3	2	0	1	1	4
Gene Alley, R (1, 6) OBP: 0.316, SLG: 0.347		F4		E 4-3 1-2 3-H 1B	FC1-5 E PB FC4-6 1-2 2-3f	IBB	F9			4	2	1	1	1	0	5
Steve Blass, R (1, 1) OBP: 0.120, SLG: 0.160 Bob Veale, S (2, 1) OBP: 0.333, SLG: 0.333 Charlie Sands, L (5, PH) OBP: 0.579, SLG: 0.769 Nelson Briles, R (6, 1) OBP: 0.286, SLG: 0.450 Jose Pagan, R (6, PH) OBP: 0.333, SLG: 0.361 Dave Giusti, R (7, 1) OBP: 0.143, SLG: 0.077	1B 1-2 1B			E6 4-3 1-3 2-H 3B	FC4-6 E 1-2 2-3 BB	4-3		4-3		0 2 0 0 1 1	0 1 0 0 0 0	0 1 0 0 0 0	0 1 0 0 0 0	0 0 0 0 0 0	0 1 0 0 3 0	0 0 0 0 0 0
Inning Stats	R: 0 E: 0 K: 0 S: 5 H: 2 LOB: 2 BB: 0 P: 5	R: 1 E: 0 K: 0 S: 5 H: 2 LOB: 2 BB: 1 P: 9	R: 0 E: 0 K: 0 S: 3 H: 0 LOB: 0 BB: 0 P: 3	R: 5 E: 1 K: 0 S: 9 H: 5 LOB: 1 BB: 0 P: 9	R: 2 E: 1 K: 0 S: 6 H: 2 LOB: 2 BB: 1 P: 10	R: 0 E: 0 K: 0 S: 4 H: 1 LOB: 3 BB: 2 P: 12	R: 3 E: 0 K: 2 S: 10 H: 3 LOB: 2 BB: 1 P: 15	R: 0 E: 0 K: 1 S: 5 H: 0 LOB: 0 BB: 0 P: 5		1B: 13 2B: 1 3B: 1 HR: 0 SF: 0 SAC: 0 DP: 0 HBP: 1				WP: 0 PB: 1 SB: 0 CS: 0 PA: 47	

PITCHER		IP	WLS	BF	H	R	ER	SO	BB	IBB	HBP	BLK	WP	HR	S	P	ERA	WHIP
Gaylord Perry, R ERA: 3.45	(1, 1)	3.2		22	9	6	2	0	1	0	0	0	0	0	21	25	4.91	2.727
Don Carrithers, R ERA: 4.71	(4, 1)	1.1	L	8	2	2	1	0	1	0	0	0	0	0	7	11	6.75	2.250
Rich Robertson, R ERA: 4.57	(6, 1)	1.1		10	3	3	3	1	2	1	0	0	0	0	9	21	20.25	3.750
Don McMahon, R ERA: 3.94	(7, 1)	0.2		4	1	0	0	1	0	0	1	0	0	0	5	6	0.00	1.500
Frank Reberger, R ERA: 3.53	(8, 1)	1.0		3	0	0	0	1	0	0	0	0	0	0	5	5	0.00	0.000

PITCHER	IP	WLS	BF	H	R	ER	SO	BB	IBB	HBP	BLK	WP	HR	S	P	ERA	WHIP

BOTTOM

San Francisco Giants @ Pittsburgh Pirates

Three Rivers Stadium, Pittsburgh, PA

Tue Jul 20 1971, 7:05 PM EDT

Att. 29,865 - Unknown

livebaseballscorecards.com

AB	41
R	11
H	15
RBI	10
BB	5
SO	3
LOB	31

San Francisco Giants @ Pittsburgh Pirates

Three Rivers Stadium, Pittsburgh, PA

Wed Jul 21 1971, 7:05 PM EDT

Att. 35,145 - Unknown

TOP

livebaseballscorecards.com

Batter	1	2	3	4	5	6	7	8	9	AB	R	H	RBI	BB	SO	LOB
Chris Speier, R (1, 6) OBP: 0.320, SLG: 0.333	K	F3			FC5-4 (1-2f)		1B		F7	5	0	1	0	0	1	4
Tito Fuentes, S (1, 4) OBP: 0.296, SLG: 0.340	BB, 1B, SF9, 1B		6-3		BB, 1-2, 1B		L8		F3	5	1	2	0	0	0	4
Willie Mays, R (1, 8) OBP: 0.425, SLG: 0.518	SF9, BB, 1-2, 1B		K		1-2, 2-3, BB			6-3	HR, 1-2, 2-3, 3-H, BB	3	1	1	1	2	1	0
Willie McCovey, L (1, 3) OBP: 0.397, SLG: 0.500	1-2, 2-3, BB		K		F9			L8	HR, 1-H, 2-H, 3-H	4	1	1	4	1	1	3
Bobby Bonds, R (1, 9) OBP: 0.388, SLG: 0.551	SF9, 2-3, 3-H			L6-3, BB		F6		5-3	E5	3	0	0	1	1	0	1
Dick Dietz, R (1, 2) OBP: 0.423, SLG: 0.438	F3			L6-3, 1-2		6-3			1B, 2B; F8	5	1	1	0	0	0	4
Ken Henderson, S (1, 7) OBP: 0.368, SLG: 0.425		F7		F6		F4			BB, 1B, BB, 2-3, 1B	4	1	1	0	0	0	0
Al Gallagher, R (1, 5) OBP: 0.327, SLG: 0.347		HR			6-3		F9		BB, BB, HR, 1-2, 3-H, 1B	4	1	2	2	0	0	0
Frank Reberger, L (9, PR) OBP: 0.273, SLG: 0.273										0	1	0	0	0	0	0
Hal Lanier, R (9, 5) OBP: 0.275, SLG: 0.275										0	0	0	0	0	0	0
Ron Bryant, S (1, 1) OBP: 0.191, SLG: 0.200		6-3			FC5-4, BB		4-3		BB, HR, 1-2, 2-3, BB	2	0	0	0	1	0	0
Jerry Johnson, R (7, 1)										0	0	0	0	0	0	0
Jimmy Rosario, S (9, PH) OBP: 0.369, SLG: 0.287										0	1	0	0	1	0	0
Steve Hamilton, L (9, 1)										0	0	0	0	0	0	0

	AB	35
	R	8
	H	9
	RBI	8
	BB	6
	SO	3
	LOB	16

Inning Stats	1	2	3	4	5	6	7	8	9
	R: 1 E: 0 K: 1 S: 7	H: 2 LOB: 2 BB: 1 P: 11	R: 1 E: 0 K: 0 S: 4	H: 1 LOB: 0 BB: 0 P: 4	R: 0 E: 0 K: 2 S: 7	H: 0 LOB: 0 BB: 0 P: 7	R: 0 E: 0 K: 0 S: 2	H: 0 LOB: 0 BB: 1 P: 6	R: 0 E: 0 K: 0 S: 4	H: 1 LOB: 3 BB: 2 P: 12	R: 0 E: 0 K: 0 S: 3	H: 0 LOB: 0 BB: 0 P: 3	R: 0 E: 0 K: 0 S: 4	H: 1 LOB: 1 BB: 0 P: 4	R: 0 E: 0 K: 0 S: 3	H: 0 LOB: 0 BB: 0 P: 3	R: 6 E: 1 K: 0 S: 8	H: 4 LOB: 1 BB: 2 P: 16

	1B: 6	SF: 1	WP: 0	PA: 42
	2B: 2	SAC: 0	PB: 0	
	3B: 0	DP: 1	SB: 0	
	HR: 2	HBP: 0	CS: 0	

PITCHER		IP	WLS	BF	H	R	ER	SO	BB	IBB	HBP	BLK	WP	HR	S	P	ERA	WHIP
Bob Johnson, R (1, 1) ERA: 3.35		8.0		34	7	4	4	3	4	0	0	0	0	1	36	52	4.50	1.375
Dave Giusti, R (9, 1) ERA: 2.75		1.0	L	8	2	4	4	0	2	0	0	0	0	1	6	14	36.00	4.000

PITCHER	IP	WLS	BF	H	R	ER	SO	BB	IBB	HBP	BLK	WP	HR	S	P	ERA	WHIP

BOTTOM

San Francisco Giants @ Pittsburgh Pirates

Three Rivers Stadium, Pittsburgh, PA

Wed Jul 21 1971, 7:05 PM EDT

Att. 35,145 - Unknown

livebaseballscorecards.com

Batter	1	2	3	4	5	6	7	8	9	AB	R	H	RBI	BB	SO	LOB
Bill Mazeroski, R (1, 4) OBP: 0.340, SLG: 0.339	F8			6-3		6-3		SH2 1-2 2-3		3	0	0	0	0	0	1
Gene Clines, R (1, 8) OBP: 0.408, SLG: 0.427	K			L9		L4-3		6-3 2-3 3-H		3	0	0	0	0	1	1
Al Oliver, L (8, PH) (9, 8) OBP: 0.322, SLG: 0.408										1	0	0	1	0	0	1
Roberto Clemente, R (1, 9) OBP: 0.359, SLG: 0.525	F7			6-3			E8 1B	4-3		4	1	1	0	0	0	1
Willie Stargell, L (1, 7) OBP: 0.389, SLG: 0.665		G5-4-3 BB			K		K		K	3	0	0	0	1	3	0
Manny Sanguillen, R (1, 2) OBP: 0.357, SLG: 0.430		F3			F6		HR		FC5 BB 1B	4	1	2	1	0	0	1
Bob Robertson, R (1, 3) OBP: 0.357, SLG: 0.500		G5-4-3 1-2f			HR		F9		BB 1-2	3	1	1	1	1	0	1
Jose Pagan, R (1, 5) OBP: 0.324, SLG: 0.350			F9		F7		K		K	3	0	0	0	0	1	0
Richie Hebner, L (8, 5) OBP: 0.347, SLG: 0.528										1	0	0	0	0	1	2
Gene Alley, R (1, 6) OBP: 0.319, SLG: 0.350			4-3			SH1-4 1B		SH2 BB 6-3 1B	FC5 2-3f	4	1	2	0	0	0	2
Bob Johnson, L (1, 1) OBP: 0.194, SLG: 0.065			K			SH1-4 1-2		6-3 SH2 BB 1-2		1	0	0	0	1	1	0
Dave Giusti, R (9, 1) OBP: 0.143, SLG: 0.077										0	0	0	0	0	0	0

	AB	30
	R	4
	H	6
	RBI	3
	BB	3
	SO	7
	LOB	10

Inning Stats	1	2	3	4	5	6	7	8	9	1B: 4	SF: 0	WP: 0	PA: 35
	R: 0 E: 0 K: 1 S: 5 H: 0 LOB: 0 BB: 0 P: 5	R: 0 E: 0 K: 0 S: 2 H: 0 LOB: 0 BB: 1 P: 6	R: 0 E: 0 K: 1 S: 5 H: 0 LOB: 0 BB: 0 P: 5	R: 0 E: 0 K: 0 S: 3 H: 0 LOB: 0 BB: 0 P: 3	R: 1 E: 0 K: 1 S: 6 H: 1 LOB: 0 BB: 0 P: 6	R: 0 E: 0 K: 0 S: 4 H: 1 LOB: 1 BB: 0 P: 4	R: 2 E: 1 K: 2 S: 9 H: 2 LOB: 0 BB: 0 P: 9	R: 1 E: 0 K: 0 S: 4 H: 1 LOB: 1 BB: 1 P: 8	R: 0 E: 0 K: 2 S: 8 H: 1 LOB: 2 BB: 1 P: 12	2B: 0 3B: 0 HR: 2	SAC: 2 DP: 1 HBP: 0	PB: 0 SB: 0 CS: 0	

PITCHER	IP	WLS	BF	H	R	ER	SO	BB	IBB	HBP	BLK	WP	HR	S	P	ERA	WHIP
Ron Bryant, L (1, 1) ERA: 3.27	6.1		23	4	3	3	4	1	0	0	0	0	2	30	34	4.26	0.789
Jerry Johnson, R (7, 1) ERA: 2.6	1.2	W	7	1	1	1	1	1	0	0	0	0	0	8	12	5.40	1.200
Steve Hamilton, L (9, 1) ERA: 2.9	1.0	S	5	1	0	0	2	1	0	0	0	0	0	8	12	0.00	2.000

PITCHER	IP	WLS	BF	H	R	ER	SO	BB	IBB	HBP	BLK	WP	HR	S	P	ERA	WHIP

Batter	1	2	3	4	5	6	7	8	9	10	AB	R	H	RBI	BB	SO	LOB
Chris Speier, R (1, 6) OBP: 0.322, SLG: 0.335	0-0 2B 1B	0-3 K			0-0 6-3		0-0 F9	0-0 F3		0-3 K	1	1	1	0	0	0	0
Frank Duffy, R (2, PH) OBP: 0.139, SLG: 0.143 (2, 6)											5	0	0	0	0	2	4
Tito Fuentes, S (1, 4) OBP: 0.292, SLG: 0.335	0-0 F7	0-0 4-3			0-0 4-3		0-0 5-3		0-0 G3	0-0 G3	6	0	0	0	0	0	3
Bobby Bonds, R (1, 9) OBP: 0.393, SLG: 0.557	0-0 1-H 1B 2B	0-3 K			0-0 BB E 1B		0-0 1B		0-0 4-3 1B		5	1	4	1	0	1	0
Willie McCovey, L (1, 3) OBP: 0.398, SLG: 0.493	4-0 1B 3B IBB		0-0 2-3		4-0 BB 1-2 IBB		0-3 K		0-0 4-3 1-2		3	1	0	0	2	1	2
Dick Dietz, R (1, 2) OBP: 0.423, SLG: 0.435	0-0 1-2 2-H 3B 1B		0-0 F8		4-0 1-2 2-3 BB			0-0 4-3	0-0 F9		4	1	1	1	1	0	1
Jerry Johnson, R (9, 1)											0	0	0	0	0	0	0
Ken Henderson, S (1, 7) OBP: 0.372, SLG: 0.440	0-0 1-H 2-H E 3B		0-0 6-3		0-0 3-1			4-0 1B BB		0-0 1B 3B	4	2	2	2	1	0	3
Jimmy Rosario, S (1, 8) OBP: 0.377, SLG: 0.307	0-0 E7 SF8 3-H 2B			0-0 6-3		0-0 3-1		0-0 1-3 1B 1B		0-0 1B SH3-4 3-H 1B	5	2	3	2	0	0	0
Al Gallagher, R (1, 5) OBP: 0.326, SLG: 0.344	0-0 SF8 3-H			0-0 F9		0-0 F9		4-0 1B IBB		0-0 SH3-4 1-2	2	0	0	1	1	0	0
Hal Lanier, R (8, 5) OBP: 0.275, SLG: 0.275											0	0	0	0	0	0	0
Juan Marichal, R (1, 1) OBP: 0.156, SLG: 0.270	0-0 F8			0-0 F6		0-0 F9		0-0 1-3 2-H 1B		0-0 2-3 1B	4	0	1	1	0	0	0
Steve Hamilton, L (9, 1)											0	0	0	0	0	0	0
Russ Gibson, R (9, 2) OBP: 0.240, SLG: 0.333											1	0	1	0	0	0	0
Inning Stats	R: 6 E: 1 K: 0 S: 8 H: 5 LOB: 0 BB: 1 P: 12	R: 0 E: 0 K: 2 S: 7 H: 0 LOB: 0 BB: 0 P: 7	R: 0 E: 0 K: 0 S: 3 H: 0 LOB: 0 BB: 0 P: 3	R: 0 E: 0 K: 0 S: 3 H: 0 LOB: 0 BB: 0 P: 3	R: 0 E: 0 K: 0 S: 4 H: 1 LOB: 3 BB: 2 P: 12	R: 0 E: 0 K: 0 S: 3 H: 0 LOB: 0 BB: 0 P: 3	R: 0 E: 0 K: 1 S: 6 H: 1 LOB: 1 BB: 0 P: 6	R: 1 E: 0 K: 0 S: 4 H: 2 LOB: 2 BB: 2 P: 12	R: 0 E: 0 K: 0 S: 4 H: 1 LOB: 1 BB: 0 P: 4	R: 1 E: 0 K: 1 S: 8 H: 3 LOB: 2 BB: 0 P: 8	1B: 9 2B: 2 3B: 2 HR: 0 SF: 1 SAC: 1 DP: 0 HBP: 0						

PITCHER	IP	WLS	BF	H	R	ER	SO	BB	IBB	HBP	BLK	WP	HR	S	P	ERA	WHIP
Dock Ellis, R (1, 1) ERA: 2.3	7.0		31	7	6	5	3	1	2	0	0	0	0	34	46	6.43	1.143
Mudcat Grant, R (8, 1) ERA: 3.56	2.0		10	3	1	1	0	1	1	0	0	0	0	8	16	4.50	2.000
Bob Moose, R (10, 1) ERA: 3.66	1.0	L	6	3	1	1	1	0	0	0	0	0	0	8	8	9.00	3.000

PITCHER	IP	WLS	BF	H	R	ER	SO	BB	IBB	HBP	BLK	WP	HR	S	P	ERA	WHIP

TOP

San Francisco Giants @ Pittsburgh Pirates

Three Rivers Stadium, Pittsburgh, PA

Thu Jul 22 1971, 3:33 AM EDT

Att. 33,185 - Sunny

livebaseballscorecards.com

AB	40
R	8
H	13
RBI	8
BB	5
SO	4
LOB	13

1B: 9	SF: 1	WP: 0	PA: 47
2B: 2	SAC: 1	PB: 0	
3B: 2	DP: 0	SB: 0	
HR: 0	HBP: 0	CS: 0	

Batter	1	2	3	4	5	6	7	8	9	10	AB	R	H	RBI	BB	SO	LOB
Rennie Stennett, R (1, 4) OBP: 0.389, SLG: 0.375	1-3	FC3-6 1B			4-1 1B		1B		SF8 3-H	L 1-2	4	0	3	1	0	0	0
Charlie Sands, L (10, PH) OBP: 0.579, SLG: 0.769											1	0	0	0	0	0	1
Vic Davalillo, L (1, 9) OBP: 0.306, SLG: 0.339	E 1B 1B	FC3-6 1-2f			4-1 1-2		F8		2B 1B 1-3 2-H		5	2	2	1	0	0	3
Al Oliver, L (1, 8) OBP: 0.324, SLG: 0.409	BB E 1B 1B 1-2	F7			K			BB 1B	2B 1-H 3-H		4	1	2	0	0	1	2
Roberto Clemente, R (9, PH) OBP: 0.361, SLG: 0.530											1	0	1	2	0	0	0
Jackie Hernandez, R (9, PR) OBP: 0.256, SLG: 0.318 (10, 6)											0	0	0	0	0	0	0
Willie Stargell, L (1, 7) OBP: 0.389, SLG: 0.658	E3 BB 1B 1-2 2-H		K		F8			BB G6-4-3 BB 1-2	IBB		3	1	0	0	2	1	2
Richie Hebner, L (1, 5) OBP: 0.342, SLG: 0.520	K	F6		G3				F5	K		5	0	0	0	0	2	6
Bob Moose, R (10, 1) OBP: 0.188, SLG: 0.133											0	0	0	0	0	0	0
Bob Robertson, R (1, 3) OBP: 0.354, SLG: 0.493	1B BB 1-2 2-3	F4		F9				G6-4-3 1-2f	F4		4	0	0	0	1	0	4
Manny Sanguillen, R (1, 2) OBP: 0.360, SLG: 0.432	1B 1-2 2-H 3-H	F3		F9					1B BB SF8 1B	L6 1B	5	1	3	2	0	0	0
Gene Alley, R (1, 6) OBP: 0.315, SLG: 0.346	5-3	F7					F7		1B BB 1-2	L6 1-2	3	0	0	0	0	0	2
Jose Pagan, R (9, PH) OBP: 0.327, SLG: 0.347 (10, 5)											1	1	0	0	1	0	1
Dock Ellis, S (1, 1) OBP: 0.246, SLG: 0.204		K		5-3			K			CS 1B 1-2 2-3	2	0	0	0	0	1	0
Milt May, L (7, PH) OBP: 0.299, SLG: 0.417											1	0	0	0	0	1	0
Mudcat Grant, R (8, 1) OBP: 0.375, SLG: 0.429											0	0	0	0	0	0	0
Gene Clines, R (9, PH) OBP: 0.415, SLG: 0.434 (10, 8)											2	1	2	0	0	0	0
Inning Stats	R: 3 H: 3 E: 1 LOB: 2 K: 1 BB: 1 S: 9 P: 13	R: 0 H: 1 E: 0 LOB: 1 K: 1 BB: 0 S: 6 P: 6	R: 0 H: 0 E: 0 LOB: 0 K: 1 BB: 0 S: 5 P: 5	R: 0 H: 0 E: 0 LOB: 0 K: 0 BB: 0 S: 3 P: 3	R: 0 H: 1 E: 0 LOB: 1 K: 1 BB: 0 S: 6 P: 6	R: 0 H: 0 E: 0 LOB: 0 K: 0 BB: 0 S: 3 P: 3	R: 0 H: 1 E: 0 LOB: 1 K: 1 BB: 0 S: 6 P: 6	R: 0 H: 1 E: 0 LOB: 1 K: 0 BB: 1 S: 3 P: 7	R: 4 H: 4 E: 0 LOB: 2 K: 1 BB: 2 S: 9 P: 17	R: 0 H: 2 E: 0 LOB: 0 K: 0 BB: 0 S: 3 P: 3	1B: 12 SF: 1 2B: 2 SAC: 0 3B: 0 DP: 2 HR: 0 HBP: 0						

PITCHER		IP	WLS	BF	H	R	ER	SO	BB	IBB	HBP	BLK	WP	HR	S	P	ERA	WHIP
Juan Marichal, R ERA: 2.85	(1, 1)	8.1		38	10	7	4	5	3	0	0	0	0	0	45	57	4.32	1.560
Steve Hamilton, L ERA: 2.87	(9, 1)	0.1		3	1	0	0	1	0	1	0	0	0	0	4	8	0.00	3.000
Jerry Johnson, R ERA: 2.55	(9, 1)	1.1	W	5	2	0	0	0	0	0	0	0	0	0	4	4	0.00	1.500

PITCHER	IP	WLS	BF	H	R	ER	SO	BB	IBB	HBP	BLK	WP	HR	S	P	ERA	WHIP

BOTTOM

San Francisco Giants @ Pittsburgh Pirates

Three Rivers Stadium, Pittsburgh, PA

Thu Jul 22 1971, 3:33 AM EDT

Att. 33,185 - Sunny

livebaseballscorecards.com

AB	41
R	7
H	13
RBI	6
BB	4
SO	6
LOB	21

Batter	1	2	3	4	5	6	7	8	9	AB	R	H	RBI	BB	SO	LOB
Gene Clines, R (1, 9) OBP: 0.411, SLG: 0.426	L5-3	L6		L3			BBB 4-0 G4-3 BB			3	0	0	0	1	0	3
Vic Davalillo, L (1, 3) OBP: 0.304, SLG: 0.337	1-3		G3		G4-6-3 1B		G4-3 1-2f			4	0	1	0	0	0	1
Al Oliver, L (1, 8) OBP: 0.321, SLG: 0.404	4-3		L3		G4-6-3 1-2f			G3		4	0	0	0	0	0	1
Willie Stargell, L (1, 7) OBP: 0.393, SLG: 0.669		2B SF8 1B	HR 1B		HR			4-3		4	3	3	1	0	0	0
Richie Hebner, L (1, 5) OBP: 0.344, SLG: 0.532		E 1-3 2B	1-H HR		3-1			F8		4	1	2	2	0	0	0
Milt May, L (1, 2) OBP: 0.296, SLG: 0.405		SF8 3-H	BBB 4-0 BB			F8			F8	2	0	0	1	1	0	0
Bill Mazeroski, R (1, 4) OBP: 0.338, SLG: 0.331		BBB 4-0 E BB	1-3			1-3			4-3	3	0	0	0	1	0	1
Jackie Hernandez, R (1, 6) OBP: 0.248, SLG: 0.306		E4 1-2 2-3		P2		5-3			1-3	4	0	0	0	0	0	2
Bruce Kison, R (1, 1)		SSS K		SSS K				5-3		3	0	0	0	0	2	3
Inning Stats	R: 0 E: 0 K: 0 S: 3 H: 0 LOB: 0 BB: 0 P: 3	R: 1 E: 1 K: 1 S: 8 H: 2 LOB: 3 BB: 1 P: 12	R: 2 E: 0 K: 0 S: 5 H: 2 LOB: 1 BB: 1 P: 9	R: 0 E: 0 K: 1 S: 5 H: 0 LOB: 0 BB: 0 P: 5	R: 1 E: 0 K: 0 S: 4 H: 2 LOB: 0 BB: 0 P: 4	R: 0 E: 0 K: 0 S: 3 H: 0 LOB: 0 BB: 0 P: 3	R: 0 E: 0 K: 0 S: 2 H: 0 LOB: 0 BB: 1 P: 6	R: 0 E: 0 K: 0 S: 3 H: 0 LOB: 0 BB: 0 P: 3	R: 0 E: 0 K: 0 S: 3 H: 0 LOB: 0 BB: 0 P: 3	1B: 3 2B: 1 3B: 0 HR: 2 SF: 1 SAC: 0 DP: 2 HBP: 0						

TOP

Pittsburgh Pirates @ San Diego Padres

San Diego Stadium, San Diego, CA

Fri Jul 23 1971, 10:05 PM EDT

Att. 10,133 - Unknown

livebaseballscorecards.com

AB	31
R	4
H	6
RBI	4
BB	3
SO	2
LOB	11

WP: 0 PB: 0 SB: 0 CS: 0 PA: 35

PITCHER		IP	WLS	BF	H	R	ER	SO	BB	IBB	HBP	BLK	WP	HR	S	P	ERA	WHIP
Clay Kirby, R ERA: 3.5	(1, 1)	6.0	L	26	6	4	4	2	2	0	0	0	0	2	28	36	6.00	1.333
Danny Coombs, L ERA: 6.24	(7, 1)	2.0		6	0	0	0	0	1	0	0	0	0	0	5	9	0.00	0.500
Al Severinsen, R ERA: 3.65	(9, 1)	1.0		3	0	0	0	0	0	0	0	0	0	0	3	3	0.00	0.000

PITCHER	IP	WLS	BF	H	R	ER	SO	BB	IBB	HBP	BLK	WP	HR	S	P	ERA	WHIP

BOTTOM

Pittsburgh Pirates @ San Diego Padres

San Diego Stadium, San Diego, CA

Fri Jul 23 1971, 10:05 PM EDT

Att. 10,133 - Unknown

livebaseballscorecards.com

Batter	1	2	3	4	5	6	7	8	9	AB	R	H	RBI	BB	SO	LOB
Enzo Hernandez, R (1, 6) OBP: 0.309, SLG: 0.273	K			1-3		FC6-4			HBP, 1B	4	0	1	0	0	1	1
Don Mason, L (1, 4) OBP: 0.266, SLG: 0.241	F8			3-1			E3, G6-4-3		P6	4	0	0	0	0	0	1
Leron Lee, L (1, 7) OBP: 0.319, SLG: 0.349	6-3			K			G6-4-3		L9	4	0	0	0	0	1	2
Nate Colbert, R (1, 3) OBP: 0.360, SLG: 0.503		5-3			1-3		1-3		1-2, HBP	3	0	0	0	0	0	0
Ollie Brown, R (1, 9) OBP: 0.353, SLG: 0.365		K			K			6-3	P6	4	0	0	0	0	2	2
Ivan Murrell, R (1, 8) OBP: 0.278, SLG: 0.400		K			P6			BB, BB		2	0	0	0	1	1	0
Ed Spiezio, R (1, 5) OBP: 0.289, SLG: 0.349			K			F3		F8		3	0	0	0	0	1	1
Bob Barton, R (1, 2) OBP: 0.310, SLG: 0.371			6-3			K		1-2, BB		2	0	0	0	1	1	0
Clay Kirby, R (1, 1) OBP: 0.235, SLG: 0.152			K			FC6-4, 1B		K		1	0	0	0	0	1	0
Angel Bravo, L (6, PH) OBP: 0.283, SLG: 0.231										1	0	1	0	0	0	0
Danny Coombs, R (7, 1) OBP: 0.267, SLG: 0.286										0	0	0	0	0	0	0
Larry Stahl, L (8, PH) OBP: 0.298, SLG: 0.385										1	0	0	0	0	1	2
Al Severinsen, R (9, 1)										0	0	0	0	0	0	0

Inning Stats	1	2	3	4	5	6	7	8	9
R	0	0	0	0	0	0	0	0	0
E	0	0	0	0	0	0	1	0	0
K	1	2	2	1	1	1	0	1	0
S	5	7	7	5	5	6	3	5	4
H	0	0	0	0	0	1	0	0	1
LOB	0	0	0	0	0	1	0	2	2
BB	0	0	0	0	0	0	0	2	0
P	5	7	7	5	5	6	3	13	5

1B	2
2B	0
3B	0
HR	0
SF	0
SAC	0
DP	1
HBP	1

WP	0
PB	0
SB	0
CS	0
PA	32

AB	29
R	0
H	2
RBI	0
BB	2
SO	9
LOB	9

PITCHER	IP	WLS	BF	H	R	ER	SO	BB	IBB	HBP	BLK	WP	HR	S	P	ERA	WHIP
Bruce Kison, R (1, 1) ERA: 1.82	9.0	W	32	2	0	0	9	2	0	1	0	0	0	47	56	0.00	0.444

PITCHER	IP	WLS	BF	H	R	ER	SO	BB	IBB	HBP	BLK	WP	HR	S	P	ERA	WHIP

Batter	1	2	3	4	5	6	7	8	9	AB	R	H	RBI	BB	SO	LOB
Rennie Stennett, R (1, 4) OBP: 0.348, SLG: 0.333	6-3			F8		FC 1B, 1B	4-3		G3-6-3 1-2f	5	1	1	0	0	0	1
Gene Clines, R (1, 8) OBP: 0.413, SLG: 0.424	L5-3			L6-3		1-2 FC, 1B		BBBB 4-0 2B, BB		3	1	1	0	1	0	0
Roberto Clemente, R (1, 9) OBP: 0.360, SLG: 0.529	SSS 0-3 K			F9		FC, CI 1B, SF8 1-2f 2-3		F8 1-H, 2B		4	1	1	1	0	1	2
Willie Stargell, L (1, 7) OBP: 0.394, SLG: 0.667		4-3			FC, 1B	CI, 1B 1-2 3-H		F8 2-3		4	0	2	1	0	0	1
Manny Sanguillen, R (1, 2) OBP: 0.357, SLG: 0.429		F3			FC, 1B 1-2f	S CI, FC4-6 1-2 2-3		6-3		3	1	0	0	0	0	2
Jose Pagan, R (1, 5) OBP: 0.328, SLG: 0.350 Richie Hebner, L (8, PH) OBP: 0.346, SLG: 0.532 (8, 5)		6-3			1B, 1B 1-2	SF8 3-H		H 1-0 HBP		2 0	0 0	1 0	1 0	0 0	0 0	0 0
Al Oliver, L (1, 3) OBP: 0.320, SLG: 0.402			4-3		1-3 2-H, 1B	FC4-6 1-2f		4-3		4	0	1	1	0	0	4
Jackie Hernandez, R (1, 6) OBP: 0.240, SLG: 0.296			6-3		F9	SSS 0-3 K			F9	4	0	0	0	0	1	2
Steve Blass, R (1, 1) OBP: 0.130, SLG: 0.167 Dave Giusti, R (9, 1) OBP: 0.143, SLG: 0.077			G3		5-3	6-3			G3-6-3, 1B	4 0	0 0	1 0	0 0	0 0	0 0	2 0
Inning Stats	R: 0 E: 0 K: 1 S: 5 H: 0 LOB: 0 BB: 0 P: 5	R: 0 E: 0 K: 0 S: 3 H: 0 LOB: 0 BB: 0 P: 3	R: 0 E: 0 K: 0 S: 3 H: 0 LOB: 0 BB: 0 P: 3	R: 0 E: 0 K: 0 S: 3 H: 0 LOB: 0 BB: 0 P: 3	R: 1 E: 0 K: 0 S: 6 H: 3 LOB: 2 BB: 0 P: 6	R: 2 E: 1 K: 0 S: 7 H: 3 LOB: 2 BB: 0 P: 7	R: 0 E: 0 K: 1 S: 5 H: 0 LOB: 0 BB: 0 P: 5	R: 1 E: 0 K: 0 S: 4 H: 1 LOB: 2 BB: 1 P: 9	R: 0 E: 0 K: 0 S: 3 H: 1 LOB: 0 BB: 0 P: 3	1B: 7 2B: 1 3B: 0 HR: 0 SF: 1 SAC: 0 DP: 1 HBP: 1						

TOP

Pittsburgh Pirates @ San Diego Padres

San Diego Stadium, San Diego, CA

Sat Jul 24 1971, 6:33 AM EDT

Att. 3,114 - Unknown

livebaseballscorecards.com

AB	33
R	4
H	8
RBI	4
BB	1
SO	2
LOB	14

WP: 0 PB: 0 SB: 0 CS: 0 PA: 37

PITCHER		IP	WLS	BF	H	R	ER	SO	BB	IBB	HBP	BLK	WP	HR	S	P	ERA	WHIP
Dave Roberts, L ERA: 2.21	(1, 1)	6.0	L	25	6	3	2	1	0	0	0	0	0	0	27	27	3.00	1.000
Al Severinsen, R ERA: 3.69	(7, 1)	2.0		9	1	1	1	1	1	0	1	0	0	0	9	14	4.50	1.000
Bob Miller, R ERA: 1.68	(9, 1)	1.0		3	1	0	0	0	0	0	0	0	0	0	3	3	0.00	1.000

PITCHER	IP	WLS	BF	H	R	ER	SO	BB	IBB	HBP	BLK	WP	HR	S	P	ERA	WHIP

Pittsburgh Pirates @ San Diego Padres

San Diego Stadium, San Diego, CA

Sat Jul 24 1971, 6:33 AM EDT

Att. 3,114 - Unknown

BOTTOM

Batter	1	2	3	4	5	6	7	8	9	AB	R	H	RBI	BB	SO	LOB
Enzo Hernandez, R (1, 6) OBP: 0.308, SLG: 0.270	L4		L8			L8			BB	3	1	0	0	1	0	1
Leron Lee, L (1, 7) OBP: 0.324, SLG: 0.361	P6			1-3			1B		HR	4	1	2	0	0	0	0
Larry Stahl, L (1, 8) OBP: 0.293, SLG: 0.378	F7			1-3			F6		F7	4	0	0	0	0	0	3
Nate Colbert, R (1, 3) OBP: 0.359, SLG: 0.501		5-3		F7			1-2 1B		SF8 3-H	3	0	1	1	0	0	0
Ollie Brown, R (1, 9) OBP: 0.352, SLG: 0.373		6-3			6-3		K		2-H HR	4	1	1	2	0	1	2
Ed Spiezio, R (1, 5) OBP: 0.284, SLG: 0.343		5-3			6-3		F9		5-3	4	0	0	0	0	0	2
Bob Barton, R (1, 2) OBP: 0.307, SLG: 0.366			K		K			F4		3	0	0	0	0	2	0
Dave Campbell, R (1, 4) OBP: 0.281, SLG: 0.307			5-3			1-3		F3		2	0	0	0	0	0	0
Ivan Murrell, R (8, PH) OBP: 0.277, SLG: 0.398										1	0	0	0	0	0	0
Don Mason, L (9, 4) OBP: 0.266, SLG: 0.241										0	0	0	0	0	0	0
Dave Roberts, L (1, 1) OBP: 0.157, SLG: 0.176			1B			L8		K		1	0	1	0	0	0	0
Angel Bravo, L (6, PH) OBP: 0.279, SLG: 0.226										1	0	0	0	0	0	0
Al Severinsen, R (7, 1)										0	0	0	0	0	0	0
Cito Gaston, R (8, PH) OBP: 0.275, SLG: 0.397										1	0	0	0	0	1	0
Bob Miller, R (9, 1)										0	0	0	0	0	0	0
Inning Stats	R: 0 E: 0 K: 0 S: 3 H: 0 LOB: 0 BB: 0 P: 3	R: 0 E: 0 K: 0 S: 3 H: 0 LOB: 0 BB: 0 P: 3	R: 0 E: 0 K: 1 S: 6 H: 1 LOB: 1 BB: 0 P: 6	R: 0 E: 0 K: 0 S: 3 H: 0 LOB: 0 BB: 0 P: 3	R: 0 E: 0 K: 1 S: 5 H: 0 LOB: 0 BB: 0 P: 5	R: 0 E: 0 K: 0 S: 3 H: 0 LOB: 0 BB: 0 P: 3	R: 0 E: 0 K: 1 S: 7 H: 2 LOB: 2 BB: 0 P: 7	R: 0 E: 0 K: 1 S: 5 H: 0 LOB: 0 BB: 0 P: 5	R: 3 E: 0 K: 0 S: 5 H: 2 LOB: 0 BB: 1 P: 9	1B: 3 2B: 1 3B: 0 HR: 1 SF: 1 SAC: 0 DP: 0 HBP: 0	WP: 0 PB: 0 SB: 0 CS: 0 PA: 33					

PITCHER		IP	WLS	BF	H	R	ER	SO	BB	IBB	HBP	BLK	WP	HR	S	P	ERA	WHIP
Steve Blass, R ERA: 2.81	(1, 1)	8.0	W	29	4	2	2	4	1	0	0	0	0	0	36	40	2.25	0.625
Dave Giusti, R ERA: 2.85	(9, 1)	1.0	S	4	1	1	1	0	0	0	0	0	0	1	4	4	9.00	1.000

PITCHER	IP	WLS	BF	H	R	ER	SO	BB	IBB	HBP	BLK	WP	HR	S	P	ERA	WHIP

AB	31
R	3
H	5
RBI	3
BB	1
SO	4
LOB	8

livebaseballscorecards.com

Pittsburgh Pirates @ San Diego Padres

San Diego Stadium, San Diego, CA

Sun Jul 25 1971, 6:33 AM EDT

Unknown

TOP

livebaseballscorecards.com

Batter	1	2	3	4	5	6	7	8	9	AB	R	H	RBI	BB	SO	LOB
Bill Mazeroski, R (1, 4) OBP: 0.336, SLG: 0.328 Gene Alley, R (8, PR) OBP: 0.315, SLG: 0.346 (8, 6)	6-3			FC4-6 1B		5-3 1-2		E1		4 0	0 0	1 0	0 0	0 0	0 0	1 0
Gene Clines, R (1, 8) OBP: 0.404, SLG: 0.413	L8			L9		F2		K2-3		4	0	0	0	0	1	3
Roberto Clemente, R (1, 9) OBP: 0.361, SLG: 0.529	6-3			FC4-6 1-2f		2-H 1B			1B	4	0	2	1	0	0	1
Willie Stargell, L (1, 7) OBP: 0.390, SLG: 0.659		K		K		K			K	4	0	0	0	0	4	3
Manny Sanguillen, R (1, 2) OBP: 0.356, SLG: 0.426		1-3			F8		G5-4-3 1B		F9	4	0	1	0	0	0	1
Jose Pagan, R (1, 5) OBP: 0.325, SLG: 0.346		F2			FC6-4 1B		G5-4-3 1-2f		F4	4	0	1	0	0	0	2
Al Oliver, L (1, 3) OBP: 0.317, SLG: 0.398			G3		F7		4-3			3	0	0	0	0	0	1
Jackie Hernandez, R (1, 6) OBP: 0.236, SLG: 0.291 Rennie Stennett, R (8, PH) OBP: 0.333, SLG: 0.318 (8, 4)			F2		FC6-4 1-2f			F7		2 1	0 0	0 0	0 0	0 0	0 0	1 0
Bob Johnson, L (1, 1) OBP: 0.211, SLG: 0.063 Bob Robertson, R (8, PH) OBP: 0.353, SLG: 0.492 Mudcat Grant, R (8, 1) OBP: 0.375, SLG: 0.429			3-1			BB 4-0 5-3 1B		6-3		1 1 0	1 0 0	0 0 0	0 0 0	1 0 0	0 0 0	0 0 0
Inning Stats	R: 0 E: 0 K: 0 S: 3 H: 0 LOB: 0 BB: 0 P: 3	R: 0 E: 0 K: 1 S: 5 H: 0 LOB: 0 BB: 0 P: 5	R: 0 E: 0 K: 0 S: 3 H: 0 LOB: 0 BB: 0 P: 3	R: 0 E: 0 K: 1 S: 6 H: 1 LOB: 1 BB: 0 P: 6	R: 0 E: 0 K: 0 S: 4 H: 1 LOB: 1 BB: 0 P: 4	R: 1 E: 0 K: 1 S: 6 H: 1 LOB: 1 BB: 1 P: 10	R: 0 E: 0 K: 0 S: 3 H: 1 LOB: 0 BB: 0 P: 3	R: 0 E: 1 K: 1 S: 6 H: 0 LOB: 1 BB: 0 P: 6	R: 0 E: 0 K: 1 S: 6 H: 1 LOB: 1 BB: 0 P: 6	1B: 5 2B: 0 3B: 0 HR: 0 SF: 0 SAC: 0 DP: 1 HBP: 0						

	AB	32
	R	1
	H	5
	RBI	1
	BB	1
	SO	5
	LOB	13

PITCHER	IP	WLS	BF	H	R	ER	SO	BB	IBB	HBP	BLK	WP	HR	S	P	ERA	WHIP
Fred Norman, L (1, 1) ERA: 3.66	9.0	W	33	5	1	1	5	1	0	0	0	0	0	42	46	1.00	0.667

PITCHER	IP	WLS	BF	H	R	ER	SO	BB	IBB	HBP	BLK	WP	HR	S	P	ERA	WHIP

BOTTOM

Pittsburgh Pirates @ San Diego Padres

San Diego Stadium, San Diego, CA

Sun Jul 25 1971, 6:33 AM EDT

Unknown

Batter	1	2	3	4	5	6	7	8	9	AB	R	H	RBI	BB	SO	LOB
Enzo Hernandez, R (1, 6) OBP: 0.305, SLG: 0.268	F7		L7		5-3		SH3-4			3	0	0	0	0	0	0
Leron Lee, L (1, 7) OBP: 0.336, SLG: 0.401	1B		HR		1B 2B		F7			4	2	3	1	0	0	1
Cito Gaston, R (1, 8) OBP: 0.275, SLG: 0.395	L8		1-3		2-H 1B		K			4	0	1	1	0	1	2
Nate Colbert, R (1, 3) OBP: 0.358, SLG: 0.499	L8		K		F6			FC1-6 1B		4	0	1	0	0	1	2
Ollie Brown, R (1, 9) OBP: 0.348, SLG: 0.368		L8		F9	F3			FC1-6 E 1B 1-2f		4	0	0	0	0	0	2
Ed Spiezio, R (1, 5) OBP: 0.292, SLG: 0.359		5-3		1B 2B		9-5 2B		E8 G4-6-3 1-3 1B		4	0	3	0	0	0	0
Garry Jestadt, R (9, 5) OBP: 0.242, SLG: 0.246										0	0	0	0	0	0	0
Bob Barton, R (1, 2) OBP: 0.306, SLG: 0.364		BB 1B		L8		9-5 2-3f		G4-6-3 1-2f		4	0	1	0	0	0	4
Dave Campbell, R (1, 4) OBP: 0.284, SLG: 0.308		1-2 BB		2-3 1B		K				2	0	1	0	1	1	0
Fred Norman, S (1, 1) OBP: 0.238, SLG: 0.158		K		K			SH3-4 BB			2	0	0	0	1	2	4
Inning Stats	R: 0 H: 1 E: 0 LOB: 1 K: 0 BB: 0 S: 4 P: 4	R: 0 H: 1 E: 0 LOB: 2 K: 1 BB: 1 S: 6 P: 10	R: 1 H: 1 E: 0 LOB: 0 K: 1 BB: 0 S: 6 P: 6	R: 0 H: 2 E: 0 LOB: 2 K: 1 BB: 0 S: 7 P: 7	R: 1 H: 2 E: 0 LOB: 1 K: 0 BB: 0 S: 5 P: 5	R: 0 H: 1 E: 0 LOB: 0 K: 1 BB: 0 S: 5 P: 5	R: 0 H: 0 E: 0 LOB: 1 K: 1 BB: 1 S: 5 P: 9	R: 0 H: 2 E: 1 LOB: 1 K: 0 BB: 0 S: 4 P: 4		1B: 6 SF: 0 2B: 4 SAC: 1 3B: 0 DP: 2 HR: 1 HBP: 0						

PITCHER		IP	WLS	BF	H	R	ER	SO	BB	IBB	HBP	BLK	WP	HR	S	P	ERA	WHIP
Bob Johnson, R ERA: 3.31	(1, 1)	7.0	L	30	8	2	2	5	2	0	0	0	0	1	38	46	2.57	1.429
Mudcat Grant, R ERA: 3.5	(8, 1)	1.0		4	2	0	0	0	0	0	0	0	0	0	4	4	0.00	2.000

PITCHER	IP	WLS	BF	H	R	ER	SO	BB	IBB	HBP	BLK	WP	HR	S	P	ERA	WHIP

AB	31
R	2
H	10
RBI	2
BB	2
SO	5
LOB	15

WP: 0 PA: 34
PB: 0
SB: 0
CS: 0

livebaseballscorecards.com

Batter	1	2	3	4	5	6	7	8	9	AB	R	H	RBI	BB	SO	LOB
Gene Clines, R (1, 9) OBP: 0.394, SLG: 0.403	L9			L6-3		K			L8	4	0	0	0	0	1	0
Vic Davalillo, L (1, 3) OBP: 0.303, SLG: 0.335	L7			BLK 1B		4-3			4-3	4	0	1	0	0	0	0
Al Oliver, L (1, 8) OBP: 0.319, SLG: 0.402	4-3			F3 1-2			4-3 2B		BB 1B	4	0	2	0	0	0	1
Willie Stargell, L (1, 7) OBP: 0.391, SLG: 0.655 Jackie Hernandez, R (9, PR) OBP: 0.236, SLG: 0.291		F5		BBBB BB			4-3 2-3		BBBB 1-2 BB	2 0	0 0	0 0	0 0	2 0	0 0	1 0
Charlie Sands, L (1, 2) OBP: 0.500, SLG: 0.625 Roberto Clemente, R (9, PH) OBP: 0.360, SLG: 0.528		4-3		F9			K		K	3 1	0 0	0 0	0 0	0 0	1 1	3 2
Jose Pagan, R (1, 5) OBP: 0.317, SLG: 0.336		L8			5-3		F5			3	0	0	0	0	0	1
Bill Mazeroski, R (1, 4) OBP: 0.329, SLG: 0.321			F2		F3			F3		3	0	0	0	0	0	0
Gene Alley, R (1, 6) OBP: 0.312, SLG: 0.341			3-1		5-3			K		3	0	0	0	0	1	0
Bob Moose, R (1, 1) OBP: 0.176, SLG: 0.125 Rennie Stennett, R (8, PH) OBP: 0.320, SLG: 0.304 Mudcat Grant, R (8, 1) OBP: 0.375, SLG: 0.429			K			K		K		2 1 0	0 0 0	0 0 0	0 0 0	0 0 0	2 1 0	0 0 0
Inning Stats	R: 0 E: 0 K: 0 S: 3	R: 0 E: 0 K: 0 S: 3	R: 0 E: 0 K: 1 S: 5	R: 0 E: 0 K: 0 S: 4	R: 0 E: 0 K: 0 S: 3	R: 0 E: 0 K: 2 S: 7	R: 0 E: 0 K: 1 S: 6	R: 0 E: 0 K: 2 S: 7	R: 0 E: 0 K: 1 S: 6							
	H: 0 LOB: 0 BB: 0 P: 3	H: 0 LOB: 0 BB: 0 P: 3	H: 0 LOB: 0 BB: 0 P: 5	H: 1 LOB: 2 BB: 1 P: 8	H: 0 LOB: 0 BB: 0 P: 3	H: 0 LOB: 0 BB: 0 P: 7	H: 1 LOB: 1 BB: 0 P: 6	H: 0 LOB: 0 BB: 0 P: 7	H: 1 LOB: 2 BB: 1 P: 10							

PITCHER	IP	WLS	BF	H	R	ER	SO	BB	IBB	HBP	BLK	WP	HR	S	P	ERA	WHIP
Steve Arlin, R (1, 1) ERA: 3.61	9.0	W	32	3	0	0	7	2	0	0	1	0	0	44	52	0.00	0.556

PITCHER	IP	WLS	BF	H	R	ER	SO	BB	IBB	HBP	BLK	WP	HR	S	P	ERA	WHIP

TOP

Pittsburgh Pirates @ San Diego Padres

San Diego Stadium, San Diego, CA

Sun Jul 25 1971, 6:38 AM EDT

Att. 10,342 - Unknown

livebaseballscorecards.com

AB	30
R	0
H	3
RBI	0
BB	2
SO	7
LOB	8

1B: 2	SF: 0	WP: 0	PA: 32
2B: 1	SAC: 0	PB: 0	
3B: 0	DP: 0	SB: 0	
HR: 0	HBP: 0	CS: 0	

BOTTOM

Pittsburgh Pirates @ San Diego Padres

San Diego Stadium, San Diego, CA

Sun Jul 25 1971, 6:38 AM EDT

Att. 10,342 - Unknown

livebaseballscorecards.com

Batter	1	2	3	4	5	6	7	8	9	AB	R	H	RBI	BB	SO	LOB
Enzo Hernandez, R (1, 6) OBP: 0.304, SLG: 0.267	4-3	G3			1B SH1-4 7-2 1B	6-3		F3		5	0	1	0	0	0	7
Don Mason, L (1, 4) OBP: 0.262, SLG: 0.237	4-3		K		SH1-4 1-2		G3			3	0	0	0	0	1	0
Cito Gaston, R (1, 8) OBP: 0.277, SLG: 0.397	F8		G1-4-3 1B		2-3 1B		6-3			4	0	2	0	0	0	0
Nate Colbert, R (1, 3) OBP: 0.359, SLG: 0.499		1B F8 1B 1B	G1-4-3 1-2f		7-2 3-Hf		1B			2	1	1	0	0	0	1
Larry Stahl, L (5, 3) OBP: 0.295, SLG: 0.379										2	0	1	0	0	0	2
Leron Lee, L (1, 7) OBP: 0.333, SLG: 0.397		F8 1-2		FC5 E 1B		6-3	4-3			4	0	1	0	0	0	2
Garry Jestadt, R (9, 5) OBP: 0.242, SLG: 0.246										0	0	0	0	0	0	0
Ollie Brown, R (1, 9) OBP: 0.352, SLG: 0.371		1B 1B 2-3 1B		E6 FC5 1-2		FC6-4 HBP		SH1-4 1B		3	1	2	0	0	0	1
Ed Spiezio, R (1, 5) OBP: 0.292, SLG: 0.359		SH1-4 1B 1-2 3-H 1B		FC5 1-2 2-3f		FC6-4 BB S 1-2f		SH1-4 1-2		3	0	1	1	0	0	3
Ivan Murrell, R (9, 7) OBP: 0.277, SLG: 0.398										0	0	0	0	0	0	0
Fred Kendall, R (1, 2) OBP: 0.219, SLG: 0.209		SH1-4 1-2 2-H 1B		F7		BB 1-2 IBB		IBB		2	0	1	1	2	0	2
Steve Arlin, R (1, 1) OBP: 0.184, SLG: 0.149		SH1-4 1-2 2-3		K		BB 1-2 2-3		F8		2	0	0	0	1	1	4
Inning Stats	R: 0 H: 0 E: 0 LOB: 0 K: 0 BB: 0 S: 3 P: 3	R: 2 H: 4 E: 0 LOB: 2 K: 0 BB: 0 S: 7 P: 7	R: 0 H: 1 E: 0 LOB: 0 K: 1 BB: 0 S: 5 P: 5	R: 0 H: 1 E: 1 LOB: 2 K: 1 BB: 0 S: 7 P: 7	R: 0 H: 2 E: 0 LOB: 1 K: 0 BB: 0 S: 4 P: 4	R: 0 H: 0 E: 0 LOB: 3 K: 0 BB: 2 S: 3 P: 12	R: 0 H: 1 E: 0 LOB: 1 K: 0 BB: 0 S: 4 P: 4	R: 0 H: 1 E: 0 LOB: 2 K: 0 BB: 1 S: 4 P: 8		1B: 10 SF: 0 2B: 1 SAC: 3 3B: 0 DP: 2 HR: 0 HBP: 1						

AB	30
R	2
H	10
RBI	2
BB	3
SO	2
LOB	22

WP: 0 PA: 37
PB: 0
SB: 1
CS: 0

PITCHER		IP	WLS	BF	H	R	ER	SO	BB	IBB	HBP	BLK	WP	HR	S	P	ERA	WHIP
Bob Moose, R ERA: 3.59	(1, 1)	7.0	L	32	9	2	2	2	1	1	1	0	0	0	33	42	2.57	1.429
Mudcat Grant, R ERA: 3.45	(8, 1)	1.0		5	1	0	0	0	0	1	0	0	0	0	4	8	0.00	1.000

PITCHER	IP	WLS	BF	H	R	ER	SO	BB	IBB	HBP	BLK	WP	HR	S	P	ERA	WHIP

Pittsburgh Pirates @ Los Angeles Dodgers

Dodger Stadium, Los Angeles, CA

Tue Jul 27 1971, 7:05 PM PDT

Att. 26,564 - Unknown

TOP

livebaseballscorecards.com

Batter	1	2	3	4	5	6	7	8	9	AB	R	H	RBI	BB	SO	LOB
Bill Mazeroski, R (1, 4) OBP: 0.325, SLG: 0.317	0-0 ① F8	0-0 ① FC6-4 3-H 1B	0-0 ③ FC6-4 1-2f			0-0 ③ 3-1			0-0 ② 6-3	5	0	1	1	0	0	2
Gene Clines, R (1, 7) OBP: 0.389, SLG: 0.393	B B B B 4-0 2B 1B BB	0-0 ③ FC6-4 1-2f		0-0 ① L4-3			0-0 ① L4-3		0-0 ③ L1-3	4	1	0	0	1	0	1
Roberto Clemente, R (1, 9) OBP: 0.359, SLG: 0.527	0-0 1B 1-3 2B	S S S 0-3 ① K		0-0 ② L3			0-0 ② 4-3			4	0	1	0	0	1	0
Manny Sanguillen, R (1, 2) OBP: 0.360, SLG: 0.436	0-0 FC5-4 2-3 3-H 1B	0-0 1B 2B		0-0 ③ 6-3			0-0 2B			4	1	3	1	0	0	0
Bob Robertson, R (1, 3) OBP: 0.352, SLG: 0.489	0-0 ② P4	0-0 FC3-6 1B 1B 2-H 1B			0-0 ① P6		0-0 ③ 5-3			4	1	1	1	0	0	3
Jose Pagan, R (1, 5) OBP: 0.315, SLG: 0.333	0-0 ③ FC5-4 1-2f	0-0 FC3-6 1-2 1B			0-0 ② F8			S S S 0-3 ① K		4	0	1	0	0	1	2
Al Oliver, L (1, 8) OBP: 0.316, SLG: 0.398		0-0 ① L8	0-0 ② FC3-6 1B 1B 1-2f 2-3		0-0 ③ P6			0-0 ② 3-1		4	1	0	0	0	0	2
Jackie Hernandez, R (1, 6) OBP: 0.244, SLG: 0.298		0-0 E5 WP 1B 1B	0-0 1B 1-2 3-H 1B			0-0 ① 4-3		S S S 0-3 ③ K		4	1	2	1	0	1	0
Dock Ellis, S (1, 1) OBP: 0.250, SLG: 0.211 Mudcat Grant, R (7, 1) OBP: 0.375, SLG: 0.429 Vic Davalillo, L (9, PH) OBP: 0.302, SLG: 0.333		S S S 0-3 ② K 2-3	0-0 FC6-4 1-2 2-H 1B			S S S 0-3 ② K			0-0 ① F7	3 0 1	0 0 0	1 0 0	1 0 0	0 0 0	2 0 0	1 0 0

Inning Stats																									
	R: 1	H: 2		R: 1	H: 2		R: 3	H: 5		R: 0	H: 0		R: 0	H: 0		R: 0	H: 1		R: 0	H: 0		R: 0	H: 0		1B: 7	SF: 0		WP: 1	PA: 38
	E: 0	LOB: 2		E: 1	LOB: 1		E: 0	LOB: 2		E: 0	LOB: 0		E: 0	LOB: 0		E: 0	LOB: 1		E: 0	LOB: 0		E: 0	LOB: 0		2B: 3	SAC: 0		PB: 0	
	K: 0	BB: 1		K: 1	BB: 0		K: 1	BB: 0		K: 0	BB: 0		K: 0	BB: 0		K: 1	BB: 0		K: 0	BB: 0		K: 0	BB: 0		3B: 0	DP: 0		SB: 0	
	S: 5	P: 9		S: 7	P: 7		S: 10	P: 10		S: 3	P: 3		S: 3	P: 3		S: 5	P: 5		S: 4	P: 4		S: 7	P: 7		HR: 0	HBP: 0		CS: 0	

PITCHER		IP	WLS	BF	H	R	ER	SO	BB	IBB	HBP	BLK	WP	HR	S	P	ERA	WHIP
Al Downing, L ERA: 2.67	(1, 1)	2.2		17	8	5	5	2	1	0	0	0	1	0	20	24	16.88	3.375
Doyle Alexander, R ERA: 4.17	(3, 1)	4.1	W	15	2	0	0	1	0	0	0	0	0	0	17	17	0.00	0.462
Pete Mikkelsen, R ERA: 2.25	(8, 1)	2.0	S	6	0	0	0	2	0	0	0	0	0	0	10	10	0.00	0.000

PITCHER	IP	WLS	BF	H	R	ER	SO	BB	IBB	HBP	BLK	WP	HR	S	P	ERA	WHIP

AB	37
R	5
H	10
RBI	5
BB	1
SO	5
LOB	11

Batter	1	2	3	4	5	6	7	8	9	AB	R	H	RBI	BB	SO	LOB
Maury Wills, S (1, 6) OBP: 0.321, SLG: 0.327	6-3		L7			F8	HR 1-2 2-3 3-H 1B			4	1	1	1	0	0	3
Bill Buckner, L (1, 9) OBP: 0.323, SLG: 0.412	1-3		1B 1-3 2-H 3-H			4-3	HR 1-H 2-H 3-H			4	1	2	5	0	0	0
Willie Davis, L (1, 8) OBP: 0.345, SLG: 0.466	4-3		K S S S			4-3	P6			4	0	0	0	0	1	3
Dick Allen, R (1, 5) OBP: 0.377, SLG: 0.461		6-3		6-3			FC5-4 1B	F8		4	0	1	0	0	0	0
Willie Crawford, L (1, 7) OBP: 0.359, SLG: 0.529		F1		G3			FC5-4 FC1-4 1-2f 1B 1B	HR		4	2	1	1	0	0	1
Jim Lefebvre, S (1, 4) OBP: 0.323, SLG: 0.410		1-3		K S S S			FC1-4 1-2 1B	K S S S		4	0	1	0	0	2	0
Wes Parker, S (1, 3) OBP: 0.355, SLG: 0.361			1B 1B 1B 1B	G3			FC1-4 1B BB 1-2f 2-3 1B	1B		4	2	2	0	0	0	2
Duke Sims, L (1, 2) OBP: 0.337, SLG: 0.331			1B 1-2 1B 1B	F8			1B 1B HR 1-2 BB B B B B	P5		3	1	1	0	1	0	1
Al Downing, R (1, 1) OBP: 0.238, SLG: 0.233 Doyle Alexander, R (3, 1) OBP: 0.333, SLG: 0.231 Tom Haller, L (7, PH) OBP: 0.295, SLG: 0.296 Bill Russell, R (7, PR) OBP: 0.280, SLG: 0.320 Pete Mikkelsen, R (8, 1) OBP: 0.250, SLG: 0.143			1B 1-2 2-3 1B	P5			1B HR 1-2 2-3 3-H 1B			0 2 1 0 0	0 0 0 1 0	0 1 1 0 0	0 0 1 0 0	0 0 0 0 0	0 0 0 0 0	0 0 0 0 0
Inning Stats	R: 0 E: 0 K: 0 S: 3 H: 0 LOB: 0 BB: 0 P: 3	R: 0 E: 0 K: 0 S: 3 H: 0 LOB: 0 BB: 0 P: 3	R: 1 E: 0 K: 1 S: 8 H: 4 LOB: 2 BB: 0 P: 8	R: 0 E: 0 K: 1 S: 5 H: 0 LOB: 0 BB: 0 P: 5	R: 0 E: 0 K: 0 S: 3 H: 0 LOB: 0 BB: 0 P: 3	R: 0 E: 0 K: 0 S: 3 H: 0 LOB: 0 BB: 0 P: 3	R: 6 E: 0 K: 0 S: 8 H: 5 LOB: 1 BB: 1 P: 12	R: 1 E: 0 K: 1 S: 7 H: 2 LOB: 1 BB: 0 P: 7		1B: 9 2B: 0 3B: 0 HR: 2	SF: 0 SAC: 0 DP: 0 HBP: 0		WP: 0 PB: 0 SB: 0 CS: 0	PA: 35		

PITCHER		IP	WLS	BF	H	R	ER	SO	BB	IBB	HBP	BLK	WP	HR	S	P	ERA	WHIP
Dock Ellis, R ERA: 2.54	(1, 1)	6.2	L	28	8	6	6	2	1	0	0	0	0	0	31	35	8.10	1.350
Mudcat Grant, R ERA: 3.66	(7, 1)	1.1		7	3	2	2	1	0	0	0	0	0	2	9	9	13.50	2.250

PITCHER	IP	WLS	BF	H	R	ER	SO	BB	IBB	HBP	BLK	WP	HR	S	P	ERA	WHIP

BOTTOM

Pittsburgh Pirates @ Los Angeles Dodgers

Dodger Stadium, Los Angeles, CA

Tue Jul 27 1971, 7:05 PM PDT

Att. 26,564 - Unknown

livebaseballscorecards.com

AB	34
R	8
H	11
RBI	8
BB	1
SO	3
LOB	10

Batter	1	2	3	4	5	6	7	8	9	AB	R	H	RBI	BB	SO	LOB
Bill Mazeroski, R (1, 4) OBP: 0.321, SLG: 0.315	F7		F9 G3 1B		F5		SF8 3-H		5-3-5 1-3f	4	0	1	1	0	0	1
Al Oliver, L (1, 8) OBP: 0.315, SLG: 0.399	K		G3 1-2		1B 2B		F8			4	1	1	0	0	1	1
Roberto Clemente, R (1, 9) OBP: 0.363, SLG: 0.528	BB FC3-6		F9 2-3		2-H 1B			1B SF8 1B		3	1	2	1	1	0	1
Willie Stargell, L (1, 7) OBP: 0.390, SLG: 0.650	FC3-6 1-2f		K		F8			1-3 1B		4	0	1	0	0	1	3
Bob Robertson, R (1, 3) OBP: 0.351, SLG: 0.497		HR		K	K			SF8 3-H		3	1	1	2	0	2	0
Manny Sanguillen, R (1, 2) OBP: 0.359, SLG: 0.434		5-3		FC6-4 1B	4-3			F8		4	0	1	0	0	0	1
Jose Pagan, R (1, 5) OBP: 0.313, SLG: 0.331		1B		FC6-4 FC6 1-2f	K			K		4	0	1	0	0	2	2
Jackie Hernandez, R (1, 6) OBP: 0.252, SLG: 0.320		F8		FC6 1-2f			SF8 3B		5-3-5 1B	4	1	2	0	0	0	2
Luke Walker, L (1, 1) OBP: 0.114, SLG: 0.031		K			6-3		K		F8	4	0	0	0	0	2	3
Inning Stats	R: 0 E: 0 K: 1 S: 5 H: 0 LOB: 1 BB: 1 P: 9	R: 1 E: 0 K: 1 S: 7 H: 2 LOB: 1 BB: 0 P: 7	R: 0 E: 0 K: 1 S: 6 H: 1 LOB: 1 BB: 0 P: 6	R: 0 E: 0 K: 1 S: 6 H: 1 LOB: 1 BB: 0 P: 6	R: 1 E: 0 K: 0 S: 5 H: 2 LOB: 1 BB: 0 P: 5	R: 0 E: 0 K: 2 S: 7 H: 0 LOB: 0 BB: 0 P: 7	R: 1 E: 0 K: 1 S: 6 H: 1 LOB: 0 BB: 0 P: 6	R: 1 E: 0 K: 1 S: 7 H: 2 LOB: 1 BB: 0 P: 7	R: 0 E: 0 K: 0 S: 3 H: 1 LOB: 0 BB: 0 P: 3	1B: 7 2B: 2 3B: 1 HR: 1	SF: 2 SAC: 0 DP: 1 HBP: 0						

PITCHER		IP	WLS	BF	H	R	ER	SO	BB	IBB	HBP	BLK	WP	HR	S	P	ERA	WHIP
Bill Singer, R ERA: 4.82	(1, 1)	7.0	L	31	9	4	4	7	1	0	0	0	0	0	44	48	5.14	1.429
Jose Pena, R ERA: 3.12	(8, 1)	2.0		6	1	0	0	1	0	0	0	0	0	0	8	8	0.00	0.500

PITCHER		IP	WLS	BF	H	R	ER	SO	BB	IBB	HBP	BLK	WP	HR	S	P	ERA	WHIP

TOP

Pittsburgh Pirates @ Los Angeles Dodgers

Dodger Stadium, Los Angeles, CA

Wed Jul 28 1971, 7:05 PM PDT

Att. 30,798 - Unknown

livebaseballscorecards.com

AB	34
R	4
H	10
RBI	4
BB	1
SO	8
LOB	14

WP: 0 PB: 0 SB: 0 CS: 0 PA: 37

Pittsburgh Pirates @ Los Angeles Dodgers

Dodger Stadium, Los Angeles, CA

Wed Jul 28 1971, 7:05 PM PDT

Att. 30,798 - Unknown

livebaseballscorecards.com

BOTTOM

Batter	1	2	3	4	5	6	7	8	9	AB	R	H	RBI	BB	SO	LOB
Maury Wills, S (1, 6) OBP: 0.321, SLG: 0.327	K		F8			F8			4-3 1B	4	0	1	0	0	1	0
Bill Buckner, L (1, 9) OBP: 0.317, SLG: 0.405	E6 BB		4-3			G3			F2	4	0	0	0	0	0	2
Willie Davis, L (1, 8) OBP: 0.344, SLG: 0.463	G5-4-3 BB			6-3			4-3		4-3	3	0	0	0	1	0	2
Dick Allen, R (1, 5) OBP: 0.373, SLG: 0.456	G5-4-3			F4			5-3		5-3	4	0	0	0	0	0	4
Wes Parker, S (1, 3) OBP: 0.355, SLG: 0.361		G5-4-3 1B		G3			6-3			3	0	1	0	0	0	0
Jim Lefebvre, S (1, 4) OBP: 0.320, SLG: 0.405		G5-4-3			K			F7		3	0	0	0	0	1	1
Willie Crawford, L (1, 7) OBP: 0.358, SLG: 0.526		FC6-4 1B			4-3			4-3		3	0	1	0	0	0	0
Joe Ferguson, R (1, 2) OBP: 0.250, SLG: 0.288		FC6-4			F4			5-3		3	0	0	0	0	0	1
Bill Singer, R (1, 1) OBP: 0.184, SLG: 0.088			G3			K			4-3 1B	2	0	0	0	0	1	0
Jose Pena, R (8, 1) OBP: 0.667, SLG: 0.667										0	0	0	0	0	0	0
Manny Mota, R (9, PH) OBP: 0.369, SLG: 0.385										1	0	1	0	0	0	0
Inning Stats	R: 0 E: 1 K: 1 S: 5 H: 0 LOB: 1 BB: 1 P: 9	R: 0 E: 0 K: 0 S: 4 H: 2 LOB: 1 BB: 0 P: 4	R: 0 E: 0 K: 0 S: 3 H: 0 LOB: 0 BB: 0 P: 3	R: 0 E: 0 K: 0 S: 3 H: 0 LOB: 0 BB: 0 P: 3	R: 0 E: 0 K: 1 S: 5 H: 0 LOB: 0 BB: 0 P: 3	R: 0 E: 0 K: 1 S: 5 H: 0 LOB: 0 BB: 0 P: 5	R: 0 E: 0 K: 0 S: 3 H: 0 LOB: 0 BB: 0 P: 3	R: 0 E: 0 K: 0 S: 3 H: 0 LOB: 0 BB: 0 P: 3	R: 0 E: 0 K: 0 S: 5 H: 2 LOB: 2 BB: 0 P: 5	1B: 4 2B: 0 3B: 0 HR: 0 SF: 0 SAC: 0 DP: 2 HBP: 0						

	AB	30
	R	0
	H	4
	RBI	0
	BB	1
	SO	3
	LOB	10

PITCHER	IP	WLS	BF	H	R	ER	SO	BB	IBB	HBP	BLK	WP	HR	S	P	ERA	WHIP
Luke Walker, L (1, 1) ERA: 3.59	9.0	W	31	4	0	0	3	1	0	0	0	0	0	36	40	0.00	0.556

PITCHER	IP	WLS	BF	H	R	ER	SO	BB	IBB	HBP	BLK	WP	HR	S	P	ERA	WHIP

WP: 0 PA: 31
PB: 0
SB: 0
CS: 0

TOP

Pittsburgh Pirates @ Los Angeles Dodgers

Dodger Stadium, Los Angeles, CA

Thu Jul 29 1971, 7:05 PM PDT

Att. 23,590 - Unknown

livebaseballscorecards.com

Batter	1	2	3	4	5	6	7	8	9	AB	R	H	RBI	BB	SO	LOB
Bill Mazeroski, R (1, 4) OBP: 0.321, SLG: 0.311	F9		6-3		BBB 4-0 FC5-4 BB	0-0 HR 1B 1-3 2-H		SH3-4 1-2		2	0	0	0	1	0	0
Vic Davalillo, L (6, PH) OBP: 0.305, SLG: 0.337										1	1	1	1	0	0	0
Nelson Briles, R (6, 1) OBP: 0.286, SLG: 0.450										0	0	0	0	0	0	0
Dave Giusti, R (9, 1) OBP: 0.143, SLG: 0.077										0	0	0	0	0	0	0
Gene Clines, R (1, 8) OBP: 0.395, SLG: 0.413	BBBB 4-0 E S BB		0-0 CS 1B		0-0 FC5-4 1-2f 3-H	0-0 1-H HR 3-H		0-0 L6		4	1	2	4	1	0	2
Roberto Clemente, R (1, 9) OBP: 0.361, SLG: 0.524	SSS 0-3 K 1-3		0-0 L 1-2	0-0 6-3	SSS 0-3 K	0-0 6-3			0-0 1B 1B	6	0	1	0	0	2	3
Willie Stargell, L (1, 7) OBP: 0.390, SLG: 0.655	0-0 1-3			0-0 F8		0-0 3-1	0-0 HR		0-0 FC6-4 1-3 1B	5	1	2	1	0	0	1
Manny Sanguillen, R (1, 2) OBP: 0.359, SLG: 0.436		0-0 3-1		0-0 BB 1B		0-0 HR 2B	0-0 6-3		0-0 F4	5	1	2	0	0	0	1
Bob Robertson, R (1, 3) OBP: 0.352, SLG: 0.503		0-0 F3		BBBB 4-0 1-2 BB		0-0 2-H HR	SSS 0-3 K		0-0 FC6-4 1-2f	4	1	1	2	1	1	1
Jose Pagan, R (1, 5) OBP: 0.311, SLG: 0.328		0-0 1B		0-0 F7		SSS 0-3 K	0-0 F7			4	0	1	0	0	1	2
Jackie Hernandez, R (1, 6) OBP: 0.259, SLG: 0.341		0-0 4-3			0-0 FC5-4 3B	0-0 1B 1B 1B		0-0 6-3		4	2	2	0	0	0	1
Steve Blass, R (1, 1) OBP: 0.127, SLG: 0.164			0-0 6-3		SSS 0-3 K	0-0 1B HR 1B 1-2		0-0 SH3-4 1B		1	0	0	0	0	0	0
Bob Veale, S (4, 1) OBP: 0.286, SLG: 0.286										1	0	0	0	0	1	1
Dave Cash, R (6, PH) OBP: 0.391, SLG: 0.407 (6, 4)										2	1	2	0	0	0	0
Inning Stats	R: 0 E: 0 K: 1 S: 5 H: 0 LOB: 1 BB: 1 P: 9	R: 0 E: 0 K: 0 S: 4 H: 1 LOB: 1 BB: 0 P: 4	R: 0 E: 0 K: 0 S: 3 H: 1 LOB: 0 BB: 0 P: 3	R: 0 E: 0 K: 0 S: 4 H: 1 LOB: 2 BB: 1 P: 8	R: 1 E: 0 K: 2 S: 8 H: 1 LOB: 1 BB: 1 P: 12	R: 6 E: 0 K: 1 S: 11 H: 6 LOB: 0 BB: 0 P: 11	R: 1 E: 0 K: 1 S: 6 H: 1 LOB: 0 BB: 0 P: 6	R: 0 E: 0 K: 0 S: 4 H: 1 LOB: 1 BB: 0 P: 4	R: 0 E: 0 K: 0 S: 4 H: 2 LOB: 1 BB: 0 P: 4	1B: 9 2B: 1 3B: 1 HR: 3 SF: 0 SAC: 1 DP: 0 HBP: 0						

	AB	39
	R	8
	H	14
	RBI	8
	BB	3
	SO	5
	LOB	12

PITCHER		IP	WLS	BF	H	R	ER	SO	BB	IBB	HBP	BLK	WP	HR	S	P	ERA	WHIP
Claude Osteen, L ERA: 3.38	(1, 1)	5.2	L	28	8	5	5	4	3	0	0	0	0	1	32	44	7.94	1.941
Pete Mikkelsen, R ERA: 2.56	(6, 1)	0.1		3	2	2	2	0	0	0	0	0	0	1	3	3	54.00	6.000
Jose Pena, R ERA: 3.1	(7, 1)	3.0		12	4	1	1	1	0	0	0	0	0	1	14	14	3.00	1.333

PITCHER	IP	WLS	BF	H	R	ER	SO	BB	IBB	HBP	BLK	WP	HR	S	P	ERA	WHIP

WP: 0	PB: 0	SB: 1
CS: 1	PA: 43	

Pittsburgh Pirates @ Los Angeles Dodgers

Dodger Stadium, Los Angeles, CA

Thu Jul 29 1971, 7:05 PM PDT

Att. 23,590 - Unknown

livebaseballscorecards.com

BOTTOM

Batter	1	2	3	4	5	6	7	8	9	AB	R	H	RBI	BB	SO	LOB
Maury Wills, S (1, 6) OBP: 0.322, SLG: 0.326	4-3		FC6-4, 1B	F9			L9		BBBB, 5-3, 1B, 1-2, BB	4	0	1	0	1	0	2
Bill Buckner, L (1, 9) OBP: 0.314, SLG: 0.400	6-3		FC6-4, 1-2f		6-3		3-1		5-3, 1-2, 2-H, 1B	5	0	1	1	0	0	1
Willie Davis, L (1, 8) OBP: 0.342, SLG: 0.460	F9		F9		CS, 1B		4-3		SSS, K	5	0	1	0	0	1	3
Dick Allen, R (1, 5) OBP: 0.373, SLG: 0.454		BBBB, HR, BB		L6	1-2, 1B			F2	5-3, 1-2, 2-3	4	1	1	0	1	0	2
Willie Crawford, L (1, 7) OBP: 0.364, SLG: 0.548		1-H, HR		1B, 1B, 2B	SSS, K			FC3-6, BB, 1B	F5	5	2	3	2	0	1	3
Jim Lefebvre, S (1, 4) OBP: 0.322, SLG: 0.404		F5		1B, 1B, 2-3, 1B	SSS, K			BBBB, 4-0, FC3-6, 1-2, BB		3	1	1	0	1	1	0
Wes Parker, S (1, 3) OBP: 0.354, SLG: 0.360		SSS, K		1B, 1-3, 3-H, 1B		L8		FC3-6, 1-2f, 2-3		4	0	1	1	0	1	2
Tom Haller, L (1, 2) OBP: 0.293, SLG: 0.294		SSS, K		F9				F6		1	0	0	0	0	1	0
Manny Mota, R (4, PH) OBP: 0.366, SLG: 0.382										1	0	0	0	0	0	2
Duke Sims, L (5, 2) OBP: 0.338, SLG: 0.333						1B				2	0	1	0	0	0	2
Claude Osteen, L (1, 1) OBP: 0.194, SLG: 0.190			F6	1-2, 3-H, 1B		F7			BB, 1B, 1B	2	0	1	1	0	0	0
Pete Mikkelsen, R (6, 1) OBP: 0.250, SLG: 0.143										0	0	0	0	0	0	0
Steve Garvey, R (6, PH) OBP: 0.305, SLG: 0.393										1	0	0	0	0	0	1
Jose Pena, R (7, 1) OBP: 0.667, SLG: 0.667										0	0	0	0	0	0	0
Bobby Valentine, R (9, PH) OBP: 0.283, SLG: 0.323										1	1	1	0	0	0	0

Inning Stats	1	2	3	4	5	6	7	8	9
R	0	2	0	2	0	0	0	0	1
E	0	0	0	0	0	0	0	0	0
K	0	2	0	0	1	1	0	0	1
S	3	8	4	7	6	6	3	4	7
H	0	1	1	4	2	1	0	1	2
LOB	0	0	1	2	1	1	0	2	2
BB	0	1	0	0	0	0	0	1	1
P	3	12	4	7	6	6	3	8	11

1B	10
2B	1
3B	0
HR	1
SF	0
SAC	0
DP	0
HBP	0

WP	0
PB	0
SB	0
CS	1
PA	41

AB	38
R	5
H	12
RBI	5
BB	3
SO	5
LOB	18

PITCHER		IP	WLS	BF	H	R	ER	SO	BB	IBB	HBP	BLK	WP	HR	S	P	ERA	WHIP
Steve Blass, R ERA: 2.98	(1, 1)	3.1		16	5	4	4	2	1	0	0	0	0	1	19	23	10.80	1.800
Bob Veale, L ERA: 6.51	(4, 1)	1.2	W	7	3	0	0	1	0	0	0	0	0	0	9	9	0.00	1.800
Nelson Briles, R ERA: 4.22	(6, 1)	3.0		14	3	1	1	1	2	0	0	0	0	0	14	22	3.00	1.667
Dave Giusti, R ERA: 2.8	(9, 1)	1.0	S	4	1	0	0	1	0	0	0	0	0	0	6	6	0.00	1.000

PITCHER	IP	WLS	BF	H	R	ER	SO	BB	IBB	HBP	BLK	WP	HR	S	P	ERA	WHIP

Batter	1	2	3	4	5	6	7	8	9	AB	R	H	RBI	BB	SO	LOB
Dave Cash, R (1, 4) OBP: 0.389, SLG: 0.405	6-3		FC4 1B		FC6-4 1-2f		6-3 2-3			4	0	1	0	0	0	2
Gene Clines, R (1, 8) OBP: 0.386, SLG: 0.404	L6-3		FC4 1-2f			L4-3	L6			4	0	0	0	0	0	2
Mudcat Grant, R (7, 1) OBP: 0.375, SLG: 0.429										0	0	0	0	0	0	0
Roberto Clemente, R (1, 9) OBP: 0.360, SLG: 0.519	E6		1-3			F9		BBBB G3-6-3 BB		3	0	0	0	1	0	1
Willie Stargell, L (1, 7) OBP: 0.388, SLG: 0.659	F7			5-3		HR		G3-6-3 1-2f		4	1	1	1	0	0	2
Bob Robertson, R (1, 3) OBP: 0.353, SLG: 0.506		4-3 2B		SSS K		1B		F7		4	0	2	0	0	1	0
Manny Sanguillen, R (1, 2) OBP: 0.356, SLG: 0.431		4-3 2-3		F3		F4			F8	4	0	0	0	0	0	2
Jose Pagan, R (1, 5) OBP: 0.309, SLG: 0.325		5-3			F7		F9 WP 2B 1B		6-3	4	1	1	0	0	0	1
Jackie Hernandez, R (1, 6) OBP: 0.266, SLG: 0.346		5-3			FC6-4 1B		F9 1-3		FC4-6 1B	4	0	2	0	0	0	2
Bruce Kison, R (1, 1)			SSS K		F5		6-3 3-H 2B		FC4-6 1-2f	2	0	0	0	0	1	1
Nelson Briles, R (6, 1) OBP: 0.286, SLG: 0.450										0	0	0	0	0	0	0
Vic Davalillo, L (7, PH) OBP: 0.307, SLG: 0.344										2	0	1	1	0	0	1
(7, 8)																

TOP

Pittsburgh Pirates @ San Francisco Giants

Candlestick Park, San Francisco, CA

Fri Jul 30 1971, 10:05 PM EDT

Att. 10,088 - Unknown

livebaseballscorecards.com

AB	35
R	2
H	8
RBI	2
BB	1
SO	2
LOB	14

Inning Stats	1	2	3	4	5	6	7	8	9
	R: 0 E: 1 K: 0 S: 4	R: 0 E: 0 K: 0 S: 4	R: 0 E: 0 K: 1 S: 6	R: 0 E: 0 K: 1 S: 5	R: 0 E: 0 K: 0 S: 4	R: 1 E: 0 K: 0 S: 5	R: 1 E: 0 K: 0 S: 5	R: 0 E: 0 K: 0 S: 2	R: 0 E: 0 K: 0 S: 4
	H: 0 LOB: 1 BB: 0 P: 4	H: 1 LOB: 1 BB: 0 P: 4	H: 1 LOB: 1 BB: 0 P: 6	H: 0 LOB: 0 BB: 0 P: 5	H: 1 LOB: 1 BB: 0 P: 4	H: 2 LOB: 1 BB: 0 P: 5	H: 2 LOB: 1 BB: 0 P: 5	H: 0 LOB: 0 BB: 1 P: 6	H: 1 LOB: 1 BB: 0 P: 4

| | | | | | | | | | | | | | | | |

Batter	1	2	3	4	5	6	7	8	9	AB	R	H	RBI	BB	SO	LOB
Bobby Bonds, R (1, 9) OBP: 0.385, SLG: 0.533	5-3			CS 1B		1B 1B 1B 1-2	F8			4	1	2	0	0	0	0
Tito Fuentes, S (1, 4) OBP: 0.301, SLG: 0.342	G6-4-3 HBP			BB 1-2 1B		1B 1-2 2-3 1B	F8			3	1	2	0	0	0	0
Willie Mays, R (1, 8) OBP: 0.427, SLG: 0.514	G6-4-3 1-2f			BB 1-2		1B 1-2 2-3 3-H 1B		FC6-4 PB 1B BB		2	2	1	1	2	0	1
Willie McCovey, L (1, 3) OBP: 0.396, SLG: 0.489		1-3		F5		1B 1-2 2-H 3-H 1B		F4		3	0	1	2	0	0	2
Dave Kingman, R (6, PR) (7, 3)										1	0	0	0	0	0	1
Ken Henderson, S (1, 7) OBP: 0.372, SLG: 0.446		L5-3 1B		G3		1B 1-3 2-H 1B		FC6-4 1-2 IBB		3	0	2	1	1	0	2
Dick Dietz, R (1, 2) OBP: 0.409, SLG: 0.423		L5-3 1-2			K	G6-4-3 IBB		FC6-4 1B 1-2f 2-3		3	0	0	0	1	1	3
Chris Speier, R (1, 6) OBP: 0.317, SLG: 0.333		4-3		4-3		F5		1B 1-2 3-H		4	0	1	1	0	0	3
Hal Lanier, R (1, 5) OBP: 0.273, SLG: 0.273		B1-6-4 1B			K	G6-4-3 1-2f		F8		4	0	1	0	0	1	5
Gaylord Perry, R (1, 1) OBP: 0.152, SLG: 0.141		B1-6-4 1-2f				1B 1B 1B	1-5-3			3	1	1	0	0	0	1
Inning Stats	R: 0 E: 0 K: 0 S: 2 H: 0 LOB: 0 BB: 0 P: 3	R: 0 E: 0 K: 0 S: 3 H: 1 LOB: 0 BB: 0 P: 3	R: 0 E: 0 K: 0 S: 3 H: 1 LOB: 0 BB: 0 P: 3	R: 0 E: 0 K: 0 S: 4 H: 2 LOB: 2 BB: 1 P: 8	R: 0 E: 0 K: 2 S: 7 H: 0 LOB: 0 BB: 0 P: 7	R: 4 E: 0 K: 0 S: 8 H: 6 LOB: 3 BB: 1 P: 12	R: 0 E: 0 K: 0 S: 3 H: 0 LOB: 0 BB: 0 P: 3	R: 1 E: 0 K: 0 S: 4 H: 1 LOB: 2 BB: 2 P: 12		1B: 11 2B: 1 3B: 0 HR: 0	SF: 0 SAC: 0 DP: 4 HBP: 1					

PITCHER		IP	WLS	BF	H	R	ER	SO	BB	IBB	HBP	BLK	WP	HR	S	P	ERA	WHIP
Bruce Kison, R ERA: 2.6	(1, 1)	5.0	L	22	9	4	4	2	1	0	1	0	0	0	24	29	7.20	2.000
Nelson Briles, R ERA: 4.16	(6, 1)	1.0		4	1	0	0	0	0	1	0	0	0	0	3	7	0.00	1.000
Mudcat Grant, R ERA: 3.68	(7, 1)	2.0		9	1	1	1	0	1	1	0	0	0	0	7	15	4.50	1.000

PITCHER	IP	WLS	BF	H	R	ER	SO	BB	IBB	HBP	BLK	WP	HR	S	P	ERA	WHIP

BOTTOM

Pittsburgh Pirates @ San Francisco Giants

Candlestick Park, San Francisco, CA

Fri Jul 30 1971, 10:05 PM EDT

Att. 10,088 - Unknown

livebaseballscorecards.com

AB	30
R	5
H	11
RBI	5
BB	4
SO	2
LOB	18

Pittsburgh Pirates @ San Francisco Giants

Candlestick Park, San Francisco, CA

Sat Jul 31 1971, 6:33 AM EDT

Att. 18,834 - Unknown

TOP

livebaseballscorecards.com

Batter	1	2	3	4	5	6	7	8	9	AB	R	H	RBI	BB	SO	LOB
Dave Cash, R (1, 4) OBP: 0.390, SLG: 0.403	5-3	BBBB 1B 1-2 BB	1B 1-3 2-H 1B		4-3			F7		4	0	1	1	1	0	0
Vic Davalillo, L (1, 9) OBP: 0.310, SLG: 0.346	K	F7	1-2 3-H 1B			K		BB HR 1B		5	1	2	1	0	2	2
Al Oliver, L (1, 8) OBP: 0.319, SLG: 0.400	HR 1B	1-3 2-H 1B	F5			K		BBBB 1-2 HR BB		4	2	2	1	1	1	2
Willie Stargell, L (1, 7) OBP: 0.388, SLG: 0.672	1-H HR	K		K		K		1-H 2-H HR		5	2	2	5	0	3	2
Bob Robertson, R (1, 3) OBP: 0.351, SLG: 0.511	HR		F9	F8			K	K		5	1	1	1	0	2	0
Manny Sanguillen, R (1, 2) OBP: 0.359, SLG: 0.435	HBP		PB 1B 2B	K			FC6-4 1B		F6	4	1	2	0	0	1	0
Jose Pagan, R (1, 5) OBP: 0.306, SLG: 0.344	K		K 2-3		HR		FC6-4 1-2f		5-3	5	1	1	1	0	2	3
Jackie Hernandez, R (1, 6) Mudcat Grant, R (7, 1) Bill Mazeroski, R (9, PH) OBP: 0.272, SLG: 0.350 OBP: 0.375, SLG: 0.429 OBP: 0.319, SLG: 0.309		FC1-6 1B	1B 1B 3-H 1B		K		F4		6-3	4 0 1	1 0 0	2 0 0	1 0 0	0 0 0	1 0 0	1 0 0
Bob Johnson, L (1, 1) Bob Veale, S (2, 1) Nelson Briles, R (4, 1) Dave Giusti, R (7, 1) Gene Alley, R (7, 6) OBP: 0.205, SLG: 0.061 OBP: 0.375, SLG: 0.375 OBP: 0.273, SLG: 0.429 OBP: 0.143, SLG: 0.077 OBP: 0.310, SLG: 0.340		FC1-6 BB 1-2f 1B	1B 1-2 1B		K			5-3		1 1 1 0 1	1 1 0 0 0	0 1 0 0 0	0 0 0 0 0	0 0 1 0 0	0 0 0 0 0	1 0 0 0 0
Inning Stats	R: 3 E: 0 K: 2 S: 10 H: 3 LOB: 1 BB: 0 P: 11	R: 1 E: 0 K: 1 S: 7 H: 2 LOB: 2 BB: 1 P: 11	R: 3 E: 0 K: 1 S: 10 H: 5 LOB: 2 BB: 0 P: 10	R: 0 E: 0 K: 2 S: 7 H: 0 LOB: 0 BB: 0 P: 7	R: 1 E: 0 K: 2 S: 8 H: 1 LOB: 0 BB: 0 P: 8	R: 0 E: 0 K: 3 S: 9 H: 0 LOB: 0 BB: 0 P: 9	R: 0 E: 0 K: 1 S: 6 H: 1 LOB: 1 BB: 0 P: 6	R: 3 E: 0 K: 1 S: 7 H: 2 LOB: 0 BB: 1 P: 11	R: 0 E: 0 K: 0 S: 3 H: 0 LOB: 0 BB: 0 P: 3	1B: 9 2B: 1 3B: 0 HR: 4	SF: 0 SAC: 0 DP: 0 HBP: 1			WP: 0 PB: 1 SB: 0 CS: 0		PA: 44	

	AB	41
	R	11
	H	14
	RBI	11
	BB	2
	SO	13
	LOB	11

PITCHER		IP	WLS	BF	H	R	ER	SO	BB	IBB	HBP	BLK	WP	HR	S	P	ERA	WHIP
Don Carrithers, R ERA: 4.55	(1, 1)	1.2		12	5	4	4	2	1	0	1	0	0	2	14	19	21.60	3.600
Jim Barr, R ERA: 11.57	(2, 1)	2.1		12	5	3	3	4	0	0	0	0	0	0	20	20	11.57	2.143
Don McMahon, R ERA: 3.6	(5, 1)	3.0	W	11	2	1	1	6	0	0	0	0	0	1	23	23	3.00	0.667
Steve Hamilton, L ERA: 3.31	(8, 1)	2.0	S	9	2	3	3	1	1	0	0	0	0	1	10	14	13.50	1.500

PITCHER	IP	WLS	BF	H	R	ER	SO	BB	IBB	HBP	BLK	WP	HR	S	P	ERA	WHIP

BOTTOM

Pittsburgh Pirates @ San Francisco Giants

Candlestick Park, San Francisco, CA

Sat Jul 31 1971, 6:33 AM EDT

Att. 18,834 - Unknown

livebaseballscorecards.com

Batter	1	2	3	4	5	6	7	8	9	AB	R	H	RBI	BB	SO	LOB
Bobby Bonds, R (1, 9) OBP: 0.387, SLG: 0.532	F7	1B HBP		K		2B E BB	HR 2B	F8		4	2	1	2	1	1	2
Tito Fuentes, S (1, 4) OBP: 0.304, SLG: 0.349	F8	1-2 3-H 1B		WP 2B 1-H 2-H 2B		E8 1-H 2B	4-3	F9		6	2	3	3	0	0	2
Ken Henderson, S (1, 7) OBP: 0.377, SLG: 0.460	HR	F5		2B 2-H 2B		BB	HR IBB	3-1		4	3	2	2	2	0	2
Willie McCovey, L (1, 3) OBP: 0.397, SLG: 0.489	WP 1B		K	2B 2-H		F7	HR 1-H 2-H 3-H			2	0	1	0	0	1	0
Dave Kingman, R (4, PH) OBP: 0.500, SLG: 1.500 (5, 3)										3	1	2	5	0	0	1
Dick Dietz, R (1, 2) OBP: 0.407, SLG: 0.417	BB 1-2	F5	K	K		K	F8			4	0	0	0	1	2	2
Chris Speier, R (1, 6) OBP: 0.316, SLG: 0.330	F7		BB	5-3		F8	E5 1B 1B			4	1	0	0	1	0	4
Jimmy Rosario, S (1, 8) OBP: 0.375, SLG: 0.312		F7	K		F7		1B 1B 2B 1B 1B 1-2 1B			5	1	2	0	0	1	1
Willie Mays, R (8, 8) OBP: 0.427, SLG: 0.514										0	0	0	0	0	0	0
Hal Lanier, R (1, 5) OBP: 0.286, SLG: 0.290		SH1-3 1B 2B		BB 2B BB			1B 2B 1B 1-2 1B 1B			4	3	3	1	1	1	0
Don Carrithers, R (1, 1) OBP: 0.200, SLG: 0.200										0	0	0	0	0	0	0
Jim Barr, R (2, 1)										0	0	0	0	0	0	0
Al Gallagher, R (4, PH) OBP: 0.328, SLG: 0.340										0	1	0	0	1	0	0
Don McMahon, R (5, 1)										1	0	0	0	0	1	0
Frank Duffy, R (7, PH) OBP: 0.146, SLG: 0.150										2	1	1	0	0	1	2
Steve Hamilton, L (8, 1)		SH1-3 2-3		2B 1-2 BB			2B HR 1B 1-2 2-3 K			0	0	0	0	0	0	0
Inning Stats	R: 1 E: 0 K: 0 S: 5 H: 2 LOB: 2 BB: 1 P: 9	R: 1 E: 0 K: 0 S: 5 H: 2 LOB: 2 BB: 0 P: 6	R: 0 E: 0 K: 2 S: 7 H: 0 LOB: 1 BB: 1 P: 11	R: 4 E: 0 K: 2 S: 10 H: 3 LOB: 1 BB: 2 P: 18	R: 0 E: 0 K: 2 S: 7 H: 0 LOB: 0 BB: 0 P: 7	R: 2 E: 1 K: 1 S: 6 H: 1 LOB: 1 BB: 2 P: 14	R: 7 E: 1 K: 1 S: 13 H: 7 LOB: 2 BB: 1 P: 17	R: 0 E: 0 K: 0 S: 3 H: 0 LOB: 0 BB: 0 P: 3		1B: 7 2B: 6 3B: 0 HR: 2 SF: 0 SAC: 1 DP: 0 HBP: 1						

PITCHER		IP	WLS	BF	H	R	ER	SO	BB	IBB	HBP	BLK	WP	HR	S	P	ERA	WHIP
Bob Johnson, R ERA: 3.41	(1, 1)	1.2		11	4	2	2	0	1	0	1	0	1	1	9	14	10.80	3.000
Bob Veale, L ERA: 7.36	(2, 1)	1.2		10	2	4	4	3	3	0	0	0	1	0	13	25	21.60	3.000
Nelson Briles, R ERA: 4.14	(4, 1)	2.2		12	2	2	1	4	2	0	0	0	0	0	18	26	3.38	1.500
Dave Giusti, R ERA: 3.67	(7, 1)	0.1	L	7	5	6	6	0	0	1	0	0	0	1	6	10	162.00	15.000
Mudcat Grant, R ERA: 3.59	(7, 1)	1.2		8	2	1	0	1	0	0	0	0	0	0	10	10	0.00	1.200

PITCHER	IP	WLS	BF	H	R	ER	SO	BB	IBB	HBP	BLK	WP	HR	S	P	ERA	WHIP

AB	39
R	15
H	15
RBI	13
BB	7
SO	8
LOB	16

WP: 2 PA: 48
PB: 0
SB: 0
CS: 0

Pittsburgh Pirates @ San Francisco Giants

Candlestick Park, San Francisco, CA

Sun Aug 01 1971, 6:33 AM EDT

Unknown

TOP

livebaseballscorecards.com

Batter	1	2	3	4	5	6	7	8	9	AB	R	H	RBI	BB	SO	LOB
Dave Cash, R (1, 4) OBP: 0.390, SLG: 0.403	6-3		1-3		HR 1B 1-3 1B		E SF9 1B	5-3		5	1	2	0	0	0	2
Al Oliver, L (1, 8) OBP: 0.320, SLG: 0.409	F8		HR		HR 1-2 3-H 1B		K 1-3		K	5	2	2	2	0	2	1
Roberto Clemente, R (1, 9) OBP: 0.358, SLG: 0.525	6-3		F8		HR 1-H 2-3		SF9 3-H		K	4	1	1	3	0	1	0
Willie Stargell, L (1, 7) OBP: 0.386, SLG: 0.669		G3	F3		E3		2B		F6	5	0	1	0	0	0	0
Bob Robertson, R (1, 3) OBP: 0.348, SLG: 0.505		E5 2B		F8	4-3		G3			4	1	0	0	0	0	2
Manny Sanguillen, R (1, 2) OBP: 0.360, SLG: 0.438		E 1-H SF8 2B		F9		F3		FC5-6-4 1B 1B		4	1	2	1	0	0	0
Jose Pagan, R (1, 5) OBP: 0.311, SLG: 0.351		SF8 2-H		6-3		FC6-4 1B		1-2 FC5-6-4 1B		3	0	2	1	0	0	0
Jackie Hernandez, R (1, 6) OBP: 0.272, SLG: 0.355		2B			K	FC6-4 1-2f		FC5-6-4 1-2f 2-3		4	0	1	0	0	1	3
Bob Moose, R (1, 1) OBP: 0.171, SLG: 0.121 Rennie Stennett, R (5, PH) OBP: 0.346, SLG: 0.333 Bob Johnson, L (5, 1) OBP: 0.205, SLG: 0.061 Bill Mazeroski, R (6, PH) OBP: 0.317, SLG: 0.307 Bruce Kison, R (6, 1) Bob Veale, S (8, 1) OBP: 0.375, SLG: 0.375		6-3			1B 1B 1B	F4		K		1 1 0 1 1 0	0 1 0 0 0 0	0 1 0 0 0 0	0 0 0 0 0 0	0 0 0 0 0 0	0 0 0 0 1 0	1 0 0 1 2 0
Inning Stats	R: 0 E: 0 K: 0 S: 3 H: 0 LOB: 0 BB: 0 P: 3	R: 2 E: 2 K: 0 S: 6 H: 2 LOB: 1 BB: 0 P: 6	R: 1 E: 0 K: 0 S: 4 H: 1 LOB: 0 BB: 0 P: 4	R: 0 E: 0 K: 0 S: 3 H: 0 LOB: 0 BB: 0 P: 3	R: 3 E: 1 K: 1 S: 9 H: 4 LOB: 1 BB: 0 P: 9	R: 0 E: 0 K: 0 S: 4 H: 1 LOB: 1 BB: 0 P: 4	R: 1 E: 0 K: 1 S: 7 H: 2 LOB: 1 BB: 0 P: 7	R: 0 E: 0 K: 1 S: 7 H: 2 LOB: 2 BB: 0 P: 7	R: 0 E: 0 K: 2 S: 7 H: 0 LOB: 0 BB: 0 P: 7	1B: 7 2B: 3 3B: 0 HR: 2 SF: 2 SAC: 0 DP: 0 HBP: 0	WP: 0 PB: 0 SB: 0 CS: 0 PA: 40					

	AB	38
	R	7
	H	12
	RBI	7
	BB	0
	SO	5
	LOB	12

PITCHER		IP	WLS	BF	H	R	ER	SO	BB	IBB	HBP	BLK	WP	HR	S	P	ERA	WHIP
Juan Marichal, R ERA: 3.02	(1, 1)	5.1		25	8	6	4	1	0	0	0	0	0	2	27	27	6.75	1.500
Jerry Johnson, R ERA: 2.61	(6, 1)	2.2	W	12	4	1	0	2	0	0	0	0	0	0	16	16	0.00	1.500
Don McMahon, R ERA: 3.54	(9, 1)	1.0	S	3	0	0	0	2	0	0	0	0	0	0	7	7	0.00	0.000

PITCHER	IP	WLS	BF	H	R	ER	SO	BB	IBB	HBP	BLK	WP	HR	S	P	ERA	WHIP

BOTTOM

Pittsburgh Pirates @ San Francisco Giants

Candlestick Park, San Francisco, CA

Sun Aug 01 1971, 6:33 AM EDT

Unknown

livebaseballscorecards.com

Batter	1	2	3	4	5	6	7	8	9	AB	R	H	RBI	BB	SO	LOB
Bobby Bonds, R (1, 9) OBP: 0.389, SLG: 0.539	0-0 FC5 HBP 1B		0-0 ① F9	0-0 1-H HR		0-0 ② 6-3		1-0 1-2 1B 2B HBP		4	2	2	2	0	0	0
Tito Fuentes, S (1, 4) OBP: 0.307, SLG: 0.353	1-0 1-2 FC5 E HBP		0-0 ② F9	0-0 2B		0-0 ③ 3-1		0-0 1-2 2-3 2B HR 1B		4	2	2	0	0	0	0
Willie Mays, R (1, 8) OBP: 0.427, SLG: 0.515	0-0 ① FC5 FC4-6 1-2 2-3f		0-0 BB 2B 1B	0-0 ③ 6-3			S S S 0-3 ① K	0-0 1-3 2-H 3-H HR 2B		5	2	2	2	0	1	3
Willie McCovey, L (1, 3) OBP: 0.397, SLG: 0.498 Don McMahon, R (9, 1)	0-0 ② FC4-6 2B 1-2f 2-H		B B B 4-0 1-2 2B BB		S S S 0-3 ① K		0-0 ② F6	0-0 2-H 3-H HR		4 0	2 0	1 0	3 0	1 0	1 0	1 0
Ken Henderson, S (1, 7) OBP: 0.383, SLG: 0.470	0-0 1-3 2B		0-0 1-H 2-H 2B		0-0 4-3 1B 1B		B B B B 4-0 FC6-4 BB	0-0 ③ 6-3		4	1	3	2	1	0	0
Chris Speier, R (1, 6) OBP: 0.313, SLG: 0.327	0-0 ③ 4-3		0-0 ③ F8		0-0 ② 4-3 1-2		0-0 ③ FC6-4 1-2f			4	0	0	0	0	0	5
Russ Gibson, R (1, 2) OBP: 0.212, SLG: 0.281		0-0 ① 4-3		0-0 ① F3	0-0 FC5 2-H 1B			0-0 ① 6-3		4	0	1	1	0	0	0
Hal Lanier, R (1, 5) OBP: 0.287, SLG: 0.291 Jerry Johnson, R (6, 1) Dave Kingman, R (8, PH) OBP: 0.400, SLG: 1.200 (9, 3)		0-0 ② 1-3		0-0 HR 1B	0-0 ③ FC5 2-3		S S S 0-3 ② K			3 0 1	1 0 0	1 0 0	0 0 0	0 0 0	0 0 1	1 0 0
Juan Marichal, R (1, 1) OBP: 0.147, SLG: 0.254 Al Gallagher, R (6, 5) OBP: 0.329, SLG: 0.341		0-0 ③ 6-3		0-0 ② F4		0-0 ① F9		0-0 1B HBP 2B 1B		2 2	0 1	0 1	0 0	0 0	0 0	1 0
Inning Stats	R: 1 E: 1 K: 0 S: 5 H: 2 LOB: 2 BB: 0 P: 6	R: 0 E: 0 K: 0 S: 3 H: 0 LOB: 0 BB: 0 P: 3	R: 2 E: 0 K: 0 S: 5 H: 2 LOB: 1 BB: 1 P: 9	R: 2 E: 0 K: 0 S: 6 H: 3 LOB: 1 BB: 0 P: 6	R: 1 E: 0 K: 1 S: 7 H: 2 LOB: 1 BB: 0 P: 7	R: 0 E: 0 K: 0 S: 3 H: 0 LOB: 0 BB: 0 P: 3	R: 0 E: 0 K: 1 S: 5 H: 0 LOB: 1 BB: 1 P: 9	R: 5 E: 0 K: 1 S: 9 H: 4 LOB: 0 BB: 0 P: 10		1B: 7 2B: 4 3B: 0 HR: 2	SF: 0 SAC: 0 DP: 0 HBP: 2			WP: 0 PB: 0 SB: 0 CS: 0	PA: 41		

	AB	37
	R	11
	H	13
	RBI	10
	BB	2
	SO	3
	LOB	11

PITCHER		IP	WLS	BF	H	R	ER	SO	BB	IBB	HBP	BLK	WP	HR	S	P	ERA	WHIP
Bob Moose, R ERA: 3.87	(1, 1)	4.0		21	7	5	5	0	1	0	1	0	0	1	19	24	11.25	2.000
Bob Johnson, R ERA: 3.46	(5, 1)	1.0		5	2	1	1	1	0	0	0	0	0	0	7	7	9.00	2.000
Bruce Kison, R ERA: 3.38	(6, 1)	2.2	L	13	3	4	4	2	1	0	1	0	0	0	15	20	13.50	1.500
Bob Veale, L ERA: 7.58	(8, 1)	0.1		2	1	1	1	0	0	0	0	0	0	1	2	2	27.00	3.000

PITCHER	IP	WLS	BF	H	R	ER	SO	BB	IBB	HBP	BLK	WP	HR	S	P	ERA	WHIP

Batter	1	2	3	4	5	6	7	8	9	AB	R	H	RBI	BB	SO	LOB
Dave Cash, R (1, 4) OBP: 0.390, SLG: 0.401	F7		BB	1B			G3		4-3	4	0	1	0	1	0	0
Vic Davalillo, L (1, 9) OBP: 0.303, SLG: 0.339	4-3		F9	4-3			6-3			4	0	0	0	0	0	5
Al Oliver, L (1, 8) OBP: 0.319, SLG: 0.407	4-3		F6		F8		1B			4	0	1	0	0	0	2
Willie Stargell, L (1, 7) OBP: 0.387, SLG: 0.683		K		HR	HR		G3			4	2	2	2	0	1	1
Bob Robertson, R (1, 3) OBP: 0.352, SLG: 0.508		BB		E 2B	F8			BB		2	1	1	0	2	0	0
Charlie Sands, L (1, 2) OBP: 0.423, SLG: 0.500		F9		E3 FC5 1B 2-H	F4			G3-6-1 1-2f		4	0	0	0	0	0	2
Bill Mazeroski, R (1, 5) OBP: 0.316, SLG: 0.305		F8		FC1-5 FC5 1-2 1B		6-3		F6		4	0	1	0	0	0	1
Dave Giusti, R (8, 1) OBP: 0.143, SLG: 0.077										0	0	0	0	0	0	0
Jackie Hernandez, R (1, 6) OBP: 0.265, SLG: 0.345			F2	FC5 1B FC1-5 1-2 2-3f		F9			4-3	4	0	0	0	0	0	2
Dock Ellis, S (1, 1) OBP: 0.242, SLG: 0.203			E4 F9 S	FC1-5 1B 1-2 2-3f		4-3			6-3	2	0	0	0	0	0	2
Rennie Stennett, R (6, PH) OBP: 0.333, SLG: 0.320										1	0	0	0	0	0	0
Mudcat Grant, R (6, 1) OBP: 0.375, SLG: 0.429										0	0	0	0	0	0	0
Jose Pagan, R (8, 5) OBP: 0.309, SLG: 0.348										1	0	0	0	0	0	0
Inning Stats	R: 0 E: 0 K: 0 S: 3 H: 0 LOB: 0 BB: 0 P: 3	R: 0 E: 0 K: 1 S: 5 H: 0 LOB: 1 BB: 1 P: 9	R: 0 E: 1 K: 0 S: 4 H: 0 LOB: 2 BB: 1 P: 8	R: 2 E: 1 K: 0 S: 8 H: 4 LOB: 3 BB: 0 P: 8	R: 1 E: 0 K: 0 S: 4 H: 1 LOB: 0 BB: 0 P: 4	R: 0 E: 0 K: 0 S: 3 H: 0 LOB: 0 BB: 0 P: 3	R: 0 E: 0 K: 0 S: 4 H: 1 LOB: 1 BB: 0 P: 4	R: 0 E: 0 K: 0 S: 2 H: 0 LOB: 0 BB: 1 P: 6	R: 0 E: 0 K: 0 S: 3 H: 0 LOB: 0 BB: 0 P: 3	1B: 3 2B: 1 3B: 0 HR: 2 SF: 0 SAC: 0 DP: 1 HBP: 0						

PITCHER		IP	WLS	BF	H	R	ER	SO	BB	IBB	HBP	BLK	WP	HR	S	P	ERA	WHIP
Frank Reberger, R ERA: 3.76	(1, 1)	5.0	W	24	5	3	3	1	2	0	0	0	0	2	24	32	5.40	1.400
Don Carrithers, R ERA: 4.04	(6, 1)	4.0	S	13	1	0	0	0	1	0	0	0	0	0	12	16	0.00	0.500

PITCHER	IP	WLS	BF	H	R	ER	SO	BB	IBB	HBP	BLK	WP	HR	S	P	ERA	WHIP

TOP

Pittsburgh Pirates @ San Francisco Giants

Candlestick Park, San Francisco, CA

Sun Aug 01 1971, 6:38 AM EDT

Att. 33,301 - Unknown

livebaseballscorecards.com

AB	34
R	3
H	6
RBI	2
BB	3
SO	1
LOB	15

WP: 0	PA: 37		
PB: 0			
SB: 1			
CS: 0			

Batter	1	2	3	4	5	6	7	8	9	AB	R	H	RBI	BB	SO	LOB
Bobby Bonds, R (1, 9) OBP: 0.387, SLG: 0.535	SSS 0-3 ① K		SSS 0-3 ① K	x 0-0 FC4 1-2 1B		x 0-0 ① 6-3		x 0-0 ① 5-3		5	0	1	0	0	2	0
Tito Fuentes, S (1, 4) OBP: 0.308, SLG: 0.353	x 0-0 ② 6-3		x 0-0 1B	x 0-0 ③ FC4 1-2f		x 0-0 ② F8		x 0-0 1B		5	0	2	0	0	0	2
Ken Henderson, S (1, 7) OBP: 0.383, SLG: 0.465	BBBB 4-0 HR BB		x 0-0 ② F7		BBB 4-0 WP CS HR BB	x 0-0 ③ G3		SSS 0-3 ② K		3	2	0	0	2	1	2
Dave Kingman, R (1, 3) OBP: 0.400, SLG: 1.400	x 0-0 1-H HR		SSS 0-3 ③ K		x 0-0 1-H HR		x 0-0 ① 5-3	x 0-0 ③ F8		5	2	2	4	0	1	2
Fran Healy, R (1, 2) OBP: 0.423, SLG: 0.471	x 0-0 ③ 6-3			x 0-0 2B 2B	x 0-0 ① 6-3		BBBB 4-0 FC6-4 2B BB BB			3	2	1	0	1	0	0
Jimmy Rosario, S (1, 8) OBP: 0.378, SLG: 0.308		x 0-0 ① 6-3		SSS 0-3 ① K	BBBB 4-0 SH1-3 S BB		BBBB 4-0 1-2 FC6-4 BB			2	0	0	0	2	1	1
Chris Speier, R (1, 6) OBP: 0.315, SLG: 0.329		x 0-0 ② F9		x 0-0 2-H 1B 2B	BBB 4-0 1-2 SH1-3 BB		x 0-0 ② FC6-4 1-2f 2-3 2B			3	2	1	1	1	0	2
Al Gallagher, R (1, 5) OBP: 0.336, SLG: 0.360		x 0-0 3B		x 0-0 2-H 1B 1B	x 0-0 ② SH1-3 1-2 2-3		x 0-0 1-H 3-H 2B			3	0	3	3	0	0	0
Frank Reberger, L (1, 1) OBP: 0.231, SLG: 0.231 Bernie Williams, R (5, PH) OBP: 0.301, SLG: 0.239 Don Carrithers, R (6, 1) OBP: 0.167, SLG: 0.167		x 0-0 ③ F7		x 0-0 ② F8	x 0-0 ③ F9		x 0-0 ③ 4-3			2 1 1	0 0 0	0 0 0	0 0 0	0 0 0	0 0 0	2 2 1
Inning Stats	R: 2 H: 1 E: 0 LOB: 0 K: 1 BB: 1 S: 6 P: 10	R: 0 H: 1 E: 0 LOB: 1 K: 0 BB: 0 S: 4 P: 4	R: 0 H: 1 E: 0 LOB: 1 K: 2 BB: 0 S: 8 P: 8	R: 2 H: 4 E: 0 LOB: 2 K: 1 BB: 0 S: 9 P: 9	R: 2 H: 1 E: 0 LOB: 2 K: 0 BB: 3 S: 4 P: 16	R: 0 H: 0 E: 0 LOB: 0 K: 0 BB: 0 S: 3 P: 3	R: 2 H: 1 E: 0 LOB: 1 K: 0 BB: 2 S: 4 P: 12	R: 0 H: 1 E: 0 LOB: 1 K: 1 BB: 0 S: 6 P: 6		1B: 4 SF: 0 2B: 3 SAC: 1 3B: 1 DP: 0 HR: 2 HBP: 0						WP: 1 PA: 40 PB: 0 SB: 1 CS: 1

PITCHER		IP	WLS	BF	H	R	ER	SO	BB	IBB	HBP	BLK	WP	HR	S	P	ERA	WHIP
Dock Ellis, R ERA: 2.74	(1, 1)	5.0	L	27	8	6	5	4	4	0	0	0	1	2	31	47	9.00	2.400
Mudcat Grant, R ERA: 3.75	(6, 1)	2.0		9	1	2	2	0	2	0	0	0	0	0	7	15	9.00	1.500
Dave Giusti, R ERA: 3.61	(8, 1)	1.0		4	1	0	0	1	0	0	0	0	0	0	6	6	0.00	1.000

PITCHER	IP	WLS	BF	H	R	ER	SO	BB	IBB	HBP	BLK	WP	HR	S	P	ERA	WHIP

BOTTOM

Pittsburgh Pirates @ San Francisco Giants

Candlestick Park, San Francisco, CA

Sun Aug 01 1971, 6:38 AM EDT

Att. 33,301 - Unknown

livebaseballscorecards.com

AB	33
R	8
H	10
RBI	8
BB	6
SO	5
LOB	14

Pittsburgh Pirates @ Montreal Expos

Jarry Park, Montreal, QB

Tue Aug 03 1971, 7:05 PM EDT

Att. 18,137 - Unknown

TOP

livebaseballscorecards.com

Batter	1	2	3	4	5	6	7	8	9	AB	R	H	RBI	BB	SO	LOB
Dave Cash, R (1, 4) OBP: 0.387, SLG: 0.395	6-3		BBB 4-0 HR BB		G3			L9 L1		4	1	0	0	1	0	1
Gene Alley, R (1, 6) OBP: 0.312, SLG: 0.365	5-3		1-H HR		F9			HR	SSS K	5	2	2	3	0	1	0
Roberto Clemente, R (1, 9) OBP: 0.358, SLG: 0.522	PB 1B		G3		G3			BBBB 4-0 BB E 3B	0-0 P4	4	1	1	0	1	0	0
Willie Stargell, L (1, 7) OBP: 0.385, SLG: 0.676	BBBB 4-0 1-2 BB		G3			F2		0-0 E5 BB 1-2 3B	SSS 0-3 K	4	1	0	0	1	1	1
Al Oliver, L (1, 8) OBP: 0.318, SLG: 0.405	F5			1B E 1B		G3		SSS 0-3 K		4	1	1	0	0	1	4
Bob Robertson, R (1, 3) OBP: 0.353, SLG: 0.506		L7		E9 1-H 1B		F7		BBBB 4-0 1-2 2-3 3B BB		3	2	1	0	1	0	0
Manny Sanguillen, R (1, 2) OBP: 0.362, SLG: 0.444		4-3		G5-4-3 3-H 1B			6-3	0-0 1-H 2-H 3-H 2B 3B		4	1	2	4	0	0	0
Jose Pagan, R (1, 5) OBP: 0.307, SLG: 0.341		1-3		G5-4-3 1-2f			F8	4-0 2B IBB		3	1	0	0	1	0	1
Steve Blass, R (1, 1) OBP: 0.121, SLG: 0.155			5-3	K			SSS 0-3 K	0-0 1-H 3-H 2B		3	0	0	0	0	2	0
Bob Veale, S (7, 1) OBP: 0.375, SLG: 0.375										0	0	0	0	0	0	0
Gene Clines, R (8, PH) OBP: 0.386, SLG: 0.404										0	0	0	0	0	0	0
Vic Davalillo, L (8, PH) OBP: 0.307, SLG: 0.347										1	0	1	2	0	0	0
Dave Giusti, R (8, 1) OBP: 0.143, SLG: 0.077										0	0	0	0	0	0	0
Inning Stats	R: 0 E: 0 K: 0 S: 4 H: 1 LOB: 2 BB: 1 P: 8	R: 0 E: 0 K: 0 S: 3 H: 0 LOB: 0 BB: 0 P: 3	R: 2 E: 0 K: 0 S: 4 H: 1 LOB: 0 BB: 1 P: 8	R: 2 E: 1 K: 1 S: 7 H: 3 LOB: 0 BB: 0 P: 7	R: 0 E: 0 K: 0 S: 3 H: 0 LOB: 0 BB: 0 P: 3	R: 0 E: 0 K: 0 S: 3 H: 0 LOB: 0 BB: 0 P: 3	R: 0 E: 0 K: 1 S: 5 H: 0 LOB: 0 BB: 0 P: 5	R: 6 E: 1 K: 1 S: 9 H: 3 LOB: 1 BB: 3 P: 21	R: 0 E: 0 K: 2 S: 7 H: 0 LOB: 0 BB: 0 P: 7	1B: 4 2B: 1 3B: 1 HR: 2 SF: 0 SAC: 0 DP: 1 HBP: 0						

	AB	35
	R	10
	H	8
	RBI	9
	BB	5
	SO	5
	LOB	7

WP: 0 PB: 1 SB: 0 CS: 0 PA: 40

PITCHER		IP	WLS	BF	H	R	ER	SO	BB	IBB	HBP	BLK	WP	HR	S	P	ERA	WHIP
Carl Morton, R ERA: 4.49	(1, 1)	7.2	L	34	7	9	6	3	4	0	0	0	0	2	36	52	7.04	1.435
Dan McGinn, L ERA: 6.39	(8, 1)	0.0		1	0	0	0	0	0	1	0	0	0	0	0	4	∞	∞
Steve Renko, R ERA: 3.68	(8, 1)	1.1		5	1	1	0	2	0	0	0	0	0	0	9	9	0.00	0.750

PITCHER	IP	WLS	BF	H	R	ER	SO	BB	IBB	HBP	BLK	WP	HR	S	P	ERA	WHIP

Batter	1	2	3	4	5	6	7	8	9	AB	R	H	RBI	BB	SO	LOB
Ron Hunt, R (1, 4) OBP: 0.403, SLG: 0.358	L4		L8		BB 1B 1B 1-2 2-3		BB G3 1B		1-H 2B	3	1	1	1	2	0	0
Boots Day, L (1, 8) OBP: 0.346, SLG: 0.359	L8		BB PO		1B 1-2 2-H 3-H		G3 1-2 2-H		K	4	0	2	3	1	1	1
Rusty Staub, L (1, 9) OBP: 0.384, SLG: 0.436	HR		PO 1-2	4-3	1B 1-3 2-H		G3 1-2 2-3		F8	5	1	2	2	0	0	3
Ron Fairly, L (1, 3) OBP: 0.382, SLG: 0.403	F8			F8	P4		L3			4	0	0	0	0	0	4
Bob Bailey, R (1, 5) OBP: 0.364, SLG: 0.402		K		L5		6-3		L8		4	0	0	0	0	1	0
Jim Gosger, L (1, 7) OBP: 0.233, SLG: 0.200		BB 2-3			L4	L6		K		3	0	0	0	1	1	0
John Bateman, R (1, 2) OBP: 0.273, SLG: 0.344		2-3 1-2			BB 1B 1B	F9		F9		4	1	1	0	0	0	1
Bobby Wine, R (1, 6) OBP: 0.252, SLG: 0.226		1-4-3			F8		SH3 1B		FC3-6 1B	4	1	2	0	0	0	2
Carl Morton, R (1, 1) OBP: 0.219, SLG: 0.295 Dan McGinn, L (8, 1) OBP: 0.286, SLG: 0.286 Steve Renko, R (8, 1) OBP: 0.194, SLG: 0.258 Jim Fairey, L (9, PH) OBP: 0.265, SLG: 0.264			5-3		BB 1B 1B 1-2		SH3 1-2		FC3-6 2B 1-2f	2 0 0 1	1 0 0 1	1 0 0 0	0 0 0 0	0 0 0 0	0 0 0 0	0 0 0 1
Inning Stats	R: 1 E: 0 K: 0 S: 4 H: 1 LOB: 0 BB: 0 P: 4	R: 0 E: 0 K: 1 S: 5 H: 0 LOB: 1 BB: 1 P: 9	R: 0 E: 0 K: 0 S: 2 H: 0 LOB: 0 BB: 1 P: 6	R: 0 E: 0 K: 0 S: 3 H: 0 LOB: 0 BB: 0 P: 3	R: 3 E: 0 K: 0 S: 7 H: 4 LOB: 2 BB: 1 P: 11	R: 0 E: 0 K: 0 S: 3 H: 0 LOB: 0 BB: 0 P: 3	R: 1 E: 0 K: 0 S: 5 H: 2 LOB: 2 BB: 1 P: 9	R: 0 E: 0 K: 1 S: 5 H: 0 LOB: 0 BB: 0 P: 5	R: 1 E: 0 K: 1 S: 7 H: 2 LOB: 1 BB: 0 P: 7	1B: 7 2B: 1 3B: 0 HR: 1 SF: 0 SAC: 1 DP: 0 HBP: 0						

PITCHER		IP	WLS	BF	H	R	ER	SO	BB	IBB	HBP	BLK	WP	HR	S	P	ERA	WHIP
Steve Blass, R ERA: 3.14	(1, 1)	6.1		29	7	5	5	1	4	0	0	0	0	1	27	43	7.11	1.737
Bob Veale, L ERA: 7.42	(7, 1)	0.2	W	2	0	0	0	0	0	0	0	0	0	0	2	2	0.00	0.000
Dave Giusti, R ERA: 3.64	(8, 1)	2.0	S	8	2	1	1	2	0	0	0	0	0	0	12	12	4.50	1.000

PITCHER	IP	WLS	BF	H	R	ER	SO	BB	IBB	HBP	BLK	WP	HR	S	P	ERA	WHIP

BOTTOM

Pittsburgh Pirates @ Montreal Expos

Jarry Park, Montreal, QB

Tue Aug 03 1971, 7:05 PM EDT

Att. 18,137 - Unknown

livebaseballscorecards.com

AB	34
R	6
H	9
RBI	6
BB	4
SO	3
LOB	12

WP: 0 PB: 0 SB: 0 CS: 0 PA: 40

Batter	1	2	3	4	5	6	7	8	9	10	11	AB	R	H	RBI	BB	SO	LOB
Dave Cash, R (1, 4) OBP: 0.384, SLG: 0.395	F8		4-3 E 2B		6-3		K		9-5 2-3f			5	1	1	0	0	1	2
Gene Alley, R (1, 6) OBP: 0.307, SLG: 0.358	6-3		4-3 2-3		1-3			5-3		6-3		5	0	0	0	0	0	1
Roberto Clemente, R (1, 9) OBP: 0.359, SLG: 0.520	1B		E5 3-H		K			1B 1B		K		5	1	2	0	0	2	0
Willie Stargell, L (1, 7) OBP: 0.385, SLG: 0.670	F8		IBB			K		F8		HBP		3	0	0	0	1	1	2
Al Oliver, L (1, 8) OBP: 0.317, SLG: 0.402		F9	F8			4-3		1B 1-2		K		5	0	1	0	0	1	3
Bob Robertson, R (1, 3) OBP: 0.354, SLG: 0.504		K	F4			1B		FC6 1-2 2-H			K	5	0	2	1	0	2	2
Manny Sanguillen, R (1, 2) OBP: 0.360, SLG: 0.449		HR		F8		F9		FC6 1-2f			1-3	5	1	1	1	0	0	3
Jose Pagan, R (1, 5) OBP: 0.312, SLG: 0.340 Gene Clines, R (9, PR) OBP: 0.386, SLG: 0.404 Jackie Hernandez, R (9, 5) OBP: 0.263, SLG: 0.342		1B		K	F7				9-5 S BB		1-3	3 0 1	0 0 0	1 0 0	0 0 0	1 0 0	1 0 0	0 0 0
Luke Walker, L (1, 1) OBP: 0.108, SLG: 0.029 Rennie Stennett, R (7, PH) OBP: 0.321, SLG: 0.308 Mudcat Grant, R (7, 1) OBP: 0.333, SLG: 0.375		K		K	6-3				K 1-2			2 1 1	0 0 0	0 0 0	0 0 0	0 0 0	2 0 1	1 0 1
Inning Stats	R: 0 E: 0 K: 0 S: 4 H: 1 LOB: 1 BB: 0 P: 4	R: 1 E: 0 K: 2 S: 9 H: 2 LOB: 1 BB: 0 P: 9	R: 1 E: 1 K: 0 S: 5 H: 1 LOB: 2 BB: 1 P: 9	R: 0 E: 0 K: 2 S: 7 H: 0 LOB: 0 BB: 0 P: 7	R: 0 E: 0 K: 1 S: 5 H: 0 LOB: 0 BB: 0 P: 5	R: 0 E: 0 K: 1 S: 6 H: 1 LOB: 1 BB: 0 P: 6	R: 0 E: 0 K: 1 S: 5 H: 0 LOB: 0 BB: 0 P: 5	R: 1 E: 0 K: 0 S: 6 H: 3 LOB: 2 BB: 0 P: 6	R: 0 E: 0 K: 1 S: 4 H: 0 LOB: 1 BB: 1 P: 8	R: 0 E: 0 K: 2 S: 7 H: 0 LOB: 1 BB: 0 P: 8	R: 0 E: 0 K: 1 S: 5 H: 0 LOB: 0 BB: 0 P: 5	1B: 6 2B: 2 3B: 0 HR: 1 SF: 0 SAC: 0 DP: 1 HBP: 1			WP: 0 PB: 0 SB: 1 CS: 0	PA: 44		

PITCHER		IP	WLS	BF	H	R	ER	SO	BB	IBB	HBP	BLK	WP	HR	S	P	ERA	WHIP
Bill Stoneman, R ERA: 3.21	(1, 1)	9.0		37	8	3	2	8	1	1	0	0	0	1	51	59	2.00	1.000
Mike Marshall, R ERA: 5.27	(10, 1)	2.0	W	7	0	0	0	3	0	0	1	0	0	0	12	13	0.00	0.000

PITCHER	IP	WLS	BF	H	R	ER	SO	BB	IBB	HBP	BLK	WP	HR	S	P	ERA	WHIP

Pittsburgh Pirates @ Montreal Expos

Jarry Park, Montreal, QB

Wed Aug 04 1971, 7:05 PM EDT

Att. 17,481 - Unknown

TOP

livebaseballscorecards.com

AB	41
R	3
H	8
RBI	2
BB	2
SO	11
LOB	15

Batter	1	2	3	4	5	6	7	8	9	10	11	AB	R	H	RBI	BB	SO	LOB
Ron Hunt, R (1, 4) OBP: 0.401, SLG: 0.354	K	FC5 2-3f			BB 1-2		6-3		F6			4	1	0	0	1	1	5
Ron Woods, R (1, 8) OBP: 0.363, SLG: 0.446 (10, 7)	FC 1B		F8 SF8 2B		L5-4 1-2 2-3 1B		K			4-3		5	1	3	0	0	1	0
Rusty Staub, L (1, 9) OBP: 0.380, SLG: 0.430	FC S 1-2f		F8 2-3		K			F7		F9		5	0	0	0	0	1	5
Bob Bailey, R (1, 7) OBP: 0.364, SLG: 0.401 (9, 5)	5-3 1-2		SF8 3-H		1-2 2-H 3-H 1B			6-3		BB		3	0	1	3	1	0	1
Coco Laboy, R (1, 5) OBP: 0.301, SLG: 0.301 Ron Fairly, L (8, PH) OBP: 0.380, SLG: 0.400 (9, 7) (10, 3)		BB 1B 1B	F8		L5-4 2-3			F9		G1		3 2	0 0	1 0	0 0	0 0	0 0	2 1
John Bateman, R (1, 2) OBP: 0.272, SLG: 0.342	FC5 BB 1-2 1B	1-3			6-3			F8			6-3	5	0	1	0	0	0	0
John Boccabella, R (1, 3) OBP: 0.291, SLG: 0.356 Boots Day, L (9, PH) OBP: 0.351, SLG: 0.365 (10, 8)	F4	F8			F5			FC5-4 S 1B			1B 1B	3 2	0 1	0 2	0 0	0 0	0 0	2 0
Bobby Wine, R (1, 6) OBP: 0.249, SLG: 0.224 Jim Fairey, L (9, PH) OBP: 0.271, SLG: 0.264 Ron Brand, R (10, 6) OBP: 0.244, SLG: 0.209	L1-5	2-3			5-3			FC5-4 1-2 IBB			1B 1-2 1B	3 0 1	0 0 0	0 0 1	0 1 0	0 0 0	0 0 0	2 0 0
Bill Stoneman, R (1, 1) OBP: 0.268, SLG: 0.161 Jim Gosger, L (9, PH) OBP: 0.231, SLG: 0.198 Mike Marshall, R (10, 1) OBP: 0.200, SLG: 0.111 Gary Sutherland, R (11, PH) OBP: 0.307, SLG: 0.365	BB 1-2 2-3		1B BB 1B		K			FC5-4 1-2f 2-3			1-2 2-H 1B	2 1 0 1	1 0 0 0	1 0 0 1	0 0 0 0	1 0 0 0	1 0 0 0	0 2 0 0
Inning Stats	R: 0 E: 0 K: 1 S: 6 H: 1 LOB: 1 BB: 0 P: 6	R: 0 E: 0 K: 0 S: 5 H: 2 LOB: 3 BB: 1 P: 9	R: 1 E: 0 K: 0 S: 4 H: 1 LOB: 0 BB: 0 P: 4	R: 0 E: 0 K: 0 S: 3 H: 0 LOB: 0 BB: 0 P: 3	R: 2 E: 0 K: 1 S: 7 H: 3 LOB: 1 BB: 1 P: 11	R: 0 E: 0 K: 0 S: 3 H: 0 LOB: 0 BB: 0 P: 3	R: 0 E: 0 K: 2 S: 7 H: 0 LOB: 0 BB: 0 P: 7	R: 0 E: 0 K: 0 S: 3 H: 0 LOB: 0 BB: 0 P: 3	R: 0 E: 0 K: 0 S: 4 H: 1 LOB: 2 BB: 1 P: 8	R: 0 E: 0 K: 0 S: 3 H: 0 LOB: 1 BB: 1 P: 7	R: 1 E: 0 K: 0 S: 4 H: 3 LOB: 2 BB: 0 P: 4	1B: 10 2B: 2 3B: 0 HR: 0	SF: 1 SAC: 0 DP: 1 HBP: 0					

PITCHER		IP	WLS	BF	H	R	ER	SO	BB	IBB	HBP	BLK	WP	HR	S	P	ERA	WHIP
Luke Walker, L ERA: 3.64	(1, 1)	6.0		26	7	3	3	2	2	0	0	0	0	0	28	36	4.50	1.500
Mudcat Grant, R ERA: 3.65	(7, 1)	4.1	L	19	4	1	1	2	1	1	0	0	0	0	21	29	2.08	1.154

PITCHER	IP	WLS	BF	H	R	ER	SO	BB	IBB	HBP	BLK	WP	HR	S	P	ERA	WHIP

BOTTOM

Pittsburgh Pirates @ Montreal Expos

Jarry Park, Montreal, QB

Wed Aug 04 1971, 7:05 PM EDT

Att. 17,481 - Unknown

livebaseballscorecards.com

AB	40
R	4
H	11
RBI	4
BB	4
SO	4
LOB	20

WP: 0	PA: 45		
PB: 0			
SB: 2			
CS: 0			

Batter	1	2	3	4	5	6	7	8	9	AB	R	H	RBI	BB	SO	LOB
Dave Cash, R (1, 4) OBP: 0.385, SLG: 0.396	5-3		5-3		3B 1B 2-H 3-H		4-3		SH1-3 1B	5	1	2	2	0	0	0
Gene Alley, R (1, 6) OBP: 0.309, SLG: 0.375	5-3		6-3		3B 1-H		3B		SH1-3 1-2	4	0	2	1	0	0	0
Roberto Clemente, R (1, 9) OBP: 0.354, SLG: 0.513	L9			6-3	1-3		K		5-3	5	0	0	0	0	1	4
Willie Stargell, L (1, 7) OBP: 0.388, SLG: 0.676		HR		K		1B 5-3 1B BBB	F8		BB BBB	3	2	1	1	2	1	1
Al Oliver, L (1, 8) OBP: 0.318, SLG: 0.410		CS 1B		K SSS		5-3 1-2		HR	K SSS	5	1	2	1	0	2	3
Bob Robertson, R (1, 3) OBP: 0.355, SLG: 0.503		E4 G6-3 1-2			K SSS	1B 2-3		FC5-4 BB BBBB		3	0	1	0	1	1	1
Manny Sanguillen, R (1, 2) OBP: 0.359, SLG: 0.447		G6-3 1-2f			F7	1B 1-2 3-H		K SSS		4	0	1	1	0	1	2
Jose Pagan, R (1, 5) Jackie Hernandez, R (5, PR) (5, 5) OBP: 0.321, SLG: 0.366 OBP: 0.259, SLG: 0.338			HR		2B 1B HBP H	K SSS		FC5-4 1-2f		1 2	1 1	1 0	1 0	0 0	0 1	0 3
Bruce Kison, R (1, 1) OBP: 0.059, SLG: 0.118		6-3			2B 1-3	K SSS		K SSS		4	1	1	0	0	2	3
Inning Stats	R: 0 E: 0 K: 0 S: 3 H: 0 LOB: 0 BB: 0 P: 3	R: 1 E: 1 K: 0 S: 4 H: 2 LOB: 0 BB: 0 P: 4	R: 1 E: 0 K: 0 S: 4 H: 1 LOB: 0 BB: 0 P: 4	R: 0 E: 0 K: 2 S: 7 H: 0 LOB: 0 BB: 0 P: 7	R: 3 E: 0 K: 1 S: 8 H: 3 LOB: 2 BB: 0 P: 9	R: 1 E: 0 K: 2 S: 9 H: 2 LOB: 2 BB: 1 P: 13	R: 0 E: 0 K: 1 S: 6 H: 1 LOB: 1 BB: 0 P: 6	R: 1 E: 0 K: 2 S: 8 H: 1 LOB: 1 BB: 1 P: 12	R: 0 E: 0 K: 1 S: 6 H: 1 LOB: 2 BB: 1 P: 10	1B: 5 2B: 1 3B: 2 HR: 3 SF: 0 SAC: 1 DP: 1 HBP: 1						

TOP

Pittsburgh Pirates @ Montreal Expos

Jarry Park, Montreal, QB

Thu Aug 05 1971, 7:05 PM EDT

Att. 21,233 - Unknown

livebaseballscorecards.com

AB	36
R	7
H	11
RBI	7
BB	3
SO	9
LOB	17

PITCHER		IP	WLS	BF	H	R	ER	SO	BB	IBB	HBP	BLK	WP	HR	S	P	ERA	WHIP
John Strohmayer, R ERA: 4.39	(1, 1)	5.0	L	21	6	5	5	3	0	0	1	0	0	2	26	27	9.00	1.200
Dan McGinn, L ERA: 6.53	(6, 1)	0.1		4	2	1	1	0	1	0	0	0	0	0	3	7	27.00	9.000
Howie Reed, R ERA: 3.67	(6, 1)	1.2		6	1	0	0	3	0	0	0	0	0	0	12	12	0.00	0.600
Claude Raymond, R ERA: 4.94	(8, 1)	2.0		10	2	1	1	3	2	0	0	0	0	1	14	22	4.50	2.000

PITCHER	IP	WLS	BF	H	R	ER	SO	BB	IBB	HBP	BLK	WP	HR	S	P	ERA	WHIP

WP: 0 PB: 0 SB: 0 CS: 1 PA: 41

Batter	1	2	3	4	5	6	7	8	9	AB	R	H	RBI	BB	SO	LOB
Ron Hunt, R (1, 4) OBP: 0.401, SLG: 0.354	FC6-4 1B		F8 BB 1B		F8 ②		F7 ①		6-3 ③	5	0	2	0	0	0	3
Boots Day, L (1, 8) OBP: 0.350, SLG: 0.360	FC6-4 S ① 1-2f		BBBB 4-0 1-2 BB		G3 ③		G1-6-3 ②③ 1-2f			3	0	0	0	1	0	3
Rusty Staub, L (1, 9) OBP: 0.379, SLG: 0.429	5-3 ② 1-2		F8 ② 2-3			1B E 1B		G3 ①		4	1	1	0	0	0	3
Ron Fairly, L (1, 3) OBP: 0.379, SLG: 0.398	L8 ③		L9 ③			E9 1-H 1B 1B		SSS 0-3 K ②		4	1	1	0	0	1	3
Bob Bailey, R (1, 5) OBP: 0.365, SLG: 0.401		1-3 ①		SSS 0-3 K ①		S 3-H 1B		BBBB 4-0 BB		3	0	1	1	1	1	0
Jim Gosger, L (1, 7) OBP: 0.232, SLG: 0.224		3B		4-3 ②		SSS 0-3 K ① 1-2		F8 ③		4	0	1	0	0	1	2
John Bateman, R (1, 2) OBP: 0.272, SLG: 0.341 John Boccabella, R (3, 2) OBP: 0.285, SLG: 0.347		1-3 ②		6-3 ③		P6 ②			5-3 ①	1 3	0 0	0 0	0 0	0 0	0 0	1 1
Bobby Wine, R (1, 6) OBP: 0.249, SLG: 0.221		F9 ③			F9 ①	SSS 0-3 K ③			BBBB 4-0 WP BB	3	0	0	0	1	1	2
John Strohmayer, R (1, 1) OBP: 0.258, SLG: 0.258 Jim Fairey, L (5, PH) OBP: 0.077, SLG: 0.264 Dan McGinn, L (6, 1) OBP: 0.286, SLG: 0.286 Howie Reed, R (6, 1) Gary Sutherland, R (7, PH) OBP: 0.311, SLG: 0.369 Claude Raymond, R (8, 1) Ron Woods, R (9, PH) OBP: 0.359, SLG: 0.441			SSS 0-3 K ①		BBBB 4-0 BB		G1-6-3 1B		SSS 0-3 K ② 1-2	1 0 0 0 1 0 1	0 0 0 0 0 0 0	0 0 0 0 1 0 0	0 0 0 0 0 0 0	0 1 0 0 0 0 0	1 0 0 0 0 0 0	0 0 0 0 0 0 1
Inning Stats	R: 0 E: 0 K: 0 S: 4 H: 1 LOB: 1 BB: 0 P: 4	R: 0 E: 0 K: 0 S: 4 H: 1 LOB: 1 BB: 0 P: 4	R: 0 E: 0 K: 1 S: 6 H: 1 LOB: 2 BB: 1 P: 10	R: 0 E: 0 K: 1 S: 5 H: 0 LOB: 0 BB: 0 P: 5	R: 0 E: 0 K: 0 S: 3 H: 0 LOB: 1 BB: 1 P: 7	R: 2 E: 1 K: 2 S: 10 H: 3 LOB: 1 BB: 0 P: 10	R: 0 E: 0 K: 0 S: 3 H: 1 LOB: 0 BB: 0 P: 3	R: 0 E: 0 K: 1 S: 5 H: 0 LOB: 1 BB: 1 P: 9	R: 0 E: 0 K: 1 S: 5 H: 0 LOB: 1 BB: 1 P: 9	1B: 6 2B: 0 3B: 1 HR: 0	SF: 0 SAC: 0 DP: 1 HBP: 0					

PITCHER		IP	WLS	BF	H	R	ER	SO	BB	IBB	HBP	BLK	WP	HR	S	P	ERA	WHIP
Bruce Kison, R ERA: 2.91	(1, 1)	9.0	W	37	7	2	1	6	4	0	0	0	1	0	45	61	1.00	1.222

PITCHER	IP	WLS	BF	H	R	ER	SO	BB	IBB	HBP	BLK	WP	HR	S	P	ERA	WHIP

BOTTOM

Pittsburgh Pirates @ Montreal Expos

Jarry Park, Montreal, QB

Thu Aug 05 1971, 7:05 PM EDT

Att. 21,233 - Unknown

livebaseballscorecards.com

AB	33
R	2
H	7
RBI	1
BB	4
SO	6
LOB	19

1B: 6	SF: 0	WP: 1	PA: 37
2B: 0	SAC: 0	PB: 0	
3B: 1	DP: 1	SB: 2	
HR: 0	HBP: 0	CS: 0	

Batter	1	2	3	4	5	6	7	8	9	AB	R	H	RBI	BB	SO	LOB
Denny Doyle, L (1, 4) OBP: 0.285, SLG: 0.313	L7		L8		1-3		1B		1B	5	0	2	0	0	0	1
Larry Bowa, S (1, 6) OBP: 0.289, SLG: 0.292	4-3 S 1B		B5-3 1-2		1B		L8		1-3	5	0	2	0	0	0	4
Tim McCarver, L (1, 2) OBP: 0.338, SLG: 0.441	4-3 1-3		2-H 1B		L8			F9		4	0	1	1	0	0	2
Deron Johnson, R (1, 3) OBP: 0.345, SLG: 0.495	6-3		K			L8		HR BB		3	0	0	0	1	1	2
Terry Harmon, R (8, PR) OBP: 0.293, SLG: 0.258										0	1	0	0	0	0	0
(8, 5)																
Joe Hoerner, R (8, 1) OBP: 0.111, SLG: 0.111										0	0	0	0	0	0	0
Bobby Pfeil, R (8, 5) OBP: 0.365, SLG: 0.456										0	0	0	0	0	0	0
Willie Montanez, L (1, 8)		FC6-4 1B 1B		F9		CS 1B		1-H HR		4	1	3	2	0	0	0
(8, 3)																
Don Money, R (1, 7) OBP: 0.292, SLG: 0.361		1-2 FC6-4 1B		F7		L8		5-3		4	0	1	0	0	0	2
(7, 5)																
(8, 7)																
Roger Freed, R (1, 9) OBP: 0.306, SLG: 0.313		FC6-4 L1-3 1-2f 2-3		BB		CS 1-2		L8	K	3	0	0	0	1	1	3
John Vukovich, R (1, 5) OBP: 0.207, SLG: 0.190		L1-3 1-2		F2				4-3	6-3	2	0	0	0	0	0	3
Oscar Gamble, L (7, PH) OBP: 0.266, SLG: 0.335										2	0	0	0	0	0	0
(7, 7)																
(8, 8)																
Ken Reynolds, L (1, 1) OBP: 0.222, SLG: 0.212			B5-3 1B 1B		4-3		1B 1B		6-3	2	1	1	0	0	0	0
Byron Browne, R (7, PH) OBP: 0.254, SLG: 0.302										1	0	1	0	0	0	0
Bill Wilson, R (7, 1)										1	0	0	0	0	0	0
(8, 5)																
(8, 1)																
Inning Stats	R: 0 E: 0 K: 0 S: 11 H: 1 LOB: 1 BB: 0 P: 16	R: 0 E: 0 K: 0 S: 6 H: 2 LOB: 1 BB: 0 P: 10	R: 1 E: 0 K: 1 S: 7 H: 2 LOB: 1 BB: 0 P: 8	R: 0 E: 0 K: 0 S: 6 H: 0 LOB: 1 BB: 1 P: 13	R: 0 E: 0 K: 0 S: 4 H: 1 LOB: 1 BB: 0 P: 4	R: 0 E: 0 K: 0 S: 8 H: 1 LOB: 0 BB: 0 P: 13	R: 0 E: 0 K: 0 S: 10 H: 2 LOB: 2 BB: 0 P: 17	R: 2 E: 0 K: 1 S: 13 H: 1 LOB: 1 BB: 1 P: 24	R: 0 E: 0 K: 0 S: 6 H: 1 LOB: 1 BB: 0 P: 7	1B: 10 2B: 1 3B: 0 HR: 1 SF: 0 SAC: 0 DP: 1 HBP: 0	WP: 0 PB: 0 SB: 1 CS: 1 PA: 39					

PITCHER	IP	WLS	BF	H	R	ER	SO	BB	IBB	HBP	BLK	WP	HR	S	P	ERA	WHIP
Dock Ellis, R (1, 1) ERA: 2.75	9.0	L	38	11	3	3	2	2	0	0	0	0	1	71	112	3.00	1.444

PITCHER	IP	WLS	BF	H	R	ER	SO	BB	IBB	HBP	BLK	WP	HR	S	P	ERA	WHIP

TOP

Philadelphia Phillies @ Pittsburgh Pirates
Three Rivers Stadium, Pittsburgh, PA

Fri Aug 06 1971, 7:05 PM EDT
Att. 21,323 - Unknown

livebaseballscorecards.com

AB	36
R	3
H	11
RBI	3
BB	2
SO	2
LOB	17

BOTTOM

Philadelphia Phillies @ Pittsburgh Pirates
Three Rivers Stadium, Pittsburgh, PA
Fri Aug 06 1971, 7:05 PM EDT
Att. 21,323 - Unknown

livebaseballscorecards.com

Batter	1	2	3	4	5	6	7	8	9	AB	R	H	RBI	BB	SO	LOB
Dave Cash, R (1, 4) OBP: 0.385, SLG: 0.394	CBSX 1-2 CS 1B		BBCX 2-1 6-3		BBBB 4-0 FC5-4 1-2 BB		FFX 0-2 FC5-4 S 1-2f		CX 0-1 FC6 1-2f	4	0	1	0	1	0	4
Gene Clines, R (1, 8) OBP: 0.383, SLG: 0.400	SSFX 0-2 L7		X 0-0 1B 2-H		X 0-0 FC5-4 1-2f		BBX 2-0 L3 1-2			4	0	1	1	0	0	4
Roberto Clemente, R (1, 9) OBP: 0.353, SLG: 0.510	C1BX SAFE 1-1 L6 1-2		BSSX 1-2 1-3			SSBX 1-2 FC1-6 1B		CBX 1-1 5-3		4	0	1	0	0	0	2
Willie Stargell, L (1, 7) OBP: 0.389, SLG: 0.673		FBBBCB 4-2 WP BB 1B		SBBX 2-1 G6-4-3 1B		FSFC 0-3 K		BSBFS 2-3 K		3	1	1	0	1	2	1
Manny Sanguillen, R (1, 2) OBP: 0.355, SLG: 0.442		FFX 0-2 F7		X 0-0 F8		X 0-0 FC1-6 BB 1-2f		FBX 1-1 G1		4	0	0	0	0	0	3
Bob Robertson, R (1, 3) OBP: 0.354, SLG: 0.499		BFFFBBX 3-2 5-3 1-2		X 0-0 G6-4-3 1-2f		BSBSBB 4-2 BB 1-2			FBFBBS 3-3 K	3	0	0	0	1	1	2
Gene Alley, R (1, 6) OBP: 0.308, SLG: 0.374		BX 1-0 CS 1B 2-H			X 0-0 6-3	SBFC 1-3 K			FBX 1-1 6-3	4	0	1	1	0	1	2
Bill Mazeroski, R (1, 5) OBP: 0.322, SLG: 0.308 Jackie Hernandez, R (7, PR) OBP: 0.259, SLG: 0.338 (8, 5) Vic Davalillo, L (9, PH) OBP: 0.310, SLG: 0.351		B 1-0 CS 1-2	BCX 1-1 SH3-4 1B 1B		X 0-0 F8		BBBB 4-0 FC5-4 BB		CBBBX 2-1 BB 1B	2 0 1	1 0 0	1 0 1	0 0 0	1 0 0	0 0 0	0 0 0
Dock Ellis, S (1, 1) OBP: 0.250, SLG: 0.200 Al Oliver, L (9, PH) OBP: 0.320, SLG: 0.410			BBBCX 3-1 SH3-4 1-2		BBBB 4-0 BB BB		SSC 0-3 K		BBBB 4-0 FC6 1-2 BB	1 0	0 0	0 0	0 0	1 1	1 0	1 0
Inning Stats	R: 0 H: 1 E: 0 LOB: 0 K: 0 BB: 0 S: 9 P: 11	R: 1 H: 1 E: 0 LOB: 0 K: 0 BB: 1 S: 9 P: 18	R: 1 H: 2 E: 0 LOB: 1 K: 0 BB: 0 S: 10 P: 17	R: 0 H: 1 E: 0 LOB: 0 K: 0 BB: 0 S: 4 P: 6	R: 0 H: 0 E: 0 LOB: 2 K: 0 BB: 2 S: 3 P: 11	R: 0 H: 1 E: 0 LOB: 2 K: 2 BB: 1 S: 13 P: 19	R: 0 H: 0 E: 0 LOB: 2 K: 1 BB: 1 S: 7 P: 13	R: 0 H: 0 E: 0 LOB: 0 K: 1 BB: 0 S: 7 P: 11	R: 0 H: 1 E: 0 LOB: 2 K: 1 BB: 1 S: 9 P: 19	1B: 7 SF: 0 2B: 0 SAC: 1 3B: 0 DP: 1 HR: 0 HBP: 0						

	AB	30
	R	2
	H	7
	RBI	2
	BB	6
	SO	5
	LOB	19

WP: 1 PA: 38
PB: 0
SB: 1
CS: 2

PITCHER		IP	WLS	BF	H	R	ER	SO	BB	IBB	HBP	BLK	WP	HR	S	P	ERA	WHIP
Ken Reynolds, L ERA: 4.1	(1, 1)	6.0		25	6	2	2	2	4	0	0	0	1	0	48	82	3.00	1.667
Bill Wilson, R ERA: 2.57	(7, 1)	2.2	W	11	1	0	0	2	2	0	0	0	0	0	20	38	0.00	1.125
Joe Hoerner, L ERA: 2.02	(8, 1)	0.1		1	0	0	0	1	0	0	0	0	0	0	3	5	0.00	0.000
Bill Wilson, R ERA: 2.57	(8, 1)	2.2	W	11	1	0	0	2	2	0	0	0	0	0	20	38	0.00	1.125

PITCHER	IP	WLS	BF	H	R	ER	SO	BB	IBB	HBP	BLK	WP	HR	S	P	ERA	WHIP

Batter		1	2	3	4	5	6	7	8	9	AB	R	H	RBI	BB	SO	LOB
Denny Doyle, L OBP: 0.284, SLG: 0.311	(1, 4)	1-3 K		0-0 F8	0-0 F3			0-0 F9		0-0 CS 1B	5	0	1	0	0	1	1
Larry Bowa, S OBP: 0.289, SLG: 0.291	(1, 6)	1-2 3-1		0-0 1B 2B 1-2 1B		0-0 4-3		3-2 4-3		1-1 CS 1-2	4	1	1	0	0	0	0
Tim McCarver, L OBP: 0.343, SLG: 0.451	(1, 2)	2-1 L8		1-0 2B FC5-4 1-3 2-H 1B		0-1 3B			0-0 G6-4-3 1B		4	1	3	1	0	0	0
Deron Johnson, R OBP: 0.347, SLG: 0.498	(1, 3)		2-2 2B SF8 1B	2-1 FC5-4 1-3 3-H 2B		2-3 K			2-2 G6-4-3 1-2f		4	1	2	1	0	1	2
Willie Montanez, L OBP: 0.330, SLG: 0.492	(1, 8)		0-1 SF8 4-3 1-3 2B	4-0 FC5-4 IBB		0-2 4-3			1-1 1B 1B		3	1	2	0	1	0	1
Don Money, R OBP: 0.292, SLG: 0.361	(1, 5)		2-1 SF8 2-3 3-H	0-0 FC5-4 1-2f 2-3 3-H			1-3 K		2-1 1-2 1B		3	0	1	2	0	1	2
Ron Stone, L OBP: 0.318, SLG: 0.308	(1, 9)		3-2 4-3 3-H	1-1 F8			1-0 3-1		1-0 L7		4	0	0	1	0	0	4
Oscar Gamble, L OBP: 0.260, SLG: 0.328	(1, 7)		1-2 4-3		3-3 K		0-0 F2			1-2 F9	4	0	0	0	0	1	0
Rick Wise, R OBP: 0.265, SLG: 0.470	(1, 1)			0-1 1B 1B 1B	0-0 P1			0-3 K		2-3 K	3	1	1	0	0	1	0
Bill Wilson, R	(7, 1)										1	0	0	0	0	1	0

Inning Stats	1	2	3	4	5	6	7	8	9	1B: 8	SF: 1	WP: 0	PA: 38
	R: 0	R: 2	R: 3	R: 0	R: 0	R: 0	R: 0	R: 0	R: 0	2B: 2	SAC: 0	PB: 0	
	E: 0	E: 0	E: 0	E: 0	E: 0	E: 0	E: 0	E: 0	E: 0	3B: 1	DP: 1	SB: 0	
	K: 1	K: 0	K: 0	K: 1	K: 1	K: 1	K: 1	K: 0	K: 1	HR: 0	HBP: 0	CS: 1	
	S: 8	S: 13	S: 10	S: 5	S: 9	S: 5	S: 7	S: 9	S: 8				

PITCHER		IP	WLS	BF	H	R	ER	SO	BB	IBB	HBP	BLK	WP	HR	S	P	ERA	WHIP
Bob Moose, R ERA: 4.19	(1, 1)	2.1	L	13	6	5	5	1	0	0	0	0	0	0	28	43	19.29	2.571
Nelson Briles, R ERA: 3.9	(3, 1)	4.2		16	1	0	0	4	0	1	0	0	0	0	29	44	0.00	0.214
Dave Giusti, R ERA: 3.53	(8, 1)	2.0		8	4	0	0	1	0	0	0	0	0	0	17	27	0.00	2.000

TOP

Philadelphia Phillies @ Pittsburgh Pirates
Three Rivers Stadium, Pittsburgh, PA
Sat Aug 07 1971, 3:33 AM EDT
Att. 29,565 - Sunny

livebaseballscorecards.com

AB	35
R	5
H	11
RBI	5
BB	1
SO	6
LOB	10

BOTTOM

Batter	1	2	3	4	5	6	7	8	9	AB	R	H	RBI	BB	SO	LOB
Dave Cash, R (1, 4) OBP: 0.385, SLG: 0.395	F F C 0-3 ① K		B B S X 2-1 1B			C B F X 1-2 4-3 1B	X 0-0 ① SF8 3-H		B S X 1-1 ① 1-3	4	0	2	1	0	1	0
Gene Clines, R (1, 7) OBP: 0.374, SLG: 0.389	B S F X 1-2 ② L4-3		B C F S 2-3 ③ K			X 0-0 ① L9	X 0-0 L6 S 1-3 2-H		X 0-0 ② L6-3	5	0	0	0	0	1	3
Vic Davalillo, L (1, 9) (8, 8) OBP: 0.313, SLG: 0.348	X 0-0 1B			B F B B C X 3-2 ① 4-3		L F X 0-2 ② 4-3 1-2	B B C B B 4-1 1-2 BB		X 0-0 ③ 6-3	4	0	1	0	1	0	1
Bob Robertson, R (1, 3) OBP: 0.356, SLG: 0.500	X 0-0 ③ P6			B X 1-0 2B		F B B B C B 4-2 BB	C S C 0-3 ② K			3	0	1	0	1	1	4
Al Oliver, L (1, 8) OBP: 0.316, SLG: 0.406 Dave Giusti, R (8, 1) OBP: 0.143, SLG: 0.077		B S F F F B S 2-3 ① K		B X 1-0 ② F9		B C X 1-1 ③ 4-3	X 0-0 ③ G3			4	0	0	0	0	1	6
										0	0	0	0	0	0	0
Manny Sanguillen, R (1, 2) OBP: 0.354, SLG: 0.440		B C B F F X 2-2 ② G3		B C S B B F X 3-2 ③ 4-3			B B X 2-0 E 1B BB 1B	B C F X 1-2 ① F9		4	1	1	0	0	0	1
Bill Mazeroski, R (1, 5) OBP: 0.320, SLG: 0.306	X 0-0 ③ 6-3				S F B F F S 1-3 ① K		F B F B X 2-2 BB E SF8 1-2 1B	C F X 0-2 ② P4		4	1	1	0	0	1	0
Gene Alley, R (1, 6) OBP: 0.308, SLG: 0.372			B B F F F X 2-2 ① 1-3		S F X 0-2 ② 1-3		X 0-0 E6 BB E 1-2 2-3	F F B B B X 3-2 1B		4	1	1	0	0	0	2
Bob Moose, R (1, 1) OBP: 0.171, SLG: 0.121 Nelson Briles, R (3, 1) OBP: 0.250, SLG: 0.391 Roberto Clemente, R (7, PH) OBP: 0.354, SLG: 0.509 (8, 9)			B C S B S 2-3 ② K		S C B F S 1-3 ③ K		B B B B 4-0 E 1-2 2-3 3-H BB	S C S 0-3 ③ K		0	0	0	0	0	0	0
										2	0	0	0	0	2	0
										1	0	0	1	1	1	1
Inning Stats	R: 0 H: 1 E: 0 LOB: 1 K: 1 BB: 0 S: 8 P: 9	R: 0 H: 0 E: 0 LOB: 0 K: 1 BB: 0 S: 10 P: 14	R: 0 H: 1 E: 0 LOB: 1 K: 2 BB: 0 S: 12 P: 20	R: 0 H: 1 E: 0 LOB: 1 K: 0 BB: 0 S: 9 P: 17	R: 0 H: 0 E: 0 LOB: 0 K: 2 BB: 0 S: 12 P: 14	R: 0 H: 1 E: 0 LOB: 2 K: 0 BB: 1 S: 11 P: 17	R: 3 H: 2 E: 2 LOB: 3 K: 1 BB: 2 S: 12 P: 24	R: 0 H: 1 E: 0 LOB: 1 K: 1 BB: 0 S: 12 P: 16	R: 0 H: 0 E: 0 LOB: 0 K: 0 BB: 0 S: 4 P: 5	1B: 6 SF: 1 2B: 1 SAC: 0 3B: 0 DP: 0 HR: 0 HBP: 0						

PITCHER		IP	WLS	BF	H	R	ER	SO	BB	IBB	HBP	BLK	WP	HR	S	P	ERA	WHIP
Rick Wise, R ERA: 3.04	(1, 1)	6.0	W	27	6	3	1	6	2	0	0	0	0	0	67	104	1.50	1.333
Bill Wilson, R ERA: 2.37	(7, 1)	3.0	S	12	1	0	0	2	1	0	0	0	0	0	23	32	0.00	0.667

PITCHER	IP	WLS	BF	H	R	ER	SO	BB	IBB	HBP	BLK	WP	HR	S	P	ERA	WHIP

Philadelphia Phillies @ Pittsburgh Pirates

Three Rivers Stadium, Pittsburgh, PA

Sat Aug 07 1971, 3:33 AM EDT

Att. 29,565 - Sunny

livebaseballscorecards.com

AB	35
R	3
H	7
RBI	2
BB	3
SO	8
LOB	18

1B: 6 SF: 1
2B: 1 SAC: 0
3B: 0 DP: 0
HR: 0 HBP: 0

WP: 0 PA: 39
PB: 0
SB: 1
CS: 0

Batter	1	2	3	4	5	6	7	8	9	AB	R	H	RBI	BB	SO	LOB
Denny Doyle, L (1, 4) OBP: 0.283, SLG: 0.309	X 0-0 4-3 1B		B S F X 1-2 ③ F7		X 0-0 ① F7		F F X 0-2 E7 2-H		B C B F B F X 3-2 ③ 4-3	5	0	1	0	0	0	3
Larry Bowa, S (1, 6) OBP: 0.289, SLG: 0.295	S B X 1-1 ① 4-3 1-2			B S S X 1-2 HR 3B	X 0-0 ② L4		C B X 1-1 ③ 4-3			4	1	1	0	0	0	5
Tim McCarver, L (1, 2) OBP: 0.339, SLG: 0.445	F B X 1-1 ② F7			X 0-0 ① F7	S X 0-1 ③ F9			B X 1-0 ① 4-3		4	0	0	0	0	0	5
Deron Johnson, R (1, 3) OBP: 0.346, SLG: 0.494	C B B F S 2-3 ③ K			B B B S F X 3-2 ② F9		B S B X 2-1 ① 6-3		B B B B 4-0 2B BB		3	0	0	0	1	1	2
Willie Montanez, L (1, 8) OBP: 0.331, SLG: 0.498		S B B B F B 4-2 CS BB		X 0-0 3-H HR		C X 0-1 ② 3-1		B C B F X 2-2 ② F7		3	1	1	2	1	0	1
Don Money, R (1, 5) OBP: 0.291, SLG: 0.363		B B X 2-0 ① P6		X 0-0 ③ L8		X 0-0 ③ F4		S F X 0-2 1-3 2B		4	0	1	0	0	0	1
Ron Stone, L (1, 9) OBP: 0.316, SLG: 0.300		B S S F S 1-3 ② K			B B B C F B 4-2 1B BB BB		B S S X 1-2 ① L3	C B B F S 2-3 ③ K		3	0	0	0	1	2	3
Oscar Gamble, L (1, 7) OBP: 0.265, SLG: 0.324		B S 1-1 ③ CS 1-2	B X 1-0 ① P5		B B B B 4-0 1B 1-2 BB		B B S S B 4-2 S E BB		X 0-0 ① F9	2	1	0	0	2	0	0
Woodie Fryman, R (1, 1) OBP: 0.115, SLG: 0.115 Joe Hoerner, R (9, 1) OBP: 0.111, SLG: 0.111			X 0-0 ② 2-3		X 0-0 1-2 2-3 1B		B L S C 1-3 ② K 1-2		C X 0-1 ② F7	4	0	1	0	0	1	1
										0	0	0	0	0	0	0
Inning Stats	R: 0 E: 0 K: 1 S: 8 H: 1 LOB: 1 BB: 0 P: 12	R: 0 E: 0 K: 1 S: 8 H: 0 LOB: 0 BB: 1 P: 16	R: 0 E: 0 K: 0 S: 5 H: 0 LOB: 0 BB: 0 P: 7	R: 2 E: 0 K: 0 S: 9 H: 2 LOB: 0 BB: 0 P: 13	R: 0 E: 0 K: 0 S: 7 H: 1 LOB: 3 BB: 2 P: 15	R: 0 E: 0 K: 0 S: 5 H: 0 LOB: 0 BB: 0 P: 7	R: 1 E: 1 K: 1 S: 13 H: 0 LOB: 1 BB: 1 P: 20	R: 0 E: 0 K: 1 S: 10 H: 1 LOB: 2 BB: 1 P: 19	R: 0 E: 0 K: 0 S: 7 H: 0 LOB: 0 BB: 0 P: 10	1B: 2 2B: 1 3B: 1 HR: 1	SF: 0 SAC: 0 DP: 0 HBP: 0						

PITCHER		IP	WLS	BF	H	R	ER	SO	BB	IBB	HBP	BLK	WP	HR	S	P	ERA	WHIP
Steve Blass, R ERA: 3.1	(1, 1)	8.0	L	34	5	3	2	4	5	0	0	0	0	1	65	109	2.25	1.250
Mudcat Grant, R ERA: 3.6	(9, 1)	1.0		3	0	0	0	0	0	0	0	0	0	0	7	10	0.00	0.000

PITCHER	IP	WLS	BF	H	R	ER	SO	BB	IBB	HBP	BLK	WP	HR	S	P	ERA	WHIP

TOP

Philadelphia Phillies @ Pittsburgh Pirates
Three Rivers Stadium, Pittsburgh, PA
Sun Aug 08 1971, 3:33 AM EDT
Unknown

livebaseballscorecards.com

AB	32
R	3
H	5
RBI	2
BB	5
SO	4
LOB	21

WP: 0	PA: 38
PB: 0	
SB: 1	
CS: 1	

BOTTOM

Philadelphia Phillies @ Pittsburgh Pirates
Three Rivers Stadium, Pittsburgh, PA
Sun Aug 08 1971, 3:33 AM EDT
Unknown

Batter	1	2	3	4	5	6	7	8	9	AB	R	H	RBI	BB	SO	LOB
Dave Cash, R (1, 4) OBP: 0.384, SLG: 0.391	5-3		L9		5-3			BB		3	0	0	0	1	0	2
Gene Clines, R (1, 8) OBP: 0.371, SLG: 0.386	FC3-6 1B		K			F3		L8		4	0	1	0	0	1	1
Roberto Clemente, R (1, 9) OBP: 0.351, SLG: 0.504	FC3-6 1B 1-2f			1-3		1-3			P4	4	0	0	0	0	0	1
Willie Stargell, L (1, 7) OBP: 0.387, SLG: 0.668	1B 1-2			4-3		4-3			K	4	0	1	0	0	1	0
Manny Sanguillen, R (1, 2) OBP: 0.353, SLG: 0.438	F9			K			6-3		1B 1B	4	1	1	0	0	1	2
Bob Robertson, R (1, 3) OBP: 0.357, SLG: 0.500		4-3			FC2-5 1B		F8		1B 1B 1-2	4	1	2	0	0	0	0
Gene Alley, R (1, 6) OBP: 0.307, SLG: 0.370		4-3			K		F8		1B 1-2 2-H	4	0	1	1	0	1	1
Bill Mazeroski, R (1, 5) OBP: 0.324, SLG: 0.311 Jackie Hernandez, R (9, PR) OBP: 0.259, SLG: 0.338		4-3			FC2-5 1-2			4-3	1B 1-2 2-H	4 0	0 0	2 0	1 0	0 0	0 0	0 0
Steve Blass, R (1, 1) OBP: 0.117, SLG: 0.150 Rennie Stennett, R (8, PH) OBP: 0.310, SLG: 0.296 Mudcat Grant, R (9, 1) OBP: 0.333, SLG: 0.375 Vic Davalillo, L (9, PH) OBP: 0.311, SLG: 0.347			P4		FC2-5 1-2 2-3f			G3	K	2 1 0 1	0 0 0 0	0 0 0 0	0 0 0 0	0 0 0 0	0 0 0 1	2 0 0 2
Inning Stats	R: 0 H: 2 E: 0 LOB: 2 K: 0 BB: 0 S: 7 P: 12	R: 0 H: 0 E: 0 LOB: 0 K: 0 BB: 0 S: 6 P: 11	R: 0 H: 0 E: 0 LOB: 0 K: 1 BB: 0 S: 7 P: 11	R: 0 H: 0 E: 0 LOB: 0 K: 1 BB: 0 S: 6 P: 11	R: 0 H: 2 E: 0 LOB: 2 K: 1 BB: 0 S: 16 P: 21	R: 0 H: 0 E: 0 LOB: 0 K: 0 BB: 0 S: 6 P: 8	R: 0 H: 0 E: 0 LOB: 0 K: 0 BB: 0 S: 8 P: 13	R: 0 H: 0 E: 0 LOB: 1 K: 0 BB: 1 S: 6 P: 13	R: 2 H: 4 E: 0 LOB: 2 K: 2 BB: 0 S: 14 P: 20	1B: 8 SF: 0 2B: 0 SAC: 0 3B: 0 DP: 0 HR: 0 HBP: 0						

PITCHER	IP	WLS	BF	H	R	ER	SO	BB	IBB	HBP	BLK	WP	HR	S	P	ERA	WHIP
Woodie Fryman, L (1, 1) ERA: 2.82	8.2	W	35	8	2	2	4	1	0	0	0	0	0	73	115	2.08	1.038
Joe Hoerner, L (9, 1) ERA: 2.01	0.1	S	1	0	0	0	1	0	0	0	0	0	0	3	5	0.00	0.000

PITCHER	IP	WLS	BF	H	R	ER	SO	BB	IBB	HBP	BLK	WP	HR	S	P	ERA	WHIP

AB	35
R	2
H	8
RBI	2
BB	1
SO	5
LOB	11

WP: 0 PA: 36
PB: 0
SB: 0
CS: 0

livebaseballscorecards.com

Batter	1	2	3	4	5	6	7	8	9	AB	R	H	RBI	BB	SO	LOB
Denny Doyle, L (1, 4) OBP: 0.282, SLG: 0.309	F7		G3			F9		2-5 1B 1B		4	0	1	0	0	0	0
Larry Bowa, S (1, 6) OBP: 0.288, SLG: 0.295	6-3			L7		F7		1-2 1B		4	0	1	0	0	0	0
Tim McCarver, L (1, 2) OBP: 0.335, SLG: 0.440	L8			G3		L8		F9		4	0	0	0	0	0	2
Deron Johnson, R (1, 3) OBP: 0.345, SLG: 0.494		K		P3			F9	2-5 2-3	2B	4	0	1	0	0	1	0
Willie Montanez, L (1, 8) OBP: 0.333, SLG: 0.500		2B			5-3 1B 1B		L8		P5	4	0	2	0	0	0	1
Don Money, R (1, 5) OBP: 0.291, SLG: 0.361		F9			L8		2B 1B		L9	4	0	1	0	0	0	3
Ron Stone, L (1, 9) OBP: 0.321, SLG: 0.315 (7, 7)		F7			1-2 5-3 1B		1-3 2B		G3	4	0	2	0	0	0	2
Oscar Gamble, L (1, 7) OBP: 0.261, SLG: 0.319			F7		1-2 2-3 5-3		3-1			3	0	0	0	0	0	4
Darrell Brandon, R (7, 1) OBP: 0.125, SLG: 0.125										0	0	0	0	0	0	0
Chris Short, R (1, 1) OBP: 0.200, SLG: 0.091			K		K			K		1	0	0	0	0	1	0
Byron Browne, R (5, PH) OBP: 0.250, SLG: 0.296										1	0	0	0	0	1	2
Bill Champion, R (5, 1) OBP: 0.091, SLG: 0.091										0	0	0	0	0	0	0
Roger Freed, R (7, 9) OBP: 0.305, SLG: 0.312										1	0	0	0	0	1	0
Inning Stats	R: 0 E: 0 K: 0 S: 4 H: 0 LOB: 0 BB: 0 P: 5	R: 0 E: 0 K: 1 S: 6 H: 1 LOB: 1 BB: 0 P: 6	R: 0 E: 0 K: 1 S: 5 H: 0 LOB: 0 BB: 0 P: 7	R: 0 E: 0 K: 0 S: 8 H: 0 LOB: 0 BB: 0 P: 10	R: 0 E: 0 K: 1 S: 9 H: 2 LOB: 2 BB: 0 P: 12	R: 0 E: 0 K: 0 S: 3 H: 0 LOB: 0 BB: 0 P: 4	R: 0 E: 0 K: 0 S: 5 H: 2 LOB: 2 BB: 0 P: 5	R: 0 E: 0 K: 1 S: 7 H: 2 LOB: 2 BB: 0 P: 10	R: 0 E: 0 K: 0 S: 7 H: 1 LOB: 1 BB: 0 P: 8	1B: 5 2B: 3 3B: 0 HR: 0 SF: 0 SAC: 0 DP: 0 HBP: 0	WP: 0 PB: 0 SB: 0 CS: 0 PA: 34					

PITCHER	IP	WLS	BF	H	R	ER	SO	BB	IBB	HBP	BLK	WP	HR	S	P	ERA	WHIP
Bob Johnson, R (1, 1) ERA: 3.21	9.0	W	35	8	0	0	4	0	0	0	0	0	0	54	67	0.00	0.889

PITCHER	IP	WLS	BF	H	R	ER	SO	BB	IBB	HBP	BLK	WP	HR	S	P	ERA	WHIP

TOP

Philadelphia Phillies @ Pittsburgh Pirates
Three Rivers Stadium, Pittsburgh, PA
Sun Aug 08 1971, 3:38 AM EDT
Att. 31,448 - Unknown

livebaseballscorecards.com

AB	34
R	0
H	8
RBI	0
BB	0
SO	4
LOB	14

Batter	1	2	3	4	5	6	7	8	9	AB	R	H	RBI	BB	SO	LOB
Gene Clines, R (1, 8) OBP: 0.369, SLG: 0.394	L4-3		K		L3-1		E 3B			4	1	1	0	0	1	1
Rennie Stennett, R (1, 4) OBP: 0.313, SLG: 0.367	4-3		1B 3B		4-3		E E BB			3	1	1	1	0	0	0
Vic Davalillo, L (7, PH) OBP: 0.314, SLG: 0.347										0	0	0	0	1	0	0
Jackie Hernandez, R (8, 5) OBP: 0.259, SLG: 0.338										0	0	0	0	0	0	0
Roberto Clemente, R (1, 9) OBP: 0.352, SLG: 0.504	1B		BB 1B		6-3		E4			4	0	2	1	0	0	1
Willie Stargell, L (1, 7) OBP: 0.391, SLG: 0.667	P6		BB			1-3 BB	IBB			1	0	0	0	3	0	1
Manny Sanguillen, R (1, 2) OBP: 0.350, SLG: 0.434		5-3	L9			1-3	F9			4	0	0	0	0	0	6
Bob Robertson, R (1, 3) OBP: 0.354, SLG: 0.494		L7		6-3		K		K		4	0	0	0	0	2	1
Dave Cash, R (1, 5) OBP: 0.379, SLG: 0.387 (8, 4)		F2		K		6-3		6-3		4	0	0	0	0	1	1
Gene Alley, R (1, 6) OBP: 0.313, SLG: 0.384			3B 1B	HR			CS BB	F9		3	2	2	1	1	0	0
Bob Johnson, L (1, 1) OBP: 0.190, SLG: 0.056			K	K			K			3	0	0	0	0	3	2
Inning Stats	R: 0 H: 1 E: 0 LOB: 1 K: 0 BB: 0 S: 5 P: 6	R: 0 H: 0 E: 0 LOB: 0 K: 0 BB: 0 S: 4 P: 6	R: 2 H: 3 E: 0 LOB: 2 K: 2 BB: 1 S: 12 P: 25	R: 1 H: 1 E: 0 LOB: 0 K: 2 BB: 0 S: 8 P: 8	R: 0 H: 0 E: 0 LOB: 0 K: 0 BB: 0 S: 3 P: 3	R: 0 H: 0 E: 0 LOB: 1 K: 1 BB: 1 S: 5 P: 9	R: 1 H: 1 E: 1 LOB: 3 K: 1 BB: 3 S: 9 P: 25	R: 0 H: 0 E: 0 LOB: 0 K: 1 BB: 0 S: 5 P: 5		1B: 3 SF: 0 2B: 0 SAC: 0 3B: 2 DP: 0 HR: 1 HBP: 0						WP: 0 PA: 35 PB: 0 SB: 0 CS: 1

PITCHER		IP	WLS	BF	H	R	ER	SO	BB	IBB	HBP	BLK	WP	HR	S	P	ERA	WHIP
Chris Short, L ERA: 3.98	(1, 1)	4.0	L	18	5	3	3	4	1	0	0	0	0	1	29	45	6.75	1.500
Bill Champion, R ERA: 4.63	(5, 1)	2.2		12	1	1	0	2	3	0	0	0	0	0	15	29	0.00	1.500
Darrell Brandon, R ERA: 3.61	(7, 1)	1.1		5	0	0	0	1	0	1	0	0	0	0	7	13	0.00	0.000

PITCHER	IP	WLS	BF	H	R	ER	SO	BB	IBB	HBP	BLK	WP	HR	S	P	ERA	WHIP

BOTTOM

Philadelphia Phillies @ Pittsburgh Pirates
Three Rivers Stadium, Pittsburgh, PA
Sun Aug 08 1971, 3:38 AM EDT
Att. 31,448 - Unknown

livebaseballscorecards.com

AB	30
R	4
H	6
RBI	3
BB	5
SO	7
LOB	13

Chicago Cubs @ Pittsburgh Pirates

Three Rivers Stadium, Pittsburgh, PA

Tue Aug 10 1971, 7:05 PM EDT

Att. 21,789 - Unknown

TOP

livebaseballscorecards.com

Batter	1	2	3	4	5	6	7	8	9	AB	R	H	RBI	BB	SO	LOB
Don Kessinger, S (1, 6) OBP: 0.342, SLG: 0.344	F7		G6-4-3 1B			F7	4-3		3-1	5	0	1	0	0	0	1
Glenn Beckert, R (1, 4) OBP: 0.387, SLG: 0.418	L6		G6-4-3 1-2f			1B 1B		BB 4-1 1B		4	0	2	0	0	0	1
Billy Williams, L (1, 7) OBP: 0.391, SLG: 0.517	BB			L3		G4-6-3 1B 1-2		K		3	0	1	0	1	1	1
Joe Pepitone, L (1, 3) OBP: 0.353, SLG: 0.505	K			F2		G4-6-3 1-2f		4-1 1-2		4	0	0	0	0	1	4
Jim Hickman, R (1, 9) OBP: 0.354, SLG: 0.466 Cleo James, R (8, PR) OBP: 0.268, SLG: 0.211 (8, 9)		K	HBP				SH SF8 2B	BB IBB		2 0	1 0	1 0	0 0	1 0	1 0	0 0
Ron Santo, R (1, 5) OBP: 0.362, SLG: 0.440		FC6-4 BB	K				SF8 SH SF8 BB	1-2 2-3 BB		1	1	0	0	3	1	1
Brock Davis, L (1, 8) OBP: 0.347, SLG: 0.338		FC6-4 1-2f	K				SH 1-2 2-3	P4		3	0	0	0	0	1	4
J.C. Martin, L (1, 2) OBP: 0.312, SLG: 0.333		P6			G3-6-1 BB		SF8 2-3 3-H		4-3	2	0	0	1	1	0	1
Juan Pizarro, L (1, 1) OBP: 0.143, SLG: 0.083			K		G3-6-1 1-2f		SF8 3-H		K	3	0	0	1	0	2	1
Inning Stats	R: 0 E: 0 K: 1 S: 5 H: 0 LOB: 1 BB: 1 P: 9	R: 0 E: 0 K: 1 S: 5 H: 0 LOB: 1 BB: 1 P: 9	R: 0 E: 0 K: 1 S: 5 H: 1 LOB: 0 BB: 0 P: 5	R: 0 E: 0 K: 1 S: 5 H: 0 LOB: 1 BB: 0 P: 6	R: 0 E: 0 K: 1 S: 4 H: 0 LOB: 0 BB: 1 P: 8	R: 0 E: 0 K: 0 S: 4 H: 2 LOB: 1 BB: 0 P: 4	R: 2 E: 1 K: 0 S: 5 H: 1 LOB: 1 BB: 1 P: 9	R: 0 E: 0 K: 1 S: 6 H: 1 LOB: 3 BB: 2 P: 14	R: 0 E: 0 K: 1 S: 5 H: 0 LOB: 0 BB: 0 P: 5	1B: 4 2B: 1 3B: 0 HR: 0 SF: 2 SAC: 1 DP: 3 HBP: 1						

	AB	27
	R	2
	H	5
	RBI	2
	BB	6
	SO	7
	LOB	14

WP: 0 PB: 0 SB: 0 CS: 0 PA: 37

PITCHER		IP	WLS	BF	H	R	ER	SO	BB	IBB	HBP	BLK	WP	HR	S	P	ERA	WHIP
Bruce Kison, R ERA: 2.7	(1, 1)	7.0	L	29	5	2	1	5	4	0	1	0	0	0	34	51	1.29	1.286
Bob Veale, L ERA: 7.26	(8, 1)	0.2		3	0	0	0	1	0	1	0	0	0	0	4	8	0.00	0.000
Dave Giusti, R ERA: 3.46	(8, 1)	1.1		5	0	0	0	1	1	0	0	0	0	0	6	10	0.00	0.750

PITCHER	IP	WLS	BF	H	R	ER	SO	BB	IBB	HBP	BLK	WP	HR	S	P	ERA	WHIP

Chicago Cubs @ Pittsburgh Pirates

Three Rivers Stadium, Pittsburgh, PA

Tue Aug 10 1971, 7:05 PM EDT

Att. 21,789 - Unknown

BOTTOM

Batter	1	2	3	4	5	6	7	8	9	AB	R	H	RBI	BB	SO	LOB
Dave Cash, R (1, 4) (8, 5) OBP: 0.378, SLG: 0.383	P4		BBBB 1-2 BB		P3			F7		3	0	0	0	1	0	0
Gene Clines, R (1, 8) OBP: 0.367, SLG: 0.387	L5-3		L4			SSS K		BBBB CS BB		3	0	0	0	1	1	2
Roberto Clemente, R (1, 9) OBP: 0.351, SLG: 0.501	F8		L8			1B		L 1-2	4-3	5	0	1	0	0	0	3
Willie Stargell, L (1, 7) OBP: 0.390, SLG: 0.665		SSS K		F7		SSS K			5-3 2B	4	0	1	0	0	2	1
Vic Davalillo, L (9, PR) OBP: 0.314, SLG: 0.347										0	0	0	0	0	0	0
Manny Sanguillen, R (1, 2) OBP: 0.351, SLG: 0.435		G1 1B		4-3		4-3			5-3 1B	4	0	2	0	0	0	1
Bob Robertson, R (1, 3) OBP: 0.353, SLG: 0.500		G1 1-2		HR			P4		5-3 1-2 2-3	4	1	1	1	0	0	3
Gene Alley, R (1, 6) OBP: 0.312, SLG: 0.380		F9		5-3			SSS K		IBB	3	0	0	0	1	1	1
Bill Mazeroski, R (1, 5) OBP: 0.319, SLG: 0.305			P3		1-3		6-3		SSS K	3	0	0	0	0	0	0
Dave Giusti, R (8, 1) OBP: 0.143, SLG: 0.077										0	0	0	0	0	0	0
Al Oliver, L (9, PH) OBP: 0.316, SLG: 0.405										1	0	0	0	0	1	3
Bruce Kison, R (1, 1) OBP: 0.053, SLG: 0.105			SSS K BB		P3			F8		2	0	0	0	0	1	0
Bob Veale, S (8, 1) OBP: 0.375, SLG: 0.375										0	0	0	0	0	0	0
Rennie Stennett, R (8, 4) OBP: 0.303, SLG: 0.355										1	0	0	0	0	0	0
Inning Stats	R: 0 E: 0 K: 0 S: 3 / H: 0 LOB: 0 BB: 0 P: 3	R: 0 E: 0 K: 1 S: 6 / H: 1 LOB: 1 BB: 0 P: 6	R: 0 E: 0 K: 1 S: 6 / H: 0 LOB: 2 BB: 1 P: 10	R: 1 E: 0 K: 0 S: 4 / H: 1 LOB: 0 BB: 0 P: 4	R: 0 E: 0 K: 0 S: 3 / H: 0 LOB: 0 BB: 0 P: 3	R: 0 E: 0 K: 2 S: 8 / H: 1 LOB: 1 BB: 0 P: 8	R: 0 E: 0 K: 1 S: 5 / H: 0 LOB: 0 BB: 0 P: 5	R: 0 E: 0 K: 0 S: 2 / H: 0 LOB: 0 BB: 1 P: 6	R: 0 E: 0 K: 1 S: 7 / H: 2 LOB: 3 BB: 1 P: 11	1B: 3 2B: 1 3B: 0 HR: 1	SF: 0 SAC: 0 DP: 0 HBP: 0						

PITCHER	IP	WLS	BF	H	R	ER	SO	BB	IBB	HBP	BLK	WP	HR	S	P	ERA	WHIP
Juan Pizarro, L (1, 1) ERA: 2.4	9.0	W	36	5	1	1	6	2	1	0	0	0	1	44	56	1.00	0.778

PITCHER	IP	WLS	BF	H	R	ER	SO	BB	IBB	HBP	BLK	WP	HR	S	P	ERA	WHIP

AB	33
R	1
H	5
RBI	1
BB	3
SO	6
LOB	14

1B: 3 2B: 1 3B: 0 HR: 1 SF: 0 SAC: 0 DP: 0 HBP: 0

WP: 0 PB: 1 SB: 0 CS: 1 PA: 36

livebaseballscorecards.com

Chicago Cubs @ Pittsburgh Pirates

Three Rivers Stadium, Pittsburgh, PA

Wed Aug 11 1971, 7:05 PM EDT

Att. 24,147 - Unknown - 71 F

TOP

livebaseballscorecards.com

Batter	1	2	3	4	5	6	7	8	9	AB	R	H	RBI	BB	SO	LOB
Don Kessinger, S (1, 6) OBP: 0.339, SLG: 0.341	5-3		4-3		6-3			F7		4	0	0	0	0	0	0
Glenn Beckert, R (1, 4) OBP: 0.386, SLG: 0.417	P4		6-3			6-3			1B, SF9, 1B	4	1	1	0	0	0	0
Billy Williams, L (1, 7) OBP: 0.390, SLG: 0.514	BB		3-1			P4			K	3	0	0	0	1	1	1
Joe Pepitone, L (1, 3) OBP: 0.355, SLG: 0.508	4-3			4-3, 2B		F8			IBB, 1B 1-3	4	0	2	0	0	0	1
Jim Hickman, R (1, 9) OBP: 0.350, SLG: 0.461		L1		K			6-3		SF9 3-H	3	0	0	1	0	1	1
Ron Santo, R (1, 5) OBP: 0.363, SLG: 0.439		FC4-6, 1B		4-3 2-3			L9		FC6-4, IBB 1-2	3	0	1	0	1	0	1
Brock Davis, L (1, 8) OBP: 0.341, SLG: 0.332		FC4-6, 2B 1-2f		4-3			6-3		FC6-4 1-2f	4	1	0	0	0	0	4
J.C. Martin, L (1, 2) OBP: 0.313, SLG: 0.343		2B 1-H			G3			P6		3	0	1	1	0	0	0
Fergie Jenkins, R (1, 1) OBP: 0.275, SLG: 0.381		K			K			P7		2	0	0	0	0	2	1
Paul Popovich, S (8, PH) OBP: 0.256, SLG: 0.295										1	0	0	0	0	0	0
Phil Regan, R (8, 1)										0	0	0	0	0	0	0
Inning Stats	R: 0 E: 0 K: 0 S: 3 H: 0 LOB: 1 BB: 1 P: 7	R: 1 E: 0 K: 1 S: 7 H: 2 LOB: 1 BB: 0 P: 7	R: 0 E: 0 K: 0 S: 3 H: 0 LOB: 0 BB: 0 P: 3	R: 0 E: 0 K: 1 S: 6 H: 1 LOB: 1 BB: 0 P: 6	R: 0 E: 0 K: 1 S: 5 H: 0 LOB: 0 BB: 0 P: 5	R: 0 E: 0 K: 0 S: 3 H: 0 LOB: 0 BB: 0 P: 3	R: 0 E: 0 K: 0 S: 3 H: 0 LOB: 0 BB: 0 P: 3	R: 0 E: 0 K: 0 S: 3 H: 0 LOB: 0 BB: 0 P: 3	R: 1 E: 0 K: 1 S: 7 H: 2 LOB: 2 BB: 1 P: 11	1B: 3 2B: 2 3B: 0 HR: 0 SF: 1 SAC: 0 DP: 0 HBP: 0						

	AB	31
	R	2
	H	5
	RBI	2
	BB	2
	SO	4
	LOB	9

WP: 0 PB: 0 SB: 0 CS: 0 PA: 34

PITCHER	IP	WLS	BF	H	R	ER	SO	BB	IBB	HBP	BLK	WP	HR	S	P	ERA	WHIP
Dock Ellis, R (1, 1) ERA: 2.71	9.0	W	34	5	2	2	4	1	1	0	0	0	0	40	48	2.00	0.667

PITCHER	IP	WLS	BF	H	R	ER	SO	BB	IBB	HBP	BLK	WP	HR	S	P	ERA	WHIP

BOTTOM

Batter	1	2	3	4	5	6	7	8	9	AB	R	H	RBI	BB	SO	LOB
Dave Cash, R (1, 4) OBP: 0.376, SLG: 0.386	P6		L9		SF8 3B		5-3		5-3	5	1	1	0	0	0	0
Vic Davalillo, L (1, 8) OBP: 0.316, SLG: 0.355	S 1B		F8		SF8 3-H		6-3		PB 1B 2B	4	1	2	1	0	0	0
Roberto Clemente, R (1, 9) OBP: 0.352, SLG: 0.501	K 1-2		K		2B		6-3		1B PB BB	4	0	1	0	1	2	1
Willie Stargell, L (1, 7) OBP: 0.394, SLG: 0.665	K			FC6-4 1B	HBP			G3 1B	1B 1-2 2-3 IBB	3	0	2	0	1	1	1
Richie Hebner, L (1, 5) OBP: 0.347, SLG: 0.530		FC6-4 1B 1B		FC6-4 G3 WP 1B 1-2f	G3			F7	1-2 2-3 3-H 1B	5	1	2	1	0	0	4
Al Oliver, L (1, 3) OBP: 0.313, SLG: 0.401		K		G3 1-3		F2		G3 1-2		4	0	0	0	0	1	3
Manny Sanguillen, R (1, 2) OBP: 0.355, SLG: 0.436		FC6-4 1-2 1B		3-H 1B		K		IBB		3	0	2	1	1	1	0
Gene Alley, R (1, 6) OBP: 0.311, SLG: 0.378		FC6-4 1-2f 2-3		P6		FC6-4 1B		F9		4	0	1	0	0	0	5
Dock Ellis, S (1, 1) OBP: 0.239, SLG: 0.190 Charlie Sands, L (9, PH) OBP: 0.407, SLG: 0.476		4-3			K	FC6-4 1-2f			K	3 1	0 0	0 0	0 0	0 0	1 1	3 0
Inning Stats	R: 0 E: 0 K: 2 S: 8 H: 1 LOB: 1 BB: 0 P: 8	R: 0 E: 0 K: 1 S: 7 H: 2 LOB: 2 BB: 0 P: 7	R: 0 E: 0 K: 1 S: 5 H: 0 LOB: 0 BB: 0 P: 5	R: 1 E: 0 K: 0 S: 5 H: 2 LOB: 1 BB: 0 P: 5	R: 1 E: 0 K: 1 S: 7 H: 2 LOB: 2 BB: 0 P: 8	R: 0 E: 0 K: 1 S: 6 H: 1 LOB: 1 BB: 0 P: 6	R: 0 E: 0 K: 0 S: 3 H: 0 LOB: 0 BB: 0 P: 3	R: 0 E: 0 K: 0 S: 4 H: 1 LOB: 2 BB: 1 P: 8	R: 1 E: 0 K: 1 S: 6 H: 2 LOB: 3 BB: 2 P: 14	1B: 8 2B: 2 3B: 1 HR: 0 SF: 1 SAC: 0 DP: 0 HBP: 1							

PITCHER		IP	WLS	BF	H	R	ER	SO	BB	IBB	HBP	BLK	WP	HR	S	P	ERA	WHIP
Fergie Jenkins, R ERA: 2.72	(1, 1)	7.0		30	8	2	2	6	0	0	1	0	1	0	41	42	2.57	1.143
Phil Regan, R ERA: 3.93	(8, 1)	1.2	L	11	3	1	1	1	1	2	0	0	0	0	10	22	5.40	2.400

PITCHER	IP	WLS	BF	H	R	ER	SO	BB	IBB	HBP	BLK	WP	HR	S	P	ERA	WHIP

Chicago Cubs @ Pittsburgh Pirates

Three Rivers Stadium, Pittsburgh, PA

Wed Aug 11 1971, 7:05 PM EDT

Att. 24,147 - Unknown - 71 F

livebaseballscorecards.com

AB	36
R	3
H	11
RBI	3
BB	3
SO	7
LOB	17

1B: 8	SF: 1	WP: 1	PA: 41
2B: 2	SAC: 0	PB: 1	
3B: 1	DP: 0	SB: 1	
HR: 0	HBP: 1	CS: 0	

Batter	1	2	3	4	5	6	7	8	9	AB	R	H	RBI	BB	SO	LOB
Lou Brock, L (1, 7) OBP: 0.386, SLG: 0.429	S S S 0-3 ① K		x 0-0 ① FC6-4 2B 1-2f 2-3 3-1		x 0-0 ① 5-3			x 0-0 ① F9		1	0	0	0	0	1	0
Ted Kubiak, S (1, 4) OBP: 0.319, SLG: 0.332										3	1	0	0	0	0	2
Ted Sizemore, R (1, 4) (1, 7) OBP: 0.323, SLG: 0.344	x 0-0 ② L8		x 0-0 3-1 1B 1-3 3-H 2B		x 0-0 ② F7			B B B B 4-0 FC5 1B BB		3	1	1	1	1	0	0
Matty Alou, L (1, 9) OBP: 0.355, SLG: 0.418	x 0-0 FC6-4 1B		x 0-0 ② 3-1 2-3 3-H		x 0-0 ③ 6-3			x 0-0 ② F9		4	0	1	1	0	0	2
Joe Torre, R (1, 5) OBP: 0.417, SLG: 0.536	x 0-0 ③ FC6-4 1-2f		x 0-0 3-H 1B			S S S 0-3 ① K		x 0-0 1-2 1B		4	0	2	1	0	1	1
Ted Simmons, S (1, 2) OBP: 0.360, SLG: 0.409		x 0-0 ① G3	S S S 0-3 ③ K			x 0-0 ② L8		x 0-0 ③ FC5 2-3f		4	0	0	0	0	1	3
Jim Beauchamp, R (1, 3) OBP: 0.276, SLG: 0.371		x 0-0 ② L8		S S S 0-3 ① K		x 0-0 ③ 1-3			x 0-0 ① F7	3	0	0	0	0	1	0
Joe Hague, L (7, 3) OBP: 0.324, SLG: 0.363										1	0	0	0	0	0	0
Jose Cruz, L (1, 8) OBP: 0.387, SLG: 0.388		x 0-0 ③ F6		S S S 0-3 ② K			x 0-0 ① L8		x 0-0 ② F7	4	0	0	0	0	1	0
Dal Maxvill, R (1, 6) OBP: 0.294, SLG: 0.263			x 0-0 E6 FC6-4 1B 2B	x 0-0 E4			x 0-0 ② L8		S S S 0-3 ③ K	4	1	0	0	0	1	0
Steve Carlton, L (1, 1) OBP: 0.219, SLG: 0.243			x 0-0 1-2 FC6-4 1B	S S S 0-3 ③ K			x 0-0 ③ 4-3			3	0	1	0	0	1	1

TOP

St. Louis Cardinals @ Pittsburgh Pirates

Three Rivers Stadium, Pittsburgh, PA

Thu Aug 12 1971, 7:05 PM EDT
Att. 21,805 - Unknown

livebaseballscorecards.com

AB	34
R	3
H	5
RBI	3
BB	1
SO	7
LOB	9

Inning Stats	1	2	3	4	5	6	7	8	9
	R: 0 E: 0 K: 1 S: 6	H: 1 LOB: 1 BB: 0 P: 6	R: 0 E: 0 K: 0 S: 3	H: 0 LOB: 0 BB: 0 P: 3	R: 3 E: 1 K: 1 S: 9	H: 3 LOB: 1 BB: 0 P: 9	R: 0 E: 1 K: 3 S: 10	H: 0 LOB: 1 BB: 0 P: 10	R: 0 E: 0 K: 0 S: 3	H: 0 LOB: 0 BB: 0 P: 3	R: 0 E: 0 K: 1 S: 5	H: 0 LOB: 0 BB: 0 P: 5	R: 0 E: 0 K: 0 S: 3	H: 0 LOB: 0 BB: 0 P: 3	R: 0 E: 0 K: 0 S: 4	H: 1 LOB: 2 BB: 1 P: 8	R: 0 E: 0 K: 1 S: 5	H: 0 LOB: 0 BB: 0 P: 5

| | | | | | | | | | |

Batter	1	2	3	4	5	6	7	8	9	AB	R	H	RBI	BB	SO	LOB
Dave Cash, R (1, 4) (7, 5) OBP: 0.374, SLG: 0.388	0-0 1B 2B 2B	0-0 6-3 ③			0-0 F8 ②		0-0 FC6-4 ② 1-2f			4	1	1	0	0	0	1
Gene Clines, R (1, 8) OBP: 0.369, SLG: 0.387	0-0 2B 2-3 1B		0-0 L9 ①		BBB 4-0 CS BB		SSS 0-3 K ③			3	1	1	0	1	1	1
Roberto Clemente, R (1, 9) OBP: 0.351, SLG: 0.501	0-0 CS 1-H 3-H 2B		0-0 L4 ②		0-0 L ③ 1-2	0-0 5-3 ①		0-0 4-3 ①		5	0	1	2	0	0	1
Willie Stargell, L (1, 7) OBP: 0.393, SLG: 0.660	BBBB 4-0 CS BB		SSS 0-3 K ③			SSS 0-3 K ②		SSS 0-3 K ②		3	0	0	0	1	3	0
Manny Sanguillen, R (1, 2) OBP: 0.356, SLG: 0.437	SSS 0-3 K ① ② 1-2 2-3			0-0 1B		0-0 1B		0-0 4-3 ③		4	0	2	0	0	1	2
Bob Robertson, R (1, 3) OBP: 0.357, SLG: 0.501 Vic Davalillo, L (9, PR) OBP: 0.316, SLG: 0.355	4-0 IBB			0-0 F7 ①		0-0 1-3 1B			0-0 SH2-4 1B	3 0	0 0	2 0	0 0	1 0	0 0	1 0
Richie Hebner, L (1, 5) OBP: 0.345, SLG: 0.527 Bill Mazeroski, R (6, PH) (7, 4) OBP: 0.317, SLG: 0.304	SSS 0-3 K ③			SSS 0-3 K ②		0-0 6-3 ③			0-0 SH2-4 ① 1-2	2 1	0 0	0 0	0 0	0 0	2 0	3 2
Gene Alley, R (1, 6) OBP: 0.310, SLG: 0.376		0-0 L9 ①		0-0 6-3 ③			0-0 FC6-4 1B		0-0 F7 ②	4	0	1	0	0	0	3
Luke Walker, L (1, 1) OBP: 0.103, SLG: 0.028 Rennie Stennett, R (7, PH) OBP: 0.294, SLG: 0.344 Bob Miller, R (8, 1) Jackie Hernandez, R (9, PH) OBP: 0.258, SLG: 0.336		SSS 0-3 K ②			SSS 0-3 K ①		SSS 0-3 K ①		0-0 F8 ③	2 1 0 1	0 0 0 0	0 0 0 0	0 0 0 0	0 0 0 0	2 0 0 0	0 1 0 2
Inning Stats	R: 2 E: 0 K: 2 S: 9 H: 3 LOB: 2 BB: 2 P: 17	R: 0 E: 0 K: 1 S: 5 H: 0 LOB: 0 BB: 0 P: 5	R: 0 E: 0 K: 1 S: 5 H: 0 LOB: 0 BB: 0 P: 5	R: 0 E: 0 K: 1 S: 6 H: 1 LOB: 1 BB: 0 P: 6	R: 0 E: 0 K: 1 S: 4 H: 0 LOB: 0 BB: 1 P: 8	R: 0 E: 0 K: 1 S: 7 H: 2 LOB: 2 BB: 0 P: 7	R: 0 E: 0 K: 2 S: 8 H: 1 LOB: 1 BB: 0 P: 8	R: 0 E: 0 K: 1 S: 5 H: 0 LOB: 0 BB: 0 P: 5	R: 0 E: 0 K: 0 S: 4 H: 1 LOB: 2 BB: 0 P: 4	1B: 6 2B: 3 3B: 0 HR: 0	SF: 0 SAC: 1 DP: 1 HBP: 0						

PITCHER	IP	WLS	BF	H	R	ER	SO	BB	IBB	HBP	BLK	WP	HR	S	P	ERA	WHIP
Steve Carlton, L (1, 1) ERA: 3.54	9.0	W	37	8	2	2	10	2	1	0	0	0	0	53	65	2.00	1.111

PITCHER	IP	WLS	BF	H	R	ER	SO	BB	IBB	HBP	BLK	WP	HR	S	P	ERA	WHIP

BOTTOM

St. Louis Cardinals @ Pittsburgh Pirates

Three Rivers Stadium, Pittsburgh, PA

Thu Aug 12 1971, 7:05 PM EDT

Att. 21,805 - Unknown

livebaseballscorecards.com

AB	33
R	2
H	8
RBI	2
BB	3
SO	10
LOB	17

Batter	1	2	3	4	5	6	7	8	9	AB	R	H	RBI	BB	SO	LOB
Matty Alou, L (1, 3) OBP: 0.353, SLG: 0.414	5-3	6-3		F3			F1		IBB	4	0	0	0	1	0	3
Ted Sizemore, R (1, 7) OBP: 0.321, SLG: 0.342	5-3		1-3, 1B	5-3			L7		L7	5	1	1	0	0	0	2
Jose Cruz, L (1, 8) OBP: 0.379, SLG: 0.378	F5		1-3 1-2		L4			L7		4	0	0	0	0	0	1
Joe Torre, R (1, 5) OBP: 0.417, SLG: 0.534		BBBB 1B, E, BB	WP, 1B 2-H, 1B		L8			SSS K		3	1	1	1	1	1	0
Ted Simmons, S (1, 2) OBP: 0.364, SLG: 0.413		E 1-2, 1B	WP 1-2, 1B		4-3			FC6-4 1B		4	0	3	0	0	0	0
Joe Hague, L (1, 9) OBP: 0.320, SLG: 0.357		E6, IBB 1-3 2-H	F8 1-2 2-3			L7		FC6-4 1-2f		4	0	0	0	0	0	4
Ted Kubiak, S (1, 4) OBP: 0.327, SLG: 0.337		IIII 1-2, IBB	IIII IBB			G6-4-3 1B			SH3-4 1B	2	0	2	0	2	0	0
Dal Maxvill, R (1, 6) OBP: 0.291, SLG: 0.260		SSS K	SSS K			G6-4-3 1-2f			SH3-4 1-2	3	0	0	0	0	2	7
Jerry Reuss, L (1, 1) OBP: 0.211, SLG: 0.102		SSS K		6-3			1-3		SSS K	4	0	0	0	0	2	4
Inning Stats	R: 0 E: 0 K: 0 S: 3 H: 0 LOB: 0 BB: 0 P: 3	R: 1 E: 1 K: 2 S: 9 H: 1 LOB: 3 BB: 2 P: 17	R: 1 E: 0 K: 1 S: 8 H: 3 LOB: 3 BB: 1 P: 12	R: 0 E: 0 K: 0 S: 3 H: 0 LOB: 0 BB: 0 P: 3	R: 0 E: 0 K: 0 S: 3 H: 0 LOB: 0 BB: 0 P: 3	R: 0 E: 0 K: 0 S: 3 H: 1 LOB: 0 BB: 0 P: 3	R: 0 E: 0 K: 0 S: 3 H: 0 LOB: 0 BB: 0 P: 3	R: 0 E: 0 K: 1 S: 6 H: 1 LOB: 1 BB: 0 P: 6	R: 0 E: 0 K: 1 S: 6 H: 1 LOB: 2 BB: 1 P: 10	1B: 7 2B: 0 3B: 0 HR: 0 SF: 0 SAC: 1 DP: 1 HBP: 0						

PITCHER	IP	WLS	BF	H	R	ER	SO	BB	IBB	HBP	BLK	WP	HR	S	P	ERA	WHIP
Steve Blass, R (1, 1) ERA: 3.01	8.0	L	33	6	2	1	4	1	2	0	0	1	0	38	50	1.12	0.875
Dave Giusti, R (9, 1) ERA: 3.41	1.0		5	1	0	0	1	0	1	0	0	0	0	6	10	0.00	1.000

PITCHER	IP	WLS	BF	H	R	ER	SO	BB	IBB	HBP	BLK	WP	HR	S	P	ERA	WHIP

TOP

St. Louis Cardinals @ Pittsburgh Pirates

Three Rivers Stadium, Pittsburgh, PA

Fri Aug 13 1971, 7:05 PM EDT
Att. 31,563 - Unknown

livebaseballscorecards.com

AB	33
R	2
H	7
RBI	1
BB	4
SO	5
LOB	21

WP: 1	PA: 38		
PB: 0			
SB: 0			
CS: 0			

Batter	1	2	3	4	5	6	7	8	9	AB	R	H	RBI	BB	SO	LOB
Dave Cash, R (1, 4) OBP: 0.376, SLG: 0.387	BBBB 4-0 5-3 1B BB		x 0-0 6-3 ①		x 0-0 L9 ③			x 0-0 1B		3	0	1	0	1	0	0
Gene Clines, R (1, 7) OBP: 0.367, SLG: 0.384	x 0-0 5-3 1-2 1B		x 0-0 L3-1 ②			x 0-0 L4 ①		x 0-0 L1-3 ③		4	0	1	0	0	0	1
Roberto Clemente, R (1, 9) OBP: 0.350, SLG: 0.498	SSS 0-3 K ①		BBBB 4-0 BB			x 0-0 6-3 ②			x 0-0 F9 ①	3	0	0	0	1	1	2
Manny Sanguillen, R (1, 2) OBP: 0.355, SLG: 0.435	x 0-0 5-3 1-2 2-3 ②		x 0-0 1-3 ③			SSS 0-3 K ③			x 0-0 1B 1B	4	0	1	0	0	1	3
Bob Robertson, R (1, 3) OBP: 0.358, SLG: 0.500	BBBB 4-0 BB			x 0-0 L6 ①			x 0-0 5-3 ①		x 0-0 1-2 1B	3	0	1	0	1	0	0
Richie Hebner, L (1, 5) OBP: 0.341, SLG: 0.520	SSS 0-3 K ③			SSS 0-3 K ②			SSS 0-3 K ②		SSS 0-3 K ②	4	0	0	0	0	4	5
Al Oliver, L (1, 8) OBP: 0.309, SLG: 0.396		x 0-0 F8 ①		x 0-0 F7 ③			x 0-0 L7 ③		SSS 0-3 K ③	4	0	0	0	0	1	2
Gene Alley, R (1, 6) OBP: 0.309, SLG: 0.375 Jackie Hernandez, R (4, 6) OBP: 0.255, SLG: 0.331		x 0-0 5-3 ②			x 0-0 F9 ①			x 0-0 F4 ①		1 2	0 0	0 0	0 0	0 0	0 0	0 0
Steve Blass, R (1, 1) OBP: 0.113, SLG: 0.145 Rennie Stennett, R (8, PH) OBP: 0.286, SLG: 0.333 Dave Giusti, R (9, 1) OBP: 0.143, SLG: 0.077		x 0-0 4-3 ③			x 0-0 F7 ②			x 0-0 4-3 ②		2 1 0	0 0 0	0 0 0	0 0 0	0 0 0	0 0 0	0 0 0
Inning Stats	R: 0 H: 1 E: 0 LOB: 3 K: 2 BB: 2 S: 8 P: 16	R: 0 H: 0 E: 0 LOB: 0 K: 0 BB: 0 S: 3 P: 3	R: 0 H: 0 E: 0 LOB: 1 K: 0 BB: 1 S: 3 P: 7	R: 0 H: 0 E: 0 LOB: 0 K: 1 BB: 0 S: 5 P: 5	R: 0 H: 0 E: 0 LOB: 0 K: 0 BB: 0 S: 3 P: 3	R: 0 H: 0 E: 0 LOB: 0 K: 1 BB: 0 S: 5 P: 5	R: 0 H: 0 E: 0 LOB: 0 K: 1 BB: 0 S: 5 P: 5	R: 0 H: 1 E: 0 LOB: 1 K: 0 BB: 0 S: 4 P: 4	R: 0 H: 2 E: 0 LOB: 2 K: 2 BB: 0 S: 9 P: 9	1B: 4 SF: 0 2B: 0 SAC: 0 3B: 0 DP: 0 HR: 0 HBP: 0						

PITCHER		IP	WLS	BF	H	R	ER	SO	BB	IBB	HBP	BLK	WP	HR	S	P	ERA	WHIP
Jerry Reuss, L ERA: 4.76	(1, 1)	9.0	W	34	4	0	0	7	3	0	0	0	0	0	45	57	0.00	0.778

PITCHER	IP	WLS	BF	H	R	ER	SO	BB	IBB	HBP	BLK	WP	HR	S	P	ERA	WHIP

BOTTOM

St. Louis Cardinals @ Pittsburgh Pirates

Three Rivers Stadium, Pittsburgh, PA

Fri Aug 13 1971, 7:05 PM EDT

Att. 31,563 - Unknown

livebaseballscorecards.com

AB	31
R	0
H	4
RBI	0
BB	3
SO	7
LOB	13

Batter	1	2	3	4	5	6	7	8	9	AB	R	H	RBI	BB	SO	LOB
Matty Alou, L (1, 3) OBP: 0.353, SLG: 0.410	BBBB 4-0 1B 1B BB	SSS 0-3 ① K		x 0-0 ② F8	4-0 IBB		x 0-0 E4 1B	SSS 0-3 ② K		4	1	0	0	2	2	2
Ted Sizemore, R (1, 7) OBP: 0.321, SLG: 0.341	x 0-0 ① F9	x 0-0 1B 1B		x 0-0 ③ 6-3	x 0-0 ③ F9		x 0-0 1-2 1B	x 0-0 ③ FC5 2-3f		6	0	2	0	0	0	6
Jose Cruz, L (1, 8) OBP: 0.372, SLG: 0.369	x 0-0 1B 1-2 1B 1B	x 0-0 ② F8			x 0-0 ① 4-3	x 0-0 ① 4-3	SSS 0-3 ③ K		x 0-0 ① F8	6	1	1	0	0	1	3
Joe Torre, R (1, 5) OBP: 0.420, SLG: 0.536	x 0-0 1B 1-3 2-H HR 1B	x 0-0 1-3 1B			x 0-0 2B 2B 1B	SSS 0-3 ② K		x 0-0 ① F2	x 0-0 G1-6-3 1B	6	2	4	1	0	1	0
Ted Simmons, S (1, 2) OBP: 0.368, SLG: 0.420	x 0-0 1-2 3-H HR 1B	x 0-0 ③ 4-3			x 0-0 1-3 2B 2B	x 0-0 BB 1B		x 0-0 BB BB 1B	x 0-0 ② ③ G1-6-3 1-2f	6	3	4	1	0	0	3
Joe Hague, L (1, 9) OBP: 0.328, SLG: 0.373	x 0-0 1-H 2-H HR	SSS 0-3 ① K			4-0 2B SF9 IBB	BBBB 4-0 1-2 BB		x 0-0 BB BB 1-2 1B 1B		3	3	2	3	2	1	0
Ted Kubiak, S (1, 4) OBP: 0.331, SLG: 0.342	x 0-0 E 1B	x 0-0 ② F9			x 0-0 SF9 1-3 2-H 3-H 2B	SSS 0-3 ③ K		BBBB 4-0 BB 1-2 2-3 1B BB		4	1	2	2	1	1	2
Dal Maxvill, R (1, 6) OBP: 0.293, SLG: 0.257	SSS 0-3 ② K	x 0-0 ③ 4-3			4-0 SF9 IBB	x 0-0 ① F8	BBBB 4-0 FC5 1B 1-2 2-3 3-H BB			3	0	0	1	2	1	1
Bob Gibson, R (1, 1) OBP: 0.221, SLG: 0.328	x 0-0 ③ 5-3 1-2			SSS 0-3 ① K	x 0-0 ② SF9 1-2 2-3 3-H	x 0-0 ② F9	x 0-0 1-2 2-H 3-H 1B			4	0	1	3	0	1	1
Inning Stats	R: 5 E: 1 K: 1 S: 10 H: 5 LOB: 1 BB: 1 P: 14	R: 0 E: 0 K: 1 S: 7 H: 2 LOB: 2 BB: 0 P: 7	R: 0 E: 0 K: 1 S: 5 H: 0 LOB: 0 BB: 0 P: 5	R: 0 E: 0 K: 1 S: 5 H: 0 LOB: 0 BB: 0 P: 5	R: 3 E: 0 K: 0 S: 6 H: 3 LOB: 3 BB: 3 P: 18	R: 0 E: 0 K: 2 S: 8 H: 1 LOB: 2 BB: 1 P: 12	R: 0 E: 1 K: 1 S: 7 H: 1 LOB: 2 BB: 0 P: 7	R: 3 E: 0 K: 1 S: 8 H: 3 LOB: 2 BB: 2 P: 16	R: 0 E: 0 K: 0 S: 3 H: 1 LOB: 0 BB: 0 P: 3	1B: 13 2B: 2 3B: 0 HR: 1 SF: 1 SAC: 0 DP: 1 HBP: 0						

PITCHER		IP	WLS	BF	H	R	ER	SO	BB	IBB	HBP	BLK	WP	HR	S	P	ERA	WHIP
Bob Johnson, R ERA: 3.56	(1, 1)	0.1	L	6	4	5	5	0	1	0	0	0	0	1	5	9	135.00	15.000
Bob Moose, R ERA: 4.26	(1, 1)	4.2		23	6	3	3	4	0	3	0	0	0	0	28	40	5.79	1.286
Bob Veale, L ERA: 7.41	(6, 1)	3.0		18	5	3	3	4	3	0	0	0	0	0	23	35	9.00	2.667
Nelson Briles, R ERA: 3.86	(9, 1)	1.0		3	1	0	0	0	0	0	0	0	0	0	3	3	0.00	1.000

PITCHER	IP	WLS	BF	H	R	ER	SO	BB	IBB	HBP	BLK	WP	HR	S	P	ERA	WHIP

TOP

St. Louis Cardinals @ Pittsburgh Pirates

Three Rivers Stadium, Pittsburgh, PA

Sat Aug 14 1971, 7:05 PM EDT

Att. 30,678 - Unknown

livebaseballscorecards.com

AB	42
R	11
H	16
RBI	11
BB	7
SO	8
LOB	18

WP: 0 PA: 50
PB: 0
SB: 0
CS: 0

Batter	1	2	3	4	5	6	7	8	9	AB	R	H	RBI	BB	SO	LOB
Dave Cash, R (1, 5) OBP: 0.372, SLG: 0.383	F9		F9			F9		5-3		4	0	0	0	0	0	1
Vic Davalillo, L (1, 9) OBP: 0.311, SLG: 0.348	F8		FC6-4 1-2f			F6			6-3	4	0	0	0	0	0	1
Al Oliver, L (1, 8) OBP: 0.306, SLG: 0.392	F7			F6		G3			4-3	4	0	0	0	0	0	0
Willie Stargell, L (1, 7) OBP: 0.392, SLG: 0.655		K		BB			K		K	3	0	0	0	1	3	0
Milt May, L (1, 2) OBP: 0.286, SLG: 0.390		K		F7			F8			3	0	0	0	0	1	1
Bob Robertson, R (1, 3) OBP: 0.358, SLG: 0.497		K		K			BB			2	0	0	0	1	2	2
Bill Mazeroski, R (1, 4) OBP: 0.312, SLG: 0.298		F3			1-3		L6			3	0	0	0	0	0	2
Jackie Hernandez, R (1, 6) OBP: 0.256, SLG: 0.327			FC6-4 BB		K			G3		2	0	0	0	1	1	0
Bob Johnson, L (1, 1) OBP: 0.190, SLG: 0.056										0	0	0	0	0	0	0
Bob Moose, R (1, 1) OBP: 0.167, SLG: 0.118										1	0	0	0	0	1	1
Charlie Sands, L (5, PH) OBP: 0.393, SLG: 0.455										1	0	0	0	0	1	0
Bob Veale, S (6, 1) OBP: 0.375, SLG: 0.375										0	0	0	0	0	0	0
Gene Clines, R (8, PH) OBP: 0.365, SLG: 0.382										1	0	0	0	0	1	0
Nelson Briles, R (9, 1) OBP: 0.250, SLG: 0.391			K		K				K	0	0	0	0	0	0	0
Inning Stats	R: 0 E: 0 K: 0 S: 3 H: 0 LOB: 0 BB: 0 P: 3	R: 0 E: 0 K: 3 S: 10 H: 0 LOB: 1 BB: 0 P: 10	R: 0 E: 0 K: 1 S: 5 H: 0 LOB: 1 BB: 1 P: 9	R: 0 E: 0 K: 1 S: 5 H: 0 LOB: 1 BB: 1 P: 9	R: 0 E: 0 K: 2 S: 7 H: 0 LOB: 0 BB: 0 P: 7	R: 0 E: 0 K: 0 S: 3 H: 0 LOB: 0 BB: 0 P: 3	R: 0 E: 0 K: 1 S: 5 H: 0 LOB: 1 BB: 1 P: 9	R: 0 E: 0 K: 1 S: 5 H: 0 LOB: 0 BB: 0 P: 5	R: 0 E: 0 K: 1 S: 5 H: 0 LOB: 0 BB: 0 P: 5	1B: 0 2B: 0 3B: 0 HR: 0	SF: 0 SAC: 0 DP: 0 HBP: 0					

PITCHER		IP	WLS	BF	H	R	ER	SO	BB	IBB	HBP	BLK	WP	HR	S	P	ERA	WHIP
Bob Gibson, R ERA: 3.22	(1, 1)	9.0	W	31	0	0	0	10	3	0	0	0	1	0	48	60	0.00	0.333

PITCHER	IP	WLS	BF	H	R	ER	SO	BB	IBB	HBP	BLK	WP	HR	S	P	ERA	WHIP

BOTTOM

St. Louis Cardinals @ Pittsburgh Pirates

Three Rivers Stadium, Pittsburgh, PA

Sat Aug 14 1971, 7:05 PM EDT

Att. 30,678 - Unknown

livebaseballscorecards.com

AB	28
R	0
H	0
RBI	0
BB	3
SO	10
LOB	8

WP: 1 PA: 31
PB: 0
SB: 0
CS: 0

Batter	1	2	3	4	5	6	7	8	9	AB	R	H	RBI	BB	SO	LOB
Matty Alou, L (1, 3) OBP: 0.357, SLG: 0.421	0-0 CS BB 1B		0-0 WP 1B 1B		0-0 FC5-4 1B 1B		0-0 ① F8	0-0 1-H 3-H HR		5	1	4	3	0	0	1
Ted Sizemore, R (1, 7) (8, 4) OBP: 0.320, SLG: 0.337	B B B B 4-0 CS 1-2 BB		0-0 ① F9 1-2		0-0 ① F9		S S S 0-3 ② K	0-0 ③ G3		4	0	0	0	1	1	4
Jose Cruz, L (1, 8) OBP: 0.378, SLG: 0.377	S S S 0-3 ① ② K 1-2 2-3		0-0 ② 2-H 1B		0-0 FC5-4 1-2 1B		0-0 ③ 4-1		0-0 G4-6-3 1B	5	0	3	0	0	1	3
Joe Torre, R (1, 5) OBP: 0.418, SLG: 0.532	B B B B 4-0 FC6-4 BB		0-0 ③ 6-3		0-0 ② FC5-4 1-2f 2-3			0-0 ① 6-3	0-0 ① ② G4-6-3 1-2f	4	0	0	0	1	0	4
Ted Simmons, S (1, 2) OBP: 0.366, SLG: 0.417	0-0 ③ FC6-4 1-2f			0-0 ① L6	0-0 ③ F3			0-0 1B 1B 1B 1B	0-0 ③ 4-3	5	1	1	0	0	0	4
Joe Hague, L (1, 9) OBP: 0.333, SLG: 0.391		0-0 HR		0-0 BB 1B		0-0 ① F6		0-0 1B 1-2 1B 1B		4	2	3	1	0	0	0
Ted Kubiak, S (1, 4) (8, 6) OBP: 0.333, SLG: 0.342		0-0 ① F7		B B B B 4-0 1-2 BB		0-0 ② 1-3		0-0 1B 1-2 2-3 HR 1B		3	1	1	0	1	0	0
Dal Maxvill, R (1, 6) OBP: 0.293, SLG: 0.258 Lou Brock, L (8, PH) OBP: 0.386, SLG: 0.429 (8, 7)		0-0 ② 6-3		0-0 ② L8		0-0 CS 1B		S S S 0-3 ② K		3 1	0 0	1 0	0 0	0 0	0 1	2 3
Reggie Cleveland, R (1, 1) OBP: 0.154, SLG: 0.188 Bob Burda, L (7, PH) OBP: 0.393, SLG: 0.370 Bob Stinson, S (7, PR) OBP: 0.200, SLG: 0.200 Frank Linzy, R (7, 1) OBP: 0.333, SLG: 0.333 Jerry McNertney, R (8, PH) OBP: 0.350, SLG: 0.477 Julian Javier, R (8, PR) OBP: 0.289, SLG: 0.358 Don Shaw, L (8, 1) Moe Drabowsky, R (9, 1)		0-0 ③ F3		0-0 ③ 4-3		0-0 ③ CS 1-2	0-0 1B	0-0 1-3 2-H 3-H HR 1B		2 1 0 0 1 0 0 0 0	0 0 0 0 0 0 0 0 0	0 1 0 0 1 0 0 0 0	0 0 0 0 2 0 0 0 0	0 0 0 0 0 0 0 0 0	0 0 0 0 0 0 0 0 0	2 0 0 0 0 0 0 0 0
Inning Stats	R: 0 H: 1 E: 0 LOB: 2 K: 1 BB: 2 S: 5 P: 13	R: 1 H: 1 E: 0 LOB: 0 K: 0 BB: 0 S: 4 P: 4	R: 0 H: 2 E: 0 LOB: 1 K: 0 BB: 0 S: 4 P: 4	R: 0 H: 1 E: 0 LOB: 2 K: 0 BB: 1 S: 4 P: 8	R: 0 H: 2 E: 0 LOB: 2 K: 0 BB: 0 S: 5 P: 5	R: 0 H: 1 E: 0 LOB: 0 K: 0 BB: 0 S: 3 P: 3	R: 0 H: 1 E: 0 LOB: 1 K: 1 BB: 0 S: 6 P: 6	R: 5 H: 5 E: 0 LOB: 1 K: 1 BB: 0 S: 10 P: 10	R: 0 H: 1 E: 0 LOB: 0 K: 0 BB: 0 S: 3 P: 3	1B: 13 SF: 0 2B: 0 SAC: 0 3B: 0 DP: 1 HR: 2 HBP: 0						

PITCHER		IP	WLS	BF	H	R	ER	SO	BB	IBB	HBP	BLK	WP	HR	S	P	ERA	WHIP
Bruce Kison, R ERA: 2.82	(1, 1)	7.1		33	11	3	3	2	3	0	0	0	1	1	34	46	3.68	1.909
Bob Miller, R ERA: 2.06	(8, 1)	1.2	L	8	4	3	3	1	0	0	0	0	0	1	10	10	16.20	2.400

PITCHER		IP	WLS	BF	H	R	ER	SO	BB	IBB	HBP	BLK	WP	HR	S	P	ERA	WHIP

TOP

St. Louis Cardinals @ Pittsburgh Pirates

Three Rivers Stadium, Pittsburgh, PA

Sun Aug 15 1971, 3:33 AM EDT
Att. 49,329 - Unknown

livebaseballscorecards.com

AB	38
R	6
H	15
RBI	6
BB	3
SO	3
LOB	23

WP: 1	PA: 42					
PB: 0						
SB: 0						
CS: 3						

BOTTOM

St. Louis Cardinals @ Pittsburgh Pirates

Three Rivers Stadium, Pittsburgh, PA

Sun Aug 15 1971, 3:33 AM EDT

Att. 49,329 - Unknown

livebaseballscorecards.com

Batter	1	2	3	4	5	6	7	8	9	AB	R	H	RBI	BB	SO	LOB
Dave Cash, R (1, 4) OBP: 0.372, SLG: 0.382	CS 1B	5-3			K		G3			3	0	1	0	0	1	1
Charlie Sands, L (7, PH) OBP: 0.379, SLG: 0.435										1	0	0	0	0	0	0
Bill Mazeroski, R (8, 4) OBP: 0.312, SLG: 0.298										0	0	0	0	0	0	0
Vic Davalillo, L (1, 8) OBP: 0.305, SLG: 0.341	K 1-2		F8		6-3			F8		4	0	0	0	0	1	1
Roberto Clemente, R (1, 9) OBP: 0.351, SLG: 0.496	WP HR BB		K		K			G4-6-3 1B		3	1	1	0	1	2	0
Willie Stargell, L (1, 7) OBP: 0.395, SLG: 0.671	1-H HR		1B			HR		G4-6-3 1-2f		4	2	3	3	0	0	1
Richie Hebner, L (1, 5) OBP: 0.338, SLG: 0.516	K		K			F5			BB	3	0	0	0	0	2	1
Gene Clines, R (9, PH) OBP: 0.368, SLG: 0.382										0	0	0	0	1	0	0
Al Oliver, L (1, 3) OBP: 0.306, SLG: 0.393		1B 2B		F9		F8			F3	4	1	1	0	0	0	1
Manny Sanguillen, R (1, 2) OBP: 0.356, SLG: 0.436		2-H 1B		FC6-4 1B		F9			F9	4	0	2	1	0	0	1
Jackie Hernandez, R (1, 6) OBP: 0.251, SLG: 0.321		K		FC6-4 1-2f			1-3		F8	3	0	0	0	0	1	2
Bob Robertson, R (9, PH) OBP: 0.357, SLG: 0.496										1	0	0	0	0	0	1
Bruce Kison, R (1, 1) OBP: 0.045, SLG: 0.091		F3		4-3			1-3			3	0	0	0	0	0	2
Bob Miller, R (8, 1)										0	0	0	0	0	0	0

	AB	33
	R	4
	H	8
	RBI	4
	BB	2
	SO	7
	LOB	11

Inning Stats	1	2	3	4	5	6	7	8	9
	R: 2 H: 2	R: 1 H: 2	R: 0 H: 1	R: 0 H: 1	R: 0 H: 0	R: 1 H: 1	R: 0 H: 0	R: 0 H: 1	R: 0 H: 0
	E: 0 LOB: 0	E: 0 LOB: 1	E: 0 LOB: 1	E: 0 LOB: 1	E: 0 LOB: 0	E: 0 LOB: 0	E: 0 LOB: 0	E: 0 LOB: 0	E: 0 LOB: 1
	K: 2 BB: 1	K: 1 BB: 0	K: 2 BB: 0	K: 0 BB: 0	K: 2 BB: 0	K: 0 BB: 0	K: 0 BB: 0	K: 0 BB: 0	K: 0 BB: 1
	S: 8 P: 12	S: 7 P: 7	S: 8 P: 8	S: 4 P: 4	S: 7 P: 7	S: 4 P: 4	S: 3 P: 3	S: 3 P: 3	S: 3 P: 7

1B: 5	SF: 0
2B: 1	SAC: 0
3B: 0	DP: 1
HR: 2	HBP: 0

WP: 1 PA: 35
PB: 0
SB: 0
CS: 1

PITCHER		IP	WLS	BF	H	R	ER	SO	BB	IBB	HBP	BLK	WP	HR	S	P	ERA	WHIP
Reggie Cleveland, R ERA: 3.84	(1, 1)	6.0		25	7	4	4	7	1	0	0	0	1	2	38	42	6.00	1.333
Frank Linzy, R ERA: 1.85	(7, 1)	1.0	W	3	0	0	0	0	0	0	0	0	0	0	3	3	0.00	0.000
Don Shaw, L ERA: 3.41	(8, 1)	1.1		5	1	0	0	0	1	0	0	0	0	0	4	8	0.00	1.500
Moe Drabowsky, R ERA: 3.48	(9, 1)	0.2	S	2	0	0	0	0	0	0	0	0	0	0	2	2	0.00	0.000

PITCHER	IP	WLS	BF	H	R	ER	SO	BB	IBB	HBP	BLK	WP	HR	S	P	ERA	WHIP

Houston Astros @ Pittsburgh Pirates

Three Rivers Stadium, Pittsburgh, PA

Mon Aug 16 1971, 7:05 PM EDT

Att. 12,664 - Unknown

TOP

livebaseballscorecards.com

Batter	1	2	3	4	5	6	7	8	9	AB	R	H	RBI	BB	SO	LOB
Jesus Alou, R (1, 7) OBP: 0.333, SLG: 0.397	0-0 1B FC3-6 1B		0-0 ① 4-3		0-0 ③ F5			0-0 ① 6-3		4	1	1	0	0	0	1
Joe Morgan, L (1, 4) OBP: 0.357, SLG: 0.413	0-0 1-3 E 1B		0-0 G3-6 1B			0-0 ① L8		0-0 1B		4	1	3	0	0	0	0
Cesar Cedeno, R (1, 8) OBP: 0.288, SLG: 0.402	4-0 FC3-6 IBB		0-0 ②③ G3-6 1-2f			0-0 ② F9		0-0 ② F8		3	0	0	0	1	0	2
Bob Watson, R (1, 3) OBP: 0.346, SLG: 0.388	0-0 ① FC3-6 F9 1-2f 2-H 3-H			S S S 0-3 ① K		0-0 ③ 6-3		S S S 0-3 ③ K		4	0	0	1	0	2	2
Doug Rader, R (1, 5) OBP: 0.308, SLG: 0.390	0-0 ② F9 2-3			S S S 0-3 ② K			0-0 HR		0-0 FC1-4 1B 1B	4	1	2	1	0	1	1
Jimmy Wynn, R (1, 9) OBP: 0.313, SLG: 0.313	0-0 ③ F8			0-0 ③ F9			S S S 0-3 ① K		0-0 ① F2	4	0	0	0	0	1	2
Johnny Edwards, L (1, 2) OBP: 0.278, SLG: 0.303		0-0 ① F9			0-0 ① 4-3		0-0 ② 4-3		0-0 FC1-4 1-2 1B	4	0	1	0	0	0	0
Roger Metzger, S (1, 6) OBP: 0.292, SLG: 0.298		0-0 ② 6-3			0-0 1B		0-0 FC6-4 1B		0-0 ② FC1-4 1-2f 2-3	4	0	2	0	0	0	2
Jack Billingham, R (1, 1) OBP: 0.154, SLG: 0.151		S S S 0-3 ③ K			S S S 0-3 ② K		0-0 ③ FC6-4 1-2f		0-0 ③ 4-3	2	0	0	0	0	2	1
Denny Lemaster, R (5, 1) OBP: 0.167, SLG: 0.167										0	0	0	0	0	0	0
George Culver, R (5, 1) OBP: 0.125, SLG: 0.125										0	0	0	0	0	0	0
Buddy Harris, R (6, 1)										0	0	0	0	0	0	0
Denis Menke, R (7, PH) OBP: 0.344, SLG: 0.340										1	0	0	0	0	0	1
Fred Gladding, L (7, 1)										0	0	0	0	0	0	0
Rich Chiles, L (9, PH) OBP: 0.365, SLG: 0.446										1	0	0	0	0	0	2

	AB	35
	R	3
	H	9
	RBI	2
	BB	1
	SO	6
	LOB	14

Inning Stats	1	2	3	4	5	6	7	8	9	1B: 8	SF: 0	WP: 0	PA: 36
	R: 2 E: 1 K: 0 S: 5 H: 2 LOB: 1 BB: 1 P: 9	R: 0 E: 0 K: 1 S: 5 H: 0 LOB: 0 BB: 0 P: 5	R: 0 E: 0 K: 0 S: 3 H: 1 LOB: 0 BB: 0 P: 3	R: 0 E: 0 K: 2 S: 7 H: 0 LOB: 0 BB: 0 P: 7	R: 0 E: 0 K: 1 S: 6 H: 1 LOB: 1 BB: 0 P: 6	R: 0 E: 0 K: 0 S: 3 H: 0 LOB: 0 BB: 0 P: 3	R: 1 E: 0 K: 1 S: 7 H: 2 LOB: 1 BB: 0 P: 7	R: 0 E: 0 K: 1 S: 6 H: 1 LOB: 1 BB: 0 P: 6	R: 0 E: 0 K: 0 S: 5 H: 2 LOB: 2 BB: 0 P: 5	2B: 0 3B: 0 HR: 1	SAC: 0 DP: 1 HBP: 0	PB: 0 SB: 0 CS: 0	

PITCHER		IP	WLS	BF	H	R	ER	SO	BB	IBB	HBP	BLK	WP	HR	S	P	ERA	WHIP
Dock Ellis, R ERA: 2.76	(1, 1)	7.0	W	27	6	3	3	5	0	1	0	0	0	1	36	40	3.86	0.857
Dave Giusti, R ERA: 3.31	(8, 1)	2.0	S	9	3	0	0	1	0	0	0	0	0	0	11	11	0.00	1.500

PITCHER	IP	WLS	BF	H	R	ER	SO	BB	IBB	HBP	BLK	WP	HR	S	P	ERA	WHIP

Houston Astros @ Pittsburgh Pirates

Three Rivers Stadium, Pittsburgh, PA

Mon Aug 16 1971, 7:05 PM EDT

Att. 12,664 - Unknown

BOTTOM

Batter	1	2	3	4	5	6	7	8	9	AB	R	H	RBI	BB	SO	LOB
Dave Cash, R (1, 4) OBP: 0.372, SLG: 0.381	0-0 3B 1B		0-0 ① 5-3		4-0 3B BB	0-3 ③ K		0-0 ③ 6-3		4	2	1	0	1	1	0
Vic Davalillo, L (1, 9) OBP: 0.313, SLG: 0.372	0-0 1-H 1B 3B		0-0 ② 6-3		0-0 1-H 2B 3B		0-0 1B 1B 2B			4	3	3	2	0	0	0
Al Oliver, L (1, 8) OBP: 0.308, SLG: 0.393	0-3 ① K		0-0 ③ G3		4-0 2B BB		0-0 1B SF9 2-3 1B			3	2	1	0	1	1	1
Willie Stargell, L (1, 7) OBP: 0.400, SLG: 0.677	0-0 3-H 1B			0-0 BB 1B 1B	0-0 F8 SF8 1-H 3-H 2B		0-0 FC6-4 1-3 3-H 1B			4	1	4	4	0	0	0
Richie Hebner, L (1, 5) OBP: 0.334, SLG: 0.509	0-3 ② K			0-0 ① F8	0-0 ① F8 2-3		0-0 ① F5			4	0	0	0	0	1	5
Bob Robertson, R (1, 3) OBP: 0.354, SLG: 0.493	0-0 ③ F7			0-0 ② F7	0-0 ② SF8 3-H		0-0 ② SF9 3-H			2	0	0	2	0	0	2
Manny Sanguillen, R (1, 2) OBP: 0.356, SLG: 0.434		0-0 ① F9		0-0 BB 1B 1-2	0-0 ③ 4-3		0-0 ③ FC6-4 1-2f			4	0	1	0	0	0	1
Jackie Hernandez, R (1, 6) OBP: 0.251, SLG: 0.314		0-0 ② G3		4-0 BB 1-2 2-3		0-0 ① F8		0-0 ① 6-3		3	0	0	0	1	0	0
Dock Ellis, S (1, 1) OBP: 0.229, SLG: 0.182		0-3 ③ K		0-3 ③ K		0-3 ② K		0-0 ② 4-3		3	0	0	0	0	3	3
Dave Giusti, R (8, 1) OBP: 0.133, SLG: 0.071										1	0	0	0	0	0	0
Inning Stats	R: 2 E: 0 K: 2 S: 10 H: 3 LOB: 1 BB: 0 P: 10	R: 0 E: 0 K: 1 S: 5 H: 0 LOB: 0 BB: 0 P: 5	R: 0 E: 0 K: 0 S: 3 H: 0 LOB: 0 BB: 0 P: 3	R: 0 E: 0 K: 1 S: 7 H: 2 LOB: 3 BB: 1 P: 11	R: 4 E: 0 K: 0 S: 5 H: 2 LOB: 0 BB: 2 P: 13	R: 0 E: 0 K: 2 S: 7 H: 0 LOB: 0 BB: 0 P: 7	R: 2 E: 0 K: 0 S: 6 H: 3 LOB: 1 BB: 0 P: 6	R: 0 E: 0 K: 0 S: 3 H: 0 LOB: 0 BB: 0 P: 3		1B: 6 2B: 2 3B: 2 HR: 0	SF: 2 SAC: 0 DP: 0 HBP: 0					

livebaseballscorecards.com

AB	32
R	8
H	10
RBI	8
BB	3
SO	6
LOB	12

WP: 0 PB: 0 SB: 0 CS: 0 PA: 37

PITCHER		IP	WLS	BF	H	R	ER	SO	BB	IBB	HBP	BLK	WP	HR	S	P	ERA	WHIP
Jack Billingham, R ERA: 3.75	(1, 1)	4.0	L	21	6	5	5	4	3	0	0	0	0	0	26	38	11.25	2.250
Denny Lemaster, L ERA: 3.0	(5, 1)	0.1		2	1	0	0	0	0	0	0	0	0	0	2	2	0.00	3.000
George Culver, R ERA: 2.13	(5, 1)	0.2		2	0	1	1	0	0	0	0	0	0	0	2	2	13.50	0.000
Buddy Harris, R ERA: 5.7	(6, 1)	1.0		3	0	0	0	2	0	0	0	0	0	0	7	7	0.00	0.000
Fred Gladding, R ERA: 2.32	(7, 1)	2.0		9	3	2	2	0	0	0	0	0	0	0	9	9	9.00	1.500

PITCHER	IP	WLS	BF	H	R	ER	SO	BB	IBB	HBP	BLK	WP	HR	S	P	ERA	WHIP

Batter	1	2	3	4	5	6	7	8	9	AB	R	H	RBI	BB	SO	LOB
Jesus Alou, R (1, 7) OBP: 0.335, SLG: 0.396	6-3		K		FC4-6 BB		E 1B 1-2 2-H 1B	K		3	1	1	1	1	1	0
Jim Ray, R (7, 1) OBP: 0.235, SLG: 0.133										1	0	0	0	0	1	0
Joe Morgan, L (1, 4) OBP: 0.357, SLG: 0.418	SF8 3B		S 1B		FC4-6 1-2f		FC6 1B SF9 1-2 2-3		E4 CS	5	2	2	0	0	0	4
Cesar Cedeno, R (1, 8) OBP: 0.288, SLG: 0.400	E6 CS		K 1-2			K	SF9 1-3 2-H 3-H 1B		K 1-2	5	0	1	2	0	3	3
Bob Watson, R (1, 3) OBP: 0.344, SLG: 0.385	SF8 3-H			K		5-3	SF9 IBB		6-3	3	0	0	1	1	1	0
Doug Rader, R (1, 5) OBP: 0.306, SLG: 0.387	CS 1-2	F7		5-3		K	SF9 1-2 2-3 3-H			3	0	0	1	0	1	0
Jimmy Wynn, R (1, 9) OBP: 0.315, SLG: 0.311		L8		L6			FC4-6 BB; IBB			2	1	0	0	2	0	0
Jack Hiatt, R (1, 2) OBP: 0.412, SLG: 0.348		2B			4-3 5-3 BB		FC4-6 BB 1-2; L8			2	0	1	0	2	0	3
Roger Metzger, S (1, 6) OBP: 0.290, SLG: 0.295		2-3			5-3 1-2		FC4-6 1B 1-2f 2-3	6-3		4	1	0	0	0	0	4
Wade Blasingame, L (1, 1) OBP: 0.288, SLG: 0.318			2-3		4-3 2-3		FC6 1B 1-2 3-H 1B	K		2	0	0	0	0	0	1
Denis Menke, R (7, PH) OBP: 0.345, SLG: 0.342										1	0	1	1	0	0	0
Cesar Geronimo, L (7, PR) OBP: 0.286, SLG: 0.308										1	1	0	0	0	1	0
(7, 7)																
Inning Stats	R: 1 H: 1 E: 1 LOB: 0 K: 0 BB: 0 S: 4 P: 4	R: 0 H: 1 E: 0 LOB: 1 K: 0 BB: 0 S: 4 P: 4	R: 0 H: 1 E: 0 LOB: 1 K: 2 BB: 0 S: 8 P: 8	R: 0 H: 0 E: 0 LOB: 0 K: 1 BB: 0 S: 5 P: 5	R: 0 H: 0 E: 0 LOB: 2 K: 0 BB: 2 S: 3 P: 11	R: 0 H: 0 E: 0 LOB: 0 K: 2 BB: 0 S: 7 P: 7	R: 5 H: 3 E: 1 LOB: 3 K: 0 BB: 4 S: 7 P: 23	R: 0 H: 0 E: 0 LOB: 0 K: 2 BB: 0 S: 7 P: 7	R: 0 H: 0 E: 1 LOB: 0 K: 1 BB: 0 S: 5 P: 5	1B: 4 SF: 2 2B: 1 SAC: 0 3B: 1 DP: 0 HR: 0 HBP: 0							

TOP

Houston Astros @ Pittsburgh Pirates

Three Rivers Stadium, Pittsburgh, PA

Tue Aug 17 1971, 7:05 PM EDT

Att. 16,694 - Unknown

livebaseballscorecards.com

AB	32
R	6
H	6
RBI	6
BB	6
SO	8
LOB	15

WP: 0 PA: 41
PB: 0
SB: 1
CS: 2

PITCHER		IP	WLS	BF	H	R	ER	SO	BB	IBB	HBP	BLK	WP	HR	S	P	ERA	WHIP
Luke Walker, L ERA: 3.47	(1, 1)	6.1		27	4	4	3	5	4	0	0	0	0	0	33	49	4.26	1.263
Bob Miller, R ERA: 2.06	(7, 1)	0.0	L	1	1	0	0	0	0	0	0	0	0	0	1	1	∞	∞
Bob Veale, L ERA: 7.41	(7, 1)	0.0		1	0	0	0	0	0	0	0	0	0	0	1	1	∞	∞
Dave Giusti, R ERA: 3.28	(7, 1)	0.2		5	1	2	0	0	0	2	0	0	0	0	3	11	0.00	1.500
Nelson Briles, R ERA: 3.77	(8, 1)	2.0		6	0	0	0	3	0	0	0	0	0	0	12	12	0.00	0.000

PITCHER	IP	WLS	BF	H	R	ER	SO	BB	IBB	HBP	BLK	WP	HR	S	P	ERA	WHIP

BOTTOM

Houston Astros @ Pittsburgh Pirates

Three Rivers Stadium, Pittsburgh, PA

Tue Aug 17 1971, 7:05 PM EDT

Att. 16,694 - Unknown

Batter	1	2	3	4	5	6	7	8	9	AB	R	H	RBI	BB	SO	LOB
Dave Cash, R (1, 5) (8, 4) OBP: 0.370, SLG: 0.378	F8	5-3			6-3		SF8 BB 1-2 1B		G3	5	0	1	0	0	0	1
Gene Clines, R (1, 8) OBP: 0.372, SLG: 0.401 Al Oliver, L (7, PH) OBP: 0.309, SLG: 0.393 Nelson Briles, R (8, 1) OBP: 0.250, SLG: 0.391	1B 2B	K			HR 3B		1-2 2-3 BB			3 0 0	2 0 0	2 0 0	0 0 0	0 1 0	1 0 0	1 0 0
Roberto Clemente, R (1, 9) OBP: 0.353, SLG: 0.505	1B 1B 2-H 1B		4-3		HR 3-H		SF8 2-3 3-H			3	2	2	4	0	0	0
Willie Stargell, L (1, 7) OBP: 0.397, SLG: 0.670	F6		F2		4-3		F4			4	0	0	0	0	0	3
Manny Sanguillen, R (1, 2) OBP: 0.357, SLG: 0.435	1B 1-2 1B		L9			K		L5-3 1B		4	0	2	0	0	1	0
Bob Robertson, R (1, 3) OBP: 0.353, SLG: 0.491	FC6-4 1-2 2-H 1B			K		F8		L5-3 1-2		4	0	1	1	0	1	1
Gene Alley, R (1, 6) OBP: 0.307, SLG: 0.371 Milt May, L (8, PH) OBP: 0.282, SLG: 0.385 Jackie Hernandez, R (9, 6) OBP: 0.251, SLG: 0.314	FC6-4 1-2f			F3		5-3		L6		3 1 0	0 0 0	0 0 0	0 0 0	0 0 0	0 0 0	2 0 0
Bill Mazeroski, R (1, 4) OBP: 0.314, SLG: 0.306 Vic Davalillo, L (7, PH) (8, 8) OBP: 0.310, SLG: 0.369		WP 2B		K			E3 BB 1B SF8		K	2 2	0 1	1 0	0 0	0 1	1 0	0 0
Luke Walker, L (1, 1) OBP: 0.098, SLG: 0.026 Bob Miller, R (7, 1) Bob Veale, S (7, 1) OBP: 0.375, SLG: 0.375 Dave Giusti, R (7, 1) OBP: 0.133, SLG: 0.071 Richie Hebner, L (7, PH) (8, 5) OBP: 0.332, SLG: 0.506		K 2-3			F6		K		F7	2 0 0 0 2	0 0 0 0 0	0 0 0 0 0	0 0 0 0 0	1 0 0 0 1	1 0 0 0 1	1 0 0 0 1
Inning Stats	R: 2 E: 0 K: 0 S: 7 H: 4 LOB: 2 BB: 0 P: 7	R: 0 E: 0 K: 2 S: 8 H: 1 LOB: 1 BB: 0 P: 8	R: 0 E: 0 K: 0 S: 3 H: 0 LOB: 0 BB: 0 P: 3	R: 0 E: 0 K: 2 S: 7 H: 0 LOB: 0 BB: 0 P: 7	R: 2 E: 0 K: 0 S: 5 H: 2 LOB: 0 BB: 0 P: 5	R: 0 E: 0 K: 1 S: 5 H: 0 LOB: 0 BB: 0 P: 5	R: 1 E: 1 K: 1 S: 7 H: 1 LOB: 2 BB: 1 P: 11	R: 0 E: 0 K: 0 S: 3 H: 1 LOB: 0 BB: 0 P: 3	R: 0 E: 0 K: 1 S: 5 H: 0 LOB: 0 BB: 0 P: 5	1B: 5 2B: 3 3B: 1 HR: 1	SF: 1 SAC: 0 DP: 1 HBP: 0						

	AB	35
	R	5
	H	9
	RBI	5
	BB	1
	SO	7
	LOB	10

WP: 1 PB: 0 SB: 0 CS: 0 PA: 37

livebaseballscorecards.com

PITCHER		IP	WLS	BF	H	R	ER	SO	BB	IBB	HBP	BLK	WP	HR	S	P	ERA	WHIP
Wade Blasingame, L ERA: 4.23	(1, 1)	6.0	W	25	7	4	4	5	0	0	0	0	1	1	35	35	6.00	1.167
Jim Ray, R ERA: 2.37	(7, 1)	3.0	S	12	2	1	0	2	1	0	0	0	0	0	15	19	0.00	1.000

PITCHER	IP	WLS	BF	H	R	ER	SO	BB	IBB	HBP	BLK	WP	HR	S	P	ERA	WHIP

Batter	1	2	3	4	5	6	7	8	9	AB	R	H	RBI	BB	SO	LOB
Jesus Alou, R (1, 7) OBP: 0.337, SLG: 0.398	F9		1B			4-3		FC6 1B		4	0	2	0	0	0	0
Joe Morgan, L (1, 4) OBP: 0.356, SLG: 0.416	3-1		1-3 1B			L9		L4		4	0	1	0	0	0	1
Cesar Cedeno, R (1, 8) OBP: 0.287, SLG: 0.397	K			G4-3 HBP		G1		1-2f FC6 S 1B		3	1	0	0	0	1	1
Bob Watson, R (1, 3) OBP: 0.343, SLG: 0.383		F4		1-2f G4-3			K	1-H 1B		4	0	1	1	0	1	1
Doug Rader, R (1, 5) OBP: 0.305, SLG: 0.386		F8		K			1B SF 1B	K		4	1	1	0	0	2	1
Jimmy Wynn, R (1, 9) OBP: 0.319, SLG: 0.314		1B			5-3		1-3 SF 1B		BB FC4	3	0	2	0	1	0	0
Johnny Edwards, L (1, 2) OBP: 0.278, SLG: 0.303		F7			1B FC4-6		1-2 3-H SF		F2	3	0	1	1	0	0	2
Roger Metzger, S (1, 6) OBP: 0.287, SLG: 0.292			F4		1-2f FC4-6		K		1-2f FC4	4	0	0	0	0	1	4
Don Wilson, R (1, 1) OBP: 0.171, SLG: 0.174			F8		K		L3		F8	2	0	0	0	0	1	1
Rich Chiles, L (7, PH) OBP: 0.359, SLG: 0.439										1	0	0	0	0	0	2
George Culver, R (7, 1) OBP: 0.125, SLG: 0.125										0	0	0	0	0	0	0
Denis Menke, R (9, PH) OBP: 0.345, SLG: 0.341										1	0	0	0	0	0	1
Denny Lemaster, R (9, 1) OBP: 0.167, SLG: 0.167										0	0	0	0	0	0	0
Jim Ray, R (9, 1) OBP: 0.235, SLG: 0.133										0	0	0	0	0	0	0
Inning Stats	R: 0 E: 0 K: 1 S: 5 H: 0 LOB: 0 BB: 0 P: 5	R: 0 E: 0 K: 0 S: 4 H: 1 LOB: 1 BB: 0 P: 4	R: 0 E: 0 K: 0 S: 4 H: 2 LOB: 2 BB: 0 P: 4	R: 0 E: 0 K: 1 S: 4 H: 0 LOB: 0 BB: 0 P: 5	R: 0 E: 0 K: 1 S: 6 H: 1 LOB: 1 BB: 0 P: 6	R: 0 E: 0 K: 0 S: 3 H: 0 LOB: 0 BB: 0 P: 3	R: 1 E: 1 K: 2 S: 10 H: 2 LOB: 2 BB: 0 P: 10	R: 1 E: 0 K: 1 S: 7 H: 2 LOB: 1 BB: 0 P: 7	R: 0 E: 0 K: 0 S: 3 H: 0 LOB: 1 BB: 1 P: 7	1B: 8 2B: 0 3B: 0 HR: 0 SF: 1 SAC: 0 DP: 1 HBP: 1	WP: 0 PB: 0 SB: 1 CS: 0 PA: 36					

PITCHER		IP	WLS	BF	H	R	ER	SO	BB	IBB	HBP	BLK	WP	HR	S	P	ERA	WHIP
Steve Blass, R ERA: 2.98	(1, 1)	8.0		32	8	2	2	6	0	0	1	0	0	0	43	44	2.25	1.000
Bob Miller, R ERA: 2.03	(9, 1)	1.0	W	4	0	0	0	0	1	0	0	0	0	0	3	7	0.00	1.000

PITCHER	IP	WLS	BF	H	R	ER	SO	BB	IBB	HBP	BLK	WP	HR	S	P	ERA	WHIP

Houston Astros @ Pittsburgh Pirates

Three Rivers Stadium, Pittsburgh, PA

Wed Aug 18 1971, 7:05 PM EDT

Att. 29,670 - Unknown

TOP

livebaseballscorecards.com

AB	33
R	2
H	8
RBI	2
BB	1
SO	6
LOB	14

Batter	1	2	3	4	5	6	7	8	9	AB	R	H	RBI	BB	SO	LOB
Dave Cash, R (1, 4) OBP: 0.371, SLG: 0.380	K	1-2 1B		F8		1-2 1B		SH2-4		4	0	2	0	0	1	1
Vic Davalillo, L (1, 9) OBP: 0.308, SLG: 0.362	BB	F8		K		F4		4-3		4	0	0	0	1	1	6
Al Oliver, L (1, 8) OBP: 0.306, SLG: 0.388	K	F8		K	K	K		F6		5	0	0	0	0	3	4
Willie Stargell, L (1, 7) OBP: 0.399, SLG: 0.670 Gene Clines, R (9, PR) OBP: 0.372, SLG: 0.401	1-2 BB	F2			BB		K		BB 1B 2B	3 0	0 1	1 0	0 0	2 0	1 0	0 0
Richie Hebner, L (1, 5) OBP: 0.334, SLG: 0.506 Manny Sanguillen, R (9, PH) OBP: 0.358, SLG: 0.435	K	1B			K	2B G1-2-3 1B			1B BB IBB	4 0	0 0	2 0	0 0	0 1	2 0	3 0
Bob Robertson, R (1, 3) OBP: 0.358, SLG: 0.503		HR	F3		1-2 BB		1-3 2B		1B 1-2 2-3 BB	3	1	2	1	2	0	1
Milt May, L (1, 2) OBP: 0.300, SLG: 0.427		4-3		HR	4-3		IBB		1-2 2-3 3-H 1B	4	1	2	2	1	0	2
Gene Alley, R (1, 6) OBP: 0.309, SLG: 0.371		1B 1B		SH5-3 BB		5-3	G1-2-3 3-Hf			3	0	1	0	1	0	3
Steve Blass, R (1, 1) OBP: 0.125, SLG: 0.156 Rennie Stennett, R (8, PH) OBP: 0.306, SLG: 0.353 Bob Miller, R (9, 1)		K		SH5-3 1-2		1B		4-3 SH2-4		2 1 0	0 0 0	1 1 0	0 0 0	0 0 0	1 0 0	1 0 0
Inning Stats	R: 0 H: 0 E: 0 LOB: 2 K: 3 BB: 2 S: 9 P: 17	R: 1 H: 3 E: 0 LOB: 2 K: 1 BB: 0 S: 8 P: 8	R: 0 H: 1 E: 0 LOB: 1 K: 0 BB: 0 S: 4 P: 4	R: 1 H: 1 E: 0 LOB: 1 K: 1 BB: 1 S: 6 P: 10	R: 0 H: 0 E: 0 LOB: 2 K: 2 BB: 2 S: 7 P: 15	R: 0 H: 2 E: 0 LOB: 2 K: 1 BB: 0 S: 7 P: 7	R: 0 H: 2 E: 0 LOB: 2 K: 1 BB: 1 S: 6 P: 10	R: 0 H: 1 E: 0 LOB: 1 K: 0 BB: 0 S: 4 P: 4	R: 1 H: 2 E: 0 LOB: 3 K: 0 BB: 2 S: 2 P: 10							

PITCHER		IP	WLS	BF	H	R	ER	SO	BB	IBB	HBP	BLK	WP	HR	S	P	ERA	WHIP
Don Wilson, R ERA: 2.91	(1, 1)	6.0		30	7	2	2	8	5	0	0	0	0	2	41	61	3.00	2.000
George Culver, R ERA: 2.07	(7, 1)	2.0		9	3	0	0	1	0	1	0	0	0	0	10	14	0.00	1.500
Denny Lemaster, L ERA: 3.16	(9, 1)	0.0	L	2	1	1	1	0	0	1	0	0	0	0	1	5	∞	∞
Jim Ray, R ERA: 2.37	(9, 1)	0.0		2	1	0	0	0	1	0	0	0	0	0	1	5	∞	∞

PITCHER	IP	WLS	BF	H	R	ER	SO	BB	IBB	HBP	BLK	WP	HR	S	P	ERA	WHIP

BOTTOM

Houston Astros @ Pittsburgh Pirates

Three Rivers Stadium, Pittsburgh, PA

Wed Aug 18 1971, 7:05 PM EDT

Att. 29,670 - Unknown

livebaseballscorecards.com

AB	33
R	3
H	12
RBI	3
BB	8
SO	9
LOB	21

1B: 8	SF: 0	WP: 0	PA: 43
2B: 2	SAC: 2	PB: 0	
3B: 0	DP: 1	SB: 0	
HR: 2	HBP: 0	CS: 0	

Pittsburgh Pirates @ Cincinnati Reds

Riverfront Stadium, Cincinnati, OH

Thu Aug 19 1971, 7:05 PM EDT

Att. 20,611 - Unknown

TOP

livebaseballscorecards.com

Batter	1	2	3	4	5	6	7	8	9	AB	R	H	RBI	BB	SO	LOB
Dave Cash, R (1, 4) OBP: 0.367, SLG: 0.376	5-3		L5			F9			K	4	0	0	0	0	1	1
Vic Davalillo, L (1, 9) OBP: 0.311, SLG: 0.364	F9			CS 1B			4-3		BB 1B 1B	4	1	2	0	0	0	0
Al Oliver, L (1, 8) OBP: 0.308, SLG: 0.395	G3			F9			HR		1-2 HR 1B BB	3	2	1	1	1	0	1
Willie Stargell, L (1, 7) OBP: 0.397, SLG: 0.666		K		K			1-3		1-2 2-H HR 1B	4	1	1	1	0	2	1
Richie Hebner, L (1, 5) OBP: 0.333, SLG: 0.512		G3		CS 1-2	F9		K		1-H 2-H HR	4	1	1	3	0	1	0
Bob Robertson, R (1, 3) OBP: 0.357, SLG: 0.499		K			5-3			G4-6-3 BB	F8	3	0	0	0	1	1	0
Milt May, L (1, 2) OBP: 0.290, SLG: 0.412			E1 5-3		F7			G4-6-3 1-2f		3	0	0	0	0	0	1
Gene Alley, R (1, 6) OBP: 0.306, SLG: 0.367			5-3 1-2			F8		G3		3	0	0	0	0	0	1
Bob Johnson, L (1, 1) OBP: 0.178, SLG: 0.051			6-3			6-3			K	3	0	0	0	0	1	1

	AB	31
	R	5
	H	5
	RBI	5
	BB	2
	SO	6
	LOB	6

Inning Stats										
	R: 0 E: 0 K: 0 S: 3	H: 0 LOB: 0 BB: 0 P: 3	R: 0 E: 0 K: 2 S: 7	H: 0 LOB: 0 BB: 0 P: 7	R: 0 E: 1 K: 0 S: 4	H: 0 LOB: 1 BB: 0 P: 4	R: 0 E: 0 K: 1 S: 5	H: 1 LOB: 0 BB: 0 P: 5	R: 0 E: 0 K: 0 S: 3	H: 0 LOB: 0 BB: 0 P: 3
	R: 0 E: 0 K: 0 S: 3	H: 0 LOB: 0 BB: 0 P: 3	R: 1 E: 0 K: 1 S: 6	H: 1 LOB: 0 BB: 0 P: 6	R: 0 E: 0 K: 0 S: 2	H: 0 LOB: 0 BB: 1 P: 6	R: 4 E: 0 K: 2 S: 10	H: 3 LOB: 0 BB: 1 P: 14	1B: 3 2B: 0 3B: 0 HR: 2	SF: 0 SAC: 0 DP: 1 HBP: 0

	WP: 0	PA: 34
	PB: 0	
	SB: 0	
	CS: 1	

PITCHER		IP	WLS	BF	H	R	ER	SO	BB	IBB	HBP	BLK	WP	HR	S	P	ERA	WHIP
Jim McGlothlin, R ERA: 3.46	(1, 1)	8.0	L	26	2	1	1	4	1	0	0	0	0	1	33	37	1.12	0.375
Wayne Granger, R ERA: 2.96	(9, 1)	1.0		7	3	4	4	2	1	0	0	0	0	1	10	14	36.00	4.000

PITCHER	IP	WLS	BF	H	R	ER	SO	BB	IBB	HBP	BLK	WP	HR	S	P	ERA	WHIP

Batter	1	2	3	4	5	6	7	8	9	AB	R	H	RBI	BB	SO	LOB
Pete Rose, S (1, 9) OBP: 0.382, SLG: 0.418	4-3		4-3			G1-6-3 1B		IBB		3	0	1	0	1	0	0
Hal McRae, R (1, 7) OBP: 0.277, SLG: 0.418	F9			G3		G1-6-3 1-2f		F7		4	0	0	0	0	0	3
Lee May, R (1, 3) OBP: 0.328, SLG: 0.547	K			1B		5-3			HR	4	1	2	1	0	1	0
Tony Perez, R (1, 5) OBP: 0.329, SLG: 0.448		FC6-4 1B		F9			F7		K	4	0	1	0	0	1	1
Johnny Bench, R (1, 2) OBP: 0.296, SLG: 0.441		FC6-4 FC4-6 1-2f		F6			G1-6-3 1B		G6-4-3 1B	4	0	2	0	0	0	2
George Foster, R (1, 8) OBP: 0.286, SLG: 0.388		F9			K		G1-6-3 1-2f		G6-4-3 1-2f	4	0	0	0	0	1	3
Tommy Helms, R (1, 4) OBP: 0.288, SLG: 0.346		FC4-6 1-2f			F8			F7		3	0	0	0	0	0	1
Dave Concepcion, R (1, 6) OBP: 0.253, SLG: 0.267			6-3		3B			1B		2	0	1	0	0	0	0
Ty Cline, L (8, PH) OBP: 0.352, SLG: 0.230										1	0	1	0	0	0	0
Wayne Granger, R (9, 1) OBP: 0.400, SLG: 1.000										0	0	0	0	0	0	0
Jim McGlothlin, R (1, 1) OBP: 0.190, SLG: 0.250			6-3		K			2B		2	0	0	0	0	1	1
Bernie Carbo, L (8, PH) OBP: 0.342, SLG: 0.357										1	0	1	0	0	0	0
Woody Woodward, R (8, PR) (9, 6) OBP: 0.278, SLG: 0.258										0	0	0	0	0	0	0
Inning Stats	R: 0 E: 0 K: 1 S: 5 H: 0 LOB: 0 BB: 0 P: 5	R: 0 E: 0 K: 0 S: 4 H: 1 LOB: 1 BB: 0 P: 4	R: 0 E: 0 K: 0 S: 3 H: 0 LOB: 0 BB: 0 P: 3	R: 0 E: 0 K: 0 S: 4 H: 1 LOB: 1 BB: 0 P: 4	R: 0 E: 0 K: 2 S: 8 H: 1 LOB: 1 BB: 0 P: 8	R: 0 E: 0 K: 0 S: 3 H: 1 LOB: 0 BB: 0 P: 3	R: 0 E: 0 K: 0 S: 3 H: 1 LOB: 0 BB: 0 P: 3	R: 0 E: 0 K: 0 S: 4 H: 2 LOB: 2 BB: 1 P: 8	R: 1 E: 0 K: 1 S: 6 H: 2 LOB: 0 BB: 0 P: 6	1B: 6 2B: 1 3B: 1 HR: 1	SF: 0 SAC: 0 DP: 3 HBP: 0						

PITCHER	IP	WLS	BF	H	R	ER	SO	BB	IBB	HBP	BLK	WP	HR	S	P	ERA	WHIP
Bob Johnson, R (1, 1) ERA: 3.39	9.0	W	33	9	1	1	4	0	1	0	0	0	1	40	44	1.00	1.000

PITCHER	IP	WLS	BF	H	R	ER	SO	BB	IBB	HBP	BLK	WP	HR	S	P	ERA	WHIP

BOTTOM

Pittsburgh Pirates @ Cincinnati Reds

Riverfront Stadium, Cincinnati, OH

Thu Aug 19 1971, 7:05 PM EDT

Att. 20,611 - Unknown

livebaseballscorecards.com

AB	32
R	1
H	9
RBI	1
BB	1
SO	4
LOB	11

Batter	1	2	3	4	5	6	7	8	9	AB	R	H	RBI	BB	SO	LOB
Dave Cash, R (1, 4) (7, 6) OBP: 0.366, SLG: 0.374	F3		1-3 1B			6-3		F8		4	0	1	0	0	0	0
Gene Clines, R (1, 9) OBP: 0.370, SLG: 0.398	L7		L4			L9		1B		4	0	1	0	0	0	2
Bob Robertson, R (1, 3) OBP: 0.356, SLG: 0.495	F8			BB		1-3		F7		3	0	0	0	1	0	1
Willie Stargell, L (1, 7) OBP: 0.394, SLG: 0.659		F3		K			F8		F6	4	0	0	0	0	1	1
Manny Sanguillen, R (1, 2) OBP: 0.355, SLG: 0.431		L9		F8			F9		1-6-3	4	0	0	0	0	0	1
Richie Hebner, L (1, 5) OBP: 0.332, SLG: 0.509		K		4-3			1B 1B		F8	4	0	1	0	0	1	1
Al Oliver, L (1, 8) OBP: 0.308, SLG: 0.394			G3		K		1-2 1B			3	0	1	0	0	1	0
Gene Alley, R (1, 6) OBP: 0.306, SLG: 0.367			5-3		K		F9			0	0	0	0	0	0	0
Jackie Hernandez, R (2, 6) OBP: 0.249, SLG: 0.311										2	0	0	0	0	1	0
Bill Mazeroski, R (7, PH) (7, 4) OBP: 0.313, SLG: 0.305										1	0	0	0	0	0	2
Nelson Briles, R (7, 1) OBP: 0.250, SLG: 0.391										0	0	0	0	0	0	0
Bruce Kison, R (1, 1) OBP: 0.083, SLG: 0.087			1B BB		F2			5-3		1	0	0	0	1	0	0
Rennie Stennett, R (7, 4) OBP: 0.297, SLG: 0.343										1	0	0	0	0	0	0
Inning Stats	R: 0 E: 0 K: 0 S: 3 H: 0 LOB: 0 BB: 0 P: 3	R: 0 E: 0 K: 1 S: 5 H: 0 LOB: 0 BB: 0 P: 5	R: 0 E: 0 K: 0 S: 4 H: 1 LOB: 2 BB: 1 P: 8	R: 0 E: 0 K: 1 S: 5 H: 0 LOB: 1 BB: 1 P: 9	R: 0 E: 0 K: 2 S: 7 H: 0 LOB: 0 BB: 0 P: 7	R: 0 E: 0 K: 0 S: 3 H: 0 LOB: 0 BB: 0 P: 3	R: 0 E: 0 K: 0 S: 5 H: 2 LOB: 2 BB: 0 P: 5	R: 0 E: 0 K: 0 S: 4 H: 1 LOB: 1 BB: 0 P: 4	R: 0 E: 0 K: 0 S: 3 H: 0 LOB: 0 BB: 0 P: 3	1B: 4 2B: 0 3B: 0 HR: 0	SF: 0 SAC: 0 DP: 0 HBP: 0						

PITCHER	IP	WLS	BF	H	R	ER	SO	BB	IBB	HBP	BLK	WP	HR	S	P	ERA	WHIP
Ross Grimsley, L (1, 1) ERA: 3.21	9.0	W	33	4	0	0	4	2	0	0	0	0	0	39	47	0.00	0.667

PITCHER	IP	WLS	BF	H	R	ER	SO	BB	IBB	HBP	BLK	WP	HR	S	P	ERA	WHIP

TOP

Pittsburgh Pirates @ Cincinnati Reds

Riverfront Stadium, Cincinnati, OH

Fri Aug 20 1971, 7:05 PM EDT

Att. 26,452 - Unknown

livebaseballscorecards.com

AB	31
R	0
H	4
RBI	0
BB	2
SO	4
LOB	8

WP: 0 PB: 0 SB: 0 CS: 0 PA: 33

Batter	1	2	3	4	5	6	7	8	9	AB	R	H	RBI	BB	SO	LOB
Pete Rose, S (1, 9) OBP: 0.383, SLG: 0.419	6-3		E 1B 1B		E 1B 1B		FC1-4 1-2f 2B			4	2	2	0	0	0	1
Hal McRae, R (1, 7) Buddy Bradford, R (8, 7) OBP: 0.309, SLG: 0.298	K		E 1-2 G1-2-3 1B		F8		HR 1-H 2B			4 0	1 0	2 0	1 0	0 0	1 0	1 0
Lee May, R (1, 3) OBP: 0.332, SLG: 0.556	HR 1B		E5 1-3 2-H		E8 1-3 1B		HR 2-H			4	2	3	2	0	0	1
Tony Perez, R (1, 5) Woody Woodward, R (8, 5) OBP: 0.333, SLG: 0.456 OBP: 0.278, SLG: 0.258	HR 1-H		IBB		K		1B			3 0	1 0	2 0	2 0	1 0	1 0	2 0
Johnny Bench, R (1, 2) OBP: 0.293, SLG: 0.437	5-3		G1-2-3 3-Hf			F7	F5			4	0	0	0	0	0	4
George Foster, R (1, 8) OBP: 0.289, SLG: 0.389		FC1-6 1B		6-3		FC6-4 1B	K			4	0	2	0	0	1	1
Tommy Helms, R (1, 4) OBP: 0.285, SLG: 0.343		FC1-6 G6-4-3 1-2f		5-3		F7		1-3		4	0	0	0	0	0	2
Dave Concepcion, R (1, 6) OBP: 0.249, SLG: 0.263		G6-4-3 1-2f		6-3		FC6-4 1-2f		K		4	0	0	0	0	1	2
Ross Grimsley, L (1, 1) OBP: 0.150, SLG: 0.105			K		5-3		E6 FC1-4	K		4	0	0	0	0	2	0
Inning Stats	R: 2 E: 0 K: 1 S: 7 H: 2 LOB: 0 BB: 0 P: 7	R: 0 E: 0 K: 0 S: 3 H: 1 LOB: 0 BB: 0 P: 3	R: 1 E: 1 K: 1 S: 7 H: 2 LOB: 2 BB: 1 P: 11	R: 0 E: 0 K: 0 S: 3 H: 0 LOB: 0 BB: 0 P: 3	R: 0 E: 1 K: 1 S: 7 H: 2 LOB: 2 BB: 0 P: 7	R: 0 E: 0 K: 0 S: 4 H: 1 LOB: 1 BB: 0 P: 4	R: 3 E: 1 K: 1 S: 9 H: 3 LOB: 1 BB: 0 P: 9	R: 0 E: 0 K: 2 S: 7 H: 0 LOB: 0 BB: 0 P: 7		1B: 8 2B: 1 3B: 0 HR: 2 SF: 0 SAC: 0 DP: 2 HBP: 0						

BOTTOM

Pittsburgh Pirates @ Cincinnati Reds

Riverfront Stadium, Cincinnati, OH

Fri Aug 20 1971, 7:05 PM EDT

Att. 26,452 - Unknown

livebaseballscorecards.com

AB	35
R	6
H	11
RBI	5
BB	1
SO	6
LOB	14

WP: 0 PB: 0 SB: 0 CS: 0 PA: 36

PITCHER		IP	WLS	BF	H	R	ER	SO	BB	IBB	HBP	BLK	WP	HR	S	P	ERA	WHIP
Bruce Kison, R ERA: 3.09	(1, 1)	6.1	L	30	10	6	4	3	0	1	0	0	0	2	35	39	5.68	1.579
Nelson Briles, R ERA: 3.7	(7, 1)	1.2		6	1	0	0	3	0	0	0	0	0	0	12	12	0.00	0.600

PITCHER	IP	WLS	BF	H	R	ER	SO	BB	IBB	HBP	BLK	WP	HR	S	P	ERA	WHIP

Batter	1	2	3	4	5	6	7	8	9	AB	R	H	RBI	BB	SO	LOB
Bill Mazeroski, R (1, 4) OBP: 0.306, SLG: 0.298	6-3	1-4-3 1-2 3-H		F6			F2			4	0	0	0	0	0	3
Vic Davalillo, L (1, 9) OBP: 0.314, SLG: 0.371	G3		FC5-4 1B 2B	2-H 1B			5-3			4	1	2	0	0	0	0
Al Oliver, L (1, 8) OBP: 0.307, SLG: 0.392	BB 2B		F6		F8		K			3	0	0	0	1	1	1
Willie Stargell, L (1, 7) OBP: 0.395, SLG: 0.660	1-H 2B		FC5-4 BB 2-3 1B		K			K		4	0	2	0	0	2	0
Richie Hebner, L (1, 5) OBP: 0.332, SLG: 0.504		F9	BB FC5-4 1-2		L3			F9		3	0	0	0	1	0	0
Bob Robertson, R (1, 3) OBP: 0.355, SLG: 0.491		BB 1B 1B	FC5-4 1-2f 2-3 3-H			6-3		F3		3	1	0	1	1	0	2
Manny Sanguillen, R (1, 2) OBP: 0.356, SLG: 0.434		E 1B 1-2 1B 1B	F9			2B			L1	4	1	2	0	0	0	2
Jackie Hernandez, R (1, 6) OBP: 0.260, SLG: 0.317		E7 1B 1-3 2-H CS 1B		SH3-4 1B BB		F3			L1-3 1B	3	0	2	1	1	0	1
Dock Ellis, S (1, 1) OBP: 0.236, SLG: 0.191 Bob Miller, R (6, 1) Rennie Stennett, R (9, PH) OBP: 0.289, SLG: 0.333		CS 2-3 3-H 1B		SH3-4 1-2		K			L1-3 1-2	2 0 1	0 0 0	1 0 0	1 0 0	0 0 0	1 0 0	1 0 1
Inning Stats	R: 0 E: 0 K: 0 S: 3 H: 1 LOB: 2 BB: 1 P: 7	R: 2 E: 1 K: 0 S: 5 H: 3 LOB: 1 BB: 1 P: 9	R: 1 E: 0 K: 0 S: 5 H: 2 LOB: 2 BB: 1 P: 9	R: 0 E: 0 K: 0 S: 3 H: 1 LOB: 2 BB: 1 P: 7	R: 0 E: 0 K: 1 S: 5 H: 0 LOB: 0 BB: 0 P: 5	R: 0 E: 0 K: 1 S: 6 H: 1 LOB: 1 BB: 0 P: 6	R: 0 E: 0 K: 1 S: 5 H: 0 LOB: 0 BB: 0 P: 5	R: 0 E: 0 K: 1 S: 5 H: 0 LOB: 0 BB: 0 P: 5	R: 0 E: 0 K: 0 S: 3 H: 1 LOB: 0 BB: 0 P: 3	1B: 6 2B: 4 3B: 0 HR: 0 SF: 0 SAC: 1 DP: 1 HBP: 0						

PITCHER	IP	WLS	BF	H	R	ER	SO	BB	IBB	HBP	BLK	WP	HR	S	P	ERA	WHIP
Wayne Simpson, R (1, 1) ERA: 5.09	3.2		19	6	3	3	0	4	0	0	0	0	0	15	31	7.36	2.727
Jim Merritt, L (4, 1) ERA: 4.74	5.1	W	17	3	0	0	4	0	0	0	0	0	0	25	25	0.00	0.562

PITCHER	IP	WLS	BF	H	R	ER	SO	BB	IBB	HBP	BLK	WP	HR	S	P	ERA	WHIP

TOP

Pittsburgh Pirates @ Cincinnati Reds

Riverfront Stadium, Cincinnati, OH

Sat Aug 21 1971, 3:33 AM EDT

Att. 27,427 - Unknown

livebaseballscorecards.com

AB	31
R	3
H	9
RBI	3
BB	4
SO	4
LOB	11

WP: 0 PA: 36
PB: 0
SB: 0
CS: 2

Batter	1	2	3	4	5	6	7	8	9	AB	R	H	RBI	BB	SO	LOB
Pete Rose, S (1, 9) OBP: 0.380, SLG: 0.415	4-3		FC3-6 4-3 1-2f 3-H		4-3		F5			4	0	0	1	0	0	1
Hal McRae, R (1, 7) OBP: 0.276, SLG: 0.417	F7		4-3 1-2		4-3		F2			4	0	0	0	0	0	1
Buddy Bradford, R (8, 7) OBP: 0.309, SLG: 0.298										0	0	0	0	0	0	0
Lee May, R (1, 3) OBP: 0.331, SLG: 0.553	F4		5-3			1B 1B 3B 1B	F8			4	1	1	0	0	0	1
Woody Woodward, R (8, 5) OBP: 0.278, SLG: 0.258										0	0	0	0	0	0	0
Tony Perez, R (1, 5) OBP: 0.334, SLG: 0.456		F9		L9		1-2 1B 3B 1B		1-3 1B 1B		4	1	2	0	0	0	0
(8, 3)																
Johnny Bench, R (1, 2) OBP: 0.297, SLG: 0.447		F3		HR		1-2 2-3 3B 1B		1-3 1-2 1B		4	2	3	1	0	0	0
George Foster, R (1, 8) OBP: 0.291, SLG: 0.394		BB		K		1-H 2-H 3-H 3-1 3B		1-3 1-2 2-3		3	1	1	3	1	1	2
Tommy Helms, R (1, 4) OBP: 0.287, SLG: 0.342		K		BB		6-3		G6-4-3 IBB		2	0	0	0	2	1	2
Dave Concepcion, R (1, 6) OBP: 0.249, SLG: 0.263			SH FC3-6 1B	K		3-1 3-H		G6-4-3 1-2f		4	1	1	1	0	1	4
Wayne Simpson, R (1, 1) OBP: 0.148, SLG: 0.042			SH FC3-6 1-3		F8	K				0	0	0	0	0	0	0
Jim Merritt, L (4, 1) OBP: 0.192, SLG: 0.280										2	0	0	0	0	1	0
Inning Stats	R: 0 H: 0 E: 0 LOB: 0 K: 0 BB: 0 S: 3 P: 3	R: 0 H: 0 E: 0 LOB: 1 K: 1 BB: 1 S: 5 P: 9	R: 1 H: 1 E: 1 LOB: 1 K: 0 BB: 0 S: 5 P: 5	R: 1 H: 1 E: 0 LOB: 1 K: 2 BB: 1 S: 8 P: 12	R: 0 H: 0 E: 0 LOB: 0 K: 0 BB: 0 S: 3 P: 3	R: 4 H: 4 E: 0 LOB: 0 K: 1 BB: 0 S: 9 P: 9	R: 0 H: 0 E: 0 LOB: 0 K: 0 BB: 0 S: 3 P: 3	R: 0 H: 2 E: 0 LOB: 2 K: 0 BB: 1 S: 4 P: 8		1B: 6 SF: 0 2B: 0 SAC: 1 3B: 1 DP: 1 HR: 1 HBP: 0					WP: 0 PA: 35 PB: 0 SB: 0 CS: 0	

PITCHER		IP	WLS	BF	H	R	ER	SO	BB	IBB	HBP	BLK	WP	HR	S	P	ERA	WHIP
Dock Ellis, R ERA: 2.92	(1, 1)	5.0	L	24	6	6	5	3	2	0	0	0	0	1	28	36	9.00	1.600
Bob Miller, R ERA: 1.95	(6, 1)	3.0		11	2	0	0	1	0	1	0	0	0	0	12	16	0.00	0.667

PITCHER	IP	WLS	BF	H	R	ER	SO	BB	IBB	HBP	BLK	WP	HR	S	P	ERA	WHIP

BOTTOM

Pittsburgh Pirates @ Cincinnati Reds

Riverfront Stadium, Cincinnati, OH

Sat Aug 21 1971, 3:33 AM EDT

Att. 27,427 - Unknown

livebaseballscorecards.com

AB	31
R	6
H	8
RBI	6
BB	3
SO	4
LOB	11

Pittsburgh Pirates @ Cincinnati Reds

Riverfront Stadium, Cincinnati, OH

Sun Aug 22 1971, 3:33 AM EDT

Att. 31,431 - Unknown

TOP

livebaseballscorecards.com

Batter	1	2	3	4	5	6	7	8	9	AB	R	H	RBI	BB	SO	LOB
Rennie Stennett, R (1, 4) OBP: 0.302, SLG: 0.341	5-3	1B		6-3			4-3		FC4-6 1B	5	0	2	0	0	0	0
Vic Davalillo, L (1, 9) OBP: 0.316, SLG: 0.372	2B 1B 1B	K			F5		1B		FC4-6 1-2f	5	1	2	0	0	1	2
Al Oliver, L (1, 8) OBP: 0.309, SLG: 0.395	1-3 1B 2B		4-3		1B 1B		F8			4	1	2	0	0	0	1
Willie Stargell, L (1, 7) OBP: 0.394, SLG: 0.656	1B IBB		4-3		K		F5			3	0	0	0	1	1	2
Bob Robertson, R (1, 3) OBP: 0.358, SLG: 0.496	1-2 2-H 3-H FC6-4 1B		2B 2B		1-2 1B			F7		4	1	3	2	0	0	0
Milt May, L (1, 2) OBP: 0.289, SLG: 0.416	K		2-H 2B		K			4-3		4	0	1	1	0	2	4
Bill Mazeroski, R (1, 5) OBP: 0.300, SLG: 0.291	1-2f FC6-4		F2			6-3		F5		4	0	0	0	0	0	3
Jackie Hernandez, R (1, 6) OBP: 0.256, SLG: 0.311		F4		5-3		K			L6-3	3	0	0	0	0	1	0
Gene Clines, R (9, PH) OBP: 0.368, SLG: 0.396										1	0	0	0	0	0	0
Luke Walker, L (1, 1) OBP: 0.095, SLG: 0.026		K		K		G3			5-3	1	0	0	0	0	1	0
Nelson Briles, R (3, 1) OBP: 0.240, SLG: 0.375										1	0	0	0	0	1	0
Charlie Sands, L (6, PH) OBP: 0.367, SLG: 0.417										1	0	0	0	0	0	0
Bob Miller, R (6, 1)										0	0	0	0	0	0	0
Manny Sanguillen, R (9, PH) OBP: 0.356, SLG: 0.433										1	0	0	0	0	0	0

Inning Stats	1	2	3	4	5	6	7	8	9
	R: 2 E: 0 K: 1 S: 8	H: 3 LOB: 2 BB: 1 P: 12	R: 0 E: 0 K: 2 S: 8	H: 1 LOB: 1 BB: 0 P: 8	R: 1 E: 0 K: 0 S: 5	H: 2 LOB: 1 BB: 0 P: 5	R: 0 E: 0 K: 1 S: 5	H: 0 LOB: 0 BB: 0 P: 5	R: 0 E: 0 K: 2 S: 9	H: 2 LOB: 2 BB: 0 P: 9	R: 0 E: 0 K: 1 S: 5	H: 0 LOB: 0 BB: 0 P: 5	R: 0 E: 0 K: 0 S: 4	H: 1 LOB: 1 BB: 0 P: 4	R: 0 E: 0 K: 0 S: 3	H: 0 LOB: 0 BB: 0 P: 3	R: 0 E: 0 K: 0 S: 4	H: 1 LOB: 1 BB: 0 P: 4

| | | | | | | | | | |

Batter	1	2	3	4	5	6	7	8	9	AB	R	H	RBI	BB	SO	LOB
Pete Rose, S (1, 9) OBP: 0.378, SLG: 0.419	1-3	L1		HR		F6		4-3		5	1	1	2	0	0	2
Hal McRae, R (1, 7) OBP: 0.279, SLG: 0.421	1B		2B	5-3		F7		6-3		5	2	2	0	0	0	0
Buddy Bradford, R (9, 7) OBP: 0.309, SLG: 0.298	PB 1B		3B							0	0	0	0	0	0	0
Lee May, R (1, 3) OBP: 0.335, SLG: 0.557	BB		4-3 3B	F5		2B BB				2	2	1	1	2	0	0
Woody Woodward, R (9, 5) OBP: 0.278, SLG: 0.258	1B									0	0	0	0	0	0	0
Tony Perez, R (1, 5) OBP: 0.337, SLG: 0.459	G6-4-3 1B		BB		F7	2B				3	0	2	2	1	0	0
(9, 3)			4-3													
Johnny Bench, R (1, 2) OBP: 0.294, SLG: 0.443	G6-4-3		F2		F9	F3				4	0	0	0	0	0	5
George Foster, R (1, 8) OBP: 0.295, SLG: 0.395		SH 1B G1-2-3 1B	4-3		BB S BB			G4-3 BB		2	0	1	1	2	0	1
Tommy Helms, R (1, 4) OBP: 0.289, SLG: 0.342		G1-2-3 SH 1B	F1		BB IBB			G4-3		3	0	1	0	1	0	2
Dave Concepcion, R (1, 6) OBP: 0.250, SLG: 0.261		SH G1-2-3		6-3	BB			F3		2	0	0	0	1	0	0
Gary Nolan, R (1, 1) OBP: 0.154, SLG: 0.143		G1-2-3		HR 1B	K			F8		4	1	1	0	0	1	6
Inning Stats	R: 1 H: 2 E: 0 LOB: 1 K: 0 BB: 1 S: 4 P: 8	R: 0 H: 2 E: 0 LOB: 2 K: 0 BB: 0 S: 5 P: 5	R: 2 H: 2 E: 0 LOB: 1 K: 0 BB: 1 S: 5 P: 9	R: 2 H: 2 E: 0 LOB: 0 K: 0 BB: 0 S: 5 P: 5	R: 0 H: 0 E: 0 LOB: 3 K: 1 BB: 3 S: 5 P: 17	R: 1 H: 1 E: 0 LOB: 1 K: 0 BB: 1 S: 4 P: 8	R: 0 H: 0 E: 0 LOB: 0 K: 0 BB: 1 S: 2 P: 6	R: 0 H: 0 E: 0 LOB: 0 K: 0 BB: 0 S: 3 P: 3		1B: 5 SF: 0 2B: 2 SAC: 1 3B: 1 DP: 3 HR: 1 HBP: 0						

PITCHER		IP	WLS	BF	H	R	ER	SO	BB	IBB	HBP	BLK	WP	HR	S	P	ERA	WHIP
Luke Walker, L ERA: 3.62	(1, 1)	2.0		13	6	3	3	0	2	0	0	0	0	0	11	19	13.50	4.000
Nelson Briles, R ERA: 3.77	(3, 1)	3.0	L	14	2	2	2	1	2	1	0	0	0	1	13	25	6.00	1.333
Bob Miller, R ERA: 1.99	(6, 1)	3.0		11	1	1	1	0	2	0	0	0	0	0	9	17	3.00	1.000

PITCHER	IP	WLS	BF	H	R	ER	SO	BB	IBB	HBP	BLK	WP	HR	S	P	ERA	WHIP

BOTTOM

Pittsburgh Pirates @ Cincinnati Reds

Riverfront Stadium, Cincinnati, OH

Sun Aug 22 1971, 3:33 AM EDT

Att. 31,431 - Unknown

livebaseballscorecards.com

AB	30
R	6
H	9
RBI	6
BB	7
SO	1
LOB	16

Batter	1	2	3	4	5	6	7	8	9	AB	R	H	RBI	BB	SO	LOB
Rennie Stennett, R (1, 4) OBP: 0.313, SLG: 0.348	F9		F9		6-3		1B		1B	5	0	2	0	0	0	0
Al Oliver, L (1, 8) OBP: 0.308, SLG: 0.393	FC5-4 1B		K			3-1	K		4-3	5	0	1	0	0	2	2
Roberto Clemente, R (1, 9) OBP: 0.354, SLG: 0.505	FC5-4 1-2f		1B			K		WP BB 1B		4	0	2	0	0	1	1
Willie Stargell, L (1, 7) OBP: 0.395, SLG: 0.652	1-3		G3			E 3B BB		WP 1-2 BB		2	1	0	0	2	0	2
Bob Robertson, R (1, 3) OBP: 0.357, SLG: 0.494		FC9-6 1B		F3		E5 1-2 3B		F3 1-2 2-3		4	1	1	0	0	0	3
Manny Sanguillen, R (1, 2) OBP: 0.355, SLG: 0.435		FC9-6 1B 1-2f 2B		6-3		PB 1-H 2-H 3B		K		4	2	1	2	0	1	3
Dave Cash, R (1, 5) OBP: 0.365, SLG: 0.373		1-3 1B		F7		5-3 3-H		F3		4	0	1	0	0	0	2
Jackie Hernandez, R (1, 6) OBP: 0.255, SLG: 0.316		3-H 2B			F8	F3			6-3	4	0	1	1	0	0	0
Steve Blass, R (1, 1) OBP: 0.119, SLG: 0.149		K			F8	3-1			F5	3	0	0	0	0	1	1
Dave Giusti, R (7, 1) OBP: 0.125, SLG: 0.067										1	0	0	0	0	0	0
Inning Stats	R: 0 E: 1 K: 0 S: 4 H: 1 LOB: 1 BB: 0 P: 4	R: 1 E: 0 K: 1 S: 7 H: 3 LOB: 1 BB: 0 P: 7	R: 0 E: 0 K: 1 S: 6 H: 1 LOB: 1 BB: 0 P: 6	R: 0 E: 0 K: 0 S: 3 H: 0 LOB: 0 BB: 0 P: 3	R: 0 E: 0 K: 0 S: 3 H: 0 LOB: 0 BB: 0 P: 3	R: 3 E: 1 K: 1 S: 7 H: 1 LOB: 0 BB: 1 P: 11	R: 0 E: 0 K: 1 S: 6 H: 1 LOB: 1 BB: 0 P: 6	R: 0 E: 0 K: 1 S: 6 H: 1 LOB: 2 BB: 1 P: 10	R: 0 E: 0 K: 0 S: 4 H: 1 LOB: 1 BB: 0 P: 4	1B: 7 2B: 1 3B: 1 HR: 0 SF: 0 SAC: 0 DP: 0 HBP: 0						

PITCHER	IP	WLS	BF	H	R	ER	SO	BB	IBB	HBP	BLK	WP	HR	S	P	ERA	WHIP
Phil Niekro, R (1, 1) ERA: 3.05	9.0	L	38	9	4	1	5	2	0	0	0	1	0	46	54	1.00	1.222

PITCHER	IP	WLS	BF	H	R	ER	SO	BB	IBB	HBP	BLK	WP	HR	S	P	ERA	WHIP

TOP

Pittsburgh Pirates @ Atlanta Braves

Atlanta Stadium, Atlanta, GA

Mon Aug 23 1971, 7:05 PM EDT

Unknown

livebaseballscorecards.com

AB	36
R	4
H	9
RBI	3
BB	2
SO	5
LOB	14

WP: 1 PA: 38
PB: 1
SB: 0
CS: 0

Pittsburgh Pirates @ Atlanta Braves

Atlanta Stadium, Atlanta, GA

Mon Aug 23 1971, 7:05 PM EDT

Unknown

BOTTOM

Batter	1	2	3	4	5	6	7	8	9	AB	R	H	RBI	BB	SO	LOB
Sonny Jackson, L (1, 8) OBP: 0.310, SLG: 0.343	4-3		4-3 2B 1-3		F3			K		4	0	1	0	0	1	0
Ralph Garr, L (1, 7) OBP: 0.367, SLG: 0.432	4-3		4-3 2-3 3-H			K		F7		4	0	0	1	0	1	1
Hank Aaron, R (1, 3) OBP: 0.411, SLG: 0.645	6-3		IBB			HR		F6		3	1	1	1	1	0	0
Earl Williams, R (1, 2) OBP: 0.325, SLG: 0.483		K	K			BB F5			K	3	0	0	0	1	3	2
Mike Lum, L (1, 9) OBP: 0.343, SLG: 0.374		1B		3-1		F5 1-2			6-3	4	0	1	0	0	0	1
Darrell Evans, L (1, 5) OBP: 0.332, SLG: 0.412		F3		F8			HR		G3	4	1	1	1	0	0	1
Marty Perez, R (1, 6) OBP: 0.279, SLG: 0.309		F4		F6			1B 9-5 SH3-4			3	0	1	0	0	0	1
Gil Garrido, R (1, 4) OBP: 0.296, SLG: 0.233			BB 2B 4-3		3-1		SH3-4 1-2			1	1	0	0	1	0	0
Phil Niekro, R (1, 1) OBP: 0.160, SLG: 0.164			F5		F7		9-5 2-3f			3	0	0	0	0	0	2
Inning Stats	R: 0 H: 0 E: 0 LOB: 0 K: 0 BB: 0 S: 3 P: 3	R: 0 H: 1 E: 0 LOB: 1 K: 1 BB: 0 S: 6 P: 6	R: 1 H: 1 E: 0 LOB: 2 K: 1 BB: 2 S: 6 P: 14	R: 0 H: 0 E: 0 LOB: 0 K: 0 BB: 0 S: 3 P: 3	R: 0 H: 0 E: 0 LOB: 0 K: 0 BB: 0 S: 3 P: 3	R: 1 H: 1 E: 0 LOB: 0 K: 1 BB: 1 S: 5 P: 9	R: 1 H: 2 E: 0 LOB: 0 K: 0 BB: 0 S: 4 P: 4	R: 0 H: 0 E: 0 LOB: 0 K: 1 BB: 0 S: 5 P: 5	R: 0 H: 0 E: 0 LOB: 0 K: 1 BB: 0 S: 5 P: 5	1B: 2 SF: 0 2B: 2 SAC: 1 3B: 0 DP: 1 HR: 2 HBP: 0							

livebaseballscorecards.com

AB	29
R	3
H	5
RBI	3
BB	3
SO	5
LOB	8

WP: 0 PA: 33
PB: 0
SB: 0
CS: 0

PITCHER		IP	WLS	BF	H	R	ER	SO	BB	IBB	HBP	BLK	WP	HR	S	P	ERA	WHIP
Steve Blass, R ERA: 3.02	(1, 1)	6.1	W	26	5	3	3	3	2	1	0	0	0	2	29	41	4.26	1.105
Dave Giusti, R ERA: 3.16	(7, 1)	2.2	S	7	0	0	0	2	0	0	0	0	0	0	11	11	0.00	0.000

PITCHER	IP	WLS	BF	H	R	ER	SO	BB	IBB	HBP	BLK	WP	HR	S	P	ERA	WHIP

Batter	1	2	3	4	5	6	7	8	9	AB	R	H	RBI	BB	SO	LOB
Rennie Stennett, R (1, 4) OBP: 0.315, SLG: 0.353	SSS 0-3 ① K		BBB 4-0 3B BB	x 0-0 HR 2B	x 0-0 ③ 1-3		x 0-0 ② F4		x 0-0 ② 4-3 2-3	5	2	1	0	1	1	2
Al Oliver, L (1, 8) OBP: 0.315, SLG: 0.418	x 0-0 G1-4-6-3 1B		x 0-0 1-H HR 3B	x 0-0 2-H HR		x 0-0 HR 1B	x 0-0 ③ F8		x 0-0 3-H HR	6	4	5	5	0	0	1
Roberto Clemente, R (1, 9) OBP: 0.357, SLG: 0.513 Vic Davalillo, L (8, 9) OBP: 0.315, SLG: 0.370	x 0-0 ② ③ G1-4-6-3 1-2f		x 0-0 3-H HR	x 0-0 1B E 1B		x 0-0 ① F7		x 0-0 BB 1B	x 0-0 ③ F7	5 1	2 0	3 0	2 0	0 0	0 0	2 0
Willie Stargell, L (1, 7) OBP: 0.395, SLG: 0.649		x 0-0 ① F5	x 0-0 1B 1B	SSS 0-3 ① K		x 0-0 1-2 HR 1B		SSS 0-3 ① K		5	2	2	0	0	2	2
Bob Robertson, R (1, 3) OBP: 0.362, SLG: 0.503		BBBB 4-0 FC5-4 BB	SSS 0-3 ① K	x 0-0 E 1-3 1B		x 0-0 1-H 2-H HR		BBBB 4-0 G4-6-3 1-2 BB		3	1	2	3	2	1	1
Manny Sanguillen, R (1, 2) OBP: 0.353, SLG: 0.433		x 0-0 ② FC5-4 BB 1-2f 1B	x 0-0 1B SH1-3 1-2 1B	x 0-0 E4 G5-4-3 1-2 3-H		x 0-0 ② 5-3		x 0-0 ② ③ G4-6-3 1-2f		5	2	1	1	0	0	4
Dave Cash, R (1, 5) OBP: 0.366, SLG: 0.372		BBBB 4-0 1B 1-2 BB	x 0-0 SH1-3 1-3 2-H 1B	x 0-0 ② ③ G5-4-3 1-2f		SSS 0-3 ③ K			x 0-0 ① 1-3	4	0	1	1	1	1	2
Jackie Hernandez, R (1, 6) OBP: 0.261, SLG: 0.320		x 0-0 1-2 2-H 1B	x 0-0 ② SH1-3 1-2 3-H		SSS 0-3 ① K		x 0-0 ① 4-3		x 0-0 2B 1B	4	1	2	2	0	1	0
Bob Moose, R (1, 1) OBP: 0.154, SLG: 0.108 Nelson Briles, R (6, 1) OBP: 0.296, SLG: 0.462		x 0-0 ③ F7	x 0-0 ③ 1-3		x 0-0 ② 5-3		x 0-0 E5 1B		x 0-0 4-3 1-H HR 2B	3 2	0 1	0 2	0 1	0 0	0 0	3 0
Inning Stats	R: 0 E: 0 K: 1 S: 5 H: 1 LOB: 0 BB: 0 P: 5	R: 1 E: 0 K: 0 S: 4 H: 1 LOB: 2 BB: 2 P: 12	R: 5 E: 0 K: 1 S: 10 H: 5 LOB: 1 BB: 1 P: 14	R: 3 E: 1 K: 1 S: 9 H: 4 LOB: 1 BB: 0 P: 9	R: 0 E: 0 K: 1 S: 5 H: 0 LOB: 0 BB: 0 P: 5	R: 3 E: 0 K: 1 S: 8 H: 3 LOB: 0 BB: 0 P: 8	R: 0 E: 1 K: 0 S: 4 H: 1 LOB: 1 BB: 0 P: 4	R: 0 E: 0 K: 1 S: 5 H: 1 LOB: 1 BB: 1 P: 9	R: 3 E: 0 K: 0 S: 6 H: 3 LOB: 0 BB: 0 P: 6	1B: 12 2B: 2 3B: 1 HR: 4 SF: 0 SAC: 1 DP: 3 HBP: 0						

PITCHER		IP	WLS	BF	H	R	ER	SO	BB	IBB	HBP	BLK	WP	HR	S	P	ERA	WHIP
Tom Kelley, R ERA: 3.17	(1, 1)	2.0	L	13	5	5	5	1	3	0	0	0	0	1	12	24	22.50	4.000
Jim Nash, R ERA: 5.19	(3, 1)	2.0		12	6	4	4	2	0	0	0	0	0	1	16	16	18.00	3.000
Steve Barber, L ERA: 6.43	(5, 1)	5.0		23	8	6	6	3	1	0	0	0	0	2	28	32	10.80	1.800

PITCHER	IP	WLS	BF	H	R	ER	SO	BB	IBB	HBP	BLK	WP	HR	S	P	ERA	WHIP

TOP

Pittsburgh Pirates @ Atlanta Braves

Atlanta Stadium, Atlanta, GA

Mon Aug 23 1971, 7:05 PM EDT

Att. 16,163 - Unknown

livebaseballscorecards.com

AB	43
R	15
H	19
RBI	15
BB	4
SO	6
LOB	17

PA: 48

WP: 0
PB: 0
SB: 0
CS: 0

Batter	1	2	3	4	5	6	7	8	9	AB	R	H	RBI	BB	SO	LOB
Sonny Jackson, L (1, 8) OBP: 0.308, SLG: 0.340	4-3	F7		1-3			4-3		F9	4	0	0	0	0	0	3
Oscar Brown, R (8, 8) OBP: 0.297, SLG: 0.324										1	0	0	0	0	0	1
Ralph Garr, L (1, 7) OBP: 0.364, SLG: 0.429	3-1		G3		F7		4-3			4	0	0	0	0	0	0
Darrell Evans, L (1, 5) OBP: 0.330, SLG: 0.409	K		BB, 1B		F7		K			4	0	1	0	0	2	0
Earl Williams, R (1, 3) OBP: 0.329, SLG: 0.492		HR	BB		HR, 1B			K		3	2	2	1	1	1	0
Mike Lum, L (1, 9) OBP: 0.345, SLG: 0.384		E, 1B, 1B	F4		1-H, HR			E6, G6-4-3		4	2	2	2	0	0	2
Felix Millan, R (1, 4) OBP: 0.353, SLG: 0.373		E4, S, 1B	1-3		6-3			G6-4-3		3	0	0	0	0	0	3
Tony La Russa, R (7, 4)										1	0	0	0	0	0	1
Hal King, L (1, 2) OBP: 0.324, SLG: 0.331	F9			G6-4-3, BB, 1B		6-3			F3	4	0	1	0	0	0	2
Marty Perez, R (1, 6) OBP: 0.282, SLG: 0.309	1-2, 2-H, 1B			1-2, G6-4-3, BB		F9			F7	3	0	1	1	1	0	0
Tom Kelley, R (1, 1) OBP: 0.065, SLG: 0.065	K			G6-4-3		K			1B	1	0	0	0	0	1	2
Jim Nash, R (3, 1) OBP: 0.171, SLG: 0.195										0	0	0	0	0	0	0
Zoilo Versalles, R (4, PH) OBP: 0.251, SLG: 0.363										1	0	0	0	0	0	2
Steve Barber, L (5, 1) OBP: 0.167, SLG: 0.091										1	0	0	0	0	1	0
Tommie Aaron, R (9, PH) OBP: 0.300, SLG: 0.289										1	0	1	0	0	0	0
Inning Stats	R: 0 E: 0 K: 1 S: 5 H: 0 LOB: 0 BB: 0 P: 5	R: 2 E: 1 K: 1 S: 9 H: 3 LOB: 2 BB: 0 P: 9	R: 0 E: 0 K: 0 S: 4 H: 1 LOB: 2 BB: 1 P: 8	R: 0 E: 0 K: 0 S: 3 H: 1 LOB: 1 BB: 1 P: 7	R: 2 E: 0 K: 0 S: 5 H: 2 LOB: 0 BB: 0 P: 5	R: 0 E: 0 K: 1 S: 5 H: 0 LOB: 0 BB: 0 P: 5	R: 0 E: 0 K: 1 S: 5 H: 0 LOB: 0 BB: 0 P: 5	R: 0 E: 1 K: 1 S: 5 H: 0 LOB: 0 BB: 0 P: 5	R: 0 E: 0 K: 0 S: 4 H: 1 LOB: 1 BB: 0 P: 4	1B: 6 2B: 0 3B: 0 HR: 2 SF: 0 SAC: 0 DP: 2 HBP: 0						

PITCHER	IP	WLS	BF	H	R	ER	SO	BB	IBB	HBP	BLK	WP	HR	S	P	ERA	WHIP
Bob Moose, R (1, 1) ERA: 4.3	5.0	W	24	7	4	3	2	2	0	0	0	0	2	26	34	5.40	1.800
Nelson Briles, R (6, 1) ERA: 3.61	4.0	S	13	1	0	0	3	0	0	0	0	0	0	19	19	0.00	0.250

PITCHER	IP	WLS	BF	H	R	ER	SO	BB	IBB	HBP	BLK	WP	HR	S	P	ERA	WHIP

BOTTOM

Pittsburgh Pirates @ Atlanta Braves

Atlanta Stadium, Atlanta, GA

Mon Aug 23 1971, 7:05 PM EDT

Att. 16,163 - Unknown

livebaseballscorecards.com

AB	35
R	4
H	8
RBI	4
BB	2
SO	5
LOB	16

WP: 0 PB: 0 SB: 1 CS: 0 PA: 37

Pittsburgh Pirates @ Atlanta Braves

Atlanta Stadium, Atlanta, GA

Tue Aug 24 1971, 7:05 PM EDT

Att. 8,478 - Unknown

TOP

livebaseballscorecards.com

Batter	1	2	3	4	5	6	7	8	9	AB	R	H	RBI	BB	SO	LOB
Rennie Stennett, R (1, 4) OBP: 0.322, SLG: 0.364	F9		F8		SF8 3-H		1-3 3B 1B		BB 1B	4	1	2	1	0	0	0
Al Oliver, L (1, 8) OBP: 0.316, SLG: 0.421	F7		F9		G3-6-3 1-2f		1-H 3-H 4-3 3B		G4-6-3 1-2 BB	4	1	1	2	1	0	1
Roberto Clemente, R (1, 9) OBP: 0.355, SLG: 0.512	K			F9 1B 2B		F8	3-H 4-3		G4-6-3 1-2f	5	1	1	1	0	1	2
Willie Stargell, L (1, 7) OBP: 0.394, SLG: 0.645		F7		F9 2-3		FC5-4 1B BB	4-3			3	0	0	0	1	0	1
Bob Robertson, R (1, 3) OBP: 0.368, SLG: 0.506		1B BB		FC6-4 3-H 1B		FC5-4 1-2 1B		FC6-4 1B		3	0	3	1	1	0	0
Manny Sanguillen, R (1, 2) OBP: 0.352, SLG: 0.431		1-2 1B		F8		FC5-4 1-2f 2-3		FC6-4 1-2f		4	0	1	0	0	0	4
Dave Cash, R (1, 5) OBP: 0.364, SLG: 0.370	F3			FC6-4 1-2f		F9		F7		2	0	0	0	0	0	3
Bob Miller, R (8, 1)										0	0	0	0	0	0	0
Jackie Hernandez, R (1, 6) OBP: 0.260, SLG: 0.318	K				E SF8 1B		F9	F9		4	1	1	0	0	1	3
Bob Johnson, L (1, 1) OBP: 0.176, SLG: 0.051			F7		E2 G3-6-3 1-3		1B WP 3B 1B		F9	0	0	0	0	0	0	0
Bill Mazeroski, R (3, PH) OBP: 0.299, SLG: 0.290										1	0	0	0	0	0	0
Bob Veale, S (3, 1) OBP: 0.375, SLG: 0.375										0	0	0	0	0	0	0
Luke Walker, L (4, 1) OBP: 0.093, SLG: 0.025										1	0	0	0	0	0	2
Gene Alley, R (4, 5) OBP: 0.306, SLG: 0.367										3	1	1	0	0	0	1
Milt May, L (8, PH) OBP: 0.286, SLG: 0.411										1	0	0	0	0	0	1
Inning Stats	R: 0 E: 0 K: 1 S: 5 H: 0 LOB: 0 BB: 0 P: 5	R: 0 E: 0 K: 1 S: 6 H: 1 LOB: 2 BB: 1 P: 10	R: 0 E: 0 K: 0 S: 3 H: 0 LOB: 0 BB: 0 P: 3	R: 1 E: 0 K: 0 S: 5 H: 2 LOB: 1 BB: 0 P: 5	R: 1 E: 1 K: 0 S: 4 H: 1 LOB: 0 BB: 0 P: 4	R: 0 E: 0 K: 0 S: 4 H: 1 LOB: 2 BB: 1 P: 8	R: 3 E: 0 K: 0 S: 6 H: 3 LOB: 0 BB: 0 P: 6	R: 0 E: 0 K: 0 S: 4 H: 1 LOB: 1 BB: 0 P: 4	R: 0 E: 0 K: 0 S: 3 H: 1 LOB: 1 BB: 1 P: 7	1B: 8 2B: 1 3B: 1 HR: 0 SF: 1 SAC: 0 DP: 2 HBP: 0						

	AB	35
	R	5
	H	10
	RBI	5
	BB	3
	SO	2
	LOB	18

WP: 1 PA: 39
PB: 0
SB: 0
CS: 0

PITCHER		IP	WLS	BF	H	R	ER	SO	BB	IBB	HBP	BLK	WP	HR	S	P	ERA	WHIP
Mike McQueen, L ERA: 3.54	(1, 1)	6.1	W	29	8	5	4	2	2	0	0	0	1	0	31	39	5.68	1.579
Cecil Upshaw, R ERA: 3.72	(7, 1)	2.2	S	10	2	0	0	0	1	0	0	0	0	0	9	13	0.00	1.125

PITCHER	IP	WLS	BF	H	R	ER	SO	BB	IBB	HBP	BLK	WP	HR	S	P	ERA	WHIP

Batter	1	2	3	4	5	6	7	8	9	AB	R	H	RBI	BB	SO	LOB
Felix Millan, R (1, 4) OBP: 0.355, SLG: 0.380	6-3	SF9 2-3 3-H	1B		1B 1B 1-2 1B		WP 3B			4	2	3	1	0	0	0
Ralph Garr, L (1, 7) OBP: 0.365, SLG: 0.430	F7	E S 3-H 1B	SSS K		F7 2-3		1B 3-H 2B			5	1	2	1	0	1	3
Hank Aaron, R (1, 3) OBP: 0.414, SLG: 0.653 Tommie Aaron, R (7, 3) OBP: 0.293, SLG: 0.282	BB HR 1B	F2 1-3		HR	FC6-4 1B 1-3 3-H 1B		6-3			4 1	2 0	3 0	2 0	0 0	0 0	1 1
Darrell Evans, L (1, 5) OBP: 0.346, SLG: 0.432	BBBB HR 1-2 BB	1B 1B 2B		2B	FC6-4 1-2 3-H 1B		2B 8-2 2-H 1B			4	3	4	2	1	0	0
Mike Lum, L (1, 9) OBP: 0.351, SLG: 0.401	HR 1-H 2-H	1B HR 2-3 1B		BB 2-H 1B	FC6-4 1-2f 2-3		1-3 2B			5	2	4	4	0	0	2
Hal King, L (1, 2) OBP: 0.321, SLG: 0.324	G3	F3	BBBB G4-3 1-2 BB		G3		8-2 3-Hf			4	0	0	0	1	0	6
Sonny Jackson, L (1, 8) OBP: 0.309, SLG: 0.341		SH1-4 1B SF9 1B	HR 1-2 3-H 1B	F7		F6		6-3		5	2	2	1	0	0	2
Marty Perez, R (1, 6) OBP: 0.284, SLG: 0.321		SF9 SH1-4 1-2 1B 1B	1-H 2-H HR	G4-3 1-2f		SSS K		6-3		5	2	2	3	0	1	2
Mike McQueen, L (1, 1) OBP: 0.211, SLG: 0.263 Cecil Upshaw, R (7, 1)		SH1-4 1-2 2-3 1B	SSS K		F7 1B 1B 1B	SSS K		6-3		3 1	1 0	1 0	0 0	0 0	2 0	0 0
Inning Stats	R: 3 H: 2 E: 0 LOB: 0 K: 0 BB: 1 S: 5 P: 9	R: 2 H: 3 E: 0 LOB: 1 K: 0 BB: 0 S: 6 P: 6	R: 4 H: 5 E: 0 LOB: 1 K: 2 BB: 0 S: 12 P: 12	R: 2 H: 3 E: 0 LOB: 1 K: 0 BB: 1 S: 5 P: 9	R: 2 H: 4 E: 0 LOB: 2 K: 0 BB: 0 S: 7 P: 7	R: 0 H: 0 E: 0 LOB: 0 K: 2 BB: 0 S: 7 P: 7	R: 2 H: 4 E: 0 LOB: 1 K: 0 BB: 0 S: 6 P: 6	R: 0 H: 0 E: 0 LOB: 0 K: 0 BB: 0 S: 3 P: 3		1B: 13 SF: 1 2B: 5 SAC: 1 3B: 1 DP: 2 HR: 3 HBP: 0						

PITCHER		IP	WLS	BF	H	R	ER	SO	BB	IBB	HBP	BLK	WP	HR	S	P	ERA	WHIP
Bob Johnson, R ERA: 3.67	(1, 1)	2.0	L	12	5	5	5	0	1	0	0	0	0	1	11	15	22.50	3.000
Bob Veale, L ERA: 8.74	(3, 1)	1.0		12	8	6	6	2	1	0	0	0	0	2	15	19	54.00	9.000
Luke Walker, L ERA: 3.78	(4, 1)	4.0		18	8	4	4	2	0	0	0	0	1	0	22	22	9.00	2.000
Bob Miller, R ERA: 1.97	(8, 1)	1.0		3	0	0	0	0	0	0	0	0	0	0	3	3	0.00	0.000

PITCHER	IP	WLS	BF	H	R	ER	SO	BB	IBB	HBP	BLK	WP	HR	S	P	ERA	WHIP

BOTTOM

Pittsburgh Pirates @ Atlanta Braves

Atlanta Stadium, Atlanta, GA

Tue Aug 24 1971, 7:05 PM EDT

Att. 8,478 - Unknown

livebaseballscorecards.com

AB	41
R	15
H	21
RBI	14
BB	2
SO	4
LOB	17

1B: 13 SF: 1
2B: 5 SAC: 1
3B: 1 DP: 2
HR: 3 HBP: 0

WP: 1 PA: 45
PB: 0
SB: 1
CS: 0

Pittsburgh Pirates @ Atlanta Braves

Atlanta Stadium, Atlanta, GA

Wed Aug 25 1971, 7:05 PM EDT

Att. 8,365 - Unknown

TOP

livebaseballscorecards.com

Batter	1	2	3	4	5	6	7	8	9	AB	R	H	RBI	BB	SO	LOB
Rennie Stennett, R (1, 4) OBP: 0.328, SLG: 0.367	1B 1B 1B 1B 1-2 2-H		5-3	4-3		4-3			SH1-3 1-2 2-3	5	1	2	1	0	0	1
Al Oliver, L (1, 8) OBP: 0.314, SLG: 0.419	1B 1B 1-2 1B 4-3		F7		F8		F5		SF7 3-H	5	1	1	1	0	0	2
Roberto Clemente, R (1, 9) OBP: 0.361, SLG: 0.516	1B 1-2 2-3 1B	HR 1B	WP 1B		1B E 1B		F8		2-3 1B	6	3	5	0	0	0	0
Willie Stargell, L (1, 7) OBP: 0.395, SLG: 0.649	K	1-H HR	B B B 1-2 BB		E8 1-H 1B		K		K	5	2	2	2	1	3	5
Bob Robertson, R (1, 3) OBP: 0.366, SLG: 0.510	K	HR	F5		K			K		5	1	1	1	0	3	6
Milt May, L (1, 2) OBP: 0.301, SLG: 0.421	1B 1-2 2-H 3-H 1B	F7 HR		F6 1B	2-H 1B			G5-4-3 1B		5	1	3	3	0	0	0
Dave Cash, R (1, 5) OBP: 0.367, SLG: 0.380	1B 1-2 2-H 1B	2B		1B 3B	F7			G5-4-3 1-2f		5	2	3	1	0	0	2
Jackie Hernandez, R (1, 6) OBP: 0.269, SLG: 0.326	1B 1-2 2-H 1B	F9		SH3-4 3-H 1B		F8			SH1-3 PB SF7 1B	5	2	3	2	0	0	1
Bruce Kison, R (1, 1) OBP: 0.115, SLG: 0.120 Bob Moose, R (3, 1) OBP: 0.154, SLG: 0.108 Bill Mazeroski, R (6, PH) OBP: 0.297, SLG: 0.288 Bob Miller, R (6, 1)	1B 1-2 2-H 1B	4-3		SH3-4 1-2		4-3			1B SH1-3 1-2 BB	2 0 1 0	0 0 0 0	1 0 0 0	1 0 0 0	0 0 0 1	0 0 0 0	1 0 0 0
Inning Stats	R: 6 E: 0 K: 2 S: 15 H: 8 LOB: 2 BB: 0 P: 15	R: 3 E: 0 K: 0 S: 7 H: 4 LOB: 1 BB: 0 P: 7	R: 0 E: 0 K: 0 S: 4 H: 1 LOB: 2 BB: 1 P: 8	R: 1 E: 0 K: 0 S: 5 H: 2 LOB: 1 BB: 0 P: 5	R: 2 E: 1 K: 1 S: 8 H: 3 LOB: 1 BB: 0 P: 8	R: 0 E: 0 K: 0 S: 3 H: 0 LOB: 0 BB: 0 P: 3	R: 0 E: 0 K: 1 S: 5 H: 0 LOB: 0 BB: 0 P: 5	R: 0 E: 0 K: 1 S: 5 H: 1 LOB: 0 BB: 0 P: 5	R: 1 E: 0 K: 1 S: 7 H: 2 LOB: 2 BB: 1 P: 11	1B: 17 2B: 1 3B: 1 HR: 2 SF: 1 SAC: 2 DP: 1 HBP: 0						

AB	44
R	13
H	21
RBI	12
BB	2
SO	6
LOB	18

WP: 1 PB: 1 SB: 0 CS: 0 PA: 49

PITCHER		IP	WLS	BF	H	R	ER	SO	BB	IBB	HBP	BLK	WP	HR	S	P	ERA	WHIP
Pat Jarvis, R ERA: 4.1	(1, 1)	0.2	L	9	7	6	6	2	0	0	0	0	0	0	13	13	81.00	10.500
Bob Priddy, R ERA: 4.13	(1, 1)	0.2		7	5	3	3	0	0	0	0	0	0	2	7	7	40.50	7.500
Ron Herbel, R ERA: 4.7	(2, 1)	2.2		12	3	1	1	0	1	0	0	0	1	0	11	15	3.38	1.500
Jim Nash, R ERA: 5.18	(5, 1)	2.0		9	3	2	1	1	0	0	0	0	0	0	11	11	4.50	1.500
Steve Barber, L ERA: 6.21	(7, 1)	2.0		6	1	0	0	2	0	0	0	0	0	0	10	10	0.00	0.500

PITCHER		IP	WLS	BF	H	R	ER	SO	BB	IBB	HBP	BLK	WP	HR	S	P	ERA	WHIP
Tom Kelley, R ERA: 3.22	(9, 1)	1.0		6	2	1	1	1	1	0	0	0	0	0	7	11	9.00	3.000

BOTTOM

Pittsburgh Pirates @ Atlanta Braves

Atlanta Stadium, Atlanta, GA

Wed Aug 25 1971, 7:05 PM EDT

Att. 8,365 - Unknown

Batter	1	2	3	4	5	6	7	8	9	AB	R	H	RBI	BB	SO	LOB
Felix Millan, R (1, 4) OBP: 0.355, SLG: 0.379	4-3	6-3		FC3-6 1B		4-3		3-1		4	0	1	0	0	0	1
Steve Barber, L (7, 1) OBP: 0.167, SLG: 0.091										0	0	0	0	0	0	0
Hal King, L (8, PH) OBP: 0.320, SLG: 0.323										1	0	0	0	0	0	0
Tom Kelley, R (9, 1) OBP: 0.065, SLG: 0.065										0	0	0	0	0	0	0
Ralph Garr, L (1, 7) OBP: 0.367, SLG: 0.432	HR 1B		1B 2B 1B	FC3-6 1-2f		FC6-4 1B			F7	5	2	3	0	0	0	1
Hank Aaron, R (1, 3) OBP: 0.414, SLG: 0.659	1-H HR		2B SF8 1-2 1B	F7		FC6-4 1-2f			F4	4	2	2	2	0	0	2
Tommie Aaron, R (8, 3) OBP: 0.286, SLG: 0.275										1	0	0	0	0	0	0
Earl Williams, R (1, 2) OBP: 0.330, SLG: 0.494	L5		SF8 1B 1-3 2-H 2B		5-3		5-3		1B	5	1	2	1	0	0	0
Darrell Evans, L (1, 5) OBP: 0.338, SLG: 0.423	3-1		SF8 2-3 3-H		F5		S S S K		3-1	4	0	0	1	0	1	1
Mike Lum, L (1, 9) OBP: 0.355, SLG: 0.404		FC6-4 1B BLK 1B	F5		1B 1B		FC6-4 1B			4	1	3	0	0	0	1
Sonny Jackson, L (1, 8) OBP: 0.312, SLG: 0.344		FC6-4 1-2 1B	3-H 1B		FC6-4 1-3 1B		FC6-4 1-2f			4	0	3	1	0	0	1
Marty Perez, R (1, 6) OBP: 0.280, SLG: 0.316		FC6-4 BLK 1-2f 2-3	F8		FC6-4 1-2f			E5 G6-4-3		4	0	0	0	0	0	5
Pat Jarvis, R (1, 1) OBP: 0.133, SLG: 0.093		S S S K 1-2 3-H		5-3		F3		G6-4-3 1-2f		0	0	0	0	0	0	0
Bob Priddy, R (1, 1) OBP: 0.162, SLG: 0.273										0	0	0	0	0	0	0
Ron Herbel, R (2, 1) OBP: 0.111, SLG: 0.111										1	0	0	0	0	1	1
Zoilo Versalles, R (4, PH) OBP: 0.250, SLG: 0.361										1	0	0	0	0	0	0
Jim Nash, R (5, 1) OBP: 0.171, SLG: 0.195										0	0	0	0	0	0	0
Oscar Brown, R (6, PH) OBP: 0.286, SLG: 0.314										1	0	0	0	0	0	0
Tony La Russa, R (7, 4)										1	0	0	0	0	0	1
Inning Stats	R: 2 E: 0 K: 0 S: 5 H: 2 LOB: 0 BB: 0 P: 5	R: 1 E: 0 K: 1 S: 7 H: 2 LOB: 1 BB: 0 P: 7	R: 3 E: 0 K: 0 S: 7 H: 4 LOB: 1 BB: 0 P: 7	R: 0 E: 0 K: 0 S: 4 H: 1 LOB: 1 BB: 0 P: 4	R: 0 E: 0 K: 0 S: 5 H: 2 LOB: 2 BB: 0 P: 5	R: 0 E: 0 K: 0 S: 4 H: 1 LOB: 1 BB: 0 P: 4	R: 0 E: 0 K: 1 S: 6 H: 1 LOB: 1 BB: 0 P: 6	R: 0 E: 1 K: 0 S: 3 H: 0 LOB: 0 BB: 0 P: 3	R: 0 E: 0 K: 0 S: 4 H: 1 LOB: 1 BB: 0 P: 4	1B: 12 2B: 1 3B: 0 HR: 1	SF: 1 SAC: 0 DP: 1 HBP: 0			WP: 0 PB: 0 SB: 0 CS: 0	PA: 41		

livebaseballscorecards.com

	AB	R	H	RBI	BB	SO	LOB
	40	6	14	5	0	2	14

PITCHER		IP	WLS	BF	H	R	ER	SO	BB	IBB	HBP	BLK	WP	HR	S	P	ERA	WHIP
Bruce Kison, R ERA: 3.65	(1, 1)	2.0		12	6	5	5	1	0	0	0	1	0	1	14	14	22.50	3.000
Bob Moose, R ERA: 4.27	(3, 1)	3.0	W	14	5	1	1	0	0	0	0	0	0	0	14	14	3.00	1.667
Bob Miller, R ERA: 1.88	(6, 1)	4.0	S	15	3	0	0	1	0	0	0	0	0	0	17	17	0.00	0.750

PITCHER	IP	WLS	BF	H	R	ER	SO	BB	IBB	HBP	BLK	WP	HR	S	P	ERA	WHIP

Batter	1	2	3	4	5	6	7	8	9	AB	R	H	RBI	BB	SO	LOB
Rennie Stennett, R (1, 4) OBP: 0.333, SLG: 0.369	6-3		1-2 1B	1-2 2-H 3-H 1B		F8		F8		5	0	2	2	0	0	2
Al Oliver, L (1, 8) OBP: 0.313, SLG: 0.419	G3		1-3	4-3		G3		1B 2B		5	1	1	0	0	0	6
Roberto Clemente, R (1, 9) OBP: 0.364, SLG: 0.519	K			5-3	BB 1B		1B 2B	G4-6-3 2-H 1B		5	1	3	1	0	1	0
Willie Stargell, L (1, 7) OBP: 0.395, SLG: 0.645		3-1		4-3	G6-3 1-2 BB		FC4-6 BB SF9 2-H 1B	G4-6-3 1-2f		4	1	1	1	1	0	1
Bob Robertson, R (1, 3) OBP: 0.366, SLG: 0.506		K		1B BB	K		FC4-6 1-2 BB		K	3	1	0	0	2	3	2
Manny Sanguillen, R (1, 2) OBP: 0.350, SLG: 0.429		L9		1B 1-2 1B	G6-3 1-2f		FC4-6 E 1-2f 2-3		K	5	1	1	0	0	1	4
Dave Cash, R (1, 5) OBP: 0.367, SLG: 0.380			5-3	1B 1-3 2-H 1B		1B F8 BB	SF9 3-H		F6	3	1	1	2	1	0	0
Jackie Hernandez, R (1, 6) OBP: 0.269, SLG: 0.321			K	1B IBB		F8 1-2	E4 1-2			3	1	0	0	1	1	2
Dock Ellis, S (1, 1) OBP: 0.263, SLG: 0.211 Dave Giusti, R (9, 1) OBP: 0.125, SLG: 0.067			BB	1B 1-2 2-3 3-H 1B		2-3 1B	2-3			3 0	0 0	2 0	1 0	1 0	0 0	2 0
Inning Stats	R: 0 H: 0 E: 0 LOB: 0 K: 1 BB: 0 S: 5 P: 5	R: 0 H: 0 E: 0 LOB: 0 K: 1 BB: 0 S: 5 P: 5	R: 0 H: 1 E: 0 LOB: 2 K: 1 BB: 1 S: 6 P: 10	R: 4 H: 4 E: 0 LOB: 2 K: 0 BB: 2 S: 7 P: 15	R: 0 H: 1 E: 0 LOB: 1 K: 1 BB: 1 S: 5 P: 9	R: 0 H: 1 E: 0 LOB: 2 K: 0 BB: 1 S: 4 P: 8	R: 2 H: 2 E: 1 LOB: 2 K: 0 BB: 1 S: 6 P: 10	R: 1 H: 2 E: 0 LOB: 0 K: 0 BB: 0 S: 4 P: 4	R: 0 H: 0 E: 0 LOB: 0 K: 2 BB: 0 S: 7 P: 7	1B: 9 SF: 1 2B: 2 SAC: 0 3B: 0 DP: 2 HR: 0 HBP: 0						WP: 0 PA: 43 PB: 0 SB: 0 CS: 0

PITCHER		IP	WLS	BF	H	R	ER	SO	BB	IBB	HBP	BLK	WP	HR	S	P	ERA	WHIP
Jack Billingham, R ERA: 3.65	(1, 1)	5.1	L	27	7	4	4	4	4	1	0	0	0	0	30	50	6.75	2.062
Jim Ray, R ERA: 2.2	(6, 1)	0.2		2	0	0	0	0	0	0	0	0	0	0	2	2	0.00	0.000
George Culver, R ERA: 2.77	(7, 1)	1.1		10	4	3	3	0	1	0	0	0	0	0	9	13	20.25	3.750
Buddy Harris, R ERA: 5.33	(8, 1)	1.2		4	0	0	0	2	0	0	0	0	0	0	8	8	0.00	0.000

PITCHER	IP	WLS	BF	H	R	ER	SO	BB	IBB	HBP	BLK	WP	HR	S	P	ERA	WHIP

TOP

Pittsburgh Pirates @ Houston Astros

Astrodome, Houston, TX

Fri Aug 27 1971, 8:05 PM EDT

Att. 14,933 - Dome

livebaseballscorecards.com

AB	36
R	7
H	11
RBI	7
BB	6
SO	6
LOB	19

Batter	1	2	3	4	5	6	7	8	9	AB	R	H	RBI	BB	SO	LOB
Jesus Alou, R (1, 9) OBP: 0.326, SLG: 0.380	F8	5-3			6-3		2-3		BB, E	4	1	0	0	1	0	2
Joe Morgan, L (1, 4) OBP: 0.353, SLG: 0.421	BB, S		F8		4-3		FC6-4, BB		K	3	0	0	0	2	1	1
Cesar Cedeno, R (1, 8) OBP: 0.294, SLG: 0.396	K		F9		1B		FC6-4		E	5	1	2	0	0	1	2
Bob Watson, R (1, 3) OBP: 0.353, SLG: 0.394	6-3		1-3		FC6-4				E4	5	0	3	1	0	0	1
Rich Chiles, L (1, 7) OBP: 0.315, SLG: 0.366		1B		G3	FC6-4		F8		K	4	1	1	0	0	0	3
Buddy Harris, R (8, 1)										0	0	0	0	0	0	0
Marty Martinez, S (9, PH) OBP: 0.250, SLG: 0.294										1	0	0	0	0	1	2
Doug Rader, R (1, 5) OBP: 0.305, SLG: 0.387		F8		K		BB, FC4-6		F9		3	0	0	0	1	1	1
Johnny Edwards, L (1, 2) OBP: 0.279, SLG: 0.301		SH5-4, 1B		BB		FC4-6		L4-3, BB		3	0	2	0	1	0	1
Roger Metzger, S (1, 6) OBP: 0.294, SLG: 0.298		SH5-4		FC6-4, BB		4-3		L4-3		3	0	1	1	1	0	2
Jack Billingham, R (1, 1) OBP: 0.155, SLG: 0.143		SH5-4		FC6-4		F5			G3	1	0	0	0	0	0	2
Jim Ray, R (6, 1) OBP: 0.222, SLG: 0.125										0	0	0	0	0	0	0
Denis Menke, R (6, PH) OBP: 0.342, SLG: 0.343										1	0	0	0	0	0	1
George Culver, R (7, 1) OBP: 0.125, SLG: 0.125										0	0	0	0	0	0	0
Cesar Geronimo, L (8, 7) OBP: 0.276, SLG: 0.296										1	0	0	0	0	0	0
Inning Stats	R: 0 E: 0 K: 1 S: 5 H: 0 LOB: 1 BB: 1 P: 9	R: 1 E: 0 K: 0 S: 6 H: 3 LOB: 2 BB: 0 P: 6	R: 0 E: 0 K: 0 S: 3 H: 0 LOB: 0 BB: 0 P: 3	R: 0 E: 0 K: 1 S: 6 H: 1 LOB: 2 BB: 1 P: 10	R: 0 E: 0 K: 0 S: 5 H: 2 LOB: 2 BB: 0 P: 5	R: 0 E: 0 K: 0 S: 3 H: 0 LOB: 1 BB: 1 P: 7	R: 1 E: 1 K: 0 S: 4 H: 1 LOB: 1 BB: 1 P: 8	R: 0 E: 0 K: 0 S: 2 H: 0 LOB: 0 BB: 1 P: 6	R: 1 E: 1 K: 2 S: 9 H: 2 LOB: 2 BB: 1 P: 13	1B: 9 2B: 1 3B: 0 HR: 0 SF: 0 SAC: 1 DP: 1 HBP: 0						

PITCHER	IP	WLS	BF	H	R	ER	SO	BB	IBB	HBP	BLK	WP	HR	S	P	ERA	WHIP
Dock Ellis, R (1, 1) ERA: 2.84	8.2	W	40	9	3	1	3	6	0	0	0	0	0	40	64	1.04	1.731
Dave Giusti, R (9, 1) ERA: 3.15	0.1	S	1	0	0	0	1	0	0	0	0	0	0	3	3	0.00	0.000

PITCHER	IP	WLS	BF	H	R	ER	SO	BB	IBB	HBP	BLK	WP	HR	S	P	ERA	WHIP

BOTTOM

Pittsburgh Pirates @ Houston Astros

Astrodome, Houston, TX

Fri Aug 27 1971, 8:05 PM EDT

Att. 14,933 - Dome

livebaseballscorecards.com

AB	34
R	3
H	9
RBI	2
BB	6
SO	4
LOB	18

Batter	1	2	3	4	5	6	7	8	9	AB	R	H	RBI	BB	SO	LOB
Rennie Stennett, R (1, 4) OBP: 0.329, SLG: 0.362	x 0-0 ① F9		x 0-0 ③ 1-3			x 0-0 ① F8		x 0-0 G3 1-2 1B		4	0	1	0	0	0	0
Al Oliver, L (1, 8) OBP: 0.312, SLG: 0.417 Bob Veale, S (8, 1) OBP: 0.375, SLG: 0.375	S S S 0-3 ② K			x 0-0 ① F8		x 0-0 FC4 1B		x 0-0 ② G3 1-2 2-3		4 0	0 0	1 0	0 0	0 0	1 0	2 0
Roberto Clemente, R (1, 9) OBP: 0.361, SLG: 0.515	x 0-0 ③ F8			S S S 0-3 ② K		x 0-0 ② FC4 1-2f		x 0-0 ③ F5		4	0	0	0	0	1	4
Willie Stargell, L (1, 7) OBP: 0.394, SLG: 0.641		S S S 0-3 ① K		B B B 4-0 FC5-4 BB		x 0-0 ③ F9			x 0-0 ① G3	3	0	0	0	1	1	1
Bob Robertson, R (1, 3) OBP: 0.367, SLG: 0.505		x 0-0 1B 1B		x 0-0 ③ FC5-4 1-2f			B B B B 4-0 G6-4-3 BB		x 0-0 ② 3-1	3	0	1	0	1	0	1
Manny Sanguillen, R (1, 2) OBP: 0.352, SLG: 0.429		x 0-0 G5-4-3 1-2 1B			x 0-0 FC6-4 1B		x 0-0 ①② G6-4-3 1-2f		x 0-0 ③ 4-3	4	0	2	0	0	0	1
Dave Cash, R (1, 5) OBP: 0.364, SLG: 0.377		x 0-0 ②③ G5-4-3 1-2f			x 0-0 ① F9		x 0-0 ③ L7			3	0	0	0	0	0	3
Jackie Hernandez, R (1, 6) OBP: 0.266, SLG: 0.317 Vic Davalillo, L (8, PH) OBP: 0.313, SLG: 0.369 (8, 8)			x 0-0 ① 4-3		x 0-0 ② F8			x 0-0 ① 6-3		2 1	0 0	0 0	0 0	0 0	0 0	1 0
Steve Blass, R (1, 1) OBP: 0.116, SLG: 0.145 Bruce Kison, R (5, 1) OBP: 0.115, SLG: 0.120 Luke Walker, L (7, 1) OBP: 0.093, SLG: 0.025 Charlie Sands, L (8, PH) OBP: 0.387, SLG: 0.417 Gene Alley, R (8, PR) OBP: 0.306, SLG: 0.367 (8, 6)			S S S 0-3 ② K		x 0-0 ③ FC6-4 1-2f			B B B 4-0 G3 1B BB		2 0 0 0 0	0 0 0 0 0	0 0 0 0 0	0 0 0 0 0	1 0 0 1 0	1 0 0 0 0	1 0 0 0 0
Inning Stats	R: 0 E: 0 K: 1 S: 5 H: 0 LOB: 0 BB: 0 P: 5	R: 0 E: 0 K: 1 S: 6 H: 2 LOB: 1 BB: 0 P: 6	R: 0 E: 0 K: 1 S: 5 H: 0 LOB: 0 BB: 0 P: 5	R: 0 E: 0 K: 1 S: 5 H: 0 LOB: 1 BB: 1 P: 9	R: 0 E: 0 K: 0 S: 4 H: 1 LOB: 1 BB: 0 P: 4	R: 0 E: 0 K: 0 S: 4 H: 1 LOB: 1 BB: 0 P: 4	R: 0 E: 0 K: 0 S: 2 H: 0 LOB: 0 BB: 1 P: 6	R: 0 E: 0 K: 0 S: 4 H: 1 LOB: 3 BB: 1 P: 8	R: 0 E: 0 K: 0 S: 3 H: 0 LOB: 0 BB: 0 P: 3	1B: 5 2B: 0 3B: 0 HR: 0	SF: 0 SAC: 0 DP: 2 HBP: 0						

PITCHER		IP	WLS	BF	H	R	ER	SO	BB	IBB	HBP	BLK	WP	HR	S	P	ERA	WHIP
Don Wilson, R ERA: 2.75	(1, 1)	9.0	W	33	5	0	0	4	3	0	0	0	0	0	38	50	0.00	0.889

PITCHER	IP	WLS	BF	H	R	ER	SO	BB	IBB	HBP	BLK	WP	HR	S	P	ERA	WHIP

TOP

Pittsburgh Pirates @ Houston Astros

Astrodome, Houston, TX

Sat Aug 28 1971, 8:05 PM EDT

Att. 25,619 - Dome

livebaseballscorecards.com

AB	30
R	0
H	5
RBI	0
BB	3
SO	4
LOB	14

WP: 0	PA: 33		
PB: 0			
SB: 0			
CS: 0			

Batter	1	2	3	4	5	6	7	8	9	AB	R	H	RBI	BB	SO	LOB
Jesus Alou, R (1, 9) OBP: 0.321, SLG: 0.375	4-3		6-3	6-3	FC5-4 1-2f			4-3		5	0	0	0	0	0	4
Cesar Geronimo, L (9, 9) OBP: 0.276, SLG: 0.296										0	0	0	0	0	0	0
Joe Morgan, L (1, 4) OBP: 0.355, SLG: 0.419	BB 1B S		BB 1B 1B	F9		BB S		F7		2	1	0	0	3	0	1
Cesar Cedeno, R (1, 8) OBP: 0.295, SLG: 0.399	F7 1-2		1B 1B 1-2		1B 2B	K 1-2				4	2	2	0	0	1	2
Bob Watson, R (1, 3) OBP: 0.357, SLG: 0.398	1B 2-3		1B 1-2 2-H		1B FC5-2 2-H	F4				4	0	3	2	0	0	1
Rich Chiles, L (1, 7) OBP: 0.312, SLG: 0.360	1-3		K		E FC5-2 E 2-3	F8				4	1	1	0	0	1	5
Doug Rader, R (1, 5) OBP: 0.305, SLG: 0.386		K	1B 1-3 2-H		FC5-2 FC4-6 1-2 3-H		K			4	0	1	1	0	2	2
Johnny Edwards, L (1, 2) OBP: 0.279, SLG: 0.304	2B		F7		FC4-6 BB 1-2f 2-H		1-3			4	0	1	0	0	0	3
Roger Metzger, S (1, 6) OBP: 0.296, SLG: 0.298	F4			SH3-4 1B	BB IBB		G3			3	0	1	0	1	0	1
Don Wilson, R (1, 1) OBP: 0.173, SLG: 0.164	F9			SH3-4 1-2	BB FC5-4 1-2 2-3			K		2	0	0	0	1	1	1
Inning Stats	R: 0 E: 0 K: 0 S: 4 H: 1 LOB: 2 BB: 1 P: 8	R: 0 E: 0 K: 1 S: 6 H: 1 LOB: 1 BB: 0 P: 6	R: 2 E: 0 K: 1 S: 8 H: 3 LOB: 2 BB: 1 P: 12	R: 0 E: 0 K: 0 S: 4 H: 1 LOB: 1 BB: 0 P: 4	R: 2 E: 2 K: 0 S: 6 H: 3 LOB: 3 BB: 2 P: 14	R: 0 E: 0 K: 1 S: 5 H: 0 LOB: 1 BB: 1 P: 9	R: 0 E: 0 K: 1 S: 5 H: 0 LOB: 0 BB: 0 P: 5	R: 0 E: 0 K: 1 S: 5 H: 0 LOB: 0 BB: 0 P: 5		1B: 7 2B: 2 3B: 0 HR: 0 SF: 0 SAC: 1 DP: 0 HBP: 0						

PITCHER		IP	WLS	BF	H	R	ER	SO	BB	IBB	HBP	BLK	WP	HR	S	P	ERA	WHIP
Steve Blass, R ERA: 3.1	(1, 1)	4.0	L	23	9	4	3	2	2	0	0	0	0	0	25	33	6.75	2.750
Bruce Kison, R ERA: 3.52	(5, 1)	2.2		11	0	0	0	2	2	1	0	0	0	0	12	24	0.00	0.750
Luke Walker, L ERA: 3.77	(7, 1)	0.1		1	0	0	0	0	0	0	0	0	0	0	1	1	0.00	0.000
Bob Veale, L ERA: 8.5	(8, 1)	1.0		3	0	0	0	1	0	0	0	0	0	0	5	5	0.00	0.000

PITCHER	IP	WLS	BF	H	R	ER	SO	BB	IBB	HBP	BLK	WP	HR	S	P	ERA	WHIP

BOTTOM

Pittsburgh Pirates @ Houston Astros

Astrodome, Houston, TX

Sat Aug 28 1971, 8:05 PM EDT

Att. 25,619 - Dome

livebaseballscorecards.com

AB	32
R	4
H	9
RBI	3
BB	5
SO	5
LOB	20

1B: 7	SF: 0	WP: 0	PA: 38
2B: 2	SAC: 1	PB: 0	
3B: 0	DP: 0	SB: 2	
HR: 0	HBP: 0	CS: 0	

Pittsburgh Pirates @ Houston Astros

Astrodome, Houston, TX

Sun Aug 29 1971, 4:33 AM EDT

Att. 15,723 - Dome

TOP

livebaseballscorecards.com

Batter	1	2	3	4	5	6	7	8	9	AB	R	H	RBI	BB	SO	LOB
Rennie Stennett, R (1, 4) OBP: 0.333, SLG: 0.392	5-3		F6		SH1-4 1B		E4 S 1B		2B 3B	5	2	2	0	0	0	0
Gene Clines, R (1, 7) OBP: 0.368, SLG: 0.400	L4-3		2B		SH1-4 1-2		K 1-2		2B 3-H	3	0	1	0	0	1	1
Vic Davalillo, L (9, PH) OBP: 0.316, SLG: 0.376 (9, 7)										1	0	1	1	0	0	0
Roberto Clemente, R (1, 9) OBP: 0.361, SLG: 0.516	2B		F9		K		1B 2-H 1B		L9	5	0	2	1	0	1	3
Bob Robertson, R (1, 3) OBP: 0.366, SLG: 0.501	K		6-3		F8		G5-4-3 1-2 1B		F8	5	0	1	0	0	1	4
Manny Sanguillen, R (1, 2) OBP: 0.351, SLG: 0.432		1B 3B		1-3		K	G5-4-3 1-2f			4	1	1	0	0	1	2
Dave Cash, R (1, 5) OBP: 0.366, SLG: 0.378		K		1B 6-3 1B		1B SF9 1B		F9		4	2	2	0	0	1	1
Al Oliver, L (1, 8) OBP: 0.316, SLG: 0.420		FC6-4 3-H 1B		6-3 1-3 1B		SF9 1-3 1B		G3		4	0	3	1	0	0	0
Jackie Hernandez, R (1, 6) OBP: 0.261, SLG: 0.313		K		6-3 1-2 3-H		SF9 1-2 3-H		K		3	0	0	2	0	2	2
Bob Johnson, L (1, 1) OBP: 0.167, SLG: 0.048		FC6-4 1-2f		K		K			F4	3	0	0	0	0	2	3
Dave Giusti, R (8, 1) OBP: 0.118, SLG: 0.063										1	0	0	0	0	0	0
Inning Stats	R: 0 E: 0 K: 1 S: 6 H: 1 LOB: 1 BB: 0 P: 6	R: 1 E: 0 K: 2 S: 9 H: 2 LOB: 1 BB: 0 P: 9	R: 0 E: 0 K: 0 S: 4 H: 1 LOB: 1 BB: 0 P: 4	R: 1 E: 0 K: 1 S: 7 H: 2 LOB: 1 BB: 0 P: 7	R: 0 E: 0 K: 1 S: 6 H: 1 LOB: 1 BB: 0 P: 6	R: 1 E: 0 K: 2 S: 9 H: 2 LOB: 1 BB: 0 P: 9	R: 1 E: 1 K: 1 S: 7 H: 2 LOB: 1 BB: 0 P: 7	R: 0 E: 0 K: 1 S: 5 H: 0 LOB: 0 BB: 0 P: 5	R: 1 E: 0 K: 0 S: 5 H: 2 LOB: 1 BB: 0 P: 5	1B: 8 2B: 3 3B: 2 HR: 0 SF: 1 SAC: 1 DP: 1 HBP: 0						

AB	38
R	5
H	13
RBI	5
BB	0
SO	9
LOB	16

WP: 0 PB: 0 SB: 1 CS: 0 PA: 40

PITCHER		IP	WLS	BF	H	R	ER	SO	BB	IBB	HBP	BLK	WP	HR	S	P	ERA	WHIP
Wade Blasingame, L ERA: 4.17	(1, 1)	6.0	L	27	9	3	3	7	0	0	0	0	0	0	41	41	4.50	1.500
Jim Ray, R ERA: 2.14	(7, 1)	2.0		8	2	1	0	2	0	0	0	0	0	0	12	12	0.00	1.000
George Culver, R ERA: 2.85	(9, 1)	1.0		5	2	1	1	0	0	0	0	0	0	0	5	5	9.00	2.000

PITCHER	IP	WLS	BF	H	R	ER	SO	BB	IBB	HBP	BLK	WP	HR	S	P	ERA	WHIP

Pittsburgh Pirates @ Houston Astros

Astrodome, Houston, TX

Sun Aug 29 1971, 4:33 AM EDT

Att. 15,723 - Dome

BOTTOM

Batter	1	2	3	4	5	6	7	8	9	AB	R	H	RBI	BB	SO	LOB
Jesus Alou, R (1, 9) OBP: 0.318, SLG: 0.371	F8		F5			4-3		F6		4	0	0	0	0	0	0
Roger Metzger, S (1, 6) OBP: 0.299, SLG: 0.304	2B		K			BB, 1B		1B, 2B		4	1	3	0	0	1	0
Cesar Cedeno, R (1, 8) OBP: 0.297, SLG: 0.400	K			F9		1-2, BB		1-2, 2B		4	1	2	0	0	1	1
Bob Watson, R (1, 3) OBP: 0.358, SLG: 0.400	K			F8		1-2, 2-3, BB		1-H, 2-H, 2B		3	0	1	2	1	1	1
Rich Chiles, L (1, 7) OBP: 0.299, SLG: 0.344		K		3-1		F6		K		4	0	0	0	0	2	4
Doug Rader, R (1, 5) OBP: 0.302, SLG: 0.383		K			K		F8		1-3	4	0	0	0	0	2	0
Johnny Edwards, L (1, 2) OBP: 0.278, SLG: 0.303		1B			L7		F9		K2-3	4	0	1	0	0	1	0
Marty Martinez, S (1, 4) OBP: 0.225, SLG: 0.263		5-3			F8		F4		F5	4	0	0	0	0	0	1
Wade Blasingame, L (1, 1) OBP: 0.286, SLG: 0.313			L6			4-3		F5		1	0	0	0	0	0	0
Jimmy Wynn, R (6, PH) OBP: 0.318, SLG: 0.309										1	0	0	0	0	0	0
Jim Ray, R (7, 1) OBP: 0.222, SLG: 0.125										0	0	0	0	0	0	0
Joe Morgan, L (8, PH) OBP: 0.354, SLG: 0.418										1	0	0	0	0	0	0
George Culver, R (9, 1) OBP: 0.125, SLG: 0.125										0	0	0	0	0	0	0
Inning Stats	R: 0 E: 0 K: 2 S: 8 H: 1 LOB: 1 BB: 0 P: 8	R: 0 E: 0 K: 2 S: 8 H: 1 LOB: 1 BB: 0 P: 8	R: 0 E: 0 K: 1 S: 5 H: 0 LOB: 0 BB: 0 P: 5	R: 0 E: 0 K: 0 S: 3 H: 0 LOB: 0 BB: 0 P: 3	R: 0 E: 0 K: 1 S: 5 H: 0 LOB: 0 BB: 0 P: 5	R: 0 E: 0 K: 0 S: 5 H: 2 LOB: 3 BB: 1 P: 9	R: 0 E: 0 K: 0 S: 3 H: 0 LOB: 0 BB: 0 P: 3	R: 2 E: 0 K: 1 S: 8 H: 3 LOB: 1 BB: 0 P: 8	R: 0 E: 0 K: 1 S: 5 H: 0 LOB: 0 BB: 0 P: 5	1B: 5 2B: 2 3B: 0 HR: 0	SF: 0 SAC: 0 DP: 0 HBP: 0						

	AB	34
	R	2
	H	7
	RBI	2
	BB	1
	SO	8
	LOB	7

WP: 0 PB: 0 SB: 0 CS: 0 PA: 35

livebaseballscorecards.com

PITCHER		IP	WLS	BF	H	R	ER	SO	BB	IBB	HBP	BLK	WP	HR	S	P	ERA	WHIP
Bob Johnson, R ERA: 3.6	(1, 1)	7.2	W	31	7	2	2	6	1	0	0	0	0	0	42	46	2.35	1.043
Dave Giusti, R ERA: 3.09	(8, 1)	1.1	S	4	0	0	0	2	0	0	0	0	0	0	8	8	0.00	0.000

PITCHER	IP	WLS	BF	H	R	ER	SO	BB	IBB	HBP	BLK	WP	HR	S	P	ERA	WHIP

Batter	1	2	3	4	5	6	7	8	9	AB	R	H	RBI	BB	SO	LOB
Ron Stone, L (1, 9) OBP: 0.331, SLG: 0.323	S S B X 1-2 L3 ①		X 0-0 P6 ③		B B B 4-0 BB	C X 0-1 1B 1-2 2-H 3-H 1B		X 0-0 4-3 1-2 1B		4	0	2	2	1	0	0
Larry Bowa, S (1, 6) OBP: 0.290, SLG: 0.296	X 0-0 G6-3 1B			X 0-0 F9 1B	X 0-0 L7 ③	L B F F B B X 3-2 1-2 2-3 1B		X 0-0 4-3 ② 1-2 2-3		5	0	3	0	0	0	4
Tim McCarver, L (1, 2) OBP: 0.332, SLG: 0.417 Mike Ryan, R (6, 2) OBP: 0.228, SLG: 0.294	X 0-0 G6-3 ② ③ 1-2f			X 0-0 1-2 1B		3-2 2B SF 1B 2-1 4-3		S C B B B X 3-2 F5 ③		4 1	1 0	2 0	0 0	0 0	0 0	4 2
Deron Johnson, R (1, 3) OBP: 0.342, SLG: 0.484		S S S 0-3 K ①	X 0-0 F9 ① 2-3	X 0-0 L7 ①	X 0-0 6-3 ①		X 0-0 6-3 ①		5	0	0	0	0	1	3	
Willie Montanez, L (1, 8) OBP: 0.321, SLG: 0.475		X 0-0 L8 ②	S C B B F F F C 2-3 K ②	X 0-0 1-3 SF 2B	X 0-0 1B		X 0-0 F7 ②		5	1	2	0	0	1	2	
Don Money, R (1, 5) OBP: 0.283, SLG: 0.358 John Vukovich, R (5, 5) OBP: 0.220, SLG: 0.201		B B B S F B 4-2 BB	S B B B C S 3-3 K ③	B S F B B F X 2-2 SF 1B 1B 2-H 3-H	S S S 0-3 K ②		X 0-0 F8 ③		1 2	0 1	0 0	0 1	1 0	1 1	2 1	
Oscar Gamble, L (1, 7) OBP: 0.266, SLG: 0.313		B B B S S F S 3-3 K ③	X 0-0 L7 SH5	X 0-0 BB 1B 2-3 1B	X 0-0 L6 ③					4	1	1	0	0	1	2
Terry Harmon, R (1, 4) OBP: 0.282, SLG: 0.243		X 0-0 5-3 ①	X 0-0 L7 ①	B F B B B 4-1 1B 1B 1-2 BB		X 0-0 5-3 ①			3	0	0	0	1	0	1	
Chris Short, R (1, 1) OBP: 0.185, SLG: 0.083 Dick Selma, R (5, 1) Bobby Pfeil, R (6, PH) OBP: 0.324, SLG: 0.397 Bill Wilson, R (6, 1) OBP: 0.125, SLG: 0.125 Joe Hoerner, R (6, 1) OBP: 0.111, SLG: 0.111 Joe Lis, R (8, PH) OBP: 0.319, SLG: 0.424 Ken Reynolds, L (8, 1) OBP: 0.214, SLG: 0.205		X 0-0 6-3 ②	B M X 1-1 SH5 ② 1-2	C X 0-1 F8 ②		X 0-0 4-3 1B 1B			1 0 1 0 0 1 0	0 0 0 0 0 0 0	0 0 0 0 0 1 0	0 0 0 0 0 0 0	0 0 3 0 0 0 0	0 0 0 0 0 0 0	0 0 0 0 0 0 0	
Inning Stats	R: 0 E: 0 K: 0 S: 5 H: 1 LOB: 0 BB: 0 P: 6	R: 0 E: 0 K: 2 S: 10 H: 0 LOB: 1 BB: 1 P: 17	R: 0 E: 0 K: 0 S: 3 H: 0 LOB: 0 BB: 0 P: 3	R: 0 E: 0 K: 2 S: 12 H: 2 LOB: 2 BB: 0 P: 17	R: 0 E: 1 K: 0 S: 5 H: 0 LOB: 2 BB: 1 P: 10	R: 4 E: 1 K: 0 S: 21 H: 5 LOB: 3 BB: 1 P: 35	R: 0 E: 0 K: 1 S: 6 H: 1 LOB: 1 BB: 0 P: 6	R: 0 E: 0 K: 0 S: 7 H: 2 LOB: 2 BB: 0 P: 10	R: 0 E: 0 K: 0 S: 3 H: 0 LOB: 0 BB: 0 P: 3	1B: 10 2B: 1 3B: 0 HR: 0 SF: 1 SAC: 1 DP: 1 HBP: 0						

TOP

Philadelphia Phillies @ Pittsburgh Pirates

Three Rivers Stadium, Pittsburgh, PA

Mon Aug 30 1971, 7:05 PM EDT

Att. 13,399 - Unknown

livebaseballscorecards.com

AB	37
R	4
H	11
RBI	3
BB	3
SO	5
LOB	24

WP: 0 PB: 0 SB: 0 CS: 0 PA: 42

PITCHER		IP	WLS	BF	H	R	ER	SO	BB	IBB	HBP	BLK	WP	HR	S	P	ERA	WHIP
Nelson Briles, R ERA: 3.51	(1, 1)	5.1		25	6	4	1	4	2	0	0	0	0	0	45	68	1.69	1.500
Bob Miller, R ERA: 1.87	(6, 1)	0.1		4	2	0	0	0	1	0	0	0	0	0	9	16	0.00	9.000
Luke Walker, L ERA: 3.76	(6, 1)	0.1	W	1	0	0	0	0	0	0	0	0	0	0	2	4	0.00	0.000
Bruce Kison, R ERA: 3.45	(7, 1)	1.1		7	3	0	0	1	0	0	0	0	0	0	9	9	0.00	2.250
Dave Giusti, R ERA: 3.03	(8, 1)	1.2	S	5	0	0	0	0	0	0	0	0	0	0	7	10	0.00	0.000

PITCHER	IP	WLS	BF	H	R	ER	SO	BB	IBB	HBP	BLK	WP	HR	S	P	ERA	WHIP

Batter	1	2	3	4	5	6	7	8	9	AB	R	H	RBI	BB	SO	LOB
Rennie Stennett, R (1, 4) OBP: 0.337, SLG: 0.392	4-3	FC4-6 1-2f			1B 1B	BB 1-2		F9		5	2	2	0	0	0	2
Gene Clines, R (1, 7) OBP: 0.376, SLG: 0.408			G6-4-3		1B 1-2	FC1-6 1-2 2-3		6-3		3	1	3	0	0	0	0
Willie Stargell, L (6, PH) OBP: 0.394, SLG: 0.639 (7, 7)	1B									1	1	0	0	1	0	0
Roberto Clemente, R (1, 9) OBP: 0.364, SLG: 0.517	1-2		G6-4-3 1-2f		K	FC1-6 1-2 2-H 3-H				5	0	3	2	0	1	3
Bob Robertson, R (1, 3) OBP: 0.363, SLG: 0.498	P4		P4		F9	FC1-6 1-2f 2-3		F9		3	0	0	0	0	0	4
Vic Davalillo, L (6, PH) OBP: 0.313, SLG: 0.372 (7, 8)						1B				2	0	0	0	0	0	3
Manny Sanguillen, R (1, 2) OBP: 0.354, SLG: 0.435	4-3			E FC4-2 1B	1B 1-3 2-H	1-2 3-H				4	0	3	2	0	0	2
Dave Cash, R (1, 5) OBP: 0.367, SLG: 0.380		F7		E7 1-3 2B	1-2 3-H	F8				4	1	2	1	0	0	2
Al Oliver, L (1, 8) OBP: 0.313, SLG: 0.416 (7, 3)		K		FC4-2 3-H 2B	F9		F7			4	0	0	0	0	1	4
Jackie Hernandez, R (1, 6) OBP: 0.261, SLG: 0.308		BB		P4		6-3	5-3			3	0	0	0	1	0	2
Nelson Briles, R (1, 1) OBP: 0.345, SLG: 0.519										1	0	1	1	1	0	0
Bob Miller, R (6, 1)										0	0	0	0	0	0	0
Luke Walker, L (6, 1) OBP: 0.114, SLG: 0.025										0	0	0	0	1	0	0
Dock Ellis, S (6, PR) OBP: 0.263, SLG: 0.211										0	1	0	0	0	0	0
Bruce Kison, R (7, 1) OBP: 0.111, SLG: 0.115										1	0	0	0	0	1	0
Dave Giusti, R (8, 1) OBP: 0.118, SLG: 0.063		FC4-6 1-2 BB		2B 1-H 2-H		BB 1B 1B		K		0	0	0	0	0	0	0
Inning Stats	R: 0 E: 0 K: 0 S: 5 H: 2 LOB: 2 BB: 0 P: 5	R: 0 E: 0 K: 1 S: 8 H: 0 LOB: 2 BB: 2 P: 16	R: 0 E: 0 K: 0 S: 3 H: 1 LOB: 0 BB: 0 P: 3	R: 1 E: 1 K: 0 S: 5 H: 3 LOB: 2 BB: 0 P: 5	R: 2 E: 0 K: 1 S: 10 H: 4 LOB: 2 BB: 0 P: 10	R: 3 E: 0 K: 0 S: 7 H: 3 LOB: 2 BB: 2 P: 16	R: 0 E: 0 K: 1 S: 5 H: 0 LOB: 0 BB: 0 P: 5	R: 0 E: 0 K: 0 S: 4 H: 1 LOB: 1 BB: 0 P: 4		1B: 13 2B: 1 3B: 0 HR: 0 SF: 0 SAC: 0 DP: 1 HBP: 0						

PITCHER		IP	WLS	BF	H	R	ER	SO	BB	IBB	HBP	BLK	WP	HR	S	P	ERA	WHIP
Chris Short, L ERA: 3.98	(1, 1)	4.2		23	9	3	3	2	2	0	0	0	0	0	29	37	5.79	2.357
Dick Selma, R ERA: 3.63	(5, 1)	0.1		2	1	0	0	0	0	0	0	0	0	0	2	2	0.00	3.000
Bill Wilson, R ERA: 3.5	(6, 1)	0.2	L	7	3	3	3	0	2	0	0	0	0	0	6	15	40.50	7.500
Joe Hoerner, L ERA: 1.85	(6, 1)	1.1		4	0	0	0	1	0	0	0	0	0	0	6	6	0.00	0.000
Ken Reynolds, L ERA: 4.34	(8, 1)	1.0		4	1	0	0	0	0	0	0	0	0	0	4	4	0.00	1.000

PITCHER	IP	WLS	BF	H	R	ER	SO	BB	IBB	HBP	BLK	WP	HR	S	P	ERA	WHIP

BOTTOM

Philadelphia Phillies @ Pittsburgh Pirates
Three Rivers Stadium, Pittsburgh, PA
Mon Aug 30 1971, 7:05 PM EDT
Att. 13,399 - Unknown

livebaseballscorecards.com

AB	36
R	6
H	14
RBI	6
BB	4
SO	3
LOB	22

Batter	1	2	3	4	5	6	7	8	9	AB	R	H	RBI	BB	SO	LOB
Ron Stone, L (1, 9) (7, 7) OBP: 0.328, SLG: 0.319	6-3		F5	G6-4-3 1-2 1B	4-1				K	5	0	1	0	0	1	1
Larry Bowa, S (1, 6) OBP: 0.289, SLG: 0.296	G3		1B 2B 1B	G6-4-3 1-2f			4-3		F5	5	1	1	0	0	0	2
Tim McCarver, L (1, 2) OBP: 0.335, SLG: 0.419	K		2B 1-3 1B		F9 FC4-6 1B		1-4-3 1B		4-1	5	2	3	0	0	1	0
Deron Johnson, R (1, 3) OBP: 0.345, SLG: 0.488		1B 1B 1B	FC6 1-H 3-H 2B		FC4-6 1-2 1B		1-4-3 1-2			4	1	3	2	0	0	1
Willie Montanez, L (1, 8) OBP: 0.323, SLG: 0.474		E 1B 1-3 1B	FC6 1B E 2-3		F9 2-3		IBB			3	1	1	0	1	0	3
Oscar Gamble, L (1, 7) OBP: 0.270, SLG: 0.317		FC6-4 1-2 3-H 1B	1 SAFE 1-3 1B		FC4-6 CS 1-2f 3-H		L8			4	0	2	2	0	0	3
John Vukovich, R (1, 5) OBP: 0.216, SLG: 0.197		FC6-4 1-2f 2-H	K	CS 1-2	E4			6-3		4	0	0	0	0	1	3
Terry Harmon, R (1, 4) OBP: 0.276, SLG: 0.238		K		4-3		K		L8		4	0	0	0	0	2	2
Barry Lersch, S (1, 1) Joe Hoerner, R (7, 1) Roger Freed, R (7, 9) OBP: 0.276, SLG: 0.196 OBP: 0.111, SLG: 0.111 OBP: 0.302, SLG: 0.292		4-3		1B BB		F9		K		2 0 1	0 0 0	0 0 0	0 0 0	1 0 0	0 0 1	2 0 0
Inning Stats	R: 0 E: 0 K: 1 S: 5 H: 0 LOB: 0 BB: 0 P: 5	R: 2 E: 1 K: 1 S: 12 H: 3 LOB: 1 BB: 0 P: 20	R: 2 E: 1 K: 1 S: 11 H: 4 LOB: 2 BB: 0 P: 13	R: 0 E: 0 K: 0 S: 5 H: 1 LOB: 1 BB: 1 P: 9	R: 1 E: 0 K: 0 S: 4 H: 2 LOB: 0 BB: 0 P: 4	R: 0 E: 1 K: 1 S: 6 H: 0 LOB: 1 BB: 0 P: 6	R: 0 E: 0 K: 0 S: 7 H: 1 LOB: 2 BB: 1 P: 15	R: 0 E: 0 K: 1 S: 5 H: 0 LOB: 0 BB: 0 P: 5	R: 0 E: 0 K: 1 S: 8 H: 0 LOB: 0 BB: 0 P: 12	1B: 10 2B: 1 3B: 0 HR: 0 SF: 0 SAC: 0 DP: 1 HBP: 0						

TOP

Philadelphia Phillies @ Pittsburgh Pirates
Three Rivers Stadium, Pittsburgh, PA
Tue Aug 31 1971, 7:05 PM EDT
Att. 16,179 - Unknown

livebaseballscorecards.com

AB	37
R	5
H	11
RBI	4
BB	2
SO	6
LOB	17

WP: 0 PB: 0 SB: 0 CS: 1 PA: 40

PITCHER		IP	WLS	BF	H	R	ER	SO	BB	IBB	HBP	BLK	WP	HR	S	P	ERA	WHIP
Bob Moose, R ERA: 4.41	(1, 1)	2.1		13	6	4	3	2	0	0	0	0	0	0	21	29	11.57	2.571
Bob Veale, L ERA: 8.15	(3, 1)	2.2		11	4	1	1	1	1	0	0	0	0	0	16	22	3.38	1.875
Bruce Kison, R ERA: 3.36	(6, 1)	2.0	W	9	1	0	0	1	0	1	0	0	0	0	13	21	0.00	0.500
Bob Miller, R ERA: 1.83	(8, 1)	2.0	S	6	0	0	0	2	0	0	0	0	0	0	13	17	0.00	0.000

PITCHER	IP	WLS	BF	H	R	ER	SO	BB	IBB	HBP	BLK	WP	HR	S	P	ERA	WHIP

BOTTOM

Batter	1	2	3	4	5	6	7	8	9	AB	R	H	RBI	BB	SO	LOB
Rennie Stennett, R (1, 4) OBP: 0.356, SLG: 0.402	F8		BB		FC4-6 1-H 2-H 1B		SH2-4 1-2 2-3	1B		3	0	2	2	1	0	0
Vic Davalillo, L (1, 8) OBP: 0.314, SLG: 0.372 Gene Clines, R (7, PH) OBP: 0.377, SLG: 0.414 (8, 8)	1B		F7		FC4-6 1-2f		BB 1B 2-H 3-H 2B	L5-3		3 2	0 1	1 1	0 2	0 0	0 0	2 1
Roberto Clemente, R (1, 9) OBP: 0.365, SLG: 0.515	F9			G4-6-3 BB 1B	F9		BB 1B IBB			3	1	1	0	1	0	2
Willie Stargell, L (1, 7) OBP: 0.397, SLG: 0.638	G3			G4-6-3 1-2 BB		WP 1B BB	1B 1-2 2-3 BB			1	1	0	0	3	0	1
Al Oliver, L (1, 3) OBP: 0.310, SLG: 0.413		F5		G4-6-3 1-2f 2-3		F6	K			4	0	0	0	0	1	6
Milt May, L (1, 2) OBP: 0.302, SLG: 0.418 Manny Sanguillen, R (7, PH) OBP: 0.356, SLG: 0.436 (8, 2)		4-3		F7		G5-4-3 1-H 1B	FC6 1-3 2-H 3-H 1B			3 1	0 0	1 1	1 2	0 0	0 0	1 0
Dave Cash, R (1, 5) OBP: 0.366, SLG: 0.377		F7			WP E 1B BB	G5-4-3 1-2f	FC6 1-2f			3	1	0	0	1	0	3
Jackie Hernandez, R (1, 6) OBP: 0.260, SLG: 0.303			L4		E5 WP 1-2 1B		SH2-4 1B 2B BB	K		3	2	0	0	1	1	1
Bob Moose, R (1, 1) OBP: 0.154, SLG: 0.108 Bob Veale, S (3, 1) OBP: 0.333, SLG: 0.333 Charlie Sands, L (5, PH) OBP: 0.375, SLG: 0.400 Bruce Kison, R (6, 1) OBP: 0.111, SLG: 0.115 Bill Mazeroski, R (7, PH) OBP: 0.300, SLG: 0.292 Dock Ellis, S (7, PR) OBP: 0.263, SLG: 0.211 Bob Miller, R (8, 1)			K		F8		SH2-4 1-2 2B 1B	K		0 1 1 0 0 1 0 1 0 1	0 0 0 0 0 0 0 0 1 0	0 0 0 0 0 0 0 0 0 0	0 0 0 0 0 0 0 0 0 0	0 1 0 0 0 0 0 0 0 1	0 0 0 0 0 0 0 0 0 0	0 1 2 0 0 0 0 0 0 0
Inning Stats	R: 0 H: 1 E: 0 LOB: 1 K: 0 BB: 0 S: 4 P: 4	R: 0 H: 0 E: 0 LOB: 0 K: 0 BB: 0 S: 3 P: 3	R: 0 H: 0 E: 0 LOB: 1 K: 1 BB: 1 S: 5 P: 9	R: 0 H: 1 E: 0 LOB: 1 K: 0 BB: 1 S: 3 P: 7	R: 2 H: 1 E: 1 LOB: 1 K: 0 BB: 1 S: 8 P: 15	R: 1 H: 1 E: 0 LOB: 0 K: 0 BB: 1 S: 4 P: 9	R: 4 H: 3 E: 0 LOB: 2 K: 1 BB: 3 S: 13 P: 27	R: 0 H: 1 E: 0 LOB: 1 K: 2 BB: 0 S: 8 P: 8		1B: 7 SF: 0 2B: 1 SAC: 1 3B: 0 DP: 2 HR: 0 HBP: 0						

PITCHER		IP	WLS	BF	H	R	ER	SO	BB	IBB	HBP	BLK	WP	HR	S	P	ERA	WHIP
Barry Lersch, R ERA: 4.03	(1, 1)	6.0		27	5	5	4	1	5	0	0	0	2	0	28	52	6.00	1.667
Joe Hoerner, L ERA: 2.07	(7, 1)	2.0	L	11	3	2	2	3	1	1	0	0	0	0	20	30	9.00	2.000

PITCHER	IP	WLS	BF	H	R	ER	SO	BB	IBB	HBP	BLK	WP	HR	S	P	ERA	WHIP

Philadelphia Phillies @ Pittsburgh Pirates
Three Rivers Stadium, Pittsburgh, PA
Tue Aug 31 1971, 7:05 PM EDT
Att. 16,179 - Unknown

livebaseballscorecards.com

AB	30
R	7
H	8
RBI	7
BB	7
SO	4
LOB	19

WP: 2 PA: 38
PB: 0
SB: 0
CS: 0

Batter	1	2	3	4	5	6	7	8	9	AB	R	H	RBI	BB	SO	LOB
Ron Stone, L (1, 9) OBP: 0.330, SLG: 0.335	BBBB 4-0 E BB BB	x 0-0 1-H HR	SSS 0-3 K ③		x 0-0 4-3 ③			x 0-0 G4-6-3 ②③ 1-2f		4	2	1	2	1	1	4
Larry Bowa, S (1, 6) OBP: 0.291, SLG: 0.294	BBBB 4-0 E 1B 1-2 BB	BBBB 4-0 FC4-6 BB		BBBB 4-0 BB 1B SF8-5 BB		x 0-0 L8 ①			x 0-0 F9 ①	2	2	0	0	3	0	0
Tim McCarver, L (1, 2) OBP: 0.336, SLG: 0.417	x 0-0 L8 ①	x 0-0 FC4-6 HR ② 1-2f		x 0-0 SF8-5 BB 1-2 1B		BBBB 4-0 G5-4-3 BB			x 0-0 F9 ②	4	1	1	0	1	0	3
Deron Johnson, R (1, 3) OBP: 0.346, SLG: 0.492	SSS 0-3 K ②	x 0-0 1-H HR		BBBB 4-0 FC6 1-2 2-3 BB		x 0-0 G5-4-3 ②③ 1-2f			x 0-0 L8 ③	4	1	1	2	1	1	3
Willie Montanez, L (1, 8) OBP: 0.320, SLG: 0.471	x 0-0 E6 1B 1-3 2-H	x 0-0 4-3 ③		x 0-0 SF8-5 ①② 2-3 3-H			x 0-0 4-3 ①			3	0	0	1	0	0	1
Oscar Gamble, L (1, 7) OBP: 0.269, SLG: 0.316	x 0-0 1-2 3-H 1B		x 0-0 F6 ①	x 0-0 FC6 ③ 1-2f			x 0-0 L6 ②			4	0	1	1	0	0	1
Terry Harmon, R (1, 4) OBP: 0.276, SLG: 0.239	x 0-0 L8 ③		x 0-0 1B 1B		x 0-0 6-3 ①		x 0-0 L8 ③			4	0	1	0	0	0	2
John Vukovich, R (1, 5) OBP: 0.217, SLG: 0.194		BBB 4-0 HR BB	SSS 0-3 K ②		x 0-0 6-3 ②			x 0-0 6-3 ①		3	1	0	0	1	1	1
Woodie Fryman, R (1, 1) OBP: 0.161, SLG: 0.161		SSS 0-3 K ①	x 0-0 1-2 1B		x 0-0 1B			SSS 0-3 K G4-6-3		0	0	0	0	0	0	0
Darrell Brandon, R (1, 1) OBP: 0.182, SLG: 0.182										2	0	1	0	0	1	1
Dick Selma, R (3, 1) OBP: 1.000, SLG: 1.000										1	0	1	0	0	0	0
Joe Lis, R (8, PH) OBP: 0.317, SLG: 0.420										1	0	0	0	0	1	0
Bill Champion, R (8, 1) OBP: 0.077, SLG: 0.077										0	0	0	0	0	0	0
Inning Stats	R: 2 E: 1 K: 1 S: 7 H: 1 LOB: 2 BB: 2 P: 15	R: 4 E: 0 K: 1 S: 7 H: 2 LOB: 0 BB: 2 P: 15	R: 0 E: 0 K: 2 S: 9 H: 2 LOB: 2 BB: 0 P: 9	R: 1 E: 0 K: 0 S: 3 H: 1 LOB: 1 BB: 2 P: 11	R: 0 E: 0 K: 0 S: 4 H: 1 LOB: 1 BB: 0 P: 4	R: 0 E: 0 K: 0 S: 2 H: 0 LOB: 0 BB: 1 P: 6	R: 0 E: 0 K: 0 S: 3 H: 0 LOB: 0 BB: 0 P: 3	R: 0 E: 0 K: 1 S: 5 H: 0 LOB: 0 BB: 0 P: 5	R: 0 E: 0 K: 0 S: 3 H: 0 LOB: 0 BB: 0 P: 3	1B: 5 2B: 1 3B: 0 HR: 2 SF: 1 SAC: 0 DP: 3 HBP: 0						

PITCHER		IP	WLS	BF	H	R	ER	SO	BB	IBB	HBP	BLK	WP	HR	S	P	ERA	WHIP
Dock Ellis, R ERA: 2.95	(1, 1)	1.1		11	2	5	3	2	4	0	0	0	0	1	11	27	20.25	4.500
Bob Moose, R ERA: 4.43	(2, 1)	1.1		7	3	1	1	1	0	0	0	0	0	1	9	9	6.75	2.250
Bob Veale, L ERA: 8.08	(3, 1)	0.1		1	0	0	0	1	0	0	0	0	0	0	3	3	0.00	0.000
Luke Walker, L ERA: 3.67	(4, 1)	6.0	W	21	2	1	1	1	3	0	0	0	0	0	20	32	1.50	0.833

PITCHER	IP	WLS	BF	H	R	ER	SO	BB	IBB	HBP	BLK	WP	HR	S	P	ERA	WHIP

TOP

Philadelphia Phillies @ Pittsburgh Pirates
Three Rivers Stadium, Pittsburgh, PA
Wed Sep 01 1971, 7:05 PM EDT
Att. 11,278 - Unknown

livebaseballscorecards.com

AB	32
R	7
H	7
RBI	6
BB	7
SO	5
LOB	16

WP: 0 PB: 1 SB: 0 CS: 0 PA: 40

BOTTOM

Batter	1	2	3	4	5	6	7	8	9	AB	R	H	RBI	BB	SO	LOB
Rennie Stennett, R (1, 4) OBP: 0.359, SLG: 0.402	0-0 L1-3 1B 1B	0-0 6-3	0-0 2-H 1B			0-0 1-3		0-0 F9		5	1	2	1	0	0	0
Gene Clines, R (1, 8) OBP: 0.378, SLG: 0.418	0-0 L1-3 1-2	0-0 E S SF9 1B	0-0 L9			0-0 1B 2B		0-0 L6-3		5	2	2	0	0	0	2
Roberto Clemente, R (1, 9) OBP: 0.367, SLG: 0.515	0-0 2B 2-H 1B	B B B	4-0 HR 1-3 BB	0-0 L1		0-0 2-H 1B		S S S 0-3 K		4	2	2	2	1	1	0
Willie Stargell, L (1, 7) OBP: 0.398, SLG: 0.640	0-0 1B 1B 1-H 2B	0-0 SF9 3-H		0-0 WP 1B		0-0 F8				3	1	2	2	0	0	1
Manny Sanguillen, R (1, 2) OBP: 0.357, SLG: 0.443	0-0 1B 2B 2-3 1B	0-0 1-H HR		0-0 F2		0-0 F9				4	2	2	2	0	0	2
Dave Cash, R (1, 5) OBP: 0.367, SLG: 0.377	0-0 2B SF8 1-2 3-H 1B	0-0 5-3		S S S 0-3 K 1-2			B B B B 4-0 S BB			3	1	1	1	1	1	1
Al Oliver, L (1, 3) OBP: 0.312, SLG: 0.416	0-0 1-3 2-H 2B		0-0 FC5-4 1B			0-0 4-3		S S S 0-3 K 1-2		4	0	2	1	0	1	1
Jackie Hernandez, R (1, 6) OBP: 0.260, SLG: 0.300	0-0 SF8 3-H		0-0 FC5-4 SH1-4 1-2f 1B			B B B 4-0 CS BB		0-0 6-3		2	1	0	1	1	0	2
Dock Ellis, S (1, 1) OBP: 0.260, SLG: 0.208 Bob Moose, R (2, 1) OBP: 0.154, SLG: 0.108 Bob Veale, S (3, 1) OBP: 0.333, SLG: 0.333 Luke Walker, L (4, 1) OBP: 0.109, SLG: 0.024	S S S 0-3 K		0-0 SH1-4 1-2			S S S 0-3 K 1-2		0-0 5-3		1 0 0 2	0 0 0 0	0 0 0 0	0 0 0 0	0 0 0 0	1 0 0 1	1 0 0 2
Inning Stats	R: 5 E: 0 K: 1 S: 11 H: 6 LOB: 1 BB: 0 P: 11	R: 3 E: 0 K: 0 S: 5 H: 2 LOB: 0 BB: 1 P: 9	R: 1 E: 0 K: 0 S: 5 H: 2 LOB: 1 BB: 0 P: 5	R: 0 E: 0 K: 1 S: 6 H: 1 LOB: 1 BB: 0 P: 6	R: 0 E: 0 K: 1 S: 4 H: 0 LOB: 0 BB: 1 P: 8	R: 1 E: 0 K: 0 S: 5 H: 2 LOB: 1 BB: 0 P: 5	R: 0 E: 0 K: 1 S: 5 H: 0 LOB: 1 BB: 1 P: 9	R: 0 E: 0 K: 1 S: 5 H: 0 LOB: 0 BB: 0 P: 5		1B: 9 2B: 3 3B: 0 HR: 1	SF: 2 SAC: 1 DP: 0 HBP: 0					

PITCHER		IP	WLS	BF	H	R	ER	SO	BB	IBB	HBP	BLK	WP	HR	S	P	ERA	WHIP
Woodie Fryman, L ERA: 3.13	(1, 1)	0.1		7	6	5	5	0	0	0	0	0	0	0	7	7	135.00	18.000
Darrell Brandon, R ERA: 4.29	(1, 1)	2.1	L	12	4	4	4	1	1	0	0	0	0	1	13	17	15.43	2.143
Dick Selma, R ERA: 3.32	(3, 1)	4.1		17	3	1	1	3	2	0	0	0	1	0	21	29	2.08	1.154
Bill Champion, R ERA: 4.79	(8, 1)	1.0		3	0	0	0	1	0	0	0	0	0	0	5	5	0.00	0.000

PITCHER	IP	WLS	BF	H	R	ER	SO	BB	IBB	HBP	BLK	WP	HR	S	P	ERA	WHIP

Philadelphia Phillies @ Pittsburgh Pirates
Three Rivers Stadium, Pittsburgh, PA
Wed Sep 01 1971, 7:05 PM EDT
Att. 11,278 - Unknown

livebaseballscorecards.com

AB	33
R	10
H	13
RBI	10
BB	3
SO	5
LOB	12

WP: 1 PB: 0 SB: 2 CS: 1 PA: 39

Montreal Expos @ Pittsburgh Pirates

Three Rivers Stadium, Pittsburgh, PA

Fri Sep 03 1971, 7:05 PM EDT

Att. 17,951 - Unknown

TOP

livebaseballscorecards.com

Batter	1	2	3	4	5	6	7	8	9	AB	R	H	RBI	BB	SO	LOB
Jim Fairey, L (1, 7) OBP: 0.293, SLG: 0.320	6-3			F8	F5			FC1-5	FC6-4	5	0	0	1	0	0	4
Mike Marshall, R (9, 1) OBP: 0.200, SLG: 0.143										0	0	0	0	0	0	0
Boots Day, L (1, 8) OBP: 0.358, SLG: 0.374	4-3			F8 1B	CS			FC		5	0	3	2	0	0	2
Rusty Staub, L (1, 9) OBP: 0.388, SLG: 0.465	P3				CS	L8-3		K	4-3	5	0	2	0	0	1	4
Ron Fairly, L (1, 3) OBP: 0.383, SLG: 0.415		1-3		F8		L8-3		FC4-6		4	0	0	0	0	0	5
Bob Bailey, R (1, 5) OBP: 0.364, SLG: 0.398		F9		4-3		K			1B E	4	1	1	0	0	1	2
Gary Sutherland, R (1, 4) OBP: 0.311, SLG: 0.373		F9			F3		CS		BB E FC6-4	4	1	2	0	0	0	0
John Bateman, R (1, 2) OBP: 0.263, SLG: 0.338			5-3		1B 2B		K		E4	4	1	1	1	0	1	2
Stan Swanson, R (9, PR) OBP: 0.284, SLG: 0.295										0	1	0	0	0	0	0
(9, 7)																
Bobby Wine, R (1, 6) OBP: 0.255, SLG: 0.233			4-3		2B		P6		F6	3	1	1	0	0	0	0
Dave McDonald, L (9, PH) OBP: 0.171, SLG: 0.172										1	0	0	0	0	0	2
Rich Hacker, S (9, 6) OBP: 0.150, SLG: 0.158										0	0	0	0	0	0	0
Steve Renko, R (1, 1) OBP: 0.198, SLG: 0.306			F9		1B 2B			E1	FC6-4	2	1	1	2	0	0	0
Ron Hunt, R (8, PH) OBP: 0.401, SLG: 0.356								FC1-5		1	0	1	0	0	0	0
Clyde Mashore, R (8, PR) OBP: 0.254, SLG: 0.259										0	0	0	0	0	0	0
Jim Britton, R (8, 1)										0	0	0	0	0	0	0
Ron Brand, R (9, PH) OBP: 0.246, SLG: 0.204										0	0	0	0	1	0	0
John Boccabella, R (9, 2) OBP: 0.288, SLG: 0.341										0	0	0	0	0	0	0

Inning Stats	1	2	3	4	5	6	7	8	9
R	0	0	0	0	3	0	0	0	3
H	0	0	0	2	4	1	1	1	3
E	0	0	0	0	0	0	0	1	1
LOB	0	0	0	2	0	0	0	2	2
K	0	0	0	0	0	1	1	1	0
BB	0	0	0	0	0	0	0	0	1
S	3	3	3	5	6	5	5	7	7
P	3	3	3	5	6	5	5	7	11

AB	38
R	6
H	12
RBI	6
BB	1
SO	3
LOB	21

		1B	2B	3B	HR	SF	SAC	DP	HBP	WP	PB	SB	CS	PA
		11	3	0	0	0	0	2	0	0	0	0	2	40

PITCHER		IP	WLS	BF	H	R	ER	SO	BB	IBB	HBP	BLK	WP	HR	S	P	ERA	WHIP
Steve Blass, R ERA: 3.12	(1, 1)	7.1		29	9	3	3	2	0	0	0	0	0	0	33	33	3.68	1.227
Ramon Hernandez, L ERA:	(8, 1)	0.2		2	0	0	0	1	0	0	0	0	0	0	4	4	0.00	0.000
Dave Giusti, R ERA: 3.12	(9, 1)	0.2	L	7	3	3	1	0	1	0	0	0	0	0	6	10	13.50	6.000
Bob Veale, L ERA: 8.01	(9, 1)	0.1		1	0	0	0	0	0	0	0	0	0	0	1	1	0.00	0.000

PITCHER	IP	WLS	BF	H	R	ER	SO	BB	IBB	HBP	BLK	WP	HR	S	P	ERA	WHIP

Montreal Expos @ Pittsburgh Pirates

Three Rivers Stadium, Pittsburgh, PA

Fri Sep 03 1971, 7:05 PM EDT

Att. 17,951 - Unknown

BOTTOM

Batter	1	2	3	4	5	6	7	8	9	AB	R	H	RBI	BB	SO	LOB
Rennie Stennett, R (1, 4) OBP: 0.381, SLG: 0.446	1B 3B	F8		1-2 1B		E9 2-H 1B		1B		5	1	4	1	0	0	0
Vic Davalillo, L (1, 8) OBP: 0.312, SLG: 0.368	F9 S 2B 1B 3-H	F9	1-3	5-3		6-3				5	1	1	1	0	0	4
Roberto Clemente, R (1, 9) OBP: 0.372, SLG: 0.523	F8 1-2	F8 2B	2B	SH BB 1B					CI 1B	5	0	4	0	0	0	1
Willie Stargell, L (1, 7) OBP: 0.402, SLG: 0.639	2B IBB	IBB	G4-6-3 BB	SH 1-2 BB					F6	1	1	0	0	4	0	1
Al Oliver, L (1, 3) OBP: 0.309, SLG: 0.412	F9 2-3	F8 2-3	F9	SH 4-3 1-2 2-3					F8	4	0	0	0	0	0	7
Manny Sanguillen, R (1, 2) OBP: 0.356, SLG: 0.443	WP 1-H 3-H 2B	F8	G4-6-3 1-2f	4-3 1-2f					CI FC6-4 1-2	4	0	1	2	0	0	7
Dave Cash, R (1, 5) OBP: 0.363, SLG: 0.372	6-3 2-3		F7			F9	5-3		FC6-4 1-2f	5	0	0	0	0	0	5
Gene Alley, R (1, 6) OBP: 0.306, SLG: 0.365		K	K			SH1-4 E 1B		G3		4	1	1	0	0	2	0
Steve Blass, R (1, 1) OBP: 0.127, SLG: 0.143		1-3		1B BB		SH1-4 1-2		5-3		1	0	0	0	1	0	0
Ramon Hernandez, S (8, 1)										0	0	0	0	0	0	0
Carl Taylor, R (8, PH) OBP: 0.255, SLG: 0.175										1	0	0	0	0	0	0
Dave Giusti, R (9, 1) OBP: 0.118, SLG: 0.063										0	0	0	0	0	0	0
Bob Veale, S (9, 1) OBP: 0.333, SLG: 0.333										0	0	0	0	0	0	0
Inning Stats	R: 3 E: 0 K: 0 S: 6 H: 3 LOB: 1 BB: 1 P: 10	R: 0 E: 0 K: 1 S: 5 H: 0 LOB: 0 BB: 0 P: 5	R: 0 E: 0 K: 0 S: 4 H: 1 LOB: 2 BB: 1 P: 8	R: 0 E: 0 K: 1 S: 6 H: 1 LOB: 2 BB: 1 P: 10	R: 0 E: 0 K: 0 S: 3 H: 1 LOB: 1 BB: 1 P: 7	R: 1 E: 1 K: 0 S: 5 H: 2 LOB: 1 BB: 0 P: 5	R: 0 E: 1 K: 0 S: 4 H: 1 LOB: 2 BB: 1 P: 8	R: 0 E: 0 K: 0 S: 4 H: 1 LOB: 1 BB: 0 P: 4	R: 0 E: 1 K: 0 S: 5 H: 1 LOB: 2 BB: 0 P: 5	1B: 7 2B: 4 3B: 1 HR: 0 SF: 0 SAC: 2 DP: 2 HBP: 0						

PITCHER		IP	WLS	BF	H	R	ER	SO	BB	IBB	HBP	BLK	WP	HR	S	P	ERA	WHIP
Steve Renko, R ERA: 3.66	(1, 1)	7.0		34	9	4	4	2	3	2	0	0	1	0	33	53	5.14	1.714
Jim Britton, R ERA: 5.6	(8, 1)	1.0	W	4	1	0	0	0	0	0	0	0	0	0	4	4	0.00	1.000
Mike Marshall, R ERA: 4.2	(9, 1)	1.0	S	5	1	0	0	0	0	0	0	0	0	0	5	5	0.00	1.000

PITCHER	IP	WLS	BF	H	R	ER	SO	BB	IBB	HBP	BLK	WP	HR	S	P	ERA	WHIP

AB	35
R	4
H	11
RBI	4
BB	5
SO	2
LOB	25

WP: 1 PA: 43
PB: 0
SB: 1
CS: 0

livebaseballscorecards.com

Montreal Expos @ Pittsburgh Pirates

Three Rivers Stadium, Pittsburgh, PA

Sat Sep 04 1971, 3:33 AM EDT

Att. 11,302 - Cloudy

livebaseballscorecards.com

TOP

Batter	1	2	3	4	5	6	7	8	9	10	11	AB	R	H	RBI	BB	SO	LOB
Ron Hunt, R (1, 5) OBP: 0.400, SLG: 0.354	P3		F7		6-3	F7		E 1B 1-3 2-H		IBB		5	0	1	1	1	0	3
Boots Day, L (1, 8) OBP: 0.357, SLG: 0.372 Ron Woods, R (7, PH) OBP: 0.364, SLG: 0.406 (7, 8) Dan McGinn, L (8, 1) OBP: 0.267, SLG: 0.267 Stan Swanson, R (10, PH) OBP: 0.281, SLG: 0.292 Mike Marshall, R (10, 1) OBP: 0.200, SLG: 0.143	P4		BB 1-2 2-3		L8		K	K 1-2 3-H		L6		2 2 0 1 0	0 0 0 0 0	0 0 0 0 0	0 0 0 0 0	1 0 0 0 0	0 2 0 0 0	0 2 0 2 0
Rusty Staub, L (1, 9) OBP: 0.388, SLG: 0.462	CS HBP		L8		1B		4-3		K		F9	5	0	1	0	0	1	3
Ron Fairly, L (1, 3) OBP: 0.378, SLG: 0.408	CS 1-2	P2		3-1	P5		4-3		4-3		K	6	0	0	0	0	1	1
Bob Bailey, R (1, 7) OBP: 0.367, SLG: 0.401		K		1B 1B BB		4-3 SF9 2B		4-3	FC6-4 1B		E S CS BB	4	2	2	0	2	1	0
Gary Sutherland, R (1, 4) OBP: 0.311, SLG: 0.372		L8		1B 1-2 1B		4-3 2-3		E 1B	FC6-4 1-2f		E6 1-3	6	1	2	0	0	0	3
John Bateman, R (1, 2) OBP: 0.263, SLG: 0.338			F7	1-2 2-H 1B	SF9 3-H		E4 1-H 1B			K	CS 3-H	3	0	1	2	0	0	0
Clyde Mashore, R (8, PR) OBP: 0.252, SLG: 0.257 (8, 8) Ron Brand, R (11, PH) OBP: 0.246, SLG: 0.204 (11, 8)												1 0	1 0	0 0	0 0	0 0	1 0	0 0
Bobby Wine, R (1, 6) OBP: 0.259, SLG: 0.234 Jim Fairey, L (8, PH) OBP: 0.297, SLG: 0.320 John Boccabella, R (8, 2) OBP: 0.286, SLG: 0.338			BB E BB	P4		WP E 1B		1B E BB		E5 SH2-4		2 0 1	1 1 0	1 0 0	0 1 0	1 0 0	0 0 0	2 0 0
Carl Morton, R (1, 1) OBP: 0.192, SLG: 0.257 Dave McDonald, L (6, PH) OBP: 0.167, SLG: 0.167 John Strohmayer, R (6, 1) OBP: 0.235, SLG: 0.235 Jim Gosger, L (8, PH) OBP: 0.219, SLG: 0.211 Rich Hacker, S (8, 6) OBP: 0.150, SLG: 0.158			FC1 BB 1-2	L8		FC1 1-H		P3		SH2-4 1-2		2 1 0 1 0	0 0 0 0 0	0 0 0 0 0	0 0 0 0 0	0 0 0 0 0	0 0 0 2 0	3 0 0 0 0
Inning Stats	R: 0 E: 0 K: 0 S: 2 H: 0 LOB: 0 BB: 0 P: 3	R: 0 E: 0 K: 1 S: 5 H: 0 LOB: 0 BB: 0 P: 5	R: 0 E: 1 K: 0 S: 4 H: 0 LOB: 3 BB: 2 P: 12	R: 1 E: 0 K: 0 S: 5 H: 2 LOB: 2 BB: 1 P: 9	R: 0 E: 0 K: 0 S: 4 H: 1 LOB: 1 BB: 0 P: 4	R: 2 E: 1 K: 0 S: 6 H: 2 LOB: 1 BB: 0 P: 6	R: 0 E: 0 K: 1 S: 5 H: 0 LOB: 0 BB: 0 P: 5	R: 3 E: 2 K: 1 S: 8 H: 2 LOB: 1 BB: 1 P: 12	R: 0 E: 0 K: 1 S: 6 H: 1 LOB: 1 BB: 0 P: 6	R: 0 E: 1 K: 1 S: 6 H: 0 LOB: 2 BB: 1 P: 10	R: 0 E: 1 K: 1 S: 5 H: 0 LOB: 1 BB: 1 P: 9	1B: 7 2B: 1 3B: 0 HR: 0	SF: 1 SAC: 1 DP: 0 HBP: 1	WP: 1 PB: 0 SB: 1 CS: 2	PA: 53			

	AB	42
	R	6
	H	8
	RBI	3
	BB	6
	SO	6
	LOB	21

PITCHER		IP	WLS	BF	H	R	ER	SO	BB	IBB	HBP	BLK	WP	HR	S	P	ERA	WHIP
Bob Johnson, R ERA: 3.58	(1, 1)	6.0		28	5	3	2	1	3	0	1	0	1	0	26	39	3.00	1.333
Bob Veale, L ERA: 7.81	(7, 1)	1.0		3	0	0	0	1	0	0	0	0	0	0	5	5	0.00	0.000
Bob Miller, R ERA: 1.77	(8, 1)	3.0		16	3	3	0	3	1	1	0	0	0	0	20	28	0.00	1.333
Ramon Hernandez, L ERA:	(11, 1)	0.2		3	0	0	0	1	1	0	0	0	0	0	4	8	0.00	1.500
Dave Giusti, R ERA: 3.1	(11, 1)	0.1	W	1	0	0	0	0	0	0	0	0	0	0	1	1	0.00	0.000

PITCHER	IP	WLS	BF	H	R	ER	SO	BB	IBB	HBP	BLK	WP	HR	S	P	ERA	WHIP

Montreal Expos @ Pittsburgh Pirates

Three Rivers Stadium, Pittsburgh, PA

Sat Sep 04 1971, 3:33 AM EDT

Att. 11,302 - Cloudy

livebaseballscorecards.com

Batter	1	2	3	4	5	6	7	8	9	10	11	AB	R	H	RBI	BB	SO	LOB
Rennie Stennett, R (1, 4) OBP: 0.398, SLG: 0.469	E SF9 1B		L4-3 1B 2B	F8 ③		1B		L9 ①			2B HBP 1B	6	2	4	0	0	0	1
Gene Clines, R (1, 8) OBP: 0.377, SLG: 0.413	L6 SF9 S 1-3		L4-3 ① 2-3		4-3 S 1B 1B	SSS K2-3 ③		L6-3 ②			H 1-0 1-2 2B E HBP	5	2	1	0	0	1	3
Vic Davalillo, L (1, 9) OBP: 0.316, SLG: 0.377	SF9 ① 1-3 3-H		FC4-6 3-H 1B		4-3 ① 1-3		E1 FC3-5 1B	P6 ③			1-H 2-3 2B	5	0	3	3	0	0	1
Willie Stargell, L (1, 7) OBP: 0.402, SLG: 0.635	F9 ②		FC4-6 ② 2B 1-2f		IIII 4-0 BB 1B IBB	BBBB 4-0 BB FC3-5 1B BB			P5 ①			3	2	0	0	2	0	2
Al Oliver, L (1, 3) OBP: 0.310, SLG: 0.413	P6 ③		1-3 2B	BBBB 4-0 1B 1-2 BB		FC3-5 ① 1-2 2-3f BB 1B			SSS 0-3 K ②			4	1	1	0	1	1	3
Manny Sanguillen, R (1, 2) OBP: 0.356, SLG: 0.443		6-3 S 1B	L9 ③	G6-4-3 1-3 2-H 3-H 1B		F9 ②			P4 ③			5	0	2	2	0	0	4
Dave Cash, R (1, 5) OBP: 0.363, SLG: 0.371		6-3 ① 1-3	6-3 ①	G6-4-3 ② ③ 1-2f		BBBB 4-0 1B 1-2 2-3 BB					G5-4-3 1B	4	0	1	0	1	0	3
Gene Alley, R (1, 6) OBP: 0.306, SLG: 0.368		6-3 ②	6-3 ① 2B	4-3 ①		1-2 2-H 3-H 1B					P3 ①	3	0	1	0	0	0	1
Milt May, L (7, PH) OBP: 0.308, SLG: 0.424												1	0	1	2	0	0	0
Steve Blass, R (7, PR) OBP: 0.127, SLG: 0.143												0	0	0	0	0	0	0
Jackie Hernandez, R (8, 6) OBP: 0.259, SLG: 0.299												1	0	0	0	0	0	1
Bob Johnson, L (1, 1) OBP: 0.160, SLG: 0.045		SSS 0-3 K ③		SSS 0-3 K ②		F8 ②	5-3 ③				G5-4-3 ② ③ 1-2f	2	0	0	0	0	2	2
Richie Hebner, L (6, PH) OBP: 0.331, SLG: 0.503												1	0	0	0	0	0	0
Bob Veale, S (7, 1) OBP: 0.333, SLG: 0.333												0	0	0	0	0	0	0
Carl Taylor, R (7, PH) OBP: 0.250, SLG: 0.171												1	0	0	0	0	0	2
Bob Miller, R (8, 1)												0	0	0	0	0	0	0
Bob Robertson, R (10, PH) OBP: 0.363, SLG: 0.496												1	0	0	0	0	0	1
Ramon Hernandez, S (11, 1)												0	0	0	0	0	0	0
Dave Giusti, R (11, 1) OBP: 0.118, SLG: 0.063												0	0	0	0	0	0	0
Inning Stats	R: 1 E: 1 K: 0 S: 5 H: 1 LOB: 1 BB: 0 P: 5	R: 0 E: 0 K: 1 S: 6 H: 1 LOB: 1 BB: 0 P: 6	R: 1 E: 0 K: 0 S: 6 H: 3 LOB: 2 BB: 0 P: 6	R: 0 E: 0 K: 1 S: 6 H: 1 LOB: 1 BB: 0 P: 6	R: 2 E: 0 K: 0 S: 4 H: 2 LOB: 1 BB: 2 P: 12	R: 0 E: 0 K: 1 S: 6 H: 1 LOB: 1 BB: 0 P: 6	R: 2 E: 1 K: 0 S: 5 H: 2 LOB: 2 BB: 2 P: 13	R: 0 E: 0 K: 0 S: 3 H: 0 LOB: 0 BB: 0 P: 3	R: 0 E: 0 K: 1 S: 5 H: 0 LOB: 0 BB: 0 P: 5	R: 0 E: 0 K: 0 S: 3 H: 1 LOB: 0 BB: 0 P: 3	R: 1 E: 1 K: 0 S: 2 H: 2 LOB: 1 BB: 0 P: 3	1B: 10 2B: 4 3B: 0 HR: 0	SF: 1 SAC: 0 DP: 2 HBP: 1					

BOTTOM

AB	42
R	7
H	14
RBI	7
BB	4
SO	4
LOB	24

WP: 0 PB: 0 SB: 3 CS: 0 PA: 48

PITCHER		IP	WLS	BF	H	R	ER	SO	BB	IBB	HBP	BLK	WP	HR	S	P	ERA	WHIP
Carl Morton, R ERA: 4.57	(1, 1)	5.0		25	8	4	3	2	1	1	0	0	0	0	27	35	5.40	1.800
John Strohmayer, R ERA: 4.58	(6, 1)	2.0		11	3	2	2	1	2	0	0	0	0	0	11	19	9.00	2.500
Dan McGinn, L ERA: 5.98	(8, 1)	2.0		6	0	0	0	1	0	0	0	0	0	0	8	8	0.00	0.000
Mike Marshall, R ERA: 4.14	(10, 1)	1.1	L	6	3	1	0	0	0	0	1	0	0	0	5	6	0.00	2.250

PITCHER	IP	WLS	BF	H	R	ER	SO	BB	IBB	HBP	BLK	WP	HR	S	P	ERA	WHIP

Batter	1	2	3	4	5	6	7	8	9	AB	R	H	RBI	BB	SO	LOB
Ron Hunt, R (1, 4) OBP: 0.401, SLG: 0.354	S S S 0-3 ① K		B B B 4-0 FC4-6 BB		x 0-0 ③ FC6-4 1-2f		x 0-0 2B 1-2 1B			3	0	1	0	1	1	1
Boots Day, L (1, 8) OBP: 0.356, SLG: 0.373	x 0-0 ② L8		x 0-0 ② FC4-6 CS 1-2f			x 0-0 ① 6-3	x 0-0 1-3 2-H 2B			4	0	1	1	0	0	1
Rusty Staub, L (1, 9) OBP: 0.388, SLG: 0.462	x 0-0 ③ 4-3		0-0 ③ CS 1-2	H 1-0 HBP		x 0-0 1B 1B	S S S 0-3 ③ K			3	0	1	0	0	1	2
Ron Fairly, L (1, 3) OBP: 0.378, SLG: 0.408 Terry Humphrey, R (8, PH) (8, 2)		S S S 0-3 ① K		x 0-0 ① L9		x 0-0 FC6-4 1-2 1B		S S S 0-3 ① K		3 1	0 0	1 0	0 0	0 0	1 1	1 0
Jim Fairey, L (1, 7) OBP: 0.298, SLG: 0.321 Ron Woods, R (8, PH) OBP: 0.362, SLG: 0.403 (8, 7)		x 0-0 BB 1B 1B		S S S 0-3 ② K		x 0-0 ② F7		x 0-0 ② 6-3		3 1	1 0	1 0	0 0	0 0	1 0	3 0
Bob Bailey, R (1, 5) OBP: 0.366, SLG: 0.398		B B B B 4-0 1B 1-2 BB		x 0-0 ③ 6-3		x 0-0 ③ FC6-4 1-2f		x 0-0 ③ 6-3		3	0	0	0	1	0	3
Gary Sutherland, R (1, 6) OBP: 0.310, SLG: 0.370		x 0-0 G5-4-3 1-2 2-H 1B			x 0-0 ① F9		x 0-0 ① 6-3		x 0-0 ① F7	4	0	1	1	0	0	0
John Boccabella, R (1, 2) OBP: 0.285, SLG: 0.336 (8, 3)		x 0-0 ② ③ G5-4-3 1-2f			x 0-0 FC6-4 1B		S S S 0-3 ② K		x 0-0 ② F5	4	0	1	0	0	1	2
Bill Stoneman, R (1, 1) OBP: 0.224, SLG: 0.132 Jim Gosger, L (7, PH) OBP: 0.226, SLG: 0.219 Dan McGinn, L (7, 1) OBP: 0.267, SLG: 0.267 Coco Laboy, R (9, PH) OBP: 0.297, SLG: 0.297			S S S 0-3 ① K		S S S 0-3 ② K		x 0-0 1B 2B 1B		x 0-0 ③ F9	2 1 0 1	0 1 0 0	0 1 0 0	0 0 0 0	2 0 0 0	1 0 0 0	
Inning Stats	R: 0 E: 0 K: 1 S: 5 H: 0 LOB: 0 BB: 0 P: 5	R: 1 E: 0 K: 1 S: 6 H: 2 LOB: 1 BB: 1 P: 10	R: 0 E: 0 K: 1 S: 4 H: 0 LOB: 0 BB: 1 P: 8	R: 0 E: 0 K: 1 S: 5 H: 0 LOB: 1 BB: 0 P: 6	R: 0 E: 0 K: 1 S: 6 H: 1 LOB: 1 BB: 0 P: 6	R: 0 E: 0 K: 0 S: 5 H: 2 LOB: 2 BB: 0 P: 5	R: 1 E: 0 K: 2 S: 10 H: 3 LOB: 2 BB: 0 P: 10	R: 0 E: 0 K: 1 S: 5 H: 0 LOB: 0 BB: 0 P: 5	R: 0 E: 0 K: 0 S: 3 H: 0 LOB: 0 BB: 0 P: 3	1B: 7 2B: 1 3B: 0 HR: 0	SF: 0 SAC: 0 DP: 1 HBP: 1						

PITCHER		IP	WLS	BF	H	R	ER	SO	BB	IBB	HBP	BLK	WP	HR	S	P	ERA	WHIP
Bruce Kison, R ERA: 3.31	(1, 1)	6.2	W	29	8	2	2	6	2	0	1	0	0	0	38	47	2.70	1.500
Ramon Hernandez, L ERA:	(7, 1)	2.1	S	7	0	0	0	2	0	0	0	0	0	0	11	11	0.00	0.000

PITCHER	IP	WLS	BF	H	R	ER	SO	BB	IBB	HBP	BLK	WP	HR	S	P	ERA	WHIP

TOP

Montreal Expos @ Pittsburgh Pirates

Three Rivers Stadium, Pittsburgh, PA

Sun Sep 05 1971, 3:33 AM EDT

Att. 15,897 - Unknown

livebaseballscorecards.com

AB	33
R	2
H	8
RBI	2
BB	2
SO	8
LOB	14

1B: 7	SF: 0	WP: 0	PA: 37
2B: 1	SAC: 0	PB: 0	
3B: 0	DP: 1	SB: 0	
HR: 0	HBP: 1	CS: 1	

Montreal Expos @ Pittsburgh Pirates

Three Rivers Stadium, Pittsburgh, PA

Sun Sep 05 1971, 3:33 AM EDT

Att. 15,897 - Unknown

BOTTOM

livebaseballscorecards.com

Batter	1	2	3	4	5	6	7	8	9	AB	R	H	RBI	BB	SO	LOB
Rennie Stennett, R (1, 4) OBP: 0.411, SLG: 0.520	BLK L4-3 1B	L6		2B		1-H HR		BB BB 1B		4	2	3	2	0	0	1
Bill Mazeroski, R (7, 4) OBP: 0.304, SLG: 0.296										1	0	1	0	0	0	0
Gene Clines, R (1, 8) OBP: 0.369, SG: 0.404	L4-3 1-H		K	L4-3		L9		K		5	0	0	1	0	2	2
Vic Davalillo, L (1, 9) OBP: 0.314, SLG: 0.371	K		F1		L6	1-3		BB 1-2		4	0	0	0	1	1	0
Willie Stargell, L (1, 7) OBP: 0.405, SLG: 0.645	2B BB		3B 1B		HR		SH1-3 HR 2B	K		4	3	3	1	1	1	2
Richie Hebner, L (1, 5) OBP: 0.338, SLG: 0.514	1-3 2B		1-H 1B 3B		HBP		SH1-3 2-3	1-2 2-3 BB		2	1	2	1	1	0	0
Milt May, L (1, 2) OBP: 0.313, SLG: 0.452	F9		3-H 1B		F7		3-H HR	4-3		5	1	2	3	0	0	6
Al Oliver, L (1, 3) OBP: 0.312, SLG: 0.412		6-3 1B	4-3		1-3		WP BB			3	0	1	0	1	0	2
Gene Alley, R (1, 6) OBP: 0.302, SLG: 0.363		6-3 1-2		G3		L9	F4 1-2			4	0	0	0	0	0	2
Bruce Kison, R (1, 1) OBP: 0.133, SLG: 0.107		K		K		HR BB	K			2	1	0	0	1	2	1
Ramon Hernandez, S (7, 1)										1	0	0	0	0	1	1
Inning Stats	R: 1 E: 0 K: 1 S: 7 H: 2 LOB: 2 BB: 1 P: 11	R: 0 E: 0 K: 1 S: 6 H: 1 LOB: 1 BB: 0 P: 6	R: 2 E: 0 K: 1 S: 8 H: 3 LOB: 1 BB: 0 P: 8	R: 0 E: 0 K: 1 S: 6 H: 1 LOB: 1 BB: 0 P: 6	R: 1 E: 0 K: 0 S: 4 H: 1 LOB: 1 BB: 0 P: 5	R: 2 E: 0 K: 0 S: 4 H: 1 LOB: 0 BB: 1 P: 8	R: 2 E: 0 K: 1 S: 7 H: 2 LOB: 1 BB: 1 P: 11	R: 0 E: 0 K: 2 S: 8 H: 1 LOB: 3 BB: 2 P: 16		1B: 5 2B: 3 3B: 1 HR: 3	SF: 0 SAC: 1 DP: 0 HBP: 1						

PITCHER		IP	WLS	BF	H	R	ER	SO	BB	IBB	HBP	BLK	WP	HR	S	P	ERA	WHIP
Bill Stoneman, R ERA: 3.33	(1, 1)	6.0	L	30	9	6	6	4	2	0	1	1	0	2	35	44	9.00	1.833
Dan McGinn, L ERA: 6.08	(7, 1)	2.0		12	3	2	2	3	3	0	0	0	1	1	15	27	9.00	3.000

PITCHER	IP	WLS	BF	H	R	ER	SO	BB	IBB	HBP	BLK	WP	HR	S	P	ERA	WHIP

AB	35
R	8
H	12
RBI	8
BB	5
SO	7
LOB	17

WP: 1 PA: 42
PB: 0
SB: 0
CS: 0

Batter	1	2	3	4	5	6	7	8	9	AB	R	H	RBI	BB	SO	LOB
Don Kessinger, S (1, 6) OBP: 0.318, SLG: 0.317	4-3		4-3			P6		5-3		4	0	0	0	0	0	0
Paul Popovich, S (1, 5) (7, 4) OBP: 0.258, SLG: 0.281	L8		P6-3			P4-3		P3-1		4	0	0	0	0	0	0
Billy Williams, L (1, 7) OBP: 0.388, SLG: 0.510	1B 3B			L3		P6			4-3	4	1	1	0	0	0	0
Joe Pepitone, L (1, 3) OBP: 0.350, SLG: 0.485	3-H 1B			BBBB 4-0 BB			F9		F9	3	0	1	1	1	0	0
Jim Hickman, R (1, 9) OBP: 0.352, SLG: 0.474	SSS 0-3 K			SSS 0-3 K			SSS 0-3 K		0-0 F7	4	0	0	0	0	3	2
Brock Davis, L (1, 8) OBP: 0.362, SLG: 0.337		L6		SSS 0-3 K			BBBB 4-0 1B BB			2	0	0	0	1	1	1
J.C. Martin, L (1, 2) OBP: 0.338, SLG: 0.355		F5			4-1		1-2 1B			3	0	1	0	0	0	0
Hector Torres, R (1, 4) OBP: 0.303, SLG: 0.267		6-3			SSS 0-3 K		3-1			2	0	0	0	0	1	0
Johnny Callison, L (7, PH) OBP: 0.301, SLG: 0.340										1	0	0	0	0	0	2
Cleo James, R (7, 5) OBP: 0.376, SLG: 0.395										0	0	0	0	0	0	0
Juan Pizarro, L (1, 1) OBP: 0.115, SLG: 0.043			SSS 0-3 K		G3			SSS 0-3 K		2	0	0	0	0	1	0
Al Spangler, L (8, PH) OBP: 0.500, SLG: 0.500										1	0	0	0	0	1	0
Phil Regan, R (8, 1)										0	0	0	0	0	0	0
Ray Newman, L (8, 1)										0	0	0	0	0	0	0
Inning Stats	R: 1 E: 0 K: 1 S: 7 H: 2 LOB: 1 BB: 0 P: 7	R: 0 E: 0 K: 0 S: 3 H: 0 LOB: 0 BB: 0 P: 3	R: 0 E: 0 K: 1 S: 5 H: 0 LOB: 0 BB: 0 P: 5	R: 0 E: 0 K: 2 S: 7 H: 0 LOB: 1 BB: 1 P: 11	R: 0 E: 0 K: 1 S: 5 H: 0 LOB: 0 BB: 0 P: 5	R: 0 E: 0 K: 0 S: 3 H: 0 LOB: 0 BB: 0 P: 3	R: 0 E: 0 K: 1 S: 6 H: 1 LOB: 2 BB: 1 P: 10	R: 0 E: 0 K: 1 S: 5 H: 0 LOB: 0 BB: 0 P: 5	R: 0 E: 0 K: 0 S: 3 H: 0 LOB: 0 BB: 0 P: 3	1B: 2 2B: 0 3B: 1 HR: 0	SF: 0 SAC: 0 DP: 0 HBP: 0						

TOP

Chicago Cubs @ Pittsburgh Pirates

Three Rivers Stadium, Pittsburgh, PA

Mon Sep 06 1971, 3:33 AM EDT

Att. 39,236 - Sunny

livebaseballscorecards.com

AB	30
R	1
H	3
RBI	1
BB	2
SO	7
LOB	5

WP: 0 PB: 0 SB: 0 CS: 0 PA: 32

PITCHER	IP	WLS	BF	H	R	ER	SO	BB	IBB	HBP	BLK	WP	HR	S	P	ERA	WHIP
Nelson Briles, R (1, 1) ERA: 3.3	9.0	W	32	3	1	1	7	2	0	0	0	0	0	44	52	1.00	0.556

PITCHER	IP	WLS	BF	H	R	ER	SO	BB	IBB	HBP	BLK	WP	HR	S	P	ERA	WHIP

Chicago Cubs @ Pittsburgh Pirates

Three Rivers Stadium, Pittsburgh, PA

Mon Sep 06 1971, 3:33 AM EDT

Att. 39,236 - Sunny

livebaseballscorecards.com

BOTTOM

Batter	1	2	3	4	5	6	7	8	9	AB	R	H	RBI	BB	SO	LOB
Rennie Stennett, R (1, 4) OBP: 0.414, SLG: 0.547	0-0 2B		0-0 4-3 ①		0-0 1B		0-0 F8 ③			4	2	2	0	0	0	0
Richie Hebner, L (8, 5) OBP: 0.338, SLG: 0.514					3B					0	0	0	0	0	0	0
Gene Clines, R (1, 8) OBP: 0.371, SLG: 0.408	0-0 1B 2-H 2B		0-3 K ②		4-0 1B BB			0-0 L6 1B		3	2	1	1	1	1	0
Roberto Clemente, R (1, 9) OBP: 0.375, SLG: 0.525	0-3 K ①		0-0 1B		0-0 1B 1-2 3-H			0-0 P4-3 6-3 1B 2-H		4	0	3	2	0	1	1
Willie Stargell, L (1, 7) OBP: 0.402, SLG: 0.639	0-0 P6 ②		0-3 K ③		0-3 K ③			0-0 6-3 ① 1-2		4	0	0	0	0	2	5
Manny Sanguillen, R (1, 2) OBP: 0.355, SLG: 0.441	0-0 1B 2-H			0-0 F8 ①		0-3 K ①		0-0 P4-3 ② 2-3		4	0	1	1	0	1	1
Bob Robertson, R (1, 3) OBP: 0.360, SLG: 0.493	0-3 K ③			0-3 K ②		0-3 K ②		0-3 K ③		3	0	0	0	0	3	1
Vic Davalillo, L (8, PH) OBP: 0.314, SLG: 0.371										0	0	0	0	0	0	0
Carl Taylor, R (8, PH) OBP: 0.245, SLG: 0.167										1	0	0	0	0	1	1
Al Oliver, L (9, 3) OBP: 0.312, SLG: 0.412										0	0	0	0	0	0	0
Dave Cash, R (1, 5) OBP: 0.361, SLG: 0.368			0-0 F9 ①		0-0 L8 ③		0-0 6-3 ③			3	0	0	0	0	0	0
(8, 4)																
Gene Alley, R (1, 6) OBP: 0.300, SLG: 0.360			0-0 6-3 ②		0-0 6-3 ①		0-0 P6 ①			3	0	0	0	0	0	0
Nelson Briles, R (1, 1) OBP: 0.313, SLG: 0.467			0-0 6-3 ③		0-3 K ②		0-0 F9 ②			3	0	0	0	0	1	0
Inning Stats	R: 2 H: 3 E: 0 LOB: 1 K: 2 BB: 0 S: 10 P: 10		R: 0 H: 0 E: 0 LOB: 0 K: 0 BB: 0 S: 3 P: 3	R: 0 H: 1 E: 0 LOB: 1 K: 2 BB: 0 S: 8 P: 8	R: 0 H: 0 E: 0 LOB: 0 K: 1 BB: 0 S: 5 P: 5	R: 1 H: 2 E: 0 LOB: 2 K: 2 BB: 1 S: 9 P: 13	R: 0 H: 0 E: 0 LOB: 0 K: 2 BB: 0 S: 7 P: 7	R: 0 H: 0 E: 0 LOB: 0 K: 0 BB: 0 S: 3 P: 3	R: 1 H: 1 E: 1 LOB: 1 K: 1 BB: 0 S: 7 P: 7		1B: 4 SF: 0 2B: 2 SAC: 0 3B: 1 DP: 0 HR: 0 HBP: 0						

	AB	32
	R	4
	H	7
	RBI	4
	BB	1
	SO	10
	LOB	9

WP: 0 PA: 33
PB: 0
SB: 0
CS: 0

PITCHER		IP	WLS	BF	H	R	ER	SO	BB	IBB	HBP	BLK	WP	HR	S	P	ERA	WHIP
Juan Pizarro, L ERA: 3.89	(1, 1)	7.0	L	28	6	3	3	9	1	0	0	0	0	0	45	49	3.86	1.000
Phil Regan, R ERA: 3.59	(8, 1)	0.2		4	1	1	0	0	0	0	0	0	0	0	4	4	0.00	1.500
Ray Newman, L ERA: 2.25	(8, 1)	0.1		1	0	0	0	1	0	0	0	0	0	0	3	3	0.00	0.000

PITCHER	IP	WLS	BF	H	R	ER	SO	BB	IBB	HBP	BLK	WP	HR	S	P	ERA	WHIP

Batter	1	2	3	4	5	6	7	8	9	AB	R	H	RBI	BB	SO	LOB
Cleo James, R (1, 5) OBP: 0.367, SLG: 0.384	F3	FC6-4 1-2 2-3 3-H 1B		FC5-4 1-2f 2B		6-3		K		5	1	1	1	0	1	1
Paul Popovich, S (1, 4) OBP: 0.256, SLG: 0.285	K	FC6-4 1-2f		2-H 2B		L8		P4-3		5	0	1	1	0	1	3
Billy Williams, L (1, 7) OBP: 0.386, SLG: 0.507	3-1		FC4-6 1B	K			4-3		4-3	5	0	1	0	0	1	1
Jim Hickman, R (1, 9) OBP: 0.350, SLG: 0.470		4-3	FC4-6 1B 1-2f		K		E5 HR		1B	5	1	1	0	0	1	1
Joe Pepitone, L (1, 8) (6, 3) OBP: 0.353, SLG: 0.494		HBP 14 1B 1B	14 WP 1-3 1B		L8		1-H HR		K	5	2	3	2	0	1	1
14 Ernie Banks, R (1, 3) OBP: 0.237, SLG: 0.324 Bill Bonham, R (6, 1) OBP: 0.200, SLG: 0.200 Pat Bourque, L (7, PH) Ray Newman, L (7, 1) Ron Tompkins, R (8, 1) Frank Fernandez, R (9, PH) OBP: 0.220, SLG: 0.122		1B HBP 1-2 FC5-2 1B	5-3 1-2		1B 1B		K		F9	3 0 1 0 0 0 1	0 0 0 0 0 0 0	2 0 0 0 0 0 0	0 0 0 0 0 0 0	0 0 0 0 0 0 0	0 0 1 0 0 0 0	2 0 0 0 0 0 1
Ken Rudolph, R (1, 2) OBP: 0.238, SLG: 0.193		FC5-2 1B 1B 1-2 2-3 HBP	4-3		1-2 1B		FC6-4 1B			3	1	2	0	0	0	2
Don Kessinger, S (1, 6) OBP: 0.319, SLG: 0.318		1B FC5-2 1-2 2-3 3-H 1B		FC5-4 1B	F9		FC6-4 1-2f			4	0	2	1	0	0	3
Ken Holtzman, R (1, 1) OBP: 0.167, SLG: 0.206 Brock Davis, L (6, PH) OBP: 0.360, SLG: 0.335 (6, 8)		FC5-2 1B 1-2 2-3 3-Hf		F7		P4		1-3		2 2	0 0	0 0	0 0	0 0	0 0	4 0
Inning Stats	R: 0 E: 0 K: 1 S: 5 H: 0 LOB: 0 BB: 0 P: 5	R: 2 E: 0 K: 0 S: 7 H: 4 LOB: 3 BB: 0 P: 8	R: 0 E: 0 K: 0 S: 5 H: 2 LOB: 2 BB: 0 P: 5	R: 1 E: 1 K: 1 S: 7 H: 2 LOB: 1 BB: 0 P: 7	R: 0 E: 0 K: 1 S: 7 H: 2 LOB: 2 BB: 0 P: 7	R: 0 E: 0 K: 0 S: 3 H: 0 LOB: 0 BB: 0 P: 3	R: 2 E: 1 K: 1 S: 8 H: 2 LOB: 1 BB: 0 P: 8	R: 0 E: 0 K: 1 S: 5 H: 0 LOB: 0 BB: 0 P: 5	R: 0 E: 0 K: 1 S: 6 H: 1 LOB: 1 BB: 0 P: 6	1B: 11 2B: 1 3B: 0 HR: 1 SF: 0 SAC: 0 DP: 0 HBP: 1						

PITCHER		IP	WLS	BF	H	R	ER	SO	BB	IBB	HBP	BLK	WP	HR	S	P	ERA	WHIP
Luke Walker, L ERA: 3.73	(1, 1)	5.0	W	26	10	3	3	3	0	0	1	0	1	0	31	32	5.40	2.000
Bob Moose, R ERA: 4.4	(6, 1)	3.0	S	12	2	2	1	2	0	0	0	0	0	1	16	16	3.00	0.667
Ramon Hernandez, L ERA:	(9, 1)	1.0		4	1	0	0	1	0	0	0	0	0	0	6	6	0.00	1.000

PITCHER	IP	WLS	BF	H	R	ER	SO	BB	IBB	HBP	BLK	WP	HR	S	P	ERA	WHIP

TOP

Chicago Cubs @ Pittsburgh Pirates

Three Rivers Stadium, Pittsburgh, PA

Mon Sep 06 1971, 3:38 AM EDT

Att. 39,236 - Unknown

livebaseballscorecards.com

AB	41
R	5
H	13
RBI	5
BB	0
SO	6
LOB	19

WP: 1 PB: 0 SB: 0 CS: 0 PA: 42

Chicago Cubs @ Pittsburgh Pirates

Three Rivers Stadium, Pittsburgh, PA

Mon Sep 06 1971, 3:38 AM EDT

Att. 39,236 - Unknown

livebaseballscorecards.com

BOTTOM

Batter	1	2	3	4	5	6	7	8	9	AB	R	H	RBI	BB	SO	LOB
Rennie Stennett, R (1, 4) OBP: 0.426, SLG: 0.550 Richie Hebner, L (7, 5) OBP: 0.338, SLG: 0.514	P4-3		1B HR 1-2 1B	1B		BBBB 4-0 1-2 2-3 BB		SH1-3 1-2		3	1	2	0	1	0	0
										0	0	0	0	0	0	0
Gene Clines, R (1, 8) OBP: 0.369, SLG: 0.405 Vic Davalillo, L (8, PH) OBP: 0.316, SLG: 0.377 (9, 8)	L9		HR 1-3 2-H 1B	L7		L3		1B 2-H 2B		4	1	1	1	0	0	4
										1	1	1	1	0	0	0
Roberto Clemente, R (1, 9) OBP: 0.377, SLG: 0.524	6-3		HR IBB		FC5-4 1B	SSS K		P4-3-6 2-H 1B		4	1	2	1	1	1	3
Willie Stargell, L (1, 7) OBP: 0.400, SLG: 0.641		F7	1-H 2-H 3-H HR		SSS K		3-1	P4-3-6 1-2f		5	1	1	4	0	1	2
Manny Sanguillen, R (1, 2) OBP: 0.355, SLG: 0.442		1B 2B	SSS K2-3		FC5-4 1-2f		L8			4	1	1	0	0	1	1
Dave Cash, R (1, 5) OBP: 0.364, SLG: 0.372 (7, 4)		G1-6-3 2-H 1B	1B		P4		PB HR 1B			4	1	3	1	0	0	1
Al Oliver, L (1, 3) OBP: 0.313, SLG: 0.422		G1-6-3 1-2f	F8			FC1-5 2B	1-H HR			4	1	2	2	0	0	2
Gene Alley, R (1, 6) OBP: 0.302, SLG: 0.360			1B 1B	P3		BBBB 4-0 BB FC1-5 BB	P4-3			3	1	1	0	1	0	0
Luke Walker, L (1, 1) OBP: 0.104, SLG: 0.023 Bob Moose, R (6, 1) OBP: 0.150, SLG: 0.105 Bill Mazeroski, R (8, PH) OBP: 0.307, SLG: 0.299 Dock Ellis, S (8, PR) OBP: 0.260, SLG: 0.208 Ramon Hernandez, S (9, 1)			SSS K	SSS K		FC1-5 1-2 2-3f BB		SH1-3 2B 1B		2	0	0	0	0	2	1
										1	0	0	0	0	0	2
										1	0	1	0	0	0	0
										0	1	0	0	0	0	0
										0	0	0	0	0	0	0
Inning Stats	R: 0 E: 0 K: 0 S: 3 H: 0 LOB: 0 BB: 0 P: 3	R: 1 E: 0 K: 0 S: 4 H: 2 LOB: 0 BB: 0 P: 4	R: 5 E: 0 K: 2 S: 12 H: 5 LOB: 1 BB: 1 P: 16	R: 0 E: 0 K: 1 S: 6 H: 1 LOB: 1 BB: 0 P: 6	R: 0 E: 0 K: 1 S: 6 H: 1 LOB: 1 BB: 0 P: 6	R: 0 E: 0 K: 1 S: 6 H: 1 LOB: 3 BB: 2 P: 14	R: 2 E: 0 K: 0 S: 5 H: 2 LOB: 0 BB: 0 P: 5	R: 2 E: 0 K: 0 S: 5 H: 3 LOB: 1 BB: 0 P: 5		1B: 10 2B: 4 3B: 0 HR: 2			SF: 0 SAC: 1 DP: 2 HBP: 0				

| | | | | | | | | | |

Batter	1	2	3	4	5	6	7	8	9	AB	R	H	RBI	BB	SO	LOB
Don Kessinger, S (1, 6) OBP: 0.319, SLG: 0.318	K		P5			4-3		1B		4	0	1	0	0	1	0
Paul Popovich, S (1, 4) OBP: 0.256, SLG: 0.284	P4-3			P4		FC4-6 1B		K		4	0	1	0	0	1	1
Billy Williams, L (1, 7) OBP: 0.384, SLG: 0.504	F8			4-3		FC4-6 1-2f		4-3		4	0	0	0	0	0	2
Joe Pepitone, L (1, 3) OBP: 0.352, SLG: 0.492		FC6-4 1B		G3			3-1		F9	4	0	1	0	0	0	0
Ron Santo, R (1, 5) OBP: 0.350, SLG: 0.425		FC6-4 1-2f			P4		6-3		K	4	0	0	0	0	1	1
Brock Davis, L (1, 8) OBP: 0.359, SLG: 0.337		K			4-3		2B		F9	4	0	1	0	0	1	1
Johnny Callison, L (1, 9) OBP: 0.301, SLG: 0.339		F9			1B		2-3			3	0	1	0	0	0	2
Chris Cannizzaro, R (1, 2) OBP: 0.315, SLG: 0.324			K		P4			K		3	0	0	0	0	2	1
Milt Pappas, R (1, 1) OBP: 0.207, SLG: 0.160			F2			F7		HR		1	0	0	0	0	0	0
Gene Hiser, L (6, PH) OBP: 0.200, SLG: 0.200										1	0	0	0	0	0	0
Larry Gura, S (6, 1)										0	0	0	0	0	0	0
Jim Colborn, R (7, 1)										0	0	0	0	0	0	0
Ray Newman, L (7, 1)										0	0	0	0	0	0	0
Ron Tompkins, R (7, 1)										0	0	0	0	0	0	0
Carmen Fanzone, R (8, PH) OBP: 1.000, SLG: 4.000										1	1	1	1	0	0	0
Joe Decker, R (8, 1) OBP: 0.750, SLG: 1.000										0	0	0	0	0	0	0
Inning Stats	R: 0 E: 0 K: 1 S: 5 H: 0 LOB: 0 BB: 0 P: 5	R: 0 E: 0 K: 1 S: 6 H: 1 LOB: 1 BB: 0 P: 6	R: 0 E: 0 K: 1 S: 5 H: 0 LOB: 0 BB: 0 P: 5	R: 0 E: 0 K: 0 S: 3 H: 0 LOB: 0 BB: 0 P: 3	R: 0 E: 0 K: 0 S: 4 H: 1 LOB: 1 BB: 0 P: 4	R: 0 E: 0 K: 0 S: 4 H: 1 LOB: 1 BB: 0 P: 4	R: 0 E: 0 K: 0 S: 4 H: 1 LOB: 1 BB: 0 P: 4	R: 1 E: 0 K: 2 S: 9 H: 2 LOB: 1 BB: 0 P: 9	R: 0 E: 0 K: 1 S: 5 H: 0 LOB: 0 BB: 0 P: 5	1B: 4 2B: 1 3B: 0 HR: 1 SF: 0 SAC: 0 DP: 0 HBP: 0						

PITCHER	IP	WLS	BF	H	R	ER	SO	BB	IBB	HBP	BLK	WP	HR	S	P	ERA	WHIP
Steve Blass, R (1, 1) ERA: 3.03	9.0	W	33	6	1	1	6	0	0	0	0	0	1	45	45	1.00	0.667

PITCHER	IP	WLS	BF	H	R	ER	SO	BB	IBB	HBP	BLK	WP	HR	S	P	ERA	WHIP

TOP

Chicago Cubs @ Pittsburgh Pirates

Three Rivers Stadium, Pittsburgh, PA

Wed Sep 08 1971, 7:05 PM EDT

Att. 15,937 - Unknown - 78 F

livebaseballscorecards.com

AB	33
R	1
H	6
RBI	1
BB	0
SO	6
LOB	8

WP: 0	PA: 33		
PB: 0			
SB: 0			
CS: 0			

BOTTOM

Chicago Cubs @ Pittsburgh Pirates

Three Rivers Stadium, Pittsburgh, PA

Wed Sep 08 1971, 7:05 PM EDT

Att. 15,937 - Unknown - 78 F

Batter	1	2	3	4	5	6	7	8	9	AB	R	H	RBI	BB	SO	LOB
Rennie Stennett, R (1, 4) OBP: 0.420, SLG: 0.540	5-3 ①		6-3 ①		F8 ①		1B 1B 1B 1-3	5-3 ①		4	1	1	0	0	0	0
Dave Cash, R (8, 4) OBP: 0.364, SLG: 0.371										1	0	0	0	0	0	0
Vic Davalillo, L (1, 8) OBP: 0.313, SLG: 0.373	P4 ②		L6 ②		P4-3 ②		1B 1B 1B 1-3 3-H	K S S S		3	0	0	0	0	0	0
Gene Clines, R (7, PH) OBP: 0.370, SLG: 0.406 (8, 8)										2	1	1	1	0	1	0
Roberto Clemente, R (1, 9) OBP: 0.376, SLG: 0.522	P4		6-3 ③		P4-3 ③		BB 1B 1B 1-3 3-H	BB 1B		4	1	1	1	0	0	0
Richie Zisk, R (8, 9) OBP: 1.000, SLG: 1.000										1	0	1	0	0	0	0
Willie Stargell, L (1, 7) OBP: 0.402, SLG: 0.642	L9 ③			1B 2B 2B		F9 WP 1B S S S	K ② B B B B	1-2 BB		4	1	2	0	1	1	3
Richie Hebner, L (1, 5) OBP: 0.339, SLG: 0.511		K ① S S S		2B 2B 1B 2-3		F9 ① 1-3 B B B B	1B 1B BB 1-2	F3 ③		4	2	1	0	1	1	3
Milt May, L (1, 2) OBP: 0.319, SLG: 0.449		HR BB B B B B 4-0		K ① S S S 0-3		P4-3 ② 0-0	1B 1B 1B 1-3 2-H 3-H			3	2	1	2	1	1	3
Al Oliver, L (1, 3) OBP: 0.317, SLG: 0.433		HR 1-H		2B 1-H 3-H		P4-3 ③ 0-0	1B 1B 1-2 3-H			4	1	3	5	0	0	1
Gene Alley, R (1, 6) OBP: 0.304, SLG: 0.361		F8 ②		P3 ②			FC2-6 1B 1B 1-3 2-H			4	0	2	1	0	0	1
Steve Blass, R (1, 1) OBP: 0.120, SLG: 0.135		6-3 ③		6-3 ③			FC2-6 ① 1B 1B 1-2H P4-3			4	1	0	0	0	0	4

	AB	38
	R	10
	H	13
	RBI	10
	BB	3
	SO	4
	LOB	15

livebaseballscorecards.com

Inning Stats	1	2	3	4	5	6	7	8	9
	R: 0 H: 0 E: 1 LOB: 1 K: 0 BB: 0 S: 4 P: 4	R: 2 H: 1 E: 0 LOB: 0 K: 1 BB: 1 S: 6 P: 10	R: 0 H: 0 E: 0 LOB: 0 K: 0 BB: 0 S: 3 P: 3	R: 2 H: 3 E: 0 LOB: 1 K: 1 BB: 0 S: 8 P: 8	R: 0 H: 0 E: 0 LOB: 0 K: 0 BB: 0 S: 3 P: 3	R: 0 H: 1 E: 0 LOB: 1 K: 0 BB: 0 S: 4 P: 4	R: 6 H: 7 E: 0 LOB: 2 K: 1 BB: 1 S: 12 P: 16	R: 0 H: 1 E: 0 LOB: 2 K: 1 BB: 1 S: 6 P: 10	

	1B: 10	SF: 0	WP: 1	PA: 41
	2B: 2	SAC: 0	PB: 0	
	3B: 0	DP: 0	SB: 0	
	HR: 1	HBP: 0	CS: 0	

PITCHER		IP	WLS	BF	H	R	ER	SO	BB	IBB	HBP	BLK	WP	HR	S	P	ERA	WHIP
Milt Pappas, R ERA: 3.42	(1, 1)	5.0	L	21	4	4	4	2	1	0	0	0	0	1	24	28	7.20	1.000
Larry Gura, L ERA: 13.5	(6, 1)	1.1		7	3	2	2	0	0	0	0	0	1	0	7	7	13.50	2.250
Jim Colborn, R ERA: 6.75	(7, 1)	0.0		2	2	0	0	0	0	0	0	0	0	0	2	2	∞	∞
Ray Newman, L ERA: 3.48	(7, 1)	0.1		4	2	3	3	1	1	0	0	0	0	0	5	9	81.00	9.000
Ron Tompkins, R ERA: 4.58	(7, 1)	0.1		2	1	1	1	0	0	0	0	0	0	0	2	2	27.00	3.000

PITCHER		IP	WLS	BF	H	R	ER	SO	BB	IBB	HBP	BLK	WP	HR	S	P	ERA	WHIP
Joe Decker, R ERA: 5.19	(8, 1)	1.0		5	1	0	0	1	1	0	0	0	0	0	6	10	0.00	2.000

Pittsburgh Pirates @ Montreal Expos

Jarry Park, Montreal, QB

Fri Sep 10 1971, 7:05 PM EDT

Att. 21,529 - Unknown

TOP

livebaseballscorecards.com

Batter	1	2	3	4	5	6	7	8	9	10	11	AB	R	H	RBI	BB	SO	LOB
Rennie Stennett, R (1, 4) OBP: 0.423, SLG: 0.534	1-3			BBB 4-0 L4-3 BB		0-0 1B		FC5-4 FC4-6 1B 1-2f		FC4-6 1B		3	0	1	0	1	0	1
Dave Cash, R (8, 4) OBP: 0.365, SLG: 0.372												1	0	1	0	0	0	0
Vic Davalillo, L (1, 8) OBP: 0.311, SLG: 0.370	F6			SSS 0-3 K		F8		FC4-6 1B 1-2		FC4-6 WP 1-2f		5	0	1	0	0	1	3
Roberto Clemente, R (1, 9) OBP: 0.374, SLG: 0.521	6-3			L4-3 1-2			1B E 2B	FC4-6 BB 1-2f 2-3		F9 1-2		5	1	1	0	0	0	4
Willie Stargell, L (1, 7) OBP: 0.404, SLG: 0.639		4-3			K		BBB 4-0 FC3-6 E BB	BBB 4-0 1-2 BB		III 4-0 IBB		2	0	0	0	3	1	0
Richie Hebner, L (1, 5) OBP: 0.339, SLG: 0.510		F8			FC5-4 1B		E5 FC3-6 1-2 2-H 1B	F9		F6		5	0	2	0	0	0	5
Al Oliver, L (1, 3) OBP: 0.316, SLG: 0.437		K			F9		SSS 0-3 K		0-0 HR		F6	5	1	1	1	0	2	3
Manny Sanguillen, R (1, 2) OBP: 0.351, SLG: 0.437			F9		FC5-4 1-2f		FC3-6 1-2f 2-3		F8		5-3	5	0	0	0	0	0	3
Gene Alley, R (1, 6) OBP: 0.300, SLG: 0.356			5-3			L8	2-3		5-3		SSS 0-3 K	5	0	0	0	0	1	2
Bob Johnson, L (1, 1) OBP: 0.170, SLG: 0.064			SSS 0-3 K2-1-3			SSS 0-3 K		FC5-4 1B				3	0	1	0	0	2	0
Bob Miller, R (8, 1)												0	0	0	0	0	0	0
Milt May, L (9, PH) OBP: 0.316, SLG: 0.444												1	0	0	0	0	0	0
Bob Veale, S (9, 1) OBP: 0.333, SLG: 0.333												0	0	0	0	0	0	0
Dave Giusti, R (9, 1) OBP: 0.118, SLG: 0.063												0	0	0	0	0	0	0
Inning Stats	R: 0 E: 0 K: 0 S: 3 H: 0 LOB: 0 BB: 0 P: 3	R: 0 E: 0 K: 1 S: 5 H: 0 LOB: 0 BB: 0 P: 5	R: 0 E: 0 K: 1 S: 5 H: 0 LOB: 0 BB: 0 P: 5	R: 0 E: 0 K: 1 S: 4 H: 0 LOB: 0 BB: 1 P: 8	R: 0 E: 0 K: 1 S: 6 H: 1 LOB: 1 BB: 0 P: 6	R: 0 E: 0 K: 1 S: 6 H: 1 LOB: 1 BB: 0 P: 6	R: 1 E: 1 K: 1 S: 7 H: 2 LOB: 2 BB: 1 P: 11	R: 0 E: 0 K: 0 S: 5 H: 2 LOB: 3 BB: 1 P: 9	R: 1 E: 0 K: 0 S: 4 H: 1 LOB: 0 BB: 0 P: 4	R: 0 E: 0 K: 0 S: 4 H: 1 LOB: 2 BB: 1 P: 8	R: 0 E: 0 K: 1 S: 5 H: 0 LOB: 0 BB: 0 P: 5	1B: 6 2B: 2 3B: 0 HR: 1	SF: 0 SAC: 0 DP: 1 HBP: 0					

	AB	40
	R	2
	H	8
	RBI	1
	BB	4
	SO	7
	LOB	21

WP: 1 PB: 0 SB: 0 CS: 0 PA: 44

PITCHER		IP	WLS	BF	H	R	ER	SO	BB	IBB	HBP	BLK	WP	HR	S	P	ERA	WHIP
Bill Stoneman, R ERA: 3.28	(1, 1)	7.0		26	4	1	1	6	2	0	0	0	0	0	36	44	1.29	0.857
Mike Marshall, R ERA: 4.0	(8, 1)	3.0		15	4	1	1	0	1	1	0	0	1	1	13	21	3.00	1.667
John Strohmayer, R ERA: 4.54	(11, 1)	1.0	W	3	0	0	0	1	0	0	0	0	0	0	5	5	0.00	0.000

PITCHER	IP	WLS	BF	H	R	ER	SO	BB	IBB	HBP	BLK	WP	HR	S	P	ERA	WHIP

BOTTOM

Pittsburgh Pirates @ Montreal Expos

Jarry Park, Montreal, QB

Fri Sep 10 1971, 7:05 PM EDT

Att. 21,529 - Unknown

Batter	1	2	3	4	5	6	7	8	9	10	11	AB	R	H	RBI	BB	SO	LOB
Ron Hunt, R (1, 4) (9, 5) OBP: 0.402, SLG: 0.353	F8		5-3		F9		F2		FC5-6 BB		F9	5	0	0	0	1	0	4
Boots Day, L (1, 8) OBP: 0.349, SLG: 0.361	E 1B 1B		4-3		F4			4-3	FC5-6 S 1-2f		6-3	6	0	1	0	0	0	3
Rusty Staub, L (1, 9) OBP: 0.390, SLG: 0.473	E4 BB 1-3 1B		F8			L9		L9	K 1-2		1B 1B	6	1	2	0	0	1	1
Ron Fairly, L (1, 3) OBP: 0.374, SLG: 0.408 Stan Swanson, R (8, PR) OBP: 0.281, SLG: 0.292 Bobby Wine, R (9, 6) OBP: 0.261, SLG: 0.235	K			F9		G3		1B BB 1B	F7		1B 1-2	4 0 2	0 1 0	1 0 1	0 0 0	0 0 0	1 0 0	2 0 1
Bob Bailey, R (1, 5) (9, 3) OBP: 0.366, SLG: 0.393	1-2 BB			PO 1B		F7		1B 1-2 BB		K	1-2 2-H 1B	4	1	2	1	2	1	0
Jim Fairey, L (1, 7) OBP: 0.287, SLG: 0.307	K			L7			4-3	1B 1-2 2-3 1B		F5		5	0	1	0	0	1	4
Gary Sutherland, R (1, 6) (9, 4) OBP: 0.317, SLG: 0.375			5-3	PO 1-2	F7		1B	1B 1-3 2-H 3-H 1B		1B		5	0	3	2	0	0	0
John Bateman, R (1, 2) OBP: 0.267, SLG: 0.348 Clyde Mashore, R (7, PR) OBP: 0.252, SLG: 0.257 John Boccabella, R (8, 2) OBP: 0.287, SLG: 0.333			K		1B		1-2 1B	IBB		1-2 1B		3 0 1	0 0 0	2 0 1	0 0 0	0 0 1	1 0 0	0 0 0
Bill Stoneman, R (1, 1) OBP: 0.230, SLG: 0.141 Jim Gosger, L (7, PH) OBP: 0.224, SLG: 0.216 Mike Marshall, R (8, 1) OBP: 0.235, SLG: 0.188 Ron Brand, R (10, PH) OBP: 0.241, SLG: 0.200 John Strohmayer, R (11, 1) OBP: 0.235, SLG: 0.235			K		1-2 1B		F6	G3		K		2 1 1 1 0	0 0 0 0 0	1 0 0 0 0	0 0 0 0 0	1 0 0 1 0	0 2 3 2 0	0 0 0 0 0
Inning Stats	R: 0 H: 2 E: 1 LOB: 3 K: 2 BB: 1 S: 9 P: 13	R: 0 H: 0 E: 0 LOB: 0 K: 2 BB: 0 S: 7 P: 7	R: 0 H: 0 E: 0 LOB: 0 K: 0 BB: 0 S: 3 P: 3	R: 0 H: 1 E: 0 LOB: 0 K: 0 BB: 0 S: 3 P: 3	R: 0 H: 2 E: 0 LOB: 2 K: 0 BB: 0 S: 5 P: 5	R: 0 H: 0 E: 0 LOB: 0 K: 0 BB: 0 S: 3 P: 3	R: 0 H: 2 E: 0 LOB: 2 K: 0 BB: 0 S: 5 P: 5	R: 2 H: 3 E: 0 LOB: 3 K: 0 BB: 2 S: 6 P: 14	R: 0 H: 0 E: 0 LOB: 1 K: 1 BB: 1 S: 5 P: 9	R: 0 H: 2 E: 0 LOB: 2 K: 2 BB: 0 S: 9 P: 9	R: 1 H: 3 E: 0 LOB: 2 K: 0 BB: 0 S: 5 P: 5	1B: 15 SF: 0 2B: 0 SAC: 0 3B: 0 DP: 0 HR: 0 HBP: 0						

PITCHER		IP	WLS	BF	H	R	ER	SO	BB	IBB	HBP	BLK	WP	HR	S	P	ERA	WHIP
Bob Johnson, R ERA: 3.52	(1, 1)	7.2		33	9	2	2	4	2	0	0	0	0	0	39	47	2.35	1.435
Bob Miller, R ERA: 1.76	(8, 1)	0.1		3	1	0	0	0	0	1	0	0	0	0	2	6	0.00	3.000
Bob Veale, L ERA: 7.68	(9, 1)	0.2		3	0	0	0	1	1	0	0	0	0	0	4	8	0.00	1.500
Dave Giusti, R ERA: 3.14	(9, 1)	2.0	L	11	5	1	1	2	0	0	0	0	0	0	15	15	4.50	2.500

PITCHER	IP	WLS	BF	H	R	ER	SO	BB	IBB	HBP	BLK	WP	HR	S	P	ERA	WHIP

AB	46
R	3
H	15
RBI	3
BB	4
SO	7
LOB	22

WP: 0 PA: 51
PB: 0
SB: 1
CS: 0

livebaseballscorecards.com

Batter	1	2	3	4	5	6	7	8	9	AB	R	H	RBI	BB	SO	LOB
Rennie Stennett, R (1, 4) OBP: 0.409, SLG: 0.517	6-3		F4		6-3 1-2 2-3			F8		4	0	0	0	0	0	2
Richie Hebner, L (1, 5) OBP: 0.338, SLG: 0.507	K			4-3 WP 1B	F7			F8		4	0	1	0	0	1	2
Roberto Clemente, R (1, 9) OBP: 0.373, SLG: 0.518	K			5-3 1-2		4-3		BB		3	0	0	0	1	1	1
Willie Stargell, L (1, 7) OBP: 0.403, SLG: 0.635		BB G4-6-3		4-3 2-3		F5		F7		3	0	0	0	1	0	2
Manny Sanguillen, R (1, 2) OBP: 0.352, SLG: 0.438		G4-6-3 1-2f		5-3		E 1B			G5-4-3 1B	4	0	2	0	0	0	2
Al Oliver, L (1, 8) OBP: 0.317, SLG: 0.441		PB 1B			1B 3B	4-3 1-2			F7	4	1	2	0	0	0	2
Bob Robertson, R (1, 3) OBP: 0.358, SLG: 0.488		F8 1-2			K		F9		G5-4-3 1-2f	4	0	0	0	0	1	3
Gene Alley, R (1, 6) OBP: 0.300, SLG: 0.356			6-3		6-3 SH 1B 3-H		L1			3	0	1	1	0	0	0
Bruce Kison, R (1, 1) OBP: 0.129, SLG: 0.103			5-3		SH 6-3 1-2		6-3			1	0	0	0	0	0	0
John Lamb, R (5, 1)										0	0	0	0	0	0	0
Rimp Lanier, L (7, PH)										1	0	0	0	0	0	0
Bob Veale, S (7, 1) OBP: 0.333, SLG: 0.333										0	0	0	0	0	0	0
Bob Miller, R (7, 1)										0	0	0	0	0	0	0
Inning Stats	R: 0 E: 0 K: 2 S: 7 H: 0 LOB: 0 BB: 0 P: 7	R: 0 E: 0 K: 0 S: 3 H: 1 LOB: 1 BB: 1 P: 7	R: 0 E: 0 K: 0 S: 3 H: 0 LOB: 0 BB: 0 P: 3	R: 0 E: 0 K: 0 S: 4 H: 1 LOB: 1 BB: 0 P: 4	R: 1 E: 1 K: 1 S: 8 H: 2 LOB: 2 BB: 0 P: 8	R: 0 E: 1 K: 0 S: 4 H: 1 LOB: 1 BB: 0 P: 4	R: 0 E: 0 K: 0 S: 3 H: 0 LOB: 0 BB: 0 P: 3	R: 0 E: 0 K: 0 S: 3 H: 0 LOB: 1 BB: 1 P: 7	R: 0 E: 0 K: 0 S: 3 H: 1 LOB: 0 BB: 0 P: 3	1B: 5 2B: 0 3B: 1 HR: 0	SF: 0 SAC: 1 DP: 2 HBP: 0						

PITCHER	IP	WLS	BF	H	R	ER	SO	BB	IBB	HBP	BLK	WP	HR	S	P	ERA	WHIP
Ernie McAnally, R (1, 1) ERA: 4.01	9.0	W	34	6	1	1	3	2	0	0	0	1	0	38	46	1.00	0.889

PITCHER	IP	WLS	BF	H	R	ER	SO	BB	IBB	HBP	BLK	WP	HR	S	P	ERA	WHIP

TOP

Pittsburgh Pirates @ Montreal Expos

Jarry Park, Montreal, QB

Sat Sep 11 1971, 3:33 AM EDT

Att. 18,376 - Cloudy

livebaseballscorecards.com

AB	31
R	1
H	6
RBI	1
BB	2
SO	3
LOB	14

WP: 1 PB: 1 SB: 0 CS: 0 PA: 34

Pittsburgh Pirates @ Montreal Expos

Jarry Park, Montreal, QB

Sat Sep 11 1971, 3:33 AM EDT

Att. 18,376 - Cloudy

BOTTOM

Batter	1	2	3	4	5	6	7	8	9	AB	R	H	RBI	BB	SO	LOB
Ron Hunt, R (1, 4) OBP: 0.402, SLG: 0.353	0-0 SH1-4 1B 1B	0-0 5-3			0-0 F7	0-0 FC4-6 1B		0-0 5-3		5	1	2	0	0	0	1
Boots Day, L (1, 8) OBP: 0.349, SLG: 0.361	0-0 SH1-4 1-2		0-0 F9		0-0 2B 1B	0-0 FC4-6 1-2f				3	0	1	0	0	0	1
Rusty Staub, L (1, 9) OBP: 0.393, SLG: 0.476	0-0 1B 2-H 1B		0-0 F9		0-0 1-H 2B 2B		BBB 4-0 SH3-4 BB			3	1	2	1	1	0	0
Ron Fairly, L (1, 3) OBP: 0.376, SLG: 0.409	0-0 1-2 1B		0-0 F8		4-0 2B IBB		0-0 SH3-4 1-2			2	1	1	0	1	0	0
Jim Fairey, L (1, 7) OBP: 0.287, SLG: 0.314 Ron Woods, R (7, PH) (8, 7) OBP: 0.365, SLG: 0.401	0-0 F7			0-0 F9	0-0 PB 1-H 2-H 2B		0-0 F9			3 1	1 0	1 0	2 0	0 0	0 0	2 1
Bob Bailey, R (1, 5) OBP: 0.367, SLG: 0.395	0-0 5-3			0-0 G3	0-0 2-H 2B		4-0 IBB			3	0	1	1	1	0	2
Gary Sutherland, R (1, 6) OBP: 0.316, SLG: 0.370 Bobby Wine, R (9, 6) OBP: 0.261, SLG: 0.235		0-0 6-3		BBB 4-0 1B BB	0-0 5-3		0-0 F3			3 0	0 0	0 0	0 0	1 0	0 0	3 0
John Bateman, R (1, 2) OBP: 0.269, SLG: 0.350		0-0 1B		0-0 1-2 1B		0-0 F6		0-0 F2		4	0	2	0	0	0	0
Ernie McAnally, R (1, 1) OBP: 0.096, SLG: 0.157		SSS 0-3 K		0-0 5-3		0-0 F8		0-0 6-3		4	0	0	0	0	1	3
Inning Stats	R: 1 H: 3 E: 0 LOB: 2 K: 0 BB: 0 S: 6 P: 6	R: 0 H: 1 E: 0 LOB: 1 K: 1 BB: 0 S: 6 P: 6	R: 0 H: 0 E: 0 LOB: 0 K: 0 BB: 0 S: 3 P: 3	R: 0 H: 1 E: 0 LOB: 2 K: 0 BB: 1 S: 4 P: 8	R: 3 H: 4 E: 0 LOB: 1 K: 0 BB: 1 S: 6 P: 10	R: 0 H: 1 E: 0 LOB: 1 K: 0 BB: 0 S: 4 P: 4	R: 0 H: 0 E: 0 LOB: 2 K: 0 BB: 2 S: 3 P: 11	R: 0 H: 0 E: 0 LOB: 0 K: 0 BB: 0 S: 3 P: 3		1B: 7 SF: 0 2B: 3 SAC: 2 3B: 0 DP: 0 HR: 0 HBP: 0						WP: 0 PA: 37 PB: 1 SB: 0 CS: 0

livebaseballscorecards.com

	AB	31
	R	4
	H	10
	RBI	4
	BB	4
	SO	1
	LOB	13

PITCHER		IP	WLS	BF	H	R	ER	SO	BB	IBB	HBP	BLK	WP	HR	S	P	ERA	WHIP
Bruce Kison, R ERA: 3.54	(1, 1)	4.2	L	24	9	4	4	1	1	1	0	0	0	0	24	32	7.71	2.143
John Lamb, R ERA:	(5, 1)	1.1		5	1	0	0	0	0	0	0	0	0	0	5	5	0.00	0.750
Bob Veale, L ERA: 7.56	(7, 1)	0.2		3	0	0	0	0	1	0	0	0	0	0	2	6	0.00	1.500
Bob Miller, R ERA: 1.74	(7, 1)	1.1		5	0	0	0	0	0	1	0	0	0	0	4	8	0.00	0.000

PITCHER	IP	WLS	BF	H	R	ER	SO	BB	IBB	HBP	BLK	WP	HR	S	P	ERA	WHIP

Batter	1	2	3	4	5	6	7	8	9	AB	R	H	RBI	BB	SO	LOB
Rennie Stennett, R (1, 4) OBP: 0.408, SLG: 0.520	0-0 4-3 1B 2B		0-0 ① F9		0-0 ③ F3			0-0 SH3-4 1B 1B	0-0 ③ 5-3	3	1	1	0	0	0	0
Dave Cash, R (7, 4) OBP: 0.366, SLG: 0.373										2	1	1	0	0	0	1
Richie Hebner, L (1, 5) OBP: 0.338, SLG: 0.504	0-3 ① K		4-0 G4-3 BB			0-0 ① G3		0-0 ① SH3-4 1-2		2	0	0	0	1	1	1
Roberto Clemente, R (1, 9) OBP: 0.372, SLG: 0.514	0-0 ② 4-3 2-3		0-0 ②③ G4-3 1-2f			0-0 E6 7-3		4-0 1B SF9 IBB		3	1	0	0	1	0	2
Bob Robertson, R (1, 3) OBP: 0.361, SLG: 0.491	0-0 E 1B 3-H 1B			0-0 WP 1B WP 1B		0-0 ②③ 7-3 1-2f		0-0 FC5-4 1-3 2-H 1B		4	1	3	2	0	0	1
Al Oliver, L (1, 8) OBP: 0.320, SLG: 0.445	0-0 E8 1-3 1B			0-0 L4-6 WP 1-2 1B			0-0 ① 1B	0-0 ② SF9 3-H		3	0	3	1	0	0	0
Richie Zisk, R (1, 7) OBP: 0.500, SLG: 0.750	0-0 ③ F8			0-0 ①② L4-6 1-3 2-3			0-0 FC4-6 2B	0-0 ③ FC5-4 1-2f		3	0	1	0	0	0	4
Gene Clines, R (7, PR) OBP: 0.369, SLG: 0.404 (7, 7)										1	0	0	0	0	0	1
Manny Sanguillen, R (1, 2) OBP: 0.351, SLG: 0.435		0-3 ① K		0-0 ③ 6-3 3-H			4-0 FC4-6 IBB		0-0 ① F4	3	0	0	0	1	1	0
Jackie Hernandez, R (1, 6) OBP: 0.257, SLG: 0.296		0-0 ② 4-3			0-0 ① F8		0-0 ② FC4-6 1-2f 2-3		4-0 BB	2	0	0	0	0	0	0
Willie Stargell, L (7, PH) OBP: 0.402, SLG: 0.633										1	0	0	0	0	0	2
Rimp Lanier, L (7, PR)										0	0	0	0	0	0	0
Gene Alley, R (7, 6) OBP: 0.302, SLG: 0.356										0	0	0	0	1	0	0
Nelson Briles, R (1, 1) OBP: 0.278, SLG: 0.412		0-3 ③ K			0-0 ② F5		0-0 ③ 1-3		0-3 ② K	4	0	0	0	0	2	4

Inning Stats																																			
	R: 1	H: 3	R: 0	H: 0	R: 0	H: 0	R: 1	H: 2	R: 0	H: 0	R: 0	H: 0	R: 0	H: 2	R: 2	H: 2	R: 0	H: 0	1B: 7	SF: 1	WP: 2	PA: 37
	E: 1	LOB: 2	E: 0	LOB: 0	E: 0	LOB: 0	E: 0	LOB: 0	E: 0	LOB: 0	E: 1	LOB: 0	E: 0	LOB: 3	E: 0	LOB: 1	E: 0	LOB: 1	2B: 4	SAC: 1	PB: 0	
	K: 1	BB: 0	K: 2	BB: 0	K: 0	BB: 1	K: 0	BB: 0	K: 0	BB: 0	K: 0	BB: 0	K: 0	BB: 1	K: 0	BB: 1	K: 1	BB: 1	3B: 0	DP: 3	SB: 0	
	S: 8	P: 8	S: 7	P: 7	S: 2	P: 6	S: 4	P: 4	S: 3	P: 3	S: 3	P: 3	S: 4	P: 8	S: 5	P: 9	S: 5	P: 9	HR: 0	HBP: 0	CS: 0	

PITCHER		IP	WLS	BF	H	R	ER	SO	BB	IBB	HBP	BLK	WP	HR	S	P	ERA	WHIP
Steve Renko, R	(1, 1)	8.0	L	33	9	4	4	3	1	2	0	0	2	0	36	48	4.50	1.250
ERA: 3.67																		
Howie Reed, R	(9, 1)	1.0		4	0	0	0	1	1	0	0	0	0	0	5	9	0.00	1.000
ERA: 4.5																		

PITCHER	IP	WLS	BF	H	R	ER	SO	BB	IBB	HBP	BLK	WP	HR	S	P	ERA	WHIP

TOP

Pittsburgh Pirates @ Montreal Expos

Jarry Park, Montreal, QB

Sun Sep 12 1971, 3:33 AM EDT

Att. 16,770 - Unknown

livebaseballscorecards.com

AB	31
R	4
H	9
RBI	3
BB	4
SO	4
LOB	16

BOTTOM

Pittsburgh Pirates @ Montreal Expos

Jarry Park, Montreal, QB

Sun Sep 12 1971, 3:33 AM EDT

Att. 16,770 - Unknown

livebaseballscorecards.com

Batter	1	2	3	4	5	6	7	8	9	AB	R	H	RBI	BB	SO	LOB
Ron Hunt, R (1, 4) OBP: 0.399, SLG: 0.350	4-3		F9			F8		F9		4	0	0	0	0	0	2
Boots Day, L (1, 8) OBP: 0.345, SLG: 0.357	4-3		F9			6-3		F8		4	0	0	0	0	0	2
Rusty Staub, L (1, 9) OBP: 0.392, SLG: 0.474	BB			1-3		F8		F8		3	0	0	0	1	0	2
Ron Fairly, L (1, 3) OBP: 0.373, SLG: 0.404	F4			F4			3-1		F6	4	0	0	0	0	0	1
Bob Bailey, R (1, 5) OBP: 0.368, SLG: 0.395		6-3 SH2-4 1B		F9			1B		6-3	4	0	2	0	0	0	0
Jim Fairey, L (1, 7) OBP: 0.288, SLG: 0.314		SH2-4 1-2			1B		L7		L7	3	0	1	0	0	0	1
Gary Sutherland, R (1, 6) OBP: 0.313, SLG: 0.366		6-3 2-3			F4		4-3			3	0	0	0	0	0	3
John Bateman, R (1, 2) OBP: 0.272, SLG: 0.352		F8			G4-3 1-2			1B		3	0	2	0	0	0	1
Steve Renko, R (1, 1) OBP: 0.207, SLG: 0.300 Jim Gosger, L (8, PH) OBP: 0.231, SLG: 0.224 Howie Reed, R (9, 1)			K		G4-3 1-2f			1B 1-2		2 1 0	0 0 0	0 1 0	0 0 0	0 0 0	1 0 0	2 0 0
Inning Stats	R: 0 H: 0 E: 0 LOB: 1 K: 0 BB: 1 S: 3 P: 7	R: 0 H: 1 E: 0 LOB: 1 K: 0 BB: 0 S: 4 P: 4	R: 0 H: 0 E: 0 LOB: 0 K: 1 BB: 0 S: 5 P: 5	R: 0 H: 0 E: 0 LOB: 0 K: 0 BB: 0 S: 3 P: 3	R: 0 H: 2 E: 0 LOB: 1 K: 0 BB: 0 S: 4 P: 4	R: 0 H: 0 E: 0 LOB: 0 K: 0 BB: 0 S: 3 P: 3	R: 0 H: 1 E: 0 LOB: 1 K: 0 BB: 0 S: 4 P: 4	R: 0 H: 2 E: 0 LOB: 2 K: 0 BB: 0 S: 5 P: 5	R: 0 H: 0 E: 0 LOB: 0 K: 0 BB: 0 S: 3 P: 3	1B: 6 2B: 0 3B: 0 HR: 0	SF: 0 SAC: 1 DP: 1 HBP: 0						

	AB	31
	R	0
	H	6
	RBI	0
	BB	1
	SO	1
	LOB	14

PITCHER	IP	WLS	BF	H	R	ER	SO	BB	IBB	HBP	BLK	WP	HR	S	P	ERA	WHIP
Nelson Briles, R (1, 1) ERA: 3.05	9.0	W	33	6	0	0	1	1	0	0	0	0	0	34	38	0.00	0.778

PITCHER	IP	WLS	BF	H	R	ER	SO	BB	IBB	HBP	BLK	WP	HR	S	P	ERA	WHIP

WP: 0 PA: 33
PB: 0
SB: 0
CS: 0

Batter	1	2	3	4	5	6	7	8	9	AB	R	H	RBI	BB	SO	LOB
Rennie Stennett, R (1, 4) OBP: 0.406, SLG: 0.516	P4-3 WP 1B		FC5-4 CS 1-2f			P3		CS 1B	5-3	3	0	1	0	0	0	1
Dave Cash, R (7, 4) OBP: 0.366, SLG: 0.374										2	0	1	0	0	0	0
Richie Hebner, L (1, 5) OBP: 0.339, SLG: 0.507	F7 1-2		CS 1-2	G3		3B		BB 1B P4-3 1-2 BB	3-1	4	1	1	0	1	0	1
Roberto Clemente, R (1, 9) OBP: 0.371, SLG: 0.512	P4-3 2-3			K		F8		P4-3 BB 1B 1-2 1B		4	1	1	0	0	1	2
Willie Stargell, L (1, 7) OBP: 0.403, SLG: 0.638	P4-3			P4-3			HR	P4-3 1B 1-2 2-3 BB		3	2	1	1	1	0	1
Al Oliver, L (1, 8) OBP: 0.318, SLG: 0.441 (8, 3)		F9			F8		P4-3	P4-3 1-2 2-3 3-H		4	0	0	1	0	0	2
Bob Robertson, R (1, 3) OBP: 0.362, SLG: 0.491		G1-6-3 1B			K		F9	1B 2-H 3-H 1B		4	0	2	2	0	1	0
Vic Davalillo, L (8, PR) OBP: 0.311, SLG: 0.370 (8, 8)										0	0	0	0	0	0	0
Milt May, L (1, 2) OBP: 0.331, SLG: 0.455		G1-6-3 1-2f			1B		3B 1B	1-2 1B		4	1	3	0	0	0	1
Jackie Hernandez, R (1, 6) OBP: 0.257, SLG: 0.304			L7		K		1-H 3B	F7		4	0	1	1	0	1	3
Steve Blass, R (1, 1) OBP: 0.127, SLG: 0.141			FC5-4 1B			F8	1-3		6-3	4	0	1	0	0	0	1
Inning Stats	R: 0 E: 0 K: 0 S: 4 H: 1 LOB: 1 BB: 0 P: 4	R: 0 E: 0 K: 0 S: 3 H: 1 LOB: 0 BB: 0 P: 3	R: 0 E: 0 K: 0 S: 3 H: 1 LOB: 0 BB: 0 P: 3	R: 0 E: 0 K: 1 S: 5 H: 0 LOB: 0 BB: 0 P: 5	R: 0 E: 0 K: 2 S: 8 H: 1 LOB: 1 BB: 0 P: 8	R: 0 E: 0 K: 0 S: 4 H: 1 LOB: 1 BB: 0 P: 4	R: 2 E: 0 K: 0 S: 6 H: 3 LOB: 1 BB: 0 P: 6	R: 3 E: 0 K: 0 S: 6 H: 4 LOB: 2 BB: 2 P: 14	R: 0 E: 0 K: 0 S: 3 H: 0 LOB: 0 BB: 0 P: 3	1B: 9 2B: 0 3B: 2 HR: 1	SF: 0 SAC: 0 DP: 1 HBP: 0						

TOP

Pittsburgh Pirates @ Chicago Cubs

Wrigley Field, Chicago, IL

Mon Sep 13 1971, 3:33 AM CDT

Att. 6,477 - Sunny - 66 F

livebaseballscorecards.com

AB	36
R	5
H	12
RBI	5
BB	2
SO	3
LOB	12

PITCHER		IP	WLS	BF	H	R	ER	SO	BB	IBB	HBP	BLK	WP	HR	S	P	ERA	WHIP
Milt Pappas, R ERA: 3.4	(1, 1)	7.0	L	27	8	2	2	3	0	0	0	0	1	1	33	33	2.57	1.143
Phil Regan, R ERA: 3.75	(8, 1)	0.1		3	2	2	2	0	1	0	0	0	0	0	2	6	54.00	9.000
Ray Newman, L ERA: 3.6	(8, 1)	0.1		2	0	0	0	0	1	0	0	0	0	0	1	5	0.00	3.000
Ron Tompkins, R ERA: 4.42	(8, 1)	1.1		6	2	1	1	0	0	0	0	0	0	0	6	6	6.75	1.500

PITCHER	IP	WLS	BF	H	R	ER	SO	BB	IBB	HBP	BLK	WP	HR	S	P	ERA	WHIP

Batter	1	2	3	4	5	6	7	8	9	AB	R	H	RBI	BB	SO	LOB
Don Kessinger, S (1, 6) OBP: 0.314, SLG: 0.314	K	L4			P6			4-3		4	0	0	0	0	1	3
Paul Popovich, S (1, 4) OBP: 0.254, SLG: 0.293	1B, BB		P6		FC4-6, 1-2f			P3-1		3	0	0	0	1	0	1
Billy Williams, L (1, 7) OBP: 0.382, SLG: 0.498	F9		3-1			3-1		6-3		4	0	0	0	0	0	1
Joe Pepitone, L (1, 3) OBP: 0.346, SLG: 0.481	1-2, 1B		F9			F9			3-1	4	0	1	0	0	0	0
Ron Santo, R (1, 5) OBP: 0.348, SLG: 0.429	F9			F8		F9			1B, 2B	4	1	1	0	0	0	2
Brock Davis, L (1, 8) OBP: 0.352, SLG: 0.330		K		G1-6-3, 1B			F2		F7	4	0	1	0	0	1	1
Johnny Callison, L (1, 9) OBP: 0.303, SLG: 0.338		1B, BB		G1-6-3, 1-2f			F8		2-H, 1B	3	0	1	1	1	0	1
Frank Fernandez, R (1, 2) OBP: 0.242, SLG: 0.200		1-3, 1B			5-3		BB		F7	3	0	1	0	1	0	1
Milt Pappas, R (1, 1) OBP: 0.213, SLG: 0.169 Jim Hickman, R (7, PH) OBP: 0.352, SLG: 0.466 Phil Regan, R (8, 1) Ray Newman, L (8, 1) Ron Tompkins, R (8, 1)		P6			FC4-6, 1B		K			2 1 0 0 0	0 0 0 0 0	1 0 0 0 0	0 0 0 0 0	0 1 0 0 0	0 1 0 0 0	2 1 0 0 0
Inning Stats	R: 0 H: 1 E: 0 LOB: 2 K: 1 BB: 1 S: 6 P: 10	R: 0 H: 1 E: 0 LOB: 2 K: 1 BB: 1 S: 6 P: 10	R: 0 H: 0 E: 0 LOB: 0 K: 0 BB: 0 S: 3 P: 3	R: 0 H: 1 E: 0 LOB: 0 K: 0 BB: 0 S: 3 P: 3	R: 0 H: 1 E: 0 LOB: 1 K: 0 BB: 0 S: 4 P: 4	R: 0 H: 0 E: 0 LOB: 0 K: 0 BB: 0 S: 3 P: 3	R: 0 H: 0 E: 0 LOB: 1 K: 1 BB: 1 S: 5 P: 9	R: 0 H: 0 E: 0 LOB: 0 K: 0 BB: 0 S: 3 P: 3	R: 1 H: 2 E: 0 LOB: 1 K: 0 BB: 0 S: 5 P: 5	1B: 5 SF: 0 2B: 1 SAC: 0 3B: 0 DP: 1 HR: 0 HBP: 0						WP: 0 PA: 35 PB: 0 SB: 0 CS: 0	

PITCHER	IP	WLS	BF	H	R	ER	SO	BB	IBB	HBP	BLK	WP	HR	S	P	ERA	WHIP
Steve Blass, R (1, 1) ERA: 2.95	9.0	W	35	6	1	1	3	3	0	0	0	0	0	38	50	1.00	1.000

PITCHER	IP	WLS	BF	H	R	ER	SO	BB	IBB	HBP	BLK	WP	HR	S	P	ERA	WHIP

BOTTOM

Pittsburgh Pirates @ Chicago Cubs

Wrigley Field, Chicago, IL

Mon Sep 13 1971, 3:33 AM CDT

Att. 6,477 - Sunny - 66 F

livebaseballscorecards.com

AB	32
R	1
H	6
RBI	1
BB	3
SO	3
LOB	13

Batter	1	2	3	4	5	6	7	8	9	AB	R	H	RBI	BB	SO	LOB
Rennie Stennett, R (1, 4) OBP: 0.404, SLG: 0.512	6-3		2-H: 3B 1B		F3		SH 1-2			3	1	1	1	0	0	0
Dave Cash, R (7, 4) OBP: 0.366, SLG: 0.374										0	0	0	0	0	0	0
Vic Davalillo, L (1, 8) OBP: 0.313, SLG: 0.387	1-3		1-H: 3B		3B		L4-6 2-3			4	0	2	1	0	0	2
Roberto Clemente, R (1, 9) OBP: 0.369, SLG: 0.508	1-3		K		L1		5-3			4	0	0	0	0	1	3
Willie Stargell, L (1, 7) OBP: 0.402, SLG: 0.635		3-1		FC4-6: 1B 1B		K		P4-3		4	0	1	0	0	1	0
Al Oliver, L (1, 3) OBP: 0.319, SLG: 0.448		F7		1-2: FC4-6 1B		HR		L3		4	1	2	1	0	0	0
Richie Hebner, L (1, 5) OBP: 0.338, SLG: 0.509		F7		F7		PB 3B		L9		4	1	1	0	0	0	2
Manny Sanguillen, R (1, 2) OBP: 0.349, SLG: 0.432			F8	FC4-6 1-2f 2-3		K CS 3-H			6-3	4	0	0	0	0	1	2
Jackie Hernandez, R (1, 6) OBP: 0.252, SLG: 0.299			E3: SH1-4 1B	F9		F2 1-2			K	4	1	0	0	0	1	3
Bob Johnson, L (1, 1) OBP: 0.170, SLG: 0.064			SH1-4 1-2		K				K	0	0	0	0	0	0	0
Rimp Lanier, L (5, PH)										1	0	0	0	0	1	0
Bob Moose, R (5, 1) OBP: 0.167, SLG: 0.103							L4-6: SH BB			1	0	0	0	1	1	0
Inning Stats	R: 0 E: 0 K: 0 S: 3 H: 0 LOB: 0 BB: 0 P: 3	R: 0 E: 0 K: 0 S: 3 H: 0 LOB: 0 BB: 0 P: 3	R: 2 E: 1 K: 1 S: 8 H: 2 LOB: 1 BB: 0 P: 8	R: 0 E: 0 K: 0 S: 5 H: 2 LOB: 2 BB: 0 P: 5	R: 0 E: 0 K: 1 S: 6 H: 1 LOB: 1 BB: 0 P: 6	R: 2 E: 0 K: 2 S: 9 H: 2 LOB: 0 BB: 0 P: 9	R: 0 E: 0 K: 0 S: 3 H: 0 LOB: 1 BB: 1 P: 7	R: 0 E: 0 K: 0 S: 3 H: 0 LOB: 0 BB: 0 P: 3	R: 0 E: 0 K: 2 S: 7 H: 0 LOB: 0 BB: 0 P: 7	1B: 3 2B: 1 3B: 3 HR: 1	SF: 0 SAC: 2 DP: 1 HBP: 0						

PITCHER	IP	WLS	BF	H	R	ER	SO	BB	IBB	HBP	BLK	WP	HR	S	P	ERA	WHIP
Fergie Jenkins, R (1, 1) ERA: 2.84	9.0	L	36	7	4	1	6	1	0	0	0	0	1	47	51	1.00	0.889

PITCHER	IP	WLS	BF	H	R	ER	SO	BB	IBB	HBP	BLK	WP	HR	S	P	ERA	WHIP

TOP

Pittsburgh Pirates @ Chicago Cubs

Wrigley Field, Chicago, IL

Tue Sep 14 1971, 3:33 AM CDT

Att. 9,706 - Sunny - 80 F

livebaseballscorecards.com

AB	33
R	4
H	7
RBI	3
BB	1
SO	6
LOB	12

WP: 0 PB: 1 SB: 0 CS: 1 PA: 36

BOTTOM

Pittsburgh Pirates @ Chicago Cubs

Wrigley Field, Chicago, IL

Tue Sep 14 1971, 3:33 AM CDT

Att. 9,706 - Sunny - 80 F

livebaseballscorecards.com

Batter	1	2	3	4	5	6	7	8	9	AB	R	H	RBI	BB	SO	LOB
Cleo James, R (1, 8) OBP: 0.370, SLG: 0.396	FC5 S 1B		SH5-3 1B 1-2	2B			1-3		1B	4	0	3	0	0	0	0
Joe Pepitone, L (9, PH) OBP: 0.348, SLG: 0.482										1	0	1	0	0	0	0
Bill North, S (9, PR)										0	0	0	0	0	0	0
Brock Davis, L (1, 9) OBP: 0.349, SLG: 0.326	F7 1-2		SH5-3 1-2 2-3		G3		E5 2B		L7	3	0	0	0	0	0	1
Jim Hickman, R (9, PH) OBP: 0.351, SLG: 0.465										1	0	0	0	0	0	1
Billy Williams, L (1, 7) OBP: 0.385, SLG: 0.501	K		IBB		1B 1B		1-H 2B			3	0	2	0	1	1	1
Ron Santo, R (1, 5) OBP: 0.349, SLG: 0.430	FC5 2-3		K		G4-6-3 1-3 1B			P4-3 SH3 1B		4	0	2	0	0	1	4
Pat Bourque, L (1, 3)		4-3	4-3		G4-6-3 1-2f			SH3 1-2		3	0	0	0	0	0	5
Paul Popovich, S (1, 4) OBP: 0.249, SLG: 0.286		P4-1		P9		P6		P4-3 2-3		4	0	0	0	0	0	1
Don Kessinger, S (1, 6) OBP: 0.312, SLG: 0.312		4-3		F9		4-3		6-3		4	0	0	0	0	0	1
Frank Fernandez, R (1, 2) OBP: 0.257, SLG: 0.259			HR	BB		K			F7	3	2	1	1	1	1	0
Fergie Jenkins, R (1, 1) OBP: 0.283, SLG: 0.457			SH5-3 1B 1B	HR 1-H			K		K	3	1	2	2	0	1	0
Johnny Callison, L (9, PH) OBP: 0.302, SLG: 0.337										1	0	0	0	0	1	0

	AB	34
	R	3
	H	11
	RBI	3
	BB	2
	SO	5
	LOB	14

Inning Stats	1	2	3	4	5	6	7	8	9	1B: 7	SF: 0	WP: 0	PA: 38
	R: 0 E: 0 K: 1 S: 6	H: 1 LOB: 1 BB: 0 P: 6	R: 0 E: 0 K: 0 S: 3	H: 0 LOB: 0 BB: 0 P: 3	R: 1 E: 0 K: 1 S: 8	H: 3 LOB: 3 BB: 1 P: 12	R: 2 E: 0 K: 0 S: 4	H: 2 LOB: 1 BB: 1 P: 8	R: 0 E: 0 K: 0 S: 4	H: 2 LOB: 1 BB: 0 P: 4	R: 0 E: 0 K: 1 S: 5	H: 0 LOB: 0 BB: 0 P: 5	R: 0 E: 1 K: 1 S: 6	H: 1 LOB: 2 BB: 0 P: 6	R: 0 E: 0 K: 0 S: 4	H: 1 LOB: 1 BB: 0 P: 4	R: 0 E: 0 K: 1 S: 6	H: 1 LOB: 1 BB: 0 P: 6	2B: 2 3B: 0 HR: 2	SAC: 2 DP: 1 HBP: 0	PB: 0 SB: 1 CS: 0	

PITCHER		IP	WLS	BF	H	R	ER	SO	BB	IBB	HBP	BLK	WP	HR	S	P	ERA	WHIP
Bob Johnson, R ERA: 3.6	(1, 1)	4.0		19	6	3	3	2	1	1	0	0	0	2	21	29	6.75	1.750
Bob Moose, R ERA: 4.24	(5, 1)	5.0	W	19	5	0	0	3	0	0	0	0	0	0	25	25	0.00	1.000

PITCHER	IP	WLS	BF	H	R	ER	SO	BB	IBB	HBP	BLK	WP	HR	S	P	ERA	WHIP

Batter	1	2	3	4	5	6	7	8	9	AB	R	H	RBI	BB	SO	LOB
Lou Brock, L (1, 7) OBP: 0.396, SLG: 0.436	S S S 0-3 ① K		B B B B 4-0 CS BB			x 0-0 ① 6-3		x 0-0 ① 6-3 1-2		3	0	0	0	1	1	1
Ted Sizemore, R (1, 4) OBP: 0.319, SLG: 0.336	x 0-0 ② F6		0-0 ③ CS 1-2	x 0-0 ① P4		x 0-0 ② F9		x 0-0 ② F9		4	0	0	0	0	0	2
Matty Alou, L (1, 3) OBP: 0.352, SLG: 0.413	x 0-0 ③ 6-3			x 0-0 ② 4-1		x 0-0 E3 CS		x 0-0 ③ 6-3		4	0	0	0	0	0	2
Joe Torre, R (1, 5) OBP: 0.421, SLG: 0.556		x 0-0 ① F8		x 0-0 FC6-4 1B		0-0 ③ CS 1-2	x 0-0 ① F8		x 0-0 ① 5-3	4	0	1	0	0	0	0
Ted Simmons, S (1, 2) OBP: 0.347, SLG: 0.427		x 0-0 1B		x 0-0 ③ FC6-4 1-2f			x 0-0 HR		x 0-0 ② 6-3	4	1	2	1	0	0	1
Jose Cruz, L (1, 8) OBP: 0.373, SLG: 0.415		x 0-0 ② F9			x 0-0 G4-6-3 1B		x 0-0 ② 5-3		x 0-0 ③ F2	4	0	1	0	0	0	1
Joe Hague, L (1, 9) OBP: 0.326, SLG: 0.395		x 0-0 ③ F5			x 0-0 ① ② G4-6-3 1-2f		x 0-0 1B			3	0	1	0	0	0	2
Dal Maxvill, R (1, 6) OBP: 0.298, SLG: 0.259			x 0-0 ① F9		B B B B 4-0 BB		S S S 0-3 ③ K			2	0	0	0	1	1	1
Steve Carlton, L (1, 1) OBP: 0.202, SLG: 0.221 Ted Kubiak, S (5, PH) OBP: 0.332, SLG: 0.334 Chuck Taylor, R (5, 1) OBP: 0.167, SLG: 0.333 Bob Burda, L (8, PH) OBP: 0.408, SLG: 0.381 Jim Beauchamp, R (8, PR) OBP: 0.276, SLG: 0.360 Moe Drabowsky, R (8, 1)			x 0-0 ② F7		S S S 0-3 ③ K			x 0-0 6-3 1B		1 1 0 1 0 0	0 0 0 0 0 0	0 1 0 1 0 0	0 0 0 0 0 0	0 1 0 0 0 0	0 1 0 0 0 0	0 1 0 0 0 0
Inning Stats	R: 0 E: 0 K: 1 S: 5 H: 0 LOB: 0 BB: 0 P: 5	R: 0 E: 0 K: 0 S: 4 H: 1 LOB: 1 BB: 0 P: 4	R: 0 E: 0 K: 0 S: 2 H: 0 LOB: 0 BB: 1 P: 6	R: 0 E: 0 K: 0 S: 4 H: 1 LOB: 1 BB: 0 P: 4	R: 0 E: 0 K: 1 S: 5 H: 1 LOB: 1 BB: 1 P: 9	R: 0 E: 1 K: 0 S: 3 H: 0 LOB: 0 BB: 0 P: 3	R: 1 E: 0 K: 1 S: 7 H: 2 LOB: 1 BB: 0 P: 7	R: 0 E: 0 K: 0 S: 4 H: 1 LOB: 2 BB: 0 P: 4	R: 0 E: 0 K: 0 S: 3 H: 0 LOB: 0 BB: 0 P: 3	1B: 5 2B: 0 3B: 0 HR: 1 SF: 0 SAC: 0 DP: 1 HBP: 0						

PITCHER		IP	WLS	BF	H	R	ER	SO	BB	IBB	HBP	BLK	WP	HR	S	P	ERA	WHIP
Dock Ellis, R ERA: 2.9	(1, 1)	7.0	W	27	6	1	1	3	2	0	0	0	0	1	31	39	1.29	1.143
Ramon Hernandez, L ERA:	(8, 1)	2.0	S	6	0	0	0	0	0	0	0	0	0	0	6	6	0.00	0.000

PITCHER		IP	WLS	BF	H	R	ER	SO	BB	IBB	HBP	BLK	WP	HR	S	P	ERA	WHIP

St. Louis Cardinals @ Pittsburgh Pirates

Three Rivers Stadium, Pittsburgh, PA

Wed Sep 15 1971, 7:05 PM EDT

Att. 21,751 - Unknown

TOP

livebaseballscorecards.com

AB	31
R	1
H	6
RBI	1
BB	2
SO	3
LOB	11

WP: 0	PA: 35
PB: 0	
SB: 0	
CS: 2	

Batter	1	2	3	4	5	6	7	8	9	AB	R	H	RBI	BB	SO	LOB
Rennie Stennett, R (1, 4) OBP: 0.396, SLG: 0.500	4-3		4-3		4-3			F2		3	0	0	0	0	0	0
Richie Hebner, L (7, 5) OBP: 0.337, SLG: 0.508										1	0	0	0	0	0	0
Gene Clines, R (1, 7) OBP: 0.367, SLG: 0.402	1B 1B		L4-3		L4-3			L7		4	1	1	0	0	0	0
Roberto Clemente, R (1, 9) OBP: 0.370, SLG: 0.507	G3 1-H 1B			4-3	4-3			BBBB 4-0 BB		3	0	1	1	1	0	0
Manny Sanguillen, R (1, 2) OBP: 0.346, SLG: 0.428	G3 2-3			F8		1-3		4-3		4	0	0	0	0	0	2
Bob Robertson, R (1, 3) OBP: 0.362, SLG: 0.490	K			WP 1B 1B		F9				3	1	1	0	0	1	1
Dave Cash, R (1, 5) OBP: 0.366, SLG: 0.373 (7, 4)		5-3		HR 1-H 1B		5-3				3	1	1	1	0	0	0
Al Oliver, L (1, 8) OBP: 0.319, SLG: 0.453		F7		HR 1-H			F8			3	1	1	2	0	0	0
Jackie Hernandez, R (1, 6) OBP: 0.253, SLG: 0.299		F8		1B			4-3			3	0	1	0	0	0	0
Dock Ellis, S (1, 1) OBP: 0.250, SLG: 0.200 Ramon Hernandez, S (8, 1)			K	K			K			3 0	0 0	0 0	0 0	0 0	3 0	1 0
Inning Stats	R: 1 E: 0 K: 1 S: 7 H: 2 LOB: 1 BB: 0 P: 7	R: 0 E: 0 K: 0 S: 3 H: 0 LOB: 0 BB: 0 P: 3	R: 0 E: 0 K: 1 S: 5 H: 0 LOB: 0 BB: 0 P: 5	R: 3 E: 0 K: 1 S: 9 H: 4 LOB: 1 BB: 0 P: 9	R: 0 E: 0 K: 0 S: 3 H: 0 LOB: 0 BB: 0 P: 3	R: 0 E: 0 K: 0 S: 3 H: 0 LOB: 0 BB: 0 P: 3	R: 0 E: 0 K: 1 S: 5 H: 0 LOB: 0 BB: 0 P: 5	R: 0 E: 0 K: 0 S: 3 H: 0 LOB: 1 BB: 1 P: 7		1B: 5 2B: 0 3B: 0 HR: 1 SF: 0 SAC: 0 DP: 0 HBP: 0						

PITCHER		IP	WLS	BF	H	R	ER	SO	BB	IBB	HBP	BLK	WP	HR	S	P	ERA	WHIP
Steve Carlton, L ERA: 3.64	(1, 1)	4.0	L	18	6	4	4	3	0	0	0	0	1	1	24	24	9.00	1.500
Chuck Taylor, R ERA: 3.62	(5, 1)	3.0		9	0	0	0	1	0	0	0	0	0	0	11	11	0.00	0.000
Moe Drabowsky, R ERA: 3.7	(8, 1)	1.0		4	0	0	0	0	1	0	0	0	0	0	3	7	0.00	1.000

PITCHER	IP	WLS	BF	H	R	ER	SO	BB	IBB	HBP	BLK	WP	HR	S	P	ERA	WHIP

BOTTOM

St. Louis Cardinals @ Pittsburgh Pirates

Three Rivers Stadium, Pittsburgh, PA

Wed Sep 15 1971, 7:05 PM EDT

Att. 21,751 - Unknown

livebaseballscorecards.com

AB	30
R	4
H	6
RBI	4
BB	1
SO	4
LOB	4

WP: 1 PA: 31
PB: 0
SB: 0
CS: 0

St. Louis Cardinals @ Pittsburgh Pirates

Three Rivers Stadium, Pittsburgh, PA

Thu Sep 16 1971, 7:05 PM EDT

Att. 18,127 - Unknown

TOP

livebaseballscorecards.com

Batter	1	2	3	4	5	6	7	8	9	AB	R	H	RBI	BB	SO	LOB
Lou Brock, L (1, 7) OBP: 0.393, SLG: 0.433	1-3		K		L7		1-4-3 1-2 2-3 3-H			4	0	0	1	0	1	5
Ted Sizemore, R (1, 4) OBP: 0.319, SLG: 0.334	5-3		BB		FC5-4 1-2f		6-3			3	0	0	0	1	0	5
Matty Alou, L (1, 3) OBP: 0.350, SLG: 0.410	P6		K			6-3		L1		4	0	0	0	0	1	2
Joe Torre, R (1, 5) OBP: 0.420, SLG: 0.554		G4-3 1B 1B		K		P3		F8		4	0	1	0	0	1	0
Ted Simmons, S (1, 2) OBP: 0.347, SLG: 0.426		1-2 G4-3 1B		6-3		F8		6-3		4	0	1	0	0	0	0
Luis Melendez, R (1, 9) OBP: 0.319, SLG: 0.261		G4-3 1-2f 2-3		6-3			F9		K	4	0	0	0	0	1	2
Jose Cruz, L (1, 8) OBP: 0.372, SLG: 0.412		K			4-3		BB 1B 1-4-3 1B		3-1	4	1	1	0	0	1	1
Dal Maxvill, R (1, 6) OBP: 0.302, SLG: 0.265			SH2-4 1B		1B		1-4-3 1-2 BB 1B		F9	4	0	3	0	0	0	0
Jerry Reuss, L (1, 1) OBP: 0.233, SLG: 0.127										0	0	0	0	0	0	0
Stan Williams, R (4, 1)										0	0	0	0	0	0	0
Julian Javier, R (5, PH) OBP: 0.289, SLG: 0.352										1	0	1	0	0	0	0
Frank Linzy, R (5, 1) OBP: 0.500, SLG: 0.500										0	0	0	0	0	0	0
Jerry McNertney, R (7, PH) OBP: 0.346, SLG: 0.451										0	0	0	0	1	0	0
Jim Beauchamp, R (7, PR) OBP: 0.276, SLG: 0.360										0	0	0	0	0	0	0
Dennis Higgins, R (7, 1)										0	0	0	0	0	0	0
Don Shaw, L (8, 1)										0	0	0	0	0	0	0
Inning Stats	R: 0 E: 0 K: 0 S: 3 H: 0 LOB: 0 BB: 0 P: 3	R: 0 E: 0 K: 1 S: 6 H: 2 LOB: 1 BB: 0 P: 6	R: 0 E: 0 K: 2 S: 8 H: 1 LOB: 2 BB: 1 P: 12	R: 0 E: 0 K: 1 S: 5 H: 0 LOB: 0 BB: 0 P: 5	R: 0 E: 0 K: 0 S: 5 H: 2 LOB: 2 BB: 0 P: 5	R: 0 E: 0 K: 0 S: 3 H: 0 LOB: 0 BB: 0 P: 3	R: 1 E: 0 K: 0 S: 5 H: 2 LOB: 3 BB: 1 P: 9	R: 0 E: 0 K: 0 S: 3 H: 0 LOB: 0 BB: 0 P: 3	R: 0 E: 0 K: 1 S: 5 H: 0 LOB: 0 BB: 0 P: 5	1B: 7 2B: 0 3B: 0 HR: 0 SF: 0 SAC: 1 DP: 1 HBP: 0						

	AB	32
	R	1
	H	7
	RBI	1
	BB	2
	SO	5
	LOB	15

WP: 0 PB: 0 SB: 0 CS: 0 PA: 35

PITCHER		IP	WLS	BF	H	R	ER	SO	BB	IBB	HBP	BLK	WP	HR	S	P	ERA	WHIP
Luke Walker, L ERA: 3.63	(1, 1)	6.1	W	27	7	1	1	4	2	0	0	0	0	0	33	41	1.42	1.421
Ramon Hernandez, L ERA:	(7, 1)	2.2	S	8	0	0	0	1	0	0	0	0	0	0	10	10	0.00	0.000

PITCHER		IP	WLS	BF	H	R	ER	SO	BB	IBB	HBP	BLK	WP	HR	S	P	ERA	WHIP

BOTTOM

St. Louis Cardinals @ Pittsburgh Pirates

Three Rivers Stadium, Pittsburgh, PA

Thu Sep 16 1971, 7:05 PM EDT

Att. 18,127 - Unknown

livebaseballscorecards.com

Batter	1	2	3	4	5	6	7	8	9	AB	R	H	RBI	BB	SO	LOB
Rennie Stennett, R (1, 4) OBP: 0.406, SLG: 0.504	0-0 2-3 1B		BBBB 4-0 SF9 1B 1B BB	0-0 FC6-4 1B 1-2		0-0 L4 ③		0-0 FC3-6 ② 1-2f		3	1	2	0	1	0	1
Richie Hebner, L (7, 5) OBP: 0.337, SLG: 0.507										1	0	0	0	0	0	1
Gene Clines, R (1, 7) OBP: 0.368, SLG: 0.402	0-0 L4 ①		0-0 1B 1-2 2-3 1B	0-0 FC6-4 ② 1-2f 2-3			0-0 PB S 2B 1B	0-0 L3 ③		5	1	2	0	0	0	4
Roberto Clemente, R (1, 9) OBP: 0.367, SLG: 0.504	0-0 2-3 ② 1-2		0-0 SF9 ② 2-3 3-H	0-0 F3 ③			0-0 2-3 ① 1-3			3	0	0	1	0	0	4
Manny Sanguillen, R (1, 2) OBP: 0.345, SLG: 0.427	0-0 6-3 ③		0-0 FC6-4 1B 1-2 3-H		0-0 E6 G4-6-3		0-0 F4 ②			4	0	1	1	0	0	2
Bob Robertson, R (1, 3) OBP: 0.361, SLG: 0.490		0-0 P3 ①	0-0 FC6-4 ③ 1-2f		0-0 F9 ①		0-0 2B 3-H			4	0	1	1	0	0	3
Dave Cash, R (1, 5) OBP: 0.363, SLG: 0.370 (7, 4)		0-0 6-3 ②		0-0 6-3 ①	0-0 G4-6-3 ②③ 1-2f		0-0 6-3 ③			4	0	0	0	0	0	2
Al Oliver, L (1, 8) OBP: 0.321, SLG: 0.453		SSS 0-3 K ③		H 1-0 1B E HBP		0-0 P6 ①		0-0 SH1-3 1B 1B		3	2	1	0	0	1	0
Jackie Hernandez, R (1, 6) OBP: 0.258, SLG: 0.304			0-0 6-3 ①	0-0 E8 1-H 1B		0-0 SH3-4 1B		0-0 SH1-3 ① 1-2		3	1	2	0	0	0	0
Luke Walker, L (1, 1) OBP: 0.140, SLG: 0.023			BBBB 4-0 1B BB SF9 BB	BBBB 4-0 FC6-4 1B BB		0-0 SH3-4 ② 1-2		0-0 FC3-6 2-H 1B		0	1	0	0	2	0	0
Ramon Hernandez, S (7, 1) OBP: 0.500, SLG: 0.500										1	0	1	1	0	0	0
Inning Stats	R: 0 H: 1 E: 0 LOB: 1 K: 0 BB: 0 S: 4 P: 4	R: 0 H: 0 E: 0 LOB: 0 K: 1 BB: 0 S: 5 P: 5	R: 2 H: 2 E: 0 LOB: 2 K: 0 BB: 2 S: 5 P: 13	R: 2 H: 2 E: 1 LOB: 2 K: 0 BB: 1 S: 5 P: 10	R: 0 H: 0 E: 1 LOB: 0 K: 0 BB: 0 S: 3 P: 3	R: 0 H: 1 E: 0 LOB: 1 K: 0 BB: 0 S: 4 P: 4	R: 1 H: 2 E: 0 LOB: 1 K: 0 BB: 0 S: 5 P: 5	R: 1 H: 2 E: 0 LOB: 1 K: 0 BB: 0 S: 5 P: 5		1B: 9 SF: 1 2B: 1 SAC: 2 3B: 0 DP: 1 HR: 0 HBP: 1						

	AB	31
	R	6
	H	10
	RBI	4
	BB	3
	SO	1
	LOB	17

WP: 0 PA: 38
PB: 1
SB: 1
CS: 0

PITCHER		IP	WLS	BF	H	R	ER	SO	BB	IBB	HBP	BLK	WP	HR	S	P	ERA	WHIP
Jerry Reuss, L ERA: 4.62	(1, 1)	3.1	L	18	4	4	4	1	3	0	1	0	0	0	16	29	10.80	2.100
Stan Williams, R ERA: 3.87	(4, 1)	0.2		3	1	0	0	0	0	0	0	0	0	0	3	3	0.00	1.500
Frank Linzy, R ERA: 2.11	(5, 1)	2.0		7	1	0	0	0	0	0	0	0	0	0	7	7	0.00	0.500
Dennis Higgins, R ERA: 8.1	(7, 1)	1.1		7	3	2	2	0	0	0	0	0	0	0	7	7	13.50	2.250
Don Shaw, L ERA: 2.83	(8, 1)	0.2		3	1	0	0	0	0	0	0	0	0	0	3	3	0.00	1.500

PITCHER	IP	WLS	BF	H	R	ER	SO	BB	IBB	HBP	BLK	WP	HR	S	P	ERA	WHIP

New York Mets @ Pittsburgh Pirates

Three Rivers Stadium, Pittsburgh, PA

Fri Sep 17 1971, 7:05 PM EDT

Att. 23,421 - Cloudy

livebaseballscorecards.com

TOP

Batter	1	2	3	4	5	6	7	8	9	AB	R	H	RBI	BB	SO	LOB
Ted Martinez, R (1, 4) OBP: 0.328, SLG: 0.392	HR		5-3		G5-4-3 1-2f			1B		4	1	2	1	0	0	2
Bud Harrelson, S (1, 6) OBP: 0.320, SLG: 0.305	3-1		4-3			4-3		1-3		4	0	0	0	0	0	1
Cleon Jones, R (1, 7) OBP: 0.386, SLG: 0.484 Dave Marshall, L (9, 7) OBP: 0.329, SLG: 0.340	6-3			F3		F8			5-3	4 0	0 0	0 0	0 0	0 0	0 0	0 0
Ed Kranepool, L (1, 3) OBP: 0.340, SLG: 0.458	P4			HR		4-3			BB G3-6-1	3	1	1	1	1	0	0
Mike Jorgensen, L (1, 8) OBP: 0.298, SLG: 0.366		F9		K			L9		G3-6-1 1-2f	4	0	0	0	0	1	1
Ken Singleton, S (1, 9) OBP: 0.383, SLG: 0.387		HR		F7			6-3			3	1	1	1	0	0	0
Duffy Dyer, R (1, 2) OBP: 0.315, SLG: 0.349		K			FC1-3-5 1B		K			3	0	1	0	0	2	0
Tim Foli, R (1, 5) OBP: 0.273, SLG: 0.290		6-3			FC1-3-5 1-2 1B			6-3		3	0	1	0	0	0	0
Gary Gentry, R (1, 1) OBP: 0.075, SLG: 0.076			P4		FC1-3-5 G5-4-3 1-2 2-3f			K		3	0	0	0	0	1	2
Inning Stats	R: 1 E: 0 K: 0 S: 4 H: 1 LOB: 0 BB: 0 P: 4	R: 1 E: 0 K: 1 S: 6 H: 1 LOB: 0 BB: 0 P: 6	R: 0 E: 0 K: 0 S: 3 H: 0 LOB: 0 BB: 0 P: 3	R: 1 E: 0 K: 1 S: 6 H: 1 LOB: 0 BB: 0 P: 6	R: 0 E: 0 K: 0 S: 4 H: 2 LOB: 1 BB: 0 P: 4	R: 0 E: 0 K: 0 S: 3 H: 0 LOB: 0 BB: 0 P: 3	R: 0 E: 0 K: 1 S: 5 H: 0 LOB: 0 BB: 0 P: 5	R: 0 E: 0 K: 1 S: 6 H: 1 LOB: 1 BB: 0 P: 6	R: 0 E: 0 K: 0 S: 2 H: 0 LOB: 0 BB: 1 P: 6	1B: 3 2B: 0 3B: 0 HR: 3 SF: 0 SAC: 0 DP: 2 HBP: 0						

	AB	31
	R	3
	H	6
	RBI	3
	BB	1
	SO	4
	LOB	6

WP: 0 PB: 0 SB: 0 CS: 0 PA: 32

PITCHER		IP	WLS	BF	H	R	ER	SO	BB	IBB	HBP	BLK	WP	HR	S	P	ERA	WHIP
Nelson Briles, R ERA: 3.12	(1, 1)	6.0	L	22	5	3	3	2	0	0	0	0	0	3	26	26	4.50	0.833
Bruce Kison, R ERA: 3.46	(7, 1)	2.0		7	1	0	0	2	0	0	0	0	0	0	11	11	0.00	0.500
Dave Giusti, R ERA: 3.1	(9, 1)	1.0		3	0	0	0	0	1	0	0	0	0	0	2	6	0.00	1.000

PITCHER	IP	WLS	BF	H	R	ER	SO	BB	IBB	HBP	BLK	WP	HR	S	P	ERA	WHIP

Batter	1	2	3	4	5	6	7	8	9	AB	R	H	RBI	BB	SO	LOB
Rennie Stennett, R (1, 4) OBP: 0.395, SLG: 0.489	4-3		FC6 1-2f			F9		F8		4	0	0	0	0	0	3
Vic Davalillo, L (1, 9) OBP: 0.313, SLG: 0.385	F7			K		FC6-4 1-2f			1B	4	0	1	0	0	1	1
Al Oliver, L (1, 8) OBP: 0.320, SLG: 0.451	K			4-3 1B		K			F7	4	0	1	0	0	2	2
Milt May, L (1, 2) OBP: 0.320, SLG: 0.440		F8		4-3 1-2			F7		F8	4	0	0	0	0	0	2
Richie Hebner, L (1, 5) OBP: 0.333, SLG: 0.501		P5		K			F8		3-1	4	0	0	0	0	1	2
Bob Robertson, R (1, 3) OBP: 0.359, SLG: 0.487		F8			F8		1-3			3	0	0	0	0	0	0
Gene Clines, R (1, 7) OBP: 0.367, SLG: 0.398			F7		F9			BB		2	0	0	0	1	0	0
Jackie Hernandez, R (1, 6) OBP: 0.256, SLG: 0.301			K		F9			K		2	0	0	0	0	1	0
Carl Taylor, R (8, PH) OBP: 0.240, SLG: 0.163										1	0	0	0	0	1	1
Gene Alley, R (9, 6) OBP: 0.302, SLG: 0.356										0	0	0	0	0	0	0
Nelson Briles, R (1, 1) OBP: 0.297, SLG: 0.429			FC6 1B			FC6-4 HBP		K		1	0	1	0	0	0	0
Rimp Lanier, L (6, PH)										0	0	0	0	0	0	0
Bruce Kison, R (7, 1) OBP: 0.129, SLG: 0.103										0	0	0	0	0	0	0
Bill Mazeroski, R (8, PH) OBP: 0.306, SLG: 0.298										1	0	0	0	0	1	1
Dave Giusti, R (9, 1) OBP: 0.118, SLG: 0.063										0	0	0	0	0	0	0
Inning Stats	R: 0 E: 0 K: 1 S: 5 H: 0 LOB: 0 BB: 0 P: 5	R: 0 E: 0 K: 0 S: 3 H: 0 LOB: 0 BB: 0 P: 3	R: 0 E: 0 K: 1 S: 6 H: 1 LOB: 1 BB: 0 P: 6	R: 0 E: 0 K: 2 S: 8 H: 1 LOB: 1 BB: 0 P: 8	R: 0 E: 0 K: 0 S: 3 H: 0 LOB: 0 BB: 0 P: 3	R: 0 E: 0 K: 1 S: 5 H: 0 LOB: 1 BB: 0 P: 6	R: 0 E: 0 K: 0 S: 3 H: 0 LOB: 0 BB: 0 P: 3	R: 0 E: 0 K: 2 S: 7 H: 0 LOB: 1 BB: 1 P: 11	R: 0 E: 0 K: 0 S: 4 H: 1 LOB: 1 BB: 0 P: 4	1B: 3 2B: 0 3B: 0 HR: 0	SF: 0 SAC: 0 DP: 0 HBP: 1					

PITCHER		IP	WLS	BF	H	R	ER	SO	BB	IBB	HBP	BLK	WP	HR	S	P	ERA	WHIP
Gary Gentry, R ERA: 3.12	(1, 1)	9.0	W	32	3	0	0	7	1	0	1	0	0	0	44	49	0.00	0.444

PITCHER	IP	WLS	BF	H	R	ER	SO	BB	IBB	HBP	BLK	WP	HR	S	P	ERA	WHIP

BOTTOM

New York Mets @ Pittsburgh Pirates

Three Rivers Stadium, Pittsburgh, PA

Fri Sep 17 1971, 7:05 PM EDT

Att. 23,421 - Cloudy

livebaseballscorecards.com

AB	30
R	0
H	3
RBI	0
BB	1
SO	7
LOB	12

New York Mets @ Pittsburgh Pirates

Three Rivers Stadium, Pittsburgh, PA

Sat Sep 18 1971, 3:33 AM EDT

Att. 20,470 - Cloudy

TOP

livebaseballscorecards.com

Batter	1	2	3	4	5	6	7	8	9	AB	R	H	RBI	BB	SO	LOB
Ted Martinez, R (1, 6) OBP: 0.318, SLG: 0.379	P3			F8		2-3			5-3	4	0	0	0	0	0	0
Tim Foli, R (1, 4) OBP: 0.272, SLG: 0.289	K			1B		5-3			F9	4	0	1	0	0	1	0
Dave Marshall, L (1, 7) OBP: 0.325, SLG: 0.335	L6			F7			K			3	0	0	0	0	1	1
Ed Kranepool, L (1, 3) OBP: 0.342, SLG: 0.458		BB		1-2 1B			3-1			2	0	1	0	1	0	0
Mike Jorgensen, L (1, 8) OBP: 0.290, SLG: 0.354		K		F8			F8			3	0	0	0	0	1	3
Ken Singleton, S (1, 9) OBP: 0.380, SLG: 0.383		G4-6-3 1-2f			3-1			4-3		3	0	0	0	0	0	1
Bob Aspromonte, R (1, 5) OBP: 0.284, SLG: 0.299			BB		5-3			6-3		2	0	0	0	1	0	0
Duffy Dyer, R (1, 2) OBP: 0.309, SLG: 0.342			F9		F8			K		3	0	0	0	0	1	1
Ray Sadecki, L (1, 1) OBP: 0.245, SLG: 0.213 Charlie Williams, R (8, 1) OBP: 0.167, SLG: 0.091 Art Shamsky, L (9, PH) OBP: 0.286, SLG: 0.361			G4-6-3 1-2f		K				P4	2 0 1	0 0 0	0 0 0	0 0 0	0 0 0	1 0 0	1 0 0

	AB	27
	R	0
	H	2
	RBI	0
	BB	2
	SO	5
	LOB	7

Inning Stats																				
	R: 0	H: 0	R: 0	H: 0	R: 0	H: 0	R: 0	H: 2	R: 0	H: 0	R: 0	H: 0	R: 0	H: 0	R: 0	H: 0	1B: 2	SF: 0	WP: 0	PA: 29
	E: 0	LOB: 0	E: 0	LOB: 0	E: 0	LOB: 0	E: 0	LOB: 2	E: 0	LOB: 0	E: 0	LOB: 0	E: 0	LOB: 0	E: 0	LOB: 0	2B: 0	SAC: 0	PB: 0	
	K: 1	BB: 0	K: 1	BB: 1	K: 0	BB: 1	K: 0	BB: 0	K: 0	BB: 0	K: 1	BB: 0	K: 1	BB: 0	K: 1	BB: 0	3B: 0	DP: 2	SB: 0	
	S: 5	P: 5	S: 4	P: 8	S: 2	P: 6	S: 5	P: 5	S: 3	P: 3	S: 5	P: 5	S: 5	P: 5	S: 5	P: 5	HR: 0	HBP: 0	CS: 0	

PITCHER		IP	WLS	BF	H	R	ER	SO	BB	IBB	HBP	BLK	WP	HR	S	P	ERA	WHIP
Steve Blass, R ERA: 2.83	(1, 1)	9.0	W	29	2	0	0	5	2	0	0	0	0	0	37	45	0.00	0.444

PITCHER	IP	WLS	BF	H	R	ER	SO	BB	IBB	HBP	BLK	WP	HR	S	P	ERA	WHIP

BOTTOM

Batter	1	2	3	4	5	6	7	8	9	AB	R	H	RBI	BB	SO	LOB
Rennie Stennett, R (1, 4) OBP: 0.387, SLG: 0.479	x 0-0 ① L8		x 0-0 ② 4-3		x 0-0 ② 6-3		x 0-0 L4 1-2 1B			3	0	0	0	0	0	0
Bill Mazeroski, R (7, 4) OBP: 0.309, SLG: 0.302										1	0	1	0	0	0	0
Gene Clines, R (1, 8) OBP: 0.362, SLG: 0.392	x 0-0 ② L4		S S S 0-3 ③ K		x 0-0 ③ F8		x 0-0 ② L4 1-2 2-3			4	0	0	0	0	1	2
Roberto Clemente, R (1, 9) OBP: 0.370, SLG: 0.505	x 0-0 1B			x 0-0 ① G3		x 0-0 HR 1B	4-0 IBB			3	1	2	0	1	0	0
Richie Zisk, R (1, 7) OBP: 0.500, SLG: 1.000	S S S 0-3 ③ K			B B B B 4-0 FC 2B BB		x 0-0 1-H HR	x 0-0 ③ F8			3	2	1	2	1	1	4
Manny Sanguillen, R (1, 2) OBP: 0.343, SLG: 0.424		x 0-0 ① F8		x 0-0 FC 1-2 2B		x 0-0 ① F8		x 0-0 ① F8		4	1	0	0	0	0	1
Dave Cash, R (1, 5) OBP: 0.362, SLG: 0.371		x 0-0 ② 6-3		x 0-0 1-H 2-H 2B		x 0-0 ② F7		x 0-0 ② 3-1		4	0	1	2	0	0	0
Al Oliver, L (1, 3) OBP: 0.320, SLG: 0.451		x 0-0 2B		x 0-0 ② F8		x 0-0 ③ 4-3		S S S 0-3 ③ K2-3		4	0	1	0	0	1	1
Jackie Hernandez, R (1, 6) OBP: 0.253, SLG: 0.297		S S S 0-3 ③ K		x 0-0 ③ F8			x 0-0 ① 5-3			3	0	0	0	0	1	2
Steve Blass, R (1, 1) OBP: 0.134, SLG: 0.148			S S S 0-3 ① K		S S S 0-3 ① K		x 0-0 E 1B 1B			3	0	1	0	0	2	0
Inning Stats	R: 0 H: 1 E: 0 LOB: 1 K: 1 BB: 0 S: 6 P: 6	R: 0 H: 1 E: 0 LOB: 1 K: 1 BB: 0 S: 6 P: 6	R: 0 H: 0 E: 0 LOB: 0 K: 2 BB: 0 S: 7 P: 7	R: 2 H: 1 E: 0 LOB: 1 K: 0 BB: 1 S: 5 P: 9	R: 0 H: 0 E: 0 LOB: 0 K: 1 BB: 0 S: 5 P: 5	R: 2 H: 2 E: 0 LOB: 0 K: 0 BB: 0 S: 5 P: 5	R: 0 H: 2 E: 1 LOB: 3 K: 0 BB: 1 S: 5 P: 9	R: 0 H: 0 E: 0 LOB: 0 K: 1 BB: 0 S: 5 P: 5		1B: 4 SF: 0 2B: 2 SAC: 0 3B: 0 DP: 0 HR: 1 HBP: 0				WP: 0 PA: 34 PB: 0 SB: 0 CS: 0		

PITCHER		IP	WLS	BF	H	R	ER	SO	BB	IBB	HBP	BLK	WP	HR	S	P	ERA	WHIP
Ray Sadecki, L ERA: 3.07	(1, 1)	7.0	L	31	7	4	4	5	1	1	0	0	0	1	39	47	5.14	1.143
Charlie Williams, R ERA: 4.92	(8, 1)	1.0		3	0	0	0	1	0	0	0	0	0	0	5	5	0.00	0.000

PITCHER	IP	WLS	BF	H	R	ER	SO	BB	IBB	HBP	BLK	WP	HR	S	P	ERA	WHIP

New York Mets @ Pittsburgh Pirates

Three Rivers Stadium, Pittsburgh, PA

Sat Sep 18 1971, 3:33 AM EDT

Att. 20,470 - Cloudy

livebaseballscorecards.com

AB	32
R	4
H	7
RBI	4
BB	2
SO	6
LOB	10

New York Mets @ Pittsburgh Pirates

Three Rivers Stadium, Pittsburgh, PA

Sun Sep 19 1971, 3:33 AM EDT

Att. 40,337 - Unknown

TOP

livebaseballscorecards.com

Batter	1	2	3	4	5	6	7	8	9	AB	R	H	RBI	BB	SO	LOB
Ted Martinez, R (1, 4) OBP: 0.323, SLG: 0.384	0-0 E 1B 1B	4-0 FC4-6 BB		0-0 F9 ②		0-0 6-3 ②			0-0 F8 2B	1	0	1	0	0	0	0
Bud Harrelson, S (1, 6) OBP: 0.319, SLG: 0.304	0-0 F5 ①	0-0 FC4-6 ② 1-2f		0-0 1-3 1B		0-3 K ③			0-0 F8 ② 2-3	5	0	1	0	0	1	4
John Milner, L (1, 7) OBP: 0.111, SLG: 0.111	0-0 E6 1B 1-2 2B	0-0 F8 ③		0-0 F9 ③			0-0 F9 ①		0-3 K ③	4	1	0	0	0	0	4
Danny Frisella, L (7, 1) OBP: 0.286, SLG: 0.231										1	0	0	0	0	1	1
Ed Kranepool, L (1, 3) OBP: 0.346, SLG: 0.461	0-0 2B 1B 1-2 2-H 1B		0-0 FC4-6 1B		0-0 G3 WP 1B 1B		0-0 F9 ②			4	2	3	1	0	0	0
Mike Jorgensen, L (1, 8) OBP: 0.288, SLG: 0.360	0-0 1B 1-3 2-H 2B		0-0 F7 ①		0-0 G3 ① 1-3		0-3 K ③			4	1	1	1	0	1	2
Ken Singleton, S (1, 9) OBP: 0.382, SLG: 0.382	4-0 1B 1B IBB		0-0 FC4-6 ② 1-2f		0-0 G5-4-3 3-H 1B			0-0 F9 ①		3	0	1	1	1	0	1
Duffy Dyer, R (1, 2) OBP: 0.302, SLG: 0.333	0-3 K ②		0-0 F4 ③		0-0 G5-4-3 ②③ 1-2f			0-0 1-3 ②		4	0	0	0	0	1	5
Tim Foli, R (1, 5) OBP: 0.279, SLG: 0.294 (1, 4)	0-0 1-H 2-H 3-H 1B			0-0 1B 1B		4-0 SH3 BB		0-0 F9 ③		3	0	2	2	1	0	0
Jerry Koosman, R (1, 1) OBP: 0.235, SLG: 0.170		0-3 K ①		0-3 K ①		0-0 SH3 ① 1-2			0-0 F8 ①	1	0	0	0	0	1	0
Charlie Williams, R (3, 1) OBP: 0.160, SLG: 0.087										1	0	0	0	0	1	1
Dave Marshall, L (7, 7) OBP: 0.324, SLG: 0.333										1	0	0	0	0	0	0
Inning Stats	R: 4 H: 4 E: 1 LOB: 2 K: 1 BB: 1 S: 9 P: 13	R: 0 H: 0 E: 0 LOB: 1 K: 1 BB: 1 S: 5 P: 9	R: 0 H: 1 E: 0 LOB: 1 K: 0 BB: 0 S: 4 P: 4	R: 0 H: 2 E: 0 LOB: 2 K: 1 BB: 0 S: 7 P: 7	R: 1 H: 2 E: 0 LOB: 0 K: 0 BB: 0 S: 4 P: 4	R: 0 H: 0 E: 0 LOB: 1 K: 1 BB: 1 S: 5 P: 9	R: 0 H: 0 E: 0 LOB: 0 K: 1 BB: 0 S: 5 P: 5	R: 0 H: 0 E: 0 LOB: 0 K: 0 BB: 0 S: 3 P: 3	R: 0 H: 1 E: 0 LOB: 1 K: 1 BB: 0 S: 6 P: 6	1B: 8 SF: 0 2B: 2 SAC: 1 3B: 0 DP: 1 HR: 0 HBP: 0							

AB	35
R	5
H	10
RBI	5
BB	3
SO	6
LOB	20

WP: 1 PA: 39
PB: 0
SB: 0
CS: 0

PITCHER		IP	WLS	BF	H	R	ER	SO	BB	IBB	HBP	BLK	WP	HR	S	P	ERA	WHIP
Bob Johnson, R ERA: 3.61	(1, 1)	2.0	L	12	4	4	1	2	1	1	0	0	0	0	14	22	4.50	2.500
Bob Moose, R ERA: 4.17	(3, 1)	2.0		9	3	0	0	1	0	0	0	0	0	0	11	11	0.00	1.500
Bob Veale, L ERA: 7.42	(5, 1)	2.0		8	2	1	1	1	1	0	0	0	1	0	9	13	4.50	1.500
Bob Miller, R ERA: 1.7	(7, 1)	2.0		6	0	0	0	1	0	0	0	0	0	0	8	8	0.00	0.000
Ramon Hernandez, L ERA:	(9, 1)	1.0		4	1	0	0	1	0	0	0	0	0	0	6	6	0.00	1.000

PITCHER	IP	WLS	BF	H	R	ER	SO	BB	IBB	HBP	BLK	WP	HR	S	P	ERA	WHIP

New York Mets @ Pittsburgh Pirates

Three Rivers Stadium, Pittsburgh, PA

Sun Sep 19 1971, 3:33 AM EDT

Att. 40,337 - Unknown

BOTTOM

Batter	1	2	3	4	5	6	7	8	9	AB	R	H	RBI	BB	SO	LOB
Rennie Stennett, R (1, 4) OBP: 0.387, SLG: 0.473	BBBB 4-0 BB 1B BB	x 0-0 ③ F8		x 0-0 ③ P6		x 0-0 1-2 2-H 1B			SSS 0-3 ① K	4	0	1	1	1	1	2
Gene Clines, R (1, 8) OBP: 0.359, SLG: 0.388	x 0-0 ① F7		x 0-0 BB 1B		x 0-0 ① F7	x 0-0 ③ F7			x 0-0 ② L4	5	0	1	0	0	0	3
Roberto Clemente, R (1, 9) OBP: 0.372, SLG: 0.506	x 0-0 BB 1-2 1B		x 0-0 ① F9		x 0-0 1B		x 0-0 ① 6-3		x 0-0 1B	5	0	3	0	0	0	1
Richie Zisk, R (1, 7) OBP: 0.462, SLG: 0.700	BBBB 4-0 G6-4-3 1-2 2-3 BB		BBBB 4-0 FC4-6 1-2 BB		SSS 0-3 ② K		x 0-0 ② P4		SSS 0-3 ③ K	3	0	0	0	2	2	2
Manny Sanguillen, R (1, 2) OBP: 0.342, SLG: 0.422	x 0-0 ② ③ G6-4-3 1-2f		x 0-0 ② FC4-6 FC6-4 1-2f		x 0-0 ③ F9		x 0-0 WP 1B			4	0	1	0	0	0	6
Dave Cash, R (1, 5) OBP: 0.361, SLG: 0.370		x 0-0 ① 4-3	x 0-0 ③ FC6-4 1-2f			x 0-0 FC3-6 1B	x 0-0 ③ F3 1-2			4	0	1	0	0	0	3
Al Oliver, L (1, 3) OBP: 0.321, SLG: 0.453		x 0-0 1B 2B		BBBB 4-0 BB		x 0-0 ① FC3-6 BB 1-2f 1B		x 0-0 ① 4-3		3	2	1	0	1	0	1
Jackie Hernandez, R (1, 6) OBP: 0.255, SLG: 0.299 Milt May, L (6, PH) OBP: 0.325, SLG: 0.440 Gene Alley, R (6, PR) OBP: 0.301, SLG: 0.355 (7, 6)		x 0-0 ② 2-H 1B		SSS 0-3 ① K		BBBB 4-0 1B 1-2 BB		x 0-0 ② 6-3		2 0 1	0 0 0	1 0 0	1 0 0	0 1 0	1 0 0	1 0 0
Bob Johnson, L (1, 1) OBP: 0.172, SLG: 0.064 Carl Taylor, R (2, PH) OBP: 0.000, SLG: 0.182 Bob Moose, R (3, 1) OBP: 0.167, SLG: 0.103 Vic Davalillo, L (4, PH) OBP: 0.111, SLG: 0.383 Bob Veale, S (5, 1) OBP: 0.000, SLG: 0.000 Bob Robertson, R (6, PH) OBP: 0.250, SLG: 0.400 Bob Miller, R (7, 1) Rimp Lanier, L (8, PH) Ramon Hernandez, S (9, 1) OBP: 0.000, SLG: 0.000		x 0-0 1B		x 0-0 ② F2		x 0-0 ② F8		x 0-0 ③ 4-3		0 1 0 0 1 0 0 1 0 1	0 0 0 0 0 0 0 0 0 0	0 1 0 0 0 0 0 0 0 0	0 0 0 0 0 0 0 0 0 0	0 0 0 0 0 0 0 0 0 0	0 0 0 0 0 0 0 2 0 0	0 1 0 1 0 1 0 0 0 0
Inning Stats	R: 0 E: 0 K: 0 S: 3 H: 1 LOB: 2 BB: 2 P: 11	R: 1 E: 0 K: 0 S: 5 H: 3 LOB: 1 BB: 0 P: 5	R: 0 E: 0 K: 0 S: 4 H: 1 LOB: 2 BB: 1 P: 8	R: 0 E: 0 K: 1 S: 5 H: 0 LOB: 1 BB: 1 P: 9	R: 0 E: 0 K: 1 S: 6 H: 1 LOB: 1 BB: 0 P: 6	R: 1 E: 0 K: 0 S: 5 H: 2 LOB: 2 BB: 1 P: 9	R: 0 E: 0 K: 0 S: 4 H: 1 LOB: 1 BB: 0 P: 4	R: 0 E: 0 K: 0 S: 3 H: 0 LOB: 0 BB: 0 P: 3	R: 0 E: 0 K: 2 S: 8 H: 1 LOB: 1 BB: 0 P: 8	1B: 9 2B: 1 3B: 0 HR: 0	SF: 0 SAC: 0 DP: 1 HBP: 0					

livebaseballscorecards.com

AB	35
R	2
H	10
RBI	2
BB	5
SO	4
LOB	22

WP: 1 PB: 0 SB: 0 CS: 0 PA: 40

PITCHER		IP	WLS	BF	H	R	ER	SO	BB	IBB	HBP	BLK	WP	HR	S	P	ERA	WHIP
Jerry Koosman, L ERA: 3.1	(1, 1)	2.1		13	5	1	1	0	3	0	0	0	0	0	10	22	3.86	3.429
Charlie Williams, R ERA: 4.82	(3, 1)	3.2	W	16	3	1	1	2	2	0	0	0	0	0	18	26	2.46	1.364
Danny Frisella, R ERA: 2.1	(7, 1)	3.0	S	11	2	0	0	2	0	0	0	0	1	0	15	15	0.00	0.667

PITCHER	IP	WLS	BF	H	R	ER	SO	BB	IBB	HBP	BLK	WP	HR	S	P	ERA	WHIP

Pittsburgh Pirates @ St. Louis Cardinals

Busch Stadium, St. Louis, MO

Tue Sep 21 1971, 7:05 PM CDT

Att. 13,348 - Unknown

livebaseballscorecards.com

TOP

Batter	1	2	3	4	5	6	7	8	9	AB	R	H	RBI	BB	SO	LOB
Rennie Stennett, R (1, 4) OBP: 0.381, SLG: 0.464	K2-3	K		FC4 2-3 1B		6-3			F9	5	0	1	0	0	2	2
Gene Clines, R (1, 8) OBP: 0.360, SLG: 0.389	K	1-2 2-3 1B		FC4 1-2f 3-H			6-3			2	0	1	0	0	1	0
Vic Davalillo, L (4, PH) OBP: 0.309, SLG: 0.380 (4, 8)										2	0	0	1	0	0	1
Roberto Clemente, R (1, 9) OBP: 0.369, SLG: 0.502	1-3	4-3		4-3			P4			4	0	0	0	0	0	4
Willie Stargell, L (1, 7) OBP: 0.399, SLG: 0.629		K	4-3		4-3		P6			4	0	0	0	0	1	0
Bob Robertson, R (1, 3) OBP: 0.359, SLG: 0.490		WP 3B	P4		1B			5-3		4	1	2	0	0	0	0
Manny Sanguillen, R (1, 2) OBP: 0.343, SLG: 0.423		BB 1B 1B 3-H 1B	FC4-6 1B		F9			F7		4	1	2	0	0	0	1
Dave Cash, R (1, 5) OBP: 0.360, SLG: 0.369		BB 1B 1-2 1B	FC4-6 1-2f		4-3			K		4	1	1	0	0	1	2
Jackie Hernandez, R (1, 6) OBP: 0.260, SLG: 0.301		1B 1B 1-2 2-3 BB		1B SH1-4 FC4 1B		K			K	2	1	1	0	1	1	0
Richie Hebner, L (9, PH) OBP: 0.333, SLG: 0.500										1	0	0	0	0	1	0
Dock Ellis, S (1, 1) OBP: 0.256, SLG: 0.208		1B 1-2 2-H 3-H 1B		SH1-4 1-2		K			L7	2	0	1	2	0	1	0
Bob Veale, S (8, 1) OBP: 0.333, SLG: 0.333										0	0	0	0	0	0	0
Al Oliver, L (9, PH) OBP: 0.321, SLG: 0.452										1	0	0	0	0	0	0
Inning Stats	R: 0 E: 0 K: 2 S: 7 H: 0 LOB: 0 BB: 0 P: 7	R: 3 E: 0 K: 2 S: 12 H: 5 LOB: 3 BB: 1 P: 16	R: 0 E: 0 K: 0 S: 4 H: 1 LOB: 1 BB: 0 P: 4	R: 1 E: 0 K: 0 S: 5 H: 2 LOB: 1 BB: 0 P: 5	R: 0 E: 0 K: 0 S: 4 H: 1 LOB: 1 BB: 0 P: 4	R: 0 E: 0 K: 2 S: 7 H: 0 LOB: 0 BB: 0 P: 7	R: 0 E: 0 K: 0 S: 3 H: 0 LOB: 0 BB: 0 P: 3	R: 0 E: 0 K: 1 S: 5 H: 0 LOB: 0 BB: 0 P: 5	R: 0 E: 0 K: 1 S: 5 H: 0 LOB: 0 BB: 0 P: 5	1B: 8 2B: 0 3B: 1 HR: 0 SF: 0 SAC: 1 DP: 0 HBP: 0	WP: 1 PB: 0 SB: 0 CS: 0 PA: 37					

AB	35
R	4
H	9
RBI	3
BB	1
SO	8
LOB	10

PITCHER		IP	WLS	BF	H	R	ER	SO	BB	IBB	HBP	BLK	WP	HR	S	P	ERA	WHIP
Jerry Reuss, L ERA: 4.72	(1, 1)	1.2		11	5	3	3	4	1	0	0	0	1	0	18	22	16.20	3.600
Chuck Taylor, R ERA: 3.6	(2, 1)	0.1		1	0	0	0	0	0	0	0	0	0	0	1	1	0.00	0.000
Al Santorini, R ERA: 3.72	(3, 1)	2.0		9	3	1	1	0	0	0	0	0	0	0	9	9	4.50	1.500
Frank Linzy, R ERA: 2.12	(5, 1)	2.0		7	1	0	0	2	0	0	0	0	0	0	11	11	0.00	0.500
Moe Drabowsky, R ERA: 3.51	(7, 1)	3.0	W	9	0	0	0	2	0	0	0	0	0	0	13	13	0.00	0.000

PITCHER	IP	WLS	BF	H	R	ER	SO	BB	IBB	HBP	BLK	WP	HR	S	P	ERA	WHIP

Batter	1	2	3	4	5	6	7	8	9	AB	R	H	RBI	BB	SO	LOB
Lou Brock, L (1, 7) OBP: 0.390, SLG: 0.427	K		4-3	FC6-4 1-2f 2-3 3-H		FC1-6		FC1-5 BB 1-2 2-3f		5	1	1	1	0	1	4
Ted Sizemore, R (1, 4) OBP: 0.323, SLG: 0.336	F3		L9	1B 1-2 3-H		FC1-6 CS 1-2f		G6-4-3 1-2 2-3 BB		4	0	1	1	1	0	1
Matty Alou, L (1, 3) OBP: 0.350, SLG: 0.409	1B		1B	1B 1-3 2-H		CS 1-2	5-3	G6-4-3 1-2f		5	0	3	1	0	0	3
Joe Torre, R (1, 5) OBP: 0.418, SLG: 0.553	FC4-6 1-3		F9	K			L7			4	0	1	0	0	1	3
Ted Simmons, S (1, 2) OBP: 0.354, SLG: 0.431	FC4-6 1-2f			1B BB	4-3		HR			4	2	2	0	0	0	2
Jose Cruz, L (1, 8) OBP: 0.373, SLG: 0.419		1-4-3		FC6-4 1-2	4-3		1-H			3	2	1	2	1	0	0
Joe Hague, L (1, 9) OBP: 0.333, SLG: 0.397	1B			FC6-4 1-2 2-3	FC6-4		1-3			4	1	3	0	0	0	0
Dal Maxvill, R (1, 6) OBP: 0.302, SLG: 0.262		F9		FC6-4 1-2 2-3 3-H	FC6-4 1-2f			E6 FC1-5		4	0	1	1	0	0	2
Jerry Reuss, L (1, 1) OBP: 0.233, SLG: 0.127 Chuck Taylor, R (2, 1) OBP: 0.167, SLG: 0.333 Jerry McNertney, R (2, PH) OBP: 0.348, SLG: 0.452 Al Santorini, R (3, 1) OBP: 0.286, SLG: 0.286 Bob Burda, L (4, PH) OBP: 0.397, SLG: 0.358 Frank Linzy, R (5, 1) OBP: 0.500, SLG: 0.500 Ted Kubiak, S (6, PH) OBP: 0.331, SLG: 0.330 Moe Drabowsky, R (7, 1) OBP: 0.167, SLG: 0.167		K	K		F8			BB FC1-5 1-2		0 0 1 0 1 0 1 0 1	0 0 0 0 0 0 0 0 0	0 0 0 0 0 0 0 0 0	0 0 0 0 0 0 0 0 0	0 0 1 0 0 1 0 1 0	0 0 1 0 0 1 0 0 0	0 0 1 0 0 3 0 0 0
Inning Stats	R: 0 E: 0 K: 1 S: 7 H: 2 LOB: 2 BB: 0 P: 7	R: 0 E: 0 K: 1 S: 6 H: 1 LOB: 1 BB: 0 P: 6	R: 0 E: 0 K: 0 S: 4 H: 1 LOB: 1 BB: 0 P: 4	R: 4 E: 0 K: 2 S: 12 H: 5 LOB: 2 BB: 1 P: 16	R: 0 E: 0 K: 0 S: 4 H: 1 LOB: 1 BB: 0 P: 4	R: 0 E: 0 K: 0 S: 3 H: 1 LOB: 0 BB: 0 P: 3	R: 2 E: 0 K: 0 S: 5 H: 2 LOB: 0 BB: 0 P: 5	R: 0 E: 1 K: 0 S: 4 H: 1 LOB: 2 BB: 1 P: 8		1B: 13 2B: 0 3B: 0 HR: 1	SF: 0 SAC: 0 DP: 1 HBP: 0					

PITCHER		IP	WLS	BF	H	R	ER	SO	BB	IBB	HBP	BLK	WP	HR	S	P	ERA	WHIP
Dock Ellis, R ERA: 3.05	(1, 1)	7.1	L	38	14	6	6	4	2	0	0	0	0	1	44	52	7.36	2.182
Bob Veale, L ERA: 7.31	(8, 1)	0.2		1	0	0	0	0	0	0	0	0	0	0	1	1	0.00	0.000

PITCHER	IP	WLS	BF	H	R	ER	SO	BB	IBB	HBP	BLK	WP	HR	S	P	ERA	WHIP

BOTTOM

Pittsburgh Pirates @ St. Louis Cardinals

Busch Stadium, St. Louis, MO

Tue Sep 21 1971, 7:05 PM CDT

Att. 13,348 - Unknown

livebaseballscorecards.com

AB	37
R	6
H	14
RBI	6
BB	2
SO	4
LOB	19

Batter	1	2	3	4	5	6	7	8	9	AB	R	H	RBI	BB	SO	LOB
Dave Cash, R (1, 4) OBP: 0.361, SLG: 0.369	E PB G6-4-3 1B		P4		F7			P4	1B FC1-2 1B	5	1	2	0	0	0	0
Vic Davalillo, L (1, 9) OBP: 0.308, SLG: 0.382	E3 G6-4-3 1-3		2B		L6			E6 BB 1B	HBP FC1-2 1-3 1B	4	1	1	0	0	0	1
Roberto Clemente, R (8, 9) OBP: 0.370, SLG: 0.503										1	0	1	0	0	0	0
Al Oliver, L (1, 8) OBP: 0.319, SLG: 0.448	G6-4-3 1-2f 3-H		K			F7		BBBB 1B SF8 1-2 BB	FC1-2 HBP 1-2 3-H	4	1	0	0	1	1	4
Willie Stargell, L (1, 7) OBP: 0.402, SLG: 0.630	4-3			BBBB 1B 1B BB		G4-6-3 1B		1-3 2-H 2B 1B	1-2 2-3 HBP	3	2	2	1	1	0	0
Richie Hebner, L (1, 5) OBP: 0.331, SLG: 0.497		6-3 WP 1B		F3		G4-6-3 1-2f		SF8 3-H	F8	4	0	1	1	0	0	5
Bob Robertson, R (1, 3) OBP: 0.360, SLG: 0.492		6-3 1-3		1B 1-3 1B			F2	1-H 2B		4	0	2	1	0	0	1
Manny Sanguillen, R (1, 2) OBP: 0.346, SLG: 0.424		1-3		1-3 3-H 1B			1B	IBB		3	0	2	1	1	0	1
Jackie Hernandez, R (1, 6) OBP: 0.256, SLG: 0.296		K		K			K	K		4	0	0	0	0	4	5
Luke Walker, L (1, 1) OBP: 0.135, SLG: 0.022			K		K		K		6-3	2	0	0	0	0	2	0
Richie Zisk, R (7, PH) OBP: 0.429, SLG: 0.636										1	0	0	0	0	1	1
Dave Giusti, R (7, 1) OBP: 0.111, SLG: 0.059										1	0	0	0	0	0	0
Inning Stats	R: 1 E: 1 K: 0 S: 4 H: 1 LOB: 0 BB: 0 P: 4	R: 0 E: 0 K: 1 S: 6 H: 1 LOB: 1 BB: 0 P: 6	R: 0 E: 0 K: 2 S: 8 H: 1 LOB: 1 BB: 0 P: 8	R: 1 E: 0 K: 1 S: 6 H: 2 LOB: 1 BB: 1 P: 10	R: 0 E: 0 K: 1 S: 5 H: 0 LOB: 0 BB: 0 P: 5	R: 0 E: 0 K: 0 S: 3 H: 1 LOB: 0 BB: 0 P: 3	R: 0 E: 0 K: 2 S: 8 H: 1 LOB: 1 BB: 0 P: 8	R: 3 E: 1 K: 1 S: 8 H: 2 LOB: 2 BB: 2 P: 16	R: 0 E: 0 K: 0 S: 5 H: 2 LOB: 3 BB: 0 P: 6	1B: 9 2B: 2 3B: 0 HR: 0	SF: 1 SAC: 0 DP: 2 HBP: 1						

PITCHER	IP	WLS	BF	H	R	ER	SO	BB	IBB	HBP	BLK	WP	HR	S	P	ERA	WHIP
Bob Gibson, R (1, 1) ERA: 3.04	8.0	L	35	9	5	1	8	2	1	0	0	1	0	48	60	1.12	1.375
Stan Williams, R (9, 1) ERA: 3.83	1.0		6	2	0	0	0	0	0	1	0	0	0	5	6	0.00	2.000

PITCHER	IP	WLS	BF	H	R	ER	SO	BB	IBB	HBP	BLK	WP	HR	S	P	ERA	WHIP

TOP

Pittsburgh Pirates @ St. Louis Cardinals

Busch Stadium, St. Louis, MO

Wed Sep 22 1971, 7:05 PM CDT

Att. 14,845 - Unknown

livebaseballscorecards.com

AB	36
R	5
H	11
RBI	4
BB	3
SO	8
LOB	18

1B: 9	SF: 1	WP: 1	PA: 41
2B: 2	SAC: 0	PB: 1	
3B: 0	DP: 2	SB: 0	
HR: 0	HBP: 1	CS: 0	

Batter	1	2	3	4	5	6	7	8	9	AB	R	H	RBI	BB	SO	LOB
Lou Brock, L (1, 7) OBP: 0.391, SLG: 0.428	FC4-6, E, 1B 1B		4-3			6-3, F8 1B		4-3		4	1	2	0	0	0	0
Ted Sizemore, R (1, 4) OBP: 0.322, SLG: 0.335	FC4-6 1-2 1B		F8			F8 1-2		4-3		4	0	1	0	0	0	1
Matty Alou, L (1, 3) OBP: 0.348, SLG: 0.406	FC4-6, E 1-2f 2-3			6-3		6-3 2-3			F9	4	0	0	0	0	0	3
Joe Torre, R (1, 5) OBP: 0.418, SLG: 0.552	E5, G4-6-3 1-2 3-H			BBBB G6-4-3 BB		F9			1B	3	0	1	1	1	0	2
Ted Simmons, S (1, 2) OBP: 0.351, SLG: 0.428	G4-6-3 1-2f			G6-4-3 1-2f			4-3		F2	4	0	0	0	0	0	4
Luis Melendez, R (1, 9) OBP: 0.321, SLG: 0.264 Joe Hague, L (7, PH) OBP: 0.332, SLG: 0.394 (8, 9)		G4-6-3 1B			6-3		SSS K		G3	2 2	0 0	1 0	0 0	0 0	0 1	0 1
Jose Cruz, L (1, 8) OBP: 0.372, SLG: 0.418		G4-6-3 1-2f			F7		1B			3	0	1	0	0	0	1
Dal Maxvill, R (1, 6) OBP: 0.303, SLG: 0.261 Bob Burda, L (7, PH) OBP: 0.392, SLG: 0.353 Ted Kubiak, S (8, 6) OBP: 0.331, SLG: 0.330		SSS K			BBBB BB		SSS K			1 1 0	0 0 0	0 0 0	0 0 0	1 0 0	1 1 0	0 1 0
Bob Gibson, R (1, 1) OBP: 0.204, SLG: 0.264 Jerry McNertney, R (8, PH) OBP: 0.345, SLG: 0.448 Stan Williams, R (9, 1)			F8		F7			3-1		2 1 0	0 0 0	0 0 0	0 0 0	0 0 0	0 0 0	1 0 0
Inning Stats	R: 1 E: 1 K: 0 S: 5 H: 2 LOB: 1 BB: 0 P: 5	R: 0 E: 0 K: 1 S: 5 H: 1 LOB: 0 BB: 0 P: 5	R: 0 E: 0 K: 0 S: 3 H: 0 LOB: 0 BB: 0 P: 3	R: 0 E: 0 K: 0 S: 2 H: 0 LOB: 0 BB: 1 P: 6	R: 0 E: 0 K: 0 S: 3 H: 0 LOB: 1 BB: 1 P: 7	R: 0 E: 0 K: 0 S: 4 H: 1 LOB: 1 BB: 0 P: 4	R: 0 E: 0 K: 2 S: 8 H: 1 LOB: 1 BB: 0 P: 8	R: 0 E: 0 K: 0 S: 3 H: 0 LOB: 0 BB: 0 P: 3	R: 0 E: 0 K: 0 S: 4 H: 1 LOB: 1 BB: 0 P: 4	1B: 6 2B: 0 3B: 0 HR: 0 SF: 0 SAC: 0 DP: 3 HBP: 0							WP: 0 PB: 0 SB: 0 CS: 0 PA: 33

PITCHER		IP	WLS	BF	H	R	ER	SO	BB	IBB	HBP	BLK	WP	HR	S	P	ERA	WHIP
Luke Walker, L ERA: 3.55	(1, 1)	6.0	W	22	4	1	1	1	2	0	0	0	0	0	22	30	1.50	1.000
Dave Giusti, R ERA: 2.99	(7, 1)	3.0	S	11	2	0	0	2	0	0	0	0	0	0	15	15	0.00	0.667

PITCHER	IP	WLS	BF	H	R	ER	SO	BB	IBB	HBP	BLK	WP	HR	S	P	ERA	WHIP

BOTTOM

Pittsburgh Pirates @ St. Louis Cardinals

Busch Stadium, St. Louis, MO

Wed Sep 22 1971, 7:05 PM CDT

Att. 14,845 - Unknown

livebaseballscorecards.com

AB	31
R	1
H	6
RBI	1
BB	2
SO	3
LOB	14

Batter	1	2	3	4	5	6	7	8	9	AB	R	H	RBI	BB	SO	LOB
Dave Cash, R (1, 4) OBP: 0.359, SLG: 0.367	G3	1B 1-2 2-H 1B		L9		6-3		4-3		5	0	1	1	0	0	1
Vic Davalillo, L (1, 8) OBP: 0.313, SLG: 0.387	E 2B	1-2 2-3 1B			BBB HR BB	6-3			SSS K	4	2	2	0	1	1	0
Al Oliver, L (1, 3) OBP: 0.318, SLG: 0.446	E2 2-H 1B	1-3			P5	SSS K			F7	5	0	1	1	0	1	4
Willie Stargell, L (1, 7) OBP: 0.402, SLG: 0.633	SSS K		G3		1-H HR		1B		SSS K	5	1	2	2	0	2	1
Gene Clines, R (9, 7) OBP: 0.360, SLG: 0.389										0	0	0	0	0	0	0
Milt May, L (1, 2) OBP: 0.323, SLG: 0.433	SSS K		F7		1B 1B 1B		F8			4	1	1	0	0	1	2
Richie Zisk, R (1, 9) OBP: 0.333, SLG: 0.467		F9	SSS K		SSS K		SSS K			4	0	0	0	0	3	2
Jose Pagan, R (1, 5) OBP: 0.325, SLG: 0.370		1B 1B 1B		6-3	E 1B 1-2 1B		6-3			4	1	2	0	0	0	1
Gene Alley, R (1, 6) OBP: 0.304, SLG: 0.356		SSS K		SH3-4 1B	E7 1-3 2-H 1B			L9		4	0	2	1	0	1	1
Nelson Briles, R (1, 1) OBP: 0.300, SLG: 0.421		1B 1B 1-2 1B		SH3-4 1-2	5-3			SSS K		3	0	1	0	0	1	2
Inning Stats	R: 1 E: 1 K: 2 S: 9 H: 2 LOB: 1 BB: 0 P: 9	R: 1 E: 0 K: 1 S: 9 H: 4 LOB: 3 BB: 0 P: 9	R: 0 E: 0 K: 1 S: 5 H: 0 LOB: 0 BB: 0 P: 5	R: 0 E: 0 K: 0 S: 4 H: 1 LOB: 1 BB: 0 P: 4	R: 3 E: 1 K: 1 S: 9 H: 4 LOB: 2 BB: 1 P: 13	R: 0 E: 0 K: 1 S: 5 H: 0 LOB: 0 BB: 0 P: 5	R: 0 E: 0 K: 1 S: 6 H: 1 LOB: 1 BB: 0 P: 6	R: 0 E: 0 K: 1 S: 5 H: 0 LOB: 0 BB: 0 P: 5	R: 0 E: 0 K: 2 S: 7 H: 0 LOB: 0 BB: 0 P: 7	1B: 10 2B: 1 3B: 0 HR: 1 SF: 0 SAC: 1 DP: 0 HBP: 0						

TOP

Pittsburgh Pirates @ St. Louis Cardinals

Busch Stadium, St. Louis, MO

Thu Sep 23 1971, 7:05 PM CDT

Att. 10,918 - Unknown

livebaseballscorecards.com

AB	38
R	5
H	12
RBI	5
BB	1
SO	10
LOB	14

PITCHER		IP	WLS	BF	H	R	ER	SO	BB	IBB	HBP	BLK	WP	HR	S	P	ERA	WHIP
Reggie Cleveland, R ERA: 4.01	(1, 1)	4.2	L	26	11	5	5	5	1	0	0	0	0	1	35	39	9.64	2.571
Chuck Taylor, R ERA: 3.58	(5, 1)	0.1		1	0	0	0	0	0	0	0	0	0	0	1	1	0.00	0.000
Al Santorini, R ERA: 3.63	(6, 1)	2.0		7	1	0	0	2	0	0	0	0	0	0	11	11	0.00	0.500
Santiago Guzman, R ERA:	(8, 1)	2.0		6	0	0	0	3	0	0	0	0	0	0	12	12	0.00	0.000

PITCHER	IP	WLS	BF	H	R	ER	SO	BB	IBB	HBP	BLK	WP	HR	S	P	ERA	WHIP

WP: 0 PB: 0 SB: 0 CS: 0 PA: 40

Batter	1	2	3	4	5	6	7	8	9	AB	R	H	RBI	BB	SO	LOB
Lou Brock, L (1, 7) OBP: 0.388, SLG: 0.425	G3		E7		F2			6-3		4	0	0	0	0	0	0
Ted Sizemore, R (1, 4) OBP: 0.320, SLG: 0.333	F2		5-3			L8		6-3		4	0	0	0	0	0	1
Matty Alou, L (1, 3) OBP: 0.347, SLG: 0.405	4-3			5-3		1B 1B		6-3		4	0	1	0	0	0	0
Joe Torre, R (1, 5) OBP: 0.420, SLG: 0.554		2B		1B HBP		G4-6-3 1-3 1B			6-3	3	0	2	0	0	0	0
Ted Simmons, S (1, 2) OBP: 0.348, SLG: 0.424		5-3		K		G4-6-3 1-2f			F8	4	0	0	0	0	1	4
Jose Cruz, L (1, 8) OBP: 0.377, SLG: 0.427		K		1B 1-2			FC4-6 1B		2B	4	0	3	0	0	1	1
Joe Hague, L (1, 9) OBP: 0.329, SLG: 0.390		F7		G3			FC4-6 G3 1-2f		L9	4	0	0	0	0	0	5
Dal Maxvill, R (1, 6) OBP: 0.301, SLG: 0.259			L4		F9		G3 1-2			3	0	0	0	0	0	1
Reggie Cleveland, R (1, 1) OBP: 0.179, SLG: 0.195 Chuck Taylor, R (5, 1) OBP: 0.167, SLG: 0.333 Bob Stinson, S (5, PH) OBP: 0.333, SLG: 0.375 Al Santorini, R (6, 1) OBP: 0.286, SLG: 0.286 Bob Burda, L (7, PH) OBP: 0.388, SLG: 0.348 Santiago Guzman, R (8, 1)			6-3		K		F9			1 0 1 0 1 0	0 0 0 0 0 0	0 0 0 0 0 0	0 0 0 0 0 0	0 0 0 0 0 0	0 0 1 0 0 0	0 0 0 0 1 0
Inning Stats	R: 0 E: 0 K: 0 S: 3 H: 0 LOB: 0 BB: 0 P: 3	R: 0 E: 0 K: 1 S: 6 H: 1 LOB: 1 BB: 0 P: 6	R: 0 E: 1 K: 0 S: 4 H: 0 LOB: 1 BB: 0 P: 4	R: 0 E: 0 K: 1 S: 6 H: 1 LOB: 2 BB: 0 P: 7	R: 0 E: 0 K: 1 S: 5 H: 0 LOB: 0 BB: 0 P: 5	R: 0 E: 0 K: 0 S: 4 H: 2 LOB: 1 BB: 0 P: 4	R: 0 E: 0 K: 0 S: 4 H: 1 LOB: 1 BB: 0 P: 4	R: 0 E: 0 K: 0 S: 3 H: 0 LOB: 0 BB: 0 P: 3	R: 0 E: 0 K: 0 S: 4 H: 1 LOB: 1 BB: 0 P: 4	1B: 4 2B: 2 3B: 0 HR: 0	SF: 0 SAC: 0 DP: 1 HBP: 1		WP: 0 PB: 0 SB: 0 CS: 0		PA: 34		

PITCHER	IP	WLS	BF	H	R	ER	SO	BB	IBB	HBP	BLK	WP	HR	S	P	ERA	WHIP
Nelson Briles, R (1, 1) ERA: 2.91	9.0	W	34	6	0	0	3	0	0	1	0	0	0	39	40	0.00	0.667

PITCHER	IP	WLS	BF	H	R	ER	SO	BB	IBB	HBP	BLK	WP	HR	S	P	ERA	WHIP

BOTTOM

Pittsburgh Pirates @ St. Louis Cardinals

Busch Stadium, St. Louis, MO

Thu Sep 23 1971, 7:05 PM CDT

Att. 10,918 - Unknown

livebaseballscorecards.com

AB	33
R	0
H	6
RBI	0
BB	0
SO	3
LOB	13

Batter	1	2	3	4	5	6	7	8	9	AB	R	H	RBI	BB	SO	LOB
Gene Alley, R (1, 6) OBP: 0.303, SLG: 0.353	BBBB 4-0 WP 1B BB		SSS 0-3 ② K	x 0-0 ③ 4-3				x 0-0 ② 5-3		3	1	0	0	1	1	1
Gene Clines, R (1, 8) OBP: 0.359, SLG: 0.387	x 0-0 ① F2 1-2		x 0-0 ③ L6-3			x 0-0 ① L3		x 0-0 2B 1B		4	1	1	0	0	0	1
Roberto Clemente, R (1, 9) OBP: 0.371, SLG: 0.505	x 0-0 2-H 1B			x 0-0 ① 4-3		x 0-0 ② 6-3		x 0-0 1-H 2B		4	0	2	2	0	0	0
Willie Stargell, L (1, 7) OBP: 0.401, SLG: 0.636	SSS 0-3 ② K			SSS 0-3 ② K		x 0-0 HR		SSS 0-3 ③ K		4	1	1	1	0	3	2
Manny Sanguillen, R (1, 2) OBP: 0.346, SLG: 0.423	x 0-0 ③ 6-3			x 0-0 1B		x 0-0 ③ 1-3			x 0-0 ① L6	4	0	1	0	0	0	1
Jose Pagan, R (1, 5) OBP: 0.323, SLG: 0.362		x 0-0 ① 6-3	SSS 0-3 ③ K				x 0-0 ① 5-3		BBBB 4-0 G3-6 BB	3	0	0	0	1	1	1
Al Oliver, L (1, 3) OBP: 0.318, SLG: 0.446		SSS 0-3 ② K			x 0-0 2B		x 0-0 ② G3		x 0-0 ② ③ G3-6 1-2f	4	0	1	0	0	1	1
Bill Mazeroski, R (1, 4) OBP: 0.305, SLG: 0.297		x 0-0 ③ F9			x 0-0 ① 5-3		x 0-0 ③ F7			3	0	0	0	0	0	1
Bruce Kison, R (1, 1) OBP: 0.121, SLG: 0.097			SSS 0-3 ① K		SSS 0-3 ② K			x 0-0 ① 6-3		2	0	0	0	0	2	1
Carl Taylor, R (8, PH) OBP: 0.250, SLG: 0.178										1	0	0	0	0	0	0
Bob Miller, R (8, 1)										0	0	0	0	0	0	0
Inning Stats	R: 1 E: 0 K: 1 S: 6 H: 1 LOB: 1 BB: 1 P: 10	R: 0 E: 0 K: 1 S: 5 H: 0 LOB: 0 BB: 0 P: 5	R: 0 E: 0 K: 2 S: 7 H: 0 LOB: 0 BB: 0 P: 7	R: 0 E: 0 K: 2 S: 8 H: 1 LOB: 1 BB: 0 P: 8	R: 0 E: 0 K: 1 S: 6 H: 1 LOB: 1 BB: 0 P: 6	R: 1 E: 0 K: 0 S: 4 H: 1 LOB: 0 BB: 0 P: 4	R: 0 E: 0 K: 0 S: 3 H: 0 LOB: 0 BB: 0 P: 3	R: 1 E: 0 K: 1 S: 7 H: 2 LOB: 1 BB: 0 P: 7	R: 0 E: 0 K: 0 S: 2 H: 0 LOB: 0 BB: 1 P: 6	1B: 3 2B: 2 3B: 0 HR: 1 SF: 0 SAC: 0 DP: 1 HBP: 0						

PITCHER	IP	WLS	BF	H	R	ER	SO	BB	IBB	HBP	BLK	WP	HR	S	P	ERA	WHIP
Jerry Koosman, L (1, 1) ERA: 3.12	8.0	L	31	6	3	3	8	1	0	0	0	1	1	46	50	3.38	0.875
Danny Frisella, R (9, 1) ERA: 2.08	1.0		3	0	0	0	0	1	0	0	0	0	0	2	6	0.00	1.000

PITCHER	IP	WLS	BF	H	R	ER	SO	BB	IBB	HBP	BLK	WP	HR	S	P	ERA	WHIP

TOP

Pittsburgh Pirates @ New York Mets

Shea Stadium, Flushing, NY

Fri Sep 24 1971, 7:05 PM EDT

Att. 35,936 - Unknown

livebaseballscorecards.com

AB	32
R	3
H	6
RBI	3
BB	2
SO	8
LOB	9

PA: 34

WP: 1
PB: 0
SB: 0
CS: 0

Pittsburgh Pirates @ New York Mets

Shea Stadium, Flushing, NY

Fri Sep 24 1971, 7:05 PM EDT

Att. 35,936 - Unknown

livebaseballscorecards.com

BOTTOM

Batter	1	2	3	4	5	6	7	8	9	AB	R	H	RBI	BB	SO	LOB
Bud Harrelson, S (1, 6) OBP: 0.320, SLG: 0.302	H 1-0 FC1-6 HBP	S S S 0-3 ③ K			x 0-0 ③ 4-3			x 0-0 ① SH1-4 1-2		2	0	0	0	0	1	1
Leroy Stanton, R (1, 9) OBP: 0.250, SLG: 0.333	x 0-0 ① FC1-6 FC3-6 BB 1B 1-2f		x 0-0 ① P4			x 0-0 ① P3		S S S 0-3 ② K		4	1	0	0	0	1	3
Cleon Jones, R (1, 7) OBP: 0.381, SLG: 0.475	B B B B 4-0 FC3-6 1-2 BB		S S S 0-3 ② K			S S S 0-3 ② K		S S S 0-3 ③ K		3	0	0	0	1	3	2
Ed Kranepool, L (1, 3) OBP: 0.339, SLG: 0.450	x 0-0 ② FC3-6 1B 1-2f 2-3		x 0-0 ③ F8			x 0-0 ③ 3-1			x 0-0 ① 4-3	4	0	0	0	0	0	2
Mike Jorgensen, L (1, 8) OBP: 0.309, SLG: 0.391	x 0-0 1-2 3-H 1B			x 0-0 ① 4-3			x 0-0 HR		B B B B 4-0 FC6-4 BB	3	1	2	2	1	0	0
Wayne Garrett, L (1, 5) OBP: 0.316, SLG: 0.246	x 0-0 ③ F8			x 0-0 ② 4-3			x 0-0 ① 1-3		x 0-0 ② FC6-4 1-2f	4	0	0	0	0	0	3
Jerry Grote, R (1, 2) OBP: 0.336, SLG: 0.346		S S S 0-3 ① K		S S S 0-3 ③ K			x 0-0 ② F7		S S S 0-3 ③ K	2	0	0	0	0	2	0
John Milner, L (7, PH) OBP: 0.188, SLG: 0.250										1	0	0	0	0	0	0
Duffy Dyer, R (8, 2) OBP: 0.295, SLG: 0.325										0	0	0	0	0	0	0
Dave Marshall, L (9, PH) OBP: 0.321, SLG: 0.330										1	0	0	0	0	1	1
Tim Foli, R (1, 4) OBP: 0.275, SLG: 0.288		x 0-0 1B			x 0-0 ① F8		x 0-0 ③ 6-3			3	0	1	0	0	0	0
Jerry Koosman, R (1, 1) OBP: 0.226, SLG: 0.163		S S S 0-3 ② K			S S S 0-3 ② K			x 0-0 SH1-4 1B		2	0	0	0	0	2	1
Art Shamsky, L (8, PH) OBP: 0.295, SLG: 0.370										1	0	1	0	0	0	0
Don Hahn, R (8, PR) OBP: 0.320, SLG: 0.295										0	0	0	0	0	0	0
Danny Frisella, L (9, 1) OBP: 0.286, SLG: 0.231										0	0	0	0	0	0	0
Inning Stats	R: 1 H: 1 E: 0 LOB: 2 K: 0 BB: 1 S: 4 P: 9	R: 0 H: 1 E: 0 LOB: 1 K: 3 BB: 0 S: 10 P: 10	R: 0 H: 0 E: 0 LOB: 0 K: 1 BB: 0 S: 5 P: 5	R: 0 H: 0 E: 0 LOB: 0 K: 1 BB: 0 S: 5 P: 5	R: 0 H: 0 E: 0 LOB: 0 K: 1 BB: 0 S: 5 P: 5	R: 0 H: 0 E: 0 LOB: 0 K: 1 BB: 0 S: 5 P: 5	R: 1 H: 1 E: 0 LOB: 0 K: 0 BB: 0 S: 4 P: 4	R: 0 H: 1 E: 0 LOB: 2 K: 2 BB: 0 S: 8 P: 8	R: 0 H: 0 E: 0 LOB: 1 K: 1 BB: 1 S: 5 P: 9	1B: 3 SF: 0 2B: 0 SAC: 1 3B: 0 DP: 0 HR: 1 HBP: 1							

	AB	30
	R	2
	H	4
	RBI	2
	BB	2
	SO	10
	LOB	13

WP: 0 PA: 34
PB: 0
SB: 0
CS: 0

PITCHER		IP	WLS	BF	H	R	ER	SO	BB	IBB	HBP	BLK	WP	HR	S	P	ERA	WHIP
Bruce Kison, R ERA: 3.4	(1, 1)	7.0	W	26	3	2	2	7	1	0	1	0	0	1	38	43	2.57	0.571
Bob Miller, R ERA: 1.66	(8, 1)	2.0	S	8	1	0	0	3	1	0	0	0	0	0	13	17	0.00	1.000

PITCHER	IP	WLS	BF	H	R	ER	SO	BB	IBB	HBP	BLK	WP	HR	S	P	ERA	WHIP

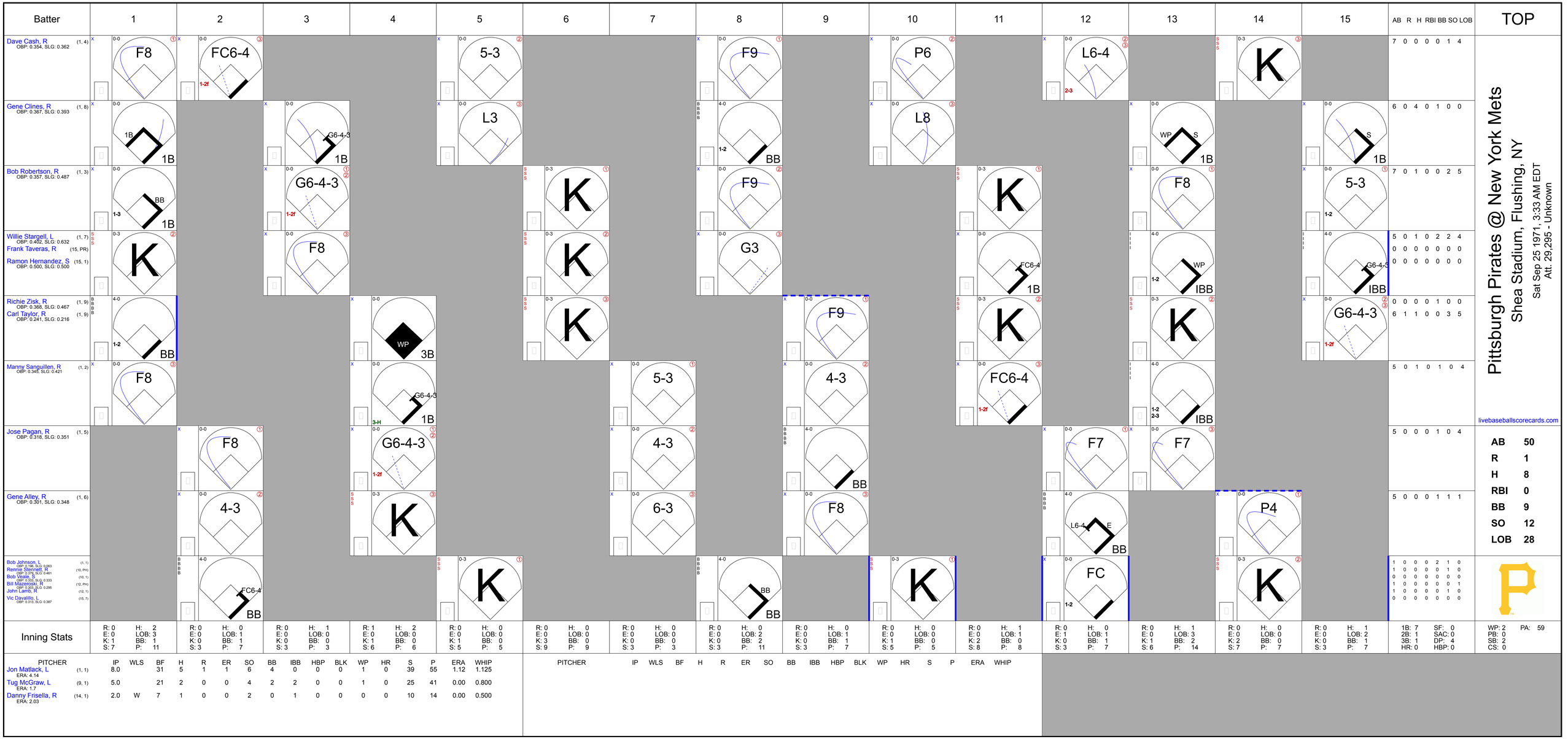

Pittsburgh Pirates @ New York Mets

Shea Stadium, Flushing, NY

Sat Sep 25 1971, 3:33 AM EDT
Att. 29,295 - Unknown

livebaseballscorecards.com

Batter	1	2	3	4	5	6	7	8	9	10	11	12	13	14	15	AB	R	H	RBI	BB	SO	LOB
Dave Cash, R (1, 4) OBP: 0.354, SLG: 0.362	F8	FC6-4 1-2f			5-3			F9		P6		L6-4 2-3		K		7	0	0	0	0	1	4
Gene Clines, R (1, 8) OBP: 0.367, SLG: 0.393	1B 1B		G6-4-3 1B		L3			BB 1-2		L8			WP S 1B		S 1B	6	0	4	0	1	0	0
Bob Robertson, R (1, 3) OBP: 0.357, SLG: 0.487	BB 1-3 1B		G6-4-3 1-2f			K		F9			K		F8		5-3 1-2	7	0	1	0	0	2	5
Willie Stargell, L (1, 7) OBP: 0.402, SLG: 0.632	K		F8			K		G3			FC6-4 1B		WP 1-2 IBB		G6-4-3 IBB	5	0	1	0	2	2	4
Frank Taveras, R (15, PR)																0	0	0	0	0	0	0
Ramon Hernandez, S (15, 1) OBP: 0.500, SLG: 0.500																0	0	0	0	0	0	0
Richie Zisk, R (1, 9) OBP: 0.368, SLG: 0.467	BB 1-2			WP 3B		K			F9		K		K		G6-4-3 1-2f	0	0	0	0	1	0	0
Carl Taylor, R (1, 9) OBP: 0.241, SLG: 0.216																6	1	1	0	0	3	5
Manny Sanguillen, R (1, 2) OBP: 0.345, SLG: 0.421	F8			G6-4-3 3-H 1B			5-3		4-3		FC6-4 1-2f		1-2 2-3 IBB			5	0	1	0	1	0	4
Jose Pagan, R (1, 5) OBP: 0.318, SLG: 0.351		F8		G6-4-3 1-2f			4-3		BB			F7	F7			5	0	0	0	1	0	4
Gene Alley, R (1, 6) OBP: 0.301, SLG: 0.348		4-3		K			6-3		F8			L6-4 E BB		P4		5	0	0	0	1	1	1
Bob Johnson, L (1, 1) OBP: 0.196, SLG: 0.063		FC6-4 BB			K			BB BB		K		FC 1-2		K		1	0	0	0	2	1	0
Rennie Stennett, R (10, PH) OBP: 0.275, SLG: 0.461																1	0	0	0	0	1	0
Bob Veale, S (10, 1) OBP: 0.333, SLG: 0.333																0	0	0	0	0	0	0
Bill Mazeroski, R (12, PH) OBP: 0.303, SLG: 0.295																1	0	0	0	0	0	1
John Lamb, R (12, 1)																1	0	0	0	0	1	0
Vic Davalillo, L (15, 7) OBP: 0.313, SLG: 0.387																0	0	0	0	0	0	0

Inning Stats	1	2	3	4	5	6	7	8	9	10	11	12	13	14	15	AB	R	H	RBI	BB	SO	LOB
	R: 0 E: 0 K: 1 S: 7	H: 2 LOB: 3 BB: 1 P: 11	R: 0 E: 0 K: 0 S: 3	H: 0 LOB: 1 BB: 1 P: 7	R: 0 E: 0 K: 0 S: 3	H: 1 LOB: 0 BB: 0 P: 3	R: 1 E: 0 K: 1 S: 6	H: 2 LOB: 0 BB: 0 P: 6	R: 0 E: 0 K: 1 S: 5	H: 0 LOB: 0 BB: 0 P: 5	R: 0 E: 0 K: 3 S: 9	H: 0 LOB: 0 BB: 0 P: 9	R: 0 E: 0 K: 0 S: 3	H: 0 LOB: 0 BB: 0 P: 3	R: 0 E: 0 K: 0 S: 3	H: 0 LOB: 2 BB: 2 P: 11	R: 0 E: 0 K: 0 S: 3	H: 0 LOB: 1 BB: 1 P: 7	R: 0 E: 0 K: 1 S: 5	H: 0 LOB: 0 BB: 0 P: 5	R: 0 E: 0 K: 2 S: 8	H: 1 LOB: 1 BB: 0 P: 8	R: 0 E: 1 K: 0 S: 3	H: 0 LOB: 1 BB: 1 P: 7	R: 0 E: 0 K: 1 S: 6	H: 1 LOB: 3 BB: 2 P: 14	R: 0 E: 0 K: 2 S: 7	H: 0 LOB: 0 BB: 0 P: 7	R: 0 E: 0 K: 0 S: 3	H: 1 LOB: 2 BB: 1 P: 7	1B: 7 2B: 1 3B: 1 HR: 0	SF: 0 SAC: 0 DP: 4 HBP: 0	WP: 2 PB: 0 SB: 2 CS: 0	PA: 59

PITCHER	IP	WLS	BF	H	R	ER	SO	BB	IBB	HBP	BLK	WP	HR	S	P	ERA	WHIP
Jon Matlack, L (1, 1) ERA: 4.14	8.0		31	5	1	1	6	4	0	0	0	1	0	39	55	1.12	1.125
Tug McGraw, L (9, 1) ERA: 1.7	5.0		21	2	0	0	4	2	2	0	0	1	0	25	41	0.00	0.800
Danny Frisella, R (14, 1) ERA: 2.03	2.0	W	7	1	0	0	2	0	1	0	0	0	0	10	14	0.00	0.500

PITCHER	IP	WLS	BF	H	R	ER	SO	BB	IBB	HBP	BLK	WP	HR	S	P	ERA	WHIP

AB	50
R	1
H	8
RBI	0
BB	9
SO	12
LOB	28

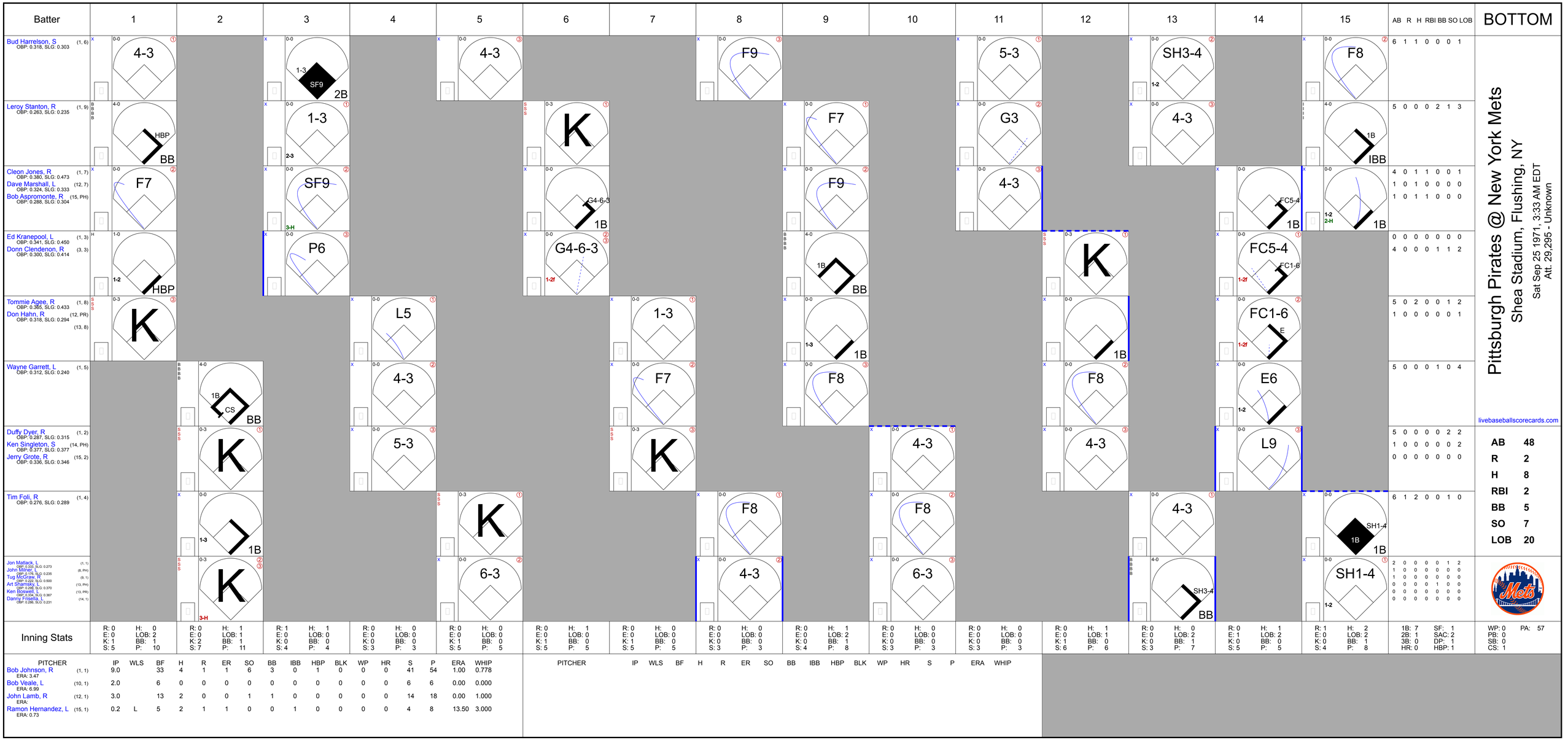
Batter
1
2
3
4
5
6
7
8
9
10
11
12
13
14
15
AB R H RBI BB SO LOB
BOTTOM
Bud Harrelson, S (1, 6) OBP: 0.318, SLG: 0.303
4-3
1-3 SF9 2B
4-3
F9
5-3
SH3-4 1-2
F8
6 1 1 0 0 0 1
Leroy Stanton, R (1, 9) OBP: 0.263, SLG: 0.235
HBP BB
1-3 2-3
K G4-6-3 1B
F7
G3
4-3
1B IBB
5 0 0 0 2 1 3
Cleon Jones, R (1, 7) OBP: 0.380, SLG: 0.473
Dave Marshall, L (12, 7) OBP: 0.324, SLG: 0.333
Bob Aspromonte, R (15, PH) OBP: 0.288, SLG: 0.304
F7
SF9 3-H
G4-6-3 1B
F9
4-3
FC5-4 1B
1-2 2-H 1B
4 0 1 1 0 0 1
1 0 1 0 0 0 0
1 0 1 1 0 0 0
Ed Kranepool, L (1, 3) OBP: 0.341, SLG: 0.450
Donn Clendenon, R (3, 3) OBP: 0.300, SLG: 0.414
1-2 HBP
P6
G4-6-3 1-2f
1B BB
K
FC5-4 FC1-6 1-2f
0 0 0 0 0 0 0
4 0 0 0 1 1 2
Tommie Agee, R (1, 8) OBP: 0.365, SLG: 0.433
Don Hahn, R (12, PR) OBP: 0.318, SLG: 0.294 (13, 8)
K
L5
1-3
1-3 1B
1B
FC1-6 E 1-2f
5 0 2 0 0 1 2
1 0 0 0 0 0 1
Wayne Garrett, L (1, 5) OBP: 0.312, SLG: 0.240
1B CS BB
4-3
F7
F8
F8
E6 1-2
5 0 0 0 1 0 4
Duffy Dyer, R (1, 2) OBP: 0.287, SLG: 0.315
Ken Singleton, S (14, PH) OBP: 0.377, SLG: 0.377
Jerry Grote, R (15, 2) OBP: 0.336, SLG: 0.346
K
5-3
K
4-3
4-3
L9
5 0 0 0 0 2 2
1 0 0 0 0 0 2
0 0 0 0 0 0 0
Tim Foli, R (1, 4) OBP: 0.276, SLG: 0.289
1-3 1B
K
F8
F8
4-3
SH1-4 1B
6 1 2 0 0 1 0
Jon Matlack, L (1, 1) OBP: 0.330, SLG: 0.273
John Milner, L (8, PH) OBP: 0.176, SLG: 0.235
Tug McGraw, R (9, 1) OBP: 0.222, SLG: 0.500
Art Shamsky, L (13, PH) OBP: 0.296, SLG: 0.370
Ken Boswell, L (13, PR) OBP: 0.334, SLG: 0.367
Danny Frisella, L (14, 1) OBP: 0.286, SLG: 0.231
K 3-H
6-3
4-3
6-3
SH3-4 BB
SH1-4 1-2
2 0 0 0 0 1 2
1 0 0 0 0 0 0
1 0 0 0 0 0 0
0 0 0 0 1 0 0
0 0 0 0 0 0 0
0 0 0 0 0 0 0
Inning Stats
R: 0 H: 0 E: 0 LOB: 2 K: 1 BB: 1 S: 5 P: 10
R: 0 H: 1 E: 0 LOB: 1 K: 2 BB: 1 S: 7 P: 11
R: 1 H: 1 E: 0 LOB: 0 K: 0 BB: 0 S: 4 P: 4
R: 0 H: 0 E: 0 LOB: 0 K: 0 BB: 0 S: 3 P: 3
R: 0 H: 0 E: 0 LOB: 0 K: 1 BB: 0 S: 5 P: 5
R: 0 H: 1 E: 0 LOB: 0 K: 1 BB: 0 S: 5 P: 5
R: 0 H: 0 E: 0 LOB: 0 K: 1 BB: 0 S: 5 P: 5
R: 0 H: 0 E: 0 LOB: 0 K: 0 BB: 0 S: 3 P: 3
R: 0 H: 1 E: 0 LOB: 2 K: 0 BB: 1 S: 4 P: 8
R: 0 H: 0 E: 0 LOB: 0 K: 0 BB: 0 S: 3 P: 3
R: 0 H: 0 E: 0 LOB: 0 K: 0 BB: 0 S: 3 P: 3
R: 0 H: 1 E: 1 LOB: 1 K: 1 BB: 0 S: 6 P: 6
R: 0 H: 0 E: 0 LOB: 2 K: 0 BB: 1 S: 3 P: 7
R: 0 H: 1 E: 1 LOB: 2 K: 0 BB: 0 S: 5 P: 5
R: 1 H: 2 E: 0 LOB: 2 K: 0 BB: 1 S: 4 P: 8
1B: 7 2B: 1 3B: 0 HR: 0
SF: 1 SAC: 2 DP: 1 HBP: 1
WP: 0 PB: 0 SB: 0 CS: 1
PA: 57
PITCHER IP WLS BF H R ER SO BB IBB HBP BLK WP HR S P ERA WHIP
Bob Johnson, R (1, 1) ERA: 3.47 9.0 33 4 1 1 6 3 0 1 0 0 0 41 54 1.00 0.778
Bob Veale, L (10, 1) ERA: 6.99 2.0 6 0 0 0 0 0 0 0 0 0 0 6 6 0.00 0.000
John Lamb, R (12, 1) ERA: 3.0 13 2 0 0 1 1 0 0 0 0 0 0 14 18 0.00 1.000
Ramon Hernandez, L (15, 1) ERA: 0.73 0.2 L 5 2 1 1 0 0 1 0 0 0 0 4 8 13.50 3.000
PITCHER IP WLS BF H R ER SO BB IBB HBP BLK WP HR S P ERA WHIP
Pittsburgh Pirates @ New York Mets
Shea Stadium, Flushing, NY
Sat Sep 25 1971, 3:33 AM EDT
Att. 29,295 - Unknown
livebaseballscorecards.com
AB 48
R 2
H 8
RBI 2
BB 5
SO 7
LOB 20

Batter	1	2	3	4	5	6	7	8	9	AB	R	H	RBI	BB	SO	LOB
Dave Cash, R (1, 4) OBP: 0.353, SLG: 0.360	S S S 0-3 ① K			x 0-0 ① F9			B B B B 4-0 1B SF8 BB		x 0-0 ③ 4-3	3	1	0	0	1	1	0
Vic Davalillo, L (1, 9) OBP: 0.314, SLG: 0.387	S S S 0-3 ② K			x 0-0 ② F8			x 0-0 ② G1-6-3 1-3 1B			3	0	1	0	0	1	0
Al Oliver, L (1, 8) OBP: 0.316, SLG: 0.444	x 0-0 ③ 4-3			x 0-0 ③ P6			x 0-0 ① SF8 3-H			2	0	0	1	0	0	0
Willie Stargell, L (1, 7) OBP: 0.400, SLG: 0.628		S S S 0-3 ① K			S S S 0-3 ① K		x 0-0 ②③ G1-6-3 1-2f			3	0	0	0	0	2	1
Milt May, L (1, 2) OBP: 0.316, SLG: 0.423		x 0-0 ② P5			S S S 0-3 ② K			x 0-0 ① G3		3	0	0	0	0	1	0
Bob Robertson, R (1, 3) OBP: 0.355, SLG: 0.484		S S S 0-3 ③ K			S S S 0-3 ③ K			x 0-0 ② F7		3	0	0	0	0	2	0
Jose Pagan, R (1, 5) OBP: 0.313, SLG: 0.344			x 0-0 ① 6-3			S S S 0-3 ① K		x 0-0 ③ F7		3	0	0	0	0	1	0
Gene Alley, R (1, 6) OBP: 0.298, SLG: 0.345			x 0-0 ② 4-3			S S S 0-3 ② K			x 0-0 ① F9	3	0	0	0	0	1	0
Steve Blass, R (1, 1) OBP: 0.131, SLG: 0.145 Rimp Lanier, L (9, PH)			S S S 0-3 ③ K			x 0-0 ③ 6-3			x 0-0 ② P5	2 1	0 0	0 0	0 0	0 0	1 0	0 0
Inning Stats	R: 0 H: 0 E: 0 LOB: 0 K: 2 BB: 0 S: 7 P: 7	R: 0 H: 0 E: 0 LOB: 0 K: 2 BB: 0 S: 7 P: 7	R: 0 H: 0 E: 0 LOB: 0 K: 1 BB: 0 S: 5 P: 5	R: 0 H: 0 E: 0 LOB: 0 K: 0 BB: 0 S: 3 P: 3	R: 0 H: 0 E: 0 LOB: 0 K: 3 BB: 0 S: 9 P: 9	R: 0 H: 0 E: 0 LOB: 0 K: 2 BB: 0 S: 7 P: 7	R: 1 H: 1 E: 0 LOB: 0 K: 0 BB: 1 S: 3 P: 7	R: 0 H: 0 E: 0 LOB: 0 K: 0 BB: 0 S: 3 P: 3	R: 0 H: 0 E: 0 LOB: 0 K: 0 BB: 0 S: 3 P: 3	1B: 1 SF: 1 2B: 0 SAC: 0 3B: 0 DP: 1 HR: 0 HBP: 0				WP: 0 PA: 28 PB: 0 SB: 0 CS: 0		

PITCHER	IP	WLS	BF	H	R	ER	SO	BB	IBB	HBP	BLK	WP	HR	S	P	ERA	WHIP
Tom Seaver, R (1, 1) ERA: 1.78	9.0	W	28	1	1	1	10	1	0	0	0	0	0	47	51	1.00	0.222

PITCHER	IP	WLS	BF	H	R	ER	SO	BB	IBB	HBP	BLK	WP	HR	S	P	ERA	WHIP

TOP

Pittsburgh Pirates @ New York Mets

Shea Stadium, Flushing, NY

Sun Sep 26 1971, 3:33 AM EDT

Att. 30,519 - Unknown

livebaseballscorecards.com

AB	26
R	1
H	1
RBI	1
BB	1
SO	10
LOB	1

Batter	1	2	3	4	5	6	7	8	9	AB	R	H	RBI	BB	SO	LOB
Bud Harrelson, S (1, 6) OBP: 0.316, SLG: 0.301	K	K			SH1-4 1-2	6-3				3	0	0	0	0	2	4
Ken Singleton, S (1, 9) OBP: 0.376, SLG: 0.375	1B	K			FC 1B		4-3			4	2	1	0	0	1	4
Cleon Jones, R (1, 7) OBP: 0.380, SLG: 0.474	1B 1-3		K		1B 1-2 2-H		6-3			4	0	2	1	0	1	0
Donn Clendenon, R (1, 3) OBP: 0.299, SLG: 0.412	G6-4-3 1-2 3-H		K		K		K			4	0	1	1	0	3	2
Tommie Agee, R (1, 8) OBP: 0.366, SLG: 0.434	G6-4-3 1-2f		4-3		1B 1-2 2-H			SH1-4 1B		4	0	2	1	0	0	2
Don Hahn, R (8, PR) (9, 8) OBP: 0.318, SLG: 0.294										0	0	0	0	0	0	0
Wayne Garrett, L (1, 5) OBP: 0.308, SLG: 0.236		F8		4-3	4-3			SH1-4 1-2		3	0	0	0	0	0	2
Duffy Dyer, R (1, 2) OBP: 0.297, SLG: 0.325		BB BB 1B		G6-3 1B		FC3-6 1B		6-3		4	0	3	0	0	0	2
Tim Foli, R (1, 4) OBP: 0.279, SLG: 0.290		BB 1-2		G6-3 1-2f		FC3-6 SH2-4 1-2f		2-H 1B		3	0	1	0	1	0	2
Tom Seaver, R (1, 1) OBP: 0.253, SLG: 0.270		1-2 2-3 BB			SH1-4 1B BB	1-2				0	1	0	0	2	0	0
Inning Stats	R: 1 H: 3 E: 0 LOB: 1 K: 1 BB: 0 S: 7 P: 7	R: 0 H: 1 E: 0 LOB: 3 K: 2 BB: 2 S: 8 P: 16	R: 0 H: 0 E: 0 LOB: 0 K: 2 BB: 0 S: 7 P: 7	R: 0 H: 1 E: 0 LOB: 0 K: 0 BB: 0 S: 3 P: 3	R: 2 H: 2 E: 0 LOB: 2 K: 1 BB: 1 S: 8 P: 12	R: 0 H: 1 E: 0 LOB: 1 K: 0 BB: 0 S: 4 P: 4	R: 0 H: 0 E: 0 LOB: 0 K: 1 BB: 0 S: 5 P: 5	R: 0 H: 2 E: 0 LOB: 2 K: 0 BB: 0 S: 4 P: 4		1B: 10 SF: 0 2B: 0 SAC: 3 3B: 0 DP: 2 HR: 0 HBP: 0						

PITCHER	IP	WLS	BF	H	R	ER	SO	BB	IBB	HBP	BLK	WP	HR	S	P	ERA	WHIP
Steve Blass, R (1, 1) ERA: 2.85	8.0	L	35	10	3	3	7	3	0	0	0	0	0	46	58	3.38	1.625

PITCHER	IP	WLS	BF	H	R	ER	SO	BB	IBB	HBP	BLK	WP	HR	S	P	ERA	WHIP

BOTTOM

Pittsburgh Pirates @ New York Mets

Shea Stadium, Flushing, NY

Sun Sep 26 1971, 3:33 AM EDT

Att. 30,519 - Unknown

livebaseballscorecards.com

AB	29
R	3
H	10
RBI	3
BB	3
SO	7
LOB	18

WP: 0 PA: 35
PB: 0
SB: 0
CS: 0

Pittsburgh Pirates @ Philadelphia Phillies

Veterans Stadium, Philadelphia, PA

Tue Sep 28 1971, 7:05 PM EDT

Att. 14,582 - Unknown

TOP

livebaseballscorecards.com

Batter	1	2	3	4	5	6	7	8	9	AB	R	H	RBI	BB	SO	LOB
Dave Cash, R (1, 4) OBP: 0.350, SLG: 0.356	5-3	6-3			6-3		F8		6-3	5	0	0	0	0	0	3
Richie Hebner, L (1, 5) OBP: 0.329, SLG: 0.492	FC5-4 BB		F8		F8		L9		4-3	4	0	0	0	1	0	1
Vic Davalillo, L (1, 9) OBP: 0.313, SLG: 0.385	FC5-4		1-3		3-1		1B			4	0	1	0	0	0	2
Willie Stargell, L (1, 7) OBP: 0.399, SLG: 0.631	F7		5-3			HR	F8			4	1	1	1	0	0	2
Al Oliver, L (1, 8) OBP: 0.319, SLG: 0.449		1B 2B		FC3-6 1B		L7		1B WP SF8 1B		4	2	3	0	0	0	0
Bob Robertson, R (1, 3) OBP: 0.356, SLG: 0.484		FC4-6 1B 1B		F7		E5 1B		G4-6-3 1B		4	0	2	1	0	0	1
Milt May, L (1, 2) OBP: 0.321, SLG: 0.429		FC4-6 1B		FC3-6		1B		SF8		3	0	2	1	0	0	1
Gene Alley, R (1, 6) OBP: 0.296, SLG: 0.342 Roberto Clemente, R (8, PH) OBP: 0.370, SLG: 0.504 Jackie Hernandez, R (8, 6) OBP: 0.256, SLG: 0.296	K		1-3			K		G4-6-3		3 1 0	0 0 0	0 0 0	0 0 0	0 0 0	2 0 0	5 1 0
Dock Ellis, S (1, 1) OBP: 0.259, SLG: 0.203 Gene Clines, R (9, PH) OBP: 0.366, SLG: 0.392	FC4-6 S				WP BB	K			L4-3	2 1	0 0	0 0	0 0	1 0	1 0	4 0
Inning Stats	R: 0 E: 0 K: 0 S: 6 H: 0 LOB: 1 BB: 1 P: 15	R: 1 E: 0 K: 1 S: 12 H: 3 LOB: 2 BB: 0 P: 17	R: 0 E: 0 K: 0 S: 5 H: 0 LOB: 0 BB: 0 P: 9	R: 0 E: 0 K: 0 S: 6 H: 1 LOB: 1 BB: 0 P: 7	R: 0 E: 0 K: 0 S: 5 H: 0 LOB: 1 BB: 1 P: 10	R: 1 E: 1 K: 2 S: 10 H: 2 LOB: 2 BB: 0 P: 11	R: 0 E: 0 K: 0 S: 5 H: 1 LOB: 1 BB: 0 P: 7	R: 1 E: 0 K: 0 S: 7 H: 2 LOB: 0 BB: 0 P: 12	R: 0 E: 0 K: 0 S: 5 H: 0 LOB: 0 BB: 0 P: 7	1B: 7 2B: 1 3B: 0 HR: 1 SF: 1 SAC: 0 DP: 1 HBP: 0						

	AB	35
	R	3
	H	9
	RBI	3
	BB	2
	SO	3
	LOB	20

PITCHER	IP	WLS	BF	H	R	ER	SO	BB	IBB	HBP	BLK	WP	HR	S	P	ERA	WHIP
Rick Wise, R (1, 1) ERA: 2.88	9.0	W	38	9	3	3	3	2	0	0	0	2	1	61	95	3.00	1.222

PITCHER	IP	WLS	BF	H	R	ER	SO	BB	IBB	HBP	BLK	WP	HR	S	P	ERA	WHIP

Batter	1	2	3	4	5	6	7	8	9	AB	R	H	RBI	BB	SO	LOB
Larry Bowa, S (1, 6) OBP: 0.291, SLG: 0.291	E6		HR		K		6-3			4	2	1	0	0	1	0
Mike Anderson, R (1, 8) OBP: 0.330, SLG: 0.375	HR		F7		K			HR		4	2	2	1	0	1	1
Willie Montanez, L (1, 9) OBP: 0.326, SLG: 0.464	K		K		4-3			WP		4	0	1	0	0	2	3
Deron Johnson, R (1, 5) OBP: 0.346, SLG: 0.491	SF9		HR			F5		K		2	1	1	3	0	0	0
John Vukovich, R (7, 5) OBP: 0.211, SLG: 0.189										1	0	0	0	0	1	1
Greg Luzinski, R (1, 3) OBP: 0.400, SLG: 0.490	HR		4-3			1B		K		4	1	2	2	0	1	1
Roger Freed, R (1, 7) OBP: 0.312, SLG: 0.316	F7			1B		F9		6-3		4	0	1	0	0	0	2
Terry Harmon, R (1, 4) OBP: 0.279, SLG: 0.240		6-3		K		K				3	0	0	0	0	2	2
Pete Koegel, R (1, 2) OBP: 0.303, SLG: 0.241		F2		F9			F8			3	0	0	0	0	0	1
Rick Wise, R (1, 1) OBP: 0.260, SLG: 0.464		K		K			K			3	0	0	0	0	3	1
Inning Stats	R: 3 H: 2 E: 1 LOB: 0 K: 1 BB: 0 S: 8 P: 8	R: 0 H: 0 E: 0 LOB: 0 K: 1 BB: 0 S: 6 P: 7	R: 2 H: 2 E: 0 LOB: 0 K: 1 BB: 0 S: 9 P: 14	R: 0 H: 1 E: 0 LOB: 1 K: 2 BB: 0 S: 9 P: 9	R: 0 H: 0 E: 0 LOB: 0 K: 2 BB: 0 S: 7 P: 8	R: 0 H: 1 E: 0 LOB: 1 K: 1 BB: 0 S: 9 P: 12	R: 0 H: 0 E: 0 LOB: 0 K: 1 BB: 0 S: 6 P: 7	R: 1 H: 2 E: 0 LOB: 1 K: 2 BB: 0 S: 11 P: 20		1B: 5 SF: 1 2B: 0 SAC: 0 3B: 0 DP: 0 HR: 3 HBP: 0						

PITCHER		IP	WLS	BF	H	R	ER	SO	BB	IBB	HBP	BLK	WP	HR	S	P	ERA	WHIP
Dock Ellis, R ERA: 3.06	(1, 1)	8.0	L	33	8	6	3	11	0	0	0	0	1	3	65	85	3.38	1.000

PITCHER	IP	WLS	BF	H	R	ER	SO	BB	IBB	HBP	BLK	WP	HR	S	P	ERA	WHIP

BOTTOM

Pittsburgh Pirates @ Philadelphia Phillies
Veterans Stadium, Philadelphia, PA
Tue Sep 28 1971, 7:05 PM EDT
Att. 14,582 - Unknown

livebaseballscorecards.com

AB	32
R	6
H	8
RBI	6
BB	0
SO	11
LOB	12

WP: 1 PA: 33
PB: 1
SB: 0
CS: 0

Batter	1	2	3	4	5	6	7	8	9	AB	R	H	RBI	BB	SO	LOB
Dave Cash, R (1, 4) OBP: 0.349, SLG: 0.354	C X 0-1 ① F8		B B B S B 4-1 BB		X 0-0 ① 6-3			X 0-0 ① F7		3	0	0	0	1	0	0
Richie Hebner, L (1, 5) OBP: 0.326, SLG: 0.487	F B B S F S 2-3 ② K		B S X 1-1 ③ L4		S S X 0-2 ② F9			S S C 0-3 ② K		4	0	0	0	0	2	1
Roberto Clemente, R (1, 9) OBP: 0.370, SLG: 0.502	C B B S S 2-3 ③ K			X 0-0 1B SF7 1B	X 0-0 ③ 5-3			X 0-0 ③ F9		4	1	1	0	0	1	0
Willie Stargell, L (1, 7) OBP: 0.398, SLG: 0.628 Gene Clines, R (9, 7) OBP: 0.366, SLG: 0.392		B B X 2-0 ① F3		X 0-0 1B 2B 1-3 1B		S S S 0-3 ① K			X 0-0 ① 4-3	4 0	1 0	1 0	0 0	0 0	1 0	0 0
Al Oliver, L (1, 8) OBP: 0.317, SLG: 0.446		S X 0-1 ② 4-3		X 0-0 ① SF7 3-H		X 0-0 ② 3-1			X 0-0 ② F8	3	0	0	1	0	0	0
Vic Davalillo, L (1, 3) OBP: 0.312, SLG: 0.383		X 0-0 ③ G1		X 0-0 2B 1-2 1B		X 0-0 ③ F9			S S S 0-3 ③ K	4	1	1	0	0	1	0
Manny Sanguillen, R (1, 2) OBP: 0.345, SLG: 0.426			B B S X 2-1 HR	X 0-0 ② F8			X 0-0 ① F8			3	1	1	1	0	0	2
Jackie Hernandez, R (1, 6) OBP: 0.257, SLG: 0.300			X 0-0 ① 5-3	X 0-0 1-H 2-H 2B			X 0-0 ② 5-3			3	0	1	2	0	0	0
Nelson Briles, R (1, 1) OBP: 0.293, SLG: 0.410 Jose Pagan, R (4, PH) OBP: 0.311, SLG: 0.342 Bob Moose, R (4, 1) OBP: 0.167, SLG: 0.103 Bob Johnson, L (6, 1) OBP: 0.196, SLG: 0.063 Rennie Stennett, R (7, PH) OBP: 0.377, SLG: 0.458 Bob Miller, R (7, 1) Dave Giusti, R (8, 1) OBP: 0.111, SLG: 0.059			S S S 0-3 ② K	X 0-0 ③ P3			S S S 0-3 ③ K			1 1 0 0 1 0 0	0 0 0 0 0 0 0	0 0 0 0 0 0 0	0 0 0 0 0 0 0	1 0 0 0 1 0 0	0 0 0 0 0 0 0	0 1 0 0 0 0 0
Inning Stats	R: 0 E: 0 K: 2 S: 10 H: 0 LOB: 0 BB: 0 P: 14	R: 0 E: 0 K: 0 S: 4 H: 0 LOB: 0 BB: 0 P: 6	R: 1 E: 0 K: 1 S: 9 H: 1 LOB: 1 BB: 1 P: 16	R: 3 E: 0 K: 0 S: 7 H: 4 LOB: 1 BB: 0 P: 7	R: 0 E: 0 K: 0 S: 5 H: 0 LOB: 0 BB: 0 P: 5	R: 0 E: 0 K: 1 S: 5 H: 0 LOB: 0 BB: 0 P: 5	R: 0 E: 0 K: 1 S: 5 H: 0 LOB: 0 BB: 0 P: 5	R: 0 E: 0 K: 1 S: 5 H: 0 LOB: 0 BB: 0 P: 5	R: 0 E: 0 K: 1 S: 5 H: 0 LOB: 0 BB: 0 P: 5	1B: 3 2B: 1 3B: 0 HR: 1	SF: 1 SAC: 0 DP: 0 HBP: 0					

PITCHER		IP	WLS	BF	H	R	ER	SO	BB	IBB	HBP	BLK	WP	HR	S	P	ERA	WHIP
Bill Champion, R ERA: 4.39	(1, 1)	3.2	L	17	5	4	4	3	1	0	0	0	0	1	29	42	9.82	1.636
Darrell Brandon, R ERA: 3.9	(4, 1)	0.1		1	0	0	0	0	0	0	0	0	0	0	1	1	0.00	0.000
Barry Lersch, R ERA: 3.78	(5, 1)	3.0		9	0	0	0	2	0	0	0	0	0	0	15	15	0.00	0.000
Bill Wilson, R ERA: 3.07	(8, 1)	2.0		6	0	0	0	2	0	0	0	0	0	0	10	10	0.00	0.000

PITCHER	IP	WLS	BF	H	R	ER	SO	BB	IBB	HBP	BLK	WP	HR	S	P	ERA	WHIP

TOP

Pittsburgh Pirates @ Philadelphia Phillies
Veterans Stadium, Philadelphia, PA
Thu Sep 30 1971, 7:05 PM EDT
Att. 14,157 - Unknown

livebaseballscorecards.com

AB	31
R	4
H	5
RBI	4
BB	1
SO	7
LOB	4

WP: 0 PB: 0 SB: 0 CS: 0 PA: 33

Batter	1	2	3	4	5	6	7	8	9	AB	R	H	RBI	BB	SO	LOB
Larry Bowa, S (1, 6) OBP: 0.293, SLG: 0.292	0-0 2B G3 1B		0-0 ① F8		0-0 2B 9-2 1B		4-1 S BB BB		0-0 ③ 4-3	4	1	2	0	1	0	1
Mike Anderson, R (1, 8) OBP: 0.343, SLG: 0.393	1-2 1-3 2B		4-0 HR BB		0-0 9-2 1-3 2B		4-0 CS 1-2 BB			1	1	1	0	1	0	0
Ron Stone, L (4, 9) OBP: 0.315, SLG: 0.314										1	0	1	0	1	0	0
Bill Wilson, R (8, 1) OBP: 0.100, SLG: 0.100										0	0	0	0	0	0	0
Tim McCarver, L (1, 2) OBP: 0.337, SLG: 0.392	2-1 ① G3 3-H		0-0 ② P6		0-0 ①② 9-2 2-3 3-Hf		0-0 ③ CS 1-2 2-3	0-0 ① 1-3		2	0	0	1	0	0	2
Mike Ryan, R (4, 2) OBP: 0.222, SLG: 0.284										2	0	0	0	0	0	2
Willie Montanez, L (1, 9) OBP: 0.327, SLG: 0.471	1-0 ② F8		0-2 1-H HR		2-3 ③ K			0-0 2B		4	1	2	2	0	1	2
(4, 8)																
Deron Johnson, R (1, 5) OBP: 0.347, SLG: 0.490	4-0 FC4-6 BB		0-2 ③ 4-3			0-0 G6-4-3 1B		0-1 ② 5-3		3	0	1	0	1	0	1
John Vukovich, R (9, 5) OBP: 0.211, SLG: 0.189										0	0	0	0	0	0	0
Greg Luzinski, R (1, 3) OBP: 0.386, SLG: 0.470	1-1 ③ FC4-6 1-2f			0-0 ① 6-3		0-0 ①② G6-4-3 1-2f		0-3 ③ K		4	0	0	0	0	1	4
Don Money, R (1, 4) OBP: 0.276, SLG: 0.358		0-3 ① K		0-0 ② L9		0-0 ③ F3			0-1 ① P3	4	0	0	0	0	1	0
Roger Freed, R (1, 7) OBP: 0.312, SLG: 0.313		0-3 ② K		4-0 FC6-4 BB		0-0 ① F7			0-3 ② K	3	0	0	0	1	2	0
Bill Champion, R (1, 1) OBP: 0.111, SLG: 0.148		0-0 ③ 4-3		0-0 ③ FC6-4 1-2f			0-0 ② 3-1		0-0 1B	1	0	0	0	0	0	0
Darrell Brandon, R (4, 1) OBP: 0.154, SLG: 0.154										0	0	0	0	0	0	0
Joe Lis, R (4, PH) OBP: 0.308, SLG: 0.407										1	0	0	0	0	0	1
Barry Lersch, S (5, 1) OBP: 0.269, SLG: 0.186										0	0	0	0	0	0	0
Oscar Gamble, L (7, PH) OBP: 0.275, SLG: 0.332										2	0	1	0	0	0	0
(8, 9)																
Inning Stats	R: 1 E: 0 K: 0 S: 9 H: 2 LOB: 2 BB: 1 P: 18	R: 0 E: 0 K: 2 S: 7 H: 0 LOB: 0 BB: 0 P: 7	R: 2 E: 0 K: 0 S: 8 H: 1 LOB: 0 BB: 1 P: 12	R: 0 E: 0 K: 0 S: 3 H: 0 LOB: 1 BB: 1 P: 7	R: 0 E: 0 K: 1 S: 6 H: 2 LOB: 1 BB: 0 P: 8	R: 0 E: 0 K: 0 S: 3 H: 1 LOB: 0 BB: 0 P: 3	R: 0 E: 0 K: 0 S: 3 H: 0 LOB: 1 BB: 2 P: 11	R: 0 E: 0 K: 1 S: 7 H: 1 LOB: 1 BB: 0 P: 7	R: 0 E: 0 K: 1 S: 7 H: 1 LOB: 1 BB: 0 P: 7	1B: 4 2B: 4 3B: 0 HR: 1 SF: 0 SAC: 0 DP: 2 HBP: 0						

PITCHER		IP	WLS	BF	H	R	ER	SO	BB	IBB	HBP	BLK	WP	HR	S	P	ERA	WHIP
Nelson Briles, R	(1, 1)	3.0		14	3	3	3	2	2	0	0	0	0	1	24	37	9.00	1.667
ERA: 3.04																		
Bob Moose, R	(4, 1)	2.0	W	8	2	0	0	1	1	0	0	0	0	0	9	15	0.00	1.500
ERA: 4.11																		
Bob Johnson, R	(6, 1)	1.0		3	1	0	0	0	0	0	0	0	0	0	3	3	0.00	1.000
ERA: 3.45																		
Bob Miller, R	(7, 1)	1.1		6	1	0	0	0	2	0	0	0	0	0	5	13	0.00	2.250
ERA: 1.64																		
Dave Giusti, R	(8, 1)	1.2	S	6	1	0	0	2	0	0	0	0	0	0	12	12	0.00	0.600
ERA: 2.93																		

PITCHER	IP	WLS	BF	H	R	ER	SO	BB	IBB	HBP	BLK	WP	HR	S	P	ERA	WHIP

BOTTOM

Pittsburgh Pirates @ Philadelphia Phillies
Veterans Stadium, Philadelphia, PA
Thu Sep 30 1971, 7:05 PM EDT
Att. 14,157 - Unknown

livebaseballscorecards.com

AB	32
R	3
H	8
RBI	3
BB	5
SO	5
LOB	13

WP: 0 PA: 38
PB: 0
SB: 1
CS: 1

Pittsburgh Pirates @ San Francisco Giants

Candlestick Park, San Francisco, CA

Sat Oct 02 1971, 6:33 AM EDT

Att. 40,977 - Unknown

livebaseballscorecards.com

Batter	1	2	3	4	5	6	7	8	9	AB	R	H	RBI	BB	SO	LOB
Dave Cash, R (1, 4) OBP: 0.400, SLG: 0.600	4-3		FC 2B 2-H		6-3		BB 1B 1-2 1B		6-3	5	2	2	1	0	0	0
Richie Hebner, L (1, 5) OBP: 0.200, SLG: 0.200	6-3		FC HBP 2-H		F9		P6		1B	5	0	1	1	0	0	2
Roberto Clemente, R (1, 9)	4-3		K		L3		1B BB 1-2 2-3		F9	4	0	0	0	1	1	2
Willie Stargell, L (1, 7)		6-3	HBP 1-2			K	F5		G3	4	0	0	0	0	1	4
Al Oliver, L (1, 8) OBP: 0.250, SLG: 0.250		K	F9			K	1B 1-3 2-H 3-H			4	0	1	2	0	2	2
Bob Robertson, R (1, 3) OBP: 0.500, SLG: 0.500		1B		5-3		1B 1B	F7			4	0	2	0	0	0	2
Manny Sanguillen, R (1, 2) OBP: 0.250, SLG: 0.250		G3		E6 F9		FC1-4 1-2 1B		6-3		4	0	1	0	0	0	1
Jackie Hernandez, R (1, 6) OBP: 0.500, SLG: 0.500			SH1-4 2B 1B	F9 2-3		FC1-4 1-2f		F7		2	1	1	0	0	0	1
Vic Davalillo, L (6, PH)										1	0	0	0	0	0	2
Bob Moose, R (6, 1)										0	0	0	0	0	0	0
Milt May, L (8, PH)										1	0	0	0	0	0	0
Dave Giusti, R (8, 1)										0	0	0	0	0	0	0
Steve Blass, R (1, 1)			SH1-4 1-2	K			BB 1B 1B 1B	2-3		1	0	0	0	0	1	1
Gene Alley, R (6, 6) OBP: 0.500, SLG: 0.500										2	1	1	0	0	0	0

TOP	
AB	37
R	4
H	9
RBI	4
BB	1
SO	5
LOB	17

Inning Stats	1	2	3	4	5	6	7	8	9		
	R: 0 H: 0 E: 0 LOB: 0 K: 0 BB: 0 S: 3 P: 3	R: 0 H: 1 E: 0 LOB: 1 K: 1 BB: 0 S: 6 P: 6	R: 2 H: 2 E: 1 LOB: 2 K: 1 BB: 0 S: 8 P: 9	R: 0 H: 0 E: 1 LOB: 1 K: 1 BB: 0 S: 6 P: 6	R: 0 H: 0 E: 0 LOB: 0 K: 0 BB: 0 S: 3 P: 3	R: 0 H: 2 E: 0 LOB: 2 K: 2 BB: 0 S: 9 P: 9	R: 2 H: 3 E: 0 LOB: 2 K: 0 BB: 1 S: 6 P: 10	R: 0 H: 0 E: 0 LOB: 0 K: 0 BB: 0 S: 3 P: 3	R: 0 H: 1 E: 0 LOB: 1 K: 0 BB: 0 S: 4 P: 4	1B: 8 SF: 0 2B: 1 SAC: 1 3B: 0 DP: 0 HR: 0 HBP: 1	WP: 0 PA: 40 PB: 0 SB: 0 CS: 0

PITCHER	IP	WLS	BF	H	R	ER	SO	BB	IBB	HBP	BLK	WP	HR	S	P	ERA	WHIP
Gaylord Perry, R (1, 1) ERA: 3.0	9.0	W	40	9	4	3	5	1	0	1	0	0	0	48	53	3.00	1.111

PITCHER	IP	WLS	BF	H	R	ER	SO	BB	IBB	HBP	BLK	WP	HR	S	P	ERA	WHIP

BOTTOM

Pittsburgh Pirates @ San Francisco Giants

Candlestick Park, San Francisco, CA

Sat Oct 02 1971, 6:33 AM EDT

Att. 40,977 - Unknown

livebaseballscorecards.com

Batter	1	2	3	4	5	6	7	8	9	AB	R	H	RBI	BB	SO	LOB
Ken Henderson, S (1, 7) OBP: 0.500, SLG: 0.750	1B		2B 2-H		4-1 2-3		F8			4	0	2	1	0	0	1
Tito Fuentes, S (1, 4) OBP: 0.250, SLG: 1.000	K		K		HR 3-H		P6			4	1	1	2	0	2	2
Willie Mays, R (1, 8) OBP: 0.750, SLG: 1.000	K		BB		HR HR			2B		2	1	1	0	2	1	1
Willie McCovey, L (1, 3) OBP: 0.500, SLG: 1.333	F9		K		HR 1-H			G6-4-3 IBB		3	1	1	2	1	1	3
Dave Kingman, R (1, 9) Bobby Bonds, R (6, 9)		K	K	K	F7			K		3 1	0 0	0 0	0 0	0 0	2 1	0 2
Dick Dietz, R (1, 2)		K	P6	F8				G6-4-3 1-2f		4	0	0	0	0	1	2
Al Gallagher, R (1, 5) Hal Lanier, R (6, 5)		K	K	F9						2 1	0 0	0 0	0 0	0 0	2 0	0 0
Chris Speier, R (1, 6) OBP: 0.667, SLG: 0.667			SH1-4 2B 1B		4-1 SH3-4 HR 1B	F9				3	2	2	0	0	0	0
Gaylord Perry, R (1, 1)			SH1-4 1-2		SH3-4 1-2		F8			1	0	0	0	0	0	0
Inning Stats	R: 0 E: 0 K: 2 S: 8 H: 1 LOB: 1 BB: 0 P: 8	R: 0 E: 0 K: 3 S: 9 H: 0 LOB: 0 BB: 0 P: 9	R: 1 E: 0 K: 2 S: 9 H: 2 LOB: 2 BB: 1 P: 13	R: 0 E: 0 K: 2 S: 7 H: 0 LOB: 0 BB: 0 P: 7	R: 4 E: 0 K: 0 S: 6 H: 3 LOB: 0 BB: 1 P: 10	R: 0 E: 0 K: 0 S: 3 H: 0 LOB: 0 BB: 0 P: 3	R: 0 E: 0 K: 0 S: 3 H: 0 LOB: 0 BB: 0 P: 3	R: 0 E: 0 K: 1 S: 5 H: 1 LOB: 1 BB: 1 P: 9								

	AB	28
	R	5
	H	7
	RBI	5
	BB	3
	SO	10
	LOB	11

1B: 3 SF: 0
2B: 2 SAC: 2
3B: 0 DP: 1
HR: 2 HBP: 0

WP: 0 PA: 33
PB: 0
SB: 0
CS: 0

PITCHER		IP	WLS	BF	H	R	ER	SO	BB	IBB	HBP	BLK	WP	HR	S	P	ERA	WHIP
Steve Blass, R ERA: 9.0	(1, 1)	5.0	L	23	6	5	5	9	2	0	0	0	0	2	39	47	9.00	1.600
Bob Moose, R ERA:	(6, 1)	2.0		6	0	0	0	0	0	0	0	0	0	0	6	6	0.00	0.000
Dave Giusti, R ERA:	(8, 1)	1.0		4	1	0	0	1	0	1	0	0	0	0	5	9	0.00	1.000

PITCHER	IP	WLS	BF	H	R	ER	SO	BB	IBB	HBP	BLK	WP	HR	S	P	ERA	WHIP

Batter	1	2	3	4	5	6	7	8	9	AB	R	H	RBI	BB	SO	LOB
Dave Cash, R (1, 4) OBP: 0.500, SLG: 0.700	CS 1B		1B	FC6-4 1-2f			1B 2B	F8		5	1	3	0	0	0	1
Gene Clines, R (1, 8) OBP: 0.333, SLG: 1.333	K 1-2		L9	HR			HR 1B 2-3	BB		3	1	1	1	0	1	2
Al Oliver, L (7, PH) OBP: 0.500, SLG: 0.400 (7, 8)										1	1	1	0	1	0	0
Roberto Clemente, R (1, 9) OBP: 0.400, SLG: 0.333	FC6 1B		F9	1B			HR 1B 1-2 3-H	K		5	1	3	1	0	1	2
Willie Stargell, L (1, 7)	FC6 1-2f		K	F3			K		K	5	0	0	0	0	3	5
Bob Robertson, R (1, 3) OBP: 0.667, SLG: 1.778		1B 2B		HR	K		HR 1-H 2-H		HR	5	4	4	5	0	1	1
Manny Sanguillen, R (1, 2) OBP: 0.333, SLG: 0.333		FC6-4 1B 2-H		S 1B	6-3		F8		K	5	1	2	1	0	1	1
Jose Pagan, R (1, 5)		FC6-4 1-2f		K 1-2		K	HBP		K	1	0	0	0	0	0	1
Richie Hebner, L (4, PH) OBP: 0.222, SLG: 0.125 (4, 5)										3	0	0	0	0	3	1
Jackie Hernandez, R (1, 6) OBP: 0.333, SLG: 0.333		K		FC6-4 1B 2-H		F2	6-3			4	0	1	1	0	1	2
Dock Ellis, S (1, 1)		K		K		6-3		P4		3	0	0	0	0	2	2
Bob Miller, R (6, 1)										1	0	0	0	0	0	0
Dave Giusti, R (9, 1)										0	0	0	0	0	0	0
Inning Stats	R: 0 H: 2 E: 0 LOB: 1 K: 1 BB: 0 S: 6 P: 6	R: 1 H: 2 E: 0 LOB: 1 K: 2 BB: 0 S: 9 P: 9	R: 0 H: 1 E: 0 LOB: 1 K: 1 BB: 0 S: 6 P: 6	R: 2 H: 3 E: 0 LOB: 1 K: 2 BB: 0 S: 10 P: 10	R: 1 H: 2 E: 0 LOB: 1 K: 1 BB: 0 S: 7 P: 7	R: 0 H: 0 E: 0 LOB: 0 K: 1 BB: 0 S: 5 P: 5	R: 4 H: 4 E: 0 LOB: 1 K: 1 BB: 0 S: 9 P: 10	R: 0 H: 0 E: 0 LOB: 1 K: 1 BB: 1 S: 5 P: 9	R: 1 H: 1 E: 0 LOB: 0 K: 3 BB: 0 S: 10 P: 10	1B: 9 SF: 0 2B: 3 SAC: 0 3B: 0 DP: 1 HR: 4 HBP: 1						

TOP

Pittsburgh Pirates @ San Francisco Giants

Candlestick Park, San Francisco, CA

Sun Oct 03 1971, 6:33 AM EDT

Att. 42,562 - Unknown

livebaseballscorecards.com

AB	41
R	9
H	15
RBI	9
BB	1
SO	13
LOB	18

WP: 0 PA: 43
PB: 0
SB: 1
CS: 1

PITCHER		IP	WLS	BF	H	R	ER	SO	BB	IBB	HBP	BLK	WP	HR	S	P	ERA	WHIP
John Cumberland, L ERA: 9.0	(1, 1)	3.0	L	15	7	3	3	4	0	0	0	0	0	1	23	23	9.00	2.333
Jim Barr, R ERA: 9.0	(4, 1)	1.0		6	3	1	1	2	0	0	0	0	0	1	10	10	9.00	3.000
Don McMahon, R ERA:	(5, 1)	2.0		6	0	0	0	2	0	0	0	0	0	0	10	10	0.00	0.000
Don Carrithers, R ERA:	(7, 1)	0.0		3	3	3	3	0	0	0	0	0	0	0	3	3	∞	∞
Ron Bryant, L ERA: 4.5	(7, 1)	2.0		9	1	1	1	2	1	0	1	0	0	1	11	16	4.50	1.000

PITCHER		IP	WLS	BF	H	R	ER	SO	BB	IBB	HBP	BLK	WP	HR	S	P	ERA	WHIP
Steve Hamilton, L ERA: 9.0	(9, 1)	1.0		4	1	1	1	3	0	0	0	0	0	1	10	10	9.00	1.000

Batter	1	2	3	4	5	6	7	8	9	AB	R	H	RBI	BB	SO	LOB
Ken Henderson, S (1, 7) OBP: 0.556, SLG: 0.571	P5	S 1B 3-H		BB		BB 1-2 2-3		3-1		3	0	1	1	2	0	0
Tito Fuentes, S (1, 4) OBP: 0.333, SLG: 0.778	PB 2B 1B	L8		F9		K			HR 2B	5	2	2	0	0	1	5
Willie Mays, R (1, 8) OBP: 0.556, SLG: 1.143	1B 1-H 2B	P3 1-2			P3	F9			2-H HR	5	1	2	3	0	0	4
Willie McCovey, L (1, 3) OBP: 0.556, SLG: 0.833	1B IBB		FC5-4 BB		P6		4-3		1B	3	0	1	0	2	0	0
Jimmy Rosario, S (9, PR)										0	0	0	0	0	0	0
Dave Kingman, R (1, 9) OBP: 0.250, SLG: 0.143	1-2 2-3 1B		FC5-4 1-2f		BB		K		F5	4	0	1	0	1	1	2
Dick Dietz, R (1, 2)	K	F3		P3			BB		F2	4	0	0	0	1	1	6
Al Gallagher, R (1, 5)	4-3	F9				BB 1B HBP	P6		6-3	4	0	0	0	0	0	6
Chris Speier, R (1, 6) OBP: 0.714, SLG: 0.833		SH5-4 1B 2B		5-3		1-2 BB 1B		G6-4-3 BB		3	1	2	0	1	0	0
John Cumberland, R (1, 1)		SH5-4 2-3		F7		K		G6-4-3 1-2f		0	0	0	0	0	0	0
Jim Barr, R (4, 1)										1	0	0	0	0	0	0
Don McMahon, R (5, 1)										0	0	0	0	0	0	0
Frank Duffy, R (6, PH)										1	0	0	0	0	1	2
Don Carrithers, R (7, 1)										0	0	0	0	0	0	0
Ron Bryant, S (7, 1)										0	0	0	0	0	0	0
Jim Ray Hart, R (8, PH)										1	0	0	0	0	0	1
Steve Hamilton, L (9, 1)										0	0	0	0	0	0	0
Inning Stats	R: 1 E: 0 K: 1 S: 8 H: 3 LOB: 3 BB: 1 P: 12	R: 1 E: 0 K: 0 S: 5 H: 2 LOB: 1 BB: 0 P: 5	R: 0 E: 0 K: 0 S: 3 H: 0 LOB: 1 BB: 1 P: 7	R: 0 E: 0 K: 0 S: 3 H: 0 LOB: 1 BB: 1 P: 7	R: 0 E: 0 K: 0 S: 3 H: 0 LOB: 1 BB: 1 P: 7	R: 0 E: 0 K: 2 S: 8 H: 1 LOB: 3 BB: 1 P: 13	R: 0 E: 0 K: 1 S: 5 H: 0 LOB: 1 BB: 1 P: 9	R: 0 E: 0 K: 0 S: 2 H: 0 LOB: 0 BB: 1 P: 6	R: 2 E: 0 K: 0 S: 6 H: 3 LOB: 1 BB: 0 P: 6	1B: 5 2B: 3 3B: 0 HR: 1 SF: 0 SAC: 1 DP: 1 HBP: 1						

PITCHER		IP	WLS	BF	H	R	ER	SO	BB	IBB	HBP	BLK	WP	HR	S	P	ERA	WHIP
Dock Ellis, R ERA: 3.6	(1, 1)	5.0	W	26	6	2	2	1	3	1	1	0	0	0	23	40	3.60	1.800
Bob Miller, R ERA: 6.0	(6, 1)	3.0		14	3	2	2	3	3	0	0	0	0	1	17	29	6.00	2.000
Dave Giusti, R ERA:	(9, 1)	1.0	S	3	0	0	0	0	0	0	0	0	0	0	3	3	0.00	0.000

PITCHER	IP	WLS	BF	H	R	ER	SO	BB	IBB	HBP	BLK	WP	HR	S	P	ERA	WHIP

BOTTOM

Pittsburgh Pirates @ San Francisco Giants

Candlestick Park, San Francisco, CA

Sun Oct 03 1971, 6:33 AM EDT

Att. 42,562 - Unknown

livebaseballscorecards.com

AB	34
R	4
H	9
RBI	4
BB	7
SO	4
LOB	26

Batter	1	2	3	4	5	6	7	8	9	AB	R	H	RBI	BB	SO	LOB
Ken Henderson, S (1, 7) OBP: 0.462, SLG: 0.455	4-3		F7			SH 1B	K			4	1	1	0	0	1	0
Tito Fuentes, S (1, 4) OBP: 0.250, SLG: 0.583	F9		F9			SH BB 1-H		4-3		3	0	0	0	0	0	0
Willie Mays, R (1, 8) OBP: 0.462, SLG: 0.818	K			6-3		B2-4		S 1B		4	0	1	0	0	1	1
Willie McCovey, L (1, 3) OBP: 0.538, SLG: 0.667		FC4-6 1B 1B		P5		BB IBB		F9		3	0	1	0	1	0	1
Bobby Bonds, R (1, 9) OBP: 0.400, SLG: 0.250		FC4-6 1-2 1B		K		K		FC4-6 1-2 BB		3	0	1	0	1	2	2
Dick Dietz, R (1, 2)		K			6-3	BB 1-2 2-3		FC4-6 1-2f		3	0	0	0	1	1	4
Al Gallagher, R (1, 5) OBP: 0.200, SLG: 0.111 Jim Ray Hart, R (9, PH)		FC4-6 1-2f 2-3			FC5-4 1B	6-3			F7	3 1	0 0	1 0	0 0	0 0	0 0	5 0
Chris Speier, R (1, 6) OBP: 0.455, SLG: 0.500		K			F9		6-3		F9	4	0	0	0	0	1	3
Juan Marichal, R (1, 1) Dave Kingman, R (9, PH) OBP: 0.222, SLG: 0.125			K		FC5-4 1-2f		6-3		P3	3 1	0 0	0 0	0 0	0 0	1 0	1 0
Inning Stats	R: 0 E: 0 K: 1 S: 5 H: 0 LOB: 0 BB: 0 P: 5	R: 0 E: 0 K: 2 S: 9 H: 2 LOB: 2 BB: 0 P: 9	R: 0 E: 0 K: 1 S: 5 H: 0 LOB: 0 BB: 0 P: 5	R: 0 E: 0 K: 1 S: 5 H: 0 LOB: 0 BB: 0 P: 5	R: 0 E: 0 K: 0 S: 4 H: 1 LOB: 1 BB: 0 P: 4	R: 1 E: 1 K: 1 S: 7 H: 1 LOB: 3 BB: 2 P: 15	R: 0 E: 0 K: 1 S: 5 H: 0 LOB: 0 BB: 0 P: 5	R: 0 E: 0 K: 0 S: 4 H: 1 LOB: 2 BB: 1 P: 8	R: 0 E: 0 K: 0 S: 3 H: 0 LOB: 0 BB: 0 P: 3	1B: 5 2B: 0 3B: 0 HR: 0	SF: 0 SAC: 1 DP: 0 HBP: 0			WP: 0 PB: 0 SB: 1 CS: 0	PA: 36		

PITCHER		IP	WLS	BF	H	R	ER	SO	BB	IBB	HBP	BLK	WP	HR	S	P	ERA	WHIP
Bob Johnson, R	(1, 1)	8.0	W	33	5	1	0	7	2	1	0	0	0	0	44	56	0.00	0.875
ERA:																		
Dave Giusti, R	(9, 1)	1.0	S	3	0	0	0	0	0	0	0	0	0	0	3	3	0.00	0.000
ERA:																		

PITCHER	IP	WLS	BF	H	R	ER	SO	BB	IBB	HBP	BLK	WP	HR	S	P	ERA	WHIP

San Francisco Giants @ Pittsburgh Pirates

Three Rivers Stadium, Pittsburgh, PA

Tue Oct 05 1971, 3:33 AM EDT

Att. 38,222 - Unknown

TOP

livebaseballscorecards.com

AB	32
R	1
H	5
RBI	0
BB	3
SO	7
LOB	17

Batter	1	2	3	4	5	6	7	8	9	AB	R	H	RBI	BB	SO	LOB
Dave Cash, R (1, 4) OBP: 0.357, SLG: 0.500	F9		6-3			5-3		6-3		4	0	0	0	0	0	0
Richie Hebner, L (1, 5) OBP: 0.308, SLG: 0.500	K		F3			E 1B		HR		4	1	2	1	0	1	0
Roberto Clemente, R (1, 9) OBP: 0.357, SLG: 0.308	WP 1B			K		E4 1-2		4-3		4	0	1	0	0	1	1
Willie Stargell, L (1, 7)	F7 1-2			1-3		K				3	0	0	0	0	1	3
Al Oliver, L (1, 8) OBP: 0.333, SLG: 0.250		1-3		3-1		3-1				3	0	0	0	0	0	2
Bob Robertson, R (1, 3) OBP: 0.583, SLG: 1.667		HR			5-3		P4			3	1	1	1	0	0	0
Manny Sanguillen, R (1, 2) OBP: 0.250, SLG: 0.250		5-3			E9 WP		1-4-3			3	0	0	0	0	0	0
Jackie Hernandez, R (1, 6) OBP: 0.222, SLG: 0.222		1-3			K		G4			3	0	0	0	0	1	1
Bob Johnson, L (1, 1)			F7		K 2-3			K		2	0	0	0	0	1	1
Vic Davalillo, L (8, PH)										1	0	0	0	0	1	0
Dave Giusti, R (9, 1)										0	0	0	0	0	0	0
Inning Stats	R: 0 E: 0 K: 1 S: 6 H: 1 LOB: 1 BB: 0 P: 6	R: 1 E: 0 K: 0 S: 4 H: 1 LOB: 0 BB: 0 P: 4	R: 0 E: 0 K: 0 S: 3 H: 0 LOB: 0 BB: 0 P: 3	R: 0 E: 0 K: 1 S: 5 H: 0 LOB: 0 BB: 0 P: 5	R: 0 E: 1 K: 2 S: 8 H: 0 LOB: 1 BB: 0 P: 8	R: 0 E: 1 K: 1 S: 7 H: 1 LOB: 2 BB: 0 P: 7	R: 0 E: 0 K: 0 S: 3 H: 0 LOB: 0 BB: 0 P: 3	R: 1 E: 0 K: 1 S: 6 H: 1 LOB: 0 BB: 0 P: 6		1B: 2 2B: 0 3B: 0 HR: 2 SF: 0 SAC: 0 DP: 0 HBP: 0						

PITCHER	IP	WLS	BF	H	R	ER	SO	BB	IBB	HBP	BLK	WP	HR	S	P	ERA	WHIP
Juan Marichal, R (1, 1) ERA: 2.25	8.0	L	30	4	2	2	6	0	0	0	0	2	2	42	42	2.25	0.500

PITCHER	IP	WLS	BF	H	R	ER	SO	BB	IBB	HBP	BLK	WP	HR	S	P	ERA	WHIP

BOTTOM

San Francisco Giants @ Pittsburgh Pirates

Three Rivers Stadium, Pittsburgh, PA

Tue Oct 05 1971, 3:33 AM EDT

Att. 38,222 - Unknown

livebaseballscorecards.com

AB	30
R	2
H	4
RBI	2
BB	0
SO	6
LOB	8

Batter	1	2	3	4	5	6	7	8	9	AB	R	H	RBI	BB	SO	LOB
Ken Henderson, S (1, 7) OBP: 0.389, SLG: 0.375	E4	HR	F9			F2		G3		5	2	1	0	0	0	2
Tito Fuentes, S (1, 4) OBP: 0.353, SLG: 0.563	1-2	1-2 HR		BBBB G4-6-3 BB			F7		F5	4	1	2	0	1	0	0
Willie Mays, R (1, 8) OBP: 0.389, SLG: 0.600	K	P4		F8			F7		BB	4	0	0	0	1	1	5
Willie McCovey, L (1, 3) OBP: 0.556, SLG: 0.857	1-2 2-H	1-H 2-H HR		G4-6-3 1-2f			WP		K	5	1	3	4	0	1	2
Bobby Bonds, R (1, 9) OBP: 0.400, SLG: 0.250	K				P6		1-2 BB		5-3	4	0	1	0	1	1	3
Dick Dietz, R (1, 2) OBP: 0.176, SLG: 0.067	1-2 2-3	4-3			K		K			4	0	1	0	0	2	3
Jim Ray Hart, R (1, 5) Al Gallagher, R (5, 5) OBP: 0.182, SLG: 0.100	P4		K		K			1-3		3 1	0 0	0 0	0 0	0 0	2 0	3 0
Chris Speier, R (1, 6) OBP: 0.400, SLG: 0.643		HR	F8			P4		E6		4	1	1	1	0	0	0
Gaylord Perry, R (1, 1) OBP: 0.250, SLG: 0.250 Jerry Johnson, R (6, 1) Dave Kingman, R (8, PH) OBP: 0.200, SLG: 0.111 Don McMahon, R (8, 1)		6-3	1B			1-3		P5		3 0 1 0	0 0 0 0	1 0 0 0	0 0 0 0	0 0 0 0	0 0 0 0	0 0 1 0
Inning Stats	R: 1 E: 1 K: 2 S: 11 H: 3 LOB: 3 BB: 0 P: 11	R: 4 E: 0 K: 0 S: 8 H: 5 LOB: 1 BB: 0 P: 8	R: 0 E: 0 K: 1 S: 6 H: 1 LOB: 1 BB: 0 P: 6	R: 0 E: 0 K: 0 S: 2 H: 0 LOB: 0 BB: 1 P: 6	R: 0 E: 0 K: 2 S: 7 H: 0 LOB: 0 BB: 0 P: 7	R: 0 E: 0 K: 0 S: 3 H: 0 LOB: 0 BB: 0 P: 3	R: 0 E: 0 K: 1 S: 6 H: 1 LOB: 2 BB: 1 P: 10	R: 0 E: 1 K: 0 S: 4 H: 0 LOB: 1 BB: 0 P: 4	R: 0 E: 0 K: 1 S: 5 H: 0 LOB: 1 BB: 1 P: 9	1B: 8 2B: 0 3B: 0 HR: 2	SF: 0 SAC: 0 DP: 1 HBP: 0			WP: 1 PB: 0 SB: 0 CS: 0	PA: 41	

PITCHER		IP	WLS	BF	H	R	ER	SO	BB	IBB	HBP	BLK	WP	HR	S	P	ERA	WHIP
Steve Blass, R ERA: 11.57	(1, 1)	2.0		15	8	5	4	2	0	0	0	0	0	2	19	19	18.00	4.000
Bruce Kison, R ERA:	(3, 1)	4.2	W	17	2	0	0	3	2	0	0	0	1	0	21	29	0.00	0.857
Dave Giusti, R ERA:	(7, 1)	2.1		9	0	0	0	2	1	0	0	0	0	0	12	16	0.00	0.429

PITCHER	IP	WLS	BF	H	R	ER	SO	BB	IBB	HBP	BLK	WP	HR	S	P	ERA	WHIP

TOP

San Francisco Giants @ Pittsburgh Pirates

Three Rivers Stadium, Pittsburgh, PA

Wed Oct 06 1971, 3:33 AM EDT

Att. 35,487 - Unknown

livebaseballscorecards.com

AB	38
R	5
H	10
RBI	5
BB	3
SO	7
LOB	19

BOTTOM

San Francisco Giants @ Pittsburgh Pirates

Three Rivers Stadium, Pittsburgh, PA

Wed Oct 06 1971, 3:33 AM EDT

Att. 35,487 - Unknown

livebaseballscorecards.com

Batter	1	2	3	4	5	6	7	8	9	AB	R	H	RBI	BB	SO	LOB
Dave Cash, R (1, 4) OBP: 0.421, SLG: 0.526	0-0 2B 1B 1B	0-3 K		0-0 S 1B		0-0 G3 1B 1B		0-0 1-3		5	2	3	0	0	1	2
Richie Hebner, L (1, 5) OBP: 0.333, SLG: 0.706	0-0 1-3 1B 2B	0-0 1-H 2-H HR		0-0 F9		0-0 G3 1-2		0-0 3-1		5	2	2	3	0	0	2
Roberto Clemente, R (1, 9) OBP: 0.368, SLG: 0.333	0-0 2-H 3-H 1B	0-3 K		0-3 K		0-0 PB HR 2-H 1B		0-3 K		5	1	2	3	0	3	1
Willie Stargell, L (1, 7)	0-3 K		0-0 F8	4-0 1-2 IBB		4-0 HR 1-2 IBB				2	1	0	0	2	1	1
Al Oliver, L (1, 8) OBP: 0.308, SLG: 0.500	0-0 F8		0-3 K FC5-4	0-0 P6		0-0 1-H 2-H HR				4	1	1	3	0	1	3
Bob Robertson, R (1, 3) OBP: 0.438, SLG: 1.250	0-0 G1		0-0 FC5-4 1B BB 1-2f		0-0 F2	0-3 K				4	0	0	0	0	1	2
Manny Sanguillen, R (1, 2) OBP: 0.313, SLG: 0.267		0-0 FC6-4 1B	B B B	4-0 1B 1-2 BB	0-0 5-3		0-0 6-3			3	0	1	0	1	0	0
Jackie Hernandez, R (1, 6) OBP: 0.231, SLG: 0.231		0-0 FC6-4 1B 1-2f HR	0-0 1-2 2-3 1B		0-3 K		0-3 K			4	1	1	0	0	2	1
Steve Blass, R (1, 1)		0-0 1-2 HR 1B	0-0 G3			0-0 F3	0-0 F8			0	0	0	0	0	0	0
Bill Mazeroski, R (2, PH) OBP: 1.000, SLG: 1.000										1	1	1	0	0	0	0
Bruce Kison, R (3, 1)										2	0	0	0	0	0	3
Dave Giusti, R (7, 1)										1	0	0	0	0	0	0
Inning Stats	R: 2 E: 0 K: 1 S: 8 / H: 3 LOB: 1 BB: 0 P: 8	R: 3 E: 0 K: 2 S: 10 / H: 3 LOB: 0 BB: 0 P: 10	R: 0 E: 0 K: 1 S: 7 / H: 1 LOB: 3 BB: 1 P: 11	R: 0 E: 0 K: 1 S: 6 / H: 1 LOB: 2 BB: 1 P: 10	R: 0 E: 0 K: 1 S: 5 / H: 0 LOB: 0 BB: 0 P: 5	R: 4 E: 0 K: 1 S: 8 / H: 3 LOB: 0 BB: 1 P: 12	R: 0 E: 0 K: 1 S: 5 / H: 0 LOB: 0 BB: 0 P: 5	R: 0 E: 0 K: 1 S: 5 / H: 0 LOB: 0 BB: 0 P: 5		1B: 8 2B: 1 3B: 0 HR: 2	SF: 0 SAC: 0 DP: 0 HBP: 0					

	AB	36
	R	9
	H	11
	RBI	9
	BB	3
	SO	9
	LOB	15

WP: 1 PB: 1 SB: 1 CS: 0 PA: 39

PITCHER		IP	WLS	BF	H	R	ER	SO	BB	IBB	HBP	BLK	WP	HR	S	P	ERA	WHIP
Gaylord Perry, R ERA: 6.14	(1, 1)	5.2	L	30	10	7	7	6	1	1	0	0	1	1	40	48	11.12	1.941
Jerry Johnson, R ERA: 13.5	(6, 1)	1.1		6	1	2	2	2	0	1	0	0	0	1	9	13	13.50	0.750
Don McMahon, R ERA:	(8, 1)	1.0		3	0	0	0	1	0	0	0	0	0	0	5	5	0.00	0.000

PITCHER	IP	WLS	BF	H	R	ER	SO	BB	IBB	HBP	BLK	WP	HR	S	P	ERA	WHIP

Batter	1	2	3	4	5	6	7	8	9	AB	R	H	RBI	BB	SO	LOB
Dave Cash, R (1, 4) OBP: 0.391, SLG: 0.478	L8	FC6-4, 2-H, 1B		L9			L7			4	0	1	1	0	0	0
Gene Clines, R (1, 8) OBP: 0.143, SLG: 0.571	F7	FC6-4, 1-2f			L5-3			F7		4	0	0	0	0	0	1
Roberto Clemente, R (1, 9) OBP: 0.391, SLG: 0.409	2B		BB, 1B		F9			4-3		4	0	2	0	0	0	0
Willie Stargell, L (1, 7)	K		1-2, BB		6-3			K		3	0	0	0	1	2	1
Bob Robertson, R (1, 3) OBP: 0.400, SLG: 1.053		BB, WP, E	K			K			F7	3	1	0	0	1	2	2
Manny Sanguillen, R (1, 2) OBP: 0.250, SLG: 0.211		FC6, G1-3, SH, 1-H	K			F8			E6	4	1	0	0	0	1	2
Jose Pagan, R (1, 5)		G1-3, 2-3	F7			5-3			F9	4	0	0	0	0	0	4
Jackie Hernandez, R (1, 6) OBP: 0.200, SLG: 0.200 Al Oliver, L (9, PH) OBP: 0.286, SLG: 0.462		SH, 1B, 3-H	K	K			5-3		K	2 1	1 0	0 0	1 0	0 0	1 1	0 1
Dock Ellis, S (1, 1) Bob Moose, R (3, 1) Bill Mazeroski, R (7, PH) OBP: 0.500, SLG: 0.500 Bob Miller, R (7, 1)		K		K			F7			1 1 1 0	0 0 0 0	0 0 0 0	0 0 0 0	0 0 0 0	1 1 0 0	1 0 0 0

TOP

Pittsburgh Pirates @ Baltimore Orioles

Memorial Stadium, Baltimore, MD

Sat Oct 09 1971, 3:33 AM EDT

Att. 53,229 - Unknown

livebaseballscorecards.com

AB	32
R	3
H	3
RBI	2
BB	2
SO	9
LOB	12

Inning Stats	1	2	3	4	5	6	7	8	9
	R: 0 E: 0 K: 1 S: 6	R: 3 E: 2 K: 1 S: 8	R: 0 E: 0 K: 2 S: 8	R: 0 E: 0 K: 2 S: 7	R: 0 E: 0 K: 0 S: 3	R: 0 E: 0 K: 1 S: 5	R: 0 E: 0 K: 0 S: 3	R: 0 E: 0 K: 1 S: 5	R: 0 E: 1 K: 1 S: 6
	H: 1 LOB: 1 BB: 0 P: 6	H: 1 LOB: 1 BB: 1 P: 12	H: 1 LOB: 2 BB: 1 P: 12	H: 0 LOB: 0 BB: 0 P: 7	H: 0 LOB: 0 BB: 0 P: 3	H: 0 LOB: 0 BB: 0 P: 5	H: 0 LOB: 0 BB: 0 P: 3	H: 0 LOB: 0 BB: 0 P: 5	H: 0 LOB: 1 BB: 0 P: 6

1B: 2 SF: 0
2B: 1 SAC: 1
3B: 0 DP: 0
HR: 0 HBP: 0

WP: 1 PA: 35
PB: 0
SB: 0
CS: 0

PITCHER		IP	WLS	BF	H	R	ER	SO	BB	IBB	HBP	BLK	WP	HR	S	P	ERA	WHIP
Dave McNally, L ERA: 1.69	(1, 1)	9.0	W	35	3	3	0	9	2	0	0	0	1	0	51	59	0.00	0.556

PITCHER	IP	WLS	BF	H	R	ER	SO	BB	IBB	HBP	BLK	WP	HR	S	P	ERA	WHIP

Batter	1	2	3	4	5	6	7	8	9	AB	R	H	RBI	BB	SO	LOB
Don Buford, S (1, 7) OBP: 0.538, SLG: 0.909	4-3		HR, 1B (1-2)		HR		L7			4	2	2	1	0	0	0
Paul Blair, R (8, 8) OBP: 0.333, SLG: 0.444										0	0	0	0	0	0	0
Merv Rettenmund, R (1, 8) (8, 7) OBP: 0.250, SLG: 0.583	6-3		HR (1-H, 2-H)		K (SSS)		G1-3			4	1	1	3	0	1	0
Boog Powell, L (1, 3) OBP: 0.412, SLG: 0.692	6-3		BB (BBB)		P5			3-1		3	0	0	0	1	0	0
Frank Robinson, R (1, 9) OBP: 0.235, SLG: 0.438		HR	K (SSS)		K (SSS)			1B, 1B	1B	4	1	2	1	0	2	1
Elrod Hendricks, L (1, 2) OBP: 0.400, SLG: 0.750		4-3	L9 (1-2)			6-3		1B (1-2)	1B	4	0	1	0	0	0	1
Brooks Robinson, R (1, 5) OBP: 0.333, SLG: 0.600		L8		G1-3		1B		F5		4	0	1	0	0	0	2
Davey Johnson, R (1, 4) OBP: 0.412, SLG: 0.429		L1		F9		F7		FC6-4 (1-2, 2-3)	1B	4	0	1	0	0	0	1
Mark Belanger, R (1, 6) OBP: 0.467, SLG: 0.500			1B, HR, 1B	3B		4-3		FC6-4 (1-2f)		4	1	2	0	0	0	4
Dave McNally, R (1, 1)			K (SSS)	K (SSS)			K (SSS)			3	0	0	0	0	3	2
Inning Stats	R: 0 E: 0 K: 0 S: 3 — H: 0 LOB: 0 BB: 0 P: 3	R: 1 E: 0 K: 0 S: 4 — H: 1 LOB: 0 BB: 0 P: 4	R: 3 E: 0 K: 2 S: 10 — H: 3 LOB: 1 BB: 1 P: 14	R: 0 E: 0 K: 1 S: 6 — H: 1 LOB: 1 BB: 0 P: 6	R: 1 E: 0 K: 2 S: 8 — H: 1 LOB: 0 BB: 0 P: 8	R: 0 E: 0 K: 0 S: 4 — H: 1 LOB: 1 BB: 0 P: 4	R: 0 E: 0 K: 1 S: 5 — H: 0 LOB: 0 BB: 0 P: 5	R: 0 E: 0 K: 0 S: 6 — H: 3 LOB: 3 BB: 0 P: 6		1B: 6 2B: 0 3B: 1 HR: 3 — SF: 0 SAC: 0 DP: 0 HBP: 0						

PITCHER		IP	WLS	BF	H	R	ER	SO	BB	IBB	HBP	BLK	WP	HR	S	P	ERA	WHIP
Dock Ellis, R ERA: 7.36	(1, 1)	2.1	L	12	4	4	4	1	1	0	0	0	0	2	13	17	15.43	2.143
Bob Moose, R ERA: 1.59	(3, 1)	3.2		14	3	1	1	4	0	0	0	0	1	1	22	22	2.46	0.818
Bob Miller, R ERA: 3.6	(7, 1)	2.0		9	3	0	0	1	0	0	0	0	0	0	11	11	0.00	1.500

PITCHER	IP	WLS	BF	H	R	ER	SO	BB	IBB	HBP	BLK	WP	HR	S	P	ERA	WHIP

BOTTOM

Pittsburgh Pirates @ Baltimore Orioles

Memorial Stadium, Baltimore, MD

Sat Oct 09 1971, 3:33 AM EDT

Att. 53,229 - Unknown

livebaseballscorecards.com

AB	34
R	5
H	10
RBI	5
BB	1
SO	6
LOB	11

Batter	1	2	3	4	5	6	7	8	9	AB	R	H	RBI	BB	SO	LOB
Dave Cash, R (1, 4) OBP: 0.321, SLG: 0.393	6-3	F8		F7		3-1		F8		5	0	0	0	0	0	7
Richie Hebner, L (1, 5) OBP: 0.391, SLG: 0.800	1B BB		G3		K		1B BB	1-H 2-H HR		3	1	1	3	2	1	0
Roberto Clemente, R (1, 9) OBP: 0.393, SLG: 0.444	1-2 1B		2B		L9		F9	E6 FC4-6		5	0	2	0	0	0	1
Willie Stargell, L (1, 7) OBP: 0.269, SLG: 0.050	K		BB		BB		1-3 1B	FC4-6 1-2f		3	0	1	0	2	1	3
Dave Giusti, R (8, 1)										0	0	0	0	0	0	0
Al Oliver, L (1, 8) OBP: 0.263, SLG: 0.389	3-1		F7		K		K		FC4-6 1B	5	0	1	0	0	2	7
Bob Robertson, R (1, 3) OBP: 0.400, SLG: 0.909		1B BB	K			BB BB	K		P4	3	0	0	0	2	2	5
Manny Sanguillen, R (1, 2) OBP: 0.240, SLG: 0.208		1-2 1B		4-3		K		5-3	FC4-6 1-2f	5	0	1	0	0	1	2
Jackie Hernandez, R (1, 6) OBP: 0.316, SLG: 0.235		F8		1B		1-2 BB		1B HR BB	3-1	2	1	1	0	2	0	2
Milt May, L (9, PH)										1	0	0	0	0	0	1
Bob Johnson, L (1, 1)										2	0	0	0	0	2	3
Bruce Kison, R (4, 1)										0	0	0	0	0	0	0
Bob Moose, R (4, 1)										0	0	0	0	0	0	0
Bob Veale, S (5, 1)										0	0	0	0	0	0	0
Charlie Sands, L (6, PH)										1	0	0	0	0	1	2
Bob Miller, R (6, 1)										0	0	0	0	0	0	0
Vic Davalillo, L (8, PH) OBP: 0.333, SLG: 0.333		K		K		K		HR 1B		1	1	1	0	0	0	0
(8, 7)																
Inning Stats	R: 0 E: 0 K: 1 S: 6 H: 1 LOB: 2 BB: 1 P: 10	R: 0 E: 0 K: 1 S: 6 H: 1 LOB: 2 BB: 1 P: 10	R: 0 E: 0 K: 1 S: 6 H: 1 LOB: 2 BB: 1 P: 10	R: 0 E: 0 K: 1 S: 6 H: 1 LOB: 1 BB: 0 P: 6	R: 0 E: 0 K: 2 S: 7 H: 0 LOB: 1 BB: 1 P: 11	R: 0 E: 0 K: 2 S: 7 H: 0 LOB: 2 BB: 2 P: 15	R: 0 E: 0 K: 2 S: 8 H: 1 LOB: 2 BB: 1 P: 12	R: 3 E: 1 K: 0 S: 6 H: 2 LOB: 1 BB: 1 P: 10	R: 0 E: 0 K: 0 S: 4 H: 1 LOB: 1 BB: 0 P: 4	1B: 6 2B: 1 3B: 0 HR: 1	SF: 0 SAC: 0 DP: 0 HBP: 0						

TOP

Pittsburgh Pirates @ Baltimore Orioles

Memorial Stadium, Baltimore, MD

Mon Oct 11 1971, 3:33 AM EDT

Att. 53,239 - Unknown

livebaseballscorecards.com

AB	36
R	3
H	8
RBI	3
BB	8
SO	10
LOB	33

PITCHER		IP	WLS	BF	H	R	ER	SO	BB	IBB	HBP	BLK	WP	HR	S	P	ERA	WHIP
Jim Palmer, R ERA: 3.18	(1, 1)	8.0	W	40	7	3	3	10	8	0	0	0	0	1	52	84	3.38	1.875
Dick Hall, R ERA:	(9, 1)	1.0	S	4	1	0	0	0	0	0	0	0	0	0	4	4	0.00	1.000

PITCHER	IP	WLS	BF	H	R	ER	SO	BB	IBB	HBP	BLK	WP	HR	S	P	ERA	WHIP

BOTTOM

Pittsburgh Pirates @ Baltimore Orioles

Memorial Stadium, Baltimore, MD

Mon Oct 11 1971, 3:33 AM EDT

Att. 53,239 - Unknown

livebaseballscorecards.com

Batter	1	2	3	4	5	6	7	8	9	AB	R	H	RBI	BB	SO	LOB
Don Buford, S (1, 7) OBP: 0.389, SLG: 0.625	3-1		K	7-2 3-Hf	FC1-4-6 1-2f 2-3 3-H		G3			5	0	0	1	0	1	5
Merv Rettenmund, R (1, 8) (7, 9) OBP: 0.294, SLG: 0.529	F7		4-3		F9 1B 1B 1-3 3-H 1B		6-3			5	1	2	1	0	0	0
Boog Powell, L (1, 3) OBP: 0.364, SLG: 0.556	4-3			4-3	1-2 E 1B 4-3		F2			5	1	1	0	0	0	2
Frank Robinson, R (1, 9) OBP: 0.333, SLG: 0.500 Paul Blair, R (6, PR) (7, 8) OBP: 0.400, SLG: 0.500		BB 1B 1B		BB HBP 1B 1B	F9 2-3	1B 1B		BB 1B		4 1	2 1	3 1	0 0	0 0	0 0	2 0
Elrod Hendricks, L (1, 2) OBP: 0.533, SLG: 0.727		B B B B L4-6 1B 1-2 BB		H 1-0 BB 1-2 1B HBP	E8 1-H 3-H 1B	FC4 1B 1-3 1B		F8		3	2	2	1	1	0	1
Brooks Robinson, R (1, 5) OBP: 0.500, SLG: 0.667		1-2 2-H 1B		B B B BB 1B BB 1-2 2-3 BB	BB 1B BB 3-H 1B	FC4 1-2 3-H 1B		B B B 4-0 1-2 BB		3	2	3	3	2	0	0
Davey Johnson, R (1, 4) OBP: 0.409, SLG: 0.421	L4-6 2-3			BB BB 7-2 1-2 2-H 3-H 1B	BB BB FC1-4-6 1-2 1B	S S S 0-3 K		F7		5	1	2	2	0	1	6
Mark Belanger, R (1, 6) OBP: 0.450, SLG: 0.400	L1			B B B 4-0 BB 1-2 2-3 BB	FC1-4-6 BB 1B 1-2 2-3 BB	FC4 1-2f 2-3		F3		3	1	0	0	2	0	5
Jim Palmer, R (1, 1) OBP: 0.333, SLG: 0.143 Dick Hall, R (9, 1)			F9	B B B 4-0 1-2 2-3 3-H BB	B B B 4-0 FC1-4-6 1-2 2-3 3-H BB	G3				2 0	0 0	0 0	2 0	2 0	0 0	2 0
Inning Stats	R: 0 E: 0 K: 0 S: 3 H: 0 LOB: 0 BB: 0 P: 3	R: 1 E: 0 K: 0 S: 4 H: 2 LOB: 1 BB: 1 P: 8	R: 0 E: 0 K: 1 S: 5 H: 0 LOB: 0 BB: 0 P: 5	R: 3 E: 0 K: 0 S: 4 H: 2 LOB: 2 BB: 3 P: 17	R: 6 E: 1 K: 0 S: 9 H: 6 LOB: 2 BB: 2 P: 17	R: 1 E: 0 K: 1 S: 8 H: 3 LOB: 2 BB: 0 P: 8	R: 0 E: 0 K: 0 S: 3 H: 0 LOB: 0 BB: 0 P: 3	R: 0 E: 0 K: 0 S: 4 H: 1 LOB: 2 BB: 1 P: 8		1B: 14 2B: 2 3B: 0 HR: 0 SF: 0 SAC: 0 DP: 2 HBP: 1				WP: 0 PB: 0 SB: 0 CS: 0 PA: 44		

	AB	36
	R	11
	H	14
	RBI	10
	BB	7
	SO	2
	LOB	23

PITCHER		IP	WLS	BF	H	R	ER	SO	BB	IBB	HBP	BLK	WP	HR	S	P	ERA	WHIP
Bob Johnson, R ERA: 3.18	(1, 1)	3.1	L	16	4	4	4	1	2	0	1	0	0	0	15	24	10.80	1.800
Bruce Kison, R ERA:	(4, 1)	0.0		2	0	0	0	0	2	0	0	0	0	0	0	8	∞	∞
Bob Moose, R ERA: 8.1	(4, 1)	1.0		7	5	5	5	0	0	0	0	0	0	0	7	7	45.00	5.000
Bob Veale, L ERA: 13.5	(5, 1)	0.2		5	1	1	1	0	2	0	0	0	0	0	3	11	13.50	4.500
Bob Miller, R ERA: 3.86	(6, 1)	2.0		9	3	1	1	1	0	0	0	0	0	0	11	11	4.50	1.500

PITCHER		IP	WLS	BF	H	R	ER	SO	BB	IBB	HBP	BLK	WP	HR	S	P	ERA	WHIP
Dave Giusti, R ERA:	(8, 1)	1.0		5	1	0	0	0	1	0	0	0	0	0	4	8	0.00	2.000

Baltimore Orioles @ Pittsburgh Pirates

Three Rivers Stadium, Pittsburgh, PA

Tue Oct 12 1971, 3:33 AM EDT

Att. 50,403 - Unknown

TOP

livebaseballscorecards.com

Batter	1	2	3	4	5	6	7	8	9	AB	R	H	RBI	BB	SO	LOB
Don Buford, S (1, 7) OBP: 0.318, SLG: 0.500	F7		F7			K		3-1		4	0	0	0	0	1	1
Merv Rettenmund, R (1, 8) OBP: 0.238, SLG: 0.429	6-3			F9		G1-3			K	4	0	0	0	0	1	1
Boog Powell, L (1, 3) OBP: 0.308, SLG: 0.455	4-3			K		G3			F8	4	0	0	0	0	1	1
Frank Robinson, R (1, 9) OBP: 0.360, SLG: 0.625		K		F9			HR		1B	4	1	2	1	0	1	0
Elrod Hendricks, L (1, 2) OBP: 0.474, SLG: 0.571		BB			K		K		4-3	3	0	0	0	1	2	1
Brooks Robinson, R (1, 5) OBP: 0.478, SLG: 0.619		F3			FC6-4 1B		K			3	0	1	0	0	1	1
Davey Johnson, R (1, 4) OBP: 0.360, SLG: 0.364		F8			FC6-4 FC6		6-3			3	0	0	0	0	0	2
Mark Belanger, R (1, 6) OBP: 0.391, SLG: 0.333			P4		FC6			K		3	0	0	0	0	1	1
Mike Cuellar, L (1, 1) OBP: 0.400, SLG: 0.250			L9			BB		G1-3		1	0	0	0	1	0	0
Tom Dukes, R (7, 1)										0	0	0	0	0	0	0
Tom Shopay, L (8, PH)										1	0	0	0	0	0	0
Eddie Watt, R (8, 1)										0	0	0	0	0	0	0

Inning Stats	R: 0 E: 0 K: 0 S: 3	H: 0 LOB: 0 BB: 0 P: 3	R: 0 E: 0 K: 1 S: 5	H: 0 LOB: 1 BB: 1 P: 9	R: 0 E: 0 K: 0 S: 3	H: 0 LOB: 0 BB: 0 P: 3	R: 0 E: 0 K: 1 S: 5	H: 0 LOB: 0 BB: 0 P: 5	R: 0 E: 0 K: 1 S: 6	H: 1 LOB: 1 BB: 0 P: 6	R: 0 E: 0 K: 1 S: 5	H: 0 LOB: 1 BB: 1 P: 9	R: 1 E: 0 K: 2 S: 8	H: 1 LOB: 0 BB: 0 P: 8	R: 0 E: 0 K: 1 S: 5	H: 0 LOB: 0 BB: 0 P: 5	R: 0 E: 0 K: 1 S: 6	H: 1 LOB: 1 BB: 0 P: 6

| | | | | | | | | | |

Baltimore Orioles @ Pittsburgh Pirates

Three Rivers Stadium, Pittsburgh, PA

Tue Oct 12 1971, 3:33 AM EDT

Att. 50,403 - Unknown

BOTTOM

Batter	1	2	3	4	5	6	7	8	9	AB	R	H	RBI	BB	SO	LOB
Dave Cash, R (1, 4) OBP: 0.333, SLG: 0.406	0-0 E FC4-6 2B		0-0 ① L8		0-0 ① F8	4-0 IBB		0-0 ② F7		4	1	1	0	1	0	0
Al Oliver, L (1, 8) OBP: 0.250, SLG: 0.318	0-0 E3 FC4-6 2-3		0-0 ② F7		BBB 4-0 E BB	SSS 0-3 ③ K		0-0 ③ P4		4	0	0	0	1	1	3
Roberto Clemente, R (1, 9) OBP: 0.375, SLG: 0.419	0-0 ① FC4-6 L5-4 BB 1-2f 3-H		0-0 ③ 5-3		0-0 ① E5 1-3 1B		0-0 E1 BB HR			4	1	1	1	0	0	1
Willie Stargell, L (1, 7) OBP: 0.333, SLG: 0.048	BBBB 4-0 1-2 BB			BBBB 4-0 BB 1B BB	SSS 0-3 ② K		BBBB 4-0 1-2 HR BB			1	1	0	0	3	1	2
Bob Robertson, R (1, 3) OBP: 0.379, SLG: 0.923	0-0 ②③ L5-4 2-3			SSS 0-3 ① K	SSS 0-3 ③ K		0-0 1-H 2-H HR			4	1	1	3	0	2	5
Manny Sanguillen, R (1, 2) OBP: 0.276, SLG: 0.286		0-0 ① F9		0-0 BB 1-2 1B		0-0 1B 2B	0-0 ① F9			4	1	2	0	0	0	0
Jose Pagan, R (1, 5) OBP: 0.222, SLG: 0.333		0-0 4-3 2B		0-0 ② F8		0-0 6-3 2-H 1B	0-0 ② F7			4	0	2	1	0	0	2
Gene Alley, R (1, 6) OBP: 0.400, SLG: 0.250 Jackie Hernandez, R (7, 6) OBP: 0.300, SLG: 0.222		0-0 ② 4-3 2-3		BBBB 4-0 FC5-4 1-2 2-3 BB		0-0 ① 6-3 1-2	0-0 ③ 5-3			2 1	0 0	0 0	0 0	1 0	0 0	2 0
Steve Blass, R (1, 1)		0-0 ③ 6-3		0-0 ③ FC5-4 1-2f		0-0 ② 5-3		SSS 0-3 ① K2-3		4	0	0	0	0	1	5
Inning Stats	R: 1 E: 1 K: 0 S: 4 H: 1 LOB: 1 BB: 1 P: 8	R: 0 E: 0 K: 0 S: 4 H: 1 LOB: 1 BB: 0 P: 4	R: 0 E: 0 K: 0 S: 3 H: 0 LOB: 0 BB: 0 P: 3	R: 0 E: 0 K: 1 S: 6 H: 1 LOB: 3 BB: 2 P: 14	R: 0 E: 1 K: 2 S: 8 H: 1 LOB: 2 BB: 1 P: 12	R: 1 E: 0 K: 1 S: 7 H: 2 LOB: 2 BB: 1 P: 11	R: 3 E: 1 K: 0 S: 5 H: 1 LOB: 0 BB: 1 P: 9	R: 0 E: 0 K: 1 S: 5 H: 0 LOB: 0 BB: 0 P: 5		1B: 3 2B: 4 3B: 0 HR: 1	SF: 0 SAC: 0 DP: 1 HBP: 0					

PITCHER		IP	WLS	BF	H	R	ER	SO	BB	IBB	HBP	BLK	WP	HR	S	P	ERA	WHIP
Mike Cuellar, L ERA: 3.0	(1, 1)	6.0	L	32	7	5	4	4	5	1	0	0	0	1	34	58	6.00	2.000
Tom Dukes, R ERA:	(7, 1)	1.0		3	0	0	0	0	0	0	0	0	0	0	3	3	0.00	0.000
Eddie Watt, R ERA:	(8, 1)	1.0		3	0	0	0	1	0	0	0	0	0	0	5	5	0.00	0.000

PITCHER	IP	WLS	BF	H	R	ER	SO	BB	IBB	HBP	BLK	WP	HR	S	P	ERA	WHIP

livebaseballscorecards.com

AB	32
R	5
H	7
RBI	5
BB	6
SO	5
LOB	20

WP: 0 PB: 0 SB: 0 CS: 0 PA: 38

Batter	1	2	3	4	5	6	7	8	9	AB	R	H	RBI	BB	SO	LOB
Paul Blair, R (1, 8) OBP: 0.429, SLG: 0.571	0-0 1B PB 1B 1B	0-0 2B			0-0 F8 ②		0-0 F7 ③			4	1	2	0	0	0	1
Mark Belanger, R (1, 6) OBP: 0.370, SLG: 0.318	0-0 1B PB SF8 1B 1-2	0-0 P3 ③			0-0 F8 ③			S S S 0-3 K ①		4	1	1	0	0	1	1
Merv Rettenmund, R (1, 7) OBP: 0.240, SLG: 0.400	0-0 1B SF8 PB SF8 1-2 2-3		0-0 6-3 ①			0-0 L6 ①		0-0 4-3 ②		4	1	1	0	0	0	0
Frank Robinson, R (1, 9) OBP: 0.379, SLG: 0.577	4-0 IBB SF8 1-2 2-3 3-H		S S S 0-3 K ②			H 1-0 HBP		0-0 P4 ③		2	0	0	0	1	1	0
Brooks Robinson, R (1, 5) OBP: 0.407, SLG: 0.542	0-0 SF8 ① 1-2 2-3 3-H		0-0 G1-3 ③			0-0 F8 ②			0-0 6-3 ①	3	0	0	1	0	0	1
Boog Powell, L (1, 3) OBP: 0.267, SLG: 0.400	0-0 SF8 ② 3-H			0-0 F3 ①		0-0 G3 ③			0-0 F5 ②	3	0	0	1	0	0	1
Davey Johnson, R (1, 4) OBP: 0.345, SLG: 0.320	0-0 5-3 ③			H 1-0 G6-4-3 HBP			0-0 F8 ①		0-0 6-3 ③	3	0	0	0	0	0	1
Andy Etchebarren, R (1, 2)		0-0 4-3 ①		0-0 G6-4-3 ② ③ 1-2f			H 1-0 FC4 HBP			2	0	0	0	0	0	1
Pat Dobson, R (1, 1)		S S S 0-3 K ②			S S S 0-3 K ①					2	0	0	0	0	2	0
Grant Jackson, S (6, 1)										0	0	0	0	0	0	0
Tom Shopay, L (7, PH)										1	0	0	0	0	0	1
Eddie Watt, R (7, 1)							0-0 FC4 ② 1-2f			0	0	0	0	0	0	0
Pete Richert, L (8, 1)										0	0	0	0	0	0	0
Inning Stats	R: 3 E: 0 K: 0 S: 6 H: 3 LOB: 1 BB: 1 P: 10	R: 0 E: 0 K: 1 S: 6 H: 1 LOB: 1 BB: 0 P: 6	R: 0 E: 0 K: 1 S: 5 H: 0 LOB: 0 BB: 0 P: 5	R: 0 E: 0 K: 0 S: 2 H: 0 LOB: 0 BB: 0 P: 3	R: 0 E: 0 K: 1 S: 5 H: 0 LOB: 0 BB: 0 P: 5	R: 0 E: 0 K: 0 S: 3 H: 0 LOB: 1 BB: 0 P: 4	R: 0 E: 0 K: 0 S: 3 H: 0 LOB: 1 BB: 0 P: 4	R: 0 E: 0 K: 1 S: 5 H: 0 LOB: 0 BB: 0 P: 5	R: 0 E: 0 K: 0 S: 3 H: 0 LOB: 0 BB: 0 P: 3	1B: 3 2B: 1 3B: 0 HR: 0	SF: 2 SAC: 0 DP: 1 HBP: 3					

TOP

Baltimore Orioles @ Pittsburgh Pirates

Three Rivers Stadium, Pittsburgh, PA

Wed Oct 13 1971, 7:05 PM EDT

Att. 51,378 - Unknown

livebaseballscorecards.com

AB	28
R	3
H	4
RBI	2
BB	1
SO	4
LOB	7

WP: 0 PB: 1 SB: 0 CS: 0 PA: 34

PITCHER		IP	WLS	BF	H	R	ER	SO	BB	IBB	HBP	BLK	WP	HR	S	P	ERA	WHIP
Luke Walker, L ERA: 40.5	(1, 1)	0.2		6	3	3	3	0	0	1	0	0	0	0	5	9	40.50	4.500
Bruce Kison, R ERA:	(1, 1)	6.1	W	22	1	0	0	3	0	0	3	0	0	0	25	28	0.00	0.158
Dave Giusti, R ERA:	(8, 1)	2.0	S	6	0	0	0	1	0	0	0	0	0	0	8	8	0.00	0.000

PITCHER	IP	WLS	BF	H	R	ER	SO	BB	IBB	HBP	BLK	WP	HR	S	P	ERA	WHIP

Batter	1	2	3	4	5	6	7	8	9	AB	R	H	RBI	BB	SO	LOB
Dave Cash, R (1, 4) OBP: 0.342, SLG: 0.389	B B B B 4-0 2B BB		x 0-0 ① 6-3	x 0-0 ②③ G6-4-3 1-2f		x 0-0 BB 1-3 1B	x 0-0 ③ F9			4	1	1	0	1	0	4
Richie Hebner, L (1, 5) OBP: 0.357, SLG: 0.680	x 0-0 ① P6		x 0-0 1B 1B 1B		S S S 0-3 ① K	x 0-0 ② L5		x 0-0 ① F9		5	1	1	0	0	1	3
Roberto Clemente, R (1, 9) OBP: 0.432, SLG: 0.457	S S S 0-3 ② K		x 0-0 1B 1-2 1B		x 0-0 1B 1B	B B B B 4-0 1-2 BB		x 0-0 1B		4	0	3	0	1	1	1
Willie Stargell, L (1, 7) OBP: 0.343, SLG: 0.154	x 0-0 1-H 2B 2B		x 0-0 ② F8		x 0-0 1-3 1B	x 0-0 ③ 4-3		S S S 0-3 ② K		5	1	2	1	0	1	6
Al Oliver, L (1, 8) OBP: 0.310, SLG: 0.385	x 0-0 2-H 2B		x 0-0 1-3 2-H 1B		4-0 FC6-4 IBB		S S S 0-3 ① K	x 0-0 ③ F7		4	0	2	2	1	1	1
Bob Robertson, R (1, 3) OBP: 0.364, SLG: 0.833	x 0-0 ③ G1-3		x 0-0 ③ G1-3		x 0-0 ② P6		x 0-0 E 1B 1B 1B			4	1	1	0	0	0	6
Manny Sanguillen, R (1, 2) OBP: 0.303, SLG: 0.313		x 0-0 ① 5-3		x 0-0 FC1-6 S 1B	x 0-0 ③ FC6-4 1-2f		x 0-0 E8 1-2 1B			4	0	2	0	0	0	3
Jackie Hernandez, R (1, 6) OBP: 0.304, SLG: 0.238 Vic Davalillo, L (7, PH) OBP: 0.250, SLG: 0.250 Dave Giusti, R (8, 1)		x 0-0 ② L8		x 0-0 ① FC1-6 BB 1-3		x 0-0 1B S 1B	x 0-0 ② E8 1B 1-3 2-3			3 1 0	0 0 0	1 0 0	0 0 0	0 0 0	0 0 0	1 2 0
Luke Walker, L (1, 1) Bruce Kison, R (1, 1) Milt May, L (7, PH) OBP: 0.333, SLG: 0.333 Gene Alley, R (7, PR) OBP: 0.400, SLG: 0.250 (8, 6)		S S S 0-3 ③ K		B B B B 4-0 G6-4-3 1-2 BB		S S S 0-3 ① K	x 0-0 1-3 3-H 1B			0 2 1 0	0 0 0 0	0 0 1 0	0 0 1 0	0 1 0 0	0 2 0 0	0 1 0 0
Inning Stats	R: 2 E: 0 K: 1 S: 7 H: 2 LOB: 1 BB: 1 P: 11	R: 0 E: 0 K: 1 S: 5 H: 0 LOB: 0 BB: 0 P: 5	R: 1 E: 0 K: 0 S: 6 H: 3 LOB: 2 BB: 0 P: 6	R: 0 E: 0 K: 0 S: 3 H: 1 LOB: 1 BB: 1 P: 7	R: 0 E: 0 K: 1 S: 7 H: 2 LOB: 3 BB: 1 P: 11	R: 0 E: 0 K: 1 S: 7 H: 2 LOB: 3 BB: 1 P: 11	R: 1 E: 1 K: 1 S: 8 H: 3 LOB: 2 BB: 0 P: 8	R: 0 E: 0 K: 1 S: 6 H: 1 LOB: 1 BB: 0 P: 6		1B: 12 2B: 2 3B: 0 HR: 0	SF: 0 SAC: 0 DP: 1 HBP: 0					

PITCHER		IP	WLS	BF	H	R	ER	SO	BB	IBB	HBP	BLK	WP	HR	S	P	ERA	WHIP
Pat Dobson, R ERA: 5.06	(1, 1)	5.1		28	10	3	3	4	2	1	0	0	0	0	33	45	5.06	2.250
Grant Jackson, L ERA:	(6, 1)	0.2		3	0	0	0	0	1	0	0	0	0	0	2	6	0.00	1.500
Eddie Watt, R ERA: 2.08	(7, 1)	1.1	L	8	4	1	1	1	0	0	0	0	0	0	10	10	6.75	3.000
Pete Richert, L ERA:	(8, 1)	0.2		2	0	0	0	1	0	0	0	0	0	0	4	4	0.00	0.000

PITCHER	IP	WLS	BF	H	R	ER	SO	BB	IBB	HBP	BLK	WP	HR	S	P	ERA	WHIP

BOTTOM

Baltimore Orioles @ Pittsburgh Pirates

Three Rivers Stadium, Pittsburgh, PA

Wed Oct 13 1971, 7:05 PM EDT

Att. 51,378 - Unknown

livebaseballscorecards.com

AB	37
R	4
H	14
RBI	4
BB	4
SO	6
LOB	28

WP: 0	PB: 0	SB: 2	CS: 0	PA: 41		

Baltimore Orioles @ Pittsburgh Pirates

Three Rivers Stadium, Pittsburgh, PA

Thu Oct 14 1971, 3:33 AM EDT

Att. 51,377 - Unknown

TOP

livebaseballscorecards.com

Batter	1	2	3	4	5	6	7	8	9	AB	R	H	RBI	BB	SO	LOB
Don Buford, S (1, 7) OBP: 0.308, SLG: 0.435	P6		5-3			F9			FC5-4 BB	3	0	0	0	1	0	0
Paul Blair, R (1, 8) OBP: 0.333, SLG: 0.444	K			F9			L8		FC5-4 1-2f	4	0	0	0	0	1	1
Boog Powell, L (1, 3) OBP: 0.273, SLG: 0.393	1-3			L4			G5-4-3 1B			3	0	1	0	0	0	0
Frank Robinson, R (1, 9) OBP: 0.344, SLG: 0.517		F3		K			G5-4-3 1-2f			3	0	0	0	0	1	1
Elrod Hendricks, L (1, 2) OBP: 0.455, SLG: 0.500		L8			G6-4-3 BB			G3		2	0	0	0	1	0	0
Brooks Robinson, R (1, 5) OBP: 0.400, SLG: 0.519		1B			G6-4-3 1-2f			F7		3	0	1	0	0	0	1
Davey Johnson, R (1, 4) OBP: 0.313, SLG: 0.286		L8			F7			P6		3	0	0	0	0	0	1
Mark Belanger, R (1, 6) OBP: 0.333, SLG: 0.280			F9			5-3			5-3	3	0	0	0	0	0	0
Dave McNally, R (1, 1)			P4			F9			5-3	1	0	0	0	0	0	0
Dave Leonhard, R (5, 1)										0	0	0	0	0	0	0
Tom Shopay, L (6, PH)										1	0	0	0	0	0	0
Tom Dukes, R (6, 1)										0	0	0	0	0	0	0
Merv Rettenmund, R (9, PH) OBP: 0.231, SLG: 0.385										1	0	0	0	0	0	0

	AB	27
	R	0
	H	2
	RBI	0
	BB	2
	SO	2
	LOB	4

Inning Stats	1	2	3	4	5	6	7	8	9
	R: 0 E: 0 K: 1 S: 5	H: 0 LOB: 0 BB: 0 P: 5	R: 0 E: 0 K: 0 S: 4	H: 1 LOB: 1 BB: 0 P: 4	R: 0 E: 0 K: 0 S: 3	H: 0 LOB: 0 BB: 0 P: 3	R: 0 E: 0 K: 1 S: 5	H: 0 LOB: 0 BB: 0 P: 5	R: 0 E: 0 K: 0 S: 2	H: 0 LOB: 0 BB: 1 P: 6	R: 0 E: 0 K: 0 S: 3	H: 0 LOB: 0 BB: 0 P: 3	R: 0 E: 0 K: 0 S: 3	H: 1 LOB: 0 BB: 0 P: 3	R: 0 E: 0 K: 0 S: 3	H: 0 LOB: 0 BB: 0 P: 3	R: 0 E: 0 K: 0 S: 3	H: 0 LOB: 1 BB: 1 P: 7

	1B	2	SF	0	WP	0	PA	29
	2B	0	SAC	0	PB	0		
	3B	0	DP	2	SB	0		
	HR	0	HBP	0	CS	0		

PITCHER		IP	WLS	BF	H	R	ER	SO	BB	IBB	HBP	BLK	WP	HR	S	P	ERA	WHIP
Nelson Briles, R ERA:	(1, 1)	9.0	W	29	2	0	0	2	2	0	0	0	0	0	31	39	0.00	0.444

PITCHER	IP	WLS	BF	H	R	ER	SO	BB	IBB	HBP	BLK	WP	HR	S	P	ERA	WHIP

Baltimore Orioles @ Pittsburgh Pirates

Three Rivers Stadium, Pittsburgh, PA

Thu Oct 14 1971, 3:33 AM EDT

Att. 51,377 - Unknown

livebaseballscorecards.com

BOTTOM

Batter	1	2	3	4	5	6	7	8	9	AB	R	H	RBI	BB	SO	LOB
Dave Cash, R (1, 4) OBP: 0.326, SLG: 0.350	BBBB 4-0 FC1-6 BB	x 0-0 ③ FC5-4 1-2f		x 0-0 ③ 6-3		x 0-0 ② 5-3 1-2		x 0-0 ③ L6		4	0	0	0	1	0	4
Gene Clines, R (1, 8) OBP: 0.273, SLG: 0.700	x 0-0 ① FC1-6 S 1-2f		BBBB 4-0 E 6-3 WP BB		x 0-0 1B 3B	x 0-0 ③ L8				3	2	1	0	1	0	2
Roberto Clemente, R (1, 9) OBP: 0.415, SLG: 0.436	x 0-0 ② L9		x 0-0 ① 6-3 1-2		x 0-0 BB 1B 3-H		x 0-0 ① 4-3			4	0	1	1	0	0	2
Willie Stargell, L (1, 7) OBP: 0.333, SLG: 0.167	x 0-0 ③ 6-3 1-2		x 0-0 ② F7		x 0-0 ① P5		x 0-0 2-3 1B			4	0	1	0	0	0	3
Bob Robertson, R (1, 3) OBP: 0.378, SLG: 0.879		x 0-0 HR	x 0-0 E5 WP 2-3		BBBB 4-0 1-2 BB		x 0-0 ② 2-3 1-2			3	1	1	1	1	0	2
Manny Sanguillen, R (1, 2) OBP: 0.297, SLG: 0.306		x 0-0 S 1B 1B	SSS 0-3 ③ K 1-2 3-H		x 0-0 ② F3		x 0-0 ③ L8			4	1	1	0	0	1	4
Jose Pagan, R (1, 5) OBP: 0.231, SLG: 0.308		SSS 0-3 ① K 1-2		x 0-0 1B 1B	x 0-0 ③ F8			x 0-0 ① F3		4	0	1	0	0	1	3
Jackie Hernandez, R (1, 6) OBP: 0.370, SLG: 0.292		SSS 0-3 ② K		x 0-0 ① SH2-4 1-3 1B		H 1-0 5-3 HBP		x 0-0 SH2-4 1B		3	0	2	0	0	1	1
Nelson Briles, R (1, 1) OBP: 0.500, SLG: 0.500		x 0-0 FC5-4 2-H 1B		x 0-0 ② SH2-4 1-2		SSS 0-3 ① K		x 0-0 ② SH2-4 1-2		2	0	1	1	0	1	1
Inning Stats	R: 0 E: 0 K: 0 S: 3 H: 0 LOB: 1 BB: 1 P: 7	R: 2 E: 0 K: 2 S: 10 H: 3 LOB: 1 BB: 0 P: 10	R: 1 E: 1 K: 1 S: 6 H: 0 LOB: 1 BB: 1 P: 10	R: 0 E: 0 K: 0 S: 4 H: 2 LOB: 1 BB: 0 P: 4	R: 1 E: 0 K: 0 S: 5 H: 2 LOB: 2 BB: 1 P: 9	R: 0 E: 0 K: 1 S: 5 H: 0 LOB: 1 BB: 0 P: 6	R: 0 E: 0 K: 0 S: 4 H: 1 LOB: 1 BB: 0 P: 4	R: 0 E: 0 K: 0 S: 4 H: 1 LOB: 1 BB: 0 P: 4		1B: 7 2B: 0 3B: 1 HR: 1	SF: 0 SAC: 2 DP: 0 HBP: 1			WP: 1 PB: 0 SB: 2 CS: 0	PA: 37		

AB	31
R	4
H	9
RBI	3
BB	3
SO	4
LOB	22

PITCHER		IP	WLS	BF	H	R	ER	SO	BB	IBB	HBP	BLK	WP	HR	S	P	ERA	WHIP
Dave McNally, L ERA: 2.7	(1, 1)	4.0	L	21	7	4	3	3	2	0	0	0	1	1	25	33	6.75	2.250
Dave Leonhard, R ERA:	(5, 1)	1.0		4	0	0	0	0	1	0	0	0	0	0	3	7	0.00	1.000
Tom Dukes, R ERA:	(6, 1)	3.0		12	2	0	0	1	0	0	1	0	0	0	13	14	0.00	0.667

PITCHER	IP	WLS	BF	H	R	ER	SO	BB	IBB	HBP	BLK	WP	HR	S	P	ERA	WHIP

Batter	1	2	3	4	5	6	7	8	9	10	AB	R	H	RBI	BB	SO	LOB
Dave Cash, R (1, 4) OBP: 0.313, SLG: 0.333	F3	P4			6-3		6-3			BB S 1B	5	0	1	0	0	0	2
Richie Hebner, L (1, 5) OBP: 0.333, SLG: 0.586	F8	P6			BB		6-3			K 1-2	4	0	0	0	1	1	1
Roberto Clemente, R (1, 9) OBP: 0.435, SLG: 0.558	3B	HR			L8			F7		BB IBB	4	1	2	1	1	0	1
Willie Stargell, L (1, 7) OBP: 0.318, SLG: 0.147	K	6-3			K			F7		BB 1-2 2-3	4	0	0	0	1	2	2
Al Oliver, L (1, 8) OBP: 0.294, SLG: 0.387		1B 2B	4-3			F7		F8		F8	5	1	1	0	0	0	3
Bob Miller, R (10, 1)											0	0	0	0	0	0	0
Bob Robertson, R (1, 3) OBP: 0.390, SLG: 0.838		FC1-5 1B 2-H 1B		1B		L6			K		4	0	2	1	0	1	0
Manny Sanguillen, R (1, 2) OBP: 0.341, SLG: 0.350		SH3-4 FC1-5 1-2 1B		F3		1B			K 1B		4	0	3	0	0	0	1
Jackie Hernandez, R (1, 6) OBP: 0.323, SLG: 0.250		FC1-5 SH3-4 1-2 2-3f		K		P4			K		4	0	0	0	0	2	4
Bob Moose, R (1, 1)		SH3-4 1-2 2-3		G3			6-3			L4	1	0	0	0	0	0	1
Bob Johnson, L (6, 1)											1	0	0	0	0	0	0
Dave Giusti, R (7, 1)											0	0	0	0	0	0	0
Vic Davalillo, L (10, PH) OBP: 0.200, SLG: 0.200											1	0	0	0	0	0	0
(10, 8)																	
Inning Stats	R: 0 E: 0 K: 1 S: 6 H: 1 LOB: 1 BB: 0 P: 6	R: 1 E: 0 K: 0 S: 6 H: 3 LOB: 2 BB: 0 P: 6	R: 1 E: 0 K: 0 S: 4 H: 1 LOB: 0 BB: 0 P: 4	R: 0 E: 0 K: 1 S: 6 H: 1 LOB: 1 BB: 0 P: 6	R: 0 E: 0 K: 1 S: 5 H: 0 LOB: 1 BB: 1 P: 9	R: 0 E: 0 K: 0 S: 4 H: 1 LOB: 1 BB: 0 P: 4	R: 0 E: 0 K: 0 S: 3 H: 0 LOB: 0 BB: 0 P: 3	R: 0 E: 0 K: 0 S: 3 H: 0 LOB: 0 BB: 0 P: 3	R: 0 E: 0 K: 2 S: 7 H: 1 LOB: 0 BB: 0 P: 7	R: 0 E: 0 K: 1 S: 6 H: 1 LOB: 3 BB: 2 P: 14	1B: 6 2B: 1 3B: 1 HR: 1	SF: 0 SAC: 1 DP: 0 HBP: 0						

PITCHER	IP	WLS	BF	H	R	ER	SO	BB	IBB	HBP	BLK	WP	HR	S	P	ERA	WHIP
Jim Palmer, R (1, 1) ERA: 2.77	9.0		35	8	2	2	5	1	0	0	0	0	1	44	48	2.00	1.000
Pat Dobson, R (10, 1) ERA: 4.5	0.2		4	1	0	0	1	0	1	0	0	0	0	5	9	0.00	1.500
Dave McNally, L (10, 1) ERA: 2.66	0.1	W	2	0	0	0	0	1	0	0	0	0	0	1	5	0.00	3.000

PITCHER	IP	WLS	BF	H	R	ER	SO	BB	IBB	HBP	BLK	WP	HR	S	P	ERA	WHIP

TOP

Pittsburgh Pirates @ Baltimore Orioles

Memorial Stadium, Baltimore, MD

Sat Oct 16 1971, 3:33 AM EDT
Att. 44,174 - Unknown

livebaseballscorecards.com

AB	37
R	2
H	9
RBI	2
BB	3
SO	6
LOB	15

1B: 6	SF: 0	WP: 0	PA: 41
2B: 1	SAC: 1	PB: 0	
3B: 1	DP: 0	SB: 1	
HR: 1	HBP: 0	CS: 0	

Batter	1	2	3	4	5	6	7	8	9	10	AB	R	H	RBI	BB	SO	LOB
Don Buford, S (1, 7) OBP: 0.387, SLG: 0.630	G5-4-3 1B		K			HR	1B 1-2 BB		2B 1-3		4	1	3	1	1	1	1
Davey Johnson, R (1, 4) OBP: 0.297, SLG: 0.273	G5-4-3 1-2f			G1-3		E5 1B	1-2 2-H 1B		6-3		5	0	1	1	0	0	3
Boog Powell, L (1, 3) OBP: 0.263, SLG: 0.364	F9			P6		FC5-4 1-3 1B	F7			4-3	5	0	1	0	0	0	2
Frank Robinson, R (1, 9) OBP: 0.324, SLG: 0.455		K		L9		P6		K		1B SF8 BB	4	1	0	0	1	2	2
Merv Rettenmund, R (1, 8) OBP: 0.226, SLG: 0.355		6-3			4-3	K		K		1-3 1B	5	0	1	0	0	2	2
Brooks Robinson, R (1, 5) OBP: 0.371, SLG: 0.484		G3			BB 1B	FC5-4 1-2f		4-3		SF8 3-H	4	0	1	1	0	0	2
Elrod Hendricks, L (1, 2) OBP: 0.385, SLG: 0.400			G3		L8		F7		K		4	0	0	0	0	1	1
Mark Belanger, R (1, 6) OBP: 0.412, SLG: 0.308			SH1-4 BB		1-2 BB		S 1B		2B BB		1	1	1	0	3	0	0
Jim Palmer, R (1, 1) OBP: 0.273, SLG: 0.111			SH1-4 1-2		K		K			F8	2	0	0	0	0	2	3
Tom Shopay, L (9, PH)											1	0	0	0	0	0	1
Pat Dobson, R (10, 1)											0	0	0	0	0	0	0
Dave McNally, R (10, 1)											0	0	0	0	0	0	0
Inning Stats	R: 0 H: 1 E: 0 LOB: 0 K: 0 BB: 0 S: 3 P: 3	R: 0 H: 0 E: 0 LOB: 0 K: 1 BB: 0 S: 5 P: 5	R: 0 H: 0 E: 0 LOB: 1 K: 1 BB: 1 S: 5 P: 9	R: 0 H: 0 E: 0 LOB: 0 K: 0 BB: 0 S: 3 P: 3	R: 0 H: 1 E: 0 LOB: 2 K: 1 BB: 1 S: 6 P: 10	R: 1 H: 2 E: 1 LOB: 2 K: 1 BB: 0 S: 8 P: 8	R: 1 H: 2 E: 0 LOB: 2 K: 1 BB: 1 S: 7 P: 11	R: 0 H: 0 E: 0 LOB: 0 K: 2 BB: 0 S: 7 P: 7	R: 0 H: 1 E: 0 LOB: 2 K: 1 BB: 1 S: 6 P: 10	R: 1 H: 1 E: 0 LOB: 1 K: 0 BB: 1 S: 3 P: 7	1B: 6 SF: 1 2B: 1 SAC: 1 3B: 0 DP: 1 HR: 1 HBP: 0						

PITCHER		IP	WLS	BF	H	R	ER	SO	BB	IBB	HBP	BLK	WP	HR	S	P	ERA	WHIP
Bob Moose, R ERA: 5.4	(1, 1)	5.0		21	4	1	1	3	2	0	0	0	0	1	25	33	1.80	1.200
Bob Johnson, R ERA: 3.46	(6, 1)	1.2		6	1	1	1	2	0	0	0	0	0	0	10	10	5.40	0.600
Dave Giusti, R ERA:	(7, 1)	2.1		11	2	0	0	3	2	0	0	0	0	0	15	23	0.00	1.714
Bob Miller, R ERA: 4.7	(10, 1)	0.2	L	4	1	1	1	0	1	0	0	0	0	0	3	7	13.50	3.000

PITCHER	IP	WLS	BF	H	R	ER	SO	BB	IBB	HBP	BLK	WP	HR	S	P	ERA	WHIP

BOTTOM

Pittsburgh Pirates @ Baltimore Orioles

Memorial Stadium, Baltimore, MD

Sat Oct 16 1971, 3:33 AM EDT

Att. 44,174 - Unknown

livebaseballscorecards.com

AB	35
R	3
H	8
RBI	3
BB	5
SO	8
LOB	17

WP: 0 PA: 42
PB: 0
SB: 1
CS: 0

Batter	1	2	3	4	5	6	7	8	9	AB	R	H	RBI	BB	SO	LOB
Dave Cash, R (1, 4) OBP: 0.288, SLG: 0.306	5-3			L4		K		5-3		4	0	0	0	0	1	1
Gene Clines, R (1, 8) OBP: 0.200, SLG: 0.500	F8			B1-3		K			L6-3	4	0	0	0	0	1	0
Roberto Clemente, R (1, 9) OBP: 0.420, SLG: 0.596	6-3			HR			L8		K	4	1	1	1	0	1	0
Bob Robertson, R (1, 3) OBP: 0.378, SLG: 0.780		L5		5-3			K		1B	4	0	1	0	0	1	0
Manny Sanguillen, R (1, 2) OBP: 0.356, SLG: 0.364		5-3			FC6-4 1B		F9		1-2 1B	4	0	2	0	0	0	0
Willie Stargell, L (1, 7) OBP: 0.313, SLG: 0.158		K			K			2B 1B	4-3	4	1	1	0	0	2	3
Jose Pagan, R (1, 5) OBP: 0.250, SLG: 0.375			5-3		FC6-4 1-2f			1-H 2B		3	0	1	1	0	0	1
Jackie Hernandez, R (1, 6) OBP: 0.294, SLG: 0.226			L9		K			F9		3	0	0	0	0	1	2
Steve Blass, R (1, 1)			4-3			G1-3		G1-3		3	0	0	0	0	0	1
Inning Stats	R: 0 E: 0 K: 0 S: 3 H: 0 LOB: 0 BB: 0 P: 3	R: 0 E: 0 K: 1 S: 5 H: 0 LOB: 0 BB: 0 P: 5	R: 0 E: 0 K: 0 S: 3 H: 0 LOB: 0 BB: 0 P: 3	R: 1 E: 0 K: 0 S: 4 H: 1 LOB: 0 BB: 0 P: 4	R: 0 E: 0 K: 2 S: 8 H: 1 LOB: 1 BB: 0 P: 8	R: 0 E: 0 K: 2 S: 7 H: 0 LOB: 0 BB: 0 P: 7	R: 0 E: 0 K: 1 S: 5 H: 0 LOB: 0 BB: 0 P: 5	R: 1 E: 0 K: 0 S: 5 H: 2 LOB: 1 BB: 0 P: 5	R: 0 E: 0 K: 1 S: 7 H: 2 LOB: 2 BB: 0 P: 7	1B: 4 2B: 1 3B: 0 HR: 1 SF: 0 SAC: 0 DP: 0 HBP: 0						

TOP

Pittsburgh Pirates @ Baltimore Orioles

Memorial Stadium, Baltimore, MD

Sun Oct 17 1971, 3:33 AM EDT

Att. 47,291 - Unknown

livebaseballscorecards.com

AB	33
R	2
H	6
RBI	2
BB	0
SO	7
LOB	8

WP: 0 PB: 0 SB: 0 CS: 0 PA: 33

PITCHER		IP	WLS	BF	H	R	ER	SO	BB	IBB	HBP	BLK	WP	HR	S	P	ERA	WHIP
Mike Cuellar, L ERA: 2.74	(1, 1)	8.0	L	28	4	2	2	6	0	0	0	0	0	1	40	40	2.25	0.500
Pat Dobson, R ERA: 4.05	(9, 1)	0.2		4	2	0	0	1	0	0	0	0	0	0	6	6	0.00	3.000
Dave McNally, L ERA: 2.61	(9, 1)	0.1		1	0	0	0	0	0	0	0	0	0	0	1	1	0.00	0.000

PITCHER	IP	WLS	BF	H	R	ER	SO	BB	IBB	HBP	BLK	WP	HR	S	P	ERA	WHIP

Batter	1	2	3	4	5	6	7	8	9	AB	R	H	RBI	BB	SO	LOB
Don Buford, S (1, 7) OBP: 0.400, SLG: 0.600	BBBB 4-0 BB		x 0-0 5-3 1B			x 0-0 ① L8		x 0-0 ② G3 2-3 3-H		3	0	1	1	1	0	1
Davey Johnson, R (1, 4) OBP: 0.268, SLG: 0.243	x 0-0 ① B1		x 0-0 ②③ 5-3 1-2			x 0-0 ② P6		x 0-0 ③ 6-3		4	0	0	0	0	0	3
Boog Powell, L (1, 3) OBP: 0.238, SLG: 0.324	SSS 0-3 ② K			x 0-0 ① 4-3		SSS 0-3 ③ K			x 0-0 ① 4-3	4	0	0	0	0	2	1
Frank Robinson, R (1, 9) OBP: 0.293, SLG: 0.405	x 0-0 ③ F9			SSS 0-3 ② K			x 0-0 ① P4		x 0-0 ② P6	4	0	0	0	0	1	1
Merv Rettenmund, R (1, 8) OBP: 0.200, SLG: 0.314		x 0-0 ① 6-3		x 0-0 ③ 5-3			x 0-0 ② 6-3		x 0-0 ③ 6-3	4	0	0	0	0	0	0
Brooks Robinson, R (1, 5) OBP: 0.368, SLG: 0.455		BBBB 4-0 E BB			x 0-0 ① F9		x 0-0 ③ 6-3			2	0	0	0	1	0	0
Elrod Hendricks, L (1, 2) OBP: 0.414, SLG: 0.478		x 0-0 E3 G4-3 1-2			x 0-0 2B			x 0-0 SH1-4 1B G3 1B		3	1	2	0	0	0	1
Mark Belanger, R (1, 6) OBP: 0.405, SLG: 0.310		x 0-0 ②③ G4-3 1-2f			x 0-0 ② L8			x 0-0 G3 SH1-4 1-2 1B		3	0	1	0	0	0	3
Mike Cuellar, L (1, 1) OBP: 0.286, SLG: 0.167 Tom Shopay, L (8, PH) Pat Dobson, R (9, 1) Dave McNally, R (9, 1)			SSS 0-3 ① K		SSS 0-3 ③ K			x 0-0 ① SH1-4 1-2 2-3		2 0 0 0	0 0 0 0	0 0 0 0	0 0 0 0	0 0 0 0	2 0 0 0	1 0 0 0
Inning Stats	R: 0 E: 0 K: 1 S: 5 H: 0 LOB: 1 BB: 1 P: 9	R: 0 E: 1 K: 0 S: 3 H: 0 LOB: 1 BB: 1 P: 7	R: 0 E: 0 K: 1 S: 5 H: 1 LOB: 0 BB: 0 P: 5	R: 0 E: 0 K: 1 S: 5 H: 0 LOB: 0 BB: 0 P: 5	R: 0 E: 0 K: 1 S: 6 H: 1 LOB: 1 BB: 0 P: 6	R: 0 E: 0 K: 1 S: 5 H: 0 LOB: 0 BB: 0 P: 5	R: 0 E: 0 K: 0 S: 3 H: 0 LOB: 0 BB: 0 P: 3	R: 1 E: 0 K: 0 S: 5 H: 2 LOB: 1 BB: 0 P: 5	R: 0 E: 0 K: 0 S: 3 H: 0 LOB: 0 BB: 0 P: 3	1B: 3 2B: 1 3B: 0 HR: 0 SF: 0 SAC: 1 DP: 1 HBP: 0						

PITCHER	IP	WLS	BF	H	R	ER	SO	BB	IBB	HBP	BLK	WP	HR	S	P	ERA	WHIP
Steve Blass, R (1, 1) ERA: 3.96	9.0	W	32	4	1	1	5	2	0	0	0	0	0	40	48	1.00	0.667

PITCHER	IP	WLS	BF	H	R	ER	SO	BB	IBB	HBP	BLK	WP	HR	S	P	ERA	WHIP

BOTTOM

Pittsburgh Pirates @ Baltimore Orioles

Memorial Stadium, Baltimore, MD

Sun Oct 17 1971, 3:33 AM EDT

Att. 47,291 - Unknown

livebaseballscorecards.com

AB	29
R	1
H	4
RBI	1
BB	2
SO	5
LOB	11

PA: 32