

Pittsburgh Pirates - 1971

Batter	1	2	3	4	5	6	7	8	9	AB	R	H	RBI	BB	SO	LOB	TOP				
Larry Bowa, S OBP: 0.800, SLG: 0.750	0-0 4-3		0-0 1B		4-0 BB		0-0 1-2 1B		0-0 1-2 2H 1B	4	0	3	1	1	0	0	Philadelphia Phillies @ Pittsburgh Pirates Three Rivers Stadium, Pittsburgh, PA Tue Apr 06 1971, 3:33 AM EST Att. 39,712 - Cloudy				
Don Money, R (1.5)	0-0 L7		0-0 F7		0-3 K		0-3 K		0-0 F3	5	0	0	0	0	2	7					
Willie Montanez, L OBP: 0.500, SLG: 0.333	0-0 1B			0-0 F8		4-0 BB		0-0 1-3		3	0	1	0	1	0	0					
Deron Johnson, R (1.3)	0-3 K			0-0 F9		0-3 K		0-0 P4		4	0	0	0	0	2	2					
John Briggs, L (1.7)		0-0 4-3		0-0 P6		0-0 P4		0-0 F8		4	0	0	0	0	0	1					
Roger Freed, R OBP: 0.250, SLG: 0.750	0-0 L3				0-0 1B 3B		0-3 K		0-3 K	4	1	1	0	0	2	1					
Tim McCarver, L OBP: 0.500, SLG: 0.500	0-0 F8				0-0 S 1B		0-0 4-3		0-0 1B 1B	4	1	2	1	0	0	0					
Denny Doyle, L (1.4)			0-0 F7		0-0 F5		1-0 1B HBP		0-0 F8	3	0	0	0	0	0	2					
Chris Short, R Ron Stone, L Darrell Brandon, R Joe Hoerner, R Joe Lis, R Larry Hisle, R			0-3 K		0-3 K		0-0 F9		0-0 1-2 1B 1B	2	0	0	0	0	2	1					
Inning Stats	R: 0 E: 0 K: 1 S: 6	H: 1 LOB: 1 BB: 0 P: 6	R: 0 E: 0 K: 0 S: 3	H: 0 LOB: 0 BB: 0 P: 3	R: 0 E: 0 K: 1 S: 6	H: 1 LOB: 1 BB: 0 P: 6	R: 0 E: 0 K: 0 S: 3	H: 0 LOB: 0 BB: 0 P: 3	R: 1 E: 0 K: 2 S: 9	H: 2 LOB: 2 BB: 1 P: 13	R: 0 E: 0 K: 2 S: 7	H: 0 LOB: 1 BB: 1 P: 11	R: 0 E: 0 K: 1 S: 6	H: 1 LOB: 2 BB: 0 P: 7	R: 0 E: 0 K: 0 S: 3	H: 0 LOB: 0 BB: 0 P: 3	R: 1 E: 0 K: 1 S: 8	H: 3 LOB: 2 BB: 0 P: 8	1B: 7 2B: 0 3B: 1 HR: 0	SF: 0 SAC: 0 DP: 0 HBP: 1	WP: 0 PA: 38 PB: 0 SB: 1 CS: 0
PITCHER Dock Ellis, R ERA: 2.0	IP: 9.0 WLS: W BF: 38 H: 8 R: 2 ER: 2 SO: 8 BB: 2 IBB: 0 HBP: 1 BLK: 0 WP: 0 HR: 0 S: 51 P: 60 ERA: 2.00 WHIP: 1.111															PITCHER					

AB	35
R	2
H	8
RBI	2
BB	2
SO	8
LOB	15



Batter	1	2	3	4	5	6	7	8	9	AB	R	H	RBI	BB	SO	LOB	BOTTOM		
Bill Mazerowski, R OBP: 0.400, SLG: 0.333	0-0 L7	0-0 F5			0-0 1B 1B		4-0 2B BB	0-0 SF8		3	0	1	1	1	0	1	Philadelphia Phillies @ Pittsburgh Pirates Three Rivers Stadium, Pittsburgh, PA Tue Apr 06 1971, 3:33 AM EST Att. 39,712 - Cloudy		
Richie Hebner, L OBP: 0.600, SLG: 0.750	4-0 E5 BB		0-0 1-3		0-0 1-2 1B		0-0 1-3 2B	0-3 K		4	0	2	1	1	1	1			
Roberto Clemente, R (1.9)	0-0 P5		0-0 F8		0-0 F8		0-3 K			4	0	0	0	0	1	5			
Manny Sanguillen, R (1.2)	0-0 E5 1-H		0-0 4-3		0-0 P6		4-0 IBB			3	0	0	0	1	0	3			
Bob Robertson, R OBP: 0.250, SLG: 0.250		0-0 1B E 1B		0-0 1-3		0-3 K	0-0 F2			4	1	1	0	0	1	3			
Willie Stargell, L OBP: 0.250, SLG: 0.250		0-0 E SH1-4 1B		0-0 1-3		0-0 E1 WP	0-3 K			4	1	1	0	0	1	3			
Al Oliver, L (1.8)		0-0 F7		0-0 1-3		0-0 L8		1-0 SH3 1B SF8 HBP		3	1	0	0	0	3				
Jackie Hernandez, R OBP: 0.750, SLG: 0.667		0-0 E7 SH1-4 1-3 2H 1B			0-0 E5 1B SH1-4 1B	4-0 FC6 BB		0-0 SF8 SH3 1B		3	1	2	0	1	0	0			
Dock Ellis, S (1.1)		0-0 SH1-4 2-3 3H			0-0 SH1-4	0-0 FC6		0-0 SH3		1	0	0	1	0	2				
Inning Stats	R: 0 E: 1 K: 0 S: 3	H: 0 LOB: 1 BB: 1 P: 7	R: 2 E: 1 K: 0 S: 6	H: 3 LOB: 1 BB: 0 P: 6	R: 0 E: 0 K: 0 S: 3	H: 0 LOB: 0 BB: 0 P: 3	R: 0 E: 0 K: 0 S: 3	H: 0 LOB: 0 BB: 0 P: 3	R: 1 E: 1 K: 1 S: 6	H: 2 LOB: 2 BB: 0 P: 6	R: 0 E: 1 K: 1 S: 6	H: 0 LOB: 2 BB: 1 P: 10	R: 0 E: 0 K: 2 S: 8	H: 1 LOB: 3 BB: 2 P: 16	R: 1 E: 0 K: 1 S: 6	H: 1 LOB: 1 BB: 0 P: 7	1B: 6 2B: 1 3B: 0 HR: 0	SF: 1 SAC: 3 DP: 0 HBP: 1	WP: 1 PA: 38 PB: 0 SB: 0 CS: 0
PITCHER Chris Short, L ERA: 1.5 Darrell Brandon, R ERA: 7.5 Joe Hoerner, L ERA: 6.75	IP: 6.0 WLS: L BF: 27 H: 5 R: 3 ER: 1 SO: 3 BB: 2 IBB: 0 HBP: 0 BLK: 0 WP: 1 HR: 0 S: 27 P: 35 ERA: 1.50 WHIP: 1.167															PITCHER			

AB	29
R	4
H	7
RBI	3
BB	4
SO	4
LOB	21



Batter	1	2	3	4	5	6	7	8	9	AB	R	H	RBI	BB	SO	LOB	TOP			
Larry Bowa, S OBP: 0.667, SLG: 0.625 (1, 6)										4	0	2	0	0	0	1				
Tony Taylor, R (1, 4)										4	0	0	0	0	0	3				
Don Money, R (1, 5)										4	0	0	0	0	1	0				
Deron Johnson, R (1, 3)										4	0	0	0	0	0	0				
Roger Freed, R OBP: 0.250, SLG: 0.429 (1, 9)										3	0	0	0	1	1	0				
Joe Lis, R OBP: 0.750, SLG: 1.000 John Briggs, L (7, PR) (7, 7)										3	0	2	0	0	1	0				
Tim McCarver, L OBP: 0.286, SLG: 0.286 (1, 2)										3	0	0	0	0	0	3				
Larry Hisle, R OBP: 0.333, SLG: 0.333 (1, 8)										3	0	1	0	0	1	0				
Woodie Fryman, R Byron Browne, R (8, PH) Dick Selma, R (8, 1)										1	0	0	0	0	0	0				
Inning Stats	R: 0 E: 0 K: 1 S: 5	H: 1 LOB: 0 BB: 0 P: 5	R: 0 E: 0 K: 0 S: 4	H: 1 LOB: 1 BB: 0 P: 4	R: 0 E: 0 K: 0 S: 3	H: 0 LOB: 0 BB: 0 P: 3	R: 0 E: 0 K: 0 S: 3	H: 0 LOB: 0 BB: 0 P: 3	R: 0 E: 0 K: 1 S: 5	H: 0 LOB: 0 BB: 0 P: 5	R: 0 E: 0 K: 0 S: 4	H: 1 LOB: 2 BB: 1 P: 8	R: 0 E: 0 K: 1 S: 6	H: 1 LOB: 1 BB: 0 P: 6	R: 0 E: 0 K: 1 S: 5	H: 0 LOB: 0 BB: 0 P: 5	1B: 4 2B: 1 3B: 0 HR: 0	SF: 0 SAC: 1 DP: 1 HBP: 0	WP: 0 PB: 0 CS: 0	PA: 32
PITCHER Luke Walker, L ERA:	IP: 9.0 WLS: W BF: 32 H: 5 R: 0 ER: 0 SO: 4 BB: 1 IBB: 0 HBP: 0 BLK: 0 WP: 0 HR: 0 S: 39 P: 43 ERA: 0.00 WHIP: 0.667																			

Philadelphia Phillies @ Pittsburgh Pirates
Three Rivers Stadium, Pittsburgh, PA
Thu Apr 08 1971, 6:05 PM EST
Att: 12,289 - Unknown

AB	30
R	0
H	5
RBI	0
BB	1
SO	4
LOB	7



Batter	1	2	3	4	5	6	7	8	9	AB	R	H	RBI	BB	SO	LOB	BOTTOM			
Bill Mazaroski, R OBP: 0.222, SLG: 0.143 (1, 4)										4	0	0	0	0	0	2				
Richie Hebner, L OBP: 0.444, SLG: 0.625 (1, 5)										4	0	1	0	0	0	0				
Roberto Clemente, R OBP: 0.250, SLG: 0.250 (1, 9)										4	0	2	0	0	0	1				
Manny Sanguillen, R OBP: 0.250, SLG: 0.143 (1, 2)										4	1	1	0	0	0	3				
Bob Robertson, R OBP: 0.250, SLG: 0.143 (1, 3)										3	1	0	0	1	2	2				
Willie Stargell, L OBP: 0.286, SLG: 0.429 (1, 7)										3	0	1	2	0	2	0				
Al Oliver, L (1, 8)										3	0	0	0	0	1	1				
Jackie Hernandez, R OBP: 0.571, SLG: 0.500 (1, 6)										3	0	1	0	0	0	0				
Luke Walker, L (1, 1)										2	0	0	0	1	1	0				
Inning Stats	R: 0 E: 0 K: 0 S: 4	H: 1 LOB: 1 BB: 0 P: 4	R: 0 E: 0 K: 1 S: 5	H: 0 LOB: 0 BB: 0 P: 5	R: 0 E: 0 K: 1 S: 6	H: 1 LOB: 1 BB: 0 P: 6	R: 0 E: 0 K: 1 S: 6	H: 1 LOB: 2 BB: 1 P: 10	R: 2 E: 0 K: 1 S: 7	H: 2 LOB: 1 BB: 1 P: 11	R: 0 E: 0 K: 0 S: 3	H: 0 LOB: 0 BB: 0 P: 3	R: 0 E: 0 K: 1 S: 6	H: 1 LOB: 1 BB: 0 P: 6	R: 0 E: 0 K: 1 S: 5	H: 0 LOB: 0 BB: 0 P: 5	1B: 4 2B: 2 3B: 0 HR: 0	SF: 0 SAC: 0 DP: 0 HBP: 0	WP: 1 PB: 0 CS: 0	PA: 32
PITCHER Woodie Fryman, L ERA: 2.57 Dick Selma, R ERA:	IP: 7.0 WLS: L BF: 28 H: 5 R: 2 ER: 2 SO: 5 BB: 2 IBB: 0 HBP: 0 BLK: 0 WP: 1 HR: 0 S: 36 P: 44 ERA: 2.57 WHIP: 1.000																			

Philadelphia Phillies @ Pittsburgh Pirates
Three Rivers Stadium, Pittsburgh, PA
Thu Apr 08 1971, 6:05 PM EST
Att: 12,289 - Unknown

AB	30
R	2
H	6
RBI	2
BB	2
SO	6
LOB	9



Batter	1	2	3	4	5	6	7	8	9	AB	R	H	RBI	BB	SO	LOB	TOP						
Bill Mazerolski, R OBP: 0.357, SLG: 0.273 (1, 4)										4	1	2	0	1	0	0	Pittsburgh Pirates @ Atlanta Braves Atlanta Stadium, Atlanta, GA Fri Apr 09 1971, 6:05 PM EST Att: 32,734 - Unknown						
Richie Hebner, L OBP: 0.357, SLG: 0.462 (1, 5)										5	1	1	0	0	0	2							
Roberto Clemente, R OBP: 0.385, SLG: 0.462 (1, 9)										5	1	3	1	0	0	1							
Willie Stargell, L OBP: 0.500, SLG: 0.818 (1, 7)										4	4	3	2	1	0	2							
Al Oliver, L OBP: 0.333, SLG: 0.111 (1, 8)										3	1	1	1	1	0	4							
Bob Robertson, R OBP: 0.231, SLG: 0.167 (1, 3)										5	0	1	1	0	0	4							
Manny Sanguillen, R OBP: 0.308, SLG: 0.250 (1, 2)										5	0	2	1	0	0	2							
Jackie Hernandez, R OBP: 0.500, SLG: 0.545 (1, 6)										5	0	2	2	0	1	4							
Bob Moose, R Dave Giusti, R (9, 1)										4	0	0	0	0	0	5							
Inning Stats	R: 0 E: 0 K: 0 S: 3	H: 1 LOB: 2 BB: 2 P: 11	R: 0 E: 0 K: 0 S: 4	H: 1 LOB: 1 BB: 0 P: 4	R: 0 E: 0 K: 0 S: 3	H: 0 LOB: 0 BB: 0 P: 3	R: 1 E: 1 K: 1 S: 8	H: 2 LOB: 2 BB: 0 P: 8	R: 4 E: 0 K: 0 S: 9	H: 6 LOB: 2 BB: 0 P: 9	R: 2 E: 0 K: 0 S: 4	H: 2 LOB: 0 BB: 0 P: 5	R: 0 E: 0 K: 0 S: 3	H: 0 LOB: 0 BB: 0 P: 3	R: 0 E: 0 K: 0 S: 4	H: 1 LOB: 1 BB: 1 P: 4	R: 1 E: 0 K: 0 S: 4		H: 2 LOB: 1 BB: 1 P: 8	1B: 12 2B: 2 3B: 0 HR: 1	SF: 0 SAC: 0 DP: 2 HBP: 1	WP: 0 PB: 0 SB: 0 CS: 1	PA: 45
PITCHER	IP WLS BF H R ER SO BB IBB HBP BLK WP HR S P ERA WHIP																						
Pat Jarvis, R ERA: 6.75 Steve Barber, L ERA: 9.0 Ron Herbel, R ERA: 6.0 Tom Kelley, R ERA: 9.0	(1, 1) (5, 1) (6, 1) (9, 1)	4.0 1.0 3.0 1.0	WLS L 6 3	BF 21 6 12 5	H 7 3 3 2	R 4 1 2 1	ER 3 1 2 1	SO 1 0 2 1	BB 2 0 0 1	IBB 0 0 0 0	HBP 0 0 1 0	BLK 0 0 0 0	WP 0 0 0 0	HR 0 6 1 4	S 29 6 11 8	P 29 6 12 8	ERA 6.75 9.00 6.00 9.00	WHIP 2.250 3.000 1.000 3.000					

Batter	1	2	3	4	5	6	7	8	9	AB	R	H	RBI	BB	SO	LOB	BOTTOM					
Sonny Jackson, L OBP: 0.385, SLG: 0.417 (1, 8)										5	0	1	0	0	0	2	Pittsburgh Pirates @ Atlanta Braves Atlanta Stadium, Atlanta, GA Fri Apr 09 1971, 6:05 PM EST Att: 32,734 - Unknown					
Ralph Garr, L OBP: 0.333, SLG: 0.333 (1, 7)										4	0	3	1	0	0	1						
Hank Aaron, R OBP: 0.154, SLG: 0.333 Tom Kelley, R (9, 1)										4	0	0	0	0	0	4						
Orlando Cepeda, R OBP: 0.231, SLG: 0.308 (1, 3)										4	0	1	0	0	0	2						
Hal King, L OBP: 0.545, SLG: 0.700 (1, 2)										4	1	2	0	0	0	1						
Felix Milten, R OBP: 0.615, SLG: 0.700 (1, 4)										4	0	1	0	0	0	3						
Clete Boyer, R OBP: 0.385, SLG: 0.273 (1, 5)										3	0	1	0	1	0	1						
Marty Perez, R OBP: 0.083, SLG: 0.083 (1, 6)										4	0	0	0	0	0	5						
Pat Jarvis, R Steve Barber, L Marv Stahlie, L Ron Herbel, R Earl Williams, R Dusty Baker Jr., R (1, 1) (5, 1) (5, PH) (8, 1) (8, PH) (9, 9)	(1, 1) (5, 1) (5, PH) (8, 1) (8, PH) (9, 9)	8.2 0.1	WLS S	BF 36 1	H 11 0	R 2 0	ER 2 0	SO 0 0	BB 0 0	IBB 0 0	HBP 0 0	BLK 0 0	WP 0 0	HR 0 1	S 37 41	P 41 1		ERA 2.08 0.00	WHIP 1.269 0.000	1B: 9 2B: 2 3B: 0 HR: 0	SF: 0 SAC: 0 DP: 1 HBP: 0	WP: 1 PB: 0 SB: 0 CS: 0
PITCHER	IP WLS BF H R ER SO BB IBB HBP BLK WP HR S P ERA WHIP																					

AB	40
R	8
H	15
RBI	8
BB	3
SO	1
LOB	24



AB	36
R	2
H	11
RBI	2
BB	1
SO	1
LOB	19



Batter	1	2	3	4	5	6	7	8	9	10	11	12	AB	R	H	RBI	BB	SO	LOB	TOP																				
Bill Mazerowski, R OBP: 0.290, SLG: 0.176 (1.4)	0-0 4-3		0-0 F5		0-0 F7		0-0 5-3			0-0 F4		0-0 F8	6	0	0	0	0	0	2																					
Richie Hebner, L OBP: 0.250, SLG: 0.316 (1.5)	0-3 K		0-0 4-3		0-0 L3					0-3 K		0-0 F7	6	0	0	0	0	2	2																					
Vic Davalillo, L OBP: 0.400, SLG: 0.400 (1.9)	0-3 K			0-3 K		0-0 HR 1B				0-3 K		0-0 1B 1B	5	1	2	0	0	3	0																					
Wille Stargell, L OBP: 0.529, SLG: 1.313 (1.7)		0-0 HR		0-3 K		0-0 HR				0-0 HR		0-3 K	5	3	3	4	0	2	1																					
Al Oliver, L OBP: 0.412, SLG: 0.357 (1.8)		0-0 HR		0-0 5-3 2B		0-0 BB 1B				0-0 6-3		0-3 K	5	0	3	0	0	1	1																					
Bob Robertson, R OBP: 0.276, SLG: 0.188 (1.3)		0-3 K		0-0 K		0-0 F7				0-0 1-3		0-0 FC6 1B	4	0	1	0	1	1	2																					
Manny Sanguillen, R OBP: 0.222, SLG: 0.176 (1.2)		0-0 5-3		0-0 5-3		0-0 G3-6				0-0 4-3		0-0 FC6 1B	5	0	0	0	0	0	6																					
Jackie Hernandez, R OBP: 0.438, SLG: 0.407 Roberto Clemente, R OBP: 0.429, SLG: 0.500 Nelson Briles, R (12.1)	0-3 K				0-0 E6 1B		0-0 5-3			0-0 F9		0-0 F8 SH3-4 1B	4	0	1	0	0	1	1																					
Steve Blass, R Gene Clines, R Mudcat Grant, R Gene Alley, R (12.6)		0-3 K			0-0 6-3		0-0 5-3			0-0 L6-3		0-0 SH3-4 1-2	3	0	0	0	0	1	1																					
Inning Stats	R: 0 E: 0 K: 2 S: 7	H: 0 LOB: 0 BB: 0 P: 7	R: 1 E: 0 K: 2 S: 9	H: 2 LOB: 1 BB: 0 P: 9	R: 0 E: 0 K: 1 S: 5	H: 0 LOB: 0 BB: 0 P: 5	R: 0 E: 0 K: 2 S: 8	H: 1 LOB: 2 BB: 1 P: 12	R: 0 E: 1 K: 0 S: 4	H: 1 LOB: 1 BB: 0 P: 4	R: 2 E: 0 K: 0 S: 5	H: 3 LOB: 0 BB: 0 P: 5	R: 0 E: 0 K: 0 S: 3	H: 0 LOB: 0 BB: 0 P: 3	R: 1 E: 0 K: 1 S: 6	H: 1 LOB: 0 BB: 0 P: 6	R: 0 E: 0 K: 0 S: 3	H: 0 LOB: 0 BB: 0 P: 3	R: 0 E: 0 K: 1 S: 5	H: 0 LOB: 0 BB: 0 P: 5	R: 0 E: 0 K: 2 S: 9	H: 2 LOB: 2 BB: 0 P: 9	R: 0 E: 0 K: 0 S: 4	H: 1 LOB: 1 BB: 0 P: 4	1B: 7 2B: 1 3B: 0 HR: 3	SF: 0 SAC: 1 DP: 1 HBP: 0	WP: 0 PB: 0 SB: 0 CS: 0	PA: 47												
PITCHER	IP WLS BF H R ER SO BB IBB HBP BLK WP HR S P ERA WHIP	PITCHER												IP WLS BF H R ER SO BB IBB HBP BLK WP HR S P ERA WHIP																										
Phil Niekro, R ERA: 5.25 George Stone, L ERA: 4.5 Cecil Upshaw, R ERA:	(1.1) (8.1) (10.1)	7.0 2.0 3.0	28 7 12	9 1 3	3 1 0	7 1 0	0 0 0	0 0 0	0 0 0	0 0 0	41 9 18	45 9 18	3.86 4.50 0.00	1.143 0.500 1.000																										

Pittsburgh Pirates @ Atlanta Braves
Atlanta Stadium, Atlanta, GA
Sat Apr 10 1971, 6:05 PM EST
Alt. 13.079 - Unknown

AB 45
R 4
H 11
RBI 4
BB 1
SO 11
LOB 16



Batter	1	2	3	4	5	6	7	8	9	10	11	12	AB	R	H	RBI	BB	SO	LOB	BOTTOM																	
Sonny Jackson, L OBP: 0.316, SLG: 0.294 (1.8)	4-0 1B SF8 BB		0-0 5-3	0-0 F8		0-0 FC2-6 1B			0-0 F8		0-0 6-3		5	1	0	0	1	0	3																		
Ralph Garr, L OBP: 0.500, SLG: 0.588 (1.7)	0-0 PO 1B		0-0 E 2B 1B		0-0 F7		0-0 1-2 1B		0-0 1B		4-0 HR BB	0-0 1B 3B	5	3	4	0	1	0	0																		
Hank Aaron, R OBP: 0.211, SLG: 0.471 (1.9)	0-0 F6		0-0 F5		0-0 6-3		0-0 L7		0-0 L7		0-0 HR HR	4-0 1B IBB	5	1	1	2	1	0	5																		
Orlando Cepeda, R OBP: 0.263, SLG: 0.353 (1.3)	0-0 SF8		0-0 2B		0-0 F7		0-0 F3		0-0 F3		0-0 F9	4-0 1B IBB	4	0	1	2	1	0	2																		
Hal King, L OBP: 0.471, SLG: 0.563 (1.2)	0-0 PO		0-0 F8		0-0 F8		0-0 F9		0-0 F7		0-0 F8	0-0 1B	6	0	2	1	0	0	1																		
Felix Millan, R OBP: 0.388, SLG: 0.615 (1.4)		0-0 SH1-3 1B		0-0 F3		0-0 1B		0-0 FC6-4 BB		0-0 5-3		0-0 1B	3	0	1	0	1	0	0																		
Clete Boyer, R OBP: 0.389, SLG: 0.313 (1.5)		0-0 F6		0-0 SH4 BB 1B		0-0 1B		0-0 FC6-4 1B		0-0 F2		0-0 1B	5	0	2	0	0	0	2																		
Marty Perez, R OBP: 0.214, SLG: 0.083 Mike Lum, L Gi Garrido, R (6. PH) (7.6)		4-0 IBB		0-0 SH4 BB		0-0 G4-6-3 1B		0-0 1-2 1B		0-0 F4		4-0 G1-6-4 BB	0	0	0	0	2	0	0																		
Phil Niekro, R Marv Staehle, L George Stone, L Dusty Baker Jr., R Cecil Upshaw, R (10.1)	(1.1) (7. PH) (8.1) (9. PH) (10.1)	9.0 2.0 0.0	40 6 L	9 0 4	4 0 1	4 0 1	0 0 0	0 0 2	0 0 0	0 0 2	34 5 9	58 0 10	4.00 0.00 ∞	1.556 0.500 ∞																							
PITCHER	IP WLS BF H R ER SO BB IBB HBP BLK WP HR S P ERA WHIP	PITCHER												IP WLS BF H R ER SO BB IBB HBP BLK WP HR S P ERA WHIP																							

Pittsburgh Pirates @ Atlanta Braves
Atlanta Stadium, Atlanta, GA
Sat Apr 10 1971, 6:05 PM EST
Alt. 13.079 - Unknown

AB 38
R 5
H 11
RBI 5
BB 9
SO 0
LOB 19



Batter	1	2	3	4	5	6	7	8	9	AB	R	H	RBI	BB	SO	LOB	TOP					
Dave Cash, R OBP: 0.500, SLG: 0.333 (1, 4)	5-3		BB				F4			3	0	1	1	1	0	0	Pittsburgh Pirates @ Atlanta Braves Atlanta Stadium, Atlanta, GA Sun Apr 11 1971, 3:33 AM EST Att: 10,220 - Sunny					
Richie Hebner, L OBP: 0.250, SLG: 0.304 (1, 5)	G3		L6-4				F7			4	0	1	0	0	0	4						
Roberto Clemente, R OBP: 0.389, SLG: 0.444 (1, 9)	6-3		2-3							4	0	1	0	0	1	1						
Willie Stargell, L OBP: 0.476, SLG: 1.105 (1, 7)		K								3	0	0	0	1	2	1						
Al Oliver, L OBP: 0.381, SLG: 0.333 (1, 8)	6-3									4	0	1	0	0	0	1						
Bob Robertson, R OBP: 0.273, SLG: 0.158 (1, 3)							F3			3	0	0	0	1	0	2						
Manny Sanguillen, R OBP: 0.227, SLG: 0.190 (1, 2)							F3			4	0	1	0	0	0	3						
Jackie Hernandez, R OBP: 0.421, SLG: 0.444 (1, 6)										3	1	1	0	0	0	1						
Vic Davalillo, L OBP: 0.333, SLG: 0.333 (9, PH)										1	0	0	0	0	1	1						
Dock Ellis, S OBP: 0.333, SLG: 0.333 (1, 1)										2	0	1	0	0	0	0						
Jose Pagan, R (9, PH)										1	0	0	0	0	1	1						
Inning Stats	R: 0 E: 0 K: 0 S: 3	H: 0 LOB: 0 BB: 0 P: 3	R: 0 E: 0 K: 1 S: 5	H: 0 LOB: 1 BB: 1 P: 9	R: 0 E: 0 K: 0 S: 3	H: 1 LOB: 1 BB: 1 P: 7	R: 0 E: 0 K: 1 S: 5	H: 0 LOB: 0 BB: 0 P: 5	R: 1 E: 0 K: 0 S: 6	H: 3 LOB: 2 BB: 0 P: 6	R: 0 E: 0 K: 1 S: 7	H: 2 LOB: 2 BB: 0 P: 7	R: 0 E: 0 K: 0 S: 3	H: 0 LOB: 0 BB: 0 P: 3	R: 0 E: 0 K: 0 S: 3	H: 1 LOB: 1 BB: 1 P: 7	R: 0 E: 1 K: 2 S: 8	H: 0 LOB: 1 BB: 0 P: 8	1B: 7 2B: 1 3B: 0 HR: 0	SF: 0 SAC: 1 DP: 2 HBP: 0	WP: 0 PB: 0 SB: 0 CS: 0	PA: 36
PITCHER Jim Nash, R ERA: 1.0 (1, 1)	IP: 9.0 WLS: W BF: 36 H: 7 R: 1 ER: 1 SO: 5 BB: 3 IBB: 0 HBP: 0 BLK: 0 WP: 0 HR: 0 S: 43 P: 55 ERA: 1.00 WHIP: 1.111															PITCHER						

AB	32
R	1
H	7
RBI	1
BB	3
SO	5
LOB	15



Batter	1	2	3	4	5	6	7	8	9	AB	R	H	RBI	BB	SO	LOB	BOTTOM			
Sonny Jackson, L OBP: 0.348, SLG: 0.429 (1, 8)	F6									4	1	2	1	0	1	0	Pittsburgh Pirates @ Atlanta Braves Atlanta Stadium, Atlanta, GA Sun Apr 11 1971, 3:33 AM EST Att: 10,220 - Sunny			
Ralph Carr, L OBP: 0.409, SLG: 0.500 (1, 7)	1-3									3	0	0	1	0	0	1				
Hank Aaron, R OBP: 0.217, SLG: 0.400 (1, 9)	K									3	0	0	0	1	1	0				
Orlando Cepeda, R OBP: 0.273, SLG: 0.500 (1, 3)										3	1	1	1	0	0	1				
Hal King, L OBP: 0.450, SLG: 0.526 (1, 2)										3	0	1	0	0	0	0				
Felix Milán, R OBP: 0.500, SLG: 0.500 (1, 4)										3	0	0	0	0	0	1				
Clete Boyer, R OBP: 0.333, SLG: 0.263 (1, 5)										3	0	0	0	0	1	2				
Marty Perez, R OBP: 0.176, SLG: 0.067 (1, 6)										3	0	0	0	0	1	0				
Jim Nash, R OBP: 0.333, SLG: 0.333 (1, 1)										3	1	1	0	0	0	0				
Inning Stats	R: 0 E: 0 K: 1 S: 5	H: 0 LOB: 0 BB: 0 P: 5	R: 0 E: 0 K: 0 S: 3	H: 0 LOB: 0 BB: 0 P: 3	R: 0 E: 0 K: 1 S: 5	H: 0 LOB: 0 BB: 0 P: 5	R: 0 E: 0 K: 0 S: 3	H: 1 LOB: 1 BB: 1 P: 7	R: 0 E: 0 K: 0 S: 3	H: 0 LOB: 0 BB: 0 P: 3	R: 0 E: 0 K: 1 S: 5	H: 0 LOB: 0 BB: 0 P: 5	R: 1 E: 1 K: 1 S: 8	H: 2 LOB: 2 BB: 0 P: 8	R: 2 E: 0 K: 0 S: 5	H: 2 LOB: 0 BB: 0 P: 5		1B: 3 2B: 0 3B: 1 HR: 1	SF: 1 SAC: 0 DP: 0 HBP: 0	WP: 0 PB: 0 SB: 0 CS: 1
PITCHER Dock Ellis, R ERA: 2.85 (1, 1)	IP: 8.0 WLS: L BF: 30 H: 5 R: 3 ER: 3 SO: 4 BB: 1 IBB: 0 HBP: 0 BLK: 0 WP: 0 HR: 1 S: 37 P: 41 ERA: 3.38 WHIP: 0.750															PITCHER				



Batter	1	2	3	4	5	6	7	8	9	10	11	AB	R	H	RBI	BB	SO	LOB	TOP						
Dave Cash, R OBP: 0.500, SLG: 0.375 (1, 4)												5	1	2	0	1	1	0							
Richie Hebner, L OBP: 0.333, SLG: 0.357 (1, 5)												5	0	3	0	1	0	2							
Roberto Clemente, R OBP: 0.333, SLG: 0.417 (1, 9)												6	0	1	0	0	1	6							
Willie Stargell, L OBP: 0.487, SLG: 0.880 (1, 7)												6	0	1	1	0	0	4							
Al Oliver, L OBP: 0.333, SLG: 0.292 (1, 8)												6	0	1	0	0	0	4							
Bob Robertson, R OBP: 0.333, SLG: 0.391 (1, 3)												4	2	2	1	0	0	0							
Manny Sanguillen, R OBP: 0.269, SLG: 0.231 (1, 2)												5	1	2	1	0	0	2							
Jackie Hernandez, R OBP: 0.478, SLG: 0.500 Vic Davallo, L OBP: 0.286, SLG: 0.286 Gene Alley, R (10, 6)												4	0	3	1	0	0	0							
Bob Johnson, L Milt May, L Dave Giusti, R (10, 1)												1	0	0	0	0	3	4							
Inning Stats	R: 0 E: 0 K: 0 S: 4	H: 2 LOB: 1 BB: 0 P: 4	R: 2 E: 0 K: 0 S: 7	H: 4 LOB: 2 BB: 0 P: 7	R: 0 E: 0 K: 0 S: 3	H: 0 LOB: 0 BB: 0 P: 3	R: 0 E: 0 K: 0 S: 3	H: 0 LOB: 0 BB: 0 P: 3	R: 1 E: 0 K: 1 S: 8	H: 3 LOB: 2 BB: 0 P: 8	R: 0 E: 0 K: 0 S: 5	H: 2 LOB: 2 BB: 0 P: 5	R: 0 E: 0 K: 1 S: 6	H: 1 LOB: 1 BB: 0 P: 6	R: 0 E: 0 K: 0 S: 3	H: 0 LOB: 1 BB: 1 P: 7	R: 0 E: 0 K: 1 S: 6	H: 1 LOB: 2 BB: 0 P: 7	R: 1 E: 0 K: 1 S: 6	H: 2 LOB: 1 BB: 1 P: 10	1B: 12 2B: 3 3B: 0 HR: 1	SF: 0 SAC: 0 DP: 2 HBP: 1	WP: 0 PB: 0 SB: 0 CS: 0	PA: 50	
PITCHER	IP ERA WLS BF H R ER SO BB IBB HBP BLK WP HR S P ERA WHIP	IP ERA WLS BF H R ER SO BB IBB HBP BLK WP HR S P ERA WHIP	IP ERA WLS BF H R ER SO BB IBB HBP BLK WP HR S P ERA WHIP	IP ERA WLS BF H R ER SO BB IBB HBP BLK WP HR S P ERA WHIP	IP ERA WLS BF H R ER SO BB IBB HBP BLK WP HR S P ERA WHIP	IP ERA WLS BF H R ER SO BB IBB HBP BLK WP HR S P ERA WHIP	IP ERA WLS BF H R ER SO BB IBB HBP BLK WP HR S P ERA WHIP	IP ERA WLS BF H R ER SO BB IBB HBP BLK WP HR S P ERA WHIP	IP ERA WLS BF H R ER SO BB IBB HBP BLK WP HR S P ERA WHIP	IP ERA WLS BF H R ER SO BB IBB HBP BLK WP HR S P ERA WHIP	IP ERA WLS BF H R ER SO BB IBB HBP BLK WP HR S P ERA WHIP	IP ERA WLS BF H R ER SO BB IBB HBP BLK WP HR S P ERA WHIP	IP ERA WLS BF H R ER SO BB IBB HBP BLK WP HR S P ERA WHIP	IP ERA WLS BF H R ER SO BB IBB HBP BLK WP HR S P ERA WHIP	IP ERA WLS BF H R ER SO BB IBB HBP BLK WP HR S P ERA WHIP	IP ERA WLS BF H R ER SO BB IBB HBP BLK WP HR S P ERA WHIP	IP ERA WLS BF H R ER SO BB IBB HBP BLK WP HR S P ERA WHIP	IP ERA WLS BF H R ER SO BB IBB HBP BLK WP HR S P ERA WHIP	IP ERA WLS BF H R ER SO BB IBB HBP BLK WP HR S P ERA WHIP	IP ERA WLS BF H R ER SO BB IBB HBP BLK WP HR S P ERA WHIP	IP ERA WLS BF H R ER SO BB IBB HBP BLK WP HR S P ERA WHIP	IP ERA WLS BF H R ER SO BB IBB HBP BLK WP HR S P ERA WHIP	IP ERA WLS BF H R ER SO BB IBB HBP BLK WP HR S P ERA WHIP	IP ERA WLS BF H R ER SO BB IBB HBP BLK WP HR S P ERA WHIP	IP ERA WLS BF H R ER SO BB IBB HBP BLK WP HR S P ERA WHIP


Pittsburgh Pirates @ Philadelphia Phillies
Veterans Stadium, Philadelphia, PA
Mon Apr 12 1971, 6:05 PM EST
Att: 19,469 - Unknown


AB	47
R	4
H	15
RBI	4
BB	2
SO	6
LOB	26

Batter	1	2	3	4	5	6	7	8	9	10	11	AB	R	H	RBI	BB	SO	LOB	BOTTOM						
Larry Bowa, S OBP: 0.435, SLG: 0.500 (1, 6)												5	1	1	0	0	1	1							
Don Money, R OBP: 0.067, SLG: 0.364 (1, 5)												5	1	1	3	0	0	2							
Willie Montanez, L OBP: 0.389, SLG: 0.333 (1, 8)												5	0	0	0	0	2	0							
Deron Johnson, R OBP: 0.227, SLG: 0.105 (1, 3)												5	0	0	0	0	1	0							
John Briggs, L Joe Hoerner, R Dick Selma, R Joe Lis, R (11, PH)												3	0	1	0	0	1	0							
Roger Freed, R OBP: 0.500, SLG: 0.667 (1, 9)												3	0	0	0	0	0	0							
Tim McCarver, L OBP: 0.283, SLG: 0.294 (1, 2)												4	0	1	0	0	0	2							
Denny Doyle, L OBP: 0.214, SLG: 0.385 (1, 4)												4	0	1	0	0	0	3							
Rick Wise, R Ron Stone, L (7, 7)												2	1	1	0	0	1	1							
Inning Stats	R: 0 E: 0 K: 0 S: 3	H: 0 LOB: 0 BB: 0 P: 3	R: 0 E: 0 K: 0 S: 4	H: 1 LOB: 2 BB: 0 P: 5	R: 3 E: 1 K: 3 S: 12	H: 2 LOB: 0 BB: 12 P: 12	R: 0 E: 0 K: 1 S: 6	H: 1 LOB: 1 BB: 0 P: 6	R: 0 E: 0 K: 0 S: 3	H: 0 LOB: 0 BB: 0 P: 3	R: 0 E: 0 K: 0 S: 5	H: 2 LOB: 2 BB: 0 P: 5	R: 0 E: 0 K: 0 S: 3	H: 0 LOB: 0 BB: 0 P: 3	R: 0 E: 0 K: 0 S: 5	H: 0 LOB: 0 BB: 0 P: 5	R: 0 E: 0 K: 2 S: 7	H: 0 LOB: 0 BB: 0 P: 7	1B: 3 2B: 2 3B: 0 HR: 1	SF: 0 SAC: 0 DP: 0 HBP: 1	WP: 0 PB: 0 SB: 0 CS: 0	PA: 41			
PITCHER	IP ERA WLS BF H R ER SO BB IBB HBP BLK WP HR S P ERA WHIP	IP ERA WLS BF H R ER SO BB IBB HBP BLK WP HR S P ERA WHIP	IP ERA WLS BF H R ER SO BB IBB HBP BLK WP HR S P ERA WHIP	IP ERA WLS BF H R ER SO BB IBB HBP BLK WP HR S P ERA WHIP	IP ERA WLS BF H R ER SO BB IBB HBP BLK WP HR S P ERA WHIP	IP ERA WLS BF H R ER SO BB IBB HBP BLK WP HR S P ERA WHIP	IP ERA WLS BF H R ER SO BB IBB HBP BLK WP HR S P ERA WHIP	IP ERA WLS BF H R ER SO BB IBB HBP BLK WP HR S P ERA WHIP	IP ERA WLS BF H R ER SO BB IBB HBP BLK WP HR S P ERA WHIP	IP ERA WLS BF H R ER SO BB IBB HBP BLK WP HR S P ERA WHIP	IP ERA WLS BF H R ER SO BB IBB HBP BLK WP HR S P ERA WHIP	IP ERA WLS BF H R ER SO BB IBB HBP BLK WP HR S P ERA WHIP	IP ERA WLS BF H R ER SO BB IBB HBP BLK WP HR S P ERA WHIP	IP ERA WLS BF H R ER SO BB IBB HBP BLK WP HR S P ERA WHIP	IP ERA WLS BF H R ER SO BB IBB HBP BLK WP HR S P ERA WHIP	IP ERA WLS BF H R ER SO BB IBB HBP BLK WP HR S P ERA WHIP	IP ERA WLS BF H R ER SO BB IBB HBP BLK WP HR S P ERA WHIP	IP ERA WLS BF H R ER SO BB IBB HBP BLK WP HR S P ERA WHIP	IP ERA WLS BF H R ER SO BB IBB HBP BLK WP HR S P ERA WHIP	IP ERA WLS BF H R ER SO BB IBB HBP BLK WP HR S P ERA WHIP	IP ERA WLS BF H R ER SO BB IBB HBP BLK WP HR S P ERA WHIP	IP ERA WLS BF H R ER SO BB IBB HBP BLK WP HR S P ERA WHIP	IP ERA WLS BF H R ER SO BB IBB HBP BLK WP HR S P ERA WHIP	IP ERA WLS BF H R ER SO BB IBB HBP BLK WP HR S P ERA WHIP	IP ERA WLS BF H R ER SO BB IBB HBP BLK WP HR S P ERA WHIP

Pittsburgh Pirates @ Philadelphia Phillies
Veterans Stadium, Philadelphia, PA
Mon Apr 12 1971, 6:05 PM EST
Att: 19,469 - Unknown

AB	40
R	3
H	6
RBI	3
BB	0
SO	7
LOB	10


Batter	1	2	3	4	5	6	7	8	9	AB	R	H	RBI	BB	SO	LOB	TOP								
Dave Cash, R OBP: 0.333, SLG: 0.231 (1, 4)	F7		F9		6-3		6-3	E1		5	0	0	0	0	0	0	Pittsburgh Pirates @ Philadelphia Phillies Veterans Stadium, Philadelphia, PA Tue Apr 13 1971, 6:05 PM EST Att: 14,934 - Unknown								
Richie Hebner, L OBP: 0.343, SLG: 0.375 (1, 5)	L1				E1		F8			4	1	1	0	1	0	0									
Roberto Clemente, R OBP: 0.345, SLG: 0.393 (1, 9)	F8						6-3	F9		4	1	1	0	1	0	2									
Manny Sanguillen, R OBP: 0.250, SLG: 0.323 (1, 2)		F8	F8					1-3	1-3	5	1	1	3	0	0	2									
Bob Robertson, R OBP: 0.438, SLG: 0.560 (1, 3)										2	2	2	1	3	0	0									
Willie Stargell, L OBP: 0.406, SLG: 0.900 (1, 7)										5	1	2	1	0	2	3									
Al Oliver, L OBP: 0.313, SLG: 0.276 (1, 8)										5	1	1	0	0	2	3									
Jackie Hernandez, R OBP: 0.464, SLG: 0.630 (1, 6)										5	1	2	3	0	0	3									
Luke Walker, L Gene Clines, R (5, PH) Jim Nelson, R (5, 1) Nelson Briles, R (6, 1) OBP: 0.500, SLG: 2.000 (1, 1)										1	0	0	0	0	1	0									
Inning Stats	R: 0 E: 0 K: 0 S: 3	H: 0 LOB: 0 BB: 0 P: 3	R: 0 E: 0 K: 1 S: 6	H: 1 LOB: 2 BB: 1 P: 10	R: 0 E: 0 K: 1 S: 6	H: 1 LOB: 2 BB: 1 P: 10	R: 0 E: 0 K: 0 S: 4	H: 1 LOB: 1 BB: 0 P: 4	R: 3 E: 2 K: 1 S: 8	H: 2 LOB: 1 BB: 1 P: 12	R: 0 E: 0 K: 1 S: 5	H: 0 LOB: 0 BB: 0 P: 5	R: 0 E: 0 K: 0 S: 3	H: 0 LOB: 0 BB: 0 P: 3	R: 4 E: 1 K: 1 S: 9	H: 3 LOB: 2 BB: 2 P: 17	R: 2 E: 0 K: 0 S: 6		H: 3 LOB: 1 BB: 0 P: 6	1B: 4 2B: 2 3B: 0 HR: 5	SF: 0 SAC: 0 DP: 0 HBP: 0	WP: 0 PB: 0 SB: 0 CS: 0	PA: 45		
PITCHER	IP	WLS	BF	H	R	ER	SO	BB	IBB	HBP	BLK	WP	HR	S	P	ERA	WHIP								
Chris Short, L ERA: 3.29 (1, 1)	7.2	L	36	8	7	4	5	4	0	0	0	0	3	42	58	4.70	1.565								
Dick Selma, R ERA: 2.7 (8, 1)	0.1		3	0	0	0	0	1	0	0	0	0	0	2	6	0.00	3.000								
Bill Champion, R ERA: 18.0 (9, 1)	1.0		6	3	2	2	0	0	0	0	0	0	2	6	6	18.00	3.000								


Batter	1	2	3	4	5	6	7	8	9	AB	R	H	RBI	BB	SO	LOB	BOTTOM								
Larry Bowa, S OBP: 0.393, SLG: 0.444 (1, 6)	5-3									5	1	1	0	0	0	1	Pittsburgh Pirates @ Philadelphia Phillies Veterans Stadium, Philadelphia, PA Tue Apr 13 1971, 6:05 PM EST Att: 14,934 - Unknown								
Tony Taylor, R OBP: 0.273, SLG: 0.273 (1, 4)	G3									5	1	3	2	0	0	0									
Don Money, R OBP: 0.185, SLG: 0.400 (1, 5)										3	0	2	1	1	1	1									
Deron Johnson, R OBP: 0.192, SLG: 0.087 (1, 3)	1-3									4	0	0	0	0	1	6									
Roger Freed, R OBP: 0.417, SLG: 0.526 (1, 9)										4	0	0	0	0	1	0									
Joe Lie, R OBP: 0.500, SLG: 0.571 John Briggs, L OBP: 0.294, SLG: 0.267 (1, 7) (8, PH) (9, 7)										2	0	0	0	1	1	0									
Larry Hisle, R OBP: 0.200, SLG: 0.200 Willie Montanez, L OBP: 0.400, SLG: 0.412 (1, 8) (6, PH) (7, 8)										2	0	1	0	0	1	1									
Mike Ryan, R Tim McCarver, L OBP: 0.250, SLG: 0.278 (1, 2) (8, PH) (9, 2)										2	0	0	0	1	0	0									
Chris Short, R Dick Selma, R Bill Champion, R Ron Stone, L (1, 1) (8, 1) (9, 1) (9, PH)										1	1	0	0	2	0	2									
Inning Stats	R: 0 E: 0 K: 0 S: 4	H: 1 LOB: 1 BB: 0 P: 4	R: 0 E: 0 K: 1 S: 5	H: 0 LOB: 0 BB: 0 P: 5	R: 3 E: 1 K: 0 S: 5	H: 3 LOB: 0 BB: 1 P: 9	R: 0 E: 0 K: 2 S: 7	H: 0 LOB: 0 BB: 0 P: 7	R: 0 E: 0 K: 1 S: 6	H: 1 LOB: 3 BB: 2 P: 14	R: 0 E: 0 K: 0 S: 3	H: 1 LOB: 2 BB: 2 P: 11	R: 0 E: 0 K: 1 S: 6	H: 1 LOB: 1 BB: 0 P: 6	R: 0 E: 1 K: 1 S: 6	H: 0 LOB: 1 BB: 0 P: 6	R: 0 E: 0 K: 1 S: 5		H: 0 LOB: 0 BB: 0 P: 5	1B: 6 2B: 2 3B: 0 HR: 0	SF: 0 SAC: 0 DP: 1 HBP: 0	WP: 1 PB: 0 SB: 0 CS: 0	PA: 38		
PITCHER	IP	WLS	BF	H	R	ER	SO	BB	IBB	HBP	BLK	WP	HR	S	P	ERA	WHIP								
Luke Walker, L ERA: 2.08 (1, 1)	4.0		16	4	3	3	3	1	0	0	0	0	0	21	25	6.75	1.250								
Jim Nelson, R ERA: (5, 1)	1.2		10	2	0	0	1	3	1	0	0	0	0	8	24	0.00	3.000								
Nelson Briles, R ERA: 2.7 (6, 1)	3.1	W	12	1	0	0	3	0	0	0	0	0	0	18	18	0.00	0.300								

Batter	1	2	3	4	5	6	7	8	9	AB	R	H	RBI	BB	SO	LOB	TOP																
Dave Cash, R OBP: 0.450, SLG: 0.353 (1, 4)										4	1	3	0	1	1	0	Pittsburgh Pirates @ Philadelphia Phillies Veterans Stadium, Philadelphia, PA Wed Apr 14 1971, 6:05 PM EST Att: 8,379 - Unknown																
Richie Hebner, L OBP: 0.325, SLG: 0.333 (1, 5)										4	1	0	0	1	0	5																	
Roberto Clemente, R OBP: 0.324, SLG: 0.364 (1, 9)										5	0	1	0	0	0	4																	
Manny Sanguillen, R OBP: 0.270, SLG: 0.361 (1, 2)										5	2	2	1	0	0	3																	
Bob Robertson, R OBP: 0.444, SLG: 0.643 (1, 3)										3	1	1	1	1	1	2																	
Willie Stargell, L OBP: 0.400, SLG: 0.848 (8, PH)										3	0	1	2	0	0	0																	
Gene Clines, R (8, 7)										1	0	0	0	0	1	2																	
Al Oliver, L OBP: 0.278, SLG: 0.242 (1, 8)										4	0	0	1	0	1	2																	
Jackie Hernandez, R OBP: 0.469, SLG: 0.633 (1, 6)										3	0	1	0	1	0	1																	
Bob Moose, R (1, 1)										3	0	0	0	0	2	2																	
Mudcat Grant, R (7, 1)										0	0	0	0	0	0	0																	
Dave Giusti, R (8, 1)										0	0	0	0	0	0	0																	
Gene Alley, R OBP: 1.000, SLG: 1.000 (9, PH)										1	0	1	0	0	0	0																	
Inning Stats	R: 3 E: 0 K: 2 S: 10	H: 3 LOB: 1 BB: 1 P: 14	R: 0 E: 0 K: 1 S: 6	H: 1 LOB: 1 BB: 0 P: 6	R: 1 E: 0 K: 0 S: 4	H: 1 LOB: 0 BB: 0 P: 4	R: 0 E: 0 K: 1 S: 6	H: 1 LOB: 2 BB: 1 P: 10	R: 0 E: 0 K: 0 S: 3	H: 0 LOB: 1 BB: 0 P: 7	R: 0 E: 0 K: 1 S: 5	H: 0 LOB: 0 BB: 0 P: 5	R: 1 E: 0 K: 1 S: 6	H: 1 LOB: 1 BB: 1 P: 10	R: 0 E: 0 K: 0 S: 5	H: 2 LOB: 2 BB: 0 P: 5	1B: 7 2B: 2 3B: 0 HR: 1	SF: 0 SAC: 0 DP: 1 HBP: 0	WP: 1 PB: 1 SB: 2 CS: 0	PA: 40													
PITCHER	IP WLS BF H R ER SO BB IBB HBP BLK WP HR S P ERA WHIP	IP WLS BF H R ER SO BB IBB HBP BLK WP HR S P ERA WHIP																															
Woodie Fryman, L ERA: 3.86 (1, 1)	7.0	30	7	4	4	5	3	0	0	0	0	1	1	37	49	5.14	1.429																
Darrell Brandon, R ERA: (8, 1)	0.0	2	1	1	0	0	1	0	0	0	0	0	0	1	5	∞	∞																
Joe Hoerner, L ERA: 1.29 (8, 1)	1.1	W	6	2	0	0	1	0	0	0	0	0	0	8	8	0.00	1.500																
Dick Selma, R ERA: 2.25 (9, 1)	0.2	S	2	0	0	0	0	0	0	0	0	0	0	2	2	0.00	0.000																

Batter	1	2	3	4	5	6	7	8	9	AB	R	H	RBI	BB	SO	LOB	BOTTOM																	
Larry Bowa, S OBP: 0.375, SLG: 0.419 (1, 6)										4	0	1	1	0	1	1	Pittsburgh Pirates @ Philadelphia Phillies Veterans Stadium, Philadelphia, PA Wed Apr 14 1971, 6:05 PM EST Att: 8,379 - Unknown																	
Don Money, R OBP: 0.194, SLG: 0.379 (1, 5)										4	0	1	1	0	0	2																		
Willie Montanez, L OBP: 0.417, SLG: 0.571 (9, 3)										4	2	2	1	0	0	1																		
Deron Johnson, R OBP: 0.200, SLG: 0.111 (8, PR)										4	0	1	0	0	2	0																		
Larry Hulse, R OBP: 0.200, SLG: 0.200 (9, 8)										0	1	0	0	0	0	0																		
John Briggs, L OBP: 0.238, SLG: 0.211 (1, 7)										4	0	0	0	0	0	2																		
Roger Freed, R OBP: 0.393, SLG: 0.478 (1, 9)										4	0	1	0	0	1	2																		
Tim McCarver, L OBP: 0.333, SLG: 0.300 (1, 2)										2	1	1	0	2	0	0																		
Denny Doyle, L OBP: 0.333, SLG: 0.471 (1, 4)										4	2	3	2	0	1	2																		
Woodie Fryman, R (1, 1)										1	0	0	0	0	1	0																		
Ron Stone, L OBP: 0.200, SLG: 0.200 (7, PH)										1	0	1	1	0	0	0																		
Darrell Brandon, R (8, 1)										0	0	0	0	0	0	0																		
Joe Hoerner, R (8, 1)										1	0	0	0	0	1	2																		
Dick Selma, R (9, 1)										0	0	0	0	0	0	0																		
Inning Stats	R: 1 E: 0 K: 0 S: 4	H: 1 LOB: 0 BB: 0 P: 4	R: 0 E: 0 K: 1 S: 5	H: 0 LOB: 0 BB: 0 P: 5	R: 1 E: 0 K: 1 S: 7	H: 2 LOB: 1 BB: 0 P: 7	R: 0 E: 0 K: 2 S: 9	H: 2 LOB: 2 BB: 0 P: 9	R: 0 E: 0 K: 1 S: 5	H: 0 LOB: 0 BB: 0 P: 5	R: 0 E: 0 K: 1 S: 5	H: 0 LOB: 0 BB: 0 P: 5	R: 2 E: 0 K: 0 S: 5	H: 3 LOB: 1 BB: 1 P: 9	R: 2 E: 0 K: 1 S: 8	H: 3 LOB: 2 BB: 1 P: 12	1B: 10 2B: 0 3B: 0 HR: 1	SF: 0 SAC: 1 DP: 1 HBP: 0	WP: 1 PB: 0 SB: 0 CS: 0	PA: 36														
PITCHER	IP WLS BF H R ER SO BB IBB HBP BLK WP HR S P ERA WHIP	IP WLS BF H R ER SO BB IBB HBP BLK WP HR S P ERA WHIP																																
Bob Moose, R ERA: 3.6 (1, 1)	6.1	27	7	4	4	6	1	0	0	0	0	0	0	0	0	0	27.00	4.500																
Mudcat Grant, R ERA: 6.75 (7, 1)	0.2	L	4	3	2	2	0	0	0	0	0	0	0	4	4	27.00	4.500																	
Dave Giusti, R ERA: (8, 1)	1.0	5	1	0	0	1	0	1	0	0	1	0	6	10	0.00	1.000																		



Batter	1	2	3	4	5	6	7	8	9	AB	R	H	RBI	BB	SO	LOB	TOP			
Dave Cash, R OBP: 0.417, SLG: 0.333 (1, 4)	0-0 4-3 K		0-0 1B K			0-0 P4 K			0-3 K	4	0	1	0	0	1	0	Pittsburgh Pirates @ New York Mets Shea Stadium, Flushing, NY Fri Apr 16 1971, 3:33 AM EST Att: 18,491 - Overcast AB 30 R 0 H 3 RBI 0 BB 0 SO 14 LOB 4 			
Richie Hebner, L OBP: 0.295, SLG: 0.300 (1, 5)	0-0 P6 K		0-3 K			0-0 F8 K			0-0 4-3 K	4	0	0	0	0	1	1				
Roberto Clemente, R OBP: 0.289, SLG: 0.324 (1, 9)	0-3 K			0-0 L4 K					0-3 K	4	0	0	0	0	3	0				
Willie Stargell, L OBP: 0.368, SLG: 0.778 (1, 7)		0-3 K		0-3 K					0-0 F7 K	3	0	0	0	0	2	0				
Al Oliver, L OBP: 0.308, SLG: 0.278 (1, 8)		0-0 1B K		0-0 3-1 K					0-0 1B K	3	0	2	0	0	0	0				
Bob Robertson, R OBP: 0.410, SLG: 0.581 (1, 3)		0-3 K			0-0 P2 K				0-0 1-3 K	3	0	0	0	0	1	2				
Manny Sanguillen, R OBP: 0.250, SLG: 0.333 (1, 2)		0-0 4-3 K			0-0 F8 K				0-3 K	3	0	0	0	0	1	1				
Jackie Hernandez, R OBP: 0.441, SLG: 0.594 (8, PH) Vic Davalillo, L OBP: 0.250, SLG: 0.250 (8, 6) Gene Alley, R OBP: 1.000, SLG: 1.000 (8, 6)			0-3 K		0-3 K				0-0 1-3 K	2	0	0	0	0	2	0				
Dock Ellis, S OBP: 0.200, SLG: 0.200 (8, PH) Mitt May, L OBP: 0.500, SLG: 2.000 (8, 1) Nelson Briles, R OBP: 0.500, SLG: 2.000 (8, 1) Bob Veale, S OBP: 0.500, SLG: 2.000 (8, 1)			0-3 K			0-3 K			0-3 K	2	0	0	0	0	2	0				
Inning Stats	R: 0 E: 0 K: 1 S: 5	H: 0 LOB: 0 BB: 0 P: 5	R: 0 E: 0 K: 2 S: 8	H: 1 LOB: 1 BB: 0 P: 8	R: 0 E: 0 K: 3 S: 10	H: 1 LOB: 1 BB: 0 P: 10	R: 0 E: 0 K: 1 S: 5	H: 0 LOB: 0 BB: 0 P: 5	R: 0 E: 0 K: 1 S: 5	H: 0 LOB: 0 BB: 0 P: 5	R: 0 E: 0 K: 1 S: 6	H: 1 LOB: 1 BB: 0 P: 6	R: 0 E: 0 K: 2 S: 7	H: 0 LOB: 0 BB: 0 P: 7	R: 0 E: 0 K: 2 S: 7	H: 0 LOB: 0 BB: 0 P: 7		1B: 3 2B: 0 3B: 0 HR: 0	SF: 0 SAC: 0 DP: 0 HBP: 0	WP: 0 PB: 0 SB: 0 CS: 0
PITCHER Tom Seaver, R ERA: 0.78 (1, 1)	IP: 9.0 WLS: W BF: 30 H: 3 R: 0 ER: 0 SO: 14 BB: 0 IBB: 0 HBP: 0 BLK: 0 WP: 0 HR: 0 S: 58 P: 58 ERA: 0.00 WHIP: 0.333																			

Batter	1	2	3	4	5	6	7	8	9	AB	R	H	RBI	BB	SO	LOB	BOTTOM			
Tommie Agee, R OBP: 0.269, SLG: 0.280 (1, 8)	0-0 1B K		0-3 K			0-0 F8 K	0-0 F9 K			4	0	1	0	0	1	1	Pittsburgh Pirates @ New York Mets Shea Stadium, Flushing, NY Fri Apr 16 1971, 3:33 AM EST Att: 18,491 - Overcast AB 31 R 1 H 8 RBI 1 BB 1 SO 7 LOB 16 			
Bud Harrelson, S OBP: 0.500, SLG: 0.500 (1, 6)	0-0 FC6-4 1B K		0-0 F8 K			0-0 BB 1B K		0-0 1-3 K	4	0	2	0	0	0	0	0				
Cleon Jones, R OBP: 0.280, SLG: 0.542 (1, 7)	0-0 F9 K			0-0 6-3 K		0-0 1B K		0-0 1B FC3-2 K	4	0	2	0	0	0	2					
Donn Clendenon, R OBP: 0.400, SLG: 0.600 (1, 3)	0-3 K			0-0 HR K		0-3 K		0-0 FC3-2 1B K	4	1	2	1	0	2	4					
Ken Singleton, S OBP: 0.500, SLG: 0.286 (1, 9)	0-0 FC6-4 K		0-3 K		0-0 K	4-0 BB K		0-0 FC3-2 K	3	0	0	0	1	1	4					
Ken Boswell, L OBP: 0.304, SLG: 0.300 (1, 4)		0-0 3-1 K		0-0 1-3 K		0-0 P4 K		0-3 K	4	0	0	0	0	1	5					
Bob Aspromonte, R OBP: 0.333, SLG: 0.222 (1, 5)		0-3 K			0-0 G3 K			0-0 6-3 K	3	0	0	0	0	1	0					
Jerry Grote, R OBP: 0.400, SLG: 0.579 (1, 2)		0-0 F8 K			0-0 F9 K			0-0 SH2-4 1B K	3	0	1	0	0	0	0					
Tom Seaver, R (1, 1)			0-3 K		0-0 F7 K			0-0 SH2-4 1B K	2	0	0	0	0	1	0					
Inning Stats	R: 0 E: 0 K: 1 S: 7	H: 2 LOB: 2 BB: 0 P: 7	R: 0 E: 0 K: 1 S: 5	H: 0 LOB: 0 BB: 0 P: 5	R: 0 E: 0 K: 2 S: 7	H: 0 LOB: 0 BB: 0 P: 7	R: 1 E: 0 K: 1 S: 6	H: 1 LOB: 0 BB: 0 P: 6	R: 0 E: 0 K: 0 S: 3	H: 0 LOB: 0 BB: 0 P: 3	R: 0 E: 0 K: 1 S: 7	H: 2 LOB: 3 BB: 1 P: 11	R: 0 E: 0 K: 0 S: 4	H: 1 LOB: 1 BB: 0 P: 4	R: 0 E: 0 K: 1 S: 7	H: 2 LOB: 2 BB: 0 P: 7		1B: 7 2B: 0 3B: 0 HR: 1	SF: 0 SAC: 1 DP: 0 HBP: 0	WP: 0 PB: 0 SB: 0 CS: 0
PITCHER Dock Ellis, R ERA: 2.25 (8, 1) Nelson Briles, R ERA: 2.25 (8, 1) Bob Veale, L ERA: (8, 1)	IP: 7.0 WLS: L BF: 28 H: 6 R: 1 ER: 1 SO: 6 BB: 1 IBB: 0 HBP: 0 BLK: 0 WP: 0 HR: 1 S: 39 P: 43 ERA: 1.29 WHIP: 1.000																			

Batter	1	2	3	4	5	6	7	8	9	AB	R	H	RBI	BB	SO	LOB	TOP								
Dave Cash, R (1,4) OBP: 0.393, SLG: 0.360	F8			G6-3 1B 2B	6-3			K		4	1	1	0	0	1	1									
Gene Clines, R (1,8) OBP: 0.333, SLG: 0.200	L6-3			G6-3 1B		FC6-4 BB		L6-3		3	0	1	0	1	0	0									
Roberto Clemente, R (1,9) OBP: 0.286, SLG: 0.366	F7			G6-3 1-2 2-3		FC6-4 G4-3				4	0	1	0	0	0	3									
Manny Sanguillen, R (1,2) OBP: 0.250, SLG: 0.326	F8			G4-3 1B		G4-3 1-2		6-3		4	0	1	1	0	0	2									
Bob Robertson, R (1,3) OBP: 0.395, SLG: 0.543	F7			3-H 1B 1-2		6-3		K		4	0	1	0	0	1	1									
Willie Stargell, L (1,7) OBP: 0.381, SLG: 0.821	G3			1-3		HR				3	1	1	1	1	0	2									
Jose Pagan, R (1,5) Richie Hebner, L (9, PH) OBP: 0.289, SLG: 0.293				K		SH1-4 BB		F8		2	0	0	0	1	1	0									
Jackie Hernandez, R (1,6) OBP: 0.405, SLG: 0.543				K		K		6-3		3	0	0	0	0	2	1									
Steve Blass, R (1,1)	P4			P4		SH1-4 1-2		P4		2	0	0	0	0	0	0									
Inning Stats	R: 0 E: 0 K: 0 S: 3	H: 0 LOB: 0 BB: 0 P: 3	R: 0 E: 0 K: 0 S: 3	H: 0 LOB: 0 BB: 0 P: 3	R: 0 E: 0 K: 2 S: 7	H: 0 LOB: 0 BB: 0 P: 7	R: 1 E: 0 K: 0 S: 6	H: 4 LOB: 2 BB: 0 P: 6	R: 0 E: 0 K: 1 S: 5	H: 0 LOB: 1 BB: 1 P: 9	R: 0 E: 0 K: 0 S: 2	H: 0 LOB: 0 BB: 1 P: 6	R: 1 E: 0 K: 0 S: 4	H: 1 LOB: 0 BB: 0 P: 4	R: 0 E: 0 K: 1 S: 5	H: 0 LOB: 0 BB: 0 P: 5	R: 0 E: 0 K: 2 S: 8	H: 1 LOB: 2 BB: 1 P: 12	1B: 3 2B: 1 3B: 1 HR: 1	SF: 0 SAC: 1 DP: 2 HBP: 0	WP: 0 PB: 0 SB: 0 CS: 0	PA: 34			
PITCHER	IP	WLS	BF	H	R	ER	SO	BB	IBB	HBP	BLK	WP	HR	S	P	ERA	WHIP								
Jerry Koosman, L (1,1) ERA: 1.5	8.0	L	29	5	2	2	4	2	0	0	0	0	1	35	43	2.25	0.875								
Danny Frisella, R (9,1) ERA:	1.0		5	1	0	0	2	0	1	0	0	0	0	8	12	0.00	1.000								

Pittsburgh Pirates @ New York Mets
Shea Stadium, Flushing, NY
Sat Apr 17 1971, 3:33 AM EST
Att: 23,305 - Sunny

AB 30
R 2
H 6
RBI 2
BB 3
SO 6
LOB 12



Batter	1	2	3	4	5	6	7	8	9	AB	R	H	RBI	BB	SO	LOB	BOTTOM								
Tommie Agee, R (1,8) OBP: 0.300, SLG: 0.286	CS BB		L8			F7				3	0	1	0	1	0	1									
Bud Harrelson, S (1,6) OBP: 0.429, SLG: 0.409	L8		G5-4-3 1-2			F7		L8		4	0	0	0	0	0	4									
Cleon Jones, R (1,7) OBP: 0.241, SLG: 0.464	K 1-2			K		6-3				4	0	0	0	0	3	1									
Donn Clendenon, R (1,3) OBP: 0.379, SLG: 0.536		K		F9		E6 L4-3				3	0	0	0	1	1	0									
Ken Singleton, S (1,9) OBP: 0.429, SLG: 0.273				3-1		K		K		4	0	1	0	0	2	2									
Ken Boswell, L (1,4) OBP: 0.296, SLG: 0.333		P5				L4-3 1-2		F7		4	0	1	0	0	0	3									
Bob Aspromonte, R (1,5) OBP: 0.333, SLG: 0.238						3-1		4-3		3	0	1	0	0	0	1									
Jerry Grote, R (1,2) OBP: 0.364, SLG: 0.524						F3		K		2	0	0	0	0	1	3									
Ed Kranepool, L (8, PH) Danny Frisella, L (9,1)								K		1	0	0	0	0	1	0									
Jerry Koosman, R (1,1) OBP: 0.400, SLG: 0.250										1	0	0	0	1	1	1									
Dave Marshall, L (8, PH) Duffy Dyer, R (9,2)						G5-4-3 BB		K		1	0	1	0	0	0	0									
Inning Stats	R: 0 E: 0 K: 1 S: 4	H: 0 LOB: 1 BB: 1 P: 8	R: 0 E: 0 K: 2 S: 9	H: 2 LOB: 2 BB: 0 P: 9	R: 0 E: 0 K: 0 S: 2	H: 0 LOB: 0 BB: 1 P: 6	R: 0 E: 0 K: 1 S: 5	H: 0 LOB: 0 BB: 0 P: 5	R: 0 E: 0 K: 1 S: 6	H: 1 LOB: 1 BB: 0 P: 6	R: 0 E: 0 K: 0 S: 3	H: 0 LOB: 0 BB: 0 P: 3	R: 0 E: 1 K: 1 S: 5	H: 0 LOB: 0 BB: 0 P: 5	R: 0 E: 0 K: 1 S: 7	H: 2 LOB: 2 BB: 0 P: 7	R: 0 E: 0 K: 2 S: 7	H: 0 LOB: 1 BB: 1 P: 11	1B: 4 2B: 3 3B: 0 HR: 0	SF: 0 SAC: 0 DP: 3 HBP: 0	WP: 0 PB: 0 SB: 0 CS: 1	PA: 33			
PITCHER	IP	WLS	BF	H	R	ER	SO	BB	IBB	HBP	BLK	WP	HR	S	P	ERA	WHIP								
Steve Blass, R (1,1) ERA: 2.0	9.0	W	33	5	0	0	9	3	0	0	0	0	0	48	60	0.00	0.889								

Pittsburgh Pirates @ New York Mets
Shea Stadium, Flushing, NY
Sat Apr 17 1971, 3:33 AM EST
Att: 23,305 - Sunny

AB 30
R 0
H 5
RBI 0
BB 3
SO 9
LOB 16



Batter	1	2	3	4	5	6	7	8	9	AB	R	H	RBI	BB	SO	LOB	TOP			
Dave Cash, R OBP: 0.344, SLG: 0.310 (1, 4)	L5			F7		P4		6-3		4	0	0	0	0	0	0				
Richie Hebner, L OBP: 0.286, SLG: 0.273 (1, 5)	4-3			4-3		3B BB		F9		3	1	0	0	1	0	0				
Roberto Clemente, R OBP: 0.283, SLG: 0.490 (1, 9)	5-3			F9		SF7 3B		4-3		4	1	1	1	0	0	0				
Willie Stargell, L OBP: 0.348, SLG: 0.762 (1, 7)		K		F8		SF7		P6		3	0	0	1	0	1	0				
Al Oliver, L OBP: 0.302, SLG: 0.256 (1, 8)	P6			4-3 HBP BB		4-3		P6		3	0	0	0	1	0	0				
Bob Robertson, R OBP: 0.391, SLG: 0.514 (1, 3)	F8			4-3 HBP		L8				2	0	0	0	0	0	0				
Manny Sanguillen, R OBP: 0.234, SLG: 0.304 (1, 2)			K	4-3		K				3	0	0	0	0	2	2				
Jackie Hernandez, R OBP: 0.400, SLG: 0.514 (1, 6)			K	1-2 2-3		P5				2	0	0	0	1	1	0				
Luke Walker, L (1, 1)										2	0	0	0	0	2	3				
Vic Davaillo, L OBP: 0.222, SLG: 0.222 (8, PH)								6-3		1	0	0	0	0	0	0				
Nelson Briles, R OBP: 0.500, SLG: 2.000 (8, 1)										0	0	0	0	0	0	0				
Mudcat Grant, R (8, 1)										0	0	0	0	0	0	0				
Inning Stats	R: 0 E: 0 K: 0 S: 3	H: 0 LOB: 0 BB: 0 P: 3	R: 0 E: 0 K: 1 S: 5	H: 0 LOB: 0 BB: 0 P: 5	R: 0 E: 0 K: 3 S: 9	H: 0 LOB: 0 BB: 0 P: 9	R: 0 E: 0 K: 0 S: 3	H: 0 LOB: 0 BB: 0 P: 3	R: 0 E: 0 K: 1 S: 5	H: 0 LOB: 0 BB: 0 P: 14	R: 2 E: 0 K: 0 S: 4	H: 1 LOB: 0 BB: 1 P: 8	R: 0 E: 0 K: 1 S: 5	H: 0 LOB: 0 BB: 0 P: 5	R: 0 E: 0 K: 0 S: 3	H: 0 LOB: 0 BB: 0 P: 3	1B: 0 2B: 0 3B: 1 HR: 0	SF: 1 SAC: 0 DP: 0 HBP: 1	WP: 0 PB: 0 SB: 0 CS: 0	PA: 32
PITCHER Gary Gentry, R ERA: 2.91 (1, 1)	IP: 9.0 WLS: W BF: 32 H: 1 R: 2 ER: 2 SO: 6 BB: 2 IBB: 1 HBP: 1 BLK: 0 WP: 0 HR: 0 S: 40 P: 53 ERA: 2.00 WHIP: 0.333															PITCHER				

Pittsburgh Pirates @ New York Mets
Shea Stadium, Flushing, NY
Sun Apr 18 1971, 3:33 AM EST
Unknown

AB 27
R 2
H 1
RBI 2
BB 3
SO 6
LOB 5



Batter	1	2	3	4	5	6	7	8	9	AB	R	H	RBI	BB	SO	LOB	BOTTOM	
Tommie Agee, R OBP: 0.324, SLG: 0.406 (1, 8)	1-3			BB 1B		6-3		HR		4	1	2	1	0	0	0		
Bud Harrelson, S OBP: 0.438, SLG: 0.400 (1, 6)	K2-3			BB 1B		HR BB		F8		3	1	1	0	1	1	0		
Cleon Jones, R OBP: 0.303, SLG: 0.581 (1, 7)	5-3			FC6-4 BB		HR		E S 1B		3	2	2	3	1	0	0		
Donn Clendenon, R OBP: 0.333, SLG: 0.469 (1, 3)		K		FC6-4		K		5-3		4	0	0	0	0	2	4		
Ken Singleton, S OBP: 0.389, SLG: 0.214 (1, 9)		K				K		FC5 1B IBB		3	0	0	0	1	3	0		
Bob Aspromonte, R OBP: 0.321, SLG: 0.240 (1, 5)	4-3			6-3		5-3		1-2 3-H 1B		4	0	1	1	0	0	0		
Tim Foli, R (1, 4)				K		1-3		FC5		4	0	0	0	0	2	2		
Jerry Grote, R OBP: 0.360, SLG: 0.478 (1, 2)				1B BB BB		K		4-3		2	1	0	0	1	1	0		
Gary Gentry, R OBP: 0.143, SLG: 0.143 (1, 1)				K		K				3	0	0	0	0	3	1		
Inning Stats	R: 0 E: 0 K: 1 S: 5	H: 0 LOB: 0 BB: 0 P: 5	R: 0 E: 0 K: 2 S: 7	H: 0 LOB: 0 BB: 0 P: 7	R: 1 E: 0 K: 2 S: 9	H: 2 LOB: 3 BB: 2 P: 17	R: 0 E: 0 K: 1 S: 5	H: 0 LOB: 0 BB: 0 P: 5	R: 2 E: 0 K: 2 S: 8	H: 1 LOB: 0 BB: 1 P: 12	R: 0 E: 0 K: 2 S: 7	H: 0 LOB: 0 BB: 0 P: 7	R: 2 E: 1 K: 0 S: 6	H: 3 LOB: 2 BB: 1 P: 10	1B: 4 2B: 0 3B: 0 HR: 2	SF: 0 SAC: 0 DP: 0 HBP: 0	WP: 0 PB: 0 SB: 1 CS: 0	PA: 34
PITCHER Luke Walker, L ERA: 2.7 (1, 1)	IP: 7.0 WLS: L BF: 27 H: 3 R: 3 ER: 3 SO: 12 BB: 3 IBB: 0 HBP: 0 BLK: 0 WP: 0 HR: 1 S: 48 P: 60 ERA: 3.86 WHIP: 0.857															PITCHER		
Nelson Briles, R ERA: 5.79 (8, 1)	0.2	6	3	2	2	0	0	1	0	0	0	1	5	9	27.00	4.500		
Mudcat Grant, R ERA: 6.0 (8, 1)	0.1	1	0	0	0	0	0	0	0	0	0	0	1	1	0.00	0.000		

Pittsburgh Pirates @ New York Mets
Shea Stadium, Flushing, NY
Sun Apr 18 1971, 3:33 AM EST
Unknown

AB 30
R 5
H 6
RBI 5
BB 4
SO 12
LOB 7



Batter	1	2	3	4	5	6	7	8	9	AB	R	H	RBI	BB	SO	LOB	TOP										
Dave Cash, R OBP: 0.361, SLG: 0.333 (1, 4)	0-0 1-6-3 1B		0-0 1B			0-0 F8		0-3 K		4	0	2	0	0	1	0											
Richie Hebner, L OBP: 0.283, SLG: 0.255 (1, 5)	0-0 F5		0-0 1-3			0-0 P6			4-0 FC 1B BB	3	1	0	0	1	0	2											
Vic Davallo, L OBP: 0.250, SLG: 0.250 Roberto Clemente, R OBP: 0.277, SLG: 0.391 (1, 9) (9, 9)	0-0 1-6-3 1-2			0-0 5-3		0-0 1B			0-0 FC 1B 1-2	3	0	1	0	0	0	1											
Willie Stargell, L OBP: 0.360, SLG: 0.733 (1, 7)	0-3 K			4-0 G6-4-3 BB		0-3 K			0-0 1B 1-2 2H	3	0	1	1	1	1	2											
Al Oliver, L OBP: 0.277, SLG: 0.233 (1, 8)		0-0 4-3		0-0 G6-4-3 1-2			0-0 3-1		0-0 1-3	4	0	0	0	0	0	3											
Bob Robertson, R OBP: 0.380, SLG: 0.475 (1, 3)		0-0 F8			0-0 5-3				4-0 IBB	3	0	0	0	1	0	0											
Mitt May, L Manny Sanguillen, R OBP: 0.229, SLG: 0.298 (1, 2) (9, PH) (9, 2)		0-0 F9			0-0 5-3		0-0 G3		0-3 K	3	0	0	0	0	0	0											
Gene Alley, R OBP: 0.400, SLG: 1.000 (1, 6)			0-0 F8					0-0 F8	0-0 G3	4	1	1	1	0	0	3											
Bob Johnson, L (1, 1)			0-3 K		0-3 K			0-3 K		3	0	0	0	0	3	0											
Inning Stats	R: 0 E: 0 K: 1 S: 6	H: 1 LOB: 1 BB: 0 P: 6	R: 0 E: 0 K: 0 S: 3	H: 0 LOB: 0 BB: 0 P: 3	R: 0 E: 0 K: 1 S: 6	H: 1 LOB: 1 BB: 0 P: 6	R: 0 E: 0 K: 0 S: 2	H: 0 LOB: 0 BB: 1 P: 6	R: 1 E: 0 K: 1 S: 6	H: 1 LOB: 1 BB: 0 P: 6	R: 0 E: 0 K: 0 S: 3	H: 0 LOB: 0 BB: 0 P: 3	R: 0 E: 0 K: 2 S: 7	H: 0 LOB: 0 BB: 2 P: 7	R: 1 E: 0 K: 1 S: 7	H: 1 LOB: 3 BB: 2 P: 15	1B: 4 2B: 0 3B: 0 HR: 1	SF: 0 SAC: 0 DP: 1 HBP: 0	WP: 0 PB: 0 CS: 0	PA: 35							
PITCHER	IP	WLS	BF	H	R	ER	SO	BB	IBB	HBP	BLK	WP	HR	S	P	ERA	WHIP										
Jim McAndrew, R ERA: 1.29 (1, 1)	7.0		25	4	1	1	4	1	0	0	0	0	1	32	36	1.29	0.714										
Tug McGraw, L ERA: 1.13 (8, 1)	2.0	L	10	1	1	1	3	1	1	0	0	0	0	14	22	4.50	1.000										

Pittsburgh Pirates @ New York Mets
Shea Stadium, Flushing, NY
Sun Apr 18 1971, 3:38 AM EST
Att: 51,905 - Cloudy


AB 32
R 2
H 5
RBI 2
BB 3
SO 7
LOB 15



Batter	1	2	3	4	5	6	7	8	9	AB	R	H	RBI	BB	SO	LOB	BOTTOM										
Bud Harrelson, S OBP: 0.459, SLG: 0.393 (1, 6)	1-0 FC4-6 HBP		0-0 S 1B		4-0 SH1-4 S BB		0-0 P1 1-2		0-0 FC3-6 L4-3	3	0	1	0	1	0	2											
Ken Boswell, L OBP: 0.313, SLG: 0.321 (1, 4)	0-0 FC4-6 1-2		0-0 F8 1-2		4-0 SH1-4 BB		0-0 1B 2H		0-0 L4-3 1-2	4	0	1	1	1	0	3											
Tommie Agee, R OBP: 0.297, SLG: 0.371 (1, 8)	0-3 K		0-3 K		0-0 SH1-4 1-2 2-3		0-0 F7			3	0	0	0	0	2	3											
Cleon Jones, R OBP: 0.270, SLG: 0.514 (1, 7)	0-0 F3		0-0 3-1		0-3 K		0-0 1-3			4	0	0	0	0	1	5											
Dave Marshall, L OBP: 0.429, SLG: 0.333 (1, 9)		4-0 1B BB		0-0 4-3 1B		0-0 P6		0-0 3-1		3	0	1	0	1	0	2											
Ed Kranepool, L OBP: 0.429, SLG: 0.333 (1, 3)		0-0 1B 1-2		0-0 P6		0-0 F5		0-0 5-3 1B		4	0	2	0	0	0	1											
Bob Aspromonte, R OBP: 0.281, SLG: 0.297 (1, 5)		0-0 F2		0-0 4-3 1-2		0-0 F9		0-0 5-3 1-2		4	0	0	0	0	0	4											
Duffy Dyer, R (1, 2)		0-3 K		4-0 IBB		0-0 6-3		0-0 6-3		3	0	0	0	1	1	3											
Jim McAndrew, R (1, 1)		0-3 K		0-3 K			4-0 PB 1B BB		0-0 FC3-6 1B	2	0	0	0	0	2	4											
Art Shamsky, L OBP: 0.235, SLG: 0.071 Don Hahn, R (7, PH) (7, PR)										0	0	0	0	1	0	0											
Tug McGraw, R (8, 1)										0	1	0	0	0	0	0											
Ken Singleton, S OBP: 0.421, SLG: 0.267 (9, PH)										1	0	1	0	0	0	0											
Inning Stats	R: 0 E: 0 K: 1 S: 5	H: 0 LOB: 1 BB: 0 P: 6	R: 0 E: 0 K: 2 S: 8	H: 1 LOB: 2 BB: 1 P: 12	R: 0 E: 0 K: 1 S: 6	H: 1 LOB: 1 BB: 0 P: 6	R: 0 E: 0 K: 1 S: 6	H: 1 LOB: 2 BB: 1 P: 10	R: 0 E: 0 K: 0 S: 3	H: 0 LOB: 0 BB: 0 P: 3	R: 1 E: 0 K: 0 S: 4	H: 1 LOB: 1 BB: 1 P: 8	R: 0 E: 0 K: 0 S: 4	H: 1 LOB: 1 BB: 0 P: 4	R: 0 E: 0 K: 0 S: 3	H: 1 LOB: 0 BB: 0 P: 3	1B: 6 2B: 1 3B: 0 HR: 0	SF: 0 SAC: 1 DP: 1 HBP: 1	WP: 0 PB: 1 CS: 0	PA: 38							
PITCHER	IP	WLS	BF	H	R	ER	SO	BB	IBB	HBP	BLK	WP	HR	S	P	ERA	WHIP										
Bob Johnson, R ERA: 1.0 (1, 1)	9.0	W	38	6	1	0	6	4	1	1	0	0	0	44	65	0.00	1.111										

Pittsburgh Pirates @ New York Mets
Shea Stadium, Flushing, NY
Sun Apr 18 1971, 3:38 AM EST
Att: 51,905 - Cloudy

AB 31
R 1
H 6
RBI 1
BB 5
SO 6
LOB 27



Batter	1	2	3	4	5	6	7	8	9	AB	R	H	RBI	BB	SO	LOB	TOP	
Sonny Jackson, L (1,8) OBP: 0.314, SLG: 0.396	F6		3-1					SH3-4 1B		4	0	2	0	0	0	0	Atlanta Braves @ Pittsburgh Pirates Three Rivers Stadium, Pittsburgh, PA Tue Apr 20 1971, 6:05 PM EST Att: 8,755 - Unknown	
Ralph Garr, L (1,7) OBP: 0.434, SLG: 0.520	WP HR 1B		K				4-3	SH3-4		3	1	1	0	0	1	1		
Hank Aaron, R (1,9) OBP: 0.345, SLG: 0.638	1-H HR		F7							3	1	1	2	1	0	0		
Orlando Cepeda, R (1,3) OBP: 0.370, SLG: 0.706	4-3 WP 1B			5-3 S 1B				F6		4	0	2	0	0	0	2		
Felix Millan, R (1,4) OBP: 0.431, SLG: 0.444	4-3 1-3			6-3				4-3		4	0	1	0	0	0	4		
Earl Williams, R (1,5) OBP: 0.500, SLG: 1.000	K			5-3 2-3				F7		4	0	0	0	0	1	3		
Marty Perez, R (1,6) OBP: 0.311, SLG: 0.293			6-3					F4		4	0	1	0	0	0	1		
Bob Didier, S (1,2)			F8					F7		4	0	0	0	0	1	1		
Phil Niekro, R (1,1)			K					F8		3	0	0	0	0	1	0		
Inning Stats	R: 2 E: 0 K: 1 S: 8	H: 3 LOB: 1 BB: 0 P: 8	R: 0 E: 0 K: 1 S: 5	H: 0 LOB: 0 BB: 0 P: 5	R: 0 E: 0 K: 1 S: 5	H: 0 LOB: 0 BB: 0 P: 5	R: 0 E: 0 K: 0 S: 4	H: 1 LOB: 1 BB: 0 P: 4	R: 0 E: 0 K: 0 S: 4	H: 1 LOB: 1 BB: 0 P: 4	R: 0 E: 0 K: 1 S: 5	H: 1 LOB: 2 BB: 1 P: 8	R: 0 E: 0 K: 0 S: 3	H: 0 LOB: 0 BB: 0 P: 3	1B: 7 2B: 0 3B: 0 HR: 1	SF: 0 SAC: 1 DP: 0 HBP: 0	WP: 2 PB: 0 SB: 1 CS: 1	PA: 35
PITCHER	IP WLS BF H R ER SO BB IBB HBP BLK WP HR S P ERA WHIP																	
Bob Moose, R (1,1) ERA: 3.13	8.0 L 32 8 2 2 4 0 1 0 0 2 1 39 43 2.25 1.000																	
Dave Giusti, R (9,1) ERA:	1.0 3 0 0 0 0 0 0 0 0 0 0 3 3 0.00 0.000																	

Batter	1	2	3	4	5	6	7	8	9	AB	R	H	RBI	BB	SO	LOB	BOTTOM					
Dave Cash, R (1,4) OBP: 0.375, SLG: 0.351	K			1B				F6		4	0	2	0	0	1	1	Atlanta Braves @ Pittsburgh Pirates Three Rivers Stadium, Pittsburgh, PA Tue Apr 20 1971, 6:05 PM EST Att: 8,755 - Unknown					
Richie Hebner, L (1,5) OBP: 0.283, SLG: 0.235	F7			L8				G4-6-3		4	0	0	0	0	0	2						
Vic Davallilo, L (1,9) OBP: 0.313, SLG: 0.313	F7							6-3		4	0	2	0	0	0	0						
Willie Stargell, L (1,7) OBP: 0.352, SLG: 0.688				F5				K		3	0	0	0	1	2	2						
Gene Clines, R (9, PR) OBP: 0.333, SLG: 0.200								G4-6-3 BB		0	0	0	0	0	0	0						
Al Oliver, L (1,8) OBP: 0.255, SLG: 0.213				K				F7		4	0	0	0	0	1	4						
Bob Robertson, R (1,3) OBP: 0.358, SLG: 0.442				F8				K		3	0	0	0	0	2	0						
Manny Sanguillen, R (1,2) OBP: 0.235, SLG: 0.300				4-3				F9		3	0	1	0	0	0	0						
Gene Alley, R (1,6) OBP: 0.375, SLG: 1.000				F3				F8		3	0	1	0	0	0	1						
Bob Moose, R (1,1) Roberto Clemente, R (8, PH) Dave Giusti, R (9,1)				6-3				F2		2	0	0	0	0	0	1						
Inning Stats	R: 0 E: 0 K: 1 S: 5	H: 0 LOB: 0 BB: 0 P: 5	R: 0 E: 0 K: 2 S: 7	H: 0 LOB: 0 BB: 0 P: 7	R: 0 E: 0 K: 0 S: 3	H: 0 LOB: 0 BB: 0 P: 3	R: 0 E: 0 K: 0 S: 5	H: 2 LOB: 2 BB: 0 P: 5	R: 0 E: 0 K: 1 S: 6	H: 1 LOB: 1 BB: 0 P: 6	R: 0 E: 0 K: 0 S: 3	H: 1 LOB: 0 BB: 0 P: 3	R: 0 E: 0 K: 2 S: 7	H: 0 LOB: 0 BB: 0 P: 7	R: 0 E: 0 K: 1 S: 6	H: 1 LOB: 1 BB: 0 P: 6	R: 0 E: 0 K: 0 S: 3	H: 1 LOB: 2 BB: 1 P: 7	1B: 5 2B: 0 3B: 1 HR: 0	SF: 0 SAC: 0 DP: 2 HBP: 0	WP: 1 PB: 0 SB: 0 CS: 0	PA: 32
PITCHER	IP WLS BF H R ER SO BB IBB HBP BLK WP HR S P ERA WHIP																					
Phil Niekro, R (1,1) ERA: 3.52	9.0 W 32 6 0 0 7 1 0 0 0 1 0 45 49 0.00 0.778																					

Batter	1	2	3	4	5	6	7	8	9	AB	R	H	RBI	BB	SO	LOB	TOP					
Sonny Jackson, L (1.8) OBP: 0.327, SLG: 0.404	F2		FC4-6														4 0 2 0 0 0 2					
Ralph Garr, L (1.7) OBP: 0.404, SLG: 0.481	1-3		F6														4 0 0 0 0 0 4					
Mike Lum, L (1.9) OBP: 0.404, SLG: 0.481	4-3																3 0 0 0 0 0 3					
Orlando Cepeda, R (1.3) Gil Garrido, R (8.5)		F3															4 0 0 0 0 0 1 0 0 0 0 0 0 0					
Hal King, L (1.2) OBP: 0.280, SLG: 0.326	G3																4 0 0 0 0 1 2					
Felix Milten, R (1.4) OBP: 0.400, SLG: 0.408	F3																4 0 0 0 0 0 2					
Earl Williams, R (1.5) OBP: 0.462, SLG: 0.875																	4 0 1 0 0 0 1					
Marty Perez, R (1.6) OBP: 0.327, SLG: 0.333																	4 1 2 0 0 1 1					
Jim Nash, R (1.1) Marv Scheraga, L (5. PH) Tom Kelley, R (5.1) Clete Boyer, R (7. PH) Steve Barber, L (7.1) Bob Priddy, R (7.1) Dusty Baker Jr., R (9. PH)																	1 0 0 0 0 0 1 2 1 1 0 0 0 0 0 1 0 0 0 0 0 0 0 0 0 0 0 0 1 0 0 0 0 0 0 0 0 0 0 0 0 0 0 0 0 0 0 0 1 0 0 0 0 0 0 0					
Inning Stats	R: 0 E: 0 K: 0 S: 3	H: 0 LOB: 0 BB: 0 P: 3	R: 0 E: 0 K: 0 S: 3	H: 0 LOB: 0 BB: 0 P: 3	R: 0 E: 0 K: 1 S: 7	H: 2 LOB: 2 BB: 0 P: 7	R: 0 E: 0 K: 0 S: 3	H: 0 LOB: 1 BB: 0 P: 4	R: 1 E: 2 K: 1 S: 8	H: 1 LOB: 2 BB: 0 P: 8	R: 0 E: 1 K: 1 S: 6	H: 0 LOB: 1 BB: 0 P: 6	R: 1 E: 1 K: 0 S: 5	H: 2 LOB: 1 BB: 0 P: 5	R: 0 E: 0 K: 0 S: 3	H: 0 LOB: 0 BB: 0 P: 3	R: 0 E: 0 K: 0 S: 3	H: 0 LOB: 0 BB: 0 P: 3	1B: 4 2B: 1 3B: 0 HR: 0	SF: 1 SAC: 0 DP: 0 HBP: 1	WP: 0 PB: 0 SB: 0 CS: 0	PA: 36
PITCHER Dock Ellis, R (1.1) ERA: 1.91	IP: 9.0 WLS: W BF: 36 H: 5 R: 2 ER: 1 SO: 3 BB: 0 IBB: 0 HBP: 1 BLK: 0 WP: 0 HR: 0 S: 41 P: 42 ERA: 1.00 WHIP: 0.556															PITCHER	IP: 9.0 WLS: W BF: 36 H: 5 R: 2 ER: 1 SO: 3 BB: 0 IBB: 0 HBP: 1 BLK: 0 WP: 0 HR: 0 S: 41 P: 42 ERA: 1.00 WHIP: 0.556					

Atlanta Braves @ Pittsburgh Pirates
Three Rivers Stadium, Pittsburgh, PA
Wed Apr 21 1971, 6:05 PM EST
Att: 7,992 - Cloudy

AB 34
R 2
H 5
RBI 1
BB 0
SO 3
LOB 19



Batter	1	2	3	4	5	6	7	8	9	AB	R	H	RBI	BB	SO	LOB	BOTTOM			
Dave Cash, R (1.4) OBP: 0.378, SLG: 0.357	E5 F8 HR 1B		5-3														5 2 2 0 0 0 1			
Richie Hebner, L (1.5) OBP: 0.282, SLG: 0.236	F8		F7														4 1 1 2 0 0 1			
Roberto Clemente, R (1.9) OBP: 0.289, SLG: 0.431	F7																4 1 2 0 0 0 1			
Willie Stargell, L (1.7) OBP: 0.379, SLG: 0.865																	4 3 3 5 0 1 2			
Al Oliver, L (1.8) OBP: 0.273, SLG: 0.255	L7																4 1 2 1 0 0 0			
Bob Robertson, R (1.3) OBP: 0.368, SLG: 0.511																	4 1 2 2 0 1 2			
Manny Sanguillen, R (1.2) OBP: 0.299, SLG: 0.315																	4 0 1 0 0 0 3			
Gene Alley, R (1.6) OBP: 0.250, SLG: 0.667																	4 0 0 0 0 0 1			
Dock Ellis, S (1.1) OBP: 0.333, SLG: 0.250																	3 1 1 0 1 0 0			
Inning Stats	R: 2 E: 1 K: 0 S: 5	H: 2 LOB: 0 BB: 0 P: 5	R: 0 E: 0 K: 1 S: 5	H: 0 LOB: 0 BB: 0 P: 5	R: 0 E: 0 K: 0 S: 3	H: 1 LOB: 0 BB: 0 P: 3	R: 2 E: 0 K: 0 S: 6	H: 3 LOB: 1 BB: 0 P: 6	R: 0 E: 0 K: 0 S: 3	H: 0 LOB: 0 BB: 0 P: 3	R: 3 E: 0 K: 1 S: 9	H: 4 LOB: 2 BB: 1 P: 13	R: 0 E: 0 K: 0 S: 3	H: 0 LOB: 0 BB: 0 P: 3	R: 0 E: 0 K: 0 S: 3	H: 0 LOB: 0 BB: 0 P: 3	1B: 7 2B: 2 3B: 1 HR: 4	SF: 0 SAC: 0 DP: 1 HBP: 0	WP: 0 PB: 0 SB: 0 CS: 0	PA: 37
PITCHER Jim Nash, R (1.1) ERA: 3.18 Tom Kelley, R (5.1) ERA: 12.0 Steve Barber, L (7.1) ERA: 18.0 Bob Priddy, R (7.1) ERA: 4.5	IP: 4.0 WLS: L BF: 17 H: 6 R: 4 ER: 4 SO: 1 BB: 0 IBB: 0 HBP: 0 BLK: 0 WP: 0 HR: 3 S: 19 P: 19 ERA: 9.00 WHIP: 1.500															PITCHER	IP: 4.0 WLS: L BF: 17 H: 6 R: 4 ER: 4 SO: 1 BB: 0 IBB: 0 HBP: 0 BLK: 0 WP: 0 HR: 3 S: 19 P: 19 ERA: 9.00 WHIP: 1.500			

Atlanta Braves @ Pittsburgh Pirates
Three Rivers Stadium, Pittsburgh, PA
Wed Apr 21 1971, 6:05 PM EST
Att: 7,992 - Cloudy

AB 36
R 10
H 14
RBI 10
BB 1
SO 2
LOB 11



Batter	1	2	3	4	5	6	7	8	9	AB	R	H	RBI	BB	SO	LOB	TOP										
Sonny Jackson, L (1.8) OBP: 0.333, SLG: 0.404	F8		4-3		K			1B	1B	5	2	2	0	0	1	1	Atlanta Braves @ Pittsburgh Pirates Three Rivers Stadium, Pittsburgh, PA Thu Apr 22 1971, 6:05 PM EST Att: 4,708 - Unknown										
Ralph Garr, L (1.7) OBP: 0.403, SLG: 0.475	F7		4-3			F6		1B	1B	5	1	2	0	0	0	0											
Felix Millan, R (1.4) OBP: 0.400, SLG: 0.407	F8		1-3			E5		SF7	1B	5	0	2	2	0	0	0											
Orlando Cepeda, R (1.3) OBP: 0.333, SLG: 0.617		G1		F8		K		K	L8	5	0	1	0	0	2	5											
Mike Lum, L (1.9) OBP: 0.333, SLG: 0.111		G1		3-1		G3				3	0	1	0	1	0	1											
Earl Williams, R (1.5) OBP: 0.433, SLG: 0.926	F8		1-3							3	1	1	2	0	0	2											
Marty Perez, R (1.6) Hal King, L (8, PH) Gil Garrido, R (8, 6)	G1			6-3			1-3	K		3	0	0	0	0	0	2											
Bob Didier, S (1.2)				F5			F8		F7	3	0	0	0	1	0	0											
Ron Reed, R (1.1) Mike McQueen, L (4, 1) Mary Staehle, L (7, PH) Ron Herbel, R (7, 1) Dusty Baker Jr., R (9, PH)	F8						6-3		K	1	0	0	0	0	0	3											
Inning Stats	R: 0 E: 0 K: 0 S: 3	H: 0 LOB: 0 BB: 0 P: 3	R: 0 E: 0 K: 0 S: 5	H: 2 LOB: 3 BB: 1 P: 9	R: 0 E: 0 K: 0 S: 3	H: 0 LOB: 0 BB: 0 P: 3	R: 0 E: 0 K: 1 S: 6	H: 1 LOB: 1 BB: 0 P: 6	R: 0 E: 1 K: 1 S: 6	H: 0 LOB: 1 BB: 0 P: 6	R: 1 E: 0 K: 0 S: 4	H: 1 LOB: 0 BB: 0 P: 4	R: 2 E: 0 K: 2 S: 10	H: 3 LOB: 2 BB: 1 P: 14	R: 1 E: 0 K: 1 S: 8	H: 3 LOB: 2 BB: 0 P: 8		1B: 9 2B: 0 3B: 0 HR: 1	SF: 1 SAC: 0 DP: 0 HBP: 0	WP: 0 PB: 0 SB: 0 CS: 0	PA: 40						
PITCHER	IP	WLS	BF	H	R	ER	SO	BB	IBB	HBP	BLK	WP	HR	S	P	ERA	WHIP										
Steve Blass, R (1.1) ERA: 2.52	7.0	W	30	7	3	3	2	0	1	0	0	0	1	33	37	3.86	1.000										
Dave Giusti, R (8.1) ERA: 1.42	2.0	S	10	3	1	1	3	1	0	0	0	0	0	15	19	4.50	2.000										

Batter	1	2	3	4	5	6	7	8	9	AB	R	H	RBI	BB	SO	LOB	BOTTOM										
Dave Cash, R (1.4) OBP: 0.440, SLG: 0.386	F7									2	4	2	1	3	0	0	Atlanta Braves @ Pittsburgh Pirates Three Rivers Stadium, Pittsburgh, PA Thu Apr 22 1971, 6:05 PM EST Att: 4,708 - Unknown										
Richie Hebner, L (1.5) OBP: 0.288, SLG: 0.333	F7									5	1	3	3	0	0	2											
Roberto Clemente, R (1.9) OBP: 0.291, SLG: 0.490										4	0	0	0	1	1	4											
Willie Stargell, L (1.7) OBP: 0.387, SLG: 0.891	K									3	1	1	1	1	2	2											
Al Oliver, L (1.8) OBP: 0.271, SLG: 0.255										4	0	1	1	0	0	2											
Bob Robertson, R (1.3) OBP: 0.361, SLG: 0.510	F6									4	0	1	0	0	1	2											
Manny Sanguillen, R (1.2) OBP: 0.297, SLG: 0.310										4	0	1	0	0	0	1											
Jackie Hernandez, R (1.6) OBP: 0.386, SLG: 0.488										4	1	1	0	0	1	2											
Steve Blass, R (1.1) Dave Giusti, R (8.1)										2	0	0	0	0	0	0											
Inning Stats	R: 1 E: 0 K: 1 S: 6	H: 1 LOB: 2 BB: 2 P: 14	R: 2 E: 0 K: 0 S: 6	H: 3 LOB: 0 BB: 0 P: 6	R: 1 E: 0 K: 0 S: 5	H: 2 LOB: 1 BB: 0 P: 5	R: 2 E: 0 K: 1 S: 6	H: 1 LOB: 0 BB: 1 P: 10	R: 0 E: 0 K: 1 S: 6	H: 1 LOB: 1 BB: 0 P: 6	R: 1 E: 0 K: 1 S: 7	H: 2 LOB: 2 BB: 1 P: 11	R: 0 E: 0 K: 1 S: 5	H: 0 LOB: 1 BB: 1 P: 7	R: 0 E: 1 K: 0 S: 3	H: 0 LOB: 1 BB: 1 P: 7		1B: 6 2B: 1 3B: 2 HR: 1	SF: 0 SAC: 1 DP: 0 HBP: 0	WP: 1 PB: 0 SB: 1 CS: 0	PA: 39						
PITCHER	IP	WLS	BF	H	R	ER	SO	BB	IBB	HBP	BLK	WP	HR	S	P	ERA	WHIP										
Ron Reed, R (1.1) ERA: 4.32	3.2	L	21	7	6	6	1	3	0	0	0	0	1	20	32	14.73	2.727										
Mike McQueen, L (4.1) ERA: 2.45	2.1		11	3	1	1	3	1	0	0	0	1	0	16	20	3.86	1.714										
Ron Herbel, R (7.1) ERA: 5.14	2.0		7	0	0	0	1	1	0	0	0	0	0	8	12	0.00	0.500										

Batter	1	2	3	4	5	6	7	8	9	AB	R	H	RBI	BB	SO	LOB	TOP					
Chris Speier, R OBP: 0.405, SLG: 0.375	6-3	FC6-4																				
Tito Fuentes, S OBP: 0.279, SLG: 0.333	6-3		E6																			
Willie Mays, R OBP: 0.478, SLG: 0.765	5-3		FC1-4																			
Willie McCovey, L OBP: 0.273, SLG: 0.276			K																			
Dick Dietz, R OBP: 0.438, SLG: 0.480			FC4-6																			
Ken Henderson, S OBP: 0.457, SLG: 0.568																						
George Foster, R OBP: 0.326, SLG: 0.500																						
Al Gallagher, R OBP: 0.286, SLG: 0.308																						
Bob Heise, R (7.5)																						
Steve Stone, R (1.1)																						
Inning Stats	R: 0 E: 0 K: 0 S: 3	H: 0 LOB: 0 BB: 0 P: 3	R: 1 E: 1 K: 0 S: 4	H: 0 LOB: 3 BB: 3 P: 16	R: 0 E: 1 K: 1 S: 6	H: 0 LOB: 1 BB: 0 P: 6	R: 0 E: 0 K: 0 S: 3	H: 1 LOB: 1 BB: 1 P: 7	R: 1 E: 0 K: 1 S: 5	H: 2 LOB: 2 BB: 1 P: 9	R: 0 E: 0 K: 1 S: 5	H: 1 LOB: 0 BB: 0 P: 5	R: 0 E: 0 K: 0 S: 3	H: 1 LOB: 0 BB: 0 P: 3	R: 0 E: 0 K: 1 S: 7	H: 2 LOB: 2 BB: 1 P: 7	R: 0 E: 0 K: 0 S: 3	H: 0 LOB: 1 BB: 1 P: 7	1B: 6 2B: 1 3B: 0 HR: 0	SF: 1 SAC: 0 DP: 2 HBP: 0	WP: 0 PB: 1 SB: 0 CS: 1	PA: 39
PITCHER	IP	WLS	BF	H	R	ER	SO	BB	IBB	HBP	BLK	WP	HR	S	P	ERA	WHIP					
Luke Walker, L ERA: 2.25	8.0	L	35	7	2	1	3	4	1	0	0	0	0	36	56	1.12	1.375					
Mudcat Grant, R ERA: 4.5	1.0		4	0	0	0	0	1	0	0	0	0	0	3	7	0.00	1.000					

San Francisco Giants @ Pittsburgh Pirates
Three Rivers Stadium, Pittsburgh, PA
Fri Apr 23 1971, 6:05 PM EST
Att: 12,350 - Unknown

AB	32
R	2
H	7
RBI	2
BB	6
SO	3
LOB	21



Batter	1	2	3	4	5	6	7	8	9	AB	R	H	RBI	BB	SO	LOB	BOTTOM					
Dave Cash, R OBP: 0.407, SLG: 0.354	1-3		4-3																			
Richie Hebner, L OBP: 0.271, SLG: 0.313	F4																					
Roberto Clemente, R OBP: 0.295, SLG: 0.397																						
Al Oliver, L OBP: 0.270, SLG: 0.254	F3																					
Vic Davalillo, L OBP: 0.350, SLG: 0.350																						
Bob Robertson, R OBP: 0.338, SLG: 0.473	F4																					
Manny Sanguillen, R OBP: 0.242, SLG: 0.328	1-3																					
Jackie Hernandez, R OBP: 0.362, SLG: 0.455																						
Luke Walker, L (8, PH)																						
Mudcat Grant, R (9.1)																						
Inning Stats	R: 0 E: 0 K: 0 S: 4	H: 1 LOB: 1 BB: 0 P: 4	R: 0 E: 0 K: 0 S: 3	H: 0 LOB: 0 BB: 0 P: 3	R: 0 E: 0 K: 1 S: 5	H: 0 LOB: 0 BB: 0 P: 5	R: 0 E: 0 K: 0 S: 4	H: 1 LOB: 2 BB: 1 P: 8	R: 0 E: 0 K: 1 S: 6	H: 1 LOB: 1 BB: 0 P: 6	R: 0 E: 0 K: 0 S: 4	H: 1 LOB: 1 BB: 0 P: 4	R: 0 E: 0 K: 0 S: 3	H: 0 LOB: 0 BB: 0 P: 3	R: 0 E: 0 K: 1 S: 6	H: 1 LOB: 1 BB: 0 P: 6	R: 0 E: 0 K: 0 S: 6	H: 1 LOB: 1 BB: 0 P: 6	1B: 4 2B: 1 3B: 0 HR: 0	SF: 0 SAC: 0 DP: 0 HBP: 0	WP: 0 PB: 0 SB: 0 CS: 0	PA: 33
PITCHER	IP	WLS	BF	H	R	ER	SO	BB	IBB	HBP	BLK	WP	HR	S	P	ERA	WHIP					
Steve Stone, R ERA: 2.35	9.0	W	33	5	0	0	3	1	0	0	0	0	0	38	42	0.00	0.667					

San Francisco Giants @ Pittsburgh Pirates
Three Rivers Stadium, Pittsburgh, PA
Fri Apr 23 1971, 6:05 PM EST
Att: 12,350 - Unknown

AB	32
R	0
H	5
RBI	0
BB	1
SO	3
LOB	9



Batter	1	2	3	4	5	6	7	8	9	AB	R	H	RBI	BB	SO	LOB	TOP													
Chris Speier, R (1, 6) OBP: 0.405, SLG: 0.377										5	0	2	0	0	1	1														
Tito Fuentes, S (1, 4) OBP: 0.292, SLG: 0.340										5	1	2	0	0	0	2														
Willie Mays, R (1, 8) OBP: 0.444, SLG: 0.696										5	0	0	0	0	4	4														
Willie McCovey, L (1, 3) OBP: 0.297, SLG: 0.281										3	0	1	0	1	0	2														
Dick Dietz, R (1, 2) OBP: 0.441, SLG: 0.500										4	1	2	1	0	1	3														
Ken Henderson, S (1, 7) OBP: 0.480, SLG: 0.600										3	0	1	1	1	0	0														
George Foster, R (1, 9) OBP: 0.298, SLG: 0.452										4	0	0	0	0	3	4														
Al Gallagher, R (1, 5) OBP: 0.311, SLG: 0.338										3	0	2	0	1	1	0														
Ron Bryant, S (1, 1) OBP: 0.125, SLG: 0.125										4	0	0	0	0	2	4														
Inning Stats	R: 0 E: 0 K: 0 S: 5	H: 2 LOB: 2 BB: 0 P: 5	R: 0 E: 0 K: 2 S: 7	H: 0 LOB: 0 BB: 0 P: 7	R: 0 E: 1 K: 2 S: 8	H: 1 LOB: 1 BB: 0 P: 8	R: 1 E: 0 K: 2 S: 9	H: 2 LOB: 2 BB: 1 P: 13	R: 1 E: 0 K: 3 S: 12	H: 3 LOB: 3 BB: 1 P: 16	R: 0 E: 0 K: 2 S: 4	H: 1 LOB: 1 BB: 0 P: 4	R: 0 E: 0 K: 2 S: 6	H: 0 LOB: 1 BB: 1 P: 10	R: 0 E: 0 K: 0 S: 4	H: 1 LOB: 1 BB: 0 P: 4	R: 0 E: 0 K: 1 S: 5	H: 0 LOB: 0 BB: 0 P: 5	1B: 7 2B: 3 3B: 1 HR: 0	SF: 0 SAC: 0 DP: 1 HBP: 0	WP: 0 PB: 0 SB: 0 CS: 1	PA: 39								
PITCHER Bob Johnson, R (1, 1) ERA: 1.33	IP: 9.0 WLS: L BF: 39	H: 10 R: 2 ER: 2 SO: 12	BB: 1 IBB: 2 HBP: 0 BLK: 0	WP: 0 HR: 0 S: 60 P: 72	ERA: 2.00 WHIP: 1.222											PITCHER IP: 9.0 WLS: W BF: 29	H: 3 R: 0 ER: 0 SO: 6	BB: 0 IBB: 0 HBP: 0 BLK: 0	WP: 0 HR: 0 S: 41 P: 41	ERA: 0.00 WHIP: 0.333										

San Francisco Giants @ Pittsburgh Pirates
Three Rivers Stadium, Pittsburgh, PA
Sat Apr 24 1971, 3:33 AM EST
Att: 8,386 - Unknown

AB	36
R	2
H	10
RBI	2
BB	3
SO	12
LOB	20



Batter	1	2	3	4	5	6	7	8	9	AB	R	H	RBI	BB	SO	LOB	BOTTOM													
Dave Cash, R (1, 4) OBP: 0.379, SLG: 0.327										4	0	0	0	0	1	1														
Gene Clines, R (1, 7) OBP: 0.200, SLG: 0.111										4	0	0	0	0	1	0														
Roberto Clemente, R (1, 9) OBP: 0.313, SLG: 0.410										3	0	2	0	0	0	0														
Manny Sanguillen, R (1, 2) OBP: 0.231, SLG: 0.313										3	0	0	0	0	0	2														
Bob Robertson, R (1, 3) OBP: 0.324, SLG: 0.448										3	0	0	0	0	2	1														
Jose Pagan, R (1, 5) OBP: 0.258, SLG: 0.242										3	0	0	0	0	1	0														
Al Oliver, L (1, 8) OBP: 0.258, SLG: 0.242										3	0	0	0	0	0	0														
Jackie Hernandez, R (1, 6) OBP: 0.340, SLG: 0.426										3	0	0	0	0	0	0														
Bob Johnson, L (1, 1) Gene Alley, R (9, PH) OBP: 0.231, SLG: 0.615										2	0	1	0	0	1	0														
Inning Stats	R: 0 E: 0 K: 1 S: 6	H: 1 LOB: 1 BB: 0 P: 6	R: 0 E: 0 K: 1 S: 5	H: 0 LOB: 0 BB: 0 P: 5	R: 0 E: 0 K: 0 S: 3	H: 0 LOB: 0 BB: 0 P: 3	R: 0 E: 0 K: 0 S: 3	H: 0 LOB: 0 BB: 0 P: 3	R: 0 E: 0 K: 1 S: 5	H: 0 LOB: 0 BB: 0 P: 5	R: 0 E: 0 K: 1 S: 6	H: 1 LOB: 1 BB: 0 P: 6	R: 0 E: 0 K: 0 S: 3	H: 0 LOB: 0 BB: 0 P: 3	R: 0 E: 0 K: 1 S: 5	H: 0 LOB: 0 BB: 0 P: 5	1B: 3 2B: 0 3B: 0 HR: 0	SF: 0 SAC: 0 DP: 1 HBP: 0	WP: 0 PB: 0 SB: 0 CS: 0	PA: 29										
PITCHER Ron Bryant, L (1, 1) ERA: 0.44	IP: 9.0 WLS: W BF: 29	H: 3 R: 0 ER: 0 SO: 6	BB: 0 IBB: 0 HBP: 0 BLK: 0	WP: 0 HR: 0 S: 41 P: 41	ERA: 0.00 WHIP: 0.333											PITCHER IP: 9.0 WLS: W BF: 29	H: 3 R: 0 ER: 0 SO: 6	BB: 0 IBB: 0 HBP: 0 BLK: 0	WP: 0 HR: 0 S: 41 P: 41	ERA: 0.00 WHIP: 0.333										

San Francisco Giants @ Pittsburgh Pirates
Three Rivers Stadium, Pittsburgh, PA
Sat Apr 24 1971, 3:33 AM EST
Att: 8,386 - Unknown

AB	29
R	0
H	3
RBI	0
BB	0
SO	6
LOB	4



Batter	1	2	3	4	5	6	7	8	9	AB	R	H	RBI	BB	SO	LOB	TOP					
Maury Wills, S OBP: 0.279, SLG: 0.275 (1, 6)	6-3		F7			L8	SH5-4	F7		4	0	0	0	0	0	3	Los Angeles Dodgers @ Pittsburgh Pirates Three Rivers Stadium, Pittsburgh, PA Tue Apr 27 1971, 7:05 PM EDT Att: 6,518 - Cloudy					
Bill Buckner, L OBP: 0.289, SLG: 0.314 Manny Mota, R OBP: 0.400, SLG: 0.385 (1, 9)	FC4-6 1B			4-3						2	0	1	0	0	0	0						
Willie Davis, L OBP: 0.366, SLG: 0.519 (1, 8)	FC4-6 1-2			E1 1B		L9	SF8			4	0	0	1	0	0	2						
Wes Parker, S OBP: 0.308, SLG: 0.305 (1, 3)	K			1-2 1B		4-1	K			5	0	1	0	0	2	4						
Tom Haller, L OBP: 0.455, SLG: 0.471 (1, 2)		G3		K						4	2	1	0	1	1	2						
Steve Garvey, R OBP: 0.326, SLG: 0.439 (1, 5)		K2-3		K						4	2	1	0	0	2	3						
Willie Crawford, L OBP: 0.375, SLG: 0.308 (1, 7)						G3				3	2	1	1	1	1	0						
Bill Russell, R OBP: 0.333, SLG: 0.333 (1, 4)			3-1			4-3				4	1	1	0	0	0	3						
Claude Osteen, L OBP: 0.154, SLG: 0.083 Sandy Vance, R (3, 1) Jim Lefebvre, S OBP: 0.300, SLG: 0.400 Pete Mikkelsen, R (7, 1)	6-3					F5				1	0	0	0	0	0	0						
Inning Stats	R: 0 E: 0 K: 1 S: 6	H: 1 LOB: 1 BB: 0 P: 6	R: 0 E: 0 K: 2 S: 7	H: 0 LOB: 0 BB: 0 P: 7	R: 0 E: 0 K: 0 S: 3	H: 0 LOB: 0 BB: 0 P: 3	R: 0 E: 1 K: 2 S: 9	H: 1 LOB: 2 BB: 0 P: 9	R: 0 E: 0 K: 0 S: 3	H: 0 LOB: 0 BB: 0 P: 3	R: 0 E: 0 K: 0 S: 4	H: 1 LOB: 1 BB: 0 P: 4	R: 4 E: 1 K: 1 S: 9	H: 3 LOB: 2 BB: 2 P: 17	R: 3 E: 0 K: 0 S: 5	H: 3 LOB: 2 BB: 2 P: 13		R: 0 E: 0 K: 0 S: 3	H: 0 LOB: 0 BB: 0 P: 3	1B: 7 2B: 2 3B: 0 HR: 0	SF: 1 SAC: 1 DP: 0 HBP: 0	WP: 0 PB: 0 SB: 0 CS: 0
PITCHER	IP	WLS	BF	H	R	ER	SO	BB	IBB	HBP	BLK	WP	HR	S	P	ERA	WHIP					
Dock Ellis, R ERA: 2.08 (1, 1)	6.0	L	27	6	4	2	5	1	0	0	0	0	0	36	40	3.00	1.167					
Bob Veale, L ERA: 20.25 (7, 1)	1.0		7	2	3	3	1	1	1	0	0	0	0	7	15	27.00	3.000					
Mudcat Grant, R ERA: 3.6 (8, 1)	1.0		4	1	0	0	0	1	0	0	0	0	0	3	7	0.00	2.000					
Jim Nelson, R ERA: (9, 1)	1.0		3	0	0	0	0	0	0	0	0	0	0	3	3	0.00	0.000					

Batter	1	2	3	4	5	6	7	8	9	AB	R	H	RBI	BB	SO	LOB	BOTTOM					
Dave Cash, R OBP: 0.441, SLG: 0.426 (1, 4)	F8		E5 1B							5	1	4	0	0	0	0	Los Angeles Dodgers @ Pittsburgh Pirates Three Rivers Stadium, Pittsburgh, PA Tue Apr 27 1971, 7:05 PM EDT Att: 6,518 - Cloudy					
Gene Clines, R OBP: 0.143, SLG: 0.077 Vic Davalillo, L OBP: 0.385, SLG: 0.385 (8, PH)	L9		L1-3		L9					4	0	0	0	0	0	3						
Roberto Clemente, R OBP: 0.311, SLG: 0.386 (1, 9)	K					4-3				5	1	1	1	0	1	1						
Willie Stargell, L OBP: 0.408, SLG: 0.889 (1, 7)		F8 1B	WP 1B							4	1	3	2	1	1	0						
Bob Robertson, R OBP: 0.329, SLG: 0.444 (1, 3)										5	1	2	0	0	0	1						
Manny Sanguillen, R OBP: 0.243, SLG: 0.309 (1, 2)										4	0	1	0	1	0	2						
Jose Pagan, R OBP: 0.235, SLG: 0.071 (1, 5)		FC5-2-6 1B	L3							4	0	0	0	0	0	7						
Gene Alley, R OBP: 0.235, SLG: 0.529 (1, 6)										4	0	1	1	0	0	3						
Dock Ellis, S OBP: 0.250, SLG: 0.182 Bob Veale, S (7, 1) Mudcat Grant, R (8, 1) Richie Hebner, L OBP: 0.282, SLG: 0.369 Jim Nelson, R (9, 1)	4-3									3	0	0	0	0	1	2						
Inning Stats	R: 0 E: 0 K: 1 S: 5	H: 0 LOB: 0 BB: 0 P: 5	R: 1 E: 1 K: 0 S: 6	H: 3 LOB: 2 BB: 0 P: 6	R: 2 E: 1 K: 0 S: 6	H: 4 LOB: 2 BB: 1 P: 10	R: 0 E: 0 K: 1 S: 6	H: 1 LOB: 1 BB: 0 P: 6	R: 0 E: 1 K: 0 S: 5	H: 1 LOB: 3 BB: 1 P: 9	R: 0 E: 0 K: 0 S: 4	H: 1 LOB: 1 BB: 0 P: 4	R: 0 E: 0 K: 1 S: 5	H: 0 LOB: 0 BB: 0 P: 5	R: 1 E: 0 K: 0 S: 5	H: 2 LOB: 1 BB: 0 P: 5		R: 1 E: 0 K: 0 S: 4	H: 1 LOB: 0 BB: 0 P: 4	1B: 10 2B: 2 3B: 0 HR: 2	SF: 0 SAC: 0 DP: 1 HBP: 0	WP: 1 PB: 0 SB: 0 CS: 0
PITCHER	IP	WLS	BF	H	R	ER	SO	BB	IBB	HBP	BLK	WP	HR	S	P	ERA	WHIP					
Claude Osteen, L ERA: 2.88 (1, 1)	2.1		15	7	3	3	1	0	1	0	0	0	0	16	20	11.57	3.000					
Sandy Vance, R ERA: 5.65 (3, 1)	3.2	W	15	3	0	0	1	1	0	0	0	0	0	16	20	0.00	1.091					
Pete Mikkelsen, R ERA: 1.46 (7, 1)	3.0	S	12	3	2	2	1	0	0	0	0	0	2	14	14	6.00	1.000					



Batter	1	2	3	4	5	6	7	8	9	AB	R	H	RBI	BB	SO	LOB	TOP			
Bill Russell, R OBP: 0.337, SLG: 0.342 (1, 8)	0-0 4-3 E 2B		0-3 K		0-0 F8			0-0 6-3		4	1	1	0	0	1	1	Los Angeles Dodgers @ Pittsburgh Pirates Three Rivers Stadium, Pittsburgh, PA Thu Apr 29 1971, 7:05 PM EDT Att: 5,031 - Cloudy livebaseballscorecards.com			
Manny Mota, R OBP: 0.415, SLG: 0.404 (1, 9)	0-0 4-3		0-0 6-3			0-0 CS 1B		0-0 2B 1B		4	1	2	0	0	0	1				
Wes Parker, S OBP: 0.323, SLG: 0.333 (1, 3)	0-0 E4		0-0 4-3			0-0 6-3 1-2		0-0 1B 1-3 G6-2-3 2B		4	0	1	1	0	0	1				
Dick Allen, R OBP: 0.329, SLG: 0.453 Willie Davis, L OBP: 0.356, SLG: 0.494 (1, 7)	0-0 F9			0-0 6-3		0-0 6-3		4-0 G6-2-3 1B		3	0	0	0	0	0	1				
Bill Sudakis, S OBP: 0.302, SLG: 0.378 Duke Sims, L OBP: 0.378, SLG: 0.410 (1, 2)	0-0 F9			0-0 F8		0-3 K		0-0 1-2 2-3 3-H 1B		3	0	0	0	0	1	1				
Steve Garvey, R OBP: 0.321, SLG: 0.432 (1, 5)		0-0 1B		0-0 F8		0-0 6-3		0-0 G6-2-3		4	0	1	0	0	0	3				
Jim Lefebvre, S OBP: 0.320, SLG: 0.375 (1, 4)		0-3 K			0-0 G5-4-3 1B	0-3 K2-3		0-0 1-2 2-3 3-H 4-0 1B		3	0	1	0	1	2	1				
Bobby Valentine, R OBP: 0.235, SLG: 0.200 Maury Willis, S OBP: 0.291, SLG: 0.256 (1, 6)		0-3 K			0-0 G5-4-3 1-2			0-0 4-3	0-0 F9	2	0	0	0	0	1	2				
Al Downing, R OBP: 0.333, SLG: 0.200 Pete Mikkelsen, R (8, 1)		0-3 K			4-0 BB			0-3 K		2	0	0	0	1	2	1				
										0	0	0	0	0	0	0				
Inning Stats	R: 1 E: 1 K: 0 S: 5	H: 1 LOB: 1 BB: 0 P: 5	R: 0 E: 0 K: 3 S: 10	H: 1 LOB: 1 BB: 0 P: 10	R: 0 E: 0 K: 1 S: 5	H: 0 LOB: 0 BB: 0 P: 5	R: 0 E: 0 K: 0 S: 3	H: 0 LOB: 0 BB: 0 P: 3	R: 0 E: 0 K: 0 S: 3	H: 1 LOB: 1 BB: 1 P: 7	R: 0 E: 0 K: 0 S: 3	H: 1 LOB: 0 BB: 0 P: 3	R: 0 E: 0 K: 2 S: 7	H: 0 LOB: 0 BB: 0 P: 7	R: 0 E: 0 K: 1 S: 5	H: 3 LOB: 3 BB: 2 P: 13	1B: 5 2B: 2 3B: 0 HR: 0	SF: 0 SAC: 0 DP: 2 HBP: 0	WP: 0 PB: 0 SB: 0 CS: 1	PA: 35
PITCHER	IP WLS BF H R ER SO BB IBB HBP BLK WP HR S P ERA WHIP	IP WLS BF H R ER SO BB IBB HBP BLK WP HR S P ERA WHIP																		
Luke Walker, L ERA: 2.0 Dave Giusti, R ERA: 1.95	(1, 1) 8.0 L 28 4 1 1 7 1 0 0 0 0 0 41 45 1.12 0.625	(9, 1) 1.0 L 7 3 1 1 0 0 2 0 0 0 0 5 13 9.00 3.000																		

Batter	1	2	3	4	5	6	7	8	9	AB	R	H	RBI	BB	SO	LOB	BOTTOM					
Dave Cash, R OBP: 0.408, SLG: 0.391 (1, 4)	0-0 L5		0-0 F8		0-0 5-3			0-0 SH1-4		3	0	0	0	0	0	1	Los Angeles Dodgers @ Pittsburgh Pirates Three Rivers Stadium, Pittsburgh, PA Thu Apr 29 1971, 7:05 PM EDT Att: 5,031 - Cloudy livebaseballscorecards.com					
Richie Hebner, L OBP: 0.304, SLG: 0.380 (1, 5)	0-0 PB 5-3 1B		0-0 F8			0-0 G6-3 1B		0-0 2-H 1B		4	0	3	1	0	0	1						
Roberto Clemente, R OBP: 0.395, SLG: 0.377 (1, 9)	0-0 5-3			0-0 F9		0-0 G6-3 1-2		0-0 F8		4	0	0	0	0	0	3						
Willie Stargell, L OBP: 0.405, SLG: 0.845 (1, 7)	0-3 K			0-3 K		0-0 F9		0-0 4-3		4	0	0	0	0	2	2						
Bob Robertson, R OBP: 0.308, SLG: 0.412 (1, 3)		0-0 4-3		0-0 E6 2B		0-0 F6		0-3 K		4	0	0	0	0	1	0						
Manny Sanguillen, R OBP: 0.299, SLG: 0.355 (1, 2)		0-0 5-3		0-0 1-3 2B		0-0 4-3 2B		0-0 4-3		4	0	2	0	0	0	0						
Al Oliver, L OBP: 0.256, SLG: 0.247 (1, 8)		0-0 1-3		0-0 F5		0-0 4-3		0-0 4-3		4	0	0	0	0	0	3						
Gene Alley, R OBP: 0.250, SLG: 0.542 (1, 6)			0-0 6-3		0-0 F7		0-0 F8			3	0	0	0	0	0	1						
Luke Walker, L Jose Pagan, R OBP: 0.278, SLG: 0.133 Gene Clines, R OBP: 0.188, SLG: 0.071 Dave Giusti, R (8, PH)			4-0 BB		0-0 6-3		0-0 SH1-4 1B 1B			1	0	0	0	1	0	0						
										0	1	0	0	0	0	0						
										0	1	0	0	0	0	0						
										0	0	0	0	0	0	0						
Inning Stats	R: 0 E: 0 K: 1 S: 6	H: 1 LOB: 1 BB: 0 P: 6	R: 0 E: 0 K: 0 S: 3	H: 0 LOB: 0 BB: 0 P: 3	R: 0 E: 0 K: 0 S: 3	H: 0 LOB: 1 BB: 1 P: 7	R: 0 E: 1 K: 1 S: 7	H: 1 LOB: 2 BB: 0 P: 7	R: 0 E: 0 K: 0 S: 3	H: 0 LOB: 0 BB: 0 P: 3	R: 0 E: 0 K: 0 S: 3	H: 1 LOB: 0 BB: 0 P: 3	R: 0 E: 0 K: 0 S: 4	H: 1 LOB: 1 BB: 0 P: 4	R: 0 E: 0 K: 0 S: 5	H: 2 LOB: 1 BB: 0 P: 5	R: 0 E: 0 K: 1 S: 5	H: 0 LOB: 0 BB: 0 P: 5	1B: 4 2B: 2 3B: 0 HR: 0	SF: 0 SAC: 1 DP: 1 HBP: 0	WP: 0 PB: 1 SB: 0 CS: 0	PA: 34
PITCHER	IP WLS BF H R ER SO BB IBB HBP BLK WP HR S P ERA WHIP	IP WLS BF H R ER SO BB IBB HBP BLK WP HR S P ERA WHIP																				
Al Downing, L ERA: 1.42 Pete Mikkelsen, R ERA: 1.29	(1, 1) 7.1 W 29 6 1 1 2 1 0 0 0 0 0 32 36 1.23 0.955	(8, 1) 1.2 W 5 0 0 0 1 0 0 0 0 0 0 7 7 0.00 0.000																				

Batter	1	2	3	4	5	6	7	8	9	10	11	AB	R	H	RBI	BB	SO	LOB	TOP								
Enzo Hernandez, R OBP: 0.414, SLG: 0.380			6-3	F8		4-3			F8		B2-4 1B	6	0	2	0	0	0	2									
Don Mason, L OBP: 0.263, SLG: 0.321	F8		G4-3 1B		SH1-4 1B			FC3-6 1B			B2-4 1B	5	1	3	0	1	0	2									
Larry Stahl, L OBP: 0.317, SLG: 0.441	F8		G4-3 1B		SH1-4			FC3-6 1B			F8	5	1	1	0	0	0	3									
Nate Colbert, R OBP: 0.407, SLG: 0.560	1B			5-3 1B	1B			G1			G4-6-3 1B	4	1	2	1	1	0	3									
Ollie Brown, R OBP: 0.318, SLG: 0.363	1B			K				E9 1B			6-3	5	0	2	1	0	1	2									
Ivan Murrell, R OBP: 0.297, SLG: 0.333		K		5-3 1B	1B			F6			5-3	5	1	2	0	0	1	1									
Dave Campbell, R OBP: 0.256, SLG: 0.310	F9			5-3				F9				4	0	0	0	0	0	4	AB 44								
Al Ferrara, R OBP: 0.333, SLG: 0.188											1B	1	0	1	0	0	0	0	R 4								
Tommy Dean, R OBP: 0.188, SLG: 0.188											1B	0	0	0	0	0	0	0	H 16								
Bob Barton, R OBP: 0.273, SLG: 0.375								F7				4	0	2	0	1	0	0	RBI 4								
Clay Kirby, R OBP: 0.296, SLG: 0.286																			BB 3								
Ray Webster, L OBP: 0.200, SLG: 0.200																			SO 5								
Bill Laxton, L																			LOB 20								
Inning Stats	R: 0 E: 0 K: 0 S: 4	H: 2 LOB: 2 BB: 1 P: 8	R: 0 E: 0 K: 2 S: 8	H: 1 LOB: 1 BB: 0 P: 8	R: 0 E: 0 K: 1 S: 3	H: 1 LOB: 0 BB: 1 P: 3	R: 2 E: 0 K: 1 S: 8	H: 3 LOB: 2 BB: 1 P: 12	R: 1 E: 0 K: 0 S: 6	H: 0 LOB: 0 BB: 0 P: 5	R: 1 E: 1 K: 0 S: 5	H: 2 LOB: 1 BB: 1 P: 5	R: 0 E: 0 K: 1 S: 5	H: 0 LOB: 0 BB: 0 P: 5	R: 0 E: 0 K: 0 S: 3	H: 1 LOB: 1 BB: 1 P: 7	R: 0 E: 0 K: 0 S: 5	H: 2 LOB: 2 BB: 0 P: 5	R: 0 E: 0 K: 0 S: 3	H: 1 LOB: 0 BB: 0 P: 3	1B: 16 2B: 1 3B: 0 HR: 0	SF: 0 SAC: 1 DP: 3 HBP: 0	WP: 0 PB: 0 SB: 2 CS: 0	PA: 48			
PITCHER	IP 5.0	WLS 25	BF 8	H 10	R 3	ER 3	SO 3	BB 1	IBB 0	HBP 0	BLK 0	WP 0	HR 0	S 29	P 37	ERA 5.40	WHIP 2.200										
Bob Moose, R ERA: 3.54	(1, 1)																										
Nelson Briles, R ERA: 2.93	(6, 1)	2.0	8	2	1	1	1	0	0	0	0	0	0	10	10	4.50	1.000										
Dave Glustl, R ERA: 1.54	(8, 1)	2.0	7	1	0	0	1	1	0	0	0	0	0	8	12	0.00	1.000										
Mudcat Grant, R ERA: 2.0	(10, 1)	2.0	W	8	3	0	0	0	0	0	0	0	0	8	8	0.00	1.500										

San Diego Padres @ Pittsburgh Pirates
Three Rivers Stadium, Pittsburgh, PA
Sat May 01 1971, 3:33 AM EDT
Att: 6,068 - Cloudy

AB	44
R	4
H	16
RBI	4
BB	3
SO	5
LOB	20



Batter	1	2	3	4	5	6	7	8	9	10	11	AB	R	H	RBI	BB	SO	LOB	BOTTOM								
Dave Cash, R OBP: 0.407, SLG: 0.410	K		F9		HR				4-3			5	1	1	1	0	1	2									
Richie Hebner, L OBP: 0.341, SLG: 0.456	CS 1B		K		HR			6-3				4	1	2	2	1	1	2									
Vic Davallito, L OBP: 0.394, SLG: 0.615	HR		L8		F5			G3				4	1	1	1	0	0	2									
Roberto Clemente, R OBP: 0.299, SLG: 0.369												1	0	0	0	0	0	1									
Willie Stargell, L OBP: 0.489, SLG: 0.813	1B				F9			1B				5	0	3	0	0	1	2									
Al Oliver, L OBP: 0.276, SLG: 0.305	K			5-3				G3				5	0	1	0	0	1	3									
Bob Robertson, R OBP: 0.289, SLG: 0.382				1-3				6-3				4	1	0	0	1	1	3									
Manny Sanguillen, R OBP: 0.279, SLG: 0.357	F8			6-3				CS 1B				4	0	1	0	0	0	3									
Gene Alley, R OBP: 0.273, SLG: 0.452	F9				G3			CS				4	0	1	1	1	0	0									
Bob Moose, R ERA: 3.54	(1, 1)											0	0	0	0	1	0	0									
Chuck Ealey, R ERA: 2.93	(6, 1)											1	0	1	0	0	0	0									
Nelson Briles, R ERA: 2.93	(8, 1)											0	1	0	0	0	0	0									
Gene Glavin, R ERA: 1.54	(7, PH)											1	0	0	0	0	0	1									
Dave Glustl, R ERA: 1.54	(8, 1)											0	0	0	0	0	0	0									
Jose Pagan, R ERA: 2.0	(9, PH)											1	0	0	0	0	0	0									
Mudcat Grant, R ERA: 2.0	(10, 1)											0	0	0	0	0	0	0									
Inning Stats	R: 1 E: 0 K: 2 S: 9	H: 3 LOB: 1 BB: 0 P: 9	R: 0 E: 0 K: 1 S: 5	H: 0 LOB: 0 BB: 0 P: 5	R: 0 E: 0 K: 1 S: 5	H: 0 LOB: 1 BB: 1 P: 9	R: 0 E: 0 K: 0 S: 4	H: 1 LOB: 1 BB: 0 P: 4	R: 3 E: 0 K: 0 S: 6	H: 3 LOB: 1 BB: 0 P: 6	R: 0 E: 0 K: 0 S: 3	H: 1 LOB: 0 BB: 1 P: 7	R: 0 E: 0 K: 0 S: 5	H: 0 LOB: 2 BB: 0 P: 5	R: 0 E: 0 K: 0 S: 3	H: 0 LOB: 0 BB: 0 P: 3	R: 0 E: 0 K: 1 S: 5	H: 0 LOB: 1 BB: 1 P: 9	R: 1 E: 0 K: 0 S: 2	H: 1 LOB: 1 BB: 1 P: 6	1B: 7 2B: 1 3B: 1 HR: 2	SF: 0 SAC: 1 DP: 0 HBP: 0	WP: 0 PB: 0 SB: 1 CS: 2	PA: 45			
PITCHER	IP 9.0	WLS 7	BF 37	H 10	R 4	ER 4	SO 4	BB 1	IBB 0	HBP 0	BLK 0	WP 0	HR 2	S 43	P 51	ERA 4.00	WHIP 1.333										
Clay Kirby, R ERA: 5.4	(1, 1)																										
Bill Laxton, L ERA: 3.0	(10, 1)	1.1	L	7	1	1	1	2	0	0	0	0	0	7	15	6.75	2.250										

San Diego Padres @ Pittsburgh Pirates
Three Rivers Stadium, Pittsburgh, PA
Sat May 01 1971, 3:33 AM EDT
Att: 6,068 - Cloudy

AB	39
R	5
H	11
RBI	5
BB	4
SO	5
LOB	19



Batter	1	2	3	4	5	6	7	8	9	AB	R	H	RBI	BB	SO	LOB	TOP			
Enzo Hernandez, R (1,6) OBP: 0.387, SLG: 0.352	0-0 3-1		0-0 L9			0-0 6-3		0-0 F7		4	0	0	0	0	0	1	San Diego Padres @ Pittsburgh Pirates Three Rivers Stadium, Pittsburgh, PA Sun May 02 1971, 3:33 AM EDT Att: 8,482 - Unknown livebaseballscorecards.com			
Don Mason, L (1,4) OBP: 0.282, SLG: 0.317	0-0 6-3		0-0 1B			0-0 3-1		0-0 L9		4	0	1	0	0	0	0				
Larry Stahl, L (1,7) OBP: 0.313, SLG: 0.419	0-0 6-3		0-0 4-3			4-0 1B BB		0-0 F3		3	0	0	0	1	0	2				
Nate Colbert, R (1,3) OBP: 0.400, SLG: 0.544		0-3 K		0-0 F7		0-0 1B		0-0 5-3		4	0	1	0	0	1	0				
Ollie Brown, R (1,9) OBP: 0.304, SLG: 0.345		0-3 K		0-0 6-3		0-0 F4		0-0 F2		4	0	0	0	0	1	2				
Ivan Murrell, R (1,8) OBP: 0.317, SLG: 0.350		0-0 F3		0-0 1-3			0-0 F9-5 1B	0-0 1B		4	0	2	0	0	0	0				
Dave Campbell, R (1,5) Ray Webster, L (0, PH) OBP: 0.167, SLG: 0.167			0-0 2B 1B		0-0 4-3		0-3 K	0-0 F6		3	1	1	0	0	1	1				
Bob Barton, R (1,2) OBP: 0.306, SLG: 0.429			0-0 FC3-5 1-H 2B		0-0 F4		0-0 1B			3	0	2	1	0	0	0				
Steve Arlin, R (1,1) Dick Kelley, R (7,1) OBP: 0.125, SLG: 0.125			0-0 FC3-5 1B 2-3		0-0 5-3		0-0 F9-5 2-3			3	0	0	0	0	0	3				
										0	0	0	0	0	0	0				
Inning Stats	R: 0 E: 0 K: 0 S: 3	H: 0 LOB: 0 BB: 0 P: 3	R: 0 E: 0 K: 2 S: 7	H: 0 LOB: 0 BB: 0 P: 7	R: 1 E: 0 K: 0 S: 6	H: 3 LOB: 2 BB: 0 P: 6	R: 0 E: 0 K: 0 S: 3	H: 0 LOB: 0 BB: 0 P: 3	R: 0 E: 0 K: 0 S: 4	H: 1 LOB: 2 BB: 1 P: 8	R: 0 E: 0 K: 1 S: 6	H: 2 LOB: 1 BB: 0 P: 6	R: 0 E: 0 K: 0 S: 3	H: 0 LOB: 0 BB: 0 P: 3	R: 0 E: 0 K: 0 S: 4	H: 1 LOB: 1 BB: 0 P: 4	1B: 6 2B: 2 3B: 0 HR: 0	SF: 0 SAC: 0 DP: 1 HBP: 0	WP: 0 PB: 0 SB: 0 CS: 0	PA: 34
PITCHER	IP WLS BF H R ER SO BB IBB HBP BLK WP HR S P ERA WHIP	IP WLS BF H R ER SO BB IBB HBP BLK WP HR S P ERA WHIP																		
Dock Ellis, R (1,1) ERA: 1.96	7.0 W 27 6 1 1 3 1 0 0 0 0 0 32 36 1.29 1.000	2.0 S 7 1 0 0 0 0 0 0 0 0 0 7 7 0.00 0.500																		
Dave Giusti, R (8,1) ERA: 1.32																				

Batter	1	2	3	4	5	6	7	8	9	AB	R	H	RBI	BB	SO	LOB	BOTTOM	
Dave Cash, R (1,4) OBP: 0.389, SLG: 0.390	0-0 5-3	0-0 G1-2-3 3-H		0-0 F6			0-0 E1 1B			4	1	0	0	0	0	5	San Diego Padres @ Pittsburgh Pirates Three Rivers Stadium, Pittsburgh, PA Sun May 02 1971, 3:33 AM EDT Att: 8,482 - Unknown livebaseballscorecards.com	
Gene Clines, R (1,9) OBP: 0.227, SLG: 0.150			0-0 L4-3		0-0 L8		0-0 2H 3B 1B			4	1	2	1	0	0	0		
Richie Hebner, L (1,5) OBP: 0.337, SLG: 0.470	0-0 F7		0-0 F8		0-0 4-3		0-0 2H 1H SF8 3B			4	1	1	1	0	0	1		
Willie Stargell, L (1,7) OBP: 0.402, SLG: 0.793	0-0 F3		4-0 BB		0-0 4-3		0-0 3H SF8			2	0	0	1	1	0	1		
Al Oliver, L (1,8) OBP: 0.275, SLG: 0.302		0-0 F5	0-0 F7			0-0 G6-4-3 1B	0-0 F8			4	0	1	0	0	0	1		
Bob Robertson, R (1,3) OBP: 0.297, SLG: 0.388		0-0 1B 2B		0-0 1-3		0-0 G6-4-3 1-2	0-3 K			4	1	1	0	0	1	1		
Manny Sanguillen, R (1,2) OBP: 0.278, SLG: 0.352		0-0 BB BB G1-2-3 1B 2H		0-0 F9		0-0 F5	0-0 F3			4	0	1	1	0	0	0		
Gene Alley, R (1,6) OBP: 0.351, SLG: 0.500		4-0 BB 1-2 BB BB		0-0 1B 1B			0-0 S E 1B	0-0 1B		3	1	3	0	1	0	0		
Dock Ellis, S (1,1) Bill Mazerowski, R (7, PH) Dave Giusti, R (8,1) OBP: 0.357, SLG: 0.250		4-0 1-2 2-3 BB		0-0 1B		0-0 1-2 1B	0-0 L9	0-3 K		1	0	1	0	1	0	0		
										1	0	0	0	0	1	1		
										1	0	0	0	0	1	1		
Inning Stats	R: 0 E: 0 K: 0 S: 4	H: 1 LOB: 1 BB: 0 P: 4	R: 1 E: 0 K: 0 S: 4	H: 2 LOB: 2 BB: 2 P: 12	R: 0 E: 0 K: 0 S: 5	H: 0 LOB: 1 BB: 1 P: 7	R: 0 E: 0 K: 0 S: 3	H: 2 LOB: 2 BB: 0 P: 5	R: 0 E: 0 K: 0 S: 3	H: 0 LOB: 0 BB: 0 P: 3	R: 4 E: 1 K: 0 S: 7	H: 3 LOB: 0 BB: 0 P: 7	R: 0 E: 0 K: 2 S: 8	H: 1 LOB: 1 BB: 0 P: 8	1B: 8 2B: 1 3B: 1 HR: 0	SF: 1 SAC: 0 DP: 2 HBP: 0	WP: 0 PB: 0 SB: 1 CS: 0	PA: 36
PITCHER	IP WLS BF H R ER SO BB IBB HBP BLK WP HR S P ERA WHIP	IP WLS BF H R ER SO BB IBB HBP BLK WP HR S P ERA WHIP																
Steve Arlin, R (1,1) ERA: 8.22	6.1 L 29 8 4 3 0 3 0 0 0 0 0 26 38 4.26 1.737	1.2 7 2 1 1 2 0 0 0 0 0 0 11 11 5.40 1.200																
Dick Kelley, L (7,1) ERA: 8.71																		

Batter	1	2	3	4	5	6	7	8	9	AB	R	H	RBI	BB	SO	LOB	TOP						
Dave Cash, R OBP: 0.365, SLG: 0.364 (1, 4)	0-0 6-3	0-0 4-3			0-0 6-3		0-3 K	0-0 E3 1B	0-0 5-3	6	1	0	0	0	1	4	Pittsburgh Pirates @ San Francisco Giants Candlestick Park, San Francisco, CA Tue May 04 1971, 10:05 PM EDT Att: 8,263 - Unknown livebaseballscorecards.com						
Richie Hebner, L OBP: 0.351, SLG: 0.483 (1, 5)	4-0 BB		0-3 K		0-0 F6		0-0 PB 1B 1-H 2B	0-0 1B HR 1B		4	2	2	2	1	1	0							
Roberto Clemente, R OBP: 0.394, SLG: 0.388 (1, 9)	0-0 F7		0-3 K		0-3 K		0-0 1B	0-0 HR 1B		5	1	2	2	0	2	1							
Willie Stargell, L OBP: 0.402, SLG: 0.805 (1, 7)	0-3 K		0-3 K			0-0 1B 1B	0-3 K	0-0 HR 1B		5	1	2	3	0	3	2							
Al Oliver, L OBP: 0.271, SLG: 0.297 (1, 8)		0-0 2B 1B			0-0 F8		0-0 F7	0-3 4-3	0-3 K	5	1	1	0	0	1	2							
Bob Robertson, R OBP: 0.292, SLG: 0.376 (1, 3)		0-0 F8		0-3 K		0-3 K		0-3 6-3		5	0	1	0	0	2	2							
Manny Sanguillen, R OBP: 0.305, SLG: 0.398 (1, 2)		0-0 1-H 2B			0-0 2B		0-0 1B	0-0 E4 1B	0-0 K	5	1	4	1	0	1	1							
Gene Alley, R OBP: 0.381, SLG: 0.472 (1, 6)		4-0 IBB		4-0 IBB		0-0 F6		4-0 1B E IBB	0-0 F9	2	1	0	0	3	0	2							
Steve Blass, R (1, 1)	0-3 K				0-0 F3		0-0 2B 1B	0-0 E 1B 1B	0-3 K	2	0	0	0	0	1	4							
Bob Moose, R (6, 1)										0	0	0	0	0	0	0							
Bill Mazaroski, R OBP: 0.273, SLG: 0.211 (7, PH)										1	0	1	0	0	0	0							
Dock Ellis, S OBP: 0.357, SLG: 0.250 (7, PR)										0	1	0	0	0	0	0							
Mudcat Grant, R OBP: 0.697, SLG: 0.500 (7, 1)										2	1	1	1	0	1	0							
Inning Stats	R: 0 E: 0 K: 1 S: 5	H: 0 LOB: 1 BB: 1 P: 9	R: 1 E: 0 K: 1 S: 7	H: 2 LOB: 2 BB: 1 P: 11	R: 0 E: 0 K: 3 S: 9	H: 0 LOB: 0 BB: 0 P: 9	R: 0 E: 0 K: 1 S: 6	H: 1 LOB: 2 BB: 1 P: 10	R: 0 E: 0 K: 1 S: 7	H: 2 LOB: 2 BB: 0 P: 7	R: 2 E: 0 K: 2 S: 10	H: 3 LOB: 1 BB: 0 P: 10	R: 7 E: 2 K: 2 S: 14	H: 6 LOB: 1 BB: 1 P: 18	R: 0 E: 0 K: 1 S: 5	H: 0 LOB: 0 BB: 0 P: 5	1B: 10 2B: 3 3B: 0 HR: 1	SF: 0 SAC: 0 DP: 0 HBP: 0	WP: 0 PB: 1 SB: 0 CS: 0	PA: 46			
PITCHER	IP WLS BF H R ER SO BB IBB HBP BLK WP HR S P ERA WHIP	6.1 L 30 8 3 3 9 1 2 0 0 0 0 45 57 4.26 1.421	7.1 0.2 2 0 0 0 1 0 0 0 0 0 0 4 4 0.00 0.000	8.1 0.1 7 4 6 5 0 0 1 0 0 0 0 6 10 135.00 12.000	8.1 1.2 7 2 1 1 3 0 0 0 0 0 1 13 13 5.40 1.200																		

Batter	1	2	3	4	5	6	7	8	9	AB	R	H	RBI	BB	SO	LOB	BOTTOM						
Bobby Bonds, R OBP: 0.404, SLG: 0.663 (1, 9)	0-0 F7		0-0 FC5-4 CS			4-0 FC3-6 1B BB	0-0 F8		0-0 FC6-4	4	1	0	0	1	0	3	Pittsburgh Pirates @ San Francisco Giants Candlestick Park, San Francisco, CA Tue May 04 1971, 10:05 PM EDT Att: 8,263 - Unknown livebaseballscorecards.com						
Chris Speier, R OBP: 0.370, SLG: 0.336 (1, 6)	4-0 BB		0-0 CS	0-0 F9		0-0 FC3-6 1B		0-0 F4		3	0	1	0	1	0	0							
Ken Henderson, S OBP: 0.352, SLG: 0.419 (1, 8)	0-0 F8			0-0 4-3		0-0 FC3-6 1B 1B		0-0 F9		4	1	0	0	0	0	3							
Willie McCovey, L OBP: 0.355, SLG: 0.515 (1, 3)	0-0 F6			0-0 F9		0-0 1B 1B		0-0 1B		4	0	2	1	0	0	1							
Dick Dietz, R OBP: 0.439, SLG: 0.435 (1, 2)		0-3 K			0-0 6-3	0-0 1B		0-0 F8		4	0	1	1	0	1	1							
George Foster, R OBP: 0.338, SLG: 0.500 (1, 7)		0-0 F4		0-0 F8	0-0 F3	0-0 F9		0-0 F2		4	0	0	0	0	0	2							
Tito Fuentes, S OBP: 0.294, SLG: 0.329 (1, 4)		0-0 F7				0-0 2B		0-0 1B 1B		4	0	2	0	0	0	2							
Al Gallagher, R OBP: 0.313, SLG: 0.345 (1, 5)			0-0 FC1-6 1B		4-0 IBB		0-3 K		0-0 F9	3	0	1	0	1	1	1							
Steve Stone, R OBP: 0.206, SLG: 0.200 (7, PH)			0-0 FC1-6 FC5-4		0-3 K		0-0 6-3		0-0 FC6-4 1B	2	0	0	0	0	1	3							
Ron Bryant, S OBP: 0.296, SLG: 0.222 (8, 1)										0	0	0	0	0	0	0							
Jiminy Ross, S OBP: 0.296, SLG: 0.222 (8, 1)										0	0	0	0	0	0	0							
Don McMahon, R OBP: 0.296, SLG: 0.222 (8, 1)										0	0	0	0	0	0	0							
Steve Hamilton, L OBP: 0.275, SLG: 1.714 (8, PH)										1	0	1	0	0	0	0							
Inning Stats	R: 0 E: 0 K: 0 S: 3	H: 0 LOB: 1 BB: 1 P: 7	R: 0 E: 0 K: 1 S: 5	H: 0 LOB: 0 BB: 0 P: 5	R: 0 E: 0 K: 0 S: 3	H: 1 LOB: 0 BB: 0 P: 3	R: 0 E: 0 K: 0 S: 3	H: 0 LOB: 0 BB: 0 P: 3	R: 0 E: 0 K: 1 S: 6	H: 1 LOB: 2 BB: 1 P: 10	R: 2 E: 0 K: 0 S: 6	H: 3 LOB: 2 BB: 1 P: 10	R: 0 E: 0 K: 1 S: 5	H: 0 LOB: 0 BB: 0 P: 5	R: 0 E: 0 K: 0 S: 4	H: 1 LOB: 1 BB: 0 P: 4	R: 0 E: 0 K: 0 S: 5	H: 2 LOB: 2 BB: 0 P: 5	1B: 7 2B: 1 3B: 0 HR: 0	SF: 0 SAC: 0 DP: 0 HBP: 0	WP: 0 PB: 0 SB: 0 CS: 1	PA: 38	
PITCHER	IP WLS BF H R ER SO BB IBB HBP BLK WP HR S P ERA WHIP	5.1 W 23 5 2 2 2 2 1 0 0 0 0 24 36 3.38 1.312	6.1 0.2 W 2 0 0 0 0 0 0 0 0 0 2 2 0.00 0.000	7.1 3.0 S 12 3 0 0 1 0 0 0 0 0 14 14 0.00 1.000																			

AB 42
R 10
H 14
RBI 9
BB 4
SO 13
LOB 18



AB 34
R 2
H 8
RBI 2
BB 3
SO 3
LOB 16



Batter	1	2	3	4	5	6	7	8	9	AB	R	H	RBI	BB	SO	LOB	TOP			
Dave Cash, R OBP: 0.350, SLG: 0.348 (1, 4)	0-0 6-3		0-0 F2		0-0 6-3		0-0 F9			4	0	0	0	0	0	1				
Richie Hebner, L OBP: 0.347, SLG: 0.467 (1, 5)	4-0 FC6-4 BB		0-0 F2			0-3 K		0-0 3-1		3	0	0	0	1	1	0				
Roberto Clemente, R OBP: 0.292, SLG: 0.352 (1, 9)	0-0 FC6-4 1-2			0-3 K		0-0 4-3		0-0 G3		4	0	0	0	0	1	1				
Willie Stargell, L OBP: 0.396, SLG: 0.780 (1, 7)	0-0 4-3			0-0 F9		0-0 2B 1B		0-3 K		4	0	1	0	0	1	1				
Al Oliver, L OBP: 0.280, SLG: 0.309 (1, 8)		0-0 3-1		1-0 BB HBP		0-0 1-3 2B			0-0 4-3	3	0	1	0	0	0	0				
Bob Robertson, R OBP: 0.300, SLG: 0.409 (1, 3)		0-0 HR		4-0 1-2 BB		0-0 F7			0-0 F3	3	1	1	1	1	0	2				
Manny Sanguillen, R OBP: 0.293, SLG: 0.381 (1, 2)		0-0 F9		0-0 F9				0-0 F4		4	0	0	0	0	0	2				
Gene Alley, R OBP: 0.378, SLG: 0.447 (1, 6)		0-0 6-3			0-0 6-3			4-0 SH1-4 BB		2	0	0	0	1	0	0				
Luke Walker, L (1, 1)			0-0 6-3		0-0 G1			0-0 SH1-4 1-2		2	0	0	0	0	0	0				
Inning Stats	R: 0 E: 0 K: 0 S: 3	H: 0 LOB: 1 BB: 1 P: 7	R: 1 E: 0 K: 0 S: 4	H: 1 LOB: 0 BB: 0 P: 4	R: 0 E: 0 K: 0 S: 3	H: 0 LOB: 0 BB: 0 P: 3	R: 0 E: 0 K: 1 S: 5	H: 0 LOB: 2 BB: 1 P: 10	R: 0 E: 0 K: 0 S: 3	H: 2 LOB: 2 BB: 0 P: 7	R: 0 E: 0 K: 0 S: 3	H: 0 LOB: 1 BB: 1 P: 7	R: 0 E: 0 K: 1 S: 5	H: 0 LOB: 0 BB: 0 P: 5	R: 0 E: 0 K: 0 S: 3	H: 0 LOB: 0 BB: 0 P: 3	1B: 1 2B: 1 3B: 0 HR: 1	SF: 0 SAC: 1 DP: 0 HBP: 1	WP: 0 PB: 0 SB: 0 CS: 0	PA: 34
PITCHER Juan Marichal, R ERA: 1.8 (1, 1)	IP: 9.0 WLS: W BF: 34 H: 3 R: 1 ER: 1 SO: 3 BB: 3 IBB: 0 HBP: 1 BLK: 0 WP: 0 HR: 1 S: 36 P: 49 ERA: 1.00 WHIP: 0.667																			

Pittsburgh Pirates @ San Francisco Giants
Candlestick Park, San Francisco, CA
Wed May 05 1971, 6:33 AM EDT
Att: 5,212 - Unknown

AB 29
R 1
H 3
RBI 1
BB 3
SO 3
LOB 7

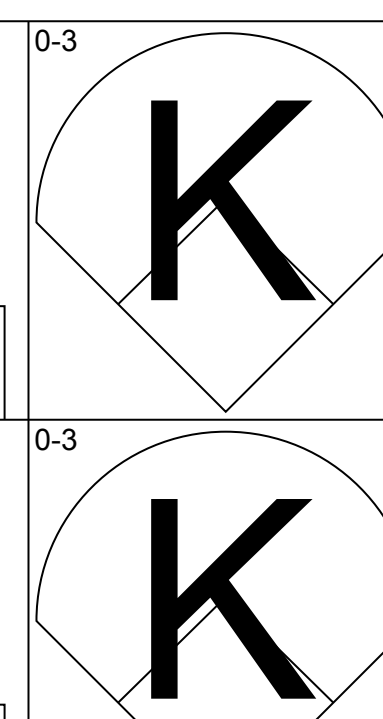
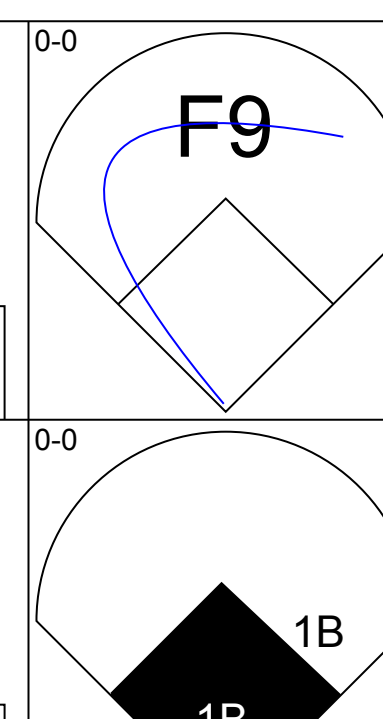
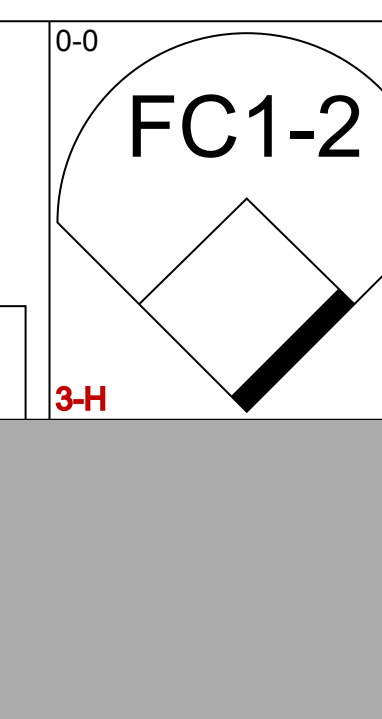
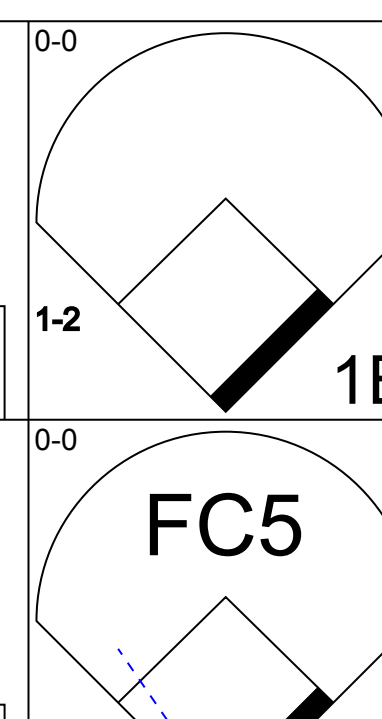
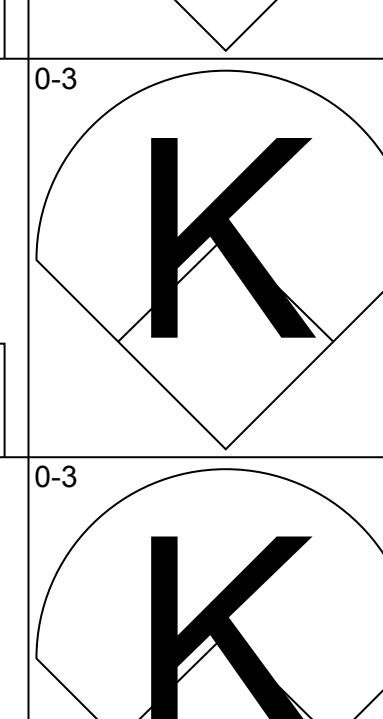
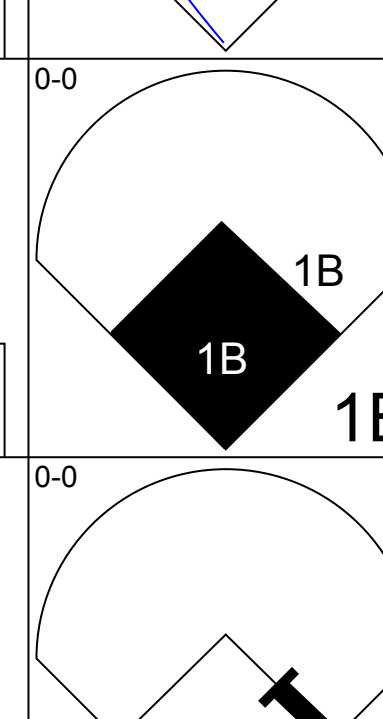
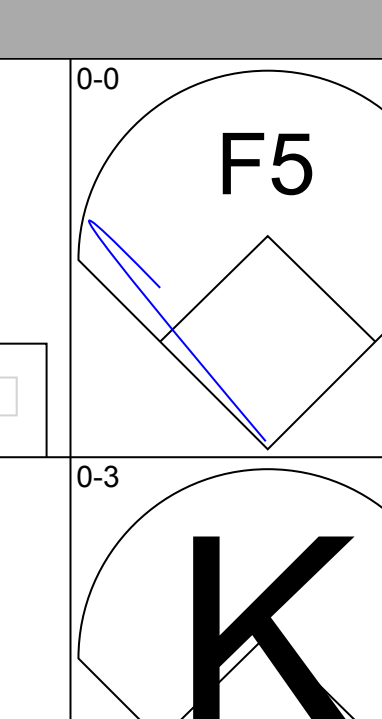
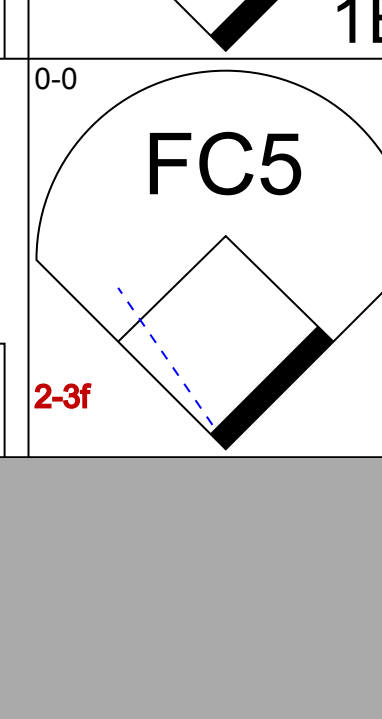
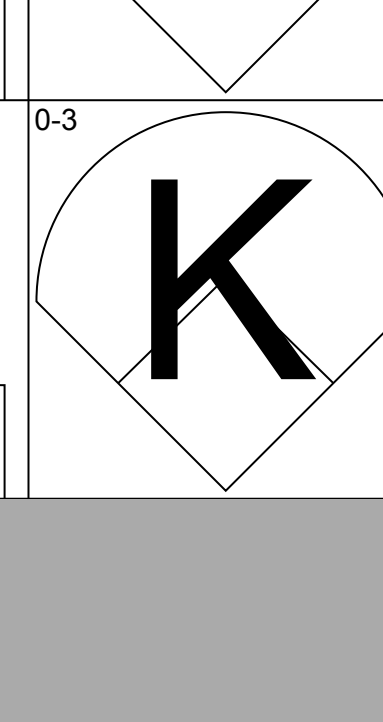
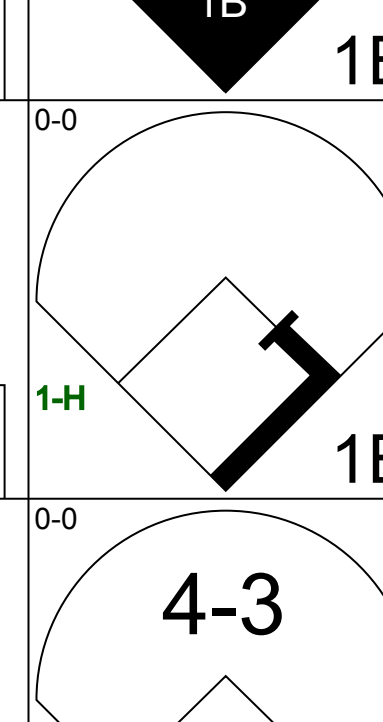
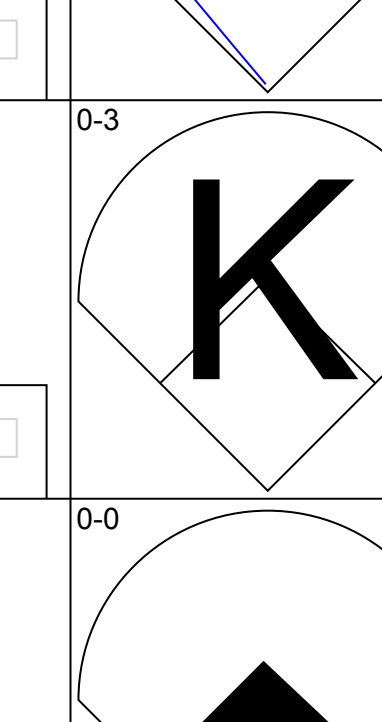
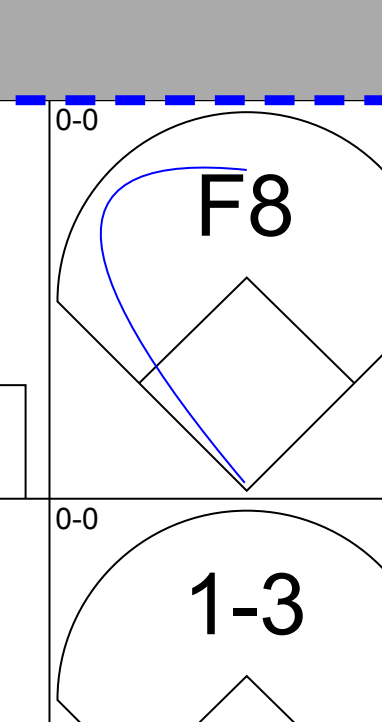
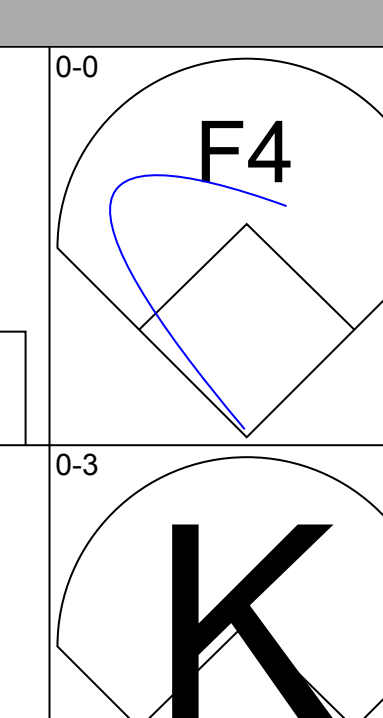
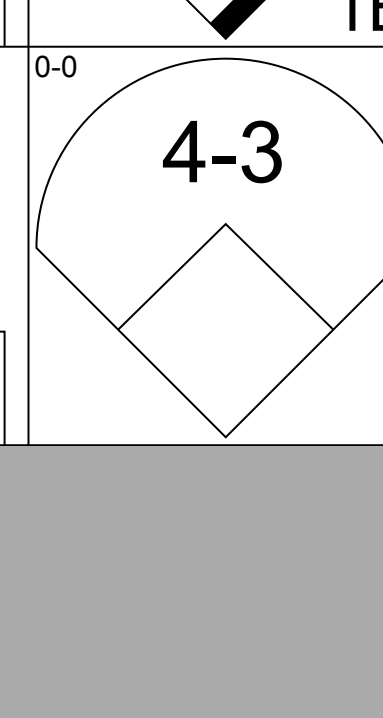
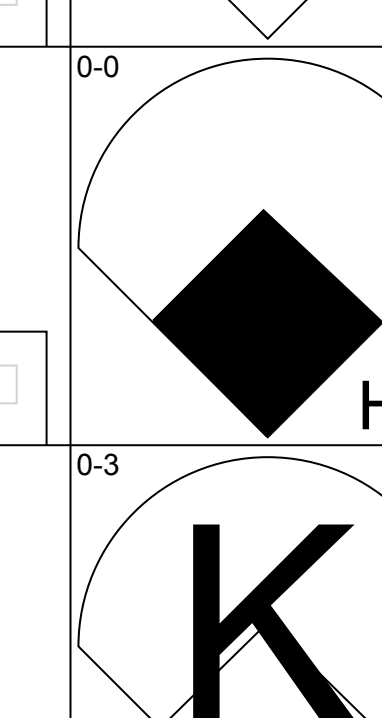
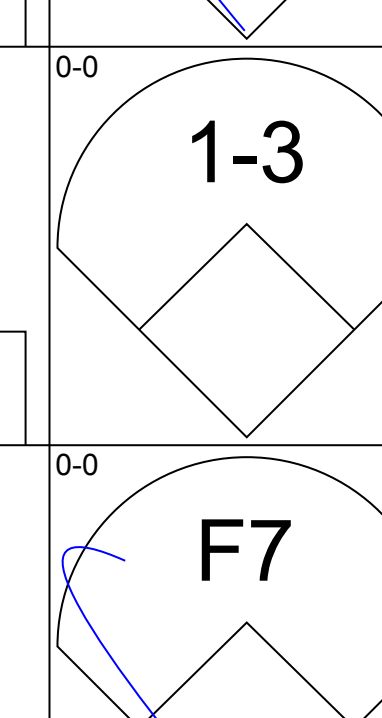
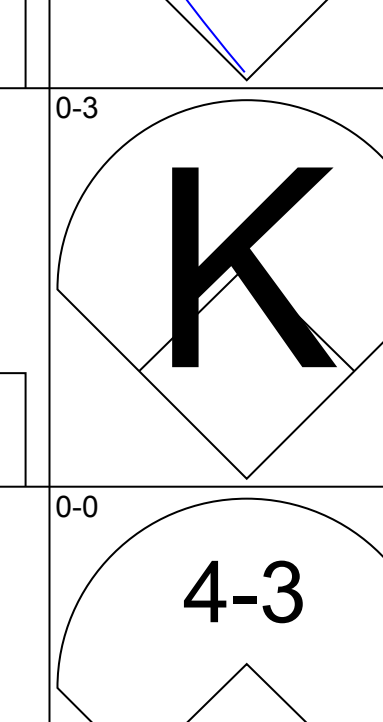
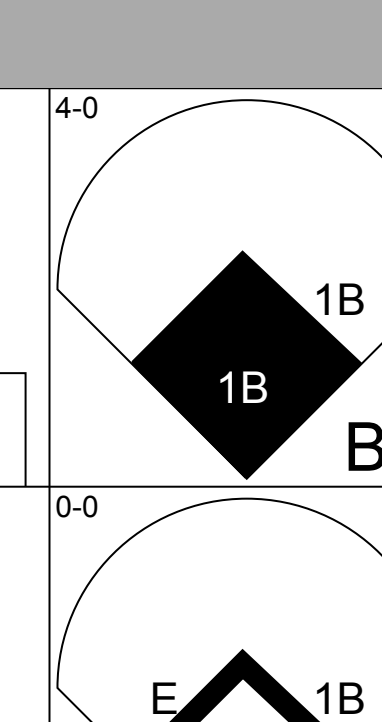
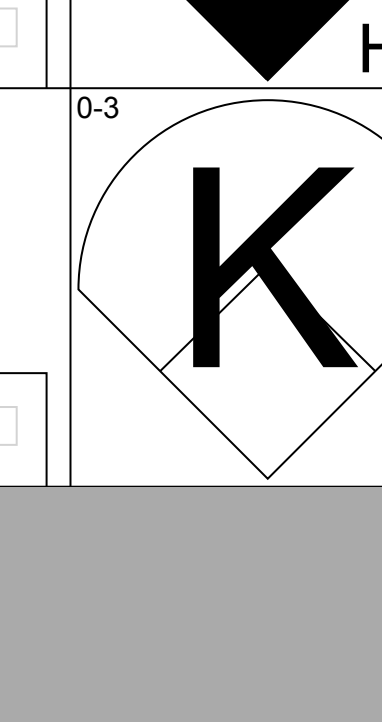
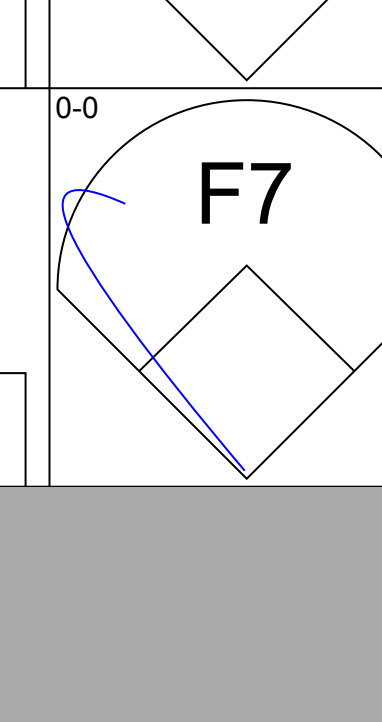
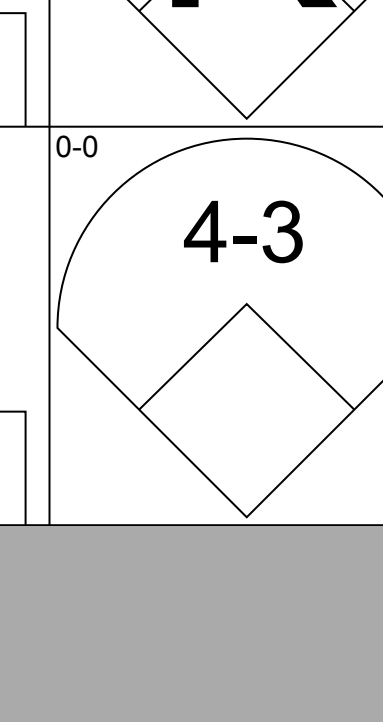
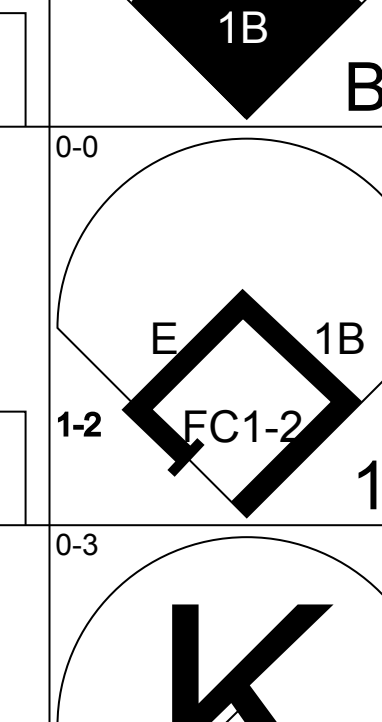
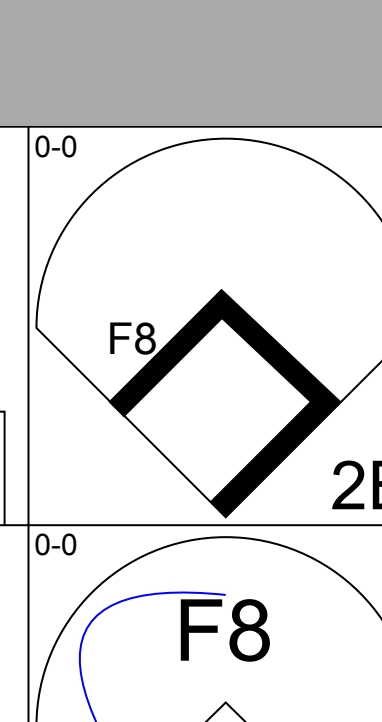
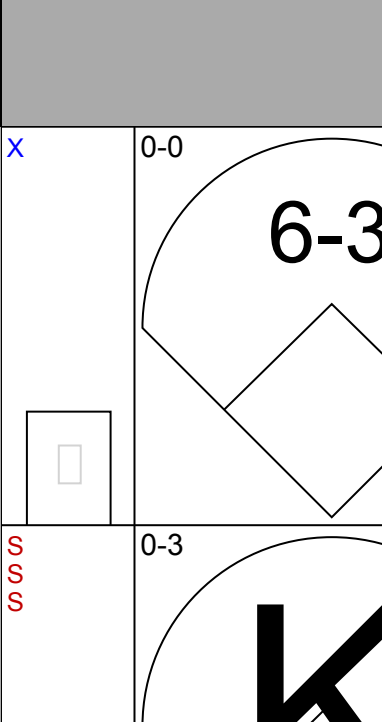
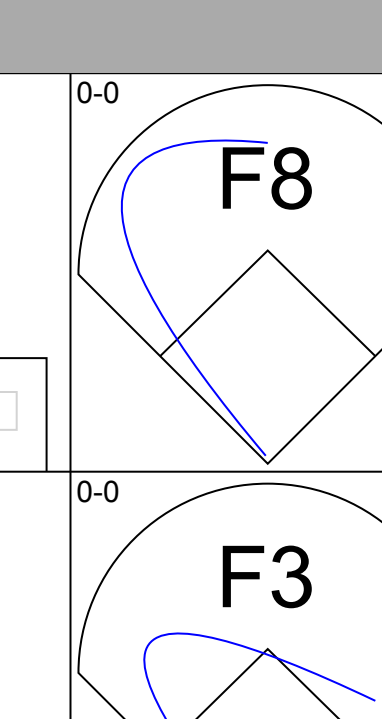
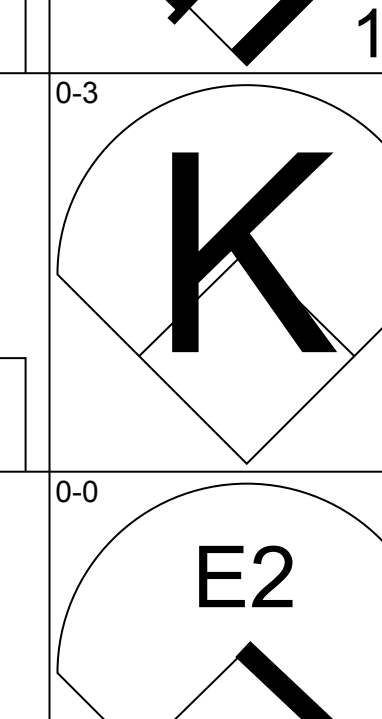
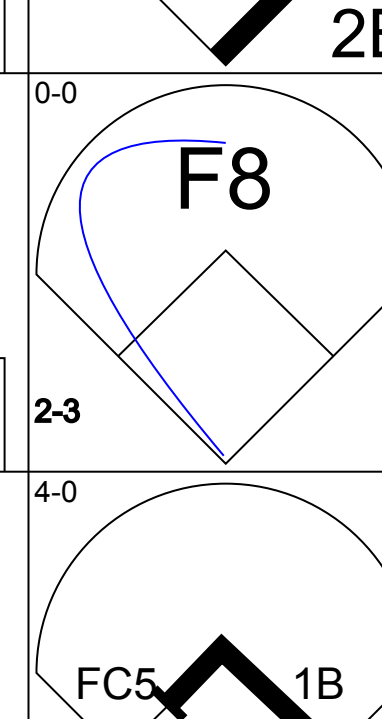
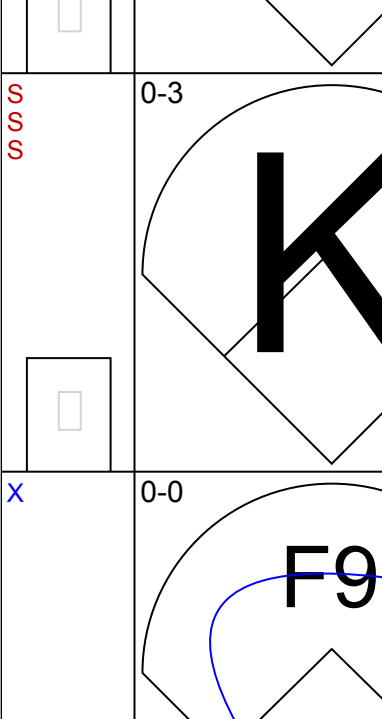
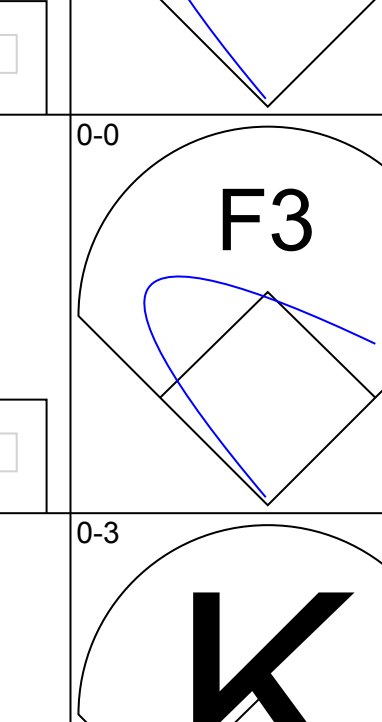
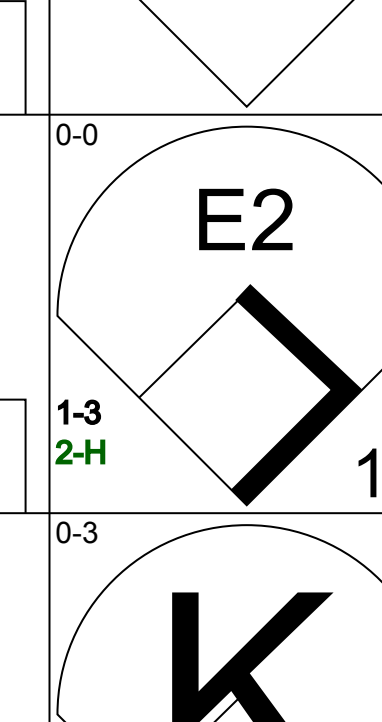
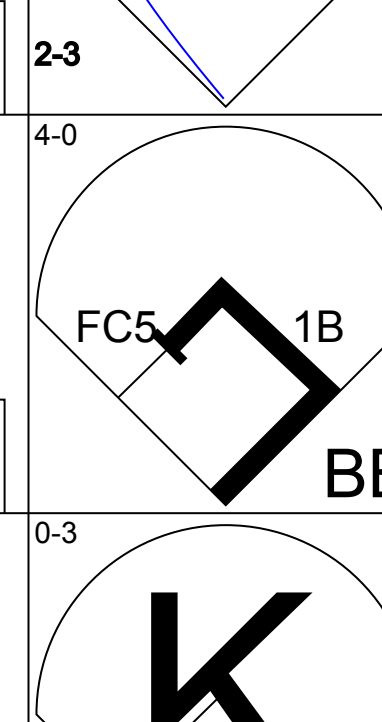
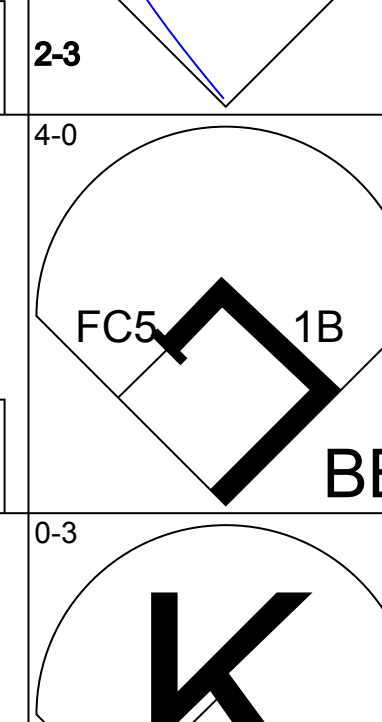
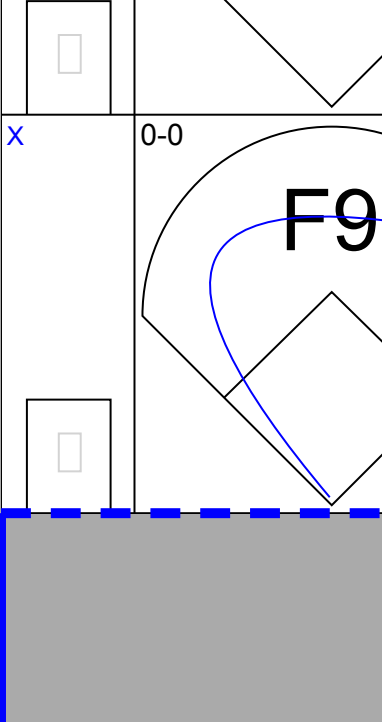
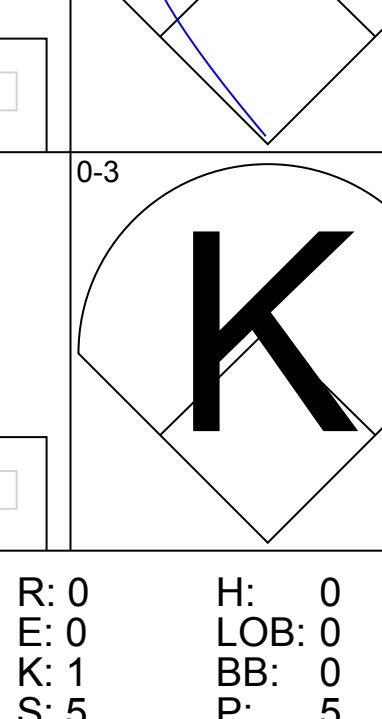
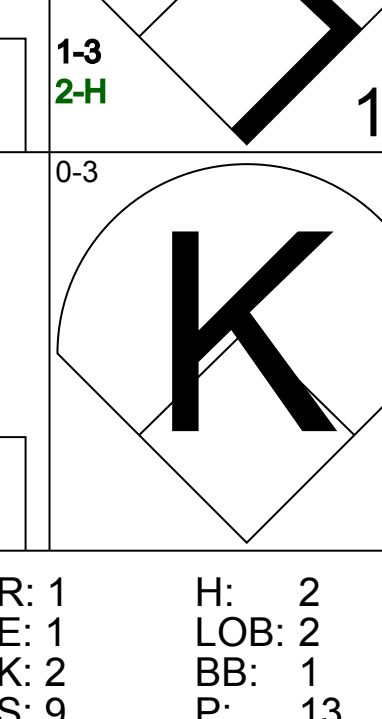
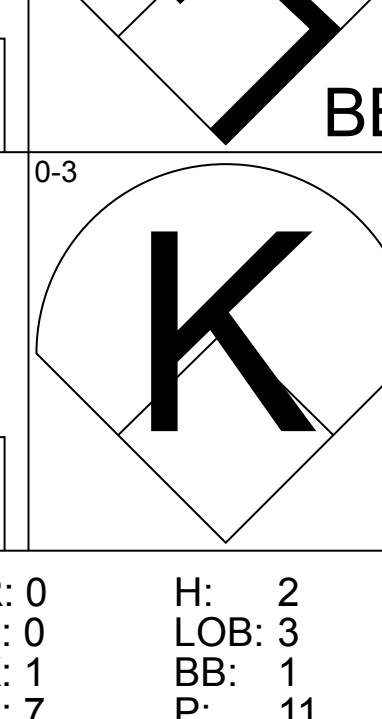


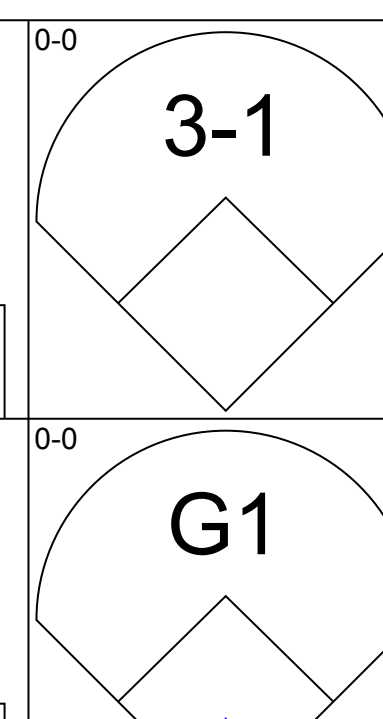
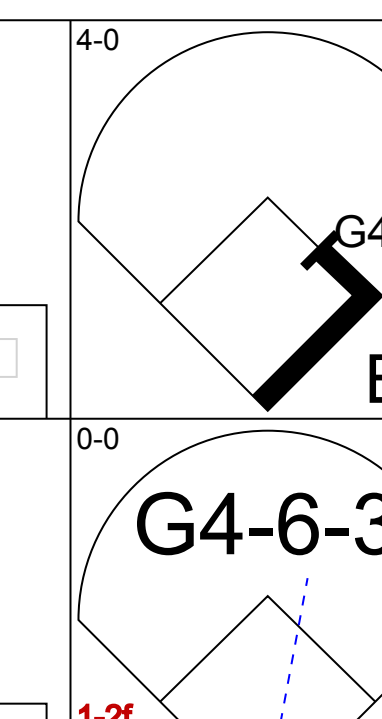
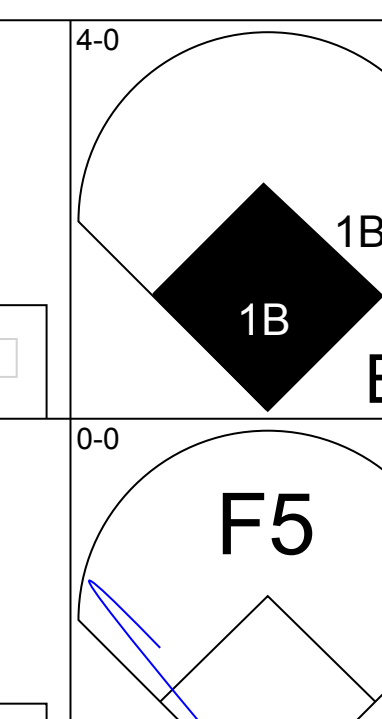
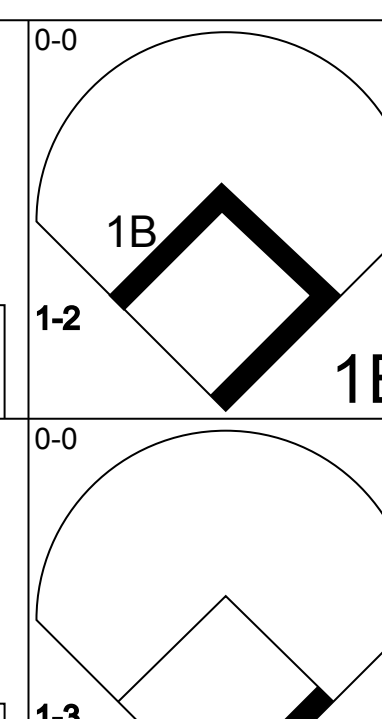
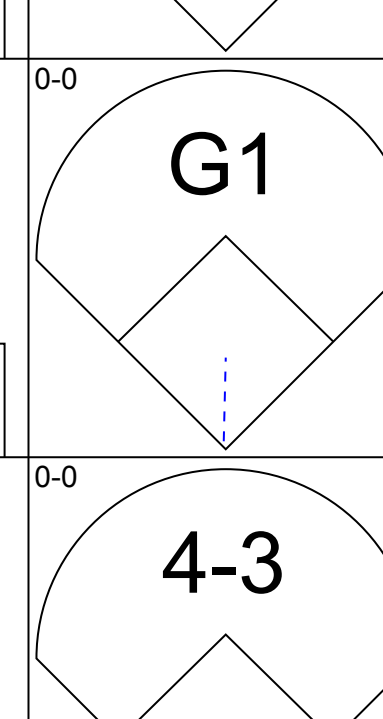
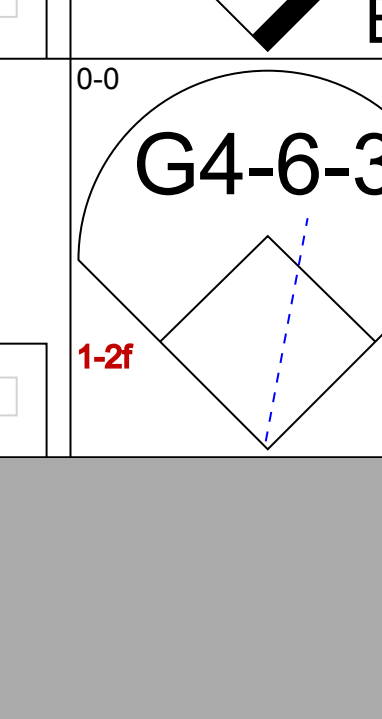
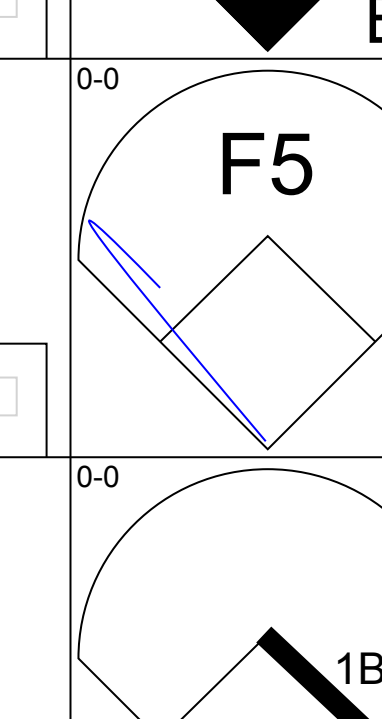
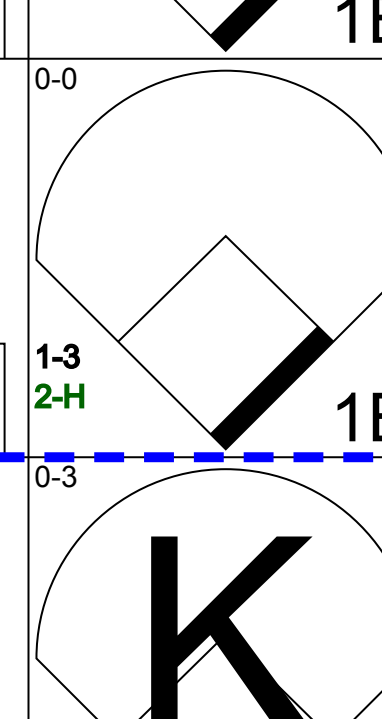
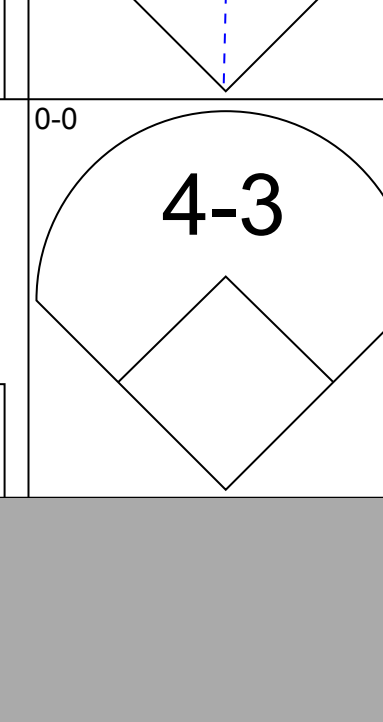
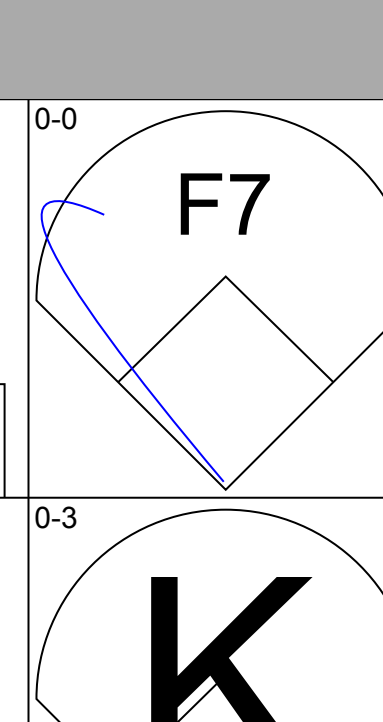
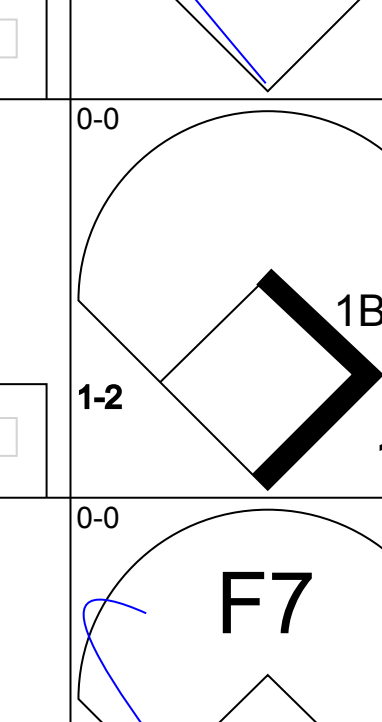
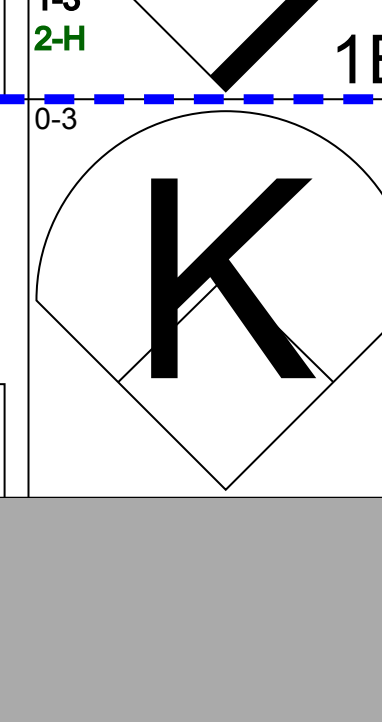
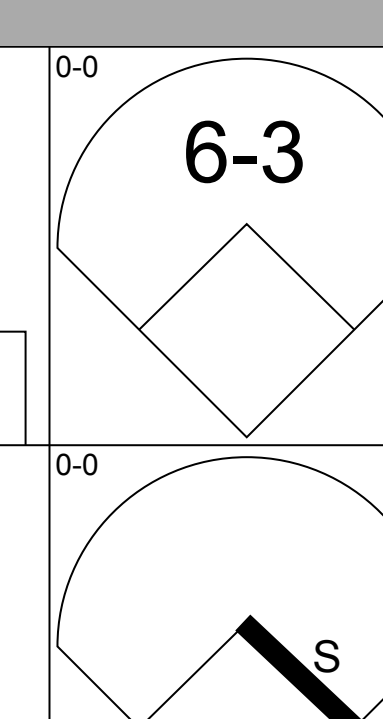
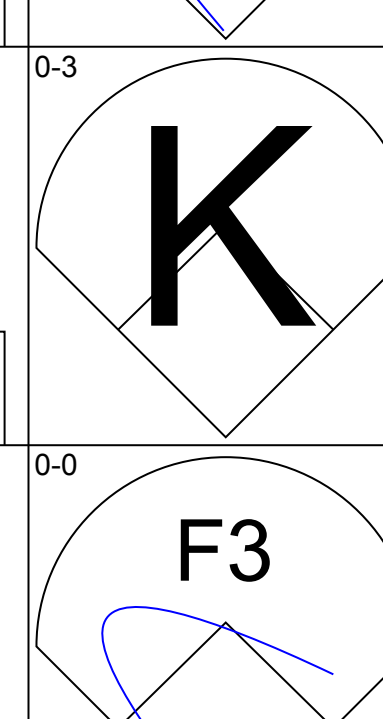
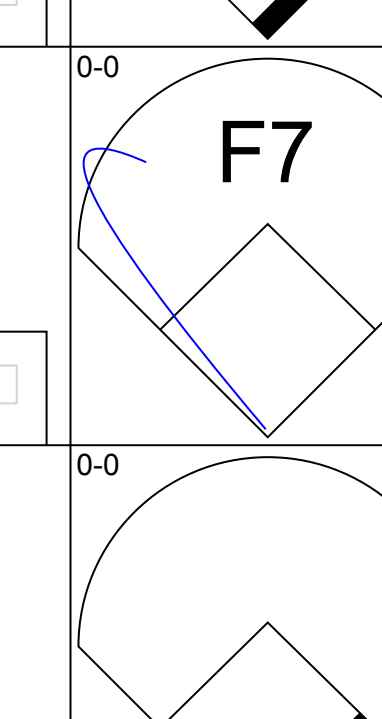
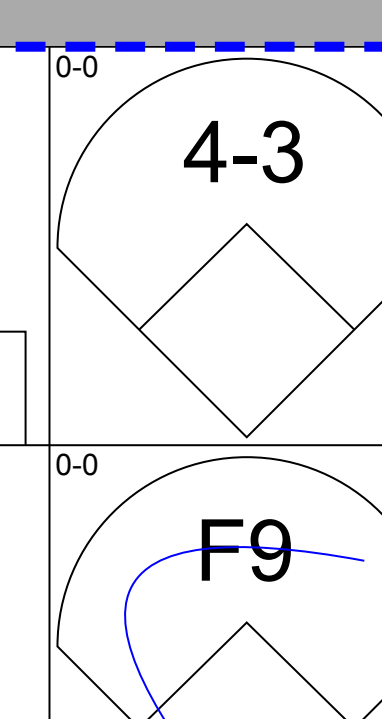
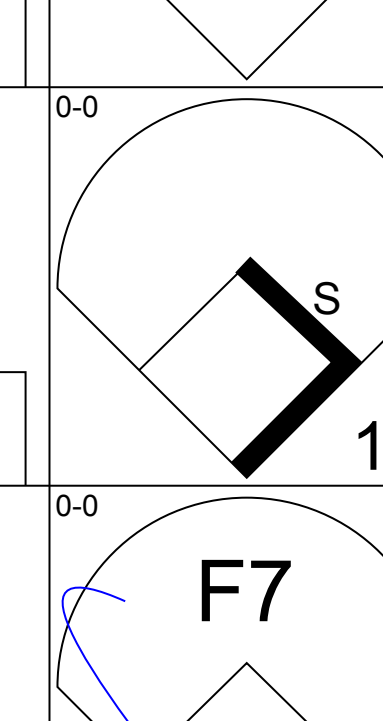
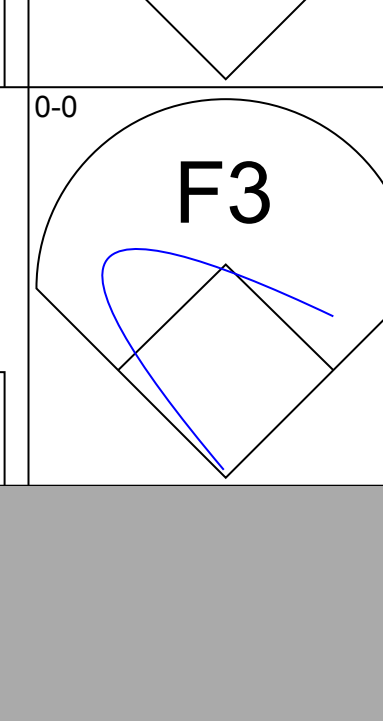
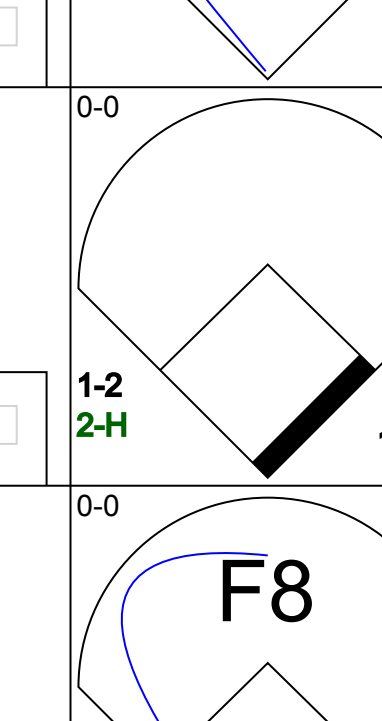

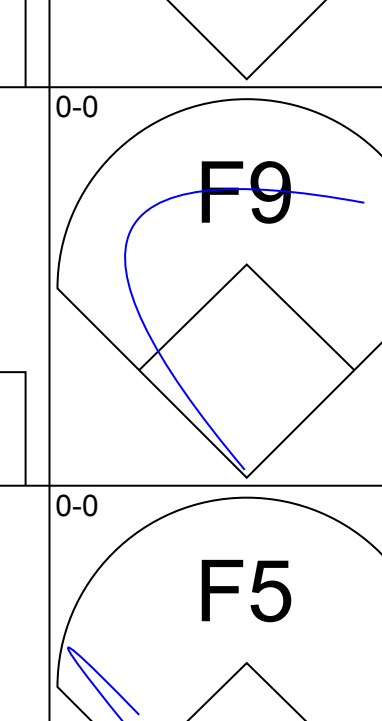
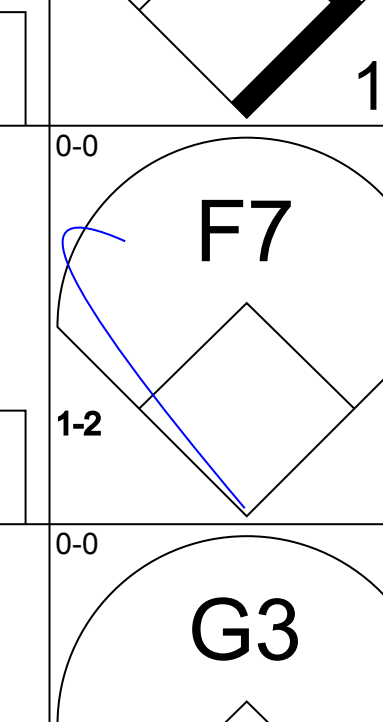
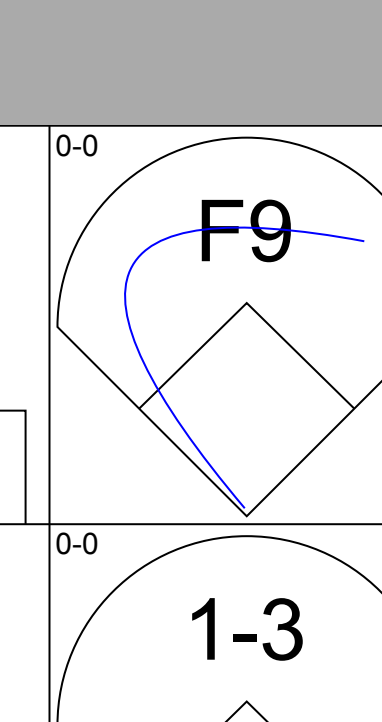
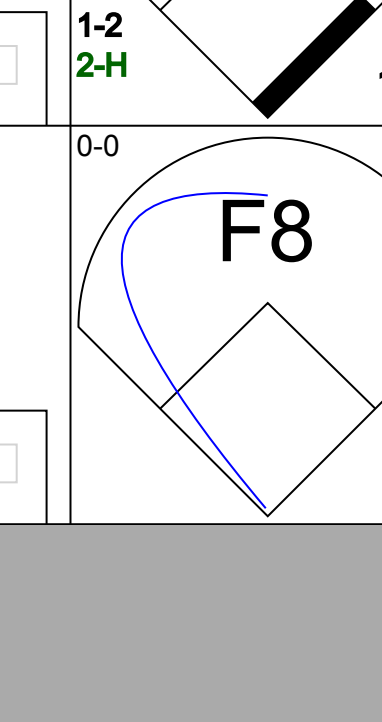
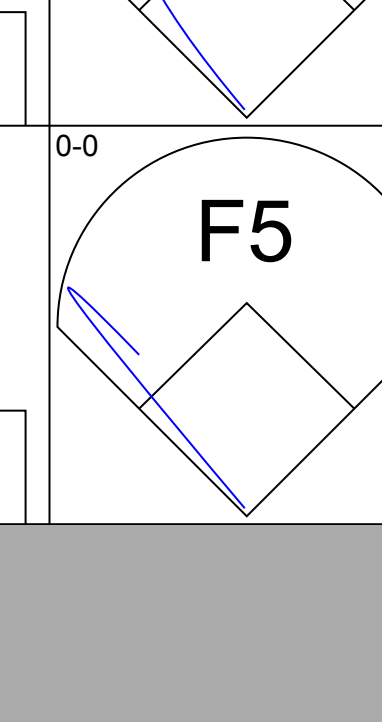
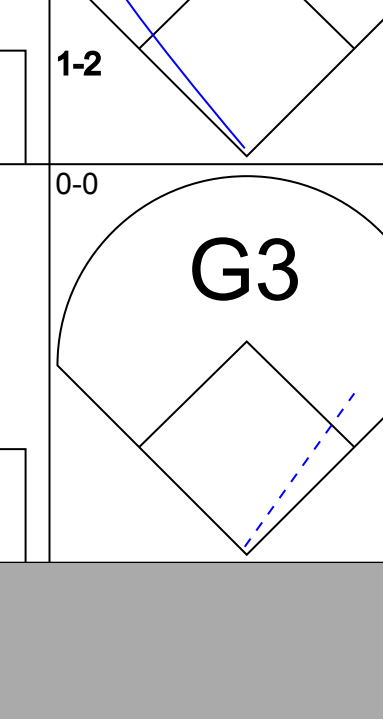
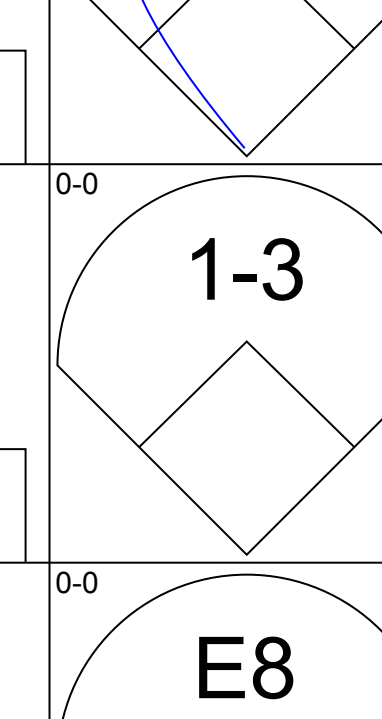
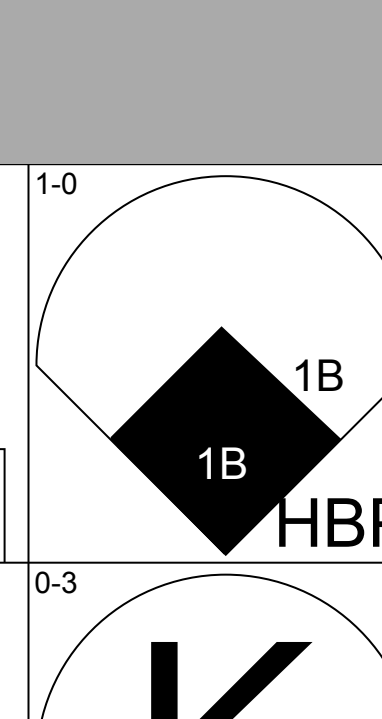
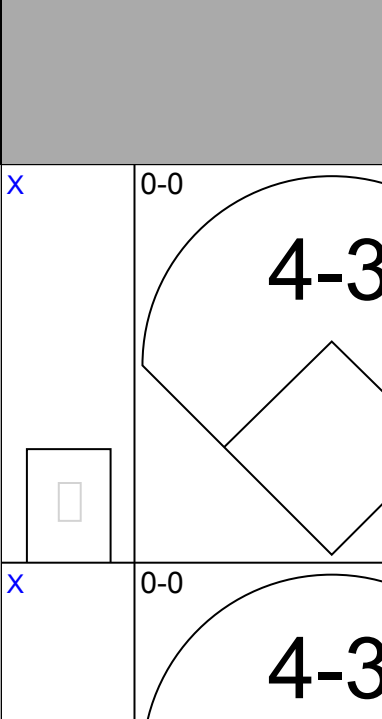
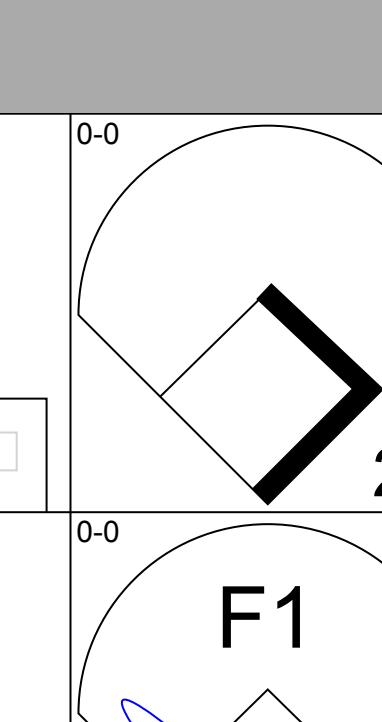
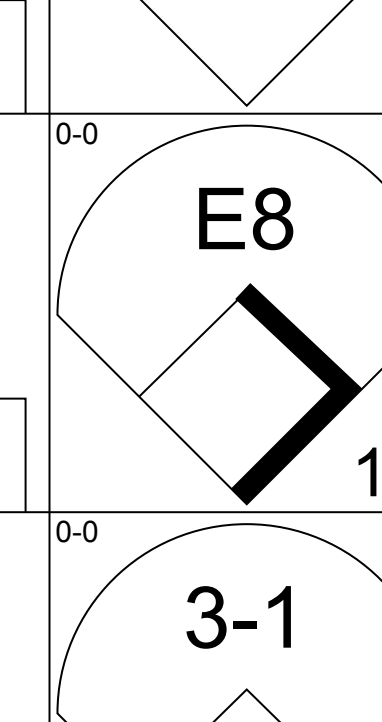
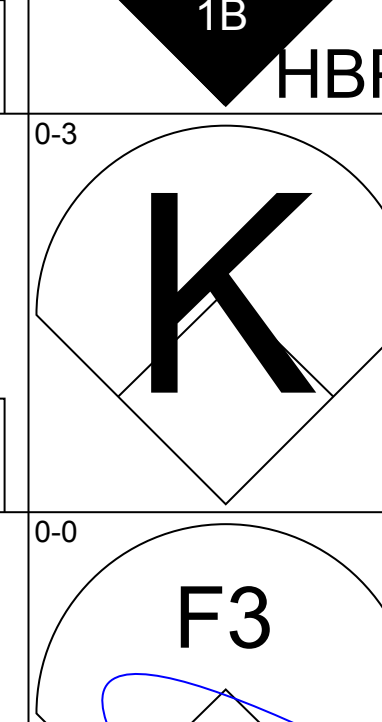
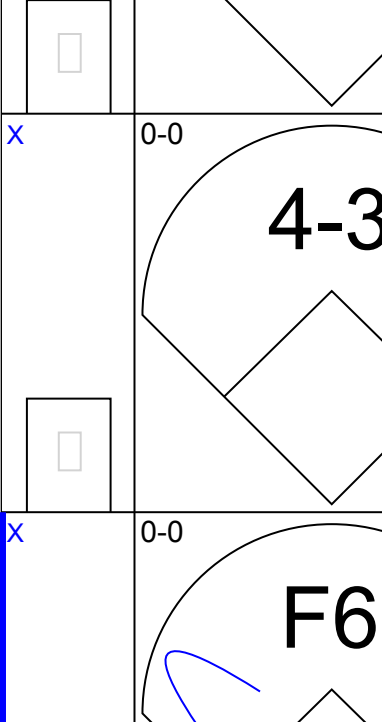
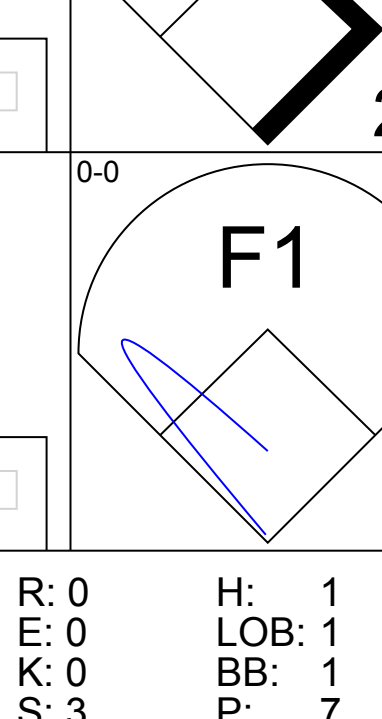
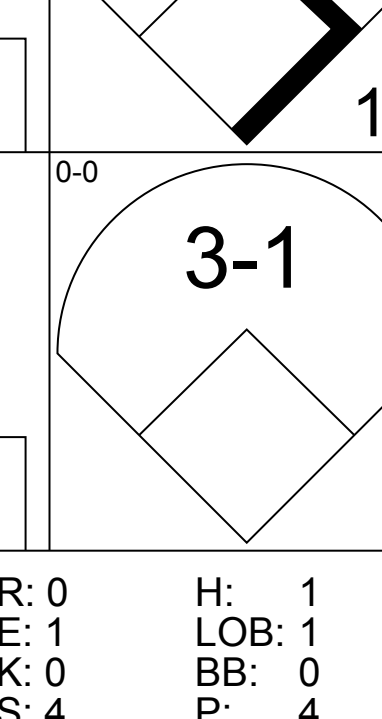
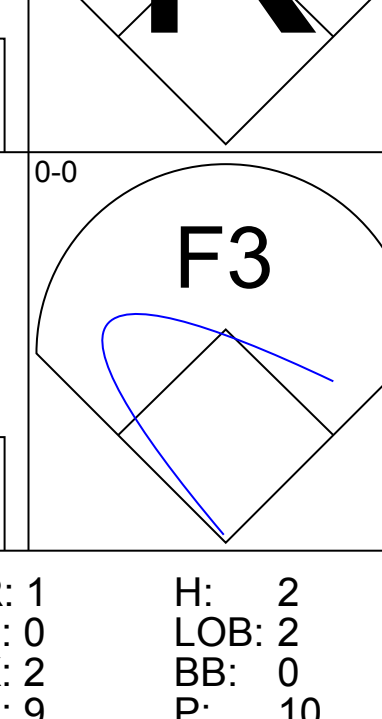
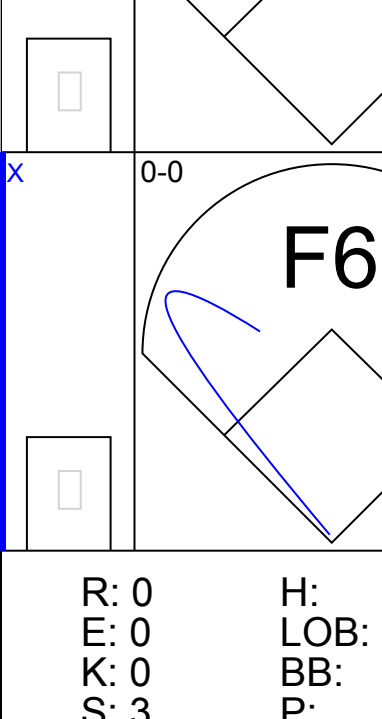
Batter	1	2	3	4	5	6	7	8	9	AB	R	H	RBI	BB	SO	LOB	BOTTOM			
Bobby Bonds, R OBP: 0.407, SLG: 0.667 (1, 9)	0-3 K		0-0 G3 S 1B		0-0 F9		0-0 1B FC1-6 2B			4	1	2	0	0	1	2				
Chris Speier, R OBP: 0.374, SLG: 0.336 (1, 6)	4-0 BB		0-0 G3 1-3		0-3 K		0-0 FC1-6 1B			3	0	1	0	1	1	3				
Ken Henderson, S OBP: 0.348, SLG: 0.410 (1, 8)	0-0 F8		0-0 1-3		0-0 1-2 2-H 1B		0-0 FC1-6 WP 1-2 1-2 3-H 1B			4	0	1	2	0	0	3				
Willie McCovey, L OBP: 0.350, SLG: 0.500 (1, 3)	0-3 K			0-0 G6-4-3 BB 1B		0-0 F8		0-0 F8		4	0	1	0	0	1	4				
Dick Dietz, R OBP: 0.450, SLG: 0.448 (1, 2)		4-0 G6-4-3 BB		4-0 G6-4-3 1-2 BB		0-0 2B		0-0 F8		2	0	1	0	2	0	0				
George Foster, R OBP: 0.347, SLG: 0.500 (1, 7)		0-0 G6-4-3 1-2		0-0 G6-4-3 1-2 2-3		0-0 G4-6-3 1B		0-0 G5-4-3 1B		4	0	2	0	0	0	3				
Tito Fuentes, S OBP: 0.292, SLG: 0.318 (1, 4)		4-0 BB		0-0 F7		0-0 F5		0-0 G5-4-3 1-2		3	0	0	0	1	0	4				
Al Gallagher, R OBP: 0.313, SLG: 0.344 Hal Lanier, R OBP: 0.281, SLG: 0.190 (1, 5) (7, 5)		0-0 6-3			0-0 SH 1B 1B		0-0 G4-6-3 1-2			3	1	1	0	0	0	3				
Juan Marichal, R OBP: 0.150, SLG: 0.105 (1, 1)			0-0 5-3		0-0 SH 1B 1-2		0-0 6-3			2	0	0	0	0	0	0				
Inning Stats	R: 0 E: 0 K: 2 S: 7	H: 0 LOB: 1 BB: 1 P: 11	R: 0 E: 0 K: 0 S: 2	H: 0 LOB: 2 BB: 2 P: 10	R: 0 E: 0 K: 0 S: 4	H: 1 LOB: 1 BB: 0 P: 4	R: 0 E: 0 K: 0 S: 3	H: 1 LOB: 1 BB: 1 P: 7	R: 1 E: 0 K: 1 S: 8	H: 2 LOB: 2 BB: 0 P: 8	R: 0 E: 0 K: 0 S: 4	H: 2 LOB: 1 BB: 0 P: 4	R: 1 E: 0 K: 0 S: 5	H: 2 LOB: 1 BB: 0 P: 5	R: 0 E: 0 K: 0 S: 3	H: 1 LOB: 0 BB: 0 P: 3	1B: 7 2B: 2 3B: 0 HR: 0	SF: 0 SAC: 1 DP: 4 HBP: 0	WP: 2 PB: 0 SB: 1 CS: 0	PA: 34
PITCHER Luke Walker, L ERA: 2.05 (1, 1)	IP: 8.0 WLS: L BF: 34 H: 9 R: 2 ER: 2 SO: 3 BB: 4 IBB: 0 HBP: 0 BLK: 0 WP: 1 HR: 0 S: 36 P: 52 ERA: 2.25 WHIP: 1.625																			

Pittsburgh Pirates @ San Francisco Giants
Candlestick Park, San Francisco, CA
Wed May 05 1971, 6:33 AM EDT
Att: 5,212 - Unknown

AB 29
R 2
H 9
RBI 2
BB 4
SO 3
LOB 22



Batter	1	2	3	4	5	6	7	8	9	AB	R	H	RBI	BB	SO	LOB	TOP			
Gene Alley, R OBP: 0.367, SLG: 0.429 (1, 6)										4	0	1	0	0	1	2	Pittsburgh Pirates @ Los Angeles Dodgers Dodger Stadium, Los Angeles, CA Fri May 07 1971, 7:05 PM PDT Att: 44,275 - Unknown			
Al Oliver, L OBP: 0.279, SLG: 0.306 (1, 8)										4	1	1	0	0	1	3				
Roberto Clemente, R OBP: 0.290, SLG: 0.347 (1, 9)										4	0	1	0	0	2	0				
Willie Stargell, L OBP: 0.390, SLG: 0.789 (1, 7)										4	1	1	1	0	0	0				
Bob Robertson, R OBP: 0.298, SLG: 0.396 (1, 3)										3	1	0	0	1	2	0				
Manny Sanguillen, R OBP: 0.301, SLG: 0.396 (1, 2)										4	0	2	0	0	0	0				
Jose Pagan, R OBP: 0.208, SLG: 0.095 (1, 5)										4	0	0	0	0	2	3				
Bill Mazerolski, R OBP: 0.308, SLG: 0.227 (1, 4)										3	0	1	1	1	0	0				
Bob Johnson, L OBP: 0.077, SLG: 0.077 (1, 1)										3	0	0	0	0	3	4				
Mudcat Grant, R OBP: 0.667, SLG: 0.500 (8, 1)										0	0	0	0	0	0	0				
Inning Stats	R: 0 E: 0 K: 3 S: 9	H: 0 LOB: 0 BB: 0 P: 9	R: 0 E: 0 K: 1 S: 5	H: 0 LOB: 0 BB: 0 P: 5	R: 0 E: 0 K: 1 S: 5	H: 0 LOB: 0 BB: 0 P: 5	R: 1 E: 0 K: 0 S: 4	H: 2 LOB: 0 BB: 0 P: 4	R: 1 E: 1 K: 2 S: 9	H: 1 LOB: 2 BB: 1 P: 13	R: 0 E: 0 K: 1 S: 7	H: 2 LOB: 2 BB: 1 P: 11	R: 0 E: 0 K: 0 S: 3	H: 0 LOB: 0 BB: 0 P: 3	R: 0 E: 0 K: 1 S: 5	H: 0 LOB: 0 BB: 0 P: 5	1B: 5 2B: 1 3B: 0 HR: 1	SF: 0 SAC: 0 DP: 0 HBP: 0	WP: 0 PB: 0 SB: 0 CS: 0	PA: 35
PITCHER	IP WLS BF H R ER SO BB IBB HBP BLK WP HR S P ERA WHIP																			
Don Sutton, R ERA: 4.6 (1, 1)	7.0 L 29 7 3 3 10 2 0 0 0 0 0 1 47 55 3.86 1.286																			
Jim Brewer, L ERA: 2.7 (8, 1)	2.0 6 0 0 0 1 0 0 0 0 0 0 0 8 8 0.00 0.000																			

Batter	1	2	3	4	5	6	7	8	9	AB	R	H	RBI	BB	SO	LOB	BOTTOM			
Maury Wills, S OBP: 0.331, SLG: 0.342 (1, 6)										2	1	1	0	2	0	0	Pittsburgh Pirates @ Los Angeles Dodgers Dodger Stadium, Los Angeles, CA Fri May 07 1971, 7:05 PM PDT Att: 44,275 - Unknown			
Bill Buckner, L OBP: 0.333, SLG: 0.341 (1, 9)										4	0	1	1	0	0	3				
Willie Davis, L OBP: 0.351, SLG: 0.455 (1, 8)										4	0	1	0	0	1	2				
Wes Parker, S OBP: 0.313, SLG: 0.333 (1, 3)										4	0	0	0	0	1	2				
Dick Allen, R OBP: 0.330, SLG: 0.386 (1, 7)										4	0	2	1	0	0	0				
Jim Lefebvre, S OBP: 0.324, SLG: 0.485 (1, 4)										4	0	0	0	0	0	3				
Duke Sims, L OBP: 0.351, SLG: 0.367 (1, 2)										3	1	0	0	0	0	1				
Billy Grabarkewitz, R OBP: 0.432, SLG: 0.382 (1, 5)										4	0	2	0	0	1	1				
Don Sutton, R OBP: 0.214, SLG: 0.083 (1, 1)										2	0	0	0	0	0	2				
Tom Haller, L OBP: 0.387, SLG: 0.385 (7, PH)										1	0	0	0	0	0	1				
Bill Sudakis, S OBP: 0.321, SLG: 0.356 (8, PH)										1	0	0	0	0	0	0				
Inning Stats	R: 0 E: 0 K: 0 S: 3	H: 0 LOB: 0 BB: 0 P: 3	R: 0 E: 0 K: 0 S: 4	H: 1 LOB: 1 BB: 0 P: 4	R: 0 E: 0 K: 1 S: 3	H: 1 LOB: 1 BB: 1 P: 7	R: 0 E: 0 K: 1 S: 5	H: 0 LOB: 0 BB: 0 P: 5	R: 0 E: 1 K: 0 S: 4	H: 1 LOB: 1 BB: 0 P: 4	R: 1 E: 0 K: 2 S: 9	H: 2 LOB: 2 BB: 1 P: 9	R: 0 E: 0 K: 0 S: 3	H: 0 LOB: 0 BB: 0 P: 3	R: 0 E: 0 K: 0 S: 3	H: 0 LOB: 0 BB: 0 P: 3	1B: 6 2B: 1 3B: 0 HR: 0	SF: 0 SAC: 0 DP: 1 HBP: 1	WP: 0 PB: 0 SB: 1 CS: 0	PA: 36
PITCHER	IP WLS BF H R ER SO BB IBB HBP BLK WP HR S P ERA WHIP																			
Bob Johnson, R ERA: 2.09 (1, 1)	6.2 W 29 7 2 2 2 2 0 0 0 0 0 0 30 39 2.70 1.350																			
Bob Veale, L ERA: 16.2 (7, 1)	0.1 1 0 0 0 1 0 0 0 0 0 0 0 3 3 0.00 0.000																			
Mudcat Grant, R ERA: 1.29 (8, 1)	2.0 S 6 0 0 0 0 0 0 0 0 0 0 0 6 6 0.00 0.000																			

Batter	1	2	3	4	5	6	7	8	9	AB	R	H	RBI	BB	SO	LOB	TOP										
Gene Alley, R OBP: 0.352, SLG: 0.404 (1, 6)	F8		1B		4-3		F8		5-3	5	0	1	0	0	0	1	Pittsburgh Pirates @ Los Angeles Dodgers Dodger Stadium, Los Angeles, CA Sat May 08 1971, 7:05 PM PDT Att: 26,737 - Unknown										
Jose Pagan, R OBP: 0.241, SLG: 0.269 (1, 5)	K		L7		FC3-6		HR		K	5	1	2	2	0	2	2											
Roberto Clemente, R OBP: 0.314, SLG: 0.370 (1, 9)	FC3-6		1B		F9		2B		1B	5	1	4	1	0	0	1											
Willie Stargell, L OBP: 0.382, SLG: 0.770 (1, 7)	FC3-6		K		FC3-6		1B		K	5	1	1	1	0	2	5											
Bob Robertson, R OBP: 0.296, SLG: 0.389 (1, 3)		5-3	K			K				4	0	1	1	0	2	2											
Manny Sanguillen, R OBP: 0.290, SLG: 0.381 (1, 2)		4-3			F4		F9			4	0	0	0	0	0	1											
Al Oliver, L OBP: 0.278, SLG: 0.304 (1, 8)		1B			F3		G3		4-3	4	0	1	0	0	0	0											
Bill Mazerowski, R OBP: 0.300, SLG: 0.231 (1, 4)		F8			1B		5-3		6-3	4	0	1	0	0	0	1											
Nelson Briles, R OBP: 0.286, SLG: 0.714 (7, PH)									F8	2	1	1	0	0	1	1											
Gene Clines, R OBP: 0.281, SLG: 0.150 (7, PH)										0	1	0	0	1	0	0											
Dave Giusti, R (7, 1)										1	0	0	0	0	0	0											
Inning Stats	R: 0 E: 0 K: 1 S: 6	H: 1 LOB: 1 BB: 0 P: 6	R: 0 E: 0 K: 0 S: 4	H: 1 LOB: 1 BB: 0 P: 4	R: 1 E: 0 K: 2 S: 10	H: 3 LOB: 2 BB: 0 P: 10	R: 0 E: 0 K: 1 S: 6	H: 1 LOB: 1 BB: 0 P: 6	R: 0 E: 0 K: 0 S: 4	H: 0 LOB: 0 BB: 0 P: 5	R: 4 E: 0 K: 0 S: 7	H: 4 LOB: 1 BB: 1 P: 11	R: 0 E: 0 K: 0 S: 3	H: 0 LOB: 0 BB: 0 P: 3	R: 0 E: 0 K: 2 S: 8	H: 1 LOB: 1 BB: 0 P: 8	1B: 10 2B: 1 3B: 0 HR: 1	SF: 0 SAC: 0 DP: 0 HBP: 0	WP: 0 PB: 0 SB: 0 CS: 0	PA: 40							
PITCHER	IP	WLS	BF	H	R	ER	SO	BB	IBB	HBP	BLK	WP	HR	S	P	ERA	WHIP										
Al Downing, L ERA: 1.84 (1, 1)	6.2	L	31	10	5	5	5	1	0	0	0	0	1	40	44	6.75	1.650										
Pete Mikkelsen, R ERA: 1.69 (7, 1)	1.1		5	1	0	0	0	0	0	0	0	0	0	5	5	0.00	0.750										
Jim Brewer, L ERA: 2.45 (9, 1)	1.0		4	1	0	0	2	0	0	0	0	0	0	8	8	0.00	1.000										

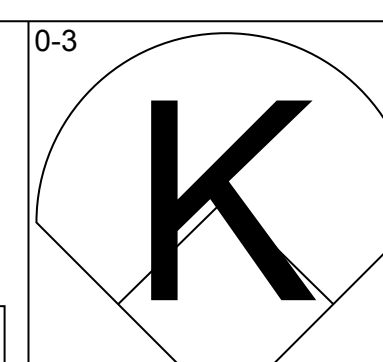

Batter	1	2	3	4	5	6	7	8	9	AB	R	H	RBI	BB	SO	LOB	BOTTOM										
Maury Wills, S OBP: 0.333, SLG: 0.345 (1, 6)	CS	5-3			5-3			4-3		5	0	2	0	0	0	1	Pittsburgh Pirates @ Los Angeles Dodgers Dodger Stadium, Los Angeles, CA Sat May 08 1971, 7:05 PM PDT Att: 26,737 - Unknown										
Bill Buckner, L OBP: 0.358, SLG: 0.367 (1, 9)	CS		F7		BB		F8		1B	5	2	3	0	0	0	1											
Willie Davis, L OBP: 0.370, SLG: 0.470 (1, 8)	K		F8-4		BB		FC6-4		FC6-4	5	1	4	0	0	1	2											
Dick Allen, R OBP: 0.333, SLG: 0.380 (1, 7)	S		F8-4		1B		FC6-4		FC6-4	4	0	1	1	1	0	4											
Wes Parker, S OBP: 0.323, SLG: 0.333 (1, 3)	FC4-6				1B		FC1-6		4-3	3	0	1	0	2	1	3											
Jim Lefebvre, S OBP: 0.316, SLG: 0.459 (1, 4)	FC4-6				F7		FC1-6		K	4	0	1	2	0	0	5											
Bill Russell, R OBP: 0.313, SLG: 0.315 (7, FR)	FC4-6				F7		FC1-6		K	1	0	0	0	0	1	0											
Tom Haller, L OBP: 0.444, SLG: 0.414 (1, 2)		SH1-4			F7				1B	3	0	2	0	2	0	2											
Billy Grabarkewitz, R OBP: 0.396, SLG: 0.342 (1, 5)					F9		F7		F3	4	0	0	0	0	2	6											
Duke Sims, L OBP: 0.345, SLG: 0.360 (9, PH)		K					K			1	0	0	0	0	0	1											
Al Downing, R OBP: 0.373, SLG: 0.214 (1, 1)		SH1-4			K		F8		G1	2	0	0	0	0	1	2											
Pete Mikkelsen, R (7, 1)										0	0	0	0	0	0	0											
Von Joshua, L (8, PH)										1	0	0	0	0	0	0											
Jim Brewer, L (9, 1)										0	0	0	0	0	0	0											
Inning Stats	R: 1 E: 0 K: 1 S: 7	H: 3 LOB: 2 BB: 1 P: 11	R: 0 E: 0 K: 1 S: 5	H: 0 LOB: 1 BB: 1 P: 9	R: 0 E: 0 K: 0 S: 3	H: 1 LOB: 0 BB: 0 P: 3	R: 0 E: 0 K: 1 S: 6	H: 1 LOB: 2 BB: 1 P: 10	R: 2 E: 0 K: 0 S: 8	H: 3 LOB: 2 BB: 1 P: 12	R: 0 E: 0 K: 0 S: 4	H: 1 LOB: 1 BB: 0 P: 4	R: 0 E: 0 K: 1 S: 7	H: 2 LOB: 3 BB: 1 P: 11	R: 0 E: 0 K: 0 S: 5	H: 2 LOB: 2 BB: 0 P: 5	R: 0 E: 0 K: 1 S: 6	H: 1 LOB: 1 BB: 0 P: 6	1B: 14 2B: 1 3B: 0 HR: 0	SF: 0 SAC: 1 DP: 1 HBP: 0	WP: 0 PB: 0 SB: 1 CS: 2	PA: 44					
PITCHER	IP	WLS	BF	H	R	ER	SO	BB	IBB	HBP	BLK	WP	HR	S	P	ERA	WHIP										
Nelson Briles, R ERA: 3.38 (1, 1)	6.0	W	29	9	3	3	4	4	0	0	0	0	0	33	49	4.50	2.167										
Dave Giusti, R ERA: 1.09 (7, 1)	3.0	S	15	5	0	0	2	1	0	0	0	0	0	18	22	0.00	2.000										




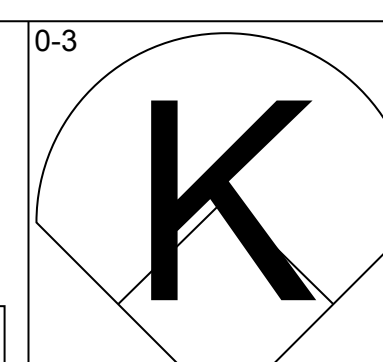
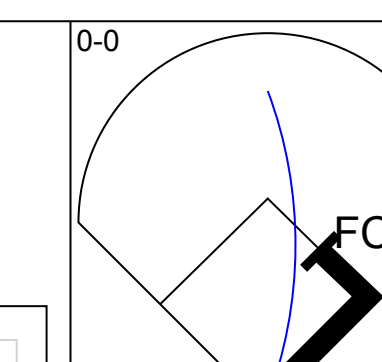
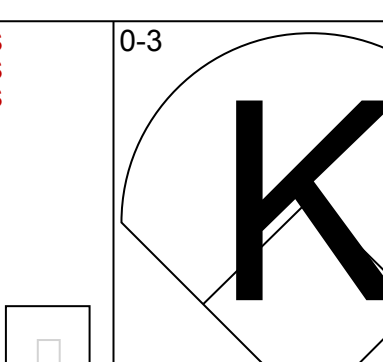
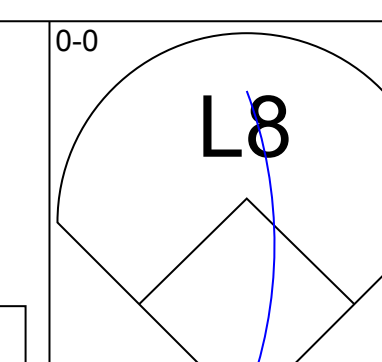
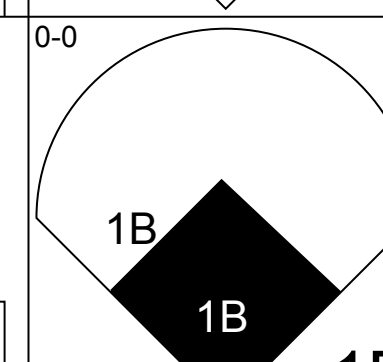
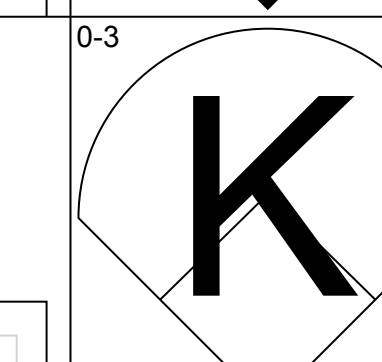
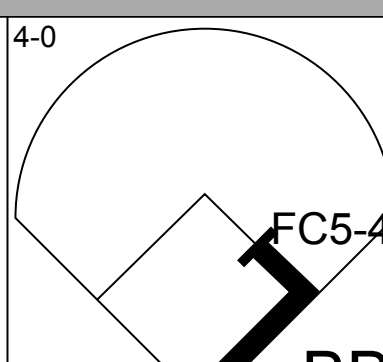
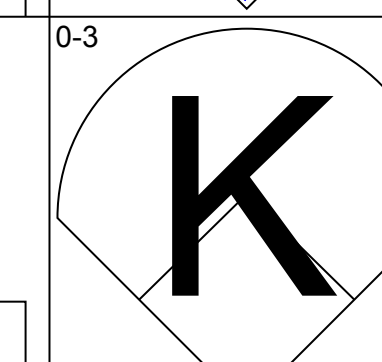
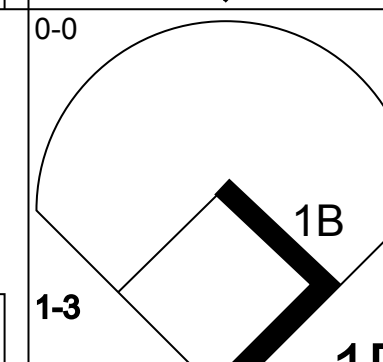
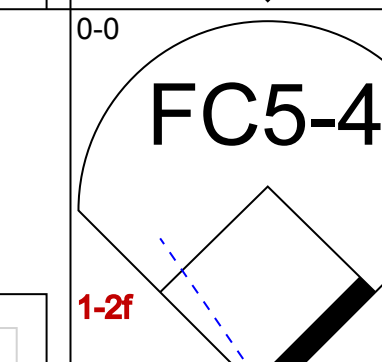
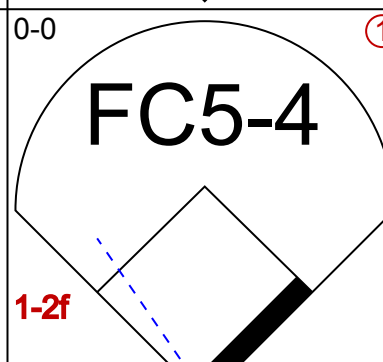

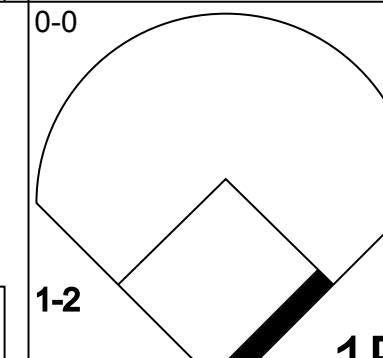
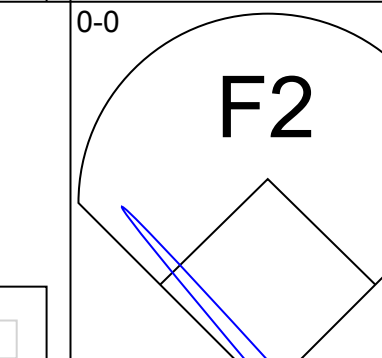
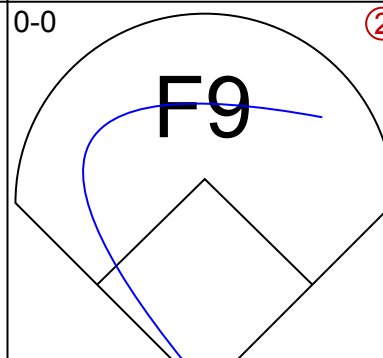

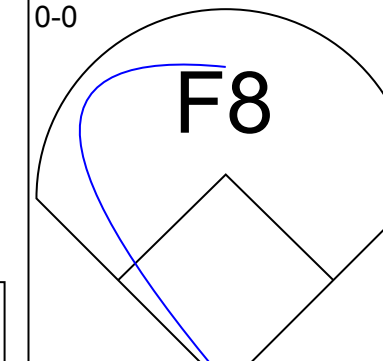
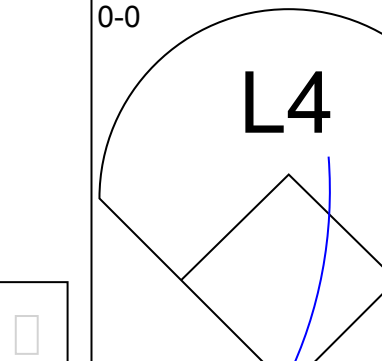
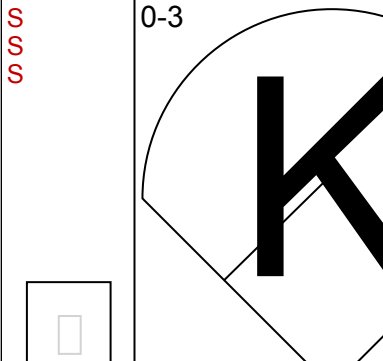

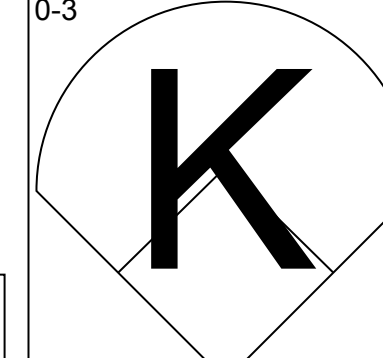
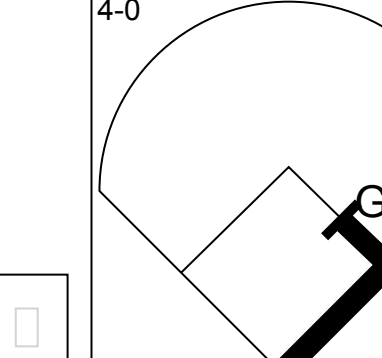
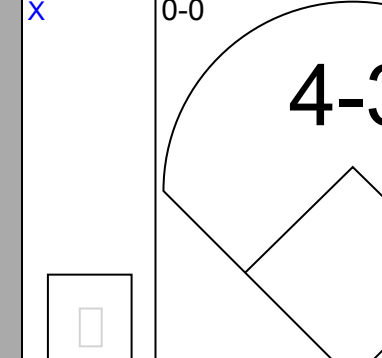
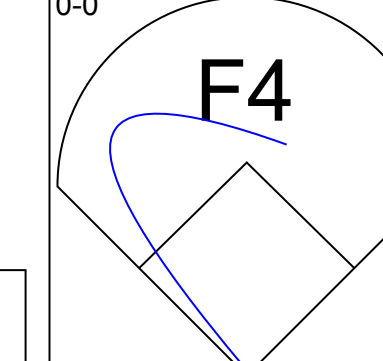
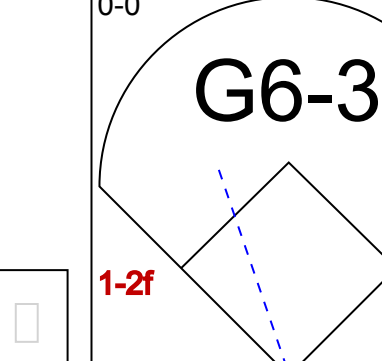
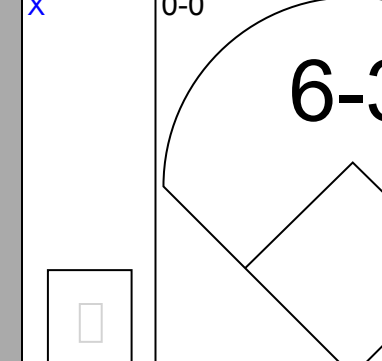
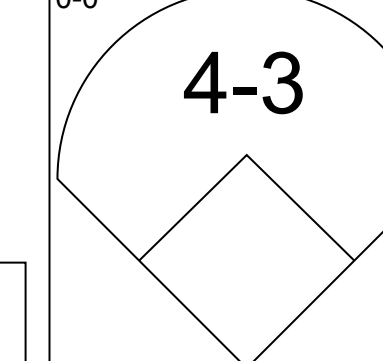
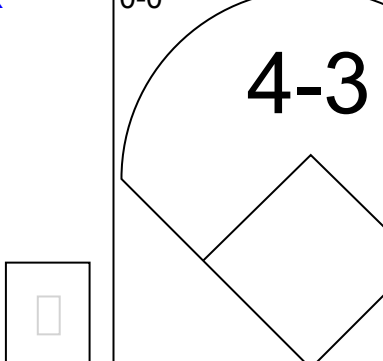
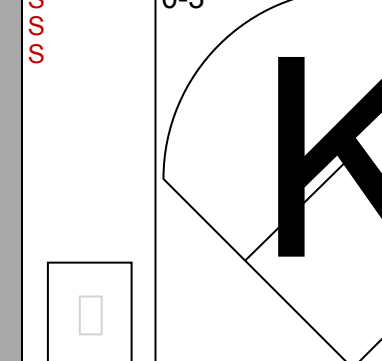
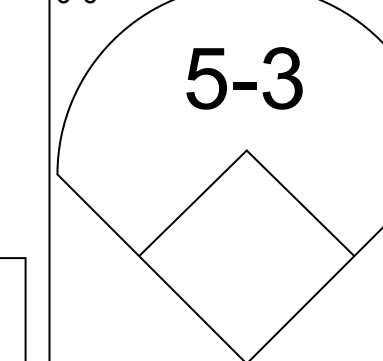
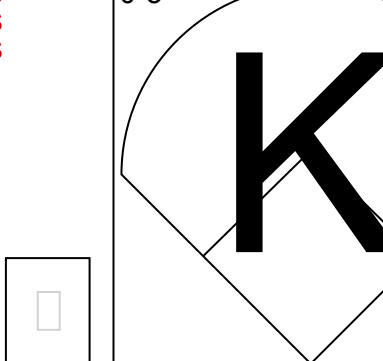
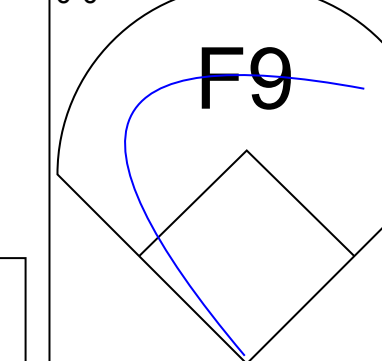
Batter	1	2	3	4	5	6	7	8	9	AB	R	H	RBI	BB	SO	LOB	TOP					
Gene Clines, R OBP: 0.357, SLG: 0.360 (1, 8)										5	3	4	1	0	0	1	Pittsburgh Pirates @ Los Angeles Dodgers Dodger Stadium, Los Angeles, CA Sun May 09 1971, 3:33 AM PDT Att: 26,349 - Unknown					
Gene Alley, R OBP: 0.328, SLG: 0.373 (1, 6)										4	0	0	1	0	0	6						
Roberto Clemente, R OBP: 0.319, SLG: 0.371 (1, 9)										5	0	2	3	0	0	0						
Willie Stargell, L OBP: 0.375, SLG: 0.755 Jackie Hernandez, R OBP: 0.327, SLG: 0.392 Vic Davallito, L OBP: 0.371, SLG: 0.486 (1, 7)										2	0	0	0	0	1	1						
Al Oliver, L OBP: 0.292, SLG: 0.311 (1, 3)										4	1	2	0	1	1	0						
Manny Sanguillen, R OBP: 0.268, SLG: 0.376 (1, 2)										4	1	1	1	0	1	2						
Jose Pagan, R OBP: 0.242, SLG: 0.267 (1, 5)										4	1	1	1	0	0	1						
Bill Mazerowski, R OBP: 0.324, SLG: 0.241 (1, 4)										3	1	1	0	1	0	1						
Steve Blass, R OBP: 0.297, SLG: 0.091 Bob Veale, L OBP: 0.297, SLG: 0.091 Mit May, L OBP: 0.297, SLG: 0.182 Dick Ellis, L OBP: 0.297, SLG: 0.200 Charlie Sands, L OBP: 0.297, SLG: 2.000 Mudcat Grant, R OBP: 0.297, SLG: 0.500 (1, 1)										1	1	1	0	0	0	0						
Inning Stats	R: 1 E: 0 K: 0 S: 4	H: 2 LOB: 0 BB: 0 P: 4	R: 0 E: 0 K: 1 S: 6	H: 1 LOB: 1 BB: 0 P: 6	R: 2 E: 0 K: 1 S: 7	H: 2 LOB: 0 BB: 0 P: 7	R: 0 E: 0 K: 0 S: 3	H: 1 LOB: 0 BB: 0 P: 3	R: 0 E: 0 K: 0 S: 4	H: 1 LOB: 1 BB: 0 P: 4	R: 0 E: 1 K: 1 S: 5	H: 0 LOB: 0 BB: 0 P: 5	R: 0 E: 0 K: 0 S: 3	H: 0 LOB: 0 BB: 0 P: 3	R: 8 E: 0 K: 0 S: 10	H: 7 LOB: 2 BB: 2 P: 18		R: 0 E: 0 K: 0 S: 3	H: 0 LOB: 0 BB: 0 P: 3	1B: 11 2B: 4 3B: 0 HR: 0	SF: 0 SAC: 2 DP: 3 HBP: 0	WP: 1 PB: 0 CS: 2 SB: 0
PITCHER	IP WLS BF H R ER SO BB IBB HBP BLK WP HR S P ERA WHIP	IP WLS BF H R ER SO BB IBB HBP BLK WP HR S P ERA WHIP																				
Sandy Vance, R ERA: 7.11 (1, 1)	4.0	16	6	3	3	2	0	0	0	0	1	0	20	20	6.75	1.500						
Bob O'Brien, L ERA: 5.25 (5, 1)	3.0	12	3	3	3	1	0	0	0	0	0	0	14	14	9.00	1.000						
Pete Mikkelsen, R ERA: 4.32 (8, 1)	0.2	L	7	3	1	1	0	1	0	0	0	0	5	13	13.50	6.000						
Jim Brewer, L ERA: 3.18 (8, 1)	0.1		3	2	4	4	0	0	0	0	0	0	3	3	108.00	6.000						
Jose Pena, R ERA: (9, 1)	1.0		3	0	0	0	0	0	0	0	0	0	3	3	0.00	0.000						

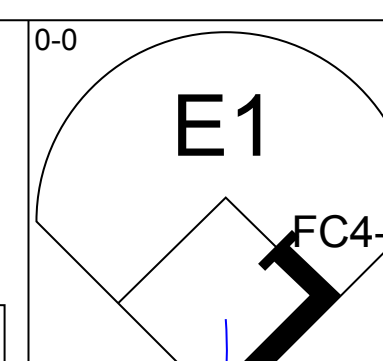
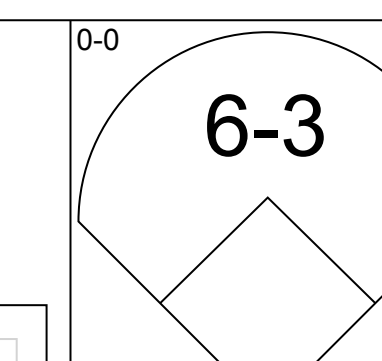
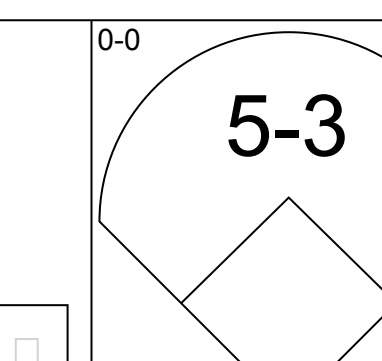
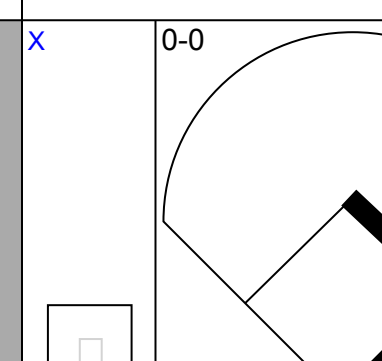
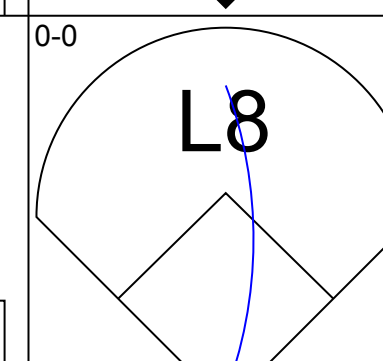
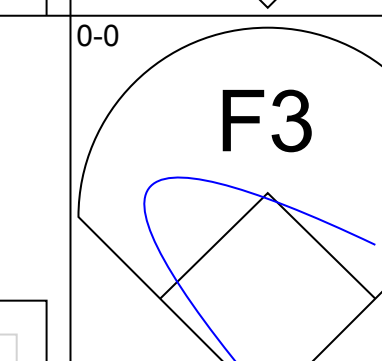
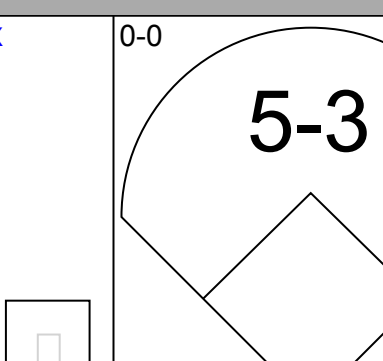
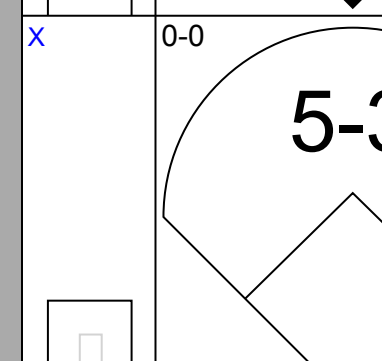
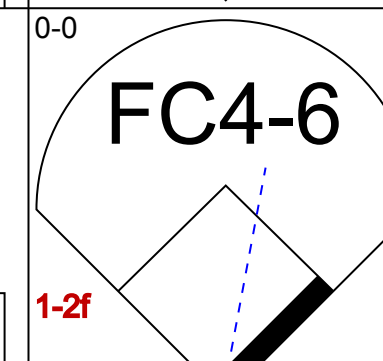
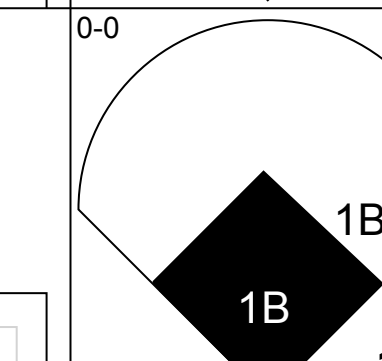
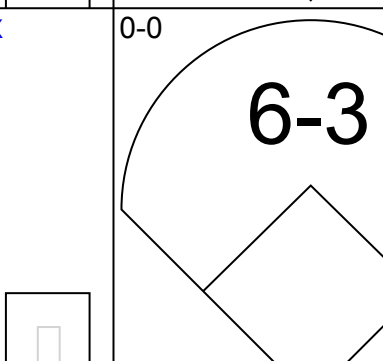
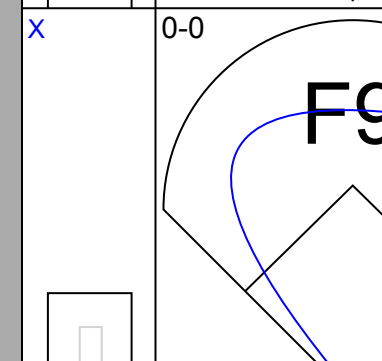
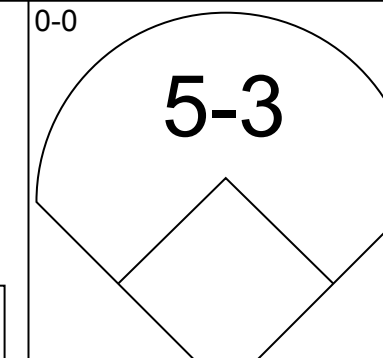
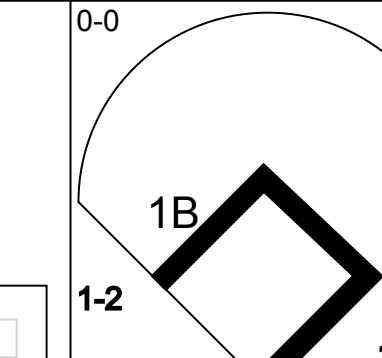
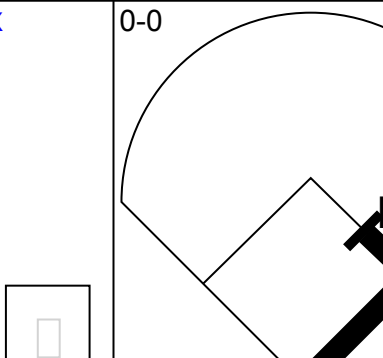
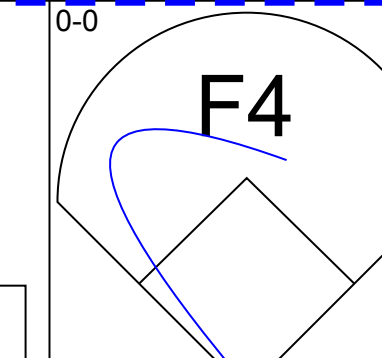
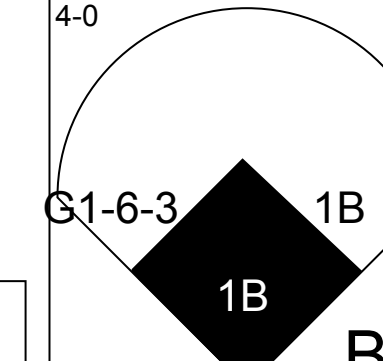
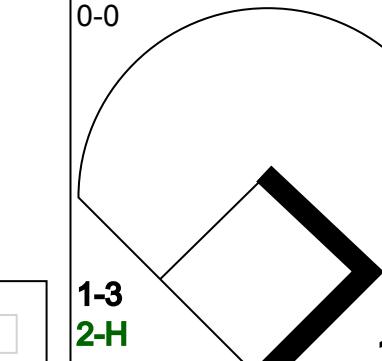

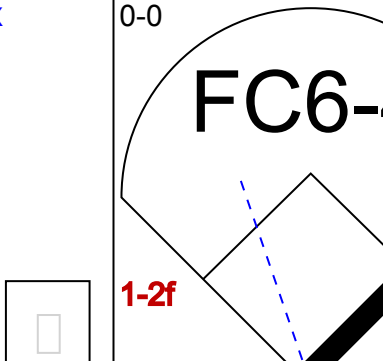
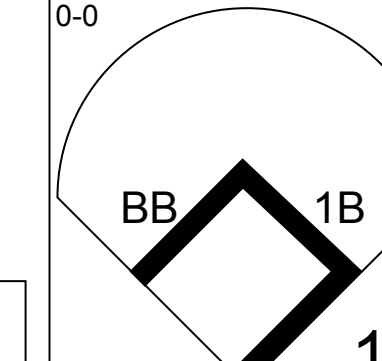
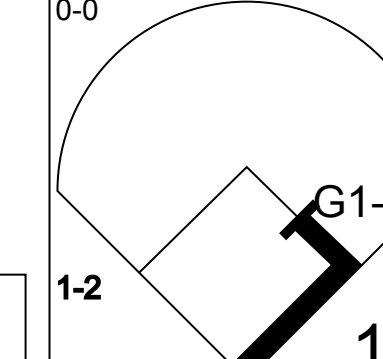
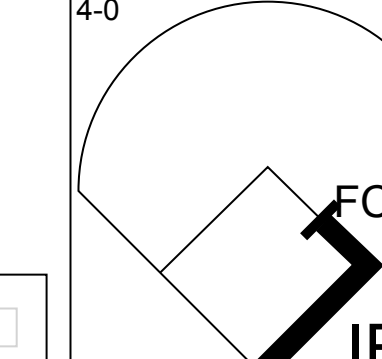

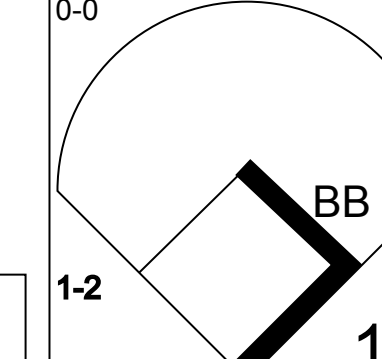
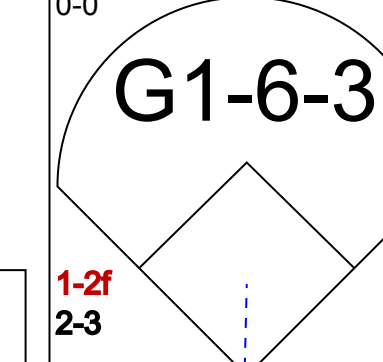
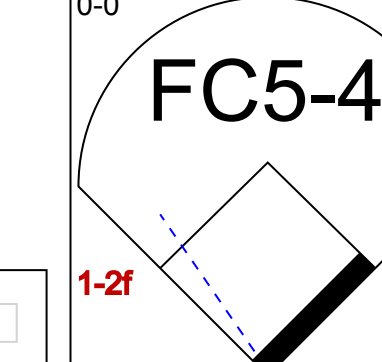

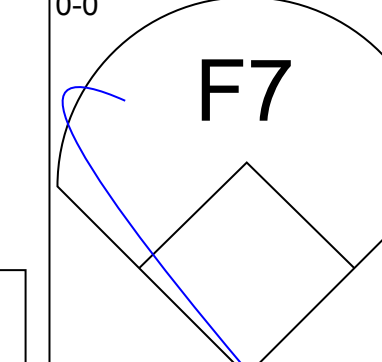
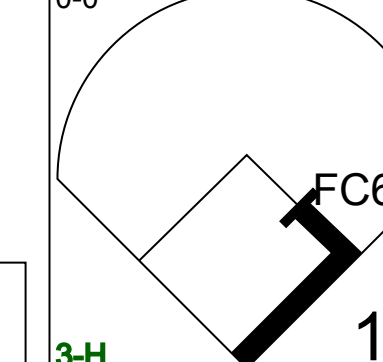
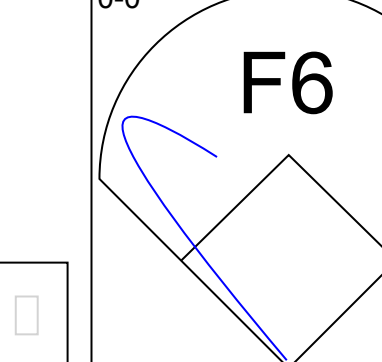

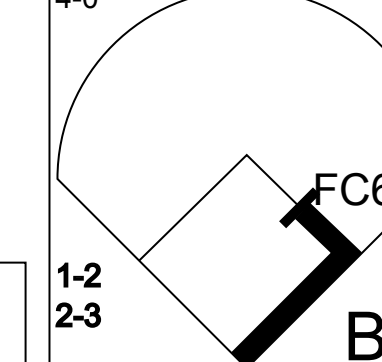
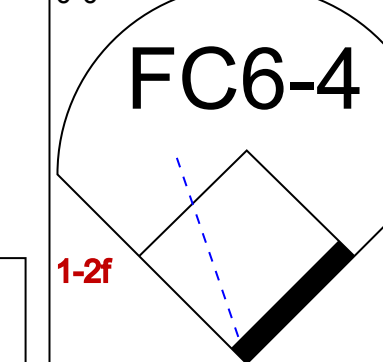
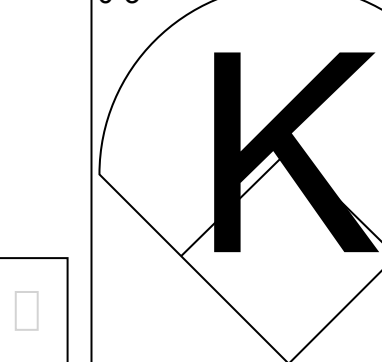
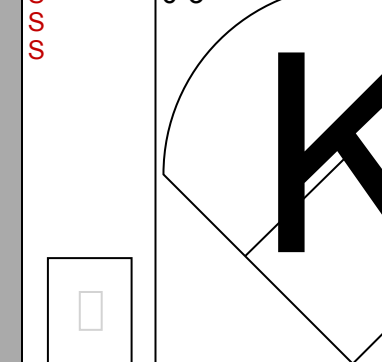
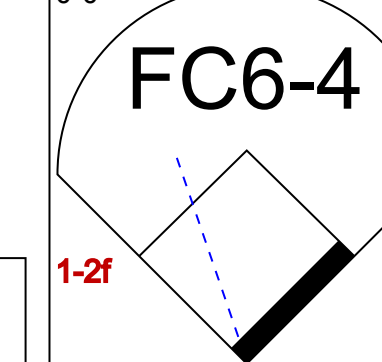
Batter	1	2	3	4	5	6	7	8	9	AB	R	H	RBI	BB	SO	LOB	BOTTOM					
Maury Wills, S OBP: 0.344, SLG: 0.350 (1, 6)										4	1	2	0	1	0	3	Pittsburgh Pirates @ Los Angeles Dodgers Dodger Stadium, Los Angeles, CA Sun May 09 1971, 3:33 AM PDT Att: 26,349 - Unknown					
Bill Buckner, L OBP: 0.339, SLG: 0.346 Manny Mota, R OBP: 0.364, SLG: 0.350 (1, 9)										3	0	0	0	0	0	2						
Willie Davis, L OBP: 0.379, SLG: 0.475 (1, 8)										5	1	3	0	0	1	1						
Dick Allen, R OBP: 0.336, SLG: 0.372 (1, 7)										2	1	0	1	2	1	2						
Wes Parker, S OBP: 0.319, SLG: 0.336 (1, 3)										5	1	1	1	0	1	4						
Duke Sims, L OBP: 0.365, SLG: 0.400 (1, 2)										5	0	3	1	0	1	0						
Jim Lefebvre, S OBP: 0.326, SLG: 0.452 (1, 4)										5	0	2	0	0	1	2						
Billy Grabarkewitz, R OBP: 0.415, SLG: 0.372 (1, 5)										5	1	3	0	0	2	4						
Sandy Vance, R Willie Crawford, L Bob O'Brien, L Pete Mikkelsen, R Jim Brewer, L Von Joshua, L Jose Pena, R (1, 1)										1	0	0	0	0	0	1						
Inning Stats	R: 1 E: 0 K: 0 S: 5	H: 2 LOB: 1 BB: 0 P: 5	R: 0 E: 0 K: 2 S: 8	H: 1 LOB: 0 BB: 0 P: 8	R: 0 E: 0 K: 1 S: 7	H: 2 LOB: 2 BB: 0 P: 7	R: 0 E: 0 K: 1 S: 7	H: 2 LOB: 0 BB: 0 P: 7	R: 3 E: 0 K: 0 S: 5	H: 2 LOB: 0 BB: 1 P: 9	R: 1 E: 0 K: 0 S: 5	H: 2 LOB: 1 BB: 0 P: 5	R: 0 E: 0 K: 2 S: 8	H: 1 LOB: 1 BB: 0 P: 8	R: 0 E: 0 K: 1 S: 6	H: 1 LOB: 0 BB: 0 P: 6		R: 0 E: 0 K: 2 S: 9	H: 2 LOB: 3 BB: 1 P: 13	1B: 12 2B: 2 3B: 0 HR: 0	SF: 1 SAC: 1 DP: 0 HBP: 0	WP: 2 PB: 0 CS: 0 SB: 0
PITCHER	IP WLS BF H R ER SO BB IBB HBP BLK WP HR S P ERA WHIP	IP WLS BF H R ER SO BB IBB HBP BLK WP HR S P ERA WHIP																				
Steve Blass, R ERA: 4.01 (1, 1)	5.1	28	10	5	5	4	2	0	0	0	0	0	10	10	0.00	0.600						
Bob Veale, L ERA: 8.1 (6, 1)	1.2	W	6	1	0	0	2	0	0	0	0	0	10	10	0.00	0.600						
Mudcat Grant, R ERA: 1.13 (8, 1)	2.0	S	10	3	0	0	3	1	0	0	0	0	15	19	0.00	2.000						



Batter	1	2	3	4	5	6	7	8	9	AB	R	H	RBI	BB	SO	LOB	TOP										
Gene Clines, R OBP: 0.364, SLG: 0.414 (1, 8)			L5-3				L6-3		FC6-4 BB 1B BB	4	2	1	2	1	1	0	Pittsburgh Pirates @ San Diego Padres San Diego Stadium, San Diego, CA Tue May 11 1971, 10:05 PM EDT Att: 4,440 - Unknown livebaseballscorecards.com										
Gene Alley, R OBP: 0.333, SLG: 0.352 (1, 6)	L8		K				4-3		FC6-4 BB	3	1	0	0	2	1	1											
Roberto Clemente, R OBP: 0.322, SLG: 0.499 (1, 9)	HR		6-3				E2		FC6-4 1B 1B	5	3	2	3	0	0	2											
Manny Sanguillen, R OBP: 0.310, SLG: 0.404 (1, 2)	2B						G3-6-1		1B 1B	5	0	4	2	0	0	1											
Jose Pagan, R OBP: 0.263, SLG: 0.286 (1, 7)	F8								1B	5	0	2	1	0	1	2											
Al Oliver, L OBP: 0.288, SLG: 0.315 (1, 3)									1B	5	0	1	0	0	0	3											
Bill Mazerolski, R OBP: 0.333, SLG: 0.265 (1, 4)	1-4-3								1B 1B	5	1	2	0	0	1	3											
Jackie Hernandez, R OBP: 0.322, SLG: 0.382 (1, 5)	K								1B	4	1	1	0	0	1	2											
Dock Ellis, S OBP: 0.353, SLG: 0.267 Dave Giusti, R (8, 1)	K								BB BB FC6-4 BB	3	1	1	0	0	1	1											
Inning Stats	R: 1 E: 0 K: 1 S: 7	H: 2 LOB: 1 BB: 0 P: 7	R: 0 E: 0 K: 2 S: 8	H: 1 LOB: 1 BB: 0 P: 8	R: 0 E: 0 K: 1 S: 5	H: 0 LOB: 0 BB: 0 P: 5	R: 0 E: 0 K: 1 S: 5	H: 1 LOB: 0 BB: 0 P: 5	R: 4 E: 2 K: 0 S: 7	H: 4 LOB: 0 BB: 0 P: 7	R: 0 E: 0 K: 0 S: 4	H: 1 LOB: 1 BB: 0 P: 4	R: 2 E: 0 K: 0 S: 5	H: 3 LOB: 2 BB: 1 P: 9	R: 0 E: 0 K: 1 S: 5	H: 0 LOB: 0 BB: 0 P: 5		R: 3 E: 0 K: 0 S: 5	H: 2 LOB: 2 BB: 3 P: 17	1B: 9 2B: 3 3B: 1 HR: 1	SF: 0 SAC: 0 DP: 2 HBP: 0	WP: 1 PB: 0 SB: 1 CS: 0	PA: 43				
PITCHER	IP	WLS	BF	H	R	ER	SO	BB	IBB	HBP	BLK	WP	HR	S	P	ERA	WHIP										
Danny Coombs, L ERA: 7.04 (1, 1)	4.0	L	19	8	5	4	5	0	0	0	0	0	1	29	29	9.00	2.000										
Bob Miller, R ERA: 4.5 (5, 1)	1.0		3	0	0	0	0	0	0	0	0	0	0	3	3	0.00	0.000										
Al Santorini, R ERA: 3.27 (6, 1)	2.0		10	4	2	2	0	1	0	0	0	1	0	9	13	9.00	2.500										
Bill Laxton, L ERA: 4.3 (8, 1)	1.0		6	0	3	3	1	3	0	0	0	0	0	5	17	27.00	3.000										
Al Severinsen, R ERA: 1.71 (9, 1)	1.0		5	2	0	0	0	0	0	0	0	0	0	5	5	0.00	2.000										

Batter	1	2	3	4	5	6	7	8	9	AB	R	H	RBI	BB	SO	LOB	BOTTOM										
Enzo Hernandez, R OBP: 0.402, SLG: 0.342 (1, 6)	2B 6-3 BB		1-2 1B				F9		FC4 1B	4	1	2	1	1	0	3	Pittsburgh Pirates @ San Diego Padres San Diego Stadium, San Diego, CA Tue May 11 1971, 10:05 PM EDT Att: 4,440 - Unknown livebaseballscorecards.com										
Dave Campbell, R OBP: 0.287, SLG: 0.364 (1, 4)	K		K				F3		K	3	0	0	0	0	3	4											
Al Ferrara, R OBP: 0.318, SLG: 0.176 (7, PH)										1	0	0	0	0	0	2											
Bill Laxton, L (8, 1)										0	0	0	0	0	0	0											
Al Severinsen, R (9, 1)										0	0	0	0	0	0	0											
Fred Kendall, R (9, PH)										1	0	0	0	0	1	2											
Cito Gaston, R OBP: 0.281, SLG: 0.425 (1, 8)	1-3 2B		K				6-3		FC4	5	0	1	0	0	1	3											
Nate Colbert, R OBP: 0.403, SLG: 0.549 (1, 3)	6-3						5-3			4	0	0	1	0	0	1											
Ollie Brown, R OBP: 0.339, SLG: 0.393 (1, 9)	F9						5-3		F9	3	0	0	0	1	0	1											
Ivan Murrell, R OBP: 0.361, SLG: 0.475 (1, 7)			K				HR		F6	4	2	2	1	0	1	1											
Ed Spiezio, R OBP: 0.283, SLG: 0.281 (1, 5)	G3						K		F4	4	1	1	1	0	1	0											
Bob Barton, R OBP: 0.368, SLG: 0.556 (1, 2)	5-3						4-3 1B		WP 1B 2B	4	0	2	0	0	1	1											
Danny Coombs, R OBP: 0.299, SLG: 0.375 (5, 1)										1	0	1	0	0	0	0											
Bob Miller, R (5, 1)										0	0	0	0	0	0	0											
Larry Stahl, L OBP: 0.313, SLG: 0.392 (6, PH)										1	0	0	0	0	0	1											
Al Santorini, R (8, 1)										0	0	0	0	0	0	0											
Ray Webster, L OBP: 0.331, SLG: 0.143 (7, PH)										0	0	0	0	1	0	0											
Don Mason, R OBP: 0.268, SLG: 0.297 (8, 4)										0	0	0	0	1	0	0											
Inning Stats	R: 1 E: 0 K: 1 S: 6	H: 1 LOB: 1 BB: 1 P: 10	R: 0 E: 0 K: 1 S: 5	H: 0 LOB: 0 BB: 0 P: 5	R: 0 E: 0 K: 2 S: 8	H: 2 LOB: 1 BB: 0 P: 8	R: 1 E: 0 K: 1 S: 6	H: 1 LOB: 0 BB: 0 P: 6	R: 0 E: 0 K: 1 S: 6	H: 1 LOB: 1 BB: 0 P: 6	R: 0 E: 0 K: 0 S: 3	H: 0 LOB: 1 BB: 1 P: 7	R: 0 E: 0 K: 0 S: 4	H: 1 LOB: 2 BB: 1 P: 8	R: 0 E: 0 K: 0 S: 3	H: 0 LOB: 0 BB: 0 P: 3	R: 2 E: 0 K: 2 S: 10	H: 3 LOB: 2 BB: 1 P: 14	1B: 6 2B: 2 3B: 0 HR: 1	SF: 0 SAC: 0 DP: 0 HBP: 0	WP: 2 PB: 0 SB: 0 CS: 0	PA: 39					
PITCHER	IP	WLS	BF	H	R	ER	SO	BB	IBB	HBP	BLK	WP	HR	S	P	ERA	WHIP										
Dock Ellis, R ERA: 2.04 (1, 1)	7.0		29	6	2	2	6	3	0	0	0	0	1	38	50	2.57	1.286										
Dave Giusti, R ERA: 1.93 (8, 1)	2.0	S	10	3	2	2	2	1	0	0	0	2	0	13	17	9.00	2.000										

Batter	1	2	3	4	5	6	7	8	9	AB	R	H	RBI	BB	SO	LOB	TOP			
Gene Clines, R OBP: 0.351, SLG: 0.394 (1, 8)			 1B							4	0	1	0	0	2	0	Pittsburgh Pirates @ San Diego Padres San Diego Stadium, San Diego, CA Wed May 12 1971, 10:05 PM EDT Att. 4,292 - Unknown			
Gene Alley, R OBP: 0.343, SLG: 0.351 (1, 6)	 1B					 BB				3	1	1	0	1	2	1				
Roberto Clemente, R OBP: 0.319, SLG: 0.404 (1, 9)	 1B		 1-2			 1-2				4	0	1	0	0	0	2				
Manny Sanguillen, R OBP: 0.308, SLG: 0.398 (1, 2)	 1B									4	0	1	1	0	0	2				
Jose Pagan, R OBP: 0.238, SLG: 0.256 (1, 7)											4	0	0	0	0	1		3		
Al Oliver, L OBP: 0.289, SLG: 0.310 (1, 3)				 BB						2	0	0	0	1	1	2				
Bill Mazerowski, R OBP: 0.310, SLG: 0.243 (1, 4)				 1-2						3	0	0	0	0	0	1				
Jackie Hernandez, R OBP: 0.306, SLG: 0.362 (1, 5)										3	0	0	0	0	1	0				
Luke Walker, L (1, 1)										2	0	0	0	0	1	0				
Dave Cash, R OBP: 0.347, SLG: 0.344 (8, PH)										1	0	0	0	0	0	0				
Mudcat Grant, R OBP: 0.667, SLG: 0.500 (8, 1)										0	0	0	0	0	0	0				
Inning Stats	R: 1 E: 0 K: 2 S: 10	H: 3 LOB: 2 BB: 0 P: 10	R: 0 E: 0 K: 0 S: 3	H: 0 LOB: 0 BB: 0 P: 3	R: 0 E: 0 K: 1 S: 6	H: 1 LOB: 1 BB: 0 P: 6	R: 0 E: 0 K: 0 S: 2	H: 0 LOB: 0 BB: 1 P: 6	R: 0 E: 0 K: 1 S: 5	H: 0 LOB: 1 BB: 1 P: 9	R: 0 E: 0 K: 1 S: 5	H: 0 LOB: 0 BB: 0 P: 5	R: 0 E: 0 K: 1 S: 5	H: 0 LOB: 0 BB: 0 P: 5	R: 0 E: 0 K: 0 S: 3	H: 0 LOB: 0 BB: 0 P: 3	1B: 4 2B: 0 3B: 0 HR: 0	SF: 0 SAC: 0 DP: 1 HBP: 0	WP: 0 PB: 0 SB: 0 CS: 0	PA: 32
PITCHER Dave Roberts, L ERA: 2.74 (1, 1)	IP: 9.0 WLS: W BF: 32 H: 4 R: 1 ER: 1 SO: 8 BB: 2 IBB: 0 HBP: 0 BLK: 0 WP: 0 HR: 0 S: 46 P: 54 ERA: 1.00 WHIP: 0.667															PITCHER				

Batter	1	2	3	4	5	6	7	8	9	AB	R	H	RBI	BB	SO	LOB	BOTTOM			
Enzo Hernandez, R OBP: 0.396, SLG: 0.349 (1, 6)	 FC4-6									4	0	1	0	0	0	0	Pittsburgh Pirates @ San Diego Padres San Diego Stadium, San Diego, CA Wed May 12 1971, 10:05 PM EDT Att. 4,292 - Unknown			
Dave Campbell, R OBP: 0.256, SLG: 0.351 (1, 4)										4	0	0	0	0	0	2				
Cito Gaston, R OBP: 0.280, SLG: 0.418 (1, 8)	 1-2		 1B							4	1	1	0	0	0	2				
Nate Colbert, R OBP: 0.406, SLG: 0.547 (1, 3)			 1B		 1B					4	0	2	0	0	0	1				
Ollie Brown, R OBP: 0.352, SLG: 0.400 (1, 9)		 1B BB	 1-3 2-H			 1-2		 1B		3	1	2	1	1	0	1				
Ivan Murrell, R OBP: 0.385, SLG: 0.484 (1, 7)		 1B	 IBB					 1B		3	0	2	0	1	0	0				
Ed Spiezio, R OBP: 0.262, SLG: 0.278 (1, 5)		 1-2 2-3	 1-2		 1B					4	0	1	0	0	0	7				
Chris Cannizzaro, R OBP: 0.309, SLG: 0.246 (1, 2)		 1B				 1-2		 1-2 2-3		3	0	1	1	1	0	1				
Dave Roberts, L OBP: 0.188, SLG: 0.188 (1, 1)		 1-2						 1-2		4	0	0	0	0	2	4				
Inning Stats	R: 0 E: 1 K: 0 S: 4	H: 0 LOB: 1 BB: 0 P: 4	R: 1 E: 0 K: 0 S: 4	H: 2 LOB: 1 BB: 1 P: 8	R: 1 E: 0 K: 0 S: 6	H: 3 LOB: 3 BB: 1 P: 10	R: 0 E: 0 K: 1 S: 5	H: 0 LOB: 0 BB: 0 P: 5	R: 0 E: 0 K: 0 S: 4	H: 1 LOB: 1 BB: 0 P: 4	R: 0 E: 0 K: 0 S: 3	H: 1 LOB: 0 BB: 0 P: 3	R: 0 E: 0 K: 1 S: 6	H: 1 LOB: 1 BB: 0 P: 6	R: 0 E: 0 K: 0 S: 5	H: 2 LOB: 3 BB: 1 P: 9	1B: 9 2B: 1 3B: 0 HR: 0	SF: 0 SAC: 0 DP: 2 HBP: 0	WP: 0 PB: 0 SB: 0 CS: 0	PA: 36
PITCHER Luke Walker, L ERA: 2.12 Mudcat Grant, R ERA: 1.06 (8, 1)	IP: 7.0 WLS: L BF: 30 H: 8 R: 2 ER: 2 SO: 2 BB: 1 IBB: 0 HBP: 0 BLK: 0 WP: 0 HR: 0 S: 42 P: 40 ERA: 2.57 WHIP: 1.286															PITCHER				

Batter	1	2	3	4	5	6	7	8	9	AB	R	H	RBI	BB	SO	LOB	TOP					
Tommie Agee, R OBP: 0.336, SLG: 0.434	0-0 1B	4-0 WP BB		0-3 K			0-0 F7	0-3 K		4	0	1	0	1	2	0						
Bud Harrelson, S OBP: 0.413, SLG: 0.414	0-0 1B	0-0 SF9		0-0 1B			0-0 6-3		0-3 K	4	1	2	1	0	1	0						
Dave Marshall, L OBP: 0.449, SLG: 0.464	0-0 2B	0-3 K		0-0 L8			0-0 2B	1B	0-3 K	5	2	2	0	0	2	2						
Cleon Jones, R OBP: 0.307, SLG: 0.398	4-0 2B		0-0 HR		0-0 L8		0-0 HR	2B	0-0 F7	4	2	2	2	1	0	0						
Ed Kranepool, L OBP: 0.389, SLG: 0.545	0-0 L4-6		0-0 L8		0-0 4-3		4-0 HR	IBB		3	1	1	2	1	0	0						
Bob Aspromonte, R OBP: 0.312, SLG: 0.422	0-0 IBB		0-0 6-3		0-0 F9		0-0 HR	HR		3	1	1	3	1	0	0						
Jerry Grote, R OBP: 0.417, SLG: 0.485	0-0 L4-6		0-0 1B		0-0 L8		0-0 G3			4	0	1	0	0	0	3						
Tim Foli, R OBP: 0.352, SLG: 0.447		0-3 K	0-0 5-3		0-0 F9		0-0 F9		0-0 F9	4	0	0	0	0	1	1						
Jerry Koosman, R OBP: 0.263, SLG: 0.176		1-0 WP BB SF9 HBP		0-3 K2-3		0-3 K		0-3 K		3	1	0	0	0	3	0						
Inning Stats	R: 2 E: 0 K: 0 S: 5	H: 4 LOB: 2 BB: 2 P: 13	R: 1 E: 0 K: 2 S: 7	H: 0 LOB: 1 BB: 1 P: 12	R: 1 E: 0 K: 0 S: 5	H: 2 LOB: 1 BB: 0 P: 5	R: 0 E: 0 K: 2 S: 8	H: 1 LOB: 1 BB: 0 P: 8	R: 0 E: 0 K: 0 S: 3	H: 0 LOB: 0 BB: 0 P: 3	R: 0 E: 0 K: 1 S: 5	H: 0 LOB: 0 BB: 0 P: 5	R: 4 E: 0 K: 0 S: 6	H: 3 LOB: 0 BB: 1 P: 10	R: 0 E: 0 K: 2 S: 7	H: 0 LOB: 0 BB: 0 P: 7	R: 0 E: 0 K: 0 S: 7	H: 0 LOB: 0 BB: 0 P: 7	1B: 6 2B: 3 3B: 0 HR: 2	SF: 1 SAC: 0 DP: 1 HBP: 1	WP: 1 PB: 0 SB: 0 CS: 0	PA: 40
PITCHER	IP WLS BF H R ER SO BB IBB HBP BLK WP HR S P ERA WHIP	IP WLS BF H R ER SO BB IBB HBP BLK WP HR S P ERA WHIP																				
Bob Johnson, R ERA: 2.54	(1, 1)	0.1	L	5	4	2	2	0	1	0	0	0	0	0	4	8	54.00	15.000				
Jim Nelson, R ERA: 1.42	(1, 1)	1.2		7	0	1	1	2	1	1	1	0	1	0	8	17	5.40	0.600				
Nelson Briles, R ERA: 3.33	(3, 1)	3.0		12	3	1	1	2	0	0	0	0	0	1	16	16	3.00	1.000				
Bob Moose, R ERA: 4.4	(6, 1)	2.0		10	3	4	4	1	0	1	0	0	0	1	11	15	18.00	1.500				
Bob Veale, L ERA: 5.09	(8, 1)	2.0		6	0	0	0	4	0	0	0	0	0	0	14	14	0.00	0.000				
Batter	1	2	3	4	5	6	7	8	9	AB	R	H	RBI	BB	SO	LOB	BOTTOM					
Gene Clines, R OBP: 0.381, SLG: 0.389	4-0 BB		4-0 1B BB		0-0 FC6 1B		0-3 K		0-0 L8	3	0	1	0	2	1	0						
Richie Hebner, L OBP: 0.340, SLG: 0.453	0-0 F7		0-3 K		0-0 F7		0-3 K		0-0 1B	5	0	1	0	0	2	3						
Roberto Clemente, R OBP: 0.323, SLG: 0.493	0-0 F9		0-0 G6-4-3 1B		0-0 FC6		0-0 FC6		0-0 F8	5	1	2	0	0	0	3						
Willie Stargell, L OBP: 0.371, SLG: 0.733	0-3 K		0-0 G6-4-3		4-0 6-3 1B BB		0-0 P6		0-0 F8	3	1	0	0	1	1	4						
Manny Sanguillen, R OBP: 0.298, SLG: 0.385		0-0 F9		0-0 F8		0-0 6-3		0-0 5-3		4	0	0	0	0	0	2						
Bob Robertson, R OBP: 0.304, SLG: 0.394		0-0 F3		0-0 5-3		0-0 1B		0-0 E 1B		4	0	2	2	0	0	0						
Bill Mazerowski, R OBP: 0.348, SLG: 0.293		0-0 WP 1B		0-0 1B		0-0 F8		0-0 E7 1B		4	0	3	0	0	0	1						
Jackie Hernandez, R OBP: 0.303, SLG: 0.344		4-0 1B BB		0-0 6-3		0-0 6-3		0-0 F9		3	0	0	0	1	0	4						
Bob Johnson, L ERA: 2.17	(1, 1)	9.0	W	39	9	2	2	5	4	0	0	0	0	0	0	0	2.00	1.444				
Inning Stats	R: 0 E: 0 K: 1 S: 5	H: 0 LOB: 1 BB: 1 P: 9	R: 0 E: 0 K: 0 S: 4	H: 1 LOB: 2 BB: 1 P: 8	R: 0 E: 0 K: 1 S: 5	H: 1 LOB: 1 BB: 1 P: 9	R: 0 E: 0 K: 0 S: 4	H: 1 LOB: 1 BB: 0 P: 4	R: 0 E: 0 K: 0 S: 6	H: 1 LOB: 1 BB: 0 P: 6	R: 1 E: 0 K: 0 S: 4	H: 0 LOB: 0 BB: 1 P: 8	R: 0 E: 1 K: 0 S: 6	H: 3 LOB: 2 BB: 0 P: 6	R: 0 E: 0 K: 0 S: 4	H: 1 LOB: 1 BB: 0 P: 4	R: 0 E: 0 K: 0 S: 4	H: 1 LOB: 1 BB: 0 P: 4	1B: 9 2B: 0 3B: 0 HR: 0	SF: 0 SAC: 0 DP: 1 HBP: 0	WP: 1 PB: 0 SB: 0 CS: 0	PA: 39
PITCHER	IP WLS BF H R ER SO BB IBB HBP BLK WP HR S P ERA WHIP	IP WLS BF H R ER SO BB IBB HBP BLK WP HR S P ERA WHIP																				
Jerry Koosman, L ERA: 2.17	(1, 1)	9.0	W	39	9	2	2	5	4	0	0	0	0	0	0	0	2.00	1.444				

New York Mets @ Pittsburgh Pirates
Three Rivers Stadium, Pittsburgh, PA
Fri May 14 1971, 7:05 PM EDT
Att: 17,622 - Unknown

AB	34
R	8
H	10
RBI	8
BB	4
SO	9
LOB	6



New York Mets @ Pittsburgh Pirates
Three Rivers Stadium, Pittsburgh, PA
Fri May 14 1971, 7:05 PM EDT
Att: 17,622 - Unknown

AB	35
R	2
H	9
RBI	2
BB	4
SO	5
LOB	19



Batter	1	2	3	4	5	6	7	8	9	AB	R	H	RBI	BB	SO	LOB	TOP					
Tommie Agee, R OBP: 0.353, SLG: 0.439 (1, 8)	F6			F3		F5				4	0	1	1	0	0	0	New York Mets @ Pittsburgh Pirates Three Rivers Stadium, Pittsburgh, PA Sun May 16 1971, 3:33 AM EDT Att: 18,968 - Unknown livebaseballscorecards.com					
Bud Harrelson, S OBP: 0.422, SLG: 0.419 (1, 6)	L7			1B		1-3		1B		3	0	0	0	1	0							
Dave Marshall, L OBP: 0.436, SLG: 0.492 (1, 9)	4-3									4	0	2	0	0	1	0						
Cleon Jones, R OBP: 0.316, SLG: 0.433 (1, 7)		6-3		F3		FC5-4				4	1	1	0	0	0	3						
Ed Kranepool, L OBP: 0.358, SLG: 0.493 (1, 3)	G3			5-3		K				4	0	0	0	0	1	4						
Bob Aspromonte, R OBP: 0.305, SLG: 0.414 (1, 5)	4-3					FC4-6				4	0	2	1	0	0	1						
Jerry Grote, R Don Hahn, R (9, PR) OBP: 0.344, SLG: 0.286 (1, 2)			4-0	CS		G6-4-3		6-3		3	0	1	0	1	0	1						
Tim Foli, R OBP: 0.355, SLG: 0.473 (1, 4)			0-3	K		6-3				4	1	1	0	0	1	3						
Nolan Ryan, R Art Shamsky, L (8, PH) Tug McGraw, R OBP: 0.667, SLG: 1.000 (1, 1)			0-3	K				F6		2	0	0	0	0	2	0						
										1	0	0	0	0	0	1						
										0	0	0	0	0	0	0						
Inning Stats	R: 0 E: 0 K: 0 S: 3	H: 0 LOB: 0 BB: 0 P: 3	R: 0 E: 0 K: 0 S: 3	H: 0 LOB: 0 BB: 0 P: 3	R: 0 E: 0 K: 2 S: 6	H: 0 LOB: 0 BB: 1 P: 10	R: 0 E: 0 K: 0 S: 4	H: 1 LOB: 2 BB: 1 P: 8	R: 0 E: 0 K: 0 S: 3	H: 1 LOB: 0 BB: 0 P: 3	R: 0 E: 0 K: 1 S: 5	H: 0 LOB: 0 BB: 0 P: 5	R: 0 E: 0 K: 1 S: 6	H: 1 LOB: 1 BB: 0 P: 6	R: 1 E: 0 K: 0 S: 5	H: 2 LOB: 1 BB: 0 P: 5	R: 1 E: 0 K: 1 S: 8	H: 3 LOB: 2 BB: 0 P: 8	1B: 6 2B: 2 3B: 0 HR: 0	SF: 0 SAC: 0 DP: 1 HBP: 0	WP: 0 PB: 0 SB: 0 CS: 1	PA: 35
PITCHER	IP	WLS	BF	H	R	ER	SO	BB	IBB	HBP	BLK	WP	HR	S	P	ERA	WHIP					
Dock Ellis, R ERA: 2.04 (1, 1)	8.2	W	34	8	2	2	5	2	0	0	0	0	0	42	50	2.08	1.154					
Dave Giusti, R ERA: 1.89 (9, 1)	0.1	S	1	0	0	0	0	0	0	0	0	0	0	1	1	0.00	0.000					

Batter	1	2	3	4	5	6	7	8	9	AB	R	H	RBI	BB	SO	LOB	BOTTOM				
Dave Cash, R OBP: 0.351, SLG: 0.353 (1, 4)	F3									3	0	0	0	1	0	0	New York Mets @ Pittsburgh Pirates Three Rivers Stadium, Pittsburgh, PA Sun May 16 1971, 3:33 AM EDT Att: 18,968 - Unknown livebaseballscorecards.com				
Vic Davalillo, L OBP: 0.326, SLG: 0.405 (1, 7)	K									3	1	0	0	1	1	1					
Roberto Clemente, R OBP: 0.310, SLG: 0.387 (1, 9)	K									4	0	0	0	0	2	2					
Richie Hebner, L OBP: 0.357, SLG: 0.476 (1, 5)		2B								3	1	2	1	1	0	1					
Al Oliver, L OBP: 0.287, SLG: 0.300 (1, 8)	F7									3	1	1	0	1	0	2					
Bob Robertson, R OBP: 0.325, SLG: 0.419 (1, 3)										3	1	2	1	1	0	0					
Manny Sanguillen, R OBP: 0.323, SLG: 0.397 (1, 2)										2	0	1	1	2	0	2					
Gene Alley, R OBP: 0.316, SLG: 0.348 (1, 6)										4	0	0	0	0	2	8					
Dock Ellis, S OBP: 0.286, SLG: 0.211 (1, 1)										4	0	0	0	0	0	7					
Dave Giusti, R (9, 1)										0	0	0	0	0	0	0					
Inning Stats	R: 0 E: 0 K: 2 S: 7	H: 1 LOB: 3 BB: 2 P: 14	R: 0 E: 0 K: 1 S: 6	H: 1 LOB: 2 BB: 1 P: 7	R: 0 E: 0 K: 0 S: 3	H: 0 LOB: 2 BB: 2 P: 11	R: 1 E: 0 K: 0 S: 4	H: 1 LOB: 1 BB: 0 P: 4	R: 1 E: 1 K: 0 S: 3	H: 1 LOB: 0 BB: 0 P: 3	R: 2 E: 0 K: 1 S: 7	H: 3 LOB: 1 BB: 1 P: 11	R: 2 E: 0 K: 1 S: 7	H: 3 LOB: 1 BB: 1 P: 11	1B: 4 2B: 3 3B: 0 HR: 0	SF: 0 SAC: 0 DP: 2 HBP: 0	WP: 1 PB: 0 SB: 2 CS: 0	PA: 36			
PITCHER	IP	WLS	BF	H	R	ER	SO	BB	IBB	HBP	BLK	WP	HR	S	P	ERA	WHIP				
Nolan Ryan, R ERA: 1.39 (1, 1)	7.0	L	30	3	2	1	4	5	1	0	0	0	0	32	56	1.29	1.143				
Tug McGraw, L ERA: 1.14 (8, 1)	1.0		6	3	2	2	1	0	1	0	0	1	0	7	11	18.00	3.000				

Batter	1	2	3	4	5	6	7	8	9	AB	R	H	RBI	BB	SO	LOB	TOP																																							
Dave Cash, R OBP: 0.395, SLG: 0.393 (1, 4)	4-3		1B		4-3		1B 2B		FC6-4 HBP	5	1	2	0	0	0	1																																								
Gene Clines, R OBP: 0.348, SLG: 0.350 Vic Davalillo, L OBP: 0.339, SLG: 0.429 (7, PH)	K		L9		L6-3		2H 1B		FC5-4 HBP	3	0	0	0	0	1	1																																								
Roberto Clemente, R OBP: 0.331, SLG: 0.469 (1, 9)	4-3		F8		5-3		K		FC5-4	5	0	0	0	0	1	4																																								
Manny Sanguillen, R OBP: 0.326, SLG: 0.403 (1, 2)		K		1B 1B		L9 1B 1B		1B 2B		4	2	3	0	0	1	0																																								
Bob Robertson, R OBP: 0.331, SLG: 0.463 (1, 3)		HR		F3		PC 1B 1B		L6-3 1B		4	1	3	2	0	0	1																																								
Richie Hebner, L OBP: 0.336, SLG: 0.458 (1, 5)		FC5-4 1B		FC6-4 1B		L9		L6-3		4	0	2	0	0	0	3																																								
Al Oliver, L OBP: 0.297, SLG: 0.306 (1, 8)		FC5-4 1-2		F7		1-2 1B		K		4	0	1	1	0	1	3																																								
Gene Alley, R OBP: 0.308, SLG: 0.329 Milt May, L OBP: 0.167, SLG: 0.130 (9, PH)	1-2-3			FC6-4 1-2		PO		6-3		3	0	0	0	0	0	3																																								
Steve Blass, R OBP: 0.063, SLG: 0.063 Mudcat Grant, R OBP: 0.697, SLG: 0.500 Willie Stargell, L OBP: 0.372, SLG: 0.718 Jackie Hernandez, R OBP: 0.303, SLG: 0.344 (9, PR)	1-3			1-3		6-3		L8		3	0	0	0	0	0	0																																								
Inning Stats	R: 0 E: 0 K: 1 S: 5	H: 0 LOB: 0 BB: 0 P: 5	R: 1 E: 0 K: 1 S: 7	H: 2 LOB: 1 BB: 0 P: 7	R: 0 E: 0 K: 0 S: 4	H: 1 LOB: 2 BB: 0 P: 4	R: 0 E: 0 K: 0 S: 5	H: 2 LOB: 2 BB: 0 P: 5	R: 0 E: 0 K: 0 S: 3	H: 0 LOB: 0 BB: 0 P: 3	R: 1 E: 0 K: 0 S: 5	H: 3 LOB: 1 BB: 0 P: 5	R: 1 E: 0 K: 1 S: 7	H: 2 LOB: 0 BB: 0 P: 7	R: 1 E: 0 K: 1 S: 6	H: 2 LOB: 0 BB: 0 P: 6	R: 0 E: 0 K: 0 S: 4	H: 1 LOB: 2 BB: 0 P: 5	1B: 10 2B: 3 3B: 0 HR: 1	SF: 0 SAC: 0 DP: 1 HBP: 1	WP: 0 PB: 0 SB: 0 CS: 0	PA: 40																																		
PITCHER	IP	WLS	BF	H	R	ER	SO	BB	IBB	HBP	BLK	WP	HR	S	P	ERA	WHIP	PITCHER				IP	WLS	BF	H	R	ER	SO	BB	IBB	HBP	BLK	WP	HR	S	P	ERA	WHIP																		
Ross Grimsley, L ERA: 5.87 Milt Wilcox, R ERA: 4.84 Clay Carroll, R ERA: 1.95	(1, 1)	6.0	25	8	2	2	2	0	0	0	0	0	1	29	29	3.00	1.333					(7, 1)	1.0	W	5	2	1	1	1	0	0	0	0	0	7	7	9.00	2.000	(8, 1)	2.0	S	9	3	1	1	1	0	0	1	0	0	0	10	11	4.50	1.500

Pittsburgh Pirates @ Cincinnati Reds
Riverfront Stadium, Cincinnati, OH
Thu May 20 1971, 3:33 AM EDT
Att: 9,530 - Unknown

AB 38
R 4
H 13
RBI 4
BB 0
SO 4
LOB 16



Batter	1	2	3	4	5	6	7	8	9	AB	R	H	RBI	BB	SO	LOB	BOTTOM																					
Ty Cline, L OBP: 0.424, SLG: 0.267 (1, 9)	G3 SH3-4 1B	L8		L9			6-3 SH5-4 1B	1B		5	2	3	0	0	0	2																						
Dave Concepcion, R OBP: 0.296, SLG: 0.315 (1, 6)	SH3-4 1-2		1B		K		SH5-4 1-2	L8		3	0	1	0	0	1	1																						
Johnny Bench, R OBP: 0.319, SLG: 0.556 (1, 2)	G3 2-3		K		1B		6-3 2-3	F9		5	0	1	0	0	1	4																						
Tony Perez, R OBP: 0.305, SLG: 0.384 (1, 5)	1B 3-H		L8		F3		1B 1B 3-H	5-3		5	1	2	2	0	0	3																						
Lee May, R OBP: 0.376, SLG: 0.602 (1, 3)	L7		1B		L5		1B 2B 1-3			4	1	2	0	0	0	2																						
Bernie Carbo, L OBP: 0.393, SLG: 0.348 Jimmy Stewart, S OBP: 0.240, SLG: 0.217 (8, 7)		1B 2B		4-3		G3	2B 1-3 3-H	1B		4	1	2	1	0	0	2																						
Tommy Helms, R OBP: 0.287, SLG: 0.297 (1, 4)		SH1-3 2H		K		L7	1-3 3-H 4-0	2B		4	0	2	2	0	1	0																						
Buddy Bradford, R OBP: 0.278, SLG: 0.261 (1, 8)		K		2B		1B		IBB		3	0	2	0	1	1	1																						
Ross Grimsley, L Willie Smith, L OBP: 0.227, SLG: 0.326 Milt Wilcox, R Pete Rose, S OBP: 0.343, SLG: 0.393 Clay Carroll, R (7, PH)	(1, 1)	SH1-3		K2-3		1-3	F8			1	0	0	0	0	1	1																						
Inning Stats	R: 1 E: 0 K: 0 S: 5	H: 2 LOB: 1 BB: 0 P: 5	R: 1 E: 0 K: 1 S: 7	H: 2 LOB: 1 BB: 0 P: 7	R: 0 E: 0 K: 2 S: 8	H: 1 LOB: 1 BB: 0 P: 8	R: 0 E: 0 K: 0 S: 6	H: 1 LOB: 1 BB: 0 P: 6	R: 0 E: 0 K: 0 S: 4	H: 1 LOB: 1 BB: 0 P: 4	R: 3 E: 0 K: 0 S: 8	H: 5 LOB: 3 BB: 1 P: 12	R: 0 E: 0 K: 0 S: 4	H: 1 LOB: 1 BB: 0 P: 4	R: 0 E: 0 K: 0 S: 4	H: 1 LOB: 1 BB: 0 P: 4	1B: 12 2B: 3 3B: 0 HR: 0	SF: 0 SAC: 3 DP: 0 HBP: 0	WP: 0 PB: 0 SB: 1 CS: 0	PA: 40																		
PITCHER	IP	WLS	BF	H	R	ER	SO	BB	IBB	HBP	BLK	WP	HR	S	P	ERA	WHIP	PITCHER				IP	WLS	BF	H	R	ER	SO	BB	IBB	HBP	BLK	WP	HR	S	P	ERA	WHIP
Steve Blass, R ERA: 4.89 Mudcat Grant, R ERA: 0.89	(1, 1)	6.2	L	33	13	5	5	0	0	0	0	0	0	43	43	6.75	1.950					(7, 1)	1.1		7	2	0	0	0	0	1	0	0	0	6	10	0.00	1.500

Pittsburgh Pirates @ Cincinnati Reds
Riverfront Stadium, Cincinnati, OH
Thu May 20 1971, 3:33 AM EDT
Att: 9,530 - Unknown

AB 36
R 5
H 15
RBI 5
BB 1
SO 5
LOB 20



Batter	1	2	3	4	5	6	7	8	9	AB	R	H	RBI	BB	SO	LOB	TOP					
Dave Cash, R (1, 4) OBP: 0.396, SLG: 0.379	4-0 FC6-4 S BB		4-0 FC5-4 BB			0-0 E5 2B		0-0 FC1-6 1B		2	1	1	0	2	0	0	Pittsburgh Pirates @ Montreal Expos Jarry Park, Montreal, QB Sat May 22 1971, 7:05 PM EDT Att: 18,814 - Unknown					
Gene Clines, R (1, 9) OBP: 0.340, SLG: 0.326	4-0 FC6-4 BB		0-0 FC5-4 S 1-2			0-3 K		0-0 FC1-6 1-2		3	0	0	0	1	1	4						
Vic Davallilo, L (1, 8) OBP: 0.333, SLG: 0.424	0-0 FC6-4 S 1-2 2-3		0-0 F7			0-0 1-H 2B		0-3 K		4	0	1	1	0	1	5						
Willie Stargell, L (1, 7) OBP: 0.366, SLG: 0.706	0-3 K 1-2			0-3 K		0-3 K		0-0 P4		4	0	0	0	0	3	5						
Richie Hebner, L (1, 5) OBP: 0.352, SLG: 0.472	0-3 K			0-3 K		0-3 K			0-0 HR	4	1	1	1	0	3	3						
Bob Robertson, R (1, 3) OBP: 0.325, SLG: 0.469		0-3 K		0-3 K			0-0 G6-4-3 1B		0-0 F8	4	0	1	0	0	2	0						
Manny Sanguillen, R (1, 2) OBP: 0.310, SLG: 0.389		0-0 4-3			0-0 F9		0-0 F7		0-0 6-3	4	0	0	0	0	0	1						
Jackie Hernandez, R (1, 6) OBP: 0.294, SLG: 0.333		0-3 K			0-0 B2		0-0 G6-4-3 1-2		0-3 K	2	0	0	0	0	1	0						
Milt May, L (7, PH) OBP: 0.160, SLG: 0.125										1	0	0	0	0	0	1						
Gene Alley, R (7, 6) OBP: 0.256, SLG: 0.314										1	0	0	0	0	1	0						
Luke Walker, L (1, 1)				0-3 K					4-0 1B BB	2	0	0	0	0	2	0						
Nelson Briles, R (7, 1) OBP: 0.286, SLG: 0.714					0-3 K					0	0	0	0	0	0	0						
Jose Pagan, R (6, PH) OBP: 0.244, SLG: 0.244										0	0	0	0	1	0	0						
Dock Ellis, S (8, PR) OBP: 0.250, SLG: 0.182										0	0	0	0	0	0	0						
Bob Veale, S (8, 1)										0	0	0	0	0	0	0						
Inning Stats	R: 0 E: 0 K: 2 S: 7	H: 0 LOB: 2 BB: 2 P: 15	R: 0 E: 0 K: 2 S: 7	H: 0 LOB: 0 BB: 0 P: 7	R: 0 E: 0 K: 1 S: 5	H: 0 LOB: 1 BB: 1 P: 9	R: 0 E: 0 K: 3 S: 9	H: 0 LOB: 0 BB: 0 P: 9	R: 0 E: 0 K: 1 S: 5	H: 0 LOB: 0 BB: 0 P: 5	R: 1 E: 1 K: 3 S: 11	H: 1 LOB: 1 BB: 0 P: 11	R: 0 E: 0 K: 0 S: 3	H: 1 LOB: 0 BB: 0 P: 3	R: 0 E: 0 K: 1 S: 6	H: 1 LOB: 2 BB: 1 P: 10	R: 1 E: 0 K: 1 S: 6	H: 1 LOB: 0 BB: 0 P: 6	1B: 2 2B: 1 3B: 0 HR: 1	SF: 0 SAC: 0 DP: 1 HBP: 0	WP: 0 PB: 0 SB: 3 CS: 0	PA: 35
PITCHER Bill Stoneman, R (1, 1) ERA: 2.57	IP: 9.0 WLS: W BF: 35 H: 4 R: 2 ER: 1 SO: 14 BB: 4 IBB: 0 HBP: 0 BLK: 0 WP: 0 HR: 1 S: 59 P: 75 ERA: 1.00 WHIP: 0.889															PITCHER	IP: 9.0 WLS: W BF: 35 H: 4 R: 2 ER: 1 SO: 14 BB: 4 IBB: 0 HBP: 0 BLK: 0 WP: 0 HR: 1 S: 59 P: 75 ERA: 1.00 WHIP: 0.889					

AB	31
R	2
H	4
RBI	2
BB	4
SO	14
LOB	19



Batter	1	2	3	4	5	6	7	8	9	AB	R	H	RBI	BB	SO	LOB	BOTTOM						
Ron Hunt, R (1, 4) OBP: 0.389, SLG: 0.350	0-0 6-3		0-0 SH1-4 1-2	0-0 SF8 3-H			0-0 3B			2	0	1	1	0	0	0	Pittsburgh Pirates @ Montreal Expos Jarry Park, Montreal, QB Sat May 22 1971, 7:05 PM EDT Att: 18,814 - Unknown						
Clyde Mashore, R (1, 8) OBP: 0.333, SLG: 0.458	0-3 K		0-0 FC6-5 HR	0-3 K			0-0 6-3			3	1	0	0	0	2	3							
Ron Fairly, L (7, PH) OBP: 0.433, SLG: 0.387										1	0	0	0	0	0	1							
Rusty Staub, L (1, 9) OBP: 0.435, SLG: 0.534	0-0 4-3		0-0 1-H HR		0-0 G4-6-3 1B		4-0 IBB			3	1	2	2	1	0	0							
John Bateman, R (1, 2) OBP: 0.304, SLG: 0.398		0-0 FC6-4 1B	0-0 HR		0-0 G4-6-3 1-2		0-0 F7			4	1	2	1	0	0	3							
Bob Bailey, R (1, 7) OBP: 0.356, SLG: 0.319		0-3 K	0-0 5-3		0-0 3B			0-0 F7		4	0	1	0	0	1	1							
Boots Day, L (9, 8) OBP: 0.271, SLG: 0.269										0	0	0	0	0	0	0							
Coco Laboy, R (1, 5) OBP: 0.381, SLG: 0.368		0-0 FC6-4 1B		0-0 1B SF8 1B		0-3 K		0-0 E1 1B		4	2	3	0	0	1	0							
John Boccabella, R (1, 3) OBP: 0.294, SLG: 0.563		0-0 FC6-4 1-2 2-3		0-0 P4		0-0 5-3		0-3 K		4	0	0	0	0	1	4							
Bobby Wine, R (1, 6) OBP: 0.241, SLG: 0.223		0-0 4-3		0-0 BB 1B		0-0 5-3		0-0 2-H 1B		4	0	2	1	0	0	2							
Bill Stoneman, R (1, 1) OBP: 0.174, SLG: 0.095			4-0 FC6-5 SH1-4 BB	4-0 BB			0-0 L7	0-3 K		2	0	0	0	2	1	1							
Inning Stats	R: 0 E: 0 K: 1 S: 5	H: 0 LOB: 0 BB: 0 P: 5	R: 0 E: 0 K: 1 S: 7	H: 2 LOB: 2 BB: 0 P: 7	R: 3 E: 0 K: 0 S: 5	H: 2 LOB: 0 BB: 1 P: 9	R: 1 E: 0 K: 1 S: 7	H: 2 LOB: 2 BB: 1 P: 11	R: 0 E: 0 K: 0 S: 3	H: 2 LOB: 1 BB: 0 P: 3	R: 0 E: 0 K: 1 S: 5	H: 0 LOB: 0 BB: 0 P: 5	R: 0 E: 0 K: 0 S: 4	H: 1 LOB: 2 BB: 1 P: 8	R: 1 E: 1 K: 2 S: 9	H: 2 LOB: 1 BB: 0 P: 9		R: 1 E: 0 K: 1 S: 6	H: 1 LOB: 1 BB: 0 P: 6	1B: 7 2B: 0 3B: 2 HR: 2	SF: 1 SAC: 1 DP: 1 HBP: 0	WP: 0 PB: 0 SB: 0 CS: 0	PA: 36
PITCHER Luke Walker, L (1, 1) ERA: 3.13	IP: 6.1 WLS: L BF: 28 H: 9 R: 4 ER: 4 SO: 4 BB: 2 IBB: 0 HBP: 0 BLK: 0 WP: 0 HR: 2 S: 34 P: 42 ERA: 5.68 WHIP: 1.737															PITCHER		IP: 6.1 WLS: L BF: 28 H: 9 R: 4 ER: 4 SO: 4 BB: 2 IBB: 0 HBP: 0 BLK: 0 WP: 0 HR: 2 S: 34 P: 42 ERA: 5.68 WHIP: 1.737					
Nelson Briles, R (7, 1) ERA: 3.0	0.2	3	0	0	0	0	0	0	0	0	0	2	6	0.00	0.000								
Bob Veale, L (8, 1) ERA: 4.26	1.0	5	2	1	0	2	0	0	0	0	0	9	9	0.00	2.000								



Batter	1	2	3	4	5	6	7	8	9	AB	R	H	RBI	BB	SO	LOB	TOP							
Dave Cash, R (1,4) OBP: 0.389, SLG: 0.367	1-3		E BB		6-3		F8		G1-4-3-6	4	0	0	0	1	0	2								
Vic Davallio, L (1,8) OBP: 0.311, SLG: 0.394	6-3		F8		K			6-3	4-3	5	0	0	0	0	1	3								
Roberto Clemente, R (1,9) OBP: 0.342, SLG: 0.490	1-3		F8					L7		4	0	1	0	0	0	1								
Willie Stargell, L (1,7) OBP: 0.363, SLG: 0.689		BB HBP		K		4-3		E3		3	0	0	0	0	1	1								
Richie Hebner, L (1,5) OBP: 0.349, SLG: 0.462	F8		F8	1B E BB		G3		F5		3	0	0	0	1	0	3								
Bob Robertson, R (1,3) OBP: 0.340, SLG: 0.470		FC6-4 BB		E4 1B					BB BB 1B	2	1	1	0	2	0	1								
Milt May, L (1,2) OBP: 0.207, SLG: 0.148	L7			G6-4-3 1B		F8			BB BB 1B	3	1	1	0	1	0	4								
Jackie Hernandez, R (1,6) OBP: 0.296, SLG: 0.323									BB BB 1B	2	0	0	0	0	0	5								
Gene Clines, R (7,PH) OBP: 0.333, SLG: 0.318									BB BB 1B	1	0	0	0	0	0	0								
Gene Alley, R (7,6) OBP: 0.296, SLG: 0.314									BB BB 1B	0	0	0	0	0	0	0								
Charlie Sands, L (9,PH) OBP: 1.000, SLG: 2.000									BB BB 1B	0	0	0	0	1	0	0								
Dock Ellis, S (9,PR) OBP: 0.250, SLG: 0.182									BB BB 1B	0	0	0	0	0	0	0								
Bob Johnson, L (1,1) OBP: 0.105, SLG: 0.056									BB BB 1B	3	0	0	0	0	0	3								
Bob Veale, S (8,1) OBP: 0.322, SLG: 0.393									BB BB 1B	0	0	0	0	0	0	0								
Manny Sanguillen, R (9,PH) OBP: 0.322, SLG: 0.393									BB BB 1B	1	0	1	1	0	0	0								
Inning Stats	R: 0 E: 0 K: 0 S: 3	H: 0 LOB: 0 BB: 0 P: 3	R: 0 E: 0 K: 0 S: 3	H: 0 LOB: 2 BB: 1 P: 8	R: 0 E: 1 K: 1 S: 5	H: 0 LOB: 1 BB: 1 P: 9	R: 0 E: 1 K: 1 S: 6	H: 1 LOB: 2 BB: 1 P: 10	R: 0 E: 0 K: 2 S: 7	H: 0 LOB: 0 BB: 0 P: 7	R: 0 E: 0 K: 0 S: 4	H: 1 LOB: 0 BB: 1 P: 8	R: 0 E: 0 K: 1 S: 5	H: 0 LOB: 0 BB: 0 P: 5	R: 0 E: 1 K: 0 S: 4	H: 0 LOB: 1 BB: 0 P: 4	R: 2 E: 0 K: 0 S: 4	H: 2 LOB: 2 BB: 2 P: 12	1B: 3 2B: 1 3B: 0 HR: 0	SF: 0 SAC: 0 DP: 2 HBP: 1	WP: 0 PB: 0 SB: 0 CS: 0	PA: 38		
PITCHER	IP WLS BF H R ER SO BB IBB HBP BLK WP HR S P ERA WHIP	8.0 W 35 3 2 2 5 6 0 1 0 0 0 0 38 63 2.25 1.125	1.0 S 3 1 0 0 0 0 0 0 0 0 0 0 3 3 0.00 1.000											IP WLS BF H R ER SO BB IBB HBP BLK WP HR S P ERA WHIP										
Ernie McAnally, R (1,1) ERA: 5.5																								
Mike Marshall, R (9,1) ERA: 3.1																								

Pittsburgh Pirates @ Montreal Expos
 Jarry Park, Montreal, QB
 Sun May 23 1971, 3:33 AM EDT
 Att: 27,216 - Unknown

AB	31
R	2
H	4
RBI	1
BB	6
SO	5
LOB	20



Batter	1	2	3	4	5	6	7	8	9	AB	R	H	RBI	BB	SO	LOB	BOTTOM							
Gary Sutherland, R (1,4) OBP: 0.133, SLG: 0.133	1-3		1B		1-3			FC3-6 1B		4	0	2	0	0	0	0								
Jim Gosger, L (1,8) OBP: 0.192, SLG: 0.208	P5		SF8			F9		FC3-6 1B HR		3	1	0	1	0	0	1								
Rusty Staub, L (1,9) OBP: 0.444, SLG: 0.537	PB BB		3H 0-0	1-2		F9		HR 1B		3	1	2	0	1	0	0								
Bob Bailey, R (1,5) OBP: 0.352, SLG: 0.347	K		5-3			6-3		HR		4	1	1	3	0	1	3								
Ron Fairly, L (1,3) OBP: 0.436, SLG: 0.405			K		G3		G4-6-3 2B	G4-3 1B		4	0	2	0	0	1	0								
Jim Fairley, L (1,7) OBP: 0.283, SLG: 0.262										2	0	0	0	1	0	0								
Clyde Mashore, R (8,PH) OBP: 0.320, SLG: 0.440	5-3				4-3		G4-6-3 IBB	G4-3 1-2		1	0	0	0	0	0	1								
John Boccabella, R (1,2) OBP: 0.270, SLG: 0.514	6-3				F8		G4-6-3			3	0	0	0	0	0	2								
Bobby Wine, R (1,6) OBP: 0.252, SLG: 0.221			1B SH3-4 SF8 BB		6-3					1	1	0	0	2	0	0								
Ernie McAnally, R (1,1) ERA: 2.77																								
Mike Marshall, R (9,1) ERA: 3.95																								
Inning Stats	R: 0 E: 0 K: 1 S: 5	H: 0 LOB: 0 BB: 1 P: 9	R: 0 E: 0 K: 1 S: 5	H: 0 LOB: 0 BB: 0 P: 5	R: 1 E: 0 K: 0 S: 5	H: 2 LOB: 2 BB: 1 P: 9	R: 0 E: 0 K: 0 S: 3	H: 0 LOB: 0 BB: 0 P: 3	R: 0 E: 0 K: 1 S: 5	H: 0 LOB: 0 BB: 0 P: 5	R: 0 E: 0 K: 0 S: 3	H: 0 LOB: 0 BB: 0 P: 3	R: 0 E: 0 K: 0 S: 3	H: 1 LOB: 2 BB: 2 P: 11	R: 3 E: 0 K: 0 S: 6	H: 4 LOB: 0 BB: 0 P: 6	1B: 5 2B: 1 3B: 0 HR: 1	SF: 1 SAC: 1 DP: 2 HBP: 0	WP: 0 PB: 1 SB: 0 CS: 0	PA: 33				
PITCHER	IP WLS BF H R ER SO BB IBB HBP BLK WP HR S P ERA WHIP	7.1 L 31 6 4 4 3 2 0 0 0 0 0 2 2 4.91 1.091	0.2 L 2 1 0 0 0 0 0 0 0 0 0 2 2 0.00 1.500											IP WLS BF H R ER SO BB IBB HBP BLK WP HR S P ERA WHIP										
Bob Johnson, R (1,1) ERA: 2.77																								
Bob Veale, L (8,1) ERA: 3.95																								

Pittsburgh Pirates @ Montreal Expos
 Jarry Park, Montreal, QB
 Sun May 23 1971, 3:33 AM EDT
 Att: 27,216 - Unknown

AB	27
R	4
H	7
RBI	4
BB	4
SO	3
LOB	9



Batter	1	2	3	4	5	6	7	8	9	AB	R	H	RBI	BB	SO	LOB	TOP			
Pete Rose, S OBP: 0.356, SLG: 0.395	4-0 E 4-3 BB	0-0 SH1-3 SF7 2B		0-0 F7			0-0 L8		0-0 L8	4	2	1	1	1	0	1				
Woody Woodward, R OBP: 0.353, SLG: 0.325	0-0 E3 4-3 1B	0-0 SH1-3		0-0 F1			0-0 F9		0-0 E2	4	1	0	0	0	0	2				
Lee May, R OBP: 0.354, SLG: 0.566	0-0 E4 4-3 1B	0-0 SF7			0-0 5-3				0-0 F9	3	1	0	1	0	0	2				
Dave Concepcion, R OBP: 0.288, SLG: 0.346	0-0 E4 4-3 1B	0-0 SF7			0-0 5-3				0-0 F9	1	0	0	0	0	0	2				
Johnny Bench, R OBP: 0.321, SLG: 0.542	0-0 F5	0-0 HR			0-0 6-3				0-0 F9	4	1	1	1	0	0	3				
Tony Perez, R OBP: 0.286, SLG: 0.368	0-0 4-3	0-0 5-3			0-0 F9				0-0 5-3	4	0	0	1	0	0	2				
Bernie Carbo, L OBP: 0.380, SLG: 0.346	0-0 1B			0-0 3-1					0-0 1B	4	0	2	2	0	0	0				
Jimmy Stewart, S OBP: 0.296, SLG: 0.280	0-0 1B			0-0 3-1					0-0 1B	0	0	0	0	0	0	0				
Tommy Helms, R OBP: 0.290, SLG: 0.323	0-0 5-3			0-0 1-3					0-0 6-3	3	0	0	0	0	0	2				
Buddy Bradford, R OBP: 0.281, SLG: 0.262		0-0 SH 1B		0-0 F3					0-0 F4	4	1	1	0	0	0	1				
Ross Grimsley, L OBP: 0.370, SLG: 0.200		0-0 SH		0-0 6-3					0-0 E BB	2	1	0	0	0	1	1				
Al Ferrara, R OBP: 0.370, SLG: 0.200		0-0 SH		0-0 6-3					0-0 E BB	0	0	0	0	0	1	0				
Don Gullett, R OBP: 0.370, SLG: 0.200		0-0 SH		0-0 6-3					0-0 E BB	0	0	0	0	0	0	0				
Clay Carroll, R OBP: 0.370, SLG: 0.200		0-0 SH		0-0 6-3					0-0 E BB	0	0	0	0	0	0	0				
Joe Gibbon, R OBP: 0.370, SLG: 0.200		0-0 SH		0-0 6-3					0-0 E BB	0	0	0	0	0	0	0				
Inning Stats	R: 3 E: 2 K: 0 S: 6	H: 1 LOB: 1 BB: 1 P: 10	R: 4 E: 1 K: 0 S: 7	H: 3 LOB: 0 BB: 0 P: 7	R: 0 E: 0 K: 0 S: 3	H: 0 LOB: 0 BB: 0 P: 3	R: 0 E: 0 K: 0 S: 3	H: 0 LOB: 0 BB: 0 P: 3	R: 0 E: 0 K: 1 S: 5	H: 0 LOB: 0 BB: 0 P: 6	R: 0 E: 0 K: 0 S: 3	H: 0 LOB: 0 BB: 0 P: 3	R: 0 E: 0 K: 0 S: 4	H: 1 LOB: 1 BB: 0 P: 4	R: 0 E: 1 K: 0 S: 4	H: 0 LOB: 2 BB: 1 P: 8	1B: 3 2B: 1 3B: 0 HR: 1	SF: 1 SAC: 2 DP: 0 HBP: 1	WP: 0 PB: 0 SB: 0 CS: 0	PA: 39
PITCHER	IP WLS BF H R ER SO BB IBB HBP BLK WP HR S P ERA WHIP																			
Bob Moose, R ERA: 4.66	1.2 L 13 4 7 4 0 1 0 0 0 0 0 1 12 16 21.60 3.000																			
Nelson Briles, R ERA: 2.97	1.1 4 0 0 0 0 0 0 0 0 0 0 0 4 4 0.00 0.000																			
Jim Nelson, R ERA: 2.51	4.0 13 0 0 0 1 0 0 0 1 0 0 0 14 15 0.00 0.000																			
Dave Giusti, R ERA: 1.8	2.0 9 1 0 0 0 1 0 0 0 0 0 0 8 12 0.00 1.000																			
Batter	1	2	3	4	5	6	7	8	9	AB	R	H	RBI	BB	SO	LOB	BOTTOM			
Dave Cash, R OBP: 0.389, SLG: 0.376	0-0 4-3		0-0 L6-4-3 1B		0-0 6-3		0-0 2B		0-3 K	5	0	2	0	0	1	3				
Gene Clines, R OBP: 0.321, SLG: 0.292	0-0 L8		0-0 L6-4-3 1B			1-0 HR HBP	0-0 L9		0-0 L4-3	4	1	0	0	0	0	6				
Roberto Clemente, R OBP: 0.340, SLG: 0.494	0-0 1-3		0-0 4-3			0-0 HR		0-0 L9		4	1	1	2	0	0	0				
Willie Stargell, L OBP: 0.353, SLG: 0.667		0-0 F7		0-3 K2-3		0-3 K		0-0 L8		4	0	0	0	0	2	0				
Bob Robertson, R OBP: 0.338, SLG: 0.463		0-0 5-3		0-3 K		0-0 K		0-0 F7		4	0	1	0	0	1	0				
Manny Sanguillen, R OBP: 0.333, SLG: 0.403		0-0 1B		0-0 1B		0-0 G5-4-3 1B		0-0 F7		4	0	3	0	0	0	1				
Jose Pagan, R OBP: 0.229, SLG: 0.227		0-0 1B		0-0 1B		0-0 G5-4-3 1B		0-0 F7		4	0	3	0	0	0	1				
Richie Hebner, L OBP: 0.354, SLG: 0.466		0-0 F8		0-0 F8		0-0 F8		0-0 F3		3	0	0	0	0	0	2				
Gene Alley, R OBP: 0.297, SLG: 0.326				0-0 K		0-3 K		0-0 G3		3	1	1	0	0	1	0				
Vic Davallo, L OBP: 0.320, SLG: 0.403				0-0 HR 2B		0-0 K		0-0 G3		1	0	1	0	0	0	0				
Bob Moose, R ERA: 1.54, SLG: 0.083				0-0 HR		0-0 F8		0-0 2B		0	0	0	0	0	0	0				
Nelson Briles, R ERA: 2.97, SLG: 0.714				0-0 HR		0-0 F8		0-0 2B		0	0	0	0	0	0	0				
Charlie Spillane, L ERA: 1.00, SLG: 3.000				0-0 HR		0-0 F8		0-0 2B		1	1	1	2	0	0	0				
Jim Nelson, R ERA: 2.51, SLG: 0.295				0-0 HR		0-0 F8		0-0 2B		1	0	1	0	0	0	0				
Bill Mazerowski, R ERA: 3.70, SLG: 0.295				0-0 HR		0-0 F8		0-0 2B		0	0	0	0	0	0	0				
Dave Giusti, R ERA: 1.8, SLG: 0.143				0-0 HR		0-0 F8		0-0 2B		1	0	0	0	0	0	1				
Inning Stats	R: 0 E: 0 K: 0 S: 3	H: 0 LOB: 0 BB: 0 P: 3	R: 0 E: 0 K: 0 S: 4	H: 1 LOB: 1 BB: 0 P: 4	R: 2 E: 0 K: 0 S: 5	H: 3 LOB: 0 BB: 0 P: 5	R: 0 E: 0 K: 2 S: 8	H: 1 LOB: 1 BB: 0 P: 8	R: 0 E: 0 K: 1 S: 5	H: 0 LOB: 0 BB: 0 P: 5	R: 2 E: 0 K: 1 S: 6	H: 2 LOB: 2 BB: 0 P: 7	R: 0 E: 0 K: 0 S: 3	H: 0 LOB: 0 BB: 0 P: 3	R: 0 E: 0 K: 2 S: 10	H: 3 LOB: 3 BB: 0 P: 10	1B: 8 2B: 2 3B: 0 HR: 2	SF: 0 SAC: 0 DP: 2 HBP: 1	WP: 0 PB: 0 SB: 0 CS: 0	PA: 38
PITCHER	IP WLS BF H R ER SO BB IBB HBP BLK WP HR S P ERA WHIP																			
Ross Grimsley, L ERA: 5.17	8.0 W 32 9 4 4 4 0 0 0 0 0 0 2 39 40 4.50 1.125																			
Clay Carroll, R ERA: 1.85	0.0 2 2 0 0 0 0 0 0 0 0 0 0 2 2 * * * * *																			
Joe Gibbon, L ERA: 2.83	1.0 S 4 1 0 0 2 0 0 0 0 0 0 0 8 8 0.00 1.000																			

Cincinnati Reds @ Pittsburgh Pirates
Three Rivers Stadium, Pittsburgh, PA
Tue May 25 1971, 7:05 PM EDT
Att: 8,607 - Cloudy

AB 33
R 7
H 5
RBI 6
BB 2
SO 1
LOB 16



Cincinnati Reds @ Pittsburgh Pirates
Three Rivers Stadium, Pittsburgh, PA
Tue May 25 1971, 7:05 PM EDT
Att: 8,607 - Cloudy

AB 37
R 4
H 12
RBI 4
BB 0
SO 6
LOB 15



Batter	1	2	3	4	5	6	7	8	9	AB	R	H	RBI	BB	SO	LOB	TOP					
Pete Rose, S (1, 9) OBP: 0.359, SLG: 0.398	0-0 3-1		0-0 4-3 WP 1B		0-0 1B		0-0 F5			4	0	2	0	0	0	1	Cincinnati Reds @ Pittsburgh Pirates Three Rivers Stadium, Pittsburgh, PA Wed May 26 1971, 7:05 PM EDT Att: 7,369 - Cloudy					
Woody Woodward, R (1, 6) OBP: 0.352, SLG: 0.316	4-0		0-0 4-3		0-3 K			0-0 BB 1B		2	0	0	0	1	1	2						
Jimmy Stewart, S (8, PH) OBP: 0.321, SLG: 0.308			1-3							1	0	1	0	0	0	0						
Lee May, R (1, 3) OBP: 0.560, SLG: 0.560	0-0 F8		0-0 5-3		0-0 1B			4-0 BB 1-2 BB		3	0	1	0	1	0	2						
Dave Concepcion, R (8, PR) OBP: 0.288, SLG: 0.346										0	0	0	0	0	0	0						
Johnny Bench, R (1, 2) OBP: 0.314, SLG: 0.529	0-0 5-3		0-0 F7		0-3 K			0-3 K		4	0	0	0	0	2	5						
Tony Perez, R (1, 5) OBP: 0.280, SLG: 0.360		0-3 K		0-0 6-3		0-3 K		0-3 K		4	0	0	0	0	3	3						
Bernie Carbo, L (1, 7) OBP: 0.376, SLG: 0.343		0-0 E 1B		0-0 F2		0-0 5-3		0-0 G3		4	0	1	0	0	0	3						
Tommy Helms, R (1, 4) OBP: 0.283, SLG: 0.314		0-0 E5 1-2		0-0 4-3			0-0 F8		0-0 F4	4	0	0	0	0	0	1						
Buddy Bradford, R (1, 8) OBP: 0.273, SLG: 0.253		0-3 K		0-3 K		0-3 K		0-3 K		3	0	0	0	0	2	2						
Willie Smith, L (9, PH) OBP: 0.213, SLG: 0.304							0-0 F9		0-3 K	1	0	0	0	0	1	0						
Tony Cloninger, R (1, 1) OBP: 0.417, SLG: 0.500		0-3 K		0-3 K2-3			4-0 BB		0-0 F9	2	0	0	0	0	2	2						
Ty Cline, L (7, PH) OBP: 0.409, SLG: 0.240										0	0	0	0	1	0	0						
Milt Wilcox, R (7, 1) OBP: 0.357, SLG: 0.190										0	0	0	0	0	0	0						
Al Ferrara, R (9, PH) OBP: 0.357, SLG: 0.190										1	0	0	0	0	0	0						
Inning Stats	R: 0 E: 0 K: 0 S: 3	H: 0 LOB: 1 BB: 1 P: 7	R: 0 E: 1 K: 3 S: 11	H: 1 LOB: 2 BB: 0 P: 11	R: 0 E: 0 K: 0 S: 4	H: 1 LOB: 0 BB: 0 P: 4	R: 0 E: 0 K: 0 S: 3	H: 0 LOB: 0 BB: 0 P: 3	R: 0 E: 0 K: 3 S: 10	H: 1 LOB: 1 BB: 0 P: 10	R: 0 E: 0 K: 2 S: 8	H: 0 LOB: 1 BB: 0 P: 8	R: 0 E: 0 K: 0 S: 3	H: 0 LOB: 1 BB: 1 P: 7	R: 0 E: 0 K: 2 S: 8	H: 1 LOB: 2 BB: 1 P: 12	R: 0 E: 0 K: 1 S: 5	H: 0 LOB: 0 BB: 0 P: 5	1B: 5 2B: 0 3B: 0 HR: 0	SF: 0 SAC: 0 DP: 0 HBP: 0	WP: 1 PB: 0 SB: 0 CS: 0	PA: 36
PITCHER Steve Blass, R (1, 1) ERA: 4.19	IP: 9.0 WLS: W BF: 36 H: 5 R: 0 ER: 0 SO: 11 BB: 3 IBB: 0 HBP: 0 BLK: 0 WP: 1 HR: 0 S: 55 P: 67 ERA: 0.00 WHIP: 0.889															PITCHER						

AB	33
R	0
H	5
RBI	0
BB	3
SO	11
LOB	21



Batter	1	2	3	4	5	6	7	8	9	AB	R	H	RBI	BB	SO	LOB	BOTTOM			
Dave Cash, R (1, 4) OBP: 0.392, SLG: 0.375	0-0 F9		4-0 E S BB		0-0 PB 1B		0-0 5-3			3	0	1	0	1	0	0	Cincinnati Reds @ Pittsburgh Pirates Three Rivers Stadium, Pittsburgh, PA Wed May 26 1971, 7:05 PM EDT Att: 7,369 - Cloudy			
Richie Hebner, L (1, 5) OBP: 0.351, SLG: 0.455	0-3 K		0-0 F2		0-0 G3		4-0 BB			3	0	0	0	1	1	2				
Roberto Clemente, R (1, 9) OBP: 0.337, SLG: 0.488	0-0 6-3		0-0 F7		0-0 HR 1B		0-3 K			4	1	1	0	0	1	2				
Willie Stargell, L (1, 7) OBP: 0.357, SLG: 0.682		4-0 4-3 1B BB	0-0 L8		0-0 HR 1B		0-3 K			3	1	1	2	1	1	1				
Manny Sanguillen, R (1, 2) OBP: 0.338, SLG: 0.405		0-0 4-3 1B		0-3 K		0-0 E 1B		0-0 L9		4	0	2	0	0	1	0				
Bob Robertson, R (1, 3) OBP: 0.335, SLG: 0.453		0-0 F8		0-3 K		4-0 G4-6-3 BB		0-0 6-3		3	0	0	0	1	1	2				
Al Oliver, L (1, 8) OBP: 0.291, SLG: 0.299		0-0 4-3		0-0 6-3		0-0 L7				3	0	0	0	0	0	4				
Gene Alley, R (1, 6) OBP: 0.298, SLG: 0.319		4-0 FC6-4 IBB		0-0 F9		0-0 G4-6-3				2	0	0	0	1	0	2				
Steve Blass, R (1, 1) OBP: 0.053, SLG: 0.053		0-0 FC6-4		0-0 6-3		0-0 F2				3	0	0	0	0	0	3				
Inning Stats	R: 0 E: 0 K: 1 S: 5	H: 0 LOB: 0 BB: 0 P: 5	R: 0 E: 0 K: 0 S: 4	H: 1 LOB: 3 BB: 2 P: 12	R: 0 E: 1 K: 0 S: 3	H: 0 LOB: 1 BB: 1 P: 7	R: 0 E: 0 K: 2 S: 7	H: 0 LOB: 0 BB: 0 P: 7	R: 0 E: 0 K: 0 S: 4	H: 1 LOB: 1 BB: 0 P: 4	R: 2 E: 1 K: 0 S: 5	H: 3 LOB: 1 BB: 1 P: 9	R: 0 E: 0 K: 1 S: 5	H: 0 LOB: 1 BB: 1 P: 9	R: 0 E: 0 K: 1 S: 5	H: 0 LOB: 0 BB: 0 P: 5		1B: 4 2B: 0 3B: 0 HR: 1	SF: 0 SAC: 0 DP: 1 HBP: 0	WP: 0 PB: 1 SB: 1 CS: 0
PITCHER Tony Cloninger, R (1, 1) ERA: 2.63	IP: 6.0 WLS: L BF: 26 H: 5 R: 2 ER: 2 SO: 3 BB: 3 IBB: 1 HBP: 0 BLK: 0 WP: 0 HR: 1 S: 28 P: 44 ERA: 3.00 WHIP: 1.333															PITCHER				
Milt Wilcox, R (7, 1) ERA: 4.25	IP: 2.0 WLS: L BF: 7 H: 0 R: 0 ER: 0 SO: 2 BB: 1 IBB: 0 HBP: 0 BLK: 0 WP: 0 HR: 0 S: 10 P: 14 ERA: 0.00 WHIP: 0.500															PITCHER				



Batter	1	2	3	4	5	6	7	8	9	AB	R	H	RBI	BB	SO	LOB	TOP			
Pete Rose, S OBP: 0.367, SLG: 0.402 (1, 9)	0-0 FC5-6 1B		0-0 F9 1B		4-0 WP BB		0-0 F8			3	0	2	0	1	0	0	Cincinnati Reds @ Pittsburgh Pirates Three Rivers Stadium, Pittsburgh, PA Thu May 27 1971, 7:05 PM EDT Att: 7,408 - Cloudy			
Woody Woodward, R OBP: 0.337, SLG: 0.301 (1, 6)	0-0 FC5-6 BB		0-0 F9		0-0 1-3		0-0 F8			4	0	0	0	0	0	4				
Lee May, R OBP: 0.355, SLG: 0.545 (1, 3)	4-0 G5-4-3 BB		0-3 K		0-0 F4			0-0 5-3		3	0	0	0	1	1	3				
Johnny Bench, R OBP: 0.307, SLG: 0.517 (1, 2)	0-0 G5-4-3		0-3 K		0-0 F8			0-0 F7		4	0	0	0	0	1	5				
Tony Perez, R OBP: 0.275, SLG: 0.352 (1, 5)		0-0 F7		0-0 5-3		0-3 K		0-0 L8		4	0	0	0	0	1	0				
Bernie Carbo, L OBP: 0.365, SLG: 0.330 (1, 7)		0-0 F6		0-0 F7		0-0 4-3		0-0 3-1		4	0	0	0	0	0	0				
Tommy Helms, R OBP: 0.294, SLG: 0.337 (1, 4)		0-0 1B 2B		0-0 1B 2B		0-0 1B		0-0 6-3		4	2	3	0	0	0	0				
Buddy Bradford, R OBP: 0.284, SLG: 0.267 (1, 8)		0-0 1B		0-0 1B		0-3 K		0-3 K		3	0	2	2	0	1	1				
Jimmy Stewart, S OBP: 0.310, SLG: 0.296 (9, PH)		2H 1B		2H 1B						1	0	0	0	0	1	0				
Jim Merritt, L OBP: 0.214, SLG: 0.231 (7, PH)			4-0 F9 1B BB		0-3 K		0-0 F9			1	0	0	0	1	1	1				
Willie Smith, L OBP: 0.208, SLG: 0.298 (7, PH)										1	0	0	0	0	0	0				
Jim McGlothlin, R OBP: 0.273, SLG: 0.500 (7, 1)										0	0	0	0	0	0	0				
Inning Stats	R: 0 E: 0 K: 0 S: 3	H: 1 LOB: 1 BB: 1 P: 7	R: 1 E: 0 K: 0 S: 4	H: 2 LOB: 1 BB: 0 P: 4	R: 0 E: 0 K: 2 S: 8	H: 1 LOB: 2 BB: 1 P: 12	R: 1 E: 0 K: 1 S: 7	H: 2 LOB: 1 BB: 0 P: 7	R: 0 E: 0 K: 0 S: 3	H: 0 LOB: 1 BB: 1 P: 7	R: 0 E: 0 K: 2 S: 8	H: 1 LOB: 0 BB: 0 P: 8	R: 0 E: 0 K: 0 S: 3	H: 0 LOB: 0 BB: 0 P: 3	R: 0 E: 0 K: 1 S: 5	H: 0 LOB: 0 BB: 0 P: 5	1B: 5 2B: 2 3B: 0 HR: 0	SF: 0 SAC: 0 DP: 1 HBP: 0	WP: 1 PB: 0 SB: 0 CS: 0	PA: 35
PITCHER Dock Ellis, R ERA: 1.97 (1, 1)	IP: 9.0 WLS: W BF: 35 H: 7 R: 2 ER: 2 SO: 6 BB: 3 IBB: 0 HBP: 0 BLK: 0 WP: 1 HR: 0 S: 44 P: 56 ERA: 2.00 WHIP: 1.111																			

AB	32
R	2
H	7
RBI	2
BB	3
SO	6
LOB	14



Batter	1	2	3	4	5	6	7	8	9	AB	R	H	RBI	BB	SO	LOB	BOTTOM	
Dave Cash, R OBP: 0.395, SLG: 0.379 (1, 4)	0-0 BB 2B 1B	0-0 FC4-6 1B		0-0 F2		0-0 F9				4	1	2	0	0	0	2	Cincinnati Reds @ Pittsburgh Pirates Three Rivers Stadium, Pittsburgh, PA Thu May 27 1971, 7:05 PM EDT Att: 7,408 - Cloudy	
Gene Alley, R OBP: 0.287, SLG: 0.305 (1, 6)	0-0 F6	0-0 FC4-6 HR		0-0 F7		0-0 F8				4	1	0	0	0	0	4		
Roberto Clemente, R OBP: 0.341, SLG: 0.593 (1, 9)	4-0 2B 1-2 6-3 BB	0-0 1H HR		0-0 F7		0-0 F3				3	2	1	2	1	0	2		
Willie Stargell, L OBP: 0.354, SLG: 0.677 (1, 7)	0-0 6-3 2H 2B	0-0 F7			0-0 4-1		0-0 F9			4	0	1	1	0	0	0		
Manny Sanguillen, R OBP: 0.342, SLG: 0.423 (1, 2)	4-0 6-3 IBB		0-0 F7		0-0 HR		0-0 F7			3	1	1	1	1	0	0		
Bob Robertson, R OBP: 0.333, SLG: 0.448 (1, 3)	0-0 6-3		0-0 6-3		0-0 1B		0-0 F7			4	0	1	1	0	0	2		
Al Oliver, L OBP: 0.289, SLG: 0.293 (1, 8)	4-0 FC6-4 BB		0-0 5-3		0-0 F6			0-0 6-3		3	0	0	0	1	0	1		
Jose Pagan, R OBP: 0.250, SLG: 0.250 (1, 5)	0-0 FC6-4		0-0 1B		0-0 FC6 1B		0-3 K			4	0	2	0	0	1	3		
Dock Ellis, S OBP: 0.250, SLG: 0.192 (1, 1)		0-3 K		0-0 1B		0-0 FC6		0-3 K		4	0	1	0	0	2	2		
Inning Stats	R: 2 E: 0 K: 0 S: 5	H: 2 LOB: 3 BB: 3 P: 17	R: 2 E: 0 K: 1 S: 7	H: 2 LOB: 0 BB: 0 P: 7	R: 0 E: 0 K: 0 S: 3	H: 0 LOB: 0 BB: 0 P: 3	R: 0 E: 0 K: 0 S: 5	H: 2 LOB: 2 BB: 0 P: 5	R: 1 E: 0 K: 0 S: 6	H: 3 LOB: 2 BB: 0 P: 6	R: 0 E: 0 K: 0 S: 3	H: 0 LOB: 0 BB: 0 P: 3	R: 0 E: 0 K: 2 S: 7	H: 0 LOB: 0 BB: 0 P: 7	1B: 6 2B: 1 3B: 0 HR: 2	SF: 0 SAC: 0 DP: 0 HBP: 0		WP: 0 PB: 0 SB: 0 CS: 0
PITCHER Jim Merritt, L ERA: 4.96 (1, 1)	IP: 6.0 WLS: L BF: 30 H: 9 R: 5 ER: 5 SO: 1 BB: 2 IBB: 1 HBP: 0 BLK: 0 WP: 0 HR: 2 S: 29 P: 41 ERA: 7.50 WHIP: 1.833																	
Jim McGlothlin, R ERA: 4.35 (7, 1)	IP: 2.0 WLS: 6 BF: 0 H: 0 R: 0 ER: 0 SO: 2 BB: 0 IBB: 0 HBP: 0 BLK: 0 WP: 0 HR: 10 S: 10 P: 10 ERA: 0.00 WHIP: 0.000																	

AB	33
R	5
H	9
RBI	5
BB	3
SO	3
LOB	16



Batter	1	2	3	4	5	6	7	8	9	AB	R	H	RBI	BB	SO	LOB	TOP										
Don Kessinger, S (1, 6) OBP: 0.315, SLG: 0.309										3	1	1	0	1	2	3	Chicago Cubs @ Pittsburgh Pirates Three Rivers Stadium, Pittsburgh, PA Fri May 28 1971, 7:05 PM EDT Att. 12,776 - Cloudy										
Glenn Beckert, R (1, 4) OBP: 0.383, SLG: 0.418										5	1	3	0	0	0	5											
Billy Williams, L (1, 7) OBP: 0.375, SLG: 0.543										5	1	1	2	0	0	5											
Jim Hickman, R (1, 9) OBP: 0.338, SLG: 0.398										4	0	2	1	1	0	1											
Ron Santo, R (1, 5) OBP: 0.378, SLG: 0.519										5	0	0	0	0	1	6											
14 Ernie Banks, R (1, 3) OBP: 0.269, SLG: 0.217										5	0	2	0	0	1	0											
Randy Hundley, R (1, 2) OBP: 0.333, SLG: 0.389										3	0	2	0	0	0	0											
Chris Cannizzaro, R (6, 2) OBP: 0.327, SLG: 0.295										2	0	0	0	0	0	1											
Jose Ortiz, R (1, 8) OBP: 0.344, SLG: 0.395										5	1	2	0	0	2	3											
Mitt Pappas, R (1, 1) OBP: 0.233, SLG: 0.214										4	0	2	0	0	1	2											
Inning Stats	R: 0 E: 0 K: 0 S: 4	H: 2 LOB: 2 BB: 1 P: 8	R: 1 E: 1 K: 1 S: 7	H: 1 LOB: 1 BB: 0 P: 7	R: 0 E: 0 K: 0 S: 4	H: 1 LOB: 1 BB: 0 P: 4	R: 0 E: 0 K: 2 S: 9	H: 2 LOB: 2 BB: 0 P: 9	R: 2 E: 0 K: 1 S: 5	H: 5 LOB: 2 BB: 0 P: 9	R: 1 E: 0 K: 0 S: 5	H: 2 LOB: 3 BB: 1 P: 11	R: 0 E: 0 K: 1 S: 5	H: 0 LOB: 0 BB: 0 P: 5	R: 0 E: 0 K: 1 S: 5	H: 0 LOB: 0 BB: 0 P: 5	1B: 13 2B: 0 3B: 1 HR: 1	SF: 0 SAC: 0 DP: 2 HBP: 1	WP: 0 PB: 0 SB: 0 CS: 0	PA: 44							
PITCHER	IP	WLS	BF	H	R	ER	SO	BB	IBB	HBP	BLK	WP	HR	S	P	ERA	WHIP										
Luke Walker, L (1, 1) ERA: 3.18	4.2	L	25	11	3	2	3	1	0	0	0	0	1	30	34	3.86	2.571										
Jim Nelson, R (5, 1) ERA: 2.57	1.1		7	2	1	1	1	0	0	1	0	0	0	8	9	6.75	1.500										
Mudcat Grant, R (7, 1) ERA: 0.67	2.0		9	2	0	0	2	1	0	0	0	0	0	12	16	0.00	1.500										
Dave Giusti, R (9, 1) ERA: 1.73	1.0		3	0	0	0	1	0	0	0	0	0	0	5	5	0.00	0.000										

AB	41
R	4
H	15
RBI	3
BB	2
SO	7
LOB	26



Batter	1	2	3	4	5	6	7	8	9	AB	R	H	RBI	BB	SO	LOB	BOTTOM										
Dave Cash, R (1, 4) OBP: 0.391, SLG: 0.371										3	1	0	0	1	1	1	Chicago Cubs @ Pittsburgh Pirates Three Rivers Stadium, Pittsburgh, PA Fri May 28 1971, 7:05 PM EDT Att. 12,776 - Cloudy										
Richie Hebner, L (1, 5) OBP: 0.355, SLG: 0.464										4	0	2	2	0	0	0											
Roberto Clemente, R (1, 9) OBP: 0.339, SLG: 0.497										4	0	1	0	0	0	2											
Willie Stargell, L (1, 7) OBP: 0.344, SLG: 0.657										4	0	0	0	0	2	1											
Al Oliver, L (1, 8) OBP: 0.301, SLG: 0.301										3	0	2	0	1	0	0											
Manny Sanguillen, R (1, 2) OBP: 0.333, SLG: 0.413										4	0	0	0	0	1	3											
Bob Robertson, R (1, 3) OBP: 0.325, SLG: 0.435										4	0	0	0	0	0	2											
Gene Alley, R (1, 6) OBP: 0.282, SLG: 0.299										2	0	0	0	0	0	0											
Gene Clines, R (8, PH) OBP: 0.333, SLG: 0.306										1	1	1	0	0	0	0											
Jackie Hernandez, R (9, 6) OBP: 0.286, SLG: 0.323										0	0	0	0	0	0	0											
Luke Walker, L (1, 1) ERA: 3.18	9.0	W	34	6	2	2	4	2	0	0	0	0	0	0	0	0	1										
Mitt Pappas, R (1, 1) ERA: 3.58	9.0	W	34	6	2	2	4	2	0	0	0	0	0	0	0	0	1										
PITCHER	IP	WLS	BF	H	R	ER	SO	BB	IBB	HBP	BLK	WP	HR	S	P	ERA	WHIP										
Luke Walker, L (1, 1) ERA: 3.18	9.0	W	34	6	2	2	4	2	0	0	0	0	0	40	48	2.00	0.889										
Gene Clines, R (8, PH) OBP: 0.333, SLG: 0.306	1.1		7	2	1	1	1	0	0	1	0	0	0	8	9	6.75	1.500										
Mudcat Grant, R (7, 1) ERA: 0.67	2.0		9	2	0	0	2	1	0	0	0	0	0	12	16	0.00	1.500										
Vic Davallo, L (8, PH) OBP: 0.301, SLG: 0.397	1.0		3	0	0	0	1	0	0	0	0	0	0	5	5	0.00	0.000										
Inning Stats	R: 0 E: 0 K: 1 S: 6	H: 1 LOB: 1 BB: 0 P: 6	R: 0 E: 0 K: 1 S: 4	H: 0 LOB: 0 BB: 1 P: 8	R: 0 E: 0 K: 1 S: 5	H: 0 LOB: 0 BB: 0 P: 5	R: 0 E: 0 K: 0 S: 3	H: 0 LOB: 0 BB: 0 P: 3	R: 0 E: 0 K: 0 S: 3	H: 0 LOB: 0 BB: 0 P: 3	R: 1 E: 0 K: 0 S: 4	H: 1 LOB: 1 BB: 1 P: 8	R: 0 E: 0 K: 0 S: 4	H: 1 LOB: 1 BB: 0 P: 4	R: 1 E: 1 K: 0 S: 5	H: 2 LOB: 1 BB: 0 P: 5	R: 0 E: 0 K: 1 S: 6	H: 1 LOB: 1 BB: 0 P: 6	1B: 5 2B: 1 3B: 0 HR: 0	SF: 0 SAC: 0 DP: 0 HBP: 0	WP: 0 PB: 0 SB: 0 CS: 1	PA: 34					

AB	32
R	2
H	6
RBI	2
BB	2
SO	4
LOB	10



Batter	1	2	3	4	5	6	7	8	9	AB	R	H	RBI	BB	SO	LOB	TOP										
Don Kessinger, S OBP: 0.317, SLG: 0.311 (1, 6)										5	0	2	0	0	2	0	Chicago Cubs @ Pittsburgh Pirates Three Rivers Stadium, Pittsburgh, PA Sat May 29 1971, 3:33 AM EDT Att: 12,336 - Cloudy - 53 F										
Glenn Beckert, R OBP: 0.383, SLG: 0.415 (1, 4)										4	1	1	0	1	0	4											
Billy Williams, L OBP: 0.373, SLG: 0.536 (1, 7)										4	1	1	0	0	0	2											
Jim Hickman, R OBP: 0.343, SLG: 0.434 (1, 9)										4	1	2	2	0	1	1											
Ron Santo, R OBP: 0.376, SLG: 0.519 (1, 5)										4	1	1	1	0	2	1											
14 Ernie Banks, R OBP: 0.233, SLG: 0.185 (1, 3)										4	0	0	0	0	0	2											
Randy Hundley, R OBP: 0.350, SLG: 0.400 Hector Torres, R OBP: 0.300, SLG: 0.222 Chris Cannizzaro, R OBP: 0.340, SLG: 0.303 (1, 2)										2	0	1	0	0	0	0											
Brock Davis, L OBP: 0.300, SLG: 0.368 (1, 8)										4	0	0	0	0	0	3											
Bill Hands, R OBP: 0.154, SLG: 0.125 Johnny Callison, L OBP: 0.312, SLG: 0.323 Ray Newman, L OBP: 0.299, SLG: 0.268 Hal Breeden, R OBP: 0.179, SLG: 0.069 Earl Stephenson, L OBP: 0.179, SLG: 0.069 Phil Regan, R OBP: 0.179, SLG: 0.069 Paul Popovich, S OBP: 0.040, SLG: 0.040 (1, 1)										1	0	0	0	0	0	1											
Inning Stats	R: 0 E: 0 K: 1 S: 5	H: 0 LOB: 0 BB: 0 P: 5	R: 1 E: 0 K: 0 S: 4	H: 1 LOB: 0 BB: 0 P: 4	R: 0 E: 0 K: 1 S: 5	H: 0 LOB: 0 BB: 0 P: 5	R: 1 E: 0 K: 1 S: 7	H: 2 LOB: 1 BB: 0 P: 7	R: 0 E: 0 K: 0 S: 5	H: 2 LOB: 1 BB: 0 P: 5	R: 2 E: 0 K: 1 S: 8	H: 3 LOB: 1 BB: 1 P: 8	R: 0 E: 0 K: 1 S: 5	H: 0 LOB: 0 BB: 0 P: 5	R: 0 E: 0 K: 1 S: 4	H: 1 LOB: 2 BB: 1 P: 8		1B: 6 2B: 2 3B: 0 HR: 1	SF: 0 SAC: 0 DP: 0 HBP: 0	WP: 0 PB: 0 SB: 0 CS: 0	PA: 38						
PITCHER	IP	WLS	BF	H	R	ER	SO	BB	IBB	HBP	BLK	WP	HR	S	P	ERA	WHIP										
Bob Johnson, R ERA: 3.12 (1, 1)	5.1	W	23	7	4	4	4	0	0	0	0	0	1	31	31	6.75	1.312										
Jim Nelson, R ERA: 2.37 (6, 1)	3.1		14	2	0	0	2	2	0	0	0	0	0	16	24	0.00	1.200										
Dave Giusti, R ERA: 1.71 (9, 1)	0.1	S	1	0	0	0	0	0	0	0	0	0	0	1	1	0.00	0.000										

AB	36
R	4
H	9
RBI	4
BB	2
SO	6
LOB	15



Batter	1	2	3	4	5	6	7	8	9	AB	R	H	RBI	BB	SO	LOB	BOTTOM										
Dave Cash, R OBP: 0.382, SLG: 0.361 (1, 4)										4	0	0	0	0	1	1	Chicago Cubs @ Pittsburgh Pirates Three Rivers Stadium, Pittsburgh, PA Sat May 29 1971, 3:33 AM EDT Att: 12,336 - Cloudy - 53 F										
Vic Davallilo, L OBP: 0.325, SLG: 0.395 (1, 9)										3	2	1	0	1	1	0											
Richie Hebner, L OBP: 0.365, SLG: 0.493 (1, 5)										4	1	3	3	0	0	0											
Willie Stargell, L OBP: 0.335, SLG: 0.643 (1, 7)										3	0	0	1	0	1	1											
Al Oliver, L OBP: 0.300, SLG: 0.299 (1, 8)										4	1	1	0	0	0	1											
Bob Robertson, R OBP: 0.329, SLG: 0.464 (1, 3)										4	2	2	2	0	2	1											
Milt May, L OBP: 0.206, SLG: 0.250 (1, 2)										4	1	1	1	0	0	2											
Gene Alley, R OBP: 0.281, SLG: 0.327 (1, 6)										4	1	1	1	0	1	1											
Bob Johnson, L OBP: 0.095, SLG: 0.050 Jim Nelson, R OBP: 0.500, SLG: 0.333 Dave Giusti, R (1, 1)										2	0	0	0	0	2	0											
Inning Stats	R: 2 E: 0 K: 2 S: 9	H: 2 LOB: 0 BB: 0 P: 9	R: 1 E: 0 K: 2 S: 8	H: 1 LOB: 0 BB: 0 P: 8	R: 0 E: 0 K: 1 S: 5	H: 0 LOB: 0 BB: 0 P: 5	R: 3 E: 1 K: 1 S: 8	H: 2 LOB: 0 BB: 0 P: 8	R: 0 E: 0 K: 0 S: 4	H: 1 LOB: 1 BB: 0 P: 4	R: 0 E: 0 K: 1 S: 6	H: 1 LOB: 1 BB: 0 P: 6	R: 2 E: 0 K: 0 S: 5	H: 2 LOB: 1 BB: 1 P: 9	R: 1 E: 0 K: 1 S: 6	H: 1 LOB: 1 BB: 1 P: 10		1B: 5 2B: 1 3B: 0 HR: 4	SF: 1 SAC: 1 DP: 0 HBP: 0	WP: 0 PB: 1 SB: 0 CS: 0	PA: 37						
PITCHER	IP	WLS	BF	H	R	ER	SO	BB	IBB	HBP	BLK	WP	HR	S	P	ERA	WHIP										
Bill Hands, R ERA: 4.12 (5, 1)	2.0	L	8	2	0	0	1	0	0	0	0	0	0	10	10	0.00	1.000										
Ray Newman, L ERA: 2.84 (7, 1)	1.0		6	2	2	2	0	1	0	0	0	0	0	5	9	18.00	3.000										
Earl Stephenson, L ERA: 5.51 Phil Regan, R ERA: 4.13 (8, 1)	1.0		5	1	1	0	1	1	0	0	0	0	0	6	10	0.00	2.000										

AB	33
R	9
H	10
RBI	8
BB	2
SO	8
LOB	7



Batter	1	2	3	4	5	6	7	8	9	AB	R	H	RBI	BB	SO	LOB	TOP			
Don Kessinger, S OBP: 0.320, SLG: 0.312	0-0 4-3		0-3 K			4-0 BB			0-0 1B	3	0	1	0	1	1	0	Chicago Cubs @ Pittsburgh Pirates Three Rivers Stadium, Pittsburgh, PA Sun May 30 1971, 3:33 AM EDT Att. 14,643 - Sunny - 70 F			
Glenn Beckert, R OBP: 0.376, SLG: 0.406	0-0 6-3			0-0 6-3		0-0 F8			0-0 G6-4-3	4	0	0	0	0	0	2				
Billy Williams, L OBP: 0.365, SLG: 0.525	0-0 F8			0-0 G3					0-0 F8	4	0	0	0	0	0	0				
Jim Hickman, R OBP: 0.336, SLG: 0.424		0-3 K		0-0 F2					0-0 P5	3	0	0	0	0	1	0				
Ron Santo, R OBP: 0.375, SLG: 0.515		0-0 1B			0-3 K				0-0 P4	3	0	1	0	0	1	0				
14 Ernie Banks, R OBP: 0.212, SLG: 0.167		0-3 K			0-0 6-3				0-0 6-3	3	0	0	0	0	1	1				
Randy Hundley, R OBP: 0.333, SLG: 0.381 Chris Cannizzaro, R OBP: 0.333, SLG: 0.297		0-3 K			0-3 K				0-0 L4	1	0	0	0	0	1	1				
Brock Davis, L OBP: 0.304, SLG: 0.409			0-0 6-3			0-0 2-3			0-0 2B	3	0	1	0	0	0	0				
Ken Holtzman, R Joe Decker, R Hal Breeden, R Earl Stephenson, L Johnny Callison, L Ray Newman, L			0-0 3-1			0-0 F5			0-3 K	1	0	0	0	0	0	0				
Inning Stats	R: 0 E: 0 K: 0 S: 3	H: 0 LOB: 0 BB: 0 P: 3	R: 0 E: 0 K: 3 S: 10	H: 1 LOB: 1 BB: 0 P: 10	R: 0 E: 0 K: 1 S: 5	H: 0 LOB: 0 BB: 0 P: 5	R: 0 E: 0 K: 0 S: 3	H: 0 LOB: 0 BB: 0 P: 3	R: 0 E: 0 K: 2 S: 7	H: 0 LOB: 0 BB: 0 P: 7	R: 0 E: 0 K: 0 S: 3	H: 0 LOB: 0 BB: 0 P: 3	R: 0 E: 0 K: 1 S: 6	H: 1 LOB: 1 BB: 0 P: 6	R: 0 E: 0 K: 0 S: 3	H: 1 LOB: 0 BB: 0 P: 3		1B: 2 2B: 1 3B: 0 HR: 0	SF: 0 SAC: 0 DP: 1 HBP: 0	WP: 0 PB: 0 SB: 0 CS: 0
PITCHER Bob Moose, R ERA: 3.78	IP: 9.0 WLS: W BF: 30 H: 3 R: 0 ER: 0 SO: 7 BB: 1 IBB: 0 HBP: 0 BLK: 0 WP: 0 HR: 0 S: 43 P: 47 ERA: 0.00 WHIP: 0.444																			

AB	29
R	0
H	3
RBI	0
BB	1
SO	7
LOB	5



Batter	1	2	3	4	5	6	7	8	9	AB	R	H	RBI	BB	SO	LOB	BOTTOM	
Dave Cash, R OBP: 0.394, SLG: 0.375	0-0 1B			0-0 K WP 1-2 HR					0-0 F7	5	2	4	0	0	0	1	Chicago Cubs @ Pittsburgh Pirates Three Rivers Stadium, Pittsburgh, PA Sun May 30 1971, 3:33 AM EDT Att. 14,643 - Sunny - 70 F	
Richie Hebner, L OBP: 0.354, SLG: 0.476	0-3 K			0-3 K WP 1-3 HR 2-H				0-3 K	5	1	0	0	0	3	4			
Roberto Clemente, R OBP: 0.341, SLG: 0.512	0-0 1B		0-3 K		0-0 K			0-0 6-3	5	2	2	3	0	2	0			
Willie Stargell, L OBP: 0.338, SLG: 0.655	0-0 1B		0-0 E6 FC6-4		0-0 K HR			0-0 6-3	5	1	2	2	0	0	0			
Manny Sanguillen, R OBP: 0.337, SLG: 0.421	0-0 1B		0-0 FC6-4 2B		0-0 K HR 2B			0-0 6-3	4	1	2	1	0	0	1			
Bob Robertson, R OBP: 0.333, SLG: 0.490	0-3 K		0-0 K		0-0 K HR 2B			0-3 K	4	1	2	2	0	2	2			
Al Oliver, L OBP: 0.299, SLG: 0.305	0-3 K		0-0 6-2		0-0 F7			0-0 1-3	4	1	1	0	0	1	2			
Gene Alley, R OBP: 0.288, SLG: 0.352		0-0 6-3			0-0 K HR 1B			0-0 6-3	4	0	2	1	0	0	0			
Bob Moose, R OBP: 0.176, SLG: 0.125		0-0 4-3			0-0 FC1-6 K			0-0 1B	4	1	1	0	0	0	2			
Inning Stats	R: 2 E: 0 K: 3 S: 13	H: 4 LOB: 2 BB: 0 P: 13	R: 0 E: 0 K: 0 S: 4	H: 1 LOB: 1 BB: 0 P: 4	R: 0 E: 1 K: 1 S: 6	H: 1 LOB: 2 BB: 0 P: 6	R: 8 E: 0 K: 1 S: 14	H: 8 LOB: 1 BB: 0 P: 14	R: 0 E: 0 K: 1 S: 5	H: 0 LOB: 0 BB: 0 P: 5	R: 0 E: 0 K: 0 S: 4	H: 1 LOB: 1 BB: 0 P: 4	R: 0 E: 0 K: 1 S: 5	H: 0 LOB: 0 BB: 0 P: 5	1B: 9 2B: 3 3B: 1 HR: 3	SF: 0 SAC: 0 DP: 1 HBP: 0		WP: 3 PB: 0 SB: 0 CS: 0
PITCHER Ken Holtzman, L ERA: 5.33 Joe Decker, R ERA: 13.5 Earl Stephenson, L ERA: 4.91 Ray Newman, L ERA: 2.45	IP: 3.2 WLS: L BF: 24 H: 11 R: 8 ER: 8 SO: 5 BB: 0 IBB: 0 HBP: 0 BLK: 0 WP: 2 HR: 2 S: 33 P: 33 ERA: 19.64 WHIP: 3.000																	

AB	40
R	10
H	16
RBI	9
BB	0
SO	8
LOB	12



Batter	1	2	3	4	5	6	7	8	9	AB	R	H	RBI	BB	SO	LOB	TOP					
Don Kessinger, S (1, 6) OBP: 0.319, SLG: 0.307										3	0	0	0	1	0	1	Chicago Cubs @ Pittsburgh Pirates Three Rivers Stadium, Pittsburgh, PA Mon May 31 1971, 3:33 AM EDT Att: 19,589 - Sunny - 70 F					
Brock Davis, L (1, 8) OBP: 0.296, SLG: 0.385										4	0	1	0	0	0	1						
Billy Williams, L (1, 7) OBP: 0.363, SLG: 0.516										3	0	0	0	1	0	2						
Glenn Beckert, R (1, 4) OBP: 0.378, SLG: 0.408										4	0	2	0	0	0	1						
Ron Santo, R (1, 5) OBP: 0.378, SLG: 0.512										3	0	1	0	1	0	2						
Jim Hickman, R (1, 3) OBP: 0.327, SLG: 0.411										4	0	0	0	0	1	3						
Johnny Callison, L (1, 9) OBP: 0.308, SLG: 0.314										3	0	0	0	1	0	3						
J.C. Martin, L (1, 2) OBP: 0.342, SLG: 0.486										3	0	1	0	0	1	2						
Fergie Jenkins, R (1, 1) OBP: 0.286, SLG: 0.436										2	0	0	0	0	2	2						
Paul Popovich, S (8, PH) OBP: 0.038, SLG: 0.038										1	0	0	0	0	0	0						
Phil Regan, R (8, 1)										0	0	0	0	0	0	0						
Inning Stats	R: 0 E: 0 K: 0 S: 2	H: 0 LOB: 0 BB: 1 P: 6	R: 0 E: 0 K: 0 S: 4	H: 1 LOB: 1 BB: 0 P: 4	R: 0 E: 0 K: 1 S: 5	H: 1 LOB: 0 BB: 0 P: 5	R: 0 E: 0 K: 0 S: 4	H: 1 LOB: 1 BB: 0 P: 4	R: 0 E: 1 K: 2 S: 7	H: 0 LOB: 1 BB: 1 P: 11	R: 0 E: 0 K: 0 S: 3	H: 0 LOB: 1 BB: 1 P: 7	R: 0 E: 0 K: 1 S: 5	H: 0 LOB: 1 BB: 1 P: 9	R: 0 E: 0 K: 0 S: 4	H: 1 LOB: 1 BB: 0 P: 4	R: 0 E: 0 K: 0 S: 4	H: 1 LOB: 1 BB: 0 P: 4	1B: 5 2B: 0 3B: 0 HR: 0	SF: 0 SAC: 0 DP: 2 HBP: 0	WP: 0 PB: 1 SB: 0 CS: 0	PA: 34
PITCHER Steve Blass, R (1, 1) ERA: 3.66	IP: 9.0 WLS: W BF: 34 H: 5 R: 0 ER: 0 SO: 4 BB: 4 IBB: 0 HBP: 0 BLK: 0 WP: 0 HR: 0 S: 38 P: 54 ERA: 0.00 WHIP: 1.000															PITCHER						

AB	30
R	0
H	5
RBI	0
BB	4
SO	4
LOB	17



Batter	1	2	3	4	5	6	7	8	9	AB	R	H	RBI	BB	SO	LOB	BOTTOM			
Dave Cash, R (1, 4) OBP: 0.397, SLG: 0.374										3	1	1	0	1	0	0	Chicago Cubs @ Pittsburgh Pirates Three Rivers Stadium, Pittsburgh, PA Mon May 31 1971, 3:33 AM EDT Att: 19,589 - Sunny - 70 F			
Richie Hebner, L (1, 5) OBP: 0.363, SLG: 0.510										4	1	3	2	0	0	1				
Roberto Clemente, R (1, 9) OBP: 0.333, SLG: 0.590										4	0	0	0	0	1	4				
Willie Stargell, L (1, 7) OBP: 0.348, SLG: 0.676										3	2	2	1	1	0	0				
Al Oliver, L (1, 8) OBP: 0.298, SLG: 0.318										3	1	1	1	0	1	2				
Bob Robertson, R (1, 3) OBP: 0.331, SLG: 0.491										4	0	1	0	0	0	3				
Manny Sanguillen, R (1, 2) OBP: 0.347, SLG: 0.425										3	0	2	1	1	1	0				
Gene Alley, R (1, 6) OBP: 0.279, SLG: 0.343										3	0	0	1	0	0	2				
Steve Blass, R (1, 1) OBP: 0.087, SLG: 0.087										4	1	1	0	0	1	3				
Inning Stats	R: 0 E: 0 K: 0 S: 3	H: 1 LOB: 0 BB: 0 P: 3	R: 2 E: 0 K: 0 S: 6	H: 3 LOB: 1 BB: 0 P: 6	R: 1 E: 0 K: 0 S: 5	H: 2 LOB: 1 BB: 0 P: 5	R: 0 E: 0 K: 0 S: 3	H: 1 LOB: 0 BB: 0 P: 3	R: 2 E: 0 K: 2 S: 7	H: 2 LOB: 2 BB: 2 P: 13	R: 0 E: 0 K: 2 S: 7	H: 0 LOB: 0 BB: 0 P: 7	R: 0 E: 0 K: 1 S: 5	H: 1 LOB: 1 BB: 0 P: 5	R: 1 E: 1 K: 1 S: 7	H: 1 LOB: 2 BB: 1 P: 11	1B: 6 2B: 3 3B: 1 HR: 2	SF: 2 SAC: 0 DP: 2 HBP: 0	WP: 0 PB: 0 SB: 1 CS: 1	PA: 36
PITCHER Fergie Jenkins, R (1, 1) ERA: 3.46	IP: 7.0 WLS: L BF: 30 H: 10 R: 5 ER: 5 SO: 3 BB: 1 IBB: 1 HBP: 0 BLK: 0 WP: 0 HR: 2 S: 34 P: 42 ERA: 6.43 WHIP: 1.571															PITCHER				
Phil Regan, R (8, 1) ERA: 3.96	IP: 1.0 WLS: L BF: 6 H: 1 R: 1 ER: 0 SO: 1 BB: 0 IBB: 0 HBP: 0 BLK: 0 WP: 0 HR: 0 S: 7 P: 11 ERA: 0.00 WHIP: 1.000															PITCHER				

AB	31
R	6
H	11
RBI	6
BB	3
SO	4
LOB	15



Batter	1	2	3	4	5	6	7	8	9	AB	R	H	RBI	BB	SO	LOB	TOP			
Lou Brock, L OBP: 0.418, SLG: 0.493 (1,7)	F7								6-3	4	0	2	0	0	0	0	St. Louis Cardinals @ Pittsburgh Pirates Three Rivers Stadium, Pittsburgh, PA Tue Jun 01 1971, 7:05 PM EDT Att: 21,516 - Unknown livebaseballscorecards.com			
Matty Alou, L OBP: 0.351, SLG: 0.409 (1,8)	6-3			G3 1B					4-0 BB	3	0	0	0	1	0	2				
Ted Simmons, S OBP: 0.367, SLG: 0.431 (1,2)	F8			6-3					0-0 F7	4	0	0	0	0	0	2				
Joe Torre, R OBP: 0.417, SLG: 0.534 (1,5)				F8					0-3 K	3	0	1	0	0	1	1				
Joe Hague, L OBP: 0.362, SLG: 0.440 (1,3)				K					0-0 4-3 3-1	3	0	0	0	0	1	1				
Leron Lee, L OBP: 0.333, SLG: 0.391 (1,9)				G6-4-3 1B					0-0 G3	2	0	0	0	0	1	1				
Julian Javier, R OBP: 0.331, SLG: 0.411 (1,4)				F9					0-0 G5-4-3 BB	2	0	0	0	0	1	0				
Don Shaw, L (8, PH)									0-3 K	0	0	0	0	0	0	0				
Bob Burda, L OBP: 0.478, SLG: 0.368 (8, PH)									0-0 G5-4-3 1-2	1	0	0	0	0	0	1				
Frank Linzy, R OBP: 0.500, SLG: 0.500 (8, 1)									0-0 6-3	0	0	0	0	0	0	0				
Ted Sizemore, R OBP: 0.323, SLG: 0.295 (1,6)				1-3					0-0 6-3	3	0	0	0	0	0	0				
Chris Zachary, L OBP: 0.308, SLG: 0.308 (1,1)									0-0 F7	0	0	0	0	0	0	0				
Rudy Arroyo, L (1,1)				K					0-0 F9	1	0	0	0	0	1	0				
Dick Schofield, S OBP: 0.360, SLG: 0.325 (6, PH)									0-0 F7	2	0	0	0	0	0	0				
Inning Stats	R: 0 E: 0 K: 0 S: 3	H: 0 LOB: 0 BB: 0 P: 3	R: 0 E: 0 K: 1 S: 5	H: 1 LOB: 0 BB: 0 P: 5	R: 0 E: 0 K: 1 S: 5	H: 0 LOB: 0 BB: 0 P: 5	R: 0 E: 0 K: 0 S: 4	H: 1 LOB: 1 BB: 0 P: 4	R: 0 E: 0 K: 0 S: 5	H: 0 LOB: 0 BB: 0 P: 5	R: 0 E: 0 K: 1 S: 5	H: 0 LOB: 0 BB: 0 P: 5	R: 0 E: 0 K: 0 S: 2	H: 0 LOB: 0 BB: 1 P: 6	R: 0 E: 0 K: 0 S: 3	H: 0 LOB: 1 BB: 1 P: 7	1B: 3 2B: 0 3B: 0 HR: 0	SF: 0 SAC: 0 DP: 2 HBP: 0	WP: 0 PB: 0 SB: 0 CS: 0	PA: 30
PITCHER Dock Ellis, R ERA: 1.77 (1,1)	IP: 9.0 WLS: W BF: 30 H: 3 R: 0 ER: 0 SO: 4 BB: 2 IBB: 0 HBP: 0 BLK: 0 WP: 0 HR: 0 S: 36 P: 44 ERA: 0.00 WHIP: 0.556															PITCHER				

Batter	1	2	3	4	5	6	7	8	9	AB	R	H	RBI	BB	SO	LOB	BOTTOM			
Dave Cash, R OBP: 0.402, SLG: 0.388 (1,4)									F8	5	1	3	1	0	0	3	St. Louis Cardinals @ Pittsburgh Pirates Three Rivers Stadium, Pittsburgh, PA Tue Jun 01 1971, 7:05 PM EDT Att: 21,516 - Unknown livebaseballscorecards.com			
Vic Davallilo, L OBP: 0.329, SLG: 0.395 (1,3)				FC4 1B					0-0 4-3	5	1	2	1	0	0	2				
Roberto Clemente, R OBP: 0.330, SLG: 0.482 (1,9)				FC4 1B					0-0 6-3	5	1	1	1	0	0	1				
Willie Stargell, L OBP: 0.355, SLG: 0.669 (1,7)									0-0 F8	3	2	1	0	2	1	0				
Richie Hebner, L OBP: 0.376, SLG: 0.516 (1,5)									0-0 F8	4	1	3	1	1	0	1				
Manny Sanguillen, R OBP: 0.368, SLG: 0.424 (1,2)									0-0 E9	4	1	3	1	1	0	1				
Manny Sanguillen, R OBP: 0.368, SLG: 0.424 (1,2)									0-0 G3	5	1	2	1	0	0	3				
Al Oliver, L OBP: 0.302, SLG: 0.318 (1,8)									0-0 FC6-4	3	1	1	0	1	1	3				
Gene Alley, R OBP: 0.278, SLG: 0.339 (1,6)									0-0 P6	4	1	1	0	0	1	3				
Dock Ellis, S OBP: 0.258, SLG: 0.207 (1,1)									0-0 FC6-4	3	0	1	2	0	1	2				
Inning Stats	R: 5 E: 0 K: 0 S: 7	H: 4 LOB: 2 BB: 3 P: 19	R: 2 E: 1 K: 0 S: 5	H: 2 LOB: 1 BB: 1 P: 9	R: 0 E: 0 K: 2 S: 8	H: 1 LOB: 1 BB: 0 P: 8	R: 0 E: 0 K: 0 S: 4	H: 1 LOB: 1 BB: 0 P: 4	R: 0 E: 0 K: 0 S: 5	H: 3 LOB: 1 BB: 0 P: 5	R: 0 E: 0 K: 1 S: 7	H: 2 LOB: 2 BB: 0 P: 7	R: 1 E: 1 K: 0 S: 5	H: 1 LOB: 1 BB: 0 P: 5	R: 0 E: 0 K: 1 S: 5	H: 1 LOB: 0 BB: 0 P: 5	1B: 14 2B: 1 3B: 0 HR: 0	SF: 0 SAC: 1 DP: 2 HBP: 0	WP: 0 PB: 0 SB: 1 CS: 0	PA: 42
PITCHER Chris Zachary, R ERA: 5.76 (1,1)	IP: 0.2 WLS: L BF: 9 H: 4 R: 5 ER: 5 SO: 0 BB: 2 IBB: 0 HBP: 0 BLK: 0 WP: 0 HR: 0 S: 6 P: 18 ERA: 67.50 WHIP: 9.000															PITCHER				
Rudy Arroyo, L ERA: 4.15 (1,1)	IP: 4.1 WLS: L BF: 20 H: 7 R: 3 ER: 2 SO: 2 BB: 1 IBB: 0 HBP: 0 BLK: 0 WP: 0 HR: 0 S: 23 P: 27 ERA: 4.15 WHIP: 1.846															PITCHER				
Don Shaw, L ERA: (6,1)	IP: 2.0 WLS: L BF: 10 H: 3 R: 1 ER: 0 SO: 1 BB: 0 IBB: 0 HBP: 0 BLK: 0 WP: 0 HR: 0 S: 12 P: 12 ERA: 0.00 WHIP: 1.500															PITCHER				
Frank Linzy, R ERA: 1.19 (8,1)	IP: 1.0 WLS: L BF: 3 H: 1 R: 0 ER: 0 SO: 1 BB: 0 IBB: 0 HBP: 0 BLK: 0 WP: 0 HR: 0 S: 5 P: 5 ERA: 0.00 WHIP: 1.000															PITCHER				

Batter	1	2	3	4	5	6	7	8	9	AB	R	H	RBI	BB	SO	LOB	TOP																					
Jesus Alou, R OBP: 0.377, SLG: 0.422 (1, 9)	L9		1B		4-3			4-3	1B	5	0	2	0	0	0	0																						
Joe Morgan, L OBP: 0.339, SLG: 0.393 (1, 4)	K		1B					1B	1B	4	1	3	0	1	1	0																						
Cesar Cedeno, R OBP: 0.261, SLG: 0.364 (1, 8)	L9		K		CS	5-3		1B	1B	5	1	2	1	0	1	2																						
Bob Watson, R OBP: 0.330, SLG: 0.376 (1, 7)		K2-3		4-3				WP		4	0	1	1	0	1	0																						
Cesar Geronimo, L OBP: 0.276, SLG: 0.353 (9, 7)										0	0	0	0	0	0	0																						
Denis Menke, R OBP: 0.337, SLG: 0.299 (1, 3)	L5			BB				F8		3	1	0	0	1	0	1																						
Doug Radler, R OBP: 0.273, SLG: 0.301 (1, 5)				BB						3	0	2	0	1	0	1																						
Jack Hiatt, R OBP: 0.500, SLG: 0.423 (1, 2)	K			BB				F7		4	0	1	1	0	1	2																						
Roger Metzger, S OBP: 0.272, SLG: 0.282 (1, 6)				BB				FC4-6		4	1	1	0	0	1	3																						
Larry Dierker, R OBP: 0.132, SLG: 0.135 (1, 1)				BB						4	0	0	0	0	2	3																						
Fred Gladding, L (9, 1)				BB				K		0	0	0	0	0	0	0																						
Inning Stats	R: 0 E: 0 K: 1 S: 5	H: 0 LOB: 0 BB: 0 P: 5	R: 0 E: 0 K: 2 S: 8	H: 1 LOB: 1 BB: 0 P: 8	R: 0 E: 0 K: 1 S: 7	H: 3 LOB: 2 BB: 0 P: 7	R: 1 E: 0 K: 1 S: 5	H: 1 LOB: 2 BB: 2 P: 13	R: 0 E: 0 K: 0 S: 3	H: 0 LOB: 0 BB: 0 P: 3	R: 0 E: 0 K: 1 S: 6	H: 1 LOB: 1 BB: 0 P: 6	R: 2 E: 0 K: 0 S: 6	H: 3 LOB: 1 BB: 0 P: 6	R: 1 E: 1 K: 1 S: 7	H: 2 LOB: 2 BB: 1 P: 11	1B: 11 2B: 2 3B: 0 HR: 0	SF: 0 SAC: 0 DP: 2 HBP: 0	WP: 1 PB: 0 SB: 0 CS: 1	PA: 40																		
PITCHER	IP	WLS	BF	H	R	ER	SO	BB	IBB	HBP	BLK	WP	HR	S	P	ERA	WHIP	PITCHER				IP	WLS	BF	H	R	ER	SO	BB	IBB	HBP	BLK	WP	HR	S	P	ERA	WHIP
Steve Blass, R ERA: 3.66 (1, 1)	7.1	L	31	10	3	3	6	2	0	0	0	0	0	41	49	3.68	1.636																					
Mudcat Grant, R ERA: 1.19 (8, 1)	1.1		6	1	1	0	1	0	0	0	0	1	0	8	8	0.00	0.750																					
Bob Veale, L ERA: 2.7 (9, 1)	0.0		1	0	0	0	0	1	0	0	0	0	0	0	4	∞	∞																					
Dave Giusti, R ERA: 1.67 (9, 1)	0.1		1	1	0	0	0	0	0	0	0	0	0	1	1	0.00	3.000																					

Houston Astros @ Pittsburgh Pirates
Three Rivers Stadium, Pittsburgh, PA
Sat Jun 05 1971, 7:05 PM EDT
Att: 23,793 - Unknown



AB 36
R 4
H 12
RBI 3
BB 3
SO 7
LOB 12

Batter	1	2	3	4	5	6	7	8	9	AB	R	H	RBI	BB	SO	LOB	BOTTOM																					
Dave Cash, R OBP: 0.413, SLG: 0.429 (1, 4)	FC4-6		SF8		1-3			6-3		4	0	2	1	0	0	1																						
Gene Clines, R OBP: 0.329, SLG: 0.308 (1, 9)	L2		L6-3		L6-3			L4-3	2B	5	0	0	0	0	0	4																						
Vic Davalillo, L OBP: 0.337, SLG: 0.387 (1, 3)	FC4-6		1B					6-3		4	0	1	0	0	0	1																						
Willie Stargell, L OBP: 0.366, SLG: 0.651 (1, 7)	K		1B					K		4	0	2	0	0	2	1																						
Richie Hebner, L OBP: 0.358, SLG: 0.488 (1, 5)		6-3	G3					1B		4	0	1	0	0	1	3																						
Manny Sanguillen, R OBP: 0.366, SLG: 0.413 (1, 2)					4-3			1B		4	0	2	0	0	0	1																						
Al Oliver, L OBP: 0.296, SLG: 0.308 (1, 8)					F7			4-3		4	0	1	0	0	0	3																						
Gene Alley, R OBP: 0.271, SLG: 0.315 (1, 6)									G4-3	3	0	1	0	0	1	1																						
Roberto Clemente, R OBP: 0.330, SLG: 0.489 (9, PH)					K				G4-3	1	0	0	0	0	0	1																						
Steve Blass, R OBP: 0.115, SLG: 0.192 (1, 1)										3	1	1	0	0	0	1																						
Mudcat Grant, R OBP: 0.600, SLG: 0.750 (8, 1)										0	0	0	0	0	0	0																						
Bob Veale, S (9, 1)										0	0	0	0	0	0	0																						
Dave Giusti, R (9, 1)										0	0	0	0	0	0	0																						
Charlie Sands, L OBP: 0.833, SLG: 2.000 (9, 2)			SF8						2B	0	0	0	0	1	0	0																						
Inning Stats	R: 0 E: 0 K: 1 S: 6	H: 1 LOB: 1 BB: 0 P: 6	R: 0 E: 0 K: 0 S: 4	H: 1 LOB: 0 BB: 0 P: 4	R: 1 E: 0 K: 0 S: 6	H: 3 LOB: 2 BB: 0 P: 6	R: 0 E: 0 K: 1 S: 5	H: 0 LOB: 0 BB: 0 P: 5	R: 0 E: 0 K: 1 S: 7	H: 2 LOB: 2 BB: 0 P: 7	R: 0 E: 0 K: 0 S: 4	H: 1 LOB: 1 BB: 0 P: 4	R: 0 E: 0 K: 1 S: 6	H: 1 LOB: 1 BB: 0 P: 6	R: 0 E: 0 K: 0 S: 4	H: 2 LOB: 2 BB: 1 P: 8	1B: 9 2B: 1 3B: 1 HR: 0	SF: 1 SAC: 0 DP: 1 HBP: 0	WP: 0 PB: 0 SB: 0 CS: 0	PA: 38																		
PITCHER	IP	WLS	BF	H	R	ER	SO	BB	IBB	HBP	BLK	WP	HR	S	P	ERA	WHIP	PITCHER				IP	WLS	BF	H	R	ER	SO	BB	IBB	HBP	BLK	WP	HR	S	P	ERA	WHIP
Larry Dierker, R ERA: 1.8 (1, 1)	8.0	W	34	10	1	1	4	0	0	0	0	0	0	42	42	1.12	1.250																					
Fred Gladding, R ERA: 1.42 (9, 1)	1.0	S	4	1	0	0	0	1	0	0	0	0	0	3	7	0.00	2.000																					

Houston Astros @ Pittsburgh Pirates
Three Rivers Stadium, Pittsburgh, PA
Sat Jun 05 1971, 7:05 PM EDT
Att: 23,793 - Unknown



AB 36
R 1
H 11
RBI 1
BB 1
SO 4
LOB 17

Batter	1	2	3	4	5	6	7	8	9	AB	R	H	RBI	BB	SO	LOB	TOP										
Jesus Alou, R OBP: 0.377, SLG: 0.434 Denny Lemaster, R (8, 1)	F8		3-4-1		G6-4-3		2B	2B		5	1	2	1	0	0	1	Houston Astros @ Pittsburgh Pirates Three Rivers Stadium, Pittsburgh, PA Sun Jun 06 1971, 3:33 AM EDT Att: 23,051 - Unknown										
Joe Morgan, L OBP: 0.338, SLG: 0.390 Marty Martinez, S OBP: 0.333, SLG: 0.375	6-3				K		F5	K		4	0	1	0	0	1	2											
Cesar Cedeno, R OBP: 0.265, SLG: 0.365	E5		K				F3			5	2	2	0	0	1	3											
Bob Watson, R OBP: 0.337, SLG: 0.401	1-3				E6					4	2	2	4	1	0	1											
Denis Menke, R OBP: 0.333, SLG: 0.302	6-3						L9			5	0	1	1	0	0	3											
Doug Radler, R OBP: 0.271, SLG: 0.304	K2-3				K					5	0	1	0	0	2	3											
Jack Hiatt, R OBP: 0.493, SLG: 0.436 George Culver, R (6, 1)							F3			3	0	1	0	0	1	2											
Jimmy Wynn, R OBP: 0.326, SLG: 0.328					K			K		2	0	1	1	0	1	0											
Roger Metzger, S OBP: 0.269, SLG: 0.280 John Mayberry, L OBP: 0.291, SLG: 0.333	1-3				L3					2	0	0	0	0	0	2											
Wade Blasingame, L OBP: 0.318, SLG: 0.368 Ken Forsch, R OBP: 0.311, SLG: 0.111 Norm Miller, L OBP: 0.305, SLG: 0.370 Buddy Harris, R (5, 1)			K							1	0	0	0	0	1	0											
Johnny Edwards, L OBP: 0.284, SLG: 0.328										0	0	0	0	0	0	0											
Inning Stats	R: 0 E: 1 K: 0 S: 4	H: 1 LOB: 1 BB: 0 P: 4	R: 0 E: 0 K: 1 S: 6	H: 1 LOB: 1 BB: 0 P: 6	R: 0 E: 0 K: 2 S: 8	H: 1 LOB: 1 BB: 0 P: 8	R: 1 E: 1 K: 2 S: 9	H: 1 LOB: 1 BB: 0 P: 9	R: 0 E: 0 K: 1 S: 4	H: 0 LOB: 0 BB: 1 P: 8	R: 2 E: 0 K: 0 S: 6	H: 4 LOB: 2 BB: 0 P: 6	R: 2 E: 0 K: 0 S: 6	H: 3 LOB: 1 BB: 0 P: 6	R: 2 E: 0 K: 2 S: 10	H: 3 LOB: 1 BB: 0 P: 10	R: 1 E: 1 K: 0 S: 5	H: 1 LOB: 2 BB: 1 P: 9	1B: 5 2B: 8 3B: 0 HR: 2	SF: 0 SAC: 0 DP: 1 HBP: 0	WP: 0 PB: 1 SB: 0 CS: 0	PA: 44					
PITCHER	IP	WLS	BF	H	R	ER	SO	BB	IBB	HBP	BLK	WP	HR	S	P	ERA	WHIP										
Dock Ellis, R ERA: 1.85	6.0	W	26	8	3	2	6	1	0	0	0	0	1	37	41	3.00	1.500										
Mudcat Grant, R ERA: 2.25	1.2		10	5	4	4	1	0	0	0	0	0	1	12	12	21.60	3.000										
Dave Giusti, R ERA: 1.61	1.0	S	7	2	1	0	1	1	0	0	0	0	0	8	12	0.00	3.000										
Bob Veale, L ERA: 2.61	0.1		1	0	0	0	0	0	0	0	0	0	0	1	1	0.00	0.000										
Batter	1	2	3	4	5	6	7	8	9	AB	R	H	RBI	BB	SO	LOB	BOTTOM										
Dave Cash, R OBP: 0.418, SLG: 0.450	E4	F8		1B		1B				5	4	3	1	0	0	1	Houston Astros @ Pittsburgh Pirates Three Rivers Stadium, Pittsburgh, PA Sun Jun 06 1971, 3:33 AM EDT Att: 23,051 - Unknown										
Richie Hebner, L OBP: 0.369, SLG: 0.506								F8		4	3	3	1	1	0	0											
Roberto Clemente, R OBP: 0.332, SLG: 0.487								F9		5	1	2	2	0	1	1											
Willie Stargell, L OBP: 0.372, SLG: 0.673	4-3									5	1	3	3	0	1	2											
Manny Sanguillen, R OBP: 0.352, SLG: 0.418								6-3		5	0	3	1	0	0	1											
Bob Robertson, R OBP: 0.330, SLG: 0.485	FC6-4									4	0	1	0	0	0	3											
Al Oliver, L OBP: 0.295, SLG: 0.307										4	0	1	0	0	0	2											
Jackie Hernandez, R OBP: 0.270, SLG: 0.304										4	0	0	0	0	0	1											
Dock Ellis, S OBP: 0.273, SLG: 0.226 Bill Mazerowski, R OBP: 0.358, SLG: 0.283 Mudcat Grant, R OBP: 0.500, SLG: 0.600 Dave Giusti, R (8, 1)										2	0	1	0	0	0	0											
Bob Veale, S (9, 1)										1	0	0	0	0	0	0											
Inning Stats	R: 2 E: 1 K: 1 S: 8	H: 2 LOB: 1 BB: 0 P: 8	R: 0 E: 0 K: 0 S: 4	H: 2 LOB: 1 BB: 0 P: 4	R: 2 E: 0 K: 0 S: 5	H: 3 LOB: 1 BB: 1 P: 9	R: 1 E: 0 K: 1 S: 8	H: 3 LOB: 2 BB: 0 P: 8	R: 0 E: 0 K: 0 S: 3	H: 0 LOB: 0 BB: 0 P: 3	R: 3 E: 0 K: 0 S: 8	H: 5 LOB: 2 BB: 0 P: 8	R: 0 E: 0 K: 0 S: 3	H: 0 LOB: 0 BB: 0 P: 3	R: 1 E: 0 K: 0 S: 5	H: 2 LOB: 1 BB: 0 P: 5	1B: 13 2B: 1 3B: 1 HR: 2	SF: 0 SAC: 0 DP: 2 HBP: 0	WP: 2 PB: 0 SB: 0 CS: 0	PA: 41							
PITCHER	IP	WLS	BF	H	R	ER	SO	BB	IBB	HBP	BLK	WP	HR	S	P	ERA	WHIP										
Wade Blasingame, L ERA: 3.59	2.1	L	14	6	4	3	1	1	0	0	0	0	0	10	10	5.40	2.400										
Ken Forsch, R ERA: 2.49	1.2		8	4	1	1	1	0	0	0	0	0	0	9	9	16.20	2.400										
Buddy Harris, R ERA: 4.05	1.2		9	4	3	3	0	0	0	0	0	0	0	5	5	0.00	0.750										
George Culver, R ERA: 2.17	1.1		5	1	0	0	0	0	0	0	0	1	0	5	5	0.00	0.750										
Denny Lemaster, L ERA: 2.04	1.0		5	2	1	1	0	0	0	0	0	0	1	5	5	9.00	2.000										

Batter	1	2	3	4	5	6	7	8	9	AB	R	H	RBI	BB	SO	LOB	TOP					
Dave Cash, R OBP: 0.417, SLG: 0.449	F8	6-3			5-3			1B PB 1B		5	1	2	1	0	0	1	Pittsburgh Pirates @ Chicago Cubs Wrigley Field, Chicago, IL Mon Jun 07 1971, 3:33 AM CDT Att: 16,478 - Unknown - 87 F					
Richie Hebner, L OBP: 0.360, SLG: 0.492	3-1		F3	K		K		6-3		5	0	0	0	0	2	3						
Roberto Clemente, R OBP: 0.339, SLG: 0.495	HR		K		WP 1B	K		1B 2-3 1B		5	2	3	0	0	2	0						
Willie Stargell, L OBP: 0.372, SLG: 0.682	HR		P4-3		HR	F8		K		5	2	2	3	0	1	2						
Al Oliver, L OBP: 0.303, SLG: 0.331	E5 1B			G3	HR		1B WP	1-3 1B		5	3	3	3	0	0	0						
Bob Robertson, R OBP: 0.337, SLG: 0.506	1B			6-3	HR		1-3 1B	F8		5	1	3	2	0	0	2						
Manny Sanguillen, R OBP: 0.353, SLG: 0.415	F8			E 1B BB	1B		1-2 3-H 1B	1-6-3		4	1	1	0	1	1	2						
Jackie Hernandez, R OBP: 0.253, SLG: 0.284		F9		E5 1B 1B	K		5-3	F9		5	1	0	0	0	1	3						
Nelson Briles, R OBP: 0.250, SLG: 0.625		P4-3			K		K	F9		1	0	0	0	0	0	0						
Bob Veale, S OBP: 0.250, SLG: 0.250				1-3 3-H 1B						2	0	1	1	0	1	1						
Dave Giusti, R OBP: 0.250, SLG: 0.250										2	0	0	0	0	1	1						
Inning Stats	R: 3 E: 1 K: 0 S: 7	H: 3 LOB: 1 BB: 0 P: 7	R: 0 E: 0 K: 0 S: 3	H: 0 LOB: 0 BB: 0 P: 3	R: 0 E: 0 K: 1 S: 5	H: 0 LOB: 0 BB: 0 P: 5	R: 2 E: 1 K: 1 S: 8	H: 2 LOB: 2 BB: 1 P: 12	R: 4 E: 0 K: 2 S: 12	H: 5 LOB: 1 BB: 0 P: 12	R: 0 E: 0 K: 2 S: 7	H: 0 LOB: 0 BB: 0 P: 7	R: 1 E: 0 K: 2 S: 9	H: 2 LOB: 1 BB: 0 P: 9	R: 1 E: 0 K: 1 S: 8	H: 3 LOB: 2 BB: 0 P: 8	R: 0 E: 0 K: 0 S: 3	H: 0 LOB: 0 BB: 0 P: 3	1B: 11 2B: 1 3B: 0 HR: 3	SF: 0 SAC: 0 DP: 0 HBP: 0	WP: 2 PB: 1 SB: 1 CS: 0	PA: 45
PITCHER	IP WLS BF H R ER SO BB IBB HBP BLK WP HR S P ERA WHIP	IP WLS BF H R ER SO BB IBB HBP BLK WP HR S P ERA WHIP																				
Mitt Pappas, R ERA: 4.03	(1, 1)	4.0	L	24	9	9	6	2	1	0	0	0	0	0	0	0	1	3	27	31	13.50	2.500
Ray Newman, L ERA: 1.99	(5, 1)	2.0	7	1	0	0	4	0	0	0	0	0	0	0	0	0	0	0	15	15	0.00	0.500
Bill Bonham, R ERA: 7.71	(7, 1)	1.1	8	4	2	2	2	0	0	0	0	0	0	0	0	0	1	0	12	12	13.50	3.000
Earl Stephenson, L ERA: 4.43	(8, 1)	0.1	2	1	0	0	1	0	0	0	0	0	0	0	0	0	0	0	4	4	0.00	3.000
Ron Tompkins, R ERA: 2.93	(8, 1)	0.1	1	0	0	0	0	0	0	0	0	0	0	0	0	0	0	0	1	1	0.00	0.000

AB	44
R	11
H	15
RBI	10
BB	1
SO	9
LOB	15




Batter	1	2	3	4	5	6	7	8	9	AB	R	H	RBI	BB	SO	LOB	BOTTOM					
Don Kessinger, S OBP: 0.336, SLG: 0.329	1B 2B	4-3		P4		BB 1B		FC6 BB		5	1	2	0	0	0	1	Pittsburgh Pirates @ Chicago Cubs Wrigley Field, Chicago, IL Mon Jun 07 1971, 3:33 AM CDT Att: 16,478 - Unknown - 87 F					
Paul Popovich, S OBP: 0.271, SLG: 0.333	2B 1B		HR	1B	P8			BB 1B		4	2	2	1	1	0	2						
Billy Williams, L OBP: 0.367, SLG: 0.525	2B		HR			FC6-4 1B		F2		4	1	3	3	1	0	2						
Ron Santo, R OBP: 0.365, SLG: 0.510	6-3		2B	2B	FC6-4 BB	F2		FC4-6 2B		5	1	2	0	0	0	5						
Joe Pepitone, L OBP: 0.347, SLG: 0.515	F3		3B 2B		P5		P6	F2		5	1	1	1	0	0	3						
Johnny Callison, L OBP: 0.304, SLG: 0.303			F7			6-3		FC4-6 1B		1	0	0	0	1	0	1						
Jim Hickman, R OBP: 0.327, SLG: 0.397	BB				1-2 BB					2	0	1	0	1	0	0						
Brock Davis, L OBP: 0.298, SLG: 0.340	F2		CS 3B		G3		L8	FC4-6		5	0	1	1	0	0	6						
Danny Breeden, R OBP: 0.317, SLG: 0.220		F8		K		5-3		FC6 BB		3	0	0	0	1	1	1						
14 Ernie Banks, R OBP: 0.211, SLG: 0.257								K		1	0	0	0	0	1	2						
Inning Stats	R: 2 E: 0 K: 0 S: 6	H: 3 LOB: 2 BB: 1 P: 10	R: 0 E: 0 K: 0 S: 3	H: 0 LOB: 0 BB: 0 P: 3	R: 4 E: 0 K: 1 S: 9	H: 5 LOB: 0 BB: 0 P: 9	R: 0 E: 0 K: 0 S: 3	H: 0 LOB: 0 BB: 0 P: 3	R: 0 E: 0 K: 0 S: 4	H: 1 LOB: 2 BB: 1 P: 8	R: 0 E: 0 K: 0 S: 5	H: 2 LOB: 3 BB: 1 P: 9	R: 0 E: 0 K: 0 S: 3	H: 0 LOB: 0 BB: 0 P: 3	R: 0 E: 0 K: 0 S: 3	H: 0 LOB: 2 BB: 2 P: 11	R: 0 E: 0 K: 1 S: 7	H: 2 LOB: 2 BB: 0 P: 7	1B: 6 2B: 5 3B: 1 HR: 1	SF: 0 SAC: 0 DP: 0 HBP: 0	WP: 0 PB: 0 SB: 0 CS: 1	PA: 45
PITCHER	IP WLS BF H R ER SO BB IBB HBP BLK WP HR S P ERA WHIP	IP WLS BF H R ER SO BB IBB HBP BLK WP HR S P ERA WHIP																				
Nelson Briles, R ERA: 4.46	(1, 1)	2.1	W	16	8	6	6	0	1	0	0	0	0	0	0	0	1	15	19	23.14	3.857	
Bob Veale, L ERA: 2.13	(3, 1)	2.1	W	7	1	0	0	1	0	0	0	0	0	0	0	0	0	9	9	0.00	0.429	
Dave Giusti, R ERA: 1.39	(5, 1)	4.1	S	21	4	0	0	1	4	0	0	0	0	0	0	0	0	19	35	0.00	1.846	



Batter	1	2	3	4	5	6	7	8	9	10	11	12	AB	R	H	RBI	BB	SO	LOB	TOP		
Dave Cash, R OBP: 0.408, SLG: 0.437 (1.4)	E6		F9		K			P5-3		P5-3			5	0	0	0	0	1	3			
Richie Hebner, L OBP: 0.356, SLG: 0.484 (1.5)	G3-6-3					K2-3		K			L9		5	0	1	0	0	2	2			
Roberto Clemente, R OBP: 0.345, SLG: 0.497 (1.9)	F9					E1					L6		5	0	3	0	0	0	0			
Willie Stargell, L OBP: 0.383, SLG: 0.663 (1.7)		4-3				FC6-2					4-1		5	0	0	0	0	2	4			
Manny Sanguillen, R OBP: 0.345, SLG: 0.404 (1.2)		P5-3						6-3					5	0	0	0	0	1	3			
Bob Robertson, R OBP: 0.333, SLG: 0.497 (1.3)		K				P5-3		F8					5	0	1	0	0	1	2			
Al Oliver, L OBP: 0.305, SLG: 0.339 (1.8)						4-3		6-3					5	0	2	0	0	1	2			
Gene Alley, R OBP: 0.262, SLG: 0.302 (1.8)						FC1-6							5	0	0	0	0	2	2			
Jim Nelson, R OBP: 0.500, SLG: 0.400 (1.1)						K							2	0	1	0	0	1	1			
Gene Clines, R OBP: 0.338, SLG: 0.318 (8, PH)													1	0	1	0	0	0	0			
Mudcat Grant, R OBP: 0.429, SLG: 0.500 (8.1)													1	0	0	0	0	1	0			
Inning Stats	R: 0 E: 1 K: 0 S: 3	H: 0 LOB: 0 BB: 0 P: 3	R: 0 E: 0 K: 1 S: 5	H: 0 LOB: 0 BB: 0 P: 5	R: 0 E: 0 K: 1 S: 6	H: 1 LOB: 1 BB: 0 P: 6	R: 0 E: 0 K: 2 S: 9	H: 2 LOB: 2 BB: 0 P: 9	R: 0 E: 0 K: 1 S: 6	H: 1 LOB: 1 BB: 0 P: 6	R: 0 E: 0 K: 2 S: 9	H: 2 LOB: 2 BB: 0 P: 9	R: 0 E: 0 K: 2 S: 7	H: 0 LOB: 0 BB: 0 P: 7	R: 0 E: 0 K: 0 S: 3	H: 0 LOB: 0 BB: 0 P: 3	R: 0 E: 0 K: 0 S: 4	H: 1 LOB: 1 BB: 0 P: 4	1B: 8 2B: 2 3B: 0 HR: 0	SF: 0 SAC: 0 DP: 2 HBP: 0	WP: 0 PB: 0 SB: 1 CS: 0	PA: 44
PITCHER Ken Holtzman, L ERA: 4.29 (1.1)	IP: 12.0	WLS: 44	BF: 44	H: 9	R: 0	ER: 0	SO: 12	BB: 0	IBB: 0	HBP: 0	BLK: 0	WP: 0	HR: 0	S: 68	P: 68	ERA: 0.00	WHIP: 0.750					

Pittsburgh Pirates @ Chicago Cubs
Wrigley Field, Chicago, IL
Tue Jun 08 1971, 3:33 AM CDT
Att: 14,878 - Sunny - 58 F


AB	44
R	0
H	9
RBI	0
BB	0
SO	12
LOB	19



Batter	1	2	3	4	5	6	7	8	9	10	11	12	AB	R	H	RBI	BB	SO	LOB	BOTTOM		
Don Kessinger, S OBP: 0.337, SLG: 0.327 (1.6)	F5					6-3		4-3			P5		4	0	1	0	1	0	0			
Glenn Beckert, R OBP: 0.378, SLG: 0.405 (1.4)						6-3		L9			F9		5	0	1	0	0	0	1			
Billy Williams, L OBP: 0.364, SLG: 0.516 (1.9)													4	0	0	0	1	0	1			
Ron Santo, R OBP: 0.397, SLG: 0.498 (1.7)													5	0	0	0	0	0	3			
Joe Pepitone, L OBP: 0.349, SLG: 0.532 (1.3)													5	1	2	1	0	0	0			
Paul Popovich, S OBP: 0.269, SLG: 0.347 (1.5)													4	0	1	0	0	0	1			
Brock Davis, L OBP: 0.328, SLG: 0.345 (1.8)													2	0	1	0	2	0	0			
Danny Breeden, R OBP: 0.297, SLG: 0.204 (1.2)													4	0	0	0	0	0	4			
Ken Holtzman, R OBP: 0.126, SLG: 0.162 (1.1)													4	0	0	0	0	0	0			
Inning Stats	R: 0 E: 0 K: 0 S: 4	H: 1 LOB: 1 BB: 0 P: 4	R: 0 E: 0 K: 0 S: 3	H: 0 LOB: 0 BB: 0 P: 3	R: 0 E: 0 K: 0 S: 3	H: 1 LOB: 0 BB: 0 P: 3	R: 0 E: 0 K: 0 S: 3	H: 0 LOB: 0 BB: 0 P: 3	R: 0 E: 0 K: 0 S: 3	H: 1 LOB: 1 BB: 1 P: 7	R: 0 E: 0 K: 0 S: 3	H: 0 LOB: 0 BB: 0 P: 3	R: 0 E: 0 K: 0 S: 3	H: 1 LOB: 0 BB: 0 P: 3	R: 0 E: 0 K: 0 S: 3	H: 0 LOB: 0 BB: 0 P: 3	R: 1 E: 0 K: 0 S: 3	H: 1 LOB: 0 BB: 0 P: 3	1B: 4 2B: 1 3B: 0 HR: 1	SF: 0 SAC: 0 DP: 3 HBP: 0	WP: 1 PB: 0 SB: 0 CS: 1	PA: 42
PITCHER Jim Nelson, R ERA: 1.73 (1.1)	IP: 7.0	WLS: 26	BF: 4	H: 4	R: 0	ER: 0	SO: 0	BB: 3	IBB: 1	HBP: 0	BLK: 0	WP: 1	HR: 0	S: 22	P: 38	ERA: 0.00	WHIP: 1.000					
Mudcat Grant, R ERA: 2.21 (8.1)	IP: 4.2	WLS: 15	BF: 2	H: 1	R: 1	ER: 1	SO: 0	BB: 0	IBB: 0	HBP: 0	BLK: 0	WP: 0	HR: 1	S: 15	P: 15	ERA: 1.93	WHIP: 0.429					

Pittsburgh Pirates @ Chicago Cubs
Wrigley Field, Chicago, IL
Tue Jun 08 1971, 3:33 AM CDT
Att: 14,878 - Sunny - 58 F

AB	37
R	1
H	6
RBI	1
BB	4
SO	0
LOB	10



Batter	1	2	3	4	5	6	7	8	9	AB	R	H	RBI	BB	SO	LOB	TOP					
Dave Cash, R OBP: 0.400, SLG: 0.428 (1, 4)										4	0	0	0	0	0	2	Pittsburgh Pirates @ Chicago Cubs Wrigley Field, Chicago, IL Wed Jun 09 1971, 3:33 AM CDT Att: 16,438 - Sunny - 63 F					
Richie Hebner, L OBP: 0.349, SLG: 0.474 (1, 5)										4	0	0	0	0	1	0						
Roberto Clemente, R OBP: 0.330, SLG: 0.488 (1, 9)										4	0	0	0	0	0	0						
Willie Stargell, L OBP: 0.366, SLG: 0.676 (1, 7)										4	1	2	1	0	1	1						
Al Oliver, L OBP: 0.304, SLG: 0.337 (1, 8)										4	0	1	0	0	0	0						
Bob Robertson, R OBP: 0.327, SLG: 0.486 (1, 3)										4	0	0	0	0	2	2						
Milt May, L OBP: 0.268, SLG: 0.308 (9, PR)										4	0	3	0	0	0	0						
Dock Ellis, S OBP: 0.273, SLG: 0.226 (9, PH)										0	0	0	0	0	0	0						
Gene Alley, R OBP: 0.264, SLG: 0.303 (9, PH)										3	0	1	0	0	0	2						
Vic Davallio, L OBP: 0.333, SLG: 0.383 (9, PH)										1	0	0	0	0	0	1						
Bob Moose, R OBP: 0.190, SLG: 0.105 (1, 1)										2	0	0	0	0	1	1						
Inning Stats	R: 0 E: 1 K: 1 S: 6	H: 0 LOB: 1 BB: 0 P: 6	R: 0 E: 0 K: 0 S: 4	H: 1 LOB: 1 BB: 0 P: 4	R: 0 E: 0 K: 0 S: 3	H: 0 LOB: 0 BB: 0 P: 3	R: 1 E: 0 K: 1 S: 6	H: 1 LOB: 0 BB: 0 P: 6	R: 0 E: 0 K: 0 S: 4	H: 1 LOB: 1 BB: 0 P: 4	R: 0 E: 0 K: 1 S: 7	H: 2 LOB: 2 BB: 0 P: 7	R: 0 E: 1 K: 1 S: 6	H: 1 LOB: 1 BB: 0 P: 6	R: 0 E: 0 K: 0 S: 3	H: 0 LOB: 0 BB: 0 P: 3	R: 0 E: 0 K: 1 S: 6	H: 1 LOB: 1 BB: 0 P: 6	1B: 6 2B: 0 3B: 0 HR: 1	SF: 0 SAC: 1 DP: 0 HBP: 0	WP: 0 PB: 0 SB: 0 CS: 0	PA: 35
PITCHER Fergie Jenkins, R ERA: 3.03 (1, 1)	IP: 9.0 WLS: W BF: 35 H: 7 R: 1 ER: 1 SO: 5 BB: 0 IBB: 0 HBP: 0 BLK: 0 WP: 0 HR: 1 S: 45 P: 45 ERA: 1.00 WHIP: 0.778															PITCHER Fergie Jenkins, R ERA: 3.03 (1, 1)	IP: 9.0 WLS: W BF: 35 H: 7 R: 1 ER: 1 SO: 5 BB: 0 IBB: 0 HBP: 0 BLK: 0 WP: 0 HR: 1 S: 45 P: 45 ERA: 1.00 WHIP: 0.778					

Batter	1	2	3	4	5	6	7	8	9	AB	R	H	RBI	BB	SO	LOB	BOTTOM					
Don Kessinger, S OBP: 0.332, SLG: 0.322 (1, 6)										4	0	0	0	0	1	0	Pittsburgh Pirates @ Chicago Cubs Wrigley Field, Chicago, IL Wed Jun 09 1971, 3:33 AM CDT Att: 16,438 - Sunny - 63 F					
Glenn Beckert, R OBP: 0.376, SLG: 0.402 (1, 4)										4	0	1	0	0	0	0						
Billy Williams, L OBP: 0.366, SLG: 0.511 (1, 9)										2	0	0	0	2	0	1						
Ron Santo, R OBP: 0.360, SLG: 0.495 (1, 7)										3	1	1	0	1	0	1						
Joe Pepitone, L OBP: 0.346, SLG: 0.524 (1, 3)										4	0	1	0	0	0	3						
Paul Popovich, S OBP: 0.286, SLG: 0.346 (1, 5)										3	1	1	0	1	0	1						
Brock Davis, L OBP: 0.354, SLG: 0.407 (1, 8)										4	1	3	2	0	0	1						
Danny Breeden, R OBP: 0.294, SLG: 0.193 (1, 2)										3	0	0	0	1	2	3						
Fergie Jenkins, R OBP: 0.286, SLG: 0.422 (1, 1)										2	0	0	1	0	1	3						
Inning Stats	R: 2 E: 0 K: 0 S: 4	H: 1 LOB: 2 BB: 1 P: 8	R: 2 E: 0 K: 1 S: 6	H: 1 LOB: 0 BB: 1 P: 10	R: 0 E: 0 K: 0 S: 3	H: 0 LOB: 0 BB: 0 P: 3	R: 0 E: 0 K: 0 S: 4	H: 1 LOB: 1 BB: 0 P: 4	R: 0 E: 0 K: 2 S: 8	H: 1 LOB: 1 BB: 0 P: 8	R: 1 E: 0 K: 0 S: 4	H: 2 LOB: 2 BB: 2 P: 12	R: 0 E: 0 K: 0 S: 3	H: 0 LOB: 1 BB: 1 P: 7	R: 0 E: 0 K: 1 S: 6	H: 1 LOB: 1 BB: 0 P: 6		R: 0 E: 0 K: 1 S: 6	H: 1 LOB: 1 BB: 0 P: 6	1B: 6 2B: 0 3B: 1 HR: 0	SF: 1 SAC: 0 DP: 1 HBP: 0	WP: 0 PB: 0 SB: 0 CS: 0
PITCHER Bob Moose, R ERA: 3.5 (1, 1)	IP: 8.0 WLS: L BF: 35 H: 7 R: 3 ER: 3 SO: 4 BB: 5 IBB: 0 HBP: 0 BLK: 0 WP: 0 HR: 0 S: 38 P: 58 ERA: 3.38 WHIP: 1.500															PITCHER Bob Moose, R ERA: 3.5 (1, 1)	IP: 8.0 WLS: L BF: 35 H: 7 R: 3 ER: 3 SO: 4 BB: 5 IBB: 0 HBP: 0 BLK: 0 WP: 0 HR: 0 S: 38 P: 58 ERA: 3.38 WHIP: 1.500					



Batter	1	2	3	4	5	6	7	8	9	AB	R	H	RBI	BB	SO	LOB	TOP					
Dave Cash, R OBP: 0.391, SLG: 0.417 (1,4)	G3		6-3		FC6-4		6-3		F9	5	0	0	0	0	0	2						
Gene Clines, R OBP: 0.342, SLG: 0.324 (1,8)	1B			L6-3		K	L9		1B	5	0	2	0	0	1	0						
Roberto Clemente, R OBP: 0.335, SLG: 0.481 (1,9)	4-3-6			4-3		BB 1B		K	2-3	5	1	1	0	0	1	2						
Willie Stargell, L OBP: 0.373, SLG: 0.679 (1,7)		FC5-4 BB		K		BB 1B E		6-3 2B		2	1	1	0	2	1	0						
Manny Sanguillen, R OBP: 0.343, SLG: 0.401 (1,2)	F9				6-3	E7 1B		6-3		4	0	1	1	0	0	2						
Bob Robertson, R OBP: 0.335, SLG: 0.503 (1,3)		K			HR	FC3-6 IBB		BB IBB		2	1	1	1	2	1	1						
Jose Pagan, R OBP: 0.271, SLG: 0.259 (1,5)	FC5-4				1B BB	L5		BB		2	0	0	0	1	0	3						
Richie Hebner, L OBP: 0.352, SLG: 0.474 (8, PH)								BB		0	0	0	0	1	0	0						
Gene Alley, R OBP: 0.257, SLG: 0.294 (1,6)			G3		F8	FC3-6		K		4	0	0	0	0	1	6						
Steve Blass, R OBP: 0.133, SLG: 0.200 (1,1)			K			FC6-4 1B		6-3		6-3												
Inning Stats	R: 0 E: 0 K: 0 S: 3	H: 1 LOB: 0 BB: 0 P: 3	R: 0 E: 0 K: 1 S: 5	H: 0 LOB: 1 BB: 1 P: 9	R: 0 E: 0 K: 1 S: 5	H: 0 LOB: 0 BB: 0 P: 5	R: 0 E: 0 K: 1 S: 5	H: 0 LOB: 0 BB: 0 P: 5	R: 1 E: 0 K: 0 S: 5	H: 2 LOB: 2 BB: 1 P: 9	R: 2 E: 1 K: 1 S: 7	H: 2 LOB: 2 BB: 2 P: 15	R: 0 E: 0 K: 2 S: 3	H: 0 LOB: 0 BB: 0 P: 3	R: 0 E: 0 K: 2 S: 8	H: 1 LOB: 3 BB: 2 P: 16	R: 0 E: 0 K: 0 S: 4	H: 1 LOB: 1 BB: 0 P: 4	1B: 5 2B: 2 3B: 0 HR: 1	SF: 0 SAC: 0 DP: 1 HBP: 0	WP: 0 PB: 0 SB: 0 CS: 0	PA: 39
PITCHER	IP	WLS	BF	H	R	ER	SO	BB	IBB	HBP	BLK	WP	HR	S	P	ERA	WHIP					
Jerry Reuss, L ERA: 4.39 (1,1)	7.0	L	29	5	3	2	4	3	1	0	0	0	1	33	49	2.57	1.143					
Moe Drabowsky, R ERA: 3.2 (8,1)	0.2		4	1	0	0	1	0	1	0	0	0	0	5	9	0.00	1.500					
Rudy Arroyo, L ERA: 3.86 (8,1)	1.1		6	1	0	0	1	1	0	0	0	0	0	7	11	0.00	1.500					

Pittsburgh Pirates @ St. Louis Cardinals
Busch Stadium, St. Louis, MO
Thu Jun 10 1971, 7:05 PM CDT
Att: 18,950 - Unknown


AB 33
R 3
H 7
RBI 2
BB 6
SO 6
LOB 16



Batter	1	2	3	4	5	6	7	8	9	AB	R	H	RBI	BB	SO	LOB	BOTTOM					
Lou Brock, L OBP: 0.405, SLG: 0.479 (1,7)	SH5-3 1B		L8			SF9 1B		6-3		4	0	2	0	0	0	0						
Matty Alou, L OBP: 0.348, SLG: 0.407 (1,8)	SH5-3			G1		1-2 2-3 1B		5-3		3	0	1	0	0	0	0						
Ted Simmons, S OBP: 0.356, SLG: 0.419 (1,2)	4-3			P6		SF9		1B		3	0	1	1	0	0	1						
Joe Torre, R OBP: 0.408, SLG: 0.509 (1,5)	6-3			F2		P6		5-3		4	0	0	0	0	0	4						
Jose Cardenal, R OBP: 0.302, SLG: 0.390 (1,9)			6-3		6-3	F3		F9		4	0	0	0	0	0	2						
Joe Hague, L OBP: 0.356, SLG: 0.445 (1,3)			F9		L8		K	F9		4	0	0	0	0	1	0						
Ted Sizemore, R OBP: 0.335, SLG: 0.335 (1,6)			5-3			1B		6-3		4	0	2	0	0	0	0						
Dick Schofield, S OBP: 0.339, SLG: 0.294 (1,4)			4-3							2	0	0	0	1	1	1						
Leron Lee, L OBP: 0.273, SLG: 0.310 (9, PH)					K				L8	1	0	0	0	0	0	1						
Jerry Reuss, L OBP: 0.161, SLG: 0.167 (1,1)										2	1	1	0	0	1	0						
Bob Burda, L OBP: 0.444, SLG: 0.318 (7, PH)										1	0	0	0	0	0	1						
Moe Drabowsky, R OBP: 0.356, SLG: 0.445 (8,1)						1B SF9 1B		F9		0	0	0	0	0	0	0						
Rudy Arroyo, L OBP: 0.356, SLG: 0.445 (8,1)										0	0	0	0	0	0	0						
Inning Stats	R: 0 E: 0 K: 0 S: 4	H: 1 LOB: 1 BB: 0 P: 4	R: 0 E: 0 K: 0 S: 3	H: 0 LOB: 0 BB: 0 P: 3	R: 0 E: 0 K: 1 S: 5	H: 0 LOB: 0 BB: 0 P: 5	R: 0 E: 0 K: 0 S: 3	H: 0 LOB: 0 BB: 0 P: 3	R: 0 E: 0 K: 1 S: 6	H: 1 LOB: 1 BB: 0 P: 6	R: 1 E: 0 K: 0 S: 6	H: 3 LOB: 2 BB: 0 P: 6	R: 0 E: 0 K: 1 S: 5	H: 0 LOB: 1 BB: 1 P: 9	R: 0 E: 0 K: 0 S: 4	H: 1 LOB: 1 BB: 0 P: 4	R: 0 E: 0 K: 0 S: 4	H: 1 LOB: 1 BB: 0 P: 4	1B: 7 2B: 0 3B: 0 HR: 0	SF: 1 SAC: 1 DP: 0 HBP: 0	WP: 0 PB: 0 SB: 0 CS: 0	PA: 35
PITCHER	IP	WLS	BF	H	R	ER	SO	BB	IBB	HBP	BLK	WP	HR	S	P	ERA	WHIP					
Steve Blass, R ERA: 3.39 (1,1)	9.0	W	35	7	1	1	3	1	0	0	0	0	0	40	44	1.00	0.889					

Pittsburgh Pirates @ St. Louis Cardinals
Busch Stadium, St. Louis, MO
Thu Jun 10 1971, 7:05 PM CDT
Att: 18,950 - Unknown

AB 32
R 1
H 7
RBI 1
BB 1
SO 3
LOB 10

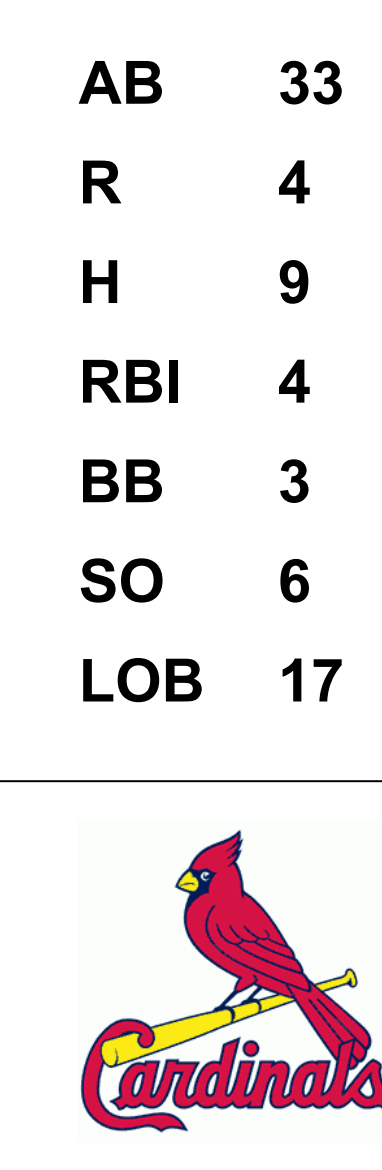


Batter	1	2	3	4	5	6	7	8	9	AB	R	H	RBI	BB	SO	LOB	TOP			
Dave Cash, R OBP: 0.385, SLG: 0.410 (1, 4)	0-0 6-3	0-0 4-3		0-0 6-3		0-0 4-3		0-0 1B	0-0 5-3	6	0	1	1	0	0	5	Pittsburgh Pirates @ St. Louis Cardinals Busch Stadium, St. Louis, MO Fri Jun 11 1971, 7:05 PM CDT Att: 27,308 - Unknown livebaseballscorecards.com			
Vic Davallio, L OBP: 0.317, SLG: 0.367 (1, 9)	0-3 K	0-0 F9		0-0 SF7		0-0 6-3		0-3 K		4	0	0	1	0	2	3				
Richie Hebner, L OBP: 0.349, SLG: 0.472 (1, 5)	0-0 P4		0-0 P4	0-0 2B			0-0 F9		0-0 G3	5	0	1	1	0	0	1				
Willie Stargell, L OBP: 0.379, SLG: 0.689 (1, 7)	0-0 F8		0-0 4-3	4-0 BB			0-0 HR		4-0 1B E	3	2	1	1	2	0	1				
Al Oliver, L OBP: 0.302, SLG: 0.333 (1, 8)		0-0 6-3	0-0 F9	0-0 F7			0-0 F8		0-0 E8 1B	5	1	1	0	0	0	2				
Bob Robertson, R OBP: 0.341, SLG: 0.500 (1, 3)	1-0 2B 1B HBP			0-0 2B 1B	0-3 K		0-0 E6 FC6-4		4-0 1B IBB	3	3	1	0	1	1	0				
Manny Sanguillen, R OBP: 0.349, SLG: 0.415 (1, 2)	0-0 1B 2B			0-0 1B 6-3 2B	0-0 F9		0-0 FC6-4		0-0 1B FC6-4 1B	5	3	3	1	0	0	1				
Gene Alley, R OBP: 0.268, SLG: 0.295 (1, 6)	4-0 4-3 1B IBB			4-0 6-3 1B SF7 IBB	0-0 G3			0-0 5-3	0-0 FC6-4 1B	3	1	1	1	2	0	0				
Dock Ellis, S OBP: 0.306, SLG: 0.265 Dave Giusti, R (7, 1)	0-0 4-3 1B			0-0 6-3 2B 1B	0-0 F7			0-0 6-3	0-0 FC6-4	3	1	2	3	0	0	0				
Inning Stats	R: 0 E: 0 K: 1 S: 6	H: 0 LOB: 1 BB: 0 P: 6	R: 2 E: 0 K: 0 S: 5	H: 2 LOB: 2 BB: 1 P: 10	R: 0 E: 0 K: 0 S: 3	H: 0 LOB: 0 BB: 0 P: 3	R: 4 E: 0 K: 0 S: 7	H: 4 LOB: 2 BB: 2 P: 15	R: 0 E: 0 K: 1 S: 5	H: 0 LOB: 0 BB: 0 P: 5	R: 1 E: 1 K: 0 S: 5	H: 1 LOB: 1 BB: 0 P: 5	R: 0 E: 0 K: 1 S: 6	H: 1 LOB: 1 BB: 0 P: 6	R: 4 E: 1 K: 0 S: 6	H: 3 LOB: 1 BB: 2 P: 14		1B: 7 2B: 3 3B: 0 HR: 1	SF: 1 SAC: 0 DP: 0 HBP: 1	WP: 0 PB: 1 SB: 0 CS: 0
PITCHER	IP WLS BF H R ER SO BB IBB HBP BLK WP HR S P ERA WHIP	IP WLS BF H R ER SO BB IBB HBP BLK WP HR S P ERA WHIP	IP WLS BF H R ER SO BB IBB HBP BLK WP HR S P ERA WHIP	IP WLS BF H R ER SO BB IBB HBP BLK WP HR S P ERA WHIP	IP WLS BF H R ER SO BB IBB HBP BLK WP HR S P ERA WHIP	IP WLS BF H R ER SO BB IBB HBP BLK WP HR S P ERA WHIP	IP WLS BF H R ER SO BB IBB HBP BLK WP HR S P ERA WHIP	IP WLS BF H R ER SO BB IBB HBP BLK WP HR S P ERA WHIP	IP WLS BF H R ER SO BB IBB HBP BLK WP HR S P ERA WHIP	IP WLS BF H R ER SO BB IBB HBP BLK WP HR S P ERA WHIP	IP WLS BF H R ER SO BB IBB HBP BLK WP HR S P ERA WHIP	IP WLS BF H R ER SO BB IBB HBP BLK WP HR S P ERA WHIP	IP WLS BF H R ER SO BB IBB HBP BLK WP HR S P ERA WHIP	IP WLS BF H R ER SO BB IBB HBP BLK WP HR S P ERA WHIP	IP WLS BF H R ER SO BB IBB HBP BLK WP HR S P ERA WHIP	IP WLS BF H R ER SO BB IBB HBP BLK WP HR S P ERA WHIP	IP WLS BF H R ER SO BB IBB HBP BLK WP HR S P ERA WHIP			
Reggie Cleveland, R ERA: 4.05 Chuck Taylor, R ERA: 4.04 Harry Parker, R ERA: 4.5 Don Shaw, L ERA: 3.1	3.2 L	5 0	8 1	12 4	0 0	6 6	20 29	10 10	8 8	18.00 2.500										

AB	39
R	11
H	11
RBI	10
BB	5
SO	3
LOB	14



Batter	1	2	3	4	5	6	7	8	9	AB	R	H	RBI	BB	SO	LOB	BOTTOM			
Lou Brock, L OBP: 0.402, SLG: 0.473 (1, 7)	0-3 K	0-0 G6-3			4-0 2B 1B BB		0-0 FC4		0-0 SF7	3	1	0	1	1	1	3	Pittsburgh Pirates @ St. Louis Cardinals Busch Stadium, St. Louis, MO Fri Jun 11 1971, 7:05 PM CDT Att: 27,308 - Unknown livebaseballscorecards.com			
Matty Alou, L OBP: 0.348, SLG: 0.411 (1, 8)	0-0 1B		0-0 B1-3		0-0 1B 2B		0-3 K		0-0 4-3	5	1	2	0	0	1	1				
Ted Simmons, S OBP: 0.355, SLG: 0.415 Don Shaw, L (8, 1)	0-0 F8		0-0 CS 1B		0-0 P4		0-0 4-3			4	0	1	0	0	0	4				
Joe Torre, R OBP: 0.409, SLG: 0.509 (1, 5)	0-0 1B		0-0 F8		0-0 1B			0-3 K		4	0	2	2	0	1	1				
Joe Hague, L OBP: 0.354, SLG: 0.436 (1, 3)	0-3 K			0-0 P5	0-0 L3			1-0 5-3 HBP		3	0	0	0	0	1	3				
Ted Sizemore, R OBP: 0.333, SLG: 0.329 (1, 6)		4-0 1B BB		0-0 F9		0-0 F8		0-0 5-3		3	1	0	0	1	0	1				
Luis Melendez, R OBP: 0.277, SLG: 0.311 (1, 9)		0-0 1B 1B		0-0 3B		0-0 P5		0-0 6-3		4	0	2	0	0	0	1				
Julian Javier, R OBP: 0.293, SLG: 0.355 (1, 4)		0-3 K		0-3 K		0-0 F7		0-0 6-3		4	0	0	0	0	2	3				
Reggie Cleveland, R OBP: 0.303, SLG: 0.138 Chuck Taylor, R Jim Beauchamp, R Harry Parker, R Bob Burda, L Jerry McNertney, R (8, 2)	0-0 1B			0-0 F9		4-0 FC4 BB		0-0 SF7 3B		1	0	1	1	0	0	0				
Inning Stats	R: 0 E: 0 K: 2 S: 9	H: 2 LOB: 2 BB: 0 P: 9	R: 1 E: 0 K: 1 S: 6	H: 2 LOB: 1 BB: 1 P: 10	R: 0 E: 0 K: 1 S: 6	H: 1 LOB: 1 BB: 0 P: 6	R: 2 E: 0 K: 0 S: 5	H: 2 LOB: 1 BB: 1 P: 9	R: 0 E: 0 K: 1 S: 5	H: 0 LOB: 0 BB: 0 P: 3	R: 0 E: 0 K: 1 S: 5	H: 0 LOB: 1 BB: 1 P: 9	R: 0 E: 0 K: 1 S: 5	H: 0 LOB: 0 BB: 0 P: 6	R: 1 E: 0 K: 0 S: 4	H: 1 LOB: 0 BB: 0 P: 4		1B: 6 2B: 1 3B: 2 HR: 0	SF: 1 SAC: 0 DP: 1 HBP: 1	WP: 0 PB: 0 SB: 0 CS: 1
PITCHER	IP WLS BF H R ER SO BB IBB HBP BLK WP HR S P ERA WHIP	IP WLS BF H R ER SO BB IBB HBP BLK WP HR S P ERA WHIP	IP WLS BF H R ER SO BB IBB HBP BLK WP HR S P ERA WHIP	IP WLS BF H R ER SO BB IBB HBP BLK WP HR S P ERA WHIP	IP WLS BF H R ER SO BB IBB HBP BLK WP HR S P ERA WHIP	IP WLS BF H R ER SO BB IBB HBP BLK WP HR S P ERA WHIP	IP WLS BF H R ER SO BB IBB HBP BLK WP HR S P ERA WHIP	IP WLS BF H R ER SO BB IBB HBP BLK WP HR S P ERA WHIP	IP WLS BF H R ER SO BB IBB HBP BLK WP HR S P ERA WHIP	IP WLS BF H R ER SO BB IBB HBP BLK WP HR S P ERA WHIP	IP WLS BF H R ER SO BB IBB HBP BLK WP HR S P ERA WHIP	IP WLS BF H R ER SO BB IBB HBP BLK WP HR S P ERA WHIP	IP WLS BF H R ER SO BB IBB HBP BLK WP HR S P ERA WHIP	IP WLS BF H R ER SO BB IBB HBP BLK WP HR S P ERA WHIP	IP WLS BF H R ER SO BB IBB HBP BLK WP HR S P ERA WHIP	IP WLS BF H R ER SO BB IBB HBP BLK WP HR S P ERA WHIP				
Dock Ellis, R ERA: 2.01 Dave Giusti, R ERA: 1.53	6.0 W	26 26	1 1	1 1	2 2	1 0	0 0	14 19	3.00 0.667											



Batter	1	2	3	4	5	6	7	8	9	AB	R	H	RBI	BB	SO	LOB	TOP										
Dave Cash, R OBP: 0.378, SLG: 0.402	F9	FC6-4		FC6-4		SH1-4		K		4	0	0	0	0	1	3											
Vic Davallio, L OBP: 0.312, SLG: 0.353	4-3			1-3		F2		F9		4	1	0	0	1	0	3											
Richie Hebner, L OBP: 0.350, SLG: 0.467				F8		P6			6-3	4	1	1	0	1	0	3											
Willie Stargell, L OBP: 0.384, SLG: 0.696				1B		K			P5	4	1	2	2	1	1	0											
Al Oliver, L OBP: 0.309, SLG: 0.352	L7			L7-4					6-3	4	1	2	1	1	0	3											
Bob Robertson, R OBP: 0.348, SLG: 0.497						F8				3	0	1	1	2	0	1											
Manny Sanguillen, R OBP: 0.341, SLG: 0.456				L7-4		F8			P4	5	0	0	0	0	0	6											
Gene Alley, R OBP: 0.267, SLG: 0.289				FC6-4		E4			1-3	3	0	0	0	1	0	3											
Nelson Briles, R OBP: 0.455, SLG: 0.700									F7	2	0	2	0	1	0	0											
Ramon Hernandez, S OBP: 0.375, SLG: 0.429										0	0	0	0	0	0	0											
Mudcat Grant, R OBP: 0.375, SLG: 0.429										1	0	0	0	0	0	0											
Inning Stats	R: 0 E: 0 K: 0 S: 4	H: 1 LOB: 2 BB: 1 P: 8	R: 0 E: 0 K: 0 S: 4	H: 1 LOB: 2 BB: 1 P: 8	R: 3 E: 0 K: 0 S: 4	H: 2 LOB: 1 BB: 3 P: 16	R: 0 E: 0 K: 0 S: 4	H: 1 LOB: 1 BB: 0 P: 4	R: 0 E: 0 K: 1 S: 6	H: 0 LOB: 2 BB: 1 P: 8	R: 0 E: 0 K: 0 S: 4	H: 1 LOB: 2 BB: 1 P: 8	R: 0 E: 0 K: 1 S: 5	H: 0 LOB: 0 BB: 0 P: 5	R: 1 E: 0 K: 0 S: 4	H: 1 LOB: 1 BB: 1 P: 8	1B: 5 2B: 3 3B: 0 HR: 1	SF: 0 SAC: 1 DP: 1 HBP: 0	WP: 0 PB: 0 SB: 1 CS: 0	PA: 43							
PITCHER	IP	WLS	BF	H	R	ER	SO	BB	IBB	HBP	BLK	WP	HR	S	P	ERA	WHIP										
Mike Torrez, R ERA: 6.0	2.0		14	3	3	3	0	5	0	0	0	0	0	9	29	13.50	4.000										
Al Santorini, R ERA: 3.4	4.0		16	3	0	0	1	1	0	0	0	0	0	17	21	0.00	1.000										
Chris Zachary, R ERA: 6.98	2.0	L	8	1	0	0	1	1	0	0	0	0	0	9	13	0.00	1.000										
Rudy Arroyo, L ERA: 4.7	0.2		4	1	1	1	0	1	0	0	0	0	1	3	7	13.50	3.000										
Moe Drabowsky, R ERA: 3.16	0.1		1	0	0	0	0	0	0	0	0	0	0	1	1	0.00	0.000										

Pittsburgh Pirates @ St. Louis Cardinals
 Busch Stadium, St. Louis, MO
 Sat Jun 12 1971, 7:05 PM CDT
 Att: 24,565 - Unknown

AB	34
R	4
H	8
RBI	4
BB	8
SO	2
LOB	22



Batter	1	2	3	4	5	6	7	8	9	AB	R	H	RBI	BB	SO	LOB	BOTTOM										
Lou Brock, L OBP: 0.398, SLG: 0.468	K		6-3	F7				6-3		5	0	1	0	0	1	3											
Matty Alou, L OBP: 0.346, SLG: 0.407			4-3			6-3		F9		5	0	1	0	0	0	3											
Joe Haque, L OBP: 0.354, SLG: 0.441						F8				3	1	1	0	0	0	1											
Jim Beauchamp, R OBP: 0.291, SLG: 0.321	FC6-4			1B				F9		2	0	0	0	0	0	0											
Joe Torre, R OBP: 0.405, SLG: 0.502	K					F8		5-3		5	0	1	1	0	1	1											
Jerry McNertney, R OBP: 0.400, SLG: 0.725			1-3	FC5-4		L7		F8		4	0	0	0	0	0	1											
Luis Melendez, R OBP: 0.294, SLG: 0.313						P6				3	2	1	0	1	0	0											
Ted Sizemore, R OBP: 0.347, SLG: 0.341										3	0	3	0	1	0	0											
Dal Maxvill, R OBP: 0.291, SLG: 0.205										3	0	2	0	0	0	2											
Mike Torrez, R ERA: 6.0										1	0	0	0	0	0	2											
Al Santorini, R ERA: 3.4										1	0	1	0	0	0	1											
Bob Burda, R ERA: 6.98										0	0	0	0	0	0	0											
Chris Zachary, R ERA: 4.7										0	0	0	0	0	0	0											
Jose Cardenal, R ERA: 3.16										0	0	0	0	0	0	0											
Rudy Arroyo, L ERA: 4.7										0	0	0	0	0	0	0											
Moe Drabowsky, R ERA: 3.16										0	0	0	0	0	0	0											
Inning Stats	R: 0 E: 0 K: 2 S: 8	H: 1 LOB: 1 BB: 0 P: 8	R: 0 E: 0 K: 0 S: 5	H: 2 LOB: 0 BB: 0 P: 5	R: 1 E: 0 K: 0 S: 5	H: 2 LOB: 1 BB: 0 P: 5	R: 0 E: 0 K: 1 S: 7	H: 2 LOB: 2 BB: 0 P: 7	R: 0 E: 0 K: 0 S: 3	H: 0 LOB: 0 BB: 0 P: 3	R: 1 E: 0 K: 0 S: 6	H: 3 LOB: 3 BB: 1 P: 10	R: 0 E: 0 K: 0 S: 3	H: 0 LOB: 0 BB: 0 P: 3	R: 1 E: 0 K: 0 S: 4	H: 1 LOB: 1 BB: 1 P: 8	R: 0 E: 0 K: 0 S: 3	H: 0 LOB: 0 BB: 0 P: 3	1B: 10 2B: 1 3B: 0 HR: 0	SF: 1 SAC: 1 DP: 0 HBP: 0	WP: 0 PB: 0 SB: 0 CS: 0	PA: 40					
PITCHER	IP	WLS	BF	H	R	ER	SO	BB	IBB	HBP	BLK	WP	HR	S	P	ERA	WHIP										
Nelson Briles, R ERA: 4.29	5.2		27	9	2	2	3	1	0	0	0	0	0	32	36	3.18	1.765										
Ramon Hernandez, L ERA: 4.29	0.1		2	1	0	0	0	0	0	0	0	0	0	2	2	0.00	3.000										
Mudcat Grant, R ERA: 2.27	3.0	W	11	1	1	1	0	1	0	0	0	0	0	10	14	3.00	0.667										

Pittsburgh Pirates @ St. Louis Cardinals
 Busch Stadium, St. Louis, MO
 Sat Jun 12 1971, 7:05 PM CDT
 Att: 24,565 - Unknown

AB	36
R	3
H	11
RBI	3
BB	2
SO	3
LOB	15



Batter	1	2	3	4	5	6	7	8	9	AB	R	H	RBI	BB	SO	LOB	TOP					
Dave Cash, R OBP: 0.379, SLG: 0.399	4-3																4 1 1 0 1 0 0					
Gene Clines, R OBP: 0.345, SLG: 0.329	K																5 1 2 0 0 1 1					
Roberto Clemente, R OBP: 0.341, SLG: 0.451	4-3																4 2 2 1 1 0 1					
Willie Stargell, L OBP: 0.379, SLG: 0.687																	4 0 1 1 0 2 2					
Manny Sanguillen, R OBP: 0.351, SLG: 0.431																	4 3 3 2 1 0 1					
Bob Robertson, R OBP: 0.344, SLG: 0.489																	5 0 1 0 0 1 4					
Jose Pagan, R OBP: 0.270, SLG: 0.246																	3 0 0 0 1 1 2					
Richie Hebner, L OBP: 0.353, SLG: 0.485																	1 1 1 3 0 0 0					
Gene Alley, R OBP: 0.265, SLG: 0.281																	4 0 0 0 1 1 3					
Luke Walker, L OBP: 0.352, SLG: 0.277																	3 0 0 0 0 3 2					
Frank Brosseau, R OBP: 0.352, SLG: 0.277																	0 0 0 0 0 0 0					
Bill Mazaroski, R OBP: 0.352, SLG: 0.277																	1 0 0 0 0 1 3					
Dave Giusti, R OBP: 0.352, SLG: 0.277																	0 0 0 0 0 0 0					
Ramon Hernandez, S OBP: 0.352, SLG: 0.277																	0 0 0 0 0 0 0					
Inning Stats	R: 0 E: 0 K: 1 S: 5	H: 0 LOB: 0 BB: 0 P: 5	R: 0 E: 0 K: 1 S: 6	H: 1 LOB: 1 BB: 0 P: 6	R: 0 E: 0 K: 1 S: 5	H: 0 LOB: 1 BB: 1 P: 9	R: 0 E: 1 K: 1 S: 7	H: 1 LOB: 1 BB: 1 P: 11	R: 0 E: 0 K: 1 S: 6	H: 1 LOB: 1 BB: 0 P: 6	R: 1 E: 0 K: 2 S: 9	H: 2 LOB: 2 BB: 1 P: 13	R: 0 E: 0 K: 0 S: 4	H: 1 LOB: 0 BB: 0 P: 4	R: 0 E: 0 K: 2 S: 7	H: 0 LOB: 3 BB: 2 P: 15	R: 5 E: 0 K: 1 S: 10	H: 5 LOB: 0 BB: 0 P: 10	1B: 8 2B: 1 3B: 0 HR: 2	SF: 1 SAC: 0 DP: 0 HBP: 0	WP: 1 PB: 0 SB: 4 CS: 0	PA: 44
PITCHER	IP WLS BF H R ER SO BB IBB HBP BLK WP HR S P ERA WHIP																					
Steve Carlton, L ERA: 3.0	8.1 L 40 9 6 5 9 4 1 0 0 1 1 53 73 5.40 1.560																					
Chuck Taylor, R ERA: 4.46	0.2 4 2 2 2 1 0 0 0 0 0 1 6 6 27.00 3.000																					

Pittsburgh Pirates @ St. Louis Cardinals
 Busch Stadium, St. Louis, MO
 Sun Jun 13 1971, 3:33 AM CDT
 Att: 21,205 - Unknown

AB	38
R	8
H	11
RBI	7
BB	5
SO	10
LOB	19



Batter	1	2	3	4	5	6	7	8	9	AB	R	H	RBI	BB	SO	LOB	BOTTOM					
Lou Brock, L OBP: 0.394, SLG: 0.462	G4-3 BB 1B																5 0 1 0 0 0 3					
Matty Alou, L OBP: 0.351, SLG: 0.406	G4-3 BB																3 0 1 0 2 0 0					
Ted Simmons, S OBP: 0.347, SLG: 0.405	G4-3 1-2 2-3																5 0 0 0 0 0 3					
Joe Torre, R OBP: 0.403, SLG: 0.498	F7																4 0 1 0 0 0 1					
Jim Beauchamp, R OBP: 0.292, SLG: 0.333																	3 1 1 0 0 1 1					
Joe Hogue, L OBP: 0.352, SLG: 0.438																	1 0 0 0 0 0 0					
Ted Sizemore, R OBP: 0.360, SLG: 0.367																	4 2 4 1 0 0 0					
Luis Melendez, R OBP: 0.327, SLG: 0.320																	2 1 1 1 2 0 1					
Dal Maxvill, R OBP: 0.300, SLG: 0.211																	3 0 1 1 1 0 2					
Steve Carlton, L OBP: 0.205, SLG: 0.289																	4 0 1 1 0 0 4					
Chuck Taylor, R ERA: 4.46																	0 0 0 0 0 0 0					
Inning Stats	R: 0 E: 0 K: 0 S: 3	H: 1 LOB: 1 BB: 1 P: 7	R: 2 E: 0 K: 0 S: 5	H: 2 LOB: 1 BB: 1 P: 9	R: 0 E: 0 K: 1 S: 6	H: 1 LOB: 1 BB: 0 P: 6	R: 0 E: 0 K: 0 S: 5	H: 2 LOB: 2 BB: 0 P: 5	R: 0 E: 0 K: 0 S: 2	H: 0 LOB: 0 BB: 1 P: 6	R: 2 E: 1 K: 0 S: 5	H: 3 LOB: 0 BB: 0 P: 5	R: 0 E: 0 K: 0 S: 3	H: 1 LOB: 0 BB: 0 P: 3	R: 0 E: 0 K: 0 S: 4	H: 1 LOB: 3 BB: 2 P: 12	R: 0 E: 0 K: 0 S: 3	H: 0 LOB: 0 BB: 0 P: 3	1B: 8 2B: 4 3B: 0 HR: 0	SF: 0 SAC: 0 DP: 3 HBP: 0	WP: 1 PB: 0 SB: 0 CS: 0	PA: 39
PITCHER	IP WLS BF H R ER SO BB IBB HBP BLK WP HR S P ERA WHIP																					
Luke Walker, L ERA: 3.32	5.0 25 1 0 0 0 3 0 0 0 0 0 5 5 0.00 0.500																					
Frank Brosseau, R ERA: 1.49	2.0 5 1 0 0 0 0 0 0 0 0 0 5 5 0.00 2.000																					
Dave Giusti, R ERA: 1.49	1.0 W 6 1 0 0 0 1 1 0 0 0 0 4 12 0.00 0.000																					
Ramon Hernandez, L ERA: 4.46	1.0 S 3 0 0 0 0 0 0 0 0 0 0 3 3 0.00 0.000																					

Pittsburgh Pirates @ St. Louis Cardinals
 Busch Stadium, St. Louis, MO
 Sun Jun 13 1971, 3:33 AM CDT
 Att: 21,205 - Unknown

AB	34
R	4
H	11
RBI	4
BB	5
SO	1
LOB	15



Batter	1	2	3	4	5	6	7	8	9	AB	R	H	RBI	BB	SO	LOB	TOP										
Dave Cash, R OBP: 0.375, SLG: 0.394	5-3		F8		4-3		6-3			5	0	1	2	0	0	1											
Richie Hebner, L OBP: 0.350, SLG: 0.478	F9		F8		K			1B	F6	5	0	1	0	0	1	2											
Roberto Clemente, R OBP: 0.335, SLG: 0.472	6-3		5-3			6-3		F9		4	0	0	0	0	0	1											
Willie Stargell, L OBP: 0.382, SLG: 0.680		3B		F6		1B	G3	F7		2	1	0	0	2	0	1											
Al Oliver, L OBP: 0.308, SLG: 0.350	K					G3		F7		4	0	1	0	0	1	3											
Bob Robertson, R OBP: 0.347, SLG: 0.500		1B		F5					4-3	4	1	2	1	0	0	1											
Manny Sanguillen, R OBP: 0.354, SLG: 0.429		3B		1-3		1-3				3	1	1	1	0	0	3											
Gene Alley, R OBP: 0.286, SLG: 0.282										3	0	1	0	0	2	1											
Vic Davalillo, L OBP: 0.318, SLG: 0.359	K				4-3	SH2-4			4-3	1	1	1	0	0	0	0											
Jackie Hernandez, R OBP: 0.253, SLG: 0.254										0	0	0	0	0	0	0											
Bob Moose, R OBP: 0.185, SLG: 0.100										1	0	0	0	0	0	1											
Charlie Spillane, L OBP: 0.174, SLG: 1.500										1	0	0	0	0	1	0											
Mudcat Grant, R OBP: 0.275, SLG: 0.429										0	0	0	0	0	0	0											
Milt May, L OBP: 0.260, SLG: 0.300										1	0	0	0	0	0	2											
Jim Nelson, R OBP: 0.250, SLG: 0.400										0	0	0	0	0	0	0											
Dave Giusti, R OBP: 0.250, SLG: 0.400										0	0	0	0	0	0	0											
Inning Stats	R: 0 E: 0 K: 0 S: 3	H: 0 LOB: 0 BB: 0 P: 3	R: 2 E: 0 K: 2 S: 9	H: 2 LOB: 1 BB: 1 P: 13	R: 0 E: 0 K: 0 S: 3	H: 0 LOB: 0 BB: 0 P: 3	R: 0 E: 0 K: 0 S: 4	H: 1 LOB: 1 BB: 0 P: 4	R: 0 E: 0 K: 1 S: 6	H: 1 LOB: 2 BB: 1 P: 6	R: 0 E: 0 K: 0 S: 4	H: 0 LOB: 0 BB: 0 P: 7	R: 0 E: 0 K: 0 S: 4	H: 1 LOB: 1 BB: 0 P: 4	R: 2 E: 0 K: 0 S: 5	H: 2 LOB: 1 BB: 0 P: 6	1B: 7 2B: 0 3B: 1 HR: 0	SF: 0 SAC: 1 DP: 0 HBP: 1	WP: 2 PB: 0 SB: 1 CS: 0	PA: 38							
PITCHER	IP	WLS	BF	H	R	ER	SO	BB	IBB	HBP	BLK	WP	HR	S	P	ERA	WHIP										
Jack Billingham, R ERA: 2.88	8.1		35	7	4	4	5	2	0	1	0	1	0	42	51	4.32	1.080										
Fred Gladding, R ERA: 1.35	0.2	W	3	1	0	0	0	0	0	0	0	0	0	3	3	0.00	1.500										

Pittsburgh Pirates @ Houston Astros
Astrodome, Houston, TX
Mon Jun 14 1971, 8:05 PM EDT
Att: 11,655 - Unknown

AB 34
R 4
H 8
RBI 4
BB 2
SO 5
LOB 16



Batter	1	2	3	4	5	6	7	8	9	AB	R	H	RBI	BB	SO	LOB	BOTTOM										
Jesus Alou, R OBP: 0.354, SLG: 0.398	6-3			4-3	F6		F8			4	0	0	0	1	0	3											
Joe Morgan, L OBP: 0.336, SLG: 0.366	F8			F6	F2		G3			4	0	0	1	1	0	3											
Cesar Cedeno, R OBP: 0.287, SLG: 0.401				K		SF8		F8		4	1	2	0	0	1	0											
Bob Watson, R OBP: 0.344, SLG: 0.418										2	1	1	1	0	0	0											
Doug Rader, R OBP: 0.295, SLG: 0.304	CS	6-3			1B	SF8		K		1	0	0	0	0	1	0											
Denis Menke, R OBP: 0.322, SLG: 0.308		6-3			2B	SH		5-3		4	2	2	1	0	0	0											
Jimmy Wynn, R OBP: 0.304, SLG: 0.305		1-3			SH		6-3			3	1	1	1	1	0	0											
Johnny Edwards, L OBP: 0.281, SLG: 0.310				F8						2	0	0	0	2	1	1											
Roger Metzger, S OBP: 0.269, SLG: 0.291										3	0	0	0	0	2	4											
John Mayberry, L OBP: 0.298, SLG: 0.333				6-3						1	0	1	0	0	0	0											
Cesar Geronimo, L OBP: 0.278, SLG: 0.353					K		K			0	0	0	0	0	0	0											
Jack Billingham, R OBP: 0.138, SLG: 0.107										2	0	0	1	0	2	0											
Fred Gladding, L ERA: 2.16				K						0	0	0	0	0	0	0											
Norm Miller, L OBP: 0.302, SLG: 0.379										1	0	0	0	0	2												
Inning Stats	R: 0 E: 0 K: 0 S: 3	H: 1 LOB: 0 BB: 0 P: 3	R: 0 E: 0 K: 0 S: 3	H: 0 LOB: 0 BB: 0 P: 3	R: 0 E: 0 K: 1 S: 5	H: 0 LOB: 0 BB: 0 P: 5	R: 0 E: 0 K: 1 S: 5	H: 0 LOB: 0 BB: 0 P: 5	R: 2 E: 0 K: 1 S: 7	H: 2 LOB: 1 BB: 1 P: 11	R: 0 E: 0 K: 1 S: 5	H: 0 LOB: 0 BB: 0 P: 5	R: 0 E: 0 K: 1 S: 5	H: 0 LOB: 0 BB: 0 P: 5	R: 1 E: 0 K: 1 S: 5	H: 1 LOB: 3 BB: 3 P: 17	1B: 4 2B: 1 3B: 1 HR: 1	SF: 1 SAC: 1 DP: 0 HBP: 0	WP: 0 PB: 0 SB: 0 CS: 1	PA: 39							
PITCHER	IP	WLS	BF	H	R	ER	SO	BB	IBB	HBP	BLK	WP	HR	S	P	ERA	WHIP										
Bob Moose, R ERA: 3.71	6.0		26	6	4	4	4	1	1	0	0	0	0	32	40	6.00	1.167										
Mudcat Grant, R ERA: 2.16	2.0		6	0	0	0	2	0	0	0	0	0	0	10	10	0.00	0.000										
Jim Nelson, R ERA: 2.03	0.2	L	5	1	1	1	1	2	0	0	0	0	0	5	13	13.50	4.500										
Dave Giusti, R ERA: 1.49	0.0		1	0	0	0	0	1	0	0	0	0	0	0	4	∞	∞										

Pittsburgh Pirates @ Houston Astros
Astrodome, Houston, TX
Mon Jun 14 1971, 8:05 PM EDT
Att: 11,655 - Unknown


AB 31
R 5
H 7
RBI 5
BB 5
SO 7
LOB 13



Batter	1	2	3	4	5	6	7	8	9	AB	R	H	RBI	BB	SO	LOB	TOP										
Dave Cash, R (1,4) OBP: 0.373, SLG: 0.392	0-0 FC1-5 G3 1B		0-0 6-3			0-0 6-3		0-0 4-3		4	0	1	0	0	0	2											
Vic Davallio, L (1,3) OBP: 0.316, SLG: 0.355	0-0 G3 1-2		0-0 1-3			0-0 F8			0-0 WP 1B 1B	4	1	1	0	0	0	1											
Roberto Clemente, R (1,9) OBP: 0.329, SLG: 0.464	0-0 FC1-5 BB 2-3		0-0 4-3			0-0 4-3			0-3 K 1B 1B	4	0	0	0	0	1	2											
Willie Stargell, L (1,7) OBP: 0.384, SLG: 0.673	4-0 1-2 BB			0-0 F7			0-0 F2		4-0 1B 1-2 1B IBB	2	1	0	0	2	0	0											
Richie Hebner, L (1,5) OBP: 0.348, SLG: 0.474	0-3 K			0-0 F9			0-3 K		0-0 1B 1-3 2-H 1B	4	0	1	1	0	2	2											
Al Oliver, L (1,8) OBP: 0.311, SLG: 0.372		0-0 F8 2B		0-0 3-1			0-0 HR		0-3 K	4	1	2	1	0	1	2											
Manny Sanguillen, R (1,2) OBP: 0.352, SLG: 0.426		0-0 F8 2-3			0-0 F3			0-0 F6	0-0 1-3 3-H 1B	4	0	1	1	0	0	1											
Jackie Hernandez, R (1,6) OBP: 0.247, SLG: 0.276		0-0 5-3			0-0 F2			0-0 CS SH1-4 1B	0-0 F2	2	0	0	0	0	0	1											
Charlie Sands, L (8, PH) OBP: 0.750, SLG: 1.400										1	0	1	0	0	0	0											
Gene Clines, R (8, PH) OBP: 0.345, SLG: 0.329										0	0	0	0	0	0	0											
Gene Alley, R (8, 6) OBP: 0.265, SLG: 0.280										1	0	0	0	0	0	2											
Steve Blass, R (1,1) OBP: 0.125, SLG: 0.188		0-0 4-3			0-0 F9			0-0 SH1-4 1-2		2	0	0	0	0	0	1											
Inning Stats	R: 0 E: 0 K: 1 S: 6	H: 1 LOB: 2 BB: 1 P: 10	R: 0 E: 0 K: 0 S: 4	H: 1 LOB: 1 BB: 0 P: 4	R: 0 E: 0 K: 0 S: 3	H: 0 LOB: 0 BB: 0 P: 3	R: 0 E: 0 K: 0 S: 3	H: 0 LOB: 0 BB: 0 P: 3	R: 0 E: 0 K: 0 S: 3	H: 0 LOB: 0 BB: 0 P: 3	R: 1 E: 0 K: 1 S: 6	H: 1 LOB: 0 BB: 0 P: 6	R: 0 E: 0 K: 0 S: 3	H: 1 LOB: 1 BB: 0 P: 3	R: 2 E: 0 K: 2 S: 10	H: 3 LOB: 2 BB: 1 P: 14	1B: 5 2B: 1 3B: 0 HR: 1	SF: 0 SAC: 1 DP: 0 HBP: 0	WP: 1 PB: 0 SB: 0 CS: 1	PA: 35							
PITCHER	IP	WLS	BF	H	R	ER	SO	BB	IBB	HBP	BLK	WP	HR	S	P	ERA	WHIP										
Larry Dierker, R (1,1) ERA: 1.8	7.0	L	25	3	1	1	2	1	0	0	0	0	0	28	32	1.29	0.571										
George Culver, R (8,1) ERA: 2.3	1.1		5	2	1	1	1	0	0	0	0	0	0	7	7	6.75	1.500										
Denny Lemaster, L (9,1) ERA: 2.25	0.1		3	1	0	0	1	0	1	0	0	1	0	4	8	0.00	3.000										
Ken Forsch, R (9,1) ERA: 2.19	0.1		2	1	1	1	0	0	0	0	0	0	0	2	2	27.00	3.000										

Pittsburgh Pirates @ Houston Astros
Astrodome, Houston, TX
Tue Jun 15 1971, 8:05 PM EDT
Att: 16,307 - Unknown


AB 32
R 3
H 7
RBI 3
BB 2
SO 4
LOB 14



Batter	1	2	3	4	5	6	7	8	9	AB	R	H	RBI	BB	SO	LOB	BOTTOM										
Jesus Alou, R (1,9) OBP: 0.347, SLG: 0.389	0-0 F2		0-0 F6		0-0 4-3			0-0 G3		4	0	0	0	0	0	0											
Joe Morgan, L (1,4) OBP: 0.338, SLG: 0.366	0-0 F8				0-0 G3			4-0 BB		3	0	1	0	1	0	0											
Cesar Cedeno, R (1,7) OBP: 0.282, SLG: 0.393	0-0 4-3		0-0 F9			0-0 E6 L5-4 4-3		0-0 F9		4	0	0	0	0	0	2											
Bob Watson, R (1,3) OBP: 0.342, SLG: 0.415		0-0 1-3		0-0 1B 1B		0-0 4-3		0-0 F9		4	0	1	0	0	0	2											
Denis Menke, R (1,5) OBP: 0.326, SLG: 0.312		0-0 BB 1B			0-0 1-2 1B		0-0 L5-4 2-3		0-3 K	4	0	2	0	0	1	1											
Jimmy Wynn, R (1,8) OBP: 0.302, SLG: 0.299		4-0 1-2 BB			0-0 F7		0-3 K		0-0 E1 1B	3	0	0	0	1	1	2											
Johnny Edwards, L (1,2) OBP: 0.274, SLG: 0.301		0-0 F5			0-0 F9			0-0 F9		4	0	0	0	0	0	5											
Roger Metzger, S (1,6) OBP: 0.272, SLG: 0.299		0-0 3-1			0-0 G3			0-0 2B		4	0	2	0	0	0	4											
Larry Dierker, R (1,1) BP: 0.119, SLG: 0.122					0-0 6-3					2	0	0	0	0	0	0											
John Mayberry, L (7, PH) OBP: 0.296, SLG: 0.326										1	0	0	0	0	0	1											
George Culver, R (8,1) ERA: 2.3										0	0	0	0	0	0	0											
Denny Lemaster, R (9,1) ERA: 2.25										0	0	0	0	0	0	0											
Ken Forsch, R (9,1) ERA: 2.19										0	0	0	0	0	0	0											
Norm Miller, SLG: 0.373										1	0	0	0	0	1	2											
Inning Stats	R: 0 E: 0 K: 0 S: 3	H: 0 LOB: 0 BB: 0 P: 3	R: 0 E: 0 K: 0 S: 4	H: 1 LOB: 2 BB: 1 P: 8	R: 0 E: 0 K: 0 S: 4	H: 1 LOB: 1 BB: 0 P: 4	R: 0 E: 0 K: 0 S: 5	H: 2 LOB: 2 BB: 0 P: 5	R: 0 E: 0 K: 0 S: 3	H: 0 LOB: 0 BB: 0 P: 3	R: 0 E: 1 K: 2 S: 8	H: 1 LOB: 1 BB: 0 P: 8	R: 0 E: 0 K: 0 S: 3	H: 0 LOB: 1 BB: 1 P: 7	R: 0 E: 1 K: 2 S: 9	H: 1 LOB: 2 BB: 0 P: 9	1B: 5 2B: 2 3B: 0 HR: 0	SF: 0 SAC: 0 DP: 1 HBP: 0	WP: 0 PB: 0 SB: 0 CS: 0	PA: 36							
PITCHER	IP	WLS	BF	H	R	ER	SO	BB	IBB	HBP	BLK	WP	HR	S	P	ERA	WHIP										
Steve Blass, R (1,1) ERA: 3.07	9.0	W	36	6	0	0	4	2	0	0	0	0	0	42	50	0.00	0.889										

Pittsburgh Pirates @ Houston Astros
Astrodome, Houston, TX
Tue Jun 15 1971, 8:05 PM EDT
Att: 16,307 - Unknown

AB 34
R 0
H 6
RBI 0
BB 2
SO 4
LOB 19



Batter	1	2	3	4	5	6	7	8	9	AB	R	H	RBI	BB	SO	LOB	TOP							
Dave Cash, R (1,4) OBP: 0.373, SLG: 0.389	6-3		E9 1B				F9		F8	4	1	1	1	1	0	0	Pittsburgh Pirates @ Houston Astros Astrodome, Houston, TX Wed Jun 16 1971, 8:05 PM EDT Att: 16,098 - Unknown							
Gene Clines, R (1,7) OBP: 0.371, SLG: 0.370									L4-3	5	1	4	0	0	0	0								
Roberto Clemente, R (1,9) OBP: 0.332, SLG: 0.478	F8									4	1	2	3	0	0	2								
Manny Sanguillen, R (1,2) OBP: 0.350, SLG: 0.420	K									3	0	0	0	1	1	2								
Bob Robertson, R (1,3) OBP: 0.350, SLG: 0.500			F8-2							4	0	2	0	0	0	3								
Jose Pagan, R (1,5) OBP: 0.258, SLG: 0.233										3	1	0	0	0	1	1								
Richie Hebner, L (8,PH) OBP: 0.346, SLG: 0.471	F9					FC6-4 3B			K	1	0	0	0	0	1	0								
Al Oliver, L (1,8) OBP: 0.310, SLG: 0.379									6-3	4	1	1	1	0	1	0								
Jackie Hernandez, R (1,6) OBP: 0.259, SLG: 0.278									F8	3	1	1	0	1	1	0								
Dock Ellis, S (1,1) OBP: 0.282, SLG: 0.243									4-3	3	0	0	0	0	1	1								
Inning Stats	R: 0 E: 0 K: 1 S: 6	H: 1 LOB: 1 BB: 0 P: 6	R: 0 E: 0 K: 1 S: 5	H: 1 LOB: 0 BB: 0 P: 5	R: 2 E: 1 K: 0 S: 5	H: 3 LOB: 2 BB: 2 P: 13	R: 0 E: 0 K: 1 S: 6	H: 1 LOB: 1 BB: 0 P: 6	R: 0 E: 0 K: 2 S: 3	H: 1 LOB: 1 BB: 1 P: 7	R: 2 E: 0 K: 0 S: 9	H: 2 LOB: 0 BB: 0 P: 9	R: 2 E: 0 K: 0 S: 5	H: 2 LOB: 0 BB: 0 P: 5	R: 0 E: 0 K: 1 S: 5	H: 0 LOB: 0 BB: 0 P: 5	R: 0 E: 0 K: 0 S: 3	H: 0 LOB: 0 BB: 0 P: 3	1B: 8 2B: 2 3B: 1 HR: 1	SF: 0 SAC: 1 DP: 1 HBP: 0	WP: 1 PB: 0 SB: 2 CS: 1	PA: 38		
PITCHER	IP WLS BF H R ER SO BB IBB HBP BLK WP HR S P ERA WHIP	7.0 L 32 11 6 6 5 2 1 0 0 1 1 39 51 7.71 1.857	2.0 L 6 0 0 0 1 0 0 0 0 0 0 8 8 0.00 0.000																					

AB	34
R	6
H	11
RBI	5
BB	3
SO	6
LOB	9



Batter	1	2	3	4	5	6	7	8	9	AB	R	H	RBI	BB	SO	LOB	BOTTOM							
Jimmy Wynn, R (1,8) OBP: 0.305, SLG: 0.304	K								FC6-4	4	1	1	0	1	1	2	Pittsburgh Pirates @ Houston Astros Astrodome, Houston, TX Wed Jun 16 1971, 8:05 PM EDT Att: 16,098 - Unknown							
Joe Morgan, L (1,4) OBP: 0.333, SLG: 0.360	F4									4	0	0	0	0	0	3								
Cesar Cedeno, R (1,9) OBP: 0.281, SLG: 0.395	6-3									4	1	1	0	0	0	1								
Bob Watson, R (1,7) OBP: 0.345, SLG: 0.413										3	1	1	2	1	1	0								
Denis Menke, R (1,3) OBP: 0.324, SLG: 0.311										4	1	1	0	0	0	1								
Johnny Edwards, L (1,2) OBP: 0.275, SLG: 0.302										3	0	1	1	0	0	1								
Jack Hiatt, R (8,2) OBP: 0.473, SLG: 0.410										1	0	0	0	0	0	0								
Doug Rader, R (1,5) OBP: 0.284, SLG: 0.301										2	0	0	1	1	0	1								
Roger Metzger, S (1,6) OBP: 0.268, SLG: 0.294										4	0	0	0	0	0	2								
Wade Blasingame, L (1,1) OBP: 0.296, SLG: 0.304										2	0	0	0	0	1	1								
Norm Miller, L (7,PH) OBP: 0.308, SLG: 0.383										1	0	1	0	0	0	0								
Jim Ray, R (8,1) OBP: 0.473, SLG: 0.410										0	0	0	0	0	0	0								
John Mayberry, L (8,PH) OBP: 0.304, SLG: 0.339										1	0	1	0	0	0	0								
Cesar Geronimo, L (8,FR) OBP: 0.276, SLG: 0.353										0	0	0	0	0	0	0								
Inning Stats	R: 0 E: 0 K: 1 S: 5	H: 0 LOB: 0 BB: 0 P: 5	R: 0 E: 0 K: 0 S: 3	H: 0 LOB: 1 BB: 1 P: 7	R: 0 E: 0 K: 1 S: 5	H: 0 LOB: 1 BB: 1 P: 9	R: 0 E: 0 K: 0 S: 3	H: 0 LOB: 0 BB: 0 P: 3	R: 0 E: 0 K: 0 S: 3	H: 0 LOB: 0 BB: 0 P: 7	R: 4 E: 0 K: 0 S: 8	H: 5 LOB: 1 BB: 0 P: 8	R: 0 E: 0 K: 0 S: 4	H: 1 LOB: 1 BB: 0 P: 4	R: 0 E: 0 K: 1 S: 5	H: 0 LOB: 0 BB: 0 P: 5	R: 0 E: 0 K: 0 S: 4	H: 1 LOB: 1 BB: 0 P: 4	1B: 5 2B: 2 3B: 0 HR: 0	SF: 1 SAC: 0 DP: 0 HBP: 0	WP: 0 PB: 0 SB: 0 CS: 0	PA: 37		
PITCHER	IP WLS BF H R ER SO BB IBB HBP BLK WP HR S P ERA WHIP	9.0 W 37 7 4 4 3 3 0 0 0 0 0 40 52 4.00 1.111																						



Batter	1	2	3	4	5	6	7	8	9	AB	R	H	RBI	BB	SO	LOB	TOP					
Mack Jones, L (1.7) OBP: 0.310, SLG: 0.342 Ron Swoboda, R (8.8) OBP: 0.381, SLG: 0.408	4-0 BB 6-3	0-0 E3 PB		0-0 4-3		4-0 BB 1-2		4-0 BB FC5-4	0-0 1B 1-2 2-H	2	0	0	1	2	0	0						
Ron Hunt, R (1.4) OBP: 0.378, SLG: 0.327	0-0 6-3	0-0 F6		0-0 F8		0-0 F9		0-0 FC5-4	0-0 1B	6	0	1	0	0	0	5						
Rusty Staub, L (1.9) OBP: 0.409, SLG: 0.484	0-0 HR 1B	4-0 IBB							F7 G3	5	2	2	0	1	1	3						
Ron Fairly, L (1.3) OBP: 0.392, SLG: 0.417	0-0 HR	0-0 4-3							K	3	1	1	3	1	1	2						
Bob Bailey, R (1.5) OBP: 0.364, SLG: 0.401 Clyde Mashore, R (9.7) OBP: 0.243, SLG: 0.257	0-0 F9			4-0 FC1-6 BB		0-3 K		0-3 FC4-6 BB	0-0 1B 3B	3	1	1	0	2	1	1						
Boots Day, L (1.8) OBP: 0.297, SLG: 0.274 Coco Laboy, R (9.5) OBP: 0.323, SLG: 0.315		0-0 1B SH		0-0 FC1-6 1B		0-3 K		0-3 K	0-0 1B	4	1	1	0	0	2	3						
John Bateman, R (1.2) OBP: 0.297, SLG: 0.414		0-0 SH 1B		0-3 K		0-0 6-3		0-0 FC4-6	0-0 1B 1B	5	2	2	0	0	1	2						
Gary Sutherland, R (1.6) OBP: 0.309, SLG: 0.352		0-0 SH E		0-0 1B		0-0 4-3		0-0 F2	0-0 1B 1B	4	2	2	1	0	0	0						
Carl Morton, R (1.1) OBP: 0.188, SLG: 0.156	0-0 6-3			0-3 K		0-0 BB 1B		0-0 6-3	0-0 1B 1B	5	0	2	1	0	1	1						
Inning Stats	R: 2 E: 0 K: 0 S: 4	H: 2 LOB: 0 BB: 1 P: 8	R: 3 E: 2 K: 0 S: 7	H: 2 LOB: 2 BB: 1 P: 11	R: 0 E: 0 K: 1 S: 5	H: 1 LOB: 2 BB: 1 P: 9	R: 0 E: 0 K: 1 S: 5	H: 0 LOB: 0 BB: 0 P: 5	R: 0 E: 0 K: 3 S: 9	H: 1 LOB: 2 BB: 1 P: 13	R: 1 E: 0 K: 0 S: 6	H: 1 LOB: 1 BB: 1 P: 10	R: 0 E: 0 K: 0 S: 3	H: 0 LOB: 1 BB: 1 P: 7	R: 4 E: 0 K: 1 S: 12	H: 7 LOB: 3 BB: 0 P: 12	1B: 11 2B: 0 3B: 2 HR: 1	SF: 1 SAC: 1 DP: 0 HBP: 0	WP: 0 PB: 1 CS: 1	PA: 48		
PITCHER	IP WLS BF H R ER SO BB IBB HBP BLK WP HR S P ERA WHIP	IP WLS BF H R ER SO BB IBB HBP BLK WP HR S P ERA WHIP	IP WLS BF H R ER SO BB IBB HBP BLK WP HR S P ERA WHIP	IP WLS BF H R ER SO BB IBB HBP BLK WP HR S P ERA WHIP	IP WLS BF H R ER SO BB IBB HBP BLK WP HR S P ERA WHIP	IP WLS BF H R ER SO BB IBB HBP BLK WP HR S P ERA WHIP	IP WLS BF H R ER SO BB IBB HBP BLK WP HR S P ERA WHIP	IP WLS BF H R ER SO BB IBB HBP BLK WP HR S P ERA WHIP	IP WLS BF H R ER SO BB IBB HBP BLK WP HR S P ERA WHIP	IP WLS BF H R ER SO BB IBB HBP BLK WP HR S P ERA WHIP	IP WLS BF H R ER SO BB IBB HBP BLK WP HR S P ERA WHIP	IP WLS BF H R ER SO BB IBB HBP BLK WP HR S P ERA WHIP	IP WLS BF H R ER SO BB IBB HBP BLK WP HR S P ERA WHIP	IP WLS BF H R ER SO BB IBB HBP BLK WP HR S P ERA WHIP	IP WLS BF H R ER SO BB IBB HBP BLK WP HR S P ERA WHIP	IP WLS BF H R ER SO BB IBB HBP BLK WP HR S P ERA WHIP	IP WLS BF H R ER SO BB IBB HBP BLK WP HR S P ERA WHIP	IP WLS BF H R ER SO BB IBB HBP BLK WP HR S P ERA WHIP	IP WLS BF H R ER SO BB IBB HBP BLK WP HR S P ERA WHIP	IP WLS BF H R ER SO BB IBB HBP BLK WP HR S P ERA WHIP	IP WLS BF H R ER SO BB IBB HBP BLK WP HR S P ERA WHIP	IP WLS BF H R ER SO BB IBB HBP BLK WP HR S P ERA WHIP
Bob Moose, R (1.1) ERA: 3.8 Bob Johnson, R (4.1) ERA: 3.25 Bob Veale, L (7.1) ERA: 4.6	3.0 L	3.0 12	3.0 19	3.0 17	3.0 5	3.0 1	3.0 0	3.0 18	3.0 26	3.0 0.00	3.0 1.000	3.0 15.00	3.0 3.333	3.0 6.00	3.0 2.333	3.0 3.333						
Batter	1	2	3	4	5	6	7	8	9	AB	R	H	RBI	BB	SO	LOB	BOTTOM					
Dave Cash, R (1.4) OBP: 0.377, SLG: 0.403	0-0 6-3		0-0 F9		0-0 G3-6-3 1B		0-0 F8		0-0 1B	5	0	2	0	0	0	1						
Vic Davallillo, L (1.9) OBP: 0.317, SLG: 0.354	0-0 G4-6-3 1B		0-0 E 1B		0-0 G3-6-3 1-2		0-0 4-3		0-0 F9	5	0	2	0	0	0	2						
Richie Hebner, L (1.5) OBP: 0.346, SLG: 0.479	0-0 G4-6-3 1-2		0-0 E 1B		0-0 1B		0-0 F7			4	0	2	0	0	0	1						
Willie Stargell, L (1.7) OBP: 0.378, SLG: 0.667		0-3 K		0-0 E3 L1-3		0-0 F6		0-3 K		4	0	0	1	0	2	3						
Al Oliver, L (1.8) OBP: 0.315, SLG: 0.386		0-0 2B		0-0 L1-3		0-0 4-3		0-0 4-3		4	0	1	0	0	0	3						
Bob Robertson, R (1.3) OBP: 0.348, SLG: 0.488		0-0 E5		0-0 1B		4-0 FC4-6 BB		0-0 E6		3	0	1	0	1	0	1						
Manny Sanguillen, R (1.2) OBP: 0.341, SLG: 0.413		0-0 F9		0-0 F4		0-0 FC4-6 1B		0-0 F9		4	0	0	0	0	0	5						
Jackie Hernandez, R (1.6) OBP: 0.258, SLG: 0.277		0-0 F9		0-0 F9		0-0 1B		0-0 E6 G4-6-3		4	0	1	0	0	0	3						
Bob Moose, R (1.1) Jose Capatti, R (3.9) Bob Johnson, R (4.1) Charlie Sands, L (6.9) Bob Veale, S (7.1) Milt May, L (9.9)				0-0 1B E 1B		0-3 K		0-0 F4		0	0	0	0	0	0	0						
Inning Stats	R: 0 E: 0 K: 0 S: 3	H: 1 LOB: 0 BB: 0 P: 3	R: 0 E: 1 K: 1 S: 7	H: 1 LOB: 2 BB: 0 P: 7	R: 1 E: 1 K: 0 S: 6	H: 3 LOB: 2 BB: 0 P: 6	R: 0 E: 0 K: 1 S: 6	H: 1 LOB: 1 BB: 0 P: 6	R: 0 E: 0 K: 0 S: 4	H: 2 LOB: 1 BB: 1 P: 4	R: 0 E: 0 K: 0 S: 3	H: 0 LOB: 0 BB: 0 P: 3	R: 0 E: 1 K: 1 S: 6	H: 0 LOB: 1 BB: 0 P: 6	R: 0 E: 1 K: 0 S: 4	H: 1 LOB: 1 BB: 0 P: 4	1B: 9 2B: 2 3B: 0 HR: 0	SF: 0 SAC: 0 DP: 4 HBP: 0	WP: 0 PB: 0 CS: 0	PA: 38		
PITCHER	IP WLS BF H R ER SO BB IBB HBP BLK WP HR S P ERA WHIP	IP WLS BF H R ER SO BB IBB HBP BLK WP HR S P ERA WHIP	IP WLS BF H R ER SO BB IBB HBP BLK WP HR S P ERA WHIP	IP WLS BF H R ER SO BB IBB HBP BLK WP HR S P ERA WHIP	IP WLS BF H R ER SO BB IBB HBP BLK WP HR S P ERA WHIP	IP WLS BF H R ER SO BB IBB HBP BLK WP HR S P ERA WHIP	IP WLS BF H R ER SO BB IBB HBP BLK WP HR S P ERA WHIP	IP WLS BF H R ER SO BB IBB HBP BLK WP HR S P ERA WHIP	IP WLS BF H R ER SO BB IBB HBP BLK WP HR S P ERA WHIP	IP WLS BF H R ER SO BB IBB HBP BLK WP HR S P ERA WHIP	IP WLS BF H R ER SO BB IBB HBP BLK WP HR S P ERA WHIP	IP WLS BF H R ER SO BB IBB HBP BLK WP HR S P ERA WHIP	IP WLS BF H R ER SO BB IBB HBP BLK WP HR S P ERA WHIP	IP WLS BF H R ER SO BB IBB HBP BLK WP HR S P ERA WHIP	IP WLS BF H R ER SO BB IBB HBP BLK WP HR S P ERA WHIP	IP WLS BF H R ER SO BB IBB HBP BLK WP HR S P ERA WHIP	IP WLS BF H R ER SO BB IBB HBP BLK WP HR S P ERA WHIP	IP WLS BF H R ER SO BB IBB HBP BLK WP HR S P ERA WHIP	IP WLS BF H R ER SO BB IBB HBP BLK WP HR S P ERA WHIP	IP WLS BF H R ER SO BB IBB HBP BLK WP HR S P ERA WHIP	IP WLS BF H R ER SO BB IBB HBP BLK WP HR S P ERA WHIP	IP WLS BF H R ER SO BB IBB HBP BLK WP HR S P ERA WHIP
Carl Morton, R (1.1) ERA: 3.62	9.0 W	9.0 38	9.0 10	9.0 1	9.0 1	9.0 1	9.0 3	9.0 1	9.0 0	9.0 0	9.0 0	9.0 43	9.0 47	9.0 1.00	9.0 1.222	9.0 1.222						

Montreal Expos @ Pittsburgh Pirates
Three Rivers Stadium, Pittsburgh, PA
 Sat Jun 19 1971, 3:33 AM EDT
 Att: 12,091 - Sunny

AB	39
R	10
H	14
RBI	8
BB	7
SO	7
LOB	17




Montreal Expos @ Pittsburgh Pirates
Three Rivers Stadium, Pittsburgh, PA
 Sat Jun 19 1971, 3:33 AM EDT
 Att: 12,091 - Sunny

AB	37
R	1
H	10
RBI	1
BB	1
SO	3
LOB	23



Batter	1	2	3	4	5	6	7	8	9	AB	R	H	RBI	BB	SO	LOB	TOP							
Mack Jones, L (1.7) OBP: 0.315, SLG: 0.338										4	0	1	0	0	1	1	Montreal Expos @ Pittsburgh Pirates Three Rivers Stadium, Pittsburgh, PA Sun Jun 20 1971, 3:33 AM EDT Unknown							
Gary Sutherland, R (1.4) OBP: 0.328, SLG: 0.368										3	0	2	0	0	0	1								
Clyde Mashore, R (7.5) OBP: 0.237, SLG: 0.250										2	0	0	0	0	0	1								
Rusty Staub, L (1.9) OBP: 0.410, SLG: 0.482										3	1	1	0	1	0	2								
Ron Fairly, L (1.3) OBP: 0.395, SLG: 0.419										4	0	2	0	0	0	3								
Boots Day, L (1.8) OBP: 0.303, SLG: 0.275										3	0	1	1	1	0	5								
John Bateman, R (1.2) OBP: 0.298, SLG: 0.413										3	0	1	0	0	0	1								
John Boccabella, R (7.2) OBP: 0.269, SLG: 0.429										1	0	1	0	0	0	0								
Coco Laboy, R (1.5) OBP: 0.310, SLG: 0.301										4	0	0	0	0	1	4								
Ron Brand, R (1.6) OBP: 0.323, SLG: 0.276										4	0	0	0	0	0	1								
Bill Stoneman, R (1.1) OBP: 0.233, SLG: 0.154										1	0	0	0	0	1	0								
Jim Gardner, L (5. PH)										0	0	0	0	1	0	0								
Howie Reed, R (5.1)										0	0	0	0	0	0	0								
Ron Swoboda, R (7. PH)										1	0	0	0	0	1	0								
John O'Donoghue, R (7.1)										0	0	0	0	0	0	0								
Jim Fairley, L (5. PH)										1	0	0	0	0	0	0								
Inning Stats	R: 0 E: 0 K: 1 S: 7	H: 2 LOB: 2 BB: 0 P: 7	R: 0 E: 0 K: 0 S: 3	H: 1 LOB: 0 BB: 0 P: 3	R: 0 E: 0 K: 1 S: 7	H: 2 LOB: 3 BB: 0 P: 8	R: 0 E: 0 K: 0 S: 3	H: 0 LOB: 0 BB: 0 P: 3	R: 0 E: 0 K: 0 S: 2	H: 0 LOB: 1 BB: 1 P: 7	R: 0 E: 0 K: 2 S: 7	H: 0 LOB: 0 BB: 0 P: 7	R: 0 E: 0 K: 2 S: 6	H: 0 LOB: 0 BB: 0 P: 7	R: 1 E: 0 K: 0 S: 6	H: 3 LOB: 3 BB: 1 P: 10	R: 0 E: 0 K: 0 S: 4	H: 1 LOB: 1 BB: 0 P: 4	1B: 9 2B: 1 3B: 0 HR: 0	SF: 0 SAC: 0 DP: 2 HBP: 1	WP: 0 PB: 0 CS: 0	PA: 38		
PITCHER Steve Blass, R (1.1) ERA: 2.9	IP: 9.0 WLS: W BF: 38 H: 9 R: 1 ER: 1 SO: 4 BB: 3 IBB: 0 HBP: 1 BLK: 0 WP: 0 HR: 0 S: 42 P: 55 ERA: 1.00 WHIP: 1.333																							

AB	34
R	1
H	9
RBI	1
BB	3
SO	4
LOB	19



Batter	1	2	3	4	5	6	7	8	9	AB	R	H	RBI	BB	SO	LOB	BOTTOM						
Dave Cash, R (1.4) OBP: 0.377, SLG: 0.400										4	2	1	0	1	0	0	Montreal Expos @ Pittsburgh Pirates Three Rivers Stadium, Pittsburgh, PA Sun Jun 20 1971, 3:33 AM EDT Unknown						
Richie Hebner, L (1.5) OBP: 0.351, SLG: 0.498										4	2	2	4	1	0	0							
Roberto Clemente, R (1.9) OBP: 0.336, SLG: 0.474										4	0	3	1	0	1	0							
Willie Stargell, L (1.7) OBP: 0.380, SLG: 0.676										3	1	1	1	1	0	2							
Gene Clines, R (8.7) OBP: 0.376, SLG: 0.402										0	0	0	0	0	0	0							
Al Oliver, L (1.8) OBP: 0.310, SLG: 0.381										3	0	0	1	0	0	1							
Bob Robertson, R (1.3) OBP: 0.347, SLG: 0.483										4	1	1	0	0	0	2							
Manny Sanguillen, R (1.2) OBP: 0.344, SLG: 0.414										4	1	2	0	0	0	1							
Gene Alley, R (1.6) OBP: 0.267, SLG: 0.282										4	0	2	0	0	1	2							
Steve Blass, R (1.1) OBP: 0.111, SLG: 0.167										4	0	0	0	0	1	6							
Inning Stats	R: 1 E: 0 K: 0 S: 4	H: 1 LOB: 2 BB: 2 P: 12	R: 0 E: 0 K: 0 S: 3	H: 0 LOB: 0 BB: 0 P: 3	R: 1 E: 0 K: 2 S: 5	H: 2 LOB: 1 BB: 0 P: 5	R: 4 E: 0 K: 2 S: 10	H: 4 LOB: 1 BB: 1 P: 14	R: 1 E: 0 K: 0 S: 6	H: 3 LOB: 2 BB: 0 P: 6	R: 0 E: 0 K: 0 S: 4	H: 1 LOB: 0 BB: 0 P: 4	R: 0 E: 0 K: 0 S: 5	H: 1 LOB: 2 BB: 0 P: 5	R: 0 E: 0 K: 1 S: 5	H: 0 LOB: 0 BB: 0 P: 5	1B: 9 2B: 1 3B: 0 HR: 2	SF: 1 SAC: 1 DP: 0 HBP: 0	WP: 0 PB: 0 CS: 0	PA: 39			
PITCHER Bill Stoneman, R (1.1) ERA: 2.91	IP: 4.0 WLS: L BF: 21 H: 7 R: 6 ER: 6 SO: 2 BB: 2 IBB: 0 HBP: 0 BLK: 0 WP: 0 HR: 1 S: 22 P: 34 ERA: 13.50 WHIP: 2.250																						
Howie Reed, R (5.1) ERA: 3.5	IP: 2.0 WLS: L BF: 10 H: 4 R: 1 ER: 1 SO: 0 BB: 0 IBB: 0 HBP: 0 BLK: 0 WP: 0 HR: 1 S: 10 P: 10 ERA: 4.50 WHIP: 2.000																						
John O'Donoghue, L (7.1) ERA: 5.52	IP: 2.0 WLS: L BF: 8 H: 1 R: 0 ER: 0 SO: 1 BB: 0 IBB: 0 HBP: 0 BLK: 0 WP: 0 HR: 0 S: 10 P: 10 ERA: 0.00 WHIP: 0.500																						

AB	34
R	7
H	12
RBI	7
BB	3
SO	3
LOB	14



Batter	1	2	3	4	5	6	7	8	9	AB	R	H	RBI	BB	SO	LOB	TOP				
Mack Jones, L (1, 7) OBP: 0.309, SLG: 0.329	0-0 6-3 1B		0-3 K			0-0 F8		0-0 F8	0-0 L3	5	1	1	0	0	1	0					
Ron Hunt, R (1, 4) OBP: 0.371, SLG: 0.320	0-0 6-3 1-2		0-0 6-3			0-0 F9		0-0 F5		4	0	0	0	0	0	1					
Rusty Staub, L (1, 9) OBP: 0.412, SLG: 0.482	0-0 6-3			0-0 2-3		0-0 1B		0-0 HR		4	1	2	0	0	0	1					
Ron Fairly, L (1, 3) OBP: 0.397, SLG: 0.437	4-0 1B BB			0-3 K		0-0 F9		0-0 HR		3	1	1	2	1	1	1					
Bob Bailey, R (1, 5) OBP: 0.370, SLG: 0.405	0-0 1-3 2-H 1B			0-0 5-3			0-0 FC3-6 1B	4-0 1B BB		3	0	2	1	1	0	0					
Boots Day, L (1, 8) OBP: 0.301, SLG: 0.274		0-0 F9			0-0 F9		0-0 FC3-6 4-3 1-2	0-0 FC6-4 1B		4	0	1	0	0	0	1					
John Bateman, R (1, 2) OBP: 0.293, SLG: 0.406		0-0 F9			0-0 F4		0-0 4-3 1-2	0-0 FC6-4 1-2		4	0	0	0	0	0	3					
Gary Sutherland, R (1, 6) OBP: 0.339, SLG: 0.367		0-0 F2			0-0 1B		4-0 IBB		0-0 6-3	3	0	1	0	1	0	0					
Jim Britton, R (1, 1)			0-3 K						0-0 5-3	3	0	0	0	0	3	3					
Mike Marshall, R (7, 1)										0	0	0	0	0	0	0					
Claude Raymond, R (7, 1)										0	0	0	0	0	0	0					
Jim Fairley, L (9, PH) OBP: 0.311, SLG: 0.314										1	0	0	0	0	0	0					
Inning Stats	R: 1 E: 0 K: 0 S: 4	H: 2 LOB: 2 BB: 1 P: 8	R: 0 E: 0 K: 0 S: 3	H: 0 LOB: 0 BB: 0 P: 3	R: 0 E: 0 K: 2 S: 7	H: 0 LOB: 0 BB: 0 P: 7	R: 0 E: 0 K: 1 S: 5	H: 0 LOB: 0 BB: 0 P: 5	R: 0 E: 0 K: 1 S: 6	H: 1 LOB: 1 BB: 0 P: 6	R: 0 E: 0 K: 0 S: 4	H: 1 LOB: 1 BB: 0 P: 4	R: 0 E: 0 K: 1 S: 6	H: 1 LOB: 2 BB: 1 P: 10	R: 2 E: 0 K: 0 S: 6	H: 3 LOB: 2 BB: 1 P: 10	R: 0 E: 0 K: 0 S: 3	H: 0 LOB: 0 BB: 0 P: 3	1B: 7 2B: 0 3B: 0 HR: 1	SF: 0 SAC: 0 DP: 0 HBP: 0	WP: 0 PA: 37
PITCHER	IP WLS BF H R ER SO BB IBB HBP BLK WP HR S P ERA WHIP																				
Nelson Briles, R (1, 1) ERA: 3.86	7.0 W 27 5 1 1 5 1 1 0 0 0 0 35 43 1.29 0.857																				
Mudcat Grant, R (8, 1) ERA: 2.82	2.0 S 10 3 2 2 0 1 0 0 0 0 1 9 13 9.00 2.000																				

Montreal Expos @ Pittsburgh Pirates
 Three Rivers Stadium, Pittsburgh, PA
 Sun Jun 20 1971, 3:38 AM EDT
 Att: 32,301 - Unknown

AB	34
R	3
H	8
RBI	3
BB	3
SO	5
LOB	10



Batter	1	2	3	4	5	6	7	8	9	AB	R	H	RBI	BB	SO	LOB	BOTTOM			
Dave Cash, R (1, 4) OBP: 0.378, SLG: 0.402	0-0 6-3		0-0 4-3 2B		0-0 6-3		4-0 1B HR BB	0-0 6-3		4	1	1	0	1	0	0				
Richie Hebner, L (1, 5) OBP: 0.352, SLG: 0.496	0-0 6-3		0-0 4-3		0-0 3-1 WP 1B		0-3 K	0-0 1B		5	0	2	0	0	1	4				
Vic Davalillo, L (1, 9) OBP: 0.320, SLG: 0.356	0-0 1B		0-0 F8		0-0 3-1		0-0 1-3 HR 1B	0-0 F7		5	1	2	1	0	0	3				
Willie Stargell, L (1, 7) OBP: 0.382, SLG: 0.687	0-3 K			0-0 1B 1B 1B	0-0 F9		0-0 1-2 2-3 3-H HR			4	1	2	4	0	1	2				
Al Oliver, L (1, 8) OBP: 0.321, SLG: 0.396		0-0 2B		0-0 1-2 1B		0-0 2-5 3-6-3 1B	0-0 HR 1B			4	1	4	0	0	0	0				
Bob Robertson, R (1, 3) OBP: 0.346, SLG: 0.479		0-0 F7		0-0 1-2 2-3 1B		0-0 F8	0-3 K			4	0	1	0	0	1	3				
Milt May, L (1, 2) OBP: 0.250, SLG: 0.348		0-0 F9		0-0 F5		0-0 3-6-3	0-0 1-2 HR			4	1	1	2	0	0	5				
Gene Alley, R (1, 6) OBP: 0.264, SLG: 0.278		0-0 L8		0-3 K		0-0 2-5	0-0 1B HR			2	0	0	0	0	1	4				
Gene Clines, R (7, PH) OBP: 0.380, SLG: 0.405										2	1	1	0	0	0	1				
Mudcat Grant, R (8, 1) OBP: 0.375, SLG: 0.429						0-0 2-3	0-0 1B L9			0	0	0	0	0	0	0				
Nelson Briles, R (1, 1) OBP: 0.385, SLG: 0.583			0-0 F9		0-0 F9		0-0 1-3 1B HR BB 1B	0-0 1-3		2	0	0	0	0	0	3				
Bill Mazaroski, R (7, PH) OBP: 0.300, SLG: 0.300										1	0	1	0	0	0	0				
Jackie Hernandez, R (7, PR) OBP: 0.256, SLG: 0.274										1	1	0	0	0	0	0				
Inning Stats	R: 0 E: 0 K: 1 S: 6	H: 1 LOB: 1 BB: 0 P: 6	R: 0 E: 0 K: 0 S: 4	H: 1 LOB: 1 BB: 0 P: 4	R: 0 E: 0 K: 1 S: 8	H: 3 LOB: 3 BB: 0 P: 8	R: 0 E: 0 K: 0 S: 4	H: 1 LOB: 1 BB: 0 P: 4	R: 0 E: 0 K: 0 S: 3	H: 1 LOB: 1 BB: 0 P: 3	R: 7 E: 0 K: 2 S: 13	H: 6 LOB: 1 BB: 1 P: 17	R: 0 E: 0 K: 0 S: 4	H: 1 LOB: 1 BB: 0 P: 4	1B: 11 2B: 2 3B: 0 HR: 2	SF: 0 SAC: 0 DP: 0 HBP: 0	WP: 1 PA: 39			
PITCHER	IP WLS BF H R ER SO BB IBB HBP BLK WP HR S P ERA WHIP																			
Jim Britton, R (1, 1) ERA: 6.89	6.0 L 29 10 3 3 2 1 0 0 0 0 0 2 10 10 4.50 1.833																			
Mike Marshall, R (7, 1) ERA: 5.97	0.2 6 4 4 4 2 0 0 0 0 0 0 2 10 10 54.00 6.000																			
Claude Raymond, R (7, 1) ERA: 3.8	1.1 5 1 0 0 0 0 0 0 0 0 0 0 5 5 0.00 0.750																			

Montreal Expos @ Pittsburgh Pirates
 Three Rivers Stadium, Pittsburgh, PA
 Sun Jun 20 1971, 3:38 AM EDT
 Att: 32,301 - Unknown

AB	38
R	7
H	15
RBI	7
BB	1
SO	4
LOB	25



Batter	1	2	3	4	5	6	7	8	9	AB	R	H	RBI	BB	SO	LOB	TOP			
Don Hahn, R (1, 8) OBP: 0.352, SLG: 0.330	3-1 FC3-2 2B		4-0 BB			L8		BB 1B		3	0	2	0	1	0	0	New York Mets @ Pittsburgh Pirates Three Rivers Stadium, Pittsburgh, PA Mon Jun 21 1971, 7:05 PM EDT Att: 19,751 - Unknown			
Bud Harrelson, S (1, 6) OBP: 0.348, SLG: 0.357	3-1		L7-4			3-1		BB 1-2 BB		3	0	0	0	1	0	3				
Mike Jorgensen, L (1, 7) OBP: 0.391, SLG: 0.750	FC3-2				L8			L8		4	0	0	0	0	1	3				
Ed Kranepool, L (1, 3) OBP: 0.347, SLG: 0.506	4-3				3-1				3-1	4	0	0	0	0	0	1				
Ken Singleton, S (1, 9) OBP: 0.386, SLG: 0.385		4-3			3-1				3-1 FC6-4 1B	3	0	1	0	1	0	0				
Ken Boswell, L (1, 4) OBP: 0.311, SLG: 0.335	4-3				L8				FC6-4 BB 1B 1-2	4	0	1	0	0	0	2				
Bob Aspromonte, R (1, 5) OBP: 0.291, SLG: 0.351		G3				5-3				4	0	2	0	0	0	1				
Jerry Grote, R (1, 2) OBP: 0.352, SLG: 0.364										3	0	2	0	1	0	1				
Jerry Koosman, R (1, 1) OBP: 0.250, SLG: 0.160										1	0	0	0	0	1	0				
Art Shamsky, L (8, PH) OBP: 0.330, SLG: 0.480										1	0	0	0	0	0	1				
Jim McAndrew, R (8, PH) OBP: 0.182, SLG: 0.200										0	0	0	0	0	0	0				
Donn Clendenon, R (8, PH) OBP: 0.292, SLG: 0.437										1	0	0	0	0	1	3				
Inning Stats	R: 0 E: 0 K: 0 S: 4	H: 1 LOB: 1 BB: 0 P: 4	R: 0 E: 0 K: 0 S: 3	H: 0 LOB: 0 BB: 0 P: 3	R: 0 E: 0 K: 0 S: 3	H: 1 LOB: 1 BB: 1 P: 7	R: 0 E: 0 K: 0 S: 3	H: 0 LOB: 1 BB: 0 P: 7	R: 0 E: 0 K: 1 S: 5	H: 0 LOB: 0 BB: 0 P: 5	R: 0 E: 0 K: 0 S: 4	H: 1 LOB: 1 BB: 0 P: 4	R: 0 E: 0 K: 0 S: 4	H: 2 LOB: 2 BB: 1 P: 8	R: 0 E: 0 K: 1 S: 7	H: 2 LOB: 3 BB: 1 P: 11	1B: 7 2B: 2 3B: 0 HR: 0	SF: 0 SAC: 1 DP: 3 HBP: 0	WP: 0 PB: 0 SB: 0 CS: 0	PA: 36
PITCHER Dock Ellis, R (1, 1) ERA: 2.01	IP: 9.0 WLS: W BF: 36 H: 8 R: 0 ER: 0 SO: 3 BB: 4 IBB: 0 HBP: 0 BLK: 0 WP: 0 HR: 0 S: 38 P: 54 ERA: 0.00 WHIP: 1.333																			

AB	31
R	0
H	8
RBI	0
BB	4
SO	3
LOB	15



Batter	1	2	3	4	5	6	7	8	9	AB	R	H	RBI	BB	SO	LOB	BOTTOM			
Dave Cash, R (1, 4) OBP: 0.380, SLG: 0.403	5-3					P6				4	1	2	0	0	0	0	New York Mets @ Pittsburgh Pirates Three Rivers Stadium, Pittsburgh, PA Mon Jun 21 1971, 7:05 PM EDT Att: 19,751 - Unknown			
Gene Clines, R (1, 8) OBP: 0.396, SLG: 0.407	FC4-6 BB		FC3-6 WP BB 1-2			HR BB				2	2	1	1	2	0	1				
Roberto Clemente, R (1, 9) OBP: 0.331, SLG: 0.466	F9		F8			F8				4	0	0	0	0	0	4				
Willie Stargell, L (1, 7) OBP: 0.387, SLG: 0.699	FC4-6									2	2	1	2	1	0	1				
Vic Davallo, L (8, PR) OBP: 0.320, SLG: 0.356	1-2		WP 1B BB			HR				0	0	0	0	0	0	0				
Manny Sanguillen, R (1, 2) OBP: 0.346, SLG: 0.420										4	1	2	2	0	0	1				
Bob Robertson, R (1, 3) OBP: 0.340, SLG: 0.470										4	0	0	0	0	0	4				
Richie Hebner, L (1, 5) OBP: 0.354, SLG: 0.494										3	0	1	1	1	2	0				
Gene Alley, R (1, 6) OBP: 0.258, SLG: 0.272	F9									4	0	0	0	0	0	3				
Dock Ellis, S (1, 1) OBP: 0.262, SLG: 0.225										3	0	0	0	0	2	1				
Inning Stats	R: 0 E: 0 K: 0 S: 3	H: 0 LOB: 1 BB: 1 P: 7	R: 1 E: 0 K: 1 S: 7	H: 2 LOB: 1 BB: 0 P: 7	R: 2 E: 0 K: 0 S: 5	H: 2 LOB: 1 BB: 1 P: 9	R: 0 E: 0 K: 1 S: 5	H: 0 LOB: 0 BB: 0 P: 5	R: 2 E: 0 K: 0 S: 4	H: 1 LOB: 0 BB: 1 P: 8	R: 0 E: 0 K: 1 S: 5	H: 0 LOB: 0 BB: 0 P: 5	R: 1 E: 0 K: 1 S: 6	H: 2 LOB: 0 BB: 0 P: 6	R: 0 E: 0 K: 0 S: 3	H: 0 LOB: 2 BB: 1 P: 8	1B: 5 2B: 1 3B: 0 HR: 1	SF: 0 SAC: 0 DP: 1 HBP: 1	WP: 1 PB: 1 SB: 0 CS: 0	PA: 35
PITCHER Jerry Koosman, L (1, 1) ERA: 3.17	IP: 7.0 WLS: L BF: 30 H: 7 R: 6 ER: 5 SO: 4 BB: 3 IBB: 0 HBP: 0 BLK: 0 WP: 1 HR: 1 S: 35 P: 47 ERA: 6.43 WHIP: 1.429																			
PITCHER Jim McAndrew, R (8, 1) ERA: 5.7	IP: 1.0 WLS: L BF: 5 H: 0 R: 0 ER: 0 SO: 0 BB: 0 IBB: 1 HBP: 1 BLK: 0 WP: 0 HR: 0 S: 3 P: 8 ERA: 0.00 WHIP: 0.000																			

AB	30
R	6
H	7
RBI	6
BB	4
SO	4
LOB	15



Batter	1	2	3	4	5	6	7	8	9	AB	R	H	RBI	BB	SO	LOB	TOP			
Bud Harrison, S (1, 6) OBP: 0.348, SLG: 0.355	4-0 BB G6-4-3		0-0 1B 1-2		0-0 4-3		0-0 FC2-6 1-2	0-0 F9		4	0	1	0	1	0	3				
Mike Jorgensen, L (1, 8) OBP: 0.333, SLG: 0.625	0-0 F9		0-0 F8		0-3 K		0-0 F8		4-0 1B SH BB	4	0	0	0	0	1	4				
Don Hahn, R (7, 8) OBP: 0.358, SLG: 0.330										0	0	0	0	0	1	0				
Cleon Jones, R (1, 7) OBP: 0.349, SLG: 0.422	0-0 G6-4-3 1-2		0-0 BB 1B 1-3 2-H		0-0 1B 1B		4-0 BB		0-0 SH 1B 1-2	3	0	2	1	1	0	1				
Ed Kranepool, L (1, 3) OBP: 0.350, SLG: 0.503		0-0 4-3	4-0 BB 1B 1-2		0-0 1B 1B		0-0 F7		0-3 K	3	0	1	0	1	0	2				
Donn Clendenen, R (9, PH) OBP: 0.290, SLG: 0.433										1	0	0	0	0	1	2				
Ken Singleton, S (1, 9) OBP: 0.380, SLG: 0.376		0-0 F8	0-0 4-3		0-0 3-1				0-0 F9	5	1	1	0	0	0	7				
Ken Boswell, L (1, 4) OBP: 0.324, SLG: 0.341	4-0 BB			4-0 1B G6-4-3 BB		0-0 1B G6-4-3		0-0 4-3	0-0 FC6-4 1B 1-2 2-3	3	1	2	0	2	0	1				
Bob Aspromonte, R (1, 5) OBP: 0.295, SLG: 0.351	0-0 L6			0-0 1B G6-4-3		0-0 G6-4-3 1-2		4-0 FC1-5 1B IBB	0-0 FC6-4	3	0	1	0	1	0	2				
Tim Foli, R (8, PH) OBP: 0.291, SLG: 0.314				1-3 1B		1-2 1B		1-2 2-3 1B		1	0	0	0	0	0	3				
Jerry Grote, R (1, 2) OBP: 0.350, SLG: 0.362			0-0 F2	0-0 G6-4-3 1-2 3-H		0-0 F7		0-0 FC1-5 1B 1-2 2-H		4	0	1	1	0	0	1				
Charlie Williams, R (1, 1) OBP: 0.231, SLG: 0.091			4-0 1B BB	0-3 K				0-0 FC2-6 1B	0-0 FC1-5	3	1	1	0	1	1	2				
Danny Frisella, L (9, 1) OBP: 0.200, SLG: 0.200								1-2 2-3 1B		0	0	0	0	0	0	0				
Inning Stats	R: 0 E: 0 K: 0 S: 2	H: 0 LOB: 0 BB: 1 P: 6	R: 0 E: 0 K: 0 S: 3	H: 0 LOB: 1 BB: 1 P: 7	R: 1 E: 0 K: 0 S: 5	H: 2 LOB: 3 BB: 2 P: 13	R: 1 E: 0 K: 1 S: 5	H: 1 LOB: 0 BB: 1 P: 9	R: 0 E: 0 K: 0 S: 7	H: 2 LOB: 2 BB: 0 P: 7	R: 0 E: 0 K: 0 S: 4	H: 1 LOB: 2 BB: 1 P: 8	R: 1 E: 0 K: 0 S: 5	H: 2 LOB: 2 BB: 1 P: 9	R: 0 E: 1 K: 1 S: 7	H: 1 LOB: 3 BB: 1 P: 11	1B: 10 2B: 0 3B: 0 HR: 0	SF: 0 SAC: 1 DP: 3 HBP: 0	WP: 0 PB: 0 SB: 1 CS: 0	PA: 43
PITCHER	IP	WLS	BF	H	R	ER	SO	BB	IBB	HBP	BLK	WP	HR	S	P	ERA	WHIP			
Jim Nelson, R (1, 1) ERA: 2.15	2.2	L	13	2	1	1	0	4	0	0	0	0	0	9	25	3.38	2.250			
Bob Moose, R (3, 1) ERA: 3.79	5.1		24	7	2	2	2	2	1	0	0	0	0	25	37	3.38	1.688			
Bob Veale, L (9, 1) ERA: 4.41	0.2		5	1	0	0	1	0	0	0	0	0	0	6	10	0.00	3.000			
Dave Giusti, R (9, 1) ERA: 1.4	0.1		1	0	0	0	0	0	0	0	0	0	0	1	1	0.00	0.000			

New York Mets @ Pittsburgh Pirates
Three Rivers Stadium, Pittsburgh, PA
Tue Jun 22 1971, 7:05 PM EDT
Att: 27,578 - Unknown

AB	34
R	3
H	10
RBI	2
BB	8
SO	3
LOB	28

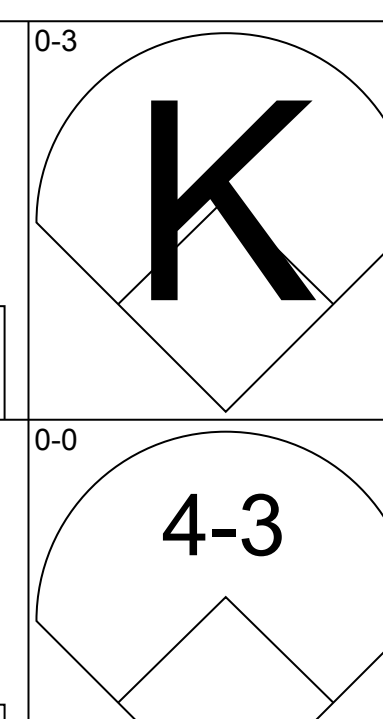
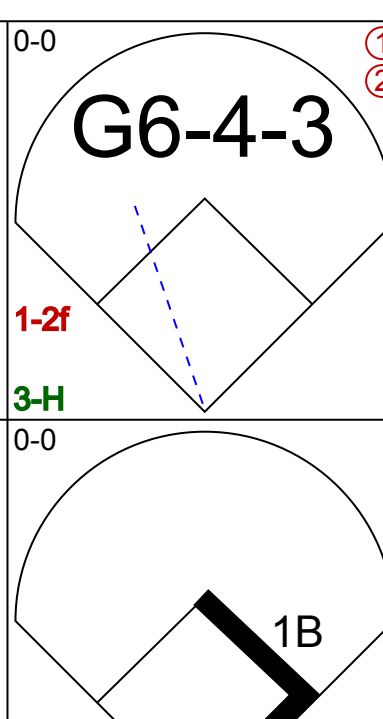
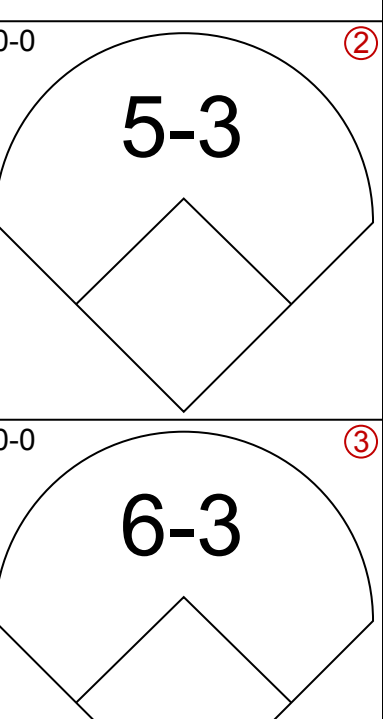

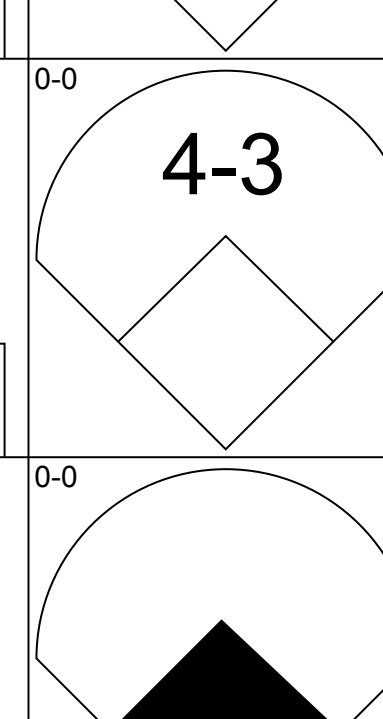
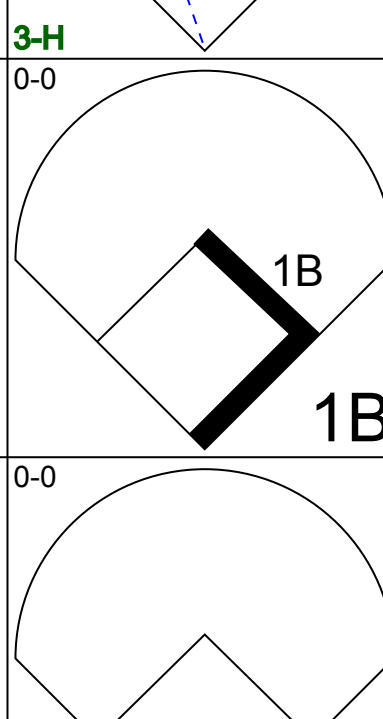
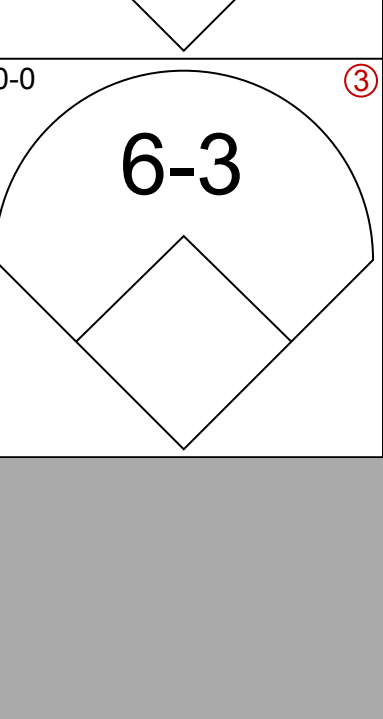

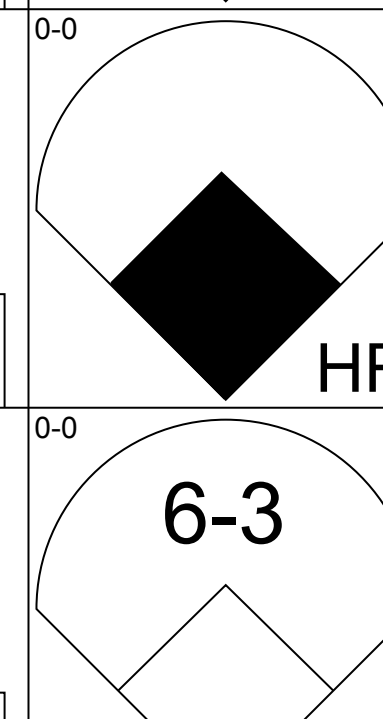
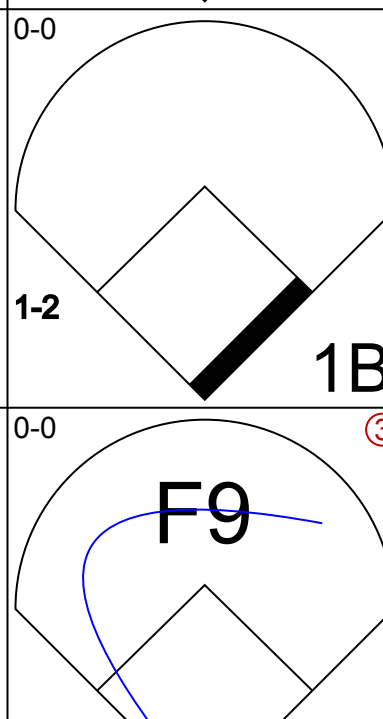


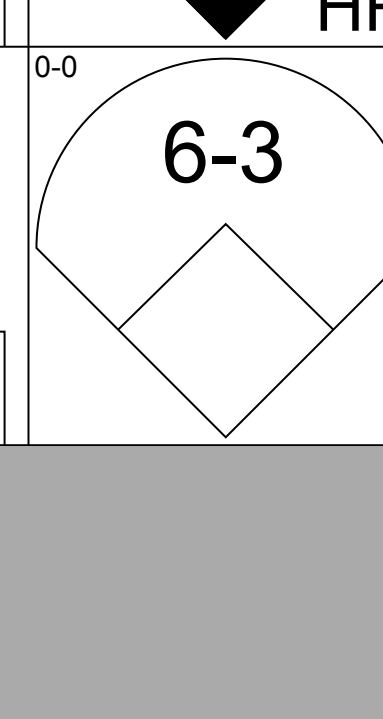
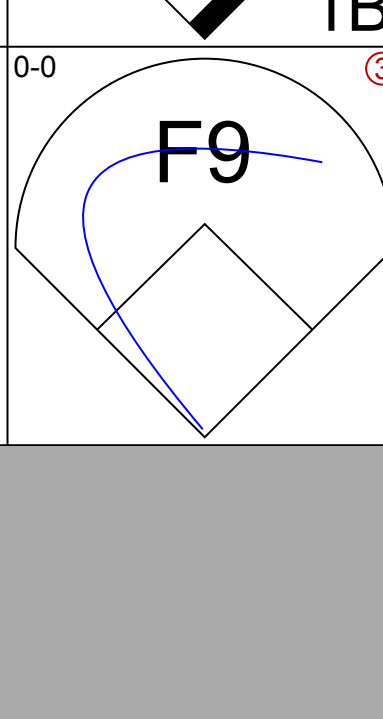


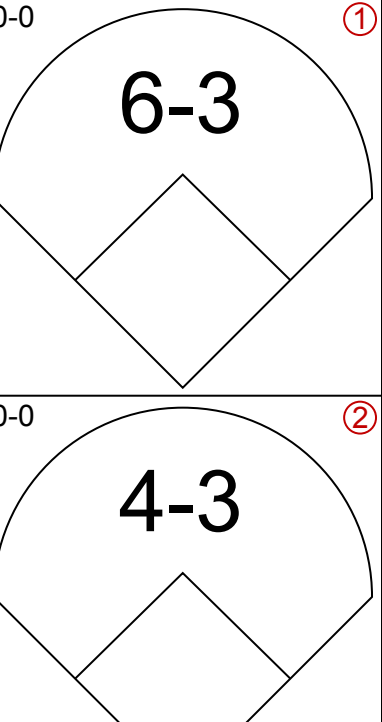
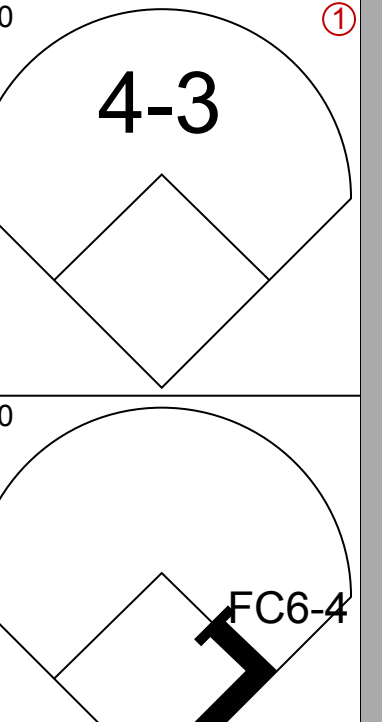
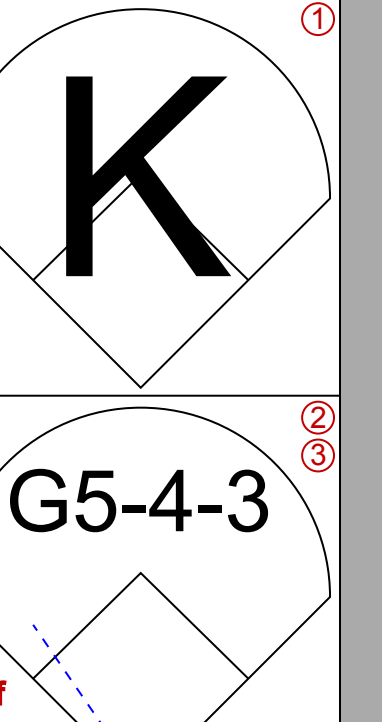
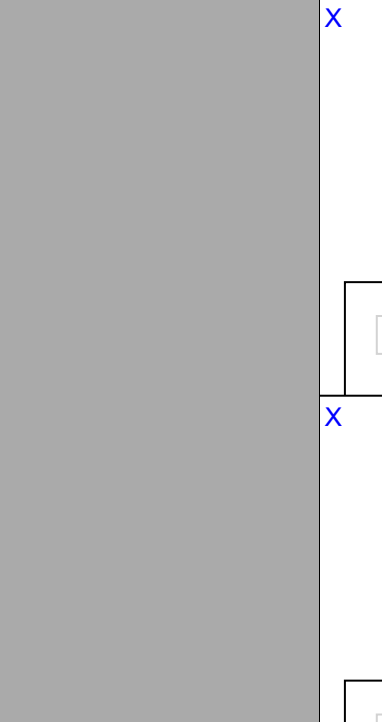


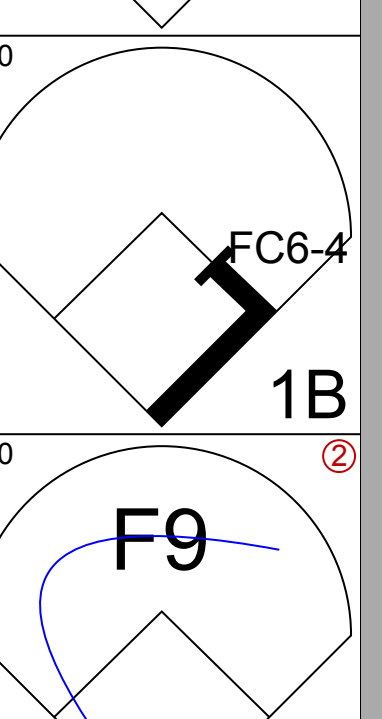
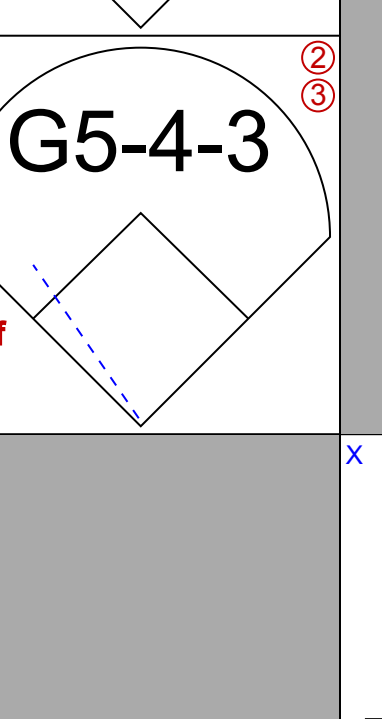
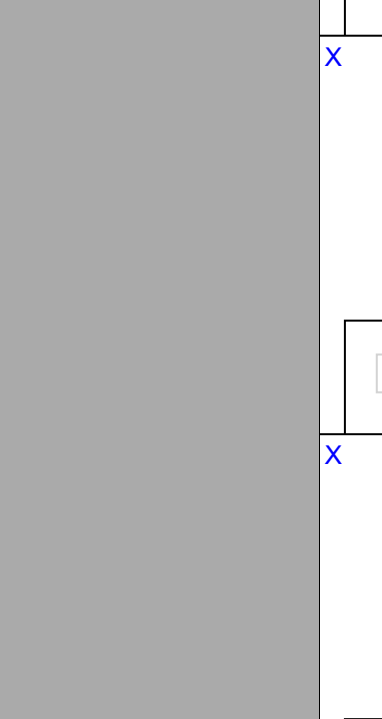

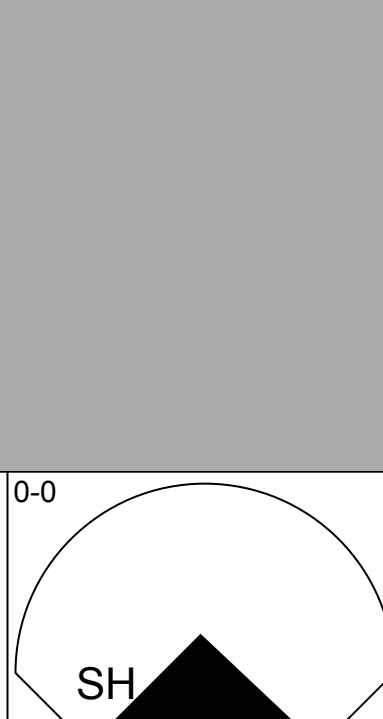
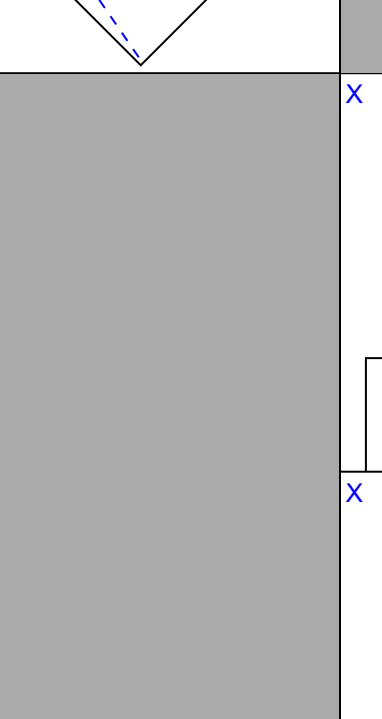

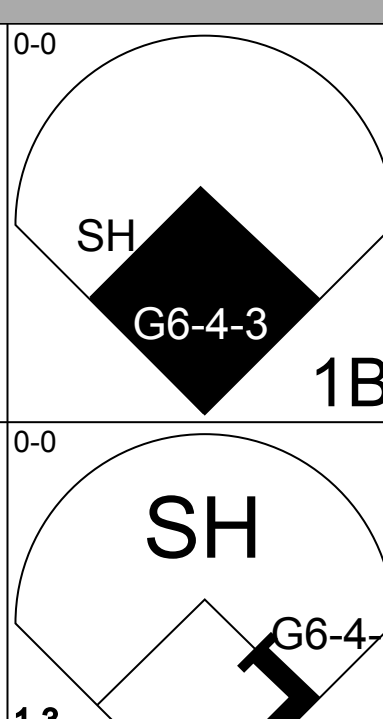
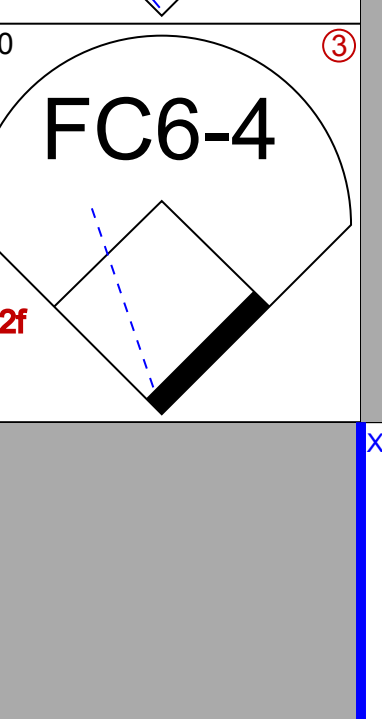
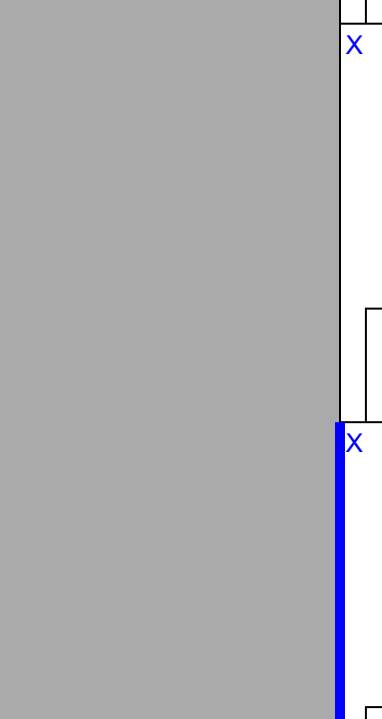
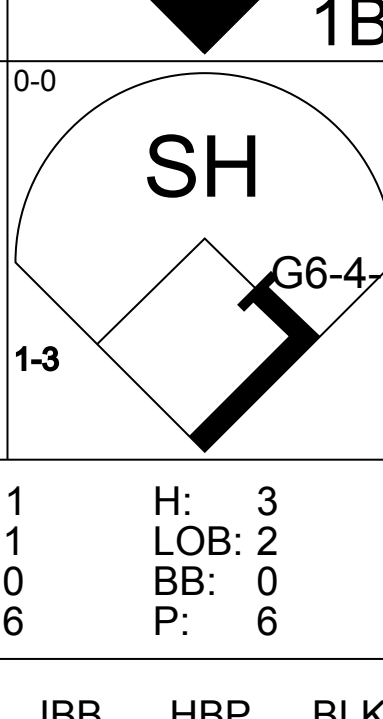
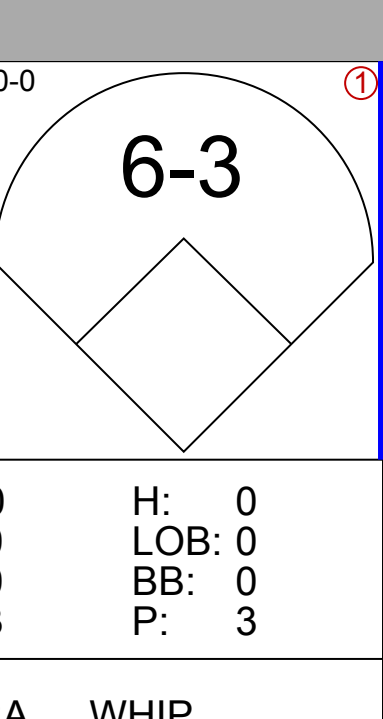


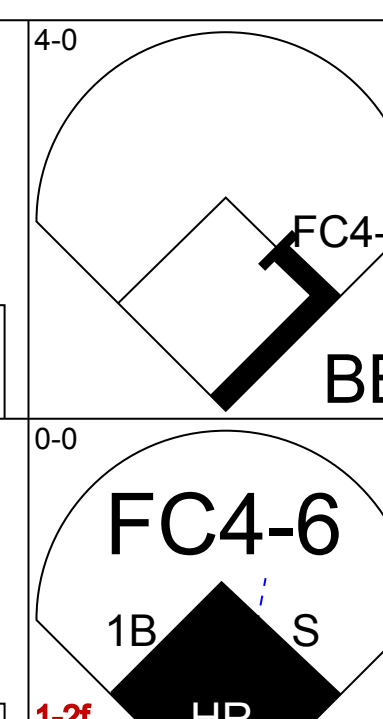
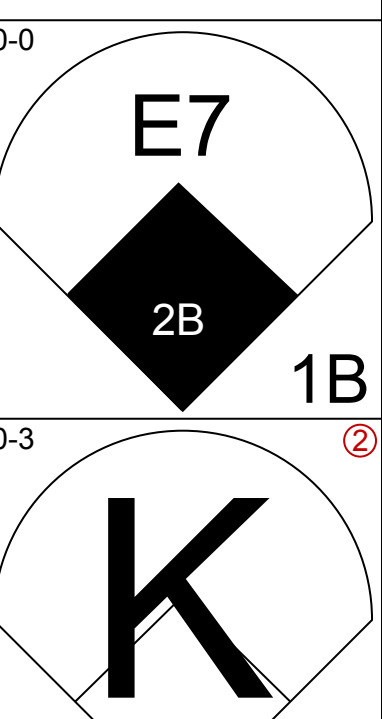
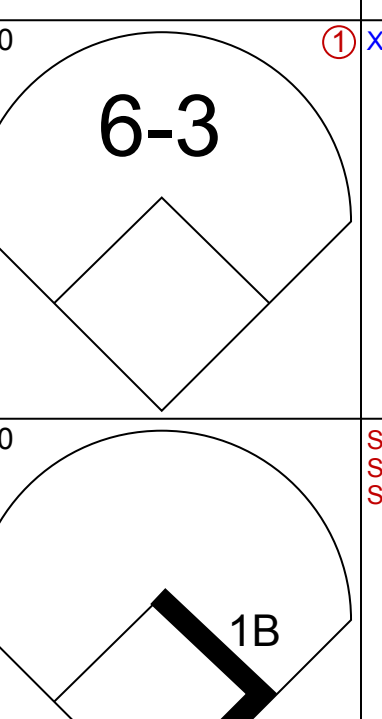
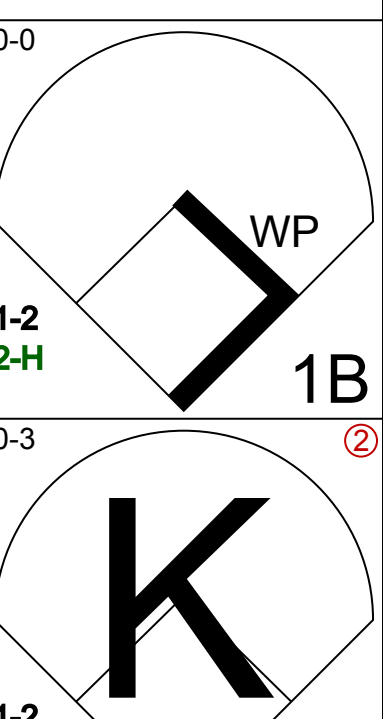
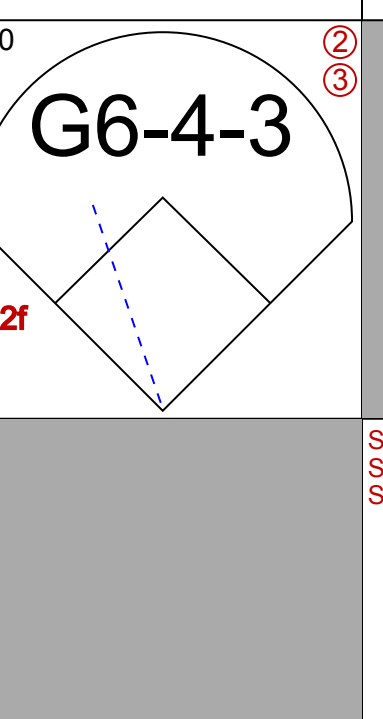
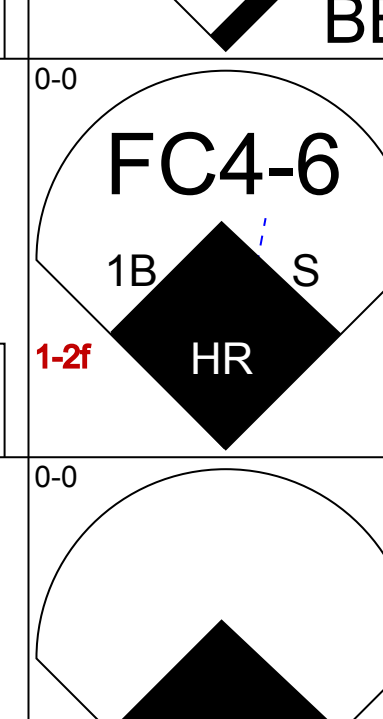
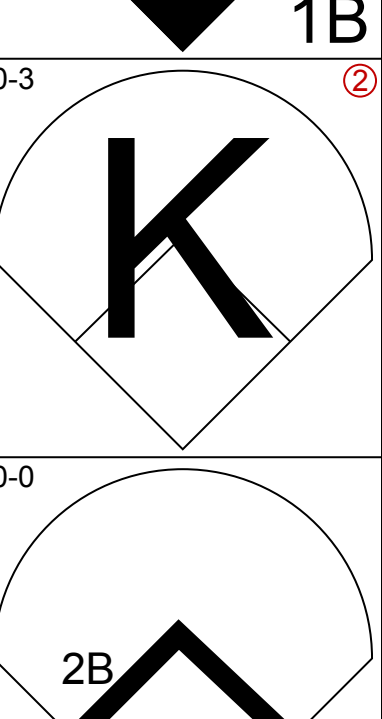
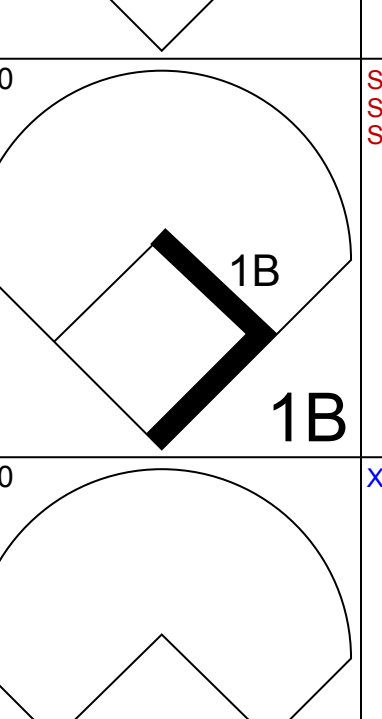
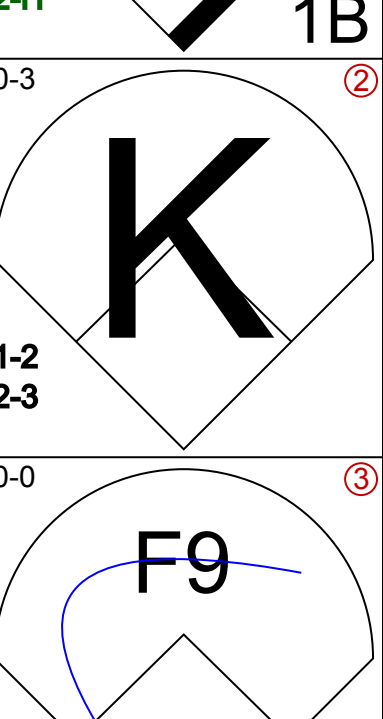

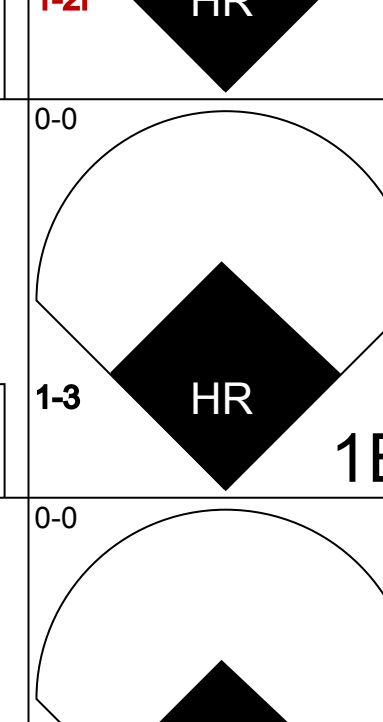
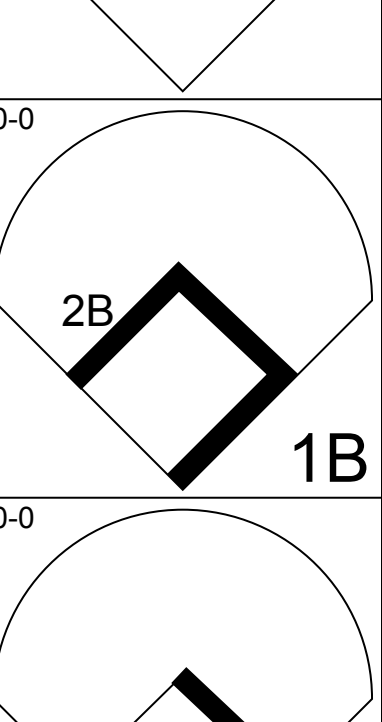
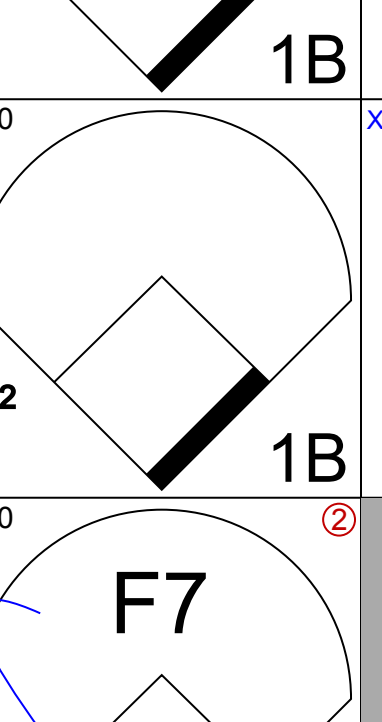
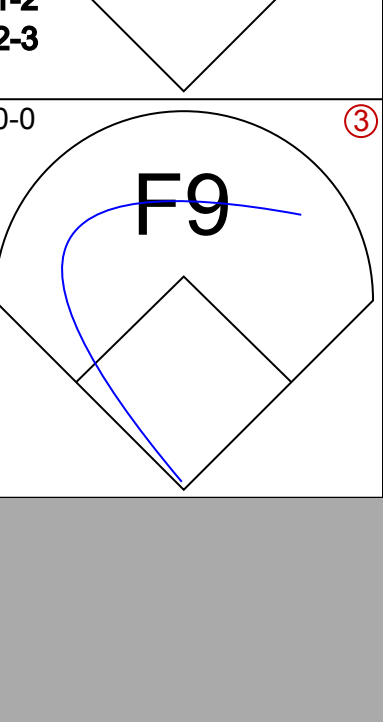

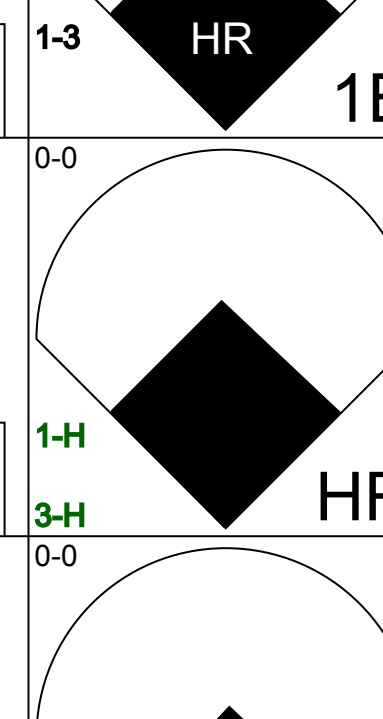
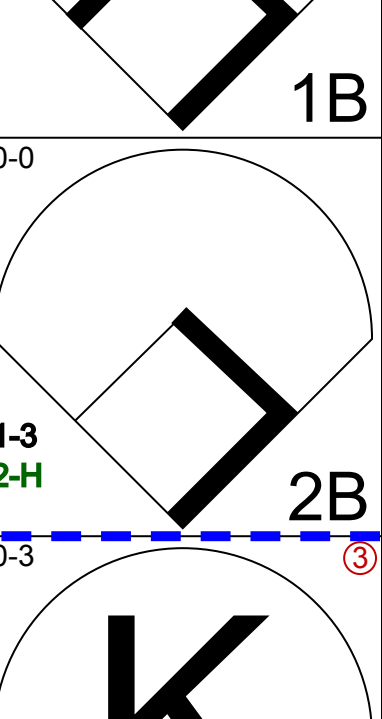
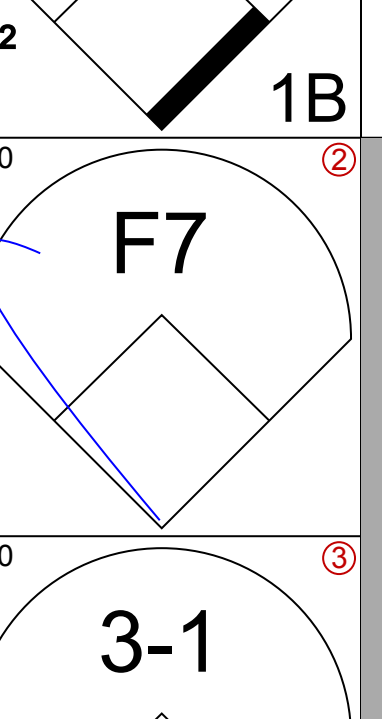
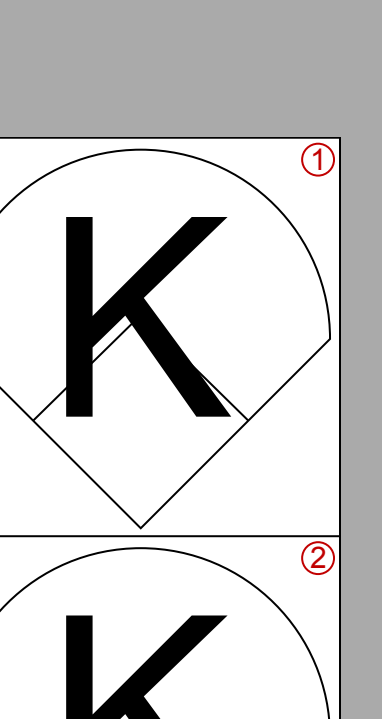
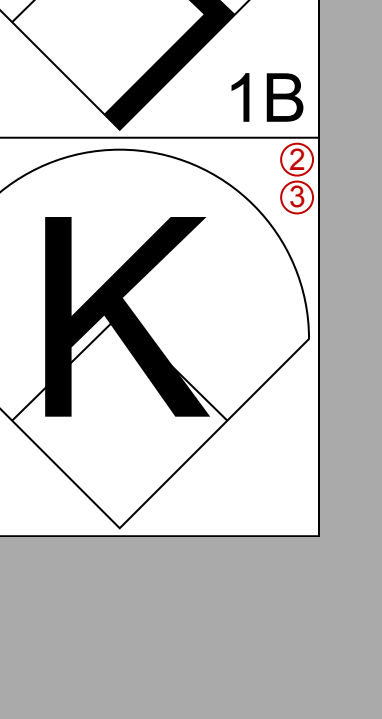
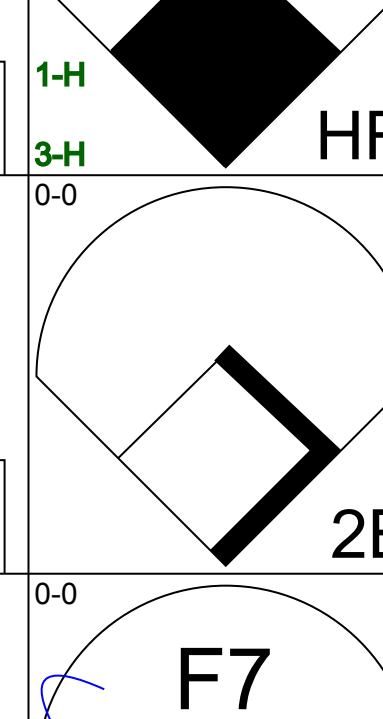
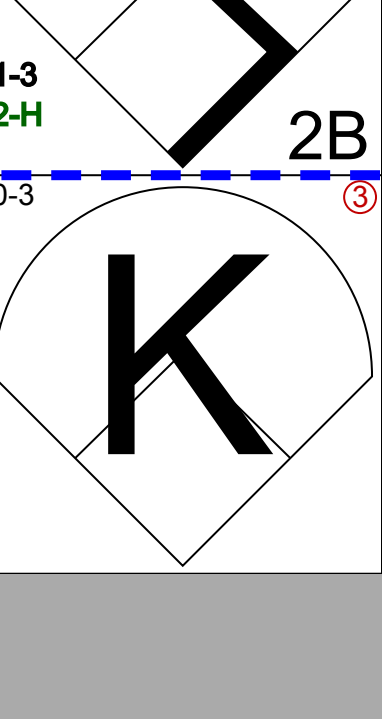
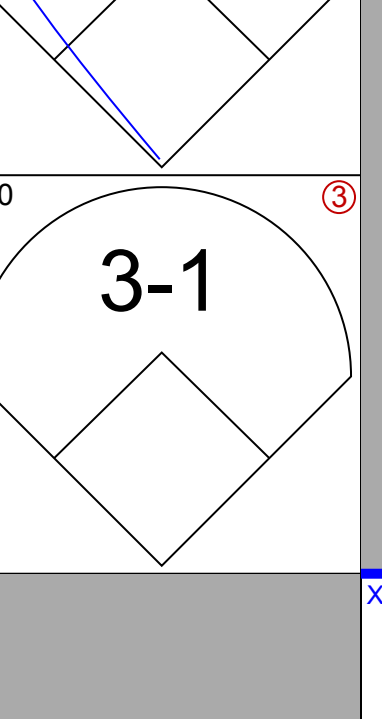
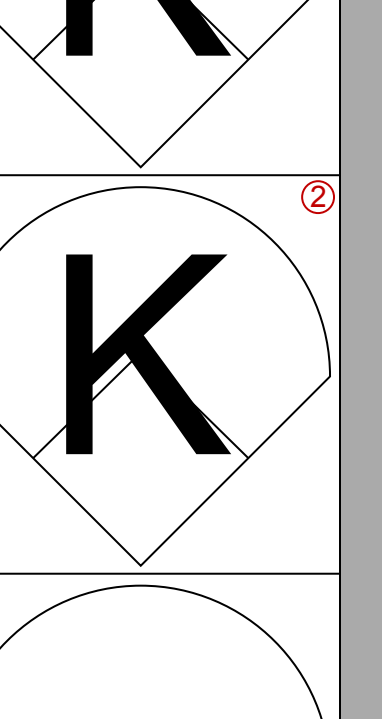
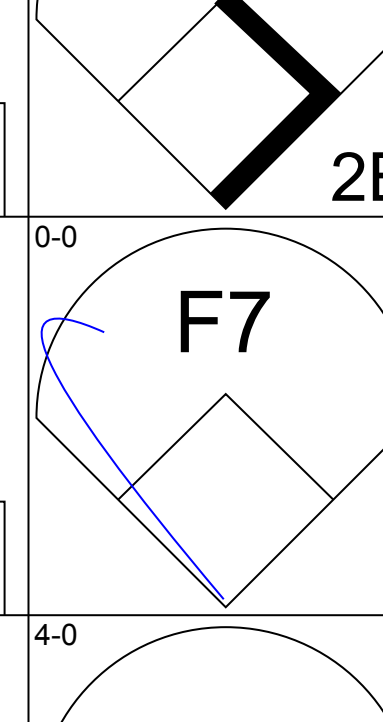
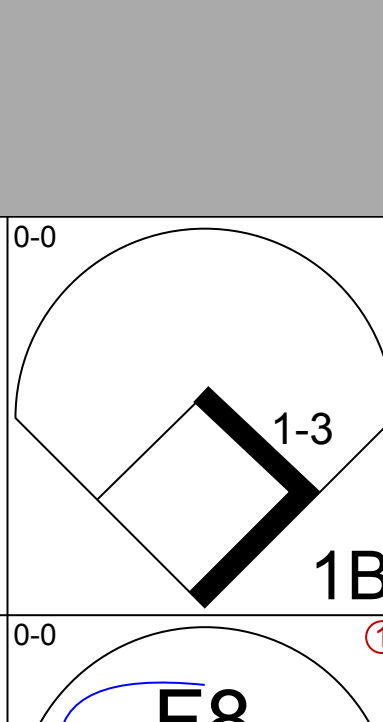
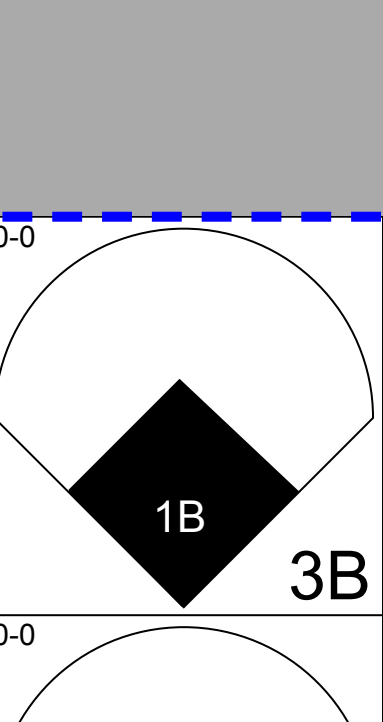
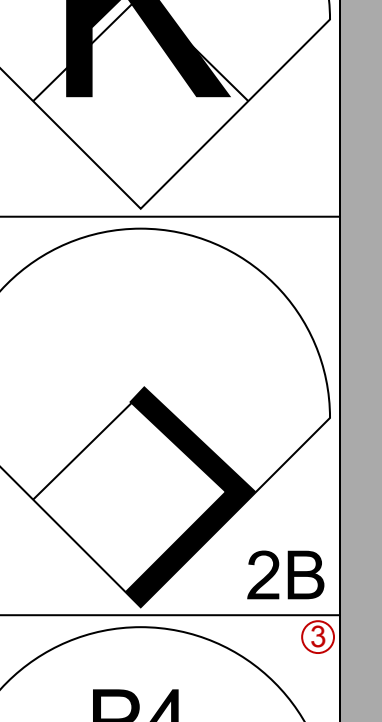

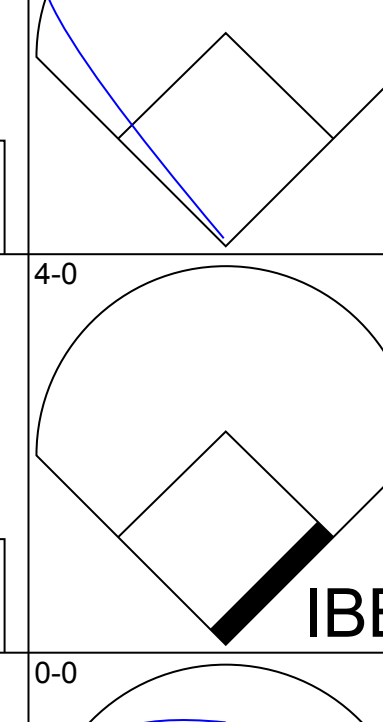
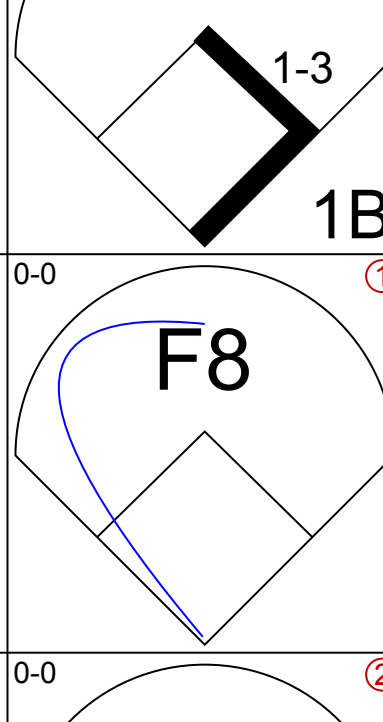
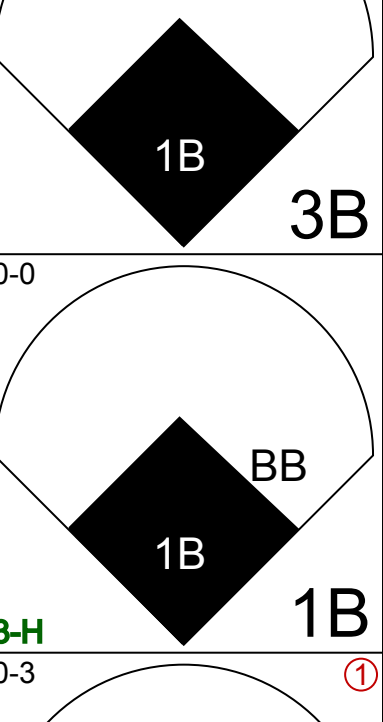
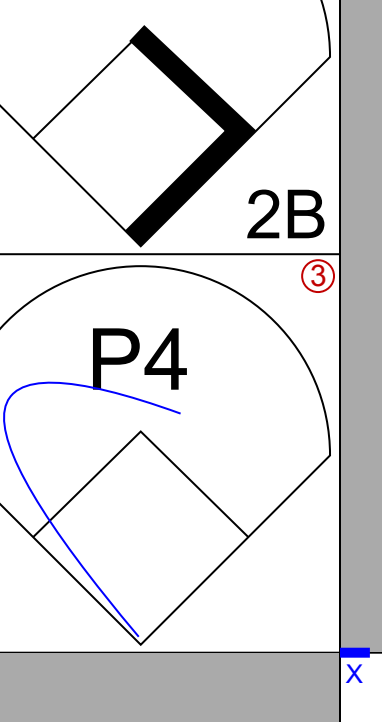

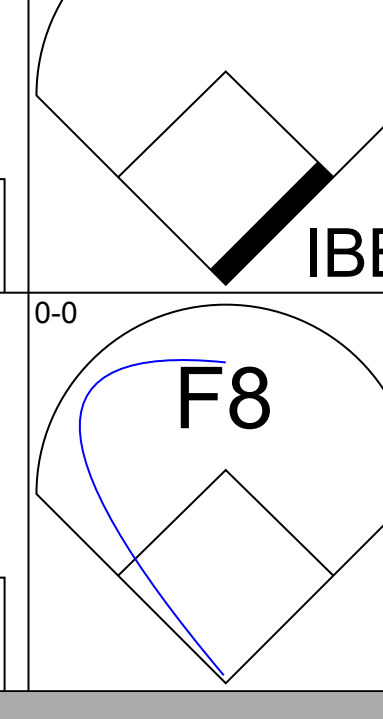
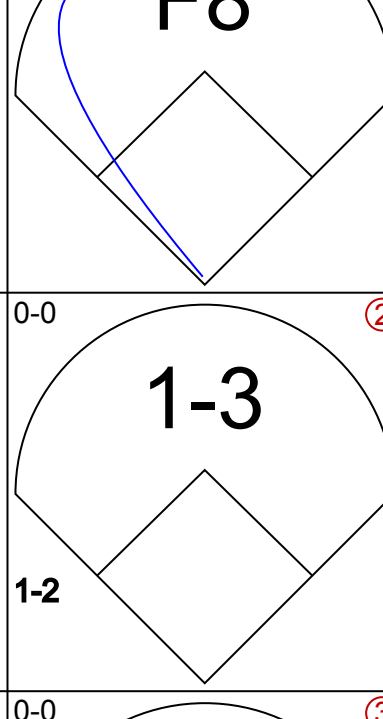
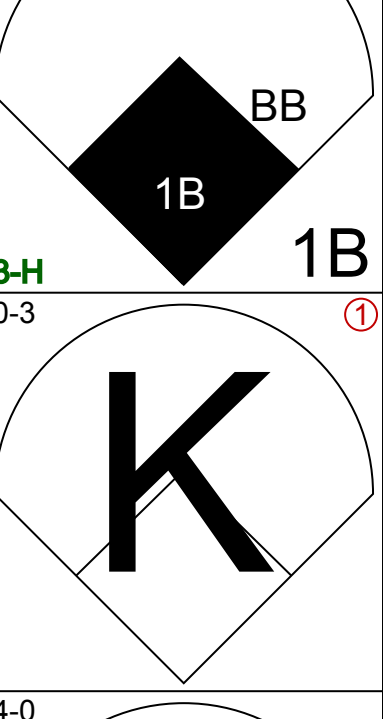
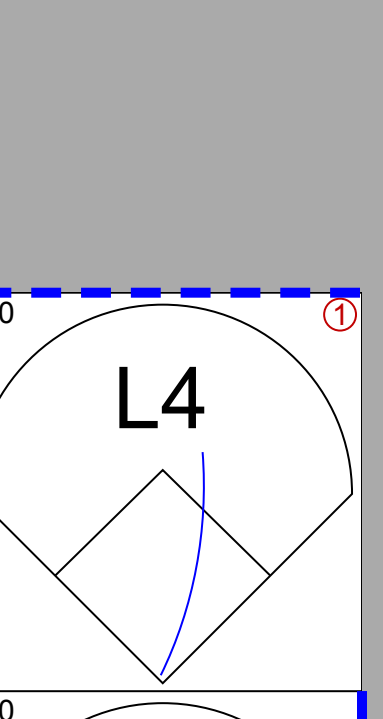
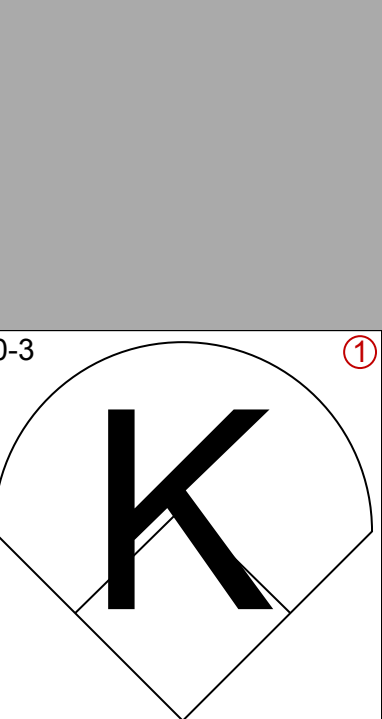
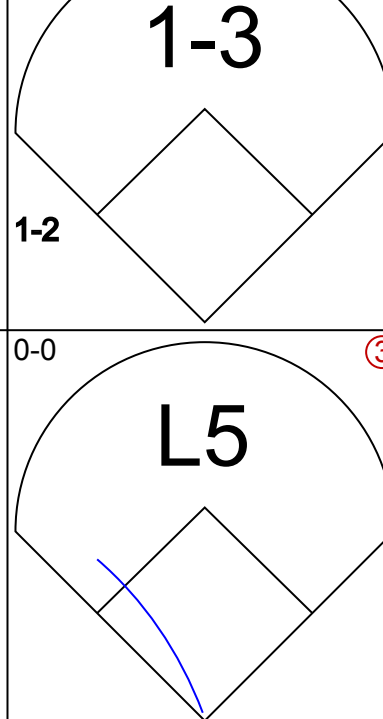
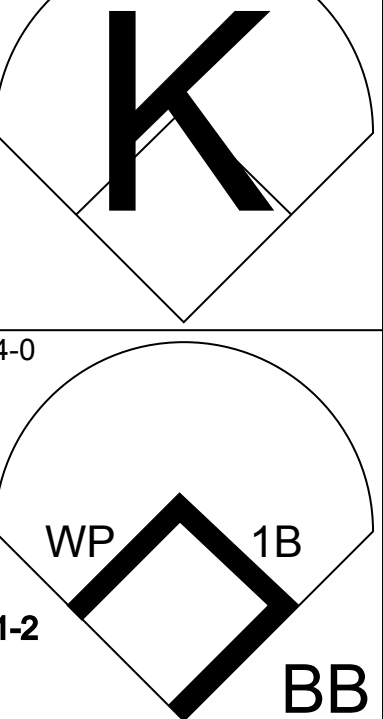
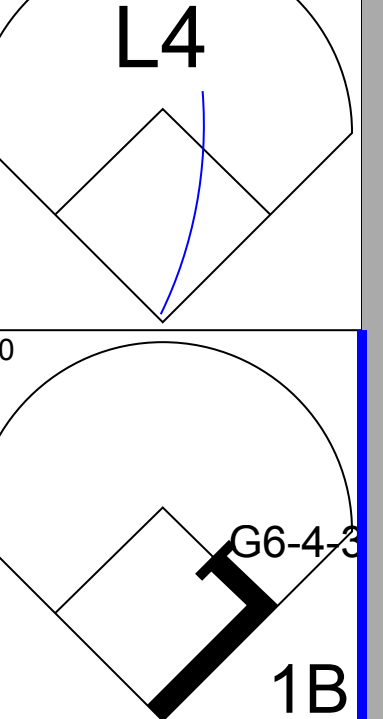
Batter	1	2	3	4	5	6	7	8	9	AB	R	H	RBI	BB	SO	LOB	BOTTOM					
Dave Cash, R (1, 4) OBP: 0.374, SLG: 0.397	0-0 5-3		0-0 4-3			0-0 F8			0-0 F7	4	0	0	0	0	0	0						
Vic Davallito, L (1, 3) OBP: 0.310, SLG: 0.344	0-0 F8			0-0 4-3		0-0 4-3			0-0 F7	4	0	0	0	0	0	0						
Roberto Clemente, R (1, 9) OBP: 0.337, SLG: 0.475	0-0 E4			0-0 G4-6-3 1B			0-0 4-3 2B		0-0 2B 1B	4	1	3	0	0	0	0						
Willie Stargell, L (1, 7) OBP: 0.385, SLG: 0.695	0-3 K			0-0 G4-6-3 1-2			0-0 P6		0-0 1B 2B 1-H	4	1	1	1	0	1	3						
Al Oliver, L (1, 8) OBP: 0.320, SLG: 0.394		0-0 2-3			0-0 4-3		0-0 4-3		0-0 1B 2B 2-H	4	0	1	1	0	0	1						
Richie Hebner, L (1, 5) OBP: 0.357, SLG: 0.491		4-0 BB G6-4-3			0-0 1B		0-0 F6		0-0 F9	3	0	1	0	1	0	2						
Manny Sanguillen, R (1, 2) OBP: 0.342, SLG: 0.415		0-0 G6-4-3 1-2			0-0 P6			0-0 6-3		3	0	0	0	0	0	2						
Jackie Hernandez, R (1, 6) OBP: 0.250, SLG: 0.267			0-3 K		0-0 5-3			0-0 F3		2	0	0	0	0	1	1						
Bill Mazeroski, R (8, PH) OBP: 0.362, SLG: 0.294										1	0	0	0	0	0	0						
Jim Nelson, R (1, 1) OBP: 0.500, SLG: 0.400			0-0 4-3			0-0 L1		0-0 F8		0	0	0	0	0	0	0						
Bob Moose, R (3, 1) OBP: 0.167, SLG: 0.091										2	0	0	0	0	0	0						
Charlie Sands, L (8, PH) OBP: 0.636, SLG: 1.000										1	0	0	0	0	0	0						
Bob Veale, S (9, 1) OBP: 0.250, SLG: 0.250										0	0	0	0	0	0	0						
Dave Giusti, R (9, 1) ERA: 1.57										0	0	0	0	0	0	0						
Inning Stats	R: 0 E: 1 K: 1 S: 6	H: 0 LOB: 1 BB: 0 P: 6	R: 0 E: 0 K: 0 S: 2	H: 0 LOB: 0 BB: 1 P: 6	R: 0 E: 0 K: 1 S: 5	H: 0 LOB: 0 BB: 0 P: 5	R: 0 E: 0 K: 0 S: 3	H: 1 LOB: 0 BB: 0 P: 3	R: 0 E: 0 K: 0 S: 4	H: 1 LOB: 1 BB: 0 P: 4	R: 0 E: 0 K: 0 S: 3	H: 0 LOB: 0 BB: 0 P: 3	R: 0 E: 0 K: 0 S: 4	H: 1 LOB: 1 BB: 0 P: 4	R: 0 E: 0 K: 0 S: 3	H: 0 LOB: 0 BB: 0 P: 3	R: 2 E: 0 K: 0 S: 6	H: 3 LOB: 1 BB: 0 P: 6	1B: 4 2B: 2 3B: 0 HR: 0	SF: 0 SAC: 0 DP: 2 HBP: 0	WP: 0 PB: 0 SB: 0 CS: 0	PA: 33
PITCHER	IP	WLS	BF	H	R	ER	SO	BB	IBB	HBP	BLK	WP	HR	S	P	ERA	WHIP					
Charlie Williams, R (1, 1) ERA: 3.0	8.2	W	32	6	2	2	2	1	0	0	0	0	0	35	39	2.08	0.808					
Danny Frisella, R (9, 1) ERA: 1.57	0.1	S	1	0	0	0	0	0	0	0	0	0	0	1	1	0.00	0.000					

New York Mets @ Pittsburgh Pirates
Three Rivers Stadium, Pittsburgh, PA
Tue Jun 22 1971, 7:05 PM EDT
Att: 27,578 - Unknown

AB	32
R	2
H	6
RBI	2
BB	1
SO	2
LOB	9



Batter	1	2	3	4	5	6	7	8	9	AB	R	H	RBI	BB	SO	LOB	TOP								
Don Hahn, R OBP: 0.345, SLG: 0.317 (1, 8)										4	0	0	0	0	2	2	<p>New York Mets @ Pittsburgh Pirates Three Rivers Stadium, Pittsburgh, PA Wed Jun 23 1971, 7:05 PM EDT Att: 31,225 - Unknown</p>								
Tim Foli, R OBP: 0.290, SLG: 0.312 (1, 4)										4	0	1	0	0	0	0									
Cleon Jones, R OBP: 0.356, SLG: 0.441 (1, 7)										3	1	2	1	1	0	0									
Don Clendenon, R OBP: 0.289, SLG: 0.427 (1, 3)										4	0	1	0	0	1	2									
Ken Singleton, S OBP: 0.376, SLG: 0.372 (1, 9)										4	0	1	0	0	1	2									
Bob Aspromonte, R OBP: 0.294, SLG: 0.349 (1, 5)											4	0	1	0	0	3									
Duffy Dyer, R OBP: 0.319, SLG: 0.381 (1, 2)											4	0	0	0	0	1									
Bud Harrelson, S OBP: 0.348, SLG: 0.355 (1, 6)											3	1	1	0	0	1									
Gary Gentry, R OBP: 0.097, SLG: 0.100 (2, 1)											0	0	0	0	0	0									
Ray Sadecki, L OBP: 0.328, SLG: 0.455 (5, PH)											0	0	0	0	0	0									
Tug McGraw, R OBP: 0.333, SLG: 0.500 (5, 1)											1	0	0	0	0	0									
Mike Jorgensen, L OBP: 0.357, SLG: 0.640 (7, PH)											1	0	1	0	0	0									
Ron Taylor, R (7, 1)											0	0	0	0	0	0									
Inning Stats	R: 1 E: 0 K: 1 S: 6	H: 1 LOB: 0 BB: 0 P: 6	R: 0 E: 0 K: 0 S: 3	H: 0 LOB: 0 BB: 0 P: 3	R: 1 E: 1 K: 0 S: 6	H: 3 LOB: 2 BB: 0 P: 6	R: 0 E: 0 K: 0 S: 4	H: 1 LOB: 1 BB: 0 P: 4	R: 0 E: 0 K: 0 S: 3	H: 0 LOB: 0 BB: 0 P: 3	R: 0 E: 0 K: 1 S: 5	H: 1 LOB: 1 BB: 1 P: 9	R: 0 E: 0 K: 1 S: 6	H: 1 LOB: 0 BB: 0 P: 6	R: 0 E: 0 K: 0 S: 5	H: 0 LOB: 0 BB: 0 P: 5	R: 0 E: 0 K: 0 S: 3	H: 1 LOB: 0 BB: 0 P: 3	1B: 7 2B: 0 3B: 0 HR: 1	SF: 0 SAC: 1 DP: 3 HBP: 0	WP: 0 PB: 0 SB: 0 CS: 0	PA: 34			
PITCHER	IP	WLS	BF	H	R	ER	SO	BB	IBB	HBP	BLK	WP	HR	S	P	ERA	WHIP								
Luke Walker, L ERA: 3.51	7.0	W	28	7	2	2	3	1	0	0	0	0	1	33	37	2.57	1.143								
Mudcat Grant, R ERA: 2.7	2.0	S	6	1	0	0	1	0	0	0	0	0	0	8	8	0.00	0.500								

Batter	1	2	3	4	5	6	7	8	9	AB	R	H	RBI	BB	SO	LOB	BOTTOM								
Dave Cash, R OBP: 0.378, SLG: 0.398 (1, 4)										4	1	2	1	1	0	1	<p>New York Mets @ Pittsburgh Pirates Three Rivers Stadium, Pittsburgh, PA Wed Jun 23 1971, 7:05 PM EDT Att: 31,225 - Unknown</p>								
Vic Davallillo, L OBP: 0.306, SLG: 0.339 (1, 3)										5	1	1	0	0	3	4									
Roberto Clemente, R OBP: 0.346, SLG: 0.482 (1, 9)										5	1	4	0	0	0	2									
Willie Stargell, L OBP: 0.385, SLG: 0.706 (1, 7)										5	1	2	4	0	2	3									
Al Oliver, L OBP: 0.319, SLG: 0.396 (1, 8)										4	0	1	0	0	2	4									
Richie Hebner, L OBP: 0.383, SLG: 0.508 (1, 5)										4	1	3	0	0	0	1									
Milt May, L OBP: 0.269, SLG: 0.347 (1, 2)										3	1	1	1	1	0	2									
Jackie Hernandez, R OBP: 0.240, SLG: 0.256 (1, 6)										4	0	0	0	0	1	4									
Luke Walker, L (1, 1)										2	0	0	0	1	1	1									
Charlie Sands, L OBP: 0.897, SLG: 1.000 (7, PH)										1	0	1	0	0	0	0									
Dock Ellis, S OBP: 0.262, SLG: 0.225 (7, PR)										0	0	0	0	0	0	0									
Mudcat Grant, R OBP: 0.375, SLG: 0.429 (8, 1)										0	0	0	0	0	0	0									
Inning Stats	R: 3 E: 0 K: 0 S: 6	H: 3 LOB: 2 BB: 2 P: 14	R: 1 E: 1 K: 3 S: 12	H: 3 LOB: 0 BB: 0 P: 12	R: 0 E: 0 K: 0 S: 4	H: 1 LOB: 1 BB: 0 P: 4	R: 0 E: 0 K: 0 S: 5	H: 2 LOB: 2 BB: 0 P: 5	R: 2 E: 0 K: 2 S: 10	H: 3 LOB: 2 BB: 1 P: 14	R: 0 E: 0 K: 2 S: 8	H: 1 LOB: 1 BB: 0 P: 8	R: 0 E: 0 K: 0 S: 3	H: 1 LOB: 1 BB: 0 P: 3	R: 0 E: 0 K: 2 S: 7	H: 1 LOB: 1 BB: 0 P: 7	1B: 10 2B: 4 3B: 1 HR: 1	SF: 0 SAC: 0 DP: 2 HBP: 0	WP: 1 PB: 0 SB: 1 CS: 1	PA: 40					
PITCHER	IP	WLS	BF	H	R	ER	SO	BB	IBB	HBP	BLK	WP	HR	S	P	ERA	WHIP								
Gary Gentry, R ERA: 2.99	1.2	L	13	6	4	4	2	1	0	0	0	0	0	15	23	21.60	4.200								
Ray Sadecki, L ERA: 3.3	2.1		10	3	0	0	1	0	0	0	0	0	0	12	12	0.00	1.286								
Tug McGraw, L ERA: 1.99	2.0		11	4	2	2	4	1	0	0	0	1	0	18	22	9.00	2.500								
Ron Taylor, R ERA: 2.4	2.0		6	2	0	0	2	0	0	0	0	0	0	10	10	0.00	1.000								

AB 32
R 2
H 8
RBI 1
BB 1
SO 4
LOB 11



AB 37
R 6
H 15
RBI 6
BB 3
SO 9
LOB 22



Batter	1	2	3	4	5	6	7	8	9	AB	R	H	RBI	BB	SO	LOB	TOP								
Dave Cash, R OBP: 0.377, SLG: 0.397 (1, 4)	0-0 SH4-3 2B	0-0 6-3	0-0 F9		0-0 F9		0-0 FC6-4 1B		0-0 6-3	6	1	2	0	0	0	0	Pittsburgh Pirates @ Philadelphia Phillies Veterans Stadium, Philadelphia, PA Fri Jun 25 1971, 7:05 PM EDT Att: 38,736 - Unknown								
Vic Davallo, L OBP: 0.302, SLG: 0.328 (1, 9)	0-0 SH4-3	0-0 E8 HR	1-0 2B HBP		0-0 4-3		0-0 FC6-4 HR		0-0 6-3	4	3	0	0	0	0	1									
Richie Hebner, L OBP: 0.393, SLG: 0.728 Bill Mazerowski, R OBP: 0.356, SLG: 0.288 (1, 5) (7, 5)	0-0 L6	0-0 HR	4-0 2B BB		0-0 3-1		0-0 HR		0-0 F7	4	3	2	4	1	0	1									
Willie Stargell, L OBP: 0.393, SLG: 0.728 Gene Clines, R OBP: 0.396, SLG: 0.407 (7, PR) (7, 7)	0-0 2B	0-0 HR	0-0 2B		0-3 K		4-0 WP PB BB			4	2	3	4	1	1	0									
Al Oliver, L OBP: 0.324, SLG: 0.402 (1, 8)	4-0 2B	0-0 PB 2B	0-0 3-1		0-0 1B		0-0 1-3			4	2	2	0	1	0	2									
Bob Robertson, R OBP: 0.337, SLG: 0.468 (1, 3)	0-0 2B	0-3 K		0-3 K		0-0 F5		0-0 F9		5	0	1	2	0	2	2									
Manny Sanguillen, R OBP: 0.344, SLG: 0.414 (1, 2)	0-0 5-3		0-0 HR		0-0 F7		0-0 G3			5	1	2	1	0	0	1									
Jackie Hernandez, R OBP: 0.257, SLG: 0.330 (1, 6)		0-0 HR	0-0 HR	4-0 FC6-4 BB		0-0 F3		0-3 K		4	2	2	3	1	1	1									
Steve Blass, R OBP: 0.098, SLG: 0.146 (1, 1)		0-0 B1-3	0-0 6-3	0-0 FC6-4			0-0 6-3		0-0 FC6	5	0	0	0	0	0	2									
Inning Stats	R: 3 E: 0 K: 0 S: 6	H: 3 LOB: 1 BB: 1 P: 10	R: 4 E: 1 K: 1 S: 10	H: 4 LOB: 1 BB: 0 P: 10	R: 4 E: 0 K: 0 S: 6	H: 3 LOB: 1 BB: 1 P: 11	R: 0 E: 0 K: 1 S: 5	H: 0 LOB: 0 BB: 0 P: 9	R: 0 E: 0 K: 0 S: 3	H: 0 LOB: 0 BB: 0 P: 3	R: 1 E: 0 K: 1 S: 7	H: 2 LOB: 1 BB: 0 P: 7	R: 2 E: 0 K: 0 S: 5	H: 2 LOB: 2 BB: 1 P: 9	R: 0 E: 0 K: 1 S: 6	H: 0 LOB: 1 BB: 0 P: 6		R: 0 E: 0 K: 0 S: 3	H: 0 LOB: 0 BB: 0 P: 3	1B: 5 2B: 4 3B: 0 HR: 5	SF: 0 SAC: 1 DP: 0 HBP: 1	WP: 3 PB: 2 SB: 1 CS: 0	PA: 48		
PITCHER	IP WLS BF H R ER SO BB IBB HBP BLK WP HR S P ERA WHIP	1.2 L 13 6 7 4 0 1 0 0 0 0 3 12 16 21.60 4.200	5.1 28 8 7 7 3 3 0 1 0 2 2 30 43 11.81 2.062	2.0 7 0 0 0 1 0 0 0 0 1 0 9 9 0.00 0.000																					

AB	42
R	14
H	14
RBI	14
BB	4
SO	4
LOB	10



Batter	1	2	3	4	5	6	7	8	9	AB	R	H	RBI	BB	SO	LOB	BOTTOM									
Denny Doyle, L OBP: 0.276, SLG: 0.318 (1, 4)	0-0 FC4 1B		4-0 BB			0-0 L8		0-0 P6		3	0	1	0	1	0	0	Pittsburgh Pirates @ Philadelphia Phillies Veterans Stadium, Philadelphia, PA Fri Jun 25 1971, 7:05 PM EDT Att: 38,736 - Unknown									
Larry Bowa, S OBP: 0.281, SLG: 0.277 (1, 6)	0-0 FC4 HR		0-3 K			0-0 L8		0-0 F9		4	1	0	0	0	1	2										
Tim McCarver, L OBP: 0.317, SLG: 0.391 Bobby Pfeil, R OBP: 0.366, SLG: 0.395 (1, 2) (7, 2)	0-0 L9		0-0 F8			0-0 5-3		0-0 6-3		3	0	0	0	0	0	2										
Deron Johnson, R OBP: 0.337, SLG: 0.413 (1, 3)	0-0 HR			0-3 K		0-0 HR		0-0 L4		4	2	2	2	0	1	0										
Willie Montanez, L OBP: 0.326, SLG: 0.480 (1, 8)	0-0 6-3			0-3 K		0-0 HR		0-3 K		4	1	1	2	0	2	0										
Oscar Gamble, L OBP: 0.313, SLG: 0.481 (1, 7)		0-0 F9		0-0 L7		0-0 5-3		0-0 1-3		4	0	0	0	0	0	0										
Roger Freed, R OBP: 0.314, SLG: 0.291 (1, 9)		0-0 4-3			0-0 F9		4-0 BB			2	0	0	0	1	0	0										
John Vukovich, R OBP: 0.231, SLG: 0.204 (1, 5)		0-3 K			0-0 5-3		0-0 P3			3	0	0	0	0	1	1										
Jim Bunning, R OBP: 0.167, SLG: 0.273 Lowell Palmer, R OBP: 0.200, SLG: 0.200 Ron Stone, L OBP: 0.330, SLG: 0.268 Bill Champion, R OBP: 0.167, SLG: 0.167 (1, 1) (2, 1) (7, PH) (8, 1)			0-3 K		0-3 K		0-3 K			0	0	0	0	0	0	0										
Inning Stats	R: 2 E: 0 K: 0 S: 5	H: 2 LOB: 0 BB: 0 P: 5	R: 0 E: 0 K: 1 S: 5	H: 0 LOB: 0 BB: 0 P: 5	R: 0 E: 0 K: 2 S: 7	H: 0 LOB: 1 BB: 1 P: 11	R: 0 E: 0 K: 2 S: 7	H: 0 LOB: 0 BB: 0 P: 7	R: 0 E: 0 K: 1 S: 5	H: 0 LOB: 0 BB: 0 P: 5	R: 0 E: 0 K: 0 S: 3	H: 0 LOB: 0 BB: 0 P: 3	R: 2 E: 0 K: 1 S: 7	H: 2 LOB: 1 BB: 1 P: 11	R: 0 E: 0 K: 0 S: 3	H: 0 LOB: 0 BB: 0 P: 3		R: 0 E: 0 K: 1 S: 5	H: 0 LOB: 0 BB: 0 P: 5	R: 0 E: 0 K: 0 S: 3	H: 0 LOB: 0 BB: 0 P: 3	1B: 2 2B: 0 3B: 0 HR: 2	SF: 0 SAC: 0 DP: 0 HBP: 0	WP: 0 PB: 0 SB: 0 CS: 0	PA: 33	
PITCHER	IP WLS BF H R ER SO BB IBB HBP BLK WP HR S P ERA WHIP	9.0 W 33 4 4 4 8 2 0 0 0 0 2 47 55 4.00 0.667																								



Batter	1	2	3	4	5	6	7	8	9	AB	R	H	RBI	BB	SO	LOB	TOP								
Bill Mazerolski, R OBP: 0.385, SLG: 0.379 (1, 4)										6	3	4	3	0	0	1	Pittsburgh Pirates @ Philadelphia Phillies Veterans Stadium, Philadelphia, PA Sat Jun 26 1971, 3:33 AM EDT Att: 24,965 - Unknown								
Gene Clines, R OBP: 0.394, SLG: 0.416 Al Oliver, L OBP: 0.326, SLG: 0.407 (6, PH) (6, 8)										3	0	1	0	0	0	1									
Roberto Clemente, R OBP: 0.347, SLG: 0.492 (1, 9)										5	1	2	3	0	0	3									
Willie Stargell, L OBP: 0.393, SLG: 0.725 (1, 7)										4	0	1	1	1	2	1									
Manny Sanguillen, R OBP: 0.345, SLG: 0.414 (1, 2)										5	1	2	1	0	0	3									
Bob Robertson, R OBP: 0.343, SLG: 0.496 (1, 3)										4	2	2	3	1	1	1									
Jose Pagan, R OBP: 0.278, SLG: 0.258 (1, 5)										5	1	2	0	0	0	2									
Jackie Hernandez, R OBP: 0.264, SLG: 0.337 (1, 6)										4	2	1	0	1	0	1									
Dock Ellis, S OBP: 0.239, SLG: 0.205 Dave Giusti, R (9, 1)										4	0	0	0	0	1	2									
										0	0	0	0	0	0	0									
Inning Stats	R: 4 E: 0 K: 1 S: 9	H: 4 LOB: 0 BB: 0 P: 9	R: 0 E: 0 K: 1 S: 7	H: 2 LOB: 2 BB: 0 P: 7	R: 0 E: 0 K: 2 S: 7	H: 0 LOB: 0 BB: 0 P: 7	R: 2 E: 0 K: 0 S: 5	H: 2 LOB: 0 BB: 0 P: 5	R: 0 E: 0 K: 0 S: 4	H: 1 LOB: 1 BB: 0 P: 4	R: 3 E: 0 K: 1 S: 8	H: 3 LOB: 2 BB: 2 P: 16	R: 1 E: 0 K: 0 S: 5	H: 2 LOB: 1 BB: 0 P: 5	R: 1 E: 0 K: 0 S: 5	H: 2 LOB: 2 BB: 1 P: 9	R: 0 E: 0 K: 0 S: 3	H: 0 LOB: 0 BB: 0 P: 3	1B: 7 2B: 5 3B: 1 HR: 3	SF: 0 SAC: 1 DP: 0 HBP: 0	WP: 0 PB: 0 SB: 0 CS: 0	PA: 46			
PITCHER	IP WLS BF H R ER SO BB IBB HBP BLK WP HR S P ERA WHIP	IP WLS BF H R ER SO BB IBB HBP BLK WP HR S P ERA WHIP	IP WLS BF H R ER SO BB IBB HBP BLK WP HR S P ERA WHIP	IP WLS BF H R ER SO BB IBB HBP BLK WP HR S P ERA WHIP	IP WLS BF H R ER SO BB IBB HBP BLK WP HR S P ERA WHIP	IP WLS BF H R ER SO BB IBB HBP BLK WP HR S P ERA WHIP	IP WLS BF H R ER SO BB IBB HBP BLK WP HR S P ERA WHIP	IP WLS BF H R ER SO BB IBB HBP BLK WP HR S P ERA WHIP	IP WLS BF H R ER SO BB IBB HBP BLK WP HR S P ERA WHIP	IP WLS BF H R ER SO BB IBB HBP BLK WP HR S P ERA WHIP	IP WLS BF H R ER SO BB IBB HBP BLK WP HR S P ERA WHIP	IP WLS BF H R ER SO BB IBB HBP BLK WP HR S P ERA WHIP	IP WLS BF H R ER SO BB IBB HBP BLK WP HR S P ERA WHIP	IP WLS BF H R ER SO BB IBB HBP BLK WP HR S P ERA WHIP	IP WLS BF H R ER SO BB IBB HBP BLK WP HR S P ERA WHIP	IP WLS BF H R ER SO BB IBB HBP BLK WP HR S P ERA WHIP	IP WLS BF H R ER SO BB IBB HBP BLK WP HR S P ERA WHIP	IP WLS BF H R ER SO BB IBB HBP BLK WP HR S P ERA WHIP	IP WLS BF H R ER SO BB IBB HBP BLK WP HR S P ERA WHIP	IP WLS BF H R ER SO BB IBB HBP BLK WP HR S P ERA WHIP	IP WLS BF H R ER SO BB IBB HBP BLK WP HR S P ERA WHIP	IP WLS BF H R ER SO BB IBB HBP BLK WP HR S P ERA WHIP	IP WLS BF H R ER SO BB IBB HBP BLK WP HR S P ERA WHIP	IP WLS BF H R ER SO BB IBB HBP BLK WP HR S P ERA WHIP	
Chris Short, L ERA: 3.93 Bill Wilson, R ERA: 5.23 Darrell Brandon, R ERA: 2.12	5.0 L 26 10 8 8 4 1 0 0 0 0 2 33 37 14.40 2.200	2.0 11 4 2 2 1 0 1 0 0 0 1 12 16 9.00 2.000	2.0 9 2 1 1 0 1 0 0 0 0 0 8 12 4.50 1.500																						

AB	42
R	11
H	16
RBI	11
BB	3
SO	5
LOB	17



Batter	1	2	3	4	5	6	7	8	9	AB	R	H	RBI	BB	SO	LOB	BOTTOM								
Denny Doyle, L OBP: 0.280, SLG: 0.321 (1, 4)										5	2	2	2	0	0	0	Pittsburgh Pirates @ Philadelphia Phillies Veterans Stadium, Philadelphia, PA Sat Jun 26 1971, 3:33 AM EDT Att: 24,965 - Unknown								
Larry Bowa, S OBP: 0.277, SLG: 0.272 (1, 6)										5	0	0	0	0	1	4									
Tim McCarver, L OBP: 0.319, SLG: 0.406 (1, 2)										5	2	2	3	0	0	0									
Deron Johnson, R OBP: 0.331, SLG: 0.405 (1, 3)										5	0	0	1	0	0	2									
Willie Montanez, L OBP: 0.328, SLG: 0.486 (1, 8)										5	1	2	1	0	0	2									
Oscar Gamble, L OBP: 0.296, SLG: 0.463 (1, 7)										3	0	0	1	0	0	2									
Roger Freed, R OBP: 0.321, SLG: 0.300 (1, 9)										4	1	3	1	0	0	2									
John Vukovich, R OBP: 0.232, SLG: 0.208 (1, 5)										4	1	1	0	0	0	2									
Chris Short, R OBP: 0.258, SLG: 0.115 Bill Wilson, R (6, 1)										1	1	0	0	1	0	0									
Joe Lis, R OBP: 0.309, SLG: 0.387 Darrell Brandon, R OBP: 0.200, SLG: 0.200 Byron Browne, R OBP: 0.256, SLG: 0.324 (7, PH) (8, 1) (9, PH)										0	0	0	0	0	0	0									
										1	0	0	0	0	0	0									
										0	0	0	0	0	0	0									
										0	0	0	0	0	0	0									
										0	1	0	0	1	0	0									
Inning Stats	R: 0 E: 0 K: 0 S: 3	H: 0 LOB: 0 BB: 0 P: 3	R: 1 E: 0 K: 0 S: 5	H: 2 LOB: 1 BB: 0 P: 5	R: 3 E: 2 K: 0 S: 7	H: 2 LOB: 2 BB: 1 P: 11	R: 0 E: 0 K: 0 S: 3	H: 0 LOB: 0 BB: 0 P: 3	R: 0 E: 0 K: 0 S: 4	H: 1 LOB: 1 BB: 0 P: 4	R: 0 E: 0 K: 0 S: 3	H: 0 LOB: 0 BB: 0 P: 3	R: 0 E: 0 K: 0 S: 4	H: 1 LOB: 1 BB: 0 P: 4	R: 0 E: 0 K: 0 S: 3	H: 0 LOB: 0 BB: 0 P: 3	R: 5 E: 0 K: 1 S: 9	H: 4 LOB: 0 BB: 1 P: 13	1B: 7 2B: 2 3B: 0 HR: 1	SF: 1 SAC: 0 DP: 0 HBP: 0	WP: 0 PB: 0 SB: 0 CS: 0	PA: 41			
PITCHER	IP WLS BF H R ER SO BB IBB HBP BLK WP HR S P ERA WHIP	IP WLS BF H R ER SO BB IBB HBP BLK WP HR S P ERA WHIP	IP WLS BF H R ER SO BB IBB HBP BLK WP HR S P ERA WHIP	IP WLS BF H R ER SO BB IBB HBP BLK WP HR S P ERA WHIP	IP WLS BF H R ER SO BB IBB HBP BLK WP HR S P ERA WHIP	IP WLS BF H R ER SO BB IBB HBP BLK WP HR S P ERA WHIP	IP WLS BF H R ER SO BB IBB HBP BLK WP HR S P ERA WHIP	IP WLS BF H R ER SO BB IBB HBP BLK WP HR S P ERA WHIP	IP WLS BF H R ER SO BB IBB HBP BLK WP HR S P ERA WHIP	IP WLS BF H R ER SO BB IBB HBP BLK WP HR S P ERA WHIP	IP WLS BF H R ER SO BB IBB HBP BLK WP HR S P ERA WHIP	IP WLS BF H R ER SO BB IBB HBP BLK WP HR S P ERA WHIP	IP WLS BF H R ER SO BB IBB HBP BLK WP HR S P ERA WHIP	IP WLS BF H R ER SO BB IBB HBP BLK WP HR S P ERA WHIP	IP WLS BF H R ER SO BB IBB HBP BLK WP HR S P ERA WHIP	IP WLS BF H R ER SO BB IBB HBP BLK WP HR S P ERA WHIP	IP WLS BF H R ER SO BB IBB HBP BLK WP HR S P ERA WHIP	IP WLS BF H R ER SO BB IBB HBP BLK WP HR S P ERA WHIP	IP WLS BF H R ER SO BB IBB HBP BLK WP HR S P ERA WHIP	IP WLS BF H R ER SO BB IBB HBP BLK WP HR S P ERA WHIP	IP WLS BF H R ER SO BB IBB HBP BLK WP HR S P ERA WHIP	IP WLS BF H R ER SO BB IBB HBP BLK WP HR S P ERA WHIP	IP WLS BF H R ER SO BB IBB HBP BLK WP HR S P ERA WHIP		
Dock Ellis, R ERA: 2.24 Dave Giusti, R ERA: 1.82	8.0 W 36 8 7 5 0 2 0 0 0 0 0 34 42 5.62 1.250	1.0 S 5 2 2 2 1 0 0 0 0 0 1 7 7 18.00 2.000																							



Batter	1	2	3	4	5	6	7	8	9	AB	R	H	RBI	BB	SO	LOB	TOP																	
Gene Clines, R OBP: 0.394, SLG: 0.424 (1, 9)										5	2	3	0	0	1	0	Pittsburgh Pirates @ Philadelphia Phillies Veterans Stadium, Philadelphia, PA Sun Jun 27 1971, 3:38 AM EDT Att: 37,062 - Unknown																	
Al Oliver, L OBP: 0.327, SLG: 0.411 (1, 8)										5	2	2	0	0	2	2																		
Bill Mazerowski, R OBP: 0.373, SLG: 0.394 (1, 4)										3	0	0	2	1	0	3																		
Bob Robertson, R OBP: 0.337, SLG: 0.483 (1, 3)										5	2	2	1	0	2	1																		
Jose Pagan, R OBP: 0.321, SLG: 0.370 (1, 7)										5	2	3	5	0	0	0																		
Gene Alley, R OBP: 0.261, SLG: 0.269 (1, 6)										4	1	0	0	1	0	1																		
Milt May, L OBP: 0.250, SLG: 0.321 (1, 2)										4	0	0	0	0	0	1																		
Jackie Hernandez, R OBP: 0.265, SLG: 0.327 (1, 5)										3	0	1	1	0	0	0																		
Willie Stargell, L OBP: 0.386, SLG: 0.736 Dave Giusti, R (8, 1)										1	0	0	0	0	1	0																		
Nelson Briles, R OBP: 0.307, SLG: 0.538 Jim Nelson, R OBP: 0.171, SLG: 0.400 Vic Davallo, R OBP: 0.200, SLG: 0.326 Bob Veale, L OBP: 0.190, SLG: 0.409 Roberto Clemente, R OBP: 0.291, SLG: 0.564 (1, 1), (3, 1), (6, PH), (6, 1), (8, PH), (8, 9)										1	0	0	0	0	0	1																		
Inning Stats	R: 5 E: 0 K: 0 S: 8	H: 5 LOB: 1 BB: 1 P: 12	R: 0 E: 0 K: 1 S: 5	H: 0 LOB: 1 BB: 1 P: 9	R: 0 E: 0 K: 0 S: 3	H: 0 LOB: 0 BB: 0 P: 3	R: 0 E: 0 K: 0 S: 4	H: 1 LOB: 2 BB: 1 P: 8	R: 0 E: 0 K: 1 S: 5	H: 0 LOB: 0 BB: 0 P: 5	R: 0 E: 0 K: 1 S: 7	H: 0 LOB: 0 BB: 0 P: 7	R: 4 E: 0 K: 0 S: 7	H: 4 LOB: 0 BB: 0 P: 7	R: 1 E: 0 K: 3 S: 10	H: 1 LOB: 0 BB: 0 P: 10	R: 0 E: 0 K: 1 S: 6	H: 1 LOB: 1 BB: 0 P: 6	1B: 7 2B: 2 3B: 0 HR: 3	SF: 1 SAC: 0 DP: 0 HBP: 0	WP: 0 PB: 0 SB: 1 CS: 0	PA: 42												
PITCHER	IP WLS BF H R ER SO BB IBB HBP BLK WP HR S P ERA WHIP																																	
Ken Reynolds, L ERA: 4.41 (1, 1)	6.1	30	8	7	7	2	3	0	0	0	0	0	0	1	31	43	9.95	1.737																
Darrell Brandon, R ERA: 2.57 (7, 1)	0.2	4	2	2	2	0	0	0	0	0	0	0	0	1	4	4	27.00	3.000																
Joe Hoerner, L ERA: 2.27 (8, 1)	2.0	L	8	2	1	1	4	0	0	0	0	0	0	1	16	16	4.50	1.000																

Batter	1	2	3	4	5	6	7	8	9	AB	R	H	RBI	BB	SO	LOB	BOTTOM																
Denny Doyle, L OBP: 0.286, SLG: 0.337 (1, 4)										5	1	2	1	0	1	4	Pittsburgh Pirates @ Philadelphia Phillies Veterans Stadium, Philadelphia, PA Sun Jun 27 1971, 3:38 AM EDT Att: 37,062 - Unknown																
Joe Hoerner, R OBP: 0.167, SLG: 0.167 (8, 1)										0	0	0	0	0	0	0																	
Joe Lis, R OBP: 0.306, SLG: 0.383 (9, PH)										1	0	0	0	0	1	1																	
Larry Bowa, S OBP: 0.276, SLG: 0.275 (1, 6)										5	1	1	0	0	1	0																	
Tim McCarver, L OBP: 0.326, SLG: 0.408 (1, 2)										5	2	3	1	0	0	0																	
Deron Johnson, R OBP: 0.338, SLG: 0.428 (8, PR)										3	3	2	3	1	0	1																	
Barry Lersch, S OBP: 0.276, SLG: 0.161 (9, PR)										0	0	0	0	0	0	0																	
Bobby Pfeil, R OBP: 0.366, SLG: 0.395 (9, 3)										0	0	0	0	0	0	0																	
Willie Montanez, L OBP: 0.338, SLG: 0.496 (1, 8)										4	0	3	2	0	0	0																	
Ron Stone, L OBP: 0.333, SLG: 0.265 (1, 7)										1	0	0	0	1	0	1																	
Oscar Gamble, L OBP: 0.278, SLG: 0.430 (4, 7)										2	0	0	0	0	1	1																	
Darrell Brandon, R OBP: 0.200, SLG: 0.200 (7, 1)										0	0	0	0	0	0	0																	
Terry Harmon, R OBP: 0.315, SLG: 0.284 (8, 4)										1	0	0	0	0	0	2																	
Roger Freed, R OBP: 0.322, SLG: 0.314 (1, 9)										5	0	1	1	0	1	2																	
John Vukovich, R OBP: 0.262, SLG: 0.246 (1, 5)										5	1	1	0	0	0	4																	
Ken Reynolds, L OBP: 0.316, SLG: 0.313 (1, 1)										2	1	1	1	1	0	2																	
Byron Browne, R OBP: 0.293, SLG: 0.389 (7, 7)										2	0	2	0	0	0	0																	
Inning Stats	R: 0 E: 0 K: 0 S: 3	H: 0 LOB: 0 BB: 0 P: 3	R: 1 E: 0 K: 1 S: 6	H: 2 LOB: 0 BB: 0 P: 6	R: 6 E: 0 K: 0 S: 9	H: 6 LOB: 2 BB: 1 P: 14	R: 0 E: 0 K: 1 S: 6	H: 2 LOB: 1 BB: 0 P: 6	R: 0 E: 0 K: 1 S: 4	H: 1 LOB: 3 BB: 1 P: 9	R: 2 E: 0 K: 1 S: 7	H: 2 LOB: 0 BB: 0 P: 7	R: 0 E: 0 K: 1 S: 6	H: 1 LOB: 1 BB: 0 P: 6	R: 0 E: 0 K: 0 S: 4	H: 1 LOB: 2 BB: 1 P: 8	R: 0 E: 0 K: 1 S: 6	H: 1 LOB: 1 BB: 0 P: 6	1B: 9 2B: 4 3B: 1 HR: 2	SF: 0 SAC: 0 DP: 1 HBP: 2	WP: 0 PB: 0 SB: 0 CS: 0	PA: 46											
PITCHER	IP WLS BF H R ER SO BB IBB HBP BLK WP HR S P ERA WHIP																																
Nelson Briles, R ERA: 4.76 (1, 1)	2.0	12	7	6	6	1	1	0	0	0	0	0	0	14	14	27.00	3.500																
Jim Nelson, R ERA: 2.51 (3, 1)	3.0	16	4	1	1	1	1	1	2	0	0	0	0	14	24	3.00	1.667																
Bob Veale, L ERA: 5.12 (6, 1)	2.0	W	9	3	2	2	2	0	0	0	0	0	1	13	13	9.00	1.500																
Dave Giusti, R ERA: 1.73 (8, 1)	2.0	S	9	2	0	0	1	1	0	0	0	0	0	10	14	0.00	1.500																



Batter	1	2	3	4	5	6	7	8	9	AB	R	H	RBI	BB	SO	LOB	TOP		
Bill Mazerolski, R (1, 4) OBP: 0.383, SLG: 0.394										5	2	1	1	0	4				
Al Oliver, L (1, 8) OBP: 0.327, SLG: 0.409										6	2	2	0	0	3	5			
Roberto Clemente, R (1, 9) OBP: 0.352, SLG: 0.590										4	2	1	2	1	0	0			
Willie Stargell, L (1, 7) OBP: 0.396, SLG: 0.727										3	1	0	0	1	2	3			
Manny Sanguillen, R (1, 2) OBP: 0.343, SLG: 0.415										5	1	1	3	0	0	4			
Bob Robertson, R (1, 3) OBP: 0.342, SLG: 0.488										4	2	2	2	1	0	1			
Jose Pagan, R (1, 5) OBP: 0.337, SLG: 0.385										5	0	3	2	0	1	1			
Gene Alley, R (1, 6) OBP: 0.264, SLG: 0.279										5	0	2	1	0	0	3			
Bob Moose, R (1, 1) OBP: 0.214, SLG: 0.154										4	1	2	0	0	1	2			
Mudcat Grant, R (9, 1) OBP: 0.375, SLG: 0.429										0	0	0	0	0	0	0			
Inning Stats	R: 5 E: 0 K: 1 S: 10	H: 5 LOB: 2 BB: 2 P: 18	R: 0 E: 0 K: 2 S: 7	H: 0 LOB: 0 BB: 0 P: 7	R: 0 E: 0 K: 1 S: 6	H: 1 LOB: 1 BB: 0 P: 6	R: 6 E: 0 K: 1 S: 12	H: 7 LOB: 3 BB: 1 P: 17	R: 0 E: 0 K: 0 S: 3	H: 0 LOB: 1 BB: 1 P: 7	R: 0 E: 0 K: 0 S: 3	H: 0 LOB: 0 BB: 0 P: 3	R: 0 E: 0 K: 0 S: 3	H: 0 LOB: 0 BB: 0 P: 3	R: 0 E: 0 K: 1 S: 5	H: 0 LOB: 0 BB: 0 P: 5	1B: 12 2B: 2 3B: 1 HR: 0	SF: 0 SAC: 1 DP: 0 HBP: 1	WP: 0 PA: 47 PB: 0 SB: 0 CS: 0
PITCHER	IP WLS BF H R ER SO BB IBB HBP BLK WP HR S P ERA WHIP																		
Jerry Reuss, L (1, 1) ERA: 5.33	3.0 L 22 10 10 10 4 1 1 1 0 0 0 27 36 30.00 3.667																		
Bob Reynolds, R (4, 1) ERA: 10.29	0.2 6 3 1 1 0 1 0 0 0 0 0 5 9 13.50 6.000																		
Chuck Taylor, R (4, 1) ERA: 4.78	3.1 13 2 0 0 2 1 0 0 0 0 0 16 20 0.00 0.900																		
Daryl Patterson, R (8, 1) ERA: 6.35	2.0 6 0 0 0 1 0 0 0 0 0 0 8 8 0.00 0.000																		
Batter	1	2	3	4	5	6	7	8	9	AB	R	H	RBI	BB	SO	LOB	BOTTOM		
Lou Brock, L (1, 7) OBP: 0.390, SLG: 0.442										4	1	2	1	1	1	0			
Matty Alou, L (1, 9) OBP: 0.346, SLG: 0.391										4	0	0	0	0	0	2			
Daryl Patterson, L (8, 1) OBP: 0.447, SLG: 0.438										0	0	0	0	0	0	0			
Bob Burda, L (9, PH)										1	0	1	1	0	0	0			
Jose Cruz, L (1, 8)										5	0	0	0	0	0	3			
Joe Torre, R (1, 5) OBP: 0.422, SLG: 0.537										5	2	3	2	0	0	2			
Joe Hague, L (1, 3) OBP: 0.332, SLG: 0.403										5	0	1	0	0	1	4			
Ted Sizemore, R (1, 4) OBP: 0.328, SLG: 0.346										4	0	3	0	0	0	0			
Jerry McNertney, R (1, 2) OBP: 0.337, SLG: 0.486										4	0	0	0	0	0	6			
Dal Maxvill, R (1, 6) OBP: 0.312, SLG: 0.248										4	1	2	1	0	0	0			
Jerry Reuss, L (1, 1) OBP: 0.194, SLG: 0.152										1	0	0	0	0	0	2			
Bob Reynolds, R (4, 1)										0	0	0	0	0	0	0			
Chuck Taylor, R (4, 1)										1	0	0	0	0	0	0			
Jose Cardenal, R (7, PH) OBP: 0.304, SLG: 0.392										2	1	1	0	0	0	0			
Inning Stats	R: 0 E: 0 K: 1 S: 5	H: 0 LOB: 0 BB: 0 P: 5	R: 1 E: 0 K: 0 S: 6	H: 3 LOB: 2 BB: 0 P: 6	R: 2 E: 0 K: 1 S: 6	H: 1 LOB: 0 BB: 1 P: 10	R: 0 E: 0 K: 0 S: 3	H: 0 LOB: 0 BB: 0 P: 3	R: 0 E: 0 K: 0 S: 5	H: 2 LOB: 2 BB: 0 P: 5	R: 0 E: 0 K: 0 S: 4	H: 1 LOB: 1 BB: 0 P: 4	R: 0 E: 0 K: 0 S: 5	H: 2 LOB: 2 BB: 0 P: 5	R: 2 E: 0 K: 0 S: 7	H: 4 LOB: 2 BB: 0 P: 7	1B: 11 2B: 1 3B: 0 HR: 1	SF: 0 SAC: 0 DP: 0 HBP: 0	WP: 1 PA: 41 PB: 0 SB: 0 CS: 0
PITCHER	IP WLS BF H R ER SO BB IBB HBP BLK WP HR S P ERA WHIP																		
Bob Moose, R (1, 1) ERA: 3.95	8.0 W 37 12 10 5 2 1 0 0 0 0 1 40 44 5.62 1.625																		
Mudcat Grant, R (9, 1) ERA: 2.77	1.0 S 4 1 0 0 0 0 0 0 0 0 0 4 4 0.00 1.000																		

Pittsburgh Pirates @ St. Louis Cardinals
 Busch Stadium, St. Louis, MO
 Mon Jun 28 1971, 7:05 PM CDT
 Att: 15,024 - Unknown

AB 41
 R 11
 H 15
 RBI 11
 BB 4
 SO 7
 LOB 23



Pittsburgh Pirates @ St. Louis Cardinals
 Busch Stadium, St. Louis, MO
 Mon Jun 28 1971, 7:05 PM CDT
 Att: 15,024 - Unknown

AB 40
 R 5
 H 13
 RBI 5
 BB 1
 SO 2
 LOB 19



Batter	1	2	3	4	5	6	7	8	9	AB	R	H	RBI	BB	SO	LOB	TOP			
Bill Mazerolski, R OBP: 0.376, SLG: 0.413 (1, 4)			1-3		F8			SF8 3B		4	1	1	0	0	1	2	Pittsburgh Pirates @ St. Louis Cardinals Busch Stadium, St. Louis, MO Tue Jun 29 1971, 7:05 PM CDT Att: 14,586 - Unknown			
Al Oliver, L OBP: 0.322, SLG: 0.406 (1, 8)	F9		SF7		F8			SF8		2	0	0	2	0	0	0				
Roberto Clemente, R OBP: 0.347, SLG: 0.492 (1, 9)	F8		K		F9			F9		4	0	0	0	0	1	1				
Willie Stargell, L OBP: 0.394, SLG: 0.719 (1, 7)		L6-4 1B		1-3		K		K		4	0	1	0	0	2	0				
Richie Hebner, L OBP: 0.369, SLG: 0.545 (1, 5)		F8		1B		HR			P6	4	1	2	1	0	0	1				
Bob Robertson, R OBP: 0.344, SLG: 0.488 (1, 3)				1B		5-3			6-3	4	0	2	0	0	0	0				
Milt May, L OBP: 0.250, SLG: 0.316 (1, 2)		L6-4		K				F8		4	0	1	0	0	1	4				
Gene Alley, R OBP: 0.259, SLG: 0.273 (1, 6)			E6 1B	6-3				F9		4	1	0	0	0	0	3				
Luke Walker, L OBP: 0.143, SLG: 0.040 Nelson Briles, R OBP: 0.313, SLG: 0.467 (3, 1)			1-3 1B		6-3			F8		1	0	1	0	0	0	0				
										2	0	0	0	0	0	0				
Inning Stats	R: 0 E: 0 K: 1 S: 5	H: 0 LOB: 0 BB: 0 P: 5	R: 0 E: 0 K: 0 S: 4	H: 2 LOB: 1 BB: 0 P: 4	R: 1 E: 1 K: 1 S: 7	H: 1 LOB: 0 BB: 0 P: 7	R: 0 E: 0 K: 1 S: 7	H: 2 LOB: 2 BB: 0 P: 7	R: 0 E: 0 K: 0 S: 3	H: 0 LOB: 0 BB: 0 P: 3	R: 1 E: 0 K: 0 S: 6	H: 1 LOB: 0 BB: 0 P: 6	R: 0 E: 0 K: 0 S: 3	H: 0 LOB: 0 BB: 0 P: 3	R: 1 E: 0 K: 0 S: 6	H: 1 LOB: 1 BB: 0 P: 4	1B: 6 2B: 1 3B: 1 HR: 1	SF: 2 SAC: 0 DP: 1 HBP: 0	WP: 0 PB: 1 SB: 0 CS: 0	PA: 35
PITCHER Reggie Cleveland, R ERA: 4.4 (1, 1)	IP: 9.0 WLS: W BF: 35 H: 8 R: 3 ER: 2 SO: 5 BB: 0 IBB: 0 HBP: 0 BLK: 0 WP: 0 HR: 1 S: 45 P: 45 ERA: 2.00 WHIP: 0.889																			

Batter	1	2	3	4	5	6	7	8	9	AB	R	H	RBI	BB	SO	LOB	BOTTOM
Lou Brock, L OBP: 0.396, SLG: 0.458 (1, 7)	FC5-4 BB		HR			F7		1B		3	1	2	2	2	0	0	Pittsburgh Pirates @ St. Louis Cardinals Busch Stadium, St. Louis, MO Tue Jun 29 1971, 7:05 PM CDT Att: 14,586 - Unknown
Ted Sizemore, R OBP: 0.325, SLG: 0.343 (1, 4)	FC5-4 FC6-4		5-3		F8			1B		5	0	1	0	0	1	2	
Jim Beauchamp, R OBP: 0.317, SLG: 0.423 Joe Hagque, L OBP: 0.332, SLG: 0.399 (4, 3)	FC6-4 1B		HR	3-1		FC5-4 BB		7-2		2	2	1	0	0	0	1	
Joe Torre, R OBP: 0.423, SLG: 0.545 (1, 5)	1B BB		HR	K		FC5-4				3	1	1	2	1	1	1	
Jose Cardenal, R OBP: 0.303, SLG: 0.390 (1, 9)	FC4-6 1B		K	F9				F7		4	0	1	1	0	1	0	
Jose Cruz, L (1, 8)	FC4-6		BB 1B		F7			F7		3	1	0	0	1	0	2	
Jerry McNertney, R OBP: 0.333, SLG: 0.474 (1, 2)		F8	BB 2B		K			6-3		4	1	1	0	0	1	0	
Dal Maxvill, R OBP: 0.326, SLG: 0.252 (1, 6)		6-3	BB 2B					1B SH3-4 7-2 HBP		2	1	1	0	1	0	0	
Reggie Cleveland, R OBP: 0.132, SLG: 0.184 (1, 1)		6-3	BB 2B		K			SH3-4		3	1	1	3	0	1	1	
										1B: 5 2B: 3 3B: 0 HR: 2	SF: 0 SAC: 1 DP: 1 HBP: 1	WP: 0 PB: 0 SB: 0 CS: 0	PA: 39				
Inning Stats	R: 1 E: 0 K: 0 S: 4	H: 1 LOB: 2 BB: 2 P: 12	R: 0 E: 0 K: 0 S: 3	H: 0 LOB: 0 BB: 0 P: 3	R: 7 E: 0 K: 1 S: 11	H: 6 LOB: 1 BB: 2 P: 19	R: 0 E: 0 K: 1 S: 5	H: 0 LOB: 0 BB: 0 P: 5	R: 0 E: 0 K: 2 S: 8	H: 1 LOB: 1 BB: 0 P: 8	R: 0 E: 0 K: 1 S: 5	H: 0 LOB: 1 BB: 1 P: 9	R: 0 E: 0 K: 0 S: 3	H: 0 LOB: 0 BB: 0 P: 3	R: 0 E: 0 K: 0 S: 3	H: 1 LOB: 2 BB: 1 P: 8	
PITCHER Luke Walker, L ERA: 4.19 Nelson Briles, R ERA: 4.31 (3, 1)	IP: 2.2 WLS: L BF: 19 H: 7 R: 8 ER: 8 SO: 1 BB: 4 IBB: 0 HBP: 0 BLK: 0 WP: 0 HR: 2 S: 17 P: 33 ERA: 27.00 WHIP: 4.125																

Batter	1	2	3	4	5	6	7	8	9	AB	R	H	RBI	BB	SO	LOB	TOP			
Bill Mazerolski, R OBP: 0.371, SLG: 0.405										4	0	1	0	0	0	2				
Vic Davallio, L OBP: 0.292, SLG: 0.316										4	0	0	0	0	1	2				
Richie Hebner, L OBP: 0.367, SLG: 0.538										3	0	0	0	1	1	1				
Willie Stargell, L OBP: 0.388, SLG: 0.708										4	0	0	0	0	3	2				
Al Oliver, L OBP: 0.321, SLG: 0.403										4	0	1	0	0	3	0				
Bob Robertson, R OBP: 0.338, SLG: 0.480										4	0	0	0	0	1	1				
Manny Sanguillen, R OBP: 0.349, SLG: 0.428										4	0	3	0	0	0	0				
Gene Alley, R OBP: 0.264, SLG: 0.278										4	0	2	0	0	0	2				
Steve Blass, R OBP: 0.095, SLG: 0.143										1	0	0	0	0	0	2				
Charlie Sands, L OBP: 0.615, SLG: 0.889										1	0	0	0	0	1	1				
Mudcat Grant, R OBP: 0.375, SLG: 0.429										0	0	0	0	0	0	0				
Inning Stats	R: 0 E: 0 K: 1 S: 6	H: 1 LOB: 1 BB: 0 P: 6	R: 0 E: 1 K: 1 S: 7	H: 2 LOB: 2 BB: 0 P: 7	R: 0 E: 0 K: 2 S: 7	H: 0 LOB: 0 BB: 1 P: 11	R: 0 E: 0 K: 2 S: 7	H: 0 LOB: 0 BB: 0 P: 7	R: 0 E: 0 K: 0 S: 4	H: 1 LOB: 1 BB: 0 P: 4	R: 0 E: 0 K: 1 S: 6	H: 1 LOB: 1 BB: 0 P: 6	R: 0 E: 0 K: 0 S: 3	H: 0 LOB: 0 BB: 0 P: 3	R: 0 E: 0 K: 1 S: 6	H: 1 LOB: 1 BB: 0 P: 6	1B: 5 2B: 2 HR: 0	SF: 0 SAC: 1 HBP: 0	WP: 0 PB: 0 SB: 0 CS: 0	PA: 35
PITCHER	IP WLS BF H R ER SO BB IBB HBP BLK WP HR S P ERA WHIP																			
Nolan Ryan, R ERA: 2.05	(1, 1) 7.0 W 28 6 0 0 9 1 0 0 0 0 0 0 45 49 0.00 1.000																			
Danny Frisella, R ERA: 1.33	(8, 1) 2.0 S 7 1 0 0 1 0 0 0 0 0 0 0 9 9 0.00 0.500																			

Pittsburgh Pirates @ New York Mets
Shea Stadium, Flushing, NY
Wed Jun 30 1971, 3:33 AM EDT
Att: 50,399 - Unknown

AB	33
R	0
H	7
RBI	0
BB	1
SO	10
LOB	13



Batter	1	2	3	4	5	6	7	8	9	AB	R	H	RBI	BB	SO	LOB	BOTTOM			
Tommie Agee, R OBP: 0.371, SLG: 0.445										3	0	1	1	1	1	0				
Bud Harrelson, S OBP: 0.338, SLG: 0.347										3	0	1	0	0	0	1				
Cleon Jones, R OBP: 0.368, SLG: 0.437										4	1	2	0	0	0	2				
Ed Kranepool, L OBP: 0.354, SLG: 0.516										4	2	3	1	0	0	2				
Mike Jorgensen, L OBP: 0.325, SLG: 0.514										3	0	0	0	0	3	3				
Don Hahn, R OBP: 0.336, SLG: 0.296										1	0	0	0	0	0	2				
Ken Boswell, L OBP: 0.322, SLG: 0.335										4	0	1	1	0	0	1				
Jerry Grote, R OBP: 0.366, SLG: 0.406										4	0	2	1	0	0	1				
Tim Foli, R OBP: 0.294, SLG: 0.316										4	0	0	0	0	0	3				
Nolan Ryan, R OBP: 0.133, SLG: 0.143										3	1	1	0	0	1	0				
Danny Frisella, L ERA: 1.67										0	0	0	0	0	0	0				
Inning Stats	R: 0 E: 0 K: 0 S: 2	H: 0 LOB: 0 BB: 1 P: 6	R: 1 E: 0 K: 1 S: 7	H: 2 LOB: 1 BB: 0 P: 7	R: 0 E: 0 K: 1 S: 6	H: 1 LOB: 1 BB: 0 P: 6	R: 0 E: 0 K: 1 S: 5	H: 0 LOB: 0 BB: 0 P: 5	R: 2 E: 0 K: 0 S: 9	H: 4 LOB: 2 BB: 0 P: 9	R: 1 E: 0 K: 0 S: 6	H: 3 LOB: 2 BB: 0 P: 6	R: 0 E: 0 K: 0 S: 3	H: 0 LOB: 0 BB: 0 P: 3	R: 0 E: 0 K: 1 S: 3	H: 0 LOB: 0 BB: 0 P: 3	1B: 8 2B: 1 3B: 1 HR: 1	SF: 0 SAC: 1 DP: 0 HBP: 0	WP: 0 PB: 1 SB: 0 CS: 1	PA: 35
PITCHER	IP WLS BF H R ER SO BB IBB HBP BLK WP HR S P ERA WHIP																			
Steve Blass, R ERA: 3.06	(1, 1) 6.0 L 26 8 3 3 5 1 0 0 0 0 0 0 35 39 4.50 1.500																			
Mudcat Grant, R ERA: 2.84	(7, 1) 2.0 9 3 1 1 0 0 0 0 0 0 0 9 9 4.50 1.500																			

Pittsburgh Pirates @ New York Mets
Shea Stadium, Flushing, NY
Wed Jun 30 1971, 3:33 AM EDT
Att: 50,399 - Unknown

AB	33
R	4
H	11
RBI	4
BB	1
SO	5
LOB	15



Batter	1	2	3	4	5	6	7	8	9	AB	R	H	RBI	BB	SO	LOB	TOP					
Bill Mazerolski, R OBP: 0.372, SLG: 0.390 (1, 4)										3	0	0	0	2	0	3						
Gene Clines, R OBP: 0.395, SLG: 0.417 (1, 8)										4	1	1	1	1	0	0						
Roberto Clemente, R OBP: 0.351, SLG: 0.502 (1, 9)										5	1	3	0	0	0	2						
Willie Stargell, L OBP: 0.392, SLG: 0.708 (1, 7)										4	0	2	1	1	2	5						
Manny Sanguillen, R OBP: 0.343, SLG: 0.421 (1, 2)										4	0	0	1	0	0	5						
Bob Robertson, R OBP: 0.340, SLG: 0.474 (1, 3)										3	0	0	0	1	1	4						
Jose Pagan, R OBP: 0.322, SLG: 0.366 Dave Giusti, R (7, 1)										4	0	0	0	0	0	3	AB 36 R 3 H 10 RBI 3 BB 5 SO 4 LOB 26					
Gene Alley, R OBP: 0.273, SLG: 0.293 (1, 6)										4	1	3	0	0	0	0						
Dock Ellis, S OBP: 0.250, SLG: 0.217 Al Oliver, L OBP: 0.320, SLG: 0.402 (6, PH) Jim Nelson, R OBP: 0.571, SLG: 0.400 Nelson Briles, R OBP: 0.313, SLG: 0.467 Richie Hebner, L OBP: 0.356, SLG: 0.536 (7, 5)										2	0	1	0	0	0	1						
Inning Stats	R: 0 E: 0 K: 2 S: 8	H: 1 LOB: 3 BB: 2 P: 16	R: 0 E: 0 K: 0 S: 4	H: 1 LOB: 1 BB: 0 P: 4	R: 0 E: 0 K: 0 S: 4	H: 1 LOB: 1 BB: 0 P: 4	R: 0 E: 0 K: 0 S: 5	H: 2 LOB: 2 BB: 0 P: 5	R: 1 E: 1 K: 0 S: 4	H: 1 LOB: 2 BB: 2 P: 12	R: 1 E: 0 K: 1 S: 7	H: 2 LOB: 2 BB: 1 P: 11	R: 0 E: 1 K: 0 S: 3	H: 0 LOB: 0 BB: 0 P: 3	R: 0 E: 0 K: 0 S: 3	H: 0 LOB: 0 BB: 0 P: 3	R: 1 E: 0 K: 1 S: 7	H: 2 LOB: 2 BB: 0 P: 8	1B: 6 2B: 4 3B: 0 HR: 0	SF: 1 SAC: 0 DP: 1 HBP: 1	WP: 0 PB: 0 SB: 1 CS: 0	PA: 43
PITCHER	IP WLS BF H R ER SO BB IBB HBP BLK WP HR S P ERA WHIP	IP WLS BF H R ER SO BB IBB HBP BLK WP HR S P ERA WHIP															IP WLS BF H R ER SO BB IBB HBP BLK WP HR S P ERA WHIP					
Jerry Koosman, L ERA: 2.9 Ray Sadecki, L ERA: 3.25 Tug McGraw, L ERA: 2.09	(1, 1) 5.1 L 29 8 2 1 2 3 2 0 0 0 0 0 28 48 1.69 2.062	(6, 1) 1.2 5 0 0 0 1 0 0 0 0 0 0 7 7 0.00 0.000	(8, 1) 2.0 9 2 1 1 1 0 0 1 0 0 0 10 11 4.50 1.000																			

Pittsburgh Pirates @ New York Mets
Shea Stadium, Flushing, NY
Thu Jul 01 1971, 3:33 AM EDT
Att: 26,650 - Unknown

AB 36
R 3
H 10
RBI 3
BB 5
SO 4
LOB 26



Batter	1	2	3	4	5	6	7	8	9	AB	R	H	RBI	BB	SO	LOB	BOTTOM					
Tommie Agee, R OBP: 0.364, SLG: 0.436 (1, 8)										4	0	0	0	0	1	2						
Bud Harrelson, S OBP: 0.340, SLG: 0.345 (1, 6)										2	0	0	0	2	0	1						
Cleon Jones, R OBP: 0.366, SLG: 0.431 (1, 7)										3	0	0	0	1	1	2						
Ed Kranepool, L OBP: 0.354, SLG: 0.513 (1, 3)										3	0	1	0	0	1	0						
Mike Jorgensen, L OBP: 0.341, SLG: 0.500 (1, 9)										3	0	1	0	1	0	2						
Ken Boswell, L OBP: 0.317, SLG: 0.328 (1, 4)										4	0	0	0	0	1	6						
Jerry Grote, R OBP: 0.368, SLG: 0.498 (1, 2)										4	0	2	0	0	0	3	AB 31 R 0 H 5 RBI 0 BB 4 SO 7 LOB 21					
Tim Foli, R OBP: 0.288, SLG: 0.309 (1, 5)										4	0	0	0	0	2	4						
Jerry Koosman, R OBP: 0.265, SLG: 0.167 Ray Sadecki, L OBP: 0.438, SLG: 0.357 Art Shamsky, L OBP: 0.308, SLG: 0.462 Tug McGraw, R OBP: 0.333, SLG: 0.500 Dave Marshall, L OBP: 0.389, SLG: 0.383 (9, PH)										2	0	1	0	0	1	1						
Inning Stats	R: 0 E: 0 K: 0 S: 2	H: 0 LOB: 0 BB: 1 P: 6	R: 0 E: 0 K: 0 S: 3	H: 0 LOB: 0 BB: 0 P: 3	R: 0 E: 0 K: 2 S: 8	H: 1 LOB: 1 BB: 0 P: 8	R: 0 E: 1 K: 1 S: 6	H: 0 LOB: 3 BB: 2 P: 14	R: 0 E: 0 K: 0 S: 8	H: 1 LOB: 1 BB: 0 P: 8	R: 0 E: 0 K: 0 S: 5	H: 2 LOB: 3 BB: 1 P: 9	R: 0 E: 0 K: 0 S: 3	H: 0 LOB: 0 BB: 0 P: 3	R: 0 E: 0 K: 2 S: 8	H: 1 LOB: 1 BB: 0 P: 8	R: 0 E: 0 K: 0 S: 3	H: 0 LOB: 0 BB: 0 P: 3	1B: 5 2B: 0 3B: 0 HR: 0	SF: 0 SAC: 1 DP: 1 HBP: 0	WP: 0 PB: 0 SB: 1 CS: 0	PA: 36
PITCHER	IP WLS BF H R ER SO BB IBB HBP BLK WP HR S P ERA WHIP	IP WLS BF H R ER SO BB IBB HBP BLK WP HR S P ERA WHIP															IP WLS BF H R ER SO BB IBB HBP BLK WP HR S P ERA WHIP					
Dock Ellis, R ERA: 2.15 Jim Nelson, R ERA: 2.0 Nelson Briles, R ERA: 4.29 Dave Giusti, R ERA: 1.61	(1, 1) 5.0 W 20 2 0 0 5 1 0 0 0 0 0 4 8 0.00 0.800	(6, 1) 0.2 5 2 0 0 0 1 0 0 0 0 0 0 4 8 0.00 4.500	(6, 1) 0.1 1 0 0 0 0 0 0 0 0 0 0 1 1 0.00 0.000	(7, 1) 3.0 S 10 1 0 0 2 0 0 0 0 0 0 14 14 0.00 0.333																		

Pittsburgh Pirates @ New York Mets
Shea Stadium, Flushing, NY
Thu Jul 01 1971, 3:33 AM EDT
Att: 26,650 - Unknown

AB 31
R 0
H 5
RBI 0
BB 4
SO 7
LOB 21



Batter	1	2	3	4	5	6	7	8	9	AB	R	H	RBI	BB	SO	LOB	TOP			
Bill Mazerolski, R OBP: 0.374, SLG: 0.391 (1, 4)										5	1	2	0	0	0	2				
Al Oliver, L OBP: 0.318, SLG: 0.398 (1, 8)										5	0	1	0	0	1	2				
Roberto Clemente, R OBP: 0.352, SLG: 0.505 (1, 9)										4	1	2	1	0	0	0				
Willie Stargell, L OBP: 0.395, SLG: 0.706 (1, 7)										5	0	3	0	0	1	3				
Richie Hebner, L OBP: 0.359, SLG: 0.525 (1, 5)										5	0	0	0	0	1	5				
Bob Robertson, R OBP: 0.341, SLG: 0.484 (1, 3)										5	1	2	2	0	2	3				
Milt May, L OBP: 0.266, SLG: 0.317 (1, 2)										3	1	1	0	1	0	0				
Gene Alley, R OBP: 0.282, SLG: 0.324 (1, 6)										4	1	3	2	0	0	2				
Bob Moose, R OBP: 0.188, SLG: 0.133 (1, 1)										4	0	0	0	0	2	2				
Inning Stats	R: 1 E: 0 K: 2 S: 10	H: 3 LOB: 2 BB: 0 P: 10	R: 0 E: 0 K: 0 S: 4	H: 1 LOB: 1 BB: 0 P: 4	R: 0 E: 0 K: 0 S: 4	H: 1 LOB: 1 BB: 0 P: 4	R: 3 E: 0 K: 0 S: 6	H: 3 LOB: 0 BB: 0 P: 6	R: 1 E: 0 K: 1 S: 7	H: 2 LOB: 2 BB: 1 P: 11	R: 0 E: 0 K: 0 S: 3	H: 0 LOB: 0 BB: 0 P: 3	R: 0 E: 0 K: 2 S: 8	H: 1 LOB: 1 BB: 0 P: 8	R: 0 E: 0 K: 1 S: 6	H: 1 LOB: 1 BB: 0 P: 6	1B: 10 2B: 2 3B: 0 HR: 2	SF: 1 SAC: 0 DP: 0 HBP: 0	WP: 0 PB: 0 SB: 1 CS: 0	PA: 42
PITCHER	IP WLS BF H R ER SO BB IBB HBP BLK WP HR S P ERA WHIP																			
Fergie Jenkins, R ERA: 3.04 (1, 1)	5.0 L 26 10 5 5 3 1 0 0 0 0 0 2 31 35 9.00 2.200																			
Ray Newman, L ERA: 2.7 (6, 1)	2.0 8 2 0 0 1 0 0 0 0 0 0 0 10 10 0.00 1.000																			
Bill Bonham, R ERA: 4.82 (8, 1)	2.0 8 2 0 0 3 0 0 0 0 0 0 0 14 14 0.00 1.000																			

Pittsburgh Pirates @ Chicago Cubs
Wrigley Field, Chicago, IL
Fri Jul 02 1971, 3:33 AM CDT
Att: 28,919 - Sunny - 69 F

AB 40
R 5
H 14
RBI 5
BB 1
SO 7
LOB 19



Batter	1	2	3	4	5	6	7	8	9	AB	R	H	RBI	BB	SO	LOB	BOTTOM					
Don Kessinger, S OBP: 0.361, SLG: 0.368 (1, 6)										3	0	2	0	1	0	0						
Paul Popovich, S OBP: 0.276, SLG: 0.371 (1, 4)										4	1	1	0	0	0	2						
Billy Williams, L OBP: 0.384, SLG: 0.520 (1, 7)										4	0	1	0	0	0	1						
Joe Pepitone, L OBP: 0.369, SLG: 0.552 (1, 3)										4	0	1	1	0	0	1						
Ron Santo, R OBP: 0.373, SLG: 0.502 (1, 5)										4	0	1	0	0	1	1						
Jim Hickman, R OBP: 0.326, SLG: 0.426 (1, 9)										3	0	0	0	1	1	2						
Brock Davis, L OBP: 0.384, SLG: 0.407 (1, 8)										4	0	0	0	0	0	4						
J.C. Martin, L OBP: 0.345, SLG: 0.444 (1, 2)										4	0	1	0	0	1	0						
Fergie Jenkins, R ERA: 3.04 (5, PH)										1	0	0	0	0	1	0						
Ray Webster, L ERA: 3.18, SLG: 0.283 (6, 1)										1	0	0	0	0	0	0						
Johnny Callison, L OBP: 0.311, SLG: 0.319 (7, PH)										0	0	0	0	0	0	0						
Bill Bonham, R OBP: 0.222, SLG: 0.232 (8, 1)										0	0	0	0	0	0	0						
14 Ernie Banks, R OBP: 0.195, SLG: 0.237 (9, PH)										1	0	0	0	0	0	1						
Inning Stats	R: 0 E: 0 K: 0 S: 4	H: 1 LOB: 1 BB: 0 P: 4	R: 0 E: 0 K: 1 S: 5	H: 0 LOB: 0 BB: 0 P: 5	R: 0 E: 0 K: 1 S: 5	H: 1 LOB: 0 BB: 0 P: 5	R: 1 E: 1 K: 0 S: 6	H: 2 LOB: 2 BB: 0 P: 6	R: 0 E: 0 K: 1 S: 5	H: 0 LOB: 1 BB: 1 P: 9	R: 0 E: 0 K: 0 S: 4	H: 1 LOB: 2 BB: 1 P: 8	R: 0 E: 0 K: 0 S: 4	H: 1 LOB: 1 BB: 0 P: 4	R: 0 E: 0 K: 1 S: 5	H: 0 LOB: 0 BB: 0 P: 5	R: 0 E: 0 K: 0 S: 4	H: 1 LOB: 1 BB: 0 P: 4	1B: 4 2B: 3 3B: 0 HR: 0	SF: 0 SAC: 0 DP: 0 HBP: 0	WP: 0 PB: 0 SB: 0 CS: 1	PA: 37
PITCHER	IP WLS BF H R ER SO BB IBB HBP BLK WP HR S P ERA WHIP																					
Bob Moose, R ERA: 3.67 (1, 1)	9.0 W 36 7 1 1 4 2 0 0 0 0 0 0 42 50 1.00 1.000																					

Pittsburgh Pirates @ Chicago Cubs
Wrigley Field, Chicago, IL
Fri Jul 02 1971, 3:33 AM CDT
Att: 28,919 - Sunny - 69 F

AB 34
R 1
H 7
RBI 1
BB 2
SO 4
LOB 12



Batter	1	2	3	4	5	6	7	8	9	AB	R	H	RBI	BB	SO	LOB	TOP			
Bill Mazerowski, R OBP: 0.369, SLG: 0.378 (1, 4)	5-3		F7			P3	FC6 BB			3	0	0	0	1	0	0				
Al Oliver, L OBP: 0.321, SLG: 0.399 (1, 8)	FC5-4 1B					F9	1B 1B	FC6 1-2 2-3		4	0	2	0	0	0	3				
Roberto Clemente, R OBP: 0.351, SLG: 0.502 (1, 9)	FC5-4 1-2					L7	1B	5-3		4	0	1	1	0	0	1				
Willie Stargell, L OBP: 0.391, SLG: 0.698 (7, 7)	K					F7	G3	L7		3	0	0	0	0	1	3				
Gene Clines, R OBP: 0.391, SLG: 0.413 (7, 7)										1	0	0	0	0	0	0				
Richie Hebner, L OBP: 0.358, SLG: 0.521 (1, 5)		3-1				K	1B 1B	F7		4	1	1	0	0	1	0				
Bob Robertson, R OBP: 0.344, SLG: 0.483 (1, 3)		P6				FC4-6 BB	K	FC4-6 1B		3	0	1	0	1	1	1				
Mitt May, L OBP: 0.299, SLG: 0.317 (7, PR)										3	0	1	0	0	0	1				
Manny Sanguillen, R OBP: 0.341, SLG: 0.420 (7, 2)	4-3					FC4-6 1-2	BB 1B 1B	FC4-6 1-2		1	0	0	0	0	0	1				
Gene Alley, R OBP: 0.286, SLG: 0.328 (1, 6)						F8	1-2 2H 1B	F8		4	0	2	1	0	0	2				
Bob Johnson, L OBP: 0.148, SLG: 0.042 (7, PH)						G3-6-4 1B				2	0	0	0	0	0	1				
Vic Davalillo, L OBP: 0.290, SLG: 0.314 (7, PH)										1	0	0	0	0	1	2				
Mudcat Grant, R OBP: 0.375, SLG: 0.429 (7, 1)						G3-6-4 1-2				0	0	0	0	0	0	0				
Charlie Sands, L OBP: 0.571, SLG: 0.800 (9, PH)							4-3	K		1	0	0	0	0	0	1				
Inning Stats	R: 0 E: 0 K: 1 S: 6	H: 1 LOB: 1 BB: 0 P: 6	R: 0 E: 0 K: 0 S: 3	H: 0 LOB: 0 BB: 0 P: 3	R: 0 E: 0 K: 0 S: 3	H: 1 LOB: 0 BB: 0 P: 3	R: 0 E: 0 K: 0 S: 3	H: 0 LOB: 0 BB: 0 P: 3	R: 0 E: 0 K: 1 S: 5	H: 2 LOB: 2 BB: 0 P: 5	R: 1 E: 0 K: 2 S: 10	H: 3 LOB: 3 BB: 1 P: 14	R: 0 E: 0 K: 0 S: 3	H: 0 LOB: 0 BB: 0 P: 3	R: 0 E: 0 K: 0 S: 4	H: 1 LOB: 1 BB: 0 P: 4	1B: 8 2B: 0 3B: 0 HR: 0	SF: 0 SAC: 0 DP: 1 HBP: 0	WP: 0 PB: 0 SB: 0 CS: 0	PA: 36
PITCHER Mitt Pappas, R ERA: 4.1 (1, 1)	IP: 9.0 WLS: W BF: 36 H: 8 R: 1 ER: 1 SO: 4 BB: 2 IBB: 0 HBP: 0 BLK: 0 WP: 0 HR: 0 S: 42 P: 50 ERA: 1.00 WHIP: 1.111																			

Pittsburgh Pirates @ Chicago Cubs
Wrigley Field, Chicago, IL
Sat Jul 03 1971, 3:33 AM CDT
Att: 31,422 - Unknown

AB 34
R 1
H 8
RBI 1
BB 2
SO 4
LOB 16



Batter	1	2	3	4	5	6	7	8	9	AB	R	H	RBI	BB	SO	LOB	BOTTOM	
Don Kessinger, S OBP: 0.363, SLG: 0.377 (1, 6)	1B G3 BB		IHR			F9		F8		3	2	1	1	1	0	0		
Glenn Beckert, R OBP: 0.374, SLG: 0.404 (1, 4)	WP FC1-5 1B		G3			1-3		1B 1B		4	1	2	0	0	0	0		
Billy Williams, L OBP: 0.382, SLG: 0.517 (1, 7)	G3 1-2 3H		4-3			F8		1B 1-3 1B		4	0	1	1	0	0	1		
Joe Pepitone, L OBP: 0.371, SLG: 0.555 (1, 3)	FC1-5 E 1B 2H					4-3		BB 1B 1-3 3H		4	0	2	1	0	0	1		
Ron Santo, R OBP: 0.375, SLG: 0.500 (1, 5)	E1 1-3 1B		F9			F8		BB 1-2 BB		3	0	1	0	1	0	1		
Brock Davis, L OBP: 0.361, SLG: 0.402 (1, 8)	F7					4-3		G3		4	0	1	0	0	0	4		
Johnny Callison, L OBP: 0.307, SLG: 0.314 (1, 9)			K			G3		CS 1B 1-2		3	0	0	0	0	1	0		
Chris Cannizzaro, R OBP: 0.323, SLG: 0.302 (1, 2)			1-3			E5 FC6		F5		3	0	0	0	0	0	0		
Mitt Pappas, R OBP: 0.209, SLG: 0.175 (1, 1)			L5			FC6 1-2		F8		3	0	0	0	0	0	1		
Inning Stats	R: 1 E: 1 K: 0 S: 5	H: 2 LOB: 2 BB: 1 P: 9	R: 0 E: 0 K: 1 S: 5	H: 0 LOB: 0 BB: 0 P: 5	R: 1 E: 0 K: 0 S: 5	H: 2 LOB: 1 BB: 0 P: 5	R: 0 E: 1 K: 0 S: 4	H: 0 LOB: 0 BB: 0 P: 4	R: 0 E: 0 K: 0 S: 3	H: 1 LOB: 0 BB: 0 P: 3	R: 0 E: 0 K: 0 S: 3	H: 0 LOB: 0 BB: 0 P: 3	R: 1 E: 0 K: 0 S: 5	H: 3 LOB: 2 BB: 1 P: 9	1B: 6 2B: 1 3B: 0 HR: 1	SF: 0 SAC: 0 DP: 0 HBP: 0	WP: 1 PB: 0 SB: 0 CS: 1	PA: 34
PITCHER Bob Johnson, R ERA: 3.54 (1, 1)	IP: 6.0 WLS: L BF: 24 H: 5 R: 2 ER: 2 SO: 1 BB: 1 IBB: 0 HBP: 0 BLK: 0 WP: 1 HR: 0 S: 25 P: 29 ERA: 3.00 WHIP: 1.000																	
PITCHER Mudcat Grant, R ERA: 2.91 (7, 1)	IP: 2.0 WLS: 9 BF: 3 H: 1 R: 1 ER: 1 SO: 0 BB: 1 IBB: 0 HBP: 0 BLK: 0 WP: 0 HR: 0 S: 8 P: 12 ERA: 4.50 WHIP: 2.000																	

Pittsburgh Pirates @ Chicago Cubs
Wrigley Field, Chicago, IL
Sat Jul 03 1971, 3:33 AM CDT
Att: 31,422 - Unknown

AB 31
R 3
H 8
RBI 3
BB 2
SO 1
LOB 8



Batter	1	2	3	4	5	6	7	8	9	AB	R	H	RBI	BB	SO	LOB	TOP										
Dave Cash, R OBP: 0.382, SLG: 0.405 (1, 4)										5	1	3	1	0	1	0	Pittsburgh Pirates @ Chicago Cubs Wrigley Field, Chicago, IL Mon Jul 05 1971, 3:33 AM CDT Att: 37,734 - Cloudy - 74 F										
Gene Clines, R OBP: 0.380, SLG: 0.400 (1, 7)										5	1	1	1	0	1	3											
Roberto Clemente, R OBP: 0.352, SLG: 0.502 (1, 9)										5	1	1	0	0	0	3											
Manny Sanguillen, R OBP: 0.340, SLG: 0.417 (1, 2)										4	0	1	2	0	0	3											
Bob Robertson, R OBP: 0.343, SLG: 0.476 (1, 3)										4	0	0	0	0	0	1											
Jose Pagan, R OBP: 0.333, SLG: 0.388 (7, PR)										3	0	2	0	0	0	0											
Richie Hebner, L OBP: 0.359, SLG: 0.529 (7, 5)										0	1	0	0	1	0	0											
Al Oliver, L OBP: 0.321, SLG: 0.406 (1, 8)										3	1	1	0	0	0	1											
Gene Alley, R OBP: 0.294, SLG: 0.332 (1, 6)										3	1	1	0	1	0	2											
Steve Blass, R OBP: 0.109, SLG: 0.152 (1, 1)										4	0	1	2	0	0	2											
Inning Stats	R: 0 E: 0 K: 1 S: 6	H: 1 LOB: 1 BB: 0 P: 6	R: 0 E: 0 K: 0 S: 4	H: 2 LOB: 1 BB: 0 P: 4	R: 0 E: 0 K: 1 S: 5	H: 0 LOB: 0 BB: 0 P: 5	R: 0 E: 0 K: 0 S: 3	H: 0 LOB: 0 BB: 0 P: 3	R: 0 E: 0 K: 0 S: 3	H: 0 LOB: 0 BB: 0 P: 3	R: 3 E: 0 K: 0 S: 6	H: 4 LOB: 0 BB: 0 P: 6	R: 3 E: 0 K: 0 S: 7	H: 4 LOB: 2 BB: 0 P: 8	R: 0 E: 0 K: 0 S: 3	H: 0 LOB: 2 BB: 2 P: 11	R: 0 E: 0 K: 0 S: 3	H: 0 LOB: 0 BB: 0 P: 3	1B: 8 2B: 4 3B: 0 HR: 0	SF: 0 SAC: 0 DP: 1 HBP: 1	WP: 0 PB: 0 SB: 2 CS: 1	PA: 40					
PITCHER	IP	WLS	BF	H	R	ER	SO	BB	IBB	HBP	BLK	WP	HR	S	P	ERA	WHIP										
Ken Holtzman, L ERA: 3.76 (1, 1)	6.0	L	23	7	3	3	2	0	0	0	0	0	0	27	27	4.50	1.167										
Ron Tompkins, R ERA: 3.47 (7, 1)	0.0		2	1	2	2	0	0	0	1	0	0	0	1	2	∞	∞										
Bill Bonham, R ERA: 5.4 (7, 1)	0.0		3	3	1	1	0	0	0	0	0	0	0	3	3	∞	∞										
Joe Decker, R ERA: 4.76 (7, 1)	2.0		8	0	0	0	0	1	1	0	0	0	0	6	14	0.00	0.500										
Phil Regan, R ERA: 3.86 (9, 1)	1.0		3	0	0	0	0	0	0	0	0	0	0	3	3	0.00	0.000										

Batter	1	2	3	4	5	6	7	8	9	AB	R	H	RBI	BB	SO	LOB	BOTTOM										
Don Kessinger, S OBP: 0.361, SLG: 0.373 (1, 6)										5	0	1	0	0	0	3	Pittsburgh Pirates @ Chicago Cubs Wrigley Field, Chicago, IL Mon Jul 05 1971, 3:33 AM CDT Att: 37,734 - Cloudy - 74 F										
Glenn Beckert, R OBP: 0.375, SLG: 0.402 (1, 4)										5	0	1	1	0	0	1											
Billy Williams, L OBP: 0.383, SLG: 0.516 (1, 7)										5	1	2	0	0	0	2											
Joe Pepitone, L OBP: 0.371, SLG: 0.547 (6, PH)										2	0	1	1	0	0	0											
Johnny Callison, L OBP: 0.307, SLG: 0.314 (6, 9)										3	0	1	0	0	2	1											
Ron Santo, R OBP: 0.375, SLG: 0.495 (1, 5)										4	0	2	0	0	1	1											
Jim Hickman, R OBP: 0.328, SLG: 0.438 (6, 3)										4	0	0	0	0	0	3											
Brock Davis, L OBP: 0.369, SLG: 0.403 (1, 8)										4	0	2	0	0	0	1											
Chris Cannizzaro, R OBP: 0.322, SLG: 0.301 (1, 2)										4	1	2	0	0	1	1											
Ken Holtzman, R OBP: 0.179, SLG: 0.231 (5, PH)										1	0	0	0	1	0	1											
Inning Stats	R: 1 E: 0 K: 0 S: 6	H: 3 LOB: 2 BB: 0 P: 6	R: 1 E: 0 K: 0 S: 6	H: 3 LOB: 0 BB: 0 P: 6	R: 0 E: 0 K: 0 S: 4	H: 1 LOB: 1 BB: 0 P: 4	R: 0 E: 0 K: 0 S: 3	H: 0 LOB: 0 BB: 1 P: 7	R: 0 E: 0 K: 1 S: 5	H: 0 LOB: 0 BB: 0 P: 5	R: 0 E: 0 K: 0 S: 5	H: 2 LOB: 2 BB: 0 P: 5	R: 0 E: 0 K: 1 S: 6	H: 1 LOB: 1 BB: 0 P: 6	R: 0 E: 0 K: 1 S: 6	H: 1 LOB: 1 BB: 0 P: 6	R: 0 E: 0 K: 1 S: 6	H: 1 LOB: 1 BB: 0 P: 6	1B: 11 2B: 1 3B: 0 HR: 0	SF: 0 SAC: 0 DP: 0 HBP: 0	WP: 0 PB: 0 SB: 0 CS: 0	PA: 40					
PITCHER	IP	WLS	BF	H	R	ER	SO	BB	IBB	HBP	BLK	WP	HR	S	P	ERA	WHIP										
Steve Blass, R ERA: 2.98 (1, 1)	9.0	W	40	12	2	2	4	1	0	0	0	0	0	47	51	2.00	1.444										



Batter	1	2	3	4	5	6	7	8	9	AB	R	H	RBI	BB	SO	LOB	TOP								
Pete Rose, S OBP: 0.395, SLG: 0.437 (1, 9)	0-0 6-3		0-0 F7		0-0 1-2 1B		0-0 1-2 1B		0-0 1B 2B	5	1	3	0	0	0	2	Cincinnati Reds @ Pittsburgh Pirates Three Rivers Stadium, Pittsburgh, PA Tue Jul 06 1971, 7:05 PM EDT Att: 23,321 - Unknown AB 37 R 2 H 11 RBI 2 BB 3 SO 6 LOB 22								
George Foster, R OBP: 0.305, SLG: 0.401 (1, 8)	0-3 K		0-0 4-3		0-3 K		0-3 K		0-0 2-3 1B	5	0	1	0	0	3	6									
Lee May, R OBP: 0.345, SLG: 0.568 (1, 3)	0-3 K			0-0 F9	0-0 F8		0-0 5-3		0-0 1-2 3-H G5-4-3 1B	5	0	1	1	0	1	4									
Johnny Bench, R OBP: 0.304, SLG: 0.467 (1, 2)		0-0 F5		0-0 F5		0-0 F5		0-0 F5	0-0 G5-4-3 1-2	5	0	0	0	0	0	2									
Tony Perez, R OBP: 0.302, SLG: 0.392 (1, 5)	0-3 K		0-0 1B 1B		0-0 WP 1B		0-0 1B BB			3	1	2	0	1	1	0									
Bernie Carbo, L OBP: 0.355, SLG: 0.343 (1, 7)	0-0 6-3		0-0 1B 1B		0-0 FC G6-3		0-0 F5			4	0	1	0	0	0	2									
Tommy Helms, R OBP: 0.290, SLG: 0.343 (1, 4)			0-0 E6 FC3-5 1B	0-0 E3 1-3 2-H 1B		0-0 G6-3 1-2		0-0 1B		4	0	2	1	0	0	2									
Dave Concepcion, R OBP: 0.259, SLG: 0.263 (1, 6)					0-0 F9		0-0 6-3		0-0 L5	3	0	1	0	0	0	0									
Ty Cline, L OBP: 0.365, SLG: 0.221 (8, PH)										1	0	0	0	0	0	2									
Woody Woodward, R OBP: 0.331, SLG: 0.292 (8, 6)										0	0	0	0	0	0	0									
Jim McGlothlin, R OBP: 0.259, SLG: 0.360 (1, 1)										1	0	0	0	1	0	2									
Jimmy Stewart, S OBP: 0.266, SLG: 0.205 (7, PH)										0	0	0	0	1	0	0									
Clay Carroll, R OBP: 0.200, SLG: 0.200 (7, 1)										0	0	0	0	0	0	0									
Hal McRae, R OBP: 0.270, SLG: 0.351 (8, PH)										1	0	0	0	0	1	0									
Inning Stats	R: 0 E: 0 K: 2 S: 7	H: 0 LOB: 0 BB: 0 P: 7	R: 0 E: 0 K: 1 S: 5	H: 0 LOB: 0 BB: 0 P: 5	R: 0 E: 1 K: 0 S: 5	H: 1 LOB: 2 BB: 0 P: 5	R: 1 E: 1 K: 0 S: 5	H: 3 LOB: 2 BB: 0 P: 5	R: 0 E: 0 K: 1 S: 6	H: 1 LOB: 1 BB: 0 P: 4	R: 0 E: 0 K: 1 S: 6	H: 1 LOB: 2 BB: 1 P: 10	R: 0 E: 0 K: 0 S: 4	H: 1 LOB: 1 BB: 0 P: 4	R: 0 E: 0 K: 0 S: 4	H: 1 LOB: 2 BB: 1 P: 10	R: 0 E: 0 K: 0 S: 4	H: 1 LOB: 2 BB: 1 P: 8	R: 1 E: 0 K: 1 S: 7	H: 3 LOB: 1 BB: 0 P: 7	1B: 10 2B: 1 3B: 0 HR: 0	SF: 0 SAC: 0 DP: 2 HBP: 0	WP: 1 PB: 0 SB: 0 CS: 0	PA: 40	
PITCHER	IP	WLS	BF	H	R	ER	SO	BB	IBB	HBP	BLK	WP	HR	S	P	ERA	WHIP								
Dock Ellis, R ERA: 2.11 (1, 1)	7.0	W	30	7	1	1	5	2	0	0	0	1	0	38	46	1.29	1.286								
Mudcat Grant, R ERA: 2.89 (8, 1)	1.1		9	4	1	1	1	1	0	0	0	0	0	10	14	6.75	3.750								
Dave Giusti, R ERA: 2.31 (9, 1)	0.2	S	1	0	0	0	0	0	0	0	0	0	0	1	1	0.00	0.000								

Batter	1	2	3	4	5	6	7	8	9	AB	R	H	RBI	BB	SO	LOB	BOTTOM								
Dave Cash, R OBP: 0.380, SLG: 0.403 (1, 4)	0-0 6-3		0-0 5-3		0-0 F9		0-0 1-2 1B			4	0	1	0	0	0	0	Cincinnati Reds @ Pittsburgh Pirates Three Rivers Stadium, Pittsburgh, PA Tue Jul 06 1971, 7:05 PM EDT Att: 23,321 - Unknown AB 30 R 5 H 8 RBI 5 BB 3 SO 2 LOB 9								
Vic Davallilo, L OBP: 0.288, SLG: 0.310 (1, 7)	0-0 BB 1B		0-0 4-3		0-0 6-3		0-0 2-3			4	0	1	0	0	0	2									
Roberto Clemente, R OBP: 0.330, SLG: 0.510 (1, 9)	4-0 BB BB			0-0 6-3		0-0 SF8 3B		0-0 SH2-4 1B		3	2	2	0	1	0	0									
Gene Clines, R OBP: 0.380, SLG: 0.400 (9, 9)	1-2 BB									0	0	0	0	0	0	0									
Richie Hebner, L OBP: 0.355, SLG: 0.525 (1, 5)	0-0 F7		0-0 4-3		0-0 SF8 3-H		0-0 SH2-4 1-2			2	0	0	1	0	0	2									
Bob Robertson, R OBP: 0.345, SLG: 0.472 (1, 3)	0-3 K		4-0 1B BB		4-0 F7 1B		4-0 F7 BB		4-0 3B BB	2	2	0	0	2	1	2									
Al Oliver, L OBP: 0.323, SLG: 0.414 (1, 8)		0-0 F8		0-0 1B 1B		0-0 F8		0-0 1-3 3B		4	1	2	2	0	0	0									
Manny Sanguillen, R OBP: 0.359, SLG: 0.415 (1, 2)		0-0 6-3		0-0 1-3 2-H 1B		0-0 4-3		0-0 1-3		4	0	1	2	0	0	0									
Gene Alley, R OBP: 0.293, SLG: 0.330 (1, 6)		0-3 K		0-0 F9		0-0 1B 1B		0-0 6-3		4	0	1	0	0	1	2									
Dock Ellis, S OBP: 0.240, SLG: 0.208 (1, 1)										2	0	0	0	0	0	0									
Charlie Sands, L OBP: 0.500, SLG: 0.667 (7, PH)										1	0	0	0	0	0	1									
Mudcat Grant, R OBP: 0.375, SLG: 0.429 (8, 1)										0	0	0	0	0	0	0									
Dave Giusti, R OBP: 0.182, SLG: 0.100 (9, 1)										0	0	0	0	0	0	0									
Inning Stats	R: 0 E: 0 K: 1 S: 6	H: 1 LOB: 2 BB: 1 P: 10	R: 0 E: 0 K: 1 S: 5	H: 0 LOB: 0 BB: 0 P: 5	R: 0 E: 0 K: 0 S: 3	H: 0 LOB: 0 BB: 0 P: 3	R: 1 E: 0 K: 0 S: 5	H: 2 LOB: 2 BB: 1 P: 9	R: 0 E: 0 K: 0 S: 3	H: 0 LOB: 0 BB: 0 P: 3	R: 1 E: 0 K: 0 S: 4	H: 1 LOB: 0 BB: 0 P: 4	R: 0 E: 0 K: 0 S: 5	H: 2 LOB: 2 BB: 0 P: 5	R: 3 E: 0 K: 0 S: 5	H: 2 LOB: 2 BB: 1 P: 9	1B: 6 2B: 0 3B: 2 HR: 0	SF: 1 SAC: 1 DP: 0 HBP: 0	WP: 0 PB: 0 SB: 0 CS: 0	PA: 35					
PITCHER	IP	WLS	BF	H	R	ER	SO	BB	IBB	HBP	BLK	WP	HR	S	P	ERA	WHIP								
Jim McGlothlin, R ERA: 3.49 (1, 1)	6.0	L	24	4	2	2	2	2	0	0	0	0	0	26	34	3.00	1.000								
Clay Carroll, R ERA: 2.35 (7, 1)	2.0		11	4	3	3	0	1	0	0	0	0	0	10	14	13.50	2.500								

Batter	1	2	3	4	5	6	7	8	9	AB	R	H	RBI	BB	SO	LOB	TOP			
Pete Rose, S OBP: 0.394, SLG: 0.435 (1,9)	0-0 3-1		0-0 4-3			0-0 FC6-4 1B		0-0 BB 1B		4	1	2	0	0	0	0	Cincinnati Reds @ Pittsburgh Pirates Three Rivers Stadium, Pittsburgh, PA Thu Jul 08 1971, 7:05 PM EDT Att: 22,534 - Unknown			
George Foster, R OBP: 0.303, SLG: 0.396 (1,8)	0-0 1B			0-0 6-3		0-0 FC6-4 1-2		0-0 BB BB 1B		4	0	2	0	0	0	1				
Lee May, R OBP: 0.352, SLG: 0.588 (1,3)	0-0 L7			0-3 K			0-0 WP 1B	4-0 BB BB		3	0	1	0	1	1	1				
Tony Perez, R OBP: 0.298, SLG: 0.384 (1,5)	0-3 K			0-0 L9			0-0 6-3 1-3	4-0 BB BB BB BB BB BB	1-2 2-3 BB	3	0	0	1	1	1	2				
Bernie Carbo, L OBP: 0.351, SLG: 0.351 (1,7)		0-0 4-3			0-0 F6			4-0 BB	0-0 3-1	3	0	0	0	1	0	3				
Dave Concepcion, R OBP: 0.251, SLG: 0.255 (1,6)		0-0 6-3			0-0 G3			0-3 K	0-0 F9	4	0	0	0	0	1	2				
Pat Corrales, R OBP: 0.226, SLG: 0.184 (1,2)		0-0 F9			0-0 5-3			0-0 4-3	0-0 F9	4	0	0	0	0	0	2				
Woody Woodward, R OBP: 0.313, SLG: 0.275 (1,4)			0-3 K		0-0 L8			0-0 5-3	0-0 5-3	4	0	0	0	0	1	0				
Don Gullett, R OBP: 0.128, SLG: 0.105 (1,1)			0-0 6-3		0-0 F9			0-0 L9		1	0	0	0	0	0	0				
Buddy Bradford, R OBP: 0.307, SLG: 0.311 (6,PH)										1	0	0	0	0	0	0				
Tony Cloninger, R OBP: 0.286, SLG: 0.333 (6,PH)										0	0	0	0	0	0	0				
Ty Cline, L OBP: 0.360, SLG: 0.217 (8,PH)										1	0	0	0	0	0	0				
Wayne Granger, R OBP: 0.360, SLG: 0.217 (8,1)										0	0	0	0	0	0	0				
Inning Stats	R: 0 E: 0 K: 1 S: 6	H: 1 LOB: 1 BB: 0 P: 6	R: 0 E: 0 K: 0 S: 3	H: 0 LOB: 0 BB: 0 P: 3	R: 0 E: 0 K: 1 S: 5	H: 0 LOB: 0 BB: 0 P: 5	R: 0 E: 0 K: 0 S: 5	H: 0 LOB: 0 BB: 0 P: 5	R: 0 E: 0 K: 0 S: 4	H: 1 LOB: 1 BB: 0 P: 4	R: 0 E: 0 K: 1 S: 6	H: 1 LOB: 2 BB: 1 P: 10	R: 1 E: 0 K: 0 S: 5	H: 2 LOB: 2 BB: 2 P: 13	R: 0 E: 0 K: 0 S: 3	H: 0 LOB: 0 BB: 0 P: 3	1B: 5 2B: 0 3B: 0 HR: 0	SF: 0 SAC: 0 DP: 0 HBP: 0	WP: 2 PB: 0 SB: 0 CS: 0	PA: 35
PITCHER	IP WLS BF H R ER SO BB IBB HBP BLK WP HR S P ERA WHIP																			
Bruce Kison, R ERA: 3.29 (1,1)	7.2 W 31 5 1 1 4 3 0 0 0 1 0 36 48 1.17 1.043																			
Dave Giusti, R ERA: 2.25 (8,1)	1.1 S 4 0 0 0 0 0 0 0 0 0 0 4 4 0.00 0.000																			


Batter	1	2	3	4	5	6	7	8	9	AB	R	H	RBI	BB	SO	LOB	BOTTOM			
Dave Cash, R OBP: 0.397, SLG: 0.401 (1,4)	4-0 1B 6-3 BB	0-0 G6-4-3 1B		0-0 F8		4-0 2B BB		4-0 1B FC1-6 BB		2	3	1	0	3	0	0	Cincinnati Reds @ Pittsburgh Pirates Three Rivers Stadium, Pittsburgh, PA Thu Jul 08 1971, 7:05 PM EDT Att: 22,534 - Unknown			
Gene Clines, R OBP: 0.397, SLG: 0.426 (1,8)	0-0 6-3 S	0-0 G6-4-3 1B		0-0 1B		0-0 L6		0-0 FC1-6 1B		5	2	4	0	0	0	1				
Al Oliver, L OBP: 0.318, SLG: 0.407 (9,8)	1-3 4-3 1B	1-2 G6-4-3 1B		0-0 2B		0-0 L6		1-3 FC1-6 1B		0	0	0	0	0	0	0				
Roberto Clemente, R OBP: 0.362, SLG: 0.517 (1,9)	0-0 6-3	0-0 G6-4-3		0-0 1B		0-0 6-3 1B		0-0 FC1-6	1-2 3-H	5	0	2	4	0	0	4				
Willie Stargell, L OBP: 0.385, SLG: 0.679 (1,7)	0-0 4-3	0-0 F7		0-0 4-3		0-0 6-3		0-0 4-3		5	0	0	1	0	0	4				
Manny Sanguillen, R OBP: 0.343, SLG: 0.415 (1,2)	0-0 HR 1B		0-0 6-3		0-0 FC1-6 1B		0-0 6-3			4	1	2	0	0	0	1				
Bob Robertson, R OBP: 0.353, SLG: 0.482 (1,3)	0-0 HR		0-0 F4		0-3 K		4-0 G4-6-3 BB			3	1	1	2	1	1	1				
Jose Pagan, R OBP: 0.340, SLG: 0.379 (1,5)	4-0 1B BB		4-0 BB		0-0 FC1-6 BB		0-0 L7			2	0	0	0	2	0	2				
Gene Alley, R OBP: 0.305, SLG: 0.335 (1,6)	0-0 1-2 1B		0-0 F8		4-0 BB		0-0 G4-6-3			3	0	1	0	1	0	2				
Bruce Kison, R OBP: 0.167, SLG: 0.091 (8,1)	0-3 K		0-0 F9		0-3 K			0-0 6-3		3	0	0	0	0	2	4				
Inning Stats	R: 4 E: 0 K: 1 S: 9	H: 4 LOB: 2 BB: 2 P: 17	R: 0 E: 0 K: 0 S: 4	H: 2 LOB: 1 BB: 0 P: 4	R: 0 E: 0 K: 0 S: 3	H: 0 LOB: 1 BB: 1 P: 7	R: 1 E: 0 K: 0 S: 5	H: 2 LOB: 1 BB: 0 P: 5	R: 0 E: 0 K: 2 S: 8	H: 1 LOB: 2 BB: 1 P: 12	R: 1 E: 0 K: 0 S: 4	H: 1 LOB: 1 BB: 1 P: 8	R: 0 E: 0 K: 0 S: 2	H: 0 LOB: 0 BB: 1 P: 6	R: 1 E: 0 K: 0 S: 4	H: 1 LOB: 1 BB: 1 P: 8	1B: 8 2B: 2 3B: 0 HR: 1	SF: 0 SAC: 0 DP: 2 HBP: 0	WP: 0 PB: 0 SB: 1 CS: 0	PA: 40
PITCHER	IP WLS BF H R ER SO BB IBB HBP BLK WP HR S P ERA WHIP																			
Don Gullett, L ERA: 2.86 (1,1)	5.0 L 27 9 5 5 3 4 0 0 0 0 0 1 29 45 9.00 2.600																			
Tony Cloninger, R ERA: 4.0 (6,1)	2.0 8 1 1 1 0 2 0 0 0 0 0 6 14 4.50 1.500																			
Wayne Granger, R ERA: 3.23 (8,1)	1.0 5 1 1 1 0 1 0 0 0 0 0 4 8 9.00 2.000																			


AB 32
R 1
H 5
RBI 1
BB 3
SO 4
LOB 11



AB 33
R 7
H 11
RBI 7
BB 7
SO 3
LOB 19



Batter	1	2	3	4	5	6	7	8	9	AB	R	H	RBI	BB	SO	LOB	TOP					
Ralph Garr, L OBP: 0.362, SLG: 0.440 (1, 7)	4-3		K			1B WP 1B		FC3-6 G6-3		4	1	1	0	0	1	1	Atlanta Braves @ Pittsburgh Pirates Three Rivers Stadium, Pittsburgh, PA Fri Jul 09 1971, 7:05 PM EDT Att: 29,678 - Unknown livebaseballscorecards.com AB 33 R 2 H 11 RBI 2 BB 0 SO 3 LOB 15 					
Felix Milan, R OBP: 0.353, SLG: 0.389 (1, 4)	5-3			6-3		F3		G6-3		4	0	0	0	0	0	3						
Hank Aaron, R Zolito Versalles, R OBP: 0.400, SLG: 0.625 OBP: 0.286, SLG: 0.414 (1, 3) (7, 5)	F7			6-3		1B 2-3 3-H			3 0 1 1 0 0 0 1 0 1 0 0 0 0													
Earl Williams, R OBP: 0.313, SLG: 0.463 (1, 5) (7, 3)		F3		K		1B G4-6-3 1-2 3-H		F8	4 0 1 1 0 1 1													
Mike Lum, L OBP: 0.381, SLG: 0.447 (1, 9)		L6				1B 1B G4-6-3 1-2		F2	4 0 1 0 0 0 3													
Hal King, L OBP: 0.337, SLG: 0.355 (1, 2)						F4		L9	4 0 2 0 0 0 2													
Sonny Jackson, L OBP: 0.318, SLG: 0.362 (1, 8)						1B G6-4-3 1-2			3 0 2 0 0 0 1													
Leo Foster, R (1, 6)						G6-4-3 1-2		G5-4-3 1-2 2-3	3 0 0 0 0 0 4													
Jim Nash, R Tom House, L Steve Barber, L OBP: 0.158, SLG: 0.184 OBP: 0.500, SLG: 0.500 OBP: 0.200, SLG: 0.111 (1, 1) (5, 1) (6, 1)			K			1B WP 1B		FC3-6 1B	1 0 0 0 0 1 0 1 1 1 0 0 0 0 1 0 1 0 0 0 0													
Inning Stats	R: 0 E: 0 K: 0 S: 3	H: 0 LOB: 0 BB: 0 P: 3	R: 0 E: 0 K: 0 S: 4	H: 1 LOB: 1 BB: 0 P: 4	R: 0 E: 0 K: 2 S: 7	H: 0 LOB: 0 BB: 0 P: 7	R: 0 E: 0 K: 1 S: 5	H: 0 LOB: 0 BB: 0 P: 5	R: 0 E: 0 K: 0 S: 4	H: 2 LOB: 1 BB: 0 P: 4	R: 2 E: 0 K: 0 S: 6	H: 4 LOB: 1 BB: 0 P: 6	R: 0 E: 0 K: 0 S: 3	H: 2 LOB: 0 BB: 0 P: 3	R: 0 E: 0 K: 0 S: 3	H: 1 LOB: 0 BB: 0 P: 3		R: 0 E: 0 K: 0 S: 4	H: 1 LOB: 1 BB: 0 P: 4	1B: 11 2B: 0 3B: 1 HR: 0	SF: 0 SAC: 0 DP: 3 HBP: 0	WP: 1 PB: 0 SB: 1 CS: 0
PITCHER Nelson Briles, R ERA: 3.97 (1, 1)	IP: 9.0 WLS: W BF: 33 H: 11 R: 2 ER: 2 SO: 3 BB: 0 IBB: 0 HBP: 0 BLK: 0 WP: 1 HR: 0 S: 39 P: 39 ERA: 2.00 WHIP: 1.222															PITCHER IP: WLS: BF: H: R: ER: SO: BB: IBB: HBP: BLK: WP: HR: S: P: ERA: WHIP						

Batter	1	2	3	4	5	6	7	8	9	AB	R	H	RBI	BB	SO	LOB	BOTTOM
Dave Cash, R OBP: 0.387, SLG: 0.403 (1, 4)	E6 F9 1B S	4-3		F8		1B HR 2B		G4-3 BB		4	2	1	0	1	0	1	Atlanta Braves @ Pittsburgh Pirates Three Rivers Stadium, Pittsburgh, PA Fri Jul 09 1971, 7:05 PM EDT Att: 29,678 - Unknown livebaseballscorecards.com AB 39 R 11 H 16 RBI 11 BB 4 SO 5 LOB 21 
Al Oliver, L OBP: 0.313, SLG: 0.400 (1, 8)	F9	4-3		F5		F5		G4-3		5	0	0	0	0	5		
Roberto Clemente, R OBP: 0.366, SLG: 0.520 (1, 9)	K			F9		1B 3B 2B		HR 1B	4 2 2 0 1 1 1								
Willie Stargell, L OBP: 0.392, SLG: 0.691 (1, 7)						1B 3B BB		HR	4 3 3 4 1 0 1								
Richie Hebner, L OBP: 0.356, SLG: 0.536 (1, 5)	FC6-4 1B					1B 3B BB		4-3 HR	5 2 3 2 0 0 1								
Bob Robertson, R OBP: 0.356, SLG: 0.486 (1, 3)						1B K			4 1 2 0 1 2 3								
Manny Sanguillen, R OBP: 0.347, SLG: 0.425 (1, 2)						K			4 1 1 0 0 0 3								
Gene Alley, R OBP: 0.304, SLG: 0.333 (1, 6)						K			4 0 1 1 0 2 2								
Nelson Briles, R OBP: 0.300, SLG: 0.474 (1, 1)						K		F3	1B: 9 2B: 4 3B: 1 HR: 2	SF: 0 SAC: 0 DP: 2 HBP: 0	WP: 0 PB: 0 SB: 1 CS: 0	PA: 43					
Inning Stats	R: 1 E: 1 K: 1 S: 7	H: 1 LOB: 1 BB: 0 P: 7	R: 2 E: 0 K: 0 S: 6	H: 3 LOB: 1 BB: 0 P: 6	R: 2 E: 0 K: 1 S: 8	H: 3 LOB: 1 BB: 0 P: 8	R: 0 E: 0 K: 1 S: 5	H: 0 LOB: 0 BB: 0 P: 5	R: 3 E: 0 K: 2 S: 10	H: 3 LOB: 1 BB: 1 P: 14	R: 3 E: 0 K: 0 S: 7	H: 4 LOB: 1 BB: 0 P: 7	R: 0 E: 0 K: 0 S: 3	H: 1 LOB: 1 BB: 1 P: 7	R: 0 E: 0 K: 0 S: 3	H: 1 LOB: 2 BB: 2 P: 11	
PITCHER Jim Nash, R Tom House, L Steve Barber, L ERA: 5.52 ERA: 11.25 ERA: 4.47 (1, 1) (5, 1) (6, 1)	IP: 4.1 WLS: L BF: 25 H: 10 R: 8 ER: 7 SO: 4 BB: 1 IBB: 0 HBP: 0 BLK: 0 WP: 0 HR: 1 S: 32 P: 36 ERA: 14.54 WHIP: 2.538															PITCHER IP: WLS: BF: H: R: ER: SO: BB: IBB: HBP: BLK: WP: HR: S: P: ERA: WHIP	

Batter	1	2	3	4	5	6	7	8	9	AB	R	H	RBI	BB	SO	LOB	TOP					
Felix Millan, R OBP: 0.356, SLG: 0.391	K		SF9 1B 4-3		FC6-4 1B			FC6-4 E S 2B		4	2	2	0	1	1	1	Atlanta Braves @ Pittsburgh Pirates Three Rivers Stadium, Pittsburgh, PA Sat Jul 10 1971, 3:33 AM EDT Att: 18,955 - Unknown					
Ralph Garr, L OBP: 0.365, SLG: 0.445	1-3				FC6-4 1B		K			5	0	3	1	0	1	3						
Hank Aaron, R OBP: 0.403, SLG: 0.635			SF9 1B		F9			HR		2	1	1	2	2	0	2						
Mike Lum, L OBP: 0.382, SLG: 0.446			4-3		FC6-4			F8		5	0	2	1	0	0	5						
Earl Williams, R OBP: 0.310, SLG: 0.458	FC5-4 1B		6-3		G3		K			5	0	1	0	0	1	6						
Sonny Jackson, L OBP: 0.317, SLG: 0.360					F7			F5		5	0	1	0	0	0	2						
Zolio Versailles, R OBP: 0.271, SLG: 0.391					E6 FC1-6		E3 SH4-3	FC5-4 1B		5	0	0	0	0	1	3						
Bob Didier, S OBP: 0.253, SLG: 0.264					FC1-6		SH4-3			3	0	1	0	0	0	1						
Hal King, L OBP: 0.335, SLG: 0.353	3-1							F7		1	0	0	0	0	0	1						
Phil Niekro, R OBP: 0.145, SLG: 0.151			E6 1B SF9		F6		K	FC1-6 FC6-4		4	1	0	0	0	1	4						
Inning Stats	R: 0 E: 0 K: 1 S: 6	H: 1 LOB: 2 BB: 1 P: 10	R: 0 E: 0 K: 0 S: 3	H: 0 LOB: 0 BB: 0 P: 3	R: 2 E: 1 K: 0 S: 6	H: 2 LOB: 1 BB: 0 P: 6	R: 0 E: 1 K: 0 S: 4	H: 0 LOB: 1 BB: 0 P: 4	R: 0 E: 0 K: 0 S: 5	H: 2 LOB: 2 BB: 0 P: 5	R: 0 E: 1 K: 2 S: 9	H: 1 LOB: 3 BB: 1 P: 13	R: 1 E: 0 K: 2 S: 9	H: 2 LOB: 1 BB: 0 P: 9	R: 1 E: 0 K: 0 S: 5	H: 2 LOB: 2 BB: 1 P: 9	R: 0 E: 0 K: 0 S: 4	H: 1 LOB: 1 BB: 0 P: 4	1B: 9 2B: 1 3B: 0 HR: 1	SF: 1 SAC: 1 DP: 0 HBP: 0	WP: 0 PB: 0 SB: 1 CS: 0	PA: 44
PITCHER	IP	WLS	BF	H	R	ER	SO	BB	IBB	HBP	BLK	WP	HR	S	P	ERA	WHIP					
Steve Blass, R ERA: 2.9	(1, 1)	7.0	34	8	3	1	5	2	0	0	0	0	1	42	50	1.29	1.429					
Mudcat Grant, R ERA: 3.09	(8, 1)	1.0	W	6	2	1	1	0	1	0	0	0	0	5	9	9.00	2.000					
Dave Giusti, R ERA: 2.2	(9, 1)	1.0	S	4	1	0	0	0	0	0	0	0	0	4	4	0.00	1.000					

Batter	1	2	3	4	5	6	7	8	9	AB	R	H	RBI	BB	SO	LOB	BOTTOM				
Rennie Stennett, R OBP: 0.375, SLG: 0.429	K2-3		F8		2-3			L7		4	0	0	0	0	1	2	Atlanta Braves @ Pittsburgh Pirates Three Rivers Stadium, Pittsburgh, PA Sat Jul 10 1971, 3:33 AM EDT Att: 18,955 - Unknown				
Mudcat Grant, R OBP: 0.375, SLG: 0.429										0	0	0	0	0	0	0					
Dave Giusti, R OBP: 0.167, SLG: 0.091										0	0	0	0	0	0	0					
Vic Davallillo, L OBP: 0.293, SLG: 0.315	F7		E4 1B		6-3			SH3 HR 1B		4	2	2	0	0	0	0					
Al Oliver, L OBP: 0.313, SLG: 0.399	F7							SH3		3	0	1	2	0	0	0					
Willie Stargell, L OBP: 0.396, SLG: 0.705								HR		3	2	2	2	1	1	0					
Bob Robertson, R OBP: 0.358, SLG: 0.486								F6		4	0	2	1	0	0	2					
Manny Sanguillen, R OBP: 0.366, SLG: 0.423								F8		4	0	1	0	0	1	2					
Jose Pagan, R OBP: 0.340, SLG: 0.378										3	0	1	0	0	0	2					
Gene Alley, R OBP: 0.301, SLG: 0.330										2	0	0	0	0	0	0					
Steve Blass, R OBP: 0.125, SLG: 0.167										2	1	1	0	0	0	0					
Milt May, L OBP: 0.278, SLG: 0.358										1	0	0	0	0	0	1					
Bill Mazerowski, R OBP: 0.368, SLG: 0.376										0	0	0	0	0	0	0					
Inning Stats	R: 0 E: 0 K: 1 S: 5	H: 0 LOB: 0 BB: 0 P: 5	R: 1 E: 0 K: 0 S: 4	H: 2 LOB: 0 BB: 0 P: 4	R: 2 E: 1 K: 0 S: 6	H: 3 LOB: 2 BB: 1 P: 10	R: 0 E: 0 K: 0 S: 3	H: 1 LOB: 0 BB: 0 P: 3	R: 0 E: 0 K: 2 S: 8	H: 1 LOB: 1 BB: 0 P: 8	R: 0 E: 0 K: 0 S: 4	H: 1 LOB: 1 BB: 0 P: 4	R: 2 E: 0 K: 0 S: 5	H: 2 LOB: 0 BB: 0 P: 5	R: 0 E: 0 K: 0 S: 4	H: 0 LOB: 0 BB: 0 P: 5	1B: 8 2B: 2 3B: 0 HR: 1	SF: 0 SAC: 2 DP: 1 HBP: 0	WP: 0 PB: 0 SB: 0 CS: 1	PA: 34	
PITCHER	IP	WLS	BF	H	R	ER	SO	BB	IBB	HBP	BLK	WP	HR	S	P	ERA	WHIP				
Phil Niekro, R ERA: 3.07	(1, 1)	8.0	L	33	10	5	4	3	0	1	0	0	1	38	42	4.50	1.250				

Batter	1	2	3	4	5	6	7	8	9	10	11	12	13	14	15	16	17	AB	R	H	RBI	BB	SO	LOB	TOP											
Enzo Hernandez, R OBP: 0.321, SLG: 0.285 (1, 4)	F9		F4			1-3		6-3		F4			6-3			FC3-6 1B		7	0	1	0	0	0	1												
Don Mason, L OBP: 0.279, SLG: 0.247 (7, 4)	3-1			4-3		K		L8			K					FC3-6 1B WP		7	1	1	0	0	2	1												
Clio Gaston, R OBP: 0.262, SLG: 0.415 Al Severinsen, R (13, 1)	4-3			6-3				L8			K							6	1	1	0	0	2	1												
Tommy Dean, R OBP: 0.163, SLG: 0.109 Danny Coombs, R OBP: 0.297, SLG: 0.286 (16, 1)							1B PB	L8			K							0	0	0	0	0	0	0												
Nate Colbert, R OBP: 0.362, SLG: 0.505 (1, 3)		K						F7		4-3								7	0	0	0	0	3	2												
Lary Stahl, L OBP: 0.210, SLG: 0.411 (1, 7)		F7								4-3			L8					7	0	1	0	0	1	1												
Ollie Brown, R OBP: 0.356, SLG: 0.349 (1, 9)													6-3					6	0	2	0	1	0	0												
Bob Barton, R OBP: 0.315, SLG: 0.367 Fred Norman, S OBP: 0.143, SLG: 0.140 Fred Kendall, R OBP: 0.218, SLG: 0.235 (1, 2)		1B																4	0	2	0	0	1	3												
Dave Campbell, R ERA: 2.3 Leron Lee, L OBP: 0.365, SLG: 0.416 Garry Jesstaff, R OBP: 0.246, SLG: 0.250 Ed Sanchez, R OBP: 0.283, SLG: 0.342 (13, 5)				K						FC1-6 1B								0	0	0	0	0	0	0												
Dave Roberts, L OBP: 0.149, SLG: 0.170 Angel Bravo, L OBP: 0.278, SLG: 0.234 Bob Miller, R (10, 1)				G3														3	0	0	0	0	1	3												
Ivan Murrell, R OBP: 0.289, SLG: 0.422 (13, 8)						K		4-3										0	0	0	0	0	0	0												
Inning Stats	R: 0 E: 0 K: 0 S: 3	H: 0 LOB: 0 BB: 0 P: 3	R: 0 E: 0 K: 1 S: 6	H: 1 LOB: 1 BB: 0 P: 6	R: 0 E: 0 K: 1 S: 5	H: 0 LOB: 0 BB: 0 P: 5	R: 0 E: 0 K: 1 S: 6	H: 0 LOB: 0 BB: 0 P: 5	R: 0 E: 0 K: 1 S: 7	H: 1 LOB: 1 BB: 0 P: 6	R: 0 E: 0 K: 2 S: 5	H: 0 LOB: 0 BB: 0 P: 7	R: 0 E: 0 K: 0 S: 3	H: 0 LOB: 0 BB: 0 P: 3	R: 0 E: 0 K: 2 S: 9	H: 2 LOB: 1 BB: 0 P: 9	R: 0 E: 0 K: 1 S: 5	H: 0 LOB: 0 BB: 0 P: 5	R: 0 E: 0 K: 0 S: 3	H: 1 LOB: 0 BB: 0 P: 3	R: 0 E: 0 K: 0 S: 3	H: 1 LOB: 1 BB: 0 P: 5	R: 0 E: 0 K: 0 S: 3	H: 1 LOB: 0 BB: 0 P: 3	R: 1 E: 0 K: 0 S: 5	H: 2 LOB: 1 BB: 0 P: 5	R: 0 E: 0 K: 0 S: 3	H: 1 LOB: 0 BB: 0 P: 3	R: 1 E: 0 K: 0 S: 5	H: 2 LOB: 1 BB: 0 P: 5	R: 0 E: 0 K: 0 S: 3	H: 1 LOB: 0 BB: 0 P: 3	1B: 9 2B: 0 3B: 0 HR: 1	SF: 0 SAC: 0 DP: 1 HBP: 0	WP: 1 PB: 1 SB: 0 CS: 0	PA: 62
PITCHER	IP 8.0	WLS 30	BF 4	H 1	R 1	ER 0	SO 7	BB 0	IBB 0	HBP 0	BLK 0	WP 0	HR 0	S 42	P 50	ERA 1.12	WHIP 0.500																			
Steve Blass, R ERA: 2.3 Dave Giusti, R ERA: 2.04 Muscat Grant, R ERA: 3.14 Bob Veale, L ERA: 5.97 Jim Nelson, R ERA: 2.34 (16, 1)	IP 4.0	WLS 13	BF 1	H 0	R 0	ER 0	SO 4	BB 0	IBB 0	HBP 0	BLK 0	WP 0	HR 0	S 21	P 21	ERA 0.00	WHIP 0.250																			
Steve Blass, R ERA: 2.3 Dave Giusti, R ERA: 2.04 Muscat Grant, R ERA: 3.14 Bob Veale, L ERA: 5.97 Jim Nelson, R ERA: 2.34 (16, 1)	IP 2.0	WLS 8	BF 2	H 1	R 1	ER 1	SO 3	BB 0	IBB 0	HBP 0	BLK 0	WP 0	HR 0	S 6	P 6	ERA 6.75	WHIP 1.500																			
Steve Blass, R ERA: 2.3 Dave Giusti, R ERA: 2.04 Muscat Grant, R ERA: 3.14 Bob Veale, L ERA: 5.97 Jim Nelson, R ERA: 2.34 (16, 1)	IP 1.2	WLS 5	BF 1	H 0	R 0	ER 0	SO 0	BB 0	IBB 0	HBP 0	BLK 0	WP 0	HR 0	S 5	P 5	ERA 0.00	WHIP 0.600																			

San Diego Padres @ Pittsburgh Pirates
Three Rivers Stadium, Pittsburgh, PA
Thu Jul 15 1971, 7:05 PM EDT
Alt. 17,405 - Unknown

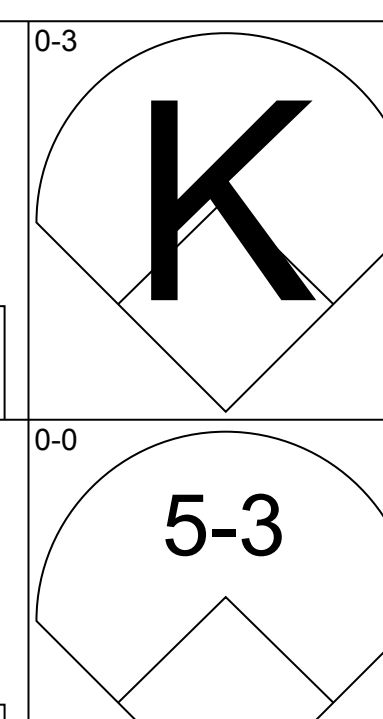
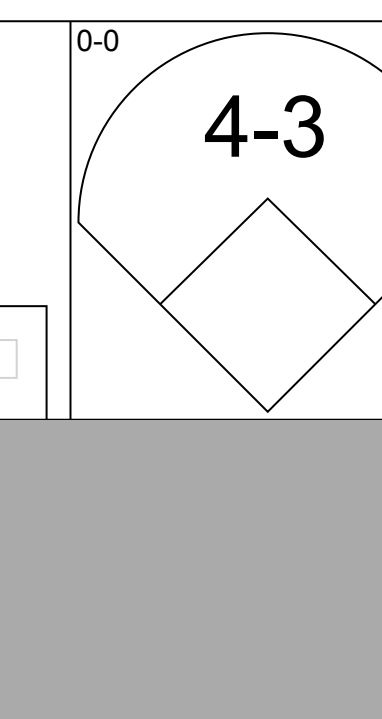
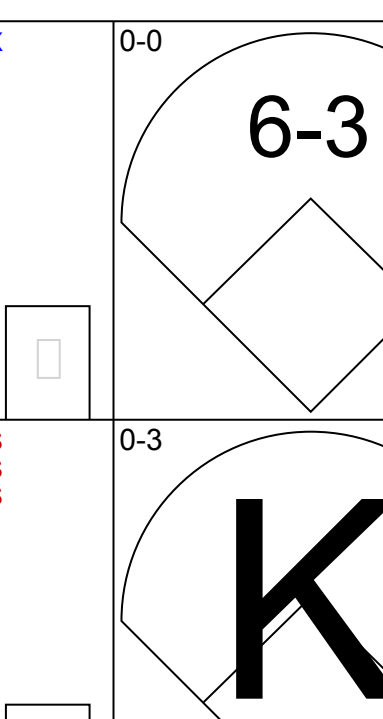
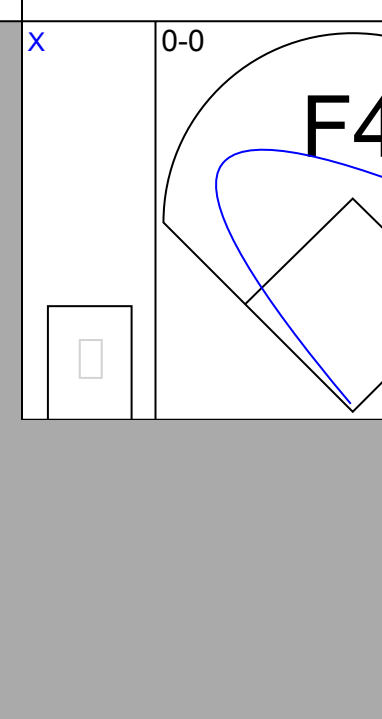
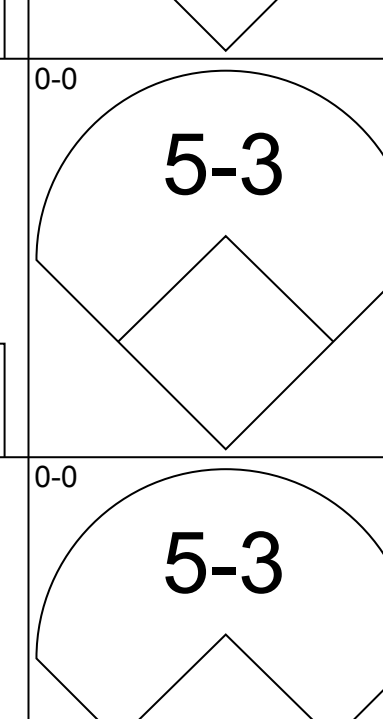
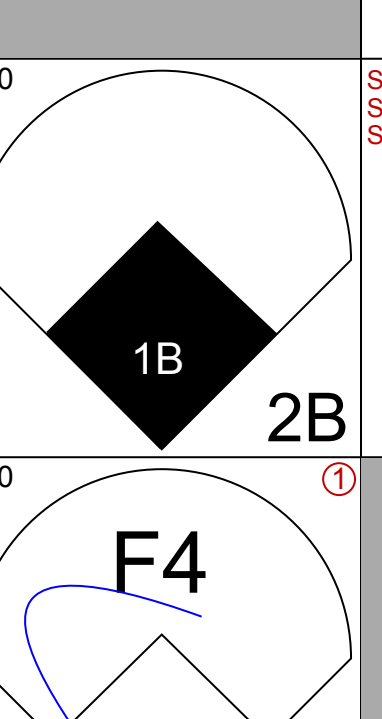
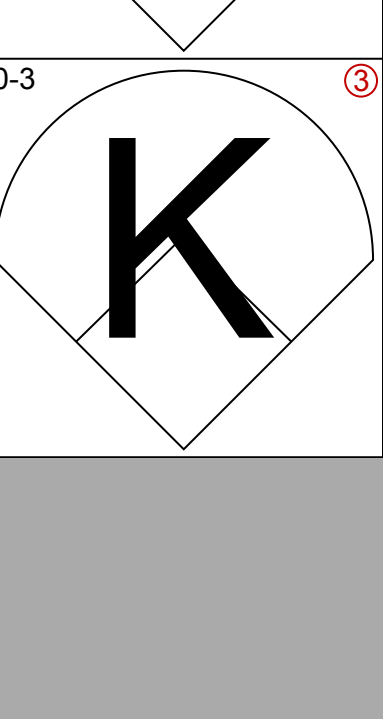
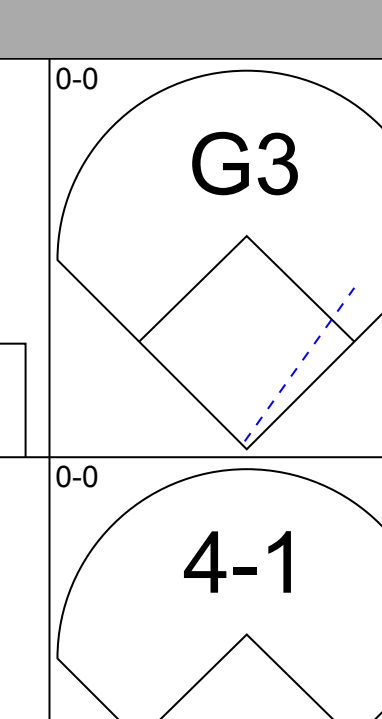
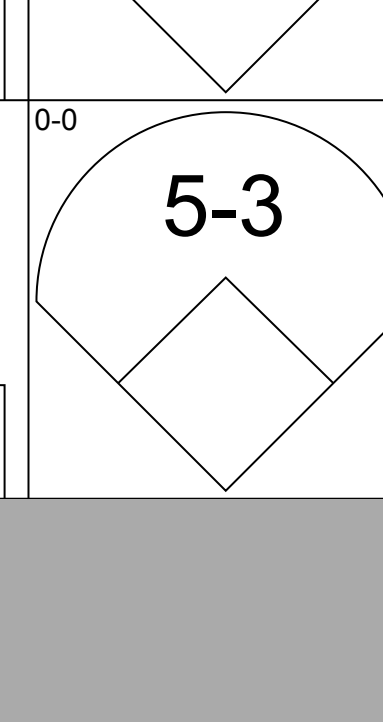
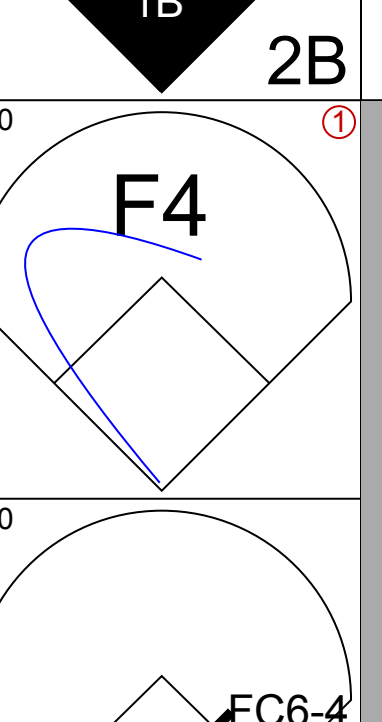
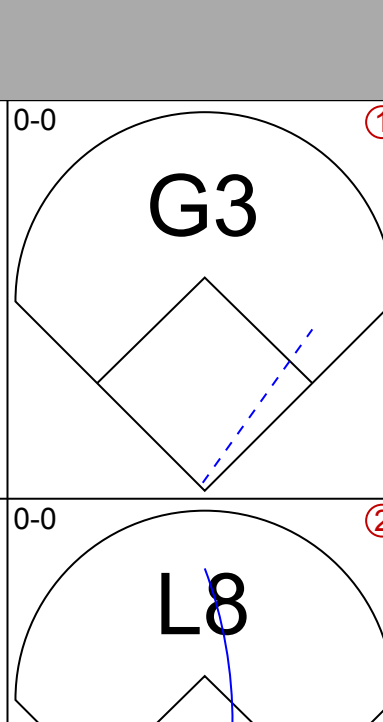
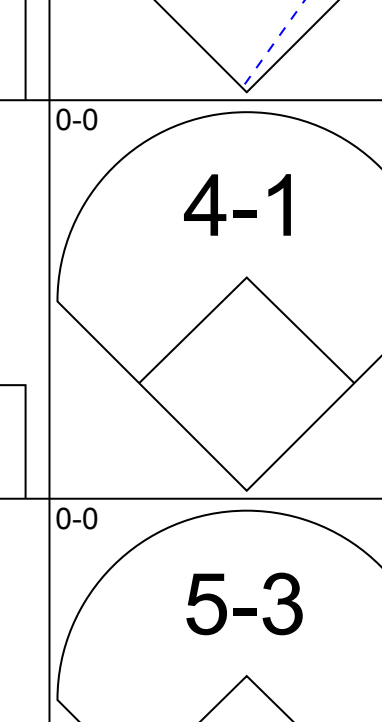
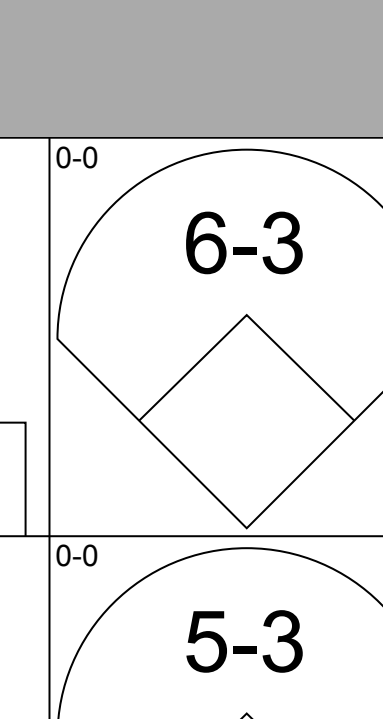
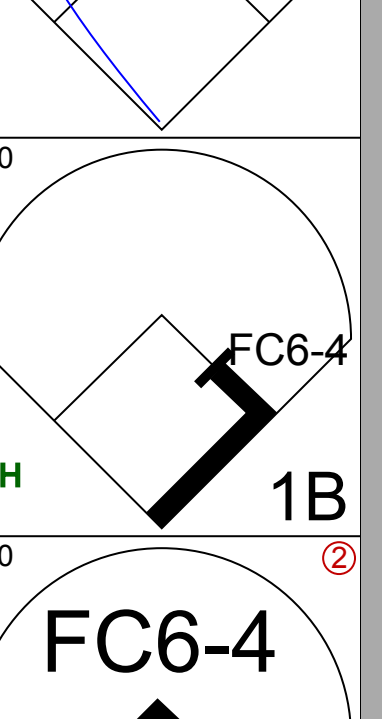
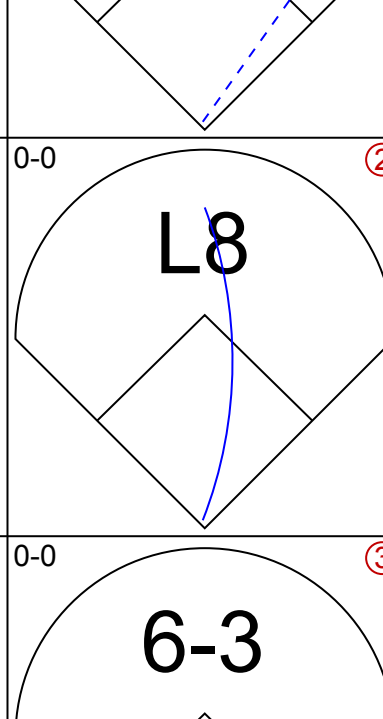
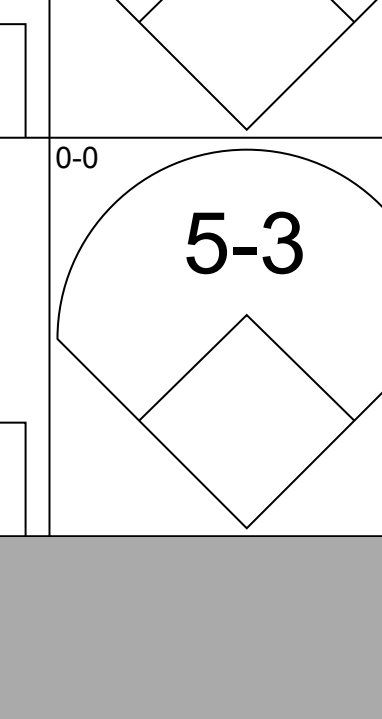
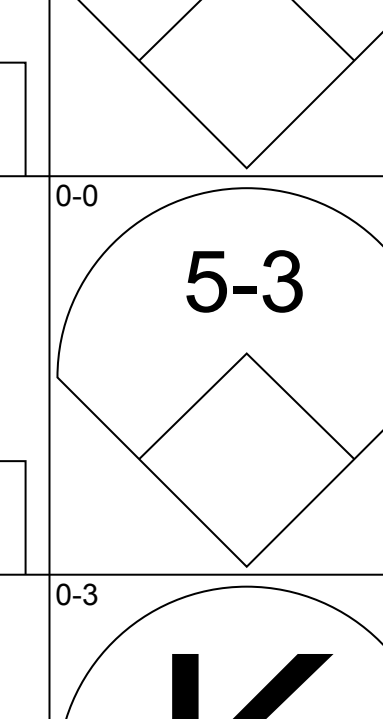
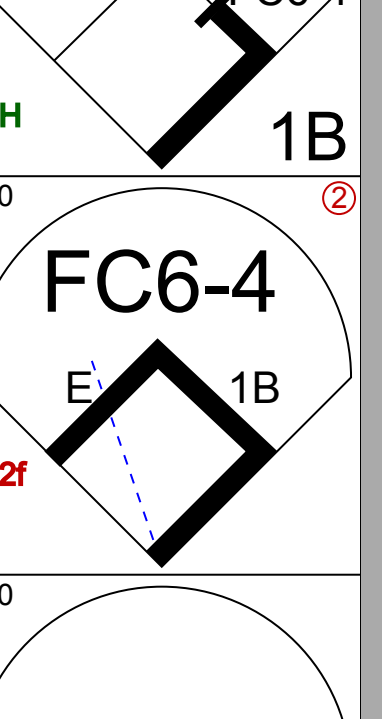
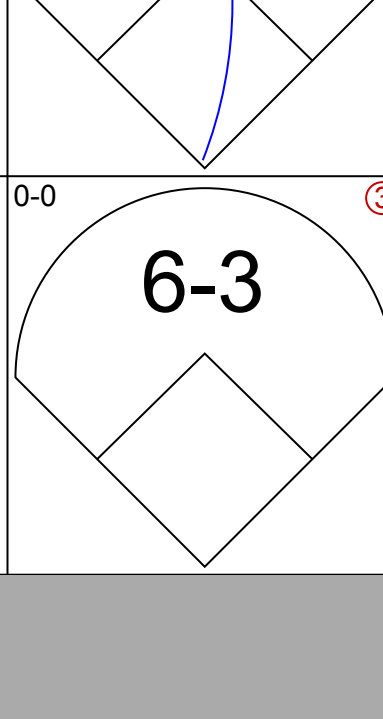
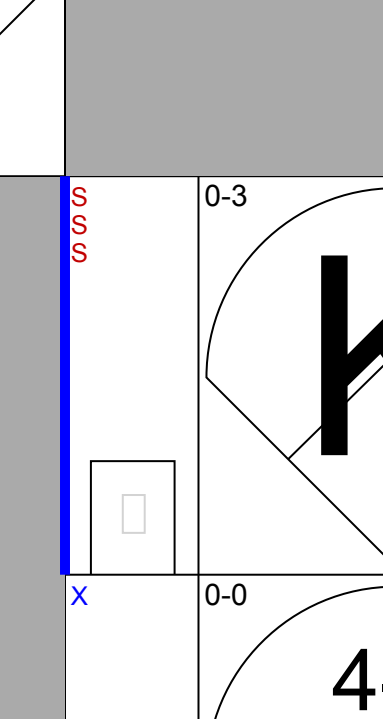
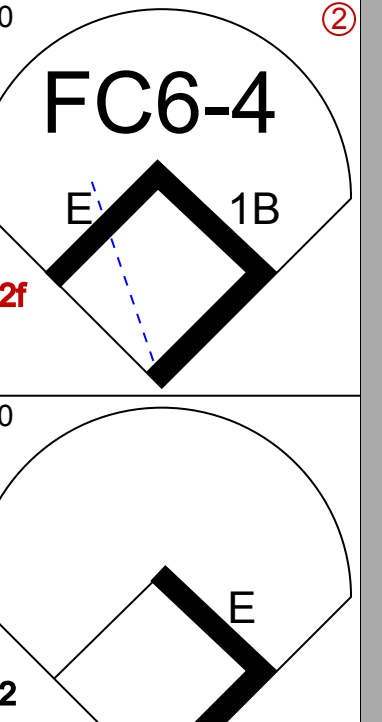
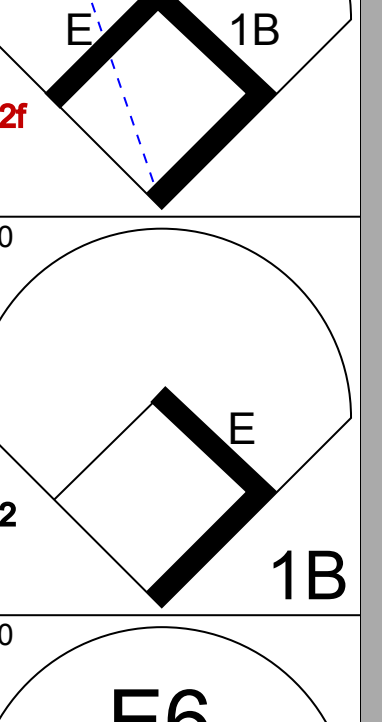

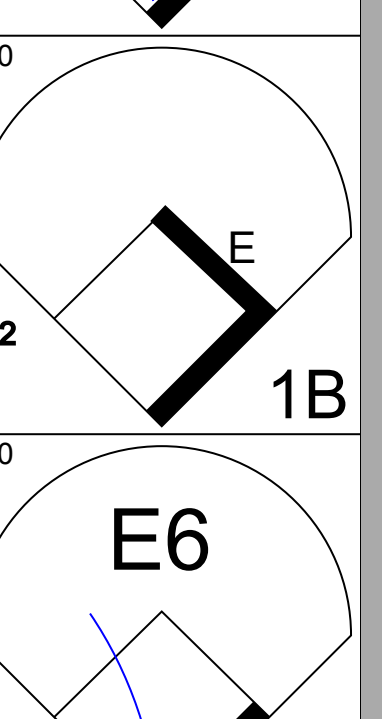
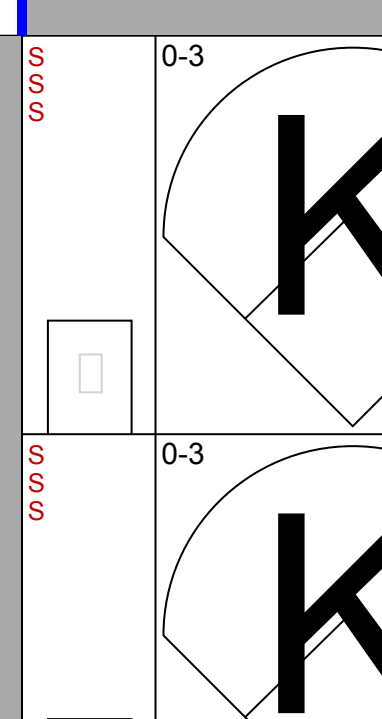
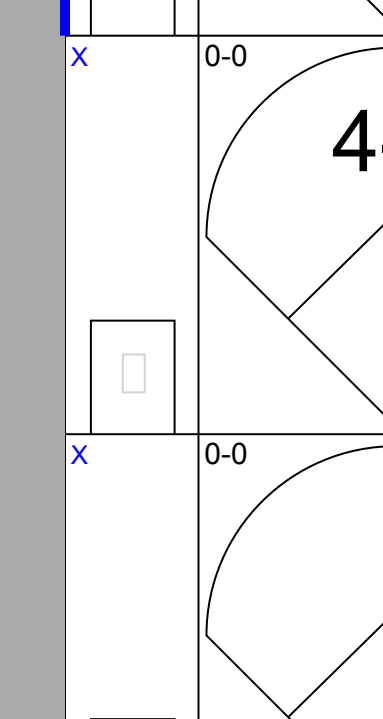
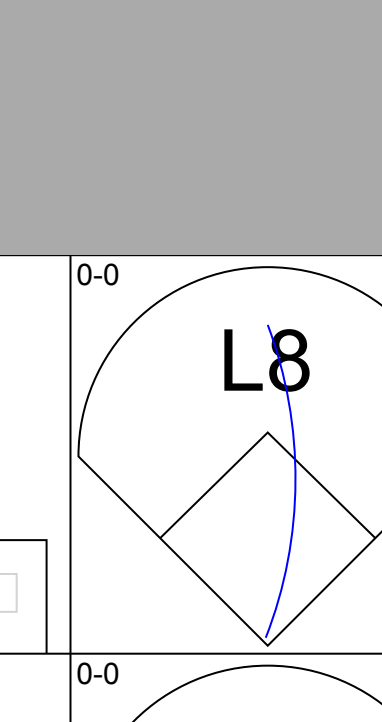
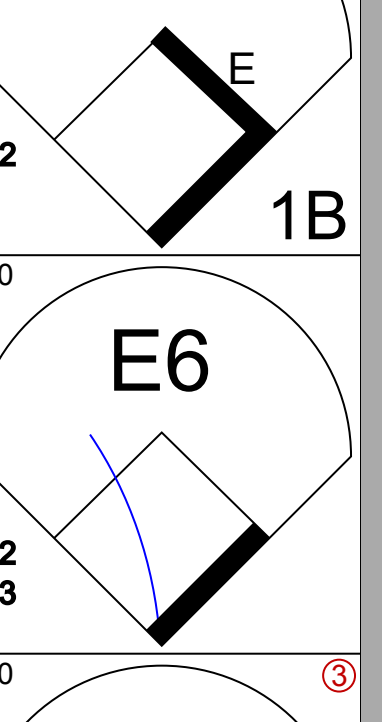
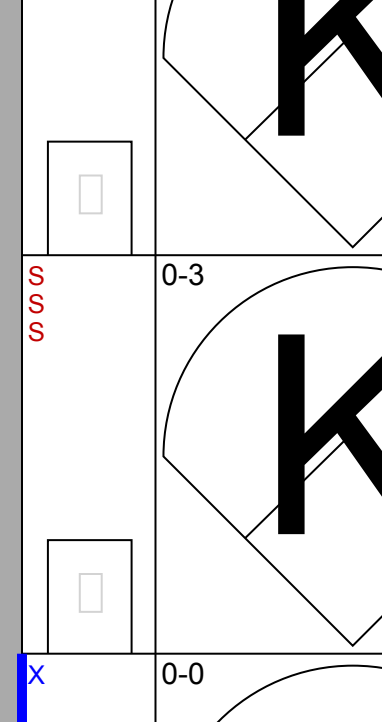
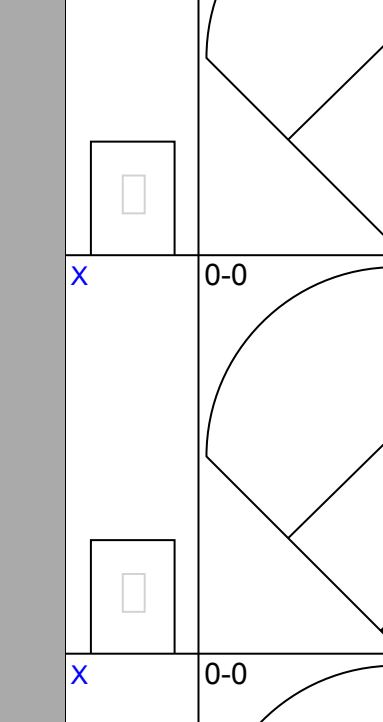
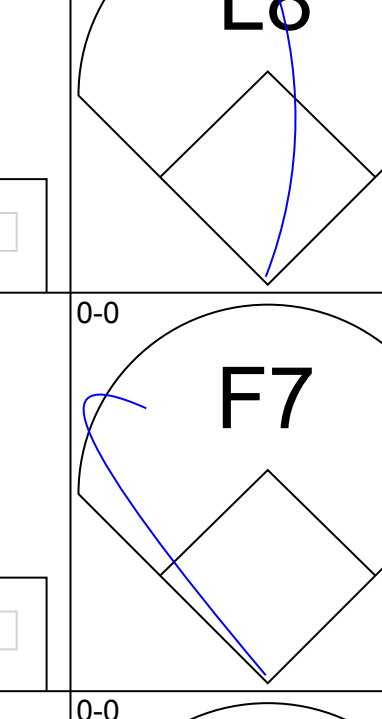
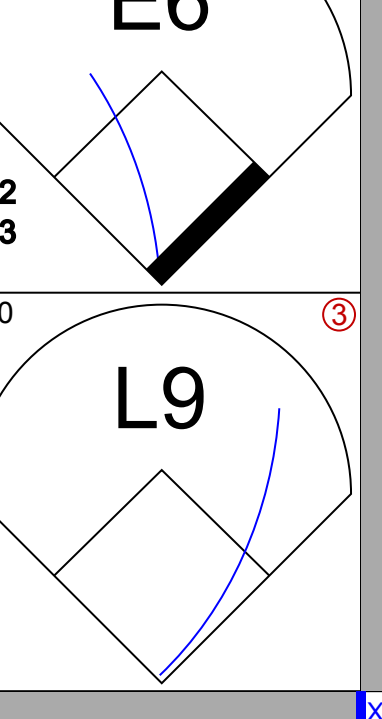
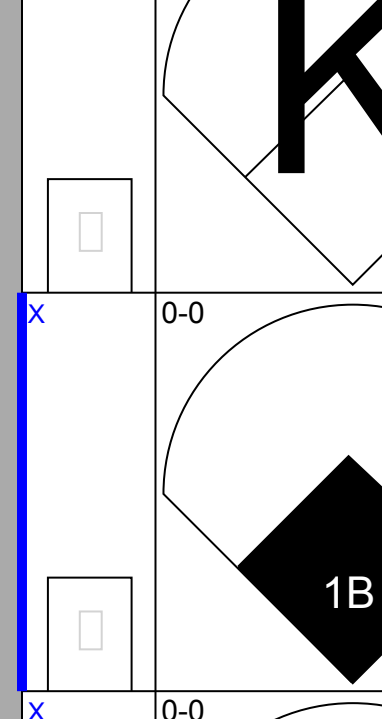
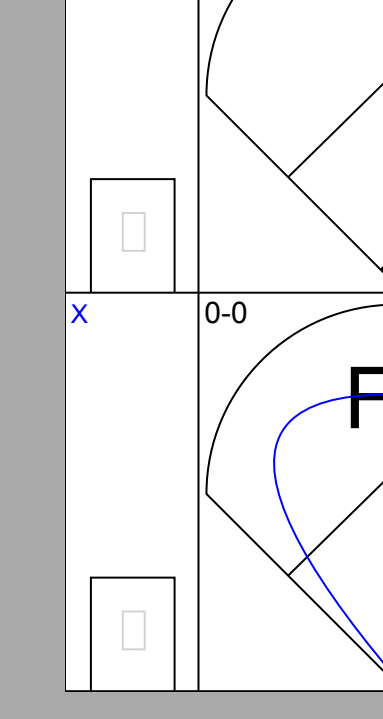
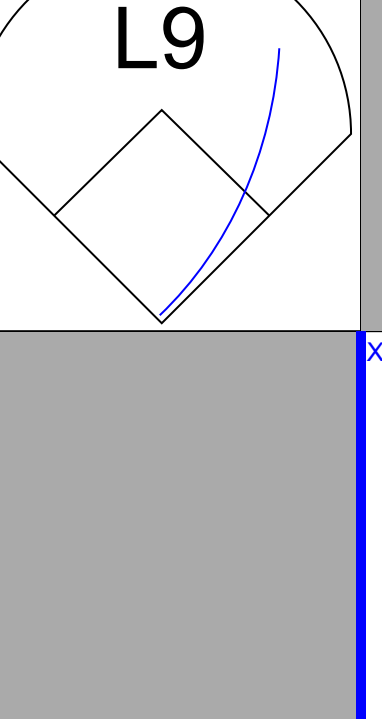
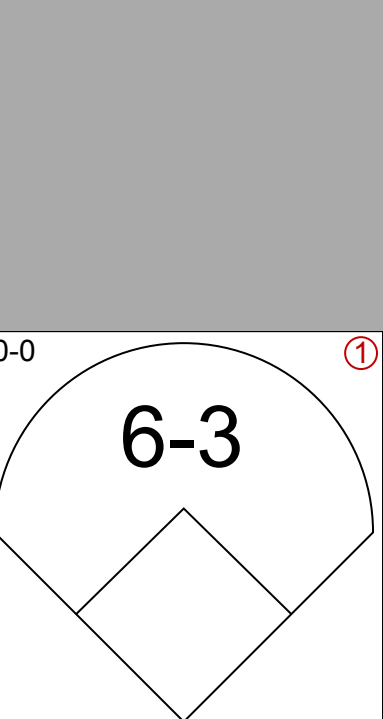
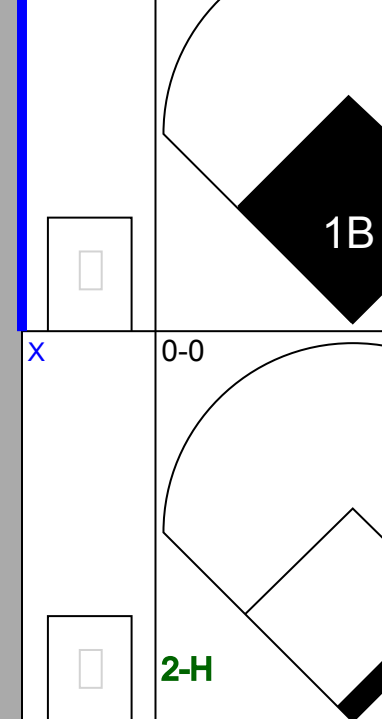
AB 60
R 3
H 10
RBI 1
BB 2
SO 14
LOB 17

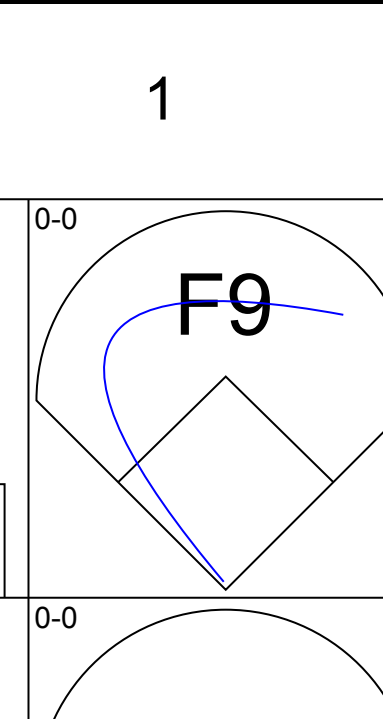
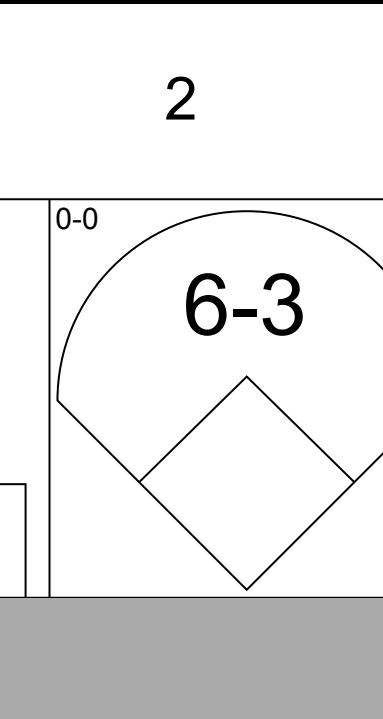
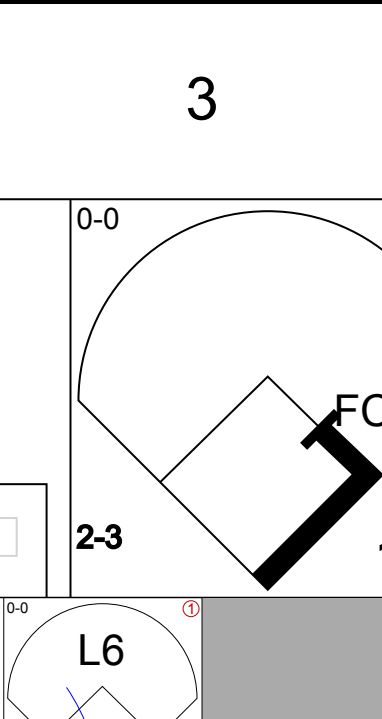
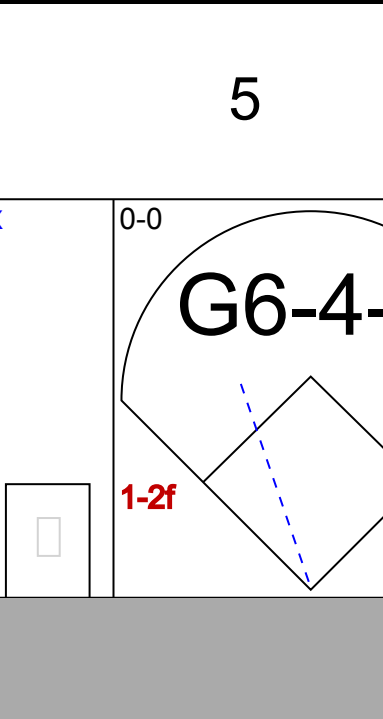
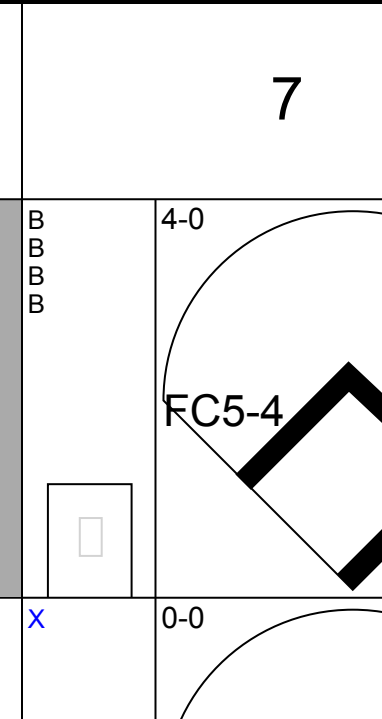
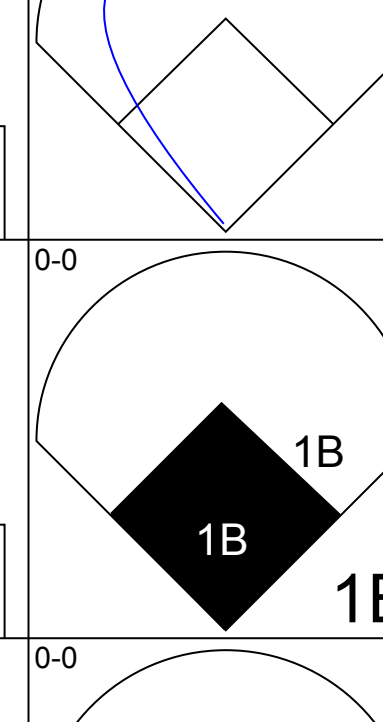
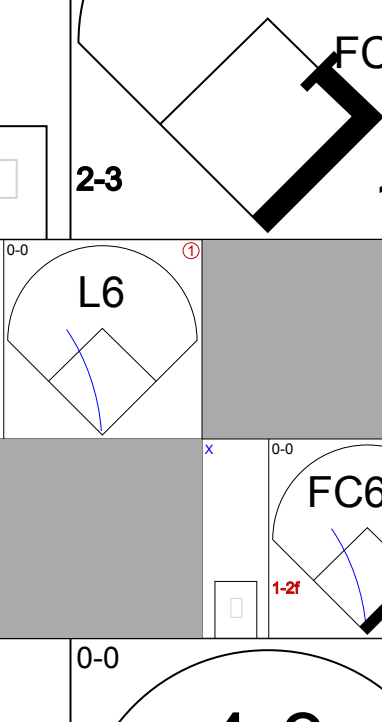
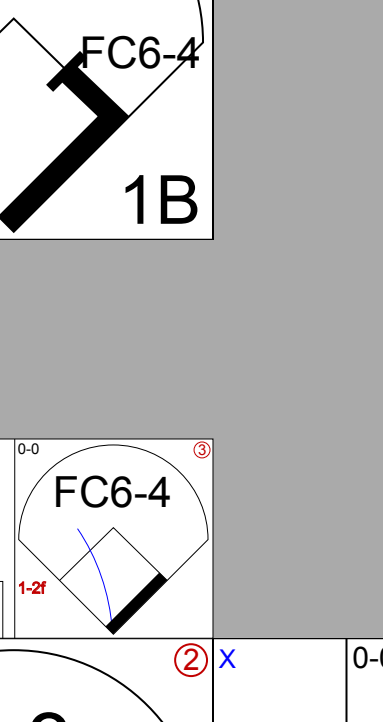
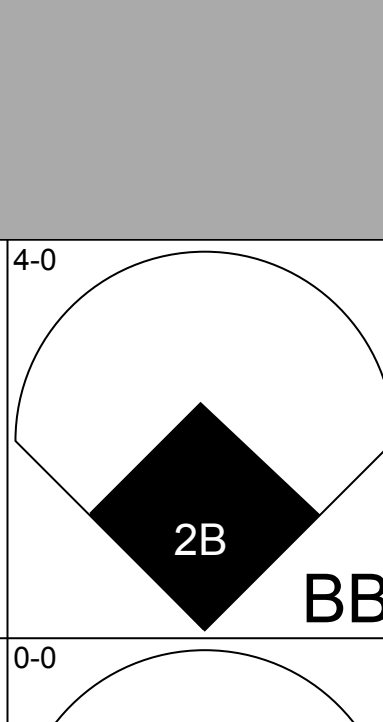
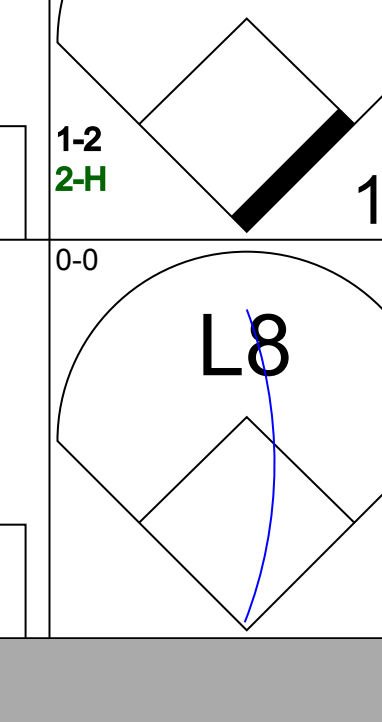
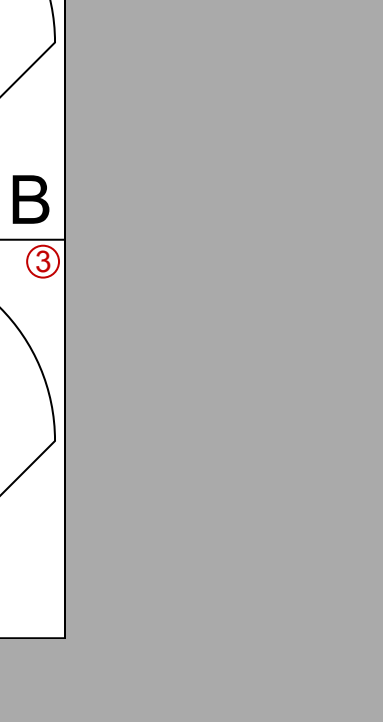
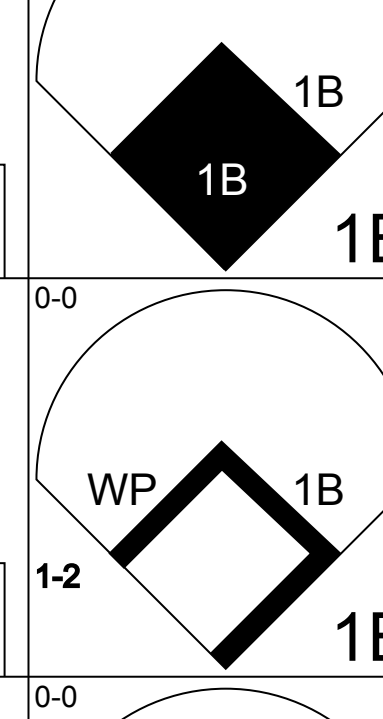
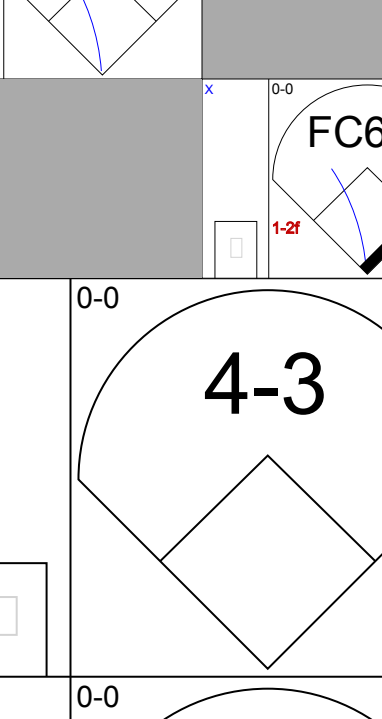
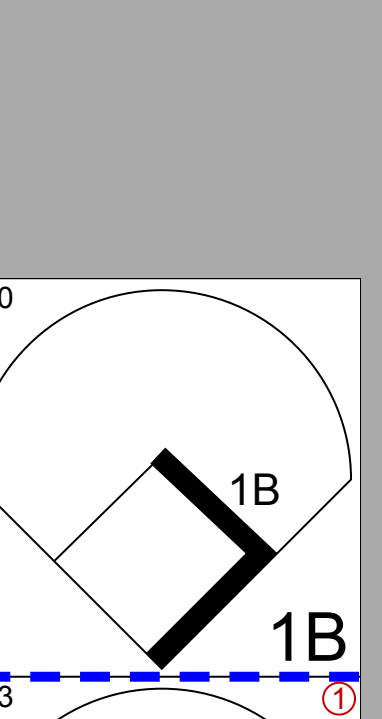
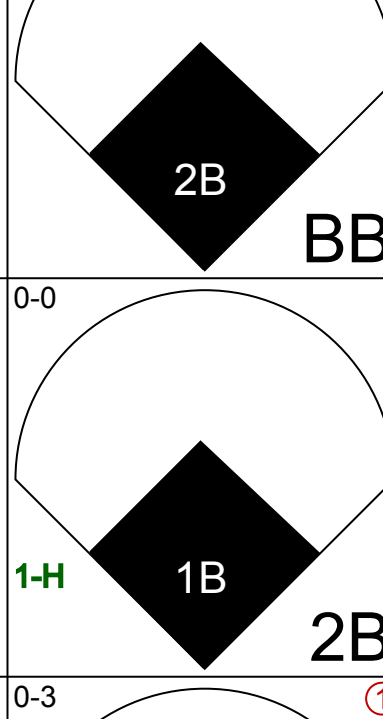
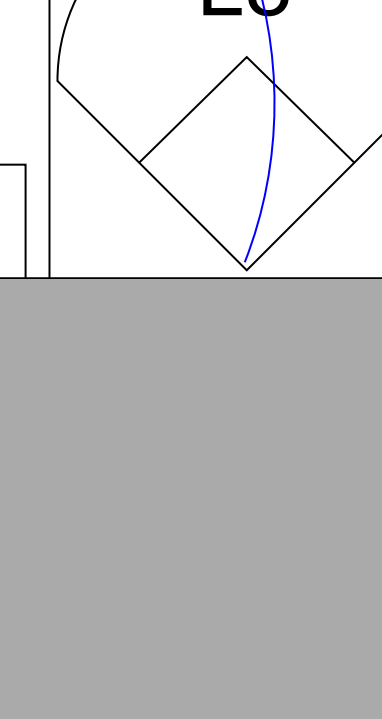
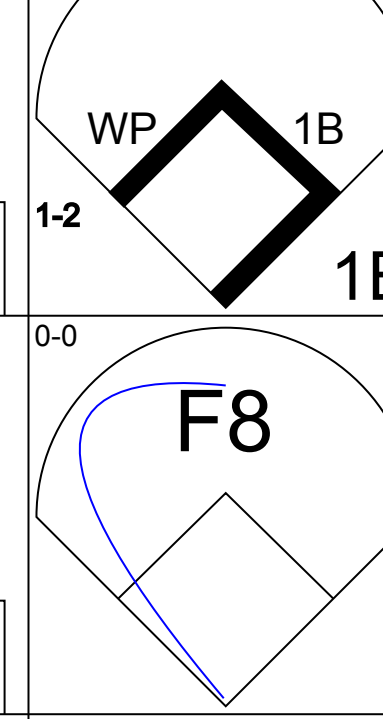
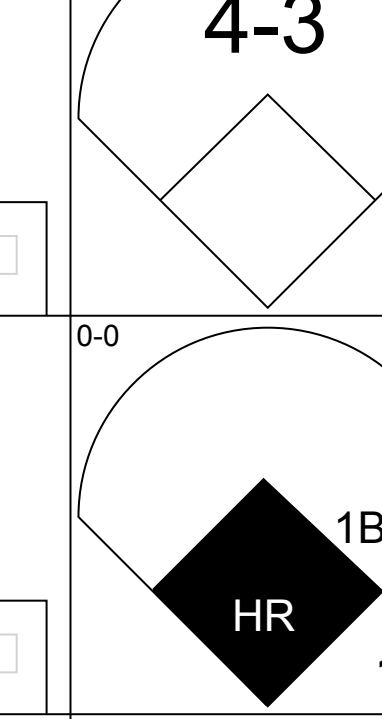
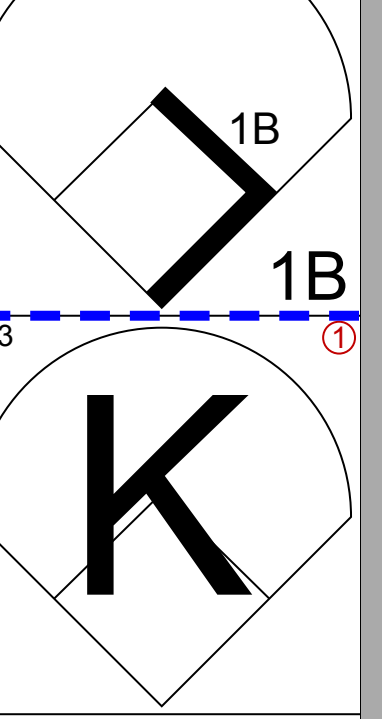
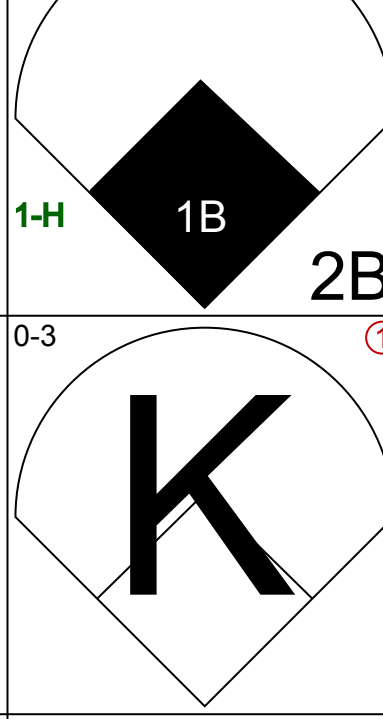

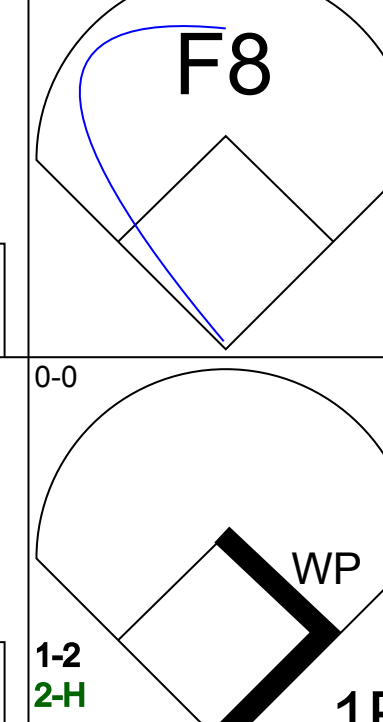
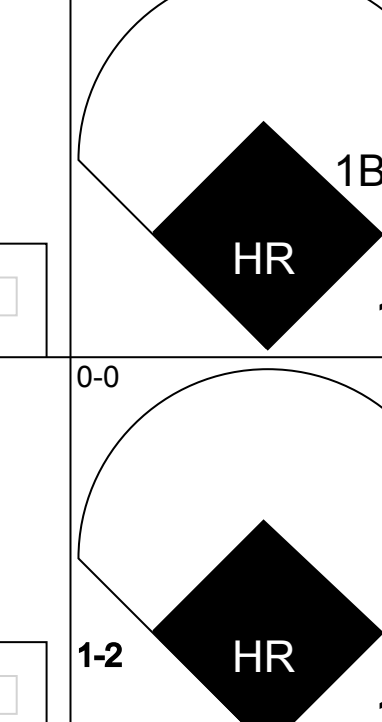
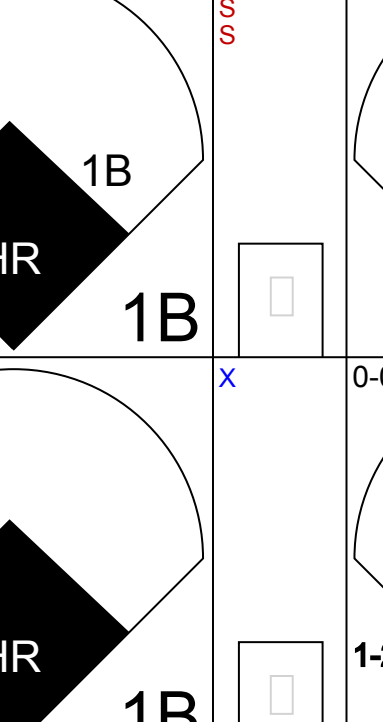
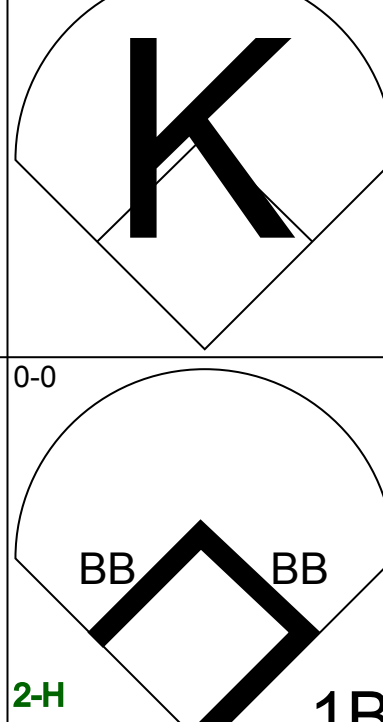

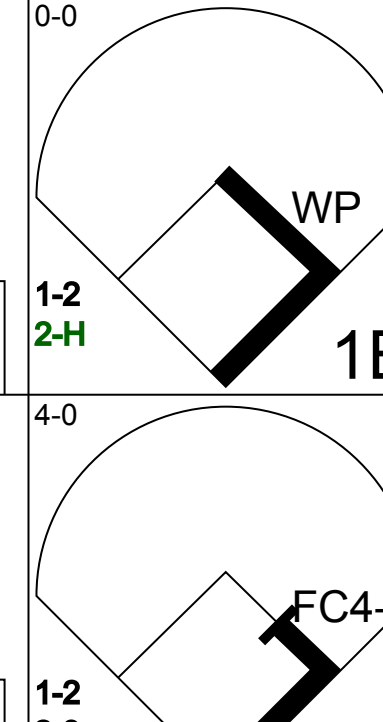
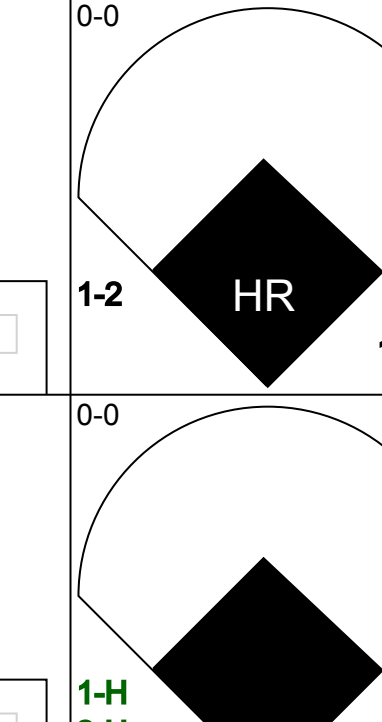
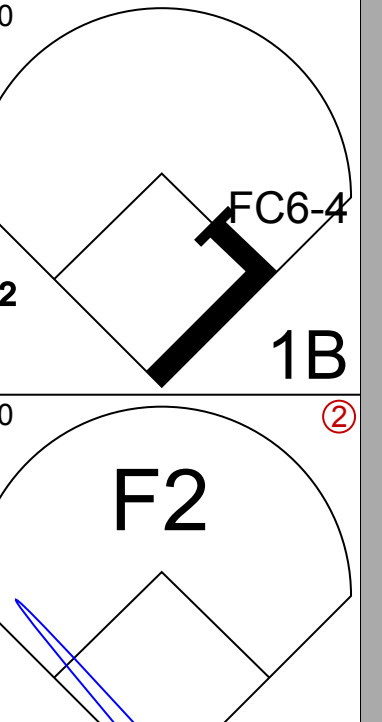
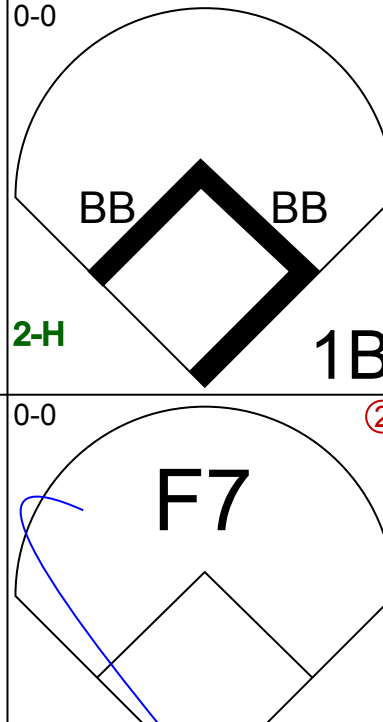
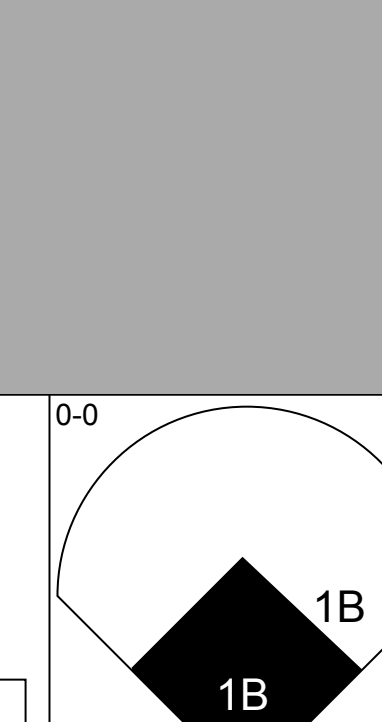
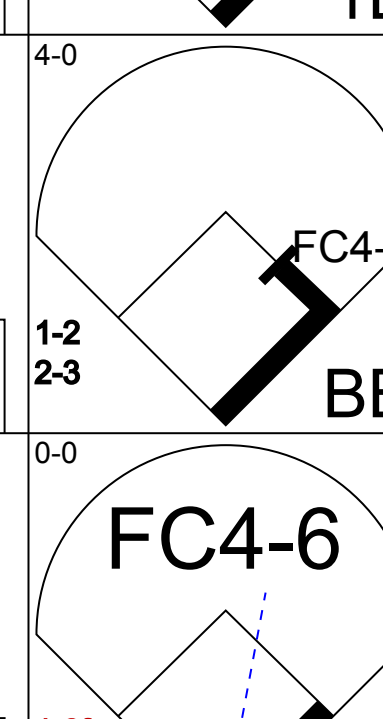
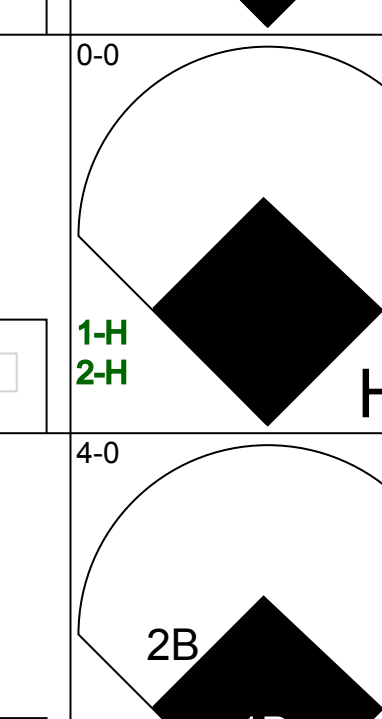
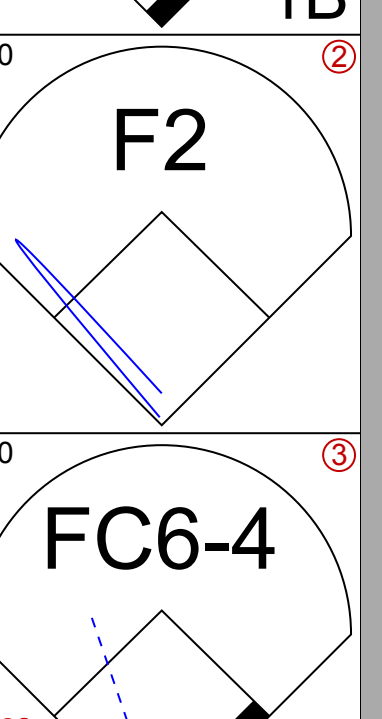
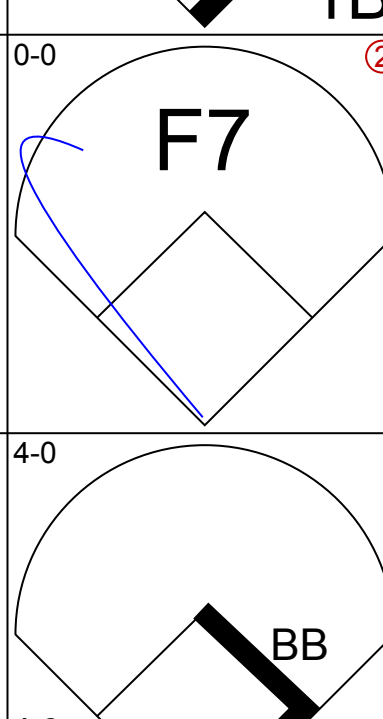
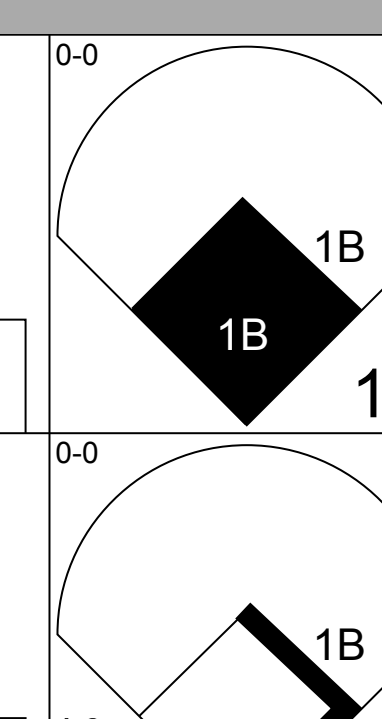
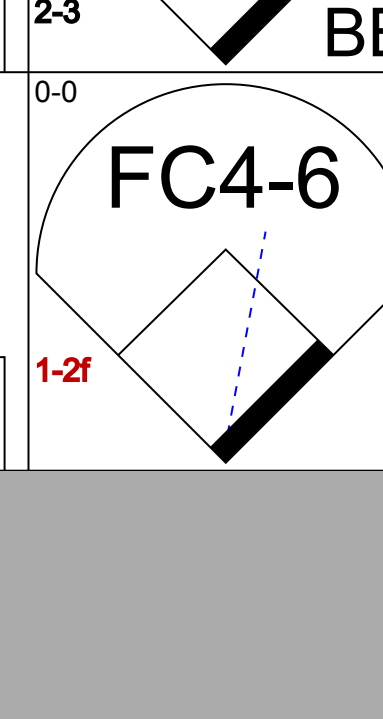
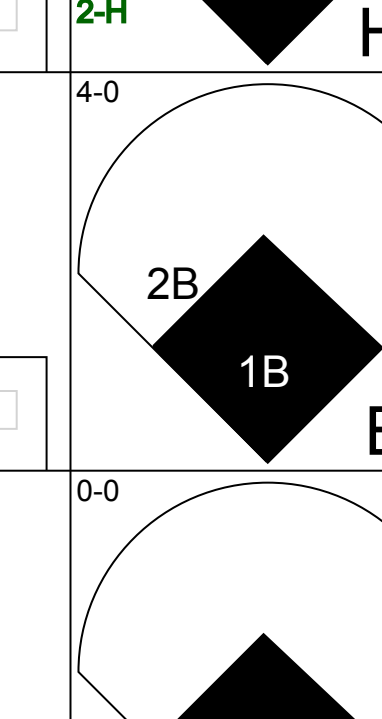
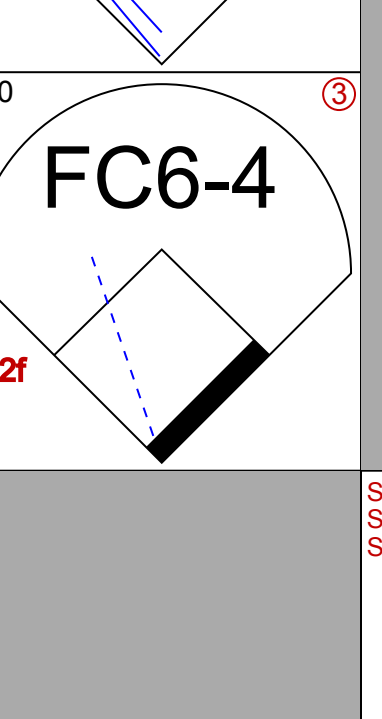
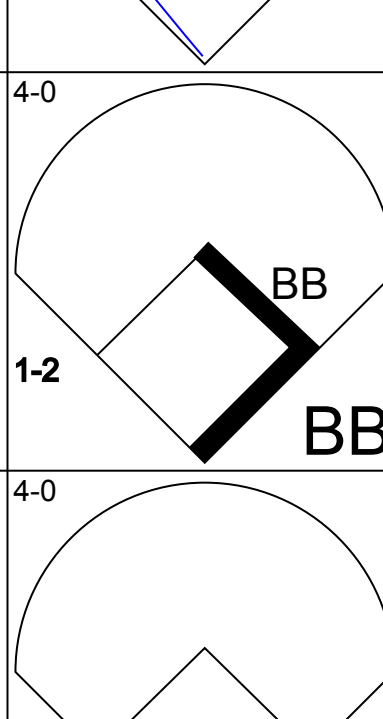
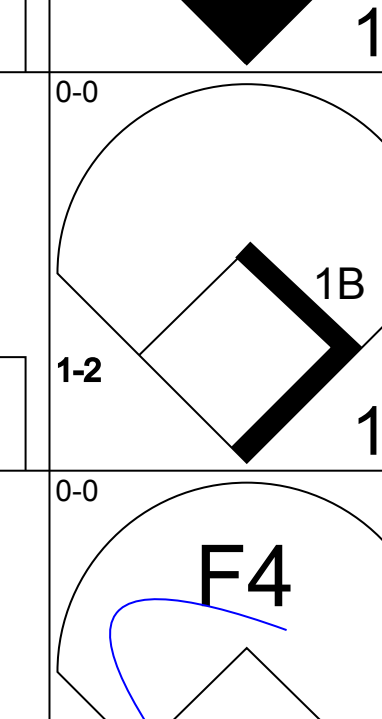
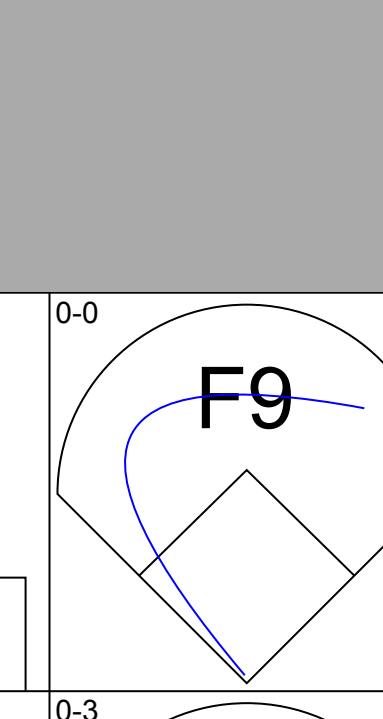
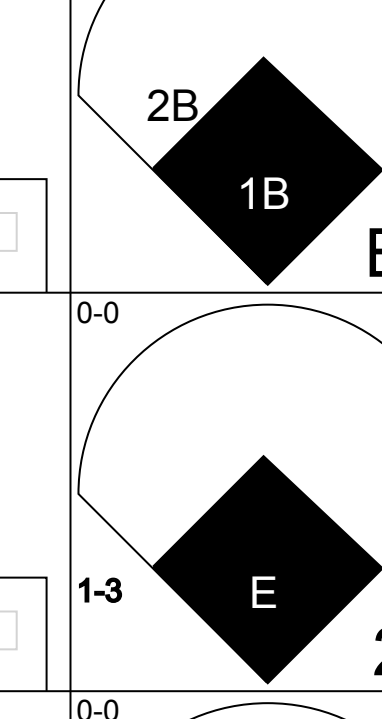
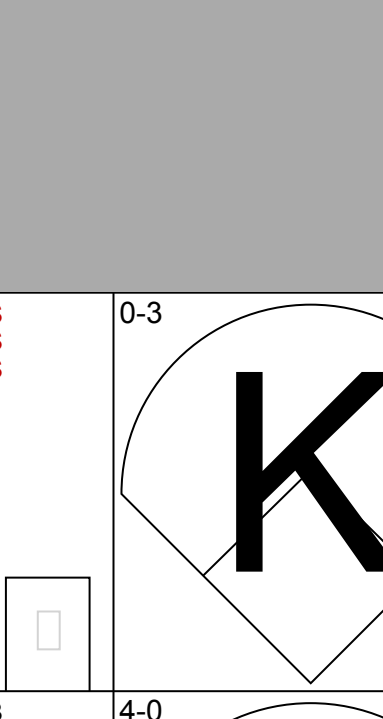
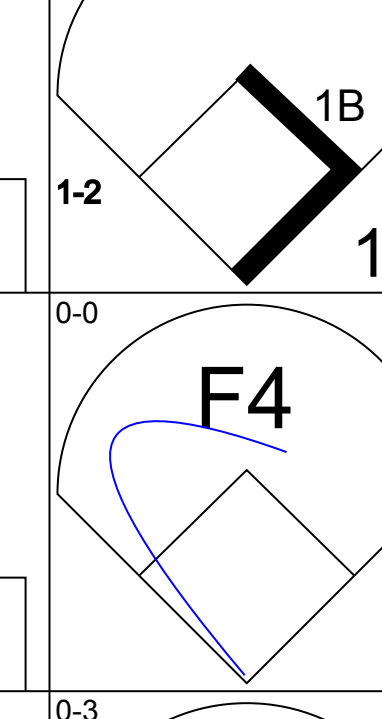

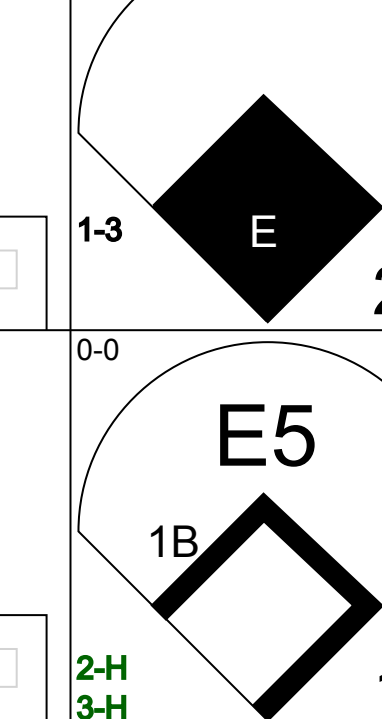

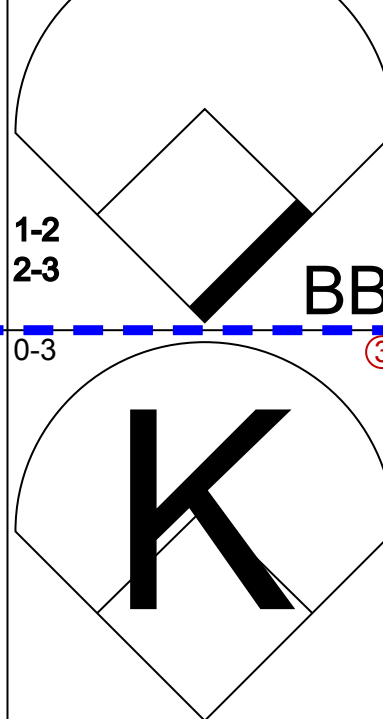
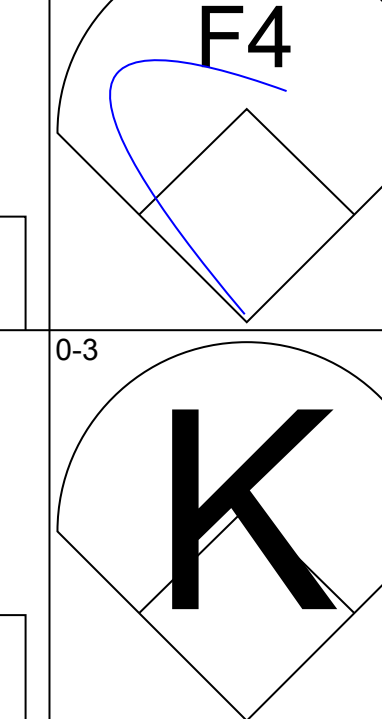


Batter	1	2	3	4	5	6	7	8	9	10	11	12	13	14	15	16	17	AB	R	H	RBI	BB	SO	LOB	BOTTOM
Bill Mazerowski, R OBP: 0.368, SLG: 0.376 (1, 4)	FC6 1B		4-3							FC1-6 1B			4-3			1-3		8	0	3	0	0	0	3	
Gene Cline, R OBP: 0.343, SLG: 0.431 (1, 8)	FC6 1B		L6-3							FC1-6 CS								8	0	4	0	0	2	1	
Roberto Clemente, R OBP: 0.360, SLG: 0.619 (15, 3)	FC6 FC4			2-3		K		E2		3-1			K					8	1	1	1	0	2	7	
Willie Stargell, L OBP: 0.384, SLG: 0.704 (1, 7)	K			K		K		K										6	1	1	1	1	4	6	
Manny Sanguillan, R OBP: 0.342, SLG: 0.414 (1, 2)	FC4					L4				6-3								6	0	0	0	0	0	5	
Bob Robertson, R OBP: 0.337, SLG: 0.481 Vic Davalillo, L OBP: 0.294, SLG: 0.316 (8, 9)		K				CS		F9										3	0	0	0	1	1	0	
Joe Pagan, R OBP: 0.337, SLG: 0.372 Jackie Hernandez, R OBP: 0.266, SLG: 0.337 (8, 9)								6-3										4	0	1	0	0	0	0	
Richte Hebler, L OBP: 0.296, SLG: 0.545 (11, 9)	F4																	3	1	1	1	0	1	1	
Gene Alley, R OBP: 0.301, SLG: 0.335 (1, 6)				6-3						SF8								6	0	2	1	0	1	0	
Steve Blass, R ERA: 2.3 Dave Giusti, R ERA: 2.04 Muscat Grant, R ERA: 3.14 Bob Veale, L ERA: 5.97 Jim Nelson, R ERA: 2.34 (16, 1)																		2	0	0	0	0	0	0	
Steve Blass, R ERA: 2.3 Dave Giusti, R ERA: 2.04 Muscat Grant, R ERA: 3.14 Bob Veale, L ERA: 5.97 Jim Nelson, R ERA: 2.34 (16, 1)																		1	0	0	0	0	0	0	
Steve Blass, R ERA: 2.3 Dave Giusti, R ERA: 2.04 Muscat Grant, R ERA: 3.14 Bob Veale, L ERA: 5.97 Jim Nelson, R ERA: 2.34 (16, 1)																		1	0	0	0	0	0	0	
Steve Blass, R ERA: 2.3 Dave Giusti, R ERA: 2.04 Muscat Grant, R ERA: 3.14 Bob Veale, L ERA: 5.97 Jim Nelson, R ERA: 2.34 (16, 1)																		1	0	0	0	0	0	0	
Steve Blass, R ERA: 2.3 Dave Giusti, R ERA: 2.04 Muscat Grant, R ERA: 3.14 Bob Veale, L ERA: 5.97 Jim Nelson, R ERA: 2.34 (16, 1)																		1	0	0	0	0	0	0	
Steve Blass, R ERA: 2.3 Dave Giusti, R ERA: 2.04 Muscat Grant, R ERA: 3.14 Bob Veale, L ERA: 5.97 Jim Nelson, R ERA: 2.34 (16, 1)																		1	0	0	0	0	0	0	
Steve Blass, R ERA: 2.3 Dave Giusti, R ERA: 2.04 Muscat Grant, R ERA: 3.14 Bob Veale, L ERA: 5.97 Jim Nelson, R ERA: 2.34 (16, 1)																		1	0	0	0	0	0	0	
Steve Blass, R ERA: 2.3 Dave Giusti, R ERA: 2.04 Muscat Grant, R ERA: 3.14 Bob Veale, L ERA: 5.97 Jim Nelson, R ERA: 2.34 (16, 1)																		1	0	0	0	0	0	0	
Steve Blass, R ERA: 2.3 Dave Giusti, R ERA: 2.04 Muscat Grant, R ERA: 3.14 Bob Veale, L ERA: 5.97 Jim Nelson, R ERA: 2.34 (16, 1)																		1	0	0	0	0	0	0	
Steve Blass, R ERA: 2.3 Dave Giusti, R ERA: 2.04 Muscat Grant, R ERA: 3.14 Bob Veale, L ERA: 5.97 Jim Nelson, R ERA: 2.34 (16, 1)																		1	0	0	0	0	0	0	
Steve Blass, R ERA: 2.3 Dave Giusti, R ERA: 2.04 Muscat Grant, R ERA: 3.14 Bob Veale, L ERA: 5.97 Jim Nelson, R ERA: 2.34 (16, 1)																		1	0	0	0	0	0	0	
Steve Blass, R ERA: 2.3 Dave Giusti, R ERA: 2.04 Muscat Grant, R ERA: 3.14 Bob Veale, L ERA: 5.97 Jim Nelson, R ERA: 2.34 (16, 1)																		1	0	0	0	0	0	0	
Steve Blass, R ERA: 2.3 Dave Giusti, R ERA: 2.04 Muscat Grant, R ERA: 3.14 Bob Veale, L ERA: 5.97 Jim Nelson, R ERA: 2.34 (16, 1)																		1	0	0	0	0	0	0	
Steve Blass, R ERA: 2.3 Dave Giusti, R ERA: 2.04 Muscat Grant, R ERA: 3.14 Bob Veale, L ERA: 5.97 Jim Nelson, R ERA: 2.34 (16, 1)																		1	0	0	0	0	0	0	
Steve Blass, R ERA: 2.3 Dave Giusti, R ERA: 2.04 Muscat Grant, R ERA: 3.14 Bob Veale, L ERA: 5.97 Jim Nelson, R ERA: 2.34 (16, 1)																		1	0	0	0	0	0	0	
Steve Blass, R ERA: 2.3 Dave Giusti, R ERA: 2.04 Muscat Grant, R ERA: 3.14 Bob Veale, L ERA: 5.97 Jim Nelson, R ERA: 2.34 (16, 1)																		1	0	0	0	0	0	0	
Steve Blass, R ERA: 2.3 Dave Giusti, R ERA: 2.04 Muscat Grant, R ERA: 3.14 Bob Veale, L ERA: 5.97 Jim Nelson, R ERA: 2.34 (16, 1)																		1	0	0	0	0	0	0	
Steve Blass, R ERA: 2.3 Dave Giusti, R ERA: 2.04 Muscat Grant, R ERA: 3.14 Bob Veale, L ERA: 5.97 Jim Nelson, R ERA: 2.34 (16, 1)																		1	0	0	0	0	0	0	
Steve Blass, R ERA: 2.3 Dave Giusti, R ERA: 2.04 Muscat Grant, R ERA: 3.14 Bob Veale, L ERA: 5.97 Jim Nelson, R ERA: 2.34 (16, 1)																		1	0	0	0	0	0	0	
Steve Blass, R ERA: 2.3 Dave Giusti, R ERA: 2.04 Muscat Grant, R ERA: 3.14 Bob Veale, L ERA: 5.97 Jim Nelson, R ERA: 2.34 (16, 1)																		1	0	0	0	0	0	0	
Steve Blass, R ERA: 2.3 Dave Giusti, R ERA: 2.04 Muscat Grant, R ERA: 3.14 Bob Veale, L ERA: 5.97 Jim Nelson, R ERA: 2.34 (16, 1)																		1	0	0	0	0	0	0	
Steve Blass, R ERA: 2.3 Dave Giusti, R ERA: 2.04 Muscat Grant, R ERA: 3.14 Bob Veale, L ERA: 5.97 Jim Nelson, R ERA: 2.34 (16, 1)																		1	0	0	0	0	0	0	
Steve Blass, R ERA: 2.3 Dave Giusti, R ERA: 2.04 Muscat Grant, R ERA: 3.14 Bob Veale, L ERA: 5.97 Jim Nelson, R ERA: 2.34 (16, 1)																		1	0	0	0	0	0	0	
Steve Blass, R ERA: 2.3 Dave Giusti, R ERA: 2.04 Muscat Grant, R ERA: 3.14 Bob Veale																									

Batter	1	2	3	4	5	6	7	8	9	AB	R	H	RBI	BB	SO	LOB	TOP				
Enzo Hernandez, R (1, 6) OBP: 0.317, SLG: 0.282										4	0	0	0	0	0	1	San Diego Padres @ Pittsburgh Pirates Three Rivers Stadium, Pittsburgh, PA Fri Jul 16 1971, 7:05 PM EDT Att: 33,736 - Unknown				
Don Mason, L (1, 5) OBP: 0.273, SLG: 0.241										4	0	0	0	0	1						
Larry Stahl, L (1, 8) OBP: 0.308, SLG: 0.407										4	0	1	0	0	3						
Nate Colbert, R (1, 3) OBP: 0.367, SLG: 0.520 Angel Bravo, L (9, PR) OBP: 0.276, SLG: 0.234										4	1	3	1	0	0	1					
Leron Lee, L (1, 7) OBP: 0.361, SLG: 0.410										4	0	1	0	0	0	2					
Ollie Brown, R (1, 9) OBP: 0.351, SLG: 0.345										4	0	0	0	0	1	3					
Bob Barton, R (1, 2) OBP: 0.315, SLG: 0.364										2	0	0	0	0	1	1					
Dave Campbell, R (1, 4) OBP: 0.284, SLG: 0.311										2	0	1	0	1	0	0					
Steve Arlin, R (1, 1) OBP: 0.199, SLG: 0.140										2	0	0	0	0	0	1					
Inning Stats	R: 0 E: 0 K: 0 S: 4	H: 1 LOB: 1 BB: 0 P: 4	R: 0 E: 0 K: 1 S: 5	H: 0 LOB: 0 BB: 0 P: 5	R: 0 E: 0 K: 0 S: 3	H: 0 LOB: 0 BB: 0 P: 3	R: 0 E: 0 K: 1 S: 6	H: 1 LOB: 1 BB: 0 P: 6	R: 0 E: 0 K: 0 S: 2	H: 0 LOB: 1 BB: 1 P: 7	R: 0 E: 0 K: 2 S: 7	H: 0 LOB: 0 BB: 0 P: 7	R: 1 E: 0 K: 1 S: 6	H: 2 LOB: 0 BB: 0 P: 6	R: 0 E: 0 K: 0 S: 4	H: 1 LOB: 1 BB: 0 P: 4	R: 0 E: 0 K: 1 S: 6	H: 1 LOB: 2 BB: 0 P: 6	1B: 4 2B: 1 3B: 0 HR: 1	SF: 0 SAC: 1 DP: 0 HBP: 1	WP: 0 PA: 34 PB: 0 SB: 1 CS: 2
PITCHER Bob Johnson, R (1, 1) ERA: 3.26	IP: 9.0 WLS: W BF: 33 H: 6 R: 1 ER: 1 SO: 6 BB: 1 IBB: 0 HBP: 1 BLK: 0 WP: 0 HR: 1 S: 43 P: 48 ERA: 1.00 WHIP: 0.778															PITCHER					

Batter	1	2	3	4	5	6	7	8	9	AB	R	H	RBI	BB	SO	LOB	BOTTOM				
Bill Mazerowski, R (1, 4) OBP: 0.364, SLG: 0.371										4	0	1	0	0	0	0	San Diego Padres @ Pittsburgh Pirates Three Rivers Stadium, Pittsburgh, PA Fri Jul 16 1971, 7:05 PM EDT Att: 33,736 - Unknown				
Vic Davallilo, L (1, 9) OBP: 0.293, SLG: 0.321										4	1	1	0	0	0	1					
Al Oliver, L (1, 8) OBP: 0.318, SLG: 0.406										4	0	3	0	0	0	0					
Willie Stargell, L (1, 7) OBP: 0.392, SLG: 0.697										3	0	0	0	1	2	3					
Richie Hebner, L (1, 5) OBP: 0.358, SLG: 0.544										4	0	2	1	0	1	2					
Bob Robertson, R (1, 3) OBP: 0.356, SLG: 0.488										4	1	1	1	0	2	3					
Manny Sanguillen, R (1, 2) OBP: 0.337, SLG: 0.499										4	0	0	0	0	0	1					
Gene Alley, R (1, 6) OBP: 0.305, SLG: 0.333										1	0	0	0	2	1	0					
Bob Johnson, L (1, 1) OBP: 0.176, SLG: 0.067										3	0	0	0	0	1	3					
Inning Stats	R: 1 E: 0 K: 0 S: 6	H: 3 LOB: 2 BB: 0 P: 6	R: 0 E: 0 K: 1 S: 5	H: 0 LOB: 0 BB: 0 P: 5	R: 0 E: 0 K: 1 S: 6	H: 2 LOB: 1 BB: 0 P: 6	R: 0 E: 0 K: 2 S: 8	H: 1 LOB: 2 BB: 1 P: 12	R: 0 E: 0 K: 1 S: 6	H: 1 LOB: 2 BB: 1 P: 10	R: 0 E: 0 K: 1 S: 5	H: 0 LOB: 1 BB: 1 P: 9	R: 0 E: 0 K: 0 S: 3	H: 0 LOB: 0 BB: 0 P: 3	R: 1 E: 0 K: 1 S: 6	H: 1 LOB: 0 BB: 0 P: 6	R: 0 E: 0 K: 1 S: 6	H: 1 LOB: 2 BB: 0 P: 6	1B: 5 2B: 2 3B: 0 HR: 1	SF: 0 SAC: 0 DP: 0 HBP: 0	WP: 1 PA: 34 PB: 0 SB: 2 CS: 0
PITCHER Steve Arlin, R (1, 1) ERA: 3.54	IP: 8.0 WLS: L BF: 34 H: 8 R: 2 ER: 2 SO: 7 BB: 1 IBB: 2 HBP: 0 BLK: 0 WP: 1 HR: 1 S: 45 P: 57 ERA: 2.25 WHIP: 1.125															PITCHER					

Batter	1	2	3	4	5	6	7	8	9	AB	R	H	RBI	BB	SO	LOB	TOP					
Enzo Hernandez, R OBP: 0.314, SLG: 0.278										4	0	0	0	0	1	2	San Diego Padres @ Pittsburgh Pirates Three Rivers Stadium, Pittsburgh, PA Sat Jul 17 1971, 3:33 AM EDT Att: 14,278 - Unknown					
Don Mason, L OBP: 0.272, SLG: 0.247										4	1	1	0	0	1	0						
Larry Stahl, L OBP: 0.302, SLG: 0.399										4	0	0	0	0	0	1						
Nate Colbert, R OBP: 0.365, SLG: 0.517										4	0	1	1	0	0	0						
Leron Lee, L OBP: 0.352, SLG: 0.398										3	0	0	0	0	0	1						
Danny Coombs, R OBP: 0.267, SLG: 0.286										0	0	0	0	0	0	0						
Ivan Murrell, R OBP: 0.287, SLG: 0.419										1	0	0	0	0	1	0						
Ollie Brown, R OBP: 0.350, SLG: 0.343										4	0	1	0	0	2	0						
Fred Kendall, R OBP: 0.220, SLG: 0.236										4	0	1	0	0	1	2						
Dave Campbell, R OBP: 0.282, SLG: 0.309										2	0	0	0	0	0	3						
Cito Gaston, R OBP: 0.293, SLG: 0.419										2	1	1	0	0	0	1						
Fred Norman, S OBP: 0.200, SLG: 0.200										1	0	1	0	0	0	0						
Bill Laxton, L OBP: 0.285, SLG: 0.344										0	0	0	0	0	0	0						
Inning Stats	R: 0 E: 0 K: 1 S: 5	H: 0 LOB: 0 BB: 0 P: 5	R: 0 E: 0 K: 1 S: 5	H: 0 LOB: 0 BB: 0 P: 5	R: 0 E: 0 K: 0 S: 4	H: 1 LOB: 0 BB: 0 P: 4	R: 1 E: 1 K: 0 S: 7	H: 3 LOB: 3 BB: 0 P: 7	R: 0 E: 0 K: 1 S: 5	H: 0 LOB: 0 BB: 0 P: 5	R: 0 E: 0 K: 0 S: 3	H: 0 LOB: 0 BB: 0 P: 3	R: 1 E: 0 K: 2 S: 9	H: 2 LOB: 1 BB: 0 P: 9	R: 0 E: 0 K: 1 S: 6	H: 0 LOB: 1 BB: 0 P: 6	R: 0 E: 0 K: 1 S: 6	H: 1 LOB: 1 BB: 0 P: 6	1B: 5 2B: 2 3B: 0 HR: 0	SF: 0 SAC: 0 DP: 0 HBP: 0	WP: 0 PB: 0 SB: 0 CS: 0	PA: 35
PITCHER Dock Ellis, R ERA: 2.1	IP: 9.0 WLS: W BF: 35 H: 7 R: 2 ER: 2 SO: 6 BB: 0 IBB: 0 HBP: 0 BLK: 0 WP: 0 HR: 0 S: 47 P: 47 ERA: 2.00 WHIP: 0.778															PITCHER						

Batter	1	2	3	4	5	6	7	8	9	AB	R	H	RBI	BB	SO	LOB	BOTTOM						
Rennie Stennett, R OBP: 0.273, SLG: 0.200										5	0	2	1	1	0	1	San Diego Padres @ Pittsburgh Pirates Three Rivers Stadium, Pittsburgh, PA Sat Jul 17 1971, 3:33 AM EDT Att: 14,278 - Unknown						
Gene Clines, R OBP: 0.407, SLG: 0.430										5	2	2	0	1	0	4							
Roberto Clemente, R OBP: 0.364, SLG: 0.524										5	1	3	1	0	0	2							
Willie Stargell, L OBP: 0.389, SLG: 0.688										5	1	1	0	0	3	6							
Manny Sanguillen, R OBP: 0.345, SLG: 0.415										5	1	4	2	0	0	2							
Bob Robertson, R OBP: 0.356, SLG: 0.498										4	2	2	3	1	0	3							
Jose Pagan, R OBP: 0.340, SLG: 0.368										1	1	0	0	1	0	3							
Richie Hebner, L OBP: 0.361, SLG: 0.544										2	0	1	0	1	0	2							
Gene Alley, R OBP: 0.307, SLG: 0.336										4	1	1	0	1	1	2							
Dock Ellis, S OBP: 0.255, SLG: 0.212										4	0	1	1	1	3	5							
Inning Stats	R: 1 E: 0 K: 0 S: 6	H: 3 LOB: 3 BB: 1 P: 10	R: 0 E: 0 K: 1 S: 5	H: 0 LOB: 0 BB: 0 P: 5	R: 5 E: 1 K: 0 S: 9	H: 6 LOB: 2 BB: 1 P: 13	R: 0 E: 0 K: 1 S: 7	H: 2 LOB: 2 BB: 0 P: 7	R: 0 E: 0 K: 1 S: 4	H: 0 LOB: 0 BB: 1 P: 8	R: 2 E: 0 K: 2 S: 9	H: 2 LOB: 3 BB: 3 P: 21	R: 0 E: 0 K: 1 S: 6	H: 1 LOB: 2 BB: 1 P: 10	R: 1 E: 0 K: 1 S: 8	H: 3 LOB: 2 BB: 0 P: 8		R: 0 E: 0 K: 1 S: 8	H: 0 LOB: 0 BB: 0 P: 8	1B: 14 2B: 2 3B: 0 HR: 1	SF: 0 SAC: 0 DP: 1 HBP: 0	WP: 1 PB: 0 SB: 1 CS: 0	PA: 47
PITCHER Fred Norman, L ERA: 4.74	IP: 3.0 WLS: L BF: 21 H: 10 R: 6 ER: 6 SO: 1 BB: 2 IBB: 0 HBP: 0 BLK: 0 WP: 0 HR: 1 S: 16 P: 29 ERA: 18.00 WHIP: 4.000															PITCHER							
Bill Laxton, L ERA: 6.08	IP: 2.2 WLS: L BF: 14 H: 3 R: 2 ER: 2 SO: 3 BB: 4 IBB: 0 HBP: 0 BLK: 0 WP: 0 HR: 0 S: 16 P: 32 ERA: 6.75 WHIP: 2.625															PITCHER							
Danny Coombs, L ERA: 6.62	IP: 2.1 WLS: L BF: 12 H: 4 R: 1 ER: 1 SO: 3 BB: 1 IBB: 0 HBP: 0 BLK: 0 WP: 0 HR: 0 S: 17 P: 21 ERA: 3.86 WHIP: 2.143															PITCHER							

Batter	1	2	3	4	5	6	7	8	9	AB	R	H	RBI	BB	SO	LOB	TOP								
Maury Wills, S OBP: 0.332, SLG: 0.336	0-0 6-3		0-0 FC3-6 1B		0-0 1B			0-0 4-3		4	0	2	0	0	0	0	Los Angeles Dodgers @ Pittsburgh Pirates Three Rivers Stadium, Pittsburgh, PA Sun Jul 18 1971, 3:33 AM EDT Unknown livebaseballscorecards.com								
Bill Buckner, L OBP: 0.328, SLG: 0.394	0-0 L8		0-0 L8		0-0 L9			0-0 F9		4	0	0	0	0	0	2									
Willie Davis, L OBP: 0.361, SLG: 0.493	4-0 BB BB		0-0 FC3-6 CS 1-2					0-0 4-3		3	0	0	0	1	0	1									
Dick Allen, R OBP: 0.379, SLG: 0.460	4-0 BB BB		0-0 CS 1-2	0-3 K				0-0 4-3 2B		3	1	2	1	1	1	0									
Willie Crawford, L OBP: 0.354, SLG: 0.481	0-0 4-3		0-0 G1-6-3 BB 1-2	4-0 BB				0-0 4-3		3	0	0	0	1	0	3									
Jim Lefebvre, S OBP: 0.326, SLG: 0.415		4-0 BB BB BB	0-0 BLK BB	0-0 G1-6-3 1-2				0-0 F7		3	0	1	0	1	0	2									
Duke Sims, L OBP: 0.343, SLG: 0.346		0-0 F7	0-0 F7	0-3 K				0-0 L8		3	0	1	0	0	1	1									
Billy Grabarkewitz, R OBP: 0.388, SLG: 0.288		0-0 F7	0-0 F7	0-0 K				0-0 L8		0	0	0	0	0	0	0									
Tom Haller, L OBP: 0.298, SLG: 0.307		0-0 F7	0-0 F7	0-0 K				0-0 L8		1	0	0	0	0	0	1									
Bill Russell, R OBP: 0.276, SLG: 0.321		0-3 K	0-3 K	0-0 K				0-0 FC4-6		4	1	1	0	0	1	3									
Al Downing, R OBP: 0.237, SLG: 0.232		0-0 F3	0-0 F3	0-0 6-3				0-0 FC4-6		3	0	0	1	0	0	2									
Jim Brewer, L OBP: 0.250, SLG: 0.250		0-0 F3	0-0 F3	0-0 6-3				0-0 G3-6-4		0	0	0	0	0	0	0									
Inning Stats	R: 0 E: 0 K: 0 S: 3	H: 0 LOB: 2 BB: 2 P: 11	R: 0 E: 0 K: 1 S: 5	H: 0 LOB: 1 BB: 1 P: 9	R: 0 E: 0 K: 1 S: 3	H: 1 LOB: 0 BB: 0 P: 3	R: 0 E: 0 K: 1 S: 4	H: 0 LOB: 0 BB: 1 P: 8	R: 0 E: 0 K: 1 S: 7	H: 2 LOB: 1 BB: 0 P: 7	R: 0 E: 0 K: 0 S: 4	H: 1 LOB: 1 BB: 0 P: 4	R: 0 E: 0 K: 0 S: 3	H: 1 LOB: 1 BB: 0 P: 3	R: 0 E: 0 K: 0 S: 3	H: 0 LOB: 0 BB: 0 P: 3	R: 1 E: 0 K: 0 S: 5	H: 2 LOB: 1 BB: 0 P: 5	1B: 4 2B: 1 3B: 1 HR: 1	SF: 0 SAC: 0 DP: 2 HBP: 0	WP: 0 PB: 0 SB: 0 CS: 1	PA: 36			
PITCHER	IP	WLS	BF	H	R	ER	SO	BB	IBB	HBP	BLK	WP	HR	S	P	ERA	WHIP								
Bruce Kison, R ERA: 2.61	7.0		27	5	1	1	3	4	0	0	1	0	0	29	45	1.29	1.286								
Dave Giusti, R ERA: 2.13	2.0	W	8	2	1	1	0	0	0	0	0	0	1	8	8	4.50	1.000								

Batter	1	2	3	4	5	6	7	8	9	AB	R	H	RBI	BB	SO	LOB	BOTTOM								
Bill Mazerolski, R OBP: 0.366, SLG: 0.367	0-0 6-3		0-0 1B E 1B		0-0 F8			0-0 F9		4	1	1	0	1	0	2	Los Angeles Dodgers @ Pittsburgh Pirates Three Rivers Stadium, Pittsburgh, PA Sun Jul 18 1971, 3:33 AM EDT Unknown livebaseballscorecards.com								
Gene Clines, R OBP: 0.407, SLG: 0.424	4-0 BB BB		0-0 E 6-3 1B		0-0 L6-3			0-0 L8		4	1	1	1	1	0	3									
Roberto Clemente, R OBP: 0.359, SLG: 0.517	0-0 6-3		0-0 E5 6-3		0-0 F7			0-0 5-3		4	0	0	0	0	0	3									
Willie Stargell, L OBP: 0.385, SLG: 0.679	0-0 4-3		0-0 F6		0-3 K			0-0 4-3		4	0	0	0	0	1	3									
Manny Sanguillen, R OBP: 0.349, SLG: 0.418		0-0 S 1B	0-0 6-3		0-0 1B			4-0 BB		3	0	2	1	1	0	1									
Bob Robertson, R OBP: 0.355, SLG: 0.492		0-0 F9	0-0 F3		0-0 F8			0-0 L8		4	0	0	0	0	0	4									
Richie Hebner, L OBP: 0.356, SLG: 0.537		0-3 K			0-0 F8			0-3 K		4	0	0	0	0	2	3									
Gene Alley, R OBP: 0.314, SLG: 0.349		4-0 FC6-4 IBB	0-0 1B		0-0 F9			0-0 FC 3B		3	1	2	0	1	0	1									
Bruce Kison, R ERA: 2.42		0-0 FC6-4	0-0 K		0-3 K			0-0 FC IBB		2	0	0	0	0	1	3									
Rennie Stennett, R OBP: 0.333, SLG: 0.273		0-0 FC6-4	0-0 K		0-0 K			0-0 FC IBB		0	0	0	0	0	0	0									
Inning Stats	R: 0 E: 0 K: 0 S: 3	H: 0 LOB: 1 BB: 1 P: 7	R: 0 E: 0 K: 1 S: 6	H: 1 LOB: 2 BB: 1 P: 10	R: 2 E: 1 K: 0 S: 6	H: 2 LOB: 1 BB: 0 P: 6	R: 0 E: 0 K: 1 S: 6	H: 1 LOB: 1 BB: 0 P: 6	R: 0 E: 0 K: 1 S: 5	H: 0 LOB: 0 BB: 0 P: 5	R: 0 E: 0 K: 0 S: 4	H: 1 LOB: 1 BB: 0 P: 4	R: 0 E: 0 K: 0 S: 3	H: 0 LOB: 1 BB: 1 P: 7	R: 0 E: 0 K: 1 S: 5	H: 0 LOB: 1 BB: 1 P: 9	R: 1 E: 0 K: 0 S: 3	H: 2 LOB: 3 BB: 1 P: 7	1B: 6 2B: 0 3B: 1 HR: 0	SF: 0 SAC: 0 DP: 0 HBP: 0	WP: 0 PB: 0 SB: 2 CS: 0	PA: 38			
PITCHER	IP	WLS	BF	H	R	ER	SO	BB	IBB	HBP	BLK	WP	HR	S	P	ERA	WHIP								
Al Downing, L ERA: 2.42	8.0	L	36	7	3	1	4	3	1	0	0	0	0	40	56	1.12	1.250								
Jim Brewer, L ERA: 2.5	0.0		2	0	0	0	0	0	1	0	0	0	0	1	5	∞	∞								

Batter	1	2	3	4	5	6	7	8	9	AB	R	H	RBI	BB	SO	LOB	TOP			
Bobby Valentine, R (1, 6) OBP: 0.287, SLG: 0.329										4	0	0	0	0	0	0				
Manny Mota, R (1, 7) OBP: 0.362, SLG: 0.378										4	0	0	0	0	2	0				
Willie Davis, L (1, 8) OBP: 0.358, SLG: 0.489										3	0	0	0	0	0	0				
Dick Allen, R (1, 5) OBP: 0.376, SLG: 0.456										3	0	0	0	0	0	0				
Wes Parker, S (1, 3) OBP: 0.364, SLG: 0.367										3	0	0	0	0	0	1				
Jim Lefebvre, S (1, 4) OBP: 0.326, SLG: 0.411										2	0	0	0	0	1	0				
Bobby Darwin, R (1, 9) OBP: 0.350, SLG: 0.500										3	0	0	0	0	3	1				
Joe Ferguson, R (1, 2) OBP: 0.261, SLG: 0.341										2	1	1	1	1	0	0				
Bill Singer, R (1, 1) OBP: 0.200, SLG: 0.097										1	0	0	0	0	0	1				
Billy Grabarkewitz, R (6, PH) OBP: 0.354, SLG: 0.254										1	0	0	0	0	1	0				
Joe Moeller, R (6, 1)										0	0	0	0	0	0	0				
Maury Wills, S (9, PH) OBP: 0.331, SLG: 0.335										1	0	0	0	0	0	0				
Inning Stats	R: 0 E: 0 K: 1 S: 5	H: 0 LOB: 0 BB: 0 P: 5	R: 0 E: 0 K: 0 S: 3	H: 0 LOB: 0 BB: 0 P: 3	R: 0 E: 0 K: 1 S: 4	H: 0 LOB: 0 BB: 1 P: 8	R: 0 E: 0 K: 1 S: 5	H: 0 LOB: 0 BB: 0 P: 5	R: 0 E: 0 K: 1 S: 5	H: 0 LOB: 0 BB: 0 P: 5	R: 0 E: 0 K: 0 S: 3	H: 0 LOB: 0 BB: 0 P: 3	R: 0 E: 0 K: 2 S: 7	H: 0 LOB: 0 BB: 0 P: 7	R: 1 E: 0 K: 0 S: 4	H: 1 LOB: 0 BB: 0 P: 4	1B: 0 2B: 1 3B: 0 HR: 1	SF: 0 SAC: 0 DP: 2 HBP: 1	WP: 0 PB: 0 SB: 0 CS: 0	PA: 29
PITCHER Luke Walker, L (1, 1) ERA: 3.91	IP: 9.0 WLS: W BF: 29 H: 1 R: 1 ER: 1 SO: 7 BB: 1 IBB: 0 HBP: 1 BLK: 0 WP: 0 HR: 1 S: 41 P: 46 ERA: 1.00 WHIP: 0.222															PITCHER				

Los Angeles Dodgers @ Pittsburgh Pirates
Three Rivers Stadium, Pittsburgh, PA
Sun Jul 18 1971, 3:38 AM EDT
Att: 48,230 - Unknown

AB	27
R	1
H	1
RBI	1
BB	1
SO	7
LOB	3



Batter	1	2	3	4	5	6	7	8	9	AB	R	H	RBI	BB	SO	LOB	BOTTOM			
Gene Clines, R (1, 9) OBP: 0.408, SLG: 0.430										3	1	1	0	0	0	0				
Vic Davallio, L (1, 3) OBP: 0.302, SLG: 0.338										4	1	2	2	0	2	1				
Al Oliver, L (1, 8) OBP: 0.317, SLG: 0.405										3	1	1	1	0	0	2				
Willie Stargell, L (1, 7) OBP: 0.383, SLG: 0.673										4	1	1	0	0	2	1				
Richie Hebner, L (1, 5) OBP: 0.355, SLG: 0.545										3	1	1	2	0	0	0				
Milt May, L (1, 2) OBP: 0.303, SLG: 0.423										4	1	3	2	0	0	0				
Bill Mazerowski, R (1, 4) OBP: 0.354, SLG: 0.354										4	0	0	0	0	0	2				
Gene Alley, R (1, 6) OBP: 0.314, SLG: 0.349										3	1	1	0	0	0	1				
Luke Walker, L (1, 1) OBP: 0.129, SLG: 0.036										3	0	0	0	0	3	1				
Inning Stats	R: 0 E: 0 K: 1 S: 6	H: 1 LOB: 1 BB: 0 P: 6	R: 0 E: 0 K: 0 S: 3	H: 1 LOB: 0 BB: 0 P: 3	R: 3 E: 0 K: 1 S: 7	H: 2 LOB: 0 BB: 0 P: 8	R: 0 E: 0 K: 0 S: 4	H: 1 LOB: 1 BB: 0 P: 4	R: 0 E: 0 K: 2 S: 7	H: 0 LOB: 0 BB: 0 P: 7	R: 3 E: 0 K: 0 S: 6	H: 3 LOB: 0 BB: 0 P: 6	R: 0 E: 0 K: 2 S: 8	H: 1 LOB: 1 BB: 0 P: 8	R: 1 E: 0 K: 1 S: 6	H: 1 LOB: 0 BB: 0 P: 6	1B: 6 2B: 1 3B: 1 HR: 2	SF: 2 SAC: 0 DP: 1 HBP: 1	WP: 0 PB: 0 SB: 0 CS: 0	PA: 34
PITCHER Bill Singer, R (1, 1) ERA: 4.69	IP: 5.0 WLS: L BF: 20 H: 5 R: 4 ER: 3 SO: 4 BB: 0 IBB: 0 HBP: 1 BLK: 0 WP: 0 HR: 0 S: 27 P: 28 ERA: 5.40 WHIP: 1.000															PITCHER				
Joe Moeller, R (6, 1) ERA: 3.02	IP: 3.0 WLS: L BF: 14 H: 5 R: 4 ER: 4 SO: 3 BB: 0 IBB: 0 HBP: 0 BLK: 0 WP: 0 HR: 2 S: 20 P: 20 ERA: 12.00 WHIP: 1.667															PITCHER				

Los Angeles Dodgers @ Pittsburgh Pirates
Three Rivers Stadium, Pittsburgh, PA
Sun Jul 18 1971, 3:38 AM EDT
Att: 48,230 - Unknown

AB	31
R	7
H	10
RBI	7
BB	0
SO	7
LOB	8

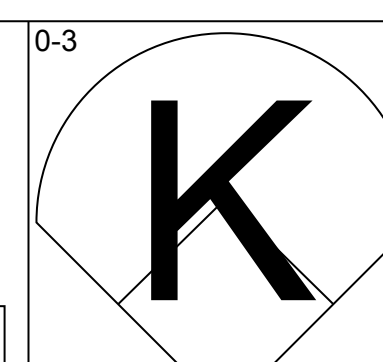
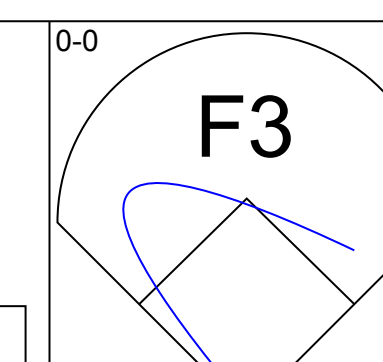
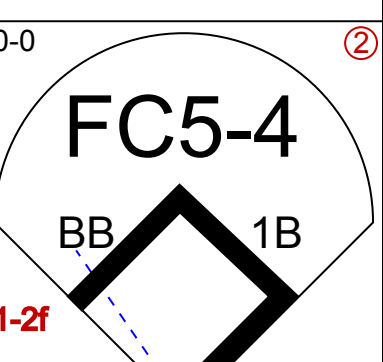
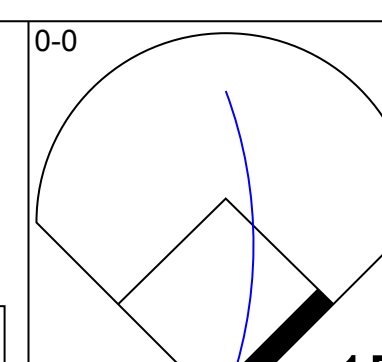
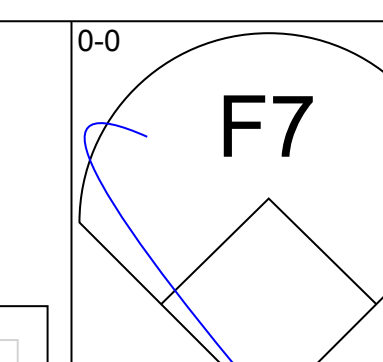
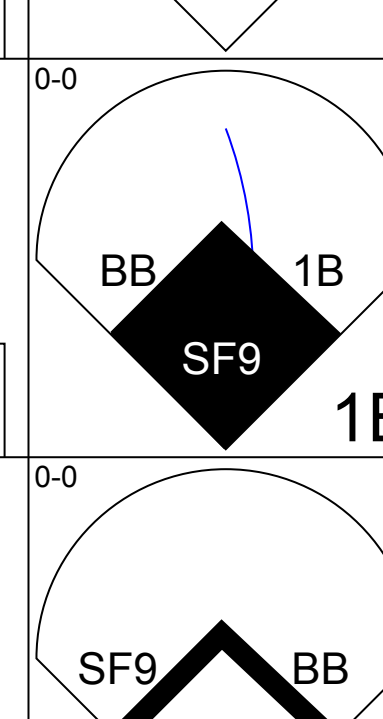
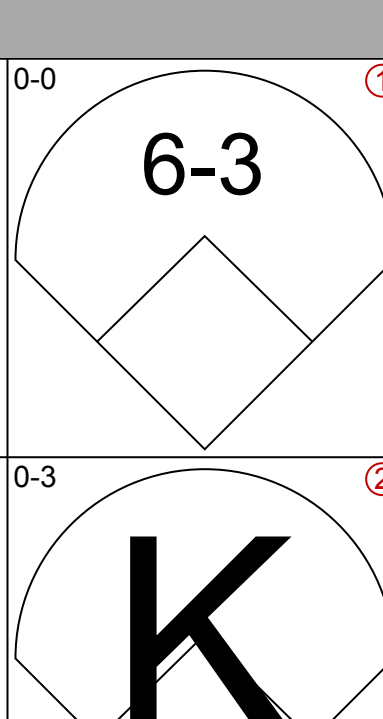
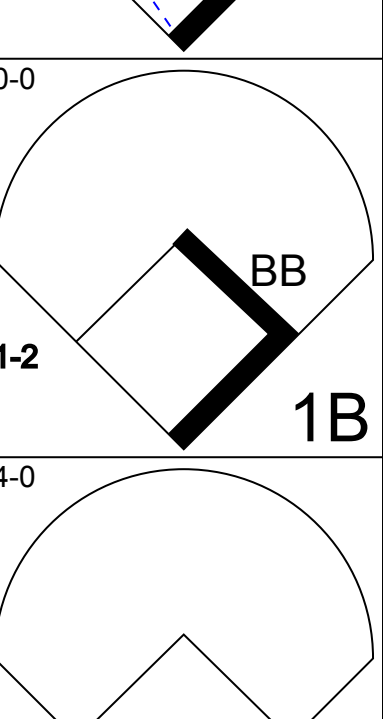
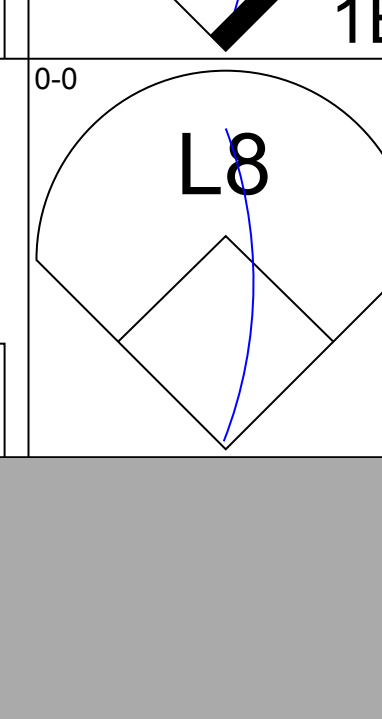
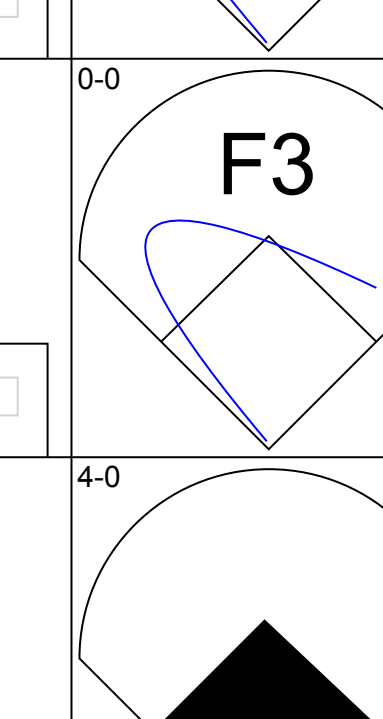
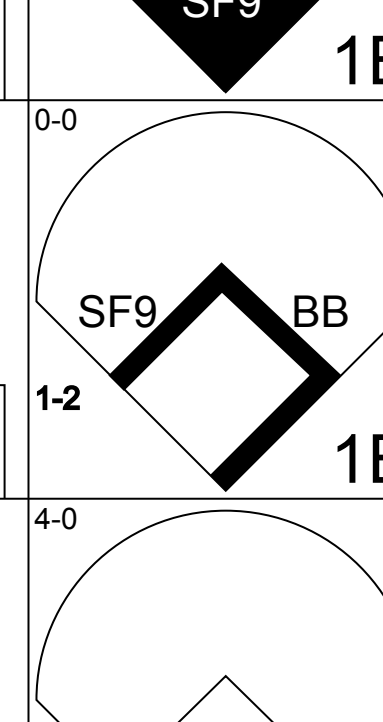
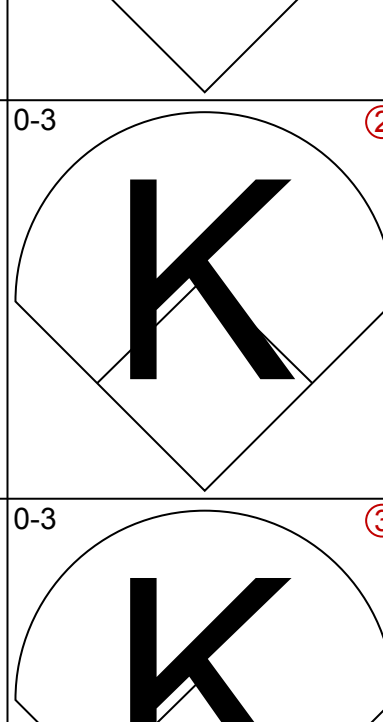
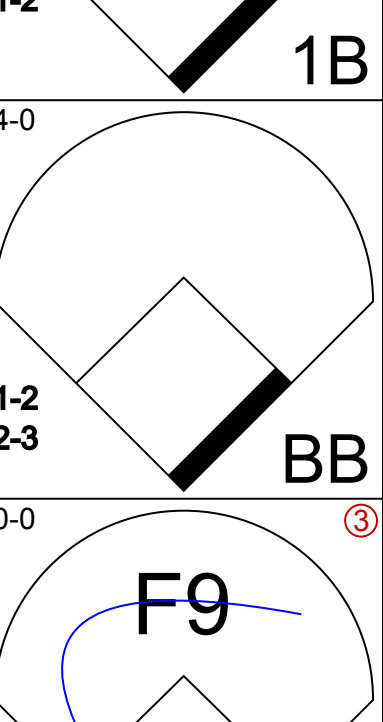
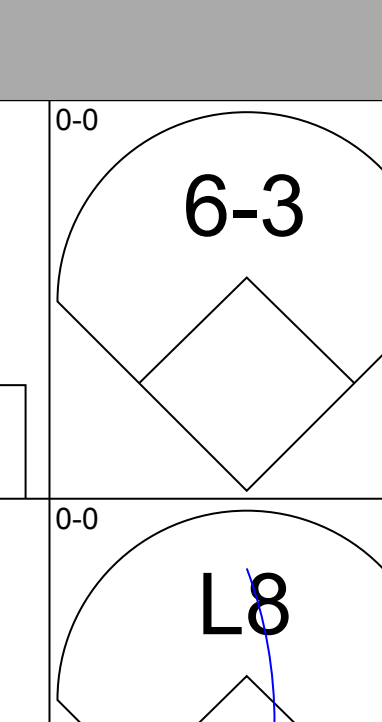
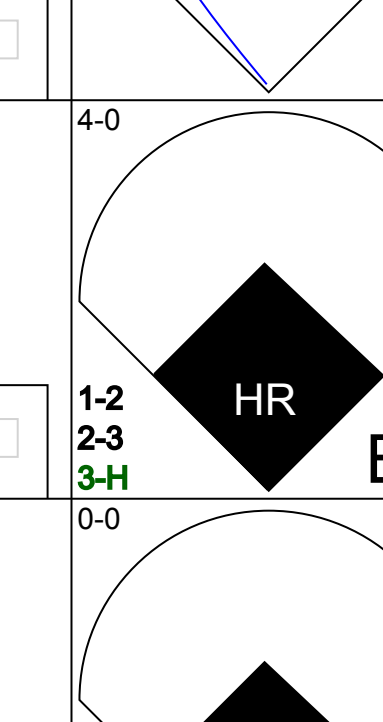
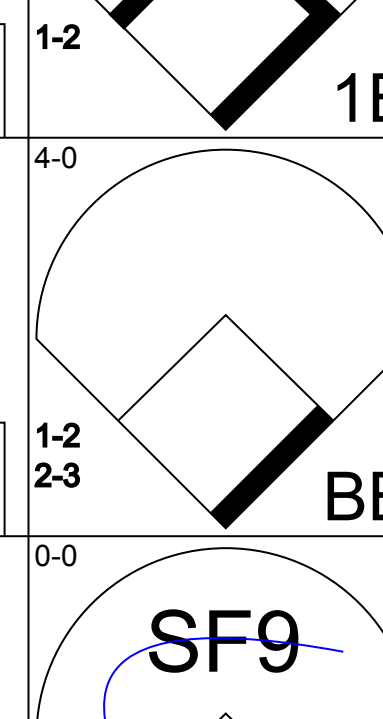

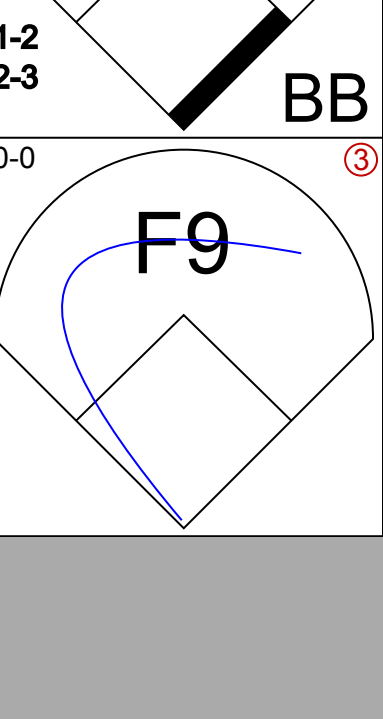
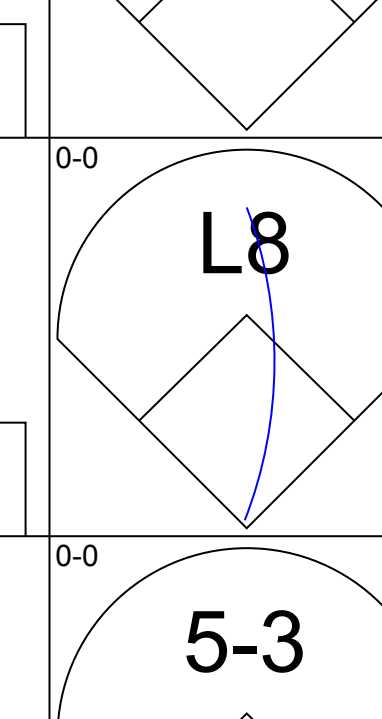
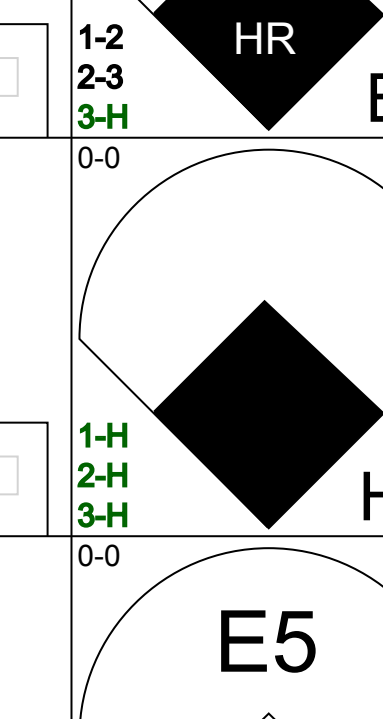
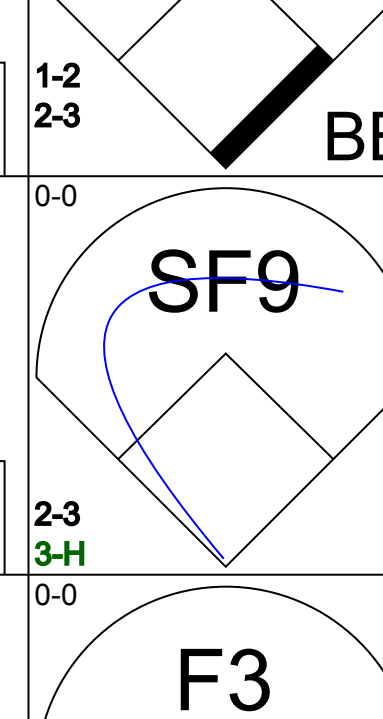
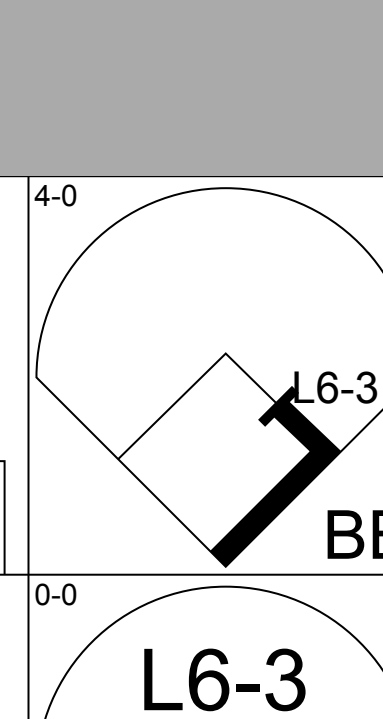
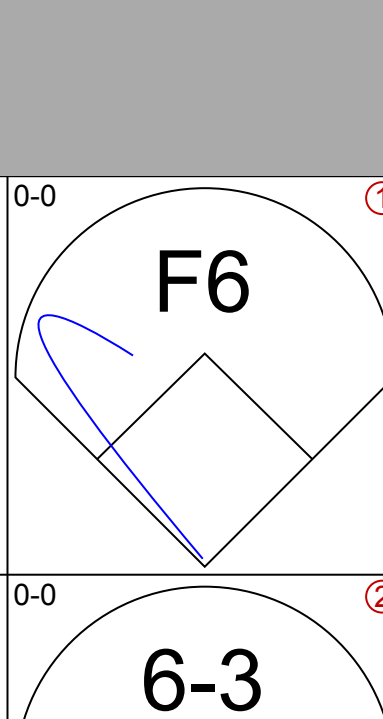
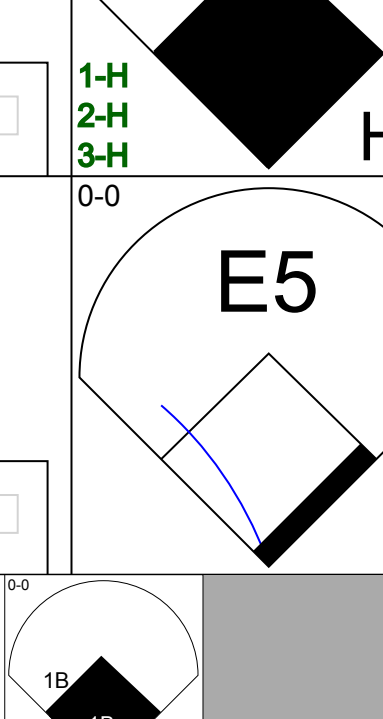
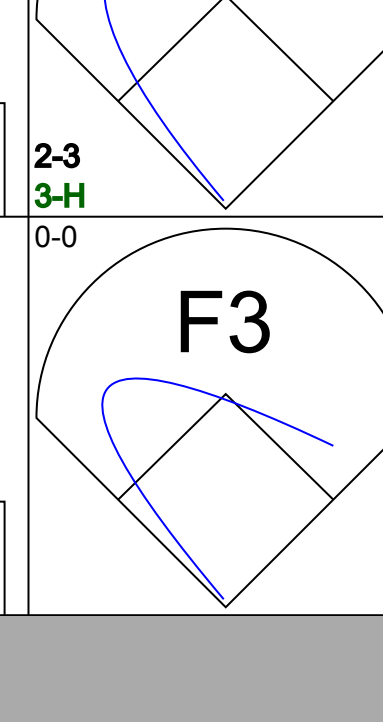
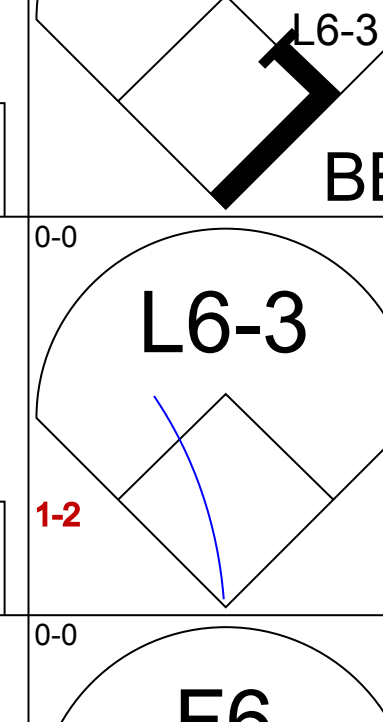
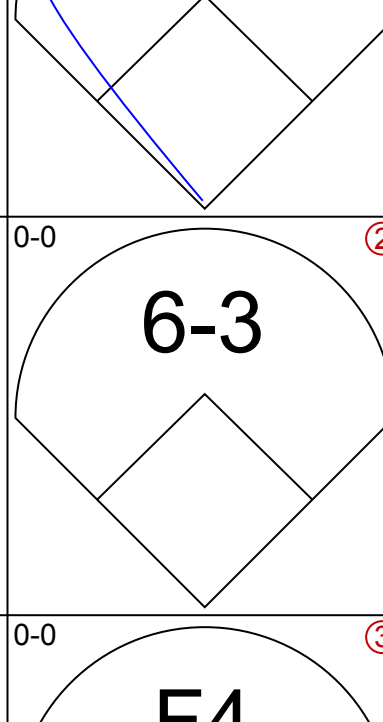
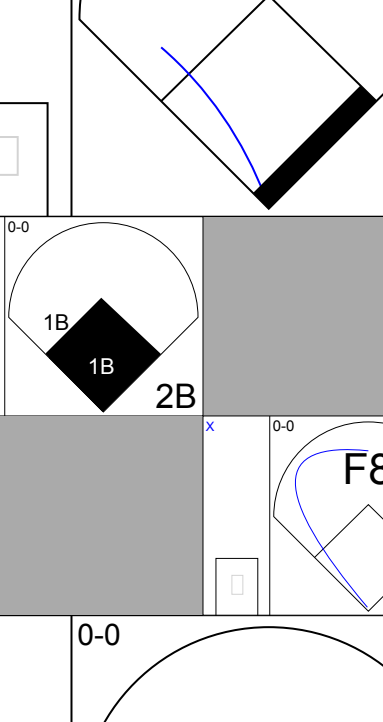
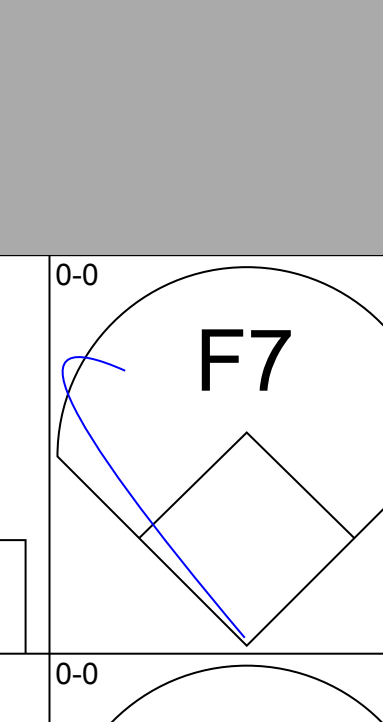
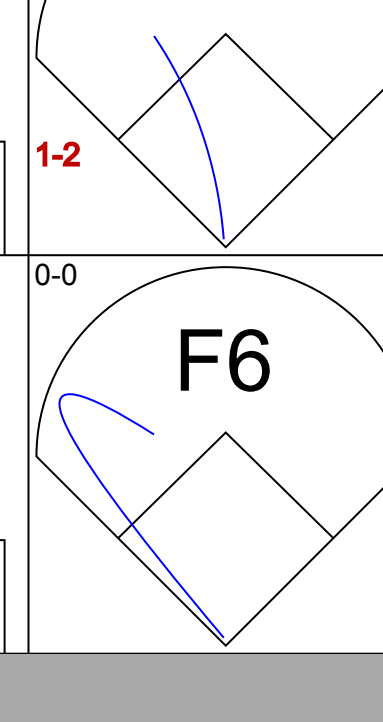
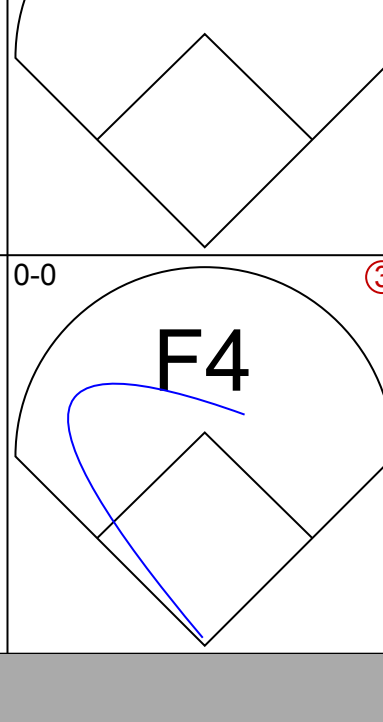
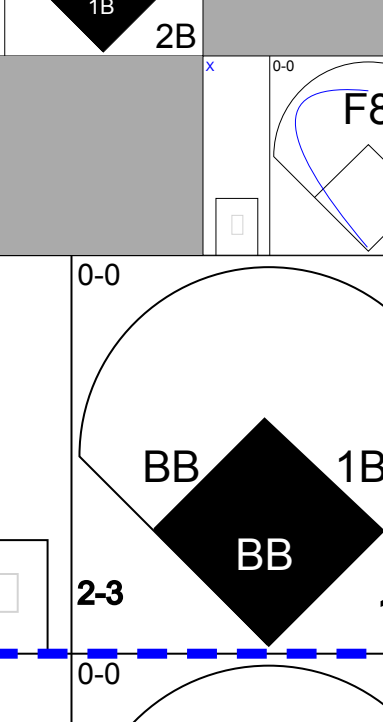
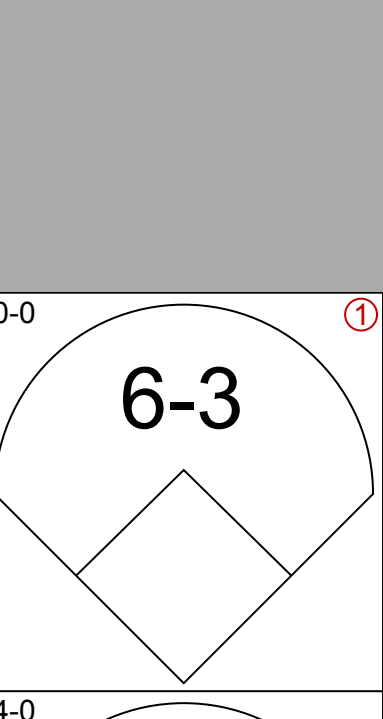
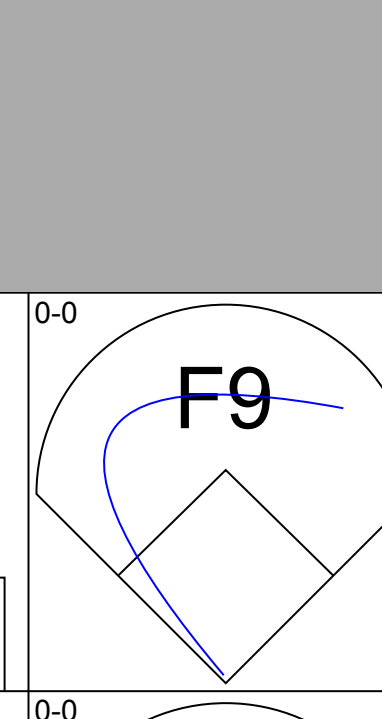
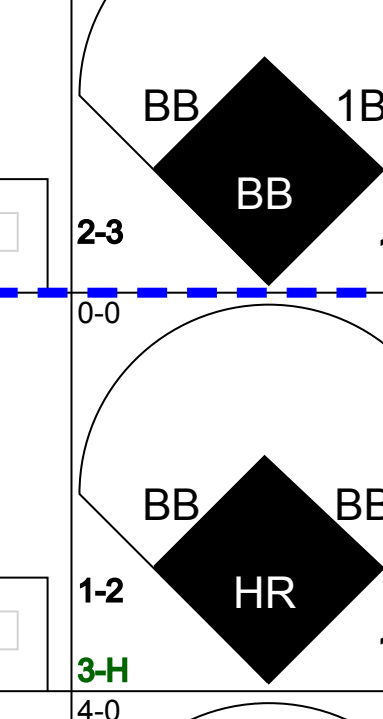
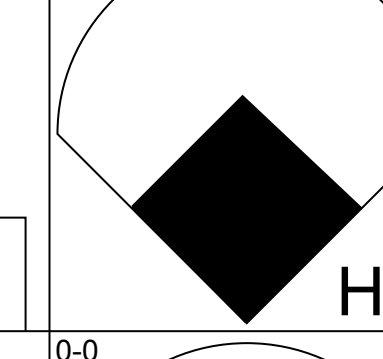
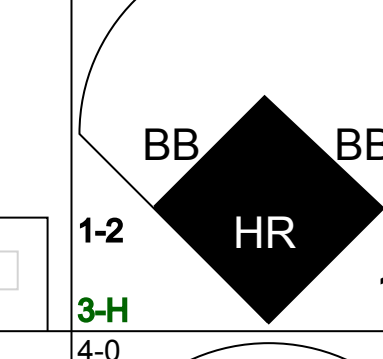
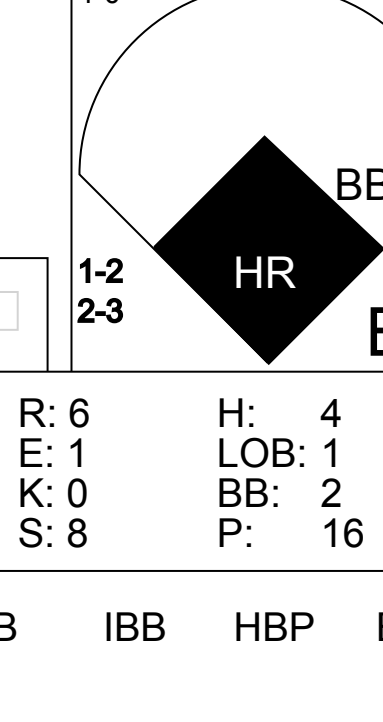
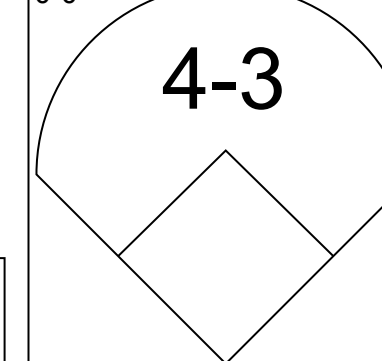
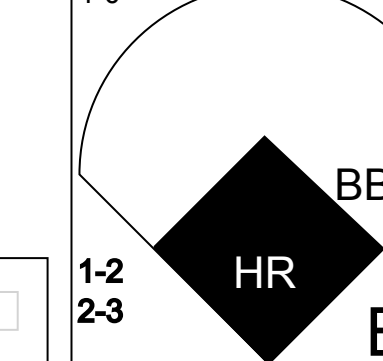
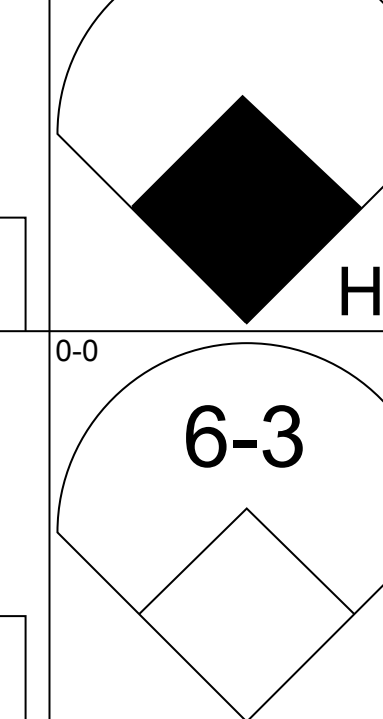
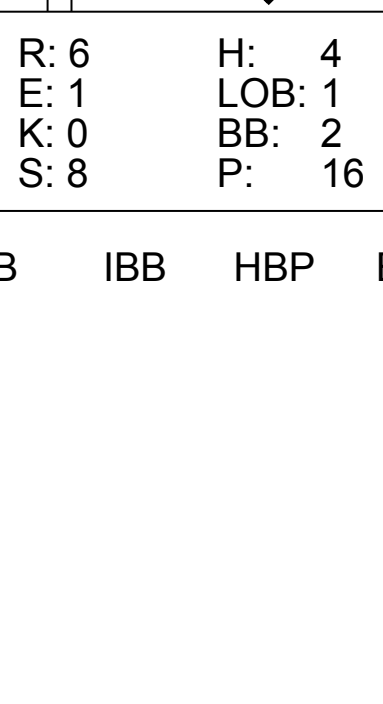
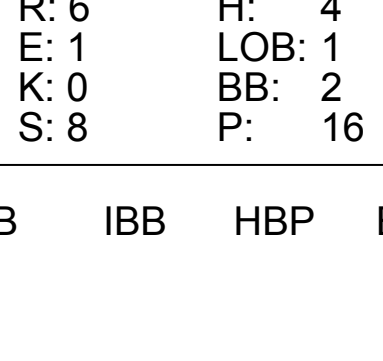


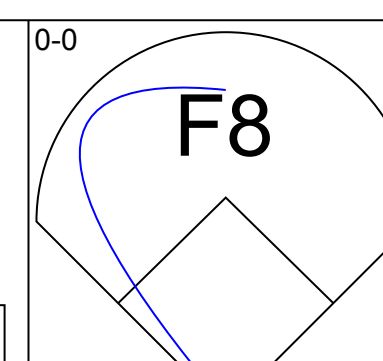
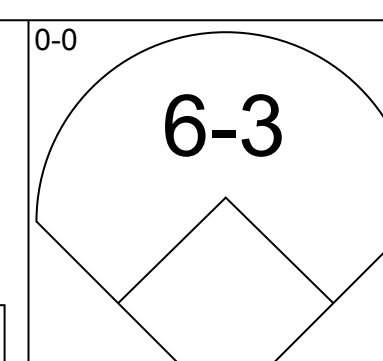
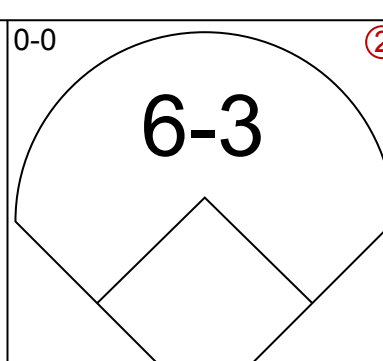
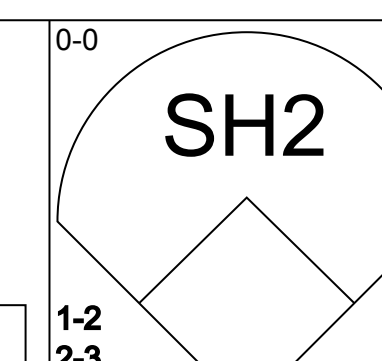
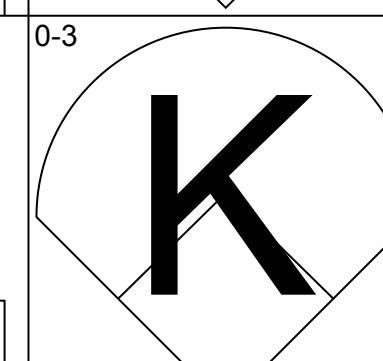
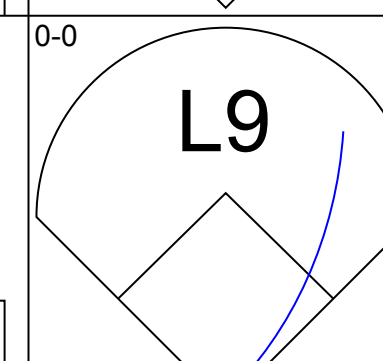
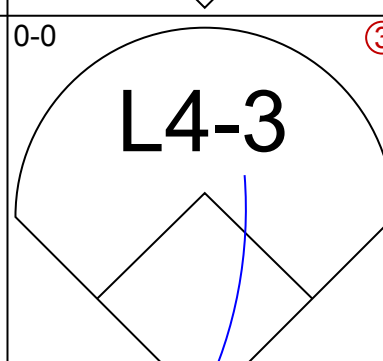
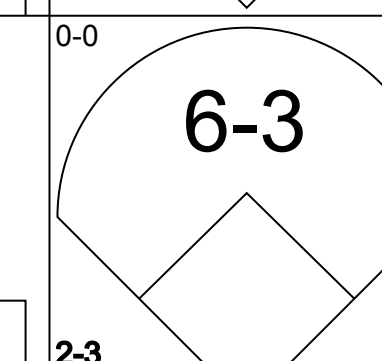
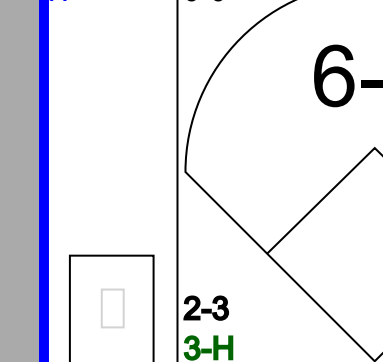
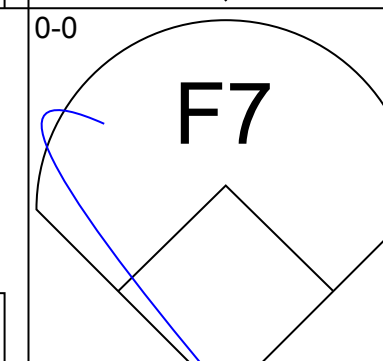
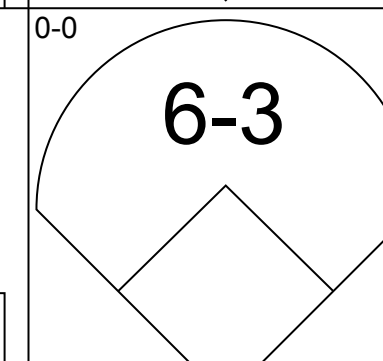
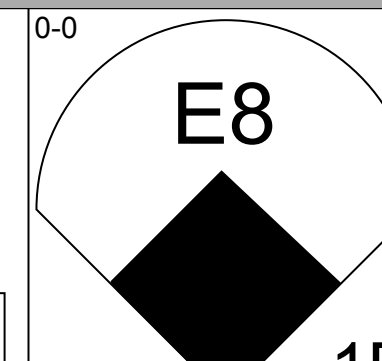
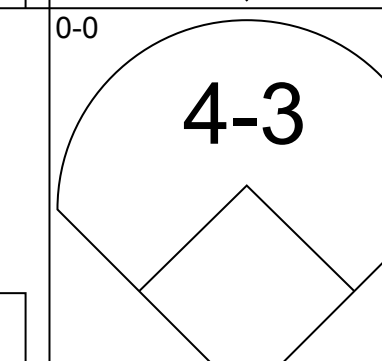
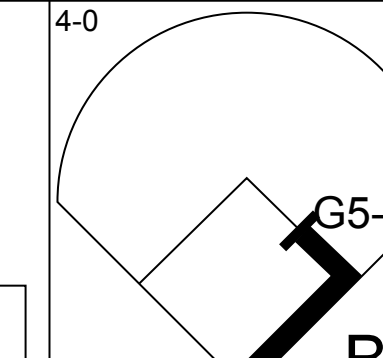
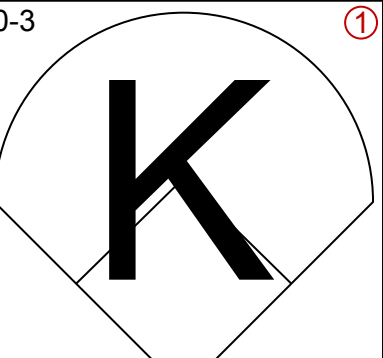
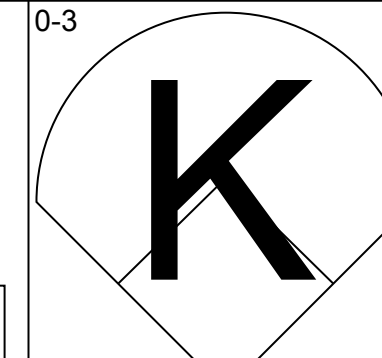
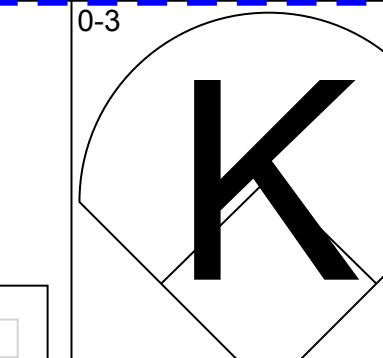
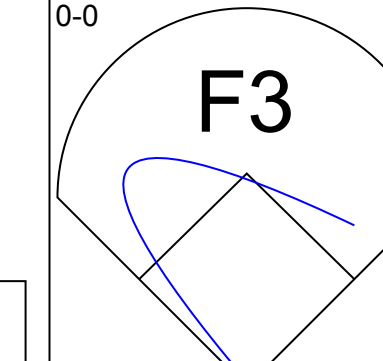
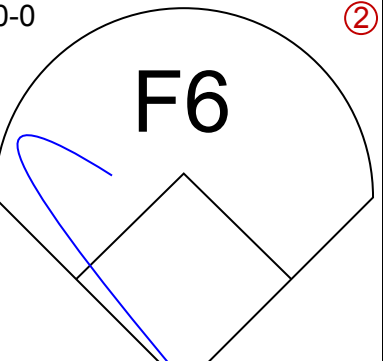
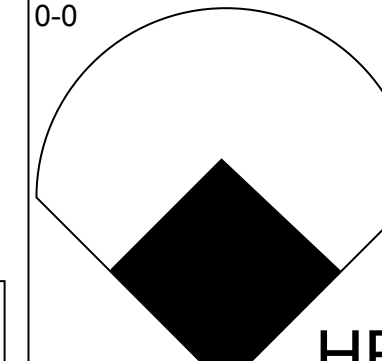
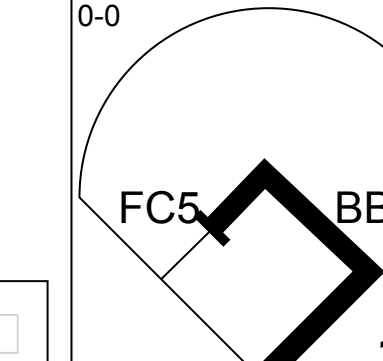
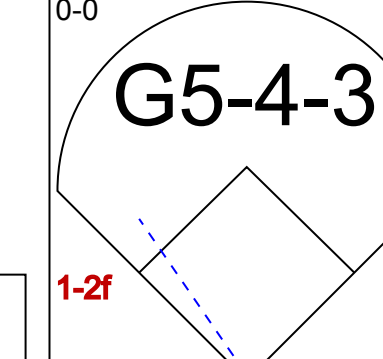
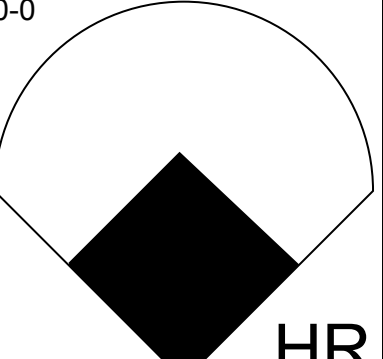
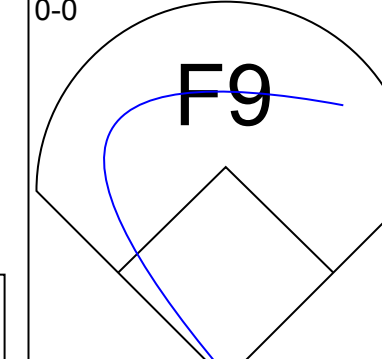
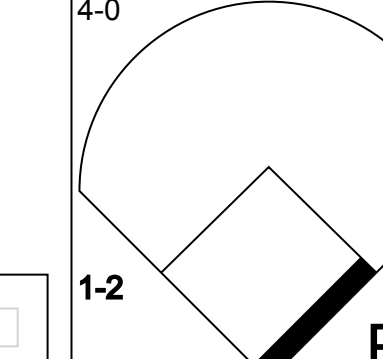
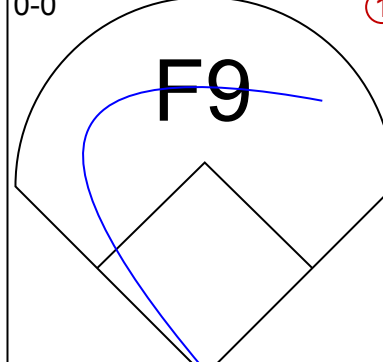
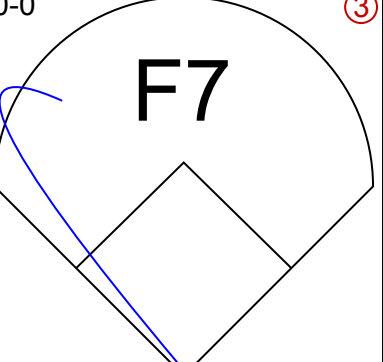
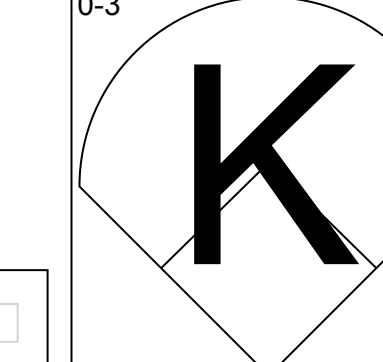
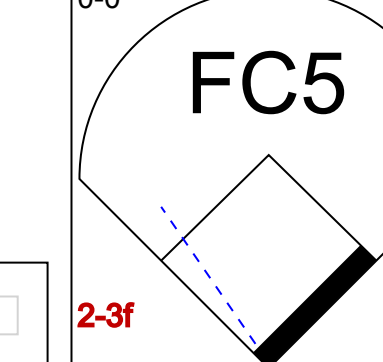
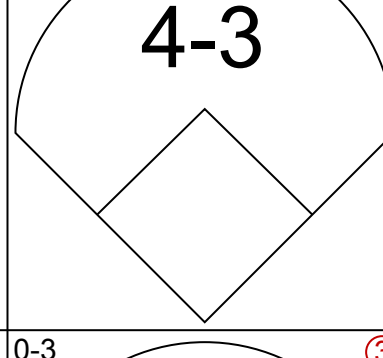
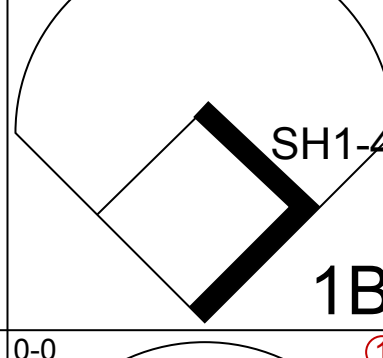
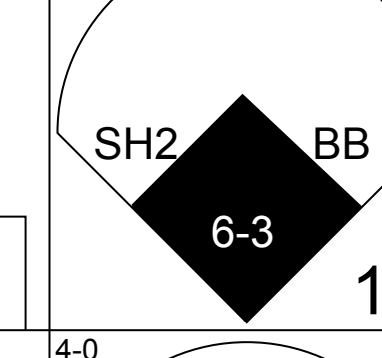

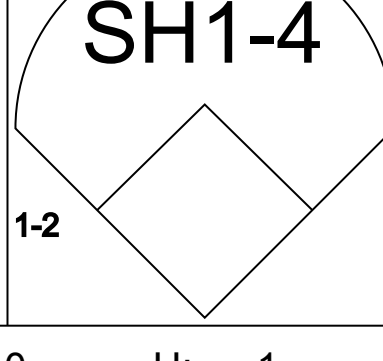
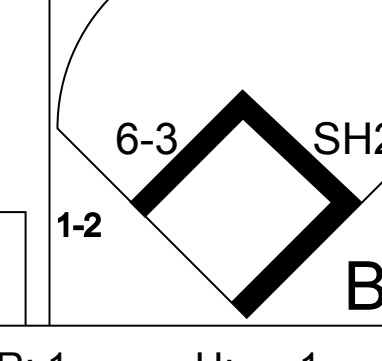
Batter	1	2	3	4	5	6	7	8	9	AB	R	H	RBI	BB	SO	LOB	TOP																					
Maury Wills, S OBP: 0.332, SLG: 0.339 Bobby Valentine, R OBP: 0.287, SLG: 0.329	6-3	4-3 1B 2B		4-3		L8		2B 1B		5	2	3	0	0	1		Los Angeles Dodgers @ Pittsburgh Pirates Three Rivers Stadium, Pittsburgh, PA Mon Jul 19 1971, 7:05 PM EDT Att: 17,437 - Unknown																					
Bill Buckner, L OBP: 0.325, SLG: 0.395	4-3	4-3			L9	FC6-4		WP 2B		5	0	1	2	0	2																							
Willie Davis, L OBP: 0.358, SLG: 0.488					G3		L3	K		5	0	2	1	0	1	2																						
Dick Allen, R OBP: 0.382, SLG: 0.466						HR		1B BB		2	1	1	1	3	1	1																						
Wes Parker, S OBP: 0.362, SLG: 0.365	K			F9		L8		F7		5	0	1	0	0	1	4																						
Willie Crawford, L OBP: 0.355, SLG: 0.494										4	2	1	1	1	1	2																						
Duke Sims, L OBP: 0.346, SLG: 0.350 Billy Grabarkewitz, R OBP: 0.384, SLG: 0.284 Tom Haller, L OBP: 0.290, SLG: 0.304										4	0	2	0	0	2	1																						
Bill Russell, R OBP: 0.287, SLG: 0.331										1	0	1	0	0	0	0																						
Claude Osteen, L OBP: 0.190, SLG: 0.186										1	0	0	0	0	0	0																						
Inning Stats	R: 0 E: 0 K: 1 S: 6	H: 1 LOB: 2 BB: 1 P: 10	R: 4 E: 0 K: 1 S: 10	H: 5 LOB: 1 BB: 0 P: 10	R: 0 E: 0 K: 2 S: 7	H: 0 LOB: 0 BB: 0 P: 7	R: 0 E: 0 K: 1 S: 5	H: 0 LOB: 0 BB: 0 P: 5	R: 1 E: 0 K: 0 S: 4	H: 1 LOB: 0 BB: 0 P: 4	R: 2 E: 0 K: 1 S: 7	H: 2 LOB: 1 BB: 1 P: 11	R: 0 E: 0 K: 0 S: 3	H: 1 LOB: 1 BB: 1 P: 7	R: 3 E: 0 K: 1 S: 9	H: 4 LOB: 2 BB: 1 P: 13		R: 0 E: 0 K: 0 S: 4	H: 1 LOB: 1 BB: 0 P: 4	1B: 11 2B: 2 3B: 0 HR: 2	SF: 0 SAC: 1 DP: 1 HBP: 0	WP: 2 PB: 0 SB: 1 CS: 0	PA: 45															
PITCHER	IP	WLS	BF	H	R	ER	SO	BB	IBB	HBP	BLK	WP	HR	S	P	ERA	WHIP	PITCHER				IP	WLS	BF	H	R	ER	SO	BB	IBB	HBP	BLK	WP	HR	S	P	ERA	WHIP
Nelson Briles, R ERA: 4.33	5.0	L	23	7	5	5	5	1	0	0	0	0	2	32	36	9.00	1.600																					
Bob Veale, L ERA: 8.14	1.0		6	2	2	2	1	1	0	0	0	1	0	7	11	18.00	3.000																					
Mudcat Grant, R ERA: 3.53	1.1		9	5	3	3	0	1	0	0	0	0	0	8	12	20.25	4.500																					
Bob Moose, R ERA: 3.61	1.2		7	1	0	0	1	1	0	0	0	1	0	8	12	0.00	1.200																					
Batter	1	2	3	4	5	6	7	8	9	AB	R	H	RBI	BB	SO	LOB	BOTTOM																					
Bill Mazerolski, R OBP: 0.348, SLG: 0.347	L7		F8		F8		F8			5	0	1	1	0	0	1	Los Angeles Dodgers @ Pittsburgh Pirates Three Rivers Stadium, Pittsburgh, PA Mon Jul 19 1971, 7:05 PM EDT Att: 17,437 - Unknown																					
Gene Clines, R OBP: 0.416, SLG: 0.436		1B		L8		HR 1B	L4-3			5	1	3	0	0	0	0																						
Roberto Clemente, R OBP: 0.363, SLG: 0.528				6-3		HR 1B				5	1	3	2	0	0	2																						
Willie Stargell, L OBP: 0.385, SLG: 0.670						HR 1B	F3			3	1	1	0	0	0	3																						
Manny Sanguillen, R OBP: 0.351, SLG: 0.419										4	0	2	0	0	0	0																						
Richie Hebner, L OBP: 0.351, SLG: 0.537										4	0	0	0	0	2	4																						
Al Oliver, L OBP: 0.316, SLG: 0.401										3	0	0	0	1	1	0																						
Jackie Hernandez, R OBP: 0.256, SLG: 0.318										3	0	0	1	0	0	0																						
Nelson Briles, R OBP: 0.288, SLG: 0.450 Renaldo Starnett, R OBP: 0.290, SLG: 0.250 Bob Veale, S OBP: 0.296, SLG: 0.395 Jose Pagan, R OBP: 0.275, SLG: 0.429 Mudcat Grant, R OBP: 0.316, SLG: 0.429 Bob Moose, R OBP: 0.356, SLG: 0.133 Charlie Sands, L OBP: 0.260, SLG: 0.769										1	0	0	0	0	0	0																						
Inning Stats	R: 0 E: 0 K: 0 S: 4	H: 2 LOB: 1 BB: 0 P: 4	R: 0 E: 0 K: 0 S: 3	H: 0 LOB: 0 BB: 0 P: 3	R: 0 E: 0 K: 0 S: 3	H: 0 LOB: 0 BB: 0 P: 3	R: 0 E: 0 K: 0 S: 4	H: 1 LOB: 2 BB: 0 P: 5	R: 0 E: 0 K: 1 S: 6	H: 0 LOB: 1 BB: 0 P: 6	R: 3 E: 0 K: 1 S: 9	H: 4 LOB: 2 BB: 1 P: 13	R: 0 E: 0 K: 0 S: 4	H: 1 LOB: 1 BB: 0 P: 4	R: 0 E: 0 K: 1 S: 5	H: 0 LOB: 1 BB: 0 P: 5		R: 1 E: 0 K: 0 S: 5	H: 3 LOB: 1 BB: 0 P: 5	1B: 9 2B: 1 3B: 0 HR: 1	SF: 1 SAC: 0 DP: 2 HBP: 1	WP: 0 PB: 0 SB: 0 CS: 0	PA: 39															
PITCHER	IP	WLS	BF	H	R	ER	SO	BB	IBB	HBP	BLK	WP	HR	S	P	ERA	WHIP	PITCHER				IP	WLS	BF	H	R	ER	SO	BB	IBB	HBP	BLK	WP	HR	S	P	ERA	WHIP
Claude Osteen, L ERA: 3.32	9.0	W	39	11	4	4	3	1	0	1	0	0	1	43	48	4.00	1.333																					



Batter	1	2	3	4	5	6	7	8	9	AB	R	H	RBI	BB	SO	LOB	TOP					
Chris Speier, R OBP: 0.321, SLG: 0.335 (1, 6)										4	1	0	1	1	0	5	San Francisco Giants @ Pittsburgh Pirates Three Rivers Stadium, Pittsburgh, PA Tue Jul 20 1971, 7:05 PM EDT Att: 29,865 - Unknown livebaseballscorecards.com					
Tito Fuentes, S OBP: 0.295, SLG: 0.340 (1, 4)										5	0	1	0	0	0	3						
Willie Mays, R OBP: 0.422, SLG: 0.520 (1, 3)										4	1	1	0	1	2	4						
Bobby Bonds, R OBP: 0.391, SLG: 0.555 (1, 9)										5	1	2	1	0	1	1						
Dick Dietz, R OBP: 0.427, SLG: 0.438 Fran Healy, R OBP: 0.419, SLG: 0.462 (6, 2)									2	1	0	1	1	0	2							
Ken Henderson, S OBP: 0.370, SLG: 0.428 (1, 7)										5	2	3	2	0	1	0						
Jimmy Rosario, S OBP: 0.365, SLG: 0.287 (1, 8)										3	1	0	0	1	0	1						
Al Gallagher, R OBP: 0.324, SLG: 0.332 (1, 5)										4	0	1	0	0	0	2						
Gaylord Perry, R OBP: 0.336, SLG: 0.129 Don Carithers, R OBP: 0.271, SLG: 0.245 Ed Goodson, L OBP: 0.297, SLG: 0.245 Rich Robertson, R OBP: 0.302, SLG: 0.247 Don McMahon, R OBP: 0.305, SLG: 0.243 Bernie Williams, R OBP: 0.302, SLG: 0.243 Frank Reberger, R OBP: 0.293, SLG: 0.273 (8, 1)										1	0	1	0	1	0	0						
Inning Stats	R: 1 E: 0 K: 0 S: 3	H: 1 LOB: 0 BB: 1 P: 7	R: 2 E: 0 K: 0 S: 4	H: 1 LOB: 1 BB: 2 P: 12	R: 0 E: 0 K: 0 S: 3	H: 0 LOB: 1 BB: 1 P: 7	R: 1 E: 0 K: 0 S: 6	H: 3 LOB: 2 BB: 0 P: 6	R: 2 E: 0 K: 0 S: 5	H: 2 LOB: 2 BB: 0 P: 5	R: 0 E: 0 K: 0 S: 3	H: 0 LOB: 0 BB: 0 P: 3	R: 0 E: 1 K: 1 S: 6	H: 0 LOB: 1 BB: 0 P: 6	R: 1 E: 1 K: 1 S: 8	H: 2 LOB: 3 BB: 1 P: 12		R: 0 E: 0 K: 3 S: 9	H: 0 LOB: 0 BB: 0 P: 9	1B: 8 2B: 0 3B: 0 HR: 1	SF: 0 SAC: 0 DP: 0 HBP: 0	WP: 0 PB: 1 SB: 0 CS: 0
PITCHER	IP WLS BF H R ER SO BB IBB HBP BLK WP HR S P ERA WHIP																					
Steve Blass, R ERA: 2.84 Bob Veale, L ERA: 8.92 Nelson Briles, R ERA: 4.27 Dave Giusti, R ERA: 2.17 (7, 1)	1.0 4.0 1.0 3.0	WLS W S	BF 4 21 3 14	H 1 6 2	R 1 5 0	ER 1 5 0	SO 0 5 0 5	BB 1 3 0 1	IBB 0 0 0 0	HBP 0 0 0 0	BLK 0 0 0 0	WP 0 0 0 0	HR 0 1 18 0	S 3 3 23	P 7 30 3 27	ERA 9.00 11.25 0.00 3.00	WHIP 2.000 2.250 0.000 1.000					

Batter	1	2	3	4	5	6	7	8	9	AB	R	H	RBI	BB	SO	LOB	BOTTOM				
Bill Mazerolski, R OBP: 0.348, SLG: 0.347 (1, 4)										6	1	2	2	0	1	4	San Francisco Giants @ Pittsburgh Pirates Three Rivers Stadium, Pittsburgh, PA Tue Jul 20 1971, 7:05 PM EDT Att: 29,865 - Unknown livebaseballscorecards.com				
Vic Davallio, L OBP: 0.303, SLG: 0.337 (1, 3)										6	1	2	2	0	0	5					
Roberto Clemente, R OBP: 0.360, SLG: 0.529 (1, 9)										5	1	1	1	0	1	5					
Willie Stargell, L OBP: 0.390, SLG: 0.671 (1, 7)										4	1	3	1	1	0	0					
Richie Hebner, L OBP: 0.348, SLG: 0.530 (1, 5)										4	0	0	1	0	0	4					
Al Oliver, L OBP: 0.323, SLG: 0.409 (1, 8)										4	1	3	2	1	0	0					
Manny Sanguillen, R OBP: 0.355, SLG: 0.420 (1, 2)										4	3	2	0	1	1	4					
Gene Alley, R OBP: 0.316, SLG: 0.347 (1, 6)										4	2	1	1	1	0	5					
Steve Blass, R OBP: 0.125, SLG: 0.160 Bob Veale, L OBP: 0.330, SLG: 0.333 Charlie Sands, L OBP: 0.276, SLG: 0.400 Nelson Briles, R OBP: 0.302, SLG: 0.247 Jose Pagan, R OBP: 0.332, SLG: 0.361 Dave Giusti, R OBP: 0.143, SLG: 0.277 (7, 1)										0	0	0	0	0	0	0					
Inning Stats	R: 0 E: 0 K: 0 S: 5	H: 2 LOB: 2 BB: 0 P: 5	R: 1 E: 0 K: 0 S: 5	H: 2 LOB: 1 BB: 1 P: 9	R: 0 E: 0 K: 0 S: 3	H: 0 LOB: 0 BB: 0 P: 3	R: 5 E: 1 K: 0 S: 9	H: 5 LOB: 1 BB: 0 P: 9	R: 2 E: 1 K: 0 S: 6	H: 2 LOB: 2 BB: 1 P: 10	R: 0 E: 0 K: 0 S: 4	H: 1 LOB: 3 BB: 2 P: 12	R: 3 E: 0 K: 2 S: 10	H: 3 LOB: 1 BB: 1 P: 15	R: 0 E: 0 K: 1 S: 5	H: 0 LOB: 0 BB: 0 P: 5		1B: 13 2B: 1 3B: 1 HR: 0	SF: 0 SAC: 0 DP: 0 HBP: 1	WP: 0 PB: 1 SB: 0 CS: 0	PA: 47
PITCHER	IP WLS BF H R ER SO BB IBB HBP BLK WP HR S P ERA WHIP																				
Gaylord Perry, R ERA: 3.45 Don Carithers, R ERA: 4.71 Rich Robertson, R ERA: 4.57 Don McMahon, R ERA: 3.94 Frank Reberger, R ERA: 5.53 (8, 1)	3.2 1.1 1.1 0.2 1.0	WLS L	BF 22 8 10 4 3	H 9 2 1 0	R 0 2 3 0	ER 2 1 3 0	SO 2 0 1 1	BB 1 0 2 0 0	IBB 0 0 1 0 0	HBP 0 0 0 1 0	BLK 0 0 0 0 0	WP 0 0 0 0 0	HR 0 7 9 5 5	S 21 11 21 6 5	P 25 11 21 6 5	ERA 4.91 6.75 20.25 0.00 0.00	WHIP 2.727 2.250 3.750 1.500 0.000				

Batter	1	2	3	4	5	6	7	8	9	AB	R	H	RBI	BB	SO	LOB	TOP																
Chris Speier, R (1, 6) OBP: 0.320, SLG: 0.333										5	0	1	0	0	1	4	San Francisco Giants @ Pittsburgh Pirates Three Rivers Stadium, Pittsburgh, PA Wed Jul 21 1971, 7:05 PM EDT Att: 35,145 - Unknown livebaseballscorecards.com																
Tito Fuentes, S (1, 4) OBP: 0.296, SLG: 0.340										5	1	2	0	0	0	4																	
Willie Mays, R (1, 8) OBP: 0.425, SLG: 0.518										3	1	1	1	2	1	0																	
Willie McCovey, L (1, 3) OBP: 0.397, SLG: 0.500										4	1	1	4	1	1	3																	
Bobby Bonds, R (1, 9) OBP: 0.388, SLG: 0.551										3	0	0	1	1	0	1																	
Dick Dietz, R (1, 2) OBP: 0.423, SLG: 0.438										5	1	1	0	0	0	4																	
Ken Henderson, S (1, 7)										4	1	1	0	0	0	0																	
Al Gallagher, R (1, 5) OBP: 0.327, SLG: 0.347										4	1	2	2	0	0	0																	
Frank Reberger, L (9, PR) OBP: 0.273, SLG: 0.273										0	1	0	0	0	0	0																	
Hal Lanier, R (9, 5) OBP: 0.275, SLG: 0.275										0	0	0	0	0	0	0																	
Ron Bryant, S (1, 1) OBP: 0.191, SLG: 0.200										2	0	0	0	1	0	0																	
Jerry Johnson, R (7, 1)										0	0	0	0	0	0	0																	
Jimmy Rosario, S (9, PH) OBP: 0.369, SLG: 0.287										0	1	0	0	1	0	0																	
Steve Hamilton, L (9, 1)										0	0	0	0	0	0	0																	
Inning Stats	R: 1 E: 0 K: 1 S: 7	H: 2 LOB: 2 BB: 1 P: 11	R: 1 E: 0 K: 0 S: 4	H: 1 LOB: 0 BB: 0 P: 4	R: 0 E: 0 K: 2 S: 7	H: 0 LOB: 0 BB: 0 P: 7	R: 0 E: 0 K: 0 S: 2	H: 0 LOB: 0 BB: 1 P: 6	R: 0 E: 0 K: 0 S: 4	H: 1 LOB: 3 BB: 2 P: 12	R: 0 E: 0 K: 0 S: 3	H: 0 LOB: 0 BB: 0 P: 3	R: 0 E: 0 K: 0 S: 4	H: 1 LOB: 1 BB: 0 P: 4	R: 0 E: 0 K: 0 S: 3	H: 0 LOB: 0 BB: 0 P: 3	R: 6 E: 1 K: 0 S: 8	H: 4 LOB: 1 BB: 2 P: 16	1B: 6 2B: 2 3B: 0 HR: 2	SF: 1 SAC: 0 DP: 1 HBP: 0	WP: 0 PB: 0 SB: 0 CS: 0	PA: 42											
PITCHER	IP WLS BF H R ER SO BB IBB HBP BLK WP HR S P ERA WHIP																																
Bob Johnson, R (1, 1) ERA: 3.35	8.0	34	7	4	4	3	4	0	0	0	0	0	1	36	52	4.50	1.375																
Dave Giusti, R (9, 1) ERA: 2.75	1.0	L 8	2	4	4	0	2	0	0	0	0	0	1	6	14	36.00	4.000																

Batter	1	2	3	4	5	6	7	8	9	AB	R	H	RBI	BB	SO	LOB	BOTTOM																
Bill Mazerowski, R (1, 4) OBP: 0.340, SLG: 0.339										3	0	0	0	0	0	1	San Francisco Giants @ Pittsburgh Pirates Three Rivers Stadium, Pittsburgh, PA Wed Jul 21 1971, 7:05 PM EDT Att: 35,145 - Unknown livebaseballscorecards.com																
Gene Clines, R (1, 8) OBP: 0.408, SLG: 0.427										3	0	0	0	0	1	1																	
Al Oliver, L (8, PH) OBP: 0.322, SLG: 0.408										1	0	0	1	0	0	1																	
Roberto Clemente, R (1, 9) OBP: 0.359, SLG: 0.525										4	1	1	0	0	0	1																	
Willie Stargell, L (1, 7) OBP: 0.389, SLG: 0.665										3	0	0	0	1	3	0																	
Manny Sanguillen, R (1, 2) OBP: 0.357, SLG: 0.430										4	1	2	1	0	0	1																	
Bob Robertson, R (1, 3) OBP: 0.397, SLG: 0.500										3	1	1	1	1	0	1																	
Jose Pagan, R (1, 5) OBP: 0.324, SLG: 0.350										3	0	0	0	0	1	0																	
Richie Hebner, L (8, 5) OBP: 0.347, SLG: 0.528										1	0	0	0	0	1	2																	
Gene Alley, R (1, 6) OBP: 0.319, SLG: 0.350										4	1	2	0	0	0	2																	
Bob Johnson, L (1, 1) OBP: 0.194, SLG: 0.065										1	0	0	0	1	1	0																	
Dave Giusti, R (9, 1) OBP: 0.143, SLG: 0.077										0	0	0	0	0	0	0																	
Inning Stats	R: 0 E: 0 K: 1 S: 5	H: 0 LOB: 0 BB: 0 P: 5	R: 0 E: 0 K: 0 S: 2	H: 0 LOB: 0 BB: 1 P: 6	R: 0 E: 0 K: 1 S: 5	H: 0 LOB: 0 BB: 0 P: 5	R: 0 E: 0 K: 0 S: 3	H: 0 LOB: 0 BB: 0 P: 3	R: 1 E: 0 K: 1 S: 6	H: 1 LOB: 0 BB: 0 P: 6	R: 0 E: 0 K: 0 S: 4	H: 1 LOB: 1 BB: 0 P: 4	R: 2 E: 1 K: 2 S: 9	H: 2 LOB: 0 BB: 0 P: 9	R: 1 E: 0 K: 0 S: 4	H: 1 LOB: 1 BB: 1 P: 8	R: 0 E: 0 K: 2 S: 8	H: 1 LOB: 2 BB: 1 P: 12	1B: 4 2B: 0 3B: 0 HR: 2	SF: 0 SAC: 2 DP: 1 HBP: 0	WP: 0 PB: 0 SB: 0 CS: 0	PA: 35											
PITCHER	IP WLS BF H R ER SO BB IBB HBP BLK WP HR S P ERA WHIP																																
Ron Bryant, L (1, 1) ERA: 3.27	6.1	23	4	3	3	4	1	0	0	0	0	0	0	8	12	4.26	0.789																
Jerry Johnson, R (7, 1) ERA: 2.6	1.2	W 7	1	1	1	1	1	0	0	0	0	0	0	8	12	5.40	1.200																
Steve Hamilton, L (9, 1) ERA: 2.9	1.0	S 5	1	0	0	2	1	0	0	0	0	0	0	8	12	0.00	2.000																

Batter	1	2	3	4	5	6	7	8	9	10	AB	R	H	RBI	BB	SO	LOB	TOP	
Chris Speier, R OBP: 0.322, SLG: 0.335 Frank Duffy, R OBP: 0.158, SLG: 0.143	0-0 2B 1B	0-3 K			0-0 6-3		0-0 F9	0-0 F3		0-3 K	1 1 1 0 0 0 0 5 0 0 0 0 2 4								
Tito Fuentes, S OBP: 0.292, SLG: 0.335	0-0 F7	0-0 4-3			0-0 4-3		0-0 5-3		0-0 G3	0-0 G3	6 0 0 0 0 0 3								
Bobby Bonds, R OBP: 0.393, SLG: 0.557	0-0 1B 2B	0-3 K			0-0 BB E 1B		0-0 1B		0-0 4-3 1B		5 1 4 1 0 1 0								
Willie McCovey, L OBP: 0.398, SLG: 0.493	4-0 1B 3B IBB		0-0 2-3		4-0 BB IBB		0-3 K		0-0 4-3		3 1 0 0 2 1 2								
Dick Dietz, R OBP: 0.423, SLG: 0.435 Jerry Johnson, R OBP: 0.275, SLG: 0.275	0-0 1-2 2-H 3B 1B		0-0 F8		4-0 1-2 2-3 BB			0-0 4-3	0-0 F9		4 1 1 1 1 0 1 0 0 0 0 0 0 0								
Ken Henderson, S OBP: 0.372, SLG: 0.440	0-0 1-H 2-H E 3B		0-0 6-3		0-0 3-1			4-0 1B BB		0-0 1B 3B	4 2 2 2 1 0 3								
Jimmy Rosario, S OBP: 0.377, SLG: 0.307	0-0 E7 SF8 2B				0-0 6-3		0-0 3-1		0-0 1-3 1B 1B	0-0 1B SH3-4 1B	5 2 3 2 0 0 0								
Al Gallagher, R OBP: 0.326, SLG: 0.344 Hal Lanier, R OBP: 0.275, SLG: 0.275	0-0 3-H SF8 2B				0-0 F9		0-0 F9		4-0 1B IBB	0-0 3-H SH3-4 1B	2 0 0 1 1 0 0 0 0 0 0 0 0 0								
Juan Marichal, R OBP: 0.156, SLG: 0.270 Steve Hamilton, L OBP: 0.240, SLG: 0.333	0-0 3-H F8				0-0 F6		0-0 F9		0-0 1-3 2-H 1B	0-0 2-3 1B	4 0 1 1 0 0 0 0 0 0 0 0 0 0 1 0 1 0 0 0 0								
Inning Stats	R: 6 E: 1 K: 0 S: 8	H: 5 LOB: 0 BB: 1 P: 12	R: 0 E: 0 K: 2 S: 7	H: 0 LOB: 0 BB: 0 P: 7	R: 0 E: 0 K: 0 S: 3	H: 0 LOB: 0 BB: 0 P: 3	R: 0 E: 0 K: 0 S: 3	H: 1 LOB: 3 BB: 0 P: 3	R: 0 E: 0 K: 1 S: 6	H: 1 LOB: 1 BB: 0 P: 6	R: 1 E: 0 K: 0 S: 4	H: 2 LOB: 2 BB: 2 P: 12	R: 0 E: 0 K: 0 S: 4	H: 1 LOB: 1 BB: 0 P: 4	R: 1 E: 0 K: 1 S: 8	H: 3 LOB: 2 BB: 0 P: 8	1B: 9 2B: 2 3B: 2 HR: 0	SF: 1 SAC: 1 DP: 0 HBP: 0	WP: 0 PA: 47
PITCHER	IP 7.0	WLS 31	H 7	R 6	ER 5	SO 3	BB 1	IBB 2	HBP 0	BLK 0	WP 0	HR 0	S 34	P 46	ERA 6.43	WHIP 1.143			
Dock Ellis, R ERA: 2.3																			
Mudcat Grant, R ERA: 3.56																			
Bob Moose, R ERA: 3.66																			

San Francisco Giants @ Pittsburgh Pirates
Three Rivers Stadium, Pittsburgh, PA
Thu Jul 22 1971, 3:33 AM EDT
Att: 33,185 - Sunny

AB 40
R 8
H 13
RBI 8
BB 5
SO 4
LOB 13




Batter	1	2	3	4	5	6	7	8	9	10	AB	R	H	RBI	BB	SO	LOB	BOTTOM	
Rennie Stennett, R OBP: 0.389, SLG: 0.375 Charlie Sands, L OBP: 0.578, SLG: 0.769	0-0 1-3 1B	0-0 FC3-6 1B			0-0 4-1 1B		0-0 1B		0-0 SF8	0-0 L	4 0 3 1 0 0 0 1 0 0 0 0 0 1								
Vic Davallilo, L OBP: 0.306, SLG: 0.339	0-0 1B E 1B	0-0 FC3-6 1-2 1B			0-0 4-1 1-2 1B		0-0 F8		0-0 3-H 1-3 2-H 2B 1B	0-0 1-2 1B	5 2 2 1 0 0 3								
Al Oliver, L OBP: 0.324, SLG: 0.409 Roberto Clemente, R OBP: 0.361, SLG: 0.530 Jackie Hernandez, R OBP: 0.256, SLG: 0.318	0-0 1-2 2-H BB E 1B 1B	0-0 F7			0-3 K		0-0 F8		0-0 BB 1B 1B	0-0 1-H 3-H 2B IBB	4 1 2 0 0 1 2 1 0 1 2 0 0 0 0 0 0 0 0 0 0								
Willie Stargell, L OBP: 0.359, SLG: 0.658	0-0 E3 1B 1-2 2-H BB 1B		0-3 K		0-0 F8		0-0 F8		4-0 1-2 BB G6-4-3 1B IBB	0-0 3-H IBB	3 1 0 0 2 1 2								
Richie Hebner, L OBP: 0.342, SLG: 0.520 Bob Moose, R OBP: 0.188, SLG: 0.133	0-3 K		0-0 F6		0-0 G3		0-0 F5		0-0 F5 K		5 0 0 0 0 2 6 0 0 0 0 0 0 0								
Bob Robertson, R OBP: 0.354, SLG: 0.493	4-0 1B 1-2 2-3 BB		0-0 F4		0-0 F9		0-0 F9		0-0 G6-4-3 1-2 1B	0-0 F4	4 0 0 0 1 0 4								
Manny Sanguillen, R OBP: 0.300, SLG: 0.432	0-0 1-2 2-H 3-H 1B		0-0 F3		0-0 F9		0-0 F9		0-0 1B BB SF8 1B	0-0 L6 1B	5 1 3 2 0 0 0								
Gene Alley, R OBP: 0.315, SLG: 0.346 Jose Pagan, R OBP: 0.327, SLG: 0.347	0-0 5-3				0-0 F7		0-0 F7		4-0 1-2 1B BB	0-0 L6 1B	3 0 0 0 0 0 2 1 1 0 0 1 0 1								
Dock Ellis, S OBP: 0.246, SLG: 0.204 Milt May, L OBP: 0.299, SLG: 0.417 Mudcat Grant, R OBP: 0.375, SLG: 0.429 Gene Clines, R OBP: 0.415, SLG: 0.434	0-0 K	0-3 K			0-0 5-3		0-3 K		0-0 1B 2B 1B	0-0 CS 1B	2 0 0 0 0 1 0 1 0 0 0 0 1 0 0 0 0 0 0 0 0 2 1 2 0 0 0 0								
Inning Stats	R: 3 E: 1 K: 1 S: 9	H: 3 LOB: 2 BB: 1 P: 13	R: 0 E: 0 K: 1 S: 6	H: 1 LOB: 1 BB: 0 P: 6	R: 0 E: 0 K: 1 S: 5	H: 0 LOB: 0 BB: 0 P: 5	R: 0 E: 0 K: 0 S: 3	H: 0 LOB: 0 BB: 0 P: 3	R: 0 E: 0 K: 1 S: 6	H: 1 LOB: 1 BB: 0 P: 6	R: 0 E: 0 K: 0 S: 3	H: 1 LOB: 1 BB: 1 P: 7	R: 4 E: 0 K: 1 S: 9	H: 4 LOB: 2 BB: 2 P: 17	R: 0 E: 0 K: 0 S: 3	H: 2 LOB: 0 BB: 0 P: 3	1B: 12 2B: 2 3B: 0 HR: 0	SF: 1 SAC: 0 DP: 2 HBP: 0	WP: 0 PA: 46
PITCHER	IP 8.1	WLS 38	H 10	R 7	ER 4	SO 5	BB 3	IBB 0	HBP 0	BLK 0	WP 0	HR 0	S 45	P 57	ERA 4.32	WHIP 1.560			
Juan Marichal, R ERA: 2.85																			
Steve Hamilton, L ERA: 2.87																			
Jerry Johnson, R ERA: 2.55																			

San Francisco Giants @ Pittsburgh Pirates
Three Rivers Stadium, Pittsburgh, PA
Thu Jul 22 1971, 3:33 AM EDT
Att: 33,185 - Sunny

AB 41
R 7
H 13
RBI 6
BB 4
SO 6
LOB 21



Batter	1	2	3	4	5	6	7	8	9	AB	R	H	RBI	BB	SO	LOB	TOP										
Gene Clines, R OBP: 0.411, SLG: 0.426 (1, 9)	L5-3	L6		L3			G4-3 BB			3	0	0	0	1	0	3	Pittsburgh Pirates @ San Diego Padres San Diego Stadium, San Diego, CA Fri Jul 23 1971, 10:05 PM EDT Att: 10,133 - Unknown										
Vic Davallilo, L OBP: 0.304, SLG: 0.337 (1, 3)	1-3		G3		G4-3 1B		G4-3			4	0	1	0	0	0	1											
Al Oliver, L OBP: 0.321, SLG: 0.404 (1, 8)	4-3		L3		G4-6-3			G3		4	0	0	0	0	0	1											
Willie Stargell, L OBP: 0.393, SLG: 0.669 (1, 7)		2B SF8 1B		HR 1B				4-3		4	3	3	1	0	0	0											
Richie Hebner, L OBP: 0.344, SLG: 0.532 (1, 5)		E 1-3 2B		1-H HR				F8		4	1	2	2	0	0	0											
Milt May, L OBP: 0.296, SLG: 0.405 (1, 2)		SF8					F8		F8	2	0	0	1	1	0	0											
Bill Mazerolski, R OBP: 0.338, SLG: 0.331 (1, 4)		3-H 4-0 E BB		1-3			1-3		4-3	3	0	0	0	1	0	1											
Jackie Hernandez, R OBP: 0.248, SLG: 0.306 (1, 6)		E4 1-2 2-3		P2			5-3		1-3	4	0	0	0	0	0	2											
Bruce Kison, R (1, 1)		K		K			5-3			3	0	0	0	0	2	3											
Inning Stats	R: 0 E: 0 K: 0 S: 3	H: 0 LOB: 0 BB: 0 P: 3	R: 1 E: 1 K: 1 S: 8	H: 2 LOB: 3 BB: 1 P: 12	R: 2 E: 0 K: 0 S: 5	H: 2 LOB: 1 BB: 1 P: 9	R: 0 E: 0 K: 1 S: 5	H: 0 LOB: 0 BB: 0 P: 5	R: 1 E: 0 K: 0 S: 4	H: 2 LOB: 0 BB: 0 P: 4	R: 0 E: 0 K: 0 S: 3	H: 0 LOB: 0 BB: 1 P: 6	R: 0 E: 0 K: 0 S: 3	H: 0 LOB: 0 BB: 0 P: 3	R: 0 E: 0 K: 0 S: 3	H: 0 LOB: 0 BB: 0 P: 3		1B: 3 2B: 1 3B: 0 HR: 2	SF: 1 SAC: 0 DP: 2 HBP: 0	WP: 0 PB: 0 SB: 0 CS: 0	PA: 35						
PITCHER	IP	WLS	BF	H	R	ER	SO	BB	IBB	HBP	BLK	WP	HR	S	P	ERA	WHIP										
Clay Kirby, R ERA: 3.5 (1, 1)	6.0	L	26	6	4	4	2	2	0	0	0	0	2	28	36	6.00	1.333										
Danny Coombs, L ERA: 8.24 (7, 1)	2.0		6	0	0	0	0	1	0	0	0	0	0	5	9	0.00	0.500										
Al Severinsen, R ERA: 3.65 (9, 1)	1.0		3	0	0	0	0	0	0	0	0	0	0	3	3	0.00	0.000										

Batter	1	2	3	4	5	6	7	8	9	AB	R	H	RBI	BB	SO	LOB	BOTTOM										
Enzo Hernandez, R OBP: 0.309, SLG: 0.273 (1, 6)	K			1-3		FC6-4 1-2			HBP 1B	4	0	1	0	0	1	1	Pittsburgh Pirates @ San Diego Padres San Diego Stadium, San Diego, CA Fri Jul 23 1971, 10:05 PM EDT Att: 10,133 - Unknown										
Don Mason, L OBP: 0.283, SLG: 0.241 (1, 4)	F8			3-1			E3 G6-4-3		P6	4	0	0	0	0	0	1											
Leron Lee, L OBP: 0.319, SLG: 0.349 (1, 7)	6-3			K			G6-4-3 1-2		L9	4	0	0	0	0	1	2											
Nate Colbert, R OBP: 0.360, SLG: 0.503 (1, 3)		5-3			1-3		1-3		HBP	3	0	0	0	0	0	0											
Ollie Brown, R OBP: 0.353, SLG: 0.365 (1, 9)		K			K			6-3	P6	4	0	0	0	0	2	2											
Ivan Murrell, R OBP: 0.276, SLG: 0.400 (1, 8)		K			P6				BB BB	2	0	0	0	1	1	0											
Ed Spiezio, R OBP: 0.289, SLG: 0.349 (1, 5)			K			F3		F8		3	0	0	0	0	1	1											
Bob Barton, R OBP: 0.310, SLG: 0.371 (1, 2)			6-3			K			BB 1-2 BB	2	0	0	0	1	1	0											
Clay Kirby, R OBP: 0.235, SLG: 0.152 (6, PH)										1	0	0	0	0	1	0											
Angel Bravo, L OBP: 0.283, SLG: 0.231 (6, PH)										1	0	1	0	0	0	0											
Danny Coombs, R OBP: 0.267, SLG: 0.286 (7, 1)										0	0	0	0	0	0	0											
Larry Stahl, L OBP: 0.298, SLG: 0.385 (8, PH)										1	0	0	0	0	1	2											
Al Severinsen, R (9, 1)										0	0	0	0	0	0	0											
Inning Stats	R: 0 E: 0 K: 1 S: 5	H: 0 LOB: 0 BB: 0 P: 5	R: 0 E: 0 K: 2 S: 7	H: 0 LOB: 0 BB: 0 P: 7	R: 0 E: 0 K: 2 S: 7	H: 0 LOB: 0 BB: 0 P: 7	R: 0 E: 0 K: 1 S: 5	H: 0 LOB: 0 BB: 0 P: 5	R: 0 E: 0 K: 1 S: 6	H: 1 LOB: 1 BB: 0 P: 6	R: 0 E: 1 K: 0 S: 3	H: 0 LOB: 0 BB: 0 P: 3	R: 0 E: 0 K: 1 S: 5	H: 0 LOB: 2 BB: 2 P: 13	R: 0 E: 0 K: 0 S: 4	H: 1 LOB: 2 BB: 0 P: 5	1B: 2 2B: 0 3B: 0 HR: 0	SF: 0 SAC: 0 DP: 1 HBP: 1	WP: 0 PB: 0 SB: 0 CS: 0	PA: 32							
PITCHER	IP	WLS	BF	H	R	ER	SO	BB	IBB	HBP	BLK	WP	HR	S	P	ERA	WHIP										
Bruce Kison, R ERA: 1.82 (1, 1)	9.0	W	32	2	0	0	9	2	0	1	0	0	0	47	56	0.00	0.444										

AB	31
R	4
H	6
RBI	4
BB	3
SO	2
LOB	11



AB	29
R	0
H	2
RBI	0
BB	2
SO	9
LOB	9



Batter	1	2	3	4	5	6	7	8	9	AB	R	H	RBI	BB	SO	LOB	TOP										
Rennie Stennett, R (1, 4) OBP: 0.348, SLG: 0.333	0-0 6-3			0-0 F8		0-0 FC 1B 1B	0-0 4-3		0-0 G3-6-3	5	1	1	0	0	0	1											
Gene Clines, R (1, 8) OBP: 0.413, SLG: 0.424	0-0 L5-3			0-0 L6-3		0-0 1-2 1B		4-0 2B BB		3	1	1	0	1	0	0											
Roberto Clemente, R (1, 9) OBP: 0.360, SLG: 0.529	0-3 K			0-0 F9		0-0 1-2 2-3 FC SF8		0-0 F8 1-H 2B		4	1	1	1	0	1	2											
Willie Stargell, L (1, 7) OBP: 0.394, SLG: 0.667		0-0 4-3			0-0 FC 1B	0-0 1-2 3-H 1B		0-0 F8 2-3		4	0	2	1	0	0	1											
Manny Sanguillen, R (1, 2) OBP: 0.357, SLG: 0.429		0-0 F3			0-0 FC 1B	0-1 CI FC4-6		0-0 6-3		3	1	0	0	0	0	2											
Jose Pagan, R (1, 5) OBP: 0.328, SLG: 0.350		0-0 6-3			0-0 1B	0-0 SF8		1-0 HBP		2	0	1	1	0	0	0											
Richie Hebner, L (8, PH) OBP: 0.346, SLG: 0.532					1-2 1B	3-H 2-3				0	0	0	0	0	0	0											
Al Oliver, L (1, 3) OBP: 0.320, SLG: 0.402			0-0 4-3		0-0 1-3 2-H 1B	0-0 FC4-6		0-0 4-3		4	0	1	1	0	0	4											
Jackie Hernandez, R (1, 6) OBP: 0.240, SLG: 0.296			0-0 6-3		0-0 F9		0-3 K		0-0 F9	4	0	0	0	0	1	2											
Steve Blass, R (1, 1) OBP: 0.130, SLG: 0.167			0-0 G3		0-0 5-3		0-0 6-3		0-0 G3-6-3 1B	4	0	1	0	0	0	2											
Dave Giusti, R (9, 1) OBP: 0.143, SLG: 0.077										0	0	0	0	0	0	0											
Inning Stats	R: 0 E: 0 K: 1 S: 5	H: 0 LOB: 0 BB: 0 P: 5	R: 0 E: 0 K: 0 S: 3	H: 0 LOB: 0 BB: 0 P: 3	R: 0 E: 0 K: 0 S: 3	H: 0 LOB: 0 BB: 0 P: 3	R: 1 E: 0 K: 0 S: 6	H: 3 LOB: 2 BB: 0 P: 6	R: 2 E: 1 K: 0 S: 7	H: 3 LOB: 2 BB: 0 P: 7	R: 0 E: 0 K: 1 S: 5	H: 0 LOB: 0 BB: 0 P: 5	R: 1 E: 0 K: 0 S: 4	H: 1 LOB: 2 BB: 1 P: 9	R: 0 E: 0 K: 0 S: 3	H: 1 LOB: 0 BB: 0 P: 3	1B: 7 2B: 1 3B: 0 HR: 0	SF: 1 SAC: 0 DP: 1 HBP: 1	WP: 0 PA: 37 PB: 0 SB: 0 CS: 0								
PITCHER	IP	WLS	BF	H	R	ER	SO	BB	IBB	HBP	BLK	WP	HR	S	P	ERA	WHIP										
Dave Roberts, L (1, 1) ERA: 2.21	6.0	L	25	6	3	2	1	0	0	0	0	0	0	27	27	3.00	1.000										
Al Severinsen, R (7, 1) ERA: 3.69	2.0		9	1	1	1	1	1	0	1	0	0	0	9	14	4.50	1.000										
Bob Miller, R (9, 1) ERA: 1.68	1.0		3	1	0	0	0	0	0	0	0	0	0	3	3	0.00	1.000										

Pittsburgh Pirates @ San Diego Padres
San Diego Stadium, San Diego, CA
Sat Jul 24 1971, 6:33 AM EDT
Att: 3,114 - Unknown

AB	33
R	4
H	8
RBI	4
BB	1
SO	2
LOB	14



Batter	1	2	3	4	5	6	7	8	9	AB	R	H	RBI	BB	SO	LOB	BOTTOM										
Enzo Hernandez, R (1, 6) OBP: 0.308, SLG: 0.270	0-0 L4		0-0 L8			0-0 L8		4-0 2B SF8 BB		3	1	0	0	1	0	1											
Leron Lee, L (1, 7) OBP: 0.324, SLG: 0.361	0-0 P6			0-0 1-3			0-0 1B	0-0 1-3 HR 2B		4	1	2	0	0	0	0											
Larry Stahl, L (1, 8) OBP: 0.293, SLG: 0.378	0-0 F7			0-0 1-3		0-0 F6		0-0 F7		4	0	0	0	0	0	3											
Nate Colbert, R (1, 3) OBP: 0.359, SLG: 0.501		0-0 5-3		0-0 F7		0-0 1-2 1B		0-0 SF8		3	0	1	1	0	0	0											
Ollie Brown, R (1, 9) OBP: 0.352, SLG: 0.373		0-0 6-3			0-0 6-3		0-3 K	0-0 3-H HR		4	1	1	2	0	1	2											
Ed Spiezio, R (1, 5) OBP: 0.294, SLG: 0.343		0-0 5-3			0-0 6-3		0-0 F9	0-0 5-3		4	0	0	0	0	0	2											
Bob Barton, R (1, 2) OBP: 0.307, SLG: 0.366			0-3 K		0-3 K			0-0 F4		3	0	0	0	0	2	0											
Dave Campbell, R (1, 4) OBP: 0.281, SLG: 0.307			0-0 5-3			0-0 1-3		0-0 F3		2	0	0	0	0	0	0											
Ivan Murrell, R (8, PH) OBP: 0.279, SLG: 0.398						0-0 L8				1	0	0	0	0	0	0											
Don Mason, L (9, 4) OBP: 0.266, SLG: 0.241								0-3 K		0	0	0	0	0	0	0											
Dave Roberts, L (1, 1) OBP: 0.157, SLG: 0.176						0-0 L8				1	0	1	0	0	0	0											
Angel Bravo, L (6, PH) OBP: 0.279, SLG: 0.226										1	0	0	0	0	0	0											
Al Severinsen, R (7, 1) OBP: 0.279, SLG: 0.226										0	0	0	0	0	0	0											
Cito Gaston, R (8, PH) OBP: 0.275, SLG: 0.397										1	0	0	0	0	1	0											
Bob Miller, R (9, 1) OBP: 0.275, SLG: 0.397										0	0	0	0	0	0	0											
Inning Stats	R: 0 E: 0 K: 0 S: 3	H: 0 LOB: 0 BB: 0 P: 3	R: 0 E: 0 K: 0 S: 3	H: 0 LOB: 0 BB: 0 P: 3	R: 0 E: 0 K: 1 S: 6	H: 1 LOB: 1 BB: 0 P: 6	R: 0 E: 0 K: 0 S: 3	H: 0 LOB: 0 BB: 0 P: 3	R: 0 E: 0 K: 1 S: 7	H: 2 LOB: 2 BB: 0 P: 7	R: 0 E: 0 K: 1 S: 5	H: 0 LOB: 0 BB: 0 P: 5	R: 3 E: 0 K: 0 S: 5	H: 2 LOB: 1 BB: 1 P: 9	1B: 3 2B: 1 3B: 0 HR: 1	SF: 1 SAC: 0 DP: 0 HBP: 0	WP: 0 PA: 33 PB: 0 SB: 0 CS: 0										
PITCHER	IP	WLS	BF	H	R	ER	SO	BB	IBB	HBP	BLK	WP	HR	S	P	ERA	WHIP										
Steve Blass, R (1, 1) ERA: 2.81	8.0	W	29	4	2	2	4	1	0	0	0	0	0	36	40	2.25	0.625										
Dave Giusti, R (9, 1) ERA: 2.65	1.0	S	4	1	1	1	0	0	0	0	0	0	1	4	4	9.00	1.000										

Pittsburgh Pirates @ San Diego Padres
San Diego Stadium, San Diego, CA
Sat Jul 24 1971, 6:33 AM EDT
Att: 3,114 - Unknown

AB	31
R	3
H	5
RBI	3
BB	1
SO	4
LOB	8



Batter	1	2	3	4	5	6	7	8	9	AB	R	H	RBI	BB	SO	LOB	TOP					
Bill Mazerolski, R OBP: 0.336, SLG: 0.328 Gene Alley, R OBP: 0.315, SLG: 0.346	6-3			FC4-6 1B		5-3		E1		4	0	1	0	0	0	1	Pittsburgh Pirates @ San Diego Padres San Diego Stadium, San Diego, CA Sun Jul 25 1971, 6:33 AM EDT Unknown					
Gene Clines, R OBP: 0.404, SLG: 0.413	L8			L9		F2		K2-3		4	0	0	0	0	1	3						
Roberto Clemente, R OBP: 0.361, SLG: 0.529	6-3			FC4-6 1-2						4	0	2	1	0	0	1						
Willie Stargell, L OBP: 0.390, SLG: 0.659		K		K		K				4	0	0	0	0	4	3						
Manny Sanguillen, R OBP: 0.356, SLG: 0.426	1-3					F8				4	0	1	0	0	0	1						
Jose Pagan, R OBP: 0.325, SLG: 0.346	F2									4	0	1	0	0	0	2						
Al Oliver, L OBP: 0.317, SLG: 0.398				G3		F7				3	0	0	0	0	0	1						
Jackie Hernandez, R OBP: 0.236, SLG: 0.291 Rennie Stennett, R OBP: 0.333, SLG: 0.318				F2		FC6-4 1-2		F7		2	0	0	0	0	0	1						
Bob Johnson, L OBP: 0.211, SLG: 0.063 Bob Robertson, R OBP: 0.353, SLG: 0.492 Mudcat Grant, R OBP: 0.375, SLG: 0.429				3-1				6-3		1	1	0	0	1	0	0						
										1	0	0	0	0	0	0						
										0	0	0	0	0	0	0						
Inning Stats	R: 0 E: 0 K: 0 S: 3	H: 0 LOB: 0 BB: 0 P: 3	R: 0 E: 0 K: 1 S: 5	H: 0 LOB: 0 BB: 0 P: 5	R: 0 E: 0 K: 0 S: 3	H: 0 LOB: 0 BB: 0 P: 3	R: 0 E: 0 K: 1 S: 6	H: 1 LOB: 1 BB: 0 P: 6	R: 0 E: 0 K: 0 S: 4	H: 1 LOB: 1 BB: 0 P: 4	R: 1 E: 0 K: 1 S: 6	H: 1 LOB: 1 BB: 1 P: 10	R: 0 E: 0 K: 0 S: 3	H: 1 LOB: 0 BB: 0 P: 3	R: 0 E: 1 K: 1 S: 6	H: 0 LOB: 1 BB: 0 P: 6	R: 0 E: 0 K: 1 S: 6	H: 1 LOB: 1 BB: 0 P: 6	1B: 5 2B: 0 3B: 0 HR: 0	SF: 0 SAC: 0 DP: 1 HBP: 0	WP: 0 PB: 0 SB: 0 CS: 0	PA: 33
PITCHER Fred Norman, L ERA: 3.66	IP: 9.0 WLS: W BF: 33 H: 5 R: 1 ER: 1 SO: 5 BB: 1 IBB: 0 HBP: 0 BLK: 0 WP: 0 HR: 0 S: 42 P: 46 ERA: 1.00 WHIP: 0.667											PITCHER	IP: 9.0 WLS: W BF: 33 H: 5 R: 1 ER: 1 SO: 5 BB: 1 IBB: 0 HBP: 0 BLK: 0 WP: 0 HR: 0 S: 42 P: 46 ERA: 1.00 WHIP: 0.667									

Batter	1	2	3	4	5	6	7	8	9	AB	R	H	RBI	BB	SO	LOB	BOTTOM					
Enzo Hernandez, R OBP: 0.305, SLG: 0.268	F7		L7		5-3		SH3-4			3	0	0	0	0	0	0	Pittsburgh Pirates @ San Diego Padres San Diego Stadium, San Diego, CA Sun Jul 25 1971, 6:33 AM EDT Unknown					
Leron Lee, L OBP: 0.336, SLG: 0.401				HR	1B		F7			4	2	3	1	0	0	1						
Cito Gaston, R OBP: 0.275, SLG: 0.395	L8		1-3				K			4	0	1	1	0	1	2						
Nate Colbert, R OBP: 0.358, SLG: 0.499	L8		K				F6			4	0	1	0	0	1	2						
Ollie Brown, R OBP: 0.348, SLG: 0.368		L8			F9		F3			4	0	0	0	0	0	2						
Ed Spiezio, R OBP: 0.292, SLG: 0.359 Garry Jestadt, R OBP: 0.242, SLG: 0.246		5-3								4	0	3	0	0	0	0						
Bob Barton, R OBP: 0.306, SLG: 0.364					1B		9-5			4	0	1	0	0	0	4						
Dave Campbell, R OBP: 0.284, SLG: 0.308										2	0	1	0	1	1	0						
Fred Norman, S OBP: 0.238, SLG: 0.158			K							2	0	0	0	1	2	4						
Inning Stats	R: 0 E: 0 K: 0 S: 4	H: 1 LOB: 1 BB: 0 P: 4	R: 0 E: 0 K: 1 S: 6	H: 1 LOB: 2 BB: 1 P: 10	R: 1 E: 0 K: 1 S: 6	H: 1 LOB: 0 BB: 0 P: 6	R: 0 E: 0 K: 1 S: 7	H: 2 LOB: 2 BB: 0 P: 7	R: 1 E: 0 K: 0 S: 5	H: 2 LOB: 1 BB: 0 P: 5	R: 0 E: 0 K: 1 S: 5	H: 1 LOB: 0 BB: 0 P: 5	R: 0 E: 0 K: 1 S: 5	H: 0 LOB: 1 BB: 1 P: 9	R: 0 E: 1 K: 0 S: 4	H: 2 LOB: 1 BB: 0 P: 4	R: 0 E: 0 K: 0 S: 4	H: 2 LOB: 1 BB: 0 P: 4	1B: 6 2B: 4 3B: 0 HR: 1	SF: 0 SAC: 1 DP: 2 HBP: 0	WP: 0 PB: 0 SB: 0 CS: 0	PA: 34
PITCHER Bob Johnson, R ERA: 3.31 Mudcat Grant, R ERA: 3.5	IP: 7.0 WLS: L BF: 30 H: 8 R: 2 ER: 2 SO: 5 BB: 2 IBB: 0 HBP: 0 BLK: 0 WP: 0 HR: 1 S: 38 P: 46 ERA: 2.57 WHIP: 1.429											PITCHER	IP: 7.0 WLS: L BF: 30 H: 8 R: 2 ER: 2 SO: 5 BB: 2 IBB: 0 HBP: 0 BLK: 0 WP: 0 HR: 1 S: 38 P: 46 ERA: 2.57 WHIP: 1.429									

Batter	1	2	3	4	5	6	7	8	9	AB	R	H	RBI	BB	SO	LOB	TOP			
Gene Clines, R (1, 9) OBP: 0.394, SLG: 0.403	L9			L6-3		K			L8	4	0	0	0	0	1	0	Pittsburgh Pirates @ San Diego Padres San Diego Stadium, San Diego, CA Sun Jul 25 1971, 6:38 AM EDT Att: 10,342 - Unknown livebaseballscorecards.com			
Vic Davallio, L (1, 3) OBP: 0.303, SLG: 0.335	L7			BLK 1B		4-3			4-3	4	0	1	0	0	0	0				
Al Oliver, L (1, 8) OBP: 0.319, SLG: 0.402	4-3			F3					BB 1B	4	0	2	0	0	0	1				
Willie Stargell, L (1, 7) OBP: 0.391, SLG: 0.655 Jackie Hernandez, R (9, PR) OBP: 0.236, SLG: 0.291		F5							BB 1B	2	0	0	0	2	0	1				
Charlie Sands, L (1, 2) OBP: 0.500, SLG: 0.625 Roberto Clemente, R (9, PH) OBP: 0.360, SLG: 0.523		4-3		BB					BB	0	0	0	0	0	0	0				
Jose Pagan, R (1, 5) OBP: 0.317, SLG: 0.336				F9					K	3	0	0	0	0	1	3				
Bill Mazerowski, R (1, 4) OBP: 0.329, SLG: 0.321									K	1	0	0	0	0	1	2				
Gene Alley, R (1, 6) OBP: 0.312, SLG: 0.341				F2					F3	3	0	0	0	0	0	0				
Bob Moose, R (1, 1) OBP: 0.176, SLG: 0.125 Rennie Stennett, R (8, PH) OBP: 0.320, SLG: 0.304 Mudcat Grant, R (8, 1) OBP: 0.375, SLG: 0.429				3-1					K	3	0	0	0	0	1	0				
				K					K	2	0	0	0	0	0	0				
Inning Stats	R: 0 E: 0 K: 0 S: 3	H: 0 LOB: 0 BB: 0 P: 3	R: 0 E: 0 K: 0 S: 3	H: 0 LOB: 0 BB: 0 P: 3	R: 0 E: 0 K: 1 S: 5	H: 1 LOB: 2 BB: 1 P: 8	R: 0 E: 0 K: 0 S: 4	H: 0 LOB: 0 BB: 0 P: 5	R: 0 E: 0 K: 2 S: 7	H: 0 LOB: 0 BB: 0 P: 7	R: 0 E: 0 K: 1 S: 6	H: 1 LOB: 1 BB: 0 P: 6	R: 0 E: 0 K: 2 S: 7	H: 0 LOB: 0 BB: 0 P: 7	R: 0 E: 0 K: 1 S: 6	H: 1 LOB: 2 BB: 1 P: 10	1B: 2 2B: 1 3B: 0 HR: 0	SF: 0 SAC: 0 DP: 0 HBP: 0	WP: 0 PB: 0 SB: 0 CS: 0	PA: 32
PITCHER Steve Arlin, R (1, 1) ERA: 3.61	IP: 9.0 WLS: W BF: 32 H: 3 R: 0 ER: 0 SO: 7 BB: 2 IBB: 0 HBP: 0 BLK: 1 WP: 0 HR: 0 S: 44 P: 52 ERA: 0.00 WHIP: 0.556															PITCHER				

Batter	1	2	3	4	5	6	7	8	9	AB	R	H	RBI	BB	SO	LOB	BOTTOM	
Enzo Hernandez, R (1, 6) OBP: 0.304, SLG: 0.267	4-3	G3			1B SH1-4 7-2 1B	6-3		F3		5	0	1	0	0	0	7	Pittsburgh Pirates @ San Diego Padres San Diego Stadium, San Diego, CA Sun Jul 25 1971, 6:38 AM EDT Att: 10,342 - Unknown livebaseballscorecards.com	
Don Mason, L (1, 4) OBP: 0.262, SLG: 0.237	4-3			K	SH1-4 1-2			G3		3	0	0	0	0	1	0		
Cito Gaston, R (1, 8) OBP: 0.277, SLG: 0.397	F8			G1-4-3 1B	2-3 1B			6-3		4	0	2	0	0	0	0		
Nate Colbert, R (1, 3) OBP: 0.359, SLG: 0.499 Larry Stahl, L (5, 3) OBP: 0.295, SLG: 0.379		1B F8 1B 1B		G1-4-3 1-2	7-2 3-H			1B		2	1	1	0	0	0	1		
Leron Lee, L (1, 7) OBP: 0.333, SLG: 0.397 Garry Jestadt, R (9, 5) OBP: 0.242, SLG: 0.246		F8 1-2			FC5 E 1B			6-3		4	0	1	0	0	0	2		
Ollie Brown, R (1, 9) OBP: 0.352, SLG: 0.371		1B 1B			E6 FC5 1-2			4-3		0	0	0	0	0	0	0		
Ed Spiezio, R (1, 5) OBP: 0.333, SLG: 0.359 Ivan Murrell, R (9, 7) OBP: 0.277, SLG: 0.398		SH1-4 1B 1-2 3-H			FC5 1-2 2-3f			FC6-4 BB S 1-2		3	0	1	1	0	0	3		
Fred Kendall, R (1, 2) OBP: 0.219, SLG: 0.209		SH1-4 1B 1-2 2-H			F7 1-2			BB IBB		2	0	1	1	2	0	2		
Steve Arlin, R (1, 1) OBP: 0.184, SLG: 0.149		SH1-4 1-2 2-3			K			BB		2	0	0	0	1	1	4		
Inning Stats	R: 0 E: 0 K: 0 S: 3	H: 4 LOB: 2 BB: 0 P: 7	R: 0 E: 0 K: 1 S: 5	H: 1 LOB: 0 BB: 0 P: 5	R: 0 E: 1 K: 1 S: 7	H: 1 LOB: 2 BB: 0 P: 7	R: 0 E: 0 K: 0 S: 4	H: 2 LOB: 1 BB: 0 P: 4	R: 0 E: 0 K: 0 S: 3	H: 0 LOB: 3 BB: 2 P: 12	R: 0 E: 0 K: 0 S: 4	H: 1 LOB: 1 BB: 0 P: 4	R: 0 E: 0 K: 0 S: 4	H: 1 LOB: 2 BB: 1 P: 8	1B: 10 2B: 1 3B: 0 HR: 0	SF: 0 SAC: 3 DP: 2 HBP: 1		WP: 0 PB: 0 SB: 1 CS: 0
PITCHER Bob Moose, R (1, 1) ERA: 3.59 Mudcat Grant, R (8, 1) ERA: 3.45	IP: 7.0 WLS: L BF: 32 H: 9 R: 2 ER: 2 SO: 2 BB: 1 IBB: 1 HBP: 1 BLK: 0 WP: 0 HR: 0 S: 33 P: 42 ERA: 2.57 WHIP: 1.429															PITCHER		

Batter	1	2	3	4	5	6	7	8	9	AB	R	H	RBI	BB	SO	LOB	TOP					
Bill Mazerolski, R OBP: 0.321, SLG: 0.315 (1, 4)	F7		F9 G3 1B		F5		SF8		5-3-5	4	0	1	1	0	0	1						
Al Oliver, L OBP: 0.315, SLG: 0.399 (1, 8)	K		G3				F8			4	1	1	0	0	1	1						
Roberto Clemente, R OBP: 0.363, SLG: 0.528 (1, 9)	FC3-6 BB		F9						1B SF8 1B	3	1	2	1	1	0	1						
Willie Stargell, L OBP: 0.390, SLG: 0.650 (1, 7)	FC3-6		K		F8				1B	4	0	1	0	0	1	3						
Bob Robertson, R OBP: 0.351, SLG: 0.497 (1, 3)		HR		K		K		SF8		3	1	1	2	0	2	0						
Manny Sanguillen, R OBP: 0.359, SLG: 0.434 (1, 2)	5-3			FC6-4 1B		4-3		F8		4	0	1	0	0	0	1						
Jose Pagan, R OBP: 0.313, SLG: 0.331 (1, 5)				FC6-4 FC6 1B		K		K		4	0	1	0	0	2	2						
Jackie Hernandez, R OBP: 0.252, SLG: 0.320 (1, 6)	F8		FC6				SF8 3B		5-3-5 1B	4	1	2	0	0	0	2						
Luke Walker, L OBP: 0.114, SLG: 0.031 (1, 1)	K				6-3		K		F8	4	0	0	0	0	2	3						
Inning Stats	R: 0 H: 0 E: 0 K: 1 S: 5	H: 0 LOB: 1 BB: 1 P: 9	R: 1 H: 2 E: 0 K: 1 S: 7	H: 2 LOB: 1 BB: 0 P: 7	R: 0 H: 1 E: 0 K: 1 S: 6	H: 1 LOB: 1 BB: 0 P: 6	R: 0 H: 1 E: 0 K: 0 S: 6	H: 1 LOB: 1 BB: 0 P: 6	R: 1 H: 2 E: 0 K: 0 S: 5	H: 2 LOB: 1 BB: 0 P: 5	R: 0 H: 0 E: 0 K: 2 S: 7	H: 0 LOB: 0 BB: 0 P: 7	R: 1 H: 1 E: 0 K: 1 S: 6	H: 1 LOB: 0 BB: 0 P: 6	R: 1 H: 2 E: 0 K: 1 S: 7	H: 2 LOB: 1 BB: 0 P: 7	R: 0 H: 1 E: 0 K: 0 S: 3	H: 1 LOB: 0 BB: 0 P: 3	1B: 7 2B: 2 3B: 1 HR: 1	SF: 2 SAC: 0 DP: 1 HBP: 0	WP: 0 PB: 0 SB: 0 CS: 0	PA: 37
PITCHER	IP	WLS	BF	H	R	ER	SO	BB	IBB	HBP	BLK	WP	HR	S	P	ERA	WHIP					
Bill Singer, R ERA: 4.82 (1, 1)	7.0	L	31	9	4	4	7	1	0	0	0	0	1	44	48	5.14	1.429					
Jose Pena, R ERA: 3.12 (8, 1)	2.0		6	1	0	0	1	0	0	0	0	0	0	8	8	0.00	0.500					

Pittsburgh Pirates @ Los Angeles Dodgers
Dodger Stadium, Los Angeles, CA
Wed Jul 28 1971, 7:05 PM PDT
Att: 30,798 - Unknown

AB	34
R	4
H	10
RBI	4
BB	1
SO	8
LOB	14



Batter	1	2	3	4	5	6	7	8	9	AB	R	H	RBI	BB	SO	LOB	BOTTOM					
Maury Wills, S OBP: 0.321, SLG: 0.327 (1, 6)	K		F8			F8			4-3 1B	4	0	1	0	0	1	0						
Bill Buckner, L OBP: 0.317, SLG: 0.405 (1, 9)	E6 BB		4-3			G3			F2	4	0	0	0	0	0	2						
Willie Davis, L OBP: 0.344, SLG: 0.463 (1, 8)	G5-4-3 BB			6-3		4-3			4-3	3	0	0	0	1	0	2						
Dick Allen, R OBP: 0.373, SLG: 0.456 (1, 5)	G5-4-3			F4		5-3			5-3	4	0	0	0	0	0	4						
Wes Parker, S OBP: 0.355, SLG: 0.361 (1, 3)		G5-4-3 1B		G3		6-3				3	0	1	0	0	0	0						
Jim Lefebvre, S OBP: 0.320, SLG: 0.405 (1, 4)	G5-4-3				K				F7	3	0	0	0	0	1	1						
Willie Crawford, L OBP: 0.358, SLG: 0.526 (1, 7)				FC6-4 1B		4-3			4-3	3	0	1	0	0	0	0						
Joe Ferguson, R OBP: 0.250, SLG: 0.288 (1, 2)				FC6-4		F4			5-3	3	0	0	0	0	0	1						
Bill Singer, R OBP: 0.184, SLG: 0.088 (1, 1)					G3					2	0	0	0	0	1	0						
Jose Pena, R OBP: 0.667, SLG: 0.667 (8, 1)										0	0	0	0	0	0	0						
Manny Mota, R OBP: 0.368, SLG: 0.385 (9, PH)									4-3 1B	1	0	1	0	0	0	0						
Inning Stats	R: 0 H: 0 E: 1 K: 1 S: 5	H: 2 LOB: 1 BB: 0 P: 4	R: 0 H: 0 E: 0 K: 0 S: 3	H: 0 LOB: 0 BB: 0 P: 3	R: 0 H: 0 E: 0 K: 0 S: 3	H: 0 LOB: 0 BB: 0 P: 3	R: 0 H: 0 E: 0 K: 1 S: 5	H: 0 LOB: 0 BB: 0 P: 5	R: 0 H: 0 E: 0 K: 0 S: 3	H: 0 LOB: 0 BB: 0 P: 3	R: 0 H: 2 E: 0 K: 0 S: 5	H: 2 LOB: 2 BB: 0 P: 5	R: 0 H: 0 E: 0 K: 0 S: 3	H: 0 LOB: 0 BB: 0 P: 3	R: 0 H: 0 E: 0 K: 0 S: 5	H: 2 LOB: 2 BB: 0 P: 5	1B: 4 2B: 0 3B: 0 HR: 0	SF: 0 SAC: 0 DP: 2 HBP: 0	WP: 0 PB: 0 SB: 0 CS: 0	PA: 31		
PITCHER	IP	WLS	BF	H	R	ER	SO	BB	IBB	HBP	BLK	WP	HR	S	P	ERA	WHIP					
Luke Walker, L ERA: 3.59 (1, 1)	9.0	W	31	4	0	0	3	1	0	0	0	0	0	36	40	0.00	0.556					

Pittsburgh Pirates @ Los Angeles Dodgers
Dodger Stadium, Los Angeles, CA
Wed Jul 28 1971, 7:05 PM PDT
Att: 30,798 - Unknown

AB	30
R	0
H	4
RBI	0
BB	1
SO	3
LOB	10



Batter	1	2	3	4	5	6	7	8	9	AB	R	H	RBI	BB	SO	LOB	TOP										
Bill Mazerolski, R (1,4) OBP: 0.321, SLG: 0.311	F9		6-3		FC5-4 BB	HR		SH3-4		2	0	0	0	1	0	0	Pittsburgh Pirates @ Los Angeles Dodgers Dodger Stadium, Los Angeles, CA Thu Jul 29 1971, 7:05 PM PDT Att: 23,590 - Unknown										
Vic Davallillo, L (6,PH) OBP: 0.305, SLG: 0.337										1	1	1	1	0	0	0											
Nelson Briles, R (6,1) OBP: 0.286, SLG: 0.450										0	0	0	0	0	0	0											
Dave Giusti, R (9,1) OBP: 0.143, SLG: 0.077										0	0	0	0	0	0	0											
Gena Clines, R (1,8) OBP: 0.395, SLG: 0.413	F	S		CS	FC5-4	HR		L6		4	1	2	4	1	0	2											
Roberto Clemente, R (1,9) OBP: 0.361, SLG: 0.524	K		L	6-3	K	6-3				6	0	1	0	0	2	3											
Willie Stargell, L (1,7) OBP: 0.390, SLG: 0.655	1-3			6-3	K	6-3				5	1	2	1	0	0	1											
Manny Sanguillen, R (1,2) OBP: 0.359, SLG: 0.436		3-1		BB		HR		F4		5	1	2	0	0	0	1											
Bob Robertson, R (1,3) OBP: 0.352, SLG: 0.503	F3			BB		HR		FC6-4		4	1	1	2	1	1	1											
Jose Pagan, R (1,5) OBP: 0.311, SLG: 0.328				BB		HR		FC6-4		4	0	1	0	0	1	2											
Jackie Hernandez, R (1,6) OBP: 0.259, SLG: 0.341	4-3			FC5-4		1B		6-3		4	2	2	0	0	0	1											
Steve Blass, R (1,1) OBP: 0.127, SLG: 0.164			6-3		K					1	0	0	0	0	0	0											
Bob Veale, S (4,1) OBP: 0.286, SLG: 0.286					K					1	0	0	0	0	1	1											
Dave Cash, R (6,PH) OBP: 0.391, SLG: 0.407					1B	HR		SH3-4		2	1	2	0	0	0	0											
Inning Stats	R: 0 E: 0 K: 1 S: 5	H: 0 LOB: 1 BB: 1 P: 9	R: 0 E: 0 K: 0 S: 4	H: 1 LOB: 1 BB: 0 P: 4	R: 0 E: 0 K: 0 S: 3	H: 1 LOB: 0 BB: 0 P: 3	R: 0 E: 0 K: 0 S: 4	H: 1 LOB: 2 BB: 1 P: 8	R: 1 E: 0 K: 2 S: 8	H: 1 LOB: 1 BB: 1 P: 12	R: 6 E: 0 K: 1 S: 11	H: 6 LOB: 0 BB: 0 P: 11	R: 1 E: 0 K: 1 S: 6	H: 1 LOB: 0 BB: 0 P: 6	R: 0 E: 0 K: 0 S: 4	H: 1 LOB: 1 BB: 0 P: 4	R: 0 E: 0 K: 0 S: 4	H: 2 LOB: 1 BB: 0 P: 4	1B: 9 2B: 1 3B: 1 HR: 3	SF: 0 SAC: 1 DP: 0 HBP: 0	WP: 0 PB: 0 SB: 1 CS: 1	PA: 43					
PITCHER	IP	WLS	BF	H	R	ER	SO	BB	IBB	HBP	BLK	WP	HR	S	P	ERA	WHIP										
Claude Osteen, L (1,1) ERA: 3.38	5.2	L	28	8	5	5	4	3	0	0	0	0	1	32	44	7.94	1.941										
Pete Mikkelsen, R (6,1) ERA: 2.56	0.1		3	2	2	2	0	0	0	0	0	0	1	3	3	54.00	6.000										
Jose Pena, R (7,1) ERA: 3.1	3.0		12	4	1	1	1	0	0	0	0	0	1	14	14	3.00	1.333										

Batter	1	2	3	4	5	6	7	8	9	AB	R	H	RBI	BB	SO	LOB	BOTTOM										
Maury Wills, S (1,6) OBP: 0.322, SLG: 0.326	4-3		FC6-4	F9			L9		5-3	4	0	1	0	1	0	2	Pittsburgh Pirates @ Los Angeles Dodgers Dodger Stadium, Los Angeles, CA Thu Jul 29 1971, 7:05 PM PDT Att: 23,590 - Unknown										
Bill Buckner, L (1,9) OBP: 0.314, SLG: 0.400	6-3		FC6-4		6-3		3-1		5-3	5	0	1	1	0	0	1											
Willie Davis, L (1,8) OBP: 0.342, SLG: 0.460	F9		F9		CS		4-3		K	5	0	1	0	0	1	3											
Dick Allen, R (1,5) OBP: 0.373, SLG: 0.454		HR		L6		L6		F2	5-3	4	1	1	0	1	0	2											
Willie Crawford, L (1,7) OBP: 0.364, SLG: 0.548		HR		1B		1B		FC3-6	F5	5	2	3	2	0	1	3											
Jim Lefebvre, S (1,4) OBP: 0.322, SLG: 0.404	F5			1B		1B		FC3-6		3	1	1	0	1	1	0											
Wes Parker, S (1,3) OBP: 0.354, SLG: 0.360	K			1B		1B		FC3-6		4	0	1	1	0	1	2											
Tom Haller, L (1,2) OBP: 0.293, SLG: 0.294				1B		1B			F6	1	0	0	0	0	1	0											
Manny Mota, R (4,PH) OBP: 0.366, SLG: 0.382				F9						1	0	0	0	0	0	2											
Duke Sims, L (5,2) OBP: 0.338, SLG: 0.333										2	0	1	0	0	0	2											
Claude Osteen, L (1,1) OBP: 0.194, SLG: 0.190				F6						2	0	1	1	0	0	0											
Pete Mikkelsen, R (6,1) OBP: 0.250, SLG: 0.143										0	0	0	0	0	0	0											
Steve Garvey, R (6,PH) OBP: 0.305, SLG: 0.393										1	0	0	0	0	0	1											
Jose Pena, R (7,1) OBP: 0.667, SLG: 0.667										0	0	0	0	0	0	0											
Bobby Valentine, R (9,PH) OBP: 0.283, SLG: 0.323										1	1	1	0	0	0	0											
Inning Stats	R: 0 E: 0 K: 0 S: 3	H: 0 LOB: 0 BB: 0 P: 3	R: 2 E: 0 K: 2 S: 8	H: 1 LOB: 0 BB: 1 P: 12	R: 0 E: 0 K: 0 S: 4	H: 1 LOB: 1 BB: 0 P: 4	R: 2 E: 0 K: 0 S: 7	H: 4 LOB: 2 BB: 0 P: 7	R: 0 E: 0 K: 1 S: 6	H: 2 LOB: 1 BB: 0 P: 6	R: 0 E: 0 K: 1 S: 6	H: 1 LOB: 1 BB: 0 P: 6	R: 0 E: 0 K: 0 S: 3	H: 0 LOB: 0 BB: 0 P: 3	R: 0 E: 0 K: 0 S: 4	H: 1 LOB: 2 BB: 1 P: 8	R: 1 E: 0 K: 1 S: 7	H: 2 LOB: 2 BB: 1 P: 11	1B: 10 2B: 1 3B: 0 HR: 1	SF: 0 SAC: 0 DP: 0 HBP: 0	WP: 0 PB: 0 SB: 0 CS: 1	PA: 41					
PITCHER	IP	WLS	BF	H	R	ER	SO	BB	IBB	HBP	BLK	WP	HR	S	P	ERA	WHIP										
Steve Blass, R (1,1) ERA: 2.98	3.1		16	5	4	4	2	1	0	0	0	0	0	19	23	10.80	1.800										
Bob Veale, L (4,1) ERA: 6.51	1.2	W	7	3	0	0	1	0	0	0	0	0	0	9	9	0.00	1.800										
Nelson Briles, R (6,1) ERA: 4.22	3.0		14	3	1	1	1	2	0	0	0	0	0	14	22	3.00	1.667										
Dave Giusti, R (9,1) ERA: 2.8	1.0	S	4	1	0	0	1	0	0	0	0	0	0	6	6	0.00	1.000										

Batter	1	2	3	4	5	6	7	8	9	AB	R	H	RBI	BB	SO	LOB	TOP					
Dave Cash, R OBP: 0.389, SLG: 0.405 (1, 4)	6-3		FC4 1B		FC6-4 1-2		6-3			4	0	1	0	0	0	2	Pittsburgh Pirates @ San Francisco Giants Candlestick Park, San Francisco, CA Fri Jul 30 1971, 10:05 PM EDT Att: 10,088 - Unknown					
Gene Clines, R OBP: 0.386, SLG: 0.404 Mudcat Grant, R OBP: 0.375, SLG: 0.429 (1, 8) (7, 1)	L6-3		FC4 1-2			L4-3	L6			4	0	0	0	0	0	2						
Roberto Clemente, R OBP: 0.360, SLG: 0.519 (1, 9)	E6		1-3			F9		G3-6-3 BB		3	0	0	0	1	0	1						
Willie Stargell, L OBP: 0.388, SLG: 0.659 (1, 7)	F7			5-3			HR	G3-6-3 1-2		4	1	1	1	0	0	2						
Bob Robertson, R OBP: 0.353, SLG: 0.506 (1, 3)		4-3 2B		K			1B		F7	4	0	2	0	0	1	0						
Manny Sanguillen, R OBP: 0.356, SLG: 0.431 (1, 2)	4-3			F3			F4			4	0	0	0	0	0	2						
Jose Pagan, R OBP: 0.309, SLG: 0.325 (1, 5)		5-3			F7			F9 WP 2B 1B	6-3	4	1	1	0	0	0	1						
Jackie Hernandez, R OBP: 0.266, SLG: 0.346 (1, 6)		5-3				FC6-4 1B		F9	FC4-6 1B	4	0	2	0	0	0	2						
Bruce Kison, R Nelson Briles, R Vic Davalillo, L OBP: 0.286, SLG: 0.450 OBP: 0.307, SLG: 0.344 (1, 1) (6, 1) (7, PH) (7, 8)			K		F5				FC4-6 1-2	2	0	0	0	0	1	1	P					
Inning Stats	R: 0 E: 1 K: 0 S: 4	H: 0 LOB: 1 BB: 0 P: 4	R: 0 E: 0 K: 0 S: 4	H: 1 LOB: 1 BB: 0 P: 4	R: 0 E: 0 K: 1 S: 6	H: 1 LOB: 1 BB: 0 P: 6	R: 0 E: 0 K: 1 S: 5	H: 0 LOB: 0 BB: 0 P: 5	R: 0 E: 0 K: 0 S: 4	H: 1 LOB: 1 BB: 0 P: 4	R: 1 E: 0 K: 0 S: 5	H: 2 LOB: 1 BB: 0 P: 5	R: 0 E: 0 K: 0 S: 5	H: 2 LOB: 1 BB: 0 P: 5	R: 0 E: 0 K: 0 S: 2	H: 0 LOB: 0 BB: 1 P: 6		R: 0 E: 0 K: 0 S: 4	H: 1 LOB: 1 BB: 0 P: 4	1B: 5 2B: 2 3B: 0 HR: 1	SF: 0 SAC: 0 DP: 1 HBP: 0	WP: 1 PB: 0 SB: 0 CS: 0
PITCHER Gaylord Perry, R ERA: 3.36 (1, 1)	IP: 9.0 WLS: W BF: 36 H: 8 R: 2 ER: 2 SO: 2 BB: 1 IBB: 0 HBP: 0 BLK: 0 WP: 1 HR: 1 S: 39 P: 43 ERA: 2.00 WHIP: 1.000															PITCHER	IP: 9.0 WLS: W BF: 36 H: 8 R: 2 ER: 2 SO: 2 BB: 1 IBB: 0 HBP: 0 BLK: 0 WP: 1 HR: 1 S: 39 P: 43 ERA: 2.00 WHIP: 1.000					

Batter	1	2	3	4	5	6	7	8	9	AB	R	H	RBI	BB	SO	LOB	BOTTOM					
Bobby Bonds, R OBP: 0.385, SLG: 0.533 (1, 9)	5-3			CS 1B		1B 1-2 1B	F8			4	1	2	0	0	0	0	Pittsburgh Pirates @ San Francisco Giants Candlestick Park, San Francisco, CA Fri Jul 30 1971, 10:05 PM EDT Att: 10,088 - Unknown					
Tito Fuentes, S OBP: 0.301, SLG: 0.342 (1, 4)				BB 1B		1B 1-2 2-3 1B	F8			3	1	2	0	0	0	0						
Willie Mays, R OBP: 0.427, SLG: 0.514 (1, 8)	G6-4-3 HBP				BB	1B 1-2 1B		FC6-4 PB 1B BB		2	2	1	1	2	0	1						
Willie McCovey, L OBP: 0.396, SLG: 0.489 Dave Kingman, R OBP: 0.372, SLG: 0.446 (1, 3) (6, PR) (7, 3)		1-3		F5		1B 1-2 2-H 3-H 1B		F4		3	0	1	2	0	0	2						
Ken Henderson, S OBP: 0.372, SLG: 0.446 (1, 7)				G3		1B 1-3 2-H 1B		FC6-4 IBB		3	0	2	1	1	0	2						
Dick Dietz, R OBP: 0.409, SLG: 0.423 (1, 2)		L5-3 1B			K	G6-4-3 IBB		FC6-4 1B		3	0	0	0	1	1	3						
Chris Speier, R OBP: 0.317, SLG: 0.333 (1, 6)			4-3		4-3	F5		1B		4	0	1	1	0	0	3						
Hal Lanier, R OBP: 0.273, SLG: 0.273 (1, 5)				B1-6-4 1B		K	G6-4-3 1-2	F8		4	0	1	0	0	1	5						
Gaylord Perry, R OBP: 0.152, SLG: 0.141 (1, 1)				B1-6-4 1-2		1B 1B 1B	1-5-3			3	1	1	0	0	0	1	GIANTS					
Inning Stats	R: 0 E: 0 K: 0 S: 2	H: 0 LOB: 0 BB: 0 P: 3	R: 0 E: 0 K: 0 S: 3	H: 1 LOB: 0 BB: 0 P: 3	R: 0 E: 0 K: 0 S: 3	H: 1 LOB: 0 BB: 0 P: 3	R: 0 E: 0 K: 0 S: 4	H: 2 LOB: 2 BB: 1 P: 8	R: 0 E: 0 K: 2 S: 7	H: 0 LOB: 0 BB: 0 P: 7	R: 4 E: 0 K: 0 S: 8	H: 6 LOB: 3 BB: 1 P: 12	R: 0 E: 0 K: 0 S: 3	H: 0 LOB: 0 BB: 0 P: 3	R: 1 E: 0 K: 0 S: 4	H: 1 LOB: 2 BB: 2 P: 12		R: 0 E: 0 K: 0 S: 4	H: 0 LOB: 0 BB: 0 P: 12	1B: 11 2B: 1 3B: 0 HR: 0	SF: 0 SAC: 0 DP: 4 HBP: 1	WP: 0 PB: 1 SB: 0 CS: 1
PITCHER Bruce Kison, R ERA: 2.6 Nelson Briles, R ERA: 4.16 Mudcat Grant, R ERA: 3.68 (1, 1) (6, 1) (7, 1)	IP: 5.0 WLS: L BF: 22 H: 9 R: 4 ER: 4 SO: 2 BB: 1 IBB: 0 HBP: 1 BLK: 0 WP: 0 HR: 0 S: 24 P: 29 ERA: 7.20 WHIP: 2.000															PITCHER	IP: 5.0 WLS: L BF: 22 H: 9 R: 4 ER: 4 SO: 2 BB: 1 IBB: 0 HBP: 1 BLK: 0 WP: 0 HR: 0 S: 24 P: 29 ERA: 7.20 WHIP: 2.000					

Batter	1	2	3	4	5	6	7	8	9	AB	R	H	RBI	BB	SO	LOB	TOP			
Dave Cash, R OBP: 0.390, SLG: 0.403	5-3	1B	1B		4-3			F7		4	0	1	1	1	0	0	Pittsburgh Pirates @ San Francisco Giants Candlestick Park, San Francisco, CA Sat Jul 31 1971, 6:33 AM EDT Att: 18,834 - Unknown			
Vic Davallo, L OBP: 0.310, SLG: 0.346	K	F7	1B			K		BB	1B	5	1	2	1	0	2	2				
Al Oliver, L OBP: 0.319, SLG: 0.400	HR	1B	1B		F5	K		HR	BB	4	2	2	1	1	1	2				
Willie Stargell, L OBP: 0.388, SLG: 0.672	HR	K			K	K		HR		5	2	2	5	0	3	2				
Bob Robertson, R OBP: 0.351, SLG: 0.511	HR		F9		F8		K	K		5	1	1	1	0	2	0				
Manny Sanguillen, R OBP: 0.359, SLG: 0.435	HBP		PB		K		FC6-4	1B	F6	4	1	2	0	0	1	0				
Jose Pagan, R OBP: 0.306, SLG: 0.344	K		K		HR		FC6-4	1B	5-3	5	1	1	1	0	2	3				
Jackie Hernandez, R OBP: 0.272, SLG: 0.350			1B		K		F4		6-3	4	1	2	1	0	1	1				
Mudcat Grant, R OBP: 0.375, SLG: 0.429		FC1-6	1B		K					0	0	0	0	0	0	0				
Bill Mazerowski, R OBP: 0.319, SLG: 0.309		1B	1B							1	0	0	0	0	0	0				
Bob Johnson, L OBP: 0.205, SLG: 0.061		FC1-6	1B		K			5-3		1	1	0	0	0	0	1				
Bob Veale, S OBP: 0.375, SLG: 0.375										1	1	1	0	0	0	0				
Nelson Briles, R OBP: 0.273, SLG: 0.429			1B							1	0	0	0	0	1	0				
Dave Giusti, R OBP: 0.143, SLG: 0.077			1B							0	0	0	0	0	0	0				
Gene Alley, R OBP: 0.310, SLG: 0.340			1B							1	0	0	0	0	0	0				
Inning Stats	R: 3 E: 0 K: 2 S: 10	H: 3 LOB: 1 BB: 0 P: 11	R: 1 E: 0 K: 1 S: 7	H: 2 LOB: 2 BB: 1 P: 11	R: 3 E: 0 K: 1 S: 10	H: 5 LOB: 2 BB: 0 P: 10	R: 0 E: 0 K: 2 S: 7	H: 0 LOB: 0 BB: 0 P: 7	R: 1 E: 0 K: 2 S: 8	H: 1 LOB: 0 BB: 0 P: 8	R: 0 E: 0 K: 3 S: 9	H: 1 LOB: 1 BB: 0 P: 6	R: 3 E: 0 K: 1 S: 7	H: 2 LOB: 0 BB: 0 P: 11	R: 0 E: 0 K: 0 S: 3	H: 0 LOB: 0 BB: 0 P: 3	1B: 9 2B: 1 3B: 0 HR: 4	SF: 0 SAC: 0 DP: 0 HBP: 1	WP: 0 PB: 1 SB: 0 CS: 0	PA: 44
PITCHER	IP WLS BF H R ER SO BB IBB HBP BLK WP HR S P ERA WHIP																			
Don Carrithers, R ERA: 4.55	(1, 1) 1.2 12 5 4 4 2 1 0 0 0 0 0 2 14 19 21.60 3.600																			
Jim Barr, R ERA: 11.57	(2, 1) 2.1 12 5 3 3 4 0 0 0 0 0 0 0 20 20 11.57 2.143																			
Don McMahon, R ERA: 3.6	(5, 1) 3.0 W 11 2 1 1 6 0 0 0 0 0 0 1 23 23 3.00 0.667																			
Steve Hamilton, L ERA: 3.31	(8, 1) 2.0 S 9 2 3 3 1 1 0 0 0 0 0 1 10 14 13.50 1.500																			

Batter	1	2	3	4	5	6	7	8	9	AB	R	H	RBI	BB	SO	LOB	BOTTOM			
Bobby Bonds, R OBP: 0.387, SLG: 0.532	F7	1B		K		2B		F8		4	2	1	2	1	1	2	Pittsburgh Pirates @ San Francisco Giants Candlestick Park, San Francisco, CA Sat Jul 31 1971, 6:33 AM EDT Att: 18,834 - Unknown			
Tito Fuentes, S OBP: 0.304, SLG: 0.349	F8	HBP		WP		E8		F9		6	2	3	3	0	0	2				
Ken Henderson, S OBP: 0.377, SLG: 0.460	HR	F5		2B		2B		3-1		4	3	2	2	2	0	2				
Willie McCovey, L OBP: 0.397, SLG: 0.489				K		F7				2	0	1	0	0	1	0				
Dave Kingman, R OBP: 0.500, SLG: 1.500	WP			2B		HR				3	1	2	5	0	0	1				
Dick Dietz, R OBP: 0.407, SLG: 0.417	1B			K		2B		HR		4	0	0	0	1	2	2				
Chris Speier, R OBP: 0.316, SLG: 0.330	BB			F5		K		F8		4	0	0	0	1	2	2				
Chris Speier, R OBP: 0.316, SLG: 0.330	F7			5-3		F8		E5		4	1	0	0	1	0	4				
Jimmy Rosario, S OBP: 0.226, SLG: 0.312				BB		F8		1B		5	1	2	0	0	1	1				
Willie Mays, R OBP: 0.427, SLG: 0.514				K		F7		1B		0	0	0	0	0	0	0				
Hal Lanier, R OBP: 0.286, SLG: 0.290				SH1-3		2B		1B		4	3	3	1	1	1	0				
Don Carrithers, R ERA: 4.55	(1, 1) 1.2 12 5 4 4 2 1 0 0 0 0 0 2 14 19 21.60 3.600																			
Jim Barr, R ERA: 11.57	(2, 1) 2.1 12 5 3 3 4 0 0 0 0 0 0 0 20 20 11.57 2.143																			
Al Gallagher, R ERA: 7.39	(4, PH) 3.0 W 11 2 1 1 6 0 0 0 0 0 0 1 23 23 3.00 0.667																			
Don McMahon, R ERA: 3.6	(5, 1) 3.0 W 11 2 1 1 6 0 0 0 0 0 0 1 23 23 3.00 0.667																			
Frank Duffy, R OBP: 0.143, SLG: 0.077	(7, PH) 2.0 S 9 2 3 3 1 1 0 0 0 0 0 1 10 14 13.50 1.500																			
Steve Hamilton, L ERA: 3.31	(8, 1) 2.0 S 9 2 3 3 1 1 0 0 0 0 0 1 10 14 13.50 1.500																			
Inning Stats	R: 1 E: 0 K: 0 S: 5	H: 2 LOB: 2 BB: 1 P: 9	R: 1 E: 0 K: 0 S: 5	H: 2 LOB: 2 BB: 0 P: 6	R: 0 E: 0 K: 2 S: 7	H: 0 LOB: 1 BB: 1 P: 11	R: 4 E: 0 K: 2 S: 10	H: 3 LOB: 2 BB: 2 P: 18	R: 0 E: 0 K: 2 S: 7	H: 0 LOB: 0 BB: 0 P: 7	R: 2 E: 1 K: 1 S: 6	H: 1 LOB: 1 BB: 2 P: 14	R: 7 E: 1 K: 1 S: 13	H: 7 LOB: 2 BB: 1 P: 17	R: 0 E: 0 K: 0 S: 3	H: 0 LOB: 0 BB: 0 P: 3	1B: 7 2B: 6 3B: 0 HR: 2	SF: 0 SAC: 1 DP: 0 HBP: 1	WP: 2 PB: 0 SB: 0 CS: 0	PA: 48
PITCHER	IP WLS BF H R ER SO BB IBB HBP BLK WP HR S P ERA WHIP																			
Bob Johnson, R ERA: 3.41	(1, 1) 1.2 12 5 4 4 2 1 0 0 0 0 1 0 13 25 21.60 3.000																			
Bob Veale, L ERA: 7.39	(2, 1) 1.2 10 2 4 4 3 3 0 0 0 0 1 0 13 25 21.60 3.000																			
Nelson Briles, R ERA: 4.14	(4, 1) 2.2 12 2 2 1 4 2 0 0 0 0 0 0 18 26 3.38 1.500																			
Dave Giusti, R ERA: 3.67	(7, 1) 0.1 L 7 5 6 6 0 0 1 0 0 0 0 1 6 10 162.00 15.000																			
Mudcat Grant, R ERA: 3.59	(7, 1) 1.2 8 2 1 0 1 0 0 0 0 0 0 0 10 10 0.00 1.200																			

AB 41
R 11
H 14
RBI 11
BB 2
SO 13
LOB 11



AB 39
R 15
H 15
RBI 13
BB 7
SO 8
LOB 16



Batter	1	2	3	4	5	6	7	8	9	AB	R	H	RBI	BB	SO	LOB	TOP										
Dave Cash, R OBP: 0.390, SLG: 0.403 (1, 4)	0-0 6-3		0-0 1-3		0-0 1B		0-0 E SF9 1B	0-0 5-3		5	1	2	0	0	0	2											
Al Oliver, L OBP: 0.320, SLG: 0.409 (1, 8)	0-0 F8		0-0 HR		0-0 1-2 HR 1B		0-3 K 1-3		0-3 K	5	2	2	2	0	2	1											
Roberto Clemente, R OBP: 0.359, SLG: 0.525 (1, 9)	0-0 6-3		0-0 F8		0-0 1-H 2-3 HR		0-0 SF9		0-3 K	4	1	1	3	0	1	0											
Willie Stargell, L OBP: 0.386, SLG: 0.669 (1, 7)		0-0 G3	0-0 F3		0-0 E3		0-0 2B		0-0 F6	5	0	1	0	0	0	0											
Bob Robertson, R OBP: 0.348, SLG: 0.505 (1, 3)		0-0 E5 2B		0-0 F8	0-0 4-3		0-0 G3			4	1	0	0	0	0	2											
Manny Sanguillen, R OBP: 0.367, SLG: 0.438 (1, 2)		0-0 E 1-H SF8 2B		0-0 F9		0-0 F3		0-0 FC5-4 1B 1B		4	1	2	1	0	0	0											
Jose Pagan, R OBP: 0.311, SLG: 0.351 (1, 5)		0-0 2-H SF8		0-0 6-3		0-0 FC6-4 1B		0-0 FC5-4 1B		3	0	2	1	0	0	0											
Jackie Hernandez, R OBP: 0.272, SLG: 0.355 (1, 6)		0-0 2B		0-3 K	0-0 FC6-4	0-0 1-2 2-3	0-0 FC5-6-4			4	0	1	0	0	1	3											
Bob Moose, R Rennie Stennett, R Bob Johnson, L Bill Mazeroski, R Bruce Kison, R Bob Veale, S OBP: 0.171, SLG: 0.121 OBP: 0.346, SLG: 0.333 OBP: 0.205, SLG: 0.061 OBP: 0.291, SLG: 0.307 OBP: 0.370, SLG: 0.370 (5, PH) (5, 1) (6, PH) (8, 1) (8, 1)		0-0 6-3		0-0 1B 1B	0-0 F4		0-3 K		0-3 K	1	0	0	0	0	0	1											
Inning Stats	R: 0 E: 0 K: 0 S: 3	H: 0 LOB: 0 BB: 0 P: 3	R: 2 E: 2 K: 0 S: 6	H: 2 LOB: 1 BB: 0 P: 6	R: 1 E: 0 K: 0 S: 4	H: 1 LOB: 0 BB: 0 P: 4	R: 0 E: 0 K: 0 S: 3	H: 0 LOB: 0 BB: 0 P: 3	R: 3 E: 1 K: 1 S: 9	H: 4 LOB: 1 BB: 0 P: 9	R: 0 E: 0 K: 0 S: 4	H: 1 LOB: 1 BB: 0 P: 4	R: 1 E: 0 K: 1 S: 7	H: 2 LOB: 1 BB: 0 P: 7	R: 0 E: 0 K: 1 S: 7	H: 2 LOB: 2 BB: 0 P: 7	R: 0 E: 0 K: 2 S: 7	H: 0 LOB: 0 BB: 0 P: 7	1B: 7 2B: 3 3B: 0 HR: 2	SF: 2 SAC: 0 DP: 0 HBP: 0	WP: 0 PB: 0 SB: 0 CS: 0	PA: 40					
PITCHER	IP	WLS	BF	H	R	ER	SO	BB	IBB	HBP	BLK	WP	HR	S	P	ERA	WHIP										
Juan Marichal, R ERA: 3.02 (1, 1)	5.1		25	8	6	4	1	0	0	0	0	0	2	27	27	6.75	1.500										
Jerry Johnson, R ERA: 2.51 (6, 1)	2.2	W	12	4	1	0	2	0	0	0	0	0	0	16	16	0.00	1.500										
Don McMahon, R ERA: 3.54 (9, 1)	1.0	S	3	0	0	0	2	0	0	0	0	0	0	7	7	0.00	0.000										

Pittsburgh Pirates @ San Francisco Giants
Candlestick Park, San Francisco, CA
Sun Aug 01 1971, 6:33 AM EDT
Unknown

AB 38
R 7
H 12
RBI 7
BB 0
SO 5
LOB 12



Batter	1	2	3	4	5	6	7	8	9	AB	R	H	RBI	BB	SO	LOB	BOTTOM										
Bobby Bonds, R OBP: 0.389, SLG: 0.539 (1, 9)	0-0 FC5 HBP 1B		0-0 F9	0-0 1-H HR		0-0 6-3		1-0 2B HBP		4	2	2	2	0	0	0											
Tito Fuentes, S OBP: 0.307, SLG: 0.353 (1, 4)	1-0 FC5 E HBP		0-0 F9	0-0 2B		0-0 3-1		0-0 2B HR 1B		4	2	0	0	0	0	0											
Willie Mays, R OBP: 0.427, SLG: 0.515 (1, 8)	0-0 FC5 1-2 2-3F		0-0 FC4-6 2B 1B	0-0 6-3		0-3 K		0-0 1-3 2-H 3-H HR 2B		5	2	2	2	0	1	3											
Willie McCovey, L OBP: 0.397, SLG: 0.498 Don McMahon, R (1, 3) (9, 1)	0-0 FC4-6 2B 1-2 2-H		4-0 FC5 2B BB		0-3 K		0-0 F6	0-0 2-H 3-H HR		4	2	1	3	1	1	1											
Ken Henderson, S OBP: 0.383, SLG: 0.470 (1, 7)	0-0 1-3 2B		0-0 1-H 2-H 2B	0-0 4-3 1B 1B		4-0 FC6-4 BB		0-0 6-3		4	1	3	2	1	0	0											
Chris Speier, R OBP: 0.313, SLG: 0.327 (1, 6)	0-0 4-3		0-0 F8	0-0 4-3 1B		0-0 FC6-4		0-0 FC6-4		4	0	0	0	0	0	5											
Russ Gibson, R OBP: 0.212, SLG: 0.281 (1, 2)		0-0 4-3		0-0 F3	0-0 FC5 2-H 1B		0-0 6-3			4	0	1	1	0	0	0											
Hal Lanier, R OBP: 0.287, SLG: 0.291 Jerry Johnson, R Dave Kingman, R (1, 5) (6, 1) (8, PH) (9, 3)		0-0 1-3		0-0 HR 1B	0-0 FC5 2-3		0-3 K			3	1	1	0	0	0	1											
Juan Marichal, R OBP: 0.147, SLG: 0.254 Al Gallagher, R OBP: 0.329, SLG: 0.341 (1, 1) (6, 5)		0-0 6-3		0-0 F4		0-0 F9		0-0 1B HBP 2B 1B		2	0	0	0	0	0	1											
Inning Stats	R: 1 E: 1 K: 0 S: 5	H: 2 LOB: 2 BB: 0 P: 6	R: 0 E: 0 K: 0 S: 3	H: 0 LOB: 0 BB: 0 P: 3	R: 2 E: 0 K: 0 S: 5	H: 2 LOB: 1 BB: 1 P: 9	R: 2 E: 0 K: 0 S: 6	H: 3 LOB: 1 BB: 0 P: 6	R: 1 E: 0 K: 1 S: 7	H: 2 LOB: 1 BB: 0 P: 7	R: 0 E: 0 K: 0 S: 3	H: 0 LOB: 0 BB: 0 P: 3	R: 0 E: 0 K: 1 S: 5	H: 0 LOB: 1 BB: 1 P: 9	R: 5 E: 0 K: 1 S: 9	H: 4 LOB: 0 BB: 0 P: 10	1B: 7 2B: 4 3B: 0 HR: 2	SF: 0 SAC: 0 DP: 0 HBP: 2	WP: 0 PB: 0 SB: 0 CS: 0	PA: 41							
PITCHER	IP	WLS	BF	H	R	ER	SO	BB	IBB	HBP	BLK	WP	HR	S	P	ERA	WHIP										
Bob Moose, R ERA: 3.87 (1, 1)	4.0		21	7	5	5	0	1	0	0	0	0	1	19	24	11.25	2.000										
Bob Johnson, R ERA: 3.46 (5, 1)	1.0		5	2	1	1	1	0	0	0	0	0	0	7	7	9.00	2.000										
Bruce Kison, R ERA: 3.38 Bob Veale, L ERA: 7.58 (6, 1) (8, 1)	2.2	L	13	3	4	4	2	1	0	1	0	0	0	15	20	13.50	1.500										
	0.1		2	1	1	1	0	0	0	0	0	0	1	2	2	27.00	3.000										

Pittsburgh Pirates @ San Francisco Giants
Candlestick Park, San Francisco, CA
Sun Aug 01 1971, 6:33 AM EDT
Unknown

AB 37
R 11
H 13
RBI 10
BB 2
SO 3
LOB 11



Batter	1	2	3	4	5	6	7	8	9	AB	R	H	RBI	BB	SO	LOB	TOP																			
Dave Cash, R OBP: 0.390, SLG: 0.401 (1,4)	F7						G3		4-3	4	0	1	0	1	0	0	Pittsburgh Pirates @ San Francisco Giants Candlestick Park, San Francisco, CA Sun Aug 01 1971, 6:38 AM EDT Att: 33,301 - Unknown																			
Vic Davallo, L OBP: 0.303, SLG: 0.339 (1,9)	4-3						6-3			4	0	0	0	0	0	5																				
Al Oliver, L OBP: 0.319, SLG: 0.407 (1,8)	4-3									4	0	1	0	0	0	2																				
Willie Stargell, L OBP: 0.387, SLG: 0.683 (1,7)		K					G3			4	2	2	2	0	1	1																				
Bob Robertson, R OBP: 0.352, SLG: 0.508 (1,3)										2	1	1	0	2	0	0																				
Charlie Sands, L OBP: 0.423, SLG: 0.500 (1,2)	F9									4	0	0	0	0	0	2																				
Bill Mazerowski, R OBP: 0.316, SLG: 0.203 Dave Giusti, R OBP: 0.143, SLG: 0.077 (8,1)	F8									4	0	1	0	0	0	1																				
Jackie Hernandez, R OBP: 0.265, SLG: 0.345 (1,6)										0	0	0	0	0	0	0																				
Dock Ellis, S OBP: 0.242, SLG: 0.203 Rennie Stennett, R OBP: 0.333, SLG: 0.320 Mudcat Grant, R OBP: 0.375, SLG: 0.429 Jose Pagan, R OBP: 0.309, SLG: 0.348 (8,5)	F8									4	0	0	0	0	0	2																				
Inning Stats	R: 0 E: 0 K: 0 S: 3	H: 0 LOB: 0 BB: 0 P: 3	R: 0 E: 0 K: 1 S: 5	H: 0 LOB: 1 BB: 1 P: 9	R: 0 E: 1 K: 0 S: 4	H: 0 LOB: 2 BB: 1 P: 8	R: 2 E: 1 K: 0 S: 8	H: 4 LOB: 3 BB: 0 P: 8	R: 1 E: 0 K: 0 S: 4	H: 1 LOB: 0 BB: 0 P: 4	R: 0 E: 0 K: 0 S: 3	H: 0 LOB: 0 BB: 0 P: 3	R: 0 E: 0 K: 0 S: 2	H: 0 LOB: 0 BB: 1 P: 6	R: 0 E: 0 K: 0 S: 3	H: 0 LOB: 0 BB: 0 P: 3		1B: 3 2B: 1 3B: 0 HR: 2	SF: 0 SAC: 0 DP: 1 HBP: 0	WP: 0 PB: 0 SB: 1 CS: 0	PA: 37															
PITCHER	IP	WLS	BF	H	R	ER	SO	BB	IBB	HBP	BLK	WP	HR	S	P	ERA	WHIP	PITCHER		IP	WLS	BF	H	R	ER	SO	BB	IBB	HBP	BLK	WP	HR	S	P	ERA	WHIP
Frank Reberger, R ERA: 3.76 Don Carrithers, R ERA: 4.04 (6,1)	5.0	W	24	5	3	3	1	2	0	0	0	0	2	24	32	5.40	1.400			4.0	S	13	1	0	0	0	1	0	0	0	0	0	12	16	0.00	0.500

AB	34
R	3
H	6
RBI	2
BB	3
SO	1
LOB	15



Batter	1	2	3	4	5	6	7	8	9	AB	R	H	RBI	BB	SO	LOB	BOTTOM																			
Bobby Bonds, R OBP: 0.387, SLG: 0.535 (1,9)	K									5	0	1	0	0	2	0	Pittsburgh Pirates @ San Francisco Giants Candlestick Park, San Francisco, CA Sun Aug 01 1971, 6:38 AM EDT Att: 33,301 - Unknown																			
Tito Fuentes, S OBP: 0.308, SLG: 0.353 (1,4)	6-3									5	0	2	0	0	0	2																				
Ken Henderson, S OBP: 0.383, SLG: 0.465 (1,7)	HR									3	2	0	0	2	1	2																				
Dave Kingman, R OBP: 0.300, SLG: 1.400 (1,3)	HR									5	2	2	4	0	1	2																				
Fran Healy, R OBP: 0.423, SLG: 0.471 (1,2)	6-3									3	2	1	0	1	0	0																				
Jimmy Rosario, S OBP: 0.378, SLG: 0.308 (1,8)										2	0	0	0	2	1	1																				
Chris Speier, R OBP: 0.315, SLG: 0.329 (1,6)	F9									3	2	1	1	1	0	2																				
Al Gallagher, R OBP: 0.336, SLG: 0.360 (1,5)										3	0	3	3	0	0	0																				
Frank Reberger, L OBP: 0.231, SLG: 0.231 Bernie Williams, R OBP: 0.301, SLG: 0.239 Don Carrithers, R OBP: 0.167, SLG: 0.167 (6,1)	F7									2	0	0	0	0	0	2																				
Inning Stats	R: 2 E: 0 K: 1 S: 6	H: 1 LOB: 1 BB: 1 P: 10	R: 0 E: 0 K: 0 S: 4	H: 1 LOB: 0 BB: 0 P: 4	R: 0 E: 0 K: 2 S: 8	H: 1 LOB: 1 BB: 0 P: 8	R: 2 E: 0 K: 1 S: 9	H: 4 LOB: 2 BB: 0 P: 9	R: 2 E: 0 K: 0 S: 4	H: 1 LOB: 2 BB: 3 P: 16	R: 0 E: 0 K: 0 S: 3	H: 0 LOB: 0 BB: 0 P: 3	R: 2 E: 0 K: 0 S: 4	H: 1 LOB: 1 BB: 2 P: 12	R: 0 E: 0 K: 1 S: 6	H: 1 LOB: 1 BB: 0 P: 6		1B: 4 2B: 3 3B: 1 HR: 2	SF: 0 SAC: 1 DP: 0 HBP: 0	WP: 1 PB: 0 SB: 1 CS: 1	PA: 40															
PITCHER	IP	WLS	BF	H	R	ER	SO	BB	IBB	HBP	BLK	WP	HR	S	P	ERA	WHIP	PITCHER		IP	WLS	BF	H	R	ER	SO	BB	IBB	HBP	BLK	WP	HR	S	P	ERA	WHIP
Dock Ellis, R ERA: 2.74 Mudcat Grant, R ERA: 3.75 Dave Giusti, R ERA: 3.61 (8,1)	5.0	L	27	8	6	5	4	4	0	0	0	0	0	7	15	9.00	1.500			2.0		9	1	2	2	0	2	0	0	0	0	0	6	6	0.00	1.000

AB	33
R	8
H	10
RBI	8
BB	6
SO	5
LOB	14



Batter	1	2	3	4	5	6	7	8	9	AB	R	H	RBI	BB	SO	LOB	TOP										
Dave Cash, R OBP: 0.397, SLG: 0.395 (1, 4)	6-3		HR		G3			L9		4	1	0	0	1	0	1	Pittsburgh Pirates @ Montreal Expos Jarry Park, Montreal, QB Tue Aug 03 1971, 7:05 PM EDT Att: 18,137 - Unknown										
Gene Alley, R OBP: 0.312, SLG: 0.365 (1, 6)	5-3		HR		F9			HR	K	5	2	2	3	0	1	0											
Roberto Clemente, R OBP: 0.359, SLG: 0.522 (1, 9)	PB		G3		G3			BB	P4	4	1	1	0	1	0	0											
Willie Stargell, L OBP: 0.385, SLG: 0.676 (1, 7)	1B		G3					BB	E5	4	1	0	0	1	1	1											
Al Oliver, L OBP: 0.318, SLG: 0.405 (1, 8)	F5				G3			BB	K	4	1	1	0	0	1	4											
Bob Robertson, R OBP: 0.353, SLG: 0.506 (1, 3)		L7			E9			BB	F7	3	2	1	0	1	0	0											
Manny Sanguillen, R OBP: 0.362, SLG: 0.444 (1, 2)		4-3			G5-4-3			BB	2B	4	1	2	4	0	0	0											
Jose Pagan, R OBP: 0.307, SLG: 0.341 (1, 5)		1-3			G5-4-3			BB	F8	3	1	0	0	1	0	1											
Steve Blass, R OBP: 0.121, SLG: 0.155 (1, 1)			5-3		K			BB	K	3	0	0	0	0	2	0											
Bob Veale, S OBP: 0.375, SLG: 0.375 (7, 1)								BB	2B	0	0	0	0	0	0	0											
Gene Clines, R OBP: 0.386, SLG: 0.404 (8, PH)								BB	2B	0	0	0	0	0	0	0											
Vic Davallo, L OBP: 0.307, SLG: 0.347 (8, PH)								BB	2B	1	0	1	2	0	0	0											
Dave Giusti, R OBP: 0.143, SLG: 0.077 (8, 1)								BB	2B	0	0	0	0	0	0	0											
Inning Stats	R: 0 E: 0 K: 0 S: 4	H: 1 LOB: 2 BB: 1 P: 8	R: 0 E: 0 K: 0 S: 3	H: 0 LOB: 0 BB: 0 P: 3	R: 2 E: 0 K: 0 S: 4	H: 1 LOB: 0 BB: 1 P: 8	R: 2 E: 1 K: 1 S: 7	H: 3 LOB: 0 BB: 0 P: 7	R: 0 E: 0 K: 0 S: 3	H: 0 LOB: 0 BB: 0 P: 3	R: 0 E: 0 K: 1 S: 5	H: 0 LOB: 2 BB: 0 P: 5	R: 6 E: 1 K: 1 S: 9	H: 3 LOB: 1 BB: 3 P: 21	R: 0 E: 0 K: 2 S: 7	H: 0 LOB: 0 BB: 0 P: 7	1B: 4 2B: 1 3B: 1 HR: 2	SF: 0 SAC: 0 DP: 1 HBP: 0	WP: 0 PB: 1 SB: 0 CS: 0	PA: 40							
PITCHER	IP	WLS	BF	H	R	ER	SO	BB	IBB	HBP	BLK	WP	HR	S	P	ERA	WHIP										
Carl Morton, R ERA: 4.49 (1, 1)	7.2	L	34	7	9	6	3	4	0	0	0	0	2	36	52	7.04	1.435										
Dan McGinn, L ERA: 8.39 (8, 1)	0.0		1	0	0	0	0	0	1	0	0	0	0	0	4	∞	∞										
Steve Renko, R ERA: 3.68 (8, 1)	1.1	S	5	1	1	0	2	0	0	0	0	0	0	9	9	0.00	0.750										

Batter	1	2	3	4	5	6	7	8	9	AB	R	H	RBI	BB	SO	LOB	BOTTOM										
Ron Hunt, R OBP: 0.403, SLG: 0.358 (1, 4)	L4		L8		1B					3	1	1	1	2	0	0	Pittsburgh Pirates @ Montreal Expos Jarry Park, Montreal, QB Tue Aug 03 1971, 7:05 PM EDT Att: 18,137 - Unknown										
Boots Day, L OBP: 0.346, SLG: 0.359 (1, 8)	L8		PO		1B				K	4	0	2	3	1	1	1											
Rusty Staub, L OBP: 0.384, SLG: 0.436 (1, 9)	HR		PO		4-3				F8	5	1	2	2	0	0	3											
Ron Fairly, L OBP: 0.382, SLG: 0.403 (1, 3)	F8				F8				L3	4	0	0	0	0	0	4											
Bob Bailey, R OBP: 0.364, SLG: 0.402 (1, 5)		K			L5				L8	4	0	0	0	0	1	0											
Jim Gosger, L OBP: 0.233, SLG: 0.200 (1, 7)		2-3			L4				K	3	0	0	0	1	1	0											
John Bateman, R OBP: 0.273, SLG: 0.344 (1, 2)		2-3			BB				F9	4	1	1	0	0	0	1											
Bobby Wine, R OBP: 0.252, SLG: 0.226 (1, 6)		1-4-3			F8				FC3-6	4	1	2	0	0	0	2											
Carl Morton, R OBP: 0.219, SLG: 0.295 (1, 1)			5-3						FC3-6	2	1	1	0	0	0	0											
Dan McGinn, L OBP: 0.286, SLG: 0.286 (8, 1)					5-3				FC3-6	0	0	0	0	0	0	0											
Steve Renko, R OBP: 0.194, SLG: 0.258 (8, 1)									2B	0	0	0	0	0	0	0											
Jim Fairly, L OBP: 0.265, SLG: 0.264 (8, PH)					1B				2B	1	1	0	0	0	0	1											
Inning Stats	R: 1 E: 0 K: 0 S: 4	H: 1 LOB: 0 BB: 0 P: 4	R: 0 E: 0 K: 1 S: 5	H: 0 LOB: 1 BB: 1 P: 9	R: 0 E: 0 K: 0 S: 2	H: 0 LOB: 0 BB: 1 P: 6	R: 0 E: 0 K: 0 S: 3	H: 0 LOB: 0 BB: 0 P: 3	R: 3 E: 0 K: 0 S: 7	H: 4 LOB: 2 BB: 1 P: 11	R: 0 E: 0 K: 0 S: 3	H: 0 LOB: 0 BB: 0 P: 3	R: 1 E: 0 K: 0 S: 5	H: 2 LOB: 2 BB: 1 P: 9	R: 0 E: 0 K: 1 S: 5	H: 0 LOB: 0 BB: 0 P: 5	R: 1 E: 0 K: 1 S: 7	H: 2 LOB: 1 BB: 0 P: 7	1B: 7 2B: 1 3B: 0 HR: 1	SF: 0 SAC: 1 DP: 0 HBP: 0	WP: 0 PB: 0 SB: 0 CS: 0	PA: 40					
PITCHER	IP	WLS	BF	H	R	ER	SO	BB	IBB	HBP	BLK	WP	HR	S	P	ERA	WHIP										
Steve Blass, R ERA: 3.14 (7, 1)	6.1	W	29	7	5	5	1	4	0	0	0	0	0	27	43	7.11	1.737										
Bob Veale, L ERA: 7.52 (8, 1)	0.2		2	0	0	0	0	0	0	0	0	0	0	2	2	0.00	0.000										
Dave Giusti, R ERA: 3.64 (8, 1)	2.0	S	8	2	1	1	2	0	0	0	0	0	0	12	12	4.50	1.000										



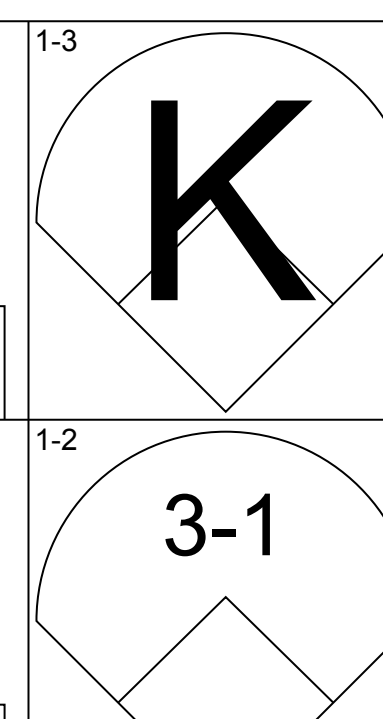
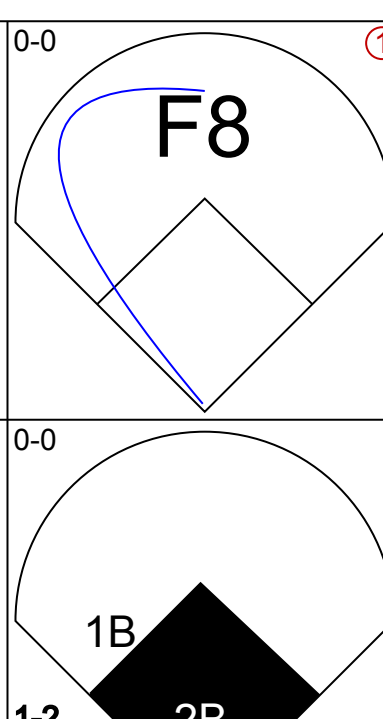
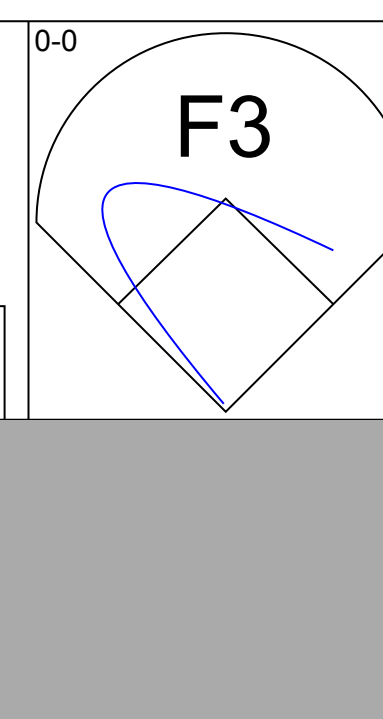
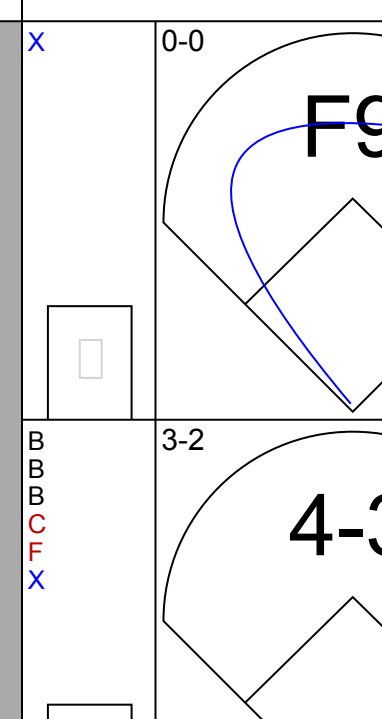
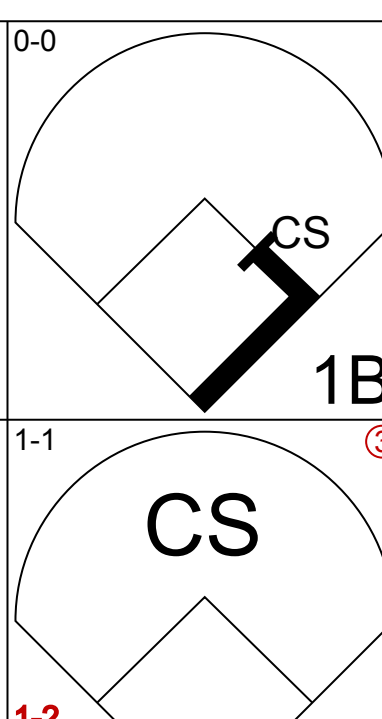
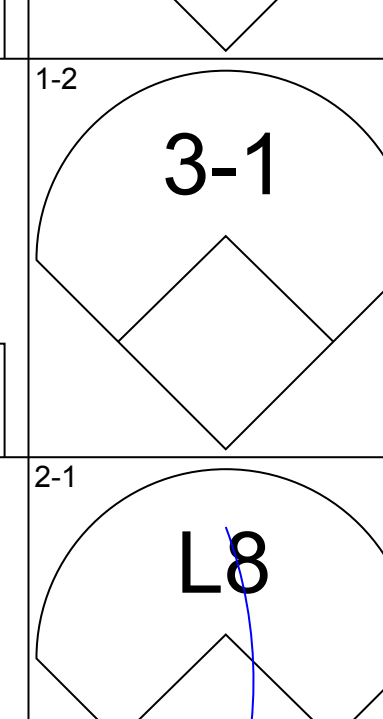
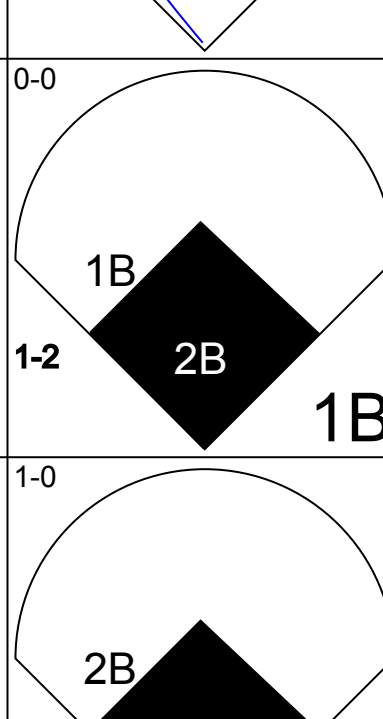
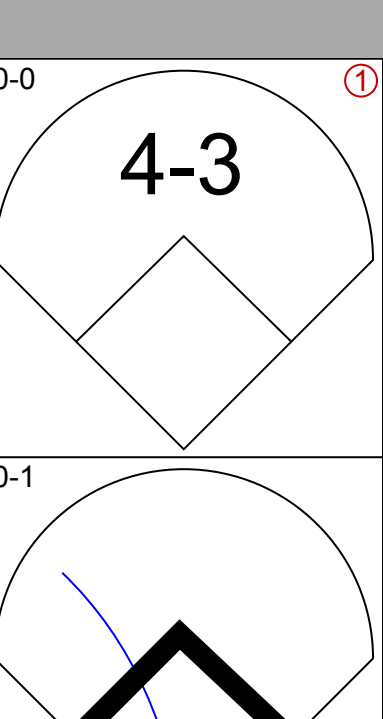
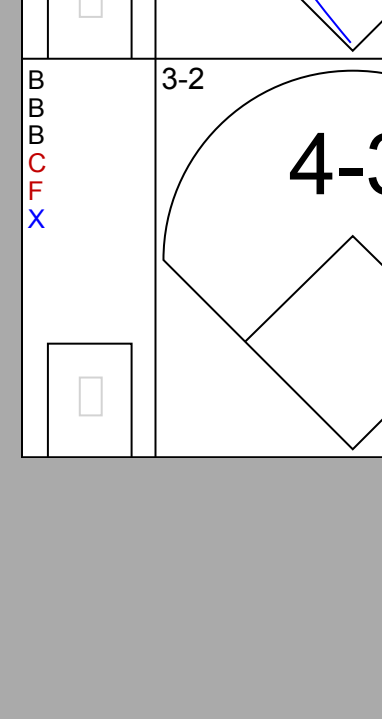
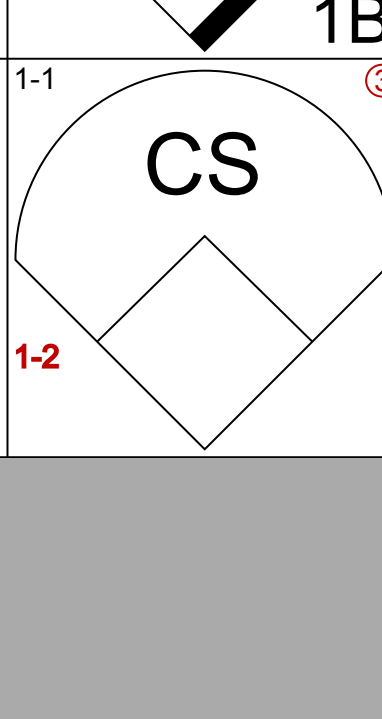
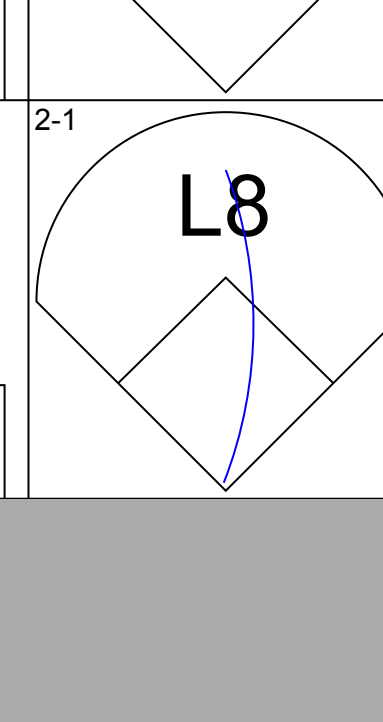
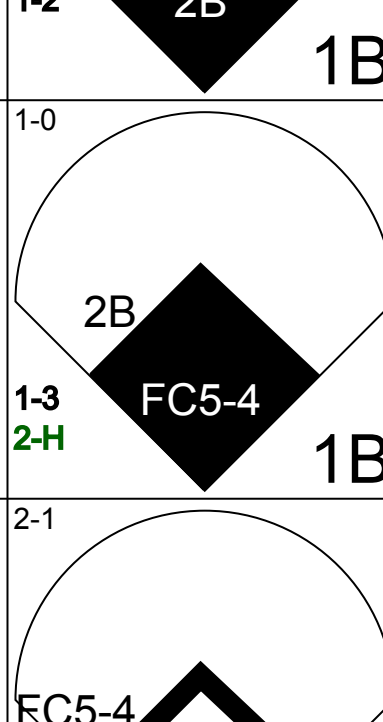
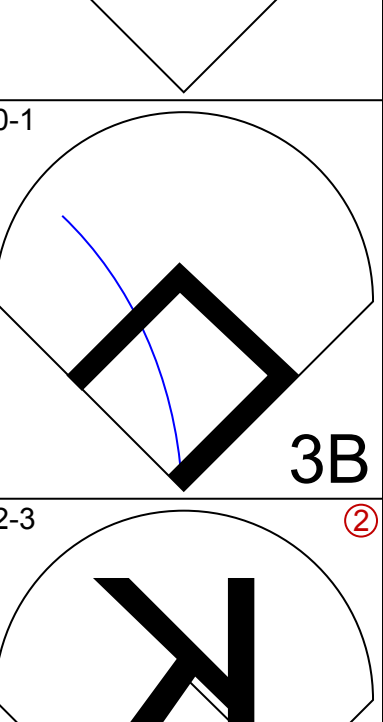
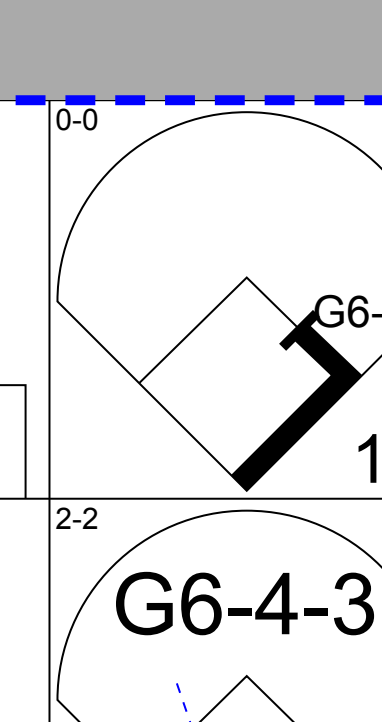
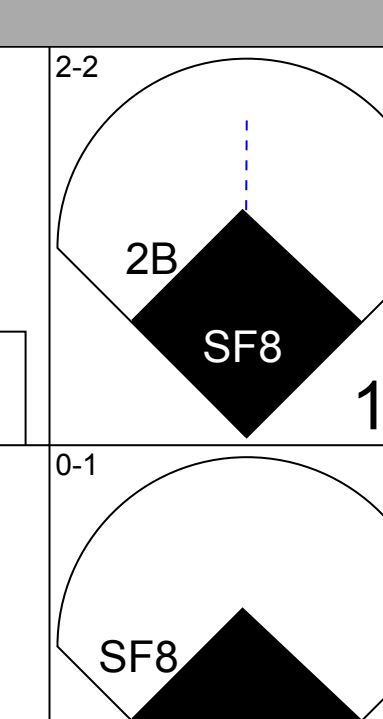
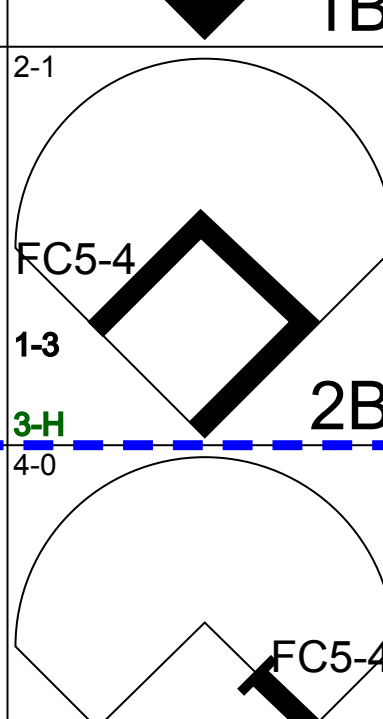

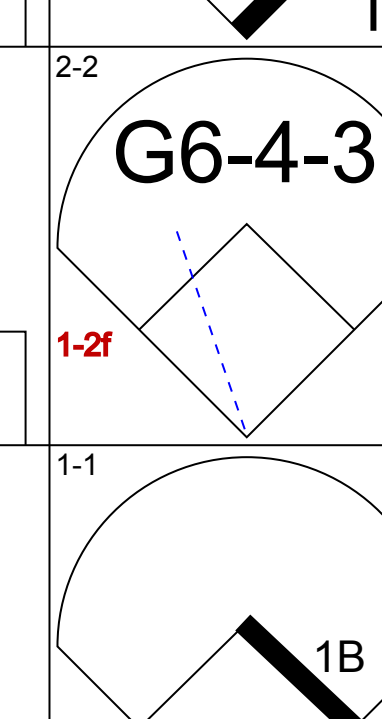
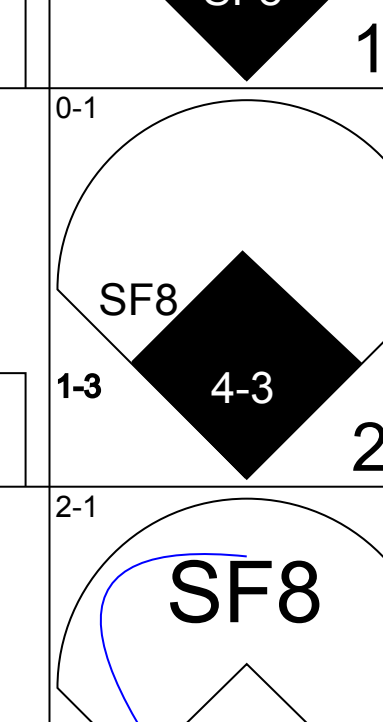
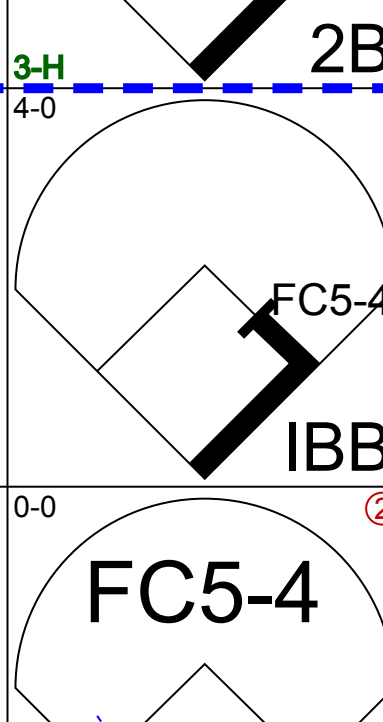
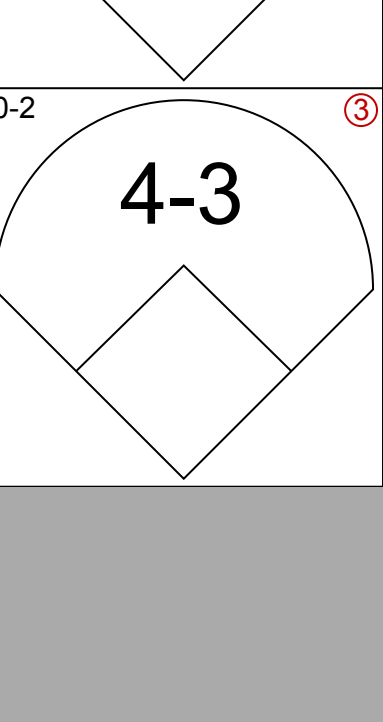
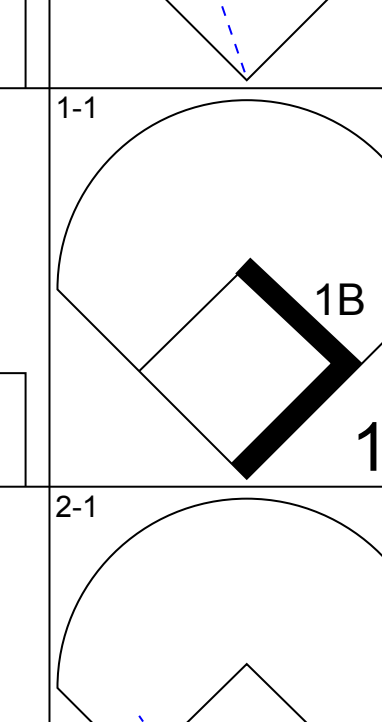
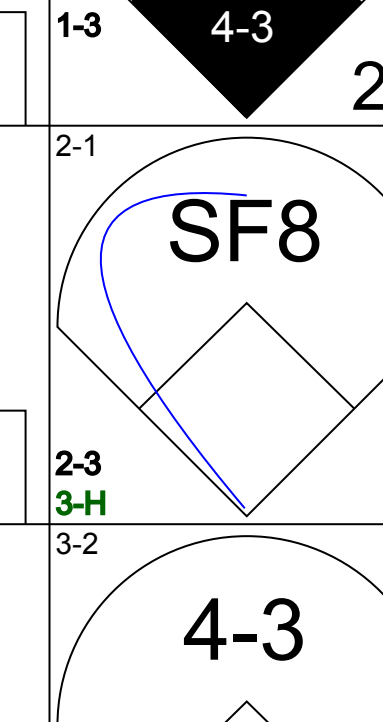
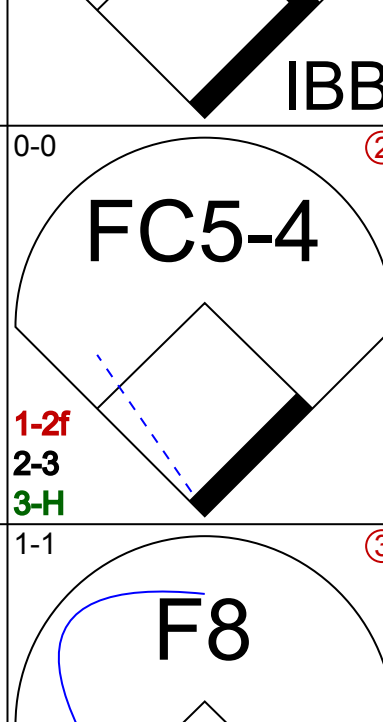
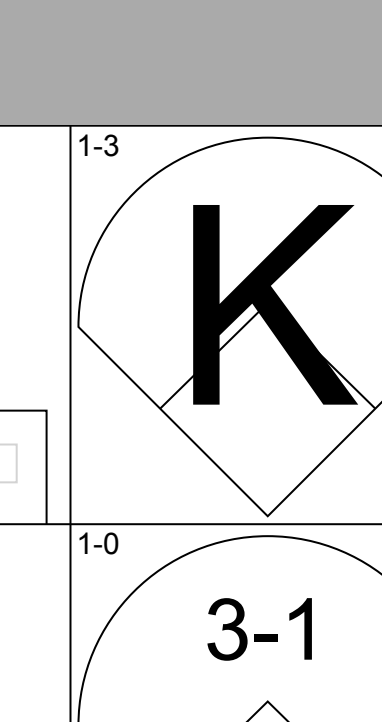
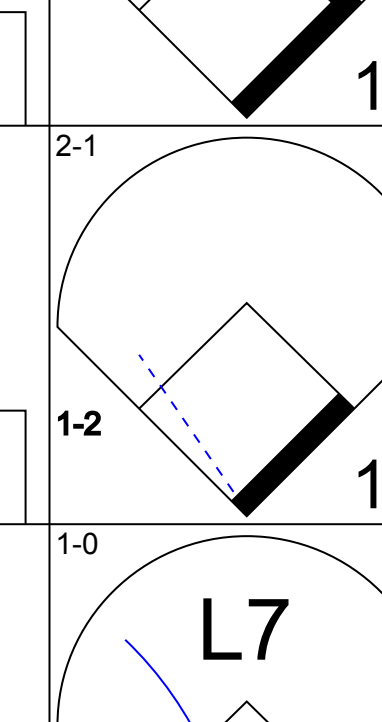
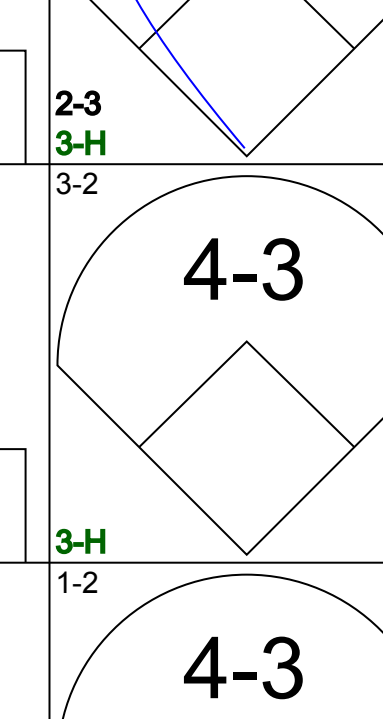
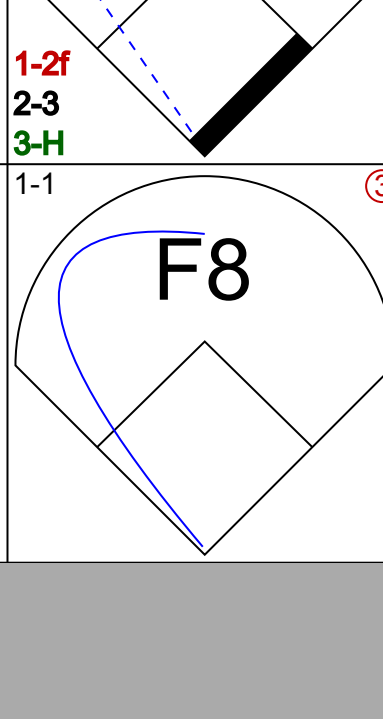
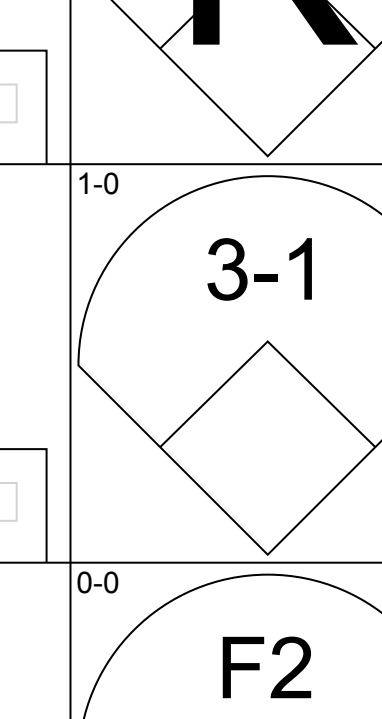
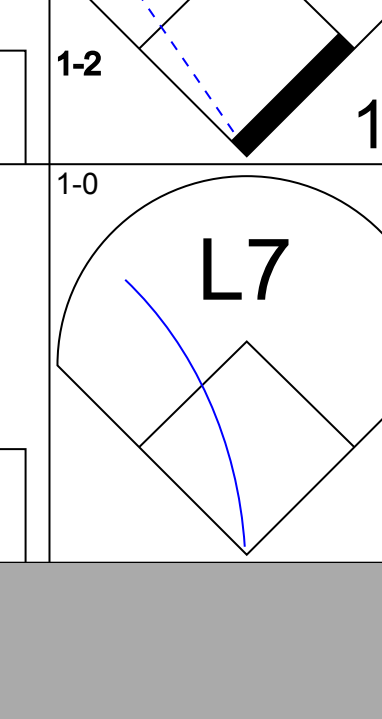
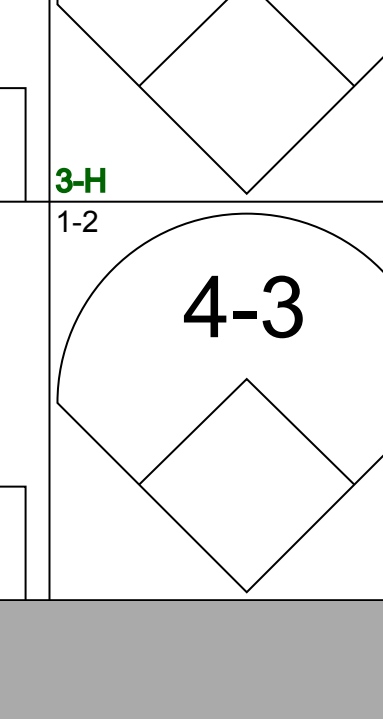
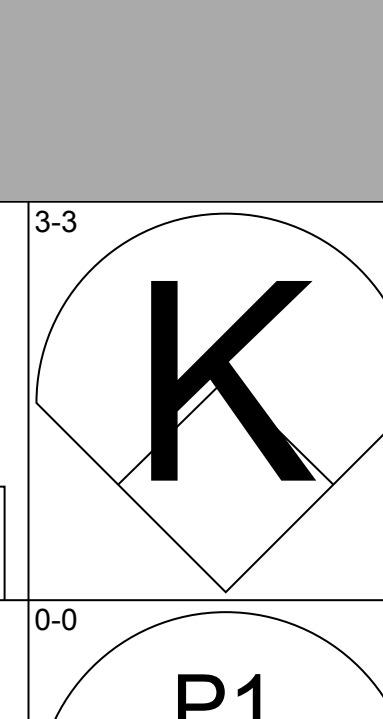
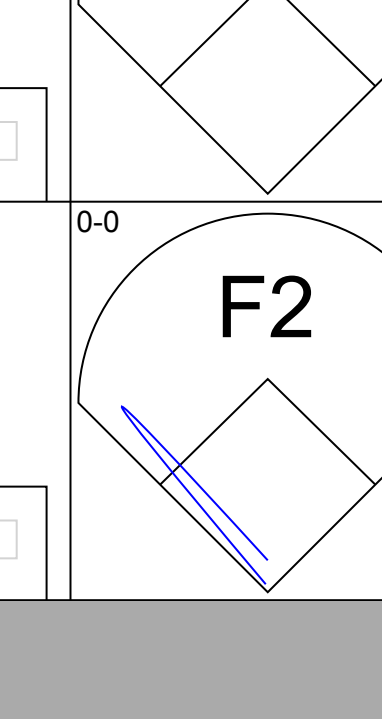
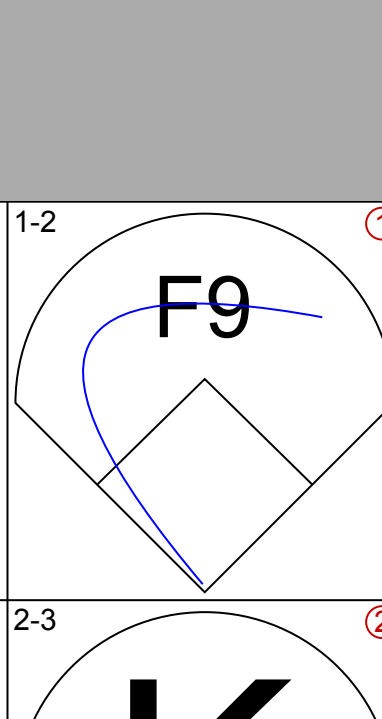
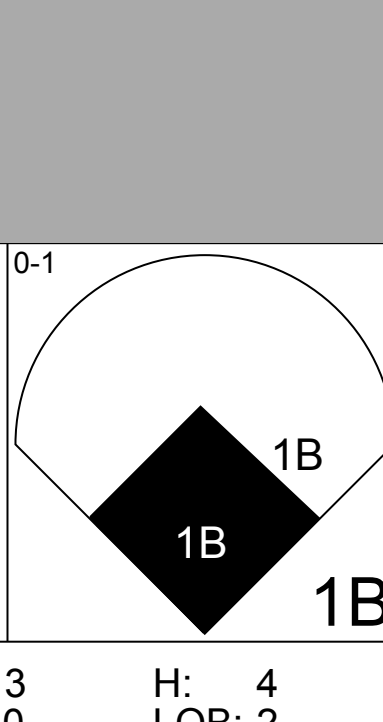
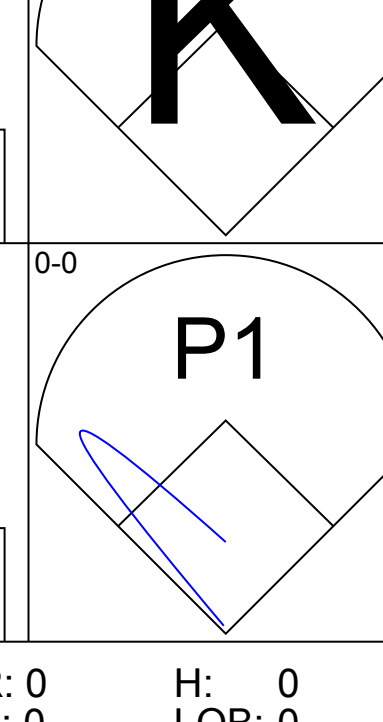
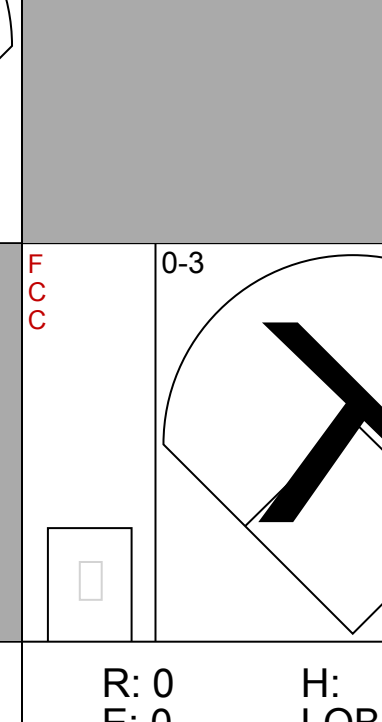
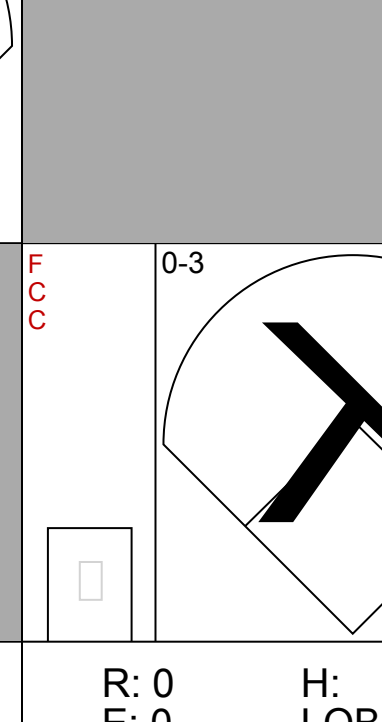

Batter	1	2	3	4	5	6	7	8	9	AB	R	H	RBI	BB	SO	LOB	TOP								
Dave Cash, R OBP: 0.385, SLG: 0.396 (1, 4)	5-3		5-3		3B 1B		4-3		SH1-3 1B	5	1	2	2	0	0	0	Pittsburgh Pirates @ Montreal Expos Jarry Park, Montreal, QB Thu Aug 05 1971, 7:05 PM EDT Att: 21,233 - Unknown								
Gene Alley, R OBP: 0.309, SLG: 0.375 (1, 6)	5-3		6-3		1-H 3B				SH1-3 1-2	4	0	2	1	0	0	0									
Roberto Clemente, R OBP: 0.354, SLG: 0.513 (1, 9)	L9			6-3	1-3		K		5-3	5	0	0	0	0	1	4									
Willie Stargell, L OBP: 0.388, SLG: 0.676 (1, 7)		HR		K		1B 5-3 1B BB		F8		3	2	1	1	2	1	1									
Al Oliver, L OBP: 0.318, SLG: 0.410 (1, 8)		CS 1B		K		5-3			HR	5	1	2	1	0	2	3									
Bob Robertson, R OBP: 0.355, SLG: 0.503 (1, 3)		E4 1-2 G6-3			K	1B			FC5-4 BB	3	0	1	0	1	1	1									
Manny Sanguillen, R OBP: 0.359, SLG: 0.447 (1, 2)		G6-3 1-2			F7				K	4	0	1	1	0	1	2									
Jose Pagan, R OBP: 0.321, SLG: 0.366 Jackie Hernandez, R OBP: 0.259, SLG: 0.338 (5, PR) (5, 5)				HR	2B 1B HBP		K		FC5-4 1-2	1	1	1	1	0	0	0									
Bruce Kison, R OBP: 0.059, SLG: 0.118 (1, 1)			6-3		1-3 1B 2B		K		K	2	1	0	0	0	1	3									
Inning Stats	R: 0 E: 0 K: 0 S: 3	H: 0 LOB: 0 BB: 0 P: 3	R: 1 E: 1 K: 0 S: 4	H: 2 LOB: 0 BB: 0 P: 4	R: 1 E: 0 K: 0 S: 4	H: 1 LOB: 0 BB: 0 P: 4	R: 0 E: 0 K: 2 S: 7	H: 0 LOB: 0 BB: 0 P: 7	R: 3 E: 0 K: 1 S: 8	H: 3 LOB: 2 BB: 0 P: 9	R: 1 E: 0 K: 2 S: 9	H: 2 LOB: 2 BB: 1 P: 13	R: 0 E: 0 K: 1 S: 6	H: 1 LOB: 1 BB: 0 P: 6	R: 1 E: 0 K: 2 S: 8	H: 1 LOB: 1 BB: 1 P: 12		R: 0 E: 0 K: 1 S: 6	H: 1 LOB: 2 BB: 1 P: 10	1B: 5 2B: 1 3B: 2 HR: 3	SF: 0 SAC: 1 DP: 1 HBP: 1	WP: 0 PB: 0 SB: 0 CS: 1	PA: 41		
PITCHER	IP	WLS	BF	H	R	ER	SO	BB	IBB	HBP	BLK	WP	HR	S	P	ERA	WHIP								
John Strohmayr, R ERA: 4.39 (1, 1)	5.0	L	21	6	5	5	3	0	0	1	0	0	2	26	27	9.00	1.200								
Dan McGinn, L ERA: 6.53 (6, 1)	0.1		4	2	1	1	0	1	0	0	0	0	0	3	7	27.00	9.000								
Howie Reed, R ERA: 3.67 (6, 1)	1.2		6	1	0	0	3	0	0	0	0	0	1	12	12	0.00	0.600								
Claude Raymond, R ERA: 4.94 (8, 1)	2.0		10	2	1	1	3	2	0	0	0	0	1	14	22	4.50	2.000								

Batter	1	2	3	4	5	6	7	8	9	AB	R	H	RBI	BB	SO	LOB	BOTTOM								
Ron Hunt, R OBP: 0.401, SLG: 0.354 (1, 4)	FC6-4 1B		F8 BB 1B		F8		F7		6-3	5	0	2	0	0	0	3	Pittsburgh Pirates @ Montreal Expos Jarry Park, Montreal, QB Thu Aug 05 1971, 7:05 PM EDT Att: 21,233 - Unknown								
Boots Day, L OBP: 0.350, SLG: 0.360 (1, 8)	FC6-4 1-2 S		1-2 BB		G3		G1-6-3			3	0	0	0	1	0	3									
Rusty Staub, L OBP: 0.379, SLG: 0.429 (1, 9)	5-3 1-2		F8 2-3			1B 1B		G3		4	1	1	0	0	0	3									
Ron Fairly, L OBP: 0.379, SLG: 0.398 (1, 3)	L8		L9		1-H 1B 1B		E9 1B 1B		K	4	1	1	0	0	1	3									
Bob Bailey, R OBP: 0.365, SLG: 0.401 (1, 5)		1-3		K		S 1B			BB	3	0	1	1	1	1	0									
Jim Gosger, L OBP: 0.232, SLG: 0.224 (1, 7)		3B		4-3		K		F8		4	0	1	0	0	1	2									
John Bateman, R OBP: 0.272, SLG: 0.341 John Boccabella, R OBP: 0.285, SLG: 0.347 (1, 2) (3, 2)		1-3		6-3		P6			5-3	1	0	0	0	0	0	1									
Bobby Wine, R OBP: 0.249, SLG: 0.221 (1, 6)		F9			F9		K		WP BB	3	0	0	0	1	1	2									
John Strohmayr, R OBP: 0.298, SLG: 0.258 Jim Fairly, L OBP: 0.277, SLG: 0.284 Dan McGinn, L OBP: 0.249, SLG: 0.296 Howie Reed, R OBP: 0.311, SLG: 0.369 Gary Sutherland, R OBP: 0.305, SLG: 0.441 (1, 1) (5, PR) (5, 1) (5, 1) (7, PR) (8, 1) (8, 1)			K				G1-6-3 1B		K	1	0	0	0	0	0	1									
Inning Stats	R: 0 E: 0 K: 0 S: 4	H: 1 LOB: 1 BB: 0 P: 4	R: 0 E: 0 K: 0 S: 4	H: 1 LOB: 1 BB: 0 P: 4	R: 0 E: 0 K: 1 S: 6	H: 1 LOB: 2 BB: 1 P: 10	R: 0 E: 0 K: 1 S: 5	H: 0 LOB: 0 BB: 0 P: 5	R: 0 E: 0 K: 2 S: 10	H: 3 LOB: 1 BB: 0 P: 10	R: 0 E: 0 K: 0 S: 3	H: 1 LOB: 0 BB: 0 P: 3	R: 0 E: 0 K: 1 S: 5	H: 0 LOB: 1 BB: 1 P: 9	R: 0 E: 0 K: 1 S: 5	H: 0 LOB: 1 BB: 1 P: 9		1B: 6 2B: 0 3B: 1 HR: 0	SF: 0 SAC: 0 DP: 1 HBP: 0	WP: 1 PB: 0 SB: 2 CS: 0	PA: 37				
PITCHER	IP	WLS	BF	H	R	ER	SO	BB	IBB	HBP	BLK	WP	HR	S	P	ERA	WHIP								
Bruce Kison, R ERA: 2.91 (1, 1)	9.0	W	37	7	2	1	6	4	0	0	0	1	0	45	61	1.00	1.222								



Batter	1	2	3	4	5	6	7	8	9	AB	R	H	RBI	BB	SO	LOB	TOP					
Denny Doyle, L (1,4) OBP: 0.285, SLG: 0.313	L7		L8		1-3		1-2 1B		1-2 1B	5	0	2	0	0	0	1	Philadelphia Phillies @ Pittsburgh Pirates Three Rivers Stadium, Pittsburgh, PA Fri Aug 06 1971, 7:05 PM EDT Att: 21,323 - Unknown					
Larry Bowa, S (1,6) OBP: 0.289, SLG: 0.292	4-3 1B		B5-3		1B		L8		1-3	5	0	2	0	0	0	4						
Tim McCarver, L (1,2) OBP: 0.338, SLG: 0.441	4-3		1B		L8				F9	4	0	1	1	0	0	2						
Deron Johnson, R (1,3) OBP: 0.345, SLG: 0.495	6-3									3	0	0	0	1	1	2						
Terry Harmon, R (8, PR) OBP: 0.293, SLG: 0.258										0	1	0	0	0	0	0						
Joe Hoerner, R (8,1) OBP: 0.111, SLG: 0.111										0	0	0	0	0	0	0						
Bobby Pfeil, R (8,5) OBP: 0.365, SLG: 0.456										0	0	0	0	0	0	0						
Willie Montanez, L (1,8) OBP: 0.326, SLG: 0.488										4	1	3	2	0	0	0						
Don Money, R (1,7) OBP: 0.292, SLG: 0.361										4	0	1	0	0	0	2						
Roger Freed, R (7,5) OBP: 0.306, SLG: 0.313										3	0	0	0	1	1	3						
John Vukovich, R (7, PH) OBP: 0.207, SLG: 0.190										2	0	0	0	0	0	3						
Oscar Gamble, L (7,7) OBP: 0.256, SLG: 0.335										2	0	0	0	0	0	0						
Ken Reynolds, L (1,1) OBP: 0.222, SLG: 0.212										2	1	1	0	0	0	0						
Byron Browne, R (7, PH) OBP: 0.254, SLG: 0.302										1	0	1	0	0	0	0						
Bill Wilson, R (8,5) OBP: 0.353, SLG: 0.510										1	0	0	0	0	0	0						
Inning Stats	R: 0 E: 0 K: 0 S: 11	H: 1 LOB: 1 BB: 0 P: 16	R: 0 E: 0 K: 0 S: 6	H: 2 LOB: 1 BB: 0 P: 10	R: 1 E: 0 K: 1 S: 7	H: 2 LOB: 1 BB: 0 P: 8	R: 0 E: 0 K: 0 S: 6	H: 0 LOB: 1 BB: 1 P: 13	R: 0 E: 0 K: 0 S: 4	H: 1 LOB: 1 BB: 0 P: 4	R: 0 E: 0 K: 0 S: 8	H: 1 LOB: 0 BB: 0 P: 13	R: 0 E: 0 K: 0 S: 10	H: 2 LOB: 2 BB: 0 P: 17	R: 2 E: 0 K: 1 S: 13	H: 1 LOB: 1 BB: 1 P: 24	R: 0 E: 0 K: 0 S: 6	H: 1 LOB: 1 BB: 0 P: 7	1B: 10 2B: 1 3B: 0 HR: 1	SF: 0 SAC: 0 DP: 1 HBP: 0	WP: 0 PB: 0 SB: 1 CS: 1	PA: 39
PITCHER Dock Ellis, R (1,1) ERA: 2.75	IP: 9.0 WLS: L BF: 38	H: 11 R: 3 ER: 3 SO: 2	BB: 2 IBB: 0 HBP: 0 BLK: 0	WP: 0 HR: 1 S: 71 P: 112	ERA: 3.00 WHIP: 1.444	PITCHER IP: 9.0 WLS: L BF: 38 H: 11 R: 3 ER: 3 SO: 2 BB: 2 IBB: 0 HBP: 0 BLK: 0 WP: 0 HR: 1 S: 71 P: 112 ERA: 3.00 WHIP: 1.444																

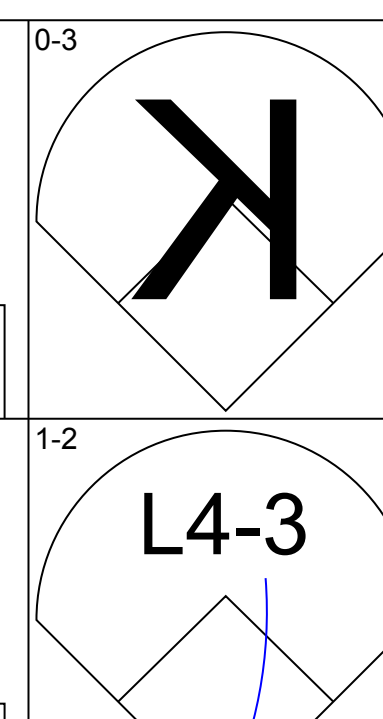
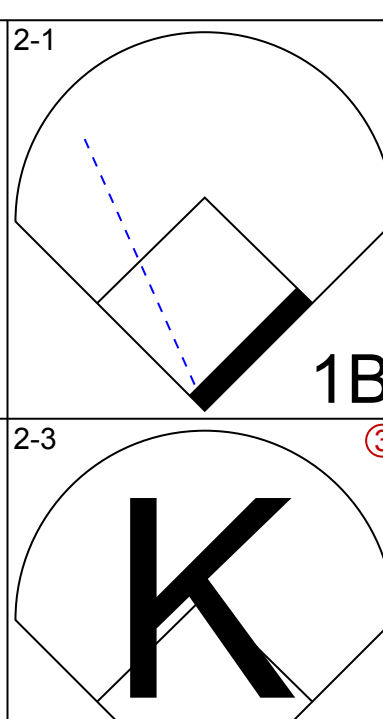
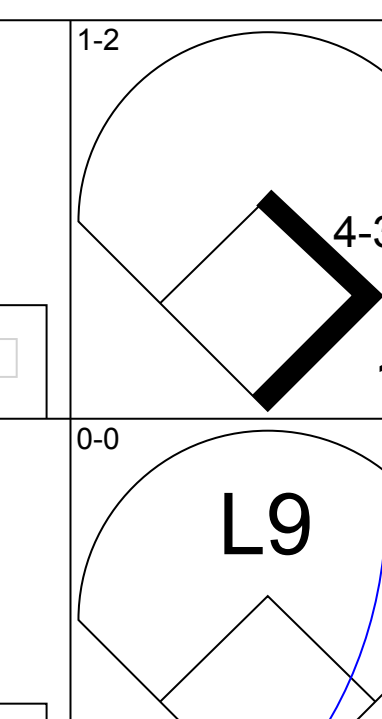
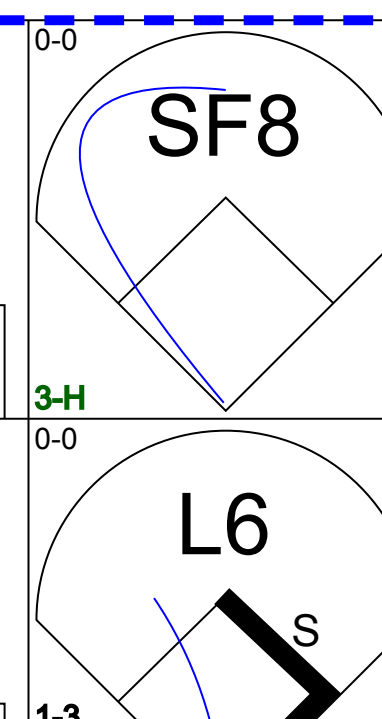
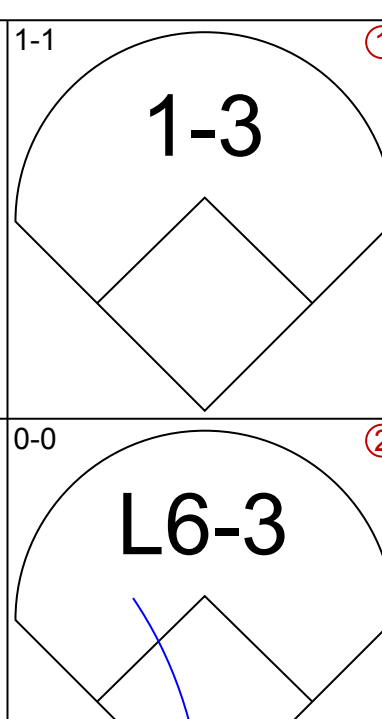
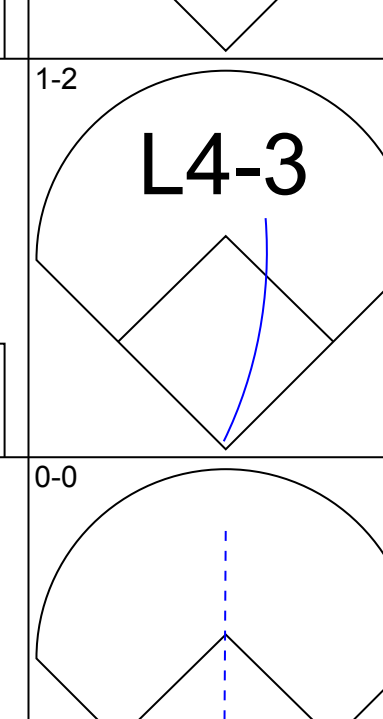

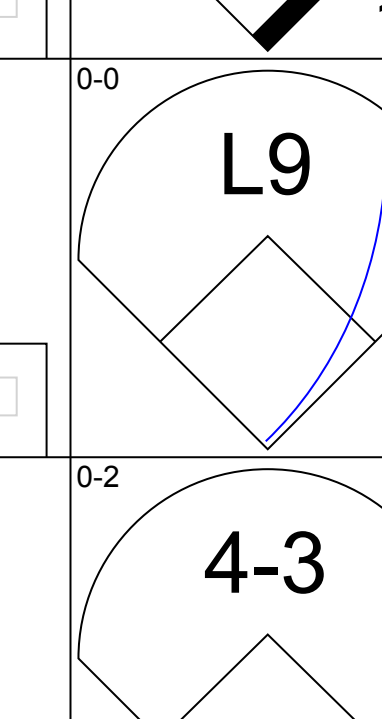
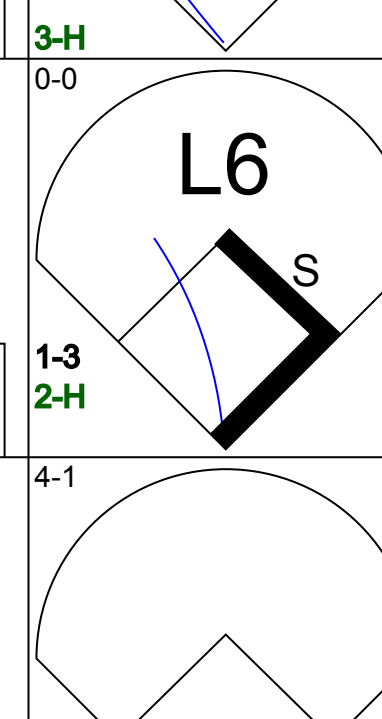
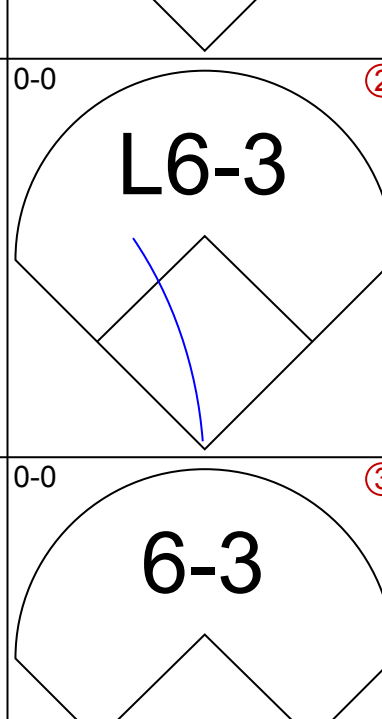
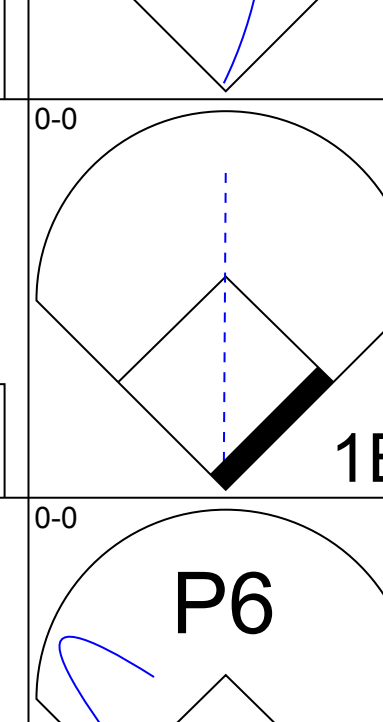
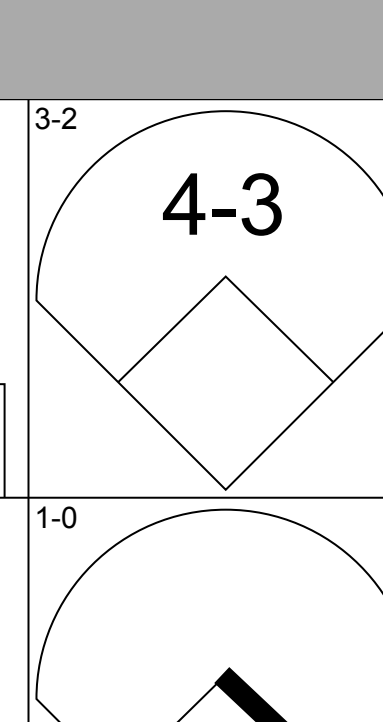
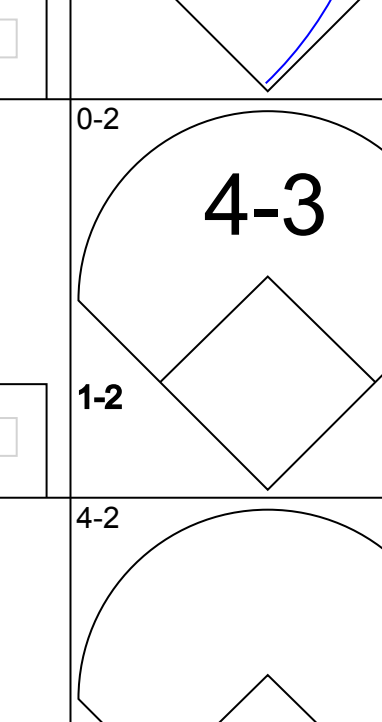
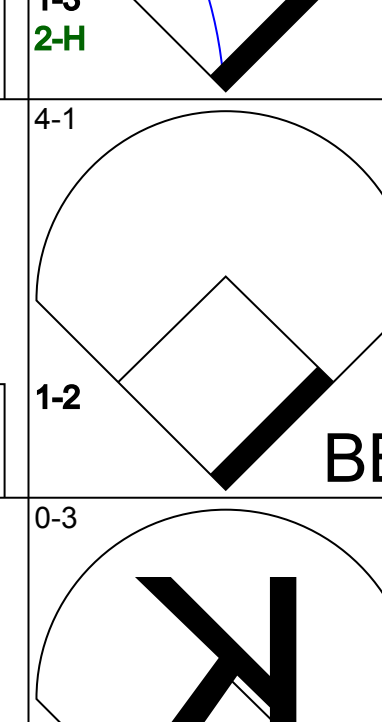
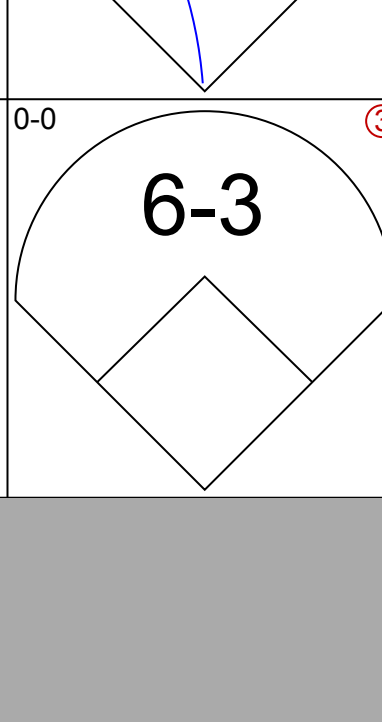
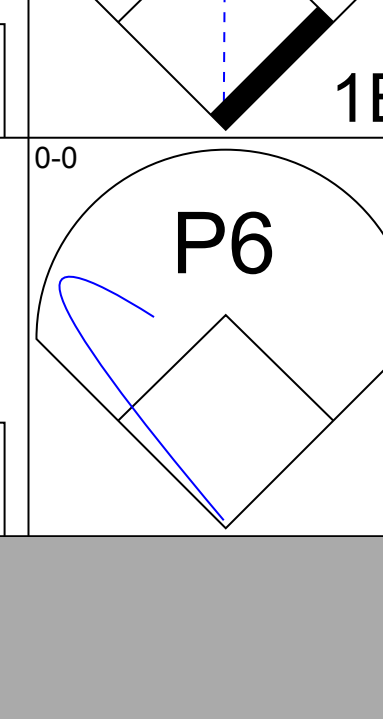
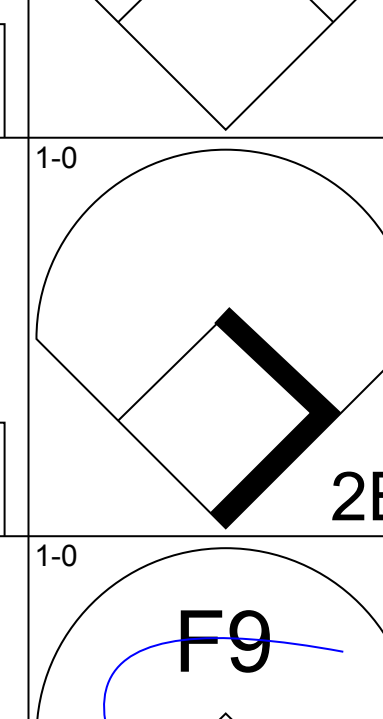
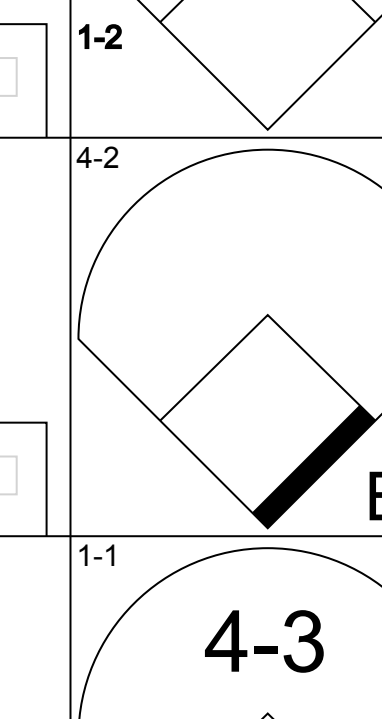
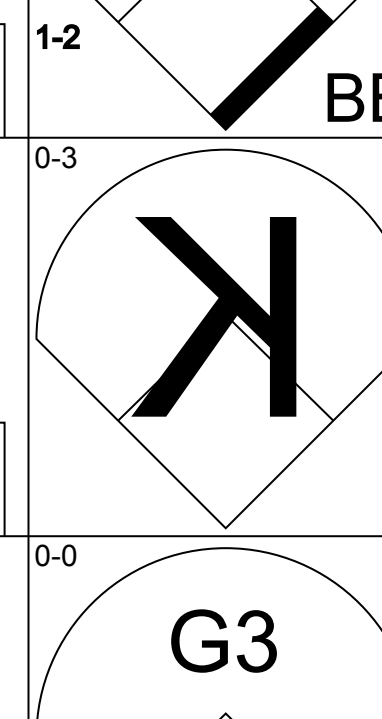
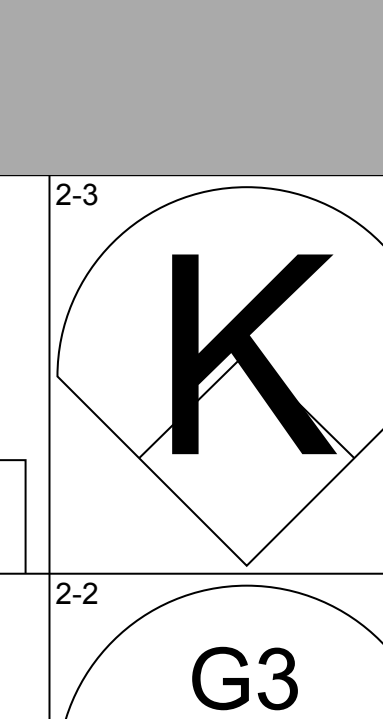
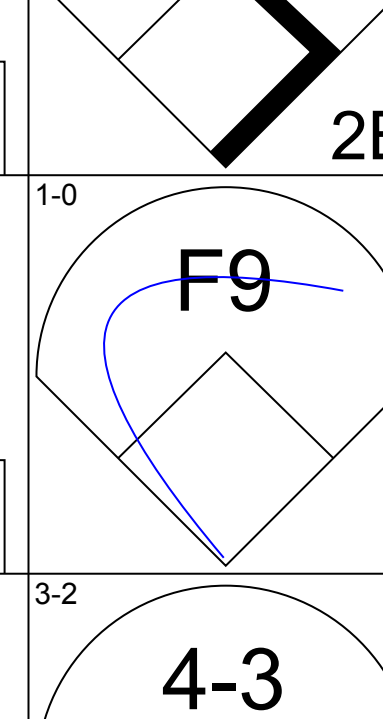
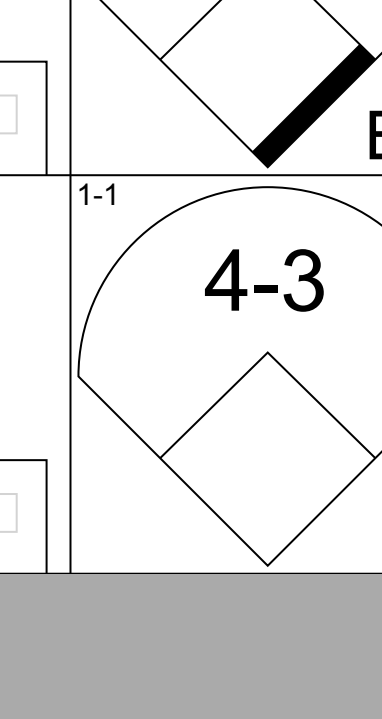
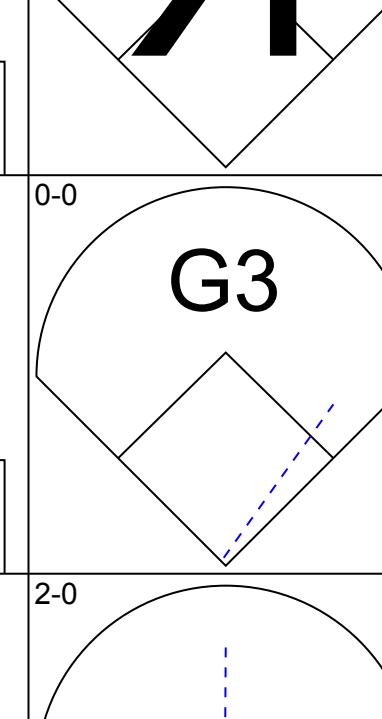
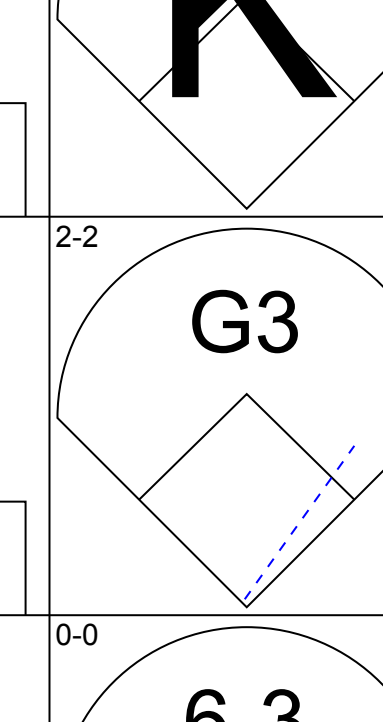
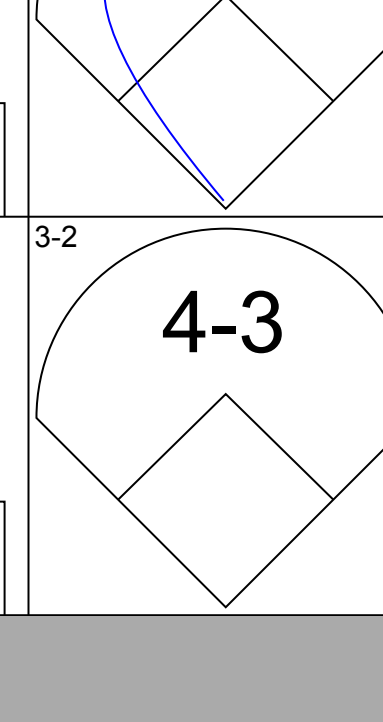
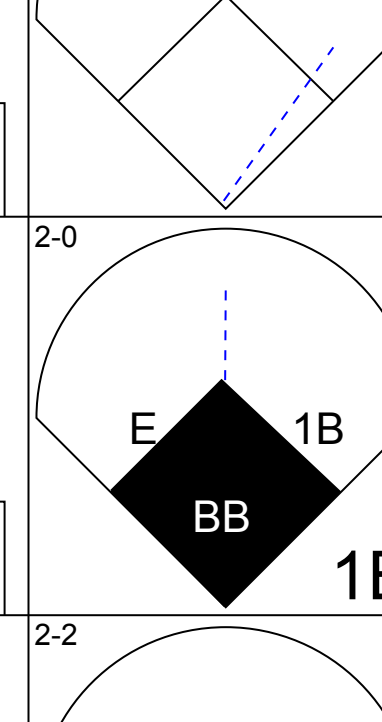
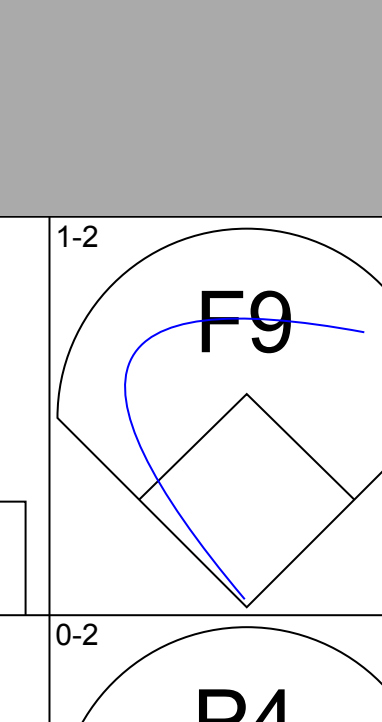
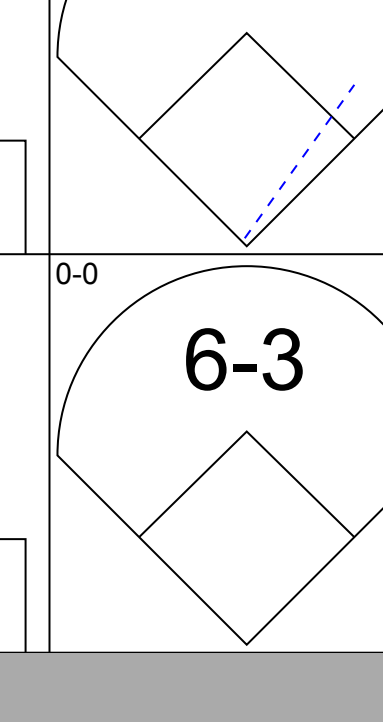
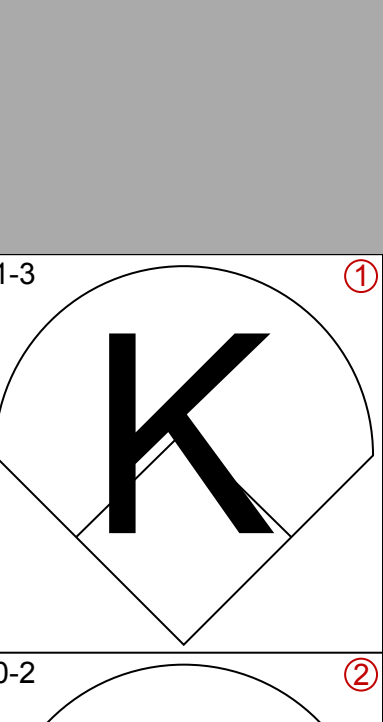
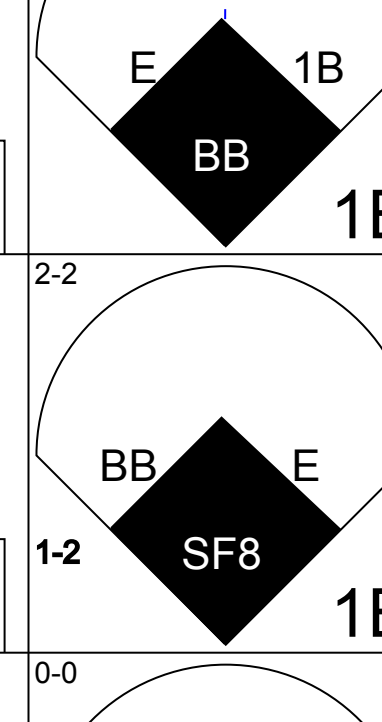
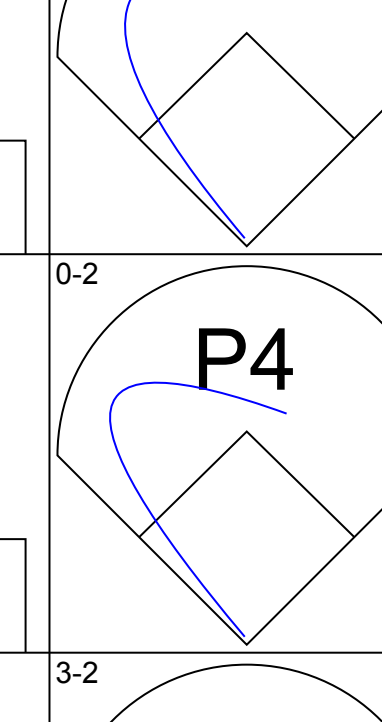
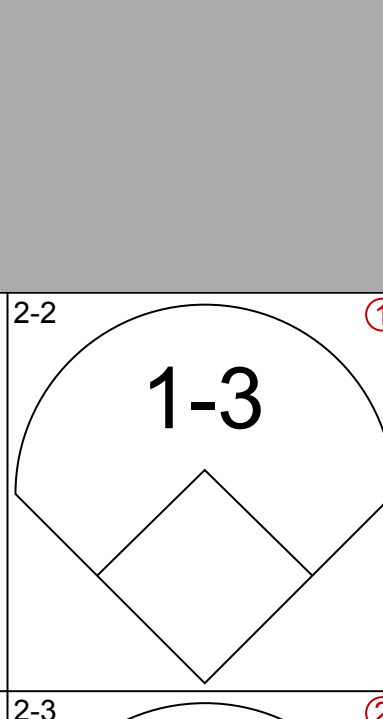
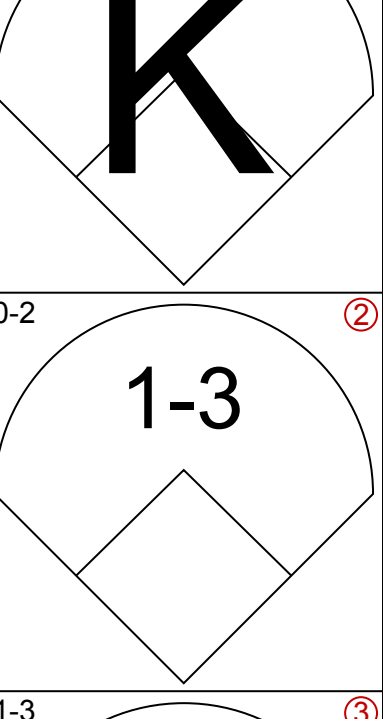
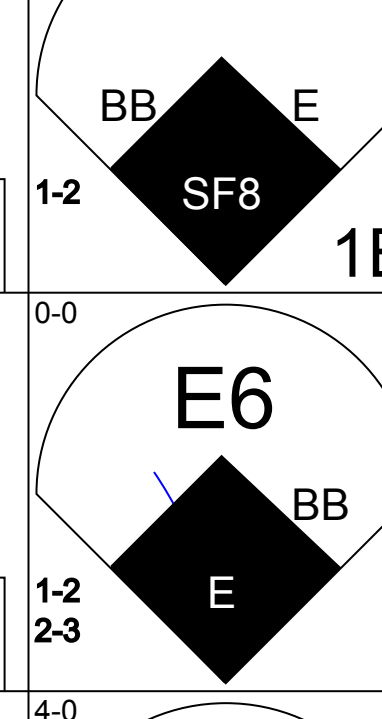
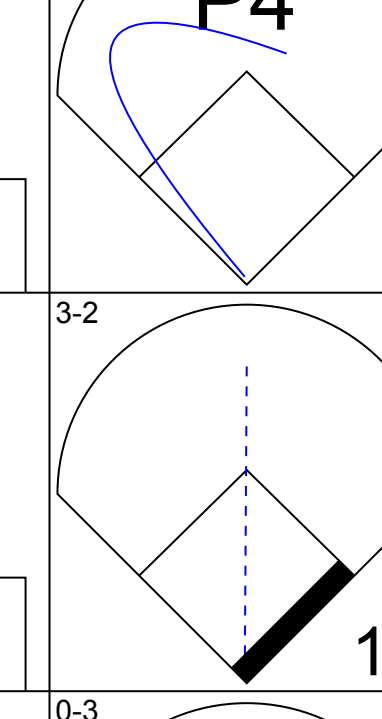
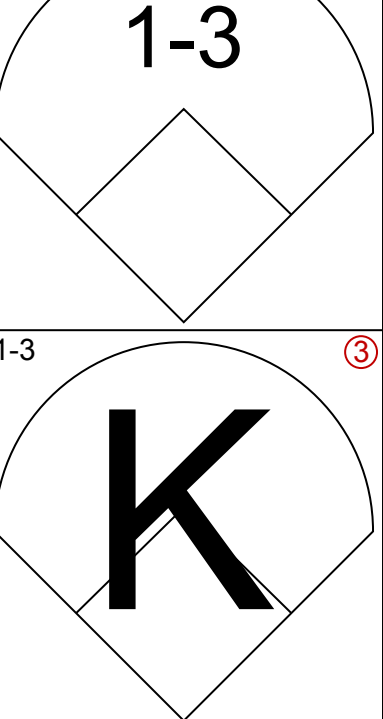
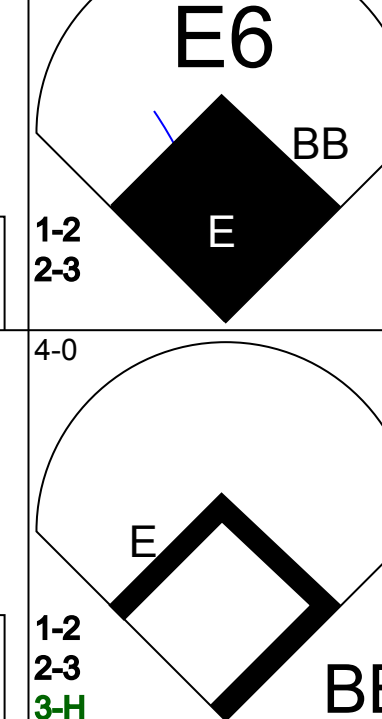
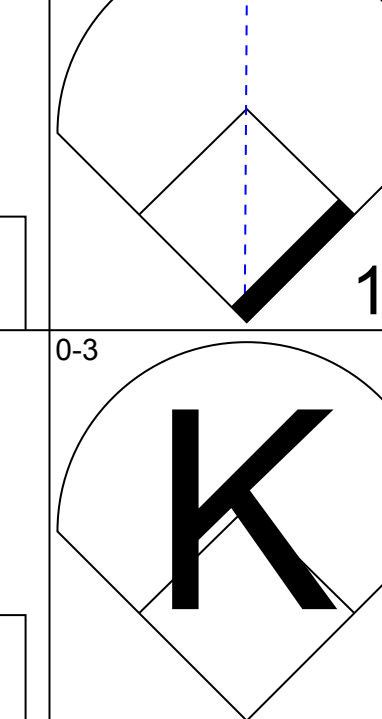
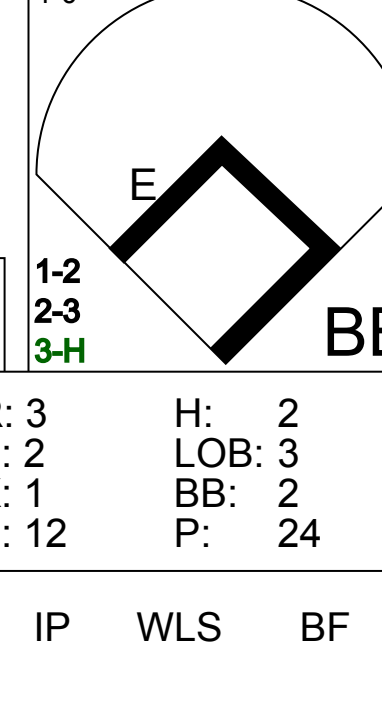
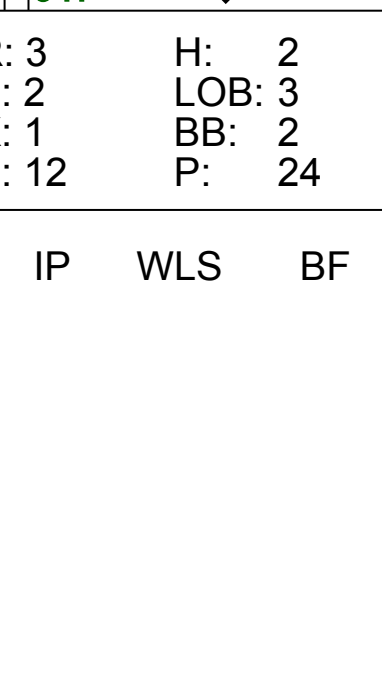
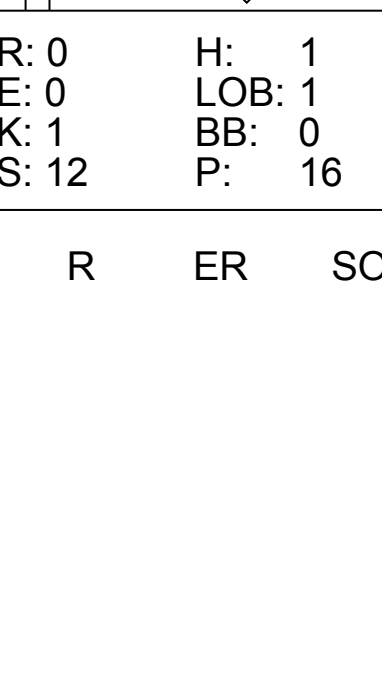

Batter	1	2	3	4	5	6	7	8	9	AB	R	H	RBI	BB	SO	LOB	BOTTOM				
Dave Cash, R (1,4) OBP: 0.385, SLG: 0.394	CS 1B		6-3		4-0 BB		FC5-4 1-2 BB		FC6 1-2	4	0	1	0	1	0	4	Philadelphia Phillies @ Pittsburgh Pirates Three Rivers Stadium, Pittsburgh, PA Fri Aug 06 1971, 7:05 PM EDT Att: 21,323 - Unknown				
Gene Clines, R (1,8) OBP: 0.383, SLG: 0.400	L7		1B		FC5-4 1-2		FC5-4 1-2		L3	4	0	1	1	0	0	4					
Roberto Clemente, R (1,9) OBP: 0.353, SLG: 0.510	L6		1-3				FC1-6 1B		5-3	4	0	1	0	0	0	2					
Willie Stargell, L (1,7) OBP: 0.389, SLG: 0.673										3	1	1	0	1	2	1					
Manny Sanguillen, R (1,2) OBP: 0.355, SLG: 0.442	F7									4	0	0	0	0	0	3					
Bob Robertson, R (1,3) OBP: 0.354, SLG: 0.499	5-3									3	0	0	0	1	1	2					
Gene Alley, R (1,6) OBP: 0.308, SLG: 0.374										4	0	1	1	0	1	2					
Bill Mazerowski, R (1,5) OBP: 0.322, SLG: 0.308										2	1	1	0	1	0	0					
Jackie Hernandez, R (7, PR) OBP: 0.259, SLG: 0.338	CS									0	0	0	0	0	0	0					
Vic Davallillo, L (9, PH) OBP: 0.310, SLG: 0.351										1	0	1	0	0	0	0					
Dock Ellis, S (1,1) OBP: 0.250, SLG: 0.200										1	0	0	0	1	1	1					
Al Oliver, L (9, PH) OBP: 0.320, SLG: 0.410										0	0	0	0	1	0	0					
Inning Stats	R: 0 E: 0 K: 0 S: 9	H: 1 LOB: 0 BB: 0 P: 11	R: 1 E: 0 K: 0 S: 9	H: 1 LOB: 0 BB: 1 P: 18	R: 1 E: 0 K: 0 S: 10	H: 2 LOB: 1 BB: 0 P: 17	R: 0 E: 0 K: 0 S: 4	H: 1 LOB: 0 BB: 0 P: 6	R: 0 E: 0 K: 2 S: 13	H: 1 LOB: 2 BB: 1 P: 19	R: 0 E: 0 K: 1 S: 7	H: 0 LOB: 1 BB: 1 P: 13	R: 0 E: 0 K: 1 S: 7	H: 0 LOB: 0 BB: 0 P: 11	R: 0 E: 0 K: 1 S: 9	H: 1 LOB: 2 BB: 1 P: 19		1B: 7 2B: 0 3B: 0 HR: 0	SF: 0 SAC: 1 DP: 1 HBP: 0	WP: 1 PB: 0 SB: 1 CS: 2	PA: 38
PITCHER Ken Reynolds, L (1,1) ERA: 4.1	IP: 6.0 WLS: W BF: 25	H: 6 R: 2 ER: 2 SO: 2	BB: 4 IBB: 0 HBP: 0 BLK: 0	WP: 1 HR: 0 S: 48 P: 82	ERA: 3.00 WHIP: 1.667	PITCHER IP: 6.0 WLS: W BF: 25 H: 6 R: 2 ER: 2 SO: 2 BB: 4 IBB: 0 HBP: 0 BLK: 0 WP: 1 HR: 0 S: 48 P: 82 ERA: 3.00 WHIP: 1.667															
Bill Wilson, R (7,1) ERA: 2.57	2.2 W 11	1 0 0 2	2 0 0 0	0 0 20 38	0.00 1.125																
Joe Hoerner, L (8,1) ERA: 2.02	0.1 W 1	0 0 0 1	0 0 0 0	0 0 3 5	0.00 0.000																
Bill Wilson, R (8,1) ERA: 2.57	2.2 W 11	1 0 0 2	2 0 0 0	0 0 20 38	0.00 1.125																

Batter	1	2	3	4	5	6	7	8	9	AB	R	H	RBI	BB	SO	LOB	TOP					
Denny Doyle, L (1,4) OBP: 0.284, SLG: 0.311										5	0	1	0	0	1	1						
Larry Bowa, S (1,6) OBP: 0.289, SLG: 0.291										4	1	1	0	0	0	0						
Tim McCarver, L (1,2) OBP: 0.343, SLG: 0.451										4	1	3	1	0	0	0						
Deron Johnson, R (1,3) OBP: 0.347, SLG: 0.498										4	1	2	1	0	1	2						
Willie Montanez, L (1,8) OBP: 0.330, SLG: 0.492										3	1	2	0	1	0	1						
Don Money, R (1,5) OBP: 0.292, SLG: 0.361										3	0	1	2	0	1	2						
Ron Stone, L (1,9) OBP: 0.318, SLG: 0.308										4	0	0	1	0	0	4						
Oscar Gamble, L (1,7) OBP: 0.260, SLG: 0.328										4	0	0	0	0	1	0						
Rick Wise, R (1,1) OBP: 0.265, SLG: 0.470										3	1	1	0	0	1	0						
Bill Wilson, R (7,1)										1	0	0	0	0	1	0						
Inning Stats	R: 0 E: 0 K: 1 S: 8	H: 0 LOB: 0 BB: 0 P: 12	R: 2 E: 0 K: 0 S: 13	H: 2 LOB: 0 BB: 21 P: 21	R: 3 E: 0 K: 0 S: 10	H: 4 LOB: 2 BB: 1 P: 18	R: 0 E: 0 K: 1 S: 5	H: 0 LOB: 0 BB: 0 P: 8	R: 0 E: 0 K: 1 S: 9	H: 1 LOB: 1 BB: 0 P: 11	R: 0 E: 0 K: 1 S: 5	H: 0 LOB: 0 BB: 0 P: 7	R: 0 E: 0 K: 1 S: 7	H: 0 LOB: 0 BB: 0 P: 10	R: 0 E: 0 K: 0 S: 9	H: 3 LOB: 2 BB: 0 P: 15	R: 0 E: 0 K: 1 S: 8	H: 1 LOB: 0 BB: 0 P: 12	1B: 8 2B: 2 3B: 1 HR: 0	SF: 1 SAC: 0 DP: 1 HBP: 0	WP: 0 PB: 0 CS: 1	PA: 38
PITCHER	IP	WLS	BF	H	R	ER	SO	BB	IBB	HBP	BLK	WP	HR	S	P	ERA	WHIP					
Bob Moose, R (1,1) ERA: 4.19	2.1	L	13	6	5	5	1	0	0	0	0	0	0	28	43	19.29	2.571					
Nelson Briles, R (3,1) ERA: 3.9	4.2		16	1	0	0	4	0	1	0	0	0	0	29	44	0.00	0.214					
Dave Giusti, R (8,1) ERA: 3.53	2.0		8	4	0	0	1	0	0	0	0	0	0	17	27	0.00	2.000					

Philadelphia Phillies @ Pittsburgh Pirates
Three Rivers Stadium, Pittsburgh, PA
Sat Aug 07 1971, 3:33 AM EDT
Att: 29,565 - Sunny

AB 35
R 5
H 11
RBI 5
BB 1
SO 6
LOB 10



Batter	1	2	3	4	5	6	7	8	9	AB	R	H	RBI	BB	SO	LOB	BOTTOM					
Dave Cash, R (1,4) OBP: 0.385, SLG: 0.395										4	0	2	1	0	1	0						
Gene Clines, R (1,7) OBP: 0.374, SLG: 0.389										5	0	0	0	0	1	3						
Vic Davallilo, L (1,9) OBP: 0.313, SLG: 0.348										4	0	1	0	1	0	1						
Bob Robertson, R (1,3) OBP: 0.356, SLG: 0.500										3	0	1	0	1	1	4						
Al Oliver, L (1,8) OBP: 0.316, SLG: 0.406										4	0	0	0	0	1	6						
Dave Giusti, R (8,1) OBP: 0.143, SLG: 0.077										0	0	0	0	0	0	0						
Manny Sanguillen, R (1,2) OBP: 0.354, SLG: 0.440										4	1	1	0	0	0	1						
Bill Mazerowski, R (1,5) OBP: 0.320, SLG: 0.306										4	1	1	0	0	1	0						
Gene Alley, R (1,6) OBP: 0.308, SLG: 0.372										4	1	1	0	0	0	2						
Bob Moose, R (1,1) OBP: 0.171, SLG: 0.121										0	0	0	0	0	0	0						
Nelson Briles, R (3,1) OBP: 0.250, SLG: 0.391										2	0	0	0	0	2	0						
Roberto Clemente, R (7,PH) OBP: 0.354, SLG: 0.509										1	0	0	1	1	1	1						
Inning Stats	R: 0 E: 0 K: 1 S: 8	H: 1 LOB: 1 BB: 0 P: 9	R: 0 E: 0 K: 1 S: 10	H: 0 LOB: 0 BB: 0 P: 14	R: 0 E: 0 K: 2 S: 12	H: 1 LOB: 1 BB: 0 P: 20	R: 0 E: 0 K: 0 S: 9	H: 1 LOB: 1 BB: 0 P: 17	R: 0 E: 0 K: 0 S: 11	H: 0 LOB: 0 BB: 1 P: 14	R: 0 E: 0 K: 0 S: 12	H: 1 LOB: 2 BB: 1 P: 17	R: 3 E: 2 K: 1 S: 12	H: 2 LOB: 3 BB: 2 P: 24	R: 0 E: 0 K: 1 S: 12	H: 1 LOB: 1 BB: 0 P: 16	R: 0 E: 0 K: 0 S: 4	H: 0 LOB: 0 BB: 0 P: 5	1B: 6 2B: 1 3B: 0 HR: 0	SF: 1 SAC: 0 DP: 0 HBP: 0	WP: 0 PB: 0 CS: 0	PA: 39
PITCHER	IP	WLS	BF	H	R	ER	SO	BB	IBB	HBP	BLK	WP	HR	S	P	ERA	WHIP					
Rick Wise, R (1,1) ERA: 3.04	6.0	W	27	6	3	1	6	2	0	0	0	0	0	23	32	0.00	0.667					
Bill Wilson, R (7,1) ERA: 2.37	3.0	S	12	1	0	0	2	1	0	0	0	0	0	23	32	0.00	0.667					

Philadelphia Phillies @ Pittsburgh Pirates
Three Rivers Stadium, Pittsburgh, PA
Sat Aug 07 1971, 3:33 AM EDT
Att: 29,565 - Sunny

AB 35
R 3
H 7
RBI 2
BB 3
SO 8
LOB 18



Batter	1	2	3	4	5	6	7	8	9	AB	R	H	RBI	BB	SO	LOB	TOP					
Denny Doyle, L (1,4) OBP: 0.282, SLG: 0.309	F7		G3			F9		2-5 1B		4	0	1	0	0	0	0	Philadelphia Phillies @ Pittsburgh Pirates Three Rivers Stadium, Pittsburgh, PA Sun Aug 08 1971, 3:38 AM EDT Att: 31,448 - Unknown					
Larry Bowa, S (1,6) OBP: 0.286, SLG: 0.295	6-3			L7		F7		1B		4	0	1	0	0	0							
Tim McCarver, L (1,2) OBP: 0.335, SLG: 0.440	L8			G3		L8		F9		4	0	0	0	0	2							
Deron Johnson, R (1,3) OBP: 0.345, SLG: 0.494		K		P3			F9	2-5	1B	4	0	1	0	0	1							
Willie Montanez, L (1,8) OBP: 0.333, SLG: 0.500						5-3 1B	L8		P5	4	0	2	0	0	1							
Don Money, R (1,5) OBP: 0.291, SLG: 0.361							L8		L9	4	0	1	0	0	3							
Ron Stone, L (1,9) OBP: 0.321, SLG: 0.315									G3	4	0	2	0	0	2							
Oscar Gamble, L (1,7) OBP: 0.261, SLG: 0.319										3	0	0	0	0	4							
Darrell Brandon, R (7,1) OBP: 0.125, SLG: 0.125			F7		5-3					0	0	0	0	0	0							
Chris Short, R (1,1) OBP: 0.200, SLG: 0.091										1	0	0	0	0	1							
Byron Browne, R (5,PH) OBP: 0.250, SLG: 0.296										1	0	0	0	0	1							
Bill Champion, R (5,1) OBP: 0.091, SLG: 0.091										0	0	0	0	0	0							
Roger Freed, R (7,9) OBP: 0.305, SLG: 0.312										1	0	0	0	0	1							
Inning Stats	R: 0 E: 0 K: 0 S: 4	H: 0 LOB: 0 BB: 0 P: 5	R: 0 E: 0 K: 1 S: 6	H: 1 LOB: 1 BB: 0 P: 6	R: 0 E: 0 K: 1 S: 5	H: 0 LOB: 0 BB: 0 P: 7	R: 0 E: 0 K: 0 S: 8	H: 0 LOB: 0 BB: 0 P: 10	R: 0 E: 0 K: 1 S: 9	H: 2 LOB: 2 BB: 0 P: 12	R: 0 E: 0 K: 0 S: 3	H: 0 LOB: 0 BB: 0 P: 4	R: 0 E: 0 K: 0 S: 5	H: 2 LOB: 2 BB: 0 P: 5	R: 0 E: 0 K: 1 S: 7	H: 2 LOB: 2 BB: 0 P: 10	R: 0 E: 0 K: 0 S: 7	H: 1 LOB: 1 BB: 0 P: 8	1B: 5 2B: 3 3B: 0 HR: 0	SF: 0 SAC: 0 DP: 0 HBP: 0	WP: 0 PB: 0 CS: 0	PA: 34
PITCHER Bob Johnson, R (1,1) ERA: 3.21	IP: 9.0 WLS: W BF: 35 H: 8 R: 0 ER: 0 SO: 4 BB: 0 IBB: 0 HBP: 0 BLK: 0 WP: 0 HR: 0 S: 54 P: 67 ERA: 0.00 WHIP: 0.889															PITCHER						

Batter	1	2	3	4	5	6	7	8	9	AB	R	H	RBI	BB	SO	LOB	BOTTOM			
Gene Clines, R (1,8) OBP: 0.369, SLG: 0.394	L4-3		K		L3-1			E		4	1	1	0	0	1	1	Philadelphia Phillies @ Pittsburgh Pirates Three Rivers Stadium, Pittsburgh, PA Sun Aug 08 1971, 3:38 AM EDT Att: 31,448 - Unknown			
Rennie Stennett, R (1,4) OBP: 0.313, SLG: 0.367	4-3				4-3			E		3	1	1	1	0	0	0				
Vic Davallo, L (7,PH) OBP: 0.314, SLG: 0.347								E		0	0	0	0	1	0	0				
Jackie Hernandez, R (8,5) OBP: 0.299, SLG: 0.338								E		0	0	0	0	0	0	0				
Roberto Clemente, R (1,9) OBP: 0.352, SLG: 0.504					6-3			E4		4	0	2	1	0	0	1				
Willie Stargell, L (1,7) OBP: 0.391, SLG: 0.667	P6							1-3		1	0	0	0	3	0	1				
Manny Sanguillen, R (1,2) OBP: 0.350, SLG: 0.434								1-3		4	0	0	0	0	0	6				
Bob Robertson, R (1,3) OBP: 0.354, SLG: 0.494										4	0	0	0	0	2	1				
Dave Cash, R (1,5) OBP: 0.379, SLG: 0.387										4	0	0	0	0	1	1				
Gene Alley, R (1,6) OBP: 0.313, SLG: 0.384										3	2	2	1	1	0	0				
Bob Johnson, L (1,1) OBP: 0.190, SLG: 0.056										3	0	0	0	0	3	2				
Inning Stats	R: 0 E: 0 K: 0 S: 5	H: 1 LOB: 1 BB: 0 P: 6	R: 0 E: 0 K: 0 S: 4	H: 0 LOB: 0 BB: 0 P: 6	R: 2 E: 0 K: 2 S: 12	H: 3 LOB: 2 BB: 1 P: 25	R: 1 E: 0 K: 2 S: 8	H: 1 LOB: 0 BB: 0 P: 8	R: 0 E: 0 K: 1 S: 5	H: 0 LOB: 1 BB: 1 P: 9	R: 1 E: 1 K: 1 S: 9	H: 1 LOB: 3 BB: 3 P: 25	R: 0 E: 0 K: 1 S: 5	H: 0 LOB: 0 BB: 0 P: 5	R: 0 E: 0 K: 1 S: 5	H: 0 LOB: 0 BB: 0 P: 5	1B: 3 2B: 0 3B: 2 HR: 1	SF: 0 SAC: 0 DP: 0 HBP: 0	WP: 0 PB: 0 CS: 1	PA: 35
PITCHER Chris Short, L (1,1) ERA: 3.98	IP: 4.0 WLS: L BF: 18 H: 5 R: 3 ER: 3 SO: 3 BB: 1 IBB: 0 HBP: 0 BLK: 0 WP: 0 HR: 1 S: 29 P: 45 ERA: 6.75 WHIP: 1.500															PITCHER				
Bill Champion, R (5,1) ERA: 4.63	2.2 WLS: L BF: 12 H: 1 R: 1 ER: 0 SO: 2 BB: 3 IBB: 0 HBP: 0 BLK: 0 WP: 0 HR: 0 S: 15 P: 29 ERA: 0.00 WHIP: 1.500																			
Darrell Brandon, R (7,1) ERA: 3.61	1.1 WLS: L BF: 5 H: 0 R: 0 ER: 0 SO: 1 BB: 0 IBB: 1 HBP: 0 BLK: 0 WP: 0 HR: 0 S: 7 P: 13 ERA: 0.00 WHIP: 0.000																			

AB 34
R 0
H 8
RBI 0
BB 0
SO 4
LOB 14



AB 30
R 4
H 6
RBI 3
BB 5
SO 7
LOB 13



Batter	1	2	3	4	5	6	7	8	9	AB	R	H	RBI	BB	SO	LOB	TOP										
Don Kessinger, S OBP: 0.342, SLG: 0.344 (1, 6)	F7		G6-4-3 1B			F7	4-3		3-1								5 0 1 0 0 0 1										
Glenn Beckert, R OBP: 0.387, SLG: 0.418 (1, 4)	L6		G6-4-3 1-2			1B		BB 4-1 1B									4 0 2 0 0 0 1										
Billy Williams, L OBP: 0.391, SLG: 0.517 (1, 7)	BB			L3		1B		BB K									3 0 1 0 1 1 1										
Joe Peppone, L OBP: 0.353, SLG: 0.505 (1, 3)	K			F2		G4-6-3 1B		4-1									4 0 0 0 0 1 4										
Jim Hickman, R OBP: 0.354, SLG: 0.466 Cleo James, R OBP: 0.268, SLG: 0.211 (8, PR) (8, 9)		K		HBP			SH SF8 2B	BB IBB									2 1 1 0 1 1 10 0 0 0 0 0 0 0										
Ron Santo, R OBP: 0.362, SLG: 0.440 (1, 5)	FC6-4 BB			K			SF8 SH BB	1-2 2-3 BB									1 1 0 0 3 1 1										
Brock Davis, L OBP: 0.347, SLG: 0.338 (1, 8)	FC6-4 1-2					K	SH	P4									3 0 0 0 0 1 4										
J.C. Martin, L OBP: 0.312, SLG: 0.333 (1, 2)	P6						SF8	4-3									2 0 0 1 1 0 1										
Juan Pizarro, L OBP: 0.143, SLG: 0.083 (1, 1)			K			G3-6-1 BB	SF8	K									3 0 0 1 0 2 1										
Inning Stats	R: 0 E: 0 K: 1 S: 5	H: 0 LOB: 1 BB: 1 P: 9	R: 0 E: 0 K: 1 S: 5	H: 0 LOB: 1 BB: 1 P: 9	R: 0 E: 0 K: 1 S: 5	H: 1 LOB: 0 BB: 0 P: 5	R: 0 E: 0 K: 1 S: 5	H: 0 LOB: 1 BB: 0 P: 6	R: 0 E: 0 K: 1 S: 4	H: 0 LOB: 0 BB: 1 P: 8	R: 0 E: 0 K: 0 S: 4	H: 2 LOB: 1 BB: 0 P: 4	R: 2 E: 1 K: 0 S: 5	H: 1 LOB: 1 BB: 1 P: 9	R: 0 E: 0 K: 1 S: 6	H: 1 LOB: 3 BB: 2 P: 14	R: 0 E: 0 K: 1 S: 5	H: 0 LOB: 0 BB: 0 P: 5	1B: 4 2B: 1 3B: 0 HR: 0	SF: 2 SAC: 1 DP: 3 HBP: 1	WP: 0 PB: 0 SB: 0 CS: 0	PA: 37					
PITCHER	IP	WLS	BF	H	R	ER	SO	BB	IBB	HBP	BLK	WP	HR	S	P	ERA	WHIP										
Bruce Kison, R ERA: 2.7 (1, 1)	7.0	L	29	5	2	1	5	4	0	1	0	0	0	34	51	1.29	1.286										
Bob Veale, L ERA: 7.29 (8, 1)	0.2		3	0	0	0	1	0	1	0	0	0	0	4	8	0.00	0.000										
Dave Giusti, R ERA: 3.46 (8, 1)	1.1		5	0	0	0	1	1	0	0	0	0	0	6	10	0.00	0.750										

Chicago Cubs @ Pittsburgh Pirates
Three Rivers Stadium, Pittsburgh, PA
Tue Aug 10 1971, 7:05 PM EDT
Att: 21,789 - Unknown

AB 27
R 2
H 5
RBI 2
BB 6
SO 7
LOB 14



Batter	1	2	3	4	5	6	7	8	9	AB	R	H	RBI	BB	SO	LOB	BOTTOM										
Dave Cash, R OBP: 0.378, SLG: 0.383 (1, 4) (8, 5)	P4		1-2 BB					F7									3 0 0 0 1 0 0										
Gene Clines, R OBP: 0.387, SLG: 0.387 (1, 8)	L5-3		L4			K		CS BB									3 0 0 0 1 1 2										
Roberto Clemente, R OBP: 0.351, SLG: 0.591 (1, 9)	F8		L8			1B		L	4-3								5 0 1 0 0 0 3										
Willie Stargell, L OBP: 0.390, SLG: 0.665 Vic Davallo, L OBP: 0.314, SLG: 0.347 (9, PR)		K		F7		K		5-3 2B									4 0 1 0 0 2 1 0 0 0 0 0 0 0										
Manny Sanguillen, R OBP: 0.351, SLG: 0.435 (1, 2)	G1 1B		4-3			4-3		5-3 1B									4 0 2 0 0 0 1										
Bob Robertson, R OBP: 0.353, SLG: 0.500 (1, 3)	G1 1-2			HR		P4		5-3									4 1 1 1 1 0 0 3										
Gene Alley, R OBP: 0.312, SLG: 0.380 (1, 6)	F9		5-3			K		IBB									3 0 0 0 1 1 1										
Bill Mazerowski, R OBP: 0.319, SLG: 0.305 Dave Giusti, R OBP: 0.143, SLG: 0.077 Al Oliver, L OBP: 0.316, SLG: 0.405 (9, PH)			P3			6-3		K									3 0 0 0 0 0 0 0 0 0 0 0 0 0 1 0 0 0 0 1 3										
Bruce Kison, R OBP: 0.053, SLG: 0.105 Bob Veale, S OBP: 0.375, SLG: 0.375 Rennie Stennett, R OBP: 0.303, SLG: 0.355 (8, 1) (8, 4)			K			P3		F8									2 0 0 0 0 1 10 0 0 0 0 0 0 0 1 0 0 0 0 0 0										
Inning Stats	R: 0 E: 0 K: 0 S: 3	H: 0 LOB: 0 BB: 0 P: 3	R: 0 E: 0 K: 1 S: 6	H: 1 LOB: 1 BB: 0 P: 6	R: 0 E: 0 K: 1 S: 6	H: 0 LOB: 2 BB: 1 P: 10	R: 1 E: 0 K: 0 S: 4	H: 1 LOB: 0 BB: 0 P: 4	R: 0 E: 0 K: 2 S: 8	H: 1 LOB: 1 BB: 0 P: 8	R: 0 E: 0 K: 1 S: 5	H: 0 LOB: 0 BB: 0 P: 5	R: 0 E: 0 K: 0 S: 2	H: 0 LOB: 3 BB: 1 P: 6	R: 0 E: 0 K: 1 S: 7	H: 2 LOB: 3 BB: 1 P: 11	R: 0 E: 0 K: 1 S: 5	H: 0 LOB: 0 BB: 0 P: 5	1B: 3 2B: 1 3B: 0 HR: 1	SF: 0 SAC: 0 DP: 0 HBP: 0	WP: 0 PB: 1 SB: 0 CS: 1	PA: 36					
PITCHER	IP	WLS	BF	H	R	ER	SO	BB	IBB	HBP	BLK	WP	HR	S	P	ERA	WHIP										
Juan Pizarro, L ERA: 2.4 (1, 1)	9.0	W	36	5	1	1	6	2	1	0	0	0	1	44	56	1.00	0.778										

Chicago Cubs @ Pittsburgh Pirates
Three Rivers Stadium, Pittsburgh, PA
Tue Aug 10 1971, 7:05 PM EDT
Att: 21,789 - Unknown

AB 33
R 1
H 5
RBI 1
BB 3
SO 6
LOB 14



Batter	1	2	3	4	5	6	7	8	9	AB	R	H	RBI	BB	SO	LOB	TOP		
Don Kessinger, S (1, 6) OBP: 0.338, SLG: 0.341	5-3		4-3		6-3			F7		4	0	0	0	0	0	0			
Glenn Beckert, R (1, 4) OBP: 0.386, SLG: 0.417	P4		6-3			6-3			1B SF9	4	1	1	0	0	0	0			
Billy Williams, L (1, 7) OBP: 0.390, SLG: 0.514	BB		3-1			P4			K	3	0	0	0	1	1				
Joe Pepitone, L (1, 3) OBP: 0.355, SLG: 0.508	4-3			4-3		F8			1B IBB	4	0	2	0	0	0	1			
Jim Hickman, R (1, 9) OBP: 0.350, SLG: 0.461		L1		K			6-3		SF9	3	0	0	1	0	1	1			
Ron Santo, R (1, 5) OBP: 0.363, SLG: 0.439		FC4-6		4-3			L9		3H FC6-4	3	0	1	0	1	0	1			
Brock Davis, L (1, 8) OBP: 0.341, SLG: 0.332		1B		4-3					IBB	4	1	0	0	0	0	4			
J.C. Martin, L (1, 2) OBP: 0.313, SLG: 0.343						G3			P6	3	0	1	1	0	0	0			
Fergie Jenkins, R (1, 1) OBP: 0.275, SLG: 0.381 (8, PH)									P7	2	0	0	0	0	2	1			
Paul Popovich, S (8, PH) OBP: 0.256, SLG: 0.295										1	0	0	0	0	0	0			
Phil Regan, R (8, 1)										0	0	0	0	0	0	0			
Inning Stats	R: 0 E: 0 K: 0 S: 3	H: 0 LOB: 1 BB: 1 P: 7	R: 1 E: 0 K: 1 S: 7	H: 2 LOB: 1 BB: 0 P: 7	R: 0 E: 0 K: 1 S: 6	H: 0 LOB: 1 BB: 0 P: 6	R: 0 E: 0 K: 1 S: 5	H: 0 LOB: 0 BB: 0 P: 5	R: 0 E: 0 K: 0 S: 3	H: 0 LOB: 0 BB: 0 P: 3	R: 0 E: 0 K: 0 S: 3	H: 0 LOB: 0 BB: 0 P: 3	R: 0 E: 0 K: 0 S: 3	H: 0 LOB: 0 BB: 0 P: 3	R: 1 E: 0 K: 1 S: 7	H: 2 LOB: 2 BB: 1 P: 11	1B: 3 2B: 2 3B: 0 HR: 0	SF: 1 SAC: 0 DP: 0 HBP: 0	WP: 0 PA: 34 CS: 0
PITCHER Dock Ellis, R (1, 1) ERA: 2.71	IP: 9.0 WLS: W BF: 34 H: 5 R: 2 ER: 2 SO: 4 BB: 1 IBB: 1 HBP: 0 BLK: 0 WP: 0 HR: 0 S: 40 P: 48 ERA: 2.00 WHIP: 0.667																		

Chicago Cubs @ Pittsburgh Pirates
 Three Rivers Stadium, Pittsburgh, PA
 Wed Aug 11 1971, 7:05 PM EDT
 Att: 24,147 - Unknown - 71 F

AB	31
R	2
H	5
RBI	2
BB	2
SO	4
LOB	9



Batter	1	2	3	4	5	6	7	8	9	AB	R	H	RBI	BB	SO	LOB	BOTTOM				
Dave Cash, R (1, 4) OBP: 0.376, SLG: 0.386	P6		L9		SF8		5-3		5-3	5	1	1	0	0	0	0					
Vic Davallilo, L (1, 8) OBP: 0.316, SLG: 0.355	S		F8		SF8		6-3		PB	4	1	2	1	0	0	0					
Roberto Clemente, R (1, 9) OBP: 0.352, SLG: 0.591	K		K				6-3		1B PB	4	0	1	0	1	2	1					
Willie Stargell, L (1, 7) OBP: 0.384, SLG: 0.665	K				FC6-4				1B	3	0	2	0	1	1	1					
Richie Hebner, L (1, 5) OBP: 0.347, SLG: 0.530					FC6-4		G3		F7	5	1	2	1	0	0	4					
Al Oliver, L (1, 3) OBP: 0.313, SLG: 0.401					G3				G3	4	0	0	0	0	1	3					
Manny Sanguillen, R (1, 2) OBP: 0.355, SLG: 0.436										3	0	2	1	1	1	0					
Gene Alley, R (1, 6) OBP: 0.311, SLG: 0.378									F9	4	0	1	0	0	0	5					
Dock Ellis, S (1, 1) OBP: 0.239, SLG: 0.190										3	0	0	0	0	1	3					
Charlie Sands, L (8, PH) OBP: 0.407, SLG: 0.476										1	0	0	0	0	1	0					
Inning Stats	R: 0 E: 0 K: 2 S: 8	H: 1 LOB: 1 BB: 0 P: 8	R: 0 E: 0 K: 1 S: 7	H: 2 LOB: 2 BB: 0 P: 7	R: 0 E: 0 K: 1 S: 5	H: 0 LOB: 0 BB: 0 P: 5	R: 1 E: 0 K: 0 S: 5	H: 2 LOB: 1 BB: 0 P: 5	R: 1 E: 0 K: 1 S: 7	H: 2 LOB: 2 BB: 0 P: 8	R: 0 E: 0 K: 1 S: 6	H: 1 LOB: 1 BB: 0 P: 6	R: 0 E: 0 K: 0 S: 3	H: 0 LOB: 0 BB: 0 P: 3	R: 0 E: 0 K: 0 S: 4	H: 1 LOB: 2 BB: 1 P: 8	R: 1 E: 0 K: 1 S: 6	H: 2 LOB: 3 BB: 2 P: 14	1B: 8 2B: 2 3B: 1 HR: 0	SF: 1 SAC: 0 DP: 0 HBP: 1	WP: 1 PA: 41 CS: 0
PITCHER Fergie Jenkins, R (1, 1) ERA: 2.72	IP: 7.0 WLS: L BF: 30 H: 8 R: 2 ER: 2 SO: 6 BB: 0 IBB: 1 HBP: 0 BLK: 0 WP: 1 HR: 0 S: 41 P: 42 ERA: 2.57 WHIP: 1.143																				
PITCHER Phil Regan, R (8, 1) ERA: 3.93	IP: 1.2 WLS: L BF: 11 H: 3 R: 1 ER: 1 SO: 1 BB: 2 IBB: 0 HBP: 0 BLK: 0 WP: 0 HR: 0 S: 10 P: 22 ERA: 5.40 WHIP: 2.400																				

Chicago Cubs @ Pittsburgh Pirates
 Three Rivers Stadium, Pittsburgh, PA
 Wed Aug 11 1971, 7:05 PM EDT
 Att: 24,147 - Unknown - 71 F

AB	36
R	3
H	11
RBI	3
BB	3
SO	7
LOB	17



Batter	1	2	3	4	5	6	7	8	9	AB	R	H	RBI	BB	SO	LOB	TOP			
Lou Brock, L OBP: 0.386, SLG: 0.429 Ted Kubiak, S OBP: 0.319, SLG: 0.332	K		FC6-4 2B 3-1		5-3			F9		1	0	0	0	0	1	0				
Ted Sizemore, R OBP: 0.323, SLG: 0.344	L8		3-1 1B 2B		F7			FC5 1B BB		3	1	1	1	1	0	0				
Matty Alou, L OBP: 0.355, SLG: 0.418	FC6-4 1B		3-1		6-3			F9		4	0	1	1	0	0	2				
Joe Torre, R OBP: 0.417, SLG: 0.536	FC6-4		3-H 1B			K		1B		4	0	2	1	0	1	1				
Ted Simmons, S OBP: 0.360, SLG: 0.409		G3	K		L8			FC5		4	0	0	0	0	1	3				
Jim Beauchamp, R OBP: 0.276, SLG: 0.371 Joe Haque, L OBP: 0.324, SLG: 0.363	L8			K	1-3			F7		3	0	0	0	0	1	0				
Jose Cruz, L OBP: 0.387, SLG: 0.388	F6			K				F7		4	0	0	0	0	1	0				
Dal Maxvill, R OBP: 0.294, SLG: 0.263			E6 FC6-4 2B	E4				L8		4	1	0	0	0	1	0				
Steve Carlton, L OBP: 0.219, SLG: 0.243			FC6-4 1B	K				4-3		3	0	1	0	0	1	1				
Inning Stats	R: 0 E: 0 K: 1 S: 6	H: 1 LOB: 1 BB: 0 P: 6	R: 0 E: 0 K: 0 S: 3	H: 0 LOB: 0 BB: 0 P: 3	R: 3 E: 1 K: 1 S: 9	H: 3 LOB: 1 BB: 0 P: 9	R: 0 E: 1 K: 3 S: 10	H: 0 LOB: 1 BB: 0 P: 10	R: 0 E: 0 K: 0 S: 3	H: 0 LOB: 0 BB: 0 P: 3	R: 0 E: 0 K: 1 S: 5	H: 0 LOB: 0 BB: 0 P: 5	R: 0 E: 0 K: 0 S: 3	H: 0 LOB: 2 BB: 1 P: 8	R: 0 E: 0 K: 1 S: 5	H: 0 LOB: 0 BB: 0 P: 5	1B: 4 2B: 1 3B: 0 HR: 0	SF: 0 SAC: 0 DP: 0 HBP: 0	WP: 0 PB: 0 SB: 0 CS: 0	PA: 35
PITCHER	IP	WLS	BF	H	R	ER	SO	BB	IBB	HBP	BLK	WP	HR	S	P	ERA	WHIP			
Luke Walker, L ERA: 3.43 Bob Miller, R ERA: 1.73	7.0	L	27	4	3	0	6	0	0	0	0	0	0	39	39	0.00	0.571			
	2.0		8	1	0	0	1	1	0	0	0	0	0	9	13	0.00	1.000			

St. Louis Cardinals @ Pittsburgh Pirates
Three Rivers Stadium, Pittsburgh, PA
Thu Aug 12 1971, 7:05 PM EDT
Att: 21,805 - Unknown

AB	34
R	3
H	5
RBI	3
BB	1
SO	7
LOB	9



Batter	1	2	3	4	5	6	7	8	9	AB	R	H	RBI	BB	SO	LOB	BOTTOM					
Dave Cash, R OBP: 0.374, SLG: 0.388	1B 2B	6-3			F8			FC6-4		4	1	1	0	0	0	1						
Gene Clines, R OBP: 0.369, SLG: 0.387	2B 1B		L9		CS BB			K		3	1	1	0	1	1	1						
Roberto Clemente, R OBP: 0.351, SLG: 0.591	CS 2B		L4		L	5-3		4-3		5	0	1	2	0	0	1						
Willie Stargell, L OBP: 0.393, SLG: 0.660	CS BB		K		K			K		3	0	0	0	1	3	0						
Manny Sanguillen, R OBP: 0.356, SLG: 0.437	K				1B			4-3		4	0	2	0	0	1	2						
Bob Robertson, R OBP: 0.397, SLG: 0.501 Vic Davallilo, L OBP: 0.316, SLG: 0.355	1-2 2-3				F7			SH2-4 1B		3	0	2	0	1	0	1						
Richie Hebner, L OBP: 0.345, SLG: 0.527 Bill Mazeroski, R OBP: 0.317, SLG: 0.304	IBB				K			6-3		2	0	0	0	0	2	3						
Gene Alley, R OBP: 0.310, SLG: 0.376		L9			K			SH2-4 1B		1	0	0	0	0	2	2						
Luke Walker, L OBP: 0.103, SLG: 0.028 Rennie Stennett, R OBP: 0.294, SLG: 0.344 Bob Miller, R OBP: 0.288, SLG: 0.336	K				K			F8		2	0	0	0	0	2	0						
Inning Stats	R: 2 E: 0 K: 2 S: 9	H: 3 LOB: 2 BB: 2 P: 17	R: 0 E: 0 K: 1 S: 5	H: 0 LOB: 0 BB: 0 P: 5	R: 0 E: 0 K: 1 S: 5	H: 0 LOB: 0 BB: 0 P: 5	R: 0 E: 0 K: 1 S: 6	H: 1 LOB: 1 BB: 0 P: 6	R: 0 E: 0 K: 1 S: 4	H: 0 LOB: 0 BB: 1 P: 8	R: 0 E: 0 K: 1 S: 7	H: 2 LOB: 2 BB: 0 P: 7	R: 0 E: 0 K: 2 S: 8	H: 1 LOB: 1 BB: 0 P: 8	R: 0 E: 0 K: 1 S: 5	H: 0 LOB: 0 BB: 0 P: 5	R: 0 E: 0 K: 0 S: 4	H: 1 LOB: 2 BB: 0 P: 4	1B: 6 2B: 3 3B: 0 HR: 0	SF: 0 SAC: 1 DP: 1 HBP: 0	WP: 0 PB: 0 SB: 0 CS: 3	PA: 37
PITCHER	IP	WLS	BF	H	R	ER	SO	BB	IBB	HBP	BLK	WP	HR	S	P	ERA	WHIP					
Steve Carlton, L ERA: 3.54	9.0	W	37	8	2	2	10	2	1	0	0	0	0	53	65	2.00	1.111					

St. Louis Cardinals @ Pittsburgh Pirates
Three Rivers Stadium, Pittsburgh, PA
Thu Aug 12 1971, 7:05 PM EDT
Att: 21,805 - Unknown

AB	33
R	2
H	8
RBI	2
BB	3
SO	10
LOB	17



Batter	1	2	3	4	5	6	7	8	9	AB	R	H	RBI	BB	SO	LOB	TOP										
Matty Alou, L OBP: 0.353, SLG: 0.414 (1,3)	5-3	6-3		F3			F1		IBB	4	0	0	0	1	0	3											
Ted Sizemore, R OBP: 0.321, SLG: 0.342 (1,7)	5-3		1-3 1B	5-3			L7		L7	5	1	1	0	0	0	2											
Jose Cruz, L OBP: 0.379, SLG: 0.378 (1,8)	F5		1-3 1-2	1-3			L4		L7	4	0	0	0	0	0	1											
Joe Torre, R OBP: 0.417, SLG: 0.534 (1,5)		1B E	1B WP	1B 2H			L8		K	3	1	1	1	1	1	0											
Ted Simmons, S OBP: 0.364, SLG: 0.413 (1,2)	E	1B	WP	1B			4-3		FC6-4	4	0	3	0	0	0	0											
Joe Hague, L OBP: 0.320, SLG: 0.357 (1,9)	E6	1B	F8				L7		FC6-4	4	0	0	0	0	0	4											
Ted Kubiak, S OBP: 0.327, SLG: 0.337 (1,4)							G6-4-3		SH3-4	2	0	2	0	2	0	0											
Dal Maxvill, R OBP: 0.291, SLG: 0.260 (1,6)							G6-4-3		SH3-4	3	0	0	0	0	2	7											
Jerry Reuss, L OBP: 0.211, SLG: 0.102 (1,1)							1-3		K	4	0	0	0	0	2	4											
Inning Stats	R: 0 E: 0 K: 0 S: 3	H: 0 LOB: 0 BB: 0 P: 3	R: 1 E: 1 K: 2 S: 9	H: 1 LOB: 3 BB: 2 P: 17	R: 1 E: 0 K: 1 S: 8	H: 3 LOB: 3 BB: 1 P: 12	R: 0 E: 0 K: 0 S: 3	H: 0 LOB: 0 BB: 0 P: 3	R: 0 E: 0 K: 0 S: 3	H: 1 LOB: 0 BB: 0 P: 3	R: 0 E: 0 K: 0 S: 3	H: 0 LOB: 0 BB: 0 P: 3	R: 0 E: 0 K: 1 S: 6	H: 1 LOB: 1 BB: 0 P: 6	R: 0 E: 0 K: 1 S: 6	H: 1 LOB: 2 BB: 1 P: 10	1B: 7 2B: 0 3B: 0 HR: 0	SF: 0 SAC: 1 DP: 1 HBP: 0	WP: 1 PB: 0 SB: 0 CS: 0	PA: 38							
PITCHER	IP	WLS	BF	H	R	ER	SO	BB	IBB	HBP	BLK	WP	HR	S	P	ERA	WHIP										
Steve Blass, R ERA: 3.01 (1,1)	8.0	L	33	6	2	1	4	1	2	0	0	1	0	38	50	1.12	0.875										
Dave Giusti, R ERA: 3.41 (9,1)	1.0		5	1	0	0	1	0	1	0	0	0	0	6	10	0.00	1.000										

St. Louis Cardinals @ Pittsburgh Pirates
Three Rivers Stadium, Pittsburgh, PA
Fri Aug 13 1971, 7:05 PM EDT
Att: 31,563 - Unknown

AB 33
R 2
H 7
RBI 1
BB 4
SO 5
LOB 21



Batter	1	2	3	4	5	6	7	8	9	AB	R	H	RBI	BB	SO	LOB	BOTTOM										
Dave Cash, R OBP: 0.376, SLG: 0.387 (1,4)	5-3 1B		6-3		L9					3	0	1	0	1	0	0											
Gene Clines, R OBP: 0.387, SLG: 0.384 (1,7)	5-3 1B		L3-1				L4		L1-3	4	0	1	0	0	0	1											
Roberto Clemente, R OBP: 0.350, SLG: 0.498 (1,9)	K						6-3		F9	3	0	0	0	1	1	2											
Manny Sanguillen, R OBP: 0.355, SLG: 0.435 (1,2)	5-3		1-3				K		1B	4	0	1	0	0	1	3											
Bob Robertson, R OBP: 0.358, SLG: 0.500 (1,3)					L6		5-3		1B	3	0	1	0	1	0	0											
Richie Hebner, L OBP: 0.341, SLG: 0.520 (1,5)	K				K		K		K	4	0	0	0	0	4	5											
Al Oliver, L OBP: 0.309, SLG: 0.396 (1,8)			F8		F7		L7		K	4	0	0	0	0	1	2											
Gene Alley, R OBP: 0.309, SLG: 0.375 (1,6)							F9		F4	1	0	0	0	0	0	0											
Jackie Hernandez, R OBP: 0.255, SLG: 0.331 (4,6)										2	0	0	0	0	0	0											
Steve Blass, R OBP: 0.113, SLG: 0.145 (1,1)										2	0	0	0	0	0	0											
Rennie Stennett, R OBP: 0.286, SLG: 0.333 (8,PH)										1	0	0	0	0	0	0											
Dave Giusti, R OBP: 0.143, SLG: 0.077 (9,1)										0	0	0	0	0	0	0											
Inning Stats	R: 0 E: 0 K: 2 S: 8	H: 1 LOB: 3 BB: 2 P: 16	R: 0 E: 0 K: 0 S: 3	H: 0 LOB: 0 BB: 0 P: 3	R: 0 E: 0 K: 1 S: 5	H: 0 LOB: 0 BB: 0 P: 5	R: 0 E: 0 K: 1 S: 5	H: 0 LOB: 0 BB: 0 P: 5	R: 0 E: 0 K: 1 S: 5	H: 0 LOB: 0 BB: 0 P: 5	R: 0 E: 0 K: 0 S: 4	H: 1 LOB: 1 BB: 0 P: 4	R: 0 E: 0 K: 2 S: 9	H: 2 LOB: 2 BB: 0 P: 9	1B: 4 2B: 0 3B: 0 HR: 0	SF: 0 SAC: 0 DP: 0 HBP: 0	WP: 0 PB: 0 SB: 0 CS: 0	PA: 34									
PITCHER	IP	WLS	BF	H	R	ER	SO	BB	IBB	HBP	BLK	WP	HR	S	P	ERA	WHIP										
Jerry Reuss, L ERA: 4.76 (1,1)	9.0	W	34	4	0	0	7	3	0	0	0	0	0	45	57	0.00	0.778										

St. Louis Cardinals @ Pittsburgh Pirates
Three Rivers Stadium, Pittsburgh, PA
Fri Aug 13 1971, 7:05 PM EDT
Att: 31,563 - Unknown


AB 31
R 0
H 4
RBI 0
BB 3
SO 7
LOB 13



Batter	1	2	3	4	5	6	7	8	9	AB	R	H	RBI	BB	SO	LOB	TOP					
Matty Alou, L OBP: 0.353, SLG: 0.410 (1, 3)										4	1	0	0	2	2	2	St. Louis Cardinals @ Pittsburgh Pirates Three Rivers Stadium, Pittsburgh, PA Sat Aug 14 1971, 7:05 PM EDT Att: 30,678 - Unknown					
Ted Sizemore, R OBP: 0.321, SLG: 0.341 (1, 7)										6	0	2	0	0	0	6						
Jose Cruz, L OBP: 0.372, SLG: 0.369 (1, 8)										6	1	1	0	0	1	3						
Joe Torre, R OBP: 0.420, SLG: 0.536 (1, 5)										6	2	4	1	0	1	0						
Ted Simmons, S OBP: 0.368, SLG: 0.420 (1, 2)										6	3	4	1	0	0	3						
Joe Hague, L OBP: 0.328, SLG: 0.373 (1, 9)										3	3	2	3	2	1	0						
Ted Kubiak, S OBP: 0.331, SLG: 0.342 (1, 4)										4	1	2	2	1	1	2						
Dal Maxvill, R OBP: 0.293, SLG: 0.257 (1, 6)										3	0	0	1	2	1	1						
Bob Gibson, R OBP: 0.221, SLG: 0.328 (1, 1)										4	0	1	3	0	1	1						
Inning Stats	R: 5 E: 1 K: 1 S: 10	H: 5 LOB: 1 BB: 1 P: 14	R: 0 E: 0 K: 1 S: 7	H: 2 LOB: 2 BB: 0 P: 7	R: 0 E: 0 K: 1 S: 5	H: 0 LOB: 0 BB: 0 P: 5	R: 0 E: 0 K: 1 S: 5	H: 0 LOB: 0 BB: 0 P: 5	R: 3 E: 0 K: 2 S: 6	H: 3 LOB: 3 BB: 3 P: 18	R: 0 E: 0 K: 1 S: 8	H: 1 LOB: 2 BB: 1 P: 12	R: 0 E: 1 K: 1 S: 7	H: 1 LOB: 2 BB: 0 P: 7	R: 3 E: 0 K: 1 S: 8	H: 3 LOB: 2 BB: 2 P: 16	R: 0 E: 0 K: 0 S: 3	H: 1 LOB: 0 BB: 0 P: 3	1B: 13 2B: 2 3B: 0 HR: 1	SF: 1 SAC: 0 DP: 1 HBP: 0	WP: 0 PB: 0 SB: 0 CS: 0	PA: 50
PITCHER	IP WLS BF H R ER SO BB IBB HBP BLK WP HR S P ERA WHIP																					
Bob Johnson, R ERA: 3.56 (1, 1)	0.1 L 6 4 5 5 0 1 0 0 0 0 0 1 5 9 135.00 15.000																					
Bob Moose, R ERA: 4.25 (1, 1)	4.2 23 6 3 3 4 0 3 0 0 0 0 28 40 5.79 1.286																					
Bob Veale, L ERA: 7.41 (6, 1)	3.0 18 5 3 3 4 3 0 0 0 0 0 23 35 9.00 2.667																					
Nelson Briles, R ERA: 3.86 (9, 1)	1.0 3 1 0 0 0 0 0 0 0 0 0 0 3 3 0.00 1.000																					


Batter	1	2	3	4	5	6	7	8	9	AB	R	H	RBI	BB	SO	LOB	BOTTOM					
Dave Cash, R OBP: 0.372, SLG: 0.383 (1, 5)										4	0	0	0	0	0	1	St. Louis Cardinals @ Pittsburgh Pirates Three Rivers Stadium, Pittsburgh, PA Sat Aug 14 1971, 7:05 PM EDT Att: 30,678 - Unknown					
Vic Davallilo, L OBP: 0.311, SLG: 0.348 (1, 9)										4	0	0	0	0	0	1						
Al Oliver, L OBP: 0.306, SLG: 0.392 (1, 8)										4	0	0	0	0	0	0						
Willie Stargell, L OBP: 0.392, SLG: 0.655 (1, 7)										3	0	0	0	1	3	0						
Mitt May, L OBP: 0.286, SLG: 0.390 (1, 2)										3	0	0	0	0	1	1						
Bob Robertson, R OBP: 0.358, SLG: 0.497 (1, 3)										2	0	0	0	1	2	2						
Bill Mazerowski, R OBP: 0.312, SLG: 0.298 (1, 4)										3	0	0	0	0	0	2						
Jackie Hernandez, R OBP: 0.256, SLG: 0.327 (1, 6)										2	0	0	0	1	1	0						
Bob Johnson, L OBP: 0.190, SLG: 0.056 (1, 1)										0	0	0	0	0	0	0						
Bob Moose, R OBP: 0.167, SLG: 0.118 (1, 1)										1	0	0	0	0	1	1						
Charlie Sharkey, L OBP: 0.295, SLG: 0.375 (5, PH)										1	0	0	0	0	0	0						
Bob Veale, R OBP: 0.325, SLG: 0.455 (6, 1)										0	0	0	0	0	0	0						
Gene Clines, R OBP: 0.302, SLG: 0.382 (8, PH)										1	0	0	0	0	1	0						
Nelson Briles, R OBP: 0.250, SLG: 0.291 (9, 1)										0	0	0	0	0	0	0						
Inning Stats	R: 0 E: 0 K: 0 S: 3	H: 0 LOB: 0 BB: 0 P: 3	R: 0 E: 0 K: 3 S: 10	H: 0 LOB: 1 BB: 0 P: 10	R: 0 E: 0 K: 1 S: 5	H: 0 LOB: 1 BB: 1 P: 9	R: 0 E: 0 K: 1 S: 5	H: 0 LOB: 1 BB: 1 P: 9	R: 0 E: 0 K: 2 S: 7	H: 0 LOB: 0 BB: 0 P: 7	R: 0 E: 0 K: 0 S: 3	H: 0 LOB: 0 BB: 0 P: 3	R: 0 E: 0 K: 1 S: 5	H: 0 LOB: 1 BB: 1 P: 9	R: 0 E: 0 K: 1 S: 5	H: 0 LOB: 0 BB: 0 P: 5	R: 0 E: 0 K: 1 S: 5	H: 0 LOB: 0 BB: 0 P: 5	1B: 0 2B: 0 3B: 0 HR: 0	SF: 0 SAC: 0 DP: 0 HBP: 0	WP: 1 PB: 0 SB: 0 CS: 0	PA: 31
PITCHER	IP WLS BF H R ER SO BB IBB HBP BLK WP HR S P ERA WHIP																					
Bob Gibson, R ERA: 3.22 (1, 1)	9.0 W 31 0 0 0 10 3 0 0 0 1 0 48 60 0.00 0.333																					


AB	42
R	11
H	16
RBI	11
BB	7
SO	8
LOB	18



AB	28
R	0
H	0
RBI	0
BB	3
SO	10
LOB	8



Batter	1	2	3	4	5	6	7	8	9	AB	R	H	RBI	BB	SO	LOB	TOP																
Matty Alou, L OBP: 0.357, SLG: 0.421 (1, 3)	0-0 CS BB 1B		0-0 WP 1B 1B		0-0 FC5-4 1B		0-0 F8	0-0 HR		5	1	4	3	0	0	1	St. Louis Cardinals @ Pittsburgh Pirates Three Rivers Stadium, Pittsburgh, PA Sun Aug 15 1971, 3:33 AM EDT Att: 49,329 - Unknown AB 38 R 6 H 15 RBI 6 BB 3 SO 3 LOB 23 																
Ted Sizemore, R OBP: 0.320, SLG: 0.337 (1, 7) (8, 4)	4-0 CS BB		0-0 F9		0-0 F9		0-3 K	0-0 G3		4	0	0	0	1	1	4																	
Jose Cruz, L OBP: 0.378, SLG: 0.377 (1, 8)	0-3 K		0-0 1B		0-0 FC5-4 1B		0-0 4-1		0-0 G4-6-3 1B	5	0	3	0	0	1	3																	
Joe Torre, R OBP: 0.418, SLG: 0.532 (1, 5)	4-0 FC6-4 BB		0-0 6-3		0-0 FC5-4			0-0 6-3	0-0 G4-6-3	4	0	0	0	1	0	4																	
Ted Simmons, S OBP: 0.366, SLG: 0.417 (1, 2)	0-0 FC6-4			0-0 L6		0-0 F3		0-0 1B 1B	0-0 4-3	5	1	1	0	0	0	4																	
Joe Hague, L OBP: 0.333, SLG: 0.391 (1, 9)		0-0 HR		0-0 BB 1B		0-0 F6		0-0 1B 1B		4	2	3	1	0	0	0																	
Ted Kubiak, S OBP: 0.333, SLG: 0.342 (1, 4) (8, 6)		0-0 F7		4-0 BB 1B		0-0 1-3		0-0 1B HR 1B		3	1	1	0	1	0	0																	
Dal Maxvill, R OBP: 0.293, SLG: 0.258 (8, PH)		0-0 6-3		0-0 L8		0-0 CS 1B		0-3 K		3	0	1	0	0	0	2																	
Lou Brock, L OBP: 0.386, SLG: 0.429 (8, 7)		0-0 6-3		0-0 F3		0-0 4-3		0-0 CS		1	0	0	0	0	1	3																	
Reggie Cleveland, R OBP: 0.154, SLG: 0.188 (7, PH)		0-0 F3		0-0 CS		0-0 1B		0-0 HR 1B		2	0	0	0	0	0	2																	
Bob Burdette, L OBP: 0.380, SLG: 0.370 (7, PH)										1	0	1	0	0	0	0																	
Bob Simpson, L OBP: 0.200, SLG: 0.200 (7, 1)										0	0	0	0	0	0	0																	
Frank Linzy, L OBP: 0.220, SLG: 0.220 (7, 1)										0	0	0	0	0	0	0																	
Jerry McNettney, R OBP: 0.280, SLG: 0.270 (8, PH)										1	0	1	2	0	0	0																	
Julian Javier, R OBP: 0.280, SLG: 0.270 (8, PH)										0	1	0	0	0	0	0																	
Don Shaw, L OBP: 0.280, SLG: 0.270 (8, 1)										0	0	0	0	0	0	0																	
Moe Drabowsky, R OBP: 0.280, SLG: 0.270 (8, 1)										0	0	0	0	0	0	0																	
Inning Stats	R: 0 E: 0 K: 1 S: 5	H: 1 LOB: 2 BB: 2 P: 13	R: 1 E: 0 K: 0 S: 4	H: 1 LOB: 0 BB: 0 P: 4	R: 0 E: 0 K: 0 S: 4	H: 2 LOB: 1 BB: 0 P: 4	R: 0 E: 0 K: 0 S: 4	H: 1 LOB: 2 BB: 1 P: 8	R: 0 E: 0 K: 1 S: 3	H: 1 LOB: 0 BB: 0 P: 3	R: 0 E: 0 K: 1 S: 6	H: 1 LOB: 1 BB: 0 P: 6	R: 5 E: 0 K: 1 S: 10	H: 5 LOB: 1 BB: 0 P: 10	R: 0 E: 0 K: 0 S: 3	H: 1 LOB: 0 BB: 0 P: 3	1B: 13 2B: 0 3B: 0 HR: 2	SF: 0 SAC: 0 DP: 1 HBP: 0	WP: 1 PB: 0 SB: 0 CS: 3	PA: 42													
PITCHER	IP WLS BF H R ER SO BB IBB HBP BLK WP HR S P ERA WHIP																																
Bruce Kison, R ERA: 2.82 (1, 1)	7.1	33	11	3	3	2	3	0	0	0	0	1	1	34	46	3.68	1.909																
Bob Miller, R ERA: 2.06 (8, 1)	1.2	L	8	4	3	3	1	0	0	0	0	0	1	10	10	16.20	2.400																

Batter	1	2	3	4	5	6	7	8	9	AB	R	H	RBI	BB	SO	LOB	BOTTOM																
Dave Cash, R OBP: 0.372, SLG: 0.382 (1, 4)	0-0 CS 1B		0-0 5-3		0-3 K		0-0 G3			3	0	1	0	0	1	1	St. Louis Cardinals @ Pittsburgh Pirates Three Rivers Stadium, Pittsburgh, PA Sun Aug 15 1971, 3:33 AM EDT Att: 49,329 - Unknown AB 33 R 4 H 8 RBI 4 BB 2 SO 7 LOB 11 																
Charlie Sands, L OBP: 0.379, SLG: 0.435 (7, PH)										1	0	0	0	0	0	0																	
Bill Mazerowski, R OBP: 0.312, SLG: 0.298 (8, 4)										0	0	0	0	0	0	0																	
Vic Davallio, L OBP: 0.305, SLG: 0.341 (1, 8)	0-3 K		0-0 F8		0-0 6-3		0-0 F8		0-0 F8	4	0	0	0	0	1	1																	
Roberto Clemente, R OBP: 0.351, SLG: 0.496 (1, 9)	4-0 WP HR BB		0-3 K		0-3 K			0-0 G4-6-3 1B		3	1	1	0	1	2	0																	
Willie Stargell, L OBP: 0.395, SLG: 0.671 (1, 7)	0-0 1-H HR		0-0 1B		0-0 HR		0-0 G4-6-3		0-0 1-2	4	2	3	3	0	0	1																	
Richie Hebner, L OBP: 0.338, SLG: 0.516 (1, 5)	0-3 K		0-3 K		0-0 F5				4-0 BB	3	0	0	0	0	2	1																	
Gene Clines, R OBP: 0.368, SLG: 0.382 (8, PH)										0	0	0	0	1	0	0																	
Al Oliver, L OBP: 0.306, SLG: 0.393 (1, 3)		0-0 1B 2B		0-0 F9		0-0 F8		0-0 F3		4	1	1	0	0	0	1																	
Manny Sanguillen, R OBP: 0.359, SLG: 0.436 (1, 2)		0-0 2-H 1B		0-0 FC6-4 1B		0-0 F9		0-0 F9		4	0	2	1	0	0	1																	
Jackie Hernandez, R OBP: 0.251, SLG: 0.321 (8, PH)		0-3 K		0-0 FC6-4		0-0 1-3		0-0 F8		3	0	0	0	0	1	2																	
Bob Robertson, R OBP: 0.357, SLG: 0.496 (8, PH)				0-0 1-2						1	0	0	0	0	0	1																	
Bruce Kison, R OBP: 0.045, SLG: 0.091 (1, 1)		0-0 F3		0-0 4-3		0-0 1-3				3	0	0	0	0	0	2																	
Bob Miller, R (8, 1)										0	0	0	0	0	0	0																	
Inning Stats	R: 2 E: 0 K: 2 S: 8	H: 2 LOB: 1 BB: 1 P: 12	R: 1 E: 0 K: 1 S: 7	H: 2 LOB: 1 BB: 0 P: 7	R: 0 E: 0 K: 2 S: 8	H: 1 LOB: 1 BB: 0 P: 8	R: 0 E: 0 K: 0 S: 4	H: 1 LOB: 1 BB: 0 P: 4	R: 0 E: 0 K: 0 S: 3	H: 0 LOB: 0 BB: 0 P: 3	R: 0 E: 0 K: 0 S: 3	H: 1 LOB: 0 BB: 0 P: 3	R: 0 E: 0 K: 0 S: 3	H: 1 LOB: 1 BB: 1 P: 7	R: 0 E: 0 K: 0 S: 3	H: 0 LOB: 0 BB: 0 P: 7		1B: 5 2B: 1 3B: 0 HR: 2	SF: 0 SAC: 0 DP: 1 HBP: 0	WP: 1 PB: 0 SB: 0 CS: 1	PA: 35												
PITCHER	IP WLS BF H R ER SO BB IBB HBP BLK WP HR S P ERA WHIP																																
Reggie Cleveland, R ERA: 3.84 (1, 1)	6.0	25	7	4	4	7	1	0	0	0	0	0	0	3	3	0.00	0.000																
Frank Linzy, R ERA: 1.85 (7, 1)	1.0	W	3	0	0	0	0	0	0	0	0	0	0	3	3	0.00	0.000																
Don Shaw, L ERA: 0.41 (8, 1)	1.1		5	1	0	0	0	1	0	0	0	0	0	4	8	0.00	1.500																
Moe Drabowsky, R ERA: 3.48 (8, 1)	0.2	S	2	0	0	0	0	0	0	0	0	0	0	2	2	0.00	0.000																

Batter	1	2	3	4	5	6	7	8	9	AB	R	H	RBI	BB	SO	LOB	TOP					
Jesus Alou, R OBP: 0.333, SLG: 0.397 (1, 7)										4	1	1	0	0	0	1						
Joe Morgan, L OBP: 0.357, SLG: 0.413 (1, 4)										4	1	3	0	0	0	0						
Cesar Cedeno, R OBP: 0.288, SLG: 0.402 (1, 8)										3	0	0	0	1	0	2						
Bob Watson, R OBP: 0.346, SLG: 0.388 (1, 3)										4	0	0	1	0	2	2						
Doug Rader, R OBP: 0.308, SLG: 0.390 (1, 5)										4	1	2	1	0	1	1						
Jimmy Wynn, R OBP: 0.313, SLG: 0.313 (1, 9)										4	0	0	0	0	1	2						
Johnny Edwards, L OBP: 0.278, SLG: 0.303 (1, 2)										4	0	1	0	0	0	0						
Roger Metzger, S OBP: 0.292, SLG: 0.298 (1, 6)										4	0	2	0	0	0	2						
Jack Billingham, R OBP: 0.184, SLG: 0.151 (5, 1)										2	0	0	0	0	2	1						
Denny Lemaster, R OBP: 0.107, SLG: 0.107 (5, 1)										0	0	0	0	0	0	0						
George Culver, R OBP: 0.125, SLG: 0.125 (6, 1)										0	0	0	0	0	0	0						
Buddy Harris, R OBP: 0.344, SLG: 0.340 (7, PH)										1	0	0	0	0	0	1						
Fred Gladding, L OBP: 0.385, SLG: 0.448 (7, 1)										0	0	0	0	0	0	0						
Rich Chiles, L OBP: 0.385, SLG: 0.448 (9, PH)										1	0	0	0	0	0	2						
Inning Stats	R: 2 E: 1 K: 0 S: 5	H: 2 LOB: 1 BB: 1 P: 9	R: 0 E: 0 K: 1 S: 5	H: 0 LOB: 0 BB: 0 P: 5	R: 0 E: 0 K: 2 S: 3	H: 1 LOB: 0 BB: 0 P: 3	R: 0 E: 0 K: 2 S: 7	H: 0 LOB: 0 BB: 0 P: 7	R: 0 E: 0 K: 1 S: 6	H: 1 LOB: 1 BB: 0 P: 6	R: 0 E: 0 K: 0 S: 3	H: 0 LOB: 0 BB: 0 P: 3	R: 1 E: 0 K: 1 S: 7	H: 2 LOB: 1 BB: 0 P: 7	R: 0 E: 0 K: 1 S: 6	H: 1 LOB: 1 BB: 0 P: 6	R: 0 E: 0 K: 0 S: 5	H: 2 LOB: 2 BB: 0 P: 5	1B: 8 2B: 0 3B: 0 HR: 1	SF: 0 SAC: 0 DP: 1 HBP: 0	WP: 0 PB: 0 SB: 0 CS: 0	PA: 36
PITCHER	IP	WLS	BF	H	R	ER	SO	BB	IBB	HBP	BLK	WP	HR	S	P	ERA	WHIP					
Dock Ellis, R ERA: 2.76 (1, 1)	7.0	W	27	6	3	3	5	0	1	0	0	0	1	36	40	3.86	0.857					
Dave Giusti, R ERA: 3.31 (8, 1)	2.0	S	9	3	0	0	1	0	0	0	0	0	0	11	11	0.00	1.500					

Houston Astros @ Pittsburgh Pirates
Three Rivers Stadium, Pittsburgh, PA
Mon Aug 16 1971, 7:05 PM EDT
Att: 12,664 - Unknown

AB	35
R	3
H	9
RBI	2
BB	1
SO	6
LOB	14



Batter	1	2	3	4	5	6	7	8	9	AB	R	H	RBI	BB	SO	LOB	BOTTOM				
Dave Cash, R OBP: 0.372, SLG: 0.381 (1, 4)										4	2	1	0	1	1	0					
Vic Davallilo, L OBP: 0.313, SLG: 0.372 (1, 9)										4	3	3	2	0	0	0					
Al Oliver, L OBP: 0.308, SLG: 0.393 (1, 8)										3	2	1	0	1	1	1					
Willie Stargell, L OBP: 0.400, SLG: 0.677 (1, 7)										4	1	4	4	0	0	0					
Richie Hebner, L OBP: 0.334, SLG: 0.509 (1, 5)										4	0	0	0	0	1	5					
Bob Robertson, R OBP: 0.354, SLG: 0.493 (1, 3)										2	0	0	2	0	0	2					
Manny Sanguillen, R OBP: 0.356, SLG: 0.434 (1, 2)										4	0	1	0	0	0	1					
Jackie Hernandez, R OBP: 0.251, SLG: 0.314 (1, 6)										3	0	0	0	1	0	0					
Dock Ellis, S OBP: 0.229, SLG: 0.182 (1, 1)										3	0	0	0	0	3	3					
Dave Giusti, R OBP: 0.133, SLG: 0.071 (8, 1)										1	0	0	0	0	0	0					
Inning Stats	R: 2 E: 0 K: 2 S: 10	H: 3 LOB: 1 BB: 0 P: 10	R: 0 E: 0 K: 1 S: 5	H: 0 LOB: 0 BB: 0 P: 5	R: 0 E: 0 K: 1 S: 3	H: 2 LOB: 3 BB: 1 P: 11	R: 0 E: 0 K: 1 S: 7	H: 0 LOB: 0 BB: 0 P: 7	R: 2 E: 0 K: 0 S: 6	H: 3 LOB: 1 BB: 0 P: 6	R: 0 E: 0 K: 0 S: 3	H: 0 LOB: 0 BB: 0 P: 3	R: 0 E: 0 K: 0 S: 5	H: 2 LOB: 2 BB: 0 P: 5	1B: 6 2B: 2 3B: 2 HR: 0	SF: 2 SAC: 0 DP: 0 HBP: 0	WP: 0 PB: 0 SB: 0 CS: 0	PA: 37			
PITCHER	IP	WLS	BF	H	R	ER	SO	BB	IBB	HBP	BLK	WP	HR	S	P	ERA	WHIP				
Jack Billingham, R ERA: 3.75 (1, 1)	4.0	L	21	6	5	5	4	3	0	0	0	0	0	26	38	11.25	2.250				
Denny Lemaster, L ERA: 3.0 (5, 1)	0.1		2	1	0	0	0	0	0	0	0	0	0	2	2	0.00	3.000				
George Culver, R ERA: 2.13 (5, 1)	0.2		2	0	1	1	0	0	0	0	0	0	0	2	2	13.50	0.000				
Buddy Harris, R ERA: 5.7 (6, 1)	1.0		3	0	0	0	2	0	0	0	0	0	0	7	7	0.00	0.000				
Fred Gladding, R ERA: 2.32 (7, 1)	2.0		9	3	2	2	0	0	0	0	0	0	0	9	9	9.00	1.500				

Houston Astros @ Pittsburgh Pirates
Three Rivers Stadium, Pittsburgh, PA
Mon Aug 16 1971, 7:05 PM EDT
Att: 12,664 - Unknown

AB	32
R	8
H	10
RBI	8
BB	3
SO	6
LOB	12



Batter	1	2	3	4	5	6	7	8	9	AB	R	H	RBI	BB	SO	LOB	TOP										
Jesus Alou, R OBP: 0.335, SLG: 0.396 Jim Ray, R OBP: 0.235, SLG: 0.133	0-0 6-3		0-3 K		4-0 FC4-6 BB		0-0 E 1B 1B	0-3 K		3	1	1	1	1	1	0											
Joe Morgan, L OBP: 0.357, SLG: 0.418	0-0 SF8 3B		0-0 S 1B		0-0 FC4-6 1-2		0-0 FC6 1B SF9		0-0 E4 CS	5	2	2	0	0	0	4											
Cesar Cedeno, R OBP: 0.288, SLG: 0.400	0-0 E6 CS		0-3 K			0-3 K	0-0 SF9 1B		0-3 K	5	0	1	2	0	3	3											
Bob Watson, R OBP: 0.344, SLG: 0.385	0-0 SF8			0-3 K		0-0 5-3	0-0 SF9 IBB		0-0 6-3	3	0	0	1	1	1	0											
Doug Rader, R OBP: 0.306, SLG: 0.387	0-0 CS 1-2	0-0 F7		0-0 5-3		0-3 K	0-0 SF9			3	0	0	1	0	1	0											
Jimmy Wynn, R OBP: 0.315, SLG: 0.311		0-0 L8		0-0 L6			0-0 FC4-6 1B BB			2	1	0	0	2	0	0											
Jack Hiatt, R OBP: 0.412, SLG: 0.348					4-0 4-3 5-3 BB					2	0	1	0	2	0	3											
Roger Metzger, S OBP: 0.290, SLG: 0.295					0-0 5-3		0-0 FC4-6 1B 1B	0-0 6-3		4	1	0	0	0	0	4											
Wade Blasingame, L OBP: 0.288, SLG: 0.318 Denis Menke, R OBP: 0.345, SLG: 0.342 Cesar Geronimo, L OBP: 0.286, SLG: 0.308			0-0 2-3		0-0 4-3		0-0 FC6 1B 1B	0-3 K		2	0	0	0	0	0	1											
					2-3					1	0	1	1	0	0	0											
										1	1	0	0	0	1	0											
Inning Stats	R: 1 E: 1 K: 0 S: 4	H: 1 LOB: 0 BB: 0 P: 4	R: 0 E: 0 K: 0 S: 4	H: 1 LOB: 1 BB: 0 P: 4	R: 0 E: 0 K: 2 S: 8	H: 1 LOB: 1 BB: 0 P: 8	R: 0 E: 0 K: 1 S: 5	H: 0 LOB: 0 BB: 2 P: 5	R: 0 E: 0 K: 0 S: 3	H: 0 LOB: 0 BB: 2 P: 11	R: 0 E: 0 K: 2 S: 7	H: 0 LOB: 0 BB: 0 P: 7	R: 5 E: 1 K: 0 S: 7	H: 3 LOB: 3 BB: 4 P: 23	R: 0 E: 0 K: 2 S: 7	H: 0 LOB: 0 BB: 0 P: 7	R: 0 E: 1 K: 1 S: 5	H: 0 LOB: 0 BB: 0 P: 5	1B: 4 2B: 1 3B: 1 HR: 0	SF: 2 SAC: 0 DP: 0 HBP: 0	WP: 0 PB: 0 SB: 1 CS: 2	PA: 41					
PITCHER	IP	WLS	BF	H	R	ER	SO	BB	IBB	HBP	BLK	WP	HR	S	P	ERA	WHIP										
Luke Walker, L ERA: 3.47	6.1		27	4	4	3	5	4	0	0	0	0	0	33	49	4.26	1.263										
Bob Miller, R ERA: 2.06	0.0	L	1	1	0	0	0	0	0	0	0	0	0	1	1	∞	∞										
Bob Veale, L ERA: 7.41	0.0		1	0	0	0	0	0	0	0	0	0	0	1	1	∞	∞										
Dave Giusti, R ERA: 3.28	0.2		5	1	2	0	0	0	2	0	0	0	0	3	11	0.00	1.500										
Nelson Briles, R ERA: 3.77	2.0		6	0	0	0	3	0	0	0	0	0	0	12	12	0.00	0.000										

Houston Astros @ Pittsburgh Pirates
Three Rivers Stadium, Pittsburgh, PA
Tue Aug 17 1971, 7:05 PM EDT
Att: 16,694 - Unknown

AB 32
R 6
H 6
RBI 6
BB 6
SO 8
LOB 15



Batter	1	2	3	4	5	6	7	8	9	AB	R	H	RBI	BB	SO	LOB	BOTTOM										
Dave Cash, R OBP: 0.370, SLG: 0.378	0-0 F8	0-0 5-3			0-0 6-3		0-0 SF8 BB 1B		0-0 G3	5	0	1	0	0	0	1											
Gene Clines, R OBP: 0.372, SLG: 0.401 Al Oliver, L OBP: 0.309, SLG: 0.393 Nelson Briles, R OBP: 0.250, SLG: 0.391	0-0 1B 2B	0-3 K			0-0 HR 3B		4-0 1B BB			3	2	2	0	0	1	1											
Roberto Clemente, R OBP: 0.353, SLG: 0.595	0-0 1B 1B		0-0 4-3		0-0 HR		0-0 SF8			3	2	2	4	0	0	0											
Willie Stargell, L OBP: 0.397, SLG: 0.670	0-0 F6		0-0 F2		0-0 4-3		0-0 F4			4	0	0	0	0	0	3											
Manny Sanguillen, R OBP: 0.357, SLG: 0.435	0-0 1B 1B		0-0 L9			0-3 K		0-0 L5-3 1B		4	0	2	0	0	1	0											
Bob Robertson, R OBP: 0.353, SLG: 0.491	0-0 FC6-4 1B			0-3 K		0-0 F8		0-0 L5-3		4	0	1	1	0	1	1											
Gene Alley, R OBP: 0.297, SLG: 0.371 Milt May, L OBP: 0.282, SLG: 0.385 Jackie Hernandez, R OBP: 0.251, SLG: 0.314	0-0 FC6-4 1-2			0-0 F3		0-0 5-3		0-0 L6		3	0	0	0	0	0	2											
Bill Mazerowski, R OBP: 0.314, SLG: 0.306 Vic Davallillo, L OBP: 0.310, SLG: 0.369		0-0 WP 2B			0-3 K		0-0 E3 BB 1B SF8		0-3 K	2	0	1	0	0	1	0											
Luke Walker, L ERA: 3.47 Bob Miller, R ERA: 2.06 Bob Veale, L ERA: 7.41 Dave Giusti, R ERA: 3.28 Richie Hebner, L OBP: 0.352, SLG: 0.508		0-3 K			0-0 F6		0-3 K		0-0 F7	2	0	0	0	0	1	1											
										0	0	0	0	0	0	0											
										0	0	0	0	0	0	0											
										0	0	0	0	0	0	0											
										2	0	0	0	0	1	1											
Inning Stats	R: 2 E: 0 K: 0 S: 7	H: 4 LOB: 2 BB: 0 P: 7	R: 0 E: 0 K: 2 S: 8	H: 1 LOB: 1 BB: 0 P: 8	R: 0 E: 0 K: 2 S: 3	H: 0 LOB: 0 BB: 0 P: 3	R: 0 E: 0 K: 2 S: 7	H: 0 LOB: 0 BB: 0 P: 7	R: 2 E: 0 K: 0 S: 5	H: 2 LOB: 0 BB: 0 P: 5	R: 0 E: 0 K: 1 S: 5	H: 0 LOB: 0 BB: 0 P: 5	R: 1 E: 1 K: 1 S: 7	H: 1 LOB: 2 BB: 1 P: 11	R: 0 E: 0 K: 0 S: 3	H: 1 LOB: 0 BB: 0 P: 3	R: 0 E: 0 K: 1 S: 5	H: 0 LOB: 0 BB: 0 P: 5	1B: 5 2B: 3 3B: 1 HR: 1	SF: 1 SAC: 0 DP: 1 HBP: 0	WP: 1 PB: 0 SB: 0 CS: 0	PA: 37					
PITCHER	IP	WLS	BF	H	R	ER	SO	BB	IBB	HBP	BLK	WP	HR	S	P	ERA	WHIP										
Wade Blasingame, L ERA: 4.23	6.0		25	7	4	4	5	0	0	0	0	0	1	35	35	6.00	1.167										
Jim Ray, R ERA: 2.37	3.0	S	12	2	1	0	2	1	0	0	0	0	0	15	19	0.00	1.000										

Houston Astros @ Pittsburgh Pirates
Three Rivers Stadium, Pittsburgh, PA
Tue Aug 17 1971, 7:05 PM EDT
Att: 16,694 - Unknown

AB 35
R 5
H 9
RBI 5
BB 1
SO 7
LOB 10



Batter	1	2	3	4	5	6	7	8	9	AB	R	H	RBI	BB	SO	LOB	TOP								
Jesus Alou, R OBP: 0.337, SLG: 0.398 (1, 7)	F9		1B			4-3		FC6 1B		4	0	2	0	0	0	0									
Joe Morgan, L OBP: 0.356, SLG: 0.416 (1, 4)	3-1		1B			L9		L4		4	0	1	0	0	0	1									
Cesar Cedeno, R OBP: 0.287, SLG: 0.397 (1, 8)	K			G4-3 HBP		G1		FC6 1B		3	1	0	0	0	1	1									
Bob Watson, R OBP: 0.343, SLG: 0.383 (1, 3)		F4		G4-3			K			4	0	1	1	0	1	1									
Doug Rader, R OBP: 0.305, SLG: 0.386 (1, 5)		F8		K			1B SF			4	1	1	0	0	2	1									
Jimmy Wynn, R OBP: 0.319, SLG: 0.314 (1, 9)					5-3					3	0	2	0	1	0	0									
Johnny Edwards, L OBP: 0.278, SLG: 0.303 (1, 2)							SF 1B		FC4 BB	3	0	1	1	0	0	2									
Roger Metzger, S OBP: 0.287, SLG: 0.292 (1, 6)			F4		FC4-6		K		FC4	4	0	0	0	0	1	4									
Don Wilson, R OBP: 0.171, SLG: 0.174 (7, PH)										2	0	0	0	0	1	1									
Rich Cihoski, R OBP: 0.238, SLG: 0.439 (7, PH)										1	0	0	0	0	0	2									
George Culver, R OBP: 0.125, SLG: 0.125 (9, PH)										0	0	0	0	0	0	0									
Denny Lemaster, L OBP: 0.127, SLG: 0.162 (9, PH)										0	0	0	0	0	0	1									
Jim Ray, R OBP: 0.225, SLG: 0.133 (9, PH)										0	0	0	0	0	0	0									
Inning Stats	R: 0 E: 0 K: 1 S: 5	H: 0 LOB: 0 BB: 0 P: 5	R: 0 E: 0 K: 0 S: 4	H: 1 LOB: 1 BB: 0 P: 4	R: 0 E: 0 K: 0 S: 4	H: 2 LOB: 2 BB: 0 P: 4	R: 0 E: 0 K: 1 S: 4	H: 0 LOB: 0 BB: 0 P: 5	R: 0 E: 0 K: 1 S: 6	H: 1 LOB: 1 BB: 0 P: 6	R: 0 E: 0 K: 0 S: 3	H: 0 LOB: 0 BB: 0 P: 3	R: 1 E: 1 K: 2 S: 10	H: 2 LOB: 2 BB: 0 P: 10	R: 1 E: 0 K: 1 S: 7	H: 2 LOB: 1 BB: 1 P: 7	R: 0 E: 0 K: 0 S: 3	H: 0 LOB: 1 BB: 1 P: 7	1B: 8 2B: 0 3B: 0 HR: 0	SF: 1 SAC: 0 DP: 1 HBP: 1	WP: 0 PB: 0 SB: 1 CS: 0	PA: 36			
PITCHER	IP	WLS	BF	H	R	ER	SO	BB	IBB	HBP	BLK	WP	HR	S	P	ERA	WHIP								
Steve Blass, R ERA: 2.98 (1, 1)	8.0		32	8	2	2	6	0	0	1	0	0	0	43	44	2.25	1.000								
Bob Miller, R ERA: 2.03 (9, 1)	1.0	W	4	0	0	0	0	1	0	0	0	0	0	3	7	0.00	1.000								

Houston Astros @ Pittsburgh Pirates
Three Rivers Stadium, Pittsburgh, PA
Wed Aug 18 1971, 7:05 PM EDT
Att: 29,670 - Unknown

AB	33
R	2
H	8
RBI	2
BB	1
SO	6
LOB	14



Batter	1	2	3	4	5	6	7	8	9	AB	R	H	RBI	BB	SO	LOB	BOTTOM								
Dave Cash, R OBP: 0.371, SLG: 0.380 (1, 4)	K			F8				SH2-4		4	0	2	0	0	1	1									
Vic Davallilo, L OBP: 0.308, SLG: 0.362 (1, 9)	BB		F8	K		F4		4-3		4	0	0	0	1	1	6									
Al Oliver, L OBP: 0.306, SLG: 0.388 (1, 8)	K		F8		K	K		F6		5	0	0	0	0	3	4									
Willie Stargell, L OBP: 0.399, SLG: 0.670 (9, PR)			F2							3	0	1	0	2	1	0									
Gene Clines, R OBP: 0.372, SLG: 0.401 (9, PH)									BB 1B 2B	0	1	0	0	0	0	0									
Richie Hebner, L OBP: 0.334, SLG: 0.506 (9, PH)									BB 1B IBB	4	0	2	0	0	2	3									
Manny Sanguillen, R OBP: 0.356, SLG: 0.435 (9, PH)	K				K		2B G1-2-3 1B		1B BB	0	0	0	0	1	0	0									
Bob Robertson, R OBP: 0.358, SLG: 0.503 (1, 3)			F3						1B BB	3	1	2	1	2	0	1									
Milt May, L OBP: 0.300, SLG: 0.427 (1, 2)		4-3							1B BB	4	1	2	2	1	0	2									
Gene Alley, R OBP: 0.309, SLG: 0.371 (1, 6)									1B BB	3	0	1	0	1	0	3									
Steve Blass, R OBP: 0.125, SLG: 0.156 (8, PH)										2	0	1	0	0	1	1									
Rennie Stennett, R OBP: 0.306, SLG: 0.353 (9, PH)										1	0	1	0	0	0	0									
Bob Miller, R (9, 1)										0	0	0	0	0	0	0									
Inning Stats	R: 0 E: 0 K: 3 S: 9	H: 0 LOB: 2 BB: 2 P: 17	R: 1 E: 0 K: 1 S: 8	H: 3 LOB: 2 BB: 0 P: 8	R: 0 E: 0 K: 0 S: 4	H: 1 LOB: 1 BB: 0 P: 4	R: 1 E: 0 K: 1 S: 6	H: 1 LOB: 1 BB: 1 P: 10	R: 0 E: 0 K: 2 S: 7	H: 0 LOB: 2 BB: 2 P: 15	R: 0 E: 0 K: 1 S: 7	H: 2 LOB: 2 BB: 0 P: 7	R: 0 E: 0 K: 1 S: 6	H: 2 LOB: 2 BB: 1 P: 10	R: 0 E: 0 K: 0 S: 4	H: 1 LOB: 1 BB: 0 P: 4	R: 1 E: 0 K: 0 S: 2	H: 2 LOB: 3 BB: 2 P: 10	1B: 8 2B: 2 3B: 0 HR: 2	SF: 0 SAC: 2 DP: 1 HBP: 0	WP: 0 PB: 0 SB: 0 CS: 0	PA: 43			
PITCHER	IP	WLS	BF	H	R	ER	SO	BB	IBB	HBP	BLK	WP	HR	S	P	ERA	WHIP								
Don Wilson, R ERA: 2.91 (7, 1)	6.0		30	7	2	2	8	5	0	0	0	0	0	10	14	3.00	2.000								
George Culver, R ERA: 2.07 (9, 1)	2.0		9	3	0	0	1	0	1	0	0	0	0	1	5	0.00	1.500								
Denny Lemaster, L ERA: 3.16 (9, 1)	0.0	L	2	1	1	1	0	0	1	0	0	0	0	1	5	∞	∞								
Jim Ray, R ERA: 2.37 (9, 1)	0.0		2	1	0	0	0	1	0	0	0	0	0	1	5	∞	∞								

Houston Astros @ Pittsburgh Pirates
Three Rivers Stadium, Pittsburgh, PA
Wed Aug 18 1971, 7:05 PM EDT
Att: 29,670 - Unknown

AB	33
R	3
H	12
RBI	3
BB	8
SO	9
LOB	21



Batter	1	2	3	4	5	6	7	8	9	AB	R	H	RBI	BB	SO	LOB	TOP				
Dave Cash, R (1,4) OBP: 0.367, SLG: 0.376	5-3		L5			F9			K	4	0	0	0	0	1	1					
Vic Davallo, L (1,9) OBP: 0.311, SLG: 0.364	F9			CS			4-3		BB	4	1	2	0	0	0	0					
Al Oliver, L (1,8) OBP: 0.308, SLG: 0.395	G3			F9			HR		BB	3	2	1	1	1	0	1					
Willie Stargell, L (1,7) OBP: 0.397, SLG: 0.666		K			K				BB	4	1	1	1	0	2	1					
Richie Hebner, L (1,5) OBP: 0.333, SLG: 0.512	G3			CS	F9				BB	4	1	1	3	0	1	0					
Bob Robertson, R (1,3) OBP: 0.357, SLG: 0.499	K				5-3				BB	3	0	0	0	1	1	0					
Milt May, L (1,2) OBP: 0.290, SLG: 0.412			E1		F7				BB	3	0	0	0	0	0	1					
Gene Alley, R (1,6) OBP: 0.306, SLG: 0.367			5-3			F8			G3	3	0	0	0	0	0	1					
Bob Johnson, L (1,1) OBP: 0.178, SLG: 0.051			6-3			6-3			K	3	0	0	0	0	1	1					
Inning Stats	R: 0 E: 0 K: 0 S: 3	H: 0 LOB: 0 BB: 0 P: 3	R: 0 E: 0 K: 2 S: 7	H: 0 LOB: 0 BB: 0 P: 7	R: 0 E: 1 K: 0 S: 4	H: 0 LOB: 1 BB: 0 P: 4	R: 0 E: 0 K: 1 S: 5	H: 1 LOB: 0 BB: 0 P: 5	R: 0 E: 0 K: 0 S: 3	H: 0 LOB: 0 BB: 0 P: 3	R: 1 E: 0 K: 1 S: 6	H: 1 LOB: 0 BB: 0 P: 6	R: 0 E: 0 K: 0 S: 2	H: 0 LOB: 0 BB: 1 P: 6	R: 4 E: 0 K: 2 S: 10	H: 3 LOB: 0 BB: 1 P: 14	1B: 3 2B: 0 3B: 0 HR: 2	SF: 0 SAC: 0 DP: 1 HBP: 0	WP: 0 PB: 0 SB: 0 CS: 1	PA: 34	
PITCHER	IP	WLS	BF	H	R	ER	SO	BB	IBB	HBP	BLK	WP	HR	S	P	ERA	WHIP				
Jim McGlothlin, R (1,1) ERA: 3.46	8.0	L	26	2	1	1	4	1	0	0	0	0	1	33	37	1.12	0.375				
Wayne Granger, R (9,1) ERA: 2.96	1.0		7	3	4	4	2	1	0	0	0	0	1	10	14	36.00	4.000				

Pittsburgh Pirates @ Cincinnati Reds
Riverfront Stadium, Cincinnati, OH
Thu Aug 19 1971, 7:05 PM EDT
Att: 20,611 - Unknown

AB 31
R 5
H 5
RBI 5
BB 2
SO 6
LOB 6



Batter	1	2	3	4	5	6	7	8	9	AB	R	H	RBI	BB	SO	LOB	BOTTOM				
Pete Rose, S (1,9) OBP: 0.382, SLG: 0.418	4-3		4-3			G1-6-3				3	0	1	0	1	0	0					
Hal McRae, R (1,7) OBP: 0.277, SLG: 0.418	F9			G3		G1-6-3			F7	4	0	0	0	0	0	3					
Lee May, R (1,3) OBP: 0.328, SLG: 0.547	K					5-3			HR	4	1	2	1	0	1	0					
Tony Perez, R (1,5) OBP: 0.329, SLG: 0.448				F9			F7		K	4	0	1	0	0	1	1					
Johnny Bench, R (1,2) OBP: 0.296, SLG: 0.441			FC6-4			F6				4	0	2	0	0	0	2					
George Foster, R (1,8) OBP: 0.286, SLG: 0.388			F9						G6-4-3	4	0	0	0	0	1	3					
Tommy Helms, R (1,4) OBP: 0.288, SLG: 0.346			FC4-6							3	0	0	0	0	0	1					
Dave Concepcion, R (1,6) OBP: 0.253, SLG: 0.267										2	0	1	0	0	0	0					
Ty Cline, L (8, PH) OBP: 0.352, SLG: 0.230			6-3							1	0	1	0	0	0	0					
Wayne Granger, R (9,1) OBP: 0.400, SLG: 1.000										0	0	0	0	0	0	0					
Jim McGlothlin, R (1,1) OBP: 0.190, SLG: 0.250										2	0	0	0	0	1	1					
Bernie Carbo, L (8, PH) OBP: 0.342, SLG: 0.357			6-3							1	0	1	0	0	0	0					
Woody Woodward, R (8, PR) OBP: 0.278, SLG: 0.258										0	0	0	0	0	0	0					
Inning Stats	R: 0 E: 0 K: 1 S: 5	H: 0 LOB: 0 BB: 0 P: 5	R: 0 E: 0 K: 0 S: 4	H: 1 LOB: 0 BB: 0 P: 4	R: 0 E: 0 K: 0 S: 4	H: 1 LOB: 1 BB: 0 P: 4	R: 0 E: 0 K: 2 S: 8	H: 1 LOB: 1 BB: 0 P: 8	R: 0 E: 0 K: 0 S: 3	H: 1 LOB: 0 BB: 0 P: 3	R: 0 E: 0 K: 0 S: 3	H: 1 LOB: 0 BB: 0 P: 3	R: 0 E: 0 K: 0 S: 4	H: 2 LOB: 2 BB: 1 P: 8	R: 1 E: 0 K: 1 S: 6	H: 2 LOB: 0 BB: 0 P: 6	1B: 6 2B: 1 3B: 1 HR: 1	SF: 0 SAC: 0 DP: 3 HBP: 0	WP: 0 PB: 0 SB: 0 CS: 0	PA: 33	
PITCHER	IP	WLS	BF	H	R	ER	SO	BB	IBB	HBP	BLK	WP	HR	S	P	ERA	WHIP				
Bob Johnson, R (1,1) ERA: 3.39	9.0	W	33	9	1	1	4	0	1	0	0	0	1	40	44	1.00	1.000				

Pittsburgh Pirates @ Cincinnati Reds
Riverfront Stadium, Cincinnati, OH
Thu Aug 19 1971, 7:05 PM EDT
Att: 20,611 - Unknown


AB 32
R 1
H 9
RBI 1
BB 1
SO 4
LOB 11



Batter	1	2	3	4	5	6	7	8	9	AB	R	H	RBI	BB	SO	LOB	TOP			
Dave Cash, R OBP: 0.366, SLG: 0.374 (1, 4)	F3		1-3 1B			6-3		F8		4	0	1	0	0	0	0				
Gene Clines, R OBP: 0.370, SLG: 0.398 (1, 9)	L7		L4			L9		1B		4	0	1	0	0	0	2				
Bob Robertson, R OBP: 0.356, SLG: 0.495 (1, 3)	F8			BB		1-3		F7		3	0	0	0	1	0	1				
Willie Stargell, L OBP: 0.394, SLG: 0.659 (1, 7)		F3		K				F8		4	0	0	0	0	1	1				
Manny Sanguillen, R OBP: 0.355, SLG: 0.431 (1, 2)		L9		F8				F9		4	0	0	0	0	0	1				
Richie Hebner, L OBP: 0.332, SLG: 0.509 (1, 5)		K		4-3				1B		4	0	1	0	0	1	1				
Al Oliver, L OBP: 0.308, SLG: 0.394 (1, 8)			G3			K		1-2 1B		3	0	1	0	0	1	0				
Gene Alley, R OBP: 0.306, SLG: 0.367 (1, 6)				5-3		K				0	0	0	0	0	0	0				
Jackie Hernandez, R OBP: 0.249, SLG: 0.311 (7, PH)						K		F9		2	0	0	0	0	1	0				
Bill Mazerowski, R OBP: 0.313, SLG: 0.305 (7, 4)										1	0	0	0	0	0	2				
Nelson Briles, R OBP: 0.250, SLG: 0.391 (7, 1)										0	0	0	0	0	0	0				
Bruce Kison, R OBP: 0.083, SLG: 0.087 (1, 1)				1B		F2				1	0	0	0	1	0	0				
Rennie Stennett, R OBP: 0.297, SLG: 0.343 (7, 4)				BB				5-3		1	0	0	0	0	0	0				
Inning Stats	R: 0 E: 0 K: 0 S: 3	H: 0 LOB: 0 BB: 0 P: 3	R: 0 E: 0 K: 1 S: 5	H: 0 LOB: 0 BB: 0 P: 5	R: 0 E: 0 K: 0 S: 4	H: 1 LOB: 2 BB: 1 P: 8	R: 0 E: 0 K: 1 S: 5	H: 0 LOB: 1 BB: 1 P: 9	R: 0 E: 0 K: 2 S: 7	H: 0 LOB: 0 BB: 0 P: 7	R: 0 E: 0 K: 0 S: 3	H: 2 LOB: 2 BB: 0 P: 5	R: 0 E: 0 K: 0 S: 4	H: 1 LOB: 1 BB: 0 P: 4	R: 0 E: 0 K: 0 S: 3	H: 0 LOB: 0 BB: 0 P: 3	1B: 4 2B: 0 3B: 0 HR: 0	SF: 0 SAC: 0 DP: 0 HBP: 0	WP: 0 PB: 0 SB: 0 CS: 0	PA: 33
PITCHER Ross Grimsley, L ERA: 3.21 (1, 1)	IP: 9.0 WLS: W BF: 33 H: 4 R: 0 ER: 0 SO: 4 BB: 2 IBB: 0 HBP: 0 BLK: 0 WP: 0 HR: 0 S: 39 P: 47 ERA: 0.00 WHIP: 0.667															PITCHER				

Pittsburgh Pirates @ Cincinnati Reds
Riverfront Stadium, Cincinnati, OH
Fri Aug 20 1971, 7:05 PM EDT
Att: 26,452 - Unknown


AB 31
R 0
H 4
RBI 0
BB 2
SO 4
LOB 8



Batter	1	2	3	4	5	6	7	8	9	AB	R	H	RBI	BB	SO	LOB	BOTTOM			
Pete Rose, S OBP: 0.393, SLG: 0.419 (1, 9)	6-3		1B				FC1-4 2B			4	2	2	0	0	0	1				
Hal McRae, R OBP: 0.281, SLG: 0.424 (1, 7)	K		E			F8		HR		4	1	2	1	0	1	1				
Buddy Bradford, R OBP: 0.309, SLG: 0.298 (8, 7)			G1-2-3 1B							0	0	0	0	0	0	0				
Lee May, R OBP: 0.332, SLG: 0.556 (1, 3)	HR 1B		E5			E8		HR		4	2	3	2	0	0	1				
Tony Perez, R OBP: 0.333, SLG: 0.456 (1, 5)						K				3	1	2	2	1	1	2				
Woody Woodward, R OBP: 0.276, SLG: 0.259 (8, 5)	HR									0	0	0	0	0	0	0				
Johnny Bench, R OBP: 0.293, SLG: 0.437 (1, 2)	5-3		G1-2-3			F7		F5		4	0	0	0	0	0	4				
George Foster, R OBP: 0.289, SLG: 0.389 (1, 8)		FC1-6 1B		6-3		FC6-4 1B		K		4	0	2	0	0	1	1				
Tommy Helms, R OBP: 0.285, SLG: 0.343 (1, 4)		FC1-6 G6-4-3		5-3		F7		1-3		4	0	0	0	0	2					
Dave Concepcion, R OBP: 0.249, SLG: 0.263 (1, 6)		G6-4-3		6-3		FC6-4		K		4	0	0	0	0	1	2				
Ross Grimsley, L OBP: 0.150, SLG: 0.105 (1, 1)			K			5-3		E6 FC1-4		4	0	0	0	0	2	0				
Inning Stats	R: 2 E: 0 K: 1 S: 7	H: 2 LOB: 0 BB: 0 P: 7	R: 0 E: 0 K: 0 S: 3	H: 1 LOB: 0 BB: 0 P: 3	R: 1 E: 1 K: 1 S: 7	H: 2 LOB: 2 BB: 1 P: 11	R: 0 E: 0 K: 0 S: 3	H: 0 LOB: 0 BB: 0 P: 3	R: 0 E: 1 K: 1 S: 7	H: 2 LOB: 2 BB: 0 P: 7	R: 0 E: 0 K: 0 S: 4	H: 1 LOB: 1 BB: 0 P: 4	R: 3 E: 1 K: 1 S: 9	H: 3 LOB: 1 BB: 0 P: 9	R: 0 E: 0 K: 2 S: 7	H: 0 LOB: 0 BB: 0 P: 7	1B: 8 2B: 1 3B: 0 HR: 2	SF: 0 SAC: 0 DP: 2 HBP: 0	WP: 0 PB: 0 SB: 0 CS: 0	PA: 36
PITCHER Bruce Kison, R ERA: 3.09 (1, 1)	IP: 6.1 WLS: L BF: 30 H: 10 R: 6 ER: 4 SO: 3 BB: 0 IBB: 0 HBP: 0 BLK: 0 WP: 0 HR: 2 S: 35 P: 39 ERA: 5.68 WHIP: 1.579															PITCHER				
Nelson Briles, R ERA: 3.7 (7, 1)	IP: 1.2 WLS: L BF: 6 H: 1 R: 0 ER: 0 SO: 3 BB: 0 IBB: 0 HBP: 0 BLK: 0 WP: 0 HR: 0 S: 12 P: 12 ERA: 0.00 WHIP: 0.600															PITCHER				

Pittsburgh Pirates @ Cincinnati Reds
Riverfront Stadium, Cincinnati, OH
Fri Aug 20 1971, 7:05 PM EDT
Att: 26,452 - Unknown

AB 35
R 6
H 11
RBI 5
BB 1
SO 6
LOB 14



Batter	1	2	3	4	5	6	7	8	9	AB	R	H	RBI	BB	SO	LOB	TOP	
Bill Mazerolski, R OBP: 0.306, SLG: 0.298 (1, 4)	6-3	1-4-3		F6			F2			4	0	0	0	0	0	3	Pittsburgh Pirates @ Cincinnati Reds Riverfront Stadium, Cincinnati, OH Sat Aug 21 1971, 3:33 AM EDT Att: 27,427 - Unknown	
Vic Davallilo, L OBP: 0.314, SLG: 0.371 (1, 9)	G3		1B FC5-4 2B				5-3			4	1	2	0	0	0	0		
Al Oliver, L OBP: 0.307, SLG: 0.392 (1, 8)	2B BB		F6			F8	K			3	0	0	0	1	1	1		
Willie Stargell, L OBP: 0.395, SLG: 0.660 (1, 7)	1-H 2B		FC5-4 BB 1B			K	K			4	0	2	0	0	2	0		
Richie Hebner, L OBP: 0.332, SLG: 0.504 (1, 5)		F9	FC5-4 BB 1-2			L3	F9			3	0	0	0	1	0	0		
Bob Robertson, R OBP: 0.355, SLG: 0.491 (1, 3)	1B BB	FC5-4	1-2 2-3 3-H			6-3	F3			3	1	0	1	1	0	2		
Manny Sanguillen, R OBP: 0.350, SLG: 0.434 (1, 2)	E 1B 1-2	F9							L1	4	1	2	0	0	0	2		
Jackie Hernandez, R OBP: 0.260, SLG: 0.317 (1, 6)	1B CS 1-3 2-H	E7		SH3-4 1B BB		F3			L1-3 1B	3	0	2	1	1	0	1		
Dock Ellis, S OBP: 0.236, SLG: 0.191 (1, 1)				SH3-4					L1-3	2	0	1	1	0	1	1		
Bob Miller, R (6, 1)										0	0	0	0	0	0	0		
Rennie Stennett, R OBP: 0.289, SLG: 0.333 (9, PH)	2-3 3-H	CS 1B		1-2		K			1-2	1	0	0	0	0	0	1		
Inning Stats	R: 0 E: 0 K: 0 S: 3	H: 1 LOB: 2 BB: 1 P: 7	R: 2 E: 1 K: 0 S: 5	H: 3 LOB: 1 BB: 1 P: 9	R: 1 E: 0 K: 0 S: 5	H: 2 LOB: 2 BB: 1 P: 9	R: 0 E: 0 K: 1 S: 5	H: 1 LOB: 0 BB: 0 P: 6	R: 0 E: 0 K: 1 S: 5	H: 0 LOB: 0 BB: 0 P: 5	R: 0 E: 0 K: 1 S: 5	H: 0 LOB: 0 BB: 0 P: 5	R: 0 E: 0 K: 0 S: 3	H: 1 LOB: 0 BB: 0 P: 3	1B: 6 2B: 4 3B: 0 HR: 0	SF: 0 SAC: 1 DP: 1 HBP: 0	WP: 0 PA: 36 PB: 0 SB: 0 CS: 2	
PITCHER	IP	WLS	BF	H	R	ER	SO	BB	IBB	HBP	BLK	WP	HR	S	P	ERA	WHIP	
Wayne Simpson, R ERA: 5.09 (1, 1)	3.2		19	6	3	3	0	4	0	0	0	0	0	15	31	7.36	2.727	
Jim Merritt, L ERA: 4.74 (4, 1)	5.1	W	17	3	0	0	4	0	0	0	0	0	0	25	25	0.00	0.562	

AB	31
R	3
H	9
RBI	3
BB	4
SO	4
LOB	11



Batter	1	2	3	4	5	6	7	8	9	AB	R	H	RBI	BB	SO	LOB	BOTTOM		
Pete Rose, S OBP: 0.380, SLG: 0.415 (1, 9)	4-3		FC3-6 4-3				F5			4	0	0	1	0	0	1	Pittsburgh Pirates @ Cincinnati Reds Riverfront Stadium, Cincinnati, OH Sat Aug 21 1971, 3:33 AM EDT Att: 27,427 - Unknown		
Hal McRae, R OBP: 0.276, SLG: 0.417 (1, 7)	F7		4-3				F2			4	0	0	0	0	0	1			
Buddy Bradford, R OBP: 0.309, SLG: 0.298 (8, 7)			1-2							0	0	0	0	0	0	0			
Lee May, R OBP: 0.331, SLG: 0.553 (1, 3)	F4		5-3				F8			4	1	1	0	0	0	1			
Woody Woodward, R OBP: 0.278, SLG: 0.258 (8, 5)						1B 3B 1B				0	0	0	0	0	0	0			
Tony Perez, R OBP: 0.334, SLG: 0.456 (8, 3)		F9				L9				4	1	2	0	0	0	0			
Johnny Bench, R OBP: 0.297, SLG: 0.447 (1, 2)		F3				HR				4	2	3	1	0	0	0			
George Foster, R OBP: 0.291, SLG: 0.394 (1, 8)	BB					K				3	1	1	3	1	1	2			
Tommy Helms, R OBP: 0.287, SLG: 0.342 (1, 4)	K									2	0	0	0	2	1	2			
Dave Concepcion, R OBP: 0.249, SLG: 0.263 (1, 6)			SH FC3-6 1B							4	1	1	1	0	1	4			
Wayne Simpson, R OBP: 0.148, SLG: 0.042 (1, 1)			SH FC3-6				F8			0	0	0	0	0	0	0			
Jim Merritt, L OBP: 0.192, SLG: 0.280 (4, 1)							K			2	0	0	0	0	1	0			
Inning Stats	R: 0 E: 0 K: 0 S: 3	H: 0 LOB: 0 BB: 0 P: 3	R: 0 E: 0 K: 1 S: 5	H: 0 LOB: 1 BB: 1 P: 9	R: 1 E: 1 K: 0 S: 5	H: 1 LOB: 1 BB: 0 P: 5	R: 1 E: 0 K: 2 S: 8	H: 1 LOB: 1 BB: 1 P: 12	R: 0 E: 0 K: 0 S: 3	H: 0 LOB: 0 BB: 0 P: 3	R: 4 E: 0 K: 1 S: 9	H: 4 LOB: 0 BB: 0 P: 9	R: 0 E: 0 K: 0 S: 3	H: 0 LOB: 2 BB: 0 P: 3	R: 0 E: 0 K: 0 S: 4	H: 2 LOB: 2 BB: 1 P: 8	1B: 6 2B: 0 3B: 1 HR: 1	SF: 0 SAC: 1 DP: 1 HBP: 0	WP: 0 PA: 35 PB: 0 SB: 0 CS: 0
PITCHER	IP	WLS	BF	H	R	ER	SO	BB	IBB	HBP	BLK	WP	HR	S	P	ERA	WHIP		
Dock Ellis, R ERA: 2.92 (1, 1)	5.0	L	24	6	6	5	3	2	0	0	0	0	1	28	36	9.00	1.600		
Bob Miller, R ERA: 1.95 (6, 1)	3.0		11	2	0	0	1	0	1	0	0	0	0	12	16	0.00	0.667		



Batter	1	2	3	4	5	6	7	8	9	AB	R	H	RBI	BB	SO	LOB	TOP		
Rennie Stennett, R OBP: 0.302, SLG: 0.341 (1,4)	5-3			6-3			4-3		FC4-6	5	0	2	0	0	0	0			
Vic Davallilo, L OBP: 0.316, SLG: 0.372 (1,9)	2B	1B	K		F5		1B		FC4-6	5	1	2	0	0	1	2			
Al Oliver, L OBP: 0.309, SLG: 0.395 (1,8)	1B	2B	4-3		1B		F8			4	1	2	0	0	0	1			
Willie Stargell, L OBP: 0.394, SLG: 0.656 (1,7)	1B	IBB	4-3		K		F5			3	0	0	0	1	1	2			
Bob Robertson, R OBP: 0.358, SLG: 0.496 (1,3)	FC6-4	1B	2B		1B		F7			4	1	3	2	0	0	0			
Milt May, L OBP: 0.289, SLG: 0.416 (1,2)	K		2B		K		4-3			4	0	1	1	0	2	4			
Bill Mazerowski, R OBP: 0.300, SLG: 0.291 (1,5)	FC6-4		F2		6-3		F5			4	0	0	0	0	0	3			
Jackie Hernandez, R OBP: 0.256, SLG: 0.311 (1,6)		F4		5-3			K		L6-3	3	0	0	0	0	1	0			
Gene Clines, R OBP: 0.368, SLG: 0.396 (9, PH)		K		K			G3		5-3	1	0	0	0	0	1	0			
Luke Walker, L OBP: 0.095, SLG: 0.026 (1,1)										1	0	0	0	0	1	0			
Nelson Briles, R OBP: 0.240, SLG: 0.375 (3,1)										1	0	0	0	0	1	0			
Charlie Sands, L OBP: 0.307, SLG: 0.417 (6, PH)										1	0	0	0	0	0	0			
Bob Miller, R OBP: 0.307, SLG: 0.417 (6,1)										0	0	0	0	0	0	0			
Manny Sanguillen, R OBP: 0.356, SLG: 0.433 (9, PH)										1	0	0	0	0	0	0			
Inning Stats	R: 2 E: 0 K: 1 S: 8	H: 3 LOB: 2 BB: 1 P: 12	R: 0 E: 0 K: 2 S: 8	H: 1 LOB: 1 BB: 0 P: 8	R: 1 E: 0 K: 0 S: 5	H: 2 LOB: 1 BB: 0 P: 5	R: 0 E: 0 K: 1 S: 5	H: 0 LOB: 0 BB: 0 P: 5	R: 0 E: 0 K: 2 S: 9	H: 2 LOB: 2 BB: 0 P: 9	R: 0 E: 0 K: 0 S: 4	H: 1 LOB: 1 BB: 0 P: 4	R: 0 E: 0 K: 0 S: 3	H: 0 LOB: 0 BB: 0 P: 3	R: 0 E: 0 K: 0 S: 4	H: 1 LOB: 1 BB: 0 P: 4	1B: 7 2B: 3 3B: 0 HR: 0	SF: 0 SAC: 0 DP: 0 HBP: 0	WP: 0 PA: 38 PB: 0 SB: 0 CS: 0
PITCHER Gary Nolan, R ERA: 3.22 (1,1)	IP: 9.0 WLS: W BF: 38 H: 10 R: 3 ER: 3 SO: 7 BB: 0 IBB: 1 HBP: 0 BLK: 0 WP: 0 HR: 0 S: 51 P: 55 ERA: 3.00 WHIP: 1.111																		

Pittsburgh Pirates @ Cincinnati Reds
Riverfront Stadium, Cincinnati, OH
Sun Aug 22 1971, 3:33 AM EDT
Att: 31,431 - Unknown

AB 37
R 3
H 10
RBI 3
BB 1
SO 7
LOB 12





Batter	1	2	3	4	5	6	7	8	9	AB	R	H	RBI	BB	SO	LOB	BOTTOM		
Pete Rose, S OBP: 0.378, SLG: 0.419 (1,9)	1-3	L1		HR		F6		4-3		5	1	1	2	0	0	2			
Hal McRae, R OBP: 0.279, SLG: 0.421 (1,7)				5-3		F7		6-3		5	2	2	0	0	0	0			
Buddy Bradford, R OBP: 0.309, SLG: 0.298 (9,7)	PB	1B	3B	2B						0	0	0	0	0	0	0			
Lee May, R OBP: 0.335, SLG: 0.557 (1,3)	1B			F5						2	2	1	1	2	0	0			
Woody Woodward, R OBP: 0.278, SLG: 0.258 (9,5)	1B	BB	4-3	3B		2B	BB			0	0	0	0	0	0	0			
Tony Perez, R OBP: 0.337, SLG: 0.459 (1,5)				4-3		F7				3	0	2	2	1	0	0			
Johnny Bench, R OBP: 0.294, SLG: 0.443 (1,2)	G6-4-3	1B	BB	F2		F9		F3		4	0	0	0	0	0	5			
George Foster, R OBP: 0.295, SLG: 0.395 (1,8)		SH	4-3		BB			G4-3		2	0	1	1	2	0	1			
Tommy Helms, R OBP: 0.289, SLG: 0.342 (1,4)		G1-2-3	F1		BB			G4-3		3	0	1	0	1	0	2			
Dave Concepcion, R OBP: 0.250, SLG: 0.261 (1,6)		SH	6-3					F3		2	0	0	0	1	0	0			
Gary Nolan, R OBP: 0.154, SLG: 0.143 (1,1)		G1-2-3	HR	1B				F8		4	1	1	0	0	1	6			
Inning Stats	R: 1 E: 0 K: 0 S: 4	H: 2 LOB: 1 BB: 1 P: 8	R: 0 E: 0 K: 0 S: 5	H: 2 LOB: 0 BB: 0 P: 5	R: 2 E: 0 K: 0 S: 5	H: 2 LOB: 1 BB: 1 P: 9	R: 2 E: 0 K: 0 S: 5	H: 2 LOB: 0 BB: 0 P: 5	R: 0 E: 0 K: 1 S: 5	H: 0 LOB: 3 BB: 3 P: 17	R: 1 E: 0 K: 0 S: 4	H: 1 LOB: 1 BB: 1 P: 8	R: 0 E: 0 K: 0 S: 2	H: 0 LOB: 0 BB: 1 P: 6	R: 0 E: 0 K: 0 S: 3	H: 0 LOB: 0 BB: 0 P: 3	1B: 5 2B: 2 3B: 1 HR: 1	SF: 0 SAC: 1 DP: 3 HBP: 0	WP: 0 PA: 38 PB: 1 SB: 1 CS: 0
PITCHER Luke Walker, L ERA: 3.62 (1,1)	IP: 2.0 WLS: L BF: 14 H: 6 R: 2 ER: 2 SO: 1 BB: 2 IBB: 1 HBP: 0 BLK: 0 WP: 0 HR: 0 S: 11 P: 19 ERA: 13.50 WHIP: 4.000																		
Nelson Briles, R ERA: 3.77 (3,1)	3.0	L	14	2	2	2	1	2	1	0	0	0	0	1	13	25	6.00	1.333	
Bob Miller, R ERA: 1.99 (6,1)	3.0		11	1	1	1	0	2	0	0	0	0	0	0	9	17	3.00	1.000	

Pittsburgh Pirates @ Cincinnati Reds
Riverfront Stadium, Cincinnati, OH
Sun Aug 22 1971, 3:33 AM EDT
Att: 31,431 - Unknown

AB 30
R 6
H 9
RBI 6
BB 7
SO 1
LOB 16



Batter	1	2	3	4	5	6	7	8	9	AB	R	H	RBI	BB	SO	LOB	TOP					
Rennie Stennett, R OBP: 0.313, SLG: 0.348 (1, 4)	F9		F9		6-3		1B		1B	5	0	2	0	0	0	0	Pittsburgh Pirates @ Atlanta Braves Atlanta Stadium, Atlanta, GA Mon Aug 23 1971, 7:05 PM EDT Unknown					
Al Oliver, L OBP: 0.308, SLG: 0.393 (1, 8)	FC5-4 1B		K				3-1		4-3	5	0	1	0	0	2	2						
Roberto Clemente, R OBP: 0.354, SLG: 0.595 (1, 9)	FC5-4 1-2						K		WP BB 1B	4	0	2	0	0	1	1						
Willie Stargell, L OBP: 0.395, SLG: 0.652 (1, 7)	1-3		G3				E 3B BB		WP BB 1-2	2	1	0	0	2	0	2						
Bob Robertson, R OBP: 0.357, SLG: 0.494 (1, 3)					F3		E5 3B		F3 1-2 2-3	4	1	1	0	0	0	3						
Manny Sanguillen, R OBP: 0.355, SLG: 0.435 (1, 2)			FC9-6 1B 2B		6-3		1-H 2-H 3B		K	4	2	1	2	0	1	3						
Dave Cash, R OBP: 0.365, SLG: 0.373 (1, 5)					F7		5-3		F3	4	0	1	0	0	0	2						
Jackie Hernandez, R OBP: 0.255, SLG: 0.316 (1, 6)									6-3	4	0	1	1	0	0	0						
Steve Blass, R OBP: 0.119, SLG: 0.149 Dave Giusti, R OBP: 0.125, SLG: 0.067 (1, 1) (7, 1)			K		F8		3-1		F5	3	0	0	0	0	1	1						
Inning Stats	R: 0 E: 1 K: 0 S: 4	H: 1 LOB: 1 BB: 0 P: 4	R: 1 E: 0 K: 1 S: 7	H: 3 LOB: 1 BB: 0 P: 7	R: 0 E: 0 K: 1 S: 6	H: 1 LOB: 1 BB: 0 P: 6	R: 0 E: 0 K: 0 S: 3	H: 0 LOB: 0 BB: 0 P: 3	R: 0 E: 0 K: 0 S: 3	H: 0 LOB: 0 BB: 0 P: 3	R: 3 E: 1 K: 1 S: 7	H: 1 LOB: 1 BB: 1 P: 11	R: 0 E: 0 K: 1 S: 6	H: 1 LOB: 1 BB: 0 P: 6	R: 0 E: 0 K: 1 S: 6	H: 1 LOB: 2 BB: 1 P: 10		R: 0 E: 0 K: 0 S: 4	H: 1 LOB: 1 BB: 0 P: 4	1B: 7 2B: 1 3B: 1 HR: 0	SF: 0 SAC: 0 DP: 0 HBP: 0	WP: 1 PB: 1 CS: 0
PITCHER Phil Niekro, R ERA: 3.05 (1, 1)	IP: 9.0 WLS: L BF: 38	H: 9 R: 4 ER: 1 SO: 5	BB: 2 IBB: 0 HBP: 0 BLK: 0	WP: 1 HR: 0 S: 46 P: 54	ERA: 1.00 WHIP: 1.222	PITCHER																

Batter	1	2	3	4	5	6	7	8	9	AB	R	H	RBI	BB	SO	LOB	BOTTOM					
Sonny Jackson, L OBP: 0.310, SLG: 0.343 (1, 8)	4-3		4-3 1-3 2B				F3		K	4	0	1	0	0	1	0	Pittsburgh Pirates @ Atlanta Braves Atlanta Stadium, Atlanta, GA Mon Aug 23 1971, 7:05 PM EDT Unknown					
Ralph Carr, L OBP: 0.367, SLG: 0.432 (1, 7)	4-3		4-3				K		F7	4	0	0	1	0	1	1						
Hank Aaron, R OBP: 0.411, SLG: 0.645 (1, 3)	6-3		2-3 3-H 4-0				HR		F6	3	1	1	1	1	0	0						
Earl Williams, R OBP: 0.325, SLG: 0.483 (1, 2)			K				4-0 F5 BB		K	3	0	0	0	1	3	2						
Mike Lum, L OBP: 0.343, SLG: 0.374 (1, 9)					3-1		F5 1-2		6-3	4	0	1	0	0	0	1						
Darrell Evans, L OBP: 0.332, SLG: 0.412 (1, 5)					F8		HR		G3	4	1	1	1	0	0	1						
Marty Perez, R OBP: 0.279, SLG: 0.309 (1, 6)					F6		9-5 SH3-4 1B			3	0	1	0	0	0	1						
Gil Garrido, R OBP: 0.296, SLG: 0.233 (1, 4)			4-0 2B 4-3 BB				3-1		SH3-4 1-2	1	1	0	0	1	0	0						
Phil Niekro, R OBP: 0.160, SLG: 0.164 (1, 1)					F5		F7		9-5 2-3	3	0	0	0	0	0	2						
Inning Stats	R: 0 E: 0 K: 0 S: 3	H: 0 LOB: 0 BB: 0 P: 3	R: 0 E: 0 K: 1 S: 6	H: 1 LOB: 1 BB: 0 P: 6	R: 1 E: 0 K: 1 S: 6	H: 1 LOB: 2 BB: 2 P: 14	R: 0 E: 0 K: 0 S: 3	H: 0 LOB: 0 BB: 0 P: 3	R: 0 E: 0 K: 0 S: 3	H: 0 LOB: 0 BB: 0 P: 3	R: 1 E: 0 K: 1 S: 5	H: 1 LOB: 1 BB: 1 P: 9	R: 1 E: 0 K: 0 S: 4	H: 2 LOB: 0 BB: 0 P: 4	R: 0 E: 0 K: 1 S: 5	H: 0 LOB: 0 BB: 0 P: 5		R: 0 E: 0 K: 1 S: 5	H: 0 LOB: 0 BB: 0 P: 5	1B: 2 2B: 2 3B: 0 HR: 2	SF: 0 SAC: 1 DP: 1 HBP: 0	WP: 0 PB: 0 CS: 0
PITCHER Steve Blass, R ERA: 3.02 Dave Giusti, R ERA: 3.16 (1, 1) (7, 1)	IP: 6.1 WLS: W BF: 26	H: 5 R: 3 ER: 3 SO: 3	BB: 2 IBB: 1 HBP: 0 BLK: 0	WP: 0 HR: 2 S: 29 P: 41	ERA: 4.26 WHIP: 1.105	PITCHER																

Batter	1	2	3	4	5	6	7	8	9	AB	R	H	RBI	BB	SO	LOB	TOP					
Rennie Stennett, R OBP: 0.315, SLG: 0.353	(1, 4) 0-3 K		4-0 3B BB	0-0 HR 2B	1-3		0-0 F4		0-0 4-3	5	2	1	0	1	1	2						
Al Oliver, L OBP: 0.315, SLG: 0.418	(1, 8) 0-0 1B		0-0 HR 3B	0-0 HR		0-0 HR 1B	0-0 F8		0-0 HR	6	4	5	5	0	0	1						
Roberto Clemente, R Vic Davalillo, L OBP: 0.337, SLG: 0.513 OBP: 0.315, SLG: 0.370	(1, 9) (8, 9) G1-4-6-3		0-0 HR	1B E 1B		0-0 F7		0-0 BB 1B	0-0 F7	5	2	3	2	0	0	2						
Willie Stargell, L OBP: 0.395, SLG: 0.649	(1, 7)	0-0 F5	0-0 1B 1B	0-3 K		0-0 HR 1B		0-3 K		5	2	2	0	0	2	2						
Bob Robertson, R OBP: 0.362, SLG: 0.503	(1, 3)	4-0 FC5-4 BB	0-3 K	0-0 E 1B		0-0 HR		4-0 G4-6-3 BB		3	1	2	3	2	1	1						
Manny Sanguillen, R OBP: 0.353, SLG: 0.433	(1, 2)	0-0 FC5-4 BB	0-0 1B SH1-3 1B	0-0 E4		0-0 5-3		0-0 G4-6-3		5	2	1	1	0	0	4						
Dave Cash, R OBP: 0.366, SLG: 0.372	(1, 5)	4-0 1B BB	0-0 SH1-3 1B	0-0 G5-4-3		0-3 K			0-0 1-3	4	0	1	1	1	1	2						
Jackie Hernandez, R OBP: 0.261, SLG: 0.320	(1, 6)	0-0 1B	0-0 SH1-3		0-3 K		0-0 4-3		0-0 2B 1B	4	1	2	2	0	1	0						
Bob Moose, R Nelson Briles, R OBP: 0.154, SLG: 0.108 OBP: 0.296, SLG: 0.462	(1, 1) (6, 1) F7		0-0 1-3		0-0 5-3		0-0 E5 1B		0-0 4-3 HR 2B	3	0	0	0	0	0	3						
Inning Stats	R: 0 E: 0 K: 1 S: 5	H: 1 LOB: 0 BB: 0 P: 5	R: 1 E: 0 K: 0 S: 4	H: 1 LOB: 2 BB: 2 P: 12	R: 5 E: 0 K: 1 S: 10	H: 5 LOB: 1 BB: 1 P: 14	R: 3 E: 1 K: 1 S: 9	H: 4 LOB: 1 BB: 0 P: 9	R: 0 E: 0 K: 1 S: 5	H: 0 LOB: 0 BB: 0 P: 5	R: 3 E: 0 K: 1 S: 8	H: 3 LOB: 0 BB: 0 P: 8	R: 0 E: 1 K: 0 S: 4	H: 1 LOB: 1 BB: 0 P: 4	R: 0 E: 0 K: 1 S: 5	H: 1 LOB: 1 BB: 1 P: 9	R: 3 E: 0 K: 0 S: 6	H: 3 LOB: 0 BB: 0 P: 6	1B: 12 2B: 2 3B: 1 HR: 4	SF: 0 SAC: 1 DP: 3 HBP: 0	WP: 0 SB: 0 CS: 0	PA: 48
PITCHER	IP WLS BF H R ER SO BB IBB HBP BLK WP HR S P ERA WHIP																					
Tom Kelley, R ERA: 3.17	(1, 1) 2.0 L 13 5 5 5 1 3 0 0 0 0 0 1 12 24 22.50 4.000																					
Jim Nash, R ERA: 5.19	(3, 1) 2.0 12 6 4 4 2 0 0 0 0 0 1 16 16 18.00 3.000																					
Steve Barber, L ERA: 6.43	(5, 1) 5.0 23 8 6 6 3 1 0 0 0 0 2 28 32 10.80 1.800																					

Pittsburgh Pirates @ Atlanta Braves
Atlanta Stadium, Atlanta, GA
Mon Aug 23 1971, 7:05 PM EDT
Att: 16,163 - Unknown

AB 43
R 15
H 19
RBI 15
BB 4
SO 6
LOB 17



Batter	1	2	3	4	5	6	7	8	9	AB	R	H	RBI	BB	SO	LOB	BOTTOM			
Sonny Jackson, L Oscar Brown, R OBP: 0.308, SLG: 0.340 OBP: 0.297, SLG: 0.324	(1, 8) (8, 8) 4-3	0-0 F7		0-0 1-3			0-0 4-3		0-0 F9	4	0	0	0	0	0	3				
Ralph Garr, L OBP: 0.364, SLG: 0.429	(1, 7) 0-0 3-1		0-0 G3		0-0 F7		0-0 4-3			4	0	0	0	0	0	0				
Darrell Evans, L OBP: 0.330, SLG: 0.409	(1, 5) 0-3 K		0-0 BB 1B		0-0 F7		0-3 K			4	0	1	0	0	2	0				
Earl Williams, R OBP: 0.329, SLG: 0.492	(1, 3)	0-0 HR	4-0 1-2 BB		0-0 HR 1B		0-3 K			3	2	2	1	1	1	0				
Mike Lum, L OBP: 0.345, SLG: 0.384	(1, 9)	0-0 E 1B	0-0 F4		0-0 HR		0-0 E6		0-0 G6-4-3	4	2	2	2	0	0	2				
Felix Milten, R Tony La Russa, R OBP: 0.353, SLG: 0.373 OBP: 0.167, SLG: 0.091	(1, 4) (7, 4) E4		0-0 1-3		0-0 6-3				0-0 G6-4-3	3	0	0	0	0	0	3				
Hal King, L OBP: 0.324, SLG: 0.331	(1, 2)	0-0 F9		0-0 G6-4-3 BB 1B		0-0 6-3			0-0 F3	4	0	1	0	0	0	2				
Marty Perez, R OBP: 0.282, SLG: 0.309	(1, 6)	0-0 1B		4-0 G6-4-3 BB		0-0 F9			0-0 F7	3	0	1	1	1	0	0				
Tom Kelley, R Jim Nash, R Zolito Versalles, R Steve Barber, L Tommie Aaron, R OBP: 0.065, SLG: 0.065 OBP: 0.171, SLG: 0.195 OBP: 0.251, SLG: 0.363 OBP: 0.167, SLG: 0.091 OBP: 0.300, SLG: 0.289	(1, 1) (3, 1) (4, PH) (5, 1) (6, PH) K		0-3 K		0-0 G6-4-3		0-3 K			1	0	0	0	0	1	2				
Inning Stats	R: 0 E: 0 K: 1 S: 5	H: 0 LOB: 0 BB: 0 P: 5	R: 2 E: 1 K: 1 S: 9	H: 3 LOB: 2 BB: 0 P: 9	R: 0 E: 0 K: 0 S: 4	H: 1 LOB: 2 BB: 1 P: 8	R: 0 E: 0 K: 0 S: 3	H: 1 LOB: 1 BB: 1 P: 7	R: 2 E: 0 K: 0 S: 5	H: 2 LOB: 0 BB: 0 P: 5	R: 0 E: 0 K: 1 S: 5	H: 0 LOB: 0 BB: 0 P: 5	R: 0 E: 1 K: 1 S: 5	H: 0 LOB: 0 BB: 0 P: 5	R: 0 E: 0 K: 1 S: 5	H: 1 LOB: 1 BB: 0 P: 4	1B: 6 2B: 0 3B: 0 HR: 2	SF: 0 SAC: 0 DP: 2 HBP: 0	WP: 0 SB: 1 CS: 0	PA: 37
PITCHER	IP WLS BF H R ER SO BB IBB HBP BLK WP HR S P ERA WHIP																			
Bob Moose, R ERA: 4.3	(1, 1) 5.0 W 24 7 4 4 3 2 2 0 0 0 0 0 2 26 34 5.40 1.800																			
Nelson Briles, R ERA: 3.61	(6, 1) 4.0 S 13 1 0 0 3 0 0 0 0 0 0 0 19 19 0.00 0.250																			

Pittsburgh Pirates @ Atlanta Braves
Atlanta Stadium, Atlanta, GA
Mon Aug 23 1971, 7:05 PM EDT
Att: 16,163 - Unknown

AB 35
R 4
H 8
RBI 4
BB 2
SO 5
LOB 16



Batter	1	2	3	4	5	6	7	8	9	AB	R	H	RBI	BB	SO	LOB	TOP					
Rennie Stennett, R OBP: 0.328, SLG: 0.367			5-3	4-3		4-3			SH1-3	5	1	2	1	0	0	1	Pittsburgh Pirates @ Atlanta Braves Atlanta Stadium, Atlanta, GA Wed Aug 25 1971, 7:05 PM EDT Att: 8,365 - Unknown					
Al Oliver, L OBP: 0.314, SLG: 0.419			F7		F8		F5	SF7	5	1	1	1	0	0	2							
Roberto Clemente, R OBP: 0.361, SLG: 0.516		HR	WP	1B	1B	E	1B	1B	6	3	5	0	0	0	0							
Willie Stargell, L OBP: 0.395, SLG: 0.649	K	HR	BB	E8	1B	K	K	5	2	2	2	1	3	5								
Bob Robertson, R OBP: 0.366, SLG: 0.510	K	HR	F5	K	K	K	K	5	1	1	1	0	3	6								
Milt May, L OBP: 0.301, SLG: 0.421		F7		F6	1B		G5-4-3	5	1	3	3	0	0	0								
Dave Cash, R OBP: 0.367, SLG: 0.380				1B	F7		G5-4-3	5	2	3	1	0	0	2								
Jackie Hernandez, R OBP: 0.269, SLG: 0.326		F9	SH3-4	1B	F8		SH1-3	5	2	3	2	0	0	1								
Bruce Kison, R OBP: 0.115, SLG: 0.120				SH3-4				2	0	1	1	0	0	1								
Bob Moose, R OBP: 0.154, SLG: 0.108		4-3						0	0	0	0	0	0	0								
Bill Mazerowski, R OBP: 0.297, SLG: 0.288								1	0	0	0	0	0	0								
Bob Miller, R OBP: 0.297, SLG: 0.288								0	0	0	0	1	0	0								
Inning Stats	R: 6 E: 0 K: 2 S: 15	H: 8 LOB: 2 BB: 0 P: 15	R: 3 E: 0 K: 0 S: 7	H: 4 LOB: 1 BB: 0 P: 7	R: 0 E: 0 K: 0 S: 4	H: 1 LOB: 2 BB: 1 P: 8	R: 1 E: 0 K: 0 S: 5	H: 2 LOB: 1 BB: 0 P: 5	R: 2 E: 1 K: 1 S: 8	H: 3 LOB: 1 BB: 0 P: 8	R: 0 E: 0 K: 0 S: 3	H: 0 LOB: 0 BB: 0 P: 3	R: 0 E: 0 K: 1 S: 5	H: 0 LOB: 0 BB: 0 P: 5	R: 0 E: 0 K: 1 S: 5	H: 1 LOB: 0 BB: 0 P: 5	R: 1 E: 0 K: 1 S: 7	H: 2 LOB: 2 BB: 1 P: 11	1B: 17 2B: 1 3B: 1 HR: 2	SF: 1 SAC: 2 DP: 1 HBP: 0	WP: 1 PB: 1 SB: 0 CS: 0	PA: 49
PITCHER	IP: 0.2 WLS: L BF: 9	H: 7 R: 6 ER: 6 SO: 2	BB: 0 IBB: 0 HBP: 0 BLK: 0	WP: 0 HR: 0 S: 13 P: 13	ERA: 81.00 WHIP: 10.500	Tom Kelley, R ERA: 3.22	IP: 1.0 WLS: 6 BF: 2	H: 2 R: 1 ER: 1 SO: 1	BB: 1 IBB: 0 HBP: 0 BLK: 0	WP: 0 HR: 0 S: 7 P: 11	ERA: 9.00 WHIP: 3.000											
Pat Jarvis, R ERA: 4.1	(1, 1)																					
Bob Priddy, R ERA: 4.13	(1, 1)																					
Ron Herbel, R ERA: 4.7	(2, 1)																					
Jim Nash, R ERA: 5.18	(5, 1)																					
Steve Barber, L ERA: 6.21	(7, 1)																					
Batter	1	2	3	4	5	6	7	8	9	AB	R	H	RBI	BB	SO	LOB	BOTTOM					
Felix Millan, R OBP: 0.355, SLG: 0.379	4-3	6-3		FC3-6		4-3		3-1		4	0	1	0	0	0	1	Pittsburgh Pirates @ Atlanta Braves Atlanta Stadium, Atlanta, GA Wed Aug 25 1971, 7:05 PM EDT Att: 8,365 - Unknown					
Steve Barber, L OBP: 0.167, SLG: 0.091				1B						0	0	0	0	0	0	0						
Hal King, L OBP: 0.320, SLG: 0.323				1B						1	0	0	0	0	0	0						
Tom Kelley, R OBP: 0.065, SLG: 0.065				1B						0	0	0	0	0	0	0						
Ralph Garr, L OBP: 0.367, SLG: 0.432			1B	FC3-6		FC6-4		F7	5	2	3	0	0	0	1							
Hank Aaron, R OBP: 0.414, SLG: 0.659			1B	1B		1B			4	2	2	2	0	0	2							
Tommie Aaron, R OBP: 0.286, SLG: 0.275			1B	F7		FC6-4		F4	1	0	0	0	0	0	0							
Earl Williams, R OBP: 0.330, SLG: 0.494	L5		1B	5-3		5-3			5	1	2	1	0	0	0							
Darrell Evans, L OBP: 0.338, SLG: 0.423	3-1		SF8	F5		K		3-1	4	0	0	1	0	1	1							
Mike Lum, L OBP: 0.355, SLG: 0.404		FC6-4	F5	1B		1B			4	1	3	0	0	0	1							
Sonny Jackson, L OBP: 0.312, SLG: 0.344		FC6-4	1B	FC6-4		1B		FC6-4	4	0	3	1	0	0	1							
Marty Perez, R OBP: 0.280, SLG: 0.316		FC6-4	F8	FC6-4				E5	4	0	0	0	0	0	5							
Pat Jarvis, R OBP: 0.133, SLG: 0.093	(1, 1)																					
Bob Priddy, R OBP: 0.167, SLG: 0.091	(1, 1)																					
Ron Herbel, R OBP: 0.297, SLG: 0.288	(2, 1)																					
Zollo Versalfino, R OBP: 0.115, SLG: 0.120	(4, PH)																					
Jim Nash, R OBP: 0.154, SLG: 0.108	(5, 1)																					
Oscar Brown, R OBP: 0.209, SLG: 0.314	(6, PH)																					
Tony La Russa, R OBP: 0.297, SLG: 0.288	(7, 4)																					
Inning Stats	R: 2 E: 0 K: 0 S: 5	H: 2 LOB: 0 BB: 0 P: 5	R: 1 E: 0 K: 0 S: 7	H: 2 LOB: 1 BB: 0 P: 7	R: 0 E: 0 K: 0 S: 4	H: 1 LOB: 1 BB: 0 P: 4	R: 0 E: 0 K: 0 S: 5	H: 2 LOB: 2 BB: 0 P: 5	R: 0 E: 0 K: 0 S: 4	H: 1 LOB: 1 BB: 0 P: 4	R: 0 E: 0 K: 1 S: 6	H: 1 LOB: 1 BB: 0 P: 6	R: 0 E: 1 K: 0 S: 3	H: 0 LOB: 0 BB: 0 P: 3	R: 0 E: 0 K: 0 S: 4	H: 1 LOB: 1 BB: 0 P: 4	1B: 12 2B: 1 3B: 0 HR: 1	SF: 1 SAC: 0 DP: 1 HBP: 0	WP: 0 PB: 0 SB: 0 CS: 0	PA: 41		
PITCHER	IP: 2.0 WLS: W BF: 12	H: 5 R: 1 ER: 1 SO: 0	BB: 0 IBB: 0 HBP: 0 BLK: 0	WP: 0 HR: 0 S: 14 P: 14	ERA: 22.50 WHIP: 3.000						IP: 4.0 WLS: S BF: 15	H: 3 R: 0 ER: 0 SO: 1	BB: 0 IBB: 0 HBP: 0 BLK: 0	WP: 0 HR: 0 S: 17 P: 17	ERA: 0.00 WHIP: 0.750							
Bruce Kison, R ERA: 3.65	(3, 1)																					
Bob Moose, R ERA: 4.27	(6, 1)																					
Bob Miller, R ERA: 1.88	(6, 1)																					

AB 44
R 13
H 21
RBI 12
BB 2
SO 6
LOB 18




AB 40
R 6
H 14
RBI 5
BB 0
SO 2
LOB 14



Batter	1	2	3	4	5	6	7	8	9	AB	R	H	RBI	BB	SO	LOB	TOP			
Rennie Stennett, R OBP: 0.333, SLG: 0.369	6-3					F8		F8		5	0	2	2	0	0	2				
Al Oliver, L OBP: 0.313, SLG: 0.419	G3		1-2	1-2	4-3	G3				5	1	1	0	0	0	6				
Roberto Clemente, R OBP: 0.364, SLG: 0.519	K			5-3						5	1	3	1	0	1	0				
Willie Stargell, L OBP: 0.395, SLG: 0.645		3-1		4-3						4	1	1	1	1	0	1				
Bob Robertson, R OBP: 0.366, SLG: 0.506	K			1B	K					3	1	0	0	2	3	2				
Manny Sanguillen, R OBP: 0.330, SLG: 0.429	L9			1B	G6-3					5	1	1	0	0	1	4				
Dave Cash, R OBP: 0.367, SLG: 0.380				5-3						3	1	1	2	1	0	0				
Jackie Hernandez, R OBP: 0.269, SLG: 0.321			K	1B	1B					3	1	0	0	1	1	2				
Dock Ellis, S OBP: 0.263, SLG: 0.211										3	0	2	1	1	0	2				
Dave Giusti, R OBP: 0.125, SLG: 0.067				1B	1B					0	0	0	0	0	0	0				
Inning Stats	R: 0 E: 0 K: 1 S: 5	H: 0 LOB: 0 BB: 0 P: 5	R: 0 E: 0 K: 1 S: 5	H: 0 LOB: 0 BB: 0 P: 5	R: 0 E: 0 K: 1 S: 6	H: 1 LOB: 2 BB: 1 P: 10	R: 4 E: 0 K: 0 S: 7	H: 4 LOB: 2 BB: 2 P: 15	R: 0 E: 0 K: 0 S: 4	H: 1 LOB: 2 BB: 1 P: 8	R: 2 E: 1 K: 0 S: 6	H: 2 LOB: 2 BB: 1 P: 10	R: 1 E: 0 K: 0 S: 4	H: 2 LOB: 0 BB: 0 P: 4	R: 0 E: 0 K: 2 S: 7	H: 0 LOB: 0 BB: 0 P: 7	1B: 9 2B: 2 3B: 0 HR: 0	SF: 1 SAC: 0 DP: 2 HBP: 0	WP: 0 PB: 0 SB: 0 CS: 0	PA: 43
PITCHER	IP	WLS	BF	H	R	ER	SO	BB	IBB	HBP	BLK	WP	HR	S	P	ERA	WHIP			
Jack Billingham, R ERA: 3.65	5.1	L	27	7	4	4	4	4	1	0	0	0	0	30	50	6.75	2.062			
Jim Ray, R ERA: 2.2	0.2		2	0	0	0	0	0	0	0	0	0	0	2	2	0.00	0.000			
George Culver, R ERA: 2.77	1.1		10	4	3	3	0	1	0	0	0	0	0	9	13	20.25	3.750			
Buddy Harris, R ERA: 5.33	1.2		4	0	0	0	2	0	0	0	0	0	0	8	8	0.00	0.000			

Pittsburgh Pirates @ Houston Astros
Astrodome, Houston, TX
Fri Aug 27 1971, 8:05 PM EDT
Att. 14,933 - Dome


AB 36
R 7
H 11
RBI 7
BB 6
SO 6
LOB 19



Batter	1	2	3	4	5	6	7	8	9	AB	R	H	RBI	BB	SO	LOB	BOTTOM					
Jesus Alou, R OBP: 0.326, SLG: 0.380	F8	5-3			6-3		2-3			4	1	0	0	1	0	2						
Joe Morgan, L OBP: 0.353, SLG: 0.421	S		F8		4-3		FC6-4			3	0	0	0	2	1	1						
Cesar Cedeno, R OBP: 0.294, SLG: 0.396	K		F9		1B		FC6-4			5	1	2	0	0	1	2						
Bob Watson, R OBP: 0.353, SLG: 0.394	6-3		1-3							5	0	3	1	0	0	1						
Rich Chiles, L OBP: 0.315, SLG: 0.366				G3	FC6-4		F8			4	1	1	0	0	0	3						
Buddy Harris, R OBP: 0.250, SLG: 0.294		1B								0	0	0	0	0	0	0						
Marty Martinez, S OBP: 0.250, SLG: 0.294		1B								1	0	0	0	0	1	2						
Doug Ratler, R OBP: 0.305, SLG: 0.387	F8			K						3	0	0	0	1	1	1						
Johnny Edwards, L OBP: 0.279, SLG: 0.301										3	0	2	0	1	0	1						
Roger Metzger, S OBP: 0.294, SLG: 0.298		SH5-4								3	0	1	1	1	0	2						
Jack Billingham, R OBP: 0.155, SLG: 0.143										1	0	0	0	0	0	2						
Jim Ray, R OBP: 0.222, SLG: 0.125		SH5-4								0	0	0	0	0	0	0						
Denis Menke, R OBP: 0.342, SLG: 0.343										1	0	0	0	0	0	1						
George Culver, R OBP: 0.125, SLG: 0.125										0	0	0	0	0	0	0						
Cesar Geronimo, L OBP: 0.276, SLG: 0.296										1	0	0	0	0	0	0						
Inning Stats	R: 0 E: 0 K: 1 S: 5	H: 0 LOB: 1 BB: 1 P: 9	R: 1 E: 0 K: 0 S: 6	H: 3 LOB: 2 BB: 0 P: 6	R: 0 E: 0 K: 0 S: 3	H: 0 LOB: 0 BB: 0 P: 3	R: 0 E: 0 K: 1 S: 6	H: 1 LOB: 2 BB: 1 P: 10	R: 0 E: 0 K: 0 S: 5	H: 2 LOB: 2 BB: 0 P: 5	R: 0 E: 0 K: 0 S: 3	H: 0 LOB: 1 BB: 1 P: 7	R: 1 E: 1 K: 0 S: 4	H: 1 LOB: 1 BB: 1 P: 8	R: 0 E: 0 K: 0 S: 2	H: 0 LOB: 0 BB: 1 P: 6	R: 1 E: 1 K: 2 S: 9	H: 2 LOB: 2 BB: 1 P: 13	1B: 9 2B: 1 3B: 0 HR: 0	SF: 0 SAC: 1 DP: 1 HBP: 0	WP: 0 PB: 0 SB: 1 CS: 0	PA: 41
PITCHER	IP	WLS	BF	H	R	ER	SO	BB	IBB	HBP	BLK	WP	HR	S	P	ERA	WHIP					
Dock Ellis, R ERA: 2.84	8.2	W	40	9	3	1	3	6	0	0	0	0	0	40	64	1.04	1.731					
Dave Giusti, R ERA: 3.15	0.1	S	1	0	0	0	1	0	0	0	0	0	0	3	3	0.00	0.000					

Pittsburgh Pirates @ Houston Astros
Astrodome, Houston, TX
Fri Aug 27 1971, 8:05 PM EDT
Att. 14,933 - Dome

AB 34
R 3
H 9
RBI 2
BB 6
SO 4
LOB 18



Batter	1	2	3	4	5	6	7	8	9	AB	R	H	RBI	BB	SO	LOB	TOP			
Rennie Stennett, R OBP: 0.329, SLG: 0.362 (1, 4)	F9		1-3			F8		G3 1-2 1B		4	0	1	0	0	0	0	Pittsburgh Pirates @ Houston Astros Astrodome, Houston, TX Sat Aug 28 1971, 8:05 PM EDT Att: 25,619 - Dome			
Al Oliver, L OBP: 0.312, SLG: 0.417 Bob Veale, S OBP: 0.375, SLG: 0.375 (1, 8) (8, 1)	K			F8		FC4 1B		G3 1-2 2-3		4	0	1	0	0	1	2				
Roberto Clemente, R OBP: 0.361, SLG: 0.515 (1, 9)	F8			K		FC4 1-2		F5		4	0	0	0	0	1	4				
Willie Stargell, L OBP: 0.394, SLG: 0.641 (1, 7)		K		FC5-4 BB		F9		G3		3	0	0	0	1	1					
Bob Robertson, R OBP: 0.367, SLG: 0.505 (1, 3)		1B 1B		FC5-4 1-2		G6-4-3 BB		3-1		3	0	1	0	1	0	1				
Manny Sanguillen, R OBP: 0.352, SLG: 0.429 (1, 2)		G5-4-3 1B		FC6-4 1B		G6-4-3 1-2		4-3		4	0	2	0	0	0	1				
Dave Cash, R OBP: 0.364, SLG: 0.377 (1, 5)		G5-4-3 1-2		F9		L7				3	0	0	0	0	0	3				
Jackie Hernandez, R OBP: 0.286, SLG: 0.317 Vic Davalillo, L OBP: 0.313, SLG: 0.369 (1, 6) (8, PH) (8, 8)			4-3		F8			6-3		2	0	0	0	0	0	1				
Steve Blass, R OBP: 0.116, SLG: 0.145 Bruce Kison, R OBP: 0.115, SLG: 0.120 Luke Walker, L OBP: 0.200, SLG: 0.025 Charlie Spillane, L OBP: 0.192, SLG: 0.417 Gene Alley, R OBP: 0.356, SLG: 0.397 (1, 1) (5, 1) (7, 1) (8, PH) (8, PH) (8, 9)			K		FC6-4 1-2			G3 1B BB		2	0	0	0	0	1	1				
Inning Stats	R: 0 E: 0 K: 1 S: 5	H: 0 LOB: 0 BB: 0 P: 5	R: 0 E: 0 K: 1 S: 6	H: 2 LOB: 1 BB: 0 P: 6	R: 0 E: 0 K: 1 S: 5	H: 0 LOB: 0 BB: 0 P: 5	R: 0 E: 0 K: 1 S: 5	H: 0 LOB: 1 BB: 1 P: 9	R: 0 E: 0 K: 0 S: 4	H: 1 LOB: 1 BB: 0 P: 4	R: 0 E: 0 K: 0 S: 2	H: 0 LOB: 0 BB: 1 P: 6	R: 0 E: 0 K: 0 S: 4	H: 1 LOB: 3 BB: 1 P: 8	R: 0 E: 0 K: 0 S: 3	H: 0 LOB: 0 BB: 0 P: 3		1B: 5 2B: 0 3B: 0 HR: 0	SF: 0 SAC: 0 DP: 2 HBP: 0	WP: 0 PB: 0 SB: 0 CS: 0
PITCHER Don Wilson, R ERA: 2.75 (1, 1)	IP: 9.0 WLS: W BF: 33	H: 5 R: 0 ER: 0 SO: 4	BB: 3 IBB: 0 HBP: 0 BLK: 0	WP: 0 HR: 0 S: 38 P: 50	ERA: 0.00 WHIP: 0.889	PITCHER										IP: 9.0 WLS: W BF: 33	H: 5 R: 0 ER: 0 SO: 4	BB: 3 IBB: 0 HBP: 0 BLK: 0	WP: 0 HR: 0 S: 38 P: 50	ERA: 0.00 WHIP: 0.889

Batter	1	2	3	4	5	6	7	8	9	AB	R	H	RBI	BB	SO	LOB	BOTTOM			
Jesus Alou, R OBP: 0.321, SLG: 0.375 Cesar Geronimo, L OBP: 0.276, SLG: 0.296 (1, 9) (9, 9)	4-3		6-3	6-3	FC5-4 1-2			4-3		5	0	0	0	0	0	4	Pittsburgh Pirates @ Houston Astros Astrodome, Houston, TX Sat Aug 28 1971, 8:05 PM EDT Att: 25,619 - Dome			
Joe Morgan, L OBP: 0.355, SLG: 0.419 (1, 4)	1B S BB		1B BB	F9		S BB		F7		2	1	0	0	3	0	1				
Cesar Cedeno, R OBP: 0.295, SLG: 0.399 (1, 8)	F7 1-2		1B 1B	1B 2B		K				4	2	2	0	0	1	2				
Bob Watson, R OBP: 0.357, SLG: 0.398 (1, 3)			1B 1B	1B FC5-2		F4				4	0	3	2	0	0	1				
Rich Chiles, L OBP: 0.312, SLG: 0.360 (1, 7)	1-3		K	E FC5-2 1B		F8				4	1	1	0	0	1	5				
Doug Rader, R OBP: 0.305, SLG: 0.386 (1, 5)		K		FC5-2 FC4-6		K				4	0	1	1	0	2	2				
Johnny Edwards, L OBP: 0.279, SLG: 0.304 (1, 2)			1-3 2H 1B	FC4-6 BB 1-2 2H		1-3 2		1-3		4	0	1	0	0	0	3				
Roger Metzger, S OBP: 0.296, SLG: 0.298 (1, 6)	F4			SH3-4 1B		BB IBB		G3		3	0	1	0	1	0	1				
Don Wilson, R OBP: 0.173, SLG: 0.164 (1, 1)	F9			SH3-4 1B		FC5-4 BB		K		2	0	0	0	1	1	1				
Inning Stats	R: 0 E: 0 K: 0 S: 4	H: 1 LOB: 2 BB: 1 P: 8	R: 0 E: 0 K: 1 S: 6	H: 1 LOB: 0 BB: 0 P: 6	R: 2 E: 0 K: 1 S: 8	H: 3 LOB: 2 BB: 1 P: 12	R: 0 E: 0 K: 0 S: 4	H: 1 LOB: 1 BB: 0 P: 4	R: 2 E: 2 K: 0 S: 6	H: 3 LOB: 3 BB: 2 P: 14	R: 0 E: 0 K: 1 S: 5	H: 0 LOB: 1 BB: 1 P: 9	R: 0 E: 0 K: 1 S: 5	H: 0 LOB: 0 BB: 0 P: 5	R: 0 E: 0 K: 1 S: 5	H: 0 LOB: 0 BB: 0 P: 5		1B: 7 2B: 2 3B: 0 HR: 0	SF: 0 SAC: 1 DP: 0 HBP: 0	WP: 0 PB: 0 SB: 2 CS: 0
PITCHER Steve Blass, R ERA: 3.1 Bruce Kison, R ERA: 3.52 Luke Walker, L ERA: 3.77 Bob Veale, L ERA: 8.5 (1, 1) (5, 1) (7, 1) (8, 1)	IP: 4.0 WLS: L BF: 23	H: 9 R: 4 ER: 0 SO: 2	BB: 2 IBB: 0 HBP: 0 BLK: 0	WP: 0 HR: 0 S: 25 P: 33	ERA: 6.75 WHIP: 2.750	PITCHER										IP: 4.0 WLS: L BF: 23	H: 9 R: 4 ER: 0 SO: 2	BB: 2 IBB: 0 HBP: 0 BLK: 0	WP: 0 HR: 0 S: 25 P: 33	ERA: 6.75 WHIP: 2.750

Batter	1	2	3	4	5	6	7	8	9	AB	R	H	RBI	BB	SO	LOB	TOP										
Rennie Stennett, R OBP: 0.333, SLG: 0.392 (1,4)	5-3		F6		SH1-4 1B		E4 1B		2B 3B	5	2	2	0	0	0	0	Pittsburgh Pirates @ Houston Astros Astrodome, Houston, TX Sun Aug 29 1971, 4:33 AM EDT Att: 15,723 - Dome										
Gene Clines, R OBP: 0.388, SLG: 0.400 (1,7)	L4-3				SH1-4 1-2		K		2B	3	0	1	0	0	1	1											
Vic Davallillo, L OBP: 0.316, SLG: 0.376 (9, PH)			2B						2B	1	0	1	1	0	0	0											
Roberto Clemente, R OBP: 0.361, SLG: 0.516 (1,9)			F9		K		1B		L9	5	0	2	1	0	1	3											
Bob Robertson, R OBP: 0.366, SLG: 0.501 (1,3)	K		6-3		F8		1B		F8	5	0	1	0	0	1	4											
Manny Sanguillen, R OBP: 0.351, SLG: 0.432 (1,2)					1-3		K			4	1	1	0	0	1	2											
Dave Cash, R OBP: 0.366, SLG: 0.378 (1,5)					1B 6-3		1B SF9			4	2	2	0	0	1	1											
Al Oliver, L OBP: 0.316, SLG: 0.420 (1,8)					1B 6-3		1B SF9		G3	4	0	3	1	0	0	0											
Jackie Hernandez, R OBP: 0.261, SLG: 0.313 (1,6)			K		6-3		SF9		K	3	0	0	2	0	2	2											
Bob Johnson, L OBP: 0.167, SLG: 0.048 (1,1)					1-2 3-H		K			3	0	0	0	0	2	3											
Dave Giusti, R OBP: 0.118, SLG: 0.063 (8,1)	FC6-4				K		K		F4	1	0	0	0	0	0	0											
Inning Stats	R: 0 E: 0 K: 1 S: 6	H: 1 LOB: 1 BB: 0 P: 6	R: 1 E: 0 K: 2 S: 9	H: 2 LOB: 1 BB: 0 P: 9	R: 0 E: 0 K: 0 S: 4	H: 1 LOB: 1 BB: 0 P: 4	R: 1 E: 0 K: 1 S: 7	H: 2 LOB: 1 BB: 0 P: 7	R: 0 E: 0 K: 1 S: 6	H: 1 LOB: 1 BB: 0 P: 6	R: 1 E: 1 K: 1 S: 7	H: 2 LOB: 1 BB: 0 P: 7	R: 0 E: 0 K: 1 S: 5	H: 0 LOB: 0 BB: 0 P: 5	R: 1 E: 0 K: 0 S: 5	H: 2 LOB: 1 BB: 0 P: 5	1B: 8 2B: 3 3B: 2 HR: 0	SF: 1 SAC: 1 DP: 1 HBP: 0	WP: 0 PB: 0 SB: 1 CS: 0	PA: 40							
PITCHER	IP	WLS	BF	H	R	ER	SO	BB	IBB	HBP	BLK	WP	HR	S	P	ERA	WHIP										
Wade Blasingame, L ERA: 4.17 (1,1)	6.0	L	27	9	3	3	7	0	0	0	0	0	0	41	41	4.50	1.500										
Jim Ray, R ERA: 2.14 (7,1)	2.0		8	2	1	0	2	0	0	0	0	0	0	12	12	0.00	1.000										
George Culver, R ERA: 2.85 (9,1)	1.0		5	2	1	1	0	0	0	0	0	0	0	5	5	9.00	2.000										

AB	38
R	5
H	13
RBI	5
BB	0
SO	9
LOB	16



Batter	1	2	3	4	5	6	7	8	9	AB	R	H	RBI	BB	SO	LOB	BOTTOM										
Jesus Alou, R OBP: 0.318, SLG: 0.371 (1,9)	F8		F5			4-3		F6		4	0	0	0	0	0	0	Pittsburgh Pirates @ Houston Astros Astrodome, Houston, TX Sun Aug 29 1971, 4:33 AM EDT Att: 15,723 - Dome										
Roger Metzger, S OBP: 0.295, SLG: 0.304 (1,6)			K			BB 1B		1B 2B		4	1	3	0	0	1	0											
Cesar Cedeno, R OBP: 0.297, SLG: 0.400 (1,8)						1B		1B		4	1	2	0	0	1	1											
Bob Watson, R OBP: 0.358, SLG: 0.400 (1,3)						1B		1B		3	0	1	2	1	1	1											
Rich Chiles, L OBP: 0.299, SLG: 0.344 (1,7)						BB		2B		4	0	0	0	0	2	4											
Doug Rader, R OBP: 0.302, SLG: 0.383 (1,5)						BB		2B		4	0	0	0	0	2	0											
Johnny Edwards, L OBP: 0.278, SLG: 0.303 (1,2)						1B				4	0	1	0	0	1	0											
Marty Martinez, S OBP: 0.225, SLG: 0.263 (1,4)										4	0	0	0	0	0	1											
Wade Blasingame, L OBP: 0.286, SLG: 0.313 (1,1)										1	0	0	0	0	0	0											
Jimmy Wynn, R OBP: 0.318, SLG: 0.309 (6, PH)										1	0	0	0	0	0	0											
Jim Ray, R OBP: 0.222, SLG: 0.125 (7,1)										0	0	0	0	0	0	0											
Joe Morgan, L OBP: 0.354, SLG: 0.418 (8, PH)										1	0	0	0	0	0	0											
George Culver, R OBP: 0.125, SLG: 0.125 (9,1)										0	0	0	0	0	0	0											
Inning Stats	R: 0 E: 0 K: 2 S: 8	H: 1 LOB: 1 BB: 0 P: 8	R: 0 E: 0 K: 2 S: 8	H: 1 LOB: 1 BB: 0 P: 8	R: 0 E: 0 K: 1 S: 5	H: 0 LOB: 0 BB: 0 P: 5	R: 0 E: 0 K: 0 S: 3	H: 0 LOB: 0 BB: 0 P: 3	R: 0 E: 0 K: 0 S: 5	H: 2 LOB: 3 BB: 1 P: 9	R: 0 E: 0 K: 0 S: 3	H: 0 LOB: 0 BB: 0 P: 3	R: 2 E: 0 K: 1 S: 8	H: 3 LOB: 1 BB: 0 P: 8	R: 0 E: 0 K: 1 S: 5	H: 0 LOB: 0 BB: 0 P: 5	1B: 5 2B: 2 3B: 0 HR: 0	SF: 0 SAC: 0 DP: 0 HBP: 0	WP: 0 PB: 0 SB: 0 CS: 0	PA: 35							
PITCHER	IP	WLS	BF	H	R	ER	SO	BB	IBB	HBP	BLK	WP	HR	S	P	ERA	WHIP										
Bob Johnson, R ERA: 3.6 (1,1)	7.2		31	7	2	2	6	1	0	0	0	0	0	42	46	2.35	1.043										
Dave Giusti, R ERA: 3.09 (8,1)	1.1	S	4	0	0	0	2	0	0	0	0	0	0	8	8	0.00	0.000										



Batter	1	2	3	4	5	6	7	8	9	AB	R	H	RBI	BB	SO	LOB	TOP											
Ron Stone, L OBP: 0.331, SLG: 0.323 (1, 9)	L3		P6			BB		4-3 1B		4	0	2	2	1	0	0	Philadelphia Phillies @ Pittsburgh Pirates Three Rivers Stadium, Pittsburgh, PA Mon Aug 30 1971, 7:05 PM EDT Att: 13,399 - Unknown											
Larry Bowa, S OBP: 0.290, SLG: 0.296 (1, 6)	G6-3 1B			F9 1B		L7		4-3		5	0	3	0	0	0	4												
Tim McCarver, L OBP: 0.332, SLG: 0.417 Mike Ryan, R OBP: 0.228, SLG: 0.294 (1, 2) (6, 2)	G6-3			1B				F5		4	1	2	0	0	0	4												
Deron Johnson, R OBP: 0.342, SLG: 0.484 (1, 3)		K		F9		L7		6-3		5	0	0	0	0	1	3												
Willie Montanez, L OBP: 0.321, SLG: 0.475 (1, 8)		L8		K				F7		5	1	2	0	0	1	2												
Don Money, R OBP: 0.283, SLG: 0.358 John Vukovich, R OBP: 0.220, SLG: 0.201 (1, 5) (5, 5)				K		SF 1B		K		1	0	0	0	1	1	2												
Oscar Gamble, L OBP: 0.266, SLG: 0.313 (1, 7)						L7 SH5		L6		4	1	1	0	0	1	2												
Terry Harmon, R OBP: 0.282, SLG: 0.243 (1, 4)			5-3			L7		5-3		3	0	0	0	1	0	1												
Chris Short, R OBP: 0.185, SLG: 0.083 Dick Sedina, R OBP: 0.245, SLG: 0.397 Bobby Ptail, R OBP: 0.245, SLG: 0.397 Bill Wilson, R OBP: 0.171, SLG: 0.128 Joe Hoerner, R OBP: 0.171, SLG: 0.111 Joe Lis, R OBP: 0.315, SLG: 0.424 Ken Reynolds, L OBP: 0.274, SLG: 0.205 (1, 1) (5, 1) (6, PH) (6, 1) (6, 1) (6, PH) (6, 1)			6-3			SH5		F8		1	0	0	0	0	0	0												
Inning Stats	R: 0 E: 0 K: 0 S: 5	H: 1 LOB: 0 BB: 0 P: 6	R: 0 E: 0 K: 2 S: 10	H: 0 LOB: 1 BB: 1 P: 17	R: 0 E: 0 K: 0 S: 3	H: 0 LOB: 0 BB: 0 P: 3	R: 0 E: 0 K: 2 S: 12	H: 2 LOB: 2 BB: 0 P: 17	R: 0 E: 1 K: 0 S: 5	H: 0 LOB: 2 BB: 1 P: 10	R: 4 E: 1 K: 0 S: 21	H: 5 LOB: 3 BB: 1 P: 35	R: 0 E: 0 K: 1 S: 6	H: 1 LOB: 1 BB: 0 P: 6	R: 0 E: 0 K: 0 S: 7	H: 2 LOB: 2 BB: 0 P: 10		R: 0 E: 0 K: 0 S: 3	H: 0 LOB: 0 BB: 0 P: 3	1B: 10 2B: 1 3B: 0 HR: 0	SF: 1 SAC: 1 DP: 1 HBP: 0	WP: 0 PB: 0 SB: 0 CS: 0	PA: 42					
PITCHER	IP	WLS	BF	H	R	ER	SO	BB	IBB	HBP	BLK	WP	HR	S	P	ERA	WHIP											
Nelson Briles, R ERA: 3.51 Bob Miller, R ERA: 1.97 Luke Walker, L ERA: 3.76 Bruce Kison, R ERA: 3.45 Dave Giusti, R ERA: 3.03	(1, 1) (6, 1) (6, 1) (7, 1) (8, 1)	5.1 0.1 0.1 1.1 1.2	25 4 W 7 S	6 2 1 3 0	4 0 0 0 0	1 0 0 0 0	4 0 0 1 0	2 1 0 0 0	0 0 0 0 0	0 0 0 0 0	0 0 0 0 0	0 0 0 0 0	0 0 0 0 0	0 0 0 0 0	45 9 2 9 7	16 16 4 9 10	1.69 0.00 0.00 0.00 0.00	1.500 9.000 0.000 2.250 0.000										
Batter	1	2	3	4	5	6	7	8	9	AB	R	H	RBI	BB	SO	LOB	BOTTOM											
Rennie Stennett, R OBP: 0.337, SLG: 0.392 (1, 4)	4-3	FC4-6				1B		F9		5	2	2	0	0	0	2	Philadelphia Phillies @ Pittsburgh Pirates Three Rivers Stadium, Pittsburgh, PA Mon Aug 30 1971, 7:05 PM EDT Att: 13,399 - Unknown											
Gene Clines, R OBP: 0.376, SLG: 0.408 Willie Stargell, L OBP: 0.394, SLG: 0.639 (1, 7) (6, PH) (7, 7)	1B		G6-4-3 1B		1B	1B		6-3		3	1	3	0	0	0	0												
Roberto Clemente, R OBP: 0.364, SLG: 0.517 (1, 9)	1B		G6-4-3		K	1B		1B		5	0	3	2	0	1	3												
Bob Robertson, R OBP: 0.363, SLG: 0.498 Vic Davallilo, L OBP: 0.313, SLG: 0.372 (1, 3) (6, PH) (7, 8)	P4		P4		F9	FC1-6 1B		F9		3	0	0	0	0	0	4												
Manny Sanguillen, R OBP: 0.354, SLG: 0.435 (1, 2)	4-3				FC4-2 1B	1B		1B		4	0	3	2	0	0	2												
Dave Cash, R OBP: 0.367, SLG: 0.380 (1, 5)		F7		E7		F8				4	1	2	1	0	0	2												
Al Oliver, L OBP: 0.313, SLG: 0.416 (1, 8) (7, 3)		K		FC4-2 2B		F9		F7		4	0	0	0	0	1	4												
Jackie Hernandez, R OBP: 0.261, SLG: 0.308 (1, 6)		BB		P4		6-3		5-3		3	0	0	0	1	0	2												
Nelson Briles, R OBP: 0.346, SLG: 0.519 Bob Miller, R ERA: 3.98 Luke Walker, L ERA: 3.53 Doc Ellis, S ERA: 3.5 Bruce Kison, R ERA: 1.85 Dave Giusti, L ERA: 4.34 (1, 1) (6, 1) (6, PH) (7, 1) (8, 1)						BB		K		1	0	1	1	1	0	0												
Inning Stats	R: 0 E: 0 K: 0 S: 5	H: 2 LOB: 2 BB: 0 P: 5	R: 0 E: 0 K: 1 S: 8	H: 0 LOB: 2 BB: 2 P: 16	R: 0 E: 0 K: 0 S: 3	H: 1 LOB: 0 BB: 0 P: 3	R: 1 E: 1 K: 0 S: 5	H: 3 LOB: 3 BB: 0 P: 5	R: 2 E: 0 K: 1 S: 10	H: 4 LOB: 2 BB: 0 P: 10	R: 3 E: 0 K: 0 S: 7	H: 3 LOB: 2 BB: 2 P: 16	R: 0 E: 0 K: 1 S: 5	H: 0 LOB: 0 BB: 0 P: 5	R: 0 E: 0 K: 0 S: 4	H: 1 LOB: 1 BB: 0 P: 4		1B: 13 2B: 1 3B: 0 HR: 0	SF: 0 SAC: 0 DP: 1 HBP: 0	WP: 0 PB: 0 SB: 0 CS: 0	PA: 40							
PITCHER	IP	WLS	BF	H	R	ER	SO	BB	IBB	HBP	BLK	WP	HR	S	P	ERA	WHIP											
Chris Short, L ERA: 3.98 Dick Sedina, R ERA: 3.63 Bill Wilson, R ERA: 3.5 Joe Hoerner, L ERA: 1.85 Ken Reynolds, L ERA: 4.34	(1, 1) (5, 1) (6, 1) (6, 1) (8, 1)	4.2 0.1 0.2 1.1 1.0	23 2 7 4 4	9 1 3 0 1	3 0 3 0 0	3 0 3 0 0	3 0 0 1 0	2 0 0 0 0	0 0 0 0 0	0 0 0 0 0	0 0 0 0 0	0 0 0 0 0	0 0 0 0 0	0 0 0 0 0	29 2 6 6 4	37 2 15 6 4	3.357 0.000 40.500 0.000 1.000											

Batter	1	2	3	4	5	6	7	8	9	AB	R	H	RBI	BB	SO	LOB	TOP										
Ron Stone, L OBP: 0.328, SLG: 0.319 (1, 9)	6-3		F5			4-1			K	5	0	1	0	0	1	1	Philadelphia Phillies @ Pittsburgh Pirates Three Rivers Stadium, Pittsburgh, PA Tue Aug 31 1971, 7:05 PM EDT Att: 16,179 - Unknown										
Larry Bowa, S OBP: 0.289, SLG: 0.296 (1, 6)	G3		1B	G6-4-3			4-3		F5	5	1	1	0	0	0	2											
Tim McCarver, L OBP: 0.335, SLG: 0.419 (1, 2)	K		2B						4-1	5	2	3	0	0	1	0											
Deron Johnson, R OBP: 0.345, SLG: 0.488 (1, 3)		1B	FC6				1-4-3			4	1	3	2	0	0	1											
Willie Montanez, L OBP: 0.323, SLG: 0.474 (1, 8)	1B	FC6	1B	FC6						3	1	1	0	1	0	3											
Oscar Gamble, L OBP: 0.270, SLG: 0.317 (1, 7)	FC6-4	1B	1B	FC4-6			L8			4	0	2	2	0	0	3											
John Vukovich, R OBP: 0.216, SLG: 0.197 (1, 5)	FC6-4	1B	K	CS		E4			6-3	4	0	0	0	0	1	3											
Terry Harmon, R OBP: 0.276, SLG: 0.238 (1, 4)	K			4-3					L8	4	0	0	0	0	2	2											
Barry Lersch, S OBP: 0.276, SLG: 0.196 (1, 1)	4-3					F9			K	2	0	0	0	1	0	2											
Joe Hoerner, R OBP: 0.111, SLG: 0.111 Roger Freed, R OBP: 0.302, SLG: 0.292 (7, 9)				1B						0	0	0	0	0	0	0											
Inning Stats	R: 0 E: 0 K: 1 S: 5	H: 0 LOB: 0 BB: 0 P: 5	R: 2 E: 1 K: 1 S: 12	H: 3 LOB: 1 BB: 0 P: 20	R: 2 E: 1 K: 1 S: 11	H: 4 LOB: 2 BB: 0 P: 13	R: 0 E: 0 K: 0 S: 5	H: 1 LOB: 1 BB: 1 P: 9	R: 1 E: 0 K: 0 S: 4	H: 2 LOB: 0 BB: 0 P: 4	R: 0 E: 1 K: 1 S: 6	H: 0 LOB: 1 BB: 0 P: 6	R: 0 E: 0 K: 0 S: 7	H: 1 LOB: 2 BB: 1 P: 15	R: 0 E: 0 K: 1 S: 5	H: 0 LOB: 0 BB: 0 P: 5	R: 0 E: 0 K: 1 S: 8	H: 0 LOB: 0 BB: 0 P: 12	1B: 10 2B: 1 3B: 0 HR: 0	SF: 0 SAC: 0 DP: 1 HBP: 0	WP: 0 PB: 0 SB: 0 CS: 1	PA: 40					
PITCHER	IP	WLS	BF	H	R	ER	SO	BB	IBB	HBP	BLK	WP	HR	S	P	ERA	WHIP										
Bob Moose, R ERA: 4.41 (1, 1)	2.1		13	6	4	3	2	0	0	0	0	0	0	21	29	11.57	2.571										
Bob Veale, L ERA: 8.15 (3, 1)	2.2		11	4	1	1	1	1	0	0	0	0	0	16	22	3.38	1.875										
Bruce Kison, R ERA: 3.36 (6, 1)	2.0	W	9	1	0	0	1	0	1	0	0	0	0	13	21	0.00	0.500										
Bob Miller, R ERA: 1.83 (8, 1)	2.0	S	6	0	0	0	2	0	0	0	0	0	0	13	17	0.00	0.000										

Batter	1	2	3	4	5	6	7	8	9	AB	R	H	RBI	BB	SO	LOB	BOTTOM										
Rennie Stennett, R OBP: 0.356, SLG: 0.402 (1, 4)	F8						SH2-4			3	0	2	2	1	0	0	Philadelphia Phillies @ Pittsburgh Pirates Three Rivers Stadium, Pittsburgh, PA Tue Aug 31 1971, 7:05 PM EDT Att: 16,179 - Unknown										
Vic Davallito, L OBP: 0.314, SLG: 0.372 Gene Clines, R OBP: 0.377, SLG: 0.414 (7, PH) (8, 8)	1B		F7		FC4-6			L5-3		3	0	1	0	0	0	2											
Roberto Clemente, R OBP: 0.365, SLG: 0.515 (1, 9)	F9			G4-6-3	F9					3	1	1	0	1	0	2											
Willie Stargell, L OBP: 0.397, SLG: 0.638 (1, 7)	G3									1	1	0	0	3	0	1											
Al Oliver, L OBP: 0.310, SLG: 0.413 (1, 3)		F5		G4-6-3	G4-6-3		F6		K	4	0	0	0	0	1	6											
Milt May, L OBP: 0.302, SLG: 0.418 Manny Sanguillen, R OBP: 0.350, SLG: 0.436 (7, PH) (8, 2)	4-3				F7					3	0	1	1	0	0	1											
Dave Cash, R OBP: 0.366, SLG: 0.377 (1, 5)	F7									1	0	1	2	0	0	0											
Jackie Hernandez, R OBP: 0.260, SLG: 0.303 (1, 6)			L4							3	2	0	0	1	1	1											
Bob Moose, R OBP: 0.154, SLG: 0.106 Bob Veale, S OBP: 0.330, SLG: 0.333 Charlie Sands, L OBP: 0.276, SLG: 0.400 Bruce Kison, R OBP: 0.310, SLG: 0.115 Bill Mazeroski, R OBP: 0.300, SLG: 0.292 Dock Ellis, S OBP: 0.211 Bob Miller, R (8, 1)			K							0	0	0	0	0	0	0											
Inning Stats	R: 0 E: 0 K: 0 S: 4	H: 1 LOB: 1 BB: 0 P: 4	R: 0 E: 0 K: 0 S: 3	H: 0 LOB: 0 BB: 0 P: 3	R: 0 E: 0 K: 1 S: 5	H: 0 LOB: 1 BB: 1 P: 9	R: 0 E: 0 K: 0 S: 3	H: 1 LOB: 1 BB: 1 P: 7	R: 2 E: 1 K: 0 S: 8	H: 1 LOB: 0 BB: 1 P: 15	R: 1 E: 0 K: 0 S: 4	H: 1 LOB: 0 BB: 1 P: 9	R: 4 E: 0 K: 1 S: 13	H: 3 LOB: 2 BB: 3 P: 27	R: 0 E: 0 K: 2 S: 8	H: 1 LOB: 1 BB: 0 P: 8		1B: 7 2B: 1 3B: 0 HR: 0	SF: 0 SAC: 1 DP: 2 HBP: 0	WP: 2 PB: 0 SB: 0 CS: 0	PA: 38						
PITCHER	IP	WLS	BF	H	R	ER	SO	BB	IBB	HBP	BLK	WP	HR	S	P	ERA	WHIP										
Barry Lersch, R ERA: 4.03 (7, 1)	6.0		27	3	2	2	3	1	1	0	0	0	0	20	30	6.00	2.000										
Joe Hoerner, L ERA: 2.07 (7, 1)	2.0	L	11	3	2	2	3	1	1	0	0	0	0	20	30	9.00	2.000										

Batter	1	2	3	4	5	6	7	8	9	AB	R	H	RBI	BB	SO	LOB	TOP							
Ron Stone, L OBP: 0.330, SLG: 0.335 (1, 9)	4-0 BB E BB	0-0 1-H HR	0-3 K		0-0 4-3			0-0 G4-6-3 1-2		4	2	1	2	1	1	4								
Larry Bowa, S OBP: 0.291, SLG: 0.294 (1, 6)	4-0 F 1-2 1B BB	4-0 FC4-6 BB		4-0 BB 1B SF8-5 BB		0-0 L8			0-0 F9	2	2	0	0	3	0	0								
Tim McCarver, L OBP: 0.336, SLG: 0.417 (1, 2)	0-0 L8	0-0 FC4-6 HR 1-2		0-0 SF8-5 BB 1-2 1B		4-0 L8			0-0 F9	4	1	1	0	1	0	3								
Deron Johnson, R OBP: 0.346, SLG: 0.492 (1, 3)	0-3 K	0-0 1-H HR		4-0 FC6 BB 1-2 2-3 BB		0-0 G5-4-3 BB 1-2			0-0 L8	4	1	1	2	1	1	3								
Willie Montanez, L OBP: 0.320, SLG: 0.471 (1, 8)	0-0 E6 1-3 2-H 1B	0-0 4-3		0-0 SF8-5 2-3 3-H BB					0-0 4-3	3	0	0	1	0	0	1								
Oscar Gamble, L OBP: 0.269, SLG: 0.316 (1, 7)	0-0 1-2 3-H 1B			0-0 F6 1-2 FC6 1-2					0-0 L6	4	0	1	1	0	0	1								
Terry Harmon, R OBP: 0.276, SLG: 0.239 (1, 4)	0-0 L8			0-0 1B 1B		0-0 6-3			0-0 L8	4	0	1	0	0	0	2								
John Vukovich, R OBP: 0.217, SLG: 0.194 (1, 5)		4-0 HR BB	0-3 K		0-0 6-3				0-0 6-3	3	1	0	0	1	1	1								
Woodie Fryman, R OBP: 0.161, SLG: 0.161 Darrell Brandon, R OBP: 0.162, SLG: 0.162 Dick Selma, R OBP: 1.000, SLG: 1.000 Joe Lis, R OBP: 0.317, SLG: 0.420 Bill Champion, R OBP: 0.077, SLG: 0.077 (1, 1) (1, 1) (3, 1) (8, PH) (8, 1)		0-3 K	0-0 1B		0-0 1B				0-3 K G4-6-3 1B	0	0	0	0	0	0	0								
Inning Stats	R: 2 E: 1 K: 1 S: 7	H: 1 LOB: 2 BB: 2 P: 15	R: 4 E: 0 K: 1 S: 7	H: 2 LOB: 0 BB: 2 P: 15	R: 0 E: 0 K: 2 S: 9	H: 2 LOB: 2 BB: 0 P: 9	R: 1 E: 0 K: 0 S: 3	H: 1 LOB: 1 BB: 2 P: 11	R: 0 E: 0 K: 0 S: 4	H: 1 LOB: 1 BB: 0 P: 4	R: 0 E: 0 K: 0 S: 2	H: 0 LOB: 0 BB: 1 P: 6	R: 0 E: 0 K: 1 S: 5	H: 0 LOB: 0 BB: 0 P: 5	R: 0 E: 0 K: 0 S: 3	H: 0 LOB: 0 BB: 0 P: 3	1B: 5 2B: 1 3B: 0 HR: 2	SF: 1 SAC: 0 DP: 3 HBP: 0	WP: 0 PB: 1 SB: 0 CS: 0	PA: 40				
PITCHER	IP WLS BF H R ER SO BB IBB HBP BLK WP HR S P ERA WHIP	IP WLS BF H R ER SO BB IBB HBP BLK WP HR S P ERA WHIP	IP WLS BF H R ER SO BB IBB HBP BLK WP HR S P ERA WHIP	IP WLS BF H R ER SO BB IBB HBP BLK WP HR S P ERA WHIP	IP WLS BF H R ER SO BB IBB HBP BLK WP HR S P ERA WHIP	IP WLS BF H R ER SO BB IBB HBP BLK WP HR S P ERA WHIP	IP WLS BF H R ER SO BB IBB HBP BLK WP HR S P ERA WHIP	IP WLS BF H R ER SO BB IBB HBP BLK WP HR S P ERA WHIP	IP WLS BF H R ER SO BB IBB HBP BLK WP HR S P ERA WHIP	IP WLS BF H R ER SO BB IBB HBP BLK WP HR S P ERA WHIP	IP WLS BF H R ER SO BB IBB HBP BLK WP HR S P ERA WHIP	IP WLS BF H R ER SO BB IBB HBP BLK WP HR S P ERA WHIP	IP WLS BF H R ER SO BB IBB HBP BLK WP HR S P ERA WHIP	IP WLS BF H R ER SO BB IBB HBP BLK WP HR S P ERA WHIP	IP WLS BF H R ER SO BB IBB HBP BLK WP HR S P ERA WHIP	IP WLS BF H R ER SO BB IBB HBP BLK WP HR S P ERA WHIP	IP WLS BF H R ER SO BB IBB HBP BLK WP HR S P ERA WHIP	IP WLS BF H R ER SO BB IBB HBP BLK WP HR S P ERA WHIP	IP WLS BF H R ER SO BB IBB HBP BLK WP HR S P ERA WHIP	IP WLS BF H R ER SO BB IBB HBP BLK WP HR S P ERA WHIP	IP WLS BF H R ER SO BB IBB HBP BLK WP HR S P ERA WHIP	IP WLS BF H R ER SO BB IBB HBP BLK WP HR S P ERA WHIP		
Dock Ellis, R ERA: 2.95 Bob Moose, R ERA: 4.43 Bob Veale, L ERA: 8.08 Luke Walker, L ERA: 3.67 (1, 1) (2, 1) (3, 1) (4, 1)	1.1 7 0.1 6.0	11 3 1 21	2 3 0 1	5 1 0 1	3 1 0 1	2 1 0 1	27 9 3 32	20.25 6.75 0.00 1.50	4.500 2.250 0.000 0.833															
Batter	1	2	3	4	5	6	7	8	9	AB	R	H	RBI	BB	SO	LOB	BOTTOM							
Rennie Stennett, R OBP: 0.359, SLG: 0.402 (1, 4)	0-0 L1-3 1B	0-0 6-3	0-0 2-H 1B			0-0 1-3		0-0 F9		5	1	2	1	0	0	0								
Gene Clines, R OBP: 0.378, SLG: 0.418 (1, 8)	0-0 L1-3 1-2	0-0 E SF9 1B	0-0 L9			0-0 1B 2B		0-0 L6-3		5	2	2	0	0	0	2								
Roberto Clemente, R OBP: 0.367, SLG: 0.515 (1, 9)	0-0 2B 2-H	4-0 1-3 HR BB		0-0 L1		0-0 1B 2-H		0-3 K		4	2	2	2	1	1	0								
Willie Stargell, L OBP: 0.396, SLG: 0.640 (1, 7)	0-0 1B 1-H	0-0 SF9		0-0 WP 1B		0-0 F8		0-0 F9		3	1	2	2	0	0	1								
Manny Sanguillen, R OBP: 0.357, SLG: 0.443 (1, 2)	0-0 2B 2-3	0-0 1B 1-H		0-0 F2		0-0 F9				4	2	2	2	0	0	2								
Dave Cash, R OBP: 0.367, SLG: 0.377 (1, 5)	0-0 2B 1-2 SF8 3-H	0-0 5-3		0-3 K 1-2		4-0 S BB				3	1	1	1	1	1	1								
Al Oliver, L OBP: 0.312, SLG: 0.416 (1, 3)	0-0 1-3 2-H 2B		0-0 FC5-4 1B		0-0 4-3		0-3 K			4	0	2	1	0	1	1								
Jackie Hernandez, R OBP: 0.260, SLG: 0.300 (1, 6)	0-0 SF8		0-0 FC5-4 SH1-4 1B		4-0 CS BB		0-0 6-3			2	1	0	1	1	0	2								
Dock Ellis, S OBP: 0.260, SLG: 0.208 Bob Moose, R OBP: 0.154, SLG: 0.108 Bob Veale, S OBP: 0.333, SLG: 0.333 Luke Walker, L OBP: 0.109, SLG: 0.024 (1, 1) (2, 1) (3, 1) (4, 1)	0-3 K	0-3 SH1-4		0-0 SH1-4		0-3 K		0-0 5-3		1	0	0	0	0	1	1								
Inning Stats	R: 5 E: 0 K: 1 S: 11	H: 6 LOB: 1 BB: 0 P: 11	R: 3 E: 0 K: 0 S: 5	H: 2 LOB: 1 BB: 1 P: 9	R: 1 E: 0 K: 0 S: 5	H: 2 LOB: 0 BB: 0 P: 5	R: 0 E: 0 K: 1 S: 6	H: 1 LOB: 1 BB: 0 P: 6	R: 0 E: 0 K: 1 S: 4	H: 0 LOB: 0 BB: 1 P: 8	R: 1 E: 0 K: 0 S: 5	H: 2 LOB: 1 BB: 0 P: 5	R: 0 E: 0 K: 1 S: 5	H: 0 LOB: 1 BB: 1 P: 9	R: 0 E: 0 K: 1 S: 5	H: 0 LOB: 0 BB: 0 P: 5	1B: 9 2B: 3 3B: 0 HR: 1	SF: 2 SAC: 1 DP: 0 HBP: 0	WP: 1 PB: 0 SB: 2 CS: 1	PA: 39				
PITCHER	IP WLS BF H R ER SO BB IBB HBP BLK WP HR S P ERA WHIP	IP WLS BF H R ER SO BB IBB HBP BLK WP HR S P ERA WHIP	IP WLS BF H R ER SO BB IBB HBP BLK WP HR S P ERA WHIP	IP WLS BF H R ER SO BB IBB HBP BLK WP HR S P ERA WHIP	IP WLS BF H R ER SO BB IBB HBP BLK WP HR S P ERA WHIP	IP WLS BF H R ER SO BB IBB HBP BLK WP HR S P ERA WHIP	IP WLS BF H R ER SO BB IBB HBP BLK WP HR S P ERA WHIP	IP WLS BF H R ER SO BB IBB HBP BLK WP HR S P ERA WHIP	IP WLS BF H R ER SO BB IBB HBP BLK WP HR S P ERA WHIP	IP WLS BF H R ER SO BB IBB HBP BLK WP HR S P ERA WHIP	IP WLS BF H R ER SO BB IBB HBP BLK WP HR S P ERA WHIP	IP WLS BF H R ER SO BB IBB HBP BLK WP HR S P ERA WHIP	IP WLS BF H R ER SO BB IBB HBP BLK WP HR S P ERA WHIP	IP WLS BF H R ER SO BB IBB HBP BLK WP HR S P ERA WHIP	IP WLS BF H R ER SO BB IBB HBP BLK WP HR S P ERA WHIP	IP WLS BF H R ER SO BB IBB HBP BLK WP HR S P ERA WHIP	IP WLS BF H R ER SO BB IBB HBP BLK WP HR S P ERA WHIP	IP WLS BF H R ER SO BB IBB HBP BLK WP HR S P ERA WHIP	IP WLS BF H R ER SO BB IBB HBP BLK WP HR S P ERA WHIP	IP WLS BF H R ER SO BB IBB HBP BLK WP HR S P ERA WHIP	IP WLS BF H R ER SO BB IBB HBP BLK WP HR S P ERA WHIP	IP WLS BF H R ER SO BB IBB HBP BLK WP HR S P ERA WHIP		
Woodie Fryman, L ERA: 3.13 Darrell Brandon, R ERA: 4.29 Dick Selma, R ERA: 3.32 Bill Champion, R ERA: 4.79 (1, 1) (1, 1) (3, 1) (8, 1)	0.1 2.1 4.1 1.0	L 12 17 3	4 4 3 0	4 4 1 0	5 5 3 0	5 7 21 5	17 15.43 2.08 0.00	2.143 1.154 0.000																

Philadelphia Phillies @ Pittsburgh Pirates
Three Rivers Stadium, Pittsburgh, PA
Wed Sep 01 1971, 7:05 PM EDT
Att: 11,278 - Unknown

AB 32
R 7
H 7
RBI 6
BB 7
SO 5
LOB 16



WP: 0 PA: 40
PB: 1
SB: 0
CS: 0

Philadelphia Phillies @ Pittsburgh Pirates
Three Rivers Stadium, Pittsburgh, PA
Wed Sep 01 1971, 7:05 PM EDT
Att: 11,278 - Unknown

AB 33
R 10
H 13
RBI 10
BB 3
SO 5
LOB 12



WP: 1 PA: 39
PB: 0
SB: 2
CS: 1

Batter	1	2	3	4	5	6	7	8	9	AB	R	H	RBI	BB	SO	LOB	TOP					
Jim Fairley, L (1, 7) <small>OBP: 0.293, SLG: 0.320</small> Mike Marshall, R (9, 1) <small>OBP: 0.200, SLG: 0.143</small>	6-3			F8	F5			FC1-5	FC6-4	5	0	0	1	0	0	4						
Boots Day, L (1, 8) <small>OBP: 0.356, SLG: 0.374</small>	4-3			F8 1B	CS			FC		5	0	3	2	0	0	2						
Rusty Staub, L (1, 9) <small>OBP: 0.388, SLG: 0.465</small>	P3			1B	CS			K	4-3	5	0	2	0	0	1	4						
Ron Fairly, L (1, 3) <small>OBP: 0.383, SLG: 0.415</small>		1-3		F8	L8-3			FC4-6		4	0	0	0	0	0	5						
Bob Bailey, R (1, 5) <small>OBP: 0.364, SLG: 0.398</small>	F9			4-3					1B	4	1	1	0	0	1	2						
Gary Sutherland, R (1, 4) <small>OBP: 0.311, SLG: 0.373</small>	F9				F3				BB	4	1	2	0	0	0	0						
John Bateman, R (1, 2) Stan Swanson, R (9, PR) <small>OBP: 0.284, SLG: 0.295</small>			5-3		1B			K	E4	4	1	1	1	0	1	2						
Bobby Wine, R (1, 6) <small>OBP: 0.255, SLG: 0.233</small> Dave McDonald, L (9, PH) Rich Hacker, S (9, 6) <small>OBP: 0.150, SLG: 0.158</small>			4-3		2B			P6	F6	3	1	1	0	0	0	0						
Steve Renko, R (1, 1) <small>OBP: 0.198, SLG: 0.306</small> Ron Hunt, R (9, PH) <small>OBP: 0.401, SLG: 0.356</small> Clyde Mashore, R (9, PR) <small>OBP: 0.224, SLG: 0.259</small> Jim Britton, R (9, 1) Ron Brand, R (9, PH) <small>OBP: 0.346, SLG: 0.294</small> John Boccabella, R (9, 2) <small>OBP: 0.208, SLG: 0.341</small>			F9		1B			E1	FC6-4	2	1	1	2	0	0	0						
Inning Stats	R: 0 E: 0 K: 0 S: 3	H: 0 LOB: 0 BB: 0 P: 3	R: 0 E: 0 K: 0 S: 3	H: 0 LOB: 0 BB: 0 P: 3	R: 0 E: 0 K: 0 S: 3	H: 0 LOB: 0 BB: 0 P: 3	R: 0 E: 0 K: 0 S: 5	H: 2 LOB: 2 BB: 0 P: 5	R: 3 E: 0 K: 0 S: 6	H: 4 LOB: 0 BB: 0 P: 6	R: 0 E: 0 K: 1 S: 5	H: 1 LOB: 0 BB: 0 P: 5	R: 0 E: 0 K: 1 S: 5	H: 1 LOB: 0 BB: 0 P: 5	R: 0 E: 1 K: 1 S: 7	H: 1 LOB: 2 BB: 0 P: 7	R: 3 E: 1 K: 0 S: 7	H: 3 LOB: 2 BB: 1 P: 11	1B: 11 2B: 3 3B: 0 HR: 0	SF: 0 SAC: 0 DP: 2 HBP: 0	WP: 0 PB: 0 CS: 2	PA: 40
PITCHER	IP	WLS	BF	H	R	ER	SO	BB	IBB	HBP	BLK	WP	HR	S	P	ERA	WHIP					
Steve Blass, R (1, 1) <small>ERA: 3.12</small> Ramon Hernandez, L (8, 1) <small>ERA:</small> Dave Giusti, R (9, 1) <small>ERA: 3.12</small> Bob Veale, L (9, 1) <small>ERA: 8.01</small>	7.1		29	9	3	3	2	0	0	0	0	0	0	33	33	3.68	1.227					

Montreal Expos @ Pittsburgh Pirates
 Three Rivers Stadium, Pittsburgh, PA
 Fri Sep 03 1971, 7:05 PM EDT
 Att: 17,951 - Unknown

AB	38
R	6
H	12
RBI	6
BB	1
SO	3
LOB	21



Batter	1	2	3	4	5	6	7	8	9	AB	R	H	RBI	BB	SO	LOB	BOTTOM				
Rennie Stennett, R (1, 4) <small>OBP: 0.381, SLG: 0.446</small>	1B	F8		1B		E9		1B		5	1	4	1	0	0	0					
Vic Davallo, L (1, 8) <small>OBP: 0.312, SLG: 0.368</small>	F9		F9	1-3		5-3		6-3		5	1	1	1	0	0	4					
Roberto Clemente, R (1, 9) <small>OBP: 0.372, SLG: 0.523</small>	F8		F8					SH	CI	5	0	4	0	0	0	1					
Willie Stargell, L (1, 7) <small>OBP: 0.402, SLG: 0.639</small>	2B							SH	F6	1	1	0	0	4	0	1					
Al Oliver, L (1, 3) <small>OBP: 0.309, SLG: 0.412</small>	F9		F8	F9		SH		SH	F8	4	0	0	0	0	0	7					
Manny Sanguillen, R (1, 2) <small>OBP: 0.356, SLG: 0.443</small>	WP		F8		G4-6-3	4-3		CI	FC6-4	4	0	1	2	0	0	7					
Dave Cash, R (1, 5) <small>OBP: 0.363, SLG: 0.372</small>	6-3			F7		F9		FC6-4		5	0	0	0	0	0	5					
Gene Alley, R (1, 6) <small>OBP: 0.306, SLG: 0.365</small>			K		K			G3		4	1	1	0	0	2	0					
Steve Blass, R (1, 1) <small>OBP: 0.127, SLG: 0.143</small> Ramon Hernandez, S (8, 1) Carl Taylor, R (9, PH) <small>OBP: 0.255, SLG: 0.175</small> Dave Giusti, R (9, 1) <small>OBP: 0.118, SLG: 0.063</small> Bob Veale, S (9, 1) <small>OBP: 0.333, SLG: 0.333</small>		1-3				SH1-4		5-3		1	0	0	0	1	0	0					
Inning Stats	R: 3 E: 0 K: 0 S: 6	H: 3 LOB: 1 BB: 1 P: 10	R: 0 E: 0 K: 1 S: 5	H: 0 LOB: 0 BB: 0 P: 5	R: 0 E: 0 K: 0 S: 4	H: 1 LOB: 2 BB: 1 P: 8	R: 0 E: 0 K: 1 S: 6	H: 1 LOB: 2 BB: 1 P: 10	R: 0 E: 1 K: 0 S: 5	H: 2 LOB: 1 BB: 0 P: 5	R: 0 E: 1 K: 0 S: 4	H: 1 LOB: 2 BB: 1 P: 8	R: 0 E: 0 K: 0 S: 4	H: 1 LOB: 1 BB: 0 P: 4	R: 0 E: 1 K: 0 S: 5	H: 1 LOB: 2 BB: 0 P: 5	1B: 7 2B: 4 3B: 1 HR: 0	SF: 0 SAC: 2 DP: 2 HBP: 0	WP: 1 PB: 0 CS: 0	PA: 43	
PITCHER	IP	WLS	BF	H	R	ER	SO	BB	IBB	HBP	BLK	WP	HR	S	P	ERA	WHIP				
Steve Renko, R (1, 1) <small>ERA: 3.66</small> Jim Britton, R (8, 1) <small>ERA: 5.6</small> Mike Marshall, R (9, 1) <small>ERA: 4.2</small>	7.0		34	9	4	4	2	3	2	0	0	0	0	4	4	5.14	1.714				

Montreal Expos @ Pittsburgh Pirates
 Three Rivers Stadium, Pittsburgh, PA
 Fri Sep 03 1971, 7:05 PM EDT
 Att: 17,951 - Unknown

AB	35
R	4
H	11
RBI	4
BB	5
SO	2
LOB	25



Batter	1	2	3	4	5	6	7	8	9	10	11	AB	R	H	RBI	BB	SO	LOB	TOP									
Ron Hunt, R OBP: 0.400, SLG: 0.354 (1.5)												5	0	1	1	1	0	3										
Boots Day, L Ron Woods, R Dan McGinn, L Stan Swenson, R Mike Marshall, L (1.8) (7. PH) (7.8) (8.1) (10. PH) (10.1)												2	0	0	0	1	0	0										
Rusty Staub, L OBP: 0.388, SLG: 0.462 (1.9)												5	0	1	0	0	1	3										
Ron Fairly, L OBP: 0.378, SLG: 0.408 (1.3)												6	0	0	0	0	1	1										
Bob Bailey, R OBP: 0.367, SLG: 0.401 (1.7)												4	2	2	0	2	1	0										
Gary Sutherland, R OBP: 0.311, SLG: 0.372 (1.4)												6	1	2	0	0	0	3										
John Bateman, R OBP: 0.263, SLG: 0.338 Clyde Mashore, R OBP: 0.252, SLG: 0.257 (8. PR) (8.8)												3	0	1	2	0	0	0										
Ron Brand, R OBP: 0.249, SLG: 0.204 (11. PH) (11.8)												0	0	0	0	0	0	0										
Bobby Wine, R OBP: 0.259, SLG: 0.234 Jim Fairley, L OBP: 0.297, SLG: 0.320 John Boccabella, R OBP: 0.286, SLG: 0.338 (8. PH) (8.2)												2	1	1	0	1	0	2										
Carl Morton, R OBP: 0.192, SLG: 0.257 Dave McDonald, L OBP: 0.167, SLG: 0.167 John Strohmayr, R OBP: 0.235, SLG: 0.235 Jim Gosger, L OBP: 0.219, SLG: 0.211 Rich Hacker, S OBP: 0.150, SLG: 0.158 (6. PH) (6. PH) (6. PH) (8.6)												2	0	0	0	0	0	3										
Inning Stats	R: 0 E: 1 K: 0 S: 2	H: 0 LOB: 0 BB: 0 P: 3	R: 0 E: 0 K: 1 S: 5	H: 0 LOB: 0 BB: 0 P: 5	R: 0 E: 1 K: 0 S: 4	H: 0 LOB: 3 BB: 2 P: 12	R: 1 E: 0 K: 0 S: 5	H: 2 LOB: 2 BB: 1 P: 9	R: 0 E: 0 K: 0 S: 4	H: 1 LOB: 1 BB: 0 P: 4	R: 2 E: 1 K: 0 S: 6	H: 2 LOB: 1 BB: 0 P: 6	R: 0 E: 0 K: 1 S: 5	H: 0 LOB: 0 BB: 0 P: 5	R: 3 E: 2 K: 1 S: 8	H: 2 LOB: 1 BB: 1 P: 12	R: 0 E: 0 K: 1 S: 6	H: 1 LOB: 1 BB: 0 P: 6	R: 0 E: 1 K: 1 S: 6	H: 0 LOB: 2 BB: 1 P: 10	R: 0 E: 1 K: 1 S: 5	H: 0 LOB: 1 BB: 1 P: 9	1B: 7 2B: 1 3B: 0 HR: 0	SF: 1 SAC: 1 DP: 0 HBP: 1	WP: 1 PB: 0 SB: 1 CS: 2	PA: 53		
PITCHER	IP WLS BF H R ER SO BB IBB HBP BLK WP HR S P ERA WHIP	Bob Johnson, R ERA: 3.56 Bob Veale, L ERA: 7.81 Bob Miller, R ERA: 1.77 Ramon Hernandez, L ERA: Dave Giusti, R ERA: 3.1	6.0 1.0 3.0 0.2 0.1	28 3 16 3 1	5 0 3 0 0	3 0 3 0 0	1 0 3 0 0	0 0 1 0 0	0 0 0 0 0	0 0 20 4 1	5 5 28 8 1	0.00 0.000 1.333 1.500 0.000																
Batter	1	2	3	4	5	6	7	8	9	10	11	AB	R	H	RBI	BB	SO	LOB	BOTTOM									
Rennie Stennett, R OBP: 0.398, SLG: 0.469 (1.4)												6	2	4	0	0	0	1										
Gene Clines, R OBP: 0.377, SLG: 0.413 (1.8)												5	2	1	0	0	1	3										
Vic Davallito, L OBP: 0.316, SLG: 0.377 (1.9)												5	0	3	3	0	0	1										
Willie Stargell, L OBP: 0.402, SLG: 0.635 (1.7)												3	2	0	0	2	0	2										
Al Oliver, L OBP: 0.310, SLG: 0.413 (1.3)												4	1	1	0	1	1	3										
Manny Sanguillen, R OBP: 0.368, SLG: 0.443 (1.2)												5	0	2	2	0	0	4										
Dave Cash, R OBP: 0.363, SLG: 0.371 (1.5)												4	0	1	0	1	0	3										
Gene Alley, R OBP: 0.366, SLG: 0.368 Milt May, L OBP: 0.308, SLG: 0.424 Steve Blass, R OBP: 0.127, SLG: 0.143 Jackie Hernandez, R OBP: 0.259, SLG: 0.299 (1.6) (7. PH) (7. PR) (8.6)												3	0	1	0	0	0	1										
Bob Johnson, L OBP: 0.196, SLG: 0.045 Richie Hebner, L OBP: 0.131, SLG: 0.003 Carl Taylor, R OBP: 0.133, SLG: 0.333 Bob Miller, R OBP: 0.179, SLG: 0.171 Bob Robertson, R OBP: 0.233, SLG: 0.266 Ramon Hernandez, S OBP: 0.176, SLG: 0.083 (1.1) (8. PH) (7.1) (7. PH) (8.1) (10. PH) (11.1) (11.1)												2	0	0	0	0	2	2										
Inning Stats	R: 1 E: 1 K: 0 S: 5	H: 1 LOB: 1 BB: 0 P: 5	R: 0 E: 0 K: 1 S: 6	H: 1 LOB: 1 BB: 0 P: 6	R: 1 E: 0 K: 0 S: 6	H: 3 LOB: 2 BB: 6 P: 6	R: 0 E: 0 K: 1 S: 6	H: 1 LOB: 1 BB: 0 P: 6	R: 2 E: 0 K: 0 S: 4	H: 2 LOB: 1 BB: 2 P: 12	R: 0 E: 0 K: 1 S: 6	H: 1 LOB: 1 BB: 0 P: 6	R: 2 E: 1 K: 0 S: 5	H: 2 LOB: 2 BB: 13 P: 13	R: 0 E: 0 K: 0 S: 3	H: 0 LOB: 0 BB: 0 P: 3	R: 0 E: 0 K: 0 S: 3	H: 1 LOB: 0 BB: 0 P: 3	R: 1 E: 1 K: 0 S: 2	H: 2 LOB: 1 BB: 1 P: 3	1B: 10 2B: 4 3B: 0 HR: 0	SF: 1 SAC: 0 DP: 2 HBP: 1	WP: 0 PB: 0 SB: 3 CS: 0	PA: 48				
PITCHER	IP WLS BF H R ER SO BB IBB HBP BLK WP HR S P ERA WHIP	Carl Morton, R ERA: 4.57 John Strohmayr, R ERA: 4.58 Dan McGinn, L ERA: 5.98 Mike Marshall, R ERA: 4.14	5.0 2.0 2.0 1.1	25 11 6 6	8 3 0 3	4 2 0 1	2 2 0 0	0 0 0 0	0 0 8 5	0 0 8 6	27 19 8 6	35 2.500 0.000 2.250																

Montreal Expos @ Pittsburgh Pirates
Three Rivers Stadium, Pittsburgh, PA
Sat Sep 04 1971, 3:33 AM EDT
Att: 11,302 - Cloudy

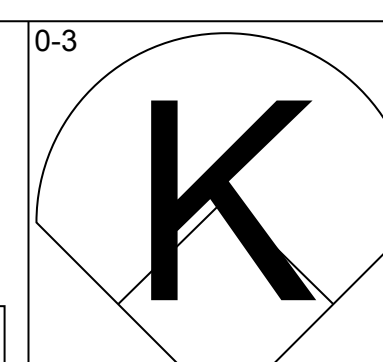
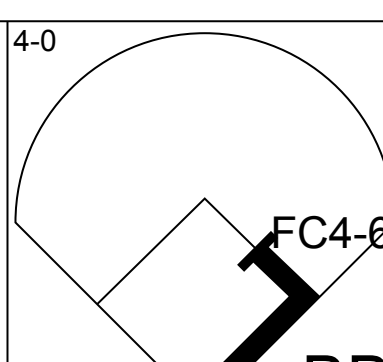
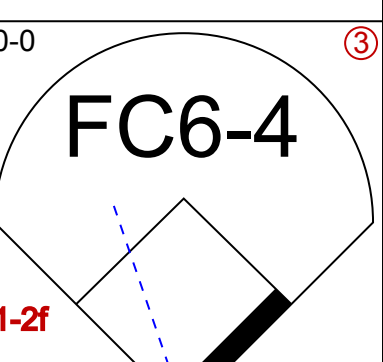
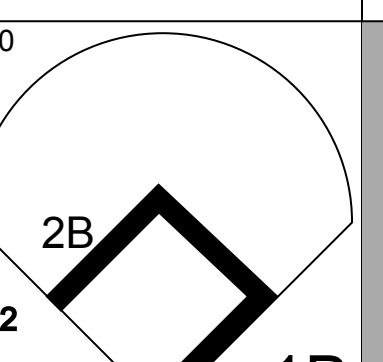
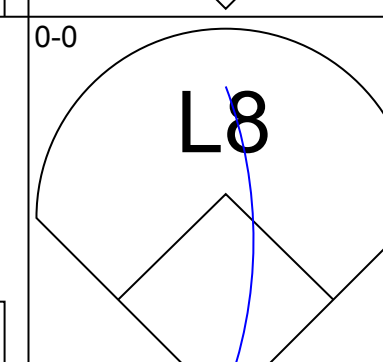
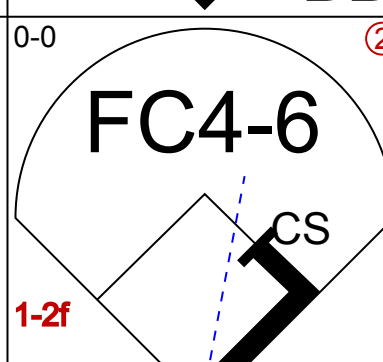
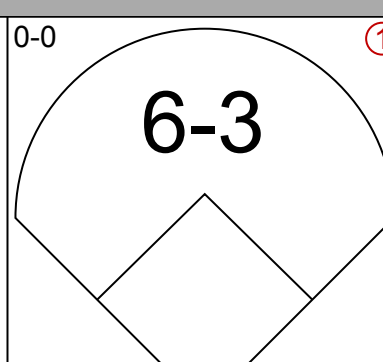
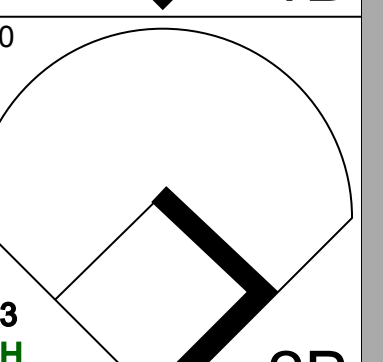
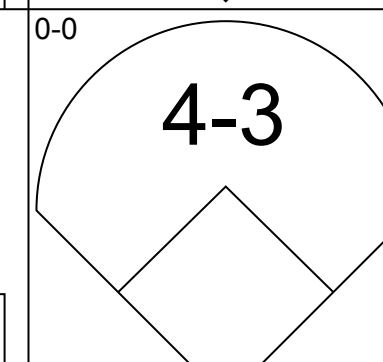
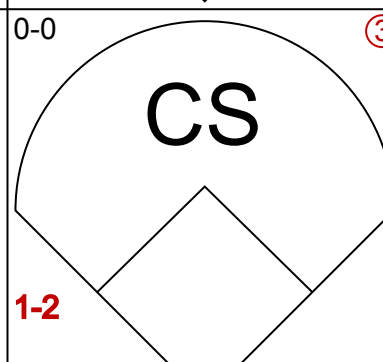
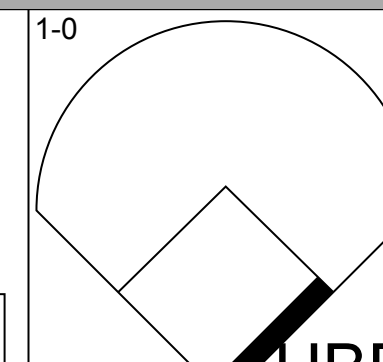
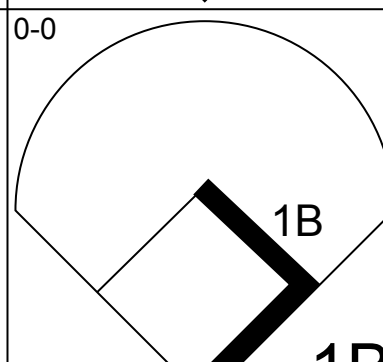
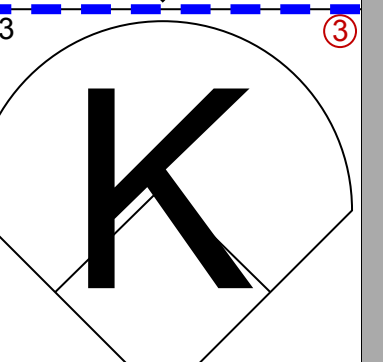
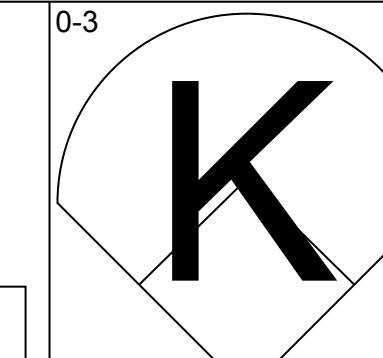
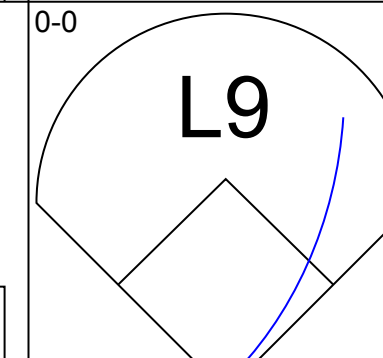
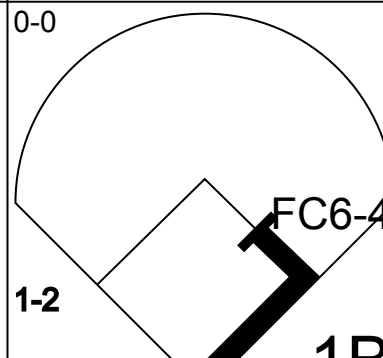
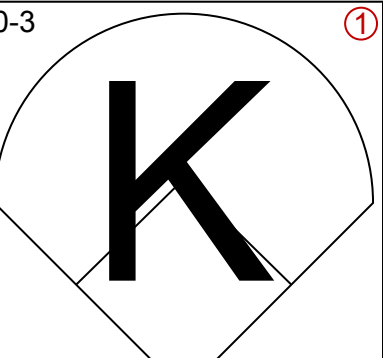
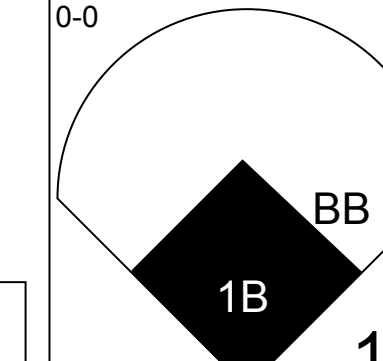
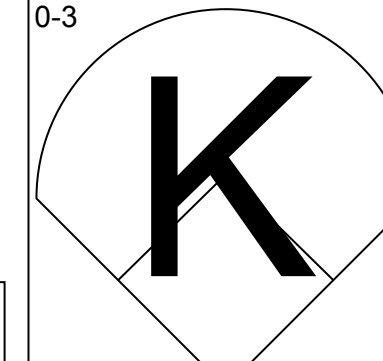
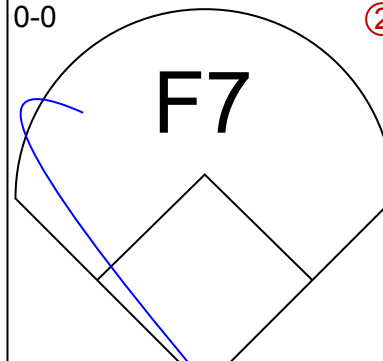
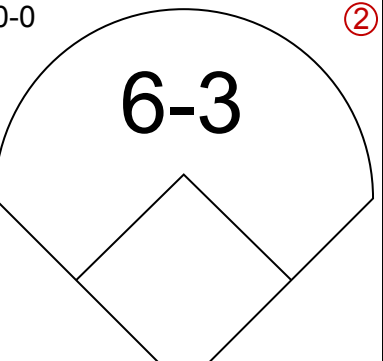
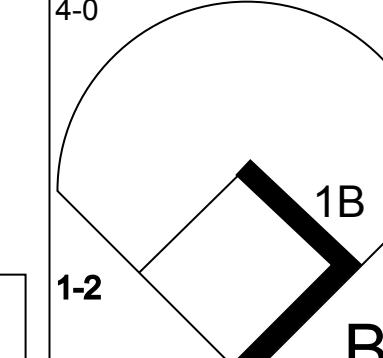
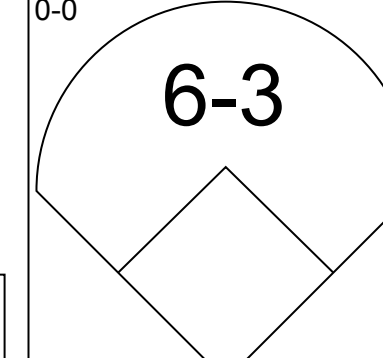
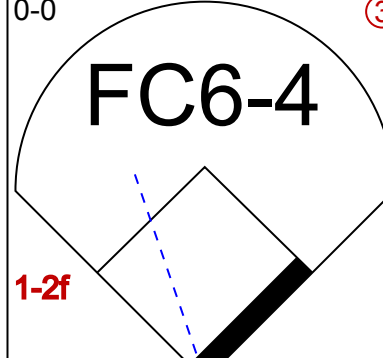
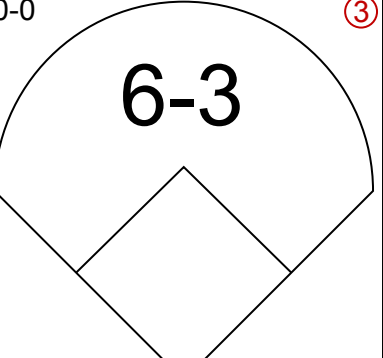
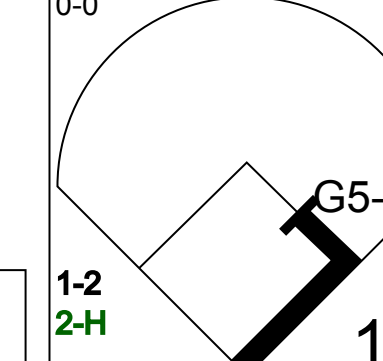
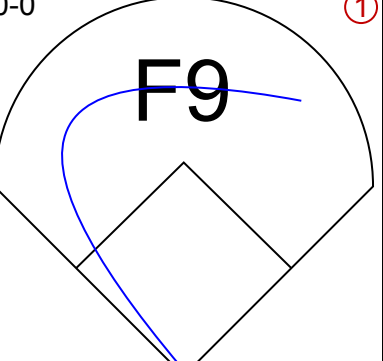
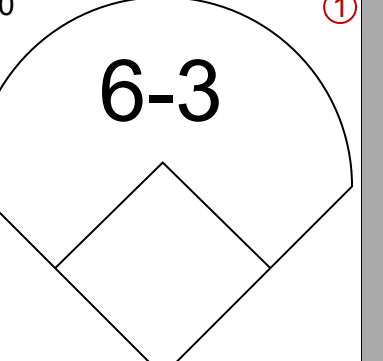
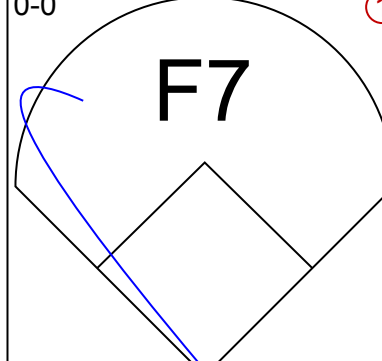
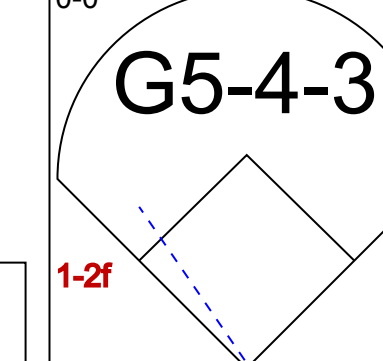
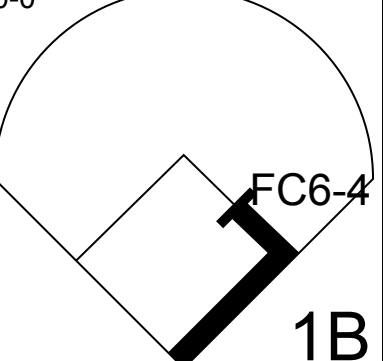

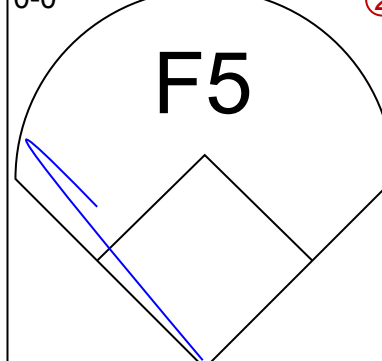

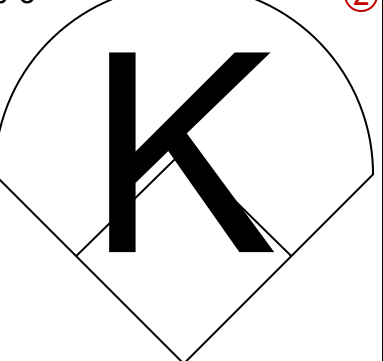
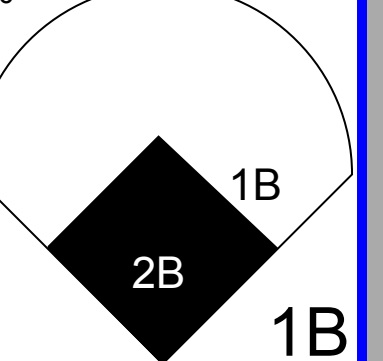
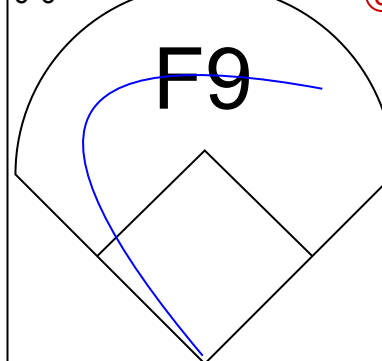
livebaseballscores.com

AB 42
R 6
H 8
RBI 3
BB 6
SO 6
LOB 21

Montreal Expos @ Pittsburgh Pirates
Three Rivers Stadium, Pittsburgh, PA
Sat Sep 04 1971, 3:33 AM EDT
Att: 11,302 - Cloudy


livebaseballscores.com

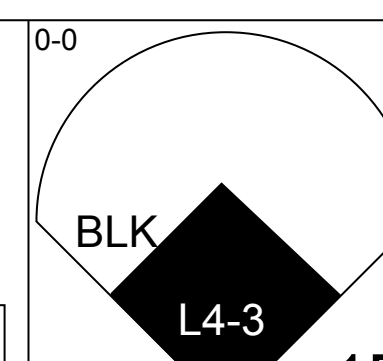
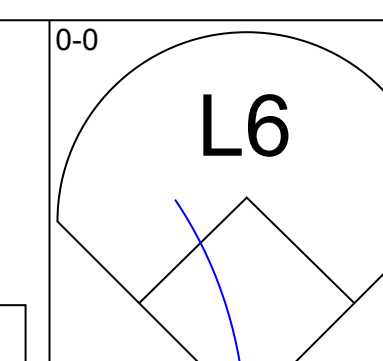
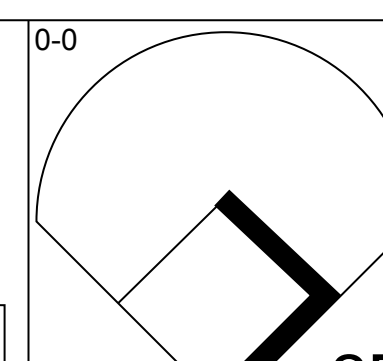
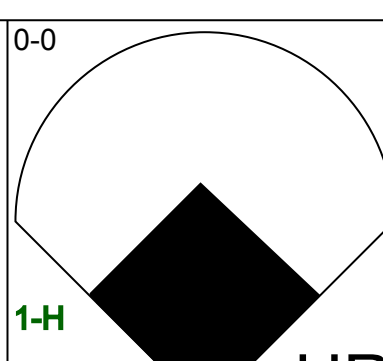
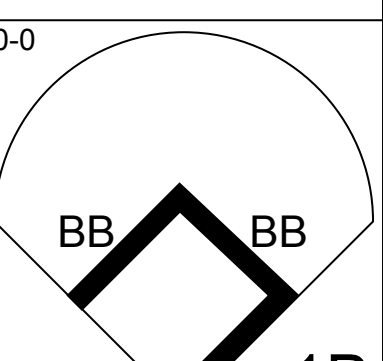
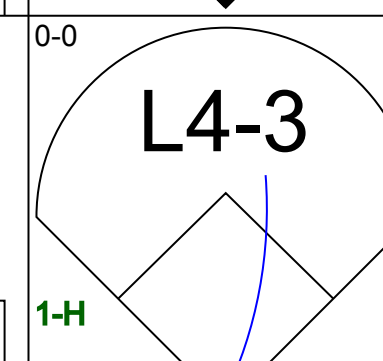
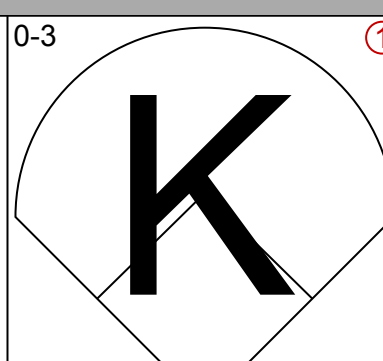
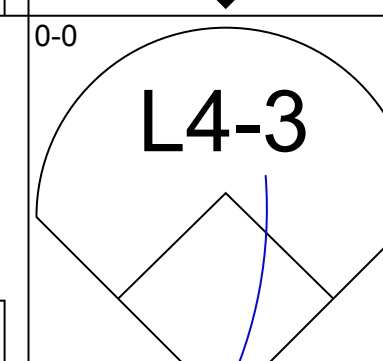
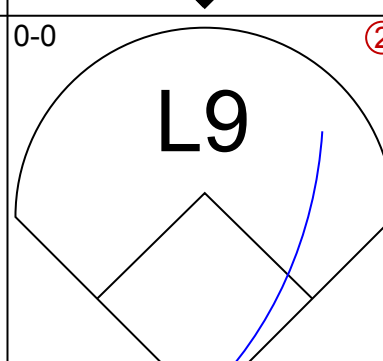
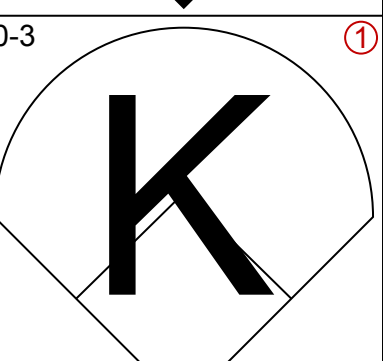
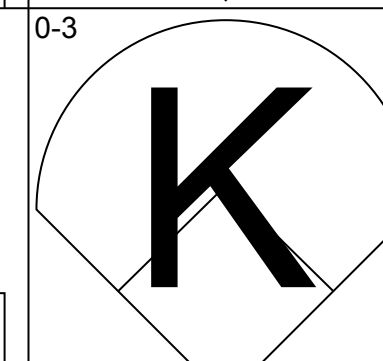
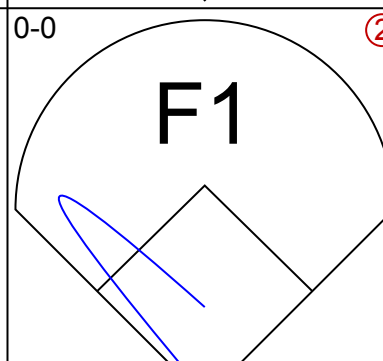
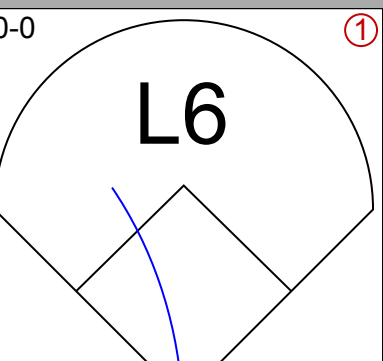
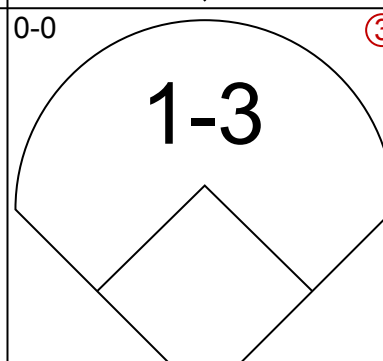
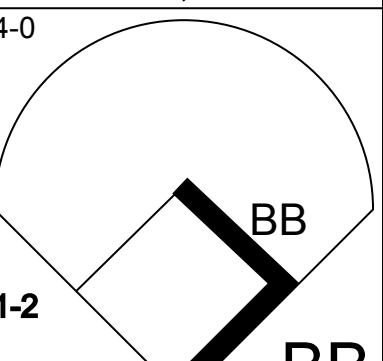

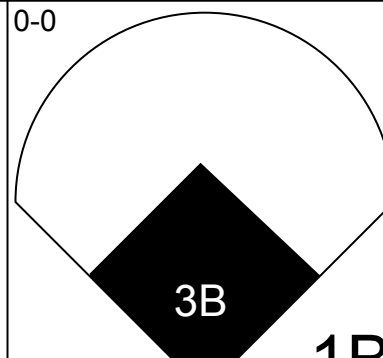
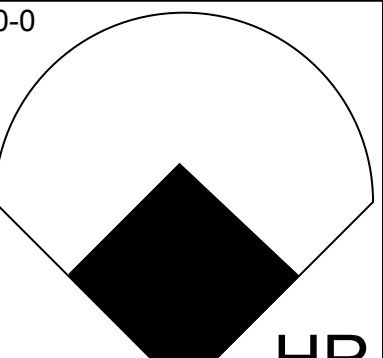
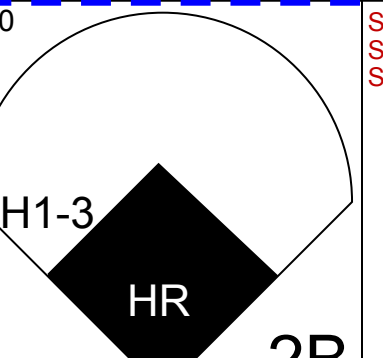
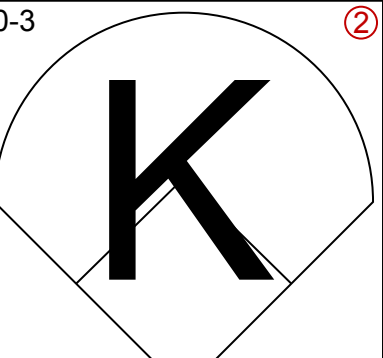
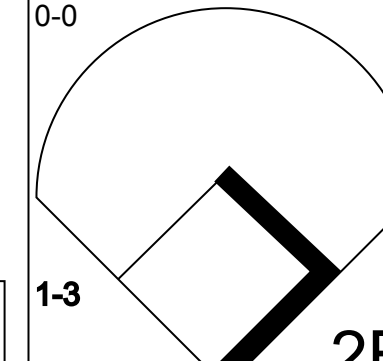
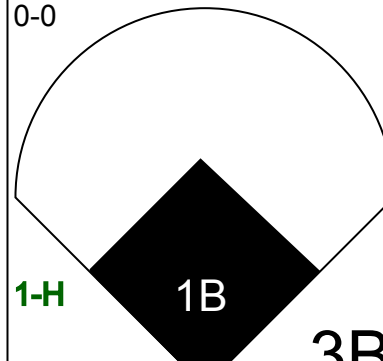
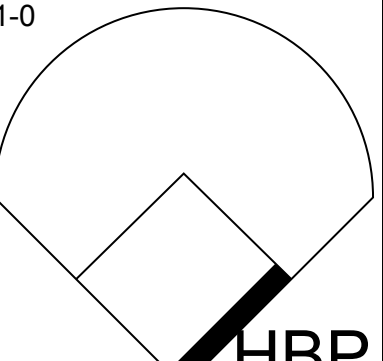
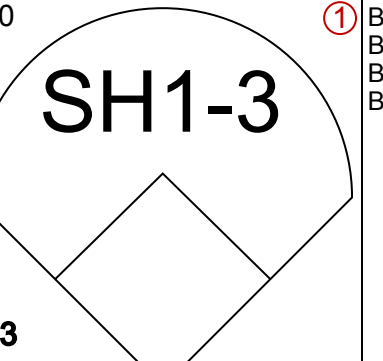
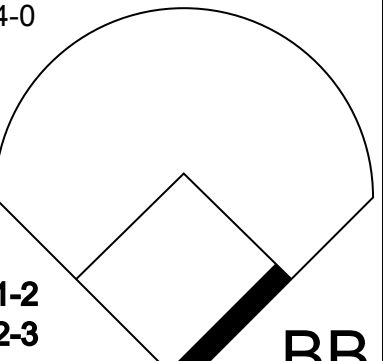
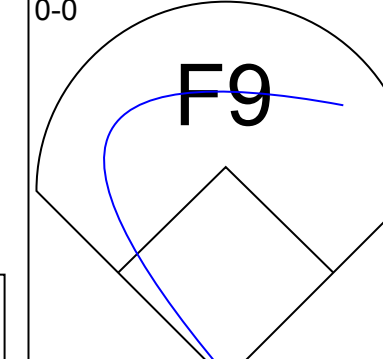
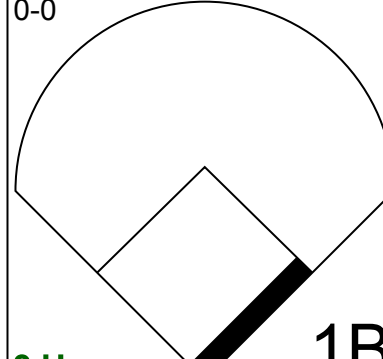
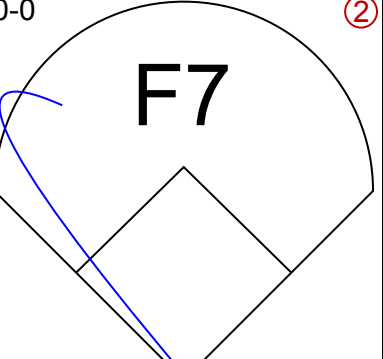
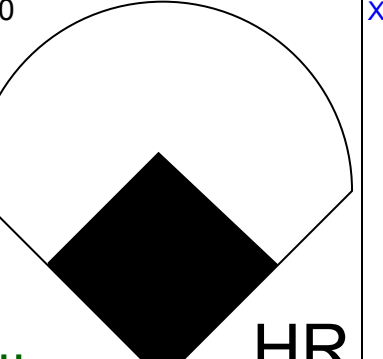
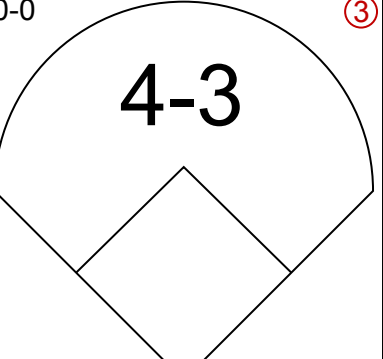
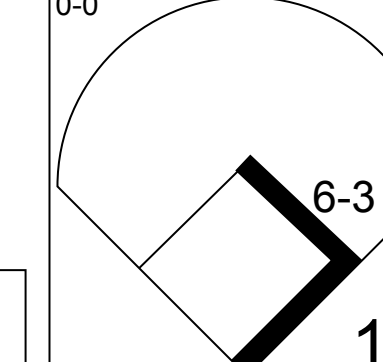
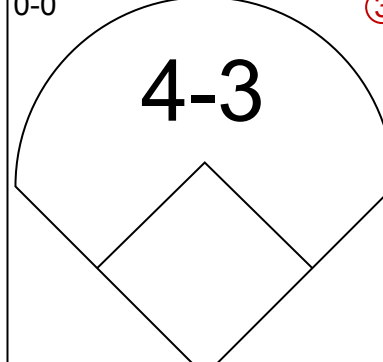
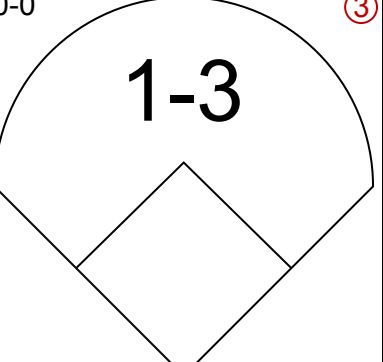
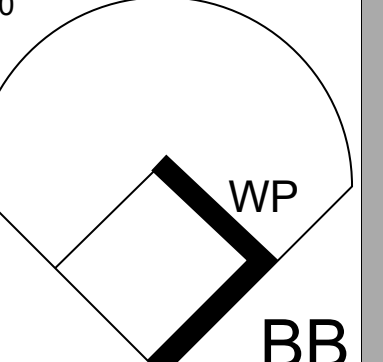
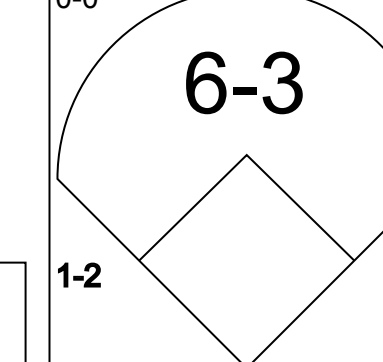
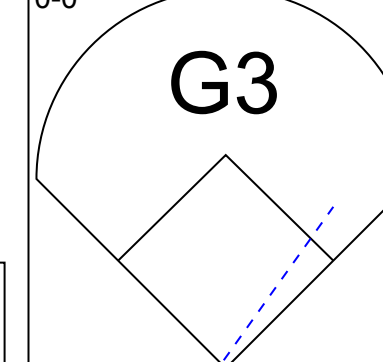
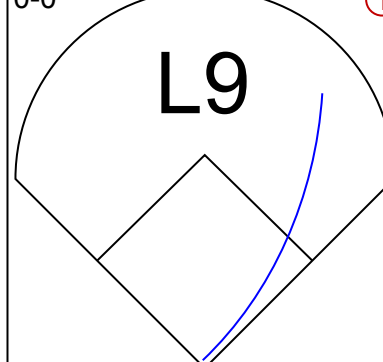
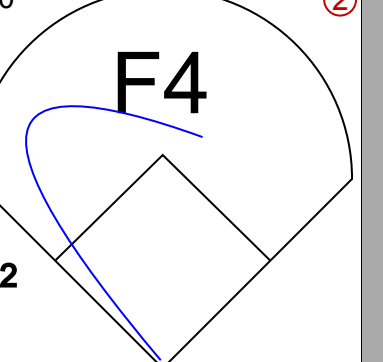
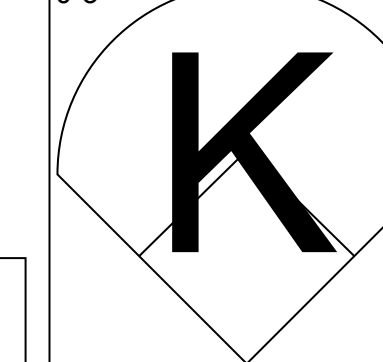
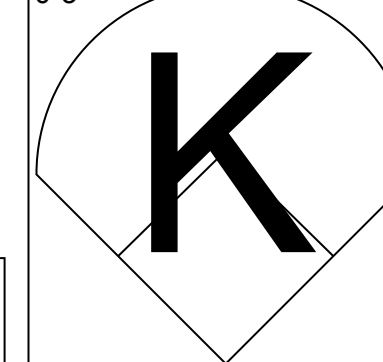
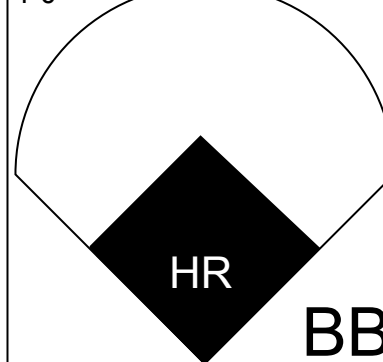

AB 42
R 7
H 14
RBI 7
BB 4
SO 4
LOB 24

Batter	1	2	3	4	5	6	7	8	9	AB	R	H	RBI	BB	SO	LOB	TOP																					
Ron Hunt, R OBP: 0.401, SLG: 0.354 (1, 4)										3	0	1	0	1	1	1																						
Boots Day, L OBP: 0.356, SLG: 0.373 (1, 8)										4	0	1	1	0	0	1																						
Rusty Staub, L OBP: 0.388, SLG: 0.462 (1, 9)										3	0	1	0	0	1	2																						
Ron Fairly, L OBP: 0.378, SLG: 0.408 Terry Humphrey, R (8, PH) (8, 2)										3	0	1	0	0	1	1																						
Jim Fairley, L OBP: 0.298, SLG: 0.321 Ron Woods, R OBP: 0.362, SLG: 0.403 (8, PH) (8, 7)										3	1	1	0	0	1	3																						
Bob Bailey, R OBP: 0.366, SLG: 0.398 (1, 5)										3	0	0	0	1	0	3																						
Gary Sutherland, R OBP: 0.310, SLG: 0.370 (1, 6)										4	0	1	1	0	0	0																						
John Boccabella, R OBP: 0.285, SLG: 0.336 (1, 2) (8, 3)										4	0	1	0	0	1	2																						
Bill Stoneman, R OBP: 0.224, SLG: 0.132 Jim Gosger, L OBP: 0.226, SLG: 0.219 Dan McGinn, L OBP: 0.267, SLG: 0.267 Coco Laboy, R OBP: 0.297, SLG: 0.297 (1, 1) (7, PH) (7, 1) (8, PH)										2	0	0	0	0	2	1																						
Inning Stats	R: 0 E: 0 K: 1 S: 5	H: 0 LOB: 0 BB: 0 P: 5	R: 1 E: 0 K: 1 S: 6	H: 2 LOB: 1 BB: 1 P: 10	R: 0 E: 0 K: 1 S: 4	H: 0 LOB: 0 BB: 1 P: 8	R: 0 E: 0 K: 1 S: 5	H: 0 LOB: 1 BB: 0 P: 6	R: 0 E: 0 K: 0 S: 6	H: 1 LOB: 1 BB: 0 P: 6	R: 0 E: 0 K: 0 S: 5	H: 2 LOB: 2 BB: 0 P: 5	R: 1 E: 0 K: 2 S: 10	H: 3 LOB: 2 BB: 0 P: 10	R: 0 E: 0 K: 1 S: 5	H: 0 LOB: 0 BB: 0 P: 5	R: 0 E: 0 K: 0 S: 3	H: 0 LOB: 0 BB: 0 P: 3	1B: 7 2B: 1 3B: 0 HR: 0	SF: 0 SAC: 0 DP: 1 HBP: 1	WP: 0 PB: 0 CS: 1	PA: 37																
PITCHER	IP	WLS	BF	H	R	ER	SO	BB	IBB	HBP	BLK	WP	HR	S	P	ERA	WHIP	PITCHER				IP	WLS	BF	H	R	ER	SO	BB	IBB	HBP	BLK	WP	HR	S	P	ERA	WHIP
Bruce Kison, R ERA: 3.31 Ramon Hernandez, L ERA:	(1, 1) (7, 1)	6.2 S	29 7	8 0	2 0	2 0	6 2	0 0	0 0	1 0	0 0	0 0	0 0	38 11	47 11	2.70 0.00	1.500 0.000																					

Montreal Expos @ Pittsburgh Pirates
Three Rivers Stadium, Pittsburgh, PA
Sun Sep 05 1971, 3:33 AM EDT
Att: 15,897 - Unknown


AB 33
R 2
H 8
RBI 2
BB 2
SO 8
LOB 14



Batter	1	2	3	4	5	6	7	8	9	AB	R	H	RBI	BB	SO	LOB	BOTTOM																					
Rennie Stennett, R OBP: 0.411, SLG: 0.520 Bill Mazerowski, R OBP: 0.304, SLG: 0.296 (1, 4) (7, 4)										4	2	3	2	0	0	1																						
Gene Clines, R OBP: 0.389, SLG: 0.404 (1, 8)										5	0	0	1	0	2	2																						
Vic Davallo, L OBP: 0.314, SLG: 0.371 (1, 9)										4	0	0	0	1	1	0																						
Willie Stargell, L OBP: 0.405, SLG: 0.645 (1, 7)										4	3	3	1	1	1	2																						
Richie Hebner, L OBP: 0.338, SLG: 0.514 (1, 5)										2	1	2	1	1	0	0																						
Milt May, L OBP: 0.313, SLG: 0.452 (1, 2)										5	1	2	3	0	0	6																						
Al Oliver, L OBP: 0.312, SLG: 0.412 (1, 3)										3	0	1	0	1	0	2																						
Gene Alley, R OBP: 0.302, SLG: 0.363 (1, 6)										4	0	0	0	0	0	2																						
Bruce Kison, R OBP: 0.133, SLG: 0.107 Ramon Hernandez, S (7, 1)										2	1	0	0	1	2	1																						
Inning Stats	R: 1 E: 0 K: 1 S: 7	H: 2 LOB: 2 BB: 1 P: 11	R: 0 E: 0 K: 1 S: 6	H: 1 LOB: 0 BB: 0 P: 6	R: 2 E: 0 K: 1 S: 8	H: 3 LOB: 1 BB: 0 P: 8	R: 0 E: 0 K: 1 S: 6	H: 1 LOB: 1 BB: 0 P: 6	R: 1 E: 0 K: 0 S: 4	H: 1 LOB: 1 BB: 0 P: 5	R: 2 E: 0 K: 0 S: 4	H: 1 LOB: 0 BB: 1 P: 8	R: 2 E: 0 K: 1 S: 7	H: 2 LOB: 1 BB: 1 P: 11	R: 0 E: 0 K: 2 S: 8	H: 1 LOB: 3 BB: 2 P: 16	1B: 5 2B: 3 3B: 1 HR: 3	SF: 0 SAC: 1 DP: 0 HBP: 1	WP: 1 PB: 0 CS: 0	PA: 42																		
PITCHER	IP	WLS	BF	H	R	ER	SO	BB	IBB	HBP	BLK	WP	HR	S	P	ERA	WHIP	PITCHER				IP	WLS	BF	H	R	ER	SO	BB	IBB	HBP	BLK	WP	HR	S	P	ERA	WHIP
Bill Stoneman, R ERA: 3.33 Dan McGinn, L ERA: 6.09	(1, 1) (7, 1)	6.0 L	30 12	9 3	6 2	6 2	4 3	0 3	0 0	0 0	0 0	1 1	1 1	35 15	44 27	9.00 9.00	1.833 3.000																					

Montreal Expos @ Pittsburgh Pirates
Three Rivers Stadium, Pittsburgh, PA
Sun Sep 05 1971, 3:33 AM EDT
Att: 15,897 - Unknown

AB 35
R 8
H 12
RBI 8
BB 5
SO 7
LOB 17



Batter	1	2	3	4	5	6	7	8	9	AB	R	H	RBI	BB	SO	LOB	TOP	
Don Kessinger, S OBP: 0.318, SLG: 0.317 (1, 6)	0-0 4-3		0-0 4-3			0-0 P6		0-0 5-3		4	0	0	0	0	0	0	Chicago Cubs @ Pittsburgh Pirates Three Rivers Stadium, Pittsburgh, PA Mon Sep 06 1971, 3:33 AM EDT Att: 39,236 - Sunny	
Paul Popovich, S OBP: 0.255, SLG: 0.281 (1, 5) (7, 4)	0-0 L8		0-0 P6-3			0-0 P4-3		0-0 P3-1		4	0	0	0	0	0	0		
Billy Williams, L OBP: 0.388, SLG: 0.510 (1, 7)	0-0 1B 3B			0-0 L3		0-0 P6		0-0 4-3		4	1	1	0	0	0	0		
Joe Pepitone, L OBP: 0.350, SLG: 0.485 (1, 3)	0-0 1B			4-0 BB			0-0 F9	0-0 F9		3	0	1	1	1	0	0		
Jim Hickman, R OBP: 0.352, SLG: 0.474 (1, 9)	0-3 K			0-3 K			0-3 K	0-0 F7		4	0	0	0	0	3	2		
Brock Davis, L OBP: 0.362, SLG: 0.337 (1, 8)		0-0 L6		0-3 K			4-0 1B BB			2	0	0	0	1	1	1		
J.C. Martin, L OBP: 0.338, SLG: 0.355 (1, 2)		0-0 F5			0-0 4-1		0-0 1-2 1B			3	0	1	0	0	0	0		
Hector Torres, R OBP: 0.303, SLG: 0.267 Johnny Callison, L OBP: 0.301, SLG: 0.340 Cleo James, R OBP: 0.376, SLG: 0.395 (1, 4) (7, PH) (7, 5)	0-0 6-3			0-3 K		0-3 K		0-0 3-1		2	0	0	0	0	1	0		
Juan Pizarro, L OBP: 0.115, SLG: 0.043 Al Spangler, L OBP: 0.500, SLG: 0.500 Phil Regan, R OBP: 0.376, SLG: 0.395 (8, PH) (8, 1) (8, 1)			0-3 K		0-0 G3			0-3 K		1	0	0	0	0	1	0		
Ray Newman, L (8, 1)										0	0	0	0	0	0	0		
Inning Stats	R: 1 E: 0 K: 1 S: 7	H: 2 LOB: 1 BB: 0 P: 7	R: 0 E: 0 K: 0 S: 3	H: 0 LOB: 0 BB: 0 P: 3	R: 0 E: 0 K: 2 S: 5	H: 0 LOB: 1 BB: 1 P: 11	R: 0 E: 0 K: 1 S: 5	H: 0 LOB: 2 BB: 0 P: 5	R: 0 E: 0 K: 1 S: 6	H: 1 LOB: 2 BB: 1 P: 10	R: 0 E: 0 K: 1 S: 5	H: 0 LOB: 0 BB: 0 P: 5	R: 0 E: 0 K: 0 S: 3	H: 0 LOB: 0 BB: 0 P: 3	1B: 2 2B: 0 3B: 1 HR: 0	SF: 0 SAC: 0 DP: 0 HBP: 0	WP: 0 PB: 0 SB: 0 CS: 0	PA: 32
PITCHER Nelson Briles, R ERA: 3.3 (1, 1)	IP: 9.0 WLS: W BF: 32 H: 3 R: 1 ER: 1 SO: 7 BB: 2 IBB: 0 HBP: 0 BLK: 0 WP: 0 HR: 0 S: 44 P: 52 ERA: 1.00 WHIP: 0.556																	

AB	30
R	1
H	3
RBI	1
BB	2
SO	7
LOB	5



Batter	1	2	3	4	5	6	7	8	9	AB	R	H	RBI	BB	SO	LOB	BOTTOM			
Rennie Stennett, R OBP: 0.414, SLG: 0.547 Richie Hebner, L OBP: 0.338, SLG: 0.514 (1, 4) (8, 5)	0-0 2B 2B		0-0 4-3		0-0 1B 3B		0-0 F8			4	2	2	0	0	0	0	Chicago Cubs @ Pittsburgh Pirates Three Rivers Stadium, Pittsburgh, PA Mon Sep 06 1971, 3:33 AM EDT Att: 39,236 - Sunny			
Gene Clines, R OBP: 0.371, SLG: 0.408 (1, 8)	0-0 1B 2B		0-3 K		4-0 1B BB			0-0 L6 1B		3	2	1	1	1	1	0				
Roberto Clemente, R OBP: 0.375, SLG: 0.525 (1, 9)	0-3 K		0-0 1B		0-0 1-2 3-H 1B			0-0 P4-3 6-3 2-H 1B		4	0	3	2	0	1	1				
Willie Stargell, L OBP: 0.402, SLG: 0.639 (1, 7)	0-0 P6		0-3 K		0-3 K			0-0 6-3		4	0	0	0	0	2	5				
Manny Sanguillen, R OBP: 0.355, SLG: 0.441 (1, 2)	0-0 1B			0-0 F8		0-3 K		0-0 P4-3		4	0	1	1	0	1	1				
Bob Robertson, R OBP: 0.360, SLG: 0.493 Vic Davallilo, L OBP: 0.314, SLG: 0.371 Carl Taylor, R OBP: 0.245, SLG: 0.167 Al Oliver, L OBP: 0.312, SLG: 0.412 (1, 3) (8, PH) (8, PH) (9, 3)	0-3 K			0-3 K		0-3 K		0-3 K		3	0	0	0	0	3	1				
Dave Cash, R OBP: 0.361, SLG: 0.368 (1, 5) (8, 4)		0-0 F9		0-0 L8		0-0 6-3				3	0	0	0	0	0	0				
Gene Alley, R OBP: 0.300, SLG: 0.360 (1, 6)		0-0 6-3			0-0 6-3		0-0 P6			3	0	0	0	0	0	0				
Nelson Briles, R OBP: 0.313, SLG: 0.467 (1, 1)		0-0 6-3			0-3 K		0-0 F9			3	0	0	0	0	1	0				
Inning Stats	R: 2 E: 0 K: 2 S: 10	H: 3 LOB: 1 BB: 0 P: 10	R: 0 E: 0 K: 0 S: 3	H: 0 LOB: 0 BB: 0 P: 3	R: 0 E: 0 K: 2 S: 8	H: 1 LOB: 1 BB: 0 P: 8	R: 0 E: 0 K: 1 S: 5	H: 0 LOB: 0 BB: 0 P: 5	R: 1 E: 0 K: 2 S: 9	H: 2 LOB: 2 BB: 1 P: 13	R: 0 E: 0 K: 2 S: 7	H: 0 LOB: 0 BB: 0 P: 7	R: 0 E: 0 K: 1 S: 3	H: 0 LOB: 0 BB: 0 P: 3	R: 1 E: 1 K: 1 S: 7	H: 1 LOB: 1 BB: 0 P: 7		1B: 4 2B: 2 3B: 1 HR: 0	SF: 0 SAC: 0 DP: 0 HBP: 0	WP: 0 PB: 0 SB: 0 CS: 0
PITCHER Juan Pizarro, L ERA: 3.89 Phil Regan, R ERA: 3.59 Ray Newman, L ERA: 2.25 (1, 1) (8, 1) (8, 1)	IP: 7.0 WLS: L BF: 28 H: 6 R: 3 ER: 3 SO: 9 BB: 1 IBB: 0 HBP: 0 BLK: 0 WP: 0 HR: 0 S: 45 P: 49 ERA: 3.86 WHIP: 1.000																			



Batter	1	2	3	4	5	6	7	8	9	AB	R	H	RBI	BB	SO	LOB	TOP				
Cleo James, R OBP: 0.397, SLG: 0.384 (1, 5)	F3	FC6-4 1B	FC5-4 2B	FC5-4 2B		6-3		K		5	1	1	1	0	1	1	Chicago Cubs @ Pittsburgh Pirates Three Rivers Stadium, Pittsburgh, PA Mon Sep 06 1971, 3:38 AM EDT Att: 39,236 - Unknown livebaseballscorecards.com				
Paul Popovich, S OBP: 0.256, SLG: 0.285 (1, 4)	K	FC6-4 1B				L8		P4-3		5	0	1	1	0	1	3					
Billy Williams, L OBP: 0.386, SLG: 0.507 (1, 7)	3-1			FC4-6 1B					4-3	5	0	1	0	0	1	1					
Jim Hickman, R OBP: 0.350, SLG: 0.470 (1, 9)		4-3	FC4-6 1B			K		E5 HR		5	1	1	0	0	1	1					
Joe Pepitone, L OBP: 0.353, SLG: 0.494 (1, 8) (6, 3)		HBP 1B 14 1B				L8				5	2	3	2	0	1	1					
14 Ernie Banks, R OBP: 0.371, SLG: 0.334 (6, 1) Bill Bonham, R OBP: 0.230, SLG: 0.200 (7, PH) Pat Bourque, L OBP: 0.171, SLG: 0.171 (7, 1) Ray Newman, L OBP: 0.226, SLG: 0.122 (6, PH)			5-3					K		3	0	2	0	0	0	2					
Ken Rudolph, R OBP: 0.238, SLG: 0.193 (1, 2)		FC5-2 1B	4-3							3	1	2	0	0	0	2					
Don Kessinger, S OBP: 0.319, SLG: 0.318 (1, 6)		FC5-2 1B						FC6-4 1B		4	0	2	1	0	0	3					
Ken Holtzman, R OBP: 0.167, SLG: 0.206 (1, 1) Brock Davis, L OBP: 0.360, SLG: 0.335 (6, PH) (6, 8)		FC5-2 1B		F7		P4		1-3		2	0	0	0	0	0	4					
Inning Stats	R: 0 E: 0 K: 1 S: 5	H: 0 LOB: 0 BB: 0 P: 5	R: 2 E: 0 K: 0 S: 7	H: 4 LOB: 3 BB: 0 P: 8	R: 0 E: 0 K: 0 S: 5	H: 2 LOB: 2 BB: 0 P: 5	R: 1 E: 1 K: 1 S: 7	H: 2 LOB: 1 BB: 0 P: 7	R: 0 E: 0 K: 1 S: 3	H: 0 LOB: 0 BB: 0 P: 3	R: 2 E: 1 K: 1 S: 8	H: 2 LOB: 1 BB: 0 P: 8	R: 0 E: 0 K: 1 S: 5	H: 0 LOB: 0 BB: 0 P: 5	R: 0 E: 0 K: 1 S: 6	H: 1 LOB: 1 BB: 0 P: 6		1B: 11 2B: 1 3B: 0 HR: 1	SF: 0 SAC: 0 DP: 1 HBP: 1	WP: 1 PB: 0 CS: 0	PA: 42
PITCHER	IP	WLS	BF	H	R	ER	SO	BB	IBB	HBP	BLK	WP	HR	S	P	ERA	WHIP				
Luke Walker, L ERA: 3.73 (1, 1)	5.0	W	26	10	3	3	3	0	0	1	0	1	0	31	32	5.40	2.000				
Bob Moose, R ERA: 4.4 (6, 1)	3.0	S	12	2	2	1	2	0	0	0	0	0	1	16	16	3.00	0.667				
Ramon Hernandez, L ERA: (9, 1)	1.0		4	1	0	0	1	0	0	0	0	0	0	6	6	0.00	1.000				

Batter	1	2	3	4	5	6	7	8	9	AB	R	H	RBI	BB	SO	LOB	BOTTOM				
Rennie Stennett, R OBP: 0.426, SLG: 0.550 (1, 4) Richie Hebner, L OBP: 0.338, SLG: 0.514 (7, 5)	P4-3		1B HR					SH1-3		3	1	2	0	1	0	0	Chicago Cubs @ Pittsburgh Pirates Three Rivers Stadium, Pittsburgh, PA Mon Sep 06 1971, 3:38 AM EDT Att: 39,236 - Unknown livebaseballscorecards.com				
Gene Clines, R OBP: 0.389, SLG: 0.405 (1, 8) Vic Davalillo, L OBP: 0.316, SLG: 0.377 (8, PH) (9, 8)	L9		HR 1B			L3		1B 2B		4	1	1	1	0	0	4					
Roberto Clemente, R OBP: 0.377, SLG: 0.524 (1, 9)	6-3		HR IBB							4	1	2	1	1	1	3					
Willie Stargell, L OBP: 0.400, SLG: 0.641 (1, 7)		F7				K				5	1	1	4	0	1	2					
Manny Sanguillen, R OBP: 0.355, SLG: 0.442 (1, 2)			K2-3 1B			FC5-4 1B		L8		4	1	1	0	0	1	1					
Dave Cash, R OBP: 0.364, SLG: 0.372 (1, 5) (7, 4)						P4				4	1	3	1	0	0	1					
Al Oliver, L OBP: 0.313, SLG: 0.422 (1, 3)		G1-6-3 1B								4	1	2	2	0	0	2					
Gene Alley, R OBP: 0.302, SLG: 0.360 (1, 6)										3	1	1	0	1	0	0					
Luke Walker, L OBP: 0.104, SLG: 0.023 (1, 1) Bob Moose, R OBP: 0.150, SLG: 0.105 (6, 1) Bill Mazerowski, R OBP: 0.307, SLG: 0.299 (6, PH) Dock Ellis, S OBP: 0.260, SLG: 0.208 (8, PR) Ramon Hernandez, S ERA: 4.63 (9, 1)										2	0	0	0	0	2	1					
Inning Stats	R: 0 E: 0 K: 0 S: 3	H: 0 LOB: 0 BB: 0 P: 3	R: 1 E: 0 K: 0 S: 4	H: 2 LOB: 0 BB: 0 P: 4	R: 5 E: 0 K: 2 S: 12	H: 5 LOB: 1 BB: 1 P: 16	R: 0 E: 0 K: 1 S: 6	H: 1 LOB: 1 BB: 0 P: 6	R: 0 E: 0 K: 1 S: 6	H: 1 LOB: 3 BB: 2 P: 14	R: 2 E: 0 K: 0 S: 5	H: 2 LOB: 0 BB: 0 P: 5	R: 2 E: 0 K: 0 S: 5	H: 3 LOB: 1 BB: 0 P: 5	1B: 10 2B: 4 3B: 0 HR: 2	SF: 0 SAC: 1 DP: 2 HBP: 0		WP: 0 PB: 1 CS: 0	PA: 40		
PITCHER	IP	WLS	BF	H	R	ER	SO	BB	IBB	HBP	BLK	WP	HR	S	P	ERA	WHIP				
Ken Holtzman, L ERA: 4.43 (1, 1)	5.0	L	24	9	6	6	4	0	1	0	0	0	0	31	35	10.80	1.800				
Bill Bonham, R ERA: 5.14 (6, 1)	1.0		6	1	0	0	1	2	0	0	0	0	0	6	14	0.00	3.000				
Ray Newman, L ERA: 2.97 (7, 1)	1.1		7	3	4	4	0	0	0	0	0	0	1	7	7	27.00	2.250				
Ron Tompkins, R ERA: 4.63 (8, 1)	0.2		3	2	0	0	0	0	0	0	0	0	0	3	3	0.00	3.000				

Batter	1	2	3	4	5	6	7	8	9	10	11	AB	R	H	RBI	BB	SO	LOB	TOP					
Rennie Stennett, R OBP: 0.423, SLG: 0.534 Dave Cash, R OBP: 0.365, SLG: 0.372	1-3			L4-3 BB				FC5-4 FC4-6 1B 1-2f		FC4-6 1B		3	0	1	0	1	0	1						
Vic Davallillo, L OBP: 0.311, SLG: 0.370	F6			K			F8	FC4-6 1B 1-2		FC4-6 WP 1B 1-2f		5	0	1	0	0	1	3						
Roberto Clemente, R OBP: 0.374, SLG: 0.521	6-3			L4-3				FC4-6 1B 1-2f 2-3		F9		5	1	1	0	0	0	4						
Willie Stargell, L OBP: 0.404, SLG: 0.639		4-3			K			FC3-6 E BB 1-2				2	0	0	0	3	1	0						
Richie Hebner, L OBP: 0.339, SLG: 0.510	F8				FC5-4 1B			E5 FC3-6 1B 1-2 2-H		F9		5	0	2	0	0	0	5						
Al Oliver, L OBP: 0.316, SLG: 0.437			K		F9		K				HR	5	1	1	1	0	2	3						
Manny Sanguillen, R OBP: 0.351, SLG: 0.437					F9			FC5-4 1-2f 2-3		FC3-6		5	0	0	0	0	0	3						
Gene Alley, R OBP: 0.300, SLG: 0.356					5-3			L8		2-3		5	0	0	0	0	1	2						
Bob Johnson, L OBP: 0.291, SLG: 0.064 Bob Miller, R OBP: 0.316, SLG: 0.444 Bob Veale, S OBP: 0.333, SLG: 0.333 Dave Gusti, R OBP: 0.119, SLG: 0.063				K2-1-3			K			FC5-4 1B		3	0	1	0	0	2	0						
Inning Stats	R: 0 E: 0 K: 0 S: 3	H: 0 LOB: 0 BB: 0 P: 3	R: 0 E: 0 K: 1 S: 5	H: 0 LOB: 0 BB: 0 P: 5	R: 0 E: 0 K: 1 S: 5	H: 0 LOB: 0 BB: 0 P: 5	R: 0 E: 0 K: 1 S: 4	H: 0 LOB: 0 BB: 1 P: 8	R: 0 E: 0 K: 1 S: 6	H: 1 LOB: 1 BB: 0 P: 6	R: 1 E: 1 K: 1 S: 7	H: 2 LOB: 2 BB: 1 P: 11	R: 0 E: 0 K: 0 S: 5	H: 2 LOB: 3 BB: 1 P: 9	R: 1 E: 0 K: 0 S: 4	H: 1 LOB: 0 BB: 0 P: 4	R: 0 E: 0 K: 0 S: 4	H: 1 LOB: 2 BB: 1 P: 8	R: 0 E: 0 K: 1 S: 5	H: 0 LOB: 0 BB: 0 P: 5	1B: 6 2B: 2 3B: 0 HR: 1	SF: 0 SAC: 0 DP: 1 HBP: 0	WP: 1 PB: 0 SB: 0 CS: 0	PA: 44
PITCHER	IP 7.0	WLS 26	BF 4	H 1	R 1	ER 1	SO 6	BB 2	IBB 1	HBP 0	BLK 0	WP 0	HR 1	S 13	P 21	ERA 3.00	WHIP 1.667							
Bill Stoneman, R ERA: 3.28 Mike Marshall, R ERA: 4.0 John Strohmayr, R ERA: 4.54	(1, 1) (8, 1) (11, 1)																							

Pittsburgh Pirates @ Montreal Expos
Jarry Park, Montreal, QB
Fri Sep 10 1971, 7:05 PM EDT
Att: 21,529 - Unknown

AB	40
R	2
H	8
RBI	1
BB	4
SO	7
LOB	21



Batter	1	2	3	4	5	6	7	8	9	10	11	AB	R	H	RBI	BB	SO	LOB	BOTTOM			
Ron Hunt, R OBP: 0.402, SLG: 0.353	F8				F9			F2		FC5-6 BB		5	0	0	0	1	0	4				
Boots Day, L OBP: 0.349, SLG: 0.361	E 1B 1B			4-3	F4			4-3		FC5-6 S 1-2f		6	0	1	0	0	0	3				
Rusty Staub, L OBP: 0.390, SLG: 0.473	E4 BB 1B			F8			L9	L9		K 1-2		6	1	2	0	0	1	1				
Ron Fairly, L OBP: 0.374, SLG: 0.408 Stan Swanson, R OBP: 0.291, SLG: 0.292 Bobby Wine, R OBP: 0.261, SLG: 0.235				F9			G3	1B BB 1B		F7		4	0	1	0	0	1	2				
Bob Bailey, R OBP: 0.366, SLG: 0.393							F7	1B 1B				4	1	2	1	2	1	0				
Jim Fairley, L OBP: 0.287, SLG: 0.307				L7			4-3	1B BB		F5		5	0	1	0	0	1	4				
Gary Sutherland, R OBP: 0.317, SLG: 0.375				PO	F7		1B 1B	1B 1B		1B 1B		5	0	3	2	0	0	0				
John Bateman, R OBP: 0.267, SLG: 0.348 Clyde Mashore, R OBP: 0.252, SLG: 0.257 John Boccabella, R OBP: 0.287, SLG: 0.333								1B 1B				3	0	2	0	0	1	0				
Bill Stoneman, R ERA: 3.52 Jim Gosger, L OBP: 0.224, SLG: 0.216 Mike Marshall, R OBP: 0.235, SLG: 0.188 Ron Brand, R OBP: 0.241, SLG: 0.200 John Strohmayr, R OBP: 0.235, SLG: 0.235	(1, 1) (7, PH) (8, 1) (10, PH) (11, 1)							1B 1B		F6 G3		2	0	1	0	0	1	0				
Inning Stats	R: 0 E: 1 K: 2 S: 9	H: 2 LOB: 3 BB: 1 P: 13	R: 0 E: 0 K: 2 S: 7	H: 0 LOB: 0 BB: 0 P: 7	R: 0 E: 0 K: 0 S: 3	H: 0 LOB: 0 BB: 0 P: 3	R: 0 E: 0 K: 0 S: 3	H: 1 LOB: 0 BB: 0 P: 3	R: 0 E: 0 K: 0 S: 5	H: 2 LOB: 2 BB: 0 P: 5	R: 2 E: 0 K: 0 S: 6	H: 3 LOB: 3 BB: 2 P: 14	R: 0 E: 0 K: 1 S: 5	H: 0 LOB: 1 BB: 1 P: 9	R: 0 E: 0 K: 2 S: 9	H: 2 LOB: 2 BB: 0 P: 9	R: 1 E: 0 K: 0 S: 5	H: 3 LOB: 2 BB: 0 P: 5	1B: 15 2B: 0 3B: 0 HR: 0	SF: 0 SAC: 0 DP: 0 HBP: 0	WP: 0 PB: 0 SB: 1 CS: 0	PA: 51
PITCHER	IP 7.2	WLS 3	BF 33	H 9	R 2	ER 2	SO 4	BB 2	IBB 0	HBP 0	BLK 0	WP 0	HR 0	S 39	P 47	ERA 2.35	WHIP 1.435					
Bob Johnson, R ERA: 1.76 Bob Veale, L ERA: 7.68 Dave Gusti, R ERA: 3.14	(1, 1) (8, 1) (9, 1) (9, 1)																					

Pittsburgh Pirates @ Montreal Expos
Jarry Park, Montreal, QB
Fri Sep 10 1971, 7:05 PM EDT
Att: 21,529 - Unknown

AB	46
R	3
H	15
RBI	3
BB	4
SO	7
LOB	22



Batter	1	2	3	4	5	6	7	8	9	AB	R	H	RBI	BB	SO	LOB	TOP			
Rennie Stennett, R OBP: 0.409, SLG: 0.517	6-3		F4		6-3			F8		4	0	0	0	0	0	2				
Richie Hebner, L OBP: 0.338, SLG: 0.507	K			4-3 WP	F7			F8		4	0	1	0	0	1	2				
Roberto Clemente, R OBP: 0.373, SLG: 0.518	K			5-3		4-3				3	0	0	0	1	1	1				
Willie Stargell, L OBP: 0.403, SLG: 0.635		G4-6-3 BB		4-3		F5		F7		3	0	0	0	1	0	2				
Manny Sanguillen, R OBP: 0.352, SLG: 0.438	G4-6-3			5-3						4	0	2	0	0	0	2				
Al Oliver, L OBP: 0.317, SLG: 0.441						4-3		F7		4	1	2	0	0	0	2				
Bob Robertson, R OBP: 0.358, SLG: 0.488	F8					K		F9		4	0	0	0	0	1	3				
Gene Alley, R OBP: 0.300, SLG: 0.356			6-3			L1				3	0	1	1	0	0	0				
Bruce Kison, R OBP: 0.129, SLG: 0.103				5-3						1	0	0	0	0	0	0				
John Lamb, R										0	0	0	0	0	0	0				
Rimp Lanier, L										1	0	0	0	0	0	0				
Bob Veale, S										0	0	0	0	0	0	0				
Bob Miller, R										0	0	0	0	0	0	0				
Inning Stats	R: 0 E: 0 K: 2 S: 7	H: 0 LOB: 0 BB: 0 P: 7	R: 0 E: 0 K: 0 S: 3	H: 1 LOB: 1 BB: 1 P: 7	R: 0 E: 0 K: 0 S: 3	H: 0 LOB: 0 BB: 0 P: 3	R: 0 E: 0 K: 0 S: 4	H: 1 LOB: 1 BB: 0 P: 4	R: 1 E: 1 K: 1 S: 8	H: 2 LOB: 2 BB: 0 P: 8	R: 0 E: 0 K: 0 S: 3	H: 0 LOB: 0 BB: 0 P: 3	R: 0 E: 0 K: 0 S: 3	H: 1 LOB: 0 BB: 0 P: 3	R: 0 E: 0 K: 0 S: 3	H: 1 LOB: 0 BB: 0 P: 3	1B: 5 2B: 0 3B: 1 HR: 0	SF: 0 SAC: 1 DP: 2 HBP: 0	WP: 1 PB: 1 SB: 0 CS: 0	PA: 34
PITCHER Ernie McAnally, R ERA: 4.01	IP: 9.0 WLS: W BF: 34 H: 6 R: 1 ER: 1 SO: 3 BB: 2 IBB: 0 HBP: 0 BLK: 0 WP: 1 HR: 0 S: 38 P: 46 ERA: 1.00 WHIP: 0.889											PITCHER	IP: 9.0 WLS: W BF: 34 H: 6 R: 1 ER: 1 SO: 3 BB: 2 IBB: 0 HBP: 0 BLK: 0 WP: 1 HR: 0 S: 38 P: 46 ERA: 1.00 WHIP: 0.889							

Pittsburgh Pirates @ Montreal Expos
Jarry Park, Montreal, QB
Sat Sep 11 1971, 3:33 AM EDT
Att: 18,376 - Cloudy

AB 31
R 1
H 6
RBI 1
BB 2
SO 3
LOB 14



Batter	1	2	3	4	5	6	7	8	9	AB	R	H	RBI	BB	SO	LOB	BOTTOM			
Ron Hunt, R OBP: 0.402, SLG: 0.353	SH1-4	5-3			F7	FC4-6		5-3		5	1	2	0	0	0	1				
Boots Day, L OBP: 0.349, SLG: 0.361	SH1-4		F9			FC4-6				3	0	1	0	0	0	1				
Rusty Staub, L OBP: 0.393, SLG: 0.476			F9							3	1	2	1	1	0	0				
Ron Fairly, L OBP: 0.376, SLG: 0.409			F8							2	1	1	0	1	0	0				
Jim Fairley, L OBP: 0.287, SLG: 0.314	F7				F9			F9		3	1	1	2	0	0	2				
Ron Woods, R OBP: 0.365, SLG: 0.401										1	0	0	0	0	0	1				
Bob Bailey, R OBP: 0.367, SLG: 0.395	5-3				G3					3	0	1	1	1	0	2				
Gary Sutherland, R OBP: 0.316, SLG: 0.370			6-3							3	0	0	0	1	0	3				
Bobby Wine, R OBP: 0.281, SLG: 0.235								F3		0	0	0	0	0	0	0				
John Bateman, R OBP: 0.269, SLG: 0.350								F6		4	0	2	0	0	0	0				
Ernie McAnally, R OBP: 0.096, SLG: 0.157								F8		4	0	0	0	0	1	3				
Inning Stats	R: 1 E: 0 K: 0 S: 6	H: 3 LOB: 2 BB: 0 P: 6	R: 0 E: 0 K: 1 S: 6	H: 1 LOB: 0 BB: 0 P: 6	R: 0 E: 0 K: 0 S: 3	H: 0 LOB: 0 BB: 0 P: 3	R: 0 E: 0 K: 0 S: 4	H: 1 LOB: 2 BB: 1 P: 8	R: 3 E: 0 K: 0 S: 6	H: 4 LOB: 1 BB: 1 P: 10	R: 0 E: 0 K: 0 S: 4	H: 1 LOB: 1 BB: 0 P: 4	R: 0 E: 0 K: 0 S: 3	H: 0 LOB: 2 BB: 2 P: 11	R: 0 E: 0 K: 0 S: 3	H: 0 LOB: 0 BB: 0 P: 3	1B: 7 2B: 3 3B: 0 HR: 0	SF: 0 SAC: 2 DP: 0 HBP: 0	WP: 0 PB: 1 SB: 0 CS: 0	PA: 37
PITCHER Bruce Kison, R ERA: 3.54	IP: 4.2 WLS: L BF: 24 H: 9 R: 4 ER: 4 SO: 1 BB: 1 IBB: 0 HBP: 0 BLK: 0 WP: 0 HR: 0 S: 24 P: 32 ERA: 7.71 WHIP: 2.143											PITCHER	IP: 4.2 WLS: L BF: 24 H: 9 R: 4 ER: 4 SO: 1 BB: 1 IBB: 0 HBP: 0 BLK: 0 WP: 0 HR: 0 S: 24 P: 32 ERA: 7.71 WHIP: 2.143							
John Lamb, R	IP: 1.1 WLS: 5 BF: 1 H: 0 R: 0 ER: 0 SO: 0 BB: 0 IBB: 0 HBP: 0 BLK: 0 WP: 0 HR: 0 S: 5 P: 5 ERA: 0.00 WHIP: 0.750											PITCHER	IP: 1.1 WLS: 5 BF: 1 H: 0 R: 0 ER: 0 SO: 0 BB: 0 IBB: 0 HBP: 0 BLK: 0 WP: 0 HR: 0 S: 5 P: 5 ERA: 0.00 WHIP: 0.750							
Bob Veale, L ERA: 7.56	IP: 0.2 WLS: 3 BF: 0 H: 0 R: 0 ER: 0 SO: 0 BB: 1 IBB: 0 HBP: 0 BLK: 0 WP: 0 HR: 0 S: 2 P: 6 ERA: 0.00 WHIP: 1.500											PITCHER	IP: 0.2 WLS: 3 BF: 0 H: 0 R: 0 ER: 0 SO: 0 BB: 1 IBB: 0 HBP: 0 BLK: 0 WP: 0 HR: 0 S: 2 P: 6 ERA: 0.00 WHIP: 1.500							
Bob Miller, R ERA: 1.74	IP: 1.1 WLS: 5 BF: 0 H: 0 R: 0 ER: 0 SO: 0 BB: 1 IBB: 0 HBP: 0 BLK: 0 WP: 0 HR: 0 S: 4 P: 8 ERA: 0.00 WHIP: 0.000											PITCHER	IP: 1.1 WLS: 5 BF: 0 H: 0 R: 0 ER: 0 SO: 0 BB: 1 IBB: 0 HBP: 0 BLK: 0 WP: 0 HR: 0 S: 4 P: 8 ERA: 0.00 WHIP: 0.000							

Pittsburgh Pirates @ Montreal Expos
Jarry Park, Montreal, QB
Sat Sep 11 1971, 3:33 AM EDT
Att: 18,376 - Cloudy

AB 31
R 4
H 10
RBI 4
BB 4
SO 1
LOB 13



Batter	1	2	3	4	5	6	7	8	9	AB	R	H	RBI	BB	SO	LOB	TOP	
Rennie Stennett, R OBP: 0.406, SLG: 0.516 Dave Cash, R OBP: 0.366, SLG: 0.374	0-0 P4-3 WP 1B		0-0 FC5-4 CS 1-2			0-0 P3		0-0 CS 1B	0-0 5-3	3	0	1	0	0	0	1		
Richie Hebner, L OBP: 0.339, SLG: 0.507	0-0 F7 1-2		0-0 CS 1-2	0-0 G3		0-0 3B		4-0 BB 1B P4-3 BB 1-2	0-0 3-1	4	1	1	0	1	0	1		
Roberto Clemente, R OBP: 0.371, SLG: 0.512	0-0 P4-3 2-3			0-3 K		0-0 F8		0-0 P4-3 BB 1B 1-2		4	1	1	0	0	1	2		
Willie Stargell, L OBP: 0.403, SLG: 0.638	0-0 P4-3			0-0 P4-3				4-0 P4-3 BB 1B 1-2 2-3 3-4		3	2	1	1	1	0	1		
Al Oliver, L OBP: 0.318, SLG: 0.441		0-0 F9			0-0 F8		0-0 P4-3	0-0 P4-3		4	0	0	1	0	0	2		
Bob Robertson, R OBP: 0.362, SLG: 0.491 Vic Davallio, L OBP: 0.311, SLG: 0.370		0-0 G1-6-3 1B			0-3 K		0-0 F9	0-0 1B 1B 2-H 3-H 3-4		4	0	2	2	0	1	0		
Milt May, L OBP: 0.331, SLG: 0.455		0-0 G1-6-3 1-2			0-0 1B		0-0 3B 1B	0-0 1B 1-2		4	1	3	0	0	0	1		
Jackie Hernandez, R OBP: 0.257, SLG: 0.304			0-0 L7		0-3 K		0-0 3B 1-H	0-0 F7		4	0	1	1	0	1	3		
Steve Blass, R OBP: 0.127, SLG: 0.141			0-0 FC5-4 1B			0-0 F8	0-0 1-3		0-0 6-3	4	0	1	0	0	0	1		
Inning Stats	R: 0 E: 0 K: 0 S: 4	H: 1 LOB: 1 BB: 0 P: 4	R: 0 E: 0 K: 0 S: 3	H: 1 LOB: 0 BB: 0 P: 3	R: 0 E: 0 K: 1 S: 5	H: 0 LOB: 0 BB: 0 P: 5	R: 0 E: 0 K: 2 S: 8	H: 1 LOB: 1 BB: 0 P: 4	R: 2 E: 0 K: 0 S: 6	H: 3 LOB: 1 BB: 0 P: 6	R: 3 E: 0 K: 0 S: 6	H: 4 LOB: 2 BB: 2 P: 14	R: 0 E: 0 K: 0 S: 3	H: 0 LOB: 0 BB: 0 P: 3	1B: 9 2B: 0 3B: 2 HR: 1	SF: 0 SAC: 0 DP: 1 HBP: 0	WP: 1 PA: 39 PB: 0 SB: 0 CS: 2	
PITCHER	IP WLS BF H R ER SO BB IBB HBP BLK WP HR S P ERA WHIP																	
Milt Pappas, R ERA: 3.4 Phil Regan, R ERA: 3.75 Ray Newman, L ERA: 3.6 Ron Tompkins, R ERA: 4.42	(1, 1) (8, 1) (8, 1) (8, 1)	7.0 L 27 8 2 2 3 0 0 0 0 1 1 33 33																

Pittsburgh Pirates @ Chicago Cubs
Wrigley Field, Chicago, IL
Mon Sep 13 1971, 3:33 AM CDT
Att: 6,477 - Sunny - 66 F

AB 36
R 5
H 12
RBI 5
BB 2
SO 3
LOB 12



Batter	1	2	3	4	5	6	7	8	9	AB	R	H	RBI	BB	SO	LOB	BOTTOM
Don Kessinger, S OBP: 0.314, SLG: 0.314	0-3 K	0-0 L4			0-0 P6			0-0 4-3		4	0	0	0	0	1	3	
Paul Popovich, S OBP: 0.254, SLG: 0.293	4-0 1B BB		0-0 P6		0-0 FC4-6 1-2			0-0 P3-1		3	0	0	0	1	0	1	
Billy Williams, L OBP: 0.382, SLG: 0.498	0-0 F9		0-0 3-1			0-0 3-1		0-0 6-3		4	0	0	0	0	0	1	
Joe Pepitone, L OBP: 0.346, SLG: 0.481	0-0 1-2 1B		0-0 F9			0-0 F9			0-0 3-1	4	0	1	0	0	0	0	
Ron Santo, R OBP: 0.348, SLG: 0.429	0-0 F9			0-0 F8		0-0 F9			0-0 3-1	4	1	1	0	0	0	2	
Brock Davis, L OBP: 0.352, SLG: 0.330		0-3 K		0-0 G1-6-3 1B		0-0 F2		0-0 F7		4	0	1	0	0	1	1	
Johnny Callison, L OBP: 0.303, SLG: 0.338		4-0 1B BB		0-0 G1-6-3 1-2		0-0 F8		0-0 1B 2-H		3	0	1	1	1	0	1	
Frank Fernandez, R OBP: 0.242, SLG: 0.200		0-0 1-3 1B			0-0 5-3		4-0 BB		0-0 F7	3	0	1	0	1	0	1	
Milt Pappas, R OBP: 0.213, SLG: 0.169 Jim Hickman, R OBP: 0.352, SLG: 0.466 Phil Regan, R Ray Newman, L Ron Tompkins, R	(1, 1) (7, PH) (8, 1) (8, 1) (8, 1)	9.0 W 35 6 1 1 3 3 0 0 0 0 0 0 38 50															
Inning Stats	R: 0 E: 0 K: 1 S: 6	H: 1 LOB: 2 BB: 1 P: 10	R: 0 E: 0 K: 1 S: 6	H: 1 LOB: 2 BB: 1 P: 10	R: 0 E: 0 K: 0 S: 3	H: 0 LOB: 0 BB: 0 P: 3	R: 0 E: 0 K: 0 S: 3	H: 1 LOB: 1 BB: 0 P: 4	R: 0 E: 0 K: 1 S: 5	H: 0 LOB: 1 BB: 1 P: 9	R: 0 E: 0 K: 0 S: 3	H: 0 LOB: 0 BB: 0 P: 3	R: 1 E: 0 K: 0 S: 5	H: 2 LOB: 1 BB: 0 P: 5	1B: 5 2B: 1 3B: 0 HR: 0	SF: 0 SAC: 0 DP: 1 HBP: 0	WP: 0 PA: 35 PB: 0 SB: 0 CS: 0
PITCHER	IP WLS BF H R ER SO BB IBB HBP BLK WP HR S P ERA WHIP																

Pittsburgh Pirates @ Chicago Cubs
Wrigley Field, Chicago, IL
Mon Sep 13 1971, 3:33 AM CDT
Att: 6,477 - Sunny - 66 F


AB 32
R 1
H 6
RBI 1
BB 3
SO 3
LOB 13



Batter	1	2	3	4	5	6	7	8	9	AB	R	H	RBI	BB	SO	LOB	TOP			
Rennie Stennett, R (1,4) Dave Cash, R (7,4) OBP: 0.404, SLG: 0.512 OBP: 0.366, SLG: 0.374	6-3		3B		F3		SH			3	1	1	1	0	0	0				
Vic Davallio, L (1,8) OBP: 0.313, SLG: 0.387	1-3		3B				L4-6			4	0	2	1	0	0	2				
Roberto Clemente, R (1,9) OBP: 0.369, SLG: 0.598	1-3		K		L1		5-3			4	0	0	0	0	1	3				
Willie Stargell, L (1,7) OBP: 0.402, SLG: 0.635		3-1		FC4-6		K		P4-3		4	0	1	0	0	1	0				
Al Oliver, L (1,3) OBP: 0.319, SLG: 0.448	F7			FC4-6		HR		L3		4	1	2	1	0	0	0				
Richie Hebner, L (1,5) OBP: 0.338, SLG: 0.509	F7			F7		PB		L9		4	1	1	0	0	0	2				
Manny Sanguillen, R (1,2) OBP: 0.349, SLG: 0.432			F8	FC4-6		K		6-3		4	0	0	0	0	1	2				
Jackie Hernandez, R (1,6) OBP: 0.252, SLG: 0.299			E3	F9		F2		K		4	1	0	0	0	1	3				
Bob Johnson, L (1,1) Rimp Lanier, L (5, PH) Bob Moose, R (5, 1) OBP: 0.170, SLG: 0.064 OBP: 0.167, SLG: 0.103			SH1-4		K		L4-6	SH		0	0	0	0	0	0	0				
Inning Stats	R: 0 E: 0 K: 0 S: 3	H: 0 LOB: 0 BB: 0 P: 3	R: 0 E: 0 K: 0 S: 3	H: 0 LOB: 0 BB: 0 P: 3	R: 2 E: 1 K: 1 S: 8	H: 2 LOB: 1 BB: 0 P: 8	R: 0 E: 0 K: 0 S: 5	H: 2 LOB: 2 BB: 0 P: 5	R: 0 E: 0 K: 2 S: 9	H: 1 LOB: 1 BB: 0 P: 6	R: 2 E: 0 K: 2 S: 9	H: 2 LOB: 0 BB: 1 P: 9	R: 0 E: 0 K: 0 S: 3	H: 0 LOB: 0 BB: 0 P: 3	R: 0 E: 0 K: 2 S: 7	H: 0 LOB: 0 BB: 0 P: 7	1B: 3 2B: 1 3B: 3 HR: 1	SF: 0 SAC: 2 DP: 1 HBP: 0	WP: 0 PB: 1 SB: 0 CS: 1	PA: 36
PITCHER Fergie Jenkins, R (1,1) ERA: 2.84	IP: 9.0 WLS: L BF: 36 H: 7 R: 4 ER: 1 SO: 6 BB: 1 IBB: 0 HBP: 0 BLK: 0 WP: 0 HR: 1 S: 47 P: 51 ERA: 1.00 WHIP: 0.889											PITCHER	IP: 9.0 WLS: L BF: 36 H: 7 R: 4 ER: 1 SO: 6 BB: 1 IBB: 0 HBP: 0 BLK: 0 WP: 0 HR: 1 S: 47 P: 51 ERA: 1.00 WHIP: 0.889							

Pittsburgh Pirates @ Chicago Cubs
Wrigley Field, Chicago, IL
Tue Sep 14 1971, 3:33 AM CDT
Att: 9,706 - Sunny - 80 F


AB 33
R 4
H 7
RBI 3
BB 1
SO 6
LOB 12


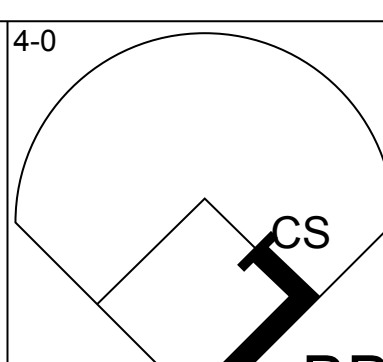
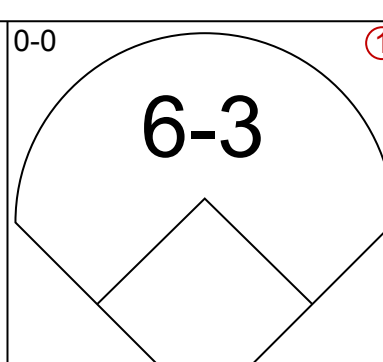
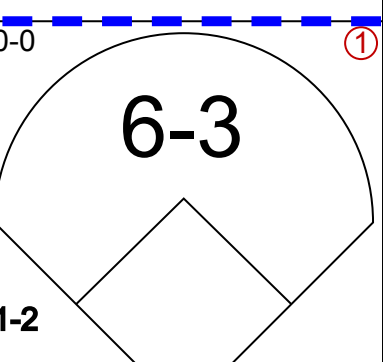
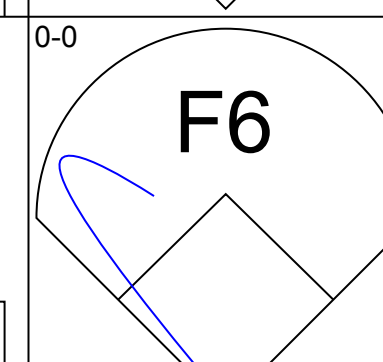
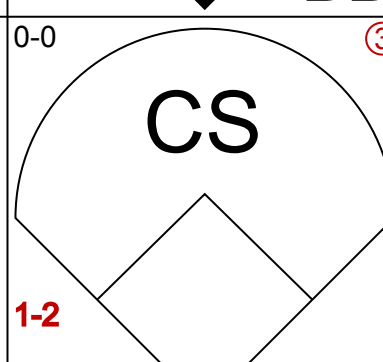
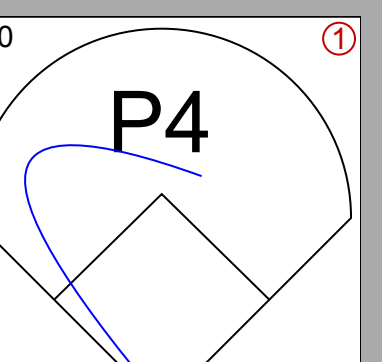
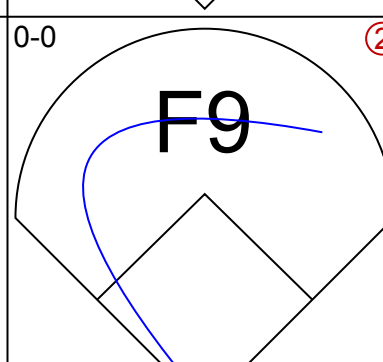
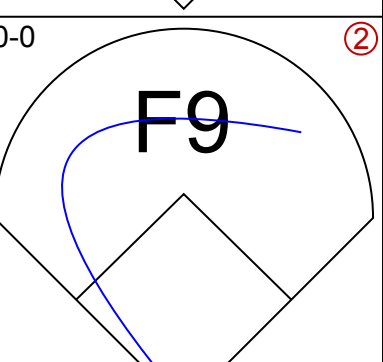
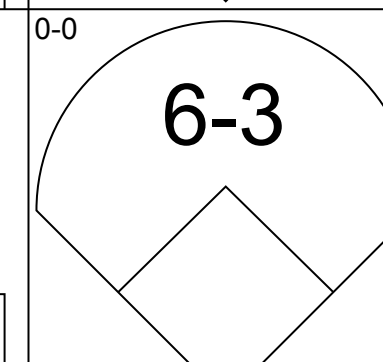
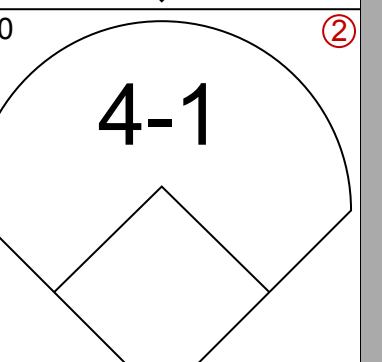
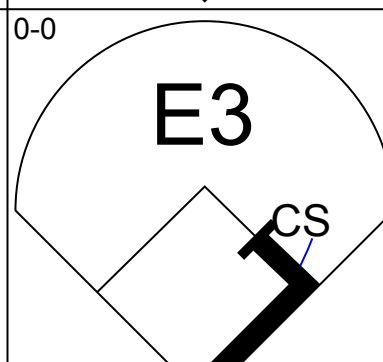
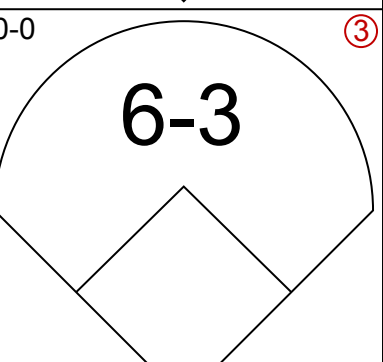
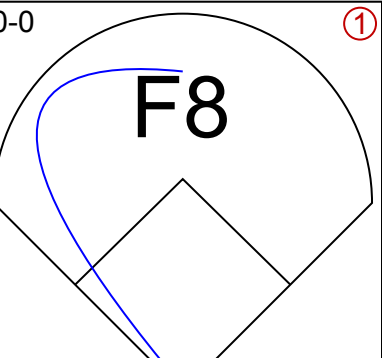
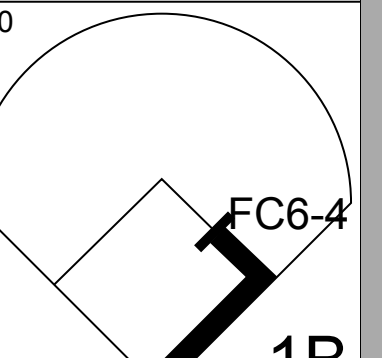
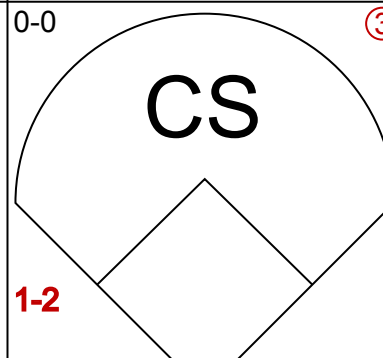
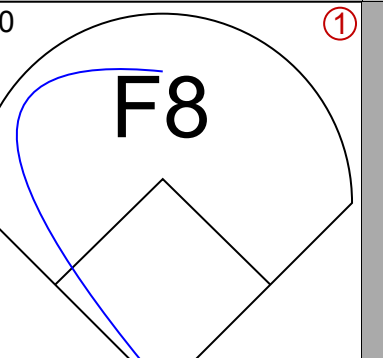
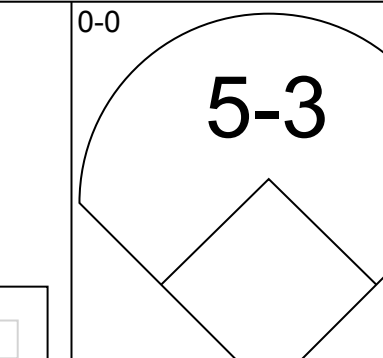
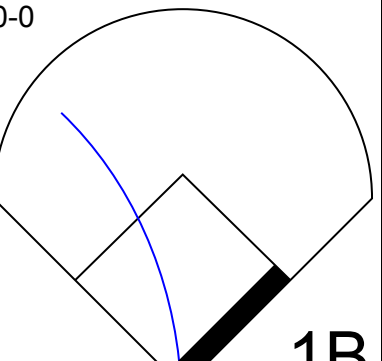
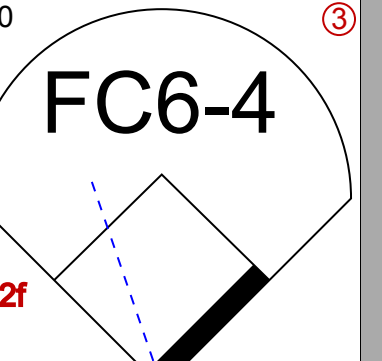
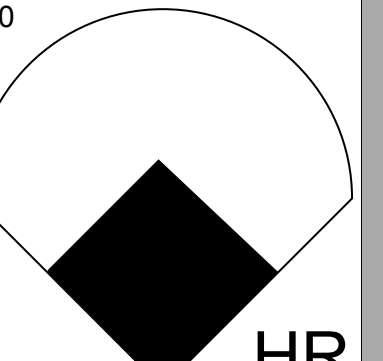
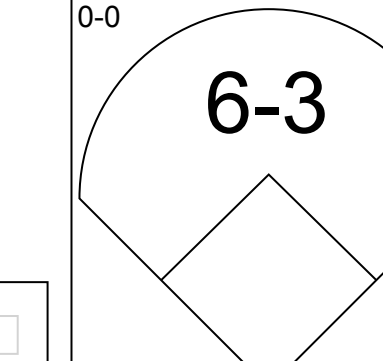
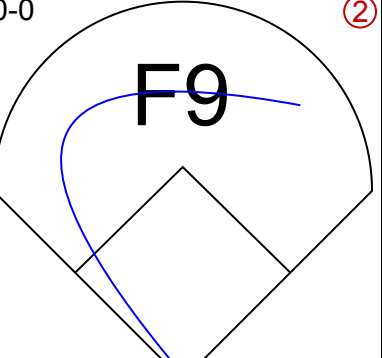
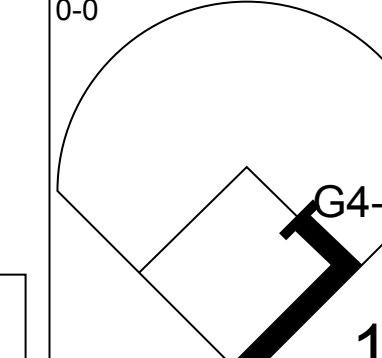
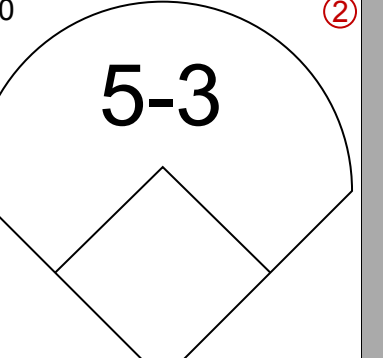
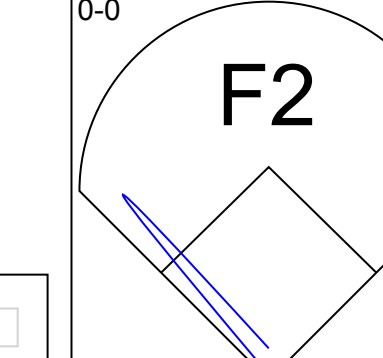
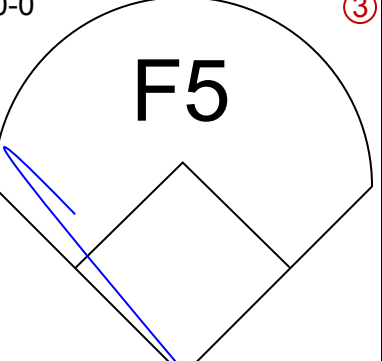
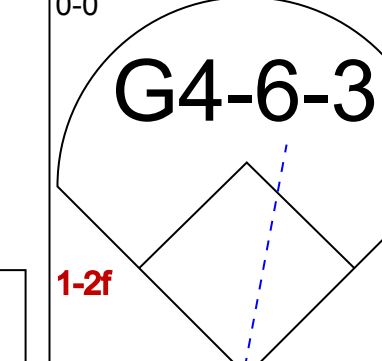
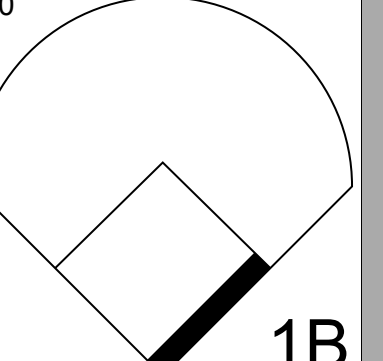
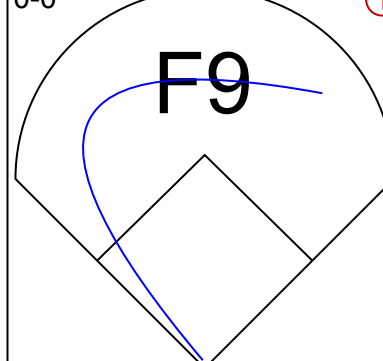
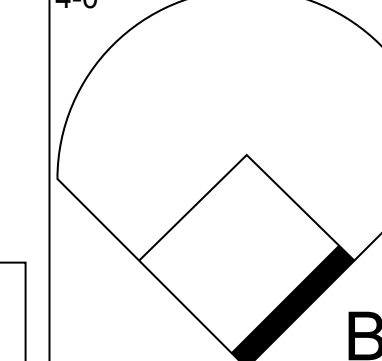

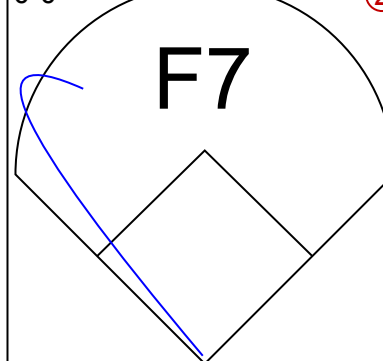
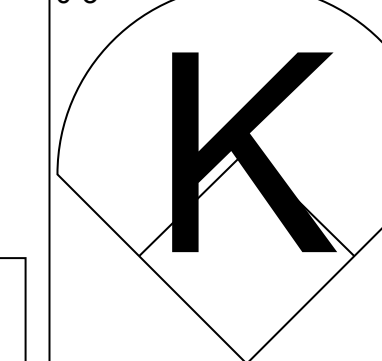
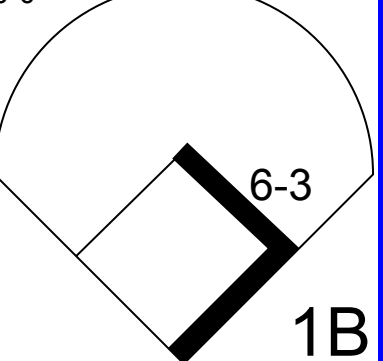


Batter	1	2	3	4	5	6	7	8	9	AB	R	H	RBI	BB	SO	LOB	BOTTOM			
Cleo James, R (1,8) Joe Pepitone, L (9, PH) Bill North, S (9, PR) OBP: 0.370, SLG: 0.396 OBP: 0.348, SLG: 0.482	FC5		SH5-3		1-3					4	0	3	0	0	0	0				
Brock Davis, L (1,9) Jim Hickman, R (9, PH) OBP: 0.349, SLG: 0.326 OBP: 0.351, SLG: 0.465	F7		SH5-3		G3		E5		L7	3	0	0	0	0	0	1				
Billy Williams, L (1,7) OBP: 0.385, SLG: 0.501	K				1B					3	0	2	0	1	1	1				
Ron Santo, R (1,5) OBP: 0.349, SLG: 0.430	FC5		K							4	0	2	0	0	1	4				
Pat Bourque, L (1,3)		4-3			G4-6-3				SH3	3	0	0	0	0	0	5				
Paul Popovich, S (1,4) OBP: 0.249, SLG: 0.286	P4-1				P9		P6		P4-3	4	0	0	0	0	0	1				
Don Kessinger, S (1,6) OBP: 0.312, SLG: 0.312	4-3				F9		4-3		6-3	4	0	0	0	0	0	1				
Frank Fernandez, R (1,2) OBP: 0.257, SLG: 0.259					HR		K		F7	3	2	1	1	1	1	0				
Fergie Jenkins, R (1,1) Johnny Callison, L (9, PH) OBP: 0.283, SLG: 0.457 OBP: 0.302, SLG: 0.337			SH5-3		HR		K		K	3	1	2	2	0	1	0				
Inning Stats	R: 0 E: 0 K: 1 S: 6	H: 1 LOB: 1 BB: 0 P: 6	R: 0 E: 0 K: 0 S: 3	H: 0 LOB: 0 BB: 0 P: 3	R: 1 E: 0 K: 1 S: 8	H: 3 LOB: 3 BB: 1 P: 12	R: 2 E: 0 K: 0 S: 4	H: 2 LOB: 1 BB: 1 P: 8	R: 0 E: 0 K: 1 S: 5	H: 0 LOB: 0 BB: 0 P: 5	R: 0 E: 1 K: 1 S: 6	H: 1 LOB: 2 BB: 0 P: 6	R: 0 E: 0 K: 0 S: 4	H: 1 LOB: 1 BB: 0 P: 4	R: 0 E: 0 K: 1 S: 6	H: 1 LOB: 1 BB: 0 P: 6	1B: 7 2B: 2 3B: 0 HR: 2	SF: 0 SAC: 2 DP: 1 HBP: 0	WP: 0 PB: 0 SB: 1 CS: 0	PA: 38
PITCHER Bob Johnson, R (1,1) ERA: 3.6 Bob Moose, R (5, 1) ERA: 4.24	IP: 4.0 WLS: W BF: 19 H: 5 R: 0 ER: 0 SO: 3 BB: 0 IBB: 0 HBP: 0 BLK: 0 WP: 0 HR: 0 S: 25 P: 25 ERA: 0.00 WHIP: 1.000											PITCHER	IP: 9.0 WLS: L BF: 36 H: 7 R: 4 ER: 1 SO: 6 BB: 1 IBB: 0 HBP: 0 BLK: 0 WP: 0 HR: 1 S: 47 P: 51 ERA: 1.00 WHIP: 0.889							

Pittsburgh Pirates @ Chicago Cubs
Wrigley Field, Chicago, IL
Tue Sep 14 1971, 3:33 AM CDT
Att: 9,706 - Sunny - 80 F

AB 34
R 3
H 11
RBI 3
BB 2
SO 5
LOB 14

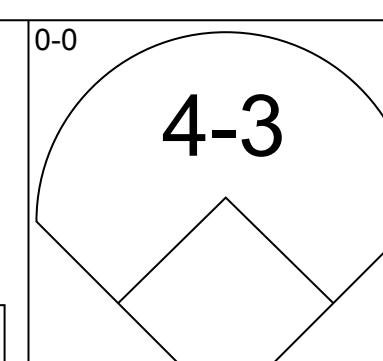
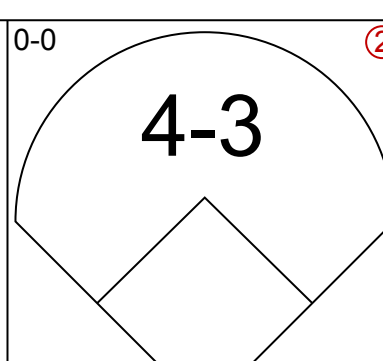
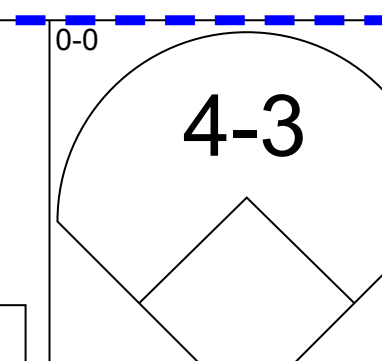
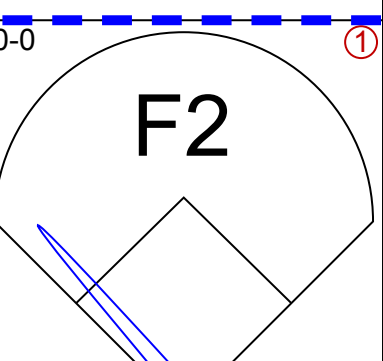
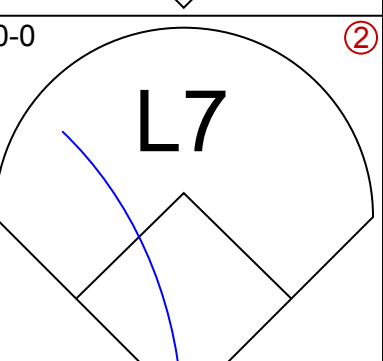
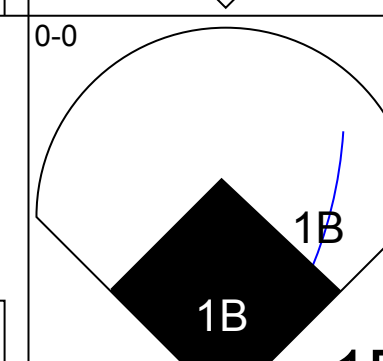
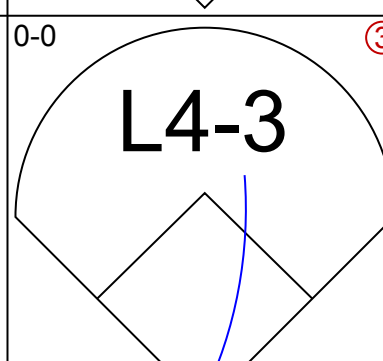
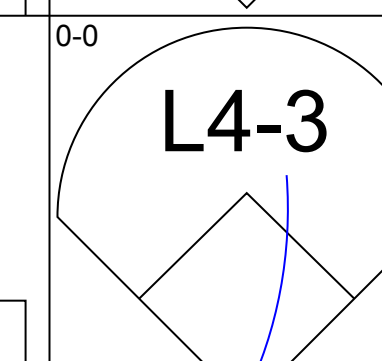
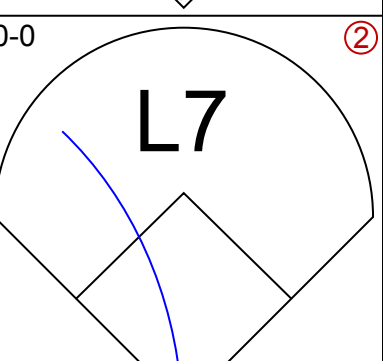
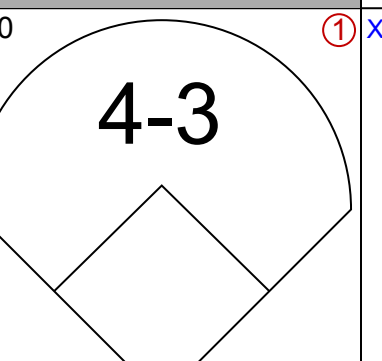
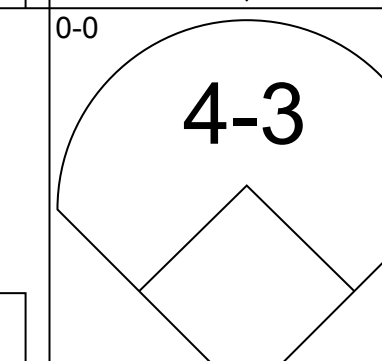
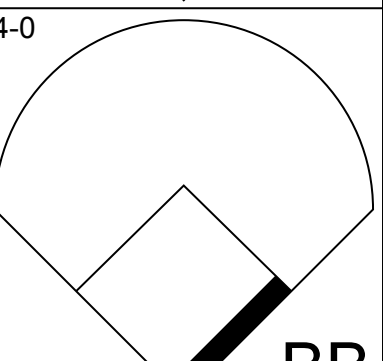
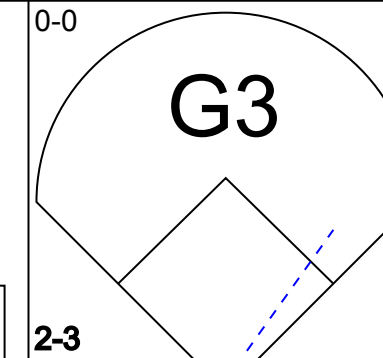
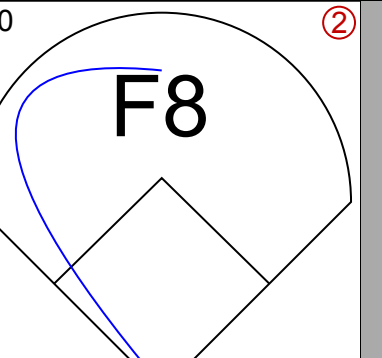
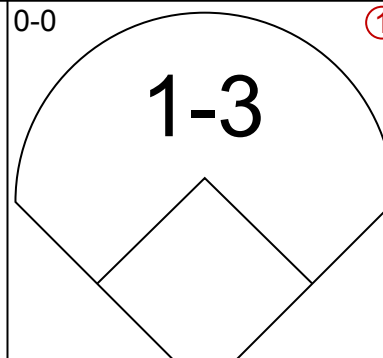
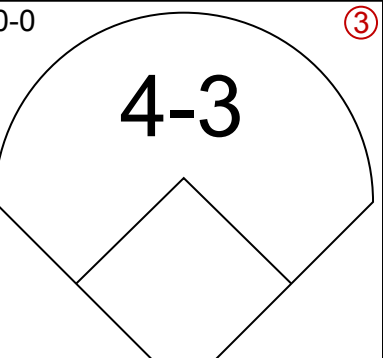
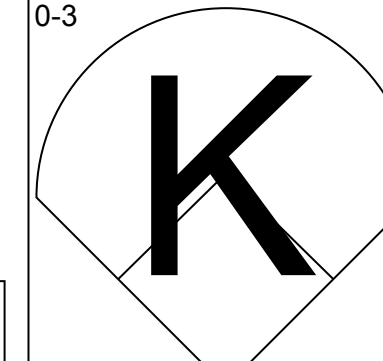
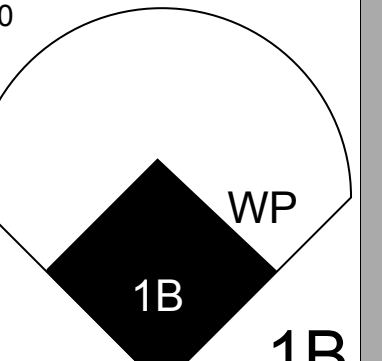
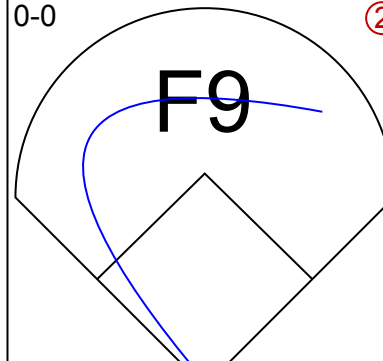
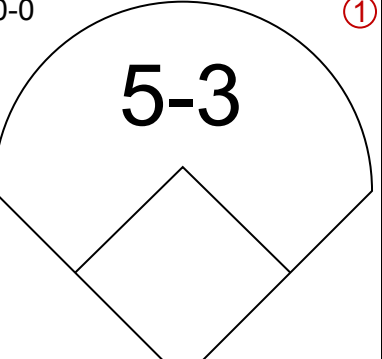
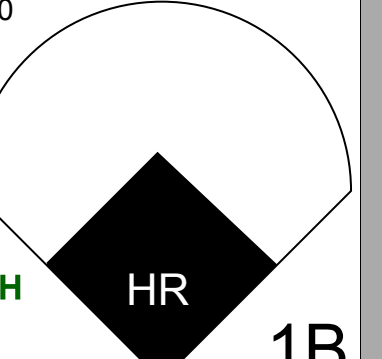
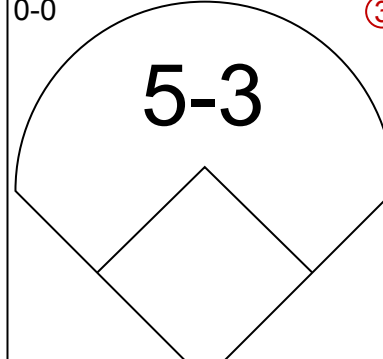
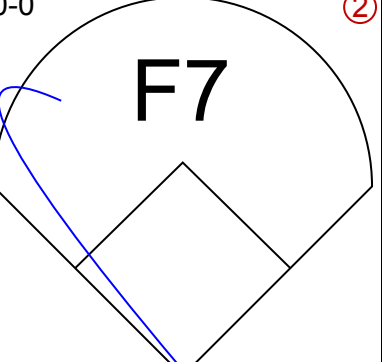
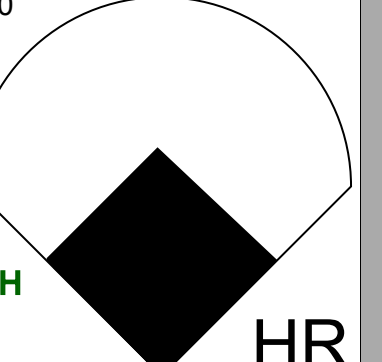
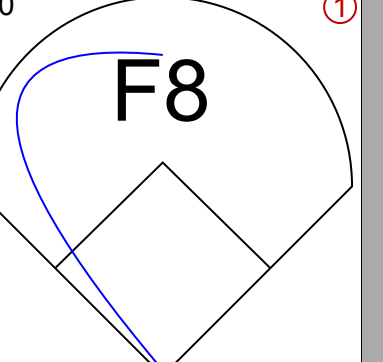
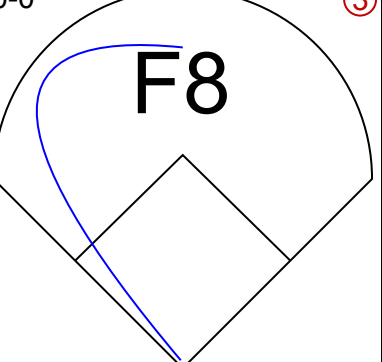
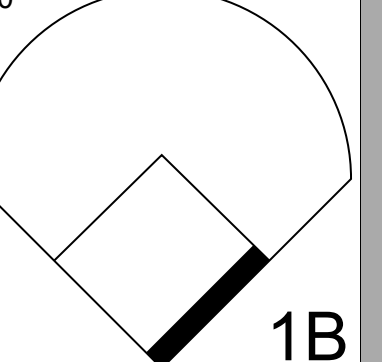
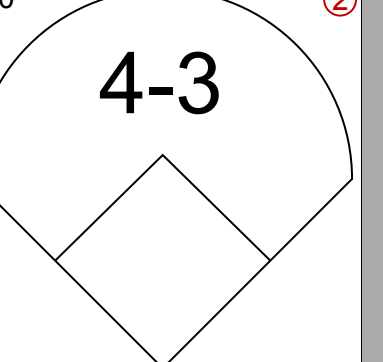
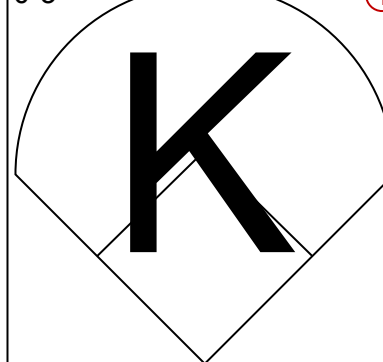

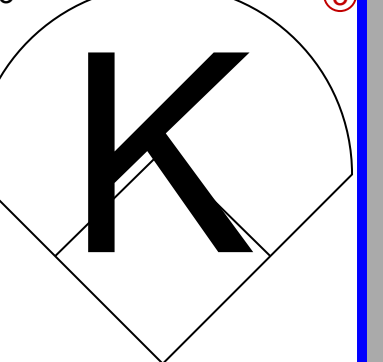


Batter	1	2	3	4	5	6	7	8	9	AB	R	H	RBI	BB	SO	LOB	TOP				
Lou Brock, L OBP: 0.396, SLG: 0.436 (1, 7)										3	0	0	0	1	1	1					
Ted Sizemore, R OBP: 0.319, SLG: 0.336 (1, 4)										4	0	0	0	0	0	2					
Matty Alou, L OBP: 0.352, SLG: 0.413 (1, 3)										4	0	0	0	0	0	2					
Joe Torre, R OBP: 0.421, SLG: 0.556 (1, 5)										4	0	1	0	0	0	0					
Ted Simmons, S OBP: 0.347, SLG: 0.427 (1, 2)										4	1	2	1	0	0	1					
Jose Cruz, L OBP: 0.373, SLG: 0.415 (1, 8)										4	0	1	0	0	0	1					
Joe Hague, L OBP: 0.326, SLG: 0.395 (1, 9)										3	0	1	0	0	0	2					
Dal Maxvill, R OBP: 0.298, SLG: 0.259 (1, 6)										2	0	0	0	1	1	1					
Steve Carlton, L OBP: 0.202, SLG: 0.221 (5, PH)										1	0	0	0	0	0	0					
Ted Kubiak, S OBP: 0.332, SLG: 0.334 (5, PH)										1	0	0	0	0	1	1					
Chuck Taylor, R OBP: 0.247, SLG: 0.333 (5, PH)										0	0	0	0	0	0	0					
Bob Burdette, L OBP: 0.240, SLG: 0.329 (6, PH)										1	0	1	0	0	0	0					
Jim Beauchamp, R OBP: 0.276, SLG: 0.350 (6, PH)										0	0	0	0	0	0	0					
Moe Drabowsky, R OBP: 0.276, SLG: 0.350 (8, PH)										0	0	0	0	0	0	0					
Inning Stats	R: 0 E: 0 K: 1 S: 5	H: 0 LOB: 0 BB: 0 P: 5	R: 0 E: 0 K: 0 S: 4	H: 1 LOB: 1 BB: 0 P: 4	R: 0 E: 0 K: 0 S: 2	H: 0 LOB: 0 BB: 1 P: 6	R: 0 E: 0 K: 0 S: 4	H: 1 LOB: 1 BB: 0 P: 4	R: 0 E: 0 K: 1 S: 5	H: 1 LOB: 1 BB: 1 P: 9	R: 0 E: 1 K: 0 S: 3	H: 0 LOB: 0 BB: 0 P: 3	R: 1 E: 0 K: 1 S: 7	H: 2 LOB: 1 BB: 0 P: 7	R: 0 E: 0 K: 0 S: 4	H: 1 LOB: 2 BB: 0 P: 4	R: 0 E: 0 K: 0 S: 3	H: 0 LOB: 0 BB: 0 P: 3	1B: 5 2B: 0 3B: 0 HR: 1	SF: 0 SAC: 0 DP: 1 HBP: 0	WP: 0 PA: 35
PITCHER	IP WLS BF H R ER SO BB IBB HBP BLK WP HR S P ERA WHIP																				
Dock Ellis, R ERA: 2.9 (1, 1)	7.0 W 27 6 1 1 3 2 0 0 0 0 0 1 31 39 1.29 1.143																				
Ramon Hernandez, L ERA: (8, 1)	2.0 S 6 0 0 0 0 0 0 0 0 0 0 0 6 6 0.00 0.000																				

St. Louis Cardinals @ Pittsburgh Pirates
Three Rivers Stadium, Pittsburgh, PA
Wed Sep 15 1971, 7:05 PM EDT
Att: 21,751 - Unknown

AB 31
R 1
H 6
RBI 1
BB 2
SO 3
LOB 11





Batter	1	2	3	4	5	6	7	8	9	AB	R	H	RBI	BB	SO	LOB	BOTTOM		
Rennie Stennett, R OBP: 0.396, SLG: 0.500 (1, 4)										3	0	0	0	0	0	0			
Richie Hebner, L OBP: 0.337, SLG: 0.508 (7, 5)										1	0	0	0	0	0	0			
Gene Clines, R OBP: 0.387, SLG: 0.402 (1, 7)										4	1	1	0	0	0	0			
Roberto Clemente, R OBP: 0.370, SLG: 0.597 (1, 9)										3	0	1	1	1	0	0			
Manny Sanguillen, R OBP: 0.346, SLG: 0.428 (1, 2)										4	0	0	0	0	0	2			
Bob Robertson, R OBP: 0.362, SLG: 0.490 (1, 3)										3	1	1	0	0	1	1			
Dave Cash, R OBP: 0.386, SLG: 0.373 (7, 4)										3	1	1	1	0	0	0			
Al Oliver, L OBP: 0.319, SLG: 0.453 (1, 8)										3	1	1	2	0	0	0			
Jackie Hernandez, R OBP: 0.253, SLG: 0.299 (1, 6)										3	0	1	0	0	0	0			
Dock Ellis, S OBP: 0.250, SLG: 0.200 (1, 1)										3	0	0	0	0	3	1			
Ramon Hernandez, S ERA: 3.7 (8, 1)										0	0	0	0	0	0	0			
Inning Stats	R: 1 E: 0 K: 1 S: 7	H: 2 LOB: 1 BB: 0 P: 7	R: 0 E: 0 K: 0 S: 3	H: 0 LOB: 0 BB: 0 P: 3	R: 0 E: 0 K: 1 S: 5	H: 0 LOB: 0 BB: 0 P: 5	R: 3 E: 0 K: 1 S: 9	H: 4 LOB: 1 BB: 0 P: 9	R: 0 E: 0 K: 0 S: 3	H: 0 LOB: 0 BB: 0 P: 3	R: 0 E: 0 K: 1 S: 5	H: 0 LOB: 0 BB: 0 P: 5	R: 0 E: 0 K: 0 S: 3	H: 0 LOB: 1 BB: 1 P: 7	R: 0 E: 0 K: 0 S: 3	H: 0 LOB: 1 BB: 1 P: 7	1B: 5 2B: 0 3B: 0 HR: 1	SF: 0 SAC: 0 DP: 0 HBP: 0	WP: 1 PA: 31
PITCHER	IP WLS BF H R ER SO BB IBB HBP BLK WP HR S P ERA WHIP																		
Steve Carlton, L ERA: 3.64 (1, 1)	4.0 L 18 6 4 4 3 0 0 0 0 0 1 24 24 9.00 1.500																		
Chuck Taylor, R ERA: 3.62 (5, 1)	3.0 9 0 0 0 1 0 0 0 0 0 0 11 11 0.00 0.000																		
Moe Drabowsky, R ERA: 3.7 (8, 1)	1.0 4 0 0 0 0 1 0 0 0 0 0 3 7 0.00 1.000																		

St. Louis Cardinals @ Pittsburgh Pirates
Three Rivers Stadium, Pittsburgh, PA
Wed Sep 15 1971, 7:05 PM EDT
Att: 21,751 - Unknown

AB 30
R 4
H 6
RBI 4
BB 1
SO 4
LOB 4



Batter	1	2	3	4	5	6	7	8	9	AB	R	H	RBI	BB	SO	LOB	TOP				
Lou Brock, L OBP: 0.393, SLG: 0.433 (1, 7)	1-3		K		L7		1-4-3			4	0	0	1	0	1	5	St. Louis Cardinals @ Pittsburgh Pirates Three Rivers Stadium, Pittsburgh, PA Thu Sep 16 1971, 7:05 PM EDT Att: 18,127 - Unknown 				
Ted Sizemore, R OBP: 0.319, SLG: 0.334 (1, 4)	5-3				FC5-4		6-3			3	0	0	0	1	0	5					
Matty Alou, L OBP: 0.350, SLG: 0.410 (1, 3)	P6		K				6-3		L1	4	0	0	0	0	1	2					
Joe Torre, R OBP: 0.420, SLG: 0.554 (1, 5)		G4-3 1B		K		P3		F8		4	0	1	0	0	1	0					
Ted Simmons, S OBP: 0.347, SLG: 0.426 (1, 2)		G4-3 1B		6-3		F8		6-3		4	0	1	0	0	0	0					
Luis Melendez, R OBP: 0.319, SLG: 0.261 (1, 9)		G4-3		6-3			F9		K	4	0	0	0	0	1	2					
Jose Cruz, L OBP: 0.372, SLG: 0.412 (1, 8)		K			4-3		BB 1-4-3 1B		3-1	4	1	1	0	0	1	1					
Dal Maxvill, R OBP: 0.302, SLG: 0.265 (1, 6)			SH2-4 1B			1-4-3 BB 1B		F9		4	0	3	0	0	0	0					
Jerry Reuss, L OBP: 0.233, SLG: 0.127 (4, 1)			SH2-4			1-2 BB				0	0	0	0	0	0	0					
Stan Williams, R OBP: 0.299, SLG: 0.352 (5, PH)					FC5-4 1B		1-2 BB			0	0	0	0	0	0	0					
Julian Javier, R OBP: 0.289, SLG: 0.352 (5, 1)										1	0	1	0	0	0	0					
Frank Linzy, R OBP: 0.289, SLG: 0.352 (5, 1)										0	0	0	0	0	0	0					
Jerry McNertney, R OBP: 0.289, SLG: 0.352 (7, PH)										0	0	0	0	0	1	0					
Jim Beauchamp, R OBP: 0.289, SLG: 0.352 (7, PH)										0	0	0	0	0	0	0					
Dennis Higgins, R OBP: 0.289, SLG: 0.352 (7, 1)										0	0	0	0	0	0	0					
Don Shaw, L OBP: 0.289, SLG: 0.352 (8, 1)										0	0	0	0	0	0	0					
Inning Stats	R: 0 E: 0 K: 0 S: 3	H: 0 LOB: 0 BB: 0 P: 3	R: 0 E: 0 K: 1 S: 6	H: 2 LOB: 1 BB: 0 P: 6	R: 0 E: 0 K: 2 S: 8	H: 1 LOB: 2 BB: 1 P: 12	R: 0 E: 0 K: 1 S: 5	H: 0 LOB: 0 BB: 0 P: 5	R: 0 E: 0 K: 0 S: 3	H: 2 LOB: 2 BB: 0 P: 5	R: 0 E: 0 K: 0 S: 3	H: 0 LOB: 0 BB: 0 P: 3	R: 1 E: 0 K: 0 S: 5	H: 2 LOB: 3 BB: 1 P: 9	R: 0 E: 0 K: 0 S: 3	H: 0 LOB: 0 BB: 0 P: 3	R: 0 E: 0 K: 1 S: 5	H: 0 LOB: 0 BB: 0 P: 5	1B: 7 2B: 0 3B: 0 HR: 0	SF: 0 SAC: 1 DP: 1 HBP: 0	WP: 0 PA: 35 PB: 0 SB: 0 CS: 0
PITCHER	IP WLS BF H R ER SO BB IBB HBP BLK WP HR S P ERA WHIP	IP WLS BF H R ER SO BB IBB HBP BLK WP HR S P ERA WHIP																			
Luke Walker, L ERA: 3.63 (1, 1)	6.1 W 27 7 1 1 4	2.2 S 8 0 0 0 1																			
Ramon Hernandez, L ERA: (7, 1)																					

Batter	1	2	3	4	5	6	7	8	9	AB	R	H	RBI	BB	SO	LOB	BOTTOM			
Rennie Stennett, R OBP: 0.406, SLG: 0.504 (1, 4)	2-3 1B		SF9 1B BB	FC6-4 1B		L4		FC3-6		3	1	2	0	1	0	1	St. Louis Cardinals @ Pittsburgh Pirates Three Rivers Stadium, Pittsburgh, PA Thu Sep 16 1971, 7:05 PM EDT Att: 18,127 - Unknown 			
Richie Hebner, L OBP: 0.337, SLG: 0.507 (7, 5)								1-2		1	0	0	0	0	0	1				
Gene Clines, R OBP: 0.388, SLG: 0.402 (1, 7)	L4		1-2 2-3 1B	FC6-4 1B			PB S 2B 1B	L3		5	1	2	0	0	0	4				
Roberto Clemente, R OBP: 0.367, SLG: 0.504 (1, 9)	2-3		SF9	F3			2-3			3	0	0	1	0	0	4				
Manny Sanguillen, R OBP: 0.345, SLG: 0.427 (1, 2)	6-3		2-3 3-H 1B	FC6-4 1B	E6 G4-6-3		F4			4	0	1	1	0	0	2				
Bob Robertson, R OBP: 0.361, SLG: 0.490 (1, 3)		P3	FC6-4		F9		2B			4	0	1	1	0	0	3				
Dave Cash, R OBP: 0.363, SLG: 0.370 (7, 4)		6-3		6-3	G4-6-3		6-3			4	0	0	0	0	0	2				
Al Oliver, L OBP: 0.321, SLG: 0.453 (1, 8)		K				P6		SH1-3 1B		3	2	1	0	0	1	0				
Jackie Hernandez, R OBP: 0.258, SLG: 0.304 (1, 6)			6-3	E8 1B		SH3-4 1B		SH1-3		3	1	2	0	0	0	0				
Luke Walker, L OBP: 0.140, SLG: 0.023 (1, 1)			1B BB SF9 BB	FC6-4 1B BB		SH3-4				0	1	0	0	2	0	0				
Ramon Hernandez, S OBP: 0.500, SLG: 0.500 (7, 1)								FC3-6 1B		1	0	1	1	0	0	0				
Inning Stats	R: 0 E: 0 K: 0 S: 4	H: 1 LOB: 1 BB: 0 P: 4	R: 0 E: 0 K: 1 S: 5	H: 0 LOB: 0 BB: 0 P: 5	R: 2 E: 0 K: 0 S: 5	H: 2 LOB: 2 BB: 2 P: 13	R: 2 E: 1 K: 0 S: 5	H: 2 LOB: 2 BB: 1 P: 10	R: 0 E: 0 K: 0 S: 4	H: 1 LOB: 1 BB: 0 P: 4	R: 1 E: 0 K: 0 S: 5	H: 2 LOB: 1 BB: 0 P: 5	R: 1 E: 0 K: 0 S: 5	H: 2 LOB: 1 BB: 0 P: 5	1B: 9 2B: 1 3B: 0 HR: 0	SF: 1 SAC: 2 DP: 1 HBP: 1	WP: 0 PA: 38 PB: 1 SB: 1 CS: 0			
PITCHER	IP WLS BF H R ER SO BB IBB HBP BLK WP HR S P ERA WHIP	IP WLS BF H R ER SO BB IBB HBP BLK WP HR S P ERA WHIP																		
Jerry Reuss, L ERA: 4.62 (1, 1)	3.1 L 18 4 4 4 1																			
Stan Williams, R ERA: 3.67 (4, 1)	0.2 3 1 0 0 0																			
Frank Linzy, R ERA: 2.11 (5, 1)	2.0 7 1 0 0 0																			
Dennis Higgins, R ERA: 8.1 (7, 1)	1.1 7 3 2 2 0																			
Don Shaw, L ERA: 2.83 (8, 1)	0.2 3 1 0 0 0																			

Batter	1	2	3	4	5	6	7	8	9	AB	R	H	RBI	BB	SO	LOB	TOP										
Ted Martinez, R OBP: 0.328, SLG: 0.392 (1, 4)										4	1	2	1	0	0	2											
Bud Harrelson, S OBP: 0.320, SLG: 0.305 (1, 6)										4	0	0	0	0	0	1											
Cleon Jones, R OBP: 0.386, SLG: 0.484 (1, 7)										4	0	0	0	0	0	0											
Dave Marshall, L OBP: 0.329, SLG: 0.340 (9, 7)										0	0	0	0	0	0	0											
Ed Kranepool, L OBP: 0.340, SLG: 0.458 (1, 3)										3	1	1	1	1	0	0											
Mike Jorgensen, L OBP: 0.298, SLG: 0.366 (1, 8)										4	0	0	0	0	1	1											
Ken Singleton, S OBP: 0.383, SLG: 0.387 (1, 9)										3	1	1	1	0	0	0											
Duffy Dyer, R OBP: 0.315, SLG: 0.349 (1, 2)										3	0	1	0	0	2	0											
Tim Foli, R OBP: 0.273, SLG: 0.290 (1, 5)										3	0	1	0	0	0	0											
Gary Gentry, R OBP: 0.075, SLG: 0.076 (1, 1)										3	0	0	0	0	1	2											
Inning Stats	R: 1 E: 0 K: 0 S: 4	H: 1 LOB: 0 BB: 0 P: 4	R: 1 E: 0 K: 1 S: 6	H: 1 LOB: 0 BB: 0 P: 6	R: 0 E: 0 K: 0 S: 3	H: 0 LOB: 0 BB: 0 P: 3	R: 1 E: 0 K: 1 S: 6	H: 1 LOB: 0 BB: 0 P: 6	R: 0 E: 0 K: 0 S: 3	H: 0 LOB: 0 BB: 0 P: 3	R: 0 E: 0 K: 1 S: 5	H: 0 LOB: 0 BB: 0 P: 5	R: 0 E: 0 K: 1 S: 6	H: 1 LOB: 1 BB: 0 P: 6	R: 0 E: 0 K: 0 S: 2	H: 0 LOB: 0 BB: 1 P: 6	1B: 3 2B: 0 3B: 0 HR: 3	SF: 0 SAC: 0 DP: 2 HBP: 0	WP: 0 PB: 0 SB: 0 CS: 0	PA: 32							
PITCHER	IP	WLS	BF	H	R	ER	SO	BB	IBB	HBP	BLK	WP	HR	S	P	ERA	WHIP										
Nelson Briles, R ERA: 3.12 (1, 1)	6.0	L	22	5	3	3	2	0	0	0	0	0	3	26	26	4.50	0.833										
Bruce Kison, R ERA: 3.46 (7, 1)	2.0		7	1	0	0	2	0	0	0	0	0	0	11	11	0.00	0.500										
Dave Giusti, R ERA: 3.1 (9, 1)	1.0		3	0	0	0	0	1	0	0	0	0	0	2	6	0.00	1.000										

New York Mets @ Pittsburgh Pirates
Three Rivers Stadium, Pittsburgh, PA
Fri Sep 17 1971, 7:05 PM EDT
Att. 23,421 - Cloudy

AB	31
R	3
H	6
RBI	3
BB	1
SO	4
LOB	6



Batter	1	2	3	4	5	6	7	8	9	AB	R	H	RBI	BB	SO	LOB	BOTTOM										
Rennie Stennett, R OBP: 0.395, SLG: 0.489 (1, 4)										4	0	0	0	0	0	3											
Vic Davallilo, L OBP: 0.313, SLG: 0.385 (1, 9)										4	0	1	0	0	1	1											
Al Oliver, L OBP: 0.320, SLG: 0.451 (1, 8)										4	0	1	0	0	2	2											
Milt May, L OBP: 0.320, SLG: 0.440 (1, 2)										4	0	0	0	0	0	2											
Richie Hebner, L OBP: 0.333, SLG: 0.501 (1, 5)										4	0	0	0	0	1	2											
Bob Robertson, R OBP: 0.356, SLG: 0.487 (1, 3)										3	0	0	0	0	0	0											
Gene Clines, R OBP: 0.367, SLG: 0.398 (1, 7)										2	0	0	0	1	0	0											
Jackie Hernandez, R OBP: 0.256, SLG: 0.301 (1, 6)										2	0	0	0	0	1	0											
Carl Taylor, R OBP: 0.240, SLG: 0.163 (8, PH)										1	0	0	0	0	1	1											
Gene Alley, R OBP: 0.352, SLG: 0.356 (9, 6)										0	0	0	0	0	0	0											
Nelson Briles, R OBP: 0.297, SLG: 0.429 (1, 1)										1	0	1	0	0	0	0											
Rimp Lanier, L (6, PH)										0	0	0	0	0	0	0											
Bruce Kison, R OBP: 0.129, SLG: 0.103 (7, 1)										0	0	0	0	0	0	0											
Bill Mazerowski, R OBP: 0.306, SLG: 0.298 (8, PH)										0	0	0	0	0	0	0											
Dave Giusti, R OBP: 0.316, SLG: 0.063 (9, 1)										0	0	0	0	0	1	1											
Inning Stats	R: 0 E: 0 K: 1 S: 5	H: 0 LOB: 0 BB: 0 P: 5	R: 0 E: 0 K: 0 S: 3	H: 0 LOB: 0 BB: 0 P: 3	R: 0 E: 0 K: 1 S: 6	H: 1 LOB: 1 BB: 0 P: 6	R: 0 E: 0 K: 2 S: 8	H: 1 LOB: 0 BB: 0 P: 8	R: 0 E: 0 K: 0 S: 3	H: 0 LOB: 0 BB: 0 P: 3	R: 0 E: 0 K: 1 S: 5	H: 0 LOB: 1 BB: 0 P: 6	R: 0 E: 0 K: 0 S: 3	H: 0 LOB: 0 BB: 0 P: 3	R: 0 E: 0 K: 2 S: 7	H: 0 LOB: 1 BB: 1 P: 11	R: 0 E: 0 K: 0 S: 4	H: 1 LOB: 1 BB: 0 P: 4	1B: 3 2B: 0 3B: 0 HR: 0	SF: 0 SAC: 0 DP: 0 HBP: 1	WP: 0 PB: 0 SB: 0 CS: 0	PA: 32					
PITCHER	IP	WLS	BF	H	R	ER	SO	BB	IBB	HBP	BLK	WP	HR	S	P	ERA	WHIP										
Gary Gentry, R ERA: 3.12 (1, 1)	9.0	W	32	3	0	0	7	1	0	1	0	0	0	44	49	0.00	0.444										

New York Mets @ Pittsburgh Pirates
Three Rivers Stadium, Pittsburgh, PA
Fri Sep 17 1971, 7:05 PM EDT
Att. 23,421 - Cloudy

AB	30
R	0
H	3
RBI	0
BB	1
SO	7
LOB	12



Batter	1	2	3	4	5	6	7	8	9	AB	R	H	RBI	BB	SO	LOB	TOP			
Ted Martinez, R (1,6) OBP: 0.318, SLG: 0.379										4	0	0	0	0	0	0				
Tim Foli, R (1,4) OBP: 0.272, SLG: 0.289										4	0	1	0	0	1	0				
Dave Marshall, L (1,7) OBP: 0.325, SLG: 0.335										3	0	0	0	0	1	1				
Ed Kranepool, L (1,3) OBP: 0.342, SLG: 0.458										2	0	1	0	1	0	0				
Mike Jorgensen, L (1,8) OBP: 0.290, SLG: 0.354										3	0	0	0	0	1	3				
Ken Singleton, S (1,9) OBP: 0.380, SLG: 0.383										3	0	0	0	0	0	1				
Bob Aspromonte, R (1,5) OBP: 0.284, SLG: 0.299										2	0	0	0	1	0	0				
Duffy Dyer, R (1,2) OBP: 0.309, SLG: 0.342										3	0	0	0	0	1	1				
Ray Sadecki, L (1,1) OBP: 0.245, SLG: 0.213										2	0	0	0	0	1	1				
Charlie Williams, R (8,1) OBP: 0.197, SLG: 0.091										0	0	0	0	0	0	0				
Art Shamsky, L (9,PH) OBP: 0.286, SLG: 0.361										1	0	0	0	0	0	0				
Inning Stats	R: 0 E: 0 K: 1 S: 5	H: 0 LOB: 0 BB: 0 P: 5	R: 0 E: 0 K: 1 S: 4	H: 0 LOB: 0 BB: 1 P: 8	R: 0 E: 0 K: 0 S: 2	H: 0 LOB: 0 BB: 1 P: 6	R: 0 E: 0 K: 0 S: 5	H: 2 LOB: 2 BB: 0 P: 5	R: 0 E: 0 K: 1 S: 3	H: 0 LOB: 0 BB: 0 P: 3	R: 0 E: 0 K: 1 S: 5	H: 0 LOB: 0 BB: 0 P: 5	R: 0 E: 0 K: 1 S: 5	H: 0 LOB: 0 BB: 0 P: 5	R: 0 E: 0 K: 0 S: 3	H: 0 LOB: 0 BB: 0 P: 3	1B: 2 2B: 0 3B: 0 HR: 0	SF: 0 SAC: 0 DP: 2 HBP: 0	WP: 0 PB: 0 SB: 0 CS: 0	PA: 29
PITCHER Steve Blass, R (1,1) ERA: 2.83	IP: 9.0 WLS: W BF: 29 H: 2 R: 0 ER: 0 SO: 5 BB: 2 IBB: 0 HBP: 0 BLK: 0 WP: 0 HR: 0 S: 37 P: 45 ERA: 0.00 WHIP: 0.444															PITCHER				

New York Mets @ Pittsburgh Pirates
Three Rivers Stadium, Pittsburgh, PA
Sat Sep 18 1971, 3:33 AM EDT
Att. 20,470 - Cloudy

AB 27
R 0
H 2
RBI 0
BB 2
SO 5
LOB 7



Batter	1	2	3	4	5	6	7	8	9	AB	R	H	RBI	BB	SO	LOB	BOTTOM			
Rennie Stennett, R (1,4) OBP: 0.387, SLG: 0.479										3	0	0	0	0	0	0				
Bill Mazerowski, R (7,4) OBP: 0.309, SLG: 0.302										1	0	1	0	0	0	0				
Gene Clines, R (1,8) OBP: 0.382, SLG: 0.392										4	0	0	0	0	1	2				
Roberto Clemente, R (1,9) OBP: 0.370, SLG: 0.595										3	1	2	0	1	0	0				
Richie Zisk, R (1,7) OBP: 0.500, SLG: 1.000										3	2	1	2	1	1	4				
Manny Sanguillen, R (1,2) OBP: 0.343, SLG: 0.424										4	1	0	0	0	0	1				
Dave Cash, R (1,5) OBP: 0.382, SLG: 0.371										4	0	1	2	0	0	0				
Al Oliver, L (1,3) OBP: 0.320, SLG: 0.451										4	0	1	0	0	1	1				
Jackie Hernandez, R (1,6) OBP: 0.253, SLG: 0.297										3	0	0	0	0	1	2				
Steve Blass, R (1,1) OBP: 0.134, SLG: 0.148										3	0	1	0	0	2	0				
Inning Stats	R: 0 E: 0 K: 1 S: 6	H: 1 LOB: 1 BB: 0 P: 6	R: 0 E: 0 K: 1 S: 6	H: 1 LOB: 1 BB: 0 P: 6	R: 0 E: 0 K: 2 S: 7	H: 0 LOB: 0 BB: 0 P: 7	R: 2 E: 0 K: 0 S: 5	H: 1 LOB: 1 BB: 1 P: 9	R: 0 E: 0 K: 1 S: 5	H: 0 LOB: 0 BB: 0 P: 5	R: 2 E: 0 K: 0 S: 5	H: 2 LOB: 0 BB: 0 P: 5	R: 0 E: 1 K: 0 S: 5	H: 2 LOB: 3 BB: 1 P: 9	R: 0 E: 0 K: 1 S: 5	H: 0 LOB: 0 BB: 0 P: 5	1B: 4 2B: 2 3B: 0 HR: 1	SF: 0 SAC: 0 DP: 0 HBP: 0	WP: 0 PB: 0 SB: 0 CS: 0	PA: 34
PITCHER Ray Sadecki, L (1,1) ERA: 3.07	IP: 7.0 WLS: L BF: 31 H: 7 R: 4 ER: 4 SO: 5 BB: 1 IBB: 0 HBP: 0 BLK: 0 WP: 0 HR: 1 S: 39 P: 47 ERA: 5.14 WHIP: 1.143															PITCHER				
Charlie Williams, R (8,1) ERA: 4.92	IP: 1.0 WLS: 3 BF: 3 H: 0 R: 0 ER: 0 SO: 1 BB: 0 IBB: 0 HBP: 0 BLK: 0 WP: 0 HR: 0 S: 5 P: 5 ERA: 0.00 WHIP: 0.000															PITCHER				

New York Mets @ Pittsburgh Pirates
Three Rivers Stadium, Pittsburgh, PA
Sat Sep 18 1971, 3:33 AM EDT
Att. 20,470 - Cloudy

AB 32
R 4
H 7
RBI 4
BB 2
SO 6
LOB 10



Batter	1	2	3	4	5	6	7	8	9	AB	R	H	RBI	BB	SO	LOB	TOP										
Ted Martinez, R (1,4) OBP: 0.323, SLG: 0.384 Bob Aspromonte, R (1,FR) OBP: 0.287, SLG: 0.302 (1,5)	0-0 E 1B	4-0 FC4-6 BB		0-0 F9		0-0 6-3			0-0 F8 2B	1 0 1 0 0 0 0 3 1 1 0 1 0 2																	
Bud Harrelson, S (1,6) OBP: 0.319, SLG: 0.304	0-0 F5	0-0 FC4-6 1-2f		0-0 1B		0-3 K			0-0 F8 2-3	5 0 1 0 0 1 4																	
John Milner, L (1,7) OBP: 0.111, SLG: 0.111 Danny Frisella, L (7,1) OBP: 0.286, SLG: 0.231	0-0 E6 1B 2B	0-0 F8		0-0 F9			0-0 F9		0-3 K	4 1 0 0 0 0 4 1 0 0 0 0 1 1																	
Ed Kranepool, L (1,3) OBP: 0.346, SLG: 0.461	0-0 2B 1B		0-0 FC4-6 1B		0-0 G3 WP 1B		0-0 F9			4 2 3 1 0 0 0																	
Mike Jorgensen, L (1,8) OBP: 0.288, SLG: 0.360	0-0 1B 2B		0-0 F7		0-0 G3		0-3 K			4 1 1 1 0 1 2																	
Ken Singleton, S (1,9) OBP: 0.382, SLG: 0.382	4-0 1B IBB		0-0 FC4-6		0-0 G5-4-3 1B			0-0 F9		3 0 1 1 1 0 1																	
Duffy Dyer, R (1,2) OBP: 0.302, SLG: 0.333	0-3 K		0-0 F4		0-0 G5-4-3 1B			0-0 1-3		4 0 0 0 0 1 5																	
Tim Foli, R (1,5) OBP: 0.279, SLG: 0.294	0-0 1B			0-0 1B		4-0 SH3 BB		0-0 F9		3 0 2 2 1 0 0																	
Jerry Koosman, R (1,1) OBP: 0.235, SLG: 0.170 Charlie Williams, R (3,1) OBP: 0.160, SLG: 0.087 Dave Marshall, L (7,7) OBP: 0.324, SLG: 0.333		0-3 K		0-3 K		0-0 SH3			0-0 F8	1 0 0 0 0 1 0 1 0 0 0 0 1 1 1 0 0 0 0 0 0																	
Inning Stats	R: 4 E: 1 K: 1 S: 9	H: 4 LOB: 2 BB: 1 P: 13	R: 0 E: 0 K: 1 S: 5	H: 0 LOB: 1 BB: 1 P: 9	R: 0 E: 0 K: 0 S: 4	H: 1 LOB: 1 BB: 0 P: 4	R: 0 E: 0 K: 1 S: 7	H: 2 LOB: 2 BB: 0 P: 7	R: 1 E: 0 K: 0 S: 4	H: 2 LOB: 0 BB: 0 P: 4	R: 0 E: 0 K: 1 S: 5	H: 0 LOB: 1 BB: 1 P: 9	R: 0 E: 0 K: 0 S: 5	H: 0 LOB: 0 BB: 0 P: 5	R: 0 E: 0 K: 0 S: 3	H: 0 LOB: 0 BB: 0 P: 3	R: 0 E: 0 K: 1 S: 6	H: 1 LOB: 1 BB: 0 P: 6	1B: 8 2B: 2 3B: 0 HR: 0	SF: 0 SAC: 1 DP: 1 HBP: 0	WP: 1 PA: 39 PB: 0 SB: 0 CS: 0						
PITCHER	IP	WLS	BF	H	R	ER	SO	BB	IBB	HBP	BLK	WP	HR	S	P	ERA	WHIP	PITCHER									
Bob Johnson, R (1,1) ERA: 3.61	2.0	L	12	4	4	0	2	1	1	0	0	0	0	14	22	4.50	2.500										
Bob Moose, R (3,1) ERA: 4.17	2.0	9	3	0	0	1	0	0	0	0	0	0	0	11	11	0.00	1.500										
Bob Veale, L (5,1) ERA: 7.42	2.0	8	2	1	1	1	1	1	0	0	0	1	0	9	13	4.50	1.500										
Bob Miller, R (7,1) ERA: 1.7	2.0	6	0	0	0	1	0	0	0	0	0	0	0	8	8	0.00	0.000										
Ramon Hernandez, L (9,1) ERA:	1.0	4	1	0	0	1	0	0	0	0	0	0	0	6	6	0.00	1.000										
Batter	1	2	3	4	5	6	7	8	9	AB	R	H	RBI	BB	SO	LOB	BOTTOM										
Rennie Stennett, R (1,4) OBP: 0.387, SLG: 0.473	4-0 BB 1B BB	0-0 F8		0-0 P6		0-0 1B			0-3 K	4 0 1 1 1 1 2																	
Gene Clines, R (1,8) OBP: 0.359, SLG: 0.388	0-0 F7		0-0 BB 1B		0-0 F7		0-0 F7		0-0 L4	5 0 1 0 0 0 3																	
Roberto Clemente, R (1,9) OBP: 0.372, SLG: 0.506	0-0 BB 1B		0-0 F9		0-0 1B		0-0 6-3		0-0 1B	5 0 3 0 0 0 1																	
Richie Zisk, R (1,7) OBP: 0.462, SLG: 0.700	4-0 G6-4-3 BB		4-0 FC4-6 BB		0-3 K		0-0 P4		0-3 K	3 0 0 0 2 2 2																	
Manny Sanguillen, R (1,2) OBP: 0.342, SLG: 0.422	0-0 G6-4-3		0-0 FC4-6 FC6-4		0-0 F9		0-0 WP 1B			4 0 1 0 0 0 6																	
Dave Cash, R (1,5) OBP: 0.361, SLG: 0.370		0-0 4-3		0-0 FC6-4		0-0 FC3-6 1B		0-0 F3		4 0 1 0 0 0 3																	
Al Oliver, L (1,3) OBP: 0.321, SLG: 0.453		0-0 1B 2B		4-0 BB		0-0 FC3-6 1B		0-0 4-3		3 2 1 0 1 0 1																	
Jackie Hernandez, R (1,6) OBP: 0.255, SLG: 0.299 Milt May, L (6,PH) OBP: 0.325, SLG: 0.440 Gene Alley, R (6,FR) OBP: 0.301, SLG: 0.355 (7,6)		0-0 1B		0-3 K		4-0 1B BB		0-0 6-3		2 0 1 1 0 1 1 0 0 0 0 1 0 0 1 0 0 0 0 0 0																	
Bob Johnson, L (1,1) Call Tyson, R (1,1) Bob Moose, R (3,1) Vic Davalillo, L (5,1) Bob Veale, L (5,1) Bob Miller, R (7,1) Rino Lamer, L (9,1) Ramon Hernandez, S (9,1)		0-0 1B		0-0 F2		0-0 F8		0-0 4-3		0 0																	
Inning Stats	R: 0 E: 0 K: 0 S: 3	H: 1 LOB: 2 BB: 2 P: 11	R: 1 E: 0 K: 0 S: 5	H: 3 LOB: 0 BB: 0 P: 5	R: 0 E: 0 K: 0 S: 4	H: 1 LOB: 2 BB: 1 P: 8	R: 0 E: 0 K: 1 S: 5	H: 0 LOB: 1 BB: 1 P: 9	R: 0 E: 0 K: 0 S: 6	H: 1 LOB: 1 BB: 0 P: 6	R: 1 E: 0 K: 0 S: 5	H: 2 LOB: 2 BB: 1 P: 9	R: 0 E: 0 K: 0 S: 4	H: 1 LOB: 1 BB: 0 P: 4	R: 0 E: 0 K: 0 S: 3	H: 0 LOB: 0 BB: 0 P: 3	R: 0 E: 0 K: 2 S: 8	H: 1 LOB: 1 BB: 0 P: 8	1B: 9 2B: 1 3B: 0 HR: 0	SF: 0 SAC: 0 DP: 1 HBP: 0	WP: 1 PA: 40 PB: 0 SB: 0 CS: 0						
PITCHER	IP	WLS	BF	H	R	ER	SO	BB	IBB	HBP	BLK	WP	HR	S	P	ERA	WHIP	PITCHER									
Jerry Koosman, L (1,1) ERA: 3.1	2.1	13	5	1	1	0	0	3	0	0	0	0	0	10	22	3.86	3.429										
Charlie Williams, R (3,1) ERA: 4.82	3.2	W	16	3	1	1	2	2	0	0	0	0	0	18	26	2.46	1.364										
Danny Frisella, R (7,1) ERA: 2.1	3.0	S	11	2	0	0	2	0	0	0	0	1	0	15	15	0.00	0.667										

New York Mets @ Pittsburgh Pirates
Three Rivers Stadium, Pittsburgh, PA
Sun Sep 19 1971, 3:33 AM EDT
Att: 40,337 - Unknown

AB	35
R	5
H	10
RBI	5
BB	3
SO	6
LOB	20



New York Mets @ Pittsburgh Pirates
Three Rivers Stadium, Pittsburgh, PA
Sun Sep 19 1971, 3:33 AM EDT
Att: 40,337 - Unknown

AB	35
R	2
H	10
RBI	2
BB	5
SO	4
LOB	22



Batter	1	2	3	4	5	6	7	8	9	AB	R	H	RBI	BB	SO	LOB	TOP										
Rennie Stennett, R (1, 4) OBP: 0.381, SLG: 0.464	K2-3	K		FC4 1B		6-3			F9	5	0	1	0	0	2	2	Pittsburgh Pirates @ St. Louis Cardinals Busch Stadium, St. Louis, MO Tue Sep 21 1971, 7:05 PM CDT Att: 13,348 - Unknown										
Gene Clines, R (1, 8) OBP: 0.380, SLG: 0.389	K			FC4			6-3			2	0	1	0	0	1	0											
Vic Davallillo, L (4, PH) OBP: 0.309, SLG: 0.380	K			FC4						2	0	0	1	0	0	1											
Roberto Clemente, R (1, 9) OBP: 0.369, SLG: 0.502	1-3	4-3		4-3			P4			4	0	0	0	0	0	4											
Willie Stargell, L (1, 7) OBP: 0.399, SLG: 0.629		K		4-3					P6	4	0	0	0	0	1	0											
Bob Robertson, R (1, 3) OBP: 0.359, SLG: 0.490		WP 3B		P4					5-3	4	1	2	0	0	0	0											
Manny Sanguillen, R (1, 2) OBP: 0.343, SLG: 0.423		BB 1B		FC4-6 1B			F9		F7	4	1	2	0	0	0	1											
Dave Cash, R (1, 5) OBP: 0.360, SLG: 0.369		BB 1B		FC4-6 1B			4-3		K	4	1	1	0	0	1	2											
Jackie Hernandez, R (1, 6) OBP: 0.290, SLG: 0.301		1B 1B		SH1-4 FC4 1B			K		K	2	1	1	0	1	1	0											
Richie Hebner, L (9, PH) OBP: 0.333, SLG: 0.500		1B BB		SH1-4 FC4 1B			K		K	1	0	0	0	0	1	0											
Dock Ellis, S (1, 1) OBP: 0.256, SLG: 0.208				SH1-4			K		L7	2	0	1	2	0	1	0											
Bob Veale, S (8, 1) OBP: 0.333, SLG: 0.333				SH1-4			K			0	0	0	0	0	0	0											
Al Oliver, L (9, PH) OBP: 0.321, SLG: 0.452				SH1-4						1	0	0	0	0	0	0											
Inning Stats	R: 0 E: 0 K: 2 S: 7	H: 0 LOB: 0 BB: 0 P: 7	R: 3 E: 0 K: 2 S: 12	H: 5 LOB: 3 BB: 1 P: 16	R: 0 E: 0 K: 0 S: 4	H: 1 LOB: 1 BB: 0 P: 4	R: 1 E: 0 K: 0 S: 5	H: 2 LOB: 1 BB: 0 P: 5	R: 0 E: 0 K: 0 S: 4	H: 0 LOB: 0 BB: 0 P: 4	R: 0 E: 0 K: 1 S: 5	H: 0 LOB: 0 BB: 0 P: 5	R: 0 E: 0 K: 1 S: 5	H: 0 LOB: 0 BB: 0 P: 5	R: 0 E: 0 K: 1 S: 5	H: 0 LOB: 0 BB: 0 P: 5	1B: 8 2B: 0 3B: 1 HR: 0	SF: 0 SAC: 1 DP: 0 HBP: 0	WP: 1 PB: 0 SB: 0 CS: 0	PA: 37							
PITCHER	IP	WLS	BF	H	R	ER	SO	BB	IBB	HBP	BLK	WP	HR	S	P	ERA	WHIP										
Jerry Reuss, L (1, 1) ERA: 4.72	1.2		11	5	3	3	4	1	0	0	0	1	0	18	22	16.20	3.600										
Chuck Taylor, R (2, 1) ERA: 3.5	0.1		1	0	0	0	0	0	0	0	0	0	0	1	1	0.00	0.000										
Al Santorini, R (3, 1) ERA: 3.72	2.0		9	3	1	1	0	0	0	0	0	0	0	9	9	4.50	1.500										
Frank Linzy, R (5, 1) ERA: 2.12	2.0		7	1	0	0	2	0	0	0	0	0	0	11	11	0.00	0.500										
Moe Drabowsky, R (7, 1) ERA: 3.51	3.0	W	9	0	0	0	2	0	0	0	0	0	0	13	13	0.00	0.000										

Batter	1	2	3	4	5	6	7	8	9	AB	R	H	RBI	BB	SO	LOB	BOTTOM										
Lou Brock, L (1, 7) OBP: 0.390, SLG: 0.427	K		4-3	FC6-4 1B		FC1-6 1B		FC1-5 BB		5	1	1	1	0	1	4	Pittsburgh Pirates @ St. Louis Cardinals Busch Stadium, St. Louis, MO Tue Sep 21 1971, 7:05 PM CDT Att: 13,348 - Unknown										
Ted Sizemore, R (1, 4) OBP: 0.323, SLG: 0.336	F3		L9	1B		FC1-6 CS		G6-4-3 BB		4	0	1	1	1	0	1											
Matty Alou, L (1, 3) OBP: 0.350, SLG: 0.409	1B		1B	1B		CS		G6-4-3		5	0	3	1	0	0	3											
Joe Torre, R (1, 5) OBP: 0.418, SLG: 0.553	FC4-6 1B		F9	K		L7				4	0	1	0	0	1	3											
Ted Simmons, S (1, 2) OBP: 0.354, SLG: 0.431	FC4-6			1B BB 1B		4-3		HR 1B		4	2	2	0	0	0	2											
Jose Cruz, L (1, 8) OBP: 0.373, SLG: 0.419		1-4-3		1B BB FC6-4 1B		4-3		HR		3	2	1	2	1	0	0											
Joe Hague, L (1, 9) OBP: 0.333, SLG: 0.397				FC6-4 1B		FC6-4 1B		1-3		4	1	3	0	0	0	0											
Dal Maxvill, R (1, 6) OBP: 0.302, SLG: 0.262		F9		FC6-4 1B		FC6-4		E6 FC1-5 1B		4	0	1	1	0	0	2											
Jerry Reuss, L (1, 1) ERA: 4.72				K		F8				0	0	0	0	0	0	0											
Chuck Taylor, R (2, 1) ERA: 3.5				K						0	0	0	0	0	0	0											
Al Santorini, R (3, 1) ERA: 3.72				K						1	0	0	0	0	1	1											
Frank Linzy, R (5, 1) ERA: 2.12				K						0	0	0	0	0	0	0											
Moe Drabowsky, R (7, 1) ERA: 3.51				K						1	0	0	0	0	0	0											
Inning Stats	R: 0 E: 0 K: 1 S: 7	H: 2 LOB: 2 BB: 0 P: 7	R: 0 E: 0 K: 1 S: 6	H: 1 LOB: 0 BB: 0 P: 6	R: 0 E: 0 K: 0 S: 4	H: 1 LOB: 1 BB: 0 P: 4	R: 4 E: 0 K: 2 S: 12	H: 5 LOB: 2 BB: 1 P: 16	R: 0 E: 0 K: 0 S: 4	H: 1 LOB: 0 BB: 0 P: 4	R: 2 E: 0 K: 0 S: 5	H: 2 LOB: 0 BB: 0 P: 5	R: 0 E: 1 K: 0 S: 4	H: 1 LOB: 2 BB: 1 P: 8	R: 0 E: 0 K: 0 S: 4	H: 1 LOB: 2 BB: 1 P: 8	1B: 13 2B: 0 3B: 0 HR: 1	SF: 0 SAC: 0 DP: 1 HBP: 0	WP: 0 PB: 0 SB: 0 CS: 1	PA: 40							
PITCHER	IP	WLS	BF	H	R	ER	SO	BB	IBB	HBP	BLK	WP	HR	S	P	ERA	WHIP										
Dock Ellis, R (1, 1) ERA: 3.05	0.2		1	0	0	0	0	0	0	0	0	0	0	1	1	0.00	0.000										
Bob Veale, L (8, 1) ERA: 7.31																											

AB	35
R	4
H	9
RBI	3
BB	1
SO	8
LOB	10

AB	37
R	6
H	14
RBI	6
BB	2
SO	4
LOB	19



Batter	1	2	3	4	5	6	7	8	9	AB	R	H	RBI	BB	SO	LOB	TOP					
Dave Cash, R OBP: 0.361, SLG: 0.369 (1, 4)										5	1	2	0	0	0	0						
Vic Davallo, L OBP: 0.338, SLG: 0.382 Roberto Clemente, R OBP: 0.370, SLG: 0.503 (1, 9) (8, 9)										4	1	1	0	0	0	1						
Al Oliver, L OBP: 0.319, SLG: 0.448 (1, 8)										4	1	0	0	1	1	4						
Willie Stargell, L OBP: 0.402, SLG: 0.630 (1, 7)										3	2	2	1	1	0	0						
Richie Hebner, L OBP: 0.331, SLG: 0.497 (1, 5)										4	0	1	1	0	0	5						
Bob Robertson, R OBP: 0.360, SLG: 0.492 (1, 3)										4	0	2	1	0	0	1						
Manny Sanguillen, R OBP: 0.340, SLG: 0.424 (1, 2)										3	0	2	1	1	0	1						
Jackie Hernandez, R OBP: 0.256, SLG: 0.296 (1, 6)										4	0	0	0	0	4	5						
Luke Walker, L OBP: 0.135, SLG: 0.022 Richie Zisk, R OBP: 0.429, SLG: 0.636 Dave Giusti, R OBP: 0.111, SLG: 0.059 (1, 1) (7, PH) (7, 1)										2	0	0	0	0	2	0						
										1	0	0	0	0	1	1						
										1	0	0	0	0	0	0						
Inning Stats	R: 1 E: 1 K: 0 S: 4	H: 1 LOB: 0 BB: 0 P: 4	R: 0 E: 0 K: 1 S: 6	H: 1 LOB: 1 BB: 0 P: 6	R: 0 E: 0 K: 2 S: 8	H: 1 LOB: 1 BB: 1 P: 8	R: 1 E: 0 K: 1 S: 6	H: 2 LOB: 1 BB: 1 P: 10	R: 0 E: 0 K: 1 S: 5	H: 0 LOB: 0 BB: 0 P: 5	R: 0 E: 0 K: 2 S: 3	H: 1 LOB: 1 BB: 0 P: 3	R: 0 E: 0 K: 1 S: 8	H: 1 LOB: 2 BB: 0 P: 8	R: 3 E: 1 K: 1 S: 8	H: 2 LOB: 2 BB: 2 P: 16	R: 0 E: 0 K: 0 S: 5	H: 2 LOB: 3 BB: 0 P: 6	1B: 9 2B: 2 3B: 0 HR: 0	SF: 1 SAC: 0 DP: 2 HBP: 1	WP: 1 PB: 1 SB: 0 CS: 0	PA: 41
PITCHER	IP	WLS	BF	H	R	ER	SO	BB	IBB	HBP	BLK	WP	HR	S	P	ERA	WHIP					
Bob Gibson, R ERA: 3.04 Stan Williams, R ERA: 3.63 (1, 1) (9, 1)	8.0	L	35	9	5	1	8	2	1	0	0	1	0	48	60	1.12	1.375					
	1.0		6	2	0	0	0	0	0	1	0	0	0	5	6	0.00	2.000					

Pittsburgh Pirates @ St. Louis Cardinals
 Busch Stadium, St. Louis, MO
 Wed Sep 22 1971, 7:05 PM CDT
 Att: 14,845 - Unknown


AB	36
R	5
H	11
RBI	4
BB	3
SO	8
LOB	18



Batter	1	2	3	4	5	6	7	8	9	AB	R	H	RBI	BB	SO	LOB	BOTTOM					
Lou Brock, L OBP: 0.391, SLG: 0.428 (1, 7)										4	1	2	0	0	0	0						
Ted Sizemore, R OBP: 0.322, SLG: 0.335 (1, 4)										4	0	1	0	0	0	1						
Matty Alou, L OBP: 0.348, SLG: 0.406 (1, 3)										4	0	0	0	0	0	3						
Joe Torre, R OBP: 0.418, SLG: 0.552 (1, 5)										3	0	1	1	1	0	2						
Ted Simmons, S OBP: 0.351, SLG: 0.428 (1, 2)										4	0	0	0	0	0	4						
Luis Melendez, R OBP: 0.321, SLG: 0.264 Joe Haque, L OBP: 0.332, SLG: 0.394 (1, 9) (8, 9)										2	0	1	0	0	0	0						
										2	0	0	0	0	1	1						
Jose Cruz, L OBP: 0.372, SLG: 0.418 (1, 8)										3	0	1	0	0	0	1						
Dal Maxvill, R OBP: 0.303, SLG: 0.261 Bob Burda, L OBP: 0.392, SLG: 0.353 Ted Kubiak, S OBP: 0.331, SLG: 0.330 (1, 6) (7, PH) (8, 6)										1	0	0	0	1	1	0						
										1	0	0	0	0	1	1						
										0	0	0	0	0	0	0						
Bob Gibson, R OBP: 0.204, SLG: 0.264 Jerry McNertney, R OBP: 0.345, SLG: 0.448 Stan Williams, R (1, 1) (8, PH) (9, 1)										2	0	0	0	0	0	1						
										1	0	0	0	0	0	0						
										0	0	0	0	0	0	0						
Inning Stats	R: 1 E: 1 K: 0 S: 5	H: 2 LOB: 1 BB: 0 P: 5	R: 0 E: 0 K: 1 S: 5	H: 1 LOB: 0 BB: 0 P: 5	R: 0 E: 0 K: 0 S: 3	H: 0 LOB: 0 BB: 0 P: 3	R: 0 E: 0 K: 0 S: 2	H: 0 LOB: 0 BB: 1 P: 6	R: 0 E: 0 K: 0 S: 3	H: 0 LOB: 1 BB: 1 P: 7	R: 0 E: 0 K: 0 S: 4	H: 1 LOB: 1 BB: 0 P: 4	R: 0 E: 0 K: 2 S: 8	H: 1 LOB: 1 BB: 0 P: 8	R: 0 E: 0 K: 0 S: 3	H: 0 LOB: 0 BB: 0 P: 3	R: 0 E: 0 K: 0 S: 4	H: 1 LOB: 1 BB: 0 P: 4	1B: 6 2B: 0 3B: 0 HR: 0	SF: 0 SAC: 0 DP: 3 HBP: 0	WP: 0 PB: 0 SB: 0 CS: 0	PA: 33
PITCHER	IP	WLS	BF	H	R	ER	SO	BB	IBB	HBP	BLK	WP	HR	S	P	ERA	WHIP					
Luke Walker, L ERA: 3.55 Dave Giusti, R ERA: 2.99 (1, 1) (7, 1)	6.0	W	22	4	1	1	1	2	0	0	0	0	0	15	15	0.00	0.667					

Pittsburgh Pirates @ St. Louis Cardinals
 Busch Stadium, St. Louis, MO
 Wed Sep 22 1971, 7:05 PM CDT
 Att: 14,845 - Unknown

AB	31
R	1
H	6
RBI	1
BB	2
SO	3
LOB	14



Batter	1	2	3	4	5	6	7	8	9	AB	R	H	RBI	BB	SO	LOB	TOP																						
Dave Cash, R OBP: 0.359, SLG: 0.367 (1, 4)	G3	1B		L9		6-3		4-3		5	0	1	1	0	0	1																							
Vic Davallo, L OBP: 0.313, SLG: 0.387 (1, 8)	E	1B			HR	6-3			K	4	2	2	0	1	1	0																							
Al Oliver, L OBP: 0.318, SLG: 0.446 (1, 3)	E2	1-3			P5				F7	5	0	1	1	0	1	4																							
Willie Stargell, L OBP: 0.402, SLG: 0.633 Gene Clines, R OBP: 0.350, SLG: 0.389 (9, 7)	K		G3		HR				K	5	1	2	2	0	2	1																							
Milt May, L OBP: 0.323, SLG: 0.433 (1, 2)	K		F7		1B				F8	4	1	1	0	0	1	2																							
Richie Zisk, R OBP: 0.333, SLG: 0.467 (1, 9)			F9		K				K	4	0	0	0	0	3	2																							
Jose Pagan, R OBP: 0.325, SLG: 0.370 (1, 5)				6-3		E			6-3	4	1	2	0	0	0	1																							
Gene Alley, R OBP: 0.304, SLG: 0.356 (1, 6)		K		SH3-4		E7		L9		4	0	2	1	0	1	1																							
Nelson Briles, R OBP: 0.300, SLG: 0.421 (1, 1)		1B		SH3-4		5-3		K		3	0	1	0	0	1	2																							
Inning Stats	R: 1 E: 1 K: 2 S: 9	H: 2 LOB: 1 BB: 0 P: 9	R: 1 E: 0 K: 1 S: 9	H: 4 LOB: 3 BB: 0 P: 9	R: 0 E: 0 K: 1 S: 5	H: 0 LOB: 0 BB: 0 P: 5	R: 0 E: 0 K: 0 S: 4	H: 1 LOB: 1 BB: 0 P: 4	R: 3 E: 1 K: 1 S: 9	H: 4 LOB: 2 BB: 1 P: 13	R: 0 E: 0 K: 1 S: 5	H: 0 LOB: 0 BB: 0 P: 5	R: 0 E: 0 K: 1 S: 6	H: 1 LOB: 1 BB: 0 P: 6	R: 0 E: 0 K: 2 S: 7	H: 0 LOB: 0 BB: 0 P: 7	1B: 10 2B: 1 3B: 0 HR: 1	SF: 0 SAC: 1 DP: 0 HBP: 0	WP: 0 PB: 0 SB: 0 CS: 0	PA: 40																			
PITCHER	IP	WLS	BF	H	R	ER	SO	BB	IBB	HBP	BLK	WP	HR	S	P	ERA	WHIP	PITCHER				IP	WLS	BF	H	R	ER	SO	BB	IBB	HBP	BLK	WP	HR	S	P	ERA	WHIP	
Reggie Cleveland, R ERA: 4.01 (1, 1)	4.2	L	26	11	5	5	5	1	0	0	0	0	1	35	39	9.64	2.571																						
Chuck Taylor, R ERA: 3.58 (5, 1)	0.1		1	0	0	0	0	0	0	0	0	0	0	1	1	0.00	0.000																						
Al Santorini, R ERA: 3.63 (6, 1)	2.0		7	1	0	0	2	0	0	0	0	0	0	11	11	0.00	0.500																						
Santiago Guzman, R ERA: (8, 1)	2.0		6	0	0	0	3	0	0	0	0	0	0	12	12	0.00	0.000																						

Pittsburgh Pirates @ St. Louis Cardinals
 Busch Stadium, St. Louis, MO
 Thu Sep 23 1971, 7:05 PM CDT
 Att: 10,918 - Unknown

AB	38
R	5
H	12
RBI	5
BB	1
SO	10
LOB	14





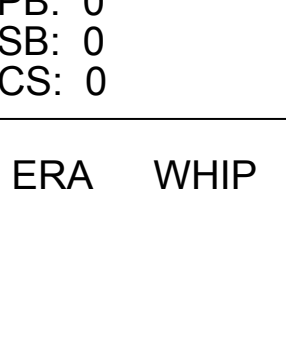
Batter	1	2	3	4	5	6	7	8	9	AB	R	H	RBI	BB	SO	LOB	BOTTOM																						
Lou Brock, L OBP: 0.388, SLG: 0.425 (1, 7)	G3		E7		F2			6-3		4	0	0	0	0	0	0																							
Ted Sizemore, R OBP: 0.320, SLG: 0.333 (1, 4)	F2		5-3			L8		6-3		4	0	0	0	0	0	1																							
Matty Alou, L OBP: 0.347, SLG: 0.405 (1, 3)	4-3			5-3		1B		6-3		4	0	1	0	0	0	0																							
Joe Torre, R OBP: 0.420, SLG: 0.554 (1, 5)		2B		1B	HBP	G4-6-3		6-3		3	0	2	0	0	0	0																							
Ted Simmons, S OBP: 0.348, SLG: 0.424 (1, 2)		5-3		K		G4-6-3		F8		4	0	0	0	0	1	4																							
Jose Cruz, L OBP: 0.377, SLG: 0.427 (1, 8)		K		1B		FC4-6		2B		4	0	3	0	0	1	1																							
Joe Hague, L OBP: 0.329, SLG: 0.390 (1, 9)	F7			G3		FC4-6		L9		4	0	0	0	0	0	5																							
Dal Maxvill, R OBP: 0.301, SLG: 0.259 (1, 6)			L4		F9		G3			3	0	0	0	0	0	1																							
Reggie Cleveland, R ERA: 4.01 (1, 1)	9.0	W	34	6	0	0	3	0	0	1	0	0	0	0	0	0																							
Chuck Taylor, R ERA: 3.58 (5, 1)	0.1		1	0	0	0	0	0	0	0	0	0	0	0	0	0																							
Bob Simmonz, S ERA: 3.63 (6, 1)	2.0		7	1	0	0	2	0	0	0	0	0	0	0	0	0																							
Al Santorini, R ERA: 3.63 (8, 1)	2.0		6	0	0	0	3	0	0	0	0	0	0	0	0	0																							
Bob Burda, L OBP: 0.300, SLG: 0.421 (1, 1)	2.0		6	0	0	0	3	0	0	0	0	0	0	0	0	0																							
Santiago Guzman, R ERA: (8, 1)	2.0		6	0	0	0	3	0	0	0	0	0	0	0	0	0																							
Inning Stats	R: 0 E: 0 K: 0 S: 3	H: 0 LOB: 0 BB: 0 P: 3	R: 0 E: 0 K: 1 S: 6	H: 1 LOB: 1 BB: 0 P: 6	R: 0 E: 1 K: 0 S: 4	H: 0 LOB: 1 BB: 0 P: 4	R: 0 E: 0 K: 1 S: 6	H: 1 LOB: 2 BB: 0 P: 7	R: 0 E: 0 K: 1 S: 5	H: 0 LOB: 0 BB: 0 P: 5	R: 0 E: 0 K: 0 S: 4	H: 2 LOB: 1 BB: 0 P: 4	R: 0 E: 0 K: 0 S: 4	H: 1 LOB: 1 BB: 0 P: 4	R: 0 E: 0 K: 0 S: 3	H: 0 LOB: 0 BB: 0 P: 3	R: 0 E: 0 K: 0 S: 4	H: 1 LOB: 1 BB: 0 P: 4	1B: 4 2B: 2 3B: 0 HR: 0	SF: 0 SAC: 0 DP: 1 HBP: 1	WP: 0 PB: 0 SB: 0 CS: 0	PA: 34																	
PITCHER	IP	WLS	BF	H	R	ER	SO	BB	IBB	HBP	BLK	WP	HR	S	P	ERA	WHIP	PITCHER				IP	WLS	BF	H	R	ER	SO	BB	IBB	HBP	BLK	WP	HR	S	P	ERA	WHIP	
Nelson Briles, R ERA: 2.91 (1, 1)	9.0	W	34	6	0	0	3	0	0	1	0	0	0	39	40	0.00	0.667																						

Pittsburgh Pirates @ St. Louis Cardinals
 Busch Stadium, St. Louis, MO
 Thu Sep 23 1971, 7:05 PM CDT
 Att: 10,918 - Unknown

AB	33
R	0
H	6
RBI	0
BB	0
SO	3
LOB	13



Batter	1	2	3	4	5	6	7	8	9	AB	R	H	RBI	BB	SO	LOB	TOP											
Gene Alley, R OBP: 0.303, SLG: 0.353	4-0 WP 1B BB		0-3 K		0-0 4-3			0-0 5-3		3	1	0	0	1	1	1	Pittsburgh Pirates @ New York Mets Shea Stadium, Flushing, NY Fri Sep 24 1971, 7:05 PM EDT Att: 35,936 - Unknown											
Gene Clines, R OBP: 0.359, SLG: 0.387	0-0 F2 1-2		0-0 L6-3			0-0 L3		0-0 2B 1B		4	1	1	0	0	0	1												
Roberto Clemente, R OBP: 0.371, SLG: 0.505	0-0 2H 1B			0-0 4-3		0-0 6-3		0-0 1H 2B		4	0	2	2	0	0	0												
Willie Stargell, L OBP: 0.401, SLG: 0.636	0-3 K			0-3 K		0-0 HR		0-3 K		4	1	1	1	0	3	2												
Manny Sanguillen, R OBP: 0.346, SLG: 0.423	0-0 6-3			0-0 1B		0-0 1-3			0-0 L6	4	0	1	0	0	0	1												
Jose Pagan, R OBP: 0.323, SLG: 0.362		0-0 6-3		0-3 K			0-0 5-3		4-0 G3-6 BB	3	0	0	0	1	1	1												
Al Oliver, L OBP: 0.318, SLG: 0.446		0-3 K			0-0 2B		0-0 G3		0-0 G3-6 1-2	4	0	1	0	0	1	1												
Bill Mazerowski, R OBP: 0.305, SLG: 0.297		0-0 F9			0-0 5-3		0-0 F7			3	0	0	0	0	0	1												
Bruce Kison, R OBP: 0.121, SLG: 0.097 Carl Taylor, R OBP: 0.250, SLG: 0.178 Bob Miller, R OBP: 0.178, SLG: 0.178			0-3 K		0-3 K			0-0 6-3		2	0	0	0	0	2	1												
Inning Stats	R: 1 E: 0 K: 1 S: 6	H: 1 LOB: 1 BB: 1 P: 10	R: 0 E: 0 K: 1 S: 5	H: 0 LOB: 0 BB: 0 P: 5	R: 0 E: 0 K: 2 S: 7	H: 0 LOB: 0 BB: 0 P: 7	R: 0 E: 0 K: 1 S: 8	H: 1 LOB: 1 BB: 0 P: 8	R: 0 E: 0 K: 1 S: 6	H: 1 LOB: 1 BB: 0 P: 6	R: 0 E: 0 K: 0 S: 4	H: 1 LOB: 0 BB: 0 P: 4	R: 0 E: 0 K: 0 S: 3	H: 0 LOB: 0 BB: 0 P: 3	R: 1 E: 0 K: 1 S: 7	H: 2 LOB: 1 BB: 1 P: 7		R: 0 E: 0 K: 0 S: 2	H: 0 LOB: 0 BB: 1 P: 6	1B: 3 2B: 2 3B: 0 HR: 1	SF: 0 SAC: 0 DP: 1 HBP: 0	WP: 1 PB: 0 SB: 0 CS: 0	PA: 34					
PITCHER	IP	WLS	BF	H	R	ER	SO	BB	IBB	HBP	BLK	WP	HR	S	P	ERA	WHIP											
Jerry Koosman, L ERA: 3.12	(1, 1)	8.0	L	31	6	3	3	8	1	0	0	0	1	1	46	50	3.38	0.875										
Danny Frisella, R ERA: 2.09	(9, 1)	1.0	S	3	0	0	0	0	1	0	0	0	0	0	2	6	0.00	1.000										

Batter	1	2	3	4	5	6	7	8	9	AB	R	H	RBI	BB	SO	LOB	BOTTOM										
Bud Harrelson, S OBP: 0.320, SLG: 0.302	1-0 FC1-6 HBP		0-3 K		0-0 4-3			0-0 SH1-4		2	0	0	0	0	1	1	Pittsburgh Pirates @ New York Mets Shea Stadium, Flushing, NY Fri Sep 24 1971, 7:05 PM EDT Att: 35,936 - Unknown										
Leroy Stanton, R OBP: 0.250, SLG: 0.333	0-0 FC1-6 FC3-6 1B 1-2		0-0 P4			0-0 P3		0-3 K		4	1	0	0	0	1	3											
Cleon Jones, R OBP: 0.381, SLG: 0.475	4-0 FC3-6 1-2 BB		0-3 K			0-3 K		0-3 K		3	0	0	0	1	3	2											
Ed Kranepool, L OBP: 0.339, SLG: 0.450	0-0 FC3-6 1B 1-2 2-3		0-0 F8			0-0 3-1			0-0 4-3	4	0	0	0	0	0	2											
Mike Jorgensen, L OBP: 0.309, SLG: 0.391	0-0 1-2 3H 1B			0-0 4-3			0-0 HR		4-0 FC6-4 BB	3	1	2	2	1	0	0											
Wayne Garrett, L OBP: 0.316, SLG: 0.246	0-0 F8			0-0 4-3			0-0 1-3		0-0 FC6-4 1-2	4	0	0	0	0	0	3											
Jerry Grote, R OBP: 0.336, SLG: 0.346 John Milner, L OBP: 0.188, SLG: 0.250 Duffy Dyer, R OBP: 0.295, SLG: 0.325 Dave Marshall, L OBP: 0.321, SLG: 0.330		0-3 K		0-3 K			0-0 F7		0-3 K	2	0	0	0	0	2	0											
Tim Foli, R OBP: 0.275, SLG: 0.288		0-0 1B		0-0 F8			0-0 6-3			3	0	1	0	0	0	0											
Jerry Koosman, R OBP: 0.226, SLG: 0.163 Art Shamsky, L OBP: 0.295, SLG: 0.370 Don Hahn, R OBP: 0.320, SLG: 0.295 Danny Frisella, L OBP: 0.286, SLG: 0.231		0-3 K		0-3 K			0-0 SH1-4 1B			2	0	0	0	0	2	1											
Inning Stats	R: 1 E: 0 K: 0 S: 4	H: 1 LOB: 2 BB: 1 P: 9	R: 0 E: 0 K: 3 S: 10	H: 1 LOB: 0 BB: 0 P: 10	R: 0 E: 0 K: 1 S: 5	H: 0 LOB: 0 BB: 0 P: 5	R: 0 E: 0 K: 1 S: 5	H: 0 LOB: 0 BB: 0 P: 5	R: 0 E: 0 K: 1 S: 5	H: 0 LOB: 0 BB: 0 P: 5	R: 1 E: 0 K: 0 S: 4	H: 1 LOB: 0 BB: 0 P: 4	R: 0 E: 0 K: 2 S: 8	H: 1 LOB: 2 BB: 0 P: 8	R: 0 E: 0 K: 1 S: 5	H: 0 LOB: 1 BB: 1 P: 9		1B: 3 2B: 0 3B: 0 HR: 1	SF: 0 SAC: 1 DP: 0 HBP: 1	WP: 0 PB: 0 SB: 0 CS: 0	PA: 34						
PITCHER	IP	WLS	BF	H	R	ER	SO	BB	IBB	HBP	BLK	WP	HR	S	P	ERA	WHIP										
Bruce Kison, R ERA: 3.4 Bob Miller, R ERA: 1.66	(1, 1)	7.0	W	26	3	2	7	1	0	1	0	0	1	38	43	2.57	0.571										
	(8, 1)	2.0	S	8	1	0	3	1	0	0	0	0	0	13	17	0.00	1.000										

Batter	1	2	3	4	5	6	7	8	9	10	11	12	13	14	15	AB	R	H	RBI	BB	SO	LOB	TOP			
Dave Cash, R OBP: 0.354, SLG: 0.362 (1.4)	F8	FC6-4			5-3			F9		P6		L6-4		K		7	0	0	0	0	1	4				
Gene Clines, R OBP: 0.367, SLG: 0.393 (1.8)	1B				L3					L8			WP			6	0	4	0	1	0	0				
Bob Robertson, R OBP: 0.357, SLG: 0.487 (1.3)					G6-4-3			F9					F8			7	0	1	0	0	2	5				
Willie Stargell, L OBP: 0.452, SLG: 0.632 (15. PR)					F8			G3					WP			5	0	1	0	2	2	4				
Ramon Hernandez, S OBP: 0.500, SLG: 0.500 (15.1)	K									FC6-4			WP			0	0	0	0	0	0	0				
Richie Zisk, R OBP: 0.368, SLG: 0.467 (1.9)													WP			0	0	0	0	1	0	0				
Carl Taylor, R OBP: 0.241, SLG: 0.216 (1.9)																6	1	1	0	0	3	5				
Manny Sanguillen, R OBP: 0.345, SLG: 0.421 (1.2)	F8									FC6-4						5	0	1	0	1	0	4				
Jose Pagan, R OBP: 0.318, SLG: 0.351 (1.5)																5	0	0	0	1	0	4				
Gene Alley, R OBP: 0.301, SLG: 0.348 (1.6)																5	0	0	0	1	1	1				
Bob Johnson, L OBP: 0.193, SLG: 0.193 (15. PR)																1	0	0	0	2	1	0				
Renaldo Pomares, R OBP: 0.193, SLG: 0.193 (15.1)																1	0	0	0	0	0	1				
Bob Veale, L OBP: 0.193, SLG: 0.193 (15.1)																1	0	0	0	0	0	1				
Bill MacCamy, R OBP: 0.193, SLG: 0.193 (15.1)																1	0	0	0	0	0	1				
John Lamb, R OBP: 0.193, SLG: 0.193 (15.1)																1	0	0	0	0	0	1				
Vic Davellito, L OBP: 0.193, SLG: 0.193 (15.1)																0	0	0	0	0	0	0				
Inning Stats	R: 0 E: 0 K: 1 S: 7	H: 2 LOB: 3 BB: 1 P: 11	R: 0 E: 0 K: 0 S: 3	H: 0 LOB: 1 BB: 1 P: 7	R: 0 E: 0 K: 0 S: 3	H: 1 LOB: 0 BB: 0 P: 3	R: 1 E: 0 K: 1 S: 6	H: 2 LOB: 0 BB: 0 P: 6	R: 0 E: 0 K: 1 S: 5	H: 0 LOB: 0 BB: 0 P: 5	R: 0 E: 0 K: 3 S: 3	H: 0 LOB: 0 BB: 0 P: 9	R: 0 E: 0 K: 3 S: 3	H: 0 LOB: 0 BB: 0 P: 5	R: 0 E: 0 K: 1 S: 8	H: 1 LOB: 1 BB: 0 P: 8	R: 0 E: 1 K: 0 S: 3	H: 0 LOB: 1 BB: 1 P: 7	R: 0 E: 0 K: 2 S: 7	H: 0 LOB: 0 BB: 0 P: 7	R: 0 E: 0 K: 0 S: 3	H: 1 LOB: 2 BB: 1 P: 7	1B: 7 2B: 1 3B: 1 HR: 0	SF: 0 SAC: 0 DP: 4 HBP: 0	WP: 2 PB: 0 CS: 0	PA: 59
PITCHER	IP WLS BF H R ER SO BB IBB HBP BLK WP HR S P ERA WHIP	IP WLS BF H R ER SO BB IBB HBP BLK WP HR S P ERA WHIP	IP WLS BF H R ER SO BB IBB HBP BLK WP HR S P ERA WHIP	IP WLS BF H R ER SO BB IBB HBP BLK WP HR S P ERA WHIP	IP WLS BF H R ER SO BB IBB HBP BLK WP HR S P ERA WHIP	IP WLS BF H R ER SO BB IBB HBP BLK WP HR S P ERA WHIP	IP WLS BF H R ER SO BB IBB HBP BLK WP HR S P ERA WHIP	IP WLS BF H R ER SO BB IBB HBP BLK WP HR S P ERA WHIP	IP WLS BF H R ER SO BB IBB HBP BLK WP HR S P ERA WHIP	IP WLS BF H R ER SO BB IBB HBP BLK WP HR S P ERA WHIP	IP WLS BF H R ER SO BB IBB HBP BLK WP HR S P ERA WHIP	IP WLS BF H R ER SO BB IBB HBP BLK WP HR S P ERA WHIP	IP WLS BF H R ER SO BB IBB HBP BLK WP HR S P ERA WHIP	IP WLS BF H R ER SO BB IBB HBP BLK WP HR S P ERA WHIP	IP WLS BF H R ER SO BB IBB HBP BLK WP HR S P ERA WHIP	IP WLS BF H R ER SO BB IBB HBP BLK WP HR S P ERA WHIP	IP WLS BF H R ER SO BB IBB HBP BLK WP HR S P ERA WHIP	IP WLS BF H R ER SO BB IBB HBP BLK WP HR S P ERA WHIP	IP WLS BF H R ER SO BB IBB HBP BLK WP HR S P ERA WHIP	IP WLS BF H R ER SO BB IBB HBP BLK WP HR S P ERA WHIP	IP WLS BF H R ER SO BB IBB HBP BLK WP HR S P ERA WHIP	IP WLS BF H R ER SO BB IBB HBP BLK WP HR S P ERA WHIP	IP WLS BF H R ER SO BB IBB HBP BLK WP HR S P ERA WHIP			
Jon Matlack, L ERA: 4.14	8.0																									
Tug McCraw, L ERA: 1.7	5.0																									
Danny Frisella, R ERA: 2.03	2.0																									

Pittsburgh Pirates @ New York Mets
Shea Stadium, Flushing, NY
Sat Sep 25 1971, 3:33 AM EDT
Att: 29,295 - Unknown

AB 50
R 1
H 8
RBI 0
BB 9
SO 12
LOB 28



Batter	1	2	3	4	5	6	7	8	9	10	11	12	13	14	15	AB	R	H	RBI	BB	SO	LOB	BOTTOM			
Bud Harrelson, S OBP: 0.318, SLG: 0.303 (1.6)	4-3				4-3			F9					SH3-4		F8	6	1	1	0	0	0	1				
Leroy Stanton, R OBP: 0.263, SLG: 0.235 (1.9)																5	0	0	0	2	1	3				
Cleon Jones, R OBP: 0.280, SLG: 0.473 (1.7)																4	0	1	1	0	0	1				
Dave Marshall, L OBP: 0.324, SLG: 0.333 (12.7)																1	0	1	0	0	0	0				
Bob Aspromonte, R OBP: 0.288, SLG: 0.304 (15. PH)																1	0	1	1	0	0	0				
Ed Kanevpool, L OBP: 0.341, SLG: 0.450 (1.3)																0	0	0	0	0	0	0				
Donn Clendenon, R OBP: 0.300, SLG: 0.414 (3.3)																4	0	0	0	1	1	2				
Tommie Agee, R OBP: 0.385, SLG: 0.433 (12. PR)																5	0	2	0	0	1	2				
Don Hahn, R OBP: 0.318, SLG: 0.294 (13.8)	K															1	0	0	0	0	0	1				
Wayne Garrett, L OBP: 0.312, SLG: 0.240 (1.5)																5	0	0	0	1	0	4				
Duffy Dyer, R OBP: 0.287, SLG: 0.315 (1.2)																5	0	0	0	0	2	2				
Ken Singleton, S OBP: 0.377, SLG: 0.377 (14. PH)																1	0	0	0	0	2	2				
Jerry Grote, R OBP: 0.338, SLG: 0.346 (15.2)																0	0	0	0	0	0	0				
Tim Foli, R OBP: 0.276, SLG: 0.289 (1.4)																6	1	2	0	0	1	0				
Jon Matlack, L ERA: 4.14	8.0																									
John Milner, R ERA: 1.7	5.0																									
Tug McCraw, L ERA: 2.03	2.0																									
Archie Gooden, R ERA: 1.7	3.0																									
Ken Boswell, R ERA: 1.7	3.0																									
Danny Frisella, R ERA: 2.03	2.0																									
Inning Stats	R: 0 E: 0 K: 1 S: 5	H: 0 LOB: 2 BB: 1 P: 10	R: 0 E: 0 K: 2 S: 7	H: 1 LOB: 1 BB: 1 P: 11	R: 1 E: 0 K: 0 S: 4	H: 1 LOB: 0 BB: 0 P: 4	R: 0 E: 0 K: 1 S: 3	H: 0 LOB: 0 BB: 0 P: 3	R: 0 E: 0 K: 1 S: 5	H: 0 LOB: 0 BB: 0 P: 5	R: 0 E: 0 K: 1 S: 5	H: 0 LOB: 0 BB: 0 P: 5	R: 0 E: 0 K: 1 S: 3	H: 0 LOB: 1 BB: 1 P: 6	R: 0 E: 0 K: 0 S: 3	H: 0 LOB: 2 BB: 1 P: 7	R: 0 E: 1 K: 0 S: 5	H: 1 LOB: 2 BB: 0 P: 5	R: 0 E: 0 K: 0 S: 4	H: 1 LOB: 2 BB: 1 P: 8	R: 0 E: 0 K: 1 S: 5	H: 2 LOB: 2 BB: 1 P: 5	1B: 7 2B: 1 3B: 0 HR: 0	SF: 1 SAC: 2 DP: 1 HBP: 1	WP: 0 PB: 0 CS: 1	PA: 57
PITCHER	IP WLS BF H R ER SO BB IBB HBP BLK WP HR S P ERA WHIP	IP WLS BF H R ER SO BB IBB HBP BLK WP HR S P ERA WHIP	IP WLS BF H R ER SO BB IBB HBP BLK WP HR S P ERA WHIP	IP WLS BF H R ER SO BB IBB HBP BLK WP HR S P ERA WHIP	IP WLS BF H R ER SO BB IBB HBP BLK WP HR S P ERA WHIP	IP WLS BF H R ER SO BB IBB HBP BLK WP HR S P ERA WHIP	IP WLS BF H R ER SO BB IBB HBP BLK WP HR S P ERA WHIP	IP WLS BF H R ER SO BB IBB HBP BLK WP HR S P ERA WHIP	IP WLS BF H R ER SO BB IBB HBP BLK WP HR S P ERA WHIP	IP WLS BF H R ER SO BB IBB HBP BLK WP HR S P ERA WHIP	IP WLS BF H R ER SO BB IBB HBP BLK WP HR S P ERA WHIP	IP WLS BF H R ER SO BB IBB HBP BLK WP HR S P ERA WHIP	IP WLS BF H R ER SO BB IBB HBP BLK WP HR S P ERA WHIP	IP WLS BF H R ER SO BB IBB HBP BLK WP HR S P ERA WHIP	IP WLS BF H R ER SO BB IBB HBP BLK WP HR S P ERA WHIP	IP WLS BF H R ER SO BB IBB HBP BLK WP HR S P ERA WHIP	IP WLS BF H R ER SO BB IBB HBP BLK WP HR S P ERA WHIP	IP WLS BF H R ER SO BB IBB HBP BLK WP HR S P ERA WHIP	IP WLS BF H R ER SO BB IBB HBP BLK WP HR S P ERA WHIP	IP WLS BF H R ER SO BB IBB HBP BLK WP HR S P ERA WHIP	IP WLS BF H R ER SO BB IBB HBP BLK WP HR S P ERA WHIP	IP WLS BF H R ER SO BB IBB HBP BLK WP HR S P ERA WHIP	IP WLS BF H R ER SO BB IBB HBP BLK WP HR S P ERA WHIP			
Bob Johnson, R ERA: 3.47	9.0																									
Bob Veale, L ERA: 6.59	2.0																									
John Lamb, R ERA: 1.7	3.0																									
Ramon Hernandez, L ERA: 0.73	0.2																									

Pittsburgh Pirates @ New York Mets
Shea Stadium, Flushing, NY
Sat Sep 25 1971, 3:33 AM EDT
Att: 29,295 - Unknown

AB 48
R 2
H 8
RBI 2
BB 5
SO 7
LOB 20



Batter	1	2	3	4	5	6	7	8	9	AB	R	H	RBI	BB	SO	LOB	TOP			
Dave Cash, R (1,4) OBP: 0.353, SLG: 0.360	K			F9			1B SF8 BB		4-3	3	1	0	0	1	1	0				
Vic Davallo, L (1,9) OBP: 0.314, SLG: 0.387	K			F8			G1-6-3 1B			3	0	1	0	0	1	0				
Al Oliver, L (1,8) OBP: 0.316, SLG: 0.444	4-3			P6			SF8			2	0	0	1	0	0	0				
Willie Stargell, L (1,7) OBP: 0.400, SLG: 0.628		K			K		G1-6-3			3	0	0	0	0	2	1				
Milt May, L (1,2) OBP: 0.316, SLG: 0.423		P5			K				G3	3	0	0	0	0	1	0				
Bob Robertson, R (1,3) OBP: 0.355, SLG: 0.484		K			K				F7	3	0	0	0	0	2	0				
Jose Pagan, R (1,5) OBP: 0.313, SLG: 0.344				6-3			K		F7	3	0	0	0	0	1	0				
Gene Alley, R (1,6) OBP: 0.298, SLG: 0.345				4-3			K		F9	3	0	0	0	0	1	0				
Steve Blass, R (1,1) OBP: 0.131, SLG: 0.145				K			6-3			2	0	0	0	0	1	0				
Rimp Lanier, L (9,PH)									P5	1	0	0	0	0	0	0				
Inning Stats	R: 0 E: 0 K: 2 S: 7	H: 0 LOB: 0 BB: 0 P: 7	R: 0 E: 0 K: 2 S: 7	H: 0 LOB: 0 BB: 0 P: 7	R: 0 E: 0 K: 1 S: 5	H: 0 LOB: 0 BB: 0 P: 5	R: 0 E: 0 K: 0 S: 3	H: 0 LOB: 0 BB: 0 P: 3	R: 0 E: 0 K: 2 S: 9	H: 0 LOB: 0 BB: 0 P: 9	R: 1 E: 0 K: 0 S: 3	H: 1 LOB: 0 BB: 1 P: 7	R: 0 E: 0 K: 0 S: 3	H: 0 LOB: 0 BB: 0 P: 3	R: 0 E: 0 K: 0 S: 3	H: 0 LOB: 0 BB: 0 P: 3	1B: 1 2B: 0 3B: 0 HR: 0	SF: 1 SAC: 0 DP: 1 HBP: 0	WP: 0 PB: 0 SB: 0 CS: 0	PA: 28
PITCHER Tom Seaver, R (1,1) ERA: 1.78	IP: 9.0 WLS: W BF: 28 H: 1 R: 1 ER: 1 SO: 10 BB: 1 IBB: 0 HBP: 0 BLK: 0 WP: 0 HR: 0 S: 47 P: 51 ERA: 1.00 WHIP: 0.222															PITCHER				

Pittsburgh Pirates @ New York Mets
Shea Stadium, Flushing, NY
Sun Sep 26 1971, 3:33 AM EDT
Att: 30,519 - Unknown

AB 26
R 1
H 1
RBI 1
BB 1
SO 10
LOB 1



Batter	1	2	3	4	5	6	7	8	9	AB	R	H	RBI	BB	SO	LOB	BOTTOM			
Bud Harrelson, S (1,6) OBP: 0.316, SLG: 0.301	K	K			SH1-4	6-3				3	0	0	0	0	2	4				
Ken Singleton, S (1,9) OBP: 0.376, SLG: 0.375	1B	K			FC 1B				4-3	4	2	1	0	0	1	4				
Cleon Jones, R (1,7) OBP: 0.380, SLG: 0.474	1B			K	1B				6-3	4	0	2	1	0	1	0				
Donn Clendenon, R (1,3) OBP: 0.299, SLG: 0.412	1B			K	K				K	4	0	1	1	0	3	2				
Tommie Agee, R (1,8) OBP: 0.366, SLG: 0.434	G6-4-3			4-3						4	0	2	1	0	0	2				
Don Hahn, R (8,PR) OBP: 0.318, SLG: 0.294	G6-4-3			4-3						0	0	0	0	0	0	0				
Wayne Garrett, L (1,5) OBP: 0.308, SLG: 0.236		F8		4-3	4-3				SH1-4	3	0	0	0	0	0	2				
Duffy Dyer, R (1,2) OBP: 0.297, SLG: 0.325		BB 1B			G6-3 1B				6-3	4	0	3	0	0	0	2				
Tim Foli, R (1,4) OBP: 0.279, SLG: 0.290		BB			G6-3				FC3-6	3	0	1	0	1	0	2				
Tom Seaver, R (1,1) OBP: 0.253, SLG: 0.270		1-2 2-3 BB			SH1-4 1B				SH2-4	0	1	0	0	2	0	0				
Inning Stats	R: 1 E: 0 K: 1 S: 7	H: 3 LOB: 1 BB: 0 P: 7	R: 0 E: 0 K: 2 S: 8	H: 1 LOB: 3 BB: 2 P: 16	R: 0 E: 0 K: 2 S: 7	H: 0 LOB: 0 BB: 0 P: 7	R: 0 E: 0 K: 0 S: 3	H: 1 LOB: 0 BB: 0 P: 3	R: 2 E: 0 K: 1 S: 8	H: 2 LOB: 2 BB: 1 P: 12	R: 0 E: 0 K: 0 S: 4	H: 1 LOB: 1 BB: 0 P: 4	R: 0 E: 0 K: 1 S: 5	H: 0 LOB: 0 BB: 0 P: 5	R: 0 E: 0 K: 0 S: 4	H: 2 LOB: 2 BB: 0 P: 4	1B: 10 2B: 0 3B: 0 HR: 0	SF: 0 SAC: 3 DP: 2 HBP: 0	WP: 0 PB: 0 SB: 0 CS: 0	PA: 35
PITCHER Steve Blass, R (1,1) ERA: 2.85	IP: 8.0 WLS: L BF: 35 H: 10 R: 3 ER: 3 SO: 7 BB: 3 IBB: 0 HBP: 0 BLK: 0 WP: 0 HR: 0 S: 46 P: 58 ERA: 3.38 WHIP: 1.625															PITCHER				

Pittsburgh Pirates @ New York Mets
Shea Stadium, Flushing, NY
Sun Sep 26 1971, 3:33 AM EDT
Att: 30,519 - Unknown

AB 29
R 3
H 10
RBI 3
BB 3
SO 7
LOB 18



Batter	1	2	3	4	5	6	7	8	9	AB	R	H	RBI	BB	SO	LOB	TOP			
Dave Cash, R OBP: 0.350, SLG: 0.356 (1,4)	1-1 5-3	3-2 6-3			1-2 6-3		0-0 F8		0-1 6-3	5	0	0	0	0	0	3	Pittsburgh Pirates @ Philadelphia Phillies Veterans Stadium, Philadelphia, PA Tue Sep 28 1971, 7:05 PM EDT Att: 14,582 - Unknown			
Richie Hebner, L OBP: 0.329, SLG: 0.492 (1,5)	4-0 FC5-4 BB		1-0 F8		0-0 F8		0-0 L9		2-1 4-3	4	0	0	0	1	0	1				
Vic Davalillo, L OBP: 0.313, SLG: 0.385 (1,9)	1-2 FC5-4 1-2		0-0 1-3		0-0 3-1					4	0	1	0	0	0	2				
Willie Stargell, L OBP: 0.399, SLG: 0.631 (1,7)	3-0 F7		3-2 5-3		0-0 HR		2-1 F8			4	1	1	1	0	0	2				
Al Oliver, L OBP: 0.319, SLG: 0.449 (1,8)		0-0 1B		0-0 FC3-6 1B		0-0 L7		0-0 1B WP SF8 1B		4	2	3	0	0	0	0				
Bob Robertson, R OBP: 0.356, SLG: 0.484 (1,3)		0-0 FC4-6 1B 2-H		0-0 F7		0-0 E5 1B		3-2 G4-6-3 1B 1-3		4	0	2	1	0	0	1				
Milt May, L OBP: 0.321, SLG: 0.429 (1,2)		0-0 FC4-6 1B 1-2		1-2 FC3-6 1-2		0-0 FC3-6 1-2		1-1 SF8 1B 1-3		3	0	2	1	0	0	1				
Gene Alley, R OBP: 0.290, SLG: 0.342 (1,6)		1-3 K		0-0 1-3		0-3 K		1-0 G4-6-3 1-2		3	0	0	0	0	2	5				
Roberto Clemente, R OBP: 0.370, SLG: 0.504 (8,PH)										1	0	0	0	0	0	1				
Jackie Hernandez, R OBP: 0.256, SLG: 0.295 (8,6)										0	0	0	0	0	0	0				
Dock Ellis, S OBP: 0.259, SLG: 0.203 (1,1)		1-1 FC4-6 1-2 2-3				4-0 WP BB			0-0 L4-3	2	0	0	0	1	1	4				
Gene Clines, R OBP: 0.366, SLG: 0.392 (9,PH)										1	0	0	0	0	0	0				
Inning Stats	R: 0 E: 0 K: 0 S: 6	H: 0 LOB: 1 BB: 1 P: 15	R: 1 E: 0 K: 1 S: 12	H: 3 LOB: 2 BB: 0 P: 17	R: 0 E: 0 K: 0 S: 5	H: 0 LOB: 0 BB: 0 P: 9	R: 0 E: 0 K: 0 S: 6	H: 1 LOB: 1 BB: 0 P: 7	R: 0 E: 0 K: 2 S: 10	H: 2 LOB: 2 BB: 0 P: 11	R: 0 E: 0 K: 0 S: 5	H: 1 LOB: 1 BB: 0 P: 7	R: 1 E: 0 K: 0 S: 7	H: 2 LOB: 0 BB: 0 P: 12	R: 0 E: 0 K: 0 S: 5	H: 0 LOB: 0 BB: 0 P: 7	1B: 7 2B: 1 3B: 0 HR: 1	SF: 1 SAC: 0 DP: 1 HBP: 0	WP: 2 PB: 0 SB: 1 CS: 0	PA: 38
PITCHER Rick Wise, R ERA: 2.88 (1,1)	IP: 9.0 WLS: W BF: 38 H: 9 R: 3 ER: 3 SO: 3 BB: 2 IBB: 0 HBP: 0 BLK: 0 WP: 2 HR: 1 S: 61 P: 95 ERA: 3.00 WHIP: 1.222															PITCHER	IP: 9.0 WLS: W BF: 38 H: 9 R: 3 ER: 3 SO: 3 BB: 2 IBB: 0 HBP: 0 BLK: 0 WP: 2 HR: 1 S: 61 P: 95 ERA: 3.00 WHIP: 1.222			

AB 35
R 3
H 9
RBI 3
BB 2
SO 3
LOB 20



Batter	1	2	3	4	5	6	7	8	9	AB	R	H	RBI	BB	SO	LOB	BOTTOM			
Larry Bowa, S OBP: 0.291, SLG: 0.291 (1,6)	0-0 E6 1B SF9		0-0 PB HR 1B		1-3 K		1-1 6-3			4	2	1	0	0	1	0	Pittsburgh Pirates @ Philadelphia Phillies Veterans Stadium, Philadelphia, PA Tue Sep 28 1971, 7:05 PM EDT Att: 14,582 - Unknown			
Mike Anderson, R OBP: 0.330, SLG: 0.375 (1,8)	0-0 HR 2-3 1B		2-2 F7 1-2		0-3 K			2-0 HR		4	2	2	1	0	1	1				
Willie Montanez, L OBP: 0.326, SLG: 0.464 (1,9)	0-3 K		3-3 K		0-0 4-3			3-0 WP 1B		4	0	1	0	0	2	3				
Deron Johnson, R OBP: 0.346, SLG: 0.491 (1,5)	0-0 SF9		0-0 HR 2-H		1-1 F5		2-3 K		2-3 K	2	1	1	3	0	0	0				
John Vukovich, R OBP: 0.211, SLG: 0.189 (7,5)	3-H HR		0-0 4-3		2-1 1B		2-3 K		1-2 K	1	0	0	0	0	1	1				
Greg Luzinski, R OBP: 0.400, SLG: 0.490 (1,3)	0-0 HR 1-H		0-0 4-3		0-1 1B		0-1 F9		0-0 6-3	4	1	2	2	0	1	1				
Roger Freed, R OBP: 0.312, SLG: 0.316 (1,7)	0-0 F7			0-1 1B		0-1 F9		0-0 6-3		4	0	1	0	0	0	2				
Terry Harmon, R OBP: 0.279, SLG: 0.240 (1,4)		0-0 6-3		0-3 K		0-3 K				3	0	0	0	0	2	2				
Pete Koegel, R OBP: 0.303, SLG: 0.241 (1,2)		1-1 F2		0-0 F9			0-0 F8			3	0	0	0	0	0	1				
Rick Wise, R OBP: 0.260, SLG: 0.464 (1,1)		0-3 K		0-3 K		0-3 K				3	0	0	0	0	3	1				
Inning Stats	R: 3 E: 1 K: 1 S: 8	H: 2 LOB: 0 BB: 0 P: 8	R: 0 E: 0 K: 1 S: 6	H: 0 LOB: 0 BB: 0 P: 7	R: 2 E: 0 K: 1 S: 9	H: 2 LOB: 0 BB: 0 P: 14	R: 0 E: 0 K: 2 S: 9	H: 1 LOB: 1 BB: 0 P: 9	R: 0 E: 0 K: 2 S: 7	H: 0 LOB: 0 BB: 0 P: 8	R: 0 E: 0 K: 1 S: 9	H: 1 LOB: 1 BB: 0 P: 12	R: 0 E: 0 K: 1 S: 6	H: 0 LOB: 0 BB: 0 P: 7	R: 1 E: 0 K: 2 S: 11	H: 2 LOB: 1 BB: 0 P: 20	1B: 5 2B: 0 3B: 0 HR: 3	SF: 1 SAC: 0 DP: 0 HBP: 0	WP: 1 PB: 1 SB: 0 CS: 0	PA: 33
PITCHER Dock Ellis, R ERA: 3.06 (1,1)	IP: 8.0 WLS: L BF: 33 H: 8 R: 6 ER: 3 SO: 11 BB: 0 IBB: 0 HBP: 0 BLK: 0 WP: 1 HR: 3 S: 65 P: 85 ERA: 3.38 WHIP: 1.000															PITCHER	IP: 8.0 WLS: L BF: 33 H: 8 R: 6 ER: 3 SO: 11 BB: 0 IBB: 0 HBP: 0 BLK: 0 WP: 1 HR: 3 S: 65 P: 85 ERA: 3.38 WHIP: 1.000			



Batter	1	2	3	4	5	6	7	8	9	AB	R	H	RBI	BB	SO	LOB	TOP										
Dave Cash, R OBP: 0.349, SLG: 0.354 (1, 4)	F8				6-3			F7		3	0	0	0	1	0	0	Pittsburgh Pirates @ Philadelphia Phillies Veterans Stadium, Philadelphia, PA Thu Sep 30 1971, 7:05 PM EDT Att: 14,157 - Unknown										
Richie Hebner, L OBP: 0.326, SLG: 0.487 (1, 5)	K		L4		F9			K		4	0	0	0	0	2	1											
Roberto Clemente, R OBP: 0.370, SLG: 0.502 (1, 9)	K				5-3			F9		4	1	1	0	0	1	0											
Willie Stargell, L OBP: 0.398, SLG: 0.628 Gene Clines, R OBP: 0.356, SLG: 0.392 (9, 7)		F3						4-3		4	1	1	0	0	1	0											
Al Oliver, L OBP: 0.317, SLG: 0.446 (1, 8)		4-3			SF7			F8		3	0	0	1	0	0	0											
Vic Davalillo, L OBP: 0.312, SLG: 0.383 (1, 3)		G1						F9		4	1	1	0	0	1	0											
Manny Sanguillen, R OBP: 0.345, SLG: 0.426 (1, 2)					F8			F8		3	1	1	1	0	0	2											
Jackie Hernandez, R OBP: 0.257, SLG: 0.300 (1, 6)					5-3			5-3		3	0	1	2	0	0	0											
Nelson Briles, R OBP: 0.280, SLG: 0.410 Jose Caputo, R OBP: 0.311, SLG: 0.342 Bob Moore, L OBP: 0.287, SLG: 0.193 Bob Johnson, L OBP: 0.298, SLG: 0.408 Rennie Stennett, R OBP: 0.277, SLG: 0.426 Bob Miller, R OBP: 0.151, SLG: 0.059 (1, 1) (4, PH) (4, 1) (6, 1) (7, PH) (7, 1) (8, 1)					K			K		1	0	0	0	0	1	0											
Inning Stats	R: 0 E: 0 K: 2 S: 10	H: 0 LOB: 0 BB: 0 P: 14	R: 0 E: 0 K: 0 S: 4	H: 0 LOB: 0 BB: 0 P: 6	R: 1 E: 0 K: 1 S: 9	H: 1 LOB: 1 BB: 1 P: 16	R: 3 E: 0 K: 0 S: 7	H: 4 LOB: 1 BB: 0 P: 7	R: 0 E: 0 K: 1 S: 5	H: 0 LOB: 0 BB: 0 P: 5	R: 0 E: 0 K: 1 S: 5	H: 0 LOB: 0 BB: 0 P: 5	R: 0 E: 0 K: 1 S: 5	H: 0 LOB: 0 BB: 0 P: 5	R: 0 E: 0 K: 1 S: 5	H: 0 LOB: 0 BB: 0 P: 5	1B: 3 2B: 1 3B: 0 HR: 1	SF: 1 SAC: 0 DP: 0 HBP: 0	WP: 0 PB: 0 SB: 0 CS: 0	PA: 33							
PITCHER	IP	WLS	BF	H	R	ER	SO	BB	IBB	HBP	BLK	WP	HR	S	P	ERA	WHIP										
Bill Champion, R ERA: 4.39 (1, 1)	3.2	L	17	5	4	4	3	1	0	0	0	0	1	29	42	9.82	1.636										
Darrell Brandon, R ERA: 3.9 (4, 1)	0.1		1	0	0	0	0	0	0	0	0	0	0	1	1	0.00	0.000										
Barry Lersch, R ERA: 3.78 (5, 1)	3.0		9	0	0	0	2	0	0	0	0	0	0	15	15	0.00	0.000										
Bill Wilson, R ERA: 3.07 (8, 1)	2.0		6	0	0	0	2	0	0	0	0	0	0	10	10	0.00	0.000										

Batter	1	2	3	4	5	6	7	8	9	AB	R	H	RBI	BB	SO	LOB	BOTTOM										
Larry Bowa, S OBP: 0.293, SLG: 0.292 (1, 6)					F8			4-3		4	1	2	0	1	0	1	Pittsburgh Pirates @ Philadelphia Phillies Veterans Stadium, Philadelphia, PA Thu Sep 30 1971, 7:05 PM EDT Att: 14,157 - Unknown										
Mike Anderson, R OBP: 0.343, SLG: 0.393 (1, 8)										1	1	1	0	1	0	0											
Ron Stone, L OBP: 0.315, SLG: 0.314 (4, 9)										1	0	1	0	1	0	0											
Bill Wilson, R OBP: 0.100, SLG: 0.100 (8, 1)										0	0	0	0	0	0	0											
Tim McCarver, L OBP: 0.337, SLG: 0.392 (1, 2)										2	0	0	1	0	0	2											
Mike Ryan, R OBP: 0.222, SLG: 0.284 (4, 2)										2	0	0	0	0	0	2											
Willie Montanez, L OBP: 0.327, SLG: 0.471 (1, 9) (4, 8)										4	1	2	2	0	1	2											
Deron Johnson, R OBP: 0.347, SLG: 0.490 John Vukovich, R OBP: 0.211, SLG: 0.189 (1, 5) (9, 5)										3	0	1	0	1	0	1											
Greg Luzinski, R OBP: 0.386, SLG: 0.470 (1, 3)										4	0	0	0	0	1	4											
Don Money, R OBP: 0.276, SLG: 0.358 (1, 4)										4	0	0	0	0	1	0											
Roger Freed, R OBP: 0.312, SLG: 0.313 (1, 7)										3	0	0	0	1	2	0											
Bill Champion, R OBP: 0.111, SLG: 0.148 Darrell Brandon, R OBP: 0.154, SLG: 0.154 Joe Lipa, L OBP: 0.288, SLG: 0.407 Barry Lersch, R OBP: 0.298, SLG: 0.188 Oscar Gamble, L OBP: 0.275, SLG: 0.332 (1, 1) (4, 1) (4, PH) (5, 1) (7, PH) (8, 9)										1	0	0	0	0	0	0											
Inning Stats	R: 1 E: 0 K: 0 S: 9	H: 2 LOB: 2 BB: 1 P: 18	R: 0 E: 0 K: 2 S: 7	H: 0 LOB: 0 BB: 0 P: 7	R: 2 E: 0 K: 0 S: 8	H: 1 LOB: 0 BB: 1 P: 12	R: 0 E: 0 K: 0 S: 3	H: 0 LOB: 1 BB: 1 P: 7	R: 0 E: 0 K: 1 S: 6	H: 2 LOB: 1 BB: 0 P: 8	R: 0 E: 0 K: 0 S: 3	H: 1 LOB: 0 BB: 0 P: 3	R: 0 E: 0 K: 1 S: 7	H: 0 LOB: 2 BB: 2 P: 11	R: 0 E: 0 K: 1 S: 7	H: 1 LOB: 1 BB: 0 P: 7	R: 0 E: 0 K: 1 S: 7	H: 1 LOB: 1 BB: 0 P: 7	1B: 4 2B: 4 3B: 0 HR: 1	SF: 0 SAC: 0 DP: 2 HBP: 0	WP: 0 PB: 0 SB: 1 CS: 1	PA: 38					
PITCHER	IP	WLS	BF	H	R	ER	SO	BB	IBB	HBP	BLK	WP	HR	S	P	ERA	WHIP										
Nelson Briles, R ERA: 3.04 (1, 1)	3.0		14	3	3	3	2	2	0	0	0	0	0	9	15	0.00	1.500										
Bob Moore, R ERA: 4.11 (6, 1)	1.0		3	1	0	0	0	0	0	0	0	0	0	3	3	0.00	1.000										
Bob Miller, R ERA: 1.64 (7, 1)	1.1		6	1	0	0	0	2	0	0	0	0	0	5	13	0.00	2.250										
Dave Giusti, R ERA: 2.93 (8, 1)	1.2	S	6	1	0	0	2	0	0	0	0	0	0	12	12	0.00	0.600										

Batter	1	2	3	4	5	6	7	8	9	AB	R	H	RBI	BB	SO	LOB	TOP						
Dave Cash, R OBP: 0.400, SLG: 0.600 (1,4)	4-3		FC 2B		6-3		BB 1B		6-3	5	2	2	1	0	0	0	Pittsburgh Pirates @ San Francisco Giants Candlestick Park, San Francisco, CA Sat Oct 02 1971, 6:33 AM EDT Att: 40,977 - Unknown livebaseballscorecards.com						
Richie Hebner, L OBP: 0.200, SLG: 0.200 (1,5)	6-3		FC HBP		F9		P6			5	0	1	1	0	0	2							
Roberto Clemente, R (1,9)	4-3		K		L3		BB 1B		F9	4	0	0	0	1	1	2							
Willie Stargell, L (1,7)		6-3	HBP			K	F5		G3	4	0	0	0	0	1	4							
Al Oliver, L OBP: 0.250, SLG: 0.250 (1,8)		K	F9			K	1B			4	0	1	2	0	2	2							
Bob Robertson, R OBP: 0.500, SLG: 0.500 (1,3)		1B			5-3	1B	F7			4	0	2	0	0	0	2							
Manny Sanguillen, R OBP: 0.250, SLG: 0.250 (1,2)	G3		E6			1B	FC1-4		6-3	4	0	1	0	0	0	1							
Jackie Hernandez, R OBP: 0.500, SLG: 0.500 (6,PH) Vic Davalillo, L (6,PH) Bob Moose, R (6,1) Milt May, L (8,PH) Dave Giusti, R (8,1)			SH1-4 2B 1B		F9	FC1-4 1B			F7	2	1	1	0	0	0	1							
Steve Blass, R (1,1) Gene Alley, R (6,6)			SH1-4		K		BB 1B		2-3	1	0	0	0	0	1	1							
							BB 1B			2	1	1	0	0	0	0							
Inning Stats	R: 0 E: 0 K: 0 S: 3	H: 0 LOB: 0 BB: 0 P: 3	R: 0 E: 0 K: 1 S: 6	H: 1 LOB: 1 BB: 0 P: 6	R: 2 E: 1 K: 1 S: 8	H: 2 LOB: 2 BB: 0 P: 9	R: 0 E: 1 K: 1 S: 6	H: 0 LOB: 1 BB: 0 P: 6	R: 0 E: 0 K: 0 S: 3	H: 0 LOB: 0 BB: 0 P: 3	R: 0 E: 0 K: 2 S: 9	H: 2 LOB: 2 BB: 0 P: 9	R: 2 E: 0 K: 0 S: 6	H: 3 LOB: 2 BB: 1 P: 10	R: 0 E: 0 K: 0 S: 3	H: 0 LOB: 0 BB: 0 P: 3		R: 0 E: 0 K: 0 S: 4	H: 1 LOB: 1 BB: 0 P: 4	1B: 8 2B: 1 3B: 0 HR: 0	SF: 0 SAC: 1 DP: 0 HBP: 1	WP: 0 PB: 0 SB: 0 CS: 0	PA: 40
PITCHER Gaylord Perry, R ERA: 3.0 (1,1)	IP: 9.0 WLS: W BF: 40 H: 9 R: 4 ER: 3 SO: 5 BB: 1 IBB: 0 HBP: 1 BLK: 0 WP: 0 HR: 0 S: 48 P: 53 ERA: 3.00 WHIP: 1.111															PITCHER							

Batter	1	2	3	4	5	6	7	8	9	AB	R	H	RBI	BB	SO	LOB	BOTTOM				
Ken Henderson, S OBP: 0.500, SLG: 0.750 (1,7)	1B		2B		4-1		F8			4	0	2	1	0	0	1	Pittsburgh Pirates @ San Francisco Giants Candlestick Park, San Francisco, CA Sat Oct 02 1971, 6:33 AM EDT Att: 40,977 - Unknown livebaseballscorecards.com				
Tito Fuentes, S OBP: 0.250, SLG: 1.000 (1,4)	K		K		HR		P6			4	1	1	2	0	2	2					
Willie Mays, R OBP: 0.750, SLG: 1.000 (1,8)	K		BB		HR		BB		2B	2	1	1	0	2	1	1					
Willie McCovey, L OBP: 0.500, SLG: 1.333 (1,3)	F9		K		HR		HR		G6-4-3 IBB	3	1	1	2	1	1	3					
Dave Kingman, R (1,9) Bobby Bonds, R (6,9)		K			F7		K			3	0	0	0	0	2	0					
Dick Dietz, R (1,2)	K						F8		G6-4-3	4	0	0	0	0	1	2					
Al Gallagher, R (1,5) Hal Lanier, R (6,5)		K					F9			2	0	0	0	0	2	0					
Chris Speier, R OBP: 0.667, SLG: 0.667 (1,6)			SH1-4 2B 1B		HR		F9			3	2	2	0	0	0	0					
Gaylord Perry, R (1,1)		SH1-4			SH3-4		F8			1	0	0	0	0	0	0					
Inning Stats	R: 0 E: 0 K: 2 S: 8	H: 1 LOB: 1 BB: 0 P: 8	R: 0 E: 0 K: 3 S: 9	H: 0 LOB: 0 BB: 0 P: 9	R: 1 E: 0 K: 2 S: 9	H: 2 LOB: 2 BB: 1 P: 13	R: 0 E: 0 K: 2 S: 7	H: 0 LOB: 0 BB: 0 P: 7	R: 4 E: 0 K: 0 S: 6	H: 3 LOB: 0 BB: 1 P: 10	R: 0 E: 0 K: 0 S: 3	H: 0 LOB: 0 BB: 0 P: 3	R: 0 E: 0 K: 0 S: 3	H: 0 LOB: 0 BB: 0 P: 3	R: 0 E: 0 K: 1 S: 5	H: 1 LOB: 1 BB: 1 P: 9		1B: 3 2B: 2 3B: 0 HR: 2	SF: 0 SAC: 2 DP: 1 HBP: 0	WP: 0 PB: 0 SB: 0 CS: 0	PA: 33
PITCHER Steve Blass, R ERA: 9.0 (1,1) Bob Moose, R (6,1) Dave Giusti, R (8,1)	IP: 5.0 WLS: L BF: 23 H: 6 R: 5 ER: 5 SO: 9 BB: 2 IBB: 0 HBP: 0 BLK: 0 WP: 0 HR: 2 S: 23 P: 47 ERA: 9.00 WHIP: 1.600															PITCHER					

Batter	1	2	3	4	5	6	7	8	9	AB	R	H	RBI	BB	SO	LOB	TOP					
Ken Henderson, S (1,7) OBP: 0.462, SLG: 0.455	0-0 4-3		0-0 F7			0-0 SH 1B	0-3 K			4	1	1	0	0	1	0	San Francisco Giants @ Pittsburgh Pirates Three Rivers Stadium, Pittsburgh, PA Tue Oct 05 1971, 3:33 AM EDT Att: 38,222 - Unknown livebaseballscorecards.com					
Tito Fuentes, S (1,4) OBP: 0.250, SLG: 0.583	0-0 F9		0-0 F9			0-0 SH BB 1-H		0-0 4-3		3	0	0	0	0	0	0						
Willie Mays, R (1,8) OBP: 0.462, SLG: 0.818	0-3 K			0-0 6-3		0-0 B2-4		0-0 S 1B		4	0	1	0	0	1	1						
Willie McCovey, L (1,3) OBP: 0.538, SLG: 0.667		0-0 FC4-6 1B		0-0 P5		4-0 BB IBB		0-0 F9		3	0	1	0	1	0	1						
Bobby Bonds, R (1,9) OBP: 0.400, SLG: 0.250		0-0 FC4-6 1B		0-3 K		0-3 K		4-0 FC4-6 BB		3	0	1	0	1	2	2						
Dick Dietz, R (1,2)		0-3 K			0-0 6-3	4-0 BB		0-0 FC4-6		3	0	0	0	1	1	4						
Al Gallagher, R (1,5) Jim Ray Hart, R (9,PH)	0-0 FC4-6		0-0 FC5-4 1B		0-0 6-3			0-0 F7		3	0	1	0	0	0	5						
Chris Speier, R (1,6) OBP: 0.455, SLG: 0.500	0-3 K		0-0 F9		0-0 6-3			0-0 F9		4	0	0	0	0	1	3						
Juan Marichal, R (1,1) Dave Kingman, R (9,PH)			0-3 K		0-0 FC5-4			0-0 P3		3	0	0	0	0	1	1						
Inning Stats	R: 0 E: 0 K: 1 S: 5	H: 0 LOB: 0 BB: 0 P: 5	R: 0 E: 0 K: 2 S: 9	H: 2 LOB: 2 BB: 0 P: 9	R: 0 E: 0 K: 1 S: 5	H: 0 LOB: 0 BB: 0 P: 5	R: 0 E: 0 K: 1 S: 5	H: 0 LOB: 0 BB: 0 P: 5	R: 0 E: 0 K: 0 S: 4	H: 1 LOB: 1 BB: 0 P: 4	R: 1 E: 1 K: 1 S: 7	H: 1 LOB: 3 BB: 2 P: 15	R: 0 E: 0 K: 1 S: 5	H: 0 LOB: 0 BB: 0 P: 5	R: 0 E: 0 K: 0 S: 4	H: 1 LOB: 2 BB: 1 P: 8		R: 0 E: 0 K: 0 S: 3	H: 0 LOB: 0 BB: 0 P: 3	1B: 5 2B: 0 3B: 0 HR: 0	SF: 0 SAC: 1 DP: 0 HBP: 0	WP: 0 PB: 0 SB: 1 CS: 0
PITCHER	IP WLS BF H R ER SO BB IBB HBP BLK WP HR S P ERA WHIP																					
Bob Johnson, R (1,1) ERA:	8.0 W 33 5 1 0 7 2 1 0 0 0 0 44 56 0.00 0.875																					
Dave Giusti, R (9,1) ERA:	1.0 S 3 0 0 0 0 0 0 0 0 0 0 3 3 0.00 0.000																					

Batter	1	2	3	4	5	6	7	8	9	AB	R	H	RBI	BB	SO	LOB	BOTTOM			
Dave Cash, R (1,4) OBP: 0.357, SLG: 0.500	0-0 F9		0-0 6-3			0-0 5-3		0-0 6-3		4	0	0	0	0	0	0	San Francisco Giants @ Pittsburgh Pirates Three Rivers Stadium, Pittsburgh, PA Tue Oct 05 1971, 3:33 AM EDT Att: 38,222 - Unknown livebaseballscorecards.com			
Richie Hebner, L (1,5) OBP: 0.308, SLG: 0.500	0-3 K		0-0 F3			0-0 E 1B		0-0 HR		4	1	2	1	0	1	0				
Roberto Clemente, R (1,9) OBP: 0.397, SLG: 0.398	0-0 WP 1B			0-3 K		0-0 E4 1-2		0-0 4-3		4	0	1	0	0	1	1				
Willie Stargell, L (1,7)	0-0 F7			0-0 1-3		0-3 K				3	0	0	0	0	1	3				
Al Oliver, L (1,8) OBP: 0.333, SLG: 0.250		0-0 1-3		0-0 3-1		0-0 3-1				3	0	0	0	0	2					
Bob Robertson, R (1,3) OBP: 0.583, SLG: 1.667		0-0 HR			0-0 5-3		0-0 P4			3	1	1	1	0	0	0				
Manny Sanguillen, R (1,2) OBP: 0.290, SLG: 0.290		0-0 5-3			0-0 E9 WP		0-0 1-4-3			3	0	0	0	0	0	0				
Jackie Hernandez, R (1,6) OBP: 0.222, SLG: 0.222		0-0 1-3			0-3 K		0-0 G4			3	0	0	0	0	1	1				
Bob Johnson, L (1,1) Vic Davalillo, L (8,PH) Dave Giusti, R (9,1)			0-0 F7		0-3 K			0-3 K		2	0	0	0	0	1	1				
Inning Stats	R: 0 E: 0 K: 1 S: 6	H: 1 LOB: 1 BB: 0 P: 6	R: 1 E: 0 K: 0 S: 4	H: 1 LOB: 0 BB: 0 P: 4	R: 0 E: 0 K: 0 S: 3	H: 0 LOB: 0 BB: 0 P: 3	R: 0 E: 0 K: 1 S: 5	H: 0 LOB: 0 BB: 0 P: 5	R: 0 E: 1 K: 2 S: 8	H: 0 LOB: 1 BB: 0 P: 8	R: 1 E: 1 K: 1 S: 7	H: 1 LOB: 2 BB: 0 P: 7	R: 0 E: 0 K: 0 S: 3	H: 0 LOB: 0 BB: 0 P: 3	R: 1 E: 0 K: 1 S: 6	H: 1 LOB: 0 BB: 0 P: 6		1B: 2 2B: 0 3B: 0 HR: 2	SF: 0 SAC: 0 DP: 0 HBP: 0	WP: 2 PB: 0 SB: 0 CS: 0
PITCHER	IP WLS BF H R ER SO BB IBB HBP BLK WP HR S P ERA WHIP																			
Juan Marichal, R (1,1) ERA: 2.25	8.0 L 30 4 2 2 6 0 0 0 0 2 2 42 42 2.25 0.500																			

Batter	1	2	3	4	5	6	7	8	9	AB	R	H	RBI	BB	SO	LOB	TOP		
Ken Henderson, S (1.7) OBP: 0.389, SLG: 0.375	E4 1B	HR 1B	F9			F2		G3		5	2	1	0	0	0	2			
Tito Fuentes, S (1.4) OBP: 0.353, SLG: 0.563	1B 1B	HR 1B					F7		F5	4	1	2	0	1	0	0			
Willie Mays, R (1.8) OBP: 0.389, SLG: 0.600	K	P4				F8		F7		4	0	0	0	1	1	5			
Willie McCovey, L (1.3) OBP: 0.556, SLG: 0.857	1B 2H 2H	HR				G4-6-3		WP 1B		5	1	3	4	0	1	2			
Bobby Bonds, R (1.9) OBP: 0.400, SLG: 0.250	K									4	0	1	0	1	1	3			
Dick Dietz, R (1.2) OBP: 0.176, SLG: 0.067	1B 1-2 2-3	4-3								4	0	1	0	0	2	3			
Jim Ray Hart, R (1.5) Al Gallagher, R (5.5) OBP: 0.182, SLG: 0.100	P4									3	0	0	0	0	2	3			
Chris Speier, R (1.6) OBP: 0.400, SLG: 0.643		HR								1	0	0	0	0	0	0			
Gaylord Perry, R (1.1) OBP: 0.250, SLG: 0.250										3	0	1	0	0	0	0			
Jerry Johnson, R (6.1) Dave Kingman, R (8. PH) OBP: 0.200, SLG: 0.111		6-3								0	0	0	0	0	0	0			
Don McMahon, R (8.1)										1	0	0	0	0	0	1			
										0	0	0	0	0	0	0			
Inning Stats	R: 1 E: 1 K: 2 S: 11	H: 3 LOB: 3 BB: 0 P: 11	R: 4 E: 0 K: 0 S: 8	H: 5 LOB: 1 BB: 0 P: 8	R: 0 E: 0 K: 1 S: 6	H: 1 LOB: 1 BB: 0 P: 6	R: 0 E: 0 K: 0 S: 2	H: 0 LOB: 0 BB: 1 P: 6	R: 0 E: 0 K: 2 S: 7	H: 0 LOB: 0 BB: 0 P: 7	R: 0 E: 0 K: 1 S: 3	H: 1 LOB: 2 BB: 1 P: 10	R: 0 E: 1 K: 0 S: 4	H: 0 LOB: 1 BB: 0 P: 4	R: 0 E: 0 K: 1 S: 5	H: 0 LOB: 1 BB: 1 P: 9	1B: 8 2B: 0 3B: 0 HR: 2	SF: 0 SAC: 0 DP: 1 HBP: 0	WP: 1 PA: 41 PB: 0 SB: 0 CS: 0
PITCHER	IP	WLS	BF	H	R	ER	SO	BB	IBB	HBP	BLK	WP	HR	S	P	ERA	WHIP		
Steve Blass, R (1.1) ERA: 11.57	2.0		15	8	5	4	2	0	0	0	0	0	2	19	19	18.00	4.000		
Bruce Kison, R (3.1) ERA:	4.2	W	17	2	0	0	3	2	0	0	0	1	0	21	29	0.00	0.857		
Dave Giusti, R (7.1) ERA:	2.1		9	0	0	0	2	1	0	0	0	0	0	12	16	0.00	0.429		

San Francisco Giants @ Pittsburgh Pirates
 Three Rivers Stadium, Pittsburgh, PA
 Wed Oct 06 1971, 3:33 AM EDT
 Att: 35,487 - Unknown

AB	38
R	5
H	10
RBI	5
BB	3
SO	7
LOB	19



Batter	1	2	3	4	5	6	7	8	9	AB	R	H	RBI	BB	SO	LOB	BOTTOM		
Dave Cash, R (1.4) OBP: 0.421, SLG: 0.526	2B 1B	K						1-3		5	2	3	0	0	1	2			
Richie Hebner, L (1.5) OBP: 0.333, SLG: 0.706	1B	HR						3-1		5	2	2	3	0	0	2			
Roberto Clemente, R (1.9) OBP: 0.360, SLG: 0.333	1B	K						K		5	1	2	3	0	3	1			
Willie Stargell, L (1.7) OBP: 0.308, SLG: 0.500	K									2	1	0	0	2	1	1			
Al Oliver, L (1.8) OBP: 0.308, SLG: 0.500	F8									4	1	1	3	0	1	3			
Bob Robertson, R (1.3) OBP: 0.438, SLG: 1.250	G1									4	0	0	0	0	1	2			
Manny Sanguillen, R (1.2) OBP: 0.313, SLG: 0.267										3	0	1	0	1	0	0			
Jackie Hernandez, R (1.6) OBP: 0.231, SLG: 0.231										4	1	1	0	0	2	1			
Steve Blass, R (1.1) ERA: 6.14										0	0	0	0	0	0	0			
Bill Mazaroski, R (2. PH) OBP: 1.000, SLG: 1.000										1	1	1	0	0	0	0			
Bruce Kison, R (3.1) ERA: 13.5										2	0	0	0	0	0	3			
Dave Giusti, R (7.1) ERA:										1	0	0	0	0	0	0			
Inning Stats	R: 2 E: 0 K: 1 S: 8	H: 3 LOB: 1 BB: 0 P: 8	R: 3 E: 0 K: 2 S: 10	H: 3 LOB: 0 BB: 0 P: 10	R: 0 E: 0 K: 1 S: 7	H: 1 LOB: 3 BB: 1 P: 11	R: 0 E: 0 K: 1 S: 6	H: 1 LOB: 2 BB: 1 P: 10	R: 0 E: 0 K: 1 S: 5	H: 0 LOB: 0 BB: 0 P: 5	R: 4 E: 0 K: 1 S: 8	H: 3 LOB: 0 BB: 1 P: 12	R: 0 E: 0 K: 1 S: 5	H: 0 LOB: 0 BB: 0 P: 5	R: 0 E: 0 K: 1 S: 5	H: 0 LOB: 0 BB: 0 P: 5	1B: 8 2B: 1 3B: 0 HR: 2	SF: 0 SAC: 0 DP: 0 HBP: 0	WP: 1 PA: 39 PB: 1 SB: 1 CS: 0
PITCHER	IP	WLS	BF	H	R	ER	SO	BB	IBB	HBP	BLK	WP	HR	S	P	ERA	WHIP		
Gaylord Perry, R (1.1) ERA: 6.14	5.2	L	30	10	7	7	6	1	1	0	0	0	1	40	48	11.12	1.941		
Jerry Johnson, R (6.1) ERA: 13.5	1.1		6	1	2	2	2	0	1	0	0	0	1	9	13	13.50	0.750		
Don McMahon, R (8.1) ERA:	1.0		3	0	0	0	1	0	0	0	0	0	0	5	5	0.00	0.000		

San Francisco Giants @ Pittsburgh Pirates
 Three Rivers Stadium, Pittsburgh, PA
 Wed Oct 06 1971, 3:33 AM EDT
 Att: 35,487 - Unknown

AB	36
R	9
H	11
RBI	9
BB	3
SO	9
LOB	15



Batter	1	2	3	4	5	6	7	8	9	AB	R	H	RBI	BB	SO	LOB	TOP			
Dave Cash, R OBP: 0.391, SLG: 0.478 (1, 4)	L8	FC6-4 2-H 1B		L9			L7			4	0	1	1	0	0	0	Pittsburgh Pirates @ Baltimore Orioles Memorial Stadium, Baltimore, MD Sat Oct 09 1971, 3:33 AM EDT Att: 53,229 - Unknown			
Gene Clines, R OBP: 0.143, SLG: 0.571 (1, 8)	F7	FC6-4 1-2			L5-3			F7		4	0	0	0	0	0	1				
Roberto Clemente, R OBP: 0.391, SLG: 0.499 (1, 9)					F9			4-3		4	0	2	0	0	0	0				
Willie Stargell, L (1, 7)	K				6-3			K		3	0	0	0	1	2	1				
Bob Robertson, R OBP: 0.400, SLG: 1.053 (1, 3)		WP E BB		K			K		F7	3	1	0	0	1	2	2				
Manny Sanguillen, R OBP: 0.290, SLG: 0.211 (1, 2)		FC6 G1-3 1-H SH		K			F8		E6	4	1	0	0	0	1	2				
Jose Pagan, R (1, 5)		G1-3 2-3		F7			5-3		F9	4	0	0	0	0	0	4				
Jackie Hernandez, R OBP: 0.200, SLG: 0.200 (1, 6)		SH 1B		K			5-3		K	2	1	0	1	0	1	0				
Al Oliver, L OBP: 0.286, SLG: 0.462 (9, PH)		3-H 1B		K					K	1	0	0	0	0	1	1				
Dock Ellis, S (1, 1)		K		K			F7			1	0	0	0	0	1	1				
Bob Moose, R (3, 1)										1	0	0	0	0	1	0				
Bill Mazaroski, R OBP: 0.500, SLG: 0.500 (7, PH)										1	0	0	0	0	0	0				
Bob Miller, R (7, 1)										0	0	0	0	0	0	0				
Inning Stats	R: 0 E: 0 K: 1 S: 6	H: 1 LOB: 1 BB: 0 P: 6	R: 3 E: 2 K: 1 S: 8	H: 1 LOB: 1 BB: 1 P: 12	R: 0 E: 0 K: 2 S: 8	H: 1 LOB: 0 BB: 0 P: 12	R: 0 E: 0 K: 1 S: 7	H: 0 LOB: 0 BB: 0 P: 7	R: 0 E: 0 K: 0 S: 3	H: 0 LOB: 0 BB: 0 P: 3	R: 0 E: 0 K: 1 S: 5	H: 0 LOB: 0 BB: 0 P: 5	R: 0 E: 0 K: 0 S: 3	H: 0 LOB: 0 BB: 0 P: 3	R: 0 E: 1 K: 1 S: 6	H: 0 LOB: 1 BB: 0 P: 6	1B: 2 2B: 1 3B: 0 HR: 0	SF: 0 SAC: 1 DP: 0 HBP: 0	WP: 1 PB: 0 SB: 0 CS: 0	PA: 35
PITCHER Dave McNally, L ERA: 1.69 (1, 1)	IP: 9.0 WLS: W BF: 35 H: 3 R: 3 ER: 0 SO: 9 BB: 2 IBB: 0 HBP: 0 BLK: 0 WP: 1 HR: 0 S: 51 P: 59 ERA: 0.00 WHIP: 0.556															PITCHER				

AB	32
R	3
H	3
RBI	2
BB	2
SO	9
LOB	12



Batter	1	2	3	4	5	6	7	8	9	AB	R	H	RBI	BB	SO	LOB	BOTTOM			
Don Buford, S OBP: 0.538, SLG: 0.909 (1, 7)	4-3						L7			4	2	2	1	0	0	0	Pittsburgh Pirates @ Baltimore Orioles Memorial Stadium, Baltimore, MD Sat Oct 09 1971, 3:33 AM EDT Att: 53,229 - Unknown			
Paul Blair, R OBP: 0.333, SLG: 0.444 (8, 8)			1-2 HR 1B		HR					0	0	0	0	0	0	0				
Mery Rettenmund, R OBP: 0.250, SLG: 0.583 (1, 8)	6-3				K		G1-3			4	1	1	3	0	1	0				
Boog Powell, L OBP: 0.412, SLG: 0.692 (1, 3)	6-3		1-H 2-H HR		P5				3-1	3	0	0	0	1	0	0				
Frank Robinson, R OBP: 0.235, SLG: 0.438 (1, 9)		HR			K		K		1B 1B 1B	4	1	2	1	0	2	1				
Eliud Hendricks, L OBP: 0.400, SLG: 0.750 (1, 2)		4-3			L9		6-3		1B 1B	4	0	1	0	0	0	1				
Brooks Robinson, R OBP: 0.333, SLG: 0.600 (1, 5)		L8			G1-3		1B		F5	4	0	1	0	0	0	2				
Davey Johnson, R OBP: 0.412, SLG: 0.429 (1, 4)		L1			F9		F7		FC6-4 1-2 2-3 1B	4	0	1	0	0	0	1				
Mark Belanger, R OBP: 0.467, SLG: 0.500 (1, 6)					1B HR 1B		3B		4-3 FC6-4 1-2	4	1	2	0	0	0	4				
Dave McNally, R (1, 1)					K		K		K	3	0	0	0	0	3	2				
Inning Stats	R: 0 E: 0 K: 0 S: 3	H: 0 LOB: 0 BB: 0 P: 3	R: 1 E: 0 K: 0 S: 4	H: 1 LOB: 0 BB: 0 P: 4	R: 3 E: 0 K: 2 S: 10	H: 3 LOB: 1 BB: 1 P: 14	R: 0 E: 0 K: 1 S: 6	H: 1 LOB: 0 BB: 0 P: 6	R: 1 E: 0 K: 2 S: 8	H: 1 LOB: 0 BB: 0 P: 8	R: 0 E: 0 K: 0 S: 4	H: 1 LOB: 1 BB: 0 P: 4	R: 0 E: 0 K: 1 S: 5	H: 0 LOB: 0 BB: 0 P: 5	R: 0 E: 0 K: 0 S: 6	H: 3 LOB: 3 BB: 0 P: 6	1B: 6 2B: 0 3B: 1 HR: 3	SF: 0 SAC: 0 DP: 0 HBP: 0	WP: 1 PB: 0 SB: 0 CS: 0	PA: 35
PITCHER Dock Ellis, R ERA: 7.36 (1, 1)	IP: 2.1 WLS: L BF: 12 H: 4 R: 4 ER: 4 SO: 1 BB: 4 IBB: 0 HBP: 0 BLK: 0 WP: 0 HR: 2 S: 13 P: 17 ERA: 15.43 WHIP: 2.143															PITCHER				
Bob Moose, R ERA: 1.59 (3, 1)	3.2 WLS: L BF: 14 H: 3 R: 1 ER: 1 SO: 4 BB: 0 IBB: 0 HBP: 0 BLK: 0 WP: 1 HR: 1 S: 22 P: 22 ERA: 2.46 WHIP: 0.818															PITCHER				
Bob Miller, R ERA: 3.6 (7, 1)	2.0 WLS: L BF: 9 H: 3 R: 0 ER: 0 SO: 1 BB: 0 IBB: 0 HBP: 0 BLK: 0 WP: 0 HR: 0 S: 11 P: 11 ERA: 0.00 WHIP: 1.500															PITCHER				



Batter	1	2	3	4	5	6	7	8	9	AB	R	H	RBI	BB	SO	LOB	TOP
Dave Cash, R OBP: 0.321, SLG: 0.393 (1, 4)	0-0 6-3	0-0 F8		0-0 F7		0-0 3-1		0-0 F8		5	0	0	0	0	0	7	
Richie Hebner, L OBP: 0.391, SLG: 0.800 (1, 5)	4-0 1B BB		0-0 G3		0-3 K		4-0 1B BB	1-H 2-H HR		3	1	1	3	2	1	0	
Roberto Clemente, R OBP: 0.393, SLG: 0.444 (1, 9)	0-0 1-2 1B		0-0 2B		0-0 L9		0-0 F9	0-0 E6 FC4-6		5	0	2	0	0	0	1	
Willie Stargell, L OBP: 0.269, SLG: 0.050 Dave Giusti, R (8, 1)	0-3 K		4-0 BB		4-0 BB		0-0 1-3 1B	0-0 FC4-6 1-2		3	0	1	0	2	1	3	
Al Oliver, L OBP: 0.263, SLG: 0.389 (1, 8)	0-0 3-1		0-0 F7		0-3 K		0-3 K	0-0 FC4-6 1B		5	0	1	0	0	2	7	
Bob Robertson, R OBP: 0.400, SLG: 0.909 (1, 3)		4-0 1B BB	0-3 K		4-0 BB BB		0-3 K	0-0 P4		3	0	0	0	2	2	5	
Manny Sanguillen, R OBP: 0.240, SLG: 0.298 (1, 2)		0-0 1-2 1B		0-0 4-3		0-3 K		0-0 5-3 FC4-6 1-2		5	0	1	0	0	1	2	
Jackie Hernandez, R OBP: 0.316, SLG: 0.235 Milt May, L (9, PH)		0-0 F8		0-0 1B		4-0 1-2 BB		4-0 1B HR BB	0-0 3-1	2	1	1	0	2	0	2	
Bob Johnson, L Bruce Kison, R Bob Moose, R Bob Veale, S Charlie Sands, L Bob Miller, R Vic Davallillo, L (1, 1) (4, 1) (4, 1) (5, 1) (6, PH) (6, 1) (6, PH) (8, 7)		0-3 K		0-3 K		0-3 K		0-0 1-2 HR 1B		2	0	0	0	0	0	2	3
Inning Stats	R: 0 E: 0 K: 1 S: 6	H: 1 LOB: 2 BB: 1 P: 10	R: 0 E: 0 K: 1 S: 6	H: 1 LOB: 2 BB: 1 P: 10	R: 0 E: 0 K: 1 S: 6	H: 1 LOB: 1 BB: 0 P: 6	R: 0 E: 0 K: 2 S: 7	H: 0 LOB: 2 BB: 1 P: 11	R: 0 E: 0 K: 2 S: 8	H: 1 LOB: 1 BB: 1 P: 12	R: 3 E: 1 K: 0 S: 6	H: 2 LOB: 1 BB: 1 P: 10	R: 0 E: 0 K: 0 S: 4	H: 1 LOB: 1 BB: 0 P: 4	1B: 6 2B: 1 3B: 0 HR: 1	SF: 0 SAC: 0 DP: 0 HBP: 0	WP: 0 PA: 44 PB: 0 SB: 0 CS: 0
PITCHER	IP WLS BF H R ER SO BB IBB HBP BLK WP HR S P ERA WHIP	8.0 W 40 7 3 3 10 8 0 0 0 0 1 52 84 3.38 1.875	1.0 S 4 1 0 0 0 0 0 0 0 0 0 4 4 0.00 1.000	PITCHER													
Jim Palmer, R ERA: 3.18 Dick Hall, R ERA: (1, 1) (9, 1)																	

Pittsburgh Pirates @ Baltimore Orioles
Memorial Stadium, Baltimore, MD
Mon Oct 11 1971, 3:33 AM EDT
Att: 53,239 - Unknown


AB 36
R 3
H 8
RBI 3
BB 8
SO 10
LOB 33



Batter	1	2	3	4	5	6	7	8	9	AB	R	H	RBI	BB	SO	LOB	BOTTOM		
Don Buford, S OBP: 0.389, SLG: 0.625 (1, 7)	0-0 3-1		0-3 K	0-0 7-2	0-0 FC1-4-6 1B		0-0 G3			5	0	0	1	0	1	5			
Merv Rettenmund, R OBP: 0.294, SLG: 0.529 (1, 8) (7, 9)	0-0 F7		0-0 4-3	3-H	1-2 2-3 3-H 1B		0-0 6-3			5	1	2	1	0	0	0			
Boog Powell, L OBP: 0.364, SLG: 0.556 (1, 3)	0-0 4-3			0-0 4-3	1-2 2-3 3-H 1B		0-0 F2			5	1	1	0	0	0	2			
Frank Robinson, R OBP: 0.333, SLG: 0.500 Paul Blair, R OBP: 0.400, SLG: 0.500 (6, PR) (7, 8)		0-0 BB 1B		0-0 BB 1B HBP	0-0 F9	0-0 1B 1B	0-0 1B 1B	0-0 BB 1B		4	2	3	0	0	0	2			
Eliud Hendricks, L OBP: 0.533, SLG: 0.727 (1, 2)		4-0 L4-6 1B 1-2 BB		1-0 BB 1B HBP	0-0 E8	0-0 FC4 1B	0-0 F8			3	2	2	1	1	0	1			
Brooks Robinson, R OBP: 0.500, SLG: 0.667 (1, 5)		0-0 1-2 2-H 1B		4-0 BB 1B BB	0-0 BB 1B BB	0-0 FC4 1B	4-0 1-2 BB			3	2	3	3	2	0	0			
Davey Johnson, R OBP: 0.409, SLG: 0.421 (1, 4)	0-0 L4-6		0-0 BB BB 1B	0-0 7-2 1B	0-0 FC1-4-6 1B	0-3 K	0-0 F7			5	1	2	2	0	1	6			
Mark Belanger, R OBP: 0.450, SLG: 0.400 (1, 6)	0-0 L1		0-0 BB BB 1B	4-0 BB 1B BB	4-0 FC1-4-6 BB 1B	0-0 FC4	0-0 F3			3	1	0	0	2	0	5			
Jim Palmer, R OBP: 0.333, SLG: 0.143 Dick Hall, R (1, 1) (9, 1)			0-0 F9	4-0 BB	4-0 FC1-4-6 BB	0-0 G3				2	0	0	2	2	0	2			
Inning Stats	R: 0 E: 0 K: 0 S: 3	H: 0 LOB: 0 BB: 0 P: 3	R: 1 E: 0 K: 0 S: 4	H: 2 LOB: 1 BB: 1 P: 8	R: 0 E: 0 K: 1 S: 5	H: 0 LOB: 0 BB: 0 P: 5	R: 3 E: 0 K: 0 S: 4	H: 2 LOB: 2 BB: 3 P: 17	R: 5 E: 1 K: 0 S: 9	H: 6 LOB: 2 BB: 2 P: 17	R: 1 E: 0 K: 1 S: 8	H: 3 LOB: 0 BB: 0 P: 8	R: 0 E: 0 K: 0 S: 3	H: 0 LOB: 0 BB: 0 P: 3	R: 0 E: 0 K: 0 S: 4	H: 1 LOB: 2 BB: 1 P: 8	1B: 14 2B: 2 3B: 0 HR: 0	SF: 0 SAC: 0 DP: 2 HBP: 1	WP: 0 PA: 44 PB: 0 SB: 0 CS: 0
PITCHER	IP WLS BF H R ER SO BB IBB HBP BLK WP HR S P ERA WHIP	3.1 L 16 4 4 4 4 2 0 0 0 0 0 0 0 10.80 1.800	1.0 S 5 1 0 0 0 0 0 0 0 0 0 4 4 0.00 2.000	PITCHER															
Bob Johnson, R ERA: 3.18 Bruce Kison, R ERA: Bob Moose, R ERA: 8.1 Bob Veale, L ERA: 13.5 Bob Miller, R ERA: 3.66 (1, 1) (4, 1) (4, 1) (5, 1) (6, 1)																			

Pittsburgh Pirates @ Baltimore Orioles
Memorial Stadium, Baltimore, MD
Mon Oct 11 1971, 3:33 AM EDT
Att: 53,239 - Unknown

AB 36
R 11
H 14
RBI 10
BB 7
SO 2
LOB 23



Batter	1	2	3	4	5	6	7	8	9	AB	R	H	RBI	BB	SO	LOB	TOP						
Don Buford, S OBP: 0.318, SLG: 0.500 (1, 7)										4	0	0	0	0	1	1							
Mery Rettenmund, R OBP: 0.238, SLG: 0.429 (1, 8)										4	0	0	0	0	1	1							
Boog Powell, L OBP: 0.308, SLG: 0.455 (1, 3)										4	0	0	0	0	1	1							
Frank Robinson, R OBP: 0.360, SLG: 0.625 (1, 9)										4	1	2	1	0	1	0							
Eliot Hendricks, L OBP: 0.474, SLG: 0.571 (1, 2)										3	0	0	0	1	2	1							
Brooks Robinson, R OBP: 0.478, SLG: 0.619 (1, 5)										3	0	1	0	0	1	1							
Davey Johnson, R OBP: 0.360, SLG: 0.364 (1, 4)										3	0	0	0	0	0	2							
Mark Belanger, R OBP: 0.391, SLG: 0.333 (1, 6)										3	0	0	0	0	1	1							
Mike Cuellar, L OBP: 0.400, SLG: 0.250 Tom Dukes, R Tom Shopay, L Eddie Watt, R										1	0	0	0	1	0	0							
										0	0	0	0	0	0	0							
										1	0	0	0	0	0	0							
										0	0	0	0	0	0	0							
										0	0	0	0	0	0	0							
Inning Stats	R: 0 E: 0 K: 0 S: 3	H: 0 LOB: 0 BB: 0 P: 3	R: 0 E: 0 K: 1 S: 5	H: 0 LOB: 1 BB: 1 P: 9	R: 0 E: 0 K: 0 S: 3	H: 0 LOB: 0 BB: 0 P: 3	R: 0 E: 0 K: 1 S: 5	H: 0 LOB: 0 BB: 0 P: 5	R: 0 E: 0 K: 1 S: 6	H: 1 LOB: 1 BB: 0 P: 6	R: 0 E: 0 K: 1 S: 5	H: 0 LOB: 0 BB: 1 P: 9	R: 1 E: 0 K: 2 S: 8	H: 1 LOB: 0 BB: 0 P: 8	R: 0 E: 0 K: 1 S: 5	H: 0 LOB: 0 BB: 0 P: 5	R: 0 E: 0 K: 1 S: 6	H: 1 LOB: 1 BB: 0 P: 6	1B: 2 2B: 0 3B: 0 HR: 1	SF: 0 SAC: 0 DP: 0 HBP: 0	WP: 0 PB: 0 SB: 0 CS: 0	PA: 32	
PITCHER Steve Blass, R ERA: 5.63 (1, 1)	IP: 9.0 WLS: W BF: 32 H: 3 R: 1 ER: 1 SO: 8 BB: 2 IBB: 0 HBP: 0 BLK: 0 WP: 0 HR: 1 S: 46 P: 54 ERA: 1.00 WHIP: 0.556											PITCHER	IP: 9.0 WLS: W BF: 32 H: 3 R: 1 ER: 1 SO: 8 BB: 2 IBB: 0 HBP: 0 BLK: 0 WP: 0 HR: 1 S: 46 P: 54 ERA: 1.00 WHIP: 0.556										

Baltimore Orioles @ Pittsburgh Pirates
Three Rivers Stadium, Pittsburgh, PA
Tue Oct 12 1971, 3:33 AM EDT
Att: 50,403 - Unknown

AB 30
R 1
H 3
RBI 1
BB 2
SO 8
LOB 8



Batter	1	2	3	4	5	6	7	8	9	AB	R	H	RBI	BB	SO	LOB	BOTTOM						
Dave Cash, R OBP: 0.333, SLG: 0.406 (1, 4)										4	1	1	0	1	0	0							
Al Oliver, L OBP: 0.250, SLG: 0.318 (1, 8)										4	0	0	0	1	1	3							
Roberto Clemente, R OBP: 0.375, SLG: 0.419 (1, 9)										4	1	1	1	0	0	1							
Willie Stargell, L OBP: 0.333, SLG: 0.048 (1, 7)										1	1	0	0	3	1	2							
Bob Robertson, R OBP: 0.379, SLG: 0.923 (1, 3)										4	1	1	3	0	2	5							
Manny Sanguillen, R OBP: 0.276, SLG: 0.286 (1, 2)										4	1	2	0	0	0	0							
Jose Pagan, R OBP: 0.222, SLG: 0.333 (1, 5)										4	0	2	1	0	0	2							
Gene Alley, R OBP: 0.400, SLG: 0.250 Jackie Hernandez, R										2	0	0	0	1	0	2							
Steve Blass, R (1, 1)										4	0	0	0	0	1	5							
Inning Stats	R: 1 E: 1 K: 0 S: 4	H: 1 LOB: 1 BB: 1 P: 8	R: 0 E: 0 K: 0 S: 4	H: 1 LOB: 0 BB: 0 P: 4	R: 0 E: 0 K: 1 S: 3	H: 0 LOB: 0 BB: 0 P: 3	R: 0 E: 0 K: 1 S: 6	H: 1 LOB: 2 BB: 2 P: 14	R: 1 E: 0 K: 2 S: 7	H: 2 LOB: 2 BB: 1 P: 11	R: 3 E: 1 K: 0 S: 5	H: 1 LOB: 0 BB: 0 P: 9	R: 0 E: 0 K: 1 S: 5	H: 0 LOB: 0 BB: 0 P: 5	R: 0 E: 0 K: 1 S: 5	H: 0 LOB: 0 BB: 0 P: 5	1B: 3 2B: 4 3B: 0 HR: 1	SF: 0 SAC: 0 DP: 1 HBP: 0	WP: 0 PB: 0 SB: 0 CS: 0	PA: 38			
PITCHER Mike Cuellar, L ERA: 3.0 Tom Dukes, R Eddie Watt, R	IP: 6.0 WLS: L BF: 32 H: 7 R: 5 ER: 4 SO: 4 BB: 5 IBB: 1 HBP: 0 BLK: 0 WP: 0 HR: 1 S: 34 P: 58 ERA: 6.00 WHIP: 2.000											PITCHER	IP: 6.0 WLS: L BF: 32 H: 7 R: 5 ER: 4 SO: 4 BB: 5 IBB: 1 HBP: 0 BLK: 0 WP: 0 HR: 1 S: 34 P: 58 ERA: 6.00 WHIP: 2.000										

Baltimore Orioles @ Pittsburgh Pirates
Three Rivers Stadium, Pittsburgh, PA
Tue Oct 12 1971, 3:33 AM EDT
Att: 50,403 - Unknown

AB 32
R 5
H 7
RBI 5
BB 6
SO 5
LOB 20



Batter	1	2	3	4	5	6	7	8	9	AB	R	H	RBI	BB	SO	LOB	TOP																
Paul Blair, R OBP: 0.428, SLG: 0.571 (1, 8)										4	1	2	0	0	0	1	Baltimore Orioles @ Pittsburgh Pirates Three Rivers Stadium, Pittsburgh, PA Wed Oct 13 1971, 7:05 PM EDT Att: 51,378 - Unknown																
Mark Belanger, R OBP: 0.370, SLG: 0.318 (1, 6)										4	1	1	0	0	1	1																	
Merv Rettenmund, R OBP: 0.240, SLG: 0.490 (1, 7)										4	1	1	0	0	0	0																	
Frank Robinson, R OBP: 0.379, SLG: 0.577 (1, 9)										2	0	0	0	1	1	0																	
Brooks Robinson, R OBP: 0.407, SLG: 0.542 (1, 5)										3	0	0	1	0	0	1																	
Boog Powell, L OBP: 0.287, SLG: 0.400 (1, 3)										3	0	0	1	0	0	1																	
Davey Johnson, R OBP: 0.348, SLG: 0.320 (1, 4)										3	0	0	0	0	0	1																	
Andy Etchebarren, R (1, 2)										2	0	0	0	0	0	1																	
Pat Dobson, R (1, 1)										2	0	0	0	0	2	0																	
Grant Jackson, S (6, 1)										0	0	0	0	0	0	0																	
Tom Shopay, L (7, PH)										1	0	0	0	0	0	1																	
Eddie Watt, R (7, 1)										0	0	0	0	0	0	0																	
Pete Richert, L (8, 1)										0	0	0	0	0	0	0																	
Inning Stats	R: 3 E: 0 K: 0 S: 6	H: 3 LOB: 1 BB: 1 P: 10	R: 0 E: 0 K: 1 S: 6	H: 1 LOB: 1 BB: 0 P: 6	R: 0 E: 0 K: 1 S: 5	H: 0 LOB: 0 BB: 0 P: 5	R: 0 E: 0 K: 0 S: 2	H: 0 LOB: 0 BB: 0 P: 3	R: 0 E: 0 K: 1 S: 5	H: 0 LOB: 0 BB: 0 P: 5	R: 0 E: 0 K: 0 S: 3	H: 0 LOB: 1 BB: 0 P: 4	R: 0 E: 0 K: 1 S: 3	H: 0 LOB: 0 BB: 0 P: 5	R: 0 E: 0 K: 0 S: 3	H: 0 LOB: 0 BB: 0 P: 3	1B: 3 2B: 1 3B: 0 HR: 0	SF: 2 SAC: 0 DP: 1 HBP: 3	WP: 0 PB: 1 SB: 0 CS: 0	PA: 34													
PITCHER	IP WLS BF H R ER SO BB IBB HBP BLK WP HR S P ERA WHIP	IP WLS BF H R ER SO BB IBB HBP BLK WP HR S P ERA WHIP																															
Luke Walker, L ERA: 40.5 (1, 1)	0.2	6	3	3	3	0	0	1	0	0	0	0	0	5	9	40.50	4.500																
Bruce Kison, R ERA: (1, 1)	6.1	W	22	1	0	0	3	0	0	3	0	0	0	25	28	0.00	0.158																
Dave Giusti, R ERA: (8, 1)	2.0	S	6	0	0	0	1	0	0	0	0	0	0	8	8	0.00	0.000																

AB 28
R 3
H 4
RBI 2
BB 1
SO 4
LOB 7



Batter	1	2	3	4	5	6	7	8	9	AB	R	H	RBI	BB	SO	LOB	BOTTOM															
Dave Cash, R OBP: 0.342, SLG: 0.389 (1, 4)										4	1	1	0	1	0	4	Baltimore Orioles @ Pittsburgh Pirates Three Rivers Stadium, Pittsburgh, PA Wed Oct 13 1971, 7:05 PM EDT Att: 51,378 - Unknown															
Richie Hebner, L OBP: 0.357, SLG: 0.680 (1, 5)										5	1	1	0	0	1	3																
Roberto Clemente, R OBP: 0.432, SLG: 0.457 (1, 9)										4	0	3	0	1	1	1																
Willie Stargell, L OBP: 0.343, SLG: 0.154 (1, 7)										5	1	2	1	0	1	6																
Al Oliver, L OBP: 0.310, SLG: 0.385 (1, 8)										4	0	2	2	1	1	1																
Bob Robertson, R OBP: 0.364, SLG: 0.833 (1, 3)										4	1	1	0	0	0	6																
Manny Sanguillen, R OBP: 0.303, SLG: 0.313 (1, 2)										4	0	2	0	0	0	3																
Jackie Hernandez, R OBP: 0.304, SLG: 0.238 Vic Davalillo, L OBP: 0.250, SLG: 0.250 Dave Giusti, R (8, 1)										3	0	1	0	0	0	1																
Luke Walker, L (1, 1)										1	0	0	0	0	0	0																
Bruce Kison, R (1, 1)										2	0	0	0	1	2	1																
Milt May, L OBP: 0.333, SLG: 0.333 Gene Alley, R OBP: 0.400, SLG: 0.250 (8, 6)										1	0	1	1	0	0	0																
Inning Stats	R: 2 E: 0 K: 1 S: 7	H: 2 LOB: 1 BB: 1 P: 11	R: 0 E: 0 K: 1 S: 5	H: 0 LOB: 0 BB: 0 P: 5	R: 1 E: 0 K: 0 S: 6	H: 3 LOB: 2 BB: 0 P: 6	R: 0 E: 0 K: 0 S: 3	H: 1 LOB: 1 BB: 1 P: 7	R: 0 E: 0 K: 1 S: 7	H: 2 LOB: 3 BB: 1 P: 11	R: 0 E: 0 K: 1 S: 7	H: 2 LOB: 3 BB: 1 P: 11	R: 1 E: 1 K: 1 S: 8	H: 3 LOB: 2 BB: 0 P: 8	R: 0 E: 0 K: 1 S: 6	H: 1 LOB: 1 BB: 0 P: 6	1B: 12 2B: 2 3B: 0 HR: 0	SF: 0 SAC: 0 DP: 1 HBP: 0	WP: 0 PB: 0 SB: 2 CS: 0	PA: 41												
PITCHER	IP WLS BF H R ER SO BB IBB HBP BLK WP HR S P ERA WHIP	IP WLS BF H R ER SO BB IBB HBP BLK WP HR S P ERA WHIP																														
Pat Dobson, R ERA: 5.06 (1, 1)	5.1	3	0	0	0	0	1	0	0	0	0	0	2	6	0.00	1.500																
Grant Jackson, L ERA: (6, 1)	0.2	3	0	0	0	0	0	0	0	2	6	0.00	1.500																			
Eddie Watt, R ERA: 2.08 (7, 1)	1.1	L	8	4	1	1	1	0	0	0	10	10	6.75	3.000																		
Pete Richert, L ERA: (8, 1)	0.2	2	0	0	0	1	0	0	0	0	4	4	0.00	0.000																		

AB 37
R 4
H 14
RBI 4
BB 4
SO 6
LOB 28



Batter	1	2	3	4	5	6	7	8	9	AB	R	H	RBI	BB	SO	LOB	TOP		
Don Buford, S OBP: 0.308, SLG: 0.435 (1.7)										3	0	0	0	1	0	0			
Paul Blair, R OBP: 0.333, SLG: 0.444 (1.8)										4	0	0	0	0	1	1			
Boog Powell, L OBP: 0.273, SLG: 0.393 (1.3)										3	0	1	0	0	0	0			
Frank Robinson, R OBP: 0.344, SLG: 0.517 (1.9)										3	0	0	0	0	1	1			
Eliot Hendricks, L OBP: 0.455, SLG: 0.500 (1.2)										2	0	0	0	1	0	0			
Brooks Robinson, R OBP: 0.400, SLG: 0.519 (1.5)										3	0	1	0	0	0	1			
Davey Johnson, R OBP: 0.313, SLG: 0.286 (1.4)										3	0	0	0	0	0	1			
Mark Belanger, R OBP: 0.333, SLG: 0.280 (1.6)										3	0	0	0	0	0	0			
Dave McNally, R (1.1)										1	0	0	0	0	0	0			
Dave Leonhard, R (5.1)										0	0	0	0	0	0	0			
Tom Shopay, L (6. PH)										1	0	0	0	0	0	0			
Tom Dukes, R (6.1)										0	0	0	0	0	0	0			
Mery Rettenmund, R (9. PH)										1	0	0	0	0	0	0			
Inning Stats	R: 0 E: 0 K: 1 S: 5	H: 0 LOB: 0 BB: 0 P: 5	R: 0 E: 0 K: 0 S: 4	H: 1 LOB: 1 BB: 0 P: 4	R: 0 E: 0 K: 0 S: 3	H: 0 LOB: 0 BB: 0 P: 3	R: 0 E: 0 K: 1 S: 5	H: 0 LOB: 0 BB: 0 P: 5	R: 0 E: 0 K: 0 S: 2	H: 0 LOB: 2 BB: 1 P: 6	R: 0 E: 0 K: 0 S: 3	H: 0 LOB: 0 BB: 0 P: 3	R: 0 E: 0 K: 0 S: 3	H: 0 LOB: 0 BB: 0 P: 3	R: 0 E: 0 K: 0 S: 3	H: 0 LOB: 1 BB: 1 P: 7	1B: 2 2B: 0 3B: 0 HR: 0	SF: 0 SAC: 0 DP: 2 HBP: 0	WP: 0 PA: 29 PB: 0 SB: 0 CS: 0
PITCHER Nelson Briles, R ERA:	IP: 9.0 WLS: W BF: 29 H: 2 R: 0 ER: 0 SO: 2 BB: 2 IBB: 0 HBP: 0 BLK: 0 WP: 0 HR: 0 S: 31 P: 39 ERA: 0.00 WHIP: 0.444															PITCHER IP: WLS: BF: H: R: ER: SO: BB: IBB: HBP: BLK: WP: HR: S: P: ERA: WHIP:			

Baltimore Orioles @ Pittsburgh Pirates
Three Rivers Stadium, Pittsburgh, PA
Thu Oct 14 1971, 3:33 AM EDT
Att: 51,377 - Unknown

AB	27
R	0
H	2
RBI	0
BB	2
SO	2
LOB	4



Batter	1	2	3	4	5	6	7	8	9	AB	R	H	RBI	BB	SO	LOB	BOTTOM		
Dave Cash, R OBP: 0.326, SLG: 0.350 (1.4)										4	0	0	0	1	0	4			
Gene Clines, R OBP: 0.273, SLG: 0.700 (1.8)										3	2	1	0	1	0	2			
Roberto Clemente, R OBP: 0.415, SLG: 0.436 (1.9)										4	0	1	1	0	0	2			
Willie Stargell, L OBP: 0.333, SLG: 0.167 (1.7)										4	0	1	0	0	0	3			
Bob Robertson, R OBP: 0.378, SLG: 0.879 (1.3)										3	1	1	1	1	0	2			
Manny Sanguillen, R OBP: 0.297, SLG: 0.306 (1.2)										4	1	1	0	0	1	4			
Jose Pagan, R OBP: 0.231, SLG: 0.308 (1.5)										4	0	1	0	0	1	3			
Jackie Hernandez, R OBP: 0.370, SLG: 0.292 (1.6)										3	0	2	0	0	1	1			
Nelson Briles, R OBP: 0.500, SLG: 0.500 (1.1)										2	0	1	1	0	1	1			
Inning Stats	R: 0 E: 0 K: 0 S: 3	H: 0 LOB: 1 BB: 1 P: 7	R: 2 E: 0 K: 2 S: 10	H: 3 LOB: 1 BB: 0 P: 10	R: 1 E: 1 K: 1 S: 6	H: 0 LOB: 1 BB: 1 P: 10	R: 0 E: 0 K: 0 S: 4	H: 2 LOB: 1 BB: 0 P: 4	R: 1 E: 0 K: 0 S: 5	H: 2 LOB: 2 BB: 1 P: 9	R: 0 E: 0 K: 1 S: 5	H: 0 LOB: 1 BB: 0 P: 6	R: 0 E: 0 K: 0 S: 4	H: 1 LOB: 1 BB: 0 P: 4	R: 0 E: 0 K: 0 S: 4	H: 1 LOB: 1 BB: 0 P: 4	1B: 7 2B: 0 3B: 1 HR: 1	SF: 0 SAC: 2 DP: 0 HBP: 1	WP: 1 PA: 37 PB: 0 SB: 2 CS: 0
PITCHER Dave McNally, L ERA: 2.7	IP: 4.0 WLS: L BF: 21 H: 7 R: 4 ER: 3 SO: 3 BB: 2 IBB: 0 HBP: 0 BLK: 0 WP: 1 HR: 1 S: 25 P: 33 ERA: 6.75 WHIP: 2.250															PITCHER IP: WLS: BF: H: R: ER: SO: BB: IBB: HBP: BLK: WP: HR: S: P: ERA: WHIP:			
Dave Leonhard, R (5.1)	1.0	4	0	0	0	0	1	0	0	0	0	3	7	0.00	1.000				
Tom Dukes, R (6.1)	3.0	12	2	0	0	1	0	0	1	0	0	13	14	0.00	0.667				

Baltimore Orioles @ Pittsburgh Pirates
Three Rivers Stadium, Pittsburgh, PA
Thu Oct 14 1971, 3:33 AM EDT
Att: 51,377 - Unknown

AB	31
R	4
H	9
RBI	3
BB	3
SO	4
LOB	22



Batter	1	2	3	4	5	6	7	8	9	10	AB	R	H	RBI	BB	SO	LOB	TOP	
Dave Cash, R OBP: 0.313, SLG: 0.333 (1, 4)	F3	P4			6-3		6-3			BB S 1B	5	0	1	0	0	0	2	Pittsburgh Pirates @ Baltimore Orioles Memorial Stadium, Baltimore, MD Sat Oct 16 1971, 3:33 AM EDT Att: 44,174 - Unknown	
Richie Hebner, L OBP: 0.333, SLG: 0.586 (1, 5)	F8		P6		BB		6-3			K	4	0	0	0	1	1	1		
Roberto Clemente, R OBP: 0.435, SLG: 0.558 (1, 9)					L8			F7		BB IBB	4	1	2	1	1	0	1		
Willie Stargell, L OBP: 0.316, SLG: 0.147 (1, 7)	K				6-3			F7			4	0	0	0	1	2	2		
Al Oliver, L OBP: 0.294, SLG: 0.387 Bob Miller, R (10, 1)					4-3			F7			5	1	1	0	0	0	3		
Bob Robertson, R OBP: 0.330, SLG: 0.838 (1, 3)								L6			4	0	2	1	0	1	0		
Manny Sanguillen, R OBP: 0.341, SLG: 0.350 (1, 2)										K	4	0	3	0	0	0	1		
Jackie Hernandez, R OBP: 0.323, SLG: 0.250 (1, 6)											4	0	0	0	0	2	4		
Bob Moose, R Bob Johnson, L Dave Giusti, R Vic Davalillo, L (10, PH) OBP: 0.200, SLG: 0.200 (10, 8)											1	0	0	0	0	0	1		
										L4	1	0	0	0	0	0	0		
Inning Stats	R: 0 E: 0 K: 1 S: 6	H: 1 LOB: 1 BB: 0 P: 6	R: 1 E: 0 K: 0 S: 6	H: 3 LOB: 2 BB: 0 P: 6	R: 1 E: 0 K: 0 S: 4	H: 1 LOB: 1 BB: 0 P: 6	R: 0 E: 0 K: 1 S: 5	H: 0 LOB: 1 BB: 1 P: 9	R: 0 E: 0 K: 0 S: 4	H: 1 LOB: 1 BB: 0 P: 4	R: 0 E: 0 K: 0 S: 3	H: 0 LOB: 0 BB: 0 P: 3	R: 0 E: 0 K: 2 S: 7	H: 1 LOB: 0 BB: 0 P: 7	R: 0 E: 0 K: 1 S: 6	H: 1 LOB: 3 BB: 2 P: 14	1B: 6 2B: 1 3B: 1 HR: 1	SF: 0 SAC: 1 DP: 0 HBP: 0	WP: 0 PA: 41
PITCHER	IP WLS BF H R ER SO BB IBB HBP BLK WP HR S P ERA WHIP	9.0 0.2 4 1 0 0 1 0 1 0 0 0 0 0 1 5 2.00 1.000	0.2 4 1 0 0 1 0 1 0 0 0 0 0 0 1 5 0.00 1.500	0.1 W 2 0 0 0 0 1 0 0 0 0 0 0 1 5 0.00 3.000															

AB	37
R	2
H	9
RBI	2
BB	3
SO	6
LOB	15



Batter	1	2	3	4	5	6	7	8	9	10	AB	R	H	RBI	BB	SO	LOB	BOTTOM			
Don Buford, S OBP: 0.387, SLG: 0.630 (1, 7)	G5-4-3 1B		K			HR	1B BB			2B	4	1	3	1	1	1	1	Pittsburgh Pirates @ Baltimore Orioles Memorial Stadium, Baltimore, MD Sat Oct 16 1971, 3:33 AM EDT Att: 44,174 - Unknown			
Davey Johnson, R OBP: 0.297, SLG: 0.273 (1, 4)	G5-4-3 1-2r				G1-3	E5 1B	1-2 2-H 1B			6-3	5	0	1	1	0	0	3				
Boog Powell, L OBP: 0.263, SLG: 0.364 (1, 3)	F9				P6	FC5-4 1B	F7			4-3	5	0	1	0	0	0	2				
Frank Robinson, R OBP: 0.324, SLG: 0.455 (1, 9)			K		L9	P6				4-3	4	1	0	0	1	2	2				
Merv Rettenmund, R OBP: 0.226, SLG: 0.355 (1, 8)					6-3	4-3	K			K	5	0	1	0	0	2	2				
Brooks Robinson, R OBP: 0.371, SLG: 0.484 (1, 5)					G3	BB 1B	FC5-4 1-2r			4-3	4	0	1	1	0	0	2				
Eliud Hendricks, L OBP: 0.385, SLG: 0.400 (1, 2)					G3	L8				K	4	0	0	0	0	1	1				
Mark Belanger, R OBP: 0.412, SLG: 0.308 (1, 6)										2B BB	1	1	1	0	3	0	0				
Jim Palmer, R OBP: 0.273, SLG: 0.111 Tom Shopay, L Pat Dobson, R Dave McNally, R (9, PH) (10, 1) (10, 1)					SH1-4 BB	1-2 BB	1B 1B			F8	2	0	0	0	0	2	3				
					SH1-4	K	K				1	0	0	0	0	0	0				
Inning Stats	R: 0 E: 0 K: 0 S: 3	H: 1 LOB: 0 BB: 0 P: 3	R: 0 E: 0 K: 1 S: 5	H: 0 LOB: 0 BB: 0 P: 5	R: 0 E: 0 K: 1 S: 5	H: 0 LOB: 1 BB: 1 P: 9	R: 0 E: 0 K: 0 S: 3	H: 0 LOB: 0 BB: 0 P: 3	R: 0 E: 0 K: 1 S: 6	H: 1 LOB: 2 BB: 1 P: 10	R: 1 E: 1 K: 1 S: 8	H: 2 LOB: 2 BB: 0 P: 8	R: 0 E: 0 K: 2 S: 7	H: 0 LOB: 0 BB: 0 P: 7	R: 0 E: 0 K: 1 S: 6	H: 1 LOB: 2 BB: 1 P: 10	R: 1 E: 0 K: 0 S: 3	H: 1 LOB: 1 BB: 1 P: 7	1B: 6 2B: 1 3B: 0 HR: 1	SF: 1 SAC: 1 DP: 1 HBP: 0	WP: 0 PA: 42
PITCHER	IP WLS BF H R ER SO BB IBB HBP BLK WP HR S P ERA WHIP	5.0 1.2 2.1 0.2	5.0 6 11 4	1 1 2 1	1 1 3 1	2 0 0 1	0 0 0 0	0 0 15 3	25 10 23 7	33 10 23 7	1.80 5.40 0.00 13.50	1.200 0.600 1.714 3.000									

AB	35
R	3
H	8
RBI	3
BB	5
SO	8
LOB	17



Batter	1	2	3	4	5	6	7	8	9	AB	R	H	RBI	BB	SO	LOB	TOP				
Dave Cash, R OBP: 0.288, SLG: 0.306 (1,4)	5-3			L4		K		5-3		4	0	0	0	0	1	1					
Gene Clines, R OBP: 0.200, SLG: 0.500 (1,8)	F8			B1-3		K			L6-3	4	0	0	0	0	1	0					
Roberto Clemente, R OBP: 0.420, SLG: 0.596 (1,9)	6-3			HR					K	4	1	1	1	0	1	0					
Bob Robertson, R OBP: 0.378, SLG: 0.780 (1,3)		L5		5-3					K	4	0	1	0	0	1	0					
Manny Sanguillen, R OBP: 0.356, SLG: 0.364 (1,2)		5-3				FC6-4 1B				4	0	2	0	0	0	0					
Willie Stargell, L OBP: 0.313, SLG: 0.158 (1,7)						K				4	1	1	0	0	2	3					
Jose Pagan, R OBP: 0.250, SLG: 0.375 (1,5)				5-3		FC6-4 1-2				3	0	1	1	0	0	1					
Jackie Hernandez, R OBP: 0.294, SLG: 0.226 (1,6)				L9		K			F9	3	0	0	0	0	1	2					
Steve Blass, R (1,1)				4-3					G1-3	3	0	0	0	0	0	1					
Inning Stats	R: 0 E: 0 K: 0 S: 3	H: 0 LOB: 0 BB: 0 P: 3	R: 0 E: 0 K: 1 S: 5	H: 0 LOB: 0 BB: 0 P: 5	R: 0 E: 0 K: 0 S: 3	H: 0 LOB: 0 BB: 0 P: 3	R: 1 E: 0 K: 0 S: 4	H: 1 LOB: 0 BB: 0 P: 4	R: 0 E: 0 K: 2 S: 8	H: 0 LOB: 0 BB: 0 P: 7	R: 0 E: 0 K: 1 S: 5	H: 0 LOB: 0 BB: 0 P: 5	R: 1 E: 0 K: 0 S: 5	H: 2 LOB: 1 BB: 0 P: 5	R: 0 E: 0 K: 1 S: 7	H: 2 LOB: 2 BB: 0 P: 7	1B: 4 2B: 1 3B: 0 HR: 1	SF: 0 SAC: 0 DP: 0 HBP: 0	WP: 0 PB: 0 SB: 0 CS: 0	PA: 33	
PITCHER	IP	WLS	BF	H	R	ER	SO	BB	IBB	HBP	BLK	WP	HR	S	P	ERA	WHIP				
Mike Cuellar, L ERA: 2.74 (1,1)	8.0	L	28	4	2	2	6	0	0	0	0	0	1	40	40	2.25	0.500				
Pat Dobson, R ERA: 4.05 (9,1)	0.2		4	2	0	0	1	0	0	0	0	0	0	6	6	0.00	3.000				
Dave McNally, L ERA: 2.61 (9,1)	0.1		1	0	0	0	0	0	0	0	0	0	0	1	1	0.00	0.000				

Pittsburgh Pirates @ Baltimore Orioles
Memorial Stadium, Baltimore, MD
Sun Oct 17 1971, 3:33 AM EDT
Att: 47,291 - Unknown

AB 33
R 2
H 6
RBI 2
BB 0
SO 7
LOB 8



Batter	1	2	3	4	5	6	7	8	9	AB	R	H	RBI	BB	SO	LOB	BOTTOM					
Don Buford, S OBP: 0.400, SLG: 0.600 (1,7)						L8				3	0	1	1	1	0	1						
Davey Johnson, R OBP: 0.288, SLG: 0.243 (1,4)	BB			1B		P6				4	0	0	0	0	0	3						
Boog Powell, L OBP: 0.238, SLG: 0.324 (1,3)						K				4	0	0	0	0	2	1						
Frank Robinson, R OBP: 0.293, SLG: 0.405 (1,9)						K				4	0	0	0	0	1	1						
Merv Rettenmund, R OBP: 0.200, SLG: 0.314 (1,8)										4	0	0	0	0	0	0						
Brooks Robinson, R OBP: 0.368, SLG: 0.455 (1,5)						F9				2	0	0	0	1	0	0						
Eliot Hendricks, L OBP: 0.414, SLG: 0.478 (1,2)										3	1	2	0	0	0	1						
Mark Belanger, R OBP: 0.405, SLG: 0.310 (1,6)										3	0	1	0	0	0	3						
Mike Cuellar, L OBP: 0.286, SLG: 0.167 (1,1)										2	0	0	0	0	2	1						
Tom Shopay, L (8,PH)										0	0	0	0	0	0	0						
Pat Dobson, R (9,1)										0	0	0	0	0	0	0						
Dave McNally, R (9,1)										0	0	0	0	0	0	0						
Inning Stats	R: 0 E: 0 K: 1 S: 5	H: 0 LOB: 1 BB: 1 P: 9	R: 0 E: 1 K: 0 S: 3	H: 0 LOB: 1 BB: 1 P: 7	R: 0 E: 0 K: 1 S: 5	H: 1 LOB: 0 BB: 0 P: 5	R: 0 E: 0 K: 1 S: 5	H: 0 LOB: 0 BB: 0 P: 5	R: 0 E: 0 K: 1 S: 5	H: 0 LOB: 0 BB: 0 P: 5	R: 0 E: 0 K: 0 S: 5	H: 2 LOB: 1 BB: 0 P: 5	R: 0 E: 0 K: 0 S: 3	H: 0 LOB: 0 BB: 0 P: 3	R: 1 E: 0 K: 0 S: 5	H: 2 LOB: 1 BB: 0 P: 5	R: 0 E: 0 K: 0 S: 3	H: 0 LOB: 0 BB: 0 P: 3	1B: 3 2B: 1 3B: 0 HR: 0	SF: 0 SAC: 1 DP: 1 HBP: 0	WP: 0 PB: 0 SB: 0 CS: 0	PA: 32
PITCHER	IP	WLS	BF	H	R	ER	SO	BB	IBB	HBP	BLK	WP	HR	S	P	ERA	WHIP					
Steve Blass, R ERA: 3.96 (1,1)	9.0	W	32	4	1	1	5	2	0	0	0	0	0	40	48	1.00	0.667					

Pittsburgh Pirates @ Baltimore Orioles
Memorial Stadium, Baltimore, MD
Sun Oct 17 1971, 3:33 AM EDT
Att: 47,291 - Unknown

AB 29
R 1
H 4
RBI 1
BB 2
SO 5
LOB 11

