Pittsburgh Pirates - 1972

Batter	1	2	3	4	5	6	7	8	9	AB	R	H	RBI	BB	SO	LOB
Rennie Stennett, R (1, 4) OBP: 0.250, SLG: 0.250	0-3 ① K		x 0-0 1B		x 0-0 ②③ G1-6-3 1-2f			x 0-0 ③ F9		4	0	1	0	0	1	1
Al Oliver, L (1, 8) OBP: 0.250, SLG: 0.250	x 0-0 1B		0-3 ① K			x 0-0 ① 4-3			x 0-0 ① F7	4	0	1	0	0	1	1
Roberto Clemente, R (1, 9)	0-3 ② K		x 0-0 ② F9			x 0-0 ② 6-3			x 0-0 ② F9	4	0	0	0	0	1	2
Willie Stargell, L (1, 7)	0-3 ③ K		x 0-0 ③ F8			x 0-0 ③ P3			0-3 ③ K	4	0	0	0	0	2	2
Richie Hebner, L (1, 5)		x 0-0 ① G3		x 0-0 ① 3-1			0-3 ① K			3	0	0	0	0	1	0
Manny Sanguillen, R (1, 2) OBP: 0.333, SLG: 0.333		x 0-0 1B 1B		x 0-0 ② F9			x 0-0 ② 6-3			3	0	1	0	0	0	0
Bob Robertson, R (1, 3)		0-3 ② K		0-3 ③ K			x 0-0 ③ 6-3			3	0	0	0	0	2	1
Jackie Hernandez, R (1, 6) OBP: 0.333, SLG: 0.333		x 0-0 1-2 1B			x 0-0 ① 6-3			x 0-0 ① L5		3	0	1	0	0	0	0
Dock Ellis, S (1, 1) OBP: 0.500, SLG: 0.500		x 0-0 ③ 1-3			x 0-0 G1-6-3 1B			0-3 ② K		2	0	1	0	0	0	2
Dave Giusti, R (7, 1)										0	0	0	0	0	0	0
Gene Clines, R (8, PH)										1	0	0	0	0	1	0
Ramon Hernandez, S (8, 1)										0	0	0	0	0	0	0
Inning Stats	R: 0 E: 0 K: 3 S: 10 H: 1 LOB: 1 BB: 0 P: 10	R: 0 E: 0 K: 1 S: 7 H: 2 LOB: 2 BB: 0 P: 7	R: 0 E: 0 K: 1 S: 6 H: 1 LOB: 1 BB: 0 P: 6	R: 0 E: 0 K: 1 S: 5 H: 0 LOB: 0 BB: 0 P: 5	R: 0 E: 0 K: 0 S: 3 H: 1 LOB: 0 BB: 0 P: 3	R: 0 E: 0 K: 0 S: 3 H: 0 LOB: 0 BB: 0 P: 3	R: 0 E: 0 K: 1 S: 5 H: 0 LOB: 0 BB: 0 P: 5	R: 0 E: 0 K: 1 S: 5 H: 0 LOB: 0 BB: 0 P: 5	R: 0 E: 0 K: 1 S: 5 H: 0 LOB: 0 BB: 0 P: 5	1B: 5 2B: 0 3B: 0 HR: 0 SF: 0 SAC: 0 DP: 1 HBP: 0						

PITCHER	IP	WLS	BF	H	R	ER	SO	BB	IBB	HBP	BLK	WP	HR	S	P	ERA	WHIP
Tom Seaver, R (1, 1) ERA:	6.0	W	22	5	0	0	6	0	0	0	0	0	0	34	34	0.00	0.833
Tug McGraw, L (7, 1) ERA:	3.0	S	9	0	0	0	3	0	0	0	0	0	0	15	15	0.00	0.000

PITCHER	IP	WLS	BF	H	R	ER	SO	BB	IBB	HBP	BLK	WP	HR	S	P	ERA	WHIP

TOP

Pittsburgh Pirates @ New York Mets

Shea Stadium, Flushing, NY

Sat Apr 15 1972, 3:33 AM EST

Att. 15,893 - Unknown

livebaseballscorecards.com

AB	31
R	0
H	5
RBI	0
BB	0
SO	9
LOB	9

WP: 0 PA: 31
PB: 0
SB: 0
CS: 0

Batter	1	2	3	4	5	6	7	8	9	AB	R	H	RBI	BB	SO	LOB
Bud Harrelson, S (1, 6) OBP: 0.333, SLG: 0.333	S S S 0-3 K ①		x 0-0 2-3 ①		x 0-0 S 1B		x 0-0 SH3-4 ① 1-2			3	0	1	0	0	1	0
Ken Boswell, L (1, 4)	x 0-0 3-1 ②		x 0-0 4-3 ②		x 0-0 L9 ②		x 0-0 1-3 ②③ 2-3			4	0	0	0	0	0	2
Tommie Agee, R (1, 8) OBP: 0.500, SLG: 0.333	S S S 0-3 K ③		x 0-0 S 1B		x 0-0 F9 ③ 1-2			B B B 4-0 FC6-4 BB		3	0	1	0	1	1	1
Rusty Staub, L (1, 9) OBP: 0.500, SLG: 0.333		x 0-0 1B 2B 1B	I I I I 4-0 1-2 IBB			x 0-0 F8 ①		x 0-0 FC6-4 ① 1-2f		3	1	1	0	1	0	1
Cleon Jones, R (1, 7) OBP: 0.250, SLG: 0.250		x 0-0 2B 1-2 SF7 1B	S S S 0-3 K ③			x 0-0 L6 ②		S S S 0-3 K ②		4	1	1	0	0	2	3
Jim Fregosi, R (1, 5) OBP: 0.500, SLG: 0.667		x 0-0 1-3 2-H 2B		x 0-0 F9 ①		B B B 4-0 HR BB		S S S 0-3 K ③		3	1	1	1	1	1	1
Ed Kranepool, L (1, 3) OBP: 0.333, SLG: 2.000		x 0-0 SF7 ① 3-H	S S S 0-3 K ②			x 0-0 1-H HR				2	1	1	3	0	1	0
Jerry Grote, R (1, 2)		x 0-0 F5 ②		x 0-0 F9 ③		x 0-0 F8 ③				3	0	0	0	0	0	1
Tom Seaver, R (1, 1) Tug McGraw, R (7, 1) OBP: 1.000, SLG: 1.000		x 0-0 F8 ③			S S S 0-3 K ①		x 0-0 1-3 SH3-4 1B			2 1	0 0	0 1	0 0	0 0	1 0	1 0
Inning Stats	R: 0 E: 0 K: 2 S: 7 H: 0 LOB: 0 BB: 0 P: 7	R: 2 E: 0 K: 0 S: 6 H: 3 LOB: 1 BB: 0 P: 6	R: 0 E: 0 K: 1 S: 6 H: 1 LOB: 2 BB: 1 P: 10	R: 0 E: 0 K: 1 S: 5 H: 0 LOB: 0 BB: 0 P: 5	R: 0 E: 0 K: 1 S: 6 H: 1 LOB: 1 BB: 0 P: 6	R: 2 E: 0 K: 0 S: 4 H: 1 LOB: 0 BB: 1 P: 8	R: 0 E: 0 K: 0 S: 3 H: 1 LOB: 0 BB: 0 P: 3	R: 0 E: 0 K: 2 S: 7 H: 0 LOB: 1 BB: 1 P: 11		1B: 5 2B: 1 3B: 0 HR: 1	SF: 1 SAC: 1 DP: 0 HBP: 0					

Pittsburgh Pirates @ New York Mets

Shea Stadium, Flushing, NY

Sat Apr 15 1972, 3:33 AM EST

Att. 15,893 - Unknown

BOTTOM

livebaseballscorecards.com

AB	28
R	4
H	7
RBI	4
BB	3
SO	7
LOB	10

PITCHER		IP	WLS	BF	H	R	ER	SO	BB	IBB	HBP	BLK	WP	HR	S	P	ERA	WHIP
Dock Ellis, R ERA: 6.0	(1, 1)	6.0	L	26	6	4	4	5	1	1	0	0	0	1	34	42	6.00	1.167
Dave Giusti, R ERA:	(7, 1)	1.0		3	1	0	0	0	0	0	0	0	0	0	3	3	0.00	1.000
Ramon Hernandez, L ERA:	(8, 1)	1.0		4	0	0	0	2	1	0	0	0	0	0	7	11	0.00	1.000

PITCHER	IP	WLS	BF	H	R	ER	SO	BB	IBB	HBP	BLK	WP	HR	S	P	ERA	WHIP

Batter	1	2	3	4	5	6	7	8	9	AB	R	H	RBI	BB	SO	LOB
Rennie Stennett, R (1, 4) OBP: 0.250, SLG: 0.250	4-3 1-3 1B 1B	F9			2-3			F8		4	1	1	0	0	0	1
Al Oliver, L (1, 8) OBP: 0.250, SLG: 0.500	1-3 1-2		F8		3-1			1B 3B		4	1	1	0	0	0	1
Roberto Clemente, R (1, 9)	4-3 2-3		P4			6-3		1B IBB		3	0	0	0	1	0	1
Willie Stargell, L (1, 7) OBP: 0.250, SLG: 0.250	BB 1B 3-H		K			F8		1-2 1B 3-H		4	0	2	2	0	1	0
Bob Miller, R (8, 1)										0	0	0	0	0	0	0
Ramon Hernandez, S (9, 1)										0	0	0	0	0	0	0
Richie Hebner, L (1, 5)	BBBB 1-2 BB			E3		5-3		P4		3	0	0	0	1	0	2
Manny Sanguillen, R (1, 2) OBP: 0.143, SLG: 0.143	K			F7			K		P3	4	0	0	0	0	2	3
Bob Robertson, R (1, 3)		P5		K			P6		6-3	4	0	0	0	0	1	1
Jackie Hernandez, R (1, 6) OBP: 0.286, SLG: 0.286		1B		G2			K		6-3	4	0	1	0	0	1	1
Steve Blass, R (1, 1)		P3			K			K		2	0	0	0	0	1	1
Gene Clines, R (8, PH)										1	0	0	0	0	1	0
Gene Clines, R (8, 7)																

TOP

Pittsburgh Pirates @ New York Mets

Shea Stadium, Flushing, NY

Sun Apr 16 1972, 3:33 AM EST

Att. 23,241 - Unknown

livebaseballscorecards.com

AB	33
R	2
H	5
RBI	2
BB	2
SO	7
LOB	11

Inning Stats	1	2	3	4	5	6	7	8	9
R	1	0	0	0	0	0	0	1	0
E	0	0	0	1	0	0	0	0	0
K	1	0	1	1	1	0	2	1	0
S	7	4	5	6	5	3	7	7	3
H	2	1	0	0	0	0	0	2	0
LOB	2	1	0	1	1	0	0	1	0
BB	1	0	0	0	0	0	0	0	0
P	11	4	5	6	5	3	7	11	3

1B	4
2B	0
3B	1
HR	0
SF	0
SAC	0
DP	0
HBP	0
WP	0
PB	0
SB	0
CS	0
PA	35

PITCHER		IP	WLS	BF	H	R	ER	SO	BB	IBB	HBP	BLK	WP	HR	S	P	ERA	WHIP
Gary Gentry, R ERA: 1.5	(1, 1)	6.0	L	23	3	1	1	4	1	0	0	0	0	0	30	34	1.50	0.667
Jon Matlack, L ERA: 4.5	(7, 1)	2.0		9	2	1	1	3	0	1	0	0	0	0	14	18	4.50	1.000
Chuck Taylor, R ERA:	(9, 1)	1.0		3	0	0	0	0	0	0	0	0	0	0	3	3	0.00	0.000

PITCHER	IP	WLS	BF	H	R	ER	SO	BB	IBB	HBP	BLK	WP	HR	S	P	ERA	WHIP

Batter	1	2	3	4	5	6	7	8	9	AB	R	H	RBI	BB	SO	LOB
Bud Harrelson, S (1, 6) OBP: 0.143, SLG: 0.143	K		K			6-3			K	4	0	0	0	0	3	0
Ken Boswell, L (1, 4) OBP: 0.125, SLG: 0.125	1-3			G3			G6-3, 1B		3-1	4	0	1	0	0	0	0
Tommie Agee, R (1, 8) OBP: 0.375, SLG: 0.167	K			K			G6-3 1-2f		BB	3	0	0	0	1	2	1
Rusty Staub, L (1, 9) OBP: 0.250, SLG: 0.143		F8		L8			1-3		F5	4	0	0	0	0	0	1
Cleon Jones, R (1, 7) OBP: 0.429, SLG: 0.429		1B			6-3			SH5-4, E FC5-2, 1B		3	0	2	0	0	0	0
Jim Fregosi, R (1, 5) OBP: 0.286, SLG: 0.333		F3			6-3			E6 FC5-2, SH5-4 1-2		3	0	0	0	0	0	2
Ed Kranepool, L (1, 3) OBP: 0.200, SLG: 1.000		4-3			G3			SH5-4 1-2 2-3		2	0	0	0	0	0	1
Jerry Grote, R (1, 2)			5-3			F7		FC5-2 2-3 3-H		3	0	0	0	0	0	2
Gary Gentry, R (1, 1)			F9			K2-3		F8		1	0	0	0	0	0	0
John Milner, L (6, PH)										1	0	0	0	0	1	0
Jon Matlack, L (7, 1)										0	0	0	0	0	0	0
Dave Marshall, L (8, PH)										1	0	0	0	0	0	2
Chuck Taylor, R (9, 1)										0	0	0	0	0	0	0
Inning Stats	R: 0 E: 0 K: 2 S: 7 H: 0 LOB: 0 BB: 0 P: 7	R: 0 E: 0 K: 0 S: 4 H: 1 LOB: 1 BB: 0 P: 4	R: 0 E: 0 K: 1 S: 5 H: 0 LOB: 0 BB: 0 P: 5	R: 0 E: 0 K: 1 S: 5 H: 0 LOB: 0 BB: 0 P: 5	R: 0 E: 0 K: 0 S: 3 H: 0 LOB: 0 BB: 0 P: 3	R: 0 E: 0 K: 1 S: 5 H: 0 LOB: 0 BB: 0 P: 5	R: 0 E: 0 K: 0 S: 3 H: 1 LOB: 0 BB: 0 P: 3	R: 0 E: 1 K: 0 S: 5 H: 1 LOB: 2 BB: 0 P: 5	R: 0 E: 0 K: 1 S: 5 H: 0 LOB: 1 BB: 1 P: 9	1B: 3 2B: 0 3B: 0 HR: 0 SF: 0 SAC: 1 DP: 1 HBP: 0	WP: 0 PB: 0 SB: 0 CS: 0 PA: 31					

PITCHER		IP	WLS	BF	H	R	ER	SO	BB	IBB	HBP	BLK	WP	HR	S	P	ERA	WHIP
Steve Blass, R	(1, 1)	7.0	W	22	2	0	0	5	0	0	0	0	0	0	32	32	0.00	0.286
ERA:																		
Bob Miller, R	(8, 1)	1.2		8	1	0	0	1	1	0	0	0	0	0	9	13	0.00	1.200
ERA:																		
Ramon Hernandez, L	(9, 1)	0.1	S	1	0	0	0	0	0	0	0	0	0	0	1	1	0.00	0.000
ERA:																		

PITCHER	IP	WLS	BF	H	R	ER	SO	BB	IBB	HBP	BLK	WP	HR	S	P	ERA	WHIP

BOTTOM

Pittsburgh Pirates @ New York Mets

Shea Stadium, Flushing, NY

Sun Apr 16 1972, 3:33 AM EST

Att. 23,241 - Unknown

livebaseballscorecards.com

AB	29
R	0
H	3
RBI	0
BB	1
SO	6
LOB	9

Batter	1	2	3	4	5	6	7	8	9	AB	R	H	RBI	BB	SO	LOB
Jose Cardenal, R (1, 9) OBP: 0.357, SLG: 0.750	F6		FC3-5 G3 HR 1-2 2-3f		CS 1B		HR 2-H		SF8 3-H	4	2	2	3	0	0	2
Glenn Beckert, R (1, 4) OBP: 0.214, SLG: 0.154	F9		G3 1-2 2-3		CS 1-2	5-3	2-3		G3	5	0	0	0	0	0	4
Billy Williams, L (1, 7) OBP: 0.385, SLG: 0.692	G3		HR 2-H 3-H			2B		4-3		4	1	2	3	0	0	0
Joe Pepitone, L (1, 3) OBP: 0.231, SLG: 0.167		4-3	F2			IBB		K S S S		3	0	0	0	1	1	0
Ron Santo, R (1, 5) OBP: 0.231, SLG: 0.308		K S S S		K S S S		F9		5-3		4	0	0	0	0	2	2
Rick Monday, L (1, 8) OBP: 0.455, SLG: 0.333		FC4-6 1B		F8		K S S S			E SH2-3 SF8 1B	4	1	2	0	0	1	2
Don Kessinger, S (1, 6) OBP: 0.222, SLG: 0.250		FC4-6 1-2f		L7			6-3		SH2-3 1-2	3	0	0	0	0	0	1
Randy Hundley, R (1, 2) OBP: 0.583, SLG: 0.556			FC3-5 HBP 1B		F2		HR 2B		E IBB	3	1	2	0	1	0	0
Milt Pappas, R (1, 1) Phil Regan, R (8, 1) Jim Hickman, R (9, PH) Dan McGinn, L (9, 1)			G3 FC3-5 HR HBP 1-2 H		F7		K S S S		E1 1-2 2-3	2 0 1 0	1 0 0 0	0 0 0 0	0 0 0 0	0 0 0 0	1 0 0 0	1 0 2 0
Inning Stats	R: 0 E: 0 K: 0 S: 3 H: 0 LOB: 0 BB: 0 P: 3	R: 0 E: 0 K: 1 S: 6 H: 1 LOB: 1 BB: 0 P: 6	R: 3 E: 0 K: 0 S: 5 H: 2 LOB: 0 BB: 0 P: 6	R: 0 E: 0 K: 1 S: 5 H: 0 LOB: 0 BB: 0 P: 5	R: 0 E: 0 K: 0 S: 3 H: 1 LOB: 0 BB: 0 P: 3	R: 0 E: 0 K: 1 S: 6 H: 1 LOB: 2 BB: 1 P: 10	R: 2 E: 0 K: 1 S: 7 H: 2 LOB: 0 BB: 0 P: 7	R: 0 E: 0 K: 1 S: 5 H: 0 LOB: 0 BB: 0 P: 5	R: 1 E: 1 K: 0 S: 5 H: 1 LOB: 2 BB: 1 P: 9	1B: 4 2B: 2 3B: 0 HR: 2 SF: 1 SAC: 1 DP: 0 HBP: 1						

PITCHER		IP	WLS	BF	H	R	ER	SO	BB	IBB	HBP	BLK	WP	HR	S	P	ERA	WHIP
Bob Moose, R ERA: 6.43	(1, 1)	7.0	L	29	7	5	5	4	0	1	1	0	0	2	35	40	6.43	1.000
Bob Veale, L ERA:	(8, 1)	2.0		9	1	1	0	1	0	1	0	0	0	0	10	14	0.00	0.500

PITCHER	IP	WLS	BF	H	R	ER	SO	BB	IBB	HBP	BLK	WP	HR	S	P	ERA	WHIP

TOP

Chicago Cubs @ Pittsburgh Pirates

Three Rivers Stadium, Pittsburgh, PA

Tue Apr 18 1972, 3:33 AM EST
Att. 47,489 - Sunny - 72 F

livebaseballscorecards.com

AB	33
R	6
H	8
RBI	6
BB	2
SO	5
LOB	14

WP: 0	PA: 39
PB: 0	
SB: 0	
CS: 1	

Chicago Cubs @ Pittsburgh Pirates

Three Rivers Stadium, Pittsburgh, PA

Tue Apr 18 1972, 3:33 AM EST

Att. 47,489 - Sunny - 72 F

livebaseballscorecards.com

BOTTOM

Batter	1	2	3	4	5	6	7	8	9	AB	R	H	RBI	BB	SO	LOB
Dave Cash, R (1, 4) OBP: 0.600, SLG: 0.600	G6-3, 1B	1-2, 2-3, 1B		P6			1B		F9	5	0	3	0	0	0	0
Al Oliver, L (1, 8) OBP: 0.231, SLG: 0.385	G6-3, 1-2f	4-3			6-3		K		1B	5	0	1	0	0	1	5
Roberto Clemente, R (1, 9) OBP: 0.231, SLG: 0.167	1B		3B, 1B		F7			K	4-3	5	1	2	0	0	1	1
Willie Stargell, L (1, 7) OBP: 0.167, SLG: 0.167	F7		F8		F9			K		4	0	0	0	0	1	2
Richie Hebner, L (1, 5) OBP: 0.273, SLG: 0.444		BBBB, 4-0, E, 1B, BB	F9			F7		HR		3	2	1	1	1	0	1
Manny Sanguillen, R (1, 2) OBP: 0.273, SLG: 0.545		L9	1-H, 3B			G3		1B, 2B		4	1	2	1	0	0	1
Bob Robertson, R (1, 3) OBP: 0.091, SLG: 0.091		K	K			L5		2-H, 1B		4	0	1	1	0	2	2
Jackie Hernandez, R (1, 6) OBP: 0.200, SLG: 0.200		E3, 1B, 1B, 1-2		5-3			K	F7		3	0	0	0	0	1	1
Milt May, L (8, PH)										1	0	0	0	0	0	1
Gene Alley, R (9, 6)										0	0	0	0	0	0	0
Bob Moose, R (1, 1) OBP: 0.500, SLG: 0.500		1B, 1-2, 2-H, 1B		5-3			3-1		5-3	2	0	1	1	0	0	0
Vic Davalillo, L (7, PH)										1	0	0	0	0	0	0
Bob Veale, S (8, 1)										0	0	0	0	0	0	0
Jose Pagan, R (9, PH)										1	0	0	0	0	0	0

	AB	R	H	RBI	BB	SO	LOB
	38	4	11	4	1	6	14

Inning Stats	1	2	3	4	5	6	7	8	9
	R: 0 E: 0 K: 0 S: 4	H: 2 LOB: 1 BB: 0 P: 4	R: 1 E: 1 K: 1 S: 8	H: 2 LOB: 3 BB: 1 P: 12	R: 1 E: 0 K: 1 S: 7	H: 2 LOB: 1 BB: 0 P: 7	R: 0 E: 0 K: 0 S: 3	H: 0 LOB: 0 BB: 0 P: 3	R: 0 E: 0 K: 0 S: 3	H: 0 LOB: 0 BB: 0 P: 3	R: 0 E: 0 K: 0 S: 3	H: 0 LOB: 0 BB: 0 P: 3	R: 0 E: 0 K: 2 S: 8	H: 1 LOB: 1 BB: 0 P: 8	R: 2 E: 0 K: 2 S: 10	H: 3 LOB: 1 BB: 0 P: 10	R: 0 E: 0 K: 0 S: 4	H: 1 LOB: 1 BB: 0 P: 4

	1B	2B	3B	HR	SF	SAC	DP	HBP	WP	PB	SB	CS	PA
	8	1	1	1	0	0	1	0	0	0	0	0	39

PITCHER		IP	WLS	BF	H	R	ER	SO	BB	IBB	HBP	BLK	WP	HR	S	P	ERA	WHIP
Milt Pappas, R ERA: 3.52	(1, 1)	7.2	W	33	9	4	3	6	1	0	0	0	0	1	44	48	3.52	1.304
Phil Regan, R ERA:	(8, 1)	0.1		2	1	0	0	0	0	0	0	0	0	0	2	2	0.00	3.000
Dan McGinn, L ERA:	(9, 1)	1.0	S	4	1	0	0	0	0	0	0	0	0	0	4	4	0.00	1.000

PITCHER	IP	WLS	BF	H	R	ER	SO	BB	IBB	HBP	BLK	WP	HR	S	P	ERA	WHIP

Batter	1	2	3	4	5	6	7	8	9	AB	R	H	RBI	BB	SO	LOB
Jose Cardenal, R (1, 9) OBP: 0.333, SLG: 0.625	4-3 S WP 1B		F9		1-3		P6			4	1	1	0	0	0	0
Glenn Beckert, R (1, 4) OBP: 0.222, SLG: 0.176	4-3 1-3		G3 1B		4-3			P4		4	0	1	0	0	0	1
Billy Williams, L (1, 7) OBP: 0.294, SLG: 0.529	4-3 3-H		G3 1-2		L9			3-1		4	0	0	0	0	0	1
Joe Pepitone, L (1, 3) OBP: 0.176, SLG: 0.125	4-3		S S S K			F5		1-3		4	0	0	0	0	1	1
Ron Santo, R (1, 5) OBP: 0.294, SLG: 0.412		BB 1B		4-3 SF8 2B		6-3			F8	4	1	2	0	0	0	0
Rick Monday, L (1, 8) OBP: 0.400, SLG: 0.308		S S S K		4-3 2-3		1B			L7	4	0	1	0	0	1	2
Randy Hundley, R (1, 2) OBP: 0.625, SLG: 0.500		B B B B 1-2 BB		B B B B BB		F8			B B B B BB	1	0	0	0	3	0	1
Don Kessinger, S (1, 6) OBP: 0.154, SLG: 0.182		F5		SF8 3-H			F9		4-3	3	0	0	1	0	0	3
Juan Pizarro, L (1, 1)		L7		3-1			F5			3	0	0	0	0	0	3
Dan McGinn, L (8, 1)										0	0	0	0	0	0	0
Phil Regan, R (8, 1)										0	0	0	0	0	0	0
Inning Stats	R: 1 E: 0 K: 0 S: 4 H: 1 LOB: 0 BB: 0 P: 4	R: 0 E: 0 K: 1 S: 6 H: 1 LOB: 2 BB: 1 P: 10	R: 0 E: 0 K: 1 S: 6 H: 1 LOB: 1 BB: 0 P: 6	R: 1 E: 0 K: 0 S: 4 H: 1 LOB: 1 BB: 1 P: 8	R: 0 E: 0 K: 0 S: 3 H: 0 LOB: 0 BB: 0 P: 3	R: 0 E: 0 K: 0 S: 4 H: 1 LOB: 1 BB: 0 P: 4	R: 0 E: 0 K: 0 S: 3 H: 0 LOB: 0 BB: 0 P: 3	R: 0 E: 0 K: 0 S: 3 H: 0 LOB: 0 BB: 0 P: 3	R: 0 E: 0 K: 0 S: 3 H: 0 LOB: 1 BB: 1 P: 7	1B: 4 2B: 1 3B: 0 HR: 0	SF: 1 SAC: 0 DP: 0 HBP: 0					

PITCHER		IP	WLS	BF	H	R	ER	SO	BB	IBB	HBP	BLK	WP	HR	S	P	ERA	WHIP
Bob Johnson, R ERA: 2.57	(1, 1)	7.0		28	5	2	2	2	2	0	0	0	1	0	30	38	2.57	1.000
Nelson Briles, R ERA:	(8, 1)	2.0	W	7	0	0	0	0	1	0	0	0	0	0	6	10	0.00	0.500

PITCHER		IP	WLS	BF	H	R	ER	SO	BB	IBB	HBP	BLK	WP	HR	S	P	ERA	WHIP

TOP

Chicago Cubs @ Pittsburgh Pirates

Three Rivers Stadium, Pittsburgh, PA

Wed Apr 19 1972, 6:05 PM EST
Att. 9,171 - Unknown - 60 F

livebaseballscorecards.com

AB	31
R	2
H	5
RBI	1
BB	3
SO	2
LOB	12

1B: 4 SF: 1
2B: 1 SAC: 0
3B: 0 DP: 0
HR: 0 HBP: 0

WP: 1 PA: 35
PB: 0
SB: 1
CS: 0

Chicago Cubs @ Pittsburgh Pirates

Three Rivers Stadium, Pittsburgh, PA

Wed Apr 19 1972, 6:05 PM EST

Att. 9,171 - Unknown - 60 F

BOTTOM

Batter	1	2	3	4	5	6	7	8	9	AB	R	H	RBI	BB	SO	LOB
Dave Cash, R (1, 4) OBP: 0.444, SLG: 0.375 Nelson Briles, R (8, 1)	BBB 4-0 CS BB	x 0-0 L4-3 1-2 ②③			SSS 0-3 K ①		x 0-0 F2 ②	0-0 CS 1-2 ③		3 0	0 0	0 0	0 0	1 0	1 0	1 0
Gene Clines, R (1, 7)	x 0-0 L5 1-2 ①②		SSS 0-3 K ①		x 0-0 L9 ②		x 0-0 L9 ③			4	0	0	0	0	1	1
Roberto Clemente, R (1, 9) OBP: 0.294, SLG: 0.250	x 0-0 2B E 1B		x 0-0 F9 ②		x 0-0 L5 ③			x 0-0 HR 1B		4	2	2	0	0	0	0
Bob Robertson, R (1, 3) OBP: 0.267, SLG: 0.500	x 0-0 E 1-3 2B		x 0-0 F9 ③			BBBB 4-0 SH5-4 1B FC5-2 BB		x 0-0 1-H HR		3	1	2	2	1	0	0
Manny Sanguillen, R (1, 2) OBP: 0.467, SLG: 0.643	III 4-0 E IBB			x 0-0 4-3 1B		x 0-0 FC5-2 SH5-4 1-2 1B		x 0-0 FC1-6 1B		3	0	3	0	1	0	0
Jose Pagan, R (1, 5) Vic Davalillo, L (8, PR) Richie Hebner, L (9, 5) OBP: 0.273, SLG: 0.444	x 0-0 E6 1-2 2-3 3-H			x 0-0 F9 ①		x 0-0 SH5-4 ① 1-2 2-3		x 0-0 FC1-6 ① 1B 1-2f 1B		3 0 0	0 1 0	0 0 0	0 0 0	0 0 0	0 0 0	4 0 0
Al Oliver, L (1, 8) OBP: 0.235, SLG: 0.353	x 0-0 4-3 ③			x 0-0 4-3 ② 1-2		x 0-0 FC5-2 ② 2-3 3-H		x 0-0 1B CS 1-2 1B		4	1	1	0	0	0	6
Jackie Hernandez, R (1, 6) OBP: 0.333, SLG: 0.273 Rennie Stennett, R (6, PH) (7, 6) (8, 4) OBP: 0.300, SLG: 0.300		x 0-0 FC1-6 1B		4-0 IBB		x 0-0 6-3 ③		x 0-0 CS 1-3 2-H 1B		1 2	0 0	1 1	0 1	1 0	0 0	0 2
Bob Johnson, L (1, 1) Gene Alley, R (7, PH) (8, 6)		x 0-0 FC1-6 L4-3 ① 1-2f		x 0-0 5-3 ③			x 0-0 F9 ①	BBBB 4-0 CS BB 1-2 3-H ②		2 1	0 0	0 0	0 0	0 1	0 0	3 0
Inning Stats	R: 1 E: 1 K: 0 S: 5 H: 2 LOB: 3 BB: 2 P: 13	R: 0 E: 0 K: 0 S: 3 H: 1 LOB: 0 BB: 0 P: 3	R: 0 E: 0 K: 1 S: 5 H: 0 LOB: 0 BB: 0 P: 5	R: 0 E: 0 K: 0 S: 4 H: 1 LOB: 2 BB: 1 P: 8	R: 0 E: 0 K: 1 S: 5 H: 0 LOB: 0 BB: 0 P: 5	R: 0 E: 0 K: 0 S: 4 H: 1 LOB: 2 BB: 1 P: 8	R: 0 E: 0 K: 0 S: 3 H: 0 LOB: 0 BB: 0 P: 3	R: 4 E: 0 K: 0 S: 6 H: 5 LOB: 1 BB: 1 P: 10		1B: 8 2B: 2 3B: 0 HR: 1	SF: 0 SAC: 1 DP: 1 HBP: 0		WP: 0 PB: 0 SB: 0 CS: 4	PA: 37		

livebaseballscorecards.com

	AB	30
	R	5
	H	10
	RBI	3
	BB	5
	SO	2
	LOB	17

PITCHER		IP	WLS	BF	H	R	ER	SO	BB	IBB	HBP	BLK	WP	HR	S	P	ERA	WHIP
Juan Pizarro, L ERA: 3.86	(1, 1)	7.0	L	32	8	4	3	2	2	2	0	0	0	1	32	48	3.86	1.429
Dan McGinn, L ERA: 6.75	(8, 1)	0.1		2	1	0	0	0	0	0	0	0	0	0	2	2	0.00	3.000
Phil Regan, R ERA:	(8, 1)	0.2		2	1	1	1	0	1	0	0	0	0	0	1	5	13.50	3.000

PITCHER		IP	WLS	BF	H	R	ER	SO	BB	IBB	HBP	BLK	WP	HR	S	P	ERA	WHIP

Chicago Cubs @ Pittsburgh Pirates

Three Rivers Stadium, Pittsburgh, PA

Thu Apr 20 1972, 6:05 PM EST

Att. 6,529 - Unknown - 46 F

TOP

Batter	1	2	3	4	5	6	7	8	9	AB	R	H	RBI	BB	SO	LOB
Bill North, S (1, 8) OBP: 0.400, SLG: 0.400	0-0 G3 2B 1B		0-0 E3 5-3		0-0 S 1B		0-3 K		0-3 K	5	1	2	0	0	2	1
Glenn Beckert, R (1, 4) OBP: 0.182, SLG: 0.143	0-0 F7		0-0 5-3 1-2		0-0 5-3 1-2			0-0 5-3		4	0	0	0	0	0	3
Billy Williams, L (1, 7) OBP: 0.286, SLG: 0.476	0-0 G3 1-2		0-3 K			0-0 HR 1B		0-0 3-1		4	1	1	0	0	1	2
Joe Pepitone, L (1, 3) OBP: 0.190, SLG: 0.200	0-0 2-H 2B		0-0 L9			0-0 F7		0-0 P4		4	0	1	1	0	0	2
Ron Santo, R (1, 5) OBP: 0.333, SLG: 0.550	0-0 5-3			0-0 5-3		0-0 1-H HR			BBBB 4-0 BB 2B BB	3	2	1	2	1	0	1
Jose Cardenal, R (1, 9) OBP: 0.318, SLG: 0.526		0-0 F3		0-0 F2		0-0 E6 G4-6-3			BBBB 4-0 1-2 BB 2B	3	1	0	0	1	0	0
Don Kessinger, S (1, 6) OBP: 0.176, SLG: 0.267		0-0 4-3		0-0 F7		0-0 G4-6-3 1-2f			0-0 1-H 2-H 2B	4	0	1	2	0	0	1
Ken Rudolph, R (1, 2) OBP: 0.333, SLG: 0.333	0-0 1B				0-0 6-3		0-0 5-3		0-0 F2	3	0	1	0	0	0	0
Art Shamsky, L (9, PH)										1	0	0	0	0	0	1
Fergie Jenkins, R (1, 1)		0-0 P5			SSS 0-3 K		SSS 0-3 K		SSS 0-3 K	2	0	0	0	0	1	1
Jim Hickman, R (7, PH)										1	0	0	0	0	1	0
Larry Gura, S (7, 1)										0	0	0	0	0	0	0
Joe Decker, R (7, 1)										0	0	0	0	0	0	0
Steve Hamilton, L (7, 1)										0	0	0	0	0	0	0
Rick Monday, L (9, PH) OBP: 0.375, SLG: 0.286										1	0	0	0	0	1	1
Inning Stats	R: 1 E: 0 K: 0 S: 5 H: 2 LOB: 1 BB: 0 P: 5	R: 0 E: 0 K: 0 S: 4 H: 1 LOB: 1 BB: 0 P: 4	R: 0 E: 1 K: 1 S: 6 H: 0 LOB: 1 BB: 0 P: 6	R: 0 E: 0 K: 0 S: 3 H: 0 LOB: 0 BB: 0 P: 3	R: 0 E: 0 K: 1 S: 6 H: 1 LOB: 1 BB: 0 P: 6	R: 2 E: 1 K: 0 S: 5 H: 2 LOB: 0 BB: 0 P: 5	R: 0 E: 0 K: 2 S: 7 H: 0 LOB: 0 BB: 0 P: 7	R: 0 E: 0 K: 0 S: 3 H: 0 LOB: 0 BB: 0 P: 3	R: 2 E: 0 K: 2 S: 8 H: 1 LOB: 1 BB: 2 P: 16	1B: 4 2B: 2 3B: 0 HR: 1	SF: 0 SAC: 0 DP: 1 HBP: 0						

livebaseballscorecards.com

AB	35
R	5
H	7
RBI	5
BB	2
SO	6
LOB	13

WP: 0 PB: 0 SB: 1 CS: 0 PA: 37

PITCHER		IP	WLS	BF	H	R	ER	SO	BB	IBB	HBP	BLK	WP	HR	S	P	ERA	WHIP
Dock Ellis, R ERA: 5.25	(1, 1)	6.0	W	25	6	3	3	2	0	0	0	0	0	1	29	29	4.50	1.000
Luke Walker, L ERA: 9.0	(7, 1)	2.0		9	1	2	2	2	2	0	0	0	0	0	11	19	9.00	1.500
Dave Giusti, R ERA:	(9, 1)	1.0	S	3	0	0	0	2	0	0	0	0	0	0	7	7	0.00	0.000

PITCHER	IP	WLS	BF	H	R	ER	SO	BB	IBB	HBP	BLK	WP	HR	S	P	ERA	WHIP

Chicago Cubs @ Pittsburgh Pirates

Three Rivers Stadium, Pittsburgh, PA

Thu Apr 20 1972, 6:05 PM EST

Att. 6,529 - Unknown - 46 F

BOTTOM

Batter	1	2	3	4	5	6	7	8	9	AB	R	H	RBI	BB	SO	LOB
Dave Cash, R (1, 4) OBP: 0.357, SLG: 0.333	S S S 0-3 ① K		x 0-0 E6 1B E	x 0-0 E1 1B		x 0-0 2B 1B	x 0-0 ② SF8 2-3 3-H			4	2	1	1	0	1	0
Al Oliver, L (1, 8) OBP: 0.273, SLG: 0.409	x 0-0 ② F8		x 0-0 ① L6	x 0-0 1-3 1B		x 0-0 1-H 2B	x 0-0 ③ F4			5	0	2	1	0	0	3
Roberto Clemente, R (1, 9) OBP: 0.318, SLG: 0.250	B B B B 4-0 BB		x 0-0 E 1-3 1B	x 0-0 ③ 1-3		x 0-0 ③ F2		x 0-0 ① F2		4	1	1	0	1	0	3
Willie Stargell, L (1, 7) OBP: 0.176, SLG: 0.353	x 0-0 ③ 1-3		x 0-0 ② F3		x 0-0 ① L3		x 0-0 HR	x 0-0 ② F7		5	1	1	1	0	0	3
Richie Hebner, L (1, 5) OBP: 0.438, SLG: 0.615		x 0-0 1B 2B	x 0-0 E4 1B 1-2 3-H		x 0-0 1B		B B B B 4-0 PB 1B 1B BB	x 0-0 1B		4	2	3	0	1	0	1
Manny Sanguillen, R (1, 2) OBP: 0.500, SLG: 0.632		x 0-0 G3 2-H 1B	x 0-0 1-3 2-H 1B		S S S 0-3 ② K		x 0-0 1B PB 1-2 SF8 1B	x 0-0 ③ F9		5	1	3	2	0	1	2
Bob Robertson, R (1, 3) OBP: 0.263, SLG: 0.412		x 0-0 ① G3 1-2	S S S 0-3 ③ K		S S S 0-3 ③ K		B B B B 4-0 SF8 1B 1-2 2-3 BB			3	0	0	0	1	2	4
Jackie Hernandez, R (1, 6) OBP: 0.267, SLG: 0.214 Vic Davalillo, L (7, PH) Gene Alley, R (7, PH) OBP: 0.667, SLG: 0.500 (8, 6)		S S S 0-3 ② K		x 0-0 ① 6-3		x 0-0 ① F8	x 0-0 1-2 2-3 3-H 1B			3 0 1	0 0 0	0 0 1	0 0 1	0 0 0	1 0 0	1 0 0
Dock Ellis, S (1, 1) OBP: 0.250, SLG: 0.250 Rennie Stennett, R (6, PH) OBP: 0.273, SLG: 0.273 Luke Walker, L (7, 1) Dave Giusti, R (9, 1)		x 0-0 ③ 4-3		x 0-0 ② 1-3		x 0-0 ② F8	S S S 0-3 ① K			2 1 1 0	0 0 0 0	0 0 0 0	0 0 0 0	0 0 1 0	0 0 3 0	1 0 0 0
Inning Stats	R: 0 E: 0 K: 1 S: 5 H: 0 LOB: 1 BB: 1 P: 9	R: 1 E: 0 K: 1 S: 7 H: 2 LOB: 1 BB: 0 P: 7	R: 2 E: 2 K: 1 S: 9 H: 2 LOB: 2 BB: 0 P: 9	R: 0 E: 1 K: 0 S: 5 H: 1 LOB: 2 BB: 0 P: 5	R: 0 E: 0 K: 2 S: 8 H: 1 LOB: 1 BB: 0 P: 8	R: 1 E: 0 K: 0 S: 5 H: 2 LOB: 1 BB: 0 P: 5	R: 3 E: 0 K: 1 S: 8 H: 3 LOB: 2 BB: 2 P: 16	R: 0 E: 0 K: 0 S: 4 H: 1 LOB: 1 BB: 0 P: 4		1B: 9 2B: 2 3B: 0 HR: 1	SF: 1 SAC: 0 DP: 0 HBP: 0					

livebaseballscorecards.com

AB	38
R	7
H	12
RBI	6
BB	3
SO	6
LOB	21

WP: 0 PB: 1 SB: 0 CS: 0 PA: 42

PITCHER		IP	WLS	BF	H	R	ER	SO	BB	IBB	HBP	BLK	WP	HR	S	P	ERA	WHIP
Fergie Jenkins, R ERA: 2.25	(1, 1)	6.0	L	30	8	4	2	5	1	0	0	0	0	0	39	43	3.00	1.500
Larry Gura, L ERA:	(7, 1)	0.0		2	1	2	2	0	1	0	0	0	0	1	1	5	∞	∞
Joe Decker, R ERA:	(7, 1)	0.0		2	1	0	0	0	1	0	0	0	0	0	1	5	∞	∞
Steve Hamilton, L ERA:	(7, 1)	2.0		8	2	1	1	1	0	0	0	0	0	0	10	10	4.50	1.000

PITCHER	IP	WLS	BF	H	R	ER	SO	BB	IBB	HBP	BLK	WP	HR	S	P	ERA	WHIP

TOP

Pittsburgh Pirates @ Philadelphia Phillies
Veterans Stadium, Philadelphia, PA
Fri Apr 21 1972, 6:05 PM EST
Att. 13,864 - Unknown

livebaseballscorecards.com

Batter	1	2	3	4	5	6	7	8	9	10	AB	R	H	RBI	BB	SO	LOB
Dave Cash, R (1, 4) OBP: 0.263, SLG: 0.235	1-3		1-3 2-3		F8			5-3	F7		5	0	0	0	0	0	3
Vic Davalillo, L (1, 9) OBP: 0.333, SLG: 0.800	6-3		1B HBP		6-3			4-3		HR	4	1	1	1	0	0	0
Al Oliver, L (1, 8) OBP: 0.370, SLG: 0.480	2B		L4-3 1-2 3-H 1B			4-3		BB		BB	3	0	2	1	2	0	0
Willie Stargell, L (1, 7) OBP: 0.182, SLG: 0.286	BB		L4-3 1-2			1-3		P4		P6	4	0	0	0	1	0	4
Richie Hebner, L (1, 5) OBP: 0.368, SLG: 0.500	F9			F8		4-3			K	F9	3	0	0	0	0	0	2
Jose Pagan, R (9, PH) (9, 5)											2	0	0	0	0	1	1
Bob Robertson, R (1, 3) OBP: 0.292, SLG: 0.350		P3		4-3 WP BB			G3 BB		F9	5-3	3	0	0	0	2	0	1
Milt May, L (1, 2)		F7		4-3 1-3			G3 1-2		2B 1B		3	0	0	0	0	0	2
Manny Sanguillen, R (9, PH) OBP: 0.524, SLG: 0.650 (9, 2)											1	1	1	0	0	0	0
Jackie Hernandez, R (1, 6) OBP: 0.235, SLG: 0.188	4-3			K			1-3		1-H 2B		2	0	0	0	0	1	1
Rennie Stennett, R (7, PH) OBP: 0.250, SLG: 0.250											1	0	0	0	0	0	1
Gene Alley, R (7, 6) OBP: 0.750, SLG: 1.000											1	0	1	1	0	0	0
Steve Blass, R (1, 1) OBP: 0.250, SLG: 0.500			1-3 1B 2B		F9		L7-6-1-3		IBB		2	1	1	0	0	0	0
Gene Clines, R (7, PH)											1	0	0	0	0	0	1
Bob Veale, S (7, 1)											0	0	0	0	0	0	0
Bob Miller, R (8, 1)											0	0	0	0	0	0	0
Roberto Clemente, R (9, PH) OBP: 0.348, SLG: 0.250											0	0	0	0	1	0	0
Ramon Hernandez, S (9, 1)											0	0	0	0	0	0	0
Inning Stats	R: 0 E: 0 K: 0 S: 4 H: 1 LOB: 2 BB: 1 P: 8	R: 0 E: 0 K: 0 S: 3 H: 0 LOB: 0 BB: 0 P: 3	R: 1 E: 0 K: 0 S: 4 H: 2 LOB: 1 BB: 0 P: 5	R: 0 E: 0 K: 1 S: 5 H: 0 LOB: 1 BB: 1 P: 9	R: 0 E: 0 K: 0 S: 3 H: 0 LOB: 0 BB: 0 P: 3	R: 0 E: 0 K: 0 S: 3 H: 0 LOB: 0 BB: 0 P: 3	R: 0 E: 0 K: 0 S: 3 H: 0 LOB: 1 BB: 1 P: 7	R: 0 E: 0 K: 0 S: 3 H: 0 LOB: 1 BB: 1 P: 7	R: 1 E: 0 K: 1 S: 7 H: 2 LOB: 2 BB: 1 P: 11	R: 1 E: 0 K: 0 S: 4 H: 1 LOB: 1 BB: 1 P: 8	1B: 2 2B: 4 3B: 0 HR: 1 SF: 0 SAC: 0 DP: 1 HBP: 1	WP: 1 PB: 0 SB: 0 CS: 0 PA: 42					

	AB	35
	R	3
	H	6
	RBI	3
	BB	6
	SO	2
	LOB	16

PITCHER		IP	WLS	BF	H	R	ER	SO	BB	IBB	HBP	BLK	WP	HR	S	P	ERA	WHIP
Dick Selma, R ERA: 0.71	(1, 1)	7.2		30	3	1	1	1	4	0	1	0	1	0	27	44	1.17	0.913
Joe Hoerner, L ERA: 8.1	(8, 1)	1.1		7	2	1	1	1	0	1	0	0	0	0	8	12	6.75	1.500
Chris Short, L ERA: 13.5	(10, 1)	0.1	L	3	1	1	1	0	1	0	0	0	0	1	2	6	27.00	6.000
Wayne Twitchell, R ERA:	(10, 1)	0.2		2	0	0	0	0	0	0	0	0	0	0	2	2	0.00	0.000

PITCHER	IP	WLS	BF	H	R	ER	SO	BB	IBB	HBP	BLK	WP	HR	S	P	ERA	WHIP

Batter	1	2	3	4	5	6	7	8	9	10	AB	R	H	RBI	BB	SO	LOB
Larry Bowa, S (1, 6) OBP: 0.308, SLG: 0.308	F8		3-1 1B		3-1		P3		6-3		5	0	1	0	0	0	1
Tim McCarver, L (1, 2) OBP: 0.259, SLG: 0.407	HR		3-1 1-2		F9		K			K	5	1	1	1	0	2	2
Willie Montanez, L (1, 8) OBP: 0.385, SLG: 0.625	4-3		WP 2B			2B		FC3-6 2B		K	5	0	3	0	0	1	0
Deron Johnson, R (1, 3) OBP: 0.292, SLG: 0.333	K		2-3 BB			6-3		FC3-6 IBB		P6	3	0	0	0	2	1	1
Greg Luzinski, R (1, 7) OBP: 0.261, SLG: 0.474		4-3	K			F9		FC3-6 1-2f 2-3			3	0	0	0	0	1	3
Terry Harmon, R (8, PH)											1	0	0	0	0	0	2
Ron Stone, L (9, 7) OBP: 0.667, SLG: 0.500											0	0	0	0	0	0	0
Don Money, R (1, 5) OBP: 0.304, SLG: 0.316		HR	6-3			IBB		F7			3	1	1	1	1	0	2
Mike Anderson, R (1, 9) OBP: 0.273, SLG: 0.263		K	K			L1		F9			4	0	0	0	0	2	4
Denny Doyle, L (1, 4) OBP: 0.476, SLG: 0.353		FC6-4 1B	4-3					SH3-4 BB		P5	3	0	1	0	1	0	0
Dick Selma, R (1, 1)		FC6-4 1-2f			K			SH3-4 1-2		F8	2	0	0	0	0	1	1
Joe Hoerner, R (8, 1)											0	0	0	0	0	0	0
Pete Koegel, R (9, PH)											1	0	0	0	0	0	0
Chris Short, R (10, 1)											0	0	0	0	0	0	0
Wayne Twitchell, R (10, 1)											0	0	0	0	0	0	0
Inning Stats	R: 1 E: 0 K: 1 S: 6 H: 1 LOB: 0 BB: 0 P: 6	R: 1 E: 0 K: 1 S: 7 H: 2 LOB: 1 BB: 0 P: 7	R: 0 E: 0 K: 1 S: 6 H: 2 LOB: 2 BB: 1 P: 10	R: 0 E: 0 K: 1 S: 5 H: 0 LOB: 0 BB: 0 P: 5	R: 0 E: 0 K: 1 S: 5 H: 0 LOB: 0 BB: 0 P: 5	R: 0 E: 0 K: 0 S: 4 H: 1 LOB: 2 BB: 1 P: 8	R: 0 E: 0 K: 1 S: 5 H: 0 LOB: 1 BB: 1 P: 9	R: 0 E: 0 K: 0 S: 4 H: 1 LOB: 2 BB: 1 P: 8	R: 0 E: 0 K: 0 S: 3 H: 0 LOB: 0 BB: 0 P: 3	R: 0 E: 0 K: 2 S: 7 H: 0 LOB: 0 BB: 0 P: 7	1B: 2 2B: 3 3B: 0 HR: 2	SF: 0 SAC: 1 DP: 0 HBP: 0					

PITCHER	IP	WLS	BF	H	R	ER	SO	BB	IBB	HBP	BLK	WP	HR	S	P	ERA	WHIP
Steve Blass, R (1, 1) ERA: 1.38	6.0		25	6	2	2	5	1	1	0	0	1	2	33	41	3.00	1.167
Bob Veale, L (7, 1) ERA:	1.0		6	1	0	0	1	1	1	0	0	0	0	6	14	0.00	2.000
Bob Miller, R (8, 1) ERA:	1.0		3	0	0	0	0	0	0	0	0	0	0	3	3	0.00	0.000
Ramon Hernandez, L (9, 1) ERA:	2.0	W	6	0	0	0	2	0	0	0	0	0	0	10	10	0.00	0.000

PITCHER	IP	WLS	BF	H	R	ER	SO	BB	IBB	HBP	BLK	WP	HR	S	P	ERA	WHIP

BOTTOM

Pittsburgh Pirates @ Philadelphia Phillies
Veterans Stadium, Philadelphia, PA
Fri Apr 21 1972, 6:05 PM EST
Att. 13,864 - Unknown

livebaseballscorecards.com

AB	35
R	2
H	7
RBI	2
BB	4
SO	8
LOB	16

WP: 1 PB: 0 SB: 0 CS: 0 PA: 40

Batter	1	2	3	4	5	6	7	8	9	10	11	AB	R	H	RBI	BB	SO	LOB
Dave Cash, R (1, 4) OBP: 0.240, SLG: 0.217	4-3		5-3	FC5-4 1-2f		F3		1B	F7			6	0	1	0	0	0	4
Gene Clines, R (1, 8) (9, 7) OBP: 0.154, SLG: 0.308	L9		L5-3		1B 3B	1-3 S 1B		L2		L5-3		6	1	2	0	0	0	1
Roberto Clemente, R (1, 9) OBP: 0.379, SLG: 0.346	BB 1B		2B		K	1-3 1-3		FC5-4 1-3 1B		E5		6	0	3	0	0	1	2
Bob Robertson, R (1, 3) OBP: 0.300, SLG: 0.292	FC4-6 1-2 BB		F9		1B BB BB	F9		FC5-4 1-2f		K		4	1	0	0	2	1	5
Manny Sanguillen, R (1, 2) OBP: 0.444, SLG: 0.538	FC4-6 1-2f			F9	BB E 1-3 3-H 1B		K		F9	K2-3		6	0	1	1	0	2	3
Willie Stargell, L (1, 7) OBP: 0.222, SLG: 0.320 Jackie Hernandez, R (9, PR) (9, 6) OBP: 0.222, SLG: 0.176		K		1-3	F7		2B		BB 2B SF8		F3	4 1	0 1	1 0	0 0	1 0	1 0	2 0
Jose Pagan, R (1, 5) Richie Hebner, L (7, PH) (7, 5) OBP: 0.364, SLG: 0.526		F9		1B 1B HBP	E6 BB 1-2		F3		SF8 1B 1-3 2B		4-3	2 3	0 1	0 1	0 0	0 0	0 1	2 1
Gene Alley, R (1, 6) OBP: 0.750, SLG: 1.000 Al Oliver, L (9, PH) (9, 8) OBP: 0.379, SLG: 0.538	2B			1B 1-2 1B	1-2 2-3 3-H BB		1-3		SF8 2-3 3-H		2B	3 1	0 0	2 1	1 1	0 0	1 0	1 0
Bob Moose, R (1, 1) OBP: 0.400, SLG: 0.400 Vic Davalillo, L (8, PH) OBP: 0.286, SLG: 0.667 Bob Veale, S (8, 1) Rennie Stennett, R (9, PH) OBP: 0.308, SLG: 0.308 Dave Giusti, R (9, 1) Milt May, L (11, PH) Bob Miller, R (11, 1)	K			FC5-4 1-2 2-3 1B	K			3-1	1B 3-H		4-3	3 1 0 1 0 1 0	0 0 0 0 0 0 0	1 0 0 1 0 0 0	0 0 0 1 0 0 0	2 0 0 0 0 0 0	4 0 0 0 0 0 1	0 0 0 0 0 0 0
Inning Stats	R: 0 E: 0 K: 0 S: 4 H: 1 LOB: 2 BB: 1 P: 8	R: 0 E: 0 K: 2 S: 8 H: 1 LOB: 1 BB: 0 P: 8	R: 0 E: 0 K: 0 S: 4 H: 1 LOB: 1 BB: 0 P: 4	R: 0 E: 0 K: 0 S: 5 H: 2 LOB: 3 BB: 0 P: 6	R: 2 E: 1 K: 2 S: 10 H: 2 LOB: 3 BB: 2 P: 18	R: 0 E: 0 K: 0 S: 4 H: 1 LOB: 1 BB: 0 P: 4	R: 0 E: 0 K: 1 S: 6 H: 1 LOB: 1 BB: 0 P: 6	R: 0 E: 0 K: 0 S: 5 H: 2 LOB: 2 BB: 0 P: 5	R: 2 E: 0 K: 0 S: 5 H: 2 LOB: 1 BB: 1 P: 9	R: 0 E: 1 K: 2 S: 8 H: 0 LOB: 1 BB: 0 P: 8	R: 0 E: 0 K: 0 S: 4 H: 1 LOB: 1 BB: 0 P: 4	1B: 8 2B: 5 3B: 1 HR: 0	SF: 1 SAC: 0 DP: 0 HBP: 1					

Pittsburgh Pirates @ Philadelphia Phillies
Veterans Stadium, Philadelphia, PA
Sun Apr 23 1972, 3:33 AM EST
Att. 43,438 - Unknown

TOP

livebaseballscorecards.com

AB	48
R	4
H	14
RBI	4
BB	4
SO	7
LOB	26

WP: 0 PB: 0 SB: 1 CS: 0 PA: 54

PITCHER		IP	WLS	BF	H	R	ER	SO	BB	IBB	HBP	BLK	WP	HR	S	P	ERA	WHIP
Woodie Fryman, L ERA: 1.38	(1, 1)	5.0		27	7	2	1	4	3	0	1	0	0	0	31	44	1.80	2.000
Barry Lersch, R ERA:	(6, 1)	2.2		12	4	0	0	1	0	0	0	0	0	0	14	14	0.00	1.500
Wayne Twitchell, R ERA: 10.8	(8, 1)	0.2		4	1	2	2	0	1	0	0	0	0	0	3	7	27.00	3.000
Joe Hoerner, L ERA: 6.75	(9, 1)	0.2		3	1	0	0	0	0	0	0	0	0	0	3	3	0.00	1.500
Darrell Brandon, R ERA: 3.86	(10, 1)	2.0	W	8	1	0	0	2	0	0	0	0	0	0	12	12	0.00	0.500

PITCHER	IP	WLS	BF	H	R	ER	SO	BB	IBB	HBP	BLK	WP	HR	S	P	ERA	WHIP

Batter	1	2	3	4	5	6	7	8	9	10	11	AB	R	H	RBI	BB	SO	LOB
Larry Bowa, S (1, 6) OBP: 0.258, SLG: 0.258	6-3		L8		K			K		1-3		5	0	0	0	0	2	0
Tim McCarver, L (1, 2) OBP: 0.219, SLG: 0.344	4-3		F9			P4		4-3		P4		5	0	0	0	0	0	0
Willie Montanez, L (1, 8) OBP: 0.387, SLG: 0.556	BB		G3			HR BB		F9			4-3	3	1	0	0	2	0	0
Deron Johnson, R (1, 3) OBP: 0.276, SLG: 0.423	L7			1-3		1-H HR			1-3		K	5	1	1	2	0	1	1
Greg Luzinski, R (1, 7) OBP: 0.321, SLG: 0.750		1B 2B		4-3		K			HR		1B 3B	5	3	3	1	0	1	0
Don Money, R (1, 5) OBP: 0.321, SLG: 0.304		6-3		1B		K			K		1B IBB	4	0	1	0	1	2	1
Mike Anderson, R (1, 9) OBP: 0.308, SLG: 0.304		K		F3			G4-6-3 1B		1B		1-2 3-H 1B	4	0	2	0	0	1	2
Darrell Brandon, R (10, 1)												0	0	0	0	0	0	0
Tom Hutton, L (11, PH) OBP: 1.000, SLG: 1.000												1	0	1	1	0	0	0
Denny Doyle, L (1, 4) OBP: 0.480, SLG: 0.381		2-H 1B			G4-6-3 1B		G4-6-3 1-2f		6-3			4	0	2	1	0	0	2
Woodie Fryman, R (1, 1) OBP: 0.333, SLG: 1.333		K			G4-6-3 1-2f		1-3			L6		1	0	0	0	0	1	1
Ron Stone, L (5, PH) OBP: 0.500, SLG: 0.333												1	0	0	0	0	0	1
Barry Lersch, S (6, 1)												1	0	0	0	0	0	0
Wayne Twitchell, R (8, 1)												0	0	0	0	0	0	0
Joe Hoerner, R (9, 1)												0	0	0	0	0	0	0
Byron Browne, R (10, 9)												1	0	0	0	0	0	0
Inning Stats	R: 0 E: 0 K: 0 S: 3 H: 0 LOB: 1 BB: 1 P: 7	R: 1 E: 0 K: 2 S: 9 H: 2 LOB: 1 BB: 0 P: 9	R: 0 E: 0 K: 0 S: 3 H: 0 LOB: 0 BB: 0 P: 3	R: 0 E: 0 K: 0 S: 4 H: 1 LOB: 1 BB: 0 P: 4	R: 0 E: 0 K: 1 S: 5 H: 1 LOB: 0 BB: 0 P: 5	R: 2 E: 0 K: 2 S: 8 H: 1 LOB: 0 BB: 1 P: 12	R: 0 E: 0 K: 0 S: 3 H: 1 LOB: 0 BB: 0 P: 3	R: 0 E: 0 K: 1 S: 5 H: 0 LOB: 0 BB: 0 P: 5	R: 1 E: 0 K: 1 S: 7 H: 2 LOB: 1 BB: 0 P: 7	R: 0 E: 0 K: 0 S: 3 H: 0 LOB: 0 BB: 0 P: 3	R: 1 E: 0 K: 1 S: 6 H: 2 LOB: 2 BB: 1 P: 10	1B: 6 2B: 1 3B: 1 HR: 2	SF: 0 SAC: 0 DP: 2 HBP: 0	WP: 0 PB: 0 SB: 0 CS: 0	PA: 43			

PITCHER		IP	WLS	BF	H	R	ER	SO	BB	IBB	HBP	BLK	WP	HR	S	P	ERA	WHIP
Bob Moose, R ERA: 5.14	(1, 1)	7.0		27	6	3	3	5	2	0	0	0	0	1	35	43	3.86	1.143
Bob Veale, L ERA:	(8, 1)	1.0		3	0	0	0	1	0	0	0	0	0	0	5	5	0.00	0.000
Dave Giusti, R ERA: 2.25	(9, 1)	2.0		8	2	1	1	1	0	0	0	0	0	1	10	10	4.50	1.000
Bob Miller, R ERA: 2.7	(11, 1)	0.2	L	5	2	1	1	1	0	1	0	0	0	0	6	10	13.50	3.000

PITCHER	IP	WLS	BF	H	R	ER	SO	BB	IBB	HBP	BLK	WP	HR	S	P	ERA	WHIP

BOTTOM

Pittsburgh Pirates @ Philadelphia Phillies
Veterans Stadium, Philadelphia, PA
Sun Apr 23 1972, 3:33 AM EST
Att. 43,438 - Unknown

livebaseballscorecards.com

AB	40
R	5
H	10
RBI	5
BB	3
SO	8
LOB	8

Batter	1	2	3	4	5	6	7	8	9	10	11	12	13	AB	R	H	RBI	BB	SO	LOB
Pete Rose, S (1, 7) OBP: 0.350, SLG: 0.351	F8 SH5-3 2B 1B		1B		F8			4-3		5-3		E6 FC4-6		6	1	2	0	0	0	0
Joe Morgan, L (1, 4) OBP: 0.324, SLG: 0.438	SH5-3 1-2		P5		G3			BB 2B		G3		FC4-6 1-2f		5	0	1	0	0	0	2
Bobby Tolan, L (1, 8) OBP: 0.514, SLG: 0.781	F8 2-3		P4			BBBB CS BB		IIII BB IBB		4-3			G3 1B 1B	4	0	1	0	2	0	2
Johnny Bench, R (1, 2) OBP: 0.306, SLG: 0.308	3-H 2B			HR		SSS K 1-2		BBBB FC6-4 BB 1-2 2-3			BBBB FC1-6 BB		SSS K	4	1	2	2	2	2	2
Denis Menke, R (1, 3) OBP: 0.382, SLG: 0.357	SSS K			F9		F9		FC6-4 1-2f			FC1-6 1-2f		G3 1-2 1B	6	0	1	0	0	1	5
Cesar Geronimo, L (1, 9) OBP: 0.211, SLG: 0.278 George Foster, R (11, PH) OBP: 0.273, SLG: 0.455 (11, 9)		SSS K		2B			SSS K		SSS K		P6		G3 1-2 2-3	4 2	0 0	1 0	0 0	0 0	3 0	0 3
Julian Javier, R (1, 5) OBP: 0.308, SLG: 0.462 Joe Gibbon, R (13, 1)		SSS K		6-3			F5		P6		L8		L8	6 0	0 0	0 0	0 0	1 0	1 0	4 0
Dave Concepcion, R (1, 6) OBP: 0.300, SLG: 0.250		F9		4-3			SSS K		1B			1-3		5	0	1	0	0	1	1
Jim Merritt, L (1, 1) Pedro Borbon, R (4, 1) Ted Uhlaender, L (8, PH) Tom Hall, L (8, 1) Bernie Carbo, L (8, PH) Clay Carroll, R (8, 1) Hal McRae, R (10, PH) Jim McGlothlin, R (10, 1) Darrel Chaney, S (10, 5) OBP: 1.000, SLG: 1.000			4-3		SSS K			F2	4-3			6-3		1 1 1 0 1 0 1 0 0	0 0 0 0 0 0 0 0 0	0 0 0 0 0 0 0 0 0	0 0 0 0 0 0 0 0 0	0 1 0 0 0 0 0 0 0	0 0 0 0 0 0 0 1 0	0 0 0 0 0 0 0 0 0
Inning Stats	R: 1 E: 0 K: 1 S: 7 / H: 2 LOB: 1 BB: 0 P: 7	R: 0 E: 0 K: 2 S: 7 / H: 0 LOB: 0 BB: 0 P: 7	R: 0 E: 0 K: 0 S: 4 / H: 1 LOB: 1 BB: 0 P: 4	R: 1 E: 0 K: 0 S: 5 / H: 2 LOB: 1 BB: 0 P: 5	R: 0 E: 0 K: 1 S: 5 / H: 0 LOB: 0 BB: 0 P: 5	R: 0 E: 0 K: 1 S: 4 / H: 0 LOB: 0 BB: 1 P: 8	R: 0 E: 0 K: 2 S: 7 / H: 0 LOB: 0 BB: 0 P: 7	R: 0 E: 0 K: 0 S: 4 / H: 1 LOB: 3 BB: 2 P: 12	R: 0 E: 0 K: 1 S: 6 / H: 1 LOB: 1 BB: 0 P: 6	R: 0 E: 0 K: 0 S: 3 / H: 0 LOB: 0 BB: 0 P: 3	R: 0 E: 0 K: 0 S: 3 / H: 0 LOB: 1 BB: 1 P: 7	R: 0 E: 1 K: 0 S: 4 / H: 0 LOB: 1 BB: 0 P: 4	R: 0 E: 0 K: 1 S: 7 / H: 2 LOB: 2 BB: 0 P: 7	1B: 5 2B: 3 3B: 0 HR: 1 / SF: 0 SAC: 1 DP: 0 HBP: 0		WP: 0 PB: 0 SB: 0 CS: 1	PA: 52			

PITCHER		IP	WLS	BF	H	R	ER	SO	BB	IBB	HBP	BLK	WP	HR	S	P	ERA	WHIP
Bob Johnson, R ERA: 2.4	(1, 1)	8.0		32	6	2	2	7	2	1	0	0	0	1	43	55	2.25	1.000
Dave Giusti, R ERA: 1.8	(9, 1)	1.0		4	1	0	0	1	0	0	0	0	0	0	6	6	0.00	1.000
Ramon Hernandez, L ERA:	(10, 1)	3.0		12	1	0	0	0	1	0	0	0	0	0	11	15	0.00	0.667
Bob Miller, R ERA: 2.08	(13, 1)	1.0	W	4	1	0	0	1	0	0	0	0	0	0	6	6	0.00	1.000

PITCHER	IP	WLS	BF	H	R	ER	SO	BB	IBB	HBP	BLK	WP	HR	S	P	ERA	WHIP

TOP

Cincinnati Reds @ Pittsburgh Pirates

Three Rivers Stadium, Pittsburgh, PA

Tue Apr 25 1972, 6:05 PM EST

Att. 6,509 - Unknown

livebaseballscorecards.com

AB	47
R	2
H	9
RBI	2
BB	4
SO	9
LOB	20

Cincinnati Reds @ Pittsburgh Pirates

Three Rivers Stadium, Pittsburgh, PA

Tue Apr 25 1972, 6:05 PM EST

Att. 6,509 - Unknown

livebaseballscorecards.com

BOTTOM

Batter	1	2	3	4	5	6	7	8	9	10	11	12	13	AB	R	H	RBI	BB	SO	LOB
Rennie Stennett, R (1, 4) OBP: 0.421, SLG: 0.474	FC6-4 1B		1-3 1B 2B		1B		4-3		1-2 1B			F8		6	1	4	0	0	0	0
Al Oliver, L (1, 8) OBP: 0.343, SLG: 0.469	FC6-4 1-2f		G4-6-3 2-H 3-H 1B		F7		F7		6-3			4-3		6	0	1	2	0	0	4
Roberto Clemente, R (1, 9) OBP: 0.343, SLG: 0.290	F9		G4-6-3 1-2f		K			K		5-3			WP HR BB	5	1	0	0	1	2	3
Bob Robertson, R (1, 3) OBP: 0.333, SLG: 0.286	L6		1B		F2			BB		G4-6-3 BB			K	4	0	1	0	2	1	3
Willie Stargell, L (1, 7) OBP: 0.182, SLG: 0.258		K	4-3			K		K		G4-6-3 1-2f			K 1-2	6	0	0	0	0	4	4
Manny Sanguillen, R (1, 2) OBP: 0.455, SLG: 0.516		1-3		FC6-4 1B 6-3 1B		1B		K			6-3		HR IBB	5	1	2	0	1	1	1
Richie Hebner, L (1, 5) OBP: 0.393, SLG: 0.640		1B		FC6-4 1-2 1B		F9			G3		F9		1-H 2-H HR	6	1	3	3	0	0	1
Gene Alley, R (1, 6) OBP: 0.545, SLG: 0.667		L8		FC6-4 1-2f 2-3		K			FC4 1B		F8			3	0	0	0	0	1	4
Vic Davalillo, L (9, PH) OBP: 0.375, SLG: 0.714														1	0	1	0	0	0	0
Ramon Hernandez, S (10, 1)														1	0	0	0	0	0	0
Bob Miller, R (13, 1)														0	0	0	0	0	0	0
Bob Johnson, L (1, 1) OBP: 0.200, SLG: 0.200			2B 1B 1B				6-3		FC4 1B			4-3		3	1	1	0	0	0	2
Dave Giusti, R (9, 1)														0	0	0	0	0	0	0
Milt May, L (9, PH)														1	0	0	0	0	0	1
Jackie Hernandez, R (9, PR) OBP: 0.211, SLG: 0.167 (10, 6)														1	0	0	0	0	0	0
Inning Stats	R: 0 E: 0 K: 0 S: 4 H: 1 LOB: 1 BB: 0 P: 4	R: 0 E: 0 K: 1 S: 6 H: 1 LOB: 1 BB: 0 P: 6	R: 2 E: 0 K: 0 S: 6 H: 4 LOB: 1 BB: 0 P: 6	R: 0 E: 0 K: 0 S: 4 H: 2 LOB: 1 BB: 0 P: 4	R: 0 E: 0 K: 1 S: 6 H: 1 LOB: 1 BB: 0 P: 6	R: 0 E: 0 K: 2 S: 8 H: 1 LOB: 1 BB: 0 P: 8	R: 0 E: 0 K: 0 S: 3 H: 0 LOB: 0 BB: 0 P: 3	R: 0 E: 0 K: 3 S: 9 H: 0 LOB: 1 BB: 1 P: 13	R: 0 E: 0 K: 0 S: 5 H: 2 LOB: 2 BB: 0 P: 5	R: 0 E: 0 K: 0 S: 2 H: 0 LOB: 0 BB: 1 P: 6	R: 0 E: 0 K: 0 S: 3 H: 0 LOB: 0 BB: 0 P: 3	R: 0 E: 0 K: 0 S: 3 H: 0 LOB: 0 BB: 0 P: 3	R: 3 E: 0 K: 2 S: 7 H: 1 LOB: 0 BB: 2 P: 15	1B: 11 2B: 1 3B: 0 HR: 1 SF: 0 SAC: 0 DP: 2 HBP: 0						

WP: 1 PB: 0 SB: 0 CS: 0 PA: 52

PITCHER		IP	WLS	BF	H	R	ER	SO	BB	IBB	HBP	BLK	WP	HR	S	P	ERA	WHIP
Jim Merritt, L (1, 1) ERA: 6.0		3.0		16	8	2	2	1	0	0	0	0	0	0	18	18	6.00	2.667
Pedro Borbon, R (4, 1) ERA: 3.38		4.0		13	2	0	0	3	0	0	0	0	0	0	19	19	0.00	0.500
Tom Hall, L (8, 1) ERA: 1.0		1.0		4	0	0	0	3	1	0	0	0	0	0	9	13	0.00	1.000
Clay Carroll, R (9, 1) ERA: 1.23		3.0		11	2	0	0	0	1	0	0	0	0	0	10	14	0.00	1.000
Jim McGlothlin, R (12, 1) ERA: 9.0		1.1	L	5	0	1	1	1	1	0	0	0	0	0	6	10	6.75	0.750

PITCHER		IP	WLS	BF	H	R	ER	SO	BB	IBB	HBP	BLK	WP	HR	S	P	ERA	WHIP
Joe Gibbon, L (13, 1) ERA: 54.0		0.1		3	1	2	2	1	0	1	0	0	1	1	4	8	54.00	3.000

AB	48
R	5
H	13
RBI	5
BB	4
SO	9
LOB	23

Batter	1	2	3	4	5	6	7	8	9	AB	R	H	RBI	BB	SO	LOB
Pete Rose, S (1, 7) OBP: 0.378, SLG: 0.415	0-0 1B 3B		0-0 ③ L7			0-0 ① 1-3	BBBB 4-0 CS BB		0-0 G3 G3 1B	4	1	2	0	1	0	0
Joe Morgan, L (1, 4) OBP: 0.333, SLG: 0.400	0-0 ① L1			BBBB 4-0 1B SF4 BB		BBBB 4-0 HR BB	SSS 0-3 ① K		0-0 ① G3 1-2	3	2	0	0	2	1	3
Bobby Tolan, L (1, 8) OBP: 0.500, SLG: 0.811	0-0 6-3 1B 3-H			0-0 ① P5		0-0 1-H HR	SSS 0-3 ②③ K 1-2		0-0 ② G3 2-3	5	1	2	3	0	1	3
Johnny Bench, R (1, 2) OBP: 0.341, SLG: 0.333	0-0 ②③ 6-3 1-2			0-0 E 1-3 1B		BBBB 4-0 1B 2B BB		0-0 BB 1B 1B 1B	0-0 ③ 5-3	4	2	2	0	1	0	2
Tony Perez, R (1, 3) OBP: 0.276, SLG: 0.480		0-0 ① F7		0-0 ② SF4 1-2 3-H		0-0 2B 1-2 1B		SSS 0-3 ① K		3	0	1	1	0	1	1
Denis Menke, R (1, 5) OBP: 0.395, SLG: 0.375		0-0 G3-6-1 1B		0-0 ③ F8		0-0 ② F7		0-0 1-2 BB 1B 1B		4	1	2	0	0	0	3
Cesar Geronimo, L (1, 9) OBP: 0.227, SLG: 0.333 George Foster, R (8, PH) OBP: 0.333, SLG: 0.455 (8, 9)	0-0 ②③ G3-6-1 1-2f				0-0 ① P5	0-0 1-3 2-H 2B		BBBB 4-0 1B 1-2 2-3 BB		3	0	1	1	0	0	1
										0	0	0	0	1	0	0
Dave Concepcion, R (1, 6) OBP: 0.353, SLG: 0.290			0-0 G3-6-4 1B		0-0 ② G3	4-0 IBB		0-0 G6-4-3 1-3 2-H 3-H 1B		3	0	2	2	1	0	0
Gary Nolan, R (1, 1) Hal McRae, R (8, PH) Tom Hall, L (8, 1) Clay Carroll, R (9, 1) Joe Gibbon, R (9, 1) Pedro Borbon, R (9, 1)			0-0 ①② G3-6-4 1-2f	SSS 0-3 ③ K		0-0 ③ 4-3		0-0 ②③ G6-4-3 1-2f		3	0	0	0	0	1	4
										1	0	0	0	0	0	2
										0	0	0	0	0	0	0
										0	0	0	0	0	0	0
										0	0	0	0	0	0	0
										0	0	0	0	0	0	0
Inning Stats	R: 1 E: 0 K: 0 S: 4 H: 2 LOB: 0 BB: 0 P: 4	R: 0 E: 0 K: 0 S: 3 H: 1 LOB: 0 BB: 0 P: 3	R: 0 E: 0 K: 0 S: 3 H: 1 LOB: 0 BB: 0 P: 3	R: 1 E: 1 K: 0 S: 4 H: 1 LOB: 1 BB: 1 P: 8	R: 0 E: 0 K: 1 S: 5 H: 0 LOB: 0 BB: 0 P: 5	R: 3 E: 0 K: 0 S: 6 H: 3 LOB: 3 BB: 3 P: 18	R: 0 E: 0 K: 2 S: 6 H: 0 LOB: 1 BB: 1 P: 10	R: 2 E: 0 K: 1 S: 7 H: 3 LOB: 1 BB: 1 P: 11	R: 0 E: 0 K: 0 S: 4 H: 1 LOB: 1 BB: 0 P: 4	1B: 9 2B: 2 3B: 1 HR: 1	SF: 1 SAC: 0 DP: 4 HBP: 0					

TOP

Cincinnati Reds @ Pittsburgh Pirates

Three Rivers Stadium, Pittsburgh, PA

Wed Apr 26 1972, 6:05 PM EST

Att. 6,380 - Unknown

livebaseballscorecards.com

AB	33
R	7
H	12
RBI	7
BB	6
SO	4
LOB	19

WP: 0 PB: 0 SB: 0 CS: 1 PA: 40

PITCHER		IP	WLS	BF	H	R	ER	SO	BB	IBB	HBP	BLK	WP	HR	S	P	ERA	WHIP
Steve Blass, R ERA: 3.38	(1, 1)	5.2	L	25	8	5	5	1	3	0	0	0	0	1	24	36	7.94	1.941
Bob Miller, R ERA: 1.93	(6, 1)	0.1		2	0	0	0	0	0	1	0	0	0	0	1	5	0.00	0.000
Bruce Kison, R ERA:	(7, 1)	1.0		3	0	0	0	2	1	0	0	0	0	0	6	10	0.00	1.000
Bob Veale, L ERA: 3.0	(8, 1)	2.0		10	4	2	2	1	1	0	0	0	0	0	11	15	9.00	2.500

PITCHER	IP	WLS	BF	H	R	ER	SO	BB	IBB	HBP	BLK	WP	HR	S	P	ERA	WHIP

Batter	1	2	3	4	5	6	7	8	9	AB	R	H	RBI	BB	SO	LOB
Rennie Stennett, R (1, 4) OBP: 0.458, SLG: 0.583	CS 1B 1B		G6-4-3 1-2f			G6-4-3 1-2f		2B 1B	1-H 1B 3B	5	2	3	1	0	0	2
Al Oliver, L (1, 8) OBP: 0.350, SLG: 0.486	P4			F9		F8		1-H 1B 2B	FC5-4 1B	5	1	2	2	0	0	1
Roberto Clemente, R (1, 9) OBP: 0.350, SLG: 0.286	1-2 1B			4-3			F7 BBB	FC4-6 1B BB	FC5-4 1B 1B 1-2f	4	1	1	0	1	0	1
Willie Stargell, L (1, 7) OBP: 0.237, SLG: 0.306 Bob Moose, R (9, PR) OBP: 0.400, SLG: 0.400	K 2-3			F7			2B BB 1B	1-2 2-H FC4-6 1B	1B 1B 1-3 1B	5 0	1 0	3 0	1 0	0 0	1 0	2 0
Richie Hebner, L (1, 5) OBP: 0.394, SLG: 0.633		SSS K			SSS K		BB 1-3 2B	FC4-6 1-2f 2-3	1B 1-2 3-H 1B	5	0	2	1	0	2	2
Manny Sanguillen, R (1, 2) OBP: 0.447, SLG: 0.500		L5			1B		5-3	K	1-2 2-3 1B	5	0	2	0	0	1	4
Bob Robertson, R (1, 3) OBP: 0.317, SLG: 0.250		SSS K			F7		BBBB BB BB	SSS K	F9	4	0	0	0	1	2	6
Gene Alley, R (1, 6) OBP: 0.533, SLG: 0.545			F8		F8		BBBB 1-2 2-3 3-H BB		BBBB 3B BB	2	1	0	1	2	0	1
Steve Blass, R (1, 1) OBP: 0.400, SLG: 0.600 Bob Miller, R (6, 1) Vic Davalillo, L (6, PH) OBP: 0.444, SLG: 0.714 Bruce Kison, R (7, 1) Gene Clines, R (7, PH) OBP: 0.143, SLG: 0.286 Bob Veale, S (8, 1) Jose Pagan, R (9, PH)			G6-4-3 1B			BBBB G6-4-3 BB	L8		SSS K	1 0 0 0 1 0 1	0 0 0 0 0 0 0	1 0 0 0 0 0 1	0 0 0 0 0 0 1	0 0 1 0 0 0 1	0 0 0 0 0 0 0	0 0 0 0 3 0 1
Inning Stats	R: 0 E: 0 K: 1 S: 6 H: 2 LOB: 1 BB: 0 P: 6	R: 0 E: 0 K: 2 S: 7 H: 0 LOB: 0 BB: 0 P: 7	R: 0 E: 0 K: 0 S: 3 H: 1 LOB: 0 BB: 0 P: 3	R: 0 E: 0 K: 0 S: 3 H: 0 LOB: 0 BB: 0 P: 3	R: 0 E: 0 K: 1 S: 6 H: 1 LOB: 1 BB: 0 P: 6	R: 0 E: 0 K: 0 S: 2 H: 0 LOB: 0 BB: 1 P: 6	R: 1 E: 0 K: 0 S: 5 H: 2 LOB: 3 BB: 2 P: 13	R: 2 E: 0 K: 2 S: 10 H: 3 LOB: 2 BB: 1 P: 14	R: 3 E: 0 K: 1 S: 10 H: 5 LOB: 3 BB: 1 P: 14	1B: 11 2B: 2 3B: 1 HR: 0 SF: 0 SAC: 0 DP: 2 HBP: 0						

PITCHER		IP	WLS	BF	H	R	ER	SO	BB	IBB	HBP	BLK	WP	HR	S	P	ERA	WHIP
Gary Nolan, R ERA: 1.64	(1, 1)	7.0	W	27	6	1	1	4	3	0	0	0	0	0	32	44	1.29	1.286
Tom Hall, L ERA: 5.23	(8, 1)	1.1		11	5	5	5	3	2	0	0	0	0	0	15	23	33.75	5.250
Clay Carroll, R ERA: 1.17	(9, 1)	0.1		1	0	0	0	0	0	0	0	0	0	0	1	1	0.00	0.000
Joe Gibbon, L ERA: 54.0	(9, 1)	0.0		2	2	0	0	0	0	0	0	0	0	0	2	2	∞	∞
Pedro Borbon, R ERA: 3.27	(9, 1)	0.1	S	2	1	0	0	0	0	0	0	0	0	0	2	2	0.00	3.000

PITCHER	IP	WLS	BF	H	R	ER	SO	BB	IBB	HBP	BLK	WP	HR	S	P	ERA	WHIP

BOTTOM

Cincinnati Reds @ Pittsburgh Pirates

Three Rivers Stadium, Pittsburgh, PA

Wed Apr 26 1972, 6:05 PM EST

Att. 6,380 - Unknown

livebaseballscorecards.com

AB	38
R	6
H	14
RBI	6
BB	5
SO	7
LOB	23

WP: 0 PA: 43
PB: 0
SB: 0
CS: 1

Batter	1	2	3	4	5	6	7	8	9	AB	R	H	RBI	BB	SO	LOB
Pete Rose, S (1, 7) OBP: 0.360, SLG: 0.391	6-3			4-3	1-2 2-H 1B		FC2-6 3-1 1B 1-2f	F6		5	0	1	1	0	0	3
Joe Morgan, L (1, 4) OBP: 0.340, SLG: 0.400	4-3			F8	1-3		3-1 1-2 1B		S S 1B 1B	5	1	2	0	0	0	2
Bobby Tolan, L (1, 8) OBP: 0.511, SLG: 0.829	F9			2B		2B	3-1 1-2 2-3		1B S SF8 1-2 IBB	4	1	2	0	1	0	2
Johnny Bench, R (1, 2) OBP: 0.326, SLG: 0.294		L9		5-3		6-3	IBB		1-3 1-2 2-3	4	0	0	0	1	0	4
Tony Perez, R (1, 3) OBP: 0.324, SLG: 0.483		G1-6-3 1B			4-3 1B 1B	K	L7		1B IBB	4	1	2	0	1	1	4
Ted Uhlaender, L (1, 9) OBP: 0.214, SLG: 0.083		G1-6-3 1-2f			4-3 1-2	BB		K	1-2 2-3 3-H 1B	4	0	1	1	1	1	2
Denis Menke, R (1, 5) OBP: 0.372, SLG: 0.343			F9		K	F8		1B BB	SF8 3-H	3	0	0	1	1	1	3
Dave Concepcion, R (1, 6) OBP: 0.385, SLG: 0.417			F8		1B 1B 2-H 1B	HR		1-2 1B	F9	5	2	3	2	0	0	2
Don Gullett, R (1, 1) OBP: 0.400, SLG: 0.600 Ed Sprague, R (5, 1) Cesar Geronimo, L (7, PH) OBP: 0.261, SLG: 0.333 Pedro Borbon, R (7, 1) Bernie Carbo, L (8, PH) Clay Carroll, R (8, 1)			P6		1-2 1B		FC2-6 BB	P8		2 0 0 0 0 1 0	0 0 0 0 0 0 0	1 0 0 0 0 0 0	0 0 0 0 1 0 0	0 0 0 0 0 0 0	0 0 0 0 0 0 0	0 0 0 0 0 2 0
Inning Stats	R: 0 E: 0 K: 0 S: 3 H: 0 LOB: 0 BB: 0 P: 3	R: 0 E: 0 K: 0 S: 3 H: 1 LOB: 0 BB: 0 P: 3	R: 0 E: 0 K: 0 S: 3 H: 0 LOB: 0 BB: 0 P: 3	R: 0 E: 0 K: 0 S: 4 H: 1 LOB: 1 BB: 0 P: 4	R: 2 E: 0 K: 1 S: 9 H: 4 LOB: 2 BB: 0 P: 9	R: 0 E: 0 K: 1 S: 6 H: 1 LOB: 2 BB: 1 P: 10	R: 1 E: 0 K: 0 S: 5 H: 2 LOB: 3 BB: 2 P: 13	R: 0 E: 0 K: 1 S: 6 H: 1 LOB: 2 BB: 1 P: 10	R: 2 E: 0 K: 0 S: 5 H: 2 LOB: 2 BB: 2 P: 13	1B: 9 2B: 2 3B: 0 HR: 1 SF: 1 SAC: 0 DP: 1 HBP: 0	WP: 0 PB: 0 SB: 3 CS: 0 PA: 44					

PITCHER		IP	WLS	BF	H	R	ER	SO	BB	IBB	HBP	BLK	WP	HR	S	P	ERA	WHIP
Nelson Briles, R ERA: 2.35	(1, 1)	5.2		24	7	2	2	2	1	0	0	0	0	0	27	31	3.18	1.412
Bruce Kison, R ERA: 5.4	(6, 1)	0.2		5	2	1	1	0	1	0	0	0	0	1	4	8	13.50	4.500
Ramon Hernandez, L ERA:	(7, 1)	0.2		3	0	0	0	0	0	1	0	0	0	0	2	6	0.00	0.000
Dave Giusti, R ERA: 3.86	(8, 1)	2.0	L	12	3	2	2	1	1	2	0	0	0	0	11	23	9.00	2.000

PITCHER	IP	WLS	BF	H	R	ER	SO	BB	IBB	HBP	BLK	WP	HR	S	P	ERA	WHIP

Cincinnati Reds @ Pittsburgh Pirates

Three Rivers Stadium, Pittsburgh, PA

Thu Apr 27 1972, 6:05 PM EST

Att. 12,504 - Unknown

TOP

livebaseballscorecards.com

AB	37
R	5
H	12
RBI	5
BB	6
SO	3
LOB	24

Cincinnati Reds @ Pittsburgh Pirates

Three Rivers Stadium, Pittsburgh, PA

Thu Apr 27 1972, 6:05 PM EST

Att. 12,504 - Unknown

livebaseballscorecards.com

BOTTOM

Batter	1	2	3	4	5	6	7	8	9	AB	R	H	RBI	BB	SO	LOB
Gene Clines, R (1, 7) OBP: 0.158, SLG: 0.222	L6-3		K		FC3-5 BB		L4-3		K	4	0	0	0	1	2	2
Rennie Stennett, R (1, 4) OBP: 0.429, SLG: 0.643	3-1		1-H HR		FC3-5 G6-4-3 1-2 2-3f			1-3		4	1	1	2	0	0	2
Roberto Clemente, R (1, 9) OBP: 0.341, SLG: 0.282	G3		L4		G6-4-3 1-2f			1B 1B		4	0	1	0	0	0	2
Bob Robertson, R (1, 3) OBP: 0.289, SLG: 0.222		K		6-3		F9		F7		4	0	0	0	0	1	1
Manny Sanguillen, R (1, 2) OBP: 0.429, SLG: 0.475		F9		K		L6		1-3 1B		4	0	1	0	0	1	0
Richie Hebner, L (1, 5) OBP: 0.405, SLG: 0.676		2B		1B 2B		6-3		4-3		4	1	2	0	0	0	2
Al Oliver, L (1, 8) OBP: 0.364, SLG: 0.512		K		2-H 1B			L6		4-3 4-3 2B	4	1	2	1	0	1	1
Jackie Hernandez, R (1, 6) OBP: 0.273, SLG: 0.200			HR BB	F8					4-3 2-3	2	1	1	0	1	0	1
Milt May, L (9, PH)							1B			1	0	0	0	0	0	1
Nelson Briles, R (1, 1) OBP: 0.500, SLG: 1.000			K		FC3-5 2B		F8		4-3 3-H	2	0	1	0	0	1	1
Bruce Kison, R (6, 1)										0	0	0	0	0	0	0
Ramon Hernandez, S (7, 1)										0	0	0	0	0	0	0
Vic Davalillo, L (7, PH) OBP: 0.400, SLG: 0.625										1	0	0	0	0	0	1
Dave Giusti, R (8, 1)										0	0	0	0	0	0	0
Willie Stargell, L (9, PH) OBP: 0.231, SLG: 0.297										1	0	0	1	0	0	0
Inning Stats	R: 0 E: 0 K: 0 S: 3 H: 0 LOB: 0 BB: 0 P: 3	R: 0 E: 0 K: 2 S: 8 H: 1 LOB: 1 BB: 0 P: 8	R: 2 E: 0 K: 2 S: 8 H: 1 LOB: 0 BB: 1 P: 12	R: 1 E: 0 K: 1 S: 7 H: 2 LOB: 1 BB: 0 P: 7	R: 0 E: 0 K: 0 S: 3 H: 1 LOB: 1 BB: 1 P: 7	R: 0 E: 0 K: 0 S: 3 H: 0 LOB: 0 BB: 0 P: 3	R: 0 E: 0 K: 0 S: 4 H: 1 LOB: 1 BB: 0 P: 4	R: 0 E: 0 K: 0 S: 5 H: 2 LOB: 2 BB: 0 P: 5	R: 1 E: 0 K: 1 S: 6 H: 1 LOB: 0 BB: 0 P: 6	1B: 4 2B: 4 3B: 0 HR: 1 SF: 0 SAC: 0 DP: 1 HBP: 0						

AB	35
R	4
H	9
RBI	4
BB	2
SO	6
LOB	14

PITCHER		IP	WLS	BF	H	R	ER	SO	BB	IBB	HBP	BLK	WP	HR	S	P	ERA	WHIP
Don Gullett, L ERA: 10.32	(1, 1)	4.0		19	5	3	3	5	2	0	0	0	0	1	27	35	6.75	1.750
Ed Sprague, R ERA: 3.6	(5, 1)	2.0		5	0	0	0	0	0	0	0	0	0	0	5	5	0.00	0.000
Pedro Borbon, R ERA: 3.0	(7, 1)	1.0		4	1	0	0	0	0	0	0	0	0	0	4	4	0.00	1.000
Clay Carroll, R ERA: 1.86	(8, 1)	2.0	W	9	3	1	1	1	0	0	0	0	0	0	11	11	4.50	1.500

PITCHER	IP	WLS	BF	H	R	ER	SO	BB	IBB	HBP	BLK	WP	HR	S	P	ERA	WHIP

Batter	1	2	3	4	5	6	7	8	9	AB	R	H	RBI	BB	SO	LOB
Felix Millan, R (1, 4) OBP: 0.339, SLG: 0.351	3-1		K		1B	E 1B 1-2 3-H 1B	K 1-2		WP 1-H 3-H 2B	6	2	3	3	0	2	1
Ralph Garr, L (1, 9) OBP: 0.373, SLG: 0.426	L8			4-3 SF9 1B	K	E8 1-3 2-H 1B 1B		CS 1B	BB 3-H	5	2	3	1	1	1	1
Hank Aaron, R (1, 3) OBP: 0.360, SLG: 0.524	BB			SF9 4-3 1-2 1B		WP BB 1B 1B BB 2-H 3-H 1B		K 1-2	F8	5	2	3	2	1	1	2
Rico Carty, R (1, 7) OBP: 0.588, SLG: 0.720 Oscar Brown, R (6, PR) OBP: 0.385, SLG: 0.833 (6, 7)	4-3			4-3 1-2 2-3		1B WP 1-2 1B BB 1B 1-2 BB		F4		2 1	1 0	0 0	0 0	2 0	0 0	3 0
Earl Williams, R (1, 2) OBP: 0.368, SLG: 0.529		5-3		BB	5-3 1-2 2-3 BB 1-3 2-H 1B				FC3-4-6 BB	3	0	1	1	2	0	2
Darrell Evans, L (1, 5) OBP: 0.396, SLG: 0.550		5-3		SF9 2-3 3-H	1B 2-3 3-H 1B 1-2 BB				FC3-4-6 BB 1-2f 1B	3	2	1	2	1	0	1
Mike Lum, L (1, 8) OBP: 0.302, SLG: 0.216		F8		F8	IBB 4-3				1B 1-2 2B BB	3	2	0	0	2	0	5
Marty Perez, R (1, 6) OBP: 0.340, SLG: 0.318			F4		6-3	K	CS 1B		F8	5	0	1	0	0	1	5
Pat Jarvis, R (1, 1) Jim Breazeale, L (6, PH) OBP: 0.400, SLG: 0.500 Mike McQueen, L (6, 1) OBP: 0.500, SLG: 0.500			F8		5-3	1B 1-3 2-H 3-H 1B	F5		2B 1-3 2-H 1B	2 1 2	0 1 1	0 1 1	0 2 1	0 0 0	0 0 1	0 0 1
Inning Stats	R: 0 E: 0 K: 0 S: 3 H: 0 LOB: 1 BB: 1 P: 7	R: 0 E: 0 K: 0 S: 3 H: 0 LOB: 0 BB: 0 P: 3	R: 0 E: 0 K: 1 S: 5 H: 0 LOB: 0 BB: 0 P: 5	R: 1 E: 0 K: 0 S: 5 H: 2 LOB: 2 BB: 1 P: 9	R: 0 E: 0 K: 1 S: 6 H: 1 LOB: 1 BB: 0 P: 6	R: 8 E: 1 K: 1 S: 12 H: 7 LOB: 3 BB: 4 P: 28	R: 0 E: 0 K: 1 S: 5 H: 1 LOB: 1 BB: 0 P: 5	R: 0 E: 0 K: 1 S: 5 H: 1 LOB: 0 BB: 0 P: 5	R: 4 E: 0 K: 0 S: 5 H: 2 LOB: 1 BB: 3 P: 17	1B: 13 2B: 3 3B: 0 HR: 0 SF: 1 SAC: 0 DP: 2 HBP: 0						

PITCHER		IP	WLS	BF	H	R	ER	SO	BB	IBB	HBP	BLK	WP	HR	S	P	ERA	WHIP
Bob Moose, R ERA: 7.32	(1, 1)	5.2	L	29	8	8	8	3	3	1	0	0	1	0	31	47	12.71	1.941
Bob Miller, R ERA: 3.6	(6, 1)	0.1		5	2	1	1	0	2	0	0	0	0	0	3	11	27.00	12.000
Bob Veale, L ERA: 6.0	(7, 1)	3.0		14	4	4	4	2	3	0	0	0	1	0	15	27	12.00	2.333

PITCHER	IP	WLS	BF	H	R	ER	SO	BB	IBB	HBP	BLK	WP	HR	S	P	ERA	WHIP

TOP

Atlanta Braves @ Pittsburgh Pirates

Three Rivers Stadium, Pittsburgh, PA

Fri Apr 28 1972, 6:05 PM EST

Att. 12,804 - Unknown

livebaseballscorecards.com

AB	38
R	13
H	14
RBI	12
BB	9
SO	5
LOB	21

WP: 2	PA: 48
PB: 0	
SB: 0	
CS: 2	

Atlanta Braves @ Pittsburgh Pirates

Three Rivers Stadium, Pittsburgh, PA

Fri Apr 28 1972, 6:05 PM EST

Att. 12,804 - Unknown

BOTTOM

Batter	1	2	3	4	5	6	7	8	9	AB	R	H	RBI	BB	SO	LOB
Dave Cash, R (1, 4) OBP: 0.267, SLG: 0.286	F8	5-3		2B		F7		E7 1-H 1B		5	1	2	0	0	0	2
Vic Davalillo, L (1, 9) OBP: 0.467, SLG: 0.583	BBBB E S 1B BB		F7	L9		FC6-4 1-2 1B		1B 3-H 1B		4	1	2	1	1	0	1
Al Oliver, L (1, 8) OBP: 0.388, SLG: 0.543	E4 1B 1-3		2B		1B	FC6-4 1-2f		BB 1-3 1B		5	1	3	0	0	0	3
Willie Stargell, L (1, 7) OBP: 0.273, SLG: 0.325	SSS K		3B 2-H 2B		F6		BBBB G1-6-3 BB	BBBB 1-2 BB		3	1	1	1	2	1	3
Richie Hebner, L (1, 5) OBP: 0.381, SLG: 0.615	1-3 3-H 1B		F5		SSS K		G1-6-3 1-2f	F8		5	0	1	1	0	1	6
Manny Sanguillen, R (1, 2) OBP: 0.426, SLG: 0.511	F3		2-H 3B		1-3 1B		F9		G3	5	0	2	1	0	0	2
Bob Robertson, R (1, 3) OBP: 0.280, SLG: 0.200		BBBB SH1-4 BB	F4		F2			5-3	K	4	0	0	0	1	1	3
Jackie Hernandez, R (1, 6) OBP: 0.231, SLG: 0.167 Rennie Stennett, R (9, PH) OBP: 0.414, SLG: 0.621		F8		F9		E5 1B		E5 1B E	4-3	4 1	1 0	0 0	0 0	0 0	0 0	1 0
Bob Moose, R (1, 1) OBP: 0.333, SLG: 0.333 Bob Miller, R (6, 1) Jose Pagan, R (6, PH) Bob Veale, S (7, 1)		SH1-4 1-2		4-3	SSS K			F8		1 0 1 1	0 0 0 0	0 0 0 0	0 0 0 0	0 0 1 0	0 0 1 0	0 0 1 1
Inning Stats	R: 1 E: 1 K: 1 S: 7 H: 1 LOB: 2 BB: 1 P: 11	R: 0 E: 0 K: 0 S: 3 H: 0 LOB: 1 BB: 1 P: 7	R: 2 E: 0 K: 0 S: 6 H: 3 LOB: 1 BB: 0 P: 6	R: 0 E: 0 K: 0 S: 4 H: 1 LOB: 1 BB: 0 P: 4	R: 0 E: 0 K: 1 S: 7 H: 2 LOB: 2 BB: 0 P: 7	R: 0 E: 1 K: 1 S: 7 H: 1 LOB: 2 BB: 0 P: 7	R: 0 E: 0 K: 0 S: 2 H: 0 LOB: 0 BB: 1 P: 6	R: 2 E: 2 K: 0 S: 7 H: 3 LOB: 3 BB: 1 P: 11	R: 0 E: 0 K: 1 S: 5 H: 0 LOB: 0 BB: 0 P: 5	1B: 7 2B: 3 3B: 1 HR: 0 SF: 0 SAC: 1 DP: 1 HBP: 0						

livebaseballscorecards.com

AB	39
R	5
H	11
RBI	4
BB	4
SO	4
LOB	23

WP: 0 PA: 44
PB: 0
SB: 1
CS: 0

PITCHER		IP	WLS	BF	H	R	ER	SO	BB	IBB	HBP	BLK	WP	HR	S	P	ERA	WHIP
Pat Jarvis, R ERA: 4.96	(1, 1)	5.0	W	25	7	3	2	2	2	0	0	0	0	0	27	35	3.60	1.800
Mike McQueen, L ERA: 3.18	(6, 1)	4.0	S	19	4	2	0	2	2	0	0	0	0	0	21	29	0.00	1.500

PITCHER	IP	WLS	BF	H	R	ER	SO	BB	IBB	HBP	BLK	WP	HR	S	P	ERA	WHIP

Atlanta Braves @ Pittsburgh Pirates

Three Rivers Stadium, Pittsburgh, PA

Sat Apr 29 1972, 3:33 AM EST

Att. 10,684 - Unknown

TOP

livebaseballscorecards.com

Batter	1	2	3	4	5	6	7	8	9	AB	R	H	RBI	BB	SO	LOB
Felix Millan, R (1, 4) OBP: 0.338, SLG: 0.365	E6 SH1-3 2B	5-3	FC5 2-3		1B 1-H 2-H 2B	L8			G5-4-3 1B	6	2	2	2	0	0	4
Ralph Garr, L (1, 9) OBP: 0.406, SLG: 0.448	SH1-3 1-2		F8 2B 1B	1B	WP 2-H 1B 1B		1B HBP		P2	4	2	3	1	0	0	1
Hank Aaron, R (1, 3) OBP: 0.357, SLG: 0.511	FC5 2-H 2B		F8 1-2	K	BB 1-2 1B BB		K		G5-4-3 1-2f	5	0	1	1	1	2	4
Rico Carty, R (1, 7) OBP: 0.605, SLG: 0.750 Mike Lum, L (5, PR) OBP: 0.318, SLG: 0.237 (5, 7)	FC5 IBB		2B 2-H 2B	K	BB 1-2 2-H 1B		FC5-4 1-3 1B			3 1	1 0	2 1	2 0	1 0	1 0	1 0
Earl Williams, R (1, 5) OBP: 0.371, SLG: 0.500	FC5 FC4-6 1-2 2-3f		2B 1B IBB	F9	BB 1-2 2-3		F9			3	1	0	0	2	0	5
Dusty Baker Jr., R (1, 8) OBP: 0.143, SLG: 0.148	FC4-6 1-2f		1B 1-3 2-H 2B	1B 2B 1B F9			FC5-4 1-2f			5	2	2	1	0	0	7
Paul Casanova, R (1, 2) OBP: 0.278, SLG: 0.250		G5-4-3 1B	6-3 1B IBB	K	6-3			6-3		4	0	1	0	1	1	1
Marty Perez, R (1, 6) OBP: 0.364, SLG: 0.333		G5-4-3 1-2f	FC5 6-3 1-2 2-H 3-H 1B	2B 1-2 1B	SH3-4 BB			K		4	1	2	2	1	1	1
Tom Kelley, R (1, 1) OBP: 0.222, SLG: 0.125 George Stone, L (7, 1)	BB		6-3 1-2 2-3	K	SH3-4 1-2			6-3		2 1	0 0	0 0	0 0	1 0	1 0	4 0
Inning Stats	R: 1 E: 1 K: 0 S: 5 H: 1 LOB: 2 BB: 1 P: 9	R: 0 E: 0 K: 0 S: 3 H: 1 LOB: 1 BB: 1 P: 7	R: 4 E: 0 K: 0 S: 7 H: 4 LOB: 2 BB: 2 P: 15	R: 0 E: 0 K: 2 S: 8 H: 1 LOB: 1 BB: 0 P: 8	R: 4 E: 0 K: 2 S: 12 H: 5 LOB: 3 BB: 2 P: 20	R: 0 E: 0 K: 0 S: 3 H: 0 LOB: 1 BB: 1 P: 7	R: 0 E: 0 K: 1 S: 6 H: 1 LOB: 2 BB: 0 P: 7	R: 0 E: 0 K: 1 S: 5 H: 0 LOB: 0 BB: 0 P: 5	R: 0 E: 0 K: 0 S: 3 H: 1 LOB: 0 BB: 0 P: 3	1B: 10 2B: 4 3B: 0 HR: 0 SF: 0 SAC: 2 DP: 2 HBP: 1	WP: 1 PB: 0 SB: 0 CS: 0 PA: 48					

	AB	R	H	RBI	BB	SO	LOB
	38	9	14	9	7	6	28

PITCHER	IP	WLS	BF	H	R	ER	SO	BB	IBB	HBP	BLK	WP	HR	S	P	ERA	WHIP
Luke Walker, L (1, 1) ERA: 10.8	3.0	L	20	7	5	4	0	1	3	0	0	0	0	16	32	12.00	2.667
Bruce Kison, R (4, 1) ERA: 13.5	1.2		11	5	4	4	4	1	0	0	0	1	0	18	22	21.60	3.600
Bob Miller, R (5, 1) ERA: 2.16	3.1		14	1	0	0	2	2	0	1	0	0	0	15	24	0.00	0.900
Dave Giusti, R (9, 1) ERA: 3.38	1.0		3	1	0	0	0	0	0	0	0	0	0	3	3	0.00	1.000

PITCHER	IP	WLS	BF	H	R	ER	SO	BB	IBB	HBP	BLK	WP	HR	S	P	ERA	WHIP

Atlanta Braves @ Pittsburgh Pirates

Three Rivers Stadium, Pittsburgh, PA

Sat Apr 29 1972, 3:33 AM EST

Att. 10,684 - Unknown

BOTTOM

Batter	1	2	3	4	5	6	7	8	9	AB	R	H	RBI	BB	SO	LOB
Dave Cash, R (1, 4) OBP: 0.286, SLG: 0.333	4-3	6-3			1B 2B 1-3		G4-6-3 1B 1-2 1B		F8	5	1	2	0	0	0	2
Al Oliver, L (1, 8) OBP: 0.407, SLG: 0.549	G3		L7		G4-6-3 2-H 3-H 1B		G4-6-3 1-2 2-H 1B		WP 1B	5	0	3	3	0	0	0
Roberto Clemente, R (1, 9) OBP: 0.347, SLG: 0.279	2B BB B B B B		1B		G4-6-3 1-2f		G4-6-3 1-2f 2-3		K 1-2 S S S	4	1	1	0	1	1	4
Willie Stargell, L (1, 7) OBP: 0.286, SLG: 0.422	1-H 2B		K S S S		HR		P5		4-3	5	1	2	2	0	1	3
Richie Hebner, L (1, 5) OBP: 0.370, SLG: 0.581	K S S S		3-1		F6			FC3-6 1B		4	0	1	0	0	1	2
Manny Sanguillen, R (1, 2) OBP: 0.431, SLG: 0.510		6-3		7-6-4 1B		F9		FC3-6 1-2 1B		4	0	2	0	0	0	0
Bob Robertson, R (1, 3) OBP: 0.259, SLG: 0.182		K S S S		7-6-4 1-2f		P4		K S S S		4	0	0	0	0	2	3
Jackie Hernandez, R (1, 6) OBP: 0.250, SLG: 0.192		E 1B		F8		F9		FC3-6 1-2f 2-3		2	0	1	0	0	0	0
Bob Miller, R (5, 1)										1	0	0	0	0	0	0
Gene Clines, R (8, PH) OBP: 0.150, SLG: 0.211										1	0	0	0	0	0	2
Dave Giusti, R (9, 1)										0	0	0	0	0	0	0
Luke Walker, L (1, 1)		E6 1-2			2B 1B 1B		1B 1B	L8		1	0	0	0	0	0	1
Bruce Kison, R (4, 1)										0	0	0	0	0	0	0
Rennie Stennett, R (5, 6) OBP: 0.438, SLG: 0.625										3	2	2	0	0	0	2
Inning Stats	R: 1 E: 0 K: 1 S: 6 H: 1 LOB: 1 BB: 1 P: 10	R: 0 E: 1 K: 1 S: 7 H: 1 LOB: 2 BB: 0 P: 7	R: 0 E: 0 K: 1 S: 6 H: 1 LOB: 1 BB: 0 P: 6	R: 0 E: 0 K: 0 S: 3 H: 1 LOB: 0 BB: 0 P: 3	R: 3 E: 0 K: 0 S: 6 H: 4 LOB: 0 BB: 0 P: 6	R: 0 E: 0 K: 0 S: 3 H: 0 LOB: 0 BB: 0 P: 3	R: 1 E: 0 K: 0 S: 5 H: 3 LOB: 1 BB: 0 P: 5	R: 0 E: 0 K: 1 S: 7 H: 2 LOB: 2 BB: 0 P: 7	R: 0 E: 0 K: 1 S: 6 H: 1 LOB: 1 BB: 0 P: 6							

livebaseballscorecards.com

AB	39
R	5
H	14
RBI	5
BB	1
SO	5
LOB	19

PITCHER		IP	WLS	BF	H	R	ER	SO	BB	IBB	HBP	BLK	WP	HR	S	P	ERA	WHIP	PITCHER	IP	WLS	BF	H	R	ER	SO	BB	IBB	HBP	BLK	WP	HR	S	P	ERA	WHIP
Tom Kelley, R ERA: 4.24	(1, 1)	6.0	W	27	9	5	5	3	1	0	0	0	0	1	32	36	7.50	1.667																	
George Stone, L ERA: 14.29	(7, 1)	3.0	S	13	5	0	0	2	0	0	0	0	1	0	17	17	0.00	1.667																	

1B: 11	SF: 0	WP: 1	PA: 40
2B: 3	SAC: 0	PB: 0	
3B: 0	DP: 3	SB: 0	
HR: 1	HBP: 0	CS: 0	

Atlanta Braves @ Pittsburgh Pirates

Three Rivers Stadium, Pittsburgh, PA

Sun Apr 30 1972, 3:33 AM EDT

Att. 12,264 - Unknown

TOP

livebaseballscorecards.com

Batter	1	2	3	4	5	6	7	8	9	AB	R	H	RBI	BB	SO	LOB
Felix Millan, R (1, 4) OBP: 0.342, SLG: 0.348	BBBB 4-0 FC2-6 BB		x 0-0 ② F6		x 0-0 ① F7	BBBB 4-0 BB			x 0-0 E6 G4-6-3	3	0	0	0	2	0	2
Ralph Garr, L (1, 9) OBP: 0.406, SLG: 0.508	x 0-0 ① FC2-6 S 1-2f		x 0-0 HR		x 0-0 ③ 1B 1-3 2-H 2B	x 0-0 P6			x 0-0 ②③ G4-6-3 1-2f	5	2	2	2	0	0	4
Mike Lum, L (1, 8) (7, 7) OBP: 0.313, SLG: 0.220	x 0-0 ② F2 1-2		x 0-0 ③ L9		4-0 1B SF8 IBB		x 0-0 ① 1-3			3	1	0	0	1	0	1
Rico Carty, R (1, 7) OBP: 0.571, SLG: 0.688	x 0-0 ③ F9			x 0-0 ① 4-3	x 0-0 1B 1-3 2-H 3-H		x 0-0 ② F8			4	0	1	2	0	0	1
Dusty Baker Jr., R (7, 8) OBP: 0.143, SLG: 0.148										0	0	0	0	0	0	0
Earl Williams, R (1, 2) OBP: 0.364, SLG: 0.491		x 0-0 ① 5-3		x 0-0 1B	x 0-0 ② SF8 3-H		x 0-0 ③ 5-3			3	0	1	1	0	0	0
Orlando Cepeda, R (1, 3) OBP: 0.333, SLG: 0.800		x 0-0 HR		SSS 0-3 ② K	SSS 0-3 ③ K			x 0-0 ① 5-6-3		4	1	1	1	0	2	2
Darrell Evans, L (1, 5) OBP: 0.385, SLG: 0.512		x 0-0 ② G3		x 0-0 ③ L9		BBBB 4-0 SH3 BB		x 0-0 ② F9		3	0	0	0	1	0	1
Marty Perez, R (1, 6) OBP: 0.356, SLG: 0.346		SSS 0-3 ③ K			x 0-0 2B 2B	x 0-0 ① P3		SSS 0-3 ③ K		4	1	1	0	0	2	1
Phil Niekro, R (1, 1) OBP: 0.100, SLG: 0.100			SSS 0-3 ① K		x 0-0 2B 1B 1B	x 0-0 ② SH3 1-2			SSS 0-3 ① K	3	1	1	0	0	2	0
Inning Stats	R: 0 E: 0 K: 0 S: 3 / H: 0 LOB: 1 BB: 1 P: 7	R: 1 E: 0 K: 1 S: 6 / H: 1 LOB: 0 BB: 0 P: 6	R: 1 E: 0 K: 1 S: 6 / H: 1 LOB: 0 BB: 0 P: 6	R: 0 E: 0 K: 1 S: 6 / H: 1 LOB: 1 BB: 0 P: 6	R: 4 E: 0 K: 1 S: 9 / H: 4 LOB: 1 BB: 1 P: 13	R: 0 E: 0 K: 0 S: 3 / H: 0 LOB: 2 BB: 2 P: 11	R: 0 E: 0 K: 0 S: 3 / H: 0 LOB: 0 BB: 0 P: 3	R: 0 E: 0 K: 1 S: 5 / H: 0 LOB: 0 BB: 0 P: 5	R: 0 E: 1 K: 1 S: 5 / H: 0 LOB: 0 BB: 0 P: 5	1B: 3 2B: 2 3B: 0 HR: 2 / SF: 1 SAC: 1 DP: 1 HBP: 0						

	AB	32
	R	6
	H	7
	RBI	6
	BB	4
	SO	6
	LOB	12

WP: 0 PB: 0 SB: 1 CS: 0 — PA: 38

PITCHER		IP	WLS	BF	H	R	ER	SO	BB	IBB	HBP	BLK	WP	HR	S	P	ERA	WHIP
Bob Johnson, R ERA: 4.5	(1, 1)	5.0	L	24	7	6	6	4	1	1	0	0	0	2	30	38	10.80	1.600
Luke Walker, L ERA: 7.71	(6, 1)	2.0		8	0	0	0	0	2	0	0	0	0	0	6	14	0.00	1.000
Bruce Kison, R ERA: 8.44	(8, 1)	2.0		6	0	0	0	2	0	0	0	0	0	0	10	10	0.00	0.000

PITCHER	IP	WLS	BF	H	R	ER	SO	BB	IBB	HBP	BLK	WP	HR	S	P	ERA	WHIP

Atlanta Braves @ Pittsburgh Pirates

Three Rivers Stadium, Pittsburgh, PA

Sun Apr 30 1972, 3:33 AM EDT

Att. 12,264 - Unknown

BOTTOM

Batter	1	2	3	4	5	6	7	8	9	AB	R	H	RBI	BB	SO	LOB
Dave Cash, R (1, 4) OBP: 0.256, SLG: 0.297	S S S 0-3 ① K		x 0-0 ① 6-3		x 0-0 ③ F7			x 0-0 ① F7		4	0	0	0	0	1	1
Al Oliver, L (1, 8) OBP: 0.397, SLG: 0.527	x 0-0 ② 5-3		x 0-0 1-3 1B			x 0-0 ① G3		x 0-0 ② F9		4	0	1	0	0	0	0
Roberto Clemente, R (1, 9) OBP: 0.340, SLG: 0.298	x 0-0 ③ F8		x 0-0 ② ③ 1-3 1-2f			x 0-0 ② F9		x 0-0 2B		4	0	1	0	0	0	1
Willie Stargell, L (1, 7) (3, 3) OBP: 0.283, SLG: 0.396		B B B B 4-0 FC3-6 BB		S S S 0-3 ① K		x 0-0 ③ 4-3		x 0-0 ③ F8		3	0	0	0	1	1	1
Richie Hebner, L (1, 5) OBP: 0.360, SLG: 0.617		x 0-0 ① FC3-6 BB 1B 1-2f		x 0-0 ② F3			x 0-0 ① 3-1		x 0-0 HR	4	1	1	1	0	0	1
Manny Sanguillen, R (1, 2) OBP: 0.418, SLG: 0.491		x 0-0 ② F8		x 0-0 ③ F9			x 0-0 2B 1B		S S S 0-3 ① K	4	0	1	0	0	1	1
Vic Davalillo, L (1, 3) (3, 7) OBP: 0.474, SLG: 0.625		x 0-0 BB 1B 1-2			x 0-0 ① G3		x 0-0 ② F9		x 0-0 2B	4	0	2	0	0	0	1
Gene Alley, R (1, 6) OBP: 0.588, SLG: 0.583 Luke Walker, L (6, 1) Gene Clines, R (7, PH) OBP: 0.190, SLG: 0.300 Bruce Kison, R (8, 1) Milt May, L (9, PH)		B B B B 4-0 BB 1-2 2-3			x 0-0 1B		x 0-0 1-3 2B		S S S 0-3 ② K	1	0	1	0	1	0	0
										0	0	0	0	0	0	0
										1	0	1	0	0	0	0
										0	0	0	0	0	0	0
										1	0	0	0	0	1	1
Bob Johnson, L (1, 1) OBP: 0.167, SLG: 0.167 Rennie Stennett, R (5, PH) OBP: 0.400, SLG: 0.571 (6, 6)		S S S 0-3 ③ K			x 0-0 ② F9		x 0-0 ③ 6-3		x 0-0 ③ F8	1	0	0	0	0	1	3
										3	0	0	0	0	0	4
Inning Stats	R: 0 H: 0 E: 0 LOB: 0 K: 1 BB: 0 S: 5 P: 5	R: 0 H: 1 E: 0 LOB: 3 K: 1 BB: 2 S: 6 P: 14	R: 0 H: 1 E: 0 LOB: 0 K: 0 BB: 0 S: 3 P: 3	R: 0 H: 0 E: 0 LOB: 0 K: 1 BB: 0 S: 5 P: 5	R: 0 H: 1 E: 0 LOB: 1 K: 0 BB: 0 S: 4 P: 4	R: 0 H: 0 E: 0 LOB: 0 K: 0 BB: 0 S: 3 P: 3	R: 0 H: 2 E: 0 LOB: 2 K: 0 BB: 0 S: 5 P: 5	R: 0 H: 1 E: 0 LOB: 1 K: 0 BB: 0 S: 4 P: 4	R: 1 H: 2 E: 0 LOB: 1 K: 2 BB: 0 S: 9 P: 9	1B: 4 SF: 0 2B: 4 SAC: 0 3B: 0 DP: 1 HR: 1 HBP: 0						

livebaseballscorecards.com

AB	34
R	1
H	8
RBI	1
BB	2
SO	5
LOB	14

PITCHER		IP	WLS	BF	H	R	ER	SO	BB	IBB	HBP	BLK	WP	HR	S	P	ERA	WHIP
Phil Niekro, R ERA: 2.84	(1, 1)	9.0	W	36	8	1	1	5	2	0	0	0	0	1	44	52	1.00	1.111

PITCHER	IP	WLS	BF	H	R	ER	SO	BB	IBB	HBP	BLK	WP	HR	S	P	ERA	WHIP

Houston Astros @ Pittsburgh Pirates

Three Rivers Stadium, Pittsburgh, PA

Mon May 01 1972, 7:05 PM EDT

Att. 4,788 - Unknown

TOP

livebaseballscorecards.com

Batter	1	2	3	4	5	6	7	8	9	AB	R	H	RBI	BB	SO	LOB
Roger Metzger, S (1, 6) OBP: 0.254, SLG: 0.153	F7		SH1-4 1-2		BB HR 1-2 1B	4-3		K		4	1	1	0	0	1	1
Cesar Cedeno, R (1, 8) OBP: 0.474, SLG: 0.549	BLK 1B		G5-4-3 1B		HR 1-2 2-3 BB		CS 1B		G3	4	1	3	0	1	0	0
Jimmy Wynn, R (1, 9) OBP: 0.464, SLG: 0.724	K 1-2		G5-4-3 1-2f		HR 1-H 2-H 3-H		2B 1-2		1B 1B	5	2	3	4	0	1	3
Lee May, R (1, 3) OBP: 0.377, SLG: 0.532	F9			K	K		BB		WP 1B SF8 1-2 1B	4	1	1	0	1	2	1
Bob Watson, R (1, 7) OBP: 0.364, SLG: 0.389		G6-4-3 BB		G6-4-3 BB		5-3	P2		SF8 WP 1-2 2-H 1B	3	0	1	1	2	0	2
Doug Rader, R (1, 5) OBP: 0.338, SLG: 0.517		G6-4-3 1-2f		G6-4-3 1-2f		1B HR 1B	F9		SF8 1-2 2-3 IBB	4	1	1	0	1	0	4
Tommy Helms, R (1, 4) OBP: 0.246, SLG: 0.328		L8			P3	1-2 HR 1B		L8	SF8 1-2 2-3 3-H	4	1	1	1	0	0	0
Johnny Edwards, L (1, 2) OBP: 0.385, SLG: 0.596		L8			BB 1B HR 1B	1-H 2-H HR		4-6-3	5-3	5	2	2	3	0	0	3
Dave Roberts, L (1, 1) George Culver, R (6, 1) Norm Miller, L (8, PH) OBP: 0.417, SLG: 0.400 Jim Ray, R (8, 1) OBP: 0.333, SLG: 0.333			E6 SH1-4		P5	K		BB		3 0 0 0	0 0 0 0	0 0 0 0	0 0 0 0	0 0 1 0	1 0 0 0	1 0 0 0

| Inning Stats | | |

Houston Astros @ Pittsburgh Pirates

Three Rivers Stadium, Pittsburgh, PA

Mon May 01 1972, 7:05 PM EDT

Att. 4,788 - Unknown

BOTTOM

Batter	1	2	3	4	5	6	7	8	9	AB	R	H	RBI	BB	SO	LOB
Dave Cash, R (1, 4) OBP: 0.273, SLG: 0.310	0-0 2B 5-3-6 1B		0-0 ② F8	0-0 ③ FC5 2-3f		0-0 E8 1-H 2B 1B		0-0 ② F9		5	2	2	0	0	0	3
Rennie Stennett, R (1, 7) OBP: 0.425, SLG: 0.625	0-0 5-3-6 1-3 2B		0-0 1-2 1B		0-0 ① L9	0-0 HR 3-H 2B		0-0 ③ 4-3		5	1	3	1	0	0	0
Roberto Clemente, R (1, 9) OBP: 0.362, SLG: 0.404	0-0 ① ② 5-3-6 2-3f 3-H		0-0 ③ F7		0-0 BB 1B	0-0 2-H HR			0-0 4-3 1B 2B	5	2	3	3	0	0	3
Manny Sanguillen, R (1, 2) OBP: 0.400, SLG: 0.466	0-0 ③ F6			0-0 1B 1B 1B	0-0 ② P3	0-0 ③ F9			0-0 ① 4-3 2-3	5	1	1	0	0	0	2
Al Oliver, L (1, 3) OBP: 0.413, SLG: 0.525		S S S 0-3 ① K		0-0 1B 1-2 1B	B B B 4-0 1-2 BB		0-0 ① 3-1		0-0 3-H 1B	4	0	2	1	1	1	0
Gene Clines, R (1, 8) OBP: 0.200, SLG: 0.292 Willie Stargell, L (9, PH) OBP: 0.278, SLG: 0.388		S S S 0-3 ② K		0-0 ① 1B 1-3 2-H 1B	0-0 ③ L4-3		0-0 ② L8	S S S 0-3 ② K		4 1	1 0	1 0	1 0	0 0	1 1	2 1
Richie Hebner, L (1, 5) OBP: 0.345, SLG: 0.577		0-0 ③ L9		0-0 FC5 1B 1-2 1B		0-0 ① F7	0-0 E6		0-0 ③ 4-3	5	0	1	0	0	0	1
Gene Alley, R (1, 6) OBP: 0.619, SLG: 0.625			0-0 1B 1B	0-0 FC5 FC5 1-2 2-H 1B		0-0 1B E 1B	0-0 ③ L8			4	1	3	1	0	0	1
Steve Blass, R (1, 1) OBP: 0.286, SLG: 0.429 Jose Pagan, R (6, PH) Dave Giusti, R (7, 1) Ramon Hernandez, S (9, 1)		S S S 0-3 ① K		0-0 ② FC5 1-2 2-3f		0-0 ② F9		0-0 ① 5-3		2 1 1 0	0 0 0 0	0 0 0 0	0 0 0 0	1 0 0 0	3 1 0 0

livebaseballscorecards.com

AB	42
R	8
H	16
RBI	7
BB	1
SO	4
LOB	17

Inning Stats	1	2	3	4	5	6	7	8	9
	R: 1 E: 0 K: 0 S: 4	H: 2 LOB: 0 BB: 0 P: 4	R: 0 E: 0 K: 2 S: 7	H: 0 LOB: 0 BB: 0 P: 7	R: 0 E: 0 K: 1 S: 7	H: 2 LOB: 2 BB: 0 P: 7	R: 2 E: 0 K: 0 S: 7	H: 5 LOB: 2 BB: 0 P: 7	R: 0 E: 0 K: 0 S: 4	H: 1 LOB: 2 BB: 1 P: 8
	R: 4 E: 1 K: 0 S: 7	H: 4 LOB: 0 BB: 0 P: 7	R: 0 E: 1 K: 0 S: 4	H: 0 LOB: 1 BB: 0 P: 4	R: 0 E: 0 K: 0 S: 3	H: 0 LOB: 0 BB: 0 P: 3	R: 1 E: 0 K: 1 S: 7	H: 2 LOB: 1 BB: 0 P: 7	1B: 12 2B: 4 3B: 0 HR: 1	SF: 0 SAC: 0 DP: 1 HBP: 0

	WP: 0	PA: 43
	PB: 0	
	SB: 0	
	CS: 0	

PITCHER		IP	WLS	BF	H	R	ER	SO	BB	IBB	HBP	BLK	WP	HR	S	P	ERA	WHIP
Dave Roberts, L ERA: 5.04	(1, 1)	5.2		28	12	5	5	3	1	0	0	0	0	0	33	37	7.94	2.294
George Culver, R ERA: 3.09	(6, 1)	1.1		7	2	2	2	0	0	0	0	0	0	1	7	7	13.50	1.500
Jim Ray, R ERA: 2.76	(8, 1)	2.0	W	8	2	1	1	1	0	0	0	0	0	0	10	10	4.50	1.000

PITCHER	IP	WLS	BF	H	R	ER	SO	BB	IBB	HBP	BLK	WP	HR	S	P	ERA	WHIP

Houston Astros @ Pittsburgh Pirates

Three Rivers Stadium, Pittsburgh, PA

Wed May 03 1972, 7:05 PM EDT

Att. 9,522 - Unknown

TOP

Batter	1	2	3	4	5	6	7	8	9	AB	R	H	RBI	BB	SO	LOB
Roger Metzger, S (1, 6) OBP: 0.253, SLG: 0.175	6-3		4-3			1B 2B	4-3			4	1	1	0	0	0	1
Cesar Cedeno, R (1, 8) OBP: 0.459, SLG: 0.527	FC8-4 1B		L8			6-3		F9		4	0	1	0	0	0	1
Jimmy Wynn, R (1, 9) OBP: 0.438, SLG: 0.677	FC8-4 FC5-4 1-2f			6-3		6-3		F6		4	0	0	0	0	0	2
Lee May, R (1, 3) OBP: 0.384, SLG: 0.523	FC5-4 1-2f			BBBB FC6-4 BB		2-H 1B		F6		3	0	1	1	1	0	1
Bob Watson, R (1, 7) OBP: 0.343, SLG: 0.362		SSS K		SSS K		F3			6-3	4	0	0	0	0	2	2
Doug Rader, R (1, 5) OBP: 0.333, SLG: 0.500		1B		FC6-4 1-2f			4-3		SSS K	4	0	1	0	0	1	1
Tommy Helms, R (1, 4) OBP: 0.232, SLG: 0.308		L8			6-3		F4		SSS K	4	0	0	0	0	1	1
Johnny Edwards, L (1, 2) OBP: 0.382, SLG: 0.580		SSS K			SSS K		WP 2B 1B			3	1	1	0	0	2	1
Jerry Reuss, L (1, 1) OBP: 0.250, SLG: 0.143			SSS K		SSS K		1-H 2B			2	0	0	0	0	2	0
Norm Miller, L (7, PH) OBP: 0.462, SLG: 0.545										1	0	1	1	0	0	0
George Culver, R (7, 1)										0	0	0	0	0	0	0

	AB	33
	R	2
	H	6
	RBI	2
	BB	1
	SO	8
	LOB	10

livebaseballscorecards.com

Inning Stats	1	2	3	4	5	6	7	8	9
	R: 0 E: 0 K: 0 S: 4	H: 1 LOB: 1 BB: 0 P: 4	R: 0 E: 0 K: 2 S: 8	H: 1 LOB: 1 BB: 0 P: 8	R: 0 E: 0 K: 1 S: 5	H: 0 LOB: 0 BB: 0 P: 5	R: 0 E: 0 K: 1 S: 5	H: 0 LOB: 1 BB: 1 P: 9	R: 0 E: 0 K: 2 S: 7	H: 0 LOB: 0 BB: 0 P: 7	R: 1 E: 0 K: 0 S: 5	H: 2 LOB: 1 BB: 0 P: 5	R: 1 E: 0 K: 0 S: 5	H: 2 LOB: 1 BB: 0 P: 5	R: 0 E: 0 K: 0 S: 3	H: 0 LOB: 0 BB: 0 P: 3	R: 0 E: 0 K: 2 S: 7	H: 0 LOB: 0 BB: 0 P: 7

	1B: 4	SF: 0	WP: 2	PA: 34
	2B: 2	SAC: 0	PB: 0	
	3B: 0	DP: 0	SB: 0	
	HR: 0	HBP: 0	CS: 0	

PITCHER		IP	WLS	BF	H	R	ER	SO	BB	IBB	HBP	BLK	WP	HR	S	P	ERA	WHIP
Dock Ellis, R ERA: 4.0	(1, 1)	6.0	W	23	4	1	1	6	1	0	0	0	0	0	34	38	1.50	0.833
Bruce Kison, R ERA: 6.48	(7, 1)	3.0	S	11	2	1	1	2	0	0	0	0	1	0	15	15	3.00	0.667

PITCHER	IP	WLS	BF	H	R	ER	SO	BB	IBB	HBP	BLK	WP	HR	S	P	ERA	WHIP

BOTTOM

Houston Astros @ Pittsburgh Pirates

Three Rivers Stadium, Pittsburgh, PA

Wed May 03 1972, 7:05 PM EDT

Att. 9,522 - Unknown

Batter	1	2	3	4	5	6	7	8	9	AB	R	H	RBI	BB	SO	LOB
Dave Cash, R (1, 4) OBP: 0.313, SLG: 0.318	BBBB 4-0 E SF7 BB	BBBB 4-0 3B BB		x 0-0 2-3 1B		x 0-0 ② F8				2	2	1	0	2	0	1
Rennie Stennett, R (1, 7) OBP: 0.409, SLG: 0.636	SSS 0-3 ① K 1-2	x 0-0 1-H 2-H 3B		SSS 0-3 ② K		x 0-0 ③ 4-3				4	0	1	2	0	2	4
Roberto Clemente, R (1, 9) OBP: 0.355, SLG: 0.382	x 0-0 E6 1B 2-3	x 0-0 ③ F3		SSS 0-3 ③ K			BBBB 4-0 G1-6-3 BB			3	0	0	0	1	1	4
Manny Sanguillen, R (1, 2) OBP: 0.391, SLG: 0.459	x 0-0 ② SF7 3-H		x 0-0 1B		x 0-0 ① 6-3		x 0-0 ①② G1-6-3 1-2f			3	0	1	1	0	0	1
Al Oliver, L (1, 3) OBP: 0.403, SLG: 0.508	x 0-0 1-3 1B		x 0-0 ① L9		SSS 0-3 ② K		x 0-0 ③ G3			4	0	1	0	0	1	1
Gene Clines, R (1, 8) OBP: 0.207, SLG: 0.259	x 0-0 ③ L7		x 0-0 ② L2		BBB 4-0 BLK BB			x 0-0 ① L6-3		3	0	0	0	1	0	3
Richie Hebner, L (1, 5) OBP: 0.339, SLG: 0.554		x 0-0 5-3 3B 1B	x 0-0 ③ F9		x 0-0 ③ F3 1-2			x 0-0 ② 4-3		4	1	1	0	0	0	2
Gene Alley, R (1, 6) OBP: 0.560, SLG: 0.526		x 0-0 ① 5-3 1-2		BBBB 4-0 1B 4-3 BB		x 0-0 ① 6-3		SSS 0-3 ③ K		3	0	0	0	1	1	1
Dock Ellis, S (1, 1) OBP: 0.167, SLG: 0.167 Jose Pagan, R (6, PH) OBP: 0.154, SLG: 0.167 Bruce Kison, R (7, 1)		SSS 0-3 ② K		x 0-0 ① 4-3 1-2		x 0-0 2B				2 1 0	0 0 0	0 1 0	0 0 0	0 0 0	1 0 0	2 0 0
Inning Stats	R: 1 E: 1 K: 1 S: 7 H: 1 LOB: 2 BB: 1 P: 11	R: 2 E: 0 K: 1 S: 7 H: 2 LOB: 1 BB: 1 P: 11	R: 0 E: 0 K: 0 S: 4 H: 1 LOB: 1 BB: 0 P: 4	R: 0 E: 0 K: 2 S: 8 H: 1 LOB: 2 BB: 1 P: 12	R: 0 E: 0 K: 1 S: 5 H: 0 LOB: 1 BB: 1 P: 9	R: 0 E: 0 K: 0 S: 4 H: 1 LOB: 1 BB: 0 P: 4	R: 0 E: 0 K: 0 S: 2 H: 0 LOB: 0 BB: 1 P: 6	R: 0 E: 0 K: 1 S: 5 H: 0 LOB: 0 BB: 0 P: 5		1B: 4 2B: 1 3B: 1 HR: 0 SF: 1 SAC: 0 DP: 1 HBP: 0						

livebaseballscorecards.com

AB	29
R	3
H	6
RBI	3
BB	5
SO	6
LOB	19

WP: 0 PB: 0 SB: 1 CS: 0 PA: 35

PITCHER		IP	WLS	BF	H	R	ER	SO	BB	IBB	HBP	BLK	WP	HR	S	P	ERA	WHIP
Jerry Reuss, L ERA: 3.72	(1, 1)	6.0	L	29	6	3	2	5	4	0	0	1	0	0	35	51	3.00	1.667
George Culver, R ERA: 2.63	(7, 1)	2.0		6	0	0	0	1	1	0	0	0	0	0	7	11	0.00	0.500

PITCHER	IP	WLS	BF	H	R	ER	SO	BB	IBB	HBP	BLK	WP	HR	S	P	ERA	WHIP

TOP

Pittsburgh Pirates @ Cincinnati Reds

Riverfront Stadium, Cincinnati, OH

Fri May 05 1972, 7:05 PM EDT

Att. 24,722 - Unknown

livebaseballscorecards.com

Batter	1	2	3	4	5	6	7	8	9	10	AB	R	H	RBI	BB	SO	LOB
Dave Cash, R (1, 4) OBP: 0.302, SLG: 0.306	F9		F9			K		1-3		1B	5	0	1	0	0	1	0
Al Oliver, L (1, 8) OBP: 0.389, SLG: 0.485	F8			F8			P6	F8		G6-3, 1-2	5	0	1	0	0	0	0
Roberto Clemente, R (1, 9) OBP: 0.358, SLG: 0.400	F4			F4			1B	2B		G6-3, 1-2f	5	1	2	0	0	0	2
Willie Stargell, L (1, 7) OBP: 0.293, SLG: 0.415		1-3		K			1B HR, 2-H	1B, 1-3			4	1	2	1	0	1	0
Richie Hebner, L (1, 5) OBP: 0.339, SLG: 0.542		F7			F9		HR, 1-2	F9			3	1	1	0	0	0	0
Jose Pagan, R (8, PH) OBP: 0.143, SLG: 0.154 (8, 5)					F4						1	0	0	0	0	0	2
Manny Sanguillen, R (1, 2) OBP: 0.397, SLG: 0.523		2B			F8		HR, 1-H, 2-H		F8		4	1	2	3	0	0	0
Bob Robertson, R (1, 3) OBP: 0.241, SLG: 0.167		5-3					P4		F3		4	0	0	0	0	0	1
Gene Alley, R (1, 6) OBP: 0.517, SLG: 0.455			5-3			F9	BB		6-3		3	0	0	0	1	0	0
Bob Johnson, L (1, 1) OBP: 0.111, SLG: 0.111			6-3			F7	K			K	3	0	0	0	0	1	1
Ramon Hernandez, S (7, 1)											0	0	0	0	0	0	0
Vic Davalillo, L (10, PH) OBP: 0.450, SLG: 0.588											1	0	0	0	0	1	0
Dave Giusti, R (10, 1)											0	0	0	0	0	0	0
Inning Stats	R: 0 E: 0 K: 0 S: 3 H: 0 LOB: 0 BB: 0 P: 3	R: 0 E: 0 K: 0 S: 4 H: 1 LOB: 1 BB: 0 P: 4	R: 0 E: 0 K: 0 S: 3 H: 0 LOB: 0 BB: 0 P: 3	R: 0 E: 0 K: 1 S: 5 H: 0 LOB: 0 BB: 0 P: 5	R: 0 E: 0 K: 0 S: 3 H: 0 LOB: 0 BB: 0 P: 3	R: 0 E: 0 K: 1 S: 5 H: 0 LOB: 0 BB: 0 P: 5	R: 4 E: 0 K: 1 S: 9 H: 4 LOB: 1 BB: 1 P: 13	R: 0 E: 0 K: 0 S: 5 H: 2 LOB: 2 BB: 0 P: 5	R: 0 E: 0 K: 0 S: 3 H: 0 LOB: 0 BB: 0 P: 3	R: 0 E: 0 K: 1 S: 6 H: 2 LOB: 1 BB: 0 P: 6	1B: 5 2B: 3 3B: 0 HR: 1 SF: 0 SAC: 0 DP: 1 HBP: 0						

PITCHER	IP	WLS	BF	H	R	ER	SO	BB	IBB	HBP	BLK	WP	HR	S	P	ERA	WHIP
Gary Nolan, R (1, 1) ERA: 2.95	7.2		31	7	4	4	3	1	0	0	0	0	1	36	40	4.70	1.043
Tom Hall, L (8, 1) ERA: 3.24	1.1		4	0	0	0	0	0	0	0	0	0	0	4	4	0.00	0.000
Clay Carroll, R (10, 1) ERA: 3.29	1.0	W	4	2	0	0	1	0	0	0	0	0	0	6	6	0.00	2.000

PITCHER	IP	WLS	BF	H	R	ER	SO	BB	IBB	HBP	BLK	WP	HR	S	P	ERA	WHIP

AB	38
R	4
H	9
RBI	4
BB	1
SO	4
LOB	6

WP: 0 PB: 0 SB: 0 CS: 0 PA: 39

Pittsburgh Pirates @ Cincinnati Reds

Riverfront Stadium, Cincinnati, OH

Fri May 05 1972, 7:05 PM EDT

Att. 24,722 - Unknown

livebaseballscorecards.com

Batter	1	2	3	4	5	6	7	8	9	10	AB	R	H	RBI	BB	SO	LOB
Pete Rose, S (1, 7) OBP: 0.337, SLG: 0.324	L4		F8		3-1		FC3-6 2-H 1B			SH5-4 BB 1B 1B	5	1	2	1	0	0	0
Joe Morgan, L (1, 4) OBP: 0.338, SLG: 0.362	P6		F9		P4		FC3-6 1-2f			BBB 1B SH5-4 1-2 BB	4	0	0	0	1	0	1
Bobby Tolan, L (1, 8) OBP: 0.468, SLG: 0.750	L3			S 2B 1B		P4	6-3			SH5-4 1-2 2-3	4	1	1	0	0	0	1
Johnny Bench, R (1, 2) OBP: 0.342, SLG: 0.483		E6 1B		F2 1-2		HR		F8		1B IBB	4	1	1	1	1	0	1
Tony Perez, R (1, 3) OBP: 0.338, SLG: 0.397		K		F2		1B		K		1-2 2-3 3-H 1B	5	0	2	1	0	2	2
Bernie Carbo, L (1, 9) OBP: 0.400, SLG: 0.143		1-2 1B		2B IBB		P6		K			2	1	1	0	1	0	1
Cesar Geronimo, L (7, 9) OBP: 0.259, SLG: 0.292											1	0	0	0	0	1	0
Denis Menke, R (1, 5) OBP: 0.375, SLG: 0.433		F8		1-H 2-H 2B		F8				5-3	4	0	1	2	0	0	3
Dave Concepcion, R (1, 6) OBP: 0.328, SLG: 0.349		4-3		6-3			PB 1B 1B			G6-4-3 HBP	3	1	1	0	0	0	3
Gary Nolan, R (1, 1)			K		K		F3 1-2			G6-4-3 1-2f	3	0	0	0	0	2	1
Tom Hall, L (8, 1)											0	0	0	0	0	0	0
Julian Javier, R (9, PH) OBP: 0.286, SLG: 0.429											1	0	0	0	0	0	1
Clay Carroll, R (10, 1)											0	0	0	0	0	0	0
Inning Stats	R: 0 H: 0 E: 0 LOB: 0 K: 0 BB: 0 S: 3 P: 3	R: 0 H: 1 E: 1 LOB: 2 K: 1 BB: 0 S: 7 P: 7	R: 0 H: 0 E: 0 LOB: 0 K: 1 BB: 0 S: 5 P: 5	R: 2 H: 2 E: 0 LOB: 1 K: 0 BB: 1 S: 5 P: 9	R: 0 H: 0 E: 0 LOB: 0 K: 1 BB: 0 S: 5 P: 5	R: 1 H: 2 E: 0 LOB: 1 K: 0 BB: 0 S: 5 P: 5	R: 1 H: 2 E: 0 LOB: 1 K: 0 BB: 0 S: 5 P: 5	R: 0 H: 0 E: 0 LOB: 0 K: 2 BB: 0 S: 7 P: 7	R: 0 H: 0 E: 0 LOB: 0 K: 0 BB: 0 S: 2 P: 3	R: 1 H: 2 E: 0 LOB: 3 K: 0 BB: 2 S: 3 P: 11	1B: 7 SF: 0 2B: 1 SAC: 1 3B: 0 DP: 1 HR: 1 HBP: 1						WP: 0 PA: 41 PB: 1 SB: 1 CS: 0

PITCHER		IP	WLS	BF	H	R	ER	SO	BB	IBB	HBP	BLK	WP	HR	S	P	ERA	WHIP
Bob Johnson, R ERA: 4.44	(1, 1)	6.1		28	7	4	3	3	0	1	0	0	0	1	33	37	4.26	1.105
Ramon Hernandez, L ERA:	(7, 1)	2.2		8	0	0	0	2	0	0	1	0	0	0	11	12	0.00	0.000
Dave Giusti, R ERA: 4.91	(10, 1)	0.1	L	5	2	1	1	0	1	1	0	0	0	0	3	11	27.00	9.000

PITCHER	IP	WLS	BF	H	R	ER	SO	BB	IBB	HBP	BLK	WP	HR	S	P	ERA	WHIP

AB	36
R	5
H	9
RBI	5
BB	3
SO	5
LOB	14

Pittsburgh Pirates @ Cincinnati Reds

Riverfront Stadium, Cincinnati, OH

Sat May 06 1972, 3:33 AM EDT

Att. 12,284 - Unknown

TOP

livebaseballscorecards.com

Batter	1	2	3	4	5	6	7	8	9	AB	R	H	RBI	BB	SO	LOB
Rennie Stennett, R (1, 4) OBP: 0.388, SLG: 0.592	6-3	1-3, 3-H: 1B	G4-6-3; 1-2f			F8		6-3		5	0	1	1	0	0	1
Al Oliver, L (1, 8) OBP: 0.377, SLG: 0.466	FC6-4: 1B	4-3		4-3		S S S; K		S S S; K		5	0	1	0	0	2	2
Roberto Clemente, R (1, 9) OBP: 0.361, SLG: 0.400	FC6-4; 1-2f		1B 1B 1B: 1B	F9			FC6-4: BB; E: 1B	F9		5	2	2	0	0	0	1
Willie Stargell, L (1, 7) OBP: 0.306, SLG: 0.439 Gene Clines, R (9, PH) OBP: 0.200, SLG: 0.250 (9, 7)	4-3		1B: 1B; 1-2: 1B	2B			S S S; K	S S S; K		4 1	1 0	2 0	0 0	0 0	1 1	2 0
Richie Hebner, L (1, 5) OBP: 0.358, SLG: 0.540		4-3	1B: 2B; 1-2, 2-3: 1B	P4			B B B B; FC6-4; 1-2: BB		2B: 1B	4	1	2	0	1	0	1
Manny Sanguillen, R (1, 2) OBP: 0.411, SLG: 0.557		1B: 2B	2B: 1B; 1-2, 2-H, 3-H: 1B		P4		FC6-4; E; S; 1-2f, 2-3		1-3: 2B	5	2	3	2	0	0	2
Bob Robertson, R (1, 3) OBP: 0.270, SLG: 0.196		5-3	1B: FC6-4; 1-3, 2-H: 2B		F9		B B B B; E; 1-2: BB		I I I I; IBB	3	1	1	1	2	0	1
Gene Alley, R (1, 6) OBP: 0.500, SLG: 0.444		1B: 1B; 2-H: 1B	FC6-4; 2-3, 3-H: 1B		S S S; K		E1; 1-2, 2-3, 3-H		S S S; K	5	1	2	2	0	2	5
Steve Blass, R (1, 1) OBP: 0.250, SLG: 0.333		1B; 1-3: 1B	FC6-4; G4-6-3; 1-2f, 3-H			F3	4-3		P4	5	0	1	1	0	0	7

	AB	42
	R	8
	H	15
	RBI	7
	BB	3
	SO	6
	LOB	22

Inning Stats																		
	R: 0	H: 1	R: 2	H: 4	R: 5	H: 6	R: 0	H: 1	R: 0	H: 0	R: 0	H: 0	R: 1	H: 1	R: 0	H: 0	R: 0	H: 2
	E: 0	LOB: 1	E: 0	LOB: 2	E: 0	LOB: 0	E: 0	LOB: 1	E: 0	LOB: 0	E: 0	LOB: 0	E: 1	LOB: 3	E: 0	LOB: 0	E: 0	LOB: 3
	K: 0	BB: 0	K: 0	BB: 0	K: 0	BB: 0	K: 0	BB: 0	K: 1	BB: 0	K: 1	BB: 0	K: 1	BB: 2	K: 1	BB: 0	K: 2	BB: 1
	S: 4	P: 4	S: 7	P: 7	S: 8	P: 8	S: 4	P: 4	S: 5	P: 5	S: 5	P: 5	S: 7	P: 15	S: 5	P: 5	S: 9	P: 13

	1B: 11	SF: 0	WP: 0	PA: 45
	2B: 4	SAC: 0	PB: 0	
	3B: 0	DP: 1	SB: 1	
	HR: 0	HBP: 0	CS: 0	

PITCHER		IP	WLS	BF	H	R	ER	SO	BB	IBB	HBP	BLK	WP	HR	S	P	ERA	WHIP
Pedro Borbon, R ERA: 4.96	(1, 1)	2.0	L	14	8	5	5	0	0	0	0	0	0	0	14	14	22.50	4.000
Ed Sprague, R ERA: 5.0	(3, 1)	0.0		2	2	0	0	0	0	0	0	0	0	0	2	2	∞	∞
Wayne Simpson, R ERA:	(3, 1)	5.0		20	3	3	2	3	2	0	0	0	0	0	24	32	3.60	1.000
Ross Grimsley, L ERA:	(8, 1)	2.0		9	2	0	0	3	0	1	0	0	0	0	14	18	0.00	1.000

PITCHER		IP	WLS	BF	H	R	ER	SO	BB	IBB	HBP	BLK	WP	HR	S	P	ERA	WHIP

Pittsburgh Pirates @ Cincinnati Reds

Riverfront Stadium, Cincinnati, OH

Sat May 06 1972, 3:33 AM EDT

Att. 12,284 - Unknown

BOTTOM

Batter	1	2	3	4	5	6	7	8	9	AB	R	H	RBI	BB	SO	LOB
Pete Rose, S (1, 7) OBP: 0.322, SLG: 0.308	F7		6-3		G3			6-3		4	0	0	0	0	0	0
Joe Morgan, L (1, 4) OBP: 0.345, SLG: 0.403	BB (1B)		1-6-3		6-3			HR		3	1	1	1	1	0	0
Bobby Tolan, L (1, 8) OBP: 0.469, SLG: 0.732	1B (G1-4-3, 1-3)		BB			6-3		P4		3	0	1	0	1	0	0
Johnny Bench, R (1, 2) OBP: 0.325, SLG: 0.453	G1-4-3 (1-2f)		F3			K		5-3		4	0	0	0	0	1	3
Tony Perez, R (1, 3) OBP: 0.319, SLG: 0.371		P4		F3		5-3			F2	4	0	0	0	0	0	0
Bernie Carbo, L (1, 9) OBP: 0.375, SLG: 0.167		P6		1B			5-3		L7	4	0	1	0	0	0	0
Denis Menke, R (1, 5) OBP: 0.382, SLG: 0.429		1B (FC5, BB)		F8			BB (FC5-4)		5-3	3	0	1	0	1	0	1
Dave Concepcion, R (1, 6) OBP: 0.329, SLG: 0.338		BB (1-2)		F7			FC5-4 (1-2f)			2	0	0	0	1	0	2
Pedro Borbon, R (1, 1)		FC5 (2-3f)			K		F9			1	0	0	0	0	0	2
Ed Sprague, R (3, 1)										0	0	0	0	0	0	0
Wayne Simpson, R (3, 1)										1	0	0	0	0	1	0
George Foster, R (7, PH) OBP: 0.308, SLG: 0.417										1	0	0	0	0	0	1
Ross Grimsley, L (8, 1)										0	0	0	0	0	0	0
Inning Stats	R: 0 E: 0 K: 0 S: 3 H: 1 LOB: 1 BB: 1 P: 7	R: 0 E: 0 K: 0 S: 4 H: 1 LOB: 2 BB: 1 P: 8	R: 0 E: 0 K: 0 S: 3 H: 0 LOB: 1 BB: 1 P: 7	R: 0 E: 0 K: 0 S: 4 H: 1 LOB: 1 BB: 0 P: 4	R: 0 E: 0 K: 1 S: 5 H: 0 LOB: 0 BB: 0 P: 5	R: 0 E: 0 K: 1 S: 5 H: 0 LOB: 0 BB: 0 P: 5	R: 0 E: 0 K: 0 S: 3 H: 0 LOB: 1 BB: 1 P: 7	R: 1 E: 0 K: 0 S: 4 H: 1 LOB: 0 BB: 0 P: 4	R: 0 E: 0 K: 0 S: 3 H: 0 LOB: 0 BB: 0 P: 3	1B: 3 2B: 0 3B: 0 HR: 1	SF: 0 SAC: 0 DP: 1 HBP: 0						

livebaseballscorecards.com

	AB	30
	R	1
	H	4
	RBI	1
	BB	4
	SO	2
	LOB	9

WP: 0 PB: 0 SB: 0 CS: 0 PA: 34

PITCHER	IP	WLS	BF	H	R	ER	SO	BB	IBB	HBP	BLK	WP	HR	S	P	ERA	WHIP
Steve Blass, R (1, 1) ERA: 4.01	9.0	W	34	4	1	1	2	4	0	0	0	0	1	34	50	1.00	0.889

PITCHER	IP	WLS	BF	H	R	ER	SO	BB	IBB	HBP	BLK	WP	HR	S	P	ERA	WHIP

Batter	1	2	3	4	5	6	7	8	9	AB	R	H	RBI	BB	SO	LOB
Rennie Stennett, R (1, 4) OBP: 0.396, SLG: 0.585	E 1B 1B	P6			3-1		1B 1B 1B		F7	4	2	2	0	0	0	1
Bill Mazeroski, R (8, 4)										1	0	0	0	0	0	0
Al Oliver, L (1, 8) OBP: 0.378, SLG: 0.500	E4 1B 1-3 4-3		HR		F7		1B 1-3 HR 1B		5-3	5	3	2	1	0	0	1
Roberto Clemente, R (1, 9) OBP: 0.377, SLG: 0.429	4-3 1-3 3-H 1B		1-3			1-3	1-2 3-H HR 1B		1B 2B	5	2	3	2	0	0	0
Willie Stargell, L (1, 7) OBP: 0.328, SLG: 0.541	4-3 1-2 3-H		S S S K			HR	1-H 2-H HR		1B IBB	4	2	2	5	1	1	1
Richie Hebner, L (1, 5) OBP: 0.361, SLG: 0.522	S S S K		S S S K			B B B B BB	F9		1-2 2-H 1B	4	0	1	1	1	2	1
Manny Sanguillen, R (1, 2) OBP: 0.385, SLG: 0.520	L1			F7		P4		S S S K	F9	5	0	0	0	0	1	4
Bob Robertson, R (1, 3) OBP: 0.284, SLG: 0.204		F9		G4-3 1B		L5		B B B BB		3	0	1	0	1	0	1
Gene Alley, R (1, 6) OBP: 0.474, SLG: 0.419		SH2-4 1B		G4-3 1-2f			F9	F7		4	0	1	0	0	0	2
Nelson Briles, R (1, 1) OBP: 0.200, SLG: 0.400		SH2-4 1-2			5-3		S S S K		F9	3	0	0	0	0	1	1
Bob Moose, R (8, 1) OBP: 0.333, SLG: 0.333										0	0	0	0	0	0	0
Inning Stats	R: 2 E: 1 K: 1 S: 8 H: 2 LOB: 1 BB: 0 P: 8	R: 0 E: 0 K: 0 S: 4 H: 1 LOB: 1 BB: 0 P: 4	R: 1 E: 0 K: 2 S: 8 H: 1 LOB: 0 BB: 0 P: 8	R: 0 E: 0 K: 0 S: 3 H: 1 LOB: 0 BB: 0 P: 3	R: 0 E: 0 K: 0 S: 3 H: 0 LOB: 0 BB: 0 P: 3	R: 1 E: 0 K: 0 S: 4 H: 1 LOB: 1 BB: 1 P: 8	R: 4 E: 0 K: 1 S: 9 H: 4 LOB: 0 BB: 0 P: 9	R: 0 E: 0 K: 1 S: 5 H: 0 LOB: 1 BB: 1 P: 9	R: 1 E: 0 K: 0 S: 5 H: 2 LOB: 2 BB: 1 P: 9	1B: 8 2B: 1 3B: 0 HR: 3 SF: 0 SAC: 1 DP: 1 HBP: 0							

TOP

Pittsburgh Pirates @ Cincinnati Reds

Riverfront Stadium, Cincinnati, OH

Sun May 07 1972, 3:33 AM EDT

Att. 19,281 - Unknown

livebaseballscorecards.com

AB	38
R	9
H	12
RBI	9
BB	3
SO	5
LOB	12

PITCHER		IP	WLS	BF	H	R	ER	SO	BB	IBB	HBP	BLK	WP	HR	S	P	ERA	WHIP
Jack Billingham, R ERA: 6.75	(1, 1)	6.2	L	30	9	7	6	4	1	0	0	0	0	2	37	41	8.10	1.500
Tom Hall, L ERA: 3.5	(7, 1)	1.1		6	1	1	1	1	1	0	0	0	0	1	7	11	6.75	1.500
Pedro Borbon, R ERA: 5.19	(9, 1)	1.0		6	2	1	1	0	0	1	0	0	0	0	5	9	9.00	2.000

PITCHER	IP	WLS	BF	H	R	ER	SO	BB	IBB	HBP	BLK	WP	HR	S	P	ERA	WHIP

Pittsburgh Pirates @ Cincinnati Reds

Riverfront Stadium, Cincinnati, OH

Sun May 07 1972, 3:33 AM EDT

Att. 19,281 - Unknown

livebaseballscorecards.com

BOTTOM

Batter	1	2	3	4	5	6	7	8	9	AB	R	H	RBI	BB	SO	LOB
Pete Rose, S (1, 7) OBP: 0.304, SLG: 0.289	6-3		F7		5-3		K		4-3	5	0	0	0	0	1	2
Joe Morgan, L (1, 4) OBP: 0.352, SLG: 0.447	1B		HR		P6		3-1			4	1	2	2	0	0	1
Bobby Tolan, L (1, 8) OBP: 0.471, SLG: 0.757	F7		BB		F5			HR		3	2	1	1	1	0	1
Johnny Bench, R (1, 2) OBP: 0.321, SLG: 0.441	K		1B			K		F8		4	0	1	0	0	2	1
Tony Perez, R (1, 3) OBP: 0.315, SLG: 0.409		HR	FC5-4			K		6-3		4	1	1	2	0	1	1
Bernie Carbo, L (1, 9) OBP: 0.370, SLG: 0.150 Cesar Geronimo, L (6, PR) OBP: 0.286, SLG: 0.440 (7, 9)		5-3	K			BB		HR		2 1	0 1	0 1	0 1	1 0	1 0	1 0
Denis Menke, R (1, 5) OBP: 0.367, SLG: 0.409 Tom Hall, L (7, 1) Ted Uhlaender, L (8, PH) OBP: 0.250, SLG: 0.212 Pedro Borbon, R (9, 1)	K		6-3			5-3		G3		3 0 1 0	0 0 0 0	0 0 0 0	0 0 0 0	1 0 0 0	1 0 0 0	1 0 0 0
Dave Concepcion, R (1, 6) OBP: 0.311, SLG: 0.319	K		5-3				5-3		3-1	4	0	0	0	0	1	0
Jack Billingham, R (1, 1) OBP: 0.100, SLG: 0.100 Julian Javier, R (7, 5) OBP: 0.313, SLG: 0.438			HR	K			1B		P6	2 2	1 0	1 1	0 0	0 0	1 0	0 0

	AB	35
	R	6
	H	8
	RBI	6
	BB	2
	SO	8
	LOB	8

Inning Stats	1	2	3	4	5	6	7	8	9
	R: 0 E: 0 K: 1 S: 6	H: 1 LOB: 1 BB: 0 P: 6	R: 1 E: 0 K: 2 S: 8	H: 1 LOB: 0 BB: 0 P: 8	R: 3 E: 0 K: 1 S: 8	H: 3 LOB: 1 BB: 1 P: 12	R: 0 E: 0 K: 1 S: 5	H: 0 LOB: 0 BB: 0 P: 5	R: 0 E: 0 K: 0 S: 3	H: 0 LOB: 0 BB: 0 P: 3
	R: 0 E: 1 K: 2 S: 7	H: 0 LOB: 2 BB: 1 P: 11	R: 0 E: 0 K: 1 S: 6	H: 1 LOB: 1 BB: 0 P: 6	R: 2 E: 0 K: 0 S: 5	H: 2 LOB: 0 BB: 0 P: 5	R: 0 E: 0 K: 0 S: 3	H: 0 LOB: 0 BB: 0 P: 3		

	1B: 4	SF: 0	WP: 0	PA: 37
	2B: 0	SAC: 0	PB: 0	
	3B: 0	DP: 0	SB: 0	
	HR: 4	HBP: 0	CS: 0	

PITCHER		IP	WLS	BF	H	R	ER	SO	BB	IBB	HBP	BLK	WP	HR	S	P	ERA	WHIP
Nelson Briles, R ERA: 4.7	(1, 1)	7.2	W	33	8	6	6	8	2	0	0	0	0	4	47	55	7.04	1.304
Bob Moose, R ERA: 6.86	(8, 1)	1.1	S	4	0	0	0	0	0	0	0	0	0	0	4	4	0.00	0.000

PITCHER	IP	WLS	BF	H	R	ER	SO	BB	IBB	HBP	BLK	WP	HR	S	P	ERA	WHIP

Batter	1	2	3	4	5	6	7	8	9	AB	R	H	RBI	BB	SO	LOB
Dave Cash, R (1, 4) OBP: 0.345, SLG: 0.415	4-3 3B 1B	F8		HR		BB S		3-H 2B		4	2	3	2	1	0	1
Al Oliver, L (1, 8) OBP: 0.356, SLG: 0.470	4-3 1-2		4-3	F9		4-3 1-2		F9		5	0	0	0	0	0	3
Roberto Clemente, R (1, 9) OBP: 0.366, SLG: 0.440	1B 3B 2-H		L4		F8		F9		5-3	5	1	1	1	0	0	0
Willie Stargell, L (1, 7) OBP: 0.347, SLG: 0.591 Gene Clines, R (9, 7) OBP: 0.200, SLG: 0.250	K		HR		1B 1B		1B		3-1	5 0	1 0	3 0	1 0	0 0	1 0	1 0
Richie Hebner, L (1, 5) OBP: 0.390, SLG: 0.522	FC4-6 1B 3-H		WP 1B BB		F9		FC6-4 BB		BB	2	0	1	1	3	0	1
Manny Sanguillen, R (1, 2) OBP: 0.386, SLG: 0.513	FC4-6 1-2f		WP 1-2		1B 1-2		FC6-4 1-2f		F7	5	0	2	0	0	0	3
Bob Robertson, R (1, 3) OBP: 0.282, SLG: 0.193		6-3	K 1-2 2-3		F7			F9 SH3-4 2B BB		3	1	0	0	1	1	4
Gene Alley, R (1, 6) OBP: 0.463, SLG: 0.412		S 1B		4-3		L7		SH3-4 1-2		3	0	1	0	0	0	0
Dock Ellis, S (1, 1) OBP: 0.111, SLG: 0.111 Vic Davalillo, L (8, PH) OBP: 0.429, SLG: 0.556 Bruce Kison, R (8, 1)		K 1-2		5-3		6-3		F9 2-3		3 1 0	0 0 0	0 0 0	0 0 0	0 0 0	1 0 0	1 1 0
Inning Stats	R: 2 E: 0 K: 1 S: 8 H: 3 LOB: 1 BB: 0 P: 8	R: 0 E: 0 K: 1 S: 6 H: 1 LOB: 1 BB: 0 P: 6	R: 1 E: 0 K: 1 S: 7 H: 2 LOB: 2 BB: 1 P: 11	R: 1 E: 0 K: 0 S: 4 H: 1 LOB: 0 BB: 0 P: 4	R: 0 E: 0 K: 0 S: 5 H: 2 LOB: 2 BB: 0 P: 5	R: 0 E: 0 K: 0 S: 3 H: 0 LOB: 1 BB: 1 P: 7	R: 0 E: 0 K: 0 S: 3 H: 1 LOB: 1 BB: 1 P: 7	R: 1 E: 0 K: 0 S: 4 H: 1 LOB: 1 BB: 1 P: 8	R: 0 E: 0 K: 0 S: 3 H: 0 LOB: 1 BB: 1 P: 7	1B: 7 2B: 1 3B: 1 HR: 2	SF: 0 SAC: 1 DP: 0 HBP: 0						

PITCHER		IP	WLS	BF	H	R	ER	SO	BB	IBB	HBP	BLK	WP	HR	S	P	ERA	WHIP
Tom Kelley, R ERA: 4.98	(1, 1)	7.0	L	33	10	4	4	3	3	0	0	0	1	2	36	48	5.14	1.857
Ron Schueler, R ERA: 0.79	(8, 1)	2.0		9	1	1	1	0	2	0	0	0	0	0	7	15	4.50	1.500

PITCHER	IP	WLS	BF	H	R	ER	SO	BB	IBB	HBP	BLK	WP	HR	S	P	ERA	WHIP

TOP

Pittsburgh Pirates @ Atlanta Braves

Atlanta Stadium, Atlanta, GA

Tue May 09 1972, 7:05 PM EDT

Att. 7,762 - Unknown

livebaseballscorecards.com

AB	36
R	5
H	11
RBI	5
BB	5
SO	3
LOB	15

1B: 7	SF: 0	WP: 1	PA: 42
2B: 1	SAC: 1	PB: 0	
3B: 1	DP: 0	SB: 2	
HR: 2	HBP: 0	CS: 0	

Batter	1	2	3	4	5	6	7	8	9	AB	R	H	RBI	BB	SO	LOB
Felix Millan, R (1, 4) OBP: 0.324, SLG: 0.320	4-3		5-3 1B 1B		F7		F9			4	1	1	0	0	0	1
Ralph Garr, L (1, 8) OBP: 0.343, SLG: 0.435	6-3		F4		F8			4-3		4	0	0	0	0	0	1
Rico Carty, R (1, 7) OBP: 0.471, SLG: 0.491	K		5-3 1-2		4-3			6-3		4	0	0	0	0	1	1
Orlando Cepeda, R (1, 3) OBP: 0.455, SLG: 0.594		2B 1B	2-H 1B			F4		F9		4	1	2	1	0	0	0
Earl Williams, R (1, 2) OBP: 0.326, SLG: 0.400		FC4-6 1-H 2B	F8			K			L7	4	0	1	1	0	1	1
Darrell Evans, L (1, 5) OBP: 0.338, SLG: 0.381		BBBB FC4-6 BB		L3		4-3			L7	3	0	0	0	1	0	0
Mike Lum, L (1, 9) OBP: 0.283, SLG: 0.192		F6		1B			F7		3-1	4	0	1	0	0	0	2
Marty Perez, R (1, 6) OBP: 0.314, SLG: 0.304		FC4-6 1-2f 2-3		F7			5-3			3	0	0	0	0	0	3
Tom Kelley, R (1, 1) OBP: 0.182, SLG: 0.100		K		6-3			1B			2	0	0	0	0	1	3
Dusty Baker Jr., R (7, PH) OBP: 0.188, SLG: 0.167										1	0	1	0	0	0	0
Ron Schueler, R (8, 1)										0	0	0	0	0	0	0
Inning Stats	R: 0 E: 0 K: 1 S: 5 H: 0 LOB: 0 BB: 0 P: 5	R: 1 E: 0 K: 1 S: 7 H: 2 LOB: 2 BB: 1 P: 11	R: 1 E: 0 K: 0 S: 5 H: 2 LOB: 1 BB: 0 P: 5	R: 0 E: 0 K: 0 S: 4 H: 1 LOB: 1 BB: 0 P: 4	R: 0 E: 0 K: 0 S: 3 H: 0 LOB: 0 BB: 0 P: 3	R: 0 E: 0 K: 1 S: 5 H: 0 LOB: 0 BB: 0 P: 5	R: 0 E: 0 K: 0 S: 4 H: 1 LOB: 1 BB: 0 P: 4	R: 0 E: 0 K: 0 S: 3 H: 0 LOB: 0 BB: 0 P: 3	R: 0 E: 0 K: 0 S: 3 H: 0 LOB: 0 BB: 0 P: 3	1B: 5 2B: 1 3B: 0 HR: 0 SF: 0 SAC: 0 DP: 0 HBP: 0						

PITCHER	IP	WLS	BF	H	R	ER	SO	BB	IBB	HBP	BLK	WP	HR	S	P	ERA	WHIP
Dock Ellis, R (1, 1) ERA: 3.6	7.0	W	28	6	2	2	3	1	0	0	0	0	0	33	37	2.57	1.000
Bruce Kison, R (8, 1) ERA: 5.23	2.0	S	6	0	0	0	0	0	0	0	0	0	0	6	6	0.00	0.000

PITCHER	IP	WLS	BF	H	R	ER	SO	BB	IBB	HBP	BLK	WP	HR	S	P	ERA	WHIP

BOTTOM

Pittsburgh Pirates @ Atlanta Braves

Atlanta Stadium, Atlanta, GA

Tue May 09 1972, 7:05 PM EDT

Att. 7,762 - Unknown

livebaseballscorecards.com

AB	33
R	2
H	6
RBI	2
BB	1
SO	3
LOB	12

Pittsburgh Pirates @ Atlanta Braves

Atlanta Stadium, Atlanta, GA

Wed May 10 1972, 7:05 PM EDT

Att. 6,708 - Unknown

TOP

livebaseballscorecards.com

Batter	1	2	3	4	5	6	7	8	9	AB	R	H	RBI	BB	SO	LOB
Dave Cash, R (1, 4) OBP: 0.339, SLG: 0.421	F9		F8			HR 2B (1-3)		5-3		4	1	1	0	0	0	0
Al Oliver, L (1, 8) OBP: 0.363, SLG: 0.517	1B 2B			F7		HR (2-H 3-H)		G3		4	1	2	3	0	0	0
Roberto Clemente, R (1, 9) OBP: 0.384, SLG: 0.468	1B (2-3)			5-3		PB 1B		2B		4	0	3	0	0	0	0
Willie Stargell, L (1, 7) OBP: 0.329, SLG: 0.557	F6			G3		K (SSS, 1-3)		F9		4	0	0	0	0	1	3
Richie Hebner, L (1, 5) OBP: 0.383, SLG: 0.507		4-3			1B	G3			F8	4	0	1	0	0	0	2
Manny Sanguillen, R (1, 2) OBP: 0.368, SLG: 0.488		K (SSS)			K (SSS)	F9			F2	4	0	0	0	0	2	3
Bob Robertson, R (1, 3) OBP: 0.280, SLG: 0.246		F8			K (SSS)		F2		HR	4	1	1	1	0	1	1
Gene Alley, R (1, 6) OBP: 0.422, SLG: 0.368			5-3		F8		6-3		5-3	4	0	0	0	0	0	1
Bob Johnson, L (1, 1) OBP: 0.111, SLG: 0.111			F2			2B HR 1B	1-3			0	0	0	0	0	0	0
Luke Walker, L (2, 1)										1	0	0	0	0	0	0
Jose Pagan, R (6, PH) OBP: 0.200, SLG: 0.214										1	0	1	0	0	0	0
Dock Ellis, S (6, PR) OBP: 0.111, SLG: 0.111										0	1	0	0	0	0	0
Dave Giusti, R (6, 1)										1	0	0	0	0	0	0
Ramon Hernandez, S (7, 1)										0	0	0	0	0	0	0
Bob Miller, R (7, 1)										0	0	0	0	0	0	0
Inning Stats	R: 0 E: 0 K: 0 S: 4 H: 2 LOB: 1 BB: 0 P: 4	R: 0 E: 0 K: 1 S: 5 H: 0 LOB: 0 BB: 0 P: 5	R: 0 E: 0 K: 0 S: 3 H: 0 LOB: 0 BB: 0 P: 3	R: 0 E: 0 K: 0 S: 3 H: 0 LOB: 0 BB: 0 P: 3	R: 0 E: 0 K: 2 S: 8 H: 1 LOB: 1 BB: 0 P: 8	R: 3 E: 0 K: 1 S: 9 H: 4 LOB: 2 BB: 0 P: 9	R: 0 E: 0 K: 0 S: 3 H: 0 LOB: 0 BB: 0 P: 3	R: 0 E: 0 K: 0 S: 4 H: 1 LOB: 1 BB: 0 P: 4	R: 1 E: 0 K: 0 S: 4 H: 1 LOB: 0 BB: 0 P: 4	1B: 4 2B: 3 3B: 0 HR: 2 SF: 0 SAC: 0 DP: 0 HBP: 0	WP: 0 PB: 2 SB: 0 CS: 0 PA: 35					

	AB	35
	R	4
	H	9
	RBI	4
	BB	0
	SO	4
	LOB	10

PITCHER		IP	WLS	BF	H	R	ER	SO	BB	IBB	HBP	BLK	WP	HR	S	P	ERA	WHIP
Phil Niekro, R ERA: 3.08	(1, 1)	9.0	W	35	9	4	4	4	0	0	0	0	0	2	43	43	4.00	1.000

PITCHER	IP	WLS	BF	H	R	ER	SO	BB	IBB	HBP	BLK	WP	HR	S	P	ERA	WHIP

Pittsburgh Pirates @ Atlanta Braves

Atlanta Stadium, Atlanta, GA

Wed May 10 1972, 7:05 PM EDT

Att. 6,708 - Unknown

BOTTOM

livebaseballscorecards.com

Batter	1	2	3	4	5	6	7	8	9	AB	R	H	RBI	BB	SO	LOB
Felix Millan, R (1, 4) OBP: 0.336, SLG: 0.337	BBBB 4-0 BB 1B 1B BB	x 0-0 1B 2-H 1B	x 0-0 ③ 6-3			x 0-0 ② 6-3	x 0-0 1-3 2B			4	1	2	1	1	0	2
Ralph Garr, L (1, 8) (8, 7) OBP: 0.356, SLG: 0.443	x 0-0 BB 1-2 1B 1B	x 0-0 1B 1-2 1B		x 0-0 ① 5-3		x 0-0 CS 1B	x 0-0 ③ F8			5	1	3	0	0	0	2
Hank Aaron, R (1, 9) OBP: 0.413, SLG: 0.576	BBBB 4-0 1B 1-2 2-3 BB	x 0-0 1-3 2-H 1B		BBBB 4-0 BB		0-0 ③ CS 1-2	x 0-0 S 1B 1B	x 0-0 ① 5-3		3	1	2	1	2	0	0
Orlando Cepeda, R (1, 3) OBP: 0.395, SLG: 0.514	SSS 0-3 ① K	x 0-0 ③ 6-3		x 0-0 ② F9			x 0-0 ① F7 1-2	x 0-0 ② 5-3		5	0	0	0	0	1	7
Earl Williams, R (1, 2) OBP: 0.340, SLG: 0.412	x 0-0 ② 1-2 2-H 3-H 1B		x 0-0 2B 1B 1B	x 0-0 ③ F9			x 0-0 E 2-H 2B 1B	x 0-0 ③ 6-3		5	2	3	2	0	0	1
Mike Lum, L (1, 7) OBP: 0.286, SLG: 0.218 Dusty Baker Jr., R (7, PH) (8, 8) OBP: 0.212, SLG: 0.226	x 0-0 ③ 6-3		x 0-0 1B 1-3 2B		x 0-0 ① 2-3		x 0-0 1B 1-H FC4-6 2B			3 1	0 1	1 1	0 1	0 0	0 0	2 0
Darrell Evans, L (1, 5) OBP: 0.346, SLG: 0.388		x 0-0 ① F9	x 0-0 2-3 3-H 1B		SSS 0-3 ② K		x 0-0 FC4-6 2-3 1B			4	0	2	1	0	1	0
Marty Perez, R (1, 6) OBP: 0.300, SLG: 0.289		x 0-0 ② 4-3	x 0-0 ① 6-3		SSS 0-3 ③ K		x 0-0 ② FC4-6 1-2f E 3-H			4	1	0	1	0	1	3
Phil Niekro, R (1, 1) OBP: 0.111, SLG: 0.167		x 0-0 1B 2B	x 0-0 ② F2			x 0-0 ① L4	x 0-0 E8 2B 1-H			4	1	1	0	0	0	2
Inning Stats	R: 1 E: 0 K: 1 S: 6 H: 2 LOB: 2 BB: 2 P: 14	R: 2 E: 0 K: 0 S: 7 H: 4 LOB: 2 BB: 0 P: 7	R: 1 E: 0 K: 0 S: 6 H: 3 LOB: 2 BB: 0 P: 6	R: 0 E: 0 K: 0 S: 3 H: 0 LOB: 1 BB: 1 P: 7	R: 0 E: 0 K: 2 S: 7 H: 0 LOB: 0 BB: 0 P: 7	R: 0 E: 0 K: 0 S: 3 H: 1 LOB: 0 BB: 0 P: 3	R: 4 E: 2 K: 0 S: 9 H: 5 LOB: 2 BB: 0 P: 9	R: 0 E: 0 K: 0 S: 3 H: 0 LOB: 0 BB: 0 P: 3		1B: 11 2B: 4 3B: 0 HR: 0 SF: 0 SAC: 0 DP: 0 HBP: 0				WP: 0 PB: 0 SB: 1 CS: 1 PA: 42		

	AB	38
	R	8
	H	15
	RBI	7
	BB	3
	SO	3
	LOB	19

PITCHER		IP	WLS	BF	H	R	ER	SO	BB	IBB	HBP	BLK	WP	HR	S	P	ERA	WHIP
Bob Johnson, R ERA: 5.14	(1, 1)	1.2	L	11	5	3	3	1	2	0	0	0	0	0	11	19	16.20	4.200
Luke Walker, L ERA: 6.1	(2, 1)	3.1		15	4	1	1	2	1	0	0	0	0	0	18	22	2.70	1.500
Dave Giusti, R ERA: 5.84	(6, 1)	1.1		6	3	2	2	0	0	0	0	0	0	0	6	6	13.50	2.250
Ramon Hernandez, L ERA: 0.87	(7, 1)	0.1		4	2	2	1	0	0	0	0	0	0	0	4	4	27.00	6.000
Bob Miller, R ERA: 1.86	(7, 1)	1.1		5	1	0	0	0	0	0	0	0	0	0	5	5	0.00	0.750

PITCHER	IP	WLS	BF	H	R	ER	SO	BB	IBB	HBP	BLK	WP	HR	S	P	ERA	WHIP

Pittsburgh Pirates @ Houston Astros

Astrodome, Houston, TX

Fri May 12 1972, 8:05 PM EDT

Att. 17,863 - Dome

TOP

livebaseballscorecards.com

Batter	1	2	3	4	5	6	7	8	9	AB	R	H	RBI	BB	SO	LOB
Dave Cash, R (1, 4) OBP: 0.328, SLG: 0.403	FC6-4 1B		F8			E4 1B	K		5-3 1-2 3-H	5	0	1	0	0	1	2
Al Oliver, L (1, 8) OBP: 0.358, SLG: 0.505	FC6-4 1-2f		4-3			G4-6-3 1-3 1B		4-3		4	0	1	0	0	0	1
Roberto Clemente, R (1, 9) OBP: 0.367, SLG: 0.446	F6			K		K		K		4	0	0	0	0	3	3
Willie Stargell, L (1, 7) OBP: 0.313, SLG: 0.527	K			4-3		G4-6-3 1-2f		4-3		4	0	0	0	0	1	3
Richie Hebner, L (1, 5) OBP: 0.376, SLG: 0.532		F9		F3			HR		F8	4	1	1	1	0	0	0
Manny Sanguillen, R (1, 2) OBP: 0.385, SLG: 0.523		3B			F8		2B SF9 1B		WP BB 1B 1B	4	2	3	0	0	0	0
Bob Robertson, R (1, 3) OBP: 0.304, SLG: 0.281		F2			FC4 1B		1-3 2B		1B WP 1-2 WP BB	3	1	2	0	1	0	1
Gene Alley, R (1, 6) OBP: 0.404, SLG: 0.350 Vic Davalillo, L (7, PH) OBP: 0.409, SLG: 0.556 Jackie Hernandez, R (7, 6) OBP: 0.241, SLG: 0.185		K			F9		SF9 3-H		F2 1-2 2-3	2 0 1	0 0 0	0 0 0	0 1 0	0 0 0	1 0 0	2 0 2
Steve Blass, R (1, 1) OBP: 0.200, SLG: 0.267 Milt May, L (9, PH) OBP: 0.111, SLG: 0.111 Dock Ellis, S (9, PR) OBP: 0.111, SLG: 0.111 Bob Miller, R (9, 1)			6-3		FC4 1-2f		1-3		WP 2-3 3-H 1B	3 1 0 0	0 0 0 0	0 1 0 0	0 1 0 0	0 0 0 0	0 0 0 0	2 0 0 0
Inning Stats	R: 0 E: 0 K: 1 S: 6 H: 1 LOB: 1 BB: 0 P: 6	R: 0 E: 0 K: 1 S: 6 H: 1 LOB: 1 BB: 0 P: 6	R: 0 E: 0 K: 0 S: 3 H: 0 LOB: 0 BB: 0 P: 3	R: 0 E: 0 K: 1 S: 5 H: 0 LOB: 0 BB: 0 P: 5	R: 0 E: 0 K: 0 S: 4 H: 1 LOB: 1 BB: 0 P: 4	R: 0 E: 1 K: 1 S: 6 H: 1 LOB: 1 BB: 0 P: 6	R: 2 E: 0 K: 1 S: 8 H: 3 LOB: 1 BB: 0 P: 8	R: 0 E: 0 K: 1 S: 5 H: 0 LOB: 0 BB: 0 P: 5	R: 2 E: 0 K: 0 S: 5 H: 2 LOB: 2 BB: 1 P: 9	1B: 6 2B: 1 3B: 1 HR: 1 SF: 1 SAC: 0 DP: 1 HBP: 0						

	AB	35
	R	4
	H	9
	RBI	3
	BB	1
	SO	6
	LOB	16

WP: 2 PB: 0 SB: 0 CS: 0 PA: 37

PITCHER		IP	WLS	BF	H	R	ER	SO	BB	IBB	HBP	BLK	WP	HR	S	P	ERA	WHIP
Larry Dierker, R ERA: 4.1	(1, 1)	8.2	L	36	9	4	4	6	1	0	0	0	1	1	47	51	4.15	1.154
Jim Ray, R ERA: 2.41	(9, 1)	0.1		1	0	0	0	0	0	0	0	0	1	0	1	1	0.00	0.000

PITCHER		IP	WLS	BF	H	R	ER	SO	BB	IBB	HBP	BLK	WP	HR	S	P	ERA	WHIP

Pittsburgh Pirates @ Houston Astros

Astrodome, Houston, TX

Fri May 12 1972, 8:05 PM EDT

Att. 17,863 - Dome

BOTTOM

Batter	1	2	3	4	5	6	7	8	9	AB	R	H	RBI	BB	SO	LOB
Roger Metzger, S (1, 6) OBP: 0.252, SLG: 0.222	4-3		K		K			F6		4	0	0	0	0	2	1
Cesar Cedeno, R (1, 8) OBP: 0.438, SLG: 0.463	6-3		5-3		6-3			6-3		4	0	0	0	0	0	1
Jimmy Wynn, R (1, 9) OBP: 0.400, SLG: 0.593	F8		F3			K		6-3		4	0	0	0	0	1	0
Lee May, R (1, 3) OBP: 0.414, SLG: 0.629		E 2B		HR		E 1B			FC6-4 1B	4	2	4	1	0	0	0
Bob Watson, R (1, 7) OBP: 0.333, SLG: 0.354		1-3		4-3		E1 G6-4-3 1-3 1B			FC6-4 G6-4-3 1-2f	4	0	1	0	0	0	2
Doug Rader, R (1, 5) OBP: 0.290, SLG: 0.400		F7		F9		G6-4-3 1-2f			G6-4-3 1-2f	4	0	0	0	0	0	4
Tommy Helms, R (1, 4) OBP: 0.239, SLG: 0.280		E6 1B 2-H		5-3			CS 1B			3	0	1	0	0	0	0
Johnny Edwards, L (1, 2) OBP: 0.390, SLG: 0.500		1-3 1B			SH5-4 1B		4-3 1-2			3	0	2	0	0	0	1
Larry Dierker, R (1, 1) OBP: 0.182, SLG: 0.100 Jim Ray, R (9, 1) OBP: 0.333, SLG: 0.333		4-3			SH5-4 1-2		K			2 0	0 0	0 0	0 0	0 0	1 0	2 0
Inning Stats	R: 0 H: 0 E: 0 LOB: 0 K: 0 BB: 0 S: 3 P: 3	R: 1 H: 2 E: 1 LOB: 2 K: 0 BB: 0 S: 6 P: 6	R: 0 H: 0 E: 0 LOB: 0 K: 1 BB: 0 S: 5 P: 5	R: 1 H: 1 E: 0 LOB: 0 K: 0 BB: 0 S: 4 P: 4	R: 0 H: 1 E: 0 LOB: 1 K: 1 BB: 0 S: 6 P: 6	R: 0 H: 2 E: 1 LOB: 1 K: 1 BB: 0 S: 6 P: 6	R: 0 H: 1 E: 0 LOB: 0 K: 1 BB: 0 S: 5 P: 5	R: 0 H: 0 E: 0 LOB: 0 K: 0 BB: 0 S: 3 P: 3	R: 0 H: 1 E: 0 LOB: 0 K: 0 BB: 0 S: 3 P: 3	1B: 6 SF: 0 2B: 1 SAC: 1 3B: 0 DP: 2 HR: 1 HBP: 0							WP: 0 PA: 33 PB: 0 SB: 0 CS: 1

livebaseballscorecards.com

	AB	32
	R	2
	H	8
	RBI	1
	BB	0
	SO	4
	LOB	11

PITCHER		IP	WLS	BF	H	R	ER	SO	BB	IBB	HBP	BLK	WP	HR	S	P	ERA	WHIP
Steve Blass, R ERA: 3.46	(1, 1)	8.0	W	30	7	2	1	4	0	0	0	0	0	1	38	38	1.12	0.875
Bob Miller, R ERA: 1.69	(9, 1)	1.0	S	3	1	0	0	0	0	0	0	0	0	0	3	3	0.00	1.000

PITCHER	IP	WLS	BF	H	R	ER	SO	BB	IBB	HBP	BLK	WP	HR	S	P	ERA	WHIP

Batter	1	2	3	4	5	6	7	8	9	10	11	12	AB	R	H	RBI	BB	SO	LOB
Dave Cash, R (1, 4) OBP: 0.319, SLG: 0.388	K		6-3		K		F8			SH3-4 1B		SH 1B 3B 1-3 2-H	5	1	1	0	0	2	2
Al Oliver, L (1, 8) OBP: 0.370, SLG: 0.510	F7		6-3		FC6 1B 2-H		1-3 1B			SH3-4 1-2		3B 1B 2-3 3-H	5	1	3	2	0	0	0
Roberto Clemente, R (1, 9) OBP: 0.354, SLG: 0.449	1-3			L3	FC6 1-2f		L8			6-3		1B 3B 2-H 3-H	6	1	1	2	0	0	4
Willie Stargell, L (1, 7) OBP: 0.302, SLG: 0.494 Bob Miller, R (12, 1)		K		K		BB		K		6-3		K	5	0	0	0	1	4	2
Richie Hebner, L (1, 5) OBP: 0.374, SLG: 0.518		1B 1B		1B 1B		F5		K			P2	P4	6	0	2	0	0	1	2
Manny Sanguillen, R (1, 2) OBP: 0.392, SLG: 0.521		1-3 1B		1-2 1B		F8		6-3			4-3	3-H 1B	6	0	3	1	0	0	1
Bob Robertson, R (1, 3) OBP: 0.282, SLG: 0.257		K		F9		F7			P2		K	K	6	0	0	0	0	3	6
Gene Alley, R (1, 6) OBP: 0.412, SLG: 0.364 Vic Davalillo, L (12, PH) OBP: 0.435, SLG: 0.579 (12, 7)		4-3			S 1B 1B		1B 1B		4-3			E9 SH 1B	4 1	1 1	2 1	0 0	0 0	2 0	0 0
Bob Moose, R (1, 1) OBP: 0.200, SLG: 0.200 Milt May, L (12, PH) OBP: 0.111, SLG: 0.111 Gene Clines, R (12, PH) OBP: 0.226, SLG: 0.250 Jackie Hernandez, R (12, 6) OBP: 0.241, SLG: 0.185			G3		K 1-2		K		K			SH 1B HBP	4 0 0 0	0 0 1 0	0 0 0 0	0 0 0 0	3 0 0 0	2 0 0 0	0 0 0 0
Inning Stats	R: 0 E: 0 K: 1 S: 5 H: 0 LOB: 0 BB: 0 P: 5	R: 0 E: 0 K: 2 S: 9 H: 2 LOB: 2 BB: 0 P: 9	R: 0 E: 0 K: 0 S: 3 H: 0 LOB: 0 BB: 0 P: 3	R: 0 E: 0 K: 1 S: 7 H: 2 LOB: 2 BB: 0 P: 7	R: 1 E: 0 K: 2 S: 9 H: 2 LOB: 1 BB: 0 P: 9	R: 0 E: 0 K: 0 S: 3 H: 0 LOB: 1 BB: 1 P: 7	R: 0 E: 0 K: 1 S: 7 H: 2 LOB: 2 BB: 0 P: 7	R: 0 E: 0 K: 2 S: 7 H: 0 LOB: 0 BB: 0 P: 7	R: 0 E: 0 K: 1 S: 5 H: 0 LOB: 0 BB: 0 P: 5	R: 0 E: 0 K: 0 S: 4 H: 1 LOB: 1 BB: 0 P: 4	R: 0 E: 0 K: 1 S: 5 H: 0 LOB: 0 BB: 0 P: 5	R: 5 E: 2 K: 2 S: 12 H: 4 LOB: 1 BB: 0 P: 13	1B: 12 2B: 0 3B: 1 HR: 0	SF: 0 SAC: 2 DP: 0 HBP: 1					

PITCHER		IP	WLS	BF	H	R	ER	SO	BB	IBB	HBP	BLK	WP	HR	S	P	ERA	WHIP
Ken Forsch, R ERA: 3.38	(1, 1)	11.0		43	9	1	1	11	1	0	0	0	0	0	64	68	0.82	0.909
Fred Gladding, R ERA: 1.69	(12, 1)	0.0	L	1	1	1	1	0	0	0	0	0	0	0	1	1	∞	∞
Wade Blasingame, L ERA: 13.5	(12, 1)	0.0		3	1	1	1	0	0	0	1	0	0	0	2	3	∞	∞
George Culver, R ERA: 2.7	(12, 1)	1.0		5	2	3	3	2	0	0	0	0	0	0	9	9	27.00	2.000

PITCHER	IP	WLS	BF	H	R	ER	SO	BB	IBB	HBP	BLK	WP	HR	S	P	ERA	WHIP

TOP

Pittsburgh Pirates @ Houston Astros

Astrodome, Houston, TX

Sat May 13 1972, 8:05 PM EDT

Att. 23,568 - Dome

livebaseballscorecards.com

AB	48
R	6
H	13
RBI	5
BB	1
SO	13
LOB	21

Batter	1	2	3	4	5	6	7	8	9	10	11	12	AB	R	H	RBI	BB	SO	LOB
Roger Metzger, S (1, 6) OBP: 0.250, SLG: 0.221	K		F8			1B		4-3			5-3		5	0	1	0	0	1	2
Jimmy Stewart, S (1, 3) OBP: 0.154, SLG: 0.308	F7			5-3		F7			F8		F7		5	0	0	0	0	0	1
Jimmy Wynn, R (1, 9) OBP: 0.400, SLG: 0.611	F8			P3			HR		4-3			1B BB	4	1	1	1	1	0	0
Cesar Cedeno, R (1, 8) OBP: 0.426, SLG: 0.447		K		5-3			G4-3 1B		K			K	5	0	1	0	0	3	1
Bob Watson, R (1, 7) OBP: 0.327, SLG: 0.345		6-3			K		G4-3 1-2f			FC3-6 1B		F8	5	0	1	0	0	1	2
Johnny Edwards, L (1, 2) OBP: 0.390, SLG: 0.507		2B			E3 G6-4-3		F8			FC3-6 1-3 1-2f		1B 1-2	5	0	2	0	0	0	1
Doug Rader, R (1, 5) OBP: 0.276, SLG: 0.378		L3			G6-4-3 1-2f			5-3		1-3 1-2		K	5	0	0	0	0	1	5
Tommy Helms, R (1, 4) OBP: 0.242, SLG: 0.282			5-3			K		SH1-4 1B		K			3	0	1	0	0	1	0
Bobby Fenwick, R (8, PR) (9, 4) OBP: 0.333, SLG: 0.333			K			K		SH1-4 1-2			L4		1	0	0	0	0	1	1
Ken Forsch, R (1, 1) OBP: 0.083, SLG: 0.083													2	0	0	0	0	2	0
Norm Miller, L (11, PH) OBP: 0.353, SLG: 0.400													1	0	0	0	0	0	0
Fred Gladding, L (12, 1)													0	0	0	0	0	0	0
Wade Blasingame, L (12, 1)													0	0	0	0	0	0	0
George Culver, R (12, 1)													0	0	0	0	0	0	0
Inning Stats	R: 0 H: 0 E: 0 LOB: 0 K: 1 BB: 0 S: 5 P: 5	R: 0 H: 1 E: 0 LOB: 1 K: 1 BB: 0 S: 6 P: 6	R: 0 H: 0 E: 0 LOB: 0 K: 1 BB: 0 S: 5 P: 5	R: 0 H: 0 E: 0 LOB: 0 K: 0 BB: 0 S: 3 P: 3	R: 0 H: 0 E: 1 LOB: 0 K: 1 BB: 0 S: 5 P: 5	R: 0 H: 1 E: 0 LOB: 1 K: 2 BB: 0 S: 8 P: 8	R: 1 H: 2 E: 0 LOB: 0 K: 0 BB: 0 S: 4 P: 4	R: 0 H: 1 E: 0 LOB: 2 K: 0 BB: 0 S: 4 P: 4	R: 0 H: 0 E: 0 LOB: 0 K: 1 BB: 0 S: 5 P: 5	R: 0 H: 1 E: 0 LOB: 1 K: 1 BB: 0 S: 6 P: 6	R: 0 H: 0 E: 0 LOB: 0 K: 0 BB: 0 S: 3 P: 3	R: 0 H: 1 E: 0 LOB: 2 K: 2 BB: 1 S: 8 P: 12	1B: 5 SF: 0 2B: 1 SAC: 1 3B: 0 DP: 2 HR: 1 HBP: 0						

PITCHER	IP	WLS	BF	H	R	ER	SO	BB	IBB	HBP	BLK	WP	HR	S	P	ERA	WHIP
Bob Moose, R (1, 1) ERA: 4.78	11.0	W	38	6	1	1	8	0	0	0	0	0	1	54	54	0.82	0.545
Bob Miller, R (12, 1) ERA: 1.54	1.0	S	5	1	0	0	2	1	0	0	0	0	0	8	12	0.00	2.000

PITCHER	IP	WLS	BF	H	R	ER	SO	BB	IBB	HBP	BLK	WP	HR	S	P	ERA	WHIP

BOTTOM

Pittsburgh Pirates @ Houston Astros

Astrodome, Houston, TX

Sat May 13 1972, 8:05 PM EDT

Att. 23,568 - Dome

livebaseballscorecards.com

AB	41
R	1
H	7
RBI	1
BB	1
SO	10
LOB	13

Batter	1	2	3	4	5	6	7	8	9	AB	R	H	RBI	BB	SO	LOB
Dave Cash, R (1, 4) OBP: 0.312, SLG: 0.389	F8	6-3		G5-4-3 1-2f			2B		FC4-6 6-3 1-2f	5	0	1	0	0	0	3
Vic Davalillo, L (1, 9) OBP: 0.429, SLG: 0.522	BB E S 1B		1B 1B		F8		4-3		6-3 1-2	4	2	1	0	1	0	2
Al Oliver, L (1, 8) OBP: 0.390, SLG: 0.520	1B SF9 1-H		1B SF8 1-3		F8			HR	BB	4	3	3	1	1	0	0
Willie Stargell, L (1, 7) (8, 3) OBP: 0.319, SLG: 0.536	1-3		G3 1-3 3-H		F5			1-H	6-3	5	1	3	3	0	0	2
Richie Hebner, L (1, 5) OBP: 0.358, SLG: 0.506	SF9 3-H		SF8 3-H			F5		F8		2	0	0	2	0	0	0
Milt May, L (1, 2) OBP: 0.231, SLG: 0.308 Dock Ellis, S (8, PR) OBP: 0.111, SLG: 0.111 Gene Alley, R (8, 6) OBP: 0.412, SLG: 0.364	G3		G3 1-2			G6-4-3 1B		FC6-5 2B		4 0 0	0 0 0	2 0 0	0 0 0	0 0 0	0 0 0	2 0 0
Bob Robertson, R (1, 3) OBP: 0.284, SLG: 0.250 Manny Sanguillen, R (8, PH) OBP: 0.388, SLG: 0.516 (8, 2)		BB S	6-3			G6-4-3 1-2f		FC6-5 2-3		2 1	0 0	0 0	0 0	1 0	0 0	2 1
Jackie Hernandez, R (1, 6) OBP: 0.226, SLG: 0.172 Rennie Stennett, R (7, PH) OBP: 0.382, SLG: 0.564 (7, 6) (8, 7)		K 1-2		F5			F8	K		2 2	0 0	0 0	0 0	0 0	1 1	1 2
Nelson Briles, R (1, 1) OBP: 0.167, SLG: 0.333 Bruce Kison, R (2, 1) OBP: 1.000, SLG: 1.000 Gene Clines, R (7, PH) OBP: 0.219, SLG: 0.241 Dave Giusti, R (7, 1) Roberto Clemente, R (9, PH) OBP: 0.361, SLG: 0.456		K		G5-4-3 1B			K		FC4-6 1B	1 1 1 0 1	0 0 0 0 0	0 1 0 0 1	0 0 0 0 0	0 0 0 0 0	1 0 1 0 0	1 0 0 0 0
Inning Stats	R: 2 E: 0 K: 0 S: 5 H: 2 LOB: 1 BB: 1 P: 9	R: 0 E: 0 K: 2 S: 7 H: 0 LOB: 1 BB: 1 P: 11	R: 2 E: 0 K: 0 S: 6 H: 3 LOB: 1 BB: 0 P: 6	R: 0 E: 0 K: 0 S: 3 H: 1 LOB: 0 BB: 0 P: 3	R: 0 E: 0 K: 0 S: 3 H: 0 LOB: 0 BB: 0 P: 3	R: 0 E: 0 K: 0 S: 3 H: 1 LOB: 0 BB: 0 P: 3	R: 0 E: 0 K: 1 S: 6 H: 1 LOB: 1 BB: 0 P: 6	R: 2 E: 0 K: 1 S: 8 H: 3 LOB: 2 BB: 0 P: 8	R: 0 E: 0 K: 0 S: 4 H: 1 LOB: 2 BB: 1 P: 8	1B: 9 2B: 2 3B: 0 HR: 1	SF: 2 SAC: 0 DP: 2 HBP: 0					

PITCHER		IP	WLS	BF	H	R	ER	SO	BB	IBB	HBP	BLK	WP	HR	S	P	ERA	WHIP
Don Wilson, R ERA: 3.77	(1, 1)	7.0	W	31	10	6	6	3	2	0	0	0	0	1	35	43	7.71	1.714
Jim Ray, R ERA: 2.18	(8, 1)	2.0	S	9	2	0	0	1	1	0	0	0	0	0	10	14	0.00	1.500

PITCHER	IP	WLS	BF	H	R	ER	SO	BB	IBB	HBP	BLK	WP	HR	S	P	ERA	WHIP

TOP

Pittsburgh Pirates @ Houston Astros

Astrodome, Houston, TX

Sun May 14 1972, 4:33 AM EDT

Att. 14,704 - Dome

livebaseballscorecards.com

AB	35
R	6
H	12
RBI	6
BB	3
SO	4
LOB	16

WP: 0	PB: 0	SB: 2	CS: 0
PA: 40			

Pittsburgh Pirates @ Houston Astros

Astrodome, Houston, TX

Sun May 14 1972, 4:33 AM EDT

Att. 14,704 - Dome

livebaseballscorecards.com

BOTTOM

Batter	1	2	3	4	5	6	7	8	9	AB	R	H	RBI	BB	SO	LOB
Roger Metzger, S (1, 6) OBP: 0.250, SLG: 0.214	F9	1B BB E BB	6-3			4-3				3	1	0	0	1	0	0
Jimmy Stewart, S (1, 3) OBP: 0.176, SLG: 0.250	F8	1B E BB 1-2 2-3		F7		4-3				3	1	0	0	1	0	0
Jimmy Wynn, R (1, 9) OBP: 0.413, SLG: 0.617	HR 1B	E 1B 1B 1-2 2-3 3-H		G5-4-3 1B			P6			4	2	3	1	0	0	0
Cesar Cedeno, R (1, 8) OBP: 0.418, SLG: 0.472	1-H HR	E4 BB 1B 1-3 2-H 3-H		G5-4-3 1-2f			K			4	1	1	2	0	1	2
Bob Watson, R (1, 7) OBP: 0.333, SLG: 0.385	HR	BB 1B 1-2 3-H			E6 FC4-6		6-3			4	1	2	2	0	0	0
Johnny Edwards, L (1, 2) OBP: 0.384, SLG: 0.487	F8	BB 1-2 2-3			FC4-6 1-2f			4-3		3	0	0	0	1	0	1
Doug Rader, R (1, 5) OBP: 0.275, SLG: 0.372		BB 6-3 1B 1B F7			K			5-3		4	1	1	0	0	1	4
Tommy Helms, R (1, 4) OBP: 0.232, SLG: 0.270		6-3 1-2	P6		5-3			F9		4	0	0	0	0	0	2
Don Wilson, R (1, 1) Jim Ray, R (8, 1) OBP: 0.333, SLG: 0.333		K	K			K				3 0	0 0	0 0	0 0	0 0	3 0	1 0
Inning Stats	R: 3 H: 3 E: 0 LOB: 0 K: 0 BB: 0 S: 6 P: 6	R: 4 H: 3 E: 1 LOB: 3 K: 1 BB: 3 S: 9 P: 21	R: 0 H: 0 E: 0 LOB: 0 K: 1 BB: 0 S: 5 P: 5	R: 0 H: 1 E: 0 LOB: 0 K: 0 BB: 0 S: 3 P: 3	R: 0 H: 0 E: 1 LOB: 1 K: 1 BB: 0 S: 6 P: 6	R: 0 H: 0 E: 0 LOB: 0 K: 1 BB: 0 S: 5 P: 5	R: 0 H: 0 E: 0 LOB: 0 K: 1 BB: 0 S: 5 P: 5	R: 0 H: 0 E: 0 LOB: 0 K: 0 BB: 0 S: 3 P: 3		1B: 5 SF: 0 2B: 0 SAC: 0 3B: 0 DP: 1 HR: 2 HBP: 0						

AB	32
R	7
H	7
RBI	5
BB	3
SO	5
LOB	10

PITCHER		IP	WLS	BF	H	R	ER	SO	BB	IBB	HBP	BLK	WP	HR	S	P	ERA	WHIP
Nelson Briles, R ERA: 6.35	(1, 1)	1.2	L	11	4	6	4	1	2	0	0	0	0	2	11	19	21.60	3.600
Bruce Kison, R ERA: 3.68	(2, 1)	4.1		18	3	1	0	3	1	0	0	0	0	0	23	27	0.00	0.923
Dave Giusti, R ERA: 5.02	(7, 1)	2.0		6	0	0	0	1	0	0	0	0	0	0	8	8	0.00	0.000

PITCHER	IP	WLS	BF	H	R	ER	SO	BB	IBB	HBP	BLK	WP	HR	S	P	ERA	WHIP

Batter	1	2	3	4	5	6	7	8	9	AB	R	H	RBI	BB	SO	LOB
Lou Brock, L (1, 7) OBP: 0.322, SLG: 0.348	4-3		1B		FC5-2 1-2 3-H			K		4	1	1	0	0	1	2
Ed Crosby, L (1, 6) OBP: 0.333, SLG: 0.291	P6		1-H 1B		K			F9		4	0	1	1	0	1	2
Matty Alou, L (1, 3) OBP: 0.371, SLG: 0.381	1B		G3			2-3		6-3		4	0	1	0	0	0	1
Joe Torre, R (1, 5) OBP: 0.415, SLG: 0.526	K			5-3		1-0 S HBP			G4-6-3 1B	3	0	1	0	0	1	1
Ted Simmons, S (1, 2) OBP: 0.297, SLG: 0.379		G3		L6		F7 1-2			K	4	0	0	0	0	1	2
Joe Hague, L (1, 9) OBP: 0.372, SLG: 0.478		F2		6-3		K			G4-6-3 1-2f	4	0	0	0	0	1	2
Jose Cruz, L (1, 8) OBP: 0.299, SLG: 0.304		K			FC5-2 3B		F8			3	0	1	0	0	1	0
Dal Maxvill, R (1, 4) OBP: 0.250, SLG: 0.107			F9		4-0 FC5-2 BB		6-3			2	0	0	0	1	0	0
Bob Gibson, R (1, 1) OBP: 0.071, SLG: 0.071			K		F9		6-3			3	0	0	0	0	1	2
Inning Stats	R: 0 E: 0 K: 1 S: 6 H: 1 LOB: 1 BB: 0 P: 6	R: 0 E: 0 K: 1 S: 5 H: 0 LOB: 0 BB: 0 P: 5	R: 1 E: 0 K: 1 S: 7 H: 2 LOB: 1 BB: 0 P: 7	R: 0 E: 0 K: 0 S: 3 H: 0 LOB: 0 BB: 0 P: 3	R: 0 E: 0 K: 1 S: 6 H: 1 LOB: 2 BB: 1 P: 10	R: 0 E: 0 K: 1 S: 5 H: 0 LOB: 1 BB: 0 P: 6	R: 0 E: 0 K: 0 S: 3 H: 0 LOB: 0 BB: 0 P: 3	R: 0 E: 0 K: 1 S: 5 H: 0 LOB: 0 BB: 0 P: 5	R: 0 E: 0 K: 1 S: 5 H: 1 LOB: 0 BB: 0 P: 5	1B: 4 2B: 0 3B: 1 HR: 0 SF: 0 SAC: 0 DP: 1 HBP: 1	WP: 0 PB: 0 SB: 2 CS: 0 PA: 33					

PITCHER	IP	WLS	BF	H	R	ER	SO	BB	IBB	HBP	BLK	WP	HR	S	P	ERA	WHIP
Dock Ellis, R (1, 1) ERA: 2.91	9.0	W	33	5	1	1	7	1	0	1	0	0	0	45	50	1.00	0.667

PITCHER	IP	WLS	BF	H	R	ER	SO	BB	IBB	HBP	BLK	WP	HR	S	P	ERA	WHIP

TOP

St. Louis Cardinals @ Pittsburgh Pirates

Three Rivers Stadium, Pittsburgh, PA

Mon May 15 1972, 7:05 PM EDT

Att. 8,640 - Unknown

livebaseballscorecards.com

AB	31
R	1
H	5
RBI	1
BB	1
SO	7
LOB	12

Batter	1	2	3	4	5	6	7	8	9	AB	R	H	RBI	BB	SO	LOB
Dave Cash, R (1, 4) OBP: 0.321, SLG: 0.395	4-3		F9		1B 1-2 1B		SH HR 1B			4	1	2	0	0	0	1
Vic Davalillo, L (1, 7) OBP: 0.419, SLG: 0.500	G3		4-3		1-2 2-3 1B		SH 1-2 HR			3	1	1	0	0	0	1
Roberto Clemente, R (1, 9) OBP: 0.356, SLG: 0.479	6-3			G3	1-3		1-H 2-H HR			4	1	1	3	0	0	3
Willie Stargell, L (1, 3) OBP: 0.316, SLG: 0.523 Bob Robertson, R (9, 3) OBP: 0.284, SLG: 0.250		P5		4-3	2B 1B		P3			4 0	0 0	1 0	0 0	0 0	0 0	0 0
Al Oliver, L (1, 8) OBP: 0.394, SLG: 0.524		F7		G3	1-3 2B		CS HBP			3	0	1	0	0	0	0
Richie Hebner, L (1, 5) OBP: 0.384, SLG: 0.534		1B			1B FC1-6 2B		1-2 1B			3	1	3	0	1	0	0
Manny Sanguillen, R (1, 2) OBP: 0.382, SLG: 0.505		4-3			FC1-6 2-3 1B	F5	P4			4	0	1	0	0	0	4
Jackie Hernandez, R (1, 6) OBP: 0.229, SLG: 0.182			SH3-4 1B		K	L5	1-3			4	0	1	0	0	1	5
Dock Ellis, S (1, 1) OBP: 0.083, SLG: 0.083			SH3-4 1-2		FC1-6 1B 1B 1-2f 3-H	K	6-3			3	0	0	1	0	1	4
Inning Stats	R: 0 H: 0 E: 0 LOB: 0 K: 0 BB: 0 S: 3 P: 3	R: 0 H: 1 E: 0 LOB: 1 K: 0 BB: 0 S: 4 P: 4	R: 0 H: 1 E: 0 LOB: 1 K: 0 BB: 0 S: 4 P: 4	R: 0 H: 0 E: 0 LOB: 0 K: 0 BB: 0 S: 3 P: 3	R: 1 H: 4 E: 0 LOB: 3 K: 1 BB: 1 S: 9 P: 9	R: 0 H: 2 E: 0 LOB: 3 K: 1 BB: 1 S: 7 P: 11	R: 3 H: 3 E: 1 LOB: 1 K: 0 BB: 0 S: 5 P: 6	R: 0 H: 0 E: 0 LOB: 0 K: 0 BB: 0 S: 3 P: 3		1B: 8 SF: 0 2B: 2 SAC: 2 3B: 0 DP: 0 HR: 1 HBP: 1						

PITCHER	IP	WLS	BF	H	R	ER	SO	BB	IBB	HBP	BLK	WP	HR	S	P	ERA	WHIP
Bob Gibson, R (1, 1) ERA: 4.82	8.0	L	36	11	4	3	2	0	1	1	0	0	1	38	43	3.38	1.375

PITCHER	IP	WLS	BF	H	R	ER	SO	BB	IBB	HBP	BLK	WP	HR	S	P	ERA	WHIP

BOTTOM

St. Louis Cardinals @ Pittsburgh Pirates

Three Rivers Stadium, Pittsburgh, PA

Mon May 15 1972, 7:05 PM EDT

Att. 8,640 - Unknown

livebaseballscorecards.com

AB	32
R	4
H	11
RBI	4
BB	1
SO	2
LOB	18

Batter	1	2	3	4	5	6	7	8	9	AB	R	H	RBI	BB	SO	LOB
Lou Brock, L (1, 7) OBP: 0.325, SLG: 0.350	CS 1B		K		1-2 2-H 1B		K		4-3 1-2	5	0	2	1	0	2	1
Ted Sizemore, R (1, 4) OBP: 0.240, SLG: 0.229	1-2 3B 1B		5-3		F9 2-3		6-3		2-H 1B	5	1	2	1	0	0	2
Scipio Spinks, R (9, PR) OBP: 0.200, SLG: 0.200										0	0	0	0	0	0	0
Matty Alou, L (1, 9) OBP: 0.351, SLG: 0.360	F7		F9		G3			K	F9	5	0	0	0	0	1	4
Joe Torre, R (1, 5) OBP: 0.427, SLG: 0.554	1-H 3B			P4		FC6-4 1B		BB 1B		4	0	3	1	0	0	0
Ted Simmons, S (1, 2) OBP: 0.286, SLG: 0.364	4-3			F8		L5		F9		4	0	0	0	0	0	3
Donn Clendenon, R (1, 3) OBP: 0.214, SLG: 0.237		K		K		1-2f FC6-4 BB		1-2 BB		3	0	0	0	1	2	1
Luis Melendez, R (1, 8) OBP: 0.278, SLG: 0.347		F9			FC1-6 1B	B B B B 4-0 1-2 FC6-4 BB		F9		3	0	1	0	1	0	2
Dwain Anderson, R (1, 6) OBP: 0.182, SLG: 0.100		1B			1-2f FC1-6 E 1B	1-2f FC6-4			G3	3	1	1	0	0	0	3
Jose Cruz, L (9, PH) OBP: 0.295, SLG: 0.300										1	0	0	0	0	0	0
Rick Wise, R (1, 1) OBP: 0.304, SLG: 0.318		K			E5 F9 1B 1-2		F7		4-3 1B	3	0	0	0	0	1	2
Joe Hague, L (9, PH) OBP: 0.379, SLG: 0.486										1	1	1	0	0	0	0
Inning Stats	R: 1 E: 0 K: 0 S: 5 H: 3 LOB: 1 BB: 0 P: 5	R: 0 E: 0 K: 2 S: 8 H: 1 LOB: 1 BB: 0 P: 8	R: 0 E: 0 K: 1 S: 5 H: 0 LOB: 0 BB: 0 P: 5	R: 0 E: 0 K: 1 S: 5 H: 0 LOB: 0 BB: 0 P: 5	R: 1 E: 1 K: 0 S: 6 H: 2 LOB: 2 BB: 0 P: 6	R: 0 E: 0 K: 0 S: 4 H: 1 LOB: 2 BB: 1 P: 8	R: 0 E: 0 K: 1 S: 5 H: 0 LOB: 0 BB: 0 P: 5	R: 0 E: 0 K: 1 S: 6 H: 1 LOB: 2 BB: 1 P: 10	R: 1 E: 0 K: 0 S: 5 H: 2 LOB: 1 BB: 0 P: 5	1B: 9 2B: 0 3B: 1 HR: 0	SF: 0 SAC: 0 DP: 0 HBP: 0						

PITCHER	IP	WLS	BF	H	R	ER	SO	BB	IBB	HBP	BLK	WP	HR	S	P	ERA	WHIP
Luke Walker, L (1, 1) ERA: 4.41	6.0	W	26	7	2	1	4	1	0	0	0	0	0	33	37	1.50	1.333
Dave Giusti, R (7, 1) ERA: 4.67	3.0	S	13	3	1	1	2	1	0	0	0	0	0	16	20	3.00	1.333

PITCHER	IP	WLS	BF	H	R	ER	SO	BB	IBB	HBP	BLK	WP	HR	S	P	ERA	WHIP

TOP

St. Louis Cardinals @ Pittsburgh Pirates

Three Rivers Stadium, Pittsburgh, PA

Tue May 16 1972, 7:05 PM EDT
Att. 8,272 - Unknown

livebaseballscorecards.com

AB	37
R	3
H	10
RBI	3
BB	2
SO	6
LOB	18

1B: 9	SF: 0	WP: 0	PA: 39
2B: 0	SAC: 0	PB: 0	
3B: 1	DP: 0	SB: 0	
HR: 0	HBP: 0	CS: 1	

St. Louis Cardinals @ Pittsburgh Pirates

Three Rivers Stadium, Pittsburgh, PA

Tue May 16 1972, 7:05 PM EDT

Att. 8,272 - Unknown

livebaseballscorecards.com

BOTTOM

Batter	1	2	3	4	5	6	7	8	9	AB	R	H	RBI	BB	SO	LOB
Dave Cash, R (1, 4) OBP: 0.329, SLG: 0.392	S 2B 1B	F7			E6 G6-3 1B		CS BB			3	1	1	0	1	0	0
Vic Davalillo, L (1, 7) OBP: 0.400, SLG: 0.467	K 1-2	F7			G6-3 1-2 1B		4-3 1-2			4	0	1	0	0	1	2
Roberto Clemente, R (1, 9) OBP: 0.362, SLG: 0.474	2B FC5-2 BB	FC4-6 1B			G6-3 1-2f 2-3			F8		3	0	1	0	1	0	2
Willie Stargell, L (1, 3) OBP: 0.323, SLG: 0.543 Gene Clines, R (8, PR) OBP: 0.219, SLG: 0.241 Bob Robertson, R (9, 3) OBP: 0.284, SLG: 0.250	FC5-2 HR 1-3 2-H 2B	K			F5			2B		4 0 0	1 0 0	2 0 0	1 0 0	0 0 0	1 0 0	2 0 0
Al Oliver, L (1, 8) OBP: 0.381, SLG: 0.505	FC5-2 HR 2-3 3-H	FC4-6 1-2f				F8		L7		4	1	0	0	0	0	4
Richie Hebner, L (1, 5) OBP: 0.398, SLG: 0.571	HR 1-H 3-H		6-3 1B			4-3		IBB		3	1	2	3	1	0	0
Manny Sanguillen, R (1, 2) OBP: 0.377, SLG: 0.495	F8		6-3 1-2			1B		P4		4	0	1	0	0	0	3
Jackie Hernandez, R (1, 6) OBP: 0.211, SLG: 0.167		5-3	P4			K				3	0	0	0	0	1	2
Luke Walker, L (1, 1) Dave Giusti, R (7, 1)		1-3	1-3				K			2 1	0 0	0 0	0 0	0 0	0 1	1 0
Inning Stats	R: 4 H: 3 E: 0 LOB: 0 K: 1 BB: 1 S: 8 P: 12	R: 0 H: 0 E: 0 LOB: 0 K: 0 BB: 0 S: 3 P: 3	R: 0 H: 1 E: 0 LOB: 1 K: 1 BB: 0 S: 6 P: 6	R: 0 H: 1 E: 0 LOB: 1 K: 0 BB: 0 S: 4 P: 4	R: 0 H: 1 E: 1 LOB: 1 K: 0 BB: 0 S: 4 P: 4	R: 0 H: 1 E: 0 LOB: 1 K: 1 BB: 0 S: 6 P: 6	R: 0 H: 0 E: 0 LOB: 0 K: 1 BB: 1 S: 4 P: 8	R: 0 H: 1 E: 0 LOB: 2 K: 0 BB: 1 S: 4 P: 8		1B: 5 SF: 0 2B: 2 SAC: 0 3B: 0 DP: 1 HR: 1 HBP: 0						

	AB	31
	R	4
	H	8
	RBI	4
	BB	3
	SO	4
	LOB	16

WP: 0 PA: 34
PB: 0
SB: 1
CS: 1

PITCHER	IP	WLS	BF	H	R	ER	SO	BB	IBB	HBP	BLK	WP	HR	S	P	ERA	WHIP
Rick Wise, R (1, 1) ERA: 3.34	8.0	L	34	8	4	4	4	2	1	0	0	0	1	39	51	4.50	1.250

PITCHER	IP	WLS	BF	H	R	ER	SO	BB	IBB	HBP	BLK	WP	HR	S	P	ERA	WHIP

St. Louis Cardinals @ Pittsburgh Pirates

Three Rivers Stadium, Pittsburgh, PA

Wed May 17 1972, 7:05 PM EDT

Att. 9,188 - Unknown

TOP

livebaseballscorecards.com

Batter	1	2	3	4	5	6	7	8	9	AB	R	H	RBI	BB	SO	LOB
Lou Brock, L (1, 7) OBP: 0.336, SLG: 0.360	CS 1B		F8		1-2 1B		1-2 1B		4-3	5	0	3	0	0	0	1
Ted Sizemore, R (1, 4) OBP: 0.243, SLG: 0.224	F4		BBB G4-6-3 BB		L1		F9			2	0	0	0	1	0	3
Dwain Anderson, R (6, 4) OBP: 0.167, SLG: 0.091										1	0	0	0	0	0	2
Matty Alou, L (1, 9) OBP: 0.347, SLG: 0.355	FC6-4 1B 1-2		G4-6-3 1-2f			P6		P4		4	0	1	0	0	0	1
Luis Melendez, R (8, 9) OBP: 0.278, SLG: 0.347										0	0	0	0	0	0	0
Joe Torre, R (1, 5) OBP: 0.412, SLG: 0.533	FC6-4 1-2f			SSS K		F8		5-3		4	0	0	0	0	1	1
Ted Simmons, S (1, 2) OBP: 0.303, SLG: 0.388		FC4 1B		SSS K		1B		WP 2B		4	0	3	0	0	1	0
Joe Hague, L (1, 3) OBP: 0.363, SLG: 0.459		FC4 1B 1-2f		4-3		SSS K		F7 2-3		4	0	0	0	0	1	3
Jose Cruz, L (1, 8) OBP: 0.293, SLG: 0.298		1-2 1B			5-3		4-3		P4	4	0	1	0	0	0	0
Ed Crosby, L (1, 6) OBP: 0.330, SLG: 0.289		F8			1B 1B		L6		L9	4	0	1	0	0	0	2
Reggie Cleveland, R (1, 1) OBP: 0.056, SLG: 0.056		SSS K			F2		1B 1B		1B	1	0	0	0	0	1	2
Dennis Higgins, R (4, 1)										0	0	0	0	0	0	0
Mike Fiore, L (5, PH) OBP: 0.500, SLG: 0.250										1	0	0	0	0	0	1
Joe Grzenda, R (5, 1)										0	0	0	0	0	0	0
Donn Clendenon, R (7, PH) OBP: 0.233, SLG: 0.256										1	0	1	0	0	0	0
Lance Clemons, L (7, 1)										0	0	0	0	0	0	0
Marty Martinez, S (9, PH) OBP: 0.500, SLG: 0.500										1	0	1	0	0	0	0
Inning Stats	R: 0 E: 0 K: 0 S: 4 H: 2 LOB: 1 BB: 0 P: 4	R: 0 E: 0 K: 1 S: 7 H: 2 LOB: 2 BB: 0 P: 7	R: 0 E: 0 K: 0 S: 2 H: 0 LOB: 0 BB: 1 P: 6	R: 0 E: 0 K: 2 S: 7 H: 0 LOB: 0 BB: 0 P: 7	R: 0 E: 0 K: 0 S: 5 H: 2 LOB: 2 BB: 0 P: 5	R: 0 E: 0 K: 1 S: 6 H: 1 LOB: 1 BB: 0 P: 6	R: 0 E: 0 K: 0 S: 5 H: 2 LOB: 2 BB: 0 P: 5	R: 0 E: 0 K: 0 S: 4 H: 1 LOB: 1 BB: 0 P: 4	R: 0 E: 0 K: 0 S: 4 H: 1 LOB: 1 BB: 0 P: 4	1B: 10 2B: 1 3B: 0 HR: 0	SF: 0 SAC: 0 DP: 1 HBP: 0						

	AB	36
	R	0
	H	11
	RBI	0
	BB	1
	SO	4
	LOB	16

WP: 1 PB: 0 SB: 0 CS: 1 PA: 37

PITCHER	IP	WLS	BF	H	R	ER	SO	BB	IBB	HBP	BLK	WP	HR	S	P	ERA	WHIP
Steve Blass, R (1, 1) ERA: 2.84	9.0	W	37	11	0	0	4	1	0	0	0	1	0	44	48	0.00	1.333

PITCHER	IP	WLS	BF	H	R	ER	SO	BB	IBB	HBP	BLK	WP	HR	S	P	ERA	WHIP

Batter	1	2	3	4	5	6	7	8	9	AB	R	H	RBI	BB	SO	LOB
Dave Cash, R (1, 4) OBP: 0.333, SLG: 0.393	HR 1B		4-3 ①	F8 ②		2B 1B 1B	G3 ③			5	2	2	0	0	0	3
Vic Davalillo, L (1, 7) OBP: 0.425, SLG: 0.588 (7, 3)	1-H HR		4-3 ②	S S S K ③		1-3 1B 2B		B B B B 2B PB BB		4	3	2	2	1	1	2
Roberto Clemente, R (1, 9) OBP: 0.367, SLG: 0.485 Rennie Stennett, R (7, 7) OBP: 0.393, SLG: 0.589	F3 ①		6-3 ③		2B 2B	2-H 3-H 1B		PB 1-3 FC1-2 2B		4 1	1 0	2 1	2 0	0 0	0 0	0 0
Willie Stargell, L (1, 3) OBP: 0.330, SLG: 0.547 Gene Clines, R (7, 9) OBP: 0.242, SLG: 0.241	4-3 ②			B B B B 1B 1B BB BB	WP 2-H FC4-2 2B	P6 ①		B B B B FC1-2 PB BB		3 0	1 0	1 0	1 0	1 1	0 0	1 0
Al Oliver, L (1, 8) OBP: 0.373, SLG: 0.486	5-3 ③			B B B B 1B 1-2 1B BB	FC4-2 ① 2-H 3B	P5 ②		FC1-2 ① G6-4-3 1-3 2-H 3-H		4	2	0	0	1	0	4
Richie Hebner, L (1, 5) OBP: 0.393, SLG: 0.579 Bill Mazeroski, R (7, 5)		S S S K ①		F9 ① 1B 1B 3B	1-H	L4 ③		G6-4-3 ② ③ 1-2f		4 1	1 0	1 0	1 0	0 0	1 0	3 2
Manny Sanguillen, R (1, 2) OBP: 0.382, SLG: 0.523		HR		1B 1-2 2-3 1B	S S S K ②		F9 ①			4	2	2	1	0	1	1
Jackie Hernandez, R (1, 6) OBP: 0.262, SLG: 0.250		S S S K ②		1B 1-2 2-H 3-H 1B	3-H 1B		F8 2B			4	0	3	3	0	1	0
Steve Blass, R (1, 1) OBP: 0.211, SLG: 0.263		F9 ③		1-2 2-H 1B	4-3 ③		F8 ② 2-3			4	0	1	1	0	0	2
Inning Stats	R: 2 E: 0 K: 0 S: 5 H: 2 LOB: 0 BB: 0 P: 5	R: 1 E: 0 K: 2 S: 8 H: 1 LOB: 0 BB: 0 P: 8	R: 0 E: 0 K: 0 S: 3 H: 0 LOB: 0 BB: 0 P: 3	R: 3 E: 0 K: 1 S: 8 H: 3 LOB: 2 BB: 2 P: 16	R: 3 E: 0 K: 1 S: 9 H: 4 LOB: 1 BB: 0 P: 9	R: 2 E: 0 K: 0 S: 6 H: 3 LOB: 1 BB: 0 P: 6	R: 0 E: 0 K: 0 S: 4 H: 1 LOB: 1 BB: 0 P: 4	R: 1 E: 0 K: 0 S: 3 H: 1 LOB: 1 BB: 2 P: 11		1B: 7 2B: 5 3B: 1 HR: 2 SF: 0 SAC: 0 DP: 1 HBP: 0						

PITCHER		IP	WLS	BF	H	R	ER	SO	BB	IBB	HBP	BLK	WP	HR	S	P	ERA	WHIP
Reggie Cleveland, R ERA: 4.22	(1, 1)	3.1	L	18	6	6	6	2	2	0	0	0	0	2	20	28	16.20	2.400
Dennis Higgins, R ERA: 5.23	(4, 1)	0.2		2	0	0	0	1	0	0	0	0	0	0	4	4	0.00	0.000
Joe Grzenda, L ERA: 10.57	(5, 1)	2.0		13	7	5	5	1	0	0	0	0	1	0	15	15	22.50	3.500
Lance Clemons, L ERA: 10.13	(7, 1)	2.0		9	2	1	0	0	2	0	0	0	0	0	7	15	0.00	2.000

PITCHER	IP	WLS	BF	H	R	ER	SO	BB	IBB	HBP	BLK	WP	HR	S	P	ERA	WHIP

BOTTOM

St. Louis Cardinals @ Pittsburgh Pirates

Three Rivers Stadium, Pittsburgh, PA

Wed May 17 1972, 7:05 PM EDT

Att. 9,188 - Unknown

livebaseballscorecards.com

AB	38
R	12
H	15
RBI	11
BB	4
SO	4
LOB	18

WP: 1 PA: 42
PB: 1
SB: 0
CS: 0

Batter	1	2	3	4	5	6	7	8	9	AB	R	H	RBI	BB	SO	LOB
Tim Foli, R (1, 6) OBP: 0.248, SLG: 0.253	S S S 0-3 ① K			x 0-0 ① 6-3		x 0-0 ② 6-3			x 0-0 ② 6-3	4	0	0	0	0	1	0
Jim Fairey, L (1, 9) OBP: 0.409, SLG: 0.524	x 0-0 ② 3-1			x 0-0 ② F7		x 0-0 ③ F7			x 0-0 2B	4	0	1	0	0	0	0
Ken Singleton, S (1, 7) OBP: 0.333, SLG: 0.340	x 0-0 ③ P4			x 0-0 ③ F8			S S S 0-3 ① K		x 0-0 ③ 6-3	4	0	0	0	0	1	1
Ron Fairly, L (1, 3) OBP: 0.289, SLG: 0.279		x 0-0 ① 4-3			x 0-0 ① F7		S S S 0-3 ② K			3	0	0	0	0	1	0
Bob Bailey, R (1, 5) OBP: 0.317, SLG: 0.308		S S S 0-3 ② K			x 0-0 1B 1B		x 0-0 ③ 6-3			3	0	1	0	0	1	0
Boots Day, L (1, 8) OBP: 0.219, SLG: 0.226		x 0-0 ③ F7			x 0-0 ② F7			x 0-0 ① F8		3	0	0	0	0	0	1
John Boccabella, R (1, 2) OBP: 0.258, SLG: 0.286			x 0-0 ① 4-3		x 0-0 1-3 1B			x 0-0 G6-3 1B		3	0	2	0	0	0	0
Hector Torres, R (1, 4) OBP: 0.133, SLG: 0.071			x 0-0 ② P6		x 0-0 ③ 4-3			x 0-0 ② ③ G6-3 1-2f		3	0	0	0	0	0	3
Bill Stoneman, R (1, 1) Joe Gilbert, R (6, 1) John Strohmayer, R (8, 1) Ron Hunt, R (9, PH) OBP: 0.333, SLG: 0.295			S S S 0-3 ③ K			S S S 0-3 ① K			x 0-0 ① 6-3	2 0 0 1	0 0 0 0	0 0 0 0	0 0 0 0	0 0 0 0	2 0 0 0	0 0 0 0
Inning Stats	R: 0 E: 0 K: 1 S: 5 H: 0 LOB: 0 BB: 0 P: 5	R: 0 E: 0 K: 1 S: 5 H: 0 LOB: 0 BB: 0 P: 5	R: 0 E: 0 K: 1 S: 5 H: 0 LOB: 0 BB: 0 P: 5	R: 0 E: 0 K: 0 S: 3 H: 0 LOB: 0 BB: 0 P: 3	R: 0 E: 0 K: 0 S: 5 H: 2 LOB: 2 BB: 0 P: 5	R: 0 E: 0 K: 1 S: 5 H: 0 LOB: 0 BB: 0 P: 5	R: 0 E: 0 K: 2 S: 7 H: 0 LOB: 0 BB: 0 P: 7	R: 0 E: 0 K: 0 S: 3 H: 1 LOB: 0 BB: 0 P: 3	R: 0 E: 0 K: 0 S: 4 H: 1 LOB: 1 BB: 0 P: 4	1B: 3 2B: 1 3B: 0 HR: 0 SF: 0 SAC: 0 DP: 1 HBP: 0						

PITCHER	IP	WLS	BF	H	R	ER	SO	BB	IBB	HBP	BLK	WP	HR	S	P	ERA	WHIP
Bob Moose, R (1, 1) ERA: 3.73	9.0	W	30	4	0	0	6	0	0	0	0	0	0	42	42	0.00	0.444

PITCHER	IP	WLS	BF	H	R	ER	SO	BB	IBB	HBP	BLK	WP	HR	S	P	ERA	WHIP

TOP

Montreal Expos @ Pittsburgh Pirates

Three Rivers Stadium, Pittsburgh, PA

Fri May 19 1972, 7:05 PM EDT

Att. 41,765 - Unknown

livebaseballscorecards.com

AB	30
R	0
H	4
RBI	0
BB	0
SO	6
LOB	5

PA: 30

WP: 0
PB: 0
SB: 0
CS: 0

Montreal Expos @ Pittsburgh Pirates

Three Rivers Stadium, Pittsburgh, PA

Fri May 19 1972, 7:05 PM EDT

Att. 41,765 - Unknown

BOTTOM

Batter	1	2	3	4	5	6	7	8	9	AB	R	H	RBI	BB	SO	LOB
Dave Cash, R (1, 4) OBP: 0.326, SLG: 0.382	6-3		S 1B		K		K	F8		5	1	1	0	0	2	3
Vic Davalillo, L (1, 7) OBP: 0.477, SLG: 0.622	G6-3 1B		1-H 1B			BB 1B		2B 1B		3	2	3	1	1	0	0
Roberto Clemente, R (1, 9) OBP: 0.372, SLG: 0.495	G6-3 1-2f		F9			1B 1-2 FC1-2-5 1B		1-3 2B		4	1	2	0	0	0	2
Willie Stargell, L (1, 3) OBP: 0.346, SLG: 0.596		HR		F6		FC1-2-5 1-3 2-H 1B		1B 2-H 3-H 2B		4	1	3	4	0	0	0
Gene Clines, R (8, PR) OBP: 0.242, SLG: 0.241										0	1	0	0	0	0	0
Bob Robertson, R (9, 3) OBP: 0.284, SLG: 0.250										0	0	0	0	0	0	0
Al Oliver, L (1, 8) OBP: 0.369, SLG: 0.474		F7		G3		FC1-2-5 1-2 3-H		1B 2B IBB		3	1	0	0	1	0	2
Richie Hebner, L (1, 5) OBP: 0.378, SLG: 0.556		G3		G3		P6		K		4	0	0	0	0	1	4
Manny Sanguillen, R (1, 2) OBP: 0.377, SLG: 0.514		F9			6-3	F8		2B 4-3 1-3 2-H 1B		4	1	1	1	0	0	2
Jackie Hernandez, R (1, 6) OBP: 0.283, SLG: 0.318			P6		2B		6-3	4-3 1-3 3-H 2B		4	0	2	1	0	0	0
Bob Moose, R (1, 1) OBP: 0.143, SLG: 0.143			6-3		F8		5-3	4-3 2-3 3-H		4	0	0	1	0	0	2
Inning Stats	R: 0 H: 1 E: 0 LOB: 0 K: 0 BB: 0 S: 3 P: 3	R: 1 H: 1 E: 0 LOB: 0 K: 0 BB: 0 S: 4 P: 4	R: 1 H: 2 E: 0 LOB: 1 K: 0 BB: 0 S: 5 P: 5	R: 0 H: 0 E: 0 LOB: 0 K: 0 BB: 0 S: 3 P: 3	R: 0 H: 1 E: 0 LOB: 1 K: 1 BB: 0 S: 6 P: 6	R: 1 H: 2 E: 0 LOB: 2 K: 0 BB: 1 S: 5 P: 9	R: 0 H: 0 E: 0 LOB: 0 K: 1 BB: 0 S: 5 P: 5	R: 5 H: 5 E: 0 LOB: 2 K: 1 BB: 1 S: 10 P: 14		1B: 7 SF: 0 2B: 4 SAC: 0 3B: 0 DP: 1 HR: 1 HBP: 0						

livebaseballscorecards.com

AB	35
R	8
H	12
RBI	8
BB	2
SO	3
LOB	15

WP: 0 PA: 37
PB: 0
SB: 1
CS: 0

PITCHER		IP	WLS	BF	H	R	ER	SO	BB	IBB	HBP	BLK	WP	HR	S	P	ERA	WHIP
Bill Stoneman, R ERA: 3.15	(1, 1)	5.0	L	22	7	3	3	1	1	0	0	0	0	1	23	27	5.40	1.600
Joe Gilbert, L ERA: 7.56	(6, 1)	2.1		11	3	4	4	2	0	1	0	0	0	0	14	18	15.43	1.286
John Strohmayer, R ERA: 4.5	(8, 1)	0.2		4	2	1	1	0	0	0	0	0	0	0	4	4	13.50	3.000

PITCHER	IP	WLS	BF	H	R	ER	SO	BB	IBB	HBP	BLK	WP	HR	S	P	ERA	WHIP

Montreal Expos @ Pittsburgh Pirates

Three Rivers Stadium, Pittsburgh, PA

Sat May 20 1972, 3:33 AM EDT

Att. 11,602 - Unknown

TOP

Batter	1	2	3	4	5	6	7	8	9	AB	R	H	RBI	BB	SO	LOB
Ron Hunt, R (1, 4) OBP: 0.331, SLG: 0.287	P5		FC4-6 1-2f			F7		1-0 G4-6-3 1-2 HBP		3	0	0	0	0	0	1
Jim Fairey, L (1, 9) OBP: 0.346, SLG: 0.440	3-1		3-1			4-3		G4-6-3 1-2f		4	0	0	0	0	0	3
Ken Singleton, S (1, 7) OBP: 0.339, SLG: 0.346	1B			1B 1B		F8			6-3	4	0	2	0	0	0	0
Ron Fairly, L (1, 3) OBP: 0.288, SLG: 0.278	F6			G4-3 1-2 1B			G3		4-3	4	0	1	0	0	0	1
Bob Bailey, R (1, 5) OBP: 0.315, SLG: 0.306		K		K			1B		F7	4	0	1	0	0	2	2
Boots Day, L (1, 8) OBP: 0.224, SLG: 0.231		CS 1B		G4-3 1-2f			K			3	0	1	0	0	1	3
John Boccabella, R (1, 2) OBP: 0.250, SLG: 0.276		K2-3 1-2			K		4-3			3	0	0	0	0	2	2
Tim Foli, R (1, 6) OBP: 0.250, SLG: 0.255			FC4-6 1B		F7			K		3	0	1	0	0	1	0
Carl Morton, R (1, 1) OBP: 0.091, SLG: 0.182			F7		K			WP BB		2	0	0	0	0	1	1
John Strohmayer, R (6, 1)										0	0	0	0	0	0	0
Denny Lemaster, R (7, 1) OBP: 0.500, SLG: 0.333										0	0	0	0	0	0	0
John Bateman, R (8, PH) OBP: 0.381, SLG: 0.368										0	0	0	0	1	0	0
Mike Marshall, R (8, 1)										0	0	0	0	0	0	0
Inning Stats	R: 0 E: 0 K: 0 S: 4 H: 1 LOB: 1 BB: 0 P: 4	R: 0 E: 0 K: 2 S: 7 H: 1 LOB: 0 BB: 0 P: 7	R: 0 E: 0 K: 0 S: 4 H: 1 LOB: 1 BB: 0 P: 4	R: 0 E: 0 K: 1 S: 6 H: 2 LOB: 1 BB: 0 P: 6	R: 0 E: 0 K: 2 S: 7 H: 0 LOB: 0 BB: 0 P: 7	R: 0 E: 0 K: 0 S: 3 H: 0 LOB: 0 BB: 0 P: 3	R: 0 E: 0 K: 1 S: 6 H: 1 LOB: 1 BB: 0 P: 6	R: 0 E: 0 K: 1 S: 4 H: 0 LOB: 1 BB: 1 P: 9	R: 0 E: 0 K: 0 S: 3 H: 0 LOB: 0 BB: 0 P: 3	1B: 6 2B: 0 3B: 0 HR: 0 SF: 0 SAC: 0 DP: 2 HBP: 1						

PITCHER		IP	WLS	BF	H	R	ER	SO	BB	IBB	HBP	BLK	WP	HR	S	P	ERA	WHIP
Dock Ellis, R ERA: 2.54	(1, 1)	5.0	W	18	5	0	0	5	0	0	0	0	0	0	28	28	0.00	1.000
Bruce Kison, R ERA: 2.89	(6, 1)	4.0	S	14	1	0	0	2	1	0	1	0	1	0	16	21	0.00	0.500

PITCHER		IP	WLS	BF	H	R	ER	SO	BB	IBB	HBP	BLK	WP	HR	S	P	ERA	WHIP

AB	30
R	0
H	6
RBI	0
BB	1
SO	7
LOB	13

WP: 1 PB: 0 SB: 0 CS: 1 PA: 32

livebaseballscorecards.com

BOTTOM

Montreal Expos @ Pittsburgh Pirates

Three Rivers Stadium, Pittsburgh, PA

Sat May 20 1972, 3:33 AM EDT

Att. 11,602 - Unknown

livebaseballscorecards.com

Batter	1	2	3	4	5	6	7	8	9	AB	R	H	RBI	BB	SO	LOB
Dave Cash, R (1, 4) OBP: 0.330, SLG: 0.383	6-3		BB, 1B, 1B 1B	F7		2-H 1B		F9		5	1	2	1	0	0	1
Vic Davalillo, L (1, 7) OBP: 0.458, SLG: 0.585	G3		1-2 BB, 1B 1B		P6	F9				4	1	1	0	0	0	1
Roberto Clemente, R (1, 9) OBP: 0.368, SLG: 0.486	5-3		P4		4-3		1B			4	0	1	0	0	0	2
Willie Stargell, L (1, 3) OBP: 0.351, SLG: 0.618		S S S K	B B B B 1-2 2-3 1B BB		HR		S S S K			3	1	1	1	1	2	1
Al Oliver, L (1, 8) OBP: 0.373, SLG: 0.475		E 1B 1B	P5		1B		F9			4	1	2	0	0	0	4
Manny Sanguillen, R (1, 2) OBP: 0.373, SLG: 0.504		F8	1-2 2-H 3-H 1B		L6		5-3			4	0	1	2	0	0	3
Jose Pagan, R (1, 5) OBP: 0.263, SLG: 0.235		E7 1-H E 1B	F9			P2		B B B B BB		3	1	1	0	1	0	2
Jackie Hernandez, R (1, 6) OBP: 0.300, SLG: 0.319		E9 2-H 1B		1-3		B B B B SH1-4 1B BB		F7		3	1	1	1	1	0	1
Dock Ellis, S (1, 1) OBP: 0.071, SLG: 0.071 Bruce Kison, R (6, 1) OBP: 0.500, SLG: 0.500		3-1		S S S K		SH1-4 1-2		P1		2 1	0 0	0 0	0 0	0 0	1 0	1 1
Inning Stats	R: 0 E: 0 K: 0 S: 3 H: 0 LOB: 0 BB: 0 P: 3	R: 2 E: 2 K: 1 S: 8 H: 3 LOB: 1 BB: 0 P: 8	R: 2 E: 0 K: 0 S: 6 H: 3 LOB: 2 BB: 1 P: 10	R: 0 E: 0 K: 1 S: 5 H: 0 LOB: 0 BB: 0 P: 5	R: 1 E: 0 K: 0 S: 5 H: 2 LOB: 1 BB: 0 P: 5	R: 1 E: 0 K: 0 S: 4 H: 1 LOB: 1 BB: 1 P: 8	R: 0 E: 0 K: 1 S: 6 H: 1 LOB: 1 BB: 0 P: 6	R: 0 E: 0 K: 0 S: 3 H: 0 LOB: 1 BB: 1 P: 7		1B: 9 2B: 0 3B: 0 HR: 1 SF: 0 SAC: 1 DP: 0 HBP: 0						

AB	33
R	6
H	10
RBI	5
BB	3
SO	3
LOB	17

WP: 0 PB: 0 SB: 0 CS: 0 PA: 37

PITCHER		IP	WLS	BF	H	R	ER	SO	BB	IBB	HBP	BLK	WP	HR	S	P	ERA	WHIP
Carl Morton, R ERA: 4.42	(1, 1)	5.0	L	24	8	5	4	2	1	0	0	0	0	1	27	31	7.20	1.800
John Strohmayer, R ERA: 4.66	(6, 1)	1.0		5	1	1	1	0	1	0	0	0	0	0	4	8	9.00	2.000
Denny Lemaster, L ERA: 10.54	(7, 1)	1.0		4	1	0	0	1	0	0	0	0	0	0	6	6	0.00	1.000
Mike Marshall, R ERA: 1.66	(8, 1)	1.0		4	0	0	0	0	1	0	0	0	0	0	3	7	0.00	1.000

PITCHER	IP	WLS	BF	H	R	ER	SO	BB	IBB	HBP	BLK	WP	HR	S	P	ERA	WHIP

Batter	1	2	3	4	5	6	7	8	9	AB	R	H	RBI	BB	SO	LOB
Ron Hunt, R (1, 4) OBP: 0.336, SLG: 0.288	6-3		BBB 4-0 FC1-6 BB		4-3			0-0 SH1-4 1B 1B		3	0	1	0	1	0	0
Ron Fairly, L (1, 3) OBP: 0.286, SLG: 0.276	G3		0-0 FC1-6 1-2f 2-3			1-3		0-0 L4-6 SH1-4 1-2 1B		4	0	1	0	0	0	2
Clyde Mashore, R (1, 9) OBP: 0.308, SLG: 0.326	5-3		6-3			1-3		0-0 SH1-4 1-2 2-3		3	0	0	0	0	0	2
Bob Bailey, R (1, 5) OBP: 0.313, SLG: 0.298		E1 G4-3		4-3		6-3		4-0 IBB		3	0	0	0	1	0	0
Ken Singleton, S (1, 7) OBP: 0.336, SLG: 0.336		G4-3 1-2f		BBB 4-0 1B BB			F9	0-0 L4-6 2-3		3	0	0	0	1	0	4
Ron Woods, R (1, 8) OBP: 0.304, SLG: 0.288		2B		0-0 1-3 1B			4-3		SSS 0-3 K	4	0	2	0	0	1	0
Tim Foli, R (1, 6) OBP: 0.252, SLG: 0.268		6-3		6-3			2B		0-0 4-3	3	0	1	0	0	0	2
Boots Day, L (9, PH) OBP: 0.221, SLG: 0.227										1	0	0	0	0	0	0
John Boccabella, R (1, 2) OBP: 0.271, SLG: 0.289			0-0 FC1-6 SH1-4 1B		SSS 0-3 K		BBBB 4-0 FC6-4 BB		0-0 1B	3	0	2	0	1	1	0
Carl Morton, R (9, PR) OBP: 0.091, SLG: 0.182										0	0	0	0	0	0	0
Ernie McAnally, R (1, 1) OBP: 0.125, SLG: 0.143			0-0 SH1-4 1-2		0-0 6-3		0-0 FC6-4 1-2f		0-0 L4	1	0	0	0	0	0	0
John Bateman, R (7, PH) OBP: 0.364, SLG: 0.350										1	0	0	0	0	0	2
Mike Marshall, R (7, 1)										0	0	0	0	0	0	0
Jim Fairey, L (9, PH) OBP: 0.346, SLG: 0.440										0	0	0	0	0	0	0
Bobby Wine, R (9, PH) OBP: 0.333, SLG: 0.444										1	0	0	0	0	0	1
Inning Stats	R: 0 E: 0 K: 0 S: 3 H: 0 LOB: 0 BB: 0 P: 3	R: 0 E: 1 K: 0 S: 4 H: 1 LOB: 1 BB: 0 P: 4	R: 0 E: 0 K: 0 S: 4 H: 1 LOB: 2 BB: 1 P: 8	R: 0 E: 0 K: 0 S: 3 H: 1 LOB: 1 BB: 1 P: 7	R: 0 E: 0 K: 1 S: 5 H: 0 LOB: 0 BB: 0 P: 5	R: 0 E: 0 K: 0 S: 3 H: 0 LOB: 0 BB: 0 P: 3	R: 0 E: 0 K: 0 S: 4 H: 1 LOB: 2 BB: 1 P: 8	R: 0 E: 0 K: 0 S: 4 H: 2 LOB: 2 BB: 1 P: 8	R: 0 E: 0 K: 1 S: 6 H: 1 LOB: 1 BB: 0 P: 6	1B: 5 2B: 3 3B: 0 HR: 0	SF: 0 SAC: 2 DP: 2 HBP: 0					

PITCHER	IP	WLS	BF	H	R	ER	SO	BB	IBB	HBP	BLK	WP	HR	S	P	ERA	WHIP
Luke Walker, L (1, 1) ERA: 3.09	7.0	W	27	4	0	0	1	3	0	0	0	0	0	26	38	0.00	1.000
Bob Miller, R (8, 1) ERA: 1.35	1.2		8	3	0	0	1	0	1	0	0	0	0	9	13	0.00	1.800
Ramon Hernandez, L (9, 1) ERA: 0.84	0.1	S	1	0	0	0	0	0	0	0	0	0	0	1	1	0.00	0.000

PITCHER	IP	WLS	BF	H	R	ER	SO	BB	IBB	HBP	BLK	WP	HR	S	P	ERA	WHIP

Montreal Expos @ Pittsburgh Pirates

Three Rivers Stadium, Pittsburgh, PA

Sun May 21 1972, 3:33 AM EDT

Unknown

TOP

livebaseballscorecards.com

AB	30
R	0
H	7
RBI	0
BB	4
SO	2
LOB	13

WP: 0	PA: 36
PB: 0	
SB: 0	
CS: 0	

Montreal Expos @ Pittsburgh Pirates

Three Rivers Stadium, Pittsburgh, PA

Sun May 21 1972, 3:33 AM EDT

Unknown

BOTTOM

Batter	1	2	3	4	5	6	7	8	9	AB	R	H	RBI	BB	SO	LOB
Dave Cash, R (1, 4) OBP: 0.340, SLG: 0.392	L7		CS 1B 3-H			1B		PO 1-2		3	0	2	1	0	0	0
Vic Davalillo, L (1, 7) OBP: 0.431, SLG: 0.545	1-3		CS 1-2	F9		P4				3	0	0	0	0	0	1
Roberto Clemente, R (1, 9) OBP: 0.358, SLG: 0.473	5-3			F8			F7			3	0	0	0	0	0	0
Willie Stargell, L (1, 3) OBP: 0.351, SLG: 0.606		F8		K			FC3-6 BB B B B B			2	0	0	0	1	1	0
Al Oliver, L (1, 8) OBP: 0.372, SLG: 0.471		CS 1B			1-3		FC3-6 1-2f			3	0	1	0	0	0	1
Manny Sanguillen, R (1, 2) OBP: 0.364, SLG: 0.492		F6			F8		P5			3	0	0	0	0	0	2
Jose Pagan, R (1, 5) OBP: 0.227, SLG: 0.200		CS 1-2	P4		F7			2-3		3	0	0	0	0	0	0
Jackie Hernandez, R (1, 6) OBP: 0.321, SLG: 0.360			E 1B 2B			P4		PO 1B		3	1	2	0	0	0	0
Luke Walker, L (1, 1) Bob Miller, R (8, 1) Ramon Hernandez, S (9, 1)			K 2-3 S S S			K S S S		K S S S		2 1 0	0 0 0	0 0 0	0 0 0	0 1 0	2 1 0	1 1 0
Inning Stats	R: 0 E: 0 K: 0 S: 3 H: 0 LOB: 0 BB: 0 P: 3	R: 0 E: 0 K: 0 S: 3 H: 1 LOB: 0 BB: 0 P: 3	R: 1 E: 1 K: 1 S: 6 H: 2 LOB: 0 BB: 0 P: 6	R: 0 E: 0 K: 1 S: 5 H: 0 LOB: 0 BB: 0 P: 5	R: 0 E: 0 K: 0 S: 3 H: 0 LOB: 0 BB: 0 P: 3	R: 0 E: 0 K: 1 S: 6 H: 1 LOB: 1 BB: 0 P: 6	R: 0 E: 0 K: 0 S: 3 H: 0 LOB: 1 BB: 1 P: 7	R: 0 E: 0 K: 1 S: 5 H: 1 LOB: 0 BB: 0 P: 5		1B: 4 2B: 1 3B: 0 HR: 0 SF: 0 SAC: 0 DP: 0 HBP: 0						

livebaseballscorecards.com

AB	26
R	1
H	5
RBI	1
BB	1
SO	4
LOB	6

PITCHER	IP	WLS	BF	H	R	ER	SO	BB	IBB	HBP	BLK	WP	HR	S	P	ERA	WHIP
Ernie McAnally, R (1, 1) ERA: 5.35	6.0	L	20	4	1	1	3	0	0	0	0	0	0	26	26	1.50	0.667
Mike Marshall, R (7, 1) ERA: 1.52	2.0		7	1	0	0	1	1	0	0	0	0	0	8	12	0.00	1.000

PITCHER	IP	WLS	BF	H	R	ER	SO	BB	IBB	HBP	BLK	WP	HR	S	P	ERA	WHIP

Batter	1	2	3	4	5	6	7	8	9	AB	R	H	RBI	BB	SO	LOB
Ron Hunt, R (1, 4) OBP: 0.333, SLG: 0.296	F8 1B 2B		5-3		F8		L6			4	1	1	0	0	0	2
Jim Fairey, L (1, 9) OBP: 0.333, SLG: 0.414	F6		1B		E6 1-2 2-H		K			4	0	1	0	0	1	2
Ken Singleton, S (1, 7) OBP: 0.333, SLG: 0.342	F8 2-3		P4		K			G3 SF9 2B		4	1	1	0	0	1	4
Ron Fairly, L (1, 3) OBP: 0.284, SLG: 0.275	FC5-4 3-H 1B			G3		F8		G3 2-3		4	0	1	1	0	0	1
Bob Bailey, R (1, 5) OBP: 0.311, SLG: 0.299	FC5-4 1-2f			F7		FC4-6 1B		SF9 3-H		3	0	1	1	0	0	1
Boots Day, L (1, 8) OBP: 0.208, SLG: 0.214		F8		4-3		FC4-6 S 1-2f		L9		4	0	0	0	0	0	1
John Bateman, R (1, 2) OBP: 0.346, SLG: 0.304		K			5-3	4-0 1-2 BB			L3	3	0	0	0	1	1	0
Tim Foli, R (1, 6) OBP: 0.255, SLG: 0.263 Hector Torres, R (6, 6) OBP: 0.125, SLG: 0.067		L6			4-0 1B E BB	0-3 K			K	2 1	1 0	0 0	0 0	1 0	1 1	2 0
Steve Renko, R (1, 1) OBP: 0.111, SLG: 0.111 Tom Walker, R (5, 1) Ron Woods, R (7, PH) OBP: 0.298, SLG: 0.283 Joe Gilbert, R (7, 1) Mike Marshall, R (8, 1) Clyde Mashore, R (8, 8) OBP: 0.302, SLG: 0.319			K		E 1-2 1B		L9		L9	2 0 1 0 0 0 1	0 0 0 0 0 0 0	1 0 0 0 0 0 0	0 0 0 0 0 0 0	0 0 0 0 0 0 0	1 0 0 0 0 0 0	0 0 0 0 0 0 0
Inning Stats	R: 1 E: 0 K: 0 S: 5 H: 2 LOB: 1 BB: 0 P: 5	R: 0 E: 0 K: 1 S: 5 H: 0 LOB: 0 BB: 0 P: 5	R: 0 E: 0 K: 1 S: 6 H: 1 LOB: 1 BB: 0 P: 6	R: 0 E: 0 K: 0 S: 3 H: 0 LOB: 0 BB: 0 P: 3	R: 1 E: 1 K: 1 S: 7 H: 1 LOB: 2 BB: 1 P: 11	R: 0 E: 0 K: 1 S: 6 H: 1 LOB: 2 BB: 1 P: 10	R: 0 E: 0 K: 1 S: 5 H: 0 LOB: 0 BB: 0 P: 5	R: 1 E: 0 K: 0 S: 4 H: 1 LOB: 0 BB: 0 P: 4	R: 0 E: 0 K: 1 S: 5 H: 0 LOB: 0 BB: 0 P: 5	1B: 4 2B: 2 3B: 0 HR: 0 SF: 1 SAC: 0 DP: 0 HBP: 0						

TOP

Montreal Expos @ Pittsburgh Pirates

Three Rivers Stadium, Pittsburgh, PA

Sun May 21 1972, 3:38 AM EDT

Att. 30,418 - Unknown

livebaseballscorecards.com

AB	33
R	3
H	6
RBI	2
BB	2
SO	6
LOB	13

WP: 0 PB: 0 SB: 1 CS: 0 PA: 36

PITCHER		IP	WLS	BF	H	R	ER	SO	BB	IBB	HBP	BLK	WP	HR	S	P	ERA	WHIP
Bob Johnson, R ERA: 4.63	(1, 1)	7.0		30	6	3	2	5	2	0	0	0	0	0	38	46	2.57	1.143
Dave Giusti, R ERA: 4.19	(8, 1)	2.0	W	6	0	0	0	1	0	0	0	0	0	0	8	8	0.00	0.000

PITCHER		IP	WLS	BF	H	R	ER	SO	BB	IBB	HBP	BLK	WP	HR	S	P	ERA	WHIP

Montreal Expos @ Pittsburgh Pirates

Three Rivers Stadium, Pittsburgh, PA

Sun May 21 1972, 3:38 AM EDT

Att. 30,418 - Unknown

BOTTOM

Batter	1	2	3	4	5	6	7	8	9	AB	R	H	RBI	BB	SO	LOB
Dave Cash, R (1, 4) OBP: 0.333, SLG: 0.392	0-0 2B 2B		0-0 ① F9		0-0 ① F8	0-0 ③ 6-3		0-0 ③ F8		5	1	1	0	0	0	2
Rennie Stennett, R (1, 7) OBP: 0.383, SLG: 0.583	0-0 G3 2-H 2B		0-0 ② F9		0-0 ② F8		0-0 ① F9			4	0	1	1	0	0	1
Al Oliver, L (1, 8) OBP: 0.368, SLG: 0.488	0-0 ① G3 2-3		0-0 ③ L7		0-0 1-H HR		0-0 ② 4-3			4	1	1	2	0	0	1
Willie Stargell, L (1, 3) OBP: 0.364, SLG: 0.613 Manny Sanguillen, R (9, 2) OBP: 0.364, SLG: 0.492	4-0 IBB			B 4-0 L6-4-3 1B B BB B B	0-0 BB 2B		0-0 ③ 5-3			2 0	0 0	1 0	0 0	2 0	0 0	0 0
Milt May, L (1, 2) OBP: 0.353, SLG: 0.375 Dock Ellis, S (8, PR) OBP: 0.071, SLG: 0.071 Bob Robertson, R (9, 3) OBP: 0.284, SLG: 0.250	0-0 ② F7			0-0 L6-4-3 1-2 1B	4-0 BB IBB			0-0 1B SF8 1B		3 0 0	0 1 0	2 0 0	0 0 0	1 0 0	0 0 0	2 0 0
Gene Clines, R (1, 9) OBP: 0.270, SLG: 0.250	0-0 ③ L5-3			0-0 ① L6-4-3 ② 1-2 2-3	B 4-0 B 1-2 B 2-3 B BB			0-0 WP S E 1-3 1B		3	1	1	0	1	0	4
Bill Mazeroski, R (1, 5) Gene Alley, R (9, 6) OBP: 0.412, SLG: 0.364		0-0 ① F9		B 4-0 FC5-4 B BB B	0-0 ③ P4			0-0 ① SF8 1-2 3-H		2 0	0 0	0 0	1 0	1 0	0 0	3 0
Jackie Hernandez, R (1, 6) OBP: 0.298, SLG: 0.333 (9, 5)		0-0 ② 5-3		0-0 ③ FC5-4 1-2f		S 0-3 ① K S S		0-0 ② P6 2-3		4	0	0	0	0	1	4
Bob Johnson, L (1, 1) OBP: 0.167, SLG: 0.167 Dave Giusti, R (8, 1)		S 0-3 ③ K S S			0-0 HR 1B	S 0-3 ② K S S		0-0 E6 3-H		3 1	1 0	1 0	0 0	0 0	2 0	0 1
Inning Stats	R: 1 H: 2 E: 0 LOB: 2 K: 0 BB: 1 S: 5 P: 9	R: 0 H: 0 E: 0 LOB: 0 K: 1 BB: 0 S: 5 P: 5	R: 0 H: 0 E: 0 LOB: 0 K: 0 BB: 0 S: 3 P: 3	R: 0 H: 1 E: 0 LOB: 2 K: 0 BB: 2 S: 3 P: 11	R: 2 H: 3 E: 0 LOB: 3 K: 0 BB: 2 S: 6 P: 14	R: 0 H: 0 E: 0 LOB: 0 K: 2 BB: 0 S: 7 P: 7	R: 0 H: 0 E: 0 LOB: 0 K: 0 BB: 0 S: 3 P: 3	R: 2 H: 2 E: 1 LOB: 1 K: 0 BB: 0 S: 6 P: 6		1B: 4 SF: 1 2B: 3 SAC: 0 3B: 0 DP: 1 HR: 1 HBP: 0						

livebaseballscorecards.com

AB	31
R	5
H	8
RBI	4
BB	5
SO	3
LOB	18

PITCHER		IP	WLS	BF	H	R	ER	SO	BB	IBB	HBP	BLK	WP	HR	S	P	ERA	WHIP
Steve Renko, R ERA: 6.44	(1, 1)	4.2		23	6	3	3	1	2	2	0	0	0	1	21	37	5.79	1.714
Tom Walker, R ERA: 3.21	(5, 1)	1.1		5	0	0	0	2	1	0	0	0	0	0	8	12	0.00	0.750
Joe Gilbert, L ERA: 7.71	(7, 1)	1.0	L	4	1	1	1	0	0	0	0	0	0	0	4	4	9.00	1.000
Mike Marshall, R ERA: 1.46	(8, 1)	1.0		5	1	1	0	0	0	0	0	0	1	0	5	5	0.00	1.000

PITCHER	IP	WLS	BF	H	R	ER	SO	BB	IBB	HBP	BLK	WP	HR	S	P	ERA	WHIP

Batter	1	2	3	4	5	6	7	8	9	AB	R	H	RBI	BB	SO	LOB
Dave Cash, R (1, 4) OBP: 0.345, SLG: 0.396	F3	1B 2-3 3-H: 1B		BBBB 4-0 1-2: E BB	FC6-4 1-2f			1B		4	1	2	1	1	0	2
Vic Davalillo, L (1, 7) OBP: 0.464, SLG: 0.563	H 1-0 1B HBP	G6-4-3 1-3 3-H: 1B		E4 1B 1-H 2-H		G4-6-3 1B		G4-6-3 1-3 1B		4	1	3	1	0	0	0
Roberto Clemente, R (1, 9) OBP: 0.360, SLG: 0.470	1-3 1B	G6-4-3 1-2f		FC6-4 2-H 1B		G4-6-3 1-2f		G4-6-3 1-2f		5	0	2	1	0	0	5
Willie Stargell, L (1, 3) OBP: 0.350, SLG: 0.586	SSS K		F8	P5		L9			F8	5	0	0	0	0	1	3
Al Oliver, L (1, 8) OBP: 0.362, SLG: 0.473	4-3		G3	FC6-4 1-2f			P4		BBBB 1-3 HBP BB	4	0	0	0	1	0	3
Richie Hebner, L (1, 5) OBP: 0.397, SLG: 0.554		E 1B 1B	BBBB 4-0 BB		P6		BBBB 4-0 BB		H 1-0 1-2 1-3 HBP	2	1	1	0	2	0	0
Manny Sanguillen, R (1, 2) OBP: 0.357, SLG: 0.480		E6 SH1-4 1B 1-2 1B	SSS 0-3 K		1B		F4		1-3 1-2 2-3	5	1	1	0	0	1	5
Gene Alley, R (1, 6) OBP: 0.429, SLG: 0.375		1B SH1-4 1B 1-2 2-H: 1B		5-3	FC6-4 1-3 1B		4-3		IBB	4	1	2	1	1	0	1
Steve Blass, R (1, 1) OBP: 0.227, SLG: 0.273 Bob Robertson, R (9, PH) OBP: 0.284, SLG: 0.250 Milt May, L (9, PH) OBP: 0.333, SLG: 0.353 Ramon Hernandez, S (9, 1)		SH1-4 1-2 2-3		BB E 1B	F3			P4	F7	3 0 1 0	1 0 0 0	1 0 0 0	0 0 0 0	0 0 0 0	0 0 3 0	2 0 3 0
Inning Stats	R: 0 E: 0 K: 1 S: 6 H: 1 LOB: 2 BB: 0 P: 7	R: 3 E: 1 K: 0 S: 7 H: 4 LOB: 1 BB: 0 P: 7	R: 0 E: 0 K: 1 S: 5 H: 0 LOB: 1 BB: 1 P: 9	R: 3 E: 1 K: 0 S: 6 H: 2 LOB: 1 BB: 1 P: 10	R: 0 E: 0 K: 0 S: 5 H: 2 LOB: 2 BB: 0 P: 5	R: 0 E: 0 K: 0 S: 3 H: 1 LOB: 0 BB: 0 P: 3	R: 0 E: 0 K: 0 S: 3 H: 0 LOB: 1 BB: 1 P: 7	R: 0 E: 0 K: 0 S: 4 H: 2 LOB: 1 BB: 0 P: 4	R: 0 E: 0 K: 0 S: 3 H: 0 LOB: 3 BB: 2 P: 12	1B: 12 2B: 0 3B: 0 HR: 0 SF: 0 SAC: 1 DP: 3 HBP: 2						

PITCHER	IP	WLS	BF	H	R	ER	SO	BB	IBB	HBP	BLK	WP	HR	S	P	ERA	WHIP
Reggie Cleveland, R (1, 1) ERA: 4.33	5.0	L	28	9	6	3	2	2	0	1	0	0	0	29	38	5.40	2.200
Dennis Higgins, R (6, 1) ERA: 4.38	2.0		7	1	0	0	0	1	0	0	0	0	0	6	10	0.00	1.000
Joe Grzenda, L (8, 1) ERA: 8.68	1.2		9	2	0	0	0	1	1	1	0	0	0	6	15	0.00	1.800
Tony Cloninger, R (9, 1) ERA: 5.63	0.1		1	0	0	0	0	0	0	0	0	0	0	1	1	0.00	0.000

PITCHER	IP	WLS	BF	H	R	ER	SO	BB	IBB	HBP	BLK	WP	HR	S	P	ERA	WHIP

TOP

Pittsburgh Pirates @ St. Louis Cardinals

Busch Stadium, St. Louis, MO

Tue May 23 1972, 7:05 PM CDT

Att. 11,795 - Unknown

livebaseballscorecards.com

AB	37
R	6
H	12
RBI	4
BB	5
SO	2
LOB	24

WP: 0 PA: 45
PB: 0
SB: 0
CS: 0

BOTTOM

Pittsburgh Pirates @ St. Louis Cardinals

Busch Stadium, St. Louis, MO

Tue May 23 1972, 7:05 PM CDT

Att. 11,795 - Unknown

livebaseballscorecards.com

Batter	1	2	3	4	5	6	7	8	9	AB	R	H	RBI	BB	SO	LOB
Lou Brock, L (1, 7) OBP: 0.333, SLG: 0.367	1B 1B		6-3 ②		4-3 ②		F8 ③		4-3 ③	5	0	1	0	0	0	0
Ted Sizemore, R (1, 4) OBP: 0.312, SLG: 0.296	G4-6-3 1-2 1B		1B 2B 1B		1B 1B			5-3 ①		4	1	3	0	0	0	0
Matty Alou, L (1, 3) OBP: 0.378, SLG: 0.407	G4-6-3 ① ② 1-2f		2B 1-2 1B		FC5-4 1-2 1B			BB 1B 1B		4	0	3	0	0	0	2
Joe Torre, R (1, 5) OBP: 0.422, SLG: 0.541	4-3 ③		1-3 2-H 2B		FC5-4 ③ 1-2f			BB 1-2 1B		4	0	2	1	0	0	3
Ted Simmons, S (1, 2) OBP: 0.308, SLG: 0.398		L9 ① 5-3 ②	F5 ③			1-3 ① 6-3 ②		F9 ② B B B 4-0 1-2 2-3 BB		4	0	0	0	0	0	4
Bernie Carbo, L (1, 9) OBP: 0.326, SLG: 0.147				G3-6 1B						3	0	1	0	1	0	0
Luis Melendez, R (1, 8) OBP: 0.271, SLG: 0.389	HR			P6 ①		1-3 ③		L6 ③		4	1	1	1	0	0	4
Ed Crosby, L (1, 6) OBP: 0.305, SLG: 0.270 Dwain Anderson, R (9, PH) OBP: 0.154, SLG: 0.083		G3 ③		G3-6 ② ③ 1-2f			P3 ①		P6 ①	3 1	0 0	0 0	0 0	0 0	0 0	1 0
Reggie Cleveland, R (1, 1) OBP: 0.053, SLG: 0.053 Marty Martinez, S (5, PH) OBP: 0.429, SLG: 0.429 Dennis Higgins, R (6, 1) Mike Fiore, L (7, PH) OBP: 0.333, SLG: 0.143 Joe Grzenda, R (8, 1) Tony Cloninger, R (9, 1) Donn Clendenon, R (9, PH) OBP: 0.234, SLG: 0.238			5-3 ①		K ①		1-3 ②		K ②	1 1 0 1 0 0 1	0 0 0 0 0 0 0	0 0 0 0 0 0 0	0 0 0 0 0 0 0	0 0 0 1 0 0 0	0 0 0 0 0 0 0	0 0 0 0 0 0 0
Inning Stats	R: 0 E: 0 K: 0 S: 4 H: 2 LOB: 1 BB: 0 P: 4	R: 1 E: 0 K: 0 S: 4 H: 1 LOB: 0 BB: 0 P: 4	R: 1 E: 0 K: 0 S: 6 H: 3 LOB: 2 BB: 0 P: 6	R: 0 E: 0 K: 0 S: 3 H: 1 LOB: 0 BB: 0 P: 3	R: 0 E: 0 K: 1 S: 7 H: 2 LOB: 2 BB: 0 P: 7	R: 0 E: 0 K: 0 S: 3 H: 0 LOB: 0 BB: 0 P: 3	R: 0 E: 0 K: 0 S: 3 H: 0 LOB: 0 BB: 0 P: 3	R: 0 E: 0 K: 0 S: 5 H: 2 LOB: 3 BB: 1 P: 9	R: 0 E: 0 K: 1 S: 5 H: 0 LOB: 0 BB: 0 P: 5	1B: 9 2B: 1 3B: 0 HR: 1	SF: 0 SAC: 0 DP: 2 HBP: 0					

	AB	36
	R	2
	H	11
	RBI	2
	BB	1
	SO	2
	LOB	14

WP: 0 PB: 0 SB: 0 CS: 0 PA: 37

PITCHER		IP	WLS	BF	H	R	ER	SO	BB	IBB	HBP	BLK	WP	HR	S	P	ERA	WHIP
Steve Blass, R ERA: 2.76	(1, 1)	8.0	W	34	11	2	2	1	1	0	0	0	0	1	35	39	2.25	1.500
Ramon Hernandez, L ERA: 0.77	(9, 1)	1.0	S	3	0	0	0	1	0	0	0	0	0	0	5	5	0.00	0.000

PITCHER	IP	WLS	BF	H	R	ER	SO	BB	IBB	HBP	BLK	WP	HR	S	P	ERA	WHIP

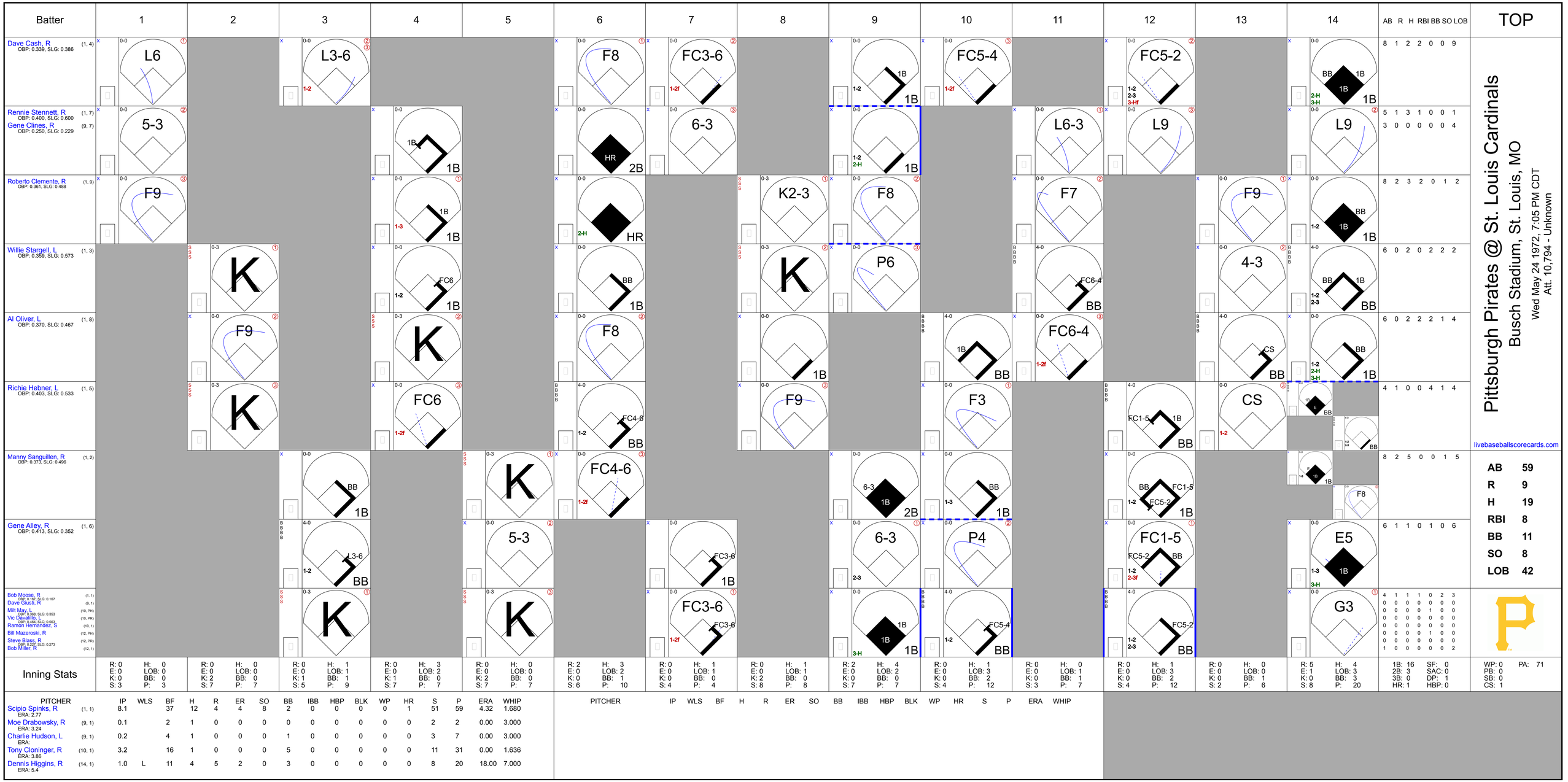
Batter
1
2
3
4
5
6
7
8
9
10
11
12
13
14
AB R H RBI BB SO LOB
TOP
Dave Cash, R (1, 4) OBP: 0.339, SLG: 0.386
L6
L3-6
F8
FC3-6
FC5-4
FC5-2
BB 1B
8 1 2 2 0 0 9
Rennie Stennett, R (1, 7) OBP: 0.400, SLG: 0.600
Gene Clines, R (9, 7) OBP: 0.250, SLG: 0.229
5-3
HR
6-3
L6-3
L9
L9
5 1 3 1 0 0 1
3 0 0 0 0 0 4
Roberto Clemente, R (1, 9) OBP: 0.361, SLG: 0.488
F9
K2-3
F8
F7
F9
BB
8 2 3 2 0 1 2
Willie Stargell, L (1, 3) OBP: 0.359, SLG: 0.573
K
FC6
BB
K
P6
FC6-4
4-3
BB
6 0 2 0 2 2 2
Al Oliver, L (1, 8) OBP: 0.370, SLG: 0.467
F9
K
F8
1B
1B
FC6-4
CS
BB
6 0 2 2 2 1 4
Richie Hebner, L (1, 5) OBP: 0.403, SLG: 0.533
K
FC6
FC4-6
F9
F3
FC1-5
CS
4 1 0 0 4 1 4
Manny Sanguillen, R (1, 2) OBP: 0.373, SLG: 0.496
BB
K
FC4-6
6-3
BB
FC1-5
FC5-2
8 2 5 0 0 1 5
Gene Alley, R (1, 6) OBP: 0.413, SLG: 0.352
L3-6
5-3
FC3-6
6-3
P4
FC1-5
E5
6 1 1 0 1 0 6
Bob Moose, R (1, 1) OBP: 0.167, SLG: 0.167
Dave Giusti, R (9, 1)
Milt May, L (10, PH) OBP: 0.353, SLG: 0.353
Vic Davalillo, L (10, PR) OBP: 0.583, SLG: 0.583
Ramon Hernandez, S (10, 1)
Bill Mazeroski, R (12, PH)
Steve Blass, R (12, PR) OBP: 0.222, SLG: 0.273
Bob Miller, R (12, 1)
K
K
FC3-6
FC3-6
G3
4 1 1 1 0 2 3
0 0 0 0 0 0 0
0 0 0 0 1 0 0
0 0 0 0 0 0 0
0 0 0 0 1 0 0
0 0 0 0 0 0 0
1 0 0 0 0 0 2
Pittsburgh Pirates @ St. Louis Cardinals
Busch Stadium, St. Louis, MO
Wed May 24 1972, 7:05 PM CDT
Att. 10,794 - Unknown
livebaseballscorecards.com
AB 59
R 9
H 19
RBI 8
BB 11
SO 8
LOB 42
Inning Stats
1: R: 0 E: 0 K: 0 S: 3 | H: 0 LOB: 0 BB: 0 P: 3
2: R: 0 E: 0 K: 2 S: 7 | H: 0 LOB: 0 BB: 0 P: 7
3: R: 0 E: 0 K: 1 S: 5 | H: 1 LOB: 1 BB: 1 P: 9
4: R: 0 E: 0 K: 1 S: 7 | H: 3 LOB: 2 BB: 0 P: 7
5: R: 0 E: 0 K: 2 S: 7 | H: 0 LOB: 0 BB: 0 P: 7
6: R: 2 E: 0 K: 0 S: 6 | H: 3 LOB: 2 BB: 1 P: 10
7: R: 0 E: 0 K: 0 S: 4 | H: 1 LOB: 1 BB: 0 P: 4
8: R: 0 E: 0 K: 2 S: 8 | H: 1 LOB: 1 BB: 0 P: 8
9: R: 2 E: 0 K: 0 S: 7 | H: 4 LOB: 2 BB: 0 P: 7
10: R: 0 E: 0 K: 0 S: 4 | H: 1 LOB: 3 BB: 2 P: 12
11: R: 0 E: 0 K: 0 S: 3 | H: 0 LOB: 1 BB: 1 P: 7
12: R: 0 E: 0 K: 0 S: 4 | H: 1 LOB: 3 BB: 2 P: 12
13: R: 0 E: 0 K: 0 S: 2 | H: 0 LOB: 0 BB: 1 P: 6
14: R: 5 E: 1 K: 0 S: 8 | H: 4 LOB: 3 BB: 3 P: 20
1B: 16 2B: 3 3B: 0 HR: 1
SF: 0 SAC: 0 DP: 1 HBP: 0
WP: 0 PB: 0 SB: 0 CS: 1
PA: 71
PITCHER IP WLS BF H R ER SO BB IBB HBP BLK WP HR S P ERA WHIP
Scipio Spinks, R (1, 1) ERA: 2.77 8.1 L 37 12 4 4 8 2 0 0 0 0 1 51 59 4.32 1.680
Moe Drabowsky, R (9, 1) ERA: 3.24 0.1 2 1 0 0 0 0 0 0 0 0 0 2 2 0.00 3.000
Charlie Hudson, L (9, 1) ERA: 0.2 4 1 0 0 0 1 0 0 0 0 0 0 3 7 0.00 3.000
Tony Cloninger, R (10, 1) ERA: 3.86 3.2 16 1 0 0 0 5 0 0 0 0 0 0 11 31 0.00 1.636
Dennis Higgins, R (14, 1) ERA: 5.4 1.0 11 4 5 2 0 3 0 0 0 0 0 0 8 20 18.00 7.000

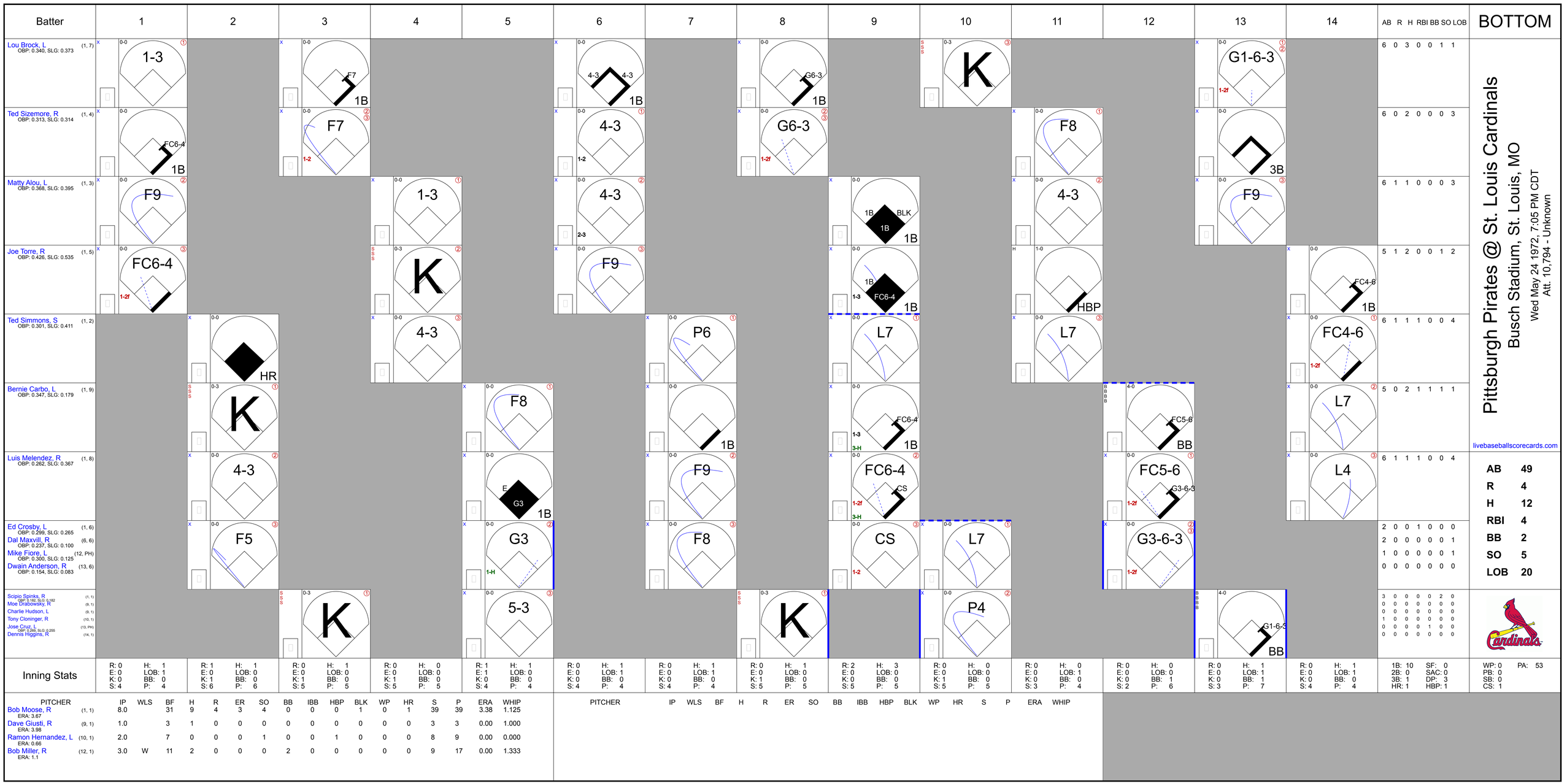
Batter
1
2
3
4
5
6
7
8
9
10
11
12
13
14
AB R H RBI BB SO LOB
BOTTOM
Lou Brock, L (1, 7) OBP: 0.340, SLG: 0.373
1-3
F7
1B
4-3
4-3
1B
G6-3
1B
K
F8
4-3
G1-6-3
1-2f
Ted Sizemore, R (1, 4) OBP: 0.313, SLG: 0.314
FC6-4
1B
F7
1-2
4-3
1-2
G6-3
1-2f
F8
3B
Matty Alou, L (1, 3) OBP: 0.368, SLG: 0.395
F9
1-3
4-3
1B
BLK
1B
4-3
F9
Joe Torre, R (1, 5) OBP: 0.426, SLG: 0.535
FC6-4
1-2f
1-3
K
4-3
F9
1B
FC6-4
1B
HBP
FC4-6
1B
Ted Simmons, S (1, 2) OBP: 0.301, SLG: 0.411
HR
4-3
P6
L7
L7
FC4-6
1-2f
Bernie Carbo, L (1, 9) OBP: 0.347, SLG: 0.179
K
F8
1B
FC6-4
3-H
1B
FC5-6
BB
L7
Luis Melendez, R (1, 8) OBP: 0.262, SLG: 0.367
4-3
E
G3
1B
F9
FC6-4
CS
1-2f
3-H
FC5-6
G3-6-3
1-2f
L4
Ed Crosby, L (1, 6) OBP: 0.299, SLG: 0.265
Dal Maxvill, R (6, 6) OBP: 0.237, SLG: 0.100
Mike Fiore, L (12, PH) OBP: 0.300, SLG: 0.125
Dwain Anderson, R (13, 6) OBP: 0.154, SLG: 0.083
F5
G3
1-H
F8
CS
1-2
L7
G3-6-3
1-2f
Scipio Spinks, R (1, 1) OBP: 0.182, SLG: 0.182
Moe Drabowsky, R (9, 1)
Charlie Hudson, L (9, 1)
Tony Cloninger, R (10, 1)
Jose Cruz, L (13, PH) OBP: 0.269, SLG: 0.255
Dennis Higgins, R (14, 1)
K
5-3
K
P4
G1-6-3
BB
Inning Stats
R: 0 E: 0 K: 0 S: 4 H: 1 LOB: 1 BB: 0 P: 4
R: 1 E: 0 K: 1 S: 6 H: 1 LOB: 0 BB: 0 P: 6
R: 0 E: 0 K: 1 S: 5 H: 1 LOB: 0 BB: 0 P: 5
R: 0 E: 0 K: 1 S: 5 H: 0 LOB: 0 BB: 0 P: 5
R: 1 E: 1 K: 0 S: 4 H: 1 LOB: 0 BB: 0 P: 4
R: 0 E: 0 K: 0 S: 4 H: 1 LOB: 1 BB: 0 P: 4
R: 0 E: 0 K: 0 S: 4 H: 1 LOB: 1 BB: 0 P: 4
R: 0 E: 0 K: 1 S: 5 H: 1 LOB: 0 BB: 0 P: 5
R: 2 E: 0 K: 0 S: 5 H: 3 LOB: 0 BB: 0 P: 5
R: 0 E: 0 K: 1 S: 5 H: 0 LOB: 0 BB: 0 P: 5
R: 0 E: 0 K: 0 S: 3 H: 0 LOB: 1 BB: 0 P: 4
R: 0 E: 0 K: 0 S: 2 H: 0 LOB: 0 BB: 1 P: 6
R: 0 E: 0 K: 0 S: 3 H: 1 LOB: 1 BB: 1 P: 7
R: 0 E: 0 K: 0 S: 4 H: 1 LOB: 1 BB: 0 P: 4
1B: 10 2B: 0 3B: 1 HR: 1
SF: 0 SAC: 0 DP: 3 HBP: 1
WP: 0 PB: 0 SB: 0 CS: 1
PA: 53
PITCHER IP WLS BF H R ER SO BB IBB HBP BLK WP HR S P ERA WHIP
Bob Moose, R (1, 1) ERA: 3.67 8.0 31 9 4 3 4 0 0 0 1 0 1 39 39 3.38 1.125
Dave Giusti, R (9, 1) ERA: 3.98 1.0 3 1 0 0 0 0 0 0 0 0 0 3 3 0.00 1.000
Ramon Hernandez, L (10, 1) ERA: 0.66 2.0 7 0 0 0 1 0 0 1 0 0 0 8 9 0.00 0.000
Bob Miller, R (12, 1) ERA: 1.1 3.0 W 11 2 0 0 0 2 0 0 0 0 0 9 17 0.00 1.333
PITCHER IP WLS BF H R ER SO BB IBB HBP BLK WP HR S P ERA WHIP
Pittsburgh Pirates @ St. Louis Cardinals
Busch Stadium, St. Louis, MO
Wed May 24 1972, 7:05 PM CDT
Att. 10,794 - Unknown
livebaseballscorecards.com
AB 49
R 4
H 12
RBI 4
BB 2
SO 5
LOB 20
Cardinals

Pittsburgh Pirates @ St. Louis Cardinals

Busch Stadium, St. Louis, MO

Thu May 25 1972, 3:33 AM CDT

Att. 9,293 - Unknown

TOP

livebaseballscorecards.com

Batter	1	2	3	4	5	6	7	8	9	AB	R	H	RBI	BB	SO	LOB
Dave Cash, R (1, 4) OBP: 0.344, SLG: 0.398	F9		1B 2B		4-3			4-3 G3 1B		4	1	2	0	0	0	0
Vic Davalillo, L (1, 3) OBP: 0.433, SLG: 0.519	P6		F8		5-3			G3 1-2		4	0	0	0	0	0	2
Al Oliver, L (1, 8) OBP: 0.373, SLG: 0.468	1B		2-H 1B			F9		4-3 2-3		4	0	2	1	0	0	1
Richie Hebner, L (1, 5) OBP: 0.398, SLG: 0.550	K		K			HR		K		4	1	1	1	0	3	3
Milt May, L (1, 2) OBP: 0.304, SLG: 0.286		F9		F2		F8			F7	4	0	0	0	0	0	0
Rennie Stennett, R (1, 7) OBP: 0.391, SLG: 0.580		1B		F8		K			K	4	0	1	0	0	2	0
Gene Clines, R (1, 9) OBP: 0.256, SLG: 0.237 Manny Sanguillen, R (9, PH) OBP: 0.370, SLG: 0.492	K			S 1B			K		6-3	3 1	0 0	1 0	0 0	0 0	2 0	1 0
Gene Alley, R (1, 6) OBP: 0.394, SLG: 0.333	F8			K 1-2			F7			3	0	0	0	0	1	2
Dock Ellis, S (1, 1) OBP: 0.063, SLG: 0.063 Jose Pagan, R (7, PH) OBP: 0.217, SLG: 0.190 Bruce Kison, R (7, 1) OBP: 0.500, SLG: 0.500			P5		K		K			2 1 0	0 0 0	0 0 0	0 0 0	0 0 0	1 1 0	0 0 0
Inning Stats	R: 0 E: 0 K: 1 S: 6 H: 1 LOB: 1 BB: 0 P: 6	R: 0 E: 0 K: 1 S: 6 H: 1 LOB: 1 BB: 0 P: 6	R: 1 E: 0 K: 1 S: 7 H: 2 LOB: 1 BB: 0 P: 7	R: 0 E: 0 K: 1 S: 6 H: 1 LOB: 1 BB: 0 P: 6	R: 0 E: 0 K: 1 S: 5 H: 0 LOB: 0 BB: 0 P: 5	R: 1 E: 0 K: 1 S: 6 H: 1 LOB: 0 BB: 0 P: 6	R: 0 E: 0 K: 2 S: 7 H: 0 LOB: 0 BB: 0 P: 7	R: 0 E: 0 K: 1 S: 6 H: 1 LOB: 1 BB: 0 P: 6	R: 0 E: 0 K: 1 S: 5 H: 0 LOB: 0 BB: 0 P: 5	1B: 5 2B: 1 3B: 0 HR: 1 SF: 0 SAC: 0 DP: 0 HBP: 0						

	AB	34
	R	2
	H	7
	RBI	2
	BB	0
	SO	10
	LOB	9

WP: 0 PB: 0 SB: 1 CS: 0 PA: 34

PITCHER	IP	WLS	BF	H	R	ER	SO	BB	IBB	HBP	BLK	WP	HR	S	P	ERA	WHIP
Bob Gibson, R (1, 1) ERA: 4.1	9.0	W	34	7	2	2	10	0	0	0	0	0	1	54	54	2.00	0.778

PITCHER	IP	WLS	BF	H	R	ER	SO	BB	IBB	HBP	BLK	WP	HR	S	P	ERA	WHIP

Batter	1	2	3	4	5	6	7	8	9	AB	R	H	RBI	BB	SO	LOB
Lou Brock, L (1, 7) OBP: 0.344, SLG: 0.376	1B		G4-6-3		4-3		4-3			4	2	2	0	0	0	0
Ted Sizemore, R (1, 4) OBP: 0.319, SLG: 0.339	5-3 1-3		BB G4-6-3 1-2		HR		K			3	1	1	1	1	1	1
Matty Alou, L (1, 3) OBP: 0.372, SLG: 0.398	1B 3-H		1B G4-6-3 1-2 2-3		F3			F2		4	0	2	1	0	0	0
Joe Torre, R (1, 5) OBP: 0.421, SLG: 0.523	L9		G4-6-3 1-2f 2-3 3-H			P4		BB BB		3	0	0	0	1	0	3
Ted Simmons, S (1, 2) OBP: 0.300, SLG: 0.406	F8		3-1			1B E		L4		4	1	1	0	0	0	3
Bernie Carbo, L (1, 9) OBP: 0.358, SLG: 0.190		L4	1B FC3/6-1-4			F5		BB FC6-4 1-2		3	0	1	0	1	0	1
Luis Melendez, R (1, 8) OBP: 0.246, SLG: 0.344		E6	F7			1B E6 1-3		FC6-4 1-2f		4	0	0	0	0	0	4
Dal Maxvill, R (1, 6) OBP: 0.244, SLG: 0.121		L9	G3-6-1-4 1-2f			1B 1-3 3-H				3	0	1	1	0	0	2
Bob Gibson, R (1, 1) OBP: 0.053, SLG: 0.053		F7			4-3		K			3	0	0	0	0	1	1
Inning Stats	R: 1 H: 2 E: 0 LOB: 1 K: 0 BB: 0 S: 5 P: 5	R: 0 H: 0 E: 1 LOB: 1 K: 0 BB: 0 S: 4 P: 4	R: 1 H: 2 E: 0 LOB: 1 K: 0 BB: 1 S: 4 P: 8	R: 0 H: 1 E: 0 LOB: 0 K: 0 BB: 0 S: 3 P: 3	R: 1 H: 1 E: 0 LOB: 0 K: 0 BB: 0 S: 4 P: 4	R: 1 H: 2 E: 1 LOB: 2 K: 0 BB: 0 S: 5 P: 5	R: 0 H: 0 E: 0 LOB: 0 K: 2 BB: 0 S: 7 P: 7	R: 0 H: 0 E: 0 LOB: 2 K: 0 BB: 2 S: 3 P: 11		1B: 7 SF: 0 2B: 0 SAC: 0 3B: 0 DP: 2 HR: 1 HBP: 0						WP: 0 PA: 34 PB: 0 SB: 2 CS: 0	

PITCHER		IP	WLS	BF	H	R	ER	SO	BB	IBB	HBP	BLK	WP	HR	S	P	ERA	WHIP
Dock Ellis, R ERA: 2.8	(1, 1)	6.0	L	26	8	4	3	0	1	0	0	0	0	1	25	29	4.50	1.500
Bruce Kison, R ERA: 2.61	(7, 1)	2.0		8	0	0	0	2	2	0	0	0	0	0	10	18	0.00	1.000

PITCHER	IP	WLS	BF	H	R	ER	SO	BB	IBB	HBP	BLK	WP	HR	S	P	ERA	WHIP

BOTTOM

Pittsburgh Pirates @ St. Louis Cardinals

Busch Stadium, St. Louis, MO

Thu May 25 1972, 3:33 AM CDT

Att. 9,293 - Unknown

livebaseballscorecards.com

AB	31
R	4
H	8
RBI	3
BB	3
SO	2
LOB	15

Batter	1	2	3	4	5	6	7	8	9	AB	R	H	RBI	BB	SO	LOB
Larry Bowa, S (1, 6) OBP: 0.286, SLG: 0.237	x 0-0 ① P6	S S S 0-3 ③ K		x 0-0 1-2 1B			x 0-0 1B E 1B	x 0-0 ③ F9		5	1	2	0	0	1	3
Denny Doyle, L (1, 4) OBP: 0.343, SLG: 0.370	B B B B 4-0 E BB		x 0-0 ① 3-1	x 0-0 ③ L7			x 0-0 E8 1-H SF8 1B		x 0-0 ① 3-1	4	1	1	0	1	0	2
Tim McCarver, L (1, 2) OBP: 0.273, SLG: 0.319	x 0-0 L7 1-2		x 0-0 ② F8		x 0-0 ① F8		x 0-0 ① SF8 3-H		x 0-0 ② F9	4	0	0	1	0	0	1
Greg Luzinski, R (1, 7) OBP: 0.345, SLG: 0.515	S S S 0-3 ② K		S S S 0-3 ③ K		x 0-0 ② 6-3		x 0-0 ② F9		x 0-0 2B	5	0	1	0	0	2	2
Willie Montanez, L (1, 8) OBP: 0.329, SLG: 0.380	S S S 0-3 ③ K			x 0-0 E 1B FC3-6 1B	x 0-0 1B		x 0-0 1B		x 0-0 ③ 6-3	5	1	3	0	0	1	3
Deron Johnson, R (1, 3) OBP: 0.247, SLG: 0.338		S S S 0-3 ① K		x 0-0 E 1-2 E 1B	S S S 0-3 ③ K		x 0-0 ③ F9			4	1	1	0	0	2	2
Don Money, R (1, 5) OBP: 0.319, SLG: 0.317		S S S 0-3 ② K		x 0-0 ① F2		S S S 0-3 ① K		x 0-0 1B		4	0	1	0	0	2	2
Mike Anderson, R (1, 9) OBP: 0.296, SLG: 0.316 Ron Stone, L (8, PH) OBP: 0.360, SLG: 0.364 (8, 9)	B B B B 4-0 BB BB			x 0-0 E4 FC3-6 1-2 2-3		x 0-0 ② P4		x 0-0 ① P5		2 1	0 0	0 0	0 0	1 0	0 0	2 1
Steve Carlton, L (1, 1) OBP: 0.355, SLG: 0.379 Tom Hutton, L (8, PH) OBP: 0.326, SLG: 0.413 Wayne Twitchell, R (8, 1)	B B B B 4-0 1-2 BB			x 0-0 ② FC3-6 1B 1-2f 2-H 3-H		S S S 0-3 ③ K		x 0-0 ② F9		2 1 0	0 0 0	0 0 0	1 0 0	1 0 0	1 0 0	1 1 0
Inning Stats	R: 0 H: 0 E: 1 LOB: 2 K: 2 BB: 1 S: 8 P: 12	R: 0 H: 0 E: 0 LOB: 2 K: 3 BB: 2 S: 9 P: 17	R: 0 H: 0 E: 0 LOB: 0 K: 1 BB: 0 S: 5 P: 5	R: 2 H: 3 E: 2 LOB: 2 K: 0 BB: 0 S: 7 P: 7	R: 0 H: 1 E: 0 LOB: 1 K: 1 BB: 0 S: 6 P: 6	R: 0 H: 0 E: 0 LOB: 0 K: 2 BB: 0 S: 7 P: 7	R: 2 H: 3 E: 1 LOB: 1 K: 0 BB: 0 S: 6 P: 6	R: 0 H: 1 E: 0 LOB: 1 K: 0 BB: 0 S: 4 P: 4	R: 0 H: 1 E: 0 LOB: 1 K: 0 BB: 0 S: 4 P: 4	1B: 8 SF: 1 2B: 1 SAC: 0 3B: 0 DP: 0 HR: 0 HBP: 0						WP: 0 PA: 41 PB: 0 SB: 0 CS: 0	

PITCHER	IP	WLS	BF	H	R	ER	SO	BB	IBB	HBP	BLK	WP	HR	S	P	ERA	WHIP
Nelson Briles, R (1, 1) ERA: 4.5	9.0	W	41	9	4	1	9	3	0	0	0	0	0	56	68	1.00	1.333

PITCHER	IP	WLS	BF	H	R	ER	SO	BB	IBB	HBP	BLK	WP	HR	S	P	ERA	WHIP

TOP

Philadelphia Phillies @ Pittsburgh Pirates
Three Rivers Stadium, Pittsburgh, PA
Fri May 26 1972, 7:05 PM EDT
Att. 25,164 - Unknown

livebaseballscorecards.com

AB	37
R	4
H	9
RBI	2
BB	3
SO	9
LOB	20

Batter	1	2	3	4	5	6	7	8	9	AB	R	H	RBI	BB	SO	LOB
Dave Cash, R (1, 4) OBP: 0.338, SLG: 0.407	K	5-3		K		K		1B 3B		5	1	1	0	0	3	0
Gene Clines, R (1, 7) OBP: 0.292, SLG: 0.279	2B E 1B	1B 1B		S E 1B		K		L5-3		5	2	3	0	0	1	1
Roberto Clemente, R (1, 9) OBP: 0.377, SLG: 0.515	E SF8 2B 1-3	FC4-6 1B 1-3		2B 1-H		4-3		1B 1B 3-H		5	2	4	1	0	0	0
Manny Sanguillen, R (1, 2) OBP: 0.379, SLG: 0.500	BB E IBB	FC4-6 1-2f		2B 2-H			6-3	L4-3 1B 1-3		4	0	2	1	1	0	2
Jose Pagan, R (1, 5) OBP: 0.250, SLG: 0.269	E5 BB 1-2 2-3 3-H		4-3 2B	K			5-3 1B 1B	L4-3 1-2		5	1	2	1	0	1	5
Al Oliver, L (1, 8) OBP: 0.364, SLG: 0.458	SF8 3-H		4-3 2-3	F7			5-3 1-2			3	0	0	1	0	0	3
Bob Robertson, R (1, 3) OBP: 0.304, SLG: 0.247	FC6-4 BB 1-2 2-3		BB	K			1B BB			1	0	0	0	3	1	0
Gene Alley, R (1, 6) OBP: 0.386, SLG: 0.328	FC6-4 1-2f		K	F9			1-2 1B 2-H			4	0	1	1	0	1	5
Nelson Briles, R (1, 1) OBP: 0.100, SLG: 0.200		K	K	P4			P4			4	0	0	0	0	2	4
Inning Stats	R: 2 H: 2 E: 1 LOB: 3 K: 1 BB: 2 S: 8 P: 16	R: 0 H: 2 E: 0 LOB: 2 K: 1 BB: 0 S: 7 P: 7	R: 0 H: 1 E: 0 LOB: 2 K: 2 BB: 1 S: 8 P: 12	R: 2 H: 3 E: 0 LOB: 1 K: 2 BB: 0 S: 10 P: 10	R: 0 H: 0 E: 0 LOB: 0 K: 1 BB: 0 S: 5 P: 5	R: 0 H: 0 E: 0 LOB: 0 K: 2 BB: 0 S: 7 P: 7	R: 1 H: 2 E: 0 LOB: 2 K: 0 BB: 1 S: 5 P: 9	R: 1 H: 3 E: 0 LOB: 1 K: 0 BB: 0 S: 5 P: 5		1B: 8 SF: 1 2B: 5 SAC: 0 3B: 1 DP: 1 HR: 0 HBP: 0						WP: 0 PA: 41 PB: 0 SB: 1 CS: 0

PITCHER		IP	WLS	BF	H	R	ER	SO	BB	IBB	HBP	BLK	WP	HR	S	P	ERA	WHIP
Steve Carlton, L ERA: 2.46	(1, 1)	7.0	L	36	10	5	4	9	3	1	0	0	0	0	50	66	5.14	1.857
Wayne Twitchell, R ERA: 4.32	(8, 1)	1.0		5	3	1	1	0	0	0	0	0	0	0	5	5	9.00	3.000

PITCHER	IP	WLS	BF	H	R	ER	SO	BB	IBB	HBP	BLK	WP	HR	S	P	ERA	WHIP

BOTTOM

Philadelphia Phillies @ Pittsburgh Pirates
Three Rivers Stadium, Pittsburgh, PA
Fri May 26 1972, 7:05 PM EDT
Att. 25,164 - Unknown

livebaseballscorecards.com

AB	36
R	6
H	13
RBI	5
BB	4
SO	9
LOB	20

Batter	1	2	3	4	5	6	7	8	9	10	11	12	AB	R	H	RBI	BB	SO	LOB
Ron Stone, L (1, 9) (12, 7) OBP: 0.367, SLG: 0.320	K		P4		BB		SH3-4 1-2		FC4 BB		F2		3	0	0	0	2	1	1
Larry Bowa, S (1, 6) OBP: 0.281, SLG: 0.229	F9		F8		F8		F8		FC4 FC5 BB 1-2f 2-3		BB		5	0	0	0	1	0	6
Willie Montanez, L (1, 8) OBP: 0.335, SLG: 0.398	3-1		G3			HR	IBB		1-2 BB		K		4	1	1	1	2	1	2
Greg Luzinski, R (1, 7) OBP: 0.338, SLG: 0.500 Mike Anderson, R (12, PR) OBP: 0.296, SLG: 0.316 (12, 9)		K		F9		E5 FC3-6	K		FC5 2-3f			FC4-6 1B	6 0	0 0	1 0	0 0	0 0	2 0	5 0
Tom Hutton, L (1, 3) OBP: 0.315, SLG: 0.388		BB BB		F8		FC3-6 CS 1-2f		F7		F2		FC4-6 1B 1-2f	5	1	0	0	1	0	2
Tim McCarver, L (1, 2) OBP: 0.276, SLG: 0.314		BB 1-2		F7		F9 1-2		6-3		K2-3		FC4-6 1-3 1B	5	0	1	0	1	1	1
Don Money, R (1, 5) OBP: 0.320, SLG: 0.312		F8	5-3		BB			K		FC4-6 1B		FC4-6 1-2f 3-H	5	0	1	1	1	1	3
Denny Doyle, L (1, 4) OBP: 0.343, SLG: 0.361		F8			SH3-4 BB	F9			FC SH3-4 1B	FC4-6 1-2f		P4	5	0	1	0	1	0	6
Bill Champion, R (1, 1) OBP: 0.308, SLG: 0.538 Joe Hoerner, R (7, 1) Deron Johnson, R (11, PH) OBP: 0.243, SLG: 0.333 Darrell Brandon, R (11, 1) Chris Short, R (12, 1)			1B		SH3-4 1-2		SH3-4 1B		SH3-4 1-2		K		2 0 1 0 0	0 0 0 0 0	2 0 0 0 0	0 0 0 0 0	0 0 1 0 0	0 0 0 0 0	0 0 0 0 0
Inning Stats	R: 0 E: 0 K: 1 S: 5 H: 0 LOB: 0 BB: 0 P: 5	R: 0 E: 0 K: 1 S: 5 H: 0 LOB: 2 BB: 2 P: 13	R: 0 E: 0 K: 0 S: 4 H: 1 LOB: 1 BB: 0 P: 4	R: 0 E: 0 K: 0 S: 3 H: 0 LOB: 0 BB: 0 P: 3	R: 0 E: 0 K: 0 S: 3 H: 0 LOB: 2 BB: 2 P: 11	R: 1 E: 1 K: 0 S: 5 H: 1 LOB: 2 BB: 1 P: 9	R: 0 E: 0 K: 1 S: 6 H: 1 LOB: 2 BB: 1 P: 10	R: 0 E: 0 K: 1 S: 5 H: 0 LOB: 0 BB: 0 P: 5	R: 0 E: 0 K: 0 S: 4 H: 1 LOB: 3 BB: 2 P: 12	R: 0 E: 0 K: 1 S: 6 H: 1 LOB: 1 BB: 0 P: 6	R: 0 E: 0 K: 2 S: 7 H: 0 LOB: 1 BB: 1 P: 11	R: 1 E: 0 K: 0 S: 5 H: 2 LOB: 1 BB: 0 P: 5	1B: 6 2B: 0 3B: 0 HR: 1	SF: 0 SAC: 3 DP: 0 HBP: 0		WP: 0 PB: 0 SB: 0 CS: 1	PA: 53		

PITCHER	IP	WLS	BF	H	R	ER	SO	BB	IBB	HBP	BLK	WP	HR	S	P	ERA	WHIP
Bob Johnson, R (1, 1) ERA: 3.89	9.0		40	4	1	1	4	7	1	0	0	0	1	40	72	1.00	1.222
Ramon Hernandez, L (10, 1) ERA: 0.57	2.0		8	1	0	0	3	1	0	0	0	0	0	13	17	0.00	1.000
Dave Giusti, R (12, 1) ERA: 4.22	1.0	L	5	2	1	1	0	0	0	0	0	0	0	5	5	9.00	2.000

PITCHER	IP	WLS	BF	H	R	ER	SO	BB	IBB	HBP	BLK	WP	HR	S	P	ERA	WHIP

TOP

Philadelphia Phillies @ Pittsburgh Pirates

Three Rivers Stadium, Pittsburgh, PA

Sat May 27 1972, 7:05 PM EDT

Att. 19,398 - Unknown

livebaseballscorecards.com

AB	41
R	2
H	7
RBI	2
BB	9
SO	7
LOB	26

Batter	1	2	3	4	5	6	7	8	9	10	11	12	AB	R	H	RBI	BB	SO	LOB
Dave Cash, R (1, 4) OBP: 0.324, SLG: 0.388	F7		FC5-4 E S 1-2f		FC9-4-6 1-2f		F9		6-3			6-3	6	0	0	0	0	0	3
Vic Davalillo, L (1, 7) OBP: 0.422, SLG: 0.500	G3		4-3 1-3		4-3		E8 1-3 1B			L6-3		2B	4	0	1	0	0	0	2
Gene Clines, R (10, PH) OBP: 0.300, SLG: 0.311													2	0	1	0	0	0	0
(11, 7)																			
Dock Ellis, S (12, PR) OBP: 0.063, SLG: 0.063													0	0	0	0	0	0	0
Roberto Clemente, R (1, 9) OBP: 0.375, SLG: 0.504	K			F9		F8 BB FC6-4 1B	IBB			F9		6-3	5	1	1	0	1	1	1
Al Oliver, L (1, 8) OBP: 0.381, SLG: 0.473		G3-6-3 1B		2B		FC6-4 1-2 BB	F7			1B		BB	4	0	3	0	2	0	3
Richie Hebner, L (1, 5) OBP: 0.388, SLG: 0.530		G3-6-3 1-2f		F5		F8 2-3		P6		1B 1-2		K	6	0	1	0	0	1	6
Manny Sanguillen, R (1, 2) OBP: 0.379, SLG: 0.493		1B		IBB		FC6-4 1-2f 3-H		6-3		4-3			4	0	1	1	1	0	3
Bob Robertson, R (1, 3) OBP: 0.289, SLG: 0.231		K		F3		P4		P4			F2		5	0	0	0	0	1	4
Gene Alley, R (1, 6) OBP: 0.373, SLG: 0.318			6-3		C9-4-6 1B		F9		F7		4-3		5	0	1	0	0	0	0
Bob Johnson, L (1, 1) OBP: 0.267, SLG: 0.214					K		BB E		F7		K		2	0	1	0	1	1	1
Rennie Stennett, R (9, PH) OBP: 0.386, SLG: 0.571													1	0	0	0	0	0	0
Ramon Hernandez, S (10, 1)													0	0	0	0	0	0	0
Willie Stargell, L (11, PH) OBP: 0.356, SLG: 0.568													1	0	0	0	0	1	0
Dave Giusti, R (12, 1)			FC5-4 1B										0	0	0	0	0	0	0
Inning Stats	R: 0 E: 0 K: 1 S: 5 H: 0 LOB: 0 BB: 0 P: 5	R: 0 E: 0 K: 1 S: 6 H: 2 LOB: 1 BB: 0 P: 6	R: 0 E: 0 K: 0 S: 4 H: 1 LOB: 1 BB: 0 P: 4	R: 0 E: 0 K: 0 S: 4 H: 1 LOB: 2 BB: 1 P: 8	R: 0 E: 0 K: 1 S: 6 H: 1 LOB: 1 BB: 0 P: 6	R: 1 E: 0 K: 0 S: 4 H: 1 LOB: 1 BB: 1 P: 8	R: 0 E: 1 K: 0 S: 4 H: 1 LOB: 3 BB: 2 P: 12	R: 0 E: 0 K: 0 S: 3 H: 0 LOB: 0 BB: 0 P: 3	R: 0 E: 0 K: 0 S: 3 H: 0 LOB: 0 BB: 0 P: 3	R: 0 E: 0 K: 0 S: 5 H: 2 LOB: 2 BB: 0 P: 5	R: 0 E: 0 K: 1 S: 5 H: 0 LOB: 0 BB: 0 P: 5	R: 0 E: 0 K: 1 S: 6 H: 1 LOB: 2 BB: 1 P: 10	1B: 8 2B: 2 3B: 0 HR: 0 SF: 0 SAC: 0 DP: 1 HBP: 0						

PITCHER	IP	WLS	BF	H	R	ER	SO	BB	IBB	HBP	BLK	WP	HR	S	P	ERA	WHIP
Bill Champion, R (1, 1) ERA: 3.61	6.2		30	7	1	1	3	2	2	0	0	0	0	32	48	1.35	1.350
Joe Hoerner, L (7, 1) ERA: 1.98	3.1		12	2	0	0	0	0	0	0	0	0	0	12	12	0.00	0.600
Darrell Brandon, R (11, 1) ERA: 3.68	1.2	W	6	1	0	0	1	0	0	0	0	0	0	8	8	0.00	0.600
Chris Short, L (12, 1) ERA: 5.73	0.1	S	2	0	0	0	1	1	0	0	0	0	0	3	7	0.00	3.000

PITCHER	IP	WLS	BF	H	R	ER	SO	BB	IBB	HBP	BLK	WP	HR	S	P	ERA	WHIP

BOTTOM

Philadelphia Phillies @ Pittsburgh Pirates

Three Rivers Stadium, Pittsburgh, PA

Sat May 27 1972, 7:05 PM EDT

Att. 19,398 - Unknown

livebaseballscorecards.com

AB	45
R	1
H	10
RBI	1
BB	5
SO	5
LOB	23

Batter	1	2	3	4	5	6	7	8	9	AB	R	H	RBI	BB	SO	LOB
Ron Stone, L (1, 9) OBP: 0.371, SLG: 0.310	K		P6		FC4 1-2 BB		4-3 1-2		FC4-6 1-3 1B	4	0	1	0	1	1	1
Larry Bowa, S (1, 6) OBP: 0.279, SLG: 0.228	BB 1B		F7		FC4 1-2f		4-3 2-3		FC4-6 IBB 1-2f 3-H 1B	5	1	1	0	0	0	5
Willie Montanez, L (1, 8) OBP: 0.338, SLG: 0.390	BB 1-2		4-3			P6	3-1		1B 1-2 IBB	3	0	0	0	2	0	2
Greg Luzinski, R (1, 7) OBP: 0.346, SLG: 0.503	K			6-3		FC4-6 1B		7-4 BB 1B	1-2 2-H 1B	5	0	3	1	0	1	2
Tom Hutton, L (1, 3) OBP: 0.309, SLG: 0.371	G3			F9		FC4-6 1B 1-2f 2B		BB 1-2	F2	4	1	0	0	1	0	5
Tim McCarver, L (1, 2) OBP: 0.283, SLG: 0.320		1B FC4-6 1B		4-3		2B 1-2 1B		7-4 2-3f		4	2	2	0	0	0	2
Don Money, R (1, 5) OBP: 0.325, SLG: 0.326		FC4-6 1-3 1B			4-3	2B 1-H 2-H		F9		4	0	2	2	0	0	1
Denny Doyle, L (1, 4) OBP: 0.339, SLG: 0.356		FC4-6 CS 1-2f 3-H			4-3	K			1B E 1B	4	1	1	1	0	1	2
Dick Selma, R (1, 1) OBP: 0.111, SLG: 0.118 Barry Lersch, S (5, 1) Deron Johnson, R (7, PH) OBP: 0.253, SLG: 0.333 Mike Anderson, R (7, PR) OBP: 0.286, SLG: 0.316 Chris Short, R (7, 1) Pete Koegel, R (9, PH) OBP: 0.200, SLG: 0.111 Wayne Twitchell, R (9, 1) Joe Hoerner, R (9, 1)		6-3 1-2			BB		4-3 4-3		F7	1 0 0 0 0 1 0 0	0 0 0 0 0 0 0 0	0 0 0 0 0 0 0 0	0 0 0 0 0 0 0 0	1 0 1 0 0 0 1 0	0 0 0 0 0 0 0 0	1 0 0 0 0 1 0 0
Inning Stats	R: 0 E: 0 K: 2 S: 8 H: 1 LOB: 2 BB: 1 P: 12	R: 1 E: 0 K: 0 S: 4 H: 2 LOB: 0 BB: 0 P: 4	R: 0 E: 0 K: 0 S: 3 H: 0 LOB: 0 BB: 0 P: 3	R: 0 E: 0 K: 0 S: 3 H: 0 LOB: 0 BB: 0 P: 3	R: 0 E: 0 K: 0 S: 3 H: 0 LOB: 2 BB: 2 P: 11	R: 2 E: 0 K: 1 S: 8 H: 3 LOB: 1 BB: 0 P: 8	R: 0 E: 0 K: 0 S: 3 H: 0 LOB: 2 BB: 1 P: 7	R: 0 E: 0 K: 0 S: 3 H: 1 LOB: 1 BB: 1 P: 7	R: 2 E: 1 K: 0 S: 6 H: 3 LOB: 2 BB: 1 P: 10	1B: 9 2B: 2 3B: 0 HR: 0 SF: 0 SAC: 0 DP: 1 HBP: 0						

PITCHER		IP	WLS	BF	H	R	ER	SO	BB	IBB	HBP	BLK	WP	HR	S	P	ERA	WHIP
Steve Blass, R ERA: 3.09	(1, 1)	8.1		37	9	5	5	3	5	0	0	0	0	0	38	58	5.40	1.680
Bob Miller, R ERA: 1.08	(9, 1)	0.1		3	1	0	0	0	0	1	0	0	0	0	2	6	0.00	3.000
Ramon Hernandez, L ERA: 0.56	(9, 1)	0.1	W	1	0	0	0	0	0	0	0	0	0	0	1	1	0.00	0.000

PITCHER	IP	WLS	BF	H	R	ER	SO	BB	IBB	HBP	BLK	WP	HR	S	P	ERA	WHIP

TOP

Philadelphia Phillies @ Pittsburgh Pirates

Three Rivers Stadium, Pittsburgh, PA

Sun May 28 1972, 3:33 AM EDT

Att. 15,236 - Unknown

AB	35
R	5
H	10
RBI	4
BB	6
SO	3
LOB	22

WP: 0	PA: 41																	
PB: 0																		
SB: 0																		
CS: 1																		

livebaseballscorecards.com

BOTTOM

Philadelphia Phillies @ Pittsburgh Pirates
Three Rivers Stadium, Pittsburgh, PA
Sun May 28 1972, 3:33 AM EDT
Att. 15,236 - Unknown

Batter	1	2	3	4	5	6	7	8	9	AB	R	H	RBI	BB	SO	LOB
Dave Cash, R (1, 4) OBP: 0.326, SLG: 0.396	6-3		1B SF9 2B 1-H		F9		5-3		1B 1B 1B 1-2 2-H	5	1	2	2	0	0	0
Vic Davalillo, L (1, 9) OBP: 0.412, SLG: 0.483	3-1		S 1B 2-3		E4 1B 1B		F9		1B 1B 1-2 2-3	4	1	1	0	0	0	0
Gene Clines, R (9, PH) OBP: 0.314, SLG: 0.326										1	0	1	0	0	0	0
Al Oliver, L (1, 8) OBP: 0.382, SLG: 0.473	F7		SF9 1-2 3-H		F9 1B 1B 1-2		K		1B 1-2 2-3 3-H	4	0	2	2	0	1	0
Willie Stargell, L (1, 3) OBP: 0.368, SLG: 0.579		F9 FC6 2B	G4-6-3 IBB		1B 1-2 2-H			K		3	1	2	1	1	1	0
Bob Robertson, R (9, 3) OBP: 0.289, SLG: 0.231										0	0	0	0	0	0	0
Richie Hebner, L (1, 5) OBP: 0.377, SLG: 0.513		F9 2-3	G4-6-3 1-2f		F9 2-3			K		4	0	0	0	0	1	5
Manny Sanguillen, R (1, 2) OBP: 0.383, SLG: 0.490		FC6 3-H	BB		1-3			FC6 1B		3	0	1	1	1	0	2
Rennie Stennett, R (1, 7) OBP: 0.365, SLG: 0.541		F9	F8		K			FC6 1-2f		4	0	0	0	0	1	3
Jackie Hernandez, R (1, 6) OBP: 0.283, SLG: 0.316		P4			K				SH 1B BB	3	0	0	0	0	2	2
Roberto Clemente, R (9, PH) OBP: 0.379, SLG: 0.504										0	1	0	0	1	0	0
Steve Blass, R (1, 1) OBP: 0.240, SLG: 0.250			PB 2B BB		1-3				SH 1B 1B 1B 1-2	2	1	0	0	1	1	1
Bob Miller, R (9, 1)										0	0	0	0	0	0	0
Ramon Hernandez, S (9, 1)										0	0	0	0	0	0	0
Milt May, L (9, PH) OBP: 0.304, SLG: 0.286										0	0	0	0	0	0	0
Gene Alley, R (9, PH) OBP: 0.373, SLG: 0.318										0	1	0	0	0	0	0
Inning Stats	R: 0 E: 0 K: 0 S: 3 H: 0 LOB: 0 BB: 0 P: 3	R: 1 E: 0 K: 0 S: 5 H: 1 LOB: 1 BB: 0 P: 5	R: 2 E: 0 K: 0 S: 4 H: 2 LOB: 1 BB: 2 P: 12	R: 0 E: 0 K: 1 S: 5 H: 0 LOB: 1 BB: 1 P: 9	R: 1 E: 1 K: 0 S: 6 H: 2 LOB: 2 BB: 0 P: 6	R: 0 E: 0 K: 3 S: 9 H: 0 LOB: 0 BB: 0 P: 9	R: 0 E: 0 K: 1 S: 5 H: 0 LOB: 0 BB: 0 P: 5	R: 0 E: 0 K: 2 S: 8 H: 1 LOB: 1 BB: 0 P: 8	R: 2 E: 1 K: 0 S: 4 H: 3 LOB: 3 BB: 1 P: 8	1B: 7 2B: 2 3B: 0 HR: 0	SF: 1 SAC: 1 DP: 1 HBP: 0						

livebaseballscorecards.com

AB	33
R	6
H	9
RBI	6
BB	4
SO	7
LOB	13

WP: 0 PB: 1 SB: 1 CS: 0 PA: 39

PITCHER		IP	WLS	BF	H	R	ER	SO	BB	IBB	HBP	BLK	WP	HR	S	P	ERA	WHIP
Dick Selma, R ERA: 4.7	(1, 1)	4.1		22	5	4	3	1	2	1	0	0	0	0	21	33	6.23	1.615
Barry Lersch, R ERA: 2.67	(5, 1)	1.2		5	0	0	0	3	0	0	0	0	0	0	11	11	0.00	0.000
Chris Short, L ERA: 4.85	(7, 1)	2.0		7	1	0	0	3	0	0	0	0	0	0	13	13	0.00	0.500
Wayne Twitchell, R ERA: 4.86	(9, 1)	0.0		1	0	1	1	0	1	0	0	0	0	0	0	4	∞	∞
Joe Hoerner, L ERA: 1.98	(9, 1)	0.0	L	4	3	1	0	0	0	0	0	0	0	0	4	4	∞	∞

PITCHER	IP	WLS	BF	H	R	ER	SO	BB	IBB	HBP	BLK	WP	HR	S	P	ERA	WHIP

Batter	1	2	3	4	5	6	7	8	9	AB	R	H	RBI	BB	SO	LOB
Larry Bowa, S (1, 6) OBP: 0.276, SLG: 0.227	0-0 1B	0-0 FC6-4 1-2f 2-3 3-H		0-0 F8		0-0 F8		0-0 6-3		5	0	1	1	0	0	4
Terry Harmon, R (1, 4) OBP: 0.489, SLG: 0.475	0-0 G4-6-3 1-2	0-0 1-2 3-H		0-0 5-3		4-0 1-2 2-3 BB		0-3 K		4	0	2	1	1	1	0
Willie Montanez, L (1, 8) OBP: 0.329, SLG: 0.379 Roger Freed, R (6, 9) OBP: 0.267, SLG: 0.467	0-3 K	0-0 5-3			0-0 L7	0-3 K			0-3 K	4 1	0 0	0 0	0 0	0 0	2 1	7 0
Greg Luzinski, R (1, 7) OBP: 0.348, SLG: 0.500	0-0 G4-6-3 1-2f		0-0 F9		0-0 FC5-4		0-0 6-3		0-0 1B	5	0	2	0	0	0	2
Pete Koegel, R (1, 3) OBP: 0.267, SLG: 0.214		0-3 K	0-0 BB		0-0 L6		0-3 K		0-0 1B 1-2	5	0	2	0	0	2	1
Don Money, R (1, 5) OBP: 0.321, SLG: 0.316		4-0 BB	0-3 K		0-0 FC5-4 1-2f		0-0 E6		0-0 F8	4	1	0	0	1	1	4
Mike Anderson, R (1, 9) OBP: 0.319, SLG: 0.323 (6, 8) Barry Lersch, S (7, 1) Tom Hutton, L (9, PH) OBP: 0.316, SLG: 0.378		4-0 SH FC6-4 1-2	4-0 FC6-4 1-2			4-0 BB	0-0 1-2		0-0 1-2 2-3	1 0 1	1 0 0	1 0 1	0 0 0	3 0 0	0 0 0	0 0 0
Mike Ryan, R (1, 2) OBP: 0.276, SLG: 0.259 Deron Johnson, R (7, PH) OBP: 0.250, SLG: 0.329 Tim McCarver, L (7, 2) OBP: 0.281, SLG: 0.317		0-0 FC6-4 SH 1-2 2-H	0-0 FC6-4 1-2f			0-0 P3	0-3 K		0-0 F8	3 1 1	1 0 0	1 0 0	1 0 0	0 1 0	0 2 3	3 2 3
Woodie Fryman, R (1, 1) OBP: 0.235, SLG: 0.375 Byron Browne, R (7, 8) OBP: 0.364, SLG: 0.300		0-0 SH FC6-4 1-2 2-3		0-0 F3		0-0 BB 1-2		0-3 K		2 1	0 0	1 0	0 0	0 1	0 0	0 0
Inning Stats	R: 0 E: 0 K: 1 S: 6 H: 2 LOB: 1 BB: 0 P: 6	R: 3 E: 1 K: 1 S: 8 H: 2 LOB: 2 BB: 2 P: 16	R: 0 E: 0 K: 1 S: 6 H: 1 LOB: 2 BB: 1 P: 10	R: 0 E: 0 K: 0 S: 3 H: 0 LOB: 0 BB: 0 P: 3	R: 0 E: 0 K: 0 S: 4 H: 1 LOB: 1 BB: 0 P: 4	R: 0 E: 0 K: 1 S: 6 H: 1 LOB: 3 BB: 2 P: 14	R: 0 E: 1 K: 2 S: 9 H: 1 LOB: 2 BB: 0 P: 9	R: 0 E: 0 K: 2 S: 7 H: 0 LOB: 0 BB: 0 P: 7	R: 0 E: 0 K: 1 S: 8 H: 3 LOB: 3 BB: 0 P: 8	1B: 11 2B: 0 3B: 0 HR: 0 SF: 0 SAC: 1 DP: 1 HBP: 0						

TOP

Philadelphia Phillies @ Pittsburgh Pirates
Three Rivers Stadium, Pittsburgh, PA
Mon May 29 1972, 3:33 AM EDT
Unknown

livebaseballscorecards.com

AB	38
R	3
H	11
RBI	3
BB	5
SO	9
LOB	26

PITCHER		IP	WLS	BF	H	R	ER	SO	BB	IBB	HBP	BLK	WP	HR	S	P	ERA	WHIP
Luke Walker, L ERA: 3.2	(1, 1)	2.0		12	4	3	1	2	2	0	0	0	0	0	14	22	4.50	3.000
Bruce Kison, R ERA: 2.22	(3, 1)	3.2		17	3	0	0	1	3	0	0	0	0	0	16	28	0.00	1.636
Ramon Hernandez, L ERA: 0.47	(6, 1)	3.1	W	15	4	0	0	6	0	0	0	0	0	0	27	27	0.00	1.200

PITCHER	IP	WLS	BF	H	R	ER	SO	BB	IBB	HBP	BLK	WP	HR	S	P	ERA	WHIP

BOTTOM

Philadelphia Phillies @ Pittsburgh Pirates
Three Rivers Stadium, Pittsburgh, PA
Mon May 29 1972, 3:33 AM EDT
Unknown

livebaseballscorecards.com

Batter	1	2	3	4	5	6	7	8	9	AB	R	H	RBI	BB	SO	LOB
Dave Cash, R (1, 4) OBP: 0.322, SLG: 0.388	F3	G5-4-3 1-2f			F3	F9		FC4-6 1B 1B		5	0	1	0	0	0	2
Gene Clines, R (1, 7) OBP: 0.339, SLG: 0.353	1B 1B		L4		BB 1B 1B		L8	FC4-6 1-2 1B		5	1	3	0	0	0	0
Roberto Clemente, R (1, 9) OBP: 0.387, SLG: 0.504	 1-2 1B		5-3		B B B 1B 1-2 1B BB		HR 1B	 1-2f 2-3 FC4-6 BB		4	2	2	0	1	0	2
Willie Stargell, L (1, 3) OBP: 0.371, SLG: 0.600 Bob Robertson, R (8, 3) OBP: 0.296, SLG: 0.231	F7		F9		1B 1-2 2-H 1B		B B B 1-H HR	FC6-4 1-2 BB		4 0	1 0	2 0	3 0	0 1	0 0	2 0
Manny Sanguillen, R (1, 2) OBP: 0.377, SLG: 0.480	S S S K			S S S K	1-3 1-2 2-H 1B		1-3	FC6-4 1-2f		5	0	1	1	0	2	5
Al Oliver, L (1, 8) OBP: 0.379, SLG: 0.468		G3		P6	S S S K		2B 1B			4	1	1	0	0	1	2
Jose Pagan, R (1, 5) OBP: 0.344, SLG: 0.533		1B 1B 1B		2B		HR	1-H 2B			4	2	4	2	0	0	0
Jackie Hernandez, R (1, 6) OBP: 0.281, SLG: 0.311		1B 1-2 1B		F8		6-3	6-3			4	0	1	0	0	0	2
Luke Walker, L (1, 1) Gene Alley, R (2, PH) OBP: 0.382, SLG: 0.328 Bruce Kison, R (3, 1) OBP: 0.333, SLG: 0.333 Ramon Hernandez, S (6, 1)		G5-4-3 1-2 2-H 1B			S S S K	F8		F8		0 1 1 2	0 0 0 0	0 1 0 0	0 1 0 0	0 0 0 0	0 0 1 0	0 0 0 0
Inning Stats	R: 0 E: 0 K: 1 S: 7 H: 2 LOB: 2 BB: 0 P: 7	R: 1 E: 0 K: 0 S: 5 H: 3 LOB: 1 BB: 0 P: 5	R: 0 E: 0 K: 0 S: 3 H: 0 LOB: 0 BB: 0 P: 3	R: 0 E: 0 K: 1 S: 6 H: 1 LOB: 1 BB: 0 P: 6	R: 2 E: 0 K: 2 S: 10 H: 3 LOB: 2 BB: 1 P: 14	R: 1 E: 0 K: 0 S: 4 H: 1 LOB: 0 BB: 0 P: 4	R: 3 E: 0 K: 0 S: 7 H: 4 LOB: 1 BB: 0 P: 7	R: 0 E: 0 K: 0 S: 5 H: 2 LOB: 3 BB: 1 P: 9		1B: 12 2B: 2 3B: 0 HR: 2	SF: 0 SAC: 0 DP: 1 HBP: 0			WP: 0 PB: 0 SB: 0 CS: 0	PA: 41	

	AB	39
	R	7
	H	16
	RBI	7
	BB	2
	SO	4
	LOB	15

PITCHER		IP	WLS	BF	H	R	ER	SO	BB	IBB	HBP	BLK	WP	HR	S	P	ERA	WHIP
Woodie Fryman, L ERA: 3.81	(1, 1)	6.2	L	34	14	7	7	4	1	0	0	0	0	2	41	45	9.45	2.250
Barry Lersch, R ERA: 2.54	(7, 1)	1.1		7	2	0	0	0	1	0	0	0	0	0	6	10	0.00	2.250

PITCHER	IP	WLS	BF	H	R	ER	SO	BB	IBB	HBP	BLK	WP	HR	S	P	ERA	WHIP

Batter	1	2	3	4	5	6	7	8	9	AB	R	H	RBI	BB	SO	LOB
Ron Stone, L (1, 9) OBP: 0.359, SLG: 0.281	B B B B 4-0 6-3 2B BB		x 0-0 ① 4-3		S S S 0-3 ② K		x 0-0 ③ F8			3	1	0	0	1	1	3
Denny Doyle, L (1, 4) OBP: 0.328, SLG: 0.343	x 0-0 ① 6-3 1-2		x 0-0 ② F7		x 0-0 ③ F8			S S S 0-3 ① K		4	0	0	0	0	1	3
Willie Montanez, L (1, 8) OBP: 0.333, SLG: 0.396	x 0-0 2-H 2B		x 0-0 ③ 4-3			x 0-0 1-3 2B		x 0-0 ② 4-3		4	0	2	1	0	0	0
Greg Luzinski, R (1, 7) OBP: 0.339, SLG: 0.487	S S S 0-3 ② K			x 0-0 ① 6-3		S S S 0-3 ① K		x 0-0 ③ 6-3		4	0	0	0	0	2	2
Tom Hutton, L (1, 3) OBP: 0.304, SLG: 0.362	x 0-0 ③ 4-3			x 0-0 ② F8		x 0-0 ② 1-3 2-3			x 0-0 ① 4-3	4	0	0	0	0	0	2
Tim McCarver, L (1, 2) OBP: 0.273, SLG: 0.308		x 0-0 ① 4-3		x 0-0 ③ F5		x 0-0 ③ 4-3			x 0-0 ② F8	4	0	0	0	0	0	1
Don Money, R (1, 5) OBP: 0.331, SLG: 0.336		x 0-0 1B 1B			x 0-0 G3 1B		x 0-0 ① L9		x 0-0 1B 2B	4	1	3	0	0	0	0
Larry Bowa, S (1, 6) OBP: 0.287, SLG: 0.241		x 0-0 G4-6-3 1-2 1B			x 0-0 ① G3 1-2		x 0-0 1B		x 0-0 2-H 1B	4	0	3	1	0	0	1
Ken Reynolds, L (1, 1) Pete Koegel, R (7, PH) OBP: 0.250, SLG: 0.200 Darrell Brandon, R (7, 1) Chris Short, R (8, 1) Roger Freed, R (9, PH) OBP: 0.250, SLG: 0.438		x 0-0 ② ③ G4-6-3 1-2f			B B B B 4-0 BB		S S S 0-3 ② K		x 0-0 ③ P3	1 1 0 0 1	0 0 0 0 0	0 0 0 0 0	0 0 0 0 0	1 1 0 0 0	0 1 0 0 0	2 1 0 0 1
Inning Stats	R: 1 H: 1 E: 0 LOB: 1 K: 1 BB: 1 S: 6 P: 10	R: 0 H: 2 E: 0 LOB: 1 K: 0 BB: 0 S: 4 P: 4	R: 0 H: 0 E: 0 LOB: 0 K: 0 BB: 0 S: 3 P: 3	R: 0 H: 0 E: 0 LOB: 0 K: 0 BB: 0 S: 3 P: 3	R: 0 H: 1 E: 0 LOB: 2 K: 1 BB: 1 S: 6 P: 10	R: 0 H: 1 E: 0 LOB: 1 K: 1 BB: 0 S: 6 P: 6	R: 0 H: 1 E: 0 LOB: 1 K: 1 BB: 0 S: 6 P: 6	R: 0 H: 0 E: 0 LOB: 0 K: 1 BB: 0 S: 5 P: 5	R: 1 H: 2 E: 0 LOB: 1 K: 0 BB: 0 S: 5 P: 5	1B: 5 SF: 0 2B: 3 SAC: 0 3B: 0 DP: 1 HR: 0 HBP: 0						WP: 0 PA: 36 PB: 0 SB: 0 CS: 0

PITCHER		IP	WLS	BF	H	R	ER	SO	BB	IBB	HBP	BLK	WP	HR	S	P	ERA	WHIP
Bob Moose, R ERA: 3.43	(1, 1)	8.2	W	35	8	2	2	5	2	0	0	0	0	0	43	51	2.08	1.154
Dave Giusti, R ERA: 4.15	(9, 1)	0.1	S	1	0	0	0	0	0	0	0	0	0	0	1	1	0.00	0.000

PITCHER	IP	WLS	BF	H	R	ER	SO	BB	IBB	HBP	BLK	WP	HR	S	P	ERA	WHIP

TOP

Philadelphia Phillies @ Pittsburgh Pirates
Three Rivers Stadium, Pittsburgh, PA
Mon May 29 1972, 3:38 AM EDT
Att. 36,464 - Unknown

livebaseballscorecards.com

AB	34
R	2
H	8
RBI	2
BB	2
SO	5
LOB	16

Batter	1	2	3	4	5	6	7	8	9	AB	R	H	RBI	BB	SO	LOB
Gene Clines, R (1, 9) (9, 7) OBP: 0.339, SLG: 0.370	6-3 1B 2B		L5-3		L4-3			SH3-4 1-2		3	1	1	0	0	0	1
Al Oliver, L (1, 8) OBP: 0.376, SLG: 0.462	6-3 2-3		F7			P4		1B 1B 2-H 1B		4	1	1	1	0	0	1
Rennie Stennett, R (1, 4) OBP: 0.385, SLG: 0.577	1B 3-H 1B			SF8 3B		F7		1B 1-2 1B		4	1	3	1	0	0	0
Willie Stargell, L (1, 7) OBP: 0.368, SLG: 0.594 Roberto Clemente, R (9, 9) OBP: 0.387, SLG: 0.504	6-3-6 1-2 1B			SF8 3-H		6-3		P5		3 0	0 0	1 0	1 0	0 0	0 0	2 0
Manny Sanguillen, R (1, 2) OBP: 0.373, SLG: 0.474	6-3-6 1-2f			F3			6-3	1B 1-2 2-H		4	0	1	1	0	0	2
Bob Robertson, R (1, 3) OBP: 0.284, SLG: 0.220		F9		5-3			K	F7		4	0	0	0	0	1	2
Jose Pagan, R (1, 5) OBP: 0.371, SLG: 0.563 Gene Alley, R (9, 5) OBP: 0.382, SLG: 0.328		5-3			E 2B		FC6 BB			2 0	0 0	1 0	0 0	1 0	0 0	0 0
Jackie Hernandez, R (1, 6) OBP: 0.269, SLG: 0.297		2-3			K		FC6 1-2f			3	0	0	0	0	1	2
Bob Moose, R (1, 1) OBP: 0.190, SLG: 0.190 Dave Giusti, R (9, 1)			K		6-3 2-3			SH3-4 1B 1B		3 0	1 0	1 0	0 0	0 0	1 0	1 0
Inning Stats	R: 1 E: 0 K: 0 S: 5 H: 3 LOB: 1 BB: 0 P: 5	R: 0 E: 0 K: 0 S: 3 H: 0 LOB: 0 BB: 0 P: 3	R: 0 E: 0 K: 1 S: 5 H: 0 LOB: 0 BB: 0 P: 5	R: 1 E: 0 K: 0 S: 4 H: 1 LOB: 0 BB: 0 P: 4	R: 0 E: 1 K: 1 S: 6 H: 1 LOB: 1 BB: 0 P: 6	R: 0 E: 0 K: 0 S: 3 H: 0 LOB: 0 BB: 0 P: 3	R: 0 E: 0 K: 1 S: 5 H: 0 LOB: 1 BB: 1 P: 9	R: 2 E: 0 K: 0 S: 7 H: 4 LOB: 2 BB: 0 P: 7		1B: 6 2B: 3 3B: 1 HR: 0	SF: 1 SAC: 1 DP: 1 HBP: 0					

PITCHER		IP	WLS	BF	H	R	ER	SO	BB	IBB	HBP	BLK	WP	HR	S	P	ERA	WHIP
Ken Reynolds, L ERA: 1.93	(1, 1)	6.0	L	22	5	2	2	2	0	0	0	0	0	0	26	26	3.00	0.833
Darrell Brandon, R ERA: 4.5	(7, 1)	1.1		8	3	2	2	1	1	0	0	0	0	0	9	13	13.50	3.000
Chris Short, L ERA: 4.61	(8, 1)	0.2		3	1	0	0	0	0	0	0	0	0	0	3	3	0.00	1.500

PITCHER	IP	WLS	BF	H	R	ER	SO	BB	IBB	HBP	BLK	WP	HR	S	P	ERA	WHIP

BOTTOM

Philadelphia Phillies @ Pittsburgh Pirates
Three Rivers Stadium, Pittsburgh, PA
Mon May 29 1972, 3:38 AM EDT
Att. 36,464 - Unknown

livebaseballscorecards.com

AB	30
R	4
H	9
RBI	4
BB	1
SO	3
LOB	11

1B: 6	SF: 1	WP: 0	PA: 33
2B: 3	SAC: 1	PB: 0	
3B: 1	DP: 1	SB: 0	
HR: 0	HBP: 0	CS: 0	

Pittsburgh Pirates @ Montreal Expos

Jarry Park, Montreal, QB

Wed May 31 1972, 7:05 PM EDT

Att. 10,565 - Unknown

TOP

livebaseballscorecards.com

Batter	1	2	3	4	5	6	7	8	9	AB	R	H	RBI	BB	SO	LOB
Dave Cash, R (1, 4) OBP: 0.313, SLG: 0.378	5-3	1-3		F9			6-3			4	0	0	0	0	0	1
Vic Davalillo, L (1, 7) OBP: 0.417, SLG: 0.476	BB 6-3		6-3		1-3		FC6-4 1B			3	0	1	0	1	0	0
Roberto Clemente, R (1, 9) OBP: 0.377, SLG: 0.490	6-3 1-2		1-3		P2		FC6-4 1-2f			4	0	0	0	0	0	2
Willie Stargell, L (1, 3) OBP: 0.372, SLG: 0.611	BB		HR		F7			F7		3	1	1	1	1	0	0
Al Oliver, L (1, 8) OBP: 0.373, SLG: 0.453	P5		BB 1B			6-3		F8		3	0	0	0	1	0	2
Richie Hebner, L (1, 5) OBP: 0.387, SLG: 0.512		BB FC4-6 1B SF9	1B 1-2 FC4-6			BB		G3		2	1	1	0	2	0	0
Milt May, L (1, 2) OBP: 0.296, SLG: 0.280		1B 1-2 FC4-6	FC4-6 1-2f			K			4-3	4	0	1	0	0	1	3
Jackie Hernandez, R (1, 6) OBP: 0.257, SLG: 0.284 Rennie Stennett, R (9, PH) OBP: 0.392, SLG: 0.582		FC4-6 1-2f 2-3		K		K			G4-6-3 1B	3 1	0 0	0 1	0 0	0 0	2 0	3 0
Nelson Briles, R (1, 1) OBP: 0.083, SLG: 0.182 Gene Clines, R (7, PH) OBP: 0.333, SLG: 0.364 Luke Walker, L (7, 1) Manny Sanguillen, R (9, PH) OBP: 0.371, SLG: 0.471		SF9 3-H		4-3			L5-3		G4-6-3 1-2f	1 1 0 1	0 0 0 0	0 0 0 0	1 0 0 0	0 0 0 0	0 0 0 0	0 0 0 1
Inning Stats	R: 0 E: 0 K: 0 S: 3 H: 0 LOB: 2 BB: 2 P: 11	R: 1 E: 0 K: 0 S: 4 H: 1 LOB: 1 BB: 1 P: 8	R: 1 E: 0 K: 0 S: 5 H: 2 LOB: 2 BB: 1 P: 9	R: 0 E: 0 K: 1 S: 5 H: 0 LOB: 0 BB: 0 P: 5	R: 0 E: 0 K: 0 S: 3 H: 0 LOB: 0 BB: 0 P: 3	R: 0 E: 0 K: 2 S: 7 H: 0 LOB: 1 BB: 1 P: 11	R: 0 E: 0 K: 0 S: 4 H: 1 LOB: 1 BB: 0 P: 4	R: 0 E: 0 K: 0 S: 3 H: 0 LOB: 0 BB: 0 P: 3	R: 0 E: 0 K: 0 S: 3 H: 1 LOB: 0 BB: 0 P: 3	1B: 4 2B: 0 3B: 0 HR: 1 SF: 1 SAC: 0 DP: 1 HBP: 0						

	AB	30
	R	2
	H	5
	RBI	2
	BB	5
	SO	3
	LOB	12

	WP: 0	PA: 36
	PB: 0	
	SB: 0	
	CS: 0	

PITCHER	IP	WLS	BF	H	R	ER	SO	BB	IBB	HBP	BLK	WP	HR	S	P	ERA	WHIP
Ernie McAnally, R (1, 1) ERA: 4.91	9.0	W	36	5	2	2	3	5	0	0	0	0	1	37	57	2.00	1.111

PITCHER	IP	WLS	BF	H	R	ER	SO	BB	IBB	HBP	BLK	WP	HR	S	P	ERA	WHIP

Pittsburgh Pirates @ Montreal Expos

Jarry Park, Montreal, QB

Wed May 31 1972, 7:05 PM EDT

Att. 10,565 - Unknown

livebaseballscorecards.com

BOTTOM

Batter	1	2	3	4	5	6	7	8	9	AB	R	H	RBI	BB	SO	LOB
Ron Hunt, R (1, 4) OBP: 0.337, SLG: 0.295	4-3		E 1B SF9 1B	CS 1-2	4-3 SH1-3 1B	4-3		5-3		5	1	2	0	0	0	3
Boots Day, L (1, 8) OBP: 0.240, SLG: 0.220	K		E5 SF9 1-3 1B		SH1-3 1-2		6-3			3	0	1	0	0	1	0
Mike Jorgensen, L (1, 3) OBP: 0.360, SLG: 0.438	1B		K		4-3 2-3		F9 BB 1B			4	0	2	0	0	1	3
Bob Bailey, R (1, 5) OBP: 0.327, SLG: 0.357	P4		SF9 2-3 3-H		4-3		FC5-4 1-2 BB			2	0	0	1	1	0	2
Bobby Wine, R (9, 5) OBP: 0.333, SLG: 0.444										0	0	0	0	0	0	0
Ron Fairly, L (1, 9) OBP: 0.295, SLG: 0.369		HR	BB			G3	F9 2-3			3	1	1	1	1	0	2
Ken Singleton, S (1, 7) OBP: 0.337, SLG: 0.345		4-3	F7			1B 1B	FC5-4 1-2f			4	1	1	0	0	0	4
Terry Humphrey, R (1, 2) OBP: 0.583, SLG: 0.636		F9	HBP			E 1B 1-2 1B		5-3		3	0	1	0	0	0	0
Tim Foli, R (1, 6) OBP: 0.246, SLG: 0.252		1B	K			E8 1-3 2-H 1B		5-3		4	0	2	1	0	1	1
Ernie McAnally, R (1, 1) OBP: 0.143, SLG: 0.083		5-3	K			K		BB		3	0	0	0	1	2	4
Inning Stats	R: 0 E: 0 K: 1 S: 6 H: 1 LOB: 1 BB: 0 P: 6	R: 1 E: 0 K: 0 S: 5 H: 2 LOB: 1 BB: 0 P: 5	R: 1 E: 1 K: 1 S: 7 H: 2 LOB: 2 BB: 1 P: 11	R: 0 E: 0 K: 2 S: 6 H: 0 LOB: 0 BB: 0 P: 7	R: 0 E: 0 K: 0 S: 4 H: 1 LOB: 1 BB: 0 P: 4	R: 1 E: 1 K: 1 S: 8 H: 3 LOB: 2 BB: 0 P: 8	R: 0 E: 0 K: 0 S: 4 H: 1 LOB: 2 BB: 1 P: 8	R: 0 E: 0 K: 0 S: 3 H: 0 LOB: 1 BB: 1 P: 7		1B: 9 2B: 0 3B: 0 HR: 1	SF: 1 SAC: 1 DP: 0 HBP: 1						

	AB	31
	R	3
	H	10
	RBI	3
	BB	3
	SO	5
	LOB	19

WP: 0 PB: 0 SB: 0 CS: 1 PA: 38

PITCHER		IP	WLS	BF	H	R	ER	SO	BB	IBB	HBP	BLK	WP	HR	S	P	ERA	WHIP
Nelson Briles, R ERA: 4.22	(1, 1)	6.0	L	28	9	3	2	5	1	0	1	0	0	1	36	41	3.00	1.667
Luke Walker, L ERA: 2.96	(7, 1)	2.0		9	1	0	0	0	2	0	0	0	0	0	7	15	0.00	1.500

PITCHER	IP	WLS	BF	H	R	ER	SO	BB	IBB	HBP	BLK	WP	HR	S	P	ERA	WHIP

Pittsburgh Pirates @ San Francisco Giants

Candlestick Park, San Francisco, CA

Fri Jun 02 1972, 10:05 PM EDT

Att. 6,669 - Unknown

TOP

livebaseballscorecards.com

Batter	1	2	3	4	5	6	7	8	9	AB	R	H	RBI	BB	SO	LOB
Dave Cash, R (1, 4) OBP: 0.310, SLG: 0.378	6-3 4-3 2B		L4		6-3		6-3		F7	5	1	1	0	0	0	1
Manny Sanguillen, R (1, 2) OBP: 0.374, SLG: 0.468	6-3 2-3		BBBB 3B BB		1B			L4		3	1	1	0	1	0	1
Roberto Clemente, R (1, 9) OBP: 0.373, SLG: 0.497	4-3 3-H		1-H 3B		SSS K			F3		4	0	1	2	0	1	1
Willie Stargell, L (1, 7) OBP: 0.368, SLG: 0.597	BBBB BB		SSS K			F9		F8		3	0	0	0	1	1	1
Al Oliver, L (1, 8) OBP: 0.365, SLG: 0.442	F9			6-3		F8			F9	4	0	0	0	0	0	1
Bob Robertson, R (1, 3) OBP: 0.302, SLG: 0.256		SSS K		2B		1B			FC5-4 1B	4	0	3	0	0	1	0
Jose Pagan, R (1, 5) OBP: 0.333, SLG: 0.500		4-3		F8		6-3			FC5-4 BB 1-2f 3B	4	1	0	0	0	0	3
Gene Alley, R (1, 6) OBP: 0.375, SLG: 0.314		1-3		SSS K			6-3		BBBB 1-2 3B BB	3	1	0	0	1	1	1
Bob Johnson, L (1, 1) OBP: 0.250, SLG: 0.200			SSS K		6-3		5-3		1-H 2-H 3B	1	0	0	0	0	1	0
Gene Garber, R (4, 1)										0	0	0	0	0	0	0
Bill Mazeroski, R (5, PH)										1	0	0	0	0	0	0
Bob Miller, R (5, 1)										0	0	0	0	0	0	0
Vic Davalillo, L (7, PH) OBP: 0.411, SLG: 0.469										1	0	0	0	0	0	0
Dave Giusti, R (7, 1)										0	0	0	0	0	0	0
Rennie Stennett, R (9, PH) OBP: 0.400, SLG: 0.613										1	0	1	2	0	0	0

Inning Stats	1	2	3	4	5	6	7	8	9
	R: 1 H: 1 E: 0 LOB: 1 K: 0 BB: 1 S: 4 P: 8	R: 0 H: 0 E: 0 LOB: 0 K: 1 BB: 0 S: 5 P: 5	R: 1 H: 1 E: 0 LOB: 1 K: 2 BB: 1 S: 8 P: 12	R: 0 H: 1 E: 0 LOB: 1 K: 1 BB: 0 S: 6 P: 6	R: 0 H: 1 E: 0 LOB: 1 K: 1 BB: 0 S: 6 P: 6	R: 0 H: 1 E: 0 LOB: 0 K: 0 BB: 0 S: 4 P: 4	R: 0 H: 0 E: 0 LOB: 0 K: 0 BB: 0 S: 3 P: 3	R: 0 H: 0 E: 0 LOB: 0 K: 0 BB: 0 S: 3 P: 3	R: 2 H: 2 E: 0 LOB: 1 K: 0 BB: 1 S: 5 P: 9

AB	34
R	4
H	7
RBI	4
BB	3
SO	5
LOB	9

1B: 3 SF: 0
2B: 2 SAC: 0
3B: 2 DP: 0
HR: 0 HBP: 0

WP: 0 PA: 37
PB: 0
SB: 0
CS: 0

PITCHER		IP	WLS	BF	H	R	ER	SO	BB	IBB	HBP	BLK	WP	HR	S	P	ERA	WHIP
Juan Marichal, R ERA: 3.67	(1, 1)	9.0	W	37	7	4	4	5	3	0	0	0	0	0	44	56	4.00	1.111

PITCHER		IP	WLS	BF	H	R	ER	SO	BB	IBB	HBP	BLK	WP	HR	S	P	ERA	WHIP

BOTTOM

Pittsburgh Pirates @ San Francisco Giants

Candlestick Park, San Francisco, CA

Fri Jun 02 1972, 10:05 PM EDT

Att. 6,669 - Unknown

livebaseballscorecards.com

Batter	1	2	3	4	5	6	7	8	9	AB	R	H	RBI	BB	SO	LOB
Bobby Bonds, R (1, 9) OBP: 0.335, SLG: 0.503	0-0 1B G3-6-4 1B	0-0 S 1-3 1B		0-0 HR	0-0 ① F9 2-3		BBBB 4-0 BB			4	2	3	1	1	0	2
Tito Fuentes, S (1, 4) OBP: 0.297, SLG: 0.387	0-0 G3-6-4 1-3 1B	0-0 ③ F5 1-2		0-0 ① F7	0-0 ② FC3-6 1-2f 3-H		x 0-0 ③ F6			5	0	1	1	0	0	4
Ed Goodson, L (1, 3) OBP: 0.365, SLG: 0.475	0-0 ① ② G3-6-4 1-2f 3-H		0-0 ① 4-3	0-0 HR	0-0 ③ 4-3			0-0 ① F5		5	1	1	1	0	0	2
Dave Kingman, R (1, 5) OBP: 0.322, SLG: 0.523	0-0 HR		BBBB 4-0 E 1B 1B BB	0-0 ② L7		BBBB 4-0 G4-6-3 BB		0-0 ② F7		3	2	1	1	2	0	0
Chris Speier, R (1, 6) OBP: 0.347, SLG: 0.432	BBBB 4-0 BB		0-0 E1 1-3 1B 1B	0-0 BB 1B		0-0 ① ② G4-6-3 1-2f	SSS 0-3 ③ K			4	1	2	0	1	1	1
Ken Henderson, S (1, 8) OBP: 0.289, SLG: 0.319	0-0 ③ F6		IIII 4-0 1B IBB	BBBB 4-0 1-2 BB		BBBB 4-0 PB BB				1	0	0	0	3	0	1
Garry Maddox, R (1, 7) OBP: 0.291, SLG: 0.413 Jim Howarth, L (3, PH) OBP: 0.444, SLG: 0.370 (4, 7)		H 1-0 1B HBP	0-0 ② F6	0-0 ③ 4-3		SSS 0-3 ③ K 1-2				0 3	0 0	0 0	0 0	0 0	0 1	0 6
Dave Rader, L (1, 2) OBP: 0.257, SLG: 0.299		0-0 ① F5	0-0 1-2 2-H 3-H 1B		0-0 F9 E FC3-6 1B		0-0 ① F9			4	1	2	2	0	0	1
Juan Marichal, R (1, 1) OBP: 0.185, SLG: 0.231	SSS 0-3 ② K	SSS 0-3 ③ K			0-0 E1 FC3-6 1-2		0-0 ② 6-3			4	0	0	0	0	2	4
Inning Stats	R: 2 E: 0 K: 0 S: 5 H: 3 LOB: 1 BB: 1 P: 9	R: 0 E: 0 K: 1 S: 6 H: 1 LOB: 2 BB: 0 P: 7	R: 2 E: 1 K: 1 S: 7 H: 2 LOB: 2 BB: 2 P: 15	R: 2 E: 0 K: 0 S: 6 H: 3 LOB: 2 BB: 1 P: 10	R: 1 E: 1 K: 0 S: 5 H: 1 LOB: 1 BB: 0 P: 5	R: 0 E: 0 K: 0 S: 4 H: 0 LOB: 1 BB: 2 P: 12	R: 0 E: 0 K: 0 S: 3 H: 0 LOB: 1 BB: 1 P: 7	R: 0 E: 0 K: 1 S: 5 H: 0 LOB: 0 BB: 0 P: 5		1B: 7 2B: 0 3B: 0 HR: 3	SF: 0 SAC: 0 DP: 2 HBP: 1			WP: 0 PB: 1 SB: 1 CS: 0	PA: 41		

	AB	33
	R	7
	H	10
	RBI	6
	BB	7
	SO	4
	LOB	21

PITCHER		IP	WLS	BF	H	R	ER	SO	BB	IBB	HBP	BLK	WP	HR	S	P	ERA	WHIP
Bob Johnson, R ERA: 4.6	(1, 1)	3.0	L	19	7	5	5	2	2	1	1	0	0	2	19	32	15.00	3.000
Gene Garber, R ERA: 9.0	(4, 1)	1.0		6	2	1	1	0	1	0	0	0	0	1	5	9	9.00	3.000
Bob Miller, R ERA: 0.96	(5, 1)	2.0		9	1	1	0	1	2	0	0	0	0	0	9	17	0.00	1.500
Dave Giusti, R ERA: 3.8	(7, 1)	2.0		7	0	0	0	1	1	0	0	0	0	0	8	12	0.00	0.500

PITCHER	IP	WLS	BF	H	R	ER	SO	BB	IBB	HBP	BLK	WP	HR	S	P	ERA	WHIP

Pittsburgh Pirates @ San Francisco Giants

Candlestick Park, San Francisco, CA

Sat Jun 03 1972, 6:33 AM EDT

Att. 11,216 - Unknown

livebaseballscorecards.com

TOP

Batter	1	2	3	4	5	6	7	8	9	AB	R	H	RBI	BB	SO	LOB
Dave Cash, R (1, 4) OBP: 0.314, SLG: 0.384	F9		BB		4-3		2B		SH3-4	3	1	1	0	1	0	1
Al Oliver, L (1, 8) OBP: 0.360, SLG: 0.441	F5		1-3		F6		1B		F9	5	1	1	2	0	0	4
Roberto Clemente, R (1, 9) OBP: 0.380, SLG: 0.497	K			BB		6-3 WP	1B		K	4	0	2	1	1	2	1
Willie Stargell, L (1, 7) OBP: 0.365, SLG: 0.587		F4		F8		K	1B			4	0	1	0	0	1	2
Manny Sanguillen, R (1, 2) OBP: 0.365, SLG: 0.456		L8		K		6-3	G3			4	0	0	0	0	1	4
Bob Robertson, R (1, 3) OBP: 0.291, SLG: 0.244		K		K		F3		K		4	0	0	0	0	3	2
Jose Pagan, R (1, 5) OBP: 0.326, SLG: 0.550			F8		HR		F8	K		4	1	1	1	0	1	0
Gene Alley, R (1, 6) OBP: 0.381, SLG: 0.315			S 1B		4-3 SH1-4	BB	6-3	K		3	0	1	0	1	1	0
Steve Blass, R (1, 1) OBP: 0.250, SLG: 0.259			K		SH1-4		2B 2B		K F9 SH3-4	3	1	1	0	0	2	1
Dave Giusti, R (9, 1)							1B			0	0	0	0	0	0	0

	AB	34
	R	4
	H	8
	RBI	4
	BB	3
	SO	11
	LOB	15

Inning Stats	1	2	3	4	5	6	7	8	9
	R: 0 E: 0 K: 1 S: 5	R: 0 E: 0 K: 1 S: 5	R: 0 E: 0 K: 1 S: 6	R: 0 E: 0 K: 2 S: 7	R: 1 E: 0 K: 0 S: 4	R: 0 E: 0 K: 1 S: 6	R: 3 E: 0 K: 0 S: 8	R: 0 E: 0 K: 3 S: 9	R: 0 E: 0 K: 2 S: 8
	H: 0 LOB: 0 BB: 0 P: 5	H: 0 LOB: 0 BB: 0 P: 5	H: 1 LOB: 2 BB: 1 P: 10	H: 0 LOB: 1 BB: 1 P: 11	H: 1 LOB: 1 BB: 1 P: 8	H: 1 LOB: 1 BB: 0 P: 6	H: 5 LOB: 2 BB: 0 P: 8	H: 0 LOB: 0 BB: 0 P: 9	H: 0 LOB: 1 BB: 0 P: 8

	1B: 5	SF: 0
	2B: 2	SAC: 2
	3B: 0	DP: 0
	HR: 1	HBP: 0

	WP: 1	PA: 39
	PB: 1	
	SB: 1	
	CS: 0	

PITCHER		IP	WLS	BF	H	R	ER	SO	BB	IBB	HBP	BLK	WP	HR	S	P	ERA	WHIP
Sam McDowell, L ERA: 4.58	(1, 1)	6.2	L	31	8	4	4	6	3	0	0	0	1	1	40	52	5.40	1.650
Jim Barr, R ERA: 3.86	(7, 1)	0.1		1	0	0	0	0	0	0	0	0	0	0	1	1	0.00	0.000
Don McMahon, R ERA: 3.2	(8, 1)	2.0		7	0	0	0	5	0	0	0	0	0	0	17	17	0.00	0.000

PITCHER		IP	WLS	BF	H	R	ER	SO	BB	IBB	HBP	BLK	WP	HR	S	P	ERA	WHIP

Batter	1	2	3	4	5	6	7	8	9	AB	R	H	RBI	BB	SO	LOB
Chris Speier, R (1, 6) OBP: 0.350, SLG: 0.427	HBP		BB			4-3		5-3		2	0	0	0	1	0	0
Tito Fuentes, S (1, 4) OBP: 0.296, SLG: 0.381	F5		1-3			FC5-4 BB		K		3	0	0	0	1	1	2
Dave Kingman, R (1, 5) OBP: 0.320, SLG: 0.517	K			G6-4-3 1B		FC5-4 HR 1-2f		F8		4	1	1	0	0	1	2
Willie McCovey, L (1, 3) OBP: 0.412, SLG: 0.875	K			F9		HR 1-H			1B 2B	4	1	2	2	0	1	2
Garry Maddox, R (9, PR) OBP: 0.291, SLG: 0.413										0	0	0	0	0	0	0
Bobby Bonds, R (1, 9) OBP: 0.329, SLG: 0.492		F9		G6-4-3 1-2f		K			K	4	0	0	0	0	2	2
Ken Henderson, S (1, 8) OBP: 0.294, SLG: 0.345		1-3			4-3		HR		2-3 1B	4	1	2	1	0	0	0
Jim Howarth, L (1, 7) OBP: 0.400, SLG: 0.323		F7			F9		L4		K	4	0	0	0	0	1	3
Dave Rader, L (1, 2) OBP: 0.269, SLG: 0.310			G4-6-3 1B		1B		4-3		F8	3	0	2	0	0	0	0
Ed Goodson, L (9, PH) OBP: 0.359, SLG: 0.467										1	0	0	0	0	0	3
Sam McDowell, L (1, 1) OBP: 0.161, SLG: 0.133			G4-6-3 1-2f		G3		L8			2	0	0	0	0	0	2
Jim Barr, R (7, 1)										0	0	0	0	0	0	0
Bernie Williams, R (7, PH) OBP: 0.204, SLG: 0.288										1	0	0	0	0	0	0
Don McMahon, R (8, 1)										0	0	0	0	0	0	0
Inning Stats	R: 0 H: 0 E: 0 LOB: 1 K: 2 BB: 0 S: 7 P: 8	R: 0 H: 0 E: 0 LOB: 0 K: 0 BB: 0 S: 3 P: 3	R: 0 H: 1 E: 0 LOB: 1 K: 0 BB: 1 S: 3 P: 7	R: 0 H: 1 E: 0 LOB: 0 K: 0 BB: 0 S: 3 P: 3	R: 0 H: 1 E: 0 LOB: 1 K: 0 BB: 0 S: 4 P: 4	R: 2 H: 1 E: 0 LOB: 0 K: 1 BB: 1 S: 6 P: 10	R: 1 H: 1 E: 0 LOB: 0 K: 0 BB: 0 S: 4 P: 4	R: 0 H: 0 E: 0 LOB: 0 K: 1 BB: 0 S: 5 P: 5	R: 0 H: 2 E: 0 LOB: 3 K: 2 BB: 0 S: 9 P: 9	1B: 4 SF: 0 2B: 1 SAC: 0 3B: 0 DP: 2 HR: 2 HBP: 1						

PITCHER		IP	WLS	BF	H	R	ER	SO	BB	IBB	HBP	BLK	WP	HR	S	P	ERA	WHIP
Steve Blass, R ERA: 3.11	(1, 1)	8.1	W	33	7	3	3	5	2	0	1	0	0	2	40	49	3.24	1.080
Dave Giusti, R ERA: 3.7	(9, 1)	0.2	S	2	0	0	0	1	0	0	0	0	0	0	4	4	0.00	0.000

PITCHER	IP	WLS	BF	H	R	ER	SO	BB	IBB	HBP	BLK	WP	HR	S	P	ERA	WHIP

BOTTOM

Pittsburgh Pirates @ San Francisco Giants

Candlestick Park, San Francisco, CA

Sat Jun 03 1972, 6:33 AM EDT

Att. 11,216 - Unknown

livebaseballscorecards.com

AB	32
R	3
H	7
RBI	3
BB	2
SO	6
LOB	16

WP: 0	PA: 35		
PB: 0			
SB: 0			
CS: 0			

Batter	1	2	3	4	5	6	7	8	9	AB	R	H	RBI	BB	SO	LOB
Dave Cash, R (1, 4) OBP: 0.311, SLG: 0.378	F8		E L4-3 SF8 1B		F4		F8		F8	5	1	1	0	0	0	1
Gene Clines, R (1, 7) (6, 8) OBP: 0.338, SLG: 0.367	L9		L4-3 1-2		G4-6-3 1B		1-2 1B		K	5	0	2	0	0	1	1
Roberto Clemente, R (1, 9) OBP: 0.369, SLG: 0.481	6-3		E5 2-3		G4-6-3 1-2f		K		K	5	0	0	0	0	2	4
Manny Sanguillen, R (1, 2) OBP: 0.368, SLG: 0.460		1B 1B SF8 1B	SF8 3-H			6-3		1B 1B 1B		3	2	2	1	0	0	0
Jose Pagan, R (1, 5) OBP: 0.348, SLG: 0.548		1B 1-2 1B	F3			B B B B 4-0 FC3-6 BB		1B SF9 1-2 1B		2	0	1	0	1	0	1
Vic Davalillo, L (8, PH) (8, 7) OBP: 0.419, SLG: 0.477										1	1	1	0	0	0	0
Al Oliver, L (1, 8) (6, 3) OBP: 0.368, SLG: 0.448		1-2 2-3 1B		FC4-6 1B		FC3-6 1-2f		SF9 1-3 2-H 1B		4	0	3	1	0	0	1
Bob Robertson, R (1, 3) OBP: 0.283, SLG: 0.239		SF8 3-H		FC4-6 1-2f		S S S K		S S S K		2	0	0	1	0	1	2
Dave Giusti, R (8, 1)										0	0	0	0	0	0	0
Gene Alley, R (1, 6) OBP: 0.379, SLG: 0.307		S S S K		F4			B B B B 4-0 1B BB	SF9 1-2 3-H		2	0	0	0	1	1	3
Milt May, L (8, PH) OBP: 0.286, SLG: 0.280										0	0	0	1	0	0	0
Bill Mazeroski, R (8, 5)										0	0	0	0	0	0	0
Luke Walker, L (1, 1)							F3			2	0	0	0	0	1	3
Bob Miller, R (6, 1)										0	0	0	0	0	0	0
Rennie Stennett, R (6, 7) OBP: 0.390, SLG: 0.598										2	0	0	0	0	0	2
Willie Stargell, L (8, PH) OBP: 0.383, SLG: 0.583		4-3		S S S K				4-3		1	0	0	0	0	1	2
Jackie Hernandez, R (8, 6) OBP: 0.257, SLG: 0.284										0	0	0	0	0	0	0
Inning Stats	R: 0 E: 0 K: 0 S: 3 H: 0 LOB: 0 BB: 0 P: 3	R: 1 E: 0 K: 1 S: 8 H: 3 LOB: 2 BB: 0 P: 8	R: 1 E: 1 K: 0 S: 5 H: 1 LOB: 1 BB: 0 P: 5	R: 0 E: 0 K: 1 S: 6 H: 1 LOB: 1 BB: 0 P: 6	R: 0 E: 0 K: 0 S: 3 H: 1 LOB: 0 BB: 0 P: 3	R: 0 E: 0 K: 1 S: 5 H: 0 LOB: 1 BB: 1 P: 9	R: 0 E: 0 K: 1 S: 6 H: 1 LOB: 2 BB: 1 P: 10	R: 2 E: 0 K: 1 S: 8 H: 3 LOB: 1 BB: 0 P: 8	R: 0 E: 0 K: 2 S: 7 H: 0 LOB: 0 BB: 0 P: 7	1B: 10 2B: 0 3B: 0 HR: 0	SF: 3 SAC: 0 DP: 1 HBP: 0						

TOP

Pittsburgh Pirates @ San Francisco Giants

Candlestick Park, San Francisco, CA

Sun Jun 04 1972, 6:33 AM EDT

Unknown

livebaseballscorecards.com

AB	34
R	4
H	10
RBI	4
BB	2
SO	7
LOB	20

WP: 0 PB: 0 SB: 0 CS: 0 PA: 39

PITCHER		IP	WLS	BF	H	R	ER	SO	BB	IBB	HBP	BLK	WP	HR	S	P	ERA	WHIP
Ron Bryant, L ERA: 3.19	(1, 1)	6.2		29	7	2	1	3	2	0	0	0	0	0	33	41	1.35	1.350
Jerry Johnson, R ERA: 8.18	(7, 1)	2.1	L	10	3	2	2	4	0	0	0	0	0	0	18	18	7.71	1.286

PITCHER	IP	WLS	BF	H	R	ER	SO	BB	IBB	HBP	BLK	WP	HR	S	P	ERA	WHIP

Batter	1	2	3	4	5	6	7	8	9	AB	R	H	RBI	BB	SO	LOB
Bobby Bonds, R (1, 9) OBP: 0.330, SLG: 0.488	F9		1B E BB		E6 CS		SH3 1B		K	4	0	1	0	1	1	0
Tito Fuentes, S (1, 4) OBP: 0.292, SLG: 0.376	K		E5 1B 1-2		K 1-2		SH3 1-2			3	0	0	0	0	2	2
Chris Speier, R (1, 6) OBP: 0.353, SLG: 0.446	HR		G6-4-3 1B 1-2 2-3		E6		L8			4	1	2	1	0	0	1
Dave Kingman, R (1, 3) OBP: 0.319, SLG: 0.527	HR		G6-4-3 1-2f		L7		K			4	1	1	1	0	1	5
Ken Henderson, S (1, 8) OBP: 0.299, SLG: 0.356	K			4-3 SF8 2B		BB 1B		F6		4	1	2	0	0	1	0
Al Gallagher, R (1, 5) OBP: 0.368, SLG: 0.313		K		4-3 2-3		BB 1-2		F9		3	0	0	0	1	1	1
Garry Maddox, R (1, 7) OBP: 0.282, SLG: 0.403		E3 G6-4-3		SF8 3-H		F9		6-3		3	0	0	1	0	0	2
Fran Healy, R (1, 2) OBP: 0.227, SLG: 0.197		G6-4-3 1-2f		2B		F2			F9	3	0	1	0	0	0	3
Ed Goodson, L (9, PH) OBP: 0.354, SLG: 0.459										1	0	0	0	0	0	0
Ron Bryant, S (1, 1) OBP: 0.105, SLG: 0.158			4-3	K		K			K	3	0	0	0	0	2	3
Jerry Johnson, R (7, 1)										0	0	0	0	0	0	0
Willie McCovey, L (9, PH) OBP: 0.389, SLG: 0.824										1	0	0	0	0	1	0
Inning Stats	R: 2 H: 2 E: 0 LOB: 0 K: 2 BB: 0 S: 9 P: 9	R: 0 H: 0 E: 1 LOB: 0 K: 1 BB: 0 S: 5 P: 5	R: 0 H: 1 E: 1 LOB: 2 K: 0 BB: 1 S: 4 P: 8	R: 1 H: 2 E: 0 LOB: 1 K: 1 BB: 0 S: 7 P: 7	R: 0 H: 0 E: 2 LOB: 1 K: 1 BB: 0 S: 6 P: 6	R: 0 H: 1 E: 0 LOB: 2 K: 1 BB: 1 S: 6 P: 10	R: 0 H: 1 E: 0 LOB: 1 K: 1 BB: 0 S: 6 P: 6	R: 0 H: 0 E: 0 LOB: 0 K: 0 BB: 0 S: 3 P: 3	R: 0 H: 0 E: 0 LOB: 0 K: 2 BB: 0 S: 7 P: 7	1B: 3 SF: 1 2B: 2 SAC: 1 3B: 0 DP: 2 HR: 2 HBP: 0						

PITCHER		IP	WLS	BF	H	R	ER	SO	BB	IBB	HBP	BLK	WP	HR	S	P	ERA	WHIP
Luke Walker, L ERA: 3.34	(1, 1)	5.0		24	6	3	3	5	2	0	0	0	0	2	32	40	5.40	1.600
Bob Miller, R ERA: 0.87	(6, 1)	2.0	W	7	1	0	0	2	0	0	0	0	0	0	11	11	0.00	0.500
Dave Giusti, R ERA: 3.42	(8, 1)	2.0	S	6	0	0	0	2	0	0	0	0	0	0	10	10	0.00	0.000

PITCHER	IP	WLS	BF	H	R	ER	SO	BB	IBB	HBP	BLK	WP	HR	S	P	ERA	WHIP

BOTTOM

Pittsburgh Pirates @ San Francisco Giants

Candlestick Park, San Francisco, CA

Sun Jun 04 1972, 6:33 AM EDT

Unknown

livebaseballscorecards.com

AB	33
R	3
H	7
RBI	3
BB	2
SO	9
LOB	17

WP: 0	PA: 37		
PB: 0			
SB: 0			
CS: 1			

Batter	1	2	3	4	5	6	7	8	9	AB	R	H	RBI	BB	SO	LOB
Gene Clines, R (1, 9) OBP: 0.366, SLG: 0.394	L5-3	FC6 2-3 1B		4-3 G3 1B		E 2B 1B	L4 1-2		1B	6	2	4	0	0	0	1
Rennie Stennett, R (1, 4) OBP: 0.364, SLG: 0.557	K	FC6 2B 1-2f 3-H 3-1		G3 1-2		E1 2B 1-3 SF8	F9		F8	6	2	0	1	0	1	6
Vic Davalillo, L (1, 7) OBP: 0.430, SLG: 0.514	BB 1B	 1-3 2B		4-3 2-3		SF8 1-3 3-H 2B		F3		5	0	3	1	0	0	1
Willie Stargell, L (1, 3) OBP: 0.370, SLG: 0.606	BB 1-2 BB	3-1 3-H		 3-H 1B		SF8 2-3 3-H		HR		3	1	2	4	1	0	1
Al Oliver, L (1, 8) OBP: 0.364, SLG: 0.438	F7	F8		K		K		FC6-4 1B BB		4	0	0	0	1	2	5
Jose Pagan, R (1, 5) OBP: 0.360, SLG: 0.565		1B E 1B	2B		F2	F8			FC6-4 1-2 1B	4	1	2	0	0	0	1
Gene Alley, R (6, 5) OBP: 0.386, SLG: 0.316										1	0	1	0	0	0	0
Milt May, L (1, 2) OBP: 0.273, SLG: 0.267		E 1-2 2B 1B	F7		F7		F7	FC6-4 1-2f 2-3		5	1	1	0	0	0	3
Jackie Hernandez, R (1, 6) OBP: 0.253, SLG: 0.278		E1 1-3 2-H 2B	K		 1B		5-3		6-3	5	1	1	0	0	1	2
Bruce Kison, R (1, 1) OBP: 0.375, SLG: 0.500		1B FC6 2-H 3-H 2B	K		K		E 1B		K	5	1	2	2	0	3	2
Inning Stats	R: 0 E: 0 K: 1 S: 6 H: 1 LOB: 2 BB: 1 P: 10	R: 5 E: 1 K: 0 S: 9 H: 5 LOB: 1 BB: 0 P: 9	R: 0 E: 0 K: 2 S: 8 H: 1 LOB: 1 BB: 0 P: 8	R: 1 E: 0 K: 1 S: 7 H: 2 LOB: 1 BB: 0 P: 7	R: 0 E: 0 K: 1 S: 6 H: 1 LOB: 1 BB: 0 P: 6	R: 2 E: 1 K: 1 S: 8 H: 2 LOB: 1 BB: 0 P: 8	R: 0 E: 1 K: 0 S: 5 H: 1 LOB: 2 BB: 0 P: 5	R: 1 E: 0 K: 0 S: 4 H: 2 LOB: 1 BB: 1 P: 8	R: 0 E: 0 K: 1 S: 6 H: 1 LOB: 1 BB: 0 P: 6	1B: 11 2B: 4 3B: 0 HR: 1 SF: 1 SAC: 0 DP: 0 HBP: 0	WP: 0 PB: 0 SB: 0 CS: 0 PA: 47					

PITCHER		IP	WLS	BF	H	R	ER	SO	BB	IBB	HBP	BLK	WP	HR	S	P	ERA	WHIP
Charlie Williams, R ERA: 8.68	(1, 1)	1.0	L	9	4	4	3	1	1	0	0	0	0	0	10	14	27.00	5.000
Don Carrithers, R ERA: 3.89	(2, 1)	4.0		18	6	2	2	4	0	0	0	0	0	0	26	26	4.50	1.500
John Cumberland, L ERA: 8.76	(6, 1)	2.0		11	3	2	1	1	0	0	0	0	0	0	13	13	4.50	1.500
Jim Barr, R ERA: 3.89	(8, 1)	2.0		9	3	1	1	1	1	0	0	0	0	1	10	14	4.50	2.000

PITCHER	IP	WLS	BF	H	R	ER	SO	BB	IBB	HBP	BLK	WP	HR	S	P	ERA	WHIP

TOP

Pittsburgh Pirates @ San Francisco Giants

Candlestick Park, San Francisco, CA

Sun Jun 04 1972, 6:38 AM EDT

Att. 19,929 - Unknown

livebaseballscorecards.com

AB	44
R	9
H	16
RBI	8
BB	2
SO	7
LOB	22

Pittsburgh Pirates @ San Francisco Giants

Candlestick Park, San Francisco, CA

Sun Jun 04 1972, 6:38 AM EDT

Att. 19,929 - Unknown

livebaseballscorecards.com

BOTTOM

Batter	1	2	3	4	5	6	7	8	9	AB	R	H	RBI	BB	SO	LOB
Bobby Bonds, R (1, 9) OBP: 0.329, SLG: 0.480	F2	G6-4-3 1-2f			BB 1B 1B		F8			3	1	0	0	1	0	2
Jim Howarth, L (1, 7) OBP: 0.409, SLG: 0.371	F7		WP 2B		1-2 1B		G3			4	0	2	0	0	0	0
Chris Speier, R (1, 6) OBP: 0.350, SLG: 0.441	E6 BB BB		F6 2-3		1-2 2-H 1B			K		2	0	0	0	0	0	1
Al Gallagher, R (5, PH) OBP: 0.377, SLG: 0.323										1	0	1	1	0	0	0
Damaso Blanco, R (5, PR) (6, 6)										1	0	0	0	0	1	0
Willie McCovey, L (1, 3) OBP: 0.364, SLG: 0.700	BB 1-2 BB		K		F7			K		3	0	0	0	1	2	3
Dave Kingman, R (1, 5) OBP: 0.318, SLG: 0.519	BB 1-2 2-3 BB		K		K			F7		3	0	0	0	1	2	3
Ken Henderson, S (1, 8) OBP: 0.292, SLG: 0.347	F5			L7		L9			F8	4	0	0	0	0	0	3
Tito Fuentes, S (1, 4) OBP: 0.291, SLG: 0.370		E BB		F6		F4			4-3	3	0	0	0	1	0	0
Dave Rader, L (1, 2) OBP: 0.259, SLG: 0.298		E4 G6-4-3 1-3		F7		4-3			F8	4	0	0	0	0	0	1
Charlie Williams, R (1, 1)		K			5-3		K			0	0	0	0	0	0	0
Don Carrithers, R (2, 1) OBP: 0.091, SLG: 0.091										1	0	0	0	0	1	2
Garry Maddox, R (5, PH) OBP: 0.280, SLG: 0.409										1	0	0	0	0	0	0
John Cumberland, R (6, 1) OBP: 0.111, SLG: 0.111										0	0	0	0	0	0	0
Bernie Williams, R (7, PH) OBP: 0.200, SLG: 0.283										1	0	0	0	0	1	0
Jim Barr, R (8, 1)										0	0	0	0	0	0	0
Inning Stats	R: 0 E: 1 K: 0 S: 4 H: 0 LOB: 3 BB: 2 P: 12	R: 0 E: 1 K: 1 S: 5 H: 0 LOB: 1 BB: 1 P: 9	R: 0 E: 0 K: 2 S: 8 H: 1 LOB: 1 BB: 0 P: 8	R: 0 E: 0 K: 0 S: 3 H: 0 LOB: 0 BB: 0 P: 3	R: 1 E: 0 K: 1 S: 7 H: 2 LOB: 2 BB: 1 P: 11	R: 0 E: 0 K: 0 S: 3 H: 0 LOB: 0 BB: 0 P: 3	R: 0 E: 0 K: 1 S: 5 H: 0 LOB: 0 BB: 0 P: 5	R: 0 E: 0 K: 2 S: 7 H: 0 LOB: 0 BB: 0 P: 7	R: 0 E: 0 K: 0 S: 3 H: 0 LOB: 0 BB: 0 P: 3	1B: 2 2B: 1 3B: 0 HR: 0	SF: 0 SAC: 0 DP: 1 HBP: 0					

	AB	31
	R	1
	H	3
	RBI	1
	BB	4
	SO	7
	LOB	15

PITCHER	IP	WLS	BF	H	R	ER	SO	BB	IBB	HBP	BLK	WP	HR	S	P	ERA	WHIP
Bruce Kison, R (1, 1) ERA: 1.89	9.0	W	35	3	1	1	7	4	0	0	0	1	0	45	61	1.00	0.778

PITCHER	IP	WLS	BF	H	R	ER	SO	BB	IBB	HBP	BLK	WP	HR	S	P	ERA	WHIP

WP: 1 PB: 0 SB: 0 CS: 0 PA: 35

Pittsburgh Pirates @ San Diego Padres

San Diego Stadium, San Diego, CA

Wed Jun 07 1972, 10:05 PM EDT

Unknown

TOP

livebaseballscorecards.com

Batter	1	2	3	4	5	6	7	8	9	AB	R	H	RBI	BB	SO	LOB
Dave Cash, R (1, 4) OBP: 0.318, SLG: 0.414	6-3	3B		HR	L6-3 1-2 2-H 1B		FC6-4 1-2f 3-H	FC6-4 1-2f		6	1	3	3	0	0	3
Gene Clines, R (1, 7) OBP: 0.377, SLG: 0.417	HR 2B	K		2B 1B	L6-3 1-2		K		FC6-4 1B	6	2	3	0	0	2	4
Roberto Clemente, R (1, 9) OBP: 0.374, SLG: 0.484	HR BB	K	K	1-H 2B		6-3		HR 1B	FC6-4 1B 1-2f	5	2	2	1	1	1	1
Willie Stargell, L (1, 3) OBP: 0.381, SLG: 0.646	1-H 2-H HR	E2 2B		F8		BB		1-H HR	2-3 1B	5	2	3	5	1	0	1
Manny Sanguillen, R (1, 2) OBP: 0.367, SLG: 0.462	F8	1-3 2B			1B 1B	F8		3-1	F2	6	1	2	0	0	0	3
Al Oliver, L (1, 8) OBP: 0.368, SLG: 0.440	1B	K			1-3 BB 1B	4-3		WP 1B	F5	6	2	3	0	0	1	5
Jose Pagan, R (1, 5) OBP: 0.364, SLG: 0.569	K	F7			F4		E FC6-4 2B	1-H 1B		5	1	2	1	0	1	5
Gene Alley, R (1, 6) OBP: 0.387, SLG: 0.313		K		4-3	1-2 1B BB		E4 2-3 FC6-4	1-2 FC6-4 1B		4	1	1	0	1	1	1
Nelson Briles, R (1, 1) OBP: 0.071, SLG: 0.154 Bob Johnson, L (4, 1) OBP: 0.263, SLG: 0.222		K		K	1-2 2-H 3-H 1B		K	K		2 3	0 0	0 1	0 2	0 0	2 2	0 4
Inning Stats	R: 3 E: 0 K: 1 S: 8 H: 3 LOB: 1 BB: 1 P: 12	R: 0 E: 0 K: 3 S: 10 H: 1 LOB: 1 BB: 0 P: 10	R: 0 E: 1 K: 2 S: 9 H: 1 LOB: 2 BB: 0 P: 9	R: 2 E: 0 K: 1 S: 8 H: 3 LOB: 1 BB: 0 P: 8	R: 3 E: 0 K: 0 S: 6 H: 4 LOB: 1 BB: 1 P: 10	R: 0 E: 0 K: 0 S: 3 H: 0 LOB: 1 BB: 1 P: 7	R: 1 E: 1 K: 2 S: 9 H: 1 LOB: 1 BB: 0 P: 9	R: 3 E: 0 K: 1 S: 10 H: 5 LOB: 2 BB: 0 P: 10	R: 0 E: 1 K: 0 S: 5 H: 2 LOB: 2 BB: 0 P: 5	1B: 12 2B: 4 3B: 1 HR: 3 SF: 0 SAC: 0 DP: 1 HBP: 0						

	AB	48
	R	12
	H	20
	RBI	12
	BB	3
	SO	10
	LOB	27

WP: 1 PB: 0 SB: 0 CS: 0 PA: 51

PITCHER		IP	WLS	BF	H	R	ER	SO	BB	IBB	HBP	BLK	WP	HR	S	P	ERA	WHIP
Fred Norman, L ERA: 2.75	(1, 1)	4.0	L	22	8	5	5	7	1	0	0	0	0	2	35	39	11.25	2.250
Ed Acosta, R ERA: 4.35	(5, 1)	0.1		5	3	3	3	0	1	0	0	0	0	0	4	8	81.00	12.000
Gary Ross, R ERA: 2.25	(5, 1)	1.2		6	1	0	0	0	1	0	0	0	0	0	5	9	0.00	1.200
Mike Caldwell, L ERA: 3.38	(7, 1)	1.1		10	5	4	3	2	0	0	0	0	1	1	14	14	20.25	3.750
Mark Schaeffer, L ERA: 1.8	(8, 1)	1.2		8	3	0	0	1	0	0	0	0	0	0	10	10	0.00	1.800

PITCHER		IP	WLS	BF	H	R	ER	SO	BB	IBB	HBP	BLK	WP	HR	S	P	ERA	WHIP

BOTTOM

Pittsburgh Pirates @ San Diego Padres

San Diego Stadium, San Diego, CA

Wed Jun 07 1972, 10:05 PM EDT

Unknown

livebaseballscorecards.com

Batter	1	2	3	4	5	6	7	8	9	AB	R	H	RBI	BB	SO	LOB
Derrel Thomas, S (1, 4) OBP: 0.306, SLG: 0.312	K		SH1-4 1-2 1B	E8 1-3 2-H 1B			2B BB		1B	4	0	3	1	1	1	0
Garry Jestadt, R (1, 5) OBP: 0.260, SLG: 0.296	F8		SH1-4 1-2 2-3	K			F3		F9	4	0	0	0	0	1	4
Leron Lee, L (1, 7) OBP: 0.365, SLG: 0.547	4-3		SF7 3-H		1B		1-H 2B		4-3	4	0	2	1	0	0	1
Nate Colbert, R (1, 3) OBP: 0.291, SLG: 0.465		HR	5-3		K		F9			4	1	1	1	0	1	3
Larry Stahl, L (1, 9) OBP: 0.272, SLG: 0.280		6-3		1B 2B	K			F8		4	1	1	0	0	1	1
Fred Kendall, R (1, 2) OBP: 0.244, SLG: 0.267		2B		1B 1B	K			6-3		4	1	2	0	0	1	1
Johnny Jeter, R (1, 8) OBP: 0.268, SLG: 0.354		F6		L8	K			K		4	0	0	0	0	2	3
Enzo Hernandez, R (1, 6) OBP: 0.233, SLG: 0.228 Jerry Morales, R (9, PH) OBP: 0.343, SLG: 0.443		L7		E 1B 1-2 2-H 1B	K				HR	3 1	0 1	1 1	1 1	0 0	1 0	1 0
Fred Norman, S (1, 1) OBP: 0.240, SLG: 0.280 Ed Spiezio, R (4, PH) OBP: 0.250, SLG: 0.300 Ed Acosta, S (5, 1) Gary Ross, R (5, 1) Rafael Robles, R (6, PH) OBP: 0.174, SLG: 0.174 Mike Caldwell, R (7, 1) Mark Schaeffer, L (8, 1) Curt Blefary, L (9, PH) OBP: 0.264, SLG: 0.323			SH1-4 1B SF7 1B	F9	4-3				F8	1 1 0 0 1 0 0 1	1 0 0 0 0 0 0 0	1 0 0 0 0 0 0 0	0 0 0 0 0 0 0 0	0 0 0 0 0 0 0 0	0 2 0 0 0 0 0 0	0 0 0 0 0 0 0 0
Inning Stats	R: 0 E: 0 K: 1 S: 5 H: 0 LOB: 0 BB: 0 P: 5	R: 1 E: 0 K: 0 S: 5 H: 2 LOB: 1 BB: 0 P: 5	R: 1 E: 0 K: 0 S: 5 H: 2 LOB: 1 BB: 0 P: 5	R: 2 E: 1 K: 1 S: 9 H: 4 LOB: 2 BB: 0 P: 9	R: 0 E: 0 K: 3 S: 10 H: 1 LOB: 1 BB: 0 P: 10	R: 0 E: 0 K: 2 S: 7 H: 0 LOB: 0 BB: 0 P: 7	R: 0 E: 0 K: 0 S: 3 H: 1 LOB: 1 BB: 1 P: 7	R: 0 E: 0 K: 1 S: 5 H: 0 LOB: 0 BB: 0 P: 5	R: 1 E: 0 K: 0 S: 5 H: 2 LOB: 1 BB: 0 P: 5	1B: 7 2B: 3 3B: 0 HR: 2 SF: 1 SAC: 1 DP: 0 HBP: 0						

	AB	36
	R	5
	H	12
	RBI	5
	BB	1
	SO	8
	LOB	16

WP: 0 PB: 0 SB: 0 CS: 0 PA: 39

PITCHER		IP	WLS	BF	H	R	ER	SO	BB	IBB	HBP	BLK	WP	HR	S	P	ERA	WHIP
Nelson Briles, R ERA: 4.79	(1, 1)	3.2		19	8	4	4	1	0	0	0	0	0	1	21	21	9.82	2.182
Bob Johnson, R ERA: 4.3	(4, 1)	5.1	W	20	4	1	1	7	1	0	0	0	0	1	33	37	1.69	0.938

PITCHER	IP	WLS	BF	H	R	ER	SO	BB	IBB	HBP	BLK	WP	HR	S	P	ERA	WHIP

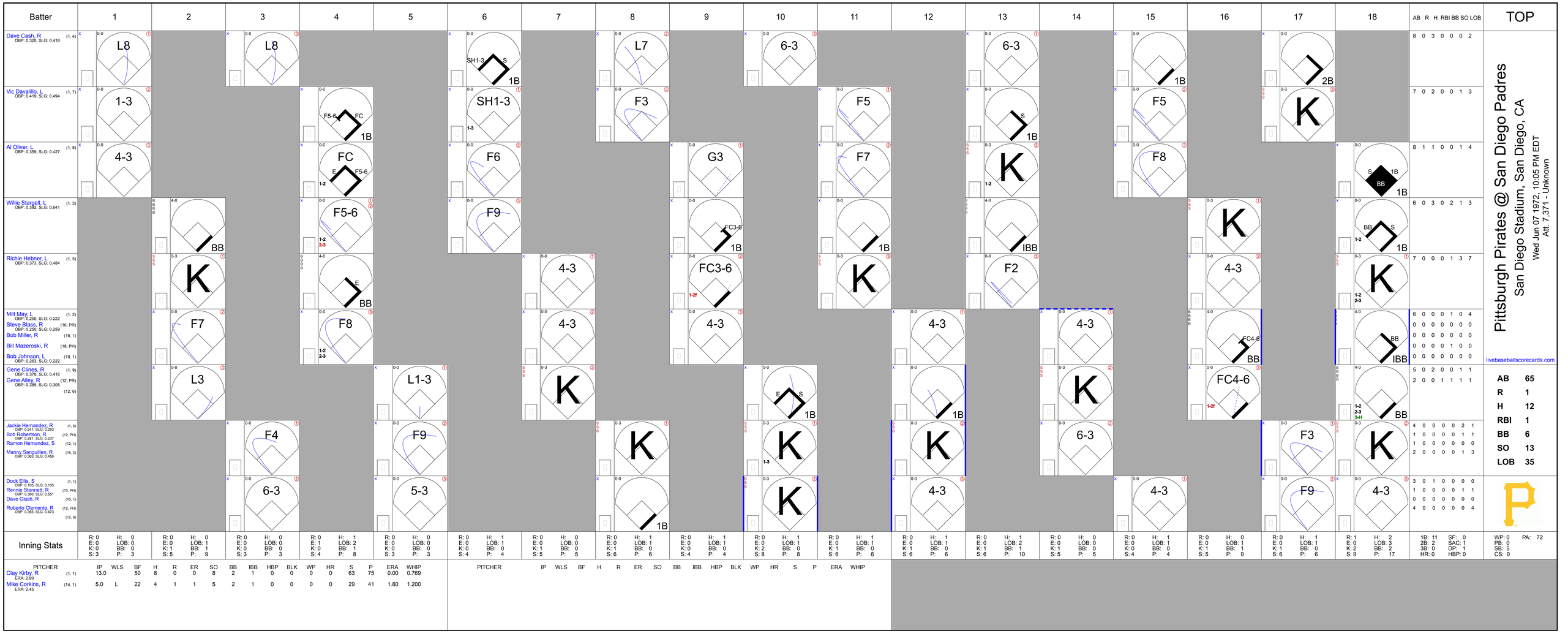
Batter
1
2
3
4
5
6
7
8
9
10
11
12
13
14
15
16
17
18
AB R H RBI BB SO LOB
TOP
Dave Cash, R (1, 4) OBP: 0.320, SLG: 0.418
L8
L8
SH1-3 S 1B
L7
6-3
6-3
1B
2B
8 0 3 0 0 0 2
Vic Davalillo, L (1, 7) OBP: 0.419, SLG: 0.494
1-3
F5-6 FC 1B
SH1-3 1-3
F3
F5
S 1B
F5
K
7 0 2 0 0 1 3
Al Oliver, L (1, 8) OBP: 0.359, SLG: 0.427
4-3
FC E F5-6 1-2
F6
G3
F7
F8
S 1B BB 1B
8 1 1 0 0 1 4
Willie Stargell, L (1, 3) OBP: 0.392, SLG: 0.641
BB
F5-6 1-2 2-3
F9
FC3-6 1B
1B
IBB
K
BB S 1-2 1B
6 0 3 0 2 1 3
Richie Hebner, L (1, 5) OBP: 0.373, SLG: 0.484
K
E BB
4-3
FC3-6 1-2t
K
F2
4-3
K
1-2 2-3
7 0 0 0 1 3 7
Milt May, L (1, 2) OBP: 0.250, SLG: 0.222
Steve Blass, R (16, PR) OBP: 0.250, SLG: 0.259
Bob Miller, R (16, 1)
Bill Mazeroski, R (18, PH)
Bob Johnson, L (18, 1) OBP: 0.263, SLG: 0.222
F7
F8 1-2 2-3
4-3
4-3
4-3
4-3
4-3
FC4-6 BB
BB IBB
6 0 0 0 1 0 4
0 0 0 0 0 0 0
0 0 0 0 0 0 0
0 0 0 0 1 0 0
0 0 0 0 0 0 0
Gene Clines, R (1, 9) OBP: 0.378, SLG: 0.416
Gene Alley, R (12, PR) OBP: 0.385, SLG: 0.305
(12, 6)
L3
L1-3
E S 1B
1B
K
FC4-6 1-2t
BB 1-2 2-3 3-H
5 0 2 0 0 1 1
2 0 0 1 1 1 1
Jackie Hernandez, R (1, 6) OBP: 0.241, SLG: 0.263
Bob Robertson, R (12, PH) OBP: 0.281, SLG: 0.237
Ramon Hernandez, S (12, 1)
Manny Sanguillen, R (16, 2) OBP: 0.363, SLG: 0.456
F4
F9
K
K 1-3
K
6-3
F3
K
4 0 0 0 0 2 1
1 0 0 0 0 1 1
1 0 0 0 0 0 0
2 0 0 0 0 1 3
Dock Ellis, S (1, 1) OBP: 0.105, SLG: 0.105
Rennie Stennett, R (10, PH) OBP: 0.360, SLG: 0.551
Dave Giusti, R (10, 1)
Roberto Clemente, R (12, PH) OBP: 0.365, SLG: 0.473
(12, 9)
6-3
5-3
1B
K
K
4-3
4-3
F9
4-3
3 0 1 0 0 0 0
1 0 0 0 0 1 1
0 0 0 0 0 0 0
4 0 0 0 0 0 4
Inning Stats
R: 0 E: 0 K: 0 S: 3
H: 0 LOB: 0 BB: 0 P: 3
R: 0 E: 0 K: 1 S: 5
H: 0 LOB: 1 BB: 1 P: 9
R: 0 E: 0 K: 0 S: 3
H: 0 LOB: 0 BB: 0 P: 3
R: 0 E: 1 K: 0 S: 4
H: 1 LOB: 2 BB: 1 P: 8
R: 0 E: 0 K: 0 S: 3
H: 0 LOB: 0 BB: 0 P: 3
R: 0 E: 0 K: 1 S: 5
H: 0 LOB: 0 BB: 0 P: 5
R: 0 E: 0 K: 1 S: 6
H: 1 LOB: 1 BB: 0 P: 6
R: 0 E: 0 K: 0 S: 4
H: 1 LOB: 1 BB: 0 P: 4
R: 0 E: 0 K: 2 S: 8
H: 1 LOB: 1 BB: 0 P: 8
R: 0 E: 0 K: 1 S: 6
H: 1 LOB: 1 BB: 0 P: 6
R: 0 E: 0 K: 1 S: 6
H: 1 LOB: 1 BB: 0 P: 6
R: 0 E: 0 K: 1 S: 6
H: 1 LOB: 2 BB: 1 P: 10
R: 0 E: 0 K: 1 S: 5
H: 0 LOB: 0 BB: 0 P: 5
R: 0 E: 0 K: 0 S: 4
H: 1 LOB: 1 BB: 0 P: 4
R: 0 E: 0 K: 1 S: 5
H: 0 LOB: 1 BB: 1 P: 9
R: 0 E: 0 K: 1 S: 6
H: 1 LOB: 1 BB: 0 P: 6
R: 1 E: 0 K: 2 S: 9
H: 2 LOB: 3 BB: 2 P: 17
1B: 11 2B: 2 3B: 0 HR: 0
SF: 0 SAC: 1 DP: 1 HBP: 0
WP: 0 PB: 0 SB: 5 CS: 0
PA: 72
PITCHER
IP WLS BF H R ER SO BB IBB HBP BLK WP HR S P ERA WHIP
Clay Kirby, R (1, 1) ERA: 2.89
13.0 50 8 0 0 8 2 1 0 0 0 0 63 75 0.00 0.769
Mike Corkins, R (14, 1) ERA: 2.45
5.0 L 22 4 1 1 5 2 1 0 0 0 0 29 41 1.80 1.200
PITCHER
IP WLS BF H R ER SO BB IBB HBP BLK WP HR S P ERA WHIP
Pittsburgh Pirates @ San Diego Padres
San Diego Stadium, San Diego, CA
Wed Jun 07 1972, 10:05 PM EDT
Att. 7,371 - Unknown
livebaseballscorecards.com
AB 65
R 1
H 12
RBI 1
BB 6
SO 13
LOB 35

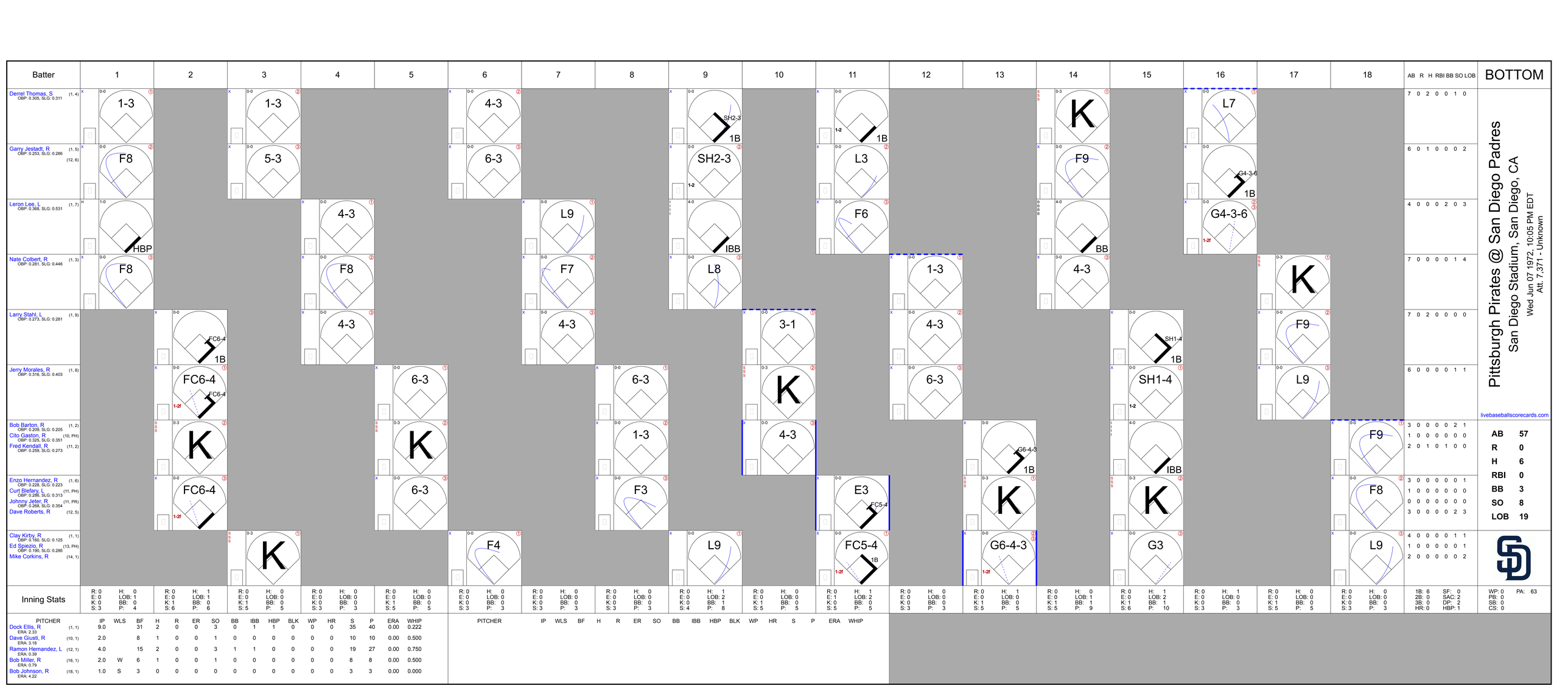
Batter
1
2
3
4
5
6
7
8
9
10
11
12
13
14
15
16
17
18
AB R H RBI BB SO LOB
BOTTOM
Derrel Thomas, S (1, 4) OBP: 0.305, SLG: 0.311
1-3
1-3
4-3
SH2-3 1B
1B
K
L7
7 0 2 0 0 1 0
Garry Jestadt, R (1, 5) OBP: 0.253, SLG: 0.286 (12, 6)
F8
5-3
6-3
SH2-3
L3
F9
G4-3-6 1B
G4-3-6
6 0 1 0 0 0 2
Leron Lee, L (1, 7) OBP: 0.368, SLG: 0.531
HBP
4-3
L9
IBB
F6
BB
4 0 0 0 2 0 3
Nate Colbert, R (1, 3) OBP: 0.281, SLG: 0.446
F8
F8
F7
L8
1-3
4-3
K
7 0 0 0 0 1 4
Larry Stahl, L (1, 9) OBP: 0.273, SLG: 0.281
FC6-4 1B
4-3
4-3
3-1
4-3
6-3
SH1-4 1B
F9
7 0 2 0 0 0 0
Jerry Morales, R (1, 8) OBP: 0.316, SLG: 0.403
FC6-4
FC6-4
6-3
6-3
K
SH1-4
L9
6 0 0 0 0 1 1
Bob Barton, R (1, 2) OBP: 0.209, SLG: 0.205
Cito Gaston, R (10, PH) OBP: 0.325, SLG: 0.351
Fred Kendall, R (11, 2) OBP: 0.259, SLG: 0.273
K
K
1-3
4-3
F9
3 0 0 0 0 2 1
1 0 0 0 0 0 0
2 0 1 0 1 0 0
Enzo Hernandez, R (1, 6) OBP: 0.228, SLG: 0.223
Curt Blefary, L (11, PH) OBP: 0.266, SLG: 0.313
Johnny Jeter, R (11, PR) OBP: 0.268, SLG: 0.354
Dave Roberts, R (12, 5)
FC6-4
6-3
F3
E3 FC5-4
G6-4-3 1B
K
IBB
K
F8
3 0 0 0 0 0 1
1 0 0 0 0 0 0
0 0 0 0 0 0 0
3 0 0 0 0 2 3
Clay Kirby, R (1, 1) OBP: 0.160, SLG: 0.125
Ed Spiezio, R (13, PH) OBP: 0.190, SLG: 0.286
Mike Corkins, R (14, 1)
K
F4
L9
FC5-4 1B
G6-4-3
G3
L9
4 0 0 0 0 1 1
1 0 0 0 0 0 1
2 0 0 0 0 0 2
Inning Stats
R: 0 E: 0 K: 0 S: 3
H: 0 LOB: 1 BB: 0 P: 4
R: 0 E: 0 K: 1 S: 6
H: 1 LOB: 1 BB: 0 P: 6
R: 0 E: 0 K: 1 S: 5
H: 0 LOB: 0 BB: 0 P: 5
R: 0 E: 0 K: 0 S: 3
H: 0 LOB: 0 BB: 0 P: 3
R: 0 E: 0 K: 1 S: 5
H: 0 LOB: 0 BB: 0 P: 5
R: 0 E: 0 K: 0 S: 3
H: 0 LOB: 0 BB: 0 P: 3
R: 0 E: 0 K: 0 S: 3
H: 0 LOB: 0 BB: 0 P: 3
R: 0 E: 0 K: 0 S: 3
H: 0 LOB: 0 BB: 0 P: 3
R: 0 E: 0 K: 0 S: 4
H: 1 LOB: 2 BB: 1 P: 8
R: 0 E: 0 K: 1 S: 5
H: 0 LOB: 0 BB: 0 P: 5
R: 0 E: 1 K: 0 S: 5
H: 1 LOB: 2 BB: 0 P: 5
R: 0 E: 0 K: 0 S: 3
H: 0 LOB: 0 BB: 0 P: 3
R: 0 E: 0 K: 1 S: 5
H: 1 LOB: 0 BB: 0 P: 5
R: 0 E: 0 K: 1 S: 5
H: 0 LOB: 1 BB: 0 P: 9
R: 0 E: 0 K: 1 S: 6
H: 1 LOB: 2 BB: 1 P: 10
R: 0 E: 0 K: 0 S: 3
H: 1 LOB: 0 BB: 0 P: 3
R: 0 E: 0 K: 1 S: 5
H: 0 LOB: 0 BB: 0 P: 5
R: 0 E: 0 K: 0 S: 3
H: 0 LOB: 0 BB: 0 P: 3
1B: 6 2B: 0 3B: 0 HR: 0
SF: 0 SAC: 2 DP: 2 HBP: 1
WP: 0 PB: 0 SB: 0 CS: 0
PA: 63
Pittsburgh Pirates @ San Diego Padres
San Diego Stadium, San Diego, CA
Wed Jun 07 1972, 10:05 PM EDT
Att. 7,371 - Unknown
livebaseballscorecards.com
AB 57
R 0
H 6
RBI 0
BB 3
SO 8
LOB 19
PITCHER IP WLS BF H R ER SO BB IBB HBP BLK WP HR S P ERA WHIP
Dock Ellis, R (1, 1) ERA: 2.33 9.0 31 2 0 0 3 0 1 1 0 0 0 35 40 0.00 0.222
Dave Giusti, R (10, 1) ERA: 3.18 2.0 8 1 0 0 1 0 0 0 0 0 0 10 10 0.00 0.500
Ramon Hernandez, L (12, 1) ERA: 0.39 4.0 15 2 0 0 3 1 1 0 0 0 0 19 27 0.00 0.750
Bob Miller, R (16, 1) ERA: 0.79 2.0 W 6 1 0 0 1 0 0 0 0 0 0 8 8 0.00 0.500
Bob Johnson, R (18, 1) ERA: 4.22 1.0 S 3 0 0 0 0 0 0 0 0 0 0 3 3 0.00 0.000
PITCHER IP WLS BF H R ER SO BB IBB HBP BLK WP HR S P ERA WHIP
livebaseballscorecards.com

Pittsburgh Pirates @ San Diego Padres

San Diego Stadium, San Diego, CA

Thu Jun 08 1972, 10:05 PM EDT

Att. 2,949 - Unknown

TOP

livebaseballscorecards.com

Batter	1	2	3	4	5	6	7	8	9	AB	R	H	RBI	BB	SO	LOB
Dave Cash, R (1, 4) OBP: 0.332, SLG: 0.423	4-3		E 1B		F3		BB 1B	2B 1B	BB	5	3	3	0	1	0	0
Vic Davalillo, L (1, 9) OBP: 0.435, SLG: 0.524	3-1		E6 2B 1-H		1B		HR BB 1B 1-2 2-3	1B 2B 1-3 2-H	K	5	2	3	2	1	1	2
Al Oliver, L (1, 8) OBP: 0.360, SLG: 0.426	1-3		1-3		F8		HR 1B 1-3 2-H 3-H	G4-3 1B 2-H 3-H		5	1	2	4	0	0	2
Willie Stargell, L (1, 3) OBP: 0.389, SLG: 0.650 Bob Robertson, R (7, 3) OBP: 0.278, SLG: 0.234	F7	F8	F6		HR 1-H 3-H		G4-3 1-2f			4 1	1 0	1 0	3 0	0 0	0 0	1 1
Richie Hebner, L (1, 5) OBP: 0.374, SLG: 0.504	3-1	HR	G3	F8	1B					5	1	2	1	0	0	0
Manny Sanguillen, R (1, 2) OBP: 0.364, SLG: 0.451	CS BB BB	F3	K	1B	F3					4	0	1	0	1	1	1
Rennie Stennett, R (1, 7) OBP: 0.362, SLG: 0.538	BB 1-2	BB 1B	6-3	F9				L8		4	0	1	0	1	0	1
Jackie Hernandez, R (1, 6) OBP: 0.262, SLG: 0.304	CS 2-3	K	BB 1-2		HR 1-3			BB		3	1	1	1	2	1	1
Bob Moose, R (1, 1) OBP: 0.231, SLG: 0.200	4-3	K					BB 1B 1B	1B 2B 1B	K	4	2	1	0	1	2	3
Inning Stats	R: 0 E: 0 K: 0 S: 3 H: 0 LOB: 0 BB: 0 P: 3	R: 0 E: 0 K: 0 S: 2 H: 0 LOB: 1 BB: 2 P: 10	R: 1 E: 1 K: 1 S: 7 H: 2 LOB: 1 BB: 0 P: 7	R: 1 E: 0 K: 1 S: 7 H: 2 LOB: 2 BB: 1 P: 11	R: 0 E: 0 K: 0 S: 4 H: 1 LOB: 1 BB: 0 P: 4	R: 0 E: 0 K: 1 S: 5 H: 0 LOB: 0 BB: 0 P: 5	R: 6 E: 0 K: 0 S: 8 H: 5 LOB: 1 BB: 2 P: 16	R: 3 E: 0 K: 0 S: 7 H: 5 LOB: 1 BB: 0 P: 7	R: 0 E: 0 K: 2 S: 7 H: 0 LOB: 2 BB: 2 P: 15	1B: 10 2B: 2 3B: 0 HR: 3 SF: 0 SAC: 0 DP: 1 HBP: 0						

	AB	40
	R	11
	H	15
	RBI	11
	BB	7
	SO	5
	LOB	12

WP: 0 PA: 48
PB: 0
SB: 0
CS: 1

PITCHER		IP	WLS	BF	H	R	ER	SO	BB	IBB	HBP	BLK	WP	HR	S	P	ERA	WHIP
Steve Arlin, R ERA: 3.16	(1, 1)	6.0	L	28	7	5	5	3	4	0	0	0	0	2	30	46	7.50	1.833
Mike Kilkenny, L ERA: 7.11	(7, 1)	1.0		7	3	3	3	0	1	0	0	0	0	1	6	10	27.00	4.000
Mark Schaeffer, L ERA: 3.18	(8, 1)	2.0		12	5	3	3	2	2	0	0	0	0	0	14	22	13.50	3.500

PITCHER		IP	WLS	BF	H	R	ER	SO	BB	IBB	HBP	BLK	WP	HR	S	P	ERA	WHIP

BOTTOM

Pittsburgh Pirates @ San Diego Padres

San Diego Stadium, San Diego, CA

Thu Jun 08 1972, 10:05 PM EDT

Att. 2,949 - Unknown

livebaseballscorecards.com

Batter	1	2	3	4	5	6	7	8	9	AB	R	H	RBI	BB	SO	LOB
Derrel Thomas, S (1, 4) OBP: 0.297, SLG: 0.301	4-3		L7		F7		3-1		4-3	5	0	0	0	0	0	5
Garry Jestadt, R (1, 5) (8, 6) OBP: 0.253, SLG: 0.284	6-3			L7	F8			FC4-6 1B		4	0	1	0	0	0	2
Leron Lee, L (1, 7) OBP: 0.365, SLG: 0.524	4-3			1B 1B		K		FC4-6 L4-3 1-2f		4	0	1	0	0	1	1
Nate Colbert, R (1, 3) OBP: 0.275, SLG: 0.436		5-3		K		F6		L4-3 1-2		4	0	0	0	0	1	2
Larry Stahl, L (1, 9) OBP: 0.291, SLG: 0.312		K		1-2 1B		2B			3B 1B	4	1	3	0	0	1	0
Fred Kendall, R (1, 2) OBP: 0.247, SLG: 0.259		F3		K		4-3			K	4	0	0	0	0	2	4
Johnny Jeter, R (1, 8) OBP: 0.280, SLG: 0.378			E6 SH1-3		SH2-4 1B		FC5-4 1B		1-H SF8 3B	4	1	3	1	0	0	0
Enzo Hernandez, R (1, 6) OBP: 0.233, SLG: 0.229 Ed Spiezio, R (7, PH) (8, 5) OBP: 0.174, SLG: 0.273			SH1-3 2-3		SH2-4 1-2 1B		FC5-4 1-2f		SF8 3-H	1 1	0 0	1 0	0 1	0 0	0 0	0 1
Steve Arlin, R (1, 1) OBP: 0.148, SLG: 0.200 Mike Kilkenny, R (7, 1) Curt Blefary, L (7, PH) OBP: 0.278, SLG: 0.303 Mark Schaeffer, L (8, 1) Jerry Morales, R (9, PH) OBP: 0.325, SLG: 0.412			K		SH2-4 1-2 2-3		F8		1B	1 0 1 0 1	0 0 0 0 0	0 0 0 0 1	0 0 0 0 0	0 0 0 0 0	1 0 0 0 0	1 0 1 0 0
Inning Stats	R: 0 E: 0 K: 0 S: 3 H: 0 LOB: 0 BB: 0 P: 3	R: 0 E: 0 K: 1 S: 5 H: 0 LOB: 0 BB: 0 P: 5	R: 0 E: 1 K: 1 S: 6 H: 0 LOB: 1 BB: 0 P: 6	R: 0 E: 0 K: 2 S: 9 H: 2 LOB: 2 BB: 0 P: 9	R: 0 E: 0 K: 0 S: 5 H: 2 LOB: 2 BB: 0 P: 5	R: 0 E: 0 K: 1 S: 6 H: 1 LOB: 1 BB: 0 P: 6	R: 0 E: 0 K: 0 S: 4 H: 1 LOB: 1 BB: 0 P: 4	R: 0 E: 0 K: 0 S: 3 H: 1 LOB: 0 BB: 0 P: 3	R: 2 E: 0 K: 1 S: 8 H: 3 LOB: 1 BB: 0 P: 8	1B: 8 2B: 2 3B: 1 HR: 0	SF: 1 SAC: 2 DP: 1 HBP: 0						

	AB	34
	R	2
	H	10
	RBI	2
	BB	0
	SO	6
	LOB	17

WP: 0 PB: 0 SB: 0 CS: 0 PA: 37

PITCHER		IP	WLS	BF	H	R	ER	SO	BB	IBB	HBP	BLK	WP	HR	S	P	ERA	WHIP
Bob Moose, R ERA: 3.24	(1, 1)	9.0	W	37	10	2	2	6	0	0	0	0	0	0	49	49	2.00	1.111

PITCHER	IP	WLS	BF	H	R	ER	SO	BB	IBB	HBP	BLK	WP	HR	S	P	ERA	WHIP

Pittsburgh Pirates @ Los Angeles Dodgers

Dodger Stadium, Los Angeles, CA

Fri Jun 09 1972, 7:05 PM PDT

Att. 35,078 - Unknown

TOP

livebaseballscorecards.com

Batter	1	2	3	4	5	6	7	8	9	AB	R	H	RBI	BB	SO	LOB
Rennie Stennett, R (1, 4) OBP: 0.354, SLG: 0.520	E4	1B		F3		6-3			F8	5	1	1	0	0	0	1
Vic Davalillo, L (1, 7) OBP: 0.433, SLG: 0.517	1B	K		1B		F9			4-3	5	1	2	0	0	1	2
Roberto Clemente, R (1, 9) OBP: 0.372, SLG: 0.476	1B	1B		4-3			G4-6-3		1-3	5	1	3	1	0	0	1
Willie Stargell, L (1, 3) OBP: 0.386, SLG: 0.640	E FC6 1B	K			5-3		G4-6-3			4	1	1	1	0	1	3
Al Oliver, L (1, 8) OBP: 0.362, SLG: 0.428	E E	4-3			FC3-6		G3			4	1	2	1	0	0	2
Richie Hebner, L (1, 5) OBP: 0.371, SLG: 0.496	K		F2		FC3-6			1B		4	0	1	0	0	1	3
Manny Sanguillen, R (1, 2) OBP: 0.356, SLG: 0.441	E5 FC6		6-3		5-3			F9		4	0	0	0	0	0	4
Jackie Hernandez, R (1, 6) OBP: 0.261, SLG: 0.301	FC6		4-3			6-3 SH3-4		K		4	0	1	1	0	1	2
Steve Blass, R (1, 1) OBP: 0.226, SLG: 0.233	K			K		SH3-4		5-3		3	0	0	0	0	2	2
Inning Stats	R: 5 E: 3 K: 2 S: 13	H: 4 LOB: 1 BB: 0 P: 13	R: 0 E: 0 K: 2 S: 9	H: 2 LOB: 2 BB: 0 P: 9	R: 0 E: 0 K: 0 S: 3	H: 0 LOB: 0 BB: 0 P: 3	R: 0 E: 0 K: 1 S: 6	H: 1 LOB: 1 BB: 0 P: 6	R: 0 E: 0 K: 0 S: 4	H: 1 LOB: 1 BB: 0 P: 4	R: 0 E: 0 K: 0 S: 4	H: 1 LOB: 0 BB: 0 P: 4	R: 0 E: 0 K: 0 S: 3	H: 1 LOB: 0 BB: 0 P: 3	R: 0 E: 0 K: 1 S: 6	H: 1 LOB: 1 BB: 0 P: 6	R: 0 E: 0 K: 0 S: 3	H: 0 LOB: 0 BB: 0 P: 3	1B: 11 2B: 0 3B: 0 HR: 0	SF: 0 SAC: 1 DP: 1 HBP: 0	WP: 0 PB: 0 SB: 0 CS: 0	PA: 39

PITCHER		IP	WLS	BF	H	R	ER	SO	BB	IBB	HBP	BLK	WP	HR	S	P	ERA	WHIP
Don Sutton, R	(1, 1)	7.0	L	32	10	5	2	5	0	0	0	0	0	0	42	42	2.57	1.429
ERA: 1.25																		
Hoyt Wilhelm, R	(8, 1)	2.0		7	1	0	0	1	0	0	0	0	0	0	9	9	0.00	0.500
ERA: 3.38																		

PITCHER	IP	WLS	BF	H	R	ER	SO	BB	IBB	HBP	BLK	WP	HR	S	P	ERA	WHIP

Pittsburgh Pirates @ Los Angeles Dodgers

Dodger Stadium, Los Angeles, CA

Fri Jun 09 1972, 7:05 PM PDT

Att. 35,078 - Unknown

livebaseballscorecards.com

BOTTOM

Batter	1	2	3	4	5	6	7	8	9	AB	R	H	RBI	BB	SO	LOB
Bobby Valentine, R (1, 4) OBP: 0.336, SLG: 0.379	BB BB BB		4-3 ①		6-3 ②		F3 ③			3	0	0	0	1	0	0
Bill Buckner, L (1, 3) OBP: 0.360, SLG: 0.352	BB 1-2 BB		BB 1B		F3 ③			6-3 ①		3	0	1	0	1	0	0
Willie Davis, L (1, 8) OBP: 0.272, SLG: 0.392	K ①		F7 ②			4-3 ①		F9 ②		4	0	0	0	0	1	3
Frank Robinson, R (1, 9) OBP: 0.400, SLG: 0.500	F5 ②		BB 1-2			HR		5-3 ③		3	1	1	1	1	0	2
Willie Crawford, L (1, 7) OBP: 0.297, SLG: 0.458	BB 1-2 2-3		K ③			BB			G6-4-3 1B	2	0	1	0	2	1	2
Steve Garvey, R (1, 5) OBP: 0.313, SLG: 0.397	F3 ③			6-3 ①		L4 ②			G6-4-3 ①② 1-2f	4	0	0	0	0	0	5
Duke Sims, L (1, 2) OBP: 0.269, SLG: 0.274		L8 ①		L9 ②		L4 ③			P6 ③	4	0	0	0	0	0	1
Bill Russell, R (1, 6) OBP: 0.300, SLG: 0.401		F6 ②		4-3 ③			F8 ①			3	0	0	0	0	0	0
Don Sutton, R (1, 1) OBP: 0.212, SLG: 0.161 Billy Grabarkewitz, R (7, PH) OBP: 0.283, SLG: 0.211 Hoyt Wilhelm, R (8, 1)		K ③			K ①		K ②			2 1 0	0 0 0	0 0 0	0 0 0	0 0 0	2 1 0	0 0 0

	AB	29
	R	1
	H	3
	RBI	1
	BB	5
	SO	5
	LOB	13

Inning Stats	1	2	3	4	5	6	7	8	9	1B: 2	SF: 0	WP: 0	PA: 34
R:	0	0	0	0	0	1	0	0	0	2B: 0	SAC: 0	PB: 0	
E:	0	0	0	0	0	0	0	0	0	3B: 0	DP: 1	SB: 0	
K:	1	1	1	0	1	0	1	0	0	HR: 1	HBP: 0	CS: 0	
S:	5	5	6	3	5	4	5	3	3				
H:	0	0	1	0	0	1	0	0	1				
LOB:	3	0	2	0	0	1	0	0	0				
BB:	3	0	1	0	0	1	0	0	0				
P:	17	5	10	3	5	8	5	3	3				

PITCHER		IP	WLS	BF	H	R	ER	SO	BB	IBB	HBP	BLK	WP	HR	S	P	ERA	WHIP
Steve Blass, R ERA: 2.88	(1, 1)	9.0	W	34	3	1	1	5	5	0	0	0	0	1	39	59	1.00	0.889

PITCHER	IP	WLS	BF	H	R	ER	SO	BB	IBB	HBP	BLK	WP	HR	S	P	ERA	WHIP

Pittsburgh Pirates @ Los Angeles Dodgers

Dodger Stadium, Los Angeles, CA

Sat Jun 10 1972, 7:05 PM PDT

Att. 38,937 - Unknown

TOP

livebaseballscorecards.com

Batter	1	2	3	4	5	6	7	8	9	AB	R	H	RBI	BB	SO	LOB
Bill Mazeroski, R (1, 4) OBP: 0.308, SLG: 0.222	F3 1B 2B		F8			6-3		4-3		4	1	1	0	0	0	0
Rennie Stennett, R (1, 8) OBP: 0.350, SLG: 0.510	F3 2-3		F9			6-3		1B		4	0	1	0	0	0	1
Roberto Clemente, R (1, 9) OBP: 0.369, SLG: 0.471	FC6-4 1B 3-H			4-3		4-3		F8		4	0	1	1	0	0	1
Willie Stargell, L (1, 7) OBP: 0.383, SLG: 0.630 Vic Davalillo, L (9, PR) OBP: 0.433, SLG: 0.517	K			6-3			K		1-3 1B	4 0	0 0	1 0	0 0	0 0	2 0	1 0
Manny Sanguillen, R (1, 2) OBP: 0.359, SLG: 0.440	FC6-4 1-2f			1B			1B BB		1-3 1-2	3	0	1	0	1	0	2
Jose Pagan, R (1, 5) OBP: 0.356, SLG: 0.545		F9		F8			1B 1-3		F5	4	0	1	0	0	0	3
Bob Robertson, R (1, 3) OBP: 0.277, SLG: 0.227		F9			F9		IBB		F3	3	0	0	0	1	0	2
Jackie Hernandez, R (1, 6) OBP: 0.253, SLG: 0.291		4-3			4-3		4-3			3	0	0	0	0	0	2
Luke Walker, L (1, 1)			6-3		K			K		3	0	0	0	0	2	0

	AB	32
	R	1
	H	6
	RBI	1
	BB	2
	SO	4
	LOB	12

Inning Stats	1	2	3	4	5	6	7	8	9
	R: 1 E: 0 K: 1 S: 7	R: 0 E: 0 K: 0 S: 3	R: 0 E: 0 K: 0 S: 3	R: 0 E: 0 K: 0 S: 4	R: 0 E: 0 K: 1 S: 5	R: 0 E: 0 K: 0 S: 3	R: 0 E: 0 K: 1 S: 5	R: 0 E: 0 K: 1 S: 6	R: 0 E: 0 K: 0 S: 4
	H: 2 LOB: 1 BB: 0 P: 7	H: 0 LOB: 0 BB: 0 P: 3	H: 0 LOB: 0 BB: 0 P: 3	H: 1 LOB: 1 BB: 0 P: 4	H: 0 LOB: 0 BB: 0 P: 5	H: 0 LOB: 0 BB: 0 P: 3	H: 1 LOB: 2 BB: 2 P: 13	H: 1 LOB: 1 BB: 0 P: 6	H: 1 LOB: 2 BB: 0 P: 4

	1B: 5	SF: 0
	2B: 1	SAC: 0
	3B: 0	DP: 0
	HR: 0	HBP: 0

	WP: 0	PA: 34
	PB: 0	
	SB: 0	
	CS: 0	

PITCHER		IP	WLS	BF	H	R	ER	SO	BB	IBB	HBP	BLK	WP	HR	S	P	ERA	WHIP
Claude Osteen, L ERA: 1.44	(1, 1)	8.1	W	32	6	1	1	4	1	1	0	0	0	0	38	46	1.08	0.840
Jim Brewer, L ERA: 1.13	(9, 1)	0.2	S	2	0	0	0	0	0	0	0	0	0	0	2	2	0.00	0.000

PITCHER	IP	WLS	BF	H	R	ER	SO	BB	IBB	HBP	BLK	WP	HR	S	P	ERA	WHIP

Batter	1	2	3	4	5	6	7	8	9	AB	R	H	RBI	BB	SO	LOB
Maury Wills, S (1, 6) OBP: 0.171, SLG: 0.167	L9		G6-3 1-2f			SH3-4 1-2		SH1-4 1B 1B		3	1	1	0	0	0	1
Bill Buckner, L (1, 3) OBP: 0.360, SLG: 0.361	4-3			2B		4-3 2-H		SH1-4 1-2		3	0	1	1	0	0	0
Manny Mota, R (1, 7) OBP: 0.336, SLG: 0.467	4-3			6-3		BB BBB 4-0		G4-3 2-H 1B		3	0	1	1	1	0	1
Frank Robinson, R (1, 9) OBP: 0.397, SLG: 0.493		BB 1B		5-3		F7		G4-3 1-2f		4	0	1	0	0	0	3
Wes Parker, S (1, 8) OBP: 0.354, SLG: 0.291		K SSS		4-3			K SSS			3	0	0	0	0	2	2
Steve Garvey, R (1, 5) OBP: 0.325, SLG: 0.405		G5-4-3 1-2 BB BBBB 4-0			G6-4-3 1B		FC 1B			2	0	2	0	1	0	0
Bobby Valentine, R (1, 4) OBP: 0.328, SLG: 0.368		G5-4-3 1-2f			G6-4-3 1-2f		FC 1-2			3	0	0	0	0	0	4
Chris Cannizzaro, R (1, 2) OBP: 0.309, SLG: 0.311			K SSS		4-3		F8			3	0	0	0	0	1	2
Claude Osteen, L (1, 1) OBP: 0.321, SLG: 0.357 Jim Brewer, L (9, 1)			G6-3 1B			WP SH3-4 4-3 1B	F8			3 0	1 0	2 0	0 0	0 0	0 0	2 0
Inning Stats	R: 0 E: 0 K: 0 S: 3 H: 0 LOB: 0 BB: 0 P: 3	R: 0 E: 0 K: 1 S: 5 H: 1 LOB: 1 BB: 1 P: 9	R: 0 E: 0 K: 1 S: 5 H: 1 LOB: 0 BB: 0 P: 5	R: 0 E: 0 K: 0 S: 4 H: 1 LOB: 1 BB: 0 P: 4	R: 0 E: 0 K: 0 S: 3 H: 1 LOB: 0 BB: 0 P: 3	R: 1 E: 0 K: 0 S: 4 H: 1 LOB: 1 BB: 1 P: 8	R: 0 E: 0 K: 1 S: 7 H: 1 LOB: 2 BB: 0 P: 7	R: 1 E: 0 K: 0 S: 4 H: 2 LOB: 0 BB: 0 P: 4		1B: 7 2B: 1 3B: 0 HR: 0 SF: 0 SAC: 2 DP: 4 HBP: 0						

PITCHER	IP	WLS	BF	H	R	ER	SO	BB	IBB	HBP	BLK	WP	HR	S	P	ERA	WHIP
Luke Walker, L (1, 1) ERA: 3.12	8.0	L	31	8	2	2	3	2	0	0	0	1	0	35	43	2.25	1.250

PITCHER	IP	WLS	BF	H	R	ER	SO	BB	IBB	HBP	BLK	WP	HR	S	P	ERA	WHIP

BOTTOM

Pittsburgh Pirates @ Los Angeles Dodgers

Dodger Stadium, Los Angeles, CA

Sat Jun 10 1972, 7:05 PM PDT

Att. 38,937 - Unknown

livebaseballscorecards.com

AB	27
R	2
H	8
RBI	2
BB	2
SO	3
LOB	15

TOP

Pittsburgh Pirates @ Los Angeles Dodgers

Dodger Stadium, Los Angeles, CA

Sun Jun 11 1972, 3:33 AM PDT

Att. 40,846 - Unknown

livebaseballscorecards.com

Batter	1	2	3	4	5	6	7	8	9	AB	R	H	RBI	BB	SO	LOB
Rennie Stennett, R (1, 7) OBP: 0.361, SLG: 0.523 Vic Davalillo, L (9, 7) OBP: 0.433, SLG: 0.517	L9		L8		1B 2B 2-H 3-H		FC4-6 1B		G3 1B	5	2	3	2	0	0	1
										0	0	0	0	0	0	0
Gene Alley, R (1, 6) OBP: 0.376, SLG: 0.299 (8, 5)	F8			K S S S	1B 2-H		FC4-6 S HR 1-2f		G3 1-2	5	1	1	1	0	1	2
Roberto Clemente, R (1, 9) OBP: 0.370, SLG: 0.486	K S S S			F4	F6		HR 1-H		1B 2-H	5	1	2	3	0	1	1
Manny Sanguillen, R (1, 2) OBP: 0.360, SLG: 0.444		6-3		1B		2B 1B FC4-6	F3		F4	5	1	2	0	0	0	1
Jose Pagan, R (1, 5) OBP: 0.365, SLG: 0.542 Jackie Hernandez, R (8, PR) OBP: 0.253, SLG: 0.291 (8, 6)		F8		K S S S		1B 2-3 FC4-6		FC5-4 1B		4	0	2	0	0	1	1
										0	0	0	0	0	0	0
Al Oliver, L (1, 8) OBP: 0.360, SLG: 0.424		K S S S			1B 2B 1B	FC4-6 1-2f 3-H		FC5-4 1-2f		4	1	1	1	0	1	2
Bob Robertson, R (1, 3) OBP: 0.268, SLG: 0.218			F5		K S S S	K S S S		F7		4	0	0	0	0	2	3
Bill Mazeroski, R (1, 4) OBP: 0.353, SLG: 0.308			1B		2B 1B 1-3	F7		F8		4	1	2	0	0	0	2
Bruce Kison, R (1, 1) OBP: 0.273, SLG: 0.364 Ramon Hernandez, S (8, 1) Dave Giusti, R (9, 1)			K S S S		5-3		6-3		K S S S	3	0	0	0	0	1	3
										1	0	0	0	0	1	0
										0	0	0	0	0	0	0

	AB	R	H	RBI	BB	SO	LOB
AB	**40**						
R	**7**						
H	**13**						
RBI	**7**						
BB	**0**						
SO	**8**						
LOB	**16**						

Inning Stats	1	2	3	4	5	6	7	8	9	1B: 10	SF: 0	WP: 0	PA: 40
	R: 0 H: 0 E: 0 LOB: 0 K: 1 BB: 0 S: 5 P: 5	R: 0 H: 0 E: 0 LOB: 0 K: 1 BB: 0 S: 5 P: 5	R: 0 H: 1 E: 0 LOB: 1 K: 1 BB: 0 S: 6 P: 6	R: 0 H: 1 E: 0 LOB: 1 K: 2 BB: 0 S: 8 P: 8	R: 3 H: 4 E: 0 LOB: 1 K: 1 BB: 0 S: 9 P: 9	R: 1 H: 2 E: 0 LOB: 0 K: 1 BB: 0 S: 7 P: 7	R: 2 H: 2 E: 0 LOB: 0 K: 0 BB: 0 S: 5 P: 5	R: 0 H: 1 E: 0 LOB: 1 K: 0 BB: 0 S: 4 P: 4	R: 1 H: 2 E: 0 LOB: 1 K: 1 BB: 0 S: 7 P: 7	2B: 2 3B: 0 HR: 1	SAC: 0 DP: 0 HBP: 0	PB: 0 SB: 1 CS: 0	

PITCHER		IP	WLS	BF	H	R	ER	SO	BB	IBB	HBP	BLK	WP	HR	S	P	ERA	WHIP
Al Downing, L ERA: 2.48	(1, 1)	4.2		20	6	3	3	6	0	0	0	0	0	0	32	32	5.79	1.286
Pete Mikkelsen, R ERA: 5.0	(5, 1)	2.1	L	12	5	3	3	1	0	0	0	0	0	1	14	14	11.57	2.143
Pete Richert, L ERA: 3.86	(8, 1)	2.0		8	2	1	1	1	0	0	0	0	0	0	10	10	4.50	1.000

PITCHER	IP	WLS	BF	H	R	ER	SO	BB	IBB	HBP	BLK	WP	HR	S	P	ERA	WHIP

Batter	1	2	3	4	5	6	7	8	9	AB	R	H	RBI	BB	SO	LOB
Maury Wills, S (1, 6) OBP: 0.187, SLG: 0.159	BBBB 4-0 FC6-4 BB		BBBB 4-0 IHR BB		SSS 0-3 ① K		x 0-0 ① F7		x 0-0 ② 4-3	3	1	0	0	2	1	0
Manny Mota, R (1, 7) OBP: 0.338, SLG: 0.496	x 0-0 ① F8		x 0-0 1-H IHR		x 0-0 ② F8		x 0-0 ② 5-3		x 0-0 1B 1B 2B	5	2	2	2	0	0	1
Willie Davis, L (1, 8) OBP: 0.281, SLG: 0.418 Bill Russell, R (7, PR) OBP: 0.300, SLG: 0.401 (8, 8) Wes Parker, S (9, PH) OBP: 0.359, SLG: 0.297	x 0-0 ② F7		x 0-0 1B		x 0-0 IHR		x 0-0 2B		x 0-0 1B 2-3 1B	4 0 1	1 0 0	3 0 1	1 0 0	0 0 0	0 0 0	1 0 0
Frank Robinson, R (1, 9) OBP: 0.391, SLG: 0.483	x 0-0 ③ FC6-4 1-2f		SSS 0-3 ② K		x 0-0 ③ F8		x 0-0 ③ F8		x 0-0 1-3 3-H 1B	5	0	1	1	0	1	3
Bill Buckner, L (1, 3) OBP: 0.361, SLG: 0.389		x 0-0 ① L9	x 0-0 ③ F7			x 0-0 HR		x 0-0 FC5-4 1B	x 0-0 ③ F8	5	1	2	1	0	0	3
Jim Lefebvre, S (1, 4) OBP: 0.289, SLG: 0.350		SSS 0-3 ② K		x 0-0 ① 3-1		x 0-0 ① F7		x 0-0 ① FC5-4 1-2f		4	0	0	0	0	1	1
Duke Sims, L (1, 2) OBP: 0.271, SLG: 0.267 Dick Dietz, R (8, PH) OBP: 0.326, SLG: 0.176 (9, 2)	BBBB 4-0 FC6-4 BB			SSS 0-3 ② K		x 0-0 ② F8		x 0-0 ② F8		2 1	0 0	0 0	0 0	1 0	1 0	0 1
Steve Garvey, R (1, 5) OBP: 0.329, SLG: 0.404	x 0-0 ③ FC6-4 1-2f			x 0-0 PB 1B		BBBB 4-0 BB		x 0-0 ③ F8		3	0	1	0	1	0	2
Al Downing, R (1, 1) OBP: 0.143, SLG: 0.148 Pete Mikkelsen, R (5, 1) Pete Richert, L (8, 1) OBP: 0.667, SLG: 0.667 Bobby Valentine, R (9, PH) OBP: 0.325, SLG: 0.364			SSS 0-3 ① K	SSS 0-3 ③ K 1-2		SSS 0-3 ③ K			SSS 0-3 ① K	2 1 0 1	0 0 0 0	0 0 0 0	0 0 0 0	0 1 0 1	2 1 0 0	1 1 0 0
Inning Stats	R: 0 E: 0 K: 0 S: 3 H: 0 LOB: 1 BB: 1 P: 7	R: 0 E: 0 K: 1 S: 5 H: 0 LOB: 1 BB: 1 P: 9	R: 2 E: 0 K: 2 S: 9 H: 2 LOB: 1 BB: 1 P: 13	R: 0 E: 0 K: 2 S: 8 H: 1 LOB: 1 BB: 0 P: 8	R: 1 E: 0 K: 1 S: 6 H: 1 LOB: 0 BB: 0 P: 6	R: 1 E: 0 K: 1 S: 6 H: 1 LOB: 1 BB: 1 P: 10	R: 0 E: 0 K: 0 S: 4 H: 1 LOB: 1 BB: 0 P: 4	R: 0 E: 0 K: 0 S: 4 H: 1 LOB: 1 BB: 0 P: 4	R: 1 E: 0 K: 1 S: 8 H: 3 LOB: 2 BB: 0 P: 8	1B: 5 2B: 2 3B: 0 HR: 3	SF: 0 SAC: 0 DP: 0 HBP: 0			WP: 0 PB: 1 SB: 0 CS: 0	PA: 41		

PITCHER		IP	WLS	BF	H	R	ER	SO	BB	IBB	HBP	BLK	WP	HR	S	P	ERA	WHIP
Bruce Kison, R ERA: 2.45	(1, 1)	7.0	W	31	6	4	4	7	4	0	0	0	0	1	41	57	5.14	1.429
Ramon Hernandez, L ERA: 0.72	(8, 1)	1.2		8	3	1	1	1	0	0	0	0	0	0	10	10	5.40	1.800
Dave Giusti, R ERA: 3.14	(9, 1)	0.1	S	2	1	0	0	0	0	0	0	0	0	0	2	2	0.00	3.000

PITCHER	IP	WLS	BF	H	R	ER	SO	BB	IBB	HBP	BLK	WP	HR	S	P	ERA	WHIP

BOTTOM

Pittsburgh Pirates @ Los Angeles Dodgers

Dodger Stadium, Los Angeles, CA

Sun Jun 11 1972, 3:33 AM PDT

Att. 40,846 - Unknown

livebaseballscorecards.com

AB	37
R	5
H	10
RBI	5
BB	4
SO	8
LOB	14

Batter	1	2	3	4	5	6	7	8	9	AB	R	H	RBI	BB	SO	LOB
Bobby Bonds, R (1, 9) OBP: 0.324, SLG: 0.472	S S S 0-3 ① K		x 0-0 1B E 1-2 1B		B B B B 4-0 BB		x 0-0 ③ L6			3	1	1	0	1	1	1
Chris Speier, R (1, 6) OBP: 0.343, SLG: 0.416	x 0-0 1B		x 0-0 E5 1-H 2-H 1B		x 0-0 ③ F9			B B B B 4-0 CS BB		3	0	2	1	1	0	1
Ken Henderson, S (1, 7) OBP: 0.276, SLG: 0.333	x 0-0 ② F8		x 0-0 ② F4			x 0-0 ① 4-3		x 0-0 ① F8		4	0	0	0	0	0	3
Willie McCovey, L (1, 3) OBP: 0.261, SLG: 0.350	x 0-0 ③ 4-3		x 0-0 ③ G3			x 0-0 ② G3		x 0-0 ② F5		4	0	0	0	0	0	3
Dave Kingman, R (1, 5) OBP: 0.304, SLG: 0.483		x 0-0 ① F8		x 0-0 ① F8		x 0-0 ③ F8		0-0 ③ CS 1-2	x 0-0 ① F5	4	0	0	0	0	0	0
Dave Rader, L (1, 2) OBP: 0.282, SLG: 0.315		x 0-0 ② 5-3		x 0-0 ② 3-1			x 0-0 1B SF7 1B		x 0-0 ② 4-3	4	1	1	0	0	0	0
Garry Maddox, R (1, 8) OBP: 0.274, SLG: 0.413		x 0-0 ③ F9		x 0-0 ③ L4			x 0-0 SF7 1-3 1B		x 0-0 ③ F4	4	0	1	0	0	0	0
Tito Fuentes, S (1, 4) OBP: 0.296, SLG: 0.369			x 0-0 1B 1B		x 0-0 ① L4		x 0-0 ① SF7 1-2 3-H			2	1	1	1	0	0	0
Sam McDowell, L (1, 1) OBP: 0.162, SLG: 0.194			x 0-0 ① L7		S S S 0-3 ② K		x 0-0 ② L7			3	0	0	0	0	1	2
Inning Stats	R: 0 E: 0 K: 1 S: 6 H: 1 LOB: 1 BB: 0 P: 6	R: 0 E: 0 K: 0 S: 3 H: 0 LOB: 0 BB: 0 P: 3	R: 2 E: 1 K: 0 S: 6 H: 3 LOB: 1 BB: 0 P: 6	R: 0 E: 0 K: 0 S: 3 H: 0 LOB: 0 BB: 0 P: 3	R: 0 E: 0 K: 1 S: 5 H: 0 LOB: 1 BB: 1 P: 9	R: 0 E: 0 K: 0 S: 3 H: 0 LOB: 0 BB: 0 P: 3	R: 1 E: 0 K: 0 S: 5 H: 2 LOB: 1 BB: 0 P: 5	R: 0 E: 0 K: 0 S: 2 H: 0 LOB: 0 BB: 1 P: 6	R: 0 E: 0 K: 0 S: 3 H: 0 LOB: 0 BB: 0 P: 3	1B: 6 2B: 0 3B: 0 HR: 0	SF: 1 SAC: 0 DP: 0 HBP: 0						

PITCHER		IP	WLS	BF	H	R	ER	SO	BB	IBB	HBP	BLK	WP	HR	S	P	ERA	WHIP
Dock Ellis, R ERA: 2.36	(1, 1)	7.0	L	28	6	3	2	2	1	0	0	0	0	0	31	35	2.57	1.000
Ramon Hernandez, L ERA: 0.67	(8, 1)	2.0		6	0	0	0	0	1	0	0	0	0	0	5	9	0.00	0.500

PITCHER	IP	WLS	BF	H	R	ER	SO	BB	IBB	HBP	BLK	WP	HR	S	P	ERA	WHIP

TOP

San Francisco Giants @ Pittsburgh Pirates

Three Rivers Stadium, Pittsburgh, PA

Wed Jun 14 1972, 7:05 PM EDT

Att. 14,552 - Unknown

livebaseballscorecards.com

AB	31
R	3
H	6
RBI	2
BB	2
SO	2
LOB	10

WP: 0 PA: 35
PB: 0
SB: 0
CS: 1

Batter	1	2	3	4	5	6	7	8	9	AB	R	H	RBI	BB	SO	LOB
Dave Cash, R (1, 4) OBP: 0.330, SLG: 0.416	S S S 0-3 K ①		x 0-0 F9 ③		x 0-0 F8 ②			B B B B 4-0 L4-3 BB		3	0	0	0	1	1	2
Gene Clines, R (1, 7) OBP: 0.372, SLG: 0.407	S S S 0-3 K ②			x 0-0 E 1B 1B	x 0-0 L6-3 ③			x 0-0 L4 ①		4	1	1	0	0	1	2
Roberto Clemente, R (1, 9) OBP: 0.367, SLG: 0.481	x 0-0 6-3 ③			x 0-0 E4 SH5-3 1B 1-2		x 0-0 L4-3 1B		x 0-0 L4-3 ②③ 1-2		4	0	1	0	0	0	2
Manny Sanguillen, R (1, 2) OBP: 0.358, SLG: 0.440		x 0-0 F9 ①		x 0-0 SH5-3 1-2 2-H 1B		x 0-0 L4-3 ①② 1-2			x 0-0 F8 ①	4	0	1	1	0	0	1
Jose Pagan, R (1, 5) OBP: 0.348, SLG: 0.516		x 0-0 6-3 ②		x 0-0 SH5-3 ① 1-2 2-3		x 0-0 5-3 ③			x 0-0 5-3 ②	3	0	0	0	0	0	0
Al Oliver, L (1, 8) OBP: 0.354, SLG: 0.416		x 0-0 F8 ③		x 0-0 F5 ②			x 0-0 F4 ①		x 0-0 G1 ③	4	0	0	0	0	0	2
Bob Robertson, R (1, 3) OBP: 0.262, SLG: 0.212			x 0-0 6-3 ①	S S S 0-3 K ③			x 0-0 E6			3	0	0	0	0	1	2
Gene Alley, R (1, 6) OBP: 0.375, SLG: 0.300			x 0-0 5-3 ②		x 0-0 1B		x 0-0 F6 ②			3	0	1	0	0	0	1
Dock Ellis, S (1, 1) OBP: 0.143, SLG: 0.143 Rennie Stennett, R (7, PH) OBP: 0.358, SLG: 0.519 Ramon Hernandez, S (8, 1)			x 0-0 1B	S S S 0-3 K ①			x 0-0 F4 ③			2 1 0	0 0 0	1 0 0	0 0 0	0 0 0	1 0 0	1 1 0
Inning Stats	R: 0 E: 0 K: 2 S: 7 H: 0 LOB: 0 BB: 0 P: 7	R: 0 E: 0 K: 0 S: 3 H: 0 LOB: 0 BB: 0 P: 3	R: 0 E: 0 K: 0 S: 4 H: 1 LOB: 1 BB: 0 P: 4	R: 1 E: 1 K: 1 S: 8 H: 2 LOB: 2 BB: 0 P: 8	R: 0 E: 0 K: 1 S: 6 H: 1 LOB: 1 BB: 0 P: 6	R: 0 E: 0 K: 0 S: 3 H: 1 LOB: 0 BB: 0 P: 3	R: 0 E: 1 K: 0 S: 4 H: 0 LOB: 1 BB: 0 P: 4	R: 0 E: 0 K: 0 S: 2 H: 0 LOB: 0 BB: 1 P: 6	R: 0 E: 0 K: 0 S: 3 H: 0 LOB: 0 BB: 0 P: 3	1B: 5 2B: 2 3B: 0 HR: 0	SF: 0 SAC: 1 DP: 2 HBP: 0						

PITCHER	IP	WLS	BF	H	R	ER	SO	BB	IBB	HBP	BLK	WP	HR	S	P	ERA	WHIP
Sam McDowell, L (1, 1) ERA: 4.37	9.0	W	33	5	1	1	4	1	0	0	0	0	0	40	44	1.00	0.667

PITCHER	IP	WLS	BF	H	R	ER	SO	BB	IBB	HBP	BLK	WP	HR	S	P	ERA	WHIP

BOTTOM

San Francisco Giants @ Pittsburgh Pirates

Three Rivers Stadium, Pittsburgh, PA

Wed Jun 14 1972, 7:05 PM EDT

Att. 14,552 - Unknown

livebaseballscorecards.com

AB	31
R	1
H	5
RBI	1
BB	1
SO	4
LOB	14

1B: 5	SF: 0	WP: 0	PA: 33
2B: 2	SAC: 1	PB: 0	
3B: 0	DP: 2	SB: 0	
HR: 0	HBP: 0	CS: 0	

San Francisco Giants @ Pittsburgh Pirates

Three Rivers Stadium, Pittsburgh, PA

Thu Jun 15 1972, 7:05 PM EDT

Unknown

TOP

livebaseballscorecards.com

Batter	1	2	3	4	5	6	7	8	9	AB	R	H	RBI	BB	SO	LOB
Bobby Bonds, R (1, 9) OBP: 0.323, SLG: 0.468	F9		S, 2-H, 1B			F8		G3		4	0	1	1	0	0	1
Chris Speier, R (1, 6) OBP: 0.342, SLG: 0.413	K		F9, 1-2			F9			FC4-6, 1B	4	0	1	0	0	1	1
Ken Henderson, S (1, 7) OBP: 0.271, SLG: 0.326	1-3			F8		F7			FC4-6, BB, 1B, 1-2f	4	0	0	0	0	0	1
Willie McCovey, L (1, 3) OBP: 0.280, SLG: 0.349		G5-4-3, BB		K			K		BB, 1-2, 1B	3	0	1	0	1	2	0
Damaso Blanco, R (9, PR) OBP: 0.667, SLG: 0.667										0	0	0	0	0	0	0
Dave Kingman, R (1, 5) OBP: 0.303, SLG: 0.476		G5-4-3, 1-2f		3-1			F2		1-2, 2-3, BB	3	0	0	0	1	0	1
Dave Rader, L (1, 2) OBP: 0.274, SLG: 0.305		4-3			F8		K		L7	4	0	0	0	0	1	3
Garry Maddox, R (1, 8) OBP: 0.273, SLG: 0.416			L5		2B			F8	K	4	0	1	0	0	1	3
Tito Fuentes, S (1, 4) OBP: 0.297, SLG: 0.368			E4, 1B, 1B		4-3			L7		3	1	1	0	0	0	1
Steve Stone, R (1, 1) OBP: 0.160, SLG: 0.125			6-3		K			1B		2	0	0	0	0	1	2
Jim Barr, R (6, 1)										0	0	0	0	0	0	0
Jim Howarth, L (8, PH) OBP: 0.404, SLG: 0.368										1	0	1	0	0	0	0
Randy Moffitt, R (8, 1)										0	0	0	0	0	0	0

	AB	32
	R	1
	H	6
	RBI	1
	BB	2
	SO	6
	LOB	13

Inning Stats	1	2	3	4	5	6	7	8	9
	R: 0 E: 0 K: 1 S: 5	H: 0 LOB: 0 BB: 0 P: 5	R: 0 E: 0 K: 0 S: 2	H: 0 LOB: 0 BB: 1 P: 6	R: 1 E: 1 K: 0 S: 5	H: 2 LOB: 1 BB: 0 P: 5	R: 0 E: 0 K: 1 S: 5	H: 0 LOB: 0 BB: 0 P: 5	R: 0 E: 0 K: 1 S: 6	H: 1 LOB: 1 BB: 0 P: 6	R: 0 E: 0 K: 0 S: 3	H: 0 LOB: 0 BB: 0 P: 3	R: 0 E: 0 K: 2 S: 7	H: 0 LOB: 0 BB: 0 P: 7	R: 0 E: 0 K: 0 S: 4	H: 1 LOB: 1 BB: 0 P: 4	R: 0 E: 0 K: 1 S: 7	H: 2 LOB: 3 BB: 1 P: 11

	1B: 5	SF: 0	WP: 0	PA: 34
	2B: 1	SAC: 0	PB: 0	
	3B: 0	DP: 1	SB: 1	
	HR: 0	HBP: 0	CS: 0	

PITCHER		IP	WLS	BF	H	R	ER	SO	BB	IBB	HBP	BLK	WP	HR	S	P	ERA	WHIP
Nelson Briles, R ERA: 3.89	(1, 1)	8.1	W	31	6	1	0	5	1	0	0	0	0	0	40	44	0.00	0.840
Dave Giusti, R ERA: 3.07	(9, 1)	0.2	S	3	0	0	0	1	1	0	0	0	0	0	4	8	0.00	1.500

PITCHER	IP	WLS	BF	H	R	ER	SO	BB	IBB	HBP	BLK	WP	HR	S	P	ERA	WHIP

BOTTOM

San Francisco Giants @ Pittsburgh Pirates

Three Rivers Stadium, Pittsburgh, PA

Thu Jun 15 1972, 7:05 PM EDT

Unknown

livebaseballscorecards.com

Batter	1	2	3	4	5	6	7	8	9	AB	R	H	RBI	BB	SO	LOB
Dave Cash, R (1, 4) OBP: 0.326, SLG: 0.410	6-3		FC6-4 1B	F9		F9 1-2		F9		5	0	1	0	0	0	3
Vic Davalillo, L (1, 9) OBP: 0.416, SLG: 0.495	K		FC6-4 1-2f		K		1-3			4	0	0	0	0	2	1
Al Oliver, L (1, 8) OBP: 0.352, SLG: 0.410	4-3		F7		3B BB		6-3			3	1	0	0	1	0	1
Willie Stargell, L (1, 7) OBP: 0.391, SLG: 0.645 Gene Clines, R (7, PR) OBP: 0.372, SLG: 0.407 (8, 7)		F9 BB 1B	4-3		1-H SF7 3B		1B 1B			4 0	1 0	3 0	1 0	0 0	0 0	1 0
Richie Hebner, L (1, 5) OBP: 0.387, SLG: 0.500		F9 1-2 BB		2B BB	BB		1-2 1B			1	1	1	0	3	0	0
Bob Robertson, R (1, 3) OBP: 0.254, SLG: 0.206		F9 1-2 2-3		K	SF7 3-H		1-3			3	0	0	1	0	1	5
Milt May, L (1, 2) OBP: 0.250, SLG: 0.250		F3		1-H 2B 2B	F8			4-3		4	1	1	1	0	0	3
Gene Alley, R (1, 6) OBP: 0.389, SLG: 0.323		IBB		2-H 2B		CS 1B		E5 SH3		3	0	2	1	1	0	0
Nelson Briles, R (1, 1) OBP: 0.059, SLG: 0.125 Dave Giusti, R (9, 1)		K		K		K		SH3 1-2		3 0	0 0	0 0	0 0	0 0	3 0	5 0
Inning Stats	R: 0 E: 0 K: 1 S: 5 H: 0 LOB: 0 BB: 0 P: 5	R: 0 E: 0 K: 1 S: 6 H: 1 LOB: 3 BB: 2 P: 14	R: 0 E: 0 K: 0 S: 4 H: 1 LOB: 1 BB: 0 P: 4	R: 2 E: 0 K: 2 S: 9 H: 2 LOB: 1 BB: 1 P: 13	R: 2 E: 0 K: 1 S: 6 H: 1 LOB: 1 BB: 2 P: 14	R: 0 E: 0 K: 1 S: 5 H: 1 LOB: 0 BB: 0 P: 5	R: 0 E: 0 K: 0 S: 5 H: 2 LOB: 2 BB: 0 P: 5	R: 0 E: 1 K: 0 S: 4 H: 0 LOB: 1 BB: 0 P: 4		1B: 5 2B: 2 3B: 1 HR: 0	SF: 1 SAC: 1 DP: 0 HBP: 0						

	AB	30
	R	4
	H	8
	RBI	4
	BB	5
	SO	6
	LOB	19

WP: 0 PB: 0 SB: 0 CS: 1 PA: 37

PITCHER		IP	WLS	BF	H	R	ER	SO	BB	IBB	HBP	BLK	WP	HR	S	P	ERA	WHIP
Steve Stone, R ERA: 2.44	(1, 1)	5.0	L	26	6	4	4	5	4	1	0	0	0	0	31	51	7.20	2.000
Jim Barr, R ERA: 3.62	(6, 1)	2.0		7	2	0	0	1	0	0	0	0	0	0	9	9	0.00	1.000
Randy Moffitt, R ERA:	(8, 1)	1.0		4	0	0	0	0	0	0	0	0	0	0	4	4	0.00	0.000

PITCHER	IP	WLS	BF	H	R	ER	SO	BB	IBB	HBP	BLK	WP	HR	S	P	ERA	WHIP

San Francisco Giants @ Pittsburgh Pirates

Three Rivers Stadium, Pittsburgh, PA

Thu Jun 15 1972, 7:05 PM EDT

Att. 21,126 - Unknown

TOP

livebaseballscorecards.com

Batter	1	2	3	4	5	6	7	8	9	AB	R	H	RBI	BB	SO	LOB
Bobby Bonds, R (1, 9) OBP: 0.324, SLG: 0.464	K		BB		K		FC4-6 1B		K	4	0	1	1	1	3	2
Jim Howarth, L (1, 7) Randy Moffitt, R (7, 1) Willie McCovey, L (9, PH) OBP: 0.294, SLG: 0.364 Don Carrithers, R (9, PR) OBP: 0.091, SLG: 0.091	E S 1B		G4-6-3 1-2f			F6	FC4-6 1-2f		1B 2-H 3-H	4 0 1 0	1 0 0 0	1 0 1 0	0 0 2 0	0 0 0 0	0 0 0 0	2 0 0 0
Chris Speier, R (1, 6) OBP: 0.340, SLG: 0.410 Damaso Blanco, R (8, 6) OBP: 0.667, SLG: 0.667 Al Gallagher, R (9, PH) OBP: 0.388, SLG: 0.333	E1 1-H			5-3		HR 1B		4-3	1-2 1B	4 0 1	1 0 0	1 0 1	0 0 0	0 0 0	0 0 0	0 0 0
Ed Goodson, L (1, 3) OBP: 0.329, SLG: 0.458	L9			L7		1-H HR		1B	K	5	1	2	2	0	1	3
Dave Kingman, R (1, 5) OBP: 0.303, SLG: 0.476	K			E 2B		L7		K		4	1	1	0	0	2	2
Garry Maddox, R (1, 8) OBP: 0.279, SLG: 0.418		G4-6-3 1B		E6 2-H		G3		4-3		4	0	2	0	0	0	1
Tito Fuentes, S (1, 4) OBP: 0.296, SLG: 0.371		G4-6-3 1-2f		3-1			1B 2B		G3	4	1	1	0	0	0	2
Fran Healy, R (1, 2) OBP: 0.235, SLG: 0.222 Dave Rader, L (9, PH) OBP: 0.279, SLG: 0.310	K			3-4-1			6-3		2B 1B	3 1	0 1	0 1	0 1	1 0	1 0	1 0
Ron Bryant, S (1, 1) OBP: 0.136, SLG: 0.182 Jim Barr, R (1, 1) Chris Arnold, R (5, PH) OBP: 0.323, SLG: 0.364 Jerry Johnson, R (5, 1) Bernie Williams, R (7, PH) OBP: 0.196, SLG: 0.278 Don McMahon, R (7, 1) Ken Henderson, S (7, 7) OBP: 0.275, SLG: 0.335			F9		F3		K		1-3 1B 2B	0 1 1 0 1 0 0 1	0 0 0 0 0 0 0 1	0 0 0 0 0 0 0 1	0 0 0 0 0 1 0 0	0 0 0 0 0 1 0 0	0 0 0 0 0 0 0 0	0 0 0 0 0 1 0 0

	AB	39
	R	7
	H	13
	RBI	5
	BB	1
	SO	8
	LOB	14

Inning Stats	1	2	3	4	5	6	7	8	9	1B: 9	SF: 0	WP: 0	PA: 40
R:	1	0	0	1	0	2	1	0	2	2B: 3	SAC: 0	PB: 0	
E:	1	0	0	1	0	0	0	0	0	3B: 0	DP: 2	SB: 1	
LOB:	1	0	0	0	1	0	1	1	1	HR: 1	HBP: 0	CS: 0	
K:	2	1	0	0	1	0	1	1	2				
BB:	0	0	1	0	0	0	0	0	0				
S:	9	5	2	5	5	5	7	6	11				
P:	9	5	6	5	5	5	7	6	11				
H:	1	1	0	2	0	2	2	1	4				

PITCHER		IP	WLS	BF	H	R	ER	SO	BB	IBB	HBP	BLK	WP	HR	S	P	ERA	WHIP
Bob Moose, R ERA: 3.31	(1, 1)	6.2	W	28	8	5	3	5	1	0	0	0	0	1	37	41	4.05	1.350
Bob Miller, R ERA: 1.46	(7, 1)	2.0		11	5	2	2	2	0	0	0	0	0	0	15	15	9.00	2.500
Ramon Hernandez, L ERA: 0.66	(9, 1)	0.1	S	1	0	0	0	1	0	0	0	0	0	0	3	3	0.00	0.000

PITCHER	IP	WLS	BF	H	R	ER	SO	BB	IBB	HBP	BLK	WP	HR	S	P	ERA	WHIP

BOTTOM

San Francisco Giants @ Pittsburgh Pirates

Three Rivers Stadium, Pittsburgh, PA

Thu Jun 15 1972, 7:05 PM EDT

Att. 21,126 - Unknown

livebaseballscorecards.com

Batter	1	2	3	4	5	6	7	8	9	AB	R	H	RBI	BB	SO	LOB
Dave Cash, R (1, 4) OBP: 0.323, SLG: 0.401	BBBB 4-0 1B 1B BB	x 0-0 ② F4		x 0-0 ② 6-3		x 0-0 ③ F8		x 0-0 ② 5-3		4	1	0	0	1	0	0
Gene Clines, R (1, 7) OBP: 0.385, SLG: 0.424	x 0-0 6-3 1B 1-2 1B 1B	x 0-0 ③ L6-3		x 0-0 ③ L8			x 0-0 4-3 3B 2B	BBBB 4-0 FC6 BB		4	2	2	0	1	0	0
Roberto Clemente, R (1, 9) OBP: 0.368, SLG: 0.479	x 0-0 6-3 1-2 2-H 1B 1B		x 0-0 ① 4-3		x 0-0 HR 1B		x 0-0 ① 4-3 2-3	x 0-0 ③ FC6 1-2f		5	2	2	1	0	0	2
Manny Sanguillen, R (1, 2) OBP: 0.361, SLG: 0.451	x 0-0 ① 6-3 1-2 2-3		x 0-0 ① 1B 1B 1B		x 0-0 ① F4		x 0-0 1B 3-H 3B			4	2	2	1	0	0	3
Bob Robertson, R (1, 3) OBP: 0.269, SLG: 0.225	x 0-0 1B 2-H 3-H 1B 1B		x 0-0 1B 1-2 SF8 1B 1B		SSS 0-3 ② K		x 0-0 1B 3-H 1B 1B			4	1	3	3	0	1	1
Al Oliver, L (1, 8) OBP: 0.359, SLG: 0.431	x 0-0 1-2 1B		x 0-0 1-3 2-H 1B		x 0-0 1-H HR		x 0-0 ② F7			4	1	3	3	0	0	1
Jose Pagan, R (1, 5) OBP: 0.333, SLG: 0.500 Richie Hebner, L (7, PH) OBP: 0.390, SLG: 0.504 (8, 5)	x 0-0 ② L8		x 0-0 ② SF8 3-H		x 0-0 ③ F6		x 0-0 FC6-4 1-2 1B			2 1	0 0	0 1	1 0	0 0	0 0	2 0
Jackie Hernandez, R (1, 6) OBP: 0.242, SLG: 0.278	x 0-0 ③ F9		SSS 0-3 ③ K			x 0-0 ① F9	x 0-0 ③ FC6-4 1-2f			4	0	0	0	0	1	5
Bob Moose, R (1, 1) OBP: 0.207, SLG: 0.179 Bob Miller, R (7, 1) Ramon Hernandez, S (9, 1)		x 0-0 ① 6-3		x 0-0 ① 4-3		SSS 0-3 ② K		x 0-0 ① 6-3		3 1 0	0 0 0	0 0 0	0 0 0	0 0 0	1 0 0	0 0 0
Inning Stats	R: 3 E: 0 K: 0 S: 7 H: 4 LOB: 2 BB: 1 P: 11	R: 0 E: 0 K: 0 S: 3 H: 0 LOB: 0 BB: 0 P: 3	R: 2 E: 0 K: 1 S: 8 H: 3 LOB: 1 BB: 0 P: 8	R: 0 E: 0 K: 0 S: 3 H: 0 LOB: 0 BB: 0 P: 3	R: 2 E: 0 K: 1 S: 7 H: 2 LOB: 0 BB: 0 P: 7	R: 0 E: 0 K: 1 S: 5 H: 0 LOB: 0 BB: 0 P: 5	R: 2 E: 0 K: 0 S: 7 H: 4 LOB: 2 BB: 0 P: 7	R: 0 E: 0 K: 0 S: 3 H: 0 LOB: 1 BB: 1 P: 7		1B: 10 2B: 1 3B: 1 HR: 1	SF: 1 SAC: 0 DP: 0 HBP: 0					

	AB	36
	R	9
	H	13
	RBI	9
	BB	2
	SO	3
	LOB	14

WP: 0 PB: 0 SB: 0 CS: 0 PA: 39

PITCHER		IP	WLS	BF	H	R	ER	SO	BB	IBB	HBP	BLK	WP	HR	S	P	ERA	WHIP
Ron Bryant, L ERA: 3.27	(1, 1)	0.1	L	6	4	3	3	0	1	0	0	0	0	0	5	9	81.00	15.000
Jim Barr, R ERA: 3.73	(1, 1)	3.2		14	3	2	2	1	0	0	0	0	0	0	16	16	4.91	0.818
Jerry Johnson, R ERA: 7.71	(5, 1)	2.0		8	2	2	2	2	0	0	0	0	0	1	12	12	9.00	1.000
Don McMahon, R ERA: 3.72	(7, 1)	0.1		4	3	2	2	0	0	0	0	0	0	0	4	4	54.00	9.000
Randy Moffitt, R ERA:	(7, 1)	1.2		7	1	0	0	0	1	0	0	0	0	0	6	10	0.00	1.200

PITCHER	IP	WLS	BF	H	R	ER	SO	BB	IBB	HBP	BLK	WP	HR	S	P	ERA	WHIP

San Diego Padres @ Pittsburgh Pirates

Three Rivers Stadium, Pittsburgh, PA

Fri Jun 16 1972, 7:05 PM EDT

Att. 17,020 - Unknown

TOP

livebaseballscorecards.com

Batter	1	2	3	4	5	6	7	8	9	AB	R	H	RBI	BB	SO	LOB
Derrel Thomas, S (1, 4) OBP: 0.305, SLG: 0.308	G3		K			K			G3 1-6-3 2B 1B	4	1	1	0	0	2	0
Fred Stanley, R (1, 6) OBP: 0.350, SLG: 0.333	G4-6-3 1B		S 1B			6-3			1-6-3 1-2	4	0	2	0	0	0	1
Leron Lee, L (1, 7) OBP: 0.354, SLG: 0.517	G4-6-3 1-2f		K 1-2			K			G3 2-3	4	0	0	0	0	2	3
Nate Colbert, R (1, 3) OBP: 0.270, SLG: 0.422		1B BB		L8			6-3		3-H 2B	3	0	1	1	1	0	0
Larry Stahl, L (1, 9) OBP: 0.295, SLG: 0.372		F6		F7			K		4-3	4	0	0	0	0	1	2
Jerry Morales, R (1, 8) OBP: 0.340, SLG: 0.417		1-2 1B		F6			K			3	0	1	0	0	1	0
Dave Roberts, R (1, 5) OBP: 0.222, SLG: 0.296		L8			5-3			1-3		3	0	0	0	0	0	2
Pat Corrales, R (1, 2) OBP: 0.313, SLG: 0.154		K			F9			K		3	0	0	0	0	2	2
Fred Norman, S (1, 1) OBP: 0.222, SLG: 0.259			F8		F4			K		2	0	0	0	0	0	0
Cito Gaston, R (8, PH) OBP: 0.333, SLG: 0.429										1	0	0	0	0	1	0
Mike Corkins, R (8, 1)										0	0	0	0	0	0	0

	AB	31
	R	1
	H	5
	RBI	1
	BB	1
	SO	9
	LOB	10

Inning Stats	1	2	3	4	5	6	7	8	9
	R: 0 E: 0 K: 0 S: 3	R: 0 E: 0 K: 1 S: 6	R: 0 E: 0 K: 2 S: 8	R: 0 E: 0 K: 0 S: 3	R: 0 E: 0 K: 0 S: 3	R: 0 E: 0 K: 2 S: 7	R: 0 E: 0 K: 2 S: 7	R: 0 E: 0 K: 2 S: 7	R: 1 E: 0 K: 0 S: 5
	H: 1 LOB: 0 BB: 0 P: 3	H: 1 LOB: 2 BB: 1 P: 10	H: 1 LOB: 1 BB: 0 P: 8	H: 0 LOB: 0 BB: 0 P: 3	H: 0 LOB: 0 BB: 0 P: 3	H: 0 LOB: 0 BB: 0 P: 7	H: 0 LOB: 0 BB: 0 P: 7	H: 0 LOB: 0 BB: 0 P: 7	H: 2 LOB: 1 BB: 0 P: 5

| | | | | | | | | | |

BOTTOM

Batter	1	2	3	4	5	6	7	8	9	AB	R	H	RBI	BB	SO	LOB
Dave Cash, R (1, 4) OBP: 0.320, SLG: 0.393	S S S 0-3 K ①	x 0-0 F4 ③		B B B 4-0 3-1 1-2 BB		x 0-0 F7 ①		S S S 0-3 K ③		4	0	0	0	1	2	1
Al Oliver, L (1, 8) OBP: 0.361, SLG: 0.429	B B B B 4-0 1B FC BB		x 0-0 FC6-4 1B	x 0-0 3-1 ② 1-2 2-3		x 0-0 4-3 ②				3	1	1	0	1	0	2
Roberto Clemente, R (1, 9) OBP: 0.371, SLG: 0.476	x 0-0 FC 1-3 1B		x 0-0 FC6-4 ① 1-2f BB 1B	4-0 IBB		S S S 0-3 K ③				3	1	1	0	1	1	1
Willie Stargell, L (1, 7) OBP: 0.388, SLG: 0.634	x 0-0 FC 1-2 3-H		B B B 4-0 BLK 1B 1-2 BB	S S S 0-3 K ③			x 0-0 4-3 ①			3	0	0	1	1	1	4
Manny Sanguillen, R (1, 2) OBP: 0.364, SLG: 0.452	x 0-0 F7 ②		x 0-0 BLK 1-2 2-H 1B		x 0-0 L8 ①		x 0-0 1B			4	0	2	1	0	0	2
Bob Robertson, R (1, 3) OBP: 0.261, SLG: 0.217	x 0-0 F6 ③		x 0-0 F4 ② 1-2 2-3		x 0-0 5-3 ②		x 0-0 F2 ②			4	0	0	0	0	0	5
Jose Pagan, R (1, 5) OBP: 0.342, SLG: 0.515		x 0-0 1B	x 0-0 F6 ③		x 0-0 2B		x 0-0 F9 ③			4	0	2	0	0	0	3
Jackie Hernandez, R (8, 5) OBP: 0.242, SLG: 0.278										0	0	0	0	0	0	0
Gene Alley, R (1, 6) OBP: 0.384, SLG: 0.313		S S S 0-3 K ①		x 0-0 F8 ①	4-0 IBB			x 0-0 6-3 ①		3	0	0	0	1	1	1
Steve Blass, R (1, 1) OBP: 0.229, SLG: 0.235		S S S 0-3 K ②		x 0-0 3-1 BB 1B	x 0-0 5-3 ③			x 0-0 L8 ②		4	0	1	0	0	1	3
Inning Stats	R: 1 H: 1 E: 0 LOB: 2 K: 1 BB: 1 S: 7 P: 11	R: 0 H: 1 E: 0 LOB: 1 K: 2 BB: 0 S: 8 P: 8	R: 1 H: 2 E: 0 LOB: 2 K: 0 BB: 1 S: 5 P: 9	R: 0 H: 1 E: 0 LOB: 3 K: 1 BB: 2 S: 6 P: 14	R: 0 H: 1 E: 0 LOB: 2 K: 0 BB: 1 S: 4 P: 8	R: 0 H: 0 E: 0 LOB: 0 K: 1 BB: 0 S: 5 P: 5	R: 0 H: 1 E: 0 LOB: 1 K: 0 BB: 0 S: 4 P: 4	R: 0 H: 0 E: 0 LOB: 0 K: 1 BB: 0 S: 5 P: 5		1B: 6 SF: 0 2B: 1 SAC: 0 3B: 0 DP: 0 HR: 0 HBP: 0						

PITCHER		IP	WLS	BF	H	R	ER	SO	BB	IBB	HBP	BLK	WP	HR	S	P	ERA	WHIP
Fred Norman, L ERA: 2.77	(1, 1)	7.0	L	34	7	2	2	5	3	2	0	1	0	0	39	59	2.57	1.429
Mike Corkins, R ERA: 2.89	(8, 1)	1.0		3	0	0	0	1	0	0	0	0	0	0	5	5	0.00	0.000

PITCHER	IP	WLS	BF	H	R	ER	SO	BB	IBB	HBP	BLK	WP	HR	S	P	ERA	WHIP

San Diego Padres @ Pittsburgh Pirates

Three Rivers Stadium, Pittsburgh, PA

Fri Jun 16 1972, 7:05 PM EDT

Att. 17,020 - Unknown

livebaseballscorecards.com

AB	32
R	2
H	7
RBI	2
BB	5
SO	6
LOB	22

WP: 0 PA: 37
PB: 0
SB: 0
CS: 0

Batter	1	2	3	4	5	6	7	8	9	AB	R	H	RBI	BB	SO	LOB
Derrel Thomas, S (1, 4) OBP: 0.306, SLG: 0.313	G3 SF9 2B	L8		G3			CS 1B		4-3	3	1	1	0	0	0	1
Enzo Hernandez, R (6, 6) OBP: 0.238, SLG: 0.236										2	0	1	0	0	0	0
Fred Stanley, R (1, 6) (6, 4) OBP: 0.375, SLG: 0.333	G3 2-3		BB 2B 1B		K		1-2 HBP			3	1	1	0	0	1	1
Leron Lee, L (1, 7) OBP: 0.358, SLG: 0.514	1B 1B		B B B B 1-2 2B BB		L9		F8			3	1	1	0	1	0	1
Nate Colbert, R (1, 3) OBP: 0.274, SLG: 0.444	SF9 3-H		F8 1-H 2-H 2B		HR			5-3		3	1	2	4	0	0	0
Jerry Morales, R (1, 9) OBP: 0.337, SLG: 0.409	1-2 1B		F8 2-3		5-3			F4		4	0	1	0	0	0	1
Dave Roberts, R (1, 5) OBP: 0.226, SLG: 0.323	K		K			K		2B		4	0	1	0	0	3	3
Johnny Jeter, R (1, 8) OBP: 0.264, SLG: 0.352		6-3	4-3			L3		F8		4	0	0	0	0	0	2
Pat Corrales, R (1, 2) OBP: 0.300, SLG: 0.176		1B		4-3		F8			4-3	4	0	1	0	0	0	0
Clay Kirby, R (1, 1) OBP: 0.121, SLG: 0.094		K		1-6-3			K		6-3	4	0	0	0	0	2	1
Inning Stats	R: 1 E: 0 K: 1 S: 8 H: 3 LOB: 2 BB: 0 P: 8	R: 0 E: 0 K: 1 S: 6 H: 1 LOB: 1 BB: 0 P: 6	R: 2 E: 0 K: 1 S: 7 H: 2 LOB: 1 BB: 1 P: 11	R: 0 E: 0 K: 0 S: 3 H: 0 LOB: 0 BB: 0 P: 3	R: 1 E: 0 K: 1 S: 6 H: 1 LOB: 0 BB: 0 P: 6	R: 0 E: 0 K: 1 S: 5 H: 0 LOB: 0 BB: 0 P: 5	R: 0 E: 0 K: 1 S: 5 H: 1 LOB: 1 BB: 0 P: 6	R: 0 E: 0 K: 0 S: 4 H: 1 LOB: 1 BB: 0 P: 4	R: 0 E: 0 K: 0 S: 3 H: 0 LOB: 0 BB: 0 P: 3	1B: 5 2B: 3 3B: 0 HR: 1 SF: 1 SAC: 0 DP: 0 HBP: 1							

TOP

San Diego Padres @ Pittsburgh Pirates

Three Rivers Stadium, Pittsburgh, PA

Sat Jun 17 1972, 7:05 PM EDT

Att. 20,718 - Unknown

livebaseballscorecards.com

AB	34
R	4
H	9
RBI	4
BB	1
SO	6
LOB	10

WP: 0 PB: 0 SB: 0 CS: 1 PA: 37

PITCHER		IP	WLS	BF	H	R	ER	SO	BB	IBB	HBP	BLK	WP	HR	S	P	ERA	WHIP
Luke Walker, L ERA: 3.53	(1, 1)	3.0	L	16	6	3	3	3	1	0	0	0	0	0	21	25	9.00	2.333
Bob Johnson, R ERA: 4.08	(4, 1)	4.0		14	2	1	1	3	0	0	1	0	0	1	19	20	2.25	0.500
Bob Miller, R ERA: 1.35	(8, 1)	2.0		7	1	0	0	0	0	0	0	0	0	0	7	7	0.00	0.500

PITCHER	IP	WLS	BF	H	R	ER	SO	BB	IBB	HBP	BLK	WP	HR	S	P	ERA	WHIP

San Diego Padres @ Pittsburgh Pirates

Three Rivers Stadium, Pittsburgh, PA

Sat Jun 17 1972, 7:05 PM EDT

Att. 20,718 - Unknown

livebaseballscorecards.com

BOTTOM

Batter	1	2	3	4	5	6	7	8	9	AB	R	H	RBI	BB	SO	LOB
Dave Cash, R (1, 4) OBP: 0.319, SLG: 0.390	L9		FC5, 1B 1-2		L8		L8			4	0	1	0	0	0	1
Vic Davalillo, L (1, 9) OBP: 0.410, SLG: 0.495	2B		L8		4-3			6-3		4	0	1	0	0	0	3
Al Oliver, L (1, 8) OBP: 0.360, SLG: 0.426	1B		FC5 1-2 2-3f		G3			K S S S		4	0	1	0	0	1	3
Willie Stargell, L (1, 3) OBP: 0.385, SLG: 0.625	K S S S		L6			K S S S		1B		4	0	1	0	0	2	3
Richie Hebner, L (1, 5) OBP: 0.393, SLG: 0.496		BB B B B B		G3		BB B B B B		F2		2	0	0	0	2	0	1
Manny Sanguillen, R (1, 2) OBP: 0.362, SLG: 0.448		G1-6-3 1-2f		4-3		F2			WP, 1B	4	0	1	0	0	0	2
Gene Clines, R (1, 7) OBP: 0.389, SLG: 0.427		S, 1B		1B		L9			L8 1-2	4	0	2	0	0	0	2
Gene Alley, R (1, 6) OBP: 0.371, SLG: 0.300		K S S S 1-2		K S S S			F9		F4	4	0	0	0	0	2	3
Luke Walker, L (1, 1) Bill Mazeroski, R (3, PH) OBP: 0.389, SLG: 0.357 Bob Johnson, L (4, 1) OBP: 0.300, SLG: 0.316 Rennie Stennett, R (7, PH) OBP: 0.355, SLG: 0.514 Bob Miller, R (8, 1) Milt May, L (9, PH) OBP: 0.244, SLG: 0.244			FC5, 1B		2B		6-3		F4	0 1 1 1 0 1	0 0 0 0 0 0	0 1 1 0 0 1	0 0 0 0 0 0	0 0 0 0 0 0	0 0 0 0 0 0	0 0 0 0 0 1
Inning Stats	R: 0 E: 0 K: 1 S: 6 H: 2 LOB: 1 BB: 0 P: 6	R: 0 E: 0 K: 1 S: 5 H: 1 LOB: 1 BB: 1 P: 9	R: 0 E: 0 K: 0 S: 5 H: 2 LOB: 2 BB: 0 P: 5	R: 0 E: 0 K: 1 S: 6 H: 1 LOB: 1 BB: 0 P: 6	R: 0 E: 0 K: 0 S: 4 H: 1 LOB: 1 BB: 0 P: 4	R: 0 E: 0 K: 1 S: 5 H: 0 LOB: 1 BB: 1 P: 9	R: 0 E: 0 K: 0 S: 3 H: 0 LOB: 0 BB: 0 P: 3	R: 0 E: 0 K: 1 S: 6 H: 1 LOB: 1 BB: 0 P: 6	R: 0 E: 0 K: 0 S: 4 H: 1 LOB: 1 BB: 0 P: 4	1B: 7 2B: 2 3B: 0 HR: 0 SF: 0 SAC: 0 DP: 1 HBP: 0						

	AB	34
	R	0
	H	9
	RBI	0
	BB	2
	SO	5
	LOB	19

WP: 1 PA: 36
PB: 0
SB: 1
CS: 0

PITCHER		IP	WLS	BF	H	R	ER	SO	BB	IBB	HBP	BLK	WP	HR	S	P	ERA	WHIP
Clay Kirby, R ERA: 2.54	(1, 1)	9.0	W	36	9	0	0	5	2	0	0	0	1	0	44	52	0.00	1.222

PITCHER	IP	WLS	BF	H	R	ER	SO	BB	IBB	HBP	BLK	WP	HR	S	P	ERA	WHIP

San Diego Padres @ Pittsburgh Pirates

Three Rivers Stadium, Pittsburgh, PA

Sun Jun 18 1972, 3:33 AM EDT

Att. 27,143 - Unknown

TOP

Batter	1	2	3	4	5	6	7	8	9	AB	R	H	RBI	BB	SO	LOB
Jerry Morales, R (1, 8) OBP: 0.353, SLG: 0.422	4-3 4-3 2B		BBB BB		6-3			BBB CS BB		2	1	1	0	2	0	0
Fred Stanley, R (1, 4) OBP: 0.321, SLG: 0.280	4-3 2-3		F9			4-3		CS 1-2	SSS K	4	0	0	0	0	1	2
Leron Lee, L (1, 7) OBP: 0.350, SLG: 0.503	4-3 3-H		5-3			F8			4-3	4	0	0	1	0	0	1
Nate Colbert, R (1, 3) OBP: 0.278, SLG: 0.443	5-3			SSS K		CS 1B			BBB BB	3	0	1	0	1	1	0
Larry Stahl, L (1, 9) OBP: 0.287, SLG: 0.360		4-3		SSS K		CS 1-2	6-3		SSS K	4	0	0	0	0	2	1
Dave Roberts, R (1, 5) OBP: 0.265, SLG: 0.364		BBB BB		2B			SSS K			2	0	1	0	1	1	0
Pat Corrales, R (1, 2) OBP: 0.261, SLG: 0.150		SSS K		6-3			5-3			3	0	0	0	0	1	2
Enzo Hernandez, R (1, 6) OBP: 0.234, SLG: 0.231		F4			F9			5-3		3	0	0	0	0	0	1
Steve Arlin, R (1, 1) OBP: 0.133, SLG: 0.179			SSS K		SSS K			SSS K		3	0	0	0	0	3	0
Inning Stats	R: 1 E: 0 K: 0 S: 4 H: 1 LOB: 0 BB: 0 P: 4	R: 0 E: 0 K: 1 S: 5 H: 0 LOB: 1 BB: 1 P: 9	R: 0 E: 0 K: 1 S: 5 H: 0 LOB: 1 BB: 1 P: 9	R: 0 E: 0 K: 2 S: 8 H: 1 LOB: 1 BB: 0 P: 8	R: 0 E: 0 K: 1 S: 5 H: 0 LOB: 0 BB: 0 P: 5	R: 0 E: 0 K: 0 S: 3 H: 1 LOB: 0 BB: 0 P: 3	R: 0 E: 0 K: 1 S: 5 H: 0 LOB: 0 BB: 0 P: 5	R: 0 E: 0 K: 1 S: 4 H: 0 LOB: 0 BB: 1 P: 8	R: 0 E: 0 K: 2 S: 7 H: 0 LOB: 1 BB: 1 P: 11	1B: 1 2B: 2 3B: 0 HR: 0 SF: 0 SAC: 0 DP: 0 HBP: 0						

PITCHER		IP	WLS	BF	H	R	ER	SO	BB	IBB	HBP	BLK	WP	HR	S	P	ERA	WHIP
Bruce Kison, R ERA: 2.23	(1, 1)	8.0	L	28	3	1	1	7	3	0	0	0	0	0	39	51	1.12	0.750
Dave Giusti, R ERA: 2.97	(9, 1)	1.0		4	0	0	0	2	1	0	0	0	0	0	7	11	0.00	1.000

PITCHER	IP	WLS	BF	H	R	ER	SO	BB	IBB	HBP	BLK	WP	HR	S	P	ERA	WHIP

AB	28
R	1
H	3
RBI	1
BB	4
SO	9
LOB	7

WP: 0 PA: 34
PB: 0
SB: 0
CS: 2

livebaseballscorecards.com

BOTTOM

San Diego Padres @ Pittsburgh Pirates

Three Rivers Stadium, Pittsburgh, PA

Sun Jun 18 1972, 3:33 AM EDT

Att. 27,143 - Unknown

livebaseballscorecards.com

Batter	1	2	3	4	5	6	7	8	9	AB	R	H	RBI	BB	SO	LOB
Rennie Stennett, R (1, 4) OBP: 0.351, SLG: 0.500	F8		K			F8		BB		3	0	0	0	1	1	0
Vic Davalillo, L (1, 7) OBP: 0.404, SLG: 0.485	4-3			1B		3-1		F5		4	0	1	0	0	0	3
Roberto Clemente, R (1, 9) OBP: 0.364, SLG: 0.467	6-3			F4			F4		K	4	0	0	0	0	1	1
Willie Stargell, L (1, 3) OBP: 0.377, SLG: 0.611		G3		K			F6		K	4	0	0	0	0	2	1
Al Oliver, L (1, 8) OBP: 0.354, SLG: 0.419		4-3		F7			F4		F4	4	0	0	0	0	0	1
Richie Hebner, L (1, 5) OBP: 0.398, SLG: 0.497		BB			K			FC1-6		2	0	1	0	1	1	0
Milt May, L (1, 2) OBP: 0.229, SLG: 0.227 Gene Clines, R (8, PR) OBP: 0.389, SLG: 0.427 Dave Giusti, R (9, 1)		K			K			FC1-6 WP BB 1-2f		3 0 0	0 0 0	0 0 0	0 0 0	0 0 0	2 0 0	2 0 0
Gene Alley, R (1, 6) OBP: 0.370, SLG: 0.294			L9		F9			WP 1-2 BB		2	0	0	0	1	0	0
Bruce Kison, R (1, 1) OBP: 0.231, SLG: 0.308 Manny Sanguillen, R (8, PH) OBP: 0.360, SLG: 0.446 (9, 2)			K			K		L7 1-2 2-3		2 1	0 0	0 0	0 0	0 0	2 0	0 2
Inning Stats	R: 0 E: 0 K: 0 S: 3 H: 0 LOB: 0 BB: 0 P: 3	R: 0 E: 0 K: 1 S: 5 H: 0 LOB: 1 BB: 1 P: 9	R: 0 E: 0 K: 2 S: 7 H: 0 LOB: 0 BB: 0 P: 7	R: 0 E: 0 K: 1 S: 6 H: 1 LOB: 1 BB: 0 P: 6	R: 0 E: 0 K: 2 S: 7 H: 0 LOB: 0 BB: 0 P: 7	R: 0 E: 0 K: 1 S: 5 H: 0 LOB: 0 BB: 0 P: 5	R: 0 E: 0 K: 0 S: 3 H: 0 LOB: 0 BB: 0 P: 3	R: 0 E: 0 K: 0 S: 4 H: 1 LOB: 3 BB: 2 P: 12	R: 0 E: 0 K: 2 S: 7 H: 0 LOB: 0 BB: 0 P: 7	1B: 2 2B: 0 3B: 0 HR: 0 SF: 0 SAC: 0 DP: 0 HBP: 0						

	AB	29
	R	0
	H	2
	RBI	0
	BB	3
	SO	9
	LOB	10

PITCHER	IP	WLS	BF	H	R	ER	SO	BB	IBB	HBP	BLK	WP	HR	S	P	ERA	WHIP
Steve Arlin, R (1, 1) ERA: 3.25	9.0	W	32	2	0	0	9	3	0	0	0	1	0	47	59	0.00	0.556

PITCHER	IP	WLS	BF	H	R	ER	SO	BB	IBB	HBP	BLK	WP	HR	S	P	ERA	WHIP

WP: 1 PA: 32
PB: 0
SB: 0
CS: 0

Batter	1	2	3	4	5	6	7	8	9	AB	R	H	RBI	BB	SO	LOB
Bobby Valentine, R (1, 4) OBP: 0.331, SLG: 0.377	G3 4-3 1B		F9		6-3			1B 3B	BBB 1B BB	4	1	2	0	1	0	1
Bill Buckner, L (1, 3) OBP: 0.347, SLG: 0.365	4-3 1-2		S 1B 2-H 1B		FC4-6 1B			1B 1B 3-H 1B	F9	5	0	3	2	0	0	3
Willie Davis, L (1, 8) OBP: 0.293, SLG: 0.419	G3 2-3		1-2 1B		FC4-6 1-2f			1B 1-2 1B	1-3 2-H 1B	5	0	3	1	0	0	2
Frank Robinson, R (1, 9) OBP: 0.361, SLG: 0.445	K		F4 2-3			F2		F8	K	5	0	0	0	0	2	7
Willie Crawford, L (1, 7) OBP: 0.304, SLG: 0.446		K		K		F3		1-2 2-3 1B		4	0	1	0	0	2	0
Billy Grabarkewitz, R (1, 5) OBP: 0.310, SLG: 0.292 Hoyt Wilhelm, R (6, 1) Duke Sims, L (8, PH) OBP: 0.268, SLG: 0.267 Mike Strahler, R (8, 1)		6-3		K		K		F8		3 0 1 0	0 0 0 0	0 0 0 0	0 0 0 0	0 0 0 0	2 0 0 0	0 0 3 0
Chris Cannizzaro, R (1, 2) OBP: 0.312, SLG: 0.329	K			1B			K	K		4	0	1	0	0	3	3
Bill Russell, R (1, 6) OBP: 0.310, SLG: 0.408			SH1-4 1B	G3			G6-4-3 1B		F9	4	1	2	0	0	0	1
Don Sutton, R (1, 1) OBP: 0.206, SLG: 0.156 Steve Garvey, R (6, 5) OBP: 0.311, SLG: 0.385			SH1-4 1-2		5-3		G6-4-3 1-2f		1B 2B	1 2	0 1	0 1	0 0	0 0	0 0	0 1
Inning Stats	R: 0 E: 0 K: 1 S: 6 H: 1 LOB: 1 BB: 0 P: 6	R: 0 E: 0 K: 2 S: 7 H: 0 LOB: 0 BB: 0 P: 7	R: 1 E: 0 K: 0 S: 6 H: 3 LOB: 2 BB: 0 P: 6	R: 0 E: 0 K: 2 S: 8 H: 1 LOB: 1 BB: 0 P: 8	R: 0 E: 0 K: 0 S: 4 H: 1 LOB: 1 BB: 0 P: 4	R: 0 E: 0 K: 1 S: 5 H: 0 LOB: 0 BB: 0 P: 5	R: 0 E: 0 K: 1 S: 5 H: 1 LOB: 0 BB: 0 P: 5	R: 1 E: 0 K: 1 S: 9 H: 4 LOB: 3 BB: 0 P: 9	R: 1 E: 0 K: 1 S: 7 H: 2 LOB: 2 BB: 1 P: 11	1B: 11 2B: 1 3B: 1 HR: 0 SF: 0 SAC: 1 DP: 1 HBP: 0						

TOP

Los Angeles Dodgers @ Pittsburgh Pirates

Three Rivers Stadium, Pittsburgh, PA

Mon Jun 19 1972, 7:05 PM EDT

Att. 15,430 - Unknown

livebaseballscorecards.com

AB	38
R	3
H	13
RBI	3
BB	1
SO	9
LOB	21

PITCHER		IP	WLS	BF	H	R	ER	SO	BB	IBB	HBP	BLK	WP	HR	S	P	ERA	WHIP
Dock Ellis, R ERA: 2.37	(1, 1)	7.1	W	32	11	2	2	7	0	0	0	0	0	0	46	46	2.46	1.500
Bob Miller, R ERA: 1.59	(8, 1)	1.2	S	8	2	1	1	2	1	0	0	0	0	0	11	15	5.40	1.800

PITCHER		IP	WLS	BF	H	R	ER	SO	BB	IBB	HBP	BLK	WP	HR	S	P	ERA	WHIP

Los Angeles Dodgers @ Pittsburgh Pirates

Three Rivers Stadium, Pittsburgh, PA

Mon Jun 19 1972, 7:05 PM EDT

Att. 15,430 - Unknown

livebaseballscorecards.com

BOTTOM

Batter	1	2	3	4	5	6	7	8	9	AB	R	H	RBI	BB	SO	LOB
Dave Cash, R (1, 4) OBP: 0.316, SLG: 0.390	F9		4-3		WP 2B 2B	L4		E5 1B		5	2	1	0	0	0	0
Vic Davalillo, L (1, 7) OBP: 0.421, SLG: 0.500	BB 1B 1B		2B 1B		F5 2-3	FC6-4 1B		HR 2-H 1B		5	2	4	1	0	0	1
Roberto Clemente, R (1, 9) OBP: 0.369, SLG: 0.495	K		1-3 2B		4-3 3B 3-H 2B	FC6-4 1-2f		1-H HR		5	2	3	3	0	1	2
Willie Stargell, L (1, 3) OBP: 0.383, SLG: 0.604	1B 1B 1-2 BB		FC6-4 IBB		4-3 2-3		PB 2B BB	F7		2	2	0	0	3	0	1
Al Oliver, L (1, 8) OBP: 0.363, SLG: 0.446	1B 1-3 2-H 1B		K		2B 3-H 3B		2B SF7 1-2 BB			4	3	3	3	1	1	3
Manny Sanguillen, R (1, 2) OBP: 0.361, SLG: 0.450	1-3 3-H 1B		FC6-4 1-2f		3-H 2B		K	5-3		5	0	2	2	0	1	5
Richie Hebner, L (1, 5) OBP: 0.398, SLG: 0.500		L8		4-3	F5		SF7 PB 1-3 2-H 2B	E9 1B		5	1	2	1	0	0	1
Gene Alley, R (1, 6) OBP: 0.363, SLG: 0.321		4-3		F4		HR	SF7 2-3 3-H	4-3		4	1	1	2	0	0	1
Dock Ellis, S (1, 1) OBP: 0.120, SLG: 0.120 Bob Miller, R (8, 1)		K		K		5-3	4-3 3-H			4 0	0 0	0 0	0 0	0 0	2 0	0 0
Inning Stats	R: 2 E: 0 K: 1 S: 7 H: 3 LOB: 2 BB: 1 P: 11	R: 0 E: 0 K: 1 S: 5 H: 0 LOB: 0 BB: 0 P: 5	R: 0 E: 0 K: 1 S: 7 H: 2 LOB: 3 BB: 1 P: 11	R: 0 E: 0 K: 1 S: 5 H: 0 LOB: 0 BB: 0 P: 5	R: 3 E: 0 K: 0 S: 7 H: 4 LOB: 1 BB: 0 P: 7	R: 1 E: 0 K: 0 S: 5 H: 2 LOB: 1 BB: 0 P: 5	R: 3 E: 0 K: 1 S: 6 H: 1 LOB: 0 BB: 2 P: 14	R: 4 E: 2 K: 0 S: 8 H: 4 LOB: 1 BB: 0 P: 8		1B: 7 2B: 5 3B: 1 HR: 3 SF: 1 SAC: 0 DP: 0 HBP: 0				WP: 1 PB: 2 SB: 0 CS: 0 PA: 44		

	AB	39
	R	13
	H	16
	RBI	12
	BB	4
	SO	5
	LOB	14

PITCHER		IP	WLS	BF	H	R	ER	SO	BB	IBB	HBP	BLK	WP	HR	S	P	ERA	WHIP
Don Sutton, R ERA: 1.72	(1, 1)	5.2	L	29	11	6	6	4	1	1	0	0	1	1	35	43	9.53	2.118
Hoyt Wilhelm, R ERA: 4.91	(6, 1)	1.1		7	1	3	2	1	2	0	0	0	0	0	7	15	13.50	2.250
Mike Strahler, R ERA: 5.56	(8, 1)	1.0		8	4	4	3	0	0	0	0	0	0	2	8	8	27.00	4.000

PITCHER	IP	WLS	BF	H	R	ER	SO	BB	IBB	HBP	BLK	WP	HR	S	P	ERA	WHIP

Batter	1	2	3	4	5	6	7	8	9	10	AB	R	H	RBI	BB	SO	LOB
Bobby Valentine, R (1, 4) OBP: 0.320, SLG: 0.363	F7	F6			5-3		6-3 2-3		K		5	0	0	0	0	1	2
Bill Buckner, L (1, 7) OBP: 0.342, SLG: 0.359	E7 1B 3B	F8			1B		E5 3-H		K		5	1	1	0	0	1	0
Jim Brewer, L (9, 1)											0	0	0	0	0	0	0
Willie Davis, L (1, 8) OBP: 0.291, SLG: 0.415	1-2 3B 1B	F6			F2		K			F7	5	1	1	0	0	1	2
Frank Robinson, R (1, 9) OBP: 0.367, SLG: 0.461	1-H 2-H 3B	F3				K		SH3-4 1B		G3 1B 1B	5	1	3	2	0	1	0
Wes Parker, S (1, 3) OBP: 0.368, SLG: 0.298	K			L4		G5-3 1B		SH3-4 1-2		G3 1-2 1B	4	1	2	0	0	1	1
Duke Sims, L (1, 2) OBP: 0.282, SLG: 0.286	G3			3-1 2B		G5-3 1-2 1B		IBB		G3 1-2 2-3	4	0	2	0	1	0	3
Billy Grabarkewitz, R (1, 5) OBP: 0.295, SLG: 0.275		6-3		3-1 2-3		G5-3 1-2 2-3f		K		2-H 3-H 1B	3	0	0	0	0	0	3
Manny Mota, R (8, PH) OBP: 0.333, SLG: 0.489											1	0	0	0	0	1	2
Steve Garvey, R (8, 5) OBP: 0.311, SLG: 0.385											0	0	0	0	0	0	0
Jim Lefebvre, S (10, PH) OBP: 0.293, SLG: 0.352											1	0	1	2	0	0	0
(10, 5)																	
Bill Russell, R (1, 6) OBP: 0.308, SLG: 0.404		K		F4			E7 6-3 E 1B	4-3			4	1	1	0	0	1	3
Pete Richert, L (8, 1) OBP: 0.667, SLG: 0.667											0	0	0	0	0	0	0
Willie Crawford, L (9, 7) OBP: 0.304, SLG: 0.446											0	0	0	0	0	0	0
Claude Osteen, L (1, 1) OBP: 0.303, SLG: 0.333		1B			F7		F8		F8		3	0	1	0	0	0	1
Maury Wills, S (8, 6) OBP: 0.182, SLG: 0.161											1	0	0	0	0	0	0
Inning Stats	R: 2 E: 1 K: 1 S: 8 H: 2 LOB: 1 BB: 0 P: 8	R: 0 E: 0 K: 1 S: 6 H: 1 LOB: 1 BB: 0 P: 6	R: 0 E: 0 K: 0 S: 3 H: 0 LOB: 0 BB: 0 P: 3	R: 0 E: 0 K: 0 S: 4 H: 1 LOB: 1 BB: 0 P: 4	R: 0 E: 0 K: 0 S: 4 H: 1 LOB: 1 BB: 0 P: 4	R: 0 E: 0 K: 1 S: 6 H: 2 LOB: 1 BB: 0 P: 6	R: 1 E: 2 K: 1 S: 7 H: 1 LOB: 1 BB: 0 P: 7	R: 0 E: 0 K: 1 S: 6 H: 1 LOB: 2 BB: 1 P: 10	R: 0 E: 0 K: 2 S: 7 H: 0 LOB: 0 BB: 0 P: 7	R: 2 E: 0 K: 0 S: 5 H: 3 LOB: 1 BB: 0 P: 5	1B: 10 2B: 1 3B: 1 HR: 0	SF: 0 SAC: 1 DP: 1 HBP: 0	WP: 0 PB: 0 SB: 0 CS: 0	PA: 43				

PITCHER	IP	WLS	BF	H	R	ER	SO	BB	IBB	HBP	BLK	WP	HR	S	P	ERA	WHIP
Bob Moose, R (1, 1) ERA: 3.27	9.1	L	41	11	5	3	7	0	1	0	0	0	0	54	58	2.89	1.179
Dave Giusti, R (10, 1) ERA: 2.9	0.2		2	1	0	0	0	0	0	0	0	0	0	2	2	0.00	1.500

PITCHER	IP	WLS	BF	H	R	ER	SO	BB	IBB	HBP	BLK	WP	HR	S	P	ERA	WHIP

TOP

Los Angeles Dodgers @ Pittsburgh Pirates

Three Rivers Stadium, Pittsburgh, PA

Wed Jun 21 1972, 7:05 PM EDT

Att. 15,209 - Unknown

livebaseballscorecards.com

AB	41
R	5
H	12
RBI	4
BB	1
SO	7
LOB	17

Batter	1	2	3	4	5	6	7	8	9	10	AB	R	H	RBI	BB	SO	LOB
Dave Cash, R (1, 4) OBP: 0.313, SLG: 0.385	G3	4-3			F9			5-3 1B		F7	5	0	1	0	0	0	1
Al Oliver, L (1, 8) OBP: 0.361, SLG: 0.447	6-3		1B 2B		6-3			F1			4	1	1	0	0	0	1
Roberto Clemente, R (1, 9) OBP: 0.367, SLG: 0.488	BB		K		6-3			5-3 1-2			3	0	0	0	1	1	2
Willie Stargell, L (1, 7) OBP: 0.380, SLG: 0.597	F8		FC6-4 1B 2-H			F8		F5			4	0	1	1	0	0	2
Manny Sanguillen, R (1, 2) OBP: 0.354, SLG: 0.441		6-3	FC6-4 FC6-4 1-2f			1-3			F9		4	0	0	0	0	0	1
Jose Pagan, R (1, 5) OBP: 0.338, SLG: 0.500		HR 1B	FC6-4 1-2f			F4			K		4	1	1	0	0	1	1
Dave Giusti, R (10, 1)											0	0	0	0	0	0	0
Bob Robertson, R (1, 3) OBP: 0.261, SLG: 0.244		HR 1-H		5-3			F9		F3		4	1	1	2	0	0	0
Gene Alley, R (1, 6) OBP: 0.370, SLG: 0.324		SH1-4 BB		CS 1B			F8			L6-4-3 1B	2	0	1	0	1	0	0
Rennie Stennett, R (10, PH) OBP: 0.357, SLG: 0.504											1	0	1	0	0	0	0
Bob Moose, R (1, 1) OBP: 0.194, SLG: 0.167											2	0	0	0	0	1	1
Jackie Hernandez, R (10, 5) OBP: 0.242, SLG: 0.278		SH1-4 1-2		K 1-2			6-3			L6-4-3 1-2	0	0	0	0	0	0	0
Gene Clines, R (10, PH) OBP: 0.385, SLG: 0.422											1	0	0	0	0	0	1
Inning Stats	R: 0 E: 0 K: 0 S: 3 H: 0 LOB: 1 BB: 1 P: 7	R: 2 E: 0 K: 0 S: 5 H: 2 LOB: 1 BB: 1 P: 9	R: 1 E: 0 K: 1 S: 7 H: 2 LOB: 1 BB: 0 P: 7	R: 0 E: 0 K: 1 S: 5 H: 1 LOB: 1 BB: 0 P: 5	R: 0 E: 0 K: 0 S: 3 H: 0 LOB: 0 BB: 0 P: 3	R: 0 E: 0 K: 0 S: 3 H: 0 LOB: 0 BB: 0 P: 3	R: 0 E: 0 K: 0 S: 3 H: 0 LOB: 0 BB: 0 P: 3	R: 0 E: 0 K: 0 S: 4 H: 1 LOB: 1 BB: 0 P: 4	R: 0 E: 0 K: 1 S: 5 H: 0 LOB: 0 BB: 0 P: 5	R: 0 E: 0 K: 0 S: 3 H: 1 LOB: 0 BB: 0 P: 3	1B: 5 2B: 2 3B: 0 HR: 1	SF: 0 SAC: 1 DP: 2 HBP: 0					

PITCHER		IP	WLS	BF	H	R	ER	SO	BB	IBB	HBP	BLK	WP	HR	S	P	ERA	WHIP
Claude Osteen, L ERA: 1.81	(1, 1)	7.2		30	6	3	3	2	2	0	0	0	0	1	32	40	3.52	1.043
Pete Richert, L ERA: 3.6	(8, 1)	0.1		1	0	0	0	0	0	0	0	0	0	0	1	1	0.00	0.000
Jim Brewer, L ERA: 1.13	(9, 1)	2.0	W	6	1	0	0	1	0	0	0	0	0	0	8	8	0.00	0.500

PITCHER	IP	WLS	BF	H	R	ER	SO	BB	IBB	HBP	BLK	WP	HR	S	P	ERA	WHIP

BOTTOM

Los Angeles Dodgers @ Pittsburgh Pirates

Three Rivers Stadium, Pittsburgh, PA

Wed Jun 21 1972, 7:05 PM EDT

Att. 15,209 - Unknown

livebaseballscorecards.com

AB	34
R	3
H	7
RBI	3
BB	2
SO	3
LOB	10

WP: 0 PB: 0 SB: 0 CS: 1 PA: 37

Batter	1	2	3	4	5	6	7	8	9	AB	R	H	RBI	BB	SO	LOB
Dave Cash, R (1, 4) OBP: 0.320, SLG: 0.390	6-3			2B 3B 1B	F8		1-2 2-3 1B		FC4-6 1B	5	1	3	0	0	0	0
Vic Davalillo, L (1, 7) OBP: 0.412, SLG: 0.495	4-3			1-3 3B 2B		G3	G3		FC4-6 1-2f	5	1	1	0	0	0	4
Roberto Clemente, R (1, 9) OBP: 0.369, SLG: 0.495	F9			2-H 3-H 1B 3B		BBBB BB		F8		3	1	1	2	1	0	0
Willie Stargell, L (1, 3) OBP: 0.378, SLG: 0.587		F9		1-3		SSS K		BBBB WP 1B BB		3	1	0	0	1	1	2
Al Oliver, L (1, 8) OBP: 0.359, SLG: 0.444		4-3		FC6-4 3-H 1B		4-3		L7 1-2		4	0	1	1	0	0	2
Manny Sanguillen, R (1, 2) OBP: 0.352, SLG: 0.438		1-3		FC6-4 1-2f			6-3	2-H 1B		4	0	1	1	0	0	1
Richie Hebner, L (1, 5) OBP: 0.389, SLG: 0.487			F9	P6			G3	4-3		4	0	0	0	0	0	2
Gene Alley, R (1, 6) OBP: 0.366, SLG: 0.321			6-3		SSS K		1B 1B 1B		F9	4	0	1	0	0	1	0
Steve Blass, R (1, 1) OBP: 0.231, SLG: 0.237			P4		5-3		1-2 1B 1B		SSS K	4	0	1	0	0	1	0
Dave Giusti, R (9, 1)										0	0	0	0	0	0	0
Inning Stats	R: 0 E: 0 K: 0 S: 3 H: 0 LOB: 0 BB: 0 P: 3	R: 0 E: 0 K: 0 S: 3 H: 0 LOB: 0 BB: 0 P: 3	R: 0 E: 0 K: 0 S: 3 H: 0 LOB: 0 BB: 0 P: 3	R: 3 E: 0 K: 0 S: 7 H: 4 LOB: 1 BB: 0 P: 7	R: 0 E: 0 K: 1 S: 5 H: 0 LOB: 0 BB: 0 P: 5	R: 0 E: 0 K: 1 S: 5 H: 0 LOB: 1 BB: 1 P: 9	R: 0 E: 0 K: 0 S: 6 H: 3 LOB: 3 BB: 0 P: 6	R: 1 E: 0 K: 0 S: 4 H: 1 LOB: 1 BB: 1 P: 8	R: 0 E: 0 K: 1 S: 6 H: 1 LOB: 1 BB: 0 P: 6	1B: 7 2B: 1 3B: 1 HR: 0	SF: 0 SAC: 0 DP: 0 HBP: 0						

TOP

Pittsburgh Pirates @ Chicago Cubs

Wrigley Field, Chicago, IL

Fri Jun 23 1972, 3:33 AM CDT

Att. 28,177 - Cloudy - 57 F

livebaseballscorecards.com

AB	36
R	4
H	9
RBI	4
BB	2
SO	3
LOB	11

PITCHER		IP	WLS	BF	H	R	ER	SO	BB	IBB	HBP	BLK	WP	HR	S	P	ERA	WHIP
Fergie Jenkins, R ERA: 2.99	(1, 1)	7.0	L	29	7	3	3	2	1	0	0	0	0	0	32	36	3.86	1.143
Dan McGinn, L ERA: 3.58	(8, 1)	2.0		9	2	1	1	1	1	0	0	0	1	0	10	14	4.50	1.500

PITCHER	IP	WLS	BF	H	R	ER	SO	BB	IBB	HBP	BLK	WP	HR	S	P	ERA	WHIP

Batter	1	2	3	4	5	6	7	8	9	AB	R	H	RBI	BB	SO	LOB
Don Kessinger, S (1, 6) OBP: 0.356, SLG: 0.295	PB SH1-3 1B		4-3			FC6-4 1B	F7			4	0	2	0	0	0	1
Glenn Beckert, R (1, 4) OBP: 0.298, SLG: 0.329	SH1-3 1-2		F3			FC6-4 1B 1-2f		BBBB G3-6-3 BB		2	1	0	0	1	0	1
Billy Williams, L (1, 7) OBP: 0.352, SLG: 0.527	L7 2-3			4-3		1B 1-2 1B		G3-6-3 1-2f		4	0	1	0	0	0	2
Jim Hickman, R (1, 3) OBP: 0.382, SLG: 0.483	BBBB BB			SSS K		G6-4-3 1-2 2-H 1B		6-3		3	0	1	1	1	1	0
Jose Cardenal, R (1, 9) OBP: 0.341, SLG: 0.498	SSS K			SSS K		G6-4-3 1-2f			P5	4	0	0	0	0	2	4
Rick Monday, L (1, 8) OBP: 0.424, SLG: 0.461		FC6-4 1B			F8		SH3-4 G3 1B		BBBB G6-4-3 BB	3	1	2	0	1	0	0
Ron Santo, R (1, 5) OBP: 0.389, SLG: 0.568		FC6-4 G1-4-3 1-2f			SSS K		G3 SH3-4 1-2 1B		G6-4-3 1-2f	4	0	1	0	0	1	2
Randy Hundley, R (1, 2) OBP: 0.272, SLG: 0.315		G1-4-3 1-2f			1B		SH3-4 1-2 2-3			2	0	1	0	0	0	1
Fergie Jenkins, R (1, 1) OBP: 0.231, SLG: 0.220			1-4-3		P4		G3 2-3 3-H			2	0	0	0	0	0	1
J.C. Martin, L (7, PH) OBP: 0.375, SLG: 0.500										1	0	0	1	0	0	1
Dan McGinn, L (8, 1) OBP: 0.500, SLG: 1.000										0	0	0	0	0	0	0
Inning Stats	R: 0 E: 0 K: 1 S: 6 H: 1 LOB: 2 BB: 1 P: 10	R: 0 E: 0 K: 0 S: 3 H: 1 LOB: 0 BB: 0 P: 3	R: 0 E: 0 K: 0 S: 3 H: 0 LOB: 0 BB: 0 P: 3	R: 0 E: 0 K: 2 S: 7 H: 0 LOB: 0 BB: 0 P: 7	R: 0 E: 0 K: 1 S: 6 H: 1 LOB: 1 BB: 0 P: 6	R: 1 E: 0 K: 0 S: 5 H: 3 LOB: 1 BB: 0 P: 5	R: 1 E: 0 K: 0 S: 5 H: 2 LOB: 1 BB: 0 P: 5	R: 0 E: 0 K: 0 S: 2 H: 0 LOB: 0 BB: 1 P: 6	R: 0 E: 0 K: 0 S: 2 H: 0 LOB: 0 BB: 1 P: 6	1B: 8 2B: 0 3B: 0 HR: 0	SF: 0 SAC: 2 DP: 4 HBP: 0					

PITCHER	IP	WLS	BF	H	R	ER	SO	BB	IBB	HBP	BLK	WP	HR	S	P	ERA	WHIP
Steve Blass, R (1, 1) ERA: 2.66	8.1	W	33	8	2	2	4	3	0	0	0	0	0	38	50	2.16	1.320
Dave Giusti, R (9, 1) ERA: 2.84	0.2	S	1	0	0	0	0	0	0	0	0	0	0	1	1	0.00	0.000

PITCHER	IP	WLS	BF	H	R	ER	SO	BB	IBB	HBP	BLK	WP	HR	S	P	ERA	WHIP

BOTTOM

Pittsburgh Pirates @ Chicago Cubs
Wrigley Field, Chicago, IL
Fri Jun 23 1972, 3:33 AM CDT
Att. 28,177 - Cloudy - 57 F

livebaseballscorecards.com

AB	29
R	2
H	8
RBI	2
BB	3
SO	4
LOB	13

PA: 34

WP: 0 PB: 1 SB: 0 CS: 0

Batter	1	2	3	4	5	6	7	8	9	AB	R	H	RBI	BB	SO	LOB
Dave Cash, R (1, 4) OBP: 0.317, SLG: 0.386	G3		6-3 2-3			FC3-6 S 1-2f		FC5-4 1B	L5	5	0	1	0	0	0	2
Vic Davalillo, L (1, 7) OBP: 0.403, SLG: 0.482	S 1B		3-1			K 1-2		FC5-4 FC6-4 1-2f	K	5	0	1	0	0	2	3
Roberto Clemente, R (1, 9) OBP: 0.363, SLG: 0.486	K 1-3			6-3		L9		FC6-4 1B 1-2f		4	1	0	0	0	1	3
Willie Stargell, L (1, 3) OBP: 0.380, SLG: 0.585	P6			G4-6-3 1B			F8	1B 1-3		4	1	2	0	0	0	1
Al Oliver, L (1, 8) OBP: 0.361, SLG: 0.455		6-3		G4-6-3 1-2f			HR	1B IBB		3	1	1	1	1	0	1
Manny Sanguillen, R (1, 2) OBP: 0.355, SLG: 0.439		CS 1B			6-3		F9	HBP 1B 1-3 2-H 3-H		4	0	2	2	0	0	0
Richie Hebner, L (1, 5) OBP: 0.397, SLG: 0.494		F8 1-2			BBB 4-0 G5-4-3 BB		2B	1-0 1-2 HBP		2	0	1	0	1	0	1
Gene Alley, R (1, 6) OBP: 0.370, SLG: 0.322			WP SH3-4 1B		G5-4-3 1-2f		IBB	F7		3	0	1	0	1	0	4
Nelson Briles, R (1, 1) OBP: 0.100, SLG: 0.158 Dave Giusti, R (9, 1)			SH3-4 1-2			FC3-6 1B	F7		P6	3 0	0 0	1 0	0 0	0 0	0 0	2 0
Inning Stats	R: 0 E: 0 K: 1 S: 6 H: 1 LOB: 1 BB: 0 P: 6	R: 0 E: 0 K: 0 S: 3 H: 1 LOB: 0 BB: 0 P: 3	R: 0 E: 0 K: 0 S: 4 H: 1 LOB: 1 BB: 0 P: 4	R: 0 E: 0 K: 0 S: 3 H: 1 LOB: 0 BB: 0 P: 3	R: 0 E: 0 K: 0 S: 2 H: 0 LOB: 0 BB: 1 P: 6	R: 0 E: 0 K: 1 S: 6 H: 1 LOB: 1 BB: 0 P: 6	R: 1 E: 0 K: 0 S: 5 H: 2 LOB: 2 BB: 1 P: 9	R: 2 E: 0 K: 0 S: 6 H: 3 LOB: 3 BB: 1 P: 11	R: 0 E: 0 K: 1 S: 5 H: 0 LOB: 0 BB: 0 P: 5	1B: 8 2B: 1 3B: 0 HR: 1 SF: 0 SAC: 1 DP: 2 HBP: 1						

TOP

Pittsburgh Pirates @ Chicago Cubs

Wrigley Field, Chicago, IL

Sat Jun 24 1972, 3:33 AM CDT

Att. 27,543 - Cloudy

livebaseballscorecards.com

AB	33
R	3
H	10
RBI	3
BB	3
SO	3
LOB	17

PITCHER		IP	WLS	BF	H	R	ER	SO	BB	IBB	HBP	BLK	WP	HR	S	P	ERA	WHIP
Bill Hands, R ERA: 2.91	(1, 1)	7.2	L	33	10	3	3	2	1	2	0	0	1	1	34	46	3.52	1.435
Steve Hamilton, L ERA:	(8, 1)	0.1		2	0	0	0	0	0	0	1	0	0	0	1	2	0.00	0.000
Tom Phoebus, R ERA: 2.45	(9, 1)	1.0		3	0	0	0	1	0	0	0	0	0	0	5	5	0.00	0.000

PITCHER	IP	WLS	BF	H	R	ER	SO	BB	IBB	HBP	BLK	WP	HR	S	P	ERA	WHIP

Pittsburgh Pirates @ Chicago Cubs

Wrigley Field, Chicago, IL

Sat Jun 24 1972, 3:33 AM CDT

Att. 27,543 - Cloudy

livebaseballscorecards.com

BOTTOM

Batter	1	2	3	4	5	6	7	8	9	AB	R	H	RBI	BB	SO	LOB
Don Kessinger, S (1, 6) OBP: 0.354, SLG: 0.294	6-3			K		G3		1B		4	0	1	0	0	1	1
Glenn Beckert, R (1, 4) OBP: 0.297, SLG: 0.328	F8			F9		1B		F2		4	0	1	1	0	0	2
Billy Williams, L (1, 7) OBP: 0.346, SLG: 0.519	L8			P5		4-3			2-3	4	0	0	0	0	0	1
Jim Hickman, R (1, 3) OBP: 0.373, SLG: 0.470		F8			6-3		F7		6-3	4	0	0	0	0	0	0
Jose Cardenal, R (1, 9) OBP: 0.339, SLG: 0.493		F8			5-3		F8		1B	4	0	1	0	0	0	0
Rick Monday, L (1, 8) OBP: 0.425, SLG: 0.462		F8			1B		K		FC6-4	4	0	2	0	0	1	0
Ron Santo, R (1, 5) OBP: 0.380, SLG: 0.552			K		F8			6-3	FC6-4	4	0	0	0	0	1	3
Randy Hundley, R (1, 2) OBP: 0.279, SLG: 0.321			5-3			G3 1B		1B		3	1	2	0	0	0	0
Bill Hands, R (1, 1)			K			K		K		2	0	0	0	0	2	1
Steve Hamilton, L (8, 1)										0	0	0	0	0	0	0
Gene Hiser, L (8, PH) OBP: 0.391, SLG: 0.300										1	0	0	0	0	1	1
Tom Phoebus, R (9, 1) OBP: 0.100, SLG: 0.100										0	0	0	0	0	0	0
Inning Stats	R: 0 E: 0 K: 0 S: 3 H: 0 LOB: 0 BB: 0 P: 3	R: 0 E: 0 K: 0 S: 3 H: 0 LOB: 0 BB: 0 P: 3	R: 0 E: 0 K: 2 S: 7 H: 0 LOB: 0 BB: 0 P: 7	R: 0 E: 0 K: 1 S: 5 H: 0 LOB: 0 BB: 0 P: 5	R: 0 E: 0 K: 0 S: 4 H: 1 LOB: 1 BB: 0 P: 4	R: 1 E: 0 K: 1 S: 7 H: 2 LOB: 1 BB: 0 P: 7	R: 0 E: 0 K: 1 S: 5 H: 0 LOB: 0 BB: 0 P: 5	R: 0 E: 0 K: 1 S: 7 H: 2 LOB: 2 BB: 0 P: 7	R: 0 E: 0 K: 0 S: 5 H: 2 LOB: 2 BB: 0 P: 5	1B: 7 2B: 0 3B: 0 HR: 0	SF: 0 SAC: 0 DP: 0 HBP: 0						

	AB	34
	R	1
	H	7
	RBI	1
	BB	0
	SO	6
	LOB	9

WP: 0 PB: 0 SB: 0 CS: 0 PA: 34

PITCHER		IP	WLS	BF	H	R	ER	SO	BB	IBB	HBP	BLK	WP	HR	S	P	ERA	WHIP
Nelson Briles, R ERA: 3.42	(1, 1)	8.2	W	33	7	1	1	6	0	0	0	0	0	0	45	45	1.04	0.808
Dave Giusti, R ERA: 2.81	(9, 1)	0.1	S	1	0	0	0	0	0	0	0	0	0	0	1	1	0.00	0.000

Batter	1	2	3	4	5	6	7	8	9	AB	R	H	RBI	BB	SO	LOB
Dave Cash, R (1, 4) OBP: 0.315, SLG: 0.382	S S S 0-3 ① K		x 0-0 ② 5-3		x 0-0 ③ FC6 1-2f			x 0-0 ① 6-3	x 0-0 ① 1B 1-3 E 2-H 1B	5	1	1	1	0	1	2
Richie Hebner, L (1, 5) OBP: 0.397, SLG: 0.491	x 0-0 ② G3		x 0-0 ③ P4-3			x 0-0 ① P4-3		x 0-0 ② 1B	x 0-0 E 1-3 P4-3 1B	5	1	2	0	0	0	0
Roberto Clemente, R (1, 9) OBP: 0.364, SLG: 0.484	x 0-0 ③ 6-3			x 0-0 ① L5		x 0-0 2B 6-3 1B		x 0-0 1B HR 1B	x 0-0 E6 P4-3 1-3 1B 3-H	5	3	2	1	0	0	1
Willie Stargell, L (1, 7) OBP: 0.382, SLG: 0.589 Vic Davalillo, L (8, PR) OBP: 0.400, SLG: 0.478 (8, 7)		x 0-0 ① F8		x 0-0 ② 6-3		x 0-0 6-3 1-3 2B		x 0-0 1-3 HR 1B	x 0-0 ② P4-3 2-3 3-H	4 1	0 1	2 0	0 1	0 0	0 0	0 1
Al Oliver, L (1, 8) OBP: 0.366, SLG: 0.455		x 0-0 FC6-4 1B		x 0-0 ③ P4-3		x 0-0 ② 6-3 2-3 3-H		B B B B 4-0 HR BB	x 0-0 3-H 1B	4	1	2	2	1	0	1
Manny Sanguillen, R (1, 2) OBP: 0.352, SLG: 0.447		x 0-0 ② FC6-4 BB 1-2f			x 0-0 ① 5-3	x 0-0 ③ P4-3		x 0-0 1-H 2-H 3-H HR	S S S 0-3 ③ K	5	1	1	4	0	1	3
Bob Robertson, R (1, 3) OBP: 0.267, SLG: 0.246		B B B B 4-0 1-2 BB			x 0-0 FC5-6 1B 1B		x 0-0 ① 1-3	x 0-0 ③ P4		3	0	1	0	1	0	1
Gene Alley, R (1, 6) OBP: 0.374, SLG: 0.322		x 0-0 ③ P6			x 0-0 FC5-6 1-2 1B		x 0-0 ② 6-3		B B B B 4-0 SH 1B BB	3	1	1	0	1	0	2
Dock Ellis, S (1, 1) OBP: 0.107, SLG: 0.107 Ramon Hernandez, S (8, 1) Dave Giusti, R (8, 1)			S S S 0-3 ① K		x 0-0 ② FC5-6 FC6 1-2f 2-3		x 0-0 ③ 6-3		x 0-0 SH 1B 1-2	3 0 0	0 0 0	0 0 0	0 0 0	1 0 0	2 0 0	2 0 0
Inning Stats	R: 0 E: 0 K: 1 S: 5 H: 0 LOB: 0 BB: 0 P: 5	R: 0 E: 0 K: 0 S: 4 H: 1 LOB: 2 BB: 1 P: 8	R: 0 E: 0 K: 1 S: 5 H: 0 LOB: 0 BB: 0 P: 5	R: 0 E: 0 K: 0 S: 3 H: 0 LOB: 0 BB: 0 P: 3	R: 0 E: 0 K: 0 S: 5 H: 2 LOB: 2 BB: 0 P: 5	R: 1 E: 0 K: 0 S: 5 H: 2 LOB: 1 BB: 0 P: 5	R: 0 E: 0 K: 0 S: 3 H: 0 LOB: 0 BB: 0 P: 3	R: 4 E: 0 K: 0 S: 6 H: 4 LOB: 1 BB: 1 P: 10	R: 4 E: 1 K: 1 S: 9 H: 3 LOB: 1 BB: 1 P: 13	1B: 10 2B: 1 3B: 0 HR: 1 SF: 0 SAC: 1 DP: 0 HBP: 0						

PITCHER		IP	WLS	BF	H	R	ER	SO	BB	IBB	HBP	BLK	WP	HR	S	P	ERA	WHIP
Burt Hooton, R ERA: 2.59	(1, 1)	7.2	L	31	8	3	3	2	1	0	0	0	0	0	34	38	3.52	1.174
Dan McGinn, L ERA: 3.9	(8, 1)	0.0		1	0	0	0	0	1	0	0	0	0	0	0	4	∞	∞
Tom Phoebus, R ERA: 3.02	(8, 1)	0.2		6	3	5	4	0	1	0	0	0	0	1	5	9	54.00	6.000
Jack Aker, R ERA: 1.23	(9, 1)	0.2		4	1	1	0	1	0	0	0	0	0	0	6	6	0.00	1.500

PITCHER	IP	WLS	BF	H	R	ER	SO	BB	IBB	HBP	BLK	WP	HR	S	P	ERA	WHIP

TOP

Pittsburgh Pirates @ Chicago Cubs

Wrigley Field, Chicago, IL

Sun Jun 25 1972, 3:33 AM CDT

Att. 35,099 - Sunny - 64 F

livebaseballscorecards.com

AB	38
R	9
H	12
RBI	9
BB	3
SO	3
LOB	13

WP: 0	PB: 0	SB: 0	CS: 0
PA: 42			

Batter	1	2	3	4	5	6	7	8	9	AB	R	H	RBI	BB	SO	LOB
Jose Cardenal, R (1, 9) OBP: 0.338, SLG: 0.488	6-3		F7		3B 1B		3-1			4	1	1	0	0	0	1
Don Kessinger, S (1, 6) OBP: 0.356, SLG: 0.302	4-3 1B 2B		G3 1-2 1B		L7			P4		4	1	2	0	0	0	1
Billy Williams, L (1, 7) OBP: 0.348, SLG: 0.527	4-3 2-3		G3 1-2 2-3		1-H 3B			FC9-6 1B		4	0	2	1	0	0	3
Jim Hickman, R (1, 3) OBP: 0.370, SLG: 0.464	3-H 1B		6-3		6-3			FC9-6 1-2f 1B		4	0	1	1	0	0	4
Rick Monday, L (1, 8) OBP: 0.422, SLG: 0.457	F8			G3		4-3		1-2 1B		4	0	1	0	0	0	1
Ron Santo, R (1, 5) OBP: 0.388, SLG: 0.565		G5-4-3 1B		P9 2B		P4-9-6 1B		P4		4	0	3	0	0	0	2
Paul Popovich, S (1, 4) OBP: 0.171, SLG: 0.125		K		P9 2-3		P4-9-6 1-2f			P1-3	4	0	0	0	0	1	3
Randy Hundley, R (1, 2) OBP: 0.273, SLG: 0.314		G5-4-3 1-2f		5-3			6-3		K	4	0	0	0	0	1	2
Burt Hooton, R (1, 1) OBP: 0.158, SLG: 0.086			G3 1B 1B		K		K		K	3	0	1	0	0	2	0
Dan McGinn, L (8, 1) OBP: 0.500, SLG: 1.000										0	0	0	0	0	0	0
Tom Phoebus, R (8, 1) OBP: 0.100, SLG: 0.100										0	0	0	0	0	0	0
Jack Aker, R (9, 1)										0	0	0	0	0	0	0
J.C. Martin, L (9, PH) OBP: 0.333, SLG: 0.444										1	0	0	0	0	1	0
Inning Stats	R: 1 E: 0 K: 0 S: 5 H: 2 LOB: 1 BB: 0 P: 5	R: 0 E: 0 K: 1 S: 5 H: 1 LOB: 0 BB: 0 P: 5	R: 0 E: 0 K: 0 S: 5 H: 2 LOB: 2 BB: 0 P: 5	R: 0 E: 0 K: 0 S: 4 H: 1 LOB: 1 BB: 0 P: 4	R: 1 E: 0 K: 1 S: 7 H: 2 LOB: 1 BB: 0 P: 7	R: 0 E: 0 K: 0 S: 3 H: 1 LOB: 0 BB: 0 P: 3	R: 0 E: 0 K: 1 S: 5 H: 0 LOB: 0 BB: 0 P: 5	R: 0 E: 0 K: 0 S: 5 H: 2 LOB: 2 BB: 0 P: 5	R: 0 E: 0 K: 2 S: 7 H: 0 LOB: 0 BB: 0 P: 7	1B: 8 2B: 3 3B: 1 HR: 0	SF: 0 SAC: 0 DP: 2 HBP: 0						

PITCHER		IP	WLS	BF	H	R	ER	SO	BB	IBB	HBP	BLK	WP	HR	S	P	ERA	WHIP
Dock Ellis, R ERA: 2.39	(1, 1)	7.0	W	28	9	2	2	3	0	0	0	0	0	0	34	34	2.57	1.286
Ramon Hernandez, L ERA: 0.64	(8, 1)	0.2		4	2	0	0	0	0	0	0	0	0	0	4	4	0.00	3.000
Dave Giusti, R ERA: 2.7	(8, 1)	1.1	S	4	0	0	0	2	0	0	0	0	0	0	8	8	0.00	0.000

PITCHER	IP	WLS	BF	H	R	ER	SO	BB	IBB	HBP	BLK	WP	HR	S	P	ERA	WHIP

BOTTOM

Pittsburgh Pirates @ Chicago Cubs

Wrigley Field, Chicago, IL

Sun Jun 25 1972, 3:33 AM CDT

Att. 35,099 - Sunny - 64 F

livebaseballscorecards.com

AB	36
R	2
H	11
RBI	2
BB	0
SO	5
LOB	17

WP: 0 PB: 0 SB: 0 CS: 0 PA: 36

Pittsburgh Pirates @ New York Mets

Shea Stadium, Flushing, NY

Mon Jun 26 1972, 7:05 PM EDT

Att. 48,820 - Unknown

TOP

livebaseballscorecards.com

Batter	1	2	3	4	5	6	7	8	9	AB	R	H	RBI	BB	SO	LOB
Dave Cash, R (1, 4) OBP: 0.312, SLG: 0.375	K		P9			BB	F3		P6	4	1	0	0	1	1	4
Gene Clines, R (1, 9) OBP: 0.390, SLG: 0.426	K			1B		E3		L4-3		4	1	2	0	0	1	0
Rennie Stennett, R (1, 7) OBP: 0.361, SLG: 0.500	F9			K		1B		BB		3	0	1	2	1	1	1
Manny Sanguillen, R (1, 2) OBP: 0.346, SLG: 0.439		F8		F8		6-3		F3		4	0	0	0	0	0	2
Al Oliver, L (1, 8) OBP: 0.368, SLG: 0.456		K		1B		FC5-4		G3		4	0	2	0	0	1	1
Bob Robertson, R (1, 3) OBP: 0.260, SLG: 0.238		P6		5-3		FC5-4			E5	4	0	0	0	0	0	3
Richie Hebner, L (1, 5) OBP: 0.396, SLG: 0.484			BB		K		K		FC6-4	2	0	0	0	1	2	0
Jose Pagan, R (9, PH) OBP: 0.333, SLG: 0.493									1B	1	0	0	0	0	0	1
Jackie Hernandez, R (1, 6) OBP: 0.245, SLG: 0.280			F9		6-3		K		F7	3	0	1	0	0	0	1
Bill Mazeroski, R (9, PH) OBP: 0.368, SLG: 0.333							1B			1	0	0	0	0	0	1
Bob Moose, R (1, 1) OBP: 0.176, SLG: 0.152			K		K		K		1-2 1B	3	0	0	0	0	3	2
Ramon Hernandez, S (7, 1)										0	0	0	0	0	0	0
Gene Alley, R (9, PH) OBP: 0.379, SLG: 0.328										1	0	1	0	0	0	0
Inning Stats	R: 0 E: 0 K: 2 S: 7 H: 0 LOB: 0 BB: 0 P: 7	R: 0 E: 0 K: 1 S: 5 H: 0 LOB: 0 BB: 0 P: 5	R: 0 E: 0 K: 1 S: 5 H: 0 LOB: 1 BB: 1 P: 9	R: 0 E: 0 K: 1 S: 7 H: 2 LOB: 2 BB: 0 P: 7	R: 0 E: 0 K: 2 S: 7 H: 0 LOB: 0 BB: 0 P: 7	R: 2 E: 1 K: 0 S: 5 H: 3 LOB: 1 BB: 1 P: 9	R: 0 E: 0 K: 2 S: 8 H: 1 LOB: 1 BB: 0 P: 8	R: 0 E: 0 K: 0 S: 3 H: 0 LOB: 1 BB: 1 P: 7	R: 0 E: 1 K: 0 S: 5 H: 1 LOB: 2 BB: 0 P: 5	1B: 7 2B: 0 3B: 0 HR: 0 SF: 0 SAC: 0 DP: 0 HBP: 0	WP: 0 PB: 0 SB: 1 CS: 0 PA: 37					

	AB	34
	R	2
	H	7
	RBI	2
	BB	3
	SO	9
	LOB	16

PITCHER		IP	WLS	BF	H	R	ER	SO	BB	IBB	HBP	BLK	WP	HR	S	P	ERA	WHIP
Jerry Koosman, L ERA: 4.2	(1, 1)	8.2	W	36	7	2	2	9	3	0	0	0	0	0	51	63	2.08	1.154
Tug McGraw, L ERA: 1.54	(9, 1)	0.1	S	1	0	0	0	0	0	0	0	0	0	0	1	1	0.00	0.000

PITCHER	IP	WLS	BF	H	R	ER	SO	BB	IBB	HBP	BLK	WP	HR	S	P	ERA	WHIP

Pittsburgh Pirates @ New York Mets

Shea Stadium, Flushing, NY

Mon Jun 26 1972, 7:05 PM EDT

Att. 48,820 - Unknown

BOTTOM

Batter	1	2	3	4	5	6	7	8	9	AB	R	H	RBI	BB	SO	LOB
Willie Mays, R (1, 8) OBP: 0.431, SLG: 0.355	K		1B		5-3		K			4	0	1	0	0	2	2
Bud Harrelson, S (1, 6) OBP: 0.319, SLG: 0.284	G3		G3			L9 E 2B	2-H 2B 1B			4	2	2	1	0	0	1
Tommie Agee, R (1, 9) OBP: 0.339, SLG: 0.395	4-3			FC1-6 1B		K	1-H 2B			4	0	2	1	0	1	1
John Milner, L (1, 7) OBP: 0.366, SLG: 0.523 Ed Kranepool, L (8, 3) OBP: 0.286, SLG: 0.347		HR		FC1-6 FC5-4 1-2f		BB E	K			3 0	1 0	1 0	1 0	1 0	1 0	2 0
Cleon Jones, R (1, 3) OBP: 0.308, SLG: 0.335 (8, 7)		K		FC5-4 1-2f		L9 2-3		K		4	0	0	0	0	2	3
Jim Fregosi, R (1, 5) OBP: 0.313, SLG: 0.379		K		K		E5 1-2 3-H		F8		4	0	0	0	0	2	2
Duffy Dyer, R (1, 2) OBP: 0.333, SLG: 0.533		6-3			1-3	K		F7		4	0	0	0	0	1	2
Ted Martinez, R (1, 4) OBP: 0.271, SLG: 0.311			K		SH1-4 1B		S 1B 1B			3	1	2	0	0	1	0
Jerry Koosman, R (1, 1) OBP: 0.182, SLG: 0.182 Tug McGraw, R (9, 1) OBP: 0.250, SLG: 0.143			K		SH1-4 1-2		K 1-2			2 0	0 0	0 0	0 0	0 0	2 0	1 0
Inning Stats	R: 0 E: 0 K: 1 S: 5 H: 0 LOB: 0 BB: 0 P: 5	R: 1 E: 0 K: 2 S: 8 H: 1 LOB: 0 BB: 0 P: 8	R: 0 E: 0 K: 2 S: 8 H: 1 LOB: 1 BB: 0 P: 8	R: 0 E: 0 K: 1 S: 6 H: 1 LOB: 1 BB: 0 P: 6	R: 0 E: 0 K: 0 S: 4 H: 1 LOB: 1 BB: 0 P: 4	R: 1 E: 1 K: 2 S: 9 H: 1 LOB: 2 BB: 1 P: 13	R: 2 E: 0 K: 3 S: 12 H: 3 LOB: 1 BB: 0 P: 12	R: 0 E: 0 K: 1 S: 5 H: 0 LOB: 0 BB: 0 P: 5		1B: 5 2B: 2 3B: 0 HR: 1 SF: 0 SAC: 1 DP: 0 HBP: 0						

livebaseballscorecards.com

AB	32
R	4
H	8
RBI	3
BB	1
SO	12
LOB	14

WP: 0 PB: 0 SB: 1 CS: 0 PA: 34

PITCHER		IP	WLS	BF	H	R	ER	SO	BB	IBB	HBP	BLK	WP	HR	S	P	ERA	WHIP
Bob Moose, R ERA: 3.32	(1, 1)	6.2	L	30	8	4	3	10	1	0	0	0	0	1	49	53	4.05	1.350
Ramon Hernandez, L ERA: 0.61	(7, 1)	1.1		4	0	0	0	2	0	0	0	0	0	0	8	8	0.00	0.000

PITCHER	IP	WLS	BF	H	R	ER	SO	BB	IBB	HBP	BLK	WP	HR	S	P	ERA	WHIP

Pittsburgh Pirates @ New York Mets

Shea Stadium, Flushing, NY

Tue Jun 27 1972, 3:33 AM EDT

Att. 38,152 - Unknown

livebaseballscorecards.com

TOP

Batter	1	2	3	4	5	6	7	8	9	AB	R	H	RBI	BB	SO	LOB
Dave Cash, R (1, 4) OBP: 0.315, SLG: 0.386	F7		6-3			SH3-4 SF7 2B		4-3 2B		4	1	2	0	0	0	0
Vic Davalillo, L (1, 9) OBP: 0.391, SLG: 0.466	F2		4-1			SH3-4 2-3		4-3 2-3		3	0	0	0	0	0	1
Al Oliver, L (1, 8) OBP: 0.366, SLG: 0.466	F7			HR		SF7 3-H		3-1		3	1	1	2	0	0	1
Willie Stargell, L (1, 7) OBP: 0.380, SLG: 0.582		HR 1B		F8		S S S K			2-3	4	1	1	0	0	1	0
Richie Hebner, L (1, 5) OBP: 0.398, SLG: 0.500		1-H HR		3-1			B B B B BB		E3	3	1	1	2	1	0	0
Milt May, L (1, 2) OBP: 0.212, SLG: 0.208		3-1		4-3			F8		S S S K	4	0	0	0	0	1	2
Bob Robertson, R (1, 3) OBP: 0.260, SLG: 0.233		B B B B G4-6-3 BB			P3		F7		F3	3	0	0	0	1	0	2
Jackie Hernandez, R (1, 6) OBP: 0.238, SLG: 0.271 Ramon Hernandez, S (8, 1)		G4-6-3 1-2f			6-3		F6			3 0	0 0	0 0	0 0	0 0	0 0	2 0
Bruce Kison, R (1, 1) OBP: 0.200, SLG: 0.267 Bob Johnson, L (6, 1) OBP: 0.300, SLG: 0.316 Luke Walker, L (6, 1) Bob Miller, R (7, 1) Rennie Stennett, R (8, PH) OBP: 0.358, SLG: 0.496 (8, 6)			S S S K		S S S K			4-3		2 0 0 0 1	0 0 0 0 0	0 0 0 0 0	0 0 0 0 0	2 0 0 0 0	0 0 0 0 0	0 0 0 0 0
Inning Stats	R: 0 E: 0 K: 0 S: 3 H: 0 LOB: 0 BB: 0 P: 3	R: 2 E: 0 K: 0 S: 4 H: 2 LOB: 0 BB: 1 P: 8	R: 0 E: 0 K: 1 S: 5 H: 0 LOB: 0 BB: 0 P: 5	R: 1 E: 0 K: 0 S: 4 H: 1 LOB: 0 BB: 0 P: 4	R: 0 E: 0 K: 1 S: 5 H: 0 LOB: 0 BB: 0 P: 5	R: 1 E: 0 K: 1 S: 6 H: 1 LOB: 0 BB: 0 P: 6	R: 0 E: 0 K: 0 S: 3 H: 0 LOB: 1 BB: 1 P: 7	R: 0 E: 0 K: 0 S: 4 H: 1 LOB: 1 BB: 0 P: 4	R: 0 E: 1 K: 1 S: 6 H: 0 LOB: 1 BB: 0 P: 6	1B: 1 2B: 2 3B: 0 HR: 2	SF: 1 SAC: 1 DP: 1 HBP: 0	WP: 0 PB: 0 SB: 0 CS: 0	PA: 34				

	AB	30
	R	4
	H	5
	RBI	4
	BB	2
	SO	4
	LOB	8

PITCHER		IP	WLS	BF	H	R	ER	SO	BB	IBB	HBP	BLK	WP	HR	S	P	ERA	WHIP
Jim McAndrew, R ERA: 3.32	(1, 1)	4.0		15	3	3	3	1	1	0	0	0	0	2	16	20	6.75	1.000
Ray Sadecki, L ERA: 4.71	(5, 1)	2.0		7	1	1	1	2	0	0	0	0	0	0	11	11	4.50	0.500
Danny Frisella, R ERA: 1.59	(7, 1)	3.0	W	12	1	0	0	1	1	0	0	0	0	0	13	17	0.00	0.667

PITCHER	IP	WLS	BF	H	R	ER	SO	BB	IBB	HBP	BLK	WP	HR	S	P	ERA	WHIP

BOTTOM

Batter	1	2	3	4	5	6	7	8	9	AB	R	H	RBI	BB	SO	LOB
Tommie Agee, R (1, 8) OBP: 0.335, SLG: 0.390	SSS 0-3 ① K	SSS 0-3 ③ K			x 0-0 ① F8	BBBB 4-0 1-2 2-3 BB		x 0-0 ② F7		3	0	0	0	0	2	0
Willie Mays, R (6, 8) OBP: 0.432, SLG: 0.351										1	0	0	0	1	0	0
Bud Harrelson, S (1, 6) OBP: 0.321, SLG: 0.283	x 0-0 ② G3	x 0-0 ① 1-3			x 0-0 1B 1B	x 0-0 ②③ G3-2-3 3-Hf		BBBB 4-0 BB		4	0	1	0	1	0	3
Dave Marshall, L (1, 9) OBP: 0.250, SLG: 0.250	x 0-0 BB 1B 1B 1B	H 1-0 HBP HBP			x 0-0 G3-6-1 1-2 1B		x 0-0 ① G3	SSS 0-3 ③ K		4	1	2	0	0	1	1
John Milner, L (1, 7) OBP: 0.370, SLG: 0.538	x 0-0 BB 1-2 1B 1B	x 0-0 ② F9			x 0-0 ②③ G3-6-1 1-2f		x 0-0 HR 3B			4	2	2	0	0	0	3
Cleon Jones, R (1, 3) OBP: 0.322, SLG: 0.335	BBBB 4-0 1B 1-2 2-3 BB	H 1-0 1-2 HBP				BBBB 4-0 1B 1B BB	IIII 4-0 HR IBB			0	2	0	0	3	0	0
Jim Beauchamp, R (9, 3) OBP: 0.270, SLG: 0.250										0	0	0	0	0	0	0
Jim Fregosi, R (1, 5) OBP: 0.316, SLG: 0.397	x 0-0 1-2 2-H 3-H 1B	SSS 0-3 ③ K				x 0-0 ① P4	x 0-0 1-H 3-H HR			4	1	2	5	0	1	3
Ted Martinez, R (1, 4) OBP: 0.270, SLG: 0.308	x 0-0 ③ F9		x 0-0 ① F7			x 0-0 1B 1-3 PB 1B	x 0-0 ② 6-3			4	1	1	0	0	0	2
Jerry Grote, R (1, 2) OBP: 0.318, SLG: 0.344		x 0-0 ① 6-3	x 0-0 ② 4-3			x 0-0 BB PB 1-3 3-H G3-2-3 1B	x 0-0 ③ F9			4	0	1	1	0	0	0
Jim McAndrew, R (1, 1) OBP: 0.100, SLG: 0.053		SSS 0-3 ② K2-3	x 0-0 ③ F8			BBBB 4-0 BB 1-2 3-H BB		x 0-0 ① 4-3		1	0	0	0	0	1	0
Ken Boswell, L (4, PH) OBP: 0.253, SLG: 0.289										1	0	0	0	0	0	0
Ray Sadecki, L (5, 1) OBP: 0.200, SLG: 0.200										0	0	0	0	0	0	0
Ed Kranepool, L (6, PH) OBP: 0.291, SLG: 0.347										0	0	0	0	1	0	0
Danny Frisella, L (7, 1)										1	0	0	0	0	0	0
Inning Stats	R: 2 E: 0 K: 1 S: 8 H: 3 LOB: 2 BB: 1 P: 12	R: 0 E: 0 K: 2 S: 7 H: 0 LOB: 0 BB: 0 P: 7	R: 0 E: 0 K: 1 S: 5 H: 0 LOB: 2 BB: 0 P: 7	R: 0 E: 0 K: 0 S: 3 H: 0 LOB: 0 BB: 0 P: 3	R: 0 E: 0 K: 0 S: 4 H: 2 LOB: 1 BB: 0 P: 4	R: 2 E: 0 K: 0 S: 4 H: 2 LOB: 2 BB: 3 P: 16	R: 3 E: 0 K: 0 S: 5 H: 2 LOB: 0 BB: 1 P: 9	R: 0 E: 0 K: 1 S: 5 H: 0 LOB: 1 BB: 1 P: 9		1B: 7 2B: 0 3B: 1 HR: 1	SF: 0 SAC: 0 DP: 2 HBP: 2						

PITCHER		IP	WLS	BF	H	R	ER	SO	BB	IBB	HBP	BLK	WP	HR	S	P	ERA	WHIP
Bruce Kison, R ERA: 2.68	(1, 1)	5.1		26	7	4	4	4	2	0	2	0	0	0	30	40	6.75	1.688
Bob Johnson, R ERA: 4.08	(6, 1)	0.0		2	0	0	0	0	2	0	0	0	0	0	0	8	∞	∞
Luke Walker, L ERA: 3.86	(6, 1)	1.0	L	4	1	2	2	0	0	1	0	0	0	0	3	7	18.00	1.000
Bob Miller, R ERA: 1.86	(7, 1)	0.2		3	1	1	1	0	0	0	0	0	0	1	3	3	13.50	1.500
Ramon Hernandez, L ERA: 0.59	(8, 1)	1.0		4	0	0	0	1	1	0	0	0	0	0	5	9	0.00	1.000

PITCHER	IP	WLS	BF	H	R	ER	SO	BB	IBB	HBP	BLK	WP	HR	S	P	ERA	WHIP

Pittsburgh Pirates @ New York Mets

Shea Stadium, Flushing, NY

Tue Jun 27 1972, 3:33 AM EDT

Att. 38,152 - Unknown

livebaseballscorecards.com

AB	31
R	7
H	9
RBI	6
BB	6
SO	5
LOB	12

1B: 7 SF: 0
2B: 0 SAC: 0
3B: 1 DP: 2
HR: 1 HBP: 2

WP: 0 PA: 39
PB: 1
SB: 0
CS: 0

Montreal Expos @ Pittsburgh Pirates

Three Rivers Stadium, Pittsburgh, PA

Wed Jun 28 1972, 7:05 PM EDT

Att. 13,470 - Unknown

TOP

livebaseballscorecards.com

Batter	1	2	3	4	5	6	7	8	9	AB	R	H	RBI	BB	SO	LOB
Tim McCarver, L (1, 5) OBP: 0.321, SLG: 0.345	4-3 ①		4-3 SH1-4 1B ①		F6 ②		5-3 ③			3	0	1	0	0	0	0
Bobby Wine, R (5, 5) OBP: 0.200, SLG: 0.267										1	0	0	0	0	0	0
Ron Hunt, R (1, 4) OBP: 0.337, SLG: 0.297	F6 ②		SH1-4 ① 1-2		FC4-6 1B ①			F7 ①		3	0	1	0	0	0	0
Mike Jorgensen, L (1, 3) OBP: 0.335, SLG: 0.368	BB 3B		4-3 ② 2-3		FC4-6 ③ 1-2f			S S S K ②		3	1	0	0	1	1	2
Ron Fairly, L (1, 9) OBP: 0.337, SLG: 0.389	1-H 1B 3B		G3 ③			F3 ①		F8 ③		4	1	1	1	0	0	1
Boots Day, L (1, 8) OBP: 0.320, SLG: 0.313	3-H 1B			F8 ①		1B 1B			4-3 ①	4	0	2	1	0	0	0
Jim Fairey, L (1, 7) OBP: 0.280, SLG: 0.347	G3 ③			F3 WP 2B		G6-4-3 1B 1-2			F8 ②	3	1	2	0	0	0	1
Ron Woods, R (9, PH) OBP: 0.266, SLG: 0.294										1	0	0	0	0	0	0
										1	0	0	0	0	0	0
Tim Foli, R (1, 6) OBP: 0.272, SLG: 0.272		G5-4-3 1B		F3 ② 2-3		G6-4-3 ②③ 1-2f			S S S K ③	4	0	1	0	0	1	3
Terry Humphrey, R (1, 2) OBP: 0.202, SLG: 0.227		G5-4-3 ①② 1-2f		F9 ③ 3-H			F8 ①			3	0	0	0	0	0	1
Bill Stoneman, R (1, 1) OBP: 0.143, SLG: 0.091		S S S K ③			S S S K ①		F9 ②			3	0	0	0	0	2	0

	AB	32
	R	3
	H	8
	RBI	2
	BB	1
	SO	4
	LOB	8

Inning Stats	1	2	3	4	5	6	7	8	9
	R: 2 H: 2 E: 0 LOB: 1 K: 0 BB: 1 S: 5 P: 9	R: 0 H: 1 E: 0 LOB: 0 K: 1 BB: 0 S: 5 P: 5	R: 0 H: 1 E: 0 LOB: 1 K: 0 BB: 0 S: 4 P: 4	R: 1 H: 1 E: 0 LOB: 0 K: 0 BB: 0 S: 4 P: 4	R: 0 H: 1 E: 0 LOB: 1 K: 1 BB: 0 S: 6 P: 6	R: 0 H: 2 E: 0 LOB: 1 K: 0 BB: 0 S: 4 P: 4	R: 0 H: 0 E: 0 LOB: 0 K: 0 BB: 0 S: 3 P: 3	R: 0 H: 0 E: 0 LOB: 0 K: 1 BB: 0 S: 5 P: 5	R: 0 H: 0 E: 0 LOB: 0 K: 1 BB: 0 S: 5 P: 5

1B: 6	SF: 0	WP: 1	PA: 34
2B: 1	SAC: 1	PB: 0	
3B: 1	DP: 2	SB: 0	
HR: 0	HBP: 0	CS: 0	

PITCHER		IP	WLS	BF	H	R	ER	SO	BB	IBB	HBP	BLK	WP	HR	S	P	ERA	WHIP
Steve Blass, R ERA: 2.71	(1, 1)	8.0	L	31	8	3	3	3	1	0	0	0	1	0	36	40	3.38	1.125
Luke Walker, L ERA: 3.77	(9, 1)	1.0		3	0	0	0	1	0	0	0	0	0	0	5	5	0.00	0.000

PITCHER	IP	WLS	BF	H	R	ER	SO	BB	IBB	HBP	BLK	WP	HR	S	P	ERA	WHIP

Batter	1	2	3	4	5	6	7	8	9	AB	R	H	RBI	BB	SO	LOB
Dave Cash, R (1, 4) OBP: 0.314, SLG: 0.388	4-3		1-6-3		1-3			1B 2B		4	1	1	0	0	0	0
Vic Davalillo, L (1, 9) OBP: 0.394, SLG: 0.463 Luke Walker, L (9, 1)	BBBB 1B BB		6-3			6-3		2-H 1B		3 0	0 0	1 0	1 0	1 0	0 0	0 0
Al Oliver, L (1, 8) OBP: 0.368, SLG: 0.475	1-2 1B		3B			F8		F5		4	0	2	0	0	0	1
Willie Stargell, L (1, 7) OBP: 0.373, SLG: 0.571	SSS K		G3			4-3		SSS K		4	0	0	0	0	2	4
Manny Sanguillen, R (1, 2) OBP: 0.344, SLG: 0.436	F8			F7			BB 1B		L9	4	0	1	0	0	0	2
Richie Hebner, L (1, 5) OBP: 0.400, SLG: 0.503		F8		F9			BBBB 1-2 G6-3 BB		F8 2B	3	0	1	0	1	0	0
Bob Robertson, R (1, 3) OBP: 0.259, SLG: 0.233		L5-4 1B		F3			F8		2-3 F8	4	0	1	0	0	0	3
Gene Alley, R (1, 6) OBP: 0.378, SLG: 0.328 Milt May, L (9, PH) OBP: 0.226, SLG: 0.208 Gene Clines, R (9, PR) OBP: 0.390, SLG: 0.426		1-2 1B			F7		1-2f G6-3		BBBB BB	3 0 0	0 0 0	1 0 0	0 0 0	0 1 0	0 0 0	2 0 0
Steve Blass, R (1, 1) OBP: 0.220, SLG: 0.225 Rennie Stennett, R (8, PH) OBP: 0.352, SLG: 0.487 (9, 9)		2-3 L5-4			SSS K			3-1	SSS K	2 2	0 0	0 0	0 0	0 0	1 1	2 2
Inning Stats	R: 0 H: 1 E: 0 LOB: 2 K: 1 BB: 1 S: 6 P: 10	R: 0 H: 2 E: 0 LOB: 1 K: 0 BB: 0 S: 4 P: 4	R: 0 H: 1 E: 0 LOB: 1 K: 0 BB: 0 S: 4 P: 4	R: 0 H: 0 E: 0 LOB: 0 K: 0 BB: 0 S: 3 P: 3	R: 0 H: 0 E: 0 LOB: 0 K: 1 BB: 0 S: 5 P: 5	R: 0 H: 0 E: 0 LOB: 0 K: 0 BB: 0 S: 3 P: 3	R: 0 H: 1 E: 0 LOB: 1 K: 0 BB: 1 S: 3 P: 7	R: 1 H: 2 E: 0 LOB: 1 K: 1 BB: 0 S: 7 P: 7	R: 0 H: 1 E: 0 LOB: 2 K: 1 BB: 1 S: 6 P: 10							

PITCHER		IP	WLS	BF	H	R	ER	SO	BB	IBB	HBP	BLK	WP	HR	S	P	ERA	WHIP
Bill Stoneman, R ERA: 2.85	(1, 1)	9.0	W	36	8	1	1	4	3	0	0	0	0	0	41	53	1.00	1.222

PITCHER	IP	WLS	BF	H	R	ER	SO	BB	IBB	HBP	BLK	WP	HR	S	P	ERA	WHIP

BOTTOM

Montreal Expos @ Pittsburgh Pirates

Three Rivers Stadium, Pittsburgh, PA

Wed Jun 28 1972, 7:05 PM EDT

Att. 13,470 - Unknown

livebaseballscorecards.com

AB	33
R	1
H	8
RBI	1
BB	3
SO	4
LOB	16

1B: 5	SF: 0	WP: 0	PA: 36
2B: 3	SAC: 0	PB: 0	
3B: 1	DP: 2	SB: 0	
HR: 0	HBP: 0	CS: 0	

Montreal Expos @ Pittsburgh Pirates

Three Rivers Stadium, Pittsburgh, PA

Thu Jun 29 1972, 7:05 PM EDT

Att. 18,364 - Unknown

TOP

livebaseballscorecards.com

Batter	1	2	3	4	5	6	7	8	9	AB	R	H	RBI	BB	SO	LOB
Ron Hunt, R (1, 4) OBP: 0.337, SLG: 0.295	F8		BB			5-3			L7	2	0	0	0	1	0	0
Hector Torres, R (6, 4) OBP: 0.169, SLG: 0.232										1	0	0	0	0	0	0
Boots Day, L (1, 8) OBP: 0.330, SLG: 0.323	PB S 1B		4-3			1B			1B	4	0	3	0	0	0	1
Tim McCarver, L (1, 7) OBP: 0.315, SLG: 0.338	F7 1-3			F8		F9			L7	4	0	0	0	0	0	3
Ron Fairly, L (1, 3) OBP: 0.330, SLG: 0.380	L7			1-4-3			F9		3-1	4	0	0	0	0	0	2
Jim Fairey, L (1, 9) OBP: 0.264, SLG: 0.327		F8		K			L6			3	0	0	0	0	1	0
Bob Bailey, R (1, 5) OBP: 0.298, SLG: 0.349		K			F5		K			3	0	0	0	0	2	0
Tim Foli, R (1, 6) OBP: 0.269, SLG: 0.268		5-3			6-3			F8		3	0	0	0	0	0	0
Terry Humphrey, R (1, 2) OBP: 0.196, SLG: 0.220			F2		4-3			F3		3	0	0	0	0	0	0
Ernie McAnally, R (1, 1) OBP: 0.160, SLG: 0.130			F7			F6		F8		1	0	0	0	0	0	0
Joe Gilbert, R (4, 1)										1	0	0	0	0	0	0
Mike Jorgensen, L (8, PH) OBP: 0.333, SLG: 0.367										1	0	0	0	0	0	0
Steve Renko, R (8, 1) OBP: 0.308, SLG: 0.308										0	0	0	0	0	0	0

Inning Stats																																		
	R: 0	E: 0	K: 0	S: 4	H: 1	LOB: 1	BB: 0	P: 4	R: 0	E: 0	K: 1	S: 5	H: 0	LOB: 0	BB: 0	P: 5	R: 0	E: 0	K: 0	S: 3	H: 0	LOB: 1	BB: 1	P: 7	R: 0	K: 1	S: 5	H: 0	LOB: 0	BB: 0	P: 5	R: 0	E: 0	K: 0	S: 3	H: 0	LOB: 0	BB: 0	P: 3
	R: 0	E: 0	K: 0	S: 4	H: 1	LOB: 1	BB: 0	P: 4	R: 0	E: 0	K: 1	S: 5	H: 0	LOB: 0	BB: 0	P: 5	R: 0	E: 0	K: 0	S: 3	H: 0	LOB: 0	BB: 0	P: 3	R: 0	E: 0	K: 0	S: 4	H: 1	LOB: 1	BB: 0	P: 4								

1B: 3	SF: 0
2B: 0	SAC: 0
3B: 0	DP: 0
HR: 0	HBP: 0

WP: 0	PA: 31
PB: 1	
SB: 1	
CS: 0	

AB	30
R	0
H	3
RBI	0
BB	1
SO	3
LOB	6

PITCHER	IP	WLS	BF	H	R	ER	SO	BB	IBB	HBP	BLK	WP	HR	S	P	ERA	WHIP
Nelson Briles, R (1, 1) ERA: 2.92	9.0	W	31	3	0	0	3	1	0	0	0	0	0	36	40	0.00	0.444

PITCHER	IP	WLS	BF	H	R	ER	SO	BB	IBB	HBP	BLK	WP	HR	S	P	ERA	WHIP

Montreal Expos @ Pittsburgh Pirates

Three Rivers Stadium, Pittsburgh, PA

Thu Jun 29 1972, 7:05 PM EDT

Att. 18,364 - Unknown

BOTTOM

Batter	1	2	3	4	5	6	7	8	9	AB	R	H	RBI	BB	SO	LOB
Dave Cash, R (1, 4) OBP: 0.312, SLG: 0.388	6-3		K	2B		F8		6-3		5	0	1	1	0	1	0
Vic Davalillo, L (1, 9) OBP: 0.390, SLG: 0.464	L7		WP 2B	F2			G3			4	0	1	0	0	0	1
Al Oliver, L (1, 8) OBP: 0.366, SLG: 0.469	K		4-3 2-3	F7			1B HR BB			3	1	0	0	1	1	2
Willie Stargell, L (1, 7) OBP: 0.371, SLG: 0.565		F6		E 1B SF9 1B	F6		F8			4	1	1	0	0	0	1
Gene Clines, R (8, 7) OBP: 0.390, SLG: 0.426										0	0	0	0	0	0	0
Manny Sanguillen, R (1, 2) OBP: 0.355, SLG: 0.450		4-3 1B 2B		E9 SF9 2B 1-3	FC6-4 1B		1-2 HR 1B			4	3	4	0	0	0	0
Richie Hebner, L (1, 5) OBP: 0.402, SLG: 0.518	4-3 2-3			2B IBB	F8		1-H 2-H HR			3	2	1	3	1	0	2
Bob Robertson, R (1, 3) OBP: 0.259, SLG: 0.235		1B 3-H		SF9 2-3 3-H	FC6-4 1-2f		K			3	0	1	2	0	1	1
Gene Alley, R (1, 6) OBP: 0.374, SLG: 0.333		F8		1B 2B 1-H 3-H		5-3		F7		4	1	1	2	0	0	1
Nelson Briles, R (1, 1) OBP: 0.125, SLG: 0.174			1-3	2B 1B 3-H		K		6-3		4	1	1	1	0	1	0
Inning Stats	R: 0 E: 0 K: 1 S: 5 H: 0 LOB: 0 BB: 0 P: 5	R: 1 E: 0 K: 0 S: 5 H: 2 LOB: 1 BB: 0 P: 5	R: 0 E: 0 K: 1 S: 6 H: 1 LOB: 1 BB: 0 P: 6	R: 5 E: 1 K: 0 S: 8 H: 5 LOB: 1 BB: 1 P: 12	R: 0 E: 0 K: 0 S: 4 H: 1 LOB: 1 BB: 0 P: 4	R: 0 E: 0 K: 1 S: 5 H: 0 LOB: 0 BB: 0 P: 5	R: 3 E: 0 K: 1 S: 7 H: 2 LOB: 0 BB: 1 P: 11	R: 0 E: 0 K: 0 S: 3 H: 0 LOB: 0 BB: 0 P: 3		1B: 6 2B: 4 3B: 0 HR: 1	SF: 1 SAC: 0 DP: 0 HBP: 0					

livebaseballscorecards.com

AB	34
R	9
H	11
RBI	9
BB	2
SO	4
LOB	8

WP: 1 PB: 0 SB: 0 CS: 0 PA: 37

PITCHER		IP	WLS	BF	H	R	ER	SO	BB	IBB	HBP	BLK	WP	HR	S	P	ERA	WHIP
Ernie McAnally, R ERA: 4.39	(1, 1)	3.1	L	19	8	6	6	2	0	1	0	0	1	0	22	26	16.20	2.400
Joe Gilbert, L ERA: 6.14	(4, 1)	3.2		15	3	3	3	2	1	0	0	0	0	1	18	22	7.36	1.091
Steve Renko, R ERA: 6.08	(8, 1)	1.0		3	0	0	0	0	0	0	0	0	0	0	3	3	0.00	0.000

PITCHER	IP	WLS	BF	H	R	ER	SO	BB	IBB	HBP	BLK	WP	HR	S	P	ERA	WHIP

Batter	1	2	3	4	5	6	7	8	9	AB	R	H	RBI	BB	SO	LOB
Don Kessinger, S (1, 6) OBP: 0.363, SLG: 0.316	F8		B3-4 1-2f			1B 2B 1B		2B		4	1	2	0	0	0	1
Glenn Beckert, R (1, 4) OBP: 0.301, SLG: 0.349	SF9 3B		5-3			1-2 2B 1B		1-3		4	2	2	0	0	0	1
Billy Williams, L (1, 7) OBP: 0.356, SLG: 0.525	SF9 3-H			F8		1-H 2-H 1B 2B		IBB		2	1	1	3	1	0	0
Joe Pepitone, L (1, 3) OBP: 0.242, SLG: 0.172	1B			L9		F9		F7		4	0	1	0	0	0	3
Rick Monday, L (1, 8) OBP: 0.420, SLG: 0.460	K			F8		2-H 1B		F7		4	0	1	1	0	1	3
Ron Santo, R (1, 5) OBP: 0.378, SLG: 0.547		F8			K	6-3			F8	4	0	0	0	0	1	1
Jose Cardenal, R (1, 9) OBP: 0.333, SLG: 0.473		L6-3 BB			6-3		L9		4-3	3	0	0	0	1	0	0
Randy Hundley, R (1, 2) OBP: 0.274, SLG: 0.319		L6-3 1-2			K		K		1-3	4	0	0	0	0	2	1
Rick Reuschel, R (1, 1) OBP: 0.333, SLG: 0.375			B3-4 BB			5-3	P4			2	0	0	0	1	0	0
Dan McGinn, L (8, 1) OBP: 0.333, SLG: 0.667										0	0	0	0	0	0	0
Jack Aker, R (9, 1)										0	0	0	0	0	0	0
Inning Stats	R: 1 E: 0 K: 1 S: 7 H: 2 LOB: 1 BB: 0 P: 7	R: 0 E: 0 K: 0 S: 2 H: 0 LOB: 0 BB: 1 P: 6	R: 0 E: 0 K: 0 S: 2 H: 0 LOB: 0 BB: 1 P: 6	R: 0 E: 0 K: 0 S: 3 H: 0 LOB: 0 BB: 0 P: 3	R: 0 E: 0 K: 2 S: 7 H: 0 LOB: 0 BB: 0 P: 7	R: 3 E: 0 K: 0 S: 7 H: 4 LOB: 1 BB: 0 P: 7	R: 0 E: 0 K: 1 S: 5 H: 0 LOB: 0 BB: 0 P: 5	R: 0 E: 0 K: 0 S: 4 H: 1 LOB: 2 BB: 1 P: 8	R: 0 E: 0 K: 0 S: 3 H: 0 LOB: 0 BB: 0 P: 3	1B: 4 2B: 4 3B: 1 HR: 0 SF: 1 SAC: 0 DP: 2 HBP: 0						

TOP

Chicago Cubs @ Pittsburgh Pirates

Three Rivers Stadium, Pittsburgh, PA

Fri Jun 30 1972, 7:05 PM EDT

Att. 22,745 - Unknown

livebaseballscorecards.com

AB	31
R	4
H	7
RBI	4
BB	3
SO	4
LOB	10

PITCHER		IP	WLS	BF	H	R	ER	SO	BB	IBB	HBP	BLK	WP	HR	S	P	ERA	WHIP
Dock Ellis, R ERA: 2.61	(1, 1)	7.1	L	30	7	4	4	4	2	1	0	0	0	0	35	47	4.91	1.227
Luke Walker, L ERA: 3.72	(8, 1)	0.2		2	0	0	0	0	0	0	0	0	0	0	2	2	0.00	0.000
Bob Miller, R ERA: 1.8	(9, 1)	1.0		3	0	0	0	0	0	0	0	0	0	0	3	3	0.00	0.000

PITCHER	IP	WLS	BF	H	R	ER	SO	BB	IBB	HBP	BLK	WP	HR	S	P	ERA	WHIP

BOTTOM

Batter	1	2	3	4	5	6	7	8	9	AB	R	H	RBI	BB	SO	LOB
Dave Cash, R (1, 4) OBP: 0.310, SLG: 0.384	4-3		1-3			P6		1B 3B 1B	G3	5	1	1	0	0	0	3
Richie Hebner, L (1, 5) OBP: 0.399, SLG: 0.511	K		6-3			5-3		1-3 3B 1B		4	1	1	0	0	1	1
Roberto Clemente, R (1, 9) OBP: 0.362, SLG: 0.489	K			G3		6-3		1-H 3-H 3B		4	0	1	2	0	1	0
Willie Stargell, L (1, 7) OBP: 0.365, SLG: 0.554 Bob Miller, R (9, 1)		K		F7			L6	F2		4 0	0 0	0 0	0 0	0 0	1 0	1 0
Al Oliver, L (1, 8) OBP: 0.368, SLG: 0.468		1-3 BB		5-3			3-1		1B 1B	3	1	1	0	1	0	0
Manny Sanguillen, R (1, 2) OBP: 0.353, SLG: 0.444		1-3 1-2			L8		FC6-4 BB		P4	3	0	0	0	1	0	2
Bob Robertson, R (1, 3) OBP: 0.259, SLG: 0.236		K			F8		FC6-4 1-2f		FC4-6 1B 1B	4	0	1	0	0	1	2
Gene Alley, R (1, 6) OBP: 0.384, SLG: 0.346			BLK 1B		1B			4-3	FC4-6 1B	4	0	3	1	0	0	0
Dock Ellis, S (1, 1) OBP: 0.100, SLG: 0.100 Luke Walker, L (8, 1) Vic Davalillo, L (8, PH) OBP: 0.390, SLG: 0.464 Gene Clines, R (8, PH) OBP: 0.382, SLG: 0.417 (9, 7)			K 1-2		K			L3	FC4-6 1-2f 2-3	2 0 0 2	0 0 0 0	0 0 0 0	0 0 0 0	0 0 0 0	2 0 0 0	2 0 0 2
Inning Stats	R: 0 E: 0 K: 2 S: 7 H: 0 LOB: 0 BB: 0 P: 7	R: 0 E: 0 K: 2 S: 7 H: 0 LOB: 1 BB: 1 P: 11	R: 0 E: 0 K: 1 S: 6 H: 1 LOB: 1 BB: 0 P: 6	R: 0 E: 0 K: 0 S: 3 H: 0 LOB: 0 BB: 0 P: 3	R: 0 E: 0 K: 1 S: 6 H: 1 LOB: 1 BB: 0 P: 6	R: 0 E: 0 K: 0 S: 3 H: 0 LOB: 0 BB: 0 P: 3	R: 0 E: 0 K: 0 S: 3 H: 0 LOB: 1 BB: 1 P: 7	R: 2 E: 0 K: 0 S: 6 H: 3 LOB: 1 BB: 0 P: 6	R: 1 E: 0 K: 0 S: 6 H: 3 LOB: 2 BB: 0 P: 6	1B: 7 2B: 0 3B: 1 HR: 0	SF: 0 SAC: 0 DP: 0 HBP: 0						

PITCHER	IP	WLS	BF	H	R	ER	SO	BB	IBB	HBP	BLK	WP	HR	S	P	ERA	WHIP
Rick Reuschel, R (1, 1) ERA: 1.19	7.1	W	26	2	0	0	6	2	0	0	1	0	0	36	44	0.00	0.545
Dan McGinn, L (8, 1) ERA: 4.63	0.2		6	4	3	3	0	0	0	0	0	0	0	6	6	40.50	6.000
Jack Aker, R (9, 1) ERA: 1.0	1.0	S	5	2	0	0	0	0	0	0	0	0	0	5	5	0.00	2.000

PITCHER	IP	WLS	BF	H	R	ER	SO	BB	IBB	HBP	BLK	WP	HR	S	P	ERA	WHIP

Chicago Cubs @ Pittsburgh Pirates

Three Rivers Stadium, Pittsburgh, PA

Fri Jun 30 1972, 7:05 PM EDT

Att. 22,745 - Unknown

livebaseballscorecards.com

AB	35
R	3
H	8
RBI	3
BB	2
SO	6
LOB	13

WP: 0	PA: 37		
PB: 0			
SB: 0			
CS: 0			

Batter	1	2	3	4	5	6	7	8	9	AB	R	H	RBI	BB	SO	LOB
Don Kessinger, S (1, 6) OBP: 0.357, SLG: 0.311	F4		4-3		K			FC6-4 P1-3 HR 1-2f		4	1	0	0	0	1	2
Glenn Beckert, R (1, 4) OBP: 0.305, SLG: 0.353	FC4-6 1B		2B 1B		6-3			P1-3 1-2		3	1	2	0	0	0	1
Paul Popovich, S (7, 4) OBP: 0.217, SLG: 0.214										1	0	0	0	0	0	1
Billy Williams, L (1, 7) OBP: 0.358, SLG: 0.540	FC4-6 HBP 1-2f		1-H 2B			F7		2-H HR		4	1	2	3	0	0	1
Joe Pepitone, L (1, 3) OBP: 0.243, SLG: 0.156	1-2 HBP		F8			F3		F8		3	0	0	0	0	0	1
Rick Monday, L (1, 8) OBP: 0.413, SLG: 0.450	4-3			3-1		F8			L7	4	0	0	0	0	0	2
Ron Santo, R (1, 5) OBP: 0.370, SLG: 0.534		1-3		4-3			1-3		6-3	4	0	0	0	0	0	0
Gene Hiser, L (1, 9) OBP: 0.379, SLG: 0.308		G4-6-3 1B		K			B1		1B	4	0	2	0	0	1	0
J.C. Martin, L (1, 2) OBP: 0.308, SLG: 0.391		G4-6-3 1-2f			BB S		K		1-2 1B	2	0	0	0	1	1	1
Randy Hundley, R (8, 2) OBP: 0.278, SLG: 0.322										1	0	1	0	0	0	0
Fergie Jenkins, R (1, 1) OBP: 0.250, SLG: 0.241			6-3		F9 1-2			FC6-4 1B	K	4	0	1	0	0	1	3
Inning Stats	R: 0 E: 0 K: 0 S: 4 H: 1 LOB: 2 BB: 0 P: 5	R: 0 E: 0 K: 0 S: 3 H: 1 LOB: 0 BB: 0 P: 3	R: 1 E: 0 K: 0 S: 5 H: 2 LOB: 1 BB: 0 P: 5	R: 0 E: 0 K: 1 S: 5 H: 0 LOB: 0 BB: 0 P: 5	R: 0 E: 0 K: 1 S: 5 H: 0 LOB: 1 BB: 1 P: 9	R: 0 E: 0 K: 0 S: 3 H: 0 LOB: 0 BB: 0 P: 3	R: 0 E: 0 K: 1 S: 5 H: 0 LOB: 0 BB: 0 P: 5	R: 2 E: 0 K: 0 S: 5 H: 2 LOB: 0 BB: 0 P: 5	R: 0 E: 0 K: 1 S: 7 H: 2 LOB: 2 BB: 0 P: 7	1B: 6 2B: 1 3B: 0 HR: 1	SF: 0 SAC: 0 DP: 1 HBP: 1					

TOP

Chicago Cubs @ Pittsburgh Pirates

Three Rivers Stadium, Pittsburgh, PA

Sat Jul 01 1972, 3:33 AM EDT
Att. 16,102 - Cloudy - 78 F

livebaseballscorecards.com

AB	34
R	3
H	8
RBI	3
BB	1
SO	4
LOB	12

WP: 0 PB: 0 SB: 1 CS: 0 PA: 36

PITCHER		IP	WLS	BF	H	R	ER	SO	BB	IBB	HBP	BLK	WP	HR	S	P	ERA	WHIP
Bob Moose, R ERA: 3.25	(1, 1)	7.2		29	5	2	2	3	1	0	1	0	0	0	33	38	2.35	0.783
Ramon Hernandez, L ERA: 0.88	(8, 1)	0.1		2	1	1	1	0	0	0	0	0	0	1	2	2	27.00	3.000
Dave Giusti, R ERA: 2.62	(9, 1)	1.0	W	5	2	0	0	1	0	0	0	0	0	0	7	7	0.00	2.000

PITCHER	IP	WLS	BF	H	R	ER	SO	BB	IBB	HBP	BLK	WP	HR	S	P	ERA	WHIP

Batter	1	2	3	4	5	6	7	8	9	AB	R	H	RBI	BB	SO	LOB
Dave Cash, R (1, 4) OBP: 0.309, SLG: 0.382	F8			K		FC6-4 1B		F9		4	0	1	0	0	1	0
Richie Hebner, L (1, 5) OBP: 0.397, SLG: 0.509	G3			1-3		FC6-4			HR 1B	1	0	0	0	0	0	0
Jose Pagan, R (2, 5) OBP: 0.325, SLG: 0.480										2	0	0	0	0	0	2
Milt May, L (9, PH) OBP: 0.241, SLG: 0.224										1	0	1	0	0	0	0
Jackie Hernandez, R (9, PR) OBP: 0.238, SLG: 0.271										0	1	0	0	0	0	0
Roberto Clemente, R (1, 9) OBP: 0.364, SLG: 0.516	4-3			F3			HR		1-H HR	4	2	2	3	0	0	0
Willie Stargell, L (1, 7) OBP: 0.365, SLG: 0.551		K			K		F8 S SF9 1B			3	0	1	0	0	2	0
Gene Clines, R (7, PR) OBP: 0.382, SLG: 0.417										0	1	0	0	0	0	0
(8, 7)																
Al Oliver, L (1, 8) OBP: 0.364, SLG: 0.462		4-3			F9		F8 1-3			3	0	0	0	0	0	1
Manny Sanguillen, R (1, 2) OBP: 0.349, SLG: 0.440		3-1			F7		SF9 3-H			2	0	0	1	0	0	0
Bob Robertson, R (1, 3) OBP: 0.260, SLG: 0.238			F3			G5-4-3 1B	K			3	0	1	0	0	1	1
Gene Alley, R (1, 6) OBP: 0.377, SLG: 0.338			K			G5-4-3 1-2f		6-3		3	0	0	0	0	1	1
Bob Moose, R (1, 1) OBP: 0.194, SLG: 0.171			K			1B 1B		P4-3		2	0	1	0	0	1	0
Ramon Hernandez, S (8, 1)										0	0	0	0	0	0	0
Vic Davalillo, L (8, PH) OBP: 0.387, SLG: 0.460										1	0	0	0	0	0	0
Dave Giusti, R (9, 1)										0	0	0	0	0	0	0
Inning Stats	R: 0 E: 0 K: 0 S: 3 H: 0 LOB: 0 BB: 0 P: 3	R: 0 E: 0 K: 1 S: 5 H: 0 LOB: 0 BB: 0 P: 5	R: 0 E: 0 K: 2 S: 7 H: 0 LOB: 0 BB: 0 P: 7	R: 0 E: 0 K: 1 S: 5 H: 0 LOB: 0 BB: 0 P: 5	R: 0 E: 0 K: 1 S: 5 H: 0 LOB: 0 BB: 0 P: 5	R: 0 E: 0 K: 0 S: 5 H: 3 LOB: 2 BB: 0 P: 5	R: 2 E: 0 K: 1 S: 7 H: 2 LOB: 1 BB: 0 P: 7	R: 0 E: 0 K: 0 S: 3 H: 0 LOB: 0 BB: 0 P: 3	R: 2 E: 0 K: 0 S: 2 H: 2 LOB: 1 BB: 0 P: 2	1B: 5 2B: 0 3B: 0 HR: 2	SF: 1 SAC: 0 DP: 1 HBP: 0						

PITCHER	IP	WLS	BF	H	R	ER	SO	BB	IBB	HBP	BLK	WP	HR	S	P	ERA	WHIP
Fergie Jenkins, R (1, 1) ERA: 3.07	8.0	L	30	7	4	4	6	0	0	0	0	0	2	42	42	4.50	0.875

PITCHER	IP	WLS	BF	H	R	ER	SO	BB	IBB	HBP	BLK	WP	HR	S	P	ERA	WHIP

BOTTOM

Chicago Cubs @ Pittsburgh Pirates

Three Rivers Stadium, Pittsburgh, PA

Sat Jul 01 1972, 3:33 AM EDT

Att. 16,102 - Cloudy - 78 F

livebaseballscorecards.com

AB	29
R	4
H	7
RBI	4
BB	0
SO	6
LOB	5

1B: 5 SF: 1 WP: 0 PA: 30
2B: 0 SAC: 0 PB: 0
3B: 0 DP: 1 SB: 1
HR: 2 HBP: 0 CS: 0

Batter	1	2	3	4	5	6	7	8	9	AB	R	H	RBI	BB	SO	LOB
Don Kessinger, S (1, 6) OBP: 0.362, SLG: 0.314	B B B B 4-0 G3 5-3 BB		x 0-0 ② L7		x 0-0 ② 4-3		x 0-0 1B 1B	x 0-0 FC6-4 1-2 2-H 3-H 1B		4	0	2	2	1	0	0
Glenn Beckert, R (1, 4) OBP: 0.303, SLG: 0.348	x 0-0 ① 5-3 1-2		x 0-0 ③ 6-3		B B B B 4-0 1B BB		x 0-0 ① P3	x 0-0 ② FC6-4 1-2f 2-3		4	0	0	0	1	0	4
Billy Williams, L (1, 7) OBP: 0.358, SLG: 0.537	x 0-0 ② G3 2-3			x 0-0 ① F7	x 0-0 1-2 1B		x 0-0 1-2 1B	x 0-0 ③ G1		5	0	2	0	0	0	3
Joe Pepitone, L (1, 3) OBP: 0.250, SLG: 0.171 Jim Hickman, R (7, PH) OBP: 0.369, SLG: 0.468 (7, 3)	x 0-0 ③ F7			x 0-0 BB 1B 1B	x 0-0 ③ L1		x 0-0 ② F9		x 0-0 ① F8	3 2	1 0	1 0	0 0	0 0	0 0	3 2
Rick Monday, L (1, 8) OBP: 0.417, SLG: 0.456		S S S 0-3 ① K		B B B B 4-0 1-2 1B BB		x 0-0 1B 2B	x 0-0 ③ 4-3		x 0-0 G4-6-3 1B	4	1	2	0	1	1	2
Ron Santo, R (1, 5) OBP: 0.366, SLG: 0.525		x 0-0 ② 6-3		x 0-0 ② F8		x 0-0 ① 6-3		x 0-0 HBP 1B 1B 1B	x 0-0 ②③ G4-6-3 1-2f	5	1	1	0	0	0	4
Jose Cardenal, R (1, 9) OBP: 0.336, SLG: 0.472		B B B B 4-0 BB		x 0-0 1-2 2-H 1B		x 0-0 ② 6-3		x 0-0 ① F8		3	0	1	1	1	0	2
Randy Hundley, R (1, 2) OBP: 0.282, SLG: 0.326		x 0-0 ③ 6-3		S S S 0-3 ③ K		x 0-0 2-H 1B		x 0-0 HBP 1-2 1B 1B		4	1	2	1	0	1	3
Bill Hands, R (1, 1) Bill North, S (5, PH) OBP: 0.176, SLG: 0.188 Tom Phoebus, R (6, 1) OBP: 0.000, SLG: 0.000 Gene Hiser, L (6, PH) OBP: 0.667, SLG: 0.296 Milt Pappas, R (6, 1) OBP: 0.200, SLG: 0.200 Steve Hamilton, L (7, 1) Jack Aker, R (7, 1) Carmen Fanzone, R (8, PH) OBP: 0.400, SLG: 0.667 Dan McGinn, L (8, 1) OBP: 0.833, SLG: 0.667			S S S 0-3 ① K		x 0-0 ① F7	S S S 0-3 ③ K		H 1-0 FC6-4 1-2 2-3 1B HBP		1 1 0 1 0 0 0 0 0 0	0 0 0 0 0 0 0 0 0 0	0 0 0 0 0 0 0 0 0 0	0 0 0 0 1 0 1 0 0 0	0 0 0 0 0 0 1 0 0 0	1 0 0 0 0 0 1 0 0 0	0 0 0 0 0 0 1 0 0 0
Inning Stats	R: 0 E: 0 K: 0 S: 3 H: 0 LOB: 1 BB: 1 P: 7	R: 0 E: 0 K: 1 S: 5 H: 0 LOB: 1 BB: 1 P: 9	R: 0 E: 0 K: 1 S: 5 H: 0 LOB: 0 BB: 0 P: 5	R: 1 E: 0 K: 1 S: 7 H: 2 LOB: 2 BB: 1 P: 11	R: 0 E: 0 K: 0 S: 4 H: 1 LOB: 2 BB: 1 P: 8	R: 1 E: 0 K: 1 S: 7 H: 2 LOB: 1 BB: 0 P: 7	R: 0 E: 0 K: 0 S: 5 H: 2 LOB: 2 BB: 0 P: 5	R: 2 E: 0 K: 0 S: 6 H: 3 LOB: 2 BB: 0 P: 7	R: 0 E: 0 K: 0 S: 3 H: 1 LOB: 0 BB: 0 P: 3	1B: 10 2B: 1 3B: 0 HR: 0 SF: 0 SAC: 0 DP: 1 HBP: 1						

TOP

Chicago Cubs @ Pittsburgh Pirates

Three Rivers Stadium, Pittsburgh, PA

Sun Jul 02 1972, 3:33 AM EDT

Att. 25,229 - Cloudy - 80 F

livebaseballscorecards.com

AB	37
R	4
H	11
RBI	4
BB	4
SO	4
LOB	24

PITCHER		IP	WLS	BF	H	R	ER	SO	BB	IBB	HBP	BLK	WP	HR	S	P	ERA	WHIP
Bruce Kison, R ERA: 2.73	(1, 1)	5.2	W	26	5	2	2	3	4	0	0	0	0	0	28	44	3.18	1.588
Bob Johnson, R ERA: 4.03	(6, 1)	0.2		4	2	0	0	1	0	0	0	0	0	0	6	6	0.00	3.000
Ramon Hernandez, L ERA: 1.35	(7, 1)	2.2	S	12	4	2	2	0	0	0	1	0	0	0	11	12	6.75	1.500

PITCHER	IP	WLS	BF	H	R	ER	SO	BB	IBB	HBP	BLK	WP	HR	S	P	ERA	WHIP

WP: 0	PB: 0	SB: 0	CS: 0
PA: 42			

BOTTOM

Batter	1	2	3	4	5	6	7	8	9	AB	R	H	RBI	BB	SO	LOB
Dave Cash, R (1, 4) OBP: 0.307, SLG: 0.378	5-3	FC6-5 2-3f			CS 1B	F4		6-3		5	0	1	0	0	0	3
Vic Davalillo, L (1, 7) OBP: 0.397, SLG: 0.485	4-3		5-3 SF7 2B		FC4-6 1-2 1B		E 1B 2B			4	2	3	0	0	0	0
Roberto Clemente, R (1, 9) OBP: 0.358, SLG: 0.507 Gene Clines, R (7, PR) OBP: 0.382, SLG: 0.417 (8, 9)	5-3		5-3 2-3		FC4-6 BB BB 1-2f		E6 1B 1B 2-3			4 0	0 1	0 0	0 0	0 0	0 0	3 0
Willie Stargell, L (1, 3) OBP: 0.367, SLG: 0.550 Jackie Hernandez, R (7, PR) OBP: 0.238, SLG: 0.271 (8, 6)		K S S S	SF7 3-H		BB 1-2 BB		5-4-3 1B 1-2 3-H 1B			2 0	0 0	1 0	2 0	1 0	1 0	0 0
Al Oliver, L (1, 8) OBP: 0.369, SLG: 0.465		1B 1B 1B	F8		FC5-4 1-2 2-3 BB		5-4-3 1-2 2-H 1B			3	1	2	1	1	0	0
Manny Sanguillen, R (1, 2) OBP: 0.351, SLG: 0.453	FC6-4 1B E 1-3 1B			HR	FC5-4 1-2f		5-4-3 1-2f 2-3f			4	2	2	1	0	0	5
Bob Robertson, R (1, 5) OBP: 0.266, SLG: 0.265 (8, 3)	FC6-4 1-2 3-H 1B		K S S S			HR		6-3		4	1	2	2	0	1	0
Gene Alley, R (1, 6) OBP: 0.373, SLG: 0.343 (8, 5)	FC6-4 FC6-5 E 1-2f 2-3		6-3			F9		2B		4	0	1	0	0	0	2
Bruce Kison, R (1, 1) OBP: 0.176, SLG: 0.235 Bob Johnson, L (6, 1) OBP: 0.286, SLG: 0.300 Ramon Hernandez, S (7, 1)	E5 1-2 3-H		K S S S			4-3		K S S S		2 1 1	0 0 0	0 0 0	0 0 0	1 0 1	1 0 1	1 0 1
Inning Stats	R: 0 E: 0 K: 0 S: 3 H: 0 LOB: 0 BB: 0 P: 3	R: 2 E: 1 K: 1 S: 9 H: 3 LOB: 2 BB: 0 P: 9	R: 1 E: 0 K: 0 S: 4 H: 1 LOB: 0 BB: 0 P: 4	R: 1 E: 0 K: 2 S: 8 H: 1 LOB: 0 BB: 0 P: 8	R: 0 E: 0 K: 0 S: 4 H: 2 LOB: 3 BB: 2 P: 12	R: 1 E: 0 K: 0 S: 4 H: 1 LOB: 0 BB: 0 P: 4	R: 2 E: 1 K: 0 S: 5 H: 3 LOB: 1 BB: 0 P: 5	R: 0 E: 0 K: 1 S: 6 H: 1 LOB: 1 BB: 0 P: 6		1B: 7 2B: 3 3B: 1 HR: 2 SF: 1 SAC: 0 DP: 0 HBP: 0						

PITCHER		IP	WLS	BF	H	R	ER	SO	BB	IBB	HBP	BLK	WP	HR	S	P	ERA	WHIP
Bill Hands, R ERA: 3.2	(1, 1)	4.0	L	18	5	4	3	3	0	0	0	0	0	1	24	24	6.75	1.250
Tom Phoebus, R ERA: 3.26	(5, 1)	1.0		6	2	0	0	0	2	0	0	0	0	0	4	12	0.00	4.000
Milt Pappas, R ERA: 2.95	(6, 1)	1.0		6	2	3	2	0	0	0	0	0	0	1	6	6	18.00	2.000
Steve Hamilton, L ERA: 1.59	(7, 1)	0.0		2	2	0	0	0	0	0	0	0	0	0	2	2	∞	∞
Jack Aker, R ERA: 0.95	(7, 1)	1.0		1	0	0	0	0	0	0	0	0	0	0	1	1	0.00	0.000

PITCHER		IP	WLS	BF	H	R	ER	SO	BB	IBB	HBP	BLK	WP	HR	S	P	ERA	WHIP
Dan McGinn, L ERA: 4.5	(8, 1)	1.0		4	1	0	0	1	0	0	0	0	0	0	6	6	0.00	1.000

Chicago Cubs @ Pittsburgh Pirates

Three Rivers Stadium, Pittsburgh, PA

Sun Jul 02 1972, 3:33 AM EDT

Att. 25,229 - Cloudy - 80 F

livebaseballscorecards.com

AB	34
R	7
H	12
RBI	6
BB	2
SO	4
LOB	15

WP: 0 PB: 0 SB: 0 CS: 1 PA: 37

Batter	1	2	3	4	5	6	7	8	9	AB	R	H	RBI	BB	SO	LOB
Don Kessinger, S (1, 6) OBP: 0.355, SLG: 0.308	K		L3		P6			F7	F8	5	0	0	0	0	1	1
Glenn Beckert, R (1, 4) OBP: 0.307, SLG: 0.355	1B			HR 2B	F8			BB E 1B		3	1	2	0	0	0	0
Paul Popovich, S (5, 4) OBP: 0.234, SLG: 0.233										1	0	1	0	0	0	0
Billy Williams, L (1, 7) OBP: 0.360, SLG: 0.547	F7			2-H HR		1B		E6 BB 1-2		4	1	2	2	0	0	2
Joe Pepitone, L (1, 3) OBP: 0.227, SLG: 0.154	5-3			E6 FC5 1B		F8		F8		4	0	0	0	0	0	4
Rick Monday, L (1, 8) OBP: 0.414, SLG: 0.450		L9		F8		F7		BBBB 4-0 1-2 2-3 BB		3	0	0	0	1	0	2
Ron Santo, R (1, 5) OBP: 0.364, SLG: 0.519		F8		1-2 1B		SSS K		L8		4	0	1	0	0	1	4
Jose Cardenal, R (1, 9) OBP: 0.331, SLG: 0.464		SSS K		F9		5-3			6-3	4	0	0	0	0	1	2
Randy Hundley, R (1, 2) OBP: 0.277, SLG: 0.319			F8	FC5 2-3f		F5			G3	4	0	0	0	0	0	2
Burt Hooton, R (1, 1) OBP: 0.159, SLG: 0.075			F7		SSS K		5-3	BBBB BB		3	0	0	0	1	1	0
Inning Stats	R: 0 E: 0 K: 1 S: 6 H: 1 LOB: 1 BB: 0 P: 6	R: 0 E: 0 K: 1 S: 5 H: 0 LOB: 0 BB: 0 P: 5	R: 0 E: 0 K: 0 S: 3 H: 0 LOB: 0 BB: 0 P: 3	R: 2 E: 1 K: 0 S: 7 H: 3 LOB: 2 BB: 0 P: 7	R: 0 E: 0 K: 1 S: 5 H: 0 LOB: 0 BB: 0 P: 5	R: 0 E: 0 K: 1 S: 6 H: 1 LOB: 1 BB: 0 P: 6	R: 0 E: 0 K: 0 S: 3 H: 0 LOB: 0 BB: 0 P: 3	R: 0 E: 1 K: 0 S: 5 H: 1 LOB: 3 BB: 1 P: 9	R: 0 E: 0 K: 0 S: 3 H: 0 LOB: 1 BB: 1 P: 7	1B: 4 2B: 1 3B: 0 HR: 1	SF: 0 SAC: 0 DP: 0 HBP: 0						

PITCHER	IP	WLS	BF	H	R	ER	SO	BB	IBB	HBP	BLK	WP	HR	S	P	ERA	WHIP
Steve Blass, R (1, 1) ERA: 2.68	8.0		33	6	2	2	4	1	0	0	0	0	1	40	44	2.25	0.875
Dave Giusti, R (9, 1) ERA: 2.55	1.0	W	4	0	0	0	0	1	0	0	0	0	0	3	7	0.00	1.000

PITCHER	IP	WLS	BF	H	R	ER	SO	BB	IBB	HBP	BLK	WP	HR	S	P	ERA	WHIP

TOP

Chicago Cubs @ Pittsburgh Pirates

Three Rivers Stadium, Pittsburgh, PA

Mon Jul 03 1972, 7:05 PM EDT

Att. 26,933 - Unknown

livebaseballscorecards.com

AB	35
R	2
H	6
RBI	2
BB	2
SO	4
LOB	17

Chicago Cubs @ Pittsburgh Pirates

Three Rivers Stadium, Pittsburgh, PA

Mon Jul 03 1972, 7:05 PM EDT

Att. 26,933 - Unknown

livebaseballscorecards.com

BOTTOM

Batter	1	2	3	4	5	6	7	8	9	AB	R	H	RBI	BB	SO	LOB
Dave Cash, R (1, 4) OBP: 0.302, SLG: 0.373	5-3			4-3		K		5-3		4	0	0	0	0	1	1
Vic Davalillo, L (1, 7) OBP: 0.393, SLG: 0.478	K			F8		5-3			HR, 1B	4	1	1	0	0	1	0
Roberto Clemente, R (1, 9) OBP: 0.356, SLG: 0.502	K			1B, 1B		K			P4	4	0	1	0	0	2	1
Willie Stargell, L (1, 3) OBP: 0.369, SLG: 0.563		K		1-3, 1B			P4-3		1-H, HR	4	1	2	2	0	1	0
Al Oliver, L (1, 8) OBP: 0.366, SLG: 0.460		F7		K			F7			3	0	0	0	0	1	2
Manny Sanguillen, R (1, 2) OBP: 0.351, SLG: 0.460		6-3			6-3, 3B		K			3	1	1	0	0	1	0
Bob Robertson, R (1, 5) OBP: 0.267, SLG: 0.262			L6		K			BB, SH3-4		2	0	0	0	1	1	1
Jackie Hernandez, R (1, 6) OBP: 0.233, SLG: 0.265			5-3		6-3, 3-H			SH3-4, 1-2		2	0	0	1	0	0	0
Gene Clines, R (8, PH) OBP: 0.382, SLG: 0.417										0	0	0	0	0	0	0
Gene Alley, R (9, 6) OBP: 0.373, SLG: 0.343										0	0	0	0	0	0	0
Steve Blass, R (1, 1) OBP: 0.209, SLG: 0.214			1-3		K			L8		2	0	0	0	0	1	0
Milt May, L (8, PH) OBP: 0.236, SLG: 0.220										1	0	0	0	0	0	1
Dave Giusti, R (9, 1)										0	0	0	0	0	0	0

Inning Stats									
	R: 0 E: 0 K: 2 S: 7	H: 0 LOB: 0 BB: 0 P: 7	R: 0 E: 0 K: 1 S: 5	H: 0 LOB: 0 BB: 0 P: 5	R: 0 E: 0 K: 0 S: 3	H: 0 LOB: 0 BB: 0 P: 3	R: 0 E: 0 K: 1 S: 7	H: 2 LOB: 2 BB: 0 P: 7	R: 1 E: 0 K: 2 S: 8	H: 1 LOB: 0 BB: 0 P: 8
	R: 0 E: 0 K: 2 S: 7	H: 0 LOB: 0 BB: 0 P: 7	R: 0 E: 0 K: 1 S: 5	H: 0 LOB: 0 BB: 0 P: 5	R: 0 E: 0 K: 0 S: 3	H: 0 LOB: 1 BB: 1 P: 7	R: 2 E: 0 K: 0 S: 3	H: 2 LOB: 0 BB: 0 P: 3		

	AB	29
	R	3
	H	5
	RBI	3
	BB	1
	SO	9
	LOB	6

1B: 3 SF: 0 WP: 0 PA: 31
2B: 0 SAC: 1 PB: 0
3B: 1 DP: 0 SB: 0
HR: 1 HBP: 0 CS: 0

PITCHER	IP	WLS	BF	H	R	ER	SO	BB	IBB	HBP	BLK	WP	HR	S	P	ERA	WHIP
Burt Hooton, R (1, 1) ERA: 2.66	8.1	L	31	5	3	3	9	1	0	0	0	0	1	48	52	3.24	0.720

PITCHER	IP	WLS	BF	H	R	ER	SO	BB	IBB	HBP	BLK	WP	HR	S	P	ERA	WHIP

Pittsburgh Pirates @ Houston Astros

Astrodome, Houston, TX

Tue Jul 04 1972, 8:05 PM EDT

Att. 31,164 - Dome

TOP

livebaseballscorecards.com

Batter	1	2	3	4	5	6	7	8	9	AB	R	H	RBI	BB	SO	LOB
Gene Clines, R (1, 9) OBP: 0.377, SLG: 0.410	L6-3		K			L5-3		1B		4	0	1	0	0	1	0
Dave Cash, R (1, 4) OBP: 0.301, SLG: 0.371	F8			F4		1B		F9		4	0	1	0	0	0	1
Vic Davalillo, L (1, 7) OBP: 0.389, SLG: 0.471	F6			F7		1-2 1B			F8	4	0	1	0	0	0	0
Willie Stargell, L (1, 3) OBP: 0.367, SLG: 0.558		K		1B		F8			F8	4	0	1	0	0	1	2
Al Oliver, L (1, 8) OBP: 0.368, SLG: 0.464		1B		G3			L3		1B 2B	4	0	2	0	0	0	1
Manny Sanguillen, R (1, 2) OBP: 0.353, SLG: 0.461		F9			G6-4-3 1B		4-3		2-3 1B	4	0	2	0	0	0	1
Bob Robertson, R (1, 5) OBP: 0.261, SLG: 0.255		K			G6-4-3 1-2f		5-3		5-3	4	0	0	0	0	1	4
Gene Alley, R (1, 6) OBP: 0.366, SLG: 0.336			F8		F8			5-3		3	0	0	0	0	0	0
Nelson Briles, R (1, 1) OBP: 0.115, SLG: 0.160			F6			K		5-3		2	0	0	0	0	1	0
Bob Miller, R (6, 1)										0	0	0	0	0	0	0
Luke Walker, L (7, 1)										0	0	0	0	0	0	0
Rennie Stennett, R (8, PH) OBP: 0.350, SLG: 0.483										1	0	0	0	0	0	0
Ramon Hernandez, S (8, 1)										0	0	0	0	0	0	0

Inning Stats	1	2	3	4	5	6	7	8	9
	R: 0 E: 0 K: 0 S: 3	H: 0 LOB: 0 BB: 0 P: 3	R: 0 E: 0 K: 2 S: 8	H: 1 LOB: 1 BB: 0 P: 8	R: 0 E: 0 K: 1 S: 5	H: 0 LOB: 0 BB: 0 P: 5	R: 0 E: 0 K: 0 S: 4	H: 1 LOB: 1 BB: 0 P: 4	R: 0 E: 0 K: 0 S: 3	H: 1 LOB: 0 BB: 0 P: 3	R: 0 E: 0 K: 1 S: 7	H: 2 LOB: 2 BB: 0 P: 7	R: 0 E: 0 K: 0 S: 3	H: 0 LOB: 0 BB: 0 P: 3	R: 0 E: 0 K: 0 S: 4	H: 1 LOB: 1 BB: 0 P: 4	R: 0 E: 0 K: 0 S: 5	H: 2 LOB: 2 BB: 0 P: 5

| | | | | | | | | | |

Batter	1	2	3	4	5	6	7	8	9	AB	R	H	RBI	BB	SO	LOB
Roger Metzger, S (1, 6) OBP: 0.282, SLG: 0.247	K	F7			4-3	FC5-2	1-3			5	0	1	0	0	1	3
Cesar Cedeno, R (1, 8) OBP: 0.405, SLG: 0.545	BB		K		2B	FC5-2		L9		4	2	1	0	1	1	3
Jimmy Wynn, R (1, 9) OBP: 0.383, SLG: 0.478	1B		1B		F3	4-3		6-3		5	1	2	0	0	0	5
Lee May, R (1, 3) OBP: 0.354, SLG: 0.517	4-3		G6-4-3		FC4-6		BB	1-3		4	1	2	1	1	0	3
Bob Watson, R (1, 7) OBP: 0.384, SLG: 0.504	1B		G6-4-3		FC4-6		FC6-4 1B	4-3		5	1	2	2	0	0	4
Doug Rader, R (1, 5) OBP: 0.299, SLG: 0.441	K			4-3	5-3		FC6-4			4	0	1	1	0	1	1
Tommy Helms, R (1, 4) OBP: 0.281, SLG: 0.359		F7		L9			F8			4	1	1	0	0	0	2
Bobby Fenwick, R (9, 4) OBP: 0.244, SLG: 0.263					SH					0	0	0	0	0	0	0
Larry Howard, R (1, 2) OBP: 0.314, SLG: 0.344		K					FC6-4			4	0	2	0	0	1	2
Larry Dierker, R (1, 1) OBP: 0.233, SLG: 0.214				F8	SH					3	0	2	2	0	0	1
Inning Stats	R: 2 E: 0 K: 2 S: 9 H: 2 LOB: 1 BB: 1 P: 13	R: 0 E: 0 K: 1 S: 6 H: 1 LOB: 1 BB: 0 P: 6	R: 0 E: 0 K: 1 S: 6 H: 2 LOB: 1 BB: 0 P: 6	R: 0 E: 0 K: 0 S: 4 H: 1 LOB: 1 BB: 0 P: 4	R: 1 E: 0 K: 0 S: 5 H: 2 LOB: 1 BB: 0 P: 5	R: 1 E: 0 K: 0 S: 7 H: 3 LOB: 3 BB: 0 P: 7	R: 2 E: 0 K: 0 S: 6 H: 3 LOB: 2 BB: 1 P: 10	R: 0 E: 1 K: 0 S: 4 H: 0 LOB: 1 BB: 0 P: 4		1B: 13 2B: 1 3B: 0 HR: 0 SF: 0 SAC: 1 DP: 1 HBP: 0						

PITCHER		IP	WLS	BF	H	R	ER	SO	BB	IBB	HBP	BLK	WP	HR	S	P	ERA	WHIP
Nelson Briles, R ERA: 3.22	(1, 1)	5.1	L	28	11	4	4	4	1	0	0	0	0	0	35	39	6.75	2.250
Bob Miller, R ERA: 2.3	(6, 1)	1.1		8	3	2	2	0	1	0	0	0	0	0	7	11	13.50	3.000
Luke Walker, L ERA: 3.69	(7, 1)	0.1		1	0	0	0	0	0	0	0	0	0	0	1	1	0.00	0.000
Ramon Hernandez, L ERA: 1.31	(8, 1)	1.0		4	0	0	0	0	0	0	0	0	0	0	4	4	0.00	0.000

PITCHER	IP	WLS	BF	H	R	ER	SO	BB	IBB	HBP	BLK	WP	HR	S	P	ERA	WHIP

BOTTOM

Pittsburgh Pirates @ Houston Astros

Astrodome, Houston, TX

Tue Jul 04 1972, 8:05 PM EDT

Att. 31,164 - Dome

livebaseballscorecards.com

AB	38
R	6
H	14
RBI	6
BB	2
SO	4
LOB	24

Batter	1	2	3	4	5	6	7	8	9	AB	R	H	RBI	BB	SO	LOB
Rennie Stennett, R (1, 4) OBP: 0.344, SLG: 0.468	S S S 0-3 ① K		x 0-0 ② 6-3	x 0-0 ③ 6-3			x 0-0 ① 5-3		H 1-0 HBP	4	0	0	0	0	1	0
Vic Davalillo, L (1, 7) OBP: 0.390, SLG: 0.476	x 0-0 1B 2B		x 0-0 E7 WP 1B		x 0-0 ① F5		x 0-0 ② F9		S S S 0-3 ③ K	5	1	2	0	0	1	1
Roberto Clemente, R (1, 9) OBP: 0.363, SLG: 0.517	x 0-0 2-H 1B		x 0-0 ③ F8 2-3		x 0-0 HR		B B B B 4-0 BB			3	1	2	2	1	0	1
Willie Stargell, L (1, 3) OBP: 0.365, SLG: 0.552	S S S 0-3 ② K			x 0-0 1B 2B 1B	x 0-0 ② L9		S S S 0-3 ③ K			4	1	1	0	0	2	2
Al Oliver, L (1, 8) OBP: 0.366, SLG: 0.461	x 0-0 ③ F6			x 0-0 1-2 2B 1B	S S S 0-3 ③ K			x 0-0 ① F8		4	1	1	0	0	1	1
Manny Sanguillen, R (1, 2) OBP: 0.352, SLG: 0.461		S S S 0-3 ① K		x 0-0 1-H 2-H HR 2B		x 0-0 ① F7		x 0-0 ② F4		4	1	1	2	0	1	0
Bob Robertson, R (1, 5) OBP: 0.266, SLG: 0.276		x 0-0 ② F8		x 0-0 2-H HR		H 1-0 HBP		x 0-0 ③ 3-1		3	1	1	2	0	0	0
Gene Alley, R (1, 6) OBP: 0.364, SLG: 0.333		S S S 0-3 ③ K		x 0-0 G2-6-4 1B		S S S 0-3 ② K			S S S 0-3 ① K	4	0	1	0	0	3	1
Dock Ellis, S (1, 1) OBP: 0.100, SLG: 0.100 Bob Johnson, L (2, 1) OBP: 0.240, SLG: 0.250		x 0-0 ① L6		x 0-0 ① ② G2-6-4 1-2f		x 0-0 ③ F9			S S S 0-3 ② K	0 4	0 0	0 0	0 0	0 0	0 1	0 2
Inning Stats	R: 1 E: 0 K: 2 S: 9 H: 2 LOB: 1 BB: 0 P: 9	R: 0 E: 0 K: 2 S: 7 H: 0 LOB: 0 BB: 0 P: 7	R: 0 E: 1 K: 0 S: 4 H: 1 LOB: 1 BB: 0 P: 4	R: 4 E: 0 K: 0 S: 7 H: 5 LOB: 0 BB: 0 P: 7	R: 1 E: 0 K: 1 S: 6 H: 1 LOB: 0 BB: 0 P: 6	R: 0 E: 0 K: 1 S: 5 H: 0 LOB: 1 BB: 0 P: 6	R: 0 E: 0 K: 1 S: 5 H: 0 LOB: 1 BB: 1 P: 9	R: 0 E: 0 K: 0 S: 3 H: 0 LOB: 0 BB: 0 P: 3	R: 0 E: 0 K: 3 S: 9 H: 0 LOB: 1 BB: 0 P: 10	1B: 5 2B: 2 3B: 0 HR: 2	SF: 0 SAC: 0 DP: 1 HBP: 2						

TOP

Pittsburgh Pirates @ Houston Astros

Astrodome, Houston, TX

Wed Jul 05 1972, 8:05 PM EDT

Att. 23,646 - Dome

livebaseballscorecards.com

AB	35
R	6
H	9
RBI	6
BB	1
SO	10
LOB	8

WP: 1 PB: 0 SB: 0 CS: 0 PA: 38

PITCHER		IP	WLS	BF	H	R	ER	SO	BB	IBB	HBP	BLK	WP	HR	S	P	ERA	WHIP
Ken Forsch, R ERA: 3.75	(1, 1)	3.0	L	17	8	5	5	4	0	0	0	0	1	1	25	25	15.00	2.667
Jim Ray, R ERA: 4.66	(4, 1)	3.0		10	1	1	1	2	0	0	1	0	0	1	13	14	3.00	0.333
George Culver, R ERA: 2.75	(7, 1)	3.0		11	0	0	0	4	1	0	1	0	0	0	17	22	0.00	0.333

PITCHER	IP	WLS	BF	H	R	ER	SO	BB	IBB	HBP	BLK	WP	HR	S	P	ERA	WHIP

Pittsburgh Pirates @ Houston Astros

Astrodome, Houston, TX

Wed Jul 05 1972, 8:05 PM EDT

Att. 23,646 - Dome

BOTTOM

livebaseballscorecards.com

Batter	1	2	3	4	5	6	7	8	9	AB	R	H	RBI	BB	SO	LOB
Roger Metzger, S (1, 6) OBP: 0.283, SLG: 0.248	0-0 2B 1B	0-0 SH3 1-2		0-0 4-3			0-0 F5			3	1	1	0	0	0	0
Cesar Cedeno, R (1, 8) OBP: 0.410, SLG: 0.556	0-0 1B 2B 1-H	0-0 E S 1B 2-H		0-0 2B			0-0 6-3			4	1	3	2	0	0	0
Jimmy Wynn, R (1, 9) OBP: 0.381, SLG: 0.472	1-0 1B SF7 HBP	0-3 K 1-3		0-0 F2			0-0 4-3			3	1	0	0	0	1	2
Lee May, R (1, 3) OBP: 0.352, SLG: 0.513	0-0 FC6-4 1-3 2-H 1B	0-3 K			0-0 F7			0-0 F7		4	0	1	1	0	1	1
Bob Watson, R (1, 7) OBP: 0.382, SLG: 0.498	4-0 FC6-4 IBB		0-0 5-3		0-0 L9			0-3 K		3	0	0	0	1	1	0
Doug Rader, R (1, 5) OBP: 0.295, SLG: 0.436	0-0 SF7 3-H		0-0 5-3		0-0 4-3			0-0 1-3		3	0	0	1	0	0	0
Tommy Helms, R (1, 4) OBP: 0.280, SLG: 0.357	0-0 FC6-4 1-2f 2-3		0-0 1B			0-0 F8			0-0 F6	4	0	1	0	0	0	2
Larry Howard, R (1, 2) OBP: 0.301, SLG: 0.328	0-0 F7		0-3 K			0-3 K			0-3 K	3	0	0	0	0	2	3
Bob Stinson, S (9, PH) OBP: 0.300, SLG: 0.316										1	0	0	0	0	1	0
Ken Forsch, R (1, 1) OBP: 0.167, SLG: 0.138		0-0 SH3 1B 1B		0-3 K		0-0 4-3			0-0 F8	1	1	1	0	0	0	0
Jim Ray, R (4, 1) OBP: 0.125, SLG: 0.125										1	0	0	0	0	1	0
Norm Miller, L (6, PH) OBP: 0.288, SLG: 0.304										1	0	0	0	0	0	0
George Culver, R (7, 1) OBP: 0.182, SLG: 0.273										0	0	0	0	0	0	0
Jimmy Stewart, S (9, PH) OBP: 0.261, SLG: 0.323										1	0	0	0	0	0	0

Inning Stats										
	R: 3 E: 0 K: 0 S: 6	H: 3 LOB: 2 BB: 1 P: 11	R: 1 E: 0 K: 2 S: 9	H: 2 LOB: 1 BB: 0 P: 9	R: 0 E: 0 K: 1 S: 6	H: 1 LOB: 1 BB: 0 P: 6	R: 0 E: 0 K: 1 S: 6	H: 1 LOB: 1 BB: 0 P: 6	R: 0 E: 0 K: 0 S: 3	H: 0 LOB: 0 BB: 0 P: 3
	R: 0 E: 0 K: 1 S: 5	H: 0 LOB: 0 BB: 0 P: 5	R: 0 E: 0 K: 0 S: 3	H: 0 LOB: 0 BB: 0 P: 3	R: 0 E: 0 K: 1 S: 5	H: 0 LOB: 0 BB: 0 P: 5	R: 0 E: 0 K: 1 S: 5	H: 0 LOB: 0 BB: 0 P: 5		

	AB	32
	R	4
	H	7
	RBI	4
	BB	1
	SO	7
	LOB	8

	1B: 5	SF: 1
	2B: 2	SAC: 1
	3B: 0	DP: 0
	HR: 0	HBP: 1

	WP: 0	PA: 36
	PB: 0	
	SB: 1	
	CS: 0	

PITCHER		IP	WLS	BF	H	R	ER	SO	BB	IBB	HBP	BLK	WP	HR	S	P	ERA	WHIP
Dock Ellis, R ERA: 3.0	(1, 1)	1.1		11	5	4	4	0	0	1	1	0	0	0	9	14	27.00	3.750
Bob Johnson, R ERA: 3.56	(2, 1)	7.2	W	25	2	0	0	7	0	0	0	0	0	0	39	39	0.00	0.261

PITCHER	IP	WLS	BF	H	R	ER	SO	BB	IBB	HBP	BLK	WP	HR	S	P	ERA	WHIP

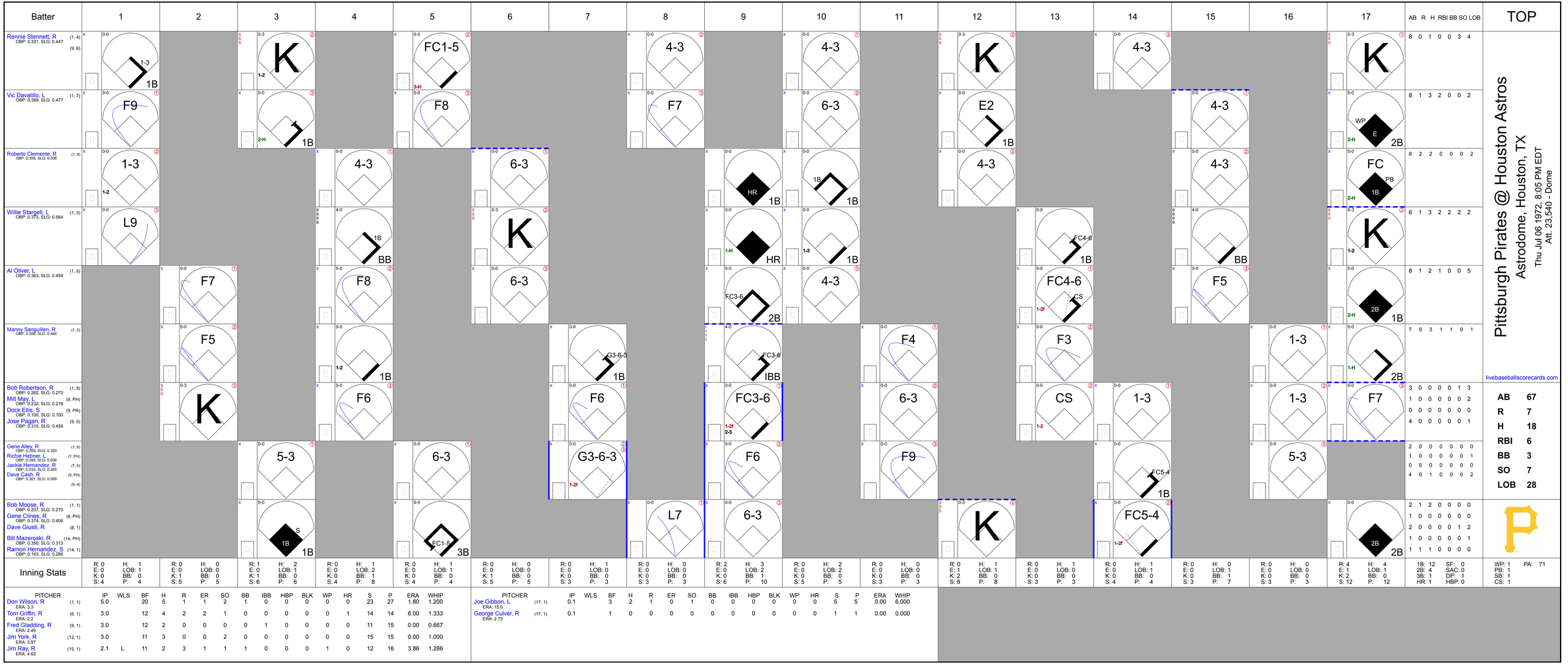
Batter
1
2
3
4
5
6
7
8
9
10
11
12
13
14
15
16
17
AB R H RBI BB SO LOB
TOP
Rennie Stennett, R (1, 4) (9, 6) OBP: 0.331, SLG: 0.447
Vic Davalillo, L (1, 7) OBP: 0.389, SLG: 0.477
Roberto Clemente, R (1, 9) OBP: 0.359, SLG: 0.508
Willie Stargell, L (1, 3) OBP: 0.373, SLG: 0.564
Al Oliver, L (1, 8) OBP: 0.363, SLG: 0.458
Manny Sanguillen, R (1, 2) OBP: 0.356, SLG: 0.464
Bob Robertson, R (1, 5) OBP: 0.262, SLG: 0.270
Milt May, L (9, PH) OBP: 0.232, SLG: 0.216
Dock Ellis, S (9, PR) OBP: 0.100, SLG: 0.100
Jose Pagan, R (9, 5) OBP: 0.310, SLG: 0.456
Gene Alley, R (1, 6) OBP: 0.259, SLG: 0.329
Richie Hebner, L (7, PH) OBP: 0.395, SLG: 0.506
Jackie Hernandez, R (7, 6) OBP: 0.233, SLG: 0.265
Dave Cash, R (9, PH) (9, 4) OBP: 0.301, SLG: 0.369
Bob Moose, R (1, 1) OBP: 0.237, SLG: 0.270
Gene Clines, R (8, PH) OBP: 0.374, SLG: 0.406
Dave Giusti, R (8, 1)
Bill Mazeroski, R (14, PH) OBP: 0.350, SLG: 0.313
Ramon Hernandez, S (14, 1) OBP: 0.143, SLG: 0.286
Inning Stats
Pittsburgh Pirates @ Houston Astros
Astrodome, Houston, TX
Thu Jul 06 1972, 8:05 PM EDT
Att. 23,540 - Dome
livebaseballscorecards.com
AB 67
R 7
H 18
RBI 6
BB 3
SO 7
LOB 28
PITCHER
IP WLS BF H R ER SO BB IBB HBP BLK WP HR S P ERA WHIP
Don Wilson, R (1, 1) ERA: 3.3
Tom Griffin, R (6, 1) ERA: 2.2
Fred Gladding, R (9, 1) ERA: 2.49
Jim York, R (12, 1) ERA: 3.97
Jim Ray, R (15, 1) ERA: 4.62
Joe Gibbon, L (17, 1) ERA: 15.0
George Culver, R (17, 1) ERA: 2.73
PA: 71
WP: 1
PB: 1
SB: 1
CS: 1

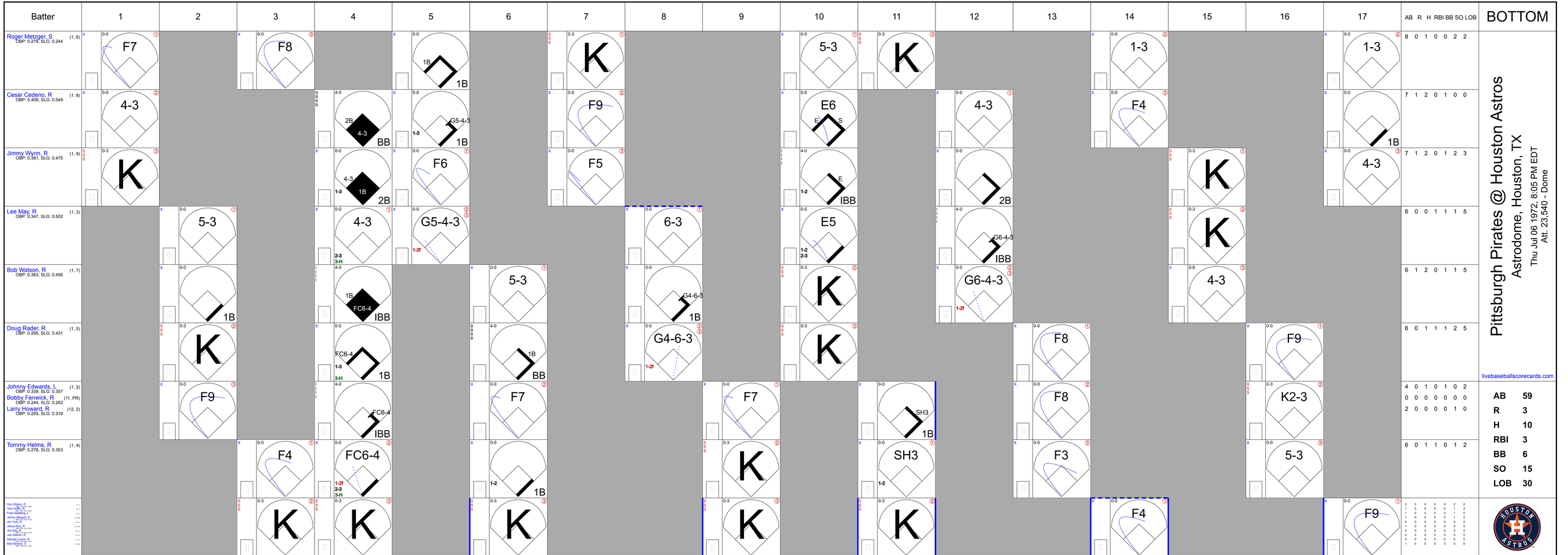
Batter
1
2
3
4
5
6
7
8
9
10
11
12
13
14
15
16
17
AB R H RBI BB SO LOB
BOTTOM
Roger Metzger, S (1, 6) OBP: 0.279, SLG: 0.244
F7
F8
1B
K
5-3
1-3
8 0 1 0 0 2 2
Cesar Cedeno, R (1, 8) OBP: 0.409, SLG: 0.549
4-3
2B
4-3
BB
G5-4-3
F9
E6
4-3
F4
1B
7 1 2 0 1 0 0
Jimmy Wynn, R (1, 9) OBP: 0.581, SLG: 0.475
K
4-3
1B
2B
F6
F5
E
IBB
2B
K
4-3
7 1 2 0 1 2 3
Lee May, R (1, 3) OBP: 0.347, SLG: 0.502
5-3
4-3
G5-4-3
6-3
E5
G6-4-3
IBB
F8
F9
6 0 0 1 1 1 5
Bob Watson, R (1, 7) OBP: 0.383, SLG: 0.495
1B
FC6-4
IBB
5-3
G4-6-3
1B
K
G6-4-3
4-3
6 1 2 0 1 1 5
Doug Rader, R (1, 5) OBP: 0.295, SLG: 0.431
K
FC6-4
1B
BB
G4-6-3
K
F8
F9
6 0 1 1 1 2 5
Johnny Edwards, L (1, 2) OBP: 0.339, SLG: 0.357
Bobby Fenwick, R (11, PR) OBP: 0.244, SLG: 0.263
Larry Howard, R (12, 2) OBP: 0.293, SLG: 0.319
F9
FC6-4
IBB
F7
F7
SH3
1B
F8
K2-3
4 0 1 0 1 0 2
0 0 0 0 0 0 0
2 0 0 0 0 1 0
Tommy Helms, R (1, 4) OBP: 0.278, SLG: 0.353
F4
FC6-4
F7
K
SH3
F3
5-3
6 0 1 1 0 1 2
Don Wilson, R
Tom Griffin, R
Fred Gladding, L
Jimmy Stewart, S
Jim York, R
Jesus Alou, R
Jim Ray, R
Joe Gibbon, R
George Culver, R
Bob Stinson, R
F4
F9
2 0 0 0 0 2 2
1 0 0 0 0 1 0
1 0 0 0 0 1 2
0 0 0 0 0 0 0
1 0 0 0 0 0 0
0 0 0 0 0 0 0
0 0 0 0 0 0 0
0 0 0 0 0 0 0
1 0 0 0 0 0 0
Pittsburgh Pirates @ Houston Astros
Astrodome, Houston, TX
Thu Jul 06 1972, 8:05 PM EDT
Att. 23,540 - Dome
livebaseballscorecards.com
AB 59
R 3
H 10
RBI 3
BB 6
SO 15
LOB 30
Inning Stats
R: 0 E: 0 K: 1 S: 5
H: 0 LOB: 0 BB: 0 P: 5
R: 0 E: 0 K: 1 S: 6
H: 1 LOB: 1 BB: 0 P: 6
R: 0 E: 0 K: 1 S: 5
H: 0 LOB: 0 BB: 0 P: 5
R: 3 E: 0 K: 1 S: 7
H: 2 LOB: 2 BB: 3 P: 19
R: 0 E: 0 K: 0 S: 4
H: 2 LOB: 1 BB: 0 P: 4
R: 0 E: 0 K: 1 S: 6
H: 1 LOB: 2 BB: 1 P: 10
R: 0 E: 0 K: 1 S: 5
H: 0 LOB: 0 BB: 0 P: 5
R: 0 E: 0 K: 0 S: 3
H: 1 LOB: 0 BB: 0 P: 3
R: 0 E: 0 K: 2 S: 7
H: 0 LOB: 0 BB: 0 P: 7
R: 0 E: 2 K: 2 S: 9
H: 0 LOB: 3 BB: 1 P: 13
R: 0 E: 0 K: 2 S: 8
H: 1 LOB: 2 BB: 0 P: 8
R: 0 E: 0 K: 0 S: 3
H: 1 LOB: 1 BB: 1 P: 7
R: 0 E: 0 K: 0 S: 3
H: 0 LOB: 0 BB: 0 P: 3
R: 0 E: 0 K: 0 S: 3
H: 0 LOB: 0 BB: 0 P: 3
R: 0 E: 0 K: 2 S: 7
H: 0 LOB: 0 BB: 0 P: 7
R: 0 E: 0 K: 1 S: 5
H: 0 LOB: 0 BB: 0 P: 5
R: 0 E: 0 K: 0 S: 4
H: 1 LOB: 1 BB: 0 P: 4
1B: 8 2B: 2 3B: 0 HR: 0
SF: 0 SAC: 1 DP: 3 HBP: 0
WP: 0 PB: 0 SB: 1 CS: 0
PA: 66
PITCHER IP WLS BF H R ER SO BB IBB HBP BLK WP HR S P ERA WHIP
Bob Moose, R (1, 1) ERA: 3.29 7.0 30 6 3 3 6 2 2 0 0 0 0 38 54 3.86 1.143
Dave Giusti, R (8, 1) ERA: 2.18 6.0 23 3 0 0 6 0 2 0 0 0 0 33 41 0.00 0.500
Ramon Hernandez, L (14, 1) ERA: 1.17 4.0 W 13 1 0 0 3 0 0 0 0 0 0 19 19 0.00 0.250

Batter	1	2	3	4	5	6	7	8	9	AB	R	H	RBI	BB	SO	LOB
Dave Cash, R (1, 4) OBP: 0.305, SLG: 0.375	4-3	F8		E 1B		F8	2-H 3-H 2B		1B	6	0	3	2	0	0	0
Vic Davalillo, L (1, 7) OBP: 0.387, SLG: 0.471	5-3		S 1B 1B	S S S K 1-2		2B 1B	F5		F8	6	2	2	0	0	1	3
Gene Clines, R (1, 9) (8, 8) OBP: 0.381, SLG: 0.421	1B		L6-3 1-2	S S S K		1-H 2B		FC3-6 1B	L9	6	0	3	1	0	1	3
Willie Stargell, L (1, 3) OBP: 0.366, SLG: 0.552 Jackie Hernandez, R (8, PR) OBP: 0.233, SLG: 0.265 (8, 6)	S S S K	F8			S S S K	6-3		FC3-6 1B 1B 1-2f		5 0	0 1	0 0	0 0	0 0	2 0	4 0
Al Oliver, L (1, 8) OBP: 0.367, SLG: 0.461 Bob Robertson, R (8, 3) OBP: 0.262, SLG: 0.270		HR 1B 1B	2-H 1B 1B		S S S K 1B		F6	1B 1-2 1B		5 0	2 0	3 0	1 0	0 0	1 0	0 0
Richie Hebner, L (1, 5) OBP: 0.400, SLG: 0.506		F7	1B 1-2 1B		1B 1B		B B B B 4-0 1B 1B BB		F9	4	1	2	0	1	0	3
Milt May, L (1, 2) OBP: 0.295, SLG: 0.286		HR 1B 1-2	FC6-4 1B 1-3 2-H		1B 1-2		SH1-4 1B 2B 1B 1-3		1B 1-3 2-H	5	2	5	2	0	0	0
Gene Alley, R (1, 6) OBP: 0.360, SLG: 0.351 Rennie Stennett, R (8, 9) OBP: 0.331, SLG: 0.447		HR 1-H 2-H	FC6-4 1-2f		4-3		SH1-4 2B 1B 1-2 3-H		S S S K	5 0	2 0	2 0	4 0	0 0	1 0	6 0
Luke Walker, L (1, 1)		5-3		S S S K		S S S K	SH1-4 1-2 2-3		S S S K	4	0	0	0	0	3	0
Inning Stats	R: 0 E: 0 K: 1 S: 6 H: 1 LOB: 1 BB: 0 P: 6	R: 3 E: 0 K: 0 S: 6 H: 3 LOB: 0 BB: 0 P: 6	R: 2 E: 0 K: 0 S: 7 H: 4 LOB: 0 BB: 0 P: 7	R: 0 E: 1 K: 3 S: 10 H: 1 LOB: 1 BB: 0 P: 10	R: 0 E: 0 K: 2 S: 9 H: 2 LOB: 2 BB: 0 P: 9	R: 1 E: 0 K: 1 S: 7 H: 2 LOB: 1 BB: 0 P: 7	R: 3 E: 0 K: 0 S: 6 H: 3 LOB: 1 BB: 1 P: 10	R: 1 E: 0 K: 1 S: 8 H: 3 LOB: 2 BB: 0 P: 8	R: 0 E: 0 K: 1 S: 6 H: 1 LOB: 1 BB: 0 P: 6	1B: 17 2B: 2 3B: 0 HR: 1	SF: 0 SAC: 1 DP: 0 HBP: 0						

TOP

Pittsburgh Pirates @ Atlanta Braves

Atlanta Stadium, Atlanta, GA

Fri Jul 07 1972, 7:05 PM EDT

Unknown

livebaseballscorecards.com

AB	46
R	10
H	20
RBI	10
BB	1
SO	9
LOB	19

PITCHER		IP	WLS	BF	H	R	ER	SO	BB	IBB	HBP	BLK	WP	HR	S	P	ERA	WHIP
Tom Kelley, R ERA: 4.02	(1, 1)	2.2	L	16	8	5	5	1	0	0	0	0	0	1	18	18	16.88	3.000
Mike McQueen, L ERA: 5.33	(3, 1)	5.1		28	11	5	5	7	1	0	0	0	0	0	41	45	8.44	2.250
Joe Hoerner, L ERA: 3.71	(9, 1)	1.0		4	1	0	0	1	0	0	0	0	0	0	6	6	0.00	1.000

PITCHER	IP	WLS	BF	H	R	ER	SO	BB	IBB	HBP	BLK	WP	HR	S	P	ERA	WHIP

WP: 0 PB: 0 SB: 1 CS: 0 PA: 48

BOTTOM

Pittsburgh Pirates @ Atlanta Braves

Atlanta Stadium, Atlanta, GA

Fri Jul 07 1972, 7:05 PM EDT

Unknown

livebaseballscorecards.com

Batter	1	2	3	4	5	6	7	8	9	AB	R	H	RBI	BB	SO	LOB
Felix Millan, R (1, 4) OBP: 0.295, SLG: 0.316	K		K			F8		FC4-6 1B		2	0	0	0	0	2	0
Gil Garrido, R (6, 4) OBP: 0.333, SLG: 0.303										2	0	1	0	0	0	0
Ralph Garr, L (1, 9) OBP: 0.353, SLG: 0.380	1-3			G5-4-3 1B		F3		FC4-6		4	0	1	0	0	0	2
Joe Hoerner, R (9, 1)										0	0	0	0	0	0	0
Hank Aaron, R (1, 3) OBP: 0.378, SLG: 0.504	FC6-4 BB			G5-4-3			1B		1B 1B 1B	2	0	1	0	1	0	1
Paul Casanova, R (8, 2) OBP: 0.253, SLG: 0.300										1	1	1	0	0	0	0
Earl Williams, R (1, 2) OBP: 0.341, SLG: 0.415	FC6-4			FC6-4 1B			G6-4-3 1B		BB 1B FC6-4 1B	4	1	3	0	0	0	1
(8, 3)																
Dusty Baker Jr., R (1, 8) OBP: 0.376, SLG: 0.471		G5-4-3 BB		FC6-4			G6-4-3		FC6-4 BB 1B	3	0	1	1	1	0	3
Mike Lum, L (1, 7) OBP: 0.339, SLG: 0.379		G5-4-3	K				F4		L8	4	0	0	0	0	1	4
Darrell Evans, L (1, 5) OBP: 0.394, SLG: 0.469		4-3	F7					K	FC6-4 BB	3	0	0	0	1	1	0
Marty Perez, R (1, 6) OBP: 0.279, SLG: 0.272			6-3	F4				FC5-4 1B	FC6-4	4	0	1	1	0	0	2
Tom Kelley, R (1, 1) OBP: 0.161, SLG: 0.103						3-1		FC5-4 1B	K	0	0	0	0	0	0	0
Mike McQueen, L (3, 1) OBP: 0.143, SLG: 0.143			4-3							2	0	0	0	0	0	0
Oscar Brown, R (8, PH) OBP: 0.255, SLG: 0.413										2	0	0	0	0	1	3
(9, 9)																

	AB	33
	R	2
	H	9
	RBI	2
	BB	3
	SO	5
	LOB	16

Inning Stats	1	2	3	4	5	6	7	8	9
	R: 0 H: 0 E: 0 LOB: 1 K: 1 BB: 1 S: 5 P: 9	R: 0 H: 0 E: 0 LOB: 0 K: 0 BB: 1 S: 2 P: 6	R: 0 H: 0 E: 0 LOB: 0 K: 1 BB: 0 S: 5 P: 5	R: 0 H: 2 E: 0 LOB: 1 K: 0 BB: 0 S: 4 P: 4	R: 0 H: 0 E: 0 LOB: 0 K: 1 BB: 0 S: 5 P: 5	R: 0 H: 0 E: 0 LOB: 0 K: 0 BB: 0 S: 3 P: 3	R: 0 H: 2 E: 0 LOB: 1 K: 0 BB: 0 S: 4 P: 4	R: 0 H: 2 E: 0 LOB: 2 K: 1 BB: 0 S: 7 P: 7	R: 2 H: 3 E: 0 LOB: 2 K: 1 BB: 1 S: 8 P: 12

	1B: 9	SF: 0	WP: 0	PA: 36
	2B: 0	SAC: 0	PB: 0	
	3B: 0	DP: 3	SB: 0	
	HR: 0	HBP: 0	CS: 0	

PITCHER	IP	WLS	BF	H	R	ER	SO	BB	IBB	HBP	BLK	WP	HR	S	P	ERA	WHIP
Luke Walker, L (1, 1) ERA: 3.42	9.0	W	36	9	2	2	5	3	0	0	0	0	0	43	55	2.00	1.333

PITCHER	IP	WLS	BF	H	R	ER	SO	BB	IBB	HBP	BLK	WP	HR	S	P	ERA	WHIP

Batter	1	2	3	4	5	6	7	8	9	AB	R	H	RBI	BB	SO	LOB
Rennie Stennett, R (1, 7) OBP: 0.319, SLG: 0.431	5-3		3-1		E6 L9-6		6-3		G4-6-3 1-2f 2-3	5	0	0	0	0	0	2
Bill Mazeroski, R (1, 4) OBP: 0.333, SLG: 0.300 Roberto Clemente, R (9, PH) OBP: 0.358, SLG: 0.506	F7		E4 E G3-2-3		L9-6 2-3		FC6-4 1B		6-3	4 1	0 0	1 0	0 0	0 0	0 0	1 2
Gene Clines, R (1, 9) OBP: 0.368, SLG: 0.405	L8		L6 1-3		L7		FC6-4 FC6 1-2f			4	0	0	0	0	0	2
Al Oliver, L (1, 8) OBP: 0.368, SLG: 0.463		1B 2B	IBB			F8	FC6 1-2f			3	1	1	0	1	0	1
Richie Hebner, L (1, 5) OBP: 0.402, SLG: 0.503		1B 2-H 1B	G3-2-3 3-Hf			2B HBP		F8		3	1	1	1	0	0	3
Milt May, L (1, 2) OBP: 0.308, SLG: 0.317		F8		FC4-6 1B		1-H 2B		4-3		4	0	2	1	0	0	1
Bob Robertson, R (1, 3) OBP: 0.257, SLG: 0.264		F4		F3		F5		5-3		4	0	0	0	0	0	3
Gene Alley, R (1, 6) OBP: 0.366, SLG: 0.353 Manny Sanguillen, R (9, PH) OBP: 0.358, SLG: 0.466		1-2 1B		FC4-6 1-2f		IBB			G4-6-3 BB 1B	2 1	0 0	1 1	0 0	1 0	0 0	1 0
Bruce Kison, R (1, 1) OBP: 0.150, SLG: 0.200 Willie Stargell, L (9, PH) OBP: 0.369, SLG: 0.552 Vic Davalillo, L (9, PR) OBP: 0.387, SLG: 0.471		6-3		F5		K			1-2 G4-6-3 BB	3 0 0	0 0 0	0 0 0	0 0 0	0 1 0	1 0 0	5 0 0
Inning Stats	R: 0 E: 0 K: 0 S: 3 H: 0 LOB: 0 BB: 0 P: 3	R: 1 E: 0 K: 0 S: 6 H: 3 LOB: 2 BB: 0 P: 6	R: 0 E: 2 K: 0 S: 4 H: 0 LOB: 2 BB: 1 P: 8	R: 0 E: 0 K: 0 S: 4 H: 1 LOB: 1 BB: 0 P: 4	R: 0 E: 1 K: 0 S: 3 H: 0 LOB: 0 BB: 0 P: 3	R: 1 E: 0 K: 1 S: 6 H: 1 LOB: 2 BB: 1 P: 11	R: 0 E: 0 K: 0 S: 4 H: 1 LOB: 1 BB: 0 P: 4	R: 0 E: 0 K: 0 S: 3 H: 0 LOB: 0 BB: 0 P: 3	R: 0 E: 0 K: 0 S: 3 H: 1 LOB: 2 BB: 1 P: 7	1B: 5 2B: 3 3B: 0 HR: 0 SF: 0 SAC: 0 DP: 3 HBP: 1						

PITCHER	IP	WLS	BF	H	R	ER	SO	BB	IBB	HBP	BLK	WP	HR	S	P	ERA	WHIP
Jim Hardin, R (1, 1) ERA: 3.23	9.0	W	38	7	2	2	1	1	2	1	0	0	0	36	49	2.00	0.889

PITCHER	IP	WLS	BF	H	R	ER	SO	BB	IBB	HBP	BLK	WP	HR	S	P	ERA	WHIP

TOP

Pittsburgh Pirates @ Atlanta Braves

Atlanta Stadium, Atlanta, GA

Fri Jul 07 1972, 7:05 PM EDT

Att. 25,253 - Unknown

livebaseballscorecards.com

AB	34
R	2
H	7
RBI	2
BB	3
SO	1
LOB	21

Batter	1	2	3	4	5	6	7	8	9	AB	R	H	RBI	BB	SO	LOB
Sonny Jackson, L (1, 6) OBP: 0.167, SLG: 0.172	6-3		4-3		K	K		5-3		3	0	0	0	0	1	0
Marty Perez, R (6, 6) OBP: 0.277, SLG: 0.270										2	0	0	0	0	1	1
Ralph Garr, L (1, 9) OBP: 0.358, SLG: 0.383	S, 1B		1B		BB, S, BB		4-3			3	0	2	0	1	0	0
Darrell Evans, L (1, 5) OBP: 0.396, SLG: 0.466	K (1-2)		K		BB, HBP (1-2)		1B, 1B, 1B			3	1	1	0	0	2	2
Earl Williams, R (1, 3) OBP: 0.340, SLG: 0.423	K			HR	K		F8			4	1	1	1	0	2	4
Mike Lum, L (1, 7) OBP: 0.348, SLG: 0.391		4-3, 2B		L9	BB (1-2, 2-3)		1B (1-2)			3	0	2	0	1	0	0
Dusty Baker Jr., R (1, 8) OBP: 0.379, SLG: 0.468		F7		WP, 1B, BB	F8		FC4 (1-2, 2-H)			3	1	1	1	1	0	4
Felix Millan, R (1, 4) OBP: 0.295, SLG: 0.315		4-3 (2-3)		5-3 (1-H)		F3	FC4 (1-2f)			4	0	1	1	0	0	3
Paul Casanova, R (1, 2) OBP: 0.253, SLG: 0.298		K		5-3 (1-2)		1B		5-3		4	0	1	0	0	1	2
Jim Hardin, R (1, 1) OBP: 0.231, SLG: 0.364			6-3	L9		K		F7		4	0	0	0	0	1	2
Inning Stats	R: 0 E: 0 K: 2 S: 8 H: 1 LOB: 1 BB: 0 P: 8	R: 0 E: 0 K: 1 S: 6 H: 1 LOB: 1 BB: 0 P: 6	R: 0 E: 0 K: 1 S: 6 H: 1 LOB: 1 BB: 0 P: 6	R: 2 E: 0 K: 0 S: 5 H: 2 LOB: 1 BB: 1 P: 9	R: 0 E: 0 K: 2 S: 7 H: 0 LOB: 3 BB: 2 P: 16	R: 0 E: 0 K: 2 S: 8 H: 1 LOB: 1 BB: 0 P: 8	R: 1 E: 0 K: 0 S: 6 H: 3 LOB: 2 BB: 0 P: 6	R: 0 E: 0 K: 0 S: 3 H: 0 LOB: 0 BB: 0 P: 3		1B: 7 2B: 1 3B: 0 HR: 1	SF: 0 SAC: 0 DP: 0 HBP: 1			WP: 1 PB: 0 SB: 2 CS: 0	PA: 37		

PITCHER	IP	WLS	BF	H	R	ER	SO	BB	IBB	HBP	BLK	WP	HR	S	P	ERA	WHIP
Bruce Kison, R (1, 1) ERA: 2.81	8.0	L	37	9	3	3	8	3	0	1	0	1	1	49	62	3.38	1.500

PITCHER	IP	WLS	BF	H	R	ER	SO	BB	IBB	HBP	BLK	WP	HR	S	P	ERA	WHIP

Pittsburgh Pirates @ Atlanta Braves

Atlanta Stadium, Atlanta, GA

Fri Jul 07 1972, 7:05 PM EDT

Att. 25,253 - Unknown

BOTTOM

livebaseballscorecards.com

AB	33
R	3
H	9
RBI	3
BB	3
SO	8
LOB	18

Pittsburgh Pirates @ Atlanta Braves

Atlanta Stadium, Atlanta, GA

Sat Jul 08 1972, 7:05 PM EDT

Att. 20,256 - Unknown

TOP

livebaseballscorecards.com

Batter	1	2	3	4	5	6	7	8	9	AB	R	H	RBI	BB	SO	LOB
Rennie Stennett, R (1, 4) OBP: 0.308, SLG: 0.415	E6 (PB, 1B, 4-3)	4-3			5-3	K		K		5	1	0	0	0	2	5
Bill Mazeroski, R (9, 4) OBP: 0.333, SLG: 0.300										0	0	0	0	0	0	0
Vic Davalillo, L (1, 7) OBP: 0.393, SLG: 0.475	4-3, PB; 1-2; 1B	4-3			E, 1B; 1B		S, WP; 1B	F7		5	1	3	0	0	0	3
Roberto Clemente, R (1, 9) OBP: 0.355, SLG: 0.500	K; 1-2, 2-3		F1		E6; 1B; 1-3; 1B		K; 1-3		5-3	5	0	1	0	0	2	3
Willie Stargell, L (1, 3) OBP: 0.366, SLG: 0.545	4-3; 2-3, 3-H		F5		1-3, 3-H; 1B		K		L7	5	0	1	2	0	1	2
Bob Robertson, R (9, 3) OBP: 0.257, SLG: 0.264										0	0	0	0	0	0	0
Al Oliver, L (1, 8) OBP: 0.363, SLG: 0.455	F7		6-3		F8		F7		K	5	0	0	0	0	1	4
Manny Sanguillen, R (1, 2) OBP: 0.357, SLG: 0.470		3B; 3B		F4		K		F8		4	1	1	0	0	1	0
Richie Hebner, L (1, 5) OBP: 0.408, SLG: 0.519		E; 3-H; 3B		4-3		BB; 1B		E; 1B; 1B		4	2	3	1	0	0	0
Gene Alley, R (1, 6) OBP: 0.363, SLG: 0.350		E5, SH1-4; 3-H		5-3		F3		E; 1-2; 1B		4	0	1	1	0	0	1
Steve Blass, R (1, 1) OBP: 0.222, SLG: 0.209		SH1-4; 1-2			F7	BB; 1-2		L1; 1-3, 2-H		1	0	0	0	1	0	0
Gene Clines, R (8, PH) OBP: 0.364, SLG: 0.402										1	0	0	0	0	0	1
Ramon Hernandez, S (8, 1) OBP: 0.143, SLG: 0.286										0	0	0	0	0	0	0
Dave Giusti, R (9, 1)										0	0	0	0	0	0	0
Inning Stats	R: 1 E: 1 K: 1 S: 7 H: 1 LOB: 1 BB: 0 P: 7	R: 2 E: 1 K: 0 S: 6 H: 2 LOB: 1 BB: 0 P: 6	R: 0 E: 0 K: 0 S: 3 H: 0 LOB: 0 BB: 0 P: 3	R: 0 E: 0 K: 0 S: 3 H: 0 LOB: 0 BB: 0 P: 3	R: 1 E: 1 K: 0 S: 6 H: 3 LOB: 2 BB: 0 P: 6	R: 0 E: 0 K: 2 S: 8 H: 1 LOB: 2 BB: 1 P: 12	R: 0 E: 0 K: 2 S: 8 H: 1 LOB: 1 BB: 0 P: 8	R: 1 E: 1 K: 1 S: 8 H: 2 LOB: 2 BB: 0 P: 8	R: 0 E: 0 K: 1 S: 5 H: 0 LOB: 0 BB: 0 P: 5	1B: 8 2B: 0 3B: 2 HR: 0 SF: 0 SAC: 1 DP: 0 HBP: 0						

	AB	39
	R	5
	H	10
	RBI	4
	BB	1
	SO	7
	LOB	19

WP: 1 PB: 1 SB: 1 CS: 0 PA: 41

PITCHER		IP	WLS	BF	H	R	ER	SO	BB	IBB	HBP	BLK	WP	HR	S	P	ERA	WHIP
Ron Reed, R ERA: 3.44	(1, 1)	8.0	L	38	10	5	2	6	1	0	0	0	1	0	49	53	2.25	1.375
Phil Niekro, R ERA: 3.26	(9, 1)	1.0		3	0	0	0	1	0	0	0	0	0	0	5	5	0.00	0.000

PITCHER	IP	WLS	BF	H	R	ER	SO	BB	IBB	HBP	BLK	WP	HR	S	P	ERA	WHIP

Batter	1	2	3	4	5	6	7	8	9	AB	R	H	RBI	BB	SO	LOB
Ralph Garr, L (1, 9) OBP: 0.359, SLG: 0.393	4-3		1-H HR	4-3			F8 1B		F6	5	1	2	2	0	0	3
Mike Lum, L (1, 7) OBP: 0.350, SLG: 0.388	F7		BBB G6-4-3 WP BB		1-3		F8 1-2		FC5-4 1-2 1B	4	0	1	0	1	0	1
Hank Aaron, R (1, 3) OBP: 0.375, SLG: 0.496	6-3		BBB G6-4-3 1-2 BB		F5		F8		FC5-4 FC6-4 1-2f 2-3	4	0	0	0	1	0	3
Earl Williams, R (1, 2) OBP: 0.334, SLG: 0.416		F9	G6-4-3 1-2f 2-3		F5		1-3		FC6-4 1-2f	5	0	0	0	0	0	5
Darrell Evans, L (1, 5) OBP: 0.393, SLG: 0.478		L6	F6			HR		4-3		4	1	1	1	0	0	1
Dusty Baker Jr., R (1, 8) OBP: 0.387, SLG: 0.475		1B 1B		E3 1B		CS 1B		1B		4	0	3	0	0	0	0
Felix Millan, R (1, 4) OBP: 0.297, SLG: 0.318		1-2 1B		1-2 1B		L7		F4		4	0	2	0	0	0	2
Marty Perez, R (1, 6) OBP: 0.278, SLG: 0.270		SSS K		SSS K		FC6-4 1-2 1B		SSS K		3	0	1	0	0	2	4
Rico Carty, R (8, PH) OBP: 0.408, SLG: 0.418										1	0	0	0	0	1	1
Phil Niekro, R (9, 1) OBP: 0.220, SLG: 0.286										0	0	0	0	0	0	0
Ron Reed, R (1, 1) OBP: 0.136, SLG: 0.167			HR 1B	SSS K		FC6-4 1-2f			FC5-4 1B 1B	3	1	1	0	0	1	3
Gil Garrido, R (9, 6) OBP: 0.351, SLG: 0.324										1	0	1	0	0	0	0
Inning Stats	R: 0 E: 0 K: 0 S: 3 H: 0 LOB: 0 BB: 0 P: 3	R: 0 E: 0 K: 1 S: 7 H: 2 LOB: 2 BB: 0 P: 7	R: 2 E: 0 K: 0 S: 4 H: 2 LOB: 1 BB: 2 P: 12	R: 0 E: 1 K: 2 S: 9 H: 1 LOB: 2 BB: 0 P: 9	R: 0 E: 0 K: 0 S: 3 H: 0 LOB: 0 BB: 0 P: 3	R: 1 E: 0 K: 0 S: 5 H: 3 LOB: 1 BB: 0 P: 5	R: 0 E: 0 K: 0 S: 4 H: 1 LOB: 1 BB: 0 P: 4	R: 0 E: 0 K: 1 S: 6 H: 1 LOB: 1 BB: 0 P: 6	R: 0 E: 0 K: 0 S: 5 H: 2 LOB: 2 BB: 0 P: 5	1B: 10 2B: 0 3B: 0 HR: 2	SF: 0 SAC: 0 DP: 1 HBP: 0						

Pittsburgh Pirates @ Atlanta Braves

Atlanta Stadium, Atlanta, GA

Sat Jul 08 1972, 7:05 PM EDT

Att. 20,256 - Unknown

BOTTOM

livebaseballscorecards.com

AB	38
R	3
H	12
RBI	3
BB	2
SO	4
LOB	23

PITCHER		IP	WLS	BF	H	R	ER	SO	BB	IBB	HBP	BLK	WP	HR	S	P	ERA	WHIP
Steve Blass, R ERA: 2.74	(1, 1)	7.0	W	31	9	3	3	3	2	0	0	0	1	2	35	43	3.86	1.571
Ramon Hernandez, L ERA: 1.13	(8, 1)	1.1		7	3	0	0	1	0	0	0	0	0	0	9	9	0.00	2.250
Dave Giusti, R ERA: 2.14	(9, 1)	0.2	S	2	0	0	0	0	0	0	0	0	0	0	2	2	0.00	0.000

PITCHER		IP	WLS	BF	H	R	ER	SO	BB	IBB	HBP	BLK	WP	HR	S	P	ERA	WHIP

Batter	1	2	3	4	5	6	7	8	9	AB	R	H	RBI	BB	SO	LOB
Gene Clines, R (1, 7) OBP: 0.358, SLG: 0.393	L1-3		L5-3	L9-2 3-H			FC1-6-5 SH1-4 1B		L7 G5-4-3	5	0	1	0	0	0	1
Bill Mazeroski, R (1, 4) OBP: 0.321, SLG: 0.333	F8		F9 HR 2B		5-3 1B		SH1-4 1-2		G5-4-3 1-2f	4	1	1	0	0	0	1
Roberto Clemente, R (1, 9) OBP: 0.353, SLG: 0.496	4-3		F9 2-3		1B		FC1-6-5 2-3			4	0	1	0	0	0	2
Willie Stargell, L (1, 3) OBP: 0.367, SLG: 0.554		HR	BB		K		F7			3	2	1	1	1	1	2
Al Oliver, L (1, 8) OBP: 0.364, SLG: 0.466		FC6-4 1B	1-H 3-H HR		F5			4-3		4	1	2	3	0	0	1
Manny Sanguillen, R (1, 2) OBP: 0.359, SLG: 0.482		FC6-4 1-2f HR	1B			F8		HR		4	2	2	1	0	0	1
Bob Robertson, R (1, 5) OBP: 0.262, SLG: 0.287		1-H HR	K			FC5-4 1B		5-3		4	1	2	2	0	1	1
Jackie Hernandez, R (1, 6) OBP: 0.234, SLG: 0.275		5-3	SH1-3 L9-2 2B			K		K		4	0	1	0	0	2	1
Nelson Briles, R (1, 1) OBP: 0.103, SLG: 0.143		F8	SH1-3 2-3			FC5-4 1-2f			K	3	0	0	0	0	1	1
Inning Stats	R: 0 H: 0 E: 0 LOB: 0 K: 0 BB: 0 S: 3 P: 3	R: 3 H: 3 E: 0 LOB: 0 K: 0 BB: 0 S: 6 P: 6	R: 3 H: 3 E: 0 LOB: 1 K: 1 BB: 1 S: 8 P: 12	R: 0 H: 1 E: 0 LOB: 0 K: 0 BB: 0 S: 3 P: 3	R: 0 H: 1 E: 0 LOB: 1 K: 1 BB: 0 S: 6 P: 6	R: 0 H: 1 E: 0 LOB: 1 K: 1 BB: 0 S: 6 P: 6	R: 0 H: 1 E: 0 LOB: 1 K: 0 BB: 0 S: 4 P: 4	R: 1 H: 1 E: 0 LOB: 0 K: 1 BB: 0 S: 6 P: 6	R: 0 H: 0 E: 1 LOB: 0 K: 1 BB: 0 S: 5 P: 5	1B: 5 SF: 0 2B: 3 SAC: 2 3B: 0 DP: 2 HR: 4 HBP: 0						

TOP

Pittsburgh Pirates @ Atlanta Braves

Atlanta Stadium, Atlanta, GA

Sun Jul 09 1972, 3:33 AM EDT

Att. 20,130 - Unknown

livebaseballscorecards.com

AB	35
R	7
H	11
RBI	7
BB	1
SO	5
LOB	11

PITCHER		IP	WLS	BF	H	R	ER	SO	BB	IBB	HBP	BLK	WP	HR	S	P	ERA	WHIP
Denny McLain, R ERA: 6.75	(1, 1)	2.2	L	14	5	6	6	0	1	0	0	0	0	3	13	17	20.25	2.250
Pat Jarvis, R ERA: 4.13	(3, 1)	4.1		17	5	0	0	3	0	0	0	0	0	0	23	23	0.00	1.154
Cecil Upshaw, R ERA: 4.65	(8, 1)	2.0		7	1	1	1	2	0	0	0	0	0	1	11	11	4.50	0.500

PITCHER	IP	WLS	BF	H	R	ER	SO	BB	IBB	HBP	BLK	WP	HR	S	P	ERA	WHIP

1B: 5	SF: 0	WP: 0	PA: 38
2B: 3	SAC: 2	PB: 0	
3B: 0	DP: 2	SB: 0	
HR: 4	HBP: 0	CS: 0	

BOTTOM

Pittsburgh Pirates @ Atlanta Braves

Atlanta Stadium, Atlanta, GA

Sun Jul 09 1972, 3:33 AM EDT

Att. 20,130 - Unknown

Batter	1	2	3	4	5	6	7	8	9	AB	R	H	RBI	BB	SO	LOB
Ralph Garr, L (1, 9) OBP: 0.358, SLG: 0.392	4-3		6-3		2-H HR			F8		1	0	0	0	0	0	0
Oscar Brown, R (2, 9) OBP: 0.260, SLG: 0.469										3	1	1	2	0	0	0
Mike Lum, L (1, 7) OBP: 0.348, SLG: 0.380	F5			1-3	P3			BBBB 4-0 G6-4-3 BB		3	0	0	0	1	0	0
Hank Aaron, R (1, 3) OBP: 0.373, SLG: 0.504	K			HR		K		G6-4-3 1-2f		4	1	1	1	0	2	1
Earl Williams, R (1, 2) OBP: 0.330, SLG: 0.410		K		F8		K			L7	4	0	0	0	0	2	0
Darrell Evans, L (1, 5) OBP: 0.395, SLG: 0.476		1B 1B		P3		BBBB 4-0 FC5-4 BB			F9	3	0	1	0	1	0	0
Dusty Baker Jr., R (1, 8) OBP: 0.389, SLG: 0.482		G6-3 1-2 1B			6-3	FC5-4 1-2f			2B	4	0	2	0	0	0	1
Felix Millan, R (1, 4) OBP: 0.297, SLG: 0.317		G6-3 1-2f			E5 2B 1B		K		F9	4	1	1	0	0	1	3
Marty Perez, R (1, 6) OBP: 0.275, SLG: 0.267			K		F9		L7			3	0	0	0	0	1	1
Denny McLain, R (1, 1)			4-3		HR 3-H 2B		6-3			0	0	0	0	0	0	0
Pat Jarvis, R (3, 1) OBP: 0.214, SLG: 0.357										2	1	1	1	0	0	0
Sonny Jackson, L (7, PH) OBP: 0.161, SLG: 0.167										1	0	0	0	0	0	0
Cecil Upshaw, R (8, 1) OBP: 0.200, SLG: 0.200										0	0	0	0	0	0	0
Inning Stats	R: 0 H: 0 E: 0 LOB: 0 K: 1 BB: 0 S: 5 P: 5	R: 0 H: 2 E: 0 LOB: 1 K: 1 BB: 0 S: 6 P: 6	R: 0 H: 0 E: 0 LOB: 0 K: 1 BB: 0 S: 5 P: 5	R: 1 H: 1 E: 0 LOB: 0 K: 0 BB: 0 S: 4 P: 4	R: 3 H: 3 E: 1 LOB: 0 K: 0 BB: 0 S: 6 P: 6	R: 0 H: 0 E: 0 LOB: 1 K: 2 BB: 1 S: 7 P: 11	R: 0 H: 0 E: 0 LOB: 0 K: 1 BB: 0 S: 5 P: 5	R: 0 H: 0 E: 0 LOB: 0 K: 0 BB: 1 S: 2 P: 6	R: 0 H: 1 E: 0 LOB: 1 K: 0 BB: 0 S: 4 P: 4	1B: 3 SF: 0 2B: 2 SAC: 0 3B: 0 DP: 2 HR: 2 HBP: 0						

livebaseballscorecards.com

AB	32
R	4
H	7
RBI	4
BB	2
SO	6
LOB	6

WP: 0 PA: 34
PB: 0
SB: 0
CS: 0

PITCHER	IP	WLS	BF	H	R	ER	SO	BB	IBB	HBP	BLK	WP	HR	S	P	ERA	WHIP
Nelson Briles, R (1, 1) ERA: 3.32	9.0	W	34	7	4	4	6	2	0	0	0	0	2	44	52	4.00	1.000

PITCHER	IP	WLS	BF	H	R	ER	SO	BB	IBB	HBP	BLK	WP	HR	S	P	ERA	WHIP

Batter	1	2	3	4	5	6	7	8	9	AB	R	H	RBI	BB	SO	LOB
Gene Clines, R (1, 9) OBP: 0.362, SLG: 0.397	G4-6-3 1B		L8		BB 1B 2-3		L4			4	0	2	0	0	0	2
Gene Alley, R (1, 6) OBP: 0.361, SLG: 0.344	F7		G3		BBBB 1-2 BB		G6-3 1-2f			3	0	0	0	1	0	3
Vic Davalillo, L (1, 7) OBP: 0.384, SLG: 0.464	G4-6-3 1-2f			4-3	4-3			1-3		4	0	0	0	0	0	4
Willie Stargell, L (1, 3) OBP: 0.366, SLG: 0.553		4-3		2B		SSS K		SSS K		4	0	1	0	0	2	0
Al Oliver, L (1, 8) OBP: 0.363, SLG: 0.463		BB 1B		P4		6-3		F8		4	0	1	0	0	0	1
Manny Sanguillen, R (1, 2) OBP: 0.357, SLG: 0.477		BBBB 1-2 G4-6-3 BB		5-3		E5 HBP			P6	3	0	0	0	1	0	1
Richie Hebner, L (1, 5) OBP: 0.405, SLG: 0.511		G4-6-3 1-2f			SSS K	H 1-2 HBP			F7	3	0	0	0	0	1	2
Bill Mazeroski, R (1, 4) OBP: 0.344, SLG: 0.393			SH1-4 1B		1B 2B	SSS K			5-3	4	0	2	0	0	1	2
Bob Moose, R (1, 1) OBP: 0.237, SLG: 0.270										0	0	0	0	0	0	0
Richie Zisk, R (5, PH)			SH1-4 1-2		SSS K		G6-3 1B			1	0	0	0	0	1	1
Bob Johnson, L (5, 1) OBP: 0.240, SLG: 0.250										0	0	0	0	0	0	0
Rennie Stennett, R (7, PH) OBP: 0.313, SLG: 0.420										1	0	1	0	0	0	0
Gene Garber, R (7, 1)										0	0	0	0	0	0	0
Inning Stats	R: 0 E: 0 K: 0 S: 3 H: 1 LOB: 0 BB: 0 P: 3	R: 0 E: 0 K: 0 S: 3 H: 1 LOB: 1 BB: 1 P: 7	R: 0 E: 0 K: 0 S: 4 H: 1 LOB: 1 BB: 0 P: 4	R: 0 E: 0 K: 0 S: 4 H: 1 LOB: 1 BB: 0 P: 4	R: 0 E: 0 K: 2 S: 9 H: 2 LOB: 3 BB: 1 P: 13	R: 0 E: 1 K: 2 S: 8 H: 0 LOB: 2 BB: 0 P: 9	R: 0 E: 0 K: 0 S: 3 H: 1 LOB: 0 BB: 0 P: 3	R: 0 E: 0 K: 1 S: 5 H: 0 LOB: 0 BB: 0 P: 5	R: 0 E: 0 K: 0 S: 3 H: 0 LOB: 0 BB: 0 P: 3	1B: 5 2B: 2 3B: 0 HR: 0 SF: 0 SAC: 1 DP: 3 HBP: 1						

PITCHER	IP	WLS	BF	H	R	ER	SO	BB	IBB	HBP	BLK	WP	HR	S	P	ERA	WHIP
Jack Billingham, R (1, 1) ERA: 3.59	9.0	W	35	7	0	0	5	2	0	1	0	0	0	42	51	0.00	1.000

PITCHER	IP	WLS	BF	H	R	ER	SO	BB	IBB	HBP	BLK	WP	HR	S	P	ERA	WHIP

TOP

Pittsburgh Pirates @ Cincinnati Reds

Riverfront Stadium, Cincinnati, OH

Tue Jul 11 1972, 7:05 PM EDT

Att. 24,047 - Unknown

livebaseballscorecards.com

AB	31
R	0
H	7
RBI	0
BB	2
SO	5
LOB	16

WP: 0 PB: 0 SB: 0 CS: 0 PA: 35

Batter	1	2	3	4	5	6	7	8	9	AB	R	H	RBI	BB	SO	LOB
Pete Rose, S (1, 7) OBP: 0.353, SLG: 0.366	F7	L6		G3			P7			4	0	0	0	0	0	1
Joe Morgan, L (1, 4) OBP: 0.420, SLG: 0.429	BB E S 1B	WP 1B		F7			3-1			3	2	1	0	1	0	0
Bobby Tolan, L (1, 8) OBP: 0.342, SLG: 0.407	1-H E 1B	SSS K 1-2		G3				1-3		4	1	1	1	0	1	1
Johnny Bench, R (1, 2) OBP: 0.380, SLG: 0.573	1-H E7 2B	2-H 1B SF7 1B			1B			HR		4	2	4	3	0	0	0
Tony Perez, R (1, 3) OBP: 0.340, SLG: 0.522	SSS K	1-3 1B			SSS K			L9		4	0	1	0	0	2	2
Denis Menke, R (1, 5) OBP: 0.341, SLG: 0.352	5-3	3-H SF7				P4		BBBB BB		2	0	0	1	1	0	1
Cesar Geronimo, L (1, 9) OBP: 0.304, SLG: 0.434		F8	5-3			4-3		G3		4	0	0	0	0	0	2
Dave Concepcion, R (1, 6) OBP: 0.257, SLG: 0.253		SSS K		6-3		L9				3	0	0	0	0	1	0
Jack Billingham, R (1, 1) OBP: 0.091, SLG: 0.063		1B		SSS K			G3			3	0	1	0	0	1	0
Inning Stats	R: 2 E: 1 K: 1 S: 7 H: 2 LOB: 1 BB: 1 P: 11	R: 0 E: 0 K: 1 S: 6 H: 1 LOB: 1 BB: 0 P: 6	R: 2 E: 0 K: 1 S: 8 H: 3 LOB: 1 BB: 0 P: 8	R: 0 E: 0 K: 1 S: 5 H: 0 LOB: 0 BB: 0 P: 5	R: 0 E: 0 K: 1 S: 6 H: 1 LOB: 1 BB: 0 P: 6	R: 0 E: 0 K: 0 S: 3 H: 0 LOB: 0 BB: 0 P: 3	R: 0 E: 0 K: 0 S: 3 H: 0 LOB: 0 BB: 0 P: 3	R: 1 E: 0 K: 0 S: 4 H: 1 LOB: 1 BB: 1 P: 8		1B: 6 2B: 1 3B: 0 HR: 1 SF: 1 SAC: 0 DP: 0 HBP: 0						

PITCHER		IP	WLS	BF	H	R	ER	SO	BB	IBB	HBP	BLK	WP	HR	S	P	ERA	WHIP
Bob Moose, R ERA: 3.5	(1, 1)	4.0	L	19	6	4	4	4	1	0	0	0	1	0	26	30	9.00	1.750
Bob Johnson, R ERA: 3.46	(5, 1)	2.0		7	1	0	0	1	0	0	0	0	0	0	9	9	0.00	0.500
Gene Garber, R ERA: 6.0	(7, 1)	2.0		8	1	1	1	0	1	0	0	0	0	1	7	11	4.50	1.000

PITCHER	IP	WLS	BF	H	R	ER	SO	BB	IBB	HBP	BLK	WP	HR	S	P	ERA	WHIP

BOTTOM

Pittsburgh Pirates @ Cincinnati Reds

Riverfront Stadium, Cincinnati, OH

Tue Jul 11 1972, 7:05 PM EDT

Att. 24,047 - Unknown

livebaseballscorecards.com

AB	31
R	5
H	8
RBI	5
BB	2
SO	5
LOB	7

WP: 1	PA: 34		
PB: 0			
SB: 1			
CS: 0			

Batter	1	2	3	4	5	6	7	8	9	AB	R	H	RBI	BB	SO	LOB
Gene Clines, R (1, 9) OBP: 0.364, SLG: 0.392	0-0 1B G4-6-3 1B		0-0 ① L4-3			0-0 ① L8		BBB 4-0 G4-6-3 BB	SSS 0-3 ③ K	4	1	1	0	1	1	2
Vic Davalillo, L (1, 7) OBP: 0.389, SLG: 0.473	0-0 G4-6-3 1-3 1B		SSS 0-3 ② K			0-0 1B 2B		0-0 ①② G4-6-3 1-2f		3	0	2	0	0	1	0
Rennie Stennett, R (8, PH) (8, 7) OBP: 0.311, SLG: 0.417										1	0	0	0	0	0	1
Al Oliver, L (1, 8) OBP: 0.362, SLG: 0.460	0-0 ①② G4-6-3 1-2f 3-H		0-0 ③ 4-3			0-0 G5-3 BB 2-3 1B		0-0 ③ F8		4	0	1	0	0	0	1
Willie Stargell, L (1, 3) OBP: 0.364, SLG: 0.547	0-0 ③ 4-3			0-0 ① G3		BBB 4-0 1-2 BB			0-0 ① F7	3	0	0	0	1	0	0
Richie Hebner, L (1, 5) OBP: 0.403, SLG: 0.505		0-0 ① G3		SSS 0-3 ② K		0-0 ②③ G5-3 2-3f			0-0 1B 1B	4	1	1	0	0	1	3
Manny Sanguillen, R (1, 2) OBP: 0.356, SLG: 0.473		0-0 ② 6-3		0-0 ③ 5-3			SSS 0-3 ① K		0-0 1B 1-3 1B	4	1	1	0	0	1	0
Bill Mazeroski, R (1, 4) OBP: 0.389, SLG: 0.469		0-0 2B			0-0 ① L6		0-0 1B		0-0 4-3 1B 1-3 3-H 1B	4	0	3	1	0	0	0
Gene Alley, R (1, 6) OBP: 0.364, SLG: 0.344		4-0 IBB			0-0 ② 6-3		0-0 ② F7		0-0 4-3 1-2 3-H 1B	3	0	1	1	1	0	1
Luke Walker, L (1, 1) Bruce Kison, R (4, 1) OBP: 0.143, SLG: 0.190 Richie Zisk, R (7, PH) Bob Johnson, L (7, 1) OBP: 0.240, SLG: 0.250 Ramon Hernandez, S (7, 1) OBP: 0.143, SLG: 0.286 Milt May, L (9, PH) OBP: 0.303, SLG: 0.311		0-0 ③ G3			0-0 ③ F7		0-0 ③ F2		0-0 ② 4-3 1-2 2-3	1 1 1 0 0 1	0 0 0 0 0 0	0 0 0 0 0 0	0 0 0 0 0 0	0 0 0 0 0 0	0 0 1 0 0 0	2 0 1 0 0 2
Inning Stats	R: 1 E: 0 K: 0 S: 4 H: 2 LOB: 0 BB: 0 P: 4	R: 0 E: 0 K: 0 S: 4 H: 1 LOB: 2 BB: 1 P: 8	R: 0 E: 0 K: 1 S: 5 H: 0 LOB: 0 BB: 0 P: 5	R: 0 E: 0 K: 1 S: 5 H: 0 LOB: 0 BB: 0 P: 5	R: 0 E: 0 K: 0 S: 3 H: 0 LOB: 0 BB: 0 P: 3	R: 0 E: 0 K: 0 S: 4 H: 2 LOB: 2 BB: 1 P: 8	R: 0 E: 0 K: 1 S: 6 H: 1 LOB: 1 BB: 0 P: 6	R: 0 E: 0 K: 0 S: 2 H: 0 LOB: 0 BB: 1 P: 6	R: 2 E: 0 K: 1 S: 9 H: 4 LOB: 2 BB: 0 P: 9	1B: 8 2B: 2 3B: 0 HR: 0	SF: 0 SAC: 0 DP: 3 HBP: 0						

PITCHER		IP	WLS	BF	H	R	ER	SO	BB	IBB	HBP	BLK	WP	HR	S	P	ERA	WHIP
Wayne Simpson, R ERA: 3.6	(1, 1)	7.0	W	28	6	1	1	3	2	1	0	0	0	0	31	43	1.29	1.143
Don Gullett, L ERA: 6.18	(8, 1)	1.1		6	3	2	2	0	0	0	0	0	0	0	6	6	13.50	2.250
Clay Carroll, R ERA: 1.45	(9, 1)	0.2	S	3	1	0	0	1	0	0	0	0	0	0	5	5	0.00	1.500

PITCHER	IP	WLS	BF	H	R	ER	SO	BB	IBB	HBP	BLK	WP	HR	S	P	ERA	WHIP

TOP

Pittsburgh Pirates @ Cincinnati Reds

Riverfront Stadium, Cincinnati, OH

Wed Jul 12 1972, 7:05 PM EDT

Att. 28,058 - Unknown

livebaseballscorecards.com

AB	34
R	3
H	10
RBI	2
BB	3
SO	4
LOB	13

WP: 0 PB: 0 SB: 0 CS: 0 PA: 37

BOTTOM

Pittsburgh Pirates @ Cincinnati Reds

Riverfront Stadium, Cincinnati, OH

Wed Jul 12 1972, 7:05 PM EDT

Att. 28,058 - Unknown

livebaseballscorecards.com

Batter	1	2	3	4	5	6	7	8	9	AB	R	H	RBI	BB	SO	LOB
Pete Rose, S (1, 7) OBP: 0.352, SLG: 0.364	6-3		G5-4-3 1-2f		BB 1B		6-3 1-2 2-3			4	0	1	0	0	0	3
Joe Morgan, L (1, 4) OBP: 0.421, SLG: 0.425	F7			E4 SH5-4 HR	BB 1-2		1B BB			2	1	0	0	2	0	0
Bobby Tolan, L (1, 8) OBP: 0.342, SLG: 0.407	G3			SH5-4 1-3	F8		1-3 2-H 3-H 1B			3	0	1	2	0	0	2
Johnny Bench, R (1, 2) OBP: 0.382, SLG: 0.594		K		HR 3-H		K		HR		4	2	2	3	0	2	0
Tony Perez, R (1, 3) OBP: 0.342, SLG: 0.532		HR		1B BB		K		4-3		3	1	1	1	1	1	0
Denis Menke, R (1, 5) OBP: 0.340, SLG: 0.350		P4		G1-6-3 1-2 1B		5-3		5-3		4	0	1	0	0	0	0
George Foster, R (1, 9) OBP: 0.274, SLG: 0.330		K		G1-6-3 1-2f						4	1	1	0	0	1	2
Dave Concepcion, R (1, 6) OBP: 0.262, SLG: 0.255			FC1-6 1B		K		6-3 BB 1B 1B	F2		2	1	1	0	1	1	0
Wayne Simpson, R (1, 1) OBP: 0.038, SLG: 0.038			FC1-6 G5-4-3 1-2f		6-3		K			3	0	0	0	0	1	3
Don Gullett, R (8, 1) OBP: 0.333, SLG: 0.357							4-0 1-2 1B 6-3 BB			0	0	0	0	0	0	0
Clay Carroll, R (9, 1) OBP: 0.333, SLG: 0.333										0	0	0	0	0	0	0
Inning Stats	R: 0 E: 0 K: 0 S: 3 H: 0 LOB: 0 BB: 0 P: 3	R: 1 E: 0 K: 2 S: 8 H: 1 LOB: 0 BB: 0 P: 8	R: 0 E: 0 K: 0 S: 3 H: 1 LOB: 0 BB: 0 P: 3	R: 2 E: 1 K: 0 S: 5 H: 2 LOB: 1 BB: 1 P: 9	R: 0 E: 0 K: 1 S: 6 H: 1 LOB: 2 BB: 1 P: 10	R: 0 E: 0 K: 2 S: 7 H: 0 LOB: 0 BB: 0 P: 7	R: 2 E: 0 K: 1 S: 6 H: 2 LOB: 2 BB: 2 P: 14	R: 1 E: 0 K: 0 S: 4 H: 1 LOB: 0 BB: 0 P: 4		1B: 5 2B: 0 3B: 0 HR: 3 SF: 0 SAC: 1 DP: 2 HBP: 0				WP: 0 PB: 0 SB: 0 CS: 0 PA: 34	

	AB	29
	R	6
	H	8
	RBI	6
	BB	4
	SO	6
	LOB	10

PITCHER		IP	WLS	BF	H	R	ER	SO	BB	IBB	HBP	BLK	WP	HR	S	P	ERA	WHIP
Luke Walker, L ERA: 3.53	(1, 1)	3.1	L	15	4	3	2	2	1	0	0	0	0	2	18	22	5.40	1.500
Bruce Kison, R ERA: 2.7	(4, 1)	2.2		9	1	0	0	3	1	0	0	0	0	0	14	18	0.00	0.750
Bob Johnson, R ERA: 3.71	(7, 1)	0.1		3	1	2	2	1	1	0	0	0	0	0	4	8	54.00	6.000
Ramon Hernandez, L ERA: 1.31	(7, 1)	1.2		7	2	1	1	0	1	0	0	0	0	1	6	10	5.40	1.800

PITCHER	IP	WLS	BF	H	R	ER	SO	BB	IBB	HBP	BLK	WP	HR	S	P	ERA	WHIP

Batter	1	2	3	4	5	6	7	8	9	AB	R	H	RBI	BB	SO	LOB
Gene Clines, R (1, 9) OBP: 0.360, SLG: 0.388	L4		L9			1B		L5-3		4	0	1	0	0	0	0
Vic Davalillo, L (1, 7) OBP: 0.391, SLG: 0.474	1B			K		K		WP 1B		4	0	2	0	0	2	1
Al Oliver, L (1, 8) OBP: 0.366, SLG: 0.464	1-3 1B			F9		BB 1-3 1B		1-2 1B		4	0	3	0	0	0	0
Willie Stargell, L (1, 3) OBP: 0.363, SLG: 0.541	5-3			5-3		4-0 1-2 BB		K 2-3		3	0	0	0	1	1	3
Richie Hebner, L (1, 5) OBP: 0.396, SLG: 0.495		F7			G3	K		K		4	0	0	0	0	2	5
Rennie Stennett, R (1, 4) OBP: 0.316, SLG: 0.419		G3-6-3 1B			5-3		FC1-6 1B		4-3	4	0	2	0	0	0	0
Milt May, L (1, 2) OBP: 0.300, SLG: 0.308		G3-6-3 1-2f			1B		K		4-3	4	0	1	0	0	1	2
Gene Alley, R (1, 6) OBP: 0.358, SLG: 0.337 Manny Sanguillen, R (9, PH) OBP: 0.358, SLG: 0.475			F8		5-3		FC1-6 1-2f		1B	3 1	0 0	0 1	0 0	0 0	0 0	2 0
Steve Blass, R (1, 1) OBP: 0.208, SLG: 0.196 Bob Robertson, R (9, PH) OBP: 0.260, SLG: 0.286			L7			K2-3	F8		K	3 1	0 0	0 0	0 0	0 0	1 1	1 1
Inning Stats	R: 0 E: 0 K: 0 S: 4 H: 2 LOB: 1 BB: 0 P: 4	R: 0 E: 0 K: 0 S: 3 H: 1 LOB: 0 BB: 0 P: 3	R: 0 E: 0 K: 0 S: 3 H: 0 LOB: 0 BB: 0 P: 3	R: 0 E: 0 K: 1 S: 5 H: 0 LOB: 0 BB: 0 P: 5	R: 0 E: 0 K: 0 S: 4 H: 1 LOB: 1 BB: 0 P: 4	R: 0 E: 0 K: 3 S: 11 H: 2 LOB: 3 BB: 1 P: 15	R: 0 E: 0 K: 1 S: 6 H: 1 LOB: 1 BB: 0 P: 6	R: 0 E: 0 K: 2 S: 9 H: 2 LOB: 2 BB: 0 P: 9	R: 0 E: 0 K: 1 S: 6 H: 1 LOB: 1 BB: 0 P: 6	1B: 10 2B: 0 3B: 0 HR: 0 SF: 0 SAC: 0 DP: 1 HBP: 0						

TOP

Pittsburgh Pirates @ Cincinnati Reds

Riverfront Stadium, Cincinnati, OH

Thu Jul 13 1972, 7:05 PM EDT

Att. 32,060 - Unknown

livebaseballscorecards.com

AB	35
R	0
H	10
RBI	0
BB	1
SO	8
LOB	15

WP: 1 PA: 36
PB: 0
SB: 0
CS: 0

PITCHER		IP	WLS	BF	H	R	ER	SO	BB	IBB	HBP	BLK	WP	HR	S	P	ERA	WHIP
Gary Nolan, R ERA: 1.82	(1, 1)	8.0	W	32	9	0	0	7	1	0	0	0	1	0	45	49	0.00	1.250
Clay Carroll, R ERA: 1.42	(9, 1)	1.0	S	4	1	0	0	1	0	0	0	0	0	0	6	6	0.00	1.000

PITCHER	IP	WLS	BF	H	R	ER	SO	BB	IBB	HBP	BLK	WP	HR	S	P	ERA	WHIP

Batter	1	2	3	4	5	6	7	8	9	AB	R	H	RBI	BB	SO	LOB
Pete Rose, S (1, 7) OBP: 0.351, SLG: 0.366	L9		6-3		F8			1B SF8 2B		4	1	1	0	0	0	1
Joe Morgan, L (1, 4) OBP: 0.419, SLG: 0.423	F5		K			P3		CS 2-3 1B		4	0	1	0	0	1	0
Bobby Tolan, L (1, 8) OBP: 0.341, SLG: 0.406	1B 1B			P6		6-3		SF8 3-H		3	0	1	1	0	0	0
Johnny Bench, R (1, 2) OBP: 0.381, SLG: 0.591	1-3 1B			6-3		1-3		CS 1-2		3	0	1	0	0	0	0
Tony Perez, R (1, 3) OBP: 0.338, SLG: 0.526	K			6-3			5-3			3	0	0	0	0	1	2
Denis Menke, R (1, 5) OBP: 0.340, SLG: 0.350		P4			5-3		1B 1B			3	0	1	0	0	0	0
Cesar Geronimo, L (1, 9) OBP: 0.326, SLG: 0.488		G6-4-3 1B			HR		G6-3 1-3 1B			3	1	3	1	0	0	0
Dave Concepcion, R (1, 6) OBP: 0.263, SLG: 0.253		G6-4-3 1-2f			SH1-4 HBP		G6-3 1-2f			2	0	0	0	0	0	3
Gary Nolan, R (1, 1) OBP: 0.185, SLG: 0.140			2-3		SH1-4 1-2			F7		1	0	0	0	0	0	0
Ted Uhlaender, L (8, PH) OBP: 0.241, SLG: 0.179										1	0	0	0	0	0	0
Clay Carroll, R (9, 1) OBP: 0.333, SLG: 0.333										0	0	0	0	0	0	0
Inning Stats	R: 0 E: 0 K: 1 S: 7 H: 2 LOB: 2 BB: 0 P: 7	R: 0 E: 0 K: 0 S: 3 H: 1 LOB: 0 BB: 0 P: 3	R: 0 E: 0 K: 1 S: 5 H: 0 LOB: 0 BB: 0 P: 5	R: 0 E: 0 K: 0 S: 3 H: 0 LOB: 0 BB: 0 P: 3	R: 1 E: 0 K: 0 S: 4 H: 1 LOB: 1 BB: 0 P: 5	R: 0 E: 0 K: 0 S: 3 H: 0 LOB: 0 BB: 0 P: 3	R: 0 E: 0 K: 0 S: 4 H: 2 LOB: 1 BB: 0 P: 4	R: 1 E: 0 K: 0 S: 4 H: 2 LOB: 0 BB: 0 P: 4		1B: 6 2B: 1 3B: 0 HR: 1	SF: 1 SAC: 1 DP: 2 HBP: 1			WP: 0 PB: 0 SB: 0 CS: 1	PA: 31		

PITCHER	IP	WLS	BF	H	R	ER	SO	BB	IBB	HBP	BLK	WP	HR	S	P	ERA	WHIP
Steve Blass, R (1, 1) ERA: 2.71	8.0	L	30	8	2	2	2	0	0	1	0	0	1	33	34	2.25	1.000

PITCHER	IP	WLS	BF	H	R	ER	SO	BB	IBB	HBP	BLK	WP	HR	S	P	ERA	WHIP

BOTTOM

Pittsburgh Pirates @ Cincinnati Reds

Riverfront Stadium, Cincinnati, OH

Thu Jul 13 1972, 7:05 PM EDT

Att. 32,060 - Unknown

livebaseballscorecards.com

AB	27
R	2
H	8
RBI	2
BB	0
SO	2
LOB	6

Batter	1	2	3	4	5	6	7	8	9	AB	R	H	RBI	BB	SO	LOB
Roger Metzger, S (1, 6) OBP: 0.280, SLG: 0.249	F7		4-3			4-3		G4-6-3 1B		4	0	1	0	0	0	0
Norm Miller, L (1, 8) OBP: 0.273, SLG: 0.366	K			L7		G3		G4-6-3 1-2f		4	0	0	0	0	1	1
Jimmy Wynn, R (1, 9) OBP: 0.386, SLG: 0.500	F9			FC6-4 BB		HR BB			6-3	2	1	0	0	2	0	0
Lee May, R (1, 3) OBP: 0.352, SLG: 0.527		F9		FC6-4 1-2f		HR 1-H			K	4	1	1	2	0	1	1
Bob Watson, R (1, 7) OBP: 0.376, SLG: 0.469		1B		4-3		6-3			K	4	0	1	0	0	1	1
Doug Rader, R (1, 5) OBP: 0.307, SLG: 0.438		L7			6-3		L8			3	0	0	0	0	0	1
Johnny Edwards, L (1, 2) OBP: 0.350, SLG: 0.391		4-3			1B		F8			3	0	1	0	0	0	1
Tommy Helms, R (1, 4) OBP: 0.268, SLG: 0.346			6-3		F8		L7			3	0	0	0	0	0	1
Larry Dierker, R (1, 1) OBP: 0.217, SLG: 0.200			K		F8			K		1	0	0	0	0	1	0
Jesus Alou, R (5, PH) OBP: 0.355, SLG: 0.291										1	0	0	0	0	0	1
George Culver, R (5, 1) OBP: 0.167, SLG: 0.250										0	0	0	0	0	0	0
Bob Stinson, S (8, PH) OBP: 0.273, SLG: 0.286										1	0	0	0	0	1	0
Jim York, R (8, 1)										0	0	0	0	0	0	0
Inning Stats	R: 0 E: 0 K: 1 S: 5 H: 0 LOB: 0 BB: 0 P: 5	R: 0 E: 0 K: 0 S: 4 H: 1 LOB: 1 BB: 0 P: 4	R: 0 E: 0 K: 1 S: 5 H: 0 LOB: 0 BB: 0 P: 5	R: 0 E: 0 K: 0 S: 3 H: 0 LOB: 1 BB: 1 P: 7	R: 0 E: 0 K: 0 S: 4 H: 1 LOB: 1 BB: 0 P: 4	R: 2 E: 0 K: 0 S: 4 H: 1 LOB: 0 BB: 1 P: 8	R: 0 E: 0 K: 0 S: 3 H: 0 LOB: 0 BB: 0 P: 3	R: 0 E: 0 K: 1 S: 5 H: 1 LOB: 0 BB: 0 P: 5	R: 0 E: 0 K: 2 S: 7 H: 0 LOB: 0 BB: 0 P: 7	1B: 3 2B: 0 3B: 0 HR: 1 SF: 0 SAC: 0 DP: 1 HBP: 0						

PITCHER	IP	WLS	BF	H	R	ER	SO	BB	IBB	HBP	BLK	WP	HR	S	P	ERA	WHIP
Nelson Briles, R (1, 1) ERA: 3.18	9.0	W	32	4	2	2	5	2	0	0	0	0	1	40	48	2.00	0.667

PITCHER	IP	WLS	BF	H	R	ER	SO	BB	IBB	HBP	BLK	WP	HR	S	P	ERA	WHIP

Houston Astros @ Pittsburgh Pirates

Three Rivers Stadium, Pittsburgh, PA

Fri Jul 14 1972, 7:05 PM EDT

Att. 24,487 - Unknown

TOP

livebaseballscorecards.com

AB	30
R	2
H	4
RBI	2
BB	2
SO	5
LOB	7

WP: 0 PB: 0 SB: 0 CS: 0 PA: 32

Houston Astros @ Pittsburgh Pirates

Three Rivers Stadium, Pittsburgh, PA

Fri Jul 14 1972, 7:05 PM EDT

Att. 24,487 - Unknown

BOTTOM

Batter	1	2	3	4	5	6	7	8	9	AB	R	H	RBI	BB	SO	LOB
Rennie Stennett, R (1, 4) OBP: 0.308, SLG: 0.408	E4 5-3 1B	G6-4-3 1-2f		G6-3 1-2f			F9			4	1	0	0	0	0	4
Vic Davalillo, L (1, 9) OBP: 0.388, SLG: 0.469	5-3 1-2		G4-6-3 1B		5-3		4-3			4	0	1	0	0	0	1
Al Oliver, L (1, 8) OBP: 0.365, SLG: 0.459	F4		G4-6-3 1-2f		F9		HBP			3	0	0	0	0	0	2
Willie Stargell, L (1, 3) OBP: 0.361, SLG: 0.536	2-H 1B		G3		K		K			4	0	1	1	0	2	1
Richie Hebner, L (1, 5) OBP: 0.394, SLG: 0.492	F4			1B SF8 2B		K		L8-3 1B		1	0	0	0	0	0	1
Gene Clines, R (2, 7) OBP: 0.367, SLG: 0.402										3	1	2	0	0	1	0
Bob Robertson, R (1, 7) (2, 5) OBP: 0.265, SLG: 0.291		5-3 BB 1B 1B		2-3 2B 1B		K		F6		4	2	2	0	0	1	1
Milt May, L (1, 2) OBP: 0.311, SLG: 0.313		B B B B 1B 5-3 1-2 BB		SF8 3-H		3B 1B		L8-3 1-2		2	1	1	1	1	0	1
Gene Alley, R (1, 6) OBP: 0.363, SLG: 0.361		5-3 1-2 2-3		1-H 2B		1-H 3B				3	0	2	2	0	0	2
Nelson Briles, R (1, 1) OBP: 0.156, SLG: 0.194		G6-4-3 2-3 3-H 1B		G6-3 1B		K				3	0	2	1	0	1	1
Inning Stats	R: 1 E: 1 K: 0 S: 5 H: 1 LOB: 1 BB: 0 P: 5	R: 1 E: 0 K: 0 S: 4 H: 2 LOB: 1 BB: 1 P: 8	R: 0 E: 0 K: 0 S: 3 H: 1 LOB: 0 BB: 0 P: 3	R: 2 E: 0 K: 0 S: 6 H: 4 LOB: 1 BB: 0 P: 6	R: 0 E: 0 K: 1 S: 5 H: 0 LOB: 0 BB: 0 P: 5	R: 1 E: 0 K: 3 S: 11 H: 2 LOB: 1 BB: 0 P: 11	R: 0 E: 0 K: 1 S: 5 H: 0 LOB: 1 BB: 0 P: 6	R: 0 E: 0 K: 0 S: 3 H: 1 LOB: 0 BB: 0 P: 3		1B: 8 2B: 3 3B: 1 HR: 0 SF: 1 SAC: 0 DP: 4 HBP: 1						

livebaseballscorecards.com

AB	31
R	5
H	11
RBI	5
BB	1
SO	5
LOB	14

PITCHER		IP	WLS	BF	H	R	ER	SO	BB	IBB	HBP	BLK	WP	HR	S	P	ERA	WHIP
Larry Dierker, R ERA: 3.13	(1, 1)	4.0	L	19	8	4	3	0	1	0	0	0	0	0	18	22	6.75	2.250
George Culver, R ERA: 2.86	(5, 1)	3.0		12	2	1	1	5	0	0	1	0	0	0	21	22	3.00	0.667
Jim York, R ERA: 5.84	(8, 1)	1.0		3	1	0	0	0	0	0	0	0	0	0	3	3	0.00	1.000

PITCHER	IP	WLS	BF	H	R	ER	SO	BB	IBB	HBP	BLK	WP	HR	S	P	ERA	WHIP

Houston Astros @ Pittsburgh Pirates

Three Rivers Stadium, Pittsburgh, PA

Sat Jul 15 1972, 3:33 AM EDT

Att. 16,202 - Unknown

livebaseballscorecards.com

Batter	1	2	3	4	5	6	7	8	9	AB	R	H	RBI	BB	SO	LOB
Roger Metzger, S (1, 6) OBP: 0.277, SLG: 0.246	4-3		6-3		F8			5-3		4	0	0	0	0	0	1
Norm Miller, L (1, 8) OBP: 0.296, SLG: 0.370	BB (FC6-4)		BB			4-3		1B		2	0	1	0	2	0	0
Jimmy Wynn, R (1, 9) OBP: 0.385, SLG: 0.495	FC6-4 2B (1-2f)		4-3			BB (G6-4-3)		K		3	1	0	0	1	1	3
Lee May, R (1, 3) OBP: 0.351, SLG: 0.527	2B (1-H)			5-3		G6-4-3 (1-2f)			K	4	0	1	1	0	1	1
Bob Watson, R (1, 7) OBP: 0.377, SLG: 0.470	6-3			F8			G6-4-3 1B		1B 1B	4	0	2	0	0	0	1
Doug Rader, R (1, 5) OBP: 0.303, SLG: 0.433		6-3		6-3			G6-4-3 (1-2f)		F9	4	0	0	0	0	0	2
Johnny Edwards, L (1, 2) OBP: 0.348, SLG: 0.388		F6			6-3		E3		1B (1-2)	4	0	1	0	0	0	0
Tommy Helms, R (1, 4) OBP: 0.267, SLG: 0.344		F7			SH3 1B		F4		4-3	4	0	1	0	0	0	3
Ken Forsch, R (1, 1) OBP: 0.156, SLG: 0.129			4-3		SH3 (1-2)			G3		1	0	0	0	0	0	0
Jim Ray, R (7, 1) OBP: 0.083, SLG: 0.083										0	0	0	0	0	0	0
Jimmy Stewart, S (8, PH) OBP: 0.237, SLG: 0.296										1	0	0	0	0	0	0
Jim York, R (8, 1)										0	0	0	0	0	0	0

Inning Stats	1	2	3	4	5	6	7	8	9
R	1	0	0	0	0	0	0	0	0
E	0	0	0	0	0	0	1	0	0
K	0	0	0	0	0	0	0	0	1
S	4	3	3	3	4	2	4	6	7
H	1	0	0	0	1	0	1	1	2
LOB	1	0	1	0	1	0	1	1	2
BB	1	0	1	0	0	1	0	0	0
P	8	3	7	3	4	6	4	6	7

1B	5	
2B	1	
3B	0	
HR	0	
SF	0	
SAC	1	
DP	2	
HBP	0	
WP	0	
PB	0	
SB	0	
CS	0	
PA	35	

AB	31
R	1
H	6
RBI	1
BB	3
SO	2
LOB	11

PITCHER		IP	WLS	BF	H	R	ER	SO	BB	IBB	HBP	BLK	WP	HR	S	P	ERA	WHIP
Dock Ellis, R ERA: 2.87	(1, 1)	7.0	W	26	3	1	1	0	3	0	0	0	0	0	23	35	1.29	0.857
Dave Giusti, R ERA: 2.05	(8, 1)	2.0	S	9	3	0	0	2	0	0	0	0	0	0	13	13	0.00	1.500

PITCHER	IP	WLS	BF	H	R	ER	SO	BB	IBB	HBP	BLK	WP	HR	S	P	ERA	WHIP

Houston Astros @ Pittsburgh Pirates

Three Rivers Stadium, Pittsburgh, PA

Sat Jul 15 1972, 3:33 AM EDT

Att. 16,202 - Unknown

BOTTOM

Batter	1	2	3	4	5	6	7	8	9	AB	R	H	RBI	BB	SO	LOB
Gene Clines, R (1, 9) (7, 8) OBP: 0.378, SLG: 0.426	0-0 2B SF7 1B	0-0 ③ L4-3		0-0 2-H 3B			0-0 SH5-3 1B			4	1	3	1	0	0	2
Vic Davalillo, L (1, 7) (7, 9) OBP: 0.393, SLG: 0.478	0-0 4-3 1-3 2B		0-0 HR 1B	0-0 ③ 4-3			0-0 ① SH5-3 1-2			3	1	2	0	0	0	1
Al Oliver, L (1, 8) OBP: 0.362, SLG: 0.457	0-0 ① SF7 3-H		0-0 ① F7		0-0 ① 4-3		0-0 ② F9			2	0	0	1	0	0	1
Richie Zisk, R (7, 7)										1	0	0	0	0	0	1
Willie Stargell, L (1, 3) OBP: 0.366, SLG: 0.547	0-0 ② 4-3 2-3		0-0 1-H HR		B B B B 4-0 G6-3 BB		4-0 IBB			2	1	1	2	2	0	1
Manny Sanguillen, R (1, 2) OBP: 0.353, SLG: 0.469	0-0 ③ F9		S S S 0-3 ② K		0-0 ②③ G6-3 1-2f		0-0 ③ F8			4	0	0	0	0	1	4
Rennie Stennett, R (1, 4) OBP: 0.306, SLG: 0.404		0-0 S BB 1B	0-0 ③ F9			0-0 ① F8		S S S 0-3 ① K		4	0	1	0	0	1	0
Bob Robertson, R (1, 5) OBP: 0.270, SLG: 0.291		B B B B 4-0 1-2 BB		0-0 ① 5-3		0-0 ② 6-3		0-0 L4-3 1B		3	0	1	0	1	0	0
Gene Alley, R (1, 6) OBP: 0.360, SLG: 0.364		S S S 0-3 ① K 2-3		0-0 3B 2B		0-0 ③ F9		0-0 ②③ L4-3 1-2		4	1	1	0	0	1	3
Dock Ellis, S (1, 1) OBP: 0.094, SLG: 0.094		S S S 0-3 ② K		0-0 ② 5-3			0-0 HR			2	0	0	0	0	1	3
Jose Pagan, R (7, PH) OBP: 0.318, SLG: 0.500										1	1	1	1	0	0	0
Dave Giusti, R (8, 1)										0	0	0	0	0	0	0
Inning Stats	R: 1 E: 0 K: 0 S: 5 H: 2 LOB: 1 BB: 0 P: 5	R: 0 E: 0 K: 2 S: 8 H: 1 LOB: 2 BB: 1 P: 12	R: 2 E: 0 K: 1 S: 7 H: 2 LOB: 0 BB: 0 P: 7	R: 1 E: 0 K: 0 S: 5 H: 2 LOB: 1 BB: 0 P: 5	R: 0 E: 0 K: 0 S: 2 H: 0 LOB: 0 BB: 1 P: 6	R: 0 E: 0 K: 0 S: 3 H: 0 LOB: 0 BB: 0 P: 3	R: 1 E: 0 K: 0 S: 5 H: 2 LOB: 2 BB: 1 P: 9	R: 0 E: 0 K: 1 S: 5 H: 1 LOB: 0 BB: 0 P: 5		1B: 5 2B: 3 3B: 1 HR: 2		SF: 1 SAC: 1 DP: 2 HBP: 0		WP: 0 PB: 0 SB: 1 CS: 0		PA: 35	

livebaseballscorecards.com

AB	30
R	5
H	10
RBI	5
BB	3
SO	4
LOB	16

PITCHER	IP	WLS	BF	H	R	ER	SO	BB	IBB	HBP	BLK	WP	HR	S	P	ERA	WHIP
Ken Forsch, R (1, 1) ERA: 3.91	6.0	L	28	9	5	5	3	2	0	0	0	0	2	32	40	7.50	1.833
Jim Ray, R (7, 1) ERA: 3.99	1.0		4	0	0	0	0	0	1	0	0	0	0	3	7	0.00	0.000
Jim York, R (8, 1) ERA: 5.4	1.0		3	1	0	0	1	0	0	0	0	0	0	5	5	0.00	1.000

PITCHER	IP	WLS	BF	H	R	ER	SO	BB	IBB	HBP	BLK	WP	HR	S	P	ERA	WHIP

Batter	1	2	3	4	5	6	7	8	9	10	AB	R	H	RBI	BB	SO	LOB
Roger Metzger, S (1, 6) OBP: 0.276, SLG: 0.245	F8	2-H 1B			F7		L7		K		5	0	1	1	0	1	0
Norm Miller, L (1, 8) OBP: 0.302, SLG: 0.372	K	F7			K		1B			1B	5	0	2	0	0	2	1
Jimmy Wynn, R (1, 9) OBP: 0.385, SLG: 0.497	1B 1B 1B		F4		2B			F4		F7	5	1	2	0	0	0	1
Lee May, R (1, 3) OBP: 0.354, SLG: 0.528	1B 1-2 1B		HBP 1B		K			1B 1B		K	5	0	3	0	0	2	2
Bob Watson, R (1, 7) OBP: 0.383, SLG: 0.473	1-2 2-H 1B		G5-4-3 1-2 HBP			4-3 1B		FC6-4 1-3 1B		L9	4	0	3	1	0	0	1
Doug Rader, R (1, 5) OBP: 0.300, SLG: 0.428	K		G5-4-3 1-2f			4-3 1-2		K			4	0	0	0	0	2	7
Johnny Edwards, L (1, 2) OBP: 0.352, SLG: 0.389		F8		FC4-6 1B		G6-3 IBB		FC6-4 1-2f			2	0	1	0	1	0	0
Larry Howard, R (8, PH) OBP: 0.296, SLG: 0.311 (8, 2)											1	0	0	0	0	0	2
Tommy Helms, R (1, 4) OBP: 0.264, SLG: 0.339		F4		FC4-6 G6-3 1-2f		G6-3 1-2f			F8		4	0	0	0	0	0	3
Tom Griffin, R (1, 1) OBP: 0.250, SLG: 0.563		1B 2B		G6-3 1-2f			6-3		F5		2	1	1	0	0	0	1
Jesus Alou, R (7, PH) OBP: 0.349, SLG: 0.286											1	0	0	0	0	0	0
Jim Ray, R (7, 1) OBP: 0.083, SLG: 0.083											0	0	0	0	0	0	0
Jimmy Stewart, S (9, PH) OBP: 0.234, SLG: 0.292											1	0	0	0	0	0	0
Fred Gladding, L (9, 1)											0	0	0	0	0	0	0
Inning Stats	R: 1 E: 0 K: 2 S: 10 H: 3 LOB: 2 BB: 0 P: 10	R: 1 E: 0 K: 0 S: 5 H: 2 LOB: 1 BB: 0 P: 5	R: 0 E: 0 K: 0 S: 3 H: 1 LOB: 1 BB: 0 P: 4	R: 0 E: 0 K: 0 S: 3 H: 1 LOB: 0 BB: 0 P: 3	R: 0 E: 0 K: 2 S: 8 H: 1 LOB: 1 BB: 0 P: 8	R: 0 E: 0 K: 0 S: 3 H: 1 LOB: 1 BB: 1 P: 7	R: 0 E: 0 K: 0 S: 3 H: 1 LOB: 1 BB: 0 P: 3	R: 0 E: 0 K: 1 S: 7 H: 2 LOB: 2 BB: 0 P: 7	R: 0 E: 0 K: 1 S: 5 H: 0 LOB: 0 BB: 0 P: 5	R: 0 E: 0 K: 1 S: 6 H: 1 LOB: 1 BB: 0 P: 6	1B: 11 2B: 2 3B: 0 HR: 0	SF: 0 SAC: 0 DP: 3 HBP: 1						

PITCHER	IP	WLS	BF	H	R	ER	SO	BB	IBB	HBP	BLK	WP	HR	S	P	ERA	WHIP
Bob Moose, R (1, 1) ERA: 3.42	7.2		33	12	2	2	5	0	1	1	0	0	0	41	46	2.35	1.565
Ramon Hernandez, L (8, 1) ERA: 1.3	0.1		1	0	0	0	0	0	0	0	0	0	0	1	1	0.00	0.000
Dave Giusti, R (9, 1) ERA: 1.96	2.0	W	7	1	0	0	2	0	0	0	0	0	0	11	11	0.00	0.500

PITCHER	IP	WLS	BF	H	R	ER	SO	BB	IBB	HBP	BLK	WP	HR	S	P	ERA	WHIP

TOP

Houston Astros @ Pittsburgh Pirates

Three Rivers Stadium, Pittsburgh, PA

Sun Jul 16 1972, 3:33 AM EDT

Unknown

livebaseballscorecards.com

AB	39
R	2
H	13
RBI	2
BB	1
SO	7
LOB	18

WP: 0	PA: 41		
PB: 0			
SB: 0			
CS: 0			

Houston Astros @ Pittsburgh Pirates

Three Rivers Stadium, Pittsburgh, PA

Sun Jul 16 1972, 3:33 AM EDT

Unknown

livebaseballscorecards.com

Batter	1	2	3	4	5	6	7	8	9	10	AB	R	H	RBI	BB	SO	LOB
Vic Davalillo, L (1, 7) OBP: 0.395, SLG: 0.475	BBBB 4-0 CS BB		x 0-0 1-2 1B		x 0-0 E1 1-2 2-3		x 0-0 ① SH1-4 1-2		x 0-0 ① L8		3	0	1	0	1	0	2
Gene Clines, R (1, 9) OBP: 0.365, SLG: 0.411	x 0-0 ① ② L5-3 1-2		x 0-0 ③ L8		x 0-0 ② L4		x 0-0 ② L5-3		x 0-0 ② L6-3		5	0	0	0	0	0	7
Al Oliver, L (1, 8) OBP: 0.357, SLG: 0.450	x 0-0 ③ 4-3			x 0-0 ① 4-3	x 0-0 ③ 3-1		x 0-0 ③ 3-1		x 0-0 ③ 4-3		5	0	0	0	0	0	4
Willie Stargell, L (1, 3) OBP: 0.373, SLG: 0.549 Dock Ellis, S (10, PR) OBP: 0.094, SLG: 0.094		x 0-0 G6-4-3 1B		x 0-0 1B 1B		BBBB 4-0 3B BB		SSS 0-3 ① K		BBBB 4-0 1B HBP BB	3 0	1 1	2 0	0 0	2 0	1 0	0 0
Manny Sanguillen, R (1, 2) OBP: 0.357, SLG: 0.471		x 0-0 ① F8		x 0-0 G4-3 1-2 1B		x 0-0 ① F4		x 0-0 FC5-4 1B		x 0-0 HBP IBB 1-3 1B	5	0	3	0	0	0	2
Rennie Stennett, R (1, 4) OBP: 0.309, SLG: 0.413		x 0-0 ② ③ G6-4-3 1-2f		x 0-0 ② ③ G4-3 1-2f		x 0-0 1-H 3B		x 0-0 ② FC5-4 1-2f 2B		4-0 HBP 1-2 IBB	4	1	1	1	1	0	4
Bob Robertson, R (1, 5) OBP: 0.273, SLG: 0.296			SSS 0-3 ① K		SSS 0-3 ① K	x 0-0 ② F9		x 0-0 1-H 2B	H 1-0 1-2 2-3 3-H HBP		4	0	1	2	0	2	1
Gene Alley, R (1, 6) OBP: 0.363, SLG: 0.364			x 0-0 ② F9		x 0-0 E BB 1B	SSS 0-3 ③ K		4-0 IBB			3	0	1	0	1	1	1
Bob Moose, R (1, 1) OBP: 0.293, SLG: 0.270 Ramon Hernandez, S (8, 1) OBP: 0.143, SLG: 0.286 Jose Pagan, R (8, PH) OBP: 0.314, SLG: 0.494 Dave Giusti, R (9, 1)		BBBB 4-0 1B BB		BBBB 4-0 E 1-2 BB			BBBB 4-0 SH1-4 BB	x 0-0 ③ F3			0 0 1 0	0 0 0 0	0 0 0 0	0 0 0 0	3 0 0 0	0 0 0 0	0 0 2 0
Inning Stats	R: 0 H: 0 E: 0 LOB: 0 K: 0 BB: 1 S: 2 P: 6	R: 0 H: 1 E: 0 LOB: 0 K: 0 BB: 0 S: 3 P: 3	R: 0 H: 1 E: 0 LOB: 2 K: 1 BB: 1 S: 6 P: 10	R: 0 H: 2 E: 0 LOB: 1 K: 0 BB: 0 S: 4 P: 4	R: 0 H: 1 E: 1 LOB: 3 K: 1 BB: 1 S: 7 P: 11	R: 1 H: 1 E: 0 LOB: 1 K: 1 BB: 1 S: 6 P: 10	R: 0 H: 0 E: 0 LOB: 1 K: 0 BB: 1 S: 3 P: 7	R: 1 H: 2 E: 0 LOB: 2 K: 1 BB: 1 S: 7 P: 11	R: 0 H: 0 E: 0 LOB: 0 K: 0 BB: 0 S: 3 P: 3	R: 1 H: 1 E: 0 LOB: 3 K: 0 BB: 2 S: 1 P: 10	1B: 7 2B: 1 3B: 1 HR: 0	SF: 0 SAC: 1 DP: 2 HBP: 1						

PITCHER		IP	WLS	BF	H	R	ER	SO	BB	IBB	HBP	BLK	WP	HR	S	P	ERA	WHIP
Tom Griffin, R ERA: 2.63	(1, 1)	6.0		26	6	1	1	3	4	0	0	0	0	0	28	44	1.50	1.667
Jim Ray, R ERA: 4.01	(7, 1)	2.0		10	2	1	1	1	1	1	0	0	0	0	10	18	4.50	1.500
Fred Gladding, R ERA: 2.92	(9, 1)	1.0	L	7	1	1	1	0	1	1	1	0	0	0	4	13	9.00	2.000

PITCHER	IP	WLS	BF	H	R	ER	SO	BB	IBB	HBP	BLK	WP	HR	S	P	ERA	WHIP

AB	33
R	3
H	9
RBI	3
BB	8
SO	4
LOB	23

1B: 7 SF: 0
2B: 1 SAC: 1
3B: 1 DP: 2
HR: 0 HBP: 1

WP: 0 PA: 43
PB: 0
SB: 0
CS: 1

Houston Astros @ Pittsburgh Pirates

Three Rivers Stadium, Pittsburgh, PA

Sun Jul 16 1972, 3:38 AM EDT

Att. 49,341 - Unknown

livebaseballscorecards.com

TOP

Batter	1	2	3	4	5	6	7	8	9	AB	R	H	RBI	BB	SO	LOB
Roger Metzger, S (1, 6) OBP: 0.276, SLG: 0.243	4-3		FC6-4 1-2f			BBBB 4-0 CS BB		FC5-4 1-2f		3	0	0	0	1	0	2
Norm Miller, L (1, 8) OBP: 0.300, SLG: 0.378	1-3			2B		SSS 0-3 K 1-2		L9		4	0	1	0	0	1	2
Jimmy Wynn, R (1, 9) OBP: 0.384, SLG: 0.492	6-3			SSS 0-3 K		BBBB 4-0 BB			F8	3	0	0	0	1	1	1
Bob Watson, R (1, 7) OBP: 0.381, SLG: 0.469		1-3		SSS 0-3 K		0-0 L9			BBBB 4-0 WP BB 1B BB	3	1	0	0	1	1	2
Johnny Edwards, L (1, 2) OBP: 0.346, SLG: 0.381		SSS 0-3 K		0-0 G3			0-0 3-1		0-0 F6	4	0	0	0	0	1	2
Doug Rader, R (1, 5) OBP: 0.299, SLG: 0.424		0-0 L9			0-0 F8		0-0 5-3		BBBB 4-0 WP 1-2 1B BB	3	1	0	0	1	0	0
Jimmy Stewart, S (1, 3) OBP: 0.238, SLG: 0.307 Lee May, R (9, PH) OBP: 0.356, SLG: 0.530 Bobby Fenwick, R (9, PR) OBP: 0.244, SLG: 0.263			0-0 L9		0-0 2B		0-0 4-3		0-0 1-H 2-H 1B	3 1 0	0 0 0	1 1 0	0 2 0	0 0 0	0 0 0	0 0 0
Tommy Helms, R (1, 4) OBP: 0.267, SLG: 0.342			0-0 FC6-4 1B		0-0 F6			0-0 FC5-4 1B	0-0 6-3	4	0	2	0	0	0	2
Don Wilson, R (1, 1) OBP: 0.088, SLG: 0.061 Bob Stinson, S (8, PH) OBP: 0.261, SLG: 0.273 Jim York, R (8, 1)			SSS 0-3 K		SSS 0-3 K			0-0 L9		2 1 0	0 0 0	0 0 0	0 0 0	0 0 0	2 0 0	2 1 0
Inning Stats	R: 0 H: 0 E: 0 LOB: 0 K: 0 BB: 0 S: 3 P: 3	R: 0 H: 0 E: 0 LOB: 0 K: 1 BB: 0 S: 5 P: 5	R: 0 H: 1 E: 0 LOB: 1 K: 1 BB: 0 S: 6 P: 6	R: 0 H: 1 E: 0 LOB: 1 K: 2 BB: 0 S: 8 P: 8	R: 0 H: 1 E: 0 LOB: 1 K: 1 BB: 0 S: 6 P: 6	R: 0 H: 0 E: 0 LOB: 1 K: 1 BB: 2 S: 4 P: 12	R: 0 H: 0 E: 0 LOB: 0 K: 0 BB: 0 S: 3 P: 3	R: 0 H: 1 E: 0 LOB: 1 K: 0 BB: 0 S: 4 P: 4	R: 2 H: 1 E: 0 LOB: 1 K: 0 BB: 2 S: 4 P: 12	1B: 3 SF: 0 2B: 3 SAC: 0 3B: 0 DP: 1 HR: 0 HBP: 0						

	AB	31
	R	2
	H	5
	RBI	2
	BB	4
	SO	6
	LOB	14

WP: 1 PB: 0 SB: 0 CS: 1 PA: 35

PITCHER		IP	WLS	BF	H	R	ER	SO	BB	IBB	HBP	BLK	WP	HR	S	P	ERA	WHIP
Bruce Kison, R ERA: 2.63	(1, 1)	8.2	W	33	4	2	2	6	4	0	0	0	0	0	41	57	2.08	0.923
Dave Giusti, R ERA: 1.94	(9, 1)	0.1	S	2	1	0	0	0	0	0	0	0	1	0	2	2	0.00	3.000

PITCHER	IP	WLS	BF	H	R	ER	SO	BB	IBB	HBP	BLK	WP	HR	S	P	ERA	WHIP

Batter	1	2	3	4	5	6	7	8	9	AB	R	H	RBI	BB	SO	LOB
Vic Davalillo, L (1, 7) OBP: 0.387, SLG: 0.465	E6 1B WP FC3-6		K	F7	6-3				4	1	0	0	0	1	0
Gene Clines, R (1, 9) OBP: 0.368, SLG: 0.414	FC3-6 1-3 1B		CS 1B	K				K	4	0	2	0	0	2	0
Al Oliver, L (1, 8) OBP: 0.356, SLG: 0.447	FC3-6 1-2f 3-H		L 1-2	2B 1B	F7			4-3	5	1	1	1	0	0	2
Willie Stargell, L (1, 3) OBP: 0.375, SLG: 0.555	F7			F9 1-H 1B 2B		K		2B	4	1	2	1	0	1	1
Manny Sanguillen, R (1, 2) OBP: 0.353, SLG: 0.464	1-3			F9 2-3		F9		4-3	4	0	0	0	0	0	3
Rennie Stennett, R (1, 4) OBP: 0.315, SLG: 0.417		K		1B 3-H 1B		1B			3	0	2	1	0	1	0
Jose Pagan, R (1, 5) OBP: 0.303, SLG: 0.476		5-3		F5		F9			3	0	0	0	0	0	2
Jackie Hernandez, R (1, 6) OBP: 0.236, SLG: 0.276		K		1-2 1B			5-3		3	0	1	0	0	1	0
Bruce Kison, R (1, 1) OBP: 0.125, SLG: 0.167 Dave Giusti, R (9, 1)			6-3	K			K		3 0	0 0	0 0	0 0	0 0	2 0	2 0
Inning Stats	R: 1 E: 1 K: 0 S: 5 H: 1 LOB: 1 BB: 0 P: 5	R: 0 E: 0 K: 2 S: 7 H: 0 LOB: 0 BB: 0 P: 7	R: 0 E: 0 K: 1 S: 5 H: 1 LOB: 0 BB: 0 P: 5	R: 2 E: 0 K: 1 S: 9 H: 4 LOB: 2 BB: 0 P: 9	R: 0 E: 0 K: 1 S: 5 H: 0 LOB: 0 BB: 0 P: 5	R: 0 E: 0 K: 1 S: 6 H: 1 LOB: 1 BB: 0 P: 6	R: 0 E: 0 K: 1 S: 5 H: 0 LOB: 0 BB: 0 P: 5	R: 0 E: 0 K: 1 S: 6 H: 1 LOB: 1 BB: 0 P: 6		1B: 6 2B: 2 3B: 0 HR: 0 SF: 0 SAC: 0 DP: 0 HBP: 0				WP: 1 PB: 0 SB: 0 CS: 1		PA: 33

PITCHER		IP	WLS	BF	H	R	ER	SO	BB	IBB	HBP	BLK	WP	HR	S	P	ERA	WHIP
Don Wilson, R ERA: 3.41	(1, 1)	7.0	L	29	7	3	2	7	0	0	0	0	1	0	42	42	2.57	1.000
Jim York, R ERA: 5.02	(8, 1)	1.0		4	1	0	0	1	0	0	0	0	0	0	6	6	0.00	1.000

PITCHER	IP	WLS	BF	H	R	ER	SO	BB	IBB	HBP	BLK	WP	HR	S	P	ERA	WHIP

BOTTOM

Houston Astros @ Pittsburgh Pirates

Three Rivers Stadium, Pittsburgh, PA

Sun Jul 16 1972, 3:38 AM EDT

Att. 49,341 - Unknown

livebaseballscorecards.com

AB	33
R	3
H	8
RBI	3
BB	0
SO	8
LOB	10

Batter	1	2	3	4	5	6	7	8	9	AB	R	H	RBI	BB	SO	LOB
Oscar Brown, R (1, 9) OBP: 0.238, SLG: 0.403	F8		K	FC6-4 2-H 1B		K			6-3	5	0	1	1	0	2	3
Dusty Baker Jr., R (1, 8) OBP: 0.368, SLG: 0.449	F6		1B 1-2 2-3 BB	FC6-4 1-2f			FC6-4 1B		E7 BB	4	0	1	0	1	0	1
Hank Aaron, R (1, 3) OBP: 0.379, SLG: 0.494	1B		SF8 3-H		5-3		F7		4-0 1-2 BB	3	0	1	1	1	0	1
Earl Williams, R (1, 2) OBP: 0.331, SLG: 0.428	F8		1-3 2-H 1B		HR		K		L9	5	1	2	2	0	1	4
Mike Lum, L (1, 7) OBP: 0.335, SLG: 0.381		F7	F8		6-3		FC6-4 1-2f			4	0	0	0	0	0	3
Darrell Evans, L (1, 5) OBP: 0.383, SLG: 0.452		G4-6-3 1B		F7	F8			K		4	0	1	0	0	1	0
Marty Perez, R (1, 6) OBP: 0.266, SLG: 0.262		G4-6-3 1-2f		1B 2B		K2-3		F6		4	1	1	0	0	1	1
Gil Garrido, R (1, 4) OBP: 0.358, SLG: 0.288			BB 1B SF8 1B	2-H 1B		F7		4-3		4	2	2	1	0	0	0
Ron Schueler, R (1, 1) OBP: 0.233, SLG: 0.241										3	1	2	0	0	0	1
Joe Hoerner, R (6, 1)										0	0	0	0	0	0	0
Cecil Upshaw, R (8, 1) OBP: 0.200, SLG: 0.200										0	0	0	0	0	0	0
Paul Casanova, R (9, PH) OBP: 0.237, SLG: 0.278			1-2 BB 1B 1B	5-3		1B			6-3	1	0	0	0	0	0	0

TOP

Atlanta Braves @ Pittsburgh Pirates

Three Rivers Stadium, Pittsburgh, PA

Mon Jul 17 1972, 7:05 PM EDT

Att. 14,866 - Unknown

livebaseballscorecards.com

AB	37
R	5
H	11
RBI	5
BB	2
SO	5
LOB	14

Inning Stats	1	2	3	4	5	6	7	8	9
	R: 0 E: 0 K: 0 S: 4	R: 0 E: 0 K: 0 S: 3	R: 2 E: 0 K: 1 S: 8	R: 2 E: 0 K: 0 S: 6	R: 1 E: 0 K: 0 S: 4	R: 0 E: 0 K: 2 S: 8	R: 0 E: 0 K: 1 S: 6	R: 0 E: 0 K: 1 S: 5	R: 0 E: 1 K: 0 S: 4
	H: 1 LOB: 1 BB: 0 P: 4	H: 1 LOB: 0 BB: 0 P: 3	H: 3 LOB: 2 BB: 1 P: 12	H: 3 LOB: 1 BB: 0 P: 6	H: 1 LOB: 0 BB: 0 P: 4	H: 1 LOB: 1 BB: 0 P: 8	H: 1 LOB: 1 BB: 0 P: 6	H: 0 LOB: 0 BB: 0 P: 5	H: 0 LOB: 2 BB: 1 P: 8

| | | | | | | | | | |

Batter	1	2	3	4	5	6	7	8	9	AB	R	H	RBI	BB	SO	LOB
Vic Davalillo, L (1, 7) OBP: 0.389, SLG: 0.463	BBBB 4-0 FC4-6 1B HR BB		x 0-0 ① 4-3			x 0-0 FC6-4 1B	x 0-0 ③ F8			3	1	1	0	1	0	1
Gene Clines, R (1, 9) OBP: 0.372, SLG: 0.423	x 0-0 FC4-6 1-2 1B		x 0-0 ② L8			x 0-0 ① FC6-4 1B 1-2f E		x 0-0 1B SF7 2B		4	2	2	0	0	0	1
Al Oliver, L (1, 8) OBP: 0.357, SLG: 0.448	x 0-0 ① FC4-6 1-2f HR 2-3		x 0-0 ③ F7			x 0-0 E 1-2 1B 1B		x 0-0 2-3 1B		4	1	2	0	0	0	2
Willie Stargell, L (1, 3) OBP: 0.373, SLG: 0.564	x 0-0 1-H 3-H HR			S S S 0-3 ① K		S S S 0-3 ② K		x 0-0 ① SF7 3-H		3	1	1	4	0	2	2
Manny Sanguillen, R (1, 2) OBP: 0.351, SLG: 0.462	x 0-0 ② 6-3			x 0-0 ② F3		x 0-0 ③ E9 1-H 2-H 1B		x 0-0 ② F8		4	0	1	1	0	0	1
Rennie Stennett, R (1, 4) OBP: 0.314, SLG: 0.413	x 0-0 ③ 6-3			S S S 0-3 ③ K			x 0-0 SH3-4 1B 1B	x 0-0 ③ F9		4	1	1	0	0	1	1
Jose Pagan, R (1, 5) OBP: 0.297, SLG: 0.465		x 0-0 ① F7		S S S 0-3 ① K			x 0-0 ① SH3-4 1-2			2	0	0	0	0	1	0
Jackie Hernandez, R (1, 6) OBP: 0.232, SLG: 0.271 Gene Alley, R (7, PH) OBP: 0.361, SLG: 0.362 (8, 6)		x 0-0 ② 4-3		S S S 0-3 ② K			x 0-0 ② F3			2 1	0 0	0 0	0 0	0 0	1 0	0 1
Luke Walker, L (1, 1) Gene Garber, R (4, 1) Richie Zisk, R (7, PH) OBP: 0.250, SLG: 0.250 Ramon Hernandez, S (8, 1) OBP: 0.143, SLG: 0.286 Dave Giusti, R (9, 1)		x 0-0 ③ 6-3			x 0-0 ③ 5-3		x 0-0 2-H 1B			1 1 1 0 0	0 0 0 0 0	0 0 1 0 0	0 0 1 0 0	0 0 0 0 0	0 0 0 0 0	0 0 0 0 0
Inning Stats	R: 3 H: 2 E: 0 LOB: 0 K: 0 BB: 1 S: 5 P: 9	R: 0 H: 0 E: 0 LOB: 0 K: 0 BB: 0 S: 3 P: 3	R: 0 H: 0 E: 0 LOB: 0 K: 0 BB: 0 S: 3 P: 3	R: 0 H: 0 E: 0 LOB: 0 K: 2 BB: 0 S: 7 P: 7	R: 0 H: 0 E: 0 LOB: 0 K: 2 BB: 0 S: 7 P: 7	R: 1 H: 3 E: 1 LOB: 1 K: 1 BB: 0 S: 7 P: 7	R: 1 H: 2 E: 0 LOB: 1 K: 0 BB: 0 S: 5 P: 5	R: 1 H: 2 E: 0 LOB: 1 K: 0 BB: 0 S: 5 P: 5		1B: 7 SF: 1 2B: 1 SAC: 1 3B: 0 DP: 0 HR: 1 HBP: 0						WP: 0 PA: 33 PB: 0 SB: 0 CS: 0

PITCHER		IP	WLS	BF	H	R	ER	SO	BB	IBB	HBP	BLK	WP	HR	S	P	ERA	WHIP
Ron Schueler, R ERA: 3.58	(1, 1)	5.1		21	4	4	4	4	1	0	0	0	0	1	28	32	6.75	0.938
Joe Hoerner, L ERA: 4.11	(6, 1)	2.0	L	10	5	2	2	1	0	0	0	0	0	0	12	12	9.00	2.500
Cecil Upshaw, R ERA: 4.76	(8, 1)	0.2		2	0	0	0	0	0	0	0	0	0	0	2	2	0.00	0.000

PITCHER	IP	WLS	BF	H	R	ER	SO	BB	IBB	HBP	BLK	WP	HR	S	P	ERA	WHIP

BOTTOM

Atlanta Braves @ Pittsburgh Pirates

Three Rivers Stadium, Pittsburgh, PA

Mon Jul 17 1972, 7:05 PM EDT

Att. 14,866 - Unknown

livebaseballscorecards.com

AB	30
R	6
H	9
RBI	6
BB	1
SO	5
LOB	9

Batter	1	2	3	4	5	6	7	8	9	AB	R	H	RBI	BB	SO	LOB
Dusty Baker Jr., R (1, 8) OBP: 0.374, SLG: 0.455	F7		2B		L7	BBB 4-0 G1 1-2 BB		G6-4-3 1B		4	0	2	0	1	0	2
Ralph Garr, L (1, 7) OBP: 0.356, SLG: 0.393	5-3		L6		E 1-3 2B 1-3 2-H	0-0 G1 1-2 2-3		G6-4-3 1-2f		4	1	1	1	0	0	3
Oscar Brown, R (7, 7) OBP: 0.234, SLG: 0.397										1	0	0	0	0	0	1
Hank Aaron, R (1, 3) OBP: 0.376, SLG: 0.487	SSS 0-3 K		L9		1-3 E IBB	F7		5-3		4	0	0	0	1	1	3
Earl Williams, R (1, 2) OBP: 0.329, SLG: 0.433		6-3	F8		E5 1-3 1-2 2-3 3-H		HR		L9	5	1	1	2	0	0	3
Mike Lum, L (1, 9) OBP: 0.332, SLG: 0.377		SSS 0-3 K		F8	1-3 1-2 2-3 3-H		G3 WP 1B		L7	5	0	1	1	0	1	2
Darrell Evans, L (1, 5) OBP: 0.383, SLG: 0.449		BB 1B 1B		SSS 0-3 K	IBB		G3 1-3		4-3	4	0	1	0	1	1	1
Marty Perez, R (1, 6) OBP: 0.266, SLG: 0.261		BB 1-2 1B		5-3	L6		SSS 0-3 K			4	0	1	0	0	1	4
Gil Garrido, R (1, 4) OBP: 0.394, SLG: 0.311		BBBB 4-0 FC6-4 1-2 2-3 BB			1B 2B 1B	FC6-4 1B	BBBB 4-0 BB			2	1	2	0	2	0	0
Ron Reed, R (1, 1) OBP: 0.160, SLG: 0.188		FC6-4 1-2f			2B E 1-2 1B	FC6-4 G1 BB 1-2f	F4			4	1	1	0	0	0	6
Inning Stats	R: 0 H: 0 E: 0 LOB: 0 K: 1 BB: 0 S: 5 P: 5	R: 0 H: 2 E: 0 LOB: 3 K: 1 BB: 1 S: 7 P: 11	R: 0 H: 1 E: 0 LOB: 1 K: 0 BB: 0 S: 4 P: 4	R: 0 H: 0 E: 0 LOB: 0 K: 1 BB: 0 S: 5 P: 5	R: 3 H: 3 E: 1 LOB: 3 K: 0 BB: 2 S: 7 P: 15	R: 0 H: 1 E: 0 LOB: 2 K: 0 BB: 1 S: 4 P: 8	R: 1 H: 2 E: 0 LOB: 2 K: 1 BB: 1 S: 7 P: 11	R: 0 H: 1 E: 0 LOB: 0 K: 0 BB: 0 S: 3 P: 3	R: 0 H: 0 E: 0 LOB: 0 K: 0 BB: 0 S: 3 P: 3	1B: 7 SF: 0 2B: 2 SAC: 0 3B: 0 DP: 1 HR: 1 HBP: 0						

TOP

Atlanta Braves @ Pittsburgh Pirates

Three Rivers Stadium, Pittsburgh, PA

Tue Jul 18 1972, 7:05 PM EDT

Att. 20,162 - Unknown

livebaseballscorecards.com

AB	37
R	4
H	10
RBI	4
BB	5
SO	4
LOB	25

WP: 1 PA: 42
PB: 0
SB: 0
CS: 0

PITCHER		IP	WLS	BF	H	R	ER	SO	BB	IBB	HBP	BLK	WP	HR	S	P	ERA	WHIP
Steve Blass, R ERA: 2.74	(1, 1)	5.1	L	28	7	3	2	3	2	2	0	0	0	0	30	46	3.38	1.688
Bob Johnson, R ERA: 3.69	(6, 1)	2.2		11	3	1	1	1	1	0	0	0	1	1	12	16	3.38	1.500
Ramon Hernandez, L ERA: 1.22	(9, 1)	1.0		3	0	0	0	0	0	0	0	0	0	0	3	3	0.00	0.000

PITCHER	IP	WLS	BF	H	R	ER	SO	BB	IBB	HBP	BLK	WP	HR	S	P	ERA	WHIP

Batter	1	2	3	4	5	6	7	8	9	AB	R	H	RBI	BB	SO	LOB
Vic Davalillo, L (1, 7) OBP: 0.386, SLG: 0.459	4-3		4-3		F9			1B SF9 1B		4	1	1	0	0	0	2
Gene Clines, R (1, 9) OBP: 0.381, SLG: 0.438	G4-6-3 1B			1B 2B		L9		1-3 1B		4	1	3	0	0	0	0
Al Oliver, L (1, 8) OBP: 0.356, SLG: 0.447	G4-6-3 1-2f			1B 2-H 1B		F9		SF9 3-H		3	0	1	2	0	0	2
Willie Stargell, L (1, 3) OBP: 0.372, SLG: 0.559		G4-6-3 1B		F9		F8		S S S K		4	0	1	0	0	1	3
Manny Sanguillen, R (1, 2) OBP: 0.350, SLG: 0.459		G4-6-3 1-2f		G1-6-3 1-2 1B		F7			F8	4	0	1	0	0	0	2
Rennie Stennett, R (1, 4) OBP: 0.313, SLG: 0.415		F4		G1-6-3 1-2f			F9		2B	4	0	1	0	0	0	2
Jose Pagan, R (1, 5) OBP: 0.305, SLG: 0.478			SH1-4 1B		4-3 2B		F5		F8	4	0	2	0	0	0	1
Gene Alley, R (1, 6) OBP: 0.356, SLG: 0.356			S S S K		4-3 2-3		6-3		F2	3	0	0	0	0	1	2
Richie Hebner, L (9, PH) OBP: 0.392, SLG: 0.490										1	0	0	0	0	0	1
Steve Blass, R (1, 1) OBP: 0.204, SLG: 0.191			SH1-4 1-2		F9			5-3		1	0	0	0	0	0	1
Bob Johnson, L (6, 1) OBP: 0.240, SLG: 0.250										0	0	0	0	0	0	0
Bill Mazeroski, R (8, PH) OBP: 0.378, SLG: 0.455										1	0	0	0	0	0	0
Ramon Hernandez, S (9, 1) OBP: 0.143, SLG: 0.286										0	0	0	0	0	0	0
Inning Stats	R: 0 E: 0 K: 0 S: 3 H: 1 LOB: 0 BB: 0 P: 3	R: 0 E: 0 K: 0 S: 3 H: 1 LOB: 0 BB: 0 P: 3	R: 0 E: 0 K: 1 S: 6 H: 1 LOB: 1 BB: 0 P: 6	R: 1 E: 0 K: 0 S: 5 H: 3 LOB: 1 BB: 0 P: 5	R: 0 E: 0 K: 0 S: 4 H: 1 LOB: 1 BB: 0 P: 4	R: 0 E: 1 K: 0 S: 4 H: 0 LOB: 1 BB: 0 P: 4	R: 0 E: 0 K: 0 S: 3 H: 0 LOB: 0 BB: 0 P: 3	R: 1 E: 0 K: 1 S: 7 H: 2 LOB: 1 BB: 0 P: 7	R: 0 E: 0 K: 0 S: 4 H: 1 LOB: 1 BB: 0 P: 4	1B: 7 2B: 3 3B: 0 HR: 0	SF: 1 SAC: 1 DP: 3 HBP: 0						

PITCHER	IP	WLS	BF	H	R	ER	SO	BB	IBB	HBP	BLK	WP	HR	S	P	ERA	WHIP
Ron Reed, R (1, 1) ERA: 3.22	9.0	W	35	10	2	2	2	0	0	0	0	0	0	39	39	2.00	1.111

PITCHER	IP	WLS	BF	H	R	ER	SO	BB	IBB	HBP	BLK	WP	HR	S	P	ERA	WHIP

BOTTOM

Atlanta Braves @ Pittsburgh Pirates

Three Rivers Stadium, Pittsburgh, PA

Tue Jul 18 1972, 7:05 PM EDT

Att. 20,162 - Unknown

livebaseballscorecards.com

AB	33
R	2
H	10
RBI	2
BB	0
SO	2
LOB	16

Atlanta Braves @ Pittsburgh Pirates

Three Rivers Stadium, Pittsburgh, PA

Wed Jul 19 1972, 7:05 PM EDT

Att. 24,847 - Unknown

TOP

livebaseballscorecards.com

Batter	1	2	3	4	5	6	7	8	9	AB	R	H	RBI	BB	SO	LOB
Dusty Baker Jr., R (1, 8) OBP: 0.381, SLG: 0.462	G4-6-3 1B		5-3		L3 2-H 1B			G4-6-3 1B		4	0	3	1	0	0	0
Ralph Garr, L (1, 7) OBP: 0.355, SLG: 0.391	G4-6-3 1-2f		1B		L3 1-2			G4-6-3 1-2f		4	0	1	0	0	0	3
Hank Aaron, R (1, 3) OBP: 0.375, SLG: 0.494	HR		F7			K		5-3		4	1	1	1	0	1	1
Earl Williams, R (1, 2) OBP: 0.333, SLG: 0.443	2B			6-3 SF8 2B		1B			L9	4	1	3	0	0	0	0
Mike Lum, L (1, 9) OBP: 0.326, SLG: 0.369	G3			6-3 2-3		K			F2	4	0	0	0	0	1	3
Darrell Evans, L (1, 5) OBP: 0.377, SLG: 0.442		F7		SF8 3-H		L9			K	3	0	0	1	0	1	1
Marty Perez, R (1, 6) OBP: 0.263, SLG: 0.259		F5		5-3			4-3			3	0	0	0	0	0	0
Larvell Blanks, R (1, 4) OBP: 0.333, SLG: 0.333		F4			SH3-4 1B 1B		6-3			3	1	1	0	0	0	0
Phil Niekro, R (1, 1) OBP: 0.224, SLG: 0.268			F6		SH3-4 1-2		K			2	0	0	0	0	1	0
Cecil Upshaw, R (7, 1) OBP: 0.200, SLG: 0.200										0	0	0	0	0	0	0
Denny McLain, R (8, 1)										0	0	0	0	0	0	0

	AB	31
	R	3
	H	9
	RBI	3
	BB	0
	SO	4
	LOB	8

Inning Stats	1	2	3	4	5	6	7	8	9
	R: 1 E: 0 K: 0 S: 5	R: 0 E: 0 K: 0 S: 3	R: 0 E: 0 K: 0 S: 4	R: 1 E: 0 K: 0 S: 4	R: 1 E: 0 K: 0 S: 4	R: 0 E: 0 K: 2 S: 8	R: 0 E: 0 K: 1 S: 5	R: 0 E: 0 K: 0 S: 3	R: 0 E: 0 K: 1 S: 5
	H: 3 LOB: 1 BB: 0 P: 5	H: 0 LOB: 0 BB: 0 P: 3	H: 1 LOB: 1 BB: 0 P: 4	H: 1 LOB: 0 BB: 0 P: 4	H: 2 LOB: 0 BB: 0 P: 4	H: 1 LOB: 1 BB: 0 P: 8	H: 0 LOB: 0 BB: 0 P: 5	H: 1 LOB: 0 BB: 0 P: 3	H: 0 LOB: 0 BB: 0 P: 5

1B: 6	SF: 1	WP: 0	PA: 33
2B: 3	SAC: 1	PB: 0	
3B: 0	DP: 3	SB: 0	
HR: 1	HBP: 0	CS: 0	

PITCHER		IP	WLS	BF	H	R	ER	SO	BB	IBB	HBP	BLK	WP	HR	S	P	ERA	WHIP
Nelson Briles, R ERA: 3.26	(1, 1)	6.0	W	24	8	3	3	2	0	0	0	0	0	1	28	28	4.50	1.333
Luke Walker, L ERA: 3.72	(7, 1)	3.0	S	9	1	0	0	2	0	0	0	0	0	0	13	13	0.00	0.333

PITCHER	IP	WLS	BF	H	R	ER	SO	BB	IBB	HBP	BLK	WP	HR	S	P	ERA	WHIP

BOTTOM

Atlanta Braves @ Pittsburgh Pirates

Three Rivers Stadium, Pittsburgh, PA

Wed Jul 19 1972, 7:05 PM EDT

Att. 24,847 - Unknown

Batter	1	2	3	4	5	6	7	8	9	AB	R	H	RBI	BB	SO	LOB
Gene Clines, R (1, 9) OBP: 0.376, SLG: 0.430	F7 E SF9 1B		L7	L5-3		L5	K			5	1	1	0	0	1	4
Rennie Stennett, R (1, 4) OBP: 0.320, SLG: 0.420	E6 1-2		1B 1B 1B	2-H 1B			E 1B FC6-2 1B	K		5	1	3	1	0	1	1
Al Oliver, L (1, 8) OBP: 0.357, SLG: 0.446	F7 2-3		1B 1-2 1B	4-3			E5 FC6-2 BB SF8 1B 1-3	F7		5	1	2	0	0	0	3
Willie Stargell, L (1, 3) OBP: 0.372, SLG: 0.557	SF9 3-H		1-3 1B 2-H		F3		FC6-2 2B BB 1-2	K		3	1	1	2	1	1	0
Manny Sanguillen, R (1, 2) OBP: 0.346, SLG: 0.453	L9		F5		6-3		FC6-2 2B 1-2 2-3 3-Hf			4	1	0	0	0	0	6
Bob Robertson, R (1, 7) OBP: 0.272, SLG: 0.297 Vic Davalillo, L (8, 7) OBP: 0.386, SLG: 0.459		K	F7		1B		SF8 3-H			3 0	0 0	1 0	1 0	0 0	1 0	2 0
Richie Hebner, L (1, 5) OBP: 0.394, SLG: 0.495		L9	2B 1B		K		1B 1-H 2-H 2B			4	1	2	2	0	1	1
Gene Alley, R (1, 6) OBP: 0.364, SLG: 0.383		HR	1-H 1B 2B			F9	1B IBB			3	2	2	2	1	0	0
Nelson Briles, R (1, 1) OBP: 0.143, SLG: 0.176 Luke Walker, L (7, 1) OBP: 0.053, SLG: 0.053		6-3	F3			K	1-2 2-3 1B			3 1	0 0	0 1	0 0	0 0	1 0	1 0
Inning Stats	R: 1 E: 1 K: 0 S: 5 H: 1 LOB: 1 BB: 0 P: 5	R: 1 E: 0 K: 1 S: 6 H: 1 LOB: 0 BB: 0 P: 6	R: 1 E: 0 K: 0 S: 6 H: 3 LOB: 2 BB: 0 P: 6	R: 2 E: 0 K: 0 S: 6 H: 3 LOB: 1 BB: 0 P: 6	R: 0 E: 0 K: 1 S: 6 H: 1 LOB: 1 BB: 0 P: 6	R: 0 E: 0 K: 1 S: 5 H: 0 LOB: 0 BB: 0 P: 5	R: 3 E: 1 K: 1 S: 9 H: 4 LOB: 3 BB: 2 P: 17	R: 0 E: 0 K: 2 S: 7 H: 0 LOB: 0 BB: 0 P: 7		1B: 10 2B: 2 3B: 0 HR: 1 SF: 2 SAC: 0 DP: 0 HBP: 0						

livebaseballscorecards.com

AB	36
R	8
H	13
RBI	8
BB	2
SO	6
LOB	18

WP: 0 PB: 0 SB: 0 CS: 0 PA: 40

PITCHER		IP	WLS	BF	H	R	ER	SO	BB	IBB	HBP	BLK	WP	HR	S	P	ERA	WHIP
Phil Niekro, R ERA: 3.45	(1, 1)	6.0	L	31	11	8	7	3	1	0	0	0	0	1	36	40	10.50	2.000
Cecil Upshaw, R ERA: 4.63	(7, 1)	1.0		6	2	0	0	1	0	1	0	0	0	0	7	11	0.00	2.000
Denny McLain, R ERA: 6.06	(8, 1)	1.0		3	0	0	0	2	0	0	0	0	0	0	7	7	0.00	0.000

PITCHER	IP	WLS	BF	H	R	ER	SO	BB	IBB	HBP	BLK	WP	HR	S	P	ERA	WHIP

Cincinnati Reds @ Pittsburgh Pirates

Three Rivers Stadium, Pittsburgh, PA

Fri Jul 21 1972, 7:05 PM EDT

Att. 32,255 - Unknown

TOP

livebaseballscorecards.com

Batter	1	2	3	4	5	6	7	8	9	AB	R	H	RBI	BB	SO	LOB
Pete Rose, S (1, 7) OBP: 0.362, SLG: 0.376	6-3		HR / BB	FC6 (1-2f)		FC4-6 / BB (1-2)	6-3		1B (1-2) / 1B	4	2	1	0	2	0	4
Joe Morgan, L (1, 4) OBP: 0.421, SLG: 0.442	6-3 / S / BB		1-H / HR		L4	FC4-6 / BB (1-2, 2-3, 3-H)		HR	1B / SF8 (1-2, 2-3) / 1B	4	3	3	4	2	0	0
Bobby Tolan, L (1, 8) OBP: 0.354, SLG: 0.428	6-3 (1-3)		4-3		BB / 1B	FC4-6 / G5-4-3 (1-2f, 2-3, 3-H)		1-6-3 / 1B / BB	WP / BB (1-3, 2-H, 3-H) / 1B	5	1	2	3	1	0	3
Johnny Bench, R (1, 2) OBP: 0.380, SLG: 0.567	P6		K		BB (1-2) / 1B	G5-4-3 (1-2f)		1-6-3 (1-2)	SF8 (3-H)	5	0	1	1	0	1	4
Tony Perez, R (1, 3) OBP: 0.337, SLG: 0.518		K		P4	K		K	1B / IBB	L5	5	0	0	0	1	3	3
Denis Menke, R (1, 5) OBP: 0.331, SLG: 0.326		1B / BB		BB / 1B	1-2, 2-3 / BB		2B / FC6-4 / BB	F3	WP / BB (1-2)	2	1	1	0	4	0	2
Cesar Geronimo, L (1, 9) OBP: 0.370, SLG: 0.513	L1-3 (1-2) / 1B			BB (1-2) / 1B	F8		E / 2B (1-3)	1-2, 2-H / 1B	1-2, 2-3 / BB	5	1	4	1	1	0	3
Darrel Chaney, S (1, 6) OBP: 0.440, SLG: 0.367	L1-3 (1-2)			FC6 (1-2, 2-3) / BB		1B / BB / 1B	FC6-4 / IBB	F3	F5	4	1	1	0	2	0	7
Jack Billingham, R (1, 1) OBP: 0.079, SLG: 0.054			3-1	K		BB / BB / FC4-6 (1-3) / 1B	FC6-4 (1-2f, 2-H, 3-H)		1B / 1B / 1B / BB	2	0	0	0	0	1	3
Joe Hague, L (6, PH) OBP: 0.353, SLG: 0.429										1	1	1	0	0	0	0
Pedro Borbon, R (6, 1)										0	0	0	0	0	0	0
Hal McRae, R (7, PH) OBP: 0.275, SLG: 0.447										1	0	0	1	0	0	1
Don Gullett, R (7, 1) OBP: 0.375, SLG: 0.357										0	1	0	0	1	0	0

	AB	R	H	RBI	BB	SO	LOB
	38	11	14	10	14	5	30

Inning Stats	1	2	3	4	5	6	7	8	9
R	0	0	2	0	0	2	2	2	3
E	0	0	0	0	0	0	1	0	0
K	0	1	1	1	1	0	1	0	0
S	3	5	6	7	7	4	6	5	6
H	0	1	1	2	2	2	1	2	3
LOB	1	1	1	3	3	1	1	2	3
BB	1	1	1	1	1	2	2	2	3
P	7	9	10	11	11	12	14	13	18

	1B	SF	WP	PA
	11	1	1	53
	2	SAC: 0	PB: 0	
	0	DP: 2	SB: 1	
	2	HBP: 0	CS: 0	

PITCHER		IP	WLS	BF	H	R	ER	SO	BB	IBB	HBP	BLK	WP	HR	S	P	ERA	WHIP
Dock Ellis, R (1, 1) ERA: 3.09		5.0		27	8	4	4	4	5	0	0	0	0	1	30	50	7.20	2.600
Bruce Kison, R (6, 1) ERA: 2.9		2.0	L	12	2	4	3	1	4	1	0	0	0	1	9	29	13.50	3.000
Bob Johnson, R (8, 1) ERA: 3.64		1.0		5	1	0	0	0	0	1	0	0	0	0	4	8	0.00	1.000
Gene Garber, R (9, 1) ERA: 7.11		0.0		2	1	2	2	0	1	0	0	0	0	0	1	5	∞	∞
Ramon Hernandez, L (9, 1) ERA: 1.39		1.0		7	2	1	1	0	2	0	0	0	1	0	5	13	9.00	4.000

Cincinnati Reds @ Pittsburgh Pirates

Three Rivers Stadium, Pittsburgh, PA

Fri Jul 21 1972, 7:05 PM EDT

Att. 32,255 - Unknown

BOTTOM

Batter	1	2	3	4	5	6	7	8	9	AB	R	H	RBI	BB	SO	LOB
Gene Clines, R (1, 9) OBP: 0.371, SLG: 0.423	K	K			F3	L4-3			1B	5	1	1	0	0	2	1
Rennie Stennett, R (1, 4) OBP: 0.323, SLG: 0.420	P6		4-3		F7		G6-3		F9 1B	5	0	2	0	0	0	0
Al Oliver, L (1, 8) OBP: 0.360, SLG: 0.454	2B		4-3		E 1B		G6-3			5	2	3	1	0	0	1
Willie Stargell, L (1, 3) OBP: 0.376, SLG: 0.553	1B IBB		FC6-4 BB		1B IBB		K		K	2	1	0	0	3	2	2
Manny Sanguillen, R (1, 2) OBP: 0.347, SLG: 0.452	2B		FC6-4					1-3	F9	5	1	2	2	0	0	3
Richie Hebner, L (1, 5) OBP: 0.394, SLG: 0.495	2B			F7	4-3			BB	4-3	4	0	1	2	1	0	4
Bob Robertson, R (1, 7) OBP: 0.272, SLG: 0.296	K			FC6		F8		F7		4	0	1	0	0	1	2
Gene Alley, R (1, 6) OBP: 0.362, SLG: 0.380		K		K		4-3			1B	4	0	1	0	0	2	1
Dock Ellis, S (1, 1) OBP: 0.088, SLG: 0.088 Bruce Kison, R (6, 1) OBP: 0.160, SLG: 0.200 Bob Johnson, L (8, 1) OBP: 0.240, SLG: 0.250 Richie Zisk, R (8, PH) OBP: 0.200, SLG: 0.200 Gene Garber, R (9, 1) Ramon Hernandez, S (9, 1) OBP: 0.143, SLG: 0.286		5-3		FC6				P4		2 1 0 1 0 0	0 0 0 0 0 0	0 1 0 0 0 0	0 0 0 0 0 0	0 0 0 0 0 0	0 0 0 0 0 0	1 0 0 2 0 0
Inning Stats	R: 3 E: 0 K: 2 S: 10 H: 3 LOB: 1 BB: 1 P: 14	R: 0 E: 0 K: 2 S: 7 H: 0 LOB: 0 BB: 0 P: 7	R: 0 E: 0 K: 0 S: 3 H: 0 LOB: 1 BB: 1 P: 7	R: 0 E: 0 K: 1 S: 6 H: 1 LOB: 1 BB: 0 P: 6	R: 1 E: 0 K: 0 S: 5 H: 2 LOB: 2 BB: 1 P: 9	R: 0 E: 0 K: 0 S: 4 H: 1 LOB: 1 BB: 0 P: 4	R: 0 E: 0 K: 1 S: 5 H: 1 LOB: 0 BB: 0 P: 5	R: 0 E: 0 K: 0 S: 4 H: 1 LOB: 2 BB: 1 P: 8	R: 1 E: 0 K: 1 S: 8 H: 3 LOB: 2 BB: 0 P: 8	1B: 9 2B: 3 3B: 0 HR: 0 SF: 0 SAC: 0 DP: 1 HBP: 0						

livebaseballscorecards.com

AB	38
R	5
H	12
RBI	5
BB	4
SO	7
LOB	17

WP: 0 PA: 42
PB: 0
SB: 0
CS: 0

PITCHER		IP	WLS	BF	H	R	ER	SO	BB	IBB	HBP	BLK	WP	HR	S	P	ERA	WHIP
Jack Billingham, R ERA: 3.54	(1, 1)	5.0		24	6	4	4	5	1	2	0	0	0	0	31	43	7.20	1.400
Pedro Borbon, R ERA: 3.55	(6, 1)	1.0	W	4	1	0	0	0	0	0	0	0	0	0	4	4	0.00	1.000
Don Gullett, L ERA: 5.96	(7, 1)	3.0	S	14	5	1	1	2	1	0	0	0	0	0	17	21	3.00	2.000

PITCHER	IP	WLS	BF	H	R	ER	SO	BB	IBB	HBP	BLK	WP	HR	S	P	ERA	WHIP

Batter	1	2	3	4	5	6	7	8	9	AB	R	H	RBI	BB	SO	LOB
Pete Rose, S (1, 7) OBP: 0.360, SLG: 0.374	4-3		G3		6-3 2-3		F7		E 2B 1B	5	1	1	0	0	0	2
Joe Morgan, L (1, 4) OBP: 0.426, SLG: 0.454	G4-3-6 1B			F9 E 2B	S 3-H 1B		1-H 2B		E4 2B 1-2	5	1	4	2	0	0	1
Bobby Tolan, L (1, 8) OBP: 0.352, SLG: 0.423	G4-3-6 1-2f			F9 2-3	BBBB 1-2 BB		G1		F5	4	0	0	0	1	0	5
Johnny Bench, R (1, 2) OBP: 0.381, SLG: 0.563		4-3 WP 1B		P4	SSS K			BBBB 1B 1B BB	F7	4	1	1	0	1	1	5
Tony Perez, R (1, 3) OBP: 0.338, SLG: 0.519		P4 1-2		E3 2B 3-H	SSS K			1B 1-3 1B 1B	1-3 2-H 2B	5	1	2	1	0	1	1
Cesar Geronimo, L (1, 9) OBP: 0.364, SLG: 0.508		4-3 2-3		1-3 2B	4-3			SSS K SSS	K	5	0	1	0	0	2	5
Julian Javier, R (1, 5) OBP: 0.282, SLG: 0.344 Ted Uhlaender, L (8, PH) OBP: 0.250, SLG: 0.190 Dave Concepcion, R (8, 5) OBP: 0.263, SLG: 0.254		1-3		5-3	4-3			1B 1-2 3-H 1B		3 1 0	0 0 0	0 1 0	0 1 0	0 0 0	0 0 0	3 0 0
Darrel Chaney, S (1, 6) OBP: 0.430, SLG: 0.359			F8		SSS K		F8	G6-3 1-3 2-H 1B		4	0	1	1	0	1	0
Wayne Simpson, R (1, 1) OBP: 0.097, SLG: 0.129 Joe Hague, L (7, PH) OBP: 0.356, SLG: 0.429 Ed Sprague, R (7, 1) Hal McRae, R (8, PH) OBP: 0.269, SLG: 0.438 Clay Carroll, R (8, 1) OBP: 0.250, SLG: 0.250			5-3		6-3 1B 2B		BBBB 2B BB	G6-3 1-2f		2 0 0 1 0	1 1 0 0 0	1 0 0 0 0	0 0 0 0 0	0 1 0 0 0	0 0 0 0 0	0 0 0 2 0
Inning Stats	R: 0 E: 0 K: 0 S: 3 H: 1 LOB: 0 BB: 0 P: 3	R: 0 E: 0 K: 0 S: 4 H: 1 LOB: 1 BB: 0 P: 4	R: 0 E: 0 K: 0 S: 3 H: 0 LOB: 0 BB: 0 P: 3	R: 1 E: 1 K: 0 S: 6 H: 2 LOB: 2 BB: 0 P: 6	R: 1 E: 0 K: 2 S: 9 H: 2 LOB: 2 BB: 1 P: 13	R: 0 E: 0 K: 1 S: 5 H: 0 LOB: 0 BB: 0 P: 5	R: 1 E: 0 K: 0 S: 4 H: 1 LOB: 1 BB: 1 P: 8	R: 2 E: 0 K: 1 S: 7 H: 3 LOB: 1 BB: 1 P: 11	R: 1 E: 1 K: 1 S: 8 H: 2 LOB: 2 BB: 0 P: 8	1B: 7 2B: 5 3B: 0 HR: 0 SF: 0 SAC: 0 DP: 2 HBP: 0						

PITCHER		IP	WLS	BF	H	R	ER	SO	BB	IBB	HBP	BLK	WP	HR	S	P	ERA	WHIP
Bob Moose, R ERA: 3.52	(1, 1)	7.0	L	32	8	5	4	3	3	0	0	0	1	0	35	47	5.14	1.571
Dave Giusti, R ERA: 1.85	(8, 1)	2.0		10	4	1	0	2	0	0	0	0	0	0	14	14	0.00	2.000

PITCHER	IP	WLS	BF	H	R	ER	SO	BB	IBB	HBP	BLK	WP	HR	S	P	ERA	WHIP

TOP

Cincinnati Reds @ Pittsburgh Pirates

Three Rivers Stadium, Pittsburgh, PA

Sat Jul 22 1972, 7:05 PM EDT

Att. 40,837 - Unknown

livebaseballscorecards.com

AB	39
R	6
H	12
RBI	5
BB	3
SO	5
LOB	24

REDS

Batter	1	2	3	4	5	6	7	8	9	AB	R	H	RBI	BB	SO	LOB
Vic Davalillo, L (1, 9) OBP: 0.382, SLG: 0.452	S S S 0-3 ① K	x 0-0 ③ G3		x 0-0 ① F9			x 0-0 ① P6		x 0-0 FC6 1B	5	0	1	0	0	1	1
Rennie Stennett, R (1, 4) OBP: 0.314, SLG: 0.409	x 0-0 ② 6-3		x 0-0 ① P6	x 0-0 ② 6-3			x 0-0 ② F8		x 0-0 ② FC6 FC6 1-2f	5	0	0	0	0	0	1
Al Oliver, L (1, 8) OBP: 0.360, SLG: 0.459	x 0-0 3B		x 0-0 2B 1B	S S S 0-3 ③ K			x 0-0 ③ P6		x 0-0 ③ FC6 1-2f	5	1	2	0	0	1	1
Willie Stargell, L (1, 3) OBP: 0.377, SLG: 0.554	B B B B 4-0 BB		x 0-0 ① 1B 2B 1-H		x 0-0 ① F8			x 0-0 ① G3		3	1	1	1	1	0	0
Manny Sanguillen, R (1, 2) OBP: 0.342, SLG: 0.446	x 0-0 ③ F9		x 0-0 ② L7		x 0-0 ② 4-3			x 0-0 E3 1B		4	0	0	0	0	0	3
Richie Hebner, L (1, 5) OBP: 0.400, SLG: 0.502		x 0-0 F8 1B 2B	I I I I 4-0 BB 1B IBB		x 0-0 ③ F8			x 0-0 FC6 1-2 1B		3	1	2	0	1	0	0
Bob Robertson, R (1, 7) OBP: 0.276, SLG: 0.300		S S S 0-3 ① K	x 0-0 BB 1-2 2-H 1B			x 0-0 ① 1B		x 0-0 ② F8		4	0	2	1	0	1	3
Gene Alley, R (1, 6) OBP: 0.359, SLG: 0.374		x 0-0 ② F8 2-3	B B B B 4-0 1-2 2-3 BB			x 0-0 ② 4-3		x 0-0 ③ FC6 1-2f		3	0	0	0	1	0	3
Bob Moose, R (1, 1) OBP: 0.295, SLG: 0.275 Dave Giusti, R (8, 1) Gene Clines, R (9, PH) OBP: 0.368, SLG: 0.421		x 0-0 3-H 1B	x 0-0 ③ 6-3			x 0-0 ③ 6-3			x 0-0 ① L6-3	3 0 1	0 0 0	1 0 0	1 0 0	0 0 0	0 0 0	3 0 0
Inning Stats	R: 0 E: 0 K: 1 S: 6 H: 1 LOB: 2 BB: 1 P: 10	R: 1 E: 0 K: 1 S: 7 H: 2 LOB: 1 BB: 0 P: 7	R: 2 E: 0 K: 0 S: 6 H: 3 LOB: 3 BB: 2 P: 14	R: 0 E: 0 K: 1 S: 5 H: 0 LOB: 0 BB: 0 P: 5	R: 0 E: 0 K: 0 S: 3 H: 0 LOB: 0 BB: 0 P: 3	R: 0 E: 0 K: 0 S: 3 H: 1 LOB: 0 BB: 0 P: 3	R: 0 E: 0 K: 0 S: 3 H: 0 LOB: 0 BB: 0 P: 3	R: 0 E: 1 K: 0 S: 5 H: 1 LOB: 2 BB: 0 P: 5	R: 0 E: 0 K: 0 S: 4 H: 1 LOB: 1 BB: 0 P: 4	1B: 6 2B: 2 3B: 1 HR: 0	SF: 0 SAC: 0 DP: 0 HBP: 0						

PITCHER	IP	WLS	BF	H	R	ER	SO	BB	IBB	HBP	BLK	WP	HR	S	P	ERA	WHIP
Wayne Simpson, R (1, 1) ERA: 3.59	6.0		27	7	3	3	3	2	1	0	0	0	0	30	42	4.50	1.500
Ed Sprague, R (7, 1) ERA: 3.34	1.0	W	3	0	0	0	0	0	0	0	0	0	0	3	3	0.00	0.000
Clay Carroll, R (8, 1) ERA: 1.62	2.0	S	9	2	0	0	0	0	0	0	0	0	0	9	9	0.00	1.000

PITCHER	IP	WLS	BF	H	R	ER	SO	BB	IBB	HBP	BLK	WP	HR	S	P	ERA	WHIP

BOTTOM

Cincinnati Reds @ Pittsburgh Pirates

Three Rivers Stadium, Pittsburgh, PA

Sat Jul 22 1972, 7:05 PM EDT

Att. 40,837 - Unknown

livebaseballscorecards.com

AB	36
R	3
H	9
RBI	3
BB	3
SO	3
LOB	15

WP: 0	PB: 0	SB: 0	CS: 0
PA: 39			

Cincinnati Reds @ Pittsburgh Pirates

Three Rivers Stadium, Pittsburgh, PA

Sun Jul 23 1972, 3:33 AM EDT

Att. 29,487 - Unknown

TOP

livebaseballscorecards.com

Batter	1	2	3	4	5	6	7	8	9	AB	R	H	RBI	BB	SO	LOB
Pete Rose, S (1, 7) OBP: 0.363, SLG: 0.378	4-3 2B		1B 2B 1B		G3		E BB 1-2 HBP		FC3-6 1-2f	4	1	2	0	0	0	1
Joe Morgan, L (1, 4) OBP: 0.428, SLG: 0.454	4-3 2-3		2B 1-3 1B		1B		B B B B 4-0 E 1-2 2-3 BB		5-3	4	0	2	0	1	0	2
Bobby Tolan, L (1, 8) OBP: 0.351, SLG: 0.424	S S S 0-3 K		1-3 3-H 2B		4-3		E3 1-2 2-3 3-H			4	0	1	1	0	1	4
Johnny Bench, R (1, 2) OBP: 0.377, SLG: 0.556	F8		F2			S S S 0-3 K	P6			4	0	0	0	0	1	6
Tony Perez, R (1, 3) OBP: 0.336, SLG: 0.516		FC2-6 1B		6-3		P4		F2		4	0	1	0	0	0	0
Cesar Geronimo, L (1, 9) OBP: 0.353, SLG: 0.492		FC2-6 4-3 1-2f		S S S 0-3 K		6-3		P6		4	0	0	0	0	1	1
Dave Concepcion, R (1, 5) OBP: 0.263, SLG: 0.254		4-3 1-2		1B			F9	F9		4	0	1	0	0	0	1
Darrel Chaney, S (1, 6) OBP: 0.415, SLG: 0.343			5-3	F9			F8		F8	3	0	0	0	0	0	1
Joe Hague, L (9, PH) OBP: 0.354, SLG: 0.426										1	0	0	0	0	0	0
Ross Grimsley, L (1, 1) OBP: 0.139, SLG: 0.114			P6		S S S 0-3 K		BB HBP E 1B		FC3-6 1B	3	1	1	0	0	1	0
Jack Billingham, R (8, 1) OBP: 0.079, SLG: 0.054										0	0	0	0	0	0	0
Hal McRae, R (9, PH) OBP: 0.283, SLG: 0.449										1	0	1	0	0	0	0

Inning Stats	1	2	3	4	5	6	7	8	9
	R: 0 E: 0 K: 1 S: 6	R: 0 E: 0 K: 0 S: 3	R: 1 E: 0 K: 0 S: 6	R: 0 E: 0 K: 1 S: 6	R: 0 E: 0 K: 1 S: 6	R: 0 E: 0 K: 1 S: 5	R: 1 E: 1 K: 0 S: 5	R: 0 E: 0 K: 0 S: 3	R: 0 E: 0 K: 0 S: 4
	H: 1 LOB: 1 BB: 0 P: 6	H: 1 LOB: 0 BB: 0 P: 3	H: 3 LOB: 2 BB: 0 P: 6	H: 1 LOB: 1 BB: 0 P: 6	H: 1 LOB: 1 BB: 0 P: 6	H: 0 LOB: 0 BB: 0 P: 5	H: 1 LOB: 3 BB: 1 P: 10	H: 0 LOB: 0 BB: 0 P: 3	H: 1 LOB: 1 BB: 0 P: 4

AB	36
R	2
H	9
RBI	1
BB	1
SO	4
LOB	16

		1B	2B	3B	HR	SF	SAC	DP	HBP
		7	2	0	0	0	0	0	1

		WP	PB	SB	CS	PA
		0	0	0	0	38

PITCHER		IP	WLS	BF	H	R	ER	SO	BB	IBB	HBP	BLK	WP	HR	S	P	ERA	WHIP
Steve Blass, R ERA: 2.64	(1, 1)	8.2	W	37	9	2	1	4	1	0	1	0	0	0	43	48	1.04	1.154
Ramon Hernandez, L ERA: 1.38	(9, 1)	0.1	S	1	0	0	0	0	0	0	0	0	0	0	1	1	0.00	0.000

PITCHER		IP	WLS	BF	H	R	ER	SO	BB	IBB	HBP	BLK	WP	HR	S	P	ERA	WHIP

Cincinnati Reds @ Pittsburgh Pirates

Three Rivers Stadium, Pittsburgh, PA

Sun Jul 23 1972, 3:33 AM EDT

Att. 29,487 - Unknown

livebaseballscorecards.com

BOTTOM

Batter	1	2	3	4	5	6	7	8	9	AB	R	H	RBI	BB	SO	LOB
Gene Clines, R (1, 7) OBP: 0.377, SLG: 0.435	L9		F9 SF9 2B		CS 1B			SH1 1B 1B		4	2	3	0	0	0	0
Bill Mazeroski, R (1, 4) OBP: 0.375, SLG: 0.444	2B 1B		F9 2-3		F8 1-2			SH1 1-2		3	0	1	0	0	0	2
Roberto Clemente, R (1, 9) OBP: 0.352, SLG: 0.494	L6		SF9 3-H			4-3		2B 2-H 1B		3	1	1	2	0	0	1
Willie Stargell, L (1, 3) OBP: 0.379, SLG: 0.560 Rennie Stennett, R (8, PR) OBP: 0.314, SLG: 0.409 Jackie Hernandez, R (9, 5) OBP: 0.232, SLG: 0.271	1-H 2B		S S S K			4-3		2-H 2B		4 0 0	0 0 0	2 0 0	1 0 0	0 0 0	1 0 0	0 0 0
Manny Sanguillen, R (1, 2) OBP: 0.344, SLG: 0.447		L8		1B		1B		F5		4	0	2	0	0	0	1
Al Oliver, L (1, 8) OBP: 0.359, SLG: 0.455		1-3		L7	S S S K			FC6-4 IBB		3	0	0	0	1	1	2
Bob Robertson, R (1, 5) OBP: 0.276, SLG: 0.304 (9, 3)		2B		F2			5-3	FC6-4 1-2f		4	0	1	0	0	0	3
Gene Alley, R (1, 6) OBP: 0.359, SLG: 0.370		IBB		F9			5-3			2	0	0	0	1	0	1
Steve Blass, R (1, 1) OBP: 0.192, SLG: 0.180 Ramon Hernandez, S (9, 1) OBP: 0.143, SLG: 0.286		S S S K			F7		1-4-3			3 0	0 0	0 0	0 0	0 0	1 0	2 0
Inning Stats	R: 0 H: 2 E: 0 LOB: 2 K: 0 BB: 0 S: 4 P: 4	R: 0 H: 1 E: 0 LOB: 2 K: 1 BB: 1 S: 6 P: 10	R: 1 H: 1 E: 0 LOB: 0 K: 1 BB: 0 S: 6 P: 6	R: 0 H: 1 E: 0 LOB: 1 K: 0 BB: 0 S: 4 P: 4	R: 0 H: 1 E: 0 LOB: 0 K: 0 BB: 0 S: 3 P: 3	R: 0 H: 1 E: 0 LOB: 1 K: 1 BB: 0 S: 6 P: 6	R: 0 H: 0 E: 0 LOB: 0 K: 0 BB: 0 S: 3 P: 3	R: 2 H: 3 E: 0 LOB: 2 K: 0 BB: 1 S: 6 P: 10		1B: 6 2B: 4 3B: 0 HR: 0	SF: 1 SAC: 1 DP: 0 HBP: 0						

	AB	30
	R	3
	H	10
	RBI	3
	BB	2
	SO	3
	LOB	12

WP: 0 PA: 34
PB: 0
SB: 0
CS: 1

PITCHER		IP	WLS	BF	H	R	ER	SO	BB	IBB	HBP	BLK	WP	HR	S	P	ERA	WHIP
Ross Grimsley, L ERA: 2.5	(1, 1)	7.1	L	31	10	3	3	3	0	1	0	0	0	0	36	40	3.68	1.364
Jack Billingham, R ERA: 3.53	(8, 1)	0.2		3	0	0	0	0	0	1	0	0	0	0	2	6	0.00	0.000

PITCHER	IP	WLS	BF	H	R	ER	SO	BB	IBB	HBP	BLK	WP	HR	S	P	ERA	WHIP

Batter	1	2	3	4	5	6	7	8	9	10	AB	R	H	RBI	BB	SO	LOB
Bud Harrelson, S (1, 6) OBP: 0.307, SLG: 0.256 Ted Martinez, R (5, PH) OBP: 0.264, SLG: 0.295 (5, 6)	S S S 0-3 K ①		S S S 0-3 K ②		x 0-0 6-3 ②		x 0-0 S E6 1B ②		x 0-0 1-3 ②	x 0-0 FC6-4 ③ 1-2f	2 4	0 0	0 1	0 0	0 0	2 0	1 2
Jim Fregosi, R (1, 5) OBP: 0.302, SLG: 0.367	x 0-0 F7 ②		B B B 4-0 BB		x 0-0 L6 ③		x 0-0 E6 1-H ③		x 0-0 1B 1B		4	0	1	0	1	0	1
Dave Marshall, L (1, 9) OBP: 0.329, SLG: 0.378	x 0-0 F8 ③		x 0-0 F8 ③			x 0-0 BB 1B		x 0-0 FC4-6 1B	x 0-0 FC4-6 1-3 1B		5	0	3	0	0	0	2
Dave Schneck, L (1, 8) OBP: 0.326, SLG: 0.475		S S S 0-3 K ①		x 0-0 P6 ①		S S S 0-3 K ①		x 0-0 FC4-6 1B 1-2f ①	x 0-0 FC4-6 1-2f ③		5	0	0	0	0	2	4
Cleon Jones, R (1, 7) OBP: 0.322, SLG: 0.343		x 0-0 4-3 ②		x 0-0 L9 ②		x 0-0 F7 ②		x 0-0 S 1-3 1B		x 0-0 1B SF8 2B	5	1	2	0	0	0	1
Ed Kranepool, L (1, 3) OBP: 0.299, SLG: 0.327		x 0-0 1B		x 0-0 WP BB 1B		B B B 4-0 FC1-4-6 1-2 BB		S S S 0-3 K 1-2 ②		x 0-0 E SF8 2-3 1B	4	0	3	0	1	1	2
Wayne Garrett, L (1, 4) OBP: 0.386, SLG: 0.294		x 0-0 4-1 ③		B B B 4-0 WP 1-2 BB		x 0-0 FC1-4-6 1-2f ③		I I I 4-0 IBB		x 0-0 SF8 1-2 3-H ①	2	0	0	1	2	0	3
Jerry Grote, R (1, 2) OBP: 0.296, SLG: 0.295			x 0-0 4-3 ①	x 0-0 P4 1-2 2-3 ③			x 0-0 4-3 ①	x 0-0 L9 ③		x 0-0 P4 ②	5	0	0	0	0	0	6
Jon Matlack, L (1, 1) OBP: 0.250, SLG: 0.174			x 0-0 E7 1B ①		x 0-0 F8 ①		S S S 0-3 K ②		S S S 0-3 K ①	x 0-0 E5 FC6-4 2-3	5	0	1	0	0	2	1
Inning Stats	R: 0 E: 0 K: 1 S: 5 H: 0 LOB: 0 BB: 0 P: 5	R: 0 E: 0 K: 1 S: 6 H: 1 LOB: 1 BB: 0 P: 6	R: 0 E: 1 K: 1 S: 6 H: 1 LOB: 2 BB: 1 P: 10	R: 0 E: 0 K: 0 S: 4 H: 1 LOB: 2 BB: 1 P: 8	R: 0 E: 0 K: 0 S: 3 H: 0 LOB: 0 BB: 0 P: 3	R: 0 E: 0 K: 1 S: 6 H: 1 LOB: 2 BB: 1 P: 10	R: 0 E: 1 K: 1 S: 6 H: 1 LOB: 2 BB: 0 P: 6	R: 0 E: 0 K: 1 S: 7 H: 2 LOB: 3 BB: 1 P: 11	R: 0 E: 0 K: 1 S: 7 H: 2 LOB: 2 BB: 0 P: 7	R: 1 E: 1 K: 0 S: 6 H: 2 LOB: 2 BB: 0 P: 6	1B: 10 2B: 1 3B: 0 HR: 0	SF: 1 SAC: 0 DP: 0 HBP: 0					

PITCHER	IP	WLS	BF	H	R	ER	SO	BB	IBB	HBP	BLK	WP	HR	S	P	ERA	WHIP
Nelson Briles, R (1, 1) ERA: 3.03	10.0	L	46	11	1	1	7	3	1	0	0	1	0	56	72	0.90	1.400

PITCHER	IP	WLS	BF	H	R	ER	SO	BB	IBB	HBP	BLK	WP	HR	S	P	ERA	WHIP

TOP

New York Mets @ Pittsburgh Pirates

Three Rivers Stadium, Pittsburgh, PA

Thu Jul 27 1972, 7:05 PM EDT

Unknown

livebaseballscorecards.com

AB	41
R	1
H	11
RBI	1
BB	4
SO	7
LOB	23

WP: 1	PA: 46		
PB: 0			
SB: 2			
CS: 0			

Batter	1	2	3	4	5	6	7	8	9	10	AB	R	H	RBI	BB	SO	LOB
Gene Clines, R (1, 9) OBP: 0.372, SLG: 0.428	L5-3		L9			FC6-4 S 1-2f		L6-3		1B 1-2	5	0	1	0	0	0	1
Rennie Stennett, R (1, 7) OBP: 0.311, SLG: 0.403	P4			5-3		5-3 1-2		1B		F2	5	0	1	0	0	0	3
Al Oliver, L (1, 8) OBP: 0.355, SLG: 0.450	5-3			6-3			E4 BB	4-3			4	0	0	0	0	0	1
Willie Stargell, L (1, 3) OBP: 0.377, SLG: 0.559 Vic Davalillo, L (9, PR) OBP: 0.382, SLG: 0.452 (10, 3)		2B		F7			K SSS		E4 G5-4-3		4 0	0 0	1 0	0 0	0 0	1 0	1 0
Manny Sanguillen, R (1, 2) OBP: 0.346, SLG: 0.446		1-3			2-4 1B		BB IBB		G5-4-3 1-2f		3	0	1	0	1	0	2
Bob Robertson, R (1, 5) OBP: 0.275, SLG: 0.299		F9			K SSS		BB 1-2 2-3 BBB		P4		3	0	0	0	1	1	3
Bill Mazeroski, R (1, 4) OBP: 0.341, SLG: 0.400		6-3			F7		L8			F7	4	0	0	0	0	0	5
Gene Alley, R (1, 6) OBP: 0.357, SLG: 0.364			K SSS		2-4 1-2	FC1-6 BB BBB	F9			E4 1B	3	0	0	0	1	1	3
Nelson Briles, R (1, 1) OBP: 0.132, SLG: 0.162 Dave Cash, R (10, PH) OBP: 0.304, SLG: 0.374		F9				FC1-6 FC6-4 1-2f		P6		P3	3 1	0 0	0 0	0 0	0 0	0 0	1 1

Inning Stats	1	2	3	4	5	6	7	8	9	10
	R: 0 H: 0 E: 0 LOB: 0 K: 0 BB: 0 S: 3 P: 3	R: 0 H: 1 E: 0 LOB: 1 K: 0 BB: 0 S: 4 P: 4	R: 0 H: 0 E: 0 LOB: 0 K: 1 BB: 0 S: 5 P: 5	R: 0 H: 0 E: 0 LOB: 0 K: 0 BB: 0 S: 3 P: 3	R: 0 H: 1 E: 0 LOB: 1 K: 1 BB: 0 S: 5 P: 5	R: 0 H: 0 E: 0 LOB: 1 K: 0 BB: 1 S: 3 P: 7	R: 0 H: 0 E: 1 LOB: 3 K: 1 BB: 2 S: 6 P: 14	R: 0 H: 1 E: 0 LOB: 1 K: 0 BB: 0 S: 4 P: 4	R: 0 H: 0 E: 1 LOB: 1 K: 0 BB: 0 S: 3 P: 3	R: 0 H: 1 E: 1 LOB: 2 K: 0 BB: 0 S: 5 P: 5

1B: 3 SF: 0 WP: 0 PA: 38
2B: 1 SAC: 0 PB: 0
3B: 0 DP: 1 SB: 1
HR: 0 HBP: 0 CS: 0

PITCHER	IP	WLS	BF	H	R	ER	SO	BB	IBB	HBP	BLK	WP	HR	S	P	ERA	WHIP
Jon Matlack, L (1, 1) ERA: 2.08	10.0	W	39	4	0	0	3	2	1	0	0	0	0	41	53	0.00	0.600

PITCHER	IP	WLS	BF	H	R	ER	SO	BB	IBB	HBP	BLK	WP	HR	S	P	ERA	WHIP

BOTTOM

New York Mets @ Pittsburgh Pirates

Three Rivers Stadium, Pittsburgh, PA

Thu Jul 27 1972, 7:05 PM EDT

Unknown

livebaseballscorecards.com

AB	35
R	0
H	4
RBI	0
BB	3
SO	3
LOB	21

New York Mets @ Pittsburgh Pirates

Three Rivers Stadium, Pittsburgh, PA

Thu Jul 27 1972, 7:05 PM EDT

Att. 49,886 - Unknown

TOP

livebaseballscorecards.com

Batter	1	2	3	4	5	6	7	8	9	AB	R	H	RBI	BB	SO	LOB
Ted Martinez, R (1, 6) OBP: 0.267, SLG: 0.298	S S S 0-3 ① K		x 0-0 ③ 1-3			x 0-0 L8 HBP 1B	x 0-0 ② 4-3	x 0-0 BB 1B 1-2 2-H 3-H		5	0	2	2	0	1	0
Jim Fregosi, R (1, 5) OBP: 0.308, SLG: 0.364	x 0-0 ② F8			x 0-0 ① P6		H 1-0 BB 1-2 HBP	B B B B 4-0 BB	B B B B 4-0 BB 1-2 2-3		2	0	0	0	2	0	0
Dave Marshall, L (1, 9) OBP: 0.322, SLG: 0.359	x 0-0 ③ F5			x 0-0 ② F8		x 0-0 ② L8 2-3	B B B B 4-0 BB 1-2	S S S 0-3 ③ K		4	0	0	0	1	1	5
Dave Schneck, L (1, 8) OBP: 0.333, SLG: 0.455		x 0-0 ① F5		x 0-0 FC6-4 1B		B B B B 4-0 BB 1-2	x 0-0 ③ F9		S S S 0-3 ① K	4	0	1	0	1	1	2
Cleon Jones, R (1, 7) OBP: 0.317, SLG: 0.338	S S S 0-3 ② K			x 0-0 ③ FC6-4 1-2f		S S S 0-3 ③ K		x S S S 0-0 1B 1B 1B	S S S 0-3 ② K	3	0	0	0	0	2	4
Ray Sadecki, L (6, 1) OBP: 0.200, SLG: 0.200										0	0	0	0	0	0	0
Willie Mays, R (8, PH) OBP: 0.408, SLG: 0.353										1	1	1	0	0	0	0
Bob Rauch, R (8, 1)										0	0	0	0	0	0	0
Ken Boswell, L (9, PH) OBP: 0.229, SLG: 0.246										1	0	0	0	0	1	0
Ed Kranepool, L (1, 3) OBP: 0.302, SLG: 0.329		x 0-0 ① 1B			x 0-0 ① 1-3		x 0-0 ① E HR 1B	S S S 0-3 ① K	x 0-0 ③ 4-3	5	1	2	0	0	1	1
Wayne Garrett, L (1, 4) OBP: 0.383, SLG: 0.292		x 0-0 ③ P4			x 0-0 ② 4-3		x 0-0 E3 HR 1-2	x 0-0 BB 1B 1-3 1B		4	2	1	0	0	0	2
Duffy Dyer, R (1, 2) OBP: 0.305, SLG: 0.431			S S S 0-3 ① K		x 0-0 ③ 5-3		x 0-0 HR 1-H 2-H	S S S 0-3 ② K		4	1	1	3	0	2	2
Jerry Koosman, R (1, 1) OBP: 0.107, SLG: 0.107			x 0-0 ② L4			x 0-0 ① 4-3	x 0-0 ① F7	B B B B 4-0 BB 1B 1-2 BB		1	0	0	0	0	0	0
Bill Sudakis, S (6, PH) OBP: 0.179, SLG: 0.080										1	0	0	0	0	0	0
John Milner, L (6, 7) OBP: 0.333, SLG: 0.419										1	0	0	0	1	0	0
Inning Stats	R: 0 E: 0 K: 1 S: 5 H: 0 LOB: 0 BB: 0 P: 5	R: 0 E: 0 K: 1 S: 6 H: 1 LOB: 1 BB: 0 P: 6	R: 0 E: 0 K: 1 S: 5 H: 0 LOB: 0 BB: 0 P: 5	R: 0 E: 0 K: 0 S: 4 H: 1 LOB: 1 BB: 0 P: 4	R: 0 E: 0 K: 0 S: 3 H: 0 LOB: 0 BB: 0 P: 3	R: 0 E: 0 K: 1 S: 6 H: 1 LOB: 3 BB: 1 P: 11	R: 3 E: 1 K: 0 S: 6 H: 2 LOB: 2 BB: 2 P: 14	R: 2 E: 0 K: 3 S: 12 H: 3 LOB: 3 BB: 2 P: 20	R: 0 E: 0 K: 2 S: 7 H: 0 LOB: 0 BB: 0 P: 7	1B: 7 2B: 0 3B: 0 HR: 1	SF: 0 SAC: 0 DP: 0 HBP: 1						

	AB	36
	R	5
	H	8
	RBI	5
	BB	5
	SO	9
	LOB	16

WP: 0 PB: 0 SB: 0 CS: 0 PA: 42

PITCHER		IP	WLS	BF	H	R	ER	SO	BB	IBB	HBP	BLK	WP	HR	S	P	ERA	WHIP
Bob Moose, R ERA: 3.5	(1, 1)	6.0	W	26	5	3	2	4	1	0	1	0	0	1	32	37	3.00	1.000
Ramon Hernandez, L ERA: 1.71	(7, 1)	1.2		11	3	2	2	2	3	0	0	0	0	0	12	24	10.80	3.600
Dave Giusti, R ERA: 1.8	(8, 1)	1.1	S	5	0	0	0	3	1	0	0	0	0	0	10	14	0.00	0.750

PITCHER	IP	WLS	BF	H	R	ER	SO	BB	IBB	HBP	BLK	WP	HR	S	P	ERA	WHIP

BOTTOM

New York Mets @ Pittsburgh Pirates

Three Rivers Stadium, Pittsburgh, PA

Thu Jul 27 1972, 7:05 PM EDT

Att. 49,886 - Unknown

livebaseballscorecards.com

Batter	1	2	3	4	5	6	7	8	9	AB	R	H	RBI	BB	SO	LOB
Gene Clines, R (1, 9) (6, 8) OBP: 0.368, SLG: 0.421	L1-3	FC6-4 2-H 1B		L9		K		K		5	0	1	1	0	2	2
Dave Cash, R (1, 4) OBP: 0.299, SLG: 0.367	4-3	FC6-4 1-2f			5-3	K		F7		5	0	0	0	0	1	2
Al Oliver, L (1, 8) OBP: 0.358, SLG: 0.450	HR 1B		1-3		1B WP HBP		F2			2	1	1	0	0	0	0
Richie Hebner, L (5, PR) (6, 5) OBP: 0.398, SLG: 0.500										1	1	0	0	0	0	0
Willie Stargell, L (1, 3) OBP: 0.382, SLG: 0.570	1-H HR		K		WP 1-3 1B 1B		2B BB			3	2	2	2	1	1	0
Bob Robertson, R (7, PR) (8, 3) OBP: 0.275, SLG: 0.299										0	0	0	0	0	0	0
Manny Sanguillen, R (1, 2) OBP: 0.348, SLG: 0.448	F2		G3		1B WP IBB		1-3 2B			3	0	1	0	1	0	0
Rennie Stennett, R (1, 7) OBP: 0.313, SLG: 0.404		K		S 1B 1B	1-3 2-H 3-H 1B		5-3			2	1	1	0	0	1	0
Vic Davalillo, L (5, 7) (6, 9) OBP: 0.383, SLG: 0.453										2	0	1	1	0	0	3
Jose Pagan, R (1, 5) (6, 7) OBP: 0.303, SLG: 0.462		2B BB		P3 1-2	F3		F8			3	1	0	0	1	0	6
Jackie Hernandez, R (1, 6) OBP: 0.250, SLG: 0.297		1-H 1B 2B		2-H 1B	K				FC3-6 1B	4	1	3	2	0	1	2
Bob Moose, R (1, 1) OBP: 0.277, SLG: 0.256		K		K		6-3		FC3-6 1-2f		3	0	0	0	0	2	2
Ramon Hernandez, S (7, 1) OBP: 0.143, SLG: 0.286										0	0	0	0	0	0	0
Dave Giusti, R (8, 1)										1	0	0	0	0	0	1
Inning Stats	R: 2 E: 0 K: 0 S: 5 H: 2 LOB: 0 BB: 0 P: 5	R: 2 E: 0 K: 2 S: 9 H: 2 LOB: 1 BB: 1 P: 13	R: 0 E: 0 K: 1 S: 5 H: 0 LOB: 0 BB: 0 P: 5	R: 1 E: 0 K: 1 S: 7 H: 2 LOB: 1 BB: 0 P: 7	R: 2 E: 0 K: 1 S: 7 H: 2 LOB: 2 BB: 1 P: 12	R: 0 E: 0 K: 2 S: 7 H: 0 LOB: 0 BB: 0 P: 7	R: 0 E: 0 K: 0 S: 4 H: 1 LOB: 3 BB: 1 P: 8	R: 0 E: 0 K: 1 S: 6 H: 1 LOB: 1 BB: 0 P: 6		1B: 7 2B: 2 3B: 0 HR: 1 SF: 0 SAC: 0 DP: 0 HBP: 1							

	AB	34
	R	7
	H	10
	RBI	6
	BB	3
	SO	8
	LOB	18

WP: 1 PB: 0 SB: 1 CS: 0 PA: 38

PITCHER		IP	WLS	BF	H	R	ER	SO	BB	IBB	HBP	BLK	WP	HR	S	P	ERA	WHIP
Jerry Koosman, L ERA: 3.77	(1, 1)	5.0	L	26	8	7	7	5	1	1	1	0	1	1	33	42	12.60	1.800
Ray Sadecki, L ERA: 3.62	(6, 1)	2.0		8	1	0	0	2	1	0	0	0	0	0	11	15	0.00	1.000
Bob Rauch, R ERA: 6.75	(8, 1)	1.0		4	1	0	0	1	0	0	0	0	0	0	6	6	0.00	1.000

PITCHER	IP	WLS	BF	H	R	ER	SO	BB	IBB	HBP	BLK	WP	HR	S	P	ERA	WHIP

New York Mets @ Pittsburgh Pirates

Three Rivers Stadium, Pittsburgh, PA

Fri Jul 28 1972, 7:05 PM EDT

Att. 39,035 - Unknown

TOP

livebaseballscorecards.com

Batter	1	2	3	4	5	6	7	8	9	AB	R	H	RBI	BB	SO	LOB
Ted Martinez, R (1, 6) OBP: 0.271, SLG: 0.302	5-3 5-3 1B		P4			FC6-4 1B		5-3		4	0	2	0	0	0	0
Jim Fregosi, R (1, 5) OBP: 0.303, SLG: 0.359	5-3 1-2		K			FC6-4 G4-6-3 1-2f		K		4	0	0	0	0	2	2
Dave Marshall, L (1, 9) OBP: 0.308, SLG: 0.341	5-3 2-3		5-3			G4-6-3 1-2f			P4	4	0	0	0	0	0	2
Dave Schneck, L (1, 8) OBP: 0.327, SLG: 0.458	6-3			G3			G4-6-3 1B 2B		3-1	4	1	1	0	0	0	1
Cleon Jones, R (1, 7) OBP: 0.321, SLG: 0.341		K		E6 G4-6-3			G4-6-3 1B		1B	4	0	2	0	0	1	0
Ed Kranepool, L (1, 3) OBP: 0.301, SLG: 0.323		BB 1B		G4-6-3 1-2f			G4-6-3 1-2f 2-3		G3	3	0	0	0	1	0	4
Wayne Garrett, L (1, 4) OBP: 0.388, SLG: 0.302		1-2 1B			K		3-H 1B			3	0	2	1	0	1	0
Duffy Dyer, R (1, 2) OBP: 0.299, SLG: 0.421		L8			F9		L6			3	0	0	0	0	0	3
Tom Seaver, R (1, 1) OBP: 0.224, SLG: 0.302		K			K			K		2	0	0	0	0	2	2
John Milner, L (8, PH) OBP: 0.332, SLG: 0.417										1	0	0	0	0	1	0
Tug McGraw, R (8, 1) OBP: 0.200, SLG: 0.111										0	0	0	0	0	0	0
Inning Stats	R: 0 E: 0 K: 0 S: 4 H: 1 LOB: 1 BB: 0 P: 4	R: 0 E: 0 K: 2 S: 8 H: 1 LOB: 2 BB: 1 P: 12	R: 0 E: 0 K: 1 S: 5 H: 0 LOB: 0 BB: 0 P: 5	R: 0 E: 1 K: 0 S: 3 H: 0 LOB: 0 BB: 0 P: 3	R: 0 E: 0 K: 2 S: 7 H: 0 LOB: 0 BB: 0 P: 7	R: 0 E: 0 K: 0 S: 3 H: 1 LOB: 0 BB: 0 P: 3	R: 1 E: 0 K: 0 S: 5 H: 3 LOB: 1 BB: 0 P: 5	R: 0 E: 0 K: 2 S: 7 H: 0 LOB: 0 BB: 0 P: 7	R: 0 E: 0 K: 0 S: 4 H: 1 LOB: 1 BB: 0 P: 4	1B: 6 2B: 1 3B: 0 HR: 0	SF: 0 SAC: 0 DP: 3 HBP: 0						

	AB	32
	R	1
	H	7
	RBI	1
	BB	1
	SO	7
	LOB	14

WP: 0 PB: 0 SB: 0 CS: 0 PA: 33

PITCHER		IP	WLS	BF	H	R	ER	SO	BB	IBB	HBP	BLK	WP	HR	S	P	ERA	WHIP
Dock Ellis, R ERA: 2.91	(1, 1)	9.0	W	33	7	1	1	7	1	0	0	0	0	0	46	50	1.00	0.889

PITCHER	IP	WLS	BF	H	R	ER	SO	BB	IBB	HBP	BLK	WP	HR	S	P	ERA	WHIP

New York Mets @ Pittsburgh Pirates

Three Rivers Stadium, Pittsburgh, PA

Fri Jul 28 1972, 7:05 PM EDT

Att. 39,035 - Unknown

BOTTOM

Batter	1	2	3	4	5	6	7	8	9	AB	R	H	RBI	BB	SO	LOB
Gene Clines, R (1, 8) (9, 9) OBP: 0.370, SLG: 0.420	L6-3		CS 1B	K			BB			3	0	1	0	1	1	3
Dave Cash, R (1, 4) OBP: 0.298, SLG: 0.363	HBP 1B BB		4-3 1-2		P9		K			3	1	0	0	1	1	2
Vic Davalillo, L (1, 9) (9, 7) OBP: 0.381, SLG: 0.449	F8		1-3		4-3			WP 1B 1B		4	1	1	0	0	0	1
Willie Stargell, L (1, 3) OBP: 0.386, SLG: 0.581 Al Oliver, L (9, 8) OBP: 0.358, SLG: 0.450	1B 1-2 HBP			HR	K			1-H 1B		3 0	1 0	2 0	2 0	0 0	1 0	0 0
Manny Sanguillen, R (1, 2) OBP: 0.347, SLG: 0.445	1-2 2-H 1B			K		F9		6-3		4	0	1	1	0	1	0
Richie Hebner, L (1, 5) OBP: 0.400, SLG: 0.495	P6			1B BB		3-1		BB		2	0	0	0	2	0	2
Bob Robertson, R (1, 7) (9, 3) OBP: 0.275, SLG: 0.295		K		1B 1-2 BB		K		G3		3	0	0	0	1	2	1
Jackie Hernandez, R (1, 6) OBP: 0.244, SLG: 0.289		F9		K			6-3			3	0	0	0	0	1	2
Dock Ellis, S (1, 1) OBP: 0.108, SLG: 0.108		K		1-2 2-3 1B			6-3			3	0	1	0	0	1	0
Inning Stats	R: 1 E: 0 K: 0 S: 4 H: 1 LOB: 2 BB: 1 P: 9	R: 0 E: 0 K: 2 S: 7 H: 0 LOB: 0 BB: 0 P: 7	R: 0 E: 0 K: 0 S: 3 H: 1 LOB: 0 BB: 0 P: 3	R: 1 E: 0 K: 3 S: 11 H: 2 LOB: 3 BB: 2 P: 19	R: 0 E: 0 K: 1 S: 5 H: 0 LOB: 0 BB: 0 P: 5	R: 0 E: 0 K: 1 S: 5 H: 0 LOB: 0 BB: 0 P: 5	R: 0 E: 0 K: 1 S: 5 H: 0 LOB: 1 BB: 1 P: 9	R: 1 E: 0 K: 0 S: 4 H: 2 LOB: 1 BB: 1 P: 8		1B: 5 2B: 0 3B: 0 HR: 1	SF: 0 SAC: 0 DP: 0 HBP: 1			WP: 1 PB: 0 SB: 0 CS: 1	PA: 34		

livebaseballscorecards.com

	AB	28
	R	3
	H	6
	RBI	3
	BB	5
	SO	8
	LOB	11

PITCHER		IP	WLS	BF	H	R	ER	SO	BB	IBB	HBP	BLK	WP	HR	S	P	ERA	WHIP
Tom Seaver, R ERA: 3.13	(1, 1)	7.0	L	29	4	2	2	8	4	0	1	0	0	1	40	57	2.57	1.143
Tug McGraw, L ERA: 2.12	(8, 1)	1.0		5	2	1	1	0	1	0	0	0	1	0	4	8	9.00	3.000

PITCHER	IP	WLS	BF	H	R	ER	SO	BB	IBB	HBP	BLK	WP	HR	S	P	ERA	WHIP

Batter	1	2	3	4	5	6	7	8	9	AB	R	H	RBI	BB	SO	LOB
Gene Clines, R (1, 9) OBP: 0.366, SLG: 0.414	FC5-4 1B	L7			L8		K		K	5	0	1	0	0	2	3
Dave Cash, R (1, 4) OBP: 0.296, SLG: 0.360	FC5-4 S 1B 1-2f		1B		F8		5-3		4-3	5	1	1	0	0	0	4
Al Oliver, L (1, 8) OBP: 0.357, SLG: 0.447	BB 1B BB 1-2		F8		6-3		4-3			3	0	0	0	1	0	2
Willie Stargell, L (1, 3) OBP: 0.384, SLG: 0.587	K		K			HR		F8		4	1	1	1	0	2	3
Manny Sanguillen, R (1, 2) OBP: 0.351, SLG: 0.452	BB 1B 1-2 2-H		P6			1B 1B		9-6-5 2B		4	0	3	1	0	0	1
Bob Robertson, R (1, 7) OBP: 0.274, SLG: 0.291	BB 1-2 2-3			K		K		9-6-5 2-3f		3	0	0	0	1	2	2
Richie Hebner, L (1, 5) OBP: 0.398, SLG: 0.491	4-3			F5		1B 1-2			K	4	0	1	0	0	1	3
Gene Alley, R (1, 6) OBP: 0.355, SLG: 0.362		G2		P4		K			1B 1B 1-2	4	0	1	0	0	1	2
Steve Blass, R (1, 1) OBP: 0.189, SLG: 0.176 Rennie Stennett, R (5, PH) OBP: 0.317, SLG: 0.407 Bob Johnson, L (5, 1) OBP: 0.240, SLG: 0.250 Bill Mazeroski, R (6, PH) OBP: 0.333, SLG: 0.390 Bob Miller, R (6, 1) Jose Pagan, R (9, PH) OBP: 0.310, SLG: 0.468		F9			1B	6-3			1B	1 1 0 1 0 1	0 0 0 0 0 0	0 1 0 0 0 1	0 0 0 0 0 0	0 0 0 0 0 0	0 0 0 2 0 0	0 0 0 0 0 0
Inning Stats	R: 1 E: 0 K: 1 S: 7 H: 2 LOB: 3 BB: 2 P: 15	R: 0 E: 0 K: 0 S: 3 H: 0 LOB: 0 BB: 0 P: 3	R: 0 E: 0 K: 1 S: 6 H: 1 LOB: 1 BB: 0 P: 6	R: 0 E: 0 K: 1 S: 5 H: 0 LOB: 0 BB: 0 P: 5	R: 0 E: 0 K: 0 S: 4 H: 1 LOB: 1 BB: 0 P: 4	R: 1 E: 0 K: 2 S: 10 H: 3 LOB: 2 BB: 0 P: 10	R: 0 E: 0 K: 1 S: 5 H: 0 LOB: 0 BB: 0 P: 5	R: 0 E: 0 K: 0 S: 3 H: 1 LOB: 0 BB: 0 P: 3	R: 0 E: 0 K: 2 S: 9 H: 2 LOB: 2 BB: 0 P: 9	1B: 8 2B: 2 3B: 0 HR: 1	SF: 0 SAC: 0 DP: 1 HBP: 0						

TOP

Pittsburgh Pirates @ Philadelphia Phillies

Veterans Stadium, Philadelphia, PA

Sat Jul 29 1972, 7:05 PM EDT

Unknown

livebaseballscorecards.com

AB	36
R	2
H	10
RBI	2
BB	2
SO	8
LOB	22

PITCHER		IP	WLS	BF	H	R	ER	SO	BB	IBB	HBP	BLK	WP	HR	S	P	ERA	WHIP
Woodie Fryman, L ERA: 4.36	(1, 1)	8.1	W	36	10	2	2	7	2	0	0	0	0	1	48	56	2.16	1.440
Dick Selma, R ERA: 4.75	(9, 1)	0.2	S	2	0	0	0	1	0	0	0	0	0	0	4	4	0.00	0.000

PITCHER	IP	WLS	BF	H	R	ER	SO	BB	IBB	HBP	BLK	WP	HR	S	P	ERA	WHIP

Batter	1	2	3	4	5	6	7	8	9	AB	R	H	RBI	BB	SO	LOB
Denny Doyle, L (1, 4) OBP: 0.297, SLG: 0.286	BBBB 4-0 FC5-4 BB		x 0-0 ① F7	x 0-0 1B 1-2 2-H 1B		x 0-0 ③ F7				3	1	1	1	1	0	0
Larry Bowa, S (1, 6) OBP: 0.296, SLG: 0.290	x 0-0 ① FC5-4 S WP E 1-2f		x 0-0 1B FC4 1B	x 0-0 1-H 2-H 1B			x 0-0 ① 4-3			4	2	2	2	0	0	1
Tom Hutton, L (1, 9) (9, 3) OBP: 0.358, SLG: 0.379	BBBB 4-0 S 1-2 BB		x 0-0 FC4 1-3 1B	4-0 FC6-4 IBB			x 0-0 ② P6			2	0	1	0	2	0	0
Greg Luzinski, R (1, 7) OBP: 0.322, SLG: 0.428	SSS 0-3 ② K 1-2 2-H		x 0-0 ② FC4 1-2f 3-H	x 0-0 ③ FC6-4 1-2f			x 0-0 ③ L9			4	0	0	1	0	1	4
Willie Montanez, L (1, 8) OBP: 0.312, SLG: 0.381	SSS 0-3 ③ K		x 0-0 ③ F8		x 0-0 ① F8			x 0-0 CS 2B		4	0	1	0	0	1	2
Deron Johnson, R (1, 3) OBP: 0.248, SLG: 0.299 Bill Robinson, R (9, 9) OBP: 0.293, SLG: 0.439		BBBB 4-0 FC6-4 BB		x 0-0 ① 5-3	x 0-0 ② F8			x 0-0 ①② 5-3 2-3		3 0	0 0	0 0	0 0	1 0	0 0	1 0
Don Money, R (1, 5) OBP: 0.305, SLG: 0.341		x 0-0 ① L9	x 0-0 ② F8		x 0-0 ③ F7			x 0-0 1B		4	0	1	0	0	0	1
John Bateman, R (1, 2) OBP: 0.303, SLG: 0.352		x 0-0 ② FC6-4 1-2f	x 0-0 BB 1B 1B			x 0-0 ① 5-3		x 0-0 ③ F7		4	1	1	0	0	0	2
Woodie Fryman, R (1, 1) OBP: 0.200, SLG: 0.242 Dick Selma, R (9, 1) OBP: 0.200, SLG: 0.211		x 0-0 ③ 4-3		BBBB 4-0 1B 1B 1-2 BB		x 0-0 ② 6-3				2 0	1 0	0 0	0 0	1 0	0 0	1 0
Inning Stats	R: 1 E: 0 K: 2 S: 7 H: 0 LOB: 1 BB: 2 P: 15	R: 0 E: 0 K: 0 S: 3 H: 0 LOB: 1 BB: 1 P: 7	R: 1 E: 0 K: 0 S: 5 H: 2 LOB: 1 BB: 0 P: 5	R: 3 E: 0 K: 0 S: 6 H: 3 LOB: 2 BB: 2 P: 14	R: 0 E: 0 K: 0 S: 3 H: 0 LOB: 0 BB: 0 P: 3	R: 0 E: 0 K: 0 S: 3 H: 0 LOB: 0 BB: 0 P: 3	R: 0 E: 0 K: 0 S: 3 H: 0 LOB: 0 BB: 0 P: 3	R: 0 E: 0 K: 0 S: 4 H: 2 LOB: 1 BB: 0 P: 4		1B: 6 2B: 1 3B: 0 HR: 0	SF: 0 SAC: 0 DP: 0 HBP: 0				WP: 1 PB: 0 SB: 2 CS: 1	PA: 35	

PITCHER		IP	WLS	BF	H	R	ER	SO	BB	IBB	HBP	BLK	WP	HR	S	P	ERA	WHIP
Steve Blass, R ERA: 2.81	(1, 1)	4.0	L	22	5	5	4	2	4	1	0	0	1	0	21	41	9.00	2.250
Bob Johnson, R ERA: 3.59	(5, 1)	1.0		3	0	0	0	0	0	0	0	0	0	0	3	3	0.00	0.000
Bob Miller, R ERA: 2.1	(6, 1)	3.0		10	2	0	0	0	0	0	0	0	0	0	10	10	0.00	0.667

PITCHER	IP	WLS	BF	H	R	ER	SO	BB	IBB	HBP	BLK	WP	HR	S	P	ERA	WHIP

BOTTOM

Pittsburgh Pirates @ Philadelphia Phillies
Veterans Stadium, Philadelphia, PA
Sat Jul 29 1972, 7:05 PM EDT
Unknown

livebaseballscorecards.com

AB	30
R	5
H	7
RBI	4
BB	5
SO	2
LOB	12

Batter	1	2	3	4	5	6	7	8	9	AB	R	H	RBI	BB	SO	LOB
Gene Clines, R (1, 9) OBP: 0.364, SLG: 0.407	L5-3		L8		FC6-4 CS 1-2f			BB S 1B		3	1	0	0	1	0	1
Vic Davalillo, L (1, 7) OBP: 0.378, SLG: 0.445	P6			FC6-4 1B	L 1-2	K		K2-3 1-2		5	0	1	0	0	2	2
Al Oliver, L (1, 8) OBP: 0.356, SLG: 0.443	4-3			FC6-4 1-4 1-2f 1B		K		HBP 1B		3	1	0	0	0	1	1
Willie Stargell, L (1, 3) OBP: 0.383, SLG: 0.583 Bob Robertson, R (8, PR) OBP: 0.274, SLG: 0.291 (8, 3)		K		1-4 1-2		3-1		1B 1-3 2-H		4 0	0 0	1 0	1 0	0 0	1 0	1 0
Manny Sanguillen, R (1, 2) OBP: 0.356, SLG: 0.463		HR		2B 2-H 1B			5-3	IBB		3	1	2	2	1	0	0
Richie Hebner, L (1, 5) OBP: 0.399, SLG: 0.495		4-3		2B 1-3			1B	K		4	0	2	0	0	1	3
Bill Mazeroski, R (1, 4) OBP: 0.306, SLG: 0.356		5-3		5-3			F8		4-3	4	0	0	0	0	0	3
Jackie Hernandez, R (1, 6) OBP: 0.236, SLG: 0.280			G3		6-3		K		4-3	4	0	0	0	0	1	1
Luke Walker, L (1, 1) OBP: 0.095, SLG: 0.050 Jose Pagan, R (8, PH) OBP: 0.307, SLG: 0.463 Ramon Hernandez, S (8, 1) OBP: 0.125, SLG: 0.250 Dave Giusti, R (9, 1)			K		FC6-4 BB			P5	K	1 1 1 0	0 0 0 0	0 0 0 0	0 0 0 0	1 0 0 0	1 0 1 0	0 0 0 0
Inning Stats	R: 0 E: 0 K: 0 S: 3 H: 0 LOB: 0 BB: 0 P: 3	R: 1 E: 0 K: 1 S: 6 H: 1 LOB: 0 BB: 0 P: 6	R: 0 E: 0 K: 1 S: 5 H: 0 LOB: 0 BB: 0 P: 5	R: 1 E: 0 K: 0 S: 6 H: 3 LOB: 2 BB: 0 P: 6	R: 0 E: 0 K: 0 S: 2 H: 0 LOB: 0 BB: 1 P: 6	R: 0 E: 0 K: 2 S: 7 H: 0 LOB: 0 BB: 0 P: 7	R: 0 E: 0 K: 1 S: 6 H: 1 LOB: 1 BB: 0 P: 6	R: 1 E: 0 K: 2 S: 8 H: 1 LOB: 3 BB: 2 P: 17	R: 0 E: 0 K: 1 S: 5 H: 0 LOB: 0 BB: 0 P: 5	1B: 4 2B: 1 3B: 0 HR: 1	SF: 0 SAC: 0 DP: 0 HBP: 1					

PITCHER	IP	WLS	BF	H	R	ER	SO	BB	IBB	HBP	BLK	WP	HR	S	P	ERA	WHIP
Darrell Brandon, R (1, 1) ERA: 3.21	7.2	L	31	5	3	3	6	2	0	1	0	0	1	39	48	3.52	0.913
Mac Scarce, L (8, 1) ERA: 5.0	0.1		3	1	0	0	1	0	1	0	0	0	0	4	8	0.00	3.000
Bill Wilson, R (9, 1) ERA:	1.0		3	0	0	0	1	0	0	0	0	0	0	5	5	0.00	0.000

PITCHER	IP	WLS	BF	H	R	ER	SO	BB	IBB	HBP	BLK	WP	HR	S	P	ERA	WHIP

TOP

Pittsburgh Pirates @ Philadelphia Phillies
Veterans Stadium, Philadelphia, PA
Sat Jul 29 1972, 7:05 PM EDT
Att. 37,544 - Unknown

livebaseballscorecards.com

AB	33
R	3
H	6
RBI	3
BB	3
SO	8
LOB	12

Batter	1	2	3	4	5	6	7	8	9	AB	R	H	RBI	BB	SO	LOB
Terry Harmon, R (1, 4) OBP: 0.392, SLG: 0.341	4-3		6-3			G6-4-3 1B			BB 3B	3	1	1	0	1	0	0
Larry Bowa, S (1, 6) OBP: 0.295, SLG: 0.295	4-3		6-3			G6-4-3 1-2f			1-H 2B 3B	4	1	1	1	0	0	1
Don Money, R (1, 5) OBP: 0.302, SLG: 0.337	E6 FC5-4		6-3				F8		F2	4	0	0	0	0	0	1
Greg Luzinski, R (1, 7) OBP: 0.321, SLG: 0.429	FC5-4 1-2f		5-3				L9		3-H 2B	4	0	1	1	0	0	1
Denny Doyle, L (9, PR) OBP: 0.297, SLG: 0.286										0	0	0	0	0	0	0
Deron Johnson, R (1, 3) OBP: 0.242, SLG: 0.291		6-3			5-3		6-3		K	4	0	0	0	0	1	1
Willie Montanez, L (1, 8) OBP: 0.314, SLG: 0.380		G1-4-3 1B			BB			P4	K	3	0	1	0	1	1	1
Bill Robinson, R (1, 9) OBP: 0.295, SLG: 0.455		G1-4-3 1-2f			F7			2B		3	0	1	0	0	0	2
Mike Ryan, R (1, 2) OBP: 0.263, SLG: 0.329			F8		K			K		2	0	0	0	0	1	1
Joe Lis, R (8, PH) OBP: 0.364, SLG: 0.369										1	0	0	0	0	1	1
John Bateman, R (9, 2) OBP: 0.303, SLG: 0.352										0	0	0	0	0	0	0
Darrell Brandon, R (1, 1) OBP: 0.125, SLG: 0.125			L9			6-3		K		2	0	0	0	0	0	0
Mac Scarce, L (8, 1)										0	0	0	0	0	0	0
Roger Freed, R (8, PH) OBP: 0.306, SLG: 0.429										1	0	0	0	0	1	1
Bill Wilson, R (9, 1)										0	0	0	0	0	0	0
Inning Stats	R: 0 E: 1 K: 0 S: 4 H: 0 LOB: 1 BB: 0 P: 4	R: 0 E: 0 K: 0 S: 3 H: 1 LOB: 0 BB: 0 P: 3	R: 0 E: 0 K: 0 S: 3 H: 0 LOB: 0 BB: 0 P: 3	R: 0 E: 0 K: 0 S: 3 H: 0 LOB: 0 BB: 0 P: 3	R: 0 E: 0 K: 1 S: 5 H: 0 LOB: 1 BB: 1 P: 9	R: 0 E: 0 K: 0 S: 3 H: 1 LOB: 0 BB: 0 P: 3	R: 0 E: 0 K: 0 S: 3 H: 0 LOB: 0 BB: 0 P: 3	R: 0 E: 0 K: 2 S: 8 H: 1 LOB: 1 BB: 0 P: 8	R: 2 E: 0 K: 2 S: 9 H: 2 LOB: 1 BB: 1 P: 13	1B: 2 2B: 2 3B: 1 HR: 0	SF: 0 SAC: 0 DP: 2 HBP: 0						

PITCHER	IP	WLS	BF	H	R	ER	SO	BB	IBB	HBP	BLK	WP	HR	S	P	ERA	WHIP
Luke Walker, L (1, 1) ERA: 3.36	7.0	W	23	2	0	0	1	1	0	0	0	0	0	24	28	0.00	0.429
Ramon Hernandez, L (8, 1) ERA: 2.05	1.0		6	2	2	2	2	1	0	0	0	0	0	9	13	18.00	3.000
Dave Giusti, R (9, 1) ERA: 1.76	1.0	S	4	1	0	0	2	0	0	0	0	0	0	8	8	0.00	1.000

PITCHER	IP	WLS	BF	H	R	ER	SO	BB	IBB	HBP	BLK	WP	HR	S	P	ERA	WHIP

BOTTOM

Pittsburgh Pirates @ Philadelphia Phillies
Veterans Stadium, Philadelphia, PA
Sat Jul 29 1972, 7:05 PM EDT
Att. 37,544 - Unknown

livebaseballscorecards.com

AB	31
R	2
H	5
RBI	2
BB	2
SO	5
LOB	10

WP: 0	PB: 0	SB: 0	CS: 0
PA: 33			

Batter	1	2	3	4	5	6	7	8	9	AB	R	H	RBI	BB	SO	LOB
Gene Clines, R (1, 9) OBP: 0.365, SLG: 0.407	L6-3		L4-3		L4-3			4-3 4-3 2B 1B	E 2-H 3B 1B	5	2	2	1	0	0	0
Dave Cash, R (1, 4) OBP: 0.295, SLG: 0.365	F9		F9			F9		4-3 1-2	1-H 1B 3B	5	1	1	1	0	0	1
Vic Davalillo, L (1, 7) OBP: 0.383, SLG: 0.449	1B 1B		FC4-6 1B			F7		4-3 2-3	3-H 1B	5	0	3	1	0	0	1
Al Oliver, L (1, 8) OBP: 0.356, SLG: 0.445	1-2 1B		FC4-6 1-2f			4-3		WP HR 3-H 2B	P6	5	1	2	1	0	0	2
Manny Sanguillen, R (1, 2) OBP: 0.354, SLG: 0.457	F5			L6			F9 BBBB	HR 2-3 BB	F7	4	1	0	0	1	0	3
Richie Hebner, L (1, 5) OBP: 0.404, SLG: 0.518		2B		K SSS			FC5-4 1B	1-H 3-H HR		4	1	3	3	0	1	0
Bob Robertson, R (1, 3) OBP: 0.270, SLG: 0.285		F7		5-3			FC5-4 IBB 1-2f SSS	K		4	0	0	0	0	1	2
Jackie Hernandez, R (1, 6) OBP: 0.232, SLG: 0.275 Willie Stargell, L (7, PH) OBP: 0.384, SLG: 0.583 Gene Alley, R (7, PR) OBP: 0.358, SLG: 0.365 (7, 6)		K SSS			F9		FC5-4 IBB 1-2		SH3-4 1B 1B	2 0 1	0 0 1	0 0 1	0 0 1	0 1 0	1 0 0	1 0 0
Bruce Kison, R (1, 1) OBP: 0.143, SLG: 0.179		K SSS			K SSS		FC5-4 1-2f		SH3-4 1-2	3	0	0	0	0	2	3
Inning Stats	R: 0 E: 0 K: 0 S: 5 H: 2 LOB: 2 BB: 0 P: 5	R: 0 E: 0 K: 2 S: 8 H: 1 LOB: 1 BB: 0 P: 8	R: 0 E: 0 K: 0 S: 4 H: 1 LOB: 1 BB: 0 P: 4	R: 0 E: 0 K: 1 S: 5 H: 0 LOB: 0 BB: 0 P: 5	R: 0 E: 0 K: 1 S: 5 H: 0 LOB: 0 BB: 0 P: 5	R: 0 E: 0 K: 0 S: 3 H: 0 LOB: 0 BB: 0 P: 3	R: 0 E: 0 K: 0 S: 4 H: 1 LOB: 2 BB: 1 P: 8	R: 4 E: 0 K: 1 S: 8 H: 3 LOB: 0 BB: 1 P: 12	R: 3 E: 0 K: 0 S: 7 H: 4 LOB: 1 BB: 0 P: 7	1B: 8 2B: 2 3B: 1 HR: 1 SF: 0 SAC: 1 DP: 0 HBP: 0						

TOP

Pittsburgh Pirates @ Philadelphia Phillies
Veterans Stadium, Philadelphia, PA
Sun Jul 30 1972, 3:33 AM EDT
Att. 28,451 - Unknown

livebaseballscorecards.com

AB	38
R	7
H	12
RBI	7
BB	2
SO	5
LOB	13

WP: 1 PA: 41
PB: 0
SB: 0
CS: 0

PITCHER		IP	WLS	BF	H	R	ER	SO	BB	IBB	HBP	BLK	WP	HR	S	P	ERA	WHIP
Barry Lersch, R ERA: 3.44	(1, 1)	7.2	L	31	7	2	2	4	0	1	0	0	0	0	38	42	2.35	0.913
Dick Selma, R ERA: 5.29	(8, 1)	0.2		7	4	5	5	1	1	0	0	0	1	1	8	12	67.50	7.500
Mac Scarce, L ERA: 4.66	(9, 1)	0.2		3	1	0	0	0	0	0	0	0	0	0	3	3	0.00	1.500

PITCHER	IP	WLS	BF	H	R	ER	SO	BB	IBB	HBP	BLK	WP	HR	S	P	ERA	WHIP

Batter	1	2	3	4	5	6	7	8	9	AB	R	H	RBI	BB	SO	LOB
Denny Doyle, L (1, 4) OBP: 0.296, SLG: 0.285	1-3			4-3 4-3 1B		G3		G3		4	0	1	0	0	0	0
Larry Bowa, S (1, 6) OBP: 0.297, SLG: 0.297	G3			4-3 1-2		1B 1B		G6-4-3 1B		4	0	2	0	0	0	1
Tom Hutton, L (1, 9) OBP: 0.357, SLG: 0.377	G3			4-3 2-3		1-3 1B		G6-4-3 1-2f		4	0	1	0	0	0	2
Greg Luzinski, R (1, 7) OBP: 0.320, SLG: 0.432		L4		K			1B 3B		5-3	4	1	1	0	0	1	1
Willie Montanez, L (1, 8) OBP: 0.313, SLG: 0.379		K			L9		FC6-4 HBP 3-H 1B		L9	4	0	1	1	0	1	0
Deron Johnson, R (1, 3) OBP: 0.249, SLG: 0.292		L9			1B		H 1-0 FC6-4 1-2 HBP		K	3	0	1	0	0	1	0
Don Money, R (1, 5) OBP: 0.302, SLG: 0.335			F7		H 1-0 FC5-4 HBP		FC6-4 1-2f 2-3			2	0	0	0	0	0	2
John Bateman, R (1, 2) OBP: 0.297, SLG: 0.345			F7		FC5-4 1-2f		P4			3	0	0	0	0	0	3
Barry Lersch, S (1, 1) Dick Selma, R (8, 1) OBP: 0.200, SLG: 0.211 Mac Scarce, L (9, 1)			K			5-3	4-3			3	0	0	0	0	1	2
										0	0	0	0	0	0	0
										0	0	0	0	0	0	0
Inning Stats	R: 0 E: 0 K: 0 S: 3 H: 0 LOB: 0 BB: 0 P: 3	R: 0 E: 0 K: 1 S: 5 H: 0 LOB: 0 BB: 0 P: 5	R: 0 E: 0 K: 1 S: 5 H: 0 LOB: 0 BB: 0 P: 5	R: 0 E: 0 K: 1 S: 6 H: 1 LOB: 1 BB: 0 P: 6	R: 0 E: 0 K: 0 S: 3 H: 1 LOB: 1 BB: 0 P: 4	R: 0 E: 0 K: 0 S: 4 H: 2 LOB: 2 BB: 0 P: 4	R: 1 E: 0 K: 0 S: 5 H: 2 LOB: 2 BB: 0 P: 6	R: 0 E: 0 K: 0 S: 3 H: 1 LOB: 0 BB: 0 P: 3	R: 0 E: 0 K: 1 S: 5 H: 0 LOB: 0 BB: 0 P: 5	1B: 6 2B: 0 3B: 1 HR: 0	SF: 0 SAC: 0 DP: 1 HBP: 2			WP: 0 PB: 0 SB: 0 CS: 0	PA: 33		

PITCHER	IP	WLS	BF	H	R	ER	SO	BB	IBB	HBP	BLK	WP	HR	S	P	ERA	WHIP
Bruce Kison, R (1, 1) ERA: 2.71	9.0	W	33	7	1	1	4	0	0	2	0	0	0	39	41	1.00	0.778

PITCHER	IP	WLS	BF	H	R	ER	SO	BB	IBB	HBP	BLK	WP	HR	S	P	ERA	WHIP

BOTTOM

Pittsburgh Pirates @ Philadelphia Phillies
Veterans Stadium, Philadelphia, PA
Sun Jul 30 1972, 3:33 AM EDT
Att. 28,451 - Unknown

livebaseballscorecards.com

AB	31
R	1
H	7
RBI	1
BB	0
SO	4
LOB	11

Batter	1	2	3	4	5	6	7	8	9	AB	R	H	RBI	BB	SO	LOB
Gene Clines, R (1, 8) OBP: 0.367, SLG: 0.414	0-0 1B 2B	0-0 ③ FC6-4 1-2f			0-0 G5-4-3 1-2 1B			0-0 ① L5		4	1	2	0	0	0	1
Dave Cash, R (1, 4) OBP: 0.294, SLG: 0.363	0-0 1B 1B 2-H 1B		0-0 ① L8		0-0 ②③ G5-4-3 1-2f			0-0 ② 5-3		4	1	1	1	0	0	2
Rennie Stennett, R (1, 9) (7, 7) OBP: 0.315, SLG: 0.404	0-0 ① 1-3 1B		0-0 ② 6-3			0-0 ① 6-3		0-0 ③ F9		4	0	1	0	0	0	0
Willie Stargell, L (1, 3) OBP: 0.383, SLG: 0.578	0-0 3-H 1B		S S S 0-3 ③ K			0-0 ② F8			S S S 0-3 ① K	4	0	1	1	0	2	0
Manny Sanguillen, R (1, 2) OBP: 0.350, SLG: 0.452	0-0 ② F8			S S S 0-3 ① K		0-0 ③ F9			0-0 ② 1-3	4	0	0	0	0	1	1
Richie Hebner, L (1, 5) OBP: 0.402, SLG: 0.513	0-0 ③ F8			0-0 ② 6-3			0-0 ① 4-3		0-0 1B	4	0	1	0	0	0	1
Bob Robertson, R (1, 7) OBP: 0.275, SLG: 0.287 Vic Davalillo, L (7, 9) OBP: 0.382, SLG: 0.447		0-0 FC1-6 1B		0-0 ③ G3			B B B B 4-0 BB		S S S 0-3 ③ K	2 1	0 0	1 0	0 0	1 0	0 1	0 1
Jackie Hernandez, R (1, 6) OBP: 0.227, SLG: 0.268		0-0 ① FC1-6 FC3-6 1-2f			0-0 ① 6-3		S S S 0-3 ② K			3	0	0	0	0	1	2
Bob Moose, R (1, 1) OBP: 0.280, SLG: 0.244		0-0 ② FC3-6 FC6-4 1-2f			B B B B 4-0 1B BB		0-0 ③ L4			2	0	0	0	1	0	2
Inning Stats	R: 2 E: 0 K: 0 S: 6 H: 4 LOB: 1 BB: 0 P: 6	R: 0 E: 0 K: 0 S: 4 H: 1 LOB: 1 BB: 0 P: 4	R: 0 E: 0 K: 1 S: 5 H: 0 LOB: 0 BB: 0 P: 5	R: 0 E: 0 K: 1 S: 5 H: 0 LOB: 0 BB: 0 P: 5	R: 0 E: 0 K: 0 S: 3 H: 1 LOB: 1 BB: 1 P: 7	R: 0 E: 0 K: 0 S: 3 H: 0 LOB: 0 BB: 0 P: 3	R: 0 E: 0 K: 1 S: 5 H: 0 LOB: 1 BB: 1 P: 9	R: 0 E: 0 K: 0 S: 3 H: 0 LOB: 0 BB: 0 P: 3	R: 0 E: 0 K: 2 S: 8 H: 1 LOB: 1 BB: 0 P: 8	1B: 6 2B: 1 3B: 0 HR: 0	SF: 0 SAC: 0 DP: 1 HBP: 0						

TOP

Pittsburgh Pirates @ Philadelphia Phillies
Veterans Stadium, Philadelphia, PA
Mon Jul 31 1972, 3:33 AM EDT
Att. 17,455 - Unknown

livebaseballscorecards.com

AB	32
R	2
H	7
RBI	2
BB	2
SO	5
LOB	10

WP: 0 PB: 0 SB: 0 CS: 0 PA: 34

PITCHER		IP	WLS	BF	H	R	ER	SO	BB	IBB	HBP	BLK	WP	HR	S	P	ERA	WHIP
Ken Reynolds, L ERA: 4.02	(1, 1)	8.0	L	30	6	2	2	3	2	0	0	0	0	0	34	42	2.25	1.000
Mac Scarce, L ERA: 4.22	(9, 1)	1.0		4	1	0	0	2	0	0	0	0	0	0	8	8	0.00	1.000

PITCHER	IP	WLS	BF	H	R	ER	SO	BB	IBB	HBP	BLK	WP	HR	S	P	ERA	WHIP

Batter	1	2	3	4	5	6	7	8	9	AB	R	H	RBI	BB	SO	LOB
Denny Doyle, L (1, 4) OBP: 0.292, SLG: 0.281	L8		3-1		4-3			K		4	0	0	0	0	1	2
Larry Bowa, S (1, 6) OBP: 0.294, SLG: 0.294	4-3			G3		L8		L8		4	0	0	0	0	0	1
Tom Hutton, L (1, 3) OBP: 0.359, SLG: 0.376	4-3			1B BB		L8		1-2 1B		3	0	1	0	1	0	0
Greg Luzinski, R (1, 7) OBP: 0.319, SLG: 0.430 Mac Scarce, L (9, 1)		1B		F3		K		1-3		4 0	0 0	1 0	0 0	0 0	1 0	3 0
Willie Montanez, L (1, 8) OBP: 0.313, SLG: 0.379 Bill Robinson, R (2, 8) OBP: 0.292, SLG: 0.438	P4			1-2 1B			5-3		6-3	0 4	0 0	0 1	0 0	0 0	0 0	0 1
Oscar Gamble, L (1, 9) OBP: 0.339, SLG: 0.347	F7			G3			K		1-3	4	0	0	0	0	1	3
Don Money, R (1, 5) OBP: 0.301, SLG: 0.334	K		6-3				FC5-4 1B		F9	4	0	1	0	0	1	1
John Bateman, R (1, 2) OBP: 0.292, SLG: 0.338			6-3		P6		FC5-4 1-2f			3	0	0	0	0	0	1
Ken Reynolds, L (1, 1) OBP: 0.150, SLG: 0.105 Terry Harmon, R (8, PH) OBP: 0.396, SLG: 0.347 Joe Lis, R (9, 7) OBP: 0.364, SLG: 0.369			4-3		1B			1B		2 1 0	0 0 0	1 1 0	0 0 0	0 0 0	0 0 0	0 0 0
Inning Stats	R: 0 E: 0 K: 0 S: 3 H: 0 LOB: 0 BB: 0 P: 3	R: 0 E: 0 K: 1 S: 6 H: 1 LOB: 1 BB: 0 P: 6	R: 0 E: 0 K: 0 S: 3 H: 0 LOB: 0 BB: 0 P: 3	R: 0 E: 0 K: 0 S: 4 H: 1 LOB: 2 BB: 1 P: 8	R: 0 E: 0 K: 0 S: 4 H: 1 LOB: 1 BB: 0 P: 4	R: 0 E: 0 K: 1 S: 5 H: 0 LOB: 0 BB: 0 P: 5	R: 0 E: 0 K: 1 S: 6 H: 1 LOB: 1 BB: 0 P: 6	R: 0 E: 0 K: 1 S: 7 H: 2 LOB: 2 BB: 0 P: 7	R: 0 E: 0 K: 0 S: 3 H: 0 LOB: 0 BB: 0 P: 3	1B: 6 2B: 0 3B: 0 HR: 0	SF: 0 SAC: 0 DP: 0 HBP: 0						

PITCHER	IP	WLS	BF	H	R	ER	SO	BB	IBB	HBP	BLK	WP	HR	S	P	ERA	WHIP
Bob Moose, R (1, 1) ERA: 3.27	9.0	W	34	6	0	0	4	1	0	0	0	0	0	41	45	0.00	0.778

PITCHER	IP	WLS	BF	H	R	ER	SO	BB	IBB	HBP	BLK	WP	HR	S	P	ERA	WHIP

BOTTOM

Pittsburgh Pirates @ Philadelphia Phillies
Veterans Stadium, Philadelphia, PA
Mon Jul 31 1972, 3:33 AM EDT
Att. 17,455 - Unknown

livebaseballscorecards.com

AB	33
R	0
H	6
RBI	0
BB	1
SO	4
LOB	12

1B: 6	SF: 0
2B: 0	SAC: 0
3B: 0	DP: 0
HR: 0	HBP: 0

WP: 0	PA: 34
PB: 0	
SB: 0	
CS: 0	

Pittsburgh Pirates @ St. Louis Cardinals

Busch Stadium, St. Louis, MO

Tue Aug 01 1972, 7:05 PM CDT

Att. 23,712 - Unknown

TOP

livebaseballscorecards.com

Batter	1	2	3	4	5	6	7	8	9	AB	R	H	RBI	BB	SO	LOB
Vic Davalillo, L (1, 9) OBP: 0.384, SLG: 0.447	L5-4-3 1B		1B E 1-2 1B		F7 ②			L3 ②		4	1	2	0	0	0	0
Gene Clines, R (1, 8) OBP: 0.365, SLG: 0.411	L5-4-3 ①② 1-2		E2 G3 1-H 2-H 1B		L4 ③			L5-3 ③		4	1	1	1	0	0	1
Manny Sanguillen, R (1, 7) OBP: 0.351, SLG: 0.453	1B		G3 ② 3-H			F9 ①			BB 1B 1B	4	1	2	1	0	0	0
Willie Stargell, L (1, 3) OBP: 0.384, SLG: 0.576	K ③		1B			K ②			1B 1-2 BB	3	0	1	0	1	2	1
Richie Hebner, L (1, 5) OBP: 0.396, SLG: 0.504		F7 ① 1-2	G3 ③			F8 ③			K ①	4	0	0	0	0	1	3
Milt May, L (1, 2) OBP: 0.299, SLG: 0.300 Jose Pagan, R (9, PH) OBP: 0.314, SLG: 0.469		K ② 1-2		6-3 ①			F9 ①		1B 1-2 2-H	3 1	0 0	0 1	0 1	0 0	1 0	0 0
Dave Cash, R (1, 4) OBP: 0.294, SLG: 0.359		CS BB		F9 ②			F9 ②		P6 ②	3	0	0	0	1	0	2
Gene Alley, R (1, 6) OBP: 0.352, SLG: 0.358		CS ③ 1-2	F9 ① F9 ③				4-3 ③		K ③	4	0	0	0	0	1	2
Nelson Briles, R (1, 1) OBP: 0.150, SLG: 0.179 Bob Johnson, L (5, 1) OBP: 0.240, SLG: 0.250 Rennie Stennett, R (8, PH) OBP: 0.314, SLG: 0.402 Bob Miller, R (8, 1)			1B 1B 1B		K ①			K ①		2 0 1 0	1 0 0 0	1 0 0 0	0 0 0 0	0 0 1 0	1 0 0 0	0 0 0 0

Inning Stats	1	2	3	4	5	6	7	8	9
	R: 0 E: 0 K: 1 S: 6	H: 2 LOB: 1 BB: 0 P: 6	R: 0 E: 0 K: 1 S: 4	H: 0 LOB: 0 BB: 1 P: 8	R: 3 E: 1 K: 0 S: 7	H: 4 LOB: 1 BB: 0 P: 7	R: 0 E: 0 K: 0 S: 3	H: 0 LOB: 0 BB: 0 P: 3	R: 0 E: 0 K: 1 S: 5	H: 0 LOB: 0 BB: 0 P: 5	R: 0 E: 0 K: 0 S: 3	H: 0 LOB: 0 BB: 0 P: 3	R: 0 E: 0 K: 1 S: 5	H: 0 LOB: 0 BB: 0 P: 5	R: 1 E: 0 K: 2 S: 9	H: 2 LOB: 2 BB: 1 P: 13

	AB	33
	R	4
	H	8
	RBI	3
	BB	2
	SO	7
	LOB	9

1B: 8 SF: 0
2B: 0 SAC: 0
3B: 0 DP: 1
HR: 0 HBP: 0

WP: 0 PA: 36
PB: 0
SB: 0
CS: 1

PITCHER		IP	WLS	BF	H	R	ER	SO	BB	IBB	HBP	BLK	WP	HR	S	P	ERA	WHIP
Al Santorini, R ERA: 4.85	(1, 1)	8.0	W	31	7	4	4	5	2	0	0	0	0	0	39	47	4.50	1.125
John Cumberland, L ERA: 7.93	(9, 1)	0.1		2	1	0	0	1	0	0	0	0	0	0	4	4	0.00	3.000
Diego Segui, R ERA: 3.0	(9, 1)	0.2	S	2	0	0	0	1	0	0	0	0	0	0	4	4	0.00	0.000

PITCHER		IP	WLS	BF	H	R	ER	SO	BB	IBB	HBP	BLK	WP	HR	S	P	ERA	WHIP

BOTTOM

Pittsburgh Pirates @ St. Louis Cardinals

Busch Stadium, St. Louis, MO

Tue Aug 01 1972, 7:05 PM CDT

Att. 23,712 - Unknown

livebaseballscorecards.com

Batter	1	2	3	4	5	6	7	8	9	AB	R	H	RBI	BB	SO	LOB
Lou Brock, L (1, 7) OBP: 0.347, SLG: 0.398	S S S 0-3 ① K		x 0-0 ② F7		x 0-0 S 2B 1B	x 0-0 ① F7		x 0-0 ② 1-3		5	1	1	0	0	1	0
Ted Sizemore, R (1, 4) OBP: 0.313, SLG: 0.340	x 0-0 F9 2B		x 0-0 1B 2B		B B B B 4-0 1-2 2B BB	x 0-0 ② F7		B B B B 4-0 BB		3	2	2	0	2	0	0
Matty Alou, L (1, 3) OBP: 0.358, SLG: 0.407	x 0-0 ② F9 2-3		x 0-0 FC5-4 2-H 1B		x 0-0 1-H 2-H 2B 2B	x 0-0 1B		x 0-0 ③ G3		5	1	3	3	0	0	2
Joe Torre, R (1, 5) OBP: 0.359, SLG: 0.465	x 0-0 ③ 6-3		x 0-0 ③ FC5-4 1-2f		x 0-0 1B 2-H 2B	x 0-0 ③ L8				4	1	1	1	0	0	3
Ted Simmons, S (1, 2) OBP: 0.321, SLG: 0.459		x 0-0 ① P6		x 0-0 G6-4-3 1B	4-0 1B 1B IBB		x 0-0 1B 1B 1B			3	1	2	0	1	0	0
Bernie Carbo, L (1, 9) OBP: 0.389, SLG: 0.320		x 0-0 ② 4-3		x 0-0 ① ② G6-4-3 1-2f	x 0-0 1B 1-2 E 2-H 1B		x 0-0 ① 1-H 1B			4	1	2	1	0	0	1
Jose Cruz, L (1, 8) OBP: 0.286, SLG: 0.279		x 0-0 1B		x 0-0 1B	x 0-0 ② L8		x 0-0 ② L8			4	0	2	0	0	0	3
Dal Maxvill, R (1, 6) OBP: 0.300, SLG: 0.287		x 0-0 ③ L8		x 0-0 ③ 6-3	x 0-0 E9 1-H 2-H 1B		x 0-0 ③ F9			4	0	1	1	0	0	3
Al Santorini, R (1, 1) OBP: 0.125, SLG: 0.087			x 0-0 ① 5-3		S S S 0-3 ① K			x 0-0 ① 1-3		4	0	0	0	0	2	1
John Cumberland, R (9, 1) OBP: 0.091, SLG: 0.091										0	0	0	0	0	0	0
Diego Segui, R (9, 1) OBP: 0.100, SLG: 0.100					0-3 ③ K					0	0	0	0	0	0	0
Inning Stats	R: 0 E: 0 K: 1 S: 6 H: 1 LOB: 1 BB: 0 P: 6	R: 0 E: 0 K: 0 S: 4 H: 1 LOB: 1 BB: 0 P: 4	R: 1 E: 0 K: 0 S: 5 H: 2 LOB: 1 BB: 0 P: 5	R: 0 E: 0 K: 0 S: 4 H: 2 LOB: 1 BB: 0 P: 4	R: 6 E: 1 K: 2 S: 12 H: 5 LOB: 1 BB: 2 P: 20	R: 0 E: 0 K: 0 S: 4 H: 1 LOB: 1 BB: 0 P: 4	R: 0 E: 0 K: 0 S: 4 H: 2 LOB: 1 BB: 0 P: 4	R: 0 E: 0 K: 0 S: 3 H: 0 LOB: 1 BB: 1 P: 7		1B: 10 2B: 4 3B: 0 HR: 0 SF: 0 SAC: 0 DP: 1 HBP: 0					

	AB	36
	R	7
	H	14
	RBI	6
	BB	3
	SO	3
	LOB	13

WP: 0 PB: 0 SB: 1 CS: 0 PA: 39

PITCHER		IP	WLS	BF	H	R	ER	SO	BB	IBB	HBP	BLK	WP	HR	S	P	ERA	WHIP
Nelson Briles, R ERA: 3.42	(1, 1)	4.1	L	24	10	7	6	2	1	1	0	0	0	0	26	34	12.46	2.538
Bob Johnson, R ERA: 3.46	(5, 1)	2.2		11	4	0	0	1	0	0	0	0	0	0	13	13	0.00	1.500
Bob Miller, R ERA: 2.04	(8, 1)	1.0		4	0	0	0	0	1	0	0	0	0	0	3	7	0.00	1.000

PITCHER	IP	WLS	BF	H	R	ER	SO	BB	IBB	HBP	BLK	WP	HR	S	P	ERA	WHIP

Batter	1	2	3	4	5	6	7	8	9	AB	R	H	RBI	BB	SO	LOB
Vic Davalillo, L (1, 7) OBP: 0.386, SLG: 0.453	L4-3 1B 2B	L6		6-3	1-2 2-3 1B					4	1	2	0	0	0	0
Gene Clines, R (1, 9) OBP: 0.367, SLG: 0.413	L4-3 2-3	1B 1B 1B		BLK 1B	L8					4	1	2	0	0	0	4
Al Oliver, L (1, 8) OBP: 0.358, SLG: 0.446	2B PB 1B 3-H	1B 1-3 1B		F2 1-2		G1				4	1	2	1	0	0	1
Willie Stargell, L (1, 3) OBP: 0.391, SLG: 0.583	PB 2B 1-3 2B	1-3 3-H 1B		IBB		1B				3	1	3	1	1	0	0
Richie Hebner, L (1, 5) OBP: 0.394, SLG: 0.498	PB 2B IBB	K		F8		F5				3	1	0	0	1	1	5
Milt May, L (1, 2) OBP: 0.309, SLG: 0.315	1-H 2-H 3-H 2B		F9		1B 1B BB	4-3				3	0	1	2	1	0	1
Bill Mazeroski, R (1, 4) OBP: 0.283, SLG: 0.327	1-3		K	F7			L4			4	0	0	0	0	1	2
Gene Alley, R (1, 6) OBP: 0.354, SLG: 0.357	G1		BB	K			G4-3-6 1B			3	0	1	0	1	1	2
Dock Ellis, S (1, 1)		K	K	1B 1-2 1B			G4-3-6 1-2f			2	0	0	0	0	2	1
Bob Johnson, L (4, 1) OBP: 0.240, SLG: 0.250										0	0	0	0	0	0	0
Jose Pagan, R (5, PH) OBP: 0.320, SLG: 0.474										1	0	1	0	0	0	0
Luke Walker, L (5, 1) OBP: 0.095, SLG: 0.050										0	0	0	0	0	0	0
Rennie Stennett, R (7, PH) OBP: 0.312, SLG: 0.400										1	0	0	0	0	0	1
Inning Stats	R: 4 E: 0 K: 0 S: 7 H: 4 LOB: 1 BB: 1 P: 11	R: 1 E: 0 K: 2 S: 10 H: 3 LOB: 2 BB: 0 P: 10	R: 0 E: 0 K: 2 S: 7 H: 0 LOB: 1 BB: 1 P: 11	R: 0 E: 0 K: 0 S: 4 H: 1 LOB: 2 BB: 1 P: 8	R: 0 E: 0 K: 1 S: 7 H: 2 LOB: 3 BB: 1 P: 11	R: 0 E: 0 K: 0 S: 4 H: 1 LOB: 1 BB: 0 P: 4	R: 0 E: 0 K: 0 S: 3 H: 1 LOB: 0 BB: 0 P: 3			1B: 9 2B: 3 3B: 0 HR: 0	SF: 0 SAC: 0 DP: 1 HBP: 0					

PITCHER		IP	WLS	BF	H	R	ER	SO	BB	IBB	HBP	BLK	WP	HR	S	P	ERA	WHIP
Bob Gibson, R ERA: 2.7	(1, 1)	7.0	W	36	12	5	5	5	2	2	0	1	0	0	42	58	6.43	2.000

PITCHER	IP	WLS	BF	H	R	ER	SO	BB	IBB	HBP	BLK	WP	HR	S	P	ERA	WHIP

TOP

Pittsburgh Pirates @ St. Louis Cardinals

Busch Stadium, St. Louis, MO

Wed Aug 02 1972, 7:05 PM CDT

Att. 24,961 - Unknown

livebaseballscorecards.com

AB	32
R	5
H	12
RBI	4
BB	4
SO	5
LOB	17

WP: 0 PB: 1 SB: 0 CS: 0 PA: 36

Batter	1	2	3	4	5	6	7	8	9	AB	R	H	RBI	BB	SO	LOB
Lou Brock, L (1, 7) OBP: 0.349, SLG: 0.400	6-3		1B	CI 1-2 2-3	WP S 4-3					3	2	2	0	0	0	0
Ted Sizemore, R (1, 4) OBP: 0.315, SLG: 0.343	G6-3		F7	1-2 2-3 3-H	6-3 1-3					4	1	2	1	0	0	3
Matty Alou, L (1, 3) OBP: 0.359, SLG: 0.408	G6-3 1-2f		1-2 2-3	1-3 2-H 3-H	4-3 3-H					4	1	2	3	0	0	1
Joe Torre, R (1, 5) OBP: 0.358, SLG: 0.462		F8	L9	1-2 3-H	L9					4	1	1	1	0	0	3
Ted Simmons, S (1, 2) OBP: 0.328, SLG: 0.465		1B	WP 1B		FC6-4					4	2	4	1	0	0	0
Jerry McNertney, R (7, 2) OBP: 0.319, SLG: 0.350			HR		1B					0	0	0	0	0	0	0
Bernie Carbo, L (1, 9) OBP: 0.392, SLG: 0.341		F7	CI 1-3	HR	FC6-4 1-2f					4	2	2	3	0	0	2
Jose Cruz, L (1, 8) OBP: 0.289, SLG: 0.283		6-3	1B CI 1-2 3-H	1B	L4					4	1	2	1	0	0	2
Dal Maxvill, R (1, 6) OBP: 0.304, SLG: 0.291			1B 1B	K 1-3	4-3					4	0	2	0	0	1	3
Bob Gibson, R (1, 1) OBP: 0.203, SLG: 0.458			K	K						3	0	0	0	0	3	5
Inning Stats	R: 0 E: 0 K: 0 S: 3 H: 1 LOB: 0 BB: 0 P: 3	R: 0 E: 0 K: 0 S: 4 H: 1 LOB: 1 BB: 0 P: 4	R: 0 E: 0 K: 1 S: 8 H: 3 LOB: 3 BB: 0 P: 8	R: 9 E: 1 K: 3 S: 20 H: 10 LOB: 2 BB: 0 P: 20	R: 1 E: 0 K: 0 S: 4 H: 1 LOB: 0 BB: 0 P: 4	R: 0 E: 0 K: 0 S: 4 H: 1 LOB: 1 BB: 0 P: 4				1B: 16 2B: 0 3B: 0 HR: 1 SF: 0 SAC: 0 DP: 1 HBP: 0						

BOTTOM

Pittsburgh Pirates @ St. Louis Cardinals

Busch Stadium, St. Louis, MO

Wed Aug 02 1972, 7:05 PM CDT

Att. 24,961 - Unknown

livebaseballscorecards.com

AB	34
R	10
H	17
RBI	10
BB	0
SO	4
LOB	19

WP: 2 PA: 35
PB: 0
SB: 1
CS: 0

PITCHER		IP	WLS	BF	H	R	ER	SO	BB	IBB	HBP	BLK	WP	HR	S	P	ERA	WHIP
Dock Ellis, R ERA: 2.9	(1, 1)	3.2	L	23	12	8	2	3	0	0	0	0	1	0	29	29	4.91	3.273
Bob Johnson, R ERA: 3.57	(4, 1)	0.1		4	3	1	0	1	0	0	0	0	0	1	6	6	0.00	9.000
Luke Walker, L ERA: 3.39	(5, 1)	2.0		8	2	1	1	0	0	0	0	0	1	0	8	8	4.50	1.000

PITCHER	IP	WLS	BF	H	R	ER	SO	BB	IBB	HBP	BLK	WP	HR	S	P	ERA	WHIP

Batter	1	2	3	4	5	6	7	8	9	10	AB	R	H	RBI	BB	SO	LOB
Vic Davalillo, L (1, 7) OBP: 0.386, SLG: 0.449	F7		FC1-6 L6-3 S 1-2f			4-3		IBB		S 1-3 2-H 1B	4	0	1	1	1	0	1
Gene Clines, R (1, 9) OBP: 0.359, SLG: 0.403	L8		L6-3 1-3			L8		L8		L9 1-2	5	0	0	0	0	0	5
Al Oliver, L (1, 8) OBP: 0.354, SLG: 0.441	F9		K			F9			L8		4	0	0	0	0	1	1
Willie Stargell, L (1, 3) OBP: 0.389, SLG: 0.578		BB 4-3 1-3 3B BB		F9			F8		3-1		3	1	0	0	1	0	0
Manny Sanguillen, R (1, 2) OBP: 0.348, SLG: 0.448		1-3 1-2		5-3			6-3		4-3		4	0	0	0	0	0	1
Richie Hebner, L (1, 5) OBP: 0.389, SLG: 0.490		4-3 2-3		F9			F8			F2	4	0	0	0	0	0	1
Dave Cash, R (1, 4) OBP: 0.296, SLG: 0.368		3B 3-H			F8			SH1-4 1B		F8	4	0	2	1	0	0	0
Gene Alley, R (1, 6) OBP: 0.354, SLG: 0.357		K			G3			SH1-4 1-2		1B 1B 1B	3	1	1	0	0	1	1
Steve Blass, R (1, 1) OBP: 0.196, SLG: 0.185 Milt May, L (10, PH) OBP: 0.317, SLG: 0.324 Dock Ellis, S (10, PR) OBP: 0.103, SLG: 0.103 Ramon Hernandez, S (10, 1) OBP: 0.125, SLG: 0.250			FC1-6 1B		2-3			K		1B 1-2 1B	3 1 0 0	0 0 0 0	1 1 0 0	0 0 0 0	0 0 0 0	1 0 0 0	1 0 0 0
Inning Stats	R: 0 E: 0 K: 0 S: 3 H: 0 LOB: 0 BB: 0 P: 3	R: 1 E: 0 K: 1 S: 6 H: 1 LOB: 1 BB: 1 P: 10	R: 0 E: 0 K: 1 S: 6 H: 1 LOB: 1 BB: 0 P: 6	R: 0 E: 0 K: 0 S: 3 H: 0 LOB: 0 BB: 0 P: 3	R: 0 E: 0 K: 0 S: 3 H: 0 LOB: 0 BB: 0 P: 3	R: 0 E: 0 K: 0 S: 3 H: 0 LOB: 0 BB: 0 P: 3	R: 0 E: 0 K: 0 S: 3 H: 0 LOB: 0 BB: 0 P: 3	R: 0 E: 0 K: 1 S: 6 H: 1 LOB: 2 BB: 1 P: 10	R: 0 E: 0 K: 0 S: 3 H: 0 LOB: 0 BB: 0 P: 3	R: 1 E: 0 K: 0 S: 6 H: 3 LOB: 3 BB: 0 P: 6	1B: 5 2B: 0 3B: 1 HR: 0 SF: 0 SAC: 1 DP: 0 HBP: 0						

PITCHER	IP	WLS	BF	H	R	ER	SO	BB	IBB	HBP	BLK	WP	HR	S	P	ERA	WHIP
Rick Wise, R (1, 1) ERA: 3.6	10.0	L	38	6	2	2	3	1	1	0	0	0	0	42	50	1.80	0.700

PITCHER	IP	WLS	BF	H	R	ER	SO	BB	IBB	HBP	BLK	WP	HR	S	P	ERA	WHIP

TOP

Pittsburgh Pirates @ St. Louis Cardinals

Busch Stadium, St. Louis, MO

Thu Aug 03 1972, 7:05 PM CDT
Att. 14,836 - Unknown

livebaseballscorecards.com

AB	35
R	2
H	6
RBI	2
BB	2
SO	3
LOB	11

1B: 5 SF: 0
2B: 0 SAC: 1
3B: 1 DP: 0
HR: 0 HBP: 0

WP: 0 PA: 38
PB: 0
SB: 2
CS: 0

Batter	1	2	3	4	5	6	7	8	9	10	AB	R	H	RBI	BB	SO	LOB
Lou Brock, L (1, 7) OBP: 0.352, SLG: 0.402	G6-3 1B		FC5-4 1B 1-2f ①		CS 1B 2-H		FC5-4 1B			K ②	5	0	3	1	0	1	1
Ted Sizemore, R (1, 4) OBP: 0.313, SLG: 0.337	G6-3 1-2f ①②		L9 ②		BBBB E S 1-2 BB ②		FC5-4 1-2f ③			F7 ③	4	0	0	0	1	0	3
Matty Alou, L (1, 3) OBP: 0.358, SLG: 0.406	F7 ③		1-2 1B		P4 1-3 ③			L9 ①			4	0	1	0	0	0	1
Joe Torre, R (1, 5) OBP: 0.359, SLG: 0.461		BBBB 1B BB	P3 ③			FC3-6 1B		F7 ②			3	0	1	0	1	0	2
Ted Simmons, S (1, 2) OBP: 0.325, SLG: 0.460		F8 ①		P6 ①		L4 ①		P5 ③			4	0	0	0	0	0	2
Bernie Carbo, L (1, 9) OBP: 0.394, SLG: 0.344		1-3 1B		6-3 ②		FC3-6 1-2f ②			P1-4 1B		4	0	2	0	0	0	1
Jose Cruz, L (1, 8) OBP: 0.285, SLG: 0.278		P4 ②		F7 ③		G3 ③			P1-4 1-2f ①②		4	0	0	0	0	0	4
Dal Maxvill, R (1, 6) OBP: 0.303, SLG: 0.287		5-3 ③			BBBB SH3-4 1B BB 4-0		P5 ①			SSS K ③	3	1	0	0	1	1	2
Rick Wise, R (1, 1) OBP: 0.206, SLG: 0.258 Donn Clendenon, R (10, PH) OBP: 0.280, SLG: 0.311			FC5-4 1B		SH3-4 1-2 ①		F2 ②			F8 ①	2	0	1	0	0	0	0
											1	0	0	0	0	0	0
Inning Stats	R: 0 E: 0 K: 0 S: 3 H: 1 LOB: 0 BB: 0 P: 3	R: 0 E: 0 K: 0 S: 4 H: 1 LOB: 2 BB: 1 P: 8	R: 0 E: 0 K: 0 S: 5 H: 2 LOB: 2 BB: 0 P: 5	R: 0 E: 0 K: 0 S: 3 H: 0 LOB: 0 BB: 0 P: 3	R: 1 E: 0 K: 0 S: 3 H: 1 LOB: 1 BB: 2 P: 11	R: 0 E: 0 K: 0 S: 4 H: 1 LOB: 1 BB: 0 P: 4	R: 0 E: 0 K: 0 S: 4 H: 1 LOB: 1 BB: 0 P: 4	R: 0 E: 0 K: 0 S: 3 H: 0 LOB: 0 BB: 0 P: 3	R: 0 E: 0 K: 1 S: 5 H: 1 LOB: 0 BB: 0 P: 5	R: 0 E: 0 K: 1 S: 5 H: 0 LOB: 0 BB: 0 P: 5	1B: 8 2B: 1 3B: 0 HR: 0	SF: 0 SAC: 1 DP: 2 HBP: 0					

PITCHER	IP	WLS	BF	H	R	ER	SO	BB	IBB	HBP	BLK	WP	HR	S	P	ERA	WHIP
Steve Blass, R (1, 1) ERA: 2.71	9.0	W	35	8	1	1	1	3	0	0	0	0	0	34	46	1.00	1.222
Ramon Hernandez, L (10, 1) ERA: 2.01	1.0	S	3	0	0	0	1	0	0	0	0	0	0	5	5	0.00	0.000

PITCHER	IP	WLS	BF	H	R	ER	SO	BB	IBB	HBP	BLK	WP	HR	S	P	ERA	WHIP

BOTTOM

Pittsburgh Pirates @ St. Louis Cardinals

Busch Stadium, St. Louis, MO

Thu Aug 03 1972, 7:05 PM CDT

Att. 14,836 - Unknown

livebaseballscorecards.com

AB	34
R	1
H	8
RBI	1
BB	3
SO	2
LOB	16

1B: 8 2B: 1 3B: 0 HR: 0 SF: 0 SAC: 1 DP: 2 HBP: 0

WP: 0 PB: 0 SB: 1 CS: 1 PA: 38

Pittsburgh Pirates @ Montreal Expos

Jarry Park, Montreal, QB

Fri Aug 04 1972, 7:05 PM EDT

Att. 18,436 - Unknown

TOP

livebaseballscorecards.com

Batter	1	2	3	4	5	6	7	8	9	AB	R	H	RBI	BB	SO	LOB
Gene Clines, R (1, 9) OBP: 0.362, SLG: 0.414	S S S 0-3 ① K		x 0-0 E FC6-2 1B			x 0-0 SF7 3B		x 0-0 ① L5-3		4	1	2	0	0	1	0
Dave Cash, R (1, 4) OBP: 0.296, SLG: 0.368	x 0-0 E 1B		x 0-0 ② FC6-2 CS 1-H			x 0-0 ① SF7 3-H		S S S 0-3 ② K		3	0	1	1	0	1	1
Al Oliver, L (1, 8) OBP: 0.353, SLG: 0.439	x 0-0 ② F6 1-3		0-0 ③ CS 1-2	x 0-0 ① 4-3		x 0-0 1B		x 0-0 ③ 6-3		4	0	1	0	0	0	1
Manny Sanguillen, R (1, 2) OBP: 0.347, SLG: 0.448	S S S 0-3 ③ K			x 0-0 ② 5-3		S S S 0-3 ② K			x 0-0 BB 2B	4	0	1	0	0	2	2
Bob Robertson, R (1, 3) OBP: 0.278, SLG: 0.284 Dock Ellis, S (9, PR) OBP: 0.103, SLG: 0.103		B B B B 4-0 CS BB		S S S 0-3 ③ K		x 0-0 ③ F9			H 1-0 BB HBP	2 0	0 0	0 0	0 0	1 0	1 0	1 0
Rennie Stennett, R (1, 7) OBP: 0.311, SLG: 0.394		x 0-0 ① E6 S 1-2			S S S 0-3 ① K		B B B 4-0 FC1-6-4 BB		x 0-0 ① F2	3	0	0	0	1	1	3
Jose Pagan, R (1, 5) OBP: 0.308, SLG: 0.455		S S S 0-3 ② K 1-2			x 0-0 ② F7		x 0-0 ① F4		x 0-0 ② F8	4	0	0	0	0	1	4
Gene Alley, R (1, 6) OBP: 0.357, SLG: 0.357		x 0-0 ③ F9			x 0-0 1B		x 0-0 ② FC1-6-4 1-2f		B B B B 4-0 1-2 2-3 BB	3	0	1	0	1	0	2
Bruce Kison, R (1, 1) OBP: 0.133, SLG: 0.167 Roberto Clemente, R (7, PH) OBP: 0.350, SLG: 0.492 Bob Miller, R (7, 1) Ramon Hernandez, S (8, 1) OBP: 0.125, SLG: 0.250 Willie Stargell, L (9, PH) OBP: 0.388, SLG: 0.576			S S S 0-3 ① K		x 0-0 ③ 1-3		x 0-0 ③ 4-3		S S S 0-3 ③ K	2 1 0 0 1	0 0 0 0 0	0 0 0 0 0	0 0 0 0 0	1 0 0 0 1	1 1 0 0 3	1 0 0 0 0
Inning Stats	R: 0 E: 1 K: 2 S: 8 H: 1 LOB: 1 BB: 0 P: 8	R: 0 E: 1 K: 1 S: 5 H: 0 LOB: 1 BB: 1 P: 9	R: 0 E: 1 K: 1 S: 5 H: 1 LOB: 0 BB: 0 P: 5	R: 0 E: 0 K: 1 S: 5 H: 0 LOB: 0 BB: 0 P: 5	R: 0 E: 0 K: 1 S: 6 H: 1 LOB: 1 BB: 0 P: 6	R: 1 E: 0 K: 1 S: 7 H: 2 LOB: 1 BB: 0 P: 7	R: 0 E: 0 K: 0 S: 3 H: 0 LOB: 1 BB: 1 P: 7	R: 0 E: 0 K: 1 S: 5 H: 0 LOB: 0 BB: 0 P: 5	R: 0 E: 0 K: 1 S: 6 H: 1 LOB: 3 BB: 1 P: 11	1B: 4 2B: 1 3B: 1 HR: 0 SF: 1 SAC: 0 DP: 0 HBP: 1						

	AB	31
	R	1
	H	6
	RBI	1
	BB	3
	SO	9
	LOB	19

WP: 0 PB: 0 SB: 1 CS: 2 PA: 37

PITCHER		IP	WLS	BF	H	R	ER	SO	BB	IBB	HBP	BLK	WP	HR	S	P	ERA	WHIP
Balor Moore, L ERA: 4.09	(1, 1)	9.0	W	36	6	1	1	9	3	0	1	0	0	0	50	63	1.00	1.000

PITCHER	IP	WLS	BF	H	R	ER	SO	BB	IBB	HBP	BLK	WP	HR	S	P	ERA	WHIP

Batter	1	2	3	4	5	6	7	8	9	AB	R	H	RBI	BB	SO	LOB
Bob Bailey, R (1, 5) OBP: 0.318, SLG: 0.354	K		G6-3 BB		K			SH5-4 BB		2	0	0	0	2	2	0
Boots Day, L (1, 8) OBP: 0.307, SLG: 0.277	4-3		G6-3 1-2f			F6		SH5-4 1-2		3	0	0	0	0	0	1
Tim McCarver, L (1, 2) OBP: 0.335, SLG: 0.350	1B			CS 1B		HR		FC6-4 IBB		3	1	3	1	1	0	0
Ron Fairly, L (1, 3) OBP: 0.333, SLG: 0.398	6-3			WP 1B 1-2 BB		G5-4-3 1B		F8		3	1	1	0	1	0	3
Ken Singleton, S (1, 9) OBP: 0.342, SLG: 0.380		4-3		K 1-2		G5-4-3 1-2f		FC6-4 1-2f		4	0	0	0	0	1	4
Clyde Mashore, R (1, 7) OBP: 0.298, SLG: 0.380		F8 WP 1B		2-H 1B			5-3 2B			3	0	3	1	0	0	0
Tim Foli, R (1, 6) OBP: 0.274, SLG: 0.275		F8 1-3		K			L3			3	0	0	0	0	1	3
Hector Torres, R (1, 4) OBP: 0.181, SLG: 0.265		6-3			L9		5-3 2-3			3	0	0	0	0	0	2
Balor Moore, L (1, 1) OBP: 0.136, SLG: 0.143			K		F6		F7			3	0	0	0	0	1	1
Inning Stats	R: 0 E: 0 K: 1 S: 6 H: 1 LOB: 1 BB: 0 P: 6	R: 0 E: 0 K: 0 S: 4 H: 1 LOB: 1 BB: 0 P: 4	R: 0 E: 0 K: 1 S: 4 H: 0 LOB: 0 BB: 1 P: 8	R: 1 E: 0 K: 2 S: 8 H: 2 LOB: 1 BB: 1 P: 12	R: 0 E: 0 K: 1 S: 5 H: 0 LOB: 0 BB: 0 P: 5	R: 1 E: 0 K: 0 S: 4 H: 2 LOB: 0 BB: 0 P: 4	R: 0 E: 0 K: 0 S: 4 H: 1 LOB: 1 BB: 0 P: 4	R: 0 E: 0 K: 0 S: 3 H: 0 LOB: 2 BB: 2 P: 11		1B: 5 2B: 1 3B: 0 HR: 1	SF: 0 SAC: 1 DP: 2 HBP: 0			WP: 2 PB: 0 SB: 0 CS: 1	PA: 32	

PITCHER		IP	WLS	BF	H	R	ER	SO	BB	IBB	HBP	BLK	WP	HR	S	P	ERA	WHIP
Bruce Kison, R ERA: 2.73	(1, 1)	6.0	L	23	6	2	2	5	2	0	0	0	2	1	31	39	3.00	1.333
Bob Miller, R ERA: 1.96	(7, 1)	1.1		7	1	0	0	0	1	1	0	0	0	0	5	13	0.00	1.500
Ramon Hernandez, L ERA: 1.98	(8, 1)	0.2		2	0	0	0	0	0	0	0	0	0	0	2	2	0.00	0.000

PITCHER	IP	WLS	BF	H	R	ER	SO	BB	IBB	HBP	BLK	WP	HR	S	P	ERA	WHIP

BOTTOM

Pittsburgh Pirates @ Montreal Expos

Jarry Park, Montreal, QB

Fri Aug 04 1972, 7:05 PM EDT

Att. 18,436 - Unknown

livebaseballscorecards.com

AB	27
R	2
H	7
RBI	2
BB	4
SO	5
LOB	14

Batter	1	2	3	4	5	6	7	8	9	AB	R	H	RBI	BB	SO	LOB
Vic Davalillo, L (1, 7) OBP: 0.382, SLG: 0.442	4-3		F7		F8		BB 2B 1B	FC4-6 1-2f		4	1	0	0	1	0	2
Gene Clines, R (1, 9) OBP: 0.358, SLG: 0.409	L4			L7		HR 1B	K		L7	5	1	1	0	0	1	1
Al Oliver, L (1, 8) OBP: 0.356, SLG: 0.451	4-3			HR		HR 1-3 1B	2B 1-3		F7	5	2	3	1	0	0	0
Willie Stargell, L (1, 3) OBP: 0.391, SLG: 0.585		FC4-6 1B		G3		HR 1-H 3-H	1-3 2-3 3-H 1B		G3	5	1	3	4	0	0	0
Manny Sanguillen, R (1, 2) OBP: 0.346, SLG: 0.446		FC4-6 1-2f		F4		1B 1B 1B	1-3 1-2			4	1	1	0	0	0	3
Richie Hebner, L (1, 5) OBP: 0.387, SLG: 0.498		F5			HR	F6	F9			4	1	1	1	0	0	4
Dave Cash, R (1, 4) OBP: 0.295, SLG: 0.366		1-3			5-3	CS 1-3 1B		F9		4	0	1	0	0	0	1
Gene Alley, R (1, 6) OBP: 0.359, SLG: 0.359			G3		K	1-2 3-H 1B		FC4-6 1B		4	0	2	1	0	1	0
Nelson Briles, R (1, 1) OBP: 0.159, SLG: 0.186 Dave Giusti, R (8, 1)			K		1B	F4		K		4 0	0 0	1 0	0 0	0 0	2 0	2 0
Inning Stats	R: 0 E: 0 K: 0 S: 3 H: 0 LOB: 0 BB: 0 P: 3	R: 0 E: 0 K: 0 S: 4 H: 1 LOB: 1 BB: 0 P: 4	R: 0 E: 0 K: 1 S: 5 H: 0 LOB: 0 BB: 0 P: 5	R: 1 E: 0 K: 0 S: 4 H: 1 LOB: 0 BB: 0 P: 4	R: 1 E: 0 K: 1 S: 7 H: 2 LOB: 1 BB: 0 P: 7	R: 4 E: 0 K: 0 S: 8 H: 6 LOB: 1 BB: 0 P: 8	R: 1 E: 0 K: 1 S: 7 H: 2 LOB: 2 BB: 1 P: 11	R: 0 E: 0 K: 1 S: 6 H: 1 LOB: 1 BB: 0 P: 6	R: 0 E: 0 K: 0 S: 3 H: 0 LOB: 0 BB: 0 P: 3	1B: 9 2B: 1 3B: 0 HR: 3 SF: 0 SAC: 0 DP: 0 HBP: 0						

PITCHER		IP	WLS	BF	H	R	ER	SO	BB	IBB	HBP	BLK	WP	HR	S	P	ERA	WHIP
Bill Stoneman, R ERA: 3.1	(1, 1)	5.0	L	22	7	5	5	2	0	0	0	0	0	3	26	26	9.00	1.400
Tom Walker, R ERA: 2.66	(6, 1)	1.1		8	4	2	2	1	1	0	0	0	0	0	9	13	13.50	3.750
Joe Gilbert, L ERA: 7.03	(7, 1)	0.2		3	1	0	0	0	0	0	0	0	0	0	3	3	0.00	1.500
John Strohmayer, R ERA: 3.2	(8, 1)	2.0		7	1	0	0	1	0	0	0	0	0	0	9	9	0.00	0.500

PITCHER	IP	WLS	BF	H	R	ER	SO	BB	IBB	HBP	BLK	WP	HR	S	P	ERA	WHIP

TOP

Pittsburgh Pirates @ Montreal Expos

Jarry Park, Montreal, QB

Sat Aug 05 1972, 3:33 AM EDT

Att. 20,905 - Unknown

livebaseballscorecards.com

AB	39
R	7
H	13
RBI	7
BB	1
SO	4
LOB	13

Batter	1	2	3	4	5	6	7	8	9	AB	R	H	RBI	BB	SO	LOB
Bob Bailey, R (1, 5) OBP: 0.317, SLG: 0.352	5-3		6-3, 1B 1-3 2-H		5-3			F5		4	1	1	1	0	0	0
Tim Foli, R (1, 6) OBP: 0.273, SLG: 0.274	6-3		6-3 2-3 3-H		K			BB, 1B		4	0	1	1	0	1	1
Ken Singleton, S (1, 9) OBP: 0.341, SLG: 0.376	K		BB, 1B		F7			K		3	1	0	0	1	2	1
Ron Fairly, L (1, 3) OBP: 0.336, SLG: 0.396		4-3	1B 1-2			L9		1-2		2	0	0	0	2	0	0
Clyde Mashore, R (1, 7) OBP: 0.299, SLG: 0.379 Tim McCarver, L (8, PH) OBP: 0.333, SLG: 0.348 Ron Woods, R (9, 7) OBP: 0.275, SLG: 0.311		1-3	1-3 2-H 3-H			4-3		4-3		3 1 0	0 0 0	1 0 0	2 0 0	0 0 0	0 0 0	0 2 0
Boots Day, L (1, 8) OBP: 0.306, SLG: 0.277		F8	4-3			6-3			FC1-4, 1B	4	0	1	0	0	0	2
Terry Humphrey, R (1, 2) OBP: 0.258, SLG: 0.249			FC5-6, CI, 1B	F3		4-3		FC1-4 1-2f		4	0	1	0	0	0	1
Hector Torres, R (1, 4) OBP: 0.173, SLG: 0.254			CI, FC5-6, 1B 1-2	4-3		F4		F7		3	1	0	0	0	0	1
Bill Stoneman, R (1, 1) OBP: 0.130, SLG: 0.096 Tom Walker, R (6, 1) Joe Gilbert, R (7, 1) Jim Fairey, L (7, PH) OBP: 0.311, SLG: 0.345 John Strohmayer, R (8, 1) Hal Breeden, R (9, PH) OBP: 0.308, SLG: 0.182			FC5-6, 1B, 6-3 1-2 2-3f	K		F7		K		2 0 0 1 0 1	1 0 0 0 0 0	0 0 0 0 0 1	0 0 0 0 0 1	0 0 0 0 0 0	1 0 0 0 0 0	2 0 0 0 0 1
Inning Stats	R: 0 E: 0 K: 1 S: 5 H: 0 LOB: 0 BB: 0 P: 5	R: 0 E: 0 K: 0 S: 3 H: 0 LOB: 0 BB: 0 P: 3	R: 4 E: 1 K: 0 S: 7 H: 3 LOB: 2 BB: 2 P: 15	R: 0 E: 0 K: 1 S: 5 H: 0 LOB: 0 BB: 0 P: 5	R: 0 E: 0 K: 1 S: 5 H: 0 LOB: 0 BB: 0 P: 5	R: 0 E: 0 K: 0 S: 3 H: 0 LOB: 0 BB: 0 P: 3	R: 0 E: 0 K: 0 S: 3 H: 0 LOB: 0 BB: 0 P: 3	R: 0 E: 0 K: 1 S: 6 H: 1 LOB: 2 BB: 1 P: 10	R: 0 E: 0 K: 1 S: 6 H: 1 LOB: 1 BB: 0 P: 6	1B: 5 2B: 0 3B: 0 HR: 0	SF: 0 SAC: 0 DP: 0 HBP: 0			WP: 0 PB: 0 SB: 0 CS: 0	PA: 36		

PITCHER		IP	WLS	BF	H	R	ER	SO	BB	IBB	HBP	BLK	WP	HR	S	P	ERA	WHIP
Nelson Briles, R ERA: 3.19	(1, 1)	7.2	W	31	4	4	0	4	3	0	0	0	0	0	36	48	0.00	0.913
Dave Giusti, R ERA: 1.72	(8, 1)	1.1	S	5	1	0	0	1	0	0	0	0	0	0	7	7	0.00	0.750

PITCHER	IP	WLS	BF	H	R	ER	SO	BB	IBB	HBP	BLK	WP	HR	S	P	ERA	WHIP

BOTTOM

Pittsburgh Pirates @ Montreal Expos

Jarry Park, Montreal, QB

Sat Aug 05 1972, 3:33 AM EDT

Att. 20,905 - Unknown

livebaseballscorecards.com

AB	32
R	4
H	5
RBI	4
BB	3
SO	5
LOB	11

Pittsburgh Pirates @ Montreal Expos

Jarry Park, Montreal, QB

Sun Aug 06 1972, 3:33 AM EDT

Unknown

TOP

livebaseballscorecards.com

Batter	1	2	3	4	5	6	7	8	9	AB	R	H	RBI	BB	SO	LOB
Vic Davalillo, L (1, 7) OBP: 0.378, SLG: 0.436	6-3		K		2-3		K		E9 1B	5	1	1	0	0	2	2
Gene Clines, R (1, 9) OBP: 0.355, SLG: 0.409	L9		HR 1-3 2B		L6-3		K		L4	5	1	1	0	0	1	2
Al Oliver, L (1, 8) OBP: 0.359, SLG: 0.454	K		HR BB		2B		4-3		3B 1B 3-H	4	2	2	1	1	1	1
Willie Stargell, L (1, 3) OBP: 0.397, SLG: 0.606 Bob Robertson, R (8, 3) OBP: 0.277, SLG: 0.283		G4-6-3 BB	1-H 2-H 3-H HR		IBB			HR	F8	2 1	2 0	2 0	5 0	2 0	0 0	0 1
Manny Sanguillen, R (1, 2) OBP: 0.344, SLG: 0.448		G4-6-3 1-2f	5-3		F3			K2-3	1-H 1B 3B	5	1	1	1	0	1	3
Richie Hebner, L (1, 5) OBP: 0.390, SLG: 0.504		FC6-4 1B		F3		3-1		1B 2B	FC6-4 3-H 1B	5	0	3	1	0	0	0
Dave Cash, R (1, 4) OBP: 0.297, SLG: 0.365		FC6-4 1-2f		BB		6-3		2-3 1B	FC6-4 1-2f	4	0	1	0	1	0	2
Gene Alley, R (1, 6) OBP: 0.353, SLG: 0.353			4-3	F8		4-3		K		4	0	0	0	0	1	3
Bob Moose, R (1, 1) OBP: 0.296, SLG: 0.250			2B HR BB	L3			1B	6-3		3	1	1	0	1	0	3

	AB	38
	R	8
	H	12
	RBI	8
	BB	5
	SO	6
	LOB	17

Inning Stats										
	R: 0 E: 0 K: 1 S: 5	H: 0 LOB: 0 BB: 0 P: 5	R: 0 E: 0 K: 0 S: 3	H: 1 LOB: 1 BB: 1 P: 7	R: 4 E: 0 K: 1 S: 7	H: 2 LOB: 0 BB: 2 P: 15	R: 0 E: 0 K: 0 S: 3	H: 0 LOB: 1 BB: 1 P: 7	R: 0 E: 0 K: 0 S: 4	H: 1 LOB: 2 BB: 1 P: 8
	R: 0 E: 0 K: 0 S: 3	H: 0 LOB: 0 BB: 0 P: 3	R: 0 E: 0 K: 2 S: 8	H: 1 LOB: 1 BB: 0 P: 8	R: 1 E: 0 K: 2 S: 10	H: 3 LOB: 2 BB: 0 P: 10	R: 3 E: 1 K: 0 S: 7	H: 4 LOB: 1 BB: 0 P: 7	1B: 6 2B: 3 3B: 1 HR: 2	SF: 0 SAC: 0 DP: 1 HBP: 0
	WP: 0 PB: 0 SB: 0 CS: 0	PA: 43								

PITCHER		IP	WLS	BF	H	R	ER	SO	BB	IBB	HBP	BLK	WP	HR	S	P	ERA	WHIP
Mike Torrez, R ERA: 3.08	(1, 1)	8.0	L	36	8	5	5	6	4	1	0	0	0	2	43	63	5.62	1.500
Joe Gilbert, L ERA: 7.82	(9, 1)	1.0		7	4	3	3	0	0	0	0	0	0	0	7	7	27.00	4.000

PITCHER	IP	WLS	BF	H	R	ER	SO	BB	IBB	HBP	BLK	WP	HR	S	P	ERA	WHIP

Batter	1	2	3	4	5	6	7	8	9	AB	R	H	RBI	BB	SO	LOB
Bob Bailey, R (1, 5) OBP: 0.319, SLG: 0.352	0-0 FC6-4-5 E 1B		BBBB 4-0 BB		SSS 0-3 ③ K			x 0-0 ② F7		3	0	1	0	1	1	0
Tim Foli, R (1, 6) OBP: 0.273, SLG: 0.274	0-0 E5 FC6-4-5 1-2		x 0-0 ③ F6			x 0-0 ① F8		x 0-0 1B		4	0	1	0	0	0	2
Ken Singleton, S (1, 9) OBP: 0.340, SLG: 0.374	0-0 ① ② FC6-4-5 1-2 2-3			x 0-0 ① F7		x 0-0 1B 1B		x 0-0 ③ F8		4	0	1	0	0	0	3
Ron Fairly, L (1, 3) OBP: 0.341, SLG: 0.404	0-0 ③ G3			x 0-0 1B 2B		x 0-0 ② FC4-6 1-3 1B			x 0-0 1B	4	0	3	0	0	0	1
Boots Day, L (1, 8) OBP: 0.305, SLG: 0.276		x 0-0 ① 6-3		x 0-0 2-3 1B		x 0-0 ③ FC4-6 1-2f			x 0-0 ① F8	4	0	1	0	0	0	2
Clyde Mashore, R (1, 7) OBP: 0.291, SLG: 0.368		x 0-0 ② 6-3		x 0-0 ② F5			SSS 0-3 ① K		x 0-0 ② F7	4	0	0	0	0	1	3
Terry Humphrey, R (1, 2) OBP: 0.255, SLG: 0.246 Tim McCarver, L (7, 2) OBP: 0.331, SLG: 0.346	SSS 0-3 ③ K		x 0-0 ③ F2				x 0-0 ② F8		x 0-0 ③ 4-3	2 2	0 0	0 0	0 0	0 0	1 0	2 1
Hector Torres, R (1, 4) OBP: 0.167, SLG: 0.243			x 0-0 ① F8		x 0-0 ① F3		x 0-0 ③ F4			3	0	0	0	0	0	0
Mike Torrez, R (1, 1) OBP: 0.169, SLG: 0.155 Mike Jorgensen, L (8, PH) OBP: 0.323, SLG: 0.352 Joe Gilbert, R (9, 1)			SSS 0-3 ② K		SSS 0-3 ② K			x 0-0 ① F8		2 1 0	0 0 0	0 0 0	0 0 0	0 0 0	2 0 0	0 0 0
Inning Stats	R: 0 E: 1 K: 0 S: 4 H: 1 LOB: 1 BB: 0 P: 4	R: 0 E: 0 K: 1 S: 5 H: 0 LOB: 0 BB: 0 P: 5	R: 0 E: 0 K: 1 S: 5 H: 0 LOB: 1 BB: 1 P: 9	R: 0 E: 0 K: 0 S: 5 H: 2 LOB: 2 BB: 0 P: 5	R: 0 E: 0 K: 2 S: 7 H: 0 LOB: 0 BB: 0 P: 7	R: 0 E: 0 K: 0 S: 4 H: 2 LOB: 1 BB: 0 P: 4	R: 0 E: 0 K: 1 S: 5 H: 0 LOB: 0 BB: 0 P: 5	R: 0 E: 0 K: 0 S: 4 H: 1 LOB: 1 BB: 0 P: 4	R: 0 E: 0 K: 0 S: 4 H: 1 LOB: 1 BB: 0 P: 4							

PITCHER	IP	WLS	BF	H	R	ER	SO	BB	IBB	HBP	BLK	WP	HR	S	P	ERA	WHIP
Bob Moose, R (1, 1) ERA: 3.07	9.0	W	34	7	0	0	5	1	0	0	0	0	0	43	47	0.00	0.889

PITCHER	IP	WLS	BF	H	R	ER	SO	BB	IBB	HBP	BLK	WP	HR	S	P	ERA	WHIP

BOTTOM

Pittsburgh Pirates @ Montreal Expos

Jarry Park, Montreal, QB

Sun Aug 06 1972, 3:33 AM EDT

Unknown

livebaseballscorecards.com

AB	33
R	0
H	7
RBI	0
BB	1
SO	5
LOB	14

1B: 6	SF: 0	WP: 0	PA: 34
2B: 2	SAC: 0	PB: 0	
3B: 0	DP: 1	SB: 0	
HR: 0	HBP: 0	CS: 0	

Pittsburgh Pirates @ Montreal Expos

Jarry Park, Montreal, QB

Sun Aug 06 1972, 3:38 AM EDT

Att. 28,330 - Unknown

TOP

livebaseballscorecards.com

Batter	1	2	3	4	5	6	7	8	9	AB	R	H	RBI	BB	SO	LOB
Vic Davalillo, L (1, 7) OBP: 0.371, SLG: 0.427	F5		F6		K		K		FC5-4 1-2f	5	0	0	0	0	2	1
Gene Clines, R (1, 9) OBP: 0.357, SLG: 0.412	K			1B HR BB		4-3 1B 2B	L4-3			3	2	1	0	1	1	0
Al Oliver, L (1, 8) OBP: 0.356, SLG: 0.450	4-3			F7		4-3 2-3		F8		4	0	0	0	0	0	2
Willie Stargell, L (1, 3) OBP: 0.401, SLG: 0.616 Bob Robertson, R (8, 3) OBP: 0.277, SLG: 0.283		HR		HR 1-3		1B 1B IBB		K		3 0	3 0	2 0	1 0	1 0	1 0	0 0
Richie Hebner, L (1, 5) OBP: 0.395, SLG: 0.520	G3			HR 1-H 3-H		1B 1B 1B 1-3 3-H		1B		4	2	3	4	0	0	0
Milt May, L (1, 2) OBP: 0.314, SLG: 0.321	K			F8		1B 1B 1-2 3-H		F6		4	0	1	1	0	1	1
Rennie Stennett, R (1, 4) OBP: 0.310, SLG: 0.391	K			4-3		G6-4-3 1B 1-2 2-H			F8	4	0	1	1	0	1	0
Jackie Hernandez, R (1, 6) OBP: 0.227, SLG: 0.268		1-3		F7		G6-4-3 1-2f			FC5-4 1B	4	0	1	0	0	0	2
Bob Johnson, L (1, 1) OBP: 0.214, SLG: 0.222 Ramon Hernandez, S (7, 1) OBP: 0.111, SLG: 0.222		F6		K			G3		F8	3 1	0 0	0 0	0 0	0 0	1 0	0 1

	AB	35
	R	7
	H	9
	RBI	7
	BB	2
	SO	7
	LOB	7

Inning Stats	1	2	3	4	5	6	7	8	9	1B: 6	SF: 0	WP: 0	PA: 37
	R: 0 E: 0 K: 1 S: 5 H: 0 LOB: 0 BB: 0 P: 5	R: 1 E: 0 K: 2 S: 8 H: 1 LOB: 0 BB: 0 P: 8	R: 0 E: 0 K: 0 S: 3 H: 0 LOB: 0 BB: 0 P: 3	R: 3 E: 0 K: 0 S: 5 H: 2 LOB: 0 BB: 1 P: 9	R: 0 E: 0 K: 2 S: 7 H: 0 LOB: 0 BB: 0 P: 7	R: 3 E: 0 K: 0 S: 6 H: 4 LOB: 1 BB: 1 P: 10	R: 0 E: 0 K: 1 S: 5 H: 0 LOB: 0 BB: 0 P: 5	R: 0 E: 0 K: 1 S: 6 H: 1 LOB: 1 BB: 0 P: 6	R: 0 E: 0 K: 0 S: 4 H: 1 LOB: 1 BB: 0 P: 4	2B: 1 3B: 0 HR: 2	SAC: 0 DP: 1 HBP: 0	PB: 0 SB: 0 CS: 0	

PITCHER		IP	WLS	BF	H	R	ER	SO	BB	IBB	HBP	BLK	WP	HR	S	P	ERA	WHIP
Steve Renko, R ERA: 6.24	(1, 1)	5.1	L	24	6	7	7	5	1	1	0	0	0	2	32	40	11.81	1.312
John Strohmayer, R ERA: 3.17	(6, 1)	0.2		2	1	0	0	0	0	0	0	0	0	0	2	2	0.00	1.500
Joe Gilbert, L ERA: 6.99	(7, 1)	3.0		11	2	0	0	2	0	0	0	0	0	0	15	15	0.00	0.667

PITCHER	IP	WLS	BF	H	R	ER	SO	BB	IBB	HBP	BLK	WP	HR	S	P	ERA	WHIP

BOTTOM

Pittsburgh Pirates @ Montreal Expos

Jarry Park, Montreal, QB

Sun Aug 06 1972, 3:38 AM EDT

Att. 28,330 - Unknown

Batter	1	2	3	4	5	6	7	8	9	AB	R	H	RBI	BB	SO	LOB
Boots Day, L (1, 8) OBP: 0.308, SLG: 0.280	6-3 1B 1B		L9 ②		1B		L9 ①		K ①	4	1	2	0	0	0	0
Ron Woods, R (9, PH) OBP: 0.273, SLG: 0.309										1	0	0	0	0	1	1
Mike Jorgensen, L (1, 7) OBP: 0.325, SLG: 0.350	6-3 ① 1-2		BBBB HBP 1B BB		L9 ②		BBBB FC6-4 BB		F8 ②	2	0	0	0	2	0	2
Clyde Mashore, R (9, PH) OBP: 0.289, SLG: 0.366										1	0	0	0	0	0	1
Ken Singleton, S (1, 9) OBP: 0.341, SLG: 0.373	BBBB 1B BB		HBP 1B 1-2		F8 ③		FC6-4 ② FC5-4 1-2f		FC6-4 ③ 1-2f	4	0	1	0	1	0	3
Ron Fairly, L (1, 3) OBP: 0.344, SLG: 0.405	G1-6-3 1-3 2-H 1B		H 1-0 1-2 2-3 HBP			4-3 ①	FC5-4 ③ 1-2f			2	0	1	1	0	0	0
Hal Breeden, R (7, PH) OBP: 0.286, SLG: 0.167 (8, 3)										1	0	0	0	0	0	1
Tim McCarver, L (1, 2) OBP: 0.330, SLG: 0.356	G1-6-3 ②③ 1-2f		4-3 ③			HR		F6 ①		4	1	1	1	0	0	5
Bob Bailey, R (1, 5) OBP: 0.323, SLG: 0.353		BBBB CS BB		F8 ①		BBBB 1B BB		1B		2	0	1	0	2	0	0
Tim Foli, R (1, 6) OBP: 0.273, SLG: 0.274		F7 ①② 1-2		6-3 ②		1-2 1B		L9 ②		4	0	1	0	0	0	2
Hector Torres, R (1, 4) OBP: 0.159, SLG: 0.231		K ③		6-3 ③		K ②		5-3 ③		4	0	0	0	0	2	3
Steve Renko, R (1, 1) OBP: 0.313, SLG: 0.313			F4 ①		K ①	4-3 ③			E6 FC6-4	2	0	0	0	0	1	0
John Strohmayer, R (6, 1)										0	0	0	0	0	0	0
Jim Fairey, L (6, PH) OBP: 0.308, SLG: 0.341										1	0	0	0	0	0	2
Joe Gilbert, R (7, 1)										0	0	0	0	0	0	0
Terry Humphrey, R (9, PH) OBP: 0.254, SLG: 0.244										1	0	0	0	0	0	0
Inning Stats	R: 1 E: 0 K: 0 S: 4 H: 2 LOB: 1 BB: 1 P: 8	R: 0 E: 0 K: 1 S: 4 H: 0 LOB: 0 BB: 1 P: 8	R: 0 E: 0 K: 0 S: 4 H: 1 LOB: 3 BB: 1 P: 9	R: 0 E: 0 K: 0 S: 3 H: 0 LOB: 0 BB: 0 P: 3	R: 0 E: 0 K: 1 S: 6 H: 1 LOB: 1 BB: 0 P: 6	R: 1 E: 0 K: 1 S: 7 H: 2 LOB: 2 BB: 1 P: 11	R: 0 E: 0 K: 0 S: 3 H: 0 LOB: 1 BB: 1 P: 7	R: 0 E: 0 K: 0 S: 4 H: 1 LOB: 1 BB: 0 P: 4	R: 0 E: 1 K: 1 S: 6 H: 0 LOB: 1 BB: 0 P: 6	1B: 6 2B: 0 3B: 0 HR: 1 SF: 0 SAC: 0 DP: 1 HBP: 1						

PITCHER	IP	WLS	BF	H	R	ER	SO	BB	IBB	HBP	BLK	WP	HR	S	P	ERA	WHIP
Bob Johnson, R (1, 1) ERA: 3.51	6.1	W	29	6	2	2	3	5	0	1	0	0	1	29	50	2.84	1.737
Ramon Hernandez, L (7, 1) ERA: 1.88	2.2	S	10	1	0	0	1	0	0	0	0	0	0	12	12	0.00	0.375

PITCHER	IP	WLS	BF	H	R	ER	SO	BB	IBB	HBP	BLK	WP	HR	S	P	ERA	WHIP

AB	33
R	2
H	7
RBI	2
BB	5
SO	4
LOB	20

WP: 0 PA: 39
PB: 0
SB: 0
CS: 1

livebaseballscorecards.com

Batter	1	2	3	4	5	6	7	8	9	AB	R	H	RBI	BB	SO	LOB
Denny Doyle, L (1, 4) OBP: 0.297, SLG: 0.301	F7		F7		F7			1B		4	0	1	0	0	0	0
Larry Bowa, S (1, 6) OBP: 0.291, SLG: 0.290	G3			E 1B		F5		L9		3	1	1	0	0	0	0
Joe Lis, R (8, PH) OBP: 0.337, SLG: 0.338										1	0	0	0	0	0	1
Mac Scarce, L (8, 1)										0	0	0	0	0	0	0
Darrell Brandon, R (8, 1) OBP: 0.125, SLG: 0.125										0	0	0	0	0	0	0
Tom Hutton, L (1, 3) OBP: 0.357, SLG: 0.364	BB			E6 3B 1-H		F7			F8	3	1	0	0	1	0	0
Willie Montanez, L (1, 8) OBP: 0.316, SLG: 0.388	G3			F8		3-1			4-3	4	0	0	0	0	0	2
Greg Luzinski, R (1, 7) OBP: 0.313, SLG: 0.430		L9		3B 1-H			4-3		6-3	4	0	1	1	0	0	0
Don Money, R (1, 5) OBP: 0.298, SLG: 0.343		K		2-3			K			3	0	0	0	0	2	1
Bill Robinson, R (1, 9) OBP: 0.259, SLG: 0.432		K		F7			F3			3	0	0	0	0	1	1
John Bateman, R (1, 2) OBP: 0.265, SLG: 0.304			5-3		5-3			6-3		3	0	0	0	0	0	0
Bill Champion, R (1, 1) OBP: 0.200, SLG: 0.276			K		1-3			K		1	0	0	0	0	1	0
Oscar Gamble, L (5, PH) OBP: 0.333, SLG: 0.333										1	0	0	0	0	0	0
Ken Reynolds, L (5, 1) OBP: 0.143, SLG: 0.100										0	0	0	0	0	0	0
Deron Johnson, R (8, PH) OBP: 0.262, SLG: 0.310										1	0	0	0	0	1	0
Terry Harmon, R (8, 6) OBP: 0.372, SLG: 0.324										0	0	0	0	0	0	0
Inning Stats	R: 0 E: 0 K: 0 S: 3 H: 0 LOB: 1 BB: 1 P: 7	R: 0 E: 0 K: 2 S: 7 H: 0 LOB: 0 BB: 0 P: 7	R: 0 E: 0 K: 1 S: 5 H: 0 LOB: 0 BB: 0 P: 5	R: 2 E: 1 K: 0 S: 6 H: 2 LOB: 1 BB: 0 P: 6	R: 0 E: 0 K: 0 S: 3 H: 0 LOB: 0 BB: 0 P: 3	R: 0 E: 0 K: 0 S: 3 H: 0 LOB: 0 BB: 0 P: 3	R: 0 E: 0 K: 1 S: 5 H: 0 LOB: 0 BB: 0 P: 5	R: 0 E: 0 K: 1 S: 6 H: 1 LOB: 1 BB: 0 P: 6	R: 0 E: 0 K: 0 S: 3 H: 0 LOB: 0 BB: 0 P: 3	1B: 2 2B: 0 3B: 1 HR: 0 SF: 0 SAC: 0 DP: 0 HBP: 0						

PITCHER	IP	WLS	BF	H	R	ER	SO	BB	IBB	HBP	BLK	WP	HR	S	P	ERA	WHIP
Dock Ellis, R (1, 1) ERA: 2.75	9.0	W	32	3	2	1	5	1	0	0	0	0	0	41	45	1.00	0.444

PITCHER	IP	WLS	BF	H	R	ER	SO	BB	IBB	HBP	BLK	WP	HR	S	P	ERA	WHIP

TOP

Philadelphia Phillies @ Pittsburgh Pirates
Three Rivers Stadium, Pittsburgh, PA
Tue Aug 08 1972, 7:05 PM EDT
Att. 18,228 - Unknown

livebaseballscorecards.com

AB	31
R	2
H	3
RBI	1
BB	1
SO	5
LOB	5

WP: 0 PB: 0 SB: 0 CS: 0 PA: 32

BOTTOM

Batter	1	2	3	4	5	6	7	8	9	AB	R	H	RBI	BB	SO	LOB
Vic Davalillo, L (1, 7) OBP: 0.373, SLG: 0.426	S S S 0-3 ① K		x 0-0 1B HR 1B		B B B B 4-0 1B BB		x 0-0 ① L6			3	1	1	0	1	1	0
Gene Clines, R (1, 9) OBP: 0.364, SLG: 0.416	B B B B 4-0 G6-3 BB		x 0-0 1-3 HR 1B		x 0-0 1-3 6-3 1B		x 0-0 ② L8			3	1	2	0	1	0	0
Al Oliver, L (1, 8) OBP: 0.352, SLG: 0.445	x 0-0 ② ③ G6-3 1-2f		x 0-0 ② P6		x 0-0 ① 6-3 1-2		x 0-0 ③ 6-3			4	0	0	0	0	0	5
Willie Stargell, L (1, 3) OBP: 0.402, SLG: 0.623		x 0-0 5-3 1B 1B	x 0-0 1-H 3-H HR		x 0-0 ② P5			S S S 0-3 ① K		4	2	2	3	0	1	2
Manny Sanguillen, R (1, 2) OBP: 0.345, SLG: 0.447		x 0-0 ① 5-3 1-2	x 0-0 ③ 6-3		4-0 IBB			x 0-0 E Cl 8-3-2 1B		3	0	1	0	1	0	1
Richie Hebner, L (1, 5) OBP: 0.395, SLG: 0.518		x 0-0 1B 2-H 1B	x 0-0 ① F8	x 0-0 ③ F7				s 0-1 Cl 8-3-2 E 1-2		3	0	1	1	0	0	3
Rennie Stennett, R (1, 4) OBP: 0.313, SLG: 0.398		x 0-0 G6-3 1-2 1B	x 0-0 2B			x 0-0 ① F7		x 0-0 ② F9		4	0	2	0	0	0	2
Jackie Hernandez, R (1, 6) OBP: 0.222, SLG: 0.262 Milt May, L (8, PH) OBP: 0.314, SLG: 0.321 Gene Alley, R (9, 6) OBP: 0.353, SLG: 0.353		x 0-0 ② ③ G6-3 1-2f	S S S 0-3 ② K			x 0-0 ② 6-3		0-0 ③ 8-3-2 1-3 2-H		3 0 0	0 0 0	0 0 0	0 0 0	0 0 0	1 0 0	3 0 0
Dock Ellis, S (1, 1) OBP: 0.095, SLG: 0.095			x 0-0 ① 5-3	x 0-0 ③ 1-3		x 0-0 ③ 4-3				3	0	0	0	0	0	1
Inning Stats	R: 0 E: 0 K: 1 S: 4 H: 0 LOB: 0 BB: 1 P: 8	R: 1 E: 0 K: 0 S: 5 H: 3 LOB: 1 BB: 0 P: 5	R: 3 E: 0 K: 0 S: 6 H: 3 LOB: 0 BB: 0 P: 6	R: 0 E: 0 K: 1 S: 6 H: 1 LOB: 1 BB: 0 P: 6	R: 0 E: 0 K: 0 S: 4 H: 1 LOB: 3 BB: 2 P: 12	R: 0 E: 0 K: 0 S: 3 H: 0 LOB: 0 BB: 0 P: 3	R: 0 E: 0 K: 0 S: 3 H: 0 LOB: 0 BB: 0 P: 3	R: 0 E: 2 K: 1 S: 6 H: 1 LOB: 2 BB: 0 P: 6		1B: 7 2B: 1 3B: 0 HR: 1	SF: 0 SAC: 0 DP: 2 HBP: 0						

PITCHER		IP	WLS	BF	H	R	ER	SO	BB	IBB	HBP	BLK	WP	HR	S	P	ERA	WHIP
Bill Champion, R ERA: 4.78	(1, 1)	4.0	L	18	7	4	4	2	1	0	0	0	0	1	21	25	9.00	2.000
Ken Reynolds, L ERA: 3.96	(5, 1)	3.0		12	1	0	0	0	1	1	0	0	0	0	10	18	0.00	0.667
Mac Scarce, L ERA: 3.07	(8, 1)	0.1		3	1	0	0	1	0	0	0	0	0	0	5	5	0.00	3.000
Darrell Brandon, R ERA: 3.08	(8, 1)	0.2		2	0	0	0	0	0	0	0	0	0	0	1	1	0.00	0.000

PITCHER	IP	WLS	BF	H	R	ER	SO	BB	IBB	HBP	BLK	WP	HR	S	P	ERA	WHIP

Philadelphia Phillies @ Pittsburgh Pirates
Three Rivers Stadium, Pittsburgh, PA
Tue Aug 08 1972, 7:05 PM EDT
Att. 18,228 - Unknown

livebaseballscorecards.com

AB	30
R	4
H	9
RBI	4
BB	3
SO	3
LOB	17

WP: 0 PB: 0 SB: 0 CS: 0 PA: 34

Batter	1	2	3	4	5	6	7	8	9	AB	R	H	RBI	BB	SO	LOB
Denny Doyle, L (1, 4) OBP: 0.296, SLG: 0.301	1-4-3		6-3		CS 1B			4-3		4	0	1	0	0	0	0
Larry Bowa, S (1, 6) OBP: 0.288, SLG: 0.288	G3		L9		P5 1-2			L9		4	0	0	0	0	0	1
Tom Hutton, L (1, 3) OBP: 0.359, SLG: 0.364	PO BB		1B			F7		F6		3	0	1	0	1	0	0
Willie Montanez, L (1, 8) OBP: 0.316, SLG: 0.386	PO 1-2	1B E 1B	P3			4-3			K	4	1	1	0	0	1	1
Greg Luzinski, R (1, 7) OBP: 0.318, SLG: 0.437 Terry Harmon, R (9, PR) OBP: 0.372, SLG: 0.324 Roger Freed, R (9, 9) OBP: 0.303, SLG: 0.420		E9 1-H 1B		K		2B			G4-3 1B	4 0 0	0 0 0	3 0 0	0 0 0	0 0 0	1 0 0	0 0 0
Don Money, R (1, 5) OBP: 0.298, SLG: 0.345		B1		4-3 2B		L9			G4-3 1-2f	4	0	1	0	0	0	3
Bill Robinson, R (1, 9) OBP: 0.250, SLG: 0.417 (9, 7)		L9		4-3 2-3			5-3			3	0	0	0	0	0	2
John Bateman, R (1, 2) OBP: 0.261, SLG: 0.299		F8		K			6-3			3	0	0	0	0	1	2
Steve Carlton, L (1, 1) OBP: 0.244, SLG: 0.286			HR		L9		P6			3	1	1	1	0	0	0
Inning Stats	R: 0 E: 0 K: 0 S: 2 H: 0 LOB: 0 BB: 1 P: 6	R: 1 E: 1 K: 0 S: 5 H: 2 LOB: 1 BB: 0 P: 5	R: 1 E: 0 K: 0 S: 5 H: 2 LOB: 1 BB: 0 P: 5	R: 0 E: 0 K: 2 S: 8 H: 1 LOB: 1 BB: 0 P: 8	R: 0 E: 0 K: 0 S: 3 H: 1 LOB: 0 BB: 0 P: 3	R: 0 E: 0 K: 0 S: 4 H: 1 LOB: 1 BB: 0 P: 4	R: 0 E: 0 K: 0 S: 3 H: 0 LOB: 0 BB: 0 P: 3	R: 0 E: 0 K: 0 S: 3 H: 0 LOB: 0 BB: 0 P: 3	R: 0 E: 0 K: 1 S: 5 H: 1 LOB: 1 BB: 0 P: 5	1B: 5 2B: 2 3B: 0 HR: 1 SF: 0 SAC: 0 DP: 1 HBP: 0						

PITCHER		IP	WLS	BF	H	R	ER	SO	BB	IBB	HBP	BLK	WP	HR	S	P	ERA	WHIP
Steve Blass, R ERA: 2.61	(1, 1)	9.0	L	33	8	2	1	3	1	0	0	0	0	1	38	42	1.00	1.000

PITCHER	IP	WLS	BF	H	R	ER	SO	BB	IBB	HBP	BLK	WP	HR	S	P	ERA	WHIP

TOP

Philadelphia Phillies @ Pittsburgh Pirates
Three Rivers Stadium, Pittsburgh, PA
Wed Aug 09 1972, 7:05 PM EDT
Att. 19,832 - Unknown

livebaseballscorecards.com

AB	32
R	2
H	8
RBI	1
BB	1
SO	3
LOB	9

PA: 34
WP: 0
PB: 0
SB: 0
CS: 1

BOTTOM

Philadelphia Phillies @ Pittsburgh Pirates
Three Rivers Stadium, Pittsburgh, PA
Wed Aug 09 1972, 7:05 PM EDT
Att. 19,832 - Unknown

livebaseballscorecards.com

Batter	1	2	3	4	5	6	7	8	9	AB	R	H	RBI	BB	SO	LOB
Gene Clines, R (1, 9) OBP: 0.362, SLG: 0.413	K			L6-3		K			B1-6, 1-2	4	0	1	0	0	2	0
Rennie Stennett, R (1, 4) OBP: 0.312, SLG: 0.400	6-3			2B		F3			B1-6, 1-2f	4	0	1	0	0	0	2
Al Oliver, L (1, 8) OBP: 0.349, SLG: 0.441	K			K			4-3		F9	4	0	0	0	0	2	3
Willie Stargell, L (1, 3) OBP: 0.399, SLG: 0.618		F5		K			F7			3	0	0	0	0	1	1
Manny Sanguillen, R (1, 2) OBP: 0.345, SLG: 0.446		1-3			1B		5-3			3	0	1	0	0	0	0
Bob Robertson, R (1, 7) OBP: 0.274, SLG: 0.279		K			K			5-3		3	0	0	0	0	2	1
Richie Hebner, L (1, 5) OBP: 0.391, SLG: 0.512			6-3		K			4-1		3	0	0	0	0	1	1
Jackie Hernandez, R (1, 6) OBP: 0.219, SLG: 0.258			K2-3		K			P5		2	0	0	0	0	2	1
Jose Pagan, R (8, PH) OBP: 0.306, SLG: 0.451										1	0	0	0	0	0	0
Gene Alley, R (9, 6) OBP: 0.353, SLG: 0.353										0	0	0	0	0	0	0
Steve Blass, R (1, 1) OBP: 0.190, SLG: 0.179			K			K			BB	2	0	0	0	0	2	0
Roberto Clemente, R (9, PH) OBP: 0.353, SLG: 0.492										0	0	0	0	1	0	0
Dock Ellis, S (9, PR) OBP: 0.095, SLG: 0.095										0	0	0	0	0	0	0
Inning Stats	R: 0 E: 0 K: 2 S: 7 H: 0 LOB: 0 BB: 0 P: 7	R: 0 E: 0 K: 1 S: 5 H: 0 LOB: 0 BB: 0 P: 5	R: 0 E: 0 K: 2 S: 7 H: 0 LOB: 0 BB: 0 P: 7	R: 0 E: 0 K: 2 S: 8 H: 1 LOB: 1 BB: 0 P: 8	R: 0 E: 0 K: 3 S: 10 H: 1 LOB: 1 BB: 0 P: 10	R: 0 E: 0 K: 2 S: 7 H: 0 LOB: 0 BB: 0 P: 7	R: 0 E: 0 K: 0 S: 3 H: 0 LOB: 0 BB: 0 P: 3	R: 0 E: 0 K: 0 S: 3 H: 0 LOB: 0 BB: 0 P: 3	R: 0 E: 0 K: 0 S: 3 H: 1 LOB: 2 BB: 1 P: 7	1B: 2 2B: 2 3B: 0 HR: 0 SF: 0 SAC: 0 DP: 1 HBP: 0	WP: 0 PB: 0 SB: 0 CS: 0 PA: 30					

PITCHER	IP	WLS	BF	H	R	ER	SO	BB	IBB	HBP	BLK	WP	HR	S	P	ERA	WHIP
Steve Carlton, L (1, 1) ERA: 2.09	9.0	W	30	3	0	0	12	1	0	0	0	0	0	53	57	0.00	0.444

PITCHER	IP	WLS	BF	H	R	ER	SO	BB	IBB	HBP	BLK	WP	HR	S	P	ERA	WHIP

AB	29
R	0
H	3
RBI	0
BB	1
SO	12
LOB	9

Batter	1	2	3	4	5	6	7	8	9	AB	R	H	RBI	BB	SO	LOB
Lou Brock, L (1, 7) OBP: 0.348, SLG: 0.394	6-3		1-3			2B BB L9		L9		4	1	0	0	1	0	4
Ted Sizemore, R (1, 4) OBP: 0.322, SLG: 0.354	2B		P4			WP 1-H 2B L9			5-4 1B	5	2	3	1	0	0	0
Bernie Carbo, L (1, 9) OBP: 0.387, SLG: 0.333	BB			K		P4 2-3 1B			F2	3	0	0	0	2	1	2
Joe Torre, R (1, 5) OBP: 0.361, SLG: 0.463	K			6-3		1B 1B 3-H 2B 1-2 1B			5-4 1-2	5	1	2	1	0	1	3
Ted Simmons, S (1, 2) OBP: 0.324, SLG: 0.453	L8			4-3		L9 1B BB 2-3 1B F8			2-H 1B	5	1	2	1	0	0	4
Matty Alou, L (1, 3) OBP: 0.354, SLG: 0.399		F7			F7	BB BB 1-2 3-H 1B K			1-3	5	0	1	1	0	1	3
Luis Melendez, R (1, 8) OBP: 0.308, SLG: 0.372 Jose Cruz, L (3, 8) OBP: 0.279, SLG: 0.270 Jorge Roque, R (8, PH) OBP: 0.143, SLG: 0.077 (8, 8)	G4-6-3 1B				K	L9 2-3		K		1	0	1	0	0	0	0
										2	0	0	0	0	1	2
										1	0	0	0	0	1	0
Dal Maxvill, R (1, 6) OBP: 0.300, SLG: 0.273	G4-6-3 1-2f				1B	BB 1-2 BB		1B		3	0	2	0	1	0	1
Reggie Cleveland, R (1, 1) OBP: 0.208, SLG: 0.274 Lowell Palmer, R (4, 1) Ron Allen, S (5, PH) Dennis Higgins, R (6, 1) Ed Crosby, L (6, PH) OBP: 0.219, SLG: 0.239 Joe Grzenda, R (6, 1) Ray Bare, R (7, 1) Jerry McNertney, R (8, PH) OBP: 0.308, SLG: 0.333 John Cumberland, R (8, 1) OBP: 0.077, SLG: 0.077			5-3		K	BB 1-2 2-3 3-H		F7		1 0 1 0 0 0 0 0 1 0	0 0 0 0 0 0 1 0 0 0	0 0 0 0 1 0 0 0 0 0	0 0 0 1 1 0 0 0 0 0	0 0 1 0 0 0 0 0 0 0	0 0 1 0 0 0 0 0 0 0	0 0 1 0 0 0 0 0 1 0
Inning Stats	R: 0 E: 0 K: 1 S: 6 H: 1 LOB: 2 BB: 1 P: 10	R: 0 E: 0 K: 0 S: 3 H: 1 LOB: 0 BB: 0 P: 3	R: 0 E: 0 K: 0 S: 3 H: 0 LOB: 0 BB: 0 P: 3	R: 0 E: 0 K: 1 S: 5 H: 0 LOB: 0 BB: 0 P: 5	R: 0 E: 0 K: 2 S: 8 H: 1 LOB: 1 BB: 0 P: 8	R: 4 E: 0 K: 0 S: 7 H: 4 LOB: 3 BB: 3 P: 19	R: 0 E: 0 K: 1 S: 6 H: 1 LOB: 2 BB: 1 P: 10	R: 0 E: 0 K: 1 S: 6 H: 1 LOB: 1 BB: 0 P: 6	R: 1 E: 0 K: 0 S: 5 H: 2 LOB: 1 BB: 0 P: 5	1B: 8 2B: 3 3B: 0 HR: 0 SF: 0 SAC: 0 DP: 1 HBP: 0						

PITCHER	IP	WLS	BF	H	R	ER	SO	BB	IBB	HBP	BLK	WP	HR	S	P	ERA	WHIP
Nelson Briles, R (1, 1) ERA: 3.27	5.1	W	22	5	3	3	4	2	0	0	0	1	0	28	36	5.06	1.312
Bruce Kison, R (6, 1) ERA: 2.81	0.1		5	2	1	1	0	2	0	0	0	0	0	3	11	27.00	12.000
Ramon Hernandez, L (6, 1) ERA: 1.93	3.1	S	15	4	1	1	2	1	0	0	0	0	0	18	22	2.70	1.500

PITCHER	IP	WLS	BF	H	R	ER	SO	BB	IBB	HBP	BLK	WP	HR	S	P	ERA	WHIP

TOP

St. Louis Cardinals @ Pittsburgh Pirates

Three Rivers Stadium, Pittsburgh, PA

Fri Aug 11 1972, 7:05 PM EDT
Att. 34,248 - Unknown

livebaseballscorecards.com

AB	37
R	5
H	11
RBI	5
BB	5
SO	6
LOB	21

WP: 1 PA: 42
PB: 0
SB: 1
CS: 0

Batter	1	2	3	4	5	6	7	8	9	AB	R	H	RBI	BB	SO	LOB
Vic Davalillo, L (1, 7) OBP: 0.374, SLG: 0.430	4-3	1B 1-2 2-H 1B		E4 1B 1-2 2-3		1-3 2B	FC6-2 FC4-6 1-2 2-3 3-Hf			5	0	2	1	0	0	5
Gene Clines, R (1, 9) OBP: 0.367, SLG: 0.414	K S S S	1-3 2-H 1B		1-3 2-H 3-H 1B		4-0 G4-6-3 IBB	FC4-6 1-2f			4	0	2	3	1	1	3
Al Oliver, L (1, 8) OBP: 0.350, SLG: 0.440	HR 1B	G6-4-3 1B			1-3	G4-6-3 1-2f		P6		5	1	2	0	0	0	3
Richie Hebner, L (1, 5) OBP: 0.397, SLG: 0.538	1-H HR	F7			4-3 1B		B B B 4-0 1B 1B BB	HR		4	3	3	3	1	0	1
Manny Sanguillen, R (1, 2) OBP: 0.343, SLG: 0.443	6-3	G6-4-3 1-2f			4-3 1-2		1B 1-2 1B 1B	4-3		5	1	1	0	0	0	2
Bob Robertson, R (1, 3) OBP: 0.284, SLG: 0.289		B B B 4-0 FC3-5 1B BB		F8 1B 2B	B B B 4-0 FC4-6 BB		1B 1-2 2-H FC6-2 1B	4-3		3	1	2	1	2	0	0
Dave Cash, R (1, 4) OBP: 0.299, SLG: 0.364		1-2 FC3-5 1B 1B		B B B 4-0 E 1B 1B BB	FC4-6 1-2f		F9			3	2	1	0	1	0	4
Gene Alley, R (1, 6) OBP: 0.352, SLG: 0.351	S S S K			F8 2-3		E6 2B	FC6-2 1-2 2-H 1B			4	0	1	1	0	1	4
Nelson Briles, R (1, 1) OBP: 0.174, SLG: 0.200 Bruce Kison, R (6, 1) OBP: 0.133, SLG: 0.167 Ramon Hernandez, S (6, 1) OBP: 0.182, SLG: 0.273		FC3-5 1B 1-2 2-3f 1B		E 1-2 3-H 1B		P1	FC6-2 1-2 2-3 1B			2 0 2	2 0 0	1 0 1	1 0 0	0 0 0	0 0 1	2 0 1
Inning Stats	R: 2 E: 0 K: 1 S: 7 H: 2 LOB: 0 BB: 0 P: 7	R: 2 E: 0 K: 1 S: 7 H: 3 LOB: 2 BB: 1 P: 11	R: 0 E: 0 K: 0 S: 3 H: 1 LOB: 0 BB: 0 P: 3	R: 3 E: 1 K: 0 S: 5 H: 3 LOB: 1 BB: 1 P: 9	R: 0 E: 0 K: 0 S: 4 H: 1 LOB: 2 BB: 1 P: 8	R: 0 E: 1 K: 0 S: 4 H: 1 LOB: 2 BB: 1 P: 8	R: 2 E: 0 K: 0 S: 7 H: 4 LOB: 3 BB: 1 P: 11	R: 1 E: 0 K: 0 S: 4 H: 1 LOB: 0 BB: 0 P: 4		1B: 12 2B: 2 3B: 0 HR: 2 SF: 0 SAC: 0 DP: 2 HBP: 0						

PITCHER		IP	WLS	BF	H	R	ER	SO	BB	IBB	HBP	BLK	WP	HR	S	P	ERA	WHIP
Reggie Cleveland, R ERA: 3.65	(1, 1)	3.1	L	18	8	7	6	2	2	0	0	0	0	1	20	28	16.20	3.000
Lowell Palmer, R ERA: 4.15	(4, 1)	0.2		2	1	0	0	0	0	0	0	0	0	0	2	2	0.00	1.500
Dennis Higgins, R ERA: 4.05	(5, 1)	1.0		5	1	0	0	0	1	0	0	0	0	0	4	8	0.00	2.000
Joe Grzenda, L ERA: 4.7	(6, 1)	1.0		7	2	2	2	0	1	1	0	0	0	0	5	13	18.00	3.000
Ray Bare, R ERA:	(7, 1)	1.0		6	3	0	0	0	0	0	0	0	0	0	6	6	0.00	3.000

PITCHER		IP	WLS	BF	H	R	ER	SO	BB	IBB	HBP	BLK	WP	HR	S	P	ERA	WHIP
John Cumberland, L ERA: 8.08	(8, 1)	1.0		4	1	1	1	0	0	0	0	0	0	1	4	4	9.00	1.000

BOTTOM

St. Louis Cardinals @ Pittsburgh Pirates

Three Rivers Stadium, Pittsburgh, PA

Fri Aug 11 1972, 7:05 PM EDT

Att. 34,248 - Unknown

livebaseballscorecards.com

AB	37
R	10
H	16
RBI	10
BB	5
SO	2
LOB	25

WP: 0 PA: 42
PB: 0
SB: 0
CS: 0

Batter	1	2	3	4	5	6	7	8	9	AB	R	H	RBI	BB	SO	LOB
Lou Brock, L (1, 7) OBP: 0.347, SLG: 0.391	1-3		BBBB 4-0 CS BB			4-3	F7		4-3	4	0	0	0	1	0	3
Ted Sizemore, R (1, 4) OBP: 0.326, SLG: 0.359	2B 6-3 1B		6-3 1-2			1B		1B 1B	F5	5	2	3	0	0	0	1
Bernie Carbo, L (1, 9) OBP: 0.388, SLG: 0.342	1-3 2B			F7		F7		1-3 E 1B		4	1	2	0	0	0	1
Joe Torre, R (1, 5) OBP: 0.362, SLG: 0.463	6-3 3-H			G4-3 1B		P6		E9 1-H HR 3-H 1B		4	1	2	2	0	0	2
Ted Simmons, S (1, 2) OBP: 0.325, SLG: 0.461	3-1			G4-3 1-2f			BB 1B 1B	3-H HR		4	1	2	2	0	0	2
Matty Alou, L (1, 3) OBP: 0.350, SLG: 0.395		4-3			G3		F7	F3		4	0	0	0	0	0	1
Luis Melendez, R (1, 8) OBP: 0.307, SLG: 0.370		F9			5-3		BB 1-2 1B	4-3		4	0	1	0	0	0	0
Dal Maxvill, R (1, 6) OBP: 0.303, SLG: 0.274 Diego Segui, R (8, 1) OBP: 0.091, SLG: 0.091		SSS K			1B		BBBB 4-0 1-2 2-3 BB	SSS K		3 0	0 0	1 0	0 0	1 0	2 0	0 0
Bob Gibson, R (1, 1) OBP: 0.185, SLG: 0.415 Jose Cruz, L (7, PH) OBP: 0.278, SLG: 0.269 Lowell Palmer, R (7, 1) Dwain Anderson, R (8, 6) OBP: 0.297, SLG: 0.254			6-3		F8		P6		F9	2 1 0 1	0 0 0 0	0 0 0 0	0 0 0 0	0 0 0 0	0 0 0 0	1 3 0 0
Inning Stats	R: 1 H: 2 E: 0 LOB: 1 K: 0 BB: 0 S: 5 P: 5	R: 0 H: 0 E: 0 LOB: 0 K: 1 BB: 0 S: 5 P: 5	R: 0 H: 0 E: 0 LOB: 0 K: 0 BB: 1 S: 2 P: 6	R: 0 H: 1 E: 0 LOB: 0 K: 0 BB: 0 S: 3 P: 3	R: 0 H: 1 E: 0 LOB: 1 K: 0 BB: 0 S: 4 P: 4	R: 0 H: 1 E: 0 LOB: 1 K: 0 BB: 0 S: 4 P: 4	R: 0 H: 2 E: 0 LOB: 3 K: 0 BB: 1 S: 5 P: 9	R: 4 H: 4 E: 1 LOB: 0 K: 1 BB: 0 S: 9 P: 9	R: 0 H: 0 E: 0 LOB: 0 K: 0 BB: 0 S: 3 P: 3	1B: 9 2B: 1 3B: 0 HR: 1	SF: 0 SAC: 0 DP: 1 HBP: 0			WP: 0 PB: 0 SB: 0 CS: 1	PA: 38		

PITCHER		IP	WLS	BF	H	R	ER	SO	BB	IBB	HBP	BLK	WP	HR	S	P	ERA	WHIP
Bob Moose, R ERA: 3.16	(1, 1)	7.0	W	31	10	4	4	1	2	0	0	0	0	0	31	39	5.14	1.714
Dave Giusti, R ERA: 1.82	(8, 1)	2.0	S	7	1	1	1	1	0	0	0	0	0	1	9	9	4.50	0.500

PITCHER		IP	WLS	BF	H	R	ER	SO	BB	IBB	HBP	BLK	WP	HR	S	P	ERA	WHIP

TOP

St. Louis Cardinals @ Pittsburgh Pirates

Three Rivers Stadium, Pittsburgh, PA

Sat Aug 12 1972, 7:05 PM EDT
Att. 23,474 - Unknown

livebaseballscorecards.com

AB	36
R	5
H	11
RBI	4
BB	2
SO	2
LOB	14

BOTTOM

St. Louis Cardinals @ Pittsburgh Pirates

Three Rivers Stadium, Pittsburgh, PA

Sat Aug 12 1972, 7:05 PM EDT

Att. 23,474 - Unknown

Batter	1	2	3	4	5	6	7	8	9	AB	R	H	RBI	BB	SO	LOB
Vic Davalillo, L (1, 9) OBP: 0.375, SLG: 0.439	S S S 0-3 ① K		x 0-0 ③ F8		x 0-0 E4 1-H 3-H 3B		x 0-0 SH1 1B			4	1	2	2	0	1	0
Dave Cash, R (1, 4) OBP: 0.302, SLG: 0.365	B B B B 4-0 E S SF8 BB			x 0-0 G4-6-3 1B	x 0-0 ② 4-3		x 0-0 ① SH1 1-2			2	1	1	0	1	0	0
Al Oliver, L (1, 8) OBP: 0.349, SLG: 0.442	x 0-0 ② SF8 1-H			x 0-0 ① ② G4-6-3 1-2f	x 0-0 2B		x 0-0 ② F9			3	0	1	1	0	0	2
Willie Stargell, L (1, 3) OBP: 0.400, SLG: 0.614 Rennie Stennett, R (9, 7) OBP: 0.312, SLG: 0.400	x 0-0 ③ F8			B B B B 4-0 BB	4-0 IBB		x 0-0 ③ 1-3			2 0	0 0	0 0	0 0	2 0	0 0	1 0
Richie Hebner, L (1, 5) OBP: 0.395, SLG: 0.532		B B B B 4-0 G6-4-3 BB		x 0-0 ③ G3	x 0-0 ③ F8			S S S 0-3 ① K		3	0	0	0	1	1	3
Milt May, L (1, 2) OBP: 0.311, SLG: 0.317		x 0-0 ① ② G6-4-3 1-2f			x 0-0 BB BB SF9 1B	S S S 0-3 ① K		x 0-0 ② 3-1		4	1	1	0	0	1	1
Bob Robertson, R (1, 7) OBP: 0.287, SLG: 0.303 (9, 3)		x 0-0 ③ 6-3			B B B B 4-0 SF9 BB E 1-2 BB	x 0-0 HR		x 0-0 E6		3	2	1	1	1	0	0
Gene Alley, R (1, 6) OBP: 0.350, SLG: 0.346			x 0-0 ① F3		B B B B 4-0 E 1-2 2-3 BB	x 0-0 ② 6-3		S S S 0-3 ③ K		3	1	0	0	1	1	1
Bob Moose, R (1, 1) OBP: 0.281, SLG: 0.240 Dave Giusti, R (8, 1)			x 0-0 ② 6-3		x 0-0 ① SF9 2-3 3-H	x 0-0 ③ F9				2 0	0 0	0 0	1 0	0 0	0 0	0 0
Inning Stats	R: 1 H: 0 E: 1 LOB: 0 K: 1 BB: 1 S: 5 P: 9	R: 0 H: 0 E: 0 LOB: 0 K: 0 BB: 1 S: 2 P: 6	R: 0 H: 0 E: 0 LOB: 0 K: 0 BB: 0 S: 3 P: 3	R: 0 H: 1 E: 0 LOB: 1 K: 0 BB: 1 S: 3 P: 7	R: 4 H: 3 E: 1 LOB: 2 K: 0 BB: 3 S: 6 P: 18	R: 1 H: 1 E: 0 LOB: 0 K: 1 BB: 0 S: 6 P: 6	R: 0 H: 1 E: 0 LOB: 1 K: 0 BB: 0 S: 4 P: 4	R: 0 H: 0 E: 1 LOB: 1 K: 2 BB: 0 S: 8 P: 8		1B: 3 SF: 2 2B: 1 SAC: 1 3B: 1 DP: 2 HR: 1 HBP: 0				WP: 0 PA: 35 PB: 0 SB: 1 CS: 0		

livebaseballscorecards.com

	AB	26
	R	6
	H	6
	RBI	5
	BB	6
	SO	4
	LOB	8

PITCHER		IP	WLS	BF	H	R	ER	SO	BB	IBB	HBP	BLK	WP	HR	S	P	ERA	WHIP
Bob Gibson, R ERA: 2.81	(1, 1)	6.0	L	27	5	6	5	2	5	1	0	0	0	1	25	49	7.50	1.667
Lowell Palmer, R ERA: 3.86	(7, 1)	1.0		4	1	0	0	0	0	0	0	0	0	0	4	4	0.00	1.000
Diego Segui, R ERA: 2.89	(8, 1)	1.0		4	0	0	0	2	0	0	0	0	0	0	8	8	0.00	0.000

PITCHER	IP	WLS	BF	H	R	ER	SO	BB	IBB	HBP	BLK	WP	HR	S	P	ERA	WHIP

Batter	1	2	3	4	5	6	7	8	9	AB	R	H	RBI	BB	SO	LOB
Lou Brock, L (1, 7) OBP: 0.346, SLG: 0.389	F7		4-3			S 1B		F7		4	1	1	0	0	0	0
Ted Sizemore, R (1, 4) OBP: 0.325, SLG: 0.361	4-3 2B		P4			K 1-2		5-3		4	0	1	0	0	1	1
Bernie Carbo, L (1, 9) OBP: 0.386, SLG: 0.340	4-3 2-3			K		2-H 1B		F7		4	0	1	1	0	1	1
Joe Torre, R (1, 5) OBP: 0.359, SLG: 0.459	6-3			K		5-3			F9	4	0	0	0	0	1	2
Ted Simmons, S (1, 2) OBP: 0.327, SLG: 0.464		1B 1B		4-3			FC6-4 SH1-3 2B		1-6-3	4	1	2	0	0	0	0
Matty Alou, L (1, 3) OBP: 0.354, SLG: 0.397		1-3 1B			4-3		BBBB 4-0 FC6-4 BB		E7 1B	3	0	2	0	1	0	0
Luis Melendez, R (1, 8) OBP: 0.302, SLG: 0.363		P4			F9		FC6-4 SH1-3 1-2f 2-3		5-3	4	0	0	0	0	0	4
Dal Maxvill, R (1, 6) OBP: 0.300, SLG: 0.271		K			6-3		SH1-3 1-2 3-H			2	0	0	1	0	1	1
Rick Wise, R (1, 1) OBP: 0.194, SLG: 0.242			F7			F9	K			3	0	0	0	0	1	1
Inning Stats	R: 0 E: 0 K: 0 S: 4 H: 1 LOB: 1 BB: 0 P: 4	R: 0 E: 0 K: 1 S: 6 H: 2 LOB: 1 BB: 0 P: 6	R: 0 E: 0 K: 0 S: 3 H: 0 LOB: 0 BB: 0 P: 3	R: 0 E: 0 K: 2 S: 7 H: 0 LOB: 0 BB: 0 P: 7	R: 0 E: 0 K: 0 S: 3 H: 0 LOB: 0 BB: 0 P: 3	R: 1 E: 0 K: 1 S: 7 H: 2 LOB: 1 BB: 0 P: 7	R: 1 E: 0 K: 1 S: 6 H: 1 LOB: 1 BB: 1 P: 10	R: 0 E: 0 K: 0 S: 3 H: 0 LOB: 0 BB: 0 P: 3	R: 0 E: 1 K: 0 S: 4 H: 1 LOB: 1 BB: 0 P: 4	1B: 5 2B: 2 3B: 0 HR: 0	SF: 0 SAC: 1 DP: 0 HBP: 0						

PITCHER		IP	WLS	BF	H	R	ER	SO	BB	IBB	HBP	BLK	WP	HR	S	P	ERA	WHIP
Dock Ellis, R ERA: 2.72	(1, 1)	8.0	L	30	6	2	2	5	1	0	0	0	0	0	39	43	2.25	0.875
Dave Giusti, R ERA: 1.79	(9, 1)	1.0		4	1	0	0	0	0	0	0	0	0	0	4	4	0.00	1.000

PITCHER	IP	WLS	BF	H	R	ER	SO	BB	IBB	HBP	BLK	WP	HR	S	P	ERA	WHIP

TOP

St. Louis Cardinals @ Pittsburgh Pirates

Three Rivers Stadium, Pittsburgh, PA

Sun Aug 13 1972, 3:33 AM EDT

Unknown

livebaseballscorecards.com

AB	32
R	2
H	7
RBI	2
BB	1
SO	5
LOB	10

WP: 0	PA: 34
PB: 0	
SB: 1	
CS: 0	

Batter	1	2	3	4	5	6	7	8	9	AB	R	H	RBI	BB	SO	LOB
Vic Davalillo, L (1, 9) OBP: 0.374, SLG: 0.436	S S S 0-3 ① K		x 0-0 1B			x 0-0 ① 4-3		x 0-0 ③ G1		4	0	1	0	0	1	0
Dave Cash, R (1, 4) OBP: 0.302, SLG: 0.364	x 0-0 FC6-4 1B		x 0-0 ③ F8			x 0-0 ② 6-3			x 0-0 ① 4-3	4	0	1	0	0	0	1
Al Oliver, L (1, 8) OBP: 0.348, SLG: 0.440	x 0-0 ② FC6-4 1-2f			x 0-0 ① 4-3		x 0-0 1B 1B			x 0-0 ② F8	4	0	1	0	0	0	1
Willie Stargell, L (1, 3) OBP: 0.399, SLG: 0.610	x 0-0 ③ F8			x 0-0 ② F9		x 0-0 ③ 1-2 1B			S S S 0-3 ③ K	4	0	1	0	0	1	1
Richie Hebner, L (1, 5) OBP: 0.392, SLG: 0.526		x 0-0 ① P4		x 0-0 ③ P6			x 0-0 ① F9			3	0	0	0	0	0	0
Manny Sanguillen, R (1, 2) OBP: 0.341, SLG: 0.439		x 0-0 ② 6-3			x 0-0 ① 6-3		x 0-0 ② 4-3			3	0	0	0	0	0	0
Bob Robertson, R (1, 7) OBP: 0.288, SLG: 0.304		S S S 0-3 ③ K			x 0-0 E8 6-3 1B		x 0-0 ③ F7			3	0	1	0	0	1	0
Gene Alley, R (1, 6) OBP: 0.346, SLG: 0.342			x 0-0 ① 4-3		x 0-0 ② 6-3 2-3			x 0-0 ① F9		3	0	0	0	0	0	1
Dock Ellis, S (1, 1) OBP: 0.091, SLG: 0.091 Milt May, L (8, PH) OBP: 0.308, SLG: 0.313 Dave Giusti, R (9, 1)			S S S 0-3 ② K		S S S 0-3 ③ K			x 0-0 ② F8		2 1 0	0 0 0	0 0 0	0 0 0	0 0 0	2 0 0	1 0 0
Inning Stats	R: 0 H: 1 E: 0 LOB: 1 K: 1 BB: 0 S: 6 P: 6	R: 0 H: 0 E: 0 LOB: 0 K: 1 BB: 0 S: 5 P: 5	R: 0 H: 1 E: 0 LOB: 1 K: 1 BB: 0 S: 6 P: 6	R: 0 H: 0 E: 0 LOB: 0 K: 0 BB: 0 S: 3 P: 3	R: 0 H: 1 E: 1 LOB: 1 K: 1 BB: 0 S: 6 P: 6	R: 0 H: 2 E: 0 LOB: 1 K: 0 BB: 0 S: 4 P: 4	R: 0 H: 0 E: 0 LOB: 0 K: 0 BB: 0 S: 3 P: 3	R: 0 H: 0 E: 0 LOB: 0 K: 0 BB: 0 S: 3 P: 3	R: 0 H: 0 E: 0 LOB: 0 K: 1 BB: 0 S: 5 P: 5	1B: 5 SF: 0 2B: 0 SAC: 0 3B: 0 DP: 0 HR: 0 HBP: 0						

PITCHER	IP	WLS	BF	H	R	ER	SO	BB	IBB	HBP	BLK	WP	HR	S	P	ERA	WHIP
Rick Wise, R (1, 1) ERA: 3.55	9.0	W	31	5	0	0	5	0	0	0	0	0	0	41	41	0.00	0.556

PITCHER	IP	WLS	BF	H	R	ER	SO	BB	IBB	HBP	BLK	WP	HR	S	P	ERA	WHIP

BOTTOM

St. Louis Cardinals @ Pittsburgh Pirates

Three Rivers Stadium, Pittsburgh, PA

Sun Aug 13 1972, 3:33 AM EDT

Unknown

livebaseballscorecards.com

AB	31
R	0
H	5
RBI	0
BB	0
SO	5
LOB	5

St. Louis Cardinals @ Pittsburgh Pirates

Three Rivers Stadium, Pittsburgh, PA

Sun Aug 13 1972, 3:38 AM EDT

Att. 47,300 - Unknown

TOP

livebaseballscorecards.com

Batter	1	2	3	4	5	6	7	8	9	AB	R	H	RBI	BB	SO	LOB
Lou Brock, L (1, 7) OBP: 0.346, SLG: 0.388	F8		1B BB		K		K		BB 1B	4	2	1	0	1	2	0
Ted Sizemore, R (1, 4) OBP: 0.329, SLG: 0.362	F8		1B 3B 1-3 2-H		1B		K		1B BB 1-2	4	1	2	1	1	1	0
Bernie Carbo, L (1, 9) Jerry McNertney, R (9, PH) OBP: 0.320, SLG: 0.349 Jorge Roque, R (9, PR) OBP: 0.143, SLG: 0.077	K		3B 1-3 3-H		G1-4-3 1-2		K		1B 1-3 2-H	4 1 0	1 0 0	2 1 0	1 1 0	0 0 0	2 0 0	0 0 0
Joe Torre, R (1, 5) OBP: 0.355, SLG: 0.453		F3	P4		G1-4-3 1-2f			1-3	1-3	5	0	0	0	0	0	6
Ted Simmons, S (1, 2) OBP: 0.331, SLG: 0.472		1-4-3	1-H 3-H 3B			G4-6-3 1B		1B		4	0	3	2	0	0	0
Luis Melendez, R (1, 8) OBP: 0.305, SLG: 0.365		1B	F8			G4-6-3 1-2 1B		L7		4	0	2	0	0	0	2
Ron Allen, S (1, 3)		K		F8		G4-6-3 1-2f 2-3		F9		4	0	0	0	0	1	4
Dwain Anderson, R (1, 6) OBP: 0.324, SLG: 0.274			SH1-4 1B	G1-6-3		IBB			F8	3	1	2	0	1	0	0
Al Santorini, R (1, 1) OBP: 0.100, SLG: 0.069 Diego Segui, R (6, 1) OBP: 0.091, SLG: 0.091 Matty Alou, L (9, PH) OBP: 0.353, SLG: 0.396			SH1-4 1-2	G1-6-3 1-2f		1-3			K	2 0 1	0 0 0	0 0 0	0 0 0	0 0 1	0 0 0	3 0 0

Inning Stats	1	2	3	4	5	6	7	8	9
R	0	0	4	0	0	0	0	0	1
E	0	0	0	0	0	0	0	0	0
K	1	1	0	0	0	0	3	0	1
S	5	6	7	3	6	4	9	4	7
H	0	1	4	1	2	2	0	1	2
LOB	0	1	1	0	1	2	0	1	2
BB	0	0	1	0	0	1	0	0	1
P	5	6	11	3	6	8	9	4	11

1B	12
2B	0
3B	1
HR	0
SF	0
SAC	1
DP	3
HBP	0

WP	0
PB	0
SB	0
CS	0
PA	40

AB	36
R	5
H	13
RBI	5
BB	3
SO	7
LOB	15

PITCHER	IP	WLS	BF	H	R	ER	SO	BB	IBB	HBP	BLK	WP	HR	S	P	ERA	WHIP
Steve Blass, R (1, 1) ERA: 2.74	8.2	W	38	12	5	5	7	2	1	0	0	0	0	49	61	5.19	1.615
Ramon Hernandez, L (9, 1) ERA: 1.93	0.0		1	1	0	0	0	0	0	0	0	0	0	1	1	∞	∞
Dave Giusti, R (9, 1) ERA: 1.78	0.1	S	1	0	0	0	0	0	0	0	0	0	0	1	1	0.00	0.000

PITCHER	IP	WLS	BF	H	R	ER	SO	BB	IBB	HBP	BLK	WP	HR	S	P	ERA	WHIP

Batter	1	2	3	4	5	6	7	8	9	AB	R	H	RBI	BB	SO	LOB
Vic Davalillo, L (1, 9) OBP: 0.379, SLG: 0.436	BBBB 4-0 G6-4-3 BB			x 0-0 FC1-4 1B 1B	x 0-0 ③ 4-3	4-0 IBB				2	1	1	0	2	0	0
Dave Cash, R (1, 4) OBP: 0.304, SLG: 0.363	x 0-0 ①② G6-4-3 1-2f			x 0-0 FC1-4 1-2 1B		4-0 2B BB; 0-0 ③ F8				3	1	1	0	1	0	4
Al Oliver, L (1, 8) OBP: 0.347, SLG: 0.441	x 0-0 ③ 4-3			x 0-0 ① FC1-4 1B 1-2f 2-3 2B		x 0-0 1-H 2B 2B	x 0-0 ① 1-3			4	2	1	1	0	0	2
Willie Stargell, L (1, 3) OBP: 0.397, SLG: 0.605 Gene Clines, R (8, 7) OBP: 0.367, SLG: 0.414		SSS 0-3 ① K		SSS 0-3 ② K		4-0 2B 1B IBB	x 0-0 ② G3			3 0	1 0	0 0	0 0	1 0	2 0	2 0
Richie Hebner, L (1, 5) OBP: 0.396, SLG: 0.533		SSS 0-3 ② K		x 0-0 1-2 2B 3-H 1B		x 0-0 1-3 1B 2-H 2B	x 0-0 1B			4	2	3	2	0	1	0
Milt May, L (1, 2) OBP: 0.316, SLG: 0.326	x 0-0 ③ G3			x 0-0 1-H 2-H 2B		4-0 SH1-4 1B IBB	x 0-0 ③ 1-3			3	0	1	2	1	0	1
Bob Robertson, R (1, 7) OBP: 0.287, SLG: 0.303 (8, 3)		x 0-0 ① P3		x 0-0 ③ P3		x 0-0 SH1-4 1-2 2-H 3-H 1B		SSS 0-3 ① K		4	0	1	2	0	1	1
Gene Alley, R (1, 6) OBP: 0.341, SLG: 0.336		x 0-0 ② F9			x 0-0 ① 5-3	SSS 0-3 ① K		x 0-0 ② F9		4	0	0	0	0	1	2
Steve Blass, R (1, 1) OBP: 0.180, SLG: 0.169 Ramon Hernandez, S (9, 1) OBP: 0.182, SLG: 0.273 Dave Giusti, R (9, 1)		x 0-0 ③ 4-3			x 0-0 ② 6-3	x 0-0 ② SH1-4 1-2 2-3		SSS 0-3 ③ K		3 0 0	0 0 0	0 0 0	0 0 0	0 0 0	1 0 0	0 0 0
Inning Stats	R: 0 E: 0 K: 0 S: 2 H: 0 LOB: 0 BB: 1 P: 6	R: 0 E: 0 K: 2 S: 7 H: 0 LOB: 0 BB: 0 P: 7	R: 0 E: 0 K: 0 S: 3 H: 0 LOB: 0 BB: 0 P: 3	R: 3 E: 0 K: 1 S: 9 H: 4 LOB: 1 BB: 0 P: 9	R: 0 E: 0 K: 0 S: 3 H: 0 LOB: 0 BB: 0 P: 3	R: 4 E: 0 K: 1 S: 8 H: 3 LOB: 3 BB: 4 P: 24	R: 0 E: 0 K: 0 S: 4 H: 1 LOB: 1 BB: 0 P: 4	R: 0 E: 0 K: 2 S: 7 H: 0 LOB: 0 BB: 0 P: 7		1B: 5 2B: 3 3B: 0 HR: 0	SF: 0 SAC: 1 DP: 1 HBP: 0					

PITCHER		IP	WLS	BF	H	R	ER	SO	BB	IBB	HBP	BLK	WP	HR	S	P	ERA	WHIP
Al Santorini, R ERA: 4.8	(1, 1)	5.0	L	23	6	7	7	3	2	1	0	0	0	0	26	38	12.60	1.600
Diego Segui, R ERA: 2.73	(6, 1)	3.0		13	2	0	0	3	0	2	0	0	0	0	17	25	0.00	0.667

PITCHER	IP	WLS	BF	H	R	ER	SO	BB	IBB	HBP	BLK	WP	HR	S	P	ERA	WHIP

BOTTOM

St. Louis Cardinals @ Pittsburgh Pirates

Three Rivers Stadium, Pittsburgh, PA

Sun Aug 13 1972, 3:38 AM EDT

Att. 47,300 - Unknown

livebaseballscorecards.com

AB	30
R	7
H	8
RBI	7
BB	5
SO	6
LOB	12

WP: 0 PB: 0 SB: 0 CS: 0 PA: 36

Batter	1	2	3	4	5	6	7	8	9	AB	R	H	RBI	BB	SO	LOB
Rennie Stennett, R (1, 9) OBP: 0.314, SLG: 0.400	G6-3, 1B	1B, 2-H, 3-H		E5, FC6-4		F8			K	5	0	2	2	0	1	0
Dave Cash, R (1, 4) OBP: 0.303, SLG: 0.361	G6-3, 1-2f	1B, 1-2		FC6-4, 1-2f		K			F9	5	0	1	0	0	1	2
Al Oliver, L (1, 8) OBP: 0.348, SLG: 0.439	4-3	4-3			1B, 1B, HBP		L6-3, 1B		K	4	1	1	0	0	1	2
Willie Stargell, L (1, 3) OBP: 0.393, SLG: 0.598		4-3	4-3		F6		L6-3, 1-2			4	0	0	0	0	0	2
Manny Sanguillen, R (1, 2) OBP: 0.342, SLG: 0.440		BB, 1B, 2B, 1B	6-3		1B, 1-3, 1B		K			4	1	2	0	0	1	0
Bob Robertson, R (1, 7) OBP: 0.287, SLG: 0.302		BB, 1-2, 2B, 1B	K		F3			K		4	1	1	0	0	2	2
Richie Hebner, L (1, 5) OBP: 0.401, SLG: 0.545		K		HR	FC6-4, 1-2, 3-H, 1B			BB, G6-3, 1B		3	1	2	2	1	1	2
Gene Alley, R (1, 6) OBP: 0.343, SLG: 0.336		BB, 2B, 1B, 1-2, 2-3		5-3	FC6-4, 1-2f			G6-3, 1-2, 1B		3	1	1	0	1	0	2
Bruce Kison, R (1, 1) OBP: 0.156, SLG: 0.219 Bob Johnson, L (4, 1) OBP: 0.207, SLG: 0.214 Roberto Clemente, R (8, PH) OBP: 0.351, SLG: 0.490 Ramon Hernandez, S (8, 1) OBP: 0.182, SLG: 0.273		1B, 1-3, 2-H, 3-H, 2B		5-3		K		G6-3, 1-2f, 2-3		2 1 1 0	1 0 0 0	1 0 0 0	2 0 0 0	0 1 0 0	0 0 2 0	0 0 0 0
Inning Stats	R: 0 E: 0 K: 0 S: 3 H: 1 LOB: 0 BB: 0 P: 3	R: 4 E: 0 K: 1 S: 10 H: 5 LOB: 2 BB: 1 P: 14	R: 0 E: 0 K: 1 S: 5 H: 0 LOB: 0 BB: 0 P: 5	R: 1 E: 1 K: 0 S: 5 H: 1 LOB: 1 BB: 0 P: 5	R: 1 E: 0 K: 0 S: 5 H: 2 LOB: 2 BB: 0 P: 6	R: 0 E: 0 K: 2 S: 7 H: 0 LOB: 0 BB: 0 P: 7	R: 0 E: 0 K: 1 S: 5 H: 1 LOB: 0 BB: 0 P: 5	R: 0 E: 0 K: 1 S: 5 H: 1 LOB: 1 BB: 1 P: 9	R: 0 E: 0 K: 2 S: 7 H: 0 LOB: 0 BB: 0 P: 7	1B: 9 2B: 2 3B: 0 HR: 1 SF: 0 SAC: 0 DP: 3 HBP: 1						

PITCHER	IP	WLS	BF	H	R	ER	SO	BB	IBB	HBP	BLK	WP	HR	S	P	ERA	WHIP
Claude Osteen, L (1, 1) ERA: 2.51	4.1		23	8	6	6	2	1	0	1	0	0	1	25	30	12.46	2.077
Pete Richert, L (5, 1) ERA: 1.89	2.2	W	9	2	0	0	3	0	0	0	0	0	0	15	15	0.00	0.750
Jim Brewer, L (8, 1) ERA: 1.04	2.0	S	7	1	0	0	3	1	0	0	0	0	0	12	16	0.00	1.000

PITCHER	IP	WLS	BF	H	R	ER	SO	BB	IBB	HBP	BLK	WP	HR	S	P	ERA	WHIP

TOP

Pittsburgh Pirates @ Los Angeles Dodgers

Dodger Stadium, Los Angeles, CA

Tue Aug 15 1972, 7:05 PM PDT

Att. 27,484 - Unknown

livebaseballscorecards.com

AB	36
R	6
H	11
RBI	6
BB	2
SO	8
LOB	14

Batter	1	2	3	4	5	6	7	8	9	AB	R	H	RBI	BB	SO	LOB
Lee Lacy, R (1, 4) OBP: 0.316, SLG: 0.337	E4 1B 1B	G4-6-3 1-3 1B		SH5-4 1-2 2-3		4-3	K			4	1	1	0	0	1	2
Bill Buckner, L (1, 9) OBP: 0.355, SLG: 0.405	F8	G4-6-3 1-2f		S 2-3 3-H 1B		HR 1B		6-3		5	1	2	1	0	0	3
Willie Davis, L (1, 8) OBP: 0.309, SLG: 0.433	1B 1B 1-3 1B		F4	SF8 1-2 3-H		1-H HR		4-3		4	2	2	3	0	0	0
Wes Parker, S (1, 3) OBP: 0.370, SLG: 0.362	1B 1-3 3-H 1B		1-3	6-3		F7		BBBB BB		4	0	1	1	1	0	1
Willie Crawford, L (1, 7) OBP: 0.314, SLG: 0.430	K		3-1		K	F5		K		5	0	0	0	0	3	3
Bobby Valentine, R (1, 5) OBP: 0.298, SLG: 0.316 Maury Wills, S (8, 5) OBP: 0.176, SLG: 0.154	FC5-4 1-2 3-H 1B			BBBB 1B 1B BB	4-3		E BB 1B			3 0	1 0	2 0	1 0	1 0	0 0	0 0
Bill Russell, R (1, 6) OBP: 0.330, SLG: 0.411	FC5-4 1-2f			1B 1-3 1B	S 1B		BBBB 1-2 BB			3	1	2	0	1	0	2
Chris Cannizzaro, R (1, 2) OBP: 0.356, SLG: 0.325		F6		SH5-4 1B 1-3 3-H 1B	1-2 IBB		F2 2-3			3	1	1	1	1	0	2
Claude Osteen, L (1, 1) OBP: 0.365, SLG: 0.414 Pete Richert, L (5, 1) OBP: 0.500, SLG: 0.500 Jim Lefebvre, S (7, PH) OBP: 0.266, SLG: 0.346 Jim Brewer, L (8, 1)		BBBB 1B BB		1B SH5-4 SF8 1-2 3-H 1B	K		F2			1 1 1 0	1 0 0 0	1 0 0 0	1 0 0 0	1 1 0 0	0 2 2 0	0 2 0
Inning Stats	R: 2 E: 1 K: 1 S: 9 H: 3 LOB: 2 BB: 0 P: 9	R: 0 E: 0 K: 0 S: 3 H: 1 LOB: 1 BB: 1 P: 7	R: 0 E: 0 K: 0 S: 3 H: 0 LOB: 0 BB: 0 P: 3	R: 4 E: 0 K: 0 S: 7 H: 4 LOB: 1 BB: 1 P: 11	R: 0 E: 0 K: 2 S: 8 H: 1 LOB: 2 BB: 1 P: 12	R: 2 E: 0 K: 0 S: 5 H: 2 LOB: 0 BB: 0 P: 5	R: 0 E: 1 K: 1 S: 6 H: 1 LOB: 2 BB: 1 P: 10	R: 0 E: 0 K: 1 S: 5 H: 0 LOB: 1 BB: 1 P: 9		1B: 11 2B: 0 3B: 0 HR: 1	SF: 1 SAC: 1 DP: 1 HBP: 0					

PITCHER		IP	WLS	BF	H	R	ER	SO	BB	IBB	HBP	BLK	WP	HR	S	P	ERA	WHIP
Bruce Kison, R ERA: 3.08	(1, 1)	3.1		20	8	6	4	1	2	0	0	0	0	0	20	28	10.80	3.000
Bob Johnson, R ERA: 3.57	(4, 1)	3.2	L	17	4	2	2	3	1	1	0	0	0	1	21	29	4.91	1.364
Ramon Hernandez, L ERA: 1.89	(8, 1)	1.0		4	0	0	0	1	1	0	0	0	0	0	5	9	0.00	1.000

PITCHER	IP	WLS	BF	H	R	ER	SO	BB	IBB	HBP	BLK	WP	HR	S	P	ERA	WHIP

BOTTOM

Pittsburgh Pirates @ Los Angeles Dodgers

Dodger Stadium, Los Angeles, CA

Tue Aug 15 1972, 7:05 PM PDT

Att. 27,484 - Unknown

livebaseballscorecards.com

AB	34
R	8
H	12
RBI	8
BB	5
SO	5
LOB	17

WP: 0	PA: 41		
PB: 0			
SB: 2			
CS: 0			

Batter	1	2	3	4	5	6	7	8	9	AB	R	H	RBI	BB	SO	LOB
Vic Davalillo, L (1, 9) OBP: 0.374, SLG: 0.430	4-3			5-3		F7		5-3		4	0	0	0	0	0	0
Dave Cash, R (1, 4) OBP: 0.308, SLG: 0.369	L4			E 1B 1B		1B			BLK 1B 2B	4	1	3	0	0	0	0
Al Oliver, L (1, 8) OBP: 0.349, SLG: 0.440	F3			E5 G4-6-3 1-3 1B		4-3			2-H HR 1B	4	1	2	1	0	0	0
Willie Stargell, L (1, 3) OBP: 0.392, SLG: 0.602 Gene Clines, R (9, 7) OBP: 0.367, SLG: 0.414		6-3		G4-6-3 1-2f			F3		1-H HR	4 0	1 0	1 0	2 0	0 0	0 0	2 0
Richie Hebner, L (1, 5) OBP: 0.402, SLG: 0.543		F8			BB BB		1B		F6	3	0	1	0	1	0	0
Manny Sanguillen, R (1, 2) OBP: 0.339, SLG: 0.436		5-3			F4		F5		F8	4	0	0	0	0	0	2
Bob Robertson, R (1, 7) OBP: 0.283, SLG: 0.297 (9, 3)			K		K		F4		K	4	0	0	0	0	3	2
Gene Alley, R (1, 6) OBP: 0.343, SLG: 0.333		4-3			1-2 BB			4-3		2	0	0	0	1	0	0
Nelson Briles, R (1, 1) OBP: 0.167, SLG: 0.191		2-3			K			L4		2	0	0	0	0	1	2
Milt May, L (8, PH) OBP: 0.313, SLG: 0.322										1	0	0	0	0	0	0
Ramon Hernandez, S (8, 1) OBP: 0.182, SLG: 0.273										0	0	0	0	0	0	0
Bob Miller, R (8, 1)										0	0	0	0	0	0	0
Inning Stats	R: 0 E: 0 K: 0 S: 3 H: 0 LOB: 0 BB: 0 P: 3	R: 0 E: 0 K: 0 S: 3 H: 0 LOB: 0 BB: 0 P: 3	R: 0 E: 0 K: 1 S: 5 H: 0 LOB: 0 BB: 0 P: 5	R: 0 E: 1 K: 0 S: 4 H: 2 LOB: 1 BB: 0 P: 4	R: 0 E: 0 K: 2 S: 7 H: 0 LOB: 2 BB: 2 P: 15	R: 0 E: 0 K: 0 S: 3 H: 1 LOB: 0 BB: 0 P: 3	R: 0 E: 0 K: 0 S: 4 H: 1 LOB: 1 BB: 0 P: 4	R: 0 E: 0 K: 0 S: 3 H: 0 LOB: 0 BB: 0 P: 3	R: 3 E: 0 K: 1 S: 8 H: 3 LOB: 0 BB: 0 P: 8	1B: 5 2B: 1 3B: 0 HR: 1 SF: 0 SAC: 0 DP: 1 HBP: 0						

PITCHER	IP	WLS	BF	H	R	ER	SO	BB	IBB	HBP	BLK	WP	HR	S	P	ERA	WHIP
Don Sutton, R (1, 1) ERA: 2.14	9.0	L	34	7	3	3	4	2	0	0	1	0	1	40	48	3.00	1.000

PITCHER	IP	WLS	BF	H	R	ER	SO	BB	IBB	HBP	BLK	WP	HR	S	P	ERA	WHIP

TOP

Pittsburgh Pirates @ Los Angeles Dodgers

Dodger Stadium, Los Angeles, CA

Wed Aug 16 1972, 7:05 PM PDT

Att. 28,318 - Unknown

livebaseballscorecards.com

AB	32
R	3
H	7
RBI	3
BB	2
SO	4
LOB	8

Batter	1	2	3	4	5	6	7	8	9	AB	R	H	RBI	BB	SO	LOB
Lee Lacy, R (1, 4) OBP: 0.319, SLG: 0.341	4-3		1-2 2B 1B		FC4-6 1B		6-3			4	1	2	0	0	0	1
Bill Buckner, L (1, 9) OBP: 0.354, SLG: 0.402	4-3		F7		1-2f FC4-6 CS			FC1-6 1B		4	0	1	0	0	0	3
Willie Davis, L (1, 8) OBP: 0.308, SLG: 0.434	4-3		1-H 2-H 2B		S S S 1-2 K			1-2f FC1-6 S		4	0	1	2	0	1	2
Wes Parker, S (1, 3) OBP: 0.375, SLG: 0.361		F8	I I I FC6-4 IBB			B B B B G3-6-3 BB		1-2 G4-6-3 BB		1	0	0	0	3	0	0
Willie Crawford, L (1, 7) OBP: 0.309, SLG: 0.423 Manny Mota, R (8, PH) OBP: 0.387, SLG: 0.465 (9, 7)		4-3	1-2f FC6-4			1-2f G3-6-3		1-2f G4-6-3		3 1	0 0	0 0	0 0	0 0	0 0	3 2
Bobby Valentine, R (1, 5) OBP: 0.301, SLG: 0.322	2B			F3		5-3			G6-4-3 1B	4	0	2	0	0	0	0
Bill Russell, R (1, 6) OBP: 0.333, SLG: 0.414 Maury Wills, S (9, PH) OBP: 0.174, SLG: 0.153	S S S K			F9 S 1B			1-4-3 S 1B		F2	3 1	0 0	2 0	0 0	0 0	1 0	1 1
Chris Cannizzaro, R (1, 2) OBP: 0.348, SLG: 0.316			F8	1-3 F9			1-2 F1		1-2f G6-4-3	4	0	0	0	0	0	3
Don Sutton, R (1, 1) OBP: 0.182, SLG: 0.156			1B 2B 1B	6-3			2-3 1-4-3			3	1	1	0	0	0	2
Inning Stats	R: 0 H: 0 E: 0 LOB: 0 K: 0 BB: 0 S: 3 P: 3	R: 0 H: 1 E: 0 LOB: 1 K: 1 BB: 0 S: 6 P: 6	R: 2 H: 3 E: 0 LOB: 2 K: 0 BB: 1 S: 6 P: 10	R: 0 H: 1 E: 0 LOB: 1 K: 0 BB: 0 S: 4 P: 4	R: 0 H: 1 E: 0 LOB: 0 K: 1 BB: 0 S: 5 P: 5	R: 0 H: 0 E: 0 LOB: 0 K: 0 BB: 1 S: 2 P: 6	R: 0 H: 1 E: 0 LOB: 1 K: 0 BB: 0 S: 4 P: 4	R: 0 H: 1 E: 0 LOB: 1 K: 0 BB: 1 S: 3 P: 7	R: 0 H: 1 E: 0 LOB: 0 K: 0 BB: 0 S: 3 P: 3	1B: 7 2B: 2 3B: 0 HR: 0	SF: 0 SAC: 0 DP: 3 HBP: 0			WP: 0 PB: 0 SB: 3 CS: 1	PA: 35		

PITCHER		IP	WLS	BF	H	R	ER	SO	BB	IBB	HBP	BLK	WP	HR	S	P	ERA	WHIP
Nelson Briles, R ERA: 3.23	(1, 1)	7.0		28	7	2	2	2	1	1	0	0	0	0	30	38	2.57	1.143
Ramon Hernandez, L ERA: 1.88	(8, 1)	0.1		3	1	0	0	0	1	0	0	0	0	0	2	6	0.00	6.000
Bob Miller, R ERA: 1.88	(8, 1)	1.2	W	4	1	0	0	0	0	0	0	0	0	0	4	4	0.00	0.600

PITCHER	IP	WLS	BF	H	R	ER	SO	BB	IBB	HBP	BLK	WP	HR	S	P	ERA	WHIP

BOTTOM

Pittsburgh Pirates @ Los Angeles Dodgers

Dodger Stadium, Los Angeles, CA

Wed Aug 16 1972, 7:05 PM PDT

Att. 28,318 - Unknown

livebaseballscorecards.com

AB	32
R	2
H	9
RBI	2
BB	3
SO	2
LOB	18

Batter	1	2	3	4	5	6	7	8	9	AB	R	H	RBI	BB	SO	LOB
Gene Clines, R (1, 9) OBP: 0.363, SLG: 0.410	L9		L5-3		L7		K		1B	5	0	1	0	0	1	0
Dave Cash, R (1, 4) OBP: 0.312, SLG: 0.370	6-3		1-3 1B		5-3		BB G1		G1-6-3 1-2	4	0	2	0	1	0	0
Al Oliver, L (1, 8) OBP: 0.350, SLG: 0.439	HBP 1B		1-3 1-2		1B		G1 1-2		G1-6-3 1-2f	5	0	2	0	0	0	4
Willie Stargell, L (1, 3) OBP: 0.390, SLG: 0.597	1-2 HBP		4-3		K		6-3			3	0	0	0	0	1	3
Manny Sanguillen, R (1, 2) OBP: 0.343, SLG: 0.446	F2			2B G3 1B		HR		G5-4-3 1B		4	2	3	1	0	0	2
Bob Robertson, R (1, 7) OBP: 0.286, SLG: 0.301		F9		G3 1-3 2B		BB FC1-6		G5-4-3 1-2f		3	0	1	0	1	0	1
Richie Hebner, L (1, 5) OBP: 0.403, SLG: 0.546		FC4-6 1B		G3 2-3 3-H		FC1-6 FC5-4 1-2f		2B		4	0	2	1	0	0	2
Gene Alley, R (1, 6) OBP: 0.338, SLG: 0.328		FC4-6 1-2f		4-3		F9		1-3		4	0	0	0	0	0	4
Bob Moose, R (1, 1) OBP: 0.267, SLG: 0.226 Roberto Clemente, R (9, PH) OBP: 0.350, SLG: 0.488		4-3		G3		FC5-4 1-2f			G3	3 1	0 0	0 0	0 0	0 0	0 0	3 0
Inning Stats	R: 0 H: 1 E: 0 LOB: 2 K: 0 BB: 0 S: 4 P: 5	R: 0 H: 1 E: 0 LOB: 1 K: 0 BB: 0 S: 4 P: 4	R: 0 H: 1 E: 0 LOB: 1 K: 0 BB: 0 S: 4 P: 4	R: 1 H: 2 E: 0 LOB: 1 K: 0 BB: 0 S: 5 P: 5	R: 0 H: 1 E: 0 LOB: 1 K: 1 BB: 0 S: 6 P: 6	R: 1 H: 1 E: 0 LOB: 1 K: 0 BB: 1 S: 4 P: 8	R: 0 H: 0 E: 0 LOB: 1 K: 1 BB: 1 S: 5 P: 9	R: 0 H: 2 E: 0 LOB: 1 K: 0 BB: 0 S: 4 P: 4	R: 0 H: 2 E: 0 LOB: 1 K: 0 BB: 0 S: 4 P: 4	1B: 8 SF: 0 2B: 2 SAC: 0 3B: 0 DP: 2 HR: 1 HBP: 1						

TOP

Pittsburgh Pirates @ Los Angeles Dodgers

Dodger Stadium, Los Angeles, CA

Thu Aug 17 1972, 7:05 PM PDT

Att. 29,777 - Unknown

livebaseballscorecards.com

AB	36
R	2
H	11
RBI	2
BB	2
SO	2
LOB	19

PITCHER		IP	WLS	BF	H	R	ER	SO	BB	IBB	HBP	BLK	WP	HR	S	P	ERA	WHIP
Al Downing, L ERA: 2.97	(1, 1)	8.1	W	38	11	2	2	2	2	0	1	0	0	1	39	48	2.16	1.560
Pete Richert, L ERA: 1.86	(9, 1)	0.2	S	1	0	0	0	0	0	0	0	0	0	0	1	1	0.00	0.000

PITCHER	IP	WLS	BF	H	R	ER	SO	BB	IBB	HBP	BLK	WP	HR	S	P	ERA	WHIP

Batter	1	2	3	4	5	6	7	8	9	AB	R	H	RBI	BB	SO	LOB
Lee Lacy, R (1, 4) OBP: 0.323, SLG: 0.337	B B B B 4-0 1B SF7 BB		x 0-0 ② 4-3		x 0-0 ③ 6-3		B B B B 4-0 FC4-6 BB			2	1	0	0	2	0	0
Bill Buckner, L (1, 9) OBP: 0.352, SLG: 0.400	x 0-0 3-1 1-3 1B		x 0-0 ③ 4-3			x 0-0 ① 3-1	x 0-0 ② FC4-6 1-2f 2-3			4	0	1	0	0	0	2
Willie Davis, L (1, 8) OBP: 0.310, SLG: 0.436	x 0-0 ① SF7 3-H			x 0-0 BB 1B 1B		x 0-0 3B 1B	x 0-0 ③ F7			3	2	2	1	0	0	2
Wes Parker, S (1, 3) OBP: 0.376, SLG: 0.367	x 0-0 ② 3-1 2-3			B B B B 4-0 CS 1B 1-2 BB		x 0-0 1-H SH5-3 3B		x 0-0 ① G3		3	1	1	1	1	0	1
Willie Crawford, L (1, 7) OBP: 0.307, SLG: 0.415	x 0-0 ③ F7			x 0-0 ① L7		4-0 SH5-3 IBB		x 0-0 ② G3		3	0	0	0	1	0	3
Bobby Valentine, R (1, 5) OBP: 0.301, SLG: 0.322		x 0-0 ① 6-3		x 0-0 ② L7		x 0-0 ② SH5-3 1-2 3-H		x 0-0 1B 1B		3	0	1	1	0	0	2
Bill Russell, R (1, 6) OBP: 0.336, SLG: 0.415		x 0-0 ② 4-3		x 0-0 1-2 2-H 1B		x 0-0 ③ F5		x 0-0 1-3 1B		4	0	2	1	0	0	1
Chris Cannizzaro, R (1, 2) OBP: 0.346, SLG: 0.314		S S S S 0-3 ③ K		0-0 ③ CS 2-3	S S S 0-3 ① K		x 0-0 FC4-6 SH1-3 1B	x 0-0 ③ F7		4	0	1	0	0	2	2
Al Downing, R (1, 1) OBP: 0.100, SLG: 0.102 Pete Richert, L (9, 1) OBP: 0.500, SLG: 0.500			S S S 0-3 ① K		x 0-0 ② 4-3		x 0-0 ① SH1-3 1-2			2	0	0	0	0	1	0
										0	0	0	0	0	0	0
Inning Stats	R: 1 H: 1 E: 0 LOB: 1 K: 0 BB: 1 S: 4 P: 8	R: 0 H: 0 E: 0 LOB: 0 K: 1 BB: 0 S: 5 P: 5	R: 0 H: 0 E: 0 LOB: 0 K: 1 BB: 0 S: 5 P: 5	R: 1 H: 2 E: 0 LOB: 1 K: 0 BB: 1 S: 4 P: 8	R: 0 H: 0 E: 0 LOB: 0 K: 1 BB: 0 S: 5 P: 5	R: 2 H: 2 E: 0 LOB: 1 K: 0 BB: 1 S: 5 P: 9	R: 0 H: 1 E: 0 LOB: 2 K: 0 BB: 1 S: 4 P: 8	R: 0 H: 2 E: 0 LOB: 2 K: 0 BB: 0 S: 5 P: 5		1B: 7 SF: 1 2B: 0 SAC: 2 3B: 1 DP: 0 HR: 0 HBP: 0						

PITCHER	IP	WLS	BF	H	R	ER	SO	BB	IBB	HBP	BLK	WP	HR	S	P	ERA	WHIP
Bob Moose, R (1, 1) ERA: 3.23	8.0	L	35	8	4	4	3	3	1	0	0	0	0	37	53	4.50	1.375

PITCHER	IP	WLS	BF	H	R	ER	SO	BB	IBB	HBP	BLK	WP	HR	S	P	ERA	WHIP

BOTTOM

Pittsburgh Pirates @ Los Angeles Dodgers

Dodger Stadium, Los Angeles, CA

Thu Aug 17 1972, 7:05 PM PDT

Att. 29,777 - Unknown

livebaseballscorecards.com

AB	28
R	4
H	8
RBI	4
BB	4
SO	3
LOB	13

WP: 0 PA: 36
PB: 0
SB: 0
CS: 1

Batter	1	2	3	4	5	6	7	8	9	AB	R	H	RBI	BB	SO	LOB
Vic Davalillo, L (1, 9) OBP: 0.372, SLG: 0.427	S S S 0-3 ① K		x 0-0 ③ F8			x 0-0 ① F8		x 0-0 1B 1-2 1B		4	1	1	0	0	1	1
Dave Cash, R (1, 4) OBP: 0.314, SLG: 0.372	x 0-0 ② 5-3			x 0-0 1B 2B 1B		x 0-0 ② L3		x 0-0 1B 1-3 2-H 1B		4	1	2	1	0	0	0
Al Oliver, L (1, 8) OBP: 0.349, SLG: 0.437	x 0-0 ③ F8			x 0-0 ① F9		x 0-0 ③ F5		x 0-0 1-2 3-H 1B		4	0	1	1	0	0	1
Willie Stargell, L (1, 3) OBP: 0.389, SLG: 0.593 Gene Clines, R (8, 7) OBP: 0.363, SLG: 0.410		x 0-0 ① F7		x 0-0 1-2 2B 1B			S S S 0-3 ① K	S S S 0-3 ② K		4 0	0 0	1 0	0 0	0 0	2 0	2 0
Richie Hebner, L (1, 5) OBP: 0.404, SLG: 0.547		x 0-0 ② F9		x 0-0 ② 1B 1-H 2-H 2B			H 1-0 FC6-4 HBP	x 0-0 ③ F7		3	1	1	1	0	0	2
Manny Sanguillen, R (1, 2) OBP: 0.342, SLG: 0.444		x 0-0 ③ F9		x 0-0 ③ 2-H 1B			x 0-0 ② FC6-4 1-2f		x 0-0 ① F9	4	0	1	1	0	0	1
Bob Robertson, R (1, 7) OBP: 0.285, SLG: 0.298 (8, 3)			B B B B 4-0 SH1-4 BB		x 0-0 ① F9		x 0-0 ③ F5		S S S 0-3 ② K	3	0	0	0	1	1	1
Gene Alley, R (1, 6) OBP: 0.333, SLG: 0.323			x 0-0 ① F6		S S S 0-3 ② K			x 0-0 ① 5-3	S S S 0-3 ③ K	4	0	0	0	0	2	1
Steve Blass, R (1, 1) OBP: 0.175, SLG: 0.164			x 0-0 ② SH1-4 1-2		x 0-0 ③ 1-3			x 0-0 E5 1B 1B		2	1	0	0	0	0	0
Inning Stats	R: 0 H: 0 E: 0 LOB: 0 K: 1 BB: 0 S: 5 P: 5	R: 0 H: 0 E: 0 LOB: 0 K: 0 BB: 0 S: 3 P: 3	R: 0 H: 0 E: 0 LOB: 0 K: 0 BB: 1 S: 3 P: 7	R: 2 H: 4 E: 0 LOB: 1 K: 0 BB: 0 S: 5 P: 5	R: 0 H: 0 E: 0 LOB: 0 K: 1 BB: 0 S: 5 P: 5	R: 0 H: 0 E: 0 LOB: 0 K: 0 BB: 0 S: 3 P: 3	R: 0 H: 0 E: 0 LOB: 1 K: 1 BB: 0 S: 5 P: 6	R: 2 H: 3 E: 1 LOB: 2 K: 1 BB: 0 S: 9 P: 9	R: 0 H: 0 E: 0 LOB: 0 K: 2 BB: 0 S: 7 P: 7	1B: 6 SF: 0 2B: 1 SAC: 1 3B: 0 DP: 0 HR: 0 HBP: 1						WP: 0 PA: 35 PB: 0 SB: 0 CS: 0	

PITCHER		IP	WLS	BF	H	R	ER	SO	BB	IBB	HBP	BLK	WP	HR	S	P	ERA	WHIP
Bill Greif, R ERA: 4.81	(1, 1)	7.1	L	29	6	4	3	3	1	0	1	0	0	0	33	38	3.68	0.955
Mark Schaeffer, L ERA: 4.35	(8, 1)	0.2		3	1	0	0	1	0	0	0	0	0	0	5	5	0.00	1.500
Gary Ross, R ERA: 2.07	(9, 1)	1.0		3	0	0	0	2	0	0	0	0	0	0	7	7	0.00	0.000

PITCHER	IP	WLS	BF	H	R	ER	SO	BB	IBB	HBP	BLK	WP	HR	S	P	ERA	WHIP

TOP

Pittsburgh Pirates @ San Diego Padres

San Diego Stadium, San Diego, CA

Fri Aug 18 1972, 10:05 PM EDT

Att. 30,610 - Unknown

livebaseballscorecards.com

AB	32
R	4
H	7
RBI	4
BB	1
SO	6
LOB	9

BOTTOM

Pittsburgh Pirates @ San Diego Padres

San Diego Stadium, San Diego, CA

Fri Aug 18 1972, 10:05 PM EDT

Att. 30,610 - Unknown

livebaseballscorecards.com

Batter	1	2	3	4	5	6	7	8	9	AB	R	H	RBI	BB	SO	LOB
Jerry Morales, R (1, 8) OBP: 0.319, SLG: 0.362	L7	K			F9			BB, FC6-4		3	0	0	0	1	1	2
Garry Jestadt, R (1, 4) OBP: 0.273, SLG: 0.341	BB, PO		5-3			F2		FC6-4, 1-2f		3	0	0	0	1	0	1
Dave Roberts, R (1, 5) OBP: 0.289, SLG: 0.343	L7		6-3			L7			F9	4	0	0	0	0	0	1
Nate Colbert, R (1, 3) OBP: 0.321, SLG: 0.542	PO, 1-2	FC5-4, 1B	F9			L7			5-3	4	0	1	0	0	0	0
Cito Gaston, R (1, 9) OBP: 0.310, SLG: 0.365		FC5-4, 1B, BB, 1-2f		6-3			6-3		BB	3	1	0	0	1	0	1
Larry Stahl, L (1, 7) OBP: 0.301, SLG: 0.327		BB, 1B, 1-2		4-3			F8		L8	3	0	0	0	1	0	1
Derrel Thomas, S (1, 6) OBP: 0.293, SLG: 0.311		1B, E, 1-3, 2-3		F4			CS, 1B			3	1	2	0	0	0	0
Fred Kendall, R (1, 2) OBP: 0.263, SLG: 0.343		E, 1-3, 3-H, 1B			5-3		CS, 1-2	6-3		3	0	1	1	0	0	0
Bill Greif, R (1, 1) OBP: 0.061, SLG: 0.031		E3, 2-3, 3-H			1-3			K		2	0	0	0	0	0	1
Mark Schaeffer, L (8, 1)										0	0	0	0	0	0	0
Curt Blefary, L (8, PH) OBP: 0.317, SLG: 0.396										1	0	0	0	0	1	0
Gary Ross, R (9, 1) OBP: 0.222, SLG: 0.222										0	0	0	0	0	0	0

Inning Stats	1	2	3	4	5	6	7	8	9
R	0	2	0	0	0	0	0	0	0
E	0	1	0	0	0	0	0	0	0
K	0	1	0	0	0	0	0	1	0
S	2	8	3	3	3	3	3	5	3
H	0	3	0	0	0	0	1	0	0
LOB	0	2	0	0	0	0	0	1	1
BB	1	1	0	0	0	0	0	1	1
P	6	12	3	3	3	3	3	9	7

AB	29
R	2
H	4
RBI	1
BB	4
SO	2
LOB	7

1B	4
2B	0
3B	0
HR	0
SF	0
SAC	0
DP	0
HBP	0

WP	0
PB	0
SB	0
CS	1
PA	35

PITCHER	IP	WLS	BF	H	R	ER	SO	BB	IBB	HBP	BLK	WP	HR	S	P	ERA	WHIP
Steve Blass, R (1, 1) ERA: 2.66	9.0	W	33	4	2	1	2	4	0	0	0	0	0	33	49	1.00	0.889

PITCHER	IP	WLS	BF	H	R	ER	SO	BB	IBB	HBP	BLK	WP	HR	S	P	ERA	WHIP

Pittsburgh Pirates @ San Diego Padres

San Diego Stadium, San Diego, CA

Sun Aug 20 1972, 6:33 AM EDT

Unknown

TOP

livebaseballscorecards.com

Batter	1	2	3	4	5	6	7	8	9	AB	R	H	RBI	BB	SO	LOB
Gene Clines, R (1, 9) (7, 7) OBP: 0.366, SLG: 0.412	CS 1B		1B 1B	K	L4-3		2B 1B 2-H		L4-3	6	2	3	1	0	1	3
Dave Cash, R (1, 4) OBP: 0.317, SLG: 0.377	K		1B 1B 1-2	L8		E6 1B SF8	1B 1B 2B 1-3		1B	6	3	3	0	0	1	2
Al Oliver, L (1, 8) OBP: 0.349, SLG: 0.437	FC6 1-2 1B		K	K		1-3 1B	1B 2-3 3-H 1B		F7	3	0	1	0	0	2	3
Vic Davalillo, L (6, PH) (6, 8) OBP: 0.375, SLG: 0.430										3	0	2	1	0	0	1
Willie Stargell, L (1, 3) OBP: 0.392, SLG: 0.594	FC6 1-2f		1B 1B 1-3 2-H 1B		E BB BB BB	SF8 3-H	1B 1-2 3-H 1B		F7	3	2	2	3	1	0	1
Rennie Stennett, R (7, PR) (7, 9) OBP: 0.313, SLG: 0.398										1	0	0	0	0	0	1
Manny Sanguillen, R (1, 2) OBP: 0.343, SLG: 0.443		6-3	1B 1-3 3-H 1B		BB E 1-2 1B BB	F9	F9			4	1	1	1	1	0	3
Bob Robertson, R (1, 7) (7, 3) OBP: 0.284, SLG: 0.296		5-3	1-2 3-H 1B		E4 BB 1-2 2-3 1B	F9		5-3		5	0	1	1	0	0	3
Richie Hebner, L (1, 5) OBP: 0.410, SLG: 0.547		2B HBP	K		FC5 1B 1-2 2-3 3-H BB		SH3-4 1B 1B	6-3 BB		2	1	1	1	2	1	2
Jackie Hernandez, R (1, 6) OBP: 0.225, SLG: 0.270	1-3 2B		F8		FC5 1-2 2-H 3-H 1B		K	6-3 1-2		5	0	2	1	0	1	4
Dock Ellis, S (1, 1) OBP: 0.106, SLG: 0.106	K			E4 1B	FC5 1-2 2-3f		SH3-4 1-2	F8		3	0	1	0	0	1	4
Bob Johnson, L (6, 1) OBP: 0.200, SLG: 0.207										1	0	0	0	0	0	1
Inning Stats	R: 0 E: 0 K: 1 S: 6 H: 2 LOB: 1 BB: 0 P: 6	R: 0 E: 0 K: 1 S: 6 H: 1 LOB: 2 BB: 0 P: 7	R: 3 E: 0 K: 2 S: 12 H: 5 LOB: 2 BB: 0 P: 12	R: 0 E: 1 K: 2 S: 8 H: 1 LOB: 1 BB: 0 P: 8	R: 2 E: 1 K: 0 S: 4 H: 1 LOB: 2 BB: 3 P: 16	R: 1 E: 1 K: 0 S: 5 H: 1 LOB: 1 BB: 0 P: 5	R: 3 E: 0 K: 1 S: 10 H: 5 LOB: 2 BB: 0 P: 10	R: 0 E: 0 K: 0 S: 3 H: 0 LOB: 1 BB: 1 P: 7	R: 0 E: 0 K: 0 S: 4 H: 1 LOB: 1 BB: 0 P: 4							

AB	42
R	9
H	17
RBI	9
BB	4
SO	7
LOB	28

1B: 15 SF: 1
2B: 2 SAC: 1
3B: 0 DP: 0
HR: 0 HBP: 1

WP: 0 PA: 49
PB: 0
SB: 0
CS: 1

PITCHER		IP	WLS	BF	H	R	ER	SO	BB	IBB	HBP	BLK	WP	HR	S	P	ERA	WHIP
Mike Caldwell, L ERA: 2.83	(1, 1)	3.0		17	8	3	3	4	0	0	1	0	0	0	24	25	9.00	2.667
Mike Corkins, R ERA: 3.76	(4, 1)	2.0	L	13	3	3	1	2	3	0	0	0	0	0	14	26	4.50	3.000
Mark Schaeffer, L ERA: 4.96	(6, 1)	1.2		10	5	3	3	1	0	0	0	0	0	0	12	12	16.20	3.000
Al Severinsen, R ERA:	(7, 1)	0.1		1	0	0	0	0	0	0	0	0	0	0	1	1	0.00	0.000
Ed Acosta, R ERA: 5.49	(8, 1)	2.0		8	1	0	0	0	1	0	0	0	0	0	7	11	0.00	1.000

PITCHER	IP	WLS	BF	H	R	ER	SO	BB	IBB	HBP	BLK	WP	HR	S	P	ERA	WHIP

Batter	1	2	3	4	5	6	7	8	9	AB	R	H	RBI	BB	SO	LOB
Jerry Morales, R (1, 8) OBP: 0.320, SLG: 0.361	6-3		K		FC5-4 1B			FC6-4 BB	K	4	0	1	0	1	2	3
Garry Jestadt, R (1, 4) OBP: 0.272, SLG: 0.344	F8 2B		6-3		FC5-4 1-2f			K		4	0	1	0	0	1	2
Dave Roberts, R (1, 5) OBP: 0.285, SLG: 0.338	F8 2-3			K	K			FC6-4 1-2f		4	0	0	0	0	2	2
Nate Colbert, R (1, 3) OBP: 0.320, SLG: 0.538	L9			HR BB	K			F2		3	1	0	0	1	1	2
Cito Gaston, R (1, 9) OBP: 0.313, SLG: 0.379		K		HR 1-H	6-3				BB 1B	4	1	2	2	0	1	0
Larry Stahl, L (1, 7) OBP: 0.300, SLG: 0.325		F6		F6			K		BB 1-2	4	0	1	0	0	1	0
Derrel Thomas, S (1, 6) OBP: 0.295, SLG: 0.317		4-3		1-3			3B		BB 1-2 2-3	3	0	1	0	1	0	0
Fred Kendall, R (1, 2) OBP: 0.263, SLG: 0.357			HR		F8		F4		F8	4	1	1	1	0	0	4
Mike Caldwell, R (1, 1) OBP: 0.118, SLG: 0.118 Mike Corkins, R (3, PH) OBP: 0.269, SLG: 0.385 (4, 1) Mark Schaeffer, L (6, 1) Al Severinsen, R (7, 1) Johnny Jeter, R (7, PH) OBP: 0.267, SLG: 0.314 Ed Acosta, S (8, 1) Curt Blefary, L (9, PH) OBP: 0.314, SLG: 0.391			F8		K		L7		F5	0 2 0 0 1 0 0 1	0 0 0 0 0 0 0 0	0 0 0 0 0 0 0 0	0 0 0 0 0 0 0 0	0 0 0 0 0 0 0 0	0 1 0 0 0 0 0 0	0 0 0 0 1 0 0 3	0 0 0 0 1 0 0 1
Inning Stats	R: 0 H: 1 E: 0 LOB: 1 K: 0 BB: 0 S: 4 P: 4	R: 0 H: 0 E: 0 LOB: 0 K: 1 BB: 0 S: 5 P: 5	R: 1 H: 1 E: 0 LOB: 0 K: 1 BB: 0 S: 6 P: 6	R: 2 H: 1 E: 0 LOB: 0 K: 1 BB: 1 S: 6 P: 10	R: 0 H: 1 E: 0 LOB: 1 K: 1 BB: 0 S: 6 P: 6	R: 0 H: 0 E: 0 LOB: 0 K: 2 BB: 0 S: 7 P: 7	R: 0 H: 1 E: 0 LOB: 1 K: 1 BB: 0 S: 6 P: 6	R: 0 H: 0 E: 0 LOB: 1 K: 1 BB: 1 S: 5 P: 9	R: 0 H: 2 E: 0 LOB: 3 K: 1 BB: 1 S: 7 P: 11	1B: 3 SF: 0 2B: 1 SAC: 0 3B: 1 DP: 0 HR: 2 HBP: 0						

PITCHER		IP	WLS	BF	H	R	ER	SO	BB	IBB	HBP	BLK	WP	HR	S	P	ERA	WHIP
Dock Ellis, R ERA: 2.82	(1, 1)	5.0	W	20	4	3	3	4	1	0	0	0	0	2	27	31	5.40	1.000
Bob Johnson, R ERA: 3.41	(6, 1)	4.0	S	17	3	0	0	5	2	0	0	0	0	0	25	33	0.00	1.250

PITCHER	IP	WLS	BF	H	R	ER	SO	BB	IBB	HBP	BLK	WP	HR	S	P	ERA	WHIP

BOTTOM

Pittsburgh Pirates @ San Diego Padres

San Diego Stadium, San Diego, CA

Sun Aug 20 1972, 6:33 AM EDT

Unknown

livebaseballscorecards.com

AB	34
R	3
H	7
RBI	3
BB	3
SO	9
LOB	17

PA: 37

WP: 0
PB: 0
SB: 0
CS: 0

Batter	1	2	3	4	5	6	7	8	9	AB	R	H	RBI	BB	SO	LOB
Gene Clines, R (1, 8) (8, 7) OBP: 0.363, SLG: 0.412	S 2B	F3			L4-3		L4		L3	5	0	1	0	0	0	1
Dave Cash, R (1, 4) OBP: 0.321, SLG: 0.380	L6		F7		1B		1B		FC4-6 1B	5	0	3	0	0	0	1
Rennie Stennett, R (1, 9) OBP: 0.310, SLG: 0.394	K 2-3		E 1B		F4		5-3		FC4-6 1-2f	5	0	1	0	0	1	4
Willie Stargell, L (1, 3) OBP: 0.390, SLG: 0.590	G3		K 1-2		F7			HR 1B		4	1	1	0	0	1	3
Vic Davalillo, L (8, 8) OBP: 0.375, SLG: 0.430										0	0	0	0	0	0	0
Manny Sanguillen, R (1, 2) OBP: 0.342, SLG: 0.441		3B 1B 1B	6-3			F5		F9		4	1	1	0	0	0	2
Bob Robertson, R (1, 7) (8, 3) OBP: 0.283, SLG: 0.307		F8		K		HR		L7		4	1	1	1	0	1	2
Richie Hebner, L (1, 5) OBP: 0.411, SLG: 0.556		F8		1B		2-3		1-H HR		4	1	2	2	0	0	1
Jackie Hernandez, R (1, 6) OBP: 0.226, SLG: 0.270		1-2 3B 1B		F8		5-3		K		4	1	1	0	0	1	1
Bruce Kison, R (1, 1) OBP: 0.167, SLG: 0.278		1-H 2-H 3B		K			K		K	4	0	1	2	0	3	1
Inning Stats	R: 0 E: 0 K: 1 S: 6 H: 1 LOB: 1 BB: 0 P: 6	R: 2 E: 0 K: 0 S: 6 H: 3 LOB: 1 BB: 0 P: 6	R: 0 E: 1 K: 1 S: 6 H: 1 LOB: 1 BB: 0 P: 6	R: 0 E: 0 K: 2 S: 8 H: 1 LOB: 1 BB: 0 P: 8	R: 0 E: 0 K: 0 S: 4 H: 1 LOB: 1 BB: 0 P: 4	R: 1 E: 0 K: 0 S: 4 H: 1 LOB: 0 BB: 0 P: 4	R: 0 E: 0 K: 1 S: 6 H: 1 LOB: 1 BB: 0 P: 6	R: 2 E: 0 K: 1 S: 7 H: 2 LOB: 0 BB: 0 P: 7	R: 0 E: 0 K: 1 S: 6 H: 1 LOB: 1 BB: 0 P: 6	1B: 8 2B: 1 3B: 1 HR: 2	SF: 0 SAC: 0 DP: 0 HBP: 0						

TOP

Pittsburgh Pirates @ San Diego Padres

San Diego Stadium, San Diego, CA

Sun Aug 20 1972, 6:38 AM EDT

Att. 9,759 - Unknown

livebaseballscorecards.com

AB	39
R	5
H	12
RBI	5
BB	0
SO	7
LOB	16

PITCHER	IP	WLS	BF	H	R	ER	SO	BB	IBB	HBP	BLK	WP	HR	S	P	ERA	WHIP
Fred Norman, L (1, 1) ERA: 3.38	9.0	L	39	12	5	5	7	0	0	0	0	0	2	53	53	5.00	1.333

PITCHER	IP	WLS	BF	H	R	ER	SO	BB	IBB	HBP	BLK	WP	HR	S	P	ERA	WHIP

WP: 0 PB: 0 SB: 1 CS: 0 PA: 39

Batter	1	2	3	4	5	6	7	8	9	AB	R	H	RBI	BB	SO	LOB
Jerry Morales, R (1, 7) OBP: 0.320, SLG: 0.360	E 1B	K			FC3-6 6-3 1-2f		SH 1-2			3	1	1	0	0	1	2
Derrel Thomas, S (1, 6) OBP: 0.294, SLG: 0.319	E8 FC4-6 1-H 2B		4-3		6-3 1-2		L4 2-3			4	1	1	1	0	0	3
Dave Roberts, R (1, 5) OBP: 0.281, SLG: 0.333	K		6-3		1-3		K			4	0	0	0	0	2	3
Nate Colbert, R (1, 3) OBP: 0.320, SLG: 0.534	FC4-6 BB		E6 CS			K		F4		3	0	0	0	1	1	0
Cito Gaston, R (1, 9) OBP: 0.315, SLG: 0.381	FC4-6 1-2f 3-H		CS 1-2	1B		L8 1B 1B		6-3		4	0	2	1	0	0	1
Johnny Jeter, R (1, 8) OBP: 0.267, SLG: 0.313	6-3			F4		FC5-4 1-2 1B		K		4	0	1	0	0	1	2
Fred Stanley, R (1, 4) OBP: 0.313, SLG: 0.239		5-3		K		L8 2-3			F6	2	0	0	0	0	1	1
Larry Stahl, L (6, PH) OBP: 0.299, SLG: 0.324										1	0	0	0	0	0	2
Fred Kendall, R (7, 2) OBP: 0.262, SLG: 0.355										1	0	0	0	0	0	0
Pat Corrales, R (1, 2) OBP: 0.252, SLG: 0.181		F3		F4		FC5-4 1-2f			5-3	2	0	0	0	0	0	1
Garry Jestadt, R (6, PH) OBP: 0.270, SLG: 0.341										2	0	0	0	0	0	2
(7, 4)																
Fred Norman, S (1, 1) OBP: 0.298, SLG: 0.179		BB			FC3-6 BB		L4 SH BB		F9	0	0	0	0	3	0	0
Curt Blefary, L (9, PH) OBP: 0.311, SLG: 0.387										1	0	0	0	0	0	0
Inning Stats	R: 2 H: 2 E: 1 LOB: 1 K: 1 BB: 1 S: 7 P: 11	R: 0 H: 0 E: 0 LOB: 1 K: 1 BB: 1 S: 5 P: 9	R: 0 H: 0 E: 1 LOB: 0 K: 0 BB: 0 S: 3 P: 3	R: 0 H: 1 E: 0 LOB: 1 K: 1 BB: 0 S: 6 P: 6	R: 0 H: 0 E: 0 LOB: 1 K: 0 BB: 1 S: 3 P: 7	R: 0 H: 2 E: 0 LOB: 2 K: 1 BB: 0 S: 7 P: 7	R: 0 H: 0 E: 0 LOB: 1 K: 1 BB: 1 S: 5 P: 9	R: 0 H: 0 E: 0 LOB: 0 K: 1 BB: 0 S: 5 P: 5	R: 0 H: 0 E: 0 LOB: 0 K: 0 BB: 0 S: 3 P: 3	1B: 4 SF: 0 2B: 2 SAC: 1 3B: 0 DP: 1 HR: 0 HBP: 0						

PITCHER	IP	WLS	BF	H	R	ER	SO	BB	IBB	HBP	BLK	WP	HR	S	P	ERA	WHIP
Bruce Kison, R (1, 1) ERA: 2.91	9.0	W	36	5	2	1	6	4	0	0	0	0	0	44	60	1.00	1.000

PITCHER	IP	WLS	BF	H	R	ER	SO	BB	IBB	HBP	BLK	WP	HR	S	P	ERA	WHIP

BOTTOM

Pittsburgh Pirates @ San Diego Padres

San Diego Stadium, San Diego, CA

Sun Aug 20 1972, 6:38 AM EDT

Att. 9,759 - Unknown

livebaseballscorecards.com

AB	31
R	2
H	5
RBI	2
BB	4
SO	6
LOB	17

WP: 0 PA: 37
PB: 0
SB: 0
CS: 1

Batter	1	2	3	4	5	6	7	8	9	AB	R	H	RBI	BB	SO	LOB
Vic Davalillo, L (1, 8) OBP: 0.377, SLG: 0.431	G6-4-3 1B		S 1B	F7			F6		4	0	2	0	0	0	0
Dave Cash, R (1, 4) OBP: 0.317, SLG: 0.376	G6-4-3 1-2f		K 1-2		5-3			6-3	4	0	0	0	0	1	2
Roberto Clemente, R (1, 9) OBP: 0.349, SLG: 0.485	E4 2B			K		G4-6-3 1B		F9	4	1	1	0	0	1	0
Willie Stargell, L (1, 3) OBP: 0.394, SLG: 0.595 Rennie Stennett, R (9, PR) OBP: 0.310, SLG: 0.394 (9, 7)	CS 2B 2-H			G3 1B		G4-6-3 1-2f		2B 1B	4 0	0 0	3 0	1 0	0 0	0 0	1 0
Richie Hebner, L (1, 5) OBP: 0.409, SLG: 0.556	CS 2-3	F2		G3 1-2			L6		1-3 2B	4	0	1	0	0	0	1
Bob Robertson, R (1, 7) OBP: 0.286, SLG: 0.307 (9, 3)		G4-6-3 1B		BB			F7		6-3	3	0	1	0	1	0	3
Milt May, L (1, 2) OBP: 0.303, SLG: 0.311		G4-6-3 1-2f		F8			F8			3	0	0	0	0	0	3
Jackie Hernandez, R (1, 6) OBP: 0.221, SLG: 0.264			6-3		K			6-3		3	0	0	0	0	1	0
Nelson Briles, R (1, 1) OBP: 0.157, SLG: 0.180			6-3		K			6-3		3	0	0	0	0	1	0
Inning Stats	R: 1 H: 2 E: 1 LOB: 0 K: 0 BB: 0 S: 4 P: 4	R: 0 H: 1 E: 0 LOB: 0 K: 0 BB: 0 S: 3 P: 3	R: 0 H: 1 E: 0 LOB: 1 K: 1 BB: 0 S: 6 P: 6	R: 0 H: 1 E: 0 LOB: 2 K: 1 BB: 1 S: 6 P: 10	R: 0 H: 0 E: 0 LOB: 0 K: 2 BB: 0 S: 7 P: 7	R: 0 H: 1 E: 0 LOB: 0 K: 0 BB: 0 S: 3 P: 3	R: 0 H: 0 E: 0 LOB: 0 K: 0 BB: 0 S: 3 P: 3	R: 0 H: 0 E: 0 LOB: 0 K: 0 BB: 0 S: 3 P: 3	R: 0 H: 2 E: 0 LOB: 3 K: 0 BB: 0 S: 5 P: 5	1B: 6 SF: 0 2B: 2 SAC: 0 3B: 0 DP: 3 HR: 0 HBP: 0						

TOP

Pittsburgh Pirates @ San Francisco Giants

Candlestick Park, San Francisco, CA

Tue Aug 22 1972, 10:05 PM EDT

Att. 9,389 - Unknown

livebaseballscorecards.com

AB	32
R	1
H	8
RBI	1
BB	1
SO	4
LOB	10

WP: 0 PA: 34
PB: 0
SB: 1
CS: 1

PITCHER	IP	WLS	BF	H	R	ER	SO	BB	IBB	HBP	BLK	WP	HR	S	P	ERA	WHIP
Juan Marichal, R (1, 1) ERA: 3.62	9.0	L	33	8	1	0	4	1	0	0	0	0	0	40	44	0.00	1.000

PITCHER	IP	WLS	BF	H	R	ER	SO	BB	IBB	HBP	BLK	WP	HR	S	P	ERA	WHIP

Batter	1	2	3	4	5	6	7	8	9	AB	R	H	RBI	BB	SO	LOB
Bobby Bonds, R (1, 9) OBP: 0.327, SLG: 0.466	F8			6-3			6-3		F7	4	0	0	0	0	0	0
Chris Speier, R (1, 6) OBP: 0.361, SLG: 0.420	1-3			F5			F4			3	0	0	0	0	0	0
Ken Henderson, S (1, 7) OBP: 0.316, SLG: 0.430	G3			F4			1B			3	0	1	0	0	0	0
Willie McCovey, L (1, 3) OBP: 0.310, SLG: 0.389		K			G3		F6			3	0	0	0	0	1	1
Dave Rader, L (1, 2) OBP: 0.300, SLG: 0.338		4-3			4-1			F9		3	0	0	0	0	0	0
Tito Fuentes, S (1, 4) OBP: 0.304, SLG: 0.378		G3			4-3			F6		3	0	0	0	0	0	0
Garry Maddox, R (1, 8) OBP: 0.286, SLG: 0.434			K			F8		K		3	0	0	0	0	2	0
Dave Kingman, R (1, 5) OBP: 0.300, SLG: 0.476			K			K			5-3	3	0	0	0	0	2	0
Juan Marichal, R (1, 1) OBP: 0.224, SLG: 0.250			K			F8			4-3	2	0	0	0	0	1	0
Ed Goodson, L (9, PH) OBP: 0.319, SLG: 0.420										1	0	0	0	0	0	0
Inning Stats	R: 0 E: 0 K: 0 S: 3 H: 0 LOB: 0 BB: 0 P: 3	R: 0 E: 0 K: 1 S: 5 H: 0 LOB: 0 BB: 0 P: 5	R: 0 E: 0 K: 3 S: 9 H: 0 LOB: 0 BB: 0 P: 9	R: 0 E: 0 K: 0 S: 3 H: 0 LOB: 0 BB: 0 P: 3	R: 0 E: 0 K: 0 S: 3 H: 0 LOB: 0 BB: 0 P: 3	R: 0 E: 0 K: 1 S: 5 H: 0 LOB: 0 BB: 0 P: 5	R: 0 E: 0 K: 0 S: 4 H: 1 LOB: 1 BB: 0 P: 4	R: 0 E: 0 K: 1 S: 5 H: 0 LOB: 0 BB: 0 P: 5	R: 0 E: 0 K: 0 S: 3 H: 0 LOB: 0 BB: 0 P: 3	1B: 1 2B: 0 3B: 0 HR: 0 SF: 0 SAC: 0 DP: 0 HBP: 0						

PITCHER	IP	WLS	BF	H	R	ER	SO	BB	IBB	HBP	BLK	WP	HR	S	P	ERA	WHIP
Nelson Briles, R (1, 1) ERA: 3.01	9.0	W	28	1	0	0	6	0	0	0	0	0	0	40	40	0.00	0.111

PITCHER	IP	WLS	BF	H	R	ER	SO	BB	IBB	HBP	BLK	WP	HR	S	P	ERA	WHIP

BOTTOM

Pittsburgh Pirates @ San Francisco Giants

Candlestick Park, San Francisco, CA

Tue Aug 22 1972, 10:05 PM EDT

Att. 9,389 - Unknown

livebaseballscorecards.com

AB	28
R	0
H	1
RBI	0
BB	0
SO	6
LOB	1

WP: 0 PA: 28
PB: 0
SB: 0
CS: 0

Batter	1	2	3	4	5	6	7	8	9	AB	R	H	RBI	BB	SO	LOB
Vic Davalillo, L (1, 8) OBP: 0.372, SLG: 0.424	6-3		FC1-4 (1-2f)			4-3			L6	4	0	0	0	0	0	1
Dave Cash, R (1, 4) OBP: 0.314, SLG: 0.372	K		F9			1-3			5-3	4	0	0	0	0	1	1
Roberto Clemente, R (1, 9) OBP: 0.344, SLG: 0.477	4-3		1-3			K			K	4	0	0	0	0	2	1
Willie Stargell, L (1, 3) OBP: 0.393, SLG: 0.593		1B 1B		G3			K			3	0	1	0	0	1	0
Richie Hebner, L (1, 5) OBP: 0.406, SLG: 0.550		F9		4-3			F7			3	0	0	0	0	0	1
Manny Sanguillen, R (1, 7) (7, 2) OBP: 0.340, SLG: 0.437		F8		F6			F8			3	0	0	0	0	0	1
Milt May, L (1, 2) OBP: 0.307, SLG: 0.315					F7			F3		2	0	1	0	0	0	0
Rennie Stennett, R (7, 7) OBP: 0.309, SLG: 0.392		1-2 1B								1	0	0	0	0	0	0
Jackie Hernandez, R (1, 6) OBP: 0.217, SLG: 0.259		K			6-3			1-3		3	0	0	0	0	1	2
Bob Moose, R (1, 1) OBP: 0.274, SLG: 0.222			BBBB FC1-4 BB		F8			F3		1	0	0	0	1	0	0
Bob Miller, R (7, 1)										0	0	0	0	0	0	0
Bill Mazeroski, R (8, PH) OBP: 0.278, SLG: 0.320										1	0	0	0	0	0	0
Dave Giusti, R (8, 1)										0	0	0	0	0	0	0

Pittsburgh Pirates @ San Francisco Giants

Candlestick Park, San Francisco, CA

Wed Aug 23 1972, 6:33 AM EDT

Att. 8,330 - Unknown

TOP

livebaseballscorecards.com

AB	29
R	0
H	2
RBI	0
BB	1
SO	5
LOB	7

Inning Stats	1	2	3	4	5	6	7	8	9
	R: 0 E: 0 K: 1 S: 5	H: 0 LOB: 0 BB: 0 P: 5	R: 0 E: 0 K: 1 S: 7	H: 2 LOB: 2 BB: 0 P: 7	R: 0 E: 0 K: 0 S: 3	H: 0 LOB: 1 BB: 1 P: 7	R: 0 E: 0 K: 0 S: 3	H: 0 LOB: 0 BB: 0 P: 3	R: 0 E: 0 K: 0 S: 3	H: 0 LOB: 0 BB: 0 P: 3	R: 0 E: 0 K: 1 S: 5	H: 0 LOB: 0 BB: 0 P: 5	R: 0 E: 0 K: 1 S: 5	H: 0 LOB: 0 BB: 0 P: 5	R: 0 E: 0 K: 0 S: 3	H: 0 LOB: 0 BB: 0 P: 3	R: 0 E: 0 K: 1 S: 5	H: 0 LOB: 0 BB: 0 P: 5

| | | | | | | | | | |

Pittsburgh Pirates @ San Francisco Giants

Candlestick Park, San Francisco, CA

Wed Aug 23 1972, 6:33 AM EDT

Att. 8,330 - Unknown

livebaseballscorecards.com

BOTTOM

Batter	1	2	3	4	5	6	7	8	9	AB	R	H	RBI	BB	SO	LOB
Bobby Bonds, R (1, 9) OBP: 0.328, SLG: 0.466	SH S SF8 1B		K			6-3	E 1B			4	2	2	1	0	1	0
Tito Fuentes, S (1, 4) OBP: 0.302, SLG: 0.375	SH SF8 S 1-3		F9			5-3	F9			3	0	0	0	0	0	1
Ken Henderson, S (1, 7) OBP: 0.315, SLG: 0.426	K 1-2		F8			HR BB	E3			3	1	0	0	1	1	2
Willie McCovey, L (1, 3) OBP: 0.313, SLG: 0.403	IBB			F8		HR	F8			3	1	1	2	1	0	1
Dave Rader, L (1, 2) OBP: 0.299, SLG: 0.341	SF8 2-3 3-H			F6		3-1		1B 2B		3	1	1	1	0	0	0
Garry Maddox, R (1, 8) OBP: 0.286, SLG: 0.432	1-3			F2			E3 1B SF8	G6-4-3 2-H 1B		4	1	1	1	0	0	2
Dave Kingman, R (1, 5) OBP: 0.300, SLG: 0.474		3-1	K				1-3 1B	G6-4-3 1-2f		4	1	1	0	0	1	1
Damaso Blanco, R (1, 6) OBP: 0.471, SLG: 0.385		6-3	L3				SF8 3-H	1B		3	0	1	1	0	0	0
Jim Barr, R (1, 1) OBP: 0.156, SLG: 0.188		K	5-3				1B 2-H	1-3		4	1	1	1	0	1	1
Inning Stats	R: 1 E: 0 K: 1 S: 7 H: 1 LOB: 2 BB: 1 P: 11	R: 0 E: 0 K: 1 S: 5 H: 0 LOB: 0 BB: 0 P: 5	R: 0 E: 0 K: 1 S: 5 H: 0 LOB: 0 BB: 0 P: 5	R: 0 E: 0 K: 0 S: 3 H: 0 LOB: 0 BB: 0 P: 3	R: 0 E: 0 K: 1 S: 5 H: 0 LOB: 0 BB: 0 P: 5	R: 2 E: 0 K: 0 S: 4 H: 1 LOB: 0 BB: 1 P: 8	R: 4 E: 2 K: 0 S: 8 H: 3 LOB: 1 BB: 0 P: 8	R: 1 E: 0 K: 0 S: 5 H: 3 LOB: 1 BB: 0 P: 5		1B: 6 2B: 1 3B: 0 HR: 1	SF: 2 SAC: 1 DP: 1 HBP: 0		WP: 0 PB: 0 SB: 2 CS: 0	PA: 36			

	AB	31
	R	8
	H	8
	RBI	7
	BB	2
	SO	4
	LOB	8

PITCHER		IP	WLS	BF	H	R	ER	SO	BB	IBB	HBP	BLK	WP	HR	S	P	ERA	WHIP
Bob Moose, R ERA: 3.32	(1, 1)	6.1	L	27	4	6	4	4	1	1	0	0	0	1	33	41	5.68	0.789
Bob Miller, R ERA: 1.85	(7, 1)	0.2		4	1	1	0	0	0	0	0	0	0	0	4	4	0.00	1.500
Dave Giusti, R ERA: 1.91	(8, 1)	1.0		5	3	1	1	0	0	0	0	0	0	0	5	5	9.00	3.000

PITCHER	IP	WLS	BF	H	R	ER	SO	BB	IBB	HBP	BLK	WP	HR	S	P	ERA	WHIP

Batter	1	2	3	4	5	6	7	8	9	10	11	12	AB	R	H	RBI	BB	SO	LOB
Lee Lacy, R (1, 4) OBP: 0.323, SLG: 0.338	BBBB 4-0 L3 BB		x 0-0 1B		x 0-0 ③ F8		SSS 0-3 ③ K		x 0-0 ③ 6-3		BBBB 4-0 1-2 BB		4	0	1	0	1	1	5
Frank Robinson, R (11, PH) OBP: 0.344, SLG: 0.424													0	0	0	0	1	0	0
Pete Richert, L (11, 1) OBP: 0.500, SLG: 0.500													0	0	0	0	0	0	0
Manny Mota, R (1, 7) OBP: 0.376, SLG: 0.444	SSS 0-3 ① K		x 0-0 ② F9			x 0-0 ① 6-3		x 0-0 ① 4-3		x 0-0 ① 4-3	x 0-0 ③ F9		6	0	0	0	0	1	5
Willie Davis, L (1, 8) OBP: 0.308, SLG: 0.426	x 0-0 ②③ L3 1-2		x 0-0 ③ F7			x 0-0 ② F4		x 0-0 ② G3		x 0-0 ② F8		SSS 0-3 ① K	6	0	0	0	0	1	2
Wes Parker, S (1, 3) OBP: 0.383, SLG: 0.366		x 0-0 HR 1B		x 0-0 ① F7		BBBB 4-0 BB		x 0-0 ③ 4-3		BBBB 4-0 BB		x 0-0 ② F6	4	1	1	0	2	0	0
Bill Buckner, L (1, 9) OBP: 0.343, SLG: 0.392		x 0-0 ① F2		x 0-0 2B		x 0-0 ③ G3			x 0-0 9-5 SH 1B	x 0-0 ③ F3		x 0-0 ③ F5	6	0	2	0	0	0	3
Steve Garvey, R (1, 5) OBP: 0.318, SLG: 0.424		x 0-0 1-H HR		x 0-0 ② 4-3			x 0-0 BB 1B		x 0-0 SH HBP 9-5 1-2		BBBB 4-0 E BB		3	1	2	2	0	0	1
Maury Wills, S (9, PH) OBP: 0.178, SLG: 0.151 (9, 5)													0	0	0	0	1	0	0
Bill Russell, R (1, 6) OBP: 0.329, SLG: 0.397	BBBB 4-0 G6-4-3 BB		x 0-0 ③ 4-3				x 0-0 ① F8		x 0-0 ①② 9-5 1-2 2-3f		x 0-0 ① 6-3 1-3		4	0	0	0	1	0	5
Steve Yeager, R (1, 2) OBP: 0.237, SLG: 0.065	x 0-0 ②③ G6-4-3 1-2f				SSS 0-3 ① K		BBBB 4-0 1-2 BB		III 4-0 HBP IBB		x 0-0 ② 4-3		2	0	0	0	2	1	1
Jim Lefebvre, S (11, PH) OBP: 0.263, SLG: 0.340 (11, 4)													1	0	0	0	0	0	1
Tommy John, R (1, 1) OBP: 0.111, SLG: 0.111		SSS 0-3 ① K			x 0-0 ② F3		x 0-0 ② F3		H 1-0 1-2 2-3 HBP		BBBB 4-0 BB BB		3	0	0	0	0	1	2
Willie Crawford, L (9, PH) OBP: 0.317, SLG: 0.418													0	0	0	0	0	0	0
Jim Brewer, L (9, 1)													0	0	0	0	0	0	0
Chris Cannizzaro, R (11, PH) OBP: 0.354, SLG: 0.314 (11, 2)													0	0	0	0	1	0	0
Inning Stats	R: 0 E: 0 K: 1 S: 4 / H: 0 LOB: 0 BB: 1 P: 8	R: 2 E: 0 K: 0 S: 4 / H: 2 LOB: 0 BB: 1 P: 8	R: 0 E: 0 K: 1 S: 6 / H: 1 LOB: 1 BB: 0 P: 6	R: 0 E: 0 K: 0 S: 4 / H: 1 LOB: 1 BB: 0 P: 4	R: 0 E: 0 K: 1 S: 5 / H: 0 LOB: 0 BB: 0 P: 5	R: 0 E: 0 K: 0 S: 3 / H: 0 LOB: 1 BB: 1 P: 7	R: 0 E: 0 K: 1 S: 6 / H: 1 LOB: 2 BB: 1 P: 10	R: 0 E: 0 K: 0 S: 3 / H: 0 LOB: 0 BB: 0 P: 3	R: 0 E: 1 K: 0 S: 4 / H: 1 LOB: 3 BB: 1 P: 9	R: 0 E: 0 K: 0 S: 3 / H: 0 LOB: 1 BB: 1 P: 7	R: 0 E: 1 K: 0 S: 3 / H: 0 LOB: 3 BB: 3 P: 15	R: 0 E: 0 K: 1 S: 5 / H: 0 LOB: 0 BB: 0 P: 5	1B: 4 2B: 3 3B: 0 HR: 1	SF: 0 SAC: 1 DP: 3 HBP: 1	WP: 0 PB: 0 SB: 0 CS: 0	PA: 50

PITCHER		IP	WLS	BF	H	R	ER	SO	BB	IBB	HBP	BLK	WP	HR	S	P	ERA	WHIP
Steve Blass, R ERA: 2.6	(1, 1)	11.0		47	6	2	2	4	8	1	1	0	0	1	45	82	1.64	1.273
Dave Giusti, R ERA: 1.87	(12, 1)	1.0	W	3	0	0	0	1	0	0	0	0	0	0	5	5	0.00	0.000

PITCHER	IP	WLS	BF	H	R	ER	SO	BB	IBB	HBP	BLK	WP	HR	S	P	ERA	WHIP

TOP

Los Angeles Dodgers @ Pittsburgh Pirates

Three Rivers Stadium, Pittsburgh, PA

Fri Aug 25 1972, 7:05 PM EDT

Unknown

livebaseballscorecards.com

AB	39
R	2
H	6
RBI	2
BB	9
SO	5
LOB	25

Batter	1	2	3	4	5	6	7	8	9	10	11	12	AB	R	H	RBI	BB	SO	LOB
Rennie Stennett, R (1, 8) (12, 7) OBP: 0.305, SLG: 0.399	HR	F8			1-6-3		4-3		K			F9	6	1	1	1	0	1	3
Dave Cash, R (1, 4) OBP: 0.312, SLG: 0.368	4-3		6-3		FC5-4 1B			1-3		F8		E6 1B	6	1	1	0	0	0	0
Roberto Clemente, R (1, 9) OBP: 0.347, SLG: 0.476	4-3		WP 1B		FC5-4 1-2f			WP 1B		2-3		1B IBB	5	0	2	0	1	0	1
Willie Stargell, L (1, 3) OBP: 0.390, SLG: 0.585	1B BB		K 1-2			4-3		F3 1-2		K		K	5	0	0	0	1	3	4
Manny Sanguillen, R (1, 2) OBP: 0.339, SLG: 0.436	1-2 1B		6-3			6-3		4-3			6-3	1-2 2-H 1B	6	0	2	1	0	0	2
Bob Robertson, R (1, 7) OBP: 0.285, SLG: 0.309	K			F3		F8			6-3		4-3 2B		5	0	1	0	0	1	2
Vic Davalillo, L (11, PR) (12, 8) OBP: 0.372, SLG: 0.424													0	0	0	0	0	0	0
Richie Hebner, L (1, 5) OBP: 0.406, SLG: 0.556		4-3		F6			K		HR		4-3 IBB		4	1	1	1	1	1	0
Gene Alley, R (1, 6) OBP: 0.334, SLG: 0.324		SH2-4 1B		6-3			SH2-4		F8		4-3 1-2 2-3		5	0	2	0	0	0	2
Steve Blass, R (1, 1) OBP: 0.185, SLG: 0.190		SH2-4 1-2			K		SH2-4 1-2		2B		K		2	0	1	0	0	1	0
Gene Clines, R (11, PH) OBP: 0.362, SLG: 0.410													1	0	0	0	0	1	2
Dave Giusti, R (12, 1)													0	0	0	0	0	0	0
Inning Stats	R: 1 E: 0 K: 1 S: 7 H: 2 LOB: 2 BB: 1 P: 11	R: 0 E: 0 K: 0 S: 4 H: 1 LOB: 1 BB: 0 P: 4	R: 0 E: 0 K: 1 S: 6 H: 1 LOB: 1 BB: 0 P: 6	R: 0 E: 0 K: 0 S: 3 H: 0 LOB: 0 BB: 0 P: 3	R: 0 E: 0 K: 1 S: 6 H: 1 LOB: 1 BB: 0 P: 6	R: 0 E: 0 K: 0 S: 3 H: 0 LOB: 0 BB: 0 P: 3	R: 0 E: 0 K: 1 S: 6 H: 1 LOB: 1 BB: 0 P: 6	R: 0 E: 0 K: 0 S: 4 H: 1 LOB: 1 BB: 0 P: 4	R: 1 E: 0 K: 1 S: 7 H: 2 LOB: 1 BB: 0 P: 7	R: 0 E: 0 K: 1 S: 5 H: 0 LOB: 0 BB: 0 P: 5	R: 0 E: 0 K: 1 S: 6 H: 1 LOB: 2 BB: 1 P: 10	R: 1 E: 1 K: 1 S: 6 H: 1 LOB: 2 BB: 1 P: 10	1B: 7 2B: 2 3B: 0 HR: 2	SF: 0 SAC: 2 DP: 0 HBP: 0	WP: 2 PB: 0 SB: 0 CS: 0	PA: 50			

PITCHER	IP	WLS	BF	H	R	ER	SO	BB	IBB	HBP	BLK	WP	HR	S	P	ERA	WHIP
Tommy John, L (1, 1) ERA: 2.53	8.0		32	7	1	1	4	1	0	0	0	2	1	39	43	1.12	1.000
Jim Brewer, L (9, 1) ERA: 1.14	2.0		8	2	1	1	2	0	0	0	0	0	1	12	12	4.50	1.000
Pete Richert, L (11, 1) ERA: 1.96	1.2	L	10	2	1	0	2	0	2	0	0	0	0	12	20	0.00	1.200

PITCHER	IP	WLS	BF	H	R	ER	SO	BB	IBB	HBP	BLK	WP	HR	S	P	ERA	WHIP

Los Angeles Dodgers @ Pittsburgh Pirates

Three Rivers Stadium, Pittsburgh, PA

Fri Aug 25 1972, 7:05 PM EDT

Unknown

livebaseballscorecards.com

AB	45
R	3
H	11
RBI	3
BB	3
SO	8
LOB	16

Batter	1	2	3	4	5	6	7	8	9	AB	R	H	RBI	BB	SO	LOB
Lee Lacy, R (1, 4) OBP: 0.321, SLG: 0.333	B B B B 4-0 G3 1B 3-1 BB		x 0-0 ① 1-3			x 0-0 E1 HR		x 0-0 ① L9		3	2	0	0	1	0	0
Bill Buckner, L (1, 9) OBP: 0.345, SLG: 0.403	x 0-0 3-1 G3 1-2 1B		x 0-0 ② F8			x 0-0 1-H HR		x 0-0 ② 1-3		4	1	2	2	0	0	0
Willie Davis, L (1, 8) OBP: 0.307, SLG: 0.425	x 0-0 ① G3 1-2 2-3		S S S 0-3 ③ K			x 0-0 ① L9		x 0-0 1B		4	0	1	0	0	1	2
Wes Parker, S (1, 3) OBP: 0.379, SLG: 0.361	x 0-0 ② 3-1 2-3 3-H			x 0-0 ① 4-3		x 0-0 ② 1-3		S S S 0-3 ③ K		4	0	0	1	0	1	2
Willie Crawford, L (1, 7) OBP: 0.311, SLG: 0.409	S S S 0-3 ③ K			x 0-0 ② L9		x 0-0 ③ 3-1			S S S 0-3 ① K	4	0	0	0	0	2	1
Steve Garvey, R (1, 5) OBP: 0.317, SLG: 0.419 Maury Wills, S (9, 5) OBP: 0.178, SLG: 0.151		H 1-0 G6-4-3 HBP		x 0-0 ③ 6-3			S S S 0-3 ① K		x 0-0 ② F9	3 0	0 0	0 0	0 0	0 0	1 0	0 0
Bill Russell, R (1, 6) OBP: 0.328, SLG: 0.399		x 0-0 ① ② G6-4-3 1-2f			x 0-0 ① L5		x 0-0 3-1 BLK 2B		x 0-0 ③ 6-3	4	1	1	0	0	0	1
Chris Cannizzaro, R (1, 2) OBP: 0.354, SLG: 0.310		B B B B 4-0 FC4-6 BB			x 0-0 ② F8		x 0-0 ② 3-1 2-3			2	0	0	0	1	0	1
Claude Osteen, L (1, 1) OBP: 0.338, SLG: 0.381		x 0-0 ③ FC4-6 1-2f			x 0-0 ③ F7		x 0-0 ③ 6-3 3-H			3	0	0	0	0	0	1
Inning Stats	R: 1 H: 1 E: 0 LOB: 1 K: 1 BB: 1 S: 6 P: 10	R: 0 H: 0 E: 0 LOB: 1 K: 0 BB: 1 S: 2 P: 7	R: 0 H: 0 E: 0 LOB: 0 K: 1 BB: 0 S: 5 P: 5	R: 0 H: 0 E: 0 LOB: 0 K: 0 BB: 0 S: 3 P: 3	R: 0 H: 0 E: 0 LOB: 0 K: 0 BB: 0 S: 3 P: 3	R: 2 H: 1 E: 1 LOB: 0 K: 0 BB: 0 S: 5 P: 5	R: 1 H: 1 E: 0 LOB: 0 K: 1 BB: 0 S: 6 P: 6	R: 0 H: 1 E: 0 LOB: 1 K: 1 BB: 0 S: 6 P: 6	R: 0 H: 0 E: 0 LOB: 0 K: 1 BB: 0 S: 5 P: 5	1B: 2 SF: 0 2B: 1 SAC: 0 3B: 0 DP: 1 HR: 1 HBP: 1						WP: 0 PA: 34 PB: 0 SB: 0 CS: 0	

Los Angeles Dodgers @ Pittsburgh Pirates

Three Rivers Stadium, Pittsburgh, PA

Fri Aug 25 1972, 7:05 PM EDT

Att. 39,574 - Unknown

TOP

livebaseballscorecards.com

AB	31
R	4
H	4
RBI	3
BB	2
SO	5
LOB	8

PITCHER		IP	WLS	BF	H	R	ER	SO	BB	IBB	HBP	BLK	WP	HR	S	P	ERA	WHIP
Bruce Kison, R ERA: 2.97	(1, 1)	7.0	L	27	3	4	3	3	2	0	1	1	0	1	30	39	3.86	0.714
Ramon Hernandez, L ERA: 1.82	(8, 1)	2.0		7	1	0	0	2	0	0	0	0	0	0	11	11	0.00	0.500

PITCHER	IP	WLS	BF	H	R	ER	SO	BB	IBB	HBP	BLK	WP	HR	S	P	ERA	WHIP

BOTTOM

Los Angeles Dodgers @ Pittsburgh Pirates

Three Rivers Stadium, Pittsburgh, PA

Fri Aug 25 1972, 7:05 PM EDT

Att. 39,574 - Unknown

livebaseballscorecards.com

Batter	1	2	3	4	5	6	7	8	9	AB	R	H	RBI	BB	SO	LOB
Rennie Stennett, R (1, 8) (8, 7) (9, 8) OBP: 0.299, SLG: 0.391	4-3	F9		6-3 2-3			F9		F9	5	0	0	0	0	0	3
Dave Cash, R (1, 4) OBP: 0.313, SLG: 0.371	5-3		5-3	FC5-4 3-H 1B			1B 2B		F3	5	1	2	1	0	0	0
Gene Clines, R (1, 9) (9, 7) OBP: 0.366, SLG: 0.421	3B		E 1B	FC5-4 1-2f			FC6-4 2-H 1B		L9	5	0	3	1	0	0	1
Willie Stargell, L (1, 3) OBP: 0.389, SLG: 0.581 Ramon Hernandez, S (8, 1) OBP: 0.182, SLG: 0.273	4-3		E9 1-3 1B		F8		FC6-4 1-2f			4 0	0 0	1 0	0 0	0 0	0 0	2 0
Manny Sanguillen, R (1, 2) OBP: 0.339, SLG: 0.433		F3	IBB		6-3		G2			3	0	0	0	1	0	1
Bob Robertson, R (1, 7) (8, 3) OBP: 0.284, SLG: 0.305		1B 1B BB	F5		F8				F8	3	1	0	0	1	0	3
Richie Hebner, L (1, 5) OBP: 0.404, SLG: 0.552		1B 1-2 1B	4-3				F5		F9	4	0	1	0	0	0	3
Jackie Hernandez, R (1, 6) OBP: 0.224, SLG: 0.260		FC1-2-5-1-2-5 1-3 2-H 1B		1-3			4-3		BB	3	0	1	1	1	0	0
Bruce Kison, R (1, 1) OBP: 0.179, SLG: 0.308 Vic Davalillo, L (8, 8) OBP: 0.372, SLG: 0.424 Roberto Clemente, R (8, PH) (9, 9) OBP: 0.346, SLG: 0.474		FC1-2-5-1-2-5 1-3 3-H		WP 1B 2B			K		5-3	3 0 1	1 0 0	1 0 0	0 0 0	0 0 0	1 0 0	2 0 1

	AB	36
	R	3
	H	9
	RBI	3
	BB	3
	SO	1
	LOB	16

Inning Stats	1	2	3	4	5	6	7	8	9
	R: 0 H: 1 E: 0 LOB: 1 K: 0 BB: 0 S: 4 P: 4	R: 1 H: 2 E: 0 LOB: 2 K: 0 BB: 1 S: 5 P: 9	R: 0 H: 2 E: 1 LOB: 3 K: 0 BB: 1 S: 5 P: 9	R: 1 H: 2 E: 0 LOB: 1 K: 0 BB: 0 S: 5 P: 5	R: 0 H: 0 E: 0 LOB: 0 K: 0 BB: 0 S: 3 P: 3	R: 0 H: 0 E: 0 LOB: 0 K: 1 BB: 0 S: 5 P: 5	R: 1 H: 2 E: 0 LOB: 1 K: 0 BB: 0 S: 5 P: 5	R: 0 H: 0 E: 0 LOB: 1 K: 0 BB: 1 S: 3 P: 7	R: 0 H: 0 E: 0 LOB: 0 K: 0 BB: 0 S: 3 P: 3

1B: 6 SF: 0 WP: 1 PA: 39
2B: 2 SAC: 0 PB: 0
3B: 1 DP: 0 SB: 0
HR: 0 HBP: 0 CS: 0

PITCHER	IP	WLS	BF	H	R	ER	SO	BB	IBB	HBP	BLK	WP	HR	S	P	ERA	WHIP
Claude Osteen, L (1, 1) ERA: 2.64	9.0	W	39	9	3	3	1	2	1	0	0	1	0	38	50	3.00	1.222

PITCHER	IP	WLS	BF	H	R	ER	SO	BB	IBB	HBP	BLK	WP	HR	S	P	ERA	WHIP

Batter	1	2	3	4	5	6	7	8	9	AB	R	H	RBI	BB	SO	LOB
Lee Lacy, R (1, 4) OBP: 0.319, SLG: 0.330	K	L9		FC6 (1-2f)			F4		2B, 1B	5	0	1	0	0	1	1
Bill Buckner, L (1, 9) OBP: 0.349, SLG: 0.408	E 1B, 1B		2B, BB		F3		1-3		1-3, 2B	4	2	2	0	1	0	0
Willie Davis, L (1, 8) OBP: 0.310, SLG: 0.435	E9, 4-3 (1-H), 1B		1B (1-H), 2B		F6			HR	L9	5	3	3	2	0	0	2
Wes Parker, S (1, 3) OBP: 0.381, SLG: 0.361	4-3 (3-H)		G4-6-3, 1B (3-H)		F7			FC5-4, BB		3	0	1	2	1	0	0
Willie Crawford, L (1, 7) OBP: 0.315, SLG: 0.413	2B, BB		G4-6-3 (1-2f)			WP, 2B		F8		3	1	1	0	1	0	2
Steve Garvey, R (1, 5) OBP: 0.316, SLG: 0.420	1B (1-H), 2B		F3			K (2-3)		FC5-4 (1-2f)		4	1	1	1	0	1	2
Bill Russell, R (1, 6) OBP: 0.330, SLG: 0.400	1B (2-H)			G6-4-3, 1B		1-3		6-3		4	0	2	1	0	0	2
Chris Cannizzaro, R (1, 2) OBP: 0.347, SLG: 0.303		K		G6-4-3 (1-2f)		K			F4	4	0	0	0	0	2	2
Don Sutton, R (1, 1) OBP: 0.181, SLG: 0.157		6-3		FC6, 1B			F8		F8	4	0	1	0	0	0	0

TOP

Los Angeles Dodgers @ Pittsburgh Pirates

Three Rivers Stadium, Pittsburgh, PA

Sat Aug 26 1972, 3:33 AM EDT

Att. 20,174 - Unknown

livebaseballscorecards.com

AB	36
R	7
H	12
RBI	6
BB	3
SO	4
LOB	11

Inning Stats	1	2	3	4	5	6	7	8	9			
	R: 4	H: 4	R: 0	H: 0	R: 2	H: 2	R: 0	H: 2	R: 0	H: 0	R: 0	H: 1	R: 0	H: 0	R: 1	H: 1	R: 0	H: 2	1B: 7	SF: 0	WP: 1	PA: 39
	E: 1	LOB: 1	E: 0	LOB: 0	E: 0	LOB: 0	E: 0	LOB: 1	E: 0	LOB: 0	E: 0	LOB: 1	E: 0	LOB: 0	E: 0	LOB: 1	E: 0	LOB: 2	2B: 4	SAC: 0	PB: 0	
	K: 1	BB: 1	K: 1	BB: 0	K: 0	BB: 0	K: 0	BB: 1	K: 2	BB: 0	K: 0	BB: 0	K: 0	BB: 0	K: 0	BB: 1	K: 0	BB: 0	3B: 0	DP: 2	SB: 0	
	S: 8	P: 12	S: 5	P: 5	S: 4	P: 8	S: 4	P: 4	S: 3	P: 3	S: 8	P: 8	S: 3	P: 3	S: 4	P: 8	S: 5	P: 5	HR: 1	HBP: 0	CS: 0	

PITCHER		IP	WLS	BF	H	R	ER	SO	BB	IBB	HBP	BLK	WP	HR	S	P	ERA	WHIP
Dock Ellis, R (1, 1) ERA: 3.14		4.0	L	19	8	6	6	2	2	0	0	0	0	0	21	29	13.50	2.500
Bob Johnson, R (5, 1) ERA: 3.3		3.0		10	1	0	0	2	0	0	0	0	1	0	14	14	0.00	0.333
Bob Miller, R (8, 1) ERA: 1.98		2.0		10	3	1	1	0	1	0	0	0	0	1	9	13	4.50	2.000

PITCHER		IP	WLS	BF	H	R	ER	SO	BB	IBB	HBP	BLK	WP	HR	S	P	ERA	WHIP

Batter	1	2	3	4	5	6	7	8	9	AB	R	H	RBI	BB	SO	LOB
Vic Davalillo, L (1, 8) OBP: 0.367, SLG: 0.418	5-3	FC6-4 1-2f			5-3			4-3		4	0	0	0	0	0	2
Rennie Stennett, R (1, 4) OBP: 0.298, SLG: 0.388	E8 SF8 1B		1-3		F7			1-4-3		4	1	1	0	0	0	0
Gene Clines, R (1, 9) OBP: 0.361, SLG: 0.417	SF8 3-H		L5-3		K			K		3	0	0	1	0	2	0
Willie Stargell, L (1, 3) OBP: 0.390, SLG: 0.586	2B		K			F5			2B 2B	4	1	2	0	0	1	0
Richie Hebner, L (1, 5) OBP: 0.402, SLG: 0.547	F9			BBBB 4-0 1B BB		F3			6-3	3	0	0	0	1	0	2
Milt May, L (1, 2) OBP: 0.305, SLG: 0.323		G3		F7		L4			2-H 1B 2B	4	1	1	1	0	0	1
Bob Robertson, R (1, 7) OBP: 0.281, SLG: 0.301		F8		K			K		F7	4	0	0	0	0	2	2
Gene Alley, R (1, 6) OBP: 0.340, SLG: 0.328		BBBB 4-0 1B BB		1-2 1B			5-3		2-H 1B	3	0	2	1	1	0	0
Dock Ellis, S (1, 1) OBP: 0.125, SLG: 0.125 Bill Mazeroski, R (4, PH) OBP: 0.273, SLG: 0.314 Bob Johnson, L (5, 1) OBP: 0.200, SLG: 0.207 Jose Pagan, R (7, PH) OBP: 0.303, SLG: 0.447 Bob Miller, R (8, 1) Manny Sanguillen, R (9, PH) OBP: 0.338, SLG: 0.432		FC6-4 1-2 1B		K			F6		F2	1 1 0 1 0 1	0 0 0 0 0 0	1 0 0 0 0 0	0 0 0 0 0 0	0 1 0 0 0 0	0 2 0 0 0 0	0 0 0 0 0 1
Inning Stats	R: 1 E: 1 K: 0 S: 5 H: 2 LOB: 1 BB: 0 P: 5	R: 0 E: 0 K: 0 S: 4 H: 1 LOB: 2 BB: 1 P: 8	R: 0 E: 0 K: 1 S: 5 H: 0 LOB: 0 BB: 0 P: 5	R: 0 E: 0 K: 2 S: 8 H: 1 LOB: 2 BB: 1 P: 12	R: 0 E: 0 K: 1 S: 5 H: 0 LOB: 0 BB: 0 P: 5	R: 0 E: 0 K: 0 S: 3 H: 0 LOB: 0 BB: 0 P: 3	R: 0 E: 0 K: 1 S: 5 H: 0 LOB: 0 BB: 0 P: 5	R: 0 E: 0 K: 1 S: 5 H: 0 LOB: 0 BB: 0 P: 5	R: 2 E: 0 K: 0 S: 6 H: 3 LOB: 1 BB: 0 P: 6	1B: 4 2B: 3 3B: 0 HR: 0 SF: 1 SAC: 0 DP: 0 HBP: 0						

PITCHER	IP	WLS	BF	H	R	ER	SO	BB	IBB	HBP	BLK	WP	HR	S	P	ERA	WHIP
Don Sutton, R (1, 1) ERA: 2.22	9.0	W	36	7	3	3	6	2	0	0	0	0	0	46	54	3.00	1.000

PITCHER	IP	WLS	BF	H	R	ER	SO	BB	IBB	HBP	BLK	WP	HR	S	P	ERA	WHIP

BOTTOM

Los Angeles Dodgers @ Pittsburgh Pirates

Three Rivers Stadium, Pittsburgh, PA

Sat Aug 26 1972, 3:33 AM EDT

Att. 20,174 - Unknown

livebaseballscorecards.com

AB	33
R	3
H	7
RBI	3
BB	2
SO	6
LOB	10

PA: 36

WP: 0 PB: 0 SB: 0 CS: 0

Batter	1	2	3	4	5	6	7	8	9	AB	R	H	RBI	BB	SO	LOB
Bobby Valentine, R (1, 4) OBP: 0.313, SLG: 0.327	F9		2B 1B		F4		HR 1B		SH3 1-2	4	1	2	0	0	0	0
Bill Buckner, L (1, 9) OBP: 0.353, SLG: 0.424	2B 1B 1B		1-3 2B		F9		1-H HR		1-3	5	2	3	2	0	0	1
Willie Davis, L (1, 8) OBP: 0.309, SLG: 0.432	F9		L4		F5		F8		1B 2-H 1B	5	0	1	1	0	0	3
Wes Parker, S (1, 3) OBP: 0.386, SLG: 0.372	1-3 1B 2B		G6-4-3 IBB			F9		2B 2B	1-2 1B	4	2	3	0	1	0	0
Frank Robinson, R (1, 7) OBP: 0.345, SLG: 0.424 Jim Brewer, L (9, 1)	2-H 3-H 1B		G6-4-3 1-2f			1B		6-3 S S S	K	5 0	0 0	2 0	2 0	0 0	1 0	6 0
Steve Garvey, R (1, 5) OBP: 0.312, SLG: 0.413 Maury Wills, S (8, 5) OBP: 0.178, SLG: 0.151	3-1			5-3		F8		5-3		4 0	0 0	0 0	0 0	0 0	0 0	3 0
Bill Russell, R (1, 6) OBP: 0.329, SLG: 0.396		F3		4-3		4-3		2B IBB		3	1	0	0	1	0	1
Steve Yeager, R (1, 2) OBP: 0.250, SLG: 0.063 Lee Lacy, R (7, PH) OBP: 0.317, SLG: 0.329 Chris Cannizzaro, R (7, 2) OBP: 0.350, SLG: 0.313		S S S K		B B B B BB			S S S K	1-H 2-H 2B		1 1 1	0 0 0	0 0 1	0 0 2	1 0 0	1 1 0	0 0 0
Al Downing, R (1, 1) OBP: 0.091, SLG: 0.093 Willie Crawford, L (7, PH) OBP: 0.313, SLG: 0.411 Pete Mikkelsen, R (7, 1) Pete Richert, L (8, 1) OBP: 0.500, SLG: 0.500 Manny Mota, R (9, PH) (9, 7) OBP: 0.378, SLG: 0.446		6-3		S S S K			4-3		SH3 1B 1B	2 1 0 0 1	0 0 0 0 1	0 0 0 0 1	0 0 0 0 1	0 0 0 0 0	1 0 0 0 0	1 0 0 0 0
Inning Stats	R: 2 E: 0 K: 0 S: 6 H: 3 LOB: 1 BB: 0 P: 6	R: 0 E: 0 K: 1 S: 5 H: 0 LOB: 0 BB: 0 P: 5	R: 0 E: 0 K: 0 S: 4 H: 2 LOB: 2 BB: 1 P: 8	R: 0 E: 0 K: 1 S: 5 H: 0 LOB: 1 BB: 1 P: 9	R: 0 E: 0 K: 0 S: 3 H: 0 LOB: 0 BB: 0 P: 3	R: 0 E: 0 K: 0 S: 4 H: 1 LOB: 1 BB: 0 P: 4	R: 2 E: 0 K: 1 S: 7 H: 2 LOB: 0 BB: 0 P: 7	R: 2 E: 0 K: 0 S: 4 H: 2 LOB: 1 BB: 1 P: 8	R: 1 E: 0 K: 1 S: 8 H: 3 LOB: 2 BB: 0 P: 8	1B: 8 2B: 4 3B: 0 HR: 1 SF: 0 SAC: 1 DP: 1 HBP: 0						

PITCHER		IP	WLS	BF	H	R	ER	SO	BB	IBB	HBP	BLK	WP	HR	S	P	ERA	WHIP
Nelson Briles, R ERA: 3.28	(1, 1)	8.1	L	37	11	7	7	3	1	2	0	0	0	1	40	52	7.56	1.440
Ramon Hernandez, L ERA: 1.81	(9, 1)	0.1		3	2	0	0	0	0	0	0	0	0	0	3	3	0.00	6.000
Dave Giusti, R ERA: 1.86	(9, 1)	0.1		1	0	0	0	1	0	0	0	0	0	0	3	3	0.00	0.000

PITCHER	IP	WLS	BF	H	R	ER	SO	BB	IBB	HBP	BLK	WP	HR	S	P	ERA	WHIP

TOP

Los Angeles Dodgers @ Pittsburgh Pirates

Three Rivers Stadium, Pittsburgh, PA

Sun Aug 27 1972, 3:33 AM EDT

Att. 25,672 - Unknown

livebaseballscorecards.com

AB	37
R	7
H	13
RBI	7
BB	3
SO	4
LOB	15

WP: 0 PA: 41
PB: 0
SB: 0
CS: 0

BOTTOM

Los Angeles Dodgers @ Pittsburgh Pirates

Three Rivers Stadium, Pittsburgh, PA

Sun Aug 27 1972, 3:33 AM EDT

Att. 25,672 - Unknown

Batter	1	2	3	4	5	6	7	8	9	AB	R	H	RBI	BB	SO	LOB
Gene Clines, R (1, 8) OBP: 0.367, SLG: 0.427 (6, 7) Dave Giusti, R (9, 1)	H 1-0 1-3 1B HBP	x 0-0 ③ L9		x 0-0 3B		x 0-0 ① SH1-4 1-2		x 0-0 FC4-6 1B		3 0	1 0	2 0	0 0	0 0	0 0	2 0
Rennie Stennett, R (1, 4) OBP: 0.300, SLG: 0.389 (6, 8)	x 0-0 ① 1-3 1-2		x 0-0 1B 1B 1B	SSS 0-3 ② K		x 0-0 SF8 2-3 1B		x 0-0 ① FC4-6 L7-4 1B 1-2f		5	1	2	0	0	1	3
Roberto Clemente, R (1, 9) OBP: 0.350, SLG: 0.476	x 0-0 2-H 1B		x 0-0 ① L7	BBB 4-0 BB		x 0-0 ② SF8 1-2 3-H		x 0-0 1-2 1B		3	0	2	2	1	0	1
Willie Stargell, L (1, 3) OBP: 0.388, SLG: 0.581	SSS 0-3 ② K		x 0-0 BB 1B 1-3 1B	x 0-0 ③ F7		SSS 0-3 ③ K		x 0-0 ②③ L7-4 2-3		5	0	1	0	0	2	6
Manny Sanguillen, R (1, 2) OBP: 0.339, SLG: 0.431	x 0-0 ③ F8		x 0-0 BB 1-2 3-H 1B		x 0-0 ① 6-3		x 0-0 SH2-4 1B 1B		x 0-0 ① F9	5	1	2	1	0	0	1
Bob Robertson, R (1, 7) OBP: 0.278, SLG: 0.297 Bill Mazeroski, R (6, 4) OBP: 0.268, SLG: 0.308	x 0-0 ① G2	SSS 0-3 ② K		x 0-0 ② 2-3		x 0-0 ① SH2-4 1-2		x 0-0 ② F6		3 1	0 0	0 0	0 0	0 0	1 0	2 0
Richie Hebner, L (1, 5) OBP: 0.408, SLG: 0.549	x 0-0 ② L4	BBBB 4-0 FC6 1-2 2-3 BB		x 0-0 1B		x 0-0 FC6-4 2-H 1B		x 0-0 1B		4	0	3	1	1	0	0
Gene Alley, R (1, 6) OBP: 0.334, SLG: 0.322	x 0-0 E5 E	x 0-0 ③ FC6 1-2f		x 0-0 ③ F9		x 0-0 ② F9		x 0-0 ③ F8		5	0	0	0	0	0	6
Nelson Briles, R (1, 1) OBP: 0.164, SLG: 0.185 Ramon Hernandez, S (9, 1) OBP: 0.182, SLG: 0.273 Vic Davalillo, L (9, 7) OBP: 0.367, SLG: 0.418	x 0-0 E5 1-2		SSS 0-3 ① K		x 0-0 1B SH1-4 SF8 1B	x 0-0 ③ FC6-4 1-2f				4 0 0	1 0 0	1 0 0	0 0 0	0 0 0	1 0 0	2 0 0
Inning Stats	R: 1 E: 0 K: 1 S: 6 H: 1 LOB: 1 BB: 0 P: 7	R: 0 E: 2 K: 0 S: 5 H: 0 LOB: 2 BB: 0 P: 5	R: 1 E: 0 K: 1 S: 8 H: 3 LOB: 3 BB: 1 P: 12	R: 0 E: 0 K: 2 S: 8 H: 1 LOB: 2 BB: 1 P: 12	R: 0 E: 0 K: 0 S: 4 H: 1 LOB: 1 BB: 0 P: 4	R: 1 E: 0 K: 1 S: 7 H: 2 LOB: 1 BB: 0 P: 7	R: 1 E: 0 K: 0 S: 5 H: 2 LOB: 1 BB: 0 P: 5	R: 0 E: 0 K: 0 S: 4 H: 2 LOB: 1 BB: 0 P: 4	R: 0 E: 0 K: 0 S: 4 H: 1 LOB: 1 BB: 0 P: 4	1B: 12 2B: 1 3B: 1 HR: 0	SF: 1 SAC: 2 DP: 1 HBP: 1						

PITCHER		IP	WLS	BF	H	R	ER	SO	BB	IBB	HBP	BLK	WP	HR	S	P	ERA	WHIP
Al Downing, L ERA: 2.87	(1, 1)	6.0		31	8	3	3	5	2	0	1	0	0	0	38	47	4.50	1.667
Pete Mikkelsen, R ERA: 3.7	(7, 1)	1.1	W	8	4	1	1	0	0	0	0	0	0	0	8	8	6.75	3.000
Pete Richert, L ERA: 1.93	(8, 1)	0.2		1	0	0	0	0	0	0	0	0	0	0	1	1	0.00	0.000
Jim Brewer, L ERA: 1.13	(9, 1)	1.0	S	4	1	0	0	0	0	0	0	0	0	0	4	4	0.00	1.000

PITCHER	IP	WLS	BF	H	R	ER	SO	BB	IBB	HBP	BLK	WP	HR	S	P	ERA	WHIP

livebaseballscorecards.com

AB	38
R	4
H	13
RBI	4
BB	2
SO	5
LOB	23

WP: 0 PA: 44
PB: 0
SB: 0
CS: 0

Batter	1	2	3	4	5	6	7	8	9	AB	R	H	RBI	BB	SO	LOB
Jerry Morales, R (1, 8) OBP: 0.324, SLG: 0.372	x 0-0 F9 1B		x 0-0 ③ F3			S S S 0-3 ① K		x 0-0 ③ F7		4	0	1	0	0	1	0
Dave Roberts, R (1, 5) OBP: 0.287, SLG: 0.346	x 0-0 ①② F9 1-2			x 0-0 ① F7		S S S 0-3 ② K			x 0-0 ① F7	4	0	0	0	0	1	1
Leron Lee, L (1, 7) OBP: 0.365, SLG: 0.518	x 0-0 ③ F8			x 0-0 WP 1B 1B		x 0-0 ③ F4			x 0-0 HR	4	2	2	1	0	0	0
Nate Colbert, R (1, 3) OBP: 0.321, SLG: 0.535		x 0-0 ① F8		S S S 0-3 ② K 1-2			B B B 4-0 G1-6-3 BB		x 0-0 HR	3	1	1	1	1	1	1
Cito Gaston, R (1, 9) OBP: 0.309, SLG: 0.367		x 0-0 ② 6-3		x 0-0 2-H 1B			x 0-0 ①② G1-6-3 1-2f		x 0-0 1B 1B	4	0	2	1	0	0	1
Derrel Thomas, S (1, 6) OBP: 0.296, SLG: 0.321		x 0-0 1B		x 0-0 ③ F7			x 0-0 2B		x 0-0 1-2 1B	4	0	3	0	0	0	1
Garry Jestadt, R (1, 4) OBP: 0.266, SLG: 0.349		x 0-0 ③ F3			x 0-0 ① F8		S S S 0-3 ③ K		S S S 0-3 ② K	4	0	0	0	0	2	4
Fred Kendall, R (1, 2) OBP: 0.250, SLG: 0.358			x 0-0 ① L7		x 0-0 ② 5-3			x 0-0 ① 1-3	x 0-0 ③ F4	4	0	0	0	0	0	2
Mike Caldwell, R (1, 1) OBP: 0.108, SLG: 0.108			x 0-0 ② 4-3		x 0-0 ③ B2-3			x 0-0 ② 4-3		2	0	0	0	0	0	0
Ed Acosta, S (6, 1)										0	0	0	0	0	0	0
Curt Blefary, L (8, PH) OBP: 0.325, SLG: 0.384										1	0	0	0	0	0	0
Al Severinsen, R (8, 1)										0	0	0	0	0	0	0
Inning Stats	R: 0 H: 1 E: 0 LOB: 0 K: 0 BB: 0 S: 3 P: 3	R: 0 H: 1 E: 0 LOB: 1 K: 0 BB: 0 S: 4 P: 4	R: 0 H: 0 E: 0 LOB: 0 K: 0 BB: 0 S: 3 P: 3	R: 1 H: 2 E: 0 LOB: 1 K: 1 BB: 0 S: 7 P: 7	R: 0 H: 0 E: 0 LOB: 0 K: 0 BB: 0 S: 3 P: 3	R: 0 H: 0 E: 0 LOB: 0 K: 2 BB: 0 S: 7 P: 7	R: 0 H: 1 E: 0 LOB: 1 K: 1 BB: 1 S: 5 P: 9	R: 0 H: 0 E: 0 LOB: 0 K: 0 BB: 0 S: 3 P: 3	R: 2 H: 4 E: 0 LOB: 2 K: 1 BB: 0 S: 9 P: 9	1B: 6 SF: 0 2B: 1 SAC: 0 3B: 0 DP: 1 HR: 2 HBP: 0						

PITCHER		IP	WLS	BF	H	R	ER	SO	BB	IBB	HBP	BLK	WP	HR	S	P	ERA	WHIP
Bob Moose, R ERA: 3.32	(1, 1)	8.1	W	32	8	3	3	4	1	0	0	0	1	2	39	43	3.24	1.080
Ramon Hernandez, L ERA: 1.79	(9, 1)	0.2	S	3	1	0	0	1	0	0	0	0	0	0	5	5	0.00	1.500

PITCHER	IP	WLS	BF	H	R	ER	SO	BB	IBB	HBP	BLK	WP	HR	S	P	ERA	WHIP

TOP

San Diego Padres @ Pittsburgh Pirates

Three Rivers Stadium, Pittsburgh, PA

Mon Aug 28 1972, 7:05 PM EDT

Att. 13,438 - Unknown

livebaseballscorecards.com

AB	34
R	3
H	9
RBI	3
BB	1
SO	5
LOB	10

WP: 1 PA: 35
PB: 0
SB: 0
CS: 0

Batter	1	2	3	4	5	6	7	8	9	AB	R	H	RBI	BB	SO	LOB
Dave Cash, R (1, 4) OBP: 0.310, SLG: 0.367	K		5-3		F9 2-3		6-3			4	0	0	0	0	1	1
Al Oliver, L (1, 8) OBP: 0.348, SLG: 0.435	E4			HR 1B	1-3		L4			4	1	1	0	0	0	1
Roberto Clemente, R (1, 9) OBP: 0.349, SLG: 0.473	F9			F8		HR 1B		F9		4	1	1	0	0	0	2
Willie Stargell, L (1, 3) OBP: 0.389, SLG: 0.595	G3			1-H HR		1-H HR		F7		4	2	2	4	0	0	1
Bob Robertson, R (9, 3) OBP: 0.278, SLG: 0.297										0	0	0	0	0	0	0
Manny Sanguillen, R (1, 2) OBP: 0.336, SLG: 0.427		F8		F6		F9		F8		4	0	0	0	0	0	0
Rennie Stennett, R (1, 7) OBP: 0.297, SLG: 0.384		K		3-1		E5 F8				3	0	0	0	0	1	0
Richie Hebner, L (1, 5) OBP: 0.407, SLG: 0.547		F8			2B 1B	F8 2-3				3	1	1	0	0	0	1
Gene Alley, R (1, 6) OBP: 0.334, SLG: 0.326			6-3		F9 1-H 2B	6-3				3	0	1	1	0	0	1
Bob Moose, R (1, 1) OBP: 0.262, SLG: 0.211			5-3		B1-4		K			3	0	0	0	0	1	1
Ramon Hernandez, S (9, 1) OBP: 0.182, SLG: 0.273										0	0	0	0	0	0	0
Inning Stats	R: 0 E: 1 K: 1 S: 6 H: 0 LOB: 1 BB: 0 P: 6	R: 0 E: 0 K: 1 S: 5 H: 0 LOB: 0 BB: 0 P: 5	R: 0 E: 0 K: 0 S: 3 H: 0 LOB: 0 BB: 0 P: 3	R: 2 E: 0 K: 0 S: 5 H: 2 LOB: 0 BB: 0 P: 5	R: 1 E: 0 K: 0 S: 5 H: 2 LOB: 1 BB: 0 P: 5	R: 2 E: 1 K: 0 S: 6 H: 2 LOB: 1 BB: 0 P: 6	R: 0 E: 0 K: 1 S: 5 H: 0 LOB: 0 BB: 0 P: 5	R: 0 E: 0 K: 0 S: 3 H: 0 LOB: 0 BB: 0 P: 3		1B: 3 2B: 1 3B: 0 HR: 2 SF: 0 SAC: 0 DP: 0 HBP: 0				WP: 0 PB: 0 SB: 0 CS: 0	PA: 32	

PITCHER		IP	WLS	BF	H	R	ER	SO	BB	IBB	HBP	BLK	WP	HR	S	P	ERA	WHIP
Mike Caldwell, L ERA: 3.31	(1, 1)	5.2	L	25	6	5	5	2	0	0	0	0	0	2	29	29	7.94	1.059
Ed Acosta, R ERA: 5.43	(6, 1)	1.1		4	0	0	0	1	0	0	0	0	0	0	6	6	0.00	0.000
Al Severinsen, R ERA: 0.57	(8, 1)	1.0		3	0	0	0	0	0	0	0	0	0	0	3	3	0.00	0.000

PITCHER	IP	WLS	BF	H	R	ER	SO	BB	IBB	HBP	BLK	WP	HR	S	P	ERA	WHIP

BOTTOM

San Diego Padres @ Pittsburgh Pirates

Three Rivers Stadium, Pittsburgh, PA

Mon Aug 28 1972, 7:05 PM EDT

Att. 13,438 - Unknown

livebaseballscorecards.com

AB	32
R	5
H	6
RBI	5
BB	0
SO	3
LOB	8

San Diego Padres @ Pittsburgh Pirates

Three Rivers Stadium, Pittsburgh, PA

Tue Aug 29 1972, 7:05 PM EDT

Att. 12,329 - Unknown

TOP

Batter	1	2	3	4	5	6	7	8	9	AB	R	H	RBI	BB	SO	LOB
Jerry Morales, R (1, 8) OBP: 0.320, SLG: 0.366	6-3		K		F9	F7		CS 3-H	F9	5	0	0	0	0	1	3
Dave Roberts, R (1, 5) OBP: 0.285, SLG: 0.344	F9		F7		F9		6-3		1B	5	0	1	0	0	0	2
Leron Lee, L (1, 7) OBP: 0.365, SLG: 0.518	K		BB 1-2		E 1B 2B 1-H		6-3		K	4	1	1	1	1	2	1
Nate Colbert, R (1, 3) OBP: 0.322, SLG: 0.533		E S 1B 1B	1-3		E6 1B 2-3		FC6-4 1B		F4	5	1	2	0	0	0	4
Cito Gaston, R (1, 9) OBP: 0.309, SLG: 0.365		L4 1-3		K	1B 1-2 3-H		FC6-4 1-2f			4	0	1	1	0	1	2
Derrel Thomas, S (1, 6) OBP: 0.298, SLG: 0.323		1B 3-H		F8	G3			WP SH2-3 CS 1B		4	0	2	1	0	0	2
Garry Jestadt, R (1, 4) OBP: 0.267, SLG: 0.346		F6		BB		F8		SH2-3 1-2		2	0	0	0	1	0	1
Fred Kendall, R (1, 2) OBP: 0.246, SLG: 0.352		F6		5-3		F4		6-3 2-3		4	0	0	0	0	0	3
Mike Corkins, R (1, 1) OBP: 0.313, SLG: 0.387			BB		2B BB	1B		BB		2	1	2	0	1	0	0
Curt Blefary, L (8, PH) OBP: 0.330, SLG: 0.384										0	0	0	0	1	0	0
Enzo Hernandez, R (8, PR) OBP: 0.240, SLG: 0.235										0	0	0	0	0	0	0
Gary Ross, R (8, 1) OBP: 0.200, SLG: 0.200										0	0	0	0	0	0	0
Inning Stats	R: 0 E: 0 K: 1 S: 5 H: 0 LOB: 0 BB: 0 P: 5	R: 1 E: 0 K: 0 S: 5 H: 2 LOB: 1 BB: 0 P: 5	R: 0 E: 0 K: 1 S: 6 H: 1 LOB: 2 BB: 1 P: 10	R: 0 E: 0 K: 1 S: 5 H: 0 LOB: 1 BB: 1 P: 9	R: 2 E: 1 K: 0 S: 6 H: 2 LOB: 2 BB: 1 P: 10	R: 0 E: 0 K: 0 S: 4 H: 1 LOB: 1 BB: 0 P: 4	R: 0 E: 0 K: 0 S: 4 H: 1 LOB: 1 BB: 0 P: 4	R: 0 E: 0 K: 0 S: 3 H: 1 LOB: 1 BB: 1 P: 7	R: 0 E: 0 K: 1 S: 6 H: 1 LOB: 1 BB: 0 P: 6	1B: 8 2B: 1 3B: 0 HR: 0 SF: 0 SAC: 1 DP: 0 HBP: 0	WP: 1 PB: 0 SB: 1 CS: 1 PA: 41					

PITCHER		IP	WLS	BF	H	R	ER	SO	BB	IBB	HBP	BLK	WP	HR	S	P	ERA	WHIP
Steve Blass, R ERA: 2.59	(1, 1)	7.2	W	36	8	3	2	3	4	0	0	0	1	0	38	54	2.35	1.565
Dave Giusti, R ERA: 1.82	(8, 1)	1.1	S	4	1	0	0	1	0	0	0	0	0	0	6	6	0.00	0.750

PITCHER	IP	WLS	BF	H	R	ER	SO	BB	IBB	HBP	BLK	WP	HR	S	P	ERA	WHIP

AB	35
R	3
H	9
RBI	3
BB	4
SO	4
LOB	18

livebaseballscorecards.com

BOTTOM

San Diego Padres @ Pittsburgh Pirates

Three Rivers Stadium, Pittsburgh, PA

Tue Aug 29 1972, 7:05 PM EDT

Att. 12,329 - Unknown

livebaseballscorecards.com

Batter	1	2	3	4	5	6	7	8	9	AB	R	H	RBI	BB	SO	LOB
Vic Davalillo, L (1, 7) OBP: 0.364, SLG: 0.415	K		6-3	1B		1-3		L7		5	0	1	1	0	1	2
Al Oliver, L (1, 8) OBP: 0.347, SLG: 0.433	L6		SF8 1B	F7		F8				4	1	1	0	0	0	2
Roberto Clemente, R (1, 9) OBP: 0.348, SLG: 0.470	K		SF8 1B	F3			F6			4	0	1	0	0	1	0
Willie Stargell, L (1, 3) OBP: 0.388, SLG: 0.600		5-3	SF8	K			HR			3	1	1	2	0	1	0
Richie Hebner, L (1, 5) OBP: 0.405, SLG: 0.550		1B 3B	K	E3			1-3			4	1	1	0	0	1	1
Manny Sanguillen, R (1, 2) OBP: 0.339, SLG: 0.431		E 1B		E 2B	IBB		F9			3	1	2	1	1	0	0
Dave Cash, R (1, 4) OBP: 0.307, SLG: 0.363		5-3		E4 2B	F9			4-3		4	0	0	0	0	0	3
Gene Alley, R (1, 6) OBP: 0.337, SLG: 0.330		FC6-4 IBB		1B 2B		E6		E9		3	1	1	0	1	0	0
Steve Blass, R (1, 1) OBP: 0.179, SLG: 0.185		FC6-4		L9		SH2-4		F8		2	0	0	0	0	0	3
Dave Giusti, R (8, 1)										1	0	0	0	0	0	1
Inning Stats	R: 0 E: 0 K: 2 S: 7 H: 0 LOB: 0 BB: 0 P: 7	R: 1 E: 1 K: 0 S: 5 H: 2 LOB: 2 BB: 1 P: 9	R: 1 E: 0 K: 1 S: 7 H: 2 LOB: 1 BB: 0 P: 7	R: 2 E: 1 K: 0 S: 6 H: 3 LOB: 1 BB: 0 P: 6	R: 0 E: 1 K: 1 S: 6 H: 0 LOB: 2 BB: 1 P: 10	R: 0 E: 1 K: 0 S: 4 H: 0 LOB: 1 BB: 0 P: 4	R: 1 E: 0 K: 0 S: 4 H: 1 LOB: 0 BB: 0 P: 4	R: 0 E: 1 K: 0 S: 4 H: 0 LOB: 1 BB: 0 P: 4		1B: 4 2B: 2 3B: 1 HR: 1	SF: 1 SAC: 1 DP: 0 HBP: 0						

	AB	33
	R	5
	H	8
	RBI	4
	BB	2
	SO	4
	LOB	12

WP: 0 PB: 0 SB: 0 CS: 0 PA: 37

PITCHER	IP	WLS	BF	H	R	ER	SO	BB	IBB	HBP	BLK	WP	HR	S	P	ERA	WHIP
Mike Corkins, R (1, 1) ERA: 3.78	7.0	L	33	8	5	5	4	0	2	0	0	0	1	39	47	6.43	1.143
Gary Ross, R (8, 1) ERA: 2.13	1.0		4	0	0	0	0	0	0	0	0	0	0	4	4	0.00	0.000

PITCHER	IP	WLS	BF	H	R	ER	SO	BB	IBB	HBP	BLK	WP	HR	S	P	ERA	WHIP

San Diego Padres @ Pittsburgh Pirates

Three Rivers Stadium, Pittsburgh, PA

Wed Aug 30 1972, 7:05 PM EDT

Att. 19,009 - Unknown

TOP

livebaseballscorecards.com

Batter	1	2	3	4	5	6	7	8	9	AB	R	H	RBI	BB	SO	LOB
Larry Stahl, L (1, 8) OBP: 0.307, SLG: 0.343	6-3		F6			4-3		4-3		4	0	0	0	0	0	1
Dave Roberts, R (1, 4) (2, 5) OBP: 0.282, SLG: 0.340	F4		F4			5-3		F5		4	0	0	0	0	0	1
Leron Lee, L (1, 7) OBP: 0.370, SLG: 0.525	2B		FC4-6 1-2f			1B		1B		4	0	3	0	0	0	1
Nate Colbert, R (1, 3) OBP: 0.323, SLG: 0.533 Garry Jestadt, R (2, 4) OBP: 0.272, SLG: 0.347	BB			G6-3 BB		BB 1-3 1B		F4		0 2	0 0	0 1	0 0	1 1	0 0	0 1
Curt Blefary, L (1, 5) (2, 3) OBP: 0.328, SLG: 0.373	4-3			F7		FC6-4 1-2 BB			G3	3	0	0	0	1	0	3
Cito Gaston, R (1, 9) OBP: 0.308, SLG: 0.364		6-3		G6-3 1-2f		FC6-4 1-2f			3-1 1B	4	0	1	0	0	0	4
Derrel Thomas, S (1, 6) OBP: 0.298, SLG: 0.320		K			G6-4-3 BB		4-3		3-1 1-2	3	0	0	0	1	1	1
Fred Kendall, R (1, 2) OBP: 0.246, SLG: 0.350		5-3			G6-4-3 1-2f		F6		1B	4	0	1	0	0	0	1
Steve Arlin, R (1, 1) OBP: 0.277, SLG: 0.214 Jerry Morales, R (7, PH) OBP: 0.319, SLG: 0.365 Fred Norman, S (7, 1) OBP: 0.280, SLG: 0.167 Ed Acosta, S (8, 1) Johnny Jeter, R (9, PH) OBP: 0.279, SLG: 0.326			FC4-6 BB		F7		F9		K	1 1 0 0 1	0 0 0 0 0	0 0 0 0 0	0 0 0 0 0	1 0 0 0 1	0 0 0 0 2	0 0 0 0 0
Inning Stats	R: 0 E: 0 K: 0 S: 4 H: 1 LOB: 2 BB: 1 P: 8	R: 0 E: 0 K: 1 S: 5 H: 0 LOB: 0 BB: 0 P: 5	R: 0 E: 0 K: 0 S: 3 H: 0 LOB: 1 BB: 1 P: 7	R: 0 E: 0 K: 0 S: 2 H: 0 LOB: 0 BB: 1 P: 6	R: 0 E: 0 K: 0 S: 2 H: 0 LOB: 0 BB: 1 P: 6	R: 0 E: 0 K: 0 S: 5 H: 2 LOB: 3 BB: 1 P: 9	R: 0 E: 0 K: 0 S: 3 H: 0 LOB: 0 BB: 0 P: 3	R: 0 E: 0 K: 0 S: 4 H: 1 LOB: 1 BB: 0 P: 4	R: 0 E: 0 K: 1 S: 7 H: 2 LOB: 2 BB: 0 P: 7	1B: 5 2B: 1 3B: 0 HR: 0 SF: 0 SAC: 0 DP: 2 HBP: 0	WP: 0 PB: 0 SB: 0 CS: 0 PA: 36					

	AB	31
	R	0
	H	6
	RBI	0
	BB	5
	SO	2
	LOB	15

PITCHER	IP	WLS	BF	H	R	ER	SO	BB	IBB	HBP	BLK	WP	HR	S	P	ERA	WHIP
Bruce Kison, R (1, 1) ERA: 2.75	9.0	W	36	6	0	0	2	5	0	0	0	0	0	35	55	0.00	1.222

PITCHER	IP	WLS	BF	H	R	ER	SO	BB	IBB	HBP	BLK	WP	HR	S	P	ERA	WHIP

Batter	1	2	3	4	5	6	7	8	9	AB	R	H	RBI	BB	SO	LOB
Vic Davalillo, L (1, 7) OBP: 0.368, SLG: 0.418	0-0 1B 1B 1B	0-0 1-2 1B		0-0 3-H 1B		0-3 K ③		0-3 K ①		5	1	3	1	0	2	1
Al Oliver, L (1, 8) OBP: 0.348, SLG: 0.432	0-0 1B 1-2 1B 1B	0-0 F7 ①		0-0 6-3 ③			0-0 3-1 ①	4-0 BB BB 1B BB		4	2	1	0	1	0	3
Roberto Clemente, R (1, 9) OBP: 0.348, SLG: 0.469	0-0 1B 1-3 2-H 1B 1B	0-0 L7 ② ③ 2-3			0-3 K ①		0-0 BB 1B 1B	0-0 F8 ②		5	2	2	1	0	1	3
Willie Stargell, L (1, 3) OBP: 0.391, SLG: 0.608 Dock Ellis, S (7, PR) OBP: 0.125, SLG: 0.125 Bob Robertson, R (8, 3) OBP: 0.280, SLG: 0.297	0-0 1B 1-2 3-H 1B		0-3 K ①		0-0 HR		4-0 1B 1-2 HR BB	4-0 BB 1-2 1B BB		3 0 0	1 1 1	2 0 0	2 0 0	1 0 1	1 0 0	0 0 0
Richie Hebner, L (1, 5) OBP: 0.404, SLG: 0.548 Jose Pagan, R (2, 5) OBP: 0.301, SLG: 0.434	0-3 K ①	0-0 F6 ②			0-3 K ②		0-0 L5 ②	4-0 1B 1-2 2-3 BB		1 3	0 0	0 0	0 0	0 1	1 1	2 2
Manny Sanguillen, R (1, 2) OBP: 0.340, SLG: 0.431	0-0 F3 ②	0-0 6-3 ③			0-0 1-3 ③		0-0 HR 1-2 2-H 1B	0-0 FC5-4 1-3 2-H 3-H 1B		5	1	2	3	0	0	2
Dave Cash, R (1, 4) OBP: 0.310, SLG: 0.377	0-0 1-2 2-H 1B			0-0 L9 1B 2B		0-0 E6 ①	0-0 1-H 2-H HR	0-0 FC5-4 ③ 1-2f		5	2	3	4	0	0	2
Gene Alley, R (1, 6) OBP: 0.336, SLG: 0.332	0-3 K ③			0-0 L9 ① 2-3		0-0 2B	0-0 E5			4	0	1	0	0	1	4
Bruce Kison, R (1, 1) OBP: 0.186, SLG: 0.302		0-0 L7 1B 1B		0-3 K ②		0-3 K ②	0-3 K ③			4	0	1	0	0	3	4
Inning Stats	R: 3 H: 5 E: 0 LOB: 2 K: 2 BB: 0 S: 12 P: 12	R: 0 H: 2 E: 0 LOB: 1 K: 0 BB: 0 S: 4 P: 4	R: 0 H: 0 E: 0 LOB: 0 K: 1 BB: 0 S: 5 P: 5	R: 1 H: 2 E: 0 LOB: 1 K: 1 BB: 0 S: 7 P: 7	R: 1 H: 1 E: 0 LOB: 0 K: 2 BB: 0 S: 8 P: 8	R: 0 H: 1 E: 1 LOB: 1 K: 2 BB: 0 S: 8 P: 8	R: 4 H: 3 E: 1 LOB: 2 K: 1 BB: 1 S: 9 P: 13	R: 2 H: 1 E: 0 LOB: 2 K: 1 BB: 3 S: 6 P: 18		1B: 11 SF: 0 2B: 2 SAC: 0 3B: 0 DP: 0 HR: 2 HBP: 0						

PITCHER		IP	WLS	BF	H	R	ER	SO	BB	IBB	HBP	BLK	WP	HR	S	P	ERA	WHIP
Steve Arlin, R ERA: 3.84	(1, 1)	6.0	L	28	11	5	5	8	0	0	0	0	0	1	44	44	7.50	1.833
Fred Norman, L ERA: 3.92	(7, 1)	1.2		13	3	6	6	2	4	0	0	0	0	1	13	29	32.40	4.200
Ed Acosta, R ERA: 5.4	(8, 1)	0.1		2	1	0	0	0	0	0	0	0	0	0	2	2	0.00	3.000

PITCHER	IP	WLS	BF	H	R	ER	SO	BB	IBB	HBP	BLK	WP	HR	S	P	ERA	WHIP

BOTTOM

San Diego Padres @ Pittsburgh Pirates

Three Rivers Stadium, Pittsburgh, PA

Wed Aug 30 1972, 7:05 PM EDT

Att. 19,009 - Unknown

livebaseballscorecards.com

AB	39
R	11
H	15
RBI	11
BB	4
SO	10
LOB	23

Batter	1	2	3	4	5	6	7	8	9	AB	R	H	RBI	BB	SO	LOB
Bobby Bonds, R (1, 9) OBP: 0.323, SLG: 0.446	S S S 0-3 ① K	x 0-0 ③ F9		x 0-0 ③ FC5-4 1-2f		x 0-0 ① 5-3	B B B 4-0 1B 1B BB	x 0-0 ③ F3		5	1	0	0	1	1	6
Jim Howarth, L (1, 8) OBP: 0.342, SLG: 0.320	x 0-0 ② 4-3		x 0-0 ① 4-3		x 0-0 ① 4-3		x 0-0 3-1 1B 1B	x 0-0 1B 1-2 2-3 1B		3	0	0	0	0	0	0
Don Carrithers, R (5, 1) OBP: 0.214, SLG: 0.250										1	1	1	0	0	0	0
Chris Arnold, R (8, PH) OBP: 0.295, SLG: 0.325										1	0	1	0	0	0	0
Don McMahon, R (8, 1) OBP: 0.250, SLG: 0.250										0	0	0	0	0	0	0
Chris Speier, R (1, 6) OBP: 0.366, SLG: 0.423	x 0-0 1B		x 0-0 ② 6-3		x 0-0 ② F7		x 0-0 3-1 1B 1-2 1B	x 0-0 1-3 2-H 3-H 1B		5	1	3	2	0	0	0
Ken Henderson, S (1, 7) OBP: 0.318, SLG: 0.459	S S S 0-3 ③ K		x 0-0 FC4-6 1B		x 0-0 ③ G3		x 0-0 ② 3-1 1-2 2-3	x 0-0 ② F4		5	0	1	0	0	1	5
Dave Rader, L (1, 2) OBP: 0.309, SLG: 0.353		S S S 0-3 ① K	x 0-0 ③ FC4-6 1-2f			x 0-0 E SF8 1B	x 0-0 BB 2-H 3-H 1B	x 0-0 ③ 4-3		5	1	2	2	0	1	3
Dave Kingman, R (1, 3) OBP: 0.303, SLG: 0.465		x 0-0 1B 1B 1B		x 0-0 6-3 1B		x 0-0 ① F6	B B B B 4-0 1-2 BB		S S S 0-3 ① K	4	0	2	0	1	1	1
Tito Fuentes, S (1, 4) OBP: 0.308, SLG: 0.381		x 0-0 1B 1-2 1B		x 0-0 ① F9		x 0-0 E3 1-3	x 0-0 ③ F9		x 0-0 F9 1B 2B	5	1	2	0	0	0	4
Al Gallagher, R (1, 5) OBP: 0.326, SLG: 0.281		x 0-0 ② F8		x 0-0 ② 6-3 1-2		x 0-0 ② SF8 3-H		x 0-0 1B 1B 2B	x 0-0 ② F9 2-3	4	1	1	1	0	0	4
Ron Bryant, S (1, 1) OBP: 0.232, SLG: 0.208		x 0-0	B B B 4-0 FC5-4		S S S 0-3 ③ K			S S S 0-3 ① K	x 0-0 3-H 1B	1	0	1	0	0	0	0
Steve Stone, R (3, 1) OBP: 0.156, SLG: 0.129										0	0	0	0	0	0	0
Bernie Williams, R (4, PH) OBP: 0.246, SLG: 0.391										0	0	0	0	1	0	0
Randy Moffitt, R (4, 1)										0	0	0	0	0	0	0
Garry Maddox, R (5, 8) OBP: 0.286, SLG: 0.423		1-2 2-3 1B		BB						3	0	1	1	0	2	2
Inning Stats	R: 0 E: 0 K: 2 S: 8 H: 1 LOB: 1 BB: 0 P: 8	R: 0 E: 0 K: 1 S: 8 H: 3 LOB: 3 BB: 0 P: 8	R: 0 E: 0 K: 0 S: 4 H: 1 LOB: 1 BB: 0 P: 4	R: 0 E: 0 K: 0 S: 4 H: 1 LOB: 2 BB: 1 P: 8	R: 0 E: 0 K: 0 S: 3 H: 0 LOB: 0 BB: 0 P: 3	R: 1 E: 1 K: 1 S: 7 H: 1 LOB: 1 BB: 0 P: 7	R: 2 E: 0 K: 0 S: 6 H: 3 LOB: 2 BB: 1 P: 10	R: 2 E: 0 K: 1 S: 8 H: 3 LOB: 2 BB: 1 P: 12	R: 1 E: 0 K: 1 S: 7 H: 2 LOB: 1 BB: 0 P: 7	1B: 13 2B: 2 3B: 0 HR: 0 SF: 1 SAC: 0 DP: 0 HBP: 0						

PITCHER		IP	WLS	BF	H	R	ER	SO	BB	IBB	HBP	BLK	WP	HR	S	P	ERA	WHIP
Dock Ellis, R ERA: 3.11	(1, 1)	7.0	W	34	10	3	2	4	2	0	0	0	0	0	40	48	2.57	1.714
Dave Giusti, R ERA: 2.2	(8, 1)	2.0	S	12	5	3	3	2	1	0	0	0	0	0	15	19	13.50	3.000

PITCHER	IP	WLS	BF	H	R	ER	SO	BB	IBB	HBP	BLK	WP	HR	S	P	ERA	WHIP

TOP

San Francisco Giants @ Pittsburgh Pirates

Three Rivers Stadium, Pittsburgh, PA

Fri Sep 01 1972, 7:05 PM EDT

Att. 20,678 - Unknown

livebaseballscorecards.com

AB	42
R	6
H	15
RBI	6
BB	3
SO	6
LOB	25

Batter	1	2	3	4	5	6	7	8	9	AB	R	H	RBI	BB	SO	LOB
Rennie Stennett, R (1, 7) OBP: 0.299, SLG: 0.388	F8		1B BB 2B 1-3	1B SF9 1B 1-2	G6-4-3 1-2f 2-3 3-H		K			5	2	2	0	0	1	4
Al Oliver, L (1, 8) OBP: 0.348, SLG: 0.431	F8		BB 1B 1B 2-3 3-H	1-3 2B 1B 2-H	4-3			F8		5	2	2	2	0	0	1
Roberto Clemente, R (1, 9) OBP: 0.349, SLG: 0.466	BB		BB 1B IBB	SF9 3-H		K		K		2	1	0	1	2	2	0
Willie Stargell, L (1, 3) OBP: 0.392, SLG: 0.609	F5		1B BB 1-2 2-3 3-H	1-H 2B		G3		HR		3	0	1	2	1	0	1
Bob Robertson, R (7, 3) OBP: 0.283, SLG: 0.311										1	1	1	1	0	0	0
Manny Sanguillen, R (1, 2) OBP: 0.338, SLG: 0.428		F9	1-2 2-H 3-H 1B	F8		K		F8		5	0	1	2	0	1	1
Dave Cash, R (1, 4) OBP: 0.310, SLG: 0.376		5-3	F9		1B 1B E 1B		F7			4	1	1	0	0	0	2
Richie Hebner, L (1, 5) OBP: 0.405, SLG: 0.546		F9	4-3		E 1B G6-4-3 1B 1-2		BB			3	1	1	0	1	0	2
Gene Alley, R (1, 6) OBP: 0.334, SLG: 0.331			K	6-3	G6-4-3 E 1B 1-2 2-3		K			4	0	1	0	0	2	1
Dock Ellis, S (1, 1) OBP: 0.157, SLG: 0.140			2B 1B BB	1B 1B 1B	FC1 G6-4-3 1-2 2-3 3-H			1-2 1B		2	2	1	0	1	0	2
Vic Davalillo, L (7, PH) OBP: 0.370, SLG: 0.420										1	0	1	0	0	0	0
Dave Giusti, R (8, 1)										0	0	0	0	0	0	0
Inning Stats	R: 0 E: 0 K: 0 S: 3 H: 0 LOB: 1 BB: 1 P: 7	R: 0 E: 0 K: 0 S: 3 H: 0 LOB: 0 BB: 0 P: 3	R: 4 E: 0 K: 1 S: 8 H: 3 LOB: 2 BB: 3 P: 20	R: 3 E: 0 K: 0 S: 7 H: 4 LOB: 1 BB: 0 P: 7	R: 2 E: 1 K: 0 S: 6 H: 3 LOB: 1 BB: 0 P: 6	R: 0 E: 0 K: 2 S: 7 H: 0 LOB: 0 BB: 0 P: 7	R: 0 E: 0 K: 2 S: 8 H: 1 LOB: 2 BB: 1 P: 12	R: 1 E: 0 K: 1 S: 6 H: 1 LOB: 0 BB: 0 P: 6		1B: 9 2B: 2 3B: 0 HR: 1	SF: 1 SAC: 0 DP: 1 HBP: 0					

BOTTOM

San Francisco Giants @ Pittsburgh Pirates

Three Rivers Stadium, Pittsburgh, PA

Fri Sep 01 1972, 7:05 PM EDT

Att. 20,678 - Unknown

livebaseballscorecards.com

AB	35
R	10
H	12
RBI	8
BB	5
SO	6
LOB	14

WP: 0 PB: 0 SB: 0 CS: 0 PA: 41

PITCHER		IP	WLS	BF	H	R	ER	SO	BB	IBB	HBP	BLK	WP	HR	S	P	ERA	WHIP
Ron Bryant, L ERA: 3.04	(1, 1)	2.1	L	14	3	4	4	1	3	1	0	0	0	0	12	28	15.43	2.571
Steve Stone, R ERA: 3.04	(3, 1)	0.2		2	0	0	0	0	0	0	0	0	0	0	2	2	0.00	0.000
Randy Moffitt, R ERA: 3.45	(4, 1)	1.0		7	4	3	3	0	0	0	0	0	0	0	7	7	27.00	4.000
Don Carrithers, R ERA: 5.57	(5, 1)	3.0		14	4	2	0	4	1	0	0	0	0	0	21	25	0.00	1.667
Don McMahon, R ERA: 3.63	(8, 1)	1.0		4	1	1	1	1	0	0	0	0	0	1	6	6	9.00	1.000

PITCHER	IP	WLS	BF	H	R	ER	SO	BB	IBB	HBP	BLK	WP	HR	S	P	ERA	WHIP

San Francisco Giants @ Pittsburgh Pirates

Three Rivers Stadium, Pittsburgh, PA

Sat Sep 02 1972, 7:05 PM EDT

Att. 14,194 - Unknown

TOP

livebaseballscorecards.com

Batter	1	2	3	4	5	6	7	8	9	AB	R	H	RBI	BB	SO	LOB
Bobby Bonds, R (1, 9) OBP: 0.323, SLG: 0.448	K		2B		1B		F3		K	5	0	2	0	0	2	1
Chris Speier, R (1, 6) OBP: 0.364, SLG: 0.421	1B		F8		F9		5-3		K	5	0	1	0	0	1	3
Ken Henderson, S (1, 7) OBP: 0.320, SLG: 0.462	F7			1B 2B	K			3-1 1B 1B		4	2	2	0	0	1	2
Willie McCovey, L (1, 3) OBP: 0.312, SLG: 0.394	F9			1B SF9 BB		E 1B		3-1 1-2		3	1	1	0	1	0	2
Dave Rader, L (1, 2) OBP: 0.311, SLG: 0.355		F3		1-3 2-H 1B		F9		FC6 2-H 1B		4	0	2	2	0	0	1
Dave Kingman, R (1, 5) OBP: 0.301, SLG: 0.460		5-3		K		F7		K		4	0	0	0	0	2	4
Tito Fuentes, S (1, 4) OBP: 0.305, SLG: 0.379		G3		SF9 3-H		E1 1-2		FC6 1-2f		3	0	0	1	0	0	2
Garry Maddox, R (1, 8) OBP: 0.283, SLG: 0.419			K	5-3		F7			L3	4	0	0	0	0	1	3
Sam McDowell, L (1, 1) OBP: 0.160, SLG: 0.204			G3		1-3		K		1B	1	0	0	0	0	0	0
Frank Reberger, L (4, 1) OBP: 0.233, SLG: 0.310										1	0	0	0	0	0	0
Bernie Williams, R (7, PH) OBP: 0.243, SLG: 0.385										1	0	0	0	0	1	0
Steve Stone, R (7, 1) OBP: 0.156, SLG: 0.129										0	0	0	0	0	0	0
Jim Howarth, L (9, PH) OBP: 0.347, SLG: 0.327										1	0	1	0	0	0	0

	AB	36
	R	3
	H	9
	RBI	3
	BB	1
	SO	8
	LOB	18

Inning Stats	1	2	3	4	5	6	7	8	9	1B: 7	SF: 1	WP: 0	PA: 38
	R: 0 E: 0 K: 1 S: 6 H: 1 LOB: 1 BB: 0 P: 6	R: 0 E: 0 K: 0 S: 3 H: 0 LOB: 0 BB: 0 P: 3	R: 0 E: 0 K: 1 S: 6 H: 1 LOB: 1 BB: 0 P: 6	R: 2 E: 0 K: 1 S: 7 H: 2 LOB: 1 BB: 1 P: 11	R: 0 E: 0 K: 1 S: 6 H: 1 LOB: 1 BB: 0 P: 6	R: 0 E: 1 K: 0 S: 5 H: 1 LOB: 2 BB: 0 P: 5	R: 0 E: 0 K: 1 S: 5 H: 0 LOB: 0 BB: 0 P: 5	R: 1 E: 0 K: 1 S: 7 H: 2 LOB: 1 BB: 0 P: 7	R: 0 E: 0 K: 2 S: 8 H: 1 LOB: 1 BB: 0 P: 8	2B: 2 3B: 0 HR: 0	SAC: 0 DP: 0 HBP: 0	PB: 0 SB: 0 CS: 0	

PITCHER	IP	WLS	BF	H	R	ER	SO	BB	IBB	HBP	BLK	WP	HR	S	P	ERA	WHIP
Nelson Briles, R (1, 1) ERA: 3.26	9.0	W	38	9	3	3	8	1	0	0	0	0	0	53	57	3.00	1.111

PITCHER	IP	WLS	BF	H	R	ER	SO	BB	IBB	HBP	BLK	WP	HR	S	P	ERA	WHIP

BOTTOM

San Francisco Giants @ Pittsburgh Pirates
Three Rivers Stadium, Pittsburgh, PA
Sat Sep 02 1972, 7:05 PM EDT
Att. 14,194 - Unknown

livebaseballscorecards.com

Batter	1	2	3	4	5	6	7	8	9	AB	R	H	RBI	BB	SO	LOB
Rennie Stennett, R (1, 7) OBP: 0.305, SLG: 0.390	E8 1B 1B	6-3		1B HR 1-2 1B		F8		BBBB BB		4	2	2	0	1	0	1
Al Oliver, L (1, 8) OBP: 0.349, SLG: 0.431	F9 BB 1B 2-H 1B	4-3		1-2 2-H HR 1B		L6		F8		5	2	2	2	0	0	2
Roberto Clemente, R (1, 9) OBP: 0.356, SLG: 0.481	BBBB 1B 1-2 BB		WP 2B	1-H 2-H HR		BBBB 1-2 BB		F8		3	1	2	3	2	0	1
Manny Sanguillen, R (1, 2) OBP: 0.335, SLG: 0.424	F9 2-3		F2 2-3	1-3		1-3				4	0	0	0	0	0	5
Bob Robertson, R (1, 3) OBP: 0.279, SLG: 0.307	SSS K		G3	SSS K			SSS K			4	0	0	0	0	3	3
Richie Hebner, L (1, 5) OBP: 0.406, SLG: 0.544	1-3 3-H 1B		BBBB BB		L3		F8			3	0	1	1	1	0	0
Dave Cash, R (1, 4) OBP: 0.311, SLG: 0.374	BBBB BB		SSS K		F8		BBBB FC6-4 BB			2	0	0	0	2	1	2
Gene Alley, R (1, 6) OBP: 0.333, SLG: 0.327	F3			BBBB 1B 1B BB	1-3		FC6-4 1-2f			3	1	0	0	1	0	4
Nelson Briles, R (1, 1) OBP: 0.169, SLG: 0.190		5-3		SSS K		BB 1B		SSS K		4	0	1	0	0	2	1
Inning Stats	R: 2 E: 1 K: 1 S: 8 H: 3 LOB: 3 BB: 2 P: 16	R: 0 E: 0 K: 0 S: 3 H: 0 LOB: 0 BB: 0 P: 3	R: 0 E: 0 K: 1 S: 6 H: 1 LOB: 2 BB: 1 P: 10	R: 4 E: 0 K: 2 S: 10 H: 3 LOB: 0 BB: 1 P: 14	R: 0 E: 0 K: 0 S: 3 H: 0 LOB: 0 BB: 0 P: 3	R: 0 E: 0 K: 0 S: 4 H: 1 LOB: 2 BB: 1 P: 8	R: 0 E: 0 K: 1 S: 5 H: 0 LOB: 1 BB: 1 P: 9	R: 0 E: 0 K: 1 S: 5 H: 0 LOB: 1 BB: 1 P: 9		1B: 6 2B: 1 3B: 0 HR: 1 SF: 0 SAC: 0 DP: 0 HBP: 0						

	AB	32
	R	6
	H	8
	RBI	6
	BB	7
	SO	6
	LOB	19

PITCHER		IP	WLS	BF	H	R	ER	SO	BB	IBB	HBP	BLK	WP	HR	S	P	ERA	WHIP
Sam McDowell, L ERA: 4.73	(1, 1)	3.1	L	21	7	6	6	3	4	0	0	0	1	1	23	39	16.20	3.300
Frank Reberger, R ERA: 3.76	(4, 1)	2.2		10	1	0	0	1	1	0	0	0	0	0	11	15	0.00	0.750
Steve Stone, R ERA: 2.98	(7, 1)	2.0		8	0	0	0	2	2	0	0	0	0	0	10	18	0.00	1.000

PITCHER	IP	WLS	BF	H	R	ER	SO	BB	IBB	HBP	BLK	WP	HR	S	P	ERA	WHIP

Batter	1	2	3	4	5	6	7	8	9	10	AB	R	H	RBI	BB	SO	LOB
Bobby Bonds, R (1, 9) OBP: 0.321, SLG: 0.444	0-0 6-3 ①		0-3 K ①		0-3 K ①		0-0 F9 ①		0-3 K ②		5	0	0	0	0	3	1
Chris Speier, R (1, 6) OBP: 0.363, SLG: 0.418	0-0 F2 ②		0-0 4-3 ②		0-3 K ②		0-0 6-3 ②		0-0 1B 1B 3-H		5	0	1	1	0	1	0
Ken Henderson, S (1, 7) OBP: 0.324, SLG: 0.464	0-0 1B 1B		0-0 BB 1B		0-0 F7 ③		0-0 F8 ③		0-0 1 1B 1-3		5	0	3	0	0	0	0
Willie McCovey, L (1, 3) OBP: 0.318, SLG: 0.396 Damaso Blanco, R (10, PR) OBP: 0.471, SLG: 0.385 (10, 5)	0-0 1-2 1B		4-0 1-2 BB			0-0 1B 1B 1B		0-0 F6 ①		0-0 E6 FC1-5 1B	4 0	0 0	2 0	0 0	1 0	0 0	0 0
Dave Rader, L (1, 2) OBP: 0.312, SLG: 0.355	0-0 3-1 ③		0-0 F7 ③			0-0 F7 ①		0-0 1B		0-0 FC1-5 1-2 1B	5	0	2	0	0	0	5
Dave Kingman, R (1, 5) OBP: 0.300, SLG: 0.457 (10, 3)		0-0 4-3 ①		0-0 F9 ①		0-0 1B 1-2 1B		0-0 F8 ②		0-0 FC1-5 FC6-4 1-2 2-3f ①	5	0	1	0	0	0	3
Tito Fuentes, S (1, 4) OBP: 0.304, SLG: 0.379		0-0 2B		0-0 F8 ②		0-0 F7 ②		0-0 F2 ③		0-0 F8 ②	5	0	1	0	0	0	5
Garry Maddox, R (1, 8) OBP: 0.287, SLG: 0.421		0-3 K ②		0-0 1B		0-0 1-2 2-3 1B			0-0 WP S 1B 1B	0-0 FC6-4 1-2f ③	5	1	3	0	0	1	3
Jim Barr, R (1, 1) OBP: 0.179, SLG: 0.231 Jim Howarth, L (9, PH) OBP: 0.345, SLG: 0.324 Jerry Johnson, R (9, 1)		0-3 K ③		0-0 F9 ③		0-0 5-3 ③			0-0 F3 1-3 ①		3 1 0	0 0 0	0 0 0	0 0 0	0 0 0	1 0 0	5 1 0
Inning Stats	R: 0 E: 0 K: 0 S: 5 H: 2 LOB: 2 BB: 0 P: 5	R: 0 E: 0 K: 2 S: 8 H: 1 LOB: 1 BB: 0 P: 8	R: 0 E: 0 K: 1 S: 6 H: 1 LOB: 2 BB: 1 P: 10	R: 0 E: 0 K: 0 S: 4 H: 1 LOB: 1 BB: 0 P: 4	R: 0 E: 0 K: 2 S: 7 H: 0 LOB: 0 BB: 0 P: 7	R: 0 E: 0 K: 0 S: 6 H: 3 LOB: 3 BB: 0 P: 6	R: 0 E: 0 K: 0 S: 3 H: 0 LOB: 0 BB: 0 P: 3	R: 0 E: 0 K: 0 S: 4 H: 1 LOB: 1 BB: 0 P: 4	R: 1 E: 0 K: 1 S: 7 H: 3 LOB: 2 BB: 0 P: 7	R: 0 E: 1 K: 0 S: 5 H: 1 LOB: 2 BB: 0 P: 5	1B: 12 2B: 1 3B: 0 HR: 0	SF: 0 SAC: 0 DP: 0 HBP: 0						

PITCHER	IP	WLS	BF	H	R	ER	SO	BB	IBB	HBP	BLK	WP	HR	S	P	ERA	WHIP
Bob Moose, R (1, 1) ERA: 3.21	9.0		39	12	1	1	6	1	0	0	0	1	0	50	54	1.00	1.444
Ramon Hernandez, L (10, 1) ERA: 1.79	0.0		2	1	0	0	0	0	0	0	0	0	0	2	2	∞	∞
Dave Giusti, R (10, 1) ERA: 2.17	1.0	W	3	0	0	0	0	0	0	0	0	0	0	3	3	0.00	0.000

PITCHER	IP	WLS	BF	H	R	ER	SO	BB	IBB	HBP	BLK	WP	HR	S	P	ERA	WHIP

TOP

San Francisco Giants @ Pittsburgh Pirates

Three Rivers Stadium, Pittsburgh, PA

Sun Sep 03 1972, 3:33 AM EDT

Att. 16,760 - Unknown

livebaseballscorecards.com

AB	43
R	1
H	13
RBI	1
BB	1
SO	6
LOB	23

1B: 12	SF: 0	WP: 1	PA: 44
2B: 1	SAC: 0	PB: 0	
3B: 0	DP: 0	SB: 1	
HR: 0	HBP: 0	CS: 0	

San Francisco Giants @ Pittsburgh Pirates

Three Rivers Stadium, Pittsburgh, PA

Sun Sep 03 1972, 3:33 AM EDT

Att. 16,760 - Unknown

livebaseballscorecards.com

BOTTOM

Batter	1	2	3	4	5	6	7	8	9	10	AB	R	H	RBI	BB	SO	LOB
Vic Davalillo, L (1, 7) OBP: 0.373, SLG: 0.419	L6		4-3			2B FC6-5 1B	IBB		IBB		3	1	1	0	2	0	0
Rennie Stennett, R (1, 9) OBP: 0.306, SLG: 0.394	4-3			FC6-4 1B		FC6-5 1-3 2B	F6		SSS K2-3		5	0	2	0	0	1	4
Al Oliver, L (1, 8) OBP: 0.347, SLG: 0.429	1B			FC6-4 E1 S 1-2f		FC6-5 1B 2-3 3-H		4-3		3-1	5	0	1	1	0	0	2
Willie Stargell, L (1, 3) OBP: 0.392, SLG: 0.607 Gene Clines, R (8, PR) OBP: 0.367, SLG: 0.427 Bob Robertson, R (9, 3) OBP: 0.281, SLG: 0.309	4-3			SSS K 1-3		1-2 1B		BBB BB		2B 1B	3 0 1	0 0 1	1 0 1	0 0 0	1 0 0	1 0 0	2 0 0
Richie Hebner, L (1, 5) OBP: 0.404, SLG: 0.542		4-3		F7		SSS K		F7		1-H 2B	5	0	1	1	0	1	4
Milt May, L (1, 2) OBP: 0.312, SLG: 0.323		G6-4-3 1B			BBB FC6-4 BB	F8		F9			3	0	1	0	1	0	3
Dave Cash, R (1, 4) OBP: 0.311, SLG: 0.372		G6-4-3 1-2f			FC6-4 FC6-4 1-2f		F2		SH1-4 1B		4	0	1	0	0	0	2
Jackie Hernandez, R (1, 6) OBP: 0.226, SLG: 0.261			F9		F9		SH3 1B		SH1-4 1-2		3	0	1	0	0	0	1
Bob Moose, R (1, 1) OBP: 0.254, SLG: 0.203 Bill Mazeroski, R (9, PH) OBP: 0.263, SLG: 0.302 Ramon Hernandez, S (10, 1) OBP: 0.182, SLG: 0.273 Dave Giusti, R (10, 1)			SSS K		FC6-4 1-2f		SH3 1-2		F9		2 1 0 0	0 0 0 0	0 0 0 0	0 0 0 0	1 0 0 0	1 0 0 0	1 1 0 0
Inning Stats	R: 0 H: 1 E: 0 LOB: 1 K: 0 BB: 0 S: 4 P: 4	R: 0 H: 1 E: 0 LOB: 0 K: 0 BB: 0 S: 3 P: 3	R: 0 H: 0 E: 0 LOB: 0 K: 1 BB: 0 S: 5 P: 5	R: 0 H: 1 E: 0 LOB: 1 K: 1 BB: 0 S: 6 P: 6	R: 0 H: 0 E: 0 LOB: 1 K: 0 BB: 1 S: 3 P: 7	R: 1 H: 3 E: 0 LOB: 2 K: 1 BB: 0 S: 8 P: 8	R: 0 H: 1 E: 0 LOB: 2 K: 0 BB: 1 S: 4 P: 8	R: 0 H: 0 E: 0 LOB: 1 K: 0 BB: 1 S: 3 P: 7	R: 0 H: 1 E: 0 LOB: 2 K: 1 BB: 1 S: 6 P: 10	R: 1 H: 2 E: 0 LOB: 1 K: 0 BB: 0 S: 3 P: 3	1B: 8 SF: 0 2B: 2 SAC: 2 3B: 0 DP: 1 HR: 0 HBP: 0						WP: 0 PA: 41 PB: 0 SB: 1 CS: 0

PITCHER	IP	WLS	BF	H	R	ER	SO	BB	IBB	HBP	BLK	WP	HR	S	P	ERA	WHIP
Jim Barr, R (1, 1) ERA: 2.71	8.0		33	7	1	1	3	2	1	0	0	0	0	36	48	1.12	1.125
Jerry Johnson, R (9, 1) ERA: 4.71	1.1	L	8	3	1	1	1	0	1	0	0	0	0	9	13	6.75	2.250

PITCHER	IP	WLS	BF	H	R	ER	SO	BB	IBB	HBP	BLK	WP	HR	S	P	ERA	WHIP

AB	35
R	2
H	10
RBI	2
BB	4
SO	4
LOB	20

Batter	1	2	3	4	5	6	7	8	9	AB	R	H	RBI	BB	SO	LOB
Denny Doyle, L (1, 4) OBP: 0.289, SLG: 0.302	5-3		FC4-6 1-2f			FC3-6 BB 1-2f		F9		4	0	0	0	0	0	2
Larry Bowa, S (1, 6) OBP: 0.287, SLG: 0.308	F8			F4		BBBB 4-0 1-2 BB			1B 1B	3	0	1	0	1	0	0
Tom Hutton, L (1, 9) OBP: 0.355, SLG: 0.346	F9			F3		F1			L8	4	0	0	0	0	0	3
Willie Montanez, L (1, 8) OBP: 0.334, SLG: 0.424		4-3		SSS K			F3		1-2 1B	3	0	0	0	0	1	0
Bill Robinson, R (7, 8) OBP: 0.236, SLG: 0.379										1	0	1	0	0	0	0
Joe Lis, R (1, 3) OBP: 0.365, SLG: 0.415		SSS K			6-3		6-3		SSS K	4	0	0	0	0	2	2
(7, 7)																
Greg Luzinski, R (1, 7) OBP: 0.322, SLG: 0.436		5-3			6-3		FC6-4 1B		F9	3	0	1	0	0	0	0
Gary Neibauer, R (7, 1) OBP: 0.125, SLG: 0.125										0	0	0	0	0	0	0
Pete Koegel, R (9, PH) OBP: 0.261, SLG: 0.220										1	0	0	0	0	0	2
Don Money, R (1, 5) OBP: 0.280, SLG: 0.341			FC1-6 1B		F6		FC6-4 1-2f			3	0	1	0	0	0	1
John Bateman, R (1, 2) OBP: 0.258, SLG: 0.297			FC1-6 FC1-6 1-2f			F9		F9		3	0	0	0	0	0	1
Wayne Twitchell, R (1, 1) OBP: 0.045, SLG: 0.048			FC1-6 FC4-6 1-2f			SSS FC3-6 1B		SSS K		1	0	0	0	0	0	1
Oscar Gamble, L (6, PH) OBP: 0.346, SLG: 0.339										1	0	1	0	0	0	0
Bob Terlecki, R (6, 1)										0	0	0	0	0	0	0
Mac Scarce, L (6, 1)										0	0	0	0	0	0	0
Deron Johnson, R (7, 3) OBP: 0.292, SLG: 0.342										1	0	0	0	0	1	0
Inning Stats	R: 0 E: 0 K: 0 S: 3 H: 0 LOB: 0 BB: 0 P: 3	R: 0 E: 0 K: 1 S: 5 H: 0 LOB: 0 BB: 0 P: 5	R: 0 E: 0 K: 0 S: 4 H: 1 LOB: 1 BB: 0 P: 4	R: 0 E: 0 K: 1 S: 5 H: 0 LOB: 0 BB: 0 P: 5	R: 0 E: 0 K: 0 S: 3 H: 0 LOB: 0 BB: 0 P: 3	R: 0 E: 0 K: 0 S: 4 H: 1 LOB: 2 BB: 1 P: 8	R: 0 E: 0 K: 0 S: 4 H: 1 LOB: 1 BB: 0 P: 4	R: 0 E: 0 K: 1 S: 5 H: 0 LOB: 0 BB: 0 P: 5	R: 0 E: 0 K: 1 S: 7 H: 2 LOB: 2 BB: 0 P: 7	1B: 5 2B: 0 3B: 0 HR: 0 SF: 0 SAC: 0 DP: 0 HBP: 0						

PITCHER	IP	WLS	BF	H	R	ER	SO	BB	IBB	HBP	BLK	WP	HR	S	P	ERA	WHIP
Steve Blass, R (1, 1) ERA: 2.48	9.0	W	33	5	0	0	4	1	0	0	0	0	0	40	44	0.00	0.667

PITCHER	IP	WLS	BF	H	R	ER	SO	BB	IBB	HBP	BLK	WP	HR	S	P	ERA	WHIP

TOP

Philadelphia Phillies @ Pittsburgh Pirates
Three Rivers Stadium, Pittsburgh, PA
Mon Sep 04 1972, 3:33 AM EDT
Unknown

livebaseballscorecards.com

AB	32
R	0
H	5
RBI	0
BB	1
SO	4
LOB	12

1B: 5 2B: 0 3B: 0 HR: 0	SF: 0 SAC: 0 DP: 0 HBP: 0	WP: 0 PB: 0 SB: 0 CS: 0	PA: 33

Batter	1	2	3	4	5	6	7	8	9	AB	R	H	RBI	BB	SO	LOB
Vic Davalillo, L (1, 7) (9, 3) OBP: 0.380, SLG: 0.425	x 0-0 E S 1B		x 0-0 ① F7		x 0-0 1B S SF8 1B	x 0-0 1-2 HR 1B		x 0-0 1-2 HR 1B		5	3	4	0	0	0	0
Al Oliver, L (1, 8) OBP: 0.352, SLG: 0.445	S S S 0-3 ① K 1-3		x 0-0 1B 1B 1B		x 0-0 Cl 1B 1-3 SF9 1B	x 0-0 1-H 2-H HR		x 0-0 1-H 2-H HR		5	4	4	6	0	1	1
Roberto Clemente, R (1, 9) OBP: 0.354, SLG: 0.478	S S S 0-3 ② K		x 0-0 1B 1-2 SF8 1B		x 0-0 ① SF8 3-H	x 0-0 ② 4-3		x 0-0 ① L9		4	1	1	1	0	1	1
Willie Stargell, L (1, 3) OBP: 0.397, SLG: 0.611 Gene Clines, R (9, 7) OBP: 0.367, SLG: 0.427	S S S 0-3 ③ K		x 0-0 1-3 2-H 1B		x 0-0 Cl 1-2 1B	x 0-0 2B		B B B B 4-0 BB		4 0	0 0	3 0	1 0	1 0	1 0	1 0
Richie Hebner, L (1, 5) OBP: 0.402, SLG: 0.539		B B B B 4-0 1B BB	x 0-0 ② SF8 3-H		s 0-1 Cl 1-2 2-3	x 0-0 ③ L4		x 0-0 ② F9		2	0	0	1	1	0	2
Manny Sanguillen, R (1, 2) OBP: 0.332, SLG: 0.421		x 0-0 ① F9	x 0-0 ③ F6		x 0-0 ② SF9 3-H		x 0-0 ① 5-3	x 0-0 ③ F8		4	0	0	1	0	0	3
Dave Cash, R (1, 4) OBP: 0.310, SLG: 0.371		x 0-0 1-2 1B	x 0-0 ① F9		x 0-0 ③ F4		x 0-0 ② F9			4	0	1	0	0	0	2
Gene Alley, R (1, 6) OBP: 0.329, SLG: 0.323		S S S 0-3 ② K	x 0-0 ② F4			x 0-0 ① 6-3	S S S 0-3 ③ K			4	0	0	0	0	2	2
Steve Blass, R (1, 1) OBP: 0.183, SLG: 0.188		S S S 0-3 ③ K	x 0-0 ③ 5-3			x 0-0 E1 1B HR		x 0-0 1B HR 1B		4	2	1	0	0	1	2
Inning Stats	R: 0 H: 1 E: 0 LOB: 1 K: 3 BB: 0 S: 10 P: 10	R: 0 H: 1 E: 0 LOB: 2 K: 2 BB: 1 S: 8 P: 12	R: 2 H: 3 E: 0 LOB: 1 K: 0 BB: 0 S: 6 P: 6	R: 0 H: 0 E: 0 LOB: 0 K: 0 BB: 0 S: 3 P: 3	R: 2 H: 3 E: 1 LOB: 2 K: 0 BB: 0 S: 7 P: 7	R: 3 H: 3 E: 1 LOB: 1 K: 0 BB: 0 S: 7 P: 7	R: 0 H: 0 E: 0 LOB: 0 K: 1 BB: 0 S: 5 P: 5	R: 3 H: 3 E: 0 LOB: 1 K: 0 BB: 1 S: 6 P: 10		1B: 11 SF: 3 2B: 1 SAC: 0 3B: 0 DP: 0 HR: 2 HBP: 0						

PITCHER		IP	WLS	BF	H	R	ER	SO	BB	IBB	HBP	BLK	WP	HR	S	P	ERA	WHIP
Wayne Twitchell, R ERA: 4.41	(1, 1)	5.0	L	25	8	4	3	5	1	0	0	0	0	0	34	38	5.40	1.800
Bob Terlecki, R ERA: 6.48	(6, 1)	0.2		6	3	3	2	0	0	0	0	0	0	1	6	6	27.00	4.500
Mac Scarce, L ERA: 4.74	(6, 1)	0.1		1	0	0	0	0	0	0	0	0	0	0	1	1	0.00	0.000
Gary Neibauer, R ERA: 6.25	(7, 1)	2.0		10	3	3	3	1	1	0	0	0	0	1	11	15	13.50	2.000

PITCHER	IP	WLS	BF	H	R	ER	SO	BB	IBB	HBP	BLK	WP	HR	S	P	ERA	WHIP

BOTTOM

Philadelphia Phillies @ Pittsburgh Pirates
Three Rivers Stadium, Pittsburgh, PA
Mon Sep 04 1972, 3:33 AM EDT
Unknown

livebaseballscorecards.com

AB	36
R	10
H	14
RBI	10
BB	2
SO	6
LOB	14

WP: 0	PA: 42		
PB: 0			
SB: 2			
CS: 0			

Batter	1	2	3	4	5	6	7	8	9	AB	R	H	RBI	BB	SO	LOB
Denny Doyle, L (1, 4) OBP: 0.289, SLG: 0.302	4-3		F7			4-3		1B		4	0	1	0	0	0	0
Larry Bowa, S (1, 6) OBP: 0.288, SLG: 0.309	2B 1B		4-3 1B			4-3		1-3		4	1	2	0	0	0	1
Tom Hutton, L (1, 8) OBP: 0.357, SLG: 0.351	FC5-4-5 1-H 2B		4-3 1-2			F9			FC6-4 1B	4	0	2	1	0	0	1
Joe Lis, R (1, 3) OBP: 0.354, SLG: 0.400	FC5-4-5 FC6-4 2-3			K			K		K	4	0	0	0	0	3	2
Oscar Gamble, L (1, 9) OBP: 0.336, SLG: 0.328	FC6-4 1-2f			4-3			F8		F8	4	0	0	0	0	0	2
Greg Luzinski, R (1, 7) OBP: 0.322, SLG: 0.434		BB		K			E3		FC6-4 1-2f	2	0	0	0	1	1	0
Mac Scarce, L (7, 1)										0	0	0	0	0	0	0
Deron Johnson, R (9, PH) OBP: 0.291, SLG: 0.341										1	0	0	0	0	0	1
Don Money, R (1, 5) OBP: 0.278, SLG: 0.339		F9			6-3		K			3	0	0	0	0	1	2
Mike Ryan, R (1, 2) OBP: 0.259, SLG: 0.296		K			F7			K		3	0	0	0	0	2	1
Jim Nash, R (1, 1) OBP: 0.176, SLG: 0.176		K			L6			F3		2	0	0	0	0	1	1
Roger Freed, R (7, 7) OBP: 0.352, SLG: 0.442										1	0	0	0	0	0	0
Inning Stats	R: 1 E: 0 K: 0 S: 5 H: 2 LOB: 1 BB: 0 P: 5	R: 0 E: 0 K: 2 S: 7 H: 0 LOB: 1 BB: 1 P: 11	R: 0 E: 0 K: 0 S: 3 H: 1 LOB: 0 BB: 0 P: 3	R: 0 E: 0 K: 2 S: 7 H: 0 LOB: 0 BB: 0 P: 7	R: 0 E: 0 K: 0 S: 3 H: 0 LOB: 0 BB: 0 P: 3	R: 0 E: 0 K: 0 S: 3 H: 0 LOB: 0 BB: 0 P: 3	R: 0 E: 1 K: 2 S: 8 H: 0 LOB: 1 BB: 0 P: 8	R: 0 E: 0 K: 1 S: 6 H: 1 LOB: 1 BB: 0 P: 6	R: 0 E: 0 K: 1 S: 6 H: 1 LOB: 1 BB: 0 P: 6	1B: 4 2B: 1 3B: 0 HR: 0 SF: 0 SAC: 0 DP: 0 HBP: 0							

TOP

Philadelphia Phillies @ Pittsburgh Pirates
Three Rivers Stadium, Pittsburgh, PA
Mon Sep 04 1972, 3:38 AM EDT
Att. 26,627 - Unknown

livebaseballscorecards.com

AB	32
R	1
H	5
RBI	1
BB	1
SO	8
LOB	11

WP: 0 PB: 0 SB: 0 CS: 0 PA: 33

PITCHER	IP	WLS	BF	H	R	ER	SO	BB	IBB	HBP	BLK	WP	HR	S	P	ERA	WHIP
Bruce Kison, R (1, 1) ERA: 2.63	9.0	W	33	5	1	1	8	1	0	0	0	0	0	48	52	1.00	0.667

PITCHER	IP	WLS	BF	H	R	ER	SO	BB	IBB	HBP	BLK	WP	HR	S	P	ERA	WHIP

BOTTOM

Philadelphia Phillies @ Pittsburgh Pirates
Three Rivers Stadium, Pittsburgh, PA
Mon Sep 04 1972, 3:38 AM EDT
Att. 26,627 - Unknown

Batter	1	2	3	4	5	6	7	8	9	AB	R	H	RBI	BB	SO	LOB
Vic Davalillo, L (1, 7) OBP: 0.378, SLG: 0.421	S S S 0-3 ① K		x 0-0 ① 6-3		B B B 4-0 BB		S S S 0-3 ② K			3	0	0	0	1	2	1
Al Oliver, L (1, 8) OBP: 0.349, SLG: 0.441	x 0-0 ② F5		x 0-0 ② F3		x 0-0 ③ F6		x 0-0 ③ F3			4	0	0	0	0	0	2
Roberto Clemente, R (1, 9) OBP: 0.356, SLG: 0.477	B B B B 4-0 3B BB		x 0-0 ③ 3-1			x 0-0 ① F4		x 0-0 G1-6-3 1B		3	1	1	0	1	0	0
Willie Stargell, L (1, 3) OBP: 0.398, SLG: 0.621 Bob Robertson, R (9, 3) OBP: 0.281, SLG: 0.309	x 0-0 1-H 3B			x 0-0 HR		x 0-0 ② F8		x 0-0 ① ② G1-6-3 1-2f		4 0	1 0	2 0	2 0	0 0	0 0	1 0
Richie Hebner, L (1, 5) OBP: 0.398, SLG: 0.532	x 0-0 ③ 4-3			x 0-0 ① 6-3		x 0-0 ③ 4-3		x 0-0 ③ 4-3		4	0	0	0	0	0	1
Milt May, L (1, 2) OBP: 0.321, SLG: 0.353		x 0-0 1B 2B		x 0-0 ② 5-3			x 0-0 1B 2B			3	2	2	0	0	0	0
Dave Cash, R (1, 4) OBP: 0.311, SLG: 0.372 Rennie Stennett, R (5, 4) OBP: 0.305, SLG: 0.392		x 0-0 2-H CS 1B		x 0-0 ③ 5-3			x 0-0 ① F9			2 1	0 0	1 0	1 0	0 0	0 0	0 1
Jackie Hernandez, R (1, 6) OBP: 0.228, SLG: 0.263		S S S 0-3 ① ② K 1-2			x 0-0 ① 6-3		x 0-0 2-3 2B 1B			3	1	1	0	0	1	1
Bruce Kison, R (1, 1) OBP: 0.196, SLG: 0.326		x 0-0 ③ 4-3			S S S 0-3 ② K		x 0-0 1-H 3-H 2B			3	0	1	2	0	1	0
Inning Stats	R: 1 E: 0 K: 1 S: 6 H: 1 LOB: 1 BB: 1 P: 10	R: 1 E: 0 K: 1 S: 6 H: 2 LOB: 0 BB: 0 P: 6	R: 0 E: 0 K: 0 S: 3 H: 0 LOB: 0 BB: 0 P: 3	R: 1 E: 0 K: 0 S: 4 H: 1 LOB: 0 BB: 0 P: 4	R: 0 E: 0 K: 1 S: 5 H: 0 LOB: 1 BB: 1 P: 9	R: 0 E: 0 K: 0 S: 3 H: 0 LOB: 0 BB: 0 P: 3	R: 2 E: 0 K: 1 S: 8 H: 3 LOB: 1 BB: 0 P: 8	R: 0 E: 0 K: 0 S: 3 H: 1 LOB: 0 BB: 0 P: 3		1B: 3 2B: 3 3B: 1 HR: 1	SF: 0 SAC: 0 DP: 1 HBP: 0					

PITCHER		IP	WLS	BF	H	R	ER	SO	BB	IBB	HBP	BLK	WP	HR	S	P	ERA	WHIP
Jim Nash, R ERA: 5.34	(1, 1)	6.1	L	27	7	5	5	3	2	0	0	0	0	1	31	39	7.11	1.421
Mac Scarce, L ERA: 4.44	(7, 1)	1.2		5	1	0	0	1	0	0	0	0	0	0	7	7	0.00	0.600

PITCHER	IP	WLS	BF	H	R	ER	SO	BB	IBB	HBP	BLK	WP	HR	S	P	ERA	WHIP

AB	30
R	5
H	8
RBI	5
BB	2
SO	4
LOB	7

livebaseballscorecards.com

Batter	1	2	3	4	5	6	7	8	9	AB	R	H	RBI	BB	SO	LOB
Don Kessinger, S (1, 6) OBP: 0.362, SLG: 0.335	4-3		1B		G6-4-3 1-2f			3-1		4	0	1	0	0	0	2
Rick Monday, L (1, 8) OBP: 0.352, SLG: 0.386	K		L7			1-3			F8	4	0	0	0	0	1	1
Billy Williams, L (1, 7) OBP: 0.401, SLG: 0.590	3-1			1-3		G3-6 1B			1B	4	0	2	0	0	0	0
Joe Pepitone, L (1, 3) OBP: 0.304, SLG: 0.394		FC6-4 1B		F8		G3-6 1-2f			F9	4	0	1	0	0	0	2
Ron Santo, R (1, 5) OBP: 0.389, SLG: 0.509		F4		2B			F4		F8	4	0	1	0	0	0	2
Jim Hickman, R (1, 9) OBP: 0.380, SLG: 0.479		FC6-4 FC5-4 1-2f		K			K			3	0	0	0	0	2	2
Carmen Fanzone, R (1, 4) OBP: 0.344, SLG: 0.404		FC5-4 1-2f			F8		F8			3	0	0	0	0	0	1
Randy Hundley, R (1, 2) OBP: 0.260, SLG: 0.301			K		1B 1B			K		3	0	1	0	0	2	0
Dan McGinn, L (1, 1) OBP: 0.250, SLG: 0.500			6-3		G6-4-3 1-2 1B			K		1	0	0	0	0	0	0
Ralph LaCock, L (5, PH) OBP: 1.000, SLG: 1.000										1	0	1	0	0	0	0
Tom Phoebus, R (5, 1) OBP: 0.118, SLG: 0.118										0	0	0	0	0	0	0
Jose Cardenal, R (8, PH) OBP: 0.353, SLG: 0.452										1	0	0	0	0	1	0
Bill Bonham, R (8, 1) OBP: 0.300, SLG: 0.222										0	0	0	0	0	0	0
Inning Stats	R: 0 E: 0 K: 1 S: 5 H: 0 LOB: 0 BB: 0 P: 5	R: 0 E: 0 K: 0 S: 4 H: 1 LOB: 1 BB: 0 P: 4	R: 0 E: 0 K: 1 S: 6 H: 1 LOB: 1 BB: 0 P: 6	R: 0 E: 0 K: 1 S: 6 H: 1 LOB: 1 BB: 0 P: 6	R: 0 E: 0 K: 0 S: 4 H: 2 LOB: 1 BB: 0 P: 4	R: 0 E: 0 K: 0 S: 3 H: 1 LOB: 0 BB: 0 P: 3	R: 0 E: 0 K: 1 S: 5 H: 0 LOB: 0 BB: 0 P: 5	R: 0 E: 0 K: 2 S: 7 H: 0 LOB: 0 BB: 0 P: 7	R: 0 E: 0 K: 0 S: 4 H: 1 LOB: 1 BB: 0 P: 4	1B: 6 2B: 1 3B: 0 HR: 0	SF: 0 SAC: 0 DP: 2 HBP: 0					

PITCHER	IP	WLS	BF	H	R	ER	SO	BB	IBB	HBP	BLK	WP	HR	S	P	ERA	WHIP
Dock Ellis, R (1, 1) ERA: 2.93	9.0	W	32	7	0	0	6	0	0	0	0	0	0	44	44	0.00	0.778

PITCHER	IP	WLS	BF	H	R	ER	SO	BB	IBB	HBP	BLK	WP	HR	S	P	ERA	WHIP

Chicago Cubs @ Pittsburgh Pirates

Three Rivers Stadium, Pittsburgh, PA

Wed Sep 06 1972, 7:05 PM EDT

Att. 12,470 - Unknown - 73 F

TOP

livebaseballscorecards.com

AB	32
R	0
H	7
RBI	0
BB	0
SO	6
LOB	10

PA: 32

WP: 0
PB: 0
SB: 0
CS: 0

Chicago Cubs @ Pittsburgh Pirates

Three Rivers Stadium, Pittsburgh, PA

Wed Sep 06 1972, 7:05 PM EDT

Att. 12,470 - Unknown - 73 F

BOTTOM

Batter	1	2	3	4	5	6	7	8	9	AB	R	H	RBI	BB	SO	LOB
Gene Clines, R (1, 7) OBP: 0.365, SLG: 0.424	0-0 1B 3B 1B	0-0 L8		0-0 FC4-6 1-2f 3-H			0-0 L5-3			4	1	1	1	0	0	1
Al Oliver, L (1, 8) OBP: 0.352, SLG: 0.444	0-0 1-2 3B 1B	0-0 1B		0-0 F8			0-0 FC6-4 1B			4	1	3	0	0	0	1
Roberto Clemente, R (1, 9) OBP: 0.354, SLG: 0.480	0-0 1-H 2-H 1B 3B	0-0 4-3			0-0 4-3		0-0 FC6-4 1-2f			4	1	1	2	0	0	2
Willie Stargell, L (1, 3) OBP: 0.396, SLG: 0.617 Bob Robertson, R (8, 3) OBP: 0.281, SLG: 0.309	B B B B 4-0 FC5 1B BB		0-0 F7		0-0 4-3		0-0 G3			3 0	0 0	0 0	0 0	1 0	0 0	1 0
Manny Sanguillen, R (1, 2) OBP: 0.329, SLG: 0.417	0-0 F4		0-0 F9		S S S 0-3 K			0-0 F9		4	0	0	0	0	1	2
Rennie Stennett, R (1, 4) OBP: 0.304, SLG: 0.390	0-0 F1		0-0 6-3			0-0 FC5-4 1B		0-0 6-3		4	0	1	0	0	0	2
Richie Hebner, L (1, 5) OBP: 0.399, SLG: 0.532	0-0 1-2 3-H 1B			0-0 1B FC4-6 1B		0-0 F7		S S S 0-3 K		4	1	2	1	0	1	1
Gene Alley, R (1, 6) OBP: 0.329, SLG: 0.323	0-0 FC5 2-3f			0-0 FC4-6 1-3 1B		0-0 FC5-4 1-2f				3	0	1	0	0	0	3
Dock Ellis, S (1, 1) OBP: 0.148, SLG: 0.132		S S S 0-3 K		S S S 0-3 K		0-0 6-3				3	0	0	0	0	2	3
Inning Stats	R: 3 H: 4 E: 0 LOB: 2 K: 0 BB: 1 S: 7 P: 11	R: 0 H: 1 E: 0 LOB: 1 K: 1 BB: 0 S: 6 P: 6	R: 0 H: 0 E: 0 LOB: 0 K: 0 BB: 0 S: 3 P: 3	R: 1 H: 2 E: 0 LOB: 1 K: 1 BB: 0 S: 7 P: 7	R: 0 H: 0 E: 0 LOB: 0 K: 1 BB: 0 S: 5 P: 5	R: 0 H: 1 E: 0 LOB: 1 K: 0 BB: 0 S: 4 P: 4	R: 0 H: 1 E: 0 LOB: 1 K: 0 BB: 0 S: 4 P: 4	R: 0 H: 0 E: 0 LOB: 0 K: 1 BB: 0 S: 5 P: 5		1B: 8 SF: 0 2B: 0 SAC: 0 3B: 1 DP: 0 HR: 0 HBP: 0						

PITCHER		IP	WLS	BF	H	R	ER	SO	BB	IBB	HBP	BLK	WP	HR	S	P	ERA	WHIP
Dan McGinn, L ERA: 5.18	(1, 1)	4.0	L	20	7	4	4	2	1	0	0	0	0	0	23	27	9.00	2.000
Tom Phoebus, R ERA: 4.0	(5, 1)	3.0		11	2	0	0	1	0	0	0	0	0	0	13	13	0.00	0.667
Bill Bonham, R ERA: 3.32	(8, 1)	1.0		3	0	0	0	1	0	0	0	0	0	0	5	5	0.00	0.000

PITCHER	IP	WLS	BF	H	R	ER	SO	BB	IBB	HBP	BLK	WP	HR	S	P	ERA	WHIP

AB	33
R	4
H	9
RBI	4
BB	1
SO	4
LOB	16

WP: 0 PA: 34
PB: 0
SB: 0
CS: 0

livebaseballscorecards.com

Chicago Cubs @ Pittsburgh Pirates

Three Rivers Stadium, Pittsburgh, PA

Thu Sep 07 1972, 7:05 PM EDT

Att. 12,306 - Unknown - 70 F

TOP

livebaseballscorecards.com

Batter	1	2	3	4	5	6	7	8	9	AB	R	H	RBI	BB	SO	LOB
Don Kessinger, S (1, 6) OBP: 0.361, SLG: 0.335	0-0 CS 1B 1B		0-3 K		0-0 F7			0-0 F8		4	0	1	0	0	1	0
Jose Cardenal, R (1, 9) OBP: 0.353, SLG: 0.450	0-0 1-2 1B		0-0 F7		0-0 F3			0-0 1-3		4	0	1	0	0	0	0
Billy Williams, L (1, 7) OBP: 0.400, SLG: 0.587	0-3 K 2-3		0-0 1B 1B		0-0 F6			0-0 F5		4	0	1	0	0	1	2
Joe Pepitone, L (1, 3) OBP: 0.307, SLG: 0.396	0-0 F8		0-0 FC6-4 1-2 1B			0-0 F7			0-0 F9 S FC6-4 1B	4	1	2	0	0	0	1
Ron Santo, R (1, 5) OBP: 0.388, SLG: 0.506		0-0 2B 1B	0-0 FC6-4 1-2f			0-0 6-3			0-0 F9 1-3	4	1	1	0	0	0	3
Elrod Hendricks, L (1, 2) OBP: 0.265, SLG: 0.254		0-0 1B SF7 1-H 2B		0-0 G3		0-0 F8			4-0 FC6-4 IBB	3	1	1	1	1	0	0
Rick Monday, L (1, 8) OBP: 0.355, SLG: 0.394		0-0 CS 2-3 1B	0-0 SF7 3B				0-3 K		0-0 FC6-4 1-2f 3-H	3	1	2	0	0	1	0
Jim Hickman, R (9, PH) OBP: 0.379, SLG: 0.477										1	0	0	1	0	0	1
Bill North, S (9, PR) OBP: 0.254, SLG: 0.196										0	0	0	0	0	0	0
(9, 8)																
Carmen Fanzone, R (1, 4) OBP: 0.338, SLG: 0.400		0-0 SF7 1-2 3-H	0-0 SF7 3-H				0-0 F8		0-0 G3	2	0	0	2	0	0	1
Burt Hooton, R (1, 1) OBP: 0.136, SLG: 0.097		0-0 F8	0-3 K				0-3 K			3	0	0	0	0	2	0
Inning Stats	R: 0 E: 0 K: 1 S: 6 H: 2 LOB: 1 BB: 0 P: 6	R: 2 E: 0 K: 0 S: 5 H: 3 LOB: 0 BB: 0 P: 5	R: 0 E: 0 K: 1 S: 7 H: 2 LOB: 2 BB: 0 P: 7	R: 1 E: 0 K: 1 S: 6 H: 1 LOB: 0 BB: 0 P: 6	R: 0 E: 0 K: 0 S: 3 H: 0 LOB: 0 BB: 0 P: 3	R: 0 E: 0 K: 0 S: 3 H: 0 LOB: 0 BB: 0 P: 3	R: 0 E: 0 K: 2 S: 7 H: 0 LOB: 0 BB: 0 P: 7	R: 0 E: 0 K: 0 S: 3 H: 0 LOB: 0 BB: 0 P: 3	R: 1 E: 0 K: 0 S: 4 H: 1 LOB: 1 BB: 1 P: 8	1B: 7 2B: 2 3B: 1 HR: 0	SF: 2 SAC: 0 DP: 1 HBP: 0						

	AB	32
	R	4
	H	9
	RBI	4
	BB	1
	SO	5
	LOB	8

WP: 0 PB: 0 SB: 1 CS: 2 PA: 35

PITCHER		IP	WLS	BF	H	R	ER	SO	BB	IBB	HBP	BLK	WP	HR	S	P	ERA	WHIP
Nelson Briles, R ERA: 3.32	(1, 1)	8.1	L	33	9	4	4	5	0	1	0	0	0	0	42	46	4.32	1.080
Ramon Hernandez, L ERA: 1.77	(9, 1)	0.2		2	0	0	0	0	0	0	0	0	0	0	2	2	0.00	0.000

PITCHER	IP	WLS	BF	H	R	ER	SO	BB	IBB	HBP	BLK	WP	HR	S	P	ERA	WHIP

BOTTOM

Chicago Cubs @ Pittsburgh Pirates

Three Rivers Stadium, Pittsburgh, PA

Thu Sep 07 1972, 7:05 PM EDT

Att. 12,306 - Unknown - 70 F

Batter	1	2	3	4	5	6	7	8	9	AB	R	H	RBI	BB	SO	LOB
Vic Davalillo, L (1, 7) OBP: 0.376, SLG: 0.427	K	G6-3 1-2f			HR		4-3		4-3	5	1	1	1	0	1	3
Rennie Stennett, R (1, 4) OBP: 0.302, SLG: 0.387	F8		G3		4-3		6-3		1B	5	0	1	0	0	0	0
Roberto Clemente, R (1, 9) OBP: 0.355, SLG: 0.482	E6 2B		K		2B		1B		K	5	1	2	0	0	2	1
Willie Stargell, L (1, 3) OBP: 0.397, SLG: 0.621	1-H 2B		1B 2B		F7		F5			4	0	2	1	0	0	2
Al Oliver, L (1, 8) OBP: 0.353, SLG: 0.447	F7		2-3 1B		6-3			F9 2B		4	0	2	0	0	0	2
Richie Hebner, L (1, 5) OBP: 0.398, SLG: 0.529		2B FC5-2-5-1 1B		F5		F5		6-3		4	0	1	0	0	0	1
Milt May, L (1, 2) OBP: 0.328, SLG: 0.368		FC5-2-5-1 1-3 2B		4-3		4-3 1B		F9 2-3		4	0	2	0	0	0	1
Gene Alley, R (1, 6) OBP: 0.329, SLG: 0.323		FC5-2-5-1 2-3 3-H			1B	4-3 1-2		L3		3	0	1	0	0	0	3
Manny Sanguillen, R (8, PH) OBP: 0.328, SLG: 0.416										1	0	0	0	0	0	1
Jackie Hernandez, R (9, 6) OBP: 0.228, SLG: 0.263										0	0	0	0	0	0	0
Nelson Briles, R (1, 1) OBP: 0.177, SLG: 0.183		G6-3 BB		K	K	K			L4-3	2	0	0	0	1	2	2
Ramon Hernandez, S (9, 1) OBP: 0.182, SLG: 0.273										0	0	0	0	0	0	0
Gene Clines, R (9, PH) OBP: 0.364, SLG: 0.423										1	0	0	0	0	0	0
Inning Stats	R: 1 E: 1 K: 1 S: 7 H: 1 LOB: 1 BB: 0 P: 7	R: 0 E: 0 K: 0 S: 4 H: 2 LOB: 2 BB: 1 P: 8	R: 0 E: 0 K: 1 S: 6 H: 2 LOB: 2 BB: 0 P: 6	R: 0 E: 0 K: 1 S: 6 H: 1 LOB: 1 BB: 0 P: 6	R: 1 E: 0 K: 0 S: 5 H: 2 LOB: 1 BB: 0 P: 5	R: 0 E: 0 K: 1 S: 6 H: 1 LOB: 1 BB: 0 P: 6	R: 0 E: 0 K: 0 S: 4 H: 1 LOB: 1 BB: 0 P: 4	R: 0 E: 0 K: 0 S: 4 H: 1 LOB: 1 BB: 0 P: 4	R: 0 E: 0 K: 1 S: 6 H: 1 LOB: 1 BB: 0 P: 6	1B: 6 2B: 5 3B: 0 HR: 1 SF: 0 SAC: 0 DP: 1 HBP: 0						

livebaseballscorecards.com

AB	38
R	2
H	12
RBI	2
BB	1
SO	5
LOB	16

PITCHER		IP	WLS	BF	H	R	ER	SO	BB	IBB	HBP	BLK	WP	HR	S	P	ERA	WHIP
Burt Hooton, R ERA: 2.69	(1, 1)	9.0	W	39	12	2	1	5	1	0	0	0	0	1	48	52	1.00	1.444

PITCHER	IP	WLS	BF	H	R	ER	SO	BB	IBB	HBP	BLK	WP	HR	S	P	ERA	WHIP

Batter	1	2	3	4	5	6	7	8	9	AB	R	H	RBI	BB	SO	LOB
Gene Clines, R (1, 7) OBP: 0.368, SLG: 0.426	CS 1B		E6 G3 1B 1B		L9	1B 1-2 2-H 1B			L8	5	2	3	1	0	0	0
Vic Davalillo, L (1, 9) (7, 3) OBP: 0.379, SLG: 0.438	B B B B BB 1-2 BB		G3 2-3		HR	1-3 2-H 1B 1B			4-3	4	1	2	2	1	0	1
Al Oliver, L (1, 8) OBP: 0.353, SLG: 0.445	B B B B 1-2 BB		F5		4-3	2-H 3-H 1B			3-1	4	0	1	1	1	0	1
Willie Stargell, L (1, 3) OBP: 0.396, SLG: 0.617 Roberto Clemente, R (7, 9) OBP: 0.355, SLG: 0.482	F7		3B 3-H 1B		6-3		S S S K			4 0	1 0	1 0	1 0	0 0	1 0	2 0
Richie Hebner, L (1, 5) OBP: 0.396, SLG: 0.531	F9		1-H 3B			F1	G3			4	0	1	1	0	0	2
Rennie Stennett, R (1, 4) OBP: 0.302, SLG: 0.385		F8	4-3			1B 1B 1B	6-3			4	1	1	0	0	0	1
Milt May, L (1, 2) OBP: 0.333, SLG: 0.373		1B		G3		1-3 1B 1B		5-3		4	1	2	0	0	0	0
Gene Alley, R (1, 6) OBP: 0.328, SLG: 0.322		F9		5-3		1-2 3-H 1B 1B		F6		4	1	1	1	0	0	1
Bob Johnson, L (1, 1) OBP: 0.176, SLG: 0.182		1-3		S S S K		S S S K		S S S K		4	0	0	0	0	3	3
Inning Stats	R: 0 E: 0 K: 0 S: 3 H: 1 LOB: 2 BB: 2 P: 11	R: 0 E: 0 K: 0 S: 4 H: 1 LOB: 1 BB: 0 P: 4	R: 2 E: 1 K: 0 S: 6 H: 3 LOB: 1 BB: 0 P: 6	R: 0 E: 0 K: 1 S: 5 H: 0 LOB: 0 BB: 0 P: 5	R: 1 E: 0 K: 0 S: 4 H: 1 LOB: 0 BB: 0 P: 4	R: 4 E: 0 K: 1 S: 10 H: 6 LOB: 2 BB: 0 P: 10	R: 0 E: 0 K: 1 S: 5 H: 0 LOB: 0 BB: 0 P: 5	R: 0 E: 0 K: 1 S: 5 H: 0 LOB: 0 BB: 0 P: 5	R: 0 E: 0 K: 0 S: 3 H: 0 LOB: 0 BB: 0 P: 3	1B: 10 2B: 0 3B: 1 HR: 1 SF: 0 SAC: 0 DP: 0 HBP: 0							

TOP

Pittsburgh Pirates @ Montreal Expos

Jarry Park, Montreal, QB

Fri Sep 08 1972, 7:05 PM EDT

Unknown

livebaseballscorecards.com

AB	37
R	7
H	12
RBI	7
BB	2
SO	4
LOB	11

WP: 0 PB: 0 SB: 0 CS: 1 PA: 39

PITCHER		IP	WLS	BF	H	R	ER	SO	BB	IBB	HBP	BLK	WP	HR	S	P	ERA	WHIP
Carl Morton, R ERA: 4.32	(1, 1)	5.2	L	28	10	7	7	2	2	0	0	0	0	1	30	38	11.12	2.118
Joe Gilbert, L ERA: 8.44	(6, 1)	0.1		2	2	0	0	0	0	0	0	0	0	0	2	2	0.00	6.000
John Strohmayer, R ERA: 3.51	(7, 1)	2.0		6	0	0	0	2	0	0	0	0	0	0	10	10	0.00	0.000
Tom Walker, R ERA: 3.06	(9, 1)	1.0		3	0	0	0	0	0	0	0	0	0	0	3	3	0.00	0.000

PITCHER	IP	WLS	BF	H	R	ER	SO	BB	IBB	HBP	BLK	WP	HR	S	P	ERA	WHIP

Batter	1	2	3	4	5	6	7	8	9	AB	R	H	RBI	BB	SO	LOB
Mike Jorgensen, L (1, 8) OBP: 0.332, SLG: 0.368	L7			4-3		HR			FC6-4, 1B	4	1	2	1	0	0	0
Tim Foli, R (1, 6) OBP: 0.289, SLG: 0.288	5-3			6-3		F9			FC6-4, 1-2f	4	0	0	0	0	0	1
Ken Singleton, S (1, 7) OBP: 0.372, SLG: 0.430	F2			BBBB, BB			F6		L7	3	0	0	0	1	0	1
Ron Fairly, L (1, 3) OBP: 0.333, SLG: 0.386		G4-6-3, 1B		L4			4-3		F9	4	0	1	0	0	0	2
Tim McCarver, L (1, 2) OBP: 0.332, SLG: 0.355		G4-6-3, 1-2f			BBBB, K, BB		BBBB, BB			1	0	0	0	2	0	1
Boots Day, L (1, 9) OBP: 0.281, SLG: 0.251		L7			SSS, K, 1-2		G3			3	0	0	0	0	1	2
Coco Laboy, R (1, 5)			4-3		SSS, K			L7		3	0	0	0	0	1	0
Hector Torres, R (1, 4) OBP: 0.205, SLG: 0.213			F3			F2		6-3		3	0	0	0	0	0	0
Carl Morton, R (1, 1) OBP: 0.220, SLG: 0.239 Joe Gilbert, R (6, 1) Jim Fairey, L (6, PH) OBP: 0.274, SLG: 0.294 John Strohmayer, R (7, 1) Pepe Mangual, R (8, PH) OBP: 0.333, SLG: 0.250 Tom Walker, R (9, 1)			4-3			6-3		SSS, K		1 0 1 0 1	0 0 0 0 0	0 0 0 0 1	0 0 0 0 0	0 0 0 0 1	0 0 0 0 0	0 0 0 0 0
Inning Stats	R: 0 E: 0 K: 0 S: 3 H: 0 LOB: 0 BB: 0 P: 3	R: 0 E: 0 K: 0 S: 3 H: 1 LOB: 0 BB: 0 P: 3	R: 0 E: 0 K: 0 S: 3 H: 0 LOB: 0 BB: 0 P: 3	R: 0 E: 0 K: 0 S: 3 H: 0 LOB: 1 BB: 1 P: 7	R: 0 E: 0 K: 2 S: 6 H: 0 LOB: 0 BB: 1 P: 10	R: 1 E: 0 K: 0 S: 4 H: 1 LOB: 0 BB: 0 P: 4	R: 0 E: 0 K: 0 S: 3 H: 0 LOB: 1 BB: 1 P: 7	R: 0 E: 0 K: 1 S: 5 H: 0 LOB: 0 BB: 0 P: 5	R: 0 E: 0 K: 0 S: 4 H: 1 LOB: 1 BB: 0 P: 4	1B: 2 2B: 0 3B: 0 HR: 1 SF: 0 SAC: 0 DP: 1 HBP: 0						

PITCHER		IP	WLS	BF	H	R	ER	SO	BB	IBB	HBP	BLK	WP	HR	S	P	ERA	WHIP
Bob Johnson, R ERA: 3.1	(1, 1)	9.0	W	31	3	1	1	3	3	0	0	0	0	1	34	46	1.00	0.667

PITCHER	IP	WLS	BF	H	R	ER	SO	BB	IBB	HBP	BLK	WP	HR	S	P	ERA	WHIP

BOTTOM

Pittsburgh Pirates @ Montreal Expos

Jarry Park, Montreal, QB

Fri Sep 08 1972, 7:05 PM EDT

Unknown

livebaseballscorecards.com

AB	28
R	1
H	3
RBI	1
BB	3
SO	3
LOB	7

PA: 31

WP: 0
PB: 0
SB: 0
CS: 0

Batter	1	2	3	4	5	6	7	8	9	10	11	12	AB	R	H	RBI	BB	SO	LOB
Vic Davalillo, L (1, 7) OBP: 0.381, SLG: 0.435	4-3		E 1B		BB			E WP 1B HBP		L1		FC3-6 S 5-3 2B 1-2f	4	2	1	0	1	0	1
Rennie Stennett, R (1, 4) OBP: 0.306, SLG: 0.387	WP BB 1B		E5 G6-4-3 1-2		1-3			E8 WP SF8 1-3 1B		1B 1B		5-3 1-2	6	1	3	0	0	0	3
Roberto Clemente, R (1, 9) OBP: 0.355, SLG: 0.478	WP 1-2 BB		G6-4-3 1-2f			6-3		SF8 2-H 3-H		F7		2B 2-3 IBB	3	1	0	1	2	0	3
Willie Stargell, L (1, 3) OBP: 0.393, SLG: 0.611 Bob Robertson, R (9, 3) OBP: 0.286, SLG: 0.318	K 1-2 2-3			F7		K		F7		1-3 1B		1-H 3-H 2B	4 2	0 0	0 2	0 2	0 0	2 0	2 0
Richie Hebner, L (1, 5) OBP: 0.390, SLG: 0.522	G3			1-3		F9		F9		F5		1-3	6	0	0	0	0	0	5
Al Oliver, L (1, 8) OBP: 0.352, SLG: 0.442		F7		1B			L3		K		F7		5	0	1	0	0	1	0
Manny Sanguillen, R (1, 2) OBP: 0.325, SLG: 0.411		L9		F6			5-3		6-3		6-3		5	0	0	0	0	0	1
Jackie Hernandez, R (1, 6) OBP: 0.226, SLG: 0.259 Milt May, L (7, PH) OBP: 0.339, SLG: 0.378 Gene Alley, R (7, 6) OBP: 0.329, SLG: 0.323	K		4-3				FC6-4 1B		WP 1B		K		2 1 2	0 0 0	0 1 1	0 0 0	0 0 1	1 0 0	0 0 0
Bob Moose, R (1, 1) OBP: 0.243, SLG: 0.194 Dave Giusti, R (8, 1) Chuck Goggin, S (12, PH) Ramon Hernandez, S (12, 1) OBP: 0.182, SLG: 0.273			K		K		FC6-4 1-2f		K 1-2			FC3-6 BB	3 1 0 0	0 0 0 0	0 0 0 0	0 0 0 0	0 0 1 0	2 1 0 0	1 1 0 0
Inning Stats	R: 0 H: 1 E: 0 LOB: 2 K: 1 BB: 1 S: 6 P: 10	R: 0 H: 0 E: 0 LOB: 0 K: 1 BB: 0 S: 5 P: 5	R: 0 H: 1 E: 1 LOB: 1 K: 1 BB: 0 S: 6 P: 6	R: 0 H: 1 E: 0 LOB: 1 K: 0 BB: 0 S: 4 P: 4	R: 0 H: 0 E: 0 LOB: 1 K: 1 BB: 1 S: 5 P: 9	R: 0 H: 0 E: 0 LOB: 0 K: 1 BB: 0 S: 5 P: 5	R: 0 H: 1 E: 0 LOB: 1 K: 0 BB: 0 S: 4 P: 4	R: 2 H: 1 E: 1 LOB: 0 K: 0 BB: 0 S: 4 P: 5	R: 0 H: 1 E: 0 LOB: 1 K: 2 BB: 0 S: 8 P: 8	R: 0 H: 2 E: 0 LOB: 2 K: 0 BB: 0 S: 5 P: 5	R: 0 H: 0 E: 0 LOB: 0 K: 1 BB: 0 S: 5 P: 5	R: 2 H: 1 E: 0 LOB: 1 K: 0 BB: 2 S: 4 P: 12	1B: 8 SF: 1 2B: 1 SAC: 0 3B: 0 DP: 1 HR: 0 HBP: 1				WP: 3 PA: 50 PB: 0 SB: 1 CS: 0		

PITCHER		IP	WLS	BF	H	R	ER	SO	BB	IBB	HBP	BLK	WP	HR	S	P	ERA	WHIP
Ernie McAnally, R ERA: 4.22	(1, 1)	9.0		36	6	2	2	7	2	0	1	0	3	0	47	56	2.00	0.889
Mike Marshall, R ERA: 1.7	(10, 1)	3.0	L	14	3	2	2	1	1	1	0	0	0	0	14	22	6.00	1.333

PITCHER	IP	WLS	BF	H	R	ER	SO	BB	IBB	HBP	BLK	WP	HR	S	P	ERA	WHIP

TOP

Pittsburgh Pirates @ Montreal Expos

Jarry Park, Montreal, QB

Fri Sep 08 1972, 7:05 PM EDT

Att. 12,118 - Unknown

livebaseballscorecards.com

AB	44
R	4
H	9
RBI	3
BB	4
SO	8
LOB	17

Pittsburgh Pirates @ Montreal Expos

Jarry Park, Montreal, QB

Fri Sep 08 1972, 7:05 PM EDT

Att. 12,118 - Unknown

livebaseballscorecards.com

Batter	1	2	3	4	5	6	7	8	9	10	11	12	AB	R	H	RBI	BB	SO	LOB
Mike Jorgensen, L (1, 8) OBP: 0.327, SLG: 0.363	K		4-3			K		K		F4			5	0	0	0	0	3	0
Tim Foli, R (1, 6) OBP: 0.290, SLG: 0.291	S 1B 1B		6-3			G3 2B		F4			4-3		5	1	2	0	0	0	0
Ken Singleton, S (1, 7) OBP: 0.369, SLG: 0.425	K 1-2			F9		G3 2-3		K			6-3		5	0	0	0	0	2	2
Ron Fairly, L (1, 3) OBP: 0.337, SLG: 0.388	2-H 1B			G3 1B		4-3			K		BB		4	0	2	1	1	1	1
Tim McCarver, L (1, 2) OBP: 0.327, SLG: 0.350	K			G3 1-2			F5		4-3		F8		5	0	0	0	0	1	3
Ron Woods, R (1, 9) OBP: 0.321, SLG: 0.457	K			K			BB 1B		HR			F9	4	1	1	1	1	2	1
Bob Bailey, R (1, 5) OBP: 0.318, SLG: 0.368	K				K		F7		6-3			5-3	4	0	0	0	0	2	1
Mike Marshall, R (10, 1) OBP: 0.227, SLG: 0.200													0	0	0	0	0	0	0
Hal Breeden, R (12, PH) OBP: 0.286, SLG: 0.397													1	0	0	0	0	0	0
Hector Torres, R (1, 4) OBP: 0.218, SLG: 0.221	6-3				K		1-2 1B			CS 1B		BB	4	0	2	0	1	1	0
Ernie McAnally, R (1, 1) OBP: 0.152, SLG: 0.140			F8		1-3		K			F3 1-2		F9	3	0	0	0	0	1	2
Coco Laboy, R (10, 5)													2	0	0	0	0	0	2
Inning Stats	R: 1 H: 2 E: 0 LOB: 1 K: 3 BB: 0 S: 11 P: 11		R: 0 H: 0 E: 0 LOB: 0 K: 2 BB: 0 S: 7 P: 7	R: 0 H: 0 E: 0 LOB: 0 K: 0 BB: 0 S: 3 P: 3	R: 0 H: 1 E: 0 LOB: 1 K: 1 BB: 0 S: 6 P: 6	R: 0 H: 0 E: 0 LOB: 0 K: 2 BB: 0 S: 7 P: 7	R: 0 H: 1 E: 0 LOB: 1 K: 1 BB: 0 S: 6 P: 6	R: 0 H: 1 E: 0 LOB: 2 K: 1 BB: 1 S: 6 P: 10	R: 0 H: 0 E: 0 LOB: 0 K: 2 BB: 0 S: 7 P: 7	R: 1 H: 1 E: 0 LOB: 0 K: 1 BB: 0 S: 6 P: 6	R: 0 H: 1 E: 0 LOB: 0 K: 0 BB: 0 S: 3 P: 3	R: 0 H: 0 E: 0 LOB: 0 K: 0 BB: 1 S: 3 P: 7	R: 0 H: 0 E: 0 LOB: 1 K: 0 BB: 1 S: 3 P: 7	1B: 5 SF: 0 2B: 1 SAC: 0 3B: 0 DP: 0 HR: 1 HBP: 0	WP: 0 PA: 45 PB: 0 SB: 1 CS: 1					

BOTTOM

AB	42
R	2
H	7
RBI	2
BB	3
SO	13
LOB	12

PITCHER	IP	WLS	BF	H	R	ER	SO	BB	IBB	HBP	BLK	WP	HR	S	P	ERA	WHIP
Bob Moose, R (1, 1) ERA: 3.14	7.0		27	5	1	1	10	1	0	0	0	0	0	46	50	1.29	0.857
Dave Giusti, R (8, 1) ERA: 2.17	4.0	W	14	2	1	1	3	1	0	0	0	0	1	19	23	2.25	0.750
Ramon Hernandez, L (12, 1) ERA: 1.74	1.0	S	4	0	0	0	0	1	0	0	0	0	0	3	7	0.00	1.000

PITCHER	IP	WLS	BF	H	R	ER	SO	BB	IBB	HBP	BLK	WP	HR	S	P	ERA	WHIP

Batter	1	2	3	4	5	6	7	8	9	AB	R	H	RBI	BB	SO	LOB
Vic Davalillo, L (1, 9) OBP: 0.377, SLG: 0.430	1-3	4-3 2-3 3-H		K		6-3		K		4	0	0	1	0	1	1
Richie Zisk, R (6, 9) OBP: 0.167, SLG: 0.167										1	0	0	0	0	1	1
Gene Clines, R (1, 7) OBP: 0.368, SLG: 0.426	L7	E6 3-H 1B			HR 1B	L6			L4	5	1	2	1	0	0	0
Roberto Clemente, R (9, 9) OBP: 0.355, SLG: 0.478										0	0	0	0	0	0	0
Al Oliver, L (1, 8) OBP: 0.354, SLG: 0.449	1B BB	K			1-H HR	L3			WP 1B	4	1	2	2	1	1	1
Willie Stargell, L (1, 3) OBP: 0.394, SLG: 0.610	1-2 1B		6-3		HR 1B		F9		5-3 1-2	4	1	2	0	0	0	0
Bob Robertson, R (7, 3) OBP: 0.285, SLG: 0.317										1	0	0	0	0	0	1
Richie Hebner, L (1, 5) OBP: 0.388, SLG: 0.526	K		F6		1-H HR		G3		K	5	1	1	2	0	2	3
Rennie Stennett, R (1, 4) OBP: 0.308, SLG: 0.397		E E BB	HR		6-3		K			3	2	1	1	1	1	0
Milt May, L (1, 2) OBP: 0.328, SLG: 0.365		E4 E 1-2 4-3	3-1		G3			G3		4	1	0	0	0	0	1
Gene Alley, R (1, 6) OBP: 0.328, SLG: 0.322		K		6-3	1B			K		4	0	1	0	0	2	2
Steve Blass, R (1, 1) OBP: 0.187, SLG: 0.192		E6 4-3 E 1-3 2-H		K	4-3			1B		4	1	1	0	0	1	2
Inning Stats	R: 0 E: 0 K: 1 S: 6 H: 1 LOB: 2 BB: 1 P: 10	R: 3 E: 3 K: 2 S: 10 H: 1 LOB: 1 BB: 1 P: 14	R: 1 E: 0 K: 0 S: 4 H: 1 LOB: 0 BB: 0 P: 4	R: 0 E: 0 K: 2 S: 7 H: 0 LOB: 0 BB: 0 P: 7	R: 4 E: 0 K: 0 S: 8 H: 5 LOB: 1 BB: 0 P: 8	R: 0 E: 0 K: 0 S: 3 H: 0 LOB: 0 BB: 0 P: 3	R: 0 E: 0 K: 1 S: 5 H: 0 LOB: 0 BB: 0 P: 5	R: 0 E: 0 K: 2 S: 8 H: 1 LOB: 1 BB: 0 P: 8	R: 0 E: 0 K: 1 S: 6 H: 1 LOB: 0 BB: 0 P: 6	1B: 7 2B: 0 3B: 0 HR: 3 SF: 0 SAC: 0 DP: 0 HBP: 0	WP: 1 PB: 0 SB: 0 CS: 0 PA: 41					

TOP

Pittsburgh Pirates @ Montreal Expos

Jarry Park, Montreal, QB

Sat Sep 09 1972, 7:05 PM EDT

Att. 17,092 - Unknown

livebaseballscorecards.com

AB	39
R	8
H	10
RBI	7
BB	2
SO	9
LOB	12

PITCHER		IP	WLS	BF	H	R	ER	SO	BB	IBB	HBP	BLK	WP	HR	S	P	ERA	WHIP
Bill Stoneman, R ERA: 3.02	(1, 1)	4.0	L	23	7	8	5	5	2	0	0	0	0	3	31	39	11.25	2.250
Steve Renko, R ERA: 4.95	(5, 1)	4.0		14	2	0	0	3	0	0	0	0	0	0	20	20	0.00	0.500
John Strohmayer, R ERA: 3.46	(9, 1)	1.0		4	1	0	0	1	0	0	0	0	1	0	6	6	0.00	1.000

PITCHER	IP	WLS	BF	H	R	ER	SO	BB	IBB	HBP	BLK	WP	HR	S	P	ERA	WHIP

BOTTOM

Pittsburgh Pirates @ Montreal Expos

Jarry Park, Montreal, QB

Sat Sep 09 1972, 7:05 PM EDT

Att. 17,092 - Unknown

Batter	1	2	3	4	5	6	7	8	9	AB	R	H	RBI	BB	SO	LOB
Mike Jorgensen, L (1, 8) OBP: 0.329, SLG: 0.365	K		BB		FC4-3			1B		3	1	1	0	1	1	1
Tim Foli, R (1, 6) OBP: 0.289, SLG: 0.290	4-3		1-3			F9		HR		2	0	0	0	0	0	2
Coco Laboy, R (4, 4) OBP: 0.091, SLG: 0.091										2	1	1	1	0	0	0
Ken Singleton, S (1, 7) OBP: 0.368, SLG: 0.422	BB		F8			1-3		F5		3	0	0	0	1	0	3
Ron Fairly, L (1, 3) OBP: 0.338, SLG: 0.397	G3			K		1B		HR		4	1	2	2	0	1	1
Tim McCarver, L (1, 2) OBP: 0.326, SLG: 0.349		G3		6-3		F6		1B		4	0	1	0	0	0	1
Ron Woods, R (1, 9) OBP: 0.315, SLG: 0.448		1-3		F4			G3	F4		4	0	0	0	0	0	1
Bob Bailey, R (1, 5) OBP: 0.316, SLG: 0.365		K			6-3		K		6-3	4	0	0	0	0	2	0
Hector Torres, R (1, 4) OBP: 0.219, SLG: 0.228 (4, 6)			1-3		F9		6-3		6-3	4	0	1	0	0	0	0
Bill Stoneman, R (1, 1) OBP: 0.114, SLG: 0.088			K		FC4-3			F9	3-1	1	0	0	0	0	1	1
Steve Renko, R (5, 1) OBP: 0.316, SLG: 0.316										1	0	1	0	0	0	0
Jim Fairey, L (8, PH) OBP: 0.271, SLG: 0.291										1	0	0	0	0	0	0
John Strohmayer, R (9, 1)										0	0	0	0	0	0	0
Boots Day, L (9, PH) OBP: 0.280, SLG: 0.250										1	0	0	0	0	0	0
Inning Stats	R: 0 E: 0 K: 1 S: 5 H: 0 LOB: 1 BB: 1 P: 9	R: 0 E: 0 K: 1 S: 5 H: 0 LOB: 0 BB: 0 P: 5	R: 0 E: 0 K: 1 S: 6 H: 1 LOB: 2 BB: 1 P: 10	R: 0 E: 0 K: 1 S: 5 H: 0 LOB: 0 BB: 0 P: 5	R: 0 E: 0 K: 0 S: 4 H: 1 LOB: 1 BB: 0 P: 4	R: 0 E: 0 K: 0 S: 4 H: 1 LOB: 1 BB: 0 P: 4	R: 0 E: 0 K: 1 S: 5 H: 0 LOB: 0 BB: 0 P: 5	R: 3 E: 0 K: 0 S: 7 H: 4 LOB: 1 BB: 0 P: 7	R: 0 E: 0 K: 0 S: 3 H: 0 LOB: 0 BB: 0 P: 3	1B: 4 2B: 2 3B: 0 HR: 1 SF: 0 SAC: 0 DP: 0 HBP: 0	WP: 0 PB: 0 SB: 0 CS: 0 PA: 36					

		AB	34
		R	3
		H	7
		RBI	3
		BB	2
		SO	5
		LOB	10

PITCHER		IP	WLS	BF	H	R	ER	SO	BB	IBB	HBP	BLK	WP	HR	S	P	ERA	WHIP
Steve Blass, R ERA: 2.38	(1, 1)	9.0	W	36	7	3	0	5	2	0	0	0	0	1	44	52	0.00	1.000

PITCHER	IP	WLS	BF	H	R	ER	SO	BB	IBB	HBP	BLK	WP	HR	S	P	ERA	WHIP

livebaseballscorecards.com

Pittsburgh Pirates @ Montreal Expos

Jarry Park, Montreal, QB

Sun Sep 10 1972, 3:33 AM EDT

Att. 20,253 - Unknown

TOP

livebaseballscorecards.com

Batter	1	2	3	4	5	6	7	8	9	AB	R	H	RBI	BB	SO	LOB
Gene Clines, R (1, 8) OBP: 0.367, SLG: 0.423	L1-3		FC6-4 1B			F2		L6-3		4	0	1	0	0	0	0
Rennie Stennett, R (1, 4) OBP: 0.304, SLG: 0.392	1-3		FC6-4 FC6-4 1-2f			5-3		F9		4	0	0	0	0	0	1
Roberto Clemente, R (1, 9) OBP: 0.353, SLG: 0.475	F6		FC6-4 1-2f			4-3		1B		4	0	1	0	0	0	1
Richie Hebner, L (1, 5) OBP: 0.389, SLG: 0.526		F8		G6-4-3 1B			FC6-4 1B	L3		4	0	2	0	0	0	1
Richie Zisk, R (1, 7) OBP: 0.200, SLG: 0.111		BBB 1B BB		G6-4-3 1-2f			FC6-4 1-2f HR		6-3	3	1	0	0	1	0	2
Milt May, L (1, 2) OBP: 0.333, SLG: 0.370		2B 1-2 1B		1-3			F5		BB 1B	4	0	2	0	0	0	1
Bob Robertson, R (1, 3) OBP: 0.291, SLG: 0.335		1-3 2B			F9		1-H HR		BBBB G6-4-3 1-2 BB	3	1	2	2	1	0	0
Gene Alley, R (1, 6) OBP: 0.326, SLG: 0.320 Frank Taveras, R (6, 6)		6-3			1-3		BBBB FC5-4 BB		G6-4-3 1-2f	2 1	0 0	0 0	0 0	0 1	0 0	2 2
Bruce Kison, R (1, 1) OBP: 0.191, SLG: 0.319 Luke Walker, L (3, 1) OBP: 0.091, SLG: 0.048 Jose Pagan, R (7, PH) OBP: 0.298, SLG: 0.430 Bob Miller, R (7, 1)			F8		F8		FC5-4 1-2f			1 1 1 0	0 0 0 0	0 0 0 0	0 0 0 0	0 0 0 0	0 0 0 0	0 0 1 0

Inning Stats	1	2	3	4	5	6	7	8	9
	R: 0 E: 0 K: 0 S: 3	H: 0 LOB: 0 BB: 0 P: 3	R: 0 E: 0 K: 0 S: 4	H: 2 LOB: 2 BB: 1 P: 8	R: 0 E: 0 K: 0 S: 4	H: 1 LOB: 1 BB: 0 P: 4	R: 0 E: 0 K: 0 S: 3	H: 1 LOB: 0 BB: 0 P: 3	R: 0 E: 0 K: 0 S: 3	H: 0 LOB: 0 BB: 0 P: 3	R: 0 E: 0 K: 0 S: 3	H: 0 LOB: 0 BB: 0 P: 3	R: 2 E: 0 K: 0 S: 5	H: 2 LOB: 1 BB: 1 P: 9	R: 0 E: 0 K: 0 S: 4	H: 1 LOB: 1 BB: 0 P: 4	R: 0 E: 0 K: 0 S: 3	H: 1 LOB: 1 BB: 1 P: 7

| | | |

Batter	1	2	3	4	5	6	7	8	9	AB	R	H	RBI	BB	SO	LOB
Boots Day, L (1, 8) OBP: 0.285, SLG: 0.256	L8		FC2-6 1B; 1B			F6		E4 2-H 1B		5	0	3	2	0	0	0
Tim Foli, R (1, 6) OBP: 0.288, SLG: 0.289	6-3		FC2-6 BB 1-2f 1B; F4			1B		L8		5	1	1	0	0	0	4
Ken Singleton, S (1, 7) OBP: 0.366, SLG: 0.418	4-3		BBB; HR 1B 1-2 BB	4-3		K		F7		4	1	0	0	1	1	2
Ron Fairly, L (1, 9) OBP: 0.342, SLG: 0.399		FC1-2 1B BB HBP	HR 1B 1-2 2-H	FC6-4 1B		F7				3	1	2	1	0	0	1
Mike Jorgensen, L (1, 3) OBP: 0.331, SLG: 0.374		BBBB; FC1-2 1B WP BB 1-2	HR 1-H 2-H	FC6-4 1-2f			F3			3	2	1	3	1	0	1
Coco Laboy, R (1, 5) OBP: 0.267, SLG: 0.214		WP FC1-2 1B 1-2 2-3	BBB; 2B BB	6-3			G4-3 1B			3	1	2	0	1	0	1
Terry Humphrey, R (1, 2) OBP: 0.257, SLG: 0.246		SSS; K	F4	SSS; K			G4-3 1-2f			4	0	0	0	0	2	5
Hector Torres, R (1, 4) OBP: 0.220, SLG: 0.235		FC1-2 WP 1-2 2-3 3-Hf	1B 1B 1-H 2B	5-3				E5 SH1-3 E		4	2	1	1	0	0	3
Mike Torrez, R (1, 1) OBP: 0.190, SLG: 0.205		SSS; K 1-2 2-3 3-H	1B 2-3 1B	SSS; K				SH1-3 1-2		3	0	1	0	0	2	2
Inning Stats	R: 0 E: 0 K: 0 S: 3 H: 0 LOB: 0 BB: 0 P: 3	R: 1 E: 0 K: 2 S: 8 H: 1 LOB: 2 BB: 1 P: 13	R: 6 E: 0 K: 0 S: 9 H: 6 LOB: 2 BB: 2 P: 17	R: 0 E: 0 K: 0 S: 4 H: 1 LOB: 1 BB: 0 P: 4	R: 0 E: 0 K: 2 S: 7 H: 0 LOB: 0 BB: 0 P: 7	R: 0 E: 0 K: 1 S: 6 H: 1 LOB: 1 BB: 0 P: 6	R: 0 E: 0 K: 0 S: 3 H: 1 LOB: 0 BB: 0 P: 3	R: 1 E: 2 K: 0 S: 5 H: 1 LOB: 1 BB: 0 P: 5		1B: 9 2B: 1 3B: 0 HR: 1	SF: 0 SAC: 1 DP: 1 HBP: 1						

PITCHER		IP	WLS	BF	H	R	ER	SO	BB	IBB	HBP	BLK	WP	HR	S	P	ERA	WHIP
Bruce Kison, R ERA: 3.04	(1, 1)	2.2	L	17	5	7	7	2	3	0	1	0	1	1	17	30	23.62	3.000
Luke Walker, L ERA: 3.24	(3, 1)	3.1		14	4	0	0	3	0	0	0	0	0	0	20	20	0.00	1.200
Bob Miller, R ERA: 1.88	(7, 1)	2.0		8	2	1	0	0	0	0	0	0	0	0	8	8	0.00	1.000

PITCHER	IP	WLS	BF	H	R	ER	SO	BB	IBB	HBP	BLK	WP	HR	S	P	ERA	WHIP

BOTTOM

Pittsburgh Pirates @ Montreal Expos

Jarry Park, Montreal, QB

Sun Sep 10 1972, 3:33 AM EDT

Att. 20,253 - Unknown

livebaseballscorecards.com

AB	34
R	8
H	11
RBI	7
BB	3
SO	5
LOB	19

WP: 1 PB: 0 SB: 0 CS: 0 PA: 39

Batter	1	2	3	4	5	6	7	8	9	AB	R	H	RBI	BB	SO	LOB
Vic Davalillo, L (1, 7) (7, 9) OBP: 0.370, SLG: 0.422	S S S 0-3 ① K	x 0-0 ③ 5-3		S S S 0-3 ③ K		x 0-0 ③ FC6-4 1-2f	S S S 0-3 ③ K		x 0-0 ③ 1-3	6	0	0	0	0	3	7
Rennie Stennett, R (1, 4) OBP: 0.309, SLG: 0.395	x 0-0 2B 1B		x 0-0 ① F8		x 0-0 FC6-5 1B 1B		x 0-0 BB BB 1B 1B	x 0-0 ① L4		5	2	3	0	0	0	0
Roberto Clemente, R (1, 9) OBP: 0.358, SLG: 0.481 Gene Clines, R (7, PR) (7, 7) OBP: 0.369, SLG: 0.423	x 0-0 1-H 1B 2B		S S S 0-3 ② K		x 0-0 FC6-5 1-2 1B		x 0-0 B B B B BB BB 1-2 1B 1B	B B B B 4-0 G3 BB		4 0	1 1	3 0	1 0	0 1	1 0	0 0
Willie Stargell, L (1, 3) OBP: 0.392, SLG: 0.605 Bob Robertson, R (8, 3) OBP: 0.291, SLG: 0.335	x 0-0 ② P4		S S S 0-3 ③ K		x 0-0 ① FC6-5 G4-6-3 1-2 2-3f		B B B 4-0 BB 1B 1-2 2-3 BB	x 0-0 ② G3 1-2		4 0	1 0	0 0	0 0	1 0	1 0	4 0
Al Oliver, L (1, 8) OBP: 0.358, SLG: 0.449	B B B B 4-0 1B BB			x 0-0 FC3-6 1B	x 0-0 ② ③ G4-6-3 1-2f		B B B B 4-0 1B SF9 1-2 2-3 3-H BB	B B B B 4-0 BB		2	1	1	1	3	0	2
Richie Hebner, L (1, 5) OBP: 0.392, SLG: 0.527	x 0-0 FC6-4 1-3 2-H 1B			x 0-0 ① FC3-6 1B 1B 1-2f		x 0-0 FC4-6 1B	x 0-0 1B 1-3 2-H 3-H 1B	x 0-0 ③ F7		5	1	3	3	0	0	3
Manny Sanguillen, R (1, 2) OBP: 0.324, SLG: 0.410	x 0-0 ③ FC6-4 1-2f			x 0-0 1B 1-3 FC6-2 1B		x 0-0 ① F2	x 0-0 ① SF9 3-H		x 0-0 E5	4	0	1	1	0	0	3
Gene Alley, R (1, 6) OBP: 0.325, SLG: 0.318		x 0-0 ① 5-3		x 0-0 FC6-2 1-3 3-H 1B		x 0-0 ② FC4-6 1B 1-2f	x 0-0 ② F2		x 0-0 ① F7	5	0	1	1	0	0	3
Dock Ellis, S (1, 1) OBP: 0.172, SLG: 0.158 Dave Giusti, R (7, 1)		S S S 0-3 ② K		x 0-0 ② FC6-2 1-2 3-H		x 0-0 FC6-4 1-3 1B	x 0-0 1-3 1B		S S S 0-3 ② K	4 1	0 0	2 0	0 0	0 0	1 1	2 1
Inning Stats	R: 2 E: 0 K: 1 S: 8 H: 3 LOB: 2 BB: 1 P: 12	R: 0 E: 0 K: 1 S: 5 H: 0 LOB: 0 BB: 0 P: 5	R: 0 E: 0 K: 2 S: 7 H: 0 LOB: 0 BB: 0 P: 7	R: 1 E: 0 K: 1 S: 8 H: 3 LOB: 2 BB: 0 P: 8	R: 0 E: 0 K: 0 S: 4 H: 2 LOB: 1 BB: 0 P: 4	R: 0 E: 0 K: 0 S: 5 H: 2 LOB: 2 BB: 0 P: 5	R: 4 E: 0 K: 1 S: 9 H: 4 LOB: 2 BB: 2 P: 17	R: 0 E: 0 K: 0 S: 3 H: 0 LOB: 2 BB: 2 P: 11	R: 0 E: 1 K: 1 S: 6 H: 0 LOB: 1 BB: 0 P: 6	1B: 13 2B: 1 3B: 0 HR: 0 SF: 1 SAC: 0 DP: 1 HBP: 0						WP: 0 PB: 0 SB: 0 CS: 0 PA: 46	

PITCHER		IP	WLS	BF	H	R	ER	SO	BB	IBB	HBP	BLK	WP	HR	S	P	ERA	WHIP
Burt Hooton, R ERA: 2.83	(1, 1)	6.0	L	30	12	5	5	5	1	0	0	0	0	0	39	43	7.50	2.167
Dan McGinn, L ERA: 5.37	(7, 1)	1.0		7	2	2	2	1	2	0	0	0	0	0	7	15	18.00	4.000
Tom Phoebus, R ERA: 3.9	(8, 1)	2.0		9	0	0	0	1	2	0	0	0	0	0	9	17	0.00	1.000

PITCHER	IP	WLS	BF	H	R	ER	SO	BB	IBB	HBP	BLK	WP	HR	S	P	ERA	WHIP

TOP

Pittsburgh Pirates @ Chicago Cubs

Wrigley Field, Chicago, IL

Tue Sep 12 1972, 3:33 AM CDT

Att. 4,153 - Overcast - 67 F

livebaseballscorecards.com

AB	40
R	7
H	14
RBI	7
BB	5
SO	7
LOB	25

Batter	1	2	3	4	5	6	7	8	9	AB	R	H	RBI	BB	SO	LOB
Don Kessinger, S (1, 6) OBP: 0.361, SLG: 0.335	FC6-4 1B		K		4-3		F9			4	0	1	0	0	1	4
Jose Cardenal, R (1, 9) OBP: 0.358, SLG: 0.451	FC6-4 E1 1-2f			G4-6-3 1B		G4-6-3 1B		G4-6-3 1B		4	0	3	0	0	0	1
Billy Williams, L (1, 7) OBP: 0.398, SLG: 0.587	K			G4-6-3 1-2f		G4-6-3 1-2f		G4-6-3 1-2f		4	0	0	0	0	1	4
Jim Hickman, R (1, 3) OBP: 0.373, SLG: 0.470	F9 1-3			BB 1B		6-3		F8		4	0	1	0	0	0	1
Ron Santo, R (1, 5) OBP: 0.386, SLG: 0.494		K		1-2 BB			K		L3	3	0	0	0	1	2	0
Rick Monday, L (1, 8) OBP: 0.362, SLG: 0.398		G6-4-3 1B		4-3			L7		E5	4	0	1	0	0	0	2
Glenn Beckert, R (1, 4) OBP: 0.293, SLG: 0.337 Jim Tyrone, R (7, PR) Carmen Fanzone, R (8, 4) OBP: 0.346, SLG: 0.406	G6-4-3 1-2f				1-3		WP 1B BB		K	2 0 1	0 0 0	0 0 0	0 0 0	1 0 0	0 0 1	1 0 1
Randy Hundley, R (1, 2) OBP: 0.258, SLG: 0.298			6-3		F4		WP 1-2 1B		L4	4	0	1	0	0	0	1
Burt Hooton, R (1, 1) OBP: 0.147, SLG: 0.109 Dan McGinn, L (7, 1) OBP: 0.250, SLG: 0.500 Gene Hiser, L (7, PH) OBP: 0.375, SLG: 0.286 Tom Phoebus, R (8, 1) OBP: 0.118, SLG: 0.118			K		1-3		BB 1-2 2-3			2 0 0 0	0 0 0 0	1 0 0 0	0 0 1 0	0 0 0 0	1 0 0 0	0 0 0 0
Inning Stats	R: 0 E: 1 K: 1 S: 6 H: 1 LOB: 1 BB: 0 P: 6	R: 0 E: 0 K: 1 S: 5 H: 1 LOB: 0 BB: 0 P: 5	R: 0 E: 0 K: 2 S: 7 H: 0 LOB: 0 BB: 0 P: 7	R: 0 E: 0 K: 0 S: 4 H: 2 LOB: 2 BB: 1 P: 8	R: 0 E: 0 K: 0 S: 4 H: 1 LOB: 1 BB: 0 P: 4	R: 0 E: 0 K: 0 S: 3 H: 1 LOB: 0 BB: 0 P: 3	R: 0 E: 0 K: 1 S: 6 H: 1 LOB: 3 BB: 2 P: 14	R: 0 E: 0 K: 0 S: 3 H: 1 LOB: 0 BB: 0 P: 3	R: 0 E: 1 K: 1 S: 6 H: 0 LOB: 1 BB: 0 P: 6	1B: 8 2B: 0 3B: 0 HR: 0	SF: 0 SAC: 0 DP: 4 HBP: 0						

PITCHER		IP	WLS	BF	H	R	ER	SO	BB	IBB	HBP	BLK	WP	HR	S	P	ERA	WHIP
Dock Ellis, R ERA: 2.8	(1, 1)	6.2	W	27	7	0	0	5	3	0	0	0	1	0	34	46	0.00	1.500
Dave Giusti, R ERA: 2.1	(7, 1)	2.1	S	8	1	0	0	1	0	0	0	0	0	0	10	10	0.00	0.429

PITCHER	IP	WLS	BF	H	R	ER	SO	BB	IBB	HBP	BLK	WP	HR	S	P	ERA	WHIP

BOTTOM

Pittsburgh Pirates @ Chicago Cubs

Wrigley Field, Chicago, IL

Tue Sep 12 1972, 3:33 AM CDT

Att. 4,153 - Overcast - 67 F

livebaseballscorecards.com

AB	32
R	0
H	8
RBI	0
BB	3
SO	6
LOB	15

WP: 1 PB: 0 SB: 0 CS: 0 PA: 35

Pittsburgh Pirates @ Chicago Cubs

Wrigley Field, Chicago, IL

Wed Sep 13 1972, 3:33 AM CDT

Att. 4,418 - Sunny - 72 F

TOP

livebaseballscorecards.com

Batter	1	2	3	4	5	6	7	8	9	AB	R	H	RBI	BB	SO	LOB
Vic Davalillo, L (1, 7) OBP: 0.365, SLG: 0.416	S S S 0-3 ① K		x 0-0 ① 6-3		x 0-0 ② 1-3		x 0-0 ① F7		x 0-0 ② P4	5	0	0	0	0	1	2
Rennie Stennett, R (1, 4) OBP: 0.307, SLG: 0.392	S S S 0-3 ② K		x 0-0 ② F4		x 0-0 ③ F8		x 0-0 ② F9		x 0-0 ③ 2-H 1B	5	0	1	1	0	1	1
Roberto Clemente, R (1, 9) OBP: 0.365, SLG: 0.502	x 0-0 BB 1B		x 0-0 1B 3B			B B B B 4-0 2B SF8 BB	x 0-0 1-H HR			3	3	3	2	1	0	0
Willie Stargell, L (1, 3) OBP: 0.395, SLG: 0.608 Bob Robertson, R (9, 3) OBP: 0.291, SLG: 0.335	B B B B 4-0 1-2 BB		x 0-0 3-H 1B			x 0-0 SF8 1-3 E 2B	x 0-0 ③ 3-1			3 0	1 0	2 0	1 0	1 0	0 0	0 0
Al Oliver, L (1, 8) OBP: 0.356, SLG: 0.446	x 0-0 ③ 1-3		x 0-0 ③ 5-3			x 0-0 ① F5		S S S 0-3 ① K		4	0	0	0	0	1	5
Richie Hebner, L (1, 5) OBP: 0.388, SLG: 0.523		x 0-0 ① 4-3		x 0-0 ① F8		x 0-0 ② SF8 2-3 3-H		x 0-0 ② F9		3	0	0	1	0	0	0
Manny Sanguillen, R (1, 2) OBP: 0.323, SLG: 0.411		x 0-0 2B		x 0-0 ② L9		x 0-0 E6 3-H		x 0-0 ③ 4-3		4	0	1	0	0	0	0
Gene Alley, R (1, 6) OBP: 0.324, SLG: 0.317		x 0-0 ② F7		x 0-0 ③ 5-3		x 0-0 ③ P1			x 0-0 SH3-4 1B 1B	4	1	1	0	0	0	2
Nelson Briles, R (1, 1) OBP: 0.185, SLG: 0.190 Bob Miller, R (7, 1) Ramon Hernandez, S (9, 1) OBP: 0.182, SLG: 0.273		S S S 0-3 ③ K			S S S 0-3 ① K		x 0-0 HR 1B		x 0-0 ① 1-2 SH3-4	3 0 0	1 0 0	1 0 0	0 0 0	0 0 0	2 0 0	1 0 0

Inning Stats	1	2	3	4	5	6	7	8	9
	R: 0 E: 0 K: 2 S: 8	H: 1 LOB: 2 BB: 1 P: 12	R: 0 E: 0 K: 1 S: 6	H: 1 LOB: 1 BB: 0 P: 6	R: 1 E: 0 K: 0 S: 5	H: 2 LOB: 1 BB: 0 P: 5	R: 0 E: 0 K: 0 S: 3	H: 0 LOB: 0 BB: 0 P: 3	R: 0 E: 0 K: 1 S: 5	H: 0 LOB: 0 BB: 0 P: 5	R: 2 E: 1 K: 0 S: 5	H: 1 LOB: 1 BB: 1 P: 9	R: 2 E: 0 K: 0 S: 5	H: 2 LOB: 0 BB: 0 P: 5	R: 0 E: 0 K: 1 S: 5	H: 0 LOB: 0 BB: 0 P: 5	R: 1 E: 0 K: 0 S: 4	H: 2 LOB: 1 BB: 0 P: 4

AB	34
R	6
H	9
RBI	5
BB	2
SO	5
LOB	11

1B: 5 SF: 1
2B: 2 SAC: 1
3B: 1 DP: 0
HR: 1 HBP: 0

WP: 0 PA: 38
PB: 0
SB: 0
CS: 0

PITCHER		IP	WLS	BF	H	R	ER	SO	BB	IBB	HBP	BLK	WP	HR	S	P	ERA	WHIP
Fergie Jenkins, R ERA: 3.17	(1, 1)	7.0	L	31	7	5	4	4	2	0	0	0	0	1	37	45	5.14	1.286
Jack Aker, R ERA: 3.17	(8, 1)	2.0		7	2	1	1	1	0	0	0	0	0	0	9	9	4.50	1.000

PITCHER		IP	WLS	BF	H	R	ER	SO	BB	IBB	HBP	BLK	WP	HR	S	P	ERA	WHIP

Batter	1	2	3	4	5	6	7	8	9	AB	R	H	RBI	BB	SO	LOB
Don Kessinger, S (1, 6) OBP: 0.362, SLG: 0.339	1-3			6-3		1-3 2B 2B		2B 1B		4	2	2	0	0	0	0
Jose Cardenal, R (1, 9) OBP: 0.357, SLG: 0.451	K			5-3		2-H 3-H 1B 2B		L6		4	1	1	2	0	1	1
Billy Williams, L (1, 7) OBP: 0.397, SLG: 0.587	K			L7		K		1-H 2B		4	0	1	1	0	2	1
Jim Hickman, R (1, 3) OBP: 0.372, SLG: 0.468		F8			1-3	2-H FC6-4 1B		6-3		4	0	1	1	0	0	1
Ron Santo, R (1, 5) OBP: 0.384, SLG: 0.492		P6			FC5-4 1B	1-2f FC6-4		4-3		4	0	1	0	0	0	2
Rick Monday, L (1, 8) OBP: 0.361, SLG: 0.397		F8			F7		1B		L8	4	0	1	0	0	0	1
Carmen Fanzone, R (1, 4) OBP: 0.340, SLG: 0.398			F7		1-2f FC5-4		F7		E6 1B	4	0	0	0	0	0	2
Ken Rudolph, R (1, 2) OBP: 0.279, SLG: 0.354 Gene Hiser, L (7, PH) OBP: 0.364, SLG: 0.276 Randy Hundley, R (8, 2) OBP: 0.261, SLG: 0.300			F9			L7	F8		1-3 G4-3 1B	2 1 1	0 0 0	0 0 1	0 0 0	0 0 0	0 0 0	0 1 0
Fergie Jenkins, R (1, 1) OBP: 0.221, SLG: 0.241 Pat Bourque, L (7, PH) Jack Aker, R (8, 1) Elrod Hendricks, L (9, PH) OBP: 0.265, SLG: 0.248 Glenn Beckert, R (9, PH) OBP: 0.293, SLG: 0.337			K			2B 2B 1B	F9		1-2f G4-3	2 1 0 0 1	1 0 0 0 0	1 0 0 0 0	0 0 0 0 0	0 0 0 0 0	1 0 0 0 0	0 1 0 0 2
Inning Stats	R: 0 E: 0 K: 2 S: 7 H: 0 LOB: 0 BB: 0 P: 7	R: 0 E: 0 K: 0 S: 3 H: 0 LOB: 0 BB: 0 P: 3	R: 0 E: 0 K: 1 S: 5 H: 0 LOB: 0 BB: 0 P: 5	R: 0 E: 0 K: 0 S: 3 H: 0 LOB: 0 BB: 0 P: 3	R: 0 E: 0 K: 0 S: 4 H: 1 LOB: 1 BB: 0 P: 4	R: 3 E: 0 K: 1 S: 9 H: 4 LOB: 1 BB: 0 P: 9	R: 0 E: 0 K: 0 S: 4 H: 1 LOB: 1 BB: 0 P: 4	R: 1 E: 0 K: 0 S: 5 H: 2 LOB: 1 BB: 0 P: 5	R: 0 E: 1 K: 0 S: 4 H: 1 LOB: 1 BB: 0 P: 4	1B: 6 2B: 3 3B: 0 HR: 0 SF: 0 SAC: 0 DP: 1 HBP: 0						

PITCHER	IP	WLS	BF	H	R	ER	SO	BB	IBB	HBP	BLK	WP	HR	S	P	ERA	WHIP
Nelson Briles, R (1, 1) ERA: 3.35	6.1	W	25	6	3	3	4	0	0	0	0	0	0	33	33	4.26	0.947
Bob Miller, R (7, 1) ERA: 2.0	2.0		10	3	1	1	0	0	0	0	0	0	0	10	10	4.50	1.500
Ramon Hernandez, L (9, 1) ERA: 1.72	0.2	S	1	0	0	0	0	0	0	0	0	0	0	1	1	0.00	0.000

PITCHER	IP	WLS	BF	H	R	ER	SO	BB	IBB	HBP	BLK	WP	HR	S	P	ERA	WHIP

BOTTOM

Pittsburgh Pirates @ Chicago Cubs

Wrigley Field, Chicago, IL

Wed Sep 13 1972, 3:33 AM CDT

Att. 4,418 - Sunny - 72 F

livebaseballscorecards.com

AB	36
R	4
H	9
RBI	4
BB	0
SO	4
LOB	12

WP: 0 PB: 0 SB: 0 CS: 0 PA: 36

Pittsburgh Pirates @ Chicago Cubs

Wrigley Field, Chicago, IL

Thu Sep 14 1972, 3:33 AM CDT

Att. 4,603 - Sunny - 65 F

livebaseballscorecards.com

Batter	1	2	3	4	5	6	7	8	9	AB	R	H	RBI	BB	SO	LOB
Gene Clines, R (1, 7) OBP: 0.369, SLG: 0.428	L6-3		3B		BB	L1-3		L1-3		4	0	1	0	1	0	1
Rennie Stennett, R (1, 4) OBP: 0.309, SLG: 0.392	4-3		F8		1-2 2-3 1B		1B 4-3 1B	4-3		5	1	2	0	0	0	1
Roberto Clemente, R (1, 9) OBP: 0.366, SLG: 0.500	1B			F9	F9		1-3 1B 4-3 1B		L6	5	1	2	0	0	0	3
Willie Stargell, L (1, 3) OBP: 0.393, SLG: 0.603	2-3			1B 1B		5-3	4-3 1-2 3-H		4-3	5	0	1	1	0	0	2
Al Oliver, L (1, 8) OBP: 0.358, SLG: 0.449		F7		1-2 G6-4-3 1B		4-3 1B 2B	1B 2-H 1B		K	5	1	3	1	0	1	0
Richie Hebner, L (1, 5) OBP: 0.389, SLG: 0.522		G6-3 1B		G6-4-3 1-2f		4-3 2-3	1-2 1B			4	0	2	0	0	0	3
Manny Sanguillen, R (1, 2) OBP: 0.325, SLG: 0.412		G6-3 1-2f			1B SH3-4 1B	2B 3-H 1B	F3			4	1	2	1	0	0	3
Gene Alley, R (1, 6) OBP: 0.323, SLG: 0.319			5-3		F9	1-H 1B 2B	F8			4	1	1	1	0	0	3
Bob Moose, R (1, 1) OBP: 0.250, SLG: 0.203			4-3		SH3-4 1-2	3-H 1B		F9		2	0	1	1	0	0	0
Ramon Hernandez, S (7, 1) OBP: 0.167, SLG: 0.250										1	0	0	0	0	0	0

Inning Stats	1	2	3	4	5	6	7	8	9	AB	R	H	RBI	BB	SO	LOB
	R: 0 E: 0 K: 0 S: 4	H: 1 LOB: 1 BB: 0 P: 4	R: 0 E: 0 K: 0 S: 3	H: 1 LOB: 0 BB: 0 P: 3	R: 0 E: 0 K: 0 S: 4	H: 1 LOB: 1 BB: 0 P: 4	R: 0 E: 0 K: 0 S: 4	H: 2 LOB: 1 BB: 0 P: 4	R: 0 E: 0 K: 0 S: 5	H: 2 LOB: 3 BB: 1 P: 9	R: 3 E: 0 K: 0 S: 7	H: 4 LOB: 1 BB: 0 P: 7	R: 2 E: 0 K: 0 S: 7	H: 4 LOB: 2 BB: 0 P: 7	R: 0 E: 0 K: 0 S: 3	H: 0 LOB: 0 BB: 0 P: 3	R: 0 E: 0 K: 1 S: 5	H: 0 LOB: 0 BB: 0 P: 5

1B: 12	SF: 0
2B: 2	SAC: 1
3B: 1	DP: 2
HR: 0	HBP: 0
WP: 0	PA: 41
PB: 0	
SB: 0	
CS: 0	

PITCHER		IP	WLS	BF	H	R	ER	SO	BB	IBB	HBP	BLK	WP	HR	S	P	ERA	WHIP
Rick Reuschel, R ERA: 3.13	(1, 1)	6.0	L	28	11	3	3	0	1	0	0	0	0	0	27	31	4.50	2.000
Bill Bonham, R ERA: 3.57	(7, 1)	0.1		5	4	2	2	0	0	0	0	0	0	0	5	5	54.00	12.000
Larry Gura, L ERA: 5.4	(7, 1)	2.2		8	0	0	0	1	0	0	0	0	0	0	10	10	0.00	0.000

PITCHER	IP	WLS	BF	H	R	ER	SO	BB	IBB	HBP	BLK	WP	HR	S	P	ERA	WHIP

Batter	1	2	3	4	5	6	7	8	9	AB	R	H	RBI	BB	SO	LOB
Don Kessinger, S (1, 6) OBP: 0.359, SLG: 0.335	G3		F9		4-3		F9		F3	5	0	0	0	0	0	1
Jose Cardenal, R (1, 9) OBP: 0.355, SLG: 0.449	F2		F8		K		FC5-4, 1B		L7	5	0	1	0	0	1	1
Billy Williams, L (1, 7) OBP: 0.395, SLG: 0.582	BB			4-3		4-3	L7		G3	4	0	0	0	1	0	2
Jim Hickman, R (1, 3) OBP: 0.370, SLG: 0.463	K			1B, 2B, BB		E5, BB, E, BB	FC5-4, 1-2f			3	2	0	0	1	1	2
Ron Santo, R (1, 5) OBP: 0.385, SLG: 0.491		FC1-6, BB		2B, 1-3, 1B		E6, BB, BB, 1-2		K		3	0	1	0	1	1	1
Rick Monday, L (1, 8) OBP: 0.363, SLG: 0.399		FC1-6, F9, WP, 1-2f		1-3, 2B, 3-H		1-2, 2-3, BB		E6, FC5-4		3	0	1	1	1	0	1
Elrod Hendricks, L (1, 2) OBP: 0.264, SLG: 0.242		F9, 1-3		G6-4-3, IBB		P6		K		3	0	0	0	1	1	5
Carmen Fanzone, R (1, 4) OBP: 0.339, SLG: 0.392		L7		G6-4-3, 1-2f		1-2, 2-3, 3-H, BB		FC5-4, 1-2f		3	0	0	1	1	0	5
Rick Reuschel, R (1, 1) OBP: 0.171, SLG: 0.154			4-3		F3	3-1			BB	2	0	0	0	0	0	0
Gene Hiser, L (6, PH) OBP: 0.353, SLG: 0.267										1	0	0	0	0	0	3
Bill Bonham, R (7, 1) OBP: 0.364, SLG: 0.222										0	0	0	0	0	0	0
Larry Gura, S (7, 1)										0	0	0	0	0	0	0
Bill North, S (9, PH) OBP: 0.258, SLG: 0.196										0	0	0	0	1	0	0
Inning Stats	R: 0 E: 0 K: 1 S: 5 H: 0 LOB: 1 BB: 1 P: 9	R: 0 E: 0 K: 0 S: 3 H: 0 LOB: 1 BB: 1 P: 7	R: 0 E: 0 K: 0 S: 3 H: 0 LOB: 0 BB: 0 P: 3	R: 1 E: 0 K: 0 S: 4 H: 2 LOB: 2 BB: 2 P: 12	R: 0 E: 0 K: 1 S: 5 H: 0 LOB: 0 BB: 0 P: 5	R: 1 E: 2 K: 0 S: 5 H: 0 LOB: 3 BB: 2 P: 13	R: 0 E: 0 K: 0 S: 4 H: 1 LOB: 1 BB: 0 P: 4	R: 0 E: 1 K: 2 S: 8 H: 0 LOB: 1 BB: 0 P: 8	R: 0 E: 0 K: 0 S: 3 H: 0 LOB: 1 BB: 1 P: 7	1B: 2 2B: 1 3B: 0 HR: 0 SF: 0 SAC: 0 DP: 1 HBP: 0				WP: 1 PB: 0 SB: 0 CS: 0		PA: 39

PITCHER		IP	WLS	BF	H	R	ER	SO	BB	IBB	HBP	BLK	WP	HR	S	P	ERA	WHIP
Bob Moose, R ERA: 3.08	(1, 1)	6.1	W	29	3	2	1	2	5	1	0	0	1	0	27	51	1.42	1.263
Ramon Hernandez, L ERA: 1.65	(7, 1)	2.2	S	10	0	0	0	2	1	0	0	0	0	0	13	17	0.00	0.375

PITCHER	IP	WLS	BF	H	R	ER	SO	BB	IBB	HBP	BLK	WP	HR	S	P	ERA	WHIP

BOTTOM

Pittsburgh Pirates @ Chicago Cubs

Wrigley Field, Chicago, IL

Thu Sep 14 1972, 3:33 AM CDT

Att. 4,603 - Sunny - 65 F

livebaseballscorecards.com

AB	32
R	2
H	3
RBI	2
BB	7
SO	4
LOB	21

Batter	1	2	3	4	5	6	7	8	9	AB	R	H	RBI	BB	SO	LOB
Vic Davalillo, L (1, 9) OBP: 0.364, SLG: 0.417	4-3		FC4 1-2f 2-3		G3			1B 2B		4	1	1	0	0	0	2
Gene Clines, R (1, 7) OBP: 0.368, SLG: 0.427	L3		SF8 3-H		L5-3			G4-3 2-H 1B		3	0	1	2	0	0	0
Al Oliver, L (1, 8) OBP: 0.357, SLG: 0.446	BB		6-3			F8		G4-3 1-2f		3	0	0	0	1	0	2
Willie Stargell, L (1, 3) OBP: 0.392, SLG: 0.599	4-3			2B E BB		E9 F8 PO			4-3	3	1	0	0	1	0	1
Richie Hebner, L (1, 5) OBP: 0.388, SLG: 0.522		P4		E9 1-H 1B 2B		F8 2-3			F8	4	1	1	0	0	0	1
Manny Sanguillen, R (1, 2) OBP: 0.324, SLG: 0.410		F8		G4-6-3 3-H 1B		PO 3-H	P4		6-3	4	0	1	1	0	0	0
Rennie Stennett, R (1, 4) OBP: 0.306, SLG: 0.388		4-3		G4-6-3 1-2f			6-3			3	0	0	0	0	0	1
Gene Alley, R (1, 6) OBP: 0.323, SLG: 0.320			FC4 BB SF8 1B	4-3			1-3			3	1	1	0	0	0	0
Bruce Kison, R (1, 1) OBP: 0.208, SLG: 0.319			BB FC4 1-2		F8			K		0	0	0	0	1	0	0
Jim McKee, R (3, 1)										0	0	0	0	0	0	0
Chuck Goggin, S (5, PH)										1	0	0	0	0	0	0
Luke Walker, L (5, 1) OBP: 0.091, SLG: 0.048										0	0	0	0	0	0	0
Fernando Gonzalez, R (8, PH)										1	0	0	0	0	1	0
Bob Miller, R (8, 1)										0	0	0	0	0	0	0
Inning Stats	R: 0 E: 0 K: 0 S: 3 H: 0 LOB: 1 BB: 1 P: 7	R: 0 E: 0 K: 0 S: 3 H: 0 LOB: 0 BB: 0 P: 3	R: 1 E: 0 K: 0 S: 4 H: 1 LOB: 1 BB: 1 P: 8	R: 2 E: 1 K: 0 S: 4 H: 2 LOB: 0 BB: 1 P: 8	R: 0 E: 0 K: 0 S: 3 H: 0 LOB: 0 BB: 0 P: 3	R: 0 E: 1 K: 0 S: 3 H: 0 LOB: 0 BB: 0 P: 3	R: 0 E: 0 K: 0 S: 3 H: 0 LOB: 0 BB: 0 P: 3	R: 1 E: 0 K: 1 S: 6 H: 2 LOB: 0 BB: 0 P: 6	R: 0 E: 0 K: 0 S: 3 H: 0 LOB: 0 BB: 0 P: 3	1B: 3 2B: 2 3B: 0 HR: 0	SF: 1 SAC: 0 DP: 2 HBP: 0			WP: 0 PB: 0 SB: 0 CS: 0		PA: 34	

PITCHER	IP	WLS	BF	H	R	ER	SO	BB	IBB	HBP	BLK	WP	HR	S	P	ERA	WHIP
Rick Wise, R (1, 1) ERA: 3.32	9.0	W	33	5	4	4	1	3	0	0	0	0	0	32	44	4.00	0.889

PITCHER	IP	WLS	BF	H	R	ER	SO	BB	IBB	HBP	BLK	WP	HR	S	P	ERA	WHIP

TOP

Pittsburgh Pirates @ St. Louis Cardinals

Busch Stadium, St. Louis, MO

Fri Sep 15 1972, 7:05 PM CDT

Att. 10,853 - Unknown

livebaseballscorecards.com

AB	29
R	4
H	5
RBI	3
BB	3
SO	1
LOB	7

Batter	1	2	3	4	5	6	7	8	9	AB	R	H	RBI	BB	SO	LOB
Lou Brock, L (1, 7) OBP: 0.352, SLG: 0.393	HBP 1B 2B 1B	4-3	K			FC5 1B BB	E SF8 2-3 1B			4	2	2	0	1	1	3
Bill Stein, R (8, 7) OBP: 0.294, SLG: 0.471										0	0	0	0	0	0	0
Ted Sizemore, R (1, 4) OBP: 0.322, SLG: 0.337	HBP 1-2 2B 1B	L4	P4			FC5 1-2 1B 1B	SF8 1-H 3-H			4	2	2	1	0	0	3
Jose Cruz, L (1, 8) OBP: 0.304, SLG: 0.301	K	FC5-4 BB		P6		FC5 1B 1-2 2-3f 1B	6-3			2	0	0	0	1	1	2
Luis Melendez, R (6, PH) OBP: 0.299, SLG: 0.345 (7, 8)										2	1	0	0	0	0	2
Joe Torre, R (1, 3) OBP: 0.361, SLG: 0.432	1-2 2-3 2B HBP	1-2f FC5-4		F8		1B 1B 1-3 2-H 1B		F9		4	1	1	1	0	0	1
Ted Simmons, S (1, 2) OBP: 0.332, SLG: 0.456	1-H 2-H 3-H 2B 2B		BB 1B BB	F8		1B 1-2 3-H 1B		F9		4	2	2	4	1	0	0
Bernie Carbo, L (1, 9) OBP: 0.371, SLG: 0.370	2-H 2B 2B		BB 1B 1-2 BB		E1 G1-6-3 1B	G4-6-3 1-2 2-3 1B		G3		4	1	2	1	1	0	0
Ken Reitz, R (1, 5) OBP: 0.432, SLG: 0.500	2-H 2B		BB 1-2 2-H 1B		G1-6-3 1-2 1B	G4-6-3 1-2f				4	0	3	2	0	0	3
Mick Kelleher, R (1, 6) OBP: 0.370, SLG: 0.318	1-3		1-2 2-3 BB		G1-6-3 1-2f 2-3		1B SH1-4 E BB			2	1	0	0	2	0	3
Rick Wise, R (1, 1) OBP: 0.200, SLG: 0.250	K		K		K		SH1-4 1-2			3	0	0	0	0	3	5
Inning Stats	R: 5 E: 0 K: 2 S: 12 H: 5 LOB: 1 BB: 0 P: 13	R: 0 E: 0 K: 0 S: 3 H: 0 LOB: 1 BB: 1 P: 7	R: 1 E: 0 K: 2 S: 8 H: 1 LOB: 3 BB: 3 P: 20	R: 0 E: 0 K: 0 S: 3 H: 0 LOB: 0 BB: 0 P: 3	R: 0 E: 1 K: 1 S: 6 H: 1 LOB: 1 BB: 0 P: 6	R: 2 E: 0 K: 0 S: 6 H: 4 LOB: 2 BB: 1 P: 10	R: 2 E: 1 K: 0 S: 4 H: 1 LOB: 0 BB: 1 P: 8	R: 0 E: 0 K: 0 S: 3 H: 0 LOB: 0 BB: 0 P: 3		1B: 9 2B: 3 3B: 0 HR: 0 SF: 1 SAC: 1 DP: 2 HBP: 1						

BOTTOM

Pittsburgh Pirates @ St. Louis Cardinals

Busch Stadium, St. Louis, MO

Fri Sep 15 1972, 7:05 PM CDT

Att. 10,853 - Unknown

livebaseballscorecards.com

AB	33
R	10
H	12
RBI	9
BB	6
SO	5
LOB	22

WP: 0 PA: 42
PB: 0
SB: 0
CS: 0

PITCHER		IP	WLS	BF	H	R	ER	SO	BB	IBB	HBP	BLK	WP	HR	S	P	ERA	WHIP
Bruce Kison, R ERA: 3.39	(1, 1)	2.0	L	16	6	6	6	2	3	0	1	0	0	0	16	29	27.00	4.500
Jim McKee, R ERA:	(3, 1)	2.0		7	0	0	0	2	1	0	0	0	0	0	10	14	0.00	0.500
Luke Walker, L ERA: 3.46	(5, 1)	3.0		16	6	4	3	1	2	0	0	0	0	0	16	24	9.00	2.667
Bob Miller, R ERA: 1.96	(8, 1)	1.0		3	0	0	0	0	0	0	0	0	0	0	3	3	0.00	0.000

PITCHER	IP	WLS	BF	H	R	ER	SO	BB	IBB	HBP	BLK	WP	HR	S	P	ERA	WHIP

Batter	1	2	3	4	5	6	7	8	9	AB	R	H	RBI	BB	SO	LOB
Vic Davalillo, L (1, 7) OBP: 0.363, SLG: 0.415	9-5 1B 1B		4-3		F7			G3		4	0	1	0	0	0	2
Rennie Stennett, R (1, 4) OBP: 0.305, SLG: 0.387	1-2 1B		4-3			F7		F9		4	0	1	0	0	0	0
Roberto Clemente, R (1, 9) OBP: 0.364, SLG: 0.497	9-5 2-3f			6-3		G4-6-3 1B		E6		4	0	1	0	0	0	2
Willie Stargell, L (1, 3) OBP: 0.389, SLG: 0.594	K			P4		G4-6-3 1-2f		4-3		4	0	0	0	0	1	3
Al Oliver, L (1, 8) OBP: 0.357, SLG: 0.447		2B		4-3			F9		G3	4	0	1	0	0	0	0
Richie Hebner, L (1, 5) OBP: 0.387, SLG: 0.522		F7			K		1B 2B		P5	4	0	1	0	0	1	1
Milt May, L (1, 2) OBP: 0.338, SLG: 0.382		P6			G3		2-3 1B		2B	4	0	2	0	0	0	1
Jackie Hernandez, R (1, 6) OBP: 0.229, SLG: 0.258		6-3			BB 1B		P6		F2	1	0	0	0	1	0	1
Charlie Sands, L (7, PH)										1	0	0	0	0	0	2
Gene Alley, R (7, 6) OBP: 0.322, SLG: 0.319										1	0	0	0	0	0	1
Steve Blass, R (1, 1) OBP: 0.195, SLG: 0.200			4-3		1-2 1B		K			2	0	1	0	0	0	0
Richie Zisk, R (7, PH) OBP: 0.182, SLG: 0.100										1	0	0	0	0	1	2
Bob Miller, R (7, 1)										0	0	0	0	0	0	0
Inning Stats	R: 0 H: 2 E: 0 LOB: 1 K: 1 BB: 0 S: 6 P: 6	R: 0 H: 1 E: 0 LOB: 1 K: 0 BB: 0 S: 4 P: 4	R: 0 H: 0 E: 0 LOB: 0 K: 0 BB: 0 S: 3 P: 3	R: 0 H: 0 E: 0 LOB: 0 K: 0 BB: 0 S: 3 P: 3	R: 0 H: 1 E: 0 LOB: 2 K: 1 BB: 1 S: 6 P: 10	R: 0 H: 1 E: 0 LOB: 0 K: 0 BB: 0 S: 3 P: 3	R: 0 H: 2 E: 0 LOB: 2 K: 1 BB: 0 S: 7 P: 7	R: 0 H: 0 E: 1 LOB: 1 K: 0 BB: 0 S: 4 P: 4	R: 0 H: 1 E: 0 LOB: 1 K: 0 BB: 0 S: 4 P: 4	1B: 5 SF: 0 2B: 4 SAC: 0 3B: 0 DP: 2 HR: 0 HBP: 0				WP: 0 PA: 35 PB: 0 SB: 0 CS: 0		

PITCHER		IP	WLS	BF	H	R	ER	SO	BB	IBB	HBP	BLK	WP	HR	S	P	ERA	WHIP
Al Santorini, R ERA: 4.4	(1, 1)	9.0	W	35	8	0	0	3	1	0	0	0	0	0	40	44	0.00	1.000

PITCHER	IP	WLS	BF	H	R	ER	SO	BB	IBB	HBP	BLK	WP	HR	S	P	ERA	WHIP

TOP

Pittsburgh Pirates @ St. Louis Cardinals

Busch Stadium, St. Louis, MO

Sat Sep 16 1972, 3:33 AM CDT
Att. 11,850 - Unknown

livebaseballscorecards.com

AB	34
R	0
H	8
RBI	0
BB	1
SO	3
LOB	15

BOTTOM

Pittsburgh Pirates @ St. Louis Cardinals

Busch Stadium, St. Louis, MO

Sat Sep 16 1972, 3:33 AM CDT

Att. 11,850 - Unknown

livebaseballscorecards.com

Batter	1	2	3	4	5	6	7	8	9	AB	R	H	RBI	BB	SO	LOB
Lou Brock, L (1, 7) OBP: 0.354, SLG: 0.393	x 0-0 K 1B		x 0-0 P4 ②		x 0-0 F8 ①	x 0-0 1B 1B		4-0 FC6-4 IBB		4	0	2	0	1	0	2
Jorge Roque, R (8, PR) OBP: 0.154, SLG: 0.216 (9, 8)										0	0	0	0	0	0	0
Ted Sizemore, R (1, 4) OBP: 0.323, SLG: 0.340	S S S 0-3 K ① ② 1-2		x 0-0 6-3 ③		x 0-0 1B 1-3 2-H 2B	x 0-0 1B 1-2 1B		x 0-0 FC6-4 ③ 1-2f		5	1	2	1	0	1	3
Jose Cruz, L (1, 8) OBP: 0.306, SLG: 0.302 (9, 7)	x 0-0 1B			S S S 0-3 K ①	4-0 1B 1B E IBB	x 0-0 L1 ③				3	1	1	0	1	1	2
Joe Torre, R (1, 3) OBP: 0.362, SLG: 0.432	x 0-0 5-3 ③			B B B B 4-0 BB BB	x 0-0 E 1-2 2-H 3-H 1B		x 0-0 F2 ①			3	0	1	2	1	0	1
Ted Simmons, S (1, 2) OBP: 0.331, SLG: 0.454		x 0-0 5-3 ①		x 0-0 F7 ②	x 0-0 E3 1-3 2-H 1B		x 0-0 F9 ②			4	0	1	0	0	0	1
Bernie Carbo, L (1, 9) OBP: 0.372, SLG: 0.367		S S S 0-3 K ②		B B B 4-0 1-2 BB	4-0 G5-4-3 IBB		x 0-0 G3 ③			2	0	0	0	2	1	0
Ken Reitz, R (1, 5) OBP: 0.438, SLG: 0.500		x 0-0 1B		x 0-0 F8 ③	x 0-0 G5-4-3 ② ③ 1-2f			x 0-0 1-3 1B		4	0	2	0	0	0	5
Mick Kelleher, R (1, 6) OBP: 0.355, SLG: 0.346		x 0-0 F9 ③			x 0-0 2B 2B	S S S 0-3 K ①		x 0-0 1-3 ① 1-2		4	1	1	0	0	1	2
Al Santorini, R (1, 1) OBP: 0.125, SLG: 0.054			S S S 0-3 K ①		x 0-0 FC3 2B 1B	x 0-0 6-3 ②		x 0-0 F8 ②		4	1	0	0	0	1	2
Inning Stats	R: 0 H: 2 E: 0 LOB: 1 K: 1 BB: 0 S: 6 P: 6	R: 0 H: 1 E: 0 LOB: 1 K: 1 BB: 0 S: 6 P: 6	R: 0 H: 0 E: 0 LOB: 0 K: 1 BB: 0 S: 5 P: 5	R: 0 H: 0 E: 0 LOB: 2 K: 1 BB: 2 S: 5 P: 13	R: 4 H: 4 E: 1 LOB: 2 K: 0 BB: 0 S: 7 P: 15	R: 0 H: 2 E: 0 LOB: 2 K: 1 BB: 0 S: 7 P: 7	R: 0 H: 0 E: 0 LOB: 0 K: 0 BB: 0 S: 3 P: 3	R: 0 H: 1 E: 0 LOB: 2 K: 0 BB: 1 S: 4 P: 8		1B: 8 SF: 0 2B: 2 SAC: 0 3B: 0 DP: 1 HR: 0 HBP: 0						

	AB	33
	R	4
	H	10
	RBI	3
	BB	5
	SO	5
	LOB	18

WP: 0 PA: 38
PB: 0
SB: 0
CS: 0

PITCHER		IP	WLS	BF	H	R	ER	SO	BB	IBB	HBP	BLK	WP	HR	S	P	ERA	WHIP
Steve Blass, R ERA: 2.44	(1, 1)	6.0	L	30	9	4	3	5	2	2	0	0	0	0	36	52	4.50	1.833
Bob Miller, R ERA: 1.88	(7, 1)	2.0		8	1	0	0	0	0	1	0	0	0	0	7	11	0.00	0.500

PITCHER	IP	WLS	BF	H	R	ER	SO	BB	IBB	HBP	BLK	WP	HR	S	P	ERA	WHIP

Batter	1	2	3	4	5	6	7	8	9	AB	R	H	RBI	BB	SO	LOB
Rennie Stennett, R (1, 4) OBP: 0.304, SLG: 0.384	4-3		F9		4-3		L4		FC4-6 1B	5	0	1	0	0	0	0
Al Oliver, L (1, 8) OBP: 0.357, SLG: 0.446	E SF8 1B		4-3		5-3		2B 1B		FC4-6 G3 1B 1-2f WP	5	2	2	0	0	0	1
Roberto Clemente, R (1, 9) OBP: 0.368, SLG: 0.501	E7 SF8 1-3 1B		K			L3	2B		WP G3 1-2 1B	5	0	3	0	0	1	0
Willie Stargell, L (1, 3) OBP: 0.389, SLG: 0.591	FC5-4 IBB			3-1		1B 3B 1B	K		G3 1-2 2-3	4	1	1	0	1	1	4
Richie Hebner, L (1, 5) OBP: 0.389, SLG: 0.522	SF8 2-3 3-H			E BB		1-2 3B 1B	3-1		FC6 2-3 3-H BB	2	1	1	1	2	0	2
Manny Sanguillen, R (1, 2) OBP: 0.325, SLG: 0.414	FC5-4 1-2f			F8		1-H 2-H 3B		FC4-6 1B	FC6 1-2f	5	0	2	2	0	0	5
Richie Zisk, R (1, 7) OBP: 0.133, SLG: 0.071		P6		E4 1-3		P4		P6		4	0	0	0	0	0	3
Jackie Hernandez, R (1, 6) OBP: 0.226, SLG: 0.255 Vic Davalillo, L (6, PH) OBP: 0.364, SLG: 0.415 Gene Alley, R (6, 6) OBP: 0.321, SLG: 0.318		P6		F7		IBB		FC4-6 1-2f		2 0 1	0 0 0	0 0 0	0 0 0	0 1 0	0 0 0	2 0 1
Bob Johnson, L (1, 1) OBP: 0.167, SLG: 0.171 Milt May, L (6, PH) OBP: 0.336, SLG: 0.379 Bob Miller, R (6, 1) Bob Robertson, R (8, PH) OBP: 0.290, SLG: 0.333 Dave Giusti, R (8, 1)		K			K	F3		K		2 1 0 1 0	0 0 0 0 0	0 0 0 0 0	0 0 0 0 0	2 0 0 1 0	0 0 0 1 0	0 2 0 1 0
Inning Stats	R: 1 E: 1 K: 0 S: 5 H: 2 LOB: 2 BB: 1 P: 9	R: 0 E: 0 K: 1 S: 5 H: 0 LOB: 0 BB: 0 P: 5	R: 0 E: 0 K: 1 S: 5 H: 0 LOB: 0 BB: 0 P: 5	R: 0 E: 1 K: 0 S: 4 H: 0 LOB: 2 BB: 1 P: 8	R: 0 E: 0 K: 1 S: 5 H: 0 LOB: 0 BB: 0 P: 5	R: 2 E: 0 K: 0 S: 6 H: 3 LOB: 2 BB: 1 P: 10	R: 0 E: 0 K: 1 S: 7 H: 2 LOB: 2 BB: 0 P: 7	R: 0 E: 0 K: 1 S: 6 H: 1 LOB: 1 BB: 0 P: 6	R: 1 E: 0 K: 0 S: 5 H: 2 LOB: 2 BB: 1 P: 9	1B: 8 2B: 1 3B: 1 HR: 0 SF: 1 SAC: 0 DP: 0 HBP: 0				WP: 1 PB: 0 SB: 0 CS: 0	PA: 42	

PITCHER		IP	WLS	BF	H	R	ER	SO	BB	IBB	HBP	BLK	WP	HR	S	P	ERA	WHIP
Reggie Cleveland, R ERA: 3.95	(1, 1)	6.1	W	30	7	3	3	3	1	2	0	0	0	0	33	45	4.26	1.263
Diego Segui, R ERA: 3.35	(7, 1)	2.2	S	12	3	1	1	2	1	0	0	0	1	0	15	19	3.38	1.500

PITCHER	IP	WLS	BF	H	R	ER	SO	BB	IBB	HBP	BLK	WP	HR	S	P	ERA	WHIP

TOP

Pittsburgh Pirates @ St. Louis Cardinals

Busch Stadium, St. Louis, MO

Sun Sep 17 1972, 3:33 AM CDT

Att. 11,802 - Unknown

livebaseballscorecards.com

AB	37
R	4
H	10
RBI	3
BB	4
SO	5
LOB	21

Batter	1	2	3	4	5	6	7	8	9	AB	R	H	RBI	BB	SO	LOB
Lou Brock, L (1, 7) OBP: 0.356, SLG: 0.395	K		FC6-4 1B	1B		1B IBB				3	0	2	0	1	1	0
Jorge Roque, R (9, 8) OBP: 0.154, SLG: 0.216										0	0	0	0	0	0	0
Ted Sizemore, R (1, 4) OBP: 0.324, SLG: 0.340	SF8 BB		FC6-4 4-3 2B 1-2f	F7		1B 1-3 2-H 3-H				3	2	1	2	1	0	2
Jose Cruz, L (1, 8) OBP: 0.306, SLG: 0.301 (9, 7)	SF8 1B 1-3		4-3 1-2		F2	F9				4	1	1	0	0	0	3
Joe Torre, R (1, 3) OBP: 0.363, SLG: 0.431	SF8 1-2 3-H		2B HBP		G4-6-3 BB		F9			1	0	0	1	1	0	0
Ted Simmons, S (1, 2) OBP: 0.334, SLG: 0.458	1B 2-H		2B 1-3 2-H		G4-6-3 1-2f		L5-3 1B			4	0	3	2	0	0	1
Bernie Carbo, L (1, 9) OBP: 0.374, SLG: 0.367	G3		IBB			SH5-4 1B 1B	L5-3 1-2			3	1	1	0	1	0	2
Ken Reitz, R (1, 5) OBP: 0.423, SLG: 0.480		K	4-3			SH5-4 1-2 1B		6-3		4	1	1	0	0	1	3
Mick Kelleher, R (1, 6) OBP: 0.314, SLG: 0.300		F2		F7		F9		K		4	0	0	0	0	1	2
Reggie Cleveland, R (1, 1) OBP: 0.260, SLG: 0.239		P6		K		SH5-4 1-2 2-3		1-3		2	0	0	0	0	1	0
Diego Segui, R (7, 1) OBP: 0.143, SLG: 0.214										1	0	0	0	0	0	0
Inning Stats	R: 2 E: 0 K: 1 S: 7 H: 2 LOB: 1 BB: 1 P: 11	R: 0 E: 0 K: 1 S: 5 H: 0 LOB: 0 BB: 0 P: 5	R: 1 E: 0 K: 0 S: 5 H: 2 LOB: 3 BB: 1 P: 10	R: 0 E: 0 K: 1 S: 6 H: 1 LOB: 1 BB: 0 P: 6	R: 0 E: 0 K: 0 S: 2 H: 0 LOB: 0 BB: 1 P: 6	R: 2 E: 0 K: 0 S: 6 H: 3 LOB: 2 BB: 1 P: 10	R: 0 E: 0 K: 0 S: 3 H: 1 LOB: 0 BB: 0 P: 3	R: 0 E: 0 K: 1 S: 5 H: 0 LOB: 0 BB: 0 P: 5		1B: 8 2B: 2 3B: 0 HR: 0	SF: 1 SAC: 1 DP: 2 HBP: 1					

PITCHER		IP	WLS	BF	H	R	ER	SO	BB	IBB	HBP	BLK	WP	HR	S	P	ERA	WHIP
Bob Johnson, R ERA: 3.21	(1, 1)	5.0		23	5	3	3	3	2	1	1	0	0	0	25	38	5.40	1.400
Bob Miller, R ERA: 2.16	(6, 1)	2.0	L	10	4	2	2	0	0	1	0	0	0	0	9	13	9.00	2.000
Dave Giusti, R ERA: 2.07	(8, 1)	1.0		3	0	0	0	1	0	0	0	0	0	0	5	5	0.00	0.000

PITCHER	IP	WLS	BF	H	R	ER	SO	BB	IBB	HBP	BLK	WP	HR	S	P	ERA	WHIP

BOTTOM

Pittsburgh Pirates @ St. Louis Cardinals

Busch Stadium, St. Louis, MO

Sun Sep 17 1972, 3:33 AM CDT

Att. 11,802 - Unknown

livebaseballscorecards.com

AB	29
R	5
H	9
RBI	5
BB	4
SO	4
LOB	13

1B: 8	SF: 1	WP: 0	PA: 36
2B: 2	SAC: 1	PB: 0	
3B: 0	DP: 2	SB: 0	
HR: 0	HBP: 1	CS: 0	

Batter	1	2	3	4	5	6	7	8	9	AB	R	H	RBI	BB	SO	LOB
Rennie Stennett, R (1, 4) OBP: 0.306, SLG: 0.383	0-0 1B		0-0 FC6-4 FC5-4 1-2f		0-3 K			BBB 4-0 FC4-6 BB		3	0	1	0	1	1	1
Al Oliver, L (1, 8) OBP: 0.354, SLG: 0.443	0-0 P6		0-0 FC5-4 1-2f			SSS 0-3 K		0-0 F7		4	0	0	0	0	1	3
Roberto Clemente, R (1, 9) OBP: 0.364, SLG: 0.496	SSS 0-3 K		0-0 P4			0-0 1-3		0-0 FC4-6 1-2f		4	0	0	0	0	1	3
Manny Sanguillen, R (1, 2) OBP: 0.322, SLG: 0.411	0-0 5-3			0-0 6-3		0-0 6-3			0-0 F5	4	0	0	0	0	0	1
Richie Zisk, R (1, 7) OBP: 0.158, SLG: 0.111		0-0 5-3		0-0 5-3			0-0 FC6-4 1B		SSS 0-3 K	4	0	1	0	0	1	0
Richie Hebner, L (1, 5) OBP: 0.390, SLG: 0.522		0-0 4-3		0-0 1B			0-0 FC6-4 1-2f		0-0 1B	4	0	2	0	0	0	1
Bob Robertson, R (1, 3) OBP: 0.292, SLG: 0.333		BBB 4-0 BB		0-0 5-3			SSS 0-3 K		0-0 1-2 1B	3	0	1	0	1	1	2
Gene Alley, R (1, 6) OBP: 0.318, SLG: 0.314		SSS 0-3 K			0-0 P8		0-0 F9		0-0 P4	4	0	0	0	0	1	4
Nelson Briles, R (1, 1) OBP: 0.191, SLG: 0.185			BBB 4-0 FC6-4 BB		0-0 P3			0-0 P5		2	0	0	0	1	0	0
Inning Stats	R: 0 H: 1 E: 0 LOB: 1 K: 1 BB: 0 S: 6 P: 6	R: 0 H: 0 E: 0 LOB: 1 K: 1 BB: 1 S: 5 P: 9	R: 0 H: 0 E: 0 LOB: 1 K: 0 BB: 1 S: 3 P: 7	R: 0 H: 1 E: 0 LOB: 1 K: 0 BB: 0 S: 4 P: 4	R: 0 H: 0 E: 0 LOB: 0 K: 1 BB: 0 S: 5 P: 5	R: 0 H: 0 E: 0 LOB: 0 K: 1 BB: 0 S: 5 P: 5	R: 0 H: 1 E: 0 LOB: 1 K: 1 BB: 0 S: 6 P: 6	R: 0 H: 0 E: 0 LOB: 1 K: 0 BB: 1 S: 3 P: 7	R: 0 H: 2 E: 0 LOB: 2 K: 1 BB: 0 S: 7 P: 7	1B: 5 SF: 0 2B: 0 SAC: 0 3B: 0 DP: 0 HR: 0 HBP: 0						WP: 0 PA: 35 PB: 0 SB: 0 CS: 0	

PITCHER		IP	WLS	BF	H	R	ER	SO	BB	IBB	HBP	BLK	WP	HR	S	P	ERA	WHIP
Jon Matlack, L ERA: 2.41	(1, 1)	9.0	W	35	5	0	0	6	3	0	0	0	0	0	44	56	0.00	0.889

PITCHER	IP	WLS	BF	H	R	ER	SO	BB	IBB	HBP	BLK	WP	HR	S	P	ERA	WHIP

TOP

Pittsburgh Pirates @ New York Mets

Shea Stadium, Flushing, NY

Mon Sep 18 1972, 7:05 PM EDT

Att. 15,622 - Unknown

livebaseballscorecards.com

AB	32
R	0
H	5
RBI	0
BB	3
SO	6
LOB	15

Batter	1	2	3	4	5	6	7	8	9	AB	R	H	RBI	BB	SO	LOB
Wayne Garrett, L (1, 5) OBP: 0.378, SLG: 0.305	0-0 1B		0-0 4-3			0-0 1B		0-3 K		4	0	3	0	0	1	1
Ken Boswell, L (1, 4) OBP: 0.266, SLG: 0.318	0-0 P6		0-0 4-3 1-2			0-0 G4-6-3 1-2 1B		0-0 F8		4	0	1	0	0	0	3
Ted Martinez, R (9, 4) OBP: 0.248, SLG: 0.266										0	0	0	0	0	0	0
John Milner, L (1, 7) OBP: 0.357, SLG: 0.459	0-0 P8		0-0 4-1			0-0 F9		0-3 K		4	0	0	0	0	1	5
Rusty Staub, L (1, 9) OBP: 0.378, SLG: 0.472	0-0 1-3 1B			0-3 K		0-0 G4-6-3 1-2f			0-0 SH1-4 1B	4	1	2	0	0	1	2
Cleon Jones, R (1, 8) OBP: 0.313, SLG: 0.344	0-3 K			0-0 1-3			0-0 5-3		0-0 SH1-4 1-2	3	0	0	0	0	1	2
Ed Kranepool, L (1, 3) OBP: 0.337, SLG: 0.392		0-0 3-1		0-0 4-3			0-0 F8		4-0 IBB	3	0	0	0	1	0	0
Duffy Dyer, R (1, 2) OBP: 0.315, SLG: 0.397		0-3 K	0-0 F8				0-0 E4		0-0 1-3 2-H 1B	4	0	1	1	0	1	0
Bud Harrelson, S (1, 6) OBP: 0.319, SLG: 0.274		0-0 5-3	0-0 F8				0-0 F8			3	0	0	0	0	0	1
Jon Matlack, L (1, 1) OBP: 0.241, SLG: 0.157			0-3 K			0-3 K		4-0 BB		2	0	0	0	1	2	0
Inning Stats	R: 0 E: 0 K: 1 S: 7 H: 2 LOB: 2 BB: 0 P: 7	R: 0 E: 0 K: 1 S: 5 H: 0 LOB: 0 BB: 0 P: 5	R: 0 E: 0 K: 1 S: 6 H: 1 LOB: 1 BB: 0 P: 6	R: 0 E: 0 K: 1 S: 5 H: 0 LOB: 0 BB: 0 P: 5	R: 0 E: 0 K: 1 S: 5 H: 0 LOB: 0 BB: 0 P: 5	R: 0 E: 0 K: 0 S: 4 H: 2 LOB: 1 BB: 0 P: 4	R: 0 E: 1 K: 0 S: 4 H: 0 LOB: 1 BB: 0 P: 4	R: 0 E: 0 K: 2 S: 7 H: 0 LOB: 1 BB: 1 P: 11	R: 1 E: 0 K: 0 S: 3 H: 2 LOB: 2 BB: 1 P: 7	1B: 7 2B: 0 3B: 0 HR: 0	SF: 0 SAC: 1 DP: 1 HBP: 0						

PITCHER	IP	WLS	BF	H	R	ER	SO	BB	IBB	HBP	BLK	WP	HR	S	P	ERA	WHIP
Nelson Briles, R (1, 1) ERA: 3.25	8.1	L	34	7	1	1	7	1	1	0	0	0	0	46	54	1.08	0.960

PITCHER	IP	WLS	BF	H	R	ER	SO	BB	IBB	HBP	BLK	WP	HR	S	P	ERA	WHIP

BOTTOM

Pittsburgh Pirates @ New York Mets

Shea Stadium, Flushing, NY

Mon Sep 18 1972, 7:05 PM EDT

Att. 15,622 - Unknown

livebaseballscorecards.com

AB	31
R	1
H	7
RBI	1
BB	2
SO	7
LOB	14

1B: 7	SF: 0	WP: 0	PA: 34
2B: 0	SAC: 1	PB: 0	
3B: 0	DP: 1	SB: 0	
HR: 0	HBP: 0	CS: 0	

Pittsburgh Pirates @ New York Mets

Shea Stadium, Flushing, NY

Tue Sep 19 1972, 7:05 PM EDT

Att. 15,537 - Unknown

TOP

livebaseballscorecards.com

Batter	1	2	3	4	5	6	7	8	9	AB	R	H	RBI	BB	SO	LOB
Rennie Stennett, R (1, 4) OBP: 0.305, SLG: 0.382	S S S 0-3 ① K		x 0-0 ① F2		x 0-0 1-2 2B 1B		x 0-0 ② 5-3			4	1	1	0	0	1	1
Al Oliver, L (1, 8) OBP: 0.354, SLG: 0.442	x 0-0 ② F7		x 0-0 G4-6-3 1B		x 0-0 ② F7		S S S 0-3 ③ K			4	0	1	0	0	1	3
Roberto Clemente, R (1, 9) OBP: 0.362, SLG: 0.496	x 0-0 ③ 2-3		x 0-0 ② ③ G4-6-3 1-2f		x 0-0 1-H 2-H 2B			x 0-0 ① 4-3		4	0	1	2	0	0	1
Richie Zisk, R (1, 7) OBP: 0.174, SLG: 0.182		x 0-0 HR 2B		x 0-0 ① 5-3	x 0-0 ③ 5-3			x 0-0 ② P6		4	1	1	0	0	0	1
Manny Sanguillen, R (1, 2) OBP: 0.324, SLG: 0.410		x 0-0 HR 1B		B B B B 4-0 WP BB		x 0-0 ① F7		x 0-0 ③ 6-3		3	1	1	0	1	0	0
Richie Hebner, L (1, 5) OBP: 0.386, SLG: 0.516		x 0-0 ① F8		x 0-0 ② P6 1-2		x 0-0 ② F8			S S S 0-3 ① K	4	0	0	0	0	1	3
Bob Robertson, R (1, 3) OBP: 0.292, SLG: 0.343		x 0-0 1-H 2-H HR		S S S 0-3 ③ K		x 0-0 ③ 6-3			S S S 0-3 ② K	4	1	1	3	0	2	1
Gene Alley, R (1, 6) OBP: 0.317, SLG: 0.313		x 0-0 ② 6-3			x 0-0 ① 1-3		x 0-0 SH3-4 1B		x 0-0 ③ 6-3	4	0	1	0	0	0	0
Bob Moose, R (1, 1) OBP: 0.257, SLG: 0.200		S S S 0-3 ③ K			H 1-0 1B 2B HBP		x 0-0 ① SH3-4 1-2			1	1	0	0	0	1	0

	AB	32
	R	5
	H	7
	RBI	5
	BB	1
	SO	6
	LOB	10

Inning Stats																																
	R: 0	H: 0		R: 3	H: 3		R: 0	H: 1		R: 0	H: 0		R: 2	H: 2		R: 0	H: 0		R: 0	H: 1		R: 0	H: 0		R: 0	H: 0		1B: 4	SF: 0		WP: 1	PA: 35	
	E: 0	LOB: 0		E: 0	LOB: 0		E: 0	LOB: 0		E: 0	LOB: 1		E: 0	LOB: 1		E: 0	LOB: 0		E: 0	LOB: 1		E: 0	LOB: 0		E: 0	LOB: 0		2B: 2	SAC: 1		PB: 0		
	K: 1	BB: 0		K: 1	BB: 0		K: 0	BB: 0		K: 1	BB: 1		K: 0	BB: 0		S: 3	BB: 0		K: 1	BB: 0		S: 3	BB: 0		K: 2	BB: 0		3B: 0	DP: 1		SB: 0		
	S: 5	P: 5		S: 8	P: 8		S: 3	P: 3		S: 5	P: 9		S: 5	P: 6		P: 3			S: 6	P: 6		S: 3	P: 3		S: 7	P: 7		HR: 1	HBP: 1		CS: 0		

PITCHER		IP	WLS	BF	H	R	ER	SO	BB	IBB	HBP	BLK	WP	HR	S	P	ERA	WHIP
Jerry Koosman, L (1, 1) ERA: 4.4		5.0	L	22	6	5	5	3	1	0	1	0	1	1	26	31	9.00	1.400
Tommy Moore, R (6, 1) ERA: 5.4		2.0		7	1	0	0	1	0	0	0	0	0	0	9	9	0.00	0.500
Danny Frisella, R (8, 1) ERA: 3.61		1.0		3	0	0	0	0	0	0	0	0	0	0	3	3	0.00	0.000
Brent Strom, L (9, 1) ERA: 7.43		1.0		3	0	0	0	2	0	0	0	0	0	0	7	7	0.00	0.000

PITCHER	IP	WLS	BF	H	R	ER	SO	BB	IBB	HBP	BLK	WP	HR	S	P	ERA	WHIP

Batter	1	2	3	4	5	6	7	8	9	AB	R	H	RBI	BB	SO	LOB
Wayne Garrett, L (1, 5) OBP: 0.373, SLG: 0.300	4-3		P6		F8			F8		4	0	0	0	0	0	0
Ken Boswell, L (1, 4) OBP: 0.266, SLG: 0.318	4-3		1B			G3		1-3		4	0	1	0	0	0	0
John Milner, L (1, 7) OBP: 0.354, SLG: 0.455	K		4-3			4-3		K		3	0	0	0	0	1	1
Danny Frisella, L (8, 1) OBP: 0.333, SLG: 0.333										0	0	0	0	0	0	0
Jim Beauchamp, R (8, PH) OBP: 0.284, SLG: 0.330										1	0	0	0	0	1	0
Brent Strom, R (9, 1)										0	0	0	0	0	0	0
Rusty Staub, L (1, 9) OBP: 0.383, SLG: 0.479		FC6-4 1B		F9 3-1 2B		BB			4-3	3	1	2	0	1	0	0
Cleon Jones, R (1, 8) OBP: 0.312, SLG: 0.343		FC6-4 1-3 1B 1-2f		F9 2-3		K			1B	4	0	1	0	0	1	3
Ed Kranepool, L (1, 3) OBP: 0.335, SLG: 0.390		1-3 1B 1-2		3-1 3-H			E7 G6-4-3		F8	4	0	1	1	0	0	1
Duffy Dyer, R (1, 2) OBP: 0.311, SLG: 0.392		1-3 1-2 2-3		F2			G6-4-3 1-2f		5-3	4	0	0	0	0	0	4
Bud Harrelson, S (1, 6) OBP: 0.319, SLG: 0.274		K			4-3		1B			3	0	1	0	0	1	2
Jerry Koosman, R (1, 1) OBP: 0.095, SLG: 0.095			5-3		F8		F8			1	0	0	0	0	0	0
Bill Sudakis, S (5, PH) OBP: 0.182, SLG: 0.100										1	0	0	0	0	0	0
Tommy Moore, R (6, 1)										0	0	0	0	0	0	0
Dave Marshall, L (7, PH) OBP: 0.351, SLG: 0.368										1	0	0	0	0	0	1
(8, 7)																
Inning Stats	R: 0 E: 0 K: 1 S: 5 H: 0 LOB: 0 BB: 0 P: 5	R: 0 E: 0 K: 1 S: 7 H: 2 LOB: 2 BB: 0 P: 7	R: 0 E: 0 K: 0 S: 4 H: 1 LOB: 1 BB: 0 P: 4	R: 1 E: 0 K: 0 S: 4 H: 1 LOB: 0 BB: 0 P: 4	R: 0 E: 0 K: 0 S: 3 H: 0 LOB: 0 BB: 0 P: 3	R: 0 E: 0 K: 1 S: 5 H: 0 LOB: 1 BB: 1 P: 9	R: 0 E: 1 K: 0 S: 4 H: 1 LOB: 1 BB: 0 P: 4	R: 0 E: 0 K: 1 S: 5 H: 0 LOB: 0 BB: 0 P: 5	R: 0 E: 0 K: 0 S: 4 H: 1 LOB: 1 BB: 0 P: 4	1B: 5 2B: 1 3B: 0 HR: 0 SF: 0 SAC: 0 DP: 1 HBP: 0						

PITCHER		IP	WLS	BF	H	R	ER	SO	BB	IBB	HBP	BLK	WP	HR	S	P	ERA	WHIP
Bob Moose, R ERA: 2.99	(1, 1)	9.0	W	34	6	1	1	4	1	0	0	0	0	0	41	45	1.00	0.778

PITCHER	IP	WLS	BF	H	R	ER	SO	BB	IBB	HBP	BLK	WP	HR	S	P	ERA	WHIP

BOTTOM

Pittsburgh Pirates @ New York Mets

Shea Stadium, Flushing, NY

Tue Sep 19 1972, 7:05 PM EDT

Att. 15,537 - Unknown

livebaseballscorecards.com

AB	33
R	1
H	6
RBI	1
BB	1
SO	4
LOB	12

Batter	1	2	3	4	5	6	7	8	9	AB	R	H	RBI	BB	SO	LOB
Vic Davalillo, L (1, 7) (6, 8) OBP: 0.366, SLG: 0.420	0-0 1B 3B		0-0 6-3 ③			0-3 K ①		BBB 4-0 BB		3	1	1	0	1	1	0
Rennie Stennett, R (1, 4) OBP: 0.308, SLG: 0.386	0-0 CS 1B 3-H			SSS 0-3 K ①		x 0-0 2B		x 0-0 4-3 ③		4	0	2	1	0	1	1
Roberto Clemente, R (1, 9) OBP: 0.359, SLG: 0.490	SSS 0-3 K ①			x 0-0 4-3 ②		SSS 0-3 K ②			SSS 0-3 K ①	4	0	0	0	0	3	2
Willie Stargell, L (1, 3) OBP: 0.386, SLG: 0.586	SSS 0-3 K ② ③ 1-2			x 0-0 F7 ③		SSS 0-3 K ③			SSS 0-3 K ②	4	0	0	0	0	3	2
Al Oliver, L (1, 8) OBP: 0.354, SLG: 0.442		x 0-0 G3 ①			x 0-0 FC4-6 1B 1B		SSS 0-3 K ①		SSS 0-3 K ③	2	0	1	0	0	0	0
Richie Zisk, R (6, 7) OBP: 0.160, SLG: 0.167										2	0	0	0	0	2	0
Richie Hebner, L (1, 5) OBP: 0.386, SLG: 0.515		x 0-0 F7 ②			x 0-0 FC4-6 1-2 1B		x 0-0 F2 ②			3	0	1	0	0	0	0
Manny Sanguillen, R (1, 2) OBP: 0.322, SLG: 0.408		SSS 0-3 K ③			x 0-0 FC4-6 ① 1-2f 2-3		x 0-0 6-3 ③			3	0	0	0	0	1	2
Gene Alley, R (1, 6) OBP: 0.314, SLG: 0.310			SSS 0-3 K ①		SSS 0-3 K ②			x 0-0 G1 ①		3	0	0	0	0	2	2
Luke Walker, L (1, 1) OBP: 0.087, SLG: 0.045			SSS 0-3 K ②		x 0-0 5-3 ③			SSS 0-3 K ②		1	0	0	0	0	1	0
Jose Pagan, R (5, PH) OBP: 0.296, SLG: 0.426										1	0	0	0	0	0	2
Bob Johnson, L (5, 1) OBP: 0.167, SLG: 0.171										0	0	0	0	0	0	0
Milt May, L (8, PH) OBP: 0.333, SLG: 0.376										1	0	0	0	0	1	0
Bob Miller, R (8, 1)										0	0	0	0	0	0	0
Inning Stats	R: 1 E: 0 K: 2 S: 8 H: 2 LOB: 1 BB: 0 P: 8	R: 0 E: 0 K: 1 S: 5 H: 0 LOB: 0 BB: 0 P: 5	R: 0 E: 0 K: 2 S: 7 H: 0 LOB: 0 BB: 0 P: 7	R: 0 E: 0 K: 1 S: 5 H: 0 LOB: 0 BB: 0 P: 5	R: 0 E: 0 K: 1 S: 7 H: 2 LOB: 2 BB: 0 P: 7	R: 0 E: 0 K: 3 S: 10 H: 1 LOB: 1 BB: 0 P: 10	R: 0 E: 0 K: 1 S: 5 H: 0 LOB: 0 BB: 0 P: 5	R: 0 E: 0 K: 1 S: 5 H: 0 LOB: 1 BB: 1 P: 9	R: 0 E: 0 K: 3 S: 9 H: 0 LOB: 0 BB: 0 P: 9	1B: 3 2B: 2 3B: 1 HR: 0			SF: 0 SAC: 0 DP: 1 HBP: 0				

PITCHER	IP	WLS	BF	H	R	ER	SO	BB	IBB	HBP	BLK	WP	HR	S	P	ERA	WHIP
Tom Seaver, R (1, 1) ERA: 3.13	9.0	W	32	5	1	1	15	1	0	0	0	0	0	61	65	1.00	0.667

PITCHER	IP	WLS	BF	H	R	ER	SO	BB	IBB	HBP	BLK	WP	HR	S	P	ERA	WHIP

TOP

Pittsburgh Pirates @ New York Mets

Shea Stadium, Flushing, NY

Wed Sep 20 1972, 7:05 PM EDT

Att. 15,147 - Unknown

livebaseballscorecards.com

AB	31
R	1
H	5
RBI	1
BB	1
SO	15
LOB	11

WP: 0 PB: 0 SB: 0 CS: 1 PA: 32

Batter	1	2	3	4	5	6	7	8	9	AB	R	H	RBI	BB	SO	LOB
Tommie Agee, R (1, 8) OBP: 0.317, SLG: 0.368	0-0 5-3	0-3 K		0-0 5-3 1B		0-3 K				4	1	1	0	0	2	2
Bud Harrelson, S (1, 6) OBP: 0.316, SLG: 0.272	0-0 4-3		0-0 6-3	0-0 5-3 1-2		0-0 4-3				4	0	0	0	0	0	1
Jim Fregosi, R (1, 5) OBP: 0.313, SLG: 0.357 Wayne Garrett, L (8, 5) OBP: 0.373, SLG: 0.300	0-0 1B		0-0 3B 2B	0-0 2-H 1B			0-3 K			4 0	1 0	3 0	1 0	0 0	1 0	0 0
Cleon Jones, R (1, 7) OBP: 0.317, SLG: 0.344	0-0 1-3 1B		4-0 3B BB	0-3 K			4-0 G6-4-3 BB			2	1	1	0	2	1	1
Duffy Dyer, R (1, 2) OBP: 0.311, SLG: 0.397	0-0 4-3		0-0 SF8 1-H 2-H 3B		0-3 K		0-0 G6-4-3 1-2f			4	1	1	2	0	1	3
Jim Beauchamp, R (1, 3) OBP: 0.286, SLG: 0.333 Ed Kranepool, L (8, 3) OBP: 0.334, SLG: 0.389		0-0 F8	0-0 SF8 3-H		0-0 1B 1B			0-0 3-1		2 1	0 0	1 0	1 0	0 0	0 0	0 0
Don Hahn, R (1, 9) OBP: 0.364, SLG: 0.222	4-0 1B BB		0-0 1B	0-0 G4-6-3 1-2 1B				0-3 K		3	0	2	0	1	1	0
Ted Martinez, R (1, 4) OBP: 0.252, SLG: 0.269	0-0 1-2 1B		0-0 F9	0-0 G4-6-3 1-2f				0-0 FC4 1B		4	0	2	0	0	0	3
Tom Seaver, R (1, 1) OBP: 0.212, SLG: 0.338		0-3 K		0-3 K		0-3 K		0-0 FC4 1-2f		4	0	0	0	0	3	3
Inning Stats	R: 0 E: 0 K: 0 S: 5 H: 2 LOB: 2 BB: 0 P: 5	R: 0 E: 0 K: 2 S: 8 H: 1 LOB: 2 BB: 1 P: 12	R: 3 E: 0 K: 0 S: 6 H: 3 LOB: 1 BB: 1 P: 10	R: 1 E: 0 K: 2 S: 9 H: 2 LOB: 1 BB: 0 P: 9	R: 0 E: 0 K: 1 S: 6 H: 2 LOB: 1 BB: 0 P: 6	R: 0 E: 0 K: 2 S: 7 H: 0 LOB: 0 BB: 0 P: 7	R: 0 E: 0 K: 1 S: 4 H: 0 LOB: 0 BB: 1 P: 8	R: 0 E: 0 K: 1 S: 6 H: 1 LOB: 1 BB: 0 P: 6		1B: 9 2B: 1 3B: 1 HR: 0	SF: 1 SAC: 0 DP: 2 HBP: 0					

PITCHER		IP	WLS	BF	H	R	ER	SO	BB	IBB	HBP	BLK	WP	HR	S	P	ERA	WHIP
Luke Walker, L ERA: 3.72	(1, 1)	4.0	L	22	8	4	4	4	2	0	0	0	0	0	28	36	9.00	2.500
Bob Johnson, R ERA: 3.12	(5, 1)	3.0		10	2	0	0	4	1	0	0	0	0	0	17	21	0.00	1.000
Bob Miller, R ERA: 2.12	(8, 1)	1.0		4	1	0	0	1	0	0	0	0	0	0	6	6	0.00	1.000

PITCHER	IP	WLS	BF	H	R	ER	SO	BB	IBB	HBP	BLK	WP	HR	S	P	ERA	WHIP

BOTTOM

Pittsburgh Pirates @ New York Mets

Shea Stadium, Flushing, NY

Wed Sep 20 1972, 7:05 PM EDT

Att. 15,147 - Unknown

livebaseballscorecards.com

AB	32
R	4
H	11
RBI	4
BB	3
SO	9
LOB	13

WP: 0 PB: 0 SB: 0 CS: 0 PA: 36

Pittsburgh Pirates @ New York Mets

Shea Stadium, Flushing, NY

Thu Sep 21 1972, 7:05 PM EDT

Att. 10,991 - Unknown

TOP

livebaseballscorecards.com

Batter	1	2	3	4	5	6	7	8	9	AB	R	H	RBI	BB	SO	LOB
Vic Davalillo, L (1, 7) OBP: 0.366, SLG: 0.420	F9		1B	G6-4-3 1B		4-3		FC6 1-2f		5	1	2	0	0	0	2
Rennie Stennett, R (1, 4) OBP: 0.309, SLG: 0.384	BB (E, PB)		1B 1B 1-2	G6-4-3 1-2f		K			F8	4	2	1	0	1	1	1
Roberto Clemente, R (1, 9) OBP: 0.359, SLG: 0.489	K 1-H		1B 1-3 2-H	1B			L6		F7	5	1	2	1	0	1	0
Al Oliver, L (1, 8) OBP: 0.356, SLG: 0.442	1B		BB	1B 1-2			4-3		6-3	4	1	2	0	1	0	0
Richie Hebner, L (1, 5) OBP: 0.385, SLG: 0.512	F8		1B 1-3 2-H 3-H	P4			3-1			4	1	1	2	0	0	3
Milt May, L (1, 2) OBP: 0.331, SLG: 0.372		F9	F8 1B 1-2 3-H		G3			F9		4	0	1	1	0	0	0
Bob Robertson, R (1, 3) OBP: 0.291, SLG: 0.341		K	G6-4-3 1-2 2-H		K			K		4	0	1	1	0	3	0
Gene Alley, R (1, 6) OBP: 0.315, SLG: 0.317 Jackie Hernandez, R (3, 6) OBP: 0.229, SLG: 0.253	3B		F8 2-3		5-3			BB 1B		2 1	0 0	1 0	0 0	0 1	0 0	2 0
Steve Blass, R (1, 1) OBP: 0.198, SLG: 0.203	G3		G6-4-3 1-2f			K		FC6 1-2		4	0	1	0	0	1	3

	AB	37
	R	6
	H	12
	RBI	5
	BB	3
	SO	6
	LOB	11

Inning Stats										
	R: 1	H: 1	R: 0	H: 1	R: 5	H: 6	R: 0	H: 3	R: 0	H: 0
	E: 0	LOB: 1	E: 0	LOB: 1	E: 0	LOB: 1	E: 0	LOB: 2	E: 0	LOB: 0
	K: 1	BB: 1	K: 1	BB: 0	K: 0	BB: 1	K: 0	BB: 0	K: 1	BB: 0
	S: 6	P: 10	S: 6	P: 6	S: 8	P: 12	S: 5	P: 5	S: 5	P: 5

	R	E	K	S	H	LOB	BB	P
	0	0	2	7	0	0	0	7
	0	0	0	3	0	0	0	3
	0	0	1	6	1	2	1	10
	0	0	0	3	0	0	0	3

	1B:	11	SF:	0	WP:	0	PA:	40
	2B:	0	SAC:	0	PB:	1		
	3B:	1	DP:	2	SB:	1		
	HR:	0	HBP:	0	CS:	0		

PITCHER		IP	WLS	BF	H	R	ER	SO	BB	IBB	HBP	BLK	WP	HR	S	P	ERA	WHIP
Gary Gentry, R ERA: 4.01	(1, 1)	2.0	L	12	5	4	4	2	1	0	0	0	0	0	15	19	18.00	3.000
Ray Sadecki, L ERA: 2.97	(3, 1)	3.0		14	6	2	2	1	1	0	0	0	0	0	15	19	6.00	2.333
Hank Webb, R ERA: 4.38	(6, 1)	2.0		6	0	0	0	2	0	0	0	0	0	0	10	10	0.00	0.000
Brent Strom, L ERA: 6.91	(8, 1)	2.0		8	1	0	0	1	1	0	0	0	0	0	9	13	0.00	1.000

PITCHER	IP	WLS	BF	H	R	ER	SO	BB	IBB	HBP	BLK	WP	HR	S	P	ERA	WHIP

BOTTOM

Pittsburgh Pirates @ New York Mets

Shea Stadium, Flushing, NY

Thu Sep 21 1972, 7:05 PM EDT

Att. 10,991 - Unknown

Batter	1	2	3	4	5	6	7	8	9	AB	R	H	RBI	BB	SO	LOB
Wayne Garrett, L (1, 5) OBP: 0.375, SLG: 0.303	G4-6-3 1B		3-1		FC3-6 1B 1B		4-3			4	1	2	0	0	0	0
Ken Boswell, L (1, 4) OBP: 0.266, SLG: 0.317	G4-6-3 1-2f			6-3	FC3-6 1-3 1B		G3			4	0	1	0	0	0	1
Ed Kranepool, L (1, 3) OBP: 0.333, SLG: 0.390	1-3			1B 2B	FC3-6 FC4-6 1-2f 3-H			F8		4	1	1	1	0	0	1
Rusty Staub, L (1, 9) OBP: 0.385, SLG: 0.477		BBBB E 6-3 BB		BB 1B 2-H 1B	FC4-6 1-2f			F9		3	0	1	1	1	0	1
Cleon Jones, R (1, 7) OBP: 0.316, SLG: 0.343		6-3 1-2		BB 1-2 1B		F8		K		4	0	1	0	0	1	1
Dave Schneck, L (1, 8) OBP: 0.255, SLG: 0.309		K 2-3		BBBB 1-2 2-3 BB		FC6-4 1B			BBBB FC1-6 BB	2	0	1	0	2	1	1
Joe Nolan, L (1, 2)		K		P4		F9			K	4	0	0	0	0	2	6
Bud Harrelson, S (1, 6) OBP: 0.314, SLG: 0.269			3-1	F8		FC6-4 1-2f			FC1-6 1-2f	4	0	0	0	0	0	5
Gary Gentry, R (1, 1) OBP: 0.173, SLG: 0.125			K		K		6-3		K	0	0	0	0	0	0	0
Ray Sadecki, L (3, 1) OBP: 0.154, SLG: 0.154										1	0	0	0	0	1	0
Don Hahn, R (5, PH) OBP: 0.333, SLG: 0.200										1	0	0	0	0	1	0
Hank Webb, R (6, 1)										0	0	0	0	0	0	0
Dave Marshall, L (7, PH) OBP: 0.349, SLG: 0.366										1	0	0	0	0	0	0
Brent Strom, R (8, 1)										0	0	0	0	0	0	0
Jim Beauchamp, R (9, PH) OBP: 0.283, SLG: 0.330										1	0	0	0	0	1	1
Inning Stats	R: 0 E: 0 K: 0 S: 3 H: 1 LOB: 0 BB: 0 P: 3	R: 0 E: 1 K: 2 S: 7 H: 0 LOB: 1 BB: 1 P: 11	R: 0 E: 0 K: 1 S: 5 H: 0 LOB: 0 BB: 0 P: 5	R: 1 E: 0 K: 0 S: 6 H: 3 LOB: 3 BB: 1 P: 10	R: 1 E: 0 K: 1 S: 7 H: 2 LOB: 1 BB: 0 P: 7	R: 0 E: 0 K: 0 S: 4 H: 1 LOB: 1 BB: 0 P: 4	R: 0 E: 0 K: 0 S: 3 H: 0 LOB: 0 BB: 0 P: 3	R: 0 E: 0 K: 1 S: 5 H: 0 LOB: 0 BB: 0 P: 5	R: 0 E: 0 K: 2 S: 7 H: 0 LOB: 1 BB: 1 P: 11	1B: 6 2B: 1 3B: 0 HR: 0 SF: 0 SAC: 0 DP: 1 HBP: 0						

PITCHER	IP	WLS	BF	H	R	ER	SO	BB	IBB	HBP	BLK	WP	HR	S	P	ERA	WHIP
Steve Blass, R (1, 1) ERA: 2.42	9.0	W	36	7	2	2	7	3	0	0	0	0	0	47	59	2.00	1.111

PITCHER	IP	WLS	BF	H	R	ER	SO	BB	IBB	HBP	BLK	WP	HR	S	P	ERA	WHIP

AB	33
R	2
H	7
RBI	2
BB	3
SO	7
LOB	17

WP: 0	PA: 36		
PB: 0			
SB: 0			
CS: 0			

livebaseballscorecards.com

Batter	1	2	3	4	5	6	7	8	9	10	11	12	AB	R	H	RBI	BB	SO	LOB
Ron Hunt, R (1, 4) OBP: 0.356, SLG: 0.288	K		BB		5-3		L6		F9		6-3		5	0	0	0	1	1	4
Boots Day, L (1, 8) OBP: 0.289, SLG: 0.269	4-3		SH4 1-2		4-3			1B 1B	1-2 2-H 1B			SH3-4 1B	2	0	0	0	0	0	0
Ron Woods, R (8, PH) OBP: 0.323, SLG: 0.436 (8, 8)													3	0	3	1	0	0	0
Mike Jorgensen, L (1, 3) OBP: 0.333, SLG: 0.392	L8		F9 2-3			G3		F5	K			SH3-4 1-2	3	0	0	0	0	0	1
Clyde Mashore, R (8, PH) OBP: 0.280, SLG: 0.331 (8, 9)													2	0	0	0	0	1	3
Ron Fairly, L (1, 9) OBP: 0.343, SLG: 0.410		HR	K			1-3		FC6-4 1-3 1B		F2		K	3	1	1	1	0	1	1
Hal Breeden, R (8, PH) OBP: 0.286, SLG: 0.373													1	0	1	0	0	0	0
Pepe Mangual, R (8, PR) OBP: 0.333, SLG: 0.250													0	0	0	0	0	0	0
John Boccabella, R (8, 2) OBP: 0.262, SLG: 0.290													2	0	0	0	0	1	1
Ken Singleton, S (1, 7) OBP: 0.371, SLG: 0.413		1B 1B		FC6-4 1B		4-3		K		E 1B		F7	6	1	3	0	0	1	3
Tim McCarver, L (1, 2) OBP: 0.319, SLG: 0.338		F7		F9			BB FC6-4	FC6-4 1-2f		E5 1-2			2	0	0	0	1	0	2
Bob Bailey, R (8, PH) OBP: 0.319, SLG: 0.370 (8, 3) (10, 5)										G6-4-3			2	0	0	0	0	0	3
Tim Foli, R (1, 6) OBP: 0.285, SLG: 0.290		1B 1-3 1B		F7			FC6-4 E 1-2f		E6 1B 1B	1-2f			5	1	1	0	0	0	4
Steve Renko, R (10, 3) OBP: 0.286, SLG: 0.286													0	0	0	0	0	0	0
Coco Laboy, R (1, 5) OBP: 0.347, SLG: 0.500 (10, 6)		1-3 3-H 1B		FC6-4 1-2f			K		K		F3		5	0	1	1	0	2	3
Balor Moore, L (1, 1) OBP: 0.192, SLG: 0.180		2-H 1B			1-3		E6 1-2		1B 1-2 1B		K		2	0	1	0	0	0	0
Jim Fairey, L (7, PH) OBP: 0.282, SLG: 0.275													1	0	0	0	0	0	1
Bill Stoneman, R (7, 1) OBP: 0.108, SLG: 0.083													0	0	0	0	0	0	0
Hector Torres, R (9, PH) OBP: 0.225, SLG: 0.231													1	0	1	0	0	0	0
Mike Marshall, R (9, 1) OBP: 0.208, SLG: 0.182													1	0	0	0	0	1	0
Inning Stats	R: 0 E: 0 K: 1 S: 5 H: 0 LOB: 0 BB: 0 P: 5	R: 2 E: 0 K: 0 S: 6 H: 5 LOB: 2 BB: 0 P: 6	R: 0 E: 0 K: 1 S: 5 H: 0 LOB: 1 BB: 1 P: 9	R: 0 E: 0 K: 0 S: 4 H: 1 LOB: 1 BB: 0 P: 4	R: 0 E: 0 K: 0 S: 3 H: 0 LOB: 0 BB: 0 P: 3	R: 0 E: 0 K: 0 S: 3 H: 0 LOB: 0 BB: 0 P: 3	R: 0 E: 1 K: 1 S: 6 H: 0 LOB: 2 BB: 1 P: 10	R: 0 E: 0 K: 1 S: 7 H: 2 LOB: 2 BB: 0 P: 7	R: 1 E: 1 K: 2 S: 10 H: 2 LOB: 2 BB: 0 P: 10	R: 0 E: 1 K: 0 S: 4 H: 1 LOB: 1 BB: 0 P: 4	R: 0 E: 0 K: 1 S: 5 H: 0 LOB: 0 BB: 0 P: 5	R: 0 E: 0 K: 1 S: 6 H: 1 LOB: 1 BB: 0 P: 6	1B: 11 2B: 0 3B: 0 HR: 1 SF: 0 SAC: 2 DP: 1 HBP: 0	WP: 0 PB: 0 SB: 0 CS: 0 PA: 50					

PITCHER		IP	WLS	BF	H	R	ER	SO	BB	IBB	HBP	BLK	WP	HR	S	P	ERA	WHIP
Bruce Kison, R ERA: 3.35	(1, 1)	7.0		28	6	2	2	3	2	0	0	0	0	1	32	40	2.57	1.143
Ramon Hernandez, L ERA: 1.63	(8, 1)	1.0		5	2	0	0	1	0	0	0	0	0	0	7	7	0.00	2.000
Dave Giusti, R ERA: 2.04	(9, 1)	1.0		6	2	1	0	2	0	0	0	0	0	0	10	10	0.00	2.000
Jim McKee, R ERA:	(10, 1)	3.0	W	11	2	0	0	2	0	0	0	0	0	0	15	15	0.00	0.667

PITCHER	IP	WLS	BF	H	R	ER	SO	BB	IBB	HBP	BLK	WP	HR	S	P	ERA	WHIP

Montreal Expos @ Pittsburgh Pirates

Three Rivers Stadium, Pittsburgh, PA

Fri Sep 22 1972, 7:05 PM EDT

Att. 15,365 - Unknown

TOP

livebaseballscorecards.com

AB	46
R	3
H	12
RBI	3
BB	2
SO	8
LOB	26

Montreal Expos @ Pittsburgh Pirates

Three Rivers Stadium, Pittsburgh, PA

Fri Sep 22 1972, 7:05 PM EDT

Att. 15,365 - Unknown

BOTTOM

livebaseballscorecards.com

Batter	1	2	3	4	5	6	7	8	9	10	11	12	AB	R	H	RBI	BB	SO	LOB
Gene Clines, R (1, 8) OBP: 0.367, SLG: 0.423	K	K			F8 S SF9 BB		L5		L5-3			1-4-3 1B	5	2	1	0	1	2	0
Rennie Stennett, R (1, 4) OBP: 0.307, SLG: 0.381	1B 2B 1B		F8		F8 1-3		F7			4-3		1-4-3 1-2	6	1	1	0	0	0	2
Roberto Clemente, R (1, 9) OBP: 0.357, SLG: 0.486 Vic Davalillo, L (11, 9) OBP: 0.368, SLG: 0.420	1-2 2B 1B		5-3		SF9 3-H		4-3			4-3		1B IBB	4 0	1 0	1 0	1 0	0 1	0 0	0 0
Richie Zisk, R (1, 7) OBP: 0.258, SLG: 0.250	1B 1-H 2-H 2B		BB		BB			K		K		1-2 2-H 1B	4	0	2	3	2	2	0
Manny Sanguillen, R (1, 2) OBP: 0.320, SLG: 0.406	F8		F4		F8			4-3			G3 1B		5	0	1	0	0	0	3
Bob Robertson, R (1, 3) OBP: 0.296, SLG: 0.343	2-3 1B		F8		BB			1B			K		4	0	2	0	1	1	1
Jose Pagan, R (1, 5) OBP: 0.283, SLG: 0.407	K		F6		K			K			G3 1-2		5	0	0	0	0	3	5
Jackie Hernandez, R (1, 6) OBP: 0.231, SLG: 0.250 Bill Mazeroski, R (9, PH) OBP: 0.259, SLG: 0.296 Frank Taveras, R (10, 6)		K	BB		K				F4		K		2 1 1	0 0 0	0 0 0	0 0 0	1 0 0	2 0 1	1 0 1
Bruce Kison, R (1, 1) OBP: 0.198, SLG: 0.300 Ramon Hernandez, S (8, 1) OBP: 0.167, SLG: 0.250 Dave Giusti, R (9, 1) Fernando Gonzalez, R (9, PH) Jim McKee, R (10, 1) Chuck Goggin, S (12, PH)		F4			K		5-3		K			4-3	3 0 0 1 0 1	0 0 0 0 0 0	0 0 0 0 0 0	0 0 0 0 0 0	1 0 0 1 0 0	0 0 0 0 0 0	2 0 0 0 0 0

AB	42
R	4
H	8
RBI	4
BB	6
SO	13
LOB	15

Inning Stats	1	2	3	4	5	6	7	8	9	10	11	12
	R: 2 E: 0 K: 2 S: 11	H: 4 LOB: 2 BB: 0 P: 11	R: 0 E: 0 K: 2 S: 7	H: 0 LOB: 0 BB: 0 P: 7	R: 0 E: 0 K: 0 S: 3	H: 0 LOB: 1 BB: 1 P: 7	R: 0 E: 0 K: 0 S: 5	H: 0 LOB: 1 BB: 1 P: 9	R: 1 E: 0 K: 0 S: 3	H: 0 LOB: 1 BB: 2 P: 11	R: 0 E: 0 K: 2 S: 7	H: 0 LOB: 1 BB: 1 P: 11
	R: 0 E: 0 K: 0 S: 3	H: 0 LOB: 0 BB: 0 P: 3	R: 0 E: 0 K: 2 S: 8	H: 1 LOB: 1 BB: 0 P: 8	R: 0 E: 0 K: 1 S: 5	H: 0 LOB: 0 BB: 0 P: 5	R: 0 E: 0 K: 1 S: 5	H: 0 LOB: 0 BB: 0 P: 5	R: 0 E: 0 K: 2 S: 8	H: 1 LOB: 1 BB: 0 P: 8	R: 1 E: 0 K: 0 S: 4	H: 2 LOB: 2 BB: 1 P: 8

1B: 7	SF: 1
2B: 1	SAC: 0
3B: 0	DP: 0
HR: 0	HBP: 0

WP: 0	PA: 49
PB: 0	
SB: 1	
CS: 0	

PITCHER		IP	WLS	BF	H	R	ER	SO	BB	IBB	HBP	BLK	WP	HR	S	P	ERA	WHIP
Balor Moore, L ERA: 3.5	(1, 1)	6.0		27	4	3	3	7	5	0	0	0	0	0	36	56	4.50	1.500
Bill Stoneman, R ERA: 2.98	(7, 1)	2.0		7	1	0	0	2	0	0	0	0	0	0	11	11	0.00	0.500
Mike Marshall, R ERA: 1.76	(9, 1)	3.2	L	15	3	1	1	4	0	1	0	0	0	0	22	26	2.46	0.818

PITCHER	IP	WLS	BF	H	R	ER	SO	BB	IBB	HBP	BLK	WP	HR	S	P	ERA	WHIP

Batter	1	2	3	4	5	6	7	8	9	AB	R	H	RBI	BB	SO	LOB
Boots Day, L (1, 8) OBP: 0.288, SLG: 0.268	1B		K		F7		L8		F3	5	0	1	0	0	1	3
Jim Fairey, L (1, 7) OBP: 0.283, SLG: 0.286	F5		1B 2B		F3			BB		3	1	1	0	0	0	1
Ron Woods, R (8, PH) (8, 7) OBP: 0.326, SLG: 0.436										0	0	0	0	1	0	0
Mike Jorgensen, L (1, 3) OBP: 0.332, SLG: 0.390	F4		2-H HR 1B			F9		K		4	1	1	1	0	1	2
Ron Fairly, L (1, 9) OBP: 0.344, SLG: 0.416	F7		1-H HR			FC5-4 BB		F5		3	1	1	2	1	0	2
Tim McCarver, L (1, 2) OBP: 0.316, SLG: 0.334		G3	1-3			1-2f FC5-4		1-3		4	0	0	0	0	0	2
Bob Bailey, R (1, 5) OBP: 0.319, SLG: 0.369		1B		K		L8			5-3	4	0	1	0	0	1	1
Coco Laboy, R (9, 5) OBP: 0.347, SLG: 0.500										0	0	0	0	0	0	0
Tim Foli, R (1, 6) OBP: 0.285, SLG: 0.290		F3		4-3			F7		E 1B	4	0	1	0	0	0	1
Ron Hunt, R (1, 4) OBP: 0.355, SLG: 0.287		4-3		4-3			SH1-4 1B		1-2 E5	4	0	1	0	0	0	2
Ernie McAnally, R (1, 1) OBP: 0.132, SLG: 0.120			6-3		F7		1-2 SH1-4		F9	3	0	0	0	0	0	2
Inning Stats	R: 0 E: 0 K: 0 S: 4 H: 1 LOB: 1 BB: 0 P: 4	R: 0 E: 0 K: 0 S: 4 H: 1 LOB: 1 BB: 0 P: 4	R: 3 E: 0 K: 1 S: 8 H: 3 LOB: 0 BB: 0 P: 8	R: 0 E: 0 K: 1 S: 5 H: 0 LOB: 0 BB: 0 P: 5	R: 0 E: 0 K: 0 S: 3 H: 0 LOB: 0 BB: 0 P: 3	R: 0 E: 0 K: 0 S: 3 H: 0 LOB: 1 BB: 1 P: 7	R: 0 E: 0 K: 0 S: 4 H: 1 LOB: 1 BB: 0 P: 4	R: 0 E: 0 K: 1 S: 5 H: 0 LOB: 1 BB: 1 P: 9	R: 0 E: 1 K: 0 S: 5 H: 1 LOB: 2 BB: 0 P: 5	1B: 5 2B: 1 3B: 0 HR: 1	SF: 0 SAC: 1 DP: 0 HBP: 0						

PITCHER		IP	WLS	BF	H	R	ER	SO	BB	IBB	HBP	BLK	WP	HR	S	P	ERA	WHIP
Nelson Briles, R ERA: 3.27	(1, 1)	7.0	L	28	6	3	3	2	1	0	0	0	0	1	31	35	3.86	1.000
Ramon Hernandez, L ERA: 1.6	(8, 1)	1.0		4	0	0	0	1	1	0	0	0	0	0	5	9	0.00	1.000
Bob Miller, R ERA: 2.08	(9, 1)	1.0		5	1	0	0	0	0	0	0	0	0	0	5	5	0.00	1.000

PITCHER	IP	WLS	BF	H	R	ER	SO	BB	IBB	HBP	BLK	WP	HR	S	P	ERA	WHIP

TOP

Montreal Expos @ Pittsburgh Pirates

Three Rivers Stadium, Pittsburgh, PA

Sat Sep 23 1972, 3:33 AM EDT

Att. 8,580 - Unknown

livebaseballscorecards.com

AB	34
R	3
H	7
RBI	3
BB	2
SO	3
LOB	16

1B: 5 SF: 0
2B: 1 SAC: 1
3B: 0 DP: 0
HR: 1 HBP: 0

WP: 0 PA: 37
PB: 0
SB: 0
CS: 0

BOTTOM

Batter	1	2	3	4	5	6	7	8	9	AB	R	H	RBI	BB	SO	LOB
Vic Davalillo, L (1, 9) OBP: 0.368, SLG: 0.418	L6-3	F7			G3		BBBB 4-0 L4-6-3 1-2 BB		F7	4	0	1	0	1	0	1
Gene Clines, R (1, 8) OBP: 0.366, SLG: 0.421	L6-3 1-2		FC5-4 1B FC1-2 1B		SSS 0-3 K		L4-6-3 1-2 2-3			4	0	1	0	0	1	3
Rennie Stennett, R (1, 4) OBP: 0.309, SLG: 0.382	E BB 1B		FC5-4 1-2 1B		5-3		5-3			4	0	2	0	0	0	1
Richie Zisk, R (1, 7) OBP: 0.286, SLG: 0.290	BBBB 4-0 E 1-2 BB		FC5-4 FC1-2 1-2f 2-3			1-3		4-3 2B		3	0	1	0	1	0	2
Milt May, L (1, 2) OBP: 0.336, SLG: 0.366	BBBB 4-0 FC6-4 1-2 2-3 BB		FC1-2 1-2 3-H			BBBB 4-0 FC5 E BB		F9		2	0	0	0	2	0	3
Bob Robertson, R (1, 3) OBP: 0.292, SLG: 0.339	FC6-4 1-2f		1-3			E6 FC5 1-2		4-3 2-3		4	0	0	0	0	0	7
Jose Pagan, R (1, 5) OBP: 0.290, SLG: 0.410 Fernando Gonzalez, R (9, 5)		WP 1B		G1-6-3 1B		FC5 1-2 2-3f		SSS 0-3 K		4 0	0 0	2 0	0 0	0 0	1 0	3 0
Jackie Hernandez, R (1, 6) OBP: 0.229, SLG: 0.247 Richie Hebner, L (6, PH) OBP: 0.384, SLG: 0.511 Frank Taveras, R (7, 6)		SSS 0-3 K		G1-6-3 1-2f		5-3			F3	2 1 1	0 0 0	0 0 0	0 0 0	0 0 0	1 0 0	2 2 0
Nelson Briles, R (1, 1) OBP: 0.186, SLG: 0.179 Dave Cash, R (7, PH) OBP: 0.313, SLG: 0.373 Ramon Hernandez, S (8, 1) OBP: 0.167, SLG: 0.250 Bob Miller, R (9, 1) Bill Mazeroski, R (9, PH) OBP: 0.254, SLG: 0.291		SSS 0-3 K 1-2		SSS 0-3 K			L4-6-3 BB 1B		SSS 0-3 K	2 1 0 0 1	0 0 0 0 0	0 1 0 0 0	0 0 0 0 0	2 0 0 0 1	1 0 0 0 0	1 0 0 0 0
Inning Stats	R: 0 E: 1 K: 0 S: 4 H: 2 LOB: 3 BB: 2 P: 12	R: 0 E: 0 K: 2 S: 8 H: 1 LOB: 1 BB: 0 P: 8	R: 0 E: 0 K: 0 S: 5 H: 2 LOB: 2 BB: 0 P: 5	R: 0 E: 0 K: 1 S: 5 H: 1 LOB: 0 BB: 0 P: 5	R: 0 E: 0 K: 1 S: 5 H: 0 LOB: 0 BB: 0 P: 5	R: 0 E: 1 K: 0 S: 4 H: 0 LOB: 2 BB: 1 P: 8	R: 0 E: 0 K: 0 S: 3 H: 1 LOB: 1 BB: 1 P: 7	R: 0 E: 0 K: 1 S: 6 H: 1 LOB: 1 BB: 0 P: 6	R: 0 E: 0 K: 1 S: 5 H: 0 LOB: 0 BB: 0 P: 5	1B: 7 2B: 1 3B: 0 HR: 0	SF: 0 SAC: 0 DP: 3 HBP: 0			WP: 1 PB: 0 SB: 0 CS: 0	PA: 37		

PITCHER		IP	WLS	BF	H	R	ER	SO	BB	IBB	HBP	BLK	WP	HR	S	P	ERA	WHIP
Ernie McAnally, R ERA: 3.82	(1, 1)	9.0	W	37	8	0	0	6	4	0	0	0	1	0	45	61	0.00	1.333

PITCHER	IP	WLS	BF	H	R	ER	SO	BB	IBB	HBP	BLK	WP	HR	S	P	ERA	WHIP

Montreal Expos @ Pittsburgh Pirates

Three Rivers Stadium, Pittsburgh, PA

Sat Sep 23 1972, 3:33 AM EDT

Att. 8,580 - Unknown

livebaseballscorecards.com

AB	33
R	0
H	8
RBI	0
BB	4
SO	6
LOB	25

Batter	1	2	3	4	5	6	7	8	9	AB	R	H	RBI	BB	SO	LOB
Boots Day, L (1, 8) OBP: 0.289, SLG: 0.270	6-3		F7		1B		FC5-2 1-2 2-3 3-H 1B		F7	5	0	2	2	0	0	0
Jim Fairey, L (1, 7) OBP: 0.282, SLG: 0.284	F7		F9			F9 SH1-4 1B	FC5-2 1-2 2-3 3-Hf			4	0	1	0	0	0	3
Mike Jorgensen, L (1, 3) OBP: 0.329, SLG: 0.387	K			F9		SH1-4 1-2	F7			3	0	0	0	0	1	3
Ron Fairly, L (1, 9) OBP: 0.343, SLG: 0.415		1B 1B		G3		F9 2-3		F9		4	0	1	0	0	0	1
Tim McCarver, L (1, 2) OBP: 0.318, SLG: 0.339		F9		2B		F7		1B		4	0	2	0	0	0	2
Bob Bailey, R (1, 5) OBP: 0.317, SLG: 0.366 Coco Laboy, R (8, 5) OBP: 0.347, SLG: 0.500		F9		K			6-3	K		4 0	0 0	0 0	0 0	0 0	2 0	3 0
Tim Foli, R (1, 6) OBP: 0.286, SLG: 0.292		FC6-4 1-2 1B			F9		1B 1B	5-3		4	1	2	0	0	0	1
Ron Hunt, R (1, 4) OBP: 0.357, SLG: 0.290 Hector Torres, R (7, PR) OBP: 0.223, SLG: 0.230 (7, 4)		FC6-4 1-2f			SH1-4 1B		1B BB 1-3 FC5-2 1B		6-3	3 1	1 0	2 0	0 0	0 0	0 0	2 0
Carl Morton, R (1, 1) OBP: 0.218, SLG: 0.220			K		SH1-4 1-2		FC5-2 1B 1-2 BB		K	2	0	0	0	1	2	0
Inning Stats	R: 0 E: 0 K: 1 S: 5 H: 0 LOB: 0 BB: 0 P: 5	R: 0 E: 0 K: 0 S: 5 H: 2 LOB: 2 BB: 0 P: 5	R: 0 E: 0 K: 1 S: 5 H: 0 LOB: 0 BB: 0 P: 5	R: 0 E: 0 K: 1 S: 6 H: 1 LOB: 1 BB: 0 P: 6	R: 1 E: 0 K: 0 S: 4 H: 2 LOB: 1 BB: 0 P: 4	R: 0 E: 0 K: 0 S: 4 H: 1 LOB: 1 BB: 0 P: 4	R: 1 E: 0 K: 0 S: 6 H: 3 LOB: 3 BB: 1 P: 10	R: 0 E: 0 K: 1 S: 6 H: 1 LOB: 1 BB: 0 P: 6	R: 0 E: 0 K: 1 S: 5 H: 0 LOB: 0 BB: 0 P: 5	1B: 9 2B: 1 3B: 0 HR: 0 SF: 0 SAC: 2 DP: 0 HBP: 0						

PITCHER	IP	WLS	BF	H	R	ER	SO	BB	IBB	HBP	BLK	WP	HR	S	P	ERA	WHIP
Bob Moose, R (1, 1) ERA: 2.98	7.0	L	30	9	2	2	3	1	0	0	0	0	0	35	39	2.57	1.429
Bob Johnson, R (8, 1) ERA: 3.06	2.0		7	1	0	0	2	0	0	0	0	0	0	11	11	0.00	0.500

PITCHER	IP	WLS	BF	H	R	ER	SO	BB	IBB	HBP	BLK	WP	HR	S	P	ERA	WHIP

TOP

Montreal Expos @ Pittsburgh Pirates

Three Rivers Stadium, Pittsburgh, PA

Sun Sep 24 1972, 3:33 AM EDT

Att. 9,116 - Unknown

livebaseballscorecards.com

AB	34
R	2
H	10
RBI	2
BB	1
SO	5
LOB	15

WP: 0 PB: 0 SB: 0 CS: 0 PA: 37

Batter	1	2	3	4	5	6	7	8	9	AB	R	H	RBI	BB	SO	LOB
Vic Davalillo, L (1, 3) OBP: 0.370, SLG: 0.421	F7		G4-6-3 1-2f			L6-3 1B			L4-3 SF9 2B	4	1	2	0	0	0	1
Gene Clines, R (1, 8) OBP: 0.364, SLG: 0.418	FC6-4 1B			L1		L6-3 1-2			L4-3 2-3	4	0	1	0	0	0	2
Roberto Clemente, R (1, 9) OBP: 0.356, SLG: 0.482	FC6-4 1-2f			4-3		5-3			BB	3	0	0	0	1	0	1
Richie Hebner, L (1, 5) OBP: 0.381, SLG: 0.507	L2			F7			F7		SF9 3-H	3	0	0	1	0	0	1
Manny Sanguillen, R (1, 2) OBP: 0.318, SLG: 0.402		L3			6-3		6-3		6-3	4	0	0	0	0	0	1
Rennie Stennett, R (1, 7) OBP: 0.309, SLG: 0.380		F3			1B HBP		4-3			2	0	0	0	0	0	0
Bob Johnson, L (8, 1) OBP: 0.167, SLG: 0.171										0	0	0	0	0	0	0
Bill Mazeroski, R (1, 4) OBP: 0.242, SLG: 0.276		F4			F6			F9		3	0	0	0	0	0	1
Jackie Hernandez, R (1, 6) OBP: 0.230, SLG: 0.249			F4		1-2 1B			1-3		3	0	1	0	0	0	0
Bob Moose, R (1, 1) OBP: 0.263, SLG: 0.209			G4-6-3 1B		F9			F8		2	0	1	0	0	0	2
Jose Pagan, R (8, 7) OBP: 0.288, SLG: 0.407										1	0	0	0	0	0	0
Inning Stats	R: 0 E: 0 K: 0 S: 4 H: 1 LOB: 1 BB: 0 P: 4	R: 0 E: 0 K: 0 S: 3 H: 0 LOB: 0 BB: 0 P: 3	R: 0 E: 0 K: 0 S: 3 H: 1 LOB: 0 BB: 0 P: 3	R: 0 E: 0 K: 0 S: 3 H: 0 LOB: 0 BB: 0 P: 3	R: 0 E: 0 K: 0 S: 4 H: 1 LOB: 2 BB: 0 P: 5	R: 0 E: 0 K: 0 S: 3 H: 1 LOB: 0 BB: 0 P: 3	R: 0 E: 0 K: 0 S: 3 H: 0 LOB: 0 BB: 0 P: 3	R: 0 E: 0 K: 0 S: 3 H: 0 LOB: 0 BB: 0 P: 3	R: 1 E: 0 K: 0 S: 4 H: 1 LOB: 1 BB: 1 P: 8	1B: 4 2B: 1 3B: 0 HR: 0 SF: 1 SAC: 0 DP: 2 HBP: 1						

PITCHER	IP	WLS	BF	H	R	ER	SO	BB	IBB	HBP	BLK	WP	HR	S	P	ERA	WHIP
Carl Morton, R (1, 1) ERA: 4.12	9.0	W	32	5	1	1	0	1	0	1	0	0	0	30	35	1.00	0.667

PITCHER	IP	WLS	BF	H	R	ER	SO	BB	IBB	HBP	BLK	WP	HR	S	P	ERA	WHIP

BOTTOM

Montreal Expos @ Pittsburgh Pirates

Three Rivers Stadium, Pittsburgh, PA

Sun Sep 24 1972, 3:33 AM EDT

Att. 9,116 - Unknown

livebaseballscorecards.com

AB	29
R	1
H	5
RBI	1
BB	1
SO	0
LOB	9

Batter	1	2	3	4	5	6	7	8	9	AB	R	H	RBI	BB	SO	LOB
Dave Cash, R (1, 4) OBP: 0.314, SLG: 0.374	P6		F7		5-3	1-2 1B			K2-3-2 1B	5	0	2	0	0	0	3
Rennie Stennett, R (1, 7) OBP: 0.307, SLG: 0.377	G3		F3			1B 2B 1B K			K2-3-2 1-1	5	1	1	0	0	2	3
Roberto Clemente, R (1, 9) OBP: 0.357, SLG: 0.481	1-3		E5 WP			1-3 FC1 2B 1B	K		1B	5	1	2	0	0	1	0
Willie Stargell, L (1, 3) OBP: 0.382, SLG: 0.580 Bob Robertson, R (9, 3) OBP: 0.292, SLG: 0.339		4-3	F5 1-2			FC1 2B 1-2 1B	3-1		F7	5 0	1 0	0 0	0 0	0 0	0 0	4 0
Al Oliver, L (1, 8) OBP: 0.356, SLG: 0.443		3-1	F8			1-3 2-H 3-H 1B 2B	F7			4	1	1	2	0	0	1
Richie Hebner, L (1, 5) OBP: 0.382, SLG: 0.506		4-3			SH5-4 1B 1B	G6-4-3 1B 1B IBB		4-3		3	1	1	0	1	0	0
Manny Sanguillen, R (1, 2) OBP: 0.319, SLG: 0.403			3-1		K	1-2 2-H 3-H G6-4-3 1B		4-3		4	0	2	2	0	1	1
Gene Alley, R (1, 6) OBP: 0.317, SLG: 0.319			SH1-4 1B		SH5-4 1-2 1B	G6-4-3 1-2f 2-3		4-3 1-2		4	0	2	0	0	0	3
Steve Blass, R (1, 1) OBP: 0.205, SLG: 0.210			SH1-4 1-2		SH5-4 1-2 2-3	1B 3-H 1B		6-3		2	0	1	1	0	0	1
Inning Stats	R: 0 E: 0 K: 0 S: 3 H: 0 LOB: 0 BB: 0 P: 3	R: 0 E: 0 K: 0 S: 3 H: 0 LOB: 0 BB: 0 P: 3	R: 0 E: 0 K: 0 S: 4 H: 1 LOB: 1 BB: 0 P: 4	R: 0 E: 1 K: 0 S: 4 H: 0 LOB: 1 BB: 0 P: 4	R: 0 E: 0 K: 1 S: 7 H: 2 LOB: 2 BB: 0 P: 7	R: 5 E: 0 K: 1 S: 11 H: 6 LOB: 2 BB: 1 P: 15	R: 0 E: 0 K: 1 S: 5 H: 0 LOB: 0 BB: 0 P: 5	R: 0 E: 0 K: 0 S: 4 H: 1 LOB: 1 BB: 0 P: 4	R: 0 E: 0 K: 1 S: 6 H: 2 LOB: 1 BB: 0 P: 6	1B: 11 2B: 2 3B: 0 HR: 0 SF: 0 SAC: 2 DP: 2 HBP: 0						

TOP

Pittsburgh Pirates @ Philadelphia Phillies
Veterans Stadium, Philadelphia, PA
Tue Sep 26 1972, 7:05 PM EDT
Att. 8,472 - Unknown

livebaseballscorecards.com

AB	37
R	5
H	12
RBI	5
BB	1
SO	4
LOB	16

WP: 1 PB: 0 SB: 0 CS: 0 PA: 40

PITCHER		IP	WLS	BF	H	R	ER	SO	BB	IBB	HBP	BLK	WP	HR	S	P	ERA	WHIP
Wayne Twitchell, R ERA: 4.07	(1, 1)	1.0		3	0	0	0	0	0	0	0	0	0	0	3	3	0.00	0.000
Bill Champion, R ERA: 5.0	(2, 1)	4.0	L	20	6	4	4	1	0	0	0	0	1	0	22	22	9.00	1.500
Bill Wilson, R ERA: 3.81	(6, 1)	2.0		9	3	1	1	2	0	1	0	0	0	0	12	16	4.50	1.500
Bob Terlecki, R ERA: 4.76	(8, 1)	2.0		8	3	0	0	1	0	0	0	0	0	0	10	10	0.00	1.500

PITCHER	IP	WLS	BF	H	R	ER	SO	BB	IBB	HBP	BLK	WP	HR	S	P	ERA	WHIP

BOTTOM

Pittsburgh Pirates @ Philadelphia Phillies
Veterans Stadium, Philadelphia, PA
Tue Sep 26 1972, 7:05 PM EDT
Att. 8,472 - Unknown

livebaseballscorecards.com

Batter	1	2	3	4	5	6	7	8	9	AB	R	H	RBI	BB	SO	LOB
Denny Doyle, L (1, 4) OBP: 0.292, SLG: 0.298	1B		4-3			G3		BB FC4-6		3	0	1	0	1	0	0
Larry Bowa, S (1, 6) OBP: 0.287, SLG: 0.318	P5			L4-3 1B		FC6-4 1B		FC4-6 4-3 1-2f 1B		4	1	2	0	0	0	2
Willie Montanez, L (1, 3) OBP: 0.324, SLG: 0.408	P6			L4-3 1-2		F9		4-3 1-2		4	0	0	0	0	0	4
Greg Luzinski, R (1, 7) OBP: 0.327, SLG: 0.437	4-3			5-3		FC6-4 1-2f		1B 2-H		4	0	1	1	0	0	2
Tom Hutton, L (1, 9) OBP: 0.354, SLG: 0.351		BB G4-6-3			F9		4-3	F8		3	0	0	0	1	0	1
Bill Robinson, R (1, 8) OBP: 0.261, SLG: 0.427		G4-6-3 1-2f			1B	1B	1B		F9	4	0	2	0	0	0	1
Mike Schmidt, R (1, 5) OBP: 0.296, SLG: 0.304 Bob Terlecki, R (8, 1) Ron Stone, L (9, PH) OBP: 0.295, SLG: 0.212		K			F8	F9			F7	3 0 1	0 0 0	0 0 0	0 0 0	0 0 0	1 0 0	2 0 0
Bob Boone, R (1, 2) OBP: 0.333, SLG: 0.387			F7		1B	FC5-6-4 1-3 1B			P1	4	0	2	0	0	0	0
Wayne Twitchell, R (1, 1) OBP: 0.074, SLG: 0.077 Bill Champion, R (2, 1) OBP: 0.171, SLG: 0.235 Bill Wilson, R (6, 1) Don Money, R (7, PH) OBP: 0.274, SLG: 0.326 (8, 5)			K		F9		FC5-6-4 1-2f			0 2 0 1	0 0 0 0	0 0 0 0	0 0 0 0	0 1 0 0	0 2 0 2	0 2 0 2
Inning Stats	R: 0 E: 0 K: 0 S: 4 H: 1 LOB: 1 BB: 0 P: 4	R: 0 E: 0 K: 1 S: 4 H: 0 LOB: 0 BB: 1 P: 8	R: 0 E: 0 K: 1 S: 5 H: 0 LOB: 0 BB: 0 P: 5	R: 0 E: 0 K: 0 S: 3 H: 1 LOB: 0 BB: 0 P: 3	R: 0 E: 0 K: 0 S: 5 H: 2 LOB: 2 BB: 0 P: 5	R: 0 E: 0 K: 0 S: 4 H: 1 LOB: 1 BB: 0 P: 4	R: 0 E: 0 K: 0 S: 5 H: 2 LOB: 2 BB: 0 P: 5	R: 1 E: 0 K: 0 S: 4 H: 1 LOB: 1 BB: 1 P: 8	R: 0 E: 0 K: 0 S: 3 H: 0 LOB: 0 BB: 0 P: 3	1B: 8 2B: 1 3B: 0 HR: 0	SF: 0 SAC: 0 DP: 2 HBP: 0					

	AB	33
	R	1
	H	8
	RBI	1
	BB	2
	SO	2
	LOB	16

WP: 0 PA: 35
PB: 0
SB: 0
CS: 0

PITCHER		IP	WLS	BF	H	R	ER	SO	BB	IBB	HBP	BLK	WP	HR	S	P	ERA	WHIP
Steve Blass, R ERA: 2.37	(1, 1)	9.0	W	35	8	1	1	2	2	0	0	0	0	0	37	45	1.00	1.111

Batter	1	2	3	4	5	6	7	8	9	AB	R	H	RBI	BB	SO	LOB
Dave Cash, R (1, 4) OBP: 0.316, SLG: 0.377	F9		E 1B		1-H 2B			4-3		4	0	2	1	0	0	0
Al Oliver, L (1, 8) OBP: 0.355, SLG: 0.443	2B		E3 G6-3 1-2		4-3			4-3		4	0	1	0	0	0	2
Roberto Clemente, R (1, 9) OBP: 0.358, SLG: 0.481	F7		G6-3 1-2f			G6-4-3 1B			1B 4-3 1B	4	1	2	0	0	0	3
Willie Stargell, L (1, 3) OBP: 0.380, SLG: 0.575 Bob Robertson, R (9, 3) OBP: 0.292, SLG: 0.339	F7			6-3		F9			L6	4 0	0 0	0 0	0 0	0 0	0 0	3 0
Manny Sanguillen, R (1, 2) OBP: 0.321, SLG: 0.406		1B 2B		F9		G6-4-3 1-2f			4-3 1-3 1B	4	1	2	0	0	0	1
Richie Hebner, L (1, 5) OBP: 0.379, SLG: 0.501		SSS K		1-3			F7		4-3 1-2 3-H	4	0	0	1	0	1	2
Rennie Stennett, R (1, 7) OBP: 0.310, SLG: 0.379		2-H 1B			FC5-4 1B		4-3		6-3	4	0	2	1	0	0	1
Gene Alley, R (1, 6) OBP: 0.315, SLG: 0.317		SSS K			FC5-4 1-2f 2B		5-3			3	1	0	0	0	1	1
Bruce Kison, R (1, 1) OBP: 0.189, SLG: 0.288 Luke Walker, L (6, 1) OBP: 0.083, SLG: 0.043			SSS K		SSS K			SSS K		2 1	0 0	0 0	0 0	0 0	2 1	1 0
Inning Stats	R: 0 E: 0 K: 0 S: 4 H: 1 LOB: 1 BB: 0 P: 4	R: 1 E: 0 K: 2 S: 8 H: 2 LOB: 0 BB: 0 P: 8	R: 0 E: 1 K: 1 S: 6 H: 1 LOB: 1 BB: 0 P: 6	R: 0 E: 0 K: 0 S: 3 H: 0 LOB: 0 BB: 0 P: 3	R: 1 E: 0 K: 1 S: 7 H: 2 LOB: 1 BB: 0 P: 7	R: 0 E: 0 K: 0 S: 3 H: 1 LOB: 0 BB: 0 P: 3	R: 0 E: 0 K: 0 S: 3 H: 0 LOB: 0 BB: 0 P: 3	R: 0 E: 0 K: 1 S: 5 H: 0 LOB: 0 BB: 0 P: 5	R: 1 E: 0 K: 0 S: 5 H: 2 LOB: 1 BB: 0 P: 5	1B: 6 2B: 3 3B: 0 HR: 0 SF: 0 SAC: 0 DP: 2 HBP: 0						

TOP

Pittsburgh Pirates @ Philadelphia Phillies
Veterans Stadium, Philadelphia, PA
Wed Sep 27 1972, 7:05 PM EDT
Att. 5,335 - Unknown

livebaseballscorecards.com

AB	34
R	3
H	9
RBI	3
BB	0
SO	5
LOB	14

PITCHER		IP	WLS	BF	H	R	ER	SO	BB	IBB	HBP	BLK	WP	HR	S	P	ERA	WHIP
Ken Reynolds, L ERA: 3.89	(1, 1)	6.0	L	23	7	2	2	4	0	0	0	0	0	0	31	31	3.00	1.167
Darrell Brandon, R ERA: 3.43	(7, 1)	2.1		9	2	1	1	1	0	0	0	0	0	0	11	11	3.86	0.857
Mac Scarce, L ERA: 3.74	(9, 1)	0.2		2	0	0	0	0	0	0	0	0	0	0	2	2	0.00	0.000

PITCHER	IP	WLS	BF	H	R	ER	SO	BB	IBB	HBP	BLK	WP	HR	S	P	ERA	WHIP

BOTTOM

Batter	1	2	3	4	5	6	7	8	9	AB	R	H	RBI	BB	SO	LOB
Denny Doyle, L (1, 4) OBP: 0.290, SLG: 0.296	4-3		F9		4-3		K		F9	3	0	0	0	0	0	0
Terry Harmon, R (7, PH) (8, 4) OBP: 0.364, SLG: 0.345										2	0	0	0	0	1	0
Larry Bowa, S (1, 6) OBP: 0.287, SLG: 0.317	E6 1B		6-3		S 1B		6-3			4	0	1	0	0	0	0
Willie Montanez, L (1, 3) OBP: 0.325, SLG: 0.409	1-2 FC4-6 1B		1B		F7 1-2		F7			4	0	2	0	0	0	1
Greg Luzinski, R (1, 7) OBP: 0.326, SLG: 0.437	F9		F9		5-3			2B		4	0	1	0	0	0	4
Tom Hutton, L (1, 9) OBP: 0.352, SLG: 0.348	FC4-6 1-2f			4-3		K		P5		3	0	0	0	0	1	2
Roger Freed, R (8, PH) (9, 9) OBP: 0.357, SLG: 0.420										1	0	0	0	0	0	1
Bill Robinson, R (1, 8) OBP: 0.261, SLG: 0.441		HR		5-3		F9		5-3		4	1	1	1	0	0	1
Don Money, R (1, 5) OBP: 0.275, SLG: 0.326		F5		BB 1B 1B		1B		P4		3	0	1	0	1	0	1
Bob Boone, R (1, 2) OBP: 0.350, SLG: 0.400		K		1-2 1B		1-2 1B			5-3	4	0	2	0	0	1	0
Ken Reynolds, L (1, 1) OBP: 0.238, SLG: 0.225		F2		1-2 2-H 1B		K			K	2	0	1	0	0	0	0
Joe Lis, R (6, PH) OBP: 0.372, SLG: 0.419										1	0	0	0	0	1	2
Darrell Brandon, R (7, 1) OBP: 0.067, SLG: 0.067										0	0	0	0	0	0	0
Mac Scarce, L (9, 1)										0	0	0	0	0	0	0
Deron Johnson, R (9, PH) OBP: 0.287, SLG: 0.332										1	0	0	0	0	1	0
Inning Stats	R: 0 E: 1 K: 0 S: 5 H: 1 LOB: 2 BB: 0 P: 5	R: 1 E: 0 K: 1 S: 6 H: 1 LOB: 0 BB: 0 P: 6	R: 0 E: 0 K: 0 S: 4 H: 1 LOB: 1 BB: 0 P: 4	R: 0 E: 0 K: 0 S: 4 H: 2 LOB: 2 BB: 1 P: 8	R: 0 E: 0 K: 0 S: 4 H: 1 LOB: 1 BB: 0 P: 4	R: 0 E: 0 K: 2 S: 9 H: 2 LOB: 2 BB: 0 P: 9	R: 0 E: 0 K: 1 S: 5 H: 0 LOB: 0 BB: 0 P: 5	R: 0 E: 0 K: 0 S: 4 H: 1 LOB: 1 BB: 0 P: 4	R: 0 E: 0 K: 1 S: 5 H: 0 LOB: 0 BB: 0 P: 5	1B: 7 2B: 1 3B: 0 HR: 1	SF: 0 SAC: 0 DP: 0 HBP: 0						

PITCHER		IP	WLS	BF	H	R	ER	SO	BB	IBB	HBP	BLK	WP	HR	S	P	ERA	WHIP
Bruce Kison, R ERA: 3.3	(1, 1)	5.0	W	22	6	1	1	1	1	0	0	0	0	1	23	27	1.80	1.400
Luke Walker, L ERA: 3.55	(6, 1)	4.0	S	15	3	0	0	4	0	0	0	0	0	0	23	23	0.00	0.750

PITCHER	IP	WLS	BF	H	R	ER	SO	BB	IBB	HBP	BLK	WP	HR	S	P	ERA	WHIP

Pittsburgh Pirates @ Philadelphia Phillies
Veterans Stadium, Philadelphia, PA
Wed Sep 27 1972, 7:05 PM EDT
Att. 5,335 - Unknown

livebaseballscorecards.com

AB	36
R	1
H	9
RBI	1
BB	1
SO	5
LOB	12

WP: 0 PB: 0 SB: 1 CS: 0 PA: 37

Batter	1	2	3	4	5	6	7	8	9	AB	R	H	RBI	BB	SO	LOB
Dave Cash, R (1, 4) OBP: 0.317, SLG: 0.379	6-3		1B			F8		1B		4	0	2	0	0	0	0
Al Oliver, L (1, 8) OBP: 0.352, SLG: 0.440	4-3		K			4-3		1-3		4	0	0	0	0	1	2
Roberto Clemente, R (1, 9) OBP: 0.359, SLG: 0.481	F9			PB 1B		K			K	2	0	1	0	0	0	0
Bob Robertson, R (6, PH) OBP: 0.291, SLG: 0.337										2	0	0	0	0	2	0
Willie Stargell, L (1, 3) OBP: 0.377, SLG: 0.570		E4 WP SF8		K 1-2			K		K	4	1	0	0	0	3	1
Manny Sanguillen, R (1, 2) OBP: 0.320, SLG: 0.406		SF8 2-H		K			F9		FC5-4 1B	3	0	1	1	0	1	1
Rennie Stennett, R (1, 7) OBP: 0.309, SLG: 0.377 (6, 9)		F9		F7			2B 1B		FC5-4 1-2f	4	0	1	0	0	0	2
Richie Hebner, L (1, 5) OBP: 0.378, SLG: 0.502		K	K				1-H 2B			3	0	1	0	0	2	0
Jackie Hernandez, R (1, 6) OBP: 0.228, SLG: 0.246			F8		F7			P4		2	0	0	0	0	0	0
Bill Mazeroski, R (8, PH) OBP: 0.238, SLG: 0.271										1	0	0	0	0	0	0
Frank Taveras, R (8, 6)										0	0	0	0	0	0	0
Bob Moose, R (1, 1) OBP: 0.256, SLG: 0.203			K		K			P6		2	0	0	0	0	2	0
Ramon Hernandez, S (7, 1) OBP: 0.167, SLG: 0.250										0	0	0	0	0	0	0
Jose Pagan, R (8, PH) OBP: 0.286, SLG: 0.403										1	0	0	0	0	0	0
Dave Giusti, R (8, 1)										0	0	0	0	0	0	0
Inning Stats	R: 0 E: 0 K: 0 S: 3 H: 0 LOB: 0 BB: 0 P: 3	R: 1 E: 1 K: 1 S: 6 H: 0 LOB: 0 BB: 0 P: 6	R: 0 E: 0 K: 2 S: 8 H: 1 LOB: 1 BB: 0 P: 8	R: 0 E: 0 K: 2 S: 8 H: 1 LOB: 1 BB: 0 P: 8	R: 0 E: 0 K: 2 S: 7 H: 0 LOB: 0 BB: 0 P: 7	R: 0 E: 0 K: 1 S: 5 H: 0 LOB: 0 BB: 0 P: 5	R: 0 E: 0 K: 1 S: 6 H: 2 LOB: 2 BB: 0 P: 6	R: 0 E: 0 K: 0 S: 4 H: 1 LOB: 1 BB: 0 P: 4	R: 0 E: 0 K: 2 S: 8 H: 1 LOB: 1 BB: 0 P: 8	1B: 5 2B: 1 3B: 0 HR: 0 SF: 1 SAC: 0 DP: 0 HBP: 0	WP: 1 PB: 1 SB: 0 CS: 0 PA: 33					

PITCHER		IP	WLS	BF	H	R	ER	SO	BB	IBB	HBP	BLK	WP	HR	S	P	ERA	WHIP
Steve Carlton, L ERA: 2.0	(1, 1)	9.0	W	33	6	1	0	11	0	0	0	0	1	0	55	55	0.00	0.667

PITCHER	IP	WLS	BF	H	R	ER	SO	BB	IBB	HBP	BLK	WP	HR	S	P	ERA	WHIP

TOP

Pittsburgh Pirates @ Philadelphia Phillies
Veterans Stadium, Philadelphia, PA
Thu Sep 28 1972, 7:05 PM EDT
Att. 12,216 - Unknown

livebaseballscorecards.com

AB	32
R	1
H	6
RBI	1
BB	0
SO	11
LOB	6

Batter	1	2	3	4	5	6	7	8	9	AB	R	H	RBI	BB	SO	LOB
Denny Doyle, L (1, 4) OBP: 0.294, SLG: 0.298	S 1B		BBBB 4-0 BB		0-0 FC1-2 1B 2-3 3-H		0-0 ① B1			3	0	2	1	1	0	1
Larry Bowa, S (1, 6) OBP: 0.287, SLG: 0.316	0-0 ① P5 1-2		0-0 ③ F9		SSS 0-3 ① K		BBBB 4-0 G6-4-3 BB 1-2			3	0	0	0	1	1	4
Willie Montanez, L (1, 3) OBP: 0.325, SLG: 0.410	0-0 ② F8			0-0 G3 2B	0-0 ② FC1-2 1-2 3-H		0-0 ②③ G6-4-3 1-2f			4	0	1	0	0	0	5
Greg Luzinski, R (1, 7) OBP: 0.324, SLG: 0.434	SSS 0-3 ③ K			0-0 ① 6-3	0-0 ③ 1-3			SSS 0-3 ① K		4	0	0	0	0	2	4
Tom Hutton, L (1, 9) OBP: 0.353, SLG: 0.348		0-0 ① G3		0-0 ② G3 2-3		0-0 1B		BBBB 4-0 WP BB		3	0	1	0	1	0	1
Bill Robinson, R (1, 8) OBP: 0.254, SLG: 0.430		0-0 ② F7		SSS 0-3 ③ K		0-0 ① F9		SSS 0-3 ② K 1-2		4	0	0	0	0	2	3
Don Money, R (1, 5) OBP: 0.275, SLG: 0.325	SSS 0-3 ③ K				0-0 S FC1 2B 1B	SSS 0-3 ② K		0-0 ③ F9		4	1	1	0	0	2	2
John Bateman, R (1, 2) OBP: 0.253, SLG: 0.292			SSS 0-3 ① K		0-0 FC1 2B 1B 1-2	0-0 ③ F5				3	1	0	0	0	1	2
Steve Carlton, L (1, 1) OBP: 0.233, SLG: 0.263			0-0 ② 6-3		0-0 1B FC1-2 2B 1-3 2-H		0-0 BB 1B			3	0	2	1	0	0	0
Inning Stats	R: 0 H: 1 E: 0 LOB: 1 K: 1 BB: 0 S: 6 P: 6	R: 0 H: 0 E: 0 LOB: 0 K: 1 BB: 0 S: 5 P: 5	R: 0 H: 0 E: 0 LOB: 1 K: 1 BB: 1 S: 5 P: 9	R: 0 H: 1 E: 0 LOB: 1 K: 1 BB: 0 S: 6 P: 6	R: 2 H: 3 E: 0 LOB: 2 K: 1 BB: 0 S: 9 P: 9	R: 0 H: 1 E: 0 LOB: 1 K: 1 BB: 0 S: 6 P: 6	R: 0 H: 1 E: 0 LOB: 1 K: 0 BB: 1 S: 3 P: 7	R: 0 H: 0 E: 0 LOB: 1 K: 2 BB: 1 S: 7 P: 11		1B: 5 SF: 0 2B: 2 SAC: 0 3B: 0 DP: 1 HR: 0 HBP: 0						WP: 1 PA: 34 PB: 0 SB: 2 CS: 0

PITCHER		IP	WLS	BF	H	R	ER	SO	BB	IBB	HBP	BLK	WP	HR	S	P	ERA	WHIP
Bob Moose, R ERA: 2.97	(1, 1)	6.1	L	29	7	2	2	6	2	0	0	0	0	0	39	47	2.84	1.421
Ramon Hernandez, L ERA: 1.59	(7, 1)	0.2		1	0	0	0	0	0	0	0	0	0	0	1	1	0.00	0.000
Dave Giusti, R ERA: 2.01	(8, 1)	1.0		4	0	0	0	2	1	0	0	0	1	0	7	11	0.00	1.000

PITCHER	IP	WLS	BF	H	R	ER	SO	BB	IBB	HBP	BLK	WP	HR	S	P	ERA	WHIP

BOTTOM

Pittsburgh Pirates @ Philadelphia Phillies
Veterans Stadium, Philadelphia, PA
Thu Sep 28 1972, 7:05 PM EDT
Att. 12,216 - Unknown

livebaseballscorecards.com

AB	31
R	2
H	7
RBI	2
BB	3
SO	8
LOB	22

Batter	1	2	3	4	5	6	7	8	9	AB	R	H	RBI	BB	SO	LOB
Wayne Garrett, L (1, 5) OBP: 0.374, SLG: 0.306	G3-6-3 1B			K		F4			SH1-3 1B 2B	4	1	2	0	0	1	0
Ken Boswell, L (1, 4) OBP: 0.274, SLG: 0.319	G3-6-3 1-2f			CS 1B			BB G4-6-3		SH1-3 2-3	2	0	1	0	1	0	1
Tommie Agee, R (1, 8) OBP: 0.317, SLG: 0.373	6-3			1-3 1-2			G4-6-3 1-2f		CS 1B 3-H	4	0	1	1	0	0	2
Rusty Staub, L (1, 9) OBP: 0.377, SLG: 0.460		6-3			1-3		F9		BB 1-2	3	0	0	0	1	0	0
Cleon Jones, R (1, 7) OBP: 0.309, SLG: 0.337		6-3			K			6-3	F9	4	0	0	0	0	1	1
Ed Kranepool, L (1, 3) OBP: 0.337, SLG: 0.395		4-3			FC5-4 1B			L7		3	0	1	0	0	0	0
Duffy Dyer, R (1, 2) OBP: 0.301, SLG: 0.382			K		FC5-4 1-2f			E3		3	0	0	0	0	1	1
Bud Harrelson, S (1, 6) OBP: 0.313, SLG: 0.266 Ted Martinez, R (9, 6) OBP: 0.259, SLG: 0.276		4-3				F7		IBB		2 0	0 0	0 0	0 0	1 0	0 0	0 0
Tom Seaver, R (1, 1) OBP: 0.198, SLG: 0.314		K				4-3		K		3	0	0	0	0	2	2

| Inning Stats | | | |

New York Mets @ Pittsburgh Pirates

Three Rivers Stadium, Pittsburgh, PA

Fri Sep 29 1972, 7:05 PM EDT

Att. 24,193 - Unknown

BOTTOM

Batter	1	2	3	4	5	6	7	8	9	AB	R	H	RBI	BB	SO	LOB
Vic Davalillo, L (1, 7) OBP: 0.369, SLG: 0.418	BBBB 4-0 E BB		x 0-0 ② F7			S S S 0-3 ① K		x 0-0 ② 4-3 2-3		3	0	0	0	1	1	1
Dave Cash, R (1, 4) OBP: 0.314, SLG: 0.375	x 0-0 ① F9		x 0-0 ③ 5-3			x 0-0 E6 CS		x 0-0 ③ 1-3		4	0	0	0	0	0	2
Roberto Clemente, R (1, 9) OBP: 0.355, SLG: 0.476	x 0-0 E4 1-2			S S S 0-3 ① K		x 0-0 ②③ 1-3 1-2			x 0-0 ① F9	4	0	0	0	0	1	2
Willie Stargell, L (1, 3) OBP: 0.374, SLG: 0.565	S S S 0-3 ② K			S S S 0-3 ② K			S S S 0-3 ① K		S S S 0-3 ② K	4	0	0	0	0	4	2
Al Oliver, L (1, 8) OBP: 0.352, SLG: 0.438	x 0-0 ③ G3			x 0-0 1B			S S S 0-3 ② K		S S S 0-3 ③ K	4	0	1	0	0	2	2
Richie Hebner, L (1, 5) OBP: 0.378, SLG: 0.501		S S S 0-3 ① K		x 0-0 ③ P6			x 0-0 WP 1B			3	0	1	0	0	1	1
Milt May, L (1, 2) OBP: 0.329, SLG: 0.358		x 0-0 ② F8			S S S 0-3 ① K		x 0-0 ③ F3 1-2			3	0	0	0	0	1	1
Jackie Hernandez, R (1, 6) OBP: 0.225, SLG: 0.243		x 0-0 ③ 6-3			S S S 0-3 ② K			B B B B 4-0 4-3 SH1-4 BB		2	0	0	0	0	1	0
Gene Clines, R (8, PH) OBP: 0.366, SLG: 0.418										0	0	0	0	1	0	0
Gene Alley, R (9, 6) OBP: 0.315, SLG: 0.317										0	0	0	0	0	0	0
Nelson Briles, R (1, 1) OBP: 0.181, SLG: 0.174			S S S 0-3 ① K		S S S 0-3 ③ K			x 0-0 ① SH1-4 1-2		2	0	0	0	0	2	0

Inning Stats	1	2	3	4	5	6	7	8	9
	R: 0 H: 0 E: 1 LOB: 2 K: 1 BB: 1 S: 6 P: 10	R: 0 H: 0 E: 0 LOB: 0 K: 1 BB: 0 S: 5 P: 5	R: 0 H: 0 E: 0 LOB: 0 K: 1 BB: 0 S: 5 P: 5	R: 0 H: 1 E: 0 LOB: 1 K: 2 BB: 0 S: 8 P: 8	R: 0 H: 0 E: 0 LOB: 0 K: 3 BB: 0 S: 9 P: 9	R: 0 H: 0 E: 1 LOB: 0 K: 1 BB: 0 S: 5 P: 5	R: 0 H: 1 E: 0 LOB: 1 K: 2 BB: 0 S: 8 P: 8	R: 0 H: 0 E: 0 LOB: 1 K: 0 BB: 1 S: 3 P: 7	R: 0 H: 0 E: 0 LOB: 0 K: 2 BB: 0 S: 7 P: 7

1B: 2	SF: 0
2B: 0	SAC: 1
3B: 0	DP: 0
HR: 0	HBP: 0

WP: 1	PA: 32
PB: 0	
SB: 0	
CS: 1	

AB	**29**
R	**0**
H	**2**
RBI	**0**
BB	**2**
SO	**13**
LOB	**11**

livebaseballscorecards.com

PITCHER	IP	WLS	BF	H	R	ER	SO	BB	IBB	HBP	BLK	WP	HR	S	P	ERA	WHIP
Tom Seaver, R (1, 1) ERA: 2.95	9.0	W	32	2	0	0	13	2	0	0	0	1	0	56	64	0.00	0.444

PITCHER	IP	WLS	BF	H	R	ER	SO	BB	IBB	HBP	BLK	WP	HR	S	P	ERA	WHIP

Batter	1	2	3	4	5	6	7	8	9	AB	R	H	RBI	BB	SO	LOB
Wayne Garrett, L (1, 5) OBP: 0.369, SLG: 0.301	4-1		F8			P6		P6		4	0	0	0	0	0	1
Ken Boswell, L (1, 4) OBP: 0.274, SLG: 0.318	3-1		G3			1B		F9		4	0	1	0	0	0	1
John Milner, L (1, 7) OBP: 0.346, SLG: 0.440	BB			4-3		P6			K	3	0	0	0	1	1	1
Rusty Staub, L (1, 9) OBP: 0.373, SLG: 0.454 Bob Rauch, R (7, 1) Dave Marshall, L (9, PH) OBP: 0.345, SLG: 0.361	G3			4-3			4-3		F8	3 0 1	0 0 0	0 0 0	0 0 0	0 0 0	1 0 0	1 0 0
Ed Kranepool, L (1, 3) OBP: 0.339, SLG: 0.394		BB		F8			1B		P6	3	0	1	0	1	0	0
Jim Fregosi, R (1, 6) OBP: 0.312, SLG: 0.350		F9			1-3		K			3	0	0	0	0	1	2
Dave Schneck, L (1, 8) OBP: 0.231, SLG: 0.294		F9			P3		F9			3	0	0	0	0	0	2
Duffy Dyer, R (1, 2) OBP: 0.300, SLG: 0.381 Joe Nolan, L (5, PH) (5, 2)		K			K			P6		1 2	0 0	0 0	0 0	0 0	1 1	1 0
Jon Matlack, L (1, 1) OBP: 0.238, SLG: 0.149 Don Hahn, R (7, 9) OBP: 0.250, SLG: 0.118			K			K		BB		2 0	0 0	0 0	0 0	0 1	2 0	0 0
Inning Stats	R: 0 E: 0 K: 0 S: 3 H: 0 LOB: 1 BB: 1 P: 7	R: 0 E: 0 K: 1 S: 5 H: 0 LOB: 1 BB: 1 P: 9	R: 0 E: 0 K: 1 S: 5 H: 0 LOB: 0 BB: 0 P: 5	R: 0 E: 0 K: 0 S: 3 H: 0 LOB: 0 BB: 0 P: 3	R: 0 E: 0 K: 1 S: 5 H: 0 LOB: 0 BB: 0 P: 5	R: 0 E: 0 K: 1 S: 6 H: 1 LOB: 1 BB: 0 P: 6	R: 0 E: 0 K: 1 S: 6 H: 1 LOB: 1 BB: 0 P: 6	R: 0 E: 0 K: 0 S: 3 H: 0 LOB: 1 BB: 1 P: 7	R: 0 E: 0 K: 1 S: 5 H: 0 LOB: 0 BB: 0 P: 5	1B: 2 2B: 0 3B: 0 HR: 0 SF: 0 SAC: 0 DP: 0 HBP: 0						

PITCHER		IP	WLS	BF	H	R	ER	SO	BB	IBB	HBP	BLK	WP	HR	S	P	ERA	WHIP
Dock Ellis, R ERA: 2.7	(1, 1)	6.0	W	21	1	0	0	4	2	0	0	0	0	0	27	35	0.00	0.500
Bob Johnson, R ERA: 2.98	(7, 1)	3.0	S	11	1	0	0	2	1	0	0	0	0	0	14	18	0.00	0.667

PITCHER	IP	WLS	BF	H	R	ER	SO	BB	IBB	HBP	BLK	WP	HR	S	P	ERA	WHIP

TOP

New York Mets @ Pittsburgh Pirates

Three Rivers Stadium, Pittsburgh, PA

Sat Sep 30 1972, 3:33 AM EDT

Att. 13,117 - Unknown

livebaseballscorecards.com

AB	29
R	0
H	2
RBI	0
BB	3
SO	6
LOB	9

WP: 0 PA: 32
PB: 0
SB: 0
CS: 0

BOTTOM

New York Mets @ Pittsburgh Pirates
Three Rivers Stadium, Pittsburgh, PA
Sat Sep 30 1972, 3:33 AM EDT
Att. 13,117 - Unknown

livebaseballscorecards.com

Batter	1	2	3	4	5	6	7	8	9	AB	R	H	RBI	BB	SO	LOB
Chuck Goggin, S (1, 4) OBP: 0.429, SLG: 0.333	G4-6-3 1B		FC6-4 1B		K		4-3			4	0	2	0	0	1	0
Rennie Stennett, R (1, 8) OBP: 0.306, SLG: 0.373	G4-6-3 1-2f		FC6-4 1-2f		4-3		F9			4	0	0	0	0	0	2
Roberto Clemente, R (1, 9) OBP: 0.356, SLG: 0.479 Bill Mazeroski, R (5, PH) OBP: 0.234, SLG: 0.267 Vic Davalillo, L (6, 9) OBP: 0.368, SLG: 0.417	K			PB 1B 2B	P4		K2-3			2 1 1	1 0 0	1 0 0	0 0 0	0 0 0	1 0 1	0 0 0
Willie Stargell, L (1, 3) OBP: 0.375, SLG: 0.564		5-3		F8 2-3		PB E BB		L6-3 1B		3	1	1	0	1	0	1
Richie Zisk, R (1, 7) OBP: 0.333, SLG: 0.281		BB BB		1B 3B BB		1-2 E BB		L6-3 1-2		1	2	0	0	3	0	1
Manny Sanguillen, R (1, 2) OBP: 0.322, SLG: 0.405		G4-6-3 1-2 BB		1-2 3B 1B		E5 1-H 2-H		F2		3	1	1	1	1	0	0
Jose Pagan, R (1, 5) OBP: 0.279, SLG: 0.393		G4-6-3 1-2f		K		P6				3	0	0	0	0	1	5
Jackie Hernandez, R (1, 6) OBP: 0.227, SLG: 0.256			K	1-H 2-H 3B		P8				3	0	1	2	0	1	1
Dock Ellis, S (1, 1) OBP: 0.167, SLG: 0.153 Gene Clines, R (6, PH) OBP: 0.365, SLG: 0.417 Bob Johnson, L (7, 1) OBP: 0.167, SLG: 0.171			K	G3		L7				2 1 0	0 0 0	0 0 0	0 0 0	0 0 0	1 0 0	1 1 0
Inning Stats	R: 0 E: 0 K: 1 S: 5 H: 1 LOB: 0 BB: 0 P: 5	R: 0 E: 0 K: 0 S: 2 H: 0 LOB: 1 BB: 2 P: 10	R: 0 E: 0 K: 2 S: 8 H: 1 LOB: 1 BB: 0 P: 8	R: 3 E: 0 K: 1 S: 8 H: 3 LOB: 1 BB: 1 P: 12	R: 0 E: 0 K: 1 S: 5 H: 0 LOB: 0 BB: 0 P: 5	R: 2 E: 1 K: 0 S: 4 H: 0 LOB: 1 BB: 2 P: 12	R: 0 E: 0 K: 1 S: 5 H: 0 LOB: 0 BB: 0 P: 5	R: 0 E: 0 K: 0 S: 3 H: 1 LOB: 0 BB: 0 P: 3		1B: 4 2B: 2 3B: 1 HR: 0 SF: 0 SAC: 0 DP: 3 HBP: 0				WP: 0 PB: 2 SB: 0 CS: 0 PA: 33		

	AB	28
	R	5
	H	6
	RBI	3
	BB	5
	SO	6
	LOB	12

PITCHER		IP	WLS	BF	H	R	ER	SO	BB	IBB	HBP	BLK	WP	HR	S	P	ERA	WHIP
Jon Matlack, L ERA: 2.37	(1, 1)	6.0	L	27	5	5	3	5	5	0	0	0	0	0	32	52	4.50	1.667
Bob Rauch, R ERA: 5.63	(7, 1)	2.0		6	1	0	0	1	0	0	0	0	0	0	8	8	0.00	0.500

PITCHER	IP	WLS	BF	H	R	ER	SO	BB	IBB	HBP	BLK	WP	HR	S	P	ERA	WHIP

Batter	1	2	3	4	5	6	7	8	9	AB	R	H	RBI	BB	SO	LOB
Wayne Garrett, L (1, 5) OBP: 0.373, SLG: 0.299	BBBB 4-0 2B 1B BB	BBB 4-0 BB		BBBB 4-0 FC2-6 BB		x 0-0 ② F8			x 0-0 ① F9	2	1	0	0	3	0	0
Ken Boswell, L (1, 4) OBP: 0.271, SLG: 0.314	x 0-0 ① F9	x 0-0 ③ G3		x 0-0 ① FC2-6 E 1-2f		x 0-0 ③ 4-3			x 0-0 ② F9	5	0	0	0	0	0	3
Tommie Agee, R (1, 8) OBP: 0.318, SLG: 0.376	x 0-0 1B 5-3 1-3 2B		x 0-0 ① 6-3	SSS 0-3 ② K			x 0-0 G1-6-3 1B 1B		x 0-0 ③ F7	5	1	2	0	0	1	1
Ed Kranepool, L (1, 3) OBP: 0.344, SLG: 0.397	x 0-0 5-3 1B 2-3 3-H 1B		BBBB 4-0 1B 1B BB	x 0-0 E6 FC6-4 1-2			x 0-0 G1-6-3 1-2 1B			3	2	2	1	1	0	1
Cleon Jones, R (1, 9) OBP: 0.306, SLG: 0.333	x 0-0 ② 5-3 2-3 3-H		x 0-0 ② P3	x 0-0 ③ FC6-4 1-2f			x 0-0 ①② G1-6-3 1-2f 2-3			4	0	0	1	0	0	6
John Milner, L (1, 7) OBP: 0.348, SLG: 0.441	x 0-0 3-H 1B		x 0-0 1B HR 1-3 1B		x 0-0 ① 4-3		SSS 0-3 ③ K			4	1	2	1	0	1	1
Bill Sudakis, S (1, 2) OBP: 0.217, SLG: 0.195	x 0-0 ③ G3		x 0-0 HR 1-2 3-H 1B		x 0-0 ② P8			x 0-0 ① F7		4	1	1	1	0	0	1
Ted Martinez, R (1, 6) OBP: 0.259, SLG: 0.285		x 0-0 ① 1-3	x 0-0 HR 1-H 2-H		x 0-0 ③ 6-3			x 0-0 ② 6-3		4	1	1	3	0	0	0
Jerry Koosman, R (1, 1) OBP: 0.085, SLG: 0.085		x 0-0 ② F9	SSS 0-3 ③ K			x 0-0 ① F7		x 0-0 ③ P5		4	0	0	0	0	1	0
Inning Stats	R: 3 E: 0 K: 0 S: 6 H: 3 LOB: 1 BB: 1 P: 10	R: 0 E: 0 K: 0 S: 3 H: 0 LOB: 1 BB: 1 P: 7	R: 4 E: 0 K: 1 S: 8 H: 3 LOB: 0 BB: 1 P: 12	R: 0 E: 1 K: 1 S: 6 H: 0 LOB: 2 BB: 1 P: 10	R: 0 E: 0 K: 0 S: 3 H: 0 LOB: 0 BB: 0 P: 3	R: 0 E: 0 K: 0 S: 3 H: 0 LOB: 0 BB: 0 P: 3	R: 0 E: 0 K: 1 S: 6 H: 2 LOB: 1 BB: 0 P: 6	R: 0 E: 0 K: 0 S: 3 H: 0 LOB: 0 BB: 0 P: 3	R: 0 E: 0 K: 0 S: 3 H: 0 LOB: 0 BB: 0 P: 3	1B: 6 2B: 1 3B: 0 HR: 1 SF: 0 SAC: 0 DP: 1 HBP: 0						

TOP

New York Mets @ Pittsburgh Pirates

Three Rivers Stadium, Pittsburgh, PA

Sun Oct 01 1972, 3:33 AM EDT

Att. 30,031 - Unknown

livebaseballscorecards.com

AB	35
R	7
H	8
RBI	7
BB	4
SO	3
LOB	13

PITCHER		IP	WLS	BF	H	R	ER	SO	BB	IBB	HBP	BLK	WP	HR	S	P	ERA	WHIP
Steve Blass, R ERA: 2.47	(1, 1)	0.2	L	6	3	3	3	0	1	0	0	0	0	0	5	9	40.50	6.000
Bob Miller, R ERA: 2.65	(1, 1)	2.1		12	3	4	4	1	2	0	0	0	0	1	12	20	15.43	2.143
Luke Walker, L ERA: 3.4	(4, 1)	4.0		15	2	0	0	2	1	0	0	0	0	0	18	22	0.00	0.750
Dave Giusti, R ERA: 1.95	(8, 1)	2.0		6	0	0	0	0	0	0	0	0	0	0	6	6	0.00	0.000

PITCHER	IP	WLS	BF	H	R	ER	SO	BB	IBB	HBP	BLK	WP	HR	S	P	ERA	WHIP

BOTTOM

Batter	1	2	3	4	5	6	7	8	9	AB	R	H	RBI	BB	SO	LOB
Bill Mazeroski, R (1, 4) OBP: 0.221, SLG: 0.254	K		L8		F9 1-2		SF7 3-H		1B	3	0	0	1	0	1	2
Dave Cash, R (8, 4) OBP: 0.316, SLG: 0.376										1	0	1	0	0	0	0
Al Oliver, L (1, 8) OBP: 0.349, SLG: 0.434	4-3		L6			F5	K		F7	5	0	0	0	0	1	3
Rennie Stennett, R (1, 9) OBP: 0.310, SLG: 0.380	F7			2B		HR 1B		1B 1B		4	1	3	0	0	0	0
Willie Stargell, L (1, 3) OBP: 0.375, SLG: 0.564		K		1B		HR 1-H		F7		2	0	1	0	0	1	0
Bob Robertson, R (4, PR) (5, 3) OBP: 0.292, SLG: 0.348										2	1	1	2	0	0	1
Manny Sanguillen, R (1, 2) OBP: 0.321, SLG: 0.404		1B		F9		F7		F8		4	0	1	0	0	0	2
Richie Zisk, R (1, 7) OBP: 0.326, SLG: 0.278		K		F8		1-3		1B 1-2		4	0	1	0	0	1	2
Richie Hebner, L (1, 5) OBP: 0.377, SLG: 0.501		K			3-1		SF7 1-6-3	K		4	1	1	0	0	2	3
Gene Alley, R (1, 6) OBP: 0.314, SLG: 0.316			1B		6-3		1-6-3 2-3		F7	4	0	1	0	0	0	1
Steve Blass, R (1, 1) OBP: 0.205, SLG: 0.210			F7		WP 1B		BB		F8	0	0	0	0	0	0	0
Bob Miller, R (1, 1)										0	0	0	0	0	0	0
Chuck Goggin, S (3, PH) OBP: 0.375, SLG: 0.286										1	0	0	0	0	0	1
Luke Walker, L (4, 1) OBP: 0.120, SLG: 0.083										1	0	1	0	0	0	0
Gene Clines, R (7, PH) OBP: 0.367, SLG: 0.417										0	0	0	0	1	0	0
Dave Giusti, R (8, 1)										0	0	0	0	0	0	0
Jose Pagan, R (9, PH) OBP: 0.277, SLG: 0.390										1	0	0	0	0	0	0
Inning Stats	R: 0 E: 0 K: 1 S: 5 H: 0 LOB: 0 BB: 0 P: 5	R: 0 E: 0 K: 3 S: 10 H: 1 LOB: 1 BB: 0 P: 10	R: 0 E: 0 K: 0 S: 4 H: 1 LOB: 1 BB: 0 P: 4	R: 0 E: 0 K: 0 S: 4 H: 2 LOB: 1 BB: 0 P: 4	R: 0 E: 0 K: 0 S: 4 H: 1 LOB: 1 BB: 0 P: 4	R: 2 E: 0 K: 0 S: 5 H: 2 LOB: 0 BB: 0 P: 5	R: 1 E: 0 K: 1 S: 6 H: 1 LOB: 1 BB: 1 P: 10	R: 0 E: 0 K: 1 S: 7 H: 2 LOB: 2 BB: 0 P: 7	R: 0 E: 0 K: 0 S: 4 H: 1 LOB: 1 BB: 0 P: 4	1B: 8 2B: 2 3B: 0 HR: 1 SF: 1 SAC: 0 DP: 0 HBP: 0						

PITCHER	IP	WLS	BF	H	R	ER	SO	BB	IBB	HBP	BLK	WP	HR	S	P	ERA	WHIP
Jerry Koosman, L (1, 1) ERA: 4.14	9.0	W	38	11	3	3	6	1	0	0	0	1	1	49	53	3.00	1.333

PITCHER	IP	WLS	BF	H	R	ER	SO	BB	IBB	HBP	BLK	WP	HR	S	P	ERA	WHIP

New York Mets @ Pittsburgh Pirates

Three Rivers Stadium, Pittsburgh, PA

Sun Oct 01 1972, 3:33 AM EDT

Att. 30,031 - Unknown

livebaseballscorecards.com

AB	36
R	3
H	11
RBI	3
BB	1
SO	6
LOB	15

WP: 1	PA: 38
PB: 0	
SB: 0	
CS: 0	

Batter	1	2	3	4	5	6	7	8	9	AB	R	H	RBI	BB	SO	LOB
Jose Cruz, L (1, 7) OBP: 0.310, SLG: 0.322	F8		BB			6-3	FC6 1-2f			3	0	0	0	1	0	3
Mike Tyson, R (1, 4) OBP: 0.211, SLG: 0.216	6-3		K			K		K		4	0	0	0	0	3	2
Luis Melendez, R (1, 9) OBP: 0.292, SLG: 0.334	1B		FC5 2-3f			L6		F9		4	0	1	0	0	0	2
Skip Jutze, R (1, 2) OBP: 0.247, SLG: 0.268	4-3			6-3			F8	P4		4	0	0	0	0	0	1
Ted Simmons, S (1, 3) OBP: 0.335, SLG: 0.464		K		F9			BB 5-3 BB 1B		6-3	4	1	1	0	0	1	0
Bill Stein, R (1, 5) OBP: 0.323, SLG: 0.581		F9		G3			5-3 1-2		HR	4	1	1	1	0	0	1
Jorge Roque, R (1, 8) OBP: 0.176, SLG: 0.209		P4			F9		BB BB BB		2B 8-5 1B	3	0	1	0	1	0	0
Mick Kelleher, R (1, 6) OBP: 0.242, SLG: 0.233			E6 FC5 SH3		K		BB 1-2 2-3		2B 1-3	3	0	1	0	1	1	0
Al Santorini, R (1, 1) OBP: 0.140, SLG: 0.075			SH3 1-2		K		FC6 1-2 2-3 3-H		8-5 3-Hf	0	0	0	0	0	0	0
Lou Brock, L (5, PH) OBP: 0.358, SLG: 0.394										1	0	0	0	0	1	0
Charlie Hudson, L (5, 1)										0	0	0	0	0	0	0
Al Hrabosky, R (5, 1)										0	0	0	0	0	0	0
Bernie Carbo, L (7, PH) OBP: 0.376, SLG: 0.363										0	0	0	1	1	0	0
Rich Folkers, L (7, 1)										0	0	0	0	0	0	0
Ray Bare, R (8, 1)										0	0	0	0	0	0	0
Ted Sizemore, R (9, PH) OBP: 0.324, SLG: 0.336										1	0	0	0	0	0	2
Inning Stats	R: 0 E: 0 K: 0 S: 4 H: 1 LOB: 1 BB: 0 P: 4	R: 0 E: 0 K: 1 S: 5 H: 0 LOB: 0 BB: 0 P: 5	R: 0 E: 1 K: 1 S: 6 H: 0 LOB: 2 BB: 1 P: 10	R: 0 E: 0 K: 0 S: 3 H: 0 LOB: 0 BB: 0 P: 3	R: 0 E: 0 K: 2 S: 7 H: 0 LOB: 0 BB: 0 P: 7	R: 0 E: 0 K: 1 S: 5 H: 0 LOB: 0 BB: 0 P: 5	R: 1 E: 0 K: 0 S: 4 H: 1 LOB: 3 BB: 3 P: 16	R: 0 E: 0 K: 1 S: 5 H: 0 LOB: 0 BB: 0 P: 5	R: 1 E: 0 K: 0 S: 5 H: 3 LOB: 1 BB: 0 P: 5	1B: 3 2B: 2 3B: 0 HR: 1 SF: 0 SAC: 1 DP: 1 HBP: 0	WP: 0 PB: 0 SB: 0 CS: 0 PA: 36					

PITCHER		IP	WLS	BF	H	R	ER	SO	BB	IBB	HBP	BLK	WP	HR	S	P	ERA	WHIP
Bob Moose, R ERA: 2.91	(1, 1)	5.0	W	18	1	0	0	4	1	0	0	0	0	0	25	29	0.00	0.400
Steve Blass, R ERA: 2.49	(6, 1)	2.0		10	1	1	1	1	3	0	0	0	0	0	9	21	4.50	2.000
Ramon Hernandez, L ERA: 1.67	(8, 1)	2.0	S	8	3	1	1	1	0	0	0	0	0	1	10	10	4.50	1.500

PITCHER	IP	WLS	BF	H	R	ER	SO	BB	IBB	HBP	BLK	WP	HR	S	P	ERA	WHIP

St. Louis Cardinals @ Pittsburgh Pirates

Three Rivers Stadium, Pittsburgh, PA

Tue Oct 03 1972, 7:05 PM EDT

Att. 5,905 - Unknown

TOP

livebaseballscorecards.com

AB	31
R	2
H	5
RBI	2
BB	4
SO	6
LOB	11

St. Louis Cardinals @ Pittsburgh Pirates

Three Rivers Stadium, Pittsburgh, PA

Tue Oct 03 1972, 7:05 PM EDT

Att. 5,905 - Unknown

livebaseballscorecards.com

BOTTOM

Batter	1	2	3	4	5	6	7	8	9	AB	R	H	RBI	BB	SO	LOB
Vic Davalillo, L (1, 9) (9, 7) OBP: 0.366, SLG: 0.415	4-3		4-3		2B 1B	K				4	1	1	0	0	1	1
Gene Clines, R (1, 7) OBP: 0.369, SLG: 0.421	4-3 1B		L8		2B 2B 1-3		K			4	1	2	0	0	1	0
Roberto Clemente, R (9, 9) OBP: 0.356, SLG: 0.479										0	0	0	0	0	0	0
Al Oliver, L (1, 8) OBP: 0.350, SLG: 0.436	4-3 1-2			BBBB PB 1B 1B BB	F9 SF8 2B 2-H 3-H		F9			3	2	1	2	1	0	1
Willie Stargell, L (1, 3) OBP: 0.375, SLG: 0.562	G3			1-2 PB 1B 1B	F9 2-3		4-3			3	0	1	0	0	0	2
Bob Robertson, R (6, 3) OBP: 0.291, SLG: 0.346										1	0	0	0	0	0	0
Richie Hebner, L (1, 5) OBP: 0.378, SLG: 0.508		HR		BBBB 1B 1B BB 1-2 2-3	SF8 3-H			F5		2	2	1	2	1	0	0
Manny Sanguillen, R (1, 2) OBP: 0.321, SLG: 0.403	1-3			1-3 1B 1B 2-H 3-H	F9			6-3		4	0	1	1	0	0	0
Dave Cash, R (1, 4) OBP: 0.315, SLG: 0.374	P6			1B IBB		E4		P4		3	0	0	0	1	0	0
Gene Alley, R (1, 6) OBP: 0.314, SLG: 0.316	K			1-2 1B 2-H 3-H		F9				3	0	1	1	0	1	1
Bob Moose, R (1, 1) OBP: 0.250, SLG: 0.197		4-3		F9		K				2	0	0	0	0	0	2
Steve Blass, R (6, 1) OBP: 0.202, SLG: 0.207										1	0	0	0	0	1	1
Ramon Hernandez, S (8, 1) OBP: 0.167, SLG: 0.250										0	0	0	0	0	0	0
Inning Stats	R: 0 E: 0 K: 0 S: 4 H: 1 LOB: 1 BB: 0 P: 4	R: 1 E: 0 K: 1 S: 6 H: 1 LOB: 0 BB: 0 P: 6	R: 0 E: 0 K: 0 S: 3 H: 0 LOB: 0 BB: 0 P: 3	R: 2 E: 0 K: 0 S: 4 H: 3 LOB: 2 BB: 3 P: 16	R: 3 E: 0 K: 0 S: 6 H: 3 LOB: 0 BB: 0 P: 6	R: 0 E: 1 K: 2 S: 8 H: 0 LOB: 1 BB: 0 P: 8	R: 0 E: 0 K: 1 S: 5 H: 0 LOB: 0 BB: 0 P: 5	R: 0 E: 0 K: 0 S: 3 H: 0 LOB: 0 BB: 0 P: 3		1B: 5 2B: 2 3B: 0 HR: 1		SF: 1 SAC: 0 DP: 0 HBP: 0				

	AB	30
	R	6
	H	8
	RBI	6
	BB	3
	SO	4
	LOB	8

WP: 0 PB: 1 SB: 0 CS: 0 PA: 34

PITCHER		IP	WLS	BF	H	R	ER	SO	BB	IBB	HBP	BLK	WP	HR	S	P	ERA	WHIP
Al Santorini, R ERA: 4.11	(1, 1)	4.0	L	18	5	3	3	1	2	1	0	0	0	1	17	29	6.75	1.750
Charlie Hudson, L ERA: 5.11	(5, 1)	0.0		3	3	3	3	0	0	0	0	0	0	0	3	3	∞	∞
Al Hrabosky, L ERA:	(5, 1)	2.0		7	0	0	0	2	0	0	0	0	0	0	11	11	0.00	0.000
Rich Folkers, L ERA: 3.38	(7, 1)	1.0		3	0	0	0	1	0	0	0	0	0	0	5	5	0.00	0.000
Ray Bare, R ERA: 0.54	(8, 1)	1.0		3	0	0	0	0	0	0	0	0	0	0	3	3	0.00	0.000

PITCHER		IP	WLS	BF	H	R	ER	SO	BB	IBB	HBP	BLK	WP	HR	S	P	ERA	WHIP

Batter	1	2	3	4	5	6	7	8	9	AB	R	H	RBI	BB	SO	LOB
Lou Brock, L (1, 7) OBP: 0.359, SLG: 0.393	1-3			5-3	E7 1-3 2-H 1B 1B		FC6-4 IBB		FC4-6 1-2f	4	1	1	1	1	0	1
Ted Sizemore, R (1, 4) OBP: 0.324, SLG: 0.335	F7			5-3	CS 2-H 3-H 1B		FC6-4 1-2f			4	0	1	2	0	0	3
Jose Cruz, L (1, 8) OBP: 0.309, SLG: 0.319	1-3			BB	CS 1-2	4-3		F8		3	0	0	0	1	0	0
Joe Torre, R (1, 3) OBP: 0.357, SLG: 0.419		F7		F9		4-3		1B 1B		4	0	1	0	0	0	1
Ted Simmons, S (1, 2) OBP: 0.336, SLG: 0.465		K			E3 BB 1B	CS 1B		1-3 1B		4	1	2	0	0	1	0
Bill Stein, R (1, 5) OBP: 0.314, SLG: 0.543		6-3			K	CS 1-2	SH2-4 BB 1B	K		4	0	1	0	0	2	2
Bernie Carbo, L (1, 9) OBP: 0.380, SLG: 0.362			F9		1B 1-2 1B BB		SH2-4 1-2 BB		FC1-6 BB	1	1	0	0	3	0	0
Mick Kelleher, R (1, 6) OBP: 0.232, SLG: 0.222			K		K		SH2-4 1-2 2-3		FC1-6 FC5-4 1-2f	3	0	0	0	0	2	3
Bob Gibson, R (1, 1) OBP: 0.202, SLG: 0.398			4-3		E 1B 1-2 2-H 1B		K		FC5-4 FC4-6 1-2f	4	1	1	1	0	1	3
Inning Stats	R: 0 E: 0 K: 0 S: 3 H: 0 LOB: 0 BB: 0 P: 3	R: 0 E: 0 K: 1 S: 5 H: 0 LOB: 0 BB: 0 P: 5	R: 0 E: 0 K: 1 S: 5 H: 0 LOB: 0 BB: 0 P: 5	R: 0 E: 0 K: 0 S: 3 H: 0 LOB: 1 BB: 1 P: 7	R: 4 E: 2 K: 2 S: 10 H: 3 LOB: 0 BB: 1 P: 14	R: 0 E: 0 K: 0 S: 3 H: 1 LOB: 0 BB: 0 P: 3	R: 0 E: 0 K: 1 S: 6 H: 1 LOB: 3 BB: 2 P: 14	R: 0 E: 0 K: 1 S: 6 H: 2 LOB: 1 BB: 0 P: 6	R: 0 E: 0 K: 0 S: 3 H: 0 LOB: 1 BB: 1 P: 7	1B: 7 2B: 0 3B: 0 HR: 0 SF: 0 SAC: 1 DP: 0 HBP: 0						

TOP

St. Louis Cardinals @ Pittsburgh Pirates

Three Rivers Stadium, Pittsburgh, PA

Wed Oct 04 1972, 7:05 PM EDT

Att. 4,603 - Unknown

livebaseballscorecards.com

AB	31
R	4
H	7
RBI	4
BB	5
SO	6
LOB	13

PITCHER		IP	WLS	BF	H	R	ER	SO	BB	IBB	HBP	BLK	WP	HR	S	P	ERA	WHIP
Nelson Briles, R ERA: 3.08	(1, 1)	5.0	L	20	3	4	0	4	2	0	0	0	0	0	26	34	0.00	1.000
Bruce Kison, R ERA: 3.26	(6, 1)	2.0		9	2	0	0	1	1	1	0	0	0	0	9	17	0.00	1.500
Bob Johnson, R ERA: 2.96	(8, 1)	1.0		4	2	0	0	1	0	0	0	0	0	0	6	6	0.00	2.000
Dave Giusti, R ERA: 1.93	(9, 1)	1.0		4	0	0	0	0	1	0	0	0	0	0	3	7	0.00	1.000

PITCHER	IP	WLS	BF	H	R	ER	SO	BB	IBB	HBP	BLK	WP	HR	S	P	ERA	WHIP

Batter	1	2	3	4	5	6	7	8	9	AB	R	H	RBI	BB	SO	LOB
Vic Davalillo, L (1, 9) (8, 3) OBP: 0.367, SLG: 0.413	F8		G6-4-3 1B		BB		F8		FC6-4 1B 1B 1-2f 2-3	4	1	1	0	1	0	2
Dave Cash, R (1, 4) OBP: 0.316, SLG: 0.374	1B		K		K		3-1		1B 1-2 3-H	5	0	2	1	0	2	4
Al Oliver, L (1, 8) OBP: 0.352, SLG: 0.437	1-2		G6-4-3 1-2f		1-3		1B		1-2 2-H	5	0	3	1	0	0	4
Willie Stargell, L (1, 3) OBP: 0.373, SLG: 0.558 Richie Zisk, R (8, 7) OBP: 0.318, SLG: 0.270	K			K		K	G3		K	4 1	0 0	0 0	0 0	0 0	3 1	3 2
Milt May, L (1, 2) OBP: 0.325, SLG: 0.353	L3			F7		BB 1B 1B		K2-3	K	5	1	1	0	0	2	4
Rennie Stennett, R (1, 7) (8, 9) OBP: 0.307, SLG: 0.376		K		G3		K		6-3		4	0	0	0	0	2	1
Jose Pagan, R (1, 5) OBP: 0.284, SLG: 0.394		F7			G3 1B 1B	BB 1-2 1B 1B		6-3		4	0	2	0	0	0	0
Gene Alley, R (1, 6) OBP: 0.321, SLG: 0.320		BB			G3 1-2 1B	1B 1-2 2-3 BB			FC6-4 1B 1B	2	1	2	0	2	0	0
Nelson Briles, R (1, 1) OBP: 0.178, SLG: 0.171 Bill Mazeroski, R (5, PH) OBP: 0.217, SLG: 0.250 Bruce Kison, R (6, 1) OBP: 0.204, SLG: 0.302 Bob Johnson, L (8, 1) OBP: 0.167, SLG: 0.171 Dave Giusti, R (9, 1) Manny Sanguillen, R (9, PH) OBP: 0.322, SLG: 0.404	K				G3 1-2 2-3	1-2 2-H 3-H 1B			FC6-4 1-2 1B	1 1 1 0 0 1	0 0 0 0 0 0	0 0 1 0 0 1	0 0 1 0 0 0	0 0 0 0 0 0	1 2 0 0 0 0	1 0 0 0 0 0
Inning Stats	R: 0 E: 0 K: 1 S: 7 H: 2 LOB: 2 BB: 0 P: 7	R: 0 E: 0 K: 2 S: 7 H: 0 LOB: 1 BB: 1 P: 11	R: 0 E: 0 K: 1 S: 5 H: 1 LOB: 0 BB: 0 P: 5	R: 0 E: 0 K: 1 S: 5 H: 0 LOB: 0 BB: 0 P: 5	R: 0 E: 0 K: 1 S: 7 H: 2 LOB: 3 BB: 1 P: 11	R: 1 E: 0 K: 2 S: 9 H: 3 LOB: 2 BB: 1 P: 13	R: 0 E: 0 K: 0 S: 4 H: 1 LOB: 1 BB: 0 P: 4	R: 0 E: 0 K: 1 S: 5 H: 0 LOB: 0 BB: 0 P: 5	R: 2 E: 0 K: 2 S: 11 H: 4 LOB: 2 BB: 0 P: 11	1B: 13 2B: 0 3B: 0 HR: 0	SF: 0 SAC: 0 DP: 1 HBP: 0						

PITCHER	IP	WLS	BF	H	R	ER	SO	BB	IBB	HBP	BLK	WP	HR	S	P	ERA	WHIP
Bob Gibson, R (1, 1) ERA: 2.46	9.0	W	41	13	3	3	11	3	0	0	0	0	0	60	72	3.00	1.778

PITCHER	IP	WLS	BF	H	R	ER	SO	BB	IBB	HBP	BLK	WP	HR	S	P	ERA	WHIP

BOTTOM

St. Louis Cardinals @ Pittsburgh Pirates

Three Rivers Stadium, Pittsburgh, PA

Wed Oct 04 1972, 7:05 PM EDT

Att. 4,603 - Unknown

livebaseballscorecards.com

AB	38
R	3
H	13
RBI	3
BB	3
SO	11
LOB	23

1B: 13	SF: 0	WP: 0	PA: 41
2B: 0	SAC: 0	PB: 0	
3B: 0	DP: 1	SB: 0	
HR: 0	HBP: 0	CS: 0	

Batter	1	2	3	4	5	6	7	8	9	AB	R	H	RBI	BB	SO	LOB
Pete Rose, S (1, 7) OBP: 0.400, SLG: 0.600	F7		F8		2B		F7		1B	5	0	2	0	0	0	2
Joe Morgan, L (1, 4) OBP: 0.400, SLG: 1.000	HR		F9		F9		BB		F8	4	1	1	1	1	0	4
Bobby Tolan, L (1, 8) OBP: 0.200, SLG: 0.200	L8		F7			F8 BB 1B	4-1		K	5	0	1	0	0	1	5
Johnny Bench, R (1, 2)	F8			L7		BB		F7		3	0	0	0	1	0	0
Tony Perez, R (1, 3) OBP: 0.250, SLG: 0.250		1B		F9		F8		K		4	0	1	0	0	1	2
Denis Menke, R (1, 5) OBP: 0.500, SLG: 0.333		F8		1B		P6		BB		3	0	1	0	1	0	3
Cesar Geronimo, L (1, 9)		P6		P6		F8		F7		4	0	0	0	0	0	5
Darrel Chaney, S (1, 6)		F7			4-3		F8		L3	4	0	0	0	0	0	1
Don Gullett, R (1, 1) OBP: 0.500, SLG: 0.500			1B		P3		BB 1B		BB	2	0	1	0	0	0	0
Ted Uhlaender, L (7, PH) OBP: 1.000, SLG: 1.000										1	0	1	0	0	0	0
Pedro Borbon, R (7, 1)										0	0	0	0	0	0	0
Joe Hague, L (9, PH)										0	0	0	0	1	0	0
Inning Stats	R: 1 E: 0 K: 0 S: 4 H: 1 LOB: 0 BB: 0 P: 4	R: 0 E: 0 K: 0 S: 4 H: 1 LOB: 1 BB: 0 P: 4	R: 0 E: 0 K: 0 S: 4 H: 1 LOB: 1 BB: 0 P: 4	R: 0 E: 0 K: 0 S: 4 H: 1 LOB: 1 BB: 0 P: 4	R: 0 E: 0 K: 0 S: 4 H: 1 LOB: 1 BB: 0 P: 4	R: 0 E: 0 K: 0 S: 4 H: 1 LOB: 2 BB: 1 P: 8	R: 0 E: 0 K: 0 S: 4 H: 1 LOB: 2 BB: 1 P: 8	R: 0 E: 0 K: 1 S: 5 H: 0 LOB: 1 BB: 1 P: 9	R: 0 E: 0 K: 1 S: 6 H: 1 LOB: 2 BB: 1 P: 10	1B: 6 2B: 1 3B: 0 HR: 1	SF: 0 SAC: 0 DP: 0 HBP: 0			WP: 0 PB: 0 SB: 0 CS: 0	PA: 39		

PITCHER		IP	WLS	BF	H	R	ER	SO	BB	IBB	HBP	BLK	WP	HR	S	P	ERA	WHIP
Steve Blass, R ERA: 1.08	(1, 1)	8.1	W	37	8	1	1	1	4	0	0	0	0	1	35	51	1.08	1.440
Ramon Hernandez, L ERA:	(9, 1)	0.2	S	2	0	0	0	1	0	0	0	0	0	0	4	4	0.00	0.000

PITCHER		IP	WLS	BF	H	R	ER	SO	BB	IBB	HBP	BLK	WP	HR	S	P	ERA	WHIP

TOP

Cincinnati Reds @ Pittsburgh Pirates

Three Rivers Stadium, Pittsburgh, PA

Sat Oct 07 1972, 3:33 AM EDT

Att. 50,476 - Unknown

livebaseballscorecards.com

AB	35
R	1
H	8
RBI	1
BB	4
SO	2
LOB	22

Batter	1	2	3	4	5	6	7	8	9	AB	R	H	RBI	BB	SO	LOB
Rennie Stennett, R (1, 7) OBP: 0.500, SLG: 0.500	PB 3B 1B	6-3			HR 1B			4-3		4	2	2	0	0	0	0
Al Oliver, L (1, 8) OBP: 0.500, SLG: 1.750	1-H 2B 3B		5-3		1-H HR			4-3		4	2	2	3	0	0	0
Roberto Clemente, R (1, 9)	K		F8		6-3			6-3		4	0	0	0	0	1	1
Willie Stargell, L (1, 3) OBP: 0.333, SLG: 0.667	4-3 3-H 1B 2B		F8			K				3	1	1	1	0	1	0
Bob Robertson, R (9, 3)										0	0	0	0	0	0	0
Manny Sanguillen, R (1, 2)	2-3 4-3			F8		4-3				3	0	0	0	0	0	1
Richie Hebner, L (1, 5) OBP: 0.333, SLG: 0.333	3-H 1B			G3		G3				3	0	1	1	0	0	0
Dave Cash, R (1, 4)	F8			F9			4-3			3	0	0	0	0	0	1
Gene Alley, R (1, 6)		G3			F9		4-3			3	0	0	0	0	0	0
Steve Blass, R (1, 1)		F7			K		6-3			3	0	0	0	0	1	0
Ramon Hernandez, S (9, 1)										0	0	0	0	0	0	0
Inning Stats	R: 3 E: 0 K: 1 S: 9 H: 4 LOB: 1 BB: 0 P: 9	R: 0 E: 0 K: 0 S: 3 H: 0 LOB: 0 BB: 0 P: 3	R: 0 E: 0 K: 0 S: 3 H: 0 LOB: 0 BB: 0 P: 3	R: 0 E: 0 K: 0 S: 3 H: 0 LOB: 0 BB: 0 P: 3	R: 2 E: 0 K: 1 S: 7 H: 2 LOB: 0 BB: 0 P: 7	R: 0 E: 0 K: 1 S: 5 H: 0 LOB: 0 BB: 0 P: 5	R: 0 E: 0 K: 0 S: 3 H: 0 LOB: 0 BB: 0 P: 3	R: 0 E: 0 K: 0 S: 3 H: 0 LOB: 0 BB: 0 P: 3		1B: 3 2B: 1 3B: 1 HR: 1	SF: 0 SAC: 0 DP: 0 HBP: 0						

PITCHER		IP	WLS	BF	H	R	ER	SO	BB	IBB	HBP	BLK	WP	HR	S	P	ERA	WHIP
Don Gullett, L ERA: 7.5	(1, 1)	6.0	L	24	6	5	5	3	0	0	0	0	0	1	30	30	7.50	1.000
Pedro Borbon, R ERA:	(7, 1)	2.0		6	0	0	0	0	0	0	0	0	0	0	6	6	0.00	0.000

PITCHER	IP	WLS	BF	H	R	ER	SO	BB	IBB	HBP	BLK	WP	HR	S	P	ERA	WHIP

BOTTOM

Cincinnati Reds @ Pittsburgh Pirates

Three Rivers Stadium, Pittsburgh, PA

Sat Oct 07 1972, 3:33 AM EDT

Att. 50,476 - Unknown

livebaseballscorecards.com

AB	30
R	5
H	6
RBI	5
BB	0
SO	3
LOB	3

Batter	1	2	3	4	5	6	7	8	9	AB	R	H	RBI	BB	SO	LOB
Pete Rose, S (1, 7) OBP: 0.333, SLG: 0.444	0-0 1B 2B 1B	0-3 K			0-0 FC4-6 WP 1-2f			0-0 1-3		4	1	1	0	0	1	1
Joe Morgan, L (1, 4) OBP: 0.444, SLG: 1.125	0-0 1-3 2B 1B		0-0 F8		0-0 F3 1-2			0-0 HR		4	2	2	1	0	0	1
Bobby Tolan, L (1, 8) OBP: 0.333, SLG: 0.444	0-0 2B 2B 2-H 3-H 2B		0-0 CS 1B		0-3 K			0-0 F8		4	1	2	2	0	1	1
Johnny Bench, R (1, 2) OBP: 0.250, SLG: 0.286	0-0 2B 2-3 2B		0-3 K 1-2			0-3 K		0-0 6-3		4	1	1	0	0	2	1
Tony Perez, R (1, 3) OBP: 0.250, SLG: 0.375	0-0 G5-3 2-H 3-H 2B			0-3 K		0-0 F4			0-3 K	4	0	1	2	0	2	0
Denis Menke, R (1, 5) OBP: 0.375, SLG: 0.167	0-0 G5-3 2-3f			4-0 BB		0-3 K			0-0 5-3	3	0	0	0	1	1	1
Cesar Geronimo, L (1, 9) OBP: 0.125, SLG: 0.125	0-3 K			0-0 F3			0-3 K		0-0 FC5-4 1B	4	0	1	0	0	2	1
Darrel Chaney, S (1, 6) Dave Concepcion, R (7, PH) (7, 6)		0-0 F8		0-0 F7			0-0 F9		0-0 FC5-4 1-2f	2 2	0 0	0 0	0 0	0 0	0 0	1 1
Jack Billingham, R (1, 1) Tom Hall, L (5, 1)		0-3 K			0-0 E4 FC4-6		0-0 1-3			2 1	0 0	0 0	0 0	0 0	1 0	0 0
Inning Stats	R: 4 E: 0 K: 1 S: 9 H: 5 LOB: 0 BB: 0 P: 9	R: 0 E: 0 K: 2 S: 7 H: 0 LOB: 0 BB: 0 P: 7	R: 0 E: 0 K: 1 S: 5 H: 1 LOB: 0 BB: 0 P: 5	R: 0 E: 0 K: 1 S: 5 H: 0 LOB: 1 BB: 1 P: 9	R: 0 E: 1 K: 1 S: 6 H: 0 LOB: 1 BB: 0 P: 6	R: 0 E: 0 K: 2 S: 7 H: 0 LOB: 0 BB: 0 P: 7	R: 0 E: 0 K: 1 S: 5 H: 0 LOB: 0 BB: 0 P: 5	R: 1 E: 0 K: 0 S: 4 H: 1 LOB: 0 BB: 0 P: 4	R: 0 E: 0 K: 1 S: 6 H: 1 LOB: 1 BB: 0 P: 6	1B: 4 2B: 3 3B: 0 HR: 1	SF: 0 SAC: 0 DP: 1 HBP: 0						

PITCHER	IP	WLS	BF	H	R	ER	SO	BB	IBB	HBP	BLK	WP	HR	S	P	ERA	WHIP
Bob Moose, R (1, 1) ERA:	0.0	L	5	5	4	4	0	0	0	0	0	0	0	5	5	∞	∞
Bob Johnson, R (1, 1) ERA:	5.0		16	1	0	0	6	1	0	0	0	1	0	27	31	0.00	0.400
Bruce Kison, R (6, 1) ERA:	1.0		3	0	0	0	2	0	0	0	0	0	0	7	7	0.00	0.000
Ramon Hernandez, L (7, 1) ERA: 3.38	2.0		7	1	1	1	1	0	0	0	0	0	1	9	9	4.50	0.500
Dave Giusti, R (9, 1) ERA:	1.0		4	1	0	0	1	0	0	0	0	0	0	6	6	0.00	1.000

PITCHER	IP	WLS	BF	H	R	ER	SO	BB	IBB	HBP	BLK	WP	HR	S	P	ERA	WHIP

Cincinnati Reds @ Pittsburgh Pirates

Three Rivers Stadium, Pittsburgh, PA

Sun Oct 08 1972, 3:33 AM EDT

Att. 50,584 - Unknown

TOP

livebaseballscorecards.com

AB	34
R	5
H	8
RBI	5
BB	1
SO	10
LOB	8

WP: 1 PA: 35
PB: 0
SB: 0
CS: 1

BOTTOM

Cincinnati Reds @ Pittsburgh Pirates

Three Rivers Stadium, Pittsburgh, PA

Sun Oct 08 1972, 3:33 AM EDT

Att. 50,584 - Unknown

livebaseballscorecards.com

Batter	1	2	3	4	5	6	7	8	9	AB	R	H	RBI	BB	SO	LOB
Rennie Stennett, R (1, 7) (9, 4) OBP: 0.444, SLG: 0.375	FC5-4 1B		F8		F3		BB		L4	4	0	1	0	1	0	3
Al Oliver, L (1, 8) OBP: 0.444, SLG: 1.111	FC5-4 BB 1-2f			1B 2B	FC4-6 1B 1-2 2-3		K		K	5	1	2	0	0	2	3
Roberto Clemente, R (1, 9)	G4-6-3 BB 1-2			K	FC4-6 1-2f 2-3 3-H		L9			3	0	0	1	1	1	4
Willie Stargell, L (1, 3) (9, 7) OBP: 0.286, SLG: 0.333	G4-6-3 1-2f			E 1B BB	K		4-3			3	0	0	0	1	1	5
Richie Hebner, L (1, 5) OBP: 0.143, SLG: 0.143		K		K		P4		G3		4	0	0	0	0	2	2
Milt May, L (1, 2) OBP: 0.500, SLG: 0.500 Manny Sanguillen, R (6, PH) (7, 2) OBP: 0.200, SLG: 0.400		3-1		E 1B 1-2 2-H		1B 2B		L5		2 2	0 1	1 1	1 0	0 0	0 0	0 0
Dave Cash, R (1, 4) OBP: 0.143, SLG: 0.143 Dave Giusti, R (9, 1)		6-3		5-3 1-2 2-3		2-H 1B		4-3		4 0	0 0	1 0	1 0	0 0	0 0	2 0
Gene Alley, R (1, 6)			F7		1B 1B FC4-6 HBP	F7			3-1	3	1	0	0	0	0	1
Bob Moose, R (1, 1) Bob Johnson, L (1, 1) Bill Mazeroski, R (5, PH) OBP: 1.000, SLG: 1.000 Dock Ellis, S (5, PR) Bruce Kison, R (6, 1) Gene Clines, R (6, PH) Ramon Hernandez, S (7, 1) Bob Robertson, R (9, 3)			K		FC4-6 1B 1-2		K		BB	0 1 1 0 0 0 1 0 0	0 0 0 0 0 0 0 0 0	0 0 1 0 0 0 0 0 0	0 0 0 0 0 0 1 0 0	0 1 0 0 0 0 0 0 0	0 0 0 0 0 0 1 0 0	0 0 0 0 0 0 1 0 0
Inning Stats	R: 0 E: 0 K: 0 S: 3 H: 1 LOB: 1 BB: 1 P: 7	R: 0 E: 0 K: 1 S: 5 H: 0 LOB: 0 BB: 0 P: 5	R: 0 E: 0 K: 1 S: 5 H: 0 LOB: 0 BB: 0 P: 5	R: 1 E: 1 K: 2 S: 9 H: 2 LOB: 2 BB: 1 P: 13	R: 1 E: 0 K: 1 S: 7 H: 2 LOB: 2 BB: 0 P: 8	R: 1 E: 0 K: 1 S: 7 H: 2 LOB: 1 BB: 0 P: 7	R: 0 E: 0 K: 1 S: 5 H: 0 LOB: 1 BB: 1 P: 9	R: 0 E: 0 K: 0 S: 3 H: 0 LOB: 0 BB: 0 P: 3	R: 0 E: 0 K: 1 S: 5 H: 0 LOB: 1 BB: 1 P: 9	1B: 5 2B: 2 3B: 0 HR: 0	SF: 0 SAC: 0 DP: 1 HBP: 1						

PITCHER		IP	WLS	BF	H	R	ER	SO	BB	IBB	HBP	BLK	WP	HR	S	P	ERA	WHIP
Jack Billingham, R ERA: 3.86	(1, 1)	4.2		21	5	2	2	4	2	0	1	0	0	0	26	35	3.86	1.500
Tom Hall, L ERA: 2.08	(5, 1)	4.1	W	17	2	1	1	4	2	0	0	0	0	0	23	31	2.08	0.923

PITCHER	IP	WLS	BF	H	R	ER	SO	BB	IBB	HBP	BLK	WP	HR	S	P	ERA	WHIP

AB	33
R	3
H	7
RBI	3
BB	4
SO	8
LOB	21

WP: 0 PB: 0 SB: 0 CS: 0 PA: 38

Pittsburgh Pirates @ Cincinnati Reds

Riverfront Stadium, Cincinnati, OH

Mon Oct 09 1972, 3:33 AM EDT

Att. 52,420 - Unknown

TOP

livebaseballscorecards.com

Batter	1	2	3	4	5	6	7	8	9	AB	R	H	RBI	BB	SO	LOB
Rennie Stennett, R (1, 7) OBP: 0.429, SLG: 0.385	F8		FC6-4 1B		F4		1-2 2-3 3-H 1B		E6 CS	5	0	2	1	0	0	0
Dave Cash, R (1, 4) OBP: 0.167, SLG: 0.167	1B		FC6-4 1-2f			F9	F9-2-4 2-3		5-3 1-2	5	0	1	0	0	0	5
Roberto Clemente, R (1, 9) OBP: 0.250, SLG: 0.200	K			2B		WP BB		1-3		3	0	1	0	1	1	1
Willie Stargell, L (1, 3) OBP: 0.273, SLG: 0.222	K			F7		F5 1-2		2B FC6-4 BB		3	0	0	0	1	1	3
Gene Clines, R (8, PR)										0	1	0	0	0	0	0
Bob Robertson, R (8, 3)										0	0	0	0	0	0	0
Al Oliver, L (1, 8) OBP: 0.385, SLG: 0.923		F7		K		1-6-3		FC6-4 1-3 2B		4	0	1	0	0	1	2
Richie Hebner, L (1, 5) OBP: 0.273, SLG: 0.111		F9		F2			SH5-4 1B 1B HBP		FC6-4 IBB	2	1	0	0	1	0	1
Manny Sanguillen, R (1, 2) OBP: 0.333, SLG: 0.778		4-3			HR		1B SH5-4 1-2 1B		FC6-4 FC6 1-2f 2-3 3-H	4	1	2	2	0	0	2
Gene Alley, R (1, 6)			F9		F7		SH5-4 1-2 2-3		FC6 1-2f	3	0	0	0	0	0	2
Nelson Briles, R (1, 1)							F9-2-4 1B IBB		F8	2	0	0	0	0	1	0
Vic Davalillo, L (7, PH)										0	0	0	0	1	0	0
Bruce Kison, R (7, 1)										0	0	0	0	0	0	0
Dave Giusti, R (8, 1)			K		5-3					1	0	0	0	0	0	0

	AB	32
	R	3
	H	7
	RBI	3
	BB	4
	SO	4
	LOB	16

Inning Stats										
	R: 0 E: 0 K: 2 S: 8	H: 1 LOB: 1 BB: 0 P: 8	R: 0 E: 0 K: 0 S: 3	H: 0 LOB: 0 BB: 0 P: 3	R: 0 E: 0 K: 1 S: 6	H: 1 LOB: 1 BB: 0 P: 6	R: 0 E: 0 K: 1 S: 6	H: 1 LOB: 1 BB: 0 P: 6	R: 1 E: 0 K: 0 S: 4	H: 1 LOB: 0 BB: 0 P: 4
	R: 0 E: 0 K: 0 S: 3	H: 0 LOB: 1 BB: 1 P: 7	R: 1 E: 0 K: 0 S: 4	H: 2 LOB: 2 BB: 1 P: 9	R: 1 E: 0 K: 0 S: 4	H: 1 LOB: 2 BB: 2 P: 12	R: 0 E: 1 K: 0 S: 3	H: 0 LOB: 0 BB: 0 P: 3	1B: 4 2B: 3 3B: 0 HR: 1	SF: 0 SAC: 1 DP: 1 HBP: 1
	WP: 1 PB: 0 SB: 0 CS: 1	PA: 38								

PITCHER		IP	WLS	BF	H	R	ER	SO	BB	IBB	HBP	BLK	WP	HR	S	P	ERA	WHIP
Gary Nolan, R ERA: 1.5	(1, 1)	6.0		23	4	1	1	4	1	0	0	0	1	1	30	34	1.50	0.833
Pedro Borbon, R ERA: 3.86	(7, 1)	0.1		3	1	1	1	0	0	0	1	0	0	0	2	3	27.00	3.000
Clay Carroll, R ERA: 5.4	(7, 1)	1.2	L	9	2	1	1	0	1	2	0	0	0	0	6	18	5.40	1.800
Jim McGlothlin, R ERA:	(9, 1)	1.0		3	0	0	0	0	0	0	0	0	0	0	3	3	0.00	0.000

PITCHER	IP	WLS	BF	H	R	ER	SO	BB	IBB	HBP	BLK	WP	HR	S	P	ERA	WHIP

Batter	1	2	3	4	5	6	7	8	9	AB	R	H	RBI	BB	SO	LOB
Pete Rose, S (1, 7) OBP: 0.462, SLG: 0.692	G3 2B		3-1 1-2		1B			3-1 2B		4	0	3	0	0	0	1
Joe Morgan, L (1, 4) OBP: 0.385, SLG: 0.833	K		S 1B 2-H 1B		F7			3-1 2-3		4	1	1	1	0	1	3
Bobby Tolan, L (1, 8) OBP: 0.308, SLG: 0.385	G3 2-3		1B 1-H 1B			F7		K		4	0	1	1	0	1	2
Johnny Bench, R (1, 2) OBP: 0.250, SLG: 0.455	1-3			FC7-2 3B		L7			K	4	0	1	0	0	1	1
Tony Perez, R (1, 3) OBP: 0.250, SLG: 0.333		K		F6		L9			1B	4	0	1	0	0	1	1
Dave Concepcion, R (9, PR)										0	0	0	0	0	0	0
Denis Menke, R (1, 5) OBP: 0.333, SLG: 0.111		P5		B B B 4-0 BB			5-3		P4	3	0	0	0	1	0	1
Cesar Geronimo, L (1, 9) OBP: 0.083, SLG: 0.083		F6		FC7-2 3-H			F8		F6	4	0	0	0	0	0	3
Darrel Chaney, S (1, 6) OBP: 0.111, SLG: 0.111			3-1 1B 1B		F9		G3			3	1	1	0	0	0	0
Gary Nolan, R (1, 1)			F2		K			K		2	0	0	0	0	1	1
Pedro Borbon, R (7, 1)										0	0	0	0	0	0	0
Clay Carroll, R (7, 1)										0	0	0	0	0	0	0
Joe Hague, L (8, PH)										1	0	0	0	0	1	0
Jim McGlothlin, R (9, 1)										0	0	0	0	0	0	0
Inning Stats	R: 0 E: 0 K: 1 S: 6 H: 1 LOB: 1 BB: 0 P: 6	R: 0 E: 0 K: 1 S: 5 H: 0 LOB: 0 BB: 0 P: 5	R: 2 E: 0 K: 0 S: 5 H: 3 LOB: 1 BB: 0 P: 5	R: 0 E: 0 K: 0 S: 3 H: 1 LOB: 1 BB: 1 P: 7	R: 0 E: 0 K: 1 S: 6 H: 1 LOB: 1 BB: 0 P: 6	R: 0 E: 0 K: 0 S: 3 H: 0 LOB: 0 BB: 0 P: 3	R: 0 E: 0 K: 0 S: 3 H: 0 LOB: 0 BB: 0 P: 3	R: 0 E: 0 K: 2 S: 8 H: 1 LOB: 1 BB: 0 P: 8	R: 0 E: 0 K: 1 S: 6 H: 1 LOB: 1 BB: 0 P: 6	1B: 5 2B: 3 3B: 1 HR: 0	SF: 0 SAC: 0 DP: 1 HBP: 0						

PITCHER		IP	WLS	BF	H	R	ER	SO	BB	IBB	HBP	BLK	WP	HR	S	P	ERA	WHIP
Nelson Briles, R ERA: 3.0	(1, 1)	6.0		23	6	2	2	3	1	0	0	0	0	0	28	32	3.00	1.167
Bruce Kison, R ERA:	(7, 1)	1.1	W	5	1	0	0	1	0	0	0	0	0	0	7	7	0.00	0.750
Dave Giusti, R ERA:	(8, 1)	1.2	S	6	1	0	0	2	0	0	0	0	0	0	10	10	0.00	0.600

PITCHER	IP	WLS	BF	H	R	ER	SO	BB	IBB	HBP	BLK	WP	HR	S	P	ERA	WHIP

BOTTOM

Pittsburgh Pirates @ Cincinnati Reds

Riverfront Stadium, Cincinnati, OH

Mon Oct 09 1972, 3:33 AM EDT

Att. 52,420 - Unknown

livebaseballscorecards.com

AB	33
R	2
H	8
RBI	2
BB	1
SO	6
LOB	13

Batter	1	2	3	4	5	6	7	8	9	AB	R	H	RBI	BB	SO	LOB
Rennie Stennett, R (1, 7) OBP: 0.333, SLG: 0.294	G3		F8			4-3			F9	4	0	0	0	0	0	1
Al Oliver, L (1, 8) OBP: 0.294, SLG: 0.706	F8			6-3		F7			4-3	4	0	0	0	0	0	0
Roberto Clemente, R (1, 9) OBP: 0.313, SLG: 0.500	K			FC4-6 1B			HR		6-3	4	1	2	1	0	1	0
Willie Stargell, L (1, 3) OBP: 0.214, SLG: 0.167		P6		FC4-6 1-2f			6-3			3	0	0	0	0	0	1
Manny Sanguillen, R (1, 2) OBP: 0.250, SLG: 0.583		F8		F4			4-3			3	0	0	0	0	0	1
Dave Cash, R (1, 4) OBP: 0.133, SLG: 0.133		6-3			F8		5-3			3	0	0	0	0	0	0
Richie Hebner, L (1, 5) OBP: 0.214, SLG: 0.083			F9		K			F6		3	0	0	0	0	1	0
Gene Alley, R (1, 6)			6-3		K			K		3	0	0	0	0	2	0
Dock Ellis, S (1, 1) Bill Mazeroski, R (6, PH) OBP: 0.500, SLG: 0.500 Bob Johnson, L (6, 1) Luke Walker, L (7, 1) Gene Clines, R (8, PH) Bob Miller, R (8, 1)			E6			K		L6-3		1 1 0 0 1 0	0 0 0 0 0 0	0 0 0 0 0 0	0 0 0 0 0 0	0 1 0 0 0 0	0 0 0 0 0 0	0 0 0 0 0 0
Inning Stats	R: 0 E: 0 K: 1 S: 5 H: 0 LOB: 0 BB: 0 P: 5	R: 0 E: 0 K: 0 S: 3 H: 0 LOB: 0 BB: 0 P: 3	R: 0 E: 1 K: 0 S: 4 H: 0 LOB: 1 BB: 0 P: 4	R: 0 E: 0 K: 0 S: 4 H: 1 LOB: 1 BB: 0 P: 4	R: 0 E: 0 K: 2 S: 7 H: 0 LOB: 0 BB: 0 P: 7	R: 0 E: 0 K: 1 S: 5 H: 0 LOB: 0 BB: 0 P: 5	R: 1 E: 0 K: 0 S: 4 H: 1 LOB: 0 BB: 0 P: 4	R: 0 E: 0 K: 1 S: 5 H: 0 LOB: 0 BB: 0 P: 5	R: 0 E: 0 K: 0 S: 3 H: 0 LOB: 0 BB: 0 P: 3	1B: 1 2B: 0 3B: 0 HR: 1	SF: 0 SAC: 0 DP: 0 HBP: 0					

TOP

Pittsburgh Pirates @ Cincinnati Reds

Riverfront Stadium, Cincinnati, OH

Tue Oct 10 1972, 3:33 AM EDT

Att. 39,447 - Unknown

livebaseballscorecards.com

AB	30
R	1
H	2
RBI	1
BB	0
SO	5
LOB	3

WP: 0 PB: 0 SB: 0 CS: 0 PA: 30

PITCHER	IP	WLS	BF	H	R	ER	SO	BB	IBB	HBP	BLK	WP	HR	S	P	ERA	WHIP
Ross Grimsley, L (1, 1) ERA: 1.0	9.0	W	30	2	1	1	5	0	0	0	0	0	1	40	40	1.00	0.222

Batter	1	2	3	4	5	6	7	8	9	AB	R	H	RBI	BB	SO	LOB
Pete Rose, S (1, 7) OBP: 0.500, SLG: 0.647	FC6-5 SH5-3 1B		BBBB 4-0 BB	F5		1-3 3-H 1B		F7		4	0	2	1	1	0	2
Joe Morgan, L (1, 4) OBP: 0.375, SLG: 0.733	SH5-3 1-2		SSS 0-3 K		F5		3B 1B			3	1	1	0	0	1	1
Bobby Tolan, L (1, 8) OBP: 0.294, SLG: 0.471	FC6-5 1B E 2-3		5-3		F8		1-H SF8 3B			4	2	1	1	0	0	2
Johnny Bench, R (1, 2) OBP: 0.313, SLG: 0.500	E S 1-3 1B			E S 1B	F9		SF8 3-H			3	1	2	1	0	0	0
Tony Perez, R (1, 3) OBP: 0.188, SLG: 0.250	P3 1-3 3-H			F8		SSS 0-3 K	5-3			4	0	0	0	0	1	2
Denis Menke, R (1, 5) OBP: 0.375, SLG: 0.308		SSS 0-3 K	SSS 0-3 K 1-2			4-3 1B 2B				4	1	2	0	0	2	1
Cesar Geronimo, L (1, 9) OBP: 0.063, SLG: 0.063		F8	E6 1B 2-H			4-3 2-3	4-3			4	1	0	0	0	0	2
Darrel Chaney, S (1, 6) OBP: 0.231, SLG: 0.167		L7	2B 3-H 1B			1B S 1B IBB		F7		3	1	1	1	1	0	0
Ross Grimsley, L (1, 1) OBP: 0.500, SLG: 0.750			5-3	1-3 2B		1B 1-3 3-H 1B		SSS 0-3 K		4	0	2	1	0	1	0
Inning Stats	R: 1 E: 0 K: 0 S: 5 H: 2 LOB: 1 BB: 0 P: 5	R: 0 E: 0 K: 1 S: 5 H: 0 LOB: 0 BB: 0 P: 5	R: 0 E: 0 K: 1 S: 5 H: 0 LOB: 1 BB: 1 P: 9	R: 2 E: 1 K: 1 S: 9 H: 3 LOB: 2 BB: 0 P: 9	R: 0 E: 0 K: 0 S: 3 H: 0 LOB: 0 BB: 0 P: 3	R: 2 E: 0 K: 1 S: 7 H: 3 LOB: 2 BB: 1 P: 11	R: 2 E: 0 K: 0 S: 6 H: 3 LOB: 1 BB: 0 P: 6	R: 0 E: 0 K: 1 S: 5 H: 0 LOB: 0 BB: 0 P: 5		1B: 8 2B: 2 3B: 1 HR: 0 SF: 1 SAC: 1 DP: 0 HBP: 0						

BOTTOM

Pittsburgh Pirates @ Cincinnati Reds

Riverfront Stadium, Cincinnati, OH

Tue Oct 10 1972, 3:33 AM EDT

Att. 39,447 - Unknown

livebaseballscorecards.com

AB	33
R	7
H	11
RBI	5
BB	2
SO	5
LOB	10

WP: 0 PB: 0 SB: 3 CS: 0 PA: 37

PITCHER		IP	WLS	BF	H	R	ER	SO	BB	IBB	HBP	BLK	WP	HR	S	P	ERA	WHIP
Dock Ellis, R ERA:	(1, 1)	5.0	L	22	5	3	0	3	1	0	0	0	0	0	27	31	0.00	1.200
Bob Johnson, R ERA: 3.0	(6, 1)	1.0		6	3	2	2	1	0	1	0	0	0	0	7	11	18.00	3.000
Luke Walker, L ERA: 18.0	(7, 1)	1.0		6	3	2	2	0	0	0	0	0	0	0	6	6	18.00	3.000
Bob Miller, R ERA:	(8, 1)	1.0		3	0	0	0	1	0	0	0	0	0	0	5	5	0.00	0.000

PITCHER	IP	WLS	BF	H	R	ER	SO	BB	IBB	HBP	BLK	WP	HR	S	P	ERA	WHIP

Batter	1	2	3	4	5	6	7	8	9	AB	R	H	RBI	BB	SO	LOB
Rennie Stennett, R (1, 7) OBP: 0.318, SLG: 0.286	F9	5-3			3-1			SH2-4 1B		4	0	1	0	0	0	1
Al Oliver, L (1, 8) OBP: 0.250, SLG: 0.600	K		5-3		F7			SH2-4 1-2		3	0	0	0	0	1	0
Roberto Clemente, R (1, 9) OBP: 0.350, SLG: 0.471	1B		F8		K			IBB		3	0	1	0	1	1	0
Willie Stargell, L (1, 3) OBP: 0.167, SLG: 0.125	P3		P4			K		K		4	0	0	0	0	2	3
Bob Robertson, R (8, 3)										0	0	0	0	0	0	0
Manny Sanguillen, R (1, 2) OBP: 0.313, SLG: 0.563		2B E 1B		1B 1B		F7		4-3		4	2	2	0	0	0	2
Richie Hebner, L (1, 5) OBP: 0.278, SLG: 0.250		E6 1-H 1B 2B		1B 1-2 1B		4-3			F5	4	1	2	0	0	0	0
Dave Cash, R (1, 4) OBP: 0.211, SLG: 0.211		WP 3-H 1B		G4-6-3 1-2 2-H 1B			F7		5-3	4	0	2	2	0	0	0
Gene Alley, R (1, 6)		F8 1-2		F9			K		5-3	4	0	0	0	0	1	3
Steve Blass, R (1, 1)		K		G4-6-3 1-2f			K			3	0	0	0	0	2	3
Ramon Hernandez, S (8, 1)										0	0	0	0	0	0	0
Dave Giusti, R (9, 1)										0	0	0	0	0	0	0
Bob Moose, R (9, 1)										0	0	0	0	0	0	0
Inning Stats	R: 0 H: 1 E: 0 LOB: 1 K: 1 BB: 0 S: 6 P: 6	R: 2 H: 3 E: 1 LOB: 1 K: 1 BB: 0 S: 8 P: 8	R: 0 H: 0 E: 0 LOB: 0 K: 0 BB: 0 S: 3 P: 3	R: 1 H: 3 E: 0 LOB: 1 K: 0 BB: 0 S: 5 P: 5	R: 0 H: 0 E: 0 LOB: 0 K: 1 BB: 0 S: 5 P: 5	R: 0 H: 0 E: 0 LOB: 0 K: 1 BB: 0 S: 5 P: 5	R: 0 H: 0 E: 0 LOB: 0 K: 2 BB: 0 S: 7 P: 7	R: 0 H: 1 E: 0 LOB: 2 K: 1 BB: 1 S: 6 P: 10	R: 0 H: 0 E: 0 LOB: 0 K: 0 BB: 0 S: 3 P: 3	1B: 7 SF: 0 2B: 1 SAC: 1 3B: 0 DP: 1 HR: 0 HBP: 0						

PITCHER		IP	WLS	BF	H	R	ER	SO	BB	IBB	HBP	BLK	WP	HR	S	P	ERA	WHIP
Don Gullett, L ERA: 8.0	(1, 1)	3.0		15	6	3	3	2	0	0	0	0	1	0	19	19	9.00	2.000
Pedro Borbon, R ERA: 2.08	(4, 1)	2.0		6	1	0	0	1	0	0	0	0	0	0	8	8	0.00	0.500
Tom Hall, L ERA: 1.23	(6, 1)	3.0		11	1	0	0	4	0	1	0	0	0	0	18	22	0.00	0.333
Clay Carroll, R ERA: 3.38	(9, 1)	1.0	W	3	0	0	0	0	0	0	0	0	0	0	3	3	0.00	0.000

PITCHER	IP	WLS	BF	H	R	ER	SO	BB	IBB	HBP	BLK	WP	HR	S	P	ERA	WHIP

TOP

Pittsburgh Pirates @ Cincinnati Reds

Riverfront Stadium, Cincinnati, OH

Wed Oct 11 1972, 3:33 AM EDT

Att. 41,887 - Unknown

livebaseballscorecards.com

AB	33
R	3
H	8
RBI	2
BB	1
SO	7
LOB	12

WP: 1	PA: 35																	
PB: 0																		
SB: 0																		
CS: 0																		

Batter	1	2	3	4	5	6	7	8	9	AB	R	H	RBI	BB	SO	LOB
Pete Rose, S (1, 7) OBP: 0.476, SLG: 0.650	4-3		4-3 2-H 2B		K			SH5-4 1-2		3	0	1	1	0	1	0
Joe Morgan, L (1, 4) OBP: 0.300, SLG: 0.579	F8		4-3 2-3			F9		4-3 2-3		4	0	0	0	0	0	3
Bobby Tolan, L (1, 8) OBP: 0.238, SLG: 0.381	4-3		1-3			4-3		K		4	0	0	0	0	1	3
Johnny Bench, R (1, 2) OBP: 0.350, SLG: 0.667		P3		5-3		1B			HR	4	1	2	1	0	0	0
Tony Perez, R (1, 3) OBP: 0.200, SLG: 0.250 George Foster, R (9, PR)		K		K		F9			F9 1B WP 1B	4 0	0 1	1 0	0 0	0 0	2 0	1 0
Denis Menke, R (1, 5) OBP: 0.400, SLG: 0.313		BB		6-3			F7		1-2 1B	3	0	1	0	1	0	0
Cesar Geronimo, L (1, 9) OBP: 0.100, SLG: 0.250		G3			HR		G3		F9 2-3	4	1	1	1	0	0	3
Darrel Chaney, S (1, 6) OBP: 0.235, SLG: 0.188			SH1-4 2B 1B		K		1-3		P6	4	1	1	0	0	1	2
Don Gullett, R (1, 1) OBP: 0.500, SLG: 0.500 Pedro Borbon, R (4, 1) Ted Uhlaender, L (5, PH) OBP: 0.500, SLG: 0.500 Tom Hall, L (6, 1) Joe Hague, L (8, PH) Dave Concepcion, R (8, PR) Clay Carroll, R (9, 1) Hal McRae, R (9, PH)			SH1-4 1-2		G3			4-3 SH5-4 BB	WP 3-H	0 0 1 0 0 0 0 0	0 0 0 0 0 0 0 0	0 0 0 0 1 0 0 0	0 0 0 0 0 0 0 0	0 0 0 0 0 0 0 0	0 0 0 0 0 0 0 0	0 0 0 0 0 0 0 1
Inning Stats	R: 0 E: 0 K: 0 S: 3 H: 0 LOB: 0 BB: 0 P: 3	R: 0 E: 0 K: 1 S: 5 H: 0 LOB: 1 BB: 1 P: 9	R: 1 E: 0 K: 0 S: 5 H: 2 LOB: 1 BB: 0 P: 5	R: 0 E: 0 K: 1 S: 5 H: 0 LOB: 0 BB: 0 P: 5	R: 1 E: 0 K: 2 S: 8 H: 1 LOB: 0 BB: 0 P: 8	R: 0 E: 0 K: 0 S: 4 H: 1 LOB: 1 BB: 0 P: 4	R: 0 E: 0 K: 0 S: 3 H: 0 LOB: 0 BB: 0 P: 3	R: 0 E: 0 K: 1 S: 5 H: 0 LOB: 2 BB: 1 P: 9	R: 2 E: 0 K: 0 S: 5 H: 3 LOB: 1 BB: 0 P: 5	1B: 4 2B: 1 3B: 0 HR: 2	SF: 0 SAC: 2 DP: 0 HBP: 0					

PITCHER		IP	WLS	BF	H	R	ER	SO	BB	IBB	HBP	BLK	WP	HR	S	P	ERA	WHIP
Steve Blass, R ERA: 1.72	(1, 1)	7.1		28	4	2	2	4	2	0	0	0	0	1	34	42	2.46	0.818
Ramon Hernandez, L ERA: 2.7	(8, 1)	0.2		2	0	0	0	1	0	0	0	0	0	0	4	4	0.00	0.000
Dave Giusti, R ERA: 6.75	(9, 1)	0.0	L	3	3	2	2	0	0	0	0	0	0	1	3	3	∞	∞
Bob Moose, R ERA: 54.0	(9, 1)	0.2		3	0	0	0	0	0	0	0	0	1	0	2	2	0.00	0.000

PITCHER	IP	WLS	BF	H	R	ER	SO	BB	IBB	HBP	BLK	WP	HR	S	P	ERA	WHIP

BOTTOM

Pittsburgh Pirates @ Cincinnati Reds

Riverfront Stadium, Cincinnati, OH

Wed Oct 11 1972, 3:33 AM EDT

Att. 41,887 - Unknown

livebaseballscorecards.com

AB	32
R	4
H	7
RBI	3
BB	2
SO	5
LOB	13

1B: 4 SF: 0 WP: 1 PA: 36
2B: 1 SAC: 2 PB: 0
3B: 0 DP: 0 SB: 0
HR: 2 HBP: 0 CS: 0