

# Pittsburgh Pirates - 1972

Batter	1	2	3	4	5	6	7	8	9	AB	R	H	RBI	BB	SO	LOB	TOP										
Rennie Stennett, R (1, 4) OBP: 0.250, SLG: 0.250										4	0	1	0	0	1	1											
Al Oliver, L (1, 8) OBP: 0.250, SLG: 0.250										4	0	1	0	0	1	1											
Roberto Clemente, R (1, 9)										4	0	0	0	0	1	2											
Willie Stargell, L (1, 7)										4	0	0	0	0	2	2											
Richie Hebner, L (1, 5)										3	0	0	0	0	1	0											
Manny Sanguillen, R (1, 2) OBP: 0.333, SLG: 0.333										3	0	1	0	0	0	0											
Bob Robertson, R (1, 3)										3	0	0	0	0	2	1											
Jackie Hernandez, R (1, 6) OBP: 0.333, SLG: 0.333										3	0	1	0	0	0	0											
Dock Ellis, S (1, 1) OBP: 0.500, SLG: 0.500										2	0	1	0	0	0	2											
Dave Giusti, R (7, 1)										0	0	0	0	0	0	0											
Gene Clines, R (8, PH)										1	0	0	0	0	1	0											
Ramon Hernandez, S (8, 1)										0	0	0	0	0	0	0											
<b>Inning Stats</b>	R: 0 E: 0 K: 3 S: 10	H: 1 LOB: 1 BB: 0 P: 10	R: 0 E: 0 K: 1 S: 7	H: 2 LOB: 2 BB: 0 P: 7	R: 0 E: 0 K: 1 S: 6	H: 1 LOB: 1 BB: 0 P: 6	R: 0 E: 0 K: 1 S: 5	H: 0 LOB: 0 BB: 0 P: 5	R: 0 E: 0 K: 0 S: 3	H: 0 LOB: 0 BB: 0 P: 3	R: 0 E: 0 K: 1 S: 5	H: 0 LOB: 0 BB: 0 P: 5	R: 0 E: 0 K: 1 S: 5	H: 0 LOB: 0 BB: 0 P: 5	R: 0 E: 0 K: 1 S: 5	H: 0 LOB: 0 BB: 0 P: 5	1B: 5 2B: 0 3B: 0 HR: 0	SF: 0 SAC: 0 DP: 1 HBP: 0	WP: 0 PB: 0 SB: 0 CS: 0	PA: 31							
<b>PITCHER</b>	IP	WLS	BF	H	R	ER	SO	BB	IBB	HBP	BLK	WP	HR	S	P	ERA	WHIP										
Tom Seaver, R (1, 1) ERA: 6.0	6.0	W	22	5	0	0	6	0	0	0	0	0	0	34	34	0.00	0.833										
Tug McGraw, L (7, 1) ERA:	3.0	S	9	0	0	0	3	0	0	0	0	0	0	15	15	0.00	0.000										

Pittsburgh Pirates @ New York Mets  
Shea Stadium, Flushing, NY  
Sat Apr 15 1972, 3:33 AM EST  
Att: 15,893 - Unknown

AB 31  
R 0  
H 5  
RBI 0  
BB 0  
SO 9  
LOB 9



Batter	1	2	3	4	5	6	7	8	9	AB	R	H	RBI	BB	SO	LOB	BOTTOM										
Bud Harrelson, S (1, 6) OBP: 0.333, SLG: 0.333										3	0	1	0	0	1	0											
Ken Boswell, L (1, 4)										4	0	0	0	0	0	2											
Tommie Agee, R (1, 8) OBP: 0.500, SLG: 0.333										3	0	1	0	1	1	1											
Rusty Staub, L (1, 9) OBP: 0.500, SLG: 0.333										3	1	1	0	1	0	1											
Cleon Jones, R (1, 7) OBP: 0.250, SLG: 0.250										4	1	1	0	0	2	3											
Jim Fregosi, R (1, 5) OBP: 0.500, SLG: 0.667										3	1	1	1	1	1	1											
Ed Kranepool, L (1, 3) OBP: 0.333, SLG: 2.000										2	1	1	3	0	1	0											
Jerry Grote, R (1, 2)										3	0	0	0	0	0	1											
Tom Seaver, R (1, 1) ERA: 6.0										2	0	0	0	0	1	1											
Tug McGraw, R (7, 1) OBP: 1.000, SLG: 1.000										1	0	1	0	0	0	0											
<b>Inning Stats</b>	R: 0 E: 0 K: 2 S: 7	H: 0 LOB: 0 BB: 0 P: 7	R: 2 E: 0 K: 0 S: 6	H: 3 LOB: 1 BB: 0 P: 6	R: 0 E: 0 K: 1 S: 6	H: 1 LOB: 2 BB: 1 P: 10	R: 0 E: 0 K: 1 S: 5	H: 0 LOB: 0 BB: 0 P: 5	R: 0 E: 0 K: 1 S: 6	H: 1 LOB: 1 BB: 0 P: 6	R: 2 E: 0 K: 0 S: 4	H: 1 LOB: 0 BB: 1 P: 8	R: 0 E: 0 K: 0 S: 3	H: 1 LOB: 0 BB: 0 P: 3	R: 0 E: 0 K: 2 S: 7	H: 0 LOB: 1 BB: 1 P: 11	1B: 5 2B: 1 3B: 0 HR: 1	SF: 1 SAC: 1 DP: 0 HBP: 0	WP: 0 PB: 0 SB: 2 CS: 0	PA: 33							
<b>PITCHER</b>	IP	WLS	BF	H	R	ER	SO	BB	IBB	HBP	BLK	WP	HR	S	P	ERA	WHIP										
Dock Ellis, R (1, 1) ERA: 6.0	6.0	L	26	6	4	4	5	1	1	0	0	0	0	34	42	6.00	1.167										
Dave Giusti, R (7, 1) ERA:	1.0		3	1	0	0	0	0	0	0	0	0	0	3	3	0.00	1.000										
Ramon Hernandez, L (8, 1) ERA:	1.0		4	0	0	0	2	1	0	0	0	0	0	7	11	0.00	1.000										

Pittsburgh Pirates @ New York Mets  
Shea Stadium, Flushing, NY  
Sat Apr 15 1972, 3:33 AM EST  
Att: 15,893 - Unknown

AB 28  
R 4  
H 7  
RBI 4  
BB 3  
SO 7  
LOB 10





Batter	1	2	3	4	5	6	7	8	9	AB	R	H	RBI	BB	SO	LOB	TOP					
Rennie Stennett, R OBP: 0.250, SLG: 0.250 (1, 4)										4	1	1	0	0	0	1						
Al Oliver, L OBP: 0.250, SLG: 0.500 (1, 8)										4	1	1	0	0	0	1						
Roberto Clemente, R (1, 9)										3	0	0	0	1	0	1						
Willie Stargell, L OBP: 0.250, SLG: 0.250 Bob Miller, R (8, 1) Ramon Hernandez, S (9, 1)										4	0	2	2	0	1	0						
Richie Hebner, L (1, 5)										3	0	0	0	1	0	2						
Manny Sanguillen, R OBP: 0.143, SLG: 0.143 (1, 2)										4	0	0	0	0	2	3						
Bob Robertson, R (1, 3)										4	0	0	0	0	1	1						
Jackie Hernandez, R OBP: 0.286, SLG: 0.286 (1, 6)										4	0	1	0	0	1	1						
Steve Blass, R Gene Clines, R (8, PH) (8, 7)										2	0	0	0	0	1	1						
<b>Inning Stats</b>	R: 1 E: 0 K: 1 S: 7	H: 2 LOB: 2 BB: 1 P: 11	R: 0 E: 0 K: 0 S: 4	H: 1 LOB: 1 BB: 0 P: 4	R: 0 E: 0 K: 1 S: 5	H: 0 LOB: 0 BB: 0 P: 5	R: 0 E: 1 K: 1 S: 6	H: 0 LOB: 1 BB: 0 P: 6	R: 0 E: 0 K: 1 S: 5	H: 0 LOB: 0 BB: 0 P: 5	R: 0 E: 0 K: 0 S: 3	H: 0 LOB: 0 BB: 0 P: 3	R: 0 E: 0 K: 2 S: 7	H: 0 LOB: 0 BB: 0 P: 7	R: 1 E: 0 K: 0 S: 7	H: 2 LOB: 2 BB: 1 P: 11	R: 0 E: 0 K: 0 S: 3	H: 0 LOB: 0 BB: 0 P: 3	1B: 4 2B: 0 3B: 1 HR: 0	SF: 0 SAC: 0 DP: 0 HBP: 0	WP: 0 PB: 0 CS: 0	PA: 35
<b>PITCHER</b>	IP	WLS	BF	H	R	ER	SO	BB	IBB	HBP	BLK	WP	HR	S	P	ERA	WHIP					
Gary Gentry, R ERA: 1.5 Jon Matlack, L ERA: 4.5 Chuck Taylor, R ERA:	(1, 1) (7, 1) (9, 1)	6.0 2.0 1.0	L 9 3	23 2 0	3 1 0	1 1 0	4 3 0	1 0 0	0 1 0	0 0 0	0 0 0	0 0 0	0 0 0	30 14 3	34 18 3	1.50 4.50 0.00	0.667 1.000 0.000					

Pittsburgh Pirates @ New York Mets  
Shea Stadium, Flushing, NY  
Sun Apr 16 1972, 3:33 AM EST  
Att: 23,241 - Unknown

AB 33  
R 2  
H 5  
RBI 2  
BB 2  
SO 7  
LOB 11



Batter	1	2	3	4	5	6	7	8	9	AB	R	H	RBI	BB	SO	LOB	BOTTOM					
Bud Harrelson, S OBP: 0.143, SLG: 0.143 (1, 6)										4	0	0	0	0	3	0						
Ken Boswell, L OBP: 0.125, SLG: 0.125 (1, 4)										4	0	1	0	0	0	0						
Tommie Agee, R OBP: 0.375, SLG: 0.167 (1, 8)										3	0	0	0	1	2	1						
Rusty Staub, L OBP: 0.250, SLG: 0.143 (1, 9)										4	0	0	0	0	0	1						
Cleon Jones, R OBP: 0.429, SLG: 0.429 (1, 7)										3	0	2	0	0	0	0						
Jim Fregosi, R OBP: 0.286, SLG: 0.333 (1, 5)										3	0	0	0	0	0	2						
Ed Kranepool, L OBP: 0.200, SLG: 1.000 (1, 3)										2	0	0	0	0	0	1						
Jerry Grote, R (1, 2)										3	0	0	0	0	0	2						
Gary Gentry, R John Milner, L (6, PH) Jon Matlack, L (7, 1) Dave Marshall, L (8, PH) Chuck Taylor, R (9, 1)										1 1 0 0 0 0	0 0 0 0 0 0	0 0 0 0 0 0	0 0 0 0 0 0	0 0 0 0 0 0	0 0 0 0 0 0	0 0 0 0 0 0						
<b>Inning Stats</b>	R: 0 E: 0 K: 2 S: 7	H: 0 LOB: 0 BB: 0 P: 7	R: 0 E: 0 K: 0 S: 4	H: 1 LOB: 1 BB: 0 P: 4	R: 0 E: 0 K: 1 S: 5	H: 0 LOB: 0 BB: 0 P: 5	R: 0 E: 0 K: 1 S: 5	H: 0 LOB: 0 BB: 0 P: 5	R: 0 E: 0 K: 1 S: 5	H: 0 LOB: 0 BB: 0 P: 5	R: 0 E: 0 K: 0 S: 3	H: 1 LOB: 0 BB: 0 P: 3	R: 0 E: 1 K: 0 S: 5	H: 1 LOB: 2 BB: 0 P: 5	R: 0 E: 0 K: 1 S: 5	H: 0 LOB: 1 BB: 1 P: 9	1B: 3 2B: 0 3B: 0 HR: 0	SF: 0 SAC: 1 DP: 1 HBP: 0	WP: 0 PB: 0 CS: 0	PA: 31		
<b>PITCHER</b>	IP	WLS	BF	H	R	ER	SO	BB	IBB	HBP	BLK	WP	HR	S	P	ERA	WHIP					
Steve Blass, R ERA: Bob Miller, R ERA: Ramon Hernandez, L ERA:	(1, 1) (8, 1) (9, 1)	7.0 1.2 0.1	W 8 S	22 1 1	0 0 0	0 0 0	0 1 0	0 0 0	0 0 0	0 0 0	0 0 0	0 0 0	0 0 0	0 9 1	32 13 1	0.00 0.00 0.00	0.286 1.200 0.000					

Pittsburgh Pirates @ New York Mets  
Shea Stadium, Flushing, NY  
Sun Apr 16 1972, 3:33 AM EST  
Att: 23,241 - Unknown

AB 29  
R 0  
H 3  
RBI 0  
BB 1  
SO 6  
LOB 9





Batter	1	2	3	4	5	6	7	8	9	AB	R	H	RBI	BB	SO	LOB	TOP								
Jose Cardenal, R OBP: 0.397, SLG: 0.750 (1, 9)	F6		FC3-5 HR						SF8	4	2	2	3	0	0	2									
Glenn Beckert, R OBP: 0.214, SLG: 0.154 (1, 4)	F9		G3			CS	5-3		G3	5	0	0	0	0	0	4									
Billy Williams, L OBP: 0.385, SLG: 0.692 (1, 7)	G3									4	1	2	3	0	0	0									
Joe Pepitone, L OBP: 0.231, SLG: 0.167 (1, 3)		4-3	F2							3	0	0	0	1	1	0									
Ron Santo, R OBP: 0.231, SLG: 0.308 (1, 5)		K								4	0	0	0	0	2	2									
Rick Monday, L OBP: 0.455, SLG: 0.333 (1, 8)										4	1	2	0	0	1	2									
Don Kessinger, S OBP: 0.222, SLG: 0.250 (1, 6)										3	0	0	0	0	0	1									
Randy Hundley, R OBP: 0.583, SLG: 0.556 (1, 2)										3	1	2	0	1	0	0									
Milt Pappas, R OBP: 0.231, SLG: 0.167 (1, 1)										2	1	0	0	0	1	1									
Phil Regan, R OBP: 0.231, SLG: 0.167 (8, 1)										0	0	0	0	0	0	0									
Jim Hickman, R OBP: 0.231, SLG: 0.167 (9, PH)										1	0	0	0	0	0	2									
Dan McGinn, L OBP: 0.231, SLG: 0.167 (9, 1)										0	0	0	0	0	0	0									
<b>Inning Stats</b>	R: 0 E: 0 K: 0 S: 3	H: 0 LOB: 0 BB: 0 P: 3	R: 0 E: 0 K: 1 S: 6	H: 1 LOB: 0 BB: 0 P: 6	R: 3 E: 0 K: 0 S: 5	H: 2 LOB: 0 BB: 0 P: 6	R: 0 E: 0 K: 1 S: 5	H: 0 LOB: 0 BB: 0 P: 5	R: 0 E: 0 K: 1 S: 3	H: 1 LOB: 2 BB: 1 P: 3	R: 0 E: 0 K: 1 S: 6	H: 1 LOB: 2 BB: 1 P: 10	R: 2 E: 0 K: 1 S: 7	H: 2 LOB: 0 BB: 0 P: 7	R: 0 E: 0 K: 1 S: 5	H: 0 LOB: 0 BB: 0 P: 5	R: 1 E: 1 K: 0 S: 5	H: 1 LOB: 2 BB: 1 P: 9	1B: 4 2B: 2 3B: 0 HR: 2	SF: 1 SAC: 1 DP: 0 HBP: 1	WP: 0 PB: 0 SB: 0 CS: 1	PA: 39			
<b>PITCHER</b>	IP	WLS	BF	H	R	ER	SO	BB	IBB	HBP	BLK	WP	HR	S	P	ERA	WHIP								
Bob Moose, R ERA: 6.43 (1, 1)	7.0	L	29	7	5	5	4	0	1	1	0	0	2	35	40	6.43	1.000								
Bob Veale, L ERA: (8, 1)	2.0		9	1	1	0	1	0	1	0	0	0	0	10	14	0.00	0.500								

Chicago Cubs @ Pittsburgh Pirates  
Three Rivers Stadium, Pittsburgh, PA  
Tue Apr 18 1972, 3:33 AM EST  
Att: 47,489 - Sunny - 72 F

AB	33
R	6
H	8
RBI	6
BB	2
SO	5
LOB	14



Batter	1	2	3	4	5	6	7	8	9	AB	R	H	RBI	BB	SO	LOB	BOTTOM								
Dave Cash, R OBP: 0.600, SLG: 0.600 (1, 4)										5	0	3	0	0	0	0									
Al Oliver, L OBP: 0.231, SLG: 0.385 (1, 8)										5	0	1	0	0	1	5									
Roberto Clemente, R OBP: 0.231, SLG: 0.167 (1, 9)										5	1	2	0	0	1	1									
Willie Stargell, L OBP: 0.167, SLG: 0.167 (1, 7)										4	0	0	0	0	1	2									
Richie Hebner, L OBP: 0.273, SLG: 0.444 (1, 5)										3	2	1	1	1	0	1									
Manny Sanguillen, R OBP: 0.273, SLG: 0.545 (1, 2)										4	1	2	1	0	0	1									
Bob Robertson, R OBP: 0.091, SLG: 0.091 (1, 3)										4	0	1	1	0	2	2									
Jackie Hernandez, R OBP: 0.200, SLG: 0.200 (1, 6)										3	0	0	0	0	1	1									
Milt May, L OBP: 0.200, SLG: 0.200 (8, PH)										1	0	0	0	0	0	1									
Gene Alley, R OBP: 0.200, SLG: 0.200 (9, 6)										0	0	0	0	0	0	0									
Bob Moose, R OBP: 0.500, SLG: 0.500 (1, 1)										2	0	1	1	0	0	0									
Vic Davalillo, L OBP: 0.500, SLG: 0.500 (7, PH)										1	0	0	0	0	0	0									
Bob Veale, S OBP: 0.500, SLG: 0.500 (8, 1)										0	0	0	0	0	0	0									
Jose Pagan, R OBP: 0.500, SLG: 0.500 (9, PH)										1	0	0	0	0	0	0									
<b>Inning Stats</b>	R: 0 E: 0 K: 0 S: 4	H: 2 LOB: 1 BB: 0 P: 4	R: 1 E: 1 K: 1 S: 8	H: 2 LOB: 3 BB: 1 P: 12	R: 1 E: 0 K: 1 S: 7	H: 2 LOB: 1 BB: 0 P: 7	R: 0 E: 0 K: 0 S: 3	H: 0 LOB: 0 BB: 0 P: 3	R: 0 E: 0 K: 0 S: 3	H: 0 LOB: 0 BB: 0 P: 3	R: 0 E: 0 K: 2 S: 8	H: 1 LOB: 1 BB: 0 P: 8	R: 2 E: 0 K: 2 S: 10	H: 3 LOB: 1 BB: 0 P: 10	R: 0 E: 0 K: 0 S: 4	H: 1 LOB: 1 BB: 0 P: 4	1B: 8 2B: 1 3B: 1 HR: 1	SF: 0 SAC: 0 DP: 1 HBP: 0	WP: 0 PB: 0 SB: 0 CS: 0	PA: 39					
<b>PITCHER</b>	IP	WLS	BF	H	R	ER	SO	BB	IBB	HBP	BLK	WP	HR	S	P	ERA	WHIP								
Milt Pappas, R ERA: 3.52 (1, 1)	7.2	W	33	9	4	3	6	1	0	0	0	0	1	44	48	3.52	1.304								
Phil Regan, R ERA: (8, 1)	0.1		2	1	0	0	0	0	0	0	0	0	0	2	2	0.00	3.000								
Dan McGinn, L ERA: (9, 1)	1.0	S	4	1	0	0	0	0	0	0	0	0	0	4	4	0.00	1.000								

Chicago Cubs @ Pittsburgh Pirates  
Three Rivers Stadium, Pittsburgh, PA  
Tue Apr 18 1972, 3:33 AM EST  
Att: 47,489 - Sunny - 72 F

AB	38
R	4
H	11
RBI	4
BB	1
SO	6
LOB	14





Batter	1	2	3	4	5	6	7	8	9	AB	R	H	RBI	BB	SO	LOB	TOP										
Jose Cardenal, R OBP: 0.333, SLG: 0.625	0-0 4-3 WP 1B		0-0 F9		0-0 1-3		0-0 P6			4	1	1	0	0	0	0											
Glenn Beckert, R OBP: 0.222, SLG: 0.176	0-0 4-3		0-0 G3 1B		0-0 4-3		0-0 P4			4	0	1	0	0	0	1											
Billy Williams, L OBP: 0.294, SLG: 0.529	0-0 4-3		0-0 G3		0-0 L9		0-0 3-1			4	0	0	0	0	0	1											
Joe Peppone, L OBP: 0.176, SLG: 0.125	0-0 4-3		0-0 K		0-0 F5		0-0 1-3			4	0	0	0	0	1	1											
Ron Santo, R OBP: 0.294, SLG: 0.412		0-0 BB 1B		0-0 4-3 SF8 2B		0-0 6-3		0-0 F8		4	1	2	0	0	0	0											
Rick Monday, L OBP: 0.400, SLG: 0.308		0-3 K		0-0 4-3		0-0 2-3 1B		0-0 L7		4	0	1	0	0	1	2											
Randy Hundley, R OBP: 0.625, SLG: 0.500		4-0 BB 1-2 BB		4-0 BB		0-0 F8		4-0 BB		1	0	0	0	3	0	1											
Don Kessinger, S OBP: 0.154, SLG: 0.182		0-0 F5		0-0 SF8		0-0 F9		0-0 4-3		3	0	0	1	0	0	3											
Juan Pizarro, L Dan McGinn, L Phil Regan, R	(1, 1) (8, 1) (8, 1)	0-0 L7		0-0 3-1		0-0 F5				3	0	0	0	0	0	3											
<b>Inning Stats</b>	R: 1 E: 0 K: 0 S: 4	H: 1 LOB: 0 BB: 0 P: 4	R: 0 E: 0 K: 1 S: 6	H: 1 LOB: 2 BB: 1 P: 10	R: 0 E: 0 K: 1 S: 6	H: 1 LOB: 1 BB: 0 P: 6	R: 1 E: 0 K: 0 S: 4	H: 1 LOB: 1 BB: 0 P: 8	R: 0 E: 0 K: 0 S: 3	H: 0 LOB: 0 BB: 0 P: 3	R: 0 E: 0 K: 0 S: 4	H: 1 LOB: 1 BB: 0 P: 4	R: 0 E: 0 K: 0 S: 3	H: 0 LOB: 0 BB: 0 P: 3	R: 0 E: 0 K: 0 S: 3	H: 0 LOB: 1 BB: 1 P: 7	1B: 4 2B: 1 3B: 0 HR: 0	SF: 1 SAC: 0 DP: 0 HBP: 0	WP: 1 PB: 0 SB: 1 CS: 0	PA: 35							
<b>PITCHER</b>	IP	WLS	BF	H	R	ER	SO	BB	IBB	HBP	BLK	WP	HR	S	P	ERA	WHIP										
Bob Johnson, R ERA: 2.57	(1, 1)	7.0	28	5	2	2	2	2	0	0	0	1	0	30	38	2.57	1.000										
Nelson Briles, R ERA:	(8, 1)	2.0	7	0	0	0	0	1	0	0	0	0	0	6	10	0.00	0.500										

Chicago Cubs @ Pittsburgh Pirates  
Three Rivers Stadium, Pittsburgh, PA  
Wed Apr 19 1972, 6:05 PM EST  
Att: 9,171 - Unknown - 60 F

AB	31
R	2
H	5
RBI	1
BB	3
SO	2
LOB	12



Batter	1	2	3	4	5	6	7	8	9	AB	R	H	RBI	BB	SO	LOB	BOTTOM										
Dave Cash, R OBP: 0.444, SLG: 0.375 Nelson Briles, R	4-0 CS BB	0-0 L4-3			0-3 K		0-0 F2	0-0 CS		3	0	0	0	1	1	1											
Gene Clines, R	0-0 L5		0-3 K		0-0 L9		0-0 L9			4	0	0	0	0	1	1											
Roberto Clemente, R OBP: 0.294, SLG: 0.250	0-0 2B E 1B		0-0 F9		0-0 L5		0-0 L5		0-0 HR 1B	4	2	2	0	0	0	0											
Bob Robertson, R OBP: 0.267, SLG: 0.500	0-0 E 1-3 2B		0-0 F9		4-0 SH5-4 FC5-2 BB		0-0 HR 1B		0-0 HR 1B	3	1	2	2	1	0	0											
Manny Sanguillen, R OBP: 0.467, SLG: 0.643	4-0 E IBB		0-0 4-3 1B		0-0 FC5-2 SH5-4 1B		0-0 FC1-6 1B		0-0 FC1-6 1B	3	0	3	0	1	0	0											
Jose Pagan, R Vic Davalillo, L Richie Hebner, L OBP: 0.273, SLG: 0.444	0-0 E6		0-0 F9		0-0 SH5-4		0-0 FC1-6 1B		0-0 FC1-6 1B	3	0	0	0	0	0	4											
Al Oliver, L OBP: 0.235, SLG: 0.353	0-0 4-3		0-0 4-3		0-0 FC5-2		0-0 1B CS 1B		0-0 1B CS 1B	4	1	1	0	0	0	6											
Jackie Hernandez, R OBP: 0.333, SLG: 0.273 Rennie Stennett, R OBP: 0.300, SLG: 0.300		0-0 FC1-6 1B		4-0 IBB		0-0 6-3		0-0 CS 1B		1	0	1	0	1	0	0											
Bob Johnson, L Gene Alley, R	(1, 1) (7, PH) (8, 6)	0-0 FC1-6 L4-3		0-0 5-3		0-0 F9		4-0 CS 1B		2	0	0	0	0	0	3											
<b>Inning Stats</b>	R: 1 E: 1 K: 0 S: 5	H: 2 LOB: 3 BB: 2 P: 13	R: 0 E: 0 K: 0 S: 3	H: 1 LOB: 0 BB: 0 P: 3	R: 0 E: 0 K: 1 S: 5	H: 0 LOB: 0 BB: 0 P: 5	R: 0 E: 0 K: 0 S: 4	H: 1 LOB: 2 BB: 1 P: 8	R: 0 E: 0 K: 0 S: 3	H: 0 LOB: 0 BB: 0 P: 3	R: 4 E: 0 K: 0 S: 6	H: 5 LOB: 1 BB: 1 P: 10	1B: 8 2B: 2 3B: 0 HR: 1	SF: 0 SAC: 1 DP: 1 HBP: 0	WP: 0 PB: 0 SB: 0 CS: 4	PA: 37											
<b>PITCHER</b>	IP	WLS	BF	H	R	ER	SO	BB	IBB	HBP	BLK	WP	HR	S	P	ERA	WHIP										
Juan Pizarro, L ERA: 3.86	(1, 1)	7.0	32	8	4	3	2	2	0	0	0	0	0	2	2	3.86	1.429										
Dan McGinn, L ERA: 6.75	(8, 1)	0.1	2	1	0	0	0	0	0	0	0	0	0	2	2	0.00	3.000										
Phil Regan, R ERA:	(8, 1)	0.2	2	1	1	1	0	1	0	0	0	0	0	1	5	13.50	3.000										

Chicago Cubs @ Pittsburgh Pirates  
Three Rivers Stadium, Pittsburgh, PA  
Wed Apr 19 1972, 6:05 PM EST  
Att: 9,171 - Unknown - 60 F

AB	30
R	5
H	10
RBI	3
BB	5
SO	2
LOB	17





Batter	1	2	3	4	5	6	7	8	9	AB	R	H	RBI	BB	SO	LOB	TOP					
Bill North, S OBP: 0.400, SLG: 0.400 (1, 8)										5	1	2	0	0	2	1	<b>Chicago Cubs @ Pittsburgh Pirates</b> Three Rivers Stadium, Pittsburgh, PA Thu Apr 20 1972, 6:05 PM EST Alt. 6,529 - Unknown - 46 F					
Glenn Beckert, R OBP: 0.182, SLG: 0.143 (1, 4)										4	0	0	0	0	0	3						
Billy Williams, L OBP: 0.286, SLG: 0.476 (1, 7)										4	1	1	0	0	1	2						
Joe Pepitone, L OBP: 0.190, SLG: 0.200 (1, 3)										4	0	1	1	0	0	2						
Ron Santo, R OBP: 0.333, SLG: 0.550 (1, 5)										3	2	1	2	1	0	1						
Jose Cardenal, R OBP: 0.318, SLG: 0.526 (1, 9)										3	1	0	0	1	0	0						
Don Kessinger, S OBP: 0.176, SLG: 0.267 (1, 6)										4	0	1	2	0	0	1						
Ken Rudolph, R OBP: 0.333, SLG: 0.333 (1, 2)										3	0	1	0	0	0	0						
Art Shamsky, L (9, PH)										1	0	0	0	0	0	1						
Fergie Jenkins, R (1, 1) Jim Hickman, R (7, PH) Larry Gura, S (7, 1) Joe Decker, R (7, 1) Steve Hamilton, L (7, 1) Rick Monday, L (9, PH)										2	0	0	0	0	1	1						
<b>Inning Stats</b>	R: 1 E: 0 K: 0 S: 5	H: 2 LOB: 1 BB: 0 P: 5	R: 0 E: 0 K: 0 S: 4	H: 1 LOB: 1 BB: 0 P: 4	R: 0 E: 1 K: 1 S: 6	H: 0 LOB: 1 BB: 0 P: 6	R: 0 E: 0 K: 0 S: 3	H: 0 LOB: 0 BB: 0 P: 3	R: 0 E: 0 K: 1 S: 6	H: 1 LOB: 1 BB: 0 P: 6	R: 2 E: 1 K: 0 S: 5	H: 2 LOB: 0 BB: 0 P: 5	R: 0 E: 0 K: 0 S: 7	H: 0 LOB: 0 BB: 0 P: 7	R: 0 E: 0 K: 0 S: 3	H: 0 LOB: 0 BB: 0 P: 3	R: 2 E: 0 K: 2 S: 8	H: 1 LOB: 1 BB: 2 P: 16	1B: 4 2B: 2 3B: 0 HR: 1	SF: 0 SAC: 0 DP: 1 HBP: 0	WP: 0 PB: 0 SB: 1 CS: 0	PA: 37
<b>PITCHER</b>	IP WLS BF H R ER SO BB IBB HBP BLK WP HR S P ERA WHIP																					
Dock Ellis, R (1, 1) ERA: 5.25	6.0 W 25 6 3 3 2 0 0 0 0 0 1 29 29 4.50 1.000																					
Luke Walker, L (7, 1) ERA: 9.0	2.0 9 1 2 2 2 2 0 0 0 0 0 0 11 19 9.00 1.500																					
Dave Giusti, R (9, 1) ERA:	1.0 S 3 0 0 0 2 0 0 0 0 0 0 0 7 7 0.00 0.000																					


Batter	1	2	3	4	5	6	7	8	9	AB	R	H	RBI	BB	SO	LOB	BOTTOM			
Dave Cash, R OBP: 0.357, SLG: 0.333 (1, 4)										4	2	1	1	0	1	0	<b>Chicago Cubs @ Pittsburgh Pirates</b> Three Rivers Stadium, Pittsburgh, PA Thu Apr 20 1972, 6:05 PM EST Alt. 6,529 - Unknown - 46 F			
Al Oliver, L OBP: 0.273, SLG: 0.409 (1, 8)										5	0	2	1	0	0	3				
Roberto Clemente, R OBP: 0.318, SLG: 0.250 (1, 9)										4	1	1	0	1	0	3				
Willie Stargell, L OBP: 0.176, SLG: 0.353 (1, 7)										5	1	1	1	0	0	3				
Richie Hebner, L OBP: 0.438, SLG: 0.615 (1, 5)										4	2	3	0	1	0	1				
Manny Sanguillen, R OBP: 0.500, SLG: 0.632 (1, 2)										5	1	3	2	0	1	2				
Bob Robertson, R OBP: 0.283, SLG: 0.412 (1, 3)										3	0	0	0	1	2	4				
Jackie Hernandez, R OBP: 0.287, SLG: 0.214 (1, 6)										3	0	0	0	0	1	1				
Vic Davallillo, L (7, PH) Gene Alley, R (7, PH) OBP: 0.667, SLG: 0.500 (8, 6)										0	0	0	0	0	0	0				
Dock Ellis, S (1, 1) Rennie Stennett, R (6, PH) Luke Walker, L (7, 1) Dave Giusti, R (9, 1)										2	0	0	0	0	0	1				
<b>Inning Stats</b>	R: 0 E: 0 K: 1 S: 5	H: 0 LOB: 1 BB: 1 P: 9	R: 1 E: 0 K: 1 S: 7	H: 2 LOB: 1 BB: 0 P: 7	R: 2 E: 2 K: 1 S: 9	H: 2 LOB: 2 BB: 0 P: 9	R: 0 E: 1 K: 0 S: 5	H: 1 LOB: 2 BB: 0 P: 5	R: 0 E: 0 K: 2 S: 8	H: 1 LOB: 1 BB: 0 P: 8	R: 1 E: 0 K: 0 S: 5	H: 2 LOB: 1 BB: 0 P: 5	R: 3 E: 0 K: 1 S: 8	H: 3 LOB: 2 BB: 2 P: 16	R: 0 E: 0 K: 0 S: 4	H: 1 LOB: 1 BB: 0 P: 4	1B: 9 2B: 2 3B: 0 HR: 1	SF: 1 SAC: 0 DP: 0 HBP: 0	WP: 0 PB: 1 SB: 0 CS: 0	PA: 42
<b>PITCHER</b>	IP WLS BF H R ER SO BB IBB HBP BLK WP HR S P ERA WHIP																			
Fergie Jenkins, R (1, 1) ERA: 2.25	6.0 L 30 8 4 2 2 5 1 0 0 0 0 0 1 1 5 * *																			
Larry Gura, L (7, 1) ERA:	0.0 2 1 2 2 0 1 0 0 0 0 0 1 1 5 * *																			
Joe Decker, R (7, 1) ERA:	0.0 2 1 0 0 0 1 0 0 0 0 0 0 1 5 * *																			
Steve Hamilton, L (7, 1) ERA:	2.0 8 2 1 1 1 0 0 0 0 0 0 0 10 10 4.50 1.000																			



Batter	1	2	3	4	5	6	7	8	9	10	AB	R	H	RBI	BB	SO	LOB	TOP	
Dave Cash, R OBP: 0.263, SLG: 0.235 (1, 4)	1-3		1-3		F8			5-3	F7		5	0	0	0	0	0	3		
Vic Davallo, L OBP: 0.333, SLG: 0.800 (1, 9)	6-3		1B HBP		6-3			4-3		HR	4	1	1	1	0	0	0		
Al Oliver, L OBP: 0.370, SLG: 0.480 (1, 8)	2B		1B		4-3			BB		BB	3	0	2	1	2	0	0		
Willie Stargell, L OBP: 0.182, SLG: 0.286 (1, 7)	BB		L4-3		1-3			P4		P6	4	0	0	0	1	0	4		
Richie Hebner, L OBP: 0.268, SLG: 0.500 (9, PH) Jose Pagan, R (9, 5)	F9		F8		4-3				K	F9	3	0	0	0	0	0	2		
Bob Robertson, R OBP: 0.232, SLG: 0.350 (1, 3)		P3		4-3 WP BB				G3 BB	F9	5-3	3	0	0	0	2	0	1		
Milt May, L (1, 2) Manny Sanguillen, R OBP: 0.524, SLG: 0.850 (9, PH) (9, 2)	F7		4-3		4-3			G3		2B	3	0	0	0	0	0	2		
Jackie Hernandez, R OBP: 0.235, SLG: 0.188 (7, PH) Rennie Stennett, R OBP: 0.250, SLG: 0.250 (7, 6) Gene Alley, R OBP: 0.750, SLG: 1.000 (7, 6)	4-3		K		1-3			1-3		1B	2	0	0	0	0	1	1		
Steve Blass, R OBP: 0.256, SLG: 0.580 (7, PH) Gene Cimino, R (7, 1) Bob Veale, S (8, 1) Bob Miller, R (9, PH) Roberto Clemente, R OBP: 0.346, SLG: 0.320 (9, 1) Ramon Hernandez, S (9, 1)	1-3 1B 2B				F9			L7-6-1-3		2B	2	1	1	0	0	0	0		
<b>Inning Stats</b>	R: 0 E: 0 K: 0 S: 4	H: 1 LOB: 2 BB: 1 P: 8	R: 0 E: 0 K: 0 S: 3	H: 0 LOB: 0 BB: 0 P: 3	R: 1 E: 0 K: 1 S: 4	H: 2 LOB: 1 BB: 0 P: 5	R: 0 E: 0 K: 1 S: 5	H: 0 LOB: 0 BB: 0 P: 9	R: 0 E: 0 K: 0 S: 3	H: 0 LOB: 1 BB: 1 P: 7	R: 0 E: 0 K: 0 S: 3	H: 0 LOB: 1 BB: 1 P: 7	R: 1 E: 0 K: 1 S: 7	H: 2 LOB: 2 BB: 1 P: 11	R: 1 E: 0 K: 0 S: 4	H: 1 LOB: 1 BB: 1 P: 8	1B: 2 2B: 4 3B: 0 HR: 1	SF: 0 SAC: 0 DP: 1 HBP: 1	WP: 1 PA: 42
<b>PITCHER</b>	IP	WLS	BF	H	R	ER	SO	BB	IBB	HBP	BLK	WP	HR	S	P	ERA	WHIP		
Dick Selma, R ERA: 0.71 (1, 1)	7.2		30	3	1	1	1	4	0	0	0	1	0	27	44	1.17	0.913		
Joe Hoerner, L ERA: 8.1 (8, 1)	1.1		7	2	1	1	1	0	1	0	0	0	0	8	12	6.75	1.500		
Chris Short, L ERA: 13.5 (10, 1)	0.1	L	3	1	1	1	0	1	0	0	0	0	1	2	6	27.00	6.000		
Wayne Twitchell, R ERA: (10, 1)	0.2		2	0	0	0	0	0	0	0	0	0	0	2	2	0.00	0.000		

Pittsburgh Pirates @ Philadelphia Phillies  
Veterans Stadium, Philadelphia, PA  
Fri Apr 21 1972, 6:05 PM EST  
Att: 13,864 - Unknown


AB 35  
R 3  
H 6  
RBI 3  
BB 6  
SO 2  
LOB 16



Batter	1	2	3	4	5	6	7	8	9	10	AB	R	H	RBI	BB	SO	LOB	BOTTOM	
Larry Bowa, S OBP: 0.308, SLG: 0.308 (1, 6)	F8		3-1 1B		3-1			P3		6-3	5	0	1	0	0	0	1		
Tim McCarver, L OBP: 0.259, SLG: 0.407 (1, 2)	HR		3-1		F9			K		K	5	1	1	1	0	2	2		
Willie Montanez, L OBP: 0.385, SLG: 0.625 (1, 8)	4-3		WP 2B					2B		K	5	0	3	0	0	1	0		
Deron Johnson, R OBP: 0.292, SLG: 0.333 (1, 3)	K		2-3 BB		6-3			6-3 IBB		P6	3	0	0	0	2	1	1		
Greg Luzinski, R OBP: 0.291, SLG: 0.474 (1, 7) Terry Harmon, R (8, PH) Ron Stone, L OBP: 0.657, SLG: 0.500 (9, 7)	4-3		K		F9			FC3-6 IBB		FC3-6	3	0	0	0	0	1	3		
Don Money, R OBP: 0.304, SLG: 0.316 (1, 5)	HR		6-3		6-3			F7		F7	3	1	1	1	1	0	2		
Mike Anderson, R OBP: 0.273, SLG: 0.263 (1, 9)	K		K		K			L1		F9	4	0	0	0	0	2	4		
Denny Doyle, L OBP: 0.476, SLG: 0.353 (1, 4)	FC6-4 1B		4-3		4-3			SH3-4 BB		P5	3	0	1	0	1	0	0		
Dick Selma, R (1, 1) Joe Hoerner, R (8, 1) Pete Koegel, R (9, PH) Chris Short, R (10, 1) Wayne Twitchell, R (10, 1)	FC6-4		K		K			SH3-4		F8	2	0	0	0	0	1	1		
<b>Inning Stats</b>	R: 1 E: 0 K: 1 S: 6	H: 2 LOB: 1 BB: 0 P: 7	R: 0 E: 0 K: 1 S: 7	H: 2 LOB: 2 BB: 1 P: 10	R: 0 E: 0 K: 1 S: 5	H: 0 LOB: 0 BB: 0 P: 5	R: 0 E: 0 K: 1 S: 5	H: 1 LOB: 2 BB: 1 P: 8	R: 0 E: 0 K: 0 S: 4	H: 0 LOB: 1 BB: 1 P: 9	R: 0 E: 0 K: 0 S: 4	H: 1 LOB: 2 BB: 1 P: 8	R: 0 E: 0 K: 0 S: 3	H: 0 LOB: 0 BB: 0 P: 3	R: 0 E: 0 K: 2 S: 7	H: 0 LOB: 0 BB: 0 P: 7	1B: 2 2B: 3 3B: 0 HR: 2	SF: 0 SAC: 1 DP: 0 HBP: 0	WP: 1 PA: 40
<b>PITCHER</b>	IP	WLS	BF	H	R	ER	SO	BB	IBB	HBP	BLK	WP	HR	S	P	ERA	WHIP		
Steve Blass, R ERA: 1.38 (7, 1)	6.0		25	6	2	2	5	1	1	0	0	1	1	33	41	3.00	1.167		
Bob Veale, L ERA: (7, 1)	1.0		6	1	0	0	1	1	1	0	0	0	0	6	14	0.00	2.000		
Bob Miller, R ERA: (8, 1)	1.0		3	0	0	0	0	0	0	0	0	0	0	3	3	0.00	0.000		
Ramon Hernandez, L ERA: (9, 1)	2.0	W	6	0	0	0	2	0	0	0	0	0	0	10	10	0.00	0.000		

Pittsburgh Pirates @ Philadelphia Phillies  
Veterans Stadium, Philadelphia, PA  
Fri Apr 21 1972, 6:05 PM EST  
Att: 13,864 - Unknown

AB 35  
R 2  
H 7  
RBI 2  
BB 4  
SO 8  
LOB 16














Batter	1	2	3	4	5	6	7	8	9	AB	R	H	RBI	BB	SO	LOB	TOP								
<b>Pete Rose, S</b> OBP: 0.378, SLG: 0.415 (1, 7)										4	1	2	0	1	0	0	<b>Cincinnati Reds @ Pittsburgh Pirates</b> Three Rivers Stadium, Pittsburgh, PA Wed Apr 26 1972, 6:05 PM EST Att: 6,380 - Unknown								
<b>Joe Morgan, L</b> OBP: 0.333, SLG: 0.400 (1, 4)										3	2	0	0	2	1	3									
<b>Bobby Tolan, L</b> OBP: 0.500, SLG: 0.811 (1, 8)										5	1	2	3	0	1	3									
<b>Johnny Bench, R</b> OBP: 0.341, SLG: 0.333 (1, 2)										4	2	2	0	1	0	2									
<b>Tony Perez, R</b> OBP: 0.276, SLG: 0.480 (1, 3)										3	0	1	1	0	1	1									
<b>Denis Menke, R</b> OBP: 0.395, SLG: 0.375 (1, 5)										4	1	2	0	0	0	3									
<b>Cesar Geronimo, L</b> OBP: 0.227, SLG: 0.333 (8, PH) <b>George Foster, R</b> OBP: 0.333, SLG: 0.455 (8, 9)										3	0	1	1	0	0	1									
<b>Dave Concepcion, R</b> OBP: 0.353, SLG: 0.290 (1, 6)										3	0	2	2	1	0	0									
<b>Gary Nolan, R</b> Hal McRae, R Tom Hall, L Clay Carroll, R Joe Gibbon, R Pedro Borbon, R										3	0	0	0	0	1	4									
<b>Inning Stats</b>	R: 1 E: 0 K: 0 S: 4	H: 2 LOB: 0 BB: 0 P: 4	R: 0 E: 0 K: 0 S: 3	H: 1 LOB: 0 BB: 0 P: 3	R: 0 E: 0 K: 0 S: 3	H: 1 LOB: 0 BB: 0 P: 3	R: 1 E: 1 K: 0 S: 4	H: 1 LOB: 1 BB: 1 P: 8	R: 0 E: 0 K: 1 S: 5	H: 0 LOB: 0 BB: 0 P: 5	R: 3 E: 0 K: 0 S: 6	H: 3 LOB: 3 BB: 3 P: 18	R: 0 E: 0 K: 2 S: 6	H: 0 LOB: 1 BB: 1 P: 10	R: 2 E: 0 K: 1 S: 7	H: 3 LOB: 1 BB: 1 P: 11		R: 0 E: 0 K: 0 S: 4	H: 1 LOB: 1 BB: 0 P: 4	1B: 9 2B: 2 3B: 1 HR: 1	SF: 1 SAC: 0 DP: 4 HBP: 0	WP: 0 PB: 0 SB: 0 CS: 1	PA: 40		
<b>PITCHER</b>	IP	WLS	BF	H	R	ER	SO	BB	IBB	HBP	BLK	WP	HR	S	P	ERA	WHIP								
<b>Steve Blass, R</b> ERA: 3.38 (8, PH)	5.2	L	25	8	5	5	1	3	0	0	0	0	1	24	36	7.94	1.941								
<b>Bob Miller, R</b> ERA: 1.93 (6, 1)	0.1		2	0	0	0	0	0	1	0	0	0	0	1	5	0.00	0.000								
<b>Bruce Kison, R</b> ERA: 1.93 (7, 1)	1.0		3	0	0	0	2	1	0	0	0	0	0	6	10	0.00	1.000								
<b>Bob Veale, L</b> ERA: 3.0 (8, 1)	2.0		10	4	2	2	1	1	0	0	0	0	0	11	15	9.00	2.500								

AB	33
R	7
H	12
RBI	7
BB	6
SO	4
LOB	19



Batter	1	2	3	4	5	6	7	8	9	AB	R	H	RBI	BB	SO	LOB	BOTTOM								
<b>Rennie Stennett, R</b> OBP: 0.458, SLG: 0.583 (1, 4)										5	2	3	1	0	0	2	<b>Cincinnati Reds @ Pittsburgh Pirates</b> Three Rivers Stadium, Pittsburgh, PA Wed Apr 26 1972, 6:05 PM EST Att: 6,380 - Unknown								
<b>Al Oliver, L</b> OBP: 0.350, SLG: 0.486 (1, 8)										5	1	2	2	0	1										
<b>Roberto Clemente, R</b> OBP: 0.350, SLG: 0.286 (1, 9)										4	1	1	0	1	0	1									
<b>Willie Stargell, L</b> OBP: 0.237, SLG: 0.306 (1, 7) <b>Bob Moose, R</b> OBP: 0.400, SLG: 0.400 (9, PR)										5	1	3	1	0	1	2									
<b>Richie Hebner, L</b> OBP: 0.394, SLG: 0.633 (1, 5)										5	0	2	1	0	2	2									
<b>Manny Sanguillen, R</b> OBP: 0.407, SLG: 0.500 (1, 2)										5	0	2	0	0	1	4									
<b>Bob Robertson, R</b> OBP: 0.317, SLG: 0.250 (1, 3)										4	0	0	0	1	2	6									
<b>Gene Alley, R</b> OBP: 0.533, SLG: 0.545 (1, 6)										2	1	0	1	2	0	1									
<b>Steve Blass, R</b> Vic Davalillo, L Bruce Kison, R Gene Clines, R Bob Veale, S Jose Pagan, R										1	0	1	0	0	0	0									
<b>Inning Stats</b>	R: 0 E: 0 K: 1 S: 6	H: 2 LOB: 1 BB: 0 P: 6	R: 0 E: 0 K: 2 S: 7	H: 0 LOB: 0 BB: 0 P: 7	R: 0 E: 0 K: 0 S: 3	H: 1 LOB: 0 BB: 0 P: 3	R: 0 E: 0 K: 0 S: 3	H: 0 LOB: 0 BB: 0 P: 3	R: 0 E: 0 K: 1 S: 6	H: 1 LOB: 1 BB: 0 P: 6	R: 0 E: 0 K: 0 S: 2	H: 0 LOB: 0 BB: 1 P: 6	R: 1 E: 0 K: 0 S: 5	H: 2 LOB: 2 BB: 2 P: 13	R: 2 E: 0 K: 2 S: 10	H: 3 LOB: 1 BB: 1 P: 14		R: 3 E: 0 K: 1 S: 10	H: 5 LOB: 3 BB: 1 P: 14	1B: 11 2B: 2 3B: 1 HR: 0	SF: 0 SAC: 0 DP: 2 HBP: 0	WP: 0 PB: 0 SB: 0 CS: 1	PA: 43		
<b>PITCHER</b>	IP	WLS	BF	H	R	ER	SO	BB	IBB	HBP	BLK	WP	HR	S	P	ERA	WHIP								
<b>Gary Nolan, R</b> ERA: 1.64 (8, 1)	1.1		11	5	5	5	3	2	0	0	0	0	0	15	23	33.75	5.250								
<b>Tom Hall, L</b> ERA: 5.23 (8, 1)	0.1		1	0	0	0	0	0	0	0	0	0	0	1	1	0.00	0.000								
<b>Clay Carroll, R</b> ERA: 1.17 (9, 1)	0.1		2	2	0	0	0	0	0	0	0	0	0	2	2	∞	∞								
<b>Joe Gibbon, L</b> ERA: 54.0 (9, 1)	0.0		2	2	0	0	0	0	0	0	0	0	0	2	2	∞	∞								
<b>Pedro Borbon, R</b> ERA: 3.27 (9, 1)	0.1	S	2	1	0	0	0	0	0	0	0	0	0	2	2	0.00	3.000								

AB	38
R	6
H	14
RBI	6
BB	5
SO	7
LOB	23





Batter	1	2	3	4	5	6	7	8	9	AB	R	H	RBI	BB	SO	LOB	TOP					
<b>Pete Rose, S</b> OBP: 0.360, SLG: 0.391 (1, 7)	6-3			4-3	1-2 2-H 1B		FC2-6 3-1 1B	F6		5	0	1	1	0	0	3	<b>Cincinnati Reds @ Pittsburgh Pirates</b> Three Rivers Stadium, Pittsburgh, PA Thu Apr 27 1972, 6:05 PM EST Att: 12,504 - Unknown					
<b>Joe Morgan, L</b> OBP: 0.340, SLG: 0.400 (1, 4)	4-3			F8	1-3		3-1 1-2 1B	1B	5	1	2	0	0	0	2							
<b>Bobby Tolan, L</b> OBP: 0.511, SLG: 0.829 (1, 8)	F9			2B			3-1	1B	4	1	2	0	1	0	2							
<b>Johnny Bench, R</b> OBP: 0.326, SLG: 0.294 (1, 2)		L9		5-3			6-3	1B	4	0	0	0	1	0	4							
<b>Tony Perez, R</b> OBP: 0.324, SLG: 0.483 (1, 3)		G1-6-3 1B			4-3 1B		K	L7	4	1	2	0	1	1	4							
<b>Ted Uhlhaender, L</b> OBP: 0.214, SLG: 0.083 (1, 9)		G1-6-3 1-2			4-3 1-2		BB	K	4	0	1	1	1	1	2							
<b>Denis Menke, R</b> OBP: 0.372, SLG: 0.343 (1, 5)			F9		K		F8	1B	3	0	0	1	1	1	3							
<b>Dave Concepcion, R</b> OBP: 0.385, SLG: 0.417 (1, 6)			F8		1B		HR	F9	5	2	3	2	0	0	2							
<b>Don Gullett, R</b> OBP: 0.400, SLG: 0.600 (5, 1) <b>Ed Sprague, R</b> OBP: 0.400, SLG: 0.333 (7, 1) <b>Cesar Geronimo, L</b> OBP: 0.400, SLG: 0.333 (7, 1) <b>Pedro Borbon, R</b> OBP: 0.400, SLG: 0.333 (7, 1) <b>Bernie Carbo, L</b> OBP: 0.400, SLG: 0.333 (8, 1) <b>Clay Carroll, R</b> OBP: 0.400, SLG: 0.333 (8, 1)			P6		1B		FC2-6 BB	P8	2	0	1	0	0	0	0	<b>AB</b> 37 <b>R</b> 5 <b>H</b> 12 <b>RBI</b> 5 <b>BB</b> 6 <b>SO</b> 3 <b>LOB</b> 24						
<b>Inning Stats</b>	R: 0 E: 0 K: 0 S: 3	H: 0 LOB: 0 BB: 0 P: 3	R: 0 E: 0 K: 0 S: 3	H: 1 LOB: 0 BB: 0 P: 3	R: 0 E: 0 K: 0 S: 3	H: 0 LOB: 0 BB: 0 P: 3	R: 0 E: 0 K: 0 S: 4	H: 1 LOB: 1 BB: 0 P: 4	R: 2 E: 0 K: 1 S: 9	H: 4 LOB: 2 BB: 1 P: 9	R: 0 E: 0 K: 1 S: 6	H: 1 LOB: 2 BB: 1 P: 10	R: 1 E: 0 K: 0 S: 5	H: 2 LOB: 3 BB: 2 P: 13	R: 0 E: 0 K: 1 S: 6	H: 1 LOB: 2 BB: 2 P: 10	R: 2 E: 0 K: 0 S: 5	H: 2 LOB: 2 BB: 2 P: 13	1B: 9 2B: 2 3B: 0 HR: 1	SF: 1 SAC: 0 DP: 1 HBP: 0	WP: 0 PB: 0 SB: 3 CS: 0	PA: 44
<b>PITCHER</b>	IP	WLS	BF	H	R	ER	SO	BB	IBB	HBP	BLK	WP	HR	S	P	ERA	WHIP					
<b>Nelson Briles, R</b> ERA: 2.35 (1, 1)	5.2		24	7	2	2	2	1	0	0	0	0	0	27	31	3.18	1.412					
<b>Bruce Kison, R</b> ERA: 5.4 (6, 1)	0.2		5	2	1	1	0	1	0	0	0	0	1	4	8	13.50	4.500					
<b>Ramon Hernandez, L</b> ERA: (7, 1)	0.2		3	0	0	0	0	0	1	0	0	0	0	2	6	0.00	0.000					
<b>Dave Giusti, R</b> ERA: 3.86 (8, 1)	2.0	L	12	3	2	2	1	1	2	0	0	0	0	11	23	9.00	2.000					

Batter	1	2	3	4	5	6	7	8	9	AB	R	H	RBI	BB	SO	LOB	BOTTOM				
<b>Gene Clines, R</b> OBP: 0.158, SLG: 0.222 (1, 7)	L6-3		K		FC3-5 BB		L4-3		K	4	0	0	0	1	2	2	<b>Cincinnati Reds @ Pittsburgh Pirates</b> Three Rivers Stadium, Pittsburgh, PA Thu Apr 27 1972, 6:05 PM EST Att: 12,504 - Unknown				
<b>Rennie Stennett, R</b> OBP: 0.429, SLG: 0.643 (1, 4)	3-1		HR		FC3-5 G6-4-3		1-3		4	1	1	2	0	0	2						
<b>Roberto Clemente, R</b> OBP: 0.341, SLG: 0.282 (1, 9)	G3		L4		G6-4-3		1B	1B	4	0	1	0	0	0	2						
<b>Bob Robertson, R</b> OBP: 0.289, SLG: 0.222 (1, 3)		K		6-3			F9	F7	4	0	0	0	0	1	1						
<b>Manny Sanguillen, R</b> OBP: 0.429, SLG: 0.475 (1, 2)		F9		K			L6	1B	4	0	1	0	0	1	0						
<b>Richie Hebner, L</b> OBP: 0.405, SLG: 0.676 (1, 5)		2B		1B	2B		6-3	4-3	4	1	2	0	0	0	2						
<b>Al Oliver, L</b> OBP: 0.364, SLG: 0.512 (1, 8)		K		1B			L6	4-3 2B	4	1	2	1	0	1	1						
<b>Jackie Hernandez, R</b> OBP: 0.273, SLG: 0.200 (8, PH) <b>Milt May, L</b> (8, PH)			HR		F8		1B	4-3	2	1	1	0	1	0	1						
<b>Nelson Briles, R</b> OBP: 0.500, SLG: 1.000 (6, 1) <b>Bruce Kison, R</b> ERA: 3.0 (7, 1) <b>Ramon Hernandez, S</b> ERA: 3.0 (7, PH) <b>Vic Davalillo, L</b> OBP: 0.400, SLG: 0.625 (8, 1) <b>Dave Giusti, R</b> OBP: 0.251, SLG: 0.297 (8, PH)			K		FC3-5 2B		F8	4-3	2	0	1	0	0	1	1						
<b>Inning Stats</b>	R: 0 E: 0 K: 0 S: 3	H: 0 LOB: 0 BB: 0 P: 3	R: 0 E: 0 K: 2 S: 8	H: 1 LOB: 1 BB: 0 P: 8	R: 2 E: 0 K: 2 S: 8	H: 1 LOB: 0 BB: 1 P: 12	R: 1 E: 0 K: 1 S: 7	H: 2 LOB: 1 BB: 0 P: 7	R: 0 E: 0 K: 0 S: 3	H: 0 LOB: 0 BB: 0 P: 3	R: 0 E: 0 K: 0 S: 4	H: 1 LOB: 1 BB: 0 P: 4	R: 0 E: 0 K: 0 S: 5	H: 2 LOB: 2 BB: 0 P: 5	R: 1 E: 0 K: 1 S: 6	H: 1 LOB: 0 BB: 0 P: 6	1B: 4 2B: 4 3B: 0 HR: 1	SF: 0 SAC: 0 DP: 1 HBP: 0	WP: 0 PB: 0 SB: 0 CS: 0	PA: 37	
<b>PITCHER</b>	IP	WLS	BF	H	R	ER	SO	BB	IBB	HBP	BLK	WP	HR	S	P	ERA	WHIP				
<b>Don Gullett, L</b> ERA: 10.32 (5, 1)	4.0		19	5	3	3	5	2	0	0	0	0	0	5	5	0.00	0.000				
<b>Ed Sprague, R</b> ERA: 3.0 (7, 1)	2.0		5	0	0	0	0	0	0	0	0	0	0	5	5	0.00	0.000				
<b>Pedro Borbon, R</b> ERA: 3.0 (7, 1)	1.0		4	1	0	0	0	0	0	0	0	0	0	4	4	0.00	1.000				
<b>Clay Carroll, R</b> ERA: 1.86 (8, 1)	2.0	W	9	3	1	1	1	0	0	0	0	0	0	11	11	4.50	1.500				



Batter	1	2	3	4	5	6	7	8	9	AB	R	H	RBI	BB	SO	LOB	TOP								
<b>Felix Millan, R</b> OBP: 0.339, SLG: 0.351 (1, 4)	3-1		K				K										6 2 3 3 0 2 1								
<b>Ralph Garr, L</b> OBP: 0.373, SLG: 0.426 (1, 9)	L8																5 2 3 1 1 1 1								
<b>Hank Aaron, R</b> OBP: 0.360, SLG: 0.524 (1, 3)																	5 2 3 2 1 1 2								
<b>Rico Carty, R</b> OBP: 0.588, SLG: 0.720 <b>Oscar Brown, R</b> OBP: 0.395, SLG: 0.833 (6, PR) (6, 7)	4-3																2 1 0 0 2 0 3 1 0 0 0 0 0 0								
<b>Earl Williams, R</b> OBP: 0.368, SLG: 0.529 (1, 2)																	3 0 1 1 2 0 2								
<b>Darrell Evans, L</b> OBP: 0.396, SLG: 0.550 (1, 5)	5-3																3 2 1 2 1 0 1								
<b>Mike Lum, L</b> OBP: 0.302, SLG: 0.216 (1, 8)	F8																3 2 0 0 2 0 5								
<b>Marty Perez, R</b> OBP: 0.340, SLG: 0.318 (1, 6)																	5 0 1 0 0 1 5								
<b>Pat Jarvis, R</b> (1, 1)																	2 0 0 0 0 0 0								
<b>Jim Breazeale, L</b> OBP: 0.400, SLG: 0.500 (6, PH)	F8																1 1 1 2 0 0 0								
<b>Mike McQueen, L</b> OBP: 0.500, SLG: 0.500 (6, 1)																	2 1 1 1 0 0 1								
<b>Inning Stats</b>	R: 0 E: 0 K: 0 S: 3	H: 0 LOB: 1 BB: 1 P: 7	R: 0 E: 0 K: 0 S: 3	H: 0 LOB: 0 BB: 0 P: 3	R: 0 E: 0 K: 1 S: 5	H: 0 LOB: 0 BB: 0 P: 5	R: 1 E: 0 K: 0 S: 5	H: 2 LOB: 2 BB: 1 P: 9	R: 0 E: 0 K: 1 S: 6	H: 1 LOB: 1 BB: 0 P: 6	R: 3 E: 1 K: 1 S: 12	H: 7 LOB: 3 BB: 4 P: 28	R: 0 E: 0 K: 1 S: 5	H: 1 LOB: 1 BB: 0 P: 5	R: 0 E: 0 K: 1 S: 5	H: 1 LOB: 0 BB: 0 P: 5	R: 4 E: 0 K: 0 S: 5	H: 2 LOB: 1 BB: 3 P: 17	1B: 13 2B: 3 HR: 0	SF: 1 SAC: 0 DP: 2 HBP: 0	WP: 2 PB: 0 SB: 0 CS: 2	PA: 48			
<b>PITCHER</b>	IP	WLS	BF	H	R	ER	SO	BB	IBB	HBP	BLK	WP	HR	S	P	ERA	WHIP								
<b>Bob Moose, R</b> ERA: 7.32 (1, 1)	5.2	L	29	8	8	8	3	3	1	0	0	1	0	31	47	12.71	1.941								
<b>Bob Miller, R</b> ERA: 3.6 (6, 1)	0.1		5	2	1	1	0	2	0	0	0	0	0	3	11	27.00	12.000								
<b>Bob Veale, L</b> ERA: 6.0 (7, 1)	3.0		14	4	4	4	2	3	0	0	0	1	0	15	27	12.00	2.333								

Atlanta Braves @ Pittsburgh Pirates  
Three Rivers Stadium, Pittsburgh, PA  
Fri Apr 28 1972, 6:05 PM EST  
Att: 12,804 - Unknown

AB	38
R	13
H	14
RBI	12
BB	9
SO	5
LOB	21



Batter	1	2	3	4	5	6	7	8	9	AB	R	H	RBI	BB	SO	LOB	BOTTOM								
<b>Dave Cash, R</b> OBP: 0.267, SLG: 0.286 (1, 4)	F8	5-3															5 1 2 0 0 0 2								
<b>Vic Davallo, L</b> OBP: 0.467, SLG: 0.583 (1, 9)																	4 1 2 1 1 0 1								
<b>Al Oliver, L</b> OBP: 0.388, SLG: 0.543 (1, 8)																	5 1 3 0 0 0 3								
<b>Willie Stargell, L</b> OBP: 0.273, SLG: 0.325 (1, 7)																	3 1 1 1 2 1 3								
<b>Richie Hebner, L</b> OBP: 0.381, SLG: 0.615 (1, 5)																	5 0 1 1 0 1 6								
<b>Manny Sanguillen, R</b> OBP: 0.426, SLG: 0.511 (1, 2)																	5 0 2 1 0 0 2								
<b>Bob Robertson, R</b> OBP: 0.280, SLG: 0.200 (1, 3)																	4 0 0 0 1 1 3								
<b>Jackie Hernandez, R</b> OBP: 0.231, SLG: 0.167 <b>Rennie Stennett, R</b> OBP: 0.414, SLG: 0.621 (6, PH)																	4 1 0 0 0 0 1 1 0 0 0 0 0 0								
<b>Bob Moose, R</b> OBP: 0.333, SLG: 0.333 <b>Bob Miller, R</b> (6, 1)																	1 0 0 0 0 0 0 0 0 0 0 0 0 0								
<b>Jose Pagan, R</b> (6, PH)																	1 0 0 0 0 1 1								
<b>Bob Veale, S</b> (7, 1)																	1 0 0 0 0 0 1								
<b>Inning Stats</b>	R: 1 E: 1 K: 1 S: 7	H: 1 LOB: 2 BB: 1 P: 11	R: 0 E: 0 K: 0 S: 3	H: 0 LOB: 1 BB: 1 P: 7	R: 2 E: 0 K: 0 S: 6	H: 3 LOB: 1 BB: 0 P: 6	R: 0 E: 0 K: 0 S: 4	H: 1 LOB: 1 BB: 0 P: 4	R: 0 E: 0 K: 1 S: 7	H: 2 LOB: 2 BB: 0 P: 7	R: 0 E: 1 K: 1 S: 7	H: 1 LOB: 2 BB: 0 P: 7	R: 0 E: 0 K: 0 S: 2	H: 0 LOB: 0 BB: 1 P: 6	R: 2 E: 2 K: 0 S: 7	H: 3 LOB: 3 BB: 1 P: 11	R: 0 E: 0 K: 1 S: 5	H: 0 LOB: 0 BB: 0 P: 5	1B: 7 2B: 3 HR: 0	SF: 0 SAC: 1 DP: 1 HBP: 0	WP: 0 PB: 0 SB: 1 CS: 0	PA: 44			
<b>PITCHER</b>	IP	WLS	BF	H	R	ER	SO	BB	IBB	HBP	BLK	WP	HR	S	P	ERA	WHIP								
<b>Pat Jarvis, R</b> ERA: 4.96 (1, 1)	5.0	W	25	7	3	2	2	2	0	0	0	0	0	21	29	0.00	1.500								
<b>Mike McQueen, L</b> ERA: 3.16 (6, 1)	4.0	S	19	4	2	0	2	2	0	0	0	0	0	21	29	0.00	1.500								

Atlanta Braves @ Pittsburgh Pirates  
Three Rivers Stadium, Pittsburgh, PA  
Fri Apr 28 1972, 6:05 PM EST  
Att: 12,804 - Unknown

AB	39
R	5
H	11
RBI	4
BB	4
SO	4
LOB	23









Batter	1	2	3	4	5	6	7	8	9	AB	R	H	RBI	BB	SO	LOB	TOP		
<b>Felix Millan, R</b> OBP: 0.342, SLG: 0.348 (1, 4)										3	0	0	0	2	0	2	<b>Atlanta Braves @ Pittsburgh Pirates</b> Three Rivers Stadium, Pittsburgh, PA Sun Apr 30 1972, 3:33 AM EDT Att: 12,264 - Unknown		
<b>Ralph Garr, L</b> OBP: 0.406, SLG: 0.508 (1, 9)										5	2	2	2	0	0	4			
<b>Mike Lum, L</b> OBP: 0.313, SLG: 0.220 (1, 8) (7, 7)										3	1	0	0	1	0	1			
<b>Rico Carty, R</b> OBP: 0.571, SLG: 0.688 <b>Dusty Baker Jr., R</b> OBP: 0.145, SLG: 0.148 (7, 8)										4	0	1	2	0	0	1			
<b>Earl Williams, R</b> OBP: 0.364, SLG: 0.491 (1, 2)										3	0	1	1	0	0	0			
<b>Orlando Cepeda, R</b> OBP: 0.333, SLG: 0.800 (1, 3)										4	1	1	1	0	2	2			
<b>Darrell Evans, L</b> OBP: 0.385, SLG: 0.512 (1, 5)										3	0	0	0	1	0	1			
<b>Marty Perez, R</b> OBP: 0.356, SLG: 0.346 (1, 6)										4	1	1	0	0	2	1			
<b>Phil Niekro, R</b> OBP: 0.100, SLG: 0.100 (1, 1)										3	1	1	0	0	2	0			
<b>Inning Stats</b>	R: 0 E: 0 K: 0 S: 3	H: 0 LOB: 1 BB: 1 P: 7	R: 1 E: 0 K: 1 S: 6	H: 1 LOB: 0 BB: 0 P: 6	R: 1 E: 0 K: 1 S: 6	H: 1 LOB: 1 BB: 0 P: 6	R: 0 E: 0 K: 1 S: 6	H: 1 LOB: 1 BB: 0 P: 6	R: 4 E: 0 K: 1 S: 9	H: 4 LOB: 1 BB: 1 P: 13	R: 0 E: 0 K: 0 S: 3	H: 0 LOB: 0 BB: 0 P: 3	R: 0 E: 0 K: 1 S: 5	H: 0 LOB: 0 BB: 0 P: 5	R: 0 E: 1 K: 1 S: 5	H: 0 LOB: 0 BB: 0 P: 5		1B: 3 2B: 2 3B: 0 HR: 2	SF: 1 SAC: 1 DP: 1 HBP: 0
<b>PITCHER</b>	IP WLS BF H R ER SO BB IBB HBP BLK WP HR S P ERA WHIP																		
<b>Bob Johnson, R</b> ERA: 4.5 (1, 1)	5.0 L 24 7 6 6 4 1 1 0 0 0 2 30 38 10.80 1.600																		
<b>Luke Walker, L</b> ERA: 7.71 (6, 1)	2.0 8 0 0 0 0 2 0 0 0 0 0 6 14 0.00 1.000																		
<b>Bruce Kison, R</b> ERA: 8.44 (8, 1)	2.0 6 0 0 0 2 0 0 0 0 0 0 10 10 0.00 0.000																		

Batter	1	2	3	4	5	6	7	8	9	AB	R	H	RBI	BB	SO	LOB	BOTTOM
<b>Dave Cash, R</b> OBP: 0.256, SLG: 0.297 (1, 4)										4	0	0	0	0	1	1	<b>Atlanta Braves @ Pittsburgh Pirates</b> Three Rivers Stadium, Pittsburgh, PA Sun Apr 30 1972, 3:33 AM EDT Att: 12,264 - Unknown
<b>Al Oliver, L</b> OBP: 0.397, SLG: 0.527 (1, 8)										4	0	1	0	0	0	0	
<b>Roberto Clemente, R</b> OBP: 0.340, SLG: 0.298 (1, 9)										4	0	1	0	0	0	1	
<b>Willie Stargell, L</b> OBP: 0.283, SLG: 0.396 (3, 3)										3	0	0	0	1	1	1	
<b>Richie Hebner, L</b> OBP: 0.360, SLG: 0.617 (1, 5)										4	1	1	1	0	0	1	
<b>Manny Sanguillen, R</b> OBP: 0.418, SLG: 0.491 (1, 2)										4	0	1	0	0	1	1	
<b>Vic Davallillo, L</b> OBP: 0.474, SLG: 0.625 (3, 7)										4	0	2	0	0	0	1	
<b>Gene Alley, R</b> OBP: 0.588, SLG: 0.583 <b>Luke Walker, L</b> (6, 1)										1	0	1	0	1	0	0	
<b>Gene Clines, R</b> OBP: 0.190, SLG: 0.300 <b>Bruce Kison, R</b> (8, 1)										0	0	0	0	0	0	0	
<b>Milt May, L</b> (9, PH)										1	0	0	0	0	0	1	
<b>Bob Johnson, L</b> OBP: 0.167, SLG: 0.167 <b>Rennie Stennett, R</b> OBP: 0.400, SLG: 0.571 (5, PH) (6, 6)										1	0	0	0	1	3	3	
<b>Inning Stats</b>	R: 0 E: 0 K: 1 S: 5	H: 0 LOB: 0 BB: 0 P: 5	R: 0 E: 0 K: 1 S: 6	H: 1 LOB: 3 BB: 2 P: 14	R: 0 E: 0 K: 0 S: 3	H: 1 LOB: 0 BB: 0 P: 3	R: 0 E: 0 K: 1 S: 5	H: 0 LOB: 0 BB: 0 P: 5	R: 0 E: 0 K: 0 S: 4	H: 2 LOB: 2 BB: 0 P: 5	R: 0 E: 0 K: 0 S: 4	H: 1 LOB: 1 BB: 0 P: 4	R: 0 E: 0 K: 2 S: 9	H: 2 LOB: 1 BB: 0 P: 9	1B: 4 2B: 4 3B: 0 HR: 1	SF: 0 SAC: 0 DP: 1 HBP: 0	WP: 0 PA: 36 PB: 0 SB: 0 CS: 0
<b>PITCHER</b>	IP WLS BF H R ER SO BB IBB HBP BLK WP HR S P ERA WHIP																
<b>Phil Niekro, R</b> ERA: 2.84 (1, 1)	9.0 W 36 8 1 1 5 2 0 0 0 0 1 44 52 1.00 1.111																



Batter	1	2	3	4	5	6	7	8	9	AB	R	H	RBI	BB	SO	LOB	TOP								
Roger Metzger, S OBP: 0.254, SLG: 0.153	F7		SH1-4			4-3		K		4	1	1	0	0	1	1									
Cesar Cedeno, R OBP: 0.474, SLG: 0.549	BLK 1B		G5-4-3 1B			HR 1B		CS 1B	G3	4	1	3	0	1	0	0									
Jimmy Wynn, R OBP: 0.364, SLG: 0.724	K		G5-4-3			HR BB		1B	1B	5	2	3	4	0	1	3									
Lee May, R OBP: 0.377, SLG: 0.532	F9					HR		2B	1B	4	1	1	0	1	2	1									
Bob Watson, R OBP: 0.364, SLG: 0.389								1B	1B	3	0	1	1	2	0	2									
Doug Radler, R OBP: 0.338, SLG: 0.517	G6-4-3		G6-4-3			1B HR		F9	SF8 IBB	4	1	1	0	1	0	4									
Tommy Helms, R OBP: 0.246, SLG: 0.328	L8					P3		L8	SF8	4	1	1	1	0	0	0									
Johnny Edwards, L OBP: 0.385, SLG: 0.596	L8					HR 1B		4-6-3	5-3	5	2	2	3	0	0	3									
Dave Roberts, L						P5				3	0	0	0	0	1	1									
George Culver, R										0	0	0	0	0	0	0									
Norm Miller, L OBP: 0.417, SLG: 0.400			E6							0	0	0	0	1	0	0									
Jim Ray, R OBP: 0.333, SLG: 0.333			SH1-4							0	0	0	0	1	0	0									
<b>Inning Stats</b>	R: 0 E: 0 K: 1 S: 6	H: 1 LOB: 1 BB: 0 P: 6	R: 0 E: 1 K: 0 S: 3	H: 0 LOB: 1 BB: 1 P: 7	R: 0 E: 1 K: 0 S: 4	H: 1 LOB: 1 BB: 0 P: 4	R: 0 E: 0 K: 1 S: 4	H: 0 LOB: 0 BB: 1 P: 8	R: 4 E: 0 K: 1 S: 8	H: 3 LOB: 0 BB: 1 P: 12	R: 3 E: 0 K: 1 S: 8	H: 3 LOB: 2 BB: 1 P: 8	R: 0 E: 0 K: 0 S: 4	H: 2 LOB: 2 BB: 1 P: 8	R: 0 E: 0 K: 1 S: 5	H: 0 LOB: 1 BB: 1 P: 9	R: 2 E: 0 K: 0 S: 6	H: 3 LOB: 2 BB: 1 P: 10	1B: 10 2B: 1 3B: 0 HR: 2	SF: 1 SAC: 1 DP: 3 HBP: 0	WP: 1 PB: 0 SB: 0 CS: 1	PA: 44			
<b>PITCHER</b>	IP	WLS	BF	H	R	ER	SO	BB	IBB	HBP	BLK	WP	HR	S	P	ERA	WHIP								
Steve Blass, R ERA: 5.11	6.0		28	8	7	7	4	3	0	0	1	0	2	33	45	10.50	1.833								
Dave Giusti, R ERA: 4.22	2.2	L	15	5	2	2	1	2	1	0	0	1	0	14	26	6.75	2.625								
Ramon Hernandez, L ERA:	0.1		1	0	0	0	0	0	0	0	0	0	0	1	1	0.00	0.000								

Houston Astros @ Pittsburgh Pirates  
Three Rivers Stadium, Pittsburgh, PA  
Mon May 01 1972, 7:05 PM EDT  
Att: 4,788 - Unknown

AB 36  
R 9  
H 13  
RBI 9  
BB 6  
SO 5  
LOB 15



Batter	1	2	3	4	5	6	7	8	9	AB	R	H	RBI	BB	SO	LOB	BOTTOM								
Dave Cash, R OBP: 0.273, SLG: 0.310	2B 5-3-6 1B		F8	FC5		E8		F9		5	2	2	0	0	0	3									
Rennie Stennett, R OBP: 0.425, SLG: 0.625	5-3-6 2B					L9		4-3		5	1	3	1	0	0	0									
Roberto Clemente, R OBP: 0.362, SLG: 0.404	5-3-6		F7			BB		HR		5	2	3	3	0	0	3									
Manny Sanguillen, R OBP: 0.400, SLG: 0.466	F6					P3		F9		5	1	1	0	0	0	2									
Al Oliver, L OBP: 0.413, SLG: 0.525						1B		3-1		4	0	2	1	1	1	0									
Gene Clines, R OBP: 0.200, SLG: 0.292						1B		L8		4	1	1	1	0	1	2									
Willie Stargell, L OBP: 0.276, SLG: 0.388						1B		L4-3		1	0	0	0	0	1	1									
Richie Hebner, L OBP: 0.345, SLG: 0.577	L9					FC5		F7		5	0	1	0	0	0	1									
Gene Alley, R OBP: 0.619, SLG: 0.625						1B		L8		4	1	3	1	0	0	1									
Steve Blass, R OBP: 0.286, SLG: 0.429						FC5		1B		2	0	0	0	0	1	3									
Jose Pagan, R OBP: 0.309						K		F9		1	0	0	0	0	0	1									
Dave Giusti, R										1	0	0	0	0	0	0									
Ramon Hernandez, S										0	0	0	0	0	0	0									
<b>Inning Stats</b>	R: 1 E: 0 K: 0 S: 4	H: 2 LOB: 0 BB: 0 P: 4	R: 0 E: 0 K: 2 S: 7	H: 0 LOB: 0 BB: 0 P: 7	R: 0 E: 0 K: 1 S: 7	H: 2 LOB: 2 BB: 0 P: 7	R: 2 E: 0 K: 0 S: 7	H: 5 LOB: 2 BB: 0 P: 7	R: 0 E: 0 K: 0 S: 4	H: 1 LOB: 2 BB: 1 P: 8	R: 4 E: 1 K: 0 S: 7	H: 4 LOB: 0 BB: 0 P: 7	R: 0 E: 1 K: 0 S: 4	H: 0 LOB: 1 BB: 0 P: 4	R: 0 E: 0 K: 0 S: 3	H: 0 LOB: 0 BB: 0 P: 3	R: 1 E: 0 K: 1 S: 7	H: 2 LOB: 1 BB: 0 P: 7	1B: 12 2B: 4 3B: 0 HR: 1	SF: 0 SAC: 0 DP: 1 HBP: 0	WP: 0 PB: 0 SB: 0 CS: 0	PA: 43			
<b>PITCHER</b>	IP	WLS	BF	H	R	ER	SO	BB	IBB	HBP	BLK	WP	HR	S	P	ERA	WHIP								
Dave Roberts, L ERA: 5.04	5.2		28	12	5	5	3	1	0	0	0	0	1	7	7	13.50	1.500								
George Culver, R ERA: 3.09	1.1		7	2	2	2	0	0	0	0	0	0	1	7	7	13.50	1.500								
Jim Ray, R ERA: 2.76	2.0	W	8	2	1	1	1	0	0	0	0	0	0	10	10	4.50	1.000								

Houston Astros @ Pittsburgh Pirates  
Three Rivers Stadium, Pittsburgh, PA  
Mon May 01 1972, 7:05 PM EDT  
Att: 4,788 - Unknown

AB 42  
R 8  
H 16  
RBI 7  
BB 1  
SO 4  
LOB 17





Batter	1	2	3	4	5	6	7	8	9	AB	R	H	RBI	BB	SO	LOB	TOP			
Roger Metzger, S OBP: 0.253, SLG: 0.175	6-3		4-3			1B 2B	4-3			4	1	1	0	0	0	1	Houston Astros @ Pittsburgh Pirates Three Rivers Stadium, Pittsburgh, PA Wed May 03 1972, 7:05 PM EDT Att: 9,522 - Unknown			
Cesar Cedeno, R OBP: 0.459, SLG: 0.527	FC8-4 1B		L8			6-3		F9		4	0	1	0	0	0	1				
Jimmy Wynn, R OBP: 0.438, SLG: 0.677	FC8-4 1-2			6-3		6-3		F6		4	0	0	0	0	0	2				
Lee May, R OBP: 0.384, SLG: 0.523	FC5-4 1-2			FC6-4 BB		2H 1B		F6		3	0	1	1	1	0	1				
Bob Watson, R OBP: 0.343, SLG: 0.362		K		K		F3			6-3	4	0	0	0	0	2	2				
Doug Radler, R OBP: 0.333, SLG: 0.500				FC6-4 1-2			4-3		K	4	0	1	0	0	1	1				
Tommy Helms, R OBP: 0.232, SLG: 0.308		L8			6-3		F4		K	4	0	0	0	0	1	1				
Johnny Edwards, L OBP: 0.382, SLG: 0.580		K			K		WP 2B 1B			3	1	1	0	0	2	1				
Jerry Reuss, L OBP: 0.250, SLG: 0.143			K		K					2	0	0	0	0	2	0				
Norm Miller, L OBP: 0.462, SLG: 0.545					K					1	0	1	1	0	0	0				
George Culver, R OBP: 0.462, SLG: 0.545					K		1-H 2B			0	0	0	0	0	0	0				
<b>Inning Stats</b>	R: 0 E: 0 K: 0 S: 4	H: 1 LOB: 1 BB: 0 P: 4	R: 0 E: 0 K: 2 S: 8	H: 1 LOB: 1 BB: 0 P: 8	R: 0 E: 0 K: 1 S: 5	H: 0 LOB: 0 BB: 0 P: 5	R: 0 E: 0 K: 1 S: 5	H: 0 LOB: 0 BB: 0 P: 7	R: 1 E: 0 K: 0 S: 5	H: 2 LOB: 1 BB: 0 P: 5	R: 1 E: 0 K: 0 S: 5	H: 2 LOB: 1 BB: 0 P: 5	R: 0 E: 0 K: 2 S: 3	H: 0 LOB: 0 BB: 0 P: 3	R: 0 E: 0 K: 2 S: 7	H: 0 LOB: 0 BB: 0 P: 7	1B: 4 2B: 2 3B: 0 HR: 0	SF: 0 SAC: 0 DP: 0 HBP: 0	WP: 2 PB: 0 SB: 0 CS: 0	PA: 34
<b>PITCHER</b>	IP WLS BF H R ER SO BB IBB HBP BLK WP HR S P ERA WHIP																			
Dock Ellis, R ERA: 4.0	(1, 1) 6.0 W 23 4 1 1 6 1 0 0 0 0 0 0 34 38 1.50 0.833																			
Bruce Kison, R ERA: 6.45	(7, 1) 3.0 S 11 2 1 1 2 0 0 0 0 1 0 15 15 3.00 0.667																			

Batter	1	2	3	4	5	6	7	8	9	AB	R	H	RBI	BB	SO	LOB	BOTTOM			
Dave Cash, R OBP: 0.313, SLG: 0.318	E SF7 BB	3B BB		2-3 1B		F8				2	2	1	0	2	0	1	Houston Astros @ Pittsburgh Pirates Three Rivers Stadium, Pittsburgh, PA Wed May 03 1972, 7:05 PM EDT Att: 9,522 - Unknown			
Rennie Stennett, R OBP: 0.409, SLG: 0.636	K 1-2	1-H 2-H 3B		K		4-3				4	0	1	2	0	2	4				
Roberto Clemente, R OBP: 0.355, SLG: 0.382	E6 1B 2-3	F3		K			G1-6-3 BB			3	0	0	0	1	1	4				
Manny Sanguillen, R OBP: 0.391, SLG: 0.459	SF7			1B		6-3		G1-6-3 1-2		3	0	1	1	0	0	1				
Al Oliver, L OBP: 0.403, SLG: 0.508	3-H 1B			L9		K		G3		4	0	1	0	0	1	1				
Gene Clines, R OBP: 0.207, SLG: 0.259	L7			L2		BLK BB		L6-3		3	0	0	0	1	0	3				
Richie Hebner, L OBP: 0.339, SLG: 0.554			5-3 3B 1B	F9		F3 1-2		4-3		4	1	1	0	0	0	2				
Gene Alley, R OBP: 0.560, SLG: 0.526	5-3			1B 4-3 BB		6-3		K		3	0	0	0	1	1	1				
Dock Ellis, S OBP: 0.167, SLG: 0.167				4-3						2	0	0	0	0	1	2				
Jose Pagan, R OBP: 0.154, SLG: 0.167				K						1	0	1	0	0	0	0				
Bruce Kison, R ERA: 2.63	(7, 1) 2.0 L 6 0 0 0 1 1 0 0 0 0 0 0 7 11 0.00 0.500																			
<b>Inning Stats</b>	R: 1 E: 1 K: 1 S: 7	H: 1 LOB: 2 BB: 1 P: 11	R: 2 E: 0 K: 1 S: 7	H: 2 LOB: 1 BB: 1 P: 11	R: 0 E: 0 K: 0 S: 4	H: 1 LOB: 1 BB: 0 P: 4	R: 0 E: 0 K: 2 S: 8	H: 1 LOB: 2 BB: 1 P: 12	R: 0 E: 0 K: 1 S: 5	H: 0 LOB: 1 BB: 1 P: 9	R: 0 E: 0 K: 0 S: 4	H: 1 LOB: 1 BB: 0 P: 4	R: 0 E: 0 K: 0 S: 2	H: 0 LOB: 0 BB: 1 P: 6	R: 0 E: 0 K: 1 S: 5	H: 0 LOB: 0 BB: 0 P: 5	1B: 4 2B: 1 3B: 1 HR: 0	SF: 1 SAC: 0 DP: 1 HBP: 0	WP: 0 PB: 0 SB: 1 CS: 0	PA: 35
<b>PITCHER</b>	IP WLS BF H R ER SO BB IBB HBP BLK WP HR S P ERA WHIP																			
Jerry Reuss, L ERA: 3.72	(1, 1) 6.0 L 29 6 3 2 5 4 0 0 0 1 1 0 0 35 51 3.00 1.667																			
George Culver, R ERA: 2.63	(7, 1) 2.0 6 0 0 0 1 1 0 0 0 0 0 0 7 11 0.00 0.500																			



Batter	1	2	3	4	5	6	7	8	9	10	AB	R	H	RBI	BB	SO	LOB	TOP
Dave Cash, R OBP: 0.302, SLG: 0.306 (1, 4)	F9		F9			K		1-3		1B	5	0	1	0	0	1	0	<b>Pittsburgh Pirates @ Cincinnati Reds</b> Riverfront Stadium, Cincinnati, OH Fri May 05 1972, 7:05 PM EDT Att: 24,722 - Unknown
Al Oliver, L OBP: 0.389, SLG: 0.485 (1, 8)	F8		F8				P6	F8		1B	5	0	1	0	0	0	0	
Roberto Clemente, R OBP: 0.398, SLG: 0.400 (1, 9)	F4		F4					1B	2B	1B	5	1	2	0	0	0	2	
Willie Stargell, L OBP: 0.293, SLG: 0.415 (1, 7)		1-3		K				1B	HR	1B	4	1	2	1	0	1	0	
Richie Hebner, L OBP: 0.339, SLG: 0.542 (1, 5)								1B	2H	1B	3	1	1	0	0	0	0	
Jose Pagan, R OBP: 0.143, SLG: 0.154 (8, 5)	F7						F9			F9	1	0	0	0	0	0	2	
Manny Sanguillen, R OBP: 0.397, SLG: 0.523 (1, 2)							F4				4	1	2	3	0	0	0	
Bob Robertson, R OBP: 0.241, SLG: 0.167 (1, 3)		2B					F8				4	0	0	0	0	0	1	
Gene Alley, R OBP: 0.517, SLG: 0.455 (1, 6)										F8	3	0	0	0	1	0	0	
Bob Johnson, L OBP: 0.111, SLG: 0.111 (7, 1)											3	0	0	0	0	1	1	
Ramon Hernandez, S (7, 1)											0	0	0	0	0	0	0	
Vic Davallo, L OBP: 0.450, SLG: 0.588 (10, PH)											1	0	0	0	0	1	0	
Dave Giusti, R (10, 1)											0	0	0	0	0	0	0	
<b>Inning Stats</b>	R: 0 E: 0 K: 0 S: 3	H: 0 LOB: 0 BB: 0 P: 3	R: 0 E: 0 K: 0 S: 4	H: 1 LOB: 1 BB: 0 P: 4	R: 0 E: 0 K: 0 S: 3	H: 0 LOB: 0 BB: 0 P: 3	R: 0 E: 0 K: 1 S: 5	H: 0 LOB: 0 BB: 0 P: 5	R: 0 E: 0 K: 0 S: 5	H: 2 LOB: 2 BB: 0 P: 5	R: 0 E: 0 K: 0 S: 3	H: 0 LOB: 0 BB: 0 P: 3	R: 0 E: 0 K: 1 S: 6	H: 2 LOB: 1 BB: 0 P: 6	1B: 5 2B: 3 3B: 0 HR: 1	SF: 0 SAC: 0 DP: 1 HBP: 0	WP: 0 PA: 39 PB: 0 SB: 0 CS: 0	
<b>PITCHER</b>	IP WLS BF H R ER SO BB IBB HBP BLK WP HR S P ERA WHIP	IP WLS BF H R ER SO BB IBB HBP BLK WP HR S P ERA WHIP	IP WLS BF H R ER SO BB IBB HBP BLK WP HR S P ERA WHIP	IP WLS BF H R ER SO BB IBB HBP BLK WP HR S P ERA WHIP	IP WLS BF H R ER SO BB IBB HBP BLK WP HR S P ERA WHIP	IP WLS BF H R ER SO BB IBB HBP BLK WP HR S P ERA WHIP	IP WLS BF H R ER SO BB IBB HBP BLK WP HR S P ERA WHIP	IP WLS BF H R ER SO BB IBB HBP BLK WP HR S P ERA WHIP	IP WLS BF H R ER SO BB IBB HBP BLK WP HR S P ERA WHIP	IP WLS BF H R ER SO BB IBB HBP BLK WP HR S P ERA WHIP	IP WLS BF H R ER SO BB IBB HBP BLK WP HR S P ERA WHIP	IP WLS BF H R ER SO BB IBB HBP BLK WP HR S P ERA WHIP	IP WLS BF H R ER SO BB IBB HBP BLK WP HR S P ERA WHIP	IP WLS BF H R ER SO BB IBB HBP BLK WP HR S P ERA WHIP	IP WLS BF H R ER SO BB IBB HBP BLK WP HR S P ERA WHIP	IP WLS BF H R ER SO BB IBB HBP BLK WP HR S P ERA WHIP	IP WLS BF H R ER SO BB IBB HBP BLK WP HR S P ERA WHIP	
Gary Nolan, R ERA: 2.95 (1, 1)	7.2																	
Tom Hall, L ERA: 3.24 (8, 1)	1.1	4	0	0	0	0	0	0	0	4	4	0.00	0.000					
Clay Carroll, R ERA: 3.29 (10, 1)	1.0	W	4	2	0	0	1	0	0	6	6	0.00	2.000					

Batter	1	2	3	4	5	6	7	8	9	10	AB	R	H	RBI	BB	SO	LOB	BOTTOM			
Pete Rose, S OBP: 0.337, SLG: 0.324 (1, 7)	L4		F8		3-1					SH5-4	5	1	2	1	0	0	0	<b>Pittsburgh Pirates @ Cincinnati Reds</b> Riverfront Stadium, Cincinnati, OH Fri May 05 1972, 7:05 PM EDT Att: 24,722 - Unknown			
Joe Morgan, L OBP: 0.338, SLG: 0.362 (1, 4)	P6		F9		P4		FC3-6	1B		1B	4	0	0	0	1	0	1				
Bobby Tolan, L OBP: 0.468, SLG: 0.750 (1, 8)	L3							6-3		SH5-4	4	1	1	0	0	0	1				
Johnny Bench, R OBP: 0.342, SLG: 0.483 (1, 2)										1B	4	1	1	1	1	0	1				
Tony Perez, R OBP: 0.339, SLG: 0.397 (1, 3)										1B	5	0	2	1	0	2	2				
Bernie Carbo, L OBP: 0.400, SLG: 0.143 (1, 9)										1B	2	1	1	0	1	0	1				
Cesar Geronimo, L OBP: 0.259, SLG: 0.292 (7, 9)										1B	1	0	0	0	0	1	0				
Denis Menke, R OBP: 0.375, SLG: 0.433 (1, 5)										1B	4	0	1	2	0	0	3				
Dave Concepcion, R OBP: 0.328, SLG: 0.349 (1, 6)										1B	3	1	1	0	0	0	3				
Gary Nolan, R ERA: 4.44 (1, 1)											3	0	0	0	0	2	1				
Tom Hall, L (8, 1)											0	0	0	0	0	0	0				
Julian Javier, R OBP: 0.286, SLG: 0.429 (9, PH)											1	0	0	0	0	0	1				
Clay Carroll, R (10, 1)											0	0	0	0	0	0	0				
<b>Inning Stats</b>	R: 0 E: 0 K: 0 S: 3	H: 0 LOB: 0 BB: 0 P: 3	R: 0 E: 1 K: 1 S: 7	H: 1 LOB: 2 BB: 0 P: 7	R: 0 E: 0 K: 1 S: 5	H: 0 LOB: 0 BB: 0 P: 5	R: 2 E: 0 K: 0 S: 5	H: 2 LOB: 1 BB: 1 P: 9	R: 0 E: 0 K: 1 S: 5	H: 0 LOB: 0 BB: 0 P: 5	R: 1 E: 0 K: 0 S: 5	H: 2 LOB: 1 BB: 0 P: 5	R: 0 E: 0 K: 2 S: 7	H: 0 LOB: 0 BB: 0 P: 7	R: 0 E: 0 K: 0 S: 2	H: 0 LOB: 0 BB: 0 P: 3	R: 1 E: 0 K: 0 S: 3	H: 2 LOB: 3 BB: 2 P: 11	1B: 7 2B: 1 3B: 0 HR: 1	SF: 0 SAC: 1 DP: 1 HBP: 1	WP: 0 PA: 41 PB: 1 SB: 1 CS: 0
<b>PITCHER</b>	IP WLS BF H R ER SO BB IBB HBP BLK WP HR S P ERA WHIP	IP WLS BF H R ER SO BB IBB HBP BLK WP HR S P ERA WHIP	IP WLS BF H R ER SO BB IBB HBP BLK WP HR S P ERA WHIP	IP WLS BF H R ER SO BB IBB HBP BLK WP HR S P ERA WHIP	IP WLS BF H R ER SO BB IBB HBP BLK WP HR S P ERA WHIP	IP WLS BF H R ER SO BB IBB HBP BLK WP HR S P ERA WHIP	IP WLS BF H R ER SO BB IBB HBP BLK WP HR S P ERA WHIP	IP WLS BF H R ER SO BB IBB HBP BLK WP HR S P ERA WHIP	IP WLS BF H R ER SO BB IBB HBP BLK WP HR S P ERA WHIP	IP WLS BF H R ER SO BB IBB HBP BLK WP HR S P ERA WHIP	IP WLS BF H R ER SO BB IBB HBP BLK WP HR S P ERA WHIP	IP WLS BF H R ER SO BB IBB HBP BLK WP HR S P ERA WHIP	IP WLS BF H R ER SO BB IBB HBP BLK WP HR S P ERA WHIP	IP WLS BF H R ER SO BB IBB HBP BLK WP HR S P ERA WHIP	IP WLS BF H R ER SO BB IBB HBP BLK WP HR S P ERA WHIP	IP WLS BF H R ER SO BB IBB HBP BLK WP HR S P ERA WHIP	IP WLS BF H R ER SO BB IBB HBP BLK WP HR S P ERA WHIP				
Bob Johnson, R ERA: 4.44 (1, 1)	6.1																				
Ramon Hernandez, L ERA: 4.44 (7, 1)	2.2	8	0	0	2	0	0	1	0	0	11	12	0.00	0.000							
Dave Giusti, R ERA: 4.91 (10, 1)	0.1	L	5	2	1	1	0	1	1	0	3	11	27.00	9.000							









Batter	1	2	3	4	5	6	7	8	9	AB	R	H	RBI	BB	SO	LOB	TOP			
Rennie Stennett, R OBP: 0.396, SLG: 0.585 Bill Mazeroski, R (8, 4)										4	2	2	0	0	0	1				
Al Oliver, L OBP: 0.378, SLG: 0.500 (1, 8)										5	3	2	1	0	0	1				
Roberto Clemente, R OBP: 0.377, SLG: 0.429 (1, 9)										5	2	3	2	0	0	0				
Willie Stargell, L OBP: 0.328, SLG: 0.541 (1, 7)										4	2	2	5	1	1	1				
Richie Hebner, L OBP: 0.361, SLG: 0.522 (1, 5)										4	0	1	1	1	2	1				
Manny Sanguillen, R OBP: 0.365, SLG: 0.520 (1, 2)										5	0	0	0	0	1	4				
Bob Robertson, R OBP: 0.284, SLG: 0.204 (1, 3)										3	0	1	0	1	0	1				
Gene Alley, R OBP: 0.474, SLG: 0.419 (1, 6)										4	0	1	0	0	0	2				
Nelson Briles, R OBP: 0.200, SLG: 0.400 Bob Moose, R OBP: 0.333, SLG: 0.333 (8, 1)										3	0	0	0	0	1	1				
										0	0	0	0	0	0	0				
<b>Inning Stats</b>	R: 2 E: 1 K: 1 S: 8	H: 2 LOB: 1 BB: 0 P: 8	R: 0 E: 0 K: 0 S: 4	H: 1 LOB: 1 BB: 0 P: 4	R: 1 E: 0 K: 2 S: 8	H: 1 LOB: 0 BB: 0 P: 8	R: 0 E: 0 K: 0 S: 3	H: 0 LOB: 0 BB: 0 P: 3	R: 0 E: 0 K: 0 S: 3	H: 0 LOB: 1 BB: 0 P: 8	R: 4 E: 0 K: 1 S: 9	H: 4 LOB: 0 BB: 0 P: 9	R: 0 E: 0 K: 1 S: 5	H: 0 LOB: 1 BB: 1 P: 9	R: 1 E: 0 K: 0 S: 5	H: 2 LOB: 2 BB: 1 P: 9	1B: 8 2B: 1 3B: 0 HR: 3	SF: 0 SAC: 1 DP: 1 HBP: 0	WP: 0 PB: 0 SB: 0 CS: 0	PA: 42
<b>PITCHER</b>	IP WLS BF H R ER SO BB IBB HBP BLK WP HR S P ERA WHIP																			
Jack Billingham, R ERA: 6.75 Tom Hall, L ERA: 3.5 Pedro Borbon, R ERA: 5.19	(1, 1) (7, 1) (9, 1)	6.2 1.1 1.0	L 6 6	30 1 2	9 1 1	7 1 1	6 1 0	4 1 0	1 0 1	0 0 0	0 0 0	0 1 0	2 7 5	37 11 9	41 11 9	8.10 6.75 9.00	1.500 1.500 2.000			

Pittsburgh Pirates @ Cincinnati Reds  
Riverfront Stadium, Cincinnati, OH  
Sun May 07 1972, 3:33 AM EDT  
Att: 19,281 - Unknown

AB 38  
R 9  
H 12  
RBI 9  
BB 3  
SO 5  
LOB 12



Batter	1	2	3	4	5	6	7	8	9	AB	R	H	RBI	BB	SO	LOB	BOTTOM				
Pete Rose, S OBP: 0.304, SLG: 0.289 (1, 7)										5	0	0	0	0	1	2					
Joe Morgan, L OBP: 0.352, SLG: 0.447 (1, 4)										4	1	2	2	0	0	1					
Bobby Tolan, L OBP: 0.471, SLG: 0.757 (1, 8)										3	2	1	1	1	0	1					
Johnny Bench, R OBP: 0.321, SLG: 0.441 (1, 2)										4	0	1	0	0	2	1					
Tony Perez, R OBP: 0.315, SLG: 0.409 (1, 3)										4	1	1	2	0	1	1					
Bernie Carbo, L OBP: 0.370, SLG: 0.150 Cesar Geronimo, L OBP: 0.286, SLG: 0.440 (6, FR) (7, 9)										2	0	0	0	1	1	1					
Denis Menke, R OBP: 0.367, SLG: 0.409 Tom Hall, L (8, PH) Pedro Borbon, R (9, 1)										3	0	0	0	0	1	1					
Dave Concepcion, R OBP: 0.311, SLG: 0.319 (1, 6)										4	0	0	0	0	1	0					
Jack Billingham, R OBP: 0.100, SLG: 0.100 Julian Javier, R OBP: 0.313, SLG: 0.438 (7, 5)										2	1	1	0	0	1	0					
										2	0	1	0	0	0	0					
<b>Inning Stats</b>	R: 0 E: 0 K: 1 S: 6	H: 1 LOB: 1 BB: 0 P: 6	R: 1 E: 0 K: 2 S: 8	H: 1 LOB: 0 BB: 0 P: 8	R: 3 E: 0 K: 1 S: 8	H: 3 LOB: 1 BB: 1 P: 12	R: 0 E: 0 K: 1 S: 5	H: 0 LOB: 0 BB: 0 P: 5	R: 0 E: 0 K: 2 S: 7	H: 0 LOB: 2 BB: 1 P: 11	R: 0 E: 0 K: 1 S: 6	H: 1 LOB: 1 BB: 0 P: 6	R: 0 E: 0 K: 0 S: 5	H: 2 LOB: 0 BB: 0 P: 5	R: 0 E: 0 K: 0 S: 3	H: 0 LOB: 0 BB: 0 P: 3	1B: 4 2B: 0 3B: 0 HR: 4	SF: 0 SAC: 0 DP: 0 HBP: 0	WP: 0 PB: 0 SB: 0 CS: 0	PA: 37	
<b>PITCHER</b>	IP WLS BF H R ER SO BB IBB HBP BLK WP HR S P ERA WHIP																				
Nelson Briles, R ERA: 4.7 Bob Moose, R ERA: 6.86	(1, 1) (8, 1)	7.2 1.1	W S	33 4	8 0	6 0	6 0	8 0	2 0	0 0	0 0	0 0	0 0	0 4	47 4	55 4	7.04 0.00	1.304 0.000			

Pittsburgh Pirates @ Cincinnati Reds  
Riverfront Stadium, Cincinnati, OH  
Sun May 07 1972, 3:33 AM EDT  
Att: 19,281 - Unknown

AB 35  
R 6  
H 8  
RBI 6  
BB 2  
SO 8  
LOB 8





Batter	1	2	3	4	5	6	7	8	9	AB	R	H	RBI	BB	SO	LOB	TOP						
Dave Cash, R OBP: 0.345, SLG: 0.415 (1, 4)										4	2	3	2	1	0	1	<b>Pittsburgh Pirates @ Atlanta Braves</b> Atlanta Stadium, Atlanta, GA Tue May 09 1972, 7:05 PM EDT Att: 7,762 - Unknown						
Al Oliver, L OBP: 0.356, SLG: 0.470 (1, 8)										5	0	0	0	0	0	3							
Roberto Clemente, R OBP: 0.369, SLG: 0.440 (1, 9)										5	1	1	1	0	0	0							
Willie Stargell, L OBP: 0.347, SLG: 0.591 (1, 7)										5	1	3	1	0	1	1							
Gene Clines, R OBP: 0.200, SLG: 0.250 (9, 7)										0	0	0	0	0	0	0							
Richie Hebner, L OBP: 0.390, SLG: 0.522 (1, 5)										2	0	1	1	3	0	1							
Manny Sanguillen, R OBP: 0.366, SLG: 0.513 (1, 2)										5	0	2	0	0	0	3							
Bob Robertson, R OBP: 0.282, SLG: 0.193 (1, 3)										3	1	0	0	1	1	4							
Gene Alley, R OBP: 0.463, SLG: 0.412 (1, 6)										3	0	1	0	0	0	0							
Dock Ellis, S OBP: 0.111, SLG: 0.111 (1, 1)										3	0	0	0	0	1	1							
Vic Davallillo, L OBP: 0.429, SLG: 0.556 (8, PH)										1	0	0	0	0	0	1							
Bruce Kison, R (8, 1)										0	0	0	0	0	0	0							
<b>Inning Stats</b>	R: 2 E: 0 K: 1 S: 8	H: 3 LOB: 1 BB: 0 P: 8	R: 0 E: 0 K: 1 S: 6	H: 1 LOB: 1 BB: 0 P: 6	R: 1 E: 0 K: 1 S: 7	H: 2 LOB: 2 BB: 1 P: 11	R: 1 E: 0 K: 0 S: 4	H: 1 LOB: 0 BB: 0 P: 4	R: 0 E: 0 K: 0 S: 5	H: 2 LOB: 2 BB: 0 P: 5	R: 0 E: 0 K: 0 S: 3	H: 0 LOB: 1 BB: 1 P: 7	R: 0 E: 0 K: 0 S: 3	H: 1 LOB: 1 BB: 1 P: 7	R: 1 E: 0 K: 0 S: 4	H: 1 LOB: 1 BB: 1 P: 8	R: 0 E: 0 K: 0 S: 3	H: 0 LOB: 1 BB: 1 P: 7	1B: 7 2B: 1 3B: 1 HR: 2	SF: 0 SAC: 1 DP: 0 HBP: 0	WP: 1 PB: 0 SB: 0 CS: 0	PA: 42	
<b>PITCHER</b>	IP WLS BF L	H R ER 4	SO 3	BB 3	IBB 0	HBP 0	BLK 0	WP 1	HR 2	S 36	P 48	ERA 5.14	WHIP 1.857										
Tom Kelley, R ERA: 4.98 (1, 1)	7.0	10	4	4	3	3	0	0	0	0	0	4.98	1.857										
Ron Schueler, R ERA: 0.79 (8, 1)	2.0	1	1	1	0	2	0	0	0	0	0	0.79	1.500										

Batter	1	2	3	4	5	6	7	8	9	AB	R	H	RBI	BB	SO	LOB	BOTTOM						
Felix Millan, R OBP: 0.324, SLG: 0.320 (1, 4)										4	1	1	0	0	0	1	<b>Pittsburgh Pirates @ Atlanta Braves</b> Atlanta Stadium, Atlanta, GA Tue May 09 1972, 7:05 PM EDT Att: 7,762 - Unknown						
Ralph Garr, L OBP: 0.343, SLG: 0.435 (1, 8)										4	0	0	0	0	0	1							
Rico Carty, R OBP: 0.471, SLG: 0.491 (1, 7)										4	0	0	0	0	1	1							
Orlando Cepeda, R OBP: 0.455, SLG: 0.594 (1, 3)										4	1	2	1	0	0	0							
Earl Williams, R OBP: 0.326, SLG: 0.400 (1, 2)										4	0	1	1	0	1	1							
Darrell Evans, L OBP: 0.338, SLG: 0.381 (1, 5)										3	0	0	0	1	0	0							
Mike Lum, L OBP: 0.283, SLG: 0.192 (1, 9)										4	0	1	0	0	0	2							
Marty Perez, R OBP: 0.314, SLG: 0.304 (1, 6)										3	0	0	0	0	0	3							
Tom Kelley, R OBP: 0.182, SLG: 0.100 (1, 1)										2	0	0	0	0	1	3							
Dusty Baker Jr., R OBP: 0.188, SLG: 0.167 (7, PH)										1	0	1	0	0	0	0							
Ron Schueler, R (8, 1)										0	0	0	0	0	0	0							
<b>Inning Stats</b>	R: 0 E: 0 K: 1 S: 5	H: 0 LOB: 0 BB: 0 P: 5	R: 1 E: 0 K: 1 S: 7	H: 2 LOB: 2 BB: 1 P: 11	R: 1 E: 0 K: 0 S: 5	H: 2 LOB: 1 BB: 0 P: 5	R: 0 E: 0 K: 0 S: 4	H: 1 LOB: 1 BB: 0 P: 4	R: 0 E: 0 K: 0 S: 3	H: 0 LOB: 0 BB: 0 P: 3	R: 0 E: 0 K: 1 S: 5	H: 0 LOB: 0 BB: 0 P: 5	R: 0 E: 0 K: 0 S: 4	H: 1 LOB: 1 BB: 0 P: 4	R: 0 E: 0 K: 0 S: 3	H: 0 LOB: 0 BB: 0 P: 3	R: 0 E: 0 K: 0 S: 3	H: 0 LOB: 0 BB: 0 P: 3	1B: 5 2B: 1 3B: 0 HR: 0	SF: 0 SAC: 0 DP: 0 HBP: 0	WP: 0 PB: 0 SB: 0 CS: 0	PA: 34	
<b>PITCHER</b>	IP WLS BF S	H R ER 2	SO 2	BB 1	IBB 0	HBP 0	BLK 0	WP 0	HR 0	S 33	P 37	ERA 2.57	WHIP 1.000										
Dock Ellis, R ERA: 3.6 (1, 1)	7.0	2	2	2	3	1	0	0	0	0	0	3.6	1.000										
Bruce Kison, R ERA: 5.23 (8, 1)	2.0	0	0	0	0	0	0	0	0	0	0	5.23	0.000										



Batter	1	2	3	4	5	6	7	8	9	AB	R	H	RBI	BB	SO	LOB	TOP		
Dave Cash, R OBP: 0.339, SLG: 0.421 (1, 4)										4	1	1	0	0	0	0	<b>Pittsburgh Pirates @ Atlanta Braves</b> Atlanta Stadium, Atlanta, GA Wed May 10, 1972, 7:05 PM EDT Att: 6,708 - Unknown		
Al Oliver, L OBP: 0.363, SLG: 0.517 (1, 8)										4	1	2	3	0	0				
Roberto Clemente, R OBP: 0.384, SLG: 0.468 (1, 9)										4	0	3	0	0	0				
Willie Stargell, L OBP: 0.329, SLG: 0.557 (1, 7)										4	0	0	0	0	1	3			
Richie Hebner, L OBP: 0.383, SLG: 0.507 (1, 5)										4	0	1	0	0	0	2			
Manny Sanguillen, R OBP: 0.366, SLG: 0.468 (1, 2)										4	0	0	0	0	2	3			
Bob Robertson, R OBP: 0.280, SLG: 0.246 (1, 3)										4	1	1	1	0	1	1			
Gene Alley, R OBP: 0.422, SLG: 0.368 (1, 6)										4	0	0	0	0	0	1			
Bob Johnson, L OBP: 0.111, SLG: 0.111 (1, 1)										0	0	0	0	0	0	0			
Luke Walker, L OBP: 0.244, SLG: 0.244 (6, PH)										1	0	0	0	0	0	0			
Jose Pagan, R OBP: 0.214, SLG: 0.214 (6, PH)										1	0	1	0	0	0	0			
Dave Giusti, R OBP: 0.111, SLG: 0.111 (6, PH)										0	1	0	0	0	0	0			
Ramon Hernandez, S OBP: 0.111, SLG: 0.111 (7, 1)										0	0	0	0	0	0	0			
Bob Miller, R OBP: 0.111, SLG: 0.111 (7, 1)										0	0	0	0	0	0	0			
<b>Inning Stats</b>	R: 0 E: 0 K: 0 S: 4	H: 2 LOB: 1 BB: 0 P: 4	R: 0 E: 0 K: 1 S: 5	H: 0 LOB: 0 BB: 0 P: 5	R: 0 E: 0 K: 0 S: 3	H: 0 LOB: 0 BB: 0 P: 3	R: 0 E: 0 K: 2 S: 8	H: 1 LOB: 1 BB: 0 P: 8	R: 3 E: 0 K: 1 S: 9	H: 4 LOB: 2 BB: 0 P: 9	R: 0 E: 0 K: 0 S: 3	H: 0 LOB: 0 BB: 0 P: 3	R: 0 E: 0 K: 0 S: 4	H: 1 LOB: 1 BB: 0 P: 4	R: 1 E: 0 K: 0 S: 4	H: 1 LOB: 0 BB: 0 P: 4	1B: 4 2B: 3 3B: 0 HR: 2	SF: 0 SAC: 0 DP: 0 HBP: 0	WP: 0 PA: 35 CS: 0
<b>PITCHER</b> Phil Niekro, R ERA: 3.08 (1, 1)	IP: 9.0 WLS: W BF: 35 H: 9 R: 4 ER: 4 SO: 4 BB: 0 IBB: 0 HBP: 0 BLK: 0 WP: 0 HR: 2 S: 43 P: 43 ERA: 4.00 WHIP: 1.000															<b>PITCHER</b>			

AB 35  
R 4  
H 9  
RBI 4  
BB 0  
SO 4  
LOB 10



Batter	1	2	3	4	5	6	7	8	9	AB	R	H	RBI	BB	SO	LOB	BOTTOM		
Felix Millan, R OBP: 0.336, SLG: 0.337 (1, 4)										4	1	2	1	1	0	2	<b>Pittsburgh Pirates @ Atlanta Braves</b> Atlanta Stadium, Atlanta, GA Wed May 10, 1972, 7:05 PM EDT Att: 6,708 - Unknown		
Ralph Garr, L OBP: 0.356, SLG: 0.443 (1, 8) (8, 7)										5	1	3	0	0	0	2			
Hank Aaron, R OBP: 0.413, SLG: 0.576 (1, 9)										3	1	2	1	2	0	0			
Orlando Cepeda, R OBP: 0.395, SLG: 0.514 (1, 3)										5	0	0	0	0	1	7			
Earl Williams, R OBP: 0.340, SLG: 0.412 (1, 2)										5	2	3	2	0	0	1			
Mike Lum, L OBP: 0.286, SLG: 0.218 (1, 7)										3	0	1	0	0	0	2			
Dusty Baker Jr., R OBP: 0.212, SLG: 0.226 (7, PH) (8, 8)										1	1	1	1	0	0	0			
Darrell Evans, L OBP: 0.346, SLG: 0.388 (1, 5)										4	0	2	1	0	1	0			
Marty Perez, R OBP: 0.300, SLG: 0.289 (1, 6)										4	1	0	1	0	1	3			
Phil Niekro, R OBP: 0.111, SLG: 0.167 (1, 1)										4	1	1	0	0	0	2			
<b>Inning Stats</b>	R: 1 E: 0 K: 1 S: 6	H: 2 LOB: 2 BB: 2 P: 14	R: 2 E: 0 K: 0 S: 7	H: 4 LOB: 0 BB: 0 P: 7	R: 1 E: 0 K: 0 S: 6	H: 3 LOB: 0 BB: 0 P: 6	R: 0 E: 0 K: 0 S: 3	H: 0 LOB: 1 BB: 1 P: 7	R: 0 E: 0 K: 2 S: 7	H: 0 LOB: 0 BB: 0 P: 7	R: 0 E: 0 K: 0 S: 3	H: 1 LOB: 0 BB: 0 P: 3	R: 4 E: 2 K: 0 S: 9	H: 5 LOB: 2 BB: 0 P: 9	R: 0 E: 0 K: 0 S: 3	H: 0 LOB: 0 BB: 0 P: 3	1B: 11 2B: 4 3B: 0 HR: 0	SF: 0 SAC: 0 DP: 0 HBP: 0	WP: 0 PA: 42 CS: 1
<b>PITCHER</b> Bob Johnson, R ERA: 5.14 (1, 1)	IP: 1.2 WLS: L BF: 11 H: 5 R: 3 ER: 3 SO: 3 BB: 2 IBB: 0 HBP: 0 BLK: 0 WP: 0 HR: 0 S: 11 P: 19 ERA: 16.20 WHIP: 4.200															<b>PITCHER</b>			
Luke Walker, L ERA: 6.1 (2, 1)	IP: 3.1 WLS: L BF: 15 H: 4 R: 1 ER: 1 SO: 2 BB: 1 IBB: 0 HBP: 0 BLK: 0 WP: 0 HR: 0 S: 18 P: 22 ERA: 2.70 WHIP: 1.500															<b>PITCHER</b>			
Dave Giusti, R ERA: 5.84 (6, 1)	IP: 1.1 WLS: L BF: 6 H: 3 R: 2 ER: 2 SO: 0 BB: 0 IBB: 0 HBP: 0 BLK: 0 WP: 0 HR: 0 S: 6 P: 6 ERA: 13.50 WHIP: 2.250															<b>PITCHER</b>			
Ramon Hernandez, L ERA: 0.87 (7, 1)	IP: 0.1 WLS: L BF: 4 H: 2 R: 2 ER: 1 SO: 0 BB: 0 IBB: 0 HBP: 0 BLK: 0 WP: 0 HR: 0 S: 4 P: 4 ERA: 27.00 WHIP: 6.000															<b>PITCHER</b>			
Bob Miller, R ERA: 1.66 (7, 1)	IP: 1.1 WLS: L BF: 5 H: 1 R: 0 ER: 0 SO: 0 BB: 0 IBB: 0 HBP: 0 BLK: 0 WP: 0 HR: 0 S: 5 P: 5 ERA: 0.00 WHIP: 0.750															<b>PITCHER</b>			

AB 38  
R 8  
H 15  
RBI 7  
BB 3  
SO 3  
LOB 19



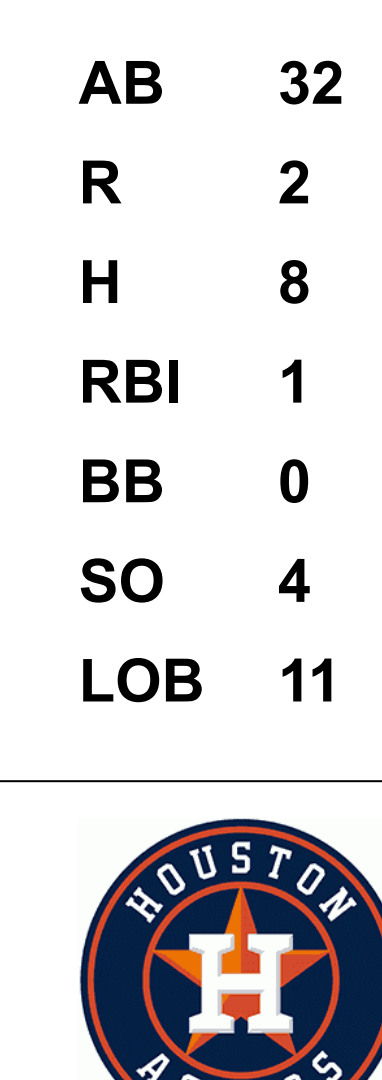


Batter	1	2	3	4	5	6	7	8	9	AB R H RBI BB SO LOB	TOP																		
Dave Cash, R OBP: 0.328, SLG: 0.403 (1, 4)										5 0 1 0 0 1 2	<b>Pittsburgh Pirates @ Houston Astros</b> Astrodome, Houston, TX Fri May 12 1972, 8:05 PM EDT Att. 17,863 - Dome																		
Al Oliver, L OBP: 0.358, SLG: 0.505 (1, 8)										4 0 1 0 0 0 1																			
Roberto Clemente, R OBP: 0.367, SLG: 0.446 (1, 9)										4 0 0 0 0 3 3																			
Willie Stargell, L OBP: 0.313, SLG: 0.527 (1, 7)										4 0 0 0 0 1 3																			
Richie Hebner, L OBP: 0.376, SLG: 0.532 (1, 5)										4 1 1 1 0 0 0																			
Manny Sanguillen, R OBP: 0.362, SLG: 0.523 (1, 2)										4 2 3 0 0 0 0																			
Bob Robertson, R OBP: 0.304, SLG: 0.281 (1, 3)										3 1 2 0 1 0 1																			
Gene Alley, R OBP: 0.404, SLG: 0.350 (7, PH)										2 0 0 0 0 1 2 0 0 0 1 0 0 0 1 0 0 0 0 0 2																			
Vic Davalillo, L OBP: 0.409, SLG: 0.556 Jackie Hernandez, R OBP: 0.241, SLG: 0.185 (7, 6)										3 0 0 0 0 0 2 1 0 1 1 0 0 0 0 0 0 0 0 0 0 0 0 0 0 0 0 0																			
Steve Blass, R OBP: 0.200, SLG: 0.267 Milt May, L OBP: 0.111, SLG: 0.111 Dock Ellis, S OBP: 0.111, SLG: 0.111 Bob Miller, R (9, 1)										3 0 0 0 0 0 2 1 0 1 1 0 0 0 0 0 0 0 0 0 0 0 0 0 0 0 0 0																			
<b>Inning Stats</b>	R: 0 E: 0 K: 1 S: 6	H: 1 LOB: 1 BB: 0 P: 6	R: 0 E: 0 K: 1 S: 6	H: 1 LOB: 1 BB: 0 P: 6	R: 0 E: 0 K: 0 S: 3	H: 0 LOB: 0 BB: 0 P: 3	R: 0 E: 0 K: 1 S: 5	H: 1 LOB: 1 BB: 0 P: 5	R: 0 E: 1 K: 1 S: 6	H: 1 LOB: 1 BB: 0 P: 6	R: 2 E: 0 K: 1 S: 8	H: 3 LOB: 1 BB: 0 P: 8	R: 0 E: 0 K: 1 S: 5	H: 0 LOB: 0 BB: 0 P: 5	R: 2 E: 0 K: 0 S: 5	H: 2 LOB: 2 BB: 1 P: 9	1B: 6 2B: 1 3B: 1 HR: 1	SF: 1 SAC: 0 DP: 1 HBP: 0	WP: 2 PB: 0 SB: 0 CS: 0	PA: 37									
<b>PITCHER</b>	IP WLS BF H R ER SO BB IBB HBP BLK WP HR S P ERA WHIP											IP WLS BF H R ER SO BB IBB HBP BLK WP HR S P ERA WHIP																	
Larry Dierker, R ERA: 4.1 Jim Ray, R ERA: 2.41	(1, 1) (9, 1)	8.2 1	L 1	36 0	9 0	4 0	4 0	6 0	1 0	0 0	0 0	0 0	0 0	1 1	0 1	47 1	51 1	4.15 0.00	1.154 0.000										

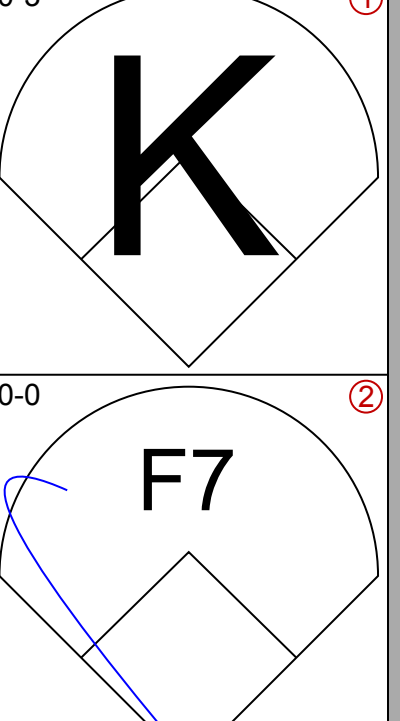
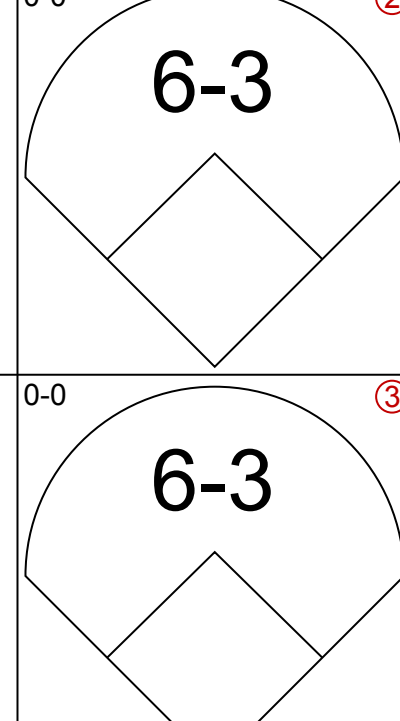
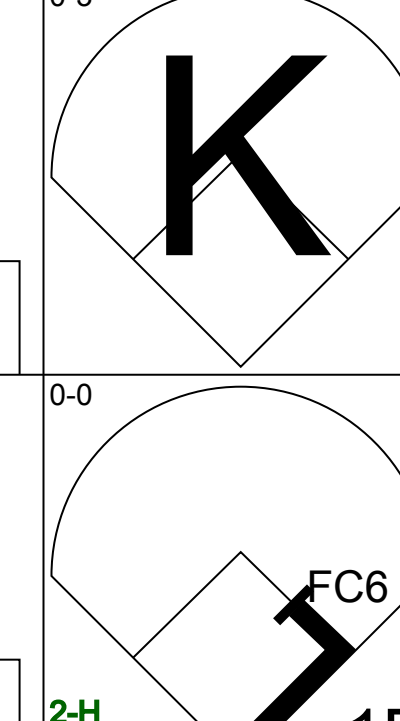
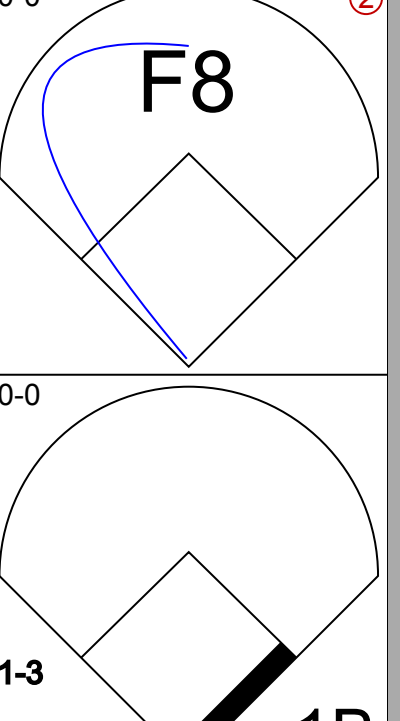
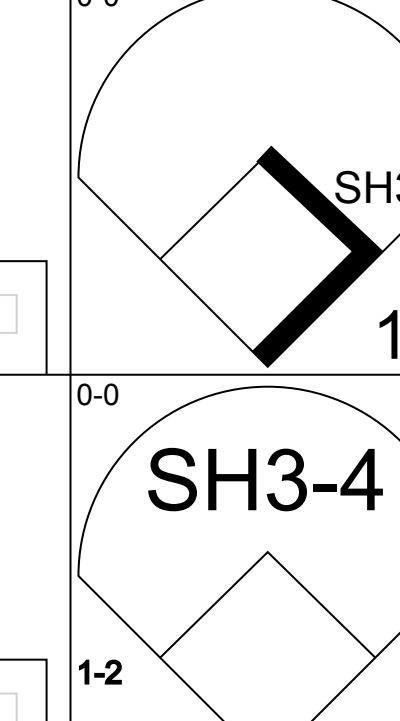
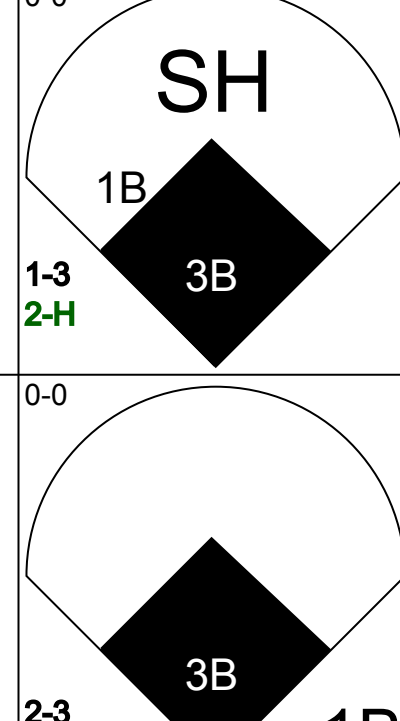
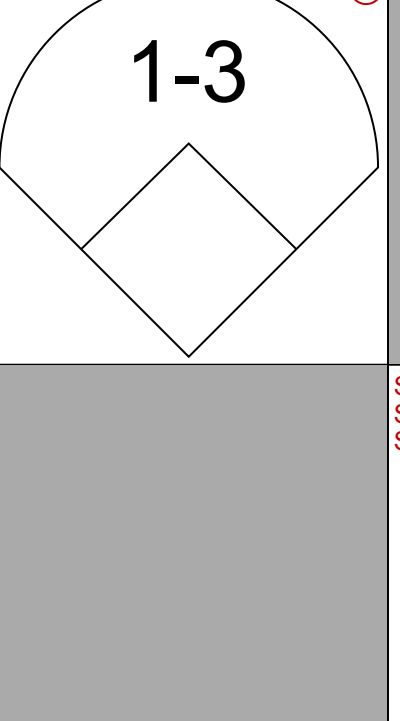

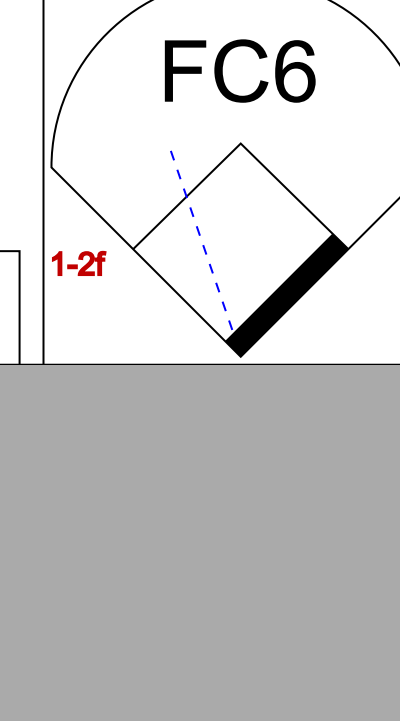
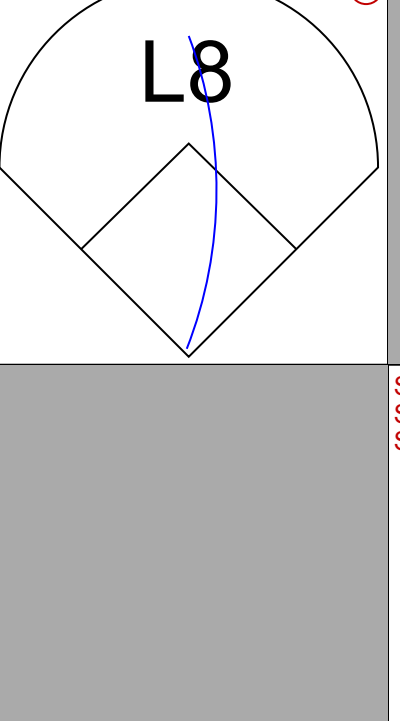
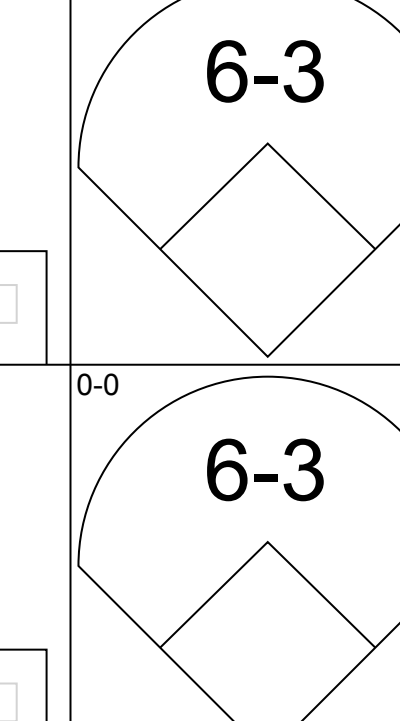
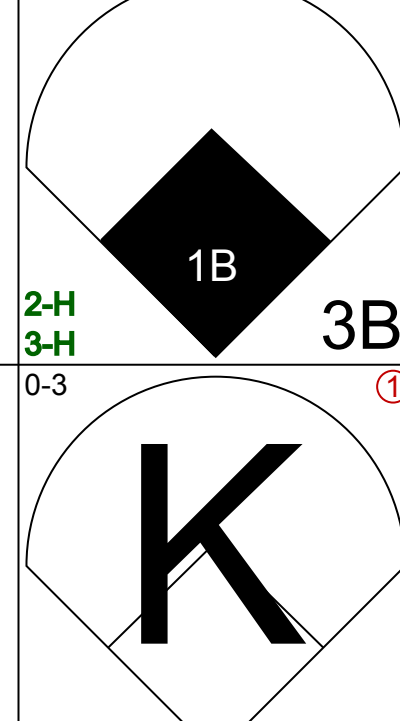

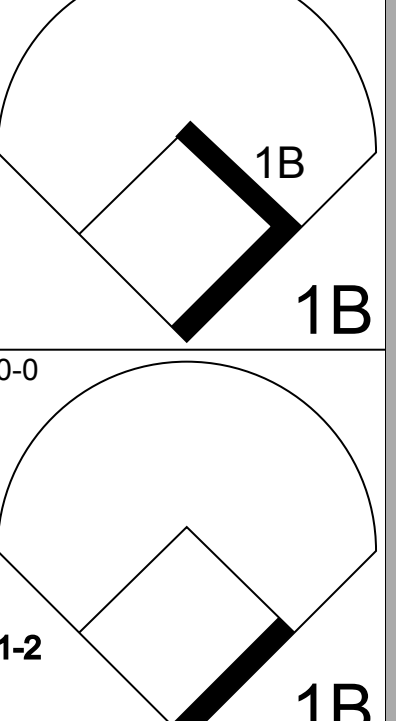



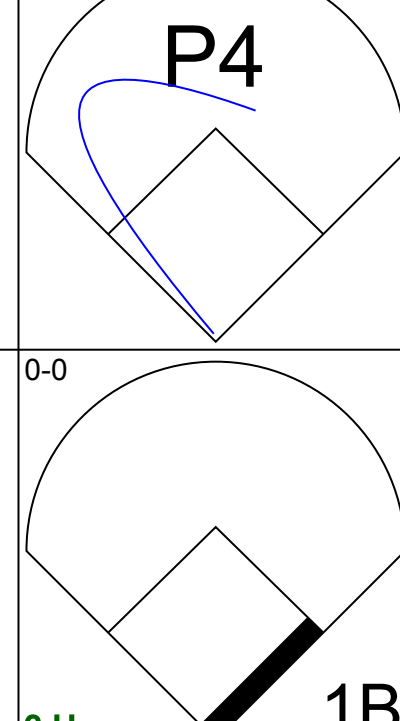
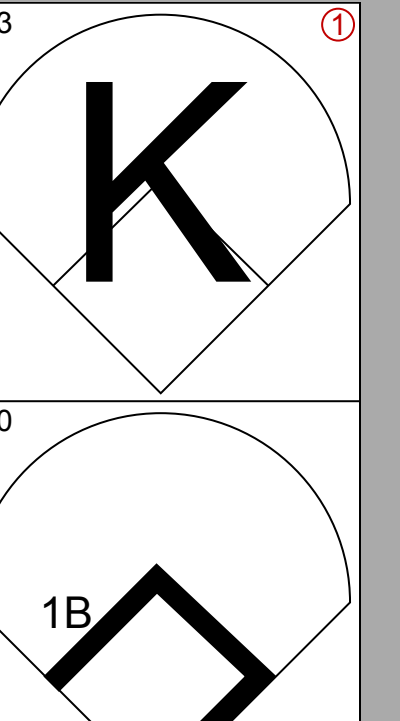
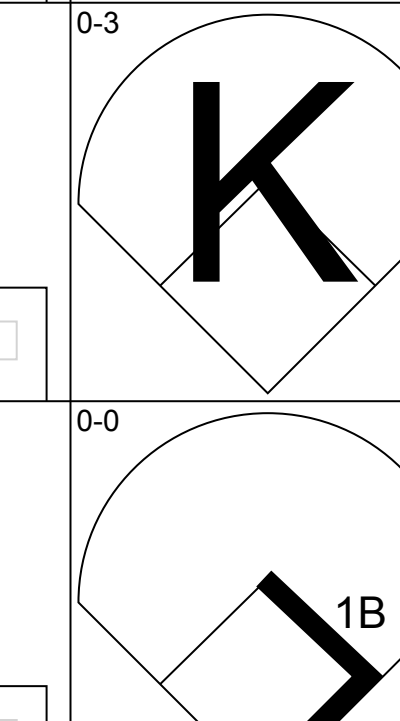
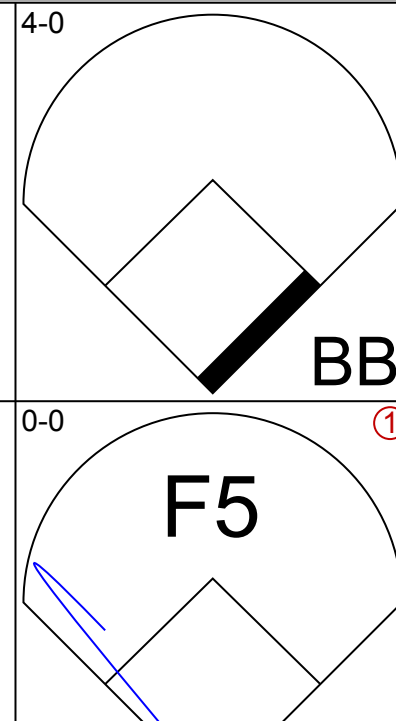
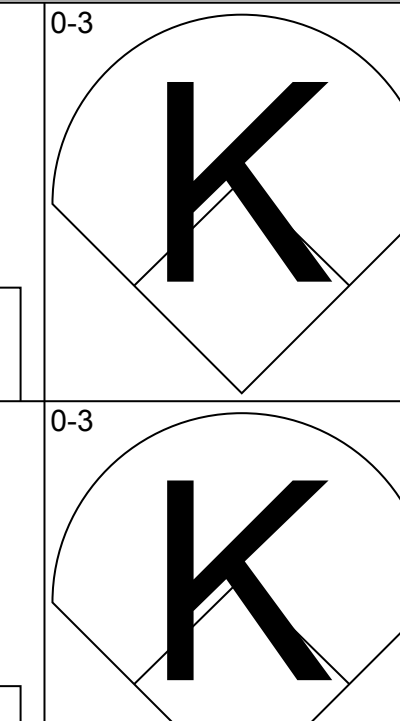
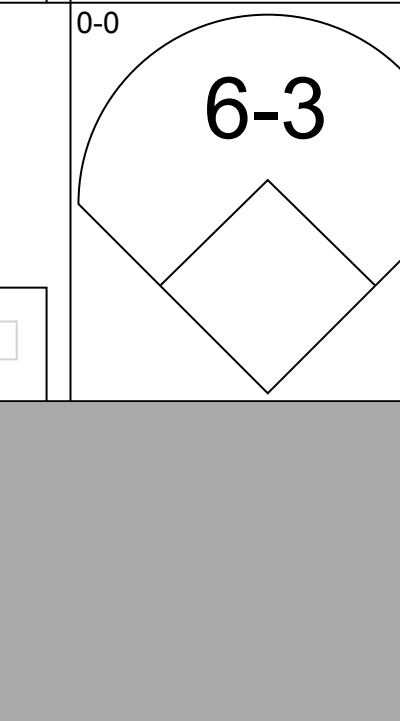
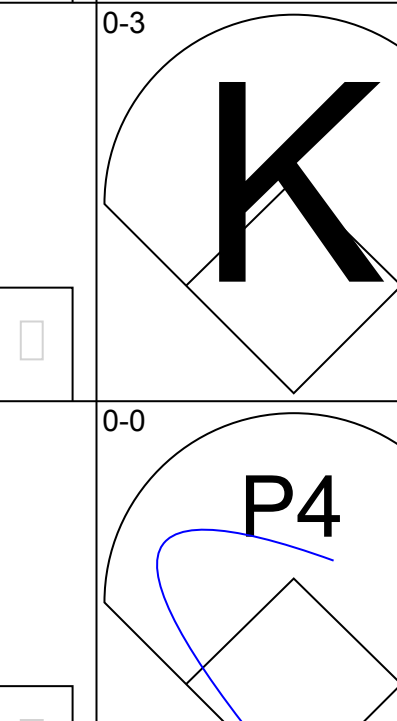

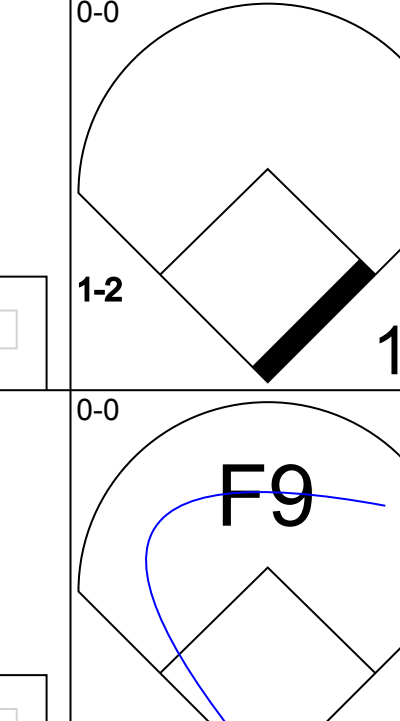
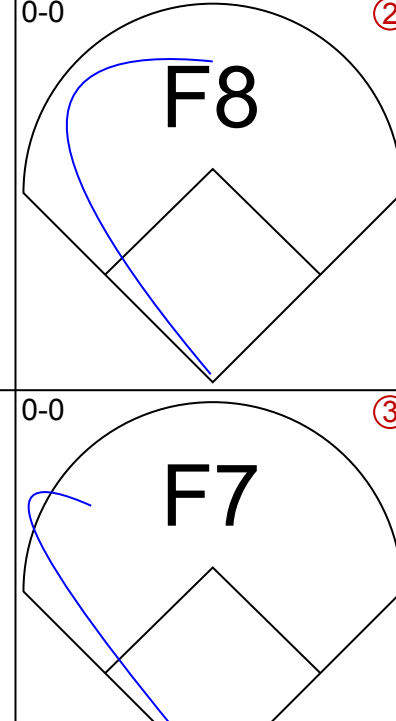
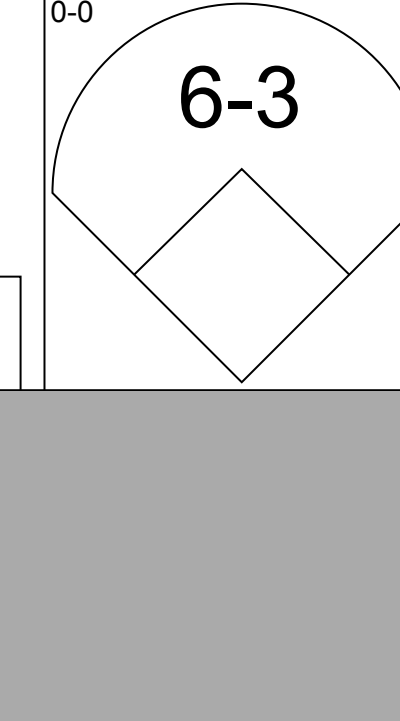
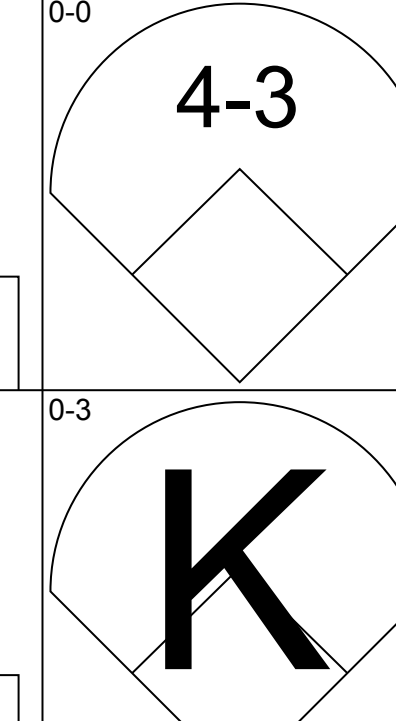
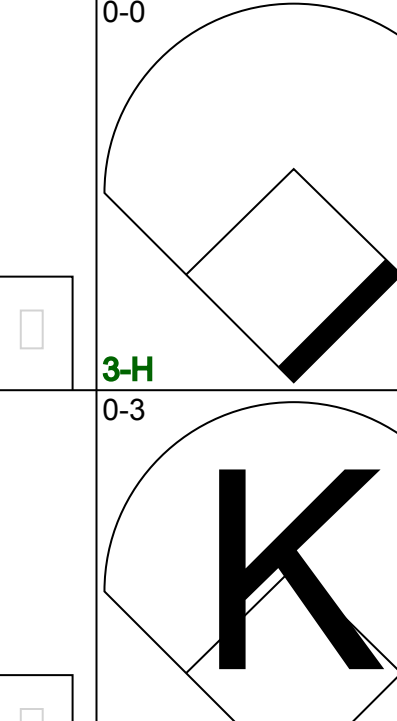
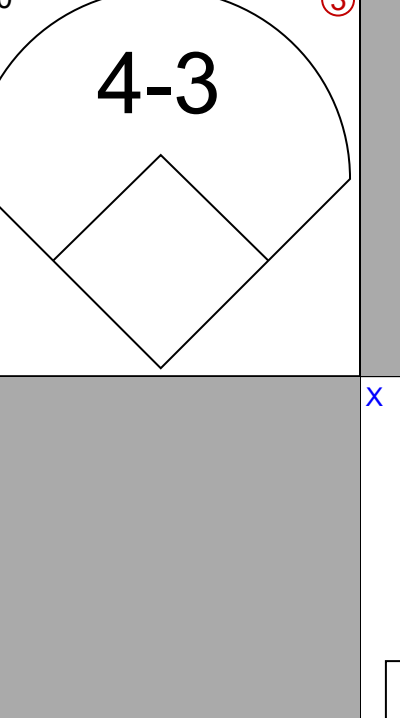




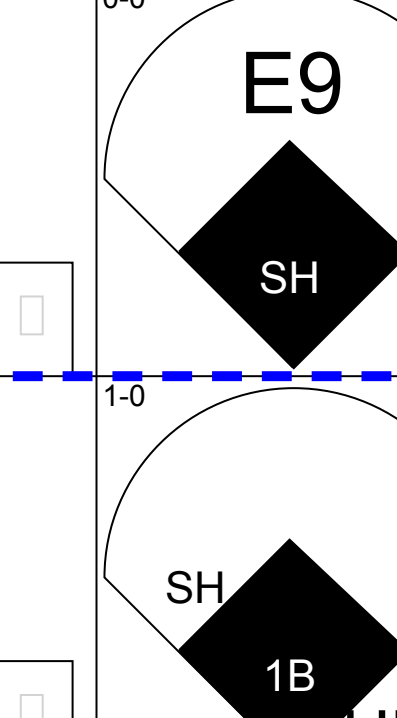
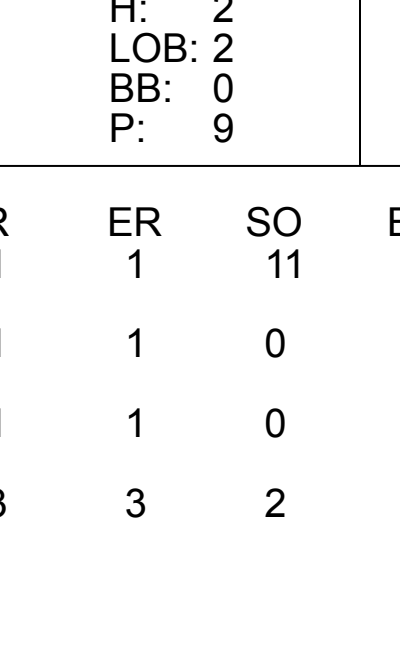
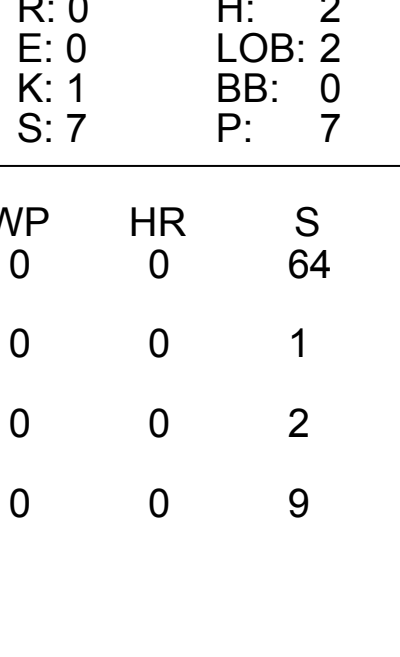
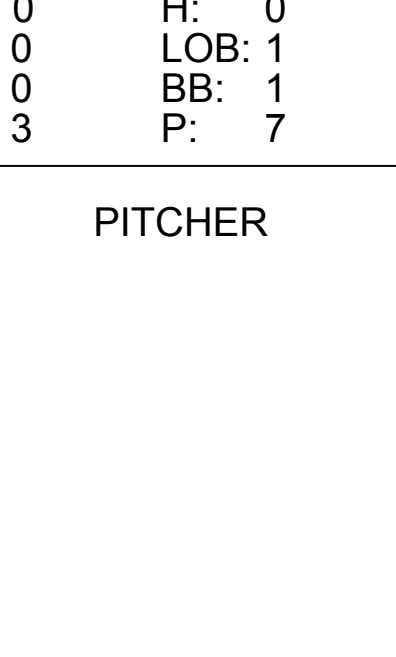
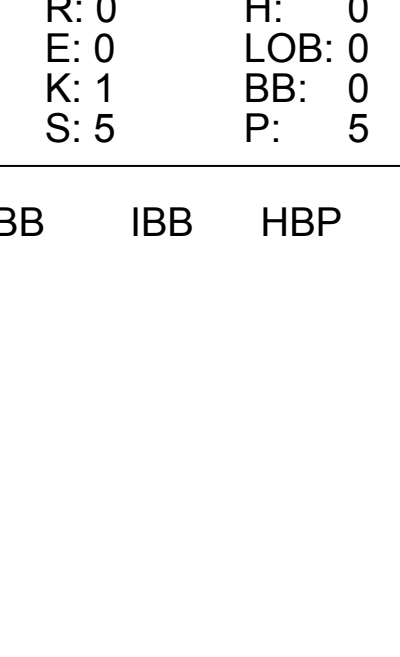
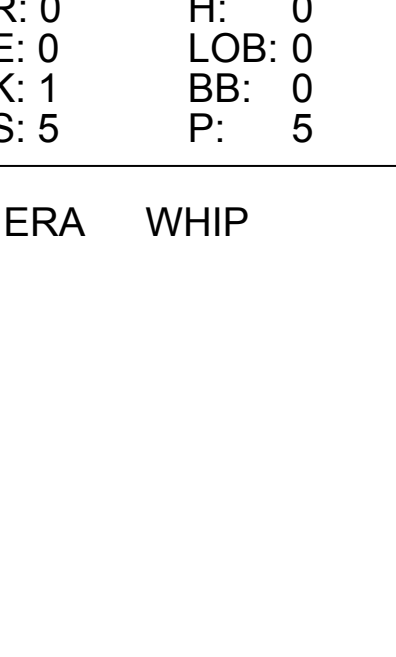




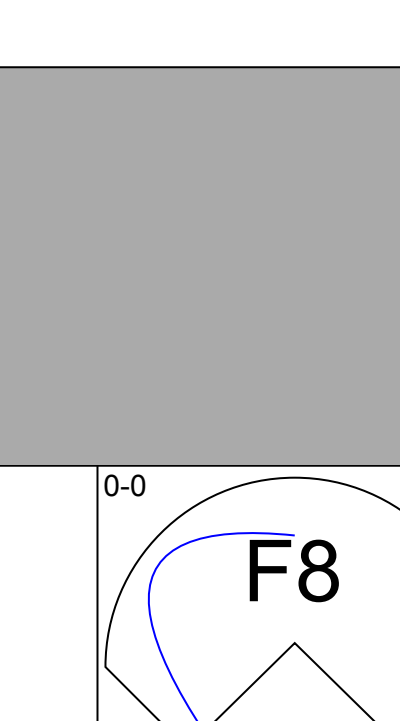



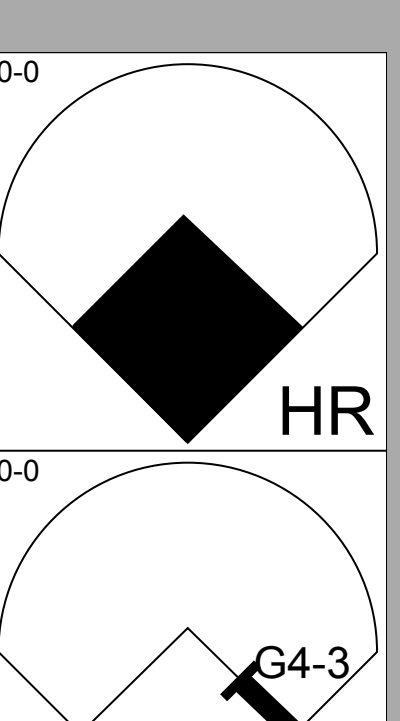
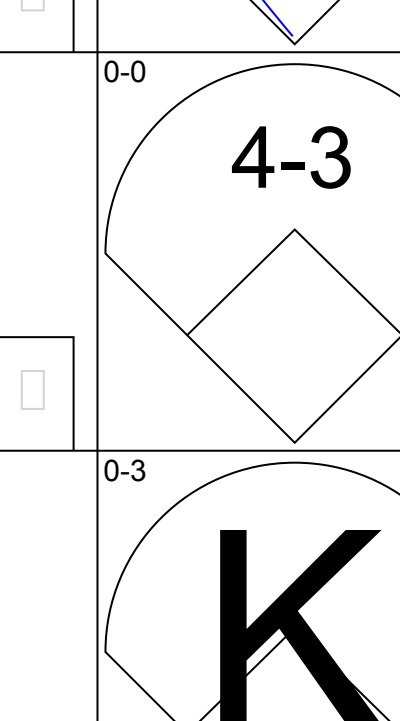
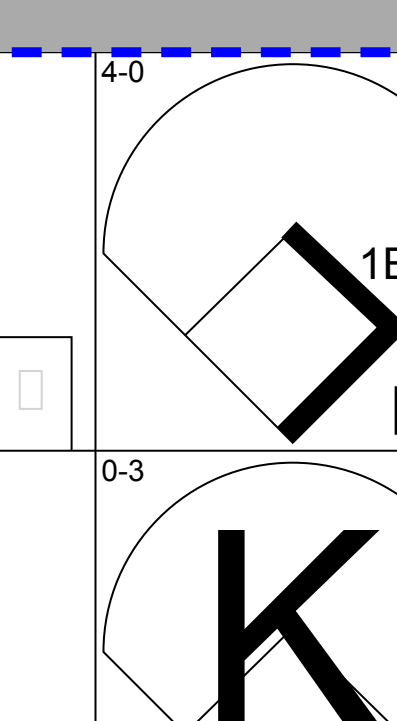
AB 35  
R 4  
H 9  
RBI 3  
BB 1  
SO 6  
LOB 16



Batter	1	2	3	4	5	6	7	8	9	AB R H RBI BB SO LOB	BOTTOM																		
Roger Metzger, S OBP: 0.252, SLG: 0.222 (1, 6)										4 0 0 0 0 2 1	<b>Pittsburgh Pirates @ Houston Astros</b> Astrodome, Houston, TX Fri May 12 1972, 8:05 PM EDT Att. 17,863 - Dome																		
Cesar Cedeno, R OBP: 0.438, SLG: 0.463 (1, 8)										4 0 0 0 0 0 1																			
Jimmy Wynn, R OBP: 0.400, SLG: 0.593 (1, 9)										4 0 0 0 0 1 0																			
Lee May, R OBP: 0.414, SLG: 0.629 (1, 3)										4 2 4 1 0 0 0																			
Bob Watson, R OBP: 0.333, SLG: 0.354 (1, 7)										4 0 1 0 0 0 2																			
Doug Rader, R OBP: 0.290, SLG: 0.400 (1, 5)										4 0 0 0 0 0 4																			
Tommy Helms, R OBP: 0.239, SLG: 0.280 (1, 4)										3 0 1 0 0 0 0																			
Johnny Edwards, L OBP: 0.390, SLG: 0.500 (1, 2)										3 0 2 0 0 0 1																			
Larry Dierker, R OBP: 0.182, SLG: 0.100 Jim Ray, R OBP: 0.333, SLG: 0.333 (1, 1) (9, 1)										2 0 0 0 0 1 2 0 0 0 0 0 0 0																			
<b>Inning Stats</b>	R: 0 E: 0 K: 0 S: 3	H: 0 LOB: 0 BB: 0 P: 3	R: 1 E: 1 K: 0 S: 6	H: 2 LOB: 2 BB: 0 P: 6	R: 0 E: 0 K: 1 S: 5	H: 0 LOB: 0 BB: 0 P: 5	R: 1 E: 0 K: 0 S: 4	H: 1 LOB: 0 BB: 0 P: 4	R: 0 E: 0 K: 1 S: 6	H: 1 LOB: 1 BB: 0 P: 6		R: 0 E: 1 K: 1 S: 6	H: 2 LOB: 1 BB: 0 P: 6	R: 0 E: 0 K: 0 S: 3	H: 0 LOB: 0 BB: 0 P: 3	R: 0 E: 0 K: 0 S: 3	H: 1 LOB: 0 BB: 0 P: 3	1B: 6 2B: 1 3B: 0 HR: 1	SF: 0 SAC: 1 DP: 2 HBP: 0	WP: 0 PB: 0 SB: 0 CS: 1	PA: 33								
<b>PITCHER</b>	IP WLS BF H R ER SO BB IBB HBP BLK WP HR S P ERA WHIP											IP WLS BF H R ER SO BB IBB HBP BLK WP HR S P ERA WHIP																	
Steve Blass, R ERA: 3.46 Bob Miller, R ERA: 1.69	(1, 1) (9, 1)	8.0 S	W 3	30 1	7 0	2 0	1 0	4 0	0 0	0 0	0 0	0 0	0 0	0 0	3 3	38 3	38 3	0.00 0.000	1.000										



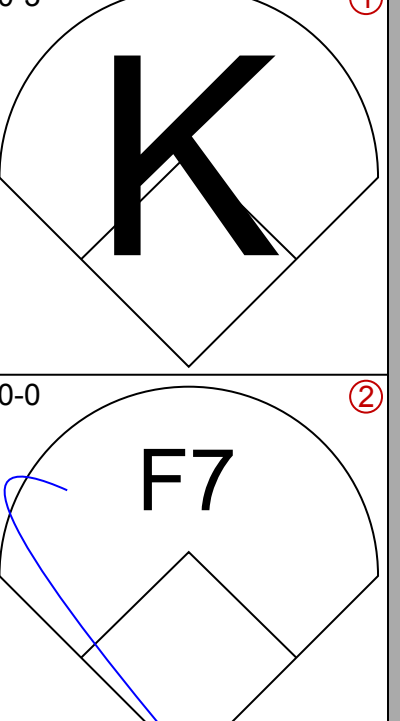
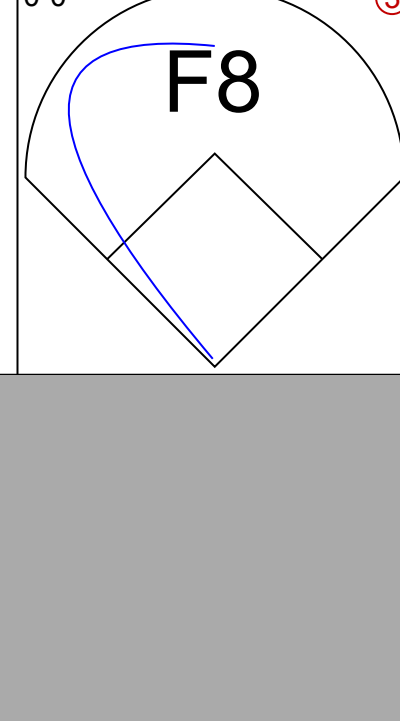
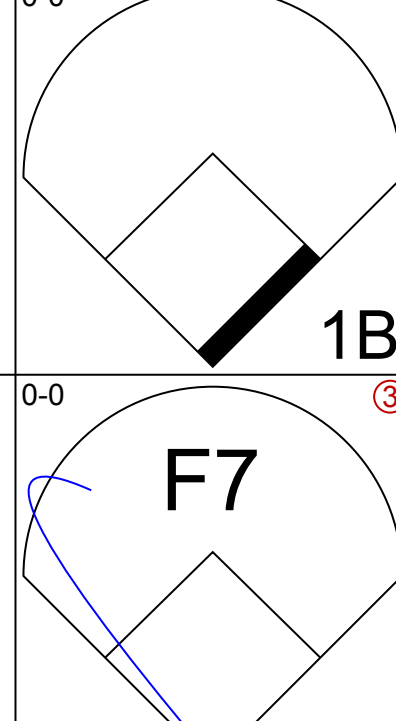
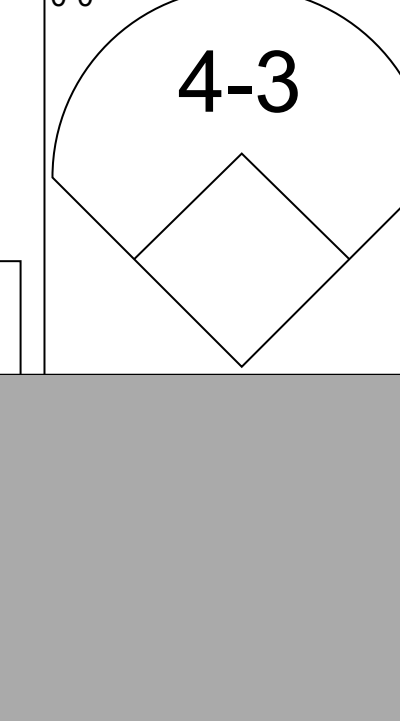
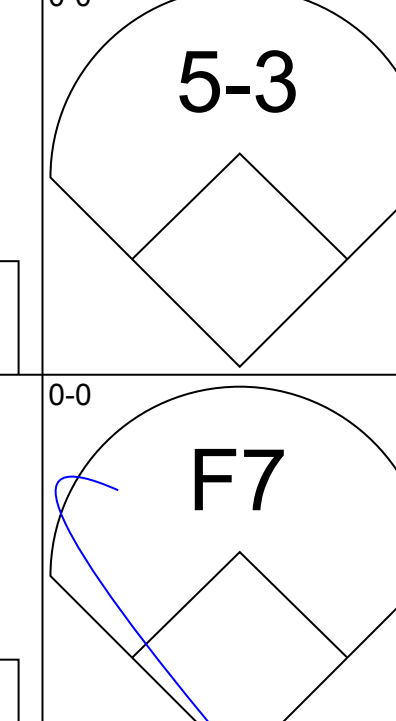
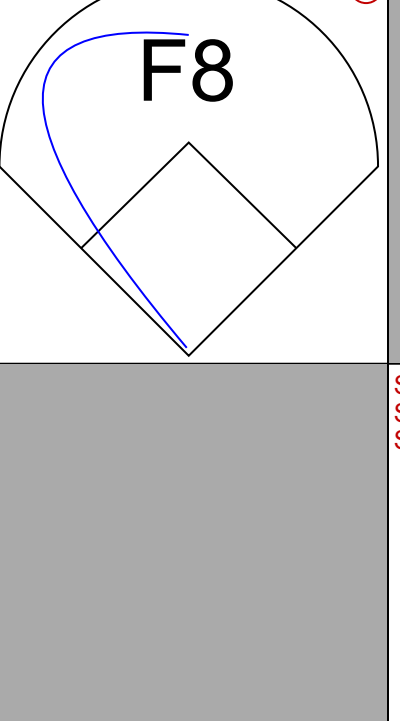
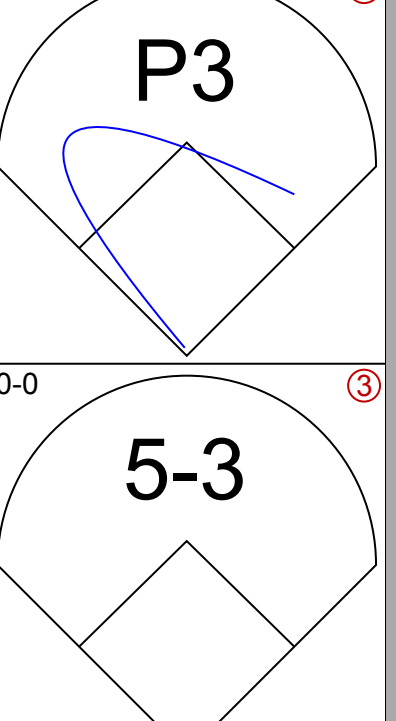

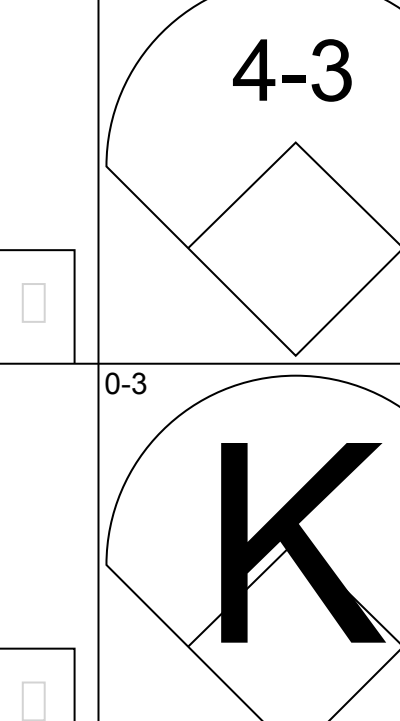



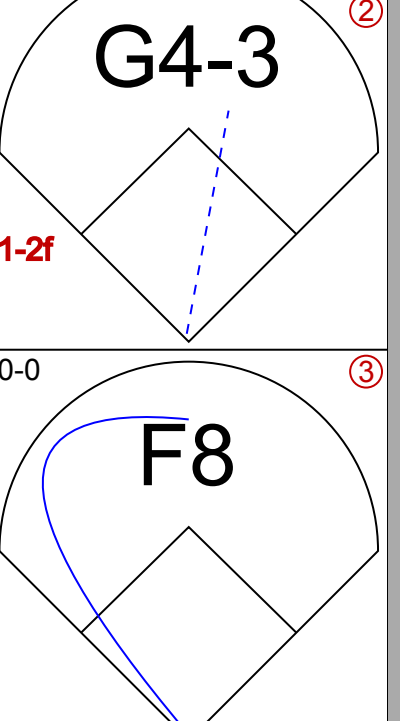

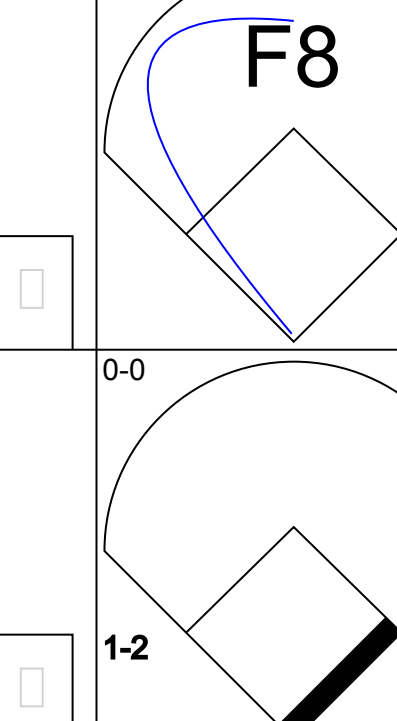

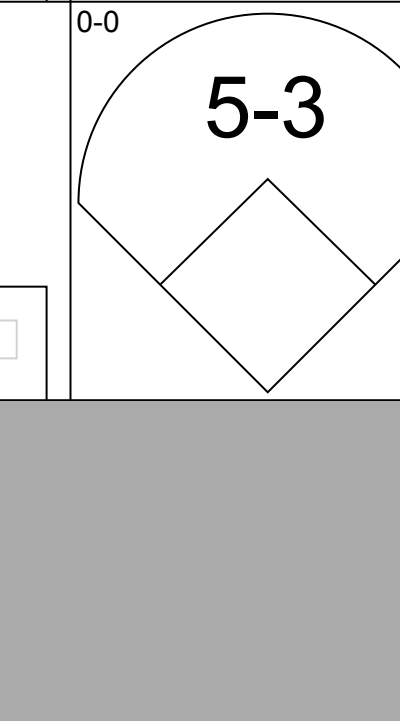
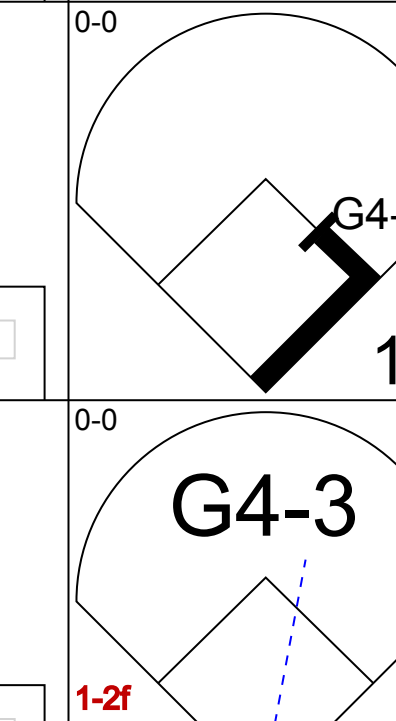
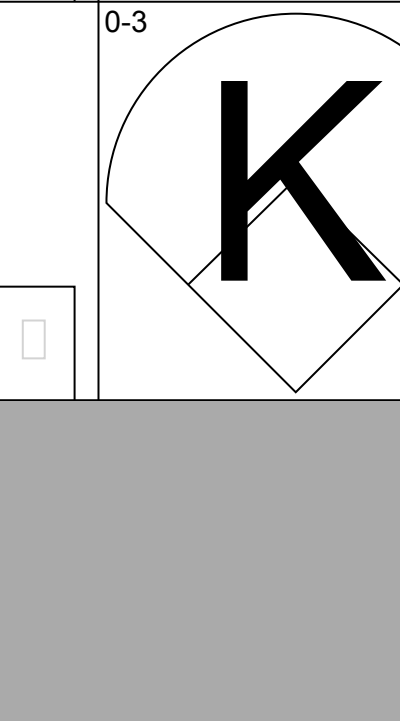

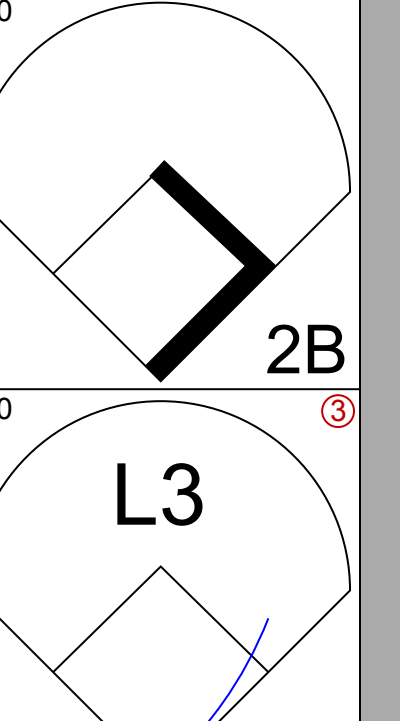
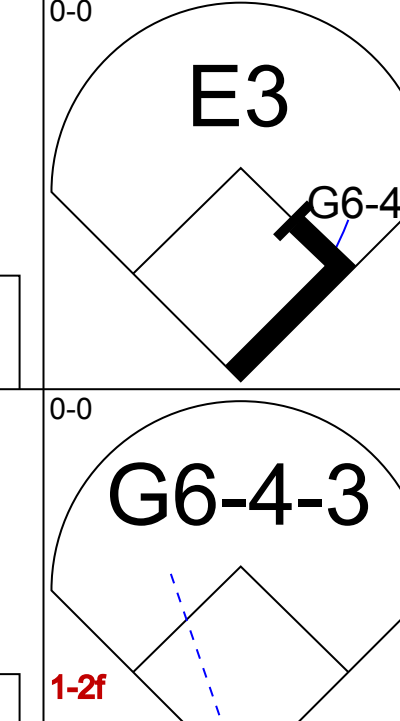
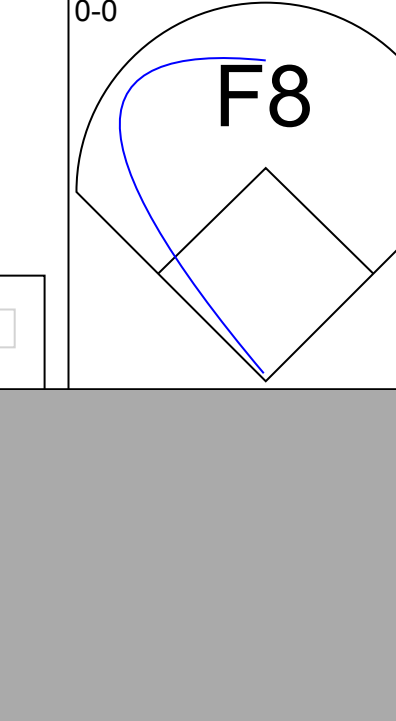
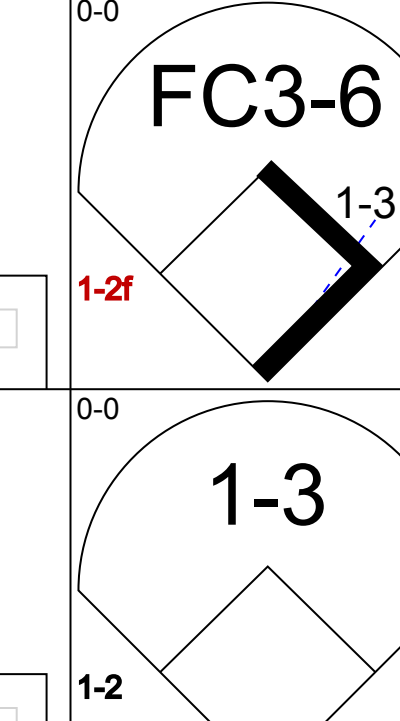
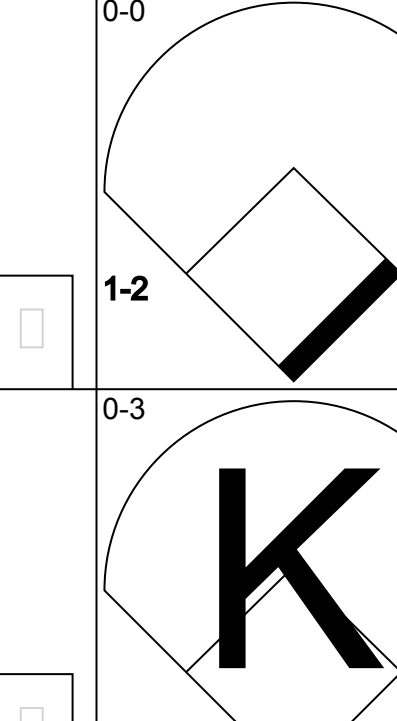
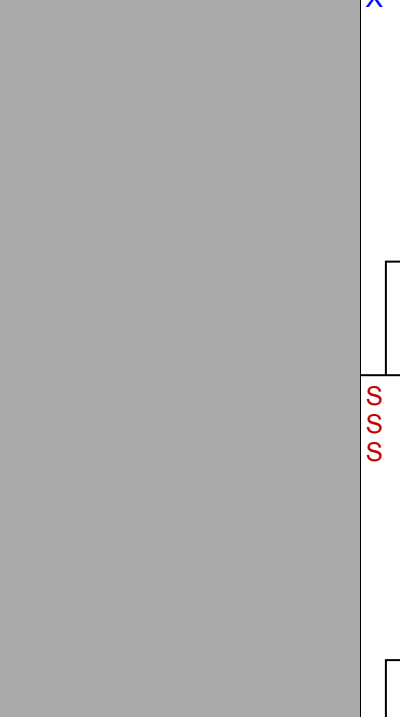





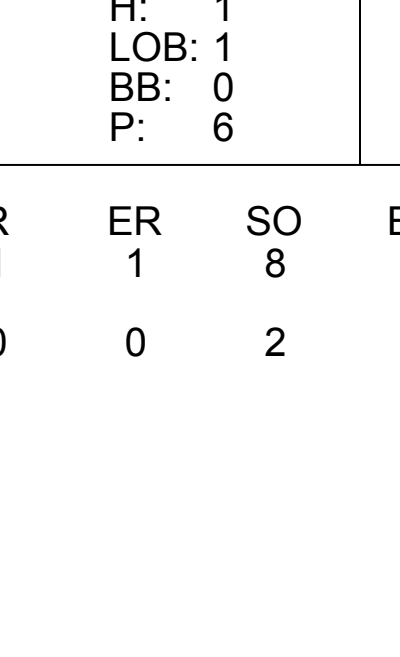
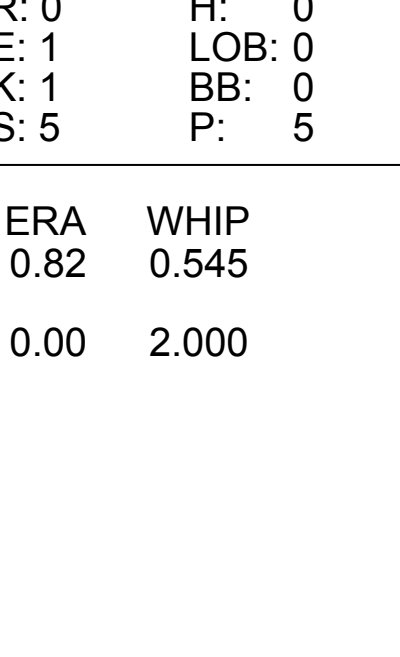
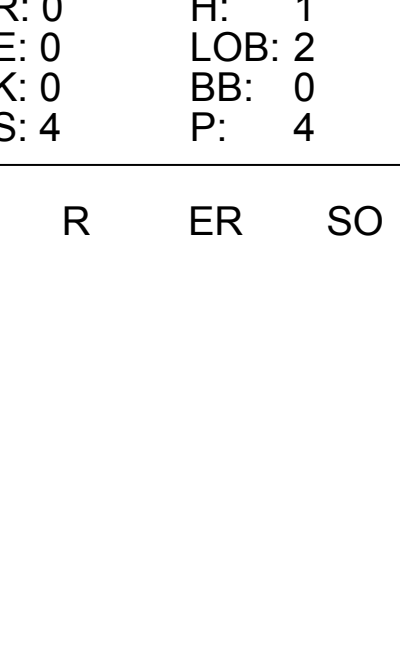


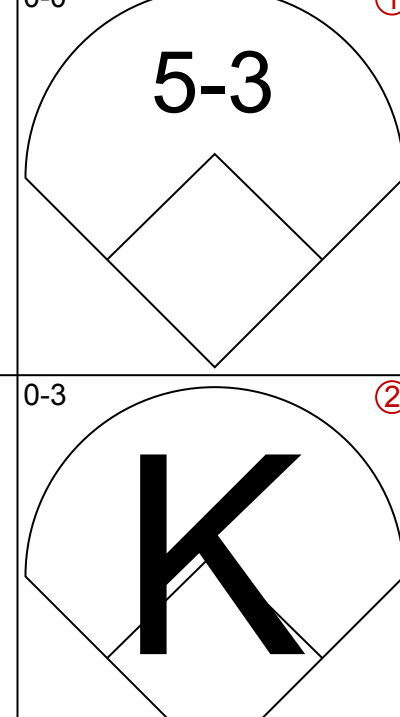
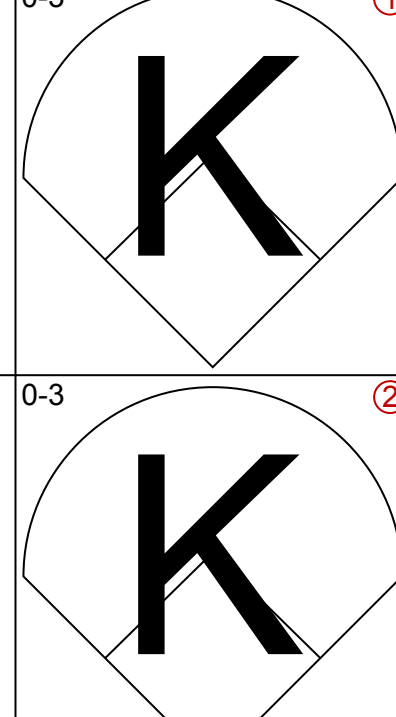
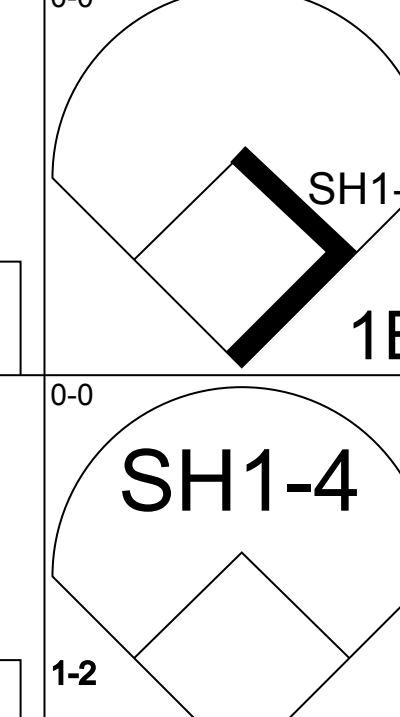

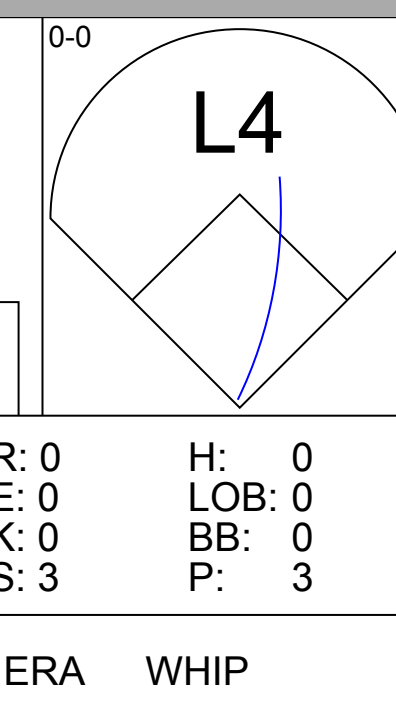


Batter	1	2	3	4	5	6	7	8	9	10	11	12	AB	R	H	RBI	BB	SO	LOB	TOP							
<b>Dave Cash, R</b> OBP: 0.319, SLG: 0.388 (1.4)													5	1	1	0	0	2	2								
<b>Al Oliver, L</b> OBP: 0.370, SLG: 0.510 (1.8)													5	1	3	2	0	0	0								
<b>Roberto Clemente, R</b> OBP: 0.354, SLG: 0.449 (1.9)													6	1	1	2	0	0	4								
<b>Willie Stargell, L</b> OBP: 0.392, SLG: 0.494 (1.7) <b>Bob Miller, R</b> OBP: 0.374, SLG: 0.518 (1.5)													5	0	0	0	1	4	2								
<b>Richie Hebner, L</b> OBP: 0.374, SLG: 0.518 (1.5)													6	0	2	0	0	1	2								
<b>Manny Sanguillen, R</b> OBP: 0.365, SLG: 0.521 (1.2)													6	0	3	1	0	0	1								
<b>Bob Robertson, R</b> OBP: 0.282, SLG: 0.257 (1.3)													6	0	0	0	0	3	6								
<b>Gene Alley, R</b> OBP: 0.412, SLG: 0.364 (1.6) <b>Vic Davalillo, L</b> OBP: 0.433, SLG: 0.579 (12.7) (12.7)												4	1	2	0	0	0	2									
<b>Bob Moose, R</b> OBP: 0.300, SLG: 0.200 (1.1) <b>Milt May, L</b> OBP: 0.111, SLG: 0.111 (12.7) <b>Gene Clines, R</b> OBP: 0.226, SLG: 0.250 (12.7) <b>Jackie Hernandez, R</b> OBP: 0.241, SLG: 0.185 (12.6)												4	0	0	0	0	3	2									
<b>Inning Stats</b>	R: 0 E: 0 K: 1 S: 5	H: 0 LOB: 0 BB: 0 P: 5	R: 0 E: 0 K: 2 S: 9	H: 2 LOB: 2 BB: 0 P: 9	R: 0 E: 0 K: 0 S: 3	H: 0 LOB: 0 BB: 0 P: 3	R: 0 E: 0 K: 1 S: 7	H: 2 LOB: 1 BB: 0 P: 7	R: 0 E: 0 K: 2 S: 9	H: 0 LOB: 1 BB: 1 P: 7	R: 0 E: 0 K: 1 S: 7	H: 2 LOB: 2 BB: 0 P: 7	R: 0 E: 0 K: 2 S: 7	H: 0 LOB: 0 BB: 0 P: 7	R: 0 E: 0 K: 1 S: 5	R: 0 E: 0 K: 1 S: 4	H: 1 LOB: 1 BB: 0 P: 4	R: 0 E: 0 K: 1 S: 5	H: 0 LOB: 0 BB: 0 P: 5	R: 5 E: 2 K: 2 S: 12	H: 4 LOB: 1 BB: 0 P: 13	1B: 12 2B: 0 3B: 1 HR: 0	SF: 0 SAC: 2 DP: 0 HBP: 1	WP: 0 PB: 0 SB: 1 CS: 0	PA: 52		
<b>PITCHER</b>	IP WLS BF H R ER SO BB IBB HBP BLK WP HR S P ERA WHIP	IP WLS BF H R ER SO BB IBB HBP BLK WP HR S P ERA WHIP	IP WLS BF H R ER SO BB IBB HBP BLK WP HR S P ERA WHIP	IP WLS BF H R ER SO BB IBB HBP BLK WP HR S P ERA WHIP	IP WLS BF H R ER SO BB IBB HBP BLK WP HR S P ERA WHIP	IP WLS BF H R ER SO BB IBB HBP BLK WP HR S P ERA WHIP	IP WLS BF H R ER SO BB IBB HBP BLK WP HR S P ERA WHIP	IP WLS BF H R ER SO BB IBB HBP BLK WP HR S P ERA WHIP	IP WLS BF H R ER SO BB IBB HBP BLK WP HR S P ERA WHIP	IP WLS BF H R ER SO BB IBB HBP BLK WP HR S P ERA WHIP	IP WLS BF H R ER SO BB IBB HBP BLK WP HR S P ERA WHIP	IP WLS BF H R ER SO BB IBB HBP BLK WP HR S P ERA WHIP	IP WLS BF H R ER SO BB IBB HBP BLK WP HR S P ERA WHIP	IP WLS BF H R ER SO BB IBB HBP BLK WP HR S P ERA WHIP	IP WLS BF H R ER SO BB IBB HBP BLK WP HR S P ERA WHIP	IP WLS BF H R ER SO BB IBB HBP BLK WP HR S P ERA WHIP	IP WLS BF H R ER SO BB IBB HBP BLK WP HR S P ERA WHIP	IP WLS BF H R ER SO BB IBB HBP BLK WP HR S P ERA WHIP	IP WLS BF H R ER SO BB IBB HBP BLK WP HR S P ERA WHIP	IP WLS BF H R ER SO BB IBB HBP BLK WP HR S P ERA WHIP	IP WLS BF H R ER SO BB IBB HBP BLK WP HR S P ERA WHIP	IP WLS BF H R ER SO BB IBB HBP BLK WP HR S P ERA WHIP	IP WLS BF H R ER SO BB IBB HBP BLK WP HR S P ERA WHIP	IP WLS BF H R ER SO BB IBB HBP BLK WP HR S P ERA WHIP	IP WLS BF H R ER SO BB IBB HBP BLK WP HR S P ERA WHIP	IP WLS BF H R ER SO BB IBB HBP BLK WP HR S P ERA WHIP	IP WLS BF H R ER SO BB IBB HBP BLK WP HR S P ERA WHIP
<b>Ken Forsch, R</b> ERA: 3.38 (1.1)	11.0	43	9	1	1	11	1	0	0	0	0	0	0	0	0	1	1	∞	∞								
<b>Fred Gladding, R</b> ERA: 1.69 (12.1)	0.0	L	1	1	1	0	0	0	0	0	0	0	0	0	0	1	1	∞	∞								
<b>Wade Blasingame, L</b> ERA: 13.5 (12.1)	0.0	3	1	1	1	0	0	0	1	0	0	0	0	0	2	3	∞	∞									
<b>George Culver, R</b> ERA: 2.7 (12.1)	1.0	5	2	3	3	2	0	0	0	0	0	0	0	0	9	9	27.00	2.000									

Pittsburgh Pirates @ Houston Astros  
Astrodome, Houston, TX  
Sat May 13 1972, 8:05 PM EDT  
Att: 23,568 - Dome

AB 48  
R 6  
H 13  
RBI 5  
BB 1  
SO 13  
LOB 21



Batter	1	2	3	4	5	6	7	8	9	10	11	12	AB	R	H	RBI	BB	SO	LOB	BOTTOM						
<b>Roger Metzger, S</b> OBP: 0.250, SLG: 0.221 (1.6)													5	0	1	0	0	1	2							
<b>Jimmy Stewart, S</b> OBP: 0.154, SLG: 0.308 (1.3)													5	0	0	0	0	0	1							
<b>Jimmy Wynn, R</b> OBP: 0.400, SLG: 0.611 (1.9)												4	1	1	1	1	1	0	0							
<b>Cesar Cedeno, R</b> OBP: 0.426, SLG: 0.447 (1.8)												5	0	1	0	0	3	1								
<b>Bob Watson, R</b> OBP: 0.327, SLG: 0.345 (1.7)											5	0	1	0	0	1	2									
<b>Johnny Edwards, L</b> OBP: 0.390, SLG: 0.507 (1.2)												5	0	2	0	0	0	1								
<b>Doug Rader, R</b> OBP: 0.276, SLG: 0.378 (1.5)												5	0	0	0	0	1	5								
<b>Tommy Helms, R</b> OBP: 0.242, SLG: 0.282 (1.4) <b>Bobby Fenwick, R</b> OBP: 0.333, SLG: 0.333 (8.7) (9.4)												2	0	0	0	0	2	0								
<b>Ken Forsch, R</b> ERA: 4.78, SLG: 0.083 (1.1) <b>Norm Miller, L</b> OBP: 0.383, SLG: 0.400 (11.7) <b>Fred Gladding, L</b> OBP: 0.383, SLG: 0.400 (12.1) <b>Wade Blasingame, L</b> OBP: 0.383, SLG: 0.400 (12.1) <b>George Culver, R</b> OBP: 0.383, SLG: 0.400 (12.1)	R: 0 E: 0 K: 1 S: 5	H: 0 LOB: 0 BB: 0 P: 5	R: 0 E: 0 K: 1 S: 6	H: 1 LOB: 1 BB: 0 P: 6	R: 0 E: 0 K: 1 S: 5	H: 0 LOB: 0 BB: 0 P: 5	R: 0 E: 0 K: 0 S: 3	H: 0 LOB: 0 BB: 0 P: 3	R: 0 E: 0 K: 1 S: 5	H: 1 LOB: 1 BB: 0 P: 4	R: 0 E: 0 K: 1 S: 4	H: 0 LOB: 0 BB: 0 P: 5	R: 0 E: 0 K: 1 S: 5	H: 1 LOB: 1 BB: 0 P: 6	R: 0 E: 0 K: 1 S: 3	H: 0 LOB: 0 BB: 0 P: 3	R: 0 E: 0 K: 2 S: 8	H: 1 LOB: 2 BB: 1 P: 12	1B: 5 2B: 1 3B: 0 HR: 1	SF: 0 SAC: 1 DP: 2 HBP: 0	WP: 0 PB: 0 SB: 0 CS: 0	PA: 43				
<b>PITCHER</b>	IP WLS BF H R ER SO BB IBB HBP BLK WP HR S P ERA WHIP	IP WLS BF H R ER SO BB IBB HBP BLK WP HR S P ERA WHIP	IP WLS BF H R ER SO BB IBB HBP BLK WP HR S P ERA WHIP	IP WLS BF H R ER SO BB IBB HBP BLK WP HR S P ERA WHIP	IP WLS BF H R ER SO BB IBB HBP BLK WP HR S P ERA WHIP	IP WLS BF H R ER SO BB IBB HBP BLK WP HR S P ERA WHIP	IP WLS BF H R ER SO BB IBB HBP BLK WP HR S P ERA WHIP	IP WLS BF H R ER SO BB IBB HBP BLK WP HR S P ERA WHIP	IP WLS BF H R ER SO BB IBB HBP BLK WP HR S P ERA WHIP	IP WLS BF H R ER SO BB IBB HBP BLK WP HR S P ERA WHIP	IP WLS BF H R ER SO BB IBB HBP BLK WP HR S P ERA WHIP	IP WLS BF H R ER SO BB IBB HBP BLK WP HR S P ERA WHIP	IP WLS BF H R ER SO BB IBB HBP BLK WP HR S P ERA WHIP	IP WLS BF H R ER SO BB IBB HBP BLK WP HR S P ERA WHIP	IP WLS BF H R ER SO BB IBB HBP BLK WP HR S P ERA WHIP	IP WLS BF H R ER SO BB IBB HBP BLK WP HR S P ERA WHIP	IP WLS BF H R ER SO BB IBB HBP BLK WP HR S P ERA WHIP	IP WLS BF H R ER SO BB IBB HBP BLK WP HR S P ERA WHIP	IP WLS BF H R ER SO BB IBB HBP BLK WP HR S P ERA WHIP	IP WLS BF H R ER SO BB IBB HBP BLK WP HR S P ERA WHIP	IP WLS BF H R ER SO BB IBB HBP BLK WP HR S P ERA WHIP	IP WLS BF H R ER SO BB IBB HBP BLK WP HR S P ERA WHIP	IP WLS BF H R ER SO BB IBB HBP BLK WP HR S P ERA WHIP	IP WLS BF H R ER SO BB IBB HBP BLK WP HR S P ERA WHIP	IP WLS BF H R ER SO BB IBB HBP BLK WP HR S P ERA WHIP	IP WLS BF H R ER SO BB IBB HBP BLK WP HR S P ERA WHIP
<b>Bob Moose, R</b> ERA: 1.54 (1.1)	11.0	W	38	6	1	1	8	0	0	0	0	0	0	0	0	8	12	0.00	2.000							
<b>Bob Miller, R</b> ERA: 1.54 (12.1)	1.0	S	5	1	0	0	2	1	0	0	0	0	0	0	0	8	12	0.00	2.000							

Pittsburgh Pirates @ Houston Astros  
Astrodome, Houston, TX  
Sat May 13 1972, 8:05 PM EDT  
Att: 23,568 - Dome

AB 41  
R 1  
H 7  
RBI 1  
BB 1  
SO 10  
LOB 13





Batter	1	2	3	4	5	6	7	8	9	AB	R	H	RBI	BB	SO	LOB	TOP			
Dave Cash, R OBP: 0.312, SLG: 0.389	F8	6-3		G5-4-3			2B		FC4-6	5	0	1	0	0	0	3				
Vic Davallio, L OBP: 0.429, SLG: 0.522	F		1B		F8		4-3		6-3	4	2	1	0	1	0	2				
Al Oliver, L OBP: 0.390, SLG: 0.520	1B		1B		F8			HR		4	3	3	1	1	0	0				
Willie Stargell, L OBP: 0.319, SLG: 0.536					F5			HR	6-3	5	1	3	3	0	0	2				
Richie Hebner, L OBP: 0.358, SLG: 0.506	SF9		SF8			F5		F8		2	0	0	2	0	0	0				
Milt May, L OBP: 0.231, SLG: 0.308	G3									4	0	2	0	0	0	2				
Dock Ellis, S OBP: 0.111, SLG: 0.111			G3							0	0	0	0	0	0	0				
Gene Alley, R OBP: 0.412, SLG: 0.364						G6-4-3		FC6-5		0	0	0	0	0	0	0				
Bob Robertson, R OBP: 0.294, SLG: 0.250										2	0	0	0	1	0	2				
Manny Sanguillen, R OBP: 0.388, SLG: 0.516			6-3			G6-4-3		FC6-5		1	0	0	0	0	0	1				
Jackie Hernandez, R OBP: 0.226, SLG: 0.172					F5					2	0	0	0	0	1	1				
Rennie Stennett, R OBP: 0.382, SLG: 0.564		K						K		2	0	0	0	0	1	2				
Nelson Briles, R OBP: 0.167, SLG: 0.333										1	0	0	0	0	1	1				
Bruce Kison, R OBP: 1.000, SLG: 1.000										1	0	1	0	0	0	0				
Gene Clines, R OBP: 0.219, SLG: 0.241										1	0	0	0	0	1	0				
Dave Giusti, R OBP: 0.361, SLG: 0.456									FC4-6	1	0	1	0	0	0	0				
Roberto Clemente, R OBP: 0.361, SLG: 0.456										1	0	1	0	0	0	0				
<b>Inning Stats</b>	R: 2 E: 0 K: 0 S: 5	H: 2 LOB: 1 BB: 1 P: 9	R: 0 E: 0 K: 2 S: 7	H: 0 LOB: 1 BB: 1 P: 11	R: 2 E: 0 K: 0 S: 6	H: 3 LOB: 1 BB: 0 P: 6	R: 0 E: 0 K: 0 S: 3	H: 1 LOB: 0 BB: 0 P: 3	R: 0 E: 0 K: 0 S: 3	H: 0 LOB: 0 BB: 0 P: 3	R: 0 E: 0 K: 1 S: 6	H: 1 LOB: 1 BB: 0 P: 6	R: 0 E: 0 K: 1 S: 8	H: 3 LOB: 2 BB: 0 P: 8	R: 0 E: 0 K: 0 S: 4	H: 1 LOB: 2 BB: 1 P: 8	1B: 9 2B: 2 3B: 0 HR: 1	SF: 2 SAC: 0 DP: 2 HBP: 0	WP: 0 PB: 0 SB: 2 CS: 0	PA: 40
<b>PITCHER</b>	IP	WLS	BF	H	R	ER	SO	BB	IBB	HBP	BLK	WP	HR	S	P	ERA	WHIP			
Don Wilson, R ERA: 3.77	7.0	W	31	10	6	6	3	2	0	0	0	0	1	35	43	7.71	1.714			
Jim Ray, R ERA: 2.18	2.0	S	9	2	0	0	1	1	0	0	0	0	0	10	14	0.00	1.500			

Pittsburgh Pirates @ Houston Astros  
Astrodome, Houston, TX  
Sun May 14 1972, 4:33 AM EDT  
Att. 14,704 - Dome

AB	35
R	6
H	12
RBI	6
BB	3
SO	4
LOB	16



Batter	1	2	3	4	5	6	7	8	9	AB	R	H	RBI	BB	SO	LOB	BOTTOM				
Roger Metzger, S OBP: 0.250, SLG: 0.214	F9	1B	6-3			4-3				3	1	0	0	1	0	0					
Jimmy Stewart, S OBP: 0.176, SLG: 0.250	F8	1B			F7	4-3				3	1	0	0	1	0	0					
Jimmy Wynn, R OBP: 0.413, SLG: 0.617	HR	1B					P6			4	2	3	1	0	0	0					
Cesar Cedeno, R OBP: 0.418, SLG: 0.472		E4				K				4	1	1	2	0	1	2					
Bob Watson, R OBP: 0.333, SLG: 0.385								6-3		4	1	2	2	0	0	0					
Johnny Edwards, L OBP: 0.384, SLG: 0.487	F8								4-3	3	0	0	0	1	0	1					
Doug Rader, R OBP: 0.275, SLG: 0.372										4	1	1	0	0	1	4					
Tommy Helms, R OBP: 0.232, SLG: 0.270		6-3	P6							4	0	0	0	0	0	2					
Don Wilson, R OBP: 0.333, SLG: 0.333										3	0	0	0	0	3	1					
<b>Inning Stats</b>	R: 3 E: 0 K: 0 S: 6	H: 3 LOB: 0 BB: 0 P: 6	R: 4 E: 1 K: 1 S: 9	H: 3 LOB: 3 BB: 3 P: 21	R: 0 E: 0 K: 1 S: 5	H: 0 LOB: 0 BB: 0 P: 5	R: 0 E: 0 K: 0 S: 3	H: 1 LOB: 0 BB: 0 P: 3	R: 0 E: 0 K: 1 S: 6	H: 0 LOB: 1 BB: 0 P: 6	R: 0 E: 0 K: 1 S: 5	H: 0 LOB: 0 BB: 0 P: 5	R: 0 E: 0 K: 0 S: 3	H: 0 LOB: 0 BB: 0 P: 3	R: 0 E: 0 K: 0 S: 3	H: 0 LOB: 0 BB: 0 P: 3	1B: 5 2B: 0 3B: 0 HR: 2	SF: 0 SAC: 0 DP: 1 HBP: 0	WP: 0 PB: 0 SB: 0 CS: 0	PA: 35	
<b>PITCHER</b>	IP	WLS	BF	H	R	ER	SO	BB	IBB	HBP	BLK	WP	HR	S	P	ERA	WHIP				
Nelson Briles, R ERA: 6.35	1.2	L	11	4	6	4	1	2	0	0	0	0	0	2	11	19	21.60	3.600			
Bruce Kison, R ERA: 3.68	4.1		18	3	1	0	3	1	0	0	0	0	0	23	27	0.00	0.923				
Dave Giusti, R ERA: 5.02	2.0		6	0	0	0	1	0	0	0	0	0	0	8	8	0.00	0.000				

Pittsburgh Pirates @ Houston Astros  
Astrodome, Houston, TX  
Sun May 14 1972, 4:33 AM EDT  
Att. 14,704 - Dome

AB	32
R	7
H	7
RBI	5
BB	3
SO	5
LOB	10





Batter	1	2	3	4	5	6	7	8	9	AB	R	H	RBI	BB	SO	LOB	TOP			
Lou Brock, L OBP: 0.322, SLG: 0.348 (1, 7)	4-3		1B		FC5-2			K		4	1	1	0	0	1	2	<b>St. Louis Cardinals @ Pittsburgh Pirates</b> Three Rivers Stadium, Pittsburgh, PA Mon May 15 1972, 7:05 PM EDT Att: 8,640 - Unknown <a href="http://livebaseballscorecards.com">livebaseballscorecards.com</a>			
Ed Crosby, L OBP: 0.333, SLG: 0.291 (1, 6)	P6		1B		K			F9		4	0	1	1	0	1	2				
Matty Alou, L OBP: 0.371, SLG: 0.381 (1, 3)	1B		G3					6-3		4	0	1	0	0	0	1				
Joe Torre, R OBP: 0.415, SLG: 0.526 (1, 5)	K			5-3				HBP		3	0	1	0	0	1	1				
Ted Simmons, S OBP: 0.297, SLG: 0.379 (1, 2)		G3		L6				F7		4	0	0	0	0	1	2				
Joe Hague, L OBP: 0.372, SLG: 0.478 (1, 9)		F2		6-3				K		4	0	0	0	0	1	2				
Jose Cruz, L OBP: 0.299, SLG: 0.304 (1, 8)		K						F8		3	0	1	0	0	1	0				
Dal Maxvill, R OBP: 0.250, SLG: 0.107 (1, 4)			F9		FC5-2			6-3		2	0	0	0	1	0	0				
Bob Gibson, R OBP: 0.071, SLG: 0.071 (1, 1)			K		F9			6-3		3	0	0	0	0	1	2				
<b>Inning Stats</b>	R: 0 E: 0 K: 1 S: 6	H: 1 LOB: 1 BB: 0 P: 6	R: 0 E: 0 K: 1 S: 5	H: 0 LOB: 0 BB: 0 P: 5	R: 1 E: 0 K: 1 S: 7	H: 2 LOB: 1 BB: 0 P: 7	R: 0 E: 0 K: 0 S: 3	H: 0 LOB: 0 BB: 0 P: 3	R: 0 E: 0 K: 1 S: 6	H: 0 LOB: 1 BB: 0 P: 6	R: 0 E: 0 K: 0 S: 3	H: 0 LOB: 0 BB: 0 P: 3	R: 0 E: 0 K: 1 S: 5	H: 0 LOB: 0 BB: 0 P: 5	R: 0 E: 0 K: 1 S: 5	H: 1 LOB: 0 BB: 0 P: 5	1B: 4 2B: 0 3B: 1 HR: 0	SF: 0 SAC: 0 DP: 1 HBP: 1	WP: 0 PB: 0 SB: 2 CS: 0	PA: 33
<b>PITCHER</b> Dock Ellis, R ERA: 2.91 (1, 1)	IP: 9.0 WLS: W BF: 33 H: 5 R: 1 ER: 1 SO: 7 BB: 1 IBB: 0 HBP: 1 BLK: 0 WP: 0 HR: 0 S: 45 P: 50 ERA: 1.00 WHIP: 0.667															<b>PITCHER</b>				

Batter	1	2	3	4	5	6	7	8	9	AB	R	H	RBI	BB	SO	LOB	BOTTOM			
Dave Cash, R OBP: 0.321, SLG: 0.395 (1, 4)	4-3		F9		1B			SH		4	1	2	0	0	0	1	<b>St. Louis Cardinals @ Pittsburgh Pirates</b> Three Rivers Stadium, Pittsburgh, PA Mon May 15 1972, 7:05 PM EDT Att: 8,640 - Unknown <a href="http://livebaseballscorecards.com">livebaseballscorecards.com</a>			
Vic Davallilo, L OBP: 0.419, SLG: 0.500 (1, 7)	G3		4-3		1B			SH		3	1	1	0	0	0	1				
Roberto Clemente, R OBP: 0.356, SLG: 0.479 (1, 9)	6-3			G3	1-3			HR		4	1	1	3	0	0	3				
Willie Stargell, L OBP: 0.316, SLG: 0.523 Bob Robertson, R OBP: 0.294, SLG: 0.250 (9, 3)		P5		4-3				P3		4	0	1	0	0	0	0				
Al Oliver, L OBP: 0.394, SLG: 0.524 (1, 8)		F7		G3				CS		3	0	1	0	0	0	0				
Richie Hebner, L OBP: 0.384, SLG: 0.534 (1, 5)		1B			FC1-6			HBP		3	1	3	0	1	0	0				
Manny Sanguillen, R OBP: 0.362, SLG: 0.505 (1, 2)		4-3			FC1-6			1B		4	0	1	0	0	0	4				
Jackie Hernandez, R OBP: 0.229, SLG: 0.182 (1, 6)					K			L5		4	0	1	0	0	1	5				
Dock Ellis, S OBP: 0.083, SLG: 0.083 (1, 1)			SH3-4		FC1-6			6-3		3	0	0	1	0	1	4				
<b>Inning Stats</b>	R: 0 E: 0 K: 0 S: 3	H: 0 LOB: 0 BB: 0 P: 3	R: 0 E: 0 K: 0 S: 4	H: 1 LOB: 1 BB: 0 P: 4	R: 0 E: 0 K: 0 S: 4	H: 1 LOB: 1 BB: 0 P: 4	R: 0 E: 0 K: 0 S: 3	H: 0 LOB: 0 BB: 0 P: 3	R: 0 E: 0 K: 1 S: 9	H: 4 LOB: 3 BB: 0 P: 9	R: 0 E: 0 K: 1 S: 7	H: 2 LOB: 3 BB: 1 P: 11	R: 3 E: 1 K: 0 S: 5	H: 3 LOB: 1 BB: 0 P: 6	R: 0 E: 0 K: 0 S: 3	H: 0 LOB: 0 BB: 0 P: 3	1B: 8 2B: 2 3B: 0 HR: 1	SF: 0 SAC: 2 DP: 0 HBP: 1	WP: 0 PB: 0 SB: 0 CS: 1	PA: 36
<b>PITCHER</b> Bob Gibson, R ERA: 4.82 (1, 1)	IP: 8.0 WLS: L BF: 36 H: 11 R: 4 ER: 3 SO: 2 BB: 0 IBB: 1 HBP: 1 BLK: 0 WP: 0 HR: 1 S: 38 P: 43 ERA: 3.38 WHIP: 1.375															<b>PITCHER</b>				



Batter	1	2	3	4	5	6	7	8	9	AB	R	H	RBI	BB	SO	LOB	TOP			
Lou Brock, L OBP: 0.325, SLG: 0.350 (1, 7)										5	0	2	1	0	2	1	<b>St. Louis Cardinals @ Pittsburgh Pirates</b> Three Rivers Stadium, Pittsburgh, PA Tue May 16 1972, 7:05 PM EDT Att: 8,272 - Unknown			
Ted Sizemore, R OBP: 0.240, SLG: 0.229 (1, 4) Scipio Spinks, R OBP: 0.200, SLG: 0.200 (9, PR)										5	1	2	1	0	0	2				
Matty Alou, L OBP: 0.351, SLG: 0.360 (1, 9)										5	0	0	0	0	1	4				
Joe Torre, R OBP: 0.427, SLG: 0.554 (1, 5)										4	0	3	1	0	0	0				
Ted Simmons, S OBP: 0.286, SLG: 0.364 (1, 2)										4	0	0	0	0	0	3				
Donn Clendenon, R OBP: 0.214, SLG: 0.237 (1, 3)										3	0	0	0	1	2	1				
Luis Melendez, R OBP: 0.278, SLG: 0.347 (1, 8)										3	0	1	0	1	0	2				
Dwain Anderson, R OBP: 0.182, SLG: 0.100 (1, 6) Jose Cruz, L OBP: 0.295, SLG: 0.300 (9, PH)										3	1	1	0	0	0	3				
Rick Wise, R OBP: 0.304, SLG: 0.318 (1, 1) Joe Hague, L OBP: 0.379, SLG: 0.486 (9, PH)										1	1	1	0	0	0	0				
<b>Inning Stats</b>	R: 1 E: 0 K: 0 S: 5	H: 3 LOB: 1 BB: 0 P: 5	R: 0 E: 0 K: 2 S: 8	H: 1 LOB: 1 BB: 0 P: 8	R: 0 E: 0 K: 1 S: 5	H: 0 LOB: 0 BB: 0 P: 5	R: 0 E: 0 K: 1 S: 5	H: 2 LOB: 2 BB: 1 P: 6	R: 0 E: 0 K: 0 S: 4	H: 1 LOB: 2 BB: 1 P: 8	R: 0 E: 0 K: 1 S: 5	H: 0 LOB: 0 BB: 0 P: 5	R: 0 E: 0 K: 1 S: 6	H: 1 LOB: 2 BB: 1 P: 10	R: 1 E: 0 K: 0 S: 5	H: 2 LOB: 1 BB: 0 P: 5		1B: 9 2B: 0 3B: 1 HR: 0	SF: 0 SAC: 0 DP: 0 HBP: 0	WP: 0 PB: 0 SB: 0 CS: 1
<b>PITCHER</b>	IP WLS BF H R ER SO BB IBB HBP BLK WP HR S P ERA WHIP																			
Luke Walker, L ERA: 4.41 (1, 1)	6.0 W 26 7 2 1 4 1 0 0 0 0 0 0 33 37 1.50 1.333																			
Dave Giusti, R ERA: 4.67 (7, 1)	3.0 S 13 3 1 1 2 1 0 0 0 0 0 0 16 20 3.00 1.333																			

Batter	1	2	3	4	5	6	7	8	9	AB	R	H	RBI	BB	SO	LOB	BOTTOM			
Dave Cash, R OBP: 0.328, SLG: 0.392 (1, 4)										3	1	1	0	1	0	0	<b>St. Louis Cardinals @ Pittsburgh Pirates</b> Three Rivers Stadium, Pittsburgh, PA Tue May 16 1972, 7:05 PM EDT Att: 8,272 - Unknown			
Vic Davallio, L OBP: 0.400, SLG: 0.467 (1, 7)										4	0	1	0	0	1	2				
Roberto Clemente, R OBP: 0.362, SLG: 0.474 (1, 9)										3	0	1	0	1	0	2				
Willie Stargell, L OBP: 0.323, SLG: 0.543 (1, 3) Gene Clines, R OBP: 0.219, SLG: 0.241 (9, PR) Bob Robertson, R OBP: 0.284, SLG: 0.250 (9, 3)										4	1	2	1	0	1	2				
Al Oliver, L OBP: 0.381, SLG: 0.505 (1, 8)										4	1	0	0	0	0	4				
Richie Hebner, L OBP: 0.398, SLG: 0.571 (1, 5)										3	1	2	3	1	0	0				
Manny Sanguillen, R OBP: 0.377, SLG: 0.495 (1, 2)										4	0	1	0	0	0	3				
Jackie Hernandez, R OBP: 0.211, SLG: 0.167 (1, 6)										3	0	0	0	0	1	2				
Luke Walker, L Dave Giusti, R										2	0	0	0	0	0	1				
<b>Inning Stats</b>	R: 4 E: 0 K: 1 S: 8	H: 3 LOB: 0 BB: 1 P: 12	R: 0 E: 0 K: 0 S: 3	H: 0 LOB: 0 BB: 0 P: 3	R: 0 E: 0 K: 1 S: 6	H: 1 LOB: 1 BB: 0 P: 6	R: 0 E: 0 K: 0 S: 4	H: 1 LOB: 1 BB: 0 P: 4	R: 0 E: 0 K: 1 S: 4	H: 0 LOB: 0 BB: 1 P: 8	R: 0 E: 0 K: 0 S: 4	H: 1 LOB: 2 BB: 1 P: 8	R: 0 E: 0 K: 0 S: 4	H: 0 LOB: 0 BB: 0 P: 8	R: 0 E: 0 K: 0 S: 4	H: 1 LOB: 2 BB: 1 P: 8		1B: 5 2B: 2 3B: 0 HR: 1	SF: 0 SAC: 0 DP: 1 HBP: 0	WP: 0 PB: 0 SB: 1 CS: 1
<b>PITCHER</b>	IP WLS BF H R ER SO BB IBB HBP BLK WP HR S P ERA WHIP																			
Rick Wise, R ERA: 3.34 (1, 1)	8.0 L 34 8 4 4 4 2 1 0 0 0 0 1 39 51 4.50 1.250																			



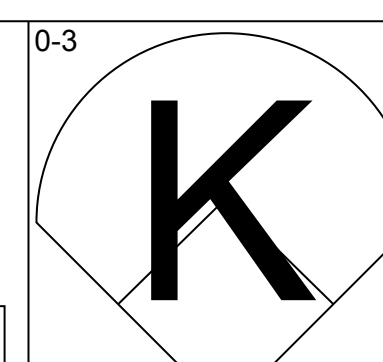
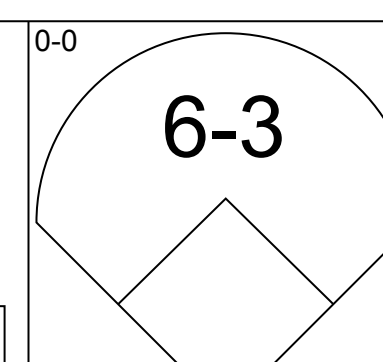
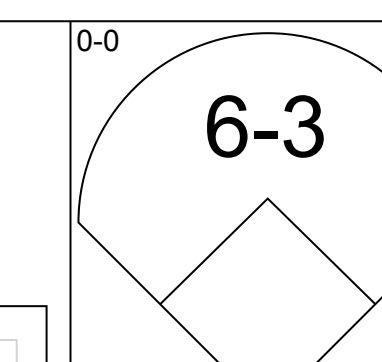
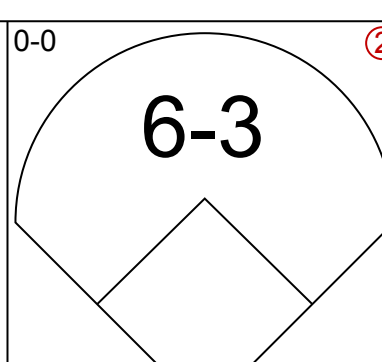
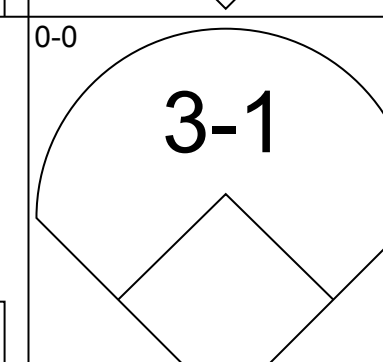
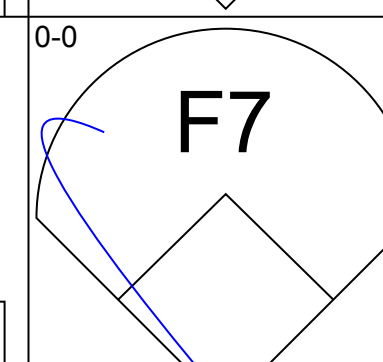
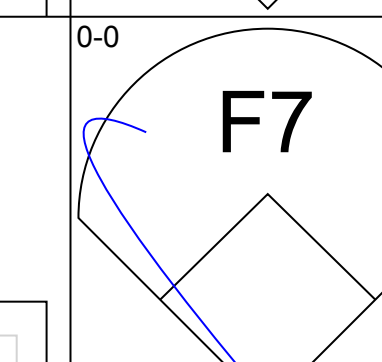
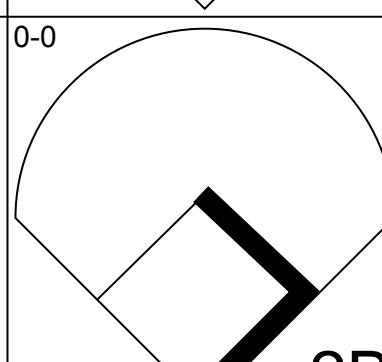
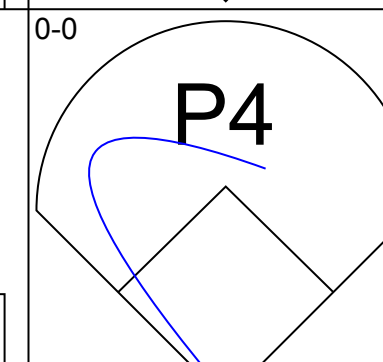
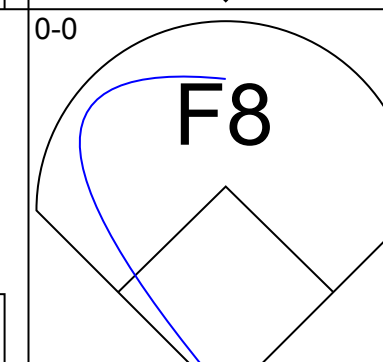
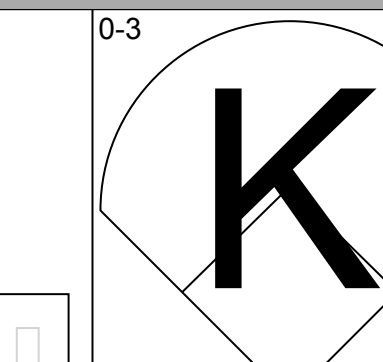
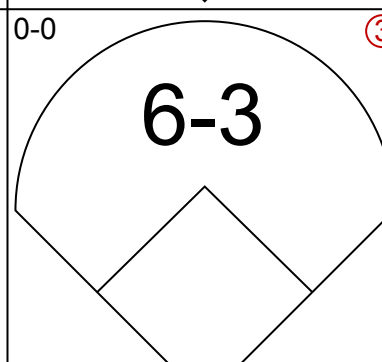
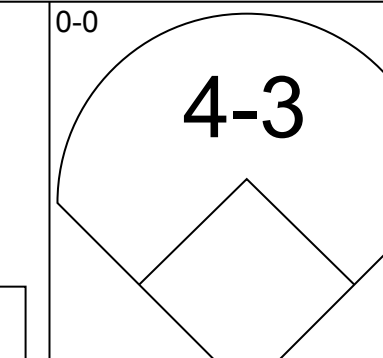
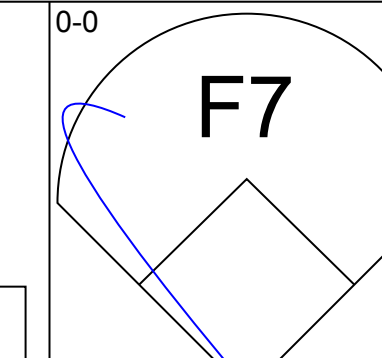
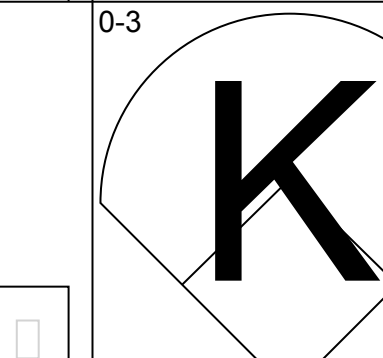
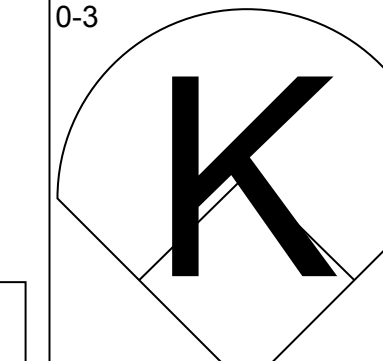
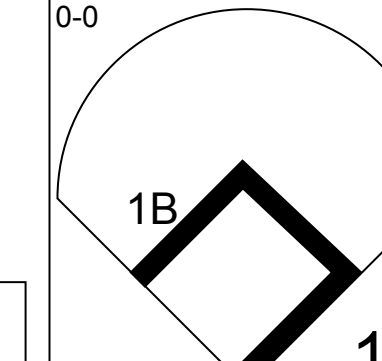
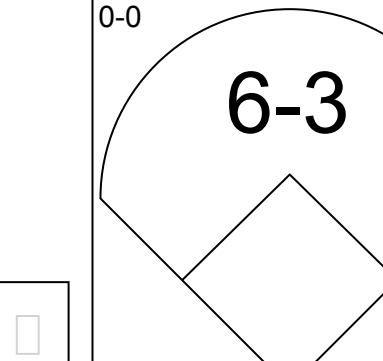
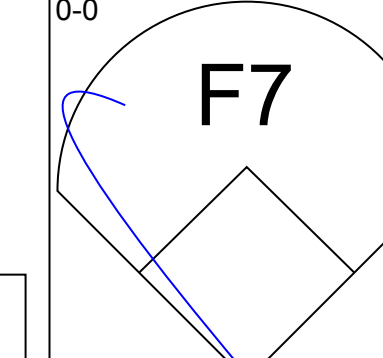
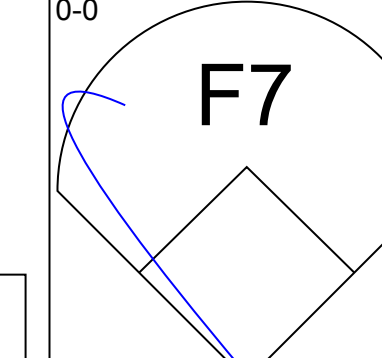
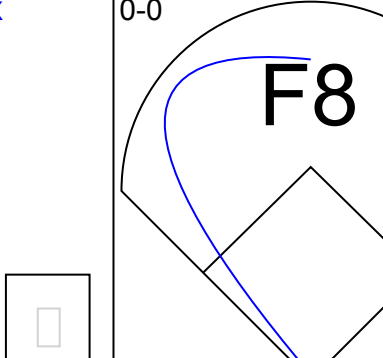
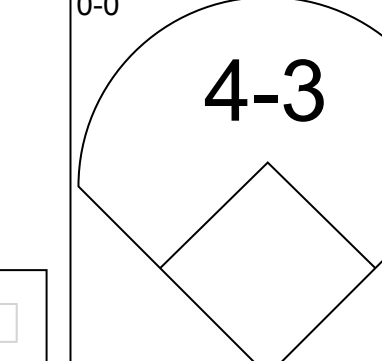
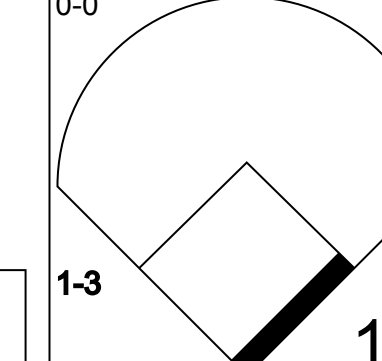
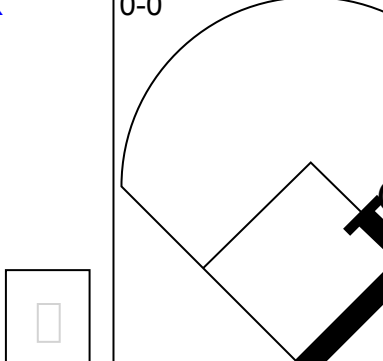

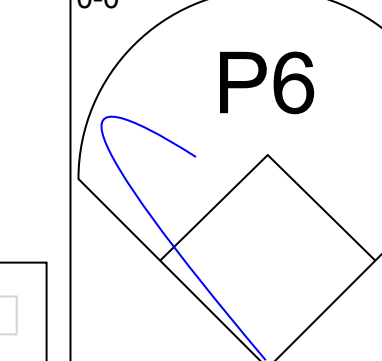
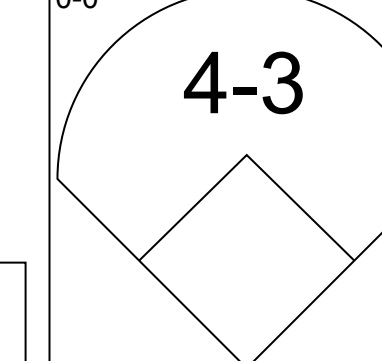
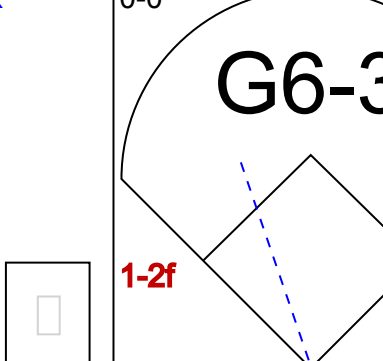

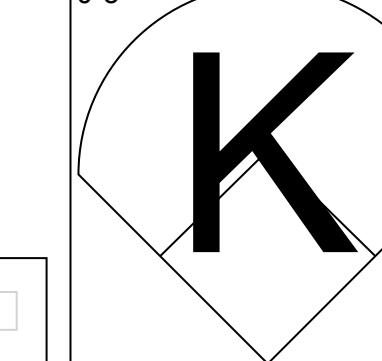
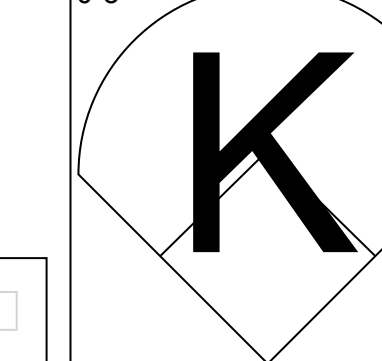
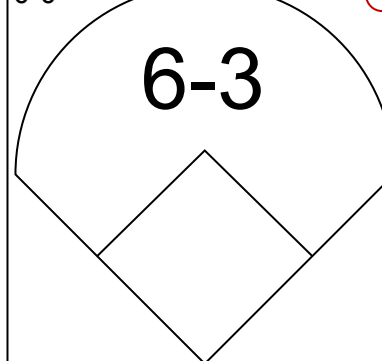
Batter	1	2	3	4	5	6	7	8	9	AB	R	H	RBI	BB	SO	LOB	TOP			
<b>Lou Brock, L</b> OBP: 0.336, SLG: 0.360 (1, 7)										5	0	3	0	0	0	1	<b>St. Louis Cardinals @ Pittsburgh Pirates</b> Three Rivers Stadium, Pittsburgh, PA Wed May 17 1972, 7:05 PM EDT Att: 9,188 - Unknown			
<b>Ted Sizemore, R</b> OBP: 0.243, SLG: 0.224 <b>Dwain Anderson, R</b> OBP: 0.167, SLG: 0.091 (6, 4)										2	0	0	0	1	0	3				
<b>Matty Alou, L</b> OBP: 0.347, SLG: 0.355 <b>Luis Melendez, R</b> OBP: 0.278, SLG: 0.347 (8, 9)										4	0	1	0	0	0	1				
<b>Joe Torre, R</b> OBP: 0.412, SLG: 0.533 (1, 5)										4	0	0	0	0	1	1				
<b>Ted Simmons, S</b> OBP: 0.303, SLG: 0.388 (1, 2)										4	0	3	0	0	1	0				
<b>Joe Hague, L</b> OBP: 0.383, SLG: 0.459 (1, 3)										4	0	0	0	0	1	3				
<b>Jose Cruz, L</b> OBP: 0.293, SLG: 0.298 (1, 8)										4	0	1	0	0	0	0				
<b>Ed Crosby, L</b> OBP: 0.330, SLG: 0.289 (1, 6)										4	0	1	0	0	0	2				
<b>Reggie Cleveland, R</b> OBP: 0.056, SLG: 0.056 (4, 1) <b>Dennis Higgins, R</b> OBP: 0.250, SLG: 0.250 (5, Ph) <b>Mike Fiore, L</b> OBP: 0.220, SLG: 0.250 (5, Ph) <b>Joe Grzenda, R</b> OBP: 0.220, SLG: 0.250 (7, Ph) <b>Donn Clendenon, R</b> OBP: 0.220, SLG: 0.250 (7, Ph) <b>Lance Clemons, L</b> OBP: 0.220, SLG: 0.250 (9, Ph) <b>Marty Martinez, S</b> OBP: 0.220, SLG: 0.250 (9, Ph)										1	0	0	0	0	0	2				
<b>Inning Stats</b>	R: 0 E: 0 K: 0 S: 4	H: 2 LOB: 1 BB: 0 P: 4	R: 0 E: 0 K: 1 S: 7	H: 2 LOB: 2 BB: 0 P: 7	R: 0 E: 0 K: 2 S: 2	H: 0 LOB: 0 BB: 1 P: 6	R: 0 E: 0 K: 2 S: 7	H: 0 LOB: 2 BB: 0 P: 7	R: 0 E: 0 K: 1 S: 6	H: 1 LOB: 1 BB: 0 P: 6	R: 0 E: 0 K: 0 S: 5	H: 2 LOB: 2 BB: 0 P: 5	R: 0 E: 0 K: 0 S: 4	H: 1 LOB: 1 BB: 0 P: 4	R: 0 E: 0 K: 0 S: 4	H: 1 LOB: 1 BB: 0 P: 4		1B: 10 2B: 1 3B: 0 HR: 0	SF: 0 SAC: 0 DP: 1 HBP: 0	WP: 1 PB: 0 SB: 0 CS: 1
<b>PITCHER</b> <b>Steve Blass, R</b> ERA: 2.84 (1, 1)	IP: 9.0 WLS: W BF: 37 H: 11 R: 0 ER: 0 SO: 4 BB: 1 IBB: 0 HBP: 0 BLK: 0 WP: 1 HR: 0 S: 44 P: 48 ERA: 0.00 WHIP: 1.333															<b>PITCHER</b> IP: WLS: BF: H: R: ER: SO: BB: IBB: HBP: BLK: WP: HR: S: P: ERA: WHIP				

Batter	1	2	3	4	5	6	7	8	9	AB	R	H	RBI	BB	SO	LOB	BOTTOM			
<b>Dave Cash, R</b> OBP: 0.333, SLG: 0.393 (1, 4)										5	2	2	0	0	0	3	<b>St. Louis Cardinals @ Pittsburgh Pirates</b> Three Rivers Stadium, Pittsburgh, PA Wed May 17 1972, 7:05 PM EDT Att: 9,188 - Unknown			
<b>Vic Davallillo, L</b> OBP: 0.425, SLG: 0.588 (7, 3)										4	3	2	2	1	1	2				
<b>Roberto Clemente, R</b> OBP: 0.367, SLG: 0.445 <b>Rennie Stennett, R</b> OBP: 0.393, SLG: 0.589 (7, 7)										4	1	2	2	0	0	0				
<b>Willie Stargell, L</b> OBP: 0.330, SLG: 0.547 <b>Gene Clines, R</b> OBP: 0.242, SLG: 0.241 (7, 9)										3	1	1	1	1	0	1				
<b>Al Oliver, L</b> OBP: 0.373, SLG: 0.486 (1, 8)										4	2	0	0	1	0	4				
<b>Richie Hebner, L</b> OBP: 0.393, SLG: 0.579 <b>Bill Mazeroski, R</b> OBP: 0.393, SLG: 0.579 (7, 5)										4	1	1	1	0	1	3				
<b>Manny Sanguillen, R</b> OBP: 0.382, SLG: 0.523 (1, 2)										4	2	2	1	0	1	1				
<b>Jackie Hernandez, R</b> OBP: 0.262, SLG: 0.250 (1, 6)										4	0	3	3	0	1	0				
<b>Steve Blass, R</b> OBP: 0.211, SLG: 0.263 (1, 1)										4	0	1	1	0	0	2				
<b>Inning Stats</b>	R: 2 E: 0 K: 0 S: 5	H: 2 LOB: 0 BB: 0 P: 5	R: 1 E: 0 K: 2 S: 8	H: 1 LOB: 0 BB: 0 P: 8	R: 0 E: 0 K: 0 S: 3	H: 0 LOB: 0 BB: 0 P: 3	R: 3 E: 0 K: 1 S: 8	H: 3 LOB: 2 BB: 2 P: 16	R: 3 E: 0 K: 1 S: 9	H: 4 LOB: 1 BB: 0 P: 9	R: 2 E: 0 K: 0 S: 6	H: 3 LOB: 1 BB: 0 P: 6	R: 0 E: 0 K: 0 S: 4	H: 1 LOB: 1 BB: 0 P: 4	R: 1 E: 0 K: 0 S: 3	H: 1 LOB: 1 BB: 2 P: 11		1B: 7 2B: 5 3B: 1 HR: 2	SF: 0 SAC: 0 DP: 1 HBP: 0	WP: 1 PB: 1 SB: 0 CS: 0
<b>PITCHER</b> <b>Reggie Cleveland, R</b> ERA: 4.22 (1, 1) <b>Dennis Higgins, R</b> ERA: 5.23 (4, 1) <b>Joe Grzenda, L</b> ERA: 10.57 (5, 1) <b>Lance Clemons, L</b> ERA: 10.13 (7, 1)	IP: 3.1 WLS: L BF: 18 H: 6 R: 6 ER: 6 SO: 2 BB: 2 IBB: 0 HBP: 0 BLK: 0 WP: 0 HR: 2 S: 20 P: 28 ERA: 16.20 WHIP: 2.400															<b>PITCHER</b> IP: WLS: BF: H: R: ER: SO: BB: IBB: HBP: BLK: WP: HR: S: P: ERA: WHIP				


AB 36  
R 0  
H 11  
RBI 0  
BB 1  
SO 4  
LOB 16

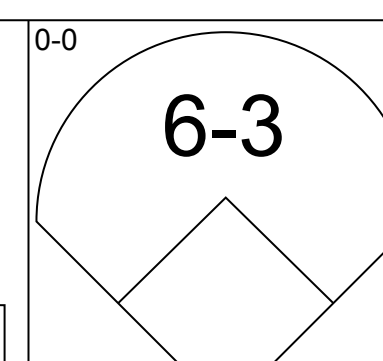
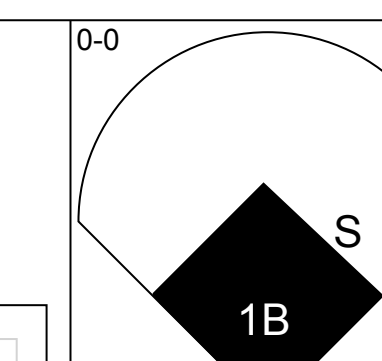
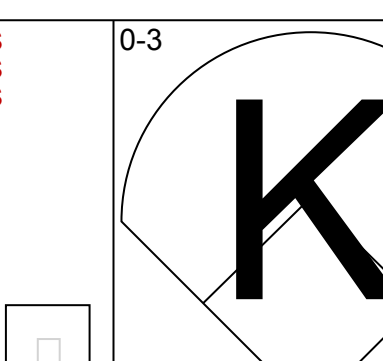
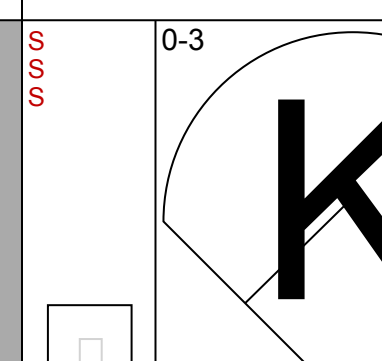
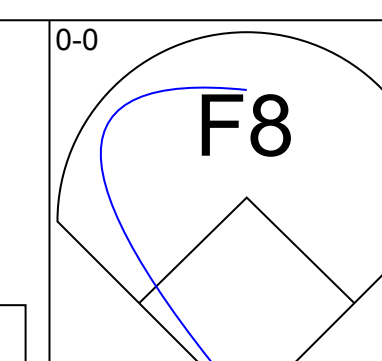
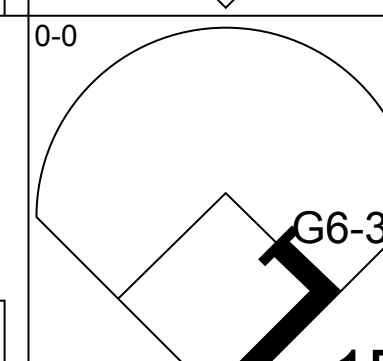
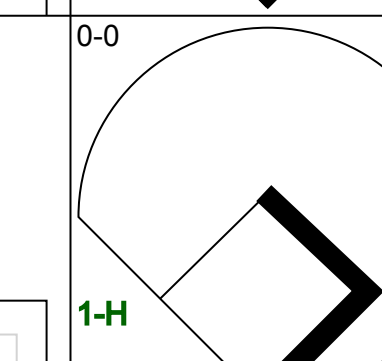
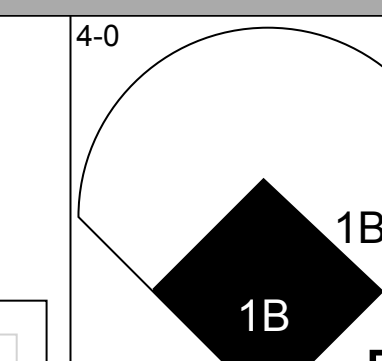
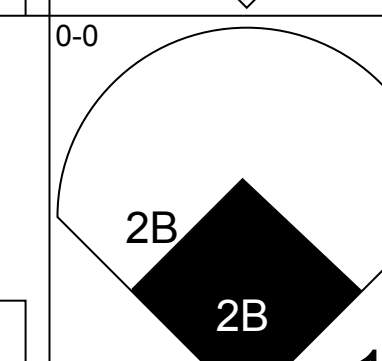
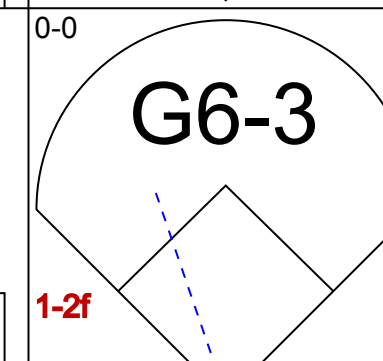
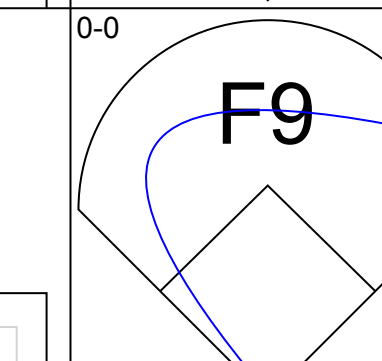
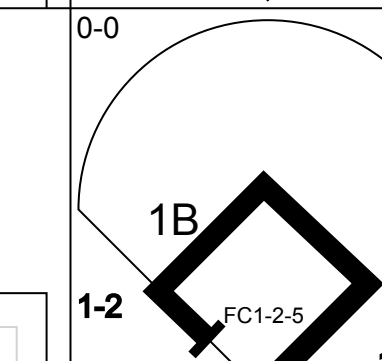
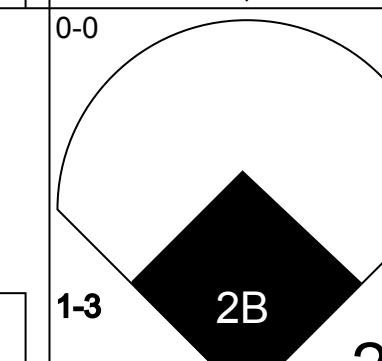
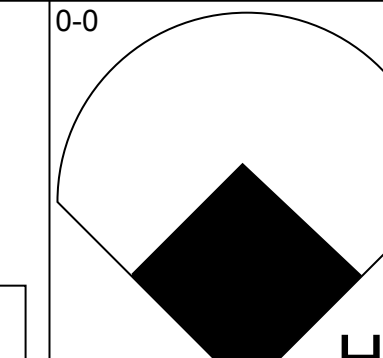
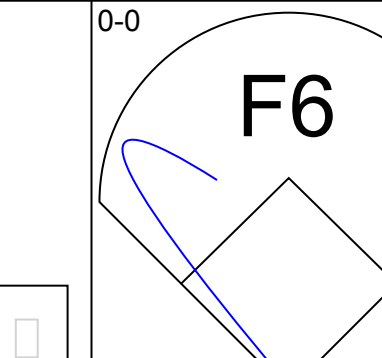
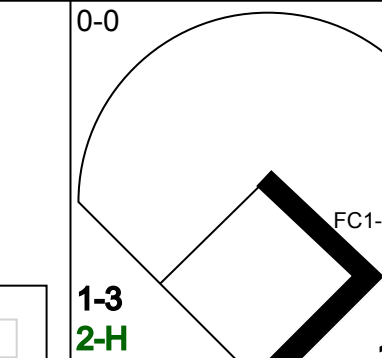
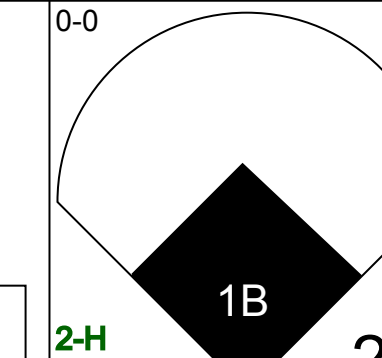
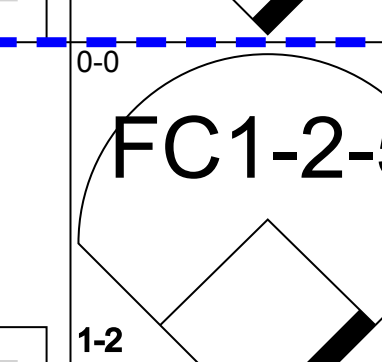
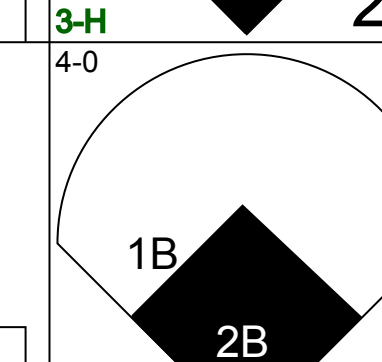
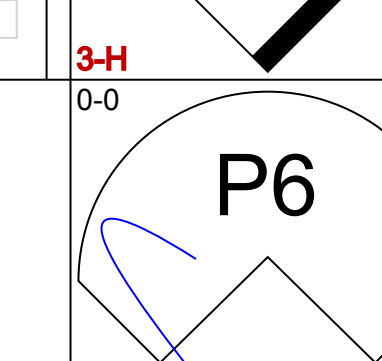
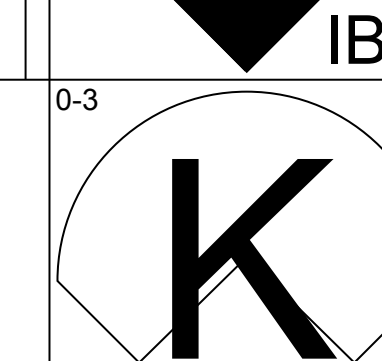
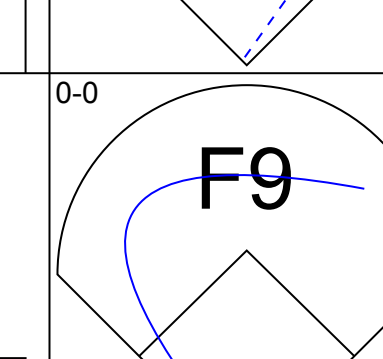
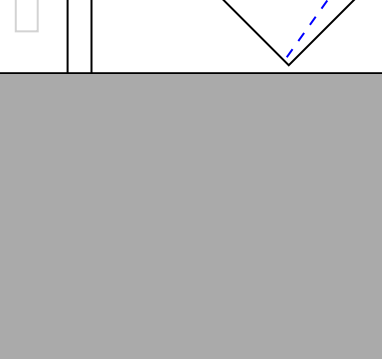
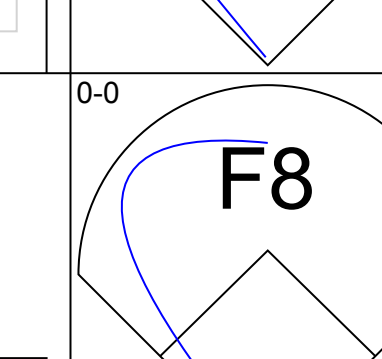
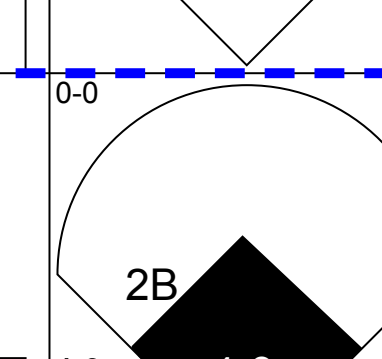
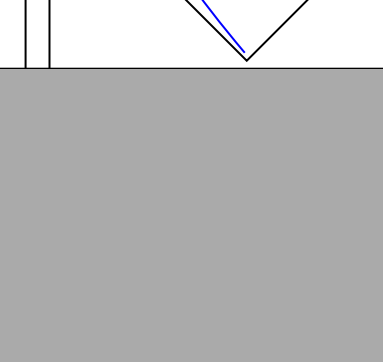

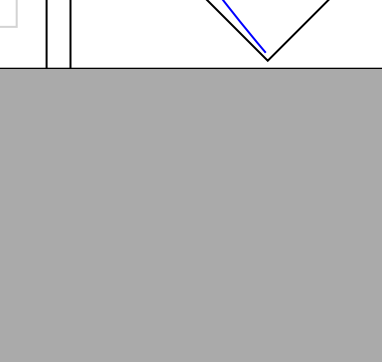
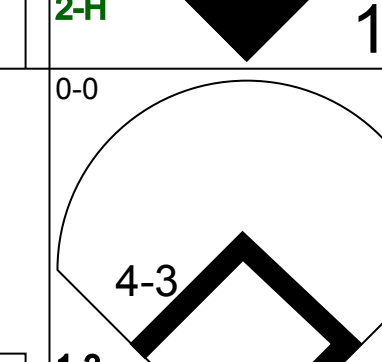

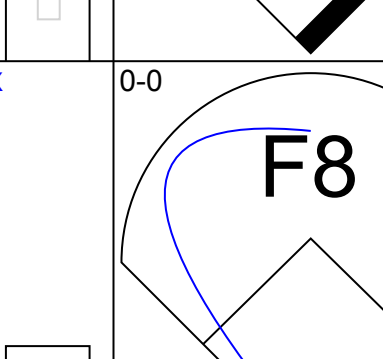

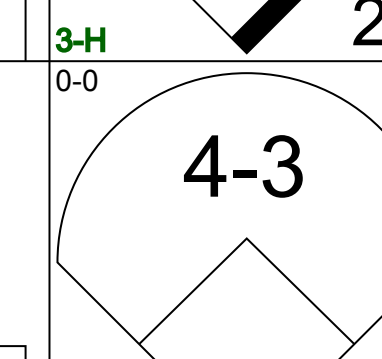
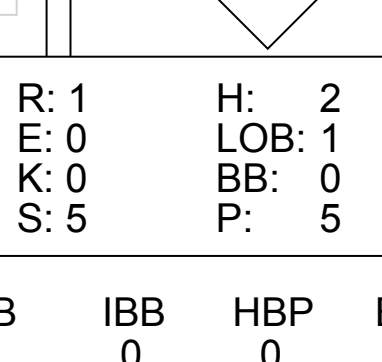
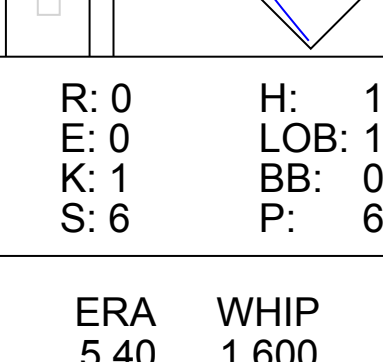
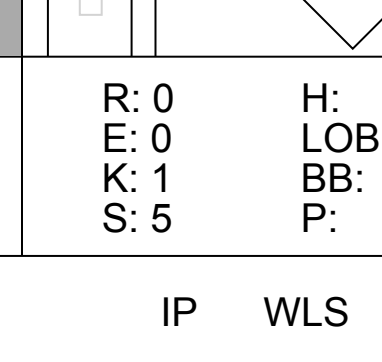
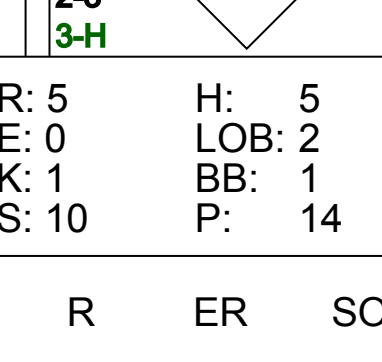
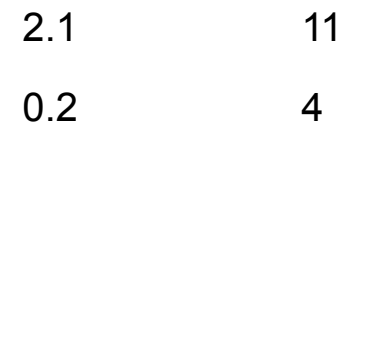

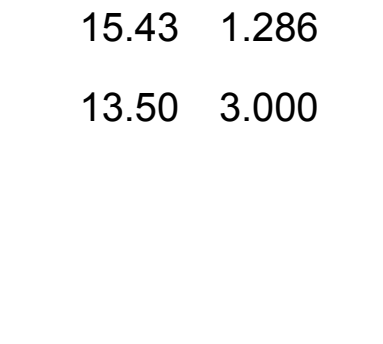


AB 38  
R 12  
H 15  
RBI 11  
BB 4  
SO 4  
LOB 18




Batter	1	2	3	4	5	6	7	8	9	AB	R	H	RBI	BB	SO	LOB	TOP			
Tim Foli, R OBP: 0.248, SLG: 0.253 (1, 6)										4	0	0	0	0	1	0	<b>Montreal Expos @ Pittsburgh Pirates</b> Three Rivers Stadium, Pittsburgh, PA Fri May 19 1972, 7:05 PM EDT Att: 41,765 - Unknown			
Jim Fairry, L OBP: 0.409, SLG: 0.524 (1, 9)										4	0	1	0	0	0	0				
Ken Singleton, S OBP: 0.333, SLG: 0.340 (1, 7)										4	0	0	0	0	1	1				
Ron Fairly, L OBP: 0.289, SLG: 0.279 (1, 3)										3	0	0	0	0	1	0				
Bob Bailey, R OBP: 0.317, SLG: 0.308 (1, 5)										3	0	1	0	0	1	0				
Boots Day, L OBP: 0.219, SLG: 0.226 (1, 8)										3	0	0	0	0	0	1				
John Boccabella, R OBP: 0.258, SLG: 0.286 (1, 2)										3	0	2	0	0	0	0				
Hector Torres, R OBP: 0.133, SLG: 0.071 (1, 4)										3	0	0	0	0	0	3				
Bill Stoneman, R (1, 1)										2	0	0	0	0	2	0				
Joe Gilbert, R (6, 1)										0	0	0	0	0	0	0				
John Strohmayr, R (8, 1)										0	0	0	0	0	0	0				
Ron Hunt, R OBP: 0.333, SLG: 0.295 (9, PH)										1	0	0	0	0	0	0				
<b>Inning Stats</b>	R: 0 E: 0 K: 1 S: 5	H: 0 LOB: 0 BB: 0 P: 5	R: 0 E: 0 K: 1 S: 5	H: 0 LOB: 0 BB: 0 P: 5	R: 0 E: 0 K: 1 S: 5	H: 0 LOB: 0 BB: 0 P: 5	R: 0 E: 0 K: 0 S: 3	H: 0 LOB: 0 BB: 0 P: 3	R: 0 E: 0 K: 1 S: 5	H: 2 LOB: 2 BB: 0 P: 5	R: 0 E: 0 K: 2 S: 7	H: 0 LOB: 0 BB: 0 P: 7	R: 0 E: 0 K: 0 S: 3	H: 1 LOB: 0 BB: 0 P: 3	R: 0 E: 0 K: 0 S: 4	H: 1 LOB: 1 BB: 0 P: 4	1B: 3 2B: 1 3B: 0 HR: 0	SF: 0 SAC: 0 DP: 1 HBP: 0	WP: 0 PB: 0 CS: 0	PA: 30
<b>PITCHER</b> Bob Moose, R ERA: 3.73 (1, 1)	IP: 9.0 WLS: W BF: 30 H: 4 R: 0 ER: 0 SO: 6 BB: 0 IBB: 0 HBP: 0 BLK: 0 WP: 0 HR: 0 S: 42 P: 42 ERA: 0.00 WHIP: 0.444															<b>PITCHER</b> IP: 9.0 WLS: W BF: 30 H: 4 R: 0 ER: 0 SO: 6 BB: 0 IBB: 0 HBP: 0 BLK: 0 WP: 0 HR: 0 S: 42 P: 42 ERA: 0.00 WHIP: 0.444				

AB	30
R	0
H	4
RBI	0
BB	0
SO	6
LOB	5



Batter	1	2	3	4	5	6	7	8	9	AB	R	H	RBI	BB	SO	LOB	BOTTOM			
Dave Cash, R OBP: 0.326, SLG: 0.382 (1, 4)										5	1	1	0	0	2	3	<b>Montreal Expos @ Pittsburgh Pirates</b> Three Rivers Stadium, Pittsburgh, PA Fri May 19 1972, 7:05 PM EDT Att: 41,765 - Unknown			
Vic Davallillo, L OBP: 0.477, SLG: 0.622 (1, 7)										3	2	3	1	1	0	0				
Roberto Clemente, R OBP: 0.372, SLG: 0.495 (1, 9)										4	1	2	0	0	0	2				
Willie Stargell, L OBP: 0.346, SLG: 0.596 (8, PR)										4	1	3	4	0	0	0				
Gene Clines, R OBP: 0.242, SLG: 0.241 (9, 3)										0	1	0	0	0	0	0				
Bob Robertson, R OBP: 0.284, SLG: 0.250 (9, 3)										0	0	0	0	0	0	0				
Al Oliver, L OBP: 0.369, SLG: 0.474 (1, 8)										3	1	0	0	1	0	2				
Richie Hebner, L OBP: 0.378, SLG: 0.556 (1, 5)										4	0	0	0	0	1	4				
Manny Sanguillen, R OBP: 0.377, SLG: 0.514 (1, 2)										4	1	1	1	0	0	2				
Jackie Hernandez, R OBP: 0.283, SLG: 0.318 (1, 6)										4	0	2	1	0	0	0				
Bob Moose, R OBP: 0.143, SLG: 0.143 (1, 1)										4	0	0	1	0	0	2				
<b>Inning Stats</b>	R: 0 E: 0 K: 0 S: 3	H: 1 LOB: 0 BB: 0 P: 3	R: 1 E: 0 K: 0 S: 4	H: 1 LOB: 0 BB: 0 P: 4	R: 1 E: 0 K: 0 S: 5	H: 2 LOB: 1 BB: 0 P: 5	R: 0 E: 0 K: 0 S: 3	H: 0 LOB: 0 BB: 0 P: 3	R: 0 E: 0 K: 1 S: 6	H: 1 LOB: 1 BB: 0 P: 6	R: 1 E: 0 K: 0 S: 5	H: 2 LOB: 2 BB: 1 P: 9	R: 0 E: 0 K: 1 S: 5	H: 0 LOB: 0 BB: 0 P: 5	R: 5 E: 0 K: 1 S: 10	H: 5 LOB: 2 BB: 1 P: 14	1B: 7 2B: 4 3B: 0 HR: 1	SF: 0 SAC: 0 DP: 1 HBP: 0	WP: 0 PB: 0 CS: 0	PA: 37
<b>PITCHER</b> Bill Stoneman, R ERA: 3.15 (1, 1)	IP: 5.0 WLS: L BF: 22 H: 7 R: 3 ER: 3 SO: 1 BB: 1 IBB: 0 HBP: 0 BLK: 0 WP: 0 HR: 1 S: 23 P: 27 ERA: 5.40 WHIP: 1.600															<b>PITCHER</b> IP: 5.0 WLS: L BF: 22 H: 7 R: 3 ER: 3 SO: 1 BB: 1 IBB: 0 HBP: 0 BLK: 0 WP: 0 HR: 1 S: 23 P: 27 ERA: 5.40 WHIP: 1.600				
<b>PITCHER</b> Joe Gilbert, L ERA: 7.56 (6, 1)	IP: 2.1 WLS: 11 BF: 3 H: 4 R: 4 ER: 4 SO: 2 BB: 0 IBB: 1 HBP: 0 BLK: 0 WP: 0 HR: 0 S: 14 P: 18 ERA: 15.43 WHIP: 1.286															<b>PITCHER</b> IP: 0.2 WLS: 4 BF: 2 H: 1 R: 1 ER: 1 SO: 0 BB: 0 IBB: 0 HBP: 0 BLK: 0 WP: 0 HR: 0 S: 4 P: 4 ERA: 13.50 WHIP: 3.000				

AB	35
R	8
H	12
RBI	8
BB	2
SO	3
LOB	15





Batter	1	2	3	4	5	6	7	8	9	AB	R	H	RBI	BB	SO	LOB	TOP			
Ron Hunt, R OBP: 0.331, SLG: 0.287 (1,4)										3	0	0	0	0	0	1				
Jim Fairley, L OBP: 0.346, SLG: 0.440 (1,9)										4	0	0	0	0	0	3				
Ken Singleton, S OBP: 0.339, SLG: 0.346 (1,7)										4	0	2	0	0	0	0				
Ron Fairly, L OBP: 0.288, SLG: 0.278 (1,3)										4	0	1	0	0	0	1				
Bob Bailey, R OBP: 0.315, SLG: 0.306 (1,5)										4	0	1	0	0	2	2				
Boots Day, L OBP: 0.224, SLG: 0.231 (1,8)										3	0	1	0	0	1	3				
John Boccabella, R OBP: 0.250, SLG: 0.276 (1,2)										3	0	0	0	0	2	2				
Tim Foli, R OBP: 0.250, SLG: 0.255 (1,6)										3	0	1	0	0	1	0				
Carl Morton, R OBP: 0.091, SLG: 0.182 John Strohmayr, R (6,1)										2	0	0	0	0	1	1				
Denny Lemaster, R OBP: 0.500, SLG: 0.333 John Bateman, R (8, PH) Mike Marshall, R (8,1)										0	0	0	0	0	0	0				
<b>Inning Stats</b>	R: 0 E: 0 K: 0 S: 4	H: 1 LOB: 1 BB: 0 P: 4	R: 0 E: 0 K: 2 S: 7	H: 1 LOB: 0 BB: 0 P: 7	R: 0 E: 0 K: 1 S: 4	H: 2 LOB: 1 BB: 0 P: 6	R: 0 E: 0 K: 2 S: 7	H: 0 LOB: 0 BB: 0 P: 7	R: 0 E: 0 K: 1 S: 3	H: 1 LOB: 1 BB: 0 P: 6	R: 0 E: 0 K: 1 S: 4	H: 0 LOB: 1 BB: 1 P: 9	R: 0 E: 0 K: 0 S: 3	H: 0 LOB: 0 BB: 0 P: 3	R: 0 E: 0 K: 0 S: 3	H: 0 LOB: 0 BB: 0 P: 3	1B: 6 2B: 0 3B: 0 HR: 0	SF: 0 SAC: 0 DP: 2 HBP: 1	WP: 1 PB: 0 CS: 1	PA: 32
<b>PITCHER</b>	IP WLS BF H R ER SO BB IBB HBP BLK WP HR S P ERA WHIP																			
Dock Ellis, R ERA: 2.54 Bruce Kison, R ERA: 2.89	(1,1) (6,1)	5.0 W 18 5 0 0 5 0 0 0 0 0 0 0 28 28 0.00 1.000																		

**Montreal Expos @ Pittsburgh Pirates**  
Three Rivers Stadium, Pittsburgh, PA  
Sat May 20 1972, 3:33 AM EDT  
Att: 11,602 - Unknown

AB	30
R	0
H	6
RBI	0
BB	1
SO	7
LOB	13



Batter	1	2	3	4	5	6	7	8	9	AB	R	H	RBI	BB	SO	LOB	BOTTOM			
Dave Cash, R OBP: 0.330, SLG: 0.383 (1,4)										5	1	2	1	0	0	1				
Vic Davallilo, L OBP: 0.458, SLG: 0.585 (1,7)										4	1	1	0	0	0	1				
Roberto Clemente, R OBP: 0.360, SLG: 0.486 (1,9)										4	0	1	0	0	0	2				
Willie Stargell, L OBP: 0.351, SLG: 0.618 (1,3)										3	1	1	1	1	2	1				
Al Oliver, L OBP: 0.373, SLG: 0.475 (1,8)										4	1	2	0	0	0	4				
Manny Sanguillen, R OBP: 0.373, SLG: 0.504 (1,2)										4	0	1	2	0	0	3				
Jose Pagan, R OBP: 0.263, SLG: 0.235 (1,5)										3	1	1	0	1	0	2				
Jackie Hernandez, R OBP: 0.300, SLG: 0.319 (1,6)										3	1	1	1	1	0	1				
Dock Ellis, S OBP: 0.071, SLG: 0.071 Bruce Kison, R OBP: 0.500, SLG: 0.500 (6,1)										2	0	0	0	0	1	1				
<b>Inning Stats</b>	R: 0 E: 0 K: 0 S: 3	H: 0 LOB: 0 BB: 0 P: 3	R: 2 E: 2 K: 1 S: 8	H: 3 LOB: 1 BB: 0 P: 8	R: 2 E: 0 K: 0 S: 6	H: 3 LOB: 2 BB: 1 P: 10	R: 0 E: 0 K: 1 S: 5	H: 0 LOB: 0 BB: 0 P: 5	R: 1 E: 0 K: 0 S: 5	H: 2 LOB: 1 BB: 0 P: 5	R: 1 E: 0 K: 0 S: 4	H: 1 LOB: 1 BB: 1 P: 8	R: 0 E: 0 K: 1 S: 6	H: 1 LOB: 1 BB: 0 P: 6	R: 0 E: 0 K: 0 S: 3	H: 0 LOB: 1 BB: 1 P: 7	1B: 9 2B: 0 3B: 0 HR: 1	SF: 0 SAC: 1 DP: 0 HBP: 0	WP: 0 PB: 0 CS: 0	PA: 37
<b>PITCHER</b>	IP WLS BF H R ER SO BB IBB HBP BLK WP HR S P ERA WHIP																			
Carl Morton, R ERA: 4.42 John Strohmayr, R ERA: 4.66 Denny Lemaster, L ERA: 10.54 Mike Marshall, R ERA: 1.66	(1,1) (6,1) (7,1) (8,1)	5.0 L 24 8 5 4 2 1 0 0 0 0 0 0 4 8 9.00 2.000																		

**Montreal Expos @ Pittsburgh Pirates**  
Three Rivers Stadium, Pittsburgh, PA  
Sat May 20 1972, 3:33 AM EDT  
Att: 11,602 - Unknown

AB	33
R	6
H	10
RBI	5
BB	3
SO	3
LOB	17





Batter	1	2	3	4	5	6	7	8	9	AB	R	H	RBI	BB	SO	LOB	TOP										
Ron Hunt, R OBP: 0.336, SLG: 0.288 (1, 4)	6-3		FC1-6 BB		4-3			SH1-4 1B		3	0	1	0	1	0	0											
Ron Fairly, L OBP: 0.286, SLG: 0.276 (1, 3)	G3		FC1-6			1-3		L4-6 SH1-4 1B		4	0	1	0	0	0	2											
Clyde Mashore, R OBP: 0.308, SLG: 0.326 (1, 9)	5-3		6-3			1-3		SH1-4		3	0	0	0	0	0	2											
Bob Bailey, R OBP: 0.313, SLG: 0.298 (1, 5)		E1		4-3		6-3				3	0	0	0	1	0	0											
Ken Singleton, S OBP: 0.336, SLG: 0.336 (1, 7)	G4-3		FC1-6 BB				F9	L4-6		3	0	0	0	1	0	4											
Ron Woods, R OBP: 0.304, SLG: 0.288 (1, 8)							4-3			4	0	2	0	0	1	0											
Tim Foli, R Boots Day L OBP: 0.221, SLG: 0.227 (9, PH)	6-3		6-3					4-3		3	0	1	0	0	0	2											
John Boccabella, R Carl Morton, R OBP: 0.271, SLG: 0.289 (9, PR)			FC1-6 SH1-4 1B		K					3	0	2	0	1	1	0											
Ernie McAnally, R John Bateman, R Mike Marshall, R OBP: 0.125, SLG: 0.143 (7, PH)			SH1-4		6-3			FC6-4 BB		0	0	0	0	0	0	0											
Jim Fairley, L Bobby Wine, R OBP: 0.346, SLG: 0.440 (9, PH)			1-2				FC6-4	L4		1	0	0	0	0	0	0											
<b>Inning Stats</b>	R: 0 E: 0 K: 0 S: 3	H: 0 LOB: 0 BB: 0 P: 3	R: 0 E: 1 K: 0 S: 4	H: 1 LOB: 1 BB: 0 P: 4	R: 0 E: 0 K: 0 S: 4	H: 1 LOB: 2 BB: 1 P: 8	R: 0 E: 0 K: 0 S: 3	H: 1 LOB: 1 BB: 0 P: 7	R: 0 E: 0 K: 1 S: 5	H: 0 LOB: 0 BB: 0 P: 5	R: 0 E: 0 K: 0 S: 3	H: 0 LOB: 0 BB: 0 P: 3	R: 0 E: 0 K: 0 S: 4	H: 1 LOB: 2 BB: 1 P: 8	R: 0 E: 0 K: 1 S: 6	H: 1 LOB: 1 BB: 0 P: 6	1B: 5 2B: 3 3B: 0 HR: 0	SF: 0 SAC: 2 DP: 2 HBP: 0	WP: 0 PB: 0 CS: 0	PA: 36							
<b>PITCHER</b>	IP	WLS	BF	H	R	ER	SO	BB	IBB	HBP	BLK	WP	HR	S	P	ERA	WHIP										
Luke Walker, L ERA: 3.09 (1, 1)	7.0	W	27	4	0	0	1	3	0	0	0	0	0	26	38	0.00	1.000										
Bob Miller, R ERA: 1.35 (8, 1)	1.2		8	3	0	0	1	0	1	0	0	0	0	9	13	0.00	1.800										
Ramon Hernandez, L ERA: 0.84 (9, 1)	0.1	S	1	0	0	0	0	0	0	0	0	0	0	1	1	0.00	0.000										

**Montreal Expos @ Pittsburgh Pirates**  
 Three Rivers Stadium, Pittsburgh, PA  
 Sun May 21 1972, 3:33 AM EDT  
 Unknown

AB 30  
 R 0  
 H 7  
 RBI 0  
 BB 4  
 SO 2  
 LOB 13



Batter	1	2	3	4	5	6	7	8	9	AB	R	H	RBI	BB	SO	LOB	BOTTOM										
Dave Cash, R OBP: 0.340, SLG: 0.392 (1, 4)	L7		CS 1B					PO		3	0	2	1	0	0	0											
Vic Davallo, L OBP: 0.431, SLG: 0.545 (1, 7)	1-3		CS	F9		P4				3	0	0	0	0	0	1											
Roberto Clemente, R OBP: 0.350, SLG: 0.473 (1, 9)	5-3			F8		F7				3	0	0	0	0	0	0											
Willie Stargell, L OBP: 0.351, SLG: 0.606 (1, 3)		F8		K		FC3-6 BB				2	0	0	0	1	1	0											
Al Oliver, L OBP: 0.372, SLG: 0.471 (1, 8)			CS 1B		1-3	FC3-6				3	0	1	0	0	0	1											
Manny Sanguillen, R OBP: 0.364, SLG: 0.492 (1, 2)		F6		F8		P5				3	0	0	0	0	0	2											
Jose Pagan, R OBP: 0.227, SLG: 0.200 (1, 5)		CS	P4		F7			2-3		3	0	0	0	0	0	0											
Jackie Hernandez, R OBP: 0.321, SLG: 0.360 (1, 6)			E 1B 2B			P4				3	1	2	0	0	0	0											
Luke Walker, L Bob Miller, R Ramon Hernandez, S (1, 1) (8, 1) (9, 1)				K		K		K		2	0	0	0	0	2	1											
<b>Inning Stats</b>	R: 0 E: 0 K: 0 S: 3	H: 0 LOB: 0 BB: 0 P: 3	R: 0 E: 0 K: 0 S: 3	H: 1 LOB: 0 BB: 0 P: 3	R: 1 E: 1 K: 1 S: 6	H: 2 LOB: 0 BB: 0 P: 6	R: 0 E: 0 K: 1 S: 5	H: 0 LOB: 0 BB: 0 P: 5	R: 0 E: 0 K: 1 S: 6	H: 1 LOB: 1 BB: 0 P: 6	R: 0 E: 0 K: 0 S: 3	H: 0 LOB: 1 BB: 1 P: 7	R: 0 E: 0 K: 1 S: 5	H: 1 LOB: 0 BB: 0 P: 5	1B: 4 2B: 1 3B: 0 HR: 0	SF: 0 SAC: 0 DP: 0 HBP: 0	WP: 0 PB: 0 CS: 2	PA: 30									
<b>PITCHER</b>	IP	WLS	BF	H	R	ER	SO	BB	IBB	HBP	BLK	WP	HR	S	P	ERA	WHIP										
Ernie McAnally, R ERA: 5.35 (1, 1)	6.0	L	20	4	1	1	3	0	0	0	0	0	0	26	26	1.50	0.667										
Mike Marshall, R ERA: 1.52 (7, 1)	2.0		7	1	0	0	1	1	0	0	0	0	0	8	12	0.00	1.000										

**Montreal Expos @ Pittsburgh Pirates**  
 Three Rivers Stadium, Pittsburgh, PA  
 Sun May 21 1972, 3:33 AM EDT  
 Unknown

AB 26  
 R 1  
 H 5  
 RBI 1  
 BB 1  
 SO 4  
 LOB 6





Batter	1	2	3	4	5	6	7	8	9	AB	R	H	RBI	BB	SO	LOB	TOP																
Ron Hunt, R OBP: 0.333, SLG: 0.296 (1, 4)										4	1	1	0	0	0	2	<b>Montreal Expos @ Pittsburgh Pirates</b> Three Rivers Stadium, Pittsburgh, PA Sun May 21 1972, 3:38 AM EDT Att: 30,418 - Unknown																
Jim Fairly, L OBP: 0.333, SLG: 0.414 (1, 9)										4	0	1	0	0	1	2																	
Ken Singleton, S OBP: 0.333, SLG: 0.342 (1, 7)										4	1	1	0	0	1	4																	
Ron Fairly, L OBP: 0.284, SLG: 0.275 (1, 3)										4	0	1	1	0	0	1																	
Bob Bailey, R OBP: 0.311, SLG: 0.299 (1, 5)										3	0	1	1	0	0	1																	
Boots Day, L OBP: 0.208, SLG: 0.214 (1, 8)										4	0	0	0	0	0	1																	
John Bateman, R OBP: 0.346, SLG: 0.304 (1, 2)										3	0	0	0	1	1	0																	
Tim Foli, R OBP: 0.255, SLG: 0.263 (1, 6)										2	1	0	0	1	1	2																	
Hector Torres, R OBP: 0.125, SLG: 0.067 (6, 6)										1	0	0	0	0	1	0																	
Steve Renko, R OBP: 0.111, SLG: 0.111 (5, 1)										2	0	1	0	0	1	0																	
Tom Walker, R OBP: 0.283, SLG: 0.283 (7, 9)										0	0	0	0	0	0	0																	
Ron Woods, R OBP: 0.283, SLG: 0.283 (7, 1)										0	0	0	0	0	0	0																	
Joe Gilbert, L OBP: 0.283, SLG: 0.283 (7, 1)										0	0	0	0	0	0	0																	
Mike Marshall, R OBP: 0.302, SLG: 0.319 (8, 9)										0	0	0	0	0	0	0																	
Clyde Mashore, R OBP: 0.302, SLG: 0.319 (8, 9)										0	0	0	0	0	0	0																	
<b>Inning Stats</b>	R: 1 E: 0 K: 0 S: 5	H: 2 LOB: 1 BB: 0 P: 5	R: 0 E: 0 K: 1 S: 5	H: 0 LOB: 0 BB: 0 P: 5	R: 0 E: 0 K: 1 S: 6	H: 1 LOB: 1 BB: 0 P: 6	R: 0 E: 0 K: 0 S: 3	H: 0 LOB: 0 BB: 0 P: 3	R: 1 E: 1 K: 1 S: 7	H: 1 LOB: 2 BB: 1 P: 11	R: 0 E: 0 K: 1 S: 6	H: 1 LOB: 2 BB: 1 P: 10	R: 0 E: 0 K: 1 S: 5	H: 0 LOB: 0 BB: 0 P: 5	R: 1 E: 0 K: 0 S: 4	H: 1 LOB: 0 BB: 0 P: 4	R: 0 E: 0 K: 1 S: 5	H: 0 LOB: 0 BB: 0 P: 5	1B: 4 2B: 2 3B: 0 HR: 0	SF: 1 SAC: 0 DP: 0 HBP: 0	WP: 0 PB: 0 CS: 1	PA: 36											
<b>PITCHER</b>	IP WLS BF H R ER SO BB IBB HBP BLK WP HR S P ERA WHIP																																
Bob Johnson, R ERA: 4.63 (1, 1)	7.0	30	6	3	2	5	2	0	0	0	0	0	0	38	46	2.57	1.143																
Dave Giusti, R ERA: 4.19 (8, 1)	2.0	W	6	0	0	0	1	0	0	0	0	0	0	8	8	0.00	0.000																

AB	33
R	3
H	6
RBI	2
BB	2
SO	6
LOB	13



Batter	1	2	3	4	5	6	7	8	9	AB	R	H	RBI	BB	SO	LOB	BOTTOM																
Dave Cash, R OBP: 0.333, SLG: 0.392 (1, 4)										5	1	1	0	0	0	2	<b>Montreal Expos @ Pittsburgh Pirates</b> Three Rivers Stadium, Pittsburgh, PA Sun May 21 1972, 3:38 AM EDT Att: 30,418 - Unknown																
Rennie Stennett, R OBP: 0.383, SLG: 0.583 (1, 7)										4	0	1	1	0	0	1																	
Al Oliver, L OBP: 0.368, SLG: 0.488 (1, 8)										4	1	1	2	0	0	1																	
Willie Stargell, L OBP: 0.364, SLG: 0.613 (1, 3)										2	0	1	0	2	0	0																	
Manny Sanguillen, R OBP: 0.364, SLG: 0.492 (9, 2)										0	0	0	0	0	0	0																	
Mitt May, L OBP: 0.353, SLG: 0.375 (1, 2)										3	0	2	0	1	0	2																	
Dock Ellis, S OBP: 0.071, SLG: 0.071 (8, PR)										0	1	0	0	0	0	0																	
Bob Robertson, R OBP: 0.284, SLG: 0.250 (9, 3)										0	0	0	0	0	0	0																	
Gene Clines, R OBP: 0.270, SLG: 0.250 (1, 9)										3	1	1	0	1	0	4																	
Bill Mazerowski, R (1, 5)										2	0	0	1	1	0	3																	
Gene Alley, R OBP: 0.412, SLG: 0.364 (9, 6)										0	0	0	0	0	0	0																	
Jackie Hernandez, R OBP: 0.298, SLG: 0.333 (1, 6)										4	0	0	0	0	1	4																	
Bob Johnson, L OBP: 0.167, SLG: 0.167 (1, 1)										3	1	1	0	0	2	0																	
Dave Giusti, R (8, 1)										1	0	0	0	0	0	1																	
<b>Inning Stats</b>	R: 1 E: 0 K: 0 S: 5	H: 2 LOB: 2 BB: 1 P: 9	R: 0 E: 0 K: 1 S: 5	H: 0 LOB: 0 BB: 0 P: 5	R: 0 E: 0 K: 0 S: 3	H: 1 LOB: 2 BB: 2 P: 11	R: 0 E: 0 K: 0 S: 3	H: 1 LOB: 2 BB: 2 P: 11	R: 2 E: 0 K: 2 S: 7	H: 3 LOB: 3 BB: 2 P: 14	R: 0 E: 0 K: 2 S: 3	H: 0 LOB: 0 BB: 0 P: 7	R: 0 E: 0 K: 0 S: 3	H: 0 LOB: 0 BB: 0 P: 3	R: 2 E: 1 K: 0 S: 6	H: 2 LOB: 1 BB: 0 P: 6	R: 0 E: 0 K: 0 S: 6	H: 0 LOB: 0 BB: 0 P: 6	1B: 4 2B: 3 3B: 0 HR: 1	SF: 1 SAC: 0 DP: 1 HBP: 0	WP: 1 PB: 0 CS: 0	PA: 37											
<b>PITCHER</b>	IP WLS BF H R ER SO BB IBB HBP BLK WP HR S P ERA WHIP																																
Steve Renko, R ERA: 6.44 (1, 1)	4.2	23	6	3	3	1	2	2	0	0	0	0	0	8	12	0.00	0.750																
Tom Walker, R ERA: 3.21 (5, 1)	1.1	5	0	0	0	2	1	0	0	0	0	0	0	8	12	0.00	0.750																
Joe Gilbert, L ERA: 7.71 (7, 1)	1.0	L	4	1	1	1	0	0	0	0	0	0	0	4	4	9.00	1.000																
Mike Marshall, R ERA: 1.46 (8, 1)	1.0	5	1	1	0	0	0	0	0	0	0	1	0	5	5	0.00	1.000																

AB	31
R	5
H	8
RBI	4
BB	5
SO	3
LOB	18





Batter	1	2	3	4	5	6	7	8	9	AB	R	H	RBI	BB	SO	LOB	TOP											
<b>Dave Cash, R</b> OBP: 0.345, SLG: 0.396 (1, 4)	F3	1B			FC6-4			1B		4	1	2	1	1	0	2												
<b>Vic Davallio, L</b> OBP: 0.464, SLG: 0.563 (1, 7)	1B	1B		E4			1B	1B		4	1	3	1	0	0	0												
<b>Roberto Clemente, R</b> OBP: 0.360, SLG: 0.470 (1, 9)	1B	G6-4-3		1B	G4-6-3			G4-6-3		5	0	2	1	0	0	5												
<b>Willie Stargell, L</b> OBP: 0.350, SLG: 0.586 (1, 3)	K			F8	P5				F8	5	0	0	0	0	1	3												
<b>Al Oliver, L</b> OBP: 0.362, SLG: 0.473 (1, 8)	4-3			G3	FC6-4			P4		4	0	0	0	1	0	3												
<b>Richie Hebner, L</b> OBP: 0.397, SLG: 0.554 (1, 5)		E						P6		2	1	1	0	2	0	0												
<b>Manny Sanguillen, R</b> OBP: 0.357, SLG: 0.480 (1, 2)		E6		K				F4		5	1	1	0	0	1	5												
<b>Gene Alley, R</b> OBP: 0.429, SLG: 0.375 (1, 6)		1B		5-3				4-3		4	1	2	1	1	0	1												
<b>Steve Blass, R</b> OBP: 0.227, SLG: 0.273 (1, 1)		SH1-4						P4		3	1	1	0	0	0	2												
<b>Bob Robertson, R</b> OBP: 0.284, SLG: 0.250 (9, PH)					F3				F7	0	0	0	0	0	0	0												
<b>Milt May, L</b> OBP: 0.333, SLG: 0.353 (9, PH)										1	0	0	0	0	0	3												
<b>Ramon Hernandez, S</b> (9, 1)										0	0	0	0	0	0	0												
<b>Inning Stats</b>	R: 0 E: 0 K: 1 S: 6	H: 1 LOB: 2 BB: 0 P: 7	R: 3 E: 1 K: 0 S: 7	H: 4 LOB: 1 BB: 0 P: 7	R: 0 E: 0 K: 1 S: 5	H: 0 LOB: 1 BB: 1 P: 9	R: 3 E: 1 K: 0 S: 6	H: 2 LOB: 1 BB: 1 P: 10	R: 0 E: 0 K: 0 S: 5	H: 2 LOB: 2 BB: 0 P: 5	R: 0 E: 0 K: 0 S: 3	H: 1 LOB: 0 BB: 0 P: 3	R: 0 E: 0 K: 0 S: 3	H: 0 LOB: 1 BB: 1 P: 7	R: 0 E: 0 K: 0 S: 4	H: 2 LOB: 3 BB: 2 P: 4	R: 0 E: 0 K: 0 S: 3	H: 0 LOB: 3 BB: 12 P: 12	1B: 12 2B: 0 3B: 0 HR: 0	SF: 0 SAC: 1 DP: 3 HBP: 2	WP: 0 PA: 45 PB: 0 SB: 0 CS: 0							
<b>PITCHER</b>	IP	WLS	BF	H	R	ER	SO	BB	IBB	HBP	BLK	WP	HR	S	P	ERA	WHIP											
<b>Reggie Cleveland, R</b> ERA: 4.33	(1, 1)	5.0	L	28	9	6	3	2	2	0	1	0	0	0	29	38	5.40	2.200										
<b>Dennis Higgins, R</b> ERA: 4.38	(6, 1)	2.0		7	1	0	0	0	1	0	0	0	0	0	6	10	0.00	1.000										
<b>Joe Grzenda, L</b> ERA: 6.68	(8, 1)	1.2		9	2	0	0	0	1	1	1	0	0	0	6	15	0.00	1.800										
<b>Tony Cloninger, R</b> ERA: 5.63	(9, 1)	0.1		1	0	0	0	0	0	0	0	0	0	0	1	1	0.00	0.000										

Pittsburgh Pirates @ St. Louis Cardinals  
 Busch Stadium, St. Louis, MO  
 Tue May 23 1972, 7:05 PM CDT  
 Att: 11,795 - Unknown

AB 37  
 R 6  
 H 12  
 RBI 4  
 BB 5  
 SO 2  
 LOB 24



Batter	1	2	3	4	5	6	7	8	9	AB	R	H	RBI	BB	SO	LOB	BOTTOM											
<b>Lou Brock, L</b> OBP: 0.333, SLG: 0.367 (1, 7)	1B		6-3		4-3			F8	4-3	5	0	1	0	0	0	0												
<b>Ted Sizemore, R</b> OBP: 0.312, SLG: 0.296 (1, 4)	1B	1B		2B	1B			5-3		4	1	3	0	0	0	0												
<b>Matty Alou, L</b> OBP: 0.378, SLG: 0.407 (1, 3)	G4-6-3			2B	1B			BB	1B	4	0	3	0	0	0	2												
<b>Joe Torre, R</b> OBP: 0.422, SLG: 0.541 (1, 5)	4-3				1B			BB	1B	4	0	2	1	0	0	3												
<b>Ted Simmons, S</b> OBP: 0.308, SLG: 0.398 (1, 2)		L9		F5				F9		4	0	0	0	0	0	4												
<b>Bernie Carbo, L</b> OBP: 0.326, SLG: 0.147 (1, 9)		5-3			G3-6			6-3		3	0	1	0	1	0	0												
<b>Luis Melendez, R</b> OBP: 0.271, SLG: 0.389 (1, 8)		HR			P6			1-3	L6	4	1	1	1	0	0	4												
<b>Ed Crosby, L</b> OBP: 0.305, SLG: 0.270 (1, 6)					G3-6					3	0	0	0	0	0	1												
<b>Dwain Anderson, R</b> OBP: 0.154, SLG: 0.083 (9, PH)		G3						P3	P6	1	0	0	0	0	0	0												
<b>Reggie Cleveland, R</b> ERA: 4.33	(1, 1)	8.0	W	34	11	2	2	1	1	0	0	0	0	0	35	39	2.25	1.500										
<b>Dennis Higgins, R</b> ERA: 4.38	(6, 1)	2.0		7	1	0	0	0	1	0	0	0	0	0	6	10	0.00	1.000										
<b>Joe Grzenda, L</b> ERA: 6.68	(8, 1)	1.2		9	2	0	0	0	1	1	1	0	0	0	6	15	0.00	1.800										
<b>Tony Cloninger, R</b> ERA: 5.63	(9, 1)	0.1		1	0	0	0	0	0	0	0	0	0	0	1	1	0.00	0.000										
<b>Inning Stats</b>	R: 0 E: 0 K: 0 S: 4	H: 2 LOB: 3 BB: 1 P: 4	R: 1 E: 0 K: 0 S: 4	H: 1 LOB: 0 BB: 0 P: 4	R: 1 E: 0 K: 0 S: 6	H: 3 LOB: 2 BB: 0 P: 6	R: 0 E: 0 K: 0 S: 3	H: 1 LOB: 0 BB: 0 P: 3	R: 0 E: 0 K: 1 S: 7	H: 2 LOB: 2 BB: 0 P: 7	R: 0 E: 0 K: 0 S: 3	H: 0 LOB: 0 BB: 0 P: 3	R: 0 E: 0 K: 0 S: 5	H: 0 LOB: 3 BB: 1 P: 9	R: 0 E: 0 K: 1 S: 5	H: 0 LOB: 0 BB: 0 P: 5	1B: 9 2B: 1 3B: 0 HR: 1	SF: 0 SAC: 0 DP: 2 HBP: 0	WP: 0 PA: 37 PB: 0 SB: 0 CS: 0									
<b>PITCHER</b>	IP	WLS	BF	H	R	ER	SO	BB	IBB	HBP	BLK	WP	HR	S	P	ERA	WHIP											
<b>Steve Blass, R</b> ERA: 2.76	(1, 1)	1.0	S	3	0	0	0	1	0	0	0	0	0	5	5	0.00	0.000											
<b>Ramon Hernandez, L</b> ERA: 0.77	(9, 1)	1.0		3	0	0	0	0	0	0	0	0	0	5	5	0.00	0.000											

Pittsburgh Pirates @ St. Louis Cardinals  
 Busch Stadium, St. Louis, MO  
 Tue May 23 1972, 7:05 PM CDT  
 Att: 11,795 - Unknown

AB 36  
 R 2  
 H 11  
 RBI 2  
 BB 1  
 SO 2  
 LOB 14






Batter	1	2	3	4	5	6	7	8	9	10	11	12	13	14	AB	R	H	RBI	BB	SO	LOB	TOP						
Dave Cash, R OBP: 0.339, SLG: 0.386 (1, 4)	L6		L3-6			F8	FC3-6			FC5-4		FC5-2		BB 1B	8	1	2	2	0	0	9							
Rennie Stennett, R OBP: 0.400, SLG: 0.600 Gene Clines, R OBP: 0.290, SLG: 0.229 (1, 7)	5-3			1B		HR	2B			1B		L6-3	L9		5	1	3	1	0	0	1							
Roberto Clemente, R OBP: 0.391, SLG: 0.488 (1, 9)	F9			1B		HR			K2-3	F8		F7		BB 1B	8	2	3	2	0	1	2							
Willie Stargell, L OBP: 0.359, SLG: 0.573 (1, 3)				1B		HR			K	P6		FC6-4	BB	BB 1B	6	0	2	0	2	2	2							
Al Oliver, L OBP: 0.370, SLG: 0.467 (1, 8)	F9			K		F8				1B		FC6-4	BB	BB	6	0	2	2	2	1	4							
Richie Hebner, L OBP: 0.403, SLG: 0.533 (1, 5)	K			FC6		FC4-6	BB			F9		F3		BB 1B	4	1	0	0	4	1	4							
Manny Sanguillen, R OBP: 0.373, SLG: 0.496 (1, 2)				1B		FC4-6	BB					FC1-5	BB	BB	8	2	5	0	0	1	5							
Gene Alley, R OBP: 0.413, SLG: 0.352 (1, 6)				1B		5-3				6-3		P4		FC1-5	6	1	1	0	1	0	6							
Bob Moose, R OBP: 0.350, SLG: 0.467 Dave Glutz, R OBP: 0.350, SLG: 0.350 Vic Spivey, L OBP: 0.350, SLG: 0.350 Ramon Hernandez, S OBP: 0.350, SLG: 0.350 Bill Mazeroski, R OBP: 0.350, SLG: 0.350 Steve Blass, R OBP: 0.350, SLG: 0.350 Bob Miller, R OBP: 0.350, SLG: 0.350 (1, 13)				K		FC3-6	BB			1B		FC5-2	BB	BB	4	1	1	1	0	2	3							
<b>Inning Stats</b>	R: 0 E: 0 K: 0 S: 3	H: 0 LOB: 0 BB: 0 P: 3	R: 0 E: 0 K: 2 S: 7	H: 0 LOB: 0 BB: 0 P: 7	R: 0 E: 0 K: 1 S: 5	H: 1 LOB: 1 BB: 1 P: 9	R: 0 E: 0 K: 1 S: 7	H: 3 LOB: 2 BB: 0 P: 7	R: 0 E: 0 K: 2 S: 7	H: 0 LOB: 0 BB: 0 P: 7	R: 0 E: 0 K: 0 S: 4	H: 1 LOB: 1 BB: 0 P: 4	R: 0 E: 0 K: 0 S: 8	H: 1 LOB: 1 BB: 0 P: 8	R: 2 E: 0 K: 0 S: 7	H: 4 LOB: 2 BB: 0 P: 7	R: 0 E: 0 K: 0 S: 4	H: 1 LOB: 3 BB: 1 P: 12	R: 0 E: 0 K: 0 S: 3	H: 0 LOB: 0 BB: 1 P: 7	R: 0 E: 0 K: 0 S: 2	H: 0 LOB: 0 BB: 1 P: 6	R: 5 E: 1 K: 0 S: 8	H: 4 LOB: 3 BB: 3 P: 20	1B: 16 2B: 3 3B: 0 HR: 1	SF: 0 SAC: 0 DP: 1 HBP: 0	WP: 0 PB: 0 SB: 0 CS: 1	PA: 71
<b>PITCHER</b>	IP 8.1	WLS 37	BF 12	H 4	R 4	ER 4	SO 6	BB 2	IBB 0	HBP 0	BLK 0	WP 0	HR 1	S 51	P 59	ERA 4.32	WHIP 1.680											
Scipio Spinks, R ERA: 2.77 (1, 1)	8.1	37	12	4	4	4	6	2	0	0	0	0	1	51	59	4.32	1.680											
Moe Drabowsky, R ERA: 3.24 (9, 1)	0.1	2	1	0	0	0	0	0	0	0	0	0	0	2	2	0.00	3.000											
Charlie Hudson, L ERA: 3.24 (9, 1)	0.2	4	1	0	0	0	0	0	0	0	0	0	0	3	7	0.00	3.000											
Tony Cloninger, R ERA: 3.86 (10, 1)	3.2	16	1	0	0	0	5	0	0	0	0	0	0	11	31	0.00	1.636											
Dennis Higgins, R ERA: 5.4 (14, 1)	1.0	L	11	4	5	2	0	3	0	0	0	0	0	8	20	18.00	7.000											

**Pittsburgh Pirates @ St. Louis Cardinals**  
 Busch Stadium, St. Louis, MO  
 Wed May 24 1972, 7:05 PM CDT  
 Att: 10,794 - Unknown


AB: 59  
 R: 9  
 H: 19  
 RBI: 8  
 BB: 11  
 SO: 8  
 LOB: 42



Batter	1	2	3	4	5	6	7	8	9	10	11	12	13	14	AB	R	H	RBI	BB	SO	LOB	BOTTOM					
Lou Brock, L OBP: 0.340, SLG: 0.373 (1, 7)	1-3					4-3	4-3			K			G1-6-3		6	0	3	0	0	1	1						
Ted Sizemore, R OBP: 0.313, SLG: 0.314 (1, 4)	FC6-4		F7			4-3		G6-3				F8		3B	6	0	2	0	0	0	3						
Matty Alou, L OBP: 0.368, SLG: 0.395 (1, 3)	F9			1-3		4-3				1B	BLK	1B			6	1	1	0	0	0	3						
Joe Torre, R OBP: 0.426, SLG: 0.535 (1, 5)	FC6-4			K		F9				1B	FC6-4	1B			5	1	2	0	0	1	2						
Ted Simmons, S OBP: 0.301, SLG: 0.411 (1, 2)		HR		4-3				P6		L7		L7		FC4-6	6	1	1	1	0	0	4						
Bernie Carbo, L OBP: 0.347, SLG: 0.179 (1, 9)		K				F8				FC6-4	1B		FC5-6	BB	5	0	2	1	1	1	1						
Luis Melendez, R OBP: 0.262, SLG: 0.367 (1, 8)			4-3			G3		1B		FC6-4			FC5-6		6	1	1	1	0	0	4						
Ed Crosby, L OBP: 0.295, SLG: 0.265 Dal Maxwell, R OBP: 0.237, SLG: 0.100 Mike Fingers, L OBP: 0.300, SLG: 0.125 Dwain Anderson, R OBP: 0.154, SLG: 0.093 (1, 6)			F5			G3				CS		L7		G3-6-3	2	0	0	1	0	0	0						
Scipio Spinks, R ERA: 3.67 Dave Glutz, R ERA: 3.98 Ramon Hernandez, L ERA: 0.66 Bob Miller, R ERA: 1.1 (1, 13)				K		5-3				K				G1-6-3	3	0	0	0	0	2	0						
<b>Inning Stats</b>	R: 0 E: 0 K: 0 S: 4	H: 1 LOB: 1 BB: 0 P: 4	R: 1 E: 0 K: 1 S: 6	H: 1 LOB: 0 BB: 0 P: 6	R: 0 E: 0 K: 1 S: 5	H: 1 LOB: 0 BB: 0 P: 5	R: 0 E: 0 K: 0 S: 4	H: 1 LOB: 1 BB: 0 P: 4	R: 0 E: 0 K: 0 S: 4	H: 1 LOB: 0 BB: 0 P: 4	R: 0 E: 0 K: 0 S: 5	H: 0 LOB: 0 BB: 0 P: 5	R: 0 E: 0 K: 0 S: 3	H: 0 LOB: 1 BB: 1 P: 4	R: 0 E: 0 K: 0 S: 2	H: 0 LOB: 0 BB: 1 P: 6	R: 0 E: 0 K: 0 S: 3	H: 1 LOB: 1 BB: 1 P: 7	R: 0 E: 0 K: 0 S: 4	H: 1 LOB: 1 BB: 0 P: 4	1B: 10 2B: 0 3B: 1 HR: 1	SF: 0 SAC: 0 DP: 3 HBP: 1	WP: 0 PB: 0 SB: 0 CS: 1	PA: 53			
<b>PITCHER</b>	IP 8.0	WLS 31	BF 9	H 4	R 4	ER 3	SO 4	BB 0	IBB 0	HBP 0	BLK 0	WP 0	HR 1	S 39	P 39	ERA 3.38	WHIP 1.125										
Bob Moose, R ERA: 3.67 (1, 1)	8.0	31	9	4	4	3	4	0	0	0	0	0	1	39	39	3.38	1.125										
Moe Drabowsky, R ERA: 3.98 (9, 1)	1.0	3	1	0	0	0	0	0	0	0	0	0	0	3	3	0.00	1.000										
Ramon Hernandez, L ERA: 0.66 (10, 1)	2.0	7	0	0	0	0	1	0	0	0	0	0	0	8	9	0.00	0.000										
Bob Miller, R ERA: 1.1 (12, 1)	3.0	W	11	2	0	0	0	2	0	0	0	0	0	9	17	0.00	1.333										

**Pittsburgh Pirates @ St. Louis Cardinals**  
 Busch Stadium, St. Louis, MO  
 Wed May 24 1972, 7:05 PM CDT  
 Att: 10,794 - Unknown

AB: 49  
 R: 4  
 H: 12  
 RBI: 4  
 BB: 2  
 SO: 5  
 LOB: 20





Batter	1	2	3	4	5	6	7	8	9	AB	R	H	RBI	BB	SO	LOB	TOP			
Dave Cash, R (1,4) OBP: 0.344, SLG: 0.398	F9		1B 2B		4-3			4-3 G3 1B		4	1	2	0	0	0	0				
Vic Davallo, L (1,3) OBP: 0.433, SLG: 0.519	P6		F8		5-3			G3		4	0	0	0	0	0	2				
Al Oliver, L (1,8) OBP: 0.373, SLG: 0.468								4-3		4	0	2	1	0	0	1				
Richie Hebner, L (1,5) OBP: 0.398, SLG: 0.550	1B		2-H 1B					4-3		4	1	1	1	0	3	3				
Milt May, L (1,2) OBP: 0.304, SLG: 0.286								4-3		4	0	0	0	0	0	0				
Rennie Stennett, R (1,7) OBP: 0.391, SLG: 0.580								F7		4	0	1	0	0	2	0				
Gene Clines, R (1,9) Manny Sanguillen, R (9,PH) OBP: 0.259, SLG: 0.237 OBP: 0.370, SLG: 0.492								K		3	0	1	0	0	2	1				
Gene Alley, R (1,6) OBP: 0.394, SLG: 0.333								6-3		1	0	0	0	0	0	0				
Dock Ellis, S (1,1) OBP: 0.063, SLG: 0.063 (7,PH)										2	0	0	0	0	1	0				
Jose Pagan, R (7,PH) OBP: 0.217, SLG: 0.190										1	0	0	0	0	1	0				
Bruce Kison, R (7,1) OBP: 0.500, SLG: 0.500										0	0	0	0	0	0	0				
<b>Inning Stats</b>	R: 0 E: 0 K: 1 S: 6	H: 1 LOB: 1 BB: 0 P: 6	R: 0 E: 0 K: 1 S: 6	H: 1 LOB: 1 BB: 0 P: 6	R: 1 E: 0 K: 1 S: 7	H: 2 LOB: 1 BB: 0 P: 7	R: 0 E: 0 K: 1 S: 6	H: 1 LOB: 1 BB: 0 P: 6	R: 0 E: 0 K: 2 S: 7	H: 0 LOB: 0 BB: 0 P: 7	R: 0 E: 0 K: 1 S: 6	H: 1 LOB: 1 BB: 0 P: 6	R: 0 E: 0 K: 1 S: 5	H: 0 LOB: 0 BB: 0 P: 5	R: 0 E: 0 K: 1 S: 5	H: 0 LOB: 0 BB: 0 P: 5	1B: 5 2B: 1 3B: 0 HR: 1	SF: 0 SAC: 0 DP: 0 HBP: 0	WP: 0 PB: 0 SB: 1 CS: 0	PA: 34
<b>PITCHER</b> Bob Gibson, R (1,1) ERA: 4.1	IP: 9.0 WLS: W BF: 34 H: 7 R: 2 ER: 2 SO: 10 BB: 0 IBB: 0 HBP: 0 BLK: 0 WP: 0 HR: 1 S: 54 P: 54 ERA: 2.00 WHIP: 0.778																			

Pittsburgh Pirates @ St. Louis Cardinals  
 Busch Stadium, St. Louis, MO  
 Thu May 25 1972, 3:33 AM CDT  
 Att: 9,293 - Unknown

AB	34
R	2
H	7
RBI	2
BB	0
SO	10
LOB	9



Batter	1	2	3	4	5	6	7	8	9	AB	R	H	RBI	BB	SO	LOB	BOTTOM			
Lou Brock, L (1,7) OBP: 0.344, SLG: 0.376	E 1B		1B G4-6-3		4-3			4-3		4	2	2	0	0	0	0				
Ted Sizemore, R (1,4) OBP: 0.319, SLG: 0.339	5-3		G4-6-3 1B					K		3	1	1	1	1	1	1				
Matty Alou, L (1,3) OBP: 0.372, SLG: 0.398								F2		4	0	2	1	0	0	0				
Joe Torre, R (1,5) OBP: 0.421, SLG: 0.523	L9		G4-6-3 1B					P4		3	0	0	0	1	0	3				
Ted Simmons, S (1,2) OBP: 0.300, SLG: 0.406	F8		3-1					L4		4	1	1	0	0	0	3				
Bernie Carbo, L (1,9) OBP: 0.358, SLG: 0.190								F5		3	0	1	0	1	0	1				
Luis Melendez, R (1,8) OBP: 0.246, SLG: 0.344								E6		4	0	0	0	0	0	4				
Dal Maxvill, R (1,6) OBP: 0.244, SLG: 0.121								L9		3	0	1	1	0	0	2				
Bob Gibson, R (1,1) OBP: 0.053, SLG: 0.053								F7		3	0	0	0	0	1	1				
<b>Inning Stats</b>	R: 1 E: 0 K: 0 S: 5	H: 2 LOB: 1 BB: 0 P: 5	R: 0 E: 1 K: 0 S: 4	H: 0 LOB: 0 BB: 0 P: 4	R: 1 E: 0 K: 0 S: 4	H: 2 LOB: 1 BB: 1 P: 8	R: 0 E: 0 K: 0 S: 3	H: 1 LOB: 0 BB: 0 P: 3	R: 1 E: 0 K: 0 S: 4	H: 1 LOB: 0 BB: 0 P: 4	R: 1 E: 1 K: 0 S: 5	H: 2 LOB: 2 BB: 0 P: 5	R: 0 E: 0 K: 2 S: 7	H: 0 LOB: 0 BB: 0 P: 7	R: 0 E: 0 K: 0 S: 3	H: 0 LOB: 2 BB: 2 P: 11	1B: 7 2B: 0 3B: 0 HR: 1	SF: 0 SAC: 0 DP: 2 HBP: 0	WP: 0 PB: 0 SB: 2 CS: 0	PA: 34
<b>PITCHER</b> Dock Ellis, R (1,1) ERA: 2.8	IP: 6.0 WLS: L BF: 26 H: 8 R: 4 ER: 3 SO: 3 BB: 1 IBB: 0 HBP: 0 BLK: 0 WP: 0 HR: 1 S: 25 P: 29 ERA: 4.50 WHIP: 1.500																			
<b>PITCHER</b> Bruce Kison, R (7,1) ERA: 2.61	IP: 2.0 WLS: L BF: 8 H: 0 R: 0 ER: 0 SO: 2 BB: 2 IBB: 0 HBP: 0 BLK: 0 WP: 0 HR: 0 S: 10 P: 18 ERA: 0.00 WHIP: 1.000																			

Pittsburgh Pirates @ St. Louis Cardinals  
 Busch Stadium, St. Louis, MO  
 Thu May 25 1972, 3:33 AM CDT  
 Att: 9,293 - Unknown

AB	31
R	4
H	8
RBI	3
BB	3
SO	2
LOB	15





Batter	1	2	3	4	5	6	7	8	9	AB	R	H	RBI	BB	SO	LOB	TOP					
Larry Bowa, S OBP: 0.286, SLG: 0.237 (1, 6)										5	1	2	0	0	1	3	Philadelphia Phillies @ Pittsburgh Pirates Three Rivers Stadium, Pittsburgh, PA Fri May 26 1972, 7:05 PM EDT Att: 25,164 - Unknown					
Denny Doyle, L OBP: 0.343, SLG: 0.370 (1, 4)										4	1	1	0	1	0	2						
Tim McCarver, L OBP: 0.273, SLG: 0.319 (1, 2)										4	0	0	1	0	0	1						
Greg Luzinski, R OBP: 0.345, SLG: 0.515 (1, 7)										5	0	1	0	0	2	2						
Willie Montanez, L OBP: 0.329, SLG: 0.380 (1, 8)										5	1	3	0	0	1	3						
Deron Johnson, R OBP: 0.347, SLG: 0.338 (1, 3)										4	1	1	0	0	2	2						
Don Money, R OBP: 0.319, SLG: 0.317 (1, 5)										4	0	1	0	0	2	2						
Mike Anderson, R OBP: 0.296, SLG: 0.316 (8, PH)										2	0	0	0	1	0	2						
Ron Stone, L OBP: 0.360, SLG: 0.364 (8, 9)										1	0	0	0	0	0	1						
Steve Carlton, L OBP: 0.355, SLG: 0.379 (1, 1)										2	0	0	1	1	1	1						
Tom Hutton, L OBP: 0.326, SLG: 0.413 (8, PH)										1	0	0	0	0	0	1						
Wayne Twitchell, R (8, 1)										0	0	0	0	0	0	0						
<b>Inning Stats</b>	R: 0 E: 1 K: 2 S: 8	H: 0 LOB: 2 BB: 1 P: 12	R: 0 E: 0 K: 3 S: 9	H: 0 LOB: 2 BB: 2 P: 17	R: 0 E: 0 K: 1 S: 5	H: 0 LOB: 0 BB: 0 P: 5	R: 2 E: 2 K: 0 S: 7	H: 3 LOB: 2 BB: 0 P: 7	R: 0 E: 0 K: 1 S: 6	H: 1 LOB: 1 BB: 0 P: 6	R: 0 E: 0 K: 2 S: 7	H: 0 LOB: 0 BB: 0 P: 7	R: 2 E: 1 K: 0 S: 6	H: 3 LOB: 1 BB: 0 P: 6	R: 0 E: 0 K: 0 S: 4	H: 1 LOB: 1 BB: 0 P: 4	R: 0 E: 0 K: 0 S: 4	H: 1 LOB: 1 BB: 0 P: 4	1B: 8 2B: 1 3B: 0 HR: 0	SF: 1 SAC: 0 DP: 0 HBP: 0	WP: 0 PB: 0 SB: 0 CS: 0	PA: 41
<b>PITCHER</b> Nelson Briles, R ERA: 4.5 (1, 1)	IP: 9.0 WLS: W BF: 41 H: 9 R: 4 ER: 1 SO: 9 BB: 3 IBB: 0 HBP: 0 BLK: 0 WP: 0 HR: 0 S: 56 P: 68 ERA: 1.00 WHIP: 1.333															<b>PITCHER</b>						

Batter	1	2	3	4	5	6	7	8	9	AB	R	H	RBI	BB	SO	LOB	BOTTOM			
Dave Cash, R OBP: 0.338, SLG: 0.407 (1, 4)										5	1	1	0	0	3	0	Philadelphia Phillies @ Pittsburgh Pirates Three Rivers Stadium, Pittsburgh, PA Fri May 26 1972, 7:05 PM EDT Att: 25,164 - Unknown			
Gene Clines, R OBP: 0.292, SLG: 0.279 (1, 7)										5	2	3	0	0	1	1				
Roberto Clemente, R OBP: 0.377, SLG: 0.515 (1, 9)										5	2	4	1	0	0	0				
Manny Sanguillen, R OBP: 0.379, SLG: 0.500 (1, 2)										4	0	2	1	1	0	2				
Jose Pagan, R OBP: 0.250, SLG: 0.269 (1, 5)										5	1	2	1	0	1	5				
Al Oliver, L OBP: 0.364, SLG: 0.458 (1, 8)										3	0	0	1	0	0	3				
Bob Robertson, R OBP: 0.304, SLG: 0.247 (1, 3)										1	0	0	0	3	1	0				
Gene Alley, R OBP: 0.386, SLG: 0.328 (1, 6)										4	0	1	1	0	1	5				
Nelson Briles, R OBP: 0.100, SLG: 0.200 (1, 1)										4	0	0	0	0	2	4				
<b>Inning Stats</b>	R: 2 E: 1 K: 1 S: 8	H: 2 LOB: 3 BB: 2 P: 16	R: 0 E: 0 K: 1 S: 7	H: 2 LOB: 0 BB: 0 P: 7	R: 0 E: 0 K: 2 S: 8	H: 1 LOB: 1 BB: 1 P: 12	R: 2 E: 0 K: 2 S: 10	H: 3 LOB: 1 BB: 0 P: 10	R: 0 E: 0 K: 1 S: 5	H: 0 LOB: 0 BB: 0 P: 5	R: 0 E: 0 K: 2 S: 7	H: 0 LOB: 0 BB: 0 P: 7	R: 1 E: 0 K: 0 S: 5	H: 2 LOB: 2 BB: 1 P: 9	R: 1 E: 0 K: 0 S: 5	H: 3 LOB: 1 BB: 0 P: 5		1B: 8 2B: 5 3B: 1 HR: 0	SF: 1 SAC: 0 DP: 1 HBP: 0	WP: 0 PB: 0 SB: 1 CS: 0
<b>PITCHER</b> Steve Carlton, L ERA: 2.46 (1, 1)	IP: 7.0 WLS: L BF: 36 H: 10 R: 5 ER: 4 SO: 9 BB: 3 IBB: 1 HBP: 0 BLK: 0 WP: 0 HR: 0 S: 50 P: 66 ERA: 5.14 WHIP: 1.857															<b>PITCHER</b>				
Wayne Twitchell, R ERA: 4.32 (8, 1)	IP: 1.0 WLS: 5 BF: 3 H: 1 R: 1 ER: 1 SO: 0 BB: 0 IBB: 0 HBP: 0 BLK: 0 WP: 0 HR: 0 S: 5 P: 5 ERA: 9.00 WHIP: 3.000															<b>PITCHER</b>				



Batter	1	2	3	4	5	6	7	8	9	10	11	12	AB	R	H	RBI	BB	SO	LOB	TOP	
Ron Stone, L OBP: 0.367, SLG: 0.320 (12, 7)	K		P4		BB		SH3-4		FC4 BB		F2		3	0	0	0	2	1	1		
Larry Bowa, S OBP: 0.281, SLG: 0.229 (1, 6)	F9		F8		F8		F8		FC4 FC5 BB		BB		5	0	0	0	1	0	6		
Willie Montanez, L OBP: 0.336, SLG: 0.398 (1, 8)	3-1		G3						1-2 2-3 BB		BB		4	1	1	1	2	1	2		
Greg Luzinski, R OBP: 0.338, SLG: 0.500 Mike Anderson, R OBP: 0.296, SLG: 0.316 (12, 9)	K		F9				K		FC5				6	0	1	0	0	2	5		
Tom Hutton, L OBP: 0.315, SLG: 0.388 (1, 3)	BB BB		F8				K		FC5 2-3				5	1	0	0	1	0	2		
Tim McCarver, L OBP: 0.276, SLG: 0.314 (1, 2)	BB		F7						FC3-6 CS		F7		5	0	1	0	1	1	1		
Don Money, R OBP: 0.320, SLG: 0.312 (1, 5)	F8								F9		6-3		5	0	1	0	1	1	1		
Denny Doyle, L OBP: 0.343, SLG: 0.361 (1, 4)	F8								FC4-6 1B		F2		5	0	1	1	1	1	3		
Bill Champion, R OBP: 0.358, SLG: 0.538 Joe Hoerner, R (7, 1)									FC4 SH3-4 1B		FC4-6 1B		5	0	1	0	1	0	6		
Deron Johnson, R OBP: 0.243, SLG: 0.333 Darrell Brandon, R (11, 1)									SH3-4				2	0	2	0	0	0	0		
Chris Short, R (12, 1)									SH3-4 1B		K		0	0	0	0	0	0	0		
<b>Inning Stats</b>	R: 0 E: 0 K: 1 S: 5	H: 0 LOB: 0 BB: 5	R: 0 E: 0 K: 1 S: 5	H: 0 LOB: 2 BB: 13	R: 0 E: 0 K: 0 S: 4	H: 1 LOB: 1 BB: 4	R: 0 E: 0 K: 0 S: 3	H: 0 LOB: 2 BB: 11	R: 1 E: 1 K: 0 S: 6	H: 1 LOB: 2 BB: 1 P: 9	R: 0 E: 0 K: 1 S: 6	H: 1 LOB: 3 BB: 2 P: 12	R: 0 E: 0 K: 1 S: 7	H: 1 LOB: 1 BB: 1 P: 11	R: 1 E: 0 K: 0 S: 6	H: 2 LOB: 1 BB: 0 P: 6	1B: 6 2B: 0 3B: 0 HR: 1	SF: 0 SAC: 3 DP: 0 HBP: 0	WP: 0 PB: 0 SB: 0 CS: 1	PA: 53	
<b>PITCHER</b>	IP WLS BF H R ER SO BB IBB HBP BLK WP HR S P ERA WHIP	<b>PITCHER</b>																			
Bob Johnson, R ERA: 3.89 Ramon Hernandez, L ERA: 0.57 Dave Giusti, R ERA: 4.22	9.0 2.0 1.0	40 8 5	4 1 2	1 0 1	0 0 1	3 3 0	1 0 0	0 0 0	0 0 0	0 0 5	13 17 5	0.00 1.00 9.00	1.222 1.000 2.000								

Philadelphia Phillies @ Pittsburgh Pirates  
Three Rivers Stadium, Pittsburgh, PA

Sat May 27 1972, 7:05 PM EDT  
Alt. 19,398 - Unknown

AB 41  
R 2  
H 7  
RBI 2  
BB 9  
SO 7  
LOB 26



Batter	1	2	3	4	5	6	7	8	9	10	11	12	AB	R	H	RBI	BB	SO	LOB	BOTTOM	
Dave Cash, R OBP: 0.324, SLG: 0.388 (1, 4)	F7		FC5-4 E S		FC9-4-6		F9		6-3			6-3	6	0	0	0	0	0	3		
Vic Davalillo, L OBP: 0.422, SLG: 0.500 Gene Clines, R OBP: 0.300, SLG: 0.311 (10, PH)	G3		4-3		4-3		E8		L6-3				4	0	1	0	0	0	2		
Dock Ellis, S OBP: 0.063, SLG: 0.063 (12, PR)							1B					2B	2	0	1	0	0	0	0		
Roberto Clemente, R OBP: 0.375, SLG: 0.504 (1, 9)	K				F9				F9			6-3	5	1	1	0	1	1	1		
Al Oliver, L OBP: 0.381, SLG: 0.473 (1, 8)									FC6-4 1B		F7		4	0	3	0	2	0	3		
Richie Hebner, L OBP: 0.388, SLG: 0.530 (1, 5)			G3-6-3 1B				2B		FC6-4 BB				4	0	3	0	2	0	3		
Manny Sanguillen, R OBP: 0.378, SLG: 0.493 (1, 2)			G3-6-3 1B				F5		F8		P6		6	0	1	0	0	1	6		
Bob Robertson, R OBP: 0.289, SLG: 0.231 (1, 3)									FC6-4		6-3		4	0	1	1	1	0	3		
Gene Alley, R OBP: 0.373, SLG: 0.318 (1, 6)									FC6-4 1B		P4		5	0	0	0	0	1	4		
Bob Johnson, L ERA: 3.61, SLG: 0.214 Rennie Stennett, R OBP: 0.386, SLG: 0.571 Ramon Hernandez, S (10, 1)									P4		P4		5	0	0	0	0	1	4		
Willie Stargell, L OBP: 0.354, SLG: 0.568 Dave Giusti, R (12, 1)												F2	5	0	0	0	0	1	4		
<b>Inning Stats</b>	R: 0 E: 0 K: 1 S: 5	H: 0 LOB: 0 BB: 0	R: 0 E: 0 K: 1 S: 6	H: 2 LOB: 1 BB: 0 P: 6	R: 0 E: 0 K: 0 S: 4	H: 1 LOB: 2 BB: 1 P: 8	R: 0 E: 0 K: 0 S: 6	H: 1 LOB: 1 BB: 6	R: 1 E: 0 K: 0 S: 4	H: 1 LOB: 1 BB: 1 P: 8	R: 0 E: 1 K: 0 S: 4	H: 1 LOB: 3 BB: 2 P: 12	R: 0 E: 0 K: 0 S: 5	H: 2 LOB: 2 BB: 0 P: 5	R: 0 E: 0 K: 1 S: 6	H: 0 LOB: 0 BB: 0 P: 10	1B: 8 2B: 2 3B: 0 HR: 0	SF: 0 SAC: 0 DP: 1 HBP: 0	WP: 0 PB: 0 SB: 1 CS: 0	PA: 50	
<b>PITCHER</b>	IP WLS BF H R ER SO BB IBB HBP BLK WP HR S P ERA WHIP	<b>PITCHER</b>																			
Bill Champion, R ERA: 1.98 Joe Hoerner, L ERA: 1.98 Darrell Brandon, R ERA: 3.68 Chris Short, L ERA: 5.73	6.2 3.1 1.2 0.1	30 12 6 2	7 2 1 0	1 0 0 0	1 0 0 0	3 0 1 1	0 0 0 0	0 0 0 0	0 0 8 3	0 0 8 7	32 12 8 3	1.35 0.00 0.00 0.00	1.350 0.600 0.600 3.000								

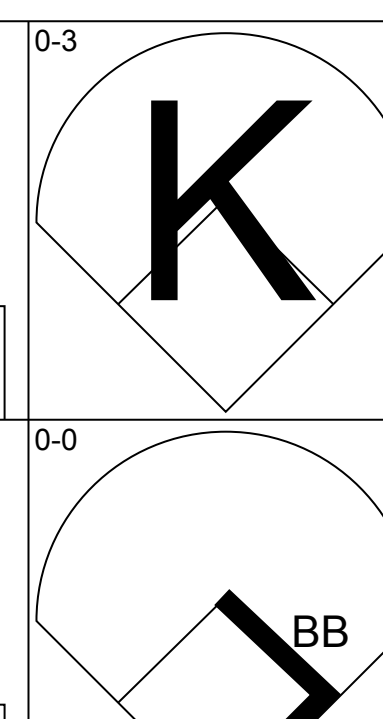
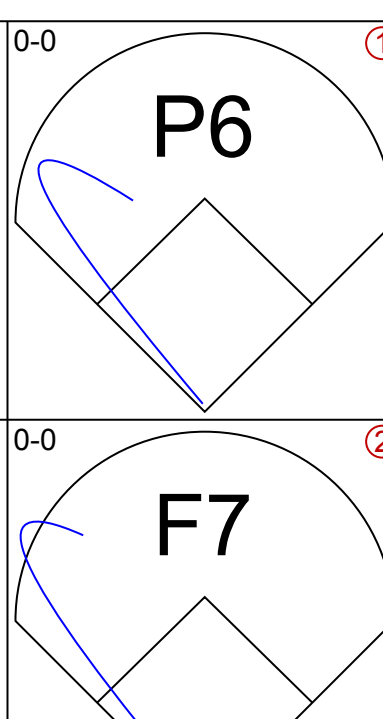
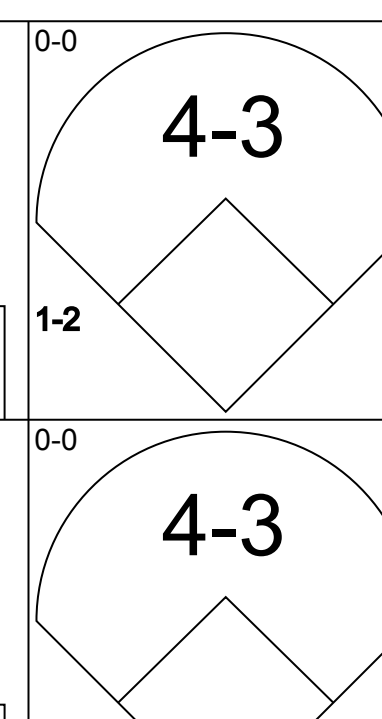
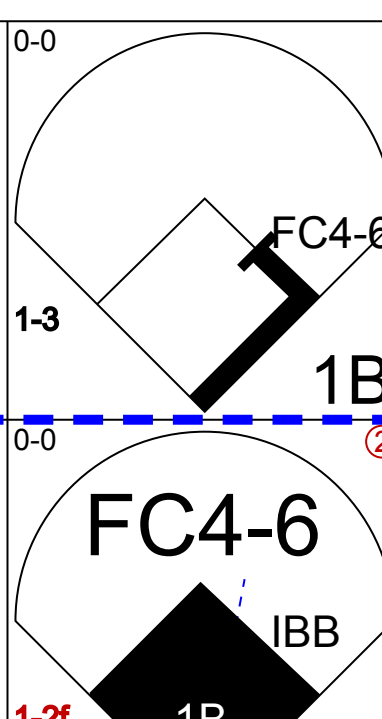
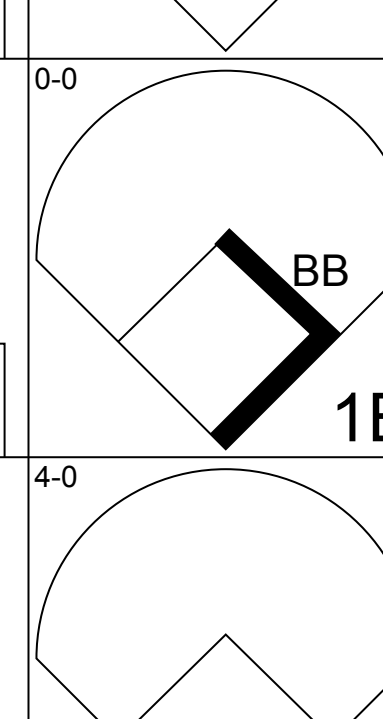
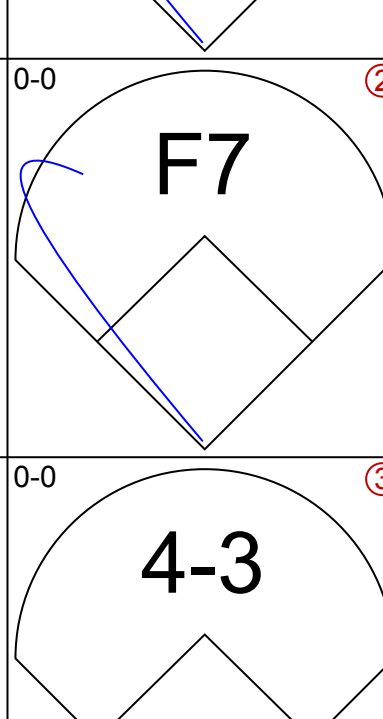
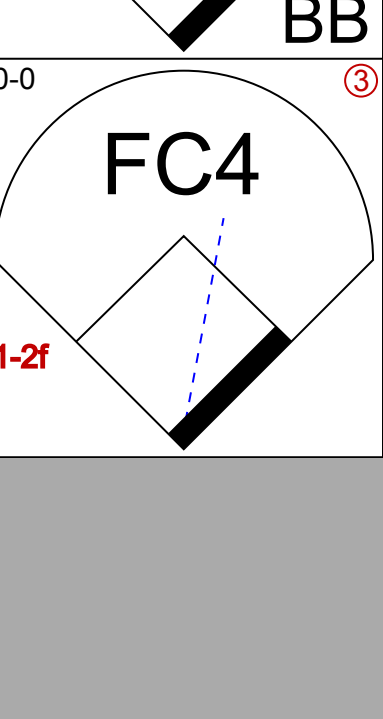
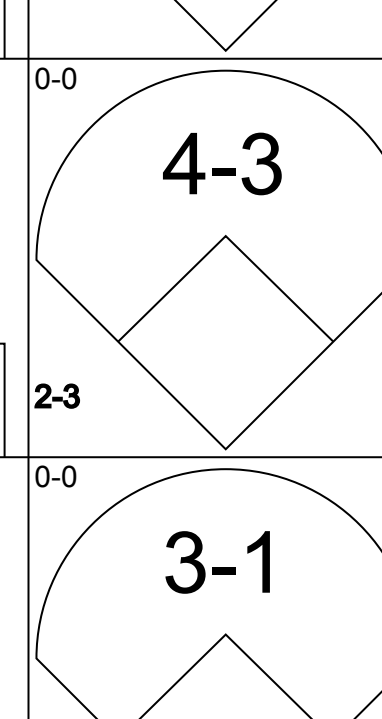
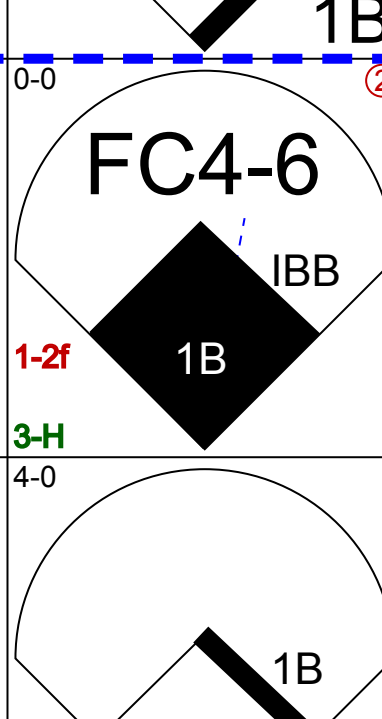
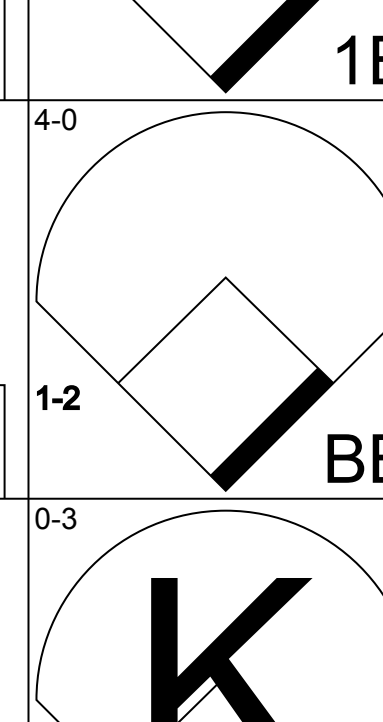
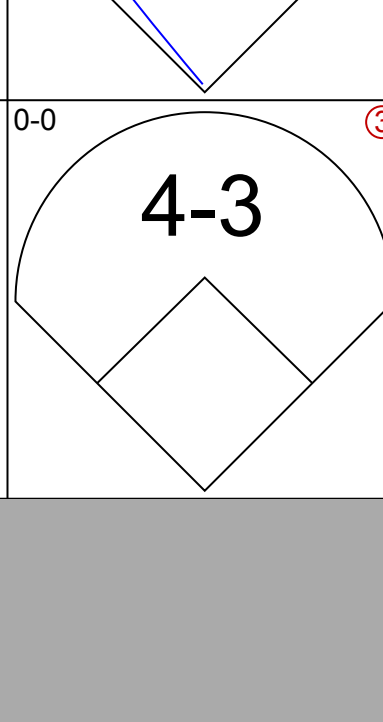
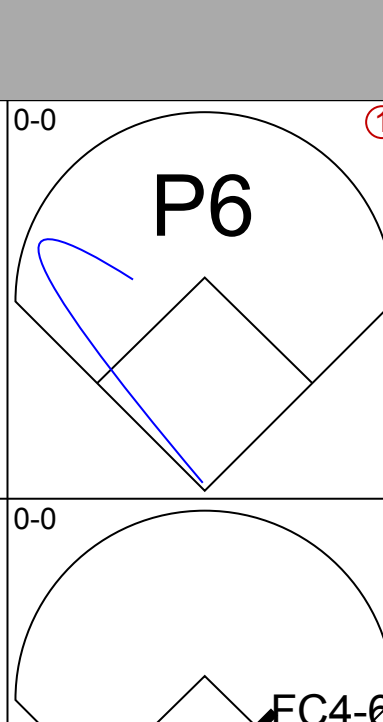
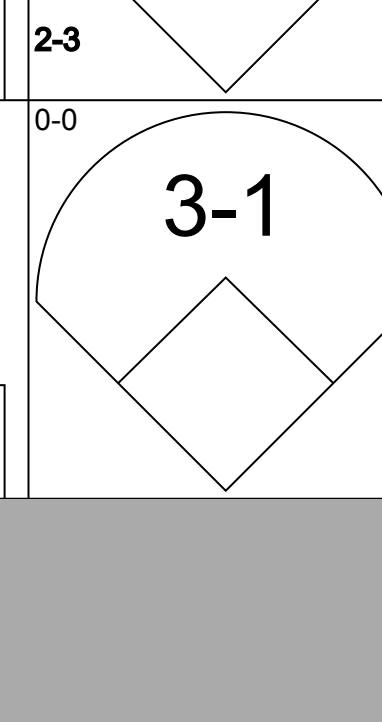
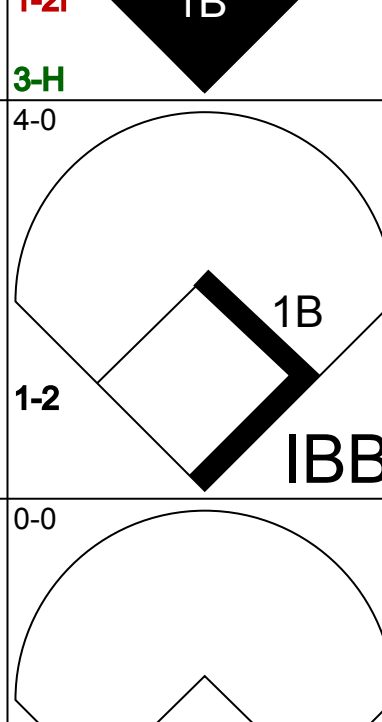
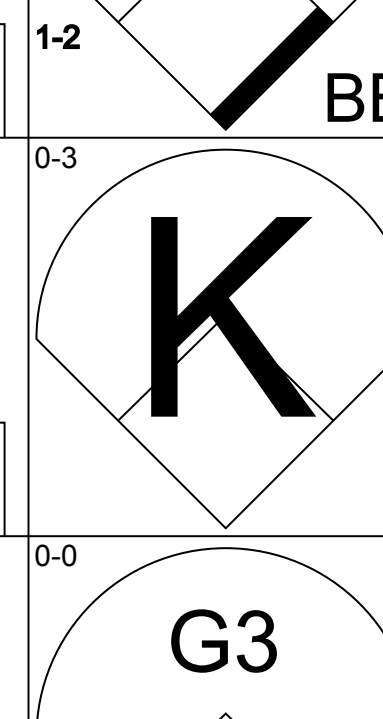
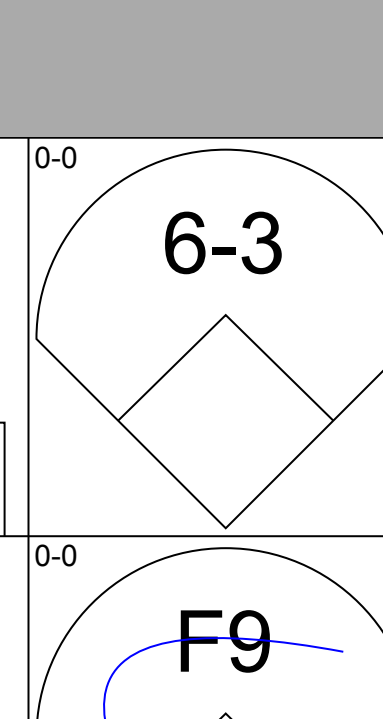
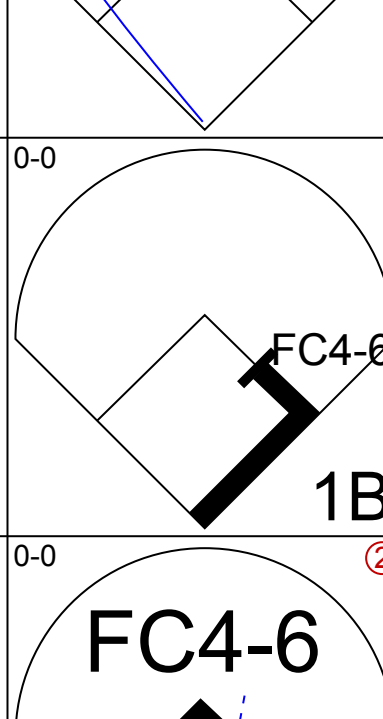
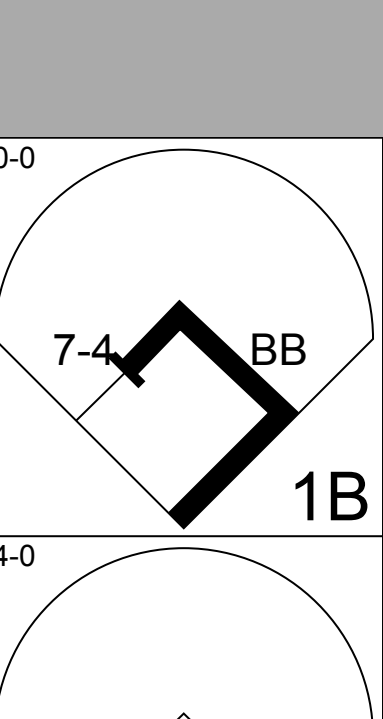
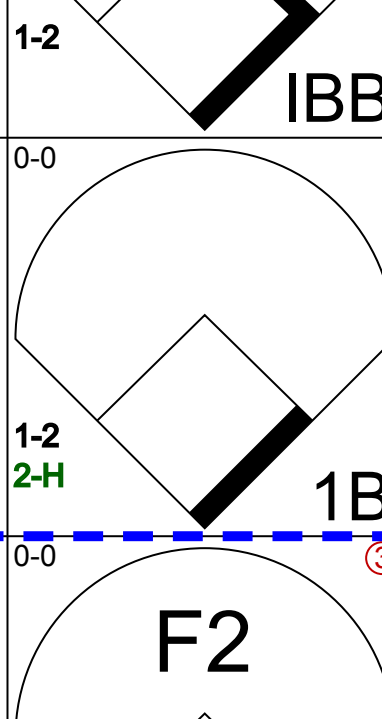
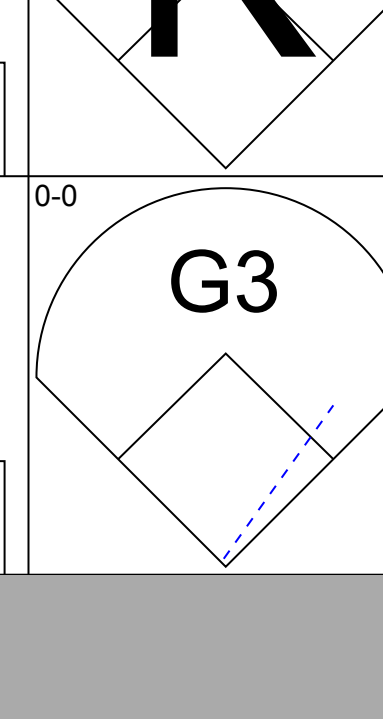
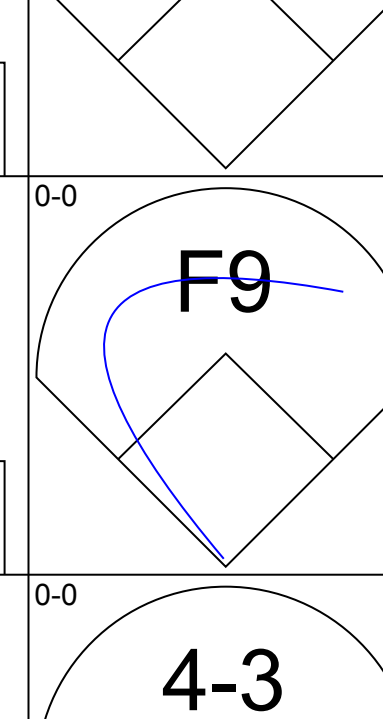
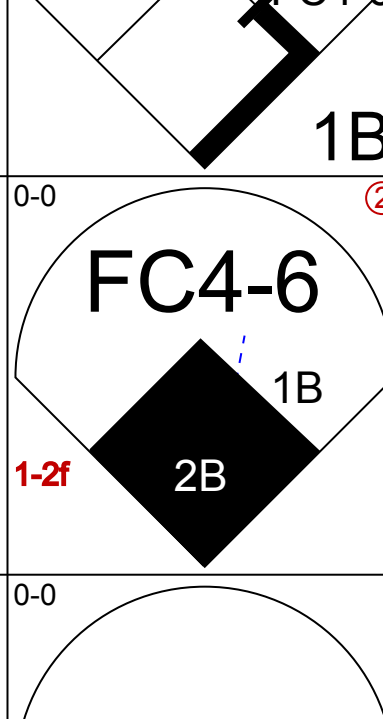

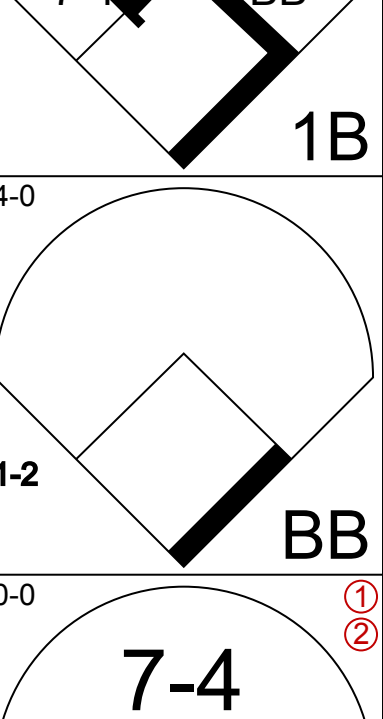
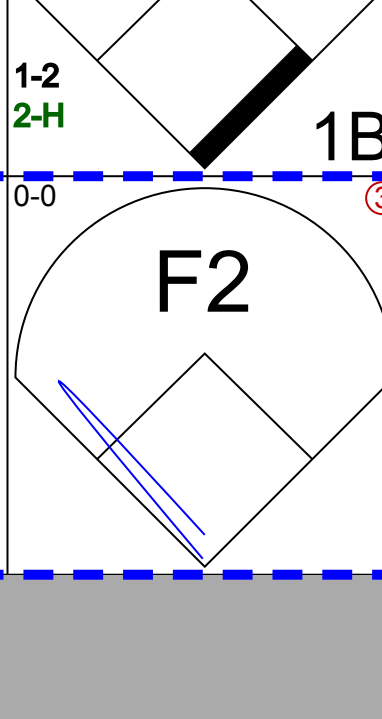
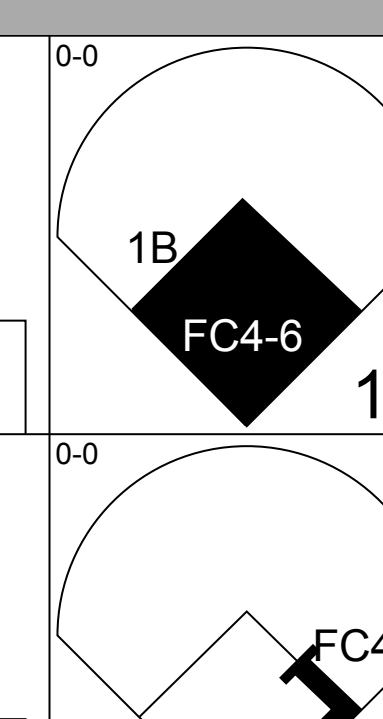
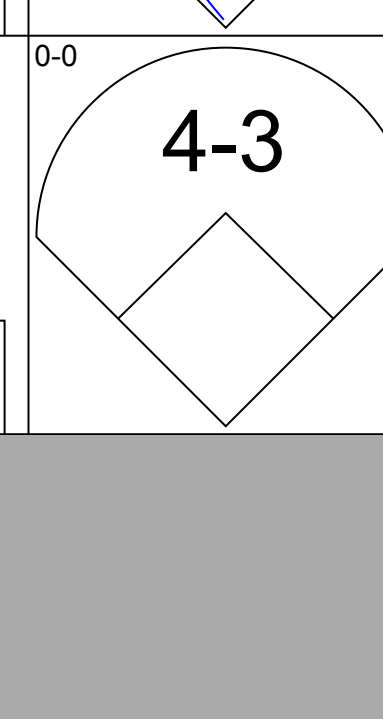
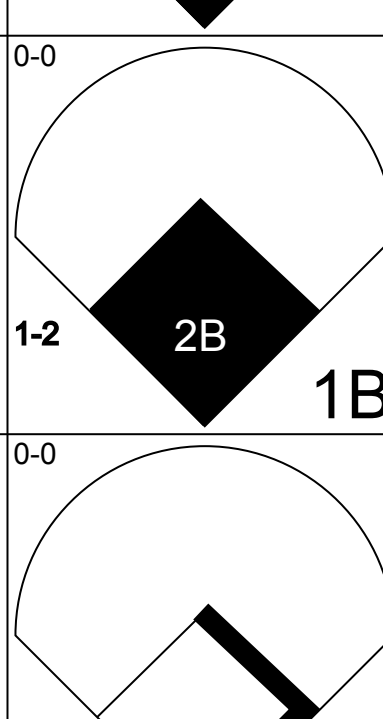
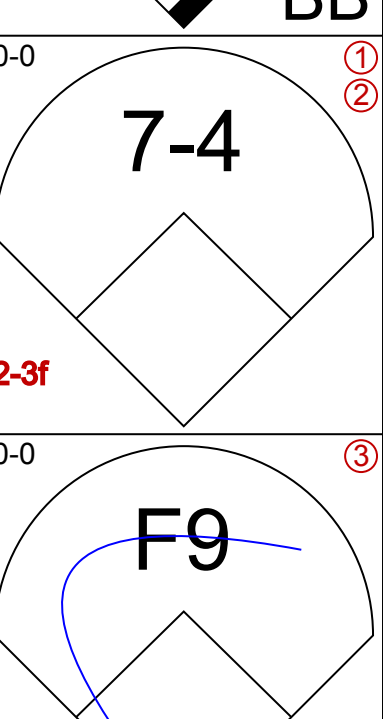
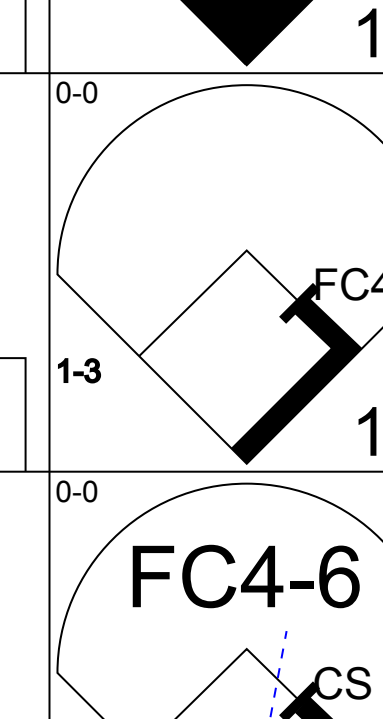

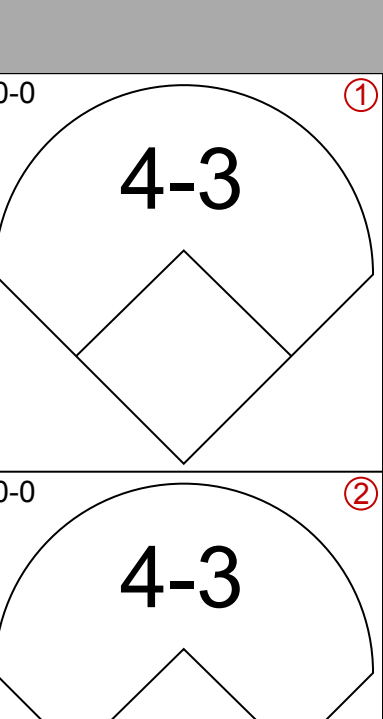
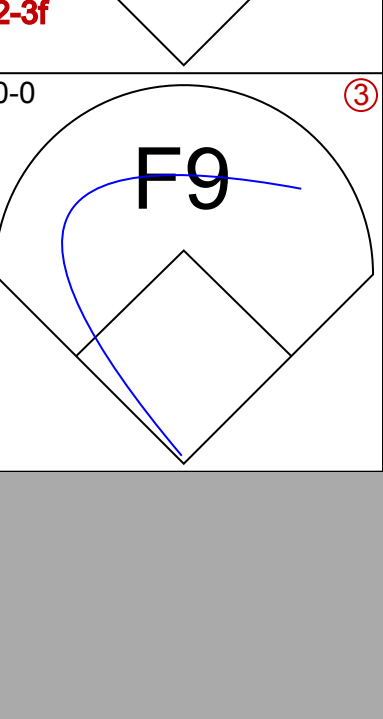
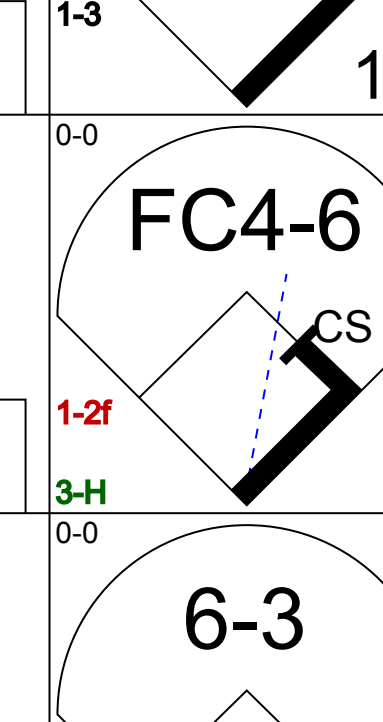

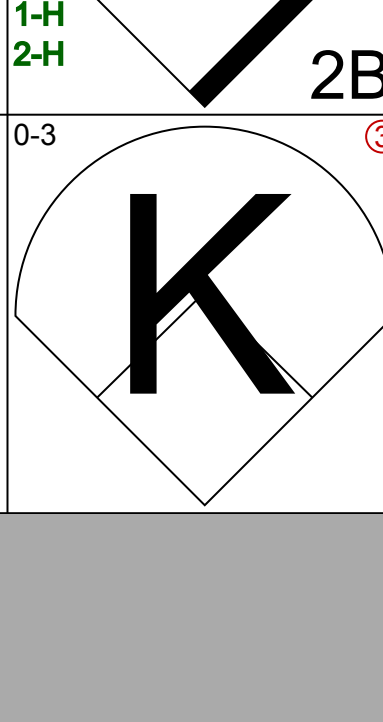
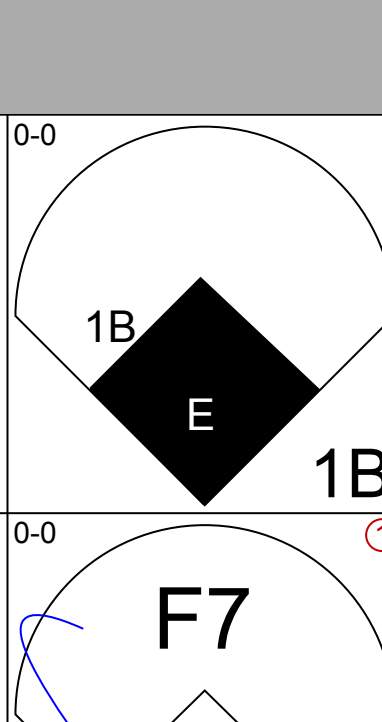
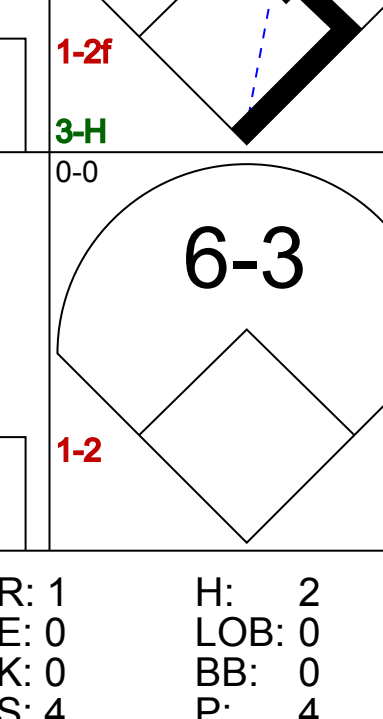
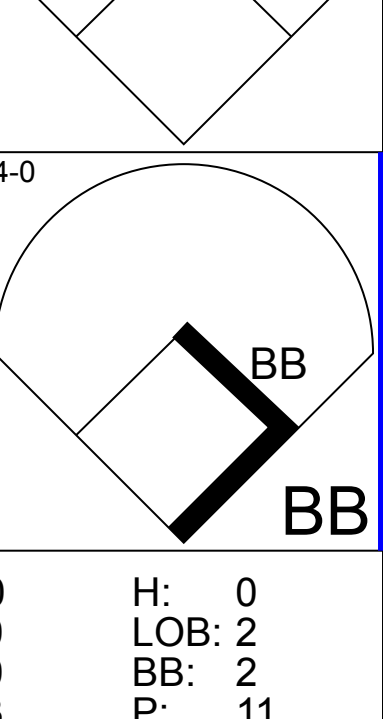
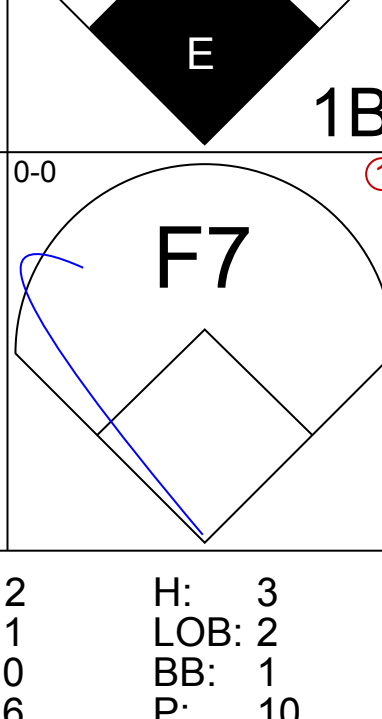
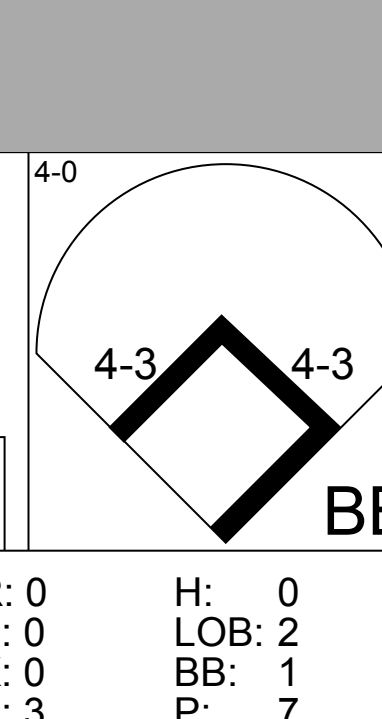
Philadelphia Phillies @ Pittsburgh Pirates  
Three Rivers Stadium, Pittsburgh, PA

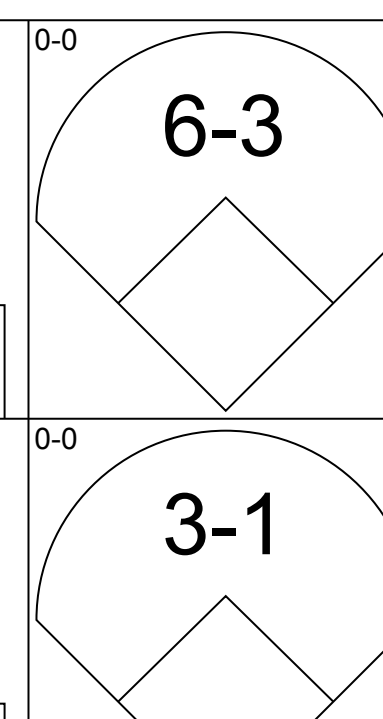
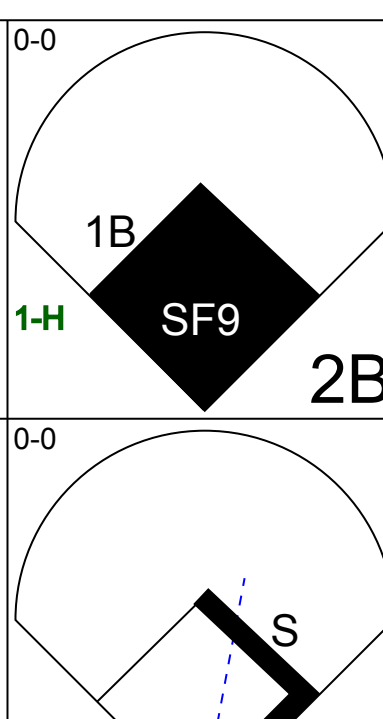
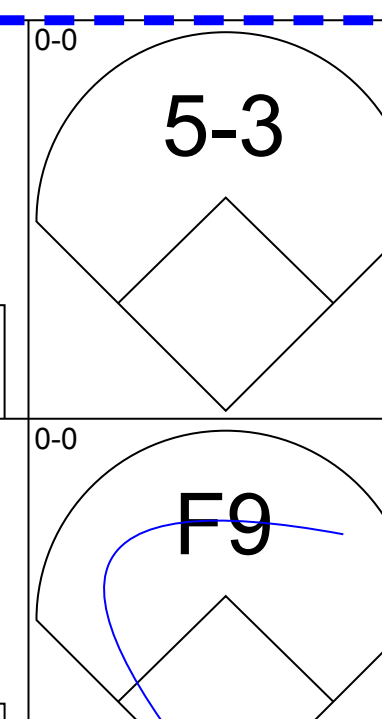
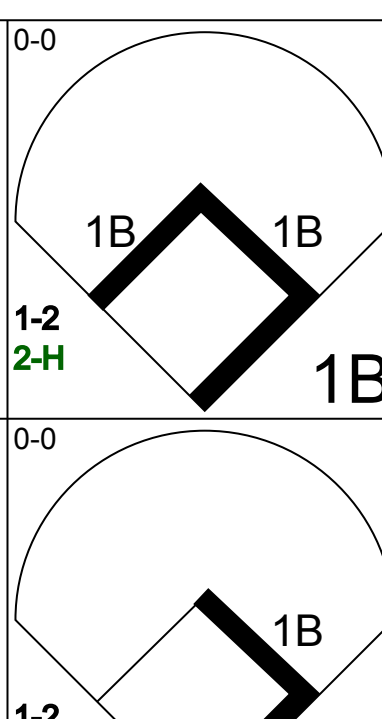
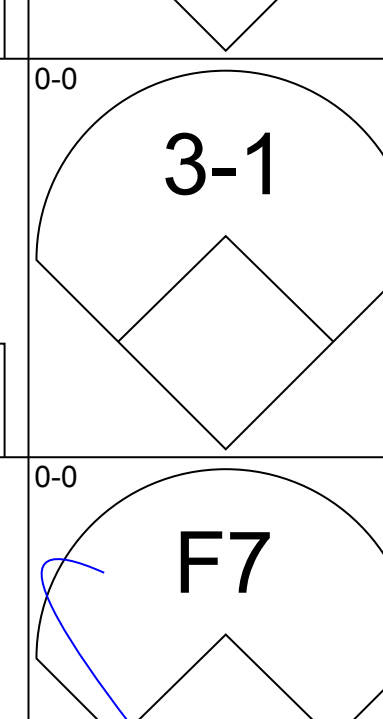
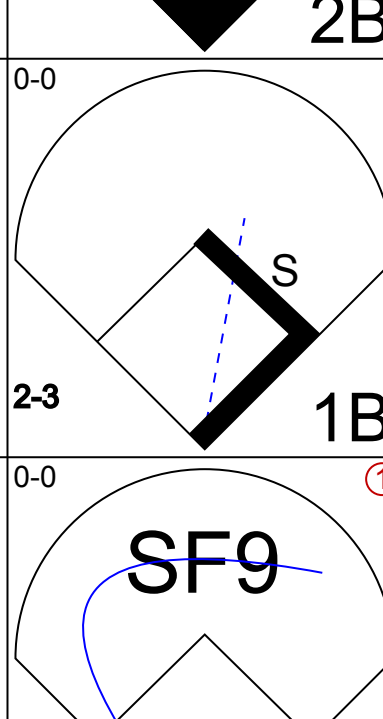
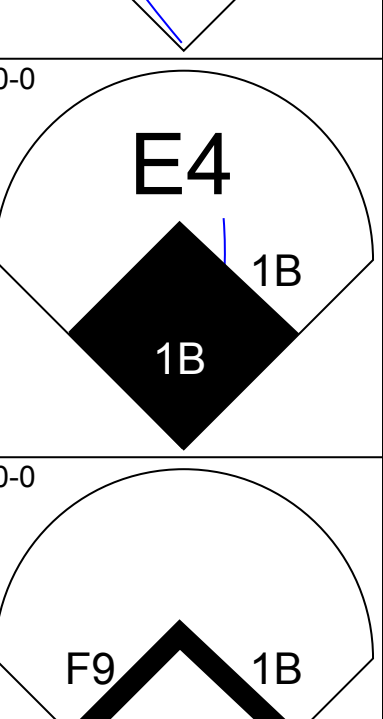
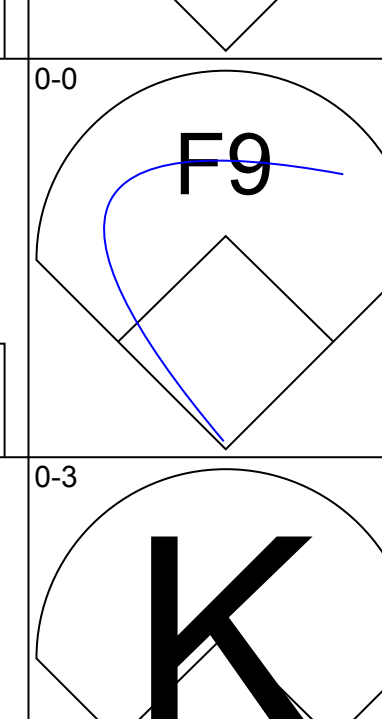
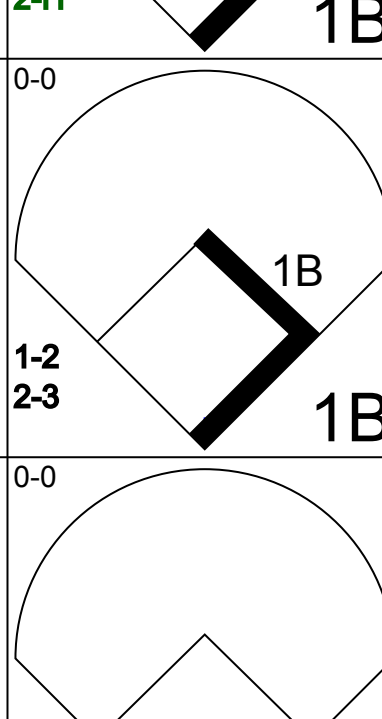
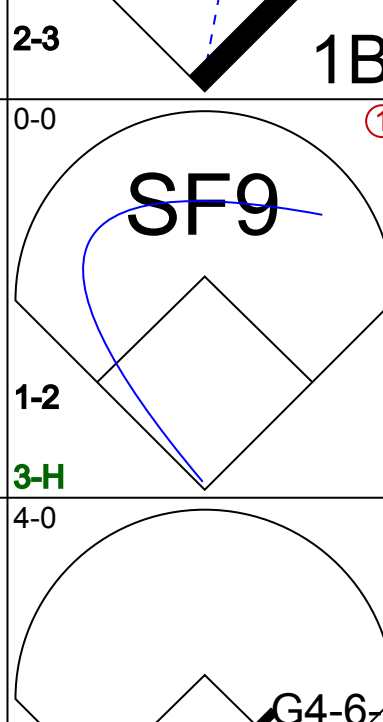
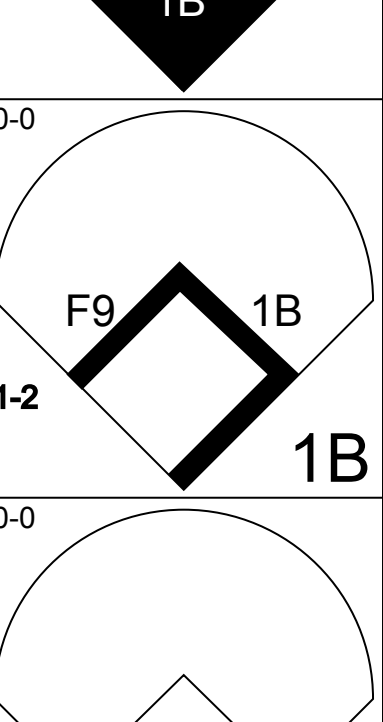
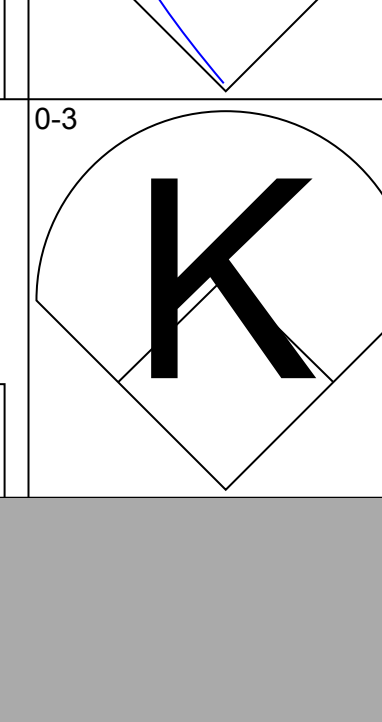
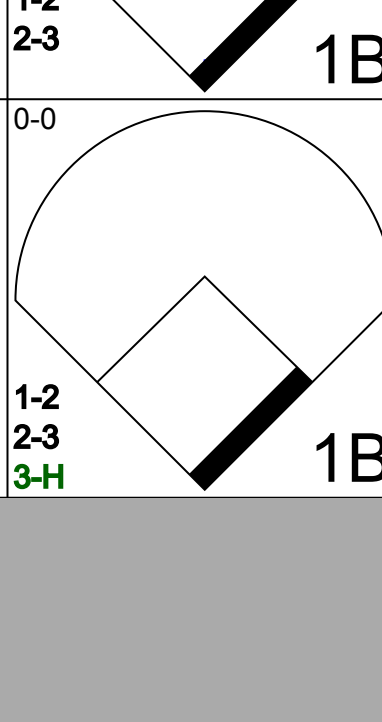
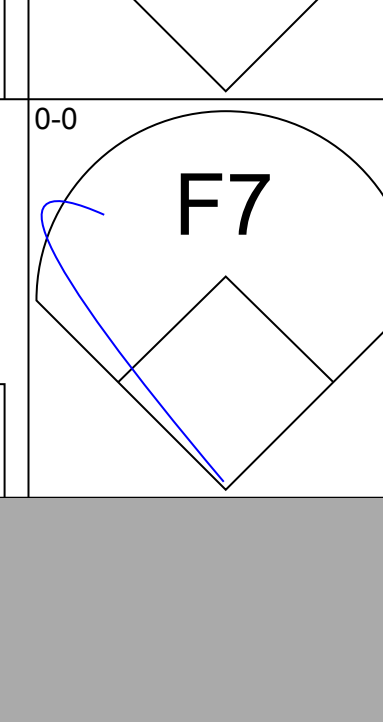
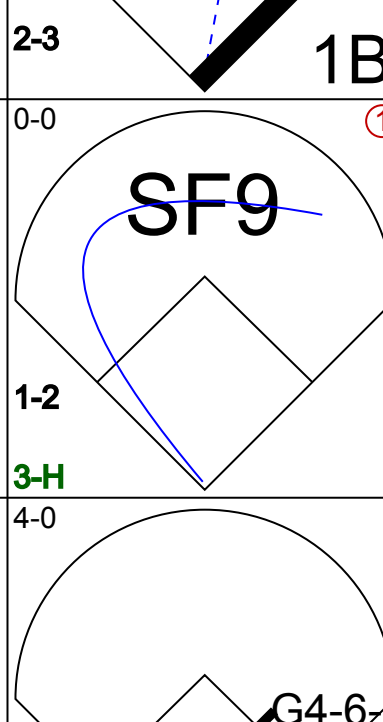
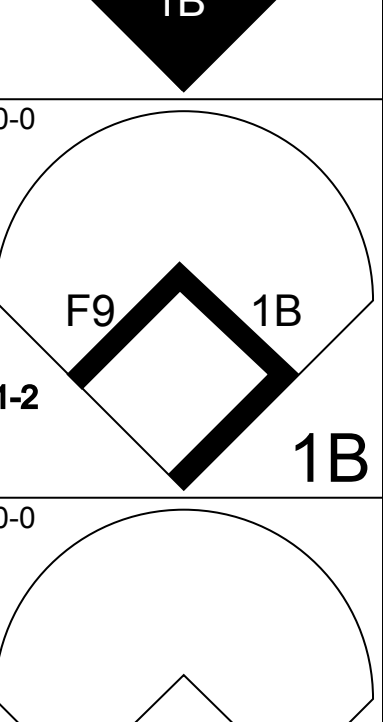
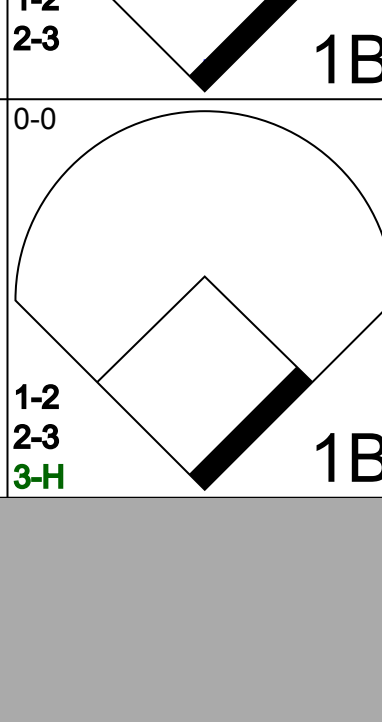
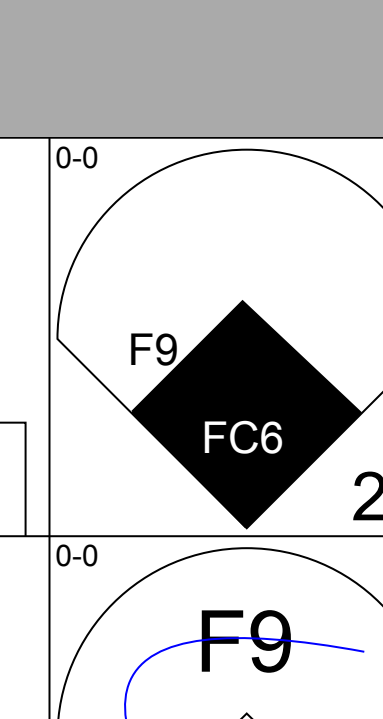


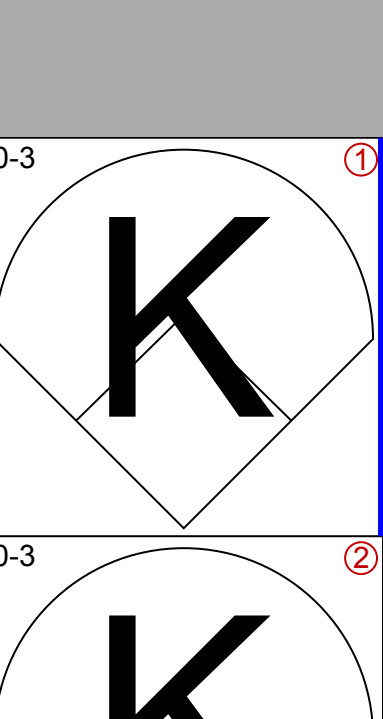
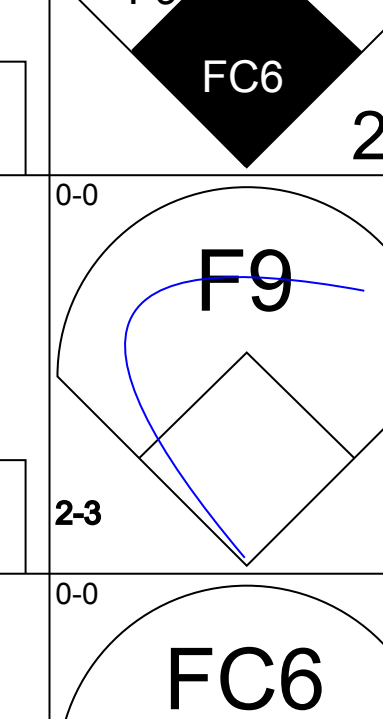


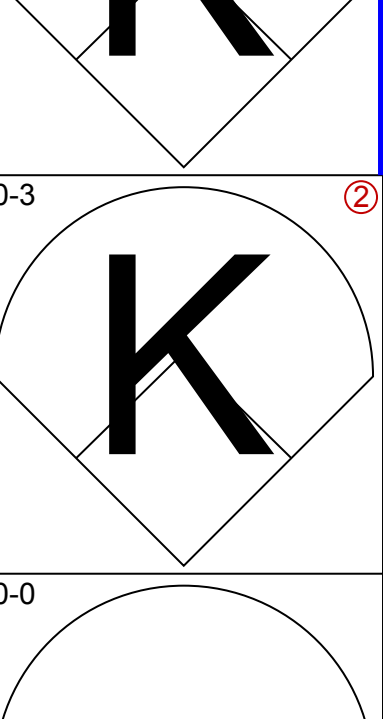
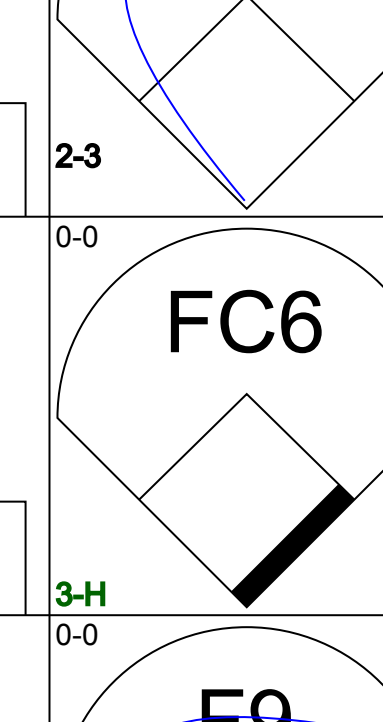
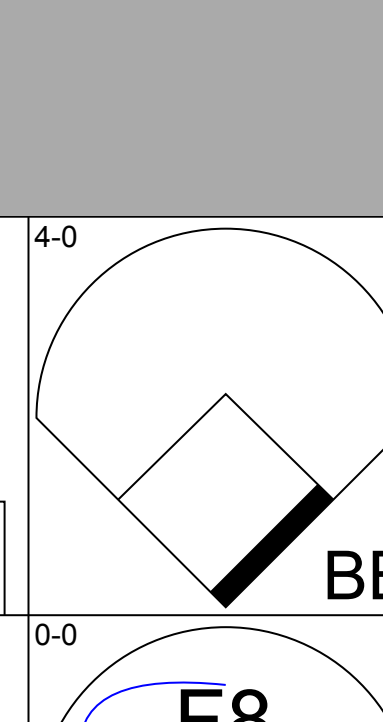
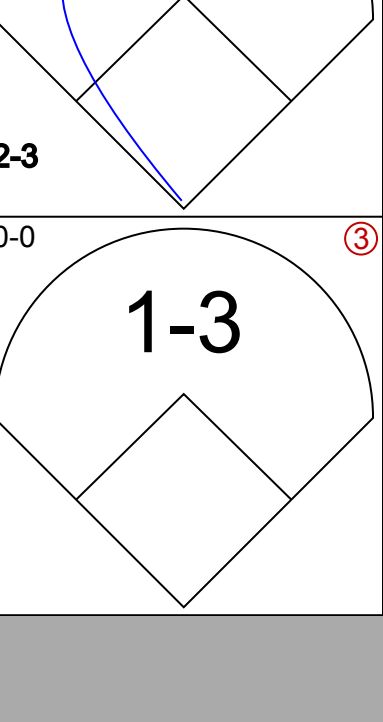
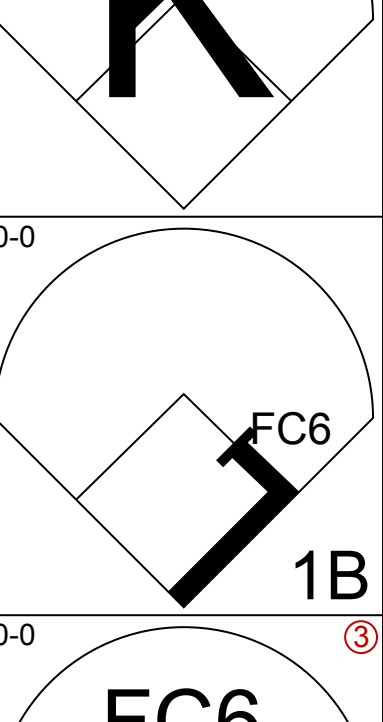
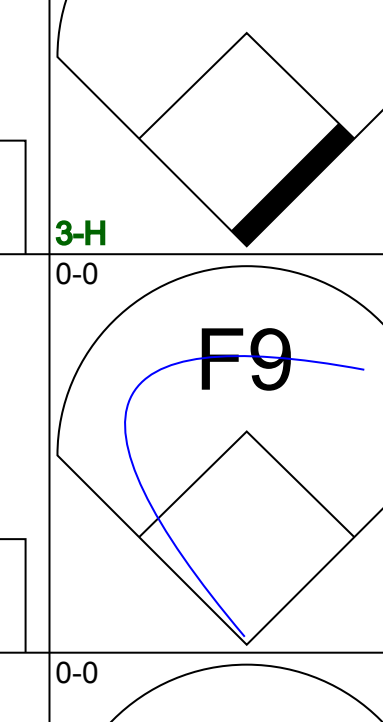
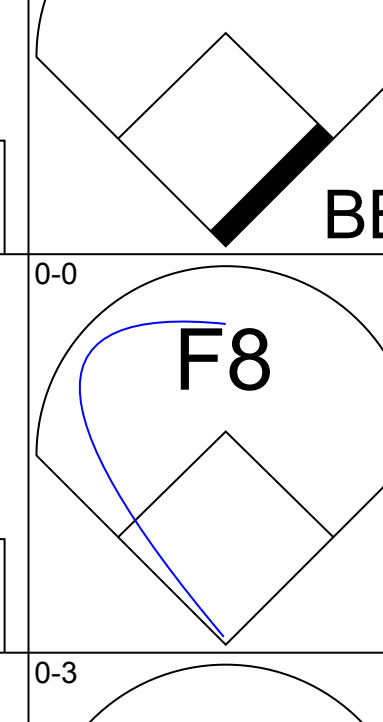

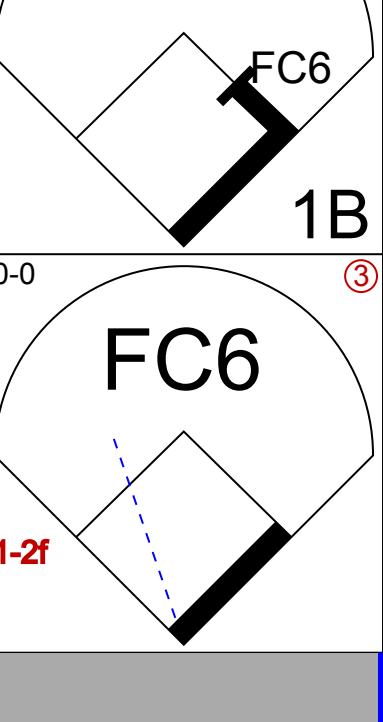
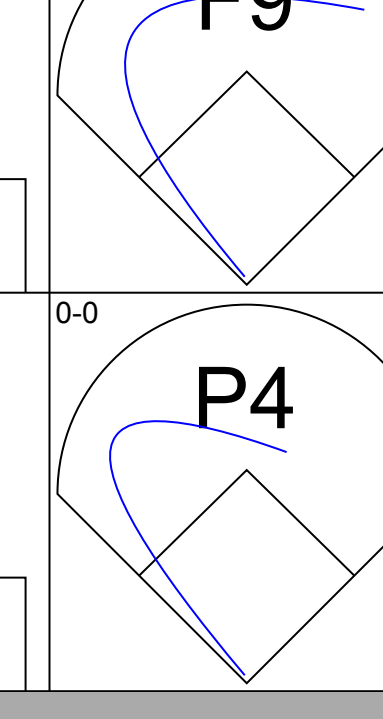
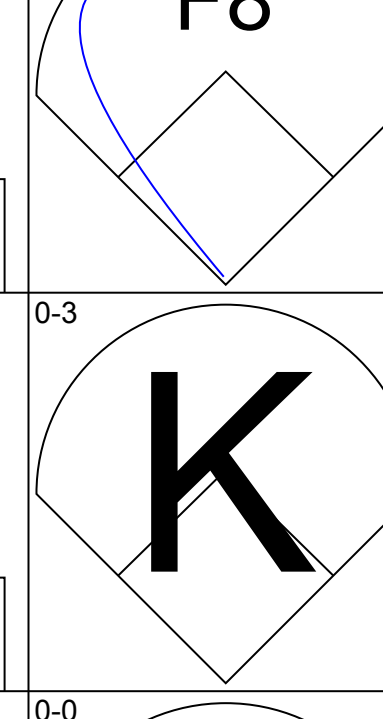
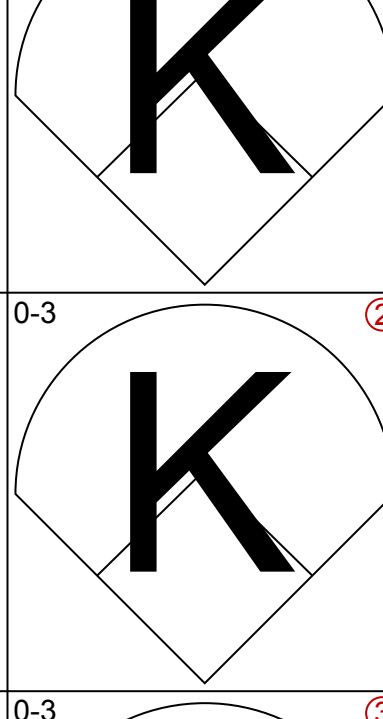
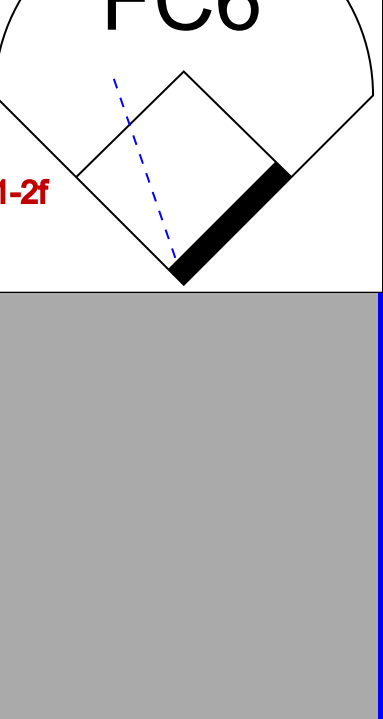
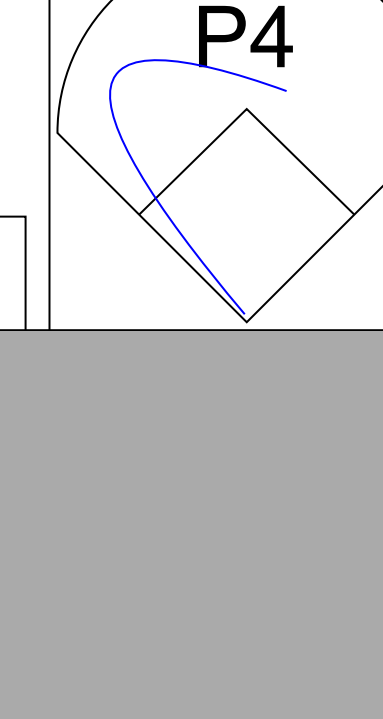
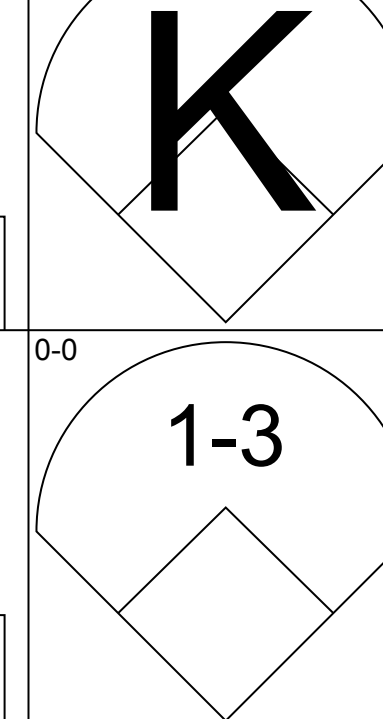
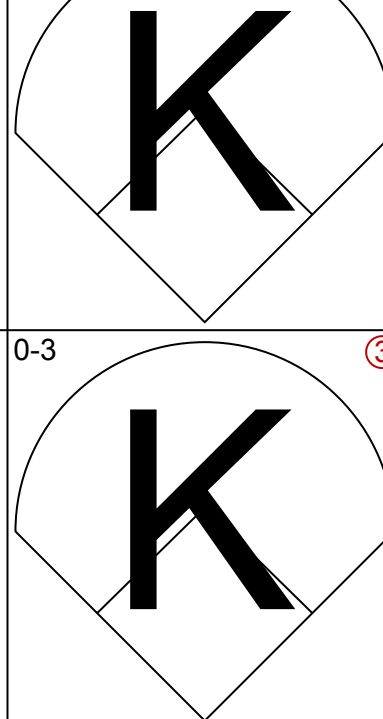
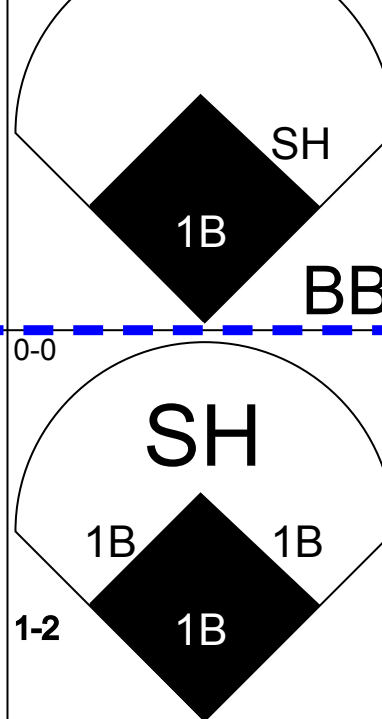
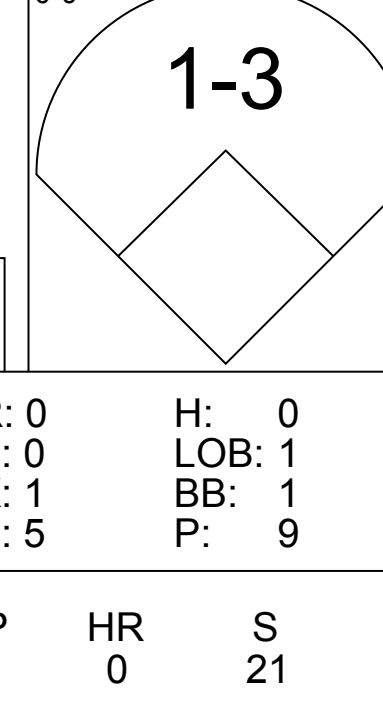
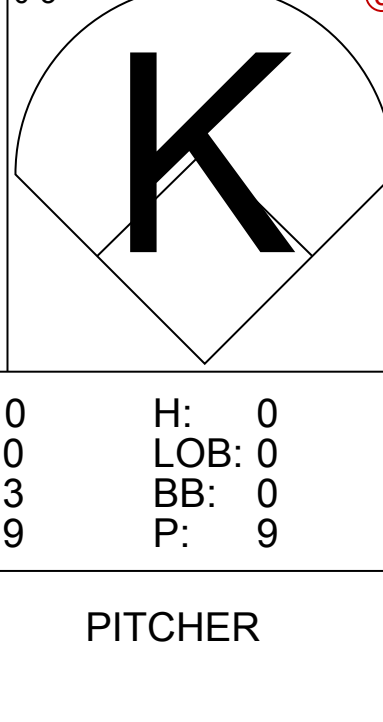
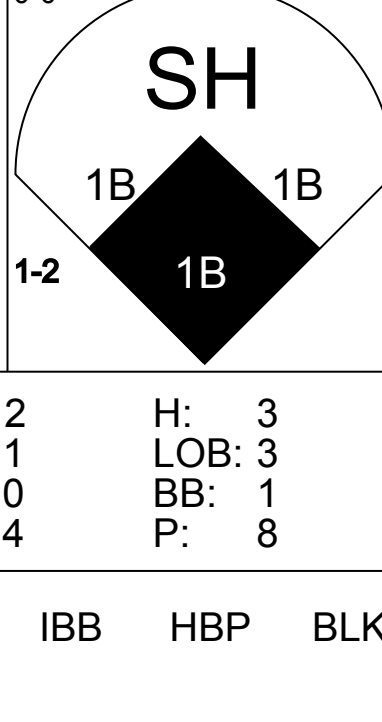
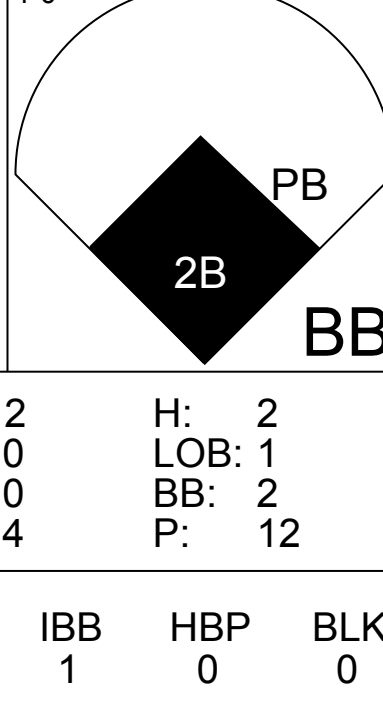
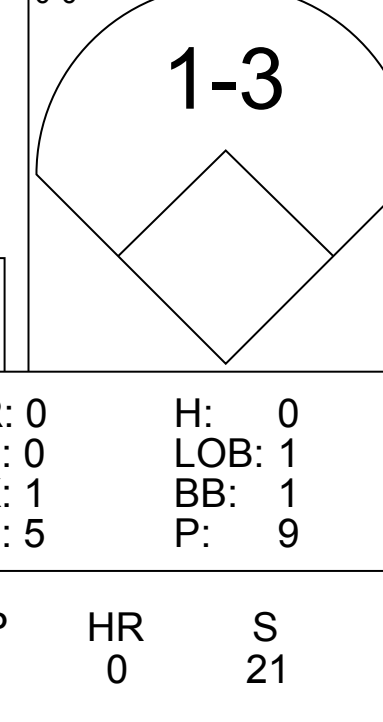
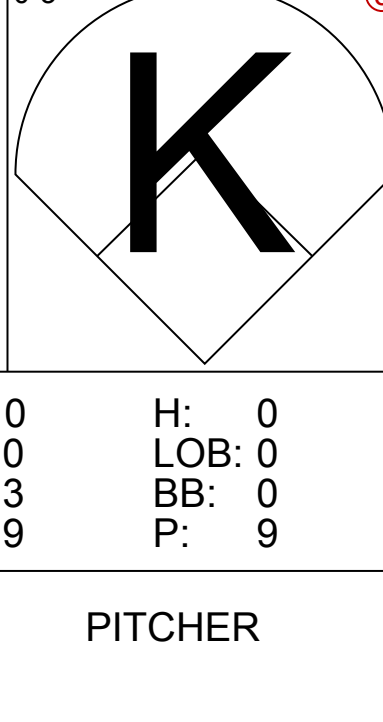
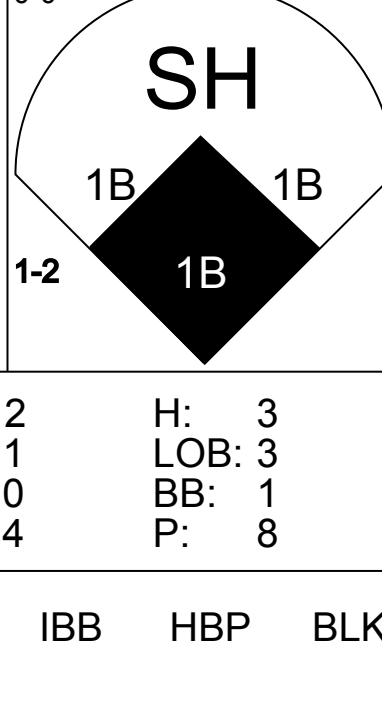
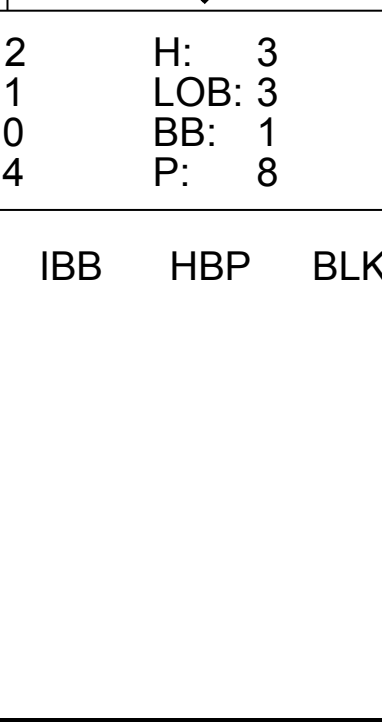

Sat May 27 1972, 7:05 PM EDT  
Alt. 19,398 - Unknown

AB 45  
R 1  
H 10  
RBI 1  
BB 5  
SO 5  
LOB 23





Batter	1	2	3	4	5	6	7	8	9	AB	R	H	RBI	BB	SO	LOB	TOP		
Ron Stone, L OBP: 0.371, SLG: 0.310 (1, 9)										4	0	1	0	1	1	1	Philadelphia Phillies @ Pittsburgh Pirates Three Rivers Stadium, Pittsburgh, PA Sun May 28 1972, 3:33 AM EDT Att: 15,236 - Unknown		
Larry Bowa, S OBP: 0.279, SLG: 0.228 (1, 6)										5	1	1	0	0	0	5			
Willie Montanez, L OBP: 0.338, SLG: 0.390 (1, 8)										3	0	0	0	2	0	2			
Greg Luzinski, R OBP: 0.346, SLG: 0.503 (1, 7)										5	0	3	1	0	1	2			
Tom Hutton, L OBP: 0.309, SLG: 0.371 (1, 3)										4	1	0	0	1	0	5			
Tim McCarver, L OBP: 0.283, SLG: 0.320 (1, 2)										4	2	2	0	0	0	2			
Don Money, R OBP: 0.325, SLG: 0.326 (1, 5)										4	0	2	2	0	0	1			
Denny Doyle, L OBP: 0.339, SLG: 0.356 (1, 4)										4	1	1	1	0	1	2			
Dick Selma, R OBP: 0.111, SLG: 0.118 (5, 1)										1	0	0	0	1	0	1			
Barry Lersch, S OBP: 0.225, SLG: 0.333 (7, PH)										0	0	0	0	0	0	0			
Deron Johnson, R OBP: 0.225, SLG: 0.333 (7, PH)										0	0	0	0	0	0	0			
Mike Anderson, R OBP: 0.225, SLG: 0.333 (7, PH)										0	0	0	0	0	0	0			
Chris Short, L OBP: 0.225, SLG: 0.333 (7, PH)										0	0	0	0	0	0	0			
Pete Koegel, R OBP: 0.225, SLG: 0.333 (9, PH)										0	0	0	0	0	0	0			
Wayne Twitchell, L OBP: 0.225, SLG: 0.333 (9, PH)										0	0	0	0	0	0	0			
Joe Hoerner, R OBP: 0.225, SLG: 0.333 (9, PH)										0	0	0	0	0	0	0			
<b>Inning Stats</b>	R: 0 E: 0 K: 2 S: 8	H: 1 LOB: 2 BB: 1 P: 12	R: 1 E: 0 K: 0 S: 4	H: 2 LOB: 0 BB: 0 P: 4	R: 0 E: 0 K: 0 S: 3	H: 0 LOB: 0 BB: 0 P: 3	R: 0 E: 0 K: 0 S: 3	H: 0 LOB: 0 BB: 0 P: 3	R: 0 E: 0 K: 1 S: 8	H: 3 LOB: 1 BB: 0 P: 8	R: 0 E: 0 K: 0 S: 3	H: 0 LOB: 2 BB: 1 P: 7	R: 0 E: 0 K: 0 S: 3	H: 1 LOB: 1 BB: 1 P: 7	R: 2 E: 1 K: 0 S: 6	H: 3 LOB: 2 BB: 1 P: 10	1B: 9 2B: 2 3B: 0 HR: 0	SF: 0 SAC: 0 DP: 1 HBP: 0	WP: 0 PA: 41 PB: 0 SB: 0 CS: 1
<b>PITCHER</b>	IP WLS BF H R ER SO BB IBB HBP BLK WP HR S P ERA WHIP																		
Steve Blass, R ERA: 3.09 (1, 1)	8.1	37	9	5	5	3	5	0	0	0	0	0	0	0	38	58	5.40	1.680	
Bob Miller, R ERA: 1.09 (9, 1)	0.1	3	1	0	0	0	0	1	0	0	0	0	0	0	2	6	0.00	3.000	
Ramon Hernandez, L ERA: 0.56 (9, 1)	0.1	W	1	0	0	0	0	0	0	0	0	0	0	0	1	1	0.00	0.000	

Batter	1	2	3	4	5	6	7	8	9	AB	R	H	RBI	BB	SO	LOB	BOTTOM				
Dave Cash, R OBP: 0.326, SLG: 0.396 (1, 4)										5	1	2	2	0	0	0	Philadelphia Phillies @ Pittsburgh Pirates Three Rivers Stadium, Pittsburgh, PA Sun May 28 1972, 3:33 AM EDT Att: 15,236 - Unknown				
Vic Davallilo, L OBP: 0.412, SLG: 0.483 (1, 9)										4	1	1	0	0	0	0					
Gene Clines, R OBP: 0.314, SLG: 0.326 (9, PH)										1	0	1	0	0	0	0					
Al Oliver, L OBP: 0.382, SLG: 0.473 (1, 8)										4	0	2	2	0	1	0					
Willie Stargell, L OBP: 0.368, SLG: 0.579 (1, 3)										3	1	2	1	1	1	0					
Bob Robertson, R OBP: 0.299, SLG: 0.231 (9, 3)										0	0	0	0	0	0	0					
Richie Hebner, L OBP: 0.377, SLG: 0.513 (1, 5)										4	0	0	0	0	1	5					
Manny Sanguillen, R OBP: 0.393, SLG: 0.490 (1, 2)										3	0	1	1	1	0	2					
Rennie Stennett, R OBP: 0.365, SLG: 0.541 (1, 7)										4	0	0	0	0	1	3					
Jackie Hernandez, R OBP: 0.283, SLG: 0.316 (1, 6)										3	0	0	0	0	2	2					
Roberto Clemente, R OBP: 0.379, SLG: 0.504 (9, PH)										0	1	0	0	1	0	0					
Steve Blass, R OBP: 0.240, SLG: 0.250 (1, 1)										2	1	0	0	1	1	1					
Bob Miller, R ERA: 2.07 (9, 1)										0	0	0	0	0	0	0					
Ramon Hernandez, S ERA: 4.85 (9, PH)										0	0	0	0	0	0	0					
Milt May, L OBP: 0.304, SLG: 0.286 (9, PH)										0	0	0	0	0	0	0					
Gene Alley, R OBP: 0.373, SLG: 0.318 (9, PH)										0	1	0	0	0	0	0					
<b>Inning Stats</b>	R: 0 E: 0 K: 0 S: 3	H: 0 LOB: 0 BB: 0 P: 3	R: 1 E: 0 K: 0 S: 5	H: 1 LOB: 1 BB: 0 P: 5	R: 2 E: 0 K: 0 S: 4	H: 2 LOB: 1 BB: 2 P: 12	R: 0 E: 0 K: 1 S: 5	H: 0 LOB: 1 BB: 1 P: 9	R: 1 E: 1 K: 0 S: 6	H: 2 LOB: 2 BB: 0 P: 6	R: 0 E: 0 K: 3 S: 9	H: 0 LOB: 0 BB: 0 P: 9	R: 0 E: 0 K: 1 S: 5	H: 0 LOB: 0 BB: 0 P: 5	R: 0 E: 0 K: 2 S: 8	H: 1 LOB: 1 BB: 0 P: 8	R: 2 E: 1 K: 0 S: 4	H: 3 LOB: 3 BB: 1 P: 8	1B: 7 2B: 2 3B: 0 HR: 0	SF: 1 SAC: 1 DP: 1 HBP: 0	WP: 0 PA: 39 PB: 1 SB: 1 CS: 0
<b>PITCHER</b>	IP WLS BF H R ER SO BB IBB HBP BLK WP HR S P ERA WHIP																				
Dick Selma, R ERA: 4.7 (5, 1)	1.2	5	0	0	0	3	0	0	0	0	0	11	11	0.00	0.000						
Chris Short, L ERA: 4.85 (7, 1)	2.0	7	1	0	0	3	0	0	0	0	0	13	13	0.00	0.500						
Wayne Twitchell, R ERA: 4.86 (9, 1)	0.0	L	1	0	1	1	1	0	0	0	0	4	4	∞	∞						
Joe Hoerner, L ERA: 1.98 (9, 1)	0.0	L	4	3	1	0	0	0	0	0	0	4	4	∞	∞						



Batter	1	2	3	4	5	6	7	8	9	AB	R	H	RBI	BB	SO	LOB	TOP			
Larry Bowa, S OBP: 0.276, SLG: 0.227										5	0	1	1	0	0	4	Philadelphia Phillies @ Pittsburgh Pirates Three Rivers Stadium, Pittsburgh, PA Mon May 29 1972, 3:33 AM EDT Unknown			
Terry Harmon, R OBP: 0.489, SLG: 0.475										4	0	2	1	1	1	0				
Willie Montanez, L OBP: 0.329, SLG: 0.379 Roger Freed, R OBP: 0.267, SLG: 0.467										4	0	0	0	0	2	7				
Greg Luzinski, R OBP: 0.348, SLG: 0.500										5	0	2	0	0	0	2				
Pete Koegel, R OBP: 0.267, SLG: 0.214										5	0	2	0	0	2	1				
Don Money, R OBP: 0.321, SLG: 0.316										4	1	0	0	1	1	4				
Mike Anderson, R OBP: 0.319, SLG: 0.323										1	1	1	0	3	0	0				
Barry Lersch, S										0	0	0	0	0	0	0				
Tom Hutton, L OBP: 0.316, SLG: 0.378										1	0	1	0	0	0	0				
Mike Ryan, R OBP: 0.276, SLG: 0.259 Deron Johnson, R OBP: 0.250, SLG: 0.329 Tim McCarver, L OBP: 0.281, SLG: 0.317										3	1	1	1	0	0	3				
Woodie Fryman, R OBP: 0.235, SLG: 0.375 Byron Browne, R OBP: 0.364, SLG: 0.300										2	0	1	0	0	0	0				
<b>Inning Stats</b>	R: 0 E: 0 K: 1 S: 6	H: 2 LOB: 1 BB: 0 P: 6	R: 3 E: 1 K: 1 S: 8	H: 2 LOB: 2 BB: 2 P: 16	R: 0 E: 0 K: 1 S: 6	H: 1 LOB: 2 BB: 1 P: 10	R: 0 E: 0 K: 0 S: 3	H: 0 LOB: 0 BB: 0 P: 3	R: 0 E: 0 K: 1 S: 4	H: 1 LOB: 3 BB: 2 P: 4	R: 0 E: 1 K: 2 S: 9	H: 1 LOB: 2 BB: 0 P: 9	R: 0 E: 0 K: 2 S: 7	H: 0 LOB: 0 BB: 0 P: 7	R: 0 E: 0 K: 1 S: 8	H: 3 LOB: 3 BB: 0 P: 8	1B: 11 2B: 0 3B: 0 HR: 0	SF: 0 SAC: 1 DP: 1 HBP: 0	WP: 0 PB: 0 CS: 0	PA: 44
<b>PITCHER</b>	IP WLS BF H R ER SO BB IBB HBP BLK WP HR S P ERA WHIP																			
Luke Walker, L ERA: 3.2	(1, 1) 2.0 12 4 3 1 2 2 0 0 0 0 0 14 22 4.50 3.000																			
Bruce Kison, R ERA: 2.22	(3, 1) 3.2 17 3 0 0 1 3 0 0 0 0 0 16 28 0.00 1.636																			
Ramon Hernandez, L ERA: 0.47	(6, 1) 3.1 W 15 4 0 0 6 0 0 0 0 0 0 27 27 0.00 1.200																			

Batter	1	2	3	4	5	6	7	8	9	AB	R	H	RBI	BB	SO	LOB	BOTTOM			
Dave Cash, R OBP: 0.322, SLG: 0.388										5	0	1	0	0	0	2	Philadelphia Phillies @ Pittsburgh Pirates Three Rivers Stadium, Pittsburgh, PA Mon May 29 1972, 3:33 AM EDT Unknown			
Gene Clines, R OBP: 0.339, SLG: 0.353										5	1	3	0	0	0	0				
Roberto Clemente, R OBP: 0.397, SLG: 0.504										4	2	2	0	1	0	2				
Willie Stargell, L OBP: 0.371, SLG: 0.600 Bob Robertson, R OBP: 0.296, SLG: 0.231										4	1	2	3	0	0	2				
Manny Sanguillen, R OBP: 0.377, SLG: 0.480										5	0	1	1	0	2	5				
Al Oliver, L OBP: 0.379, SLG: 0.468										4	1	1	0	0	1	2				
Jose Pagan, R OBP: 0.344, SLG: 0.533										4	2	4	2	0	0	0				
Jackie Hernandez, R OBP: 0.281, SLG: 0.311										4	0	1	0	0	0	2				
Luke Walker, L										0	0	0	0	0	0	0				
Gene Alley, R OBP: 0.362, SLG: 0.328 Bruce Kison, R OBP: 0.333, SLG: 0.333 Ramon Hernandez, S OBP: 0.311, SLG: 0.311										1	0	1	1	0	0	0				
<b>Inning Stats</b>	R: 0 E: 0 K: 1 S: 7	H: 2 LOB: 2 BB: 0 P: 7	R: 1 E: 0 K: 0 S: 5	H: 3 LOB: 1 BB: 0 P: 5	R: 0 E: 0 K: 0 S: 3	H: 0 LOB: 0 BB: 0 P: 3	R: 0 E: 0 K: 1 S: 6	H: 1 LOB: 1 BB: 0 P: 6	R: 2 E: 0 K: 2 S: 10	H: 3 LOB: 2 BB: 1 P: 14	R: 1 E: 0 K: 0 S: 4	H: 1 LOB: 0 BB: 0 P: 4	R: 3 E: 0 K: 0 S: 7	H: 4 LOB: 1 BB: 0 P: 7	R: 0 E: 0 K: 0 S: 5	H: 2 LOB: 3 BB: 1 P: 9	1B: 12 2B: 2 3B: 0 HR: 2	SF: 0 SAC: 0 DP: 1 HBP: 0	WP: 0 PB: 0 CS: 0	PA: 41
<b>PITCHER</b>	IP WLS BF H R ER SO BB IBB HBP BLK WP HR S P ERA WHIP																			
Woodie Fryman, L ERA: 3.81	(1, 1) 6.2 L 34 14 7 7 4 1 0 0 0 0 0 0 41 45 9.45 2.250																			
Barry Lersch, R ERA: 2.54	(7, 1) 1.1 7 2 0 0 0 1 0 0 0 0 0 6 10 0.00 2.250																			



Batter	1	2	3	4	5	6	7	8	9	AB	R	H	RBI	BB	SO	LOB	TOP		
Ron Stone, L (1,9) OBP: 0.359, SLG: 0.281	4-0 6-3 2B BB		0-0 4-3		0-3 K		0-0 F8			3	1	0	0	1	1	3			
Denny Doyle, L (1,4) OBP: 0.328, SLG: 0.343	0-0 6-3 1-2		0-0 F7		0-0 F8			0-3 K		4	0	0	0	0	1	3			
Willie Montanez, L (1,8) OBP: 0.333, SLG: 0.396	0-0 2H 2B		0-0 4-3		0-0 1-3 2B			0-0 4-3		4	0	2	1	0	0	0			
Greg Luzinski, R (1,7) OBP: 0.339, SLG: 0.487	0-3 K		0-0 6-3		0-3 K			0-0 6-3		4	0	0	0	0	2	2			
Tom Hutton, L (1,3) OBP: 0.304, SLG: 0.362	0-0 4-3		0-0 F8		0-0 1-3			0-0 4-3		4	0	0	0	0	0	2			
Tim McCarver, L (1,2) OBP: 0.273, SLG: 0.308		0-0 4-3		0-0 F5		0-0 4-3		0-0 F8		4	0	0	0	0	0	1			
Don Money, R (1,5) OBP: 0.331, SLG: 0.336		0-0 1B 1B		0-0 G3 1B		0-0 L9		0-0 1B 2B		4	1	3	0	0	0	0			
Larry Bowa, S (1,6) OBP: 0.287, SLG: 0.241		0-0 G4-6-3 1B		0-0 G3 1-2 1B		0-0 1B		0-0 2H 1B		4	0	3	1	0	0	1			
Ken Reynolds, L (1,1) Pete Koegel, R (7,PH) Darrell Brandon, R (7,1) Chris Short, R (8,1) Roger Freed, R (9,PH)		0-0 G4-6-3 1-2		0-0 G4-6-3 1-2		0-0 K BB		0-0 P3		1	0	0	0	1	0	2			
<b>Inning Stats</b>	R: 1 E: 0 K: 1 S: 6	H: 1 LOB: 1 BB: 1 P: 10	R: 0 E: 0 K: 0 S: 4	H: 2 LOB: 1 BB: 0 P: 4	R: 0 E: 0 K: 0 S: 3	H: 0 LOB: 0 BB: 0 P: 3	R: 0 E: 0 K: 0 S: 3	H: 0 LOB: 0 BB: 0 P: 3	R: 0 E: 0 K: 1 S: 6	H: 1 LOB: 2 BB: 1 P: 10	R: 0 E: 0 K: 1 S: 6	H: 1 LOB: 1 BB: 0 P: 6	R: 0 E: 0 K: 1 S: 5	H: 0 LOB: 0 BB: 0 P: 5	R: 1 E: 0 K: 0 S: 5	H: 2 LOB: 1 BB: 0 P: 5	1B: 5 2B: 3 3B: 0 HR: 0	SF: 0 SAC: 0 DP: 1 HBP: 0	WP: 0 PA: 36 PB: 0 SB: 0 CS: 0
<b>PITCHER</b>	IP WLS BF H R ER SO BB IBB HBP BLK WP HR S P ERA WHIP	IP WLS BF H R ER SO BB IBB HBP BLK WP HR S P ERA WHIP																	
Bob Moose, R (1,1) ERA: 3.43	8.2 W 35 8 2 2 5	0.1 S 1 0 0 0 0																	
Dave Giusti, R (9,1) ERA: 4.15																			

Philadelphia Phillies @ Pittsburgh Pirates  
Three Rivers Stadium, Pittsburgh, PA  
Mon May 29 1972, 3:38 AM EDT  
Att: 36,464 - Unknown

AB 34  
R 2  
H 8  
RBI 2  
BB 2  
SO 5  
LOB 16



Batter	1	2	3	4	5	6	7	8	9	AB	R	H	RBI	BB	SO	LOB	BOTTOM		
Gene Clines, R (1,9) OBP: 0.339, SLG: 0.370	0-0 6-3 1B 2B		0-0 L5-3		0-0 L4-3			0-0 SH3-4		3	1	1	0	0	0	1			
Al Oliver, L (1,8) OBP: 0.376, SLG: 0.462	0-0 6-3 2-3		0-0 F7			0-0 P4		0-0 1B 1B		4	1	1	1	0	0	1			
Rennie Stennett, R (1,4) OBP: 0.385, SLG: 0.577	0-0 1B 3H 1B			0-0 SF8 3B		0-0 F7		0-0 1B 1B		4	1	3	1	0	0	0			
Willie Stargell, L (1,7) OBP: 0.388, SLG: 0.594	0-0 6-3-6 1B			0-0 SF8		0-0 6-3		0-0 P5		3	0	1	1	0	0	2			
Roberto Clemente, R (9,9) OBP: 0.387, SLG: 0.504	0-0 6-3-6 1B			0-0 3H F3			0-0 6-3	0-0 1-2 2H 1B		0	0	0	0	0	0	0			
Manny Sanguillen, R (1,2) OBP: 0.373, SLG: 0.474	0-0 6-3-6 1-2			0-0 F3			0-0 6-3	0-0 1-2 2H 1B		4	0	1	1	0	0	2			
Bob Robertson, R (1,3) OBP: 0.284, SLG: 0.220		0-0 F9		0-0 5-3		0-3 K		0-0 F7		4	0	0	0	0	1	2			
Jose Pagan, R (1,5) OBP: 0.371, SLG: 0.563		0-0 5-3			0-0 E 2B		4-0 FC6 BB			2	0	1	0	1	0	0			
Gene Alley, R (9,5) OBP: 0.382, SLG: 0.328										0	0	0	0	0	0	0			
Jackie Hernandez, R (1,6) OBP: 0.269, SLG: 0.297		0-0 2-3			0-3 K		0-0 FC6			3	0	0	0	0	1	2			
Bob Moose, R (1,1) OBP: 0.190, SLG: 0.190			0-3 K			0-0 6-3		0-0 SH3-4 1B		3	1	1	0	0	1	1			
Dave Giusti, R (9,1) ERA: 4.15										0	0	0	0	0	0	0			
<b>Inning Stats</b>	R: 1 E: 0 K: 0 S: 5	H: 3 LOB: 1 BB: 0 P: 5	R: 0 E: 0 K: 0 S: 3	H: 0 LOB: 0 BB: 0 P: 3	R: 0 E: 0 K: 1 S: 5	H: 0 LOB: 0 BB: 0 P: 5	R: 1 E: 0 K: 0 S: 4	H: 1 LOB: 0 BB: 0 P: 4	R: 0 E: 1 K: 1 S: 6	H: 1 LOB: 1 BB: 0 P: 6	R: 0 E: 0 K: 0 S: 3	H: 0 LOB: 0 BB: 0 P: 3	R: 0 E: 0 K: 1 S: 5	H: 0 LOB: 1 BB: 1 P: 9	R: 2 E: 0 K: 0 S: 7	H: 4 LOB: 2 BB: 0 P: 7	1B: 6 2B: 3 3B: 1 HR: 0	SF: 1 SAC: 1 DP: 1 HBP: 0	WP: 0 PA: 33 PB: 0 SB: 0 CS: 0
<b>PITCHER</b>	IP WLS BF H R ER SO BB IBB HBP BLK WP HR S P ERA WHIP	IP WLS BF H R ER SO BB IBB HBP BLK WP HR S P ERA WHIP																	
Ken Reynolds, L (1,1) ERA: 1.93	6.0 L 22 5 2 2 2	1.1 8 3 2 2 1																	
Darrell Brandon, R (7,1) ERA: 4.5																			
Chris Short, L (8,1) ERA: 4.61																			

Philadelphia Phillies @ Pittsburgh Pirates  
Three Rivers Stadium, Pittsburgh, PA  
Mon May 29 1972, 3:38 AM EDT  
Att: 36,464 - Unknown

AB 30  
R 4  
H 9  
RBI 4  
BB 1  
SO 3  
LOB 11





Batter	1	2	3	4	5	6	7	8	9	AB	R	H	RBI	BB	SO	LOB	TOP			
Dave Cash, R OBP: 0.313, SLG: 0.378	5-3	1-3		F9			6-3			4	0	0	0	0	0	1				
Vic Davallio, L OBP: 0.417, SLG: 0.476	6-3		6-3		1-3		FC6-4			3	0	1	0	1	0	0				
Roberto Clemente, R OBP: 0.377, SLG: 0.490	6-3		1-3		P2		FC6-4			4	0	0	0	0	0	2				
Willie Stargell, L OBP: 0.372, SLG: 0.611					F7			F7		3	1	1	1	1	0	0				
Al Oliver, L OBP: 0.373, SLG: 0.453	P5						6-3	F8		3	0	0	0	1	0	2				
Richie Hebner, L OBP: 0.387, SLG: 0.512								G3		2	1	1	0	2	0	0				
Milt May, L OBP: 0.296, SLG: 0.280										4	0	1	0	0	1	3				
Jackie Hernandez, R OBP: 0.257, SLG: 0.284										3	0	0	0	0	2	3				
Rennie Stennett, R OBP: 0.392, SLG: 0.582										1	0	1	0	0	0	0				
Nelson Briles, R OBP: 0.083, SLG: 0.182										1	0	0	1	0	0	0				
Gene Clines, R OBP: 0.333, SLG: 0.354										1	0	0	0	0	0	0				
Luke Walker, L OBP: 0.371, SLG: 0.471										1	0	0	0	0	0	1				
Manny Sanguillen, R OBP: 0.371, SLG: 0.471										1	0	0	0	0	0	1				
<b>Inning Stats</b>	R: 0 E: 0 K: 0 S: 3	H: 0 LOB: 2 BB: 2 P: 11	R: 1 E: 0 K: 0 S: 4	H: 1 LOB: 1 BB: 1 P: 8	R: 1 E: 0 K: 0 S: 5	H: 2 LOB: 2 BB: 1 P: 9	R: 0 E: 0 K: 1 S: 5	H: 0 LOB: 0 BB: 0 P: 5	R: 0 E: 0 K: 2 S: 7	H: 0 LOB: 1 BB: 1 P: 11	R: 0 E: 0 K: 0 S: 4	H: 1 LOB: 0 BB: 0 P: 4	R: 0 E: 0 K: 0 S: 3	H: 0 LOB: 0 BB: 0 P: 3	R: 0 E: 0 K: 0 S: 3	H: 1 LOB: 0 BB: 0 P: 3	1B: 4 2B: 0 3B: 0 HR: 1	SF: 1 SAC: 0 DP: 1 HBP: 0	WP: 0 PB: 0 SB: 0 CS: 0	PA: 36
<b>PITCHER</b> Ernie McAnally, R ERA: 4.91	IP: 9.0 WLS: W BF: 36 H: 5 R: 2 ER: 2 SO: 3 BB: 5 IBB: 0 HBP: 0 BLK: 0 WP: 0 HR: 1 S: 37 P: 57 ERA: 2.00 WHIP: 1.111															<b>PITCHER</b>				

Pittsburgh Pirates @ Montreal Expos  
Jarry Park, Montreal, QB  
Wed May 31 1972, 7:05 PM EDT  
Att: 10,565 - Unknown

AB 30  
R 2  
H 5  
RBI 2  
BB 5  
SO 3  
LOB 12



Batter	1	2	3	4	5	6	7	8	9	AB	R	H	RBI	BB	SO	LOB	BOTTOM			
Ron Hunt, R OBP: 0.337, SLG: 0.295	4-3			CS		4-3		5-3		5	1	2	0	0	0	3				
Boots Day, L OBP: 0.240, SLG: 0.220	K									3	0	1	0	0	1	0				
Mike Jorgensen, L OBP: 0.360, SLG: 0.438										4	0	2	0	0	1	3				
Bob Bailey, R OBP: 0.327, SLG: 0.357										2	0	0	1	1	0	2				
Bobby Wine, R OBP: 0.333, SLG: 0.444										0	0	0	0	0	0	0				
Ron Fairly, L OBP: 0.295, SLG: 0.369										3	1	1	1	1	0	2				
Ken Singleton, S OBP: 0.337, SLG: 0.345										4	1	1	0	0	0	4				
Terry Humphrey, R OBP: 0.583, SLG: 0.636										3	0	1	0	0	0	0				
Tim Foli, R OBP: 0.246, SLG: 0.252										4	0	2	1	0	1	1				
Ernie McAnally, R OBP: 0.143, SLG: 0.083										3	0	0	0	1	2	4				
<b>Inning Stats</b>	R: 0 E: 0 K: 1 S: 6	H: 1 LOB: 1 BB: 0 P: 6	R: 1 E: 0 K: 0 S: 5	H: 2 LOB: 0 BB: 0 P: 5	R: 1 E: 1 K: 1 S: 7	H: 2 LOB: 2 BB: 1 P: 11	R: 0 E: 0 K: 2 S: 6	H: 0 LOB: 0 BB: 0 P: 7	R: 0 E: 0 K: 1 S: 4	H: 1 LOB: 1 BB: 0 P: 4	R: 1 E: 1 K: 1 S: 8	H: 3 LOB: 2 BB: 0 P: 8	R: 0 E: 0 K: 0 S: 4	H: 1 LOB: 2 BB: 1 P: 8	R: 0 E: 0 K: 0 S: 3	H: 0 LOB: 1 BB: 1 P: 7	1B: 9 2B: 0 3B: 0 HR: 1	SF: 1 SAC: 1 DP: 0 HBP: 1	WP: 0 PB: 0 SB: 0 CS: 1	PA: 38
<b>PITCHER</b> Nelson Briles, R ERA: 4.22 Luke Walker, L ERA: 2.96	IP: 6.0 WLS: L BF: 28 H: 9 R: 3 ER: 3 SO: 3 BB: 1 IBB: 0 HBP: 1 BLK: 0 WP: 0 HR: 1 S: 36 P: 41 ERA: 3.00 WHIP: 1.667															<b>PITCHER</b>				

Pittsburgh Pirates @ Montreal Expos  
Jarry Park, Montreal, QB  
Wed May 31 1972, 7:05 PM EDT  
Att: 10,565 - Unknown

AB 31  
R 3  
H 10  
RBI 3  
BB 3  
SO 5  
LOB 19





Batter	1	2	3	4	5	6	7	8	9	AB	R	H	RBI	BB	SO	LOB	TOP		
Dave Cash, R OBP: 0.310, SLG: 0.378 (1,4)										5	1	1	0	0	0	1			
Manny Sanguillen, R OBP: 0.374, SLG: 0.468 (1,2)										3	1	1	0	1	0	1			
Roberto Clemente, R OBP: 0.373, SLG: 0.497 (1,9)										4	0	1	2	0	1	1			
Willie Stargell, L OBP: 0.368, SLG: 0.597 (1,7)										3	0	0	0	1	1	1			
Al Oliver, L OBP: 0.365, SLG: 0.442 (1,8)										4	0	0	0	0	0	1			
Bob Robertson, R OBP: 0.302, SLG: 0.256 (1,3)										4	0	3	0	0	1	0			
Jose Pagan, R OBP: 0.333, SLG: 0.500 (1,5)										4	1	0	0	0	0	3			
Gene Alley, R OBP: 0.375, SLG: 0.314 (1,6)										3	1	0	0	1	1	1			
Bob Johnson, L OBP: 0.286, SLG: 0.200 (4,1)										1	0	0	0	0	0	0			
Gene Garber, R OBP: 0.291, SLG: 0.413 (4,1)										0	0	0	0	0	0	0			
Bill Mazerowski, R OBP: 0.291, SLG: 0.413 (5,1)										0	0	0	0	0	0	0			
Bob Miller, R OBP: 0.291, SLG: 0.413 (5,1)										0	0	0	0	0	0	0			
Vic Davalillo, L OBP: 0.441, SLG: 0.499 (7,1)										0	0	0	0	0	0	0			
Dave Giusti, R OBP: 0.444, SLG: 0.370 (7,1)										0	0	0	0	0	0	0			
Rennie Stennett, R OBP: 0.400, SLG: 0.433 (9,1)										1	0	1	2	0	0	0			
<b>Inning Stats</b>	R: 1 E: 0 K: 0 S: 4	H: 1 LOB: 1 BB: 1 P: 8	R: 0 E: 0 K: 1 S: 5	H: 0 LOB: 0 BB: 0 P: 5	R: 1 E: 0 K: 2 S: 8	H: 1 LOB: 1 BB: 1 P: 12	R: 0 E: 0 K: 1 S: 6	H: 1 LOB: 1 BB: 0 P: 6	R: 0 E: 0 K: 0 S: 4	H: 1 LOB: 1 BB: 0 P: 4	R: 0 E: 0 K: 0 S: 3	H: 0 LOB: 0 BB: 0 P: 3	R: 0 E: 0 K: 0 S: 3	H: 0 LOB: 0 BB: 0 P: 3	R: 2 E: 0 K: 0 S: 5	H: 2 LOB: 1 BB: 1 P: 9	1B: 3 2B: 2 3B: 2 HR: 0	SF: 0 SAC: 0 DP: 0 HBP: 0	WP: 0 PA: 37 PB: 0 SB: 0 CS: 0
<b>PITCHER</b> Juan Marichal, R ERA: 3.67 (1,1)	IP: 9.0 WLS: W BF: 37 H: 7 R: 4 ER: 4 SO: 5 BB: 3 IBB: 0 HBP: 0 BLK: 0 WP: 0 HR: 0 S: 44 P: 56 ERA: 4.00 WHIP: 1.111																		

Pittsburgh Pirates @ San Francisco Giants  
Candlestick Park, San Francisco, CA  
Fri Jun 02 1972, 10:05 PM EDT  
Att: 6,669 - Unknown

AB	34
R	4
H	7
RBI	4
BB	3
SO	5
LOB	9



Batter	1	2	3	4	5	6	7	8	9	AB	R	H	RBI	BB	SO	LOB	BOTTOM		
Bobby Bonds, R OBP: 0.335, SLG: 0.503 (1,9)										4	2	3	1	1	0	2			
Tito Fuentes, S OBP: 0.297, SLG: 0.387 (1,4)										5	0	1	1	0	0	4			
Ed Goodson, L OBP: 0.365, SLG: 0.475 (1,3)										5	1	1	1	0	0	2			
Dave Kingman, R OBP: 0.322, SLG: 0.523 (1,5)										3	2	1	1	2	0	0			
Chris Speier, R OBP: 0.347, SLG: 0.432 (1,6)										4	1	2	0	1	1	1			
Ken Henderson, S OBP: 0.289, SLG: 0.319 (1,8)										1	0	0	0	3	0	1			
Garry Maddox, R OBP: 0.291, SLG: 0.413 (1,7)										0	0	0	0	0	0	0			
Jim Howarth, L OBP: 0.444, SLG: 0.370 (4,7)										3	0	0	0	0	1	6			
Dave Rader, L OBP: 0.257, SLG: 0.299 (1,2)										4	1	2	2	0	0	1			
Juan Marichal, R OBP: 0.185, SLG: 0.231 (1,1)										4	0	0	0	0	2	4			
<b>Inning Stats</b>	R: 2 E: 0 K: 0 S: 5	H: 3 LOB: 1 BB: 1 P: 9	R: 0 E: 0 K: 1 S: 6	H: 1 LOB: 2 BB: 0 P: 7	R: 2 E: 1 K: 1 S: 7	H: 2 LOB: 2 BB: 2 P: 15	R: 2 E: 0 K: 0 S: 6	H: 3 LOB: 2 BB: 1 P: 10	R: 1 E: 1 K: 0 S: 5	H: 1 LOB: 1 BB: 0 P: 5	R: 0 E: 0 K: 1 S: 4	H: 0 LOB: 1 BB: 2 P: 12	R: 0 E: 0 K: 0 S: 3	H: 0 LOB: 1 BB: 1 P: 7	R: 0 E: 0 K: 1 S: 5	H: 0 LOB: 0 BB: 0 P: 5	1B: 7 2B: 0 3B: 0 HR: 3	SF: 0 SAC: 0 DP: 2 HBP: 1	WP: 0 PA: 41 PB: 1 SB: 1 CS: 0
<b>PITCHER</b> Bob Johnson, R ERA: 4.6 (1,1)	IP: 3.0 WLS: L BF: 19 H: 7 R: 5 ER: 5 SO: 2 BB: 2 IBB: 1 HBP: 0 BLK: 0 WP: 0 HR: 2 S: 19 P: 32 ERA: 15.00 WHIP: 3.000																		
Gene Garber, R ERA: 9.0 (4,1)	1.0 6 2 1 1 0 1 0 0 0 0 1 5 9 9.00 3.000																		
Bob Miller, R ERA: 0.96 (5,1)	2.0 9 1 1 0 1 2 0 0 0 0 0 9 17 0.00 1.500																		
Dave Giusti, R ERA: 3.8 (7,1)	2.0 7 0 0 0 1 1 0 0 0 0 0 8 12 0.00 0.500																		

Pittsburgh Pirates @ San Francisco Giants  
Candlestick Park, San Francisco, CA  
Fri Jun 02 1972, 10:05 PM EDT  
Att: 6,669 - Unknown

AB	33
R	7
H	10
RBI	6
BB	7
SO	4
LOB	21





Batter	1	2	3	4	5	6	7	8	9	AB	R	H	RBI	BB	SO	LOB	TOP								
Dave Cash, R (1,4) OBP: 0.314, SLG: 0.384	F9		BB	4-0	4-3		2B		SH3-4	3	1	1	0	1	0	1	<b>Pittsburgh Pirates @ San Francisco Giants</b> Candlestick Park, San Francisco, CA Sat Jun 03 1972, 6:33 AM EDT Att: 11,216 - Unknown <a href="http://livebaseballscorecards.com">livebaseballscorecards.com</a>								
Al Oliver, L (1,8) OBP: 0.360, SLG: 0.441	F5		1-3		F6		1B		F9	5	1	1	2	0	0	4									
Roberto Clemente, R (1,9) OBP: 0.380, SLG: 0.497	K			BB		6-3	1B		K	4	0	2	1	1	2	1									
Willie Stargell, L (1,7) OBP: 0.365, SLG: 0.587		F4		F8		K				4	0	1	0	0	1	2									
Manny Sanguillen, R (1,2) OBP: 0.365, SLG: 0.456		L8		K		6-3	G3			4	0	0	0	0	1	4									
Bob Robertson, R (1,3) OBP: 0.291, SLG: 0.244		K		K		F3			K	4	0	0	0	0	3	2									
Jose Pagan, R (1,5) OBP: 0.326, SLG: 0.550			F8		HR		F8		K	4	1	1	1	0	1	0									
Gene Alley, R (1,6) OBP: 0.361, SLG: 0.315			S	1B	4-3	SH1-4	BB		K	3	0	1	0	1	1	0									
Steve Blass, R (1,1) OBP: 0.250, SLG: 0.259			K		SH1-4				K	3	1	1	0	0	2	1	<b>P</b>								
Dave Giusti, R (9,1)			1-2		1-2		2B	1B	F9	0	0	0	0	0	0	0									
<b>Inning Stats</b>	R: 0 E: 0 K: 1 S: 5	H: 0 LOB: 0 BB: 0 P: 5	R: 0 E: 0 K: 1 S: 5	H: 0 LOB: 0 BB: 0 P: 5	R: 0 E: 0 K: 1 S: 6	H: 1 LOB: 2 BB: 1 P: 10	R: 0 E: 0 K: 2 S: 7	H: 0 LOB: 1 BB: 1 P: 11	R: 1 E: 0 K: 0 S: 4	H: 1 LOB: 1 BB: 1 P: 8	R: 0 E: 0 K: 1 S: 6	H: 1 LOB: 1 BB: 0 P: 6	R: 3 E: 0 K: 0 S: 8	H: 5 LOB: 2 BB: 0 P: 8	R: 0 E: 0 K: 3 S: 9	H: 0 LOB: 0 BB: 0 P: 9	R: 0 E: 0 K: 2 S: 8	H: 0 LOB: 1 BB: 0 P: 8	1B: 5 2B: 2 3B: 0 HR: 1	SF: 0 SAC: 2 DP: 0 HBP: 0	WP: 1 PB: 1 SB: 1 CS: 0	PA: 39			
<b>PITCHER</b>	IP	WLS	BF	H	R	ER	SO	BB	IBB	HBP	BLK	WP	HR	S	P	ERA	WHIP								
Sam McDowell, L (1,1) ERA: 4.58	6.2	L	31	8	4	4	6	3	0	0	0	1	1	40	52	5.40	1.650								
Jim Barr, R (7,1) ERA: 3.99	0.1		1	0	0	0	0	0	0	0	0	0	0	1	1	0.00	0.000								
Don McMahon, R (8,1) ERA: 3.2	2.0		7	0	0	0	5	0	0	0	0	0	0	17	17	0.00	0.000								

Batter	1	2	3	4	5	6	7	8	9	AB	R	H	RBI	BB	SO	LOB	BOTTOM								
Chris Speier, R (1,6) OBP: 0.350, SLG: 0.427	HBP		BB	4-0		4-3			5-3	2	0	0	0	1	0	0	<b>Pittsburgh Pirates @ San Francisco Giants</b> Candlestick Park, San Francisco, CA Sat Jun 03 1972, 6:33 AM EDT Att: 11,216 - Unknown <a href="http://livebaseballscorecards.com">livebaseballscorecards.com</a>								
Tito Fuentes, S (1,4) OBP: 0.296, SLG: 0.381	F5		1-3			FC5-4	BB		K	3	0	0	0	1	1	2									
Dave Kingman, R (1,5) OBP: 0.320, SLG: 0.517	K			G6-4-3	1B	FC5-4	HR		F8	4	1	1	0	0	1	2									
Willie McCovey, L (1,3) OBP: 0.412, SLG: 0.875					F9					4	1	2	2	0	1	2									
Gary Maddox, R (9, PR) OBP: 0.291, SLG: 0.413	K					1B	HR		2B	0	0	0	0	0	0	0									
Bobby Bonds, R (1,9) OBP: 0.329, SLG: 0.492		F9		G6-4-3		K			K	4	0	0	0	0	2	2									
Ken Henderson, S (1,8) OBP: 0.294, SLG: 0.345		1-3			4-3					4	1	2	1	0	0	0									
Jim Howarth, L (1,7) OBP: 0.400, SLG: 0.323		F7			F9		HR		L4	4	0	0	0	0	1	3									
Dave Rader, L (1,2) OBP: 0.269, SLG: 0.310				G4-6-3						3	0	2	0	0	0	0									
Ed Goodson, L (9, PH) OBP: 0.359, SLG: 0.467					1B				F8	1	0	0	0	0	0	3									
Sam McDowell, L (1,1) OBP: 0.161, SLG: 0.133					G4-6-3					2	0	0	0	0	0	2									
Jim Barr, R (7,1)					G3					0	0	0	0	0	0	0									
Bernie Williams, R (7, PH) OBP: 0.204, SLG: 0.288										1	0	0	0	0	0	0									
Don McMahon, R (8,1)										0	0	0	0	0	0	0									
<b>Inning Stats</b>	R: 0 E: 0 K: 2 S: 7	H: 0 LOB: 1 BB: 0 P: 8	R: 0 E: 0 K: 0 S: 3	H: 0 LOB: 0 BB: 0 P: 3	R: 0 E: 0 K: 0 S: 3	H: 1 LOB: 1 BB: 1 P: 7	R: 0 E: 0 K: 0 S: 3	H: 1 LOB: 0 BB: 0 P: 3	R: 0 E: 0 K: 0 S: 4	H: 1 LOB: 0 BB: 0 P: 4	R: 2 E: 0 K: 1 S: 6	H: 1 LOB: 0 BB: 1 P: 10	R: 1 E: 0 K: 0 S: 4	H: 1 LOB: 0 BB: 0 P: 4	R: 0 E: 0 K: 1 S: 5	H: 0 LOB: 0 BB: 0 P: 5	R: 0 E: 0 K: 2 S: 9	H: 2 LOB: 3 BB: 0 P: 9	1B: 4 2B: 1 3B: 0 HR: 2	SF: 0 SAC: 0 DP: 2 HBP: 1	WP: 0 PB: 0 SB: 0 CS: 0	PA: 35			
<b>PITCHER</b>	IP	WLS	BF	H	R	ER	SO	BB	IBB	HBP	BLK	WP	HR	S	P	ERA	WHIP								
Steve Blass, R (1,1) ERA: 3.11	8.1	W	33	7	3	3	5	2	0	1	0	0	2	40	49	3.24	1.080								
Dave Giusti, R (9,1) ERA: 3.7	0.2	S	2	0	0	0	1	0	0	0	0	0	0	4	4	0.00	0.000								





Batter	1	2	3	4	5	6	7	8	9	AB	R	H	RBI	BB	SO	LOB	TOP											
Dave Cash, R OBP: 0.311, SLG: 0.378 (1, 4)										5	1	1	0	0	0	1	<b>Pittsburgh Pirates @ San Francisco Giants</b> Candlestick Park, San Francisco, CA Sun Jun 04 1972, 6:33 AM EDT Unknown <a href="http://livebaseballscorecards.com">livebaseballscorecards.com</a>											
Gene Clines, R OBP: 0.338, SLG: 0.367 (1, 7) (6, 8)										5	0	2	0	0	1	1												
Roberto Clemente, R OBP: 0.369, SLG: 0.461 (1, 9)										5	0	0	0	0	2	4												
Manny Sanguillen, R OBP: 0.368, SLG: 0.460 (1, 2)										3	2	2	1	0	0	0												
Jose Pagan, R OBP: 0.348, SLG: 0.548 Vic Davalillo, L OBP: 0.419, SLG: 0.477 (8, PH) (8, 7)										2	0	1	0	1	0	1												
Al Oliver, L OBP: 0.368, SLG: 0.448 (1, 8) (6, 3)										4	0	3	1	0	0	1												
Bob Robertson, R OBP: 0.283, SLG: 0.239 Dave Giusti, R (8, 1)										2	0	0	1	0	1	2												
Gene Alley, R OBP: 0.379, SLG: 0.307 Milt May, L OBP: 0.286, SLG: 0.280 Bill Mazerowski, R (8, 5)										2	0	0	0	1	1	3												
Luke Walker, L Bob Miller, R Rennie Stennett, R OBP: 0.390, SLG: 0.598 Willie Stargell, L OBP: 0.383, SLG: 0.583 Jackie Hernandez, R OBP: 0.297, SLG: 0.264 (1, 1) (6, 1) (6, 7) (8, PH) (8, 6)										2	0	0	0	0	1	3												
<b>Inning Stats</b>	R: 0 E: 0 K: 0 S: 3	H: 0 LOB: 0 BB: 0 P: 3	R: 1 E: 0 K: 1 S: 8	H: 3 LOB: 2 BB: 0 P: 8	R: 1 E: 1 K: 0 S: 5	H: 1 LOB: 1 BB: 0 P: 5	R: 0 E: 0 K: 1 S: 6	H: 1 LOB: 1 BB: 0 P: 6	R: 0 E: 0 K: 1 S: 5	H: 0 LOB: 1 BB: 1 P: 9	R: 0 E: 0 K: 1 S: 6	H: 1 LOB: 2 BB: 1 P: 10	R: 2 E: 0 K: 1 S: 8	H: 3 LOB: 1 BB: 0 P: 8	R: 0 E: 0 K: 2 S: 7	H: 0 LOB: 0 BB: 0 P: 7		1B: 10 2B: 0 3B: 0 HR: 0	SF: 3 SAC: 0 DP: 1 HBP: 0	WP: 0 PB: 0 SB: 0 CS: 0	PA: 39							
<b>PITCHER</b>	IP	WLS	BF	H	R	ER	SO	BB	IBB	HBP	BLK	WP	HR	S	P	ERA		WHIP										
Ron Bryant, L ERA: 3.19 Jerry Johnson, R ERA: 8.18	(1, 1) (7, 1)	6.2 L	29 10	7 3	2 2	1 2	3 4	2 0	0 0	0 0	0 0	0 0	0 0	33 18	41 18	1.35 7.71		1.350 1.286										

Batter	1	2	3	4	5	6	7	8	9	AB	R	H	RBI	BB	SO	LOB	BOTTOM											
Bobby Bonds, R OBP: 0.330, SLG: 0.488 (1, 9)										4	0	1	0	1	1	0	<b>Pittsburgh Pirates @ San Francisco Giants</b> Candlestick Park, San Francisco, CA Sun Jun 04 1972, 6:33 AM EDT Unknown <a href="http://livebaseballscorecards.com">livebaseballscorecards.com</a>											
Tito Fuentes, S OBP: 0.292, SLG: 0.376 (1, 4)										3	0	0	0	0	2	2												
Chris Speier, R OBP: 0.353, SLG: 0.446 (1, 6)										4	1	2	1	0	0	1												
Dave Kingman, R OBP: 0.319, SLG: 0.527 (1, 3)										4	1	1	1	0	1	5												
Ken Henderson, S OBP: 0.299, SLG: 0.356 (1, 8)										4	1	2	0	0	1	0												
Al Gallagher, R OBP: 0.368, SLG: 0.313 (1, 5)										3	0	0	0	1	1	1												
Garry Maddox, R OBP: 0.282, SLG: 0.403 (1, 7)										3	0	0	1	0	0	2												
Fran Healy, R OBP: 0.227, SLG: 0.197 Ed Goodson, L OBP: 0.354, SLG: 0.459 (9, PH) (1, 2)										3	0	1	0	0	0	3												
Ron Bryant, S OBP: 0.105, SLG: 0.158 Jerry Johnson, R OBP: 0.389, SLG: 0.824 (9, PH) (7, 1)										3	0	0	0	0	2	3												
<b>Inning Stats</b>	R: 2 E: 0 K: 2 S: 9	H: 2 LOB: 0 BB: 0 P: 9	R: 0 E: 1 K: 1 S: 5	H: 0 LOB: 0 BB: 0 P: 5	R: 0 E: 1 K: 0 S: 4	H: 1 LOB: 2 BB: 1 P: 8	R: 1 E: 0 K: 1 S: 7	H: 2 LOB: 1 BB: 0 P: 7	R: 0 E: 0 K: 1 S: 6	H: 0 LOB: 1 BB: 1 P: 10	R: 0 E: 0 K: 1 S: 6	H: 1 LOB: 1 BB: 0 P: 6	R: 0 E: 0 K: 0 S: 3	H: 0 LOB: 0 BB: 0 P: 3	R: 0 E: 0 K: 2 S: 7	H: 0 LOB: 0 BB: 0 P: 7		1B: 3 2B: 2 3B: 0 HR: 2	SF: 1 SAC: 1 DP: 2 HBP: 0	WP: 0 PB: 0 SB: 0 CS: 1	PA: 37							
<b>PITCHER</b>	IP	WLS	BF	H	R	ER	SO	BB	IBB	HBP	BLK	WP	HR	S	P	ERA		WHIP										
Luke Walker, L ERA: 3.34 Bob Miller, R ERA: 0.67 Dave Giusti, R ERA: 3.42	(1, 1) (6, 1) (8, 1)	5.0 W S	24 7 6	6 1 0	3 0 0	3 0 0	5 2 2	2 0 0	0 0 0	0 0 0	0 0 0	0 0 0	0 0 0	11 11 10	11 11 10	0.00 0.00 0.00		0.500 0.000										



















Batter	1	2	3	4	5	6	7	8	9	AB	R	H	RBI	BB	SO	LOB	TOP				
Rennie Stennett, R OBP: 0.354, SLG: 0.520	E4 1B	1B		F3		6-3			F8	5	1	1	0	0	0	1					
Vic Davallio, L OBP: 0.433, SLG: 0.517	1B	K				F9			4-3	5	1	2	0	0	1	2					
Roberto Clemente, R OBP: 0.372, SLG: 0.476	1B	1B		4-3					1-3	5	1	3	1	0	0	1					
Willie Stargell, L OBP: 0.386, SLG: 0.640	E FC6 1B	K			5-3				G4-6-3	4	1	1	1	0	1	3					
Al Oliver, L OBP: 0.362, SLG: 0.428	E 1B	4-3							G3	4	1	2	1	0	0	2					
Richie Hebner, L OBP: 0.371, SLG: 0.496	K			F2		FC3-6 1B			1B	4	0	1	0	0	1	3					
Manny Sanguillen, R OBP: 0.350, SLG: 0.441	E5 FC6 1B			6-3		5-3			F9	4	0	0	0	0	0	4					
Jackie Hernandez, R OBP: 0.261, SLG: 0.301	FC6 1B			4-3					K	4	0	1	1	0	1	2					
Steve Blass, R OBP: 0.226, SLG: 0.233	K			K		SH3-4 1B			5-3	3	0	0	0	0	2	2					
<b>Inning Stats</b>	R: 5 E: 3 K: 2 S: 13	H: 4 LOB: 1 BB: 0 P: 13	R: 0 E: 0 K: 2 S: 9	H: 2 LOB: 2 BB: 0 P: 9	R: 0 E: 0 K: 0 S: 3	H: 0 LOB: 0 BB: 0 P: 3	R: 0 E: 0 K: 1 S: 6	H: 1 LOB: 1 BB: 0 P: 6	R: 0 E: 0 K: 0 S: 4	H: 1 LOB: 1 BB: 0 P: 4	R: 0 E: 0 K: 0 S: 3	H: 1 LOB: 0 BB: 0 P: 3	R: 0 E: 0 K: 1 S: 6	H: 1 LOB: 1 BB: 0 P: 6	R: 0 E: 0 K: 0 S: 3	H: 0 LOB: 0 BB: 0 P: 3	1B: 11 2B: 0 3B: 0 HR: 0	SF: 0 SAC: 1 DP: 1 HBP: 0	WP: 0 PB: 0 SB: 0 CS: 0	PA: 39	
<b>PITCHER</b>	IP	WLS	BF	H	R	ER	SO	BB	IBB	HBP	BLK	WP	HR	S	P	ERA	WHIP				
Don Sutton, R ERA: 1.25	(1, 1)	7.0	L	32	10	5	2	5	0	0	0	0	0	42	42	2.57	1.429				
Hoyt Wilhelm, R ERA: 3.35	(8, 1)	2.0		7	1	0	0	1	0	0	0	0	0	9	9	0.00	0.500				

Pittsburgh Pirates @ Los Angeles Dodgers  
 Dodger Stadium, Los Angeles, CA  
 Fri Jun 09 1972, 7:05 PM PDT  
 Att: 35,078 - Unknown

AB	38
R	5
H	11
RBI	4
BB	0
SO	6
LOB	20



Batter	1	2	3	4	5	6	7	8	9	AB	R	H	RBI	BB	SO	LOB	BOTTOM					
Bobby Valentine, R OBP: 0.336, SLG: 0.379	BB		4-3		6-3		F3			3	0	0	0	1	0	0						
Bill Buckner, L OBP: 0.360, SLG: 0.352	BB				F3				6-3	3	0	1	0	1	0	0						
Willie Davis, L OBP: 0.272, SLG: 0.392	K		F7			4-3			F9	4	0	0	0	0	1	3						
Frank Robinson, R OBP: 0.400, SLG: 0.500	F5					HR			5-3	3	1	1	1	1	0	2						
Willie Crawford, L OBP: 0.297, SLG: 0.458	BB								G6-4-3 1B	2	0	1	0	2	1	2						
Steve Garvey, R OBP: 0.313, SLG: 0.397	F3				6-3		L4		G6-4-3 1B	4	0	0	0	0	0	5						
Duke Sims, L OBP: 0.269, SLG: 0.274		L8			L9		L4		P6	4	0	0	0	0	0	1						
Bill Russell, R OBP: 0.300, SLG: 0.401		F6			4-3				F8	3	0	0	0	0	0	0						
Don Sutton, R OBP: 0.212, SLG: 0.161	(1, 1)	9.0	W	34	3	1	1	5	5	0	0	0	0	2	0	0						
Billy Grabarkewitz, R OBP: 0.253, SLG: 0.211	(7, PH)									1	0	0	0	0	1	0						
Hoyt Wilhelm, R ERA: 2.88	(8, 1)									0	0	0	0	0	0	0						
<b>Inning Stats</b>	R: 0 E: 0 K: 1 S: 5	H: 0 LOB: 3 BB: 3 P: 17	R: 0 E: 0 K: 1 S: 5	H: 0 LOB: 0 BB: 0 P: 5	R: 0 E: 0 K: 1 S: 6	H: 1 LOB: 2 BB: 1 P: 10	R: 0 E: 0 K: 0 S: 3	H: 0 LOB: 0 BB: 0 P: 3	R: 0 E: 0 K: 0 S: 5	H: 0 LOB: 0 BB: 0 P: 5	R: 1 E: 0 K: 0 S: 4	H: 1 LOB: 1 BB: 1 P: 8	R: 0 E: 0 K: 1 S: 5	H: 0 LOB: 0 BB: 0 P: 5	R: 0 E: 0 K: 0 S: 3	H: 0 LOB: 0 BB: 0 P: 3	R: 0 E: 0 K: 0 S: 3	H: 1 LOB: 0 BB: 0 P: 3	1B: 2 2B: 0 3B: 0 HR: 1	SF: 0 SAC: 0 DP: 1 HBP: 0	WP: 0 PB: 0 SB: 0 CS: 0	PA: 34
<b>PITCHER</b>	IP	WLS	BF	H	R	ER	SO	BB	IBB	HBP	BLK	WP	HR	S	P	ERA	WHIP					
Steve Blass, R ERA: 2.88	(1, 1)	9.0	W	34	3	1	1	5	5	0	0	0	1	39	59	1.00	0.889					

Pittsburgh Pirates @ Los Angeles Dodgers  
 Dodger Stadium, Los Angeles, CA  
 Fri Jun 09 1972, 7:05 PM PDT  
 Att: 35,078 - Unknown

AB	29
R	1
H	3
RBI	1
BB	5
SO	5
LOB	13





Batter	1	2	3	4	5	6	7	8	9	AB	R	H	RBI	BB	SO	LOB	TOP			
Bill Mazerolski, R OBP: 0.308, SLG: 0.222 (1, 4)										4	1	1	0	0	0	0				
Rennie Stennett, R OBP: 0.350, SLG: 0.510 (1, 8)										4	0	1	0	0	0	1				
Roberto Clemente, R OBP: 0.369, SLG: 0.471 (1, 9)										4	0	1	1	0	0	1				
Willie Stargell, L OBP: 0.383, SLG: 0.630 Vic Davallilo, L OBP: 0.433, SLG: 0.517 (9, PR)										4	0	1	0	0	2	1				
Manny Sanguillen, R OBP: 0.359, SLG: 0.440 (1, 2)										3	0	1	0	1	0	2				
Jose Pagan, R OBP: 0.356, SLG: 0.545 (1, 5)										4	0	1	0	0	0	3				
Bob Robertson, R OBP: 0.277, SLG: 0.227 (1, 3)										3	0	0	0	1	0	2				
Jackie Hernandez, R OBP: 0.253, SLG: 0.291 (1, 6)										3	0	0	0	0	0	2				
Luke Walker, L (1, 1)										3	0	0	0	0	2	0				
<b>Inning Stats</b>	R: 1 E: 0 K: 1 S: 7	H: 2 LOB: 1 BB: 0 P: 7	R: 0 E: 0 K: 0 S: 3	H: 0 LOB: 0 BB: 0 P: 3	R: 0 E: 0 K: 0 S: 3	H: 0 LOB: 0 BB: 0 P: 3	R: 0 E: 0 K: 0 S: 4	H: 1 LOB: 1 BB: 0 P: 4	R: 0 E: 0 K: 1 S: 5	H: 0 LOB: 0 BB: 0 P: 5	R: 0 E: 0 K: 0 S: 3	H: 0 LOB: 0 BB: 0 P: 3	R: 0 E: 0 K: 1 S: 6	H: 1 LOB: 1 BB: 0 P: 6	R: 0 E: 0 K: 0 S: 4	H: 1 LOB: 2 BB: 0 P: 4	1B: 5 2B: 1 3B: 0 HR: 0	SF: 0 SAC: 0 DP: 0 HBP: 0	WP: 0 PB: 0 SB: 0 CS: 0	PA: 34
<b>PITCHER</b>	IP WLS BF H R ER SO BB IBB HBP BLK WP HR S P ERA WHIP																			
Claude Osteen, L ERA: 1.44 Jim Brewer, L ERA: 1.13	(1, 1) (9, 1)	8.1 0.2	W S	32 2	6 0	1 0	1 0	4 0	1 0	1 0	0 0	0 0	0 0	0 0	0 2	2 2	0.00 0.000	0.840		

Pittsburgh Pirates @ Los Angeles Dodgers  
Dodger Stadium, Los Angeles, CA  
Sat Jun 10 1972, 7:05 PM PDT  
Att: 38,937 - Unknown

AB 32  
R 1  
H 6  
RBI 1  
BB 2  
SO 4  
LOB 12



Batter	1	2	3	4	5	6	7	8	9	AB	R	H	RBI	BB	SO	LOB	BOTTOM			
Maury Wills, S OBP: 0.171, SLG: 0.167 (1, 6)										3	1	1	0	0	0	1				
Bill Buckner, L OBP: 0.360, SLG: 0.361 (1, 3)										3	0	1	1	0	0	0				
Manny Mota, R OBP: 0.336, SLG: 0.467 (1, 7)										3	0	1	1	1	0	1				
Frank Robinson, R OBP: 0.397, SLG: 0.493 (1, 9)										4	0	1	0	0	0	3				
Wes Parker, S OBP: 0.354, SLG: 0.291 (1, 8)										3	0	0	0	0	2	2				
Steve Garvey, R OBP: 0.325, SLG: 0.405 (1, 5)										2	0	2	0	1	0	0				
Bobby Valentine, R OBP: 0.328, SLG: 0.368 (1, 4)										3	0	0	0	0	0	4				
Chris Cannizzaro, R OBP: 0.309, SLG: 0.311 (1, 2)										3	0	0	0	0	1	2				
Claude Osteen, L OBP: 0.321, SLG: 0.357 Jim Brewer, L (9, 1)										3	1	2	0	0	0	2				
<b>Inning Stats</b>	R: 0 E: 0 K: 0 S: 3	H: 0 LOB: 0 BB: 0 P: 3	R: 0 E: 0 K: 1 S: 5	H: 1 LOB: 1 BB: 1 P: 9	R: 0 E: 0 K: 1 S: 5	H: 1 LOB: 0 BB: 0 P: 5	R: 0 E: 0 K: 0 S: 4	H: 1 LOB: 1 BB: 0 P: 4	R: 0 E: 0 K: 0 S: 3	H: 1 LOB: 0 BB: 0 P: 3	R: 1 E: 0 K: 0 S: 4	H: 1 LOB: 1 BB: 1 P: 8	R: 0 E: 0 K: 1 S: 7	H: 1 LOB: 2 BB: 0 P: 7	R: 1 E: 0 K: 0 S: 4	H: 2 LOB: 0 BB: 0 P: 4	1B: 7 2B: 1 3B: 0 HR: 0	SF: 0 SAC: 2 DP: 4 HBP: 0	WP: 1 PB: 0 SB: 0 CS: 0	PA: 31
<b>PITCHER</b>	IP WLS BF H R ER SO BB IBB HBP BLK WP HR S P ERA WHIP																			
Luke Walker, L ERA: 3.12	(1, 1)	8.0	L	31	8	2	2	2	3	2	0	0	0	0	1	0	35	43	2.25	1.250

Pittsburgh Pirates @ Los Angeles Dodgers  
Dodger Stadium, Los Angeles, CA  
Sat Jun 10 1972, 7:05 PM PDT  
Att: 38,937 - Unknown

AB 27  
R 2  
H 8  
RBI 2  
BB 2  
SO 3  
LOB 15





Batter	1	2	3	4	5	6	7	8	9	AB	R	H	RBI	BB	SO	LOB	TOP					
Rennie Stennett, R OBP: 0.361, SLG: 0.523 Vic Davallillo, L OBP: 0.433, SLG: 0.517	L9		L8		1B 2B		FC4-6 1B		G3 1B	5	2	3	2	0	0	1						
Gene Alley, R OBP: 0.376, SLG: 0.299	F8			K	2H 3H		FC4-6 HR		G3	5	1	1	1	0	1	2						
Roberto Clemente, R OBP: 0.370, SLG: 0.486	K			F4	F6		HR			5	1	2	3	0	1	1						
Manny Sanguillen, R OBP: 0.360, SLG: 0.444		6-3				1B FC4-6	2B		F4	5	1	2	0	0	0	1						
Jose Pagan, R OBP: 0.365, SLG: 0.542 Jackie Hernandez, R OBP: 0.253, SLG: 0.291	F8			K		FC4-6 1B			FC5-4 1B	4	0	2	0	0	0	1	1					
Al Oliver, L OBP: 0.360, SLG: 0.424	K				1B 2B	FC4-6			FC5-4	4	1	1	1	0	1	2						
Bob Robertson, R OBP: 0.268, SLG: 0.218			F5		K	K			F7	4	0	0	0	0	2	3						
Bill Mazerowski, R OBP: 0.353, SLG: 0.308						F7	2B 1B		F8	4	1	2	0	0	0	2						
Bruce Kison, R OBP: 0.273, SLG: 0.364 Ramon Hernandez, S Dave Giusti, R			K		5-3		6-3		K	3	0	0	0	0	1	3						
<b>Inning Stats</b>	R: 0 E: 0 K: 1 S: 5	H: 0 LOB: 0 BB: 0 P: 5	R: 0 E: 0 K: 1 S: 5	H: 0 LOB: 0 BB: 0 P: 5	R: 0 E: 0 K: 1 S: 6	H: 1 LOB: 1 BB: 0 P: 6	R: 0 E: 0 K: 2 S: 8	H: 1 LOB: 1 BB: 0 P: 8	R: 3 E: 0 K: 1 S: 9	H: 4 LOB: 1 BB: 0 P: 9	R: 1 E: 0 K: 1 S: 7	H: 2 LOB: 1 BB: 0 P: 7	R: 2 E: 0 K: 0 S: 5	H: 2 LOB: 0 BB: 0 P: 5	R: 0 E: 0 K: 0 S: 4	H: 1 LOB: 1 BB: 0 P: 4	R: 1 E: 0 K: 1 S: 7	H: 2 LOB: 1 BB: 0 P: 7	1B: 10 2B: 2 3B: 0 HR: 1	SF: 0 SAC: 0 DP: 0 HBP: 0	WP: 0 PB: 0 CS: 1	PA: 40
<b>PITCHER</b>	IP	WLS	BF	H	R	ER	SO	BB	IBB	HBP	BLK	WP	HR	S	P	ERA	WHIP					
Al Downing, L ERA: 2.48	4.2		20	6	3	3	6	0	0	0	0	0	0	32	32	5.79	1.286					
Pete Mikkelsen, R ERA: 5.0	2.1	L	12	5	3	3	1	0	0	0	0	0	1	14	14	11.57	2.143					
Pete Richert, L ERA: 3.86	2.0		8	2	1	1	1	0	0	0	0	0	0	10	10	4.50	1.000					

Pittsburgh Pirates @ Los Angeles Dodgers  
Dodger Stadium, Los Angeles, CA  
Sun Jun 11 1972, 3:33 AM PDT  
Att: 40,846 - Unknown

AB 40  
R 7  
H 13  
RBI 7  
BB 0  
SO 8  
LOB 16



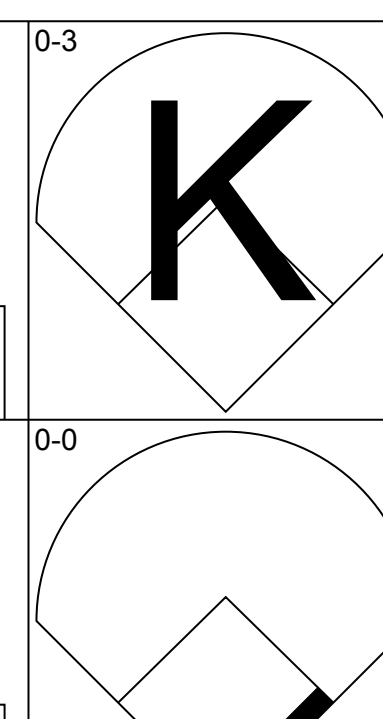
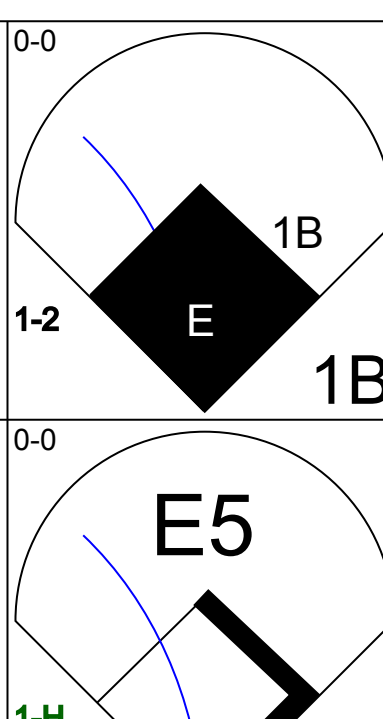
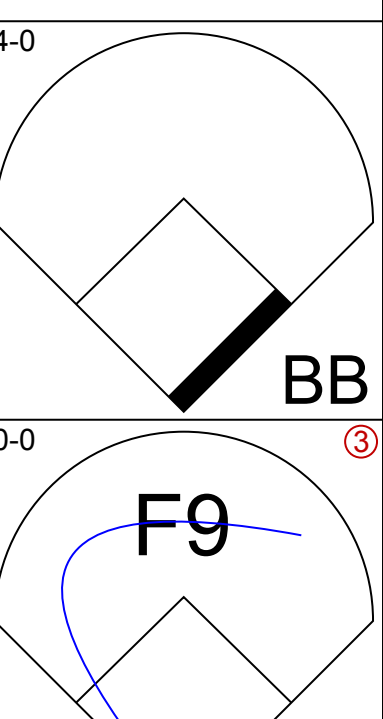
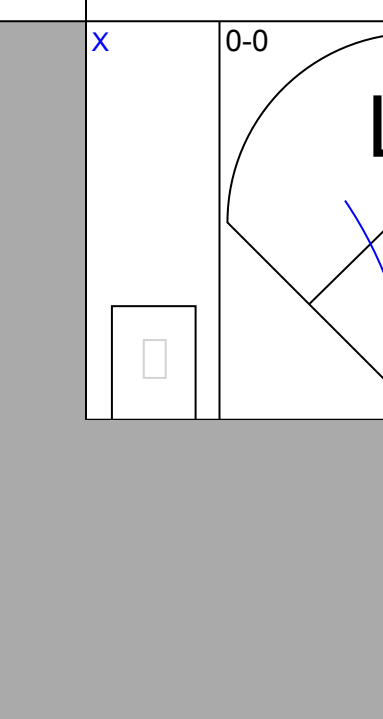
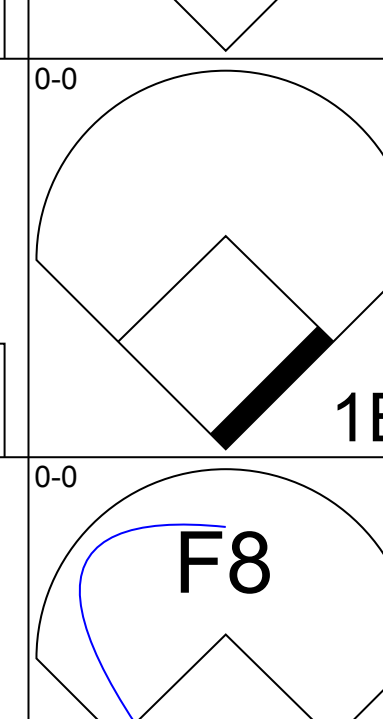
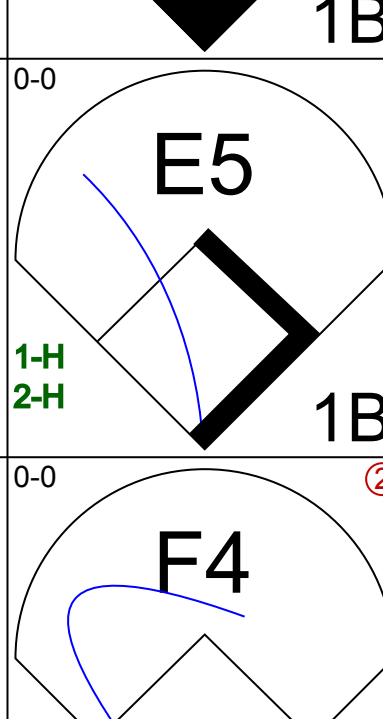
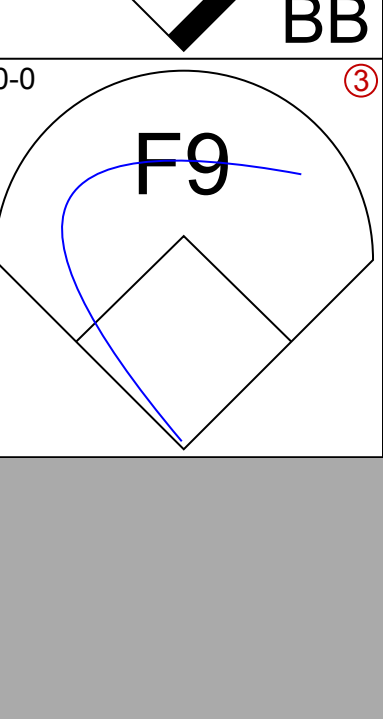
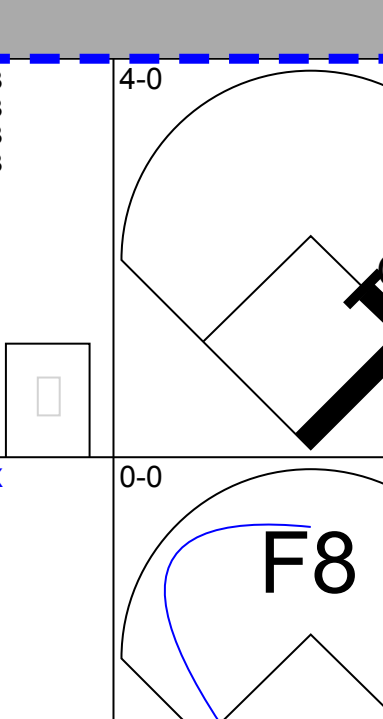
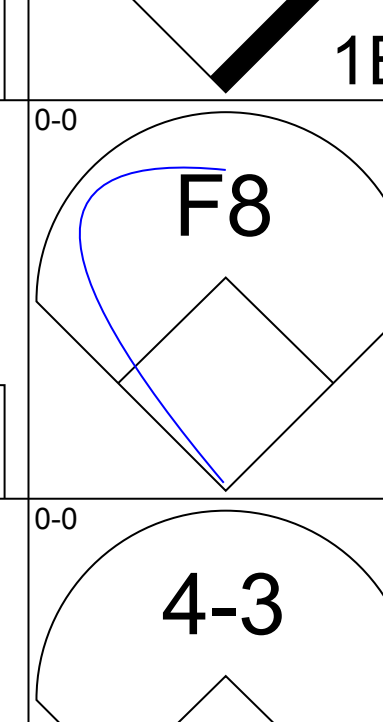
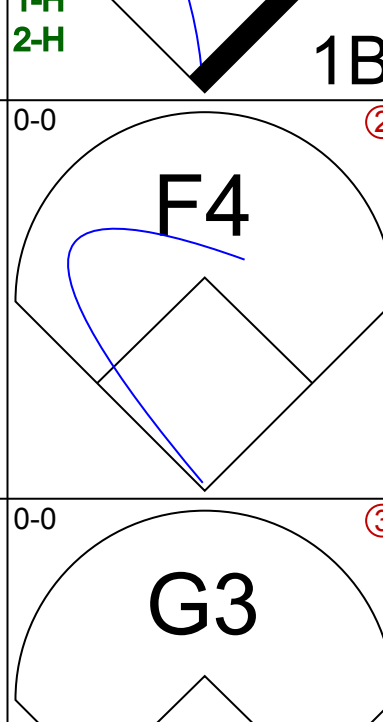
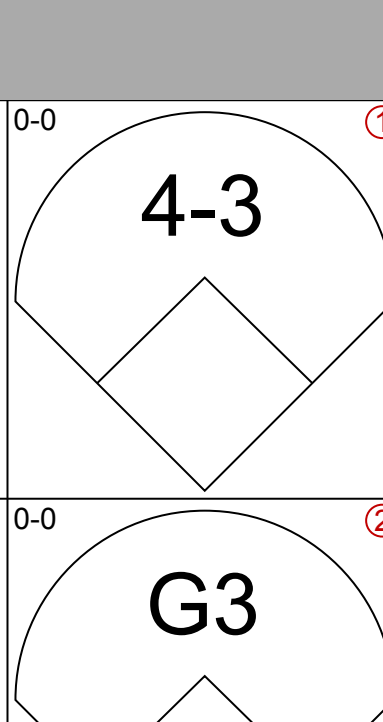
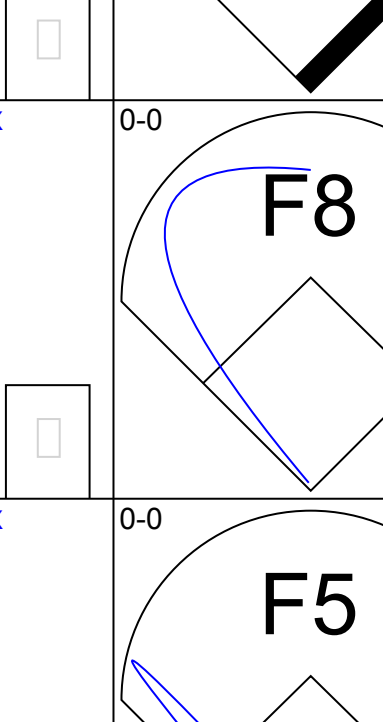
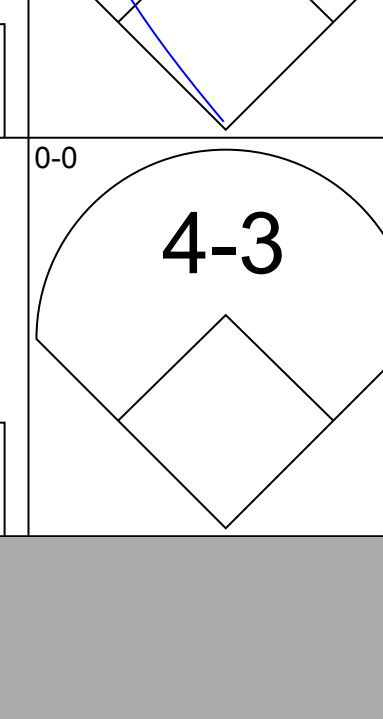
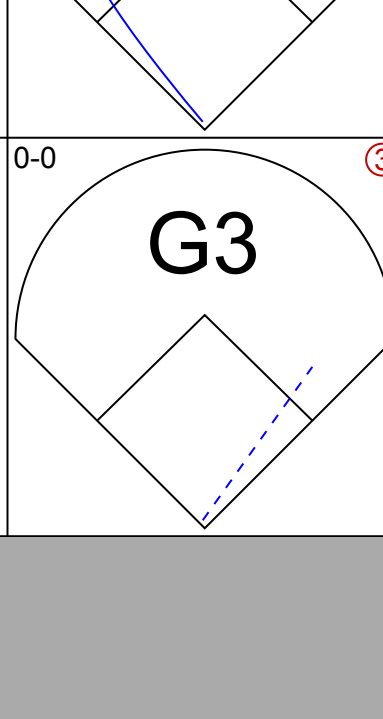
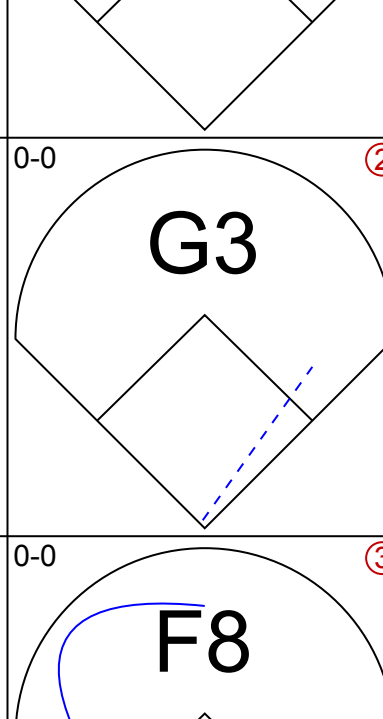
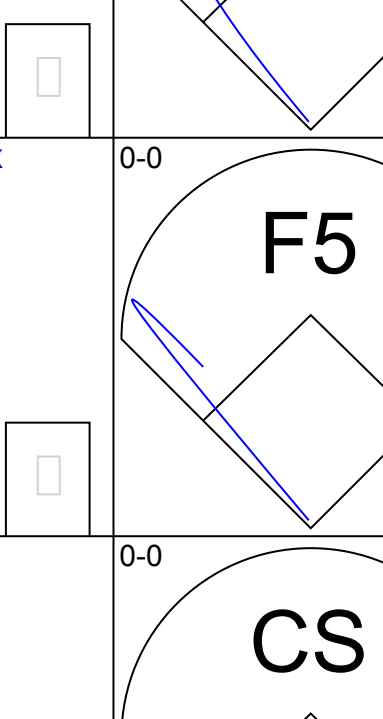
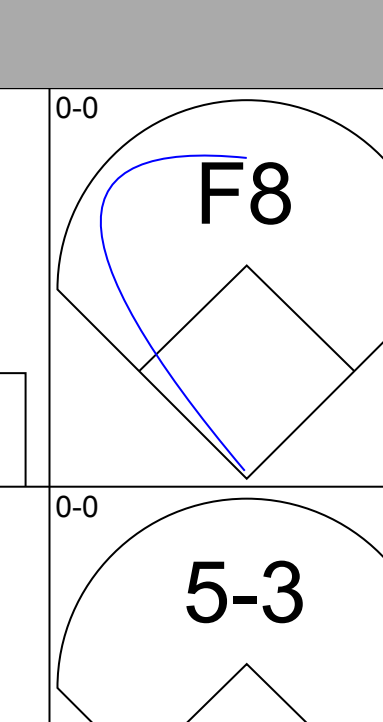
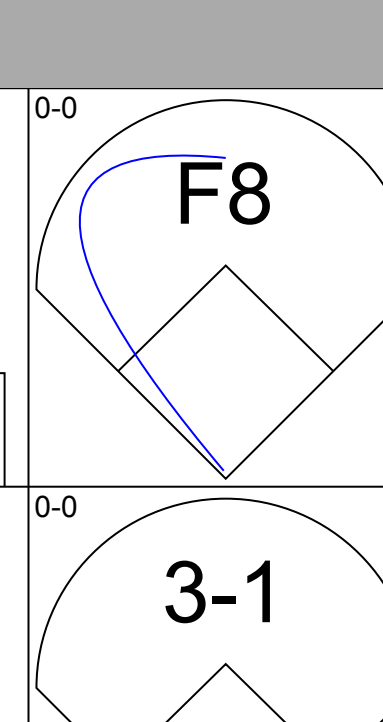
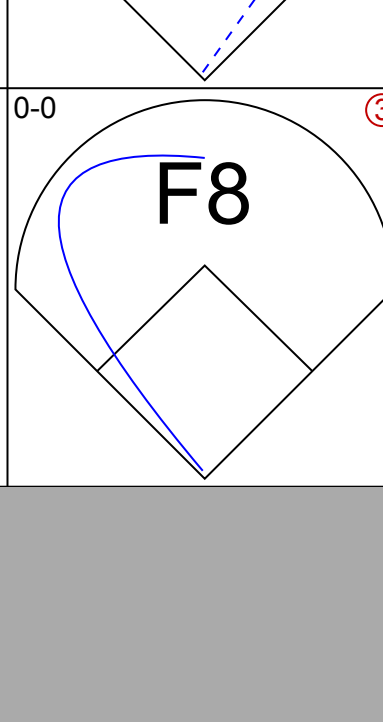
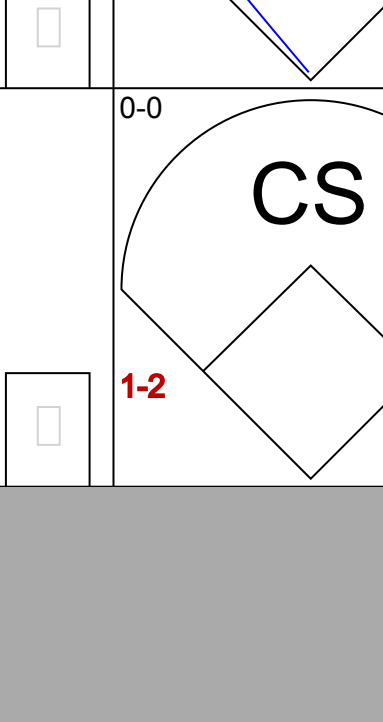
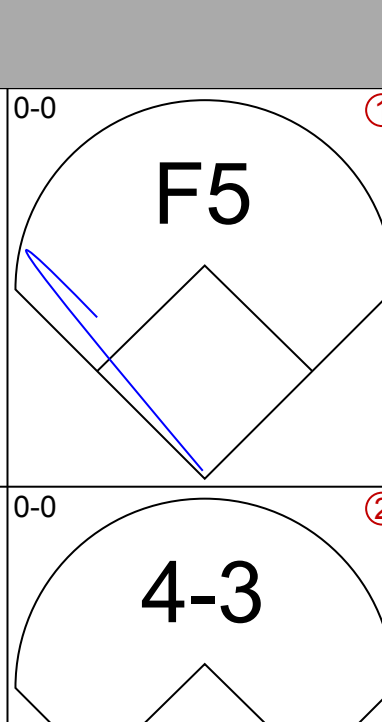
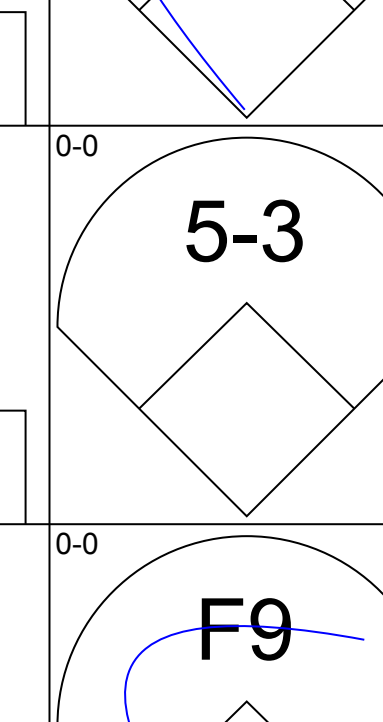
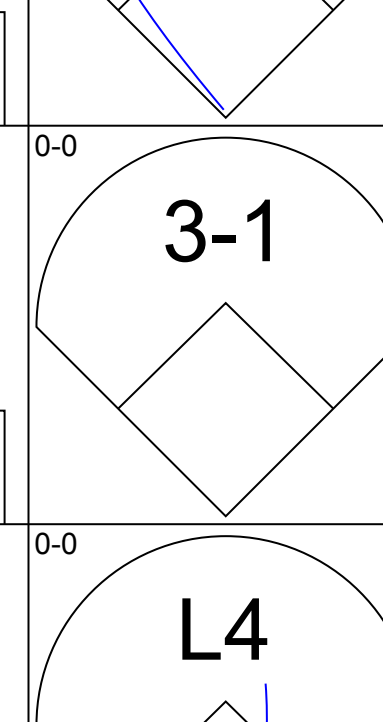
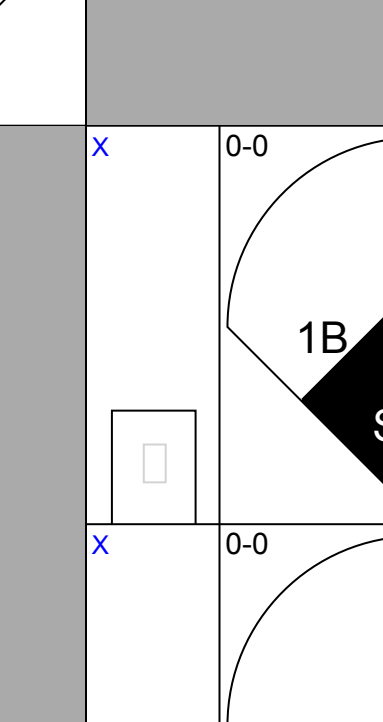
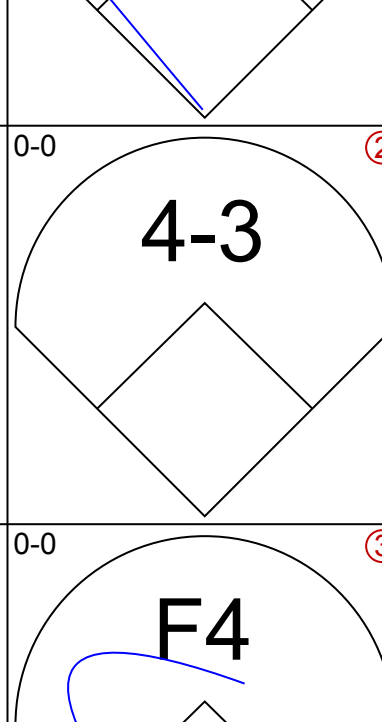
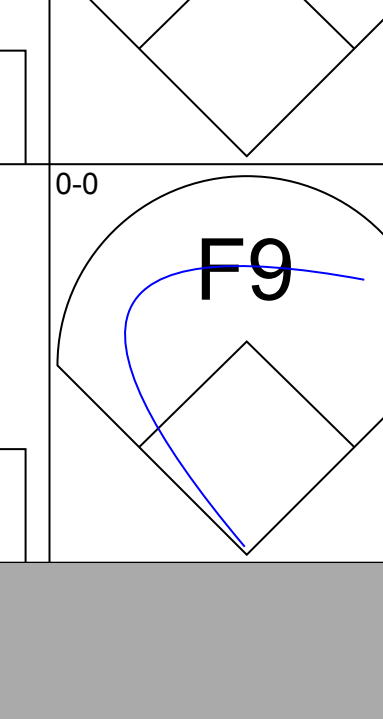
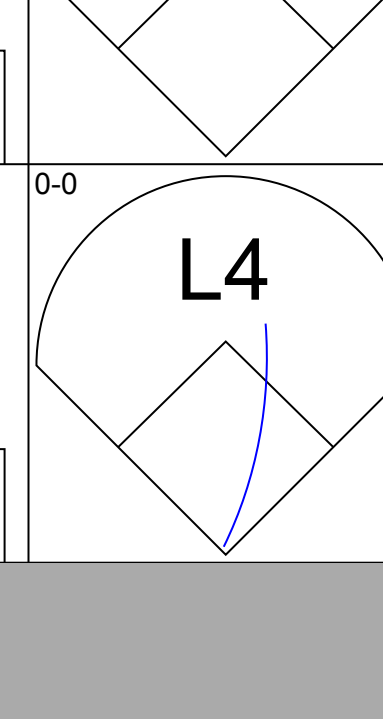
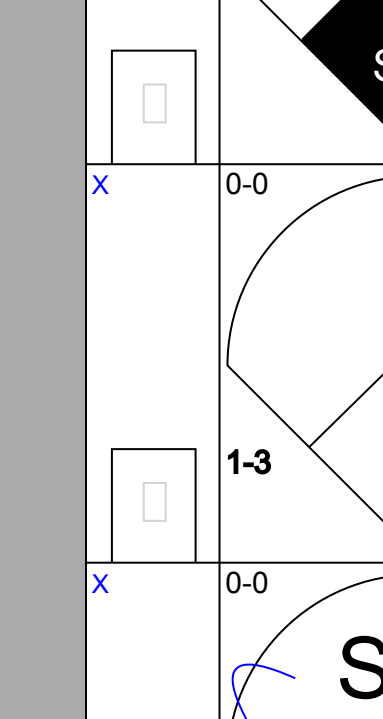
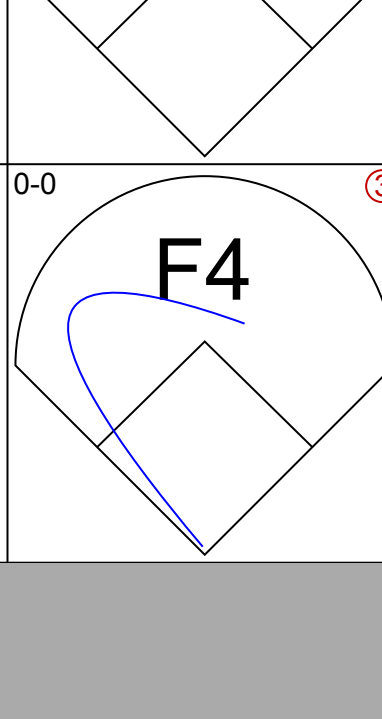
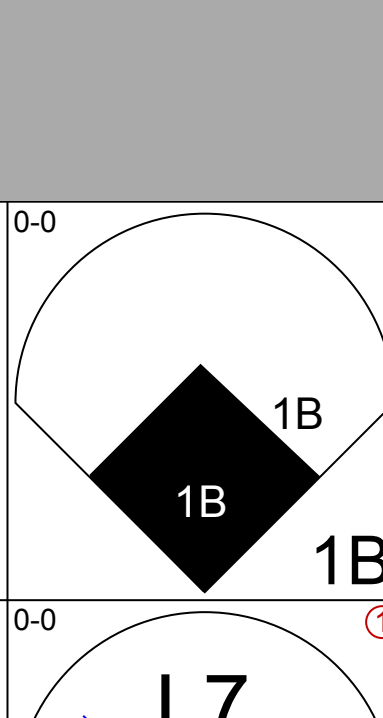
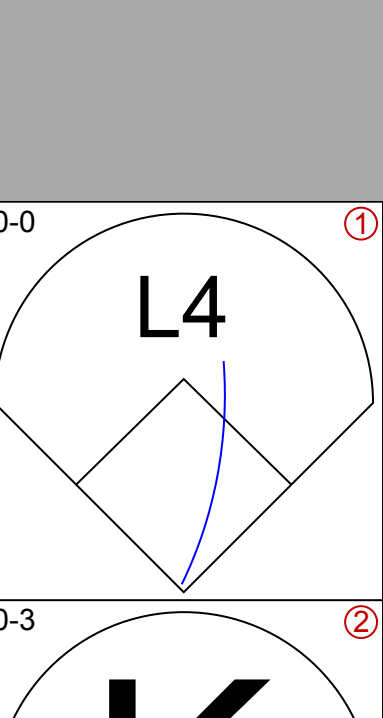
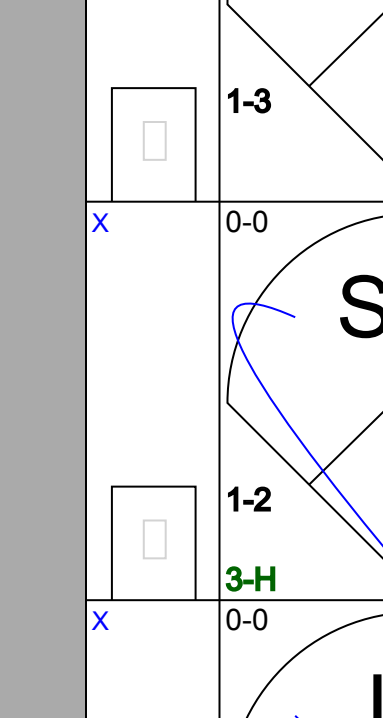
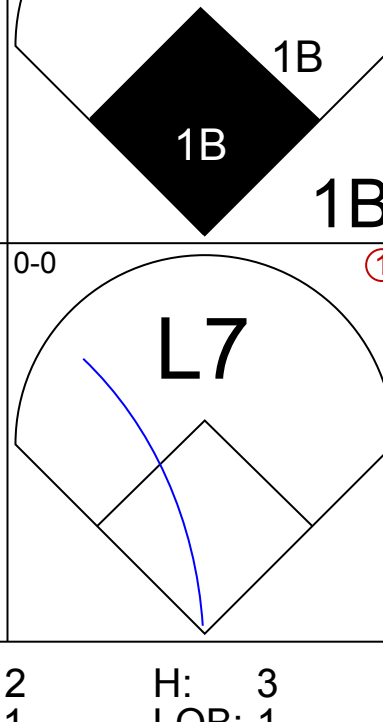
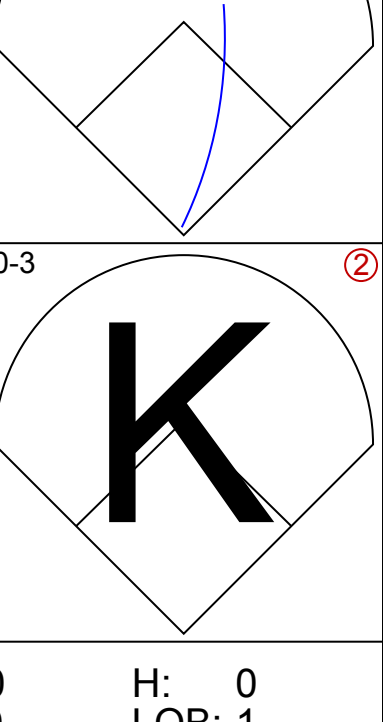
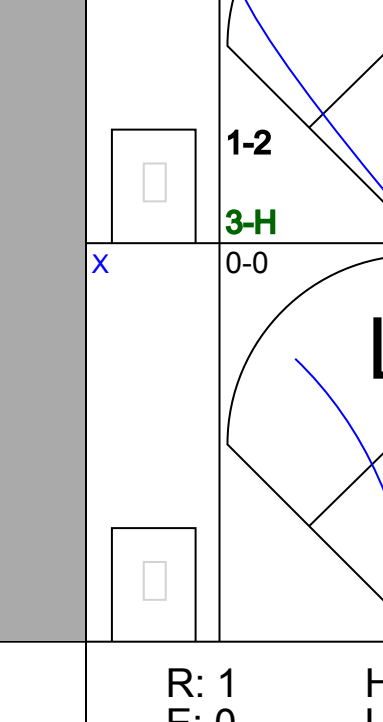
Batter	1	2	3	4	5	6	7	8	9	AB	R	H	RBI	BB	SO	LOB	BOTTOM					
Maury Wills, S OBP: 0.187, SLG: 0.159	FC6-4 BB		IHR BB		K		F7		4-3	3	1	0	0	2	1	0						
Manny Mota, R OBP: 0.338, SLG: 0.496	F8		IHR		F8		5-3		1B 2B	5	2	2	2	0	0	1						
Willie Davis, L OBP: 0.281, SLG: 0.418 Bill Russell, R OBP: 0.300, SLG: 0.401	F7								1B 2B	4	1	3	1	0	0	1						
Wes Parker, S OBP: 0.359, SLG: 0.297							2B		1B	1	0	1	0	0	0	0						
Frank Robinson, R OBP: 0.391, SLG: 0.483	FC6-4		K		F8		F8			5	0	1	1	0	1	3						
Bill Buckner, L OBP: 0.361, SLG: 0.389		L9	F7				HR		FC5-4 1B	5	1	2	1	0	0	3						
Jim Lefebvre, S OBP: 0.286, SLG: 0.350	K				3-1		F7		FC5-4	4	0	0	0	0	1	1						
Duke Sims, L OBP: 0.271, SLG: 0.267 Dick Dietz, R OBP: 0.326, SLG: 0.176									F8	2	0	0	0	1	1	0						
Steve Garvey, R OBP: 0.329, SLG: 0.404	FC6-4								F8	3	0	1	0	1	0	2						
Al Downing, R OBP: 0.143, SLG: 0.148 Pete Mikkelsen, R			K		K				K	2	0	0	0	0	2	1						
Pete Richert, L OBP: 0.667, SLG: 0.667 Bobby Valentine, R OBP: 0.325, SLG: 0.364			K		K		K		K	1	0	0	0	0	0	0						
<b>Inning Stats</b>	R: 0 E: 0 K: 0 S: 3	H: 0 LOB: 1 BB: 1 P: 7	R: 0 E: 0 K: 1 S: 5	H: 0 LOB: 1 BB: 1 P: 9	R: 2 E: 0 K: 2 S: 9	H: 2 LOB: 1 BB: 1 P: 13	R: 0 E: 0 K: 2 S: 8	H: 1 LOB: 0 BB: 0 P: 8	R: 1 E: 0 K: 1 S: 6	H: 1 LOB: 1 BB: 0 P: 10	R: 0 E: 0 K: 0 S: 4	H: 1 LOB: 1 BB: 0 P: 4	R: 0 E: 0 K: 0 S: 4	H: 1 LOB: 1 BB: 0 P: 4	R: 1 E: 0 K: 1 S: 8	H: 3 LOB: 2 BB: 0 P: 8	1B: 5 2B: 2 3B: 0 HR: 3	SF: 0 SAC: 0 DP: 0 HBP: 0	WP: 0 PB: 1 CS: 0	PA: 41		
<b>PITCHER</b>	IP	WLS	BF	H	R	ER	SO	BB	IBB	HBP	BLK	WP	HR	S	P	ERA	WHIP					
Bruce Kison, R ERA: 2.45	7.0	W	31	6	4	4	7	4	0	0	0	0	0	41	57	5.14	1.429					
Ramon Hernandez, L ERA: 0.72	1.2		8	3	1	1	1	0	0	0	0	0	0	10	10	5.40	1.800					
Dave Giusti, R ERA: 3.14	0.1	S	2	1	0	0	0	0	0	0	0	0	0	2	2	0.00	3.000					

Pittsburgh Pirates @ Los Angeles Dodgers  
Dodger Stadium, Los Angeles, CA  
Sun Jun 11 1972, 3:33 AM PDT  
Att: 40,846 - Unknown

AB 37  
R 5  
H 10  
RBI 5  
BB 4  
SO 8  
LOB 14

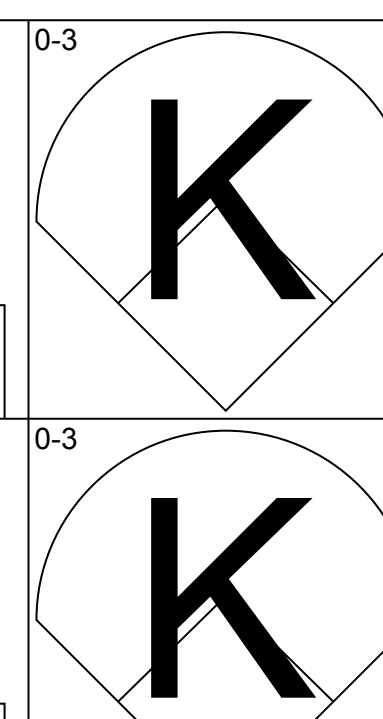
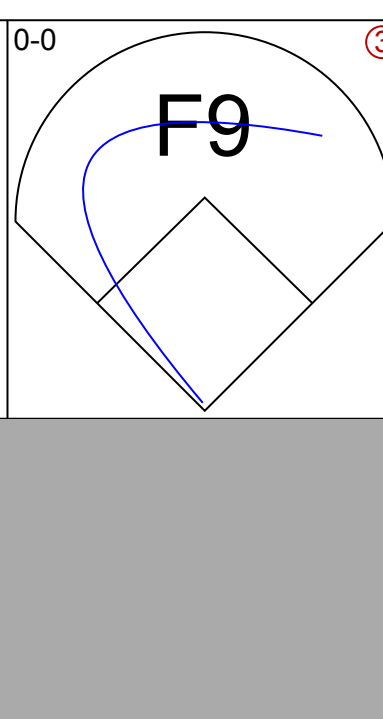
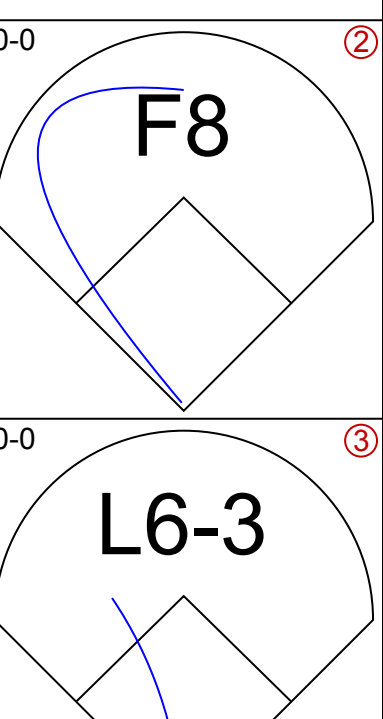
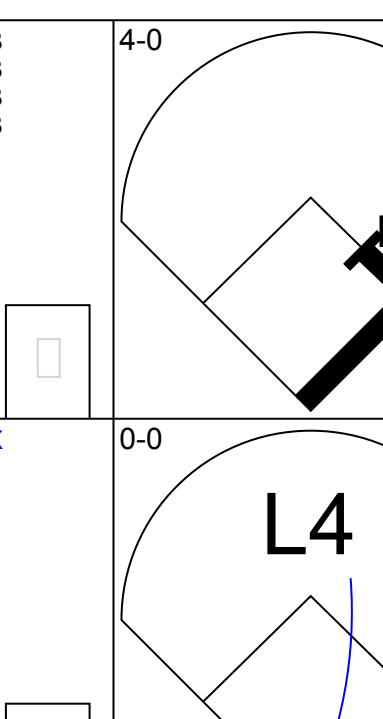
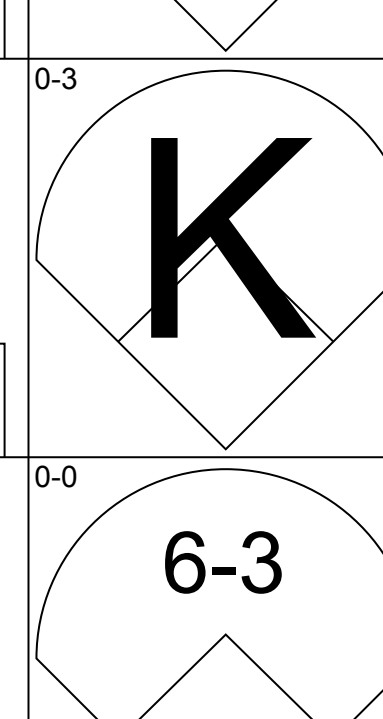
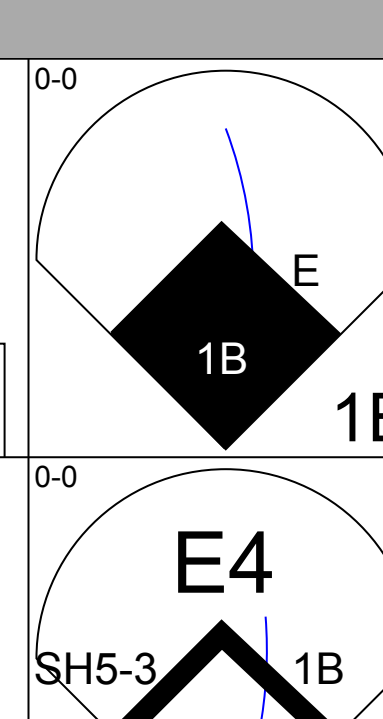
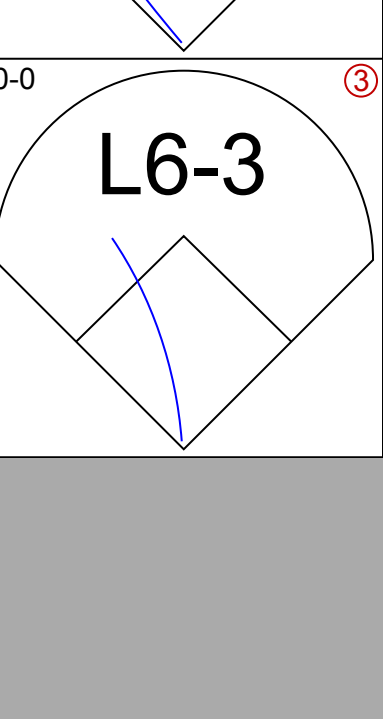
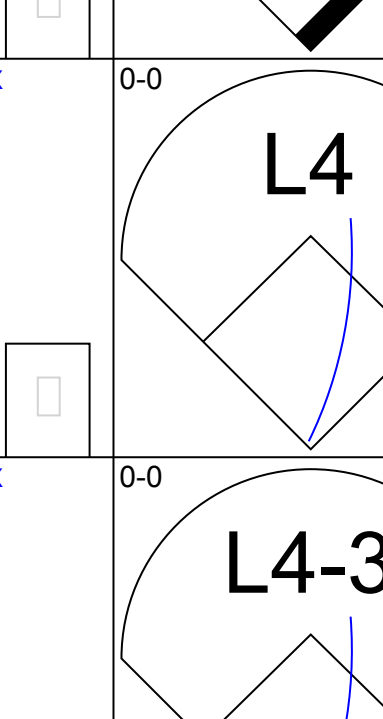
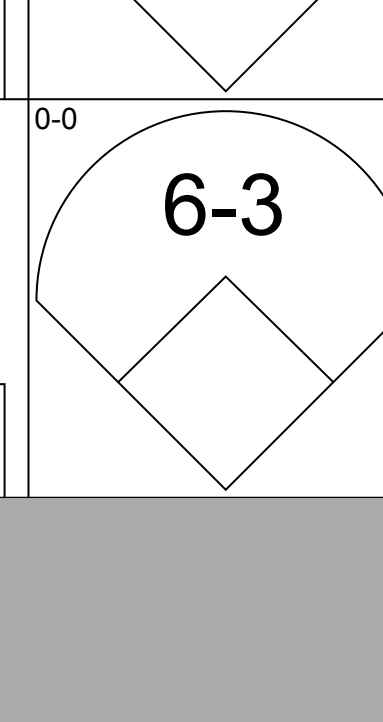
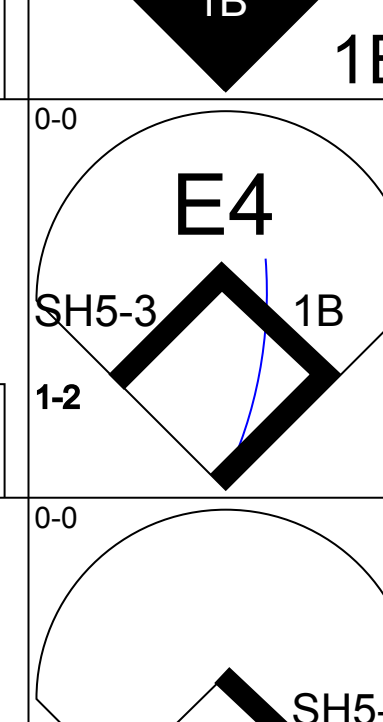
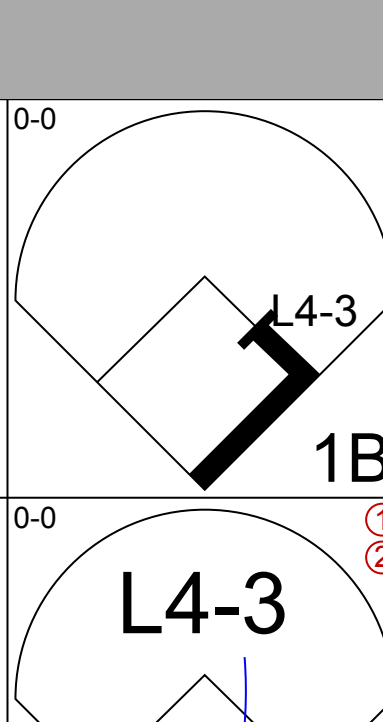
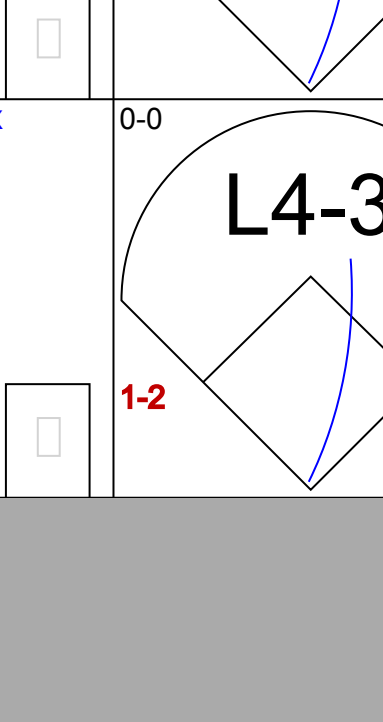
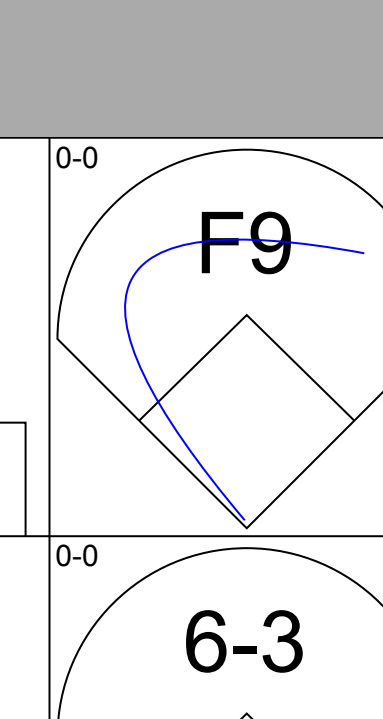
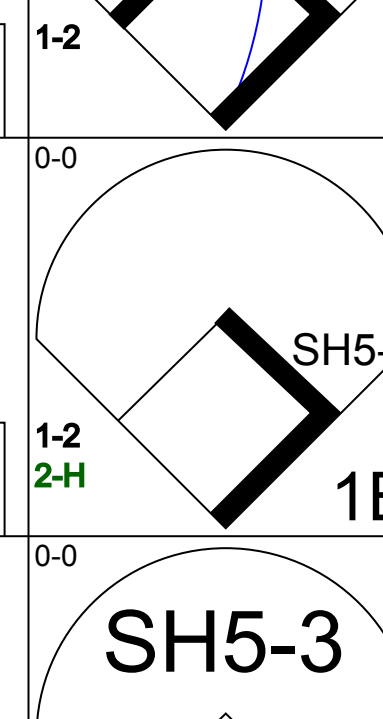
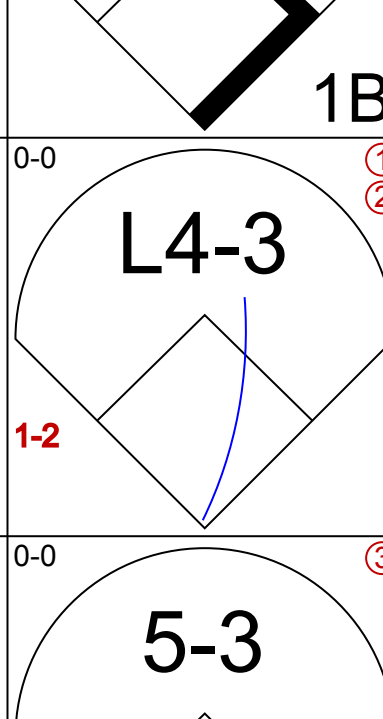
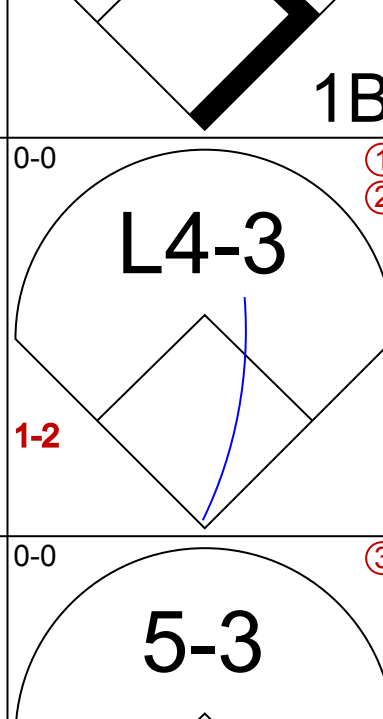
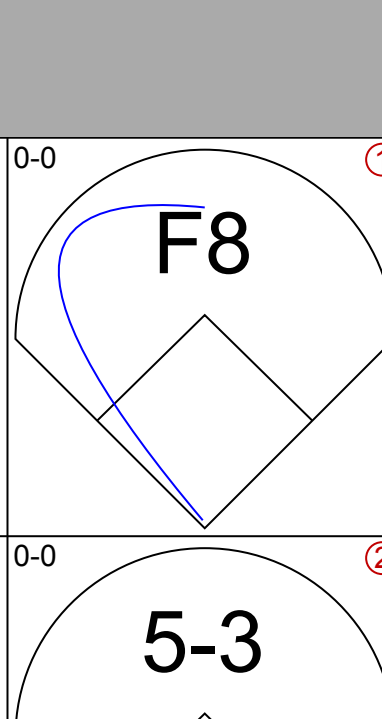
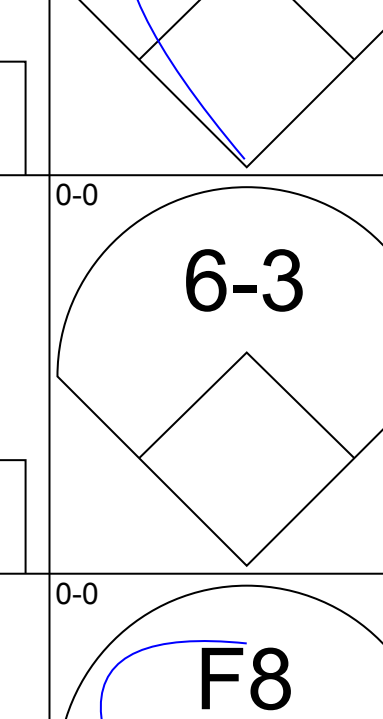
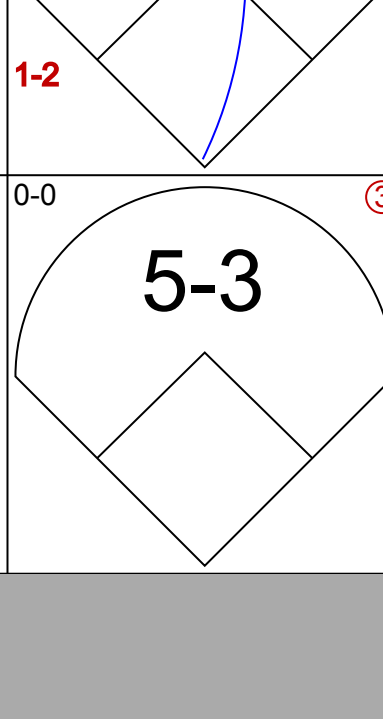
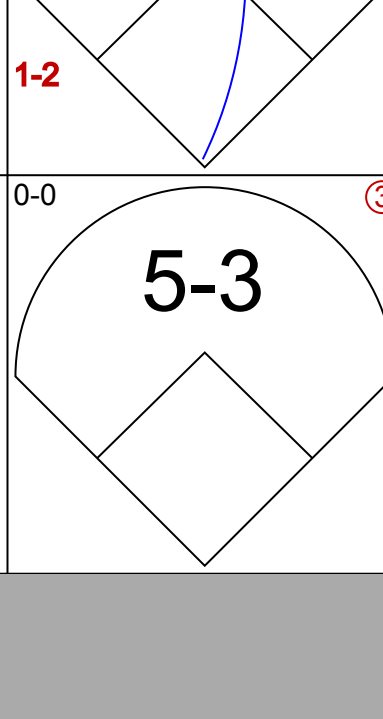
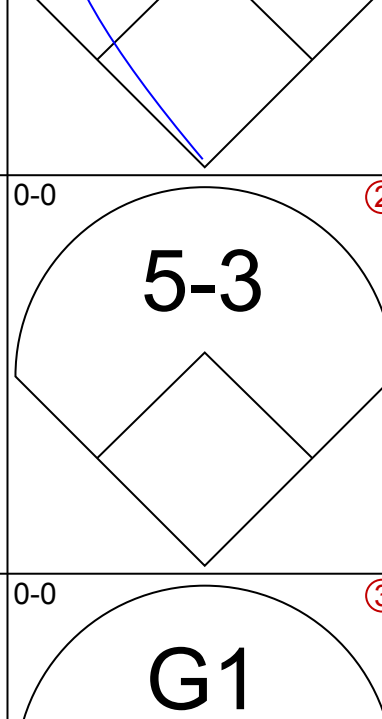
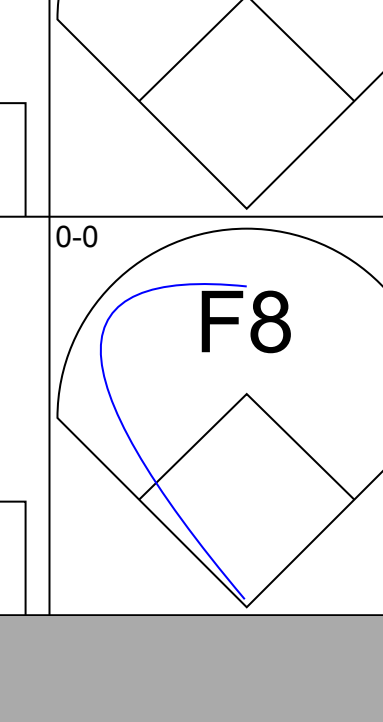
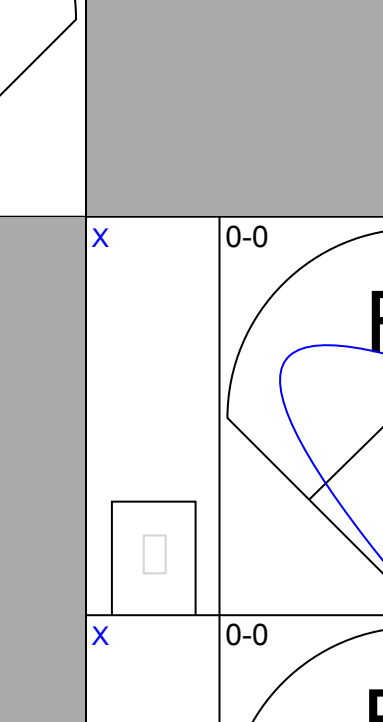
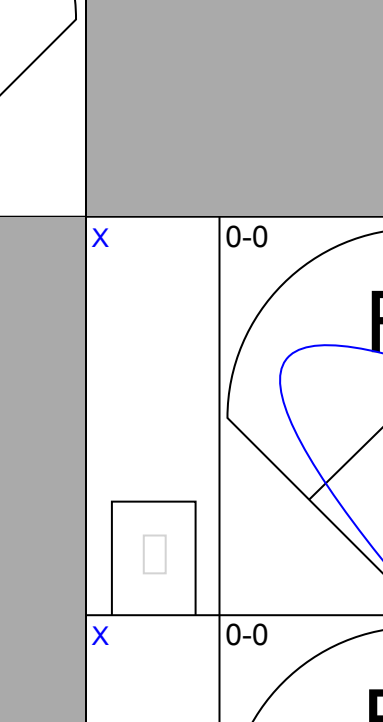
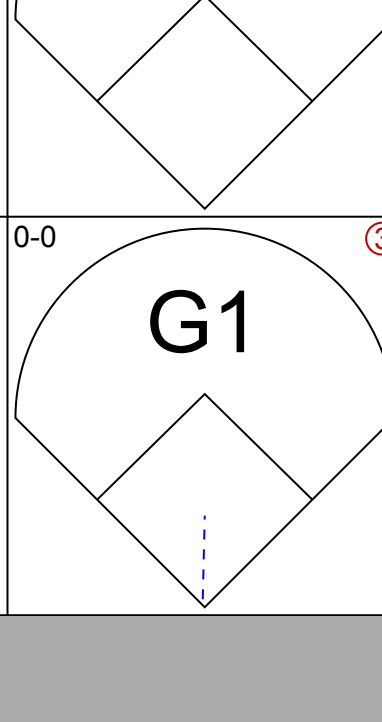
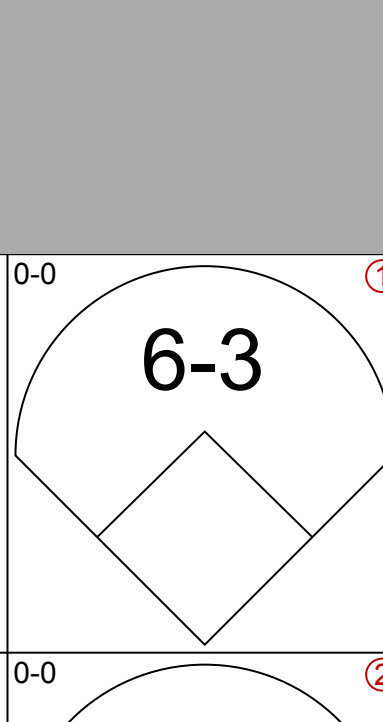
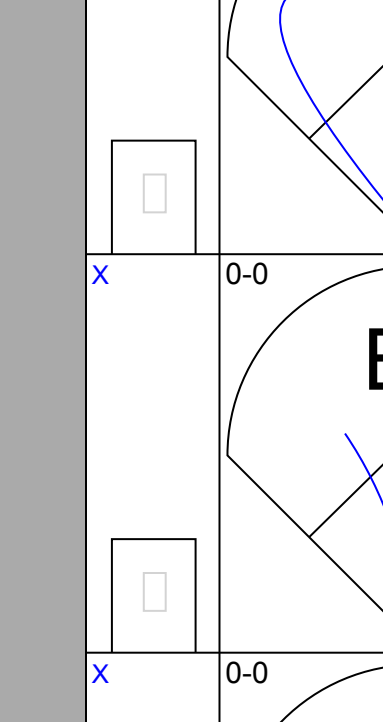
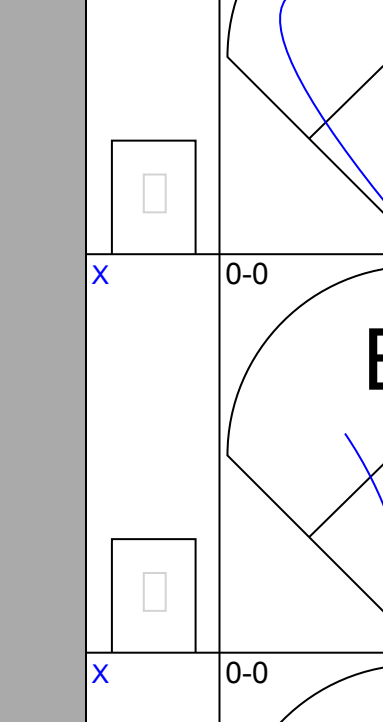
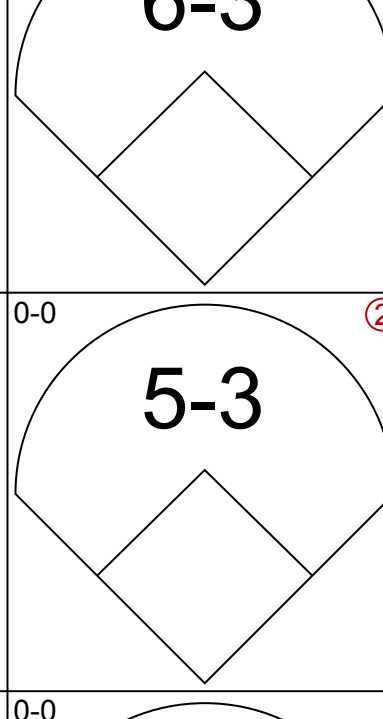
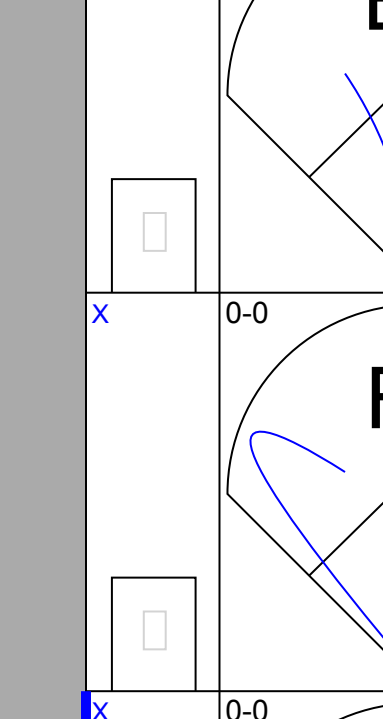
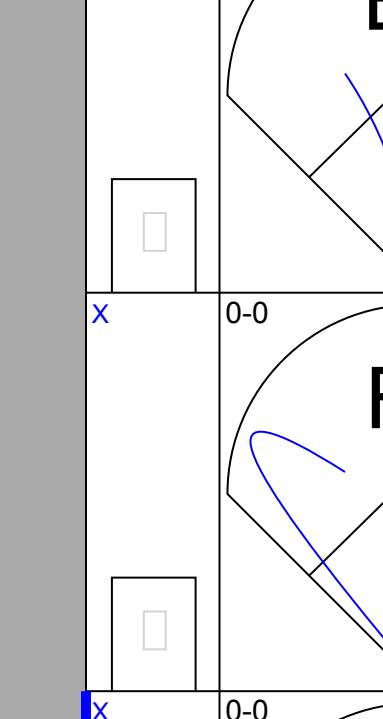
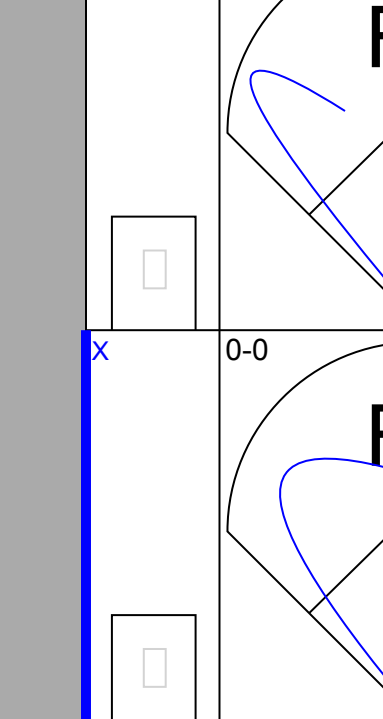
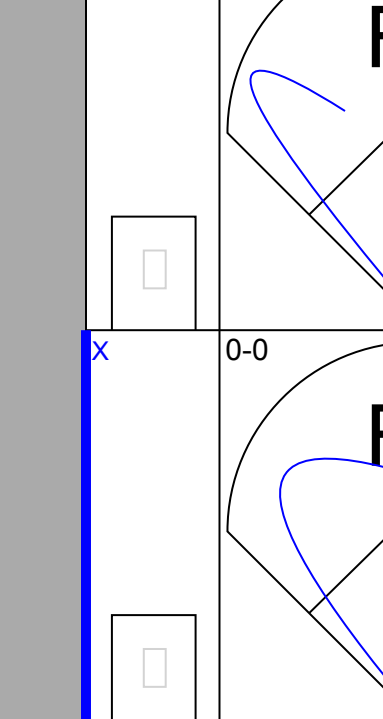
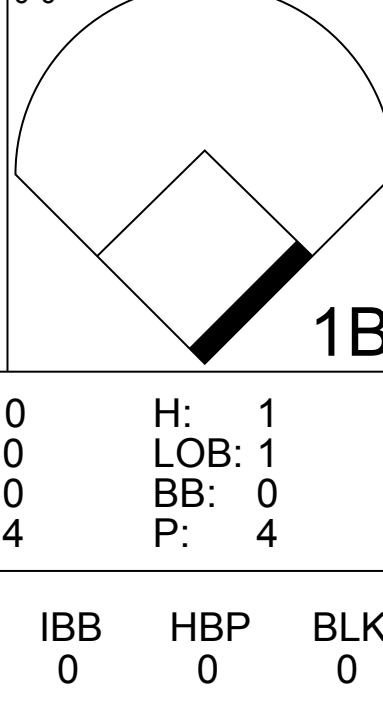




Batter	1	2	3	4	5	6	7	8	9	AB	R	H	RBI	BB	SO	LOB	TOP					
<b>Bobby Bonds, R</b> OBP: 0.324, SLG: 0.472 (1, 9)										3	1	1	0	1	1	1	<b>San Francisco Giants @ Pittsburgh Pirates</b> Three Rivers Stadium, Pittsburgh, PA Wed Jun 14 1972, 7:05 PM EDT Att: 14,552 - Unknown					
<b>Chris Speier, R</b> OBP: 0.343, SLG: 0.416 (1, 6)										3	0	2	1	1	0	1						
<b>Ken Henderson, S</b> OBP: 0.276, SLG: 0.333 (1, 7)										4	0	0	0	0	0	3						
<b>Willie McCovey, L</b> OBP: 0.261, SLG: 0.350 (1, 3)										4	0	0	0	0	0	3						
<b>Dave Kingman, R</b> OBP: 0.304, SLG: 0.483 (1, 5)										4	0	0	0	0	0	0						
<b>Dave Radler, L</b> OBP: 0.282, SLG: 0.315 (1, 2)										4	1	1	0	0	0	0						
<b>Garry Maddox, R</b> OBP: 0.274, SLG: 0.413 (1, 8)										4	0	1	0	0	0	0						
<b>Tito Fuentes, S</b> OBP: 0.296, SLG: 0.369 (1, 4)										2	1	1	1	0	0	0						
<b>Sam McDowell, L</b> OBP: 0.162, SLG: 0.194 (1, 1)										3	0	0	0	0	1	2						
<b>Inning Stats</b>	R: 0 E: 0 K: 1 S: 6	H: 1 LOB: 1 BB: 0 P: 6	R: 0 E: 0 K: 0 S: 3	H: 0 LOB: 0 BB: 0 P: 3	R: 2 E: 1 K: 0 S: 6	H: 3 LOB: 1 BB: 0 P: 6	R: 0 E: 0 K: 0 S: 3	H: 0 LOB: 0 BB: 0 P: 3	R: 0 E: 0 K: 1 S: 5	H: 0 LOB: 1 BB: 1 P: 9	R: 0 E: 0 K: 0 S: 3	H: 0 LOB: 0 BB: 0 P: 3	R: 1 E: 0 K: 0 S: 5	H: 2 LOB: 1 BB: 0 P: 5	R: 0 E: 0 K: 0 S: 2	H: 0 LOB: 0 BB: 1 P: 6		R: 0 E: 0 K: 0 S: 3	H: 0 LOB: 0 BB: 0 P: 3	1B: 6 2B: 0 3B: 0 HR: 0	SF: 1 SAC: 0 DP: 0 HBP: 0	WP: 0 PB: 0 SB: 0 CS: 1
<b>PITCHER</b>	IP	WLS	BF	H	R	ER	SO	BB	IBB	HBP	BLK	WP	HR	S	P	ERA	WHIP					
<b>Dock Ellis, R</b> ERA: 2.36 (1, 1)	7.0	L	28	6	3	2	2	1	0	0	0	0	0	31	35	2.57	1.000					
<b>Ramon Hernandez, L</b> ERA: 0.67 (8, 1)	2.0		6	0	0	0	0	1	0	0	0	0	0	5	9	0.00	0.500					

AB	31
R	3
H	6
RBI	2
BB	2
SO	2
LOB	10



Batter	1	2	3	4	5	6	7	8	9	AB	R	H	RBI	BB	SO	LOB	BOTTOM					
<b>Dave Cash, R</b> OBP: 0.330, SLG: 0.416 (1, 4)										3	0	0	0	1	1	2	<b>San Francisco Giants @ Pittsburgh Pirates</b> Three Rivers Stadium, Pittsburgh, PA Wed Jun 14 1972, 7:05 PM EDT Att: 14,552 - Unknown					
<b>Gene Clines, R</b> OBP: 0.372, SLG: 0.407 (1, 7)										4	1	1	0	0	1	2						
<b>Roberto Clemente, R</b> OBP: 0.387, SLG: 0.481 (1, 9)										4	0	1	0	0	0	2						
<b>Manny Sanguillen, R</b> OBP: 0.358, SLG: 0.440 (1, 2)										4	0	1	1	0	0	1						
<b>Jose Pagan, R</b> OBP: 0.348, SLG: 0.516 (1, 5)										3	0	0	0	0	0	0						
<b>Al Oliver, L</b> OBP: 0.354, SLG: 0.416 (1, 8)										4	0	0	0	0	0	2						
<b>Bob Robertson, R</b> OBP: 0.262, SLG: 0.212 (1, 3)										3	0	0	0	0	1	2						
<b>Gene Alley, R</b> OBP: 0.375, SLG: 0.300 (1, 6)										3	0	1	0	0	0	1						
<b>Dock Ellis, S</b> OBP: 0.143, SLG: 0.143 (1, 1)										2	0	1	0	0	1	1						
<b>Rennie Stennett, R</b> OBP: 0.358, SLG: 0.519 (7, PH)										1	0	0	0	0	0	1						
<b>Ramon Hernandez, S</b> (8, 1)										0	0	0	0	0	0	0						
<b>Inning Stats</b>	R: 0 E: 0 K: 2 S: 7	H: 0 LOB: 0 BB: 0 P: 7	R: 0 E: 0 K: 0 S: 3	H: 0 LOB: 0 BB: 0 P: 3	R: 0 E: 0 K: 0 S: 4	H: 1 LOB: 1 BB: 0 P: 4	R: 1 E: 1 K: 1 S: 8	H: 2 LOB: 2 BB: 0 P: 8	R: 0 E: 0 K: 1 S: 6	H: 1 LOB: 1 BB: 0 P: 6	R: 0 E: 0 K: 0 S: 3	H: 1 LOB: 0 BB: 0 P: 3	R: 0 E: 1 K: 0 S: 4	H: 0 LOB: 1 BB: 0 P: 4	R: 0 E: 0 K: 0 S: 2	H: 0 LOB: 0 BB: 1 P: 6	R: 0 E: 0 K: 0 S: 3	H: 0 LOB: 0 BB: 0 P: 3	1B: 5 2B: 2 3B: 0 HR: 0	SF: 0 SAC: 1 DP: 2 HBP: 0	WP: 0 PB: 0 SB: 0 CS: 0	PA: 33
<b>PITCHER</b>	IP	WLS	BF	H	R	ER	SO	BB	IBB	HBP	BLK	WP	HR	S	P	ERA	WHIP					
<b>Sam McDowell, L</b> ERA: 4.37 (1, 1)	9.0	W	33	5	1	1	4	1	0	0	0	0	0	40	44	1.00	0.667					





Batter	1	2	3	4	5	6	7	8	9	AB	R	H	RBI	BB	SO	LOB	TOP										
<b>Bobby Bonds, R</b> OBP: 0.323, SLG: 0.468 (1, 9)										4	0	1	1	0	0	1	<b>San Francisco Giants @ Pittsburgh Pirates</b> Three Rivers Stadium, Pittsburgh, PA Thu Jun 15 1972, 7:05 PM EDT Unknown <a href="http://livebaseballscorecards.com">livebaseballscorecards.com</a>										
<b>Chris Speier, R</b> OBP: 0.342, SLG: 0.413 (1, 6)										4	0	1	0	0	1	1											
<b>Ken Henderson, S</b> OBP: 0.271, SLG: 0.326 (1, 7)										4	0	0	0	0	0	1											
<b>Willie McCovey, L</b> OBP: 0.280, SLG: 0.349 <b>Damaso Blanco, R</b> OBP: 0.297, SLG: 0.667 (9, PR)										3	0	1	0	1	2	0											
<b>Dave Kingman, R</b> OBP: 0.303, SLG: 0.476 (1, 5)										3	0	0	0	1	0	1											
<b>Dave Radler, L</b> OBP: 0.274, SLG: 0.305 (1, 2)										4	0	0	0	0	1	3											
<b>Garry Maddox, R</b> OBP: 0.273, SLG: 0.416 (1, 8)										4	0	1	0	0	1	3											
<b>Tito Fuentes, S</b> OBP: 0.297, SLG: 0.368 (1, 4)										3	1	1	0	0	0	1											
<b>Steve Stone, R</b> OBP: 0.160, SLG: 0.125 <b>Jim Barr, R</b> (6, 1)										2	0	0	0	0	1	2											
<b>Jim Howarth, L</b> OBP: 0.404, SLG: 0.368 <b>Randy Moffitt, R</b> (8, 1)										0	0	0	0	0	0	0											
<b>Inning Stats</b>	R: 0 E: 0 K: 1 S: 5	H: 0 LOB: 0 BB: 0 P: 5	R: 0 E: 0 K: 0 S: 2	H: 0 LOB: 0 BB: 1 P: 6	R: 1 E: 1 K: 0 S: 5	H: 2 LOB: 1 BB: 0 P: 5	R: 0 E: 0 K: 1 S: 5	H: 0 LOB: 0 BB: 0 P: 5	R: 0 E: 0 K: 1 S: 6	H: 1 LOB: 1 BB: 0 P: 6	R: 0 E: 0 K: 0 S: 3	H: 0 LOB: 0 BB: 0 P: 3	R: 0 E: 0 K: 2 S: 7	H: 0 LOB: 0 BB: 0 P: 7	R: 0 E: 0 K: 0 S: 4	H: 1 LOB: 1 BB: 0 P: 4	R: 0 E: 0 K: 1 S: 7	H: 2 LOB: 3 BB: 1 P: 11	1B: 5 2B: 1 3B: 0 HR: 0	SF: 0 SAC: 0 DP: 1 HBP: 0	WP: 0 PB: 0 SB: 0 CS: 1	PA: 34					
<b>PITCHER</b>	IP	WLS	BF	H	R	ER	SO	BB	IBB	HBP	BLK	WP	HR	S	P	ERA	WHIP										
<b>Nelson Briles, R</b> ERA: 3.89 <b>Dave Giusti, R</b> ERA: 3.07	(1, 1)	8.1	W	31	6	1	0	5	1	0	0	0	0	40	44	0.00	0.840										
(9, 1)	0.2	S	3	0	0	0	1	1	0	0	0	0	0	4	8	0.00	1.500										

Batter	1	2	3	4	5	6	7	8	9	AB	R	H	RBI	BB	SO	LOB	BOTTOM											
<b>Dave Cash, R</b> OBP: 0.326, SLG: 0.410 (1, 4)										5	0	1	0	0	0	3	<b>San Francisco Giants @ Pittsburgh Pirates</b> Three Rivers Stadium, Pittsburgh, PA Thu Jun 15 1972, 7:05 PM EDT Unknown <a href="http://livebaseballscorecards.com">livebaseballscorecards.com</a>											
<b>Vic Davallillo, L</b> OBP: 0.416, SLG: 0.495 (1, 9)										4	0	0	0	0	2	1												
<b>Al Oliver, L</b> OBP: 0.352, SLG: 0.410 (1, 8)										3	1	0	0	1	0	1												
<b>Willie Stargell, L</b> OBP: 0.391, SLG: 0.645 <b>Gene Clines, R</b> OBP: 0.372, SLG: 0.407 (7, PR)										4	1	3	1	0	0	1												
<b>Richie Hebner, L</b> OBP: 0.387, SLG: 0.500 (1, 5)										1	1	1	0	3	0	0												
<b>Bob Robertson, R</b> OBP: 0.254, SLG: 0.206 (1, 3)										3	0	0	1	0	1	5												
<b>Milt May, L</b> OBP: 0.250, SLG: 0.250 (1, 2)										4	1	1	1	0	0	3												
<b>Gene Alley, R</b> OBP: 0.389, SLG: 0.323 (1, 6)										3	0	2	1	1	0	0												
<b>Nelson Briles, R</b> OBP: 0.059, SLG: 0.125 <b>Dave Giusti, R</b> ERA:	(1, 1)	5.0	L	26	6	4	4	5	4	1	0	0	0	0	0	0												
(6, 1)	2.0	7	2	0	0	1	0	0	0	0	0	0	0	9	9	0.00		1.000										
(8, 1)	1.0	4	0	0	0	0	0	0	0	0	0	0	0	4	4	0.00	0.000											
<b>Inning Stats</b>	R: 0 E: 0 K: 1 S: 5	H: 0 LOB: 0 BB: 0 P: 5	R: 0 E: 0 K: 1 S: 6	H: 1 LOB: 3 BB: 2 P: 14	R: 0 E: 0 K: 0 S: 4	H: 1 LOB: 1 BB: 0 P: 4	R: 2 E: 0 K: 2 S: 9	H: 2 LOB: 1 BB: 1 P: 13	R: 2 E: 0 K: 1 S: 6	H: 1 LOB: 1 BB: 2 P: 14	R: 0 E: 0 K: 1 S: 5	H: 1 LOB: 0 BB: 0 P: 5	R: 0 E: 0 K: 0 S: 5	H: 2 LOB: 2 BB: 0 P: 5	R: 0 E: 1 K: 0 S: 4	H: 0 LOB: 1 BB: 0 P: 4	R: 0 E: 0 K: 0 S: 4	H: 0 LOB: 1 BB: 0 P: 4	1B: 5 2B: 2 3B: 1 HR: 0	SF: 1 SAC: 1 DP: 0 HBP: 0	WP: 0 PB: 0 SB: 0 CS: 1	PA: 37						
<b>PITCHER</b>	IP	WLS	BF	H	R	ER	SO	BB	IBB	HBP	BLK	WP	HR	S	P	ERA	WHIP											
<b>Steve Stone, R</b> ERA: 2.44 <b>Jim Barr, R</b> ERA: 3.62 <b>Randy Moffitt, R</b> ERA:	(1, 1)	5.0	L	26	6	4	4	5	4	1	0	0	0	0	0	0	2.000	2.000										
(6, 1)	2.0	7	2	0	0	1	0	0	0	0	0	0	0	9	9	0.00	1.000											
(8, 1)	1.0	4	0	0	0	0	0	0	0	0	0	0	0	4	4	0.00	0.000											



Batter	1	2	3	4	5	6	7	8	9	AB	R	H	RBI	BB	SO	LOB	TOP								
<b>Bobby Bonds, R</b> OBP: 0.324, SLG: 0.464 (1, 9)										4	0	1	1	1	1	3	2								
<b>Jim Howarth, L</b> OBP: 0.292, SLG: 0.357 (1, 7)										4	1	1	0	0	0	0	2								
<b>Randy Moffitt, R</b> (7, 1)										0	0	0	0	0	0	0	0								
<b>Willie McCovey, L</b> OBP: 0.294, SLG: 0.364 (9, PH)										1	0	1	2	0	0	0	0								
<b>Don Carrithers, R</b> OBP: 0.091, SLG: 0.091 (9, PR)										0	0	0	0	0	0	0	0								
<b>Chris Speier, R</b> OBP: 0.340, SLG: 0.410 (1, 6)										4	1	1	0	0	0	0	0								
<b>Damaso Blanco, R</b> OBP: 0.667, SLG: 0.667 (8, 6)										0	0	0	0	0	0	0	0								
<b>Al Gallagher, R</b> OBP: 0.388, SLG: 0.333 (9, PH)										1	0	1	0	0	0	0	0								
<b>Ed Goodson, L</b> OBP: 0.329, SLG: 0.458 (1, 3)										5	1	2	2	0	1	3									
<b>Dave Kingman, R</b> OBP: 0.303, SLG: 0.476 (1, 5)										4	1	1	0	0	2	2									
<b>Gary Maddox, R</b> OBP: 0.279, SLG: 0.418 (1, 8)										4	0	2	0	0	0	1									
<b>Tito Fuentes, S</b> OBP: 0.296, SLG: 0.371 (1, 4)										4	1	1	0	0	0	2									
<b>Fran Healy, R</b> OBP: 0.235, SLG: 0.222 (1, 2)										3	0	0	0	0	1	1									
<b>Dave Rader, L</b> OBP: 0.270, SLG: 0.310 (9, PH)										1	1	1	0	0	0	0									
<b>Ron Bryant, S</b> OBP: 0.336, SLG: 0.182 (1, 1)										0	0	0	0	0	0	0									
<b>Jim Barr, R</b> (1, 1)										1	0	0	0	0	0	0									
<b>Chris Arnold, R</b> OBP: 0.242, SLG: 0.364 (5, PH)										1	0	0	0	0	0	0									
<b>Jerry Johnson, R</b> (5, 1)										0	0	0	0	0	0	0									
<b>Bernie Williams, R</b> OBP: 0.196, SLG: 0.278 (7, PH)										1	0	0	0	0	0	1									
<b>Don McMahon, R</b> (7, 1)										0	0	0	0	0	0	0									
<b>Ken Henderson, S</b> OBP: 0.276, SLG: 0.335 (7, 7)										1	1	1	0	0	0	0									
<b>Inning Stats</b>	R: 1 E: 1 K: 2 S: 9	H: 1 LOB: 1 BB: 0 P: 9	R: 0 E: 0 K: 1 S: 5	H: 1 LOB: 0 BB: 0 P: 5	R: 0 E: 0 K: 0 S: 2	H: 0 LOB: 0 BB: 1 P: 6	R: 1 E: 1 K: 0 S: 5	H: 2 LOB: 1 BB: 0 P: 5	R: 0 E: 0 K: 1 S: 5	H: 0 LOB: 0 BB: 0 P: 5	R: 2 E: 0 K: 0 S: 5	H: 2 LOB: 0 BB: 0 P: 5	R: 1 E: 0 K: 1 S: 7	H: 2 LOB: 1 BB: 0 P: 7	R: 0 E: 0 K: 1 S: 6	H: 1 LOB: 1 BB: 0 P: 6	R: 2 E: 0 K: 2 S: 11	H: 4 LOB: 2 BB: 0 P: 11	1B: 9 2B: 3 3B: 0 HR: 1	SF: 0 SAC: 0 DP: 2 HBP: 0	WP: 0 PB: 0 SB: 1 CS: 0	PA: 40			
<b>PITCHER</b>	IP	WLS	BF	H	R	ER	SO	BB	IBB	HBP	BLK	WP	HR	S	P	ERA	WHIP								
<b>Bob Moose, R</b> ERA: 3.31 (1, 1)	6.2	W	28	8	5	3	5	1	0	0	0	0	1	37	41	4.05	1.350								
<b>Bob Miller, R</b> ERA: 1.46 (7, 1)	2.0		11	5	2	2	2	0	0	0	0	0	0	15	15	9.00	2.500								
<b>Ramon Hernandez, L</b> ERA: 0.66 (9, 1)	0.1	S	1	0	0	0	1	0	0	0	0	0	0	3	3	0.00	0.000								

San Francisco Giants @ Pittsburgh Pirates  
Three Rivers Stadium, Pittsburgh, PA  
Thu Jun 15 1972, 7:05 PM EDT  
Att: 21,126 - Unknown

AB 39  
R 7  
H 13  
RBI 5  
BB 1  
SO 8  
LOB 14



Batter	1	2	3	4	5	6	7	8	9	AB	R	H	RBI	BB	SO	LOB	BOTTOM								
<b>Dave Cash, R</b> OBP: 0.323, SLG: 0.401 (1, 4)										4	1	0	0	1	0	0									
<b>Gene Clines, R</b> OBP: 0.385, SLG: 0.424 (1, 7)										4	2	2	0	1	0	0									
<b>Roberto Clemente, R</b> OBP: 0.369, SLG: 0.479 (1, 9)										5	2	2	1	0	0	2									
<b>Manny Sanguillen, R</b> OBP: 0.361, SLG: 0.451 (1, 2)										4	2	2	1	0	0	3									
<b>Bob Robertson, R</b> OBP: 0.269, SLG: 0.225 (1, 3)										4	1	3	3	0	1	1									
<b>Al Oliver, L</b> OBP: 0.359, SLG: 0.431 (1, 8)										4	1	3	3	0	0	1									
<b>Jose Pagan, R</b> OBP: 0.333, SLG: 0.500 (1, 5)										2	0	0	1	0	0	2									
<b>Richie Hebner, L</b> OBP: 0.390, SLG: 0.504 (8, 5)										1	0	1	0	0	0	0									
<b>Jackie Hernandez, R</b> OBP: 0.242, SLG: 0.278 (1, 6)										4	0	0	0	0	1	5									
<b>Bob Moose, R</b> OBP: 0.207, SLG: 0.179 (1, 1)										3	0	0	0	0	1	0									
<b>Bob Miller, R</b> (7, 1)										1	0	0	0	0	0	0									
<b>Ramon Hernandez, S</b> ERA: (9, 1)										0	0	0	0	0	0	0									
<b>Inning Stats</b>	R: 3 E: 0 K: 0 S: 7	H: 4 LOB: 2 BB: 1 P: 11	R: 0 E: 0 K: 0 S: 3	H: 0 LOB: 0 BB: 0 P: 3	R: 2 E: 0 K: 1 S: 8	H: 3 LOB: 1 BB: 0 P: 8	R: 0 E: 0 K: 0 S: 3	H: 0 LOB: 0 BB: 0 P: 3	R: 2 E: 0 K: 1 S: 7	H: 2 LOB: 0 BB: 0 P: 7	R: 0 E: 0 K: 1 S: 5	H: 0 LOB: 0 BB: 0 P: 5	R: 2 E: 0 K: 0 S: 7	H: 4 LOB: 2 BB: 0 P: 7	R: 0 E: 0 K: 0 S: 3	H: 0 LOB: 1 BB: 1 P: 7	1B: 10 2B: 1 3B: 1 HR: 1	SF: 1 SAC: 0 DP: 0 HBP: 0	WP: 0 PB: 0 SB: 0 CS: 0	PA: 39					
<b>PITCHER</b>	IP	WLS	BF	H	R	ER	SO	BB	IBB	HBP	BLK	WP	HR	S	P	ERA	WHIP								
<b>Ron Bryant, L</b> ERA: 3.27 (1, 1)	0.1	L	6	4	3	3	0	1	0	0	0	0	0	5	9	81.00	15.000								
<b>Jim Barr, R</b> ERA: 3.73 (1, 1)	3.2		14	3	2	2	1	0	0	0	0	0	0	16	16	4.91	0.818								
<b>Jerry Johnson, R</b> ERA: 7.71 (5, 1)	2.0		8	2	2	2	2	0	0	0	0	0	1	12	12	9.00	1.000								
<b>Don McMahon, R</b> ERA: 3.72 (7, 1)	0.1		4	3	2	2	0	0	0	0	0	0	0	4	4	54.00	9.000								
<b>Randy Moffitt, R</b> ERA: (7, 1)	1.2		7	1	0	0	0	1	0	0	0	0	0	6	10	0.00	1.200								

San Francisco Giants @ Pittsburgh Pirates  
Three Rivers Stadium, Pittsburgh, PA  
Thu Jun 15 1972, 7:05 PM EDT  
Att: 21,126 - Unknown

AB 36  
R 9  
H 13  
RBI 9  
BB 2  
SO 3  
LOB 14





Batter	1	2	3	4	5	6	7	8	9	AB	R	H	RBI	BB	SO	LOB	TOP			
Derrel Thomas, S OBP: 0.305, SLG: 0.308 (1, 4)	G3		K			K			G3 1-6-3 2B 1B	4	1	1	0	0	2	0	<b>San Diego Padres @ Pittsburgh Pirates</b> Three Rivers Stadium, Pittsburgh, PA Fri Jun 16 1972, 7:05 PM EDT Att: 17,020 - Unknown <a href="http://livebaseballscorecards.com">livebaseballscorecards.com</a>			
Fred Stanley, R OBP: 0.350, SLG: 0.333 (1, 6)	G4-6-3 1B		S 1B			6-3			1-6-3 1-2	4	0	2	0	0	0	1				
Leron Lee, L OBP: 0.354, SLG: 0.517 (1, 7)	G4-6-3 1-2		K			K			G3 2-3	4	0	0	0	0	2	3				
Nate Colbert, R OBP: 0.270, SLG: 0.422 (1, 3)		1B BB				L8			6-3	3	0	1	1	1	0	0				
Larry Stahl, L OBP: 0.295, SLG: 0.372 (1, 9)	F6					F7			3-H 2B	4	0	0	0	0	1	2				
Jerry Morales, R OBP: 0.340, SLG: 0.417 (1, 8)	1-2 1B					F6			4-3	3	0	1	0	0	1	0				
Dave Roberts, R OBP: 0.222, SLG: 0.296 (1, 5)	L8					5-3			1-3	3	0	0	0	0	0	2				
Pat Corrales, R OBP: 0.313, SLG: 0.154 (1, 2)	K					F9			K	3	0	0	0	0	2	2				
Fred Norman, S OBP: 0.222, SLG: 0.259 (1, 1)						F8			K	2	0	0	0	0	0	0				
Cito Gaston, R OBP: 0.333, SLG: 0.429 (8, PH)						F4				1	0	0	0	0	1	0				
Mike Corkins, R (8, 1)										0	0	0	0	0	0	0				
<b>Inning Stats</b>	R: 0 E: 0 K: 0 S: 3	H: 1 LOB: 0 BB: 0 P: 3	R: 0 E: 0 K: 1 S: 6	H: 1 LOB: 2 BB: 1 P: 10	R: 0 E: 0 K: 2 S: 8	H: 1 LOB: 1 BB: 0 P: 8	R: 0 E: 0 K: 0 S: 3	H: 0 LOB: 0 BB: 0 P: 3	R: 0 E: 0 K: 0 S: 7	H: 0 LOB: 0 BB: 0 P: 7	R: 0 E: 0 K: 2 S: 7	H: 0 LOB: 0 BB: 0 P: 7	R: 0 E: 0 K: 2 S: 7	H: 0 LOB: 0 BB: 0 P: 7	R: 1 E: 0 K: 0 S: 5	H: 2 LOB: 1 BB: 0 P: 5	1B: 4 2B: 1 3B: 0 HR: 0	SF: 0 SAC: 0 DP: 1 HBP: 0	WP: 0 PB: 0 SB: 1 CS: 0	PA: 32
<b>PITCHER</b> Steve Blass, R ERA: 2.7 (1, 1)	IP: 9.0 WLS: W BF: 32 H: 5 R: 1 ER: 1 SO: 9 BB: 1 IBB: 0 HBP: 0 BLK: 0 WP: 0 HR: 0 S: 49 P: 53 ERA: 1.00 WHIP: 0.667																			

Batter	1	2	3	4	5	6	7	8	9	AB	R	H	RBI	BB	SO	LOB	BOTTOM			
Dave Cash, R OBP: 0.320, SLG: 0.393 (1, 4)	K	F4		3-1 BB		F7		K		4	0	0	0	1	2	1	<b>San Diego Padres @ Pittsburgh Pirates</b> Three Rivers Stadium, Pittsburgh, PA Fri Jun 16 1972, 7:05 PM EDT Att: 17,020 - Unknown <a href="http://livebaseballscorecards.com">livebaseballscorecards.com</a>			
Al Oliver, L OBP: 0.361, SLG: 0.429 (1, 8)	1B FC BB		FC6-4 1B	3-1		4-3				3	1	1	0	1	0	2				
Roberto Clemente, R OBP: 0.371, SLG: 0.476 (1, 9)	FC 1B		FC6-4 1B BB	4-0		K				3	1	1	0	1	1	1				
Willie Stargell, L OBP: 0.388, SLG: 0.634 (1, 7)	FC 1-2 3-H		BLK 1B BB	0-3		4-3				3	0	0	1	1	1	4				
Manny Sanguillen, R OBP: 0.364, SLG: 0.452 (1, 2)	F7		BLK 1B			L8				4	0	2	1	0	0	2				
Bob Robertson, R OBP: 0.261, SLG: 0.217 (1, 3)	F6		F4			5-3				4	0	0	0	0	0	5				
Jose Pagan, R OBP: 0.342, SLG: 0.515 (1, 5)			F6							4	0	2	0	0	0	3				
Jackie Hernandez, R OBP: 0.242, SLG: 0.278 (8, 5)			1B							0	0	0	0	0	0	0				
Gene Alley, R OBP: 0.384, SLG: 0.313 (1, 6)	K					F8				3	0	0	0	1	1	1				
Steve Blass, R OBP: 0.229, SLG: 0.235 (1, 1)	K					3-1 BB 1B				4	0	1	0	0	1	3				
<b>Inning Stats</b>	R: 1 E: 0 K: 1 S: 7	H: 1 LOB: 2 BB: 1 P: 11	R: 0 E: 0 K: 2 S: 8	H: 1 LOB: 1 BB: 0 P: 8	R: 1 E: 0 K: 0 S: 5	H: 2 LOB: 2 BB: 1 P: 9	R: 0 E: 0 K: 1 S: 6	H: 1 LOB: 3 BB: 2 P: 14	R: 0 E: 0 K: 0 S: 4	H: 1 LOB: 2 BB: 1 P: 8	R: 0 E: 0 K: 1 S: 5	H: 0 LOB: 0 BB: 0 P: 5	R: 0 E: 0 K: 0 S: 4	H: 1 LOB: 1 BB: 0 P: 4	R: 0 E: 0 K: 1 S: 5	H: 0 LOB: 0 BB: 0 P: 5	1B: 6 2B: 1 3B: 0 HR: 0	SF: 0 SAC: 0 DP: 0 HBP: 0	WP: 0 PB: 0 SB: 0 CS: 0	PA: 37
<b>PITCHER</b> Fred Norman, L ERA: 2.77 (1, 1)	IP: 7.0 WLS: L BF: 34 H: 7 R: 2 ER: 2 SO: 5 BB: 3 IBB: 2 HBP: 0 BLK: 1 WP: 0 HR: 0 S: 39 P: 59 ERA: 2.57 WHIP: 1.429																			
Mike Corkins, R ERA: 2.69 (8, 1)	IP: 1.0 WLS: L BF: 3 H: 0 R: 0 ER: 0 SO: 1 BB: 0 IBB: 0 HBP: 0 BLK: 0 WP: 0 HR: 0 S: 5 P: 5 ERA: 0.00 WHIP: 0.000																			



Batter	1	2	3	4	5	6	7	8	9	AB	R	H	RBI	BB	SO	LOB	TOP								
<b>Derrel Thomas, S</b> (1,4) OBP: 0.306, SLG: 0.313										3	1	1	0	0	0	1	<b>San Diego Padres @ Pittsburgh Pirates</b> Three Rivers Stadium, Pittsburgh, PA Sat Jun 17 1972, 7:05 PM EDT Att: 20,718 - Unknown								
<b>Enzo Hernandez, R</b> (6,6) OBP: 0.238, SLG: 0.236										2	0	1	0	0	0	0									
<b>Fred Stanley, R</b> (1,6) OBP: 0.375, SLG: 0.333										3	1	1	0	0	0	1									
<b>Leron Lee, L</b> (1,7) OBP: 0.358, SLG: 0.514										3	1	1	0	1	0	1									
<b>Nate Colbert, R</b> (1,3) OBP: 0.274, SLG: 0.444										3	1	2	4	0	0	0									
<b>Jerry Morales, R</b> (1,9) OBP: 0.337, SLG: 0.409										4	0	1	0	0	0	1									
<b>Dave Roberts, R</b> (1,5) OBP: 0.226, SLG: 0.323										4	0	1	0	0	3	3									
<b>Johnny Jeter, R</b> (1,8) OBP: 0.264, SLG: 0.352										4	0	0	0	0	0	2									
<b>Pat Corrales, R</b> (1,2) OBP: 0.300, SLG: 0.176										4	0	1	0	0	0	0									
<b>Clay Kirby, R</b> (1,1) OBP: 0.121, SLG: 0.094										4	0	0	0	0	2	1									
<b>Inning Stats</b>	R: 1 E: 0 K: 1 S: 8	H: 3 LOB: 2 BB: 0 P: 8	R: 0 E: 0 K: 1 S: 6	H: 1 LOB: 1 BB: 0 P: 6	R: 2 E: 0 K: 1 S: 7	H: 2 LOB: 1 BB: 1 P: 11	R: 0 E: 0 K: 0 S: 3	H: 0 LOB: 0 BB: 0 P: 3	R: 1 E: 0 K: 1 S: 6	H: 1 LOB: 0 BB: 0 P: 6	R: 0 E: 0 K: 1 S: 5	H: 0 LOB: 0 BB: 0 P: 5	R: 0 E: 0 K: 1 S: 5	H: 1 LOB: 1 BB: 0 P: 6	R: 0 E: 0 K: 0 S: 4	H: 1 LOB: 1 BB: 0 P: 4	R: 0 E: 0 K: 0 S: 3	H: 0 LOB: 0 BB: 0 P: 3	1B: 5 2B: 3 3B: 0 HR: 1	SF: 1 SAC: 0 DP: 0 HBP: 1	WP: 0 PB: 0 SB: 0 CS: 1	PA: 37			
<b>PITCHER</b>	IP	WLS	BF	H	R	ER	SO	BB	IBB	HBP	BLK	WP	HR	S	P	ERA	WHIP								
<b>Luke Walker, L</b> (1,1) ERA: 3.53	3.0	L	16	6	3	3	3	1	0	0	0	0	0	21	25	9.00	2.333								
<b>Bob Johnson, R</b> (4,1) ERA: 4.08	4.0		14	2	1	1	3	0	0	1	0	0	1	19	20	2.25	0.500								
<b>Bob Miller, R</b> (8,1) ERA: 1.35	2.0		7	1	0	0	0	0	0	0	0	0	0	7	7	0.00	0.500								

AB	34
R	4
H	9
RBI	4
BB	1
SO	6
LOB	10



Batter	1	2	3	4	5	6	7	8	9	AB	R	H	RBI	BB	SO	LOB	BOTTOM								
<b>Dave Cash, R</b> (1,4) OBP: 0.319, SLG: 0.390										4	0	1	0	0	0	1	<b>San Diego Padres @ Pittsburgh Pirates</b> Three Rivers Stadium, Pittsburgh, PA Sat Jun 17 1972, 7:05 PM EDT Att: 20,718 - Unknown								
<b>Vic Davallillo, L</b> (1,9) OBP: 0.410, SLG: 0.495										4	0	1	0	0	0	3									
<b>Al Oliver, L</b> (1,8) OBP: 0.360, SLG: 0.426										4	0	1	0	0	1	3									
<b>Willie Stargell, L</b> (1,3) OBP: 0.385, SLG: 0.625										4	0	1	0	0	2	3									
<b>Richie Hebner, L</b> (1,5) OBP: 0.393, SLG: 0.496										2	0	0	0	2	0	1									
<b>Manny Sanguillen, R</b> (1,2) OBP: 0.362, SLG: 0.448										4	0	1	0	0	0	2									
<b>Gene Clines, R</b> (1,7) OBP: 0.389, SLG: 0.427										4	0	2	0	0	0	2									
<b>Gene Alley, R</b> (1,6) OBP: 0.371, SLG: 0.300										4	0	0	0	0	2	3									
<b>Luke Walker, L</b> (1,1) ERA: 3.53										0	0	0	0	0	0	0									
<b>Bill Mazeroski, R</b> (3, PH) OBP: 0.305, SLG: 0.357										1	0	1	0	0	0	0									
<b>Bob Johnson, L</b> (4,1) ERA: 4.08										1	0	1	0	0	0	0									
<b>Rennie Stennett, R</b> (7, PH) OBP: 0.395, SLG: 0.514										1	0	0	0	0	0	0									
<b>Bob Miller, R</b> (8,1) ERA: 1.35										0	0	0	0	0	0	0									
<b>Milt May, L</b> (9, PH) OBP: 0.244, SLG: 0.244										1	0	0	0	0	0	1									
<b>Inning Stats</b>	R: 0 E: 0 K: 1 S: 6	H: 2 LOB: 1 BB: 0 P: 6	R: 0 E: 0 K: 1 S: 5	H: 1 LOB: 1 BB: 1 P: 9	R: 0 E: 0 K: 0 S: 5	H: 2 LOB: 2 BB: 0 P: 5	R: 0 E: 0 K: 1 S: 6	H: 1 LOB: 1 BB: 0 P: 6	R: 0 E: 0 K: 1 S: 4	H: 1 LOB: 1 BB: 0 P: 4	R: 0 E: 0 K: 1 S: 5	H: 0 LOB: 0 BB: 1 P: 9	R: 0 E: 0 K: 0 S: 3	H: 0 LOB: 0 BB: 0 P: 3	R: 0 E: 0 K: 1 S: 6	H: 1 LOB: 1 BB: 0 P: 6	R: 0 E: 0 K: 0 S: 4	H: 1 LOB: 1 BB: 0 P: 4	R: 0 E: 0 K: 0 S: 3	H: 1 LOB: 1 BB: 0 P: 4	1B: 7 2B: 2 3B: 0 HR: 0	SF: 0 SAC: 0 DP: 1 HBP: 0	WP: 1 PB: 0 SB: 1 CS: 0	PA: 36	
<b>PITCHER</b>	IP	WLS	BF	H	R	ER	SO	BB	IBB	HBP	BLK	WP	HR	S	P	ERA	WHIP								
<b>Clay Kirby, R</b> (1,1) ERA: 2.54	9.0	W	36	9	0	0	5	2	0	0	0	1	0	44	52	0.00	1.222								

AB	34
R	0
H	9
RBI	0
BB	2
SO	5
LOB	19









Batter	1	2	3	4	5	6	7	8	9	AB	R	H	RBI	BB	SO	LOB	TOP		
<b>Bobby Valentine, R</b> OBP: 0.331, SLG: 0.377 (1,4)										4	1	2	0	1	0	1	<b>Los Angeles Dodgers @ Pittsburgh Pirates</b> Three Rivers Stadium, Pittsburgh, PA Mon Jun 19 1972, 7:05 PM EDT Att: 15,430 - Unknown <a href="http://livebaseballscorecards.com">livebaseballscorecards.com</a>		
<b>Bill Buckner, L</b> OBP: 0.347, SLG: 0.365 (1,3)										5	0	3	2	0	0	3			
<b>Willie Davis, L</b> OBP: 0.293, SLG: 0.419 (1,8)										5	0	3	1	0	0	2			
<b>Frank Robinson, R</b> OBP: 0.361, SLG: 0.445 (1,9)										5	0	0	0	0	2	7			
<b>Willie Crawford, L</b> OBP: 0.304, SLG: 0.446 (1,7)										4	0	1	0	0	2	0			
<b>Billy Grabarkewitz, R</b> OBP: 0.310, SLG: 0.292 <b>Hoyt Wilhelm, R</b> (6,1)										3	0	0	0	0	2	0			
<b>Duke Sims, L</b> OBP: 0.268, SLG: 0.267 <b>Mike Strahler, R</b> (8,1)										0	0	0	0	0	0	0			
<b>Chris Cannizzaro, R</b> OBP: 0.312, SLG: 0.329 (1,2)										4	0	1	0	0	3	3			
<b>Bill Russell, R</b> OBP: 0.310, SLG: 0.408 (1,6)										4	1	2	0	0	0	1			
<b>Don Sutton, R</b> OBP: 0.206, SLG: 0.156 <b>Steve Garvey, R</b> OBP: 0.311, SLG: 0.385 (6,5)										1	0	0	0	0	0	0			
<b>Inning Stats</b>	R: 0 E: 0 K: 1 S: 6	H: 1 LOB: 1 BB: 0 P: 6	R: 0 E: 0 K: 2 S: 7	H: 0 LOB: 0 BB: 0 P: 7	R: 1 E: 0 K: 0 S: 6	H: 3 LOB: 2 BB: 0 P: 6	R: 0 E: 0 K: 2 S: 8	H: 1 LOB: 1 BB: 0 P: 8	R: 0 E: 0 K: 1 S: 5	H: 0 LOB: 0 BB: 0 P: 5	R: 0 E: 0 K: 1 S: 5	H: 1 LOB: 0 BB: 0 P: 5	R: 1 E: 0 K: 1 S: 9	H: 4 LOB: 3 BB: 0 P: 9	R: 1 E: 0 K: 1 S: 7	H: 2 LOB: 2 BB: 1 P: 11	1B: 11 2B: 1 3B: 1 HR: 0	SF: 0 SAC: 1 DP: 1 HBP: 0	WP: 0 PA: 40 PB: 0 SB: 1 CS: 0
<b>PITCHER</b>	IP WLS BF H R ER SO BB IBB HBP BLK WP HR S P ERA WHIP	IP WLS BF H R ER SO BB IBB HBP BLK WP HR S P ERA WHIP																	
<b>Dock Ellis, R</b> ERA: 2.37 (1,1)	7.1 W 32 11 2 2 7 0 0 0 0 0 0 46 46 2.46 1.500	1.2 S 8 2 1 1 2 1 0 0 0 0 0 11 15 5.40 1.800																	

Batter	1	2	3	4	5	6	7	8	9	AB	R	H	RBI	BB	SO	LOB	BOTTOM		
<b>Dave Cash, R</b> OBP: 0.316, SLG: 0.390 (1,4)										5	2	1	0	0	0	0	<b>Los Angeles Dodgers @ Pittsburgh Pirates</b> Three Rivers Stadium, Pittsburgh, PA Mon Jun 19 1972, 7:05 PM EDT Att: 15,430 - Unknown <a href="http://livebaseballscorecards.com">livebaseballscorecards.com</a>		
<b>Vic Davallilo, L</b> OBP: 0.421, SLG: 0.500 (1,7)										5	2	4	1	0	0	1			
<b>Roberto Clemente, R</b> OBP: 0.369, SLG: 0.495 (1,9)										5	2	3	3	0	1	2			
<b>Willie Stargell, L</b> OBP: 0.383, SLG: 0.604 (1,3)										2	2	0	0	3	0	1			
<b>Al Oliver, L</b> OBP: 0.363, SLG: 0.446 (1,8)										4	3	3	3	1	1	3			
<b>Manny Sanguillen, R</b> OBP: 0.361, SLG: 0.450 (1,2)										5	0	2	2	0	1	5			
<b>Richie Hebner, L</b> OBP: 0.398, SLG: 0.500 (1,5)										5	1	2	1	0	0	1			
<b>Gene Alley, R</b> OBP: 0.363, SLG: 0.321 (1,6)										4	1	1	2	0	0	1			
<b>Dock Ellis, S</b> OBP: 0.120, SLG: 0.120 <b>Bob Miller, R</b> (8,1)										4	0	0	0	0	2	0			
<b>Inning Stats</b>	R: 2 E: 0 K: 1 S: 7	H: 3 LOB: 2 BB: 1 P: 11	R: 0 E: 0 K: 1 S: 5	H: 0 LOB: 0 BB: 0 P: 5	R: 0 E: 0 K: 1 S: 5	H: 0 LOB: 0 BB: 0 P: 5	R: 3 E: 0 K: 0 S: 7	H: 4 LOB: 1 BB: 0 P: 7	R: 1 E: 0 K: 0 S: 5	H: 2 LOB: 1 BB: 0 P: 5	R: 3 E: 0 K: 1 S: 6	H: 1 LOB: 2 BB: 2 P: 14	R: 4 E: 2 K: 0 S: 8	H: 4 LOB: 1 BB: 0 P: 8	R: 4 E: 2 K: 0 S: 8	H: 4 LOB: 1 BB: 0 P: 8		1B: 7 2B: 5 3B: 1 HR: 3	SF: 1 SAC: 0 DP: 0 HBP: 0
<b>PITCHER</b>	IP WLS BF H R ER SO BB IBB HBP BLK WP HR S P ERA WHIP	IP WLS BF H R ER SO BB IBB HBP BLK WP HR S P ERA WHIP																	
<b>Don Sutton, R</b> ERA: 1.72 (1,1)	5.2 L 29 11 6 6 4 1 1 0 0 0 0 7 15 13.50 2.250	1.1 7 1 3 2 1 2 0 0 0 0 0 2 8 8 27.00 4.000																	



Batter	1	2	3	4	5	6	7	8	9	10	AB	R	H	RBI	BB	SO	LOB	TOP							
<b>Bobby Valentine, R</b> OBP: 0.320, SLG: 0.363 (1.4)											5	0	0	0	0	1	2								
<b>Bill Buckner, L</b> OBP: 0.342, SLG: 0.399 <b>Jim Brewer, L</b> (9.1)	 1B 3B										5	1	1	0	0	1	0								
<b>Willie Davis, L</b> OBP: 0.291, SLG: 0.415 (1.8)	 1B										5	1	1	0	0	1	2								
<b>Frank Robinson, R</b> OBP: 0.367, SLG: 0.461 (1.9)	 1H 2H							 1B		 1B 1B	5	1	3	2	0	1	0								
<b>Wes Parker, S</b> OBP: 0.368, SLG: 0.298 (1.3)						 1B				 1B 1B	4	1	2	0	0	1	1								
<b>Duke Sims, L</b> OBP: 0.282, SLG: 0.286 (1.2)				 2B		 1B				 1B 1B	4	0	2	0	1	0	3								
<b>Billy Grabarkewitz, R</b> OBP: 0.295, SLG: 0.275 <b>Manny Mota, R</b> OBP: 0.333, SLG: 0.489 <b>Steve Garvey, R</b> OBP: 0.311, SLG: 0.385 <b>Jim Lefebvre, S</b> OBP: 0.293, SLG: 0.352 (10.5)											3	0	0	0	0	0	3								
<b>Bill Russell, R</b> OBP: 0.308, SLG: 0.404 <b>Pete Richert, L</b> OBP: 0.667, SLG: 0.667 <b>Willie Crawford, L</b> OBP: 0.304, SLG: 0.446 (10.5)							 6-3 E 1B				3	0	0	0	0	0	3								
<b>Claude Osteen, L</b> OBP: 0.303, SLG: 0.333 <b>Maury Willis, S</b> OBP: 0.162, SLG: 0.161 (8.6)											3	0	1	0	0	0	1								
<b>Inning Stats</b>	R: 2 E: 1 K: 1 S: 8	H: 2 LOB: 1 BB: 0 P: 8	R: 0 E: 0 K: 1 S: 6	H: 1 LOB: 1 BB: 0 P: 6	R: 0 E: 0 K: 0 S: 3	H: 0 LOB: 0 BB: 0 P: 3	R: 0 E: 0 K: 0 S: 4	H: 1 LOB: 1 BB: 0 P: 4	R: 0 E: 0 K: 1 S: 6	H: 2 LOB: 1 BB: 0 P: 6	R: 1 E: 2 K: 1 S: 7	H: 1 LOB: 1 BB: 0 P: 7	R: 0 E: 0 K: 1 S: 6	H: 1 LOB: 2 BB: 1 P: 10	R: 0 E: 0 K: 2 S: 7	H: 0 LOB: 0 BB: 0 P: 7	R: 2 E: 0 K: 0 S: 5	H: 3 LOB: 1 BB: 0 P: 5	1B: 10 2B: 1 3B: 1 HR: 0	SF: 0 SAC: 1 DP: 1 HBP: 0	WP: 0 PB: 0 SB: 0 CS: 0	PA: 43			
<b>PITCHER</b>	IP 9.1	WLS L	BF 41	H 11	R 5	ER 3	SO 7	BB 0	IBB 0	HBP 0	BLK 0	WP 0	HR 0	S 54	P 58	ERA 2.89	WHIP 1.179								
<b>Dave Giusti, R</b> ERA: 2.9 (10.1)	0.2	2	1	0	0	0	0	0	0	0	0	0	0	2	2	0.00	1.500								

Los Angeles Dodgers @ Pittsburgh Pirates  
Three Rivers Stadium, Pittsburgh, PA  
Wed Jun 21 1972, 7:05 PM EDT  
Att: 15,209 - Unknown

AB 41  
R 5  
H 12  
RBI 4  
BB 1  
SO 7  
LOB 17

Batter	1	2	3	4	5	6	7	8	9	10	AB	R	H	RBI	BB	SO	LOB	BOTTOM						
<b>Dave Cash, R</b> OBP: 0.313, SLG: 0.385 (1.4)								 1B			5	0	1	0	0	0	1							
<b>Al Oliver, L</b> OBP: 0.361, SLG: 0.447 (1.8)			 2B								4	1	1	0	0	0	1							
<b>Roberto Clemente, R</b> OBP: 0.367, SLG: 0.488 (1.9)								 1B			3	0	0	0	1	1	2							
<b>Willie Stargell, L</b> OBP: 0.350, SLG: 0.597 (1.7)			 1B								4	0	1	1	0	0	2							
<b>Manny Sanguillen, R</b> OBP: 0.354, SLG: 0.441 (1.2)			 1B								4	0	0	0	0	0	1							
<b>Jose Pagan, R</b> OBP: 0.338, SLG: 0.500 <b>Dave Giusti, R</b> (10.1)		 1B									4	1	1	0	0	1	1							
<b>Bob Robertson, R</b> OBP: 0.261, SLG: 0.244 (1.3)		 1B									4	1	1	2	0	0	0							
<b>Gene Alley, R</b> OBP: 0.370, SLG: 0.324 <b>Rennie Stennett, R</b> OBP: 0.357, SLG: 0.504 (10.5)		 BB		 1B					 1B		2	0	1	0	1	0	0							
<b>Bob Moose, R</b> OBP: 0.194, SLG: 0.167 <b>Jackie Hernandez, R</b> OBP: 0.242, SLG: 0.276 <b>Gene Clines, R</b> OBP: 0.385, SLG: 0.422 (10.5)											2	0	0	0	0	1	1							
<b>Inning Stats</b>	R: 0 E: 0 K: 0 S: 3	H: 2 LOB: 1 BB: 1 P: 7	R: 2 E: 0 K: 0 S: 5	H: 2 LOB: 1 BB: 1 P: 9	R: 1 E: 0 K: 1 S: 7	H: 2 LOB: 1 BB: 0 P: 7	R: 0 E: 0 K: 0 S: 5	H: 1 LOB: 1 BB: 0 P: 5	R: 0 E: 0 K: 0 S: 3	H: 0 LOB: 0 BB: 0 P: 3	R: 0 E: 0 K: 0 S: 4	H: 1 LOB: 1 BB: 0 P: 4	R: 0 E: 0 K: 1 S: 5	H: 0 LOB: 0 BB: 0 P: 5	R: 0 E: 0 K: 0 S: 3	H: 1 LOB: 0 BB: 0 P: 3	1B: 5 2B: 2 3B: 0 HR: 1	SF: 0 SAC: 1 DP: 2 HBP: 0	WP: 0 PB: 0 SB: 0 CS: 1	PA: 37				
<b>PITCHER</b>	IP 7.2	WLS 30	BF 3	H 6	R 3	ER 3	SO 2	BB 2	IBB 0	HBP 0	BLK 0	WP 0	HR 1	S 32	P 40	ERA 3.52	WHIP 1.043							
<b>Clayton Kershaw, L</b> ERA: 1.81 (8.1)	0.1	1	0	0	0	0	0	0	0	0	0	0	0	1	1	0.00	0.000							
<b>Jim Brewer, L</b> ERA: 1.13 (9.1)	2.0	W	6	1	0	0	1	0	0	0	0	0	0	8	8	0.00	0.500							

Los Angeles Dodgers @ Pittsburgh Pirates  
Three Rivers Stadium, Pittsburgh, PA  
Wed Jun 21 1972, 7:05 PM EDT  
Att: 15,209 - Unknown

AB 34  
R 3  
H 7  
RBI 3  
BB 2  
SO 3  
LOB 10



Batter	1	2	3	4	5	6	7	8	9	AB	R	H	RBI	BB	SO	LOB	TOP																						
Dave Cash, R OBP: 0.320, SLG: 0.390 (1, 4)	6-3			2B 3B 1B	F8		1-2 2-3 1B		FC4-6 1B	5	1	3	0	0	0	0																							
Vic Davallio, L OBP: 0.412, SLG: 0.495 (1, 7)	4-3			1-3 3B 2B		G3	G3		FC4-6 1-2 1B	5	1	1	0	0	0	4																							
Roberto Clemente, R OBP: 0.369, SLG: 0.495 (1, 9)	F9			2-H 3-H 1B 3B					F8	3	1	1	2	1	0	0																							
Willie Stargell, L OBP: 0.378, SLG: 0.587 (1, 3)		F9		1-3						3	1	0	0	1	1	2																							
Al Oliver, L OBP: 0.359, SLG: 0.444 (1, 8)	4-3			FC6-4 1B		4-3			L7	4	0	1	1	0	0	2																							
Manny Sanguillen, R OBP: 0.352, SLG: 0.438 (1, 2)	1-3			FC6-4 1-2 1B			6-3		2-H 1B	4	0	1	1	0	0	1																							
Richie Hebner, L OBP: 0.389, SLG: 0.487 (1, 5)			F9	P6			G3		4-3	4	0	0	0	0	0	2																							
Gene Alley, R OBP: 0.366, SLG: 0.321 (1, 6)			6-3			K			F9	4	0	1	0	0	1	0																							
Steve Blass, R OBP: 0.231, SLG: 0.237 Dave Giusti, R (9, 1)			P4			5-3			K	4	0	1	0	0	1	0																							
										0	0	0	0	0	0	0																							
<b>Inning Stats</b>	R: 0 E: 0 K: 0 S: 3	H: 0 LOB: 0 BB: 0 P: 3	R: 0 E: 0 K: 0 S: 3	H: 0 LOB: 0 BB: 0 P: 3	R: 0 E: 0 K: 0 S: 3	H: 0 LOB: 0 BB: 0 P: 3	R: 3 E: 0 K: 0 S: 7	H: 4 LOB: 1 BB: 0 P: 7	R: 0 E: 0 K: 1 S: 5	H: 0 LOB: 0 BB: 0 P: 5	R: 0 E: 0 K: 0 S: 6	H: 3 LOB: 3 BB: 0 P: 6	R: 1 E: 0 K: 0 S: 4	H: 1 LOB: 1 BB: 1 P: 8	R: 0 E: 0 K: 1 S: 6	H: 1 LOB: 1 BB: 0 P: 6	1B: 7 2B: 1 3B: 1 HR: 0	SF: 0 SAC: 0 DP: 0 HBP: 0	WP: 1 PB: 0 SB: 0 CS: 0	PA: 38																			
<b>PITCHER</b>	IP	WLS	BF	H	R	ER	SO	BB	IBB	HBP	BLK	WP	HR	S	P	ERA	WHIP	<b>PITCHER</b>				IP	WLS	BF	H	R	ER	SO	BB	IBB	HBP	BLK	WP	HR	S	P	ERA	WHIP	
Fergie Jenkins, R ERA: 2.99 Dan McGinn, L ERA: 3.59	(1, 1)	7.0	L	29	7	3	3	2	1	0	0	0	0	0	32	36	3.86	1.143					(8, 1)	2.0	9	2	1	1	1	1	0	0	0	1	0	10	14	4.50	1.500

Pittsburgh Pirates @ Chicago Cubs  
Wrigley Field, Chicago, IL  
Fri Jun 23 1972, 3:33 AM CDT  
Att: 28,177 - Cloudy - 57 F

AB 36  
R 4  
H 9  
RBI 4  
BB 2  
SO 3  
LOB 11



Batter	1	2	3	4	5	6	7	8	9	AB	R	H	RBI	BB	SO	LOB	BOTTOM																					
Don Kessinger, S OBP: 0.356, SLG: 0.295 (1, 6)	PB SH1-3 1B		4-3			FC6-4 1B	F7			4	0	2	0	0	0	1																						
Glenn Beckert, R OBP: 0.298, SLG: 0.329 (1, 4)	SH1-3 1-2		F3			FC6-4 1-2 1B			G3-6-3 BB	2	1	0	0	1	0	1																						
Billy Williams, L OBP: 0.352, SLG: 0.527 (1, 7)	L7 2-3			4-3					G3-6-3 1-2 1B	4	0	1	0	0	0	2																						
Jim Hickman, R OBP: 0.382, SLG: 0.483 (1, 3)				K					G6-4-3 1-2 2-H 1B	3	0	1	1	1	1	0																						
Jose Cardenal, R OBP: 0.341, SLG: 0.498 (1, 9)	K			K					G6-4-3 1-2 1B	4	0	0	0	0	2	4																						
Rick Monday, L OBP: 0.424, SLG: 0.461 (1, 8)							F8		SH3-4 G3 1B	3	1	2	0	1	0	0																						
Ron Santo, R OBP: 0.389, SLG: 0.568 (1, 5)			FC6-4 G1-4-3 1-2 1B				K		G6-4-3 G3 SH3-4 1B	4	0	1	0	0	1	2																						
Randy Hundley, R OBP: 0.272, SLG: 0.315 (1, 2)			G1-4-3 1-2 1B						SH3-4 1-2 2-3 1B	2	0	1	0	0	0	1																						
Fergie Jenkins, R OBP: 0.231, SLG: 0.220 J.C. Martin, L OBP: 0.375, SLG: 0.500 Dan McGinn, L OBP: 0.500, SLG: 1.000 (7, PH) (8, 1)			1-4-3				P4		G3 2-3 3-H	2	0	0	0	0	0	1																						
										1	0	0	1	0	0	1																						
										0	0	0	0	0	0	0																						
<b>Inning Stats</b>	R: 0 E: 0 K: 1 S: 6	H: 1 LOB: 2 BB: 1 P: 10	R: 0 E: 0 K: 0 S: 3	H: 1 LOB: 0 BB: 0 P: 3	R: 0 E: 0 K: 0 S: 3	H: 0 LOB: 0 BB: 0 P: 3	R: 0 E: 0 K: 2 S: 7	H: 0 LOB: 0 BB: 0 P: 7	R: 0 E: 0 K: 1 S: 6	H: 1 LOB: 1 BB: 0 P: 6	R: 1 E: 0 K: 0 S: 5	H: 3 LOB: 1 BB: 0 P: 5	R: 1 E: 0 K: 0 S: 5	H: 2 LOB: 1 BB: 0 P: 5	R: 0 E: 0 K: 0 S: 2	H: 0 LOB: 0 BB: 1 P: 6	R: 0 E: 0 K: 0 S: 2	H: 0 LOB: 0 BB: 1 P: 6	1B: 8 2B: 0 3B: 0 HR: 0	SF: 0 SAC: 2 DP: 4 HBP: 0	WP: 0 PB: 1 SB: 0 CS: 0	PA: 34																
<b>PITCHER</b>	IP	WLS	BF	H	R	ER	SO	BB	IBB	HBP	BLK	WP	HR	S	P	ERA	WHIP	<b>PITCHER</b>				IP	WLS	BF	H	R	ER	SO	BB	IBB	HBP	BLK	WP	HR	S	P	ERA	WHIP
Steve Blass, R ERA: 2.66 Dave Giusti, R ERA: 2.64	(1, 1)	8.1	W	33	8	2	2	4	0	0	0	0	0	0	38	50	2.16	1.320					(9, 1)	0.2	S	1	0	0	0	0	0	0	0	1	1	0.00	0.000	

Pittsburgh Pirates @ Chicago Cubs  
Wrigley Field, Chicago, IL  
Fri Jun 23 1972, 3:33 AM CDT  
Att: 28,177 - Cloudy - 57 F

AB 29  
R 2  
H 8  
RBI 2  
BB 3  
SO 4  
LOB 13





Batter	1	2	3	4	5	6	7	8	9	AB	R	H	RBI	BB	SO	LOB	TOP								
Dave Cash, R OBP: 0.317, SLG: 0.386 (1, 4)	G3		6-3			FC3-6		FC5-4 1B	L5	5	0	1	0	0	0	2									
Vic Davallo, L OBP: 0.403, SLG: 0.482 (1, 7)	1B		3-1			K		FC5-4 FC6-4 1-2	K	5	0	1	0	0	2	3									
Roberto Clemente, R OBP: 0.363, SLG: 0.486 (1, 9)	K			6-3		L9		FC6-4 1B 1-2		4	1	0	0	0	1	3									
Willie Stargell, L OBP: 0.380, SLG: 0.585 (1, 3)	P6				G4-6-3 1B		F8	1B 1B		4	1	2	0	0	0	1									
Al Oliver, L OBP: 0.361, SLG: 0.455 (1, 8)		6-3			G4-6-3 1-2		HR	1B IBB		3	1	1	1	1	0	1									
Manny Sanguillen, R OBP: 0.352, SLG: 0.439 (1, 2)						6-3		F9	HBP 1B	4	0	2	2	0	0	0									
Richie Hebner, L OBP: 0.397, SLG: 0.494 (1, 5)									1B	2	0	1	0	1	0	1									
Gene Alley, R OBP: 0.370, SLG: 0.322 (1, 6)						G5-4-3 BB			HBP	3	0	1	0	1	0	4									
Nelson Briles, R OBP: 0.100, SLG: 0.158 Dave Giusti, R (9, 1)				SH3-4 1B		G5-4-3 1-2			F7	3	0	1	0	0	0	2									
				SH3-4 1-2					F7	3	0	0	0	0	0	0									
<b>Inning Stats</b>	R: 0 E: 0 K: 1 S: 6	H: 1 LOB: 1 BB: 0 P: 6	R: 0 E: 0 K: 0 S: 3	H: 1 LOB: 0 BB: 0 P: 3	R: 0 E: 0 K: 0 S: 4	H: 1 LOB: 1 BB: 0 P: 4	R: 0 E: 0 K: 0 S: 3	H: 1 LOB: 0 BB: 0 P: 3	R: 0 E: 0 K: 0 S: 2	H: 0 LOB: 0 BB: 1 P: 6	R: 0 E: 0 K: 1 S: 6	H: 1 LOB: 1 BB: 0 P: 6	R: 1 E: 0 K: 0 S: 5	H: 2 LOB: 2 BB: 1 P: 9	R: 2 E: 0 K: 0 S: 6	H: 3 LOB: 3 BB: 1 P: 11	R: 0 E: 0 K: 1 S: 5	H: 0 LOB: 0 BB: 0 P: 5	1B: 8 2B: 1 3B: 0 HR: 1	SF: 0 SAC: 1 DP: 2 HBP: 1	WP: 1 PB: 0 SB: 3 CS: 1	PA: 38			
<b>PITCHER</b>	IP WLS BF H R ER SO BB IBB HBP BLK WP HR S P ERA WHIP	IP WLS BF H R ER SO BB IBB HBP BLK WP HR S P ERA WHIP	IP WLS BF H R ER SO BB IBB HBP BLK WP HR S P ERA WHIP	IP WLS BF H R ER SO BB IBB HBP BLK WP HR S P ERA WHIP	IP WLS BF H R ER SO BB IBB HBP BLK WP HR S P ERA WHIP	IP WLS BF H R ER SO BB IBB HBP BLK WP HR S P ERA WHIP	IP WLS BF H R ER SO BB IBB HBP BLK WP HR S P ERA WHIP	IP WLS BF H R ER SO BB IBB HBP BLK WP HR S P ERA WHIP	IP WLS BF H R ER SO BB IBB HBP BLK WP HR S P ERA WHIP	IP WLS BF H R ER SO BB IBB HBP BLK WP HR S P ERA WHIP	IP WLS BF H R ER SO BB IBB HBP BLK WP HR S P ERA WHIP	IP WLS BF H R ER SO BB IBB HBP BLK WP HR S P ERA WHIP	IP WLS BF H R ER SO BB IBB HBP BLK WP HR S P ERA WHIP	IP WLS BF H R ER SO BB IBB HBP BLK WP HR S P ERA WHIP	IP WLS BF H R ER SO BB IBB HBP BLK WP HR S P ERA WHIP	IP WLS BF H R ER SO BB IBB HBP BLK WP HR S P ERA WHIP	IP WLS BF H R ER SO BB IBB HBP BLK WP HR S P ERA WHIP	IP WLS BF H R ER SO BB IBB HBP BLK WP HR S P ERA WHIP	IP WLS BF H R ER SO BB IBB HBP BLK WP HR S P ERA WHIP	IP WLS BF H R ER SO BB IBB HBP BLK WP HR S P ERA WHIP	IP WLS BF H R ER SO BB IBB HBP BLK WP HR S P ERA WHIP	IP WLS BF H R ER SO BB IBB HBP BLK WP HR S P ERA WHIP	IP WLS BF H R ER SO BB IBB HBP BLK WP HR S P ERA WHIP	IP WLS BF H R ER SO BB IBB HBP BLK WP HR S P ERA WHIP	IP WLS BF H R ER SO BB IBB HBP BLK WP HR S P ERA WHIP

Pittsburgh Pirates @ Chicago Cubs  
Wrigley Field, Chicago, IL  
Sat Jun 24 1972, 3:33 AM CDT  
Att: 27,543 - Cloudy


AB 33  
R 3  
H 10  
RBI 3  
BB 3  
SO 3  
LOB 17



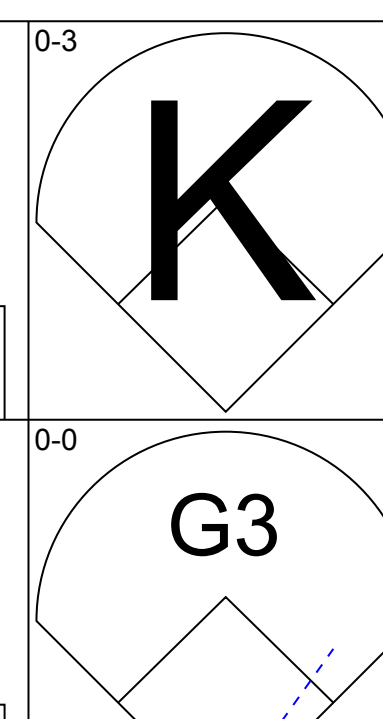
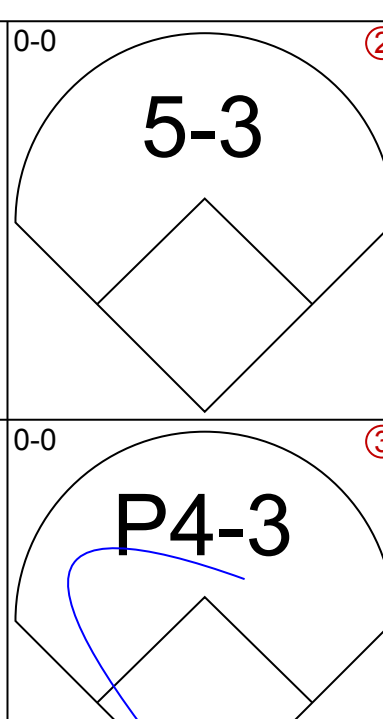
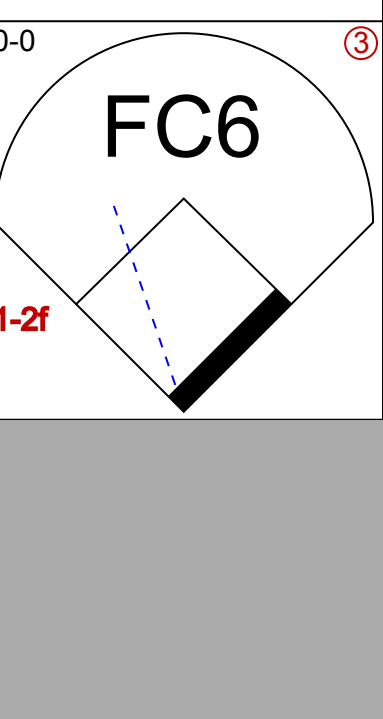
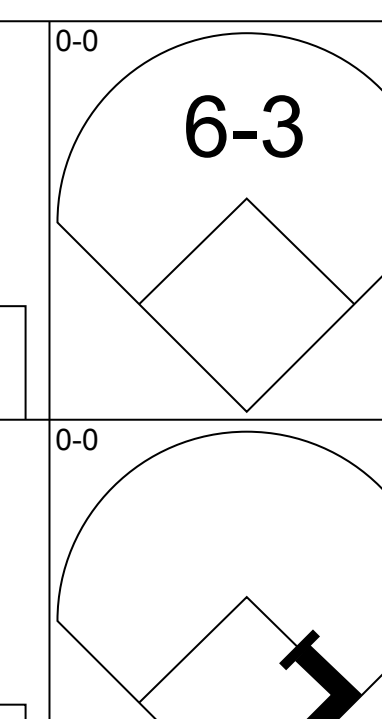
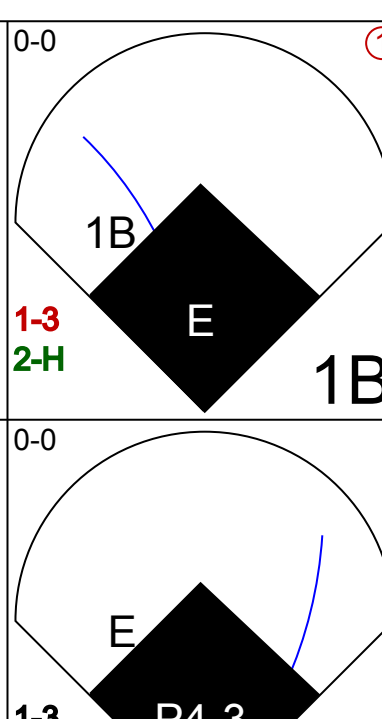
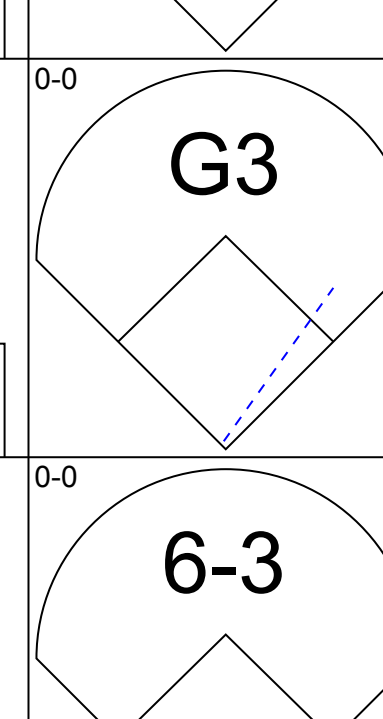
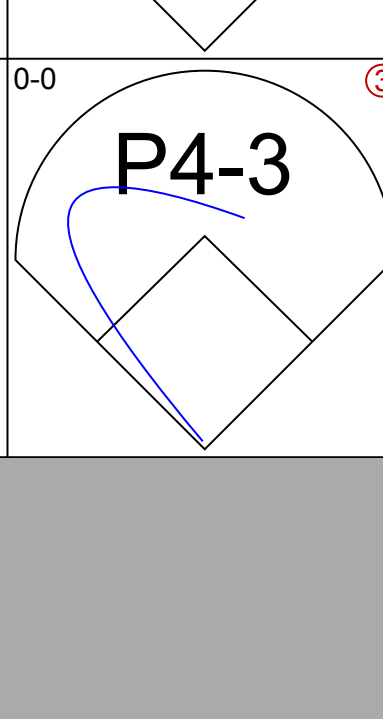
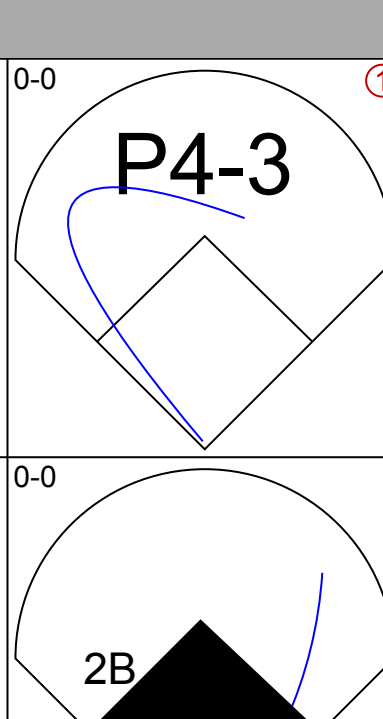
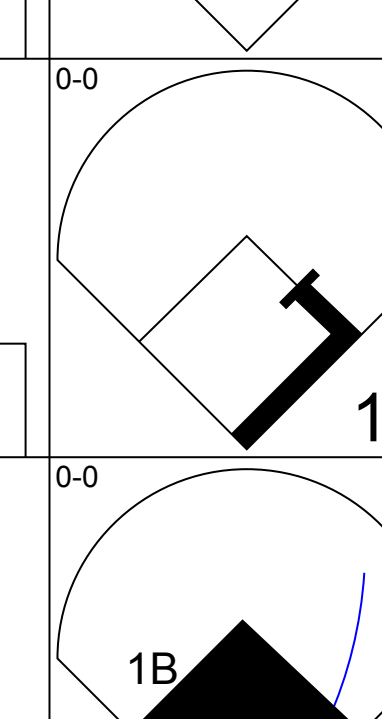
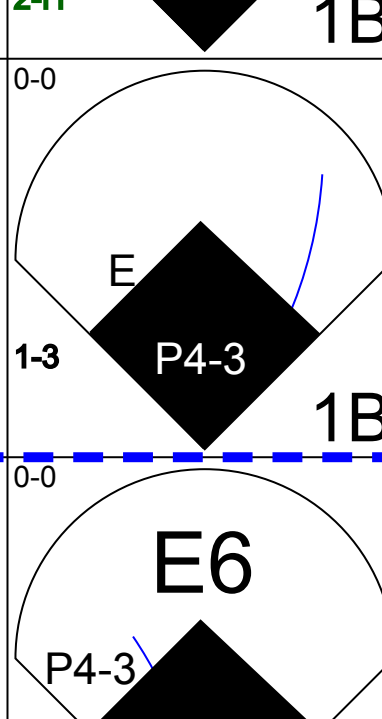
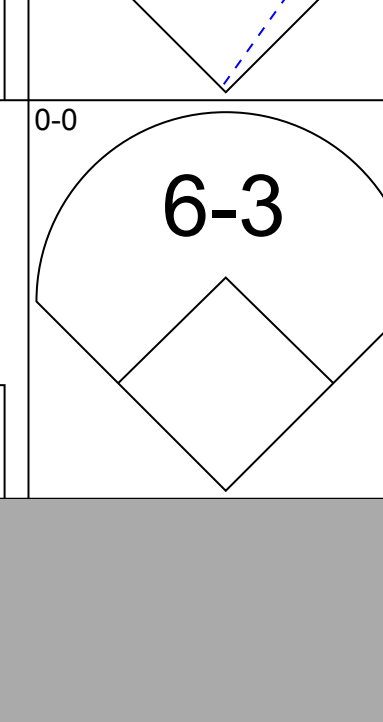
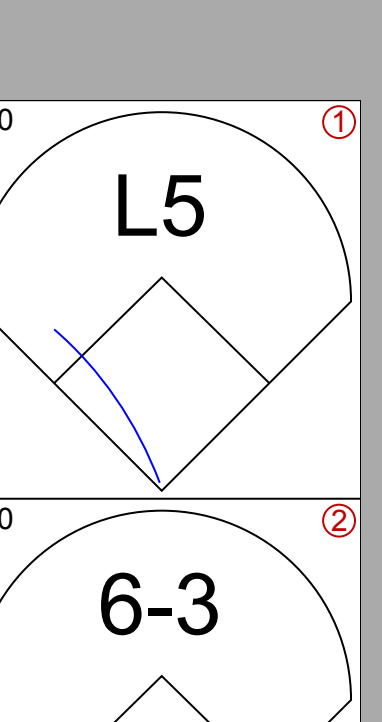
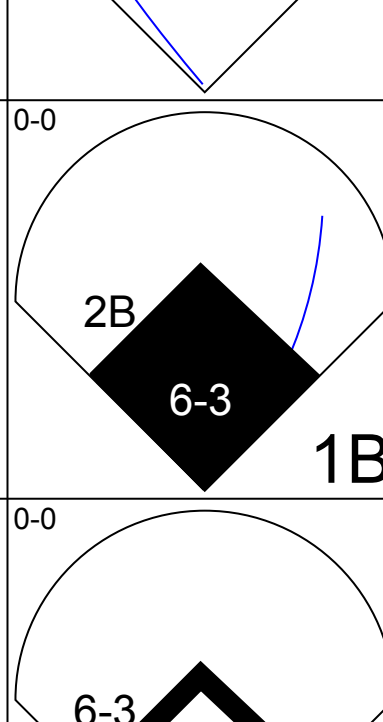
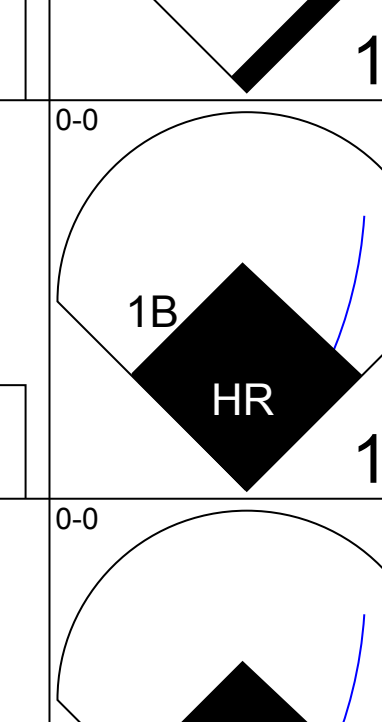
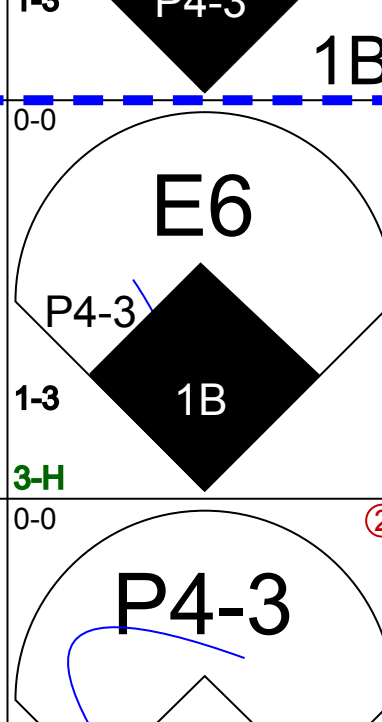
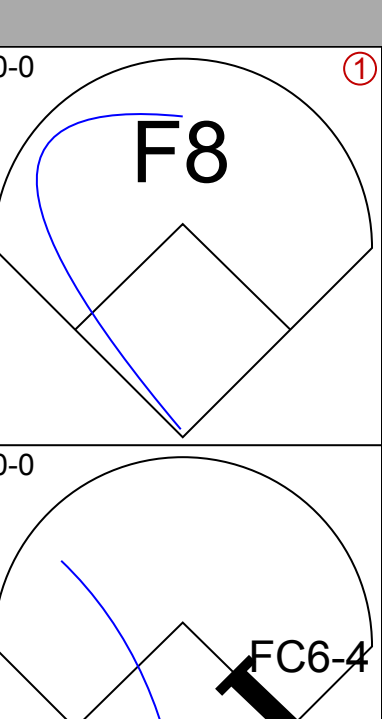
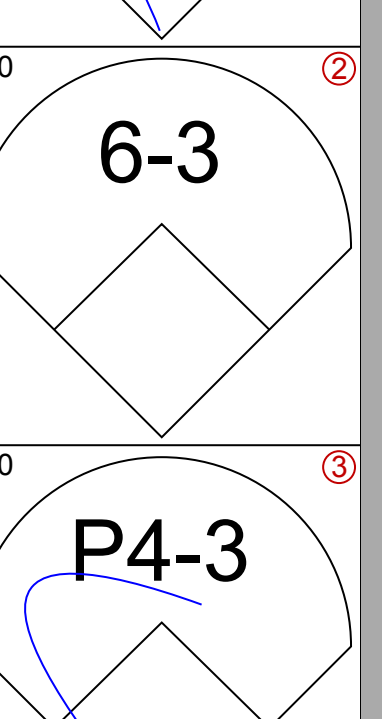
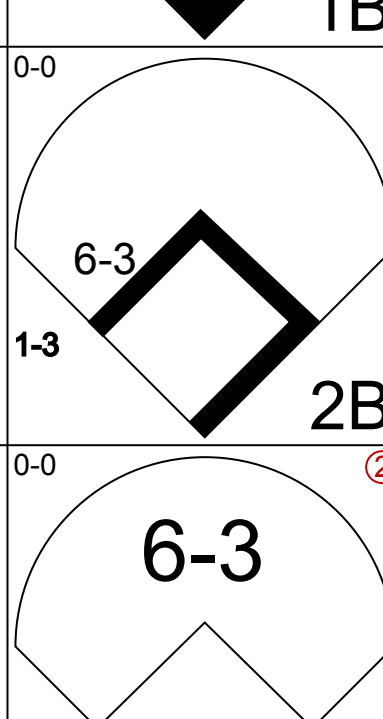
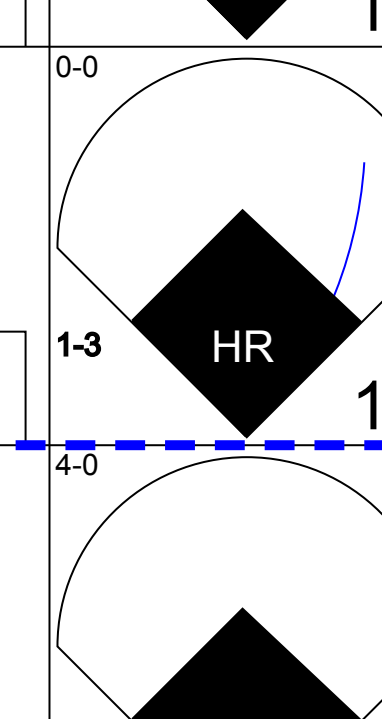
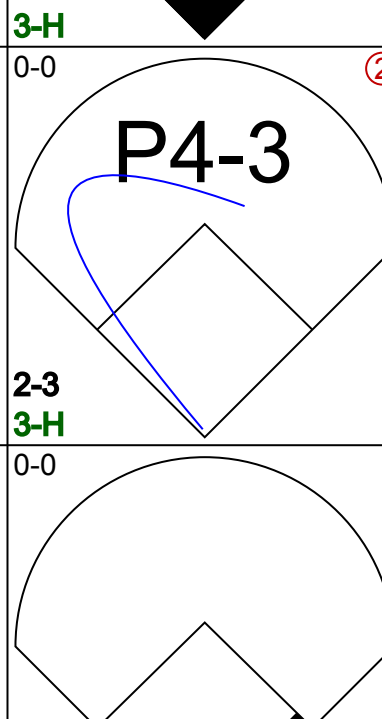
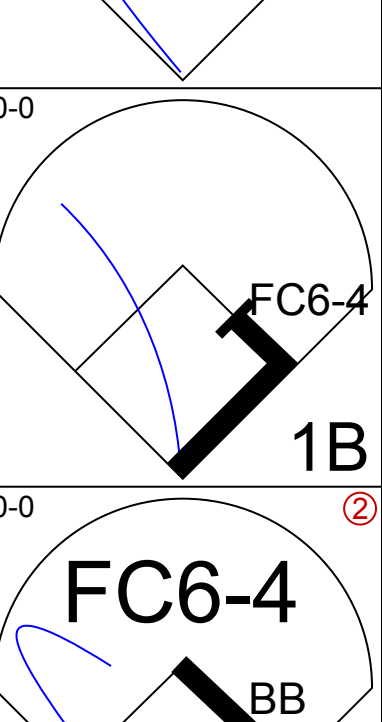
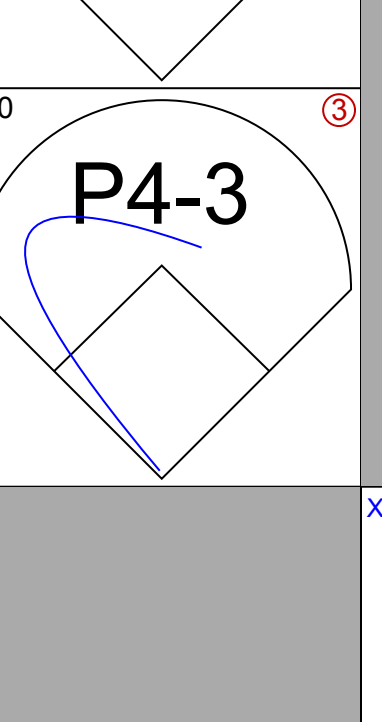
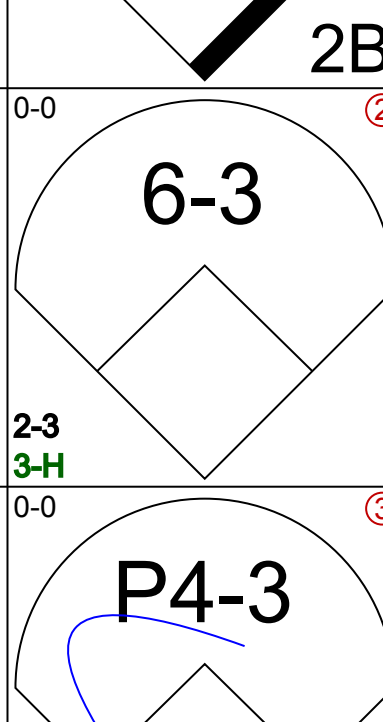
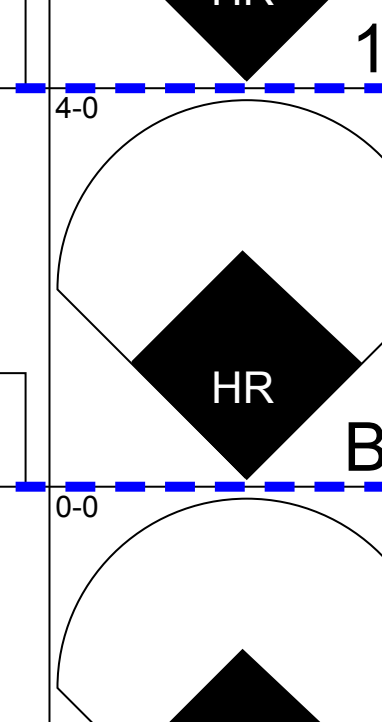
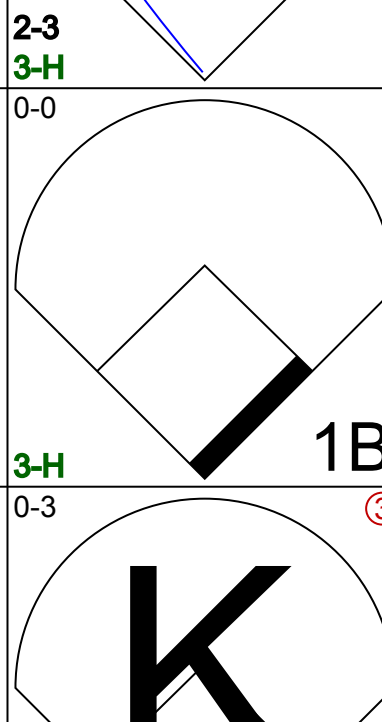
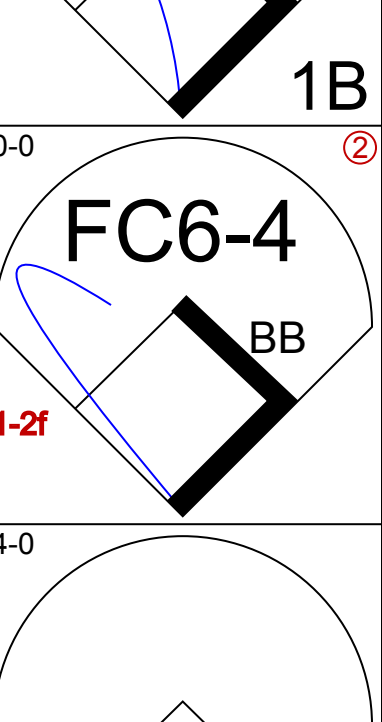
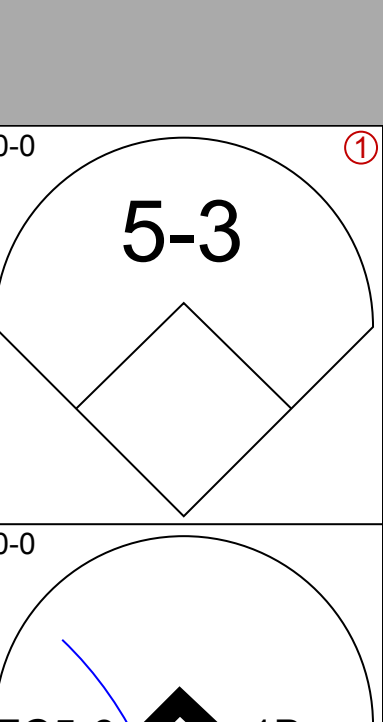
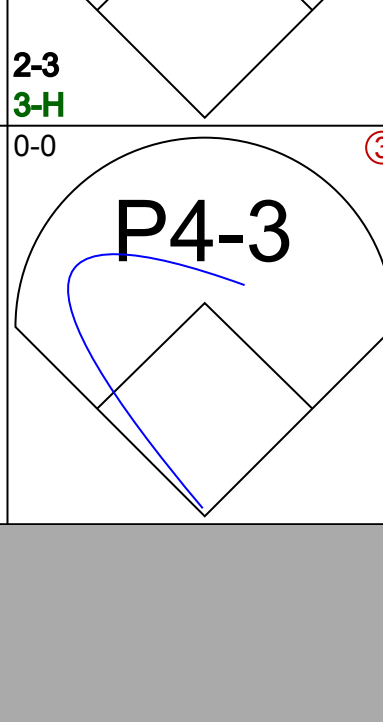
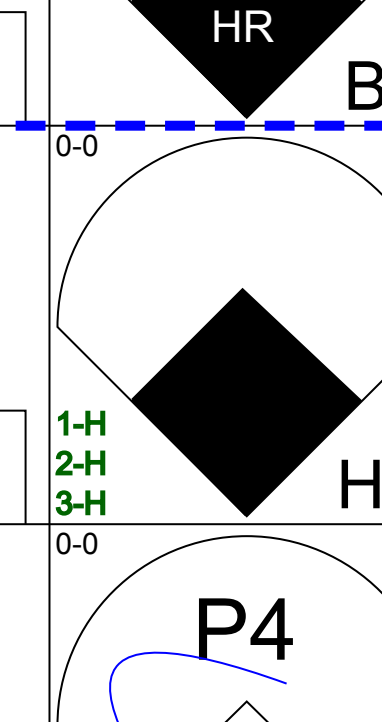
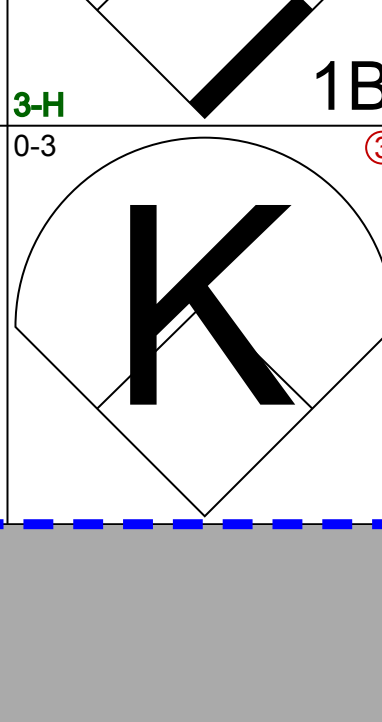
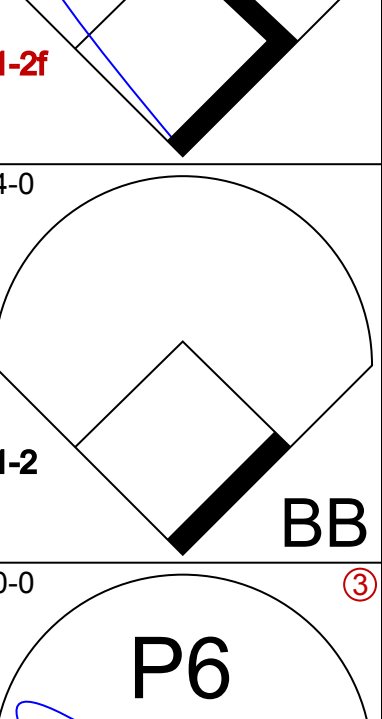
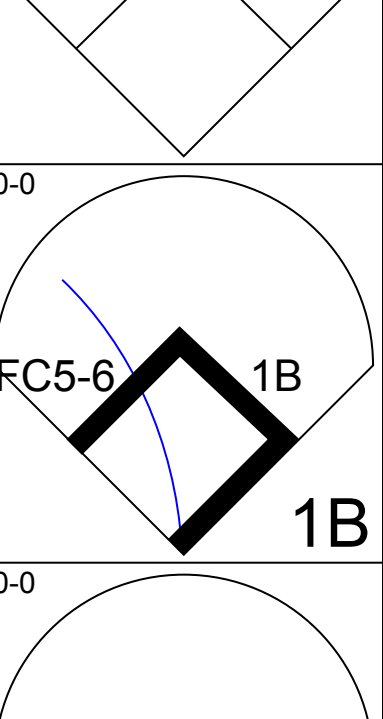

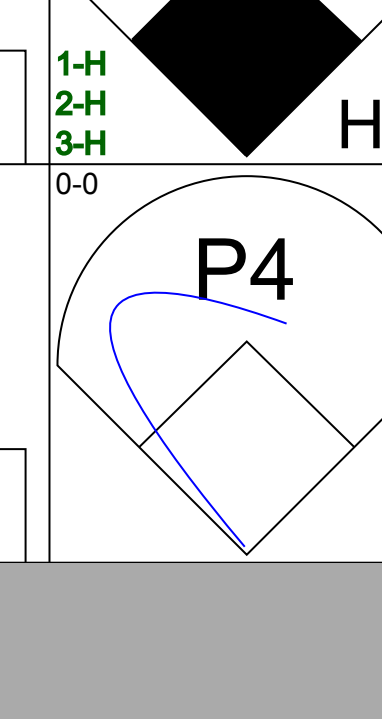
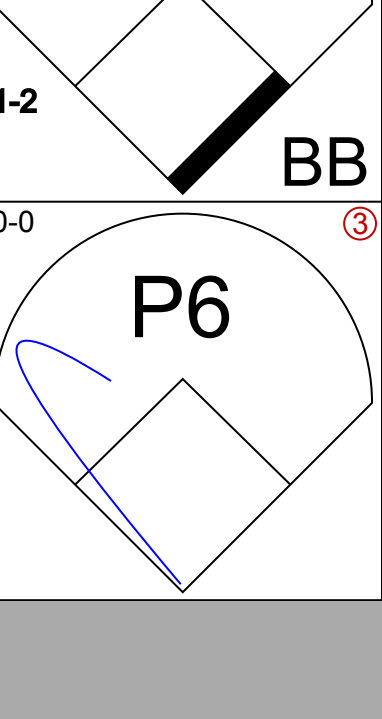
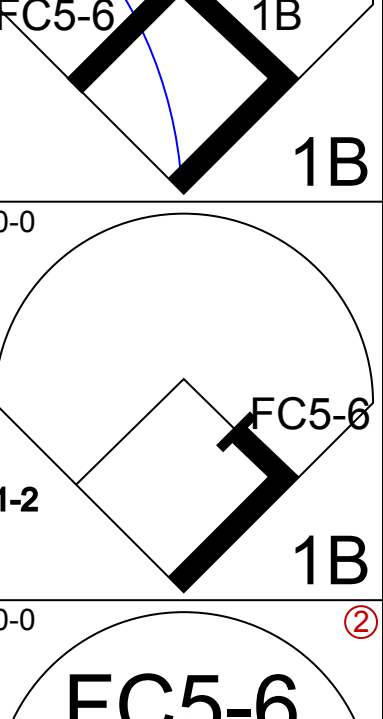

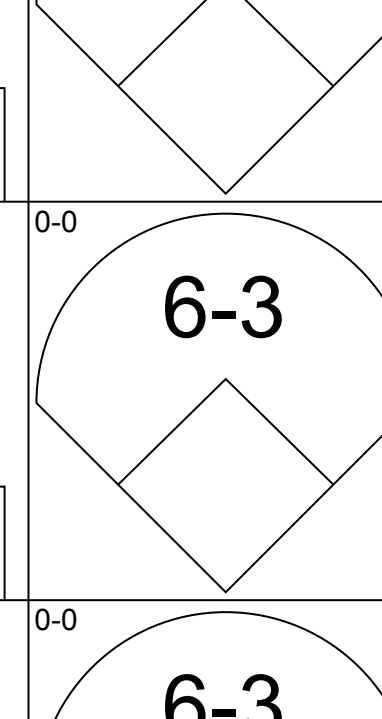
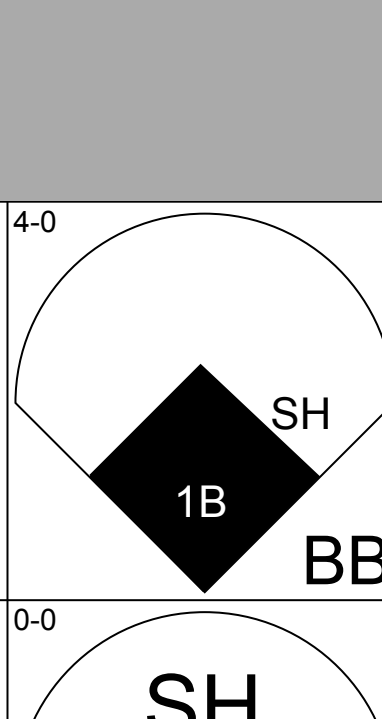
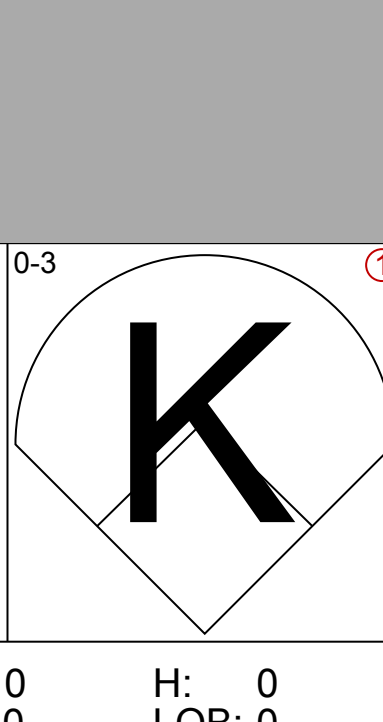
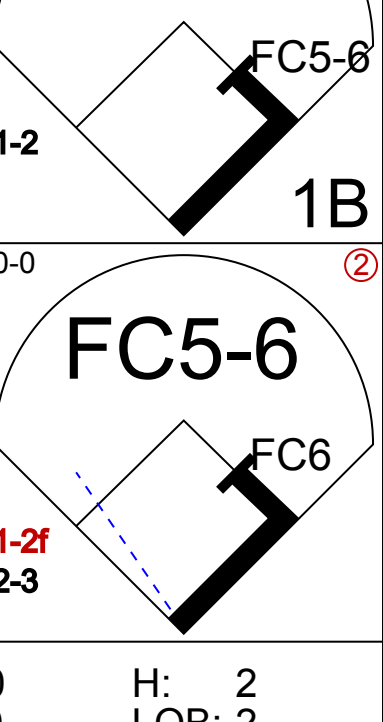

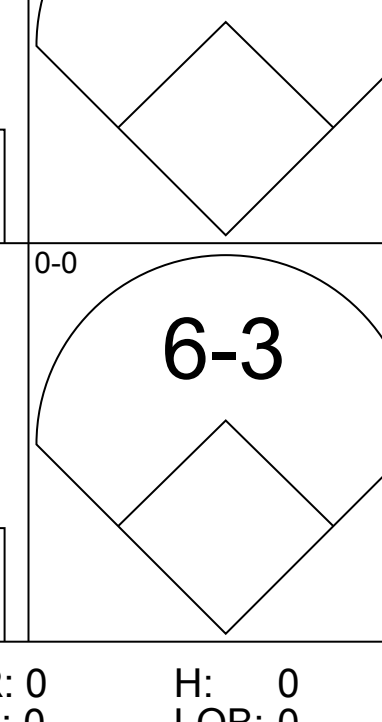
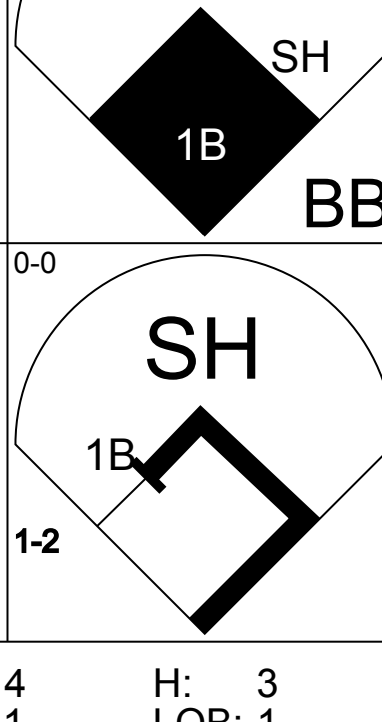
Batter	1	2	3	4	5	6	7	8	9	AB	R	H	RBI	BB	SO	LOB	BOTTOM								
Don Kessinger, S OBP: 0.354, SLG: 0.294 (1, 6)	6-3			K		G3		1B		4	0	1	0	0	1	1									
Glenn Beckert, R OBP: 0.297, SLG: 0.328 (1, 4)	F8			F9		1B		F2		4	0	1	1	0	0	2									
Billy Williams, L OBP: 0.346, SLG: 0.519 (1, 7)	L8			P5		4-3				4	0	0	0	0	0	1									
Jim Hickman, R OBP: 0.373, SLG: 0.470 (1, 3)		F8			6-3		F7		6-3	4	0	0	0	0	0	0									
Jose Cardenal, R OBP: 0.339, SLG: 0.493 (1, 9)		F8			5-3		F8		1B 1B	4	0	1	0	0	0	0									
Rick Monday, L OBP: 0.425, SLG: 0.462 (1, 8)		F8				1B			K	4	0	2	0	0	1	0									
Ron Santo, R OBP: 0.380, SLG: 0.552 (1, 5)			K			F8			6-3	4	0	0	0	0	1	3									
Randy Hundley, R OBP: 0.279, SLG: 0.321 (1, 2)				5-3					FC6-4 1B	3	1	2	0	0	0	0									
Bill Hands, R Steve Hamilton, L Gene Hiser, L Tom Phoebus, R				K					K	2	0	0	0	0	2	1									
									K	0	0	0	0	0	0	0									
									K	1	0	0	0	0	1	1									
									K	0	0	0	0	0	0	0									
<b>Inning Stats</b>	R: 0 E: 0 K: 0 S: 3	H: 0 LOB: 0 BB: 0 P: 3	R: 0 E: 0 K: 0 S: 3	H: 0 LOB: 0 BB: 0 P: 3	R: 0 E: 0 K: 2 S: 7	H: 0 LOB: 0 BB: 0 P: 7	R: 0 E: 0 K: 1 S: 5	H: 0 LOB: 0 BB: 0 P: 5	R: 0 E: 0 K: 1 S: 5	H: 1 LOB: 1 BB: 0 P: 4	R: 1 E: 0 K: 1 S: 7	H: 2 LOB: 1 BB: 0 P: 7	R: 0 E: 0 K: 1 S: 7	H: 0 LOB: 0 BB: 0 P: 5	R: 0 E: 0 K: 1 S: 7	H: 2 LOB: 2 BB: 0 P: 7	R: 0 E: 0 K: 0 S: 5	H: 2 LOB: 2 BB: 0 P: 5	1B: 7 2B: 0 3B: 0 HR: 0	SF: 0 SAC: 0 DP: 0 HBP: 0	WP: 0 PB: 0 SB: 0 CS: 0	PA: 34			
<b>PITCHER</b>	IP WLS BF H R ER SO BB IBB HBP BLK WP HR S P ERA WHIP	IP WLS BF H R ER SO BB IBB HBP BLK WP HR S P ERA WHIP	IP WLS BF H R ER SO BB IBB HBP BLK WP HR S P ERA WHIP	IP WLS BF H R ER SO BB IBB HBP BLK WP HR S P ERA WHIP	IP WLS BF H R ER SO BB IBB HBP BLK WP HR S P ERA WHIP	IP WLS BF H R ER SO BB IBB HBP BLK WP HR S P ERA WHIP	IP WLS BF H R ER SO BB IBB HBP BLK WP HR S P ERA WHIP	IP WLS BF H R ER SO BB IBB HBP BLK WP HR S P ERA WHIP	IP WLS BF H R ER SO BB IBB HBP BLK WP HR S P ERA WHIP	IP WLS BF H R ER SO BB IBB HBP BLK WP HR S P ERA WHIP	IP WLS BF H R ER SO BB IBB HBP BLK WP HR S P ERA WHIP	IP WLS BF H R ER SO BB IBB HBP BLK WP HR S P ERA WHIP	IP WLS BF H R ER SO BB IBB HBP BLK WP HR S P ERA WHIP	IP WLS BF H R ER SO BB IBB HBP BLK WP HR S P ERA WHIP	IP WLS BF H R ER SO BB IBB HBP BLK WP HR S P ERA WHIP	IP WLS BF H R ER SO BB IBB HBP BLK WP HR S P ERA WHIP	IP WLS BF H R ER SO BB IBB HBP BLK WP HR S P ERA WHIP	IP WLS BF H R ER SO BB IBB HBP BLK WP HR S P ERA WHIP	IP WLS BF H R ER SO BB IBB HBP BLK WP HR S P ERA WHIP	IP WLS BF H R ER SO BB IBB HBP BLK WP HR S P ERA WHIP	IP WLS BF H R ER SO BB IBB HBP BLK WP HR S P ERA WHIP	IP WLS BF H R ER SO BB IBB HBP BLK WP HR S P ERA WHIP	IP WLS BF H R ER SO BB IBB HBP BLK WP HR S P ERA WHIP	IP WLS BF H R ER SO BB IBB HBP BLK WP HR S P ERA WHIP	IP WLS BF H R ER SO BB IBB HBP BLK WP HR S P ERA WHIP

Pittsburgh Pirates @ Chicago Cubs  
Wrigley Field, Chicago, IL  
Sat Jun 24 1972, 3:33 AM CDT  
Att: 27,543 - Cloudy

AB 34  
R 1  
H 7  
RBI 1  
BB 0  
SO 6  
LOB 9




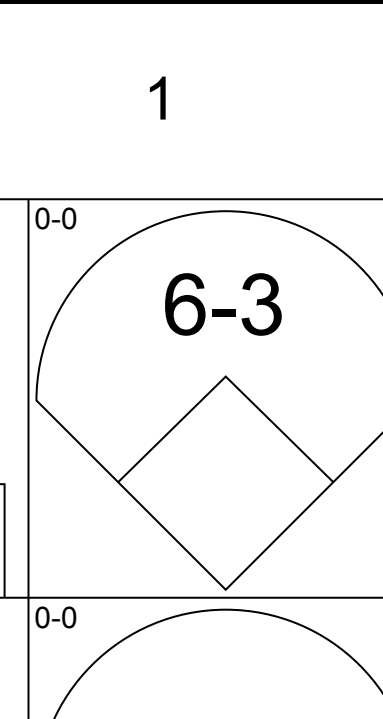
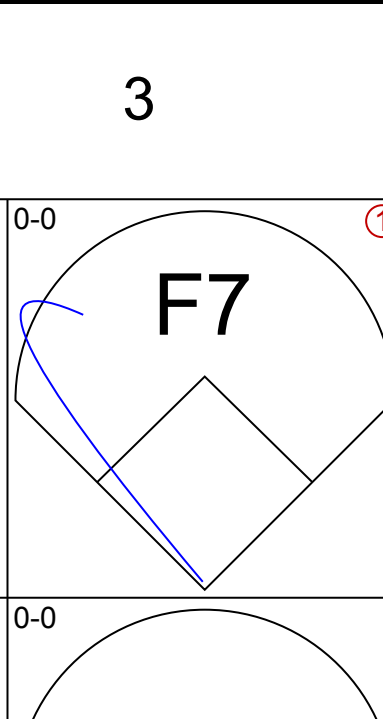
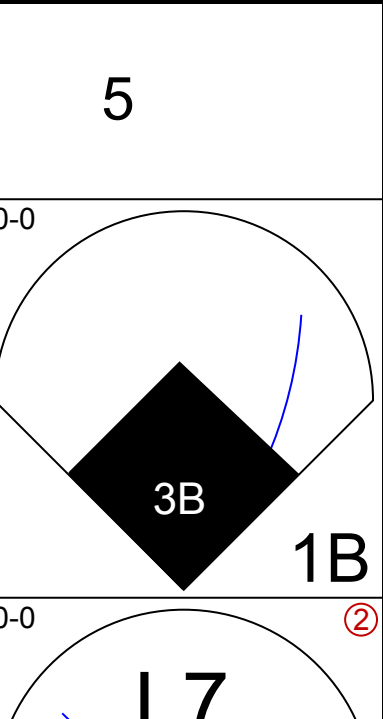
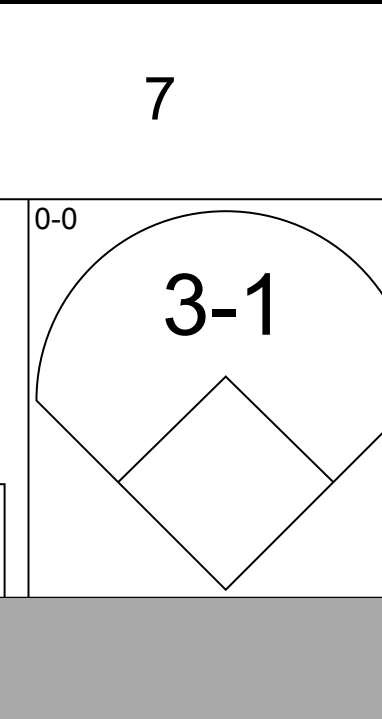
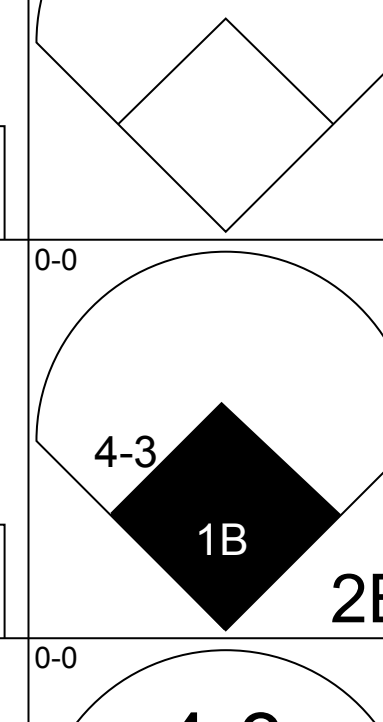
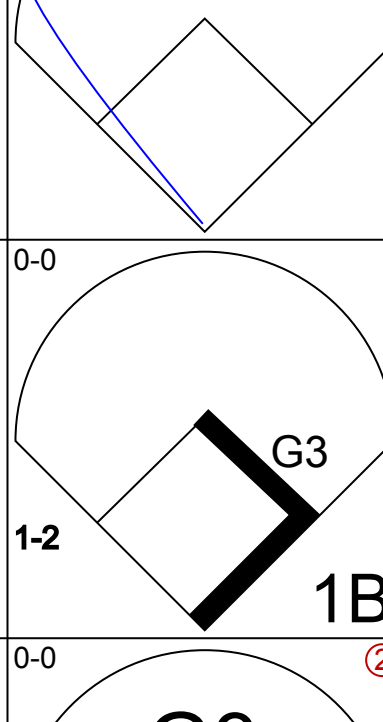
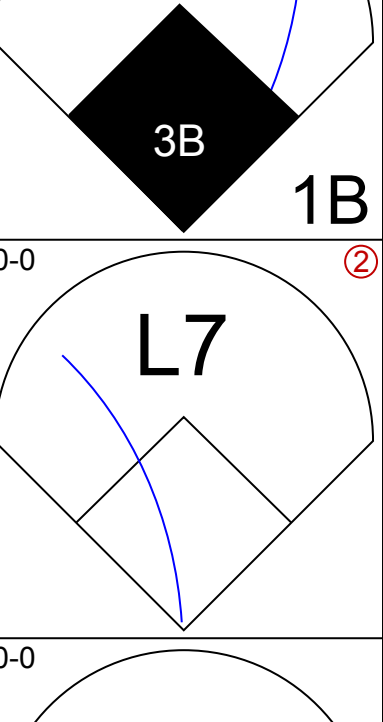
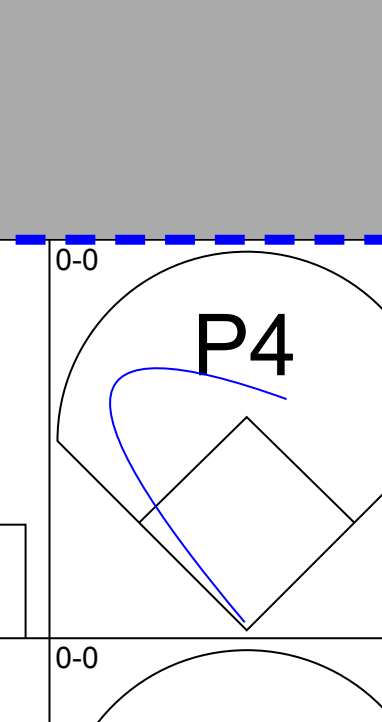
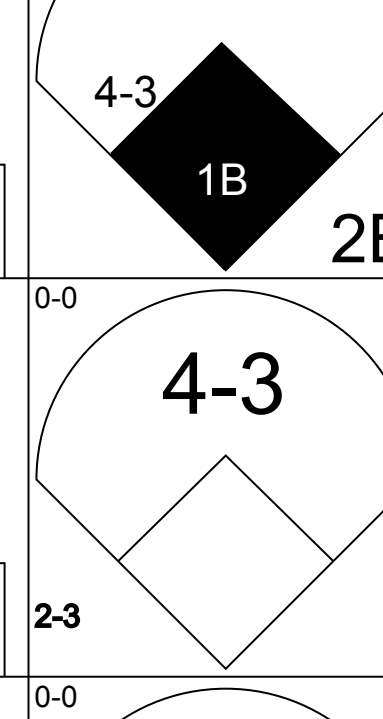
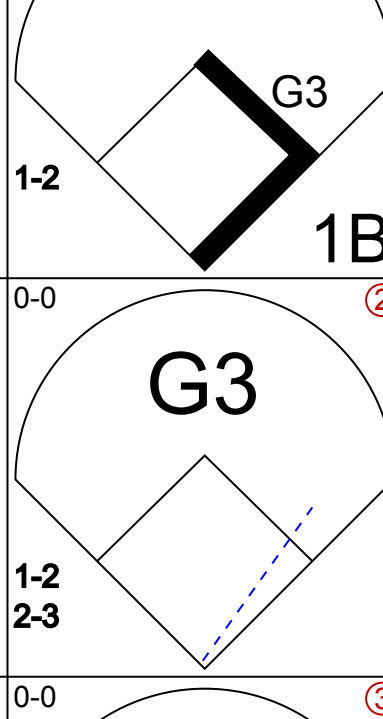
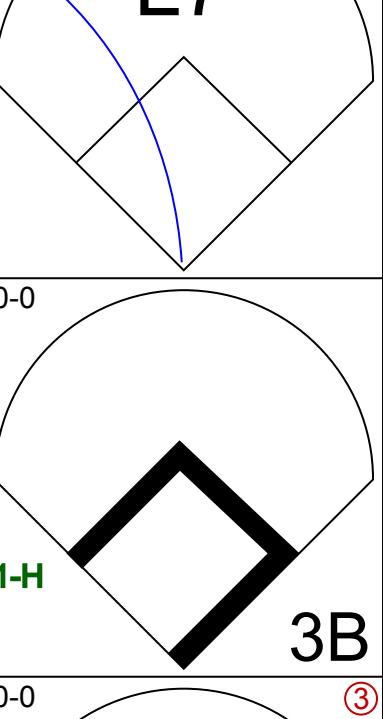
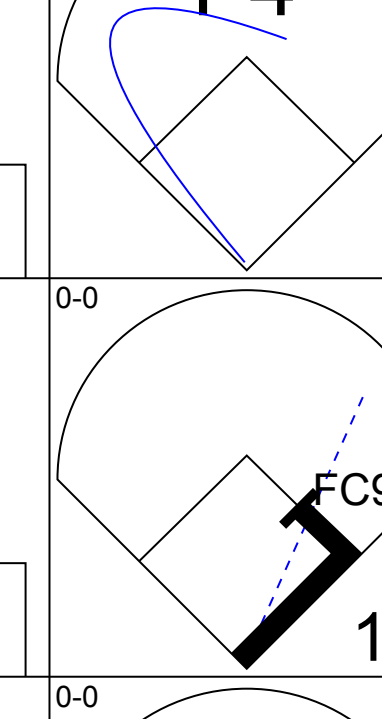
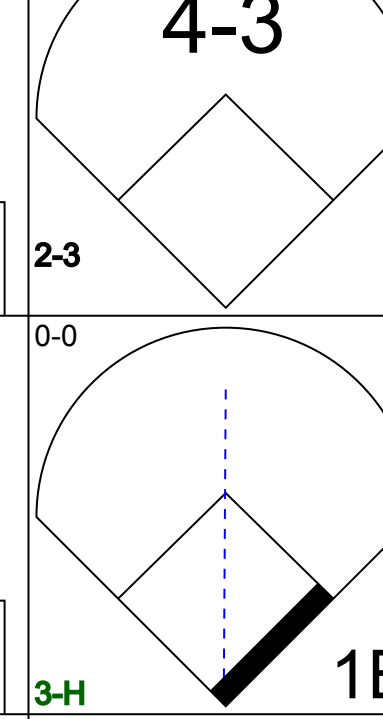
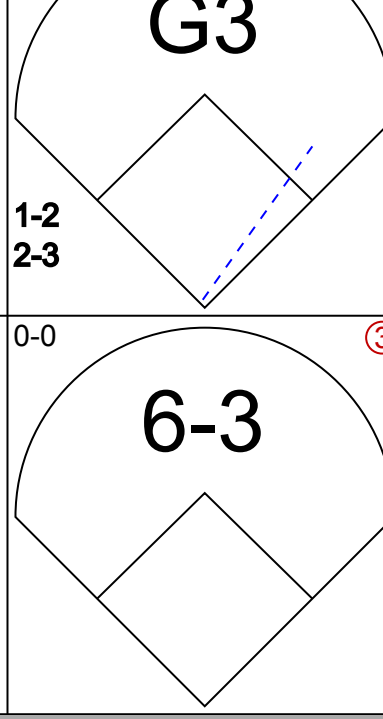
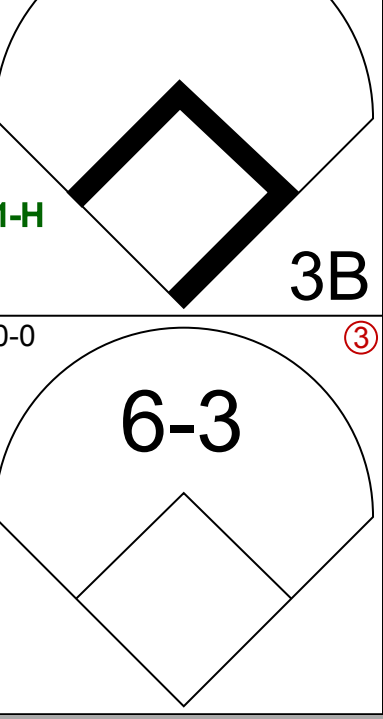
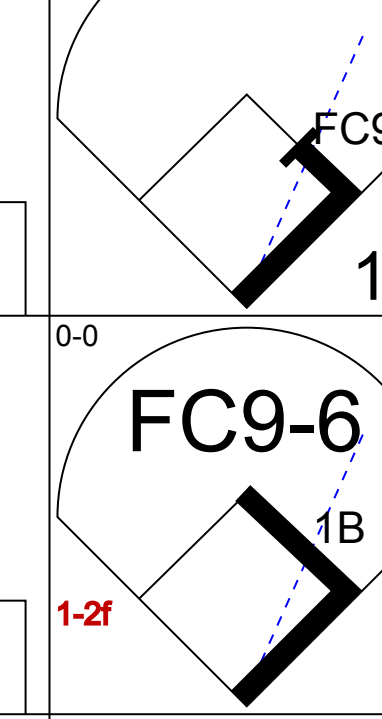
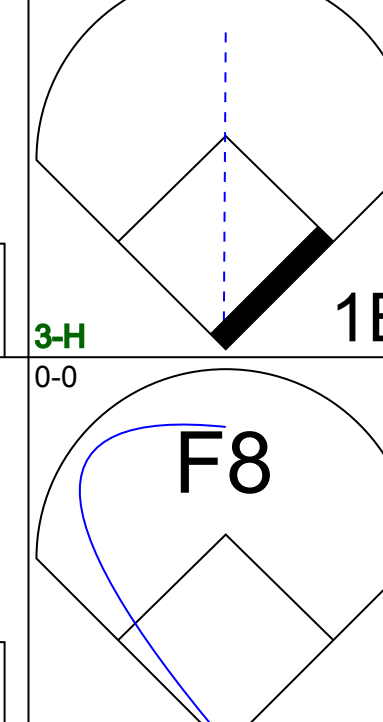
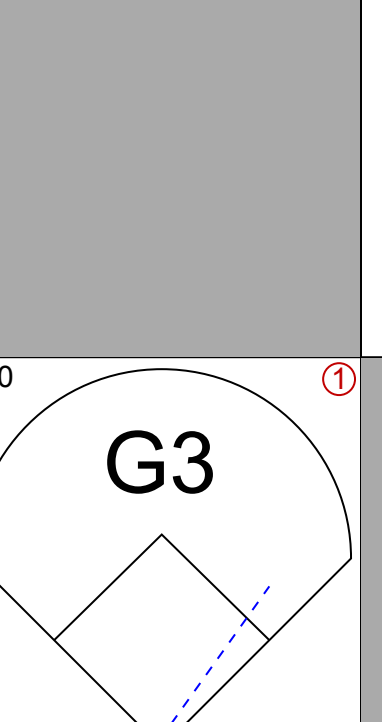
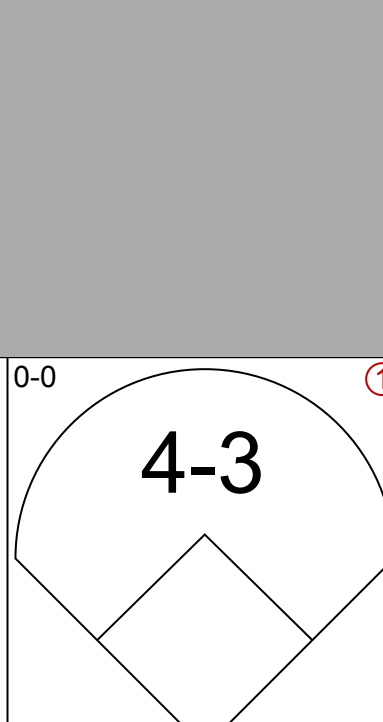
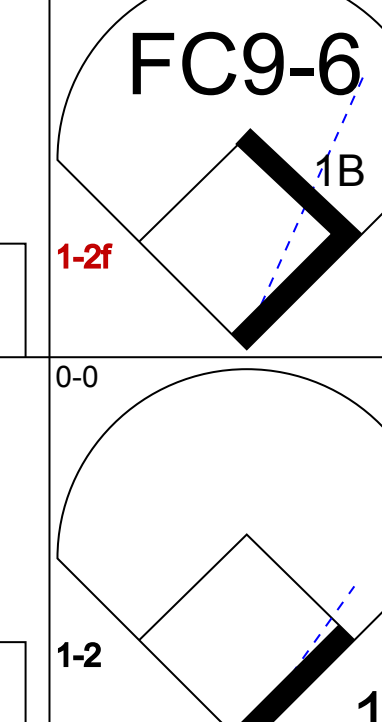
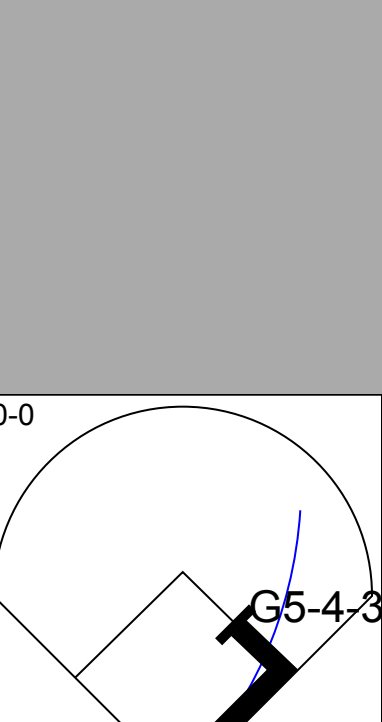
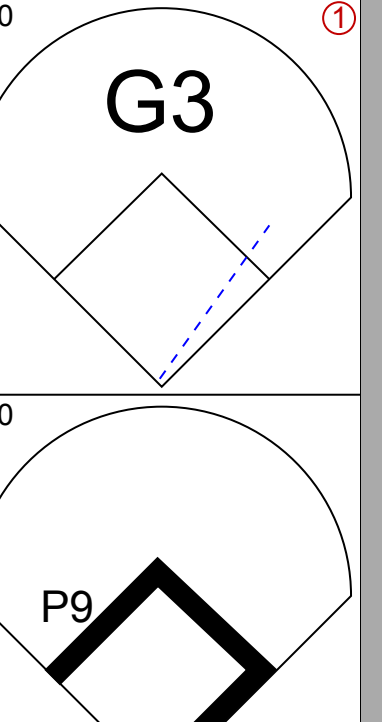
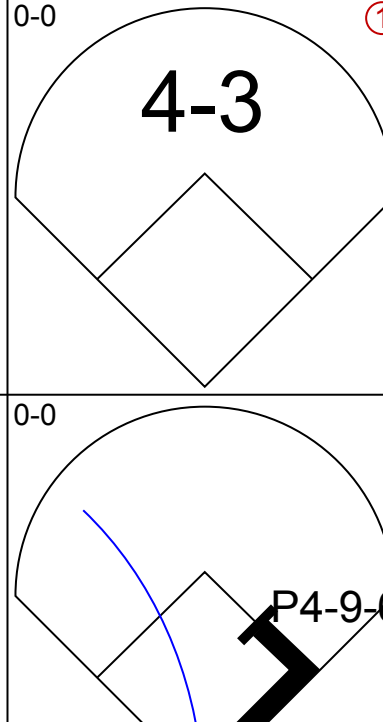
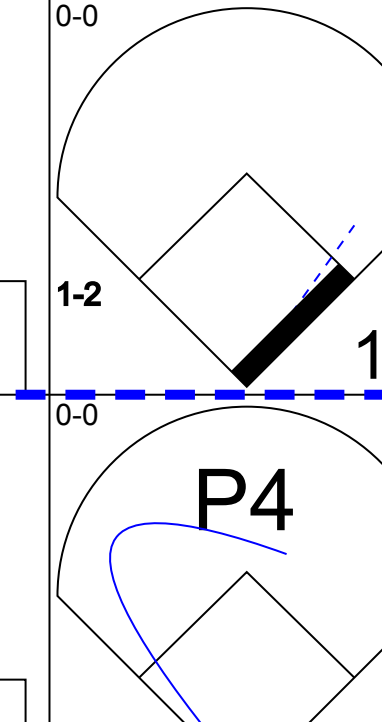
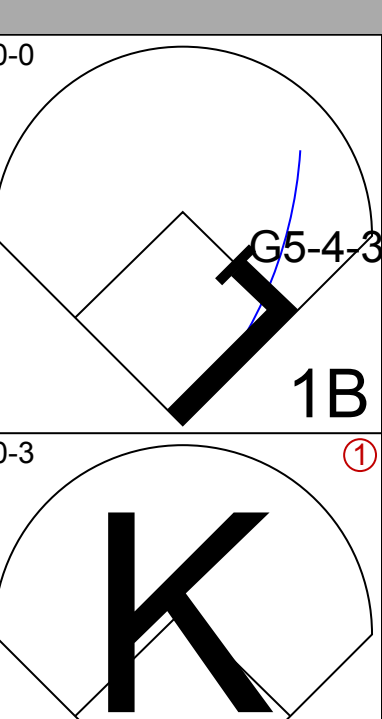
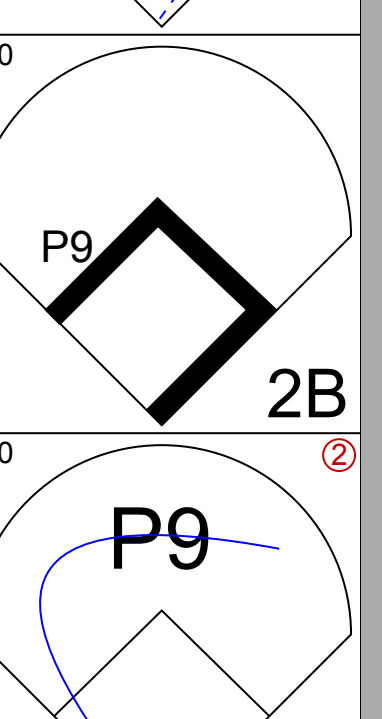
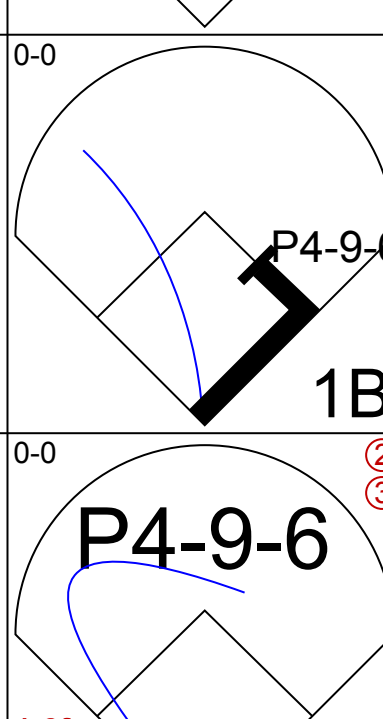
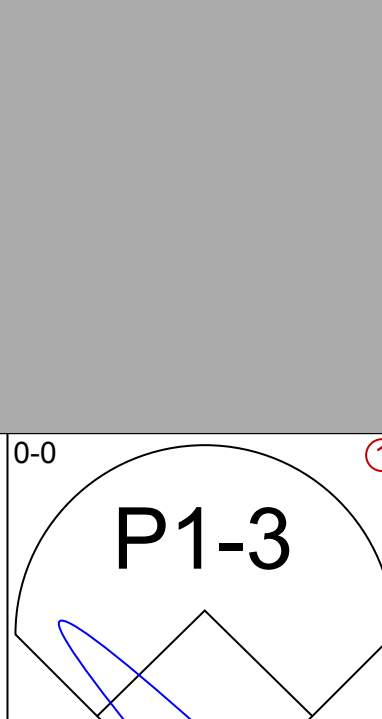
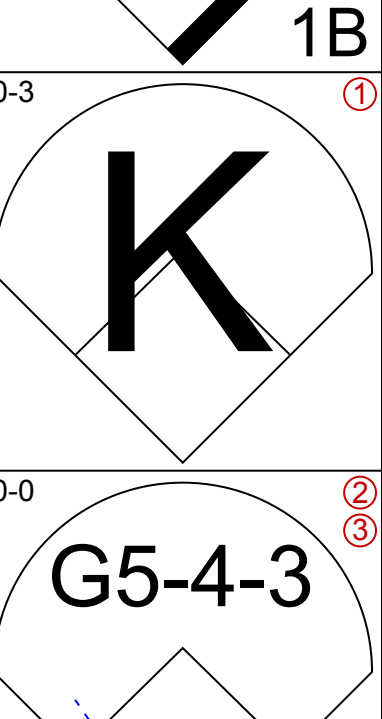
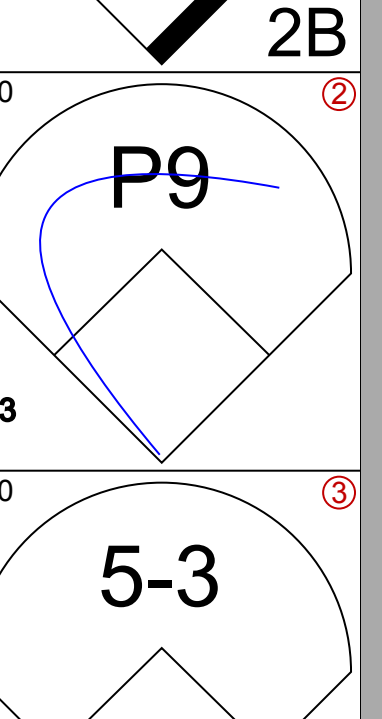

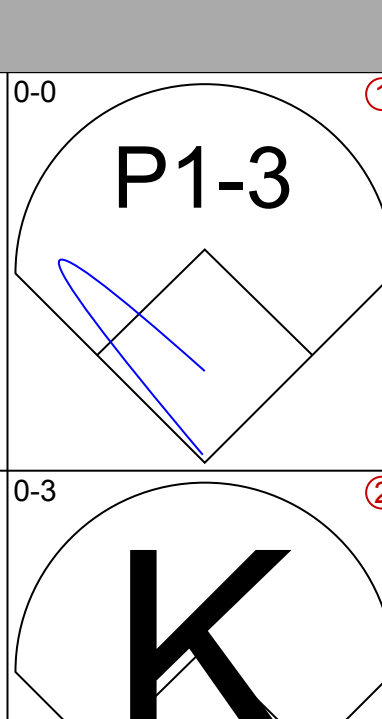


Batter	1	2	3	4	5	6	7	8	9	AB	R	H	RBI	BB	SO	LOB	TOP														
Dave Cash, R OBP: 0.315, SLG: 0.382 (1, 4)										5	1	1	1	0	1	2															
Richie Hebner, L OBP: 0.397, SLG: 0.491 (1, 5)										5	1	2	0	0	0	0															
Roberto Clemente, R OBP: 0.364, SLG: 0.454 (1, 9)										5	3	2	1	0	0	1															
Willie Stargell, L OBP: 0.382, SLG: 0.589 Vic Davalillo, L OBP: 0.400, SLG: 0.478 (8, PR) (8, 7)										4	0	2	0	0	0	0															
Al Oliver, L OBP: 0.366, SLG: 0.455 (1, 8)										4	1	2	2	1	0	1															
Manny Sanguillen, R OBP: 0.352, SLG: 0.447 (1, 2)										5	1	1	4	0	1	3															
Bob Robertson, R OBP: 0.267, SLG: 0.246 (1, 3)										3	0	1	0	1	0	1															
Gene Alley, R OBP: 0.374, SLG: 0.322 (1, 6)										3	1	1	0	1	0	2															
Dock Ellis, S OBP: 0.107, SLG: 0.107 Ramon Hernandez, S (8, 1) Dave Giusti, R (8, 1)										3	0	0	0	0	1	2															
<b>Inning Stats</b>	R: 0 E: 0 K: 1 S: 5	H: 0 LOB: 0 BB: 0 P: 5	R: 0 E: 0 K: 0 S: 4	H: 1 LOB: 2 BB: 1 P: 8	R: 0 E: 0 K: 1 S: 5	H: 0 LOB: 0 BB: 0 P: 5	R: 0 E: 0 K: 0 S: 3	H: 0 LOB: 0 BB: 0 P: 3	R: 0 E: 0 K: 0 S: 5	H: 2 LOB: 2 BB: 0 P: 5	R: 1 E: 0 K: 0 S: 5	H: 2 LOB: 1 BB: 0 P: 5	R: 0 E: 0 K: 0 S: 3	H: 0 LOB: 0 BB: 0 P: 3	R: 0 E: 0 K: 0 S: 6	H: 4 LOB: 1 BB: 1 P: 10	R: 4 E: 1 K: 1 S: 9	H: 3 LOB: 1 BB: 1 P: 13	1B: 10 2B: 1 3B: 0 HR: 1	SF: 0 SAC: 1 DP: 0 HBP: 0	WP: 0 PB: 0 SB: 0 CS: 0	PA: 42									
<b>PITCHER</b>	IP WLS BF H R ER SO BB IBB HBP BLK WP HR S P ERA WHIP																														
Burt Hooton, R ERA: 2.59 Dan McGinn, L ERA: 3.19 Tom Phoebus, R ERA: 3.02 Jack Aker, R ERA: 1.23	(1, 1) (8, 1) (8, 1) (9, 1)	7.2 0.0 0.2 0.2	L 1 6 4	31 0 3 1	8 0 3 1	3 0 5 1	2 0 0 1	1 0 0 0	0 0 0 0	0 0 0 0	0 0 1 0	34 4 9 6	38 ∞ 6.000 1.500	3.52 ∞ 54.000 0.000	1.174 ∞ 6.000 1.500																

Pittsburgh Pirates @ Chicago Cubs  
Wrigley Field, Chicago, IL  
Sun Jun 25 1972, 3:33 AM CDT  
Att: 35,099 - Sunny - 64 F


AB 38  
R 9  
H 12  
RBI 9  
BB 3  
SO 3  
LOB 13



Batter	1	2	3	4	5	6	7	8	9	AB	R	H	RBI	BB	SO	LOB	BOTTOM														
Jose Cardenal, R OBP: 0.338, SLG: 0.488 (1, 9)										4	1	1	0	0	0	1															
Don Kessinger, S OBP: 0.356, SLG: 0.302 (1, 6)										4	1	2	0	0	0	1															
Billy Williams, L OBP: 0.348, SLG: 0.527 (1, 7)										4	0	2	1	0	0	3															
Jim Hickman, R OBP: 0.370, SLG: 0.464 (1, 3)										4	0	1	1	0	0	4															
Rick Monday, L OBP: 0.422, SLG: 0.457 (1, 8)										4	0	1	0	0	0	1															
Ron Santo, R OBP: 0.388, SLG: 0.565 (1, 5)										4	0	3	0	0	0	2															
Paul Popovich, S OBP: 0.171, SLG: 0.125 (1, 4)										4	0	0	0	0	1	3															
Randy Hundley, R OBP: 0.273, SLG: 0.314 (1, 2)										4	0	0	0	0	1	2															
Burt Hooton, R OBP: 0.158, SLG: 0.086 Dan McGinn, L OBP: 0.500, SLG: 1.000 Tom Phoebus, R OBP: 0.100, SLG: 0.100 Jack Aker, R (9, PH) J.C. Martin, L OBP: 0.333, SLG: 0.444	(1, 1) (8, 1) (8, 1) (9, 1) (9, PH)	7.0 0.2 1.1	W S	28 4 4	9 2 0	2 0 0	3 0 2	0 0 0	0 0 0	0 0 0	0 0 0	34 4 8	34 4 8	2.57 0.000 0.000	1.286 3.000 0.000																
<b>Inning Stats</b>	R: 1 E: 0 K: 0 S: 5	H: 2 LOB: 1 BB: 0 P: 5	R: 0 E: 0 K: 1 S: 5	H: 1 LOB: 0 BB: 0 P: 5	R: 0 E: 0 K: 0 S: 5	H: 2 LOB: 2 BB: 0 P: 5	R: 0 E: 0 K: 0 S: 4	H: 1 LOB: 1 BB: 0 P: 4	R: 1 E: 0 K: 0 S: 7	H: 2 LOB: 1 BB: 0 P: 7	R: 0 E: 0 K: 0 S: 3	H: 1 LOB: 0 BB: 0 P: 3	R: 0 E: 0 K: 1 S: 5	H: 0 LOB: 0 BB: 0 P: 5	R: 0 E: 0 K: 0 S: 5	H: 2 LOB: 2 BB: 0 P: 5	R: 0 E: 0 K: 2 S: 7	H: 0 LOB: 0 BB: 0 P: 7	1B: 8 2B: 3 3B: 1 HR: 0	SF: 0 SAC: 0 DP: 2 HBP: 0	WP: 0 PB: 0 SB: 0 CS: 0	PA: 36									
<b>PITCHER</b>	IP WLS BF H R ER SO BB IBB HBP BLK WP HR S P ERA WHIP																														
Dock Ellis, R ERA: 2.39 Ramon Hernandez, L ERA: 0.64 Dave Giusti, R ERA: 2.7	(1, 1) (8, 1) (8, 1)	7.0 0.2 1.1	W S	28 4 4	9 2 0	2 0 0	3 0 2	0 0 0	0 0 0	0 0 0	0 0 0	34 4 8	34 4 8	2.57 0.000 0.000	1.286 3.000 0.000																

Pittsburgh Pirates @ Chicago Cubs  
Wrigley Field, Chicago, IL  
Sun Jun 25 1972, 3:33 AM CDT  
Att: 35,099 - Sunny - 64 F

AB 36  
R 2  
H 11  
RBI 2  
BB 0  
SO 5  
LOB 17









Batter	1	2	3	4	5	6	7	8	9	AB	R	H	RBI	BB	SO	LOB	TOP					
Dave Cash, R OBP: 0.315, SLG: 0.386 (1,4)	F7		6-3			SH3-4 SF7 2B		4-3 2B		4	1	2	0	0	0	0	Pittsburgh Pirates @ New York Mets Shea Stadium, Flushing, NY Tue Jun 27 1972, 3:33 AM EDT Att: 38,152 - Unknown					
Vic Davallio, L OBP: 0.391, SLG: 0.466 (1,9)	F2		4-1			SH3-4		4-3		3	0	0	0	0	0	1						
Al Oliver, L OBP: 0.366, SLG: 0.466 (1,8)	F7					SF7		3-1		3	1	1	2	0	0	1						
Willie Stargell, L OBP: 0.380, SLG: 0.582 (1,7)						K				4	1	1	0	0	1	0						
Richie Hebner, L OBP: 0.398, SLG: 0.500 (1,5)										3	1	1	2	1	0	0						
Milt May, L OBP: 0.212, SLG: 0.208 (1,2)										4	0	0	0	0	1	2						
Bob Robertson, R OBP: 0.260, SLG: 0.233 (1,3)										3	0	0	0	1	0	2						
Jackie Hernandez, R OBP: 0.238, SLG: 0.271 Ramon Hernandez, S (8,1)										3	0	0	0	0	0	2						
Bruce Kison, R OBP: 0.200, SLG: 0.287 Bob Johnson, L OBP: 0.300, SLG: 0.316 Luke Walker, L (6,1) Bob Miller, R (7,1) Rennie Stennett, R OBP: 0.358, SLG: 0.496 (8,9)										2	0	0	0	0	2	0						
<b>Inning Stats</b>	R: 0 E: 0 K: 0 S: 3	H: 0 LOB: 0 BB: 0 P: 3	R: 2 E: 0 K: 0 S: 4	H: 2 LOB: 0 BB: 1 P: 8	R: 0 E: 0 K: 1 S: 5	H: 0 LOB: 0 BB: 0 P: 5	R: 1 E: 0 K: 0 S: 4	H: 1 LOB: 0 BB: 0 P: 4	R: 0 E: 0 K: 1 S: 5	H: 0 LOB: 0 BB: 0 P: 5	R: 1 E: 0 K: 1 S: 6	H: 1 LOB: 1 BB: 0 P: 6	R: 0 E: 0 K: 0 S: 3	H: 0 LOB: 1 BB: 1 P: 7	R: 0 E: 0 K: 0 S: 4	H: 1 LOB: 1 BB: 0 P: 4		R: 0 E: 1 K: 1 S: 6	H: 0 LOB: 1 BB: 0 P: 6	1B: 1 2B: 2 3B: 0 HR: 2	SF: 1 SAC: 1 DP: 1 HBP: 0	WP: 0 PB: 0 SB: 0 CS: 0
<b>PITCHER</b>	IP	WLS	BF	H	R	ER	SO	BB	IBB	HBP	BLK	WP	HR	S	P	ERA	WHIP					
Jim McAndrew, R ERA: 3.32 (1,1)	4.0		15	3	3	3	1	1	0	0	0	0	2	16	20	6.75	1.000					
Ray Sadecki, L ERA: 4.71 (5,1)	2.0		7	1	1	1	2	0	0	0	0	0	0	11	11	4.50	0.500					
Danny Frisella, R ERA: 1.59 (7,1)	3.0	W	12	1	0	0	1	1	0	0	0	0	0	13	17	0.00	0.667					

AB 30  
R 4  
H 5  
RBI 4  
BB 2  
SO 4  
LOB 8



Batter	1	2	3	4	5	6	7	8	9	AB	R	H	RBI	BB	SO	LOB	BOTTOM				
Tommye Agee, R OBP: 0.335, SLG: 0.390 Willie Mays, R OBP: 0.432, SLG: 0.351 (1,8)	K	K			F8			F7		3	0	0	0	0	2	0	Pittsburgh Pirates @ New York Mets Shea Stadium, Flushing, NY Tue Jun 27 1972, 3:33 AM EDT Att: 38,152 - Unknown				
Bud Harrelson, S OBP: 0.321, SLG: 0.283 (1,6)	G3		1-3							4	0	1	0	1	0	3					
Dave Marshall, L OBP: 0.250, SLG: 0.250 (1,9)	BB 1B		HBP							4	1	2	0	0	1	1					
John Milner, L OBP: 0.370, SLG: 0.538 (1,7)	BB 1B		F9							4	2	2	0	0	0	3					
Cleon Jones, R OBP: 0.322, SLG: 0.335 Jim Beauchamp, R OBP: 0.270, SLG: 0.250 (1,3)	BB 1B		HBP							0	2	0	0	3	0	0					
Jim Fregosi, R OBP: 0.316, SLG: 0.397 (9,3)	BB		HBP							0	0	0	0	0	0	0					
Jim Fregosi, R OBP: 0.316, SLG: 0.397 (1,5)	BB		K							4	1	2	5	0	1	3					
Ted Martinez, R OBP: 0.270, SLG: 0.308 (1,4)	BB 1B		K							4	1	1	0	0	0	2					
Jerry Grote, R OBP: 0.318, SLG: 0.344 (1,2)										4	0	1	1	0	0	0					
Jim McAndrew, R OBP: 0.100, SLG: 0.053 Ken Boswell, L OBP: 0.253, SLG: 0.289 Ray Sadecki, L OBP: 0.200, SLG: 0.200 Ed Kranepool, L OBP: 0.291, SLG: 0.347 Danny Frisella, L (7,1)										1	0	0	0	0	1	0					
<b>Inning Stats</b>	R: 2 E: 0 K: 1 S: 8	H: 3 LOB: 2 BB: 1 P: 12	R: 0 E: 0 K: 2 S: 7	H: 0 LOB: 0 BB: 0 P: 7	R: 0 E: 0 K: 1 S: 5	H: 0 LOB: 0 BB: 0 P: 7	R: 0 E: 0 K: 0 S: 3	H: 0 LOB: 0 BB: 0 P: 3	R: 0 E: 0 K: 0 S: 4	H: 2 LOB: 1 BB: 0 P: 4	R: 2 E: 0 K: 0 S: 4	H: 2 LOB: 3 BB: 3 P: 16	R: 3 E: 0 K: 0 S: 5	H: 2 LOB: 1 BB: 1 P: 9	R: 0 E: 0 K: 1 S: 5	H: 0 LOB: 1 BB: 1 P: 9	1B: 7 2B: 0 3B: 1 HR: 1	SF: 0 SAC: 0 DP: 2 HBP: 2	WP: 0 PB: 1 SB: 0 CS: 0	PA: 39	
<b>PITCHER</b>	IP	WLS	BF	H	R	ER	SO	BB	IBB	HBP	BLK	WP	HR	S	P	ERA	WHIP				
Bruce Kison, R ERA: 2.88 (1,1)	5.1		26	7	4	4	4	2	0	2	0	0	0	30	40	6.75	1.688				
Bob Johnson, R ERA: 4.08 (6,1)	0.0		2	0	0	0	0	2	0	0	0	0	0	0	8	∞	∞				
Luke Walker, L ERA: 3.86 (6,1)	1.0	L	4	1	2	2	0	0	1	0	0	0	0	3	7	18.00	1.000				
Bob Miller, R ERA: 1.86 (7,1)	0.2		3	1	1	1	0	0	0	0	0	0	1	3	3	13.50	1.500				
Ramon Hernandez, L ERA: 0.59 (8,1)	1.0		4	0	0	0	1	1	0	0	0	0	0	5	9	0.00	1.000				





Batter	1	2	3	4	5	6	7	8	9	AB	R	H	RBI	BB	SO	LOB	TOP										
Tim McCarver, L (1, 5) OBP: 0.321, SLG: 0.345 Bobby Wine, R (5, 5) OBP: 0.200, SLG: 0.267	4-3		4-3 SH1-4 1B		F6		5-3			3	0	1	0	0	0	0											
Ron Hunt, R (1, 4) OBP: 0.337, SLG: 0.297	F6		SH1-4 1-2 1B		FC4-6 1B			F7		3	0	1	0	0	0	0											
Mike Jorgensen, L (1, 3) OBP: 0.335, SLG: 0.368	3B BB		4-3 2-3		FC4-6 1-2			K		3	1	0	0	1	1	2											
Ron Fairly, L (1, 9) OBP: 0.337, SLG: 0.389	1B 3B		G3					F8		4	1	1	1	0	0	1											
Boots Day, L (1, 8) OBP: 0.320, SLG: 0.313	1B				F8			4-3		4	0	2	1	0	0	0											
Jim Fairley, L (1, 7) OBP: 0.280, SLG: 0.347 Ron Woods, R (9, PH) OBP: 0.266, SLG: 0.294	G3		F3 WP 2B		G6-4-3 1B			F8		3	1	2	0	0	0	1											
Tim Foli, R (1, 6) OBP: 0.272, SLG: 0.272			F3 2-3		G6-4-3 1-2 1B			K		4	0	1	0	0	1	3											
Terry Humphrey, R (1, 2) OBP: 0.202, SLG: 0.227	G5-4-3 1-2		F9 3-H					F8		3	0	0	0	0	0	1											
Bill Stoneman, R (1, 1) OBP: 0.143, SLG: 0.091	K							F9		3	0	0	0	0	2	0											
<b>Inning Stats</b>	R: 2 E: 0 K: 0 S: 5	H: 2 LOB: 1 BB: 1 P: 9	R: 0 E: 0 K: 1 S: 5	H: 1 LOB: 0 BB: 0 P: 5	R: 0 E: 0 K: 0 S: 4	H: 1 LOB: 1 BB: 0 P: 4	R: 1 E: 0 K: 0 S: 4	H: 1 LOB: 0 BB: 0 P: 4	R: 0 E: 0 K: 1 S: 6	H: 1 LOB: 1 BB: 0 P: 6	R: 0 E: 0 K: 0 S: 4	H: 2 LOB: 1 BB: 0 P: 4	R: 0 E: 0 K: 0 S: 3	H: 0 LOB: 0 BB: 0 P: 3	R: 0 E: 0 K: 1 S: 5	H: 0 LOB: 0 BB: 0 P: 5	R: 0 E: 0 K: 1 S: 5	H: 0 LOB: 0 BB: 0 P: 5	1B: 6 2B: 1 3B: 1 HR: 0	SF: 0 SAC: 1 DP: 2 HBP: 0	WP: 1 PB: 0 CS: 0	PA: 34					
<b>PITCHER</b>	IP	WLS	BF	H	R	ER	SO	BB	IBB	HBP	BLK	WP	HR	S	P	ERA	WHIP										
Steve Blass, R (1, 1) ERA: 2.71	8.0	L	31	8	3	3	3	1	0	0	0	1	0	36	40	3.38	1.125										
Luke Walker, L (9, 1) ERA: 3.77	1.0		3	0	0	0	1	0	0	0	0	0	0	5	5	0.00	0.000										

Montreal Expos @ Pittsburgh Pirates  
Three Rivers Stadium, Pittsburgh, PA  
Wed Jun 28 1972, 7:05 PM EDT  
Att: 13,470 - Unknown

AB	32
R	3
H	8
RBI	2
BB	1
SO	4
LOB	8



Batter	1	2	3	4	5	6	7	8	9	AB	R	H	RBI	BB	SO	LOB	BOTTOM										
Dave Cash, R (1, 4) OBP: 0.314, SLG: 0.388	4-3		1-6-3		1-3			1B 2B		4	1	1	0	0	0	0											
Vic Davallilo, L (1, 9) OBP: 0.394, SLG: 0.463 Luke Walker, L (9, 1)	1B BB		6-3			6-3		2H 1B		3	0	1	1	1	0	0											
Al Oliver, L (1, 8) OBP: 0.368, SLG: 0.475	1-2 1B		3B			F8		F5		4	0	2	0	0	0	1											
Willie Stargell, L (1, 7) OBP: 0.373, SLG: 0.571	K		G3			4-3		K		4	0	0	0	0	2	4											
Manny Sanguillen, R (1, 2) OBP: 0.344, SLG: 0.436	F8				F7		BB 1B		L9	4	0	1	0	0	0	2											
Richie Hebner, L (1, 5) OBP: 0.400, SLG: 0.503		F8		F9		G6-3 BB		F8 2B		3	0	1	0	1	0	0											
Bob Robertson, R (1, 3) OBP: 0.259, SLG: 0.233		L5-4 1B		F3		F8		F8		4	0	1	0	0	0	3											
Gene Alley, R (1, 6) OBP: 0.378, SLG: 0.328 Milt May, L (9, PH) OBP: 0.226, SLG: 0.208 Gene Clines, R (9, FR) OBP: 0.390, SLG: 0.426		1-2 1B				F7		G6-3 1-2		3	0	1	0	0	0	2											
Steve Blass, R (1, 1) OBP: 0.220, SLG: 0.225 Rennie Stennett, R (8, PH) OBP: 0.352, SLG: 0.487		L5-4 2-3				K		3-1		2	0	0	0	0	1	2											
<b>Inning Stats</b>	R: 0 E: 0 K: 1 S: 6	H: 1 LOB: 2 BB: 1 P: 10	R: 0 E: 0 K: 0 S: 4	H: 2 LOB: 1 BB: 0 P: 4	R: 0 E: 0 K: 0 S: 4	H: 1 LOB: 1 BB: 0 P: 4	R: 0 E: 0 K: 0 S: 3	H: 0 LOB: 0 BB: 0 P: 3	R: 0 E: 0 K: 1 S: 5	H: 0 LOB: 0 BB: 0 P: 5	R: 0 E: 0 K: 0 S: 3	H: 0 LOB: 0 BB: 0 P: 3	R: 0 E: 0 K: 0 S: 3	H: 1 LOB: 1 BB: 1 P: 7	R: 1 E: 0 K: 1 S: 7	H: 2 LOB: 1 BB: 0 P: 7	R: 0 E: 0 K: 1 S: 6	H: 1 LOB: 2 BB: 1 P: 10	1B: 5 2B: 3 3B: 1 HR: 0	SF: 0 SAC: 0 DP: 2 HBP: 0	WP: 0 PB: 0 CS: 0	PA: 36					
<b>PITCHER</b>	IP	WLS	BF	H	R	ER	SO	BB	IBB	HBP	BLK	WP	HR	S	P	ERA	WHIP										
Bill Stoneman, R (1, 1) ERA: 2.85	9.0	W	36	8	1	1	4	3	0	0	0	0	0	41	53	1.00	1.222										

Montreal Expos @ Pittsburgh Pirates  
Three Rivers Stadium, Pittsburgh, PA  
Wed Jun 28 1972, 7:05 PM EDT  
Att: 13,470 - Unknown

AB	33
R	1
H	8
RBI	1
BB	3
SO	4
LOB	16






Batter	1	2	3	4	5	6	7	8	9	AB	R	H	RBI	BB	SO	LOB	TOP					
Ron Hunt, R (1,4) Hector Torres, R (6,4)	F8					5-3			L7	2	0	0	0	1	0	0						
Boots Day, L (1,8)	PB S 1B		4-3							4	0	3	0	0	0	1						
Tim McCarver, L (1,7)	F7 1-3					F9			L7	4	0	0	0	0	0	3						
Ron Fairly, L (1,3)	L7									4	0	0	0	0	0	2						
Jim Fairey, L (1,9)		F8							L7	3	0	0	0	0	1	0						
Bob Bailey, R (1,5)		K								3	0	0	0	0	2	0						
Tim Foli, R (1,6)										3	0	0	0	0	0	0						
Terry Humphrey, R (1,2)										3	0	0	0	0	0	0						
Ernie McAnally, R (1,1) Joe Gilbert, R (4,1)										1	0	0	0	0	0	0						
Mike Jorgensen, L (6, PH) Steve Renko, R (8,1)										1	0	0	0	0	0	0						
										0	0	0	0	0	0	0						
<b>Inning Stats</b>	R: 0 E: 0 K: 0 S: 4	H: 1 LOB: 1 BB: 0 P: 4	R: 0 E: 0 K: 1 S: 5	H: 0 LOB: 0 BB: 0 P: 5	R: 0 E: 0 K: 1 S: 3	H: 0 LOB: 1 BB: 1 P: 7	R: 0 E: 0 K: 1 S: 5	H: 0 LOB: 0 BB: 0 P: 5	R: 0 E: 0 K: 0 S: 3	H: 0 LOB: 0 BB: 0 P: 3	R: 0 E: 0 K: 0 S: 4	H: 1 LOB: 1 BB: 0 P: 4	R: 0 E: 0 K: 1 S: 5	H: 0 LOB: 0 BB: 0 P: 5	R: 0 E: 0 K: 0 S: 3	H: 0 LOB: 0 BB: 0 P: 3	R: 0 E: 0 K: 0 S: 4	H: 1 LOB: 1 BB: 0 P: 4	1B: 3 2B: 0 3B: 0 HR: 0	SF: 0 SAC: 0 DP: 0 HBP: 0	WP: 0 SB: 1 CS: 0	PA: 31
<b>PITCHER</b> Nelson Briles, R (1,1) ERA: 2.92	IP: 9.0 WLS: W BF: 31 H: 3 R: 0 ER: 0 SO: 3 BB: 1 IBB: 0 HBP: 0 BLK: 0 WP: 0 HR: 0 S: 36 P: 40 ERA: 0.00 WHIP: 0.444															<b>PITCHER</b>						

**Montreal Expos @ Pittsburgh Pirates**  
Three Rivers Stadium, Pittsburgh, PA  
Thu Jun 29 1972, 7:05 PM EDT  
Att: 18,364 - Unknown


AB	30
R	0
H	3
RBI	0
BB	1
SO	3
LOB	6



Batter	1	2	3	4	5	6	7	8	9	AB	R	H	RBI	BB	SO	LOB	BOTTOM			
Dave Cash, R (1,4)	6-3					F8			6-3	5	0	1	1	0	1	0				
Vic Davallillo, L (1,9)	L7									4	0	1	0	0	0	1				
Al Oliver, L (1,8)	K									3	1	0	0	1	1	2				
Willie Stargell, L (1,7) Gene Clines, R (8,7)										4	1	1	0	0	0	1				
Manny Sanguillen, R (1,2)										0	0	0	0	0	0	0				
Richie Hebner, L (1,5)										4	3	4	0	0	0	0				
Bob Robertson, R (1,3)										4	3	2	1	3	1	0				
Gene Alley, R (1,6)										3	2	1	3	1	0	2				
Bob Robertson, R (1,3)										3	0	1	2	0	1	1				
Gene Alley, R (1,6)										4	1	1	2	0	0	1				
Nelson Briles, R (1,1)										4	1	1	1	0	1	0				
<b>Inning Stats</b>	R: 0 E: 0 K: 1 S: 5	H: 0 LOB: 0 BB: 0 P: 5	R: 1 E: 0 K: 0 S: 5	H: 2 LOB: 1 BB: 0 P: 5	R: 0 E: 0 K: 1 S: 6	H: 1 LOB: 1 BB: 0 P: 6	R: 0 E: 0 K: 0 S: 8	H: 5 LOB: 1 BB: 1 P: 12	R: 0 E: 0 K: 0 S: 4	H: 1 LOB: 1 BB: 0 P: 4	R: 0 E: 0 K: 1 S: 5	H: 0 LOB: 0 BB: 0 P: 5	R: 3 E: 0 K: 1 S: 7	H: 2 LOB: 0 BB: 1 P: 11	R: 0 E: 0 K: 0 S: 3	H: 0 LOB: 0 BB: 0 P: 3	1B: 6 2B: 4 3B: 0 HR: 1	SF: 1 SAC: 0 DP: 0 HBP: 0	WP: 1 SB: 0 CS: 0	PA: 37
<b>PITCHER</b> Ernie McAnally, R (1,1) Joe Gilbert, L (4,1) Steve Renko, R (8,1) ERA: 6.08	IP: 3.1 WLS: L BF: 19 H: 8 R: 6 ER: 6 SO: 2 BB: 0 IBB: 1 HBP: 0 BLK: 0 WP: 0 HR: 0 S: 22 P: 26 ERA: 7.36 WHIP: 1.091															<b>PITCHER</b>				

**Montreal Expos @ Pittsburgh Pirates**  
Three Rivers Stadium, Pittsburgh, PA  
Thu Jun 29 1972, 7:05 PM EDT  
Att: 18,364 - Unknown

AB	34
R	9
H	11
RBI	9
BB	2
SO	4
LOB	8





Batter	1	2	3	4	5	6	7	8	9	AB	R	H	RBI	BB	SO	LOB	TOP			
Don Kessinger, S (1,6) OBP: 0.363, SLG: 0.316	F8		B3-4							4	1	2	0	0	0	1	<b>Chicago Cubs @ Pittsburgh Pirates</b> Three Rivers Stadium, Pittsburgh, PA Fri Jun 30 1972, 7:05 PM EDT Att: 22,745 - Unknown  livebaseballscores.com			
Glenn Beckert, R (1,4) OBP: 0.301, SLG: 0.349	SF9		5-3							4	2	2	0	0	0	1				
Billy Williams, L (1,7) OBP: 0.356, SLG: 0.525	SF9									2	1	1	3	1	0	0				
Joe Pepitone, L (1,3) OBP: 0.242, SLG: 0.172	1B									4	0	1	0	0	0	3				
Rick Monday, L (1,8) OBP: 0.420, SLG: 0.460	K									4	0	1	1	0	1	3				
Ron Santo, R (1,5) OBP: 0.376, SLG: 0.547										4	0	0	0	0	1	1				
Jose Cardenal, R (1,9) OBP: 0.333, SLG: 0.473										3	0	0	0	1	0	0				
Randy Hundley, R (1,2) OBP: 0.274, SLG: 0.319	L6-3									4	0	0	0	0	2	1				
Rick Reuschel, R (1,1) OBP: 0.333, SLG: 0.375										2	0	0	0	1	0	0				
Dan McGinn, L (8,1) OBP: 0.333, SLG: 0.667										0	0	0	0	0	0	0				
Jack Aker, R (9,1)										0	0	0	0	0	0	0				
<b>Inning Stats</b>	R: 1 E: 0 K: 1 S: 7	H: 2 LOB: 1 P: 7	R: 0 E: 0 K: 0 S: 2	H: 0 LOB: 0 BB: 1 P: 6	R: 0 E: 0 K: 0 S: 2	H: 0 LOB: 0 BB: 1 P: 6	R: 0 E: 0 K: 0 S: 3	H: 0 LOB: 0 BB: 0 P: 3	R: 0 E: 0 K: 2 S: 7	H: 0 LOB: 0 BB: 0 P: 7	R: 0 E: 0 K: 0 S: 5	H: 0 LOB: 0 BB: 0 P: 5	R: 0 E: 0 K: 0 S: 4	H: 1 LOB: 2 P: 8	R: 0 E: 0 K: 0 S: 3	H: 0 LOB: 0 BB: 0 P: 3	1B: 4 2B: 4 3B: 1 HR: 0	SF: 1 SAC: 0 DP: 2 HBP: 0	WP: 0 PB: 0 SB: 0 CS: 0	PA: 35
<b>PITCHER</b>	IP WLS BF H R ER SO BB IBB HBP BLK WP HR S P ERA WHIP																			
Dock Ellis, R (1,1) ERA: 2.61	7.1 L 30 7 4 4 4 2 1 0 0 0 0 0 35 47 4.91 1.227																			
Luke Walker, L (8,1) ERA: 3.72	0.2 2 0 0 0 0 0 0 0 0 0 0 0 2 2 0.00 0.000																			
Bob Miller, R (9,1) ERA: 1.8	1.0 3 0 0 0 0 0 0 0 0 0 0 0 3 3 0.00 0.000																			

Batter	1	2	3	4	5	6	7	8	9	AB	R	H	RBI	BB	SO	LOB	BOTTOM					
Dave Cash, R (1,4) OBP: 0.310, SLG: 0.384	4-3		1-3							5	1	1	0	0	0	3	<b>Chicago Cubs @ Pittsburgh Pirates</b> Three Rivers Stadium, Pittsburgh, PA Fri Jun 30 1972, 7:05 PM EDT Att: 22,745 - Unknown  livebaseballscores.com					
Richie Hebner, L (1,5) OBP: 0.399, SLG: 0.511	K		6-3							4	1	1	0	0	1	1						
Roberto Clemente, R (1,9) OBP: 0.362, SLG: 0.499	K									4	0	1	2	0	1	0						
Willie Stargell, L (1,7) OBP: 0.365, SLG: 0.554										4	0	0	0	0	1	1						
Bob Miller, R (9,1)										0	0	0	0	0	0	0						
Al Oliver, L (1,8) OBP: 0.368, SLG: 0.468										3	1	1	0	1	0	0						
Manny Sanguillen, R (1,2) OBP: 0.353, SLG: 0.444										3	0	0	0	1	0	2						
Bob Robertson, R (1,3) OBP: 0.259, SLG: 0.236										4	0	1	0	0	1	2						
Gene Alley, R (1,6) OBP: 0.384, SLG: 0.346										4	0	3	1	0	0	0						
Dock Ellis, S (1,1) OBP: 0.100, SLG: 0.100										2	0	0	0	0	2	2						
Luke Walker, L (8,1) ERA: 4.53										0	0	0	0	0	0	0						
Vic Davallillo, L (8,PH) OBP: 0.390, SLG: 0.464										0	0	0	0	0	0	0						
Gene Clines, R (8,PH) OBP: 0.382, SLG: 0.417										2	0	0	0	0	2							
<b>Inning Stats</b>	R: 0 E: 0 K: 2 S: 7	H: 0 LOB: 0 P: 7	R: 0 E: 0 K: 2 S: 7	H: 0 LOB: 1 BB: 1 P: 11	R: 0 E: 0 K: 1 S: 6	H: 1 LOB: 0 BB: 0 P: 6	R: 0 E: 0 K: 0 S: 3	H: 0 LOB: 0 BB: 0 P: 3	R: 0 E: 0 K: 0 S: 6	H: 1 LOB: 1 BB: 0 P: 6	R: 0 E: 0 K: 0 S: 3	H: 0 LOB: 0 BB: 0 P: 3	R: 0 E: 0 K: 0 S: 3	H: 0 LOB: 1 BB: 1 P: 7	R: 2 E: 0 K: 0 S: 6	H: 3 LOB: 1 BB: 0 P: 6	R: 1 E: 0 K: 0 S: 6	H: 3 LOB: 2 BB: 0 P: 6	1B: 7 2B: 0 3B: 1 HR: 0	SF: 0 SAC: 0 DP: 0 HBP: 0	WP: 0 PB: 0 SB: 0 CS: 0	PA: 37
<b>PITCHER</b>	IP WLS BF H R ER SO BB IBB HBP BLK WP HR S P ERA WHIP																					
Rick Reuschel, R (1,1) ERA: 1.19	7.1 W 26 2 0 0 6 2 0 0 0 1 0 0 36 44 0.00 0.545																					
Dan McGinn, L (8,1) ERA: 4.53	0.2 6 4 3 3 0 0 0 0 0 0 0 0 6 6 40.50 6.000																					
Jack Aker, R (9,1) ERA: 1.0	1.0 S 5 2 0 0 0 0 0 0 0 0 0 0 5 5 0.00 2.000																					



Batter	1	2	3	4	5	6	7	8	9	AB	R	H	RBI	BB	SO	LOB	TOP				
<b>Don Kessinger, S</b> OBP: 0.357, SLG: 0.311 (1, 6)										4	1	0	0	0	1	2	<b>Chicago Cubs @ Pittsburgh Pirates</b> Three Rivers Stadium, Pittsburgh, PA Sat Jul 01 1972, 3:33 AM EDT Att: 16,102 - Cloudy - 78 F				
<b>Glenn Beckert, R</b> OBP: 0.305, SLG: 0.353 <b>Paul Popovich, S</b> OBP: 0.217, SLG: 0.214 (1, 4) (7, 4)										3	1	2	0	0	0	1					
<b>Billy Williams, L</b> OBP: 0.358, SLG: 0.540 (1, 7)										4	1	2	3	0	0	1					
<b>Joe Pepitone, L</b> OBP: 0.243, SLG: 0.156 (1, 3)										3	0	0	0	0	0	1					
<b>Rick Monday, L</b> OBP: 0.413, SLG: 0.450 (1, 8)										4	0	0	0	0	0	2					
<b>Ron Santo, R</b> OBP: 0.370, SLG: 0.534 (1, 5)										4	0	0	0	0	0	0					
<b>Gene Hiser, L</b> OBP: 0.379, SLG: 0.308 (1, 9)										4	0	2	0	0	1	0					
<b>J.C. Martin, L</b> OBP: 0.308, SLG: 0.391 <b>Randy Hundley, R</b> OBP: 0.276, SLG: 0.322 (1, 2) (8, 2)										2	0	0	0	1	1	1					
<b>Fergie Jenkins, R</b> OBP: 0.250, SLG: 0.241 (1, 1)										4	0	1	0	0	1	3					
<b>Inning Stats</b>	R: 0 E: 0 K: 0 S: 4	H: 1 LOB: 2 BB: 0 P: 5	R: 0 E: 0 K: 0 S: 3	H: 1 LOB: 0 BB: 0 P: 3	R: 1 E: 0 K: 0 S: 5	H: 2 LOB: 1 BB: 0 P: 5	R: 0 E: 0 K: 1 S: 5	H: 0 LOB: 0 BB: 0 P: 5	R: 0 E: 0 K: 1 S: 5	H: 0 LOB: 0 BB: 0 P: 5	R: 0 E: 0 K: 1 S: 5	H: 0 LOB: 0 BB: 0 P: 5	R: 2 E: 0 K: 0 S: 5	H: 2 LOB: 0 BB: 0 P: 5	R: 0 E: 0 K: 1 S: 7	H: 2 LOB: 2 BB: 0 P: 7		1B: 6 2B: 1 3B: 0 HR: 1	SF: 0 SAC: 0 DP: 1 HBP: 1	WP: 0 PB: 0 SB: 1 CS: 0	PA: 36
<b>PITCHER</b>	IP	WLS	BF	H	R	ER	SO	BB	IBB	HBP	BLK	WP	HR	S	P	ERA	WHIP				
<b>Bob Moose, R</b> ERA: 3.25 (1, 1)	7.2		29	5	2	2	3	1	0	1	0	0	0	33	38	2.35	0.783				
<b>Ramon Hernandez, L</b> ERA: 0.89 (8, 1)	0.1		2	1	1	1	0	0	0	0	0	0	1	2	2	27.00	3.000				
<b>Dave Giusti, R</b> ERA: 2.62 (9, 1)	1.0	W	5	2	0	0	1	0	0	0	0	0	0	7	7	0.00	2.000				

AB	34
R	3
H	8
RBI	3
BB	1
SO	4
LOB	12



Batter	1	2	3	4	5	6	7	8	9	AB	R	H	RBI	BB	SO	LOB	BOTTOM				
<b>Dave Cash, R</b> OBP: 0.309, SLG: 0.382 (1, 4)										4	0	1	0	0	1	0	<b>Chicago Cubs @ Pittsburgh Pirates</b> Three Rivers Stadium, Pittsburgh, PA Sat Jul 01 1972, 3:33 AM EDT Att: 16,102 - Cloudy - 78 F				
<b>Richie Hebner, L</b> OBP: 0.397, SLG: 0.509 (1, 5) <b>Jose Pagan, R</b> OBP: 0.325, SLG: 0.480 (2, 5) <b>Milt May, L</b> OBP: 0.241, SLG: 0.224 (9, PH) <b>Jackie Hernandez, R</b> OBP: 0.228, SLG: 0.271 (9, PR)										1	0	0	0	0	0	0					
<b>Roberto Clemente, R</b> OBP: 0.364, SLG: 0.516 (1, 9)										4	2	2	3	0	0	0					
<b>Willie Stargell, L</b> OBP: 0.365, SLG: 0.551 (1, 7) <b>Gene Clines, R</b> OBP: 0.382, SLG: 0.417 (7, PR) (8, 7)										3	0	1	0	0	2	0					
<b>Al Oliver, L</b> OBP: 0.364, SLG: 0.462 (1, 8)										3	0	0	0	0	0	1					
<b>Manny Sanguillen, R</b> OBP: 0.369, SLG: 0.440 (1, 2)										2	0	0	1	0	0	0					
<b>Bob Robertson, R</b> OBP: 0.260, SLG: 0.238 (1, 3)										3	0	1	0	0	1	1					
<b>Gene Alley, R</b> OBP: 0.377, SLG: 0.338 (1, 6)										3	0	0	0	0	1	1					
<b>Bob Moose, R</b> OBP: 0.194, SLG: 0.171 <b>Ramon Hernandez, S</b> (8, 1) <b>Vic Davallilo, L</b> OBP: 0.387, SLG: 0.460 (8, PH) <b>Dave Giusti, R</b> (9, 1)										2	0	1	0	0	1	0					
<b>Inning Stats</b>	R: 0 E: 0 K: 0 S: 3	H: 0 LOB: 0 BB: 0 P: 3	R: 0 E: 0 K: 1 S: 5	H: 0 LOB: 0 BB: 0 P: 5	R: 0 E: 0 K: 2 S: 7	H: 0 LOB: 0 BB: 0 P: 7	R: 0 E: 0 K: 1 S: 5	H: 0 LOB: 0 BB: 0 P: 5	R: 0 E: 0 K: 0 S: 5	H: 3 LOB: 2 BB: 0 P: 5	R: 2 E: 0 K: 1 S: 7	H: 2 LOB: 1 BB: 0 P: 7	R: 0 E: 0 K: 0 S: 3	H: 0 LOB: 0 BB: 0 P: 3	R: 2 E: 0 K: 0 S: 2	H: 2 LOB: 1 BB: 0 P: 2		1B: 5 2B: 0 3B: 0 HR: 2	SF: 1 SAC: 0 DP: 1 HBP: 0	WP: 0 PB: 0 SB: 1 CS: 0	PA: 30
<b>PITCHER</b>	IP	WLS	BF	H	R	ER	SO	BB	IBB	HBP	BLK	WP	HR	S	P	ERA	WHIP				
<b>Fergie Jenkins, R</b> ERA: 3.07 (1, 1)	8.0	L	30	7	4	4	6	0	0	0	0	0	2	42	42	4.50	0.875				





Batter	1	2	3	4	5	6	7	8	9	AB	R	H	RBI	BB	SO	LOB	TOP								
<b>Don Kessinger, S</b> OBP: 0.362, SLG: 0.314 (1, 6)										4	0	2	2	1	0	0	Chicago Cubs @ Pittsburgh Pirates Three Rivers Stadium, Pittsburgh, PA Sun Jul 02 1972, 3:33 AM EDT Att: 25,229 - Cloudy - 80 F								
<b>Glenn Beckert, R</b> OBP: 0.303, SLG: 0.348 (1, 4)										4	0	0	0	1	0	4									
<b>Billy Williams, L</b> OBP: 0.358, SLG: 0.537 (1, 7)										5	0	2	0	0	0	3									
<b>Joe Peppone, L</b> OBP: 0.250, SLG: 0.171 <b>Jim Hickman, R</b> (7, PH) OBP: 0.309, SLG: 0.468 (7, 3)										3	1	1	0	0	0	3									
<b>Rick Monday, L</b> OBP: 0.417, SLG: 0.456 (1, 8)										4	1	2	0	1	1	2									
<b>Ron Santo, R</b> OBP: 0.366, SLG: 0.525 (1, 5)										5	1	1	0	0	0	4									
<b>Jose Cardenal, R</b> OBP: 0.336, SLG: 0.472 (1, 9)										3	0	1	1	1	0	2									
<b>Randy Hundley, R</b> OBP: 0.282, SLG: 0.326 (1, 2)										4	1	2	1	0	1	3									
<b>Bill Hands, R</b> <b>Bill North, S</b> <b>Tom Proctor, R</b> <b>Owen Hester, R</b> <b>Milt Pappas, R</b> <b>Steve Hamilton, L</b> <b>Jack Aker, R</b> <b>Carmen Fauceux, R</b> <b>Dave McGinn, L</b>										1	0	0	0	0	1	0									
<b>Inning Stats</b>	R: 0 E: 0 K: 0 S: 3	H: 0 LOB: 1 BB: 1 P: 7	R: 0 E: 0 K: 1 S: 5	H: 0 LOB: 1 BB: 1 P: 9	R: 0 E: 0 K: 1 S: 5	H: 0 LOB: 0 BB: 0 P: 5	R: 1 E: 0 K: 1 S: 7	H: 2 LOB: 2 BB: 1 P: 11	R: 0 E: 0 K: 0 S: 4	H: 1 LOB: 2 BB: 1 P: 8	R: 1 E: 0 K: 1 S: 7	H: 2 LOB: 1 BB: 0 P: 7	R: 0 E: 0 K: 0 S: 5	H: 2 LOB: 2 BB: 0 P: 5	R: 2 E: 0 K: 0 S: 6	H: 3 LOB: 2 BB: 0 P: 7	R: 0 E: 0 K: 0 S: 3	H: 1 LOB: 0 BB: 0 P: 3	1B: 10 2B: 1 3B: 0 HR: 0	SF: 0 SAC: 0 DP: 1 HBP: 1	WP: 0 PB: 0 SB: 0 CS: 0	PA: 42			
<b>PITCHER</b>	IP	WLS	BF	H	R	ER	SO	BB	IBB	HBP	BLK	WP	HR	S	P	ERA	WHIP								
<b>Bruce Kison, R</b> ERA: 2.73 (1, 1)	5.2	W	26	5	2	2	3	4	0	0	0	0	0	28	44	3.18	1.588								
<b>Bob Johnson, R</b> ERA: 4.03 (6, 1)	0.2		4	2	0	0	1	0	0	0	0	0	0	6	6	0.00	3.000								
<b>Ramon Hernandez, L</b> ERA: 1.35 (7, 1)	2.2	S	12	4	2	2	0	0	0	1	0	0	0	11	12	6.75	1.500								

AB	37
R	4
H	11
RBI	4
BB	4
SO	4
LOB	24



Batter	1	2	3	4	5	6	7	8	9	AB	R	H	RBI	BB	SO	LOB	BOTTOM								
<b>Dave Cash, R</b> OBP: 0.307, SLG: 0.378 (1, 4)										5	0	1	0	0	0	3	Chicago Cubs @ Pittsburgh Pirates Three Rivers Stadium, Pittsburgh, PA Sun Jul 02 1972, 3:33 AM EDT Att: 25,229 - Cloudy - 80 F								
<b>Vic Davallio, L</b> OBP: 0.397, SLG: 0.485 (1, 7)									4	2	3	0	0	0	0										
<b>Roberto Clemente, R</b> OBP: 0.350, SLG: 0.597 <b>Gene Clines, R</b> OBP: 0.382, SLG: 0.417 (1, 9) (7, PR) (8, 9)									4	0	0	0	0	0	3										
<b>Willie Stargell, L</b> OBP: 0.367, SLG: 0.550 <b>Jackie Hernandez, R</b> OBP: 0.238, SLG: 0.271 (1, 3) (7, PR) (8, 6)									2	0	1	2	1	1	0										
<b>Al Oliver, L</b> OBP: 0.369, SLG: 0.465 (1, 8)									3	1	2	1	1	0	0										
<b>Manny Sanguillen, R</b> OBP: 0.351, SLG: 0.453 (1, 2)									4	2	2	1	0	0	5										
<b>Bob Robertson, R</b> OBP: 0.266, SLG: 0.265 (1, 5) (8, 3)										4	1	2	2	0	1	0									
<b>Gene Alley, R</b> OBP: 0.373, SLG: 0.343 (1, 6) (8, 5)										4	0	1	0	0	0	2									
<b>Bruce Kison, R</b> OBP: 0.176, SLG: 0.235 <b>Bob Johnson, L</b> OBP: 0.286, SLG: 0.300 <b>Ramon Hernandez, S</b> (1, 1) (6, 1) (7, 1)										2	0	0	0	0	1	1									
<b>Inning Stats</b>	R: 0 E: 0 K: 0 S: 3	H: 0 LOB: 0 BB: 0 P: 3	R: 2 E: 1 K: 1 S: 9	H: 3 LOB: 2 BB: 0 P: 9	R: 1 E: 0 K: 0 S: 4	H: 1 LOB: 0 BB: 0 P: 4	R: 1 E: 0 K: 2 S: 8	H: 1 LOB: 0 BB: 0 P: 8	R: 0 E: 0 K: 0 S: 4	H: 2 LOB: 3 BB: 2 P: 12	R: 1 E: 0 K: 0 S: 4	H: 1 LOB: 0 BB: 0 P: 4	R: 2 E: 1 K: 0 S: 5	H: 3 LOB: 1 BB: 0 P: 5	R: 0 E: 0 K: 1 S: 6	H: 1 LOB: 1 BB: 0 P: 6	R: 0 E: 0 K: 0 S: 3	H: 1 LOB: 0 BB: 0 P: 6	1B: 7 2B: 3 3B: 1 HR: 2	SF: 1 SAC: 0 DP: 0 HBP: 0	WP: 0 PB: 0 SB: 0 CS: 1	PA: 37			
<b>PITCHER</b>	IP	WLS	BF	H	R	ER	SO	BB	IBB	HBP	BLK	WP	HR	S	P	ERA	WHIP								
<b>Bill Hands, R</b> ERA: 3.2 (5, 1)	1.0	L	6	2	0	0	0	2	0	0	0	0	0	4	12	0.00	4.000								
<b>Milt Pappas, R</b> ERA: 2.95 (6, 1)	1.0		6	2	3	2	0	0	0	0	0	0	1	6	6	18.00	2.000								
<b>Steve Hamilton, L</b> ERA: 1.59 <b>Jack Aker, R</b> ERA: 0.95 (7, 1) (7, 1)	0.0		2	2	0	0	0	0	0	0	0	0	0	2	2	∞	∞								
<b>1.0</b>	1.0		1	0	0	0	0	0	0	0	0	0	0	1	1	0.00	0.000								

AB	34
R	7
H	12
RBI	6
BB	2
SO	4
LOB	15





Batter	1	2	3	4	5	6	7	8	9	AB	R	H	RBI	BB	SO	LOB	TOP			
Don Kessinger, S (1, 6) OBP: 0.355, SLG: 0.308	0-3 K ①		0-0 L3 ③		0-0 P6 ②			0-0 F7 ①	0-0 F8 ③	5	0	0	0	0	1	1	<b>Chicago Cubs @ Pittsburgh Pirates</b> Three Rivers Stadium, Pittsburgh, PA Mon Jul 03 1972, 7:05 PM EDT Att: 26,933 - Unknown			
Glenn Beckert, R (1, 4) OBP: 0.307, SLG: 0.355 Paul Popovich, S (5, 4) OBP: 0.234, SLG: 0.233	0-0 1B			0-0 HR 2B	0-0 F8 ③			0-0 BB 1B		3	1	2	0	0	0	0				
Billy Williams, L (1, 7) OBP: 0.360, SLG: 0.547	0-0 F7 ②			2-H HR				0-0 E6 1-2		4	1	2	2	0	0	2				
Joe Pepitone, L (1, 3) OBP: 0.227, SLG: 0.154	0-0 5-3 ③			0-0 E6 FC5 1B				0-0 F8 ②		4	0	0	0	0	0	4				
Rick Monday, L (1, 8) OBP: 0.414, SLG: 0.450		0-0 L9 ①		0-0 F8 ①				0-0 F7 ②	4-0 BB	3	0	0	0	1	0	2				
Ron Santo, R (1, 5) OBP: 0.364, SLG: 0.519	0-0 F8 ②			1-2 1B		0-3 K ③		0-0 L8 ③		4	0	1	0	0	1	4				
Jose Cardenal, R (1, 9) OBP: 0.331, SLG: 0.464	0-3 K ③			0-0 F9 ②			0-0 5-3 ①		0-0 6-3 ①	4	0	0	0	0	1	2				
Randy Hundley, R (1, 2) OBP: 0.277, SLG: 0.319			0-0 F8 ①	0-0 FC5 2-3			0-0 F5 ②		0-0 G3 ②	4	0	0	0	0	0	2				
Burt Hooton, R (1, 1) OBP: 0.159, SLG: 0.075	0-0 F7 ②				0-3 K ①		0-0 5-3 ③		4-0 BB	3	0	0	0	1	1	0				
<b>Inning Stats</b>	R: 0 E: 0 K: 1 S: 6	H: 1 LOB: 1 BB: 0 P: 6	R: 0 E: 0 K: 1 S: 5	H: 0 LOB: 0 BB: 0 P: 5	R: 0 E: 0 K: 0 S: 3	H: 0 LOB: 0 BB: 0 P: 3	R: 2 E: 1 K: 0 S: 7	H: 3 LOB: 2 BB: 0 P: 7	R: 0 E: 0 K: 1 S: 5	H: 1 LOB: 1 BB: 0 P: 6	R: 0 E: 0 K: 0 S: 3	H: 0 LOB: 0 BB: 0 P: 3	R: 0 E: 1 K: 0 S: 5	H: 1 LOB: 3 BB: 1 P: 9	R: 0 E: 0 K: 0 S: 3	H: 0 LOB: 1 BB: 1 P: 7	1B: 4 2B: 1 3B: 0 HR: 1	SF: 0 SAC: 0 DP: 0 HBP: 0	WP: 0 PB: 0 SB: 0 CS: 0	PA: 37
<b>PITCHER</b>	IP	WLS	BF	H	R	ER	SO	BB	IBB	HBP	BLK	WP	HR	S	P	ERA	WHIP			
Steve Blass, R (1, 1) ERA: 2.68	8.0		33	6	2	2	4	1	0	0	0	0	1	40	44	2.25	0.875			
Dave Giusti, R (9, 1) ERA: 2.55	1.0	W	4	0	0	0	0	1	0	0	0	0	0	3	7	0.00	1.000			

AB	35
R	2
H	6
RBI	2
BB	2
SO	4
LOB	17



Batter	1	2	3	4	5	6	7	8	9	AB	R	H	RBI	BB	SO	LOB	BOTTOM					
Dave Cash, R (1, 4) OBP: 0.302, SLG: 0.373	0-0 5-3 ①			0-0 4-3 ①		0-3 K ①		0-0 5-3 ③		4	0	0	0	0	1	1	<b>Chicago Cubs @ Pittsburgh Pirates</b> Three Rivers Stadium, Pittsburgh, PA Mon Jul 03 1972, 7:05 PM EDT Att: 26,933 - Unknown					
Vic Davallilo, L (1, 7) OBP: 0.393, SLG: 0.478	0-3 K ②			0-0 F8 ②		0-0 5-3 ②			0-0 HR 1B	4	1	1	0	0	1	0						
Roberto Clemente, R (1, 9) OBP: 0.356, SLG: 0.592	0-3 K ③			0-0 1B		0-3 K ③			0-0 P4 ①	4	0	1	0	0	2	1						
Willie Stargell, L (1, 3) OBP: 0.369, SLG: 0.563		0-3 K ①		0-0 1B			0-0 P4-3 ①		0-0 HR 1-H	4	1	2	2	0	1	0						
Al Oliver, L (1, 8) OBP: 0.366, SLG: 0.460		0-0 F7 ②		0-3 K ③			0-0 F7 ②			3	0	0	0	0	1	2						
Manny Sanguillen, R (1, 2) OBP: 0.351, SLG: 0.460		0-0 6-3 ③			0-0 6-3 3B		0-3 K ③			3	1	1	0	0	1	0						
Bob Robertson, R (1, 5) OBP: 0.267, SLG: 0.262			0-0 L6 ①		0-3 K ①			4-0 SH3-4 BB		2	0	0	0	1	1	1						
Jackie Hernandez, R (1, 6) OBP: 0.233, SLG: 0.265 Gene Clines, R (8, PH) OBP: 0.382, SLG: 0.417 Gene Alley, R (9, 6) OBP: 0.351, SLG: 0.343			0-0 5-3 ②		0-0 6-3 ②			0-0 SH3-4 ①		2	0	0	1	0	0	0						
Steve Blass, R (1, 1) OBP: 0.209, SLG: 0.214 Milt May, L (8, PH) OBP: 0.236, SLG: 0.220 Dave Giusti, R (9, 1) ERA: 2.55			0-0 1-3 ③		3-H K ③			0-0 L8 ②		2	0	0	0	0	1	0						
<b>Inning Stats</b>	R: 0 E: 0 K: 2 S: 7	H: 0 LOB: 0 BB: 0 P: 7	R: 0 E: 0 K: 1 S: 5	H: 0 LOB: 0 BB: 0 P: 5	R: 0 E: 0 K: 0 S: 3	H: 0 LOB: 0 BB: 0 P: 3	R: 0 E: 0 K: 1 S: 7	H: 2 LOB: 2 BB: 0 P: 7	R: 1 E: 0 K: 2 S: 8	H: 1 LOB: 0 BB: 0 P: 8	R: 0 E: 0 K: 2 S: 7	H: 0 LOB: 0 BB: 0 P: 7	R: 0 E: 0 K: 1 S: 5	H: 0 LOB: 1 BB: 1 P: 5	R: 0 E: 0 K: 0 S: 3	H: 0 LOB: 1 BB: 1 P: 7	R: 2 E: 0 K: 0 S: 3	H: 2 LOB: 0 BB: 0 P: 3	1B: 3 2B: 0 3B: 1 HR: 1	SF: 0 SAC: 1 DP: 0 HBP: 0	WP: 0 PB: 0 SB: 0 CS: 0	PA: 31
<b>PITCHER</b>	IP	WLS	BF	H	R	ER	SO	BB	IBB	HBP	BLK	WP	HR	S	P	ERA	WHIP					
Burt Hooton, R (1, 1) ERA: 2.66	8.1	L	31	5	3	3	9	1	0	0	0	0	1	48	52	3.24	0.720					





Batter	1	2	3	4	5	6	7	8	9	AB	R	H	RBI	BB	SO	LOB	TOP				
Gene Clines, R OBP: 0.377, SLG: 0.410 (1, 9)	L6-3		K			L5-3		1B		4	0	1	0	0	1	0	<b>Pittsburgh Pirates @ Houston Astros</b> Astrodome, Houston, TX Tue Jul 04 1972, 8:05 PM EDT Att: 31,164 - Dome				
Dave Cash, R OBP: 0.301, SLG: 0.371 (1, 4)	F8			F4		1B		F9		4	0	1	0	0	0	1					
Vic Davallillo, L OBP: 0.389, SLG: 0.471 (1, 7)	F6			F7		1B			F8	4	0	1	0	0	0	0					
Willie Stargell, L OBP: 0.367, SLG: 0.558 (1, 3)		K			1B	F8			F8	4	0	1	0	0	1	2					
Al Oliver, L OBP: 0.368, SLG: 0.464 (1, 8)				G3			L3		1B	4	0	2	0	0	0	1					
Manny Sanguillen, R OBP: 0.353, SLG: 0.461 (1, 2)	F9					G6-4-3	4-3			4	0	2	0	0	0	1					
Bob Robertson, R OBP: 0.261, SLG: 0.255 (1, 5)					G6-4-3	1B			2-3	4	0	0	0	0	1	4					
Gene Alley, R OBP: 0.366, SLG: 0.336 (1, 6)							5-3			3	0	0	0	0	0	0					
Nelson Briles, R OBP: 0.115, SLG: 0.160 Bob Miller, R (6, 1)										2	0	0	0	0	1	0					
Luke Walker, L (7, 1)										0	0	0	0	0	0	0					
Rennie Stennett, R (8, PH)										0	0	0	0	0	0	0					
Ramon Hernandez, S (8, 1)										0	0	0	0	0	0	0					
<b>Inning Stats</b>	R: 0 E: 0 K: 0 S: 3	H: 0 LOB: 0 BB: 0 P: 3	R: 0 E: 0 K: 2 S: 8	H: 1 LOB: 1 BB: 0 P: 8	R: 0 E: 0 K: 1 S: 5	H: 0 LOB: 0 BB: 0 P: 5	R: 0 E: 0 K: 0 S: 4	H: 1 LOB: 1 BB: 0 P: 4	R: 0 E: 0 K: 0 S: 3	H: 0 LOB: 0 BB: 0 P: 3	R: 0 E: 0 K: 1 S: 7	H: 2 LOB: 2 BB: 0 P: 7	R: 0 E: 0 K: 0 S: 3	H: 0 LOB: 0 BB: 0 P: 3	R: 0 E: 0 K: 0 S: 4	H: 1 LOB: 1 BB: 0 P: 4	R: 0 E: 0 K: 0 S: 5	H: 2 LOB: 2 BB: 0 P: 5	1B: 7 2B: 1 3B: 0 HR: 0	SF: 0 SAC: 0 DP: 1 HBP: 0	WP: 0 PA: 34
<b>PITCHER</b> Larry Dierker, R ERA: 2.66 (1, 1)	IP: 9.0 WLS: W BF: 34 H: 8 R: 0 ER: 0 SO: 4 BB: 0 IBB: 0 HBP: 0 BLK: 0 WP: 0 HR: 0 S: 42 P: 42 ERA: 0.00 WHIP: 0.889																				

Batter	1	2	3	4	5	6	7	8	9	AB	R	H	RBI	BB	SO	LOB	BOTTOM		
Roger Metzger, S OBP: 0.282, SLG: 0.247 (1, 6)	K	F7			4-3	FC5-2	1-3			5	0	1	0	0	1	3	<b>Pittsburgh Pirates @ Houston Astros</b> Astrodome, Houston, TX Tue Jul 04 1972, 8:05 PM EDT Att: 31,164 - Dome		
Cesar Cedeno, R OBP: 0.405, SLG: 0.545 (1, 8)	1B		K		1B	FC5-2		L9		4	2	1	0	1	1	3			
Jimmy Wynn, R OBP: 0.383, SLG: 0.478 (1, 9)	1B				2B	1-2	4-3			5	1	2	0	0	0	5			
Lee May, R OBP: 0.354, SLG: 0.517 (1, 3)	4-3				1B			1-3		4	1	2	1	1	0	3			
Bob Watson, R OBP: 0.384, SLG: 0.504 (1, 7)			G6-4-3		1B	FC4-6		1B		5	1	2	2	0	0	4			
Doug Rader, R OBP: 0.299, SLG: 0.441 (1, 5)	1B				1-2	FC4-6		1B		4	0	1	1	0	1	1			
Tommy Helms, R OBP: 0.281, SLG: 0.359 Bobby Fenwick, R OBP: 0.244, SLG: 0.263 (1, 4)										4	1	1	0	0	0	2			
Larry Howard, R OBP: 0.314, SLG: 0.344 (1, 2)										0	0	0	0	0	0	0			
Larry Dierker, R OBP: 0.233, SLG: 0.214 (1, 1)										4	0	2	0	0	1	2			
<b>Inning Stats</b>	R: 2 E: 0 K: 2 S: 9	H: 2 LOB: 1 BB: 1 P: 13	R: 0 E: 0 K: 1 S: 6	H: 1 LOB: 0 BB: 0 P: 6	R: 0 E: 0 K: 1 S: 6	H: 2 LOB: 1 BB: 0 P: 6	R: 0 E: 0 K: 0 S: 4	H: 1 LOB: 1 BB: 0 P: 4	R: 1 E: 0 K: 0 S: 5	H: 2 LOB: 1 BB: 0 P: 5	R: 1 E: 0 K: 0 S: 7	H: 3 LOB: 3 BB: 0 P: 7	R: 2 E: 0 K: 0 S: 6	H: 3 LOB: 2 BB: 1 P: 10	R: 0 E: 1 K: 0 S: 4	H: 0 LOB: 1 BB: 0 P: 4		1B: 13 2B: 1 3B: 0 HR: 0	SF: 0 SAC: 1 DP: 1 HBP: 0
<b>PITCHER</b> Nelson Briles, R ERA: 3.22 Bob Miller, R ERA: 2.3 Luke Walker, L ERA: 3.69 Ramon Hernandez, L ERA: 1.31 (1, 1)	IP: 11 WLS: L BF: 28 H: 11 R: 4 ER: 4 SO: 4 BB: 1 IBB: 0 HBP: 0 BLK: 0 WP: 0 HR: 0 S: 35 P: 39 ERA: 6.75 WHIP: 2.250																		



Batter	1	2	3	4	5	6	7	8	9	AB	R	H	RBI	BB	SO	LOB	TOP								
<b>Rennie Stennett, R</b> OBP: 0.344, SLG: 0.468 (1, 4)										4	0	0	0	0	1	0									
<b>Vic Davallio, L</b> OBP: 0.390, SLG: 0.476 (1, 7)										5	1	2	0	0	1	1									
<b>Roberto Clemente, R</b> OBP: 0.363, SLG: 0.517 (1, 9)										3	1	2	2	1	0	1									
<b>Willie Stargell, L</b> OBP: 0.365, SLG: 0.552 (1, 3)										4	1	1	0	0	2	2									
<b>Al Oliver, L</b> OBP: 0.366, SLG: 0.461 (1, 8)										4	1	1	0	0	1	1									
<b>Manny Sanguillen, R</b> OBP: 0.352, SLG: 0.461 (1, 2)										4	1	1	2	0	1	0									
<b>Bob Robertson, R</b> OBP: 0.266, SLG: 0.276 (1, 5)										3	1	1	2	0	0	0									
<b>Gene Alley, R</b> OBP: 0.364, SLG: 0.333 (1, 6)										4	0	1	0	0	3	1									
<b>Dock Ellis, S</b> OBP: 0.100, SLG: 0.100 (1, 1)										0	0	0	0	0	0	0									
<b>Bob Johnson, L</b> OBP: 0.240, SLG: 0.250 (2, 1)										4	0	0	0	0	1	2									
<b>Inning Stats</b>	R: 1 E: 0 K: 2 S: 9	H: 2 LOB: 1 BB: 0 P: 9	R: 0 E: 0 K: 2 S: 7	H: 0 LOB: 0 BB: 0 P: 7	R: 0 E: 1 K: 0 S: 4	H: 1 LOB: 1 BB: 0 P: 4	R: 4 E: 0 K: 0 S: 7	H: 5 LOB: 1 BB: 0 P: 7	R: 1 E: 0 K: 1 S: 6	H: 1 LOB: 0 BB: 0 P: 6	R: 0 E: 0 K: 1 S: 5	H: 0 LOB: 1 BB: 0 P: 6	R: 0 E: 0 K: 1 S: 5	H: 0 LOB: 0 BB: 0 P: 9	R: 0 E: 0 K: 0 S: 3	H: 0 LOB: 0 BB: 0 P: 3	R: 0 E: 0 K: 3 S: 9	H: 0 LOB: 1 BB: 0 P: 10	1B: 5 2B: 2 3B: 0 HR: 2	SF: 0 SAC: 0 DP: 1 HBP: 2	WP: 1 PB: 0 SB: 0 CS: 0	PA: 38			
<b>PITCHER</b>	IP	WLS	BF	H	R	ER	SO	BB	IBB	HBP	BLK	WP	HR	S	P	ERA	WHIP								
<b>Ken Forsch, R</b> ERA: 3.75 (1, 1)	3.0	L	17	8	5	5	4	0	0	0	0	1	1	25	25	15.00	2.667								
<b>Jim Ray, R</b> ERA: 4.66 (4, 1)	3.0		10	1	1	1	2	0	0	1	0	0	1	13	14	3.00	0.333								
<b>George Culver, R</b> ERA: 2.75 (7, 1)	3.0		11	0	0	0	4	1	0	1	0	0	0	17	22	0.00	0.333								

Pittsburgh Pirates @ Houston Astros  
Astrodome, Houston, TX  
Wed Jul 05 1972, 8:05 PM EDT  
Att: 23,646 - Dome


AB 35  
R 6  
H 9  
RBI 6  
BB 1  
SO 10  
LOB 8



Batter	1	2	3	4	5	6	7	8	9	AB	R	H	RBI	BB	SO	LOB	BOTTOM								
<b>Roger Metzger, S</b> OBP: 0.283, SLG: 0.248 (1, 6)										3	1	1	0	0	0	0									
<b>Cesar Cedeno, R</b> OBP: 0.410, SLG: 0.556 (1, 8)										4	1	3	2	0	0	0									
<b>Jimmy Wynn, R</b> OBP: 0.381, SLG: 0.472 (1, 9)										3	1	0	0	0	1	2									
<b>Lee May, R</b> OBP: 0.352, SLG: 0.513 (1, 3)										4	0	1	1	0	1	1									
<b>Bob Watson, R</b> OBP: 0.382, SLG: 0.498 (1, 7)										3	0	0	0	1	1	0									
<b>Doug Rader, R</b> OBP: 0.295, SLG: 0.436 (1, 5)										3	0	0	1	0	0	0									
<b>Tommy Helms, R</b> OBP: 0.280, SLG: 0.357 (1, 4)										4	0	1	0	0	0	2									
<b>Larry Howard, R</b> OBP: 0.301, SLG: 0.328 (1, 2)										3	0	0	0	0	2	3									
<b>Bob Stinson, S</b> OBP: 0.300, SLG: 0.316 (9, PH)										1	0	0	0	0	1	0									
<b>Ken Forsch, R</b> OBP: 0.167, SLG: 0.138 (1, 1)										1	1	1	0	0	0	0									
<b>Jim Ray, R</b> OBP: 0.125, SLG: 0.125 (4, 1)										1	0	0	0	0	1	0									
<b>Norm Miller, L</b> OBP: 0.288, SLG: 0.304 (6, PH)										1	0	0	0	0	0	0									
<b>George Culver, R</b> OBP: 0.182, SLG: 0.273 (7, 1)										1	0	0	0	0	0	0									
<b>Jimmy Stewart, S</b> OBP: 0.291, SLG: 0.323 (9, PH)										1	0	0	0	0	0	0									
<b>Inning Stats</b>	R: 3 E: 0 K: 0 S: 6	H: 3 LOB: 2 BB: 1 P: 11	R: 1 E: 0 K: 2 S: 9	H: 2 LOB: 1 BB: 0 P: 9	R: 0 E: 0 K: 1 S: 6	H: 1 LOB: 1 BB: 0 P: 6	R: 0 E: 0 K: 1 S: 6	H: 1 LOB: 1 BB: 0 P: 6	R: 0 E: 0 K: 0 S: 3	H: 0 LOB: 0 BB: 0 P: 3	R: 0 E: 0 K: 1 S: 5	H: 0 LOB: 0 BB: 0 P: 5	R: 0 E: 0 K: 0 S: 3	H: 0 LOB: 0 BB: 0 P: 3	R: 0 E: 0 K: 1 S: 5	H: 0 LOB: 0 BB: 0 P: 5	R: 0 E: 0 K: 1 S: 5	H: 0 LOB: 0 BB: 0 P: 5	1B: 5 2B: 2 3B: 0 HR: 0	SF: 1 SAC: 1 DP: 0 HBP: 1	WP: 0 PB: 0 SB: 1 CS: 0	PA: 36			
<b>PITCHER</b>	IP	WLS	BF	H	R	ER	SO	BB	IBB	HBP	BLK	WP	HR	S	P	ERA	WHIP								
<b>Dock Ellis, R</b> ERA: 3.0 (1, 1)	1.1		11	5	4	4	0	0	0	0	0	0	0	9	14	27.00	3.750								
<b>Bob Johnson, R</b> ERA: 3.56 (2, 1)	7.2	W	25	2	0	0	7	0	0	0	0	0	0	39	39	0.00	0.261								

Pittsburgh Pirates @ Houston Astros  
Astrodome, Houston, TX  
Wed Jul 05 1972, 8:05 PM EDT  
Att: 23,646 - Dome

AB 32  
R 4  
H 7  
RBI 4  
BB 1  
SO 7  
LOB 8





Batter	1	2	3	4	5	6	7	8	9	10	11	12	13	14	15	16	17	AB	R	H	RBI	BB	SO	LOB	TOP					
<b>Ronnie Stennett, R</b> <small>(1, 4) OBP: 0.331, SLG: 0.447 (9, 6)</small>																		8	0	1	0	0	3	4						
<b>Vic Davallo, L</b> <small>(1, 7) OBP: 0.360, SLG: 0.477</small>																		8	1	3	2	0	0	2						
<b>Roberto Clemente, R</b> <small>(1, 9) OBP: 0.350, SLG: 0.508</small>																		8	2	2	0	0	0	2						
<b>Willie Stargell, L</b> <small>(1, 3) OBP: 0.375, SLG: 0.584</small>																		6	1	3	2	2	2	2						
<b>Al Oliver, L</b> <small>(1, 8) OBP: 0.363, SLG: 0.458</small>																		8	1	2	1	0	0	5						
<b>Manny Sanguillen, R</b> <small>(1, 2) OBP: 0.352, SLG: 0.484</small>																		7	0	3	1	1	0	1						
<b>Bob Robertson, R</b> <small>(1, 5) OBP: 0.262, SLG: 0.270</small> <b>Milt May, R</b> <small>(9, PH) OBP: 0.232, SLG: 0.216</small> <b>Dock Ellis, S</b> <small>(9, PR) OBP: 0.100, SLG: 0.100</small> <b>Jose Pagan, R</b> <small>(9, 5) OBP: 0.310, SLG: 0.456</small>																		3	0	0	0	0	1	3						
<b>Gene Alley, R</b> <small>(1, 6) OBP: 0.340, SLG: 0.329</small> <b>Richie Hebner, L</b> <small>(7, PH) OBP: 0.266, SLG: 0.266</small> <b>Jackie Hernandez, R</b> <small>(7, 6) OBP: 0.250, SLG: 0.305</small> <b>Dave Cash, R</b> <small>(9, PH) OBP: 0.351, SLG: 0.369</small> <small>(8, 4)</small>																		2	0	0	0	0	0	0						
<b>Bob Moose, R</b> <small>(1, 1) OBP: 0.237, SLG: 0.270</small> <b>Gene Clines, R</b> <small>(8, PH) OBP: 0.374, SLG: 0.406</small> <b>Dave Giusti, R</b> <small>(8, 1)</small>																		2	1	2	0	0	0	0						
<b>Bill Mazaroski, R</b> <small>(14, PH) OBP: 0.350, SLG: 0.313</small> <b>Ramon Hernandez, S</b> <small>(14, 1) OBP: 0.143, SLG: 0.286</small>																		1	0	0	0	0	0	1						
<b>Inning Stats</b>	R: 0 E: 0 K: 0 S: 4	H: 1 LOB: 1 BB: 0 P: 4	R: 0 E: 0 K: 1 S: 5	H: 0 LOB: 0 BB: 0 P: 5	R: 1 E: 0 K: 1 S: 6	H: 2 LOB: 1 BB: 0 P: 6	R: 0 E: 0 K: 0 S: 4	H: 1 LOB: 0 BB: 0 P: 5	R: 0 E: 0 K: 0 S: 5	H: 0 LOB: 0 BB: 0 P: 5	R: 0 E: 0 K: 1 S: 5	H: 1 LOB: 0 BB: 0 P: 5	R: 0 E: 1 K: 2 S: 8	H: 1 LOB: 1 BB: 0 P: 8	R: 0 E: 0 K: 0 S: 3	H: 0 LOB: 0 BB: 0 P: 7	R: 0 E: 0 K: 0 S: 3	H: 0 LOB: 0 BB: 0 P: 3	R: 0 E: 0 K: 0 S: 3	H: 0 LOB: 0 BB: 0 P: 3	R: 0 E: 0 K: 0 S: 3	H: 0 LOB: 0 BB: 0 P: 3	R: 0 E: 0 K: 0 S: 3	H: 0 LOB: 0 BB: 0 P: 3	R: 4 E: 1 K: 2 S: 12	H: 4 LOB: 1 BB: 0 P: 12	1B: 12 2B: 4 3B: 1 HR: 1	SF: 0 SAC: 0 DP: 1 HBP: 0	WP: 1 PB: 1 SB: 1 CS: 1	PA: 71
<b>PITCHER</b>	IP: 5.0 WLS: 20 BF: 12 ER: 2 SO: 1 BB: 0 HBP: 0 BLK: 0 WP: 0 HR: 0 S: 23 P: 27 ERA: 1.80 WHIP: 1.200	IP: 3.0 WLS: 12 BF: 4 ER: 2 SO: 0 BB: 0 HBP: 0 BLK: 0 WP: 0 HR: 0 S: 14 P: 14 ERA: 6.00 WHIP: 1.333	IP: 2.2 WLS: 2 BF: 2 ER: 0 SO: 0 BB: 1 HBP: 0 BLK: 0 WP: 0 HR: 0 S: 11 P: 15 ERA: 0.00 WHIP: 0.667	IP: 3.0 WLS: 11 BF: 3 ER: 0 SO: 2 BB: 0 HBP: 0 BLK: 0 WP: 0 HR: 0 S: 15 P: 15 ERA: 0.00 WHIP: 1.000	IP: 2.1 WLS: L BF: 11 ER: 2 SO: 1 BB: 1 HBP: 0 BLK: 0 WP: 1 HR: 0 S: 12 P: 16 ERA: 3.86 WHIP: 1.286	IP: 17.1 WLS: 3 BF: 2 ER: 0 SO: 0 BB: 0 HBP: 0 BLK: 0 WP: 0 HR: 0 S: 5 P: 5 ERA: 15.0	IP: 17.1 WLS: 1 BF: 0 ER: 0 SO: 0 BB: 0 HBP: 0 BLK: 0 WP: 0 HR: 0 S: 1 P: 1 ERA: 2.73																							
<b>Batter</b>	1	2	3	4	5	6	7	8	9	10	11	12	13	14	15	16	17	AB <td>R <td>H <td>RBI <td>BB <td>SO <td>LOB <td>BOTTOM</td> </td></td></td></td></td></td>	R <td>H <td>RBI <td>BB <td>SO <td>LOB <td>BOTTOM</td> </td></td></td></td></td>	H <td>RBI <td>BB <td>SO <td>LOB <td>BOTTOM</td> </td></td></td></td>	RBI <td>BB <td>SO <td>LOB <td>BOTTOM</td> </td></td></td>	BB <td>SO <td>LOB <td>BOTTOM</td> </td></td>	SO <td>LOB <td>BOTTOM</td> </td>	LOB <td>BOTTOM</td>	BOTTOM					
<b>Roger Metzger, S</b> <small>(1, 6) OBP: 0.275, SLG: 0.244</small>																		8	0	1	0	0	2	2						
<b>Cesar Cedeno, R</b> <small>(1, 8) OBP: 0.409, SLG: 0.549</small>																		7	1	2	0	1	0	0						
<b>Jimmy Wynn, R</b> <small>(1, 9) OBP: 0.381, SLG: 0.475</small>																		7	1	2	0	1	2	3						
<b>Lee May, R</b> <small>(1, 3) OBP: 0.347, SLG: 0.502</small>																		6	0	0	1	1	1	5						
<b>Bob Watson, R</b> <small>(1, 7) OBP: 0.363, SLG: 0.495</small>																		6	1	2	0	1	1	5						
<b>Doug Rader, R</b> <small>(1, 5) OBP: 0.285, SLG: 0.431</small>																		6	0	1	1	1	2	5						
<b>Johnny Edwards, L</b> <small>(1, 2) OBP: 0.339, SLG: 0.357</small> <b>Bobby Fenwick, R</b> <small>(11, PR) OBP: 0.244, SLG: 0.263</small> <b>Larry Howard, R</b> <small>(12, 2) OBP: 0.293, SLG: 0.319</small>																		4	0	1	0	1	0	2						
<b>Tommy Helms, R</b> <small>(1, 4) OBP: 0.278, SLG: 0.353</small>																		6	0	1	1	0	1	2						
<b>Don Wilson, R</b> <small>(1, 1) OBP: 0.285, SLG: 0.353</small> <b>Tom Griffin, R</b> <small>(6, 1) OBP: 0.285, SLG: 0.353</small> <b>Fred Gladding, R</b> <small>(8, 1) OBP: 0.285, SLG: 0.353</small> <b>Jim York, R</b> <small>(12, 1) OBP: 0.285, SLG: 0.353</small> <b>Jim Ray, R</b> <small>(15, 1) OBP: 0.285, SLG: 0.353</small>																	2	0	0	0	0	0	2	2						
<b>Inning Stats</b>	R: 0 E: 0 K: 1 S: 5	H: 0 LOB: 1 BB: 0 P: 5	R: 0 E: 0 K: 1 S: 6	H: 1 LOB: 1 BB: 0 P: 6	R: 0 E: 0 K: 1 S: 5	H: 0 LOB: 0 BB: 0 P: 5	R: 3 E: 0 K: 1 S: 7	H: 2 LOB: 2 BB: 3 P: 19	R: 0 E: 0 K: 0 S: 4	H: 2 LOB: 1 BB: 0 P: 4	R: 0 E: 0 K: 1 S: 6	H: 0 LOB: 0 BB: 0 P: 7	R: 0 E: 2 K: 2 S: 8	H: 0 LOB: 2 BB: 0 P: 8	R: 0 E: 0 K: 0 S: 3	H: 1 LOB: 1 BB: 0 P: 7	R: 0 E: 0 K: 0 S: 3	H: 0 LOB: 0 BB: 0 P: 3	R: 0 E: 0 K: 0 S: 3	H: 0 LOB: 0 BB: 0 P: 3	R: 0 E: 0 K: 0 S: 3	H: 0 LOB: 0 BB: 0 P: 3	R: 0 E: 0 K: 0 S: 3	H: 0 LOB: 0 BB: 0 P: 3	R: 0 E: 0 K: 0 S: 3	H: 1 LOB: 1 BB: 0 P: 4	1B: 8 2B: 2 3B: 0 HR: 0	SF: 0 SAC: 1 DP: 3 HBP: 0	WP: 0 PB: 0 SB: 1 CS: 0	PA: 66
<b>PITCHER</b>	IP: 7.0 WLS: 30 BF: 6 ER: 3 SO: 6 BB: 2 HBP: 0 BLK: 0 WP: 0 HR: 0 S: 38 P: 54 ERA: 3.86 WHIP: 1.143	IP: 6.0 WLS: 23 BF: 3 ER: 0 SO: 6 BB: 2 HBP: 0 BLK: 0 WP: 0 HR: 0 S: 33 P: 41 ERA: 0.00 WHIP: 0.500	IP: 4.0 WLS: W BF: 13 ER: 0 SO: 3 BB: 0 HBP: 0 BLK: 0 WP: 0 HR: 0 S: 19 P: 19 ERA: 0.00 WHIP: 0.250																											

Pittsburgh Pirates @ Houston Astros  
Astrodome, Houston, TX  
Thu Jul 06 1972, 8:05 PM EDT  
Att. 23,540 - Dome

AB 67  
R 7  
H 18  
RBI 6  
BB 3  
SO 7  
LOB 28



Pittsburgh Pirates @ Houston Astros  
Astrodome, Houston, TX  
Thu Jul 06 1972, 8:05 PM EDT  
Att. 23,540 - Dome

AB 59  
R 3  
H 10  
RBI 3  
BB 6  
SO 15  
LOB 30













Batter	1	2	3	4	5	6	7	8	9	AB	R	H	RBI	BB	SO	LOB	TOP					
Rennie Stennett, R (1,4) OBP: 0.308, SLG: 0.415 Bill Mazeroski, R (9,4) OBP: 0.333, SLG: 0.300	0-0 E6 PB 1B 4-3	0-0 4-3	0-0 4-3		0-0 5-3	0-3 K		0-3 K		5	1	0	0	0	2	5						
Vic Davallio, L (1,7) OBP: 0.393, SLG: 0.475	0-0 4-3 PB 1-2 1B	0-0 4-3			0-0 F 1B 1B		0-0 S WP 1B	0-0 F7		5	1	3	0	0	0	3						
Roberto Clemente, R (1,9) OBP: 0.355, SLG: 0.500	0-3 K 1-2 2-3		0-0 F1		0-0 E6 1B 1-3 1B		0-3 K 1-3		0-0 5-3	5	0	1	0	0	2	3						
Willie Stargell, L (1,3) OBP: 0.366, SLG: 0.545 Bob Robertson, R (9,3) OBP: 0.257, SLG: 0.264	0-0 4-3 2-3 3-H		0-0 F5		0-0 1-3 1B		0-3 K		0-0 L7	5	0	1	2	0	1	2						
Al Oliver, L (1,8) OBP: 0.363, SLG: 0.455	0-0 F7		0-0 6-3		0-0 F8		0-0 F7		0-3 K	5	0	0	0	0	1	4						
Manny Sanguillen, R (1,2) OBP: 0.397, SLG: 0.470		0-0 3B			0-0 F4		0-3 K		0-0 F8	4	1	1	0	0	1	0						
Richie Hebner, L (1,5) OBP: 0.408, SLG: 0.519		0-0 3B E 3B 3-H		0-0 4-3		0-0 BB 1B		0-0 1B E 1B		4	2	3	1	0	0	0						
Gene Alley, R (1,6) OBP: 0.363, SLG: 0.350		0-0 E5 SH1-4 3-H		0-0 5-3		0-0 F3		0-0 E 1-2 1B		4	0	1	1	0	0	1						
Steve Blass, R (1,1) OBP: 0.222, SLG: 0.209 (8, PH) Gene Clines, R (8, PH) OBP: 0.364, SLG: 0.402 Ramon Hernandez, S (8, 1) OBP: 0.143, SLG: 0.286 Dave Giusti, R (9, 1)		0-0 SH1-4 1-2			0-0 F7		0-0 BB		0-0 L1 1-3 2-H	1	0	0	0	1	0	0						
<b>Inning Stats</b>	R: 1 E: 1 K: 1 S: 7	H: 1 LOB: 1 BB: 0 P: 7	R: 2 E: 1 K: 0 S: 6	H: 2 LOB: 1 BB: 0 P: 6	R: 0 E: 0 K: 0 S: 3	H: 0 LOB: 0 BB: 0 P: 3	R: 0 E: 0 K: 0 S: 3	H: 0 LOB: 0 BB: 0 P: 3	R: 1 E: 1 K: 0 S: 6	H: 3 LOB: 2 BB: 1 P: 6	R: 0 E: 0 K: 2 S: 8	H: 1 LOB: 2 BB: 1 P: 12	R: 0 E: 0 K: 2 S: 8	H: 1 LOB: 1 BB: 0 P: 8	R: 1 E: 1 K: 1 S: 8	H: 2 LOB: 2 BB: 0 P: 8	R: 0 E: 0 K: 1 S: 5	H: 0 LOB: 0 BB: 0 P: 5	1B: 8 2B: 0 3B: 2 HR: 0	SF: 0 SAC: 1 DP: 0 HBP: 0	WP: 1 PB: 1 SB: 1 CS: 0	PA: 41
<b>PITCHER</b>	IP WLS BF H R ER SO BB IBB HBP BLK WP HR S P ERA WHIP	IP WLS BF H R ER SO BB IBB HBP BLK WP HR S P ERA WHIP																				
Ron Reed, R (1, 1) ERA: 3.44 Phil Niekro, R (9, 1) ERA: 3.26	8.0 L 38 10 5 2 6 1 0 0 0 1 0 0 49 53 2.25 1.375	1.0 3 0 0 0 1 0 0 0 0 0 0 0 5 5 0.00 0.000																				

Pittsburgh Pirates @ Atlanta Braves  
Atlanta Stadium, Atlanta, GA  
Sat Jul 08 1972, 7:05 PM EDT  
Att: 20,256 - Unknown

AB	39
R	5
H	10
RBI	4
BB	1
SO	7
LOB	19




Batter	1	2	3	4	5	6	7	8	9	AB	R	H	RBI	BB	SO	LOB	BOTTOM					
Ralph Garr, L (1,9) OBP: 0.359, SLG: 0.393	0-0 4-3		0-0 HR	0-0 4-3			0-0 F8 1B		0-0 F6	5	1	2	2	0	0	3						
Mike Lum, L (1,7) OBP: 0.350, SLG: 0.388	0-0 F7		4-0 G6-4-3 WP BB		0-0 1-3		0-0 F8 1-2		0-0 FC5-4 1B	4	0	1	0	1	0	1						
Hank Aaron, R (1,3) OBP: 0.375, SLG: 0.496	0-0 6-3		4-0 G6-4-3 1-2 BB		0-0 F5		0-0 F8		0-0 FC5-4 FC6-4 1-2 2-3	4	0	0	0	1	0	3						
Earl Williams, R (1,2) OBP: 0.334, SLG: 0.416		0-0 F9	0-0 G6-4-3 1-2 2-3		0-0 F5		0-0 1-3		0-0 FC6-4 1-2	5	0	0	0	0	0	5						
Darrell Evans, L (1,5) OBP: 0.393, SLG: 0.478		0-0 L6	0-0 F6			0-0 HR		0-0 4-3		4	1	1	1	0	0	1						
Dusty Baker Jr., R (1,8) OBP: 0.387, SLG: 0.475		0-0 1B		0-0 E3 1B		0-0 CS 1B		0-0 1B		4	0	3	0	0	0	0						
Felix Millan, R (1,4) OBP: 0.297, SLG: 0.318		0-0 1B		0-0 1B		0-0 L7		0-0 F4		4	0	2	0	0	0	2						
Marty Perez, R (1,6) OBP: 0.278, SLG: 0.270 (8, PH) Rico Carty, R (8, PH) OBP: 0.408, SLG: 0.418 Phil Niekro, R (9, 1) OBP: 0.220, SLG: 0.286		0-3 K		0-3 K		0-0 FC6-4 1-2 1B		0-3 K		3	0	1	0	0	2	4						
Ron Reed, R (1, 1) OBP: 0.136, SLG: 0.167 Gil Garrido, R (9, 6) OBP: 0.351, SLG: 0.324			0-0 HR 1B	0-3 K		0-0 FC6-4 1-2 1B		0-0 FC5-4 1B		3	1	1	0	0	1	3						
<b>Inning Stats</b>	R: 0 E: 0 K: 0 S: 3	H: 0 LOB: 0 BB: 0 P: 3	R: 0 E: 0 K: 1 S: 7	H: 2 LOB: 2 BB: 0 P: 7	R: 2 E: 0 K: 0 S: 4	H: 2 LOB: 1 BB: 2 P: 12	R: 0 E: 1 K: 2 S: 9	H: 1 LOB: 2 BB: 0 P: 9	R: 0 E: 0 K: 0 S: 3	H: 0 LOB: 0 BB: 0 P: 3	R: 1 E: 0 K: 0 S: 5	H: 3 LOB: 1 BB: 0 P: 5	R: 0 E: 0 K: 0 S: 4	H: 1 LOB: 1 BB: 0 P: 4	R: 0 E: 0 K: 1 S: 6	H: 1 LOB: 1 BB: 0 P: 6	R: 0 E: 0 K: 0 S: 5	H: 2 LOB: 2 BB: 0 P: 5	1B: 10 2B: 0 3B: 0 HR: 2	SF: 0 SAC: 0 DP: 1 HBP: 0	WP: 1 PB: 0 SB: 0 CS: 1	PA: 40
<b>PITCHER</b>	IP WLS BF H R ER SO BB IBB HBP BLK WP HR S P ERA WHIP	IP WLS BF H R ER SO BB IBB HBP BLK WP HR S P ERA WHIP																				
Steve Blass, R (1, 1) ERA: 2.74 Ramon Hernandez, L (8, 1) ERA: 1.13 Dave Giusti, R (9, 1) ERA: 2.14	7.0 W 31 9 3 0 3 2 0 0 0 0 0 9 9 0.00 2.250	1.1 7 3 0 0 1 0 0 0 0 0 0 0 2 2 0.00 0.000																				

Pittsburgh Pirates @ Atlanta Braves  
Atlanta Stadium, Atlanta, GA  
Sat Jul 08 1972, 7:05 PM EDT  
Att: 20,256 - Unknown

AB	38
R	3
H	12
RBI	3
BB	2
SO	4
LOB	23





Batter	1	2	3	4	5	6	7	8	9	AB	R	H	RBI	BB	SO	LOB	TOP											
Gene Clines, R OBP: 0.358, SLG: 0.393	L1-3		L5-3	L9-2			SH1-4 1B		L7	5	0	1	0	0	0	1	<b>Pittsburgh Pirates @ Atlanta Braves</b> Atlanta Stadium, Atlanta, GA Sun Jul 09 1972, 3:33 AM EDT Att: 20,130 - Unknown											
Bill Mazerowski, R OBP: 0.321, SLG: 0.333	F8		F9 HR		5-3		SH1-4 1-2		G5-4-3	4	1	1	0	0	0	1												
Roberto Clemente, R OBP: 0.353, SLG: 0.496	4-3		F9				FC1-6-5 2-3			4	0	1	0	0	0	2												
Willie Stargell, L OBP: 0.367, SLG: 0.554										3	2	1	1	1	1	2												
Al Oliver, L OBP: 0.364, SLG: 0.466										4	1	2	3	0	0	1												
Manny Sanguillen, R OBP: 0.359, SLG: 0.462										4	2	2	1	0	0	1												
Bob Robertson, R OBP: 0.262, SLG: 0.287										4	1	2	2	0	1	1												
Jackie Hernandez, R OBP: 0.234, SLG: 0.275										4	0	1	0	0	2	1												
Nelson Briles, R OBP: 0.103, SLG: 0.143										3	0	0	0	0	1	1												
<b>Inning Stats</b>	R: 0 E: 0 K: 0 S: 3	H: 0 LOB: 0 BB: 0 P: 3	R: 3 E: 0 K: 0 S: 6	H: 3 LOB: 0 BB: 0 P: 6	R: 3 E: 0 K: 1 S: 8	H: 3 LOB: 1 BB: 1 P: 12	R: 0 E: 0 K: 0 S: 3	H: 1 LOB: 0 BB: 0 P: 3	R: 0 E: 0 K: 1 S: 6	H: 1 LOB: 1 BB: 0 P: 6	R: 0 E: 0 K: 0 S: 4	H: 1 LOB: 1 BB: 0 P: 4	R: 1 E: 0 K: 1 S: 6	H: 1 LOB: 0 BB: 0 P: 6	R: 0 E: 1 K: 1 S: 5	H: 0 LOB: 0 BB: 0 P: 5		1B: 5 2B: 3 3B: 0 HR: 4	SF: 0 SAC: 2 DP: 2 HBP: 0	WP: 0 PB: 0 SB: 0 CS: 0	PA: 38							
<b>PITCHER</b>	IP	WLS	BF	H	R	ER	SO	BB	IBB	HBP	BLK	WP	HR	S	P	ERA	WHIP											
Denny McLain, R ERA: 6.75	(1, 1)	2.2	L	14	5	6	6	0	1	0	0	0	0	3	13	17	20.25	2.250										
Pat Jarvis, R ERA: 4.13	(3, 1)	4.1		17	5	0	0	3	0	0	0	0	0	23	23	0.00	1.154											
Cecil Upshaw, R ERA: 4.65	(8, 1)	2.0		7	1	1	1	2	0	0	0	0	0	1	11	11	4.50	0.500										

Batter	1	2	3	4	5	6	7	8	9	AB	R	H	RBI	BB	SO	LOB	BOTTOM											
Ralph Garr, L OBP: 0.358, SLG: 0.392	4-3		6-3							1	0	0	0	0	0	0	<b>Pittsburgh Pirates @ Atlanta Braves</b> Atlanta Stadium, Atlanta, GA Sun Jul 09 1972, 3:33 AM EDT Att: 20,130 - Unknown											
Oscar Brown, R OBP: 0.260, SLG: 0.469										3	1	1	2	0	0	0												
Mike Lum, L OBP: 0.348, SLG: 0.380	F5									3	0	0	0	1	0	0												
Hank Aaron, R OBP: 0.373, SLG: 0.504	K									4	1	1	1	0	2	1												
Earl Williams, R OBP: 0.330, SLG: 0.410										4	0	0	0	0	2	0												
Darrell Evans, L OBP: 0.395, SLG: 0.476										3	0	1	0	1	0	0												
Dusty Baker Jr., R OBP: 0.389, SLG: 0.482										4	0	2	0	0	0	1												
Felix Millan, R OBP: 0.297, SLG: 0.317										4	1	1	0	0	1	3												
Marty Perez, R OBP: 0.275, SLG: 0.267										3	0	0	0	0	1	1												
Denny McLain, R ERA: 3.32	(1, 1)	9.0	W	34	7	4	4	6	2	0	0	0	0	0	0	0	4.00	1.000										
Pat Jarvis, R OBP: 0.214, SLG: 0.357	(3, 1)									2	1	1	1	0	0	0												
Sonny Jackson, L OBP: 0.161, SLG: 0.167	(7, PH)									1	0	0	0	0	0	0												
Cecil Upshaw, R OBP: 0.200, SLG: 0.200	(8, 1)									0	0	0	0	0	0	0												
<b>Inning Stats</b>	R: 0 E: 0 K: 1 S: 5	H: 0 LOB: 0 BB: 0 P: 5	R: 0 E: 0 K: 1 S: 6	H: 2 LOB: 1 BB: 0 P: 6	R: 0 E: 0 K: 1 S: 5	H: 0 LOB: 0 BB: 0 P: 5	R: 1 E: 0 K: 0 S: 4	H: 1 LOB: 0 BB: 0 P: 4	R: 3 E: 1 K: 0 S: 6	H: 3 LOB: 0 BB: 0 P: 6	R: 0 E: 0 K: 2 S: 7	H: 0 LOB: 1 BB: 1 P: 11	R: 0 E: 0 K: 1 S: 5	H: 0 LOB: 0 BB: 0 P: 5	R: 0 E: 0 K: 0 S: 2	H: 0 LOB: 0 BB: 1 P: 6	R: 0 E: 0 K: 0 S: 4	H: 1 LOB: 1 BB: 0 P: 4	1B: 3 2B: 2 3B: 0 HR: 2	SF: 0 SAC: 0 DP: 2 HBP: 0	WP: 0 PB: 0 SB: 0 CS: 0	PA: 34						
<b>PITCHER</b>	IP	WLS	BF	H	R	ER	SO	BB	IBB	HBP	BLK	WP	HR	S	P	ERA	WHIP											
Nelson Briles, R ERA: 3.32	(1, 1)	9.0	W	34	7	4	4	6	2	0	0	0	0	2	44	52	4.00	1.000										





Batter	1	2	3	4	5	6	7	8	9	AB	R	H	RBI	BB	SO	LOB	TOP		
Gene Clines, R OBP: 0.362, SLG: 0.397 (1, 9)										4	0	2	0	0	0	2	<b>Pittsburgh Pirates @ Cincinnati Reds</b> Riverfront Stadium, Cincinnati, OH Tue Jul 11 1972, 7:05 PM EDT Att: 24,047 - Unknown		
Gene Alley, R OBP: 0.361, SLG: 0.344 (1, 6)										3	0	0	0	1	0	3			
Vic Davallilo, L OBP: 0.384, SLG: 0.464 (1, 7)										4	0	0	0	0	0	4			
Willie Stargell, L OBP: 0.366, SLG: 0.553 (1, 3)										4	0	1	0	0	2	0			
Al Oliver, L OBP: 0.363, SLG: 0.463 (1, 8)										4	0	1	0	0	0	1			
Manny Sanguillen, R OBP: 0.397, SLG: 0.477 (1, 2)										3	0	0	0	1	0	1			
Richie Hebner, L OBP: 0.405, SLG: 0.511 (1, 5)										3	0	0	0	0	1	2			
Bill Mazerowski, R OBP: 0.344, SLG: 0.393 (1, 4)										4	0	2	0	0	1	2			
Bob Moose, R OBP: 0.237, SLG: 0.270 (1, 1)										0	0	0	0	0	0	0			
Richie Zisk, R (5, PH)										1	0	0	0	0	1	1			
Bob Johnson, L OBP: 0.240, SLG: 0.250 (5, 1)										0	0	0	0	0	0	0			
Rennie Stennett, R OBP: 0.313, SLG: 0.420 (7, PH)										1	0	1	0	0	0	0			
Gene Garber, R (7, 1)										0	0	0	0	0	0	0			
<b>Inning Stats</b>	R: 0 E: 0 K: 0 S: 3	H: 1 LOB: 0 BB: 0 P: 3	R: 0 E: 0 K: 0 S: 3	H: 1 LOB: 1 BB: 1 P: 7	R: 0 E: 0 K: 0 S: 4	H: 1 LOB: 1 BB: 0 P: 4	R: 0 E: 0 K: 0 S: 4	H: 2 LOB: 3 BB: 1 P: 13	R: 0 E: 1 K: 2 S: 8	H: 0 LOB: 2 BB: 0 P: 9	R: 0 E: 0 K: 0 S: 3	H: 1 LOB: 0 BB: 0 P: 3	R: 0 E: 0 K: 1 S: 5	H: 0 LOB: 0 BB: 0 P: 5	R: 0 E: 0 K: 0 S: 3	H: 0 LOB: 0 BB: 0 P: 3	1B: 5 2B: 2 3B: 0 HR: 0	SF: 0 SAC: 1 DP: 3 HBP: 1	WP: 0 PA: 35 PB: 0 SB: 0 CS: 0
<b>PITCHER</b> Jack Billingham, R ERA: 3.59 (1, 1)	IP: 9.0 WLS: W BF: 35 H: 7 R: 0 ER: 0 SO: 5 BB: 2 IBB: 0 HBP: 1 BLK: 0 WP: 0 HR: 0 S: 42 P: 51 ERA: 0.00 WHIP: 1.000															<b>PITCHER</b>			

Batter	1	2	3	4	5	6	7	8	9	AB	R	H	RBI	BB	SO	LOB	BOTTOM	
Pete Rose, S OBP: 0.353, SLG: 0.366 (1, 7)										4	0	0	0	0	0	1	<b>Pittsburgh Pirates @ Cincinnati Reds</b> Riverfront Stadium, Cincinnati, OH Tue Jul 11 1972, 7:05 PM EDT Att: 24,047 - Unknown	
Joe Morgan, L OBP: 0.420, SLG: 0.429 (1, 4)										3	2	1	0	1	0	0		
Bobby Tolan, L OBP: 0.342, SLG: 0.407 (1, 8)										4	1	1	1	0	1	1		
Johnny Bench, R OBP: 0.380, SLG: 0.573 (1, 2)										4	2	4	3	0	0	0		
Tony Perez, R OBP: 0.340, SLG: 0.522 (1, 3)										4	0	1	0	0	2	2		
Denis Menke, R OBP: 0.341, SLG: 0.352 (1, 5)										2	0	0	1	1	0	1		
Cesar Geronimo, L OBP: 0.304, SLG: 0.434 (1, 9)										4	0	0	0	0	0	2		
Dave Concepcion, R OBP: 0.257, SLG: 0.253 (1, 6)										3	0	0	0	0	1	0		
Jack Billingham, R OBP: 0.091, SLG: 0.063 (1, 1)										3	0	1	0	0	1	0		
<b>Inning Stats</b>	R: 2 E: 1 K: 1 S: 7	H: 2 LOB: 1 BB: 1 P: 11	R: 0 E: 0 K: 1 S: 6	H: 1 LOB: 0 BB: 0 P: 6	R: 2 E: 0 K: 1 S: 8	H: 3 LOB: 1 BB: 0 P: 8	R: 0 E: 0 K: 1 S: 5	H: 0 LOB: 0 BB: 0 P: 5	R: 0 E: 0 K: 0 S: 3	H: 0 LOB: 0 BB: 0 P: 3	R: 0 E: 0 K: 0 S: 3	H: 0 LOB: 0 BB: 0 P: 3	R: 1 E: 0 K: 0 S: 4	H: 1 LOB: 1 BB: 1 P: 8	1B: 6 2B: 1 3B: 0 HR: 1	SF: 1 SAC: 0 DP: 0 HBP: 0		WP: 1 PA: 34 PB: 0 SB: 1 CS: 0
<b>PITCHER</b> Bob Moose, R ERA: 3.5 (1, 1)	IP: 4.0 WLS: L BF: 19 H: 6 R: 4 ER: 4 SO: 4 BB: 1 IBB: 0 HBP: 0 BLK: 0 WP: 0 HR: 0 S: 26 P: 30 ERA: 9.00 WHIP: 1.750															<b>PITCHER</b>		
Bob Johnson, R ERA: 3.46 (5, 1)	IP: 2.0 WLS: L BF: 7 H: 1 R: 0 ER: 0 SO: 1 BB: 0 IBB: 0 HBP: 0 BLK: 0 WP: 0 HR: 0 S: 9 P: 9 ERA: 0.00 WHIP: 0.500															<b>PITCHER</b>		
Gene Garber, R ERA: 6.0 (7, 1)	IP: 2.0 WLS: L BF: 8 H: 1 R: 1 ER: 1 SO: 0 BB: 1 IBB: 0 HBP: 0 BLK: 0 WP: 0 HR: 1 S: 7 P: 11 ERA: 4.50 WHIP: 1.000															<b>PITCHER</b>		

AB 31  
R 0  
H 7  
RBI 0  
BB 2  
SO 5  
LOB 16



AB 31  
R 5  
H 8  
RBI 5  
BB 2  
SO 5  
LOB 7





Batter	1	2	3	4	5	6	7	8	9	AB	R	H	RBI	BB	SO	LOB	TOP								
Gene Clines, R (1, 9) OBP: 0.364, SLG: 0.392										4	1	1	0	1	1	2	<b>Pittsburgh Pirates @ Cincinnati Reds</b> Riverfront Stadium, Cincinnati, OH Wed Jul 12 1972, 7:05 PM EDT Att: 28,058 - Unknown								
Vic Davallio, L (1, 7) OBP: 0.389, SLG: 0.473 Rennie Stennett, R (8, PH) OBP: 0.311, SLG: 0.417										3	0	2	0	0	1	0									
Al Oliver, L (1, 8) OBP: 0.362, SLG: 0.460										4	0	1	0	0	0	1									
Willie Stargell, L (1, 3) OBP: 0.364, SLG: 0.547										3	0	0	0	1	0	0									
Richie Hebner, L (1, 5) OBP: 0.403, SLG: 0.505										4	1	1	0	0	1	3									
Manny Sanguillen, R (1, 2) OBP: 0.356, SLG: 0.473										4	1	1	0	0	1	0									
Bill Mazerolski, R (1, 4) OBP: 0.389, SLG: 0.469										4	0	3	1	0	0	0									
Gene Alley, R (1, 6) OBP: 0.364, SLG: 0.344										3	0	1	1	1	0	1									
Luke Walker, L (1, 1) Bruce Kison, R (4, 1) Richie Zisk, R (7, PH) Bob Johnson, L (7, 1) Ramon Hernandez, S (7, 1) Milt May, L (8, PH) OBP: 0.303, SLG: 0.311										1	0	0	0	0	0	2									
<b>Inning Stats</b>	R: 1 E: 0 K: 0 S: 4	H: 2 LOB: 0 BB: 0 P: 4	R: 0 E: 0 K: 0 S: 4	H: 1 LOB: 2 BB: 1 P: 8	R: 0 E: 0 K: 1 S: 5	H: 0 LOB: 0 BB: 0 P: 5	R: 0 E: 0 K: 1 S: 5	H: 0 LOB: 0 BB: 0 P: 5	R: 0 E: 0 K: 0 S: 3	H: 0 LOB: 2 BB: 0 P: 3	R: 0 E: 0 K: 0 S: 4	H: 2 LOB: 2 BB: 1 P: 8	R: 0 E: 0 K: 1 S: 6	H: 1 LOB: 1 BB: 0 P: 6	R: 0 E: 0 K: 0 S: 2	H: 0 LOB: 0 BB: 1 P: 6		R: 2 E: 0 K: 1 S: 9	H: 4 LOB: 2 BB: 0 P: 9	1B: 8 2B: 2 3B: 0 HR: 0	SF: 0 SAC: 0 DP: 3 HBP: 0	WP: 0 PB: 0 SB: 0 CS: 0	PA: 37		
<b>PITCHER</b>	IP	WLS	BF	H	R	ER	SO	BB	IBB	HBP	BLK	WP	HR	S	P	ERA	WHIP								
Wayne Simpson, R (1, 1) ERA: 3.6	7.0	W	28	6	1	1	3	2	1	0	0	0	0	31	43	1.29	1.143								
Don Gullett, L (8, 1) ERA: 8.18	1.1		6	3	2	2	0	0	0	0	0	0	0	6	6	13.50	2.250								
Clay Carroll, R (9, 1) ERA: 1.45	0.2	S	3	1	0	0	1	0	0	0	0	0	0	5	5	0.00	1.500								

AB	34
R	3
H	10
RBI	2
BB	3
SO	4
LOB	13



Batter	1	2	3	4	5	6	7	8	9	AB	R	H	RBI	BB	SO	LOB	BOTTOM								
Pete Rose, S (1, 7) OBP: 0.352, SLG: 0.364										4	0	1	0	0	0	3	<b>Pittsburgh Pirates @ Cincinnati Reds</b> Riverfront Stadium, Cincinnati, OH Wed Jul 12 1972, 7:05 PM EDT Att: 28,058 - Unknown								
Joe Morgan, L (1, 4) OBP: 0.421, SLG: 0.425										2	1	0	0	2	0	0									
Bobby Tolan, L (1, 8) OBP: 0.342, SLG: 0.407										3	0	1	2	0	0	2									
Johnny Bench, R (1, 2) OBP: 0.382, SLG: 0.594										4	2	2	3	0	2	0									
Tony Perez, R (1, 3) OBP: 0.342, SLG: 0.532										3	1	1	1	1	1	0									
Denis Menke, R (1, 5) OBP: 0.340, SLG: 0.350										4	0	1	0	0	0	0									
George Foster, R (1, 9) OBP: 0.274, SLG: 0.330										4	1	1	0	0	1	2									
Dave Concepcion, R (1, 6) OBP: 0.262, SLG: 0.255										2	1	1	0	1	1	0									
Wayne Simpson, R (1, 1) OBP: 0.038, SLG: 0.038										3	0	0	0	0	1	3									
Don Gullett, R (8, 1) OBP: 0.333, SLG: 0.357										0	0	0	0	0	0	0									
Clay Carroll, R (9, 1) OBP: 0.333, SLG: 0.333										0	0	0	0	0	0	0									
<b>Inning Stats</b>	R: 0 E: 0 K: 0 S: 3	H: 0 LOB: 0 BB: 0 P: 3	R: 1 E: 0 K: 2 S: 8	H: 1 LOB: 0 BB: 0 P: 8	R: 0 E: 0 K: 0 S: 3	H: 1 LOB: 0 BB: 0 P: 3	R: 2 E: 1 K: 0 S: 5	H: 2 LOB: 1 BB: 1 P: 9	R: 0 E: 0 K: 1 S: 6	H: 1 LOB: 2 BB: 1 P: 10	R: 0 E: 0 K: 2 S: 7	H: 0 LOB: 0 BB: 0 P: 7	R: 2 E: 0 K: 1 S: 6	H: 2 LOB: 2 BB: 2 P: 14	R: 1 E: 0 K: 0 S: 4	H: 1 LOB: 0 BB: 0 P: 4	1B: 5 2B: 0 3B: 0 HR: 3	SF: 0 SAC: 1 DP: 2 HBP: 0	WP: 0 PB: 0 SB: 0 CS: 0	PA: 34					
<b>PITCHER</b>	IP	WLS	BF	H	R	ER	SO	BB	IBB	HBP	BLK	WP	HR	S	P	ERA	WHIP								
Luke Walker, L (1, 1) ERA: 3.53	3.1	L	15	4	3	2	2	1	0	0	0	0	0	14	18	0.00	0.750								
Bruce Kison, R (4, 1) ERA: 2.7	2.2		9	1	0	0	3	1	0	0	0	0	0	4	8	54.00	6.000								
Bob Johnson, R (7, 1) ERA: 3.71	0.1		3	1	2	2	1	1	0	0	0	0	0	1	6	5.40	1.800								
Ramon Hernandez, L (7, 1) ERA: 1.31	1.2		7	2	1	1	0	1	0	0	0	0	1	6	10	5.40	1.800								





Batter	1	2	3	4	5	6	7	8	9	AB	R	H	RBI	BB	SO	LOB	TOP					
Gene Clines, R (1, 9) OBP: 0.360, SLG: 0.388	L4		L9					L5-3		4	0	1	0	0	0	0	<b>Pittsburgh Pirates @ Cincinnati Reds</b> Riverfront Stadium, Cincinnati, OH Thu Jul 13 1972, 7:05 PM EDT Att: 32,060 - Unknown					
Vic Davallio, L (1, 7) OBP: 0.391, SLG: 0.474	1B			K				WP 1B		4	0	2	0	0	2	1						
Al Oliver, L (1, 8) OBP: 0.366, SLG: 0.464	1B			F9				1B		4	0	3	0	0	0	0						
Willie Stargell, L (1, 3) OBP: 0.363, SLG: 0.541	5-3			5-3				1B		3	0	0	0	1	1	3						
Richie Hebner, L (1, 5) OBP: 0.396, SLG: 0.495		F7						K		4	0	0	0	0	2	5						
Rennie Stennett, R (1, 4) OBP: 0.316, SLG: 0.419				5-3					4-3	4	0	2	0	0	0	0						
Milt May, L (1, 2) OBP: 0.300, SLG: 0.308		G3-6-3						1B	4-3	4	0	1	0	0	1	2						
Gene Alley, R (1, 6) OBP: 0.358, SLG: 0.337				F8						3	0	0	0	0	0	2						
Manny Sanguillen, R (9, PH) OBP: 0.358, SLG: 0.475					5-3			FC1-6		1	0	1	0	0	0	0						
Steve Blass, R (1, 1) OBP: 0.208, SLG: 0.196				L7				1B		3	0	0	0	0	1	1						
Bob Robertson, R (9, PH) OBP: 0.260, SLG: 0.286						K2-3		F8		1	0	0	0	0	1	1						
<b>Inning Stats</b>	R: 0 E: 0 K: 0 S: 4	H: 2 LOB: 1 BB: 0 P: 4	R: 0 E: 0 K: 0 S: 3	H: 1 LOB: 0 BB: 0 P: 3	R: 0 E: 0 K: 1 S: 3	H: 0 LOB: 0 BB: 0 P: 3	R: 0 E: 0 K: 1 S: 5	H: 0 LOB: 0 BB: 0 P: 5	R: 0 E: 0 K: 0 S: 4	H: 1 LOB: 1 BB: 0 P: 4	R: 0 E: 0 K: 3 S: 11	H: 2 LOB: 3 BB: 1 P: 15	R: 0 E: 0 K: 1 S: 6	H: 1 LOB: 1 BB: 0 P: 6	R: 0 E: 0 K: 2 S: 9	H: 2 LOB: 2 BB: 0 P: 9	R: 0 E: 0 K: 1 S: 6	H: 1 LOB: 1 BB: 0 P: 6	1B: 10 2B: 0 3B: 0 HR: 0	SF: 0 SAC: 0 DP: 1 HBP: 0	WP: 1 PB: 0 SB: 0 CS: 0	PA: 36
<b>PITCHER</b>	IP WLS BF H R ER SO BB IBB HBP BLK WP HR S P ERA WHIP																					
Gary Nolan, R (1, 1) ERA: 1.82	8.0 W 32 9 0 0 7 1 0 0 0 0 1 0 45 49 0.00 1.250																					
Clay Carroll, R (9, 1) ERA: 1.42	1.0 S 4 1 0 0 1 0 0 0 0 0 0 0 6 6 0.00 1.000																					

Batter	1	2	3	4	5	6	7	8	9	AB	R	H	RBI	BB	SO	LOB	BOTTOM			
Pete Rose, S (1, 7) OBP: 0.391, SLG: 0.366	L9		6-3							4	1	1	0	0	0	1	<b>Pittsburgh Pirates @ Cincinnati Reds</b> Riverfront Stadium, Cincinnati, OH Thu Jul 13 1972, 7:05 PM EDT Att: 32,060 - Unknown			
Joe Morgan, L (1, 4) OBP: 0.418, SLG: 0.423	F5		K					P3		4	0	1	0	0	1	0				
Bobby Tolan, L (1, 8) OBP: 0.341, SLG: 0.406	1B				P6			6-3		3	0	1	1	0	0	0				
Johnny Bench, R (1, 2) OBP: 0.381, SLG: 0.591					6-3			1-3		3	0	1	0	0	0	0				
Tony Perez, R (1, 3) OBP: 0.338, SLG: 0.526	K				6-3					3	0	0	0	0	1	2				
Denis Menke, R (1, 5) OBP: 0.340, SLG: 0.350		P4			5-3			1B		3	0	1	0	0	0	0				
Cesar Geronimo, L (1, 9) OBP: 0.326, SLG: 0.488								HR		3	1	3	1	0	0	0				
Dave Concepcion, R (1, 6) OBP: 0.263, SLG: 0.253		G6-4-3						1B		2	0	0	0	0	0	3				
Gary Nolan, R (1, 1) OBP: 0.185, SLG: 0.140								G6-3		1	0	0	0	0	0	0				
Ted Uhlender, L (8, PH) OBP: 0.241, SLG: 0.179					2-3					1	0	0	0	0	0	0				
Clay Carroll, R (9, 1) OBP: 0.333, SLG: 0.333								F7		0	0	0	0	0	0	0				
<b>Inning Stats</b>	R: 0 E: 0 K: 1 S: 7	H: 2 LOB: 2 BB: 0 P: 7	R: 0 E: 0 K: 0 S: 3	H: 1 LOB: 0 BB: 0 P: 3	R: 0 E: 0 K: 1 S: 5	H: 0 LOB: 0 BB: 0 P: 5	R: 0 E: 0 K: 0 S: 3	H: 0 LOB: 0 BB: 0 P: 3	R: 1 E: 0 K: 0 S: 4	H: 1 LOB: 1 BB: 0 P: 5	R: 0 E: 0 K: 0 S: 3	H: 0 LOB: 0 BB: 0 P: 3	R: 0 E: 0 K: 0 S: 4	H: 2 LOB: 1 BB: 0 P: 4	R: 1 E: 0 K: 0 S: 4	H: 2 LOB: 0 BB: 0 P: 4	1B: 6 2B: 1 3B: 0 HR: 1	SF: 1 SAC: 1 DP: 2 HBP: 1	WP: 0 PB: 0 SB: 0 CS: 1	PA: 31
<b>PITCHER</b>	IP WLS BF H R ER SO BB IBB HBP BLK WP HR S P ERA WHIP																			
Steve Blass, R (1, 1) ERA: 2.71	8.0 L 30 8 2 2 2 0 0 0 1 0 0 1 33 34 2.25 1.000																			

AB	35
R	0
H	10
RBI	0
BB	1
SO	8
LOB	15





Batter	1	2	3	4	5	6	7	8	9	AB	R	H	RBI	BB	SO	LOB	TOP					
Roger Metzger, S OBP: 0.280, SLG: 0.249 (1, 6)	F7		4-3			4-3		G4-6-3 1B		4	0	1	0	0	0	0	<b>Houston Astros @ Pittsburgh Pirates</b> Three Rivers Stadium, Pittsburgh, PA Fri Jul 14, 1972, 7:05 PM EDT Att: 24,487 - Unknown					
Norm Miller, L OBP: 0.273, SLG: 0.366 (1, 8)	K			L7		G3		G4-6-3 1-2		4	0	0	0	0	1							
Jimmy Wynn, R OBP: 0.386, SLG: 0.500 (1, 9)	F9			FC6-4 BB		HR BB			6-3	2	1	0	0	2	0							
Lee May, R OBP: 0.352, SLG: 0.527 (1, 3)		F9		FC6-4 1-2		HR 1-H			K	4	1	1	2	0	1							
Bob Watson, R OBP: 0.376, SLG: 0.469 (1, 7)				4-3		6-3			K	4	0	1	0	0	1							
Doug Rader, R OBP: 0.307, SLG: 0.438 (1, 5)		1B							K	3	0	0	0	0	1							
Johnny Edwards, L OBP: 0.350, SLG: 0.391 (1, 2)		L7				6-3			F8	3	0	1	0	0	1							
Tommy Helms, R OBP: 0.268, SLG: 0.346 (1, 4)						1B			L7	3	0	0	0	0	1							
Larry Dierker, R OBP: 0.217, SLG: 0.200 (5, PH)						F8			K	1	0	0	0	0	1							
Jesus Alou, R OBP: 0.355, SLG: 0.291 (5, PH)						F8			K	1	0	0	0	0	1							
George Culver, R OBP: 0.167, SLG: 0.250 (8, PH)										0	0	0	0	0	0							
Bob Stinson, S OBP: 0.273, SLG: 0.286 (8, PH)										1	0	0	0	0	1							
Jim York, R (8, 1)										0	0	0	0	0	0							
<b>Inning Stats</b>	R: 0 E: 0 K: 1 S: 5	H: 0 LOB: 0 BB: 0 P: 5	R: 0 E: 0 K: 0 S: 4	H: 1 LOB: 1 BB: 0 P: 4	R: 0 E: 0 K: 1 S: 5	H: 0 LOB: 0 BB: 0 P: 5	R: 0 E: 0 K: 0 S: 3	H: 0 LOB: 1 BB: 1 P: 7	R: 0 E: 0 K: 0 S: 4	H: 1 LOB: 1 BB: 0 P: 4	R: 2 E: 0 K: 0 S: 4	H: 1 LOB: 0 BB: 1 P: 8	R: 0 E: 0 K: 0 S: 3	H: 0 LOB: 0 BB: 0 P: 3	R: 0 E: 0 K: 1 S: 5	H: 1 LOB: 0 BB: 0 P: 5	R: 0 E: 0 K: 2 S: 7	H: 0 LOB: 0 BB: 0 P: 7	1B: 3 2B: 0 3B: 0 HR: 1	SF: 0 SAC: 0 DP: 1 HBP: 0	WP: 0 PB: 0 SB: 0 CS: 0	PA: 32
<b>PITCHER</b> Nelson Briles, R ERA: 3.18 (1, 1)	IP: 9.0 WLS: W BF: 32 H: 4 R: 2 ER: 2 SO: 5 BB: 2 IBB: 0 HBP: 0 BLK: 0 WP: 0 HR: 1 S: 40 P: 48 ERA: 2.00 WHIP: 0.667															<b>PITCHER</b>						

Batter	1	2	3	4	5	6	7	8	9	AB	R	H	RBI	BB	SO	LOB	BOTTOM					
Rennie Stennett, R OBP: 0.308, SLG: 0.408 (1, 4)	E4 1B	G6-4-3 1-2		G6-3 1-2			F9			4	1	0	0	0	0	4	<b>Houston Astros @ Pittsburgh Pirates</b> Three Rivers Stadium, Pittsburgh, PA Fri Jul 14, 1972, 7:05 PM EDT Att: 24,487 - Unknown					
Vic Davallillo, L OBP: 0.388, SLG: 0.469 (1, 9)	5-3			G4-6-3 1B		5-3		4-3		4	0	1	0	0	1							
Al Oliver, L OBP: 0.365, SLG: 0.459 (1, 8)	F4			G4-6-3 1-2		F9		HBP		3	0	0	0	0	2							
Willie Stargell, L OBP: 0.361, SLG: 0.536 (1, 3)				G3		K		K		4	0	1	1	0	2							
Richie Hebner, L OBP: 0.394, SLG: 0.492 (2, 7)	F4			1B SF8 2B		K		L8-3 1B		1	0	0	0	0	1							
Gene Clines, R OBP: 0.367, SLG: 0.402 (2, 7)										3	1	2	0	0	1							
Bob Robertson, R OBP: 0.285, SLG: 0.291 (1, 7)										4	2	2	0	0	1							
Milt May, L OBP: 0.311, SLG: 0.313 (1, 2)										2	1	1	1	1	0							
Gene Alley, R OBP: 0.363, SLG: 0.361 (1, 6)										3	0	2	2	0	2							
Nelson Briles, R OBP: 0.156, SLG: 0.194 (1, 1)										3	0	2	1	0	1							
<b>Inning Stats</b>	R: 1 E: 1 K: 0 S: 5	H: 1 LOB: 1 BB: 0 P: 5	R: 1 E: 0 K: 0 S: 4	H: 2 LOB: 1 BB: 1 P: 8	R: 0 E: 0 K: 0 S: 3	H: 1 LOB: 0 BB: 0 P: 3	R: 2 E: 0 K: 0 S: 6	H: 4 LOB: 1 BB: 0 P: 6	R: 0 E: 0 K: 1 S: 5	H: 0 LOB: 0 BB: 0 P: 5	R: 1 E: 0 K: 3 S: 11	H: 2 LOB: 1 BB: 0 P: 11	R: 0 E: 0 K: 1 S: 5	H: 0 LOB: 1 BB: 0 P: 6	R: 0 E: 0 K: 0 S: 3	H: 1 LOB: 0 BB: 0 P: 3	R: 0 E: 0 K: 0 S: 3	H: 1 LOB: 0 BB: 0 P: 3	1B: 8 2B: 3 3B: 1 HR: 0	SF: 1 SAC: 0 DP: 4 HBP: 1	WP: 0 PB: 0 SB: 0 CS: 0	PA: 34
<b>PITCHER</b> Larry Dierker, R ERA: 3.13 (1, 1)	IP: 4.0 WLS: L BF: 19 H: 8 R: 4 ER: 3 SO: 3 BB: 1 IBB: 0 HBP: 0 BLK: 0 WP: 0 HR: 0 S: 18 P: 22 ERA: 6.75 WHIP: 2.250															<b>PITCHER</b>						
George Culver, R ERA: 2.86 (5, 1)	IP: 3.0 WLS: L BF: 12 H: 2 R: 1 ER: 1 SO: 5 BB: 0 IBB: 0 HBP: 1 BLK: 0 WP: 0 HR: 0 S: 21 P: 22 ERA: 3.00 WHIP: 0.667															<b>PITCHER</b>						
Jim York, R ERA: 5.84 (8, 1)	IP: 1.0 WLS: L BF: 3 H: 1 R: 0 ER: 0 SO: 0 BB: 0 IBB: 0 HBP: 0 BLK: 0 WP: 0 HR: 0 S: 3 P: 3 ERA: 0.00 WHIP: 1.000															<b>PITCHER</b>						



Batter	1	2	3	4	5	6	7	8	9	AB	R	H	RBI	BB	SO	LOB	TOP		
Roger Metzger, S (1, 6) OBP: 0.277, SLG: 0.246	4-3		6-3		F8			5-3		4	0	0	0	0	0	1	Houston Astros @ Pittsburgh Pirates Three Rivers Stadium, Pittsburgh, PA Sat Jul 15 1972, 3:33 AM EDT Att: 16,202 - Unknown		
Norm Miller, L (1, 8) OBP: 0.296, SLG: 0.370	FC6-4 BB		BB			4-3		1B		2	0	1	0	2	0	0			
Jimmy Wynn, R (1, 9) OBP: 0.385, SLG: 0.495	FC6-4 1-2 2B		4-3			G6-4-3 BB		K		3	1	0	0	1	1	3			
Lee May, R (1, 3) OBP: 0.351, SLG: 0.527	1-H 2B			5-3		G6-4-3 1-2		K		4	0	1	1	0	1	1			
Bob Watson, R (1, 7) OBP: 0.377, SLG: 0.470	6-3			F8		G6-4-3 1B		1B		4	0	2	0	0	0	1			
Doug Rader, R (1, 5) OBP: 0.303, SLG: 0.433		6-3		6-3		G6-4-3 1-2		F9		4	0	0	0	0	0	2			
Johnny Edwards, L (1, 2) OBP: 0.348, SLG: 0.388		F6			6-3		E3		1-2 1B	4	0	1	0	0	0	0			
Tommy Helms, R (1, 4) OBP: 0.267, SLG: 0.344		F7			SH3 1B		F4		4-3	4	0	1	0	0	0	3			
Ken Forsch, R (1, 1) OBP: 0.156, SLG: 0.129			4-3		SH3			G3		1	0	0	0	0	0	0			
Jim Ray, R (7, 1) OBP: 0.083, SLG: 0.083					1-2					0	0	0	0	0	0	0			
Jimmy Stewart, S (6, PH) OBP: 0.237, SLG: 0.296										1	0	0	0	0	0	0			
Jim York, R (8, 1) OBP: 0.296, SLG: 0.296										0	0	0	0	0	0	0			
<b>Inning Stats</b>	R: 1 E: 0 K: 0 S: 4	H: 1 LOB: 1 BB: 1 P: 8	R: 0 E: 0 K: 0 S: 3	H: 0 LOB: 0 BB: 0 P: 3	R: 0 E: 0 K: 0 S: 3	H: 0 LOB: 1 BB: 1 P: 7	R: 0 E: 0 K: 0 S: 3	H: 0 LOB: 0 BB: 0 P: 3	R: 0 E: 0 K: 0 S: 2	H: 1 LOB: 1 BB: 1 P: 6	R: 0 E: 1 K: 0 S: 4	H: 1 LOB: 1 BB: 0 P: 4	R: 0 E: 0 K: 1 S: 6	H: 1 LOB: 1 BB: 0 P: 6	R: 0 E: 0 K: 1 S: 7	H: 2 LOB: 2 BB: 0 P: 7	1B: 5 2B: 1 3B: 0 HR: 0	SF: 0 SAC: 1 DP: 2 HBP: 0	WP: 0 PA: 35 PB: 0 SB: 0 CS: 0
<b>PITCHER</b>	IP WLS BF H R ER SO BB IBB HBP BLK WP HR S P ERA WHIP	7.0 W 26 3 1 1 0 3 0 0 0 0 0 23 35 1.29 0.857	2.0 S 9 3 0 0 2 0 0 0 0 0 0 13 13 0.00 1.500	<b>PITCHER</b>															

Batter	1	2	3	4	5	6	7	8	9	AB	R	H	RBI	BB	SO	LOB	BOTTOM			
Gene Clines, R (1, 9) OBP: 0.378, SLG: 0.426	2B SF7 1B	L4-3		SH5-3 1B						4	1	3	1	0	0	2	Houston Astros @ Pittsburgh Pirates Three Rivers Stadium, Pittsburgh, PA Sat Jul 15 1972, 3:33 AM EDT Att: 16,202 - Unknown			
Vic Davallilo, L (1, 7) OBP: 0.393, SLG: 0.478	4-3 1-3 2B		HR 1B	4-3		SH5-3 1-2				3	1	2	0	0	0	1				
Al Oliver, L (1, 8) OBP: 0.362, SLG: 0.457	SF7		F7		4-3		F9			2	0	0	1	0	0	1				
Richie Zisk, R (7, 7)	3-H									1	0	0	0	0	0	1				
Willie Stargell, L (1, 3) OBP: 0.366, SLG: 0.547	4-3 2-3		1-H HR	G6-3 BB			IBB			2	1	1	2	2	0	1				
Manny Sanguillen, R (1, 2) OBP: 0.353, SLG: 0.469	F9		K	G6-3 1-2			F8			4	0	0	0	0	1	4				
Rennie Stennett, R (1, 4) OBP: 0.306, SLG: 0.404		S BB 1B	F9				F8			4	0	1	0	0	1	0				
Bob Robertson, R (1, 5) OBP: 0.270, SLG: 0.291		4-0 1-2 BB		5-3			6-3			3	0	1	0	1	0	0				
Gene Alley, R (1, 6) OBP: 0.360, SLG: 0.364		0-3 K		3B 2B			F9			4	1	1	0	0	1	3				
Dock Ellis, S (1, 1) OBP: 0.094, SLG: 0.094		0-3 K		5-3						2	0	0	0	0	1	3				
Jose Pagan, R (7, PH) OBP: 0.318, SLG: 0.500										1	1	1	1	0	0	0				
Dave Giusti, R (8, 1) ERA: 5.4										0	0	0	0	0	0	0				
<b>Inning Stats</b>	R: 1 E: 0 K: 0 S: 5	H: 2 LOB: 1 BB: 0 P: 5	R: 0 E: 0 K: 2 S: 8	H: 1 LOB: 2 BB: 1 P: 12	R: 2 E: 0 K: 1 S: 7	H: 2 LOB: 0 BB: 0 P: 7	R: 1 E: 0 K: 0 S: 5	H: 2 LOB: 1 BB: 0 P: 5	R: 0 E: 0 K: 0 S: 2	H: 0 LOB: 0 BB: 1 P: 6	R: 0 E: 0 K: 0 S: 3	H: 0 LOB: 0 BB: 0 P: 3	R: 1 E: 0 K: 0 S: 5	H: 2 LOB: 2 BB: 1 P: 9	R: 0 E: 0 K: 1 S: 5	H: 1 LOB: 0 BB: 0 P: 5	1B: 5 2B: 3 3B: 1 HR: 2	SF: 1 SAC: 1 DP: 2 HBP: 0	WP: 0 PA: 35 PB: 0 SB: 1 CS: 0	
<b>PITCHER</b>	IP WLS BF H R ER SO BB IBB HBP BLK WP HR S P ERA WHIP	6.0 L 28 9 5 5 3 2 0 0 0 0 0 3 7 0.00 1.833	1.0 4 0 0 0 0 0 0 1 0 0 0 0 3 7 0.00 0.000	1.0 3 1 0 0 1 0 0 0 0 0 0 0 5 5 0.00 1.000	<b>PITCHER</b>															



Batter	1	2	3	4	5	6	7	8	9	10	AB	R	H	RBI	BB	SO	LOB
Roger Metzger, S OBP: 0.276, SLG: 0.245	F8	1B			F7		L7		K		5	0	1	1	0	1	0
Norm Miller, L OBP: 0.302, SLG: 0.372	K	F7			K		1B			1B	5	0	2	0	0	2	1
Jimmy Wynn, R OBP: 0.385, SLG: 0.497	1B				F4		F4		F7		5	1	2	0	0	0	1
Lee May, R OBP: 0.354, SLG: 0.528	1B				K		1B		K		5	0	3	0	0	2	2
Bob Watson, R OBP: 0.385, SLG: 0.473	1B				1B		1B		L9		4	0	3	1	0	0	1
Doug Rader, R OBP: 0.300, SLG: 0.428	K				G5-4-3		1B		K		4	0	0	0	0	2	7
Johnny Edwards, L OBP: 0.352, SLG: 0.389		F8			1B		FC6-4				2	0	1	0	1	0	0
Larry Howard, R OBP: 0.296, SLG: 0.311					1B		IBB				1	0	0	0	0	0	2
Tommy Helms, R OBP: 0.284, SLG: 0.339		F4			FC4-6		G6-3		F8		4	0	0	0	0	0	3
Tom Griffin, R OBP: 0.250, SLG: 0.563					G6-3				F5		2	1	1	0	0	0	1
Jesus Alou, R OBP: 0.349, SLG: 0.286					G6-3						1	0	0	0	0	0	0
Jim Ray, R OBP: 0.083, SLG: 0.083											0	0	0	0	0	0	0
Jimmy Stewart, S OBP: 0.254, SLG: 0.292		1B									1	0	0	0	0	0	0
Fred Gladding, L OBP: 0.254, SLG: 0.292		2B									0	0	0	0	0	0	0
<b>Inning Stats</b>	R: 1 E: 0 K: 2 S: 10	H: 3 LOB: 2 BB: 0 P: 10	R: 1 E: 0 K: 0 S: 5	H: 2 LOB: 1 BB: 0 P: 5	R: 0 E: 0 K: 0 S: 3	H: 1 LOB: 1 BB: 0 P: 4	R: 0 E: 0 K: 0 S: 3	H: 1 LOB: 1 BB: 1 P: 7	R: 0 E: 0 K: 1 S: 7	H: 2 LOB: 2 BB: 0 P: 7	R: 0 E: 0 K: 1 S: 6	H: 1 LOB: 1 BB: 0 P: 6	1B: 11 2B: 2 3B: 0 HR: 0	SF: 0 SAC: 0 DP: 3 HBP: 1	WP: 0 PB: 0 SB: 0 CS: 0	PA: 41	
<b>PITCHER</b>	IP WLS BF H R ER SO ERA WHIP	IP WLS BF H R ER SO ERA WHIP	IP WLS BF H R ER SO ERA WHIP	IP WLS BF H R ER SO ERA WHIP	IP WLS BF H R ER SO ERA WHIP	IP WLS BF H R ER SO ERA WHIP	IP WLS BF H R ER SO ERA WHIP	IP WLS BF H R ER SO ERA WHIP	IP WLS BF H R ER SO ERA WHIP	IP WLS BF H R ER SO ERA WHIP	IP WLS BF H R ER SO ERA WHIP	IP WLS BF H R ER SO ERA WHIP	IP WLS BF H R ER SO ERA WHIP	IP WLS BF H R ER SO ERA WHIP	IP WLS BF H R ER SO ERA WHIP	IP WLS BF H R ER SO ERA WHIP	IP WLS BF H R ER SO ERA WHIP
Bob Moose, R ERA: 3.42	7.2	0.1	2.0														
Ramon Hernandez, L ERA: 1.3																	
Dave Giusti, R ERA: 1.96																	

**TOP**

Houston Astros @ Pittsburgh Pirates  
Three Rivers Stadium, Pittsburgh, PA  
Sun Jul 16 1972, 3:33 AM EDT  
Unknown

AB	39
R	2
H	13
RBI	2
BB	1
SO	7
LOB	18




Batter	1	2	3	4	5	6	7	8	9	10	AB	R	H	RBI	BB	SO	LOB			
Vic Davallo, L OBP: 0.395, SLG: 0.475	CS		1B		E1		SH1-4		L8		3	0	1	0	1	0	2			
Gene Clines, R OBP: 0.365, SLG: 0.411	L5-3		L8		L4		L5-3		L6-3		5	0	0	0	0	0	7			
Al Oliver, L OBP: 0.357, SLG: 0.450	4-3				4-3		3-1		4-3		5	0	0	0	0	0	4			
Wille Stargell, L OBP: 0.373, SLG: 0.549											3	1	2	0	2	1	0			
Dock Ellis, S OBP: 0.094, SLG: 0.094											0	1	0	0	0	0	0			
Manny Sanguillen, R OBP: 0.357, SLG: 0.471											5	0	3	0	0	0	2			
Rennie Stennett, R OBP: 0.309, SLG: 0.413											4	1	1	1	1	0	4			
Bob Robertson, R OBP: 0.273, SLG: 0.296											4	0	1	2	0	2	1			
Gene Alley, R OBP: 0.363, SLG: 0.364											3	0	1	0	1	1	1			
Bob Moose, R OBP: 0.293, SLG: 0.270											0	0	0	0	3	0	0			
Ramon Hernandez, S ERA: 4.01											0	0	0	0	0	0	0			
Jose Pagan, R OBP: 0.314, SLG: 0.494											1	0	0	0	0	0	2			
Dave Giusti, R ERA: 2.92											0	0	0	0	0	0	0			
<b>Inning Stats</b>	R: 0 E: 0 K: 0 S: 2	H: 0 LOB: 0 BB: 1 P: 6	R: 0 E: 0 K: 0 S: 3	H: 1 LOB: 2 BB: 0 P: 3	R: 0 E: 0 K: 1 S: 6	H: 1 LOB: 2 BB: 1 P: 10	R: 0 E: 0 K: 0 S: 4	H: 2 LOB: 1 BB: 0 P: 4	R: 0 E: 1 K: 1 S: 7	H: 1 LOB: 3 BB: 1 P: 11	R: 1 E: 0 K: 1 S: 6	H: 1 LOB: 1 BB: 1 P: 10	R: 0 E: 0 K: 0 S: 3	H: 0 LOB: 0 BB: 0 P: 3	R: 1 E: 0 K: 0 S: 1	H: 1 LOB: 3 BB: 2 P: 10	1B: 7 2B: 1 3B: 1 HR: 0	SF: 0 SAC: 1 DP: 2 HBP: 1	WP: 0 PB: 0 SB: 0 CS: 1	PA: 43
<b>PITCHER</b>	IP WLS BF H R ER SO ERA WHIP	IP WLS BF H R ER SO ERA WHIP	IP WLS BF H R ER SO ERA WHIP	IP WLS BF H R ER SO ERA WHIP	IP WLS BF H R ER SO ERA WHIP	IP WLS BF H R ER SO ERA WHIP	IP WLS BF H R ER SO ERA WHIP	IP WLS BF H R ER SO ERA WHIP	IP WLS BF H R ER SO ERA WHIP	IP WLS BF H R ER SO ERA WHIP	IP WLS BF H R ER SO ERA WHIP	IP WLS BF H R ER SO ERA WHIP	IP WLS BF H R ER SO ERA WHIP	IP WLS BF H R ER SO ERA WHIP	IP WLS BF H R ER SO ERA WHIP	IP WLS BF H R ER SO ERA WHIP	IP WLS BF H R ER SO ERA WHIP			
Tom Griffin, R ERA: 2.63	6.0																			
Jim Ray, R ERA: 4.01	2.0																			
Fred Gladding, R ERA: 2.92	1.0																			

**BOTTOM**

Houston Astros @ Pittsburgh Pirates  
Three Rivers Stadium, Pittsburgh, PA  
Sun Jul 16 1972, 3:33 AM EDT  
Unknown

AB	33
R	3
H	9
RBI	3
BB	8
SO	4
LOB	23





Batter	1	2	3	4	5	6	7	8	9	AB	R	H	RBI	BB	SO	LOB	TOP								
Roger Metzger, S (1, 6) OBP: 0.276, SLG: 0.243	4-3		FC6-4					FC5-4		3	0	0	0	1	0	2									
Norm Miller, L (1, 8) OBP: 0.300, SLG: 0.378	1-3							L9		4	0	1	0	0	1	2									
Jimmy Wynn, R (1, 9) OBP: 0.384, SLG: 0.492	6-3								F8	3	0	0	0	1	1	1									
Bob Watson, R (1, 7) OBP: 0.381, SLG: 0.469		1-3								3	1	0	0	1	1	2									
Johnny Edwards, L (1, 2) OBP: 0.346, SLG: 0.381			K						F6	4	0	0	0	0	1	2									
Doug Rader, R (1, 5) OBP: 0.299, SLG: 0.424										3	1	0	0	1	0	0									
Jimmy Stewart, S (1, 3) Lee May, R (9, PH) Bobby Fenwick, R (9, PR) OBP: 0.238, SLG: 0.307 OBP: 0.356, SLG: 0.530 OBP: 0.244, SLG: 0.263			L9							3	0	1	0	0	0	0									
Tommy Helms, R (1, 4) OBP: 0.267, SLG: 0.342										1	0	1	2	0	0	0									
Don Wilson, R (1, 1) Bob Stinson, S (8, PH) Jim York, R (8, 1) OBP: 0.088, SLG: 0.061 OBP: 0.281, SLG: 0.273										0	0	0	0	0	0	0									
Inning Stats	R: 0 E: 0 K: 0 S: 3	H: 0 LOB: 0 BB: 0 P: 3	R: 0 E: 0 K: 1 S: 5	H: 0 LOB: 0 BB: 0 P: 5	R: 0 E: 0 K: 1 S: 6	H: 1 LOB: 1 BB: 0 P: 6	R: 0 E: 0 K: 2 S: 8	H: 1 LOB: 1 BB: 0 P: 8	R: 0 E: 0 K: 1 S: 6	H: 1 LOB: 1 BB: 0 P: 6	R: 0 E: 0 K: 0 S: 4	H: 0 LOB: 1 BB: 2 P: 12	R: 0 E: 0 K: 0 S: 3	H: 0 LOB: 0 BB: 0 P: 3	R: 0 E: 0 K: 0 S: 4	H: 1 LOB: 1 BB: 2 P: 4	R: 2 E: 0 K: 0 S: 4	H: 1 LOB: 1 BB: 2 P: 12	1B: 3 2B: 3 3B: 0 HR: 0	SF: 0 SAC: 0 DP: 1 HBP: 0	WP: 1 PB: 0 SB: 0 CS: 1	PA: 35			
PITCHER	IP	WLS	BF	H	R	ER	SO	BB	IBB	HBP	BLK	WP	HR	S	P	ERA	WHIP								
Bruce Kison, R (1, 1) ERA: 2.63	8.2	W	33	4	2	2	6	4	0	0	0	0	0	41	57	2.08	0.923								
Dave Giusti, R (9, 1) ERA: 1.94	0.1	S	2	1	0	0	0	0	0	0	0	1	0	2	2	0.00	3.000								

Houston Astros @ Pittsburgh Pirates  
Three Rivers Stadium, Pittsburgh, PA  
Sun Jul 16 1972, 3:38 AM EDT  
Att: 49,341 - Unknown

AB	31
R	2
H	5
RBI	2
BB	4
SO	6
LOB	14



Batter	1	2	3	4	5	6	7	8	9	AB	R	H	RBI	BB	SO	LOB	BOTTOM								
Vic Davallo, L (1, 7) OBP: 0.387, SLG: 0.465	E6 1B WP FC3-6		K							4	1	0	0	0	1	0									
Gene Clines, R (1, 9) OBP: 0.388, SLG: 0.414										4	0	2	0	0	2	0									
Al Oliver, L (1, 8) OBP: 0.356, SLG: 0.447	FC3-6 1B									5	1	1	1	0	0	2									
Willie Stargell, L (1, 3) OBP: 0.375, SLG: 0.555	F7 1-2 3-H									4	1	2	1	0	1	1									
Manny Sanguillen, R (1, 2) OBP: 0.353, SLG: 0.464	1-3									4	0	0	0	0	0	3									
Rennie Stennett, R (1, 4) OBP: 0.315, SLG: 0.417										3	0	2	1	0	1	0									
Jose Pagan, R (1, 5) OBP: 0.303, SLG: 0.476										3	0	0	0	0	0	2									
Jackie Hernandez, R (1, 6) OBP: 0.236, SLG: 0.276										3	0	1	0	0	1	0									
Bruce Kison, R (1, 1) Dave Giusti, R (9, 1) OBP: 0.125, SLG: 0.167										3	0	0	0	0	2	2									
Inning Stats	R: 1 E: 1 K: 0 S: 5	H: 1 LOB: 1 BB: 0 P: 5	R: 0 E: 0 K: 2 S: 7	H: 0 LOB: 0 BB: 0 P: 7	R: 0 E: 0 K: 1 S: 5	H: 1 LOB: 0 BB: 0 P: 5	R: 2 E: 0 K: 1 S: 9	H: 4 LOB: 2 BB: 0 P: 9	R: 0 E: 0 K: 1 S: 5	H: 0 LOB: 0 BB: 0 P: 5	R: 0 E: 0 K: 1 S: 6	H: 1 LOB: 1 BB: 0 P: 6	R: 0 E: 0 K: 1 S: 5	H: 0 LOB: 0 BB: 0 P: 5	R: 0 E: 0 K: 1 S: 6	H: 1 LOB: 1 BB: 0 P: 6	1B: 6 2B: 2 3B: 0 HR: 0	SF: 0 SAC: 0 DP: 0 HBP: 0	WP: 1 PB: 0 SB: 0 CS: 1	PA: 33					
PITCHER	IP	WLS	BF	H	R	ER	SO	BB	IBB	HBP	BLK	WP	HR	S	P	ERA	WHIP								
Don Wilson, R (1, 1) ERA: 3.41	7.0	L	29	7	3	2	7	0	0	0	0	0	0	42	42	2.57	1.000								
Jim York, R (8, 1) ERA: 5.02	1.0		4	1	0	0	1	0	0	0	0	0	0	6	6	0.00	1.000								

Houston Astros @ Pittsburgh Pirates  
Three Rivers Stadium, Pittsburgh, PA  
Sun Jul 16 1972, 3:38 AM EDT  
Att: 49,341 - Unknown

AB	33
R	3
H	8
RBI	3
BB	0
SO	8
LOB	10





Batter	1	2	3	4	5	6	7	8	9	AB	R	H	RBI	BB	SO	LOB	TOP					
Oscar Brown, R OBP: 0.238, SLG: 0.403	F8		K	FC6-4 2H 1B		K			6-3	5	0	1	1	0	2	3						
Dusty Baker Jr., R OBP: 0.368, SLG: 0.449	F6		1B BB	FC6-4 1-2 2-3			FC6-4 1B		E7 BB	4	0	1	0	1	0	1						
Hank Aaron, R OBP: 0.379, SLG: 0.494	1B		SF8		5-3		F7		BB 1-2 BB	3	0	1	1	1	0	1						
Earl Williams, R OBP: 0.331, SLG: 0.428	F8		3H 1-2 2-3 1B		HR		K		BB 1-2 BB	5	1	2	2	0	1	4						
Mike Lum, L OBP: 0.335, SLG: 0.381		F7	F8		6-3		FC6-4 1-2			4	0	0	0	0	0	3						
Darrell Evans, L OBP: 0.383, SLG: 0.452	G4-6-3 1B			F7	F8			K		4	0	1	0	0	1	0						
Marty Perez, R OBP: 0.266, SLG: 0.262	G4-6-3 1-2			1B	2B	K2-3		F6		4	1	1	0	0	1	1						
Gil Garrido, R OBP: 0.356, SLG: 0.288			BB SF8 1B	2H 1B	1B	F7		4-3		4	2	2	1	0	0	0						
Ron Schueler, R OBP: 0.233, SLG: 0.241				5-3				6-3		3	1	2	0	0	0	1						
Joe Hoerner, R OBP: 0.200, SLG: 0.200			BB 1B							0	0	0	0	0	0	0						
Cecil Upshaw, R OBP: 0.200, SLG: 0.200										0	0	0	0	0	0	0						
Paul Casanova, R OBP: 0.237, SLG: 0.278			1-2 1B	1B			1B			1	0	0	0	0	0	0						
<b>Inning Stats</b>	R: 0 E: 0 K: 0 S: 4	H: 1 LOB: 1 BB: 0 P: 4	R: 0 E: 0 K: 0 S: 3	H: 1 LOB: 0 BB: 0 P: 3	R: 2 E: 0 K: 1 S: 8	H: 3 LOB: 2 BB: 1 P: 12	R: 2 E: 0 K: 0 S: 6	H: 3 LOB: 1 BB: 0 P: 6	R: 1 E: 0 K: 0 S: 4	H: 1 LOB: 0 BB: 0 P: 4	R: 0 E: 0 K: 2 S: 8	H: 1 LOB: 1 BB: 0 P: 8	R: 0 E: 0 K: 1 S: 6	H: 1 LOB: 1 BB: 0 P: 6	R: 0 E: 0 K: 1 S: 5	H: 0 LOB: 0 BB: 0 P: 5	R: 0 E: 1 K: 0 S: 4	H: 0 LOB: 2 BB: 1 P: 8	1B: 9 2B: 1 3B: 0 HR: 1	SF: 1 SAC: 0 DP: 1 HBP: 0	WP: 0 PB: 0 SB: 0 CS: 0	PA: 40
<b>PITCHER</b>	IP	WLS	BF	H	R	ER	SO	BB	IBB	HBP	BLK	WP	HR	S	P	ERA	WHIP					
Luke Walker, L ERA: 3.9	3.2		19	8	4	4	1	1	0	0	0	0	0	20	24	9.82	2.455					
Gene Garber, R ERA: 4.29	3.1		13	3	1	1	3	0	0	0	0	0	1	19	19	2.70	0.900					
Ramon Hernandez, L ERA: 1.25	1.2	W	7	0	0	0	1	1	0	0	0	0	0	8	12	0.00	0.600					
Dave Giusti, R ERA: 1.93	0.1	S	1	0	0	0	0	0	0	0	0	0	0	1	1	0.00	0.000					

Atlanta Braves @ Pittsburgh Pirates  
Three Rivers Stadium, Pittsburgh, PA  
Mon Jul 17 1972, 7:05 PM EDT  
Att: 14,866 - Unknown

AB 37  
R 5  
H 11  
RBI 5  
BB 2  
SO 5  
LOB 14



Batter	1	2	3	4	5	6	7	8	9	AB	R	H	RBI	BB	SO	LOB	BOTTOM					
Vic Davallo, L OBP: 0.389, SLG: 0.463	FC4-6 HR 1B BB		4-3			FC6-4 1B	F8			3	1	1	0	1	0	1						
Gene Clines, R OBP: 0.372, SLG: 0.423	FC4-6 1-2 1B		L8			FC6-4 1-2 E 1B		1B SF7 2B		4	2	2	0	0	0	1						
Al Oliver, L OBP: 0.357, SLG: 0.448	FC4-6 1-2 2-3 HR		F7			E 1-2 1B		2-3 1B		4	1	2	0	0	0	2						
Willie Stargell, L OBP: 0.373, SLG: 0.564	1-2 3H HR			K		K		SF7		3	1	1	4	0	2	2						
Manny Sanguillen, R OBP: 0.351, SLG: 0.462	6-3			F3		E9 1-2 1B		F8		4	0	1	1	0	0	1						
Rennie Stennett, R OBP: 0.314, SLG: 0.413	6-3			K		1-2 2H 1B		F9		4	1	1	0	0	1	1						
Jose Pagan, R OBP: 0.297, SLG: 0.465		F7			K		SH3-4 1B			2	0	0	0	0	1	0						
Jackie Hernandez, R OBP: 0.232, SLG: 0.271		4-3			K			F3		2	0	0	0	0	1	0						
Gene Alley, R OBP: 0.361, SLG: 0.362										1	0	0	0	0	0	1						
Luke Walker, L		6-3								1	0	0	0	0	0	0						
Gene Garber, R										1	0	0	0	0	0	0						
Richie Zisk, R OBP: 0.250, SLG: 0.250										1	0	1	1	0	0	0						
Ramon Hernandez, S OBP: 0.143, SLG: 0.286										0	0	0	0	0	0	0						
Dave Giusti, R										0	0	0	0	0	0	0						
<b>Inning Stats</b>	R: 3 E: 0 K: 0 S: 5	H: 2 LOB: 0 BB: 1 P: 9	R: 0 E: 0 K: 0 S: 3	H: 0 LOB: 0 BB: 0 P: 3	R: 0 E: 0 K: 2 S: 7	H: 0 LOB: 0 BB: 0 P: 7	R: 0 E: 0 K: 2 S: 7	H: 0 LOB: 0 BB: 0 P: 7	R: 1 E: 1 K: 1 S: 7	H: 3 LOB: 1 BB: 0 P: 7	R: 1 E: 0 K: 0 S: 5	H: 2 LOB: 1 BB: 0 P: 5	R: 1 E: 0 K: 0 S: 5	H: 2 LOB: 1 BB: 0 P: 5	1B: 7 2B: 1 3B: 0 HR: 1	SF: 1 SAC: 1 DP: 0 HBP: 0	WP: 0 PB: 0 SB: 0 CS: 0	PA: 33				
<b>PITCHER</b>	IP	WLS	BF	H	R	ER	SO	BB	IBB	HBP	BLK	WP	HR	S	P	ERA	WHIP					
Ron Schueler, R ERA: 3.58	5.1		21	4	4	4	4	1	0	0	0	0	0	28	32	6.75	0.938					
Joe Hoerner, L ERA: 4.11	2.0	L	10	5	2	2	1	0	0	0	0	0	0	12	12	9.00	2.500					
Cecil Upshaw, R ERA: 4.76	0.2		2	0	0	0	0	0	0	0	0	0	0	2	2	0.00	0.000					

Atlanta Braves @ Pittsburgh Pirates  
Three Rivers Stadium, Pittsburgh, PA  
Mon Jul 17 1972, 7:05 PM EDT  
Att: 14,866 - Unknown

AB 30  
R 6  
H 9  
RBI 6  
BB 1  
SO 5  
LOB 9





Batter	1	2	3	4	5	6	7	8	9	AB	R	H	RBI	BB	SO	LOB	TOP										
Dusty Baker Jr., R OBP: 0.374, SLG: 0.455 (1.8)	F7		2B		L7	G1 BB		G6-4-3 1B		4	0	2	0	1	0	2	<b>Atlanta Braves @ Pittsburgh Pirates</b> Three Rivers Stadium, Pittsburgh, PA Tue Jul 18 1972, 7:05 PM EDT Att: 20,162 - Unknown										
Ralph Carr, L OBP: 0.356, SLG: 0.393 (1.7) Oscar Brown, R OBP: 0.234, SLG: 0.397 (7.7)	5-3		L6		F 1-3 2-H 2B	G1		G6-4-3 1-2		4	1	1	1	0	0	3											
Hank Aaron, R OBP: 0.376, SLG: 0.487 (1.3)	K		L9		1-3 E IBB	F7		5-3		4	0	0	0	1	1	3											
Earl Williams, R OBP: 0.329, SLG: 0.433 (1.2)		6-3	F8		E5 1-3		HR	L9		5	1	1	2	0	0	3											
Mike Lum, L OBP: 0.332, SLG: 0.377 (1.9)	K			F8	1-3		G3 WP 1B	L7		5	0	1	1	0	1	2											
Darrell Evans, L OBP: 0.383, SLG: 0.449 (1.5)	BB 1B			K			G3 1-3 1B	4-3		4	0	1	0	1	1	1											
Marty Perez, R OBP: 0.266, SLG: 0.261 (1.6)	BB 1B			5-3	L6		K			4	0	1	0	0	1	4											
Gil Garrido, R OBP: 0.394, SLG: 0.311 (1.4)	FC6-4 BB				1B 2B 1B		FC6-4 1B			2	1	2	0	2	0	0											
Ron Reed, R OBP: 0.160, SLG: 0.188 (1.1)	FC6-4				2B E 1B		FC6-4 G1 BB	F4		4	1	1	0	0	0	6											
<b>Inning Stats</b>	R: 0 E: 0 K: 1 S: 5	H: 0 LOB: 0 BB: 0 P: 5	H: 2 LOB: 3 BB: 1 P: 11	H: 1 LOB: 1 BB: 0 P: 4	R: 0 E: 0 K: 1 S: 4	H: 0 LOB: 0 BB: 0 P: 5	R: 3 E: 1 K: 0 S: 7	H: 3 LOB: 3 BB: 2 P: 15	R: 0 E: 0 K: 0 S: 4	H: 1 LOB: 2 BB: 1 P: 8	R: 1 E: 0 K: 1 S: 7	H: 2 LOB: 2 BB: 1 P: 11	R: 0 E: 0 K: 0 S: 3	H: 1 LOB: 0 BB: 0 P: 3	R: 0 E: 0 K: 0 S: 3	H: 0 LOB: 0 BB: 0 P: 3		1B: 7 2B: 2 3B: 0 HR: 1	SF: 0 SAC: 0 DP: 1 HBP: 0	WP: 1 PB: 0 CS: 0	PA: 42						
<b>PITCHER</b>	IP	WLS	BF	H	R	ER	SO	BB	IBB	HBP	BLK	WP	HR	S	P	ERA	WHIP										
Steve Blass, R ERA: 2.74 (1.1)	5.1	L	28	7	3	2	3	2	2	0	0	0	0	30	46	3.38	1.688										
Bob Johnson, R ERA: 3.69 (6.1)	2.2		11	3	1	1	1	1	0	0	0	1	1	12	16	3.38	1.500										
Ramon Hernandez, L ERA: 1.22 (9.1)	1.0		3	0	0	0	0	0	0	0	0	0	0	3	3	0.00	0.000										

AB	37
R	4
H	10
RBI	4
BB	5
SO	4
LOB	25



Batter	1	2	3	4	5	6	7	8	9	AB	R	H	RBI	BB	SO	LOB	BOTTOM										
Vic Davalillo, L OBP: 0.386, SLG: 0.459 (1.7)	4-3		4-3		F9			1B SF9 1B		4	1	1	0	0	0	2	<b>Atlanta Braves @ Pittsburgh Pirates</b> Three Rivers Stadium, Pittsburgh, PA Tue Jul 18 1972, 7:05 PM EDT Att: 20,162 - Unknown										
Gene Clines, R OBP: 0.381, SLG: 0.438 (1.9)	G4-6-3 1B			1B 2B		L9		1-3 1B		4	1	3	0	0	0	0											
Al Oliver, L OBP: 0.356, SLG: 0.447 (1.8)	G4-6-3 1-2			2-H 1B		F9		SF9		3	0	1	2	0	0	2											
Willie Stargell, L OBP: 0.372, SLG: 0.559 (1.3)		G4-6-3 1B		F9		F8		3-H 0-3 K		4	0	1	0	0	1	3											
Manny Sanguillen, R OBP: 0.350, SLG: 0.459 (1.2)	G4-6-3 1-2			G1-6-3 1B		F7		F8		4	0	1	0	0	0	2											
Rennie Stennett, R OBP: 0.313, SLG: 0.415 (1.4)	F4			G1-6-3 1-2		F9		2B		4	0	1	0	0	0	2											
Jose Pagan, R OBP: 0.305, SLG: 0.478 (1.5)				SH1-4 1B		F5		F8		4	0	2	0	0	0	1											
Gene Alley, R OBP: 0.356, SLG: 0.356 (1.6) Richie Hebner, L OBP: 0.392, SLG: 0.490 (9. PH)			K		4-3		6-3		F2	3	0	0	0	0	1	2											
Steve Blass, R OBP: 0.204, SLG: 0.191 (1.1) Bob Johnson, L OBP: 0.240, SLG: 0.250 (6.1) Bill Mazaroski, R OBP: 0.378, SLG: 0.455 (9. PH) Ramon Hernandez, S OBP: 0.143, SLG: 0.286 (9.1)			SH1-4		F9		5-3			1	0	0	0	0	0	1											
<b>Inning Stats</b>	R: 0 E: 0 K: 0 S: 3	H: 1 LOB: 0 BB: 0 P: 3	H: 1 LOB: 0 BB: 0 P: 3	H: 1 LOB: 1 BB: 0 P: 6	R: 1 E: 0 K: 0 S: 5	H: 3 LOB: 1 BB: 0 P: 5	R: 0 E: 0 K: 0 S: 4	H: 0 LOB: 1 BB: 0 P: 4	R: 0 E: 0 K: 0 S: 3	H: 0 LOB: 0 BB: 0 P: 3	R: 1 E: 0 K: 1 S: 7	H: 2 LOB: 1 BB: 0 P: 7	R: 0 E: 0 K: 0 S: 4	H: 1 LOB: 1 BB: 0 P: 4	1B: 7 2B: 3 3B: 0 HR: 0	SF: 1 SAC: 1 DP: 3 HBP: 0		WP: 0 PB: 0 CS: 0	PA: 35								
<b>PITCHER</b>	IP	WLS	BF	H	R	ER	SO	BB	IBB	HBP	BLK	WP	HR	S	P	ERA	WHIP										
Ron Reed, R ERA: 3.22 (1.1)	9.0	W	35	10	2	2	2	0	0	0	0	0	0	39	39	2.00	1.111										





Batter	1	2	3	4	5	6	7	8	9	AB	R	H	RBI	BB	SO	LOB	TOP			
Dusty Baker Jr. R OBP: 0.381, SLG: 0.462										4	0	3	1	0	0	0	Atlanta Braves @ Pittsburgh Pirates Three Rivers Stadium, Pittsburgh, PA Wed Jul 19 1972, 7:05 PM EDT Att: 24,847 - Unknown			
Ralph Garr L OBP: 0.355, SLG: 0.391										4	0	1	0	0	0	3				
Hank Aaron R OBP: 0.375, SLG: 0.494										4	1	1	1	0	1	1				
Earl Williams R OBP: 0.333, SLG: 0.443										4	1	3	0	0	0	0				
Mike Lum L OBP: 0.326, SLG: 0.369										4	0	0	0	0	1	3				
Darrell Evans L OBP: 0.377, SLG: 0.442										3	0	0	1	0	1	1				
Marty Perez R OBP: 0.283, SLG: 0.259										3	0	0	0	0	0	0				
Larry Blanks R OBP: 0.333, SLG: 0.333										3	1	1	0	0	0	0				
Phil Niekro R OBP: 0.224, SLG: 0.268										2	0	0	0	0	1	0				
Cecil Upshaw R OBP: 0.200, SLG: 0.200										0	0	0	0	0	0	0				
Denny McLain R OBP: 0.377, SLG: 0.442										0	0	0	0	0	0	0				
<b>Inning Stats</b>	R: 1 E: 0 K: 0 S: 5	H: 3 LOB: 1 BB: 0 P: 5	R: 0 E: 0 K: 0 S: 3	H: 0 LOB: 0 BB: 0 P: 3	R: 0 E: 0 K: 0 S: 4	H: 1 LOB: 1 BB: 0 P: 4	R: 1 E: 0 K: 0 S: 4	H: 1 LOB: 0 BB: 0 P: 4	R: 0 E: 0 K: 2 S: 8	H: 1 LOB: 1 BB: 0 P: 8	R: 0 E: 0 K: 1 S: 5	H: 0 LOB: 0 BB: 0 P: 5	R: 0 E: 0 K: 0 S: 3	H: 1 LOB: 0 BB: 0 P: 3	R: 0 E: 0 K: 1 S: 5	H: 0 LOB: 0 BB: 0 P: 5	1B: 6 2B: 3 3B: 0 HR: 1	SF: 1 SAC: 1 DP: 3 HBP: 0	WP: 0 PB: 0 SB: 0 CS: 0	PA: 33
<b>PITCHER</b>	IP WLS BF H R ER SO BB IBB HBP BLK WP HR S P ERA WHIP																			
Nelson Briles R ERA: 3.26	(1, 1) 6.0 W 24 8 3 3 2 0 0 0 0 0 0 1 28 28 4.50 1.333																			
Luke Walker L ERA: 3.72	(7, 1) 3.0 S 9 1 0 0 2 0 0 0 0 0 0 0 13 13 0.00 0.333																			

Batter	1	2	3	4	5	6	7	8	9	AB	R	H	RBI	BB	SO	LOB	BOTTOM			
Gene Clines R OBP: 0.376, SLG: 0.430										5	1	1	0	0	1	4	Atlanta Braves @ Pittsburgh Pirates Three Rivers Stadium, Pittsburgh, PA Wed Jul 19 1972, 7:05 PM EDT Att: 24,847 - Unknown			
Rennie Stennett R OBP: 0.320, SLG: 0.420										5	1	3	1	0	1	1				
Al Oliver L OBP: 0.357, SLG: 0.446										5	1	2	0	0	0	3				
Willie Stargell L OBP: 0.372, SLG: 0.557										3	1	1	2	1	1	0				
Manny Sanguillen R OBP: 0.346, SLG: 0.453										4	1	0	0	0	0	6				
Bob Robertson R OBP: 0.272, SLG: 0.297										3	0	1	1	0	1	2				
Vic Davallilo L OBP: 0.386, SLG: 0.459										0	0	0	0	0	0	0				
Richie Hebner L OBP: 0.394, SLG: 0.495										4	1	2	2	0	1	1				
Gene Alley R OBP: 0.364, SLG: 0.383										3	2	2	2	1	0	0				
Nelson Briles R OBP: 0.143, SLG: 0.176										3	0	0	0	0	1	1				
Luke Walker L OBP: 0.053, SLG: 0.053										1	0	1	0	0	0	0				
<b>Inning Stats</b>	R: 1 E: 1 K: 0 S: 5	H: 1 LOB: 1 BB: 0 P: 5	R: 1 E: 0 K: 1 S: 6	H: 1 LOB: 0 BB: 0 P: 6	R: 1 E: 0 K: 0 S: 6	H: 3 LOB: 2 BB: 0 P: 6	R: 2 E: 0 K: 0 S: 6	H: 3 LOB: 1 BB: 0 P: 6	R: 0 E: 0 K: 1 S: 6	H: 1 LOB: 1 BB: 0 P: 6	R: 0 E: 0 K: 1 S: 5	H: 0 LOB: 0 BB: 0 P: 5	R: 3 E: 1 K: 1 S: 9	H: 4 LOB: 3 BB: 2 P: 17	R: 0 E: 0 K: 2 S: 7	H: 0 LOB: 0 BB: 0 P: 7	1B: 10 2B: 2 3B: 0 HR: 1	SF: 2 SAC: 0 DP: 0 HBP: 0	WP: 0 PB: 0 SB: 0 CS: 0	PA: 40
<b>PITCHER</b>	IP WLS BF H R ER SO BB IBB HBP BLK WP HR S P ERA WHIP																			
Phil Niekro R ERA: 3.45	(1, 1) 6.0 L 31 11 8 7 3 1 0 0 0 0 0 0 1 36 40 10.50 2.000																			
Cecil Upshaw R ERA: 4.53	(7, 1) 1.0 6 2 0 0 1 0 1 0 0 0 0 0 7 11 0.00 2.000																			
Denny McLain R ERA: 6.06	(8, 1) 1.0 3 0 0 0 2 0 0 0 0 0 0 0 7 7 0.00 0.000																			











Batter	1	2	3	4	5	6	7	8	9	AB	R	H	RBI	BB	SO	LOB	TOP								
<b>Pete Rose, S</b> OBP: 0.363, SLG: 0.378 (1, 7)	0-0 4-3 2B		0-0 1B 2B 1B		0-0 G3		1-0 E BB HBP		0-0 FC3-6	4	1	2	0	0	0	1	<b>Cincinnati Reds @ Pittsburgh Pirates</b> Three Rivers Stadium, Pittsburgh, PA Sun Jul 23 1972, 3:33 AM EDT Att: 29,487 - Unknown								
<b>Joe Morgan, L</b> OBP: 0.426, SLG: 0.454 (1, 4)	0-0 4-3 2-3		0-0 2B 1-3 1B		0-0		4-0 E BB		0-0 5-3	4	0	2	0	1	0	2									
<b>Bobby Tolan, L</b> OBP: 0.351, SLG: 0.424 (1, 8)	0-3 K		0-0 1-3 2B		0-0 4-3		0-0 E3			4	0	1	1	0	1	4									
<b>Johnny Bench, R</b> OBP: 0.377, SLG: 0.556 (1, 2)	0-0 F8		0-0 1-3 3-H 2B		0-0 4-3		0-0 1-2 2-3 3-H			4	0	0	0	0	1	6									
<b>Tony Perez, R</b> OBP: 0.336, SLG: 0.516 (1, 3)		0-0 FC2-6 1B		0-0 6-3		0-0 P4		0-0 F2		4	0	1	0	0	0	0									
<b>Cesar Geronimo, L</b> OBP: 0.353, SLG: 0.492 (1, 9)		0-0 FC2-6 1-2 4-3		0-3 K		0-0 6-3		0-0 P6		4	0	0	0	0	1	1									
<b>Dave Concepcion, R</b> OBP: 0.263, SLG: 0.254 (1, 5)		0-0 4-3 1-2		0-0 1B			0-0 F9		0-0 F9	4	0	1	0	0	0	1									
<b>Darrel Chaney, S</b> OBP: 0.415, SLG: 0.343 (9, PH)			0-0 5-3		0-0 F9		0-0 F8		0-0 F8	3	0	0	0	0	0	1									
<b>Joe Hague, L</b> OBP: 0.354, SLG: 0.426 (9, PH)				0-0 F9			0-0 F8		0-0 F8	1	0	0	0	0	0	0									
<b>Ross Grimsley, L</b> OBP: 0.139, SLG: 0.114 (1, 1)			0-0 P6		0-3 K		0-0 BB HBP E 1B		0-0 FC3-6 1B	3	1	1	0	0	1	0									
<b>Jack Billingham, R</b> OBP: 0.079, SLG: 0.054 (8, 1)										0	0	0	0	0	0	0									
<b>Hal McRae, R</b> OBP: 0.283, SLG: 0.449 (9, PH)										1	0	1	0	0	0	0									
<b>Inning Stats</b>	R: 0 E: 0 K: 1 S: 6	H: 1 LOB: 1 BB: 0 P: 6	R: 0 E: 0 K: 0 S: 3	H: 1 LOB: 0 BB: 0 P: 3	R: 1 E: 0 K: 0 S: 6	H: 3 LOB: 2 BB: 0 P: 6	R: 0 E: 0 K: 1 S: 6	H: 1 LOB: 1 BB: 0 P: 6	R: 0 E: 0 K: 1 S: 5	H: 0 LOB: 0 BB: 0 P: 5	R: 1 E: 1 K: 0 S: 5	H: 1 LOB: 3 BB: 1 P: 10	R: 0 E: 0 K: 0 S: 3	H: 0 LOB: 0 BB: 0 P: 3	R: 0 E: 0 K: 0 S: 4	H: 1 LOB: 1 BB: 0 P: 4	1B: 7 2B: 2 3B: 0 HR: 0	SF: 0 SAC: 0 DP: 0 HBP: 1	WP: 0 PB: 0 SB: 0 CS: 0	PA: 38					
<b>PITCHER</b>	IP	WLS	BF	H	R	ER	SO	BB	IBB	HBP	BLK	WP	HR	S	P	ERA	WHIP								
<b>Steve Blass, R</b> ERA: 2.64 (1, 1)	8.2	W	37	9	2	1	4	1	0	1	0	0	0	43	48	1.04	1.154								
<b>Ramon Hernandez, L</b> ERA: 1.35 (9, 1)	0.1	S	1	0	0	0	0	0	0	0	0	0	0	1	1	0.00	0.000								

AB	36
R	2
H	9
RBI	1
BB	1
SO	4
LOB	16



Batter	1	2	3	4	5	6	7	8	9	AB	R	H	RBI	BB	SO	LOB	BOTTOM								
<b>Gene Clines, R</b> OBP: 0.377, SLG: 0.435 (1, 7)	0-0 L9		0-0 F9 SF9 2B		0-0 CS 1B			0-0 SH1 1B		4	2	3	0	0	0	0	<b>Cincinnati Reds @ Pittsburgh Pirates</b> Three Rivers Stadium, Pittsburgh, PA Sun Jul 23 1972, 3:33 AM EDT Att: 29,487 - Unknown								
<b>Bill Mazaroski, R</b> OBP: 0.375, SLG: 0.444 (1, 4)	0-0 2B 1B		0-0 F9 2-3		0-0 F8 1-2		0-0 SH1 1-2		0-0 SH1	3	0	1	0	0	0	2									
<b>Roberto Clemente, R</b> OBP: 0.352, SLG: 0.494 (1, 9)	0-0 L6		0-0 SF9 3-H		0-0 4-3		0-0 2B 1B		0-0 2B 1B	3	1	1	2	0	0	1									
<b>Willie Stargell, L</b> OBP: 0.379, SLG: 0.560 (1, 3)	0-0 1-2 2B		0-0 3-H K		0-0 4-3		0-0 2B 2B		0-0 F5	4	0	2	1	0	1	0									
<b>Rennie Stennett, R</b> OBP: 0.314, SLG: 0.409 (8, PR)										0	0	0	0	0	0	0									
<b>Jackie Hernandez, R</b> OBP: 0.232, SLG: 0.271 (9, 5)	1-2 2B									0	0	0	0	0	0	0									
<b>Manny Sanguillen, R</b> OBP: 0.344, SLG: 0.447 (1, 2)		0-0 L8		0-0 1B		0-0 1B		0-0 F5		4	0	2	0	0	0	1									
<b>Al Oliver, L</b> OBP: 0.359, SLG: 0.455 (1, 8)		0-0 1-3		0-0 L7		0-3 K		4-0 FC6-4 IBB		3	0	0	0	1	1	2									
<b>Bob Robertson, R</b> OBP: 0.276, SLG: 0.304 (1, 5)		0-0 2B		0-0 F2			0-0 5-3		0-0 FC6-4 1-2	4	0	1	0	0	0	3									
<b>Gene Alley, R</b> OBP: 0.359, SLG: 0.370 (1, 6)		4-0 IBB		0-0 F9			0-0 5-3			2	0	0	0	1	0	1									
<b>Steve Blass, R</b> OBP: 0.192, SLG: 0.180 (1, 1)		0-3 K			0-0 F7					3	0	0	0	0	1	2									
<b>Ramon Hernandez, S</b> OBP: 0.143, SLG: 0.286 (9, 1)										0	0	0	0	0	0	0									
<b>Inning Stats</b>	R: 0 E: 0 K: 0 S: 4	H: 2 LOB: 2 BB: 0 P: 4	R: 0 E: 0 K: 1 S: 6	H: 1 LOB: 1 BB: 1 P: 10	R: 1 E: 0 K: 1 S: 6	H: 1 LOB: 0 BB: 0 P: 6	R: 0 E: 0 K: 0 S: 4	H: 1 LOB: 1 BB: 0 P: 4	R: 0 E: 0 K: 1 S: 6	H: 1 LOB: 0 BB: 0 P: 6	R: 0 E: 0 K: 0 S: 3	H: 0 LOB: 0 BB: 0 P: 3	R: 2 E: 0 K: 0 S: 6	H: 3 LOB: 2 BB: 1 P: 10	1B: 6 2B: 4 3B: 0 HR: 0	SF: 1 SAC: 1 DP: 0 HBP: 0	WP: 0 PB: 0 SB: 0 CS: 1	PA: 34							
<b>PITCHER</b>	IP	WLS	BF	H	R	ER	SO	BB	IBB	HBP	BLK	WP	HR	S	P	ERA	WHIP								
<b>Ross Grimsley, L</b> ERA: 2.5 (1, 1)	7.1	L	31	10	3	3	3	0	1	0	0	0	0	36	40	3.68	1.364								
<b>Jack Billingham, R</b> ERA: 3.53 (8, 1)	0.2		3	0	0	0	0	0	1	0	0	0	0	2	6	0.00	0.000								





Batter	1	2	3	4	5	6	7	8	9	10	AB	R	H	RBI	BB	SO	LOB	TOP							
<b>Bud Harelson, S</b> OBP: 0.307, SLG: 0.256 <b>Ted Martinez, R</b> OBP: 0.264, SLG: 0.295 (5, 6)											2	0	0	0	2	1	4	0	1	0	0	0	2		
<b>Jim Fregosi, R</b> OBP: 0.302, SLG: 0.367											4	0	1	0	1	0	1								
<b>Dave Marshall, L</b> OBP: 0.329, SLG: 0.378											5	0	3	0	0	0	2								
<b>Dave Schneck, L</b> OBP: 0.326, SLG: 0.475										5	0	0	0	0	0	2	4								
<b>Cleon Jones, R</b> OBP: 0.322, SLG: 0.343											5	1	2	0	0	0	1								
<b>Ed Kranepool, L</b> OBP: 0.299, SLG: 0.327											4	0	3	0	1	1	2								
<b>Wayne Garrett, L</b> OBP: 0.386, SLG: 0.294											2	0	0	1	2	0	3								
<b>Jerry Grote, R</b> OBP: 0.296, SLG: 0.295											5	0	0	0	0	0	6								
<b>Jon Matlack, L</b> OBP: 0.250, SLG: 0.174											5	0	1	0	0	2	1								
<b>Inning Stats</b>	R: 0 E: 0 K: 1 S: 5	H: 0 LOB: 0 BB: 0 P: 5	R: 0 E: 0 K: 1 S: 6	H: 1 LOB: 1 BB: 0 P: 6	R: 0 E: 0 K: 1 S: 6	H: 1 LOB: 2 BB: 1 P: 10	R: 0 E: 0 K: 0 S: 4	H: 1 LOB: 2 BB: 1 P: 8	R: 0 E: 0 K: 1 S: 6	H: 1 LOB: 2 BB: 0 P: 10	R: 0 E: 1 K: 1 S: 7	H: 2 LOB: 3 BB: 1 P: 11	R: 0 E: 0 K: 1 S: 7	H: 2 LOB: 2 BB: 0 P: 7	R: 1 E: 1 K: 0 S: 6	H: 2 LOB: 2 BB: 0 P: 6	1B: 10 2B: 1 3B: 0 HR: 0	SF: 1 SAC: 0 DP: 0 HBP: 0	WP: 1 PB: 0 SB: 2 CS: 0	PA: 46					
<b>PITCHER</b> <b>Nelson Briles, R</b> ERA: 3.03	IP: 10.0	WLS: 46	BF: 11	H: 1	R: 1	ER: 7	SO: 7	BB: 3	IBB: 0	HBP: 0	BLK: 0	WP: 1	HR: 0	S: 56	P: 72	ERA: 0.90	WHIP: 1.400								

New York Mets @ Pittsburgh Pirates  
Three Rivers Stadium, Pittsburgh, PA  
Thu Jul 27 1972, 7:05 PM EDT  
Unknown

AB 41  
R 1  
H 11  
RBI 1  
BB 4  
SO 7  
LOB 23



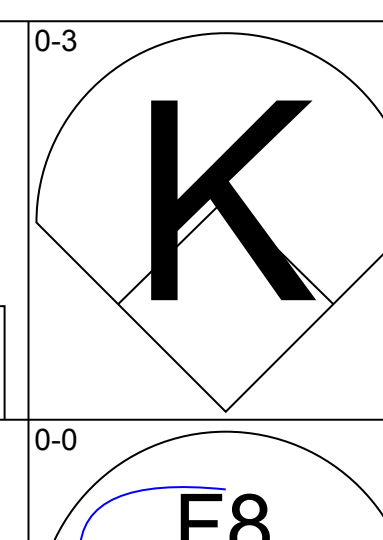
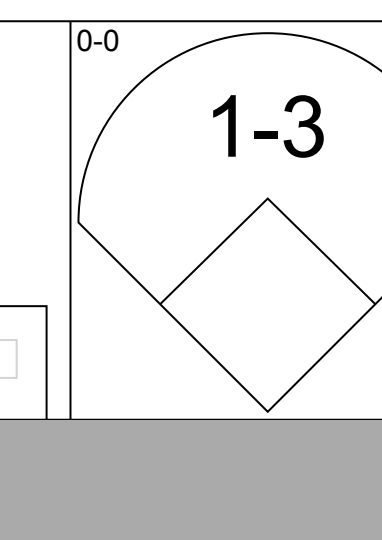
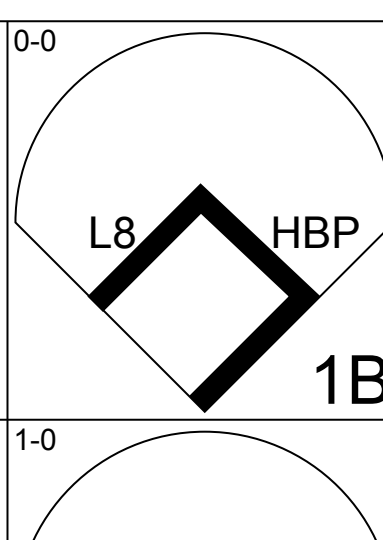
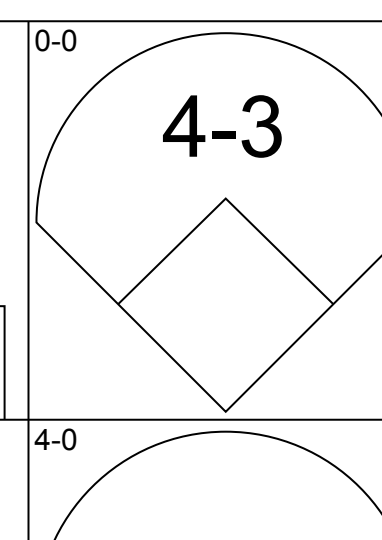
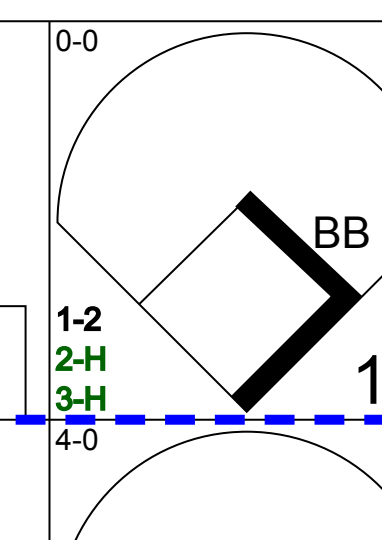
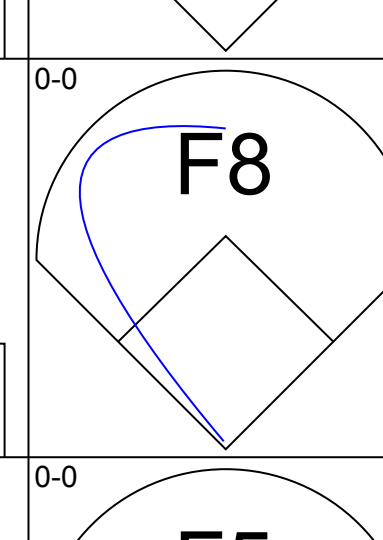
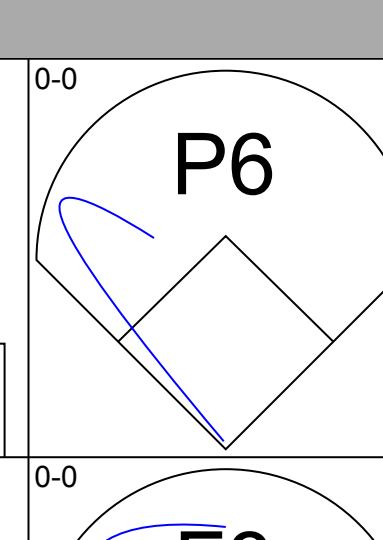
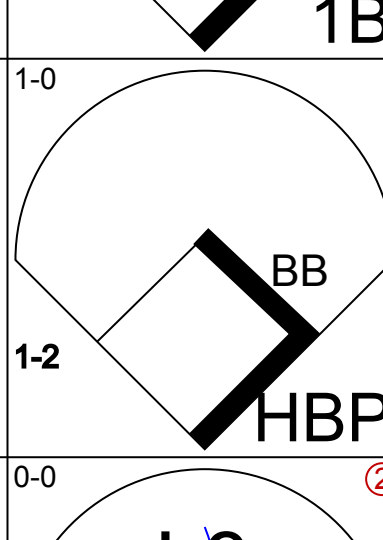
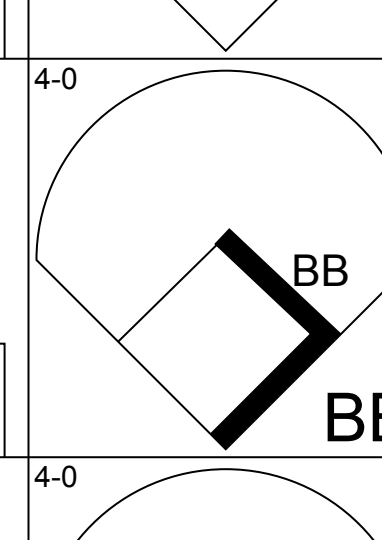
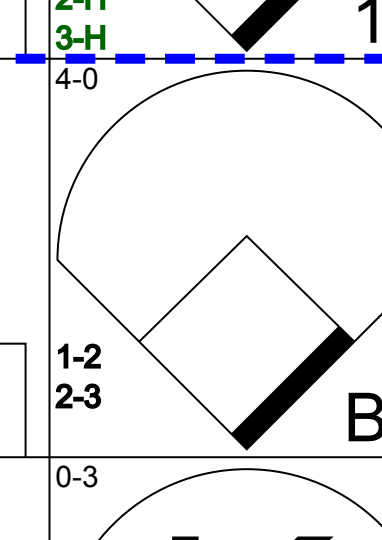
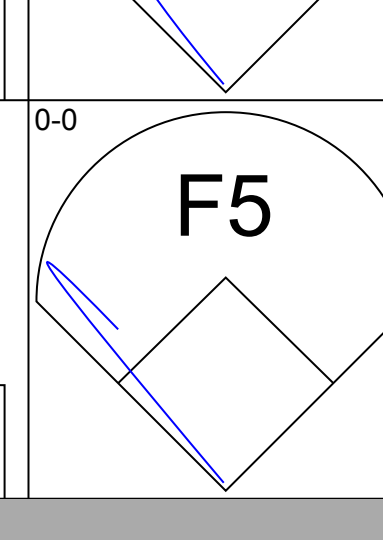
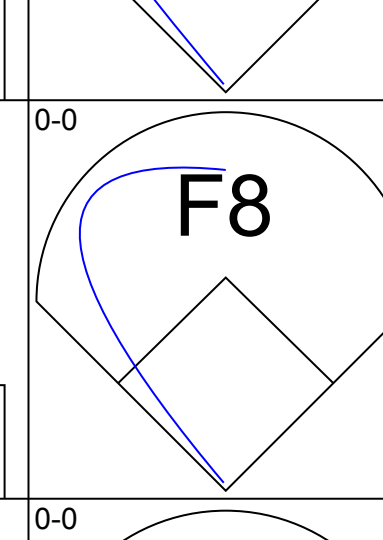
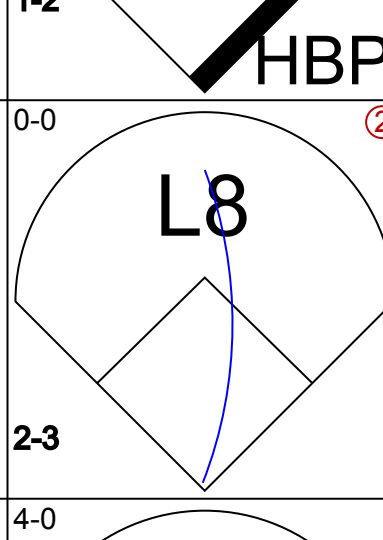
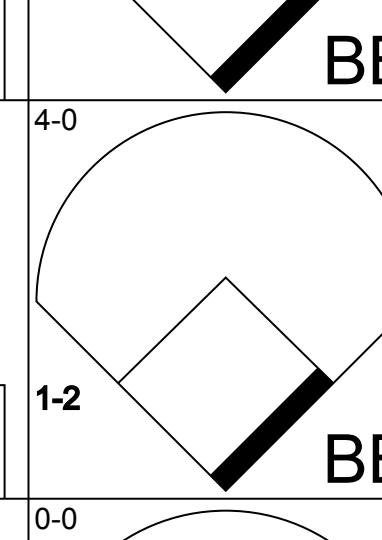
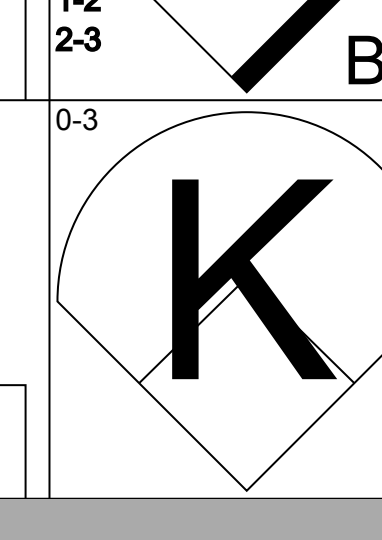
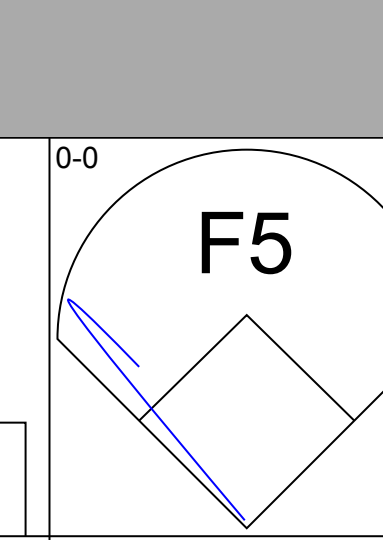
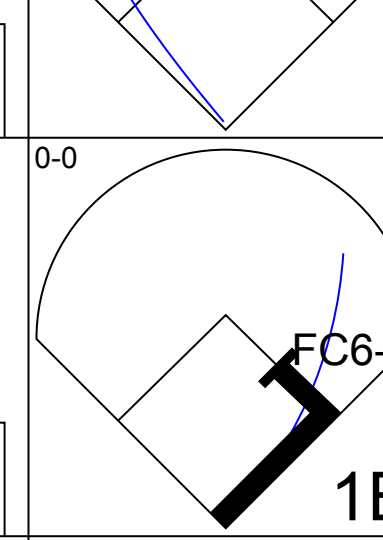
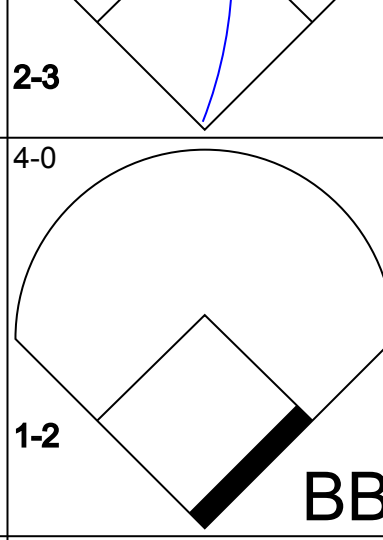
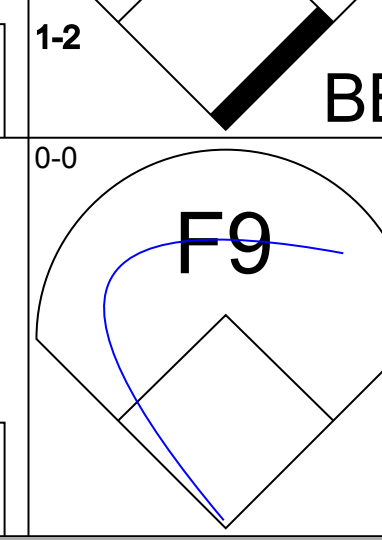
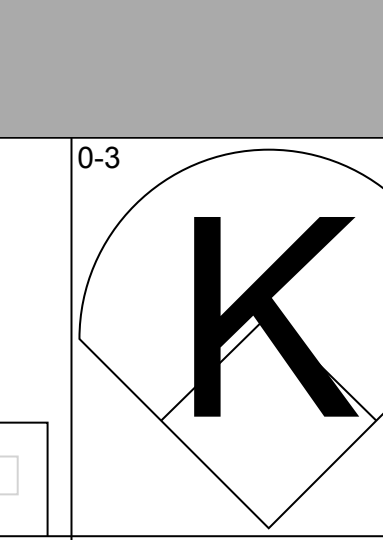
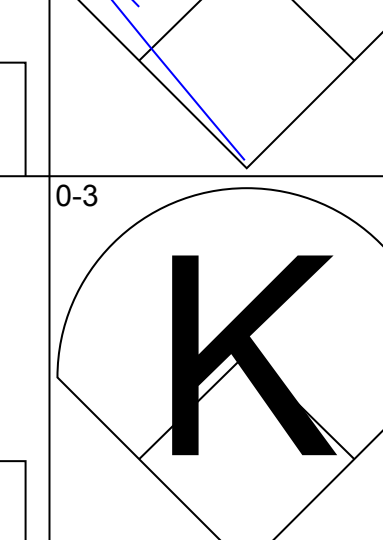
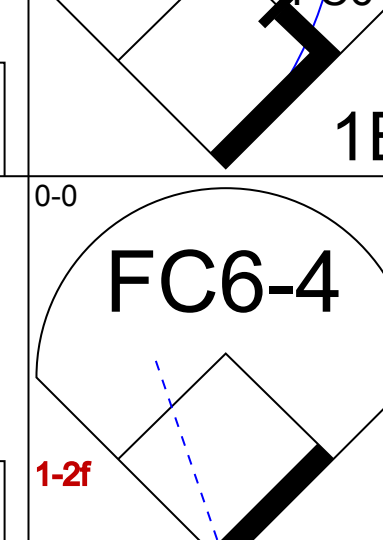
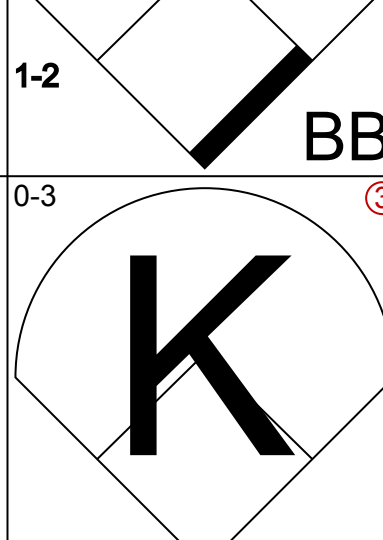
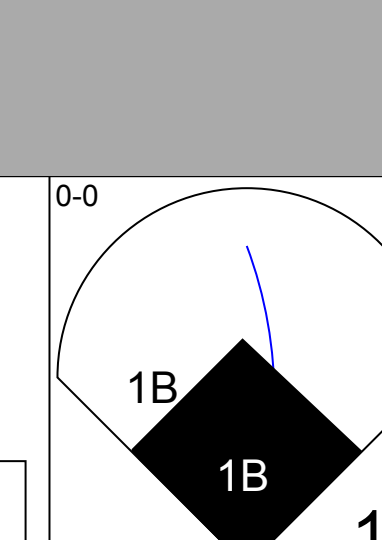
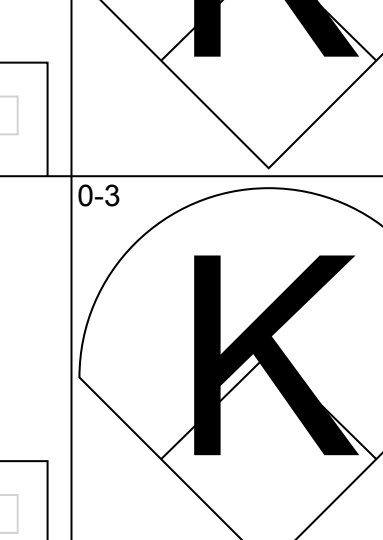
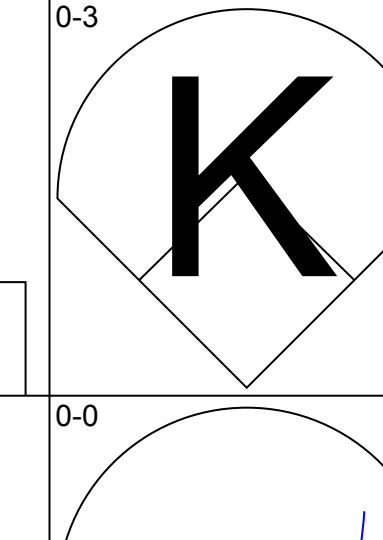
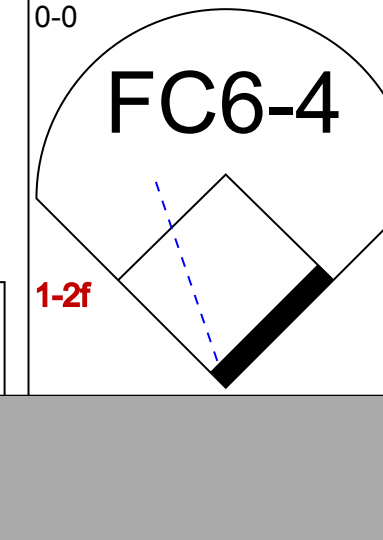
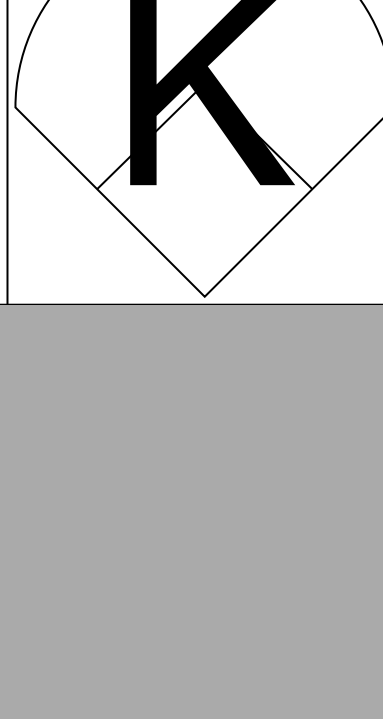
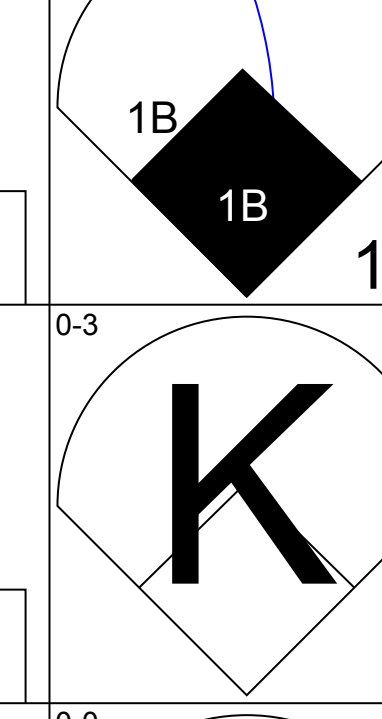
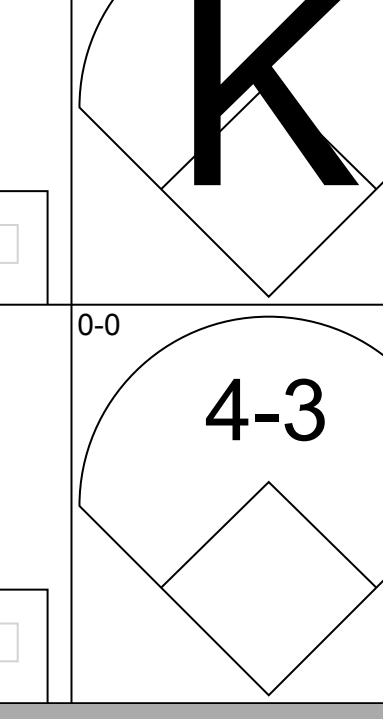
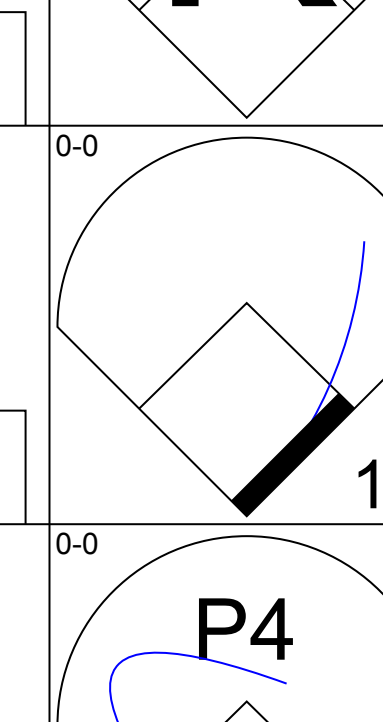
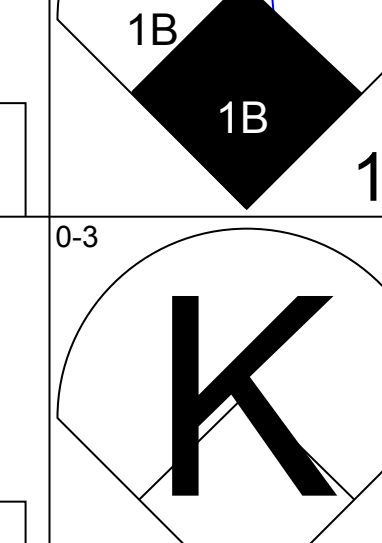

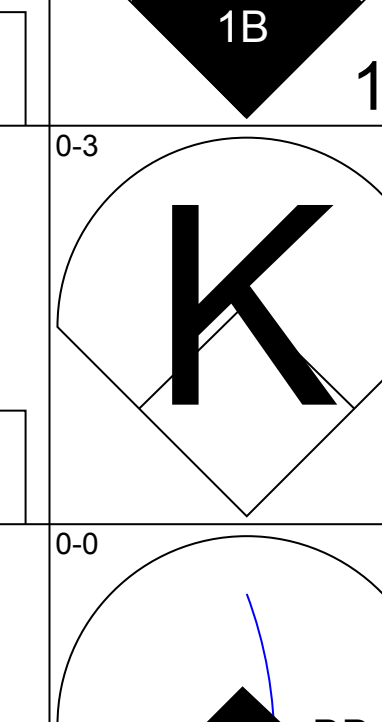
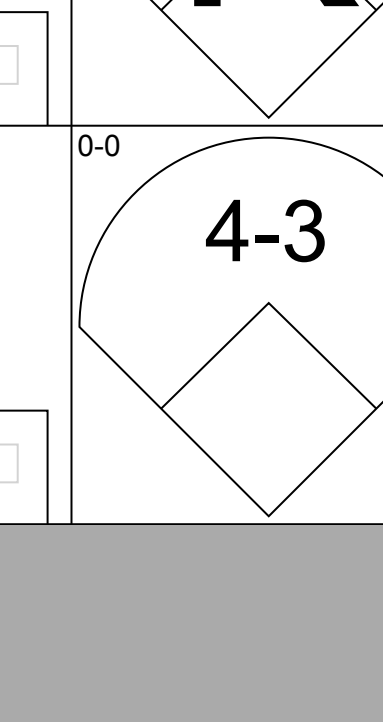
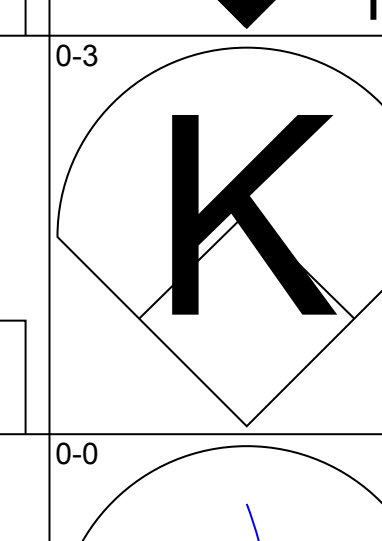
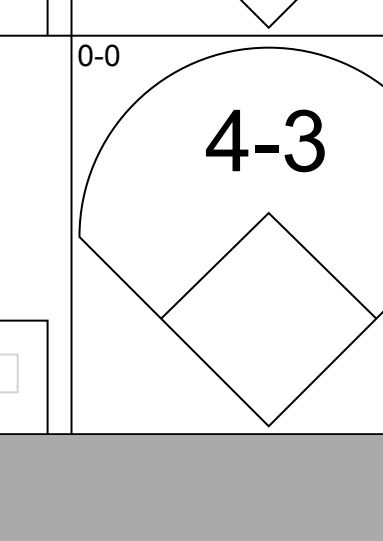

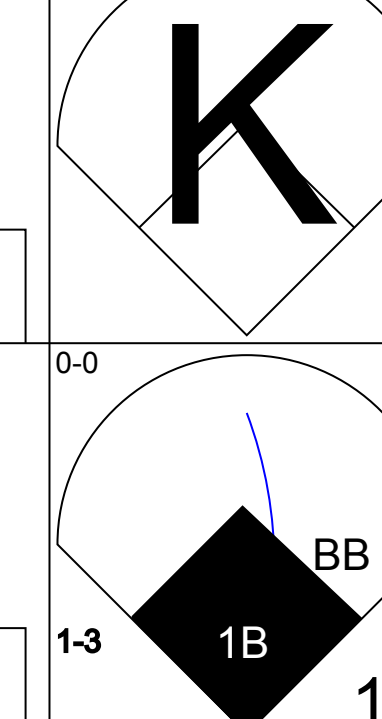
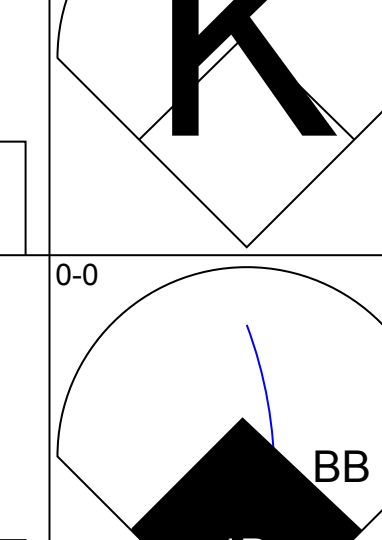
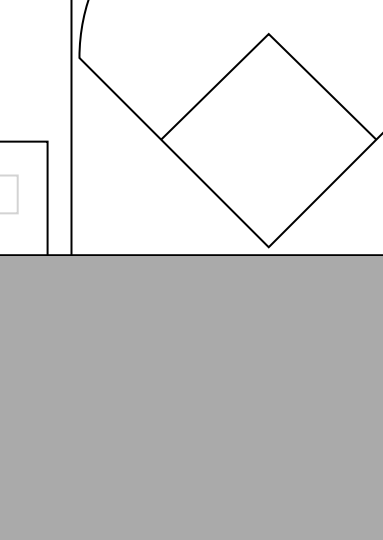
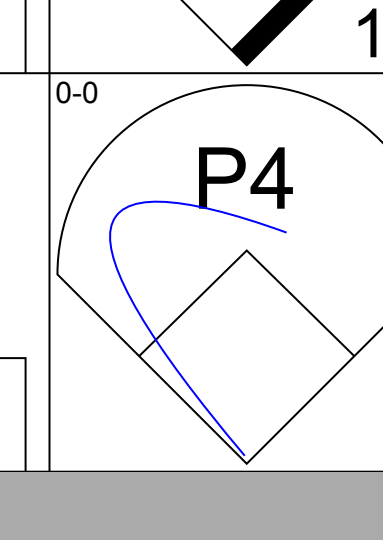

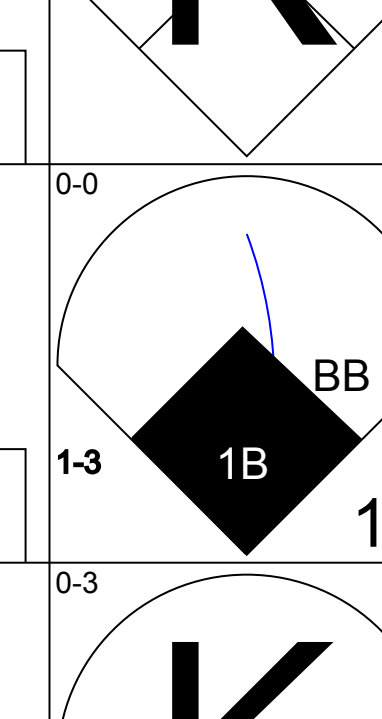
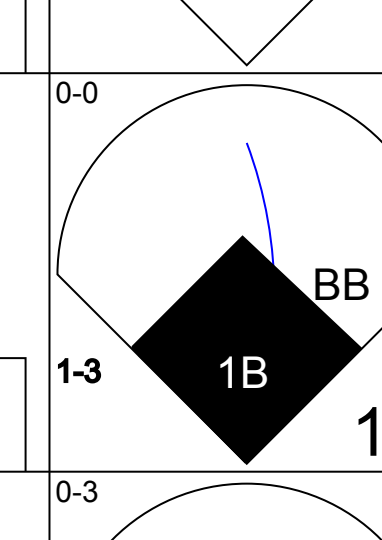

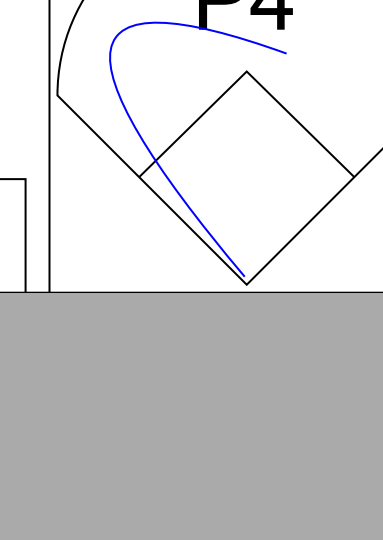

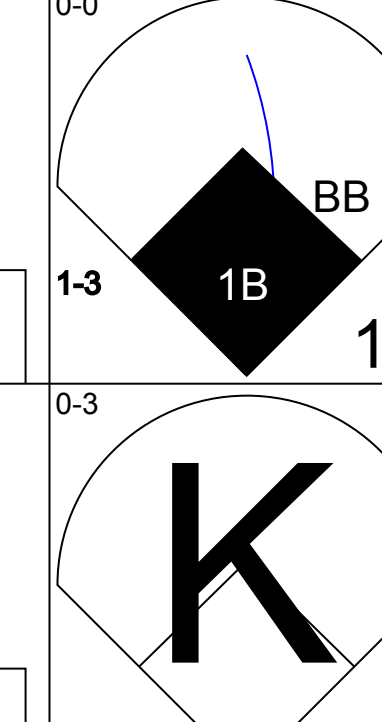
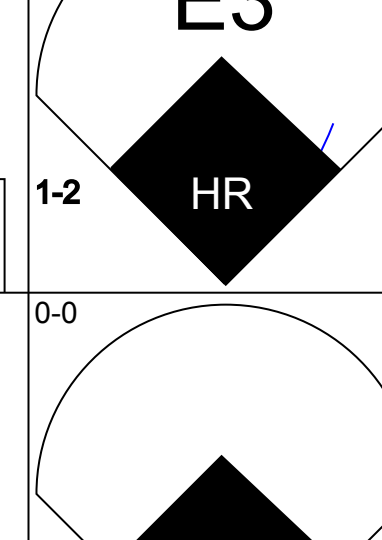
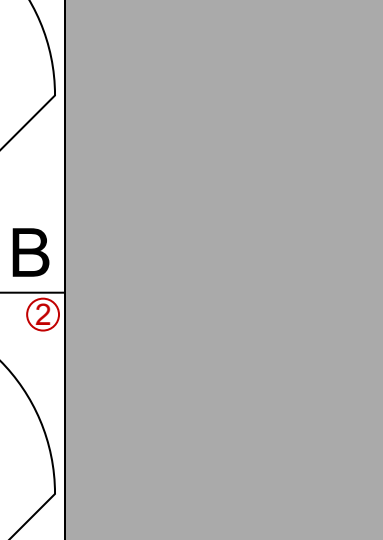
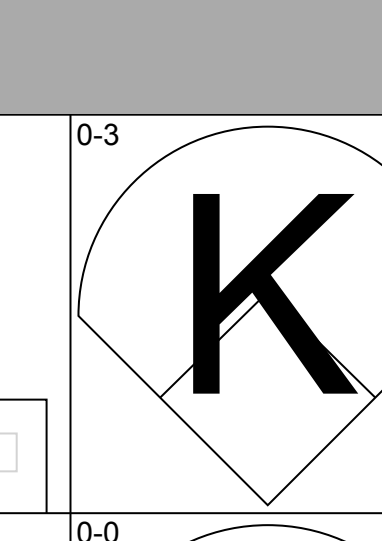
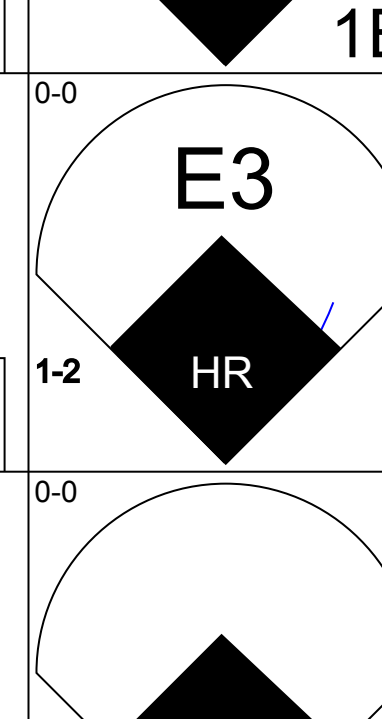
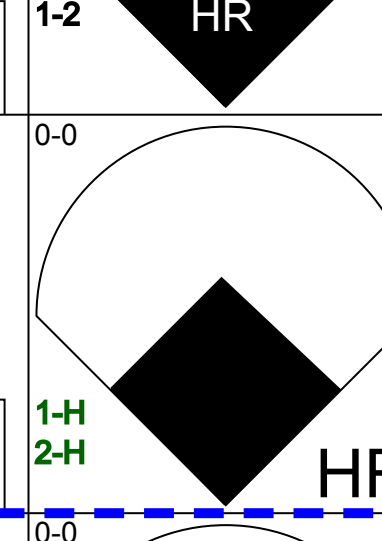
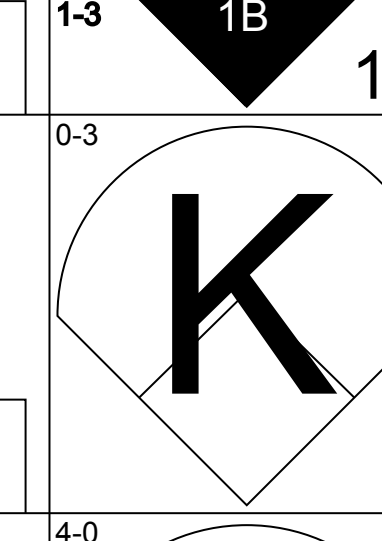
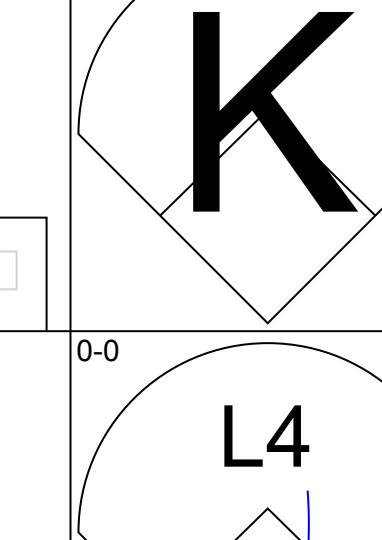
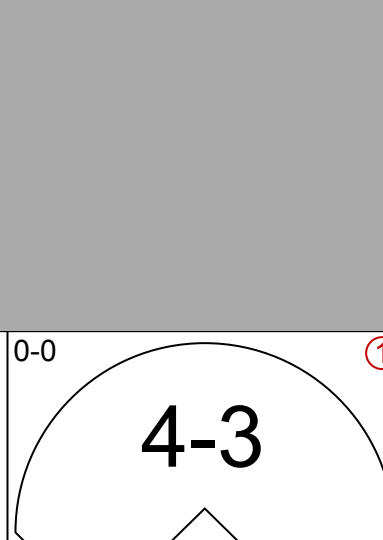
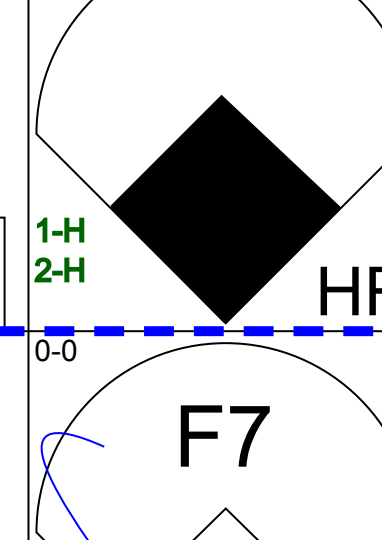
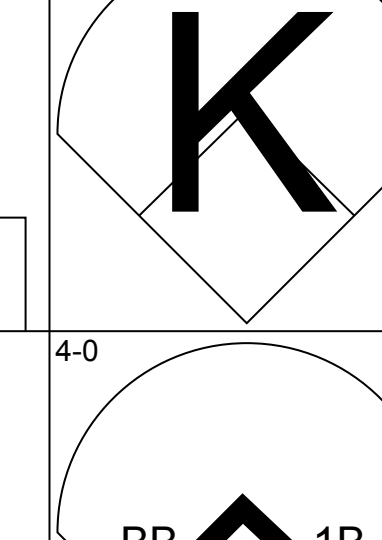

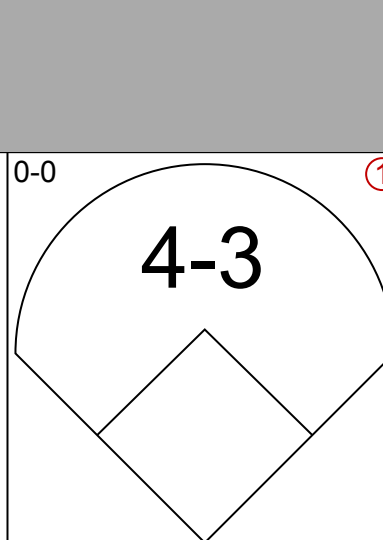
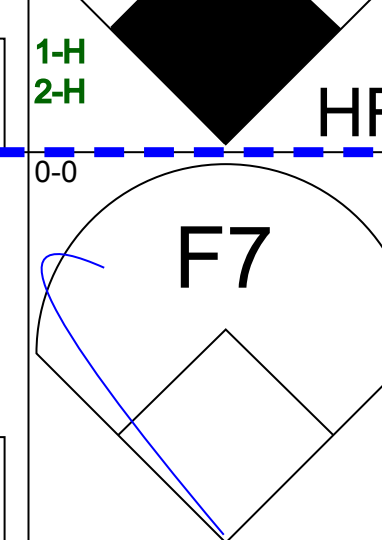
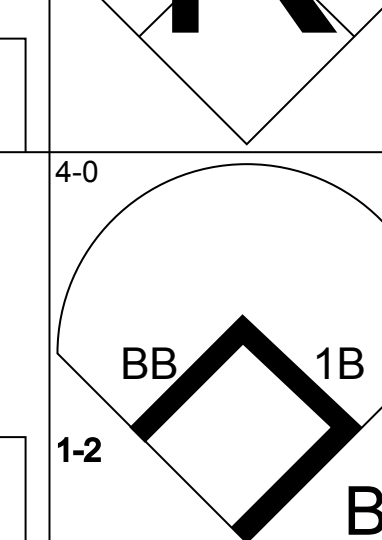
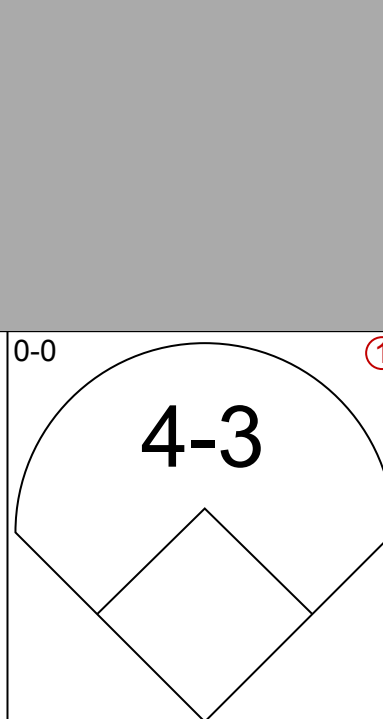
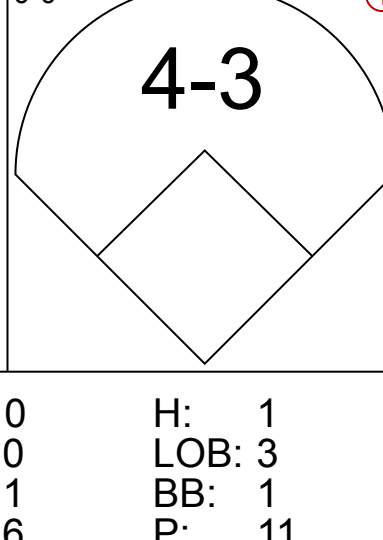
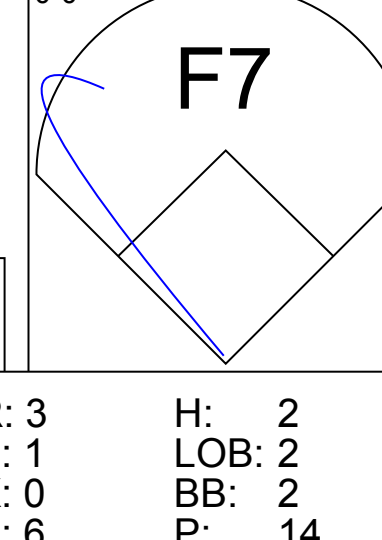
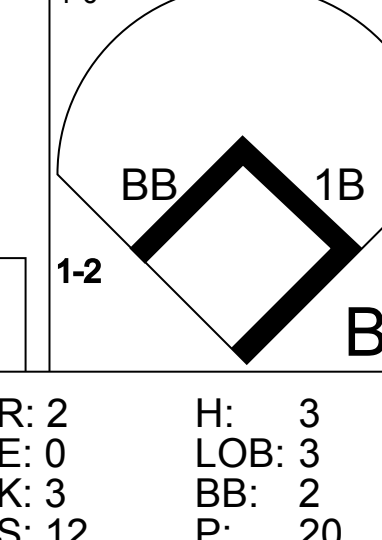
Batter	1	2	3	4	5	6	7	8	9	10	AB	R	H	RBI	BB	SO	LOB	BOTTOM							
<b>Gene Clines, R</b> OBP: 0.372, SLG: 0.428											5	0	1	0	0	0	1								
<b>Rennie Stennett, R</b> OBP: 0.311, SLG: 0.403											5	0	1	0	0	0	3								
<b>Al Oliver, L</b> OBP: 0.355, SLG: 0.450											4	0	0	0	0	0	1								
<b>Wille Stargell, L</b> OBP: 0.377, SLG: 0.559 <b>Vic Davalillo, L</b> OBP: 0.382, SLG: 0.452 (9, PR) (10, 3)										4	0	1	0	0	0	1	1								
<b>Manny Sanguillen, R</b> OBP: 0.346, SLG: 0.446										3	0	1	0	1	0	2									
<b>Bob Robertson, R</b> OBP: 0.275, SLG: 0.299										3	0	0	0	1	1	3									
<b>Bill Mazerowski, R</b> OBP: 0.341, SLG: 0.400											4	0	0	0	0	0	5								
<b>Gene Alley, R</b> OBP: 0.357, SLG: 0.364										3	0	0	0	1	1	3									
<b>Nelson Briles, R</b> OBP: 0.132, SLG: 0.162 <b>Dave Cash, R</b> OBP: 0.304, SLG: 0.374 (10, PH)										3	0	0	0	0	0	1	1								
<b>Inning Stats</b>	R: 0 E: 0 K: 0 S: 3	H: 0 LOB: 0 BB: 0 P: 3	R: 0 E: 0 K: 0 S: 4	H: 1 LOB: 1 BB: 0 P: 4	R: 0 E: 0 K: 1 S: 5	H: 0 LOB: 0 BB: 0 P: 3	R: 0 E: 0 K: 0 S: 3	H: 0 LOB: 1 BB: 1 P: 7	R: 0 E: 1 K: 1 S: 6	H: 0 LOB: 3 BB: 2 P: 14	R: 0 E: 0 K: 0 S: 4	H: 1 LOB: 1 BB: 0 P: 4	R: 0 E: 1 K: 0 S: 3	H: 0 LOB: 1 BB: 0 P: 3	R: 0 E: 1 K: 0 S: 5	H: 1 LOB: 2 BB: 0 P: 5	1B: 3 2B: 1 3B: 0 HR: 0	SF: 0 SAC: 0 DP: 1 HBP: 0	WP: 0 PB: 0 SB: 1 CS: 0	PA: 38					
<b>PITCHER</b> <b>Jon Matlack, L</b> ERA: 2.08	IP: 10.0	WLS: 39	BF: 4	H: 0	R: 0	ER: 0	SO: 3	BB: 2	IBB: 1	HBP: 0	BLK: 0	WP: 0	HR: 0	S: 41	P: 53	ERA: 0.00	WHIP: 0.600								

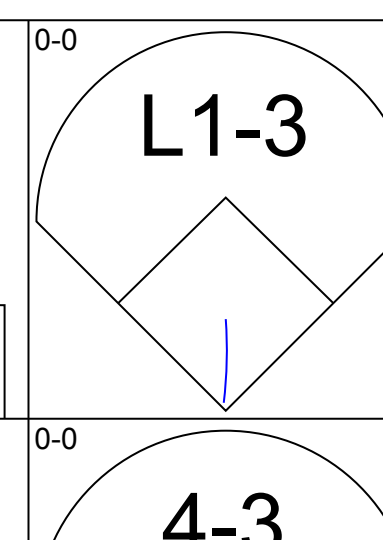
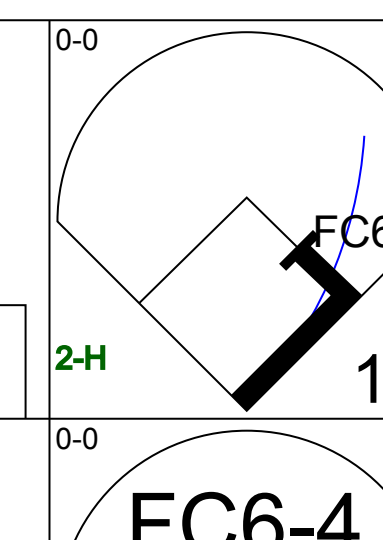
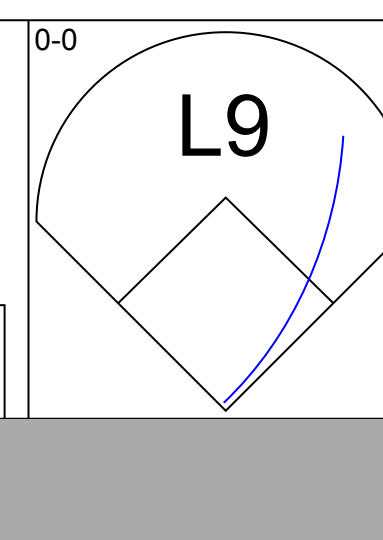
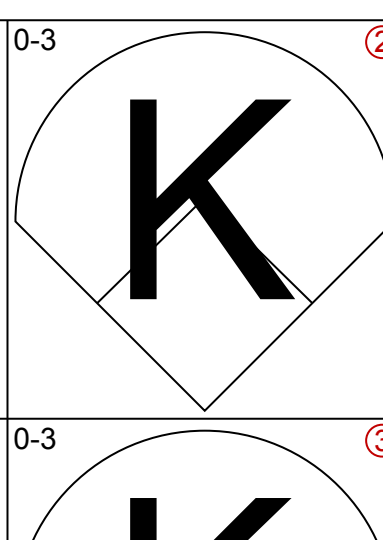
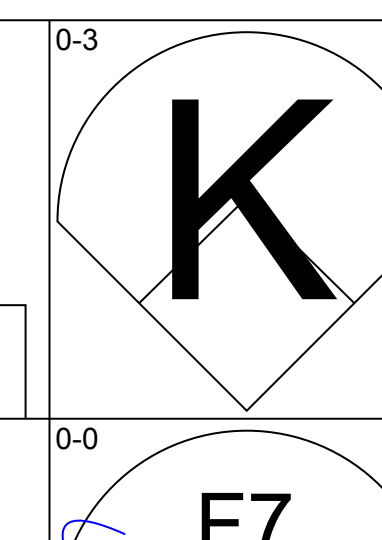
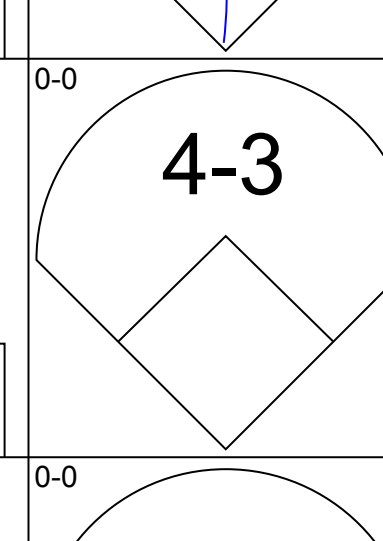
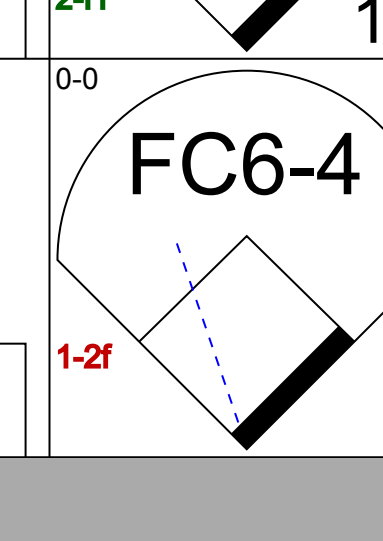

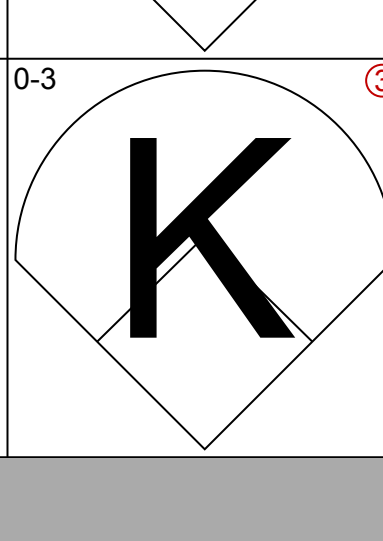
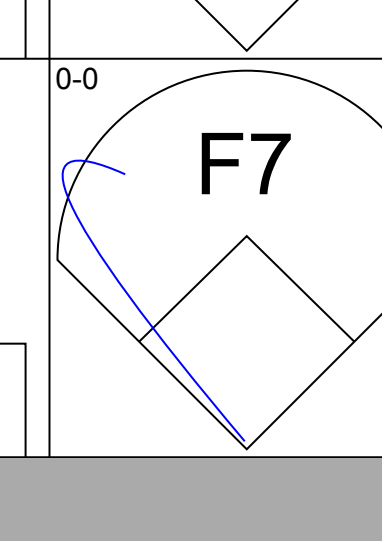

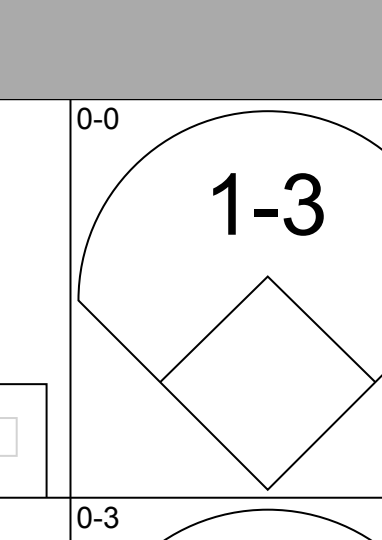
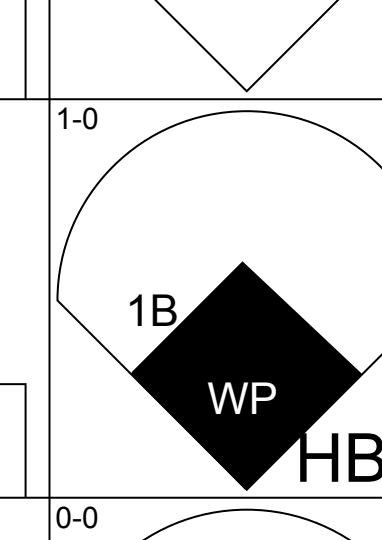
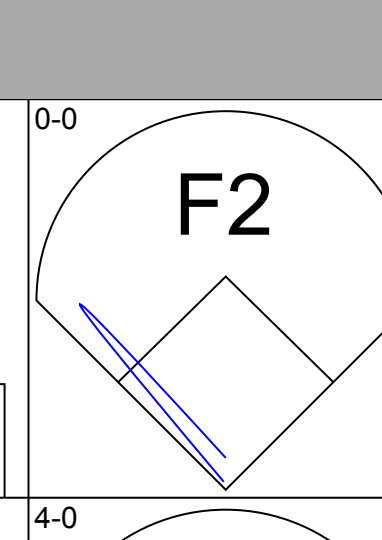

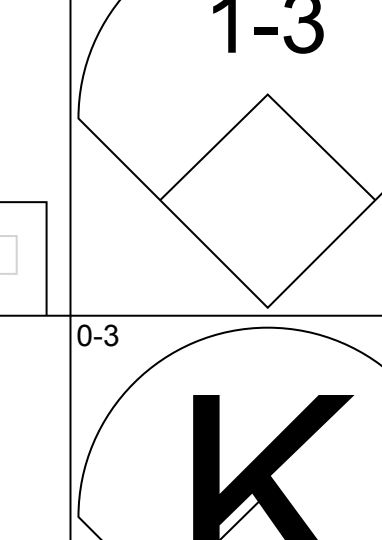
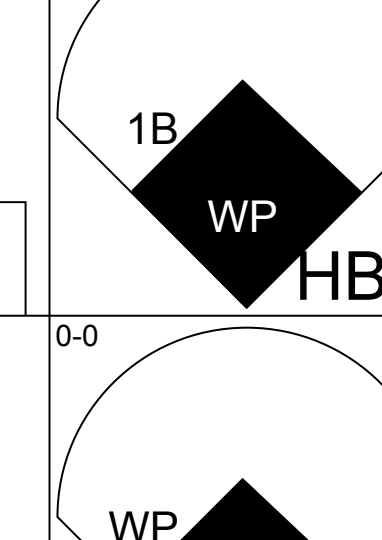
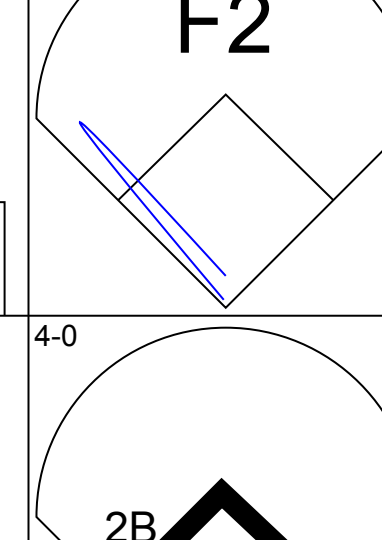

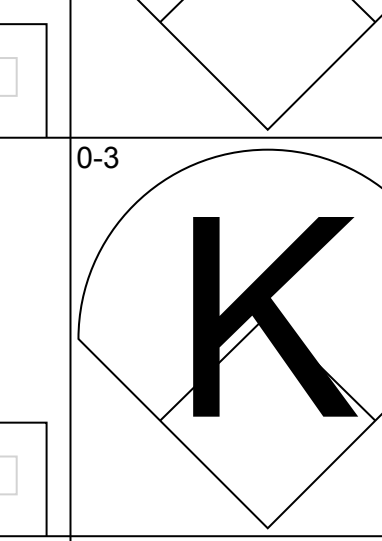
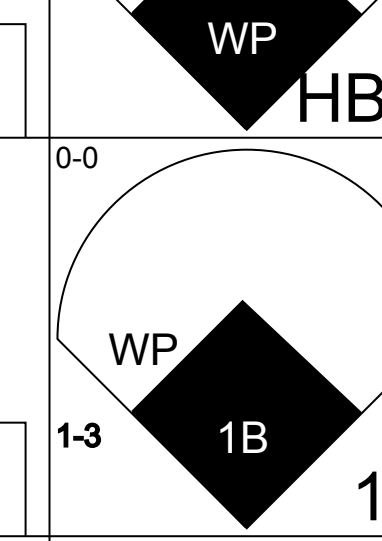
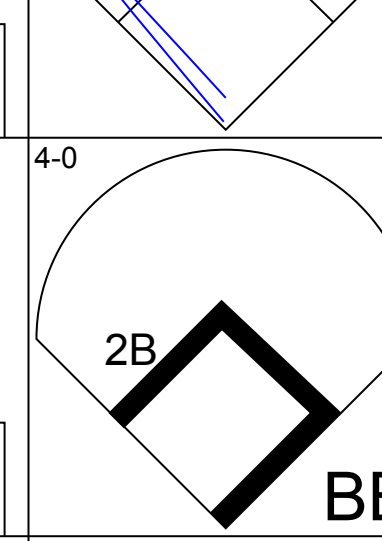

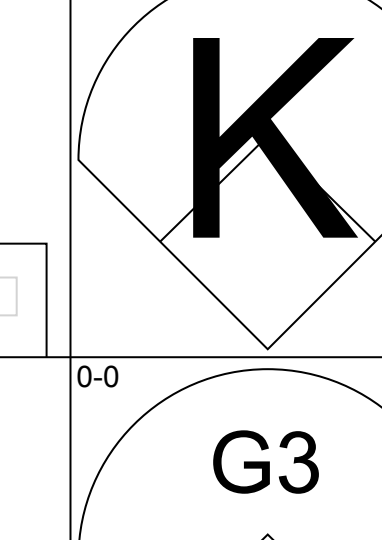
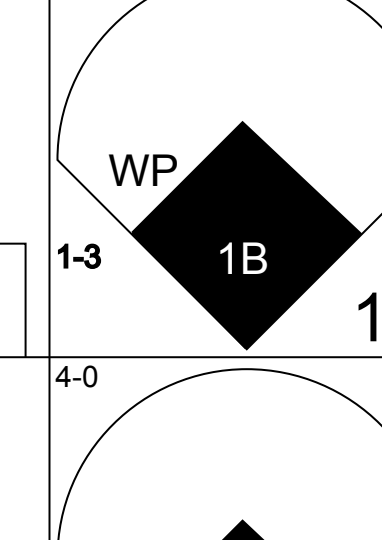
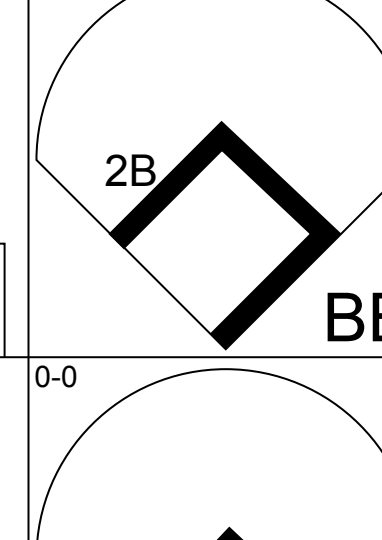
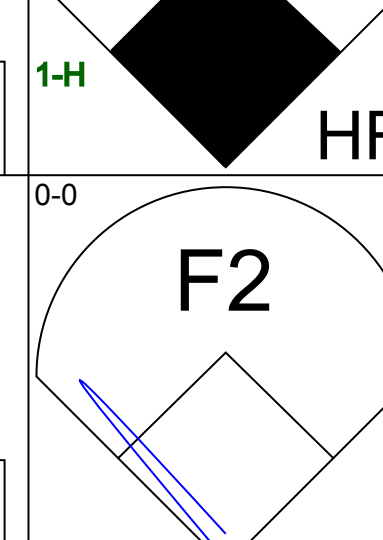
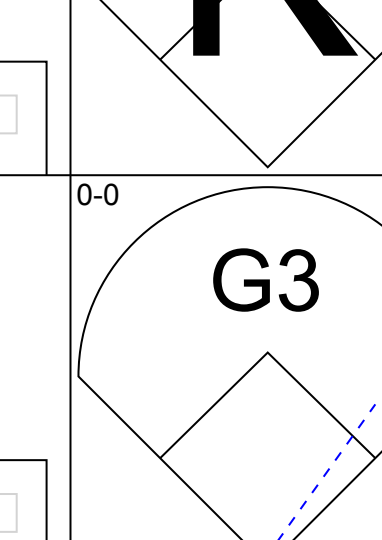
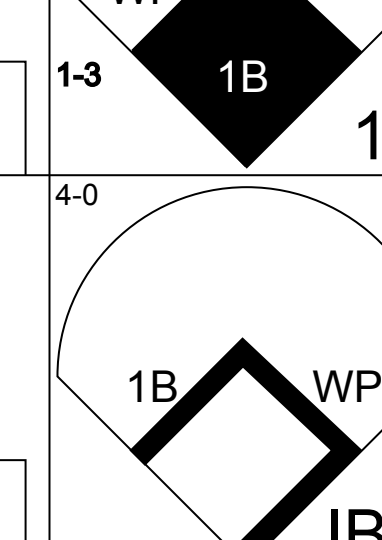
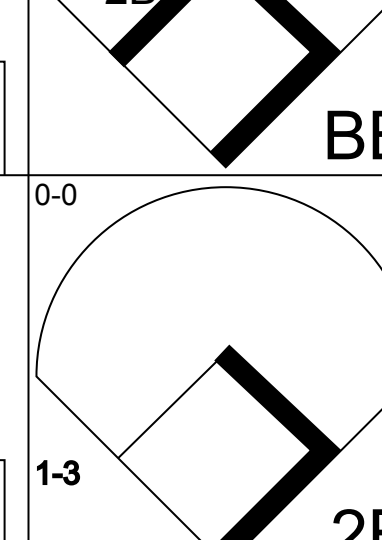
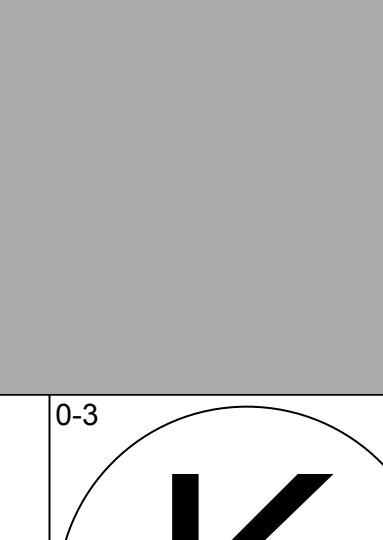
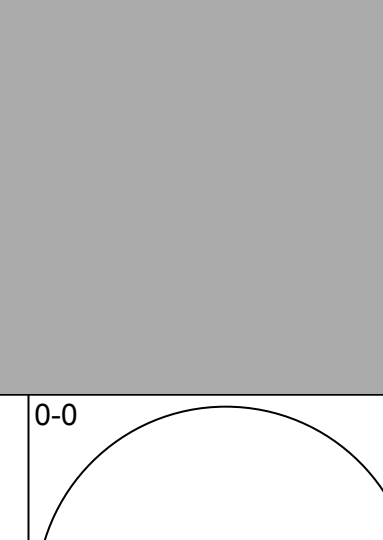

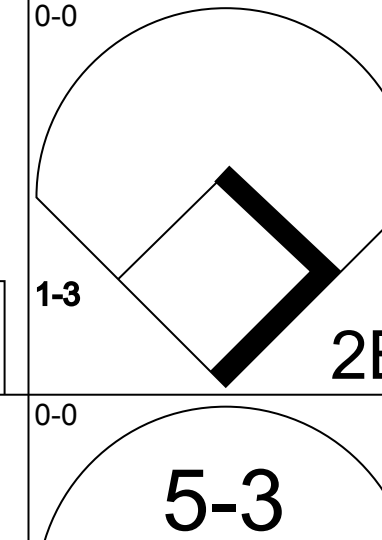
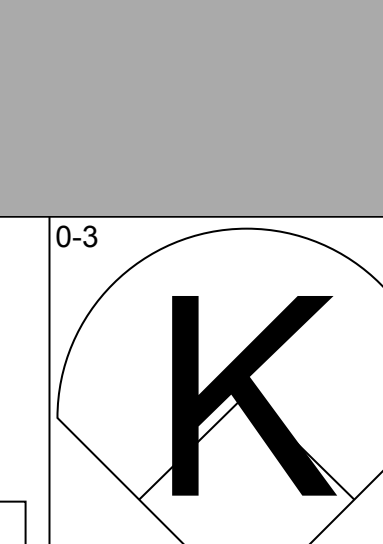
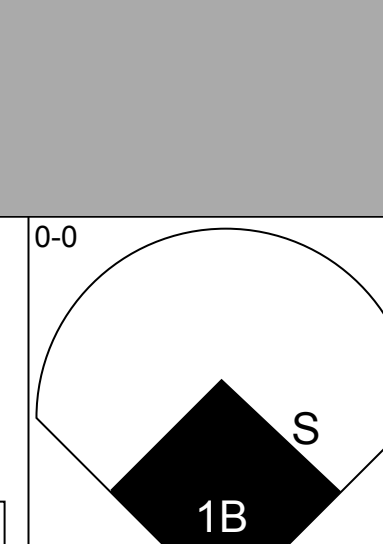

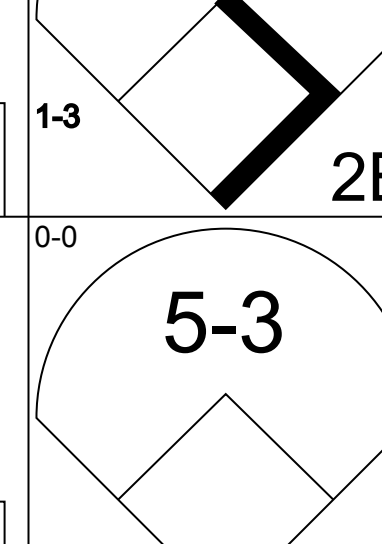
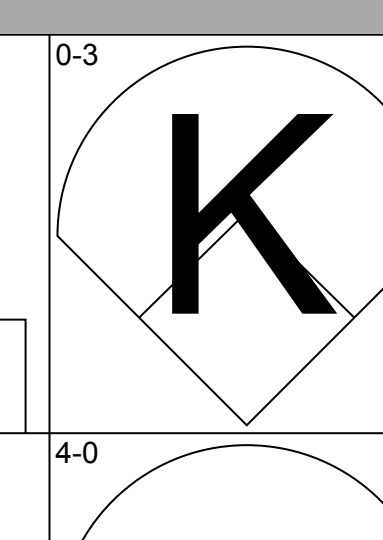
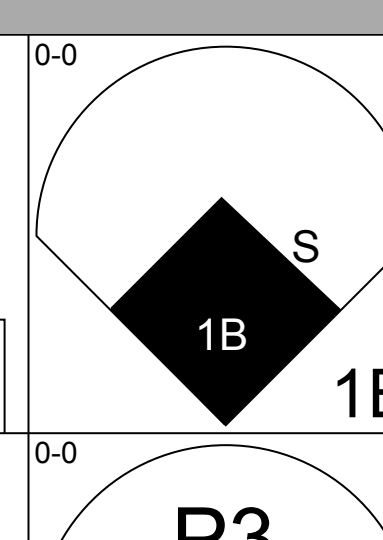
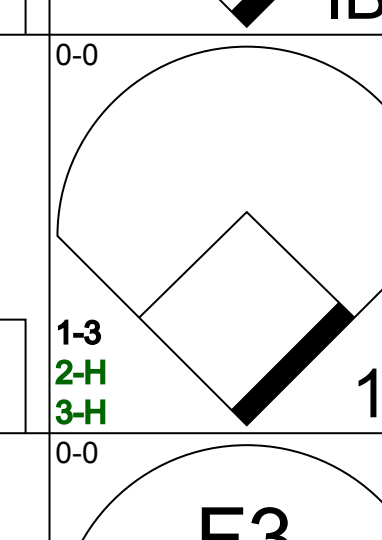
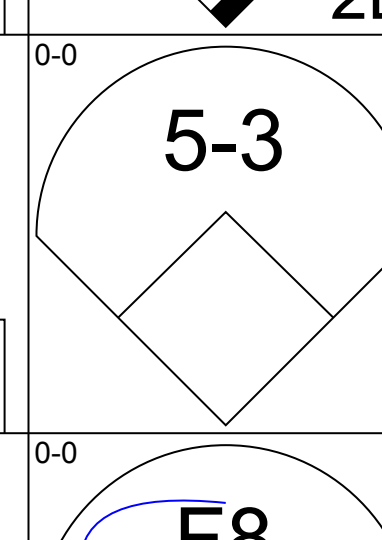
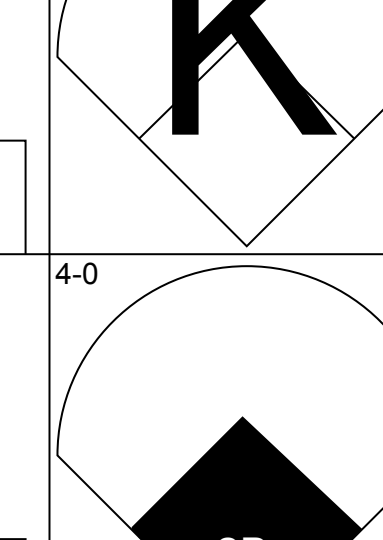
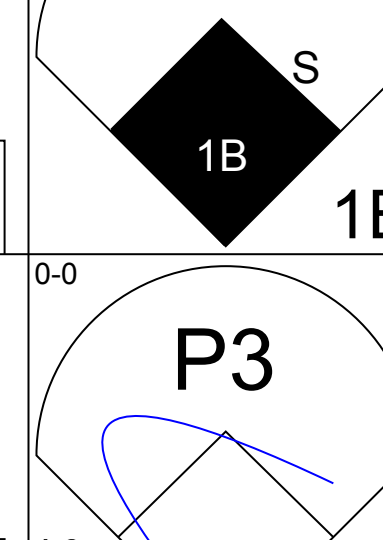
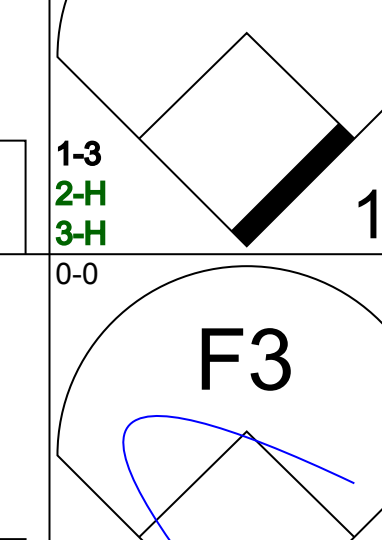
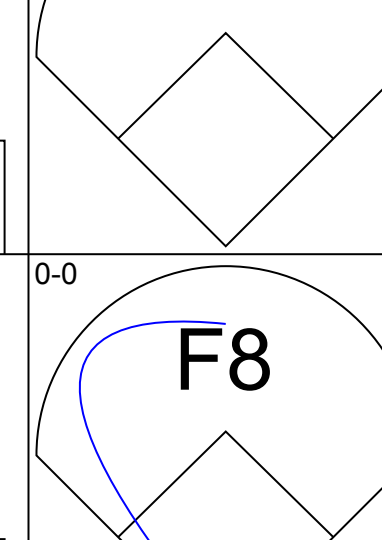
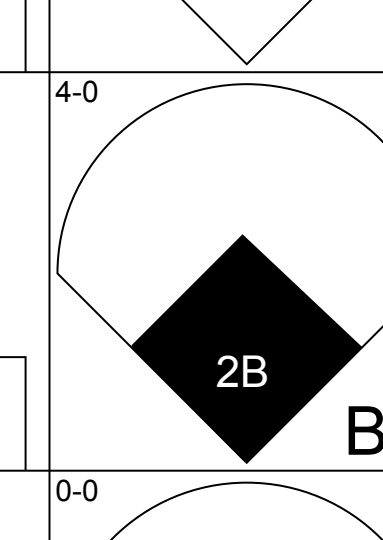
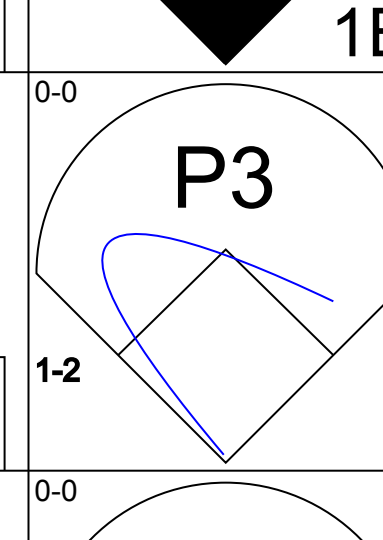
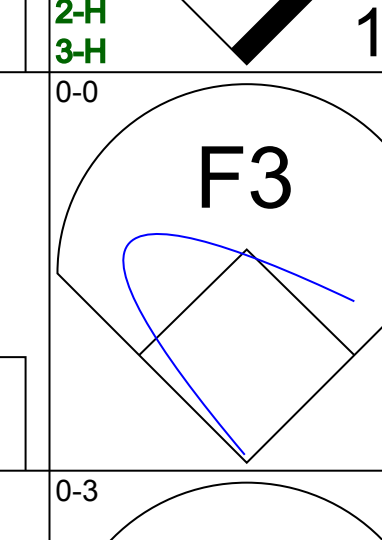
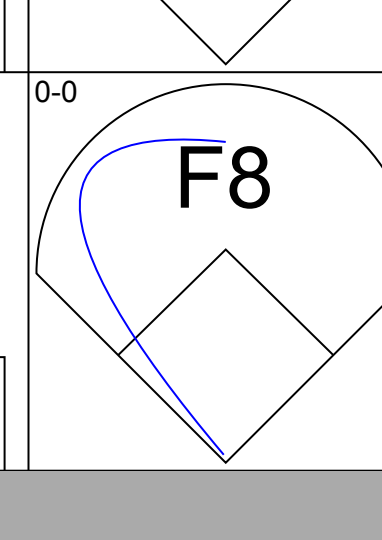
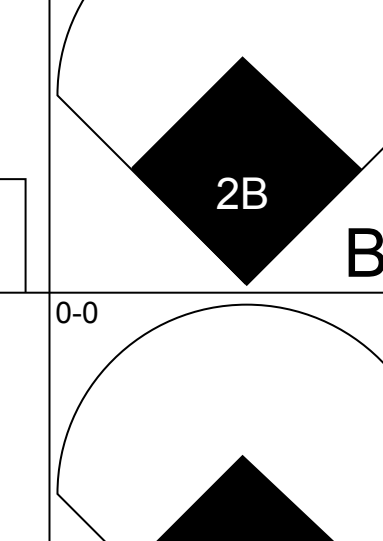


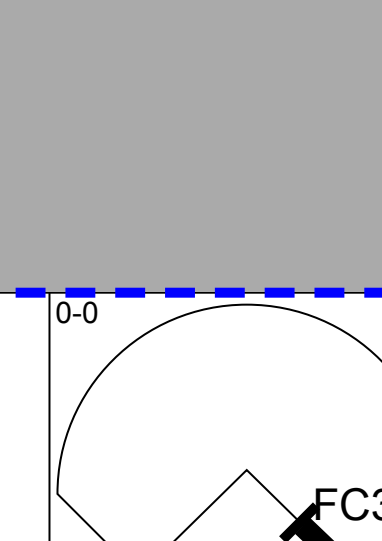
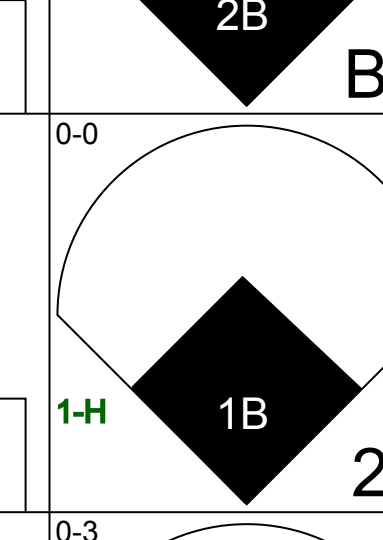


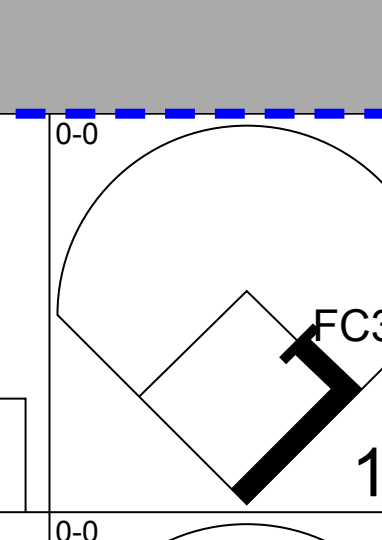
New York Mets @ Pittsburgh Pirates  
Three Rivers Stadium, Pittsburgh, PA  
Thu Jul 27 1972, 7:05 PM EDT  
Unknown

AB 35  
R 0  
H 4  
RBI 0  
BB 3  
SO 3  
LOB 21







Batter	1	2	3	4	5	6	7	8	9	AB	R	H	RBI	BB	SO	LOB	TOP						
Ted Martinez, R (1,6) OBP: 0.267, SLG: 0.298										5	0	2	2	0	1	0	<p><b>New York Mets @ Pittsburgh Pirates</b>  <b>Three Rivers Stadium, Pittsburgh, PA</b>            Thu Jul 27 1972, 7:05 PM EDT            Att: 49,886 - Unknown</p>						
Jim Fregosi, R (1,5) OBP: 0.308, SLG: 0.364										2	0	0	0	2	0	0							
Dave Marshall, L (1,9) OBP: 0.322, SLG: 0.359										4	0	0	0	1	1	5							
Dave Schneck, L (1,8) OBP: 0.333, SLG: 0.455										4	0	1	0	1	1	2							
Cleon Jones, R (1,7) OBP: 0.317, SLG: 0.338										3	0	0	0	0	2	4							
Ray Sadecki, L (6,1) OBP: 0.200, SLG: 0.200										0	0	0	0	0	0	0							
Willie Mays, R (6,PH) OBP: 0.408, SLG: 0.353										1	1	1	0	0	0	0							
Bob Rauch, R (8,1) OBP: 0.229, SLG: 0.246										0	0	0	0	0	0	0							
Ken Boswell, L (9,PH) OBP: 0.229, SLG: 0.246										1	0	0	0	0	1	0							
Ed Kranepool, L (1,3) OBP: 0.302, SLG: 0.329										5	1	2	0	0	1	1							
Wayne Garrett, L (1,4) OBP: 0.383, SLG: 0.292										4	2	1	0	0	0	2							
Duffy Dyer, R (1,2) OBP: 0.305, SLG: 0.431										4	1	1	3	0	2	2							
Jerry Koosman, R (1,1) OBP: 0.107, SLG: 0.107										1	0	0	0	0	0	0							
Bill Sudakis, S (6,PH) OBP: 0.179, SLG: 0.080										1	0	0	0	0	0	0							
John Milner, L (6,7) OBP: 0.333, SLG: 0.419										1	0	0	0	1	0	0							
<b>Inning Stats</b>	R: 0 E: 0 K: 1 S: 5	H: 0 LOB: 0 BB: 0 P: 5	R: 0 E: 0 K: 1 S: 6	H: 1 LOB: 1 BB: 0 P: 6	R: 0 E: 0 K: 1 S: 5	H: 0 LOB: 0 BB: 0 P: 5	R: 0 E: 0 K: 0 S: 4	H: 1 LOB: 1 BB: 0 P: 4	R: 0 E: 0 K: 0 S: 3	H: 0 LOB: 0 BB: 0 P: 3	R: 0 E: 0 K: 1 S: 6	H: 1 LOB: 3 BB: 1 P: 11	R: 3 E: 1 K: 0 S: 6	H: 2 LOB: 2 BB: 2 P: 14	R: 2 E: 0 K: 3 S: 12	H: 3 LOB: 3 BB: 2 P: 20	R: 0 E: 0 K: 2 S: 7	H: 0 LOB: 0 BB: 0 P: 7	1B: 7 2B: 0 3B: 0 HR: 1	SF: 0 SAC: 0 DP: 0 HBP: 1	WP: 0 PB: 0 SB: 0 CS: 0	PA: 42	
<b>PITCHER</b>	IP	WLS	BF	H	R	ER	SO	BB	IBB	HBP	BLK	WP	HR	S	P	ERA	WHIP					ERA	WHIP
Bob Moose, R (1,1) ERA: 3.5	6.0	W	26	5	3	2	4	1	0	1	0	0	1	32	37	3.00	1.000						
Ramon Hernandez, L (7,1) ERA: 1.71	1.2		11	3	2	2	2	3	0	0	0	0	0	12	24	10.80	3.600						
Dave Giusti, R (8,1) ERA: 1.8	1.1	S	5	0	0	0	3	1	0	0	0	0	0	10	14	0.00	0.750						

Batter	1	2	3	4	5	6	7	8	9	AB	R	H	RBI	BB	SO	LOB	BOTTOM						
Gene Clines, R (1,9) OBP: 0.368, SLG: 0.421										5	0	1	1	0	2	2	<p><b>New York Mets @ Pittsburgh Pirates</b>  <b>Three Rivers Stadium, Pittsburgh, PA</b>            Thu Jul 27 1972, 7:05 PM EDT            Att: 49,886 - Unknown</p>						
Dave Cash, R (1,4) OBP: 0.299, SLG: 0.367										5	0	0	0	0	1	2							
Al Oliver, L (1,8) OBP: 0.358, SLG: 0.450										2	1	1	0	0	0	0							
Richie Hebner, L (5,PR) OBP: 0.398, SLG: 0.500										1	1	0	0	0	0	0							
Willie Stargell, L (1,3) OBP: 0.382, SLG: 0.570										3	2	2	2	1	1	0							
Bob Robertson, R (7,PR) OBP: 0.275, SLG: 0.299										0	0	0	0	0	0	0							
Manny Sanguillen, R (1,2) OBP: 0.348, SLG: 0.448										3	0	1	0	1	0	0							
Rennie Stennett, R (1,7) OBP: 0.313, SLG: 0.404										2	1	1	0	0	1	0							
Vic Davalillo, L (5,7) OBP: 0.383, SLG: 0.453										2	0	1	1	0	0	3							
Jose Pagan, R (1,5) OBP: 0.303, SLG: 0.462										3	1	0	0	1	0	6							
Jackie Hernandez, R (1,6) OBP: 0.250, SLG: 0.297										4	1	3	2	0	1	2							
Bob Moose, R (1,1) OBP: 0.277, SLG: 0.256										3	0	0	0	0	2	2							
Ramon Hernandez, S (7,1) OBP: 0.143, SLG: 0.286										0	0	0	0	0	0	0							
Dave Giusti, R (8,1) ERA: 6.75										1	0	0	0	0	0	1							
<b>Inning Stats</b>	R: 2 E: 0 K: 0 S: 5	H: 2 LOB: 0 BB: 0 P: 5	R: 2 E: 0 K: 2 S: 9	H: 2 LOB: 1 BB: 1 P: 13	R: 0 E: 0 K: 1 S: 5	H: 0 LOB: 0 BB: 0 P: 5	R: 1 E: 0 K: 1 S: 7	H: 2 LOB: 1 BB: 0 P: 7	R: 2 E: 0 K: 1 S: 7	H: 2 LOB: 2 BB: 1 P: 12	R: 0 E: 0 K: 2 S: 7	H: 0 LOB: 0 BB: 0 P: 7	R: 0 E: 0 K: 0 S: 4	H: 1 LOB: 3 BB: 1 P: 8	R: 0 E: 0 K: 1 S: 6	H: 1 LOB: 1 BB: 0 P: 6	1B: 7 2B: 2 3B: 0 HR: 1	SF: 0 SAC: 0 DP: 0 HBP: 1	WP: 1 PB: 0 SB: 1 CS: 0	PA: 38			
<b>PITCHER</b>	IP	WLS	BF	H	R	ER	SO	BB	IBB	HBP	BLK	WP	HR	S	P	ERA	WHIP					ERA	WHIP
Jerry Koosman, L (1,1) ERA: 3.77	5.0	L	26	8	7	7	5	1	1	1	0	0	0	11	15	0.00	1.000						
Ray Sadecki, L (6,1) ERA: 3.62	2.0		8	1	0	0	2	1	0	0	0	0	0	6	6	0.00	1.000						
Bob Rauch, R (8,1) ERA: 6.75	1.0		4	1	0	0	1	0	0	0	0	0	0	6	6	0.00	1.000						



Batter	1	2	3	4	5	6	7	8	9	AB	R	H	RBI	BB	SO	LOB	TOP					
Ted Martinez, R OBP: 0.271, SLG: 0.302 (1, 6)	0-0 5-3 1B		0-0 P4			0-0 FC6-4 1B		0-0 5-3		4	0	2	0	0	0	0	<b>New York Mets @ Pittsburgh Pirates</b> Three Rivers Stadium, Pittsburgh, PA Fri Jul 28 1972, 7:05 PM EDT Att: 39,035 - Unknown 					
Jim Fregosi, R OBP: 0.303, SLG: 0.359 (1, 5)	0-0 5-3		0-3 K			0-0 FC6-4 G4-6-3 1-2		0-3 K		4	0	0	0	0	2	2						
Dave Marshall, L OBP: 0.308, SLG: 0.341 (1, 9)	0-0 5-3		0-0 5-3			0-0 G4-6-3 1-2			0-0 P4	4	0	0	0	0	2							
Dave Schneck, L OBP: 0.327, SLG: 0.458 (1, 8)	0-0 6-3			0-0 G3				0-0 G4-6-3 1B 2B	0-0 3-1	4	1	1	0	0	0	1						
Cleon Jones, R OBP: 0.321, SLG: 0.341 (1, 7)		0-3 K		0-0 E6 G4-6-3				0-0 G4-6-3 1B	0-0	4	0	2	0	0	1	0						
Ed Kranepool, L OBP: 0.301, SLG: 0.323 (1, 3)		4-0 1B BB		0-0 G4-6-3 1-2				0-0 G4-6-3 1-2 2-3	0-0 G3	3	0	0	0	1	0	4						
Wayne Garrett, L OBP: 0.388, SLG: 0.302 (1, 4)		0-0 1-2 1B			0-3 K			0-0 1B		3	0	2	1	0	1	0						
Duffy Dyer, R OBP: 0.299, SLG: 0.421 (1, 2)		0-0 L8			0-0 F9			0-0 L6		3	0	0	0	0	0	3						
Tom Seaver, R OBP: 0.224, SLG: 0.302 (8, PH)		0-3 K			0-3 K				0-3 K	2	0	0	0	0	2	2						
John Milner, L OBP: 0.332, SLG: 0.417 (8, 1)										1	0	0	0	0	1	0						
Tug McGraw, R OBP: 0.200, SLG: 0.111 (8, 1)										0	0	0	0	0	0	0						
<b>Inning Stats</b>	R: 0 E: 0 K: 0 S: 4	H: 1 LOB: 1 BB: 0 P: 4	R: 0 E: 0 K: 2 S: 8	H: 1 LOB: 2 BB: 1 P: 12	R: 0 E: 0 K: 1 S: 5	H: 0 LOB: 0 BB: 0 P: 5	R: 0 E: 0 K: 0 S: 3	H: 0 LOB: 0 BB: 0 P: 3	R: 0 E: 0 K: 1 S: 7	H: 0 LOB: 0 BB: 0 P: 7	R: 0 E: 0 K: 0 S: 3	H: 1 LOB: 1 BB: 0 P: 3	R: 1 E: 0 K: 0 S: 5	H: 3 LOB: 1 BB: 0 P: 5	R: 0 E: 0 K: 2 S: 7	H: 0 LOB: 0 BB: 0 P: 7	R: 0 E: 0 K: 0 S: 4	H: 1 LOB: 1 BB: 0 P: 4	1B: 6 2B: 1 3B: 0 HR: 0	SF: 0 SAC: 0 DP: 3 HBP: 0	WP: 0 PB: 0 SB: 0 CS: 0	PA: 33
<b>PITCHER</b> Dock Ellis, R ERA: 2.91 (1, 1)	IP: 9.0 WLS: W BF: 33 H: 7 R: 1 ER: 1 SO: 7 BB: 1 IBB: 0 HBP: 0 BLK: 0 WP: 0 HR: 0 S: 46 P: 50 ERA: 1.00 WHIP: 0.889															<b>PITCHER</b>	IP: 9.0 WLS: W BF: 33 H: 7 R: 1 ER: 1 SO: 7 BB: 1 IBB: 0 HBP: 0 BLK: 0 WP: 0 HR: 0 S: 46 P: 50 ERA: 1.00 WHIP: 0.889					

Batter	1	2	3	4	5	6	7	8	9	AB	R	H	RBI	BB	SO	LOB	BOTTOM			
Gene Clines, R OBP: 0.370, SLG: 0.420 (9, 9)	0-0 L6-3		0-0 CS 1B	0-3 K				4-0 BB		3	0	1	0	1	1	3	<b>New York Mets @ Pittsburgh Pirates</b> Three Rivers Stadium, Pittsburgh, PA Fri Jul 28 1972, 7:05 PM EDT Att: 39,035 - Unknown 			
Dave Cash, R OBP: 0.298, SLG: 0.363 (1, 4)	4-0 HBP 1B BB		0-0 4-3 1-2		0-0 P9			0-3 K		3	1	0	0	1	1	2				
Vic Davallo, L OBP: 0.381, SLG: 0.449 (9, 7)	0-0 F8		0-0 1-3		0-0 4-3			0-0 WP 1B		4	1	1	0	0	0	1				
Willie Stargell, L OBP: 0.386, SLG: 0.581 Al Oliver, R OBP: 0.358, SLG: 0.450 (9, 8)	1-0 1B HBP			0-0 HR	0-3 K			0-0 1B 1-H		3	1	2	2	0	1	0				
Manny Sanguillen, R OBP: 0.347, SLG: 0.445 (1, 2)	0-0 1-2 2-H 1B			0-3 K		0-0 F9		0-0 6-3		4	0	1	1	0	1	0				
Richie Hebner, L OBP: 0.400, SLG: 0.495 (1, 5)	0-0 P6			4-0 1B BB BB		0-0 3-1		4-0 BB		2	0	0	0	2	0	2				
Bob Robertson, R OBP: 0.275, SLG: 0.295 (9, 3)		0-3 K		4-0 1B BB		0-3 K		0-0 G3		3	0	0	0	1	2	1				
Jackie Hernandez, R OBP: 0.244, SLG: 0.289 (1, 6)		0-0 F9		0-3 K				0-0 6-3		3	0	0	0	0	1	2				
Dock Ellis, S OBP: 0.108, SLG: 0.108 (1, 1)		0-3 K		0-0 1-2 2-3 1B				0-0 6-3		3	0	1	0	0	1	0				
<b>Inning Stats</b>	R: 1 E: 0 K: 0 S: 4	H: 1 LOB: 2 BB: 1 P: 9	R: 0 E: 0 K: 2 S: 7	H: 0 LOB: 0 BB: 0 P: 7	R: 0 E: 0 K: 1 S: 3	H: 1 LOB: 0 BB: 0 P: 3	R: 0 E: 0 K: 3 S: 11	H: 2 LOB: 2 BB: 2 P: 19	R: 0 E: 0 K: 1 S: 5	H: 0 LOB: 0 BB: 0 P: 5	R: 0 E: 0 K: 1 S: 5	H: 0 LOB: 1 BB: 1 P: 9	R: 0 E: 0 K: 0 S: 4	H: 2 LOB: 1 BB: 1 P: 8	R: 1 E: 0 K: 0 S: 4	H: 2 LOB: 1 BB: 1 P: 8		1B: 5 2B: 0 3B: 0 HR: 1	SF: 0 SAC: 0 DP: 0 HBP: 1	WP: 1 PB: 0 SB: 0 CS: 1
<b>PITCHER</b> Tom Seaver, R ERA: 3.13 Tug McGraw, L ERA: 2.12 (8, 1)	IP: 7.0 WLS: L BF: 29 H: 4 R: 2 ER: 2 SO: 8 BB: 4 IBB: 0 HBP: 1 BLK: 0 WP: 1 HR: 1 S: 40 P: 57 ERA: 2.57 WHIP: 1.143															<b>PITCHER</b>	IP: 1.0 WLS: L BF: 5 H: 2 R: 1 ER: 1 SO: 0 BB: 1 IBB: 0 HBP: 0 BLK: 0 WP: 0 HR: 0 S: 4 P: 8 ERA: 9.00 WHIP: 3.000			








Batter	1	2	3	4	5	6	7	8	9	AB	R	H	RBI	BB	SO	LOB	TOP										
Gene Clines, R (1,9) OBP: 0.364, SLG: 0.407	L5-3		L8		FC6-4			1B BB		3	1	0	0	1	0	1	Pittsburgh Pirates @ Philadelphia Phillies Veterans Stadium, Philadelphia, PA Sat Jul 29 1972, 7:05 PM EDT Att: 37,544 - Unknown										
Vic Davallio, L (1,7) OBP: 0.376, SLG: 0.445	P6			FC6-4	L	K		K2-3		5	0	1	0	0	2	2											
Al Oliver, L (1,8) OBP: 0.356, SLG: 0.443	4-3			FC6-4		K		1B HBP		3	1	0	0	0	1	1											
Willie Stargell, L (1,3) OBP: 0.383, SLG: 0.583 Bob Robertson, R (8, PR) OBP: 0.274, SLG: 0.291		K		1-4		3-1		1B		4	0	1	1	0	1	1											
Manny Sanguillen, R (1,2) OBP: 0.356, SLG: 0.463		HR		2B		5-3		IBB		3	1	2	2	1	0	0											
Richie Hebner, L (1,5) OBP: 0.399, SLG: 0.495	4-3			2B		1B		K		4	0	2	0	0	1	3											
Bill Mazerowski, R (1,4) OBP: 0.306, SLG: 0.356	5-3			5-3		F8		4-3		4	0	0	0	0	0	3											
Jackie Hernandez, R (1,6) OBP: 0.236, SLG: 0.280			G3		6-3	K		4-3		4	0	0	0	0	1	1											
Luke Walker, L (1,1) OBP: 0.095, SLG: 0.050 Jose Pagan, R (8, PH) OBP: 0.307, SLG: 0.463 Ramon Hernandez, S (8, 1) OBP: 0.125, SLG: 0.250 Dave Giusti, R (9, 1)			K		FC6-4			P5	K	1	0	0	0	1	1	0											
										1	0	0	0	0	0	0											
										1	0	0	0	0	1	0											
										0	0	0	0	0	0	0											
										0	0	0	0	0	0	0											
<b>Inning Stats</b>	R: 0 E: 0 K: 0 S: 3	H: 0 LOB: 0 BB: 0 P: 3	R: 1 E: 0 K: 1 S: 6	H: 1 LOB: 0 BB: 0 P: 6	R: 0 E: 0 K: 1 S: 5	H: 0 LOB: 0 BB: 0 P: 5	R: 1 E: 0 K: 0 S: 6	H: 3 LOB: 2 BB: 0 P: 6	R: 0 E: 0 K: 0 S: 2	H: 0 LOB: 0 BB: 1 P: 6	R: 0 E: 0 K: 1 S: 6	H: 1 LOB: 1 BB: 0 P: 6	R: 1 E: 0 K: 2 S: 8	H: 1 LOB: 3 BB: 2 P: 17	R: 0 E: 0 K: 1 S: 5	H: 0 LOB: 0 BB: 0 P: 5	1B: 4 2B: 1 3B: 0 HR: 1	SF: 0 SAC: 0 DP: 0 HBP: 1	WP: 0 PB: 0 SB: 1 CS: 1	PA: 37							
<b>PITCHER</b>	IP	WLS	BF	H	R	ER	SO	BB	IBB	HBP	BLK	WP	HR	S	P	ERA	WHIP										
Darrell Brandon, R (1, 1) ERA: 3.21	7.2	L	31	5	3	3	6	2	0	1	0	0	1	39	48	3.52	0.913										
Mac Scarce, L (8, 1) ERA: 5.0	0.1		3	1	0	0	1	0	1	0	0	0	0	4	8	0.00	3.000										
Bill Wilson, R (9, 1) ERA:	1.0		3	0	0	0	1	0	0	0	0	0	0	5	5	0.00	0.000										

Batter	1	2	3	4	5	6	7	8	9	AB	R	H	RBI	BB	SO	LOB	BOTTOM										
Terry Harmon, R (1,4) OBP: 0.392, SLG: 0.341	4-3		6-3			G6-4-3		3B BB		3	1	1	0	1	0	0	Pittsburgh Pirates @ Philadelphia Phillies Veterans Stadium, Philadelphia, PA Sat Jul 29 1972, 7:05 PM EDT Att: 37,544 - Unknown										
Larry Bowa, S (1,6) OBP: 0.295, SLG: 0.295	4-3			6-3		G6-4-3		2B 3B		4	1	1	1	0	0	1											
Don Money, R (1,5) OBP: 0.302, SLG: 0.337	E6			6-3		F8		F2		4	0	0	0	0	0	1											
Greg Luzinski, R (1,7) OBP: 0.321, SLG: 0.429 Denny Doyle, L (9, PR) OBP: 0.297, SLG: 0.286	FC5-4			5-3		L9		2B		4	0	1	1	0	0	1											
Deron Johnson, R (1,3) OBP: 0.242, SLG: 0.291		6-3				6-3		K		4	0	0	0	0	1	1											
Willie Montanez, L (1,8) OBP: 0.314, SLG: 0.380						P4		K		3	0	1	0	1	1	1											
Bill Robinson, R (1,9) OBP: 0.295, SLG: 0.455		G1-4-3				F7		2B		3	0	1	0	0	0	2											
Mike Ryan, R (1,2) OBP: 0.263, SLG: 0.329 Joe Lis, R (8, PH) OBP: 0.364, SLG: 0.369 John Bateman, R (9, 2) OBP: 0.303, SLG: 0.352						F8		K		2	0	0	0	0	1	1											
Darrell Brandon, R (1, 1) OBP: 0.125, SLG: 0.125 Mac Scarce, L (8, 1) Roger Freed, R (8, PH) OBP: 0.306, SLG: 0.429 Bill Wilson, R (9, 1)						L9		K		2	0	0	0	0	0	0											
										1	0	0	0	0	1	1											
										0	0	0	0	0	0	0											
<b>Inning Stats</b>	R: 0 E: 1 K: 0 S: 4	H: 0 LOB: 1 BB: 0 P: 4	R: 0 E: 0 K: 0 S: 3	H: 1 LOB: 0 BB: 0 P: 3	R: 0 E: 0 K: 0 S: 3	H: 0 LOB: 0 BB: 0 P: 3	R: 0 E: 0 K: 0 S: 3	H: 0 LOB: 0 BB: 0 P: 3	R: 0 E: 0 K: 2 S: 8	H: 1 LOB: 1 BB: 0 P: 8	R: 2 E: 0 K: 2 S: 9	H: 2 LOB: 1 BB: 1 P: 13	1B: 2 2B: 2 3B: 1 HR: 0	SF: 0 SAC: 0 DP: 2 HBP: 0	WP: 0 PB: 0 SB: 0 CS: 0	PA: 33											
<b>PITCHER</b>	IP	WLS	BF	H	R	ER	SO	BB	IBB	HBP	BLK	WP	HR	S	P	ERA	WHIP										
Luke Walker, L (1, 1) ERA: 3.36	7.0	W	23	2	0	0	1	1	0	0	0	0	0	24	28	0.00	0.429										
Ramon Hernandez, L (8, 1) ERA: 2.05	1.0		6	2	2	2	2	1	0	0	0	0	0	9	13	18.00	3.000										
Dave Giusti, R (9, 1) ERA: 1.76	1.0	S	4	1	0	0	2	0	0	0	0	0	0	8	8	0.00	1.000										

AB	33
R	3
H	6
RBI	3
BB	3
SO	8
LOB	12

AB	31
R	2
H	5
RBI	2
BB	2
SO	5
LOB	10













Batter	1	2	3	4	5	6	7	8	9	AB	R	H	RBI	BB	SO	LOB	TOP			
Vic Davallo, L (1.9) OBP: 0.384, SLG: 0.447										4	1	2	0	0	0	0	<b>Pittsburgh Pirates @ St. Louis Cardinals</b> Busch Stadium, St. Louis, MO Tue Aug 01 1972, 7:05 PM CDT Att: 23,712 - Unknown			
Gene Clines, R (1.8) OBP: 0.365, SLG: 0.411										4	1	1	1	0	0	1				
Manny Sanguillen, R (1.7) OBP: 0.351, SLG: 0.453										4	1	2	1	0	0	0				
Willie Stargell, L (1.3) OBP: 0.384, SLG: 0.576										3	0	1	0	1	2	1				
Richie Hebner, L (1.5) OBP: 0.396, SLG: 0.504										4	0	0	0	0	1	3				
Milt May, L (1.2) OBP: 0.299, SLG: 0.300										3	0	0	0	0	1	0				
Jose Pagan, R (9, PH) OBP: 0.314, SLG: 0.469										1	0	1	1	0	0	0				
Dave Cash, R (1.4) OBP: 0.294, SLG: 0.359										3	0	0	0	1	0	2				
Gene Alley, R (1.6) OBP: 0.352, SLG: 0.358										4	0	0	0	0	1	2				
Nelson Briles, R (1.1) OBP: 0.150, SLG: 0.179										2	1	1	0	0	1	0				
Bob Johnson, L (5.1) OBP: 0.240, SLG: 0.250										0	0	0	0	0	0	0				
Rennie Stennett, R (8, PH) OBP: 0.314, SLG: 0.402										1	0	0	0	0	1	0				
Bob Miller, R (8.1) OBP: 0.314, SLG: 0.402										0	0	0	0	0	0	0				
<b>Inning Stats</b>	R: 0 E: 0 K: 1 S: 6	H: 2 LOB: 1 BB: 0 P: 6	R: 0 E: 0 K: 1 S: 4	H: 0 LOB: 0 BB: 1 P: 8	R: 3 E: 1 K: 0 S: 7	H: 4 LOB: 1 BB: 0 P: 7	R: 0 E: 0 K: 0 S: 3	H: 0 LOB: 0 BB: 0 P: 3	R: 0 E: 0 K: 1 S: 5	H: 0 LOB: 0 BB: 0 P: 5	R: 0 E: 0 K: 0 S: 3	H: 0 LOB: 0 BB: 0 P: 3	R: 0 E: 0 K: 1 S: 5	H: 0 LOB: 0 BB: 0 P: 5	R: 1 E: 0 K: 2 S: 9	H: 2 LOB: 2 BB: 1 P: 13	1B: 8 2B: 0 3B: 0 HR: 0	SF: 0 SAC: 0 DP: 1 HBP: 0	WP: 0 PB: 0 SB: 0 CS: 1	PA: 36
<b>PITCHER</b>	IP WLS BF H R ER SO BB IBB HBP BLK WP HR S P ERA WHIP																			
Al Santorini, R (1.1) ERA: 4.85	8.0 W 31 7 4 4 5 2 0 0 0 0 0 0 39 47 4.50 1.125																			
John Cumberland, L (9.1) ERA: 7.53	0.1 2 1 0 0 1 0 0 0 0 0 0 0 4 4 0.00 3.000																			
Diego Segui, R (9.1) ERA: 3.0	0.2 S 2 0 0 0 1 0 0 0 0 0 0 0 4 4 0.00 0.000																			

Batter	1	2	3	4	5	6	7	8	9	AB	R	H	RBI	BB	SO	LOB	BOTTOM			
Lou Brock, L (1.7) OBP: 0.347, SLG: 0.398										5	1	1	0	0	1	0	<b>Pittsburgh Pirates @ St. Louis Cardinals</b> Busch Stadium, St. Louis, MO Tue Aug 01 1972, 7:05 PM CDT Att: 23,712 - Unknown			
Ted Sizemore, R (1.4) OBP: 0.313, SLG: 0.340										3	2	2	0	2	0	0				
Matty Alou, L (1.3) OBP: 0.358, SLG: 0.407										5	1	3	3	0	0	2				
Joe Torre, R (1.5) OBP: 0.359, SLG: 0.465										4	1	1	1	0	0	3				
Ted Simmons, S (1.2) OBP: 0.321, SLG: 0.459										3	1	2	0	1	0	0				
Bernie Carbo, L (1.9) OBP: 0.389, SLG: 0.320										4	1	2	1	0	0	1				
Jose Cruz, L (1.8) OBP: 0.286, SLG: 0.279										4	0	2	0	0	0	3				
Dal Maxvill, R (1.6) OBP: 0.300, SLG: 0.287										4	0	1	1	0	0	3				
Al Santorini, R (1.1) OBP: 0.125, SLG: 0.087										4	0	0	0	0	2	1				
John Cumberland, R (9.1) OBP: 0.091, SLG: 0.091										0	0	0	0	0	0	0				
Diego Segui, R (9.1) OBP: 0.100, SLG: 0.100										0	0	0	0	0	0	0				
<b>Inning Stats</b>	R: 0 E: 0 K: 1 S: 6	H: 1 LOB: 1 BB: 0 P: 6	R: 0 E: 0 K: 0 S: 4	H: 1 LOB: 0 BB: 0 P: 4	R: 1 E: 0 K: 0 S: 5	H: 2 LOB: 1 BB: 0 P: 5	R: 0 E: 0 K: 0 S: 4	H: 2 LOB: 1 BB: 0 P: 4	R: 6 E: 1 K: 2 S: 12	H: 5 LOB: 1 BB: 2 P: 20	R: 0 E: 0 K: 0 S: 4	H: 1 LOB: 1 BB: 0 P: 4	R: 0 E: 0 K: 0 S: 4	H: 2 LOB: 1 BB: 0 P: 4	R: 0 E: 0 K: 0 S: 3	H: 0 LOB: 1 BB: 1 P: 7	1B: 10 2B: 4 3B: 0 HR: 0	SF: 0 SAC: 0 DP: 1 HBP: 0	WP: 0 PB: 0 SB: 1 CS: 0	PA: 39
<b>PITCHER</b>	IP WLS BF H R ER SO BB IBB HBP BLK WP HR S P ERA WHIP																			
Nelson Briles, R (1.1) ERA: 3.42	4.1 L 24 10 7 6 2 1 1 0 0 0 0 0 26 34 12.46 2.538																			
Bob Johnson, R (5.1) ERA: 3.46	2.2 11 4 0 0 1 0 0 0 0 0 0 0 13 13 0.00 1.500																			
Bob Miller, R (8.1) ERA: 2.04	1.0 4 0 0 0 0 1 0 0 0 0 0 0 3 7 0.00 1.000																			

AB 33  
R 4  
H 8  
RBI 3  
BB 2  
SO 7  
LOB 9

AB 36  
R 7  
H 14  
RBI 6  
BB 3  
SO 3  
LOB 13



Batter	1	2	3	4	5	6	7	8	9	AB	R	H	RBI	BB	SO	LOB	TOP
Vic Davallilo, L (1,7) OBP: 0.386, SLG: 0.453										4	1	2	0	0	0	0	
Gene Clines, R (1,9) OBP: 0.387, SLG: 0.413										4	1	2	0	0	0	4	
Al Oliver, L (1,8) OBP: 0.358, SLG: 0.446										4	1	2	1	0	0	1	
Willie Stargell, L (1,3) OBP: 0.391, SLG: 0.583										3	1	3	1	1	0	0	
Richie Hebner, L (1,5) OBP: 0.394, SLG: 0.498										3	1	0	0	1	1	5	
Milt May, L (1,2) OBP: 0.309, SLG: 0.315										3	0	1	2	1	0	1	
Bill Mazerowski, R (1,4) OBP: 0.283, SLG: 0.327										4	0	0	0	0	1	2	
Gene Alley, R (1,6) OBP: 0.354, SLG: 0.357										3	0	1	0	1	1	2	
Dock Ellis, S (1,1) OBP: 0.103, SLG: 0.103										2	0	0	0	0	2	1	
Bob Johnson, L (4,1) OBP: 0.240, SLG: 0.250										0	0	0	0	0	0	0	
Jose Pagan, R (5, PH) OBP: 0.320, SLG: 0.474										1	0	1	0	0	0	0	
Luke Walker, L (5,1) OBP: 0.095, SLG: 0.050										0	0	0	0	0	0	0	
Rennie Stennett, R (7, PH) OBP: 0.312, SLG: 0.400										1	0	0	0	0	0	1	
<b>Inning Stats</b>	R: 4 E: 0 K: 0 S: 7	H: 4 LOB: 1 BB: 1 P: 11	R: 1 E: 0 K: 2 S: 10	H: 3 LOB: 2 BB: 0 P: 10	R: 0 E: 0 K: 2 S: 7	H: 0 LOB: 1 BB: 1 P: 11	R: 0 E: 0 K: 0 S: 4	H: 1 LOB: 2 BB: 1 P: 8	R: 0 E: 0 K: 1 S: 7	H: 2 LOB: 3 BB: 1 P: 11	R: 0 E: 0 K: 0 S: 3	H: 1 LOB: 1 BB: 0 P: 3	R: 0 E: 0 K: 0 S: 3	H: 1 LOB: 0 BB: 0 P: 3			
<b>PITCHER</b> Bob Gibson, R (1,1) ERA: 2.7	IP: 7.0 WLS: W BF: 36 H: 12 R: 5 ER: 5 SO: 5 BB: 2 IBB: 2 HBP: 0 BLK: 1 WP: 0 HR: 0 S: 42 P: 58 ERA: 6.43 WHIP: 2.000																

Pittsburgh Pirates @ St. Louis Cardinals  
 Busch Stadium, St. Louis, MO  
 Wed Aug 02 1972, 7:05 PM CDT  
 Att: 24,961 - Unknown

AB 32  
 R 5  
 H 12  
 RBI 4  
 BB 4  
 SO 5  
 LOB 17



WP: 0 PA: 36  
 FB: 1  
 SB: 0  
 CS: 0

Batter	1	2	3	4	5	6	7	8	9	AB	R	H	RBI	BB	SO	LOB	BOTTOM
Lou Brock, L (1,7) OBP: 0.349, SLG: 0.400										3	2	2	0	0	0	0	
Ted Sizemore, R (1,4) OBP: 0.315, SLG: 0.343										4	1	2	1	0	0	3	
Matty Alou, L (1,3) OBP: 0.359, SLG: 0.408										4	1	2	3	0	0	1	
Joe Torre, R (1,5) OBP: 0.358, SLG: 0.462										4	1	1	1	0	0	3	
Ted Simmons, S (1,2) OBP: 0.328, SLG: 0.465										4	2	4	1	0	0	0	
Jerry McNertney, R (7,2) OBP: 0.319, SLG: 0.350										0	0	0	0	0	0	0	
Bernie Carbo, L (1,9) OBP: 0.392, SLG: 0.341										4	2	2	3	0	0	2	
Jose Cruz, L (1,8) OBP: 0.289, SLG: 0.283										4	1	2	1	0	0	2	
Dal Maxvill, R (1,6) OBP: 0.304, SLG: 0.291										4	0	2	0	0	1	3	
Bob Gibson, R (1,1) OBP: 0.203, SLG: 0.458										3	0	0	0	0	3	5	
<b>Inning Stats</b>	R: 0 E: 0 K: 0 S: 3	H: 1 LOB: 0 BB: 0 P: 3	R: 0 E: 0 K: 0 S: 4	H: 1 LOB: 1 BB: 0 P: 4	R: 0 E: 0 K: 1 S: 8	H: 3 LOB: 3 BB: 0 P: 8	R: 9 E: 1 K: 3 S: 20	H: 10 LOB: 2 BB: 0 P: 20	R: 1 E: 0 K: 0 S: 4	H: 1 LOB: 0 BB: 0 P: 4	R: 0 E: 0 K: 0 S: 4	H: 1 LOB: 1 BB: 0 P: 4	R: 0 E: 0 K: 0 S: 4	H: 1 LOB: 0 BB: 0 P: 4			
<b>PITCHER</b> Dock Ellis, R (1,1) ERA: 2.9	IP: 3.2 WLS: L BF: 23 H: 12 R: 8 ER: 2 SO: 3 BB: 0 IBB: 0 HBP: 0 BLK: 0 WP: 0 HR: 0 S: 29 P: 29 ERA: 4.91 WHIP: 3.273																
Bob Johnson, R (4,1) ERA: 3.57	0.1	4	3	1	0	1	0	0	0	0	1	6	6	0.00	9.000		
Luke Walker, L (5,1) ERA: 3.39	2.0	8	2	1	1	0	0	0	0	0	1	0	8	8	4.50	1.000	

Pittsburgh Pirates @ St. Louis Cardinals  
 Busch Stadium, St. Louis, MO  
 Wed Aug 02 1972, 7:05 PM CDT  
 Att: 24,961 - Unknown

AB 34  
 R 10  
 H 17  
 RBI 10  
 BB 0  
 SO 4  
 LOB 19



WP: 2 PA: 35  
 FB: 0  
 SB: 1  
 CS: 0



Batter	1	2	3	4	5	6	7	8	9	10	AB	R	H	RBI	BB	SO	LOB	TOP			
<b>Vic Davallo, L</b> OBP: 0.386, SLG: 0.449 (1, 7)	F7		FC1-6 L6-3 1-2f			4-3		IBB			4	0	1	1	1	0	1	<b>Pittsburgh Pirates @ St. Louis Cardinals</b> Busch Stadium, St. Louis, MO Thu Aug 03 1972, 7:05 PM CDT Att. 14,836 - Unknown			
<b>Gene Clines, R</b> OBP: 0.359, SLG: 0.403 (1, 9)	L8		L6-3			L8		L8			5	0	0	0	0	0	5				
<b>Al Oliver, L</b> OBP: 0.354, SLG: 0.441 (1, 8)	F9		K			F9					4	0	0	0	0	1	1				
<b>Willie Stargell, L</b> OBP: 0.359, SLG: 0.578 (1, 3)		4-3 1-3 3B				F9		F8			3	1	0	0	1	0	0				
<b>Manny Sanguillen, R</b> OBP: 0.345, SLG: 0.445 (1, 2)		1-3				5-3		6-3			4	0	0	0	0	0	1				
<b>Richie Hebner, L</b> OBP: 0.389, SLG: 0.490 (1, 5)		4-3				F9		F8			4	0	0	0	0	0	1				
<b>Dave Cash, R</b> OBP: 0.296, SLG: 0.368 (1, 4)						F8		SH1-4 1B			4	0	2	1	0	0	0				
<b>Gene Alley, R</b> OBP: 0.354, SLG: 0.357 (1, 6)		3-H 3B				G3		SH1-4 1-2			3	1	1	0	0	1	1				
<b>Steve Blass, R</b> OBP: 0.196, SLG: 0.185 (1, 1)						2-3		K			3	0	1	0	0	0	1				
<b>Milt May, L</b> OBP: 0.317, SLG: 0.324 (10, PH)								K			1	0	1	0	0	0	0				
<b>Dock Ellis, S</b> OBP: 0.103, SLG: 0.103 (10, PR)											0	0	0	0	0	0	0				
<b>Ramon Hernandez, S</b> OBP: 0.125, SLG: 0.250 (10, 1)											0	0	0	0	0	0	0				
<b>Inning Stats</b>	R: 0 E: 0 K: 0 S: 3	H: 0 LOB: 0 BB: 0 P: 3	R: 1 E: 0 K: 1 S: 6	H: 1 LOB: 1 BB: 0 P: 10	R: 0 E: 0 K: 0 S: 3	H: 0 LOB: 0 BB: 0 P: 3	R: 0 E: 0 K: 0 S: 3	H: 0 LOB: 0 BB: 0 P: 3	R: 0 E: 0 K: 0 S: 3	H: 0 LOB: 0 BB: 0 P: 3	R: 0 E: 0 K: 0 S: 3	H: 1 LOB: 2 BB: 1 P: 10	R: 0 E: 0 K: 0 S: 3	H: 0 LOB: 0 BB: 0 P: 3	R: 1 E: 0 K: 0 S: 6	H: 3 LOB: 3 BB: 0 P: 6	1B: 5 2B: 0 3B: 1 HR: 0	SF: 0 SAC: 1 DP: 0 HBP: 0	WP: 0 PA: 38 PB: 0 SB: 2 CS: 0		
<b>PITCHER</b> <b>Rick Wise, R</b> ERA: 3.6 (1, 1)	IP: 10.0 WLS: L BF: 38 H: 6 R: 2 ER: 2 SO: 3 BB: 1 IBB: 1 HBP: 0 BLK: 0 WP: 0 HR: 0 S: 42 P: 50 ERA: 1.80 WHIP: 0.700																				
Batter	1	2	3	4	5	6	7	8	9	10	AB	R	H	RBI	BB	SO	LOB	BOTTOM			
<b>Lou Brock, L</b> OBP: 0.352, SLG: 0.402 (1, 7)	G6-3 1B		FC5-4 1B					FC5-4 1B			5	0	3	1	0	1	1	<b>Pittsburgh Pirates @ St. Louis Cardinals</b> Busch Stadium, St. Louis, MO Thu Aug 03 1972, 7:05 PM CDT Att. 14,836 - Unknown			
<b>Ted Sizemore, R</b> OBP: 0.313, SLG: 0.337 (1, 4)	G6-3 1-2f		L9			E S BB		FC5-4 1-2f			4	0	0	0	1	0	3				
<b>Matty Alou, L</b> OBP: 0.358, SLG: 0.406 (1, 3)	F7					P4					4	0	1	0	0	0	1				
<b>Joe Torre, R</b> OBP: 0.359, SLG: 0.461 (1, 5)		1B BB	P3					FC3-6 1B			3	0	1	0	1	0	2				
<b>Ted Simmons, S</b> OBP: 0.325, SLG: 0.460 (1, 2)		F8				P6		L4			4	0	0	0	0	0	2				
<b>Bernie Carbo, L</b> OBP: 0.334, SLG: 0.344 (1, 9)						6-3		FC3-6 1-2f			4	0	2	0	0	0	1				
<b>Jose Cruz, L</b> OBP: 0.285, SLG: 0.278 (1, 8)			P4			F7		G3			4	0	0	0	0	0	4				
<b>Dal Maxvill, R</b> OBP: 0.303, SLG: 0.287 (1, 6)		5-3						P5			3	1	0	0	1	1	2				
<b>Rick Wise, R</b> OBP: 0.206, SLG: 0.258 (1, 1)						SH3-4 1B BB		P5			2	0	1	0	0	0	0				
<b>Donn Clendenon, R</b> OBP: 0.280, SLG: 0.311 (10, PH)						SH3-4		F2			1	0	0	0	0	0	0				
<b>Inning Stats</b>	R: 0 E: 0 K: 0 S: 3	H: 1 LOB: 1 BB: 0 P: 3	R: 0 E: 0 K: 0 S: 4	H: 1 LOB: 2 BB: 1 P: 8	R: 0 E: 0 K: 0 S: 5	H: 2 LOB: 2 BB: 0 P: 5	R: 0 E: 0 K: 0 S: 3	H: 0 LOB: 0 BB: 0 P: 3	R: 1 E: 0 K: 0 S: 3	H: 1 LOB: 1 BB: 2 P: 11	R: 0 E: 0 K: 0 S: 4	H: 1 LOB: 1 BB: 0 P: 4	R: 0 E: 0 K: 0 S: 3	H: 0 LOB: 0 BB: 0 P: 3	R: 0 E: 0 K: 1 S: 5	H: 1 LOB: 0 BB: 0 P: 5	R: 0 E: 0 K: 1 S: 5	H: 0 LOB: 0 BB: 0 P: 5	1B: 8 2B: 1 3B: 0 HR: 0	SF: 0 SAC: 1 DP: 2 HBP: 0	WP: 0 PA: 38 PB: 0 SB: 1 CS: 1
<b>PITCHER</b> <b>Steve Blass, R</b> ERA: 2.71 (1, 1)	IP: 9.0 WLS: W BF: 35 H: 8 R: 1 ER: 1 SO: 1 BB: 3 IBB: 0 HBP: 0 BLK: 0 WP: 0 HR: 0 S: 34 P: 46 ERA: 1.00 WHIP: 1.222																				
<b>Ramon Hernandez, L</b> ERA: 2.01 (10, 1)	1.0 S 3 0 0 0 0 0 0 0 0 0 0 5 5 0.00 0.000																				



Batter	1	2	3	4	5	6	7	8	9	AB	R	H	RBI	BB	SO	LOB	TOP		
Gene Clines, R (1, 9) OBP: 0.362, SLG: 0.414	K		FC6-2 1B			SF7 3B		L5-3		4	1	2	0	0	1	0			
Dave Cash, R (1, 4) OBP: 0.296, SLG: 0.368	1B		FC6-2			SF7		K		3	0	1	1	0	1	1			
Al Oliver, L (1, 8) OBP: 0.353, SLG: 0.439	F6		CS	4-3				6-3		4	0	1	0	0	0	1			
Manny Sanguillen, R (1, 2) OBP: 0.347, SLG: 0.448	K			5-3				K		4	0	1	0	0	2	2			
Bob Robertson, R (1, 3) OBP: 0.278, SLG: 0.284									BB	2	0	0	0	1	1	1			
Dock Ellis, S (9, PR) OBP: 0.103, SLG: 0.103									HBP	0	0	0	0	0	0	0			
Rennie Stennett, R (1, 7) OBP: 0.311, SLG: 0.394									F2	3	0	0	0	1	1	3			
Jose Pagan, R (1, 5) OBP: 0.308, SLG: 0.455										4	0	0	0	0	1	4			
Gene Alley, R (1, 6) OBP: 0.357, SLG: 0.357										3	0	1	0	1	0	2			
Bruce Kison, R (1, 1) OBP: 0.133, SLG: 0.167										2	0	0	0	0	1	1			
Roberto Clemente, R (7, PH) OBP: 0.350, SLG: 0.462										1	0	0	0	0	0	1			
Bob Miller, R (7, 1)										0	0	0	0	0	0	0			
Ramon Hernandez, S (8, 1) OBP: 0.125, SLG: 0.250										0	0	0	0	0	0	0			
Willie Stargell, L (9, PH) OBP: 0.358, SLG: 0.576										1	0	0	0	0	1	3			
<b>Inning Stats</b>	R: 0 E: 1 K: 2 S: 8	H: 1 LOB: 1 BB: 0 P: 8	R: 0 E: 1 K: 1 S: 5	H: 0 LOB: 1 BB: 1 P: 9	R: 0 E: 1 K: 1 S: 5	H: 1 LOB: 0 BB: 0 P: 5	R: 0 E: 0 K: 1 S: 6	H: 1 LOB: 1 BB: 0 P: 6	R: 1 E: 0 K: 1 S: 7	H: 2 LOB: 1 BB: 0 P: 7	R: 0 E: 0 K: 0 S: 3	H: 0 LOB: 1 BB: 1 P: 7	R: 0 E: 1 K: 1 S: 5	H: 0 LOB: 0 BB: 1 P: 5	R: 0 E: 0 K: 1 S: 6	H: 1 LOB: 3 BB: 1 P: 11	1B: 4 2B: 1 3B: 1 HR: 0	SF: 1 SAC: 0 DP: 0 HBP: 1	WP: 0 PA: 37 PB: 0 SB: 1 CS: 2
<b>PITCHER</b> Balor Moore, L (1, 1) ERA: 4.09	IP: 9.0 WLS: W BF: 36 H: 6 R: 1 ER: 1 SO: 9 BB: 3 IBB: 0 HBP: 1 BLK: 0 WP: 0 HR: 0 S: 50 P: 63 ERA: 1.00 WHIP: 1.000															<b>PITCHER</b>			

Pittsburgh Pirates @ Montreal Expos  
Jarry Park, Montreal, QB  
Fri Aug 04 1972, 7:05 PM EDT  
Att: 18,436 - Unknown

AB	31
R	1
H	6
RBI	1
BB	3
SO	9
LOB	19



Batter	1	2	3	4	5	6	7	8	9	AB	R	H	RBI	BB	SO	LOB	BOTTOM		
Bob Bailey, R (1, 5) OBP: 0.318, SLG: 0.354	K		G6-3 BB					SH5-4 BB		2	0	0	0	2	2	0			
Boots Day, L (1, 8) OBP: 0.307, SLG: 0.277	4-3		G6-3					SH5-4		3	0	0	0	0	1	1			
Tim McCarver, L (1, 2) OBP: 0.335, SLG: 0.350										3	1	3	1	1	0	0			
Ron Fairly, L (1, 3) OBP: 0.333, SLG: 0.398	6-3									3	1	1	0	1	0	3			
Ken Singleton, S (1, 9) OBP: 0.342, SLG: 0.380										4	0	0	0	0	1	4			
Clyde Mashore, R (1, 7) OBP: 0.298, SLG: 0.380										3	0	3	1	0	0	0			
Tim Foli, R (1, 6) OBP: 0.274, SLG: 0.275										3	0	0	0	0	1	3			
Hector Torres, R (1, 4) OBP: 0.181, SLG: 0.265										3	0	0	0	0	2	2			
Balor Moore, L (1, 1) OBP: 0.136, SLG: 0.143										3	0	0	0	0	1	1			
<b>Inning Stats</b>	R: 0 E: 0 K: 1 S: 6	H: 1 LOB: 1 BB: 0 P: 6	R: 0 E: 0 K: 0 S: 4	H: 1 LOB: 0 BB: 0 P: 4	R: 0 E: 0 K: 1 S: 4	H: 0 LOB: 0 BB: 1 P: 8	R: 1 E: 0 K: 2 S: 8	H: 2 LOB: 1 BB: 1 P: 12	R: 0 E: 0 K: 1 S: 5	H: 0 LOB: 0 BB: 0 P: 5	R: 1 E: 0 K: 0 S: 4	H: 2 LOB: 0 BB: 0 P: 4	R: 0 E: 0 K: 0 S: 4	H: 1 LOB: 1 BB: 0 P: 4	R: 0 E: 0 K: 0 S: 3	H: 0 LOB: 2 BB: 2 P: 11	1B: 5 2B: 1 3B: 0 HR: 1	SF: 0 SAC: 1 DP: 2 HBP: 0	WP: 2 PA: 32 PB: 0 SB: 0 CS: 1
<b>PITCHER</b> Bruce Kison, R (1, 1) ERA: 2.73	IP: 6.0 WLS: L BF: 23 H: 6 R: 2 ER: 2 SO: 5 BB: 2 IBB: 0 HBP: 0 BLK: 0 WP: 2 HR: 1 S: 31 P: 39 ERA: 3.00 WHIP: 1.333															<b>PITCHER</b>			
Bob Miller, R (7, 1) ERA: 1.98	1.1 7 1 0 0 0 1 1 0 0 0 0 0 5 13 0.00 1.500															<b>PITCHER</b>			
Ramon Hernandez, L (8, 1) ERA: 1.98	0.2 2 0 0 0 0 0 0 0 0 0 0 0 2 2 0.00 0.000															<b>PITCHER</b>			

Pittsburgh Pirates @ Montreal Expos  
Jarry Park, Montreal, QB  
Fri Aug 04 1972, 7:05 PM EDT  
Att: 18,436 - Unknown

AB	27
R	2
H	7
RBI	2
BB	4
SO	5
LOB	14





Batter	1	2	3	4	5	6	7	8	9	AB	R	H	RBI	BB	SO	LOB	TOP								
Vic Davallilo, L (1.7) OBP: 0.382, SLG: 0.442	4-3		F7		F8		2B 1B BB	FC4-6		4	1	0	0	1	0	2									
Gene Clines, R (1.9) OBP: 0.358, SLG: 0.409	L4			L7		1B HR	K		L7	5	1	1	0	0	1	1									
Al Oliver, L (1.8) OBP: 0.356, SLG: 0.451	4-3			HR		1B HR	1B		F7	5	2	3	1	0	0	0									
Willie Stargell, L (1.3) OBP: 0.391, SLG: 0.585		FC4-6 1B		G3		1B HR	1B		G3	5	1	3	4	0	0	0									
Manny Sanguillen, R (1.2) OBP: 0.346, SLG: 0.446		FC4-6		F4		1B 1B	1-3			4	1	1	0	0	0	3									
Richie Hebner, L (1.5) OBP: 0.387, SLG: 0.498		F5			HR	F6	F9			4	1	1	1	0	0	4									
Dave Cash, R (1.4) OBP: 0.295, SLG: 0.366		1-3			5-3	1B CS	F9			4	0	1	0	0	0	1									
Gene Alley, R (1.6) OBP: 0.359, SLG: 0.359			G3		K	1B	FC4-6 1B			4	0	2	1	0	1	0									
Nelson Briles, R (1.1) OBP: 0.159, SLG: 0.186			K			F4				4	0	1	0	0	2	2									
Dave Giusti, R (8.1)										0	0	0	0	0	0	0									
<b>Inning Stats</b>	R: 0 E: 0 K: 0 S: 3	H: 0 LOB: 0 BB: 0 P: 3	R: 0 E: 0 K: 0 S: 4	H: 1 LOB: 1 BB: 0 P: 4	R: 0 E: 0 K: 1 S: 5	H: 0 LOB: 0 BB: 0 P: 5	R: 1 E: 0 K: 0 S: 4	H: 1 LOB: 0 BB: 0 P: 4	R: 1 E: 0 K: 1 S: 7	H: 2 LOB: 1 BB: 0 P: 7	R: 4 E: 0 K: 0 S: 8	H: 6 LOB: 1 BB: 0 P: 8	R: 1 E: 0 K: 1 S: 7	H: 2 LOB: 2 BB: 1 P: 11	R: 0 E: 0 K: 1 S: 6	H: 1 LOB: 1 BB: 0 P: 6	R: 0 E: 0 K: 0 S: 3	H: 0 LOB: 0 BB: 0 P: 3	1B: 9 2B: 1 3B: 0 HR: 3	SF: 0 SAC: 0 DP: 0 HBP: 0	WP: 0 PB: 0 SB: 0 CS: 1	PA: 40			
<b>PITCHER</b>	IP	WLS	BF	H	R	ER	SO	BB	IBB	HBP	BLK	WP	HR	S	P	ERA	WHIP								
Bill Stoneman, R (1.1) ERA: 3.1	5.0	L	22	7	5	5	2	0	0	0	0	0	3	26	26	9.00	1.400								
Tom Walker, R (6.1) ERA: 2.66	1.1		8	4	2	2	1	1	0	0	0	0	0	9	13	13.50	3.750								
Joe Gilbert, L (7.1) ERA: 7.03	0.2		3	1	0	0	0	0	0	0	0	0	0	3	3	0.00	1.500								
John Strohmayr, R (8.1) ERA: 3.2	2.0		7	1	0	0	1	0	0	0	0	0	0	9	9	0.00	0.500								

Pittsburgh Pirates @ Montreal Expos  
 Jarry Park, Montreal, QB  
 Sat Aug 05 1972, 3:33 AM EDT  
 Att: 20,905 - Unknown

AB	39
R	7
H	13
RBI	7
BB	1
SO	4
LOB	13



Batter	1	2	3	4	5	6	7	8	9	AB	R	H	RBI	BB	SO	LOB	BOTTOM								
Bob Bailey, R (1.5) OBP: 0.317, SLG: 0.352	5-3		6-3 1B		5-3			F5		4	1	1	1	0	0	0									
Tim Foli, R (1.6) OBP: 0.273, SLG: 0.274	6-3		6-3		K			BB 1B		4	0	1	1	0	1	1									
Ken Singleton, S (1.9) OBP: 0.341, SLG: 0.376	K		2-3 3-H 4-0 1B BB		F7			K		3	1	0	0	1	2	1									
Ron Fairly, L (1.3) OBP: 0.336, SLG: 0.396		4-3	4-0 1B BB		L9			1-2 BB		2	0	0	0	2	0	0									
Clyde Mashore, R (1.7) OBP: 0.299, SLG: 0.379		1-3			4-3			4-3		3	0	1	2	0	0	0									
Tim McCarver, L (8. PH) OBP: 0.333, SLG: 0.348								4-3		1	0	0	0	0	0	2									
Ron Woods, R (9.7) OBP: 0.275, SLG: 0.311			1-3 2-H 3-H 1B							0	0	0	0	0	0	0									
Boots Day, L (1.8) OBP: 0.306, SLG: 0.277		F8			4-3			6-3		4	0	1	0	0	0	2									
Terry Humphrey, R (1.2) OBP: 0.258, SLG: 0.249			FC5-6 CI 1B		F3			4-3		4	0	1	0	0	0	1									
Hector Torres, R (1.4) OBP: 0.173, SLG: 0.254			CI FC5-6 1B		4-3			F4		3	1	0	0	0	0	1									
Bill Stoneman, R (1.1) OBP: 0.130, SLG: 0.096			FC5-6 1B					F7		2	1	0	0	0	1	2									
Tom Walker, R (6.1) ERA: 2.66										0	0	0	0	0	0	0									
Joe Gilbert, R (7.1) ERA: 7.03										0	0	0	0	0	0	0									
Jim Fairley, L (7. PH) OBP: 0.311, SLG: 0.346										1	0	0	0	0	0	0									
John Strohmayr, R (8.1) ERA: 3.2										0	0	0	0	0	0	0									
Hal Braedon, R (9. PH) OBP: 0.308, SLG: 0.182			1-2 2-3 6-3							1	0	0	0	0	1	1									
<b>Inning Stats</b>	R: 0 E: 0 K: 1 S: 5	H: 0 LOB: 0 BB: 0 P: 5	R: 0 E: 0 K: 0 S: 3	H: 0 LOB: 0 BB: 0 P: 3	R: 4 E: 1 K: 0 S: 7	H: 3 LOB: 2 BB: 2 P: 15	R: 0 E: 0 K: 1 S: 5	H: 0 LOB: 0 BB: 0 P: 5	R: 0 E: 0 K: 0 S: 3	H: 0 LOB: 0 BB: 0 P: 3	R: 0 E: 0 K: 0 S: 3	H: 0 LOB: 0 BB: 0 P: 3	R: 0 E: 0 K: 1 S: 6	H: 1 LOB: 2 BB: 1 P: 10	R: 0 E: 0 K: 1 S: 6	H: 1 LOB: 1 BB: 0 P: 6	R: 0 E: 0 K: 0 S: 3	H: 0 LOB: 0 BB: 0 P: 3	1B: 5 2B: 0 3B: 0 HR: 0	SF: 0 SAC: 0 DP: 0 HBP: 0	WP: 0 PB: 0 SB: 0 CS: 0	PA: 36			
<b>PITCHER</b>	IP	WLS	BF	H	R	ER	SO	BB	IBB	HBP	BLK	WP	HR	S	P	ERA	WHIP								
Nelson Briles, R (1.1) ERA: 3.19	7.2	W	31	4	4	0	4	3	0	0	0	0	0	36	48	0.00	0.913								
Dave Giusti, R (8.1) ERA: 1.72	1.1	S	5	1	0	0	1	0	0	0	0	0	0	7	7	0.00	0.750								

Pittsburgh Pirates @ Montreal Expos  
 Jarry Park, Montreal, QB  
 Sat Aug 05 1972, 3:33 AM EDT  
 Att: 20,905 - Unknown

AB	32
R	4
H	5
RBI	4
BB	3
SO	5
LOB	11









Batter	1	2	3	4	5	6	7	8	9	AB	R	H	RBI	BB	SO	LOB	TOP							
Vic Davallillo, L (1, 7) OBP: 0.371, SLG: 0.427	F5		F6		K		K		FC5-4	5	0	0	0	0	2	1								
Gene Clines, R (1, 9) OBP: 0.357, SLG: 0.412	K			1B HR BB		4-3 1B	L4-3			3	2	1	0	1	1	0								
Al Oliver, L (1, 8) OBP: 0.356, SLG: 0.450	4-3			F7		4-3		F8		4	0	0	0	0	0	2								
Willie Stargell, L (1, 3) OBP: 0.401, SLG: 0.616 Bob Robertson, R (8, 3) OBP: 0.277, SLG: 0.283		HR		HR 1B		1B 1B		K		3	3	2	1	1	1	0								
Richie Hebner, L (1, 5) OBP: 0.395, SLG: 0.520	G3			HR		1B 1B		1B		4	2	3	4	0	0	0								
Milt May, L (1, 2) OBP: 0.314, SLG: 0.321	K			F8		1B		F6		4	0	1	1	0	1	1								
Rennie Stennett, R (1, 4) OBP: 0.310, SLG: 0.391	K			4-3		1B		F8		4	0	1	1	0	1	0								
Jackie Hernandez, R (1, 6) OBP: 0.227, SLG: 0.268			1-3		F7	G6-4-3		1B		4	0	1	0	0	0	2								
Bob Johnson, L (1, 1) OBP: 0.214, SLG: 0.222 Ramon Hernandez, S (7, 1) OBP: 0.111, SLG: 0.222	F6				K		G3		F8	3	0	0	0	0	1	0								
<b>Inning Stats</b>	R: 0 E: 0 K: 1 S: 5	H: 0 LOB: 0 BB: 0 P: 5	R: 1 E: 0 K: 2 S: 8	H: 1 LOB: 0 BB: 0 P: 8	R: 0 E: 0 K: 0 S: 3	H: 0 LOB: 0 BB: 0 P: 3	R: 3 E: 0 K: 0 S: 5	H: 2 LOB: 0 BB: 1 P: 9	R: 0 E: 0 K: 2 S: 7	H: 0 LOB: 0 BB: 0 P: 7	R: 3 E: 0 K: 0 S: 6	H: 4 LOB: 1 BB: 1 P: 10	R: 0 E: 0 K: 1 S: 5	H: 0 LOB: 0 BB: 0 P: 5	R: 0 E: 0 K: 1 S: 6	H: 1 LOB: 1 BB: 0 P: 6	R: 0 E: 0 K: 0 S: 4	H: 1 LOB: 1 BB: 0 P: 4	1B: 6 2B: 1 3B: 0 HR: 2	SF: 0 SAC: 0 DP: 1 HBP: 0	WP: 0 PB: 0 SB: 0 CS: 0	PA: 37		
<b>PITCHER</b>	IP	WLS	BF	H	R	ER	SO	BB	IBB	HBP	BLK	WP	HR	S	P	ERA	WHIP							
Steve Renko, R (1, 1) ERA: 6.24	5.1	L	24	6	7	7	5	1	1	0	0	0	2	32	40	11.81	1.312							
John Strohmayr, R (6, 1) ERA: 3.17	0.2		2	1	0	0	0	0	0	0	0	0	0	2	2	0.00	1.500							
Joe Gilbert, L (7, 1) ERA: 6.99	3.0		11	2	0	0	2	0	0	0	0	0	0	15	15	0.00	0.667							

Pittsburgh Pirates @ Montreal Expos  
 Jarry Park, Montreal, QB  
 Sun Aug 06 1972, 3:38 AM EDT  
 Att: 28,330 - Unknown

AB 35  
 R 7  
 H 9  
 RBI 7  
 BB 2  
 SO 7  
 LOB 7



Batter	1	2	3	4	5	6	7	8	9	AB	R	H	RBI	BB	SO	LOB	BOTTOM							
Boots Day, L (1, 8) OBP: 0.308, SLG: 0.280 Ron Woods, R (9, PH) OBP: 0.273, SLG: 0.309	6-3 1B		L9		1B		L9		K	4	1	2	0	0	0	0								
Mike Jorgensen, L (1, 7) OBP: 0.325, SLG: 0.350 Clyde Mashore, R (9, PH) OBP: 0.289, SLG: 0.366	6-3 1-2		HBP 1B BB		L9		FC6-4 BB		F8	2	0	0	0	2	0	2								
Ken Singleton, S (1, 9) OBP: 0.341, SLG: 0.373	1B BB		HBP 1B		F8		FC6-4 FC5-4 1-2		FC6-4	4	0	1	0	1	0	3								
Ron Fairly, L (1, 3) OBP: 0.344, SLG: 0.405 Hal Bredend, R (7, PH) OBP: 0.296, SLG: 0.167	1-3 2H		1-2 2-3 HBP		4-3		FC5-4		4-3	2	0	1	1	0	0	0								
Tim McCarver, L (1, 2) OBP: 0.330, SLG: 0.356	G1-6-3 1-2		4-3					F6		4	1	1	1	0	0	5								
Bob Bailey, R (1, 5) OBP: 0.323, SLG: 0.353		CS BB		F8		HR		1B BB		2	0	1	0	2	0	0								
Tim Foli, R (1, 6) OBP: 0.273, SLG: 0.274	F7 1-2		6-3		6-3		1B		L9	4	0	1	0	0	0	2								
Hector Torres, R (1, 4) OBP: 0.159, SLG: 0.231	K		6-3		6-3		K		5-3	4	0	0	0	0	2	3								
Steve Renko, R (1, 1) OBP: 0.313, SLG: 0.313 John Strohmayr, R (6, 1) Jim Fairey, L (6, PH) OBP: 0.308, SLG: 0.341 Joe Gilbert, R (7, 1) Terry Humphrey, R (9, PH) OBP: 0.254, SLG: 0.244			F4		K		4-3		E6 FC6-4	2	0	0	0	0	1	0								
<b>Inning Stats</b>	R: 1 E: 0 K: 0 S: 4	H: 2 LOB: 1 BB: 1 P: 8	R: 0 E: 0 K: 1 S: 4	H: 0 LOB: 1 BB: 1 P: 8	R: 0 E: 0 K: 0 S: 4	H: 1 LOB: 3 BB: 1 P: 9	R: 0 E: 0 K: 0 S: 3	H: 0 LOB: 0 BB: 0 P: 3	R: 0 E: 0 K: 1 S: 6	H: 1 LOB: 1 BB: 0 P: 6	R: 1 E: 0 K: 1 S: 7	H: 2 LOB: 2 BB: 1 P: 11	R: 0 E: 0 K: 0 S: 3	H: 0 LOB: 1 BB: 1 P: 7	R: 0 E: 0 K: 0 S: 4	H: 1 LOB: 1 BB: 0 P: 4	R: 0 E: 1 K: 1 S: 6	H: 0 LOB: 1 BB: 0 P: 6	1B: 6 2B: 0 3B: 0 HR: 1	SF: 0 SAC: 0 DP: 1 HBP: 1	WP: 0 PB: 0 SB: 0 CS: 1	PA: 39		
<b>PITCHER</b>	IP	WLS	BF	H	R	ER	SO	BB	IBB	HBP	BLK	WP	HR	S	P	ERA	WHIP							
Bob Johnson, R (1, 1) ERA: 3.51	6.1	W	29	6	2	2	3	5	0	1	0	0	1	29	50	2.84	1.737							
Ramon Hernandez, L (7, 1) ERA: 1.95	2.2	S	10	1	0	0	1	0	0	0	0	0	0	12	12	0.00	0.375							

Pittsburgh Pirates @ Montreal Expos  
 Jarry Park, Montreal, QB  
 Sun Aug 06 1972, 3:38 AM EDT  
 Att: 28,330 - Unknown

AB 33  
 R 2  
 H 7  
 RBI 2  
 BB 5  
 SO 4  
 LOB 20





Batter	1	2	3	4	5	6	7	8	9	AB	R	H	RBI	BB	SO	LOB	TOP			
Denny Doyle, L (1,4) OBP: 0.297, SLG: 0.301	F7		F7		F7			1B		4	0	1	0	0	0	0	Philadelphia Phillies @ Pittsburgh Pirates Three Rivers Stadium, Pittsburgh, PA Tue Aug 08 1972, 7:05 PM EDT Att: 18,228 - Unknown			
Larry Bowa, S (1,6) OBP: 0.291, SLG: 0.290	G3					F5		L9		3	1	1	0	0	0	0				
Joe Lis, R (8,PH) OBP: 0.337, SLG: 0.338										1	0	0	0	0	0	1				
Mac Scarce, L (8,1)										0	0	0	0	0	0	0				
Darrell Brandon, R (8,1) OBP: 0.125, SLG: 0.125				E						0	0	0	0	0	0	0				
Tom Hutton, L (1,3) OBP: 0.357, SLG: 0.364				E6			F7			3	1	0	0	1	0	0				
Willie Montanez, L (1,8) OBP: 0.316, SLG: 0.388	G3			1-H						4	0	0	0	0	0	2				
Greg Luzinski, R (1,7) OBP: 0.313, SLG: 0.430		L9								4	0	1	1	0	0	0				
Don Money, R (1,5) OBP: 0.266, SLG: 0.343		K								3	0	0	0	0	2	1				
Bill Robinson, R (1,9) OBP: 0.259, SLG: 0.432		K								3	0	0	0	0	1	1				
John Bateman, R (1,2) OBP: 0.265, SLG: 0.304				5-3						3	0	0	0	0	0	0				
Bill Champion, R (1,1) OBP: 0.200, SLG: 0.276										1	0	0	0	0	1	0				
Oscar Gamble, L (5,PH) OBP: 0.333, SLG: 0.333										1	0	0	0	0	0	0				
Ken Reynolds, L (5,1) OBP: 0.143, SLG: 0.100										0	0	0	0	0	0	0				
Deron Johnson, R (8,PH) OBP: 0.262, SLG: 0.310										1	0	0	0	0	1	0				
Terry Harmon, R (8,6) OBP: 0.372, SLG: 0.324										0	0	0	0	0	0	0				
<b>Inning Stats</b>	R: 0 E: 0 K: 0 S: 3	H: 0 LOB: 1 BB: 1 P: 7	R: 0 E: 0 K: 2 S: 7	H: 0 LOB: 0 BB: 0 P: 7	R: 0 E: 0 K: 1 S: 5	H: 0 LOB: 0 BB: 0 P: 5	R: 2 E: 1 K: 0 S: 6	H: 2 LOB: 1 BB: 0 P: 6	R: 0 E: 0 K: 0 S: 3	H: 0 LOB: 0 BB: 0 P: 3	R: 0 E: 0 K: 1 S: 5	H: 0 LOB: 0 BB: 0 P: 5	R: 0 E: 0 K: 1 S: 6	H: 1 LOB: 1 BB: 0 P: 6	R: 0 E: 0 K: 0 S: 3	H: 0 LOB: 0 BB: 0 P: 3	1B: 2 2B: 0 3B: 1 HR: 0	SF: 0 SAC: 0 DP: 0 HBP: 0	WP: 0 PB: 0 SB: 0 CS: 0	PA: 32
<b>PITCHER</b> Dock Ellis, R (1,1) ERA: 2.75	IP: 9.0 WLS: W BF: 32 H: 3 R: 2 ER: 1 SO: 5 BB: 1 IBB: 0 HBP: 0 BLK: 0 WP: 0 HR: 0 S: 41 P: 45 ERA: 1.00 WHIP: 0.444																			

AB	31
R	2
H	3
RBI	1
BB	1
SO	5
LOB	5



Batter	1	2	3	4	5	6	7	8	9	AB	R	H	RBI	BB	SO	LOB	BOTTOM			
Vic Davallilo, L (1,7) OBP: 0.373, SLG: 0.426	K		1B		1B			L6		3	1	1	0	1	1	0	Philadelphia Phillies @ Pittsburgh Pirates Three Rivers Stadium, Pittsburgh, PA Tue Aug 08 1972, 7:05 PM EDT Att: 18,228 - Unknown			
Gene Clines, R (1,9) OBP: 0.384, SLG: 0.416								L8		3	1	2	0	1	0	0				
Al Oliver, L (1,8) OBP: 0.352, SLG: 0.445										4	0	0	0	0	0	5				
Willie Stargell, L (1,3) OBP: 0.402, SLG: 0.623										4	2	2	3	0	1	2				
Manny Sanguillen, R (1,2) OBP: 0.345, SLG: 0.447										3	0	1	0	1	0	1				
Richie Hebner, L (1,5) OBP: 0.395, SLG: 0.518										3	0	1	1	0	0	3				
Rennie Stennett, R (1,4) OBP: 0.313, SLG: 0.398										4	0	2	0	0	0	2				
Jackie Hernandez, R (1,6) OBP: 0.222, SLG: 0.262										3	0	0	0	0	1	3				
Mitt May, L (8,PH) OBP: 0.314, SLG: 0.321										0	0	0	0	0	0	0				
Gene Alley, R (9,6) OBP: 0.353, SLG: 0.353										0	0	0	0	0	0	0				
Dock Ellis, S (1,1) OBP: 0.095, SLG: 0.095										3	0	0	0	0	0	1				
<b>Inning Stats</b>	R: 0 E: 0 K: 1 S: 4	H: 0 LOB: 0 BB: 1 P: 8	R: 1 E: 0 K: 0 S: 5	H: 3 LOB: 1 BB: 0 P: 5	R: 3 E: 0 K: 0 S: 6	H: 3 LOB: 0 BB: 0 P: 6	R: 0 E: 0 K: 1 S: 6	H: 1 LOB: 1 BB: 0 P: 6	R: 0 E: 0 K: 0 S: 4	H: 1 LOB: 3 BB: 2 P: 12	R: 0 E: 0 K: 0 S: 3	H: 0 LOB: 0 BB: 0 P: 3	R: 0 E: 0 K: 1 S: 6	H: 1 LOB: 2 BB: 0 P: 6	R: 0 E: 2 K: 1 S: 6	H: 1 LOB: 2 BB: 0 P: 6	1B: 7 2B: 1 3B: 0 HR: 1	SF: 0 SAC: 0 DP: 2 HBP: 0	WP: 0 PB: 0 SB: 0 CS: 0	PA: 34
<b>PITCHER</b> Bill Champion, R (1,1) ERA: 4.78 Ken Reynolds, L (5,1) ERA: 3.96 Mac Scarce, L (8,1) ERA: 3.07 Darrell Brandon, R (8,1) ERA: 3.08	IP: 4.0 WLS: L BF: 18 H: 7 R: 4 ER: 4 SO: 2 BB: 1 IBB: 1 HBP: 0 BLK: 0 WP: 0 HR: 1 S: 21 P: 25 ERA: 9.00 WHIP: 2.000																			

AB	30
R	4
H	9
RBI	4
BB	3
SO	3
LOB	17





Batter	1	2	3	4	5	6	7	8	9	AB	R	H	RBI	BB	SO	LOB	TOP			
Denny Doyle, L (1,4) OBP: 0.286, SLG: 0.301	1-4-3		6-3					4-3		4	0	1	0	0	0	0	Philadelphia Phillies @ Pittsburgh Pirates Three Rivers Stadium, Pittsburgh, PA Wed Aug 09 1972, 7:05 PM EDT Att: 19,832 - Unknown			
Larry Bowa, S (1,6) OBP: 0.288, SLG: 0.288	G3		L9					L9		4	0	0	0	0	0	1				
Tom Hutton, L (1,3) OBP: 0.359, SLG: 0.364								F6		3	0	1	0	1	0	0				
Willie Montanez, L (1,8) OBP: 0.316, SLG: 0.386	PO		P3					F7		4	1	1	0	0	1	1				
Greg Luzinski, R (1,7) OBP: 0.318, SLG: 0.437										4	0	3	0	0	1	0				
Terry Harmon, R (9, PR) OBP: 0.372, SLG: 0.324										0	0	0	0	0	0	0				
Roger Freed, R (9,9) OBP: 0.303, SLG: 0.420										0	0	0	0	0	0	0				
Don Money, R (1,5) OBP: 0.286, SLG: 0.345										4	0	1	0	0	0	3				
Bill Robinson, R (1,9) OBP: 0.250, SLG: 0.417										3	0	0	0	0	0	2				
John Bateman, R (1,2) OBP: 0.261, SLG: 0.299										3	0	0	0	0	1	2				
Steve Carlton, L (1,1) OBP: 0.244, SLG: 0.286										3	1	1	1	0	0	0				
<b>Inning Stats</b>	R: 0 E: 0 K: 0 S: 2	H: 0 LOB: 0 BB: 1 P: 6	R: 1 E: 1 K: 0 S: 5	H: 2 LOB: 1 BB: 0 P: 5	R: 1 E: 0 K: 0 S: 5	H: 2 LOB: 1 BB: 0 P: 5	R: 0 E: 0 K: 2 S: 8	H: 1 LOB: 1 BB: 0 P: 8	R: 0 E: 0 K: 0 S: 4	H: 1 LOB: 0 BB: 0 P: 4	R: 0 E: 0 K: 0 S: 3	H: 0 LOB: 0 BB: 0 P: 3	R: 0 E: 0 K: 0 S: 3	H: 0 LOB: 0 BB: 0 P: 3	R: 0 E: 0 K: 1 S: 5	H: 1 LOB: 1 BB: 0 P: 5	1B: 5 2B: 2 3B: 0 HR: 1	SF: 0 SAC: 0 DP: 1 HBP: 0	WP: 0 PB: 0 SB: 0 CS: 1	PA: 34
<b>PITCHER</b> Steve Blass, R (1,1) ERA: 2.61	IP: 9.0 WLS: L BF: 33 H: 8 R: 2 ER: 1 SO: 3 BB: 1 IBB: 0 HBP: 0 BLK: 0 WP: 0 HR: 1 S: 38 P: 42 ERA: 1.00 WHIP: 1.000																			

Batter	1	2	3	4	5	6	7	8	9	AB	R	H	RBI	BB	SO	LOB	BOTTOM					
Gene Clines, R (1,9) OBP: 0.362, SLG: 0.413	K			L6-3						4	0	1	0	0	2	0	Philadelphia Phillies @ Pittsburgh Pirates Three Rivers Stadium, Pittsburgh, PA Wed Aug 09 1972, 7:05 PM EDT Att: 19,832 - Unknown					
Rennie Stennett, R (1,4) OBP: 0.312, SLG: 0.400	6-3									4	0	1	0	0	0	2						
Al Oliver, L (1,8) OBP: 0.349, SLG: 0.441	K									4	0	0	0	0	2	3						
Willie Stargell, L (1,3) OBP: 0.399, SLG: 0.618										3	0	0	0	0	1	1						
Manny Sanguillen, R (1,2) OBP: 0.345, SLG: 0.446										3	0	1	0	0	0	0						
Bob Robertson, R (1,7) OBP: 0.274, SLG: 0.279										3	0	0	0	0	2	1						
Richie Hebner, L (1,5) OBP: 0.391, SLG: 0.512										3	0	0	0	0	1	1						
Jackie Hernandez, R (1,6) OBP: 0.219, SLG: 0.258										2	0	0	0	0	2	1						
Jose Pagan, R (8, PH) OBP: 0.306, SLG: 0.451										1	0	0	0	0	0	0						
Gene Alley, R (9,6) OBP: 0.353, SLG: 0.353										0	0	0	0	0	0	0						
Steve Blass, R (1,1) OBP: 0.190, SLG: 0.179										2	0	0	0	0	2	0						
Roberto Clemente, R (9, PH) OBP: 0.333, SLG: 0.462										0	0	0	0	1	0	0						
Dock Ellis, S (9, PR) OBP: 0.095, SLG: 0.095										0	0	0	0	0	0	0						
<b>Inning Stats</b>	R: 0 E: 0 K: 2 S: 7	H: 0 LOB: 0 BB: 0 P: 7	R: 0 E: 0 K: 1 S: 5	H: 0 LOB: 0 BB: 0 P: 5	R: 0 E: 0 K: 2 S: 7	H: 0 LOB: 0 BB: 0 P: 7	R: 0 E: 0 K: 2 S: 8	H: 1 LOB: 1 BB: 0 P: 8	R: 0 E: 0 K: 3 S: 10	H: 1 LOB: 1 BB: 0 P: 10	R: 0 E: 0 K: 2 S: 7	H: 0 LOB: 0 BB: 0 P: 7	R: 0 E: 0 K: 0 S: 3	H: 0 LOB: 0 BB: 0 P: 3	R: 0 E: 0 K: 0 S: 3	H: 0 LOB: 2 BB: 1 P: 7	R: 0 E: 0 K: 0 S: 3	H: 1 LOB: 2 BB: 1 P: 7	1B: 2 2B: 2 3B: 0 HR: 0	SF: 0 SAC: 0 DP: 1 HBP: 0	WP: 0 PB: 0 SB: 0 CS: 0	PA: 30
<b>PITCHER</b> Steve Carlton, L (1,1) ERA: 2.09	IP: 9.0 WLS: W BF: 30 H: 3 R: 0 ER: 0 SO: 12 BB: 1 IBB: 0 HBP: 0 BLK: 0 WP: 0 HR: 0 S: 53 P: 57 ERA: 0.00 WHIP: 0.444																					







Batter	1	2	3	4	5	6	7	8	9	AB	R	H	RBI	BB	SO	LOB	TOP										
<b>Lou Brock, L</b> OBP: 0.347, SLG: 0.391 (1, 7)	0-0 1-3		4-0 CS BB			0-0 4-3	0-0 F7		0-0 4-3	4	0	0	0	1	0	3											
<b>Ted Sizemore, R</b> OBP: 0.326, SLG: 0.359 (1, 4)	0-0 2B 6-3		0-0 6-3			0-0 1B		0-0 1B	0-0 F5	5	2	3	0	0	0	1											
<b>Bernie Carbo, L</b> OBP: 0.388, SLG: 0.342 (1, 9)	0-0 1-3 2B			0-0 F7		0-0 F7		0-0 1B E		4	1	2	0	0	0	1											
<b>Joe Torre, R</b> OBP: 0.362, SLG: 0.463 (1, 5)	0-0 6-3			0-0 G4-3 1B		0-0 P6		0-0 1B E9 HR		4	1	2	2	0	0	2											
<b>Ted Simmons, S</b> OBP: 0.325, SLG: 0.461 (1, 2)	0-0 3-H 3-1			0-0 G4-3			0-0 BB 1B	0-0 HR		4	1	2	2	0	0	2											
<b>Matty Alou, L</b> OBP: 0.350, SLG: 0.395 (1, 3)		0-0 4-3			0-0 G3		0-0 F7	0-0 F3		4	0	0	0	0	0	1											
<b>Luis Melendez, R</b> OBP: 0.307, SLG: 0.370 (1, 8)		0-0 F9			0-0 5-3		0-0 BB 1B	0-0 4-3		4	0	1	0	0	0	0											
<b>Dal Maxvill, R</b> OBP: 0.303, SLG: 0.274 (1, 6)		0-3 K					0-0 1B	0-3 K		3	0	1	0	1	2	0											
<b>Diego Segui, R</b> OBP: 0.091, SLG: 0.091 (8, 1)							1-2 2-3 BB			0	0	0	0	0	0	0											
<b>Bob Gibson, R</b> OBP: 0.185, SLG: 0.415 (1, 1)			0-0 6-3				0-0 F8		0-0 F9	2	0	0	0	0	0	1											
<b>Jose Cruz, L</b> OBP: 0.273, SLG: 0.269 (7, PH)									0-0 F9	1	0	0	0	0	0	3											
<b>Lowell Palmer, R</b> (7, 1)										0	0	0	0	0	0	0											
<b>Dwain Anderson, R</b> OBP: 0.297, SLG: 0.254 (8, 6)									0-0 F9	1	0	0	0	0	0	0											
<b>Inning Stats</b>	R: 1 E: 0 K: 0 S: 5	H: 2 LOB: 1 BB: 0 P: 5	R: 0 E: 0 K: 1 S: 5	H: 0 LOB: 0 BB: 0 P: 5	R: 0 E: 0 K: 0 S: 2	H: 0 LOB: 0 BB: 1 P: 6	R: 0 E: 0 K: 0 S: 3	H: 1 LOB: 0 BB: 0 P: 3	R: 0 E: 0 K: 0 S: 4	H: 1 LOB: 0 BB: 0 P: 4	R: 0 E: 0 K: 0 S: 4	H: 1 LOB: 1 BB: 0 P: 4	R: 0 E: 0 K: 0 S: 5	H: 2 LOB: 3 BB: 1 P: 9	R: 4 E: 1 K: 1 S: 9	H: 4 LOB: 0 BB: 0 P: 9	R: 0 E: 0 K: 0 S: 3	H: 0 LOB: 0 BB: 0 P: 3	1B: 9 2B: 1 3B: 0 HR: 1	SF: 0 SAC: 0 DP: 1 HBP: 0	WP: 0 PA: 38 PB: 0 SB: 0 CS: 1						
<b>PITCHER</b>	IP	WLS	BF	H	R	ER	SO	BB	IBB	HBP	BLK	WP	HR	S	P	ERA	WHIP										
<b>Bob Moose, R</b> ERA: 3.16 (1, 1)	7.0	W	31	10	4	4	1	2	0	0	0	0	0	31	39	5.14	1.714										
<b>Dave Giusti, R</b> ERA: 1.82 (8, 1)	2.0	S	7	1	1	1	1	0	0	0	0	0	1	9	9	4.50	0.500										

St. Louis Cardinals @ Pittsburgh Pirates  
Three Rivers Stadium, Pittsburgh, PA  
Sat Aug 12 1972, 7:05 PM EDT  
Att: 23,474 - Unknown

AB 36  
R 5  
H 11  
RBI 4  
BB 2  
SO 2  
LOB 14



Batter	1	2	3	4	5	6	7	8	9	AB	R	H	RBI	BB	SO	LOB	BOTTOM										
<b>Vic Davallilo, L</b> OBP: 0.375, SLG: 0.439 (1, 9)	0-3 K		0-0 F8		0-0 E4		0-0 SH1 1B			4	1	2	2	0	1	0											
<b>Dave Cash, R</b> OBP: 0.302, SLG: 0.365 (1, 4)	4-0 E SF8 BB			0-0 G4-6-3 1B	0-0 4-3		0-0 SH1			2	1	1	0	1	0	0											
<b>Al Oliver, L</b> OBP: 0.349, SLG: 0.442 (1, 8)	0-0 SF8			0-0 G4-6-3	0-0 2B		0-0 F9			3	0	1	1	0	0	2											
<b>Willie Stargell, L</b> OBP: 0.400, SLG: 0.614 (1, 3)	0-0 F8			0-0 BB	0-0 IBB		0-0 1-3			2	0	0	0	2	0	1											
<b>Rennie Stennett, R</b> OBP: 0.312, SLG: 0.400 (9, 7)				0-0 BB	0-0 IBB		0-0 1-3			0	0	0	0	0	0	0											
<b>Richie Hebner, L</b> OBP: 0.395, SLG: 0.532 (1, 5)		0-0 G6-4-3 BB		0-0 G3	0-0 F8		0-3 K			3	0	0	0	1	1	3											
<b>Milt May, L</b> OBP: 0.311, SLG: 0.317 (1, 2)		0-0 G6-4-3		0-0 BB SF9 1B	0-0 K		0-0 3-1			4	1	1	0	0	1	1											
<b>Bob Robertson, R</b> OBP: 0.287, SLG: 0.303 (1, 7)		0-0 6-3		0-0 SF9 BB E BB HR	0-0 HR		0-0 E6			3	2	1	1	1	0	0											
<b>Gene Alley, R</b> OBP: 0.350, SLG: 0.346 (1, 6)			0-0 F3		0-0 E BB	0-0 6-3		0-3 K		3	1	0	0	1	1	1											
<b>Bob Moose, R</b> OBP: 0.281, SLG: 0.240 (1, 1)			0-0 6-3		0-0 SF9	0-0 F9				2	0	0	1	0	0	0											
<b>Dave Giusti, R</b> (8, 1)					0-0 SF9	0-0 F9				0	0	0	0	0	0	0											
<b>Inning Stats</b>	R: 1 E: 1 K: 1 S: 5	H: 0 LOB: 0 BB: 1 P: 9	R: 0 E: 0 K: 0 S: 2	H: 0 LOB: 0 BB: 1 P: 6	R: 0 E: 0 K: 0 S: 3	H: 0 LOB: 0 BB: 0 P: 3	R: 0 E: 0 K: 0 S: 3	H: 1 LOB: 1 BB: 1 P: 7	R: 4 E: 1 K: 0 S: 6	H: 3 LOB: 2 BB: 3 P: 18	R: 1 E: 0 K: 1 S: 6	H: 1 LOB: 0 BB: 0 P: 6	R: 0 E: 0 K: 0 S: 4	H: 1 LOB: 1 BB: 0 P: 4	R: 0 E: 1 K: 2 S: 8	H: 0 LOB: 1 BB: 0 P: 8	R: 0 E: 0 K: 2 S: 8	H: 0 LOB: 0 BB: 0 P: 8	1B: 3 2B: 1 3B: 1 HR: 1	SF: 2 SAC: 1 DP: 2 HBP: 0	WP: 0 PA: 35 PB: 0 SB: 1 CS: 0						
<b>PITCHER</b>	IP	WLS	BF	H	R	ER	SO	BB	IBB	HBP	BLK	WP	HR	S	P	ERA	WHIP										
<b>Bob Gibson, R</b> ERA: 2.81 (1, 1)	6.0	L	27	5	6	5	2	5	1	0	0	0	0	25	49	7.50	1.667										
<b>Lowell Palmer, R</b> ERA: 3.89 (7, 1)	1.0		4	1	0	0	0	0	0	0	0	0	0	4	4	0.00	1.000										
<b>Diego Segui, R</b> ERA: 2.89 (8, 1)	1.0		4	0	0	0	2	0	0	0	0	0	0	8	8	0.00	0.000										

St. Louis Cardinals @ Pittsburgh Pirates  
Three Rivers Stadium, Pittsburgh, PA  
Sat Aug 12 1972, 7:05 PM EDT  
Att: 23,474 - Unknown

AB 26  
R 6  
H 6  
RBI 5  
BB 6  
SO 4  
LOB 8





Batter	1	2	3	4	5	6	7	8	9	AB	R	H	RBI	BB	SO	LOB	TOP								
<b>Lou Brock, L</b> OBP: 0.346, SLG: 0.389 (1, 7)	F7		4-3			1B		F7		4	1	1	0	0	0	0	<b>St. Louis Cardinals @ Pittsburgh Pirates</b> Three Rivers Stadium, Pittsburgh, PA Sun Aug 13 1972, 3:33 AM EDT Unknown								
<b>Ted Sizemore, R</b> OBP: 0.325, SLG: 0.361 (1, 4)	4-3		P4			K		5-3		4	0	1	0	0	1										
<b>Bernie Carbo, L</b> OBP: 0.386, SLG: 0.340 (1, 9)	4-3							F7		4	0	1	1	0	1										
<b>Joe Torre, R</b> OBP: 0.359, SLG: 0.459 (1, 5)	6-3								F9	4	0	0	0	0	1	2									
<b>Ted Simmons, S</b> OBP: 0.327, SLG: 0.464 (1, 2)									1-6-3	4	1	2	0	0	0	0									
<b>Matty Alou, L</b> OBP: 0.354, SLG: 0.397 (1, 3)									E7	3	0	2	0	1	0	0									
<b>Luis Melendez, R</b> OBP: 0.302, SLG: 0.363 (1, 8)									1B	4	0	0	0	0	0	4									
<b>Dal Maxvill, R</b> OBP: 0.300, SLG: 0.271 (1, 6)									5-3	2	0	0	1	0	1	1									
<b>Rick Wise, R</b> OBP: 0.194, SLG: 0.242 (1, 1)			F7							3	0	0	0	0	1	1									
<b>Inning Stats</b>	R: 0 E: 0 K: 0 S: 4	H: 1 LOB: 1 BB: 0 P: 4	R: 0 E: 0 K: 1 S: 6	H: 2 LOB: 1 BB: 0 P: 6	R: 0 E: 0 K: 2 S: 3	H: 0 LOB: 0 BB: 0 P: 3	R: 0 E: 0 K: 2 S: 7	H: 0 LOB: 0 BB: 0 P: 7	R: 0 E: 0 K: 0 S: 3	H: 0 LOB: 0 BB: 0 P: 3	R: 1 E: 0 K: 1 S: 7	H: 2 LOB: 1 BB: 0 P: 7	R: 1 E: 0 K: 1 S: 6	H: 1 LOB: 1 BB: 1 P: 10	R: 0 E: 0 K: 0 S: 3	H: 0 LOB: 0 BB: 0 P: 3	R: 0 E: 1 K: 0 S: 4	H: 1 LOB: 1 BB: 0 P: 4	1B: 5 2B: 2 3B: 0 HR: 0	SF: 0 SAC: 1 DP: 0 HBP: 0	WP: 0 PB: 0 SB: 1 CS: 0	PA: 34			
<b>PITCHER</b>	IP	WLS	BF	H	R	ER	SO	BB	IBB	HBP	BLK	WP	HR	S	P	ERA	WHIP								
<b>Dock Ellis, R</b> ERA: 2.72 (1, 1)	8.0	L	30	6	2	2	5	1	0	0	0	0	0	39	43	2.25	0.875								
<b>Dave Giusti, R</b> ERA: 1.73 (9, 1)	1.0		4	1	0	0	0	0	0	0	0	0	0	4	4	0.00	1.000								

AB 32  
R 2  
H 7  
RBI 2  
BB 1  
SO 5  
LOB 10



Batter	1	2	3	4	5	6	7	8	9	AB	R	H	RBI	BB	SO	LOB	BOTTOM								
<b>Vic Davalillo, L</b> OBP: 0.374, SLG: 0.436 (1, 9)	K					4-3		G1		4	0	1	0	0	1	0	<b>St. Louis Cardinals @ Pittsburgh Pirates</b> Three Rivers Stadium, Pittsburgh, PA Sun Aug 13 1972, 3:33 AM EDT Unknown								
<b>Dave Cash, R</b> OBP: 0.302, SLG: 0.364 (1, 4)						6-3				4	0	1	0	0	0	1									
<b>Al Oliver, L</b> OBP: 0.348, SLG: 0.440 (1, 8)										4	0	1	0	0	0	1									
<b>Willie Stargell, L</b> OBP: 0.399, SLG: 0.610 (1, 3)										4	0	1	0	0	1	1									
<b>Richie Hebner, L</b> OBP: 0.392, SLG: 0.526 (1, 5)										3	0	0	0	0	0	0									
<b>Manny Sanguillen, R</b> OBP: 0.341, SLG: 0.439 (1, 2)										3	0	0	0	0	0	0									
<b>Bob Robertson, R</b> OBP: 0.288, SLG: 0.304 (1, 7)										3	0	1	0	0	1	0									
<b>Gene Alley, R</b> OBP: 0.346, SLG: 0.342 (1, 6)										3	0	0	0	0	0	1									
<b>Dock Ellis, S</b> OBP: 0.091, SLG: 0.091 (8, PH)										2	0	0	0	0	2	1									
<b>Milt May, L</b> OBP: 0.308, SLG: 0.313 (8, PH)										1	0	0	0	0	0	0									
<b>Dave Giusti, R</b> (9, 1)										0	0	0	0	0	0	0									
<b>Inning Stats</b>	R: 0 E: 0 K: 1 S: 6	H: 1 LOB: 0 BB: 0 P: 6	R: 0 E: 0 K: 1 S: 5	H: 0 LOB: 0 BB: 0 P: 5	R: 0 E: 0 K: 1 S: 6	H: 1 LOB: 1 BB: 0 P: 6	R: 0 E: 0 K: 0 S: 3	H: 0 LOB: 0 BB: 0 P: 3	R: 0 E: 0 K: 0 S: 3	H: 0 LOB: 0 BB: 0 P: 3	R: 0 E: 0 K: 0 S: 3	H: 0 LOB: 0 BB: 0 P: 3	R: 0 E: 0 K: 0 S: 3	H: 0 LOB: 0 BB: 0 P: 3	R: 0 E: 0 K: 1 S: 5	H: 0 LOB: 0 BB: 0 P: 5	1B: 5 2B: 0 3B: 0 HR: 0	SF: 0 SAC: 0 DP: 0 HBP: 0	WP: 0 PB: 0 SB: 0 CS: 0	PA: 31					
<b>PITCHER</b>	IP	WLS	BF	H	R	ER	SO	BB	IBB	HBP	BLK	WP	HR	S	P	ERA	WHIP								
<b>Rick Wise, R</b> ERA: 3.55 (1, 1)	9.0	W	31	5	0	0	5	0	0	0	0	0	0	41	41	0.00	0.556								

AB 31  
R 0  
H 5  
RBI 0  
BB 0  
SO 5  
LOB 5





Batter	1	2	3	4	5	6	7	8	9	AB	R	H	RBI	BB	SO	LOB	TOP								
Lou Brock, L OBP: 0.346, SLG: 0.388 (1, 7)	F8		1B 1B BB		K		K		BB 1B	4	2	1	0	1	2	0	<b>St. Louis Cardinals @ Pittsburgh Pirates</b> Three Rivers Stadium, Pittsburgh, PA Sun Aug 13 1972, 3:38 AM EDT Att: 47,300 - Unknown								
Ted Sizemore, R OBP: 0.329, SLG: 0.362 (1, 4)	F8		1B 3B 1B		1B		K		1B BB	4	1	2	1	1	1	0									
Bernie Carbo, L OBP: 0.398, SLG: 0.343 Jerry McNertney, R OBP: 0.320, SLG: 0.349 Jorge Roque, R OBP: 0.143, SLG: 0.077 (1, 9)	K		1-3 2-H 3B 1B		1B		K		1-2 BB	4	1	2	1	0	2	0									
Joe Torre, R OBP: 0.355, SLG: 0.453 (1, 5)		F3	P4		G1-4-3				1-3 1-3	5	0	0	0	0	0	6									
Ted Simmons, S OBP: 0.331, SLG: 0.472 (1, 2)		1-4-3	3B			G4-6-3 1B			1B	4	0	3	2	0	0	0									
Luis Melendez, R OBP: 0.305, SLG: 0.365 (1, 8)		1B	F8			G4-6-3 1B			L7	4	0	2	0	0	0	2									
Ron Allen, S (1, 3)		K			F8		G4-6-3		F9	4	0	0	0	0	1	4									
Dwain Anderson, R OBP: 0.324, SLG: 0.274 (1, 6)			SH1-4 1B		G1-6-3 1B				F8	3	1	2	0	1	0	0									
Al Santorini, R OBP: 0.100, SLG: 0.069 Diego Segui, R OBP: 0.091, SLG: 0.091 Matty Alou, L OBP: 0.353, SLG: 0.396 (1, 1)			SH1-4		G1-6-3		1-3		K	2	0	0	0	0	0	3									
			1-2		1-2					0	0	0	0	0	0	0									
<b>Inning Stats</b>	R: 0 E: 0 K: 1 S: 5	H: 0 LOB: 0 BB: 0 P: 5	R: 0 E: 0 K: 1 S: 6	H: 1 LOB: 1 BB: 0 P: 6	R: 4 E: 0 K: 0 S: 7	H: 4 LOB: 1 BB: 1 P: 11	R: 0 E: 0 K: 0 S: 3	H: 1 LOB: 0 BB: 0 P: 3	R: 0 E: 0 K: 1 S: 6	H: 2 LOB: 1 BB: 0 P: 6	R: 0 E: 0 K: 0 S: 4	H: 2 LOB: 2 BB: 1 P: 8	R: 0 E: 0 K: 3 S: 9	H: 0 LOB: 0 BB: 0 P: 9	R: 0 E: 0 K: 0 S: 4	H: 1 LOB: 1 BB: 0 P: 4	R: 1 E: 0 K: 1 S: 7	H: 2 LOB: 2 BB: 1 P: 11	1B: 12 2B: 0 3B: 1 HR: 0	SF: 0 SAC: 1 DP: 3 HBP: 0	WP: 0 PB: 0 SB: 0 CS: 0	PA: 40			
<b>PITCHER</b>	IP WLS BF H R ER SO BB IBB HBP BLK WP HR S P ERA WHIP	IP WLS BF H R ER SO BB IBB HBP BLK WP HR S P ERA WHIP	IP WLS BF H R ER SO BB IBB HBP BLK WP HR S P ERA WHIP	IP WLS BF H R ER SO BB IBB HBP BLK WP HR S P ERA WHIP	IP WLS BF H R ER SO BB IBB HBP BLK WP HR S P ERA WHIP	IP WLS BF H R ER SO BB IBB HBP BLK WP HR S P ERA WHIP	IP WLS BF H R ER SO BB IBB HBP BLK WP HR S P ERA WHIP	IP WLS BF H R ER SO BB IBB HBP BLK WP HR S P ERA WHIP	IP WLS BF H R ER SO BB IBB HBP BLK WP HR S P ERA WHIP	IP WLS BF H R ER SO BB IBB HBP BLK WP HR S P ERA WHIP	IP WLS BF H R ER SO BB IBB HBP BLK WP HR S P ERA WHIP	IP WLS BF H R ER SO BB IBB HBP BLK WP HR S P ERA WHIP	IP WLS BF H R ER SO BB IBB HBP BLK WP HR S P ERA WHIP	IP WLS BF H R ER SO BB IBB HBP BLK WP HR S P ERA WHIP	IP WLS BF H R ER SO BB IBB HBP BLK WP HR S P ERA WHIP	IP WLS BF H R ER SO BB IBB HBP BLK WP HR S P ERA WHIP	IP WLS BF H R ER SO BB IBB HBP BLK WP HR S P ERA WHIP	IP WLS BF H R ER SO BB IBB HBP BLK WP HR S P ERA WHIP	IP WLS BF H R ER SO BB IBB HBP BLK WP HR S P ERA WHIP	IP WLS BF H R ER SO BB IBB HBP BLK WP HR S P ERA WHIP	IP WLS BF H R ER SO BB IBB HBP BLK WP HR S P ERA WHIP	IP WLS BF H R ER SO BB IBB HBP BLK WP HR S P ERA WHIP	IP WLS BF H R ER SO BB IBB HBP BLK WP HR S P ERA WHIP	IP WLS BF H R ER SO BB IBB HBP BLK WP HR S P ERA WHIP	IP WLS BF H R ER SO BB IBB HBP BLK WP HR S P ERA WHIP

AB 36  
R 5  
H 13  
RBI 5  
BB 3  
SO 7  
LOB 15



Batter	1	2	3	4	5	6	7	8	9	AB	R	H	RBI	BB	SO	LOB	BOTTOM								
Vic Davalillo, L OBP: 0.379, SLG: 0.436 (1, 9)	G6-4-3 BB			FC1-4 1B	4-3				IBB	2	1	1	0	2	0	0	<b>St. Louis Cardinals @ Pittsburgh Pirates</b> Three Rivers Stadium, Pittsburgh, PA Sun Aug 13 1972, 3:38 AM EDT Att: 47,300 - Unknown								
Dave Cash, R OBP: 0.304, SLG: 0.363 (1, 4)	G6-4-3			FC1-4 1B					F8	3	1	1	0	1	0	4									
Al Oliver, L OBP: 0.347, SLG: 0.441 (1, 8)	4-3			FC1-4 1B					1-3	4	2	1	1	0	0	2									
Willie Stargell, L OBP: 0.397, SLG: 0.605 Gene Clines, R OBP: 0.397, SLG: 0.414 (1, 3)		K		K					G3	3	1	0	0	1	2	2									
Richie Hebner, L OBP: 0.396, SLG: 0.533 (1, 5)		K							IBB	0	0	0	0	0	0	0									
Milt May, L OBP: 0.316, SLG: 0.326 (1, 2)				2B 1B					1B 2B	4	2	3	2	0	1	0									
Bob Robertson, R OBP: 0.287, SLG: 0.303 (8, 3)				2B					1B	3	0	1	2	1	0	1									
Gene Alley, R OBP: 0.341, SLG: 0.336 (1, 6)				SH1-4 1B					IBB	4	0	1	2	0	1	1									
Steve Blass, R OBP: 0.180, SLG: 0.169 Ramon Hernandez, S OBP: 0.182, SLG: 0.273 Dave Giusti, R (1, 1)				P3					K	3	0	0	0	0	1	0									
				P3					1B	0	0	0	0	0	0	0									
<b>Inning Stats</b>	R: 0 E: 0 K: 0 S: 2	H: 0 LOB: 0 BB: 1 P: 6	R: 0 E: 0 K: 2 S: 7	H: 0 LOB: 0 BB: 0 P: 7	R: 0 E: 0 K: 0 S: 3	H: 0 LOB: 0 BB: 0 P: 3	R: 3 E: 0 K: 1 S: 9	H: 4 LOB: 1 BB: 0 P: 9	R: 0 E: 0 K: 0 S: 3	H: 0 LOB: 0 BB: 0 P: 3	R: 4 E: 0 K: 1 S: 8	H: 3 LOB: 3 BB: 4 P: 24	R: 0 E: 0 K: 0 S: 4	H: 1 LOB: 1 BB: 0 P: 4	R: 0 E: 0 K: 2 S: 7	H: 0 LOB: 0 BB: 0 P: 7	1B: 5 2B: 3 3B: 0 HR: 0	SF: 0 SAC: 1 DP: 1 HBP: 0	WP: 0 PB: 0 SB: 0 CS: 0	PA: 36					
<b>PITCHER</b>	IP WLS BF H R ER SO BB IBB HBP BLK WP HR S P ERA WHIP	IP WLS BF H R ER SO BB IBB HBP BLK WP HR S P ERA WHIP	IP WLS BF H R ER SO BB IBB HBP BLK WP HR S P ERA WHIP	IP WLS BF H R ER SO BB IBB HBP BLK WP HR S P ERA WHIP	IP WLS BF H R ER SO BB IBB HBP BLK WP HR S P ERA WHIP	IP WLS BF H R ER SO BB IBB HBP BLK WP HR S P ERA WHIP	IP WLS BF H R ER SO BB IBB HBP BLK WP HR S P ERA WHIP	IP WLS BF H R ER SO BB IBB HBP BLK WP HR S P ERA WHIP	IP WLS BF H R ER SO BB IBB HBP BLK WP HR S P ERA WHIP	IP WLS BF H R ER SO BB IBB HBP BLK WP HR S P ERA WHIP	IP WLS BF H R ER SO BB IBB HBP BLK WP HR S P ERA WHIP	IP WLS BF H R ER SO BB IBB HBP BLK WP HR S P ERA WHIP	IP WLS BF H R ER SO BB IBB HBP BLK WP HR S P ERA WHIP	IP WLS BF H R ER SO BB IBB HBP BLK WP HR S P ERA WHIP	IP WLS BF H R ER SO BB IBB HBP BLK WP HR S P ERA WHIP	IP WLS BF H R ER SO BB IBB HBP BLK WP HR S P ERA WHIP	IP WLS BF H R ER SO BB IBB HBP BLK WP HR S P ERA WHIP	IP WLS BF H R ER SO BB IBB HBP BLK WP HR S P ERA WHIP	IP WLS BF H R ER SO BB IBB HBP BLK WP HR S P ERA WHIP	IP WLS BF H R ER SO BB IBB HBP BLK WP HR S P ERA WHIP	IP WLS BF H R ER SO BB IBB HBP BLK WP HR S P ERA WHIP	IP WLS BF H R ER SO BB IBB HBP BLK WP HR S P ERA WHIP	IP WLS BF H R ER SO BB IBB HBP BLK WP HR S P ERA WHIP	IP WLS BF H R ER SO BB IBB HBP BLK WP HR S P ERA WHIP	IP WLS BF H R ER SO BB IBB HBP BLK WP HR S P ERA WHIP

AB 30  
R 7  
H 8  
RBI 7  
BB 5  
SO 6  
LOB 12





Batter	1	2	3	4	5	6	7	8	9	AB	R	H	RBI	BB	SO	LOB	TOP					
Rennie Stennett, R OBP: 0.314, SLG: 0.400										5	0	2	2	0	1	0	<b>Pittsburgh Pirates @ Los Angeles Dodgers</b> Dodger Stadium, Los Angeles, CA Tue Aug 15 1972, 7:05 PM PDT Att: 27,484 - Unknown					
Dave Cash, R OBP: 0.303, SLG: 0.361										5	0	1	0	0	1	2						
Al Oliver, L OBP: 0.348, SLG: 0.439										4	1	1	0	0	1	2						
Willie Stargell, L OBP: 0.393, SLG: 0.598										4	0	0	0	0	0	2						
Manny Sanguillen, R OBP: 0.342, SLG: 0.440										4	1	2	0	0	1	0						
Bob Robertson, R OBP: 0.287, SLG: 0.302										4	1	1	0	0	2	2						
Richie Hebner, L OBP: 0.401, SLG: 0.545										3	1	2	2	1	1	2						
Gene Alley, R OBP: 0.343, SLG: 0.336										3	1	1	0	1	0	2						
Bruce Kison, R OBP: 0.196, SLG: 0.219										2	1	1	2	0	0	0						
Bob Johnson, L OBP: 0.351, SLG: 0.490										1	0	0	0	0	1	0						
Roberto Clemente, R OBP: 0.351, SLG: 0.490										1	0	0	0	0	0	2						
Ramon Hernandez, S OBP: 0.182, SLG: 0.273										0	0	0	0	0	0	0						
<b>Inning Stats</b>	R: 0 E: 0 K: 0 S: 3	H: 1 LOB: 0 BB: 0 P: 3	R: 4 E: 0 K: 1 S: 10	H: 5 LOB: 2 BB: 1 P: 14	R: 0 E: 0 K: 1 S: 5	H: 0 LOB: 0 BB: 0 P: 5	R: 1 E: 1 K: 0 S: 5	H: 1 LOB: 1 BB: 0 P: 5	R: 1 E: 0 K: 0 S: 5	H: 2 LOB: 2 BB: 0 P: 6	R: 0 E: 0 K: 2 S: 7	H: 0 LOB: 0 BB: 0 P: 7	R: 0 E: 0 K: 1 S: 5	H: 1 LOB: 0 BB: 0 P: 5	R: 0 E: 0 K: 1 S: 5	H: 1 LOB: 1 BB: 1 P: 9	R: 0 E: 0 K: 2 S: 7	H: 0 LOB: 0 BB: 0 P: 7	1B: 9 2B: 2 3B: 0 HR: 1	SF: 0 SAC: 0 DP: 3 HBP: 1	WP: 0 PB: 0 SB: 0 CS: 0	PA: 39
<b>PITCHER</b>	IP WLS BF H R ER SO BB IBB HBP BLK WP HR S P ERA WHIP																					
Claude Osteen, L ERA: 2.51	(1, 1) 4.1 23 8 6 6 2 1 0 1 0 0 1 25 30 12.46 2.077																					
Pete Richert, L ERA: 1.89	(5, 1) 2.2 W 9 2 0 0 3 0 0 0 0 0 0 15 15 0.00 0.750																					
Jim Brewer, L ERA: 1.04	(8, 1) 2.0 S 7 1 0 0 3 1 0 0 0 0 0 0 12 16 0.00 1.000																					

AB 36  
R 6  
H 11  
RBI 6  
BB 2  
SO 8  
LOB 14



Batter	1	2	3	4	5	6	7	8	9	AB	R	H	RBI	BB	SO	LOB	BOTTOM			
Lee Lacy, R OBP: 0.316, SLG: 0.337										4	1	1	0	0	1	2	<b>Pittsburgh Pirates @ Los Angeles Dodgers</b> Dodger Stadium, Los Angeles, CA Tue Aug 15 1972, 7:05 PM PDT Att: 27,484 - Unknown			
Bill Buckner, L OBP: 0.355, SLG: 0.405										5	1	2	1	0	0	3				
Willie Davis, L OBP: 0.309, SLG: 0.433										4	2	2	3	0	0	0				
Wes Parker, S OBP: 0.370, SLG: 0.362										4	0	1	1	1	0	1				
Willie Crawford, L OBP: 0.314, SLG: 0.430										5	0	0	0	0	3	3				
Bobby Valentine, R OBP: 0.298, SLG: 0.316										3	1	2	1	1	0	0				
Maury Wills, S OBP: 0.176, SLG: 0.154										0	0	0	0	0	0	0				
Bill Russell, R OBP: 0.330, SLG: 0.411										3	1	2	0	1	0	2				
Chris Cannizzaro, R OBP: 0.356, SLG: 0.325										3	1	1	1	1	0	2				
Claude Osteen, L OBP: 0.365, SLG: 0.414										1	1	1	1	1	0	0				
Pete Richert, L OBP: 0.500, SLG: 0.500										1	0	0	0	0	1	2				
Jim Lefebvre, S OBP: 0.266, SLG: 0.346										1	0	0	0	0	0	2				
Jim Brewer, L ERA: 1.89										0	0	0	0	0	0	0				
<b>Inning Stats</b>	R: 2 E: 1 K: 1 S: 9	H: 3 LOB: 2 BB: 0 P: 9	R: 0 E: 0 K: 0 S: 3	H: 1 LOB: 1 BB: 1 P: 7	R: 0 E: 0 K: 0 S: 3	H: 0 LOB: 0 BB: 0 P: 3	R: 4 E: 0 K: 0 S: 7	H: 4 LOB: 1 BB: 1 P: 11	R: 0 E: 0 K: 2 S: 8	H: 1 LOB: 2 BB: 1 P: 12	R: 2 E: 0 K: 0 S: 5	H: 2 LOB: 0 BB: 0 P: 5	R: 0 E: 1 K: 1 S: 6	H: 1 LOB: 2 BB: 1 P: 10	R: 0 E: 0 K: 1 S: 5	H: 0 LOB: 1 BB: 1 P: 9	1B: 11 2B: 0 3B: 0 HR: 1	SF: 1 SAC: 1 DP: 1 HBP: 0	WP: 0 PB: 0 SB: 2 CS: 0	PA: 41
<b>PITCHER</b>	IP WLS BF H R ER SO BB IBB HBP BLK WP HR S P ERA WHIP																			
Bruce Kison, R ERA: 3.08	(1, 1) 3.1 20 8 6 4 1 2 0 0 0 0 0 1 20 28 10.80 3.000																			
Bob Johnson, R ERA: 3.57	(4, 1) 3.2 L 17 4 2 2 3 1 1 0 0 0 0 1 21 29 4.91 1.364																			
Ramon Hernandez, L ERA: 1.89	(8, 1) 1.0 4 0 0 0 1 1 0 0 0 0 0 0 5 9 0.00 1.000																			

AB 34  
R 8  
H 12  
RBI 8  
BB 5  
SO 5  
LOB 17





Batter	1	2	3	4	5	6	7	8	9	AB	R	H	RBI	BB	SO	LOB	TOP					
Vic Davallo, L (1.9) OBP: 0.374, SLG: 0.430	4-3			5-3		F7		5-3		4	0	0	0	0	0	0						
Dave Cash, R (1.4) OBP: 0.308, SLG: 0.369	L4			E 1B 1B					BLK 1B 2B	4	1	3	0	0	0	0						
Al Oliver, L (1.8) OBP: 0.349, SLG: 0.440	F3			E5 G4-6-3 1B					HR 1B	4	1	2	1	0	0	0						
Willie Stargell, L (1.3) OBP: 0.392, SLG: 0.602		6-3							HR 1B	4	1	1	2	0	0	2						
Gene Clines, R (9.7) OBP: 0.307, SLG: 0.414				G4-6-3 1-2					HR	0	0	0	0	0	0	0						
Richie Hebner, L (1.5) OBP: 0.402, SLG: 0.543	F8				4-0 BB BB				F6	3	0	1	0	1	0	0						
Manny Sanguillen, R (1.2) OBP: 0.339, SLG: 0.436	5-3				0-0 BB BB				F6	4	0	0	0	0	0	2						
Bob Robertson, R (1.7) OBP: 0.283, SLG: 0.297			0-3 K		0-3 K				F6	4	0	0	0	0	3	2						
Gene Alley, R (1.6) OBP: 0.343, SLG: 0.333			0-0 4-3		4-0 1-2 BB				4-3	2	0	0	0	1	0	0						
Nelson Briles, R (1.1) OBP: 0.167, SLG: 0.191			0-0 2-3		0-3 K				L4	2	0	0	0	0	1	2						
Milt May, L (8, PH) OBP: 0.313, SLG: 0.322										1	0	0	0	0	0	0						
Ramon Hernandez, S (8.1) OBP: 0.182, SLG: 0.273										0	0	0	0	0	0	0						
Bob Miller, R (8.1)										0	0	0	0	0	0	0						
<b>Inning Stats</b>	R: 0 E: 0 K: 0 S: 3	H: 0 LOB: 0 BB: 0 P: 3	R: 0 E: 0 K: 0 S: 3	H: 0 LOB: 0 BB: 0 P: 3	R: 0 E: 0 K: 1 S: 5	H: 0 LOB: 0 BB: 0 P: 5	R: 0 E: 1 K: 0 S: 4	H: 2 LOB: 1 BB: 0 P: 4	R: 0 E: 0 K: 2 S: 7	H: 0 LOB: 2 BB: 0 P: 15	R: 0 E: 0 K: 0 S: 3	H: 1 LOB: 0 BB: 0 P: 3	R: 0 E: 0 K: 0 S: 4	H: 1 LOB: 1 BB: 0 P: 4	R: 0 E: 0 K: 0 S: 3	H: 0 LOB: 0 BB: 0 P: 3	R: 3 E: 0 K: 1 S: 8	H: 3 LOB: 0 BB: 0 P: 8	1B: 5 2B: 1 3B: 0 HR: 1	SF: 0 SAC: 0 DP: 1 HBP: 0	WP: 0 PB: 0 SB: 0 CS: 0	PA: 34
<b>PITCHER</b> Don Sutton, R (1.1) ERA: 2.14	IP: 9.0 WLS: L BF: 34 H: 7 R: 3 ER: 3 SO: 4 BB: 2 IBB: 0 HBP: 0 BLK: 1 WP: 0 HR: 1 S: 40 P: 48 ERA: 3.00 WHIP: 1.000															<b>PITCHER</b>	IP: 9.0 WLS: L BF: 34 H: 7 R: 3 ER: 3 SO: 4 BB: 2 IBB: 0 HBP: 0 BLK: 1 WP: 0 HR: 1 S: 40 P: 48 ERA: 3.00 WHIP: 1.000					

Pittsburgh Pirates @ Los Angeles Dodgers  
Dodger Stadium, Los Angeles, CA  
Wed Aug 16 1972, 7:05 PM PDT  
Att: 28,318 - Unknown

AB	32
R	3
H	7
RBI	3
BB	2
SO	4
LOB	8



Batter	1	2	3	4	5	6	7	8	9	AB	R	H	RBI	BB	SO	LOB	BOTTOM					
Lee Lacy, R (1.4) OBP: 0.319, SLG: 0.341	4-3								6-3	4	1	2	0	0	0	1						
Bill Buckner, L (1.9) OBP: 0.354, SLG: 0.402	4-3									4	0	1	0	0	0	3						
Willie Davis, L (1.8) OBP: 0.308, SLG: 0.434	4-3									4	0	1	2	0	1	2						
Wes Parker, S (1.3) OBP: 0.375, SLG: 0.361		F8								1	0	0	0	3	0	0						
Willie Crawford, L (1.7) OBP: 0.309, SLG: 0.423										3	0	0	0	0	0	3						
Manny Mota, R (8, PH) OBP: 0.387, SLG: 0.465		4-3								1	0	0	0	0	0	2						
Bobby Valentine, R (1.5) OBP: 0.301, SLG: 0.322										4	0	2	0	0	0	0						
Bill Russell, R (1.6) OBP: 0.333, SLG: 0.414										3	0	2	0	0	1	1						
Maury Wills, S (9, PH) OBP: 0.174, SLG: 0.153										1	0	0	0	0	0	1						
Chris Cannizzaro, R (1.2) OBP: 0.348, SLG: 0.316										4	0	0	0	0	0	3						
Don Sutton, R (1.1) OBP: 0.182, SLG: 0.156										3	1	1	0	0	0	2						
<b>Inning Stats</b>	R: 0 E: 0 K: 0 S: 3	H: 1 LOB: 0 BB: 0 P: 6	R: 0 E: 0 K: 1 S: 6	H: 1 LOB: 0 BB: 0 P: 6	R: 2 E: 0 K: 0 S: 6	H: 3 LOB: 2 BB: 1 P: 10	R: 0 E: 0 K: 0 S: 4	H: 1 LOB: 0 BB: 0 P: 4	R: 0 E: 0 K: 1 S: 5	H: 1 LOB: 0 BB: 0 P: 5	R: 0 E: 0 K: 0 S: 2	H: 0 LOB: 0 BB: 1 P: 6	R: 0 E: 0 K: 0 S: 4	H: 1 LOB: 1 BB: 0 P: 4	R: 0 E: 0 K: 0 S: 3	H: 1 LOB: 1 BB: 1 P: 7	R: 0 E: 0 K: 0 S: 3	H: 1 LOB: 0 BB: 0 P: 3	1B: 7 2B: 2 3B: 0 HR: 0	SF: 0 SAC: 0 DP: 3 HBP: 0	WP: 0 PB: 0 SB: 3 CS: 1	PA: 35
<b>PITCHER</b> Nelson Briles, R (1.1) ERA: 3.23	IP: 7.0 WLS: 28 BF: 28 H: 7 R: 2 ER: 2 SO: 2 BB: 1 IBB: 0 HBP: 0 BLK: 0 WP: 0 HR: 0 S: 30 P: 38 ERA: 2.57 WHIP: 1.143															<b>PITCHER</b>	IP: 7.0 WLS: 28 BF: 28 H: 7 R: 2 ER: 2 SO: 2 BB: 1 IBB: 0 HBP: 0 BLK: 0 WP: 0 HR: 0 S: 30 P: 38 ERA: 2.57 WHIP: 1.143					
Ramon Hernandez, L (8.1) ERA: 1.88	0.1 W: 3 L: 1 R: 0 ER: 0 SO: 0 BB: 1 IBB: 0 HBP: 0 BLK: 0 WP: 0 HR: 0 S: 2 P: 6 ERA: 0.00 WHIP: 6.000															<b>PITCHER</b>	0.1 W: 3 L: 1 R: 0 ER: 0 SO: 0 BB: 1 IBB: 0 HBP: 0 BLK: 0 WP: 0 HR: 0 S: 2 P: 6 ERA: 0.00 WHIP: 6.000					
Bob Miller, R (8.1) ERA: 1.88	1.2 W: 4 L: 1 R: 0 ER: 0 SO: 0 BB: 0 IBB: 0 HBP: 0 BLK: 0 WP: 0 HR: 0 S: 4 P: 4 ERA: 0.00 WHIP: 0.600															<b>PITCHER</b>	1.2 W: 4 L: 1 R: 0 ER: 0 SO: 0 BB: 0 IBB: 0 HBP: 0 BLK: 0 WP: 0 HR: 0 S: 4 P: 4 ERA: 0.00 WHIP: 0.600					

Pittsburgh Pirates @ Los Angeles Dodgers  
Dodger Stadium, Los Angeles, CA  
Wed Aug 16 1972, 7:05 PM PDT  
Att: 28,318 - Unknown

AB	32
R	2
H	9
RBI	2
BB	3
SO	2
LOB	18

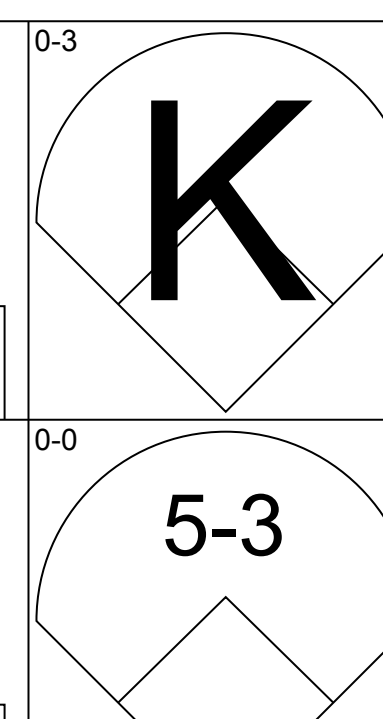
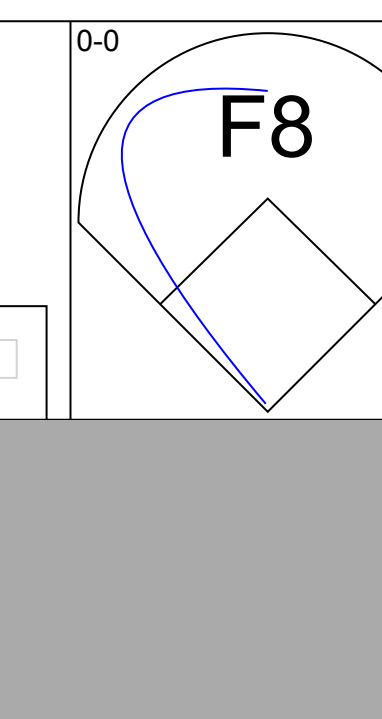
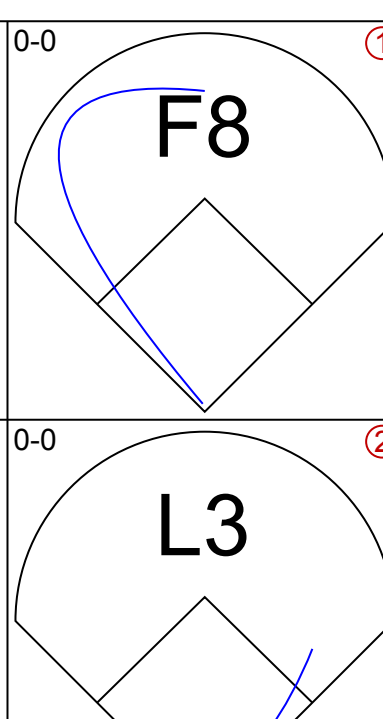
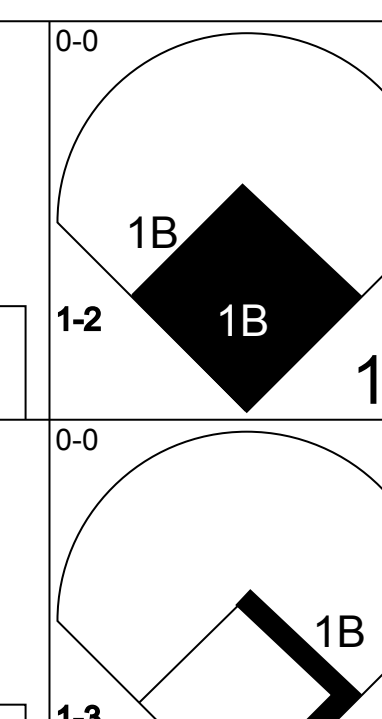
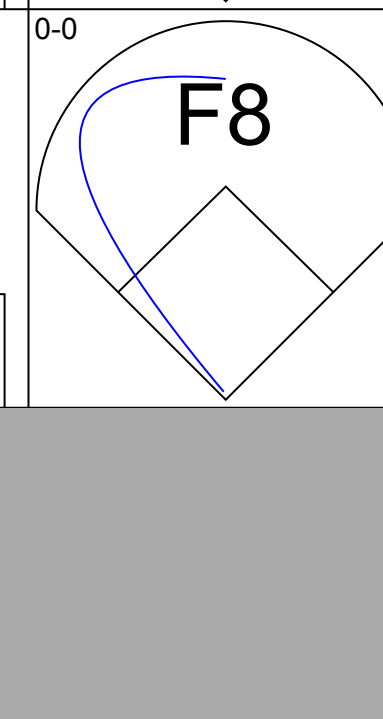
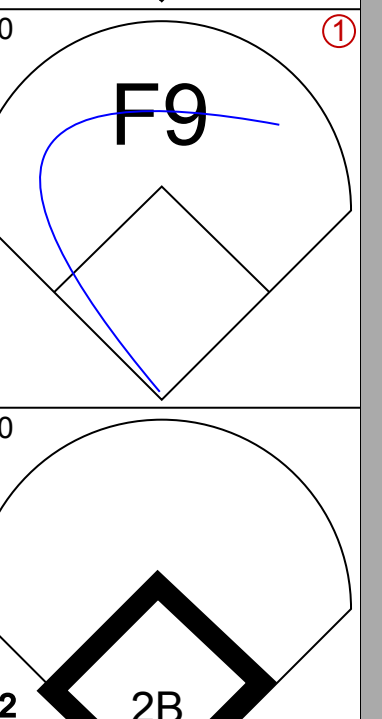
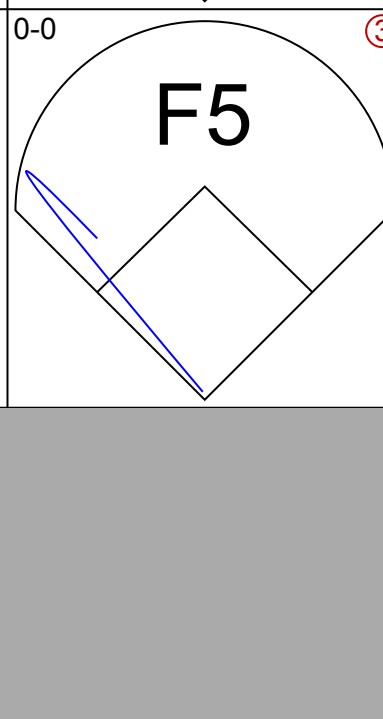
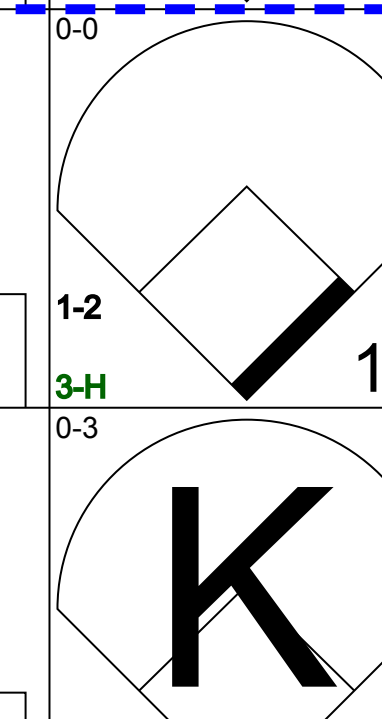

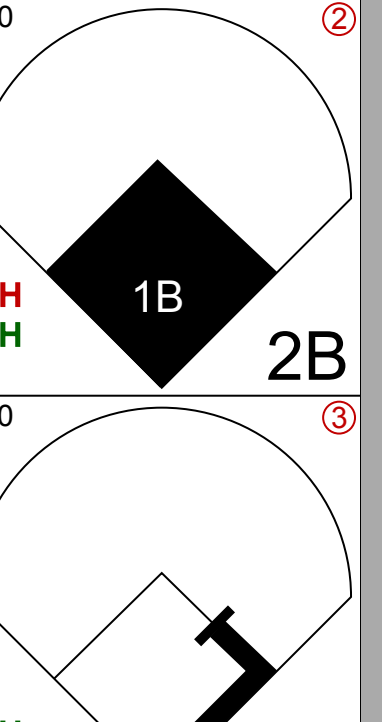

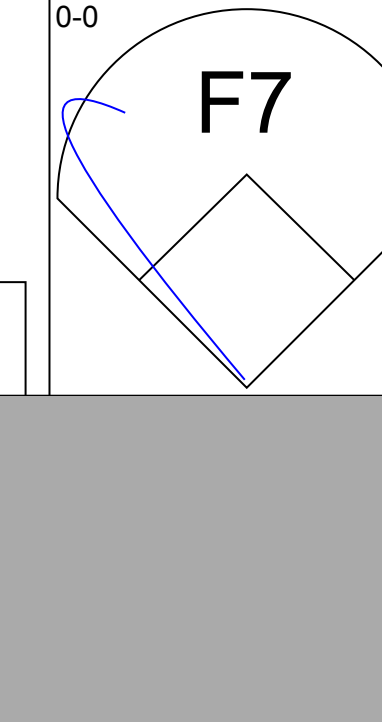
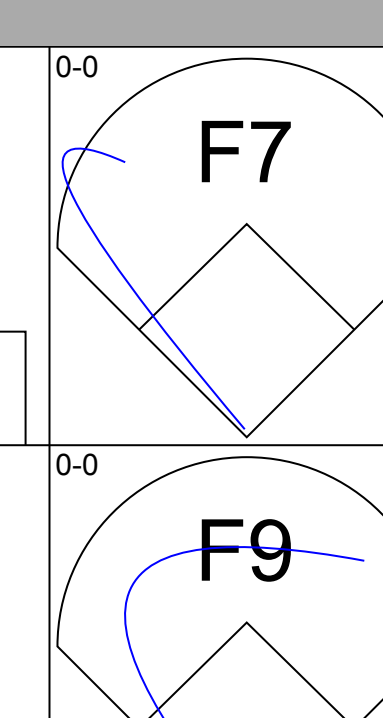
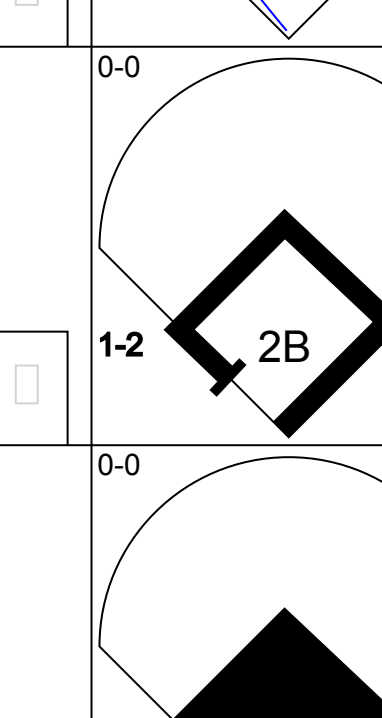
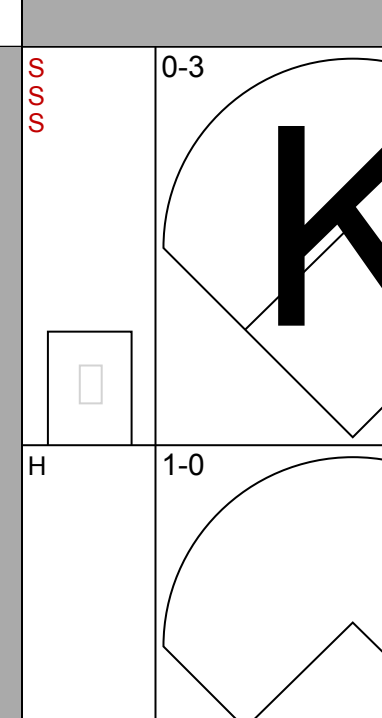
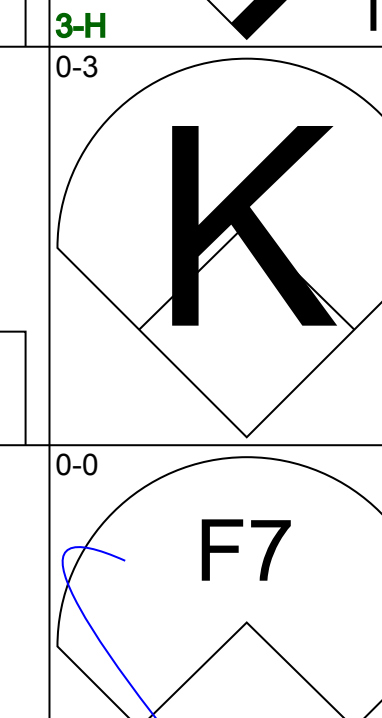
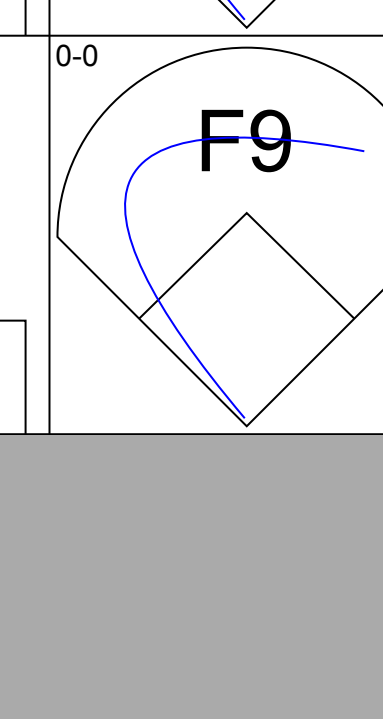
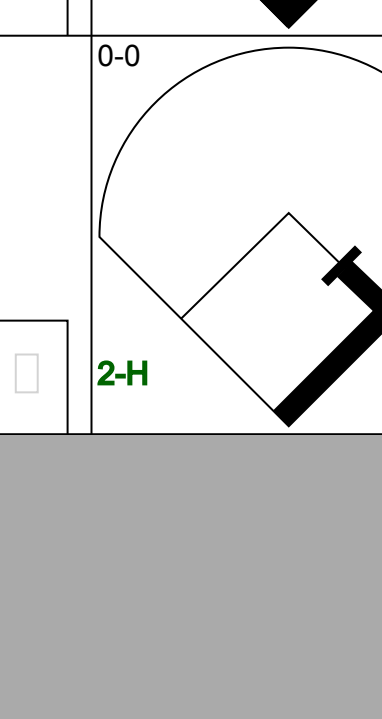
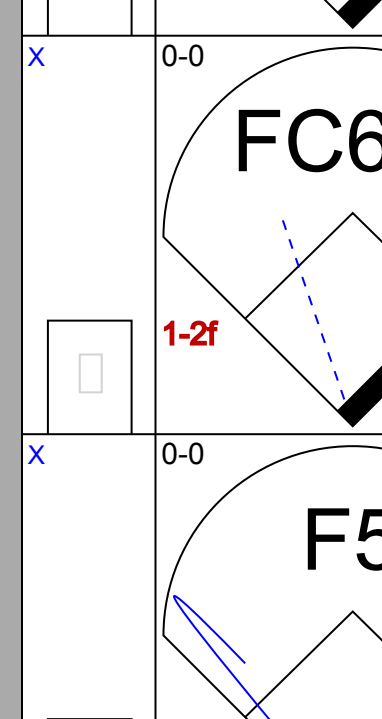




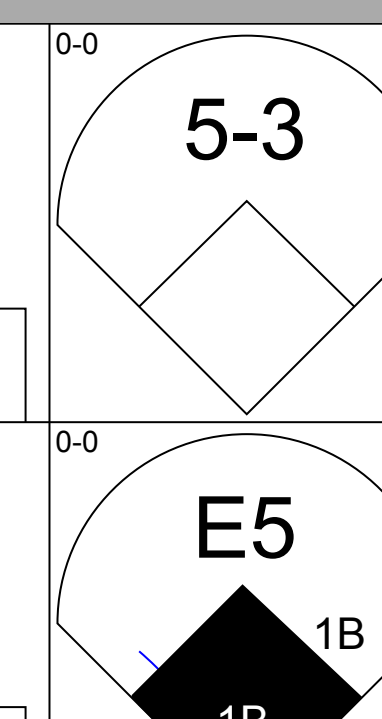
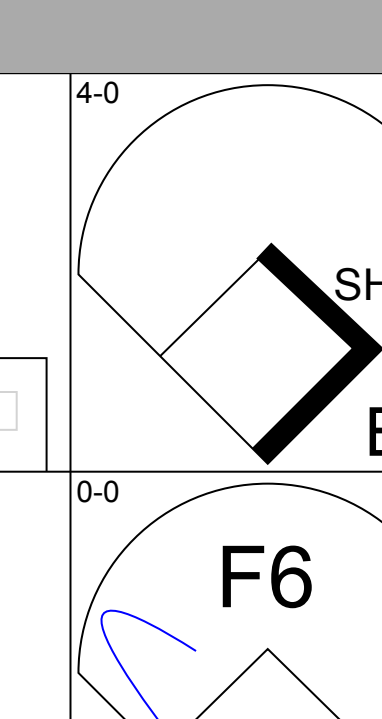
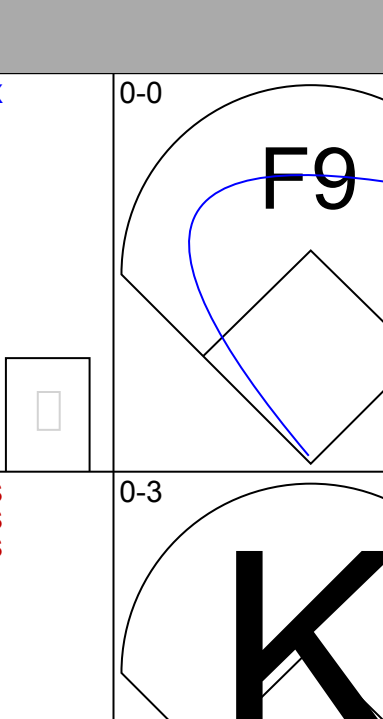
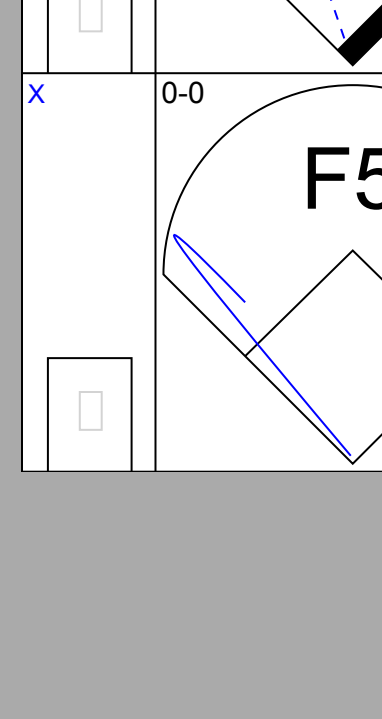
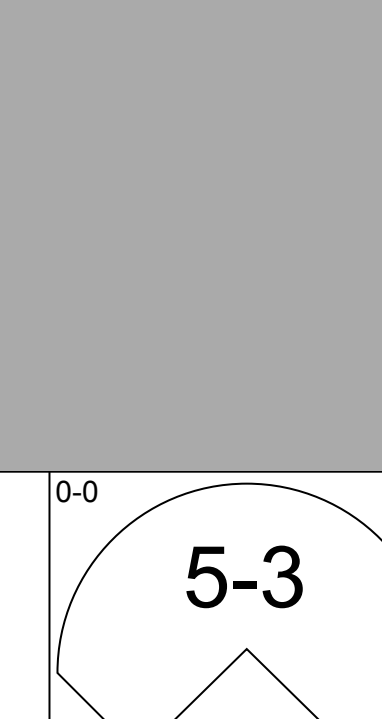
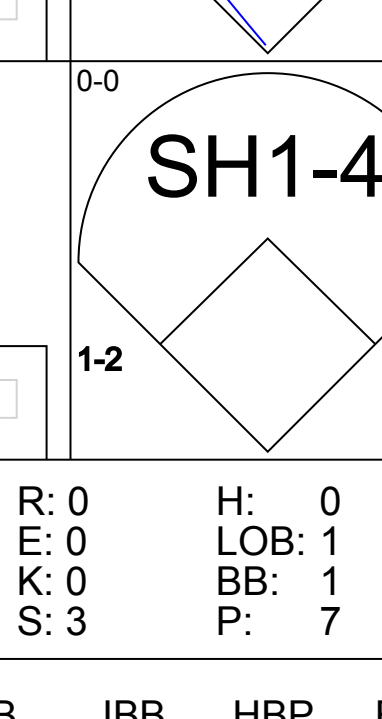
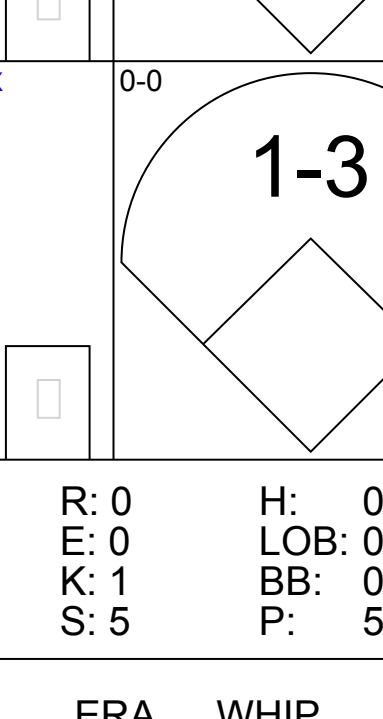
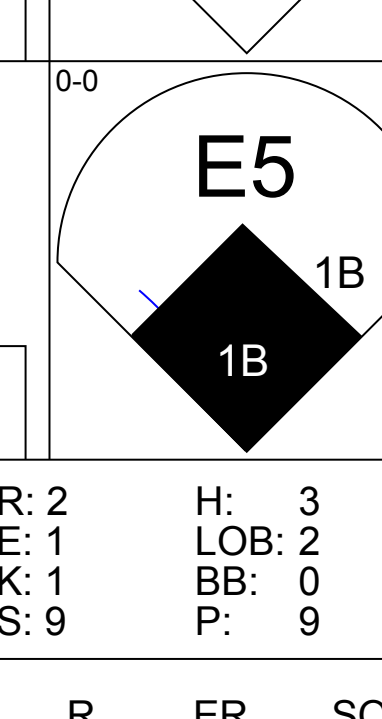
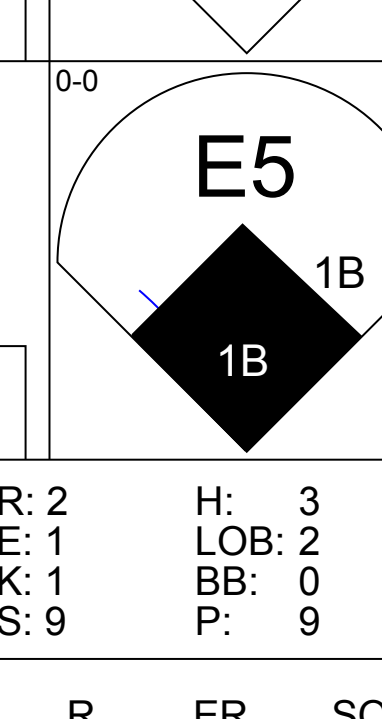


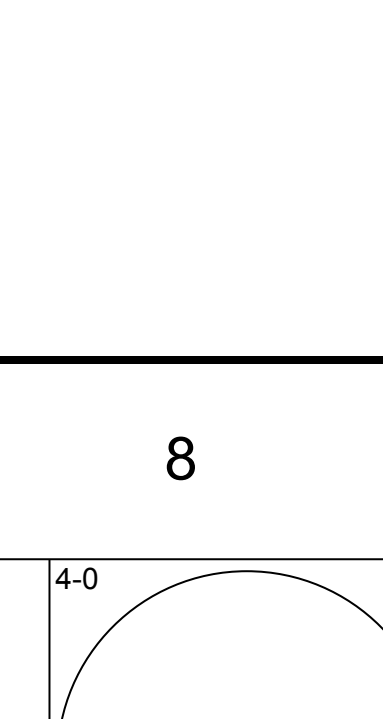


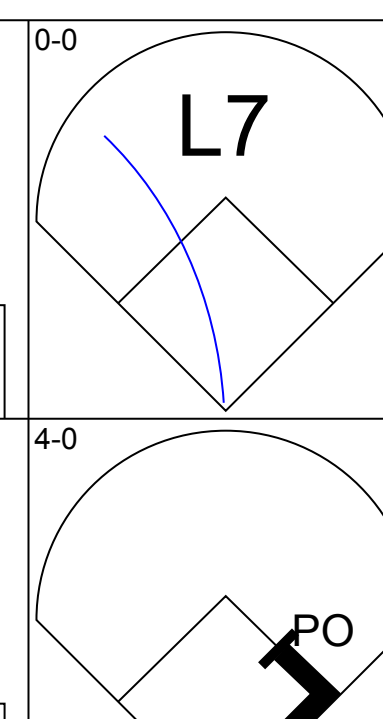
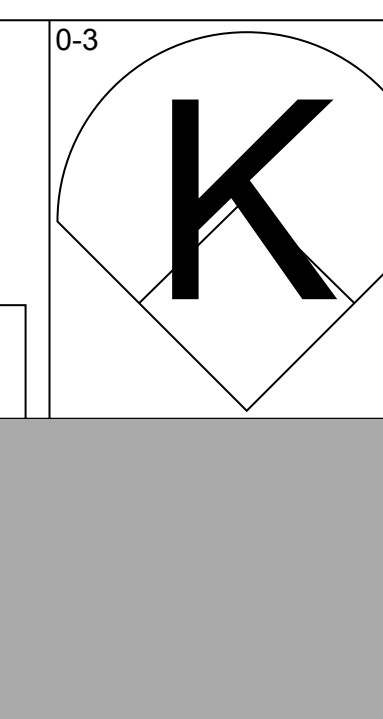
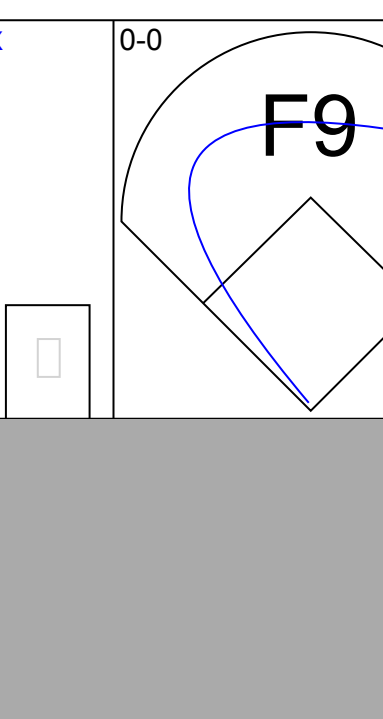
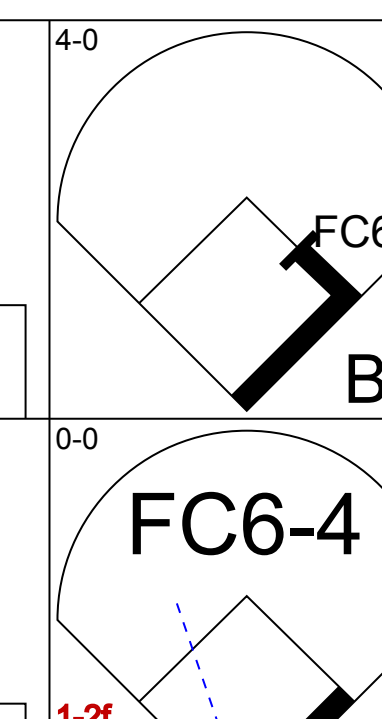
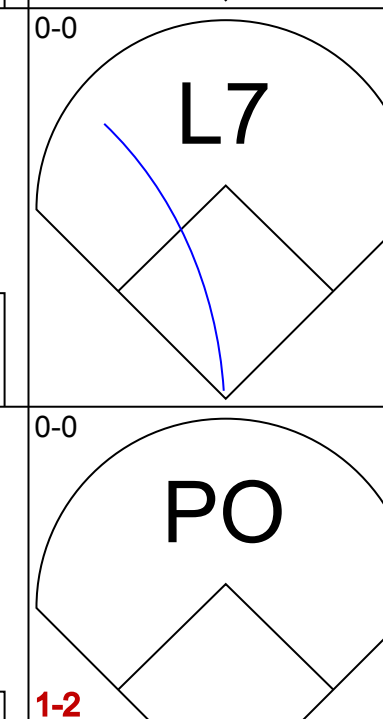
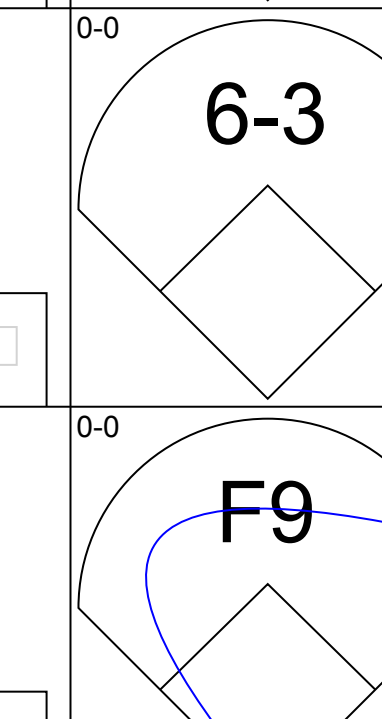
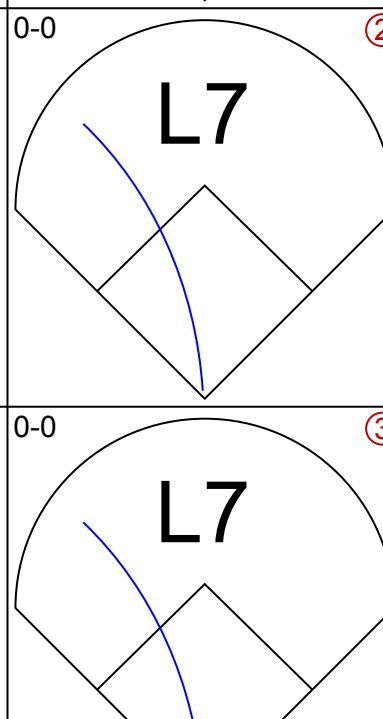






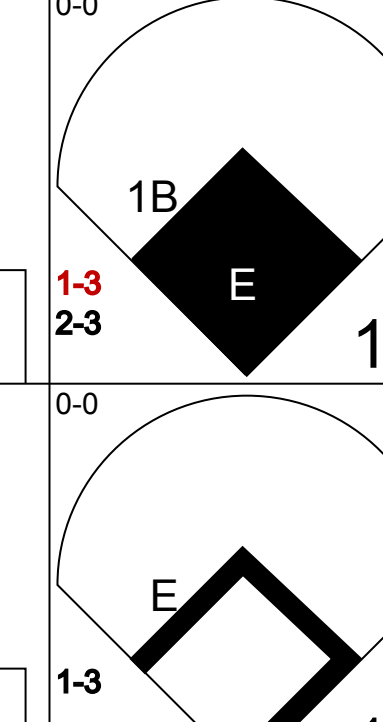


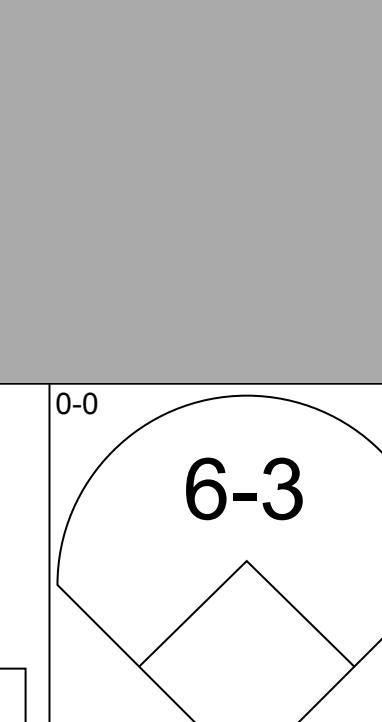
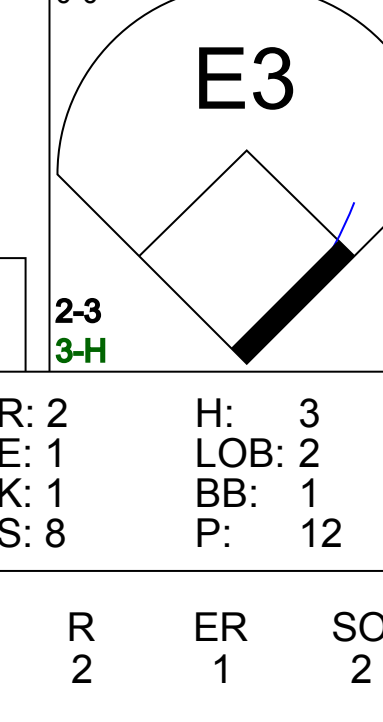


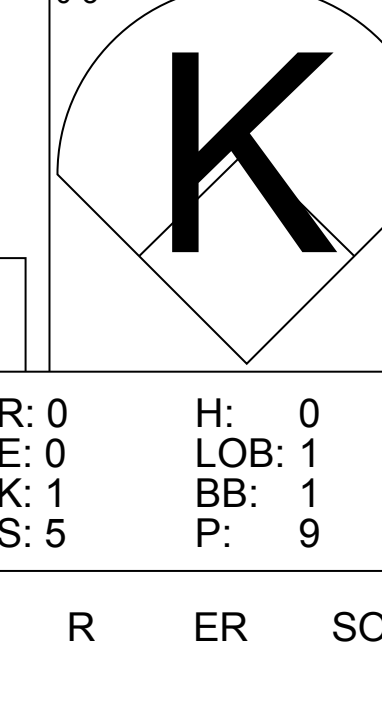






Batter	1	2	3	4	5	6	7	8	9	AB	R	H	RBI	BB	SO	LOB	TOP				
Gene Clines, R OBP: 0.363, SLG: 0.410 (1,9)	L9		L5-3		L7		K		1B	5	0	1	0	0	1	0	<b>Pittsburgh Pirates @ Los Angeles Dodgers</b> Dodger Stadium, Los Angeles, CA Thu Aug 17 1972, 7:05 PM PDT Att: 29,777 - Unknown <a href="http://livebaseballscorecards.com">livebaseballscorecards.com</a>				
Dave Cash, R OBP: 0.312, SLG: 0.370 (1,4)	6-3		1-3		5-3		G1		1B	4	0	2	0	1	0	0					
Al Oliver, L OBP: 0.350, SLG: 0.439 (1,8)	HBP		1-3				G1		G1-6-3	5	0	2	0	0	0	4					
Willie Stargell, L OBP: 0.390, SLG: 0.597 (1,3)	1-2		4-3		K		6-3			3	0	0	0	0	1	3					
Manny Sanguillen, R OBP: 0.343, SLG: 0.446 (1,2)	F2				2B				G5-4-3	4	2	3	1	0	0	2					
Bob Robertson, R OBP: 0.286, SLG: 0.301 (1,7)			F9		G3		HR		G5-4-3	3	0	1	0	1	0	1					
Richie Hebner, L OBP: 0.403, SLG: 0.546 (1,5)			FC4-6		G3		FC1-6		1-2	4	0	2	1	0	0	2					
Gene Alley, R OBP: 0.338, SLG: 0.328 (1,6)	FC4-6		1-2		4-3		F9		1-3	4	0	0	0	0	0	4					
Bob Moose, R OBP: 0.267, SLG: 0.226 (1,1)	4-3		4-3		G3		FC5-4			3	0	0	0	0	0	3					
Roberto Clemente, R OBP: 0.350, SLG: 0.468 (9, PH)							1-2		G3	1	0	0	0	0	0	0					
<b>Inning Stats</b>	R: 0 E: 0 K: 0 S: 4	H: 1 LOB: 2 BB: 0 P: 5	R: 0 E: 0 K: 0 S: 4	H: 1 LOB: 1 BB: 0 P: 4	R: 0 E: 0 K: 0 S: 4	H: 1 LOB: 1 BB: 0 P: 4	R: 1 E: 0 K: 0 S: 5	H: 2 LOB: 1 BB: 0 P: 5	R: 0 E: 0 K: 1 S: 6	H: 1 LOB: 1 BB: 0 P: 6	R: 0 E: 0 K: 1 S: 5	H: 0 LOB: 1 BB: 1 P: 9	R: 0 E: 0 K: 0 S: 4	H: 2 LOB: 1 BB: 0 P: 4	R: 0 E: 0 K: 0 S: 4	H: 2 LOB: 1 BB: 0 P: 4	1B: 8 2B: 2 3B: 0 HR: 1	SF: 0 SAC: 0 DP: 2 HBP: 1	WP: 0 PB: 0 SB: 0 CS: 0	PA: 39	
<b>PITCHER</b>	IP	WLS	BF	H	R	ER	SO	BB	IBB	HBP	BLK	WP	HR	S	P	ERA	WHIP				
Al Downing, L ERA: 2.97 (1,1)	8.1	W	38	11	2	2	2	2	0	1	0	0	1	39	48	2.16	1.560				
Pete Richert, L ERA: 1.95 (9,1)	0.2	S	1	0	0	0	0	0	0	0	0	0	0	1	1	0.00	0.000				

Batter	1	2	3	4	5	6	7	8	9	AB	R	H	RBI	BB	SO	LOB	BOTTOM				
Lee Lacy, R OBP: 0.323, SLG: 0.337 (1,4)	1B		4-3		6-3		FC4-6			2	1	0	0	2	0	0	<b>Pittsburgh Pirates @ Los Angeles Dodgers</b> Dodger Stadium, Los Angeles, CA Thu Aug 17 1972, 7:05 PM PDT Att: 29,777 - Unknown <a href="http://livebaseballscorecards.com">livebaseballscorecards.com</a>				
Bill Buckner, L OBP: 0.352, SLG: 0.400 (1,9)	3-1		4-3				FC4-6		1B	4	0	1	0	0	0	2					
Willie Davis, L OBP: 0.310, SLG: 0.436 (1,8)	SF7				BB		F7			3	2	2	1	0	0	2					
Wes Parker, S OBP: 0.376, SLG: 0.367 (1,3)	3-1				1B		3B			3	1	1	1	1	0	1					
Willie Crawford, L OBP: 0.307, SLG: 0.415 (1,7)	F7				L7		SH5-3		G3	3	0	0	0	1	0	3					
Bobby Valentine, R OBP: 0.301, SLG: 0.322 (1,5)			6-3		L7		SH5-3		1B	3	0	1	1	0	0	2					
Bill Russell, R OBP: 0.336, SLG: 0.415 (1,6)	4-3				1B		F5		1B	4	0	2	1	0	0	1					
Chris Cannizzaro, R OBP: 0.346, SLG: 0.314 (1,2)	K				CS		K		F7	4	0	1	0	0	2	2					
Al Downing, R OBP: 0.100, SLG: 0.102 (1,1)					K		SH1-3			2	0	0	0	0	1	0					
Pete Richert, L OBP: 0.500, SLG: 0.500 (9,1)										0	0	0	0	0	0	0					
<b>Inning Stats</b>	R: 1 E: 0 K: 0 S: 4	H: 1 LOB: 1 BB: 1 P: 8	R: 0 E: 0 K: 1 S: 5	H: 0 LOB: 0 BB: 0 P: 5	R: 0 E: 0 K: 1 S: 5	H: 0 LOB: 0 BB: 0 P: 5	R: 1 E: 0 K: 0 S: 4	H: 2 LOB: 1 BB: 1 P: 8	R: 0 E: 0 K: 1 S: 5	H: 0 LOB: 0 BB: 0 P: 5	R: 2 E: 0 K: 0 S: 5	H: 2 LOB: 1 BB: 1 P: 9	R: 0 E: 0 K: 0 S: 4	H: 1 LOB: 2 BB: 1 P: 8	R: 0 E: 0 K: 0 S: 5	H: 2 LOB: 2 BB: 0 P: 5	1B: 7 2B: 0 3B: 1 HR: 0	SF: 1 SAC: 2 DP: 0 HBP: 0	WP: 0 PB: 0 SB: 0 CS: 1	PA: 36	
<b>PITCHER</b>	IP	WLS	BF	H	R	ER	SO	BB	IBB	HBP	BLK	WP	HR	S	P	ERA	WHIP				
Bob Moose, R ERA: 3.23 (1,1)	8.0	L	35	8	4	4	3	3	1	0	0	0	0	37	53	4.50	1.375				



Batter	1	2	3	4	5	6	7	8	9	AB	R	H	RBI	BB	SO	LOB	TOP											
Vic Davallilo, L OBP: 0.372, SLG: 0.427										4	1	1	0	0	1	1	<b>Pittsburgh Pirates @ San Diego Padres</b> San Diego Stadium, San Diego, CA Fri Aug 18, 1972, 10:05 PM EDT Att: 30,610 - Unknown											
Dave Cash, R OBP: 0.314, SLG: 0.372										4	1	2	1	0	0	0												
Al Oliver, L OBP: 0.349, SLG: 0.437										4	0	1	1	0	0	1												
Willie Stargell, L OBP: 0.389, SLG: 0.593 Gene Clines, R OBP: 0.353, SLG: 0.410										4	0	1	0	0	2	2												
Richie Hebner, L OBP: 0.404, SLG: 0.547										3	1	1	1	0	0	2												
Manny Sanguillen, R OBP: 0.342, SLG: 0.444											4	0	1	1	0	0		1										
Bob Robertson, R OBP: 0.285, SLG: 0.298											3	0	0	0	1	1												
Gene Alley, R OBP: 0.333, SLG: 0.323											4	0	0	0	0	2		1										
Steve Blass, R OBP: 0.175, SLG: 0.164										2	1	0	0	0	0	0												
<b>Inning Stats</b>	R: 0 E: 0 K: 1 S: 5	H: 0 LOB: 0 BB: 0 P: 5	R: 0 E: 0 K: 0 S: 3	H: 0 LOB: 0 BB: 0 P: 3	R: 0 E: 0 K: 0 S: 3	H: 0 LOB: 1 BB: 1 P: 7	R: 2 E: 0 K: 0 S: 5	H: 4 LOB: 1 BB: 0 P: 5	R: 0 E: 0 K: 1 S: 5	H: 0 LOB: 0 BB: 0 P: 3	R: 0 E: 0 K: 1 S: 5	H: 0 LOB: 1 BB: 0 P: 6	R: 2 E: 1 K: 1 S: 9	H: 3 LOB: 2 BB: 0 P: 9	R: 0 E: 0 K: 2 S: 7	H: 0 LOB: 0 BB: 0 P: 7	1B: 6 2B: 1 3B: 0 HR: 0	SF: 0 SAC: 1 DP: 0 HBP: 1	WP: 0 PB: 0 SB: 0 CS: 0	PA: 35								
<b>PITCHER</b>	IP	WLS	BF	H	R	ER	SO	BB	IBB	HBP	BLK	WP	HR	S	P	ERA	WHIP											
Bill Greif, R ERA: 4.81	(1, 1)	7.1	L	29	6	4	3	3	1	0	1	0	0	0	33	38	3.68	0.955										
Mark Schaeffer, L ERA: 4.35	(8, 1)	0.2		3	1	0	0	1	0	0	0	0	0	5	5	0.00	1.500											
Gary Ross, R ERA: 2.07	(9, 1)	1.0		3	0	0	0	2	0	0	0	0	0	7	7	0.00	0.000											

Batter	1	2	3	4	5	6	7	8	9	AB	R	H	RBI	BB	SO	LOB	BOTTOM											
Jerry Morales, R OBP: 0.319, SLG: 0.362										3	0	0	0	1	1	2	<b>Pittsburgh Pirates @ San Diego Padres</b> San Diego Stadium, San Diego, CA Fri Aug 18, 1972, 10:05 PM EDT Att: 30,610 - Unknown											
Garry Jesteadt, R OBP: 0.273, SLG: 0.341										3	0	0	0	1	0	1												
Dave Roberts, R OBP: 0.289, SLG: 0.343											4	0	0	0	0	1												
Nate Colbert, R OBP: 0.321, SLG: 0.542											4	0	1	0	0	0												
Cito Gaston, R OBP: 0.310, SLG: 0.365											3	1	0	0	1	0		1										
Larry Stahl, L OBP: 0.301, SLG: 0.327											3	0	0	0	1	0		1										
Derrel Thomas, S OBP: 0.293, SLG: 0.311											3	1	2	0	0	0		0										
Fred Kendall, R OBP: 0.263, SLG: 0.343										3	0	1	1	0	0	0												
Bill Greif, R OBP: 0.061, SLG: 0.031 Mark Schaeffer, L OBP: 0.317, SLG: 0.396 Gary Ross, R OBP: 0.222, SLG: 0.222	(1, 1) (8, 1) (9, 1)	0.0 0.0 0.0								2 0 0	0 0 0	0 0 0	0 0 0	0 0 0	0 0 0	0 0 0												
<b>Inning Stats</b>	R: 0 E: 0 K: 0 S: 2	H: 0 LOB: 1 BB: 1 P: 6	R: 2 E: 1 K: 1 S: 8	H: 3 LOB: 2 BB: 1 P: 12	R: 0 E: 0 K: 0 S: 3	H: 0 LOB: 0 BB: 0 P: 3	R: 0 E: 0 K: 0 S: 3	H: 0 LOB: 0 BB: 0 P: 3	R: 0 E: 0 K: 0 S: 3	H: 0 LOB: 0 BB: 0 P: 3	R: 0 E: 0 K: 0 S: 3	H: 1 LOB: 0 BB: 0 P: 3	R: 0 E: 0 K: 1 S: 5	H: 0 LOB: 1 BB: 1 P: 9	R: 0 E: 0 K: 0 S: 3	H: 0 LOB: 1 BB: 1 P: 7	1B: 4 2B: 0 3B: 0 HR: 0	SF: 0 SAC: 0 DP: 0 HBP: 0	WP: 0 PB: 0 SB: 0 CS: 1	PA: 35								
<b>PITCHER</b>	IP	WLS	BF	H	R	ER	SO	BB	IBB	HBP	BLK	WP	HR	S	P	ERA	WHIP											
Steve Blass, R ERA: 2.66	(1, 1)	9.0	W	33	4	2	1	2	4	0	0	0	0	0	33	49	1.00	0.889										







Batter	1	2	3	4	5	6	7	8	9	AB	R	H	RBI	BB	SO	LOB	TOP					
Gene Clines, R OBP: 0.363, SLG: 0.412 (1, 8)										5	0	1	0	0	0	1	<b>Pittsburgh Pirates @ San Diego Padres</b> San Diego Stadium, San Diego, CA Sun Aug 20 1972, 6:38 AM EDT Att: 9,759 - Unknown <a href="http://livebaseballscorecards.com">livebaseballscorecards.com</a>					
Dave Cash, R OBP: 0.321, SLG: 0.380 (1, 4)										5	0	3	0	0	0	1						
Rennie Stennett, R OBP: 0.310, SLG: 0.394 (1, 9)										5	0	1	0	0	1	4						
Willie Stargell, L OBP: 0.390, SLG: 0.590 Vic Davalillo, L OBP: 0.375, SLG: 0.430 (1, 3) (8, 8)										4	1	1	0	0	1	3						
Manny Sanguillen, R OBP: 0.342, SLG: 0.441 (1, 2)										4	1	1	0	0	0	2						
Bob Robertson, R OBP: 0.283, SLG: 0.307 (1, 7) (8, 3)										4	1	1	1	0	1	2						
Richie Hebner, L OBP: 0.411, SLG: 0.556 (1, 5)										4	1	2	2	0	0	1						
Jackie Hernandez, R OBP: 0.226, SLG: 0.270 (1, 6)										4	1	1	0	0	1	1						
Bruce Kison, R OBP: 0.167, SLG: 0.278 (1, 1)										4	0	1	2	0	3	1						
<b>Inning Stats</b>	R: 0 E: 0 K: 1 S: 6	H: 1 LOB: 1 BB: 0 P: 6	R: 2 E: 0 K: 0 S: 6	H: 3 LOB: 1 BB: 0 P: 6	R: 0 E: 1 K: 1 S: 6	H: 1 LOB: 1 BB: 0 P: 6	R: 0 E: 0 K: 2 S: 8	H: 1 LOB: 1 BB: 0 P: 8	R: 0 E: 0 K: 0 S: 4	H: 1 LOB: 0 BB: 0 P: 4	R: 1 E: 0 K: 0 S: 4	H: 1 LOB: 0 BB: 0 P: 4	R: 0 E: 0 K: 1 S: 6	H: 1 LOB: 0 BB: 0 P: 6	R: 2 E: 0 K: 1 S: 7	H: 2 LOB: 0 BB: 0 P: 7	R: 0 E: 0 K: 1 S: 6	H: 1 LOB: 0 BB: 0 P: 6	1B: 8 2B: 1 3B: 1 HR: 2	SF: 0 SAC: 0 DP: 0 HBP: 0	WP: 0 PB: 0 SB: 1 CS: 0	PA: 39
<b>PITCHER</b> Fred Norman, L ERA: 3.38 (1, 1)	IP: 9.0 WLS: L BF: 39 H: 12 R: 5 ER: 5 SO: 7 BB: 0 IBB: 0 HBP: 0 BLK: 0 WP: 0 HR: 2 S: 53 P: 53 ERA: 5.00 WHIP: 1.333															<b>PITCHER</b>	IP: 9.0 WLS: W BF: 36 H: 5 R: 2 ER: 1 SO: 6 BB: 4 IBB: 0 HBP: 0 BLK: 0 WP: 0 HR: 0 S: 44 P: 60 ERA: 1.00 WHIP: 1.000					

Batter	1	2	3	4	5	6	7	8	9	AB	R	H	RBI	BB	SO	LOB	BOTTOM			
Jerry Morales, R OBP: 0.320, SLG: 0.360 (1, 7)										3	1	1	0	0	1	2	<b>Pittsburgh Pirates @ San Diego Padres</b> San Diego Stadium, San Diego, CA Sun Aug 20 1972, 6:38 AM EDT Att: 9,759 - Unknown <a href="http://livebaseballscorecards.com">livebaseballscorecards.com</a>			
Derrel Thomas, S OBP: 0.294, SLG: 0.319 (1, 6)										4	1	1	1	0	0	3				
Dave Roberts, R OBP: 0.281, SLG: 0.333 (1, 5)										4	0	0	0	0	2	3				
Nate Colbert, R OBP: 0.320, SLG: 0.534 (1, 3)										3	0	0	0	1	1	0				
Cito Gaston, R OBP: 0.315, SLG: 0.381 (1, 9)										4	0	2	1	0	0	1				
Johnny Jeter, R OBP: 0.267, SLG: 0.313 (1, 8)										4	0	1	0	0	1	2				
Fred Stanley, R OBP: 0.313, SLG: 0.239 Larry Stahl, L OBP: 0.299, SLG: 0.324 Fred Kendall, R OBP: 0.262, SLG: 0.355 (1, 4) (6, PH) (7, 2)										2	0	0	0	0	1	1				
Pat Corrales, R OBP: 0.252, SLG: 0.181 Gary Jesteadt, R OBP: 0.270, SLG: 0.341 (1, 2) (6, PH) (7, 4)										2	0	0	0	0	0	1				
Fred Norman, S OBP: 0.298, SLG: 0.179 Curt Blefary, L OBP: 0.311, SLG: 0.387 (1, 1) (8, PH)										0	0	0	0	3	0	0				
<b>Inning Stats</b>	R: 2 E: 1 K: 1 S: 7	H: 2 LOB: 1 BB: 1 P: 11	R: 0 E: 0 K: 1 S: 5	H: 0 LOB: 1 BB: 1 P: 9	R: 0 E: 1 K: 0 S: 3	H: 0 LOB: 0 BB: 0 P: 3	R: 0 E: 0 K: 1 S: 6	H: 1 LOB: 1 BB: 0 P: 6	R: 0 E: 0 K: 0 S: 3	H: 0 LOB: 1 BB: 1 P: 7	R: 0 E: 0 K: 1 S: 7	H: 2 LOB: 2 BB: 0 P: 7	R: 0 E: 0 K: 1 S: 5	H: 0 LOB: 0 BB: 0 P: 5	R: 0 E: 0 K: 0 S: 3	H: 0 LOB: 0 BB: 0 P: 3	1B: 4 2B: 2 3B: 0 HR: 0	SF: 0 SAC: 1 DP: 1 HBP: 0	WP: 0 PB: 0 SB: 0 CS: 1	PA: 37
<b>PITCHER</b> Bruce Kison, R ERA: 2.91 (1, 1)	IP: 9.0 WLS: W BF: 36 H: 5 R: 2 ER: 1 SO: 6 BB: 4 IBB: 0 HBP: 0 BLK: 0 WP: 0 HR: 0 S: 44 P: 60 ERA: 1.00 WHIP: 1.000															<b>PITCHER</b>	IP: 9.0 WLS: W BF: 36 H: 5 R: 2 ER: 1 SO: 6 BB: 4 IBB: 0 HBP: 0 BLK: 0 WP: 0 HR: 0 S: 44 P: 60 ERA: 1.00 WHIP: 1.000			



Batter	1	2	3	4	5	6	7	8	9	AB	R	H	RBI	BB	SO	LOB	TOP			
Vic Davallilo, L (1, 8) OBP: 0.377, SLG: 0.431										4	0	2	0	0	0	0				
Dave Cash, R (1, 4) OBP: 0.317, SLG: 0.376										4	0	0	0	0	1	2				
Roberto Clemente, R (1, 9) OBP: 0.349, SLG: 0.485										4	1	1	0	0	1	0				
Willie Stargell, L (1, 3) OBP: 0.384, SLG: 0.595 Rennie Stennett, R (9, PR) OBP: 0.310, SLG: 0.394										4	0	3	1	0	0	1				
Richie Hebner, L (1, 5) OBP: 0.409, SLG: 0.556										4	0	1	0	0	0	1				
Bob Robertson, R (1, 7) OBP: 0.286, SLG: 0.307										3	0	1	0	1	0	3				
Milt May, L (1, 2) OBP: 0.303, SLG: 0.311										3	0	0	0	0	0	3				
Jackie Hernandez, R (1, 6) OBP: 0.221, SLG: 0.264										3	0	0	0	0	1	0				
Nelson Briles, R (1, 1) OBP: 0.157, SLG: 0.180										3	0	0	0	0	1	0				
<b>Inning Stats</b>	R: 1 E: 1 K: 0 S: 4	H: 2 LOB: 0 BB: 0 P: 4	R: 0 E: 0 K: 0 S: 3	H: 1 LOB: 0 BB: 0 P: 3	R: 0 E: 0 K: 1 S: 6	H: 1 LOB: 1 BB: 0 P: 6	R: 0 E: 0 K: 1 S: 6	H: 0 LOB: 0 BB: 0 P: 10	R: 0 E: 0 K: 0 S: 7	H: 0 LOB: 0 BB: 0 P: 7	R: 0 E: 0 K: 0 S: 3	H: 0 LOB: 0 BB: 0 P: 3	R: 0 E: 0 K: 0 S: 3	H: 0 LOB: 0 BB: 0 P: 3	R: 0 E: 0 K: 0 S: 5	H: 2 LOB: 2 BB: 0 P: 5	1B: 6 2B: 2 3B: 0 HR: 0	SF: 0 SAC: 0 DP: 3 HBP: 0	WP: 0 PB: 0 SB: 1 CS: 1	PA: 34
<b>PITCHER</b> Juan Marichal, R (1, 1) ERA: 3.62	IP: 9.0 WLS: L BF: 33 H: 8 R: 1 ER: 0 SO: 4 BB: 1 IBB: 0 HBP: 0 BLK: 0 WP: 0 HR: 0 S: 40 P: 44 ERA: 0.00 WHIP: 1.000															<b>PITCHER</b>				

Pittsburgh Pirates @ San Francisco Giants  
Candlestick Park, San Francisco, CA  
Tue Aug 22 1972, 10:05 PM EDT  
Att: 9,389 - Unknown

AB	32
R	1
H	8
RBI	1
BB	1
SO	4
LOB	10



Batter	1	2	3	4	5	6	7	8	9	AB	R	H	RBI	BB	SO	LOB	BOTTOM			
Bobby Bonds, R (1, 9) OBP: 0.327, SLG: 0.466										4	0	0	0	0	0	0				
Chris Speier, R (1, 6) OBP: 0.361, SLG: 0.420										3	0	0	0	0	0	0				
Ken Henderson, S (1, 7) OBP: 0.316, SLG: 0.430										3	0	1	0	0	0	0				
Willie McCovey, L (1, 3) OBP: 0.310, SLG: 0.389										3	0	0	0	0	1	1				
Dave Rader, L (1, 2) OBP: 0.300, SLG: 0.338										3	0	0	0	0	0	0				
Tito Fuentes, S (1, 4) OBP: 0.304, SLG: 0.378										3	0	0	0	0	0	0				
Garry Maddox, R (1, 8) OBP: 0.286, SLG: 0.434										3	0	0	0	0	2	0				
Dave Kingman, R (1, 5) OBP: 0.300, SLG: 0.476										3	0	0	0	0	2	0				
Juan Marichal, R (1, 1) OBP: 0.224, SLG: 0.250 Ed Goodson, L (9, PH) OBP: 0.319, SLG: 0.420										2	0	0	0	0	1	0				
<b>Inning Stats</b>	R: 0 E: 0 K: 0 S: 3	H: 0 LOB: 0 BB: 0 P: 3	R: 0 E: 0 K: 1 S: 5	H: 0 LOB: 0 BB: 0 P: 5	R: 0 E: 0 K: 3 S: 9	H: 0 LOB: 0 BB: 0 P: 9	R: 0 E: 0 K: 0 S: 3	H: 0 LOB: 0 BB: 0 P: 3	R: 0 E: 0 K: 1 S: 5	H: 0 LOB: 0 BB: 0 P: 5	R: 0 E: 0 K: 0 S: 4	H: 1 LOB: 1 BB: 0 P: 4	R: 0 E: 0 K: 1 S: 5	H: 0 LOB: 0 BB: 0 P: 5	R: 0 E: 0 K: 0 S: 3	H: 0 LOB: 0 BB: 0 P: 3	1B: 1 2B: 0 3B: 0 HR: 0	SF: 0 SAC: 0 DP: 0 HBP: 0	WP: 0 PB: 0 SB: 0 CS: 0	PA: 28
<b>PITCHER</b> Nelson Briles, R (1, 1) ERA: 3.01	IP: 9.0 WLS: W BF: 28 H: 1 R: 0 ER: 0 SO: 6 BB: 0 IBB: 0 HBP: 0 BLK: 0 WP: 0 HR: 0 S: 40 P: 40 ERA: 0.00 WHIP: 0.111															<b>PITCHER</b>				

Pittsburgh Pirates @ San Francisco Giants  
Candlestick Park, San Francisco, CA  
Tue Aug 22 1972, 10:05 PM EDT  
Att: 9,389 - Unknown

AB	28
R	0
H	1
RBI	0
BB	0
SO	6
LOB	1





Batter	1	2	3	4	5	6	7	8	9	AB	R	H	RBI	BB	SO	LOB	TOP			
Vic Davallo, L (1,8) OBP: 0.372, SLG: 0.424	6-3		FC1-4			4-3			L6	4	0	0	0	0	0	1				
Dave Cash, R (1,4) OBP: 0.314, SLG: 0.372	K		F9			1-3			5-3	4	0	0	0	0	1	1				
Roberto Clemente, R (1,9) OBP: 0.344, SLG: 0.477	4-3		1-3			K			K	4	0	0	0	0	2	1				
Willie Stargell, L (1,3) OBP: 0.393, SLG: 0.593										3	0	1	0	0	1	0				
Richie Hebner, L (1,5) OBP: 0.406, SLG: 0.550										3	0	0	0	0	0	1				
Manny Sanguillen, R (1,7) OBP: 0.340, SLG: 0.437										3	0	0	0	0	0	1				
Milt May, L (1,2) OBP: 0.307, SLG: 0.315										2	0	1	0	0	0	0				
Rennie Stennett, R (7,7) OBP: 0.309, SLG: 0.392										1	0	0	0	0	0	0				
Jackie Hernandez, R (1,6) OBP: 0.217, SLG: 0.259										3	0	0	0	0	1	2				
Bob Moose, R (1,1) OBP: 0.274, SLG: 0.222										1	0	0	0	1	0	0				
Bob Miller, R (7,1)										0	0	0	0	0	0	0				
Bill Mazerowski, R (8, PH) OBP: 0.278, SLG: 0.320										1	0	0	0	0	0	0				
Dave Giusti, R (8,1)										0	0	0	0	0	0	0				
<b>Inning Stats</b>	R: 0 E: 0 K: 1 S: 5	H: 0 LOB: 0 BB: 0 P: 5	R: 0 E: 0 K: 1 S: 7	H: 2 LOB: 2 BB: 0 P: 7	R: 0 E: 0 K: 0 S: 3	H: 0 LOB: 1 BB: 1 P: 7	R: 0 E: 0 K: 0 S: 3	H: 0 LOB: 0 BB: 0 P: 3	R: 0 E: 0 K: 1 S: 5	H: 0 LOB: 0 BB: 0 P: 5	R: 0 E: 0 K: 0 S: 3	H: 0 LOB: 0 BB: 0 P: 3	R: 0 E: 0 K: 1 S: 5	H: 0 LOB: 0 BB: 0 P: 5	R: 0 E: 0 K: 0 S: 3	H: 0 LOB: 0 BB: 0 P: 5	1B: 2 2B: 0 3B: 0 HR: 0	SF: 0 SAC: 0 DP: 0 HBP: 0	WP: 0 PB: 0 SB: 0 CS: 0	PA: 30
<b>PITCHER</b> Jim Barr, R (1,1) ERA: 2.99	IP: 9.0 WLS: W BF: 30 H: 2 R: 0 ER: 0 SO: 5 BB: 1 IBB: 0 HBP: 0 BLK: 0 WP: 0 HR: 0 S: 39 P: 43 ERA: 0.00 WHIP: 0.333																			

**Pittsburgh Pirates @ San Francisco Giants**  
Candlestick Park, San Francisco, CA  
Wed Aug 23 1972, 6:33 AM EDT  
Att: 8,330 - Unknown

livebaseballscorecards.com

**AB 29**  
**R 0**  
**H 2**  
**RBI 0**  
**BB 1**  
**SO 5**  
**LOB 7**



Batter	1	2	3	4	5	6	7	8	9	AB	R	H	RBI	BB	SO	LOB	BOTTOM			
Bobby Bonds, R (1,9) OBP: 0.328, SLG: 0.466	SH SF8 1B		K			6-3	E 1B			4	2	2	1	0	1	0				
Tito Fuentes, S (1,4) OBP: 0.302, SLG: 0.375	SH SF8 1B		F9			5-3	F9			3	0	0	0	0	0	1				
Ken Henderson, S (1,7) OBP: 0.315, SLG: 0.426	K		F8			HR BB	E3			3	1	0	0	1	1	2				
Willie McCovey, L (1,3) OBP: 0.313, SLG: 0.403						F8	F8			3	1	1	2	1	0	1				
Dave Rader, L (1,2) OBP: 0.299, SLG: 0.341	SF8					F6				3	1	1	1	0	0	0				
Gary Maddox, R (1,8) OBP: 0.286, SLG: 0.432	2-3 3-H 1-3					F2	E3 1B SF8			4	1	1	1	0	0	2				
Dave Kingman, R (1,5) OBP: 0.300, SLG: 0.474							E3 1B SF8			4	1	1	0	0	1	1				
Damaso Blanco, R (1,6) OBP: 0.471, SLG: 0.385							1B 1B			3	0	1	1	0	0	0				
Jim Barr, R (1,1) OBP: 0.156, SLG: 0.188							SF8			4	1	1	1	0	1	1				
<b>Inning Stats</b>	R: 1 E: 0 K: 1 S: 7	H: 1 LOB: 2 BB: 1 P: 11	R: 0 E: 0 K: 1 S: 5	H: 0 LOB: 0 BB: 0 P: 5	R: 0 E: 0 K: 0 S: 3	H: 0 LOB: 0 BB: 0 P: 3	R: 0 E: 0 K: 0 S: 3	H: 0 LOB: 0 BB: 0 P: 3	R: 2 E: 0 K: 0 S: 4	H: 1 LOB: 1 BB: 1 P: 8	R: 4 E: 2 K: 0 S: 8	H: 3 LOB: 1 BB: 0 P: 8	R: 1 E: 0 K: 0 S: 5	H: 3 LOB: 1 BB: 0 P: 5	R: 1 E: 0 K: 0 S: 5	H: 3 LOB: 1 BB: 0 P: 5	1B: 6 2B: 1 3B: 0 HR: 1	SF: 2 SAC: 1 DP: 1 HBP: 0	WP: 0 PB: 0 SB: 0 CS: 0	PA: 36
<b>PITCHER</b> Bob Moose, R (1,1) ERA: 3.32 Bob Miller, R (7,1) ERA: 1.85 Dave Giusti, R (8,1) ERA: 1.91	IP: 6.1 WLS: L BF: 27 H: 4 R: 6 ER: 4 SO: 4 BB: 1 IBB: 1 HBP: 0 BLK: 0 WP: 0 HR: 1 S: 33 P: 41 ERA: 5.68 WHIP: 0.789																			

**Pittsburgh Pirates @ San Francisco Giants**  
Candlestick Park, San Francisco, CA  
Wed Aug 23 1972, 6:33 AM EDT  
Att: 8,330 - Unknown

livebaseballscorecards.com

**AB 31**  
**R 8**  
**H 8**  
**RBI 7**  
**BB 2**  
**SO 4**  
**LOB 8**









Batter	1	2	3	4	5	6	7	8	9	AB	R	H	RBI	BB	SO	LOB	TOP	
Lee Lacy, R OBP: 0.321, SLG: 0.333 (1, 4)										3	2	0	0	1	0	0		
Bill Buckner, L OBP: 0.345, SLG: 0.403 (1, 9)										4	1	2	2	0	0	0		
Willie Davis, L OBP: 0.307, SLG: 0.425 (1, 8)										4	0	1	0	0	1	2		
Wes Parker, S OBP: 0.379, SLG: 0.361 (1, 3)										4	0	0	1	0	1	2		
Willie Crawford, L OBP: 0.311, SLG: 0.409 (1, 7)										4	0	0	0	0	2	1		
Steve Garvey, R OBP: 0.317, SLG: 0.419 Maury Wills, S OBP: 0.178, SLG: 0.151 (1, 5) (9, 5)										3	0	0	0	0	1	0		
Bill Russell, R OBP: 0.328, SLG: 0.399 (1, 6)										4	1	1	0	0	0	1		
Chris Cannizzaro, R OBP: 0.354, SLG: 0.310 (1, 2)										2	0	0	0	1	0	1		
Claude Osteen, L OBP: 0.338, SLG: 0.381 (1, 1)										3	0	0	0	0	0	1		
<b>Inning Stats</b>	R: 1 E: 0 K: 1 S: 6	H: 1 LOB: 1 BB: 1 P: 10	R: 0 E: 0 K: 0 S: 2	H: 0 LOB: 1 BB: 1 P: 7	R: 0 E: 0 K: 1 S: 5	H: 0 LOB: 0 BB: 0 P: 5	R: 0 E: 0 K: 0 S: 3	H: 0 LOB: 0 BB: 0 P: 3	R: 0 E: 1 K: 0 S: 5	H: 1 LOB: 0 BB: 0 P: 5	R: 0 E: 0 K: 1 S: 6	H: 1 LOB: 1 BB: 0 P: 6	R: 0 E: 0 K: 1 S: 5	H: 0 LOB: 0 BB: 0 P: 5	1B: 2 2B: 1 3B: 0 HR: 1	SF: 0 SAC: 0 DP: 1 HBP: 1	WP: 0 PA: 34	
<b>PITCHER</b>	IP WLS BF H R ER SO BB IBB HBP BLK WP HR S P ERA WHIP																	
Bruce Kison, R ERA: 2.97 Ramon Hernandez, L ERA: 1.82	(1, 1) (8, 1)	7.0 L	27 27	3 3	4 4	3 3	3 3	2 2	0 0	0 0	1 1	1 1	0 0	0 0	11 11	39 39	3.86 0.00	0.714 0.500

Los Angeles Dodgers @ Pittsburgh Pirates  
Three Rivers Stadium, Pittsburgh, PA  
Fri Aug 25 1972, 7:05 PM EDT  
Att: 39,574 - Unknown

AB 31  
R 4  
H 4  
RBI 3  
BB 2  
SO 5  
LOB 8



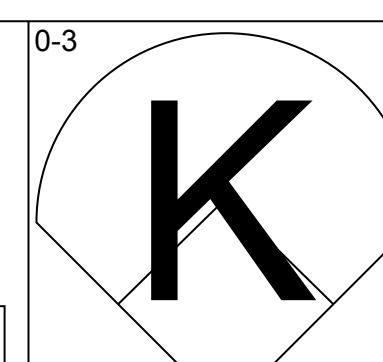
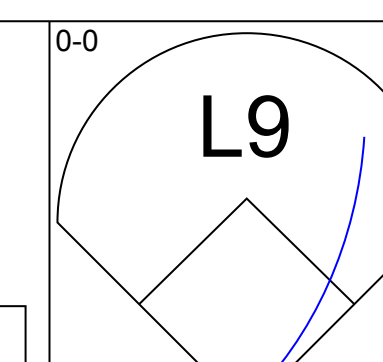
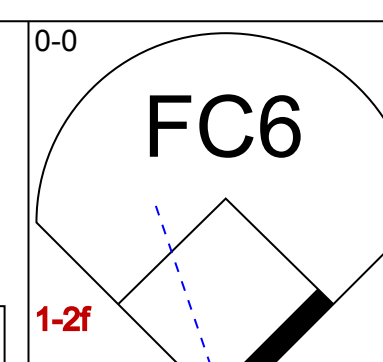
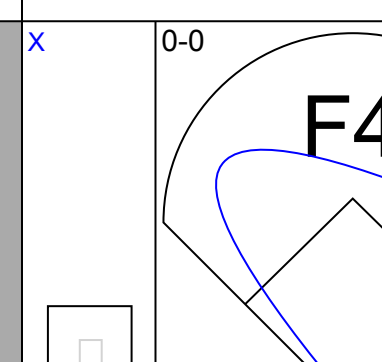
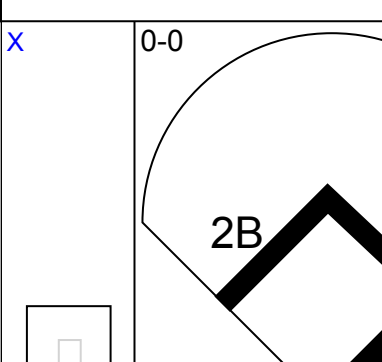
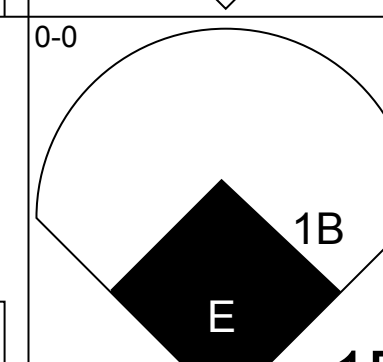
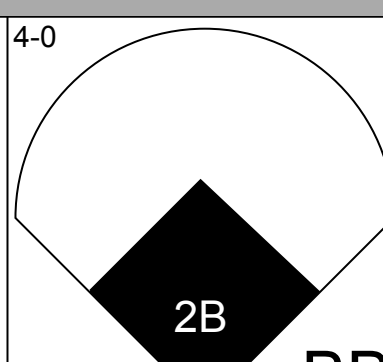
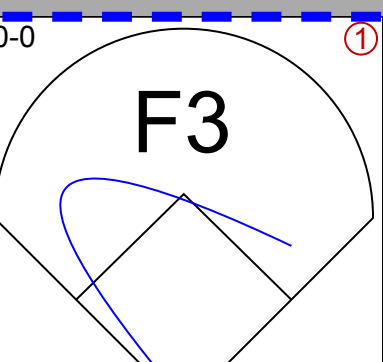
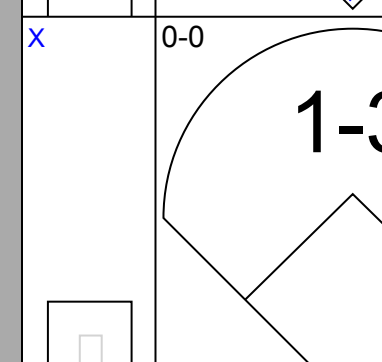
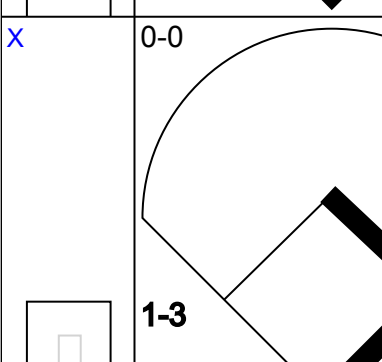
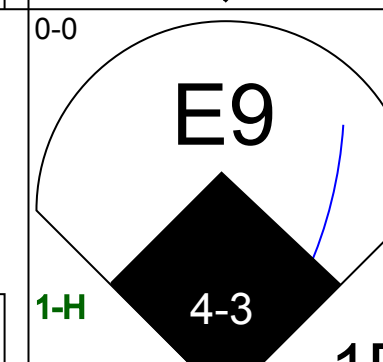
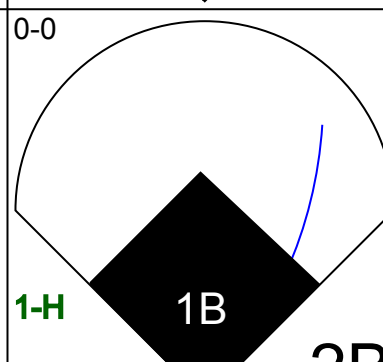
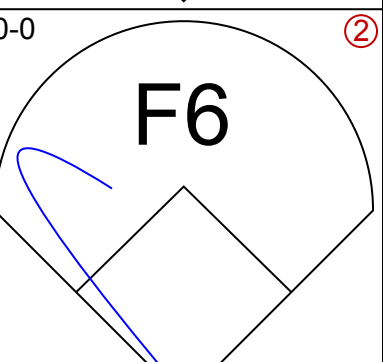
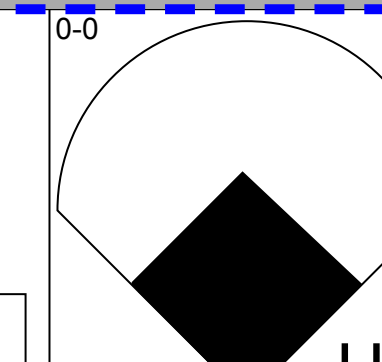
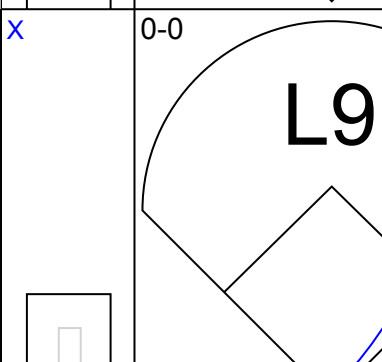
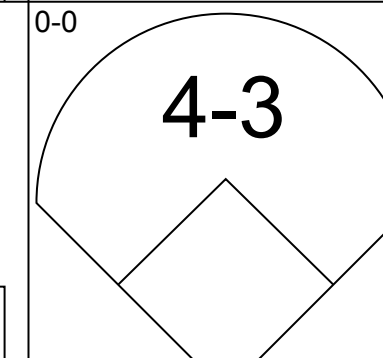
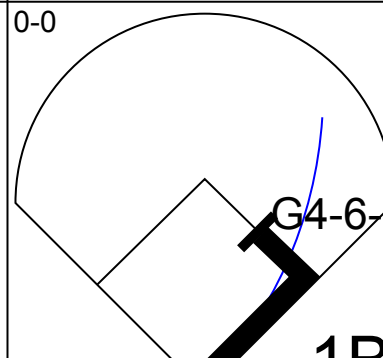
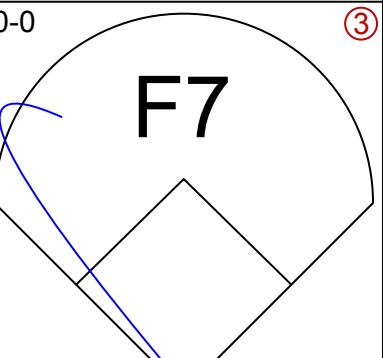
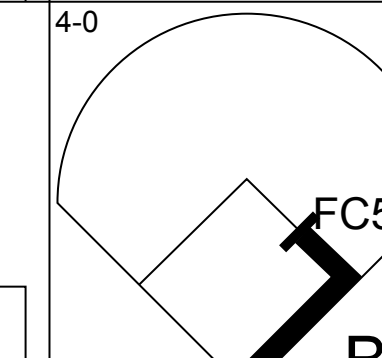
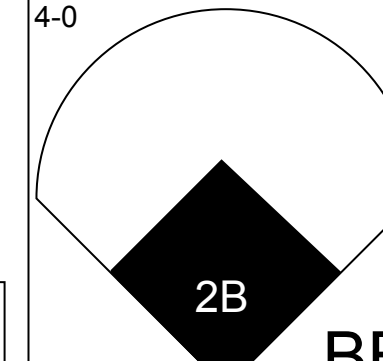
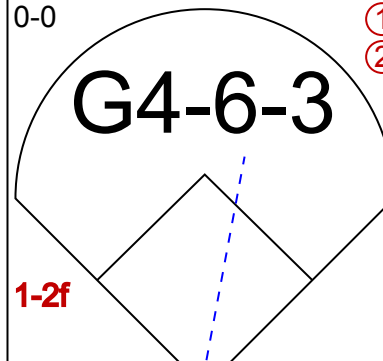
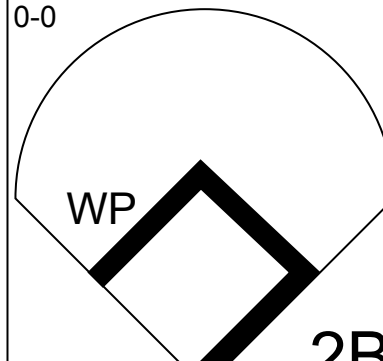
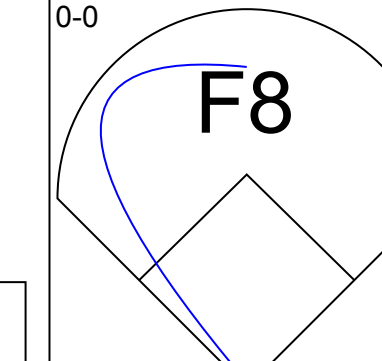
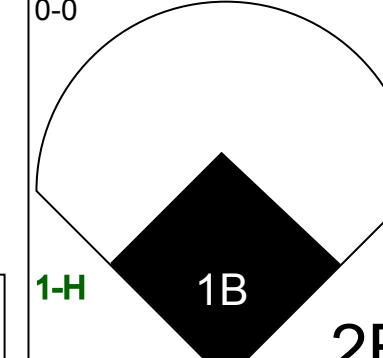
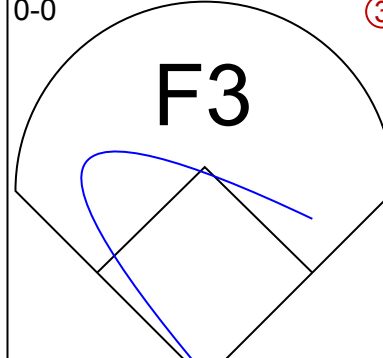
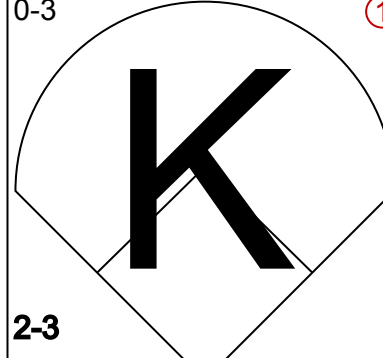
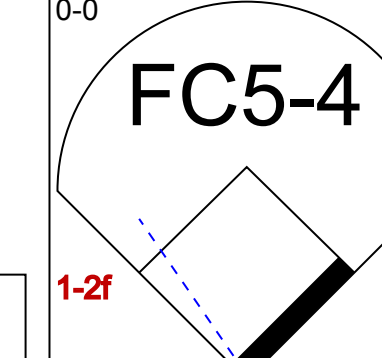
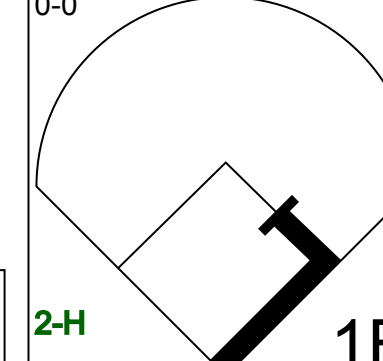
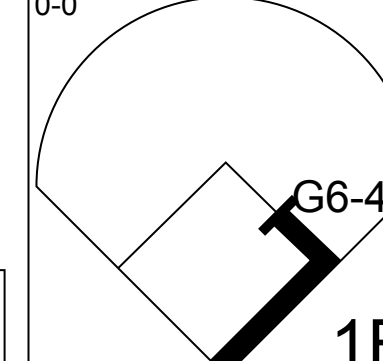
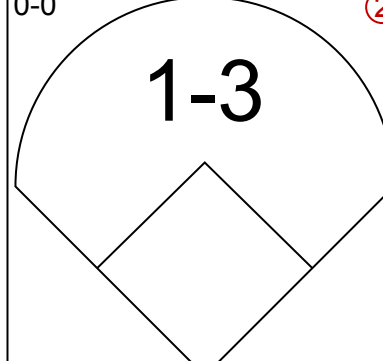
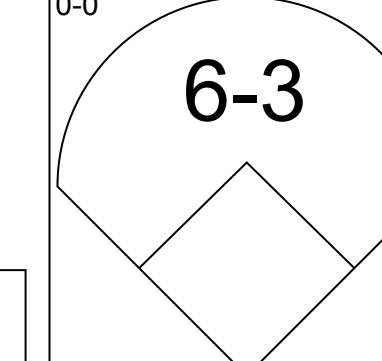
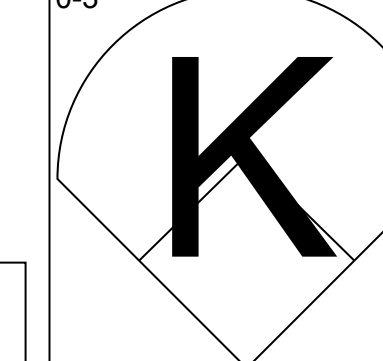
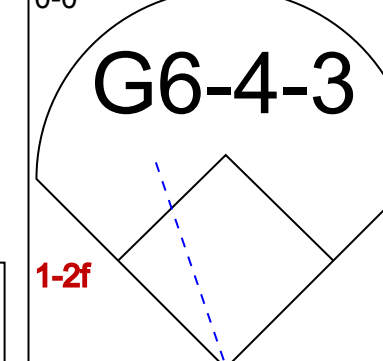
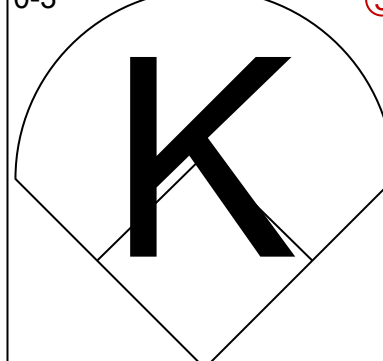
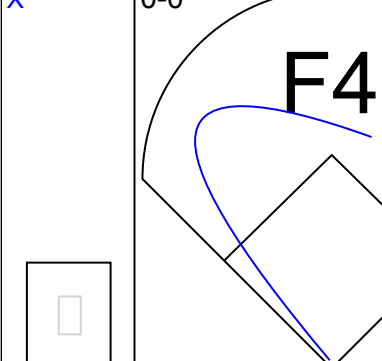
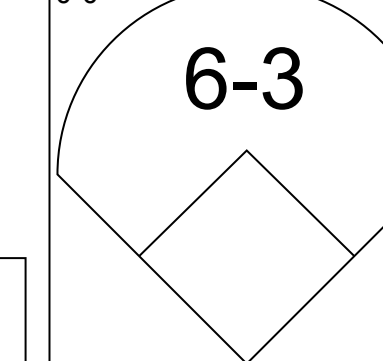
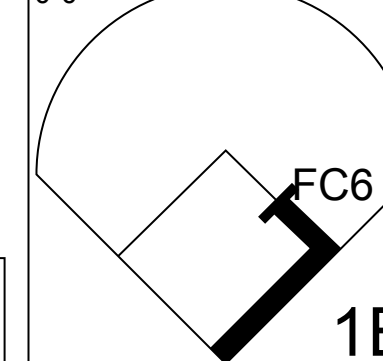
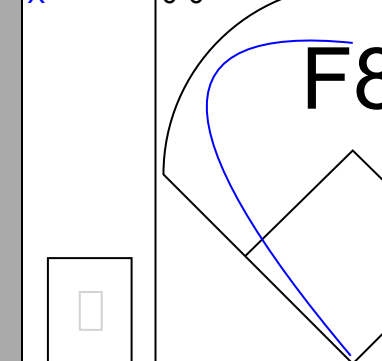
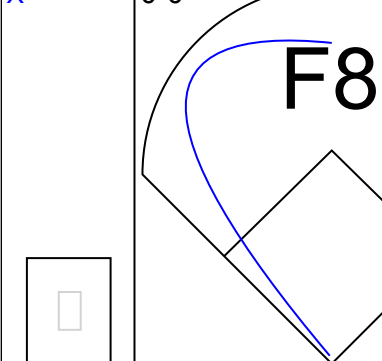
Batter	1	2	3	4	5	6	7	8	9	AB	R	H	RBI	BB	SO	LOB	BOTTOM		
Rennie Stennett, R OBP: 0.299, SLG: 0.391 (1, 8) (8, 7) (9, 8)										5	0	0	0	0	0	3			
Dave Cash, R OBP: 0.313, SLG: 0.371 (1, 4)										5	1	2	1	0	0	0			
Gene Clines, R OBP: 0.366, SLG: 0.421 (1, 9) (9, 7)										5	0	3	1	0	0	1			
Willie Stargell, L OBP: 0.389, SLG: 0.581 Ramon Hernandez, S OBP: 0.182, SLG: 0.273 (1, 3) (8, 1)										4	0	1	0	0	0	2			
Manny Sanguillen, R OBP: 0.339, SLG: 0.433 (1, 2)										3	0	0	0	1	0	1			
Bob Robertson, R OBP: 0.284, SLG: 0.305 (1, 7) (8, 3)										3	1	0	0	1	0	3			
Richie Hebner, L OBP: 0.404, SLG: 0.552 (1, 5)										4	0	1	0	0	0	3			
Jackie Hernandez, R OBP: 0.224, SLG: 0.260 (1, 6)										3	0	1	1	1	0	0			
Bruce Kison, R OBP: 0.179, SLG: 0.308 Vic Davallito, L OBP: 0.372, SLG: 0.424 Roberto Clemente, R OBP: 0.346, SLG: 0.474 (1, 1) (8, 8) (8, PH) (9, 9)										3	1	1	0	0	1	2			
<b>Inning Stats</b>	R: 0 E: 0 K: 0 S: 4	H: 1 LOB: 1 BB: 0 P: 4	R: 1 E: 0 K: 0 S: 5	H: 2 LOB: 2 BB: 1 P: 9	R: 0 E: 1 K: 0 S: 5	H: 2 LOB: 3 BB: 1 P: 9	R: 1 E: 0 K: 0 S: 5	H: 2 LOB: 1 BB: 0 P: 5	R: 0 E: 0 K: 1 S: 5	H: 0 LOB: 0 BB: 0 P: 5	R: 1 E: 0 K: 0 S: 5	H: 2 LOB: 1 BB: 0 P: 5	R: 0 E: 0 K: 0 S: 3	H: 0 LOB: 1 BB: 1 P: 7	R: 0 E: 0 K: 0 S: 3	H: 0 LOB: 0 BB: 0 P: 3	1B: 6 2B: 2 3B: 1 HR: 0	SF: 0 SAC: 0 DP: 0 HBP: 0	WP: 1 PA: 39
<b>PITCHER</b>	IP WLS BF H R ER SO BB IBB HBP BLK WP HR S P ERA WHIP																		
Claude Osteen, L ERA: 2.64	(1, 1)	9.0 W	39 39	9 9	3 3	3 3	1 1	2 2	1 1	0 0	0 0	1 1	0 0	38 38	50 50	3.00 1.222			

Los Angeles Dodgers @ Pittsburgh Pirates  
Three Rivers Stadium, Pittsburgh, PA  
Fri Aug 25 1972, 7:05 PM EDT  
Att: 39,574 - Unknown

AB 36  
R 3  
H 9  
RBI 3  
BB 3  
SO 1  
LOB 16



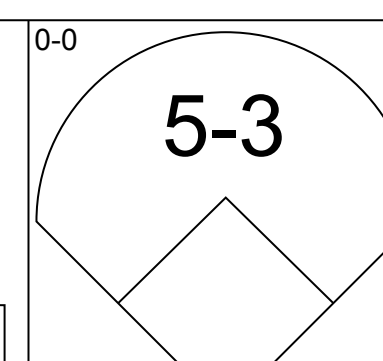
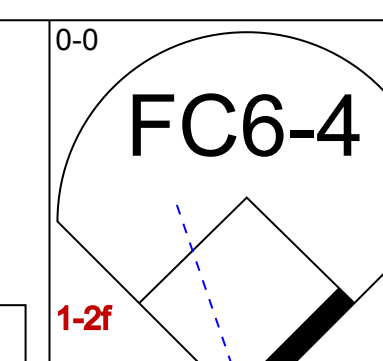
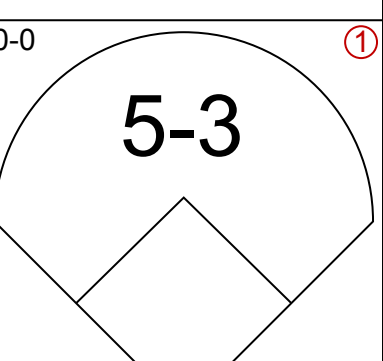
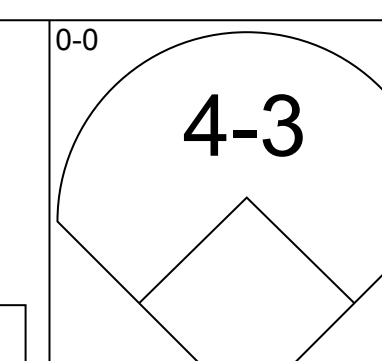
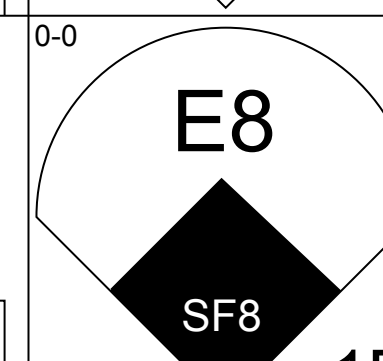
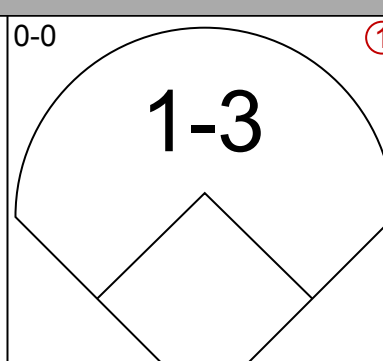
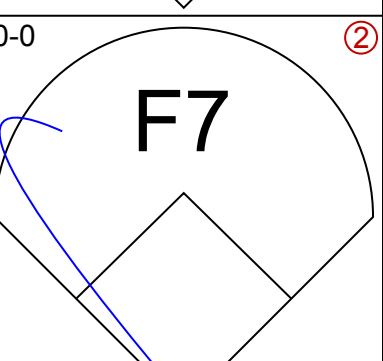
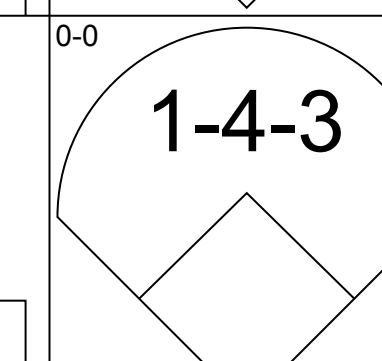
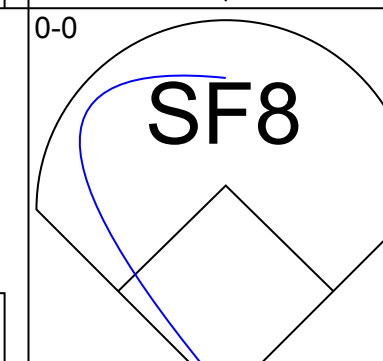
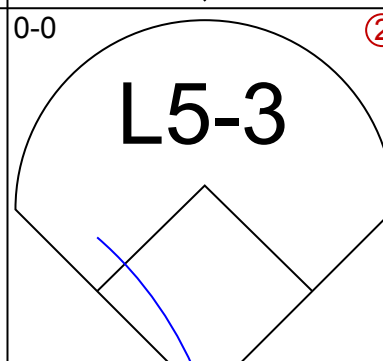
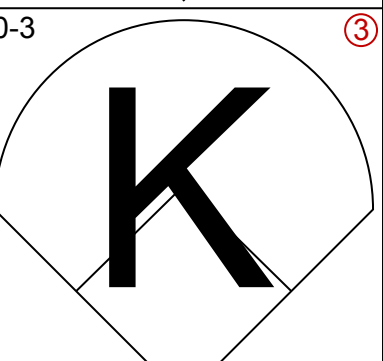
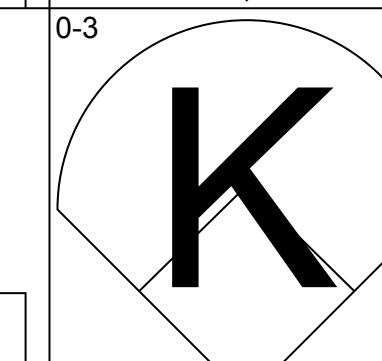
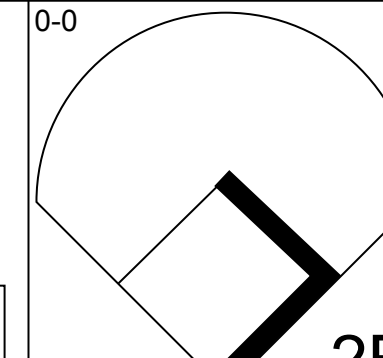
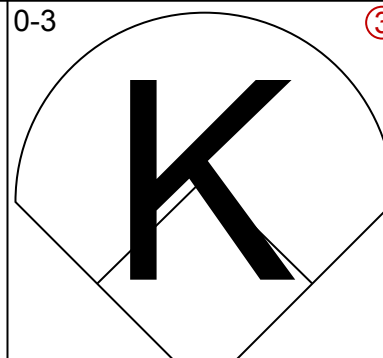
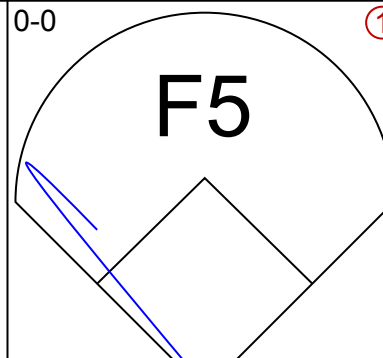
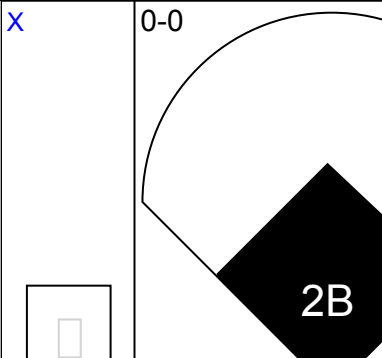
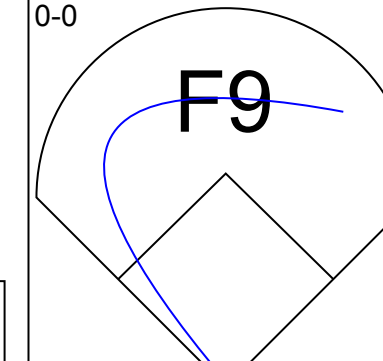
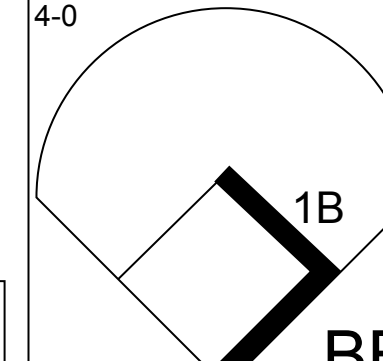
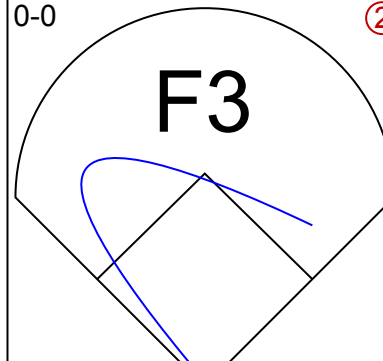
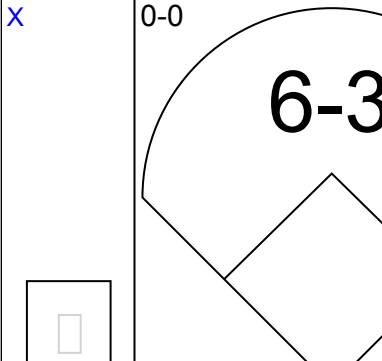
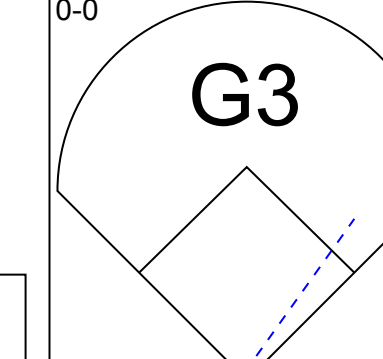
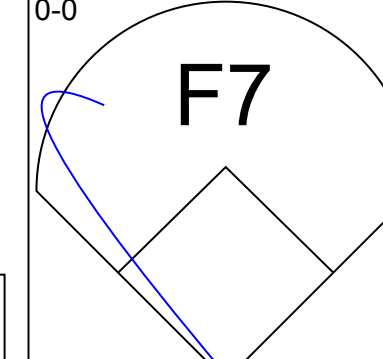
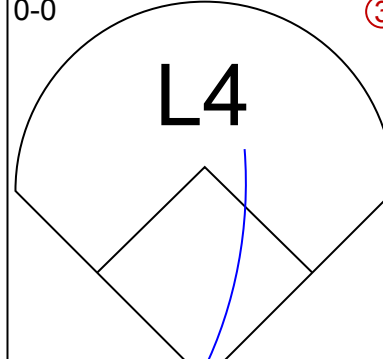
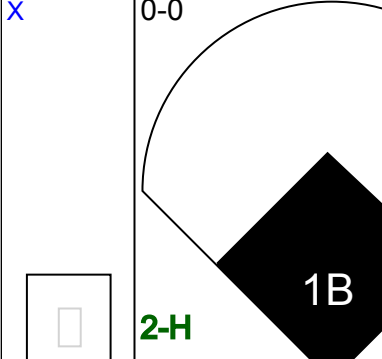

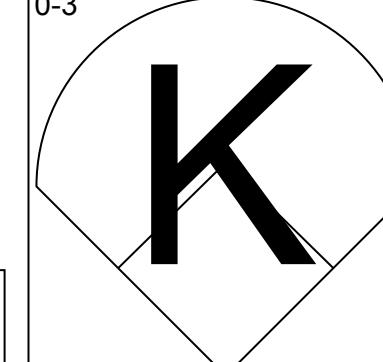
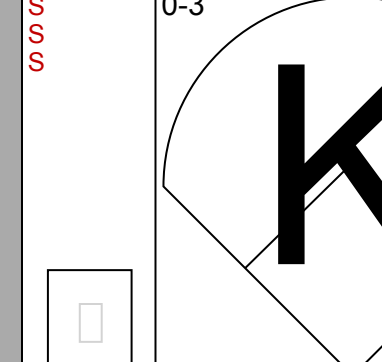
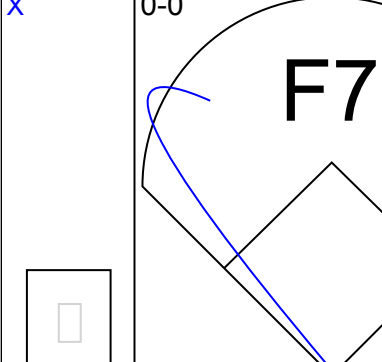
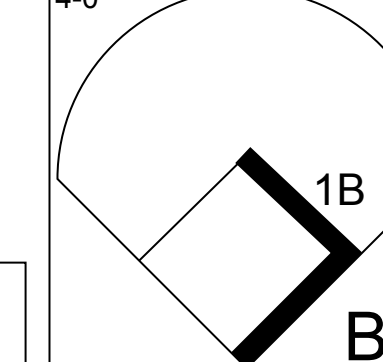
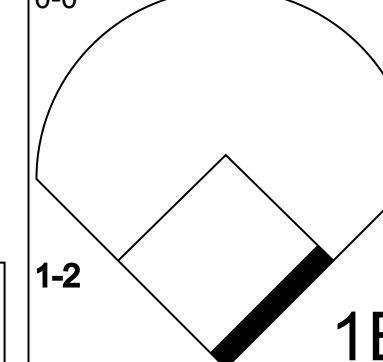
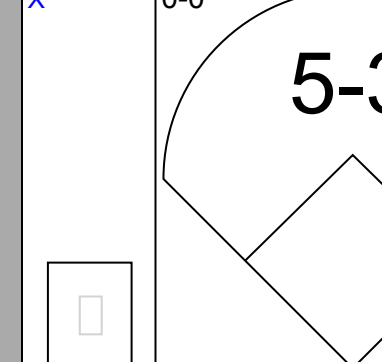
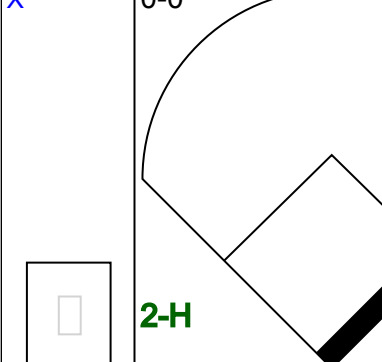


Batter	1	2	3	4	5	6	7	8	9	AB	R	H	RBI	BB	SO	LOB	TOP					
Lee Lacy, R OBP: 0.319, SLG: 0.330 (1, 4)										5	0	1	0	0	1	1						
Bill Buckner, L OBP: 0.349, SLG: 0.408 (1, 9)										4	2	2	0	1	0	0						
Willie Davis, L OBP: 0.310, SLG: 0.435 (1, 8)										5	3	3	2	0	0	2						
Wes Parker, S OBP: 0.381, SLG: 0.361 (1, 3)										3	0	1	2	1	0	0						
Willie Crawford, L OBP: 0.315, SLG: 0.413 (1, 7)										3	1	1	0	1	0	2						
Steve Garvey, R OBP: 0.316, SLG: 0.420 (1, 5)										4	1	1	1	0	1	2						
Bill Russell, R OBP: 0.330, SLG: 0.400 (1, 6)										4	0	2	1	0	0	2						
Chris Cannizzaro, R OBP: 0.347, SLG: 0.303 (1, 2)										4	0	0	0	0	2	2						
Don Sutton, R OBP: 0.181, SLG: 0.157 (1, 1)										4	0	1	0	0	0	0						
<b>Inning Stats</b>	R: 4 E: 1 K: 1 S: 8	H: 4 LOB: 1 BB: 1 P: 12	R: 0 E: 0 K: 1 S: 5	H: 0 LOB: 0 BB: 0 P: 5	R: 2 E: 0 K: 0 S: 4	H: 2 LOB: 1 BB: 1 P: 8	R: 0 E: 0 K: 2 S: 3	H: 1 LOB: 1 BB: 0 P: 8	R: 0 E: 0 K: 0 S: 3	H: 0 LOB: 0 BB: 0 P: 3	R: 0 E: 0 K: 2 S: 8	H: 1 LOB: 1 BB: 0 P: 8	R: 0 E: 0 K: 0 S: 3	H: 0 LOB: 0 BB: 0 P: 3	R: 1 E: 0 K: 0 S: 4	H: 1 LOB: 1 BB: 0 P: 8	R: 0 E: 0 K: 0 S: 5	H: 2 LOB: 2 BB: 0 P: 5	1B: 7 2B: 4 3B: 0 HR: 1	SF: 0 SAC: 0 DP: 2 HBP: 0	WP: 1 PB: 0 SB: 0 CS: 0	PA: 39
<b>PITCHER</b>	IP	WLS	BF	H	R	ER	SO	BB	IBB	HBP	BLK	WP	HR	S	P	ERA	WHIP					
Dock Ellis, R ERA: 3.14 (1, 1)	4.0	L	19	8	6	6	2	2	0	0	0	0	0	21	29	13.50	2.500					
Bob Johnson, R ERA: 3.3 (5, 1)	3.0		10	1	0	0	2	0	0	0	0	1	0	14	14	0.00	0.333					
Bob Miller, R ERA: 1.98 (8, 1)	2.0		10	3	1	1	0	1	0	0	0	0	1	9	13	4.50	2.000					

Los Angeles Dodgers @ Pittsburgh Pirates  
Three Rivers Stadium, Pittsburgh, PA  
Sat Aug 26 1972, 3:33 AM EDT  
Att: 20,174 - Unknown

AB 36  
R 7  
H 12  
RBI 6  
BB 3  
SO 4  
LOB 11



Batter	1	2	3	4	5	6	7	8	9	AB	R	H	RBI	BB	SO	LOB	BOTTOM					
Vic Davallo, L OBP: 0.367, SLG: 0.418 (1, 8)										4	0	0	0	0	0	2						
Rennie Stennett, R OBP: 0.298, SLG: 0.388 (1, 4)										4	1	1	0	0	0	0						
Gene Clines, R OBP: 0.361, SLG: 0.417 (1, 9)										3	0	0	1	0	2	0						
Willie Stargell, L OBP: 0.390, SLG: 0.586 (1, 3)										4	1	2	0	0	1	0						
Richie Hebner, L OBP: 0.402, SLG: 0.547 (1, 5)										3	0	0	0	1	0	2						
Milt May, L OBP: 0.305, SLG: 0.323 (1, 2)										4	1	1	1	0	0	1						
Bob Robertson, R OBP: 0.281, SLG: 0.301 (1, 7)										4	0	0	0	0	2	2						
Gene Alley, R OBP: 0.340, SLG: 0.328 (1, 6)										3	0	2	1	1	0	0						
Dock Ellis, S OBP: 0.125, SLG: 0.125 (1, 1)										1	0	1	0	0	0	0						
Bill Mazeroski, R OBP: 0.275, SLG: 0.314 (4, PH)										0	0	0	0	0	0	1	2					
Bob Johnson, R OBP: 0.220, SLG: 0.257 (5, PH)										0	0	0	0	0	0	0	0					
Jose Pagan, R OBP: 0.280, SLG: 0.447 (7, PH)										1	0	0	0	0	0	0	0					
Bob Miller, R OBP: 0.338, SLG: 0.432 (8, PH)										0	0	0	0	0	0	0	0					
Manny Sanguillen, R OBP: 0.338, SLG: 0.432 (9, PH)										1	0	0	0	0	0	1	0					
<b>Inning Stats</b>	R: 1 E: 1 K: 0 S: 5	H: 2 LOB: 1 BB: 0 P: 5	R: 0 E: 0 K: 0 S: 4	H: 1 LOB: 2 BB: 1 P: 8	R: 0 E: 0 K: 1 S: 5	H: 0 LOB: 0 BB: 0 P: 5	R: 0 E: 0 K: 2 S: 8	H: 1 LOB: 2 BB: 1 P: 12	R: 0 E: 0 K: 1 S: 5	H: 0 LOB: 0 BB: 0 P: 5	R: 0 E: 0 K: 0 S: 3	H: 0 LOB: 0 BB: 0 P: 3	R: 0 E: 0 K: 1 S: 5	H: 0 LOB: 0 BB: 0 P: 5	R: 0 E: 0 K: 0 S: 5	H: 3 LOB: 1 BB: 0 P: 6	R: 2 E: 0 K: 0 S: 6	H: 3 LOB: 1 BB: 0 P: 6	1B: 4 2B: 3 3B: 0 HR: 0	SF: 1 SAC: 0 DP: 0 HBP: 0	WP: 0 PB: 0 SB: 0 CS: 0	PA: 36
<b>PITCHER</b>	IP	WLS	BF	H	R	ER	SO	BB	IBB	HBP	BLK	WP	HR	S	P	ERA	WHIP					
Don Sutton, R ERA: 2.22 (1, 1)	9.0	W	36	7	3	3	6	2	0	0	0	0	0	46	54	3.00	1.000					

Los Angeles Dodgers @ Pittsburgh Pirates  
Three Rivers Stadium, Pittsburgh, PA  
Sat Aug 26 1972, 3:33 AM EDT  
Att: 20,174 - Unknown

AB 33  
R 3  
H 7  
RBI 3  
BB 2  
SO 6  
LOB 10





Batter	1	2	3	4	5	6	7	8	9	AB	R	H	RBI	BB	SO	LOB	TOP				
<b>Bobby Valentine, R</b> OBP: 0.313, SLG: 0.327 (1, 4)	F9		2B 1B		F4		HR 1B		SH3	4	1	2	0	0	0	0	<b>Los Angeles Dodgers @ Pittsburgh Pirates</b> Three Rivers Stadium, Pittsburgh, PA Sun Aug 27 1972, 3:33 AM EDT Att: 25,672 - Unknown <a href="http://livebaseballscorecards.com">livebaseballscorecards.com</a>				
<b>Bill Buckner, L</b> OBP: 0.353, SLG: 0.424 (1, 9)	2B 1B		1-3 2B		F9		HR		1-3	5	2	3	2	0	0	1					
<b>Willie Davis, L</b> OBP: 0.309, SLG: 0.432 (1, 8)	F9		L4		F5		F8		1B 1B	5	0	1	1	0	0	3					
<b>Wes Parker, S</b> OBP: 0.386, SLG: 0.372 (1, 3)	1B 2B		G6-4-3 IBB		F9				2B 1B	4	2	3	0	1	0	0					
<b>Frank Robinson, R</b> OBP: 0.345, SLG: 0.424 <b>Jim Brewer, L</b> (9, 1)	1B		G6-4-3						6-3 K	5	0	2	2	0	1	6					
<b>Steve Garvey, R</b> OBP: 0.312, SLG: 0.413 <b>Maury Wills, S</b> OBP: 0.178, SLG: 0.151 (1, 5) (8, 5)	3-1				5-3		F8		5-3	4	0	0	0	0	0	3					
<b>Bill Russell, R</b> OBP: 0.329, SLG: 0.396 (1, 6)					4-3		4-3			3	1	0	0	1	0	1					
<b>Steve Yeager, R</b> OBP: 0.250, SLG: 0.063 <b>Lee Lacy, R</b> OBP: 0.317, SLG: 0.329 <b>Chris Cannizzaro, R</b> OBP: 0.350, SLG: 0.313 (1, 2) (7, PH) (7, 2)	K						K			1	0	0	0	1	1	0					
<b>Al Downing, R</b> OBP: 0.291, SLG: 0.099 <b>Willie Crawford, L</b> OBP: 0.315, SLG: 0.411 <b>Pete Mikkelsen, R</b> (7, 1) <b>Pete Richert, L</b> OBP: 0.300, SLG: 0.500 <b>Manny Mota, R</b> OBP: 0.378, SLG: 0.445 (9, 7) (9, 7)	6-3						4-3		SH3 1B	2	0	0	0	0	1	1					
<b>Inning Stats</b>	R: 2 E: 0 K: 0 S: 6	H: 3 LOB: 1 BB: 0 P: 6	R: 0 E: 0 K: 1 S: 5	H: 0 LOB: 0 BB: 0 P: 5	R: 0 E: 0 K: 1 S: 4	H: 2 LOB: 2 BB: 1 P: 8	R: 0 E: 0 K: 1 S: 5	H: 0 LOB: 1 BB: 1 P: 9	R: 0 E: 0 K: 0 S: 3	H: 1 LOB: 1 BB: 0 P: 4	R: 2 E: 0 K: 1 S: 7	H: 2 LOB: 0 BB: 0 P: 7	R: 2 E: 0 K: 0 S: 4	H: 2 LOB: 1 BB: 1 P: 8	R: 1 E: 0 K: 1 S: 8	H: 3 LOB: 2 BB: 0 P: 8		1B: 8 2B: 4 3B: 0 HR: 1	SF: 0 SAC: 1 DP: 1 HBP: 0	WP: 0 PB: 0 SB: 0 CS: 0	PA: 41
<b>PITCHER</b>	IP	WLS	BF	H	R	ER	SO	BB	IBB	HBP	BLK	WP	HR	S	P	ERA	WHIP				
<b>Nelson Briles, R</b> ERA: 3.28 (1, 1)	8.1	L	37	11	7	7	3	1	2	0	0	0	1	40	52	7.56	1.440				
<b>Ramon Hernandez, L</b> ERA: 1.81 (9, 1)	0.1		3	2	0	0	0	0	0	0	0	0	0	3	3	0.00	6.000				
<b>Dave Giusti, R</b> ERA: 1.86 (9, 1)	0.1		1	0	0	0	1	0	0	0	0	0	0	3	3	0.00	0.000				

Batter	1	2	3	4	5	6	7	8	9	AB	R	H	RBI	BB	SO	LOB	BOTTOM				
<b>Gene Clines, R</b> OBP: 0.367, SLG: 0.427 (1, 8) (6, 7)	1-3 1B					SH1-4		FC4-6 1B		3	1	2	0	0	0	2	<b>Los Angeles Dodgers @ Pittsburgh Pirates</b> Three Rivers Stadium, Pittsburgh, PA Sun Aug 27 1972, 3:33 AM EDT Att: 25,672 - Unknown <a href="http://livebaseballscorecards.com">livebaseballscorecards.com</a>				
<b>Dave Giusti, R</b> (9, 1)	HBP	L9			3B					0	0	0	0	0	0	0					
<b>Rennie Stennett, R</b> OBP: 0.300, SLG: 0.389 (1, 4) (6, 8)	1-3		1B 1B		K		SF8 1B	FC4-6 L7-4 1B		5	1	2	0	0	1	3					
<b>Roberto Clemente, R</b> OBP: 0.350, SLG: 0.476 (1, 9)	1B		L7 1B			SF8		1B		3	0	2	2	1	0	1					
<b>Willie Stargell, L</b> OBP: 0.388, SLG: 0.581 (1, 3)	K		BB 1B		F7		K	L7-4		5	0	1	0	0	2	6					
<b>Manny Sanguillen, R</b> OBP: 0.339, SLG: 0.431 (1, 2)	F8		BB 1B		6-3		SH2-4 1B		F9	5	1	2	1	0	0	1					
<b>Bob Robertson, R</b> OBP: 0.276, SLG: 0.297 <b>Bill Mazerowski, R</b> OBP: 0.268, SLG: 0.308 (1, 7) (6, 4)		G2	K		2-3		SH2-4		F6	3	0	0	0	0	1	2					
<b>Richie Hebner, L</b> OBP: 0.408, SLG: 0.549 (1, 5)		L4	FC6 BB				FC6-4 1B		1B	4	0	3	1	1	0	0					
<b>Gene Alley, R</b> OBP: 0.334, SLG: 0.322 (1, 6)	E5		FC6		F9		F9		F8	5	0	0	0	0	6						
<b>Nelson Briles, R</b> OBP: 0.164, SLG: 0.185 <b>Ramon Hernandez, S</b> OBP: 0.162, SLG: 0.273 <b>Vic Davalillo, L</b> OBP: 0.367, SLG: 0.418 (1, 1) (9, 1) (9, 7)	E5				K		1B SH1-4 SF8 1B			4	1	1	0	0	1	2					
<b>Inning Stats</b>	R: 1 E: 0 K: 1 S: 6	H: 1 LOB: 1 BB: 0 P: 7	R: 0 E: 2 K: 0 S: 5	H: 0 LOB: 2 BB: 0 P: 5	R: 1 E: 0 K: 1 S: 8	H: 3 LOB: 3 BB: 1 P: 12	R: 0 E: 0 K: 2 S: 8	H: 1 LOB: 2 BB: 1 P: 12	R: 0 E: 0 K: 0 S: 4	H: 1 LOB: 1 BB: 0 P: 4	R: 1 E: 0 K: 0 S: 5	H: 2 LOB: 1 BB: 0 P: 5	R: 0 E: 0 K: 0 S: 4	H: 2 LOB: 1 BB: 0 P: 4	R: 0 E: 0 K: 0 S: 4	H: 1 LOB: 1 BB: 0 P: 4	1B: 12 2B: 1 3B: 1 HR: 0	SF: 1 SAC: 2 DP: 1 HBP: 1	WP: 0 PB: 0 SB: 0 CS: 0	PA: 44	
<b>PITCHER</b>	IP	WLS	BF	H	R	ER	SO	BB	IBB	HBP	BLK	WP	HR	S	P	ERA	WHIP				
<b>Al Downing, L</b> ERA: 2.87 (1, 1)	6.0		31	8	3	3	5	2	0	1	0	0	0	8	8	4.50	1.667				
<b>Pete Mikkelsen, R</b> ERA: 3.7 (7, 1)	1.1	W	8	4	1	1	0	0	0	0	0	0	0	8	8	6.75	3.000				
<b>Pete Richert, L</b> ERA: 1.93 (8, 1)	0.2		1	0	0	0	0	0	0	0	0	0	0	1	1	0.00	0.000				
<b>Jim Brewer, L</b> ERA: 1.13 (9, 1)	1.0	S	4	1	0	0	0	0	0	0	0	0	0	4	4	0.00	1.000				





Batter	1	2	3	4	5	6	7	8	9	AB	R	H	RBI	BB	SO	LOB	TOP								
Jerry Morales, R OBP: 0.324, SLG: 0.372 (1, 8)										4	0	1	0	0	1	0									
Dave Roberts, R OBP: 0.297, SLG: 0.346 (1, 5)										4	0	0	0	0	1	1									
Leron Lee, L OBP: 0.365, SLG: 0.518 (1, 7)										4	2	2	1	0	0	0									
Nate Colbert, R OBP: 0.321, SLG: 0.535 (1, 3)										3	1	1	1	1	1	1									
Cito Gaston, R OBP: 0.309, SLG: 0.367 (1, 9)										4	0	2	1	0	0	1									
Derrel Thomas, S OBP: 0.296, SLG: 0.321 (1, 6)										4	0	3	0	0	0	1									
Garry Jestadt, R OBP: 0.266, SLG: 0.349 (1, 4)										4	0	0	0	0	2	4									
Fred Kendall, R OBP: 0.250, SLG: 0.358 (1, 2)										4	0	0	0	0	0	2									
Mike Caldwell, R OBP: 0.108, SLG: 0.108 Ed Acosta, S (6, 1)										2	0	0	0	0	0	0									
Curt Blefary, L OBP: 0.325, SLG: 0.384 Al Severinsen, R (8, 1)										0	0	0	0	0	0	0									
										1	0	0	0	0	0	0									
										0	0	0	0	0	0	0									
<b>Inning Stats</b>	R: 0 E: 0 K: 0 S: 3	H: 1 LOB: 0 BB: 0 P: 3	R: 0 E: 0 K: 0 S: 4	H: 1 LOB: 1 BB: 0 P: 4	R: 0 E: 0 K: 0 S: 3	H: 0 LOB: 0 BB: 0 P: 3	R: 1 E: 0 K: 1 S: 7	H: 2 LOB: 1 BB: 0 P: 7	R: 0 E: 0 K: 0 S: 3	H: 0 LOB: 0 BB: 0 P: 3	R: 0 E: 0 K: 2 S: 7	H: 0 LOB: 0 BB: 0 P: 7	R: 0 E: 0 K: 1 S: 5	H: 1 LOB: 1 BB: 1 P: 9	R: 0 E: 0 K: 0 S: 3	H: 0 LOB: 0 BB: 0 P: 3	R: 2 E: 0 K: 1 S: 9	H: 4 LOB: 2 BB: 0 P: 9	1B: 6 2B: 1 3B: 0 HR: 2	SF: 0 SAC: 0 DP: 1 HBP: 0	WP: 1 PB: 0 SB: 0 CS: 0	PA: 35			
<b>PITCHER</b>	IP	WLS	BF	H	R	ER	SO	BB	IBB	HBP	BLK	WP	HR	S	P	ERA	WHIP								
Bob Moose, R ERA: 3.32 Ramon Hernandez, L ERA: 1.79	8.1	W	32	8	3	3	4	1	0	0	0	1	2	39	43	3.24	1.080								
	0.2	S	3	1	0	0	1	0	0	0	0	0	0	5	5	0.00	1.500								

San Diego Padres @ Pittsburgh Pirates  
Three Rivers Stadium, Pittsburgh, PA  
Mon Aug 28 1972, 7:05 PM EDT  
Att: 13,438 - Unknown

AB	34
R	3
H	9
RBI	3
BB	1
SO	5
LOB	10



Batter	1	2	3	4	5	6	7	8	9	AB	R	H	RBI	BB	SO	LOB	BOTTOM								
Dave Cash, R OBP: 0.310, SLG: 0.367 (1, 4)										4	0	0	0	0	1	1									
Al Oliver, L OBP: 0.348, SLG: 0.435 (1, 8)										4	1	1	0	0	0	1									
Roberto Clemente, R OBP: 0.349, SLG: 0.473 (1, 9)										4	1	1	0	0	0	2									
Willie Stargell, L OBP: 0.389, SLG: 0.595 Bob Robertson, R OBP: 0.276, SLG: 0.297 (9, 3)										4	2	2	4	0	0	1									
Manny Sanguillen, R OBP: 0.336, SLG: 0.427 (1, 2)										4	0	0	0	0	0	0									
Rennie Stennett, R OBP: 0.297, SLG: 0.384 (1, 7)										3	0	0	0	0	1	0									
Richie Hebner, L OBP: 0.407, SLG: 0.547 (1, 5)										3	1	1	0	0	0	1									
Gene Alley, R OBP: 0.334, SLG: 0.326 (1, 6)										3	0	1	1	0	0	1									
Bob Moose, R OBP: 0.262, SLG: 0.211 Ramon Hernandez, S OBP: 0.182, SLG: 0.273 (9, 1)										3	0	0	0	0	1	1									
										0	0	0	0	0	0	0									
<b>Inning Stats</b>	R: 0 E: 1 K: 1 S: 6	H: 0 LOB: 1 BB: 0 P: 6	R: 0 E: 0 K: 1 S: 5	H: 0 LOB: 0 BB: 0 P: 5	R: 0 E: 0 K: 0 S: 3	H: 0 LOB: 0 BB: 0 P: 3	R: 2 E: 0 K: 0 S: 5	H: 2 LOB: 0 BB: 0 P: 5	R: 1 E: 0 K: 0 S: 5	H: 2 LOB: 1 BB: 0 P: 5	R: 2 E: 1 K: 0 S: 6	H: 2 LOB: 1 BB: 0 P: 6	R: 0 E: 0 K: 1 S: 5	H: 0 LOB: 0 BB: 0 P: 5	R: 0 E: 0 K: 0 S: 3	H: 0 LOB: 0 BB: 0 P: 3	R: 0 E: 0 K: 0 S: 3	H: 0 LOB: 0 BB: 0 P: 3	1B: 3 2B: 1 3B: 0 HR: 2	SF: 0 SAC: 0 DP: 0 HBP: 0	WP: 0 PB: 0 SB: 0 CS: 0	PA: 32			
<b>PITCHER</b>	IP	WLS	BF	H	R	ER	SO	BB	IBB	HBP	BLK	WP	HR	S	P	ERA	WHIP								
Mike Caldwell, L ERA: 3.31 Ed Acosta, R ERA: 5.43 Al Severinsen, R ERA: 0.57	5.2	L	25	6	5	5	2	0	0	0	0	0	2	29	29	7.94	1.059								
	1.1		4	0	0	0	1	0	0	0	0	0	0	6	6	0.00	0.000								
	1.0		3	0	0	0	0	0	0	0	0	0	0	3	3	0.00	0.000								

San Diego Padres @ Pittsburgh Pirates  
Three Rivers Stadium, Pittsburgh, PA  
Mon Aug 28 1972, 7:05 PM EDT  
Att: 13,438 - Unknown

AB	32
R	5
H	6
RBI	5
BB	0
SO	3
LOB	8









Batter	1	2	3	4	5	6	7	8	9	AB	R	H	RBI	BB	SO	LOB	TOP			
Larry Stahl, L OBP: 0.307, SLG: 0.343 (1, 8)	0-0 6-3		0-0 F6			0-0 4-3		0-0 4-3		4	0	0	0	0	0	1	<b>San Diego Padres @ Pittsburgh Pirates</b> Three Rivers Stadium, Pittsburgh, PA Wed Aug 30 1972, 7:05 PM EDT Att: 19,009 - Unknown			
Dave Roberts, R OBP: 0.282, SLG: 0.340 (1, 4) (2, 5)	0-0 F4		0-0 F4			0-0 5-3		0-0 F5		4	0	0	0	0	0	1				
Leron Lee, L OBP: 0.370, SLG: 0.525 (1, 7)	0-0 2B		0-0 FC4-6 1-2			0-0 1B		0-0 1B		4	0	3	0	0	0	1				
Nate Colbert, R OBP: 0.323, SLG: 0.533 Garry Jesteadt, R OBP: 0.272, SLG: 0.347 (1, 3) (2, 4)	4-0 BB			4-0 BB		0-0 BB		0-0 F4		0	0	0	0	1	0	0				
Curt Blefary, L OBP: 0.326, SLG: 0.373 (1, 5) (2, 3)	0-0 4-3		0-0 F7			4-0 BB		0-0 FC6-4 BB		3	0	0	0	1	0	3				
Cito Gaston, R OBP: 0.308, SLG: 0.364 (1, 9)		0-0 6-3		0-0 G6-3 1-2		0-0 FC6-4 1-2		0-0 3-1 1B		4	0	1	0	0	0	4				
Derrel Thomas, S OBP: 0.298, SLG: 0.320 (1, 6)	0-3 K			4-0 BB		0-0 4-3		0-0 3-1		3	0	0	0	1	1	1				
Fred Kendall, R OBP: 0.246, SLG: 0.350 (1, 2)	0-0 5-3			0-0 G6-4-3 1-2		0-0 F6		0-0 1B		4	0	1	0	0	0	1				
Steve Arlin, R OBP: 0.277, SLG: 0.214 Jerry Morales, R OBP: 0.319, SLG: 0.365 Fred Norman, S OBP: 0.280, SLG: 0.167 Ed Acosta, S (7, PH) (7, 1) (8, 1)	4-0 BB		4-0 FC4-6 BB		0-0 F7		0-0 F9		0-3 K	1	0	0	0	1	0	0				
Johnny Jeter, R OBP: 0.279, SLG: 0.326 (9, PH)									0-0 K	1	0	0	0	0	0	0				
<b>Inning Stats</b>	R: 0 E: 0 K: 0 S: 4	H: 1 LOB: 2 BB: 1 P: 8	R: 0 E: 0 K: 1 S: 5	H: 0 LOB: 0 BB: 0 P: 5	R: 0 E: 0 K: 0 S: 3	H: 0 LOB: 1 BB: 1 P: 7	R: 0 E: 0 K: 0 S: 2	H: 0 LOB: 0 BB: 1 P: 6	R: 0 E: 0 K: 0 S: 5	H: 2 LOB: 3 BB: 1 P: 9	R: 0 E: 0 K: 0 S: 3	H: 0 LOB: 1 BB: 0 P: 3	R: 0 E: 0 K: 0 S: 4	H: 1 LOB: 1 BB: 0 P: 4	R: 0 E: 0 K: 1 S: 7	H: 2 LOB: 2 BB: 0 P: 7	1B: 5 2B: 1 3B: 0 HR: 0	SF: 0 SAC: 0 DP: 2 HBP: 0	WP: 0 PB: 0 SB: 0 CS: 0	PA: 36
<b>PITCHER</b> Bruce Kison, R ERA: 2.75 (1, 1)	IP: 9.0 WLS: W BF: 36 H: 6 R: 0 ER: 0 SO: 2 BB: 5 IBB: 0 HBP: 0 BLK: 0 WP: 0 HR: 0 S: 35 P: 55 ERA: 0.00 WHIP: 1.222																			

Batter	1	2	3	4	5	6	7	8	9	AB	R	H	RBI	BB	SO	LOB	BOTTOM			
Vic Davalillo, L OBP: 0.368, SLG: 0.418 (1, 7)	0-0 1B			0-0 1B		0-3 K		0-3 K		5	1	3	1	0	2	1	<b>San Diego Padres @ Pittsburgh Pirates</b> Three Rivers Stadium, Pittsburgh, PA Wed Aug 30 1972, 7:05 PM EDT Att: 19,009 - Unknown			
Al Oliver, L OBP: 0.348, SLG: 0.432 (1, 8)	0-0 1B		0-0 F7	0-0 6-3			0-0 3-1	4-0 BB		4	2	1	0	1	0	3				
Roberto Clemente, R OBP: 0.349, SLG: 0.499 (1, 9)	0-0 1B		0-0 L7		0-3 K		0-0 BB	0-0 F8		5	2	2	1	0	1	3				
Willie Stargell, L OBP: 0.381, SLG: 0.608 Dock Ellis, S OBP: 0.125, SLG: 0.125 Bob Robertson, R OBP: 0.280, SLG: 0.297 (7, PR) (8, 3) (8, 3)	0-0 1B		0-3 K		0-0 HR		4-0 BB	4-0 BB		3	1	2	2	1	1	0				
Richie Hebner, L OBP: 0.404, SLG: 0.548 Jose Pagan, R OBP: 0.301, SLG: 0.434 (1, 5) (2, 5)	1-2 3-H 1B		0-0 F6		0-3 K		0-0 L5	4-0 BB		0	1	0	0	0	0	0				
Manny Sanguillen, R OBP: 0.360, SLG: 0.431 (1, 2)	0-0 F3		0-0 6-3		0-0 1-3		0-0 HR	0-0 FC5-4 1B		1	0	0	0	1	2	2				
Dave Cash, R OBP: 0.310, SLG: 0.377 (1, 4)	0-0 1B			0-0 L9		0-0 E6		0-0 FC5-4 1B		5	2	3	4	0	0	2				
Gene Alley, R OBP: 0.336, SLG: 0.332 (1, 6)	0-3 K			0-0 L9		0-0 K		0-0 E5		4	0	1	0	0	1	4				
Bruce Kison, R OBP: 0.186, SLG: 0.302 (1, 1)		0-0 L7		0-3 K		0-3 K		0-3 K		4	0	1	0	0	3	4				
<b>Inning Stats</b>	R: 3 E: 0 K: 2 S: 12	H: 5 LOB: 2 BB: 0 P: 12	R: 0 E: 0 K: 0 S: 4	H: 2 LOB: 0 BB: 0 P: 4	R: 0 E: 0 K: 1 S: 5	H: 0 LOB: 0 BB: 0 P: 5	R: 1 E: 0 K: 1 S: 7	H: 2 LOB: 1 BB: 0 P: 7	R: 1 E: 0 K: 2 S: 8	H: 1 LOB: 0 BB: 0 P: 8	R: 0 E: 1 K: 2 S: 8	H: 1 LOB: 1 BB: 0 P: 8	R: 4 E: 1 K: 1 S: 9	H: 3 LOB: 2 BB: 1 P: 13	R: 2 E: 0 K: 1 S: 6	H: 1 LOB: 3 BB: 3 P: 18		1B: 11 2B: 2 3B: 0 HR: 2	SF: 0 SAC: 0 DP: 0 HBP: 0	WP: 0 PB: 0 SB: 0 CS: 0
<b>PITCHER</b> Steve Arlin, R ERA: 3.84 Fred Norman, L ERA: 3.92 Ed Acosta, R ERA: 5.4 (1, 1) (7, 1) (8, 1)	IP: 6.0 WLS: L BF: 28 H: 11 R: 5 ER: 5 SO: 8 BB: 0 IBB: 0 HBP: 0 BLK: 0 WP: 0 HR: 1 S: 44 P: 44 ERA: 7.50 WHIP: 1.833																			



Batter	1	2	3	4	5	6	7	8	9	AB	R	H	RBI	BB	SO	LOB	TOP					
<b>Bobby Bonds, R</b> OBP: 0.323, SLG: 0.446										5	1	0	0	1	1	6	<b>San Francisco Giants @ Pittsburgh Pirates</b> Three Rivers Stadium, Pittsburgh, PA Fri Sep 01 1972, 7:05 PM EDT Att: 20,678 - Unknown					
<b>Jim Howarth, L</b> OBP: 0.342, SLG: 0.320										3	0	0	0	0	0	0						
<b>Don Carrithers, R</b> OBP: 0.214, SLG: 0.250										1	1	1	0	0	0	0						
<b>Chris Arnold, R</b> OBP: 0.295, SLG: 0.325										1	0	1	0	0	0	0						
<b>Don McMahon, R</b> OBP: 0.250, SLG: 0.250										0	0	0	0	0	0	0						
<b>Chris Speier, R</b> OBP: 0.366, SLG: 0.423										5	1	3	2	0	0	0						
<b>Ken Henderson, S</b> OBP: 0.318, SLG: 0.459										5	0	1	0	0	1	5						
<b>Dave Rader, L</b> OBP: 0.309, SLG: 0.353										5	1	2	2	0	1	3						
<b>Dave Kingman, R</b> OBP: 0.303, SLG: 0.465										4	0	2	0	1	1	1						
<b>Tito Fuentes, S</b> OBP: 0.308, SLG: 0.381										5	1	2	0	0	0	4						
<b>Al Gallagher, R</b> OBP: 0.326, SLG: 0.281										4	1	1	1	0	0	4						
<b>Ron Bryant, S</b> OBP: 0.232, SLG: 0.208										1	0	1	0	0	0	0						
<b>Steve Stone, R</b> OBP: 0.156, SLG: 0.129										0	0	0	0	0	0	0						
<b>Bernie Williams, R</b> OBP: 0.246, SLG: 0.391										0	0	0	0	1	0	0						
<b>Randy Moffitt, R</b> OBP: 0.286, SLG: 0.423										3	0	1	1	0	2	2						
<b>Inning Stats</b>	R: 0 E: 0 K: 2 S: 8	H: 1 LOB: 1 BB: 0 P: 8	R: 0 E: 0 K: 1 S: 8	H: 3 LOB: 3 BB: 0 P: 8	R: 0 E: 0 K: 0 S: 4	H: 1 LOB: 1 BB: 0 P: 4	R: 0 E: 0 K: 0 S: 4	H: 1 LOB: 1 BB: 1 P: 8	R: 0 E: 0 K: 0 S: 3	H: 0 LOB: 0 BB: 0 P: 3	R: 1 E: 1 K: 1 S: 7	H: 1 LOB: 1 BB: 0 P: 7	R: 2 E: 0 K: 0 S: 6	H: 3 LOB: 2 BB: 1 P: 10	R: 2 E: 0 K: 1 S: 8	H: 3 LOB: 2 BB: 0 P: 12	R: 1 E: 0 K: 1 S: 7	H: 2 LOB: 1 BB: 0 P: 7	1B: 13 2B: 2 3B: 0 HR: 0	SF: 1 SAC: 0 DP: 0 HBP: 0	WP: 0 PB: 0 SB: 0 CS: 0	PA: 46
<b>PITCHER</b>	IP WLS BF H R ER SO BB IBB HBP BLK WP HR S P ERA WHIP																					
<b>Dock Ellis, R</b> ERA: 3.11	7.0 W 34 10 3 2 4 2 0 0 0 0 0 40 48 2.57 1.714																					
<b>Dave Giusti, R</b> ERA: 2.2	2.0 S 12 5 3 3 2 1 0 0 0 0 0 0 15 19 13.50 3.000																					

Batter	1	2	3	4	5	6	7	8	9	AB	R	H	RBI	BB	SO	LOB	BOTTOM			
<b>Rennie Stennett, R</b> OBP: 0.299, SLG: 0.388										5	2	2	0	0	1	4	<b>San Francisco Giants @ Pittsburgh Pirates</b> Three Rivers Stadium, Pittsburgh, PA Fri Sep 01 1972, 7:05 PM EDT Att: 20,678 - Unknown			
<b>Al Oliver, L</b> OBP: 0.348, SLG: 0.431										5	2	2	2	0	0	1				
<b>Roberto Clemente, R</b> OBP: 0.349, SLG: 0.466										2	1	0	1	2	2	0				
<b>Willie Stargell, L</b> OBP: 0.392, SLG: 0.609										3	0	1	2	1	0	1				
<b>Bob Robertson, R</b> OBP: 0.293, SLG: 0.311										1	1	1	1	0	0	0				
<b>Manny Sanguillen, R</b> OBP: 0.338, SLG: 0.428										5	0	1	2	0	1	1				
<b>Dave Cash, R</b> OBP: 0.310, SLG: 0.376										4	1	1	0	0	0	2				
<b>Richie Hebner, L</b> OBP: 0.405, SLG: 0.546										3	1	1	0	1	0	2				
<b>Gene Alley, R</b> OBP: 0.334, SLG: 0.331										4	0	1	0	0	2	1				
<b>Dock Ellis, S</b> OBP: 0.157, SLG: 0.140										2	2	1	0	1	0	2				
<b>Vic Davalillo, L</b> OBP: 0.370, SLG: 0.420										1	0	1	0	0	0	0				
<b>Dave Giusti, R</b> ERA: 3.63										0	0	0	0	0	0	0				
<b>Inning Stats</b>	R: 0 E: 0 K: 0 S: 3	H: 0 LOB: 0 BB: 1 P: 7	R: 0 E: 0 K: 0 S: 3	H: 0 LOB: 0 BB: 0 P: 3	R: 4 E: 0 K: 1 S: 8	H: 3 LOB: 3 BB: 3 P: 20	R: 3 E: 0 K: 0 S: 7	H: 4 LOB: 1 BB: 0 P: 7	R: 2 E: 1 K: 0 S: 6	H: 3 LOB: 1 BB: 0 P: 6	R: 0 E: 0 K: 2 S: 7	H: 0 LOB: 0 BB: 0 P: 7	R: 0 E: 0 K: 2 S: 8	H: 1 LOB: 2 BB: 1 P: 12	R: 1 E: 0 K: 1 S: 6	H: 1 LOB: 0 BB: 0 P: 6	1B: 9 2B: 2 3B: 0 HR: 1	SF: 1 SAC: 0 DP: 1 HBP: 0	WP: 0 PB: 0 SB: 0 CS: 0	PA: 41
<b>PITCHER</b>	IP WLS BF H R ER SO BB IBB HBP BLK WP HR S P ERA WHIP																			
<b>Ron Bryant, L</b> ERA: 3.04	2.1 L 14 3 4 4 1 0 0 0 0 0 0 2 2 0.00 0.000																			
<b>Steve Stone, R</b> ERA: 3.04	0.2 2 0 0 0 0 0 0 0 0 0 0 0 2 0.00 0.000																			
<b>Randy Moffitt, R</b> ERA: 3.45	1.0 7 4 3 3 0 0 0 0 0 0 0 0 7 27.00 4.000																			
<b>Don Carrithers, R</b> ERA: 5.57	3.0 14 4 2 0 4 1 0 0 0 0 0 0 21 0.00 1.667																			
<b>Don McMahon, R</b> ERA: 3.63	1.0 4 1 1 1 1 0 0 0 0 0 0 1 6 9.00 1.000																			





Batter	1	2	3	4	5	6	7	8	9	AB	R	H	RBI	BB	SO	LOB	TOP			
<b>Bobby Bonds, R</b> OBP: 0.323, SLG: 0.448 (1, 9)										5	0	2	0	0	2	1	<b>San Francisco Giants @ Pittsburgh Pirates</b> Three Rivers Stadium, Pittsburgh, PA Sat Sep 02 1972, 7:05 PM EDT Att: 14,194 - Unknown			
<b>Chris Speier, R</b> OBP: 0.364, SLG: 0.421 (1, 6)										5	0	1	0	0	1	3				
<b>Ken Henderson, S</b> OBP: 0.320, SLG: 0.462 (1, 7)										4	2	2	0	0	1	2				
<b>Willie McCovey, L</b> OBP: 0.312, SLG: 0.394 (1, 3)										3	1	1	0	1	0	2				
<b>Dave Rader, L</b> OBP: 0.311, SLG: 0.355 (1, 2)										4	0	2	2	0	0	1				
<b>Dave Kingman, R</b> OBP: 0.301, SLG: 0.460 (1, 5)										4	0	0	0	0	2	4				
<b>Tito Fuentes, S</b> OBP: 0.305, SLG: 0.379 (1, 4)										3	0	0	1	0	0	2				
<b>Garry Maddox, R</b> OBP: 0.283, SLG: 0.419 (1, 8)										4	0	0	0	0	1	3				
<b>Sam McDowell, L</b> OBP: 0.160, SLG: 0.204 (1, 1)										1	0	0	0	0	0	0				
<b>Frank Reberger, L</b> OBP: 0.233, SLG: 0.310 (4, 1)										1	0	0	0	0	0	0				
<b>Bernie Williams, R</b> OBP: 0.243, SLG: 0.385 (7, PH)										1	0	0	0	0	1	0				
<b>Steve Stone, R</b> OBP: 0.156, SLG: 0.129 (9, PH)										0	0	0	0	0	0	0				
<b>Jim Howarth, L</b> OBP: 0.347, SLG: 0.327 (9, PH)										1	0	1	0	0	0	0				
<b>Inning Stats</b>	R: 0 E: 0 K: 1 S: 6	H: 1 LOB: 1 BB: 0 P: 6	R: 0 E: 0 K: 0 S: 3	H: 0 LOB: 0 BB: 0 P: 3	R: 0 E: 0 K: 1 S: 6	H: 1 LOB: 1 BB: 0 P: 6	R: 2 E: 0 K: 1 S: 7	H: 2 LOB: 1 BB: 1 P: 11	R: 0 E: 0 K: 0 S: 5	H: 1 LOB: 2 BB: 0 P: 5	R: 0 E: 0 K: 1 S: 5	H: 0 LOB: 0 BB: 0 P: 5	R: 1 E: 0 K: 0 S: 7	H: 2 LOB: 1 BB: 0 P: 7	R: 0 E: 0 K: 2 S: 8	H: 1 LOB: 1 BB: 0 P: 8	1B: 7 2B: 2 3B: 0 HR: 0	SF: 1 SAC: 0 DP: 0 HBP: 0	WP: 0 PB: 0 SB: 0 CS: 0	PA: 38
<b>PITCHER</b> <b>Nelson Briles, R</b> ERA: 3.26 (1, 1)	IP: 9.0 WLS: W BF: 38 H: 9 R: 3 ER: 3 SO: 8 BB: 1 IBB: 0 HBP: 0 BLK: 0 WP: 0 HR: 0 S: 53 P: 57 ERA: 3.00 WHIP: 1.111															<b>PITCHER</b>				

AB	36
R	3
H	9
RBI	3
BB	1
SO	8
LOB	18



Batter	1	2	3	4	5	6	7	8	9	AB	R	H	RBI	BB	SO	LOB	BOTTOM			
<b>Rennie Stennett, R</b> OBP: 0.305, SLG: 0.390 (1, 7)										4	2	2	0	1	0	1	<b>San Francisco Giants @ Pittsburgh Pirates</b> Three Rivers Stadium, Pittsburgh, PA Sat Sep 02 1972, 7:05 PM EDT Att: 14,194 - Unknown			
<b>Al Oliver, L</b> OBP: 0.349, SLG: 0.431 (1, 8)										5	2	2	2	0	0	2				
<b>Roberto Clemente, R</b> OBP: 0.356, SLG: 0.491 (1, 9)										3	1	2	3	2	0	1				
<b>Manny Sanguillen, R</b> OBP: 0.335, SLG: 0.424 (1, 2)										4	0	0	0	0	0	5				
<b>Bob Robertson, R</b> OBP: 0.279, SLG: 0.307 (1, 3)										4	0	0	0	0	3	3				
<b>Richie Hebner, L</b> OBP: 0.406, SLG: 0.544 (1, 5)										3	0	1	1	1	0	0				
<b>Dave Cash, R</b> OBP: 0.311, SLG: 0.374 (1, 4)										2	0	0	0	2	1	2				
<b>Gene Alley, R</b> OBP: 0.333, SLG: 0.327 (1, 6)										3	1	0	0	1	0	4				
<b>Nelson Briles, R</b> OBP: 0.169, SLG: 0.190 (1, 1)										4	0	1	0	0	2	1				
<b>Inning Stats</b>	R: 2 E: 1 K: 1 S: 8	H: 3 LOB: 3 BB: 2 P: 16	R: 0 E: 0 K: 0 S: 3	H: 0 LOB: 0 BB: 0 P: 3	R: 0 E: 0 K: 1 S: 6	H: 1 LOB: 2 BB: 1 P: 10	R: 4 E: 0 K: 2 S: 10	H: 3 LOB: 0 BB: 1 P: 14	R: 0 E: 0 K: 0 S: 3	H: 0 LOB: 0 BB: 0 P: 3	R: 0 E: 0 K: 0 S: 4	H: 1 LOB: 2 BB: 1 P: 8	R: 0 E: 0 K: 1 S: 5	H: 0 LOB: 1 BB: 1 P: 9	R: 0 E: 0 K: 1 S: 5	H: 0 LOB: 1 BB: 1 P: 9		1B: 6 2B: 1 3B: 0 HR: 1	SF: 0 SAC: 0 DP: 0 HBP: 0	WP: 1 PB: 0 SB: 0 CS: 0
<b>PITCHER</b> <b>Sam McDowell, L</b> ERA: 4.73 (1, 1)	IP: 3.1 WLS: L BF: 21 H: 7 R: 6 ER: 6 SO: 3 BB: 4 IBB: 0 HBP: 0 BLK: 0 WP: 1 HR: 1 S: 23 P: 39 ERA: 16.20 WHIP: 3.300															<b>PITCHER</b>				
<b>Frank Reberger, R</b> ERA: 3.75 (4, 1)	2.2 10 1 0 0 1 1 0 0 0 0 0 11 15 0.00 0.750																			
<b>Steve Stone, R</b> ERA: 2.98 (7, 1)	2.0 8 0 0 0 2 2 0 0 0 0 0 10 18 0.00 1.000																			

AB	32
R	6
H	8
RBI	6
BB	7
SO	6
LOB	19





Batter	1	2	3	4	5	6	7	8	9	10	AB	R	H	RBI	BB	SO	LOB	TOP				
<b>Bobby Bonds, R</b> OBP: 0.321, SLG: 0.444 (1, 9)	6-3		K		K		F9		K		5	0	0	0	0	3	1	<b>San Francisco Giants @ Pittsburgh Pirates</b> Three Rivers Stadium, Pittsburgh, PA Sun Sep 03 1972, 3:33 AM EDT Att: 16,760 - Unknown <a href="http://livebaseballscorecards.com">livebaseballscorecards.com</a>				
<b>Chris Speier, R</b> OBP: 0.363, SLG: 0.418 (1, 6)	F2		4-3		K		6-3		1B		5	0	1	1	0	1	0					
<b>Ken Henderson, S</b> OBP: 0.324, SLG: 0.464 (1, 7)	1B		1B		F7		F8		1B		5	0	3	0	0	0	0					
<b>Willie McCovey, L</b> OBP: 0.318, SLG: 0.396 (1, 3)											4	0	2	0	1	0	0					
<b>Damaso Blanco, R</b> OBP: 0.471, SLG: 0.385 (10, 5)	1B		1B		1B		1B		FC1-5		0	0	0	0	0	0	0					
<b>Dave Rader, L</b> OBP: 0.312, SLG: 0.355 (1, 2)	3-1		F7		F7		1B		1B		5	0	2	0	0	0	5					
<b>Dave Kingman, R</b> OBP: 0.300, SLG: 0.457 (1, 5)		4-3			F9		1B		F8		5	0	1	0	0	0	3					
<b>Tito Fuentes, S</b> OBP: 0.304, SLG: 0.379 (1, 4)					F8		F7		F2		5	0	1	0	0	0	5					
<b>Garry Maddox, R</b> OBP: 0.287, SLG: 0.421 (1, 8)		K			1B		1B		FC6-4		5	1	3	0	0	1	3					
<b>Jim Barr, R</b> OBP: 0.179, SLG: 0.231 (9, PH)					F9		5-3		F3		3	0	0	0	0	1	5					
<b>Jim Howarth, L</b> OBP: 0.345, SLG: 0.324 (9, 1)											1	0	0	0	0	0	1					
<b>Jerry Johnson, R</b> (9, 1)											0	0	0	0	0	0	0					
<b>Inning Stats</b>	R: 0 E: 0 K: 0 S: 5	H: 2 LOB: 2 BB: 0 P: 8	R: 0 E: 0 K: 2 S: 8	H: 1 LOB: 1 BB: 0 P: 8	R: 0 E: 0 K: 1 S: 6	H: 1 LOB: 1 BB: 0 P: 10	R: 0 E: 0 K: 2 S: 7	H: 0 LOB: 0 BB: 0 P: 7	R: 0 E: 0 K: 0 S: 6	H: 3 LOB: 3 BB: 0 P: 6	R: 0 E: 0 K: 0 S: 3	H: 0 LOB: 0 BB: 0 P: 3	R: 0 E: 0 K: 0 S: 4	H: 1 LOB: 1 BB: 0 P: 4	R: 1 E: 0 K: 1 S: 7	H: 3 LOB: 2 BB: 0 P: 7	R: 0 E: 1 K: 0 S: 5	H: 1 LOB: 2 BB: 0 P: 5	1B: 12 2B: 1 3B: 0 HR: 0	SF: 0 SAC: 0 DP: 0 HBP: 0	WP: 1 PB: 0 SB: 1 CS: 0	PA: 44
<b>PITCHER</b>	IP	WLS	BF	H	R	ER	SO	BB	IBB	HBP	BLK	WP	HR	S	P	ERA	WHIP					
<b>Bob Moose, R</b> ERA: 3.21	9.0		39	12	1	1	6	1	0	0	0	1	0	50	54	1.00	1.444					
<b>Ramon Hernandez, L</b> ERA: 1.79	0.0	2	1	0	0	0	0	0	0	0	0	0	0	2	2	∞	∞					
<b>Dave Giusti, R</b> ERA: 2.17	1.0	W	3	0	0	0	0	0	0	0	0	0	0	3	3	0.00	0.000					

Batter	1	2	3	4	5	6	7	8	9	10	AB	R	H	RBI	BB	SO	LOB	BOTTOM				
<b>Vic Davalillo, L</b> OBP: 0.373, SLG: 0.419 (1, 7)	L6		4-3			2B					3	1	1	0	2	0	0	<b>San Francisco Giants @ Pittsburgh Pirates</b> Three Rivers Stadium, Pittsburgh, PA Sun Sep 03 1972, 3:33 AM EDT Att: 16,760 - Unknown <a href="http://livebaseballscorecards.com">livebaseballscorecards.com</a>				
<b>Rennie Stennett, R</b> OBP: 0.306, SLG: 0.394 (1, 9)	4-3				FC6-4		F6		K2-3		5	0	2	0	0	1	4					
<b>Al Oliver, L</b> OBP: 0.347, SLG: 0.429 (1, 8)	1B				FC6-4		FC6-5		4-3		5	0	1	1	0	0	2					
<b>Willie Stargell, L</b> OBP: 0.352, SLG: 0.607 (1, 3)	4-3				K						3	0	1	0	1	1	2					
<b>Gene Clines, R</b> OBP: 0.367, SLG: 0.427 (8, PR)											0	0	0	0	0	0	0					
<b>Bob Robertson, R</b> OBP: 0.281, SLG: 0.309 (9, 3)					1B		1B		BB		1	1	1	0	0	0	0					
<b>Richie Hebner, L</b> OBP: 0.404, SLG: 0.542 (1, 5)		4-3			F7		K		F7		5	0	1	1	0	1	4					
<b>Milt May, L</b> OBP: 0.312, SLG: 0.323 (1, 2)							F8		F9		3	0	1	0	1	0	3					
<b>Dave Cash, R</b> OBP: 0.311, SLG: 0.372 (1, 4)							FC6-4		F2		4	0	1	0	0	0	2					
<b>Jackie Hernandez, R</b> OBP: 0.226, SLG: 0.261 (1, 6)					F9		F9		SH1-4		3	0	1	0	0	0	1					
<b>Bob Moose, R</b> OBP: 0.254, SLG: 0.203 (1, 1)									SH1-4		2	0	0	0	0	1	1					
<b>Bill Mazerowski, R</b> OBP: 0.263, SLG: 0.302 (9, PH)					K		FC6-4		SH3		1	0	0	0	0	0	1					
<b>Ramon Hernandez, S</b> OBP: 0.182, SLG: 0.273 (10, 1)									F9		0	0	0	0	0	0	0					
<b>Dave Giusti, R</b> (10, 1)											0	0	0	0	0	0	0					
<b>Inning Stats</b>	R: 0 E: 0 K: 0 S: 4	H: 1 LOB: 1 BB: 0 P: 4	R: 0 E: 0 K: 0 S: 3	H: 1 LOB: 0 BB: 0 P: 3	R: 0 E: 0 K: 1 S: 5	H: 0 LOB: 0 BB: 0 P: 5	R: 0 E: 0 K: 1 S: 6	H: 1 LOB: 1 BB: 0 P: 6	R: 0 E: 0 K: 0 S: 3	H: 0 LOB: 1 BB: 1 P: 7	R: 1 E: 0 K: 0 S: 4	H: 1 LOB: 2 BB: 1 P: 8	R: 0 E: 0 K: 0 S: 3	H: 0 LOB: 1 BB: 1 P: 7	R: 0 E: 0 K: 1 S: 6	H: 1 LOB: 2 BB: 10 P: 10	R: 1 E: 0 K: 0 S: 3	H: 2 LOB: 1 BB: 0 P: 3	1B: 8 2B: 2 3B: 0 HR: 0	SF: 0 SAC: 2 DP: 1 HBP: 0	WP: 0 PB: 0 SB: 1 CS: 0	PA: 41
<b>PITCHER</b>	IP	WLS	BF	H	R	ER	SO	BB	IBB	HBP	BLK	WP	HR	S	P	ERA	WHIP					
<b>Jim Barr, R</b> ERA: 2.71	8.0		33	7	1	1	3	2	1	0	0	0	0	36	48	1.12	1.125					
<b>Jerry Johnson, R</b> ERA: 4.71	1.1	L	8	3	1	1	1	0	1	0	0	0	0	9	13	6.75	2.250					



Batter	1	2	3	4	5	6	7	8	9	AB	R	H	RBI	BB	SO	LOB	TOP					
Denny Doyle, L (1,4) OBP: 0.289, SLG: 0.302	5-3		FC4-6			FC3-6		F9		4	0	0	0	0	0	2	Philadelphia Phillies @ Pittsburgh Pirates Three Rivers Stadium, Pittsburgh, PA Mon Sep 04 1972, 3:33 AM EDT Unknown					
Larry Bowa, S (1,6) OBP: 0.287, SLG: 0.308	F8				F4					3	0	1	0	1	0	0						
Tom Hutton, L (1,9) OBP: 0.355, SLG: 0.346	F9				F3					4	0	0	0	0	3							
Willie Montanez, L (1,8) OBP: 0.334, SLG: 0.424		4-3								3	0	0	0	0	1	0						
Bill Robinson, R (7,8) OBP: 0.236, SLG: 0.379				K						1	0	1	0	0	0	0						
Joe Lis, R (1,3) OBP: 0.365, SLG: 0.415					6-3					4	0	0	0	0	2	2						
Greg Luzinski, R (1,7) OBP: 0.322, SLG: 0.436										3	0	1	0	0	0	0						
Gary Neibauer, R (7,1) OBP: 0.125, SLG: 0.125	5-3				6-3					0	0	0	0	0	0	0						
Pete Koegel, R (6, PH) OBP: 0.261, SLG: 0.220						FC6-4				1	0	0	0	0	2							
Don Money, R (1,5) OBP: 0.280, SLG: 0.341										3	0	1	0	0	0	1						
John Bateman, R (1,2) OBP: 0.258, SLG: 0.297										3	0	0	0	0	0	1						
Wayne Twitchell, R (1,1) OBP: 0.045, SLG: 0.048										1	0	0	0	0	0	1						
Oscar Gamble, L (6, PH) OBP: 0.346, SLG: 0.339										1	0	1	0	0	0	0						
Bob Terlecki, R (6,1) OBP: 0.346, SLG: 0.339										0	0	0	0	0	0	0						
Mac Scarce, L (6,1) OBP: 0.292, SLG: 0.342										0	0	0	0	0	0	0						
Deron Johnson, R (7,3) OBP: 0.292, SLG: 0.342										1	0	0	0	0	1	0						
<b>Inning Stats</b>	R: 0 E: 0 K: 0 S: 3	H: 0 LOB: 0 BB: 0 P: 3	R: 0 E: 0 K: 1 S: 5	H: 0 LOB: 0 BB: 0 P: 5	R: 0 E: 0 K: 0 S: 4	H: 1 LOB: 1 BB: 0 P: 4	R: 0 E: 0 K: 1 S: 5	H: 0 LOB: 0 BB: 0 P: 5	R: 0 E: 0 K: 0 S: 3	H: 0 LOB: 0 BB: 0 P: 3	R: 0 E: 0 K: 0 S: 4	H: 1 LOB: 2 BB: 1 P: 8	R: 0 E: 0 K: 0 S: 4	H: 1 LOB: 1 BB: 0 P: 4	R: 0 E: 0 K: 1 S: 5	H: 0 LOB: 0 BB: 0 P: 5	R: 0 E: 0 K: 1 S: 7	H: 2 LOB: 2 BB: 0 P: 7	1B: 5 2B: 0 3B: 0 HR: 0	SF: 0 SAC: 0 DP: 0 HBP: 0	WP: 0 PB: 0 SB: 0 CS: 0	PA: 33
<b>PITCHER</b> Steve Blass, R (1,1) ERA: 2.48	IP: 9.0 WLS: W BF: 33 H: 5 R: 0 ER: 0 SO: 4 BB: 1 IBB: 0 HBP: 0 BLK: 0 WP: 0 HR: 0 S: 40 P: 44 ERA: 0.00 WHIP: 0.667															<b>PITCHER</b>						

Batter	1	2	3	4	5	6	7	8	9	AB	R	H	RBI	BB	SO	LOB	BOTTOM			
Vic Davallo, L (1,7) OBP: 0.380, SLG: 0.425			F7							5	3	4	0	0	0	0	Philadelphia Phillies @ Pittsburgh Pirates Three Rivers Stadium, Pittsburgh, PA Mon Sep 04 1972, 3:33 AM EDT Unknown			
Al Oliver, L (1,8) OBP: 0.352, SLG: 0.445										5	4	4	6	0	1	1				
Roberto Clemente, R (1,9) OBP: 0.354, SLG: 0.478										4	1	1	1	0	1	1				
Willie Stargell, L (1,3) OBP: 0.397, SLG: 0.611										4	0	3	1	1	1	1				
Gene Clines, R (9,7) OBP: 0.397, SLG: 0.427										0	0	0	0	0	0	0				
Richie Hebner, L (1,5) OBP: 0.402, SLG: 0.539										2	0	0	1	1	0	2				
Manny Sanguillen, R (1,2) OBP: 0.332, SLG: 0.421										4	0	0	1	0	0	3				
Dave Cash, R (1,4) OBP: 0.310, SLG: 0.371										4	0	1	0	0	0	2				
Gene Alley, R (1,6) OBP: 0.329, SLG: 0.323										4	0	0	0	0	2	2				
Steve Blass, R (1,1) OBP: 0.183, SLG: 0.188										4	2	1	0	0	1	2				
<b>Inning Stats</b>	R: 0 E: 0 K: 3 S: 10	H: 1 LOB: 1 BB: 0 P: 10	R: 0 E: 0 K: 2 S: 8	H: 1 LOB: 2 BB: 1 P: 12	R: 2 E: 0 K: 0 S: 6	H: 3 LOB: 1 BB: 0 P: 6	R: 0 E: 0 K: 0 S: 3	H: 0 LOB: 0 BB: 0 P: 3	R: 2 E: 1 K: 0 S: 7	H: 3 LOB: 1 BB: 0 P: 7	R: 3 E: 1 K: 0 S: 7	H: 3 LOB: 1 BB: 0 P: 7	R: 0 E: 0 K: 1 S: 5	H: 0 LOB: 0 BB: 0 P: 5	R: 3 E: 0 K: 0 S: 6	H: 3 LOB: 1 BB: 1 P: 10	1B: 11 2B: 1 3B: 0 HR: 2	SF: 3 SAC: 0 DP: 0 HBP: 0	WP: 0 PB: 0 SB: 2 CS: 0	PA: 42
<b>PITCHER</b> Wayne Twitchell, R (1,1) ERA: 4.41	IP: 5.0 WLS: L BF: 25 H: 8 R: 4 ER: 3 SO: 3 BB: 1 IBB: 0 HBP: 0 BLK: 0 WP: 0 HR: 0 S: 34 P: 38 ERA: 5.40 WHIP: 1.800															<b>PITCHER</b>				
Bob Terlecki, R (6,1) ERA: 6.48	0.2	6	3	3	2	0	0	0	0	0	1	6	6	27.00	4.500					
Mac Scarce, L (6,1) ERA: 4.74	0.1	1	0	0	0	0	0	0	0	0	0	1	1	0.00	0.000					
Gary Neibauer, R (7,1) ERA: 6.25	2.0	10	3	3	3	1	1	0	0	0	1	11	15	13.50	2.000					





Batter	1	2	3	4	5	6	7	8	9	AB	R	H	RBI	BB	SO	LOB	TOP			
Denny Doyle, L (1,4) OBP: 0.289, SLG: 0.302	0-0 4-3		0-0 F7			0-0 4-3		0-0 1B		4	0	1	0	0	0	0	Philadelphia Phillies @ Pittsburgh Pirates Three Rivers Stadium, Pittsburgh, PA Mon Sep 04 1972, 3:38 AM EDT Att: 26,627 - Unknown <a href="http://livebaseballscorecards.com">livebaseballscorecards.com</a>			
Larry Bowa, S (1,6) OBP: 0.288, SLG: 0.309	0-0 2B		0-0 1B			0-0 4-3		0-0 1-3		4	1	2	0	0	0	1				
Tom Hutton, L (1,8) OBP: 0.357, SLG: 0.351	0-0 1-H		0-0 4-3			0-0 F9		0-0 FC6-4		4	0	2	1	0	0	1				
Joe Lis, R (1,3) OBP: 0.354, SLG: 0.400	0-0 FC5-4-5		0-3 K			0-3 K		0-3 K		4	0	0	0	0	3	2				
Oscar Gamble, L (1,9) OBP: 0.336, SLG: 0.328	0-0 FC6-4		0-0 4-3			0-0 F8		0-0 F8		4	0	0	0	0	0	2				
Greg Luzinski, R (1,7) OBP: 0.322, SLG: 0.434		4-0 BB		0-3 K		0-0 E3		0-0 FC6-4		2	0	0	0	0	1	1				
Mac Scarce, L (7,1)		0-0 BB		0-0 K		0-0 K		0-3 K		0	0	0	0	0	0	0				
Deron Johnson, R (6, PH) OBP: 0.291, SLG: 0.341		0-0 BB		0-0 K		0-3 K		0-0 F3		1	0	0	0	0	0	1				
Don Money, R (1,5) OBP: 0.278, SLG: 0.339	0-0 F9		0-0 F9			0-0 6-3		0-3 K		3	0	0	0	0	0	1				
Mike Ryan, R (1,2) OBP: 0.259, SLG: 0.296	0-3 K		0-3 K			0-0 F7		0-3 K		3	0	0	0	0	0	2				
Jim Nash, R (1,1) OBP: 0.176, SLG: 0.176	0-3 K		0-3 K			0-0 L6				2	0	0	0	0	0	1				
Roger Freed, R (7,7) OBP: 0.352, SLG: 0.442										1	0	0	0	0	0	0				
<b>Inning Stats</b>	R: 1 E: 0 K: 0 S: 5	H: 2 LOB: 1 BB: 0 P: 5	R: 0 E: 0 K: 2 S: 7	H: 0 LOB: 1 BB: 1 P: 11	R: 0 E: 0 K: 2 S: 3	H: 1 LOB: 0 BB: 0 P: 3	R: 0 E: 0 K: 2 S: 7	H: 0 LOB: 0 BB: 0 P: 7	R: 0 E: 0 K: 0 S: 3	H: 0 LOB: 0 BB: 0 P: 3	R: 0 E: 1 K: 2 S: 8	H: 0 LOB: 0 BB: 0 P: 8	R: 0 E: 0 K: 1 S: 6	H: 1 LOB: 1 BB: 0 P: 6	R: 0 E: 0 K: 1 S: 6	H: 1 LOB: 1 BB: 0 P: 6	1B: 4 2B: 1 3B: 0 HR: 0	SF: 0 SAC: 0 DP: 0 HBP: 0	WP: 0 PB: 0 CS: 0	PA: 33
<b>PITCHER</b> Bruce Kison, R (1,1) ERA: 2.63	IP: 9.0 WLS: W BF: 33 H: 5 R: 1 ER: 1 SO: 8 BB: 1 IBB: 0 HBP: 0 BLK: 0 WP: 0 HR: 0 S: 48 P: 52 ERA: 1.00 WHIP: 0.667																			

Batter	1	2	3	4	5	6	7	8	9	AB	R	H	RBI	BB	SO	LOB	BOTTOM			
Vic Davallo, L (1,7) OBP: 0.378, SLG: 0.421	0-3 K		0-0 6-3			4-0 BB		0-3 K		3	0	0	0	1	2	1	Philadelphia Phillies @ Pittsburgh Pirates Three Rivers Stadium, Pittsburgh, PA Mon Sep 04 1972, 3:38 AM EDT Att: 26,627 - Unknown <a href="http://livebaseballscorecards.com">livebaseballscorecards.com</a>			
Al Oliver, L (1,8) OBP: 0.349, SLG: 0.441	0-0 F5		0-0 F3			0-0 F6		0-0 F3		4	0	0	0	0	0	2				
Roberto Clemente, R (1,9) OBP: 0.356, SLG: 0.477	4-0 3B		0-0 3-1			0-0 F4		0-0 G1-6-3		3	1	1	0	1	0	0				
Willie Stargell, L (1,3) OBP: 0.398, SLG: 0.621	0-0 1-H					0-0 F8		0-0 G1-6-3		4	1	2	2	0	0	1				
Bob Robertson, R (9,3) OBP: 0.291, SLG: 0.309	0-0 3B					0-0 HR		0-0 1-2		0	0	0	0	0	0	0				
Richie Hebner, L (1,5) OBP: 0.398, SLG: 0.532	0-0 4-3					0-0 6-3		0-0 4-3		4	0	0	0	0	0	1				
Milt May, L (1,2) OBP: 0.321, SLG: 0.353		0-0 1B				0-0 5-3		0-0 1B		3	2	2	0	0	0	0				
Dave Cash, R (1,4) OBP: 0.311, SLG: 0.372	0-0 2B					0-0 5-3		0-0 F9		2	0	1	1	0	0	0				
Rennie Stennett, R (5,4) OBP: 0.305, SLG: 0.392		0-0 2-H				0-0 5-3		0-0 F9		1	0	0	0	0	0	1				
Jackie Hernandez, R (1,6) OBP: 0.228, SLG: 0.263	0-3 K		0-3 K			0-0 6-3		0-0 2B		3	1	1	0	0	1	1				
Bruce Kison, R (1,1) OBP: 0.196, SLG: 0.326	0-0 4-3					0-3 K		0-0 1-H		3	0	1	2	0	1	0				
<b>Inning Stats</b>	R: 1 E: 0 K: 1 S: 6	H: 1 LOB: 1 BB: 1 P: 10	R: 1 E: 0 K: 1 S: 6	H: 2 LOB: 0 BB: 0 P: 6	R: 0 E: 0 K: 0 S: 3	H: 0 LOB: 0 BB: 0 P: 3	R: 1 E: 0 K: 0 S: 4	H: 1 LOB: 0 BB: 0 P: 4	R: 0 E: 0 K: 1 S: 5	H: 0 LOB: 1 BB: 1 P: 9	R: 0 E: 0 K: 0 S: 3	H: 0 LOB: 0 BB: 0 P: 3	R: 2 E: 0 K: 1 S: 8	H: 3 LOB: 1 BB: 0 P: 8	R: 0 E: 0 K: 0 S: 3	H: 1 LOB: 0 BB: 0 P: 3	1B: 3 2B: 3 3B: 1 HR: 1	SF: 0 SAC: 0 DP: 1 HBP: 0	WP: 0 PB: 0 CS: 1	PA: 32
<b>PITCHER</b> Jim Nash, R (1,1) ERA: 5.34	IP: 6.1 WLS: L BF: 27 H: 7 R: 5 ER: 5 SO: 3 BB: 2 IBB: 0 HBP: 0 BLK: 0 WP: 0 HR: 1 S: 31 P: 39 ERA: 7.11 WHIP: 1.421																			
<b>PITCHER</b> Mac Scarce, L (7,1) ERA: 4.44	IP: 1.2 WLS: L BF: 5 H: 1 R: 0 ER: 0 SO: 1 BB: 0 IBB: 0 HBP: 0 BLK: 0 WP: 0 HR: 0 S: 7 P: 7 ERA: 0.00 WHIP: 0.600																			



Batter	1	2	3	4	5	6	7	8	9	AB	R	H	RBI	BB	SO	LOB	TOP								
<b>Don Kessinger, S</b> (1, 6) OBP: 0.362, SLG: 0.335	0-0 4-3		0-0 1B		0-0 G6-4-3			0-0 3-1		4	0	1	0	0	0	2									
<b>Rick Monday, L</b> (1, 8) OBP: 0.352, SLG: 0.386	0-3 K		0-0 L7			0-0 1-3		0-0 F8		4	0	0	0	0	1	1									
<b>Billy Williams, L</b> (1, 7) OBP: 0.401, SLG: 0.590	0-0 3-1			0-0 1-3		0-0 G3-6 1B		0-0 1B		4	0	2	0	0	0	0									
<b>Joe Pepitone, L</b> (1, 3) OBP: 0.304, SLG: 0.394		0-0 FC6-4 1B		0-0 F8		0-0 G3-6		0-0 F9		4	0	1	0	0	0	2									
<b>Ron Santo, R</b> (1, 5) OBP: 0.389, SLG: 0.509		0-0 F4		0-0	0-0		0-0 F4		0-0 F8		4	0	1	0	0	0	2								
<b>Jim Hickman, R</b> (1, 9) OBP: 0.380, SLG: 0.479		0-0 FC6-4 FC5-4		0-3 K		0-3 2B		0-3 K		3	0	0	0	0	2	2									
<b>Carmen Fanzone, R</b> (1, 4) OBP: 0.344, SLG: 0.404		0-0 FC5-4			0-0 F8		0-0 F8			3	0	0	0	0	0	1									
<b>Randy Hundley, R</b> (1, 2) OBP: 0.260, SLG: 0.301			0-3 K		0-0 1B		0-3 K			3	0	1	0	0	2	0									
<b>Dan McGinn, L</b> (1, 1) OBP: 0.250, SLG: 0.500				0-0 6-3			0-3 K			1	0	0	0	0	0	0									
<b>Ralph LaCock, L</b> (5, PH) OBP: 1.000, SLG: 1.000					0-0 G6-4-3 1B					1	0	1	0	0	0	0									
<b>Tom Phoebus, R</b> (5, 1) OBP: 0.118, SLG: 0.118										0	0	0	0	0	0	0									
<b>Jose Cardenal, R</b> (8, PH) OBP: 0.353, SLG: 0.452										1	0	0	0	0	1	0									
<b>Bill Bonham, R</b> (8, 1) OBP: 0.300, SLG: 0.222										0	0	0	0	0	0	0									
<b>Inning Stats</b>	R: 0 E: 0 K: 1 S: 5	H: 0 LOB: 0 BB: 0 P: 5	R: 0 E: 0 K: 0 S: 4	H: 1 LOB: 1 BB: 0 P: 4	R: 0 E: 0 K: 1 S: 6	H: 1 LOB: 1 BB: 0 P: 6	R: 0 E: 0 K: 1 S: 6	H: 1 LOB: 1 BB: 0 P: 6	R: 0 E: 0 K: 0 S: 4	H: 2 LOB: 1 BB: 0 P: 4	R: 0 E: 0 K: 0 S: 3	H: 1 LOB: 0 BB: 0 P: 3	R: 0 E: 0 K: 1 S: 5	H: 0 LOB: 0 BB: 0 P: 5	R: 0 E: 0 K: 2 S: 7	H: 0 LOB: 0 BB: 0 P: 7	R: 0 E: 0 K: 0 S: 4	H: 1 LOB: 1 BB: 0 P: 4	1B: 6 2B: 1 3B: 0 HR: 0	SF: 0 SAC: 0 DP: 2 HBP: 0	WP: 0 PB: 0 SB: 0 CS: 0	PA: 32			
<b>PITCHER</b>	IP	WLS	BF	H	R	ER	SO	BB	IBB	HBP	BLK	WP	HR	S	P	ERA	WHIP								
<b>Dock Ellis, R</b> (1, 1) ERA: 2.93	9.0	W	32	7	0	0	6	0	0	0	0	0	0	44	44	0.00	0.778								

Chicago Cubs @ Pittsburgh Pirates  
Three Rivers Stadium, Pittsburgh, PA  
Wed Sep 06 1972, 7:05 PM EDT  
Att: 12,470 - Unknown - 73 F

AB 32  
R 0  
H 7  
RBI 0  
BB 0  
SO 6  
LOB 10



Batter	1	2	3	4	5	6	7	8	9	AB	R	H	RBI	BB	SO	LOB	BOTTOM								
<b>Gene Clines, R</b> (1, 7) OBP: 0.365, SLG: 0.424	0-0 1B 3B	0-0 L8		0-0 FC4-6			0-0 L5-3			4	1	1	1	0	0	1									
<b>Al Oliver, L</b> (1, 8) OBP: 0.352, SLG: 0.444	0-0 1-2 3B	0-0		0-0 F8			0-0 FC6-4 1B			4	1	3	0	0	0	1									
<b>Roberto Clemente, R</b> (1, 9) OBP: 0.354, SLG: 0.480	0-0 1H 2H 1B 3B	0-0 4-3		0-0 4-3			0-0 FC6-4			4	1	1	2	0	0	2									
<b>Willie Stargell, L</b> (1, 3) OBP: 0.396, SLG: 0.617	4-0 FC5-4 1B BB		0-0 F7		0-0 4-3		0-0 G3			3	0	0	0	1	0	1									
<b>Bob Robertson, R</b> (8, 3) OBP: 0.291, SLG: 0.309					0-0 4-3					0	0	0	0	0	0	0									
<b>Manny Sanguillen, R</b> (1, 2) OBP: 0.329, SLG: 0.417	0-0 F4		0-0 F9		0-3 K		0-0 F9			4	0	0	0	0	1	2									
<b>Rennie Stennett, R</b> (1, 4) OBP: 0.304, SLG: 0.390	0-0 F1		0-0 6-3		0-0 FC5-4 1B		0-0 6-3			4	0	1	0	0	0	2									
<b>Richie Hebner, L</b> (1, 5) OBP: 0.399, SLG: 0.532	0-0 1-2 3H 1B			0-0 1B FC4-6 1B			0-0 F7		0-3 K	4	1	2	1	0	1	1									
<b>Gene Alley, R</b> (1, 6) OBP: 0.329, SLG: 0.323	0-0 FC5			0-0 FC4-6 1B			0-0 FC5-4			3	0	1	0	0	0	3									
<b>Dock Ellis, S</b> (1, 1) OBP: 0.148, SLG: 0.132		0-3 K		0-3 K			0-0 6-3			3	0	0	0	0	2	3									
<b>Inning Stats</b>	R: 3 E: 0 K: 0 S: 7	H: 4 LOB: 2 BB: 1 P: 11	R: 0 E: 0 K: 1 S: 6	H: 1 LOB: 0 BB: 0 P: 6	R: 0 E: 0 K: 0 S: 3	H: 0 LOB: 0 BB: 0 P: 3	R: 1 E: 0 K: 1 S: 7	H: 2 LOB: 1 BB: 0 P: 7	R: 0 E: 0 K: 0 S: 5	H: 0 LOB: 0 BB: 0 P: 5	R: 0 E: 0 K: 0 S: 4	H: 1 LOB: 1 BB: 0 P: 4	R: 0 E: 0 K: 0 S: 4	H: 1 LOB: 1 BB: 0 P: 4	R: 0 E: 0 K: 1 S: 5	H: 0 LOB: 0 BB: 0 P: 5	R: 0 E: 0 K: 1 S: 5	H: 0 LOB: 0 BB: 0 P: 5	1B: 8 2B: 0 3B: 1 HR: 0	SF: 0 SAC: 0 DP: 0 HBP: 0	WP: 0 PB: 0 SB: 0 CS: 0	PA: 34			
<b>PITCHER</b>	IP	WLS	BF	H	R	ER	SO	BB	IBB	HBP	BLK	WP	HR	S	P	ERA	WHIP								
<b>Dan McGinn, L</b> (1, 1) ERA: 5.18	4.0	L	20	7	4	4	2	1	0	0	0	0	0	23	27	9.00	2.000								
<b>Tom Phoebus, R</b> (5, 1) ERA: 4.0	3.0		11	2	0	0	1	0	0	0	0	0	0	13	13	0.00	0.667								
<b>Bill Bonham, R</b> (8, 1) ERA: 3.32	1.0		3	0	0	0	1	0	0	0	0	0	0	5	5	0.00	0.000								

Chicago Cubs @ Pittsburgh Pirates  
Three Rivers Stadium, Pittsburgh, PA  
Wed Sep 06 1972, 7:05 PM EDT  
Att: 12,470 - Unknown - 73 F

AB 33  
R 4  
H 9  
RBI 4  
BB 1  
SO 4  
LOB 16





Batter	1	2	3	4	5	6	7	8	9	AB	R	H	RBI	BB	SO	LOB	TOP										
<b>Don Kessinger, S</b> (1, 6) OBP: 0.361, SLG: 0.335										4	0	1	0	0	1	0	<b>Chicago Cubs @ Pittsburgh Pirates</b> Three Rivers Stadium, Pittsburgh, PA Thu Sep 07 1972, 7:05 PM EDT Att: 12,306 - Unknown - 70 F										
<b>Jose Cardenal, R</b> (1, 9) OBP: 0.353, SLG: 0.450										4	0	1	0	0	0	0											
<b>Billy Williams, L</b> (1, 7) OBP: 0.400, SLG: 0.587										4	0	1	0	0	1	2											
<b>Joe Pepitone, L</b> (1, 3) OBP: 0.307, SLG: 0.396										4	1	2	0	0	0	1											
<b>Ron Santo, R</b> (1, 5) OBP: 0.388, SLG: 0.506										4	1	1	0	0	0	3											
<b>Eliot Hendricks, L</b> (1, 2) OBP: 0.285, SLG: 0.254										3	1	1	1	1	0	0											
<b>Rick Monday, L</b> (1, 8) OBP: 0.355, SLG: 0.394										3	1	2	0	0	1	0											
<b>Jim Hickman, R</b> (9, PH) OBP: 0.379, SLG: 0.477										1	0	0	1	0	0	1											
<b>Bill North, S</b> (9, PR) OBP: 0.254, SLG: 0.196										0	0	0	0	0	0	0											
<b>Carmen Fanzone, R</b> (1, 4) OBP: 0.338, SLG: 0.400										2	0	0	2	0	0	1											
<b>Burt Hooton, R</b> (1, 1) OBP: 0.136, SLG: 0.097										3	0	0	0	0	2	0											
<b>Inning Stats</b>	R: 0 E: 0 K: 1 S: 6	H: 2 LOB: 1 BB: 0 P: 6	R: 2 E: 0 K: 0 S: 5	H: 3 LOB: 0 BB: 0 P: 5	R: 0 E: 0 K: 1 S: 7	H: 2 LOB: 2 BB: 0 P: 7	R: 1 E: 0 K: 1 S: 6	H: 1 LOB: 0 BB: 0 P: 6	R: 0 E: 0 K: 0 S: 3	H: 0 LOB: 0 BB: 0 P: 3	R: 0 E: 0 K: 0 S: 3	H: 0 LOB: 0 BB: 0 P: 7	R: 0 E: 0 K: 0 S: 3	H: 0 LOB: 0 BB: 0 P: 3	R: 1 E: 0 K: 0 S: 4	H: 1 LOB: 1 BB: 1 P: 8	1B: 7 2B: 2 3B: 1 HR: 0	SF: 2 SAC: 0 DP: 1 HBP: 0	WP: 0 PB: 0 SB: 1 CS: 2	PA: 35							
<b>PITCHER</b>	IP	WLS	BF	H	R	ER	SO	BB	IBB	HBP	BLK	WP	HR	S	P	ERA	WHIP										
<b>Nelson Briles, R</b> (1, 1) ERA: 3.32	8.1	L	33	9	4	4	5	0	1	0	0	0	0	42	46	4.32	1.080										
<b>Ramon Hernandez, L</b> (9, 1) ERA: 1.77	0.2		2	0	0	0	0	0	0	0	0	0	0	2	2	0.00	0.000										

AB	32
R	4
H	9
RBI	4
BB	1
SO	5
LOB	8



Batter	1	2	3	4	5	6	7	8	9	AB	R	H	RBI	BB	SO	LOB	BOTTOM										
<b>Vic Davalillo, L</b> (1, 7) OBP: 0.376, SLG: 0.427										5	1	1	1	0	1	3	<b>Chicago Cubs @ Pittsburgh Pirates</b> Three Rivers Stadium, Pittsburgh, PA Thu Sep 07 1972, 7:05 PM EDT Att: 12,306 - Unknown - 70 F										
<b>Rennie Stennett, R</b> (1, 4) OBP: 0.302, SLG: 0.387										5	0	1	0	0	0	0											
<b>Roberto Clemente, R</b> (1, 9) OBP: 0.355, SLG: 0.482										5	1	2	0	0	2	1											
<b>Willie Stargell, L</b> (1, 3) OBP: 0.397, SLG: 0.621										4	0	2	1	0	0	2											
<b>Al Oliver, L</b> (1, 8) OBP: 0.353, SLG: 0.447										4	0	2	0	0	0	2											
<b>Richie Hebner, L</b> (1, 5) OBP: 0.398, SLG: 0.529										4	0	1	0	0	0	1											
<b>Milt May, L</b> (1, 2) OBP: 0.328, SLG: 0.368										4	0	2	0	0	0	1											
<b>Gene Alley, R</b> (1, 6) OBP: 0.329, SLG: 0.323										3	0	1	0	0	0	3											
<b>Manny Sanguillen, R</b> (9, PH) OBP: 0.328, SLG: 0.416										1	0	0	0	0	0	1											
<b>Jackie Hernandez, R</b> (9, 6) OBP: 0.229, SLG: 0.263										0	0	0	0	0	0	0											
<b>Nelson Briles, R</b> (1, 1) OBP: 0.177, SLG: 0.183										2	0	0	0	1	2	2											
<b>Ramon Hernandez, S</b> (9, 1) OBP: 0.192, SLG: 0.273										0	0	0	0	0	0	0											
<b>Gene Clines, R</b> (9, PH) OBP: 0.364, SLG: 0.423										1	0	0	0	0	0	0											
<b>Inning Stats</b>	R: 1 E: 1 K: 1 S: 7	H: 1 LOB: 1 BB: 0 P: 7	R: 0 E: 0 K: 0 S: 4	H: 2 LOB: 2 BB: 1 P: 8	R: 0 E: 0 K: 1 S: 6	H: 2 LOB: 2 BB: 0 P: 6	R: 0 E: 0 K: 1 S: 6	H: 1 LOB: 1 BB: 0 P: 6	R: 0 E: 0 K: 0 S: 4	H: 1 LOB: 1 BB: 0 P: 4	R: 0 E: 0 K: 0 S: 4	H: 1 LOB: 1 BB: 0 P: 4	R: 0 E: 0 K: 0 S: 4	H: 1 LOB: 1 BB: 0 P: 4	R: 0 E: 0 K: 1 S: 6	H: 1 LOB: 1 BB: 0 P: 6	1B: 6 2B: 5 3B: 0 HR: 1	SF: 0 SAC: 0 DP: 1 HBP: 0	WP: 0 PB: 0 SB: 0 CS: 0	PA: 39							
<b>PITCHER</b>	IP	WLS	BF	H	R	ER	SO	BB	IBB	HBP	BLK	WP	HR	S	P	ERA	WHIP										
<b>Burt Hooton, R</b> (1, 1) ERA: 2.89	9.0	W	39	12	2	1	5	1	0	0	0	0	1	48	52	1.00	1.444										

AB	38
R	2
H	12
RBI	2
BB	1
SO	5
LOB	16









Batter	1	2	3	4	5	6	7	8	9	10	11	12	AB	R	H	RBI	BB	SO	LOB	TOP		
Vic Davallio, L (1.7) OBP: 0.391, SLG: 0.435	4-3		E 1B		BB			E 1B WP HBP		L1		FC3-6 S 2B 5-3	4	2	1	0	1	0	1			
Rennie Stennett, R (1.4) OBP: 0.306, SLG: 0.387	WP BB 1B		E5 G6-4-3		1-3			E8 WP SF8 1B		1B 1B		5-3	6	1	3	0	0	0	3			
Roberto Clemente, R (1.9) OBP: 0.355, SLG: 0.478	WP BB		G6-4-3			6-3		SF8		F7		2B IBB	3	1	0	1	2	0	3			
Willie Stargell, L (1.3) OBP: 0.393, SLG: 0.611 Bob Robertson, R (9.3) OBP: 0.286, SLG: 0.318	K			F7		K		F7		1B		2B IBB	4	0	0	0	0	2	2			
Richie Hebner, L (1.5) OBP: 0.390, SLG: 0.522	G3			1-3		F9		F9		F5		1-3 2B	6	0	0	0	0	0	5			
Al Oliver, L (1.8) OBP: 0.352, SLG: 0.442		F7			1B			L3				F7	5	0	1	0	0	1	0			
Manny Sanguillen, R (1.2) OBP: 0.325, SLG: 0.411		L9			F6			5-3		6-3		6-3	5	0	0	0	0	0	1			
Jackie Hernandez, R (1.8) OBP: 0.226, SLG: 0.259 Milt May, L (7. PH) OBP: 0.339, SLG: 0.378 Gene Alley, R (7.6) OBP: 0.329, SLG: 0.323						4-3		FC6-4 1B		WP 1B		K	2	0	0	0	0	1	0			
Bob Moose, R (1.1) OBP: 0.243, SLG: 0.194 Dave Giusti, R (8.1) Chuck Goggin, S (12. PH) Ramon Hernandez, S (12.1) OBP: 0.182, SLG: 0.273								FC6-4		K		FC3-6 BB	3	0	0	0	0	2	1			
<b>Inning Stats</b>	R: 0 E: 0 K: 1 S: 6	H: 1 LOB: 2 BB: 1 P: 10	R: 0 E: 0 K: 1 S: 5	H: 0 LOB: 0 BB: 0 P: 5	R: 0 E: 1 K: 1 S: 6	H: 1 LOB: 1 BB: 0 P: 6	R: 0 E: 0 K: 0 S: 4	H: 1 LOB: 1 BB: 1 P: 4	R: 0 E: 0 K: 1 S: 5	H: 0 LOB: 0 BB: 0 P: 5	R: 0 E: 0 K: 0 S: 4	H: 1 LOB: 1 BB: 0 P: 8	R: 0 E: 0 K: 0 S: 5	H: 2 LOB: 2 BB: 0 P: 5	R: 0 E: 0 K: 1 S: 5	H: 0 LOB: 0 BB: 0 P: 5	R: 2 E: 0 K: 0 S: 4	H: 1 LOB: 1 BB: 2 P: 12	1B: 8 2B: 1 3B: 0 HR: 0	SF: 1 SAC: 0 DP: 1 HBP: 1	WP: 3 PB: 0 SB: 1 CS: 0	PA: 50
<b>PITCHER</b>	IP WLS BF H R ER SO BB IBB HBP BLK WP HR S P ERA WHIP	IP WLS BF H R ER SO BB IBB HBP BLK WP HR S P ERA WHIP	<b>PITCHER</b>																		IP WLS BF H R ER SO BB IBB HBP BLK WP HR S P ERA WHIP	
Ernie McAnally, R (1.1) ERA: 4.22	9.0	3.0	L	14	3	2	2	1	1	1	0	0	0	0	0	14	22	6.00	1.333			
Mike Marshall, R (10.1) ERA: 1.7																						

Pittsburgh Pirates @ Montreal Expos  
 Jarry Park, Montreal, QB  
 Fri Sep 08 1972, 7:05 PM EDT  
 Att. 12,118 - Unknown

AB	44
R	4
H	9
RBI	3
BB	4
SO	8
LOB	17



Batter	1	2	3	4	5	6	7	8	9	10	11	12	AB	R	H	RBI	BB	SO	LOB	BOTTOM	
Mike Jorgensen, L (1.8) OBP: 0.327, SLG: 0.363	K		4-3			K		K		F4			5	0	0	0	0	3	0		
Tim Foli, R (1.6) OBP: 0.290, SLG: 0.291	S 1B		6-3			G3 2B		F4				4-3	5	1	2	0	0	0	0		
Ken Singleton, S (1.7) OBP: 0.369, SLG: 0.425	K				F9	G3		K				6-3	5	0	0	0	0	2	2		
Ron Fairly, L (1.3) OBP: 0.337, SLG: 0.388						4-3				K			4	0	2	1	1	1	1		
Tim McCarver, L (1.2) OBP: 0.327, SLG: 0.350	K				G3			F5		4-3		F8	5	0	0	0	0	1	3		
Ron Woods, R (1.9) OBP: 0.321, SLG: 0.457					K			1B BB				F9	4	1	1	1	1	2	1		
Bob Bailey, R (1.5) OBP: 0.318, SLG: 0.368 Mike Marshall, R (10.1) OBP: 0.227, SLG: 0.200 Hal Breeden, R (12. PH) OBP: 0.296, SLG: 0.397						K		F7		6-3		5-3	4	0	0	0	0	2	1		
Hector Torres, R (1.4) OBP: 0.218, SLG: 0.221						K						CS 1B	4	0	2	0	1	1	0		
Ernie McAnally, R (1.1) Coco Laboy, R (10.5)								K		F3		F9	3	0	0	0	0	1	2		
<b>Inning Stats</b>	R: 1 E: 0 K: 3 S: 11	H: 2 LOB: 1 BB: 0 P: 11	R: 0 E: 0 K: 2 S: 7	H: 0 LOB: 0 BB: 0 P: 7	R: 0 E: 0 K: 0 S: 3	H: 0 LOB: 0 BB: 0 P: 3	R: 0 E: 0 K: 1 S: 6	H: 1 LOB: 1 BB: 0 P: 6	R: 0 E: 0 K: 2 S: 7	H: 1 LOB: 2 BB: 1 P: 7	R: 0 E: 0 K: 1 S: 6	H: 1 LOB: 0 BB: 0 P: 3	R: 0 E: 0 K: 0 S: 3	H: 0 LOB: 1 BB: 1 P: 7	R: 0 E: 0 K: 0 S: 3	H: 0 LOB: 1 BB: 1 P: 7	1B: 5 2B: 1 3B: 0 HR: 1	SF: 0 SAC: 0 DP: 0 HBP: 0	WP: 0 PB: 0 SB: 1 CS: 1	PA: 45	
<b>PITCHER</b>	IP WLS BF H R ER SO BB IBB HBP BLK WP HR S P ERA WHIP	IP WLS BF H R ER SO BB IBB HBP BLK WP HR S P ERA WHIP	<b>PITCHER</b>																		IP WLS BF H R ER SO BB IBB HBP BLK WP HR S P ERA WHIP
Bob Moose, R (1.1) ERA: 3.14	7.0	4.0	W	14	2	1	1	3	1	0	0	0	0	0	1	19	23	2.25	0.750		
Dave Giusti, R (8.1) ERA: 2.17																					
Ramon Hernandez, L (12.1) ERA: 1.74	1.0	S	4	0	0	0	0	0	0	0	3	7	0.00	1.000							

Pittsburgh Pirates @ Montreal Expos  
 Jarry Park, Montreal, QB  
 Fri Sep 08 1972, 7:05 PM EDT  
 Att. 12,118 - Unknown

AB	42
R	2
H	7
RBI	2
BB	3
SO	13
LOB	12





Batter	1	2	3	4	5	6	7	8	9	AB R H RBI BB SO LOB	TOP												
<b>Vic Davallilo, L</b> OBP: 0.377, SLG: 0.430 <b>Richie Zisk, R</b> OBP: 0.167, SLG: 0.167	0-0 1-3	0-0 4-3	0-0 K	0-3 K	0-0 6-3	0-3 K	0-0 K	0-3 K	4 0 0 1 0 1 1 1 0 0 0 0 1 1														
<b>Gene Clines, R</b> OBP: 0.358, SLG: 0.426 <b>Roberto Clemente, R</b> OBP: 0.355, SLG: 0.478	0-0 L7	0-0 E6	0-0 1B	0-0 HR	0-0 1B	0-0 L6	0-0 L6	0-0 L4	5 1 2 1 0 0 0 0 0 0 0 0 0 0														
<b>Al Oliver, L</b> OBP: 0.354, SLG: 0.449	4-0 1B	0-3 K	0-0 K	0-0 HR	0-0 L3	0-0 L3	0-0 L3	0-0 1B	4 1 2 2 1 1 1														
<b>Willie Stargell, L</b> OBP: 0.394, SLG: 0.610 <b>Bob Robertson, R</b> OBP: 0.295, SLG: 0.317	0-0 1-2	0-0 1B	0-0 6-3	0-0 HR	0-0 1B	0-0 HR	0-0 F9	0-0 5-3	4 1 2 0 0 0 0 1 0 0 0 0 0 1														
<b>Richie Hebner, L</b> OBP: 0.388, SLG: 0.526	0-3 K	0-0 F6	0-0 F6	0-0 HR	0-0 HR	0-0 G3	0-0 G3	0-3 K	5 1 1 2 0 2 3														
<b>Rennie Stennett, R</b> OBP: 0.308, SLG: 0.397	4-0 E	0-0 HR	0-0 HR	0-0 6-3	0-0 6-3	0-3 K	0-0 K	0-0 K	3 2 1 1 1 1 0														
<b>Milt May, L</b> OBP: 0.328, SLG: 0.365	0-0 E4	0-0 3-1	0-0 3-1	0-0 G3	0-0 G3	0-0 G3	0-0 G3	0-0 G3	4 1 0 0 0 0 1														
<b>Gene Alley, R</b> OBP: 0.328, SLG: 0.322	0-3 K	0-0 K	0-0 K	0-0 6-3	0-0 1B	0-3 K	0-3 K	0-3 K	4 0 1 0 0 2 2														
<b>Steve Blass, R</b> OBP: 0.187, SLG: 0.192	0-0 E6	0-0 4-3	0-3 K	0-3 K	0-0 4-3	0-0 1B	0-0 1B	0-0 1B	4 1 1 0 0 1 2														
<b>Inning Stats</b>	R: 0 E: 0 K: 1 S: 6	H: 1 LOB: 2 BB: 1 P: 10	R: 3 E: 3 K: 2 S: 10	H: 1 LOB: 1 BB: 1 P: 14	R: 1 E: 0 K: 0 S: 4	H: 1 LOB: 0 BB: 0 P: 4	R: 0 E: 0 K: 2 S: 7	H: 0 LOB: 0 BB: 0 P: 7	R: 4 E: 0 K: 0 S: 8	H: 5 LOB: 1 BB: 0 P: 8	R: 0 E: 0 K: 0 S: 3	H: 0 LOB: 0 BB: 0 P: 3	R: 0 E: 0 K: 1 S: 5	H: 0 LOB: 0 BB: 0 P: 5	R: 0 E: 0 K: 2 S: 8	H: 1 LOB: 1 BB: 0 P: 8	R: 0 E: 0 K: 1 S: 6	H: 1 LOB: 1 BB: 0 P: 6	1B: 7 2B: 0 3B: 0 HR: 3	SF: 0 SAC: 0 DP: 0 HBP: 0	WP: 1 PB: 0 SB: 0 CS: 0	PA: 41	
<b>PITCHER</b>	IP WLS BF H R ER SO BB IBB HBP BLK WP HR S P ERA WHIP											<b>PITCHER</b>	IP WLS BF H R ER SO BB IBB HBP BLK WP HR S P ERA WHIP										
<b>Bill Stoneman, R</b> ERA: 3.02	(1, 1) 4.0 L 23 7 8 5 5 2 0 0 0 0 0 3 31 39 11.25 2.250																						
<b>Steve Renko, R</b> ERA: 4.95	(5, 1) 4.0 14 2 0 0 3 0 0 0 0 0 0 20 20 0.00 0.500																						
<b>John Strohmayr, R</b> ERA: 3.46	(9, 1) 1.0 4 1 0 0 1 0 0 0 0 0 1 0 6 6 0.00 1.000																						

Pittsburgh Pirates @ Montreal Expos  
Jarry Park, Montreal, QB  
Sat Sep 09 1972, 7:05 PM EDT  
Att: 17,092 - Unknown

AB	39
R	8
H	10
RBI	7
BB	2
SO	9
LOB	12



Batter	1	2	3	4	5	6	7	8	9	AB R H RBI BB SO LOB	BOTTOM												
<b>Mike Jorgensen, L</b> OBP: 0.329, SLG: 0.365	0-3 K	0-0 K	4-0 1-3	0-0 BB	0-0 FC4-3	0-0 FC4-3	0-0 FC4-3	0-0 1B	0-0 2B	3 1 1 0 1 1 1													
<b>Tim Foli, R</b> OBP: 0.289, SLG: 0.290 <b>Coco Laboy, R</b> OBP: 0.091, SLG: 0.091	0-0 4-3	0-0 4-3	0-0 1-3	0-0 1-2	0-0 2-3	0-0 F9	0-0 F9	0-0 HR	0-0 1B	2 0 0 0 0 0 2 2 1 1 1 0 0 0													
<b>Ken Singleton, S</b> OBP: 0.368, SLG: 0.422	4-0 BB	0-0 BB	0-0 F8	0-0 F8	0-0 F8	0-0 1-3	0-0 1-3	0-0 F5	0-0 F5	3 0 0 0 1 0 3													
<b>Ron Fairly, L</b> OBP: 0.338, SLG: 0.397	0-0 G3	0-0 G3	0-0 G3	0-3 K	0-0 K	0-0 1B	0-0 1B	0-0 HR	0-0 HR	4 1 2 2 0 1 1													
<b>Tim McCarver, L</b> OBP: 0.326, SLG: 0.349	0-0 G3	0-0 G3	0-0 G3	0-0 6-3	0-0 6-3	0-0 F6	0-0 F6	0-0 1B	0-0 1B	4 0 1 0 0 0 1													
<b>Ron Woods, R</b> OBP: 0.315, SLG: 0.448	0-0 1-3	0-0 1-3	0-0 F4	0-0 F4	0-0 F4	0-0 G3	0-0 G3	0-0 F4	0-0 F4	4 0 0 0 0 0 1													
<b>Bob Bailey, R</b> OBP: 0.316, SLG: 0.365	0-3 K	0-0 K	0-0 K	0-0 K	0-0 6-3	0-0 6-3	0-3 K	0-0 6-3	0-0 6-3	4 0 0 0 0 2 0													
<b>Hector Torres, R</b> OBP: 0.219, SLG: 0.228	0-0 K	0-0 K	0-0 1-3	0-0 1-3	0-0 F9	0-0 F9	0-0 6-3	0-0 6-3	0-0 6-3	4 0 1 0 0 0 0													
<b>Bill Stoneman, R</b> OBP: 0.114, SLG: 0.088 <b>Steve Renko, R</b> OBP: 0.316, SLG: 0.316 <b>Jim Fairley, L</b> OBP: 0.271, SLG: 0.291 <b>John Strohmayr, R</b> OBP: 0.271, SLG: 0.291	0-0 K	0-0 K	0-0 K	0-0 K	0-0 FC4-3	0-0 FC4-3	0-0 FC4-3	0-0 F9	0-0 3-1	1 0 0 0 0 1 1 1 0 1 0 0 0 0 1 0 0 0 0 0 0 0 0 0 0 0 0 0 1 0 0 0 0 0 0													
<b>Boots Day, L</b> OBP: 0.280, SLG: 0.250	0-0 K	0-0 K	0-0 K	0-0 K	0-0 1B	0-0 1B	0-0 1B	0-0 1B	0-0 1B	1 0 0 0 0 0 0													
<b>Inning Stats</b>	R: 0 E: 0 K: 1 S: 5	H: 0 LOB: 0 BB: 0 P: 9	R: 0 E: 0 K: 1 S: 5	H: 0 LOB: 0 BB: 0 P: 5	R: 0 E: 0 K: 1 S: 6	H: 1 LOB: 2 BB: 1 P: 10	R: 0 E: 0 K: 1 S: 5	H: 0 LOB: 0 BB: 0 P: 5	R: 0 E: 0 K: 0 S: 4	H: 1 LOB: 1 BB: 0 P: 4	R: 0 E: 0 K: 0 S: 4	H: 1 LOB: 0 BB: 0 P: 4	R: 0 E: 0 K: 1 S: 5	H: 0 LOB: 0 BB: 0 P: 5	R: 3 E: 0 K: 0 S: 7	H: 4 LOB: 1 BB: 0 P: 7	R: 0 E: 0 K: 0 S: 3	H: 0 LOB: 0 BB: 0 P: 3	1B: 4 2B: 2 3B: 0 HR: 1	SF: 0 SAC: 0 DP: 0 HBP: 0	WP: 0 PB: 0 SB: 0 CS: 0	PA: 36	
<b>PITCHER</b>	IP WLS BF H R ER SO BB IBB HBP BLK WP HR S P ERA WHIP											<b>PITCHER</b>	IP WLS BF H R ER SO BB IBB HBP BLK WP HR S P ERA WHIP										
<b>Steve Blass, R</b> ERA: 2.38	(1, 1) 9.0 W 36 7 3 0 5 2 0 0 0 0 0 1 44 52 0.00 1.000																						

Pittsburgh Pirates @ Montreal Expos  
Jarry Park, Montreal, QB  
Sat Sep 09 1972, 7:05 PM EDT  
Att: 17,092 - Unknown

AB	34
R	3
H	7
RBI	3
BB	2
SO	5
LOB	10





Batter	1	2	3	4	5	6	7	8	9	AB	R	H	RBI	BB	SO	LOB	TOP			
Gene Clines, R (1, 8) OBP: 0.367, SLG: 0.423	L1-3		FC6-4 1B			F2		L6-3		4	0	1	0	0	0	0				
Rennie Stennett, R (1, 4) OBP: 0.304, SLG: 0.392	1-3		FC6-4 FC6-4 1-2†			5-3		F9		4	0	0	0	0	0	1				
Roberto Clemente, R (1, 9) OBP: 0.353, SLG: 0.475	F6		FC6-4 1-2†			4-3		1B		4	0	1	0	0	0	1				
Richie Hebner, L (1, 5) OBP: 0.389, SLG: 0.526		F8		G6-4-3 1B			FC6-4 1B	L3		4	0	2	0	0	0	1				
Richie Zisk, R (1, 7) OBP: 0.200, SLG: 0.111		BB BB BB BB	1B BB	G6-4-3 1-2†		FC6-4 HR		6-3		3	1	0	0	1	0	2				
Milt May, L (1, 2) OBP: 0.333, SLG: 0.370		2B 1-2	1B	1-3		F5		BB 1B		4	0	2	0	0	0	1				
Bob Robertson, R (1, 3) OBP: 0.291, SLG: 0.335			1-3 2B		F9		HR	G6-4-3 BB		3	1	2	2	1	0	0				
Gene Alley, R (1, 6) OBP: 0.326, SLG: 0.320	6-3				1-3			G6-4-3		2	0	0	0	0	0	2				
Frank Taveras, R (6, 6)							FC5-4 BB	G6-4-3 1-2†		1	0	0	0	1	0	2				
Bruce Kison, R (1, 1) OBP: 0.191, SLG: 0.319			F8		F8		FC5-4 1-2†			1	0	0	0	0	0	0				
Luke Walker, L (3, 1) OBP: 0.091, SLG: 0.048					F8					1	0	0	0	0	0	0				
Jose Pagan, R (7, PH) OBP: 0.298, SLG: 0.430										1	0	0	0	0	0	1				
Bob Miller, R (7, 1)										0	0	0	0	0	0	0				
<b>Inning Stats</b>	R: 0 E: 0 K: 0 S: 3	H: 0 LOB: 0 BB: 0 P: 3	R: 0 E: 0 K: 0 S: 4	H: 2 LOB: 2 BB: 1 P: 8	R: 0 E: 0 K: 0 S: 4	H: 1 LOB: 1 BB: 0 P: 4	R: 0 E: 0 K: 0 S: 3	H: 1 LOB: 0 BB: 0 P: 3	R: 0 E: 0 K: 0 S: 3	H: 0 LOB: 0 BB: 0 P: 3	R: 2 E: 0 K: 0 S: 5	H: 2 LOB: 1 BB: 1 P: 9	R: 0 E: 0 K: 0 S: 4	H: 1 LOB: 1 BB: 1 P: 4	R: 0 E: 0 K: 0 S: 3	H: 1 LOB: 1 BB: 1 P: 7	1B: 6 2B: 1 3B: 0 HR: 1	SF: 0 SAC: 0 DP: 2 HBP: 0	WP: 0 PB: 0 SB: 0 CS: 0	PA: 35
<b>PITCHER</b> Mike Torrez, R (1, 1) ERA: 3.09	IP: 9.0 WLS: W BF: 35 H: 8 R: 2 ER: 2 SO: 0 BB: 3 IBB: 0 HBP: 0 BLK: 0 WP: 0 HR: 1 S: 32 P: 44 ERA: 2.00 WHIP: 1.222															<b>PITCHER</b>				

Pittsburgh Pirates @ Montreal Expos  
 Jarry Park, Montreal, QB  
 Sun Sep 10 1972, 3:33 AM EDT  
 Att: 20,253 - Unknown

AB	32
R	2
H	8
RBI	2
BB	3
SO	0
LOB	11



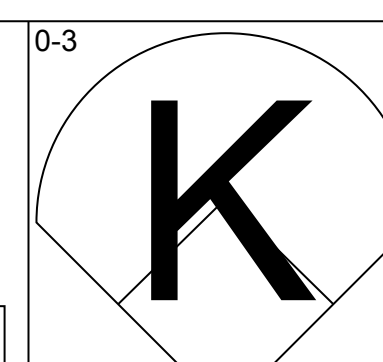
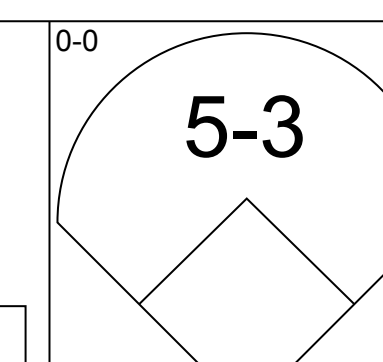
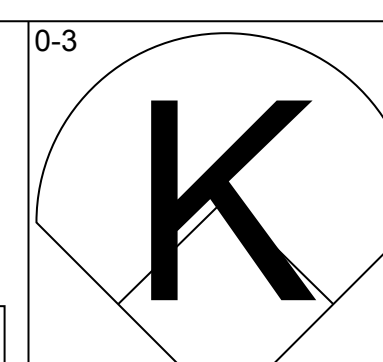
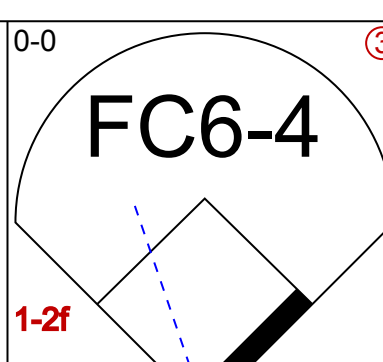
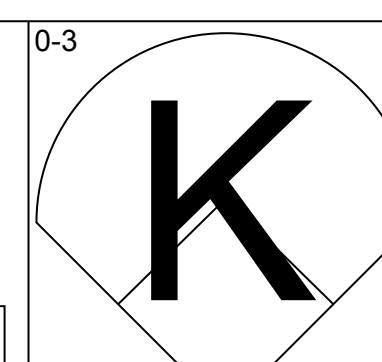
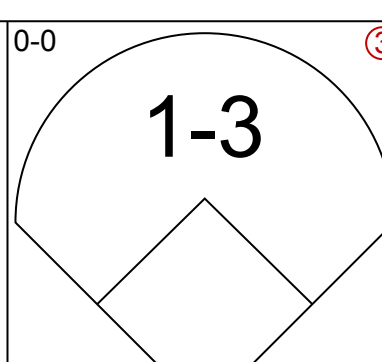
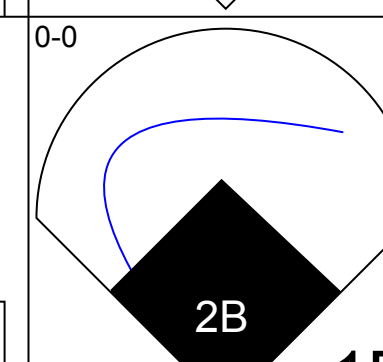
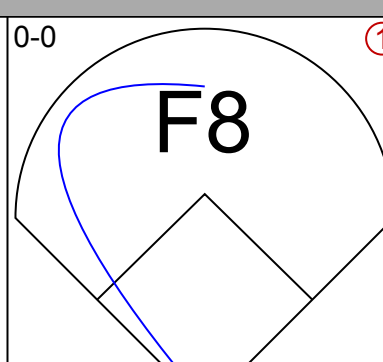
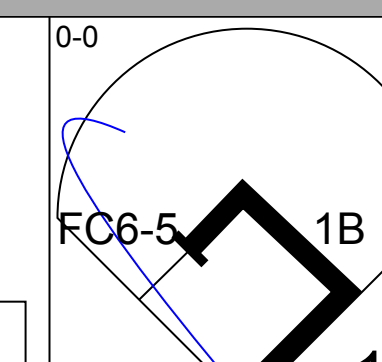
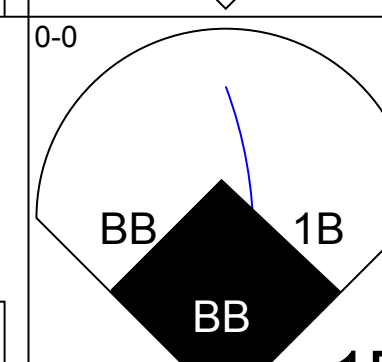
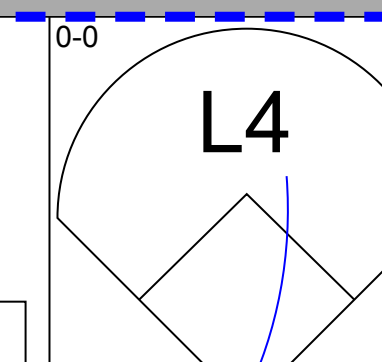
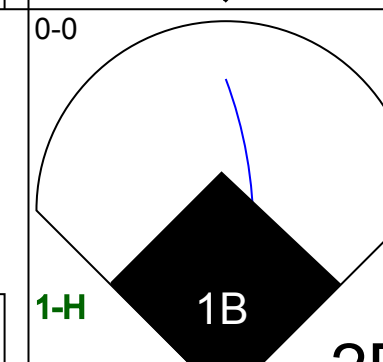
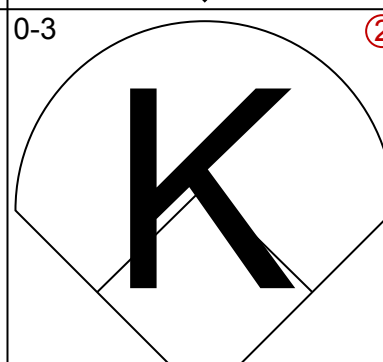
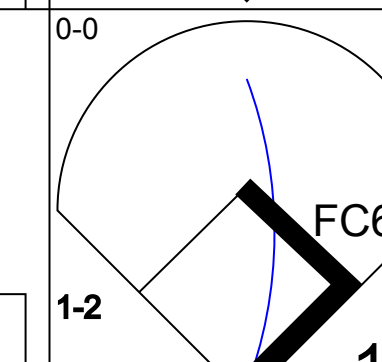
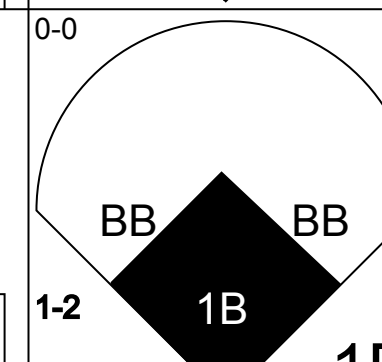
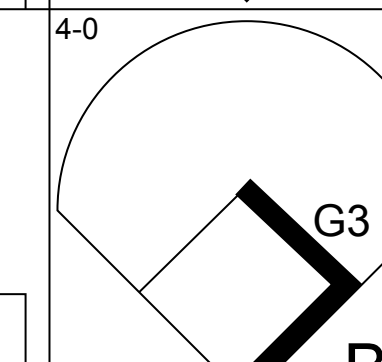
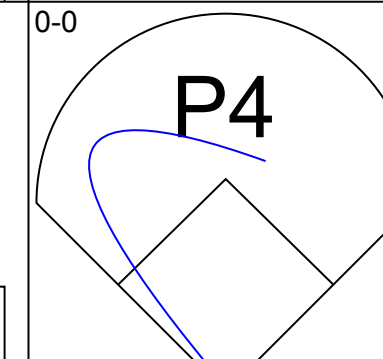
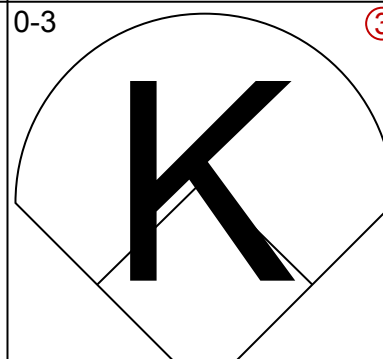
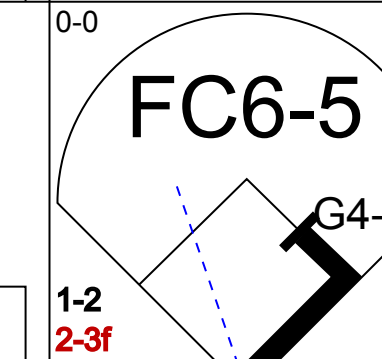
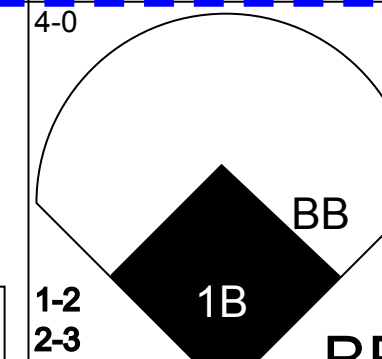
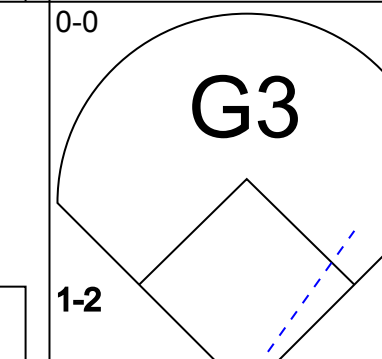
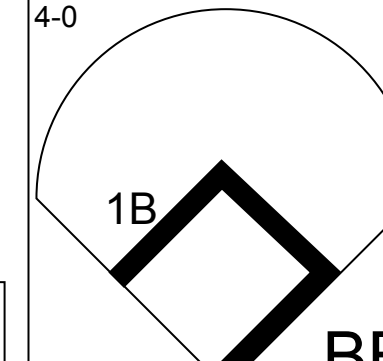
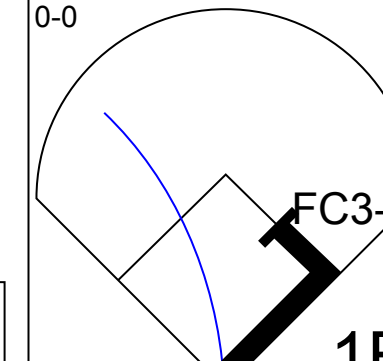
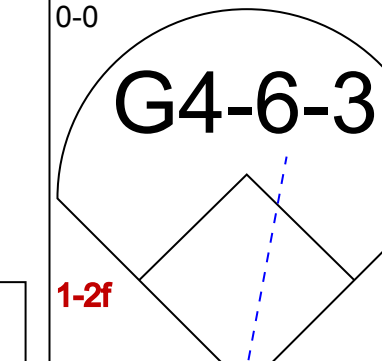
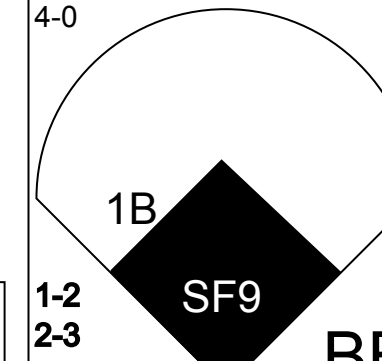
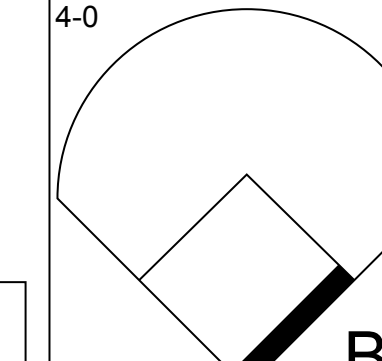
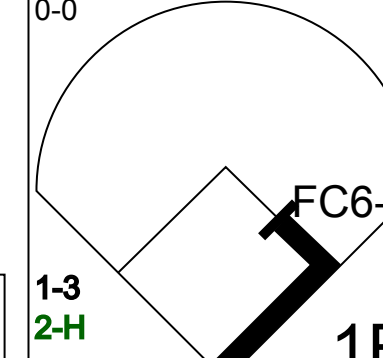
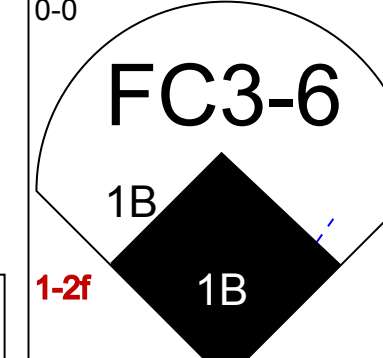
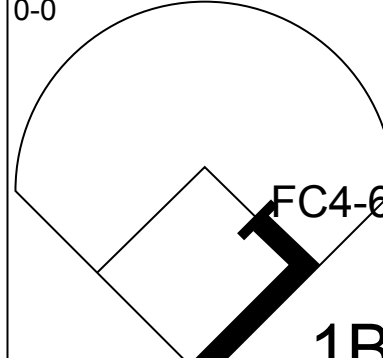
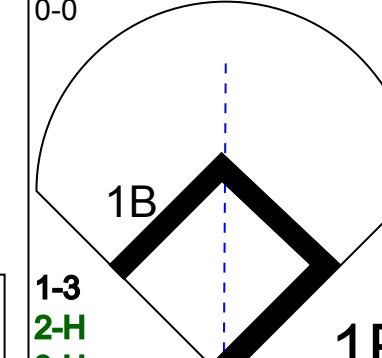
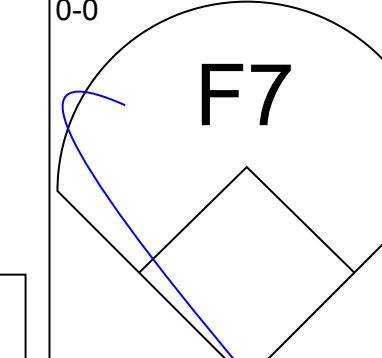
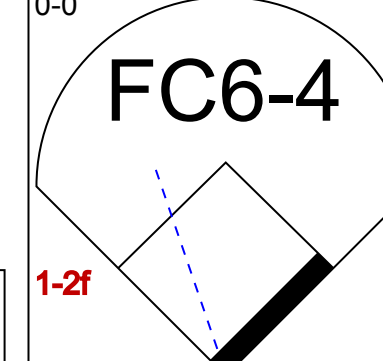
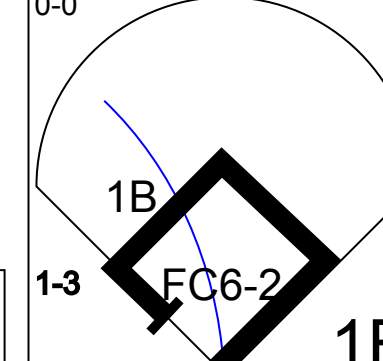
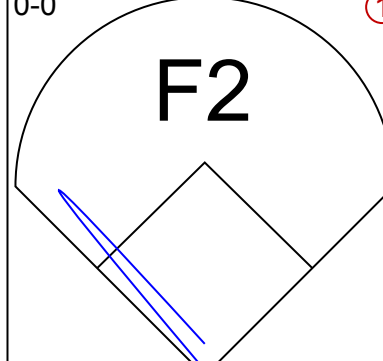
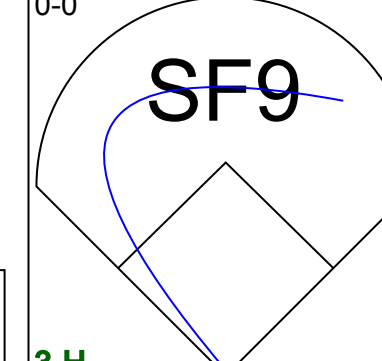
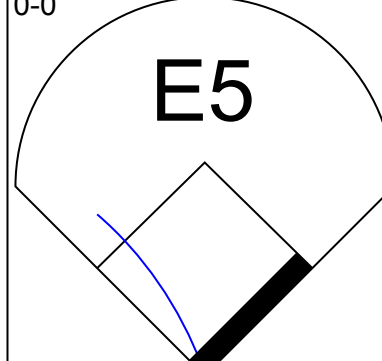
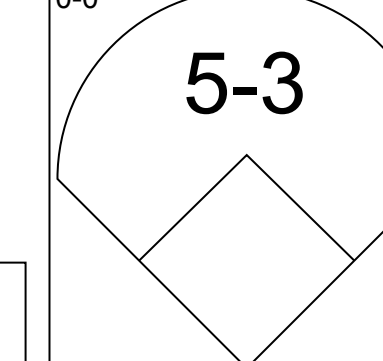
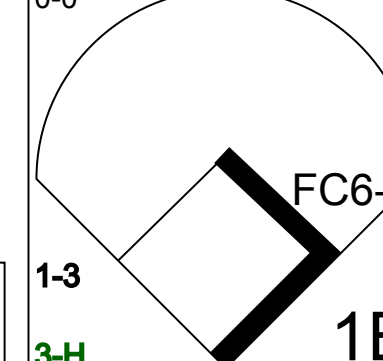
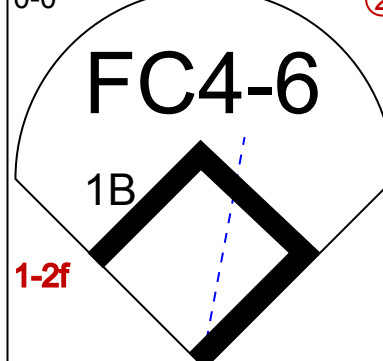
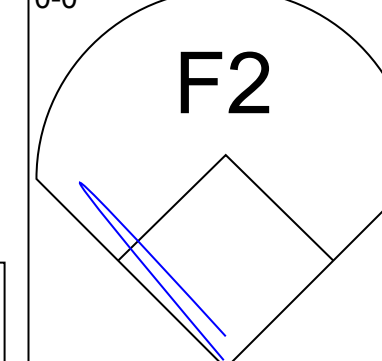
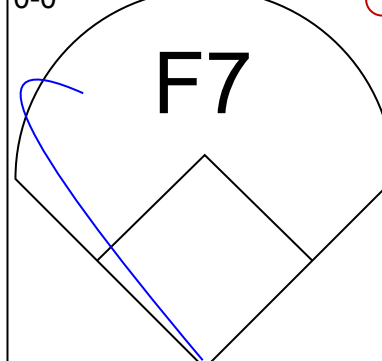
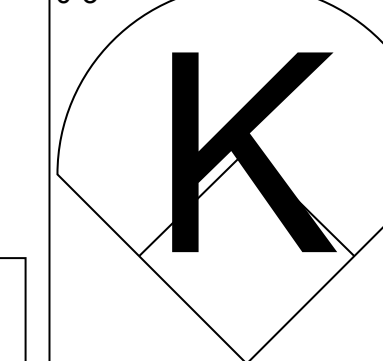
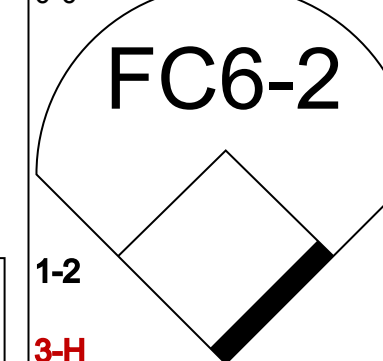
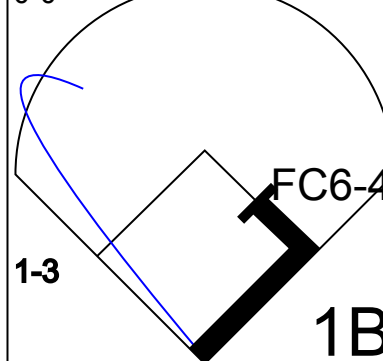
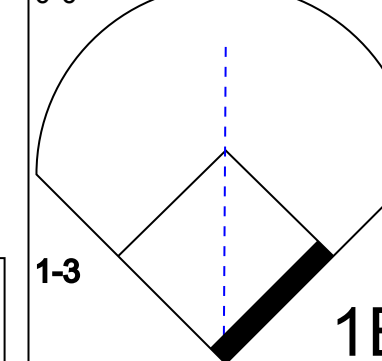

Batter	1	2	3	4	5	6	7	8	9	AB	R	H	RBI	BB	SO	LOB	BOTTOM			
Boots Day, L (1, 8) OBP: 0.285, SLG: 0.256	L8		FC2-6 1B			F6		E4 2H 1B		5	0	3	2	0	0	0				
Tim Foli, R (1, 6) OBP: 0.288, SLG: 0.289	6-3		FC2-6 1B F4			1B		L8		5	1	1	0	0	0	4				
Ken Singleton, S (1, 7) OBP: 0.366, SLG: 0.418	4-3		1-2 HR BB	4-3		K		F7		4	1	0	0	1	1	2				
Ron Fairly, L (1, 9) OBP: 0.342, SLG: 0.399		1B BB FC1-2 HBP	1-2 2H HR 1B	FC6-4 1B		F7				3	1	2	1	0	0	1				
Mike Jorgensen, L (1, 3) OBP: 0.331, SLG: 0.374		FC1-2 WP BB	1-2 2H HR	FC6-4 1-2†		F3				3	2	1	3	1	0	1				
Coco Laboy, R (1, 5) OBP: 0.297, SLG: 0.214		WP FC1-2 1-2 2-3 1B	1-2 2-3 3H BB	2B BB	6-3		G4-3 1B			3	1	2	0	1	0	1				
Terry Humphrey, R (1, 2) OBP: 0.257, SLG: 0.246		K	F4		K		G4-3 1-2†			4	0	0	0	0	2	5				
Hector Torres, R (1, 4) OBP: 0.220, SLG: 0.235		FC1-2 WP 1-2 2-3 3H	1-2 2-3 3H BB	5-3				E5 SH1-3 E		4	2	1	1	0	0	3				
Mike Torrez, R (1, 1) OBP: 0.190, SLG: 0.205		K	1-2 2-3 3H 1B		K			SH1-3		3	0	1	0	0	2	2				
<b>Inning Stats</b>	R: 0 E: 0 K: 0 S: 3	H: 0 LOB: 0 BB: 0 P: 3	R: 1 E: 0 K: 2 S: 8	H: 1 LOB: 2 BB: 1 P: 13	R: 6 E: 0 K: 0 S: 9	H: 6 LOB: 2 BB: 2 P: 17	R: 0 E: 0 K: 0 S: 4	H: 1 LOB: 1 BB: 0 P: 4	R: 0 E: 0 K: 2 S: 7	H: 0 LOB: 0 BB: 0 P: 7	R: 0 E: 0 K: 1 S: 6	H: 1 LOB: 1 BB: 0 P: 6	R: 0 E: 0 K: 0 S: 3	H: 1 LOB: 0 BB: 0 P: 3	R: 1 E: 2 K: 0 S: 5	H: 1 LOB: 1 BB: 0 P: 5	1B: 9 2B: 1 3B: 0 HR: 1	SF: 0 SAC: 1 DP: 1 HBP: 1	WP: 1 PB: 0 SB: 0 CS: 0	PA: 39
<b>PITCHER</b> Bruce Kison, R (1, 1) ERA: 3.04	IP: 2.2 WLS: L BF: 17 H: 5 R: 7 ER: 7 SO: 2 BB: 3 IBB: 1 HBP: 0 BLK: 0 WP: 1 HR: 1 S: 17 P: 30 ERA: 23.62 WHIP: 3.000															<b>PITCHER</b>				
Luke Walker, L (3, 1) ERA: 3.04	3.1 4 0 0 3 0 0 0 0 0 0 0 20 20 0.00 1.200																			
Bob Miller, R (7, 1) ERA: 1.88	2.0 8 2 1 0 0 0 0 0 0 0 0 8 8 0.00 1.000																			

Pittsburgh Pirates @ Montreal Expos  
 Jarry Park, Montreal, QB  
 Sun Sep 10 1972, 3:33 AM EDT  
 Att: 20,253 - Unknown

AB	34
R	8
H	11
RBI	7
BB	3
SO	5
LOB	19




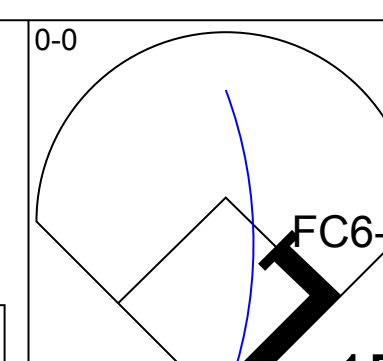
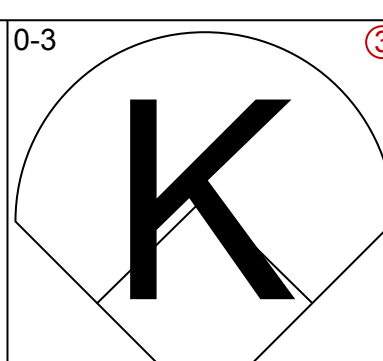
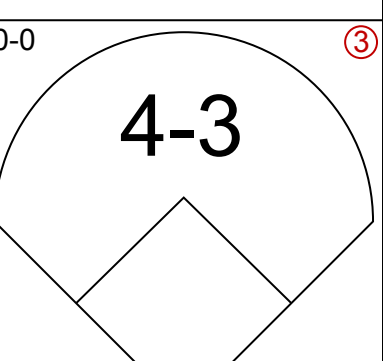
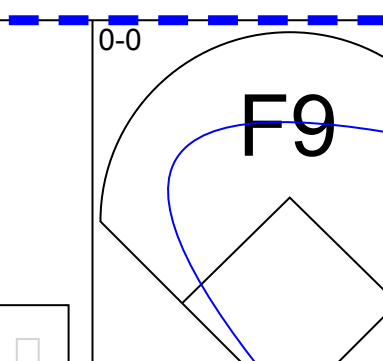
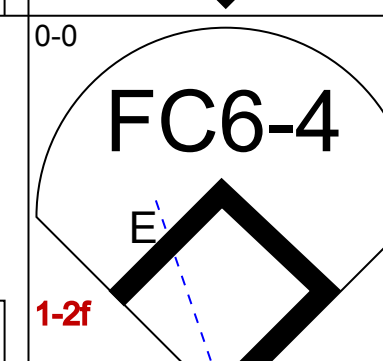
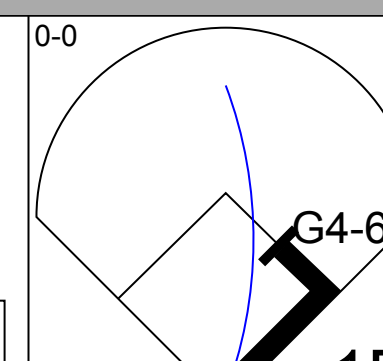
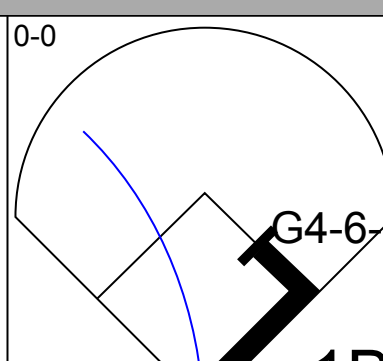
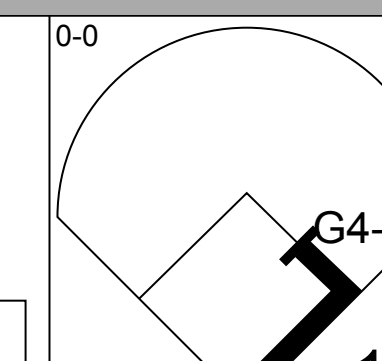
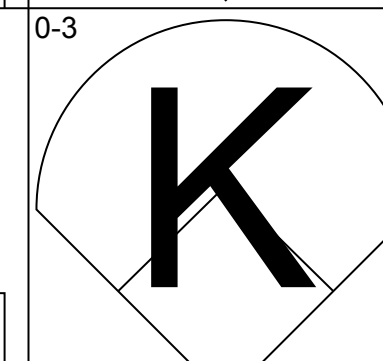
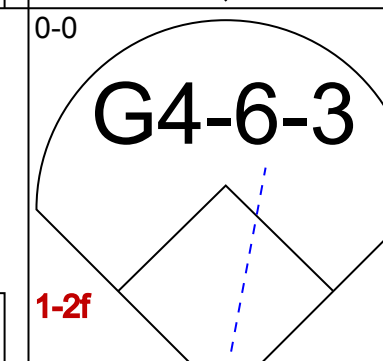
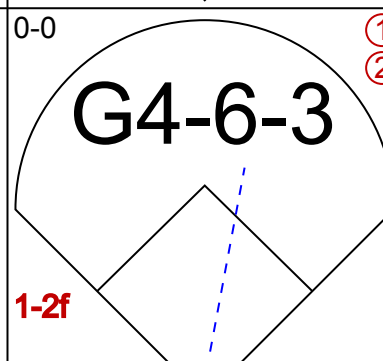
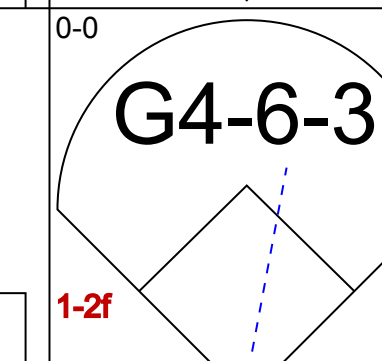
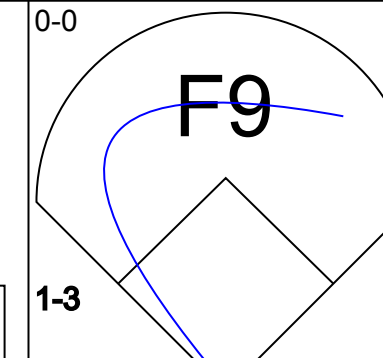
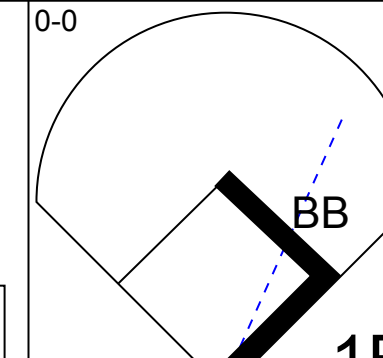
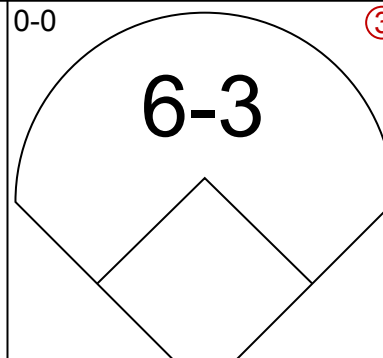
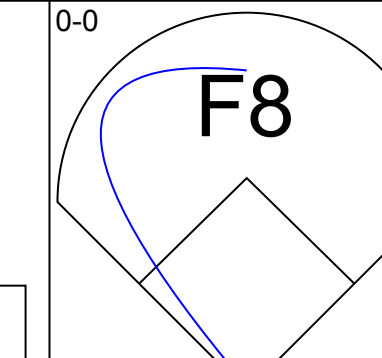
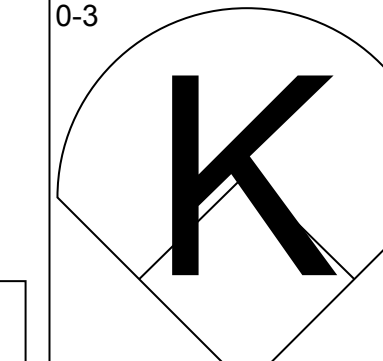
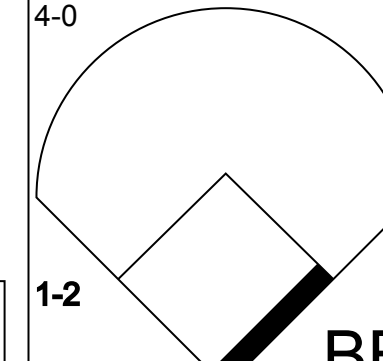
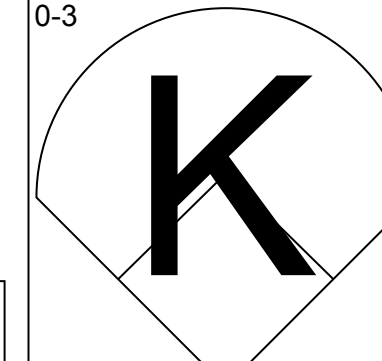
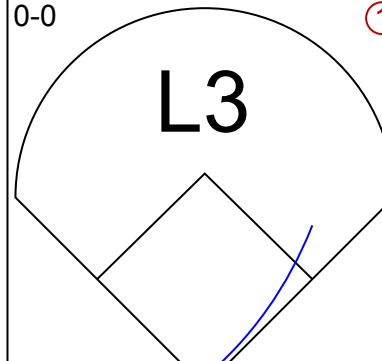
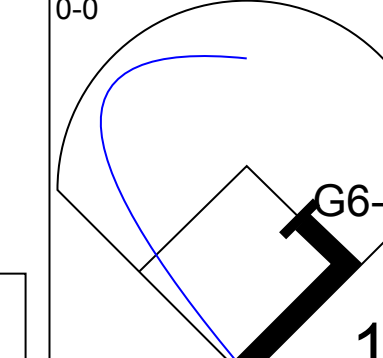
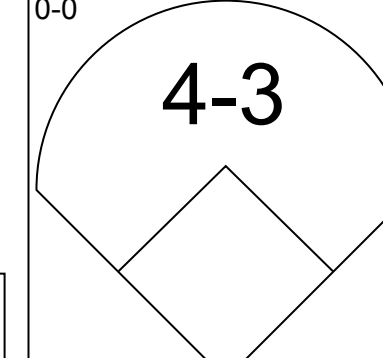
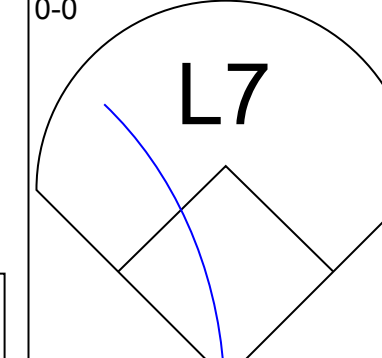
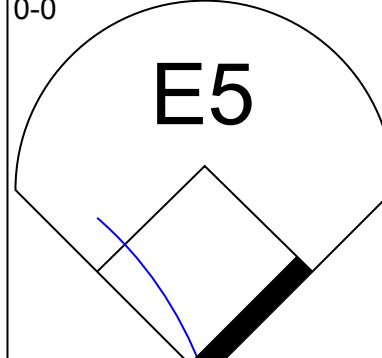
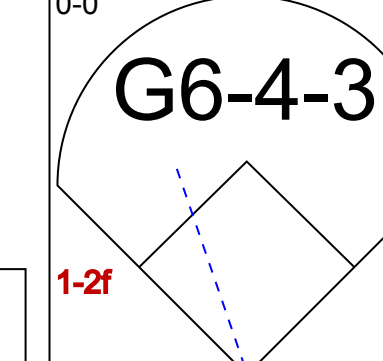
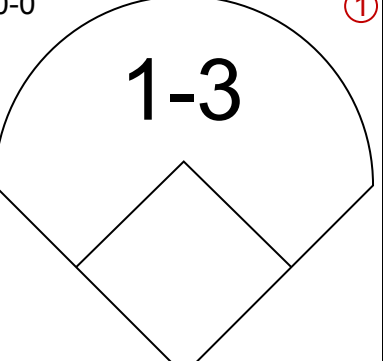
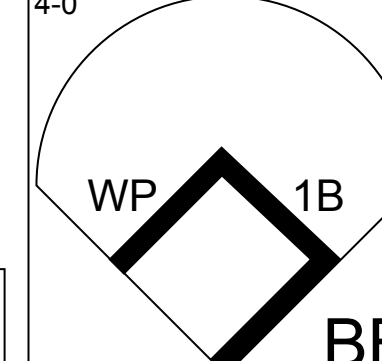
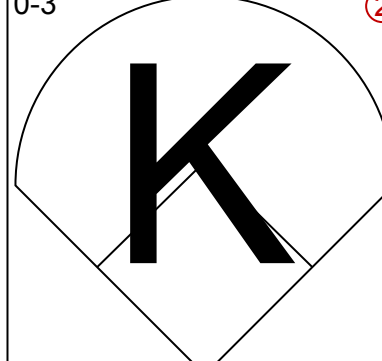
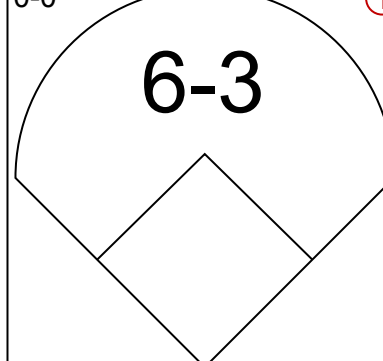
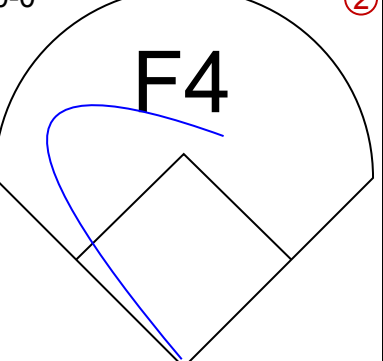
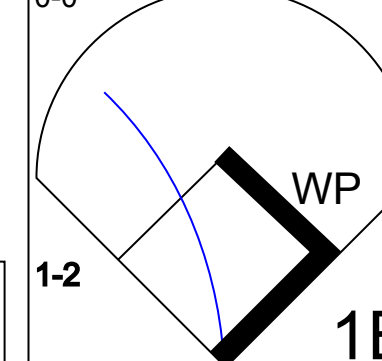
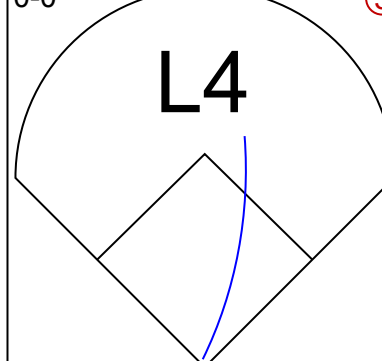
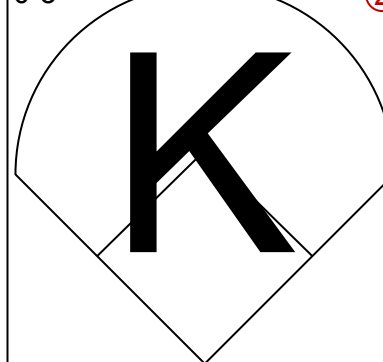
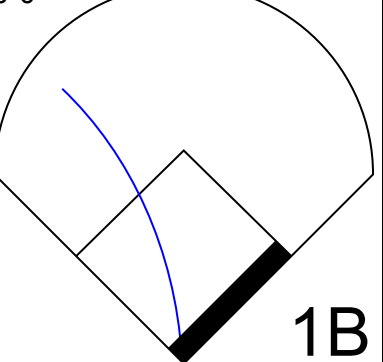
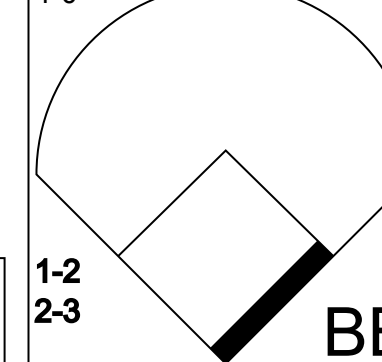


Batter	1	2	3	4	5	6	7	8	9	AB	R	H	RBI	BB	SO	LOB	TOP						
Vic Davallo, L OBP: 0.370, SLG: 0.422 (1, 7)										6	0	0	0	0	3	7							
Rennie Stennett, R OBP: 0.359, SLG: 0.395 (1, 4)										5	2	3	0	0	0	0							
Roberto Clemente, R Gene Clines, R OBP: 0.369, SLG: 0.423 (7, PR) (7, 7)										4	1	3	1	0	1	0							
Willie Stargell, L Bob Robertson, R OBP: 0.291, SLG: 0.335 (1, 3) (8, 3)										4	1	0	0	1	1	4							
Al Oliver, L OBP: 0.358, SLG: 0.449 (1, 8)										2	1	1	1	3	0	2							
Richie Hebner, L OBP: 0.392, SLG: 0.527 (1, 5)										5	1	3	3	0	0	3							
Manny Sanguillen, R OBP: 0.324, SLG: 0.410 (1, 2)										4	0	1	1	0	0	3							
Gene Alley, R OBP: 0.325, SLG: 0.318 (1, 6)										5	0	1	1	0	0	3							
Dock Ellis, S Dave Giusti, R OBP: 0.172, SLG: 0.158 (7, 1) (7, 1)										4	0	2	0	0	1	2							
<b>Inning Stats</b>	R: 2 E: 0 K: 1 S: 8	H: 3 LOB: 2 BB: 1 P: 12	R: 0 E: 0 K: 1 S: 5	H: 0 LOB: 0 BB: 0 P: 5	R: 0 E: 0 K: 2 S: 7	H: 0 LOB: 0 BB: 0 P: 7	R: 1 E: 0 K: 1 S: 8	H: 3 LOB: 2 BB: 0 P: 8	R: 0 E: 0 K: 0 S: 4	H: 2 LOB: 1 BB: 0 P: 4	R: 0 E: 0 K: 0 S: 5	H: 2 LOB: 2 BB: 0 P: 5	R: 4 E: 0 K: 1 S: 9	H: 4 LOB: 2 BB: 2 P: 17	R: 0 E: 0 K: 0 S: 3	H: 0 LOB: 2 BB: 2 P: 11	R: 0 E: 1 K: 1 S: 6	H: 0 LOB: 1 BB: 0 P: 6	1B: 13 2B: 1 3B: 0 HR: 0	SF: 1 SAC: 0 DP: 1 HBP: 0	WP: 0 PB: 0 SB: 0 CS: 0	PA: 46	
<b>PITCHER</b>	IP WLS BF H R ER SO BB IBB HBP BLK WP HR S P ERA WHIP	IP WLS BF H R ER SO BB IBB HBP BLK WP HR S P ERA WHIP	IP WLS BF H R ER SO BB IBB HBP BLK WP HR S P ERA WHIP	IP WLS BF H R ER SO BB IBB HBP BLK WP HR S P ERA WHIP	IP WLS BF H R ER SO BB IBB HBP BLK WP HR S P ERA WHIP	IP WLS BF H R ER SO BB IBB HBP BLK WP HR S P ERA WHIP	IP WLS BF H R ER SO BB IBB HBP BLK WP HR S P ERA WHIP	IP WLS BF H R ER SO BB IBB HBP BLK WP HR S P ERA WHIP	IP WLS BF H R ER SO BB IBB HBP BLK WP HR S P ERA WHIP	IP WLS BF H R ER SO BB IBB HBP BLK WP HR S P ERA WHIP	IP WLS BF H R ER SO BB IBB HBP BLK WP HR S P ERA WHIP	IP WLS BF H R ER SO BB IBB HBP BLK WP HR S P ERA WHIP	IP WLS BF H R ER SO BB IBB HBP BLK WP HR S P ERA WHIP	IP WLS BF H R ER SO BB IBB HBP BLK WP HR S P ERA WHIP	IP WLS BF H R ER SO BB IBB HBP BLK WP HR S P ERA WHIP	IP WLS BF H R ER SO BB IBB HBP BLK WP HR S P ERA WHIP	IP WLS BF H R ER SO BB IBB HBP BLK WP HR S P ERA WHIP	IP WLS BF H R ER SO BB IBB HBP BLK WP HR S P ERA WHIP	IP WLS BF H R ER SO BB IBB HBP BLK WP HR S P ERA WHIP	IP WLS BF H R ER SO BB IBB HBP BLK WP HR S P ERA WHIP	IP WLS BF H R ER SO BB IBB HBP BLK WP HR S P ERA WHIP	IP WLS BF H R ER SO BB IBB HBP BLK WP HR S P ERA WHIP	IP WLS BF H R ER SO BB IBB HBP BLK WP HR S P ERA WHIP

Pittsburgh Pirates @ Chicago Cubs  
Wrigley Field, Chicago, IL  
Tue Sep 12 1972, 3:33 AM CDT  
Att. 4,153 - Overcast - 67 F


AB 40  
R 7  
H 14  
RBI 7  
BB 5  
SO 7  
LOB 25



Batter	1	2	3	4	5	6	7	8	9	AB	R	H	RBI	BB	SO	LOB	BOTTOM						
Don Kessinger, S OBP: 0.361, SLG: 0.335 (1, 6)										4	0	1	0	0	1	4							
Jose Cardenal, R OBP: 0.356, SLG: 0.451 (1, 9)										4	0	3	0	0	0	1							
Billy Williams, L OBP: 0.398, SLG: 0.587 (1, 7)										4	0	0	0	0	1	4							
Jim Hickman, R OBP: 0.373, SLG: 0.470 (1, 3)										4	0	1	0	0	0	1							
Ron Santo, R OBP: 0.386, SLG: 0.494 (1, 5)										3	0	0	0	1	2	0							
Rick Monday, L OBP: 0.362, SLG: 0.398 (1, 8)										4	0	1	0	0	0	2							
Glenn Beckert, R Jim Tyrone, R Carmen Fanzone, R OBP: 0.250, SLG: 0.337 (7, PR) (8, 4) (8, 4)										2	0	0	0	1	0	1							
Randy Hundley, R OBP: 0.258, SLG: 0.298 (1, 2)											4	0	1	0	0	1							
Burt Hooton, R Dan McGinn, L Gene Hiser, L Tom Phoebus, R OBP: 0.147, SLG: 0.109 (7, 1) (7, PH) (8, 1) (8, 1)										2	0	1	0	0	1	0							
<b>Inning Stats</b>	R: 0 E: 1 K: 1 S: 6	H: 1 LOB: 1 BB: 0 P: 6	R: 0 E: 0 K: 1 S: 5	H: 1 LOB: 0 BB: 0 P: 5	R: 0 E: 0 K: 2 S: 7	H: 0 LOB: 0 BB: 0 P: 7	R: 0 E: 0 K: 0 S: 4	H: 2 LOB: 2 BB: 1 P: 8	R: 0 E: 0 K: 0 S: 4	H: 1 LOB: 1 BB: 0 P: 4	R: 0 E: 0 K: 0 S: 3	H: 1 LOB: 3 BB: 2 P: 14	R: 0 E: 0 K: 0 S: 3	H: 1 LOB: 0 BB: 0 P: 3	R: 0 E: 0 K: 1 S: 6	H: 0 LOB: 0 BB: 0 P: 3	R: 0 E: 1 K: 1 S: 6	H: 0 LOB: 1 BB: 0 P: 6	1B: 8 2B: 0 3B: 0 HR: 0	SF: 0 SAC: 0 DP: 4 HBP: 0	WP: 1 PB: 0 SB: 0 CS: 0	PA: 35	
<b>PITCHER</b>	IP WLS BF H R ER SO BB IBB HBP BLK WP HR S P ERA WHIP	IP WLS BF H R ER SO BB IBB HBP BLK WP HR S P ERA WHIP	IP WLS BF H R ER SO BB IBB HBP BLK WP HR S P ERA WHIP	IP WLS BF H R ER SO BB IBB HBP BLK WP HR S P ERA WHIP	IP WLS BF H R ER SO BB IBB HBP BLK WP HR S P ERA WHIP	IP WLS BF H R ER SO BB IBB HBP BLK WP HR S P ERA WHIP	IP WLS BF H R ER SO BB IBB HBP BLK WP HR S P ERA WHIP	IP WLS BF H R ER SO BB IBB HBP BLK WP HR S P ERA WHIP	IP WLS BF H R ER SO BB IBB HBP BLK WP HR S P ERA WHIP	IP WLS BF H R ER SO BB IBB HBP BLK WP HR S P ERA WHIP	IP WLS BF H R ER SO BB IBB HBP BLK WP HR S P ERA WHIP	IP WLS BF H R ER SO BB IBB HBP BLK WP HR S P ERA WHIP	IP WLS BF H R ER SO BB IBB HBP BLK WP HR S P ERA WHIP	IP WLS BF H R ER SO BB IBB HBP BLK WP HR S P ERA WHIP	IP WLS BF H R ER SO BB IBB HBP BLK WP HR S P ERA WHIP	IP WLS BF H R ER SO BB IBB HBP BLK WP HR S P ERA WHIP	IP WLS BF H R ER SO BB IBB HBP BLK WP HR S P ERA WHIP	IP WLS BF H R ER SO BB IBB HBP BLK WP HR S P ERA WHIP	IP WLS BF H R ER SO BB IBB HBP BLK WP HR S P ERA WHIP	IP WLS BF H R ER SO BB IBB HBP BLK WP HR S P ERA WHIP	IP WLS BF H R ER SO BB IBB HBP BLK WP HR S P ERA WHIP	IP WLS BF H R ER SO BB IBB HBP BLK WP HR S P ERA WHIP	IP WLS BF H R ER SO BB IBB HBP BLK WP HR S P ERA WHIP

Pittsburgh Pirates @ Chicago Cubs  
Wrigley Field, Chicago, IL  
Tue Sep 12 1972, 3:33 AM CDT  
Att. 4,153 - Overcast - 67 F

AB 32  
R 0  
H 8  
RBI 0  
BB 3  
SO 6  
LOB 15





Batter	1	2	3	4	5	6	7	8	9	AB	R	H	RBI	BB	SO	LOB	TOP																		
Vic Davallilo, L OBP: 0.365, SLG: 0.416 (1, 7)			6-3		1-3		F7		P4	5	0	0	0	0	1	2																			
Rennie Stennett, R OBP: 0.307, SLG: 0.392 (1, 4)			F4		F8		F9			5	0	1	1	0	1	1																			
Roberto Clemente, R OBP: 0.365, SLG: 0.502 (1, 9)										3	3	3	2	1	0	0																			
Willie Stargell, L OBP: 0.395, SLG: 0.608 Bob Robertson, R OBP: 0.291, SLG: 0.335 (1, 3) (9, 3)										3	1	2	1	1	0	0																			
Al Oliver, L OBP: 0.356, SLG: 0.446 (1, 8)										0	0	0	0	0	0	0																			
Richie Hebner, L OBP: 0.388, SLG: 0.523 (1, 5)		4-3			F8		SF8		F9	3	0	0	1	0	0	0																			
Manny Sanguillen, R OBP: 0.323, SLG: 0.411 (1, 2)					L9		E6		4-3	4	0	1	0	0	0	0																			
Gene Alley, R OBP: 0.324, SLG: 0.317 (1, 6)		F7			5-3		P1			4	1	1	0	0	0	2																			
Nelson Briles, R OBP: 0.185, SLG: 0.190 Bob Miller, R (7, 1) Ramon Hernandez, S OBP: 0.182, SLG: 0.273 (9, 1)										3	1	1	0	0	2	1																			
<b>Inning Stats</b>	R: 0 E: 0 K: 2 S: 8	H: 1 LOB: 2 BB: 1 P: 12	R: 0 E: 0 K: 1 S: 6	H: 1 LOB: 1 BB: 0 P: 6	R: 1 E: 0 K: 0 S: 5	H: 2 LOB: 1 BB: 0 P: 5	R: 0 E: 0 K: 0 S: 3	H: 0 LOB: 0 BB: 0 P: 3	R: 0 E: 0 K: 1 S: 5	H: 0 LOB: 0 BB: 0 P: 5	R: 2 E: 1 K: 0 S: 5	H: 1 LOB: 1 BB: 0 P: 9	R: 2 E: 0 K: 0 S: 5	H: 2 LOB: 0 BB: 0 P: 5	R: 0 E: 0 K: 1 S: 5	H: 0 LOB: 0 BB: 0 P: 5	R: 1 E: 0 K: 0 S: 4	H: 2 LOB: 1 BB: 0 P: 4	1B: 5 2B: 2 3B: 1 HR: 1	SF: 1 SAC: 1 DP: 0 HBP: 0	WP: 0 PA: 38 PB: 0 SB: 0 CS: 0														
<b>PITCHER</b>	IP WLS BF H R ER SO BB IBB HBP BLK WP HR S P ERA WHIP																																		
Fergie Jenkins, R ERA: 3.17 Jack Aker, R ERA: 3.17	(1, 1) (8, 1)	7.0 L	31 31	7 7	5 5	4 4	4 4	2 2	0 0	0 0	0 0	0 0	0 0	0 0	1 9	37 9	45 9	5.14 4.50	1.286 1.000																

Pittsburgh Pirates @ Chicago Cubs  
Wrigley Field, Chicago, IL  
Wed Sep 13 1972, 3:33 AM CDT  
Att: 4,418 - Sunny - 72 F

AB 34  
R 6  
H 9  
RBI 5  
BB 2  
SO 5  
LOB 11

Batter	1	2	3	4	5	6	7	8	9	AB	R	H	RBI	BB	SO	LOB	BOTTOM																		
Don Kessinger, S OBP: 0.362, SLG: 0.339 (1, 6)	1-3			6-3						4	2	2	0	0	0	0																			
Jose Cardenal, R OBP: 0.357, SLG: 0.451 (1, 9)				5-3				L6		4	1	1	2	0	1	1																			
Billy Williams, L OBP: 0.397, SLG: 0.587 (1, 7)				L7						4	0	1	1	0	2	1																			
Jim Hickman, R OBP: 0.372, SLG: 0.468 (1, 3)		F8			1-3			6-3		4	0	1	1	0	0	1																			
Ron Santo, R OBP: 0.384, SLG: 0.492 (1, 5)		P6				FC6-4		4-3		4	0	1	0	0	0	2																			
Rick Monday, L OBP: 0.361, SLG: 0.397 (1, 8)		F8			F7				L8	4	0	1	0	0	0	1																			
Carmen Fanzone, R OBP: 0.340, SLG: 0.398 (1, 4)			F7		FC5-4		F7		E6	4	0	0	0	0	0	2																			
Ken Rudolph, R OBP: 0.279, SLG: 0.354 Gene Hiser, L OBP: 0.364, SLG: 0.276 Randy Hundley, R OBP: 0.261, SLG: 0.300 (1, 2) (7, PH) (8, 2)			F9		L7		F8			2	0	0	0	0	0	0																			
Fergie Jenkins, R OBP: 0.221, SLG: 0.241 Pat Bourque, L (7, PH) Jack Aker, R (8, 1) Elrod Hendricks, L OBP: 0.265, SLG: 0.248 Glenn Beckert, R OBP: 0.293, SLG: 0.337 (9, PH)	(1, 1) (7, PH) (8, 1) (9, PH)	6.1 W	25 25	6 6	3 3	3 3	4 4	0 0	0 0	0 0	0 0	0 0	0 0	0 0	0 0	0 0	0 0	4.26 0.947	1.500																
<b>Inning Stats</b>	R: 0 E: 0 K: 2 S: 7	H: 0 LOB: 0 BB: 0 P: 7	R: 0 E: 0 K: 0 S: 3	H: 0 LOB: 0 BB: 0 P: 3	R: 0 E: 0 K: 1 S: 5	H: 0 LOB: 0 BB: 0 P: 5	R: 0 E: 0 K: 0 S: 3	H: 0 LOB: 0 BB: 0 P: 3	R: 0 E: 0 K: 0 S: 4	H: 1 LOB: 1 BB: 0 P: 4	R: 3 E: 0 K: 1 S: 9	H: 4 LOB: 1 BB: 0 P: 9	R: 0 E: 0 K: 0 S: 4	H: 1 LOB: 1 BB: 0 P: 4	R: 1 E: 0 K: 0 S: 5	H: 2 LOB: 1 BB: 0 P: 5	R: 0 E: 1 K: 0 S: 4	H: 1 LOB: 1 BB: 0 P: 4	1B: 6 2B: 3 3B: 0 HR: 0	SF: 0 SAC: 0 DP: 1 HBP: 0	WP: 0 PA: 36 PB: 0 SB: 0 CS: 0														
<b>PITCHER</b>	IP WLS BF H R ER SO BB IBB HBP BLK WP HR S P ERA WHIP																																		
Nelson Briles, R ERA: 3.35 Bob Miller, R ERA: 2.0 Ramon Hernandez, L ERA: 1.72	(1, 1) (7, 1) (9, 1)	2.0 S	10 10	3 3	1 1	1 1	0 0	0 0	0 0	0 0	0 0	1 1	1 1	0.00 0.000																					

Pittsburgh Pirates @ Chicago Cubs  
Wrigley Field, Chicago, IL  
Wed Sep 13 1972, 3:33 AM CDT  
Att: 4,418 - Sunny - 72 F

AB 36  
R 4  
H 9  
RBI 4  
BB 0  
SO 4  
LOB 12







Batter	1	2	3	4	5	6	7	8	9	AB	R	H	RBI	BB	SO	LOB	TOP			
Vic Davallilo, L (1,9) OBP: 0.364, SLG: 0.417	0-0 4-3		0-0 FC4		0-0 G3			0-0 1B 2B		4	1	1	0	0	0	2				
Gene Clines, R (1,7) OBP: 0.368, SLG: 0.427	0-0 L3		0-0 SF8		0-0 L5-3			0-0 2H 1B		3	0	1	2	0	0	0				
Al Oliver, L (1,8) OBP: 0.357, SLG: 0.446	4-0 BB		0-0 6-3				0-0 F8		0-0 G4-3	3	0	0	0	1	0	2				
Willie Stargell, L (1,3) OBP: 0.392, SLG: 0.599	0-0 4-3			4-0 2B E BB			0-0 E9 F8 PO		0-0 4-3	3	1	0	0	1	0	1				
Richie Hebner, L (1,5) OBP: 0.388, SLG: 0.522		0-0 P4		0-0 E9 1B 2B			0-0 F8		0-0 F8	4	1	1	0	0	0	1				
Manny Sanguillen, R (1,2) OBP: 0.304, SLG: 0.410		0-0 F8		0-0 G4-6-3 1B			0-0 PO		0-0 P4	4	0	1	1	0	0	0				
Rennie Stennett, R (1,4) OBP: 0.306, SLG: 0.388		0-0 4-3		0-0 G4-6-3 1B					0-0 6-3	3	0	0	0	0	0	1				
Gene Alley, R (1,6) OBP: 0.323, SLG: 0.320			0-0 FC4 SF8 1B		0-0 4-3				0-0 1-3	3	1	1	0	0	0	0				
Bruce Kison, R (1,1) OBP: 0.208, SLG: 0.319 Jim McKee, R (3,1) Chuck Goggin, S (5,PH) Luke Walker, L (5,1) Fernando Gonzalez, R (8,PH) Bob Miller, R (8,1)			4-0 FC4 BB		0-0 F8				0-3 K	0	0	0	0	1	0	0				
<b>Inning Stats</b>	R: 0 E: 0 K: 0 S: 3	H: 0 LOB: 1 BB: 1 P: 7	R: 0 E: 0 K: 0 S: 3	H: 0 LOB: 0 BB: 0 P: 3	R: 1 E: 0 K: 0 S: 4	H: 1 LOB: 1 BB: 1 P: 8	R: 2 E: 1 K: 0 S: 4	H: 2 LOB: 0 BB: 1 P: 8	R: 0 E: 0 K: 0 S: 3	H: 0 LOB: 0 BB: 0 P: 3	R: 0 E: 0 K: 0 S: 3	H: 0 LOB: 0 BB: 0 P: 3	R: 1 E: 0 K: 1 S: 6	H: 2 LOB: 0 BB: 0 P: 6	R: 0 E: 0 K: 0 S: 3	H: 0 LOB: 0 BB: 0 P: 3	1B: 3 2B: 2 3B: 0 HR: 0	SF: 1 SAC: 0 DP: 2 HBP: 0	WP: 0 PB: 0 SB: 0 CS: 0	PA: 34
<b>PITCHER</b> Rick Wise, R (1,1) ERA: 3.32	IP: 9.0 WLS: W BF: 33 H: 5 R: 4 ER: 4 SO: 1 BB: 3 IBB: 0 HBP: 0 BLK: 0 WP: 0 HR: 0 S: 32 P: 44 ERA: 4.00 WHIP: 0.889																			

Pittsburgh Pirates @ St. Louis Cardinals  
 Busch Stadium, St. Louis, MO  
 Fri Sep 15 1972, 7:05 PM CDT  
 Att: 10,853 - Unknown

AB 29  
 R 4  
 H 5  
 RBI 3  
 BB 3  
 SO 1  
 LOB 7



Batter	1	2	3	4	5	6	7	8	9	AB	R	H	RBI	BB	SO	LOB	BOTTOM			
Lou Brock, L (1,7) OBP: 0.352, SLG: 0.393 Bill Stein, R (8,7) OBP: 0.294, SLG: 0.471	0-0 HBP 1B 2B	0-0 4-3	0-3 K			4-0 FC5 1B BB	0-0 E SF8 1B			4	2	2	0	1	1	3				
Ted Sizemore, R (1,4) OBP: 0.322, SLG: 0.337	0-0 HBP 2B 1B	0-0 L4	0-0 P4			0-0 FC5 1B 1B	0-0 SF8			4	2	2	1	0	0	3				
Jose Cruz, L (1,8) OBP: 0.304, SLG: 0.301 Luis Melendez, R (6,PH) OBP: 0.299, SLG: 0.345	0-3 K	4-0 FC5-4 BB		0-0 P6		0-0 FC5 1B 1B	0-0 6-3			2	0	0	0	1	1	2				
Joe Torre, R (1,3) OBP: 0.361, SLG: 0.432	1-0 2B HBP	0-0 FC5-4		0-0 F8		0-0 1B 1B 1B		0-0 F9		4	1	1	1	0	0	1				
Ted Simmons, S (1,2) OBP: 0.332, SLG: 0.456	0-0 2B 2B		4-0 BB 1B BB	0-0 F8		0-0 1B 1B 1B		0-0 F9		4	2	2	4	1	0	0				
Bernie Carbo, L (1,9) OBP: 0.371, SLG: 0.370	0-0 2B 2B		4-0 BB 1B BB		0-0 E1 G1-6-3 1B	0-0 G4-6-3 1B		0-0 G3		4	1	2	1	1	0	0				
Ken Reitz, R (1,5) OBP: 0.432, SLG: 0.500	0-0 2B		0-0 BB 1B		0-0 G1-6-3 1B	0-0 G4-6-3 1B				4	0	3	2	0	0	3				
Mick Kelleher, R (1,6) OBP: 0.370, SLG: 0.318	0-0 1-3		4-0 BB 1B BB		0-0 G1-6-3		4-0 1B SH1-4 E BB			2	1	0	0	2	0	3				
Rick Wise, R (1,1) OBP: 0.200, SLG: 0.250	0-3 K		0-3 K		0-3 K		0-0 SH1-4			3	0	0	0	0	3	5				
<b>Inning Stats</b>	R: 5 E: 0 K: 2 S: 12	H: 5 LOB: 1 BB: 0 P: 13	R: 0 E: 0 K: 0 S: 3	H: 0 LOB: 1 BB: 1 P: 7	R: 1 E: 0 K: 2 S: 8	H: 1 LOB: 3 BB: 3 P: 20	R: 0 E: 0 K: 0 S: 3	H: 0 LOB: 0 BB: 0 P: 3	R: 0 E: 1 K: 1 S: 6	H: 1 LOB: 1 BB: 0 P: 6	R: 2 E: 0 K: 0 S: 6	H: 4 LOB: 2 BB: 1 P: 10	R: 2 E: 1 K: 0 S: 4	H: 1 LOB: 0 BB: 1 P: 8	R: 0 E: 0 K: 0 S: 3	H: 0 LOB: 0 BB: 0 P: 3	1B: 9 2B: 3 3B: 0 HR: 0	SF: 1 SAC: 1 DP: 2 HBP: 1	WP: 0 PB: 0 SB: 0 CS: 0	PA: 42
<b>PITCHER</b> Bruce Kison, R (1,1) ERA: 3.39 Jim McKee, R (3,1) Luke Walker, L (5,1) ERA: 3.46 Bob Miller, R (8,1) ERA: 1.96	IP: 2.0 WLS: L BF: 16 H: 6 R: 6 ER: 6 SO: 2 BB: 3 IBB: 0 HBP: 1 BLK: 0 WP: 0 HR: 0 S: 16 P: 29 ERA: 27.00 WHIP: 4.500																			

Pittsburgh Pirates @ St. Louis Cardinals  
 Busch Stadium, St. Louis, MO  
 Fri Sep 15 1972, 7:05 PM CDT  
 Att: 10,853 - Unknown

AB 33  
 R 10  
 H 12  
 RBI 9  
 BB 6  
 SO 5  
 LOB 22





Batter	1	2	3	4	5	6	7	8	9	AB	R	H	RBI	BB	SO	LOB	TOP					
Vic Davallio, L OBP: 0.363, SLG: 0.415 (1, 7)										4	0	1	0	0	0	2						
Rennie Stennett, R OBP: 0.395, SLG: 0.387 (1, 4)										4	0	1	0	0	0	0						
Roberto Clemente, R OBP: 0.364, SLG: 0.497 (1, 9)										4	0	1	0	0	0	2						
Willie Stargell, L OBP: 0.389, SLG: 0.594 (1, 3)										4	0	0	0	0	1	3						
Al Oliver, L OBP: 0.357, SLG: 0.447 (1, 8)										4	0	1	0	0	0	0						
Richie Hebner, L OBP: 0.387, SLG: 0.522 (1, 5)										4	0	1	0	0	1	1						
Milt May, L OBP: 0.338, SLG: 0.382 (1, 2)										4	0	2	0	0	0	1						
Jackie Hernandez, R OBP: 0.229, SLG: 0.258 (7, PH)										1	0	0	0	1	0	1						
Charlie Sands, L OBP: 0.322, SLG: 0.319 (7, 6)										1	0	0	0	0	0	2						
Gene Alley, R OBP: 0.352, SLG: 0.319 (7, 6)										1	0	0	0	0	0	1						
Steve Blass, R OBP: 0.195, SLG: 0.200 (7, 1)										2	0	1	0	0	0	0						
Richie Zisk, R OBP: 0.182, SLG: 0.100 (7, 1)										1	0	0	0	0	1	2						
Bob Miller, R OBP: 0.182, SLG: 0.100 (7, 1)										0	0	0	0	0	0	0						
<b>Inning Stats</b>	R: 0 E: 0 K: 1 S: 6	H: 2 LOB: 1 BB: 0 P: 6	R: 0 E: 0 K: 0 S: 4	H: 1 LOB: 1 BB: 0 P: 4	R: 0 E: 0 K: 0 S: 3	H: 0 LOB: 0 BB: 0 P: 3	R: 0 E: 0 K: 0 S: 3	H: 0 LOB: 0 BB: 0 P: 3	R: 0 E: 0 K: 1 S: 6	H: 1 LOB: 2 BB: 1 P: 10	R: 0 E: 0 K: 0 S: 3	H: 1 LOB: 0 BB: 0 P: 3	R: 0 E: 0 K: 1 S: 7	H: 2 LOB: 2 BB: 0 P: 7	R: 0 E: 1 K: 0 S: 4	H: 0 LOB: 1 BB: 0 P: 4	R: 0 E: 0 K: 0 S: 4	H: 1 LOB: 1 BB: 0 P: 4	1B: 5 2B: 4 3B: 0 HR: 0	SF: 0 SAC: 0 DP: 2 HBP: 0	WP: 0 PB: 0 SB: 0 CS: 0	PA: 35
<b>PITCHER</b>	IP WLS BF H R ER SO BB IBB HBP BLK WP HR S P ERA WHIP																	<b>PITCHER</b>	IP WLS BF H R ER SO BB IBB HBP BLK WP HR S P ERA WHIP			
Al Santorini, R ERA: 4.4 (1, 1)	9.0 W 35 8 0 0 3 1 0 0 0 0 0 0 40 44 0.00 1.000																					

Pittsburgh Pirates @ St. Louis Cardinals  
 Busch Stadium, St. Louis, MO  
 Sat Sep 16 1972, 3:33 AM CDT  
 Att: 11,850 - Unknown

AB	34
R	0
H	8
RBI	0
BB	1
SO	3
LOB	15



Batter	1	2	3	4	5	6	7	8	9	AB	R	H	RBI	BB	SO	LOB	BOTTOM					
Lou Brock, L OBP: 0.354, SLG: 0.393 (1, 7)										4	0	2	0	1	0	2						
Jorge Roque, R OBP: 0.154, SLG: 0.216 (8, PR)										0	0	0	0	0	0	0						
Ted Sizemore, R OBP: 0.323, SLG: 0.340 (1, 4)										5	1	2	1	0	1	3						
Jose Cruz, L OBP: 0.306, SLG: 0.302 (1, 8)										3	1	1	0	1	1	2						
Joe Torre, R OBP: 0.362, SLG: 0.432 (1, 3)										3	0	1	2	1	0	1						
Ted Simmons, S OBP: 0.331, SLG: 0.454 (1, 2)										4	0	1	0	0	0	1						
Bernie Carbo, L OBP: 0.372, SLG: 0.367 (1, 9)										2	0	0	0	2	1	0						
Ken Reitz, R OBP: 0.438, SLG: 0.500 (1, 5)										4	0	2	0	0	0	5						
Mick Kelleher, R OBP: 0.355, SLG: 0.346 (1, 6)										4	1	1	0	0	1	2						
Al Santorini, R OBP: 0.125, SLG: 0.054 (1, 1)										4	1	0	0	0	1	2						
<b>Inning Stats</b>	R: 0 E: 0 K: 1 S: 6	H: 2 LOB: 1 BB: 0 P: 6	R: 0 E: 0 K: 1 S: 6	H: 1 LOB: 0 BB: 0 P: 6	R: 0 E: 0 K: 1 S: 5	H: 0 LOB: 0 BB: 0 P: 5	R: 0 E: 0 K: 1 S: 5	H: 0 LOB: 2 BB: 2 P: 13	R: 4 E: 1 K: 0 S: 7	H: 4 LOB: 2 BB: 2 P: 15	R: 0 E: 0 K: 1 S: 7	H: 2 LOB: 2 BB: 0 P: 7	R: 0 E: 0 K: 0 S: 3	H: 0 LOB: 0 BB: 0 P: 3	R: 0 E: 0 K: 0 S: 4	H: 1 LOB: 2 BB: 1 P: 8	R: 0 E: 0 K: 0 S: 4	H: 0 LOB: 0 BB: 0 P: 4	1B: 8 2B: 2 3B: 0 HR: 0	SF: 0 SAC: 0 DP: 1 HBP: 0	WP: 0 PB: 0 SB: 0 CS: 0	PA: 38
<b>PITCHER</b>	IP WLS BF H R ER SO BB IBB HBP BLK WP HR S P ERA WHIP																	<b>PITCHER</b>	IP WLS BF H R ER SO BB IBB HBP BLK WP HR S P ERA WHIP			
Steve Blass, R ERA: 2.44 (7, 1)	6.0 L 30 9 4 3 5 2 0 0 0 0 0 0 36 52 4.50 1.833																					
Bob Miller, R ERA: 1.85 (7, 1)	2.0 8 1 0 0 0 0 1 0 0 0 0 0 7 11 0.00 0.500																					

Pittsburgh Pirates @ St. Louis Cardinals  
 Busch Stadium, St. Louis, MO  
 Sat Sep 16 1972, 3:33 AM CDT  
 Att: 11,850 - Unknown

AB	33
R	4
H	10
RBI	3
BB	5
SO	5
LOB	18





Batter	1	2	3	4	5	6	7	8	9	AB	R	H	RBI	BB	SO	LOB	TOP					
<b>Rennie Stennett, R</b> OBP: 0.304, SLG: 0.384 (1,4)	4-3		F9		4-3		L4		FC4-6 1B	5	0	1	0	0	0	0	<b>Pittsburgh Pirates @ St. Louis Cardinals</b> Busch Stadium, St. Louis, MO Sun Sep 17 1972, 3:33 AM CDT Att: 11,802 - Unknown					
<b>Al Oliver, L</b> OBP: 0.357, SLG: 0.446 (1,8)	SF8 1B		4-3		5-3		2B 1B		FC4-6 G3 1B 1-2 WP	5	2	2	0	0	0	1						
<b>Roberto Clemente, R</b> OBP: 0.369, SLG: 0.591 (1,9)	E7 SF8 1-3 1B		K				L3 1-3 2B		WP G3 1-2 1B	5	0	3	0	0	1	0						
<b>Willie Stargell, L</b> OBP: 0.389, SLG: 0.591 (1,3)	FC5-4 IBB				3-1		1B 3B 1B		G3 1-2 2-3 1B	4	1	1	0	1	1	4						
<b>Richie Hebner, L</b> OBP: 0.389, SLG: 0.522 (1,5)	SF8 2-3 3-H			E BB			3-1		FC6 BB 2-3 3-H	2	1	1	1	2	0	2						
<b>Manny Sanguillen, R</b> OBP: 0.352, SLG: 0.414 (1,2)	FC5-4 1-2			F8					FC4-6 1B 1-2	5	0	2	2	0	0	5						
<b>Richie Zisk, R</b> OBP: 0.133, SLG: 0.071 (1,7)				E4 1-3			P4		P6	4	0	0	0	0	0	3						
<b>Jackie Hernandez, R</b> OBP: 0.226, SLG: 0.255 (1,6)									FC4-6 1-2	2	0	0	0	0	0	2						
<b>Vic Davalillo, L</b> OBP: 0.364, SLG: 0.415 (6,PH)										0	0	0	0	1	0	0						
<b>Gene Alley, R</b> OBP: 0.321, SLG: 0.318 (6,6)										1	0	0	0	0	0	1						
<b>Bob Johnson, L</b> OBP: 0.167, SLG: 0.171 (1,1)										2	0	0	0	0	2	0						
<b>Milt May, L</b> OBP: 0.336, SLG: 0.379 (6,PH)										1	0	0	0	0	2	0						
<b>Bob Miller, R</b> (6,1)										0	0	0	0	0	0	0						
<b>Bob Robertson, R</b> OBP: 0.290, SLG: 0.333 (8,PH)										1	0	0	0	0	1	1						
<b>Dave Giusti, R</b> (8,1)										0	0	0	0	0	0	0						
<b>Inning Stats</b>	R: 1 E: 1 K: 0 S: 5	H: 2 LOB: 2 BB: 1 P: 9	R: 0 E: 0 K: 1 S: 5	H: 0 LOB: 0 BB: 0 P: 5	R: 0 E: 0 K: 1 S: 5	H: 0 LOB: 0 BB: 1 P: 5	R: 0 E: 1 K: 0 S: 4	H: 0 LOB: 1 BB: 1 P: 8	R: 0 E: 0 K: 1 S: 5	H: 0 LOB: 0 BB: 0 P: 5	R: 2 E: 0 K: 0 S: 6	H: 3 LOB: 2 BB: 1 P: 10	R: 0 E: 0 K: 1 S: 7	H: 2 LOB: 2 BB: 0 P: 7	R: 0 E: 0 K: 1 S: 6	H: 1 LOB: 1 BB: 0 P: 6	R: 1 E: 0 K: 0 S: 5	H: 2 LOB: 2 BB: 1 P: 9	1B: 8 2B: 1 3B: 1 HR: 0	SF: 1 SAC: 0 DP: 0 HBP: 0	WP: 1 PB: 0 SB: 0 CS: 0	PA: 42
<b>PITCHER</b>	IP WLS BF H R ER SO BB IBB HBP BLK WP HR S P ERA WHIP																					
<b>Reggie Cleveland, R</b> ERA: 3.95 (1,1)	6.1 W 30 7 3 3 3 1 2 0 0 0 0 0 33 45 4.26 1.263																					
<b>Diego Segui, R</b> ERA: 3.35 (7,1)	2.2 S 12 3 1 1 2 1 0 0 0 1 0 0 15 19 3.38 1.500																					

Batter	1	2	3	4	5	6	7	8	9	AB	R	H	RBI	BB	SO	LOB	BOTTOM			
<b>Lou Brock, L</b> OBP: 0.356, SLG: 0.395 (1,7)	K									3	0	2	0	1	1	0	<b>Pittsburgh Pirates @ St. Louis Cardinals</b> Busch Stadium, St. Louis, MO Sun Sep 17 1972, 3:33 AM CDT Att: 11,802 - Unknown			
<b>Jorge Roque, R</b> OBP: 0.154, SLG: 0.216 (9,8)										0	0	0	0	0	0	0				
<b>Ted Sizemore, R</b> OBP: 0.324, SLG: 0.340 (1,4)	1B SF8 BB		FC6-4 1B	1B	F7					3	2	1	2	1	0	2				
<b>Jose Cruz, L</b> OBP: 0.306, SLG: 0.301 (1,8)	SF8 1-3 1B		FC6-4 4-3 2B 1-2		F7					4	1	1	0	0	0	3				
<b>Joe Torre, R</b> OBP: 0.363, SLG: 0.431 (1,3)	SF8 1-2 3-H		4-3		F2					1	0	0	1	1	0	0				
<b>Ted Simmons, S</b> OBP: 0.334, SLG: 0.458 (1,2)										4	0	3	2	0	0	1				
<b>Bernie Carbo, L</b> OBP: 0.374, SLG: 0.367 (1,9)	G3									3	1	1	0	1	0	2				
<b>Ken Reitz, R</b> OBP: 0.423, SLG: 0.480 (1,5)			K							4	1	1	0	0	1	3				
<b>Mick Kelleher, R</b> OBP: 0.314, SLG: 0.300 (1,6)										4	0	0	0	0	1	2				
<b>Reggie Cleveland, R</b> OBP: 0.260, SLG: 0.239 (1,1)										2	0	0	0	0	1	0				
<b>Diego Segui, R</b> OBP: 0.143, SLG: 0.214 (7,1)										1	0	0	0	0	0	0				
<b>Inning Stats</b>	R: 2 E: 0 K: 1 S: 7	H: 2 LOB: 1 BB: 1 P: 11	R: 0 E: 0 K: 1 S: 5	H: 0 LOB: 0 BB: 0 P: 5	R: 1 E: 0 K: 0 S: 5	H: 2 LOB: 3 BB: 1 P: 10	R: 0 E: 0 K: 1 S: 6	H: 1 LOB: 1 BB: 0 P: 6	R: 0 E: 0 K: 0 S: 2	H: 0 LOB: 0 BB: 1 P: 6	R: 2 E: 0 K: 0 S: 6	H: 3 LOB: 2 BB: 1 P: 10	R: 0 E: 0 K: 0 S: 3	H: 1 LOB: 0 BB: 0 P: 3	R: 0 E: 0 K: 1 S: 5	H: 0 LOB: 0 BB: 0 P: 5	1B: 8 2B: 2 3B: 0 HR: 0	SF: 1 SAC: 1 DP: 2 HBP: 1	WP: 0 PB: 0 SB: 0 CS: 0	PA: 36
<b>PITCHER</b>	IP WLS BF H R ER SO BB IBB HBP BLK WP HR S P ERA WHIP																			
<b>Bob Johnson, R</b> ERA: 3.21 (1,1)	5.0 L 23 4 2 2 0 0 1 0 0 0 0 0 9 13 9.00 2.000																			
<b>Bob Miller, R</b> ERA: 2.15 (6,1)	2.0 L 10 4 2 2 0 0 0 0 0 0 0 0 5 5 0.00 0.000																			
<b>Dave Giusti, R</b> ERA: 2.07 (8,1)	1.0 3 0 0 0 0 1 0 0 0 0 0 0 5 5 0.00 0.000																			



Batter	1	2	3	4	5	6	7	8	9	AB	R	H	RBI	BB	SO	LOB	TOP			
Rennie Stennett, R OBP: 0.306, SLG: 0.383 (1, 4)										3	0	1	0	1	1	1				
Al Oliver, L OBP: 0.354, SLG: 0.443 (1, 8)										4	0	0	0	0	1	3				
Roberto Clemente, R OBP: 0.364, SLG: 0.496 (1, 9)										4	0	0	0	0	1	3				
Manny Sanguillen, R OBP: 0.322, SLG: 0.411 (1, 2)											4	0	0	0	0	1				
Richie Zisk, R OBP: 0.158, SLG: 0.111 (1, 7)											4	0	1	0	0	1	0			
Richie Hebner, L OBP: 0.390, SLG: 0.522 (1, 5)											4	0	2	0	0	1				
Bob Robertson, R OBP: 0.292, SLG: 0.333 (1, 3)											3	0	1	0	1	2				
Gene Alley, R OBP: 0.318, SLG: 0.314 (1, 6)											4	0	0	0	1	4				
Nelson Briles, R OBP: 0.191, SLG: 0.185 (1, 1)										2	0	0	0	1	0	0				
<b>Inning Stats</b>	R: 0 E: 0 K: 1 S: 6	H: 1 LOB: 1 BB: 0 P: 6	R: 0 E: 0 K: 1 S: 5	H: 0 LOB: 1 BB: 1 P: 9	R: 0 E: 0 K: 0 S: 3	H: 0 LOB: 1 BB: 1 P: 7	R: 0 E: 0 K: 0 S: 4	H: 1 LOB: 1 BB: 0 P: 4	R: 0 E: 0 K: 1 S: 5	H: 0 LOB: 0 BB: 0 P: 5	R: 0 E: 0 K: 1 S: 6	H: 1 LOB: 1 BB: 0 P: 6	R: 0 E: 0 K: 0 S: 3	H: 0 LOB: 1 BB: 1 P: 7	R: 0 E: 0 K: 1 S: 7	H: 2 LOB: 2 BB: 0 P: 7	1B: 5 2B: 0 3B: 0 HR: 0	SF: 0 SAC: 0 DP: 0 HBP: 0	WP: 0 PB: 0 SB: 0 CS: 0	PA: 35
<b>PITCHER</b> Jon Matlack, L ERA: 2.41 (1, 1)	IP: 9.0 WLS: W BF: 35 H: 5 R: 0 ER: 0 SO: 6 BB: 3 IBB: 0 HBP: 0 BLK: 0 WP: 0 HR: 0 S: 44 P: 56 ERA: 0.00 WHIP: 0.889															<b>PITCHER</b> Jon Matlack, L ERA: 2.41 (1, 1)	IP: 9.0 WLS: W BF: 35 H: 5 R: 0 ER: 0 SO: 6 BB: 3 IBB: 0 HBP: 0 BLK: 0 WP: 0 HR: 0 S: 44 P: 56 ERA: 0.00 WHIP: 0.889			

Pittsburgh Pirates @ New York Mets  
Shea Stadium, Flushing, NY  
Mon Sep 18 1972, 7:05 PM EDT  
Att: 15,622 - Unknown


AB 32  
R 0  
H 5  
RBI 0  
BB 3  
SO 6  
LOB 15



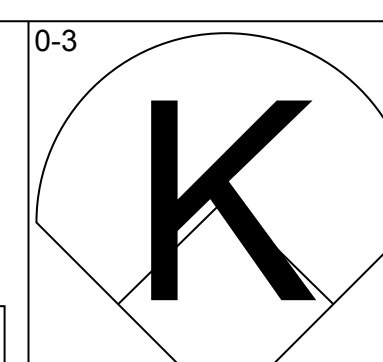
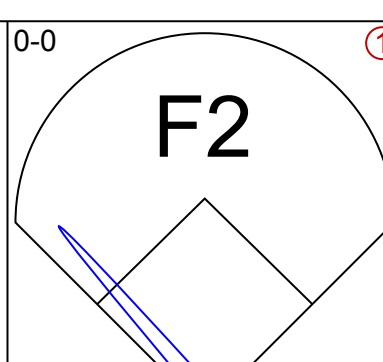
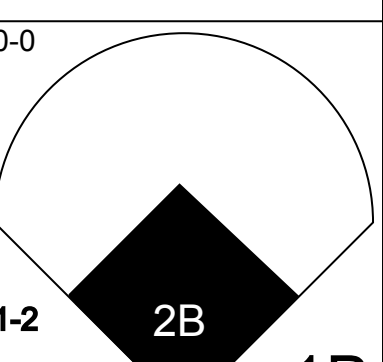
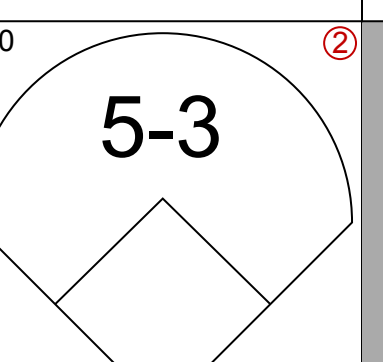
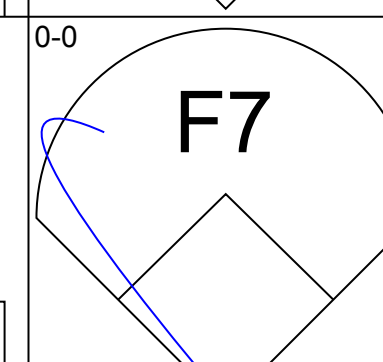
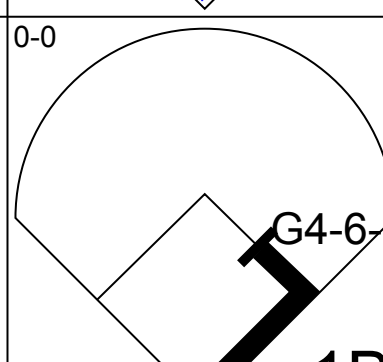
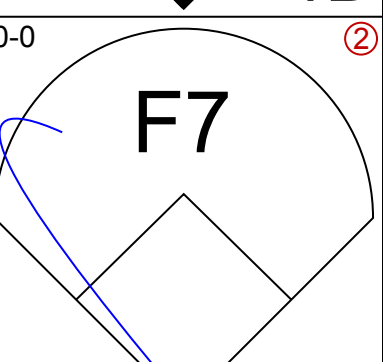
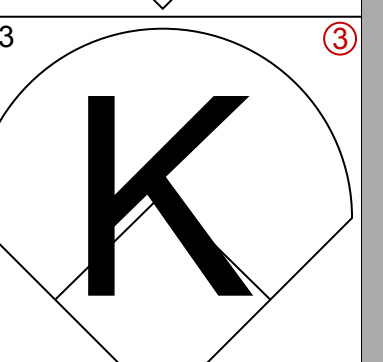
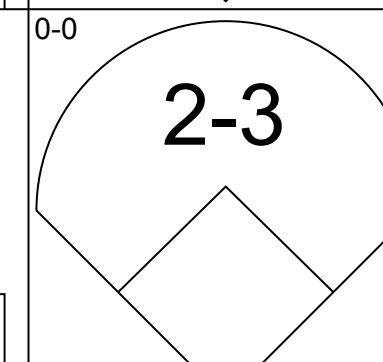
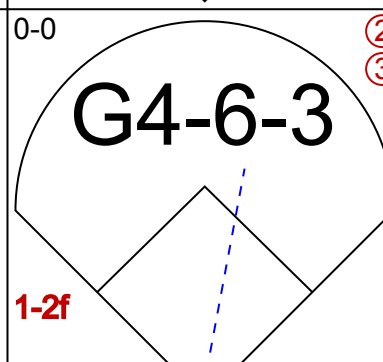
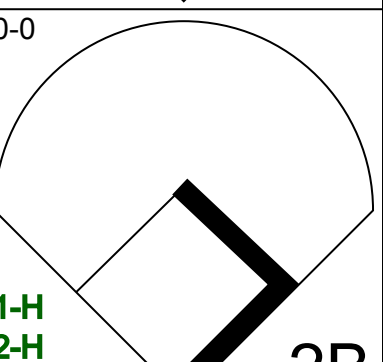

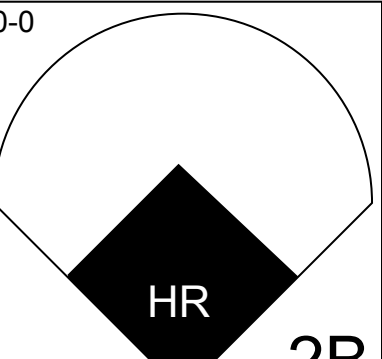
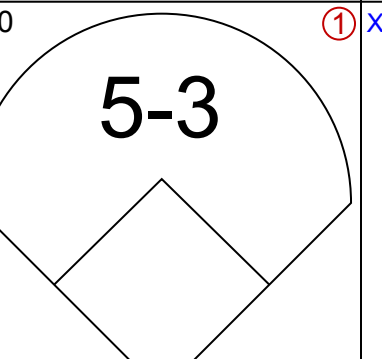
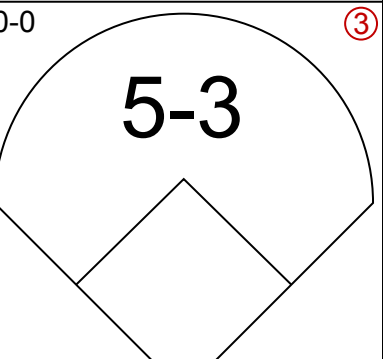

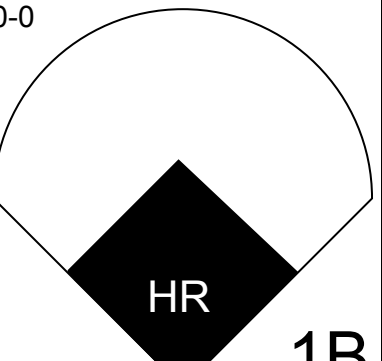
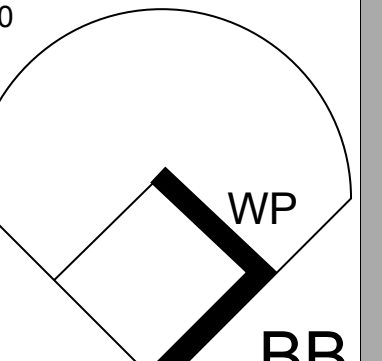



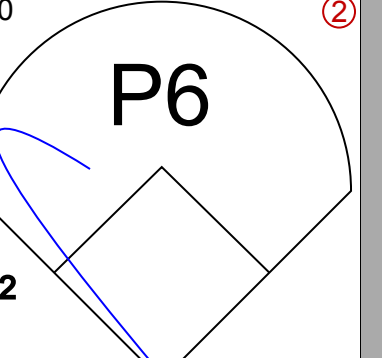


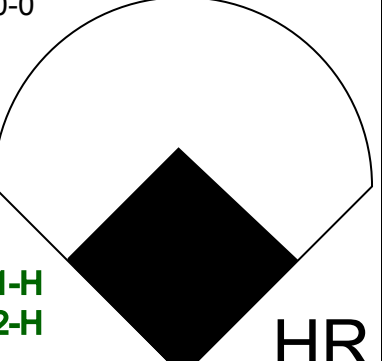



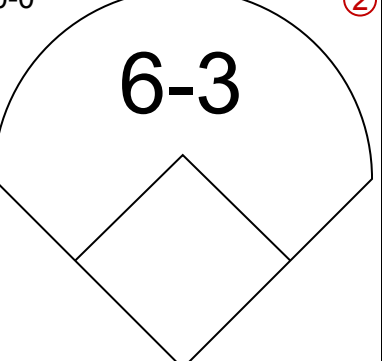
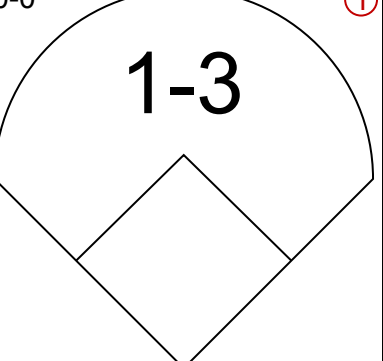
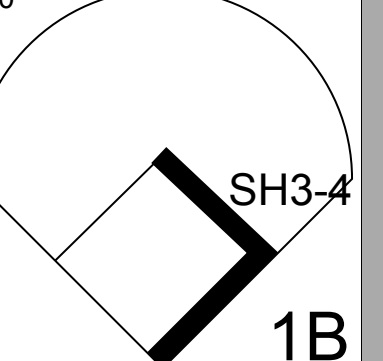
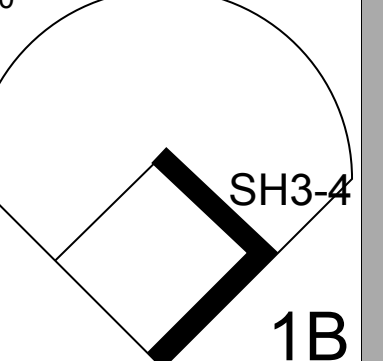

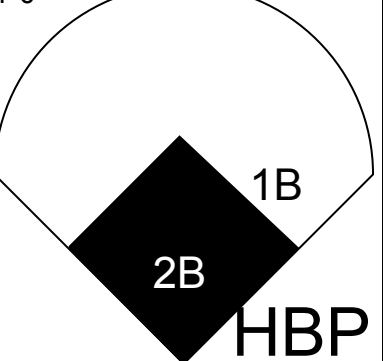
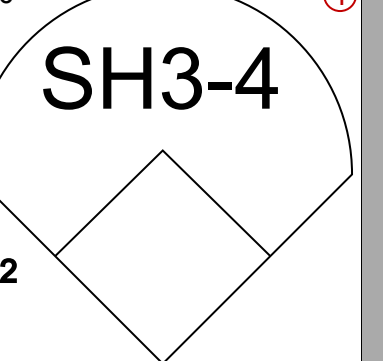
Batter	1	2	3	4	5	6	7	8	9	AB	R	H	RBI	BB	SO	LOB	BOTTOM			
Wayne Garrett, L OBP: 0.378, SLG: 0.305 (1, 5)										4	0	3	0	0	1	1				
Ken Boswell, L OBP: 0.286, SLG: 0.318 Ted Martinez, R OBP: 0.248, SLG: 0.266 (1, 4) (9, 4)										4	0	1	0	0	0	3				
John Milner, L OBP: 0.357, SLG: 0.459 (1, 7)										4	0	0	0	0	1	5				
Rusty Staub, L OBP: 0.378, SLG: 0.472 (1, 9)											4	1	2	0	0	1	2			
Cleon Jones, R OBP: 0.313, SLG: 0.344 (1, 8)											3	0	0	0	0	1	2			
Ed Kranepool, L OBP: 0.337, SLG: 0.392 (1, 3)											3	0	0	0	1	0	0			
Duffy Dyer, R OBP: 0.315, SLG: 0.397 (1, 2)											4	0	1	1	0	1	0			
Bud Harrelson, S OBP: 0.319, SLG: 0.274 (1, 6)											3	0	0	0	0	1				
Jon Matlack, L OBP: 0.241, SLG: 0.157 (1, 1)										2	0	0	0	1	2	0				
<b>Inning Stats</b>	R: 0 E: 0 K: 1 S: 7	H: 2 LOB: 2 BB: 0 P: 7	R: 0 E: 0 K: 1 S: 5	H: 0 LOB: 0 BB: 0 P: 5	R: 0 E: 0 K: 1 S: 6	H: 1 LOB: 1 BB: 0 P: 6	R: 0 E: 0 K: 1 S: 5	H: 0 LOB: 0 BB: 0 P: 5	R: 0 E: 0 K: 0 S: 4	H: 2 LOB: 1 BB: 0 P: 4	R: 0 E: 1 K: 0 S: 4	H: 0 LOB: 1 BB: 0 P: 4	R: 0 E: 0 K: 2 S: 7	H: 0 LOB: 1 BB: 1 P: 11	R: 1 E: 0 K: 0 S: 3	H: 2 LOB: 2 BB: 1 P: 7	1B: 7 2B: 0 3B: 0 HR: 0	SF: 0 SAC: 1 DP: 1 HBP: 0	WP: 0 PB: 0 SB: 0 CS: 0	PA: 34
<b>PITCHER</b> Nelson Briles, R ERA: 3.25 (1, 1)	IP: 8.1 WLS: L BF: 34 H: 7 R: 1 ER: 1 SO: 7 BB: 1 IBB: 1 HBP: 0 BLK: 0 WP: 0 HR: 0 S: 46 P: 54 ERA: 1.08 WHIP: 0.960															<b>PITCHER</b> Nelson Briles, R ERA: 3.25 (1, 1)	IP: 8.1 WLS: L BF: 34 H: 7 R: 1 ER: 1 SO: 7 BB: 1 IBB: 1 HBP: 0 BLK: 0 WP: 0 HR: 0 S: 46 P: 54 ERA: 1.08 WHIP: 0.960			

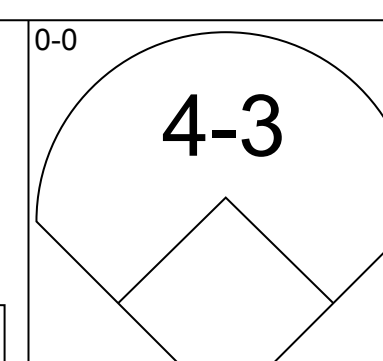
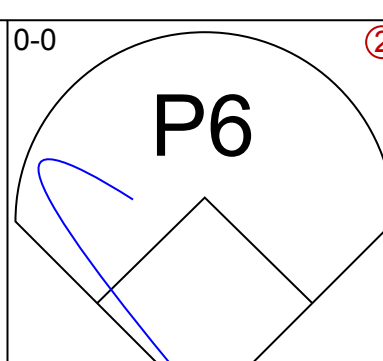
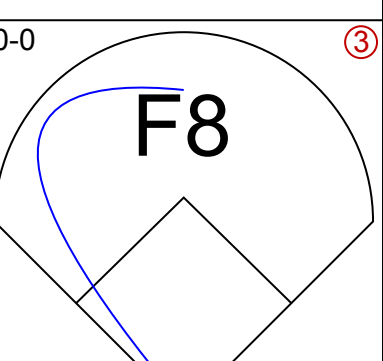

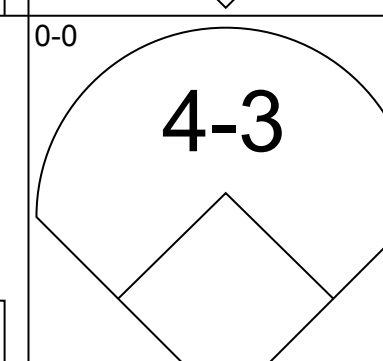


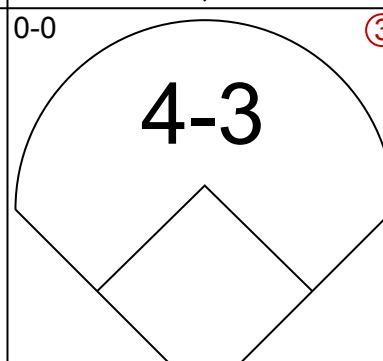
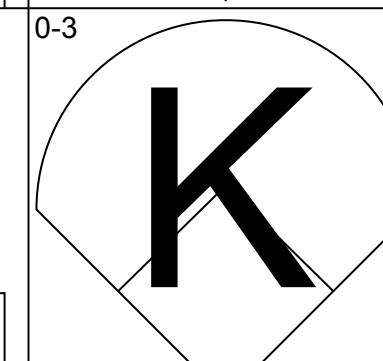
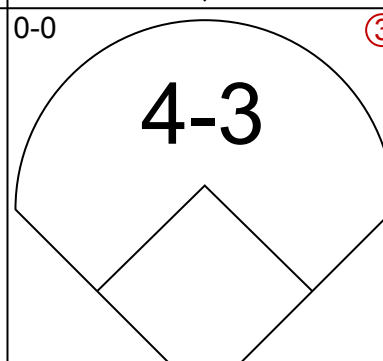


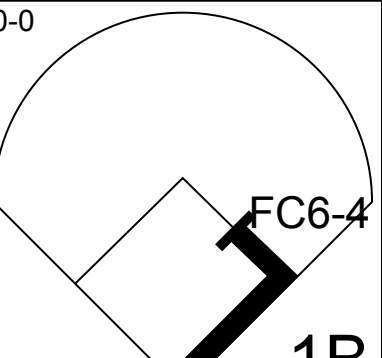
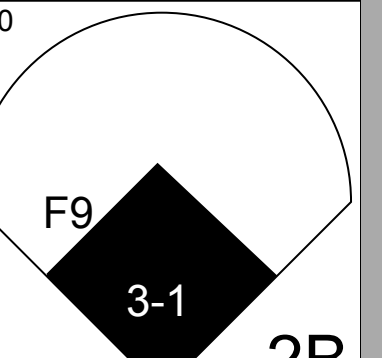


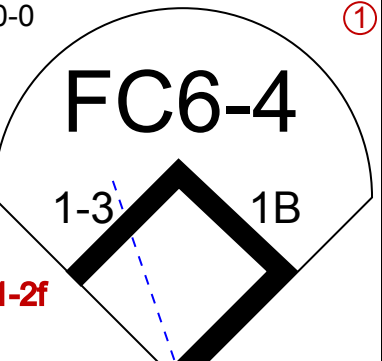
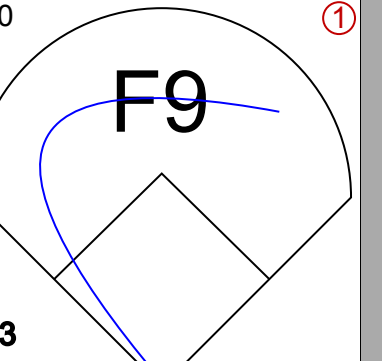


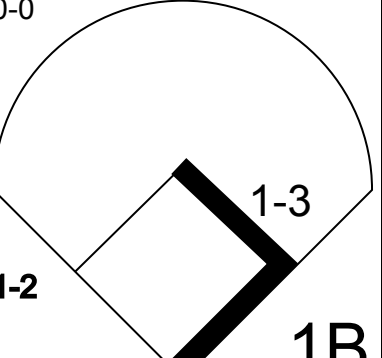
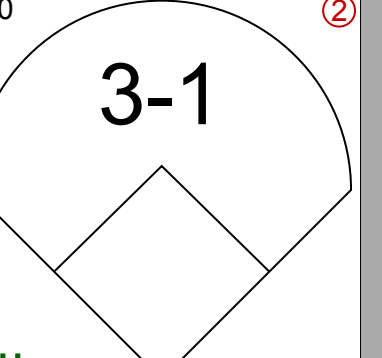

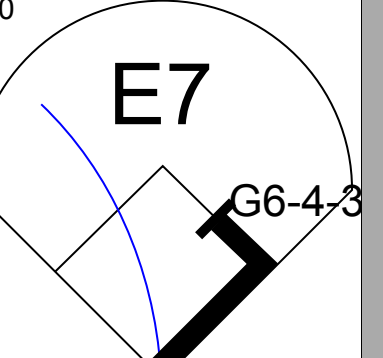
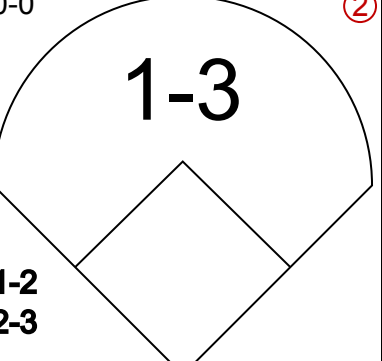
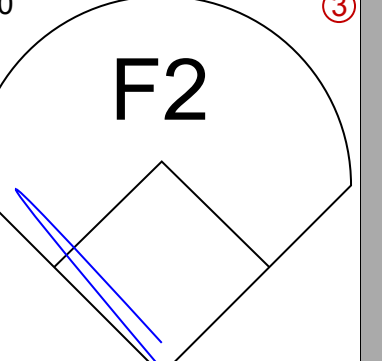

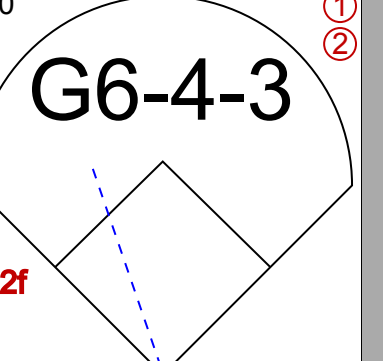
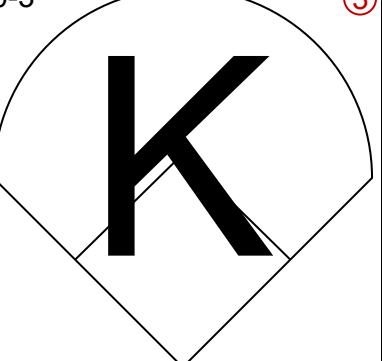
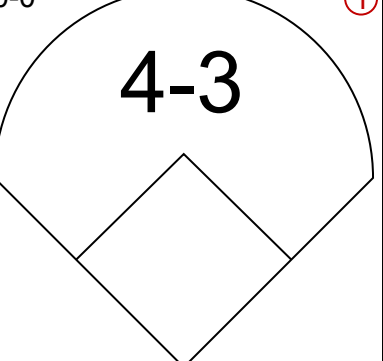
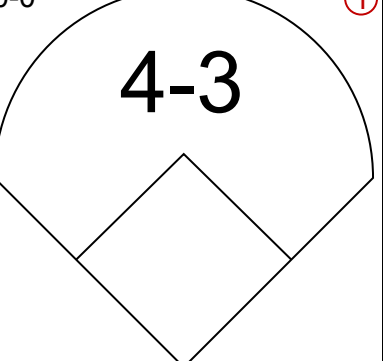
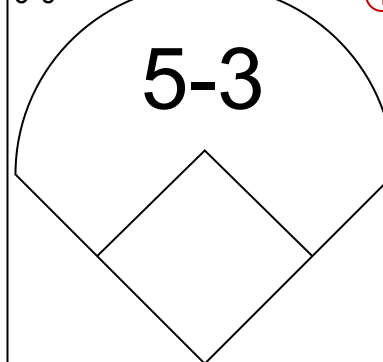
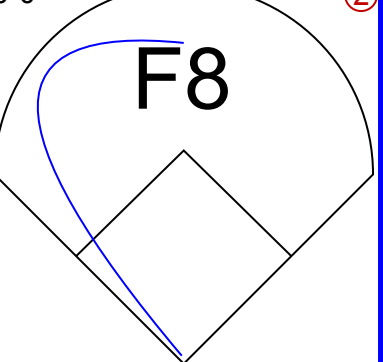
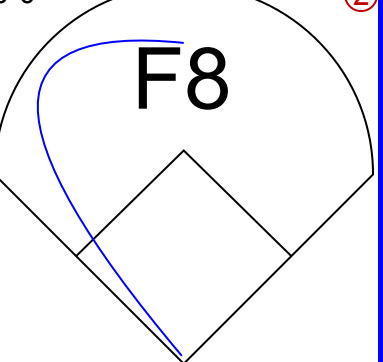
Pittsburgh Pirates @ New York Mets  
Shea Stadium, Flushing, NY  
Mon Sep 18 1972, 7:05 PM EDT  
Att: 15,622 - Unknown

AB 31  
R 1  
H 7  
RBI 1  
BB 2  
SO 7  
LOB 14







Batter	1	2	3	4	5	6	7	8	9	AB	R	H	RBI	BB	SO	LOB	TOP					
Rennie Stennett, R OBP: 0.305, SLG: 0.382 (1, 4)										4	1	1	0	0	1	1	<b>Pittsburgh Pirates @ New York Mets</b> Shea Stadium, Flushing, NY Tue Sep 19 1972, 7:05 PM EDT Att: 15,537 - Unknown					
Al Oliver, L OBP: 0.354, SLG: 0.442 (1, 8)										4	0	1	0	0	1	3						
Roberto Clemente, R OBP: 0.362, SLG: 0.496 (1, 9)										4	0	1	2	0	0	1						
Richie Zisk, R OBP: 0.174, SLG: 0.182 (1, 7)										4	1	1	0	0	0	1						
Manny Sanguillen, R OBP: 0.324, SLG: 0.410 (1, 2)										3	1	1	0	1	0	0						
Richie Hebner, L OBP: 0.386, SLG: 0.516 (1, 5)										4	0	0	0	0	1	3						
Bob Robertson, R OBP: 0.292, SLG: 0.343 (1, 3)										4	1	1	3	0	2	1						
Gene Alley, R OBP: 0.317, SLG: 0.313 (1, 6)										4	0	1	0	0	0	0						
Bob Moose, R OBP: 0.257, SLG: 0.200 (1, 1)										1	1	0	0	0	1	0						
<b>Inning Stats</b>	R: 0 E: 0 K: 1 S: 5	H: 0 LOB: 0 P: 5	R: 3 E: 0 K: 1 S: 8	H: 3 LOB: 0 BB: 0 P: 8	R: 0 E: 0 K: 0 S: 3	H: 1 LOB: 0 BB: 0 P: 3	R: 0 E: 0 K: 1 S: 5	H: 0 LOB: 1 BB: 1 P: 9	R: 2 E: 0 K: 0 S: 5	H: 2 LOB: 1 BB: 0 P: 6	R: 0 E: 0 K: 0 S: 3	H: 0 LOB: 0 BB: 0 P: 3	R: 0 E: 0 K: 1 S: 6	H: 1 LOB: 1 BB: 0 P: 6	R: 0 E: 0 K: 0 S: 3	H: 0 LOB: 0 BB: 0 P: 3	R: 0 E: 0 K: 2 S: 7	H: 0 LOB: 0 BB: 0 P: 7	1B: 4 2B: 2 3B: 0 HR: 1	SF: 0 SAC: 1 DP: 1 HBP: 1	WP: 1 PB: 0 SB: 0 CS: 0	PA: 35
<b>PITCHER</b>	IP WLS BF H R ER SO BB IBB HBP BLK WP HR S P ERA WHIP																					
Jerry Koosman, L ERA: 4.4 (1, 1)	5.0 L 22 6 5 5 3 1 0 1 0 1 1 26 31 9.00 1.400																					
Tommy Moore, R ERA: 5.4 (6, 1)	2.0 7 1 0 0 1 0 0 0 0 0 0 9 9 0.00 0.500																					
Danny Frisella, R ERA: 3.61 (8, 1)	1.0 3 0 0 0 0 0 0 0 0 0 0 3 3 0.00 0.000																					
Brent Strom, L ERA: 7.43 (9, 1)	1.0 3 0 0 0 2 0 0 0 0 0 0 7 7 0.00 0.000																					

Batter	1	2	3	4	5	6	7	8	9	AB	R	H	RBI	BB	SO	LOB	BOTTOM					
Wayne Garrett, L OBP: 0.373, SLG: 0.300 (1, 5)										4	0	0	0	0	0	0	<b>Pittsburgh Pirates @ New York Mets</b> Shea Stadium, Flushing, NY Tue Sep 19 1972, 7:05 PM EDT Att: 15,537 - Unknown					
Ken Boswell, L OBP: 0.286, SLG: 0.318 (1, 4)										4	0	1	0	0	0	0						
John Milner, L OBP: 0.354, SLG: 0.455 (1, 7)										3	0	0	0	0	1	1						
Danny Frisella, L OBP: 0.333, SLG: 0.333 (8, 1)										0	0	0	0	0	0	0						
Jim Beauchamp, R OBP: 0.284, SLG: 0.330 (8, PH)										1	0	0	0	0	1	0						
Brent Strom, R (9, 1)										0	0	0	0	0	0	0						
Rusty Staub, L OBP: 0.383, SLG: 0.479 (1, 9)										3	1	2	0	1	0	0						
Cleon Jones, R OBP: 0.312, SLG: 0.343 (1, 8)										4	0	1	0	0	1	3						
Ed Kranepool, L OBP: 0.335, SLG: 0.390 (1, 3)										4	0	1	1	0	0	1						
Duffy Dyer, R OBP: 0.311, SLG: 0.392 (1, 2)										4	0	0	0	0	0	4						
Bud Harrelson, S OBP: 0.319, SLG: 0.274 (1, 6)										3	0	1	0	0	1	2						
Jerry Koosman, R OBP: 0.095, SLG: 0.095 (1, 1)										1	0	0	0	0	0	0						
Bill Sudakis, S OBP: 0.162, SLG: 0.100 (5, PH)										1	0	0	0	0	0	0						
Tommy Moore, R (6, 1)										0	0	0	0	0	0	0						
Dave Marshall, L OBP: 0.351, SLG: 0.368 (7, PH)										1	0	0	0	0	0	1						
<b>Inning Stats</b>	R: 0 E: 0 K: 1 S: 5	H: 0 LOB: 0 P: 5	R: 0 E: 0 K: 1 S: 7	H: 2 LOB: 2 BB: 0 P: 7	R: 0 E: 0 K: 0 S: 4	H: 1 LOB: 0 BB: 0 P: 4	R: 1 E: 0 K: 0 S: 4	H: 1 LOB: 0 BB: 0 P: 4	R: 0 E: 0 K: 0 S: 3	H: 0 LOB: 0 BB: 0 P: 3	R: 0 E: 0 K: 1 S: 5	H: 0 LOB: 1 BB: 1 P: 9	R: 0 E: 1 K: 0 S: 4	H: 1 LOB: 1 BB: 0 P: 4	R: 0 E: 0 K: 1 S: 5	H: 0 LOB: 0 BB: 0 P: 5	R: 0 E: 0 K: 0 S: 4	H: 1 LOB: 1 BB: 0 P: 4	1B: 5 2B: 1 3B: 0 HR: 0	SF: 0 SAC: 0 DP: 1 HBP: 0	WP: 0 PB: 0 SB: 0 CS: 0	PA: 34
<b>PITCHER</b>	IP WLS BF H R ER SO BB IBB HBP BLK WP HR S P ERA WHIP																					
Bob Moose, R ERA: 2.99 (1, 1)	9.0 W 34 6 1 1 4 1 0 0 0 0 0 41 45 1.00 0.778																					

AB	32
R	5
H	7
RBI	5
BB	1
SO	6
LOB	10









Batter	1	2	3	4	5	6	7	8	9	AB	R	H	RBI	BB	SO	LOB	TOP										
<b>Vic Davallilo, L</b> OBP: 0.366, SLG: 0.420 (1, 7)										5	1	2	0	0	0	2											
<b>Rennie Stennett, R</b> OBP: 0.399, SLG: 0.384 (1, 4)										4	2	1	0	1	1	1											
<b>Roberto Clemente, R</b> OBP: 0.359, SLG: 0.489 (1, 9)										5	1	2	1	0	1	0											
<b>Al Oliver, L</b> OBP: 0.356, SLG: 0.442 (1, 8)										4	1	2	0	1	0	0											
<b>Richie Hebner, L</b> OBP: 0.385, SLG: 0.512 (1, 5)										4	1	1	2	0	0	3											
<b>Milt May, L</b> OBP: 0.331, SLG: 0.372 (1, 2)										4	0	1	1	0	0	0											
<b>Bob Robertson, R</b> OBP: 0.291, SLG: 0.341 (1, 3)										4	0	1	1	0	3	0											
<b>Gene Alley, R</b> OBP: 0.315, SLG: 0.317 (1, 6)										2	0	1	0	0	0	2											
<b>Jackie Hernandez, R</b> OBP: 0.229, SLG: 0.253 (3, 6)										1	0	0	0	1	0	0											
<b>Steve Blass, R</b> OBP: 0.198, SLG: 0.203 (1, 1)										4	0	1	0	0	1	3											
<b>Inning Stats</b>	R: 1 E: 0 K: 1 S: 6	H: 1 LOB: 1 BB: 1 P: 10	R: 0 E: 0 K: 1 S: 6	H: 1 LOB: 1 BB: 0 P: 6	R: 5 E: 0 K: 0 S: 8	H: 6 LOB: 1 BB: 1 P: 12	R: 0 E: 0 K: 0 S: 5	H: 3 LOB: 2 BB: 0 P: 5	R: 0 E: 0 K: 2 S: 7	H: 0 LOB: 0 BB: 0 P: 7	R: 0 E: 0 K: 0 S: 3	H: 0 LOB: 0 BB: 0 P: 3	R: 0 E: 0 K: 1 S: 6	H: 1 LOB: 2 BB: 1 P: 10	R: 0 E: 0 K: 0 S: 3	H: 0 LOB: 0 BB: 0 P: 3	1B: 11 2B: 0 3B: 1 HR: 0	SF: 0 SAC: 0 DP: 2 HBP: 0	WP: 0 PB: 1 SB: 1 CS: 0	PA: 40							
<b>PITCHER</b>	IP	WLS	BF	H	R	ER	SO	BB	IBB	HBP	BLK	WP	HR	S	P	ERA	WHIP										
<b>Gary Gentry, R</b> ERA: 4.01 (1, 1)	2.0	L	12	5	4	4	2	1	0	0	0	0	0	15	19	18.00	3.000										
<b>Ray Sadecki, L</b> ERA: 2.97 (3, 1)	3.0		14	6	2	2	1	1	0	0	0	0	0	15	19	6.00	2.333										
<b>Hank Webb, R</b> ERA: 4.38 (6, 1)	2.0		6	0	0	0	2	0	0	0	0	0	0	10	10	0.00	0.000										
<b>Brent Strom, L</b> ERA: 6.91 (8, 1)	2.0		8	1	0	0	1	1	0	0	0	0	0	9	13	0.00	1.000										

Pittsburgh Pirates @ New York Mets  
Shea Stadium, Flushing, NY  
Thu Sep 21 1972, 7:05 PM EDT  
Att: 10,991 - Unknown

AB 37  
R 6  
H 12  
RBI 5  
BB 3  
SO 6  
LOB 11



Batter	1	2	3	4	5	6	7	8	9	AB	R	H	RBI	BB	SO	LOB	BOTTOM										
<b>Wayne Garrett, L</b> OBP: 0.375, SLG: 0.303 (1, 5)										4	1	2	0	0	0	0											
<b>Ken Boswell, L</b> OBP: 0.286, SLG: 0.317 (1, 4)										4	0	1	0	0	0	1											
<b>Ed Kranepool, L</b> OBP: 0.333, SLG: 0.390 (1, 3)										4	1	1	1	0	0	1											
<b>Rusty Staub, L</b> OBP: 0.385, SLG: 0.477 (1, 9)										3	0	1	1	1	0	1											
<b>Cleon Jones, R</b> OBP: 0.316, SLG: 0.343 (1, 7)										4	0	1	0	0	1	1											
<b>Dave Schneck, L</b> OBP: 0.255, SLG: 0.309 (1, 8)										2	0	1	0	2	1	1											
<b>Joe Nolan, L</b> (1, 2)										4	0	0	0	0	2	6											
<b>Bud Harrelson, S</b> OBP: 0.314, SLG: 0.269 (1, 6)										4	0	0	0	0	0	5											
<b>Gary Gentry, R</b> OBP: 0.175, SLG: 0.125 (3, 1)										0	0	0	0	0	0	0											
<b>Ray Sadecki, L</b> OBP: 0.159, SLG: 0.154 (3, 1)										1	0	0	0	0	1	0											
<b>Don Hillis, R</b> OBP: 0.333, SLG: 0.200 (5, PH)										1	0	0	0	0	1	0											
<b>Hank Webb, R</b> OBP: 0.340, SLG: 0.398 (8, 1)										1	0	0	0	0	0	0											
<b>Dave Marshall, L</b> OBP: 0.340, SLG: 0.398 (7, PH)										1	0	0	0	0	0	0											
<b>Brent Strom, R</b> OBP: 0.283, SLG: 0.330 (8, 1)										1	0	0	0	0	1	1											
<b>Jim Beauchamp, R</b> OBP: 0.283, SLG: 0.330 (9, PH)										1	0	0	0	0	1	1											
<b>Inning Stats</b>	R: 0 E: 0 K: 0 S: 3	H: 1 LOB: 0 BB: 0 P: 3	R: 0 E: 1 K: 2 S: 7	H: 0 LOB: 1 BB: 1 P: 11	R: 0 E: 0 K: 1 S: 5	H: 0 LOB: 0 BB: 0 P: 5	R: 1 E: 0 K: 0 S: 6	H: 3 LOB: 3 BB: 1 P: 10	R: 1 E: 0 K: 1 S: 7	H: 2 LOB: 1 BB: 0 P: 7	R: 0 E: 0 K: 0 S: 4	H: 1 LOB: 1 BB: 0 P: 4	R: 0 E: 0 K: 1 S: 5	H: 0 LOB: 0 BB: 0 P: 5	R: 0 E: 0 K: 2 S: 7	H: 0 LOB: 1 BB: 1 P: 11	1B: 6 2B: 1 3B: 0 HR: 0	SF: 0 SAC: 0 DP: 1 HBP: 0	WP: 0 PB: 0 SB: 0 CS: 0	PA: 36							
<b>PITCHER</b>	IP	WLS	BF	H	R	ER	SO	BB	IBB	HBP	BLK	WP	HR	S	P	ERA	WHIP										
<b>Steve Blass, R</b> ERA: 2.42 (1, 1)	9.0	W	36	7	2	2	7	3	0	0	0	0	0	47	59	2.00	1.111										

Pittsburgh Pirates @ New York Mets  
Shea Stadium, Flushing, NY  
Thu Sep 21 1972, 7:05 PM EDT  
Att: 10,991 - Unknown

AB 33  
R 2  
H 7  
RBI 2  
BB 3  
SO 7  
LOB 17









Batter	1	2	3	4	5	6	7	8	9	AB	R	H	RBI	BB	SO	LOB	TOP										
<b>Boots Day, L</b> OBP: 0.288, SLG: 0.268 (1, 8)										5	0	1	0	0	1	3	<b>Montreal Expos @ Pittsburgh Pirates</b> Three Rivers Stadium, Pittsburgh, PA Sat Sep 23 1972, 3:33 AM EDT Att: 8,580 - Unknown										
<b>Jim Fairley, L</b> OBP: 0.283, SLG: 0.286 (1, 7)										3	1	1	0	0	0	1											
<b>Ron Woods, R</b> OBP: 0.326, SLG: 0.436 (8, PH)										0	0	0	0	1	0	0											
<b>Mike Jorgensen, L</b> OBP: 0.332, SLG: 0.390 (1, 3)										4	1	1	1	0	1	2											
<b>Ron Fairly, L</b> OBP: 0.344, SLG: 0.416 (1, 9)										3	1	1	2	1	0	2											
<b>Tim McCarver, L</b> OBP: 0.316, SLG: 0.334 (1, 2)										4	0	0	0	0	0	2											
<b>Bob Bailey, R</b> OBP: 0.319, SLG: 0.369 (1, 5)										4	0	1	0	0	1	1											
<b>Coco Laboy, R</b> OBP: 0.347, SLG: 0.500 (9, 5)										0	0	0	0	0	0	0											
<b>Tim Foli, R</b> OBP: 0.285, SLG: 0.290 (1, 6)										4	0	1	0	0	0	1	AB 34										
<b>Ron Hunt, R</b> OBP: 0.355, SLG: 0.287 (1, 4)										4	0	1	0	0	0	2	R 3										
<b>Ernie McAnally, R</b> OBP: 0.132, SLG: 0.120 (1, 1)										3	0	0	0	0	0	2	H 7										
<b>Inning Stats</b>	R: 0 E: 0 K: 0 S: 4	H: 1 LOB: 1 BB: 0 P: 4	R: 0 E: 0 K: 0 S: 4	H: 1 LOB: 1 BB: 0 P: 4	R: 3 E: 0 K: 1 S: 8	H: 3 LOB: 0 BB: 0 P: 8	R: 0 E: 0 K: 1 S: 5	H: 0 LOB: 0 BB: 0 P: 5	R: 0 E: 0 K: 0 S: 3	H: 0 LOB: 1 BB: 1 P: 7	R: 0 E: 0 K: 0 S: 4	H: 1 LOB: 1 BB: 0 P: 4	R: 0 E: 0 K: 1 S: 5	H: 0 LOB: 1 BB: 1 P: 9	R: 0 E: 1 K: 0 S: 5	H: 1 LOB: 2 BB: 0 P: 5	1B: 5 2B: 1 3B: 0 HR: 1	SF: 0 SAC: 1 DP: 0 HBP: 0	WP: 0 PB: 0 CS: 0	PA: 37							
<b>PITCHER</b>	IP	WLS	BF	H	R	ER	SO	BB	IBB	HBP	BLK	WP	HR	S	P	ERA	WHIP										
<b>Nelson Briles, R</b> ERA: 3.27 (1, 1)	7.0	L	28	6	3	3	2	1	0	0	0	0	1	31	35	3.86	1.000										
<b>Ramon Hernandez, L</b> ERA: 1.6 (8, 1)	1.0		4	0	0	0	1	1	0	0	0	0	0	5	9	0.00	1.000										
<b>Bob Miller, R</b> ERA: 2.08 (9, 1)	1.0		5	1	0	0	0	0	0	0	0	0	0	5	5	0.00	1.000										

AB	34
R	3
H	7
RBI	3
BB	2
SO	3
LOB	16



Batter	1	2	3	4	5	6	7	8	9	AB	R	H	RBI	BB	SO	LOB	BOTTOM										
<b>Vic Davallo, L</b> OBP: 0.368, SLG: 0.418 (1, 9)										4	0	1	0	1	0	1	<b>Montreal Expos @ Pittsburgh Pirates</b> Three Rivers Stadium, Pittsburgh, PA Sat Sep 23 1972, 3:33 AM EDT Att: 8,580 - Unknown										
<b>Gene Clines, R</b> OBP: 0.386, SLG: 0.421 (1, 8)										4	0	1	0	0	1	3											
<b>Rennie Stennett, R</b> OBP: 0.309, SLG: 0.382 (1, 4)										4	0	2	0	0	0	1											
<b>Richie Zisk, R</b> OBP: 0.286, SLG: 0.290 (1, 7)										3	0	1	0	1	0	2											
<b>Mitt May, L</b> OBP: 0.336, SLG: 0.366 (1, 2)										2	0	0	0	2	0	3											
<b>Bob Robertson, R</b> OBP: 0.292, SLG: 0.339 (1, 3)										4	0	0	0	0	0	7											
<b>Jose Pagan, R</b> OBP: 0.290, SLG: 0.410 (1, 5)										4	0	2	0	0	1	3											
<b>Fernando Gonzalez, R</b> OBP: 0.229, SLG: 0.247 (1, 6)										0	0	0	0	0	0	0											
<b>Jackie Hernandez, R</b> OBP: 0.313, SLG: 0.373 (6, PH)										2	0	0	0	0	1	2											
<b>Richie Hetner, L</b> OBP: 0.384, SLG: 0.511 (7, 6)										1	0	0	0	0	0	2											
<b>Frank Taveras, R</b> OBP: 0.167, SLG: 0.250 (7, 6)										1	0	0	0	0	0	0											
<b>Nelson Briles, R</b> OBP: 0.186, SLG: 0.179 (1, 1)										2	0	0	0	0	2	1											
<b>Dave Cash, R</b> OBP: 0.313, SLG: 0.373 (7, PH)										1	0	1	0	0	0	0											
<b>Ramon Hernandez, S</b> OBP: 0.167, SLG: 0.250 (8, 1)										0	0	0	0	0	0	0											
<b>Bob Miller, R</b> OBP: 0.294, SLG: 0.291 (9, PH)										0	0	0	0	0	0	0											
<b>Bill Mazerowski, R</b> OBP: 0.254, SLG: 0.291 (9, PH)										1	0	0	0	0	1	0											
<b>Inning Stats</b>	R: 0 E: 1 K: 0 S: 4	H: 2 LOB: 3 BB: 2 P: 12	R: 0 E: 0 K: 2 S: 8	H: 1 LOB: 1 BB: 0 P: 8	R: 0 E: 0 K: 0 S: 5	H: 2 LOB: 2 BB: 0 P: 5	R: 0 E: 0 K: 1 S: 5	H: 1 LOB: 0 BB: 0 P: 5	R: 0 E: 0 K: 1 S: 5	H: 0 LOB: 0 BB: 0 P: 5	R: 0 E: 1 K: 0 S: 4	H: 0 LOB: 2 BB: 1 P: 8	R: 0 E: 0 K: 0 S: 3	H: 1 LOB: 1 BB: 1 P: 7	R: 0 E: 0 K: 1 S: 6	H: 1 LOB: 1 BB: 0 P: 6	R: 0 E: 0 K: 1 S: 5	H: 0 LOB: 0 BB: 0 P: 5	1B: 7 2B: 1 3B: 0 HR: 0	SF: 0 SAC: 0 DP: 3 HBP: 0	WP: 1 PB: 0 CS: 0	PA: 37					
<b>PITCHER</b>	IP	WLS	BF	H	R	ER	SO	BB	IBB	HBP	BLK	WP	HR	S	P	ERA	WHIP										
<b>Ernie McAnally, R</b> ERA: 3.82 (1, 1)	9.0	W	37	8	0	0	6	4	0	0	0	1	0	45	61	0.00	1.333										





Batter	1	2	3	4	5	6	7	8	9	AB	R	H	RBI	BB	SO	LOB	TOP			
<b>Boots Day, L</b> OBP: 0.288, SLG: 0.270 (1.8)	6-3		F7		2H 1B		FC5-2 1B		F7	5	0	2	2	0	0	0				
<b>Jim Fairley, L</b> OBP: 0.282, SLG: 0.284 (1.7)	F7		F9			F9 SH1-4 1B	FC5-2			4	0	1	0	0	0	3				
<b>Mike Jorgensen, L</b> OBP: 0.329, SLG: 0.387 (1.3)	K			F9		SH1-4	F7			3	0	0	0	0	1	3				
<b>Ron Fairly, L</b> OBP: 0.343, SLG: 0.415 (1.9)		1B 1B		G3		F9		F9		4	0	1	0	0	0	1				
<b>Tim McCarver, L</b> OBP: 0.318, SLG: 0.339 (1.2)	F9					F7				4	0	2	0	0	0	2				
<b>Bob Bailey, R</b> OBP: 0.317, SLG: 0.366 (1.5)	F9									4	0	0	0	0	2	3				
<b>Coco Laboy, R</b> OBP: 0.347, SLG: 0.500 (8.5)				K			6-3		K	0	0	0	0	0	0	0				
<b>Tim Foli, R</b> OBP: 0.286, SLG: 0.292 (1.6)						F9		5-3		4	1	2	0	0	0	1				
<b>Ron Hunt, R</b> OBP: 0.357, SLG: 0.290 (1.4)										3	1	2	0	0	0	2				
<b>Hector Torres, R</b> OBP: 0.223, SLG: 0.230 (7.4)	FC6-4					SH1-4 1B	1B BB		6-3	1	0	0	0	0	0	0				
<b>Carl Morton, R</b> OBP: 0.218, SLG: 0.220 (1.1)			K			SH1-4	FC5-2 1B BB		K	2	0	0	0	1	2	0				
<b>Inning Stats</b>	R: 0 E: 0 K: 1 S: 5	H: 0 LOB: 0 BB: 0 P: 5	R: 0 E: 0 K: 0 S: 5	H: 2 LOB: 2 BB: 0 P: 5	R: 0 E: 0 K: 1 S: 5	H: 0 LOB: 0 BB: 0 P: 5	R: 0 E: 0 K: 1 S: 6	H: 1 LOB: 1 BB: 0 P: 6	R: 1 E: 0 K: 0 S: 4	H: 2 LOB: 1 BB: 0 P: 4	R: 0 E: 0 K: 0 S: 4	H: 1 LOB: 3 BB: 1 P: 10	R: 1 E: 0 K: 1 S: 6	H: 1 LOB: 1 BB: 0 P: 6	R: 0 E: 0 K: 1 S: 5	H: 0 LOB: 0 BB: 0 P: 5	1B: 9 2B: 1 3B: 0 HR: 0	SF: 0 SAC: 2 DP: 0 HBP: 0	WP: 0 PB: 0 CS: 0	PA: 37
<b>PITCHER</b>	IP	WLS	BF	H	R	ER	SO	BB	IBB	HBP	BLK	WP	HR	S	P	ERA	WHIP			
<b>Bob Moose, R</b> ERA: 2.98 (1.1)	7.0	L	30	9	2	2	3	1	0	0	0	0	0	35	39	2.57	1.429			
<b>Bob Johnson, R</b> ERA: 3.06 (8.1)	2.0		7	1	0	0	2	0	0	0	0	0	0	11	11	0.00	0.500			

**Montreal Expos @ Pittsburgh Pirates**  
**Three Rivers Stadium, Pittsburgh, PA**  
Sun Sep 24 1972, 3:33 AM EDT  
Att: 9,116 - Unknown

AB	34
R	2
H	10
RBI	2
BB	1
SO	5
LOB	15



Batter	1	2	3	4	5	6	7	8	9	AB	R	H	RBI	BB	SO	LOB	BOTTOM			
<b>Vic Davallilo, L</b> OBP: 0.370, SLG: 0.421 (1.3)	F7		G4-6-3			L6-3 1B			L4-3 SF9 2B	4	1	2	0	0	0	1				
<b>Gene Clines, R</b> OBP: 0.384, SLG: 0.418 (1.8)				L1		L6-3			L4-3	4	0	1	0	0	0	2				
<b>Roberto Clemente, R</b> OBP: 0.356, SLG: 0.482 (1.9)	FC6-4			4-3		5-3			BB	3	0	0	0	1	0	1				
<b>Richie Hebner, L</b> OBP: 0.381, SLG: 0.507 (1.5)	L2			F7			F7		SF9	3	0	0	1	0	0	1				
<b>Manny Sanguillen, R</b> OBP: 0.318, SLG: 0.402 (1.2)				L3		6-3			6-3	4	0	0	0	0	0	1				
<b>Rennie Stennett, R</b> OBP: 0.309, SLG: 0.380 (1.7)				F3						2	0	0	0	0	0	0				
<b>Bob Johnson, L</b> OBP: 0.167, SLG: 0.171 (8.1)						1B HBP			4-3	0	0	0	0	0	0	0				
<b>Bill Mazerowski, R</b> OBP: 0.242, SLG: 0.276 (1.4)				F4		F6			F9	3	0	0	0	0	0	1				
<b>Jackie Hernandez, R</b> OBP: 0.230, SLG: 0.249 (1.6)				F4					1-3	3	0	1	0	0	0	0				
<b>Bob Moose, R</b> OBP: 0.263, SLG: 0.209 (1.1)									F8	2	0	1	0	0	0	2				
<b>Jose Pagan, R</b> OBP: 0.288, SLG: 0.407 (8.7)										1	0	0	0	0	0	0				
<b>Inning Stats</b>	R: 0 E: 0 K: 0 S: 4	H: 1 LOB: 1 BB: 0 P: 4	R: 0 E: 0 K: 0 S: 3	H: 0 LOB: 0 BB: 0 P: 3	R: 0 E: 0 K: 0 S: 3	H: 1 LOB: 0 BB: 0 P: 3	R: 0 E: 0 K: 0 S: 3	H: 0 LOB: 0 BB: 0 P: 3	R: 0 E: 0 K: 0 S: 3	H: 0 LOB: 0 BB: 0 P: 3	R: 0 E: 0 K: 0 S: 3	H: 0 LOB: 1 BB: 0 P: 3	R: 1 E: 0 K: 0 S: 4	H: 1 LOB: 1 BB: 1 P: 8	R: 0 E: 0 K: 0 S: 4	H: 1 LOB: 1 BB: 1 P: 8	1B: 4 2B: 1 3B: 0 HR: 0	SF: 1 SAC: 0 DP: 2 HBP: 1	WP: 0 PB: 0 CS: 0	PA: 32
<b>PITCHER</b>	IP	WLS	BF	H	R	ER	SO	BB	IBB	HBP	BLK	WP	HR	S	P	ERA	WHIP			
<b>Carl Morton, R</b> ERA: 4.12 (1.1)	9.0	W	32	5	1	1	0	1	0	1	0	0	0	30	35	1.00	0.667			

**Montreal Expos @ Pittsburgh Pirates**  
**Three Rivers Stadium, Pittsburgh, PA**  
Sun Sep 24 1972, 3:33 AM EDT  
Att: 9,116 - Unknown

AB	29
R	1
H	5
RBI	1
BB	1
SO	0
LOB	9





Batter	1	2	3	4	5	6	7	8	9	AB	R	H	RBI	BB	SO	LOB	TOP										
Dave Cash, R OBP: 0.314, SLG: 0.374 (1, 4)										5	0	2	0	0	0	3	<b>Pittsburgh Pirates @ Philadelphia Phillies</b> Veterans Stadium, Philadelphia, PA Tue Sep 26 1972, 7:05 PM EDT Att: 8,472 - Unknown										
Rennie Stennett, R OBP: 0.307, SLG: 0.377 (1, 7)										5	1	1	0	0	2	3											
Roberto Clemente, R OBP: 0.397, SLG: 0.481 (1, 9)										5	1	2	0	0	1	0											
Willie Stargell, L OBP: 0.382, SLG: 0.580 Bob Robertson, R OBP: 0.292, SLG: 0.339 (9, 3)										5	1	0	0	0	0	4											
Al Oliver, L OBP: 0.356, SLG: 0.443 (1, 8)										4	1	1	2	0	0	1											
Richie Hebner, L OBP: 0.382, SLG: 0.506 (1, 5)										3	1	1	0	1	0	0											
Manny Sanguillen, R OBP: 0.319, SLG: 0.453 (1, 2)										4	0	2	2	0	1	1											
Gene Alley, R OBP: 0.317, SLG: 0.319 (1, 6)										4	0	2	0	0	0	3											
Steve Blass, R OBP: 0.205, SLG: 0.210 (1, 1)										2	0	1	1	0	0	1											
<b>Inning Stats</b>	R: 0 E: 0 K: 0 S: 3	H: 0 LOB: 0 BB: 0 P: 3	R: 0 E: 0 K: 0 S: 3	H: 0 LOB: 0 BB: 0 P: 3	R: 0 E: 0 K: 0 S: 4	H: 1 LOB: 1 BB: 0 P: 4	R: 0 E: 1 K: 0 S: 4	H: 0 LOB: 1 BB: 0 P: 4	R: 0 E: 0 K: 1 S: 7	H: 2 LOB: 2 BB: 0 P: 7	R: 5 E: 0 K: 1 S: 11	H: 6 LOB: 1 BB: 1 P: 15	R: 0 E: 0 K: 0 S: 5	H: 1 LOB: 1 BB: 0 P: 4	R: 0 E: 0 K: 1 S: 6	H: 2 LOB: 1 BB: 0 P: 6	1B: 11 2B: 2 3B: 0 HR: 0	SF: 0 SAC: 2 DP: 2 HBP: 0	WP: 1 PB: 0 SB: 0 CS: 0	PA: 40							
<b>PITCHER</b>	IP	WLS	BF	H	R	ER	SO	BB	IBB	HBP	BLK	WP	HR	S	P	ERA	WHIP										
Wayne Twitchell, R ERA: 4.07 (1, 1)	1.0		3	0	0	0	0	0	0	0	0	0	0	3	3	0.00	0.000										
Bill Champion, R ERA: 5.0 (2, 1)	4.0	L	20	6	4	4	1	0	0	0	0	1	0	22	22	9.00	1.500										
Bill Wilson, R ERA: 3.81 (6, 1)	2.0		9	3	1	1	2	0	1	0	0	0	0	12	16	4.50	1.500										
Bob Terlecki, R ERA: 4.76 (8, 1)	2.0		8	3	0	0	1	0	0	0	0	0	0	10	10	0.00	1.500										

Batter	1	2	3	4	5	6	7	8	9	AB	R	H	RBI	BB	SO	LOB	BOTTOM										
Denny Doyle, L OBP: 0.292, SLG: 0.298 (1, 4)										3	0	1	0	1	0	0	<b>Pittsburgh Pirates @ Philadelphia Phillies</b> Veterans Stadium, Philadelphia, PA Tue Sep 26 1972, 7:05 PM EDT Att: 8,472 - Unknown										
Larry Bowa, S OBP: 0.287, SLG: 0.318 (1, 6)										4	1	2	0	0	0	2											
Willie Montanez, L OBP: 0.324, SLG: 0.408 (1, 3)										4	0	0	0	0	0	4											
Greg Luzinski, R OBP: 0.327, SLG: 0.437 (1, 7)										4	0	1	1	0	0	2											
Tom Hutton, L OBP: 0.354, SLG: 0.351 (1, 9)										3	0	0	0	1	0	1											
Bill Robinson, R OBP: 0.261, SLG: 0.427 (1, 8)										4	0	2	0	0	0	1											
Mike Schmidt, R OBP: 0.296, SLG: 0.304 Bob Terlecki, R OBP: 0.171, SLG: 0.235 (1, 5)										3	0	0	0	0	1	2											
Ron Stone, L OBP: 0.295, SLG: 0.212 (9, PH)										1	0	0	0	0	0	0											
Bob Boone, R OBP: 0.333, SLG: 0.387 (1, 2)										4	0	2	0	0	0	0											
Wayne Twitchell, R OBP: 0.074, SLG: 0.077 Bill Champion, R OBP: 0.171, SLG: 0.235 Bill Wilson, R (6, 1) Don Money, R OBP: 0.274, SLG: 0.326 (7, PH)										0	0	0	0	0	0	0											
<b>Inning Stats</b>	R: 0 E: 0 K: 0 S: 4	H: 1 LOB: 1 BB: 0 P: 4	R: 0 E: 0 K: 1 S: 4	H: 0 LOB: 0 BB: 1 P: 8	R: 0 E: 0 K: 1 S: 5	H: 0 LOB: 0 BB: 0 P: 5	R: 0 E: 0 K: 0 S: 3	H: 1 LOB: 0 BB: 0 P: 3	R: 0 E: 0 K: 0 S: 5	H: 2 LOB: 2 BB: 0 P: 5	R: 0 E: 0 K: 0 S: 4	H: 1 LOB: 1 BB: 0 P: 4	R: 0 E: 0 K: 0 S: 5	H: 2 LOB: 2 BB: 0 P: 5	R: 1 E: 0 K: 0 S: 4	H: 1 LOB: 1 BB: 1 P: 8	R: 0 E: 0 K: 0 S: 3	H: 0 LOB: 0 BB: 0 P: 3	1B: 8 2B: 1 3B: 0 HR: 0	SF: 0 SAC: 0 DP: 2 HBP: 0	WP: 0 PB: 0 SB: 0 CS: 0	PA: 35					
<b>PITCHER</b>	IP	WLS	BF	H	R	ER	SO	BB	IBB	HBP	BLK	WP	HR	S	P	ERA	WHIP										
Steve Blass, R ERA: 2.37 (1, 1)	9.0	W	35	8	1	1	2	2	0	0	0	0	0	37	45	1.00	1.111										

AB	37
R	5
H	12
RBI	5
BB	1
SO	4
LOB	16



AB	33
R	1
H	8
RBI	1
BB	2
SO	2
LOB	16





Batter	1	2	3	4	5	6	7	8	9	AB	R	H	RBI	BB	SO	LOB	TOP								
Dave Cash, R OBP: 0.316, SLG: 0.377 (1, 4)	F9		E 1B		1-H 2B			4-3		4	0	2	1	0	0	0	<b>Pittsburgh Pirates @ Philadelphia Phillies</b> <b>Veterans Stadium, Philadelphia, PA</b> Wed Sep 27 1972, 7:05 PM EDT Att: 5,335 - Unknown								
Al Oliver, L OBP: 0.355, SLG: 0.443 (1, 8)	2B		E3 G6-3		4-3			4-3		4	0	1	0	0	0	2									
Roberto Clemente, R OBP: 0.359, SLG: 0.481 (1, 9)	F7		G6-3							4	1	2	0	0	0	3									
Willie Stargell, L OBP: 0.380, SLG: 0.575 Bob Robertson, R OBP: 0.292, SLG: 0.339 (1, 3) (9, 3)	F7				6-3			F9		4	0	0	0	0	0	3									
Manny Sanguillen, R OBP: 0.321, SLG: 0.406 (1, 2)								G6-4-3		4	1	2	0	0	0	1									
Richie Hebner, L OBP: 0.379, SLG: 0.501 (1, 5)										4	0	0	1	0	1	2									
Rennie Stennett, R OBP: 0.310, SLG: 0.379 (1, 7)										4	0	2	1	0	0	1									
Gene Alley, R OBP: 0.315, SLG: 0.317 (1, 6)										3	1	0	0	0	1	1									
Bruce Kison, R OBP: 0.189, SLG: 0.288 Luke Walker, L OBP: 0.083, SLG: 0.043 (1, 1) (6, 1)										2	0	0	0	0	2	1									
										1	0	0	0	0	1	0	<b>AB 34</b> <b>R 3</b> <b>H 9</b> <b>RBI 3</b> <b>BB 0</b> <b>SO 5</b> <b>LOB 14</b>								
<b>Inning Stats</b>	R: 0 E: 0 K: 0 S: 4	H: 1 LOB: 1 BB: 0 P: 4	R: 1 E: 0 K: 2 S: 8	H: 2 LOB: 0 BB: 0 P: 8	R: 0 E: 1 K: 1 S: 6	H: 1 LOB: 1 BB: 0 P: 6	R: 0 E: 0 K: 0 S: 3	H: 0 LOB: 0 BB: 0 P: 3	R: 1 E: 0 K: 1 S: 7	H: 2 LOB: 1 BB: 0 P: 7	R: 0 E: 0 K: 0 S: 3	H: 1 LOB: 0 BB: 0 P: 3	R: 0 E: 0 K: 0 S: 3	H: 0 LOB: 0 BB: 0 P: 3	R: 0 E: 0 K: 1 S: 5	H: 0 LOB: 0 BB: 0 P: 5		R: 1 E: 0 K: 0 S: 5	H: 2 LOB: 1 BB: 0 P: 5	1B: 6 2B: 3 3B: 0 HR: 0	SF: 0 SAC: 0 DP: 2 HBP: 0	WP: 0 PB: 0 SB: 0 CS: 0	PA: 34		
<b>PITCHER</b>	IP	WLS	BF	H	R	ER	SO	BB	IBB	HBP	BLK	WP	HR	S	P	ERA	WHIP								
Ken Reynolds, L ERA: 3.89 (1, 1)	6.0	L	23	7	2	2	4	0	0	0	0	0	0	31	31	3.00	1.167								
Darrell Brandon, R ERA: 3.43 (7, 1)	2.1		9	2	1	1	1	0	0	0	0	0	0	11	11	3.86	0.857								
Mac Scarce, L ERA: 3.74 (9, 1)	0.2		2	0	0	0	0	0	0	0	0	0	0	2	2	0.00	0.000								

Batter	1	2	3	4	5	6	7	8	9	AB	R	H	RBI	BB	SO	LOB	BOTTOM								
Denny Doyle, L OBP: 0.290, SLG: 0.296 Terry Harmon, R OBP: 0.364, SLG: 0.345 (1, 4) (7, PH) (8, 4)	4-3		F9		4-3				F9	3	0	0	0	0	0	0	<b>Pittsburgh Pirates @ Philadelphia Phillies</b> <b>Veterans Stadium, Philadelphia, PA</b> Wed Sep 27 1972, 7:05 PM EDT Att: 5,335 - Unknown								
Larry Bowa, S OBP: 0.287, SLG: 0.317 (1, 6)	E6 1B		6-3		S 1B			6-3		4	0	1	0	0	0	0									
Willie Montanez, L OBP: 0.325, SLG: 0.409 (1, 3)								F7		4	0	2	0	0	0	1									
Greg Luzinski, R OBP: 0.326, SLG: 0.437 (1, 7)	F9		F9		5-3					4	0	1	0	0	0	4									
Tom Hutton, L OBP: 0.352, SLG: 0.348 Roger Freed, R OBP: 0.357, SLG: 0.420 (1, 9) (8, PH) (9, 9)	FC4-6									3	0	0	0	0	1	2									
Bill Robinson, R OBP: 0.261, SLG: 0.441 (1, 8)										1	0	0	0	0	0	1									
Don Money, R OBP: 0.275, SLG: 0.326 (1, 5)										3	0	1	0	1	0	1									
Bob Boone, R OBP: 0.350, SLG: 0.400 (1, 2)										4	0	2	0	0	1	0									
Ken Reynolds, L OBP: 0.238, SLG: 0.225 Joe Lis, R OBP: 0.372, SLG: 0.419 Darrell Brandon, R OBP: 0.067, SLG: 0.067 Mac Scarce, L (9, 1) Deron Johnson, R OBP: 0.287, SLG: 0.332 (9, PH)										2	0	1	0	0	0	0									
										1	0	0	0	0	1	2	<b>AB 36</b> <b>R 1</b> <b>H 9</b> <b>RBI 1</b> <b>BB 1</b> <b>SO 5</b> <b>LOB 12</b>								
<b>Inning Stats</b>	R: 0 E: 1 K: 0 S: 5	H: 1 LOB: 2 BB: 0 P: 5	R: 1 E: 0 K: 1 S: 6	H: 1 LOB: 0 BB: 0 P: 6	R: 0 E: 0 K: 0 S: 4	H: 1 LOB: 1 BB: 0 P: 4	R: 0 E: 0 K: 0 S: 4	H: 2 LOB: 2 BB: 1 P: 8	R: 0 E: 0 K: 0 S: 4	H: 1 LOB: 1 BB: 0 P: 4	R: 0 E: 0 K: 2 S: 9	H: 2 LOB: 0 BB: 0 P: 9	R: 0 E: 0 K: 1 S: 5	H: 0 LOB: 0 BB: 0 P: 5	R: 0 E: 0 K: 0 S: 4	H: 1 LOB: 1 BB: 0 P: 4		R: 0 E: 0 K: 1 S: 5	H: 0 LOB: 0 BB: 0 P: 5	1B: 7 2B: 1 3B: 0 HR: 1	SF: 0 SAC: 0 DP: 0 HBP: 0	WP: 0 PB: 0 SB: 1 CS: 0	PA: 37		
<b>PITCHER</b>	IP	WLS	BF	H	R	ER	SO	BB	IBB	HBP	BLK	WP	HR	S	P	ERA	WHIP								
Bruce Kison, R ERA: 3.3 (1, 1)	5.0	W	22	6	1	1	1	1	0	0	0	0	0	23	27	1.80	1.400								
Luke Walker, L ERA: 3.55 (6, 1)	4.0	S	15	3	0	0	4	0	0	0	0	0	0	23	23	0.00	0.750								









Batter	1	2	3	4	5	6	7	8	9	AB	R	H	RBI	BB	SO	LOB	TOP		
Wayne Garrett, L (1, 5) OBP: 0.374, SLG: 0.306										4	1	2	0	0	1	0	<p><b>New York Mets @ Pittsburgh Pirates</b> Three Rivers Stadium, Pittsburgh, PA</p> <p>Fri Sep 29 1972, 7:05 PM EDT Att: 24,193 - Unknown</p> <p>livebaseballscores.com</p> <p>AB 28 R 1 H 5 RBI 1 BB 3 SO 5 LOB 7</p>		
Ken Boswell, L (1, 4) OBP: 0.274, SLG: 0.319										2	0	1	0	1	0	1			
Tommie Agee, R (1, 8) OBP: 0.317, SLG: 0.373										4	0	1	1	0	0	2			
Rusty Staub, L (1, 9) OBP: 0.377, SLG: 0.460										3	0	0	0	1	0	0			
Cleon Jones, R (1, 7) OBP: 0.309, SLG: 0.337										4	0	0	0	0	1	1			
Ed Kranepool, L (1, 3) OBP: 0.337, SLG: 0.395										3	0	1	0	0	0	0			
Duffy Dyer, R (1, 2) OBP: 0.301, SLG: 0.382										3	0	0	0	0	1	1			
Bud Harrelson, S (1, 6) OBP: 0.313, SLG: 0.266										2	0	0	0	1	0	0			
Ted Martinez, R (9, 6) OBP: 0.259, SLG: 0.276										3	0	0	0	0	2	2			
Tom Seaver, R (1, 1) OBP: 0.198, SLG: 0.314										3	0	0	0	0	2	2			
<b>Inning Stats</b>	R: 0 E: 0 K: 0 S: 3	H: 1 LOB: 0 BB: 0 P: 3	R: 0 E: 0 K: 0 S: 3	H: 0 LOB: 0 BB: 0 P: 3	R: 0 E: 0 K: 2 S: 7	H: 0 LOB: 0 BB: 0 P: 7	R: 0 E: 0 K: 1 S: 5	H: 1 LOB: 0 BB: 0 P: 5	R: 0 E: 0 K: 1 S: 6	H: 1 LOB: 1 BB: 0 P: 6	R: 0 E: 0 K: 0 S: 2	H: 0 LOB: 0 BB: 1 P: 6	R: 0 E: 1 K: 1 S: 6	H: 0 LOB: 2 BB: 1 P: 10	R: 1 E: 0 K: 0 S: 4	H: 2 LOB: 1 BB: 1 P: 8	1B: 4 2B: 1 3B: 0 HR: 0	SF: 0 SAC: 1 DP: 2 HBP: 0	WP: 0 PA: 32 PB: 0 SB: 0 CS: 2
<b>PITCHER</b> Nelson Briles, R (1, 1) ERA: 3.16	IP: 9.0 WLS: L BF: 32	H: 5 R: 1 ER: 1 SO: 5	BB: 2 IBB: 1 HBP: 0 BLK: 0	WP: 0 HR: 0 S: 39 P: 51	ERA: 1.00 WHIP: 0.778	<b>PITCHER</b> IP: WLS: BF: H: R: ER: SO: BB: IBB: HBP: BLK: WP: HR: S: P: ERA: WHIP													

Batter	1	2	3	4	5	6	7	8	9	AB	R	H	RBI	BB	SO	LOB	BOTTOM				
Vic Davallo, L (1, 7) OBP: 0.369, SLG: 0.418										3	0	0	0	1	1	1	<p><b>New York Mets @ Pittsburgh Pirates</b> Three Rivers Stadium, Pittsburgh, PA</p> <p>Fri Sep 29 1972, 7:05 PM EDT Att: 24,193 - Unknown</p> <p>livebaseballscores.com</p> <p>AB 29 R 0 H 2 RBI 0 BB 2 SO 13 LOB 11</p>				
Dave Cash, R (1, 4) OBP: 0.314, SLG: 0.375										4	0	0	0	0	0	2					
Roberto Clemente, R (1, 9) OBP: 0.355, SLG: 0.476										4	0	0	0	0	1	2					
Willie Stargell, L (1, 3) OBP: 0.374, SLG: 0.565										4	0	0	0	0	4	2					
Al Oliver, L (1, 8) OBP: 0.352, SLG: 0.438										4	0	1	0	0	2	2					
Richie Hebner, L (1, 5) OBP: 0.376, SLG: 0.501										3	0	1	0	0	1	1					
Milt May, L (1, 2) OBP: 0.329, SLG: 0.358										3	0	0	0	0	1	1					
Jackie Hernandez, R (1, 6) OBP: 0.225, SLG: 0.243										2	0	0	0	0	1	0					
Gene Clines, R (8, PH) OBP: 0.366, SLG: 0.418										0	0	0	0	1	0	0					
Gene Alley, R (9, 6) OBP: 0.316, SLG: 0.317										0	0	0	0	0	0	0					
Nelson Briles, R (1, 1) OBP: 0.181, SLG: 0.174										2	0	0	0	0	2	0					
<b>Inning Stats</b>	R: 0 E: 1 K: 1 S: 6	H: 0 LOB: 2 BB: 1 P: 10	R: 0 E: 0 K: 1 S: 5	H: 0 LOB: 0 BB: 0 P: 5	R: 0 E: 0 K: 1 S: 5	H: 0 LOB: 0 BB: 0 P: 5	R: 0 E: 0 K: 2 S: 8	H: 1 LOB: 0 BB: 0 P: 8	R: 0 E: 0 K: 3 S: 9	H: 0 LOB: 0 BB: 0 P: 9	R: 0 E: 1 K: 1 S: 5	H: 0 LOB: 0 BB: 0 P: 5	R: 0 E: 0 K: 2 S: 8	H: 1 LOB: 1 BB: 0 P: 8	R: 0 E: 0 K: 0 S: 3	H: 0 LOB: 1 BB: 1 P: 7	R: 0 E: 0 K: 2 S: 7	H: 0 LOB: 0 BB: 0 P: 7	1B: 2 2B: 0 3B: 0 HR: 0	SF: 0 SAC: 1 DP: 0 HBP: 0	WP: 1 PA: 32 PB: 0 SB: 0 CS: 1
<b>PITCHER</b> Tom Seaver, R (1, 1) ERA: 2.95	IP: 9.0 WLS: W BF: 32	H: 2 R: 0 ER: 0 SO: 13	BB: 2 IBB: 0 HBP: 0 BLK: 0	WP: 1 HR: 0 S: 56 P: 64	ERA: 0.00 WHIP: 0.444	<b>PITCHER</b> IP: WLS: BF: H: R: ER: SO: BB: IBB: HBP: BLK: WP: HR: S: P: ERA: WHIP															



Batter	1	2	3	4	5	6	7	8	9	AB	R	H	RBI	BB	SO	LOB	TOP					
Wayne Garrett, L (1, 5) OBP: 0.369, SLG: 0.301	0-0 4-1		0-0 F8			0-0 P6		0-0 P6		4	0	0	0	0	0	1	<p><b>New York Mets @ Pittsburgh Pirates</b> Three Rivers Stadium, Pittsburgh, PA</p> <p>Sat Sep 30 1972, 3:33 AM EDT Att: 13,117 - Unknown</p> <p>livebaseballscores.com</p> <p>AB 29 R 0 H 2 RBI 0 BB 3 SO 6 LOB 9</p> 					
Ken Boswell, L (1, 4) OBP: 0.274, SLG: 0.318	0-0 3-1		0-0 G3			0-0 1B		0-0 F9		4	0	1	0	0	0	1						
John Milner, L (1, 7) OBP: 0.346, SLG: 0.440	4-0 BB			0-0 4-3		0-0 P6			0-3 K	3	0	0	0	1	1	1						
Rusty Staub, L (1, 9) OBP: 0.373, SLG: 0.454 Bob Rauch, R (7, 1)	0-0 G3			0-0 4-3			0-0 4-3		0-0 F8	3	0	0	0	0	0	1						
Dave Marshall, L (9, PH) OBP: 0.345, SLG: 0.361									0-0 F8	0	0	0	0	0	0	0						
Ed Kranepool, L (1, 3) OBP: 0.339, SLG: 0.394		4-0 BB		0-0 F8			0-0 1B		0-0 P6	3	0	1	0	1	0	0						
Jim Fregosi, R (1, 6) OBP: 0.312, SLG: 0.350		0-0 F9			0-0 1-3		0-3 K			3	0	0	0	0	1	2						
Dave Schneck, L (1, 8) OBP: 0.231, SLG: 0.294		0-0 F9			0-0 P3		0-0 F9			3	0	0	0	0	0	2						
Duffy Dyer, R (1, 2) OBP: 0.300, SLG: 0.381 Joe Nolan, L (5, PH) (5, 2)		0-3 K			0-3 K			0-0 P6		1	0	0	0	0	1	1						
Jon Matlack, L (1, 1) OBP: 0.238, SLG: 0.149 Don Hahn, R (7, 9) OBP: 0.250, SLG: 0.116			0-3 K			0-3 K		4-0 BB		2	0	0	0	0	2	0						
										0	0	0	0	1	0	0						
<b>Inning Stats</b>	R: 0 E: 0 K: 0 S: 3	H: 0 LOB: 1 BB: 1 P: 7	R: 0 E: 0 K: 1 S: 5	H: 0 LOB: 1 BB: 1 P: 9	R: 0 E: 0 K: 1 S: 5	H: 0 LOB: 0 BB: 0 P: 5	R: 0 E: 0 K: 1 S: 3	H: 0 LOB: 0 BB: 0 P: 3	R: 0 E: 0 K: 1 S: 5	H: 0 LOB: 0 BB: 0 P: 5	R: 0 E: 0 K: 1 S: 6	H: 1 LOB: 1 BB: 0 P: 6	R: 0 E: 0 K: 1 S: 6	H: 1 LOB: 1 BB: 0 P: 6	R: 0 E: 0 K: 0 S: 3	H: 0 LOB: 1 BB: 1 P: 7	R: 0 E: 0 K: 1 S: 5	H: 0 LOB: 0 BB: 0 P: 5	1B: 2 2B: 0 3B: 0 HR: 0	SF: 0 SAC: 0 DP: 0 HBP: 0	WP: 0 PB: 0 SB: 0 CS: 0	PA: 32
<b>PITCHER</b>	IP WLS BF H R ER SO BB IBB HBP BLK WP HR S P ERA WHIP																					
Dock Ellis, R (1, 1) ERA: 2.7	6.0 W 21 1 0 0 4 2 0 0 0 0 0 0 27 35 0.00 0.500																					
Bob Johnson, R (7, 1) ERA: 2.99	3.0 S 11 1 0 0 2 1 0 0 0 0 0 0 14 18 0.00 0.667																					

Batter	1	2	3	4	5	6	7	8	9	AB	R	H	RBI	BB	SO	LOB	BOTTOM			
Chuck Goggin, S (1, 4) OBP: 0.429, SLG: 0.333	0-0 G4-6-3 1B		0-0 FC6-4 1B		0-3 K		0-0 4-3			4	0	2	0	0	1	0	<p><b>New York Mets @ Pittsburgh Pirates</b> Three Rivers Stadium, Pittsburgh, PA</p> <p>Sat Sep 30 1972, 3:33 AM EDT Att: 13,117 - Unknown</p> <p>livebaseballscores.com</p> <p>AB 28 R 5 H 6 RBI 3 BB 5 SO 6 LOB 12</p> 			
Rennie Stennett, R (1, 8) OBP: 0.306, SLG: 0.373	0-0 G4-6-3 1-2		0-0 FC6-4 1-2		0-0 4-3		0-0 F9			4	0	0	0	0	0	2				
Roberto Clemente, R (1, 9) OBP: 0.336, SLG: 0.479 Bill Mazerowski, R (5, PH) (6, 9) Vic Davalillo, L (6, 9) OBP: 0.234, SLG: 0.267 OBP: 0.388, SLG: 0.417	0-3 K			0-0 PB 1B 2B	0-0 P4		0-3 K2-3			2	1	1	0	0	1	0				
Willie Stargell, L (1, 3) OBP: 0.375, SLG: 0.564		0-0 5-3		0-0 F8		4-0 PB BB		0-0 L6-3 1B		3	1	1	0	1	0	1				
Richie Zisk, R (1, 7) OBP: 0.333, SLG: 0.281		4-0 BB BB		4-0 1B 3B BB		1-2 E BB		0-0 L6-3 1-2		1	2	0	0	3	0	1				
Manny Sanguillen, R (1, 2) OBP: 0.362, SLG: 0.405		4-0 G4-6-3 BB		0-0 3B 1B		0-0 E5 1-H 2-H		0-0 F2		3	1	1	1	1	0	0				
Jose Pagan, R (1, 5) OBP: 0.279, SLG: 0.393	0-0 G4-6-3 1-2			0-0 K		0-0 P6				3	0	0	0	0	1	5				
Jackie Hernandez, R (1, 6) OBP: 0.227, SLG: 0.256			0-3 K		0-0 3B		0-0 P8			3	0	1	2	0	1	1				
Dock Ellis, S (1, 1) ERA: 2.37 Gene Clines, R (6, PH) OBP: 0.365, SLG: 0.417 Bob Johnson, L (7, 1) OBP: 0.167, SLG: 0.171			0-3 K		0-0 G3		0-0 L7			2	0	0	0	0	1	1				
										1	0	0	0	0	0	0				
										0	0	0	0	0	0	0				
<b>Inning Stats</b>	R: 0 E: 0 K: 1 S: 5	H: 1 LOB: 0 BB: 0 P: 5	R: 0 E: 0 K: 0 S: 2	H: 0 LOB: 1 BB: 2 P: 10	R: 0 E: 0 K: 2 S: 8	H: 1 LOB: 1 BB: 0 P: 8	R: 3 E: 0 K: 1 S: 8	H: 3 LOB: 1 BB: 1 P: 12	R: 0 E: 0 K: 1 S: 5	H: 0 LOB: 0 BB: 0 P: 5	R: 2 E: 1 K: 0 S: 4	H: 0 LOB: 1 BB: 2 P: 12	R: 0 E: 0 K: 1 S: 5	H: 0 LOB: 0 BB: 0 P: 5	R: 0 E: 0 K: 0 S: 3	H: 1 LOB: 0 BB: 0 P: 3	1B: 4 2B: 2 3B: 1 HR: 0	SF: 0 SAC: 0 DP: 3 HBP: 0	WP: 0 PB: 2 SB: 0 CS: 0	PA: 33
<b>PITCHER</b>	IP WLS BF H R ER SO BB IBB HBP BLK WP HR S P ERA WHIP																			
Jon Matlack, L (1, 1) ERA: 2.37	6.0 L 27 5 5 3 5 5 0 0 0 0 0 0 0 32 52 4.50 1.667																			
Bob Rauch, R (7, 1) ERA: 5.63	2.0 6 1 0 0 1 0 0 0 0 0 0 0 8 8 0.00 0.500																			







Batter	1	2	3	4	5	6	7	8	9	AB	R	H	RBI	BB	SO	LOB	TOP					
Jose Cruz, L OBP: 0.310, SLG: 0.322 (1, 7)	F8		BB			6-3	FC6			3	0	0	0	1	0	3						
Mike Tyson, R OBP: 0.211, SLG: 0.216 (1, 4)	6-3		K			K				4	0	0	0	0	3	2						
Luis Melendez, R OBP: 0.292, SLG: 0.334 (1, 9)	1B		FC5			L6				4	0	1	0	0	0	2						
Skip Jutze, R OBP: 0.247, SLG: 0.268 (1, 2)	4-3				6-3		F8		P4	4	0	0	0	0	0	1						
Ted Simmons, S OBP: 0.335, SLG: 0.464 (1, 3)		K			F9		BB 5-3 BB		6-3	4	1	1	0	0	1	0						
Bill Stein, R OBP: 0.323, SLG: 0.581 (1, 5)	F9				G3		5-3		HR	4	1	1	1	0	0	1						
Jorge Roque, R OBP: 0.176, SLG: 0.209 (1, 8)					F9		BB BB		2B 8-5 1B	3	0	1	0	1	0	0						
Mick Kelleher, R OBP: 0.242, SLG: 0.233 (1, 6)			E6 FC5 SH3		K		BB		2B	3	0	1	0	1	1	0						
Al Santorini, R OBP: 0.141, SLG: 0.075 (5, PH)			SH3		K		1-2 2-3		2B	0	0	0	0	0	0	0						
Lou Brock, L OBP: 0.398, SLG: 0.394 (5, PH)					K		1-2 2-3 3-H		8-5	0	0	0	0	0	0	0						
Charlie Hudson, L OBP: 0.350, SLG: 0.479 (5, PH)					K					1	0	0	0	0	0	0						
Al Hrabosky, L OBP: 0.375, SLG: 0.562 (7, PH)					K					0	0	0	0	0	0	0						
Bernie Carbo, L OBP: 0.376, SLG: 0.393 (7, PH)					K					0	0	0	0	1	1	0						
Rich Folkers, L OBP: 0.338, SLG: 0.338 (8, PH)					K					0	0	0	0	0	0	0						
Ray Bare, R OBP: 0.326, SLG: 0.336 (8, PH)					K					1	0	0	0	0	0	0						
Ted Sizemore, R OBP: 0.326, SLG: 0.336 (8, PH)					K					1	0	0	0	0	0	2						
<b>Inning Stats</b>	R: 0 E: 0 K: 0 S: 4	H: 1 LOB: 1 BB: 0 P: 4	R: 0 E: 0 K: 1 S: 5	H: 0 LOB: 0 BB: 0 P: 5	R: 0 E: 1 K: 1 S: 6	H: 0 LOB: 2 BB: 1 P: 10	R: 0 E: 0 K: 0 S: 3	H: 0 LOB: 0 BB: 0 P: 3	R: 0 E: 0 K: 2 S: 7	H: 0 LOB: 0 BB: 0 P: 7	R: 0 E: 0 K: 1 S: 5	H: 0 LOB: 0 BB: 0 P: 5	R: 0 E: 0 K: 1 S: 4	H: 1 LOB: 3 BB: 3 P: 16	R: 0 E: 0 K: 1 S: 5	H: 0 LOB: 0 BB: 0 P: 5	R: 1 E: 0 K: 0 S: 5	H: 3 LOB: 1 BB: 0 P: 5	1B: 3 2B: 2 3B: 0 HR: 1	SF: 0 SAC: 1 DP: 1 HBP: 0	WP: 0 PB: 0 SB: 0 CS: 0	PA: 36
<b>PITCHER</b>	IP	WLS	BF	H	R	ER	SO	BB	IBB	HBP	BLK	WP	HR	S	P	ERA	WHIP					
Bob Moose, R ERA: 2.91 (1, 1)	5.0	W	18	1	0	0	4	1	0	0	0	0	0	25	29	0.00	0.400					
Steve Blass, R ERA: 2.49 (6, 1)	2.0		10	1	1	1	1	3	0	0	0	0	0	9	21	4.50	2.000					
Ramon Hernandez, L ERA: 1.67 (8, 1)	2.0	S	8	3	1	1	1	0	0	0	0	0	1	10	10	4.50	1.500					

St. Louis Cardinals @ Pittsburgh Pirates  
Three Rivers Stadium, Pittsburgh, PA  
Tue Oct 03 1972, 7:05 PM EDT  
Att: 5,905 - Unknown

AB	31
R	2
H	5
RBI	2
BB	4
SO	6
LOB	11



Batter	1	2	3	4	5	6	7	8	9	AB	R	H	RBI	BB	SO	LOB	BOTTOM					
Vic Davallo, L OBP: 0.366, SLG: 0.415 (1, 9)	4-3		4-3		2B 2B 1B	K				4	1	1	0	0	1	1						
Gene Clines, R OBP: 0.369, SLG: 0.421 (1, 7)	4-3		L8		2B	K				4	1	2	0	0	1	0						
Roberto Clemente, R OBP: 0.356, SLG: 0.479 (9, 9)	1B				2B					0	0	0	0	0	0	0						
Al Oliver, L OBP: 0.350, SLG: 0.436 (1, 8)	4-3				PB 1B BB	F9 SF8 2B				3	2	1	2	1	0	1						
Willie Stargell, L OBP: 0.375, SLG: 0.562 (1, 3)	G3				F9	4-3				3	0	1	0	0	0	2						
Bob Robertson, R OBP: 0.291, SLG: 0.346 (6, 3)					PB 1B 1B	F9				1	0	0	0	0	0	0						
Richie Hebner, L OBP: 0.378, SLG: 0.508 (1, 5)		HR			1B 1B BB	SF8				2	2	1	2	1	0	0						
Manny Sanguillen, R OBP: 0.321, SLG: 0.403 (1, 2)		1-3			1B 1B	F9				4	0	1	1	0	0	0						
Dave Cash, R OBP: 0.315, SLG: 0.374 (1, 4)	P6				1B IBB	E4				3	0	0	0	1	0	0						
Gene Alley, R OBP: 0.314, SLG: 0.316 (1, 6)	K				1B	F9				3	0	1	1	0	1	1						
Bob Moose, R OBP: 0.250, SLG: 0.197 (1, 1)					4-3	F9				2	0	0	0	0	0	2						
Steve Blass, R OBP: 0.202, SLG: 0.207 (6, 1)					F9	K				1	0	0	0	0	1	1						
Ramon Hernandez, S OBP: 0.167, SLG: 0.250 (8, 1)					4-3	F9				0	0	0	0	0	0	0						
<b>Inning Stats</b>	R: 0 E: 0 K: 0 S: 4	H: 1 LOB: 1 BB: 0 P: 4	R: 1 E: 0 K: 1 S: 6	H: 1 LOB: 0 BB: 0 P: 6	R: 0 E: 0 K: 0 S: 3	H: 0 LOB: 0 BB: 0 P: 3	R: 2 E: 0 K: 0 S: 4	H: 3 LOB: 2 BB: 3 P: 16	R: 3 E: 0 K: 0 S: 6	H: 3 LOB: 0 BB: 0 P: 6	R: 0 E: 1 K: 2 S: 8	H: 0 LOB: 1 BB: 0 P: 8	R: 0 E: 0 K: 1 S: 5	H: 0 LOB: 0 BB: 0 P: 5	R: 0 E: 0 K: 0 S: 3	H: 0 LOB: 0 BB: 0 P: 3	R: 0 E: 0 K: 0 S: 3	H: 0 LOB: 0 BB: 0 P: 3	1B: 5 2B: 2 3B: 0 HR: 1	SF: 1 SAC: 0 DP: 0 HBP: 0	WP: 0 PB: 1 SB: 0 CS: 0	PA: 34
<b>PITCHER</b>	IP	WLS	BF	H	R	ER	SO	BB	IBB	HBP	BLK	WP	HR	S	P	ERA	WHIP					
Al Santorini, R ERA: 4.11 (1, 1)	4.0	L	18	5	3	3	3	2	1	0	0	0	0	17	29	6.75	1.750					
Charlie Hudson, L ERA: 5.11 (5, 1)	0.0		3	3	3	3	0	0	0	0	0	0	0	3	3	∞	∞					
Al Hrabosky, L ERA: (5, 1)	2.0		7	0	0	0	2	0	0	0	0	0	0	11	11	0.00	0.000					
Rich Folkers, L ERA: 3.38 (7, 1)	1.0		3	0	0	0	1	0	0	0	0	0	0	5	5	0.00	0.000					
Ray Bare, R ERA: 0.54 (8, 1)	1.0		3	0	0	0	0	0	0	0	0	0	0	3	3	0.00	0.000					

St. Louis Cardinals @ Pittsburgh Pirates  
Three Rivers Stadium, Pittsburgh, PA  
Tue Oct 03 1972, 7:05 PM EDT  
Att: 5,905 - Unknown

AB	30
R	6
H	8
RBI	6
BB	3
SO	4
LOB	8





Batter	1	2	3	4	5	6	7	8	9	AB	R	H	RBI	BB	SO	LOB	TOP								
<b>Lou Brock, L</b> OBP: 0.359, SLG: 0.393 (1, 7)	1-3			5-3	E7 1B		FC6-4 IBB		FC4-6	4	1	1	1	1	0	1									
<b>Ted Sizemore, R</b> OBP: 0.324, SLG: 0.335 (1, 4)	F7			5-3	CS 1B		FC6-4			4	0	1	2	0	0	3									
<b>Jose Cruz, L</b> OBP: 0.309, SLG: 0.319 (1, 8)	1-3			BB	CS 1-2		4-3		F8	3	0	0	0	1	0	0									
<b>Joe Torre, R</b> OBP: 0.357, SLG: 0.419 (1, 3)		F7		F9			4-3		1B 1B	4	0	1	0	0	0	1									
<b>Ted Simmons, S</b> OBP: 0.336, SLG: 0.465 (1, 2)	K				E3 BB 1B		CS 1B		1-3 1B	4	1	2	0	0	1	0									
<b>Bill Stein, R</b> OBP: 0.314, SLG: 0.543 (1, 5)	6-3				K		CS 1-2		SH2-4 BB 1B	4	0	1	0	0	2	2									
<b>Bernie Carbo, L</b> OBP: 0.390, SLG: 0.362 (1, 9)				F9	1B BB		SH2-4 BB		FC1-6 BB	1	1	0	0	3	0	0									
<b>Mick Kelleher, R</b> OBP: 0.232, SLG: 0.222 (1, 6)				K			SH2-4		FC1-6 FC5-4	3	0	0	0	0	2	3									
<b>Bob Gibson, R</b> OBP: 0.202, SLG: 0.398 (1, 1)				4-3	E 1B 1B		K		FC5-4 FC4-6	4	1	1	1	0	1	3									
<b>Inning Stats</b>	R: 0 E: 0 K: 0 S: 3	H: 0 LOB: 0 BB: 0 P: 3	R: 0 E: 0 K: 1 S: 5	H: 0 LOB: 0 BB: 0 P: 5	R: 0 E: 0 K: 1 S: 5	H: 0 LOB: 0 BB: 0 P: 5	R: 0 E: 0 K: 0 S: 3	H: 0 LOB: 1 BB: 1 P: 7	R: 4 E: 2 K: 2 S: 10	H: 3 LOB: 0 BB: 1 P: 14	R: 0 E: 0 K: 0 S: 3	H: 1 LOB: 0 BB: 0 P: 3	R: 0 E: 0 K: 1 S: 6	H: 1 LOB: 3 BB: 2 P: 14	R: 0 E: 0 K: 1 S: 6	H: 2 LOB: 1 BB: 0 P: 6	R: 0 E: 0 K: 0 S: 3	H: 0 LOB: 1 BB: 1 P: 7	1B: 7 2B: 0 3B: 0 HR: 0	SF: 0 SAC: 1 DP: 0 HBP: 0	WP: 0 PB: 0 SB: 0 CS: 2	PA: 39			
<b>PITCHER</b>	IP	WLS	BF	H	R	ER	SO	BB	IBB	HBP	BLK	WP	HR	S	P	ERA	WHIP								
<b>Nelson Briles, R</b> ERA: 3.08 (1, 1)	5.0	L	20	3	4	0	4	2	0	0	0	0	0	26	34	0.00	1.000								
<b>Bruce Kison, R</b> ERA: 3.25 (6, 1)	2.0		9	2	0	0	1	1	1	0	0	0	0	9	17	0.00	1.500								
<b>Bob Johnson, R</b> ERA: 2.96 (8, 1)	1.0		4	2	0	0	1	0	0	0	0	0	0	6	6	0.00	2.000								
<b>Dave Giusti, R</b> ERA: 1.93 (9, 1)	1.0		4	0	0	0	0	1	0	0	0	0	0	3	7	0.00	1.000								

St. Louis Cardinals @ Pittsburgh Pirates  
Three Rivers Stadium, Pittsburgh, PA  
Wed Oct 04 1972, 7:05 PM EDT  
Att: 4,603 - Unknown

AB 31  
R 4  
H 7  
RBI 4  
BB 5  
SO 6  
LOB 13



Batter	1	2	3	4	5	6	7	8	9	AB	R	H	RBI	BB	SO	LOB	BOTTOM								
<b>Vic Davallo, L</b> OBP: 0.367, SLG: 0.413 (1, 9)	F8			G6-4-3 1B			F8		FC6-4 1B	4	1	1	0	1	0	2									
<b>Dave Cash, R</b> OBP: 0.316, SLG: 0.374 (1, 4)	1B			K			3-1		1B	5	0	2	1	0	2	4									
<b>Al Oliver, L</b> OBP: 0.352, SLG: 0.437 (1, 8)	1-2 1B			G6-4-3			1-3		1-2 2-H 1B	5	0	3	1	0	0	4									
<b>Willie Stargell, L</b> OBP: 0.373, SLG: 0.558 (1, 3)	K			K			G3		K	4	0	0	0	0	3	3									
<b>Richie Zisk, R</b> OBP: 0.318, SLG: 0.270 (8, 7)	K			K			K		K	1	0	0	0	0	1	2									
<b>Mitt May, L</b> OBP: 0.325, SLG: 0.353 (1, 2)	L3			F7			BB 1B 1B		K2-3	5	1	1	0	0	2	4									
<b>Rennie Stennett, R</b> OBP: 0.307, SLG: 0.376 (1, 7)				G3			K		6-3	4	0	0	0	0	2	1									
<b>Jose Pagan, R</b> OBP: 0.284, SLG: 0.394 (1, 5)	F7				G3 1B		1-2 1B 1B		6-3	4	0	2	0	0	0	0									
<b>Gene Alley, R</b> OBP: 0.321, SLG: 0.320 (1, 6)					G3 1B		1-2 2-3 BB		FC6-4 1B 1B	2	1	2	0	2	0	0									
<b>Nelson Briles, R</b> OBP: 0.178, SLG: 0.171 (5, PH)					G3		1-2 2-3 1B		FC6-4	1	0	0	0	0	1	1									
<b>Bill Mazeroski, R</b> OBP: 0.217, SLG: 0.250 (8, 1)										1	0	0	1	0	0	0									
<b>Bruce Kison, R</b> OBP: 0.204, SLG: 0.250 (8, 1)										1	0	1	1	0	0	0									
<b>Bob Johnson, R</b> OBP: 0.197, SLG: 0.171 (8, 1)										0	0	0	0	0	0	0									
<b>Bob Johnson, R</b> OBP: 0.197, SLG: 0.171 (9, 1)										0	0	0	0	0	0	0									
<b>Dave Giusti, R</b> OBP: 0.202, SLG: 0.398 (9, PH)										1	0	1	0	0	0	0									
<b>Manny Sanguillen, R</b> OBP: 0.322, SLG: 0.464 (9, PH)										1	0	1	0	0	0	0									
<b>Inning Stats</b>	R: 0 E: 0 K: 1 S: 7	H: 2 LOB: 2 BB: 0 P: 7	R: 0 E: 0 K: 2 S: 7	H: 0 LOB: 1 BB: 1 P: 11	R: 0 E: 0 K: 1 S: 5	H: 1 LOB: 0 BB: 0 P: 5	R: 0 E: 0 K: 1 S: 5	H: 0 LOB: 0 BB: 0 P: 5	R: 0 E: 0 K: 1 S: 7	H: 2 LOB: 3 BB: 1 P: 11	R: 0 E: 0 K: 2 S: 9	H: 3 LOB: 2 BB: 1 P: 13	R: 0 E: 0 K: 0 S: 4	H: 1 LOB: 1 BB: 0 P: 4	R: 0 E: 0 K: 1 S: 5	H: 0 LOB: 0 BB: 0 P: 5	R: 2 E: 0 K: 2 S: 11	H: 4 LOB: 2 BB: 0 P: 11	1B: 13 2B: 0 3B: 0 HR: 0	SF: 0 SAC: 0 DP: 1 HBP: 0	WP: 0 PB: 0 SB: 0 CS: 0	PA: 41			
<b>PITCHER</b>	IP	WLS	BF	H	R	ER	SO	BB	IBB	HBP	BLK	WP	HR	S	P	ERA	WHIP								
<b>Bob Gibson, R</b> ERA: 2.46 (1, 1)	9.0	W	41	13	3	3	11	3	0	0	0	0	0	60	72	3.00	1.778								

St. Louis Cardinals @ Pittsburgh Pirates  
Three Rivers Stadium, Pittsburgh, PA  
Wed Oct 04 1972, 7:05 PM EDT  
Att: 4,603 - Unknown

AB 38  
R 3  
H 13  
RBI 3  
BB 3  
SO 11  
LOB 23





Batter	1	2	3	4	5	6	7	8	9	AB	R	H	RBI	BB	SO	LOB	TOP
<b>Pete Rose, S</b> OBP: 0.400, SLG: 0.600 (1, 7)	F7		F8		F8		F7		F7	5	0	2	0	0	0	2	<b>Cincinnati Reds @ Pittsburgh Pirates</b> Three Rivers Stadium, Pittsburgh, PA Sat Oct 07 1972, 3:33 AM EDT Att: 50,476 - Unknown
<b>Joe Morgan, L</b> OBP: 0.400, SLG: 1.000 (1, 4)	HR		F9		F9		BB		F8	4	1	1	1	1	0	4	
<b>Bobby Tolan, L</b> OBP: 0.200, SLG: 0.200 (1, 8)	L8		F7		F7		BB		K	5	0	1	0	0	1	5	
<b>Johnny Bench, R</b> (1, 2)	F8			L7		BB			F7	3	0	0	0	1	0	0	
<b>Tony Perez, R</b> OBP: 0.250, SLG: 0.250 (1, 3)		1B		F9		BB			K	4	0	1	0	0	1	2	
<b>Denis Menke, R</b> OBP: 0.500, SLG: 0.333 (1, 5)		F8					P6			3	0	1	0	1	0	3	
<b>Cesar Geronimo, L</b> (1, 9)		P6		P6			F8		F7	4	0	0	0	0	0	5	
<b>Darrel Chaney, S</b> (1, 6)		F7			4-3		F8		L3	4	0	0	0	0	0	1	
<b>Don Gullett, R</b> OBP: 0.500, SLG: 0.500 <b>Ted Uhllander, L</b> OBP: 1.000, SLG: 1.000 (7, PH) <b>Pedro Borbon, R</b> (7, PH) <b>Joe Hague, L</b> (9, PH)					P3				1B	2	0	1	0	0	0	0	
<b>Inning Stats</b>	R: 1 E: 0 K: 0 S: 4	H: 1 LOB: 0 BB: 0 P: 4	R: 0 E: 0 K: 0 S: 4	H: 1 LOB: 1 BB: 0 P: 4	R: 0 E: 0 K: 0 S: 4	H: 1 LOB: 1 BB: 0 P: 4	R: 0 E: 0 K: 0 S: 4	H: 1 LOB: 2 BB: 1 P: 8	R: 0 E: 0 K: 1 S: 5	H: 0 LOB: 1 BB: 1 P: 9	R: 0 E: 0 K: 1 S: 6	H: 1 LOB: 2 BB: 1 P: 10	1B: 6 2B: 1 3B: 0 HR: 1	SF: 0 SAC: 0 DP: 0 HBP: 0	WP: 0 PB: 0 SB: 0 CS: 0	PA: 39	
<b>PITCHER</b>	IP	WLS	BF	H	R	ER	SO	BB	IBB	HBP	BLK	WP	HR	S	P	ERA	WHIP
<b>Steve Blass, R</b> ERA: 1.08 <b>Ramon Hernandez, L</b> ERA:	8.1	W	37	8	1	1	1	4	0	0	0	0	1	35	51	1.08	1.440
	0.2	S	2	0	0	0	1	0	0	0	0	0	0	4	4	0.00	0.000

AB 35  
R 1  
H 8  
RBI 1  
BB 4  
SO 2  
LOB 22



Batter	1	2	3	4	5	6	7	8	9	AB	R	H	RBI	BB	SO	LOB	BOTTOM
<b>Rennie Stennett, R</b> OBP: 0.500, SLG: 0.500 (1, 7)	PB 3B	6-3			HR 1B			4-3		4	2	2	0	0	0	0	<b>Cincinnati Reds @ Pittsburgh Pirates</b> Three Rivers Stadium, Pittsburgh, PA Sat Oct 07 1972, 3:33 AM EDT Att: 50,476 - Unknown
<b>Al Oliver, L</b> OBP: 0.500, SLG: 1.750 (1, 8)	1H 2B		5-3		1H HR			4-3		4	2	2	3	0	0	0	
<b>Roberto Clemente, R</b> (1, 9)	K		F8		6-3			6-3		4	0	0	0	0	1	1	
<b>Willie Stargell, L</b> OBP: 0.333, SLG: 0.667 <b>Bob Robertson, R</b> (9, 3)	4-3 1B		F8				K			3	1	1	1	0	1	0	
<b>Manny Sanguillen, R</b> (1, 2)	3H 2B	4-3		F8			4-3			3	0	0	0	0	0	1	
<b>Richie Hebner, L</b> OBP: 0.333, SLG: 0.333 (1, 5)	3H 1B			G3			G3			3	0	1	1	0	0	0	
<b>Dave Cash, R</b> (1, 4)	F8			F9			4-3			3	0	0	0	0	0	1	
<b>Gene Alley, R</b> (1, 6)		G3			F9		4-3			3	0	0	0	0	0	0	
<b>Steve Blass, R</b> <b>Ramon Hernandez, S</b> (9, 1)		F7			K		6-3			3	0	0	0	0	1	0	
<b>Inning Stats</b>	R: 3 E: 0 K: 1 S: 9	H: 4 LOB: 1 BB: 0 P: 9	R: 0 E: 0 K: 0 S: 3	H: 0 LOB: 0 BB: 0 P: 3	R: 0 E: 0 K: 0 S: 3	H: 0 LOB: 0 BB: 0 P: 3	R: 2 E: 0 K: 1 S: 7	H: 2 LOB: 0 BB: 0 P: 7	R: 0 E: 0 K: 1 S: 5	H: 0 LOB: 0 BB: 0 P: 5	R: 0 E: 0 K: 0 S: 3	H: 0 LOB: 0 BB: 0 P: 3	1B: 3 2B: 1 3B: 1 HR: 1	SF: 0 SAC: 0 DP: 0 HBP: 0	WP: 0 PB: 1 SB: 0 CS: 0	PA: 30	
<b>PITCHER</b>	IP	WLS	BF	H	R	ER	SO	BB	IBB	HBP	BLK	WP	HR	S	P	ERA	WHIP
<b>Don Gullett, L</b> ERA: 7.5 <b>Pedro Borbon, R</b> ERA:	6.0	L	24	6	5	5	3	0	0	0	0	0	1	30	30	7.50	1.000
	2.0		6	0	0	0	0	0	0	0	0	0	0	6	6	0.00	0.000

AB 30  
R 5  
H 6  
RBI 5  
BB 0  
SO 3  
LOB 3





Batter	1	2	3	4	5	6	7	8	9	AB	R	H	RBI	BB	SO	LOB	TOP								
<b>Pete Rose, S</b> OBP: 0.333, SLG: 0.444 (1, 7)										4	1	1	0	0	1	1	<b>Cincinnati Reds @ Pittsburgh Pirates</b> Three Rivers Stadium, Pittsburgh, PA Sun Oct 08 1972, 3:33 AM EDT Att: 50,584 - Unknown								
<b>Joe Morgan, L</b> OBP: 0.444, SLG: 1.125 (1, 4)										4	2	2	1	0	0	1									
<b>Bobby Tolan, L</b> OBP: 0.333, SLG: 0.444 (1, 8)										4	1	2	2	0	1	1									
<b>Johnny Bench, R</b> OBP: 0.250, SLG: 0.286 (1, 2)										4	1	1	0	0	2	1									
<b>Tony Perez, R</b> OBP: 0.250, SLG: 0.375 (1, 3)										4	0	1	2	0	2	0									
<b>Denis Menke, R</b> OBP: 0.375, SLG: 0.167 (1, 5)										3	0	0	0	1	1	1									
<b>Cesar Geronimo, L</b> OBP: 0.125, SLG: 0.125 (1, 9)										4	0	1	0	0	2	1									
<b>Darrel Chaney, S</b> (1, 6)										2	0	0	0	0	0	1									
<b>Dave Concepcion, R</b> (7, PH) (7, 6)									2	0	0	0	0	0	0	1									
<b>Jack Billingham, R</b> (1, 1)										2	0	0	0	0	1	0									
<b>Tom Hall, L</b> (5, 1)										1	0	0	0	0	0	0									
<b>Inning Stats</b>	R: 4 E: 0 K: 1 S: 9	H: 5 LOB: 0 BB: 0 P: 9	R: 0 E: 0 K: 2 S: 7	H: 0 LOB: 0 BB: 0 P: 7	R: 0 E: 0 K: 1 S: 5	H: 1 LOB: 0 BB: 0 P: 5	R: 0 E: 0 K: 1 S: 5	H: 0 LOB: 1 BB: 1 P: 9	R: 0 E: 1 K: 1 S: 6	H: 0 LOB: 1 BB: 0 P: 6	R: 0 E: 0 K: 2 S: 7	H: 0 LOB: 0 BB: 0 P: 7	R: 0 E: 0 K: 1 S: 5	H: 0 LOB: 0 BB: 0 P: 5	R: 1 E: 0 K: 0 S: 4	H: 1 LOB: 0 BB: 0 P: 4	R: 0 E: 0 K: 1 S: 6	H: 1 LOB: 1 BB: 1 P: 6	1B: 4 2B: 3 3B: 0 HR: 1	SF: 0 SAC: 0 DP: 1 HBP: 0	WP: 1 PB: 0 SB: 0 CS: 1	PA: 35			
<b>PITCHER</b>	IP	WLS	BF	H	R	ER	SO	BB	IBB	HBP	BLK	WP	HR	S	P	ERA	WHIP								
<b>Bob Moose, R</b> ERA: 3.86 (1, 1)	0.0	L	5	5	4	4	0	0	0	0	0	0	0	5	5	∞	∞								
<b>Bob Johnson, R</b> ERA: 3.86 (1, 1)	5.0		16	1	0	0	6	1	0	0	0	1	0	27	31	0.00	0.400								
<b>Bruce Kison, R</b> ERA: 3.38 (6, 1)	1.0		3	0	0	0	2	0	0	0	0	0	0	7	7	0.00	0.000								
<b>Ramon Hernandez, L</b> ERA: 3.38 (7, 1)	2.0		7	1	1	1	1	0	0	0	0	0	1	9	9	4.50	0.500								
<b>Dave Giusti, R</b> ERA: 3.38 (9, 1)	1.0		4	1	0	0	1	0	0	0	0	0	0	6	6	0.00	1.000								

AB	34
R	5
H	8
RBI	5
BB	1
SO	10
LOB	8



Batter	1	2	3	4	5	6	7	8	9	AB	R	H	RBI	BB	SO	LOB	BOTTOM								
<b>Rennie Stennett, R</b> OBP: 0.444, SLG: 0.375 (1, 7) (9, 4)										4	0	1	0	1	0	3	<b>Cincinnati Reds @ Pittsburgh Pirates</b> Three Rivers Stadium, Pittsburgh, PA Sun Oct 08 1972, 3:33 AM EDT Att: 50,584 - Unknown								
<b>Al Oliver, L</b> OBP: 0.444, SLG: 1.111 (1, 8)										5	1	2	0	0	2	3									
<b>Roberto Clemente, R</b> (1, 9)										3	0	0	1	1	1	4									
<b>Willie Stargell, L</b> OBP: 0.286, SLG: 0.333 (1, 3) (9, 7)										3	0	0	0	1	1	5									
<b>Richie Hebner, L</b> OBP: 0.143, SLG: 0.143 (1, 5)										4	0	0	0	0	2	2									
<b>Milt May, L</b> OBP: 0.500, SLG: 0.500 (1, 2)										2	0	1	1	0	0	0									
<b>Manny Sanguillen, R</b> OBP: 0.200, SLG: 0.400 (6, PH) (7, 2)										2	1	1	0	0	0	0									
<b>Dave Cash, R</b> OBP: 0.143, SLG: 0.143 (1, 4)										4	0	1	1	0	0	2									
<b>Dave Giusti, R</b> (9, 1)										0	0	0	0	0	0	0									
<b>Gene Alley, R</b> (1, 6)										3	1	0	0	0	0	1									
<b>Bob Moose, R</b> (1, 1)										0	0	0	0	0	0	0									
<b>Bob Johnson, L</b> (1, 1)										1	0	0	0	0	0	0									
<b>Bill Mazeroski, R</b> (5, PH)										1	0	0	0	0	0	0									
<b>Dock Ellis, S</b> (5, PH)										0	0	0	0	0	0	0									
<b>Bruce Kison, R</b> (6, 1)										0	0	0	0	0	0	0									
<b>Gene Clines, R</b> (6, PH)										0	0	0	0	0	0	0									
<b>Ramon Hernandez, S</b> (7, 1)										1	0	0	0	0	0	0									
<b>Bob Robertson, R</b> (9, 3)										0	0	0	0	0	0	0									
<b>Inning Stats</b>	R: 0 E: 0 K: 0 S: 3	H: 1 LOB: 1 BB: 1 P: 7	R: 0 E: 0 K: 1 S: 5	H: 0 LOB: 0 BB: 0 P: 5	R: 0 E: 0 K: 1 S: 5	H: 0 LOB: 0 BB: 0 P: 5	R: 1 E: 1 K: 2 S: 9	H: 2 LOB: 2 BB: 1 P: 13	R: 1 E: 0 K: 1 S: 7	H: 2 LOB: 2 BB: 0 P: 8	R: 1 E: 0 K: 1 S: 7	H: 2 LOB: 1 BB: 0 P: 7	R: 0 E: 0 K: 1 S: 5	H: 0 LOB: 0 BB: 1 P: 9	R: 0 E: 0 K: 0 S: 3	H: 0 LOB: 0 BB: 0 P: 3	R: 0 E: 0 K: 1 S: 5	H: 0 LOB: 1 BB: 1 P: 9	1B: 5 2B: 2 3B: 0 HR: 0	SF: 0 SAC: 0 DP: 1 HBP: 1	WP: 0 PB: 0 SB: 0 CS: 0	PA: 38			
<b>PITCHER</b>	IP	WLS	BF	H	R	ER	SO	BB	IBB	HBP	BLK	WP	HR	S	P	ERA	WHIP								
<b>Jack Billingham, R</b> ERA: 3.86 (1, 1)	4.2		21	5	2	2	4	2	0	0	0	0	0	26	35	3.86	1.500								
<b>Tom Hall, L</b> ERA: 2.08 (5, 1)	4.1	W	17	2	1	1	4	2	0	0	0	0	0	23	31	2.08	0.923								

AB	33
R	3
H	7
RBI	3
BB	4
SO	8
LOB	21





Batter	1	2	3	4	5	6	7	8	9	AB	R	H	RBI	BB	SO	LOB	TOP										
Rennie Stennett, R OBP: 0.429, SLG: 0.385										5	0	2	1	0	0	0											
Dave Cash, R OBP: 0.167, SLG: 0.167									5	0	1	0	0	0	0	5											
Roberto Clemente, R OBP: 0.250, SLG: 0.200									3	0	1	0	1	1	1	1											
Willie Stargell, L OBP: 0.273, SLG: 0.222 Gene Clines, R (8, PR) Bob Robertson, R (8, 3)									3	0	0	0	1	1	3	0											
Al Oliver, L OBP: 0.385, SLG: 0.923									4	0	1	0	0	1	2												
Richie Hebner, L OBP: 0.273, SLG: 0.111									2	1	0	0	1	0	1												
Manny Sanguillen, R OBP: 0.333, SLG: 0.778									4	1	2	2	0	0	2												
Gene Alley, R (1, 6)									3	0	0	0	0	0	2												
Nelson Briles, R (1, 1) Vic Davallillo, L (7, PH) Bruce Kison, R (7, 1) Dave Giusti, R (8, 1)									2	0	0	0	0	1	0												
<b>Inning Stats</b>	R: 0 E: 0 K: 2 S: 8	H: 1 LOB: 1 BB: 0 P: 8	R: 0 E: 0 K: 0 S: 3	H: 0 LOB: 0 BB: 0 P: 3	R: 0 E: 0 K: 1 S: 6	H: 1 LOB: 1 BB: 0 P: 6	R: 0 E: 0 K: 1 S: 6	H: 1 LOB: 1 BB: 0 P: 6	R: 1 E: 0 K: 0 S: 4	H: 1 LOB: 0 BB: 0 P: 4	R: 0 E: 0 K: 0 S: 3	H: 0 LOB: 1 BB: 1 P: 7	R: 1 E: 0 K: 0 S: 4	H: 2 LOB: 2 BB: 1 P: 9	R: 1 E: 0 K: 0 S: 4	H: 1 LOB: 2 BB: 2 P: 12	R: 0 E: 1 K: 0 S: 3	H: 0 LOB: 0 BB: 0 P: 3	1B: 4 2B: 3 3B: 0 HR: 1	SF: 0 SAC: 1 DP: 1 HBP: 1	WP: 1 PB: 0 SB: 0 CS: 1	PA: 38					
<b>PITCHER</b>	IP	WLS	BF	H	R	ER	SO	BB	IBB	HBP	BLK	WP	HR	S	P	ERA	WHIP										
Gary Nolan, R ERA: 1.5	6.0		23	4	1	1	4	1	0	0	0	1	1	30	34	1.50	0.833										
Pedro Borbon, R ERA: 3.95	0.1		3	1	1	1	0	0	0	1	0	0	0	2	3	27.00	3.000										
Clay Carroll, R ERA: 5.4	1.2	L	9	2	1	1	0	1	2	0	0	0	0	6	18	5.40	1.800										
Jim McGlothlin, R ERA:	1.0		3	0	0	0	0	0	0	0	0	0	0	3	3	0.00	0.000										

Pittsburgh Pirates @ Cincinnati Reds  
Riverfront Stadium, Cincinnati, OH  
Mon Oct 09 1972, 3:33 AM EDT  
Att: 52,420 - Unknown

AB 32  
R 3  
H 7  
RBI 3  
BB 4  
SO 4  
LOB 16



Batter	1	2	3	4	5	6	7	8	9	AB	R	H	RBI	BB	SO	LOB	BOTTOM										
Pete Rose, S OBP: 0.462, SLG: 0.692										4	0	3	0	0	0	1											
Joe Morgan, L OBP: 0.385, SLG: 0.833										4	1	1	1	0	1	3											
Bobby Tolan, L OBP: 0.308, SLG: 0.385										4	0	1	1	0	1	2											
Johnny Bench, R OBP: 0.250, SLG: 0.455										4	0	1	0	0	1	1											
Tony Perez, R OBP: 0.250, SLG: 0.333 Dave Concepcion, R (9, PR)										4	0	1	0	0	1	1											
Denis Menke, R OBP: 0.333, SLG: 0.111										3	0	0	0	1	0	1											
Cesar Geronimo, L OBP: 0.083, SLG: 0.083										4	0	0	0	0	0	3											
Darrel Chaney, S OBP: 0.111, SLG: 0.111										3	1	1	0	0	0	0											
Gary Nolan, R Pedro Borbon, R Clay Carroll, R Joe Hague, L (8, PH) Jim McGlothlin, R										2	0	0	0	0	1	1											
<b>Inning Stats</b>	R: 0 E: 0 K: 1 S: 6	H: 1 LOB: 0 BB: 0 P: 6	R: 0 E: 0 K: 1 S: 5	H: 0 LOB: 0 BB: 0 P: 5	R: 2 E: 0 K: 0 S: 5	H: 3 LOB: 1 BB: 0 P: 5	R: 0 E: 0 K: 0 S: 3	H: 1 LOB: 1 BB: 1 P: 7	R: 0 E: 0 K: 1 S: 6	H: 1 LOB: 1 BB: 0 P: 6	R: 0 E: 0 K: 0 S: 3	H: 0 LOB: 0 BB: 0 P: 3	R: 0 E: 0 K: 0 S: 3	H: 0 LOB: 0 BB: 0 P: 3	R: 0 E: 0 K: 2 S: 8	H: 1 LOB: 1 BB: 0 P: 8	R: 0 E: 0 K: 1 S: 6	H: 1 LOB: 1 BB: 0 P: 6	1B: 5 2B: 3 3B: 1 HR: 0	SF: 0 SAC: 0 DP: 1 HBP: 0	WP: 0 PB: 0 SB: 1 CS: 0	PA: 34					
<b>PITCHER</b>	IP	WLS	BF	H	R	ER	SO	BB	IBB	HBP	BLK	WP	HR	S	P	ERA	WHIP										
Nelson Briles, R ERA: 3.0	6.0		23	6	2	2	3	1	0	0	0	0	0	7	7	0.00	0.750										
Bruce Kison, R ERA:	1.1	W	5	1	0	0	1	0	0	0	0	0	0	7	7	0.00	0.750										
Dave Giusti, R ERA:	1.2	S	6	1	0	0	2	0	0	0	0	0	0	10	10	0.00	0.600										

Pittsburgh Pirates @ Cincinnati Reds  
Riverfront Stadium, Cincinnati, OH  
Mon Oct 09 1972, 3:33 AM EDT  
Att: 52,420 - Unknown

AB 33  
R 2  
H 8  
RBI 2  
BB 1  
SO 6  
LOB 13





Batter	1	2	3	4	5	6	7	8	9	AB	R	H	RBI	BB	SO	LOB	TOP		
Rennie Stennett, R OBP: 0.333, SLG: 0.294 (1, 7)	G3		F8			4-3			F9	4	0	0	0	0	0	1			
Al Oliver, L OBP: 0.294, SLG: 0.706 (1, 8)	F8			6-3		F7			4-3	4	0	0	0	0	0	0			
Roberto Clemente, R OBP: 0.313, SLG: 0.590 (1, 9)	K			FC4-6 1B					6-3	4	1	2	1	0	1	0			
Willie Stargell, L OBP: 0.214, SLG: 0.167 (1, 3)		P6		FC4-6 1-2					6-3	3	0	0	0	0	0	1			
Manny Sanguillen, R OBP: 0.250, SLG: 0.583 (1, 2)	F8			F4					4-3	3	0	0	0	0	0	1			
Dave Cash, R OBP: 0.133, SLG: 0.133 (1, 4)		6-3				F8			5-3	3	0	0	0	0	0	0			
Richie Hebner, L OBP: 0.214, SLG: 0.083 (1, 5)			F9			K			F6	3	0	0	0	0	1	0			
Gene Alley, R (1, 6)			6-3			K			K	3	0	0	0	0	2	0			
Dock Ellis, S Bill Mazerowski, R Bob Johnson, L Luke Walker, L Gene Clines, R Bob Miller, R (1, 1) (6, Ph) (6, 1) (7, 1) (8, Ph) (8, 1)			E6			K			L6-3	1	0	0	0	0	0	0			
<b>Inning Stats</b>	R: 0 E: 0 K: 1 S: 5	H: 0 LOB: 0 BB: 0 P: 5	R: 0 E: 0 K: 0 S: 3	H: 0 LOB: 0 BB: 0 P: 3	R: 0 E: 1 K: 0 S: 4	H: 0 LOB: 1 BB: 0 P: 4	R: 0 E: 0 K: 2 S: 4	H: 1 LOB: 1 BB: 0 P: 4	R: 0 E: 0 K: 1 S: 7	H: 0 LOB: 0 BB: 0 P: 7	R: 1 E: 0 K: 0 S: 4	H: 1 LOB: 0 BB: 0 P: 4	R: 0 E: 0 K: 1 S: 5	H: 0 LOB: 0 BB: 0 P: 5	R: 0 E: 0 K: 0 S: 3	H: 0 LOB: 0 BB: 0 P: 3	1B: 1 2B: 0 3B: 0 HR: 1	SF: 0 SAC: 0 DP: 0 HBP: 0	WP: 0 PA: 30 PB: 0 SB: 0 CS: 0
<b>PITCHER</b> Ross Grimsley, L ERA: 1.0 (1, 1)	IP: 9.0 WLS: W BF: 30 H: 2 R: 1 ER: 1 SO: 5 BB: 0 IBB: 0 HBP: 0 BLK: 0 WP: 0 HR: 1 S: 40 P: 40 ERA: 1.00 WHIP: 0.222															<b>PITCHER</b>			

Pittsburgh Pirates @ Cincinnati Reds  
Riverfront Stadium, Cincinnati, OH  
Tue Oct 10 1972, 3:33 AM EDT  
Att: 39,447 - Unknown

AB 30  
R 1  
H 2  
RBI 1  
BB 0  
SO 5  
LOB 3



Batter	1	2	3	4	5	6	7	8	9	AB	R	H	RBI	BB	SO	LOB	BOTTOM		
Pete Rose, S OBP: 0.500, SLG: 0.647 (1, 7)	FC6-5 SH5-3 1B			F5				F7		4	0	2	1	1	0	2			
Joe Morgan, L OBP: 0.375, SLG: 0.733 (1, 4)	SH5-3 1-2		K		F5			3B 1B		3	1	1	0	0	1	1			
Bobby Tolan, L OBP: 0.294, SLG: 0.471 (1, 8)	FC6-5 1B 2-3		5-3		F8			1H SF8 3B		4	2	1	1	0	0	2			
Johnny Bench, R OBP: 0.313, SLG: 0.500 (1, 2)	E S 1B			S E 1B	F9			SF8		3	1	2	1	0	0	0			
Tony Perez, R OBP: 0.188, SLG: 0.250 (1, 3)	P3 1-3 3H			F8		K		5-3		4	0	0	0	0	1	2			
Denis Menke, R OBP: 0.375, SLG: 0.308 (1, 5)		K		K		4-3 1B 2B		1B		4	1	2	0	0	2	1			
Cesar Geronimo, L OBP: 0.083, SLG: 0.083 (1, 9)	F8			E6 1B		4-3		4-3		4	1	0	0	0	2				
Darrel Chaney, S OBP: 0.231, SLG: 0.167 (1, 6)	L7			2B 1B		1B S 1B IBB		F7		3	1	1	1	1	0	0			
Ross Grimsley, L OBP: 0.500, SLG: 0.750 (1, 1)				5-3		1B 1B		K		4	0	2	1	0	1	0			
<b>Inning Stats</b>	R: 1 E: 0 K: 0 S: 5	H: 2 LOB: 1 BB: 0 P: 5	R: 0 E: 0 K: 1 S: 5	H: 0 LOB: 0 BB: 0 P: 5	R: 0 E: 0 K: 1 S: 9	H: 0 LOB: 1 BB: 1 P: 9	R: 2 E: 1 K: 1 S: 9	H: 3 LOB: 2 BB: 0 P: 9	R: 0 E: 0 K: 1 S: 3	H: 0 LOB: 0 BB: 0 P: 3	R: 2 E: 0 K: 0 S: 6	H: 3 LOB: 2 BB: 1 P: 6	R: 0 E: 0 K: 1 S: 5	H: 0 LOB: 0 BB: 0 P: 5	R: 0 E: 0 K: 1 S: 5	H: 0 LOB: 0 BB: 0 P: 5	1B: 8 2B: 2 3B: 1 HR: 0	SF: 1 SAC: 1 DP: 0 HBP: 0	WP: 0 PA: 37 PB: 0 SB: 3 CS: 0
<b>PITCHER</b> Dock Ellis, S ERA: 3.0 (1, 1)	IP: 5.0 WLS: L BF: 22 H: 5 R: 3 ER: 2 SO: 3 BB: 1 IBB: 0 HBP: 0 BLK: 0 WP: 0 HR: 0 S: 27 P: 31 ERA: 0.00 WHIP: 1.200															<b>PITCHER</b>			
Bob Johnson, R ERA: 3.0 (6, 1)	1.0 6 3 2 2 1 0 1 0 0 0 0 7 11 18.00 3.000																		
Luke Walker, L ERA: 18.0 (7, 1)	1.0 6 3 2 2 0 0 0 0 0 0 6 6 18.00 3.000																		
Bob Miller, R ERA: 18.0 (8, 1)	1.0 3 0 0 0 0 1 0 0 0 0 5 5 0.00 0.000																		

Pittsburgh Pirates @ Cincinnati Reds  
Riverfront Stadium, Cincinnati, OH  
Tue Oct 10 1972, 3:33 AM EDT  
Att: 39,447 - Unknown

AB 33  
R 7  
H 11  
RBI 5  
BB 2  
SO 5  
LOB 10






Batter	1	2	3	4	5	6	7	8	9	AB	R	H	RBI	BB	SO	LOB	TOP										
<b>Rennie Stennett, R</b> OBP: 0.318, SLG: 0.286 (1, 7)	F9	5-3			3-1			SH2-4 1B		4	0	1	0	0	0	1											
<b>Al Oliver, L</b> OBP: 0.250, SLG: 0.600 (1, 8)	K		5-3		F7			SH2-4		3	0	0	0	0	1	0											
<b>Roberto Clemente, R</b> OBP: 0.350, SLG: 0.471 (1, 9)	1B		F8		K			IBB		3	0	1	0	1	1	0											
<b>Willie Stargell, L</b> OBP: 0.167, SLG: 0.125 <b>Bob Robertson, R</b> (8, 3)	P3		P4		K			K		4	0	0	0	0	2	3											
<b>Manny Sanguillen, R</b> OBP: 0.313, SLG: 0.563 (1, 2)		2B E 1B		1B 1B		F7		4-3		4	2	2	0	0	0	2											
<b>Richie Hebner, L</b> OBP: 0.276, SLG: 0.250 (1, 5)	E6 1B 2B			1B 1B		4-3			F5	4	1	2	0	0	0	0											
<b>Dave Cash, R</b> OBP: 0.211, SLG: 0.211 (1, 4)		WP 1B		G4-6-3 1B			F7		5-3	4	0	2	2	0	0	0											
<b>Gene Alley, R</b> (1, 6)	F8		F9		K				5-3	4	0	0	0	0	1	3											
<b>Steve Blass, R</b> (1, 1)	K				G4-6-3					3	0	0	0	0	2	3											
<b>Ramon Hernandez, S</b> (8, 1)										0	0	0	0	0	0	0											
<b>Dave Giusti, R</b> (9, 1)										0	0	0	0	0	0	0											
<b>Bob Moose, R</b> (9, 1)										0	0	0	0	0	0	0											
<b>Inning Stats</b>	R: 0 E: 0 K: 1 S: 6	H: 1 LOB: 1 BB: 0 P: 6	R: 2 E: 1 K: 1 S: 8	H: 3 LOB: 1 BB: 0 P: 8	R: 0 E: 0 K: 0 S: 3	H: 0 LOB: 0 BB: 0 P: 3	R: 1 E: 0 K: 0 S: 5	H: 3 LOB: 1 BB: 0 P: 5	R: 0 E: 0 K: 1 S: 5	H: 0 LOB: 0 BB: 0 P: 5	R: 0 E: 0 K: 2 S: 7	H: 0 LOB: 0 BB: 0 P: 7	R: 0 E: 0 K: 1 S: 6	H: 1 LOB: 2 BB: 1 P: 10	R: 0 E: 0 K: 0 S: 3	H: 0 LOB: 0 BB: 0 P: 3	1B: 7 2B: 1 3B: 0 HR: 0	SF: 0 SAC: 1 DP: 1 HBP: 0	WP: 1 PB: 0 SB: 0 CS: 0	PA: 35							
<b>PITCHER</b>	IP	WLS	BF	H	R	ER	SO	BB	IBB	HBP	BLK	WP	HR	S	P	ERA	WHIP										
<b>Don Gullett, L</b> ERA: 8.0 (1, 1)	3.0		15	6	3	3	2	0	0	0	0	1	0	19	19	9.00	2.000										
<b>Pedro Borbon, R</b> ERA: 2.09 (4, 1)	2.0		6	1	0	0	1	0	0	0	0	0	0	8	8	0.00	0.500										
<b>Tom Hall, L</b> ERA: 1.23 (6, 1)	3.0		11	1	0	0	4	0	1	0	0	0	0	18	22	0.00	0.333										
<b>Clay Carroll, R</b> ERA: 3.38 (9, 1)	1.0	W	3	0	0	0	0	0	0	0	0	0	0	3	3	0.00	0.000										

Pittsburgh Pirates @ Cincinnati Reds  
Riverfront Stadium, Cincinnati, OH  
Wed Oct 11 1972, 3:33 AM EDT  
Att: 41,887 - Unknown

AB 33  
R 3  
H 8  
RBI 2  
BB 1  
SO 7  
LOB 12



Batter	1	2	3	4	5	6	7	8	9	AB	R	H	RBI	BB	SO	LOB	BOTTOM										
<b>Pete Rose, S</b> OBP: 0.476, SLG: 0.650 (1, 7)	4-3		4-3 2H 2B		K			SH5-4		3	0	1	1	0	1	0											
<b>Joe Morgan, L</b> OBP: 0.300, SLG: 0.579 (1, 4)	F8		4-3		F9			4-3		4	0	0	0	0	0	3											
<b>Bobby Tolan, L</b> OBP: 0.238, SLG: 0.381 (1, 8)	4-3		1-3		4-3			K		4	0	0	0	0	1	3											
<b>Johnny Bench, R</b> OBP: 0.350, SLG: 0.667 (1, 2)		P3		5-3				1B		4	1	2	1	0	0	0											
<b>Tony Perez, R</b> OBP: 0.200, SLG: 0.250 <b>George Foster, R</b> (9, PR)		K		K				F9		4	0	1	0	0	2	1											
<b>Denis Menke, R</b> OBP: 0.400, SLG: 0.313 (1, 5)				6-3						3	0	1	0	1	0	0											
<b>Cesar Geronimo, L</b> OBP: 0.100, SLG: 0.250 (1, 9)								G3		4	1	1	1	0	0	3											
<b>Darrel Chaney, S</b> OBP: 0.235, SLG: 0.188 (1, 6)										4	1	1	0	0	1	2											
<b>Don Gullett, R</b> OBP: 0.280, SLG: 0.550 <b>Pedro Borbon, R</b> (4, 1)										0	0	0	0	0	0	0											
<b>Ted Uhllander, L</b> OBP: 0.200, SLG: 0.500 <b>Tom Hall, L</b> (8, 1)										0	0	0	0	0	0	0											
<b>Joe Hague, L</b> (8, PR)										0	0	0	0	0	0	0											
<b>Dave Concepcion, R</b> (8, PR)										0	0	0	0	0	0	0											
<b>Clay Carroll, R</b> (9, 1)										0	0	0	0	0	0	0											
<b>Hal McRae, R</b> (9, PR)										1	0	0	0	0	0	1											
<b>Inning Stats</b>	R: 0 E: 0 K: 0 S: 3	H: 0 LOB: 0 BB: 0 P: 3	R: 0 E: 0 K: 1 S: 5	H: 0 LOB: 1 BB: 1 P: 9	R: 1 E: 0 K: 0 S: 5	H: 2 LOB: 1 BB: 0 P: 5	R: 0 E: 0 K: 1 S: 5	H: 0 LOB: 0 BB: 0 P: 5	R: 1 E: 0 K: 2 S: 8	H: 1 LOB: 0 BB: 0 P: 8	R: 0 E: 0 K: 0 S: 4	H: 1 LOB: 1 BB: 0 P: 4	R: 0 E: 0 K: 0 S: 3	H: 0 LOB: 0 BB: 0 P: 3	R: 0 E: 0 K: 1 S: 5	H: 0 LOB: 2 BB: 1 P: 9	R: 2 E: 0 K: 0 S: 5	H: 3 LOB: 1 BB: 0 P: 5	1B: 4 2B: 1 3B: 0 HR: 2	SF: 0 SAC: 2 DP: 0 HBP: 0	WP: 1 PB: 0 SB: 0 CS: 0	PA: 36					
<b>PITCHER</b>	IP	WLS	BF	H	R	ER	SO	BB	IBB	HBP	BLK	WP	HR	S	P	ERA	WHIP										
<b>Steve Blass, R</b> ERA: 1.72 (1, 1)	7.1		28	4	2	2	4	2	0	0	0	0	1	34	42	2.46	0.818										
<b>Ramon Hernandez, L</b> ERA: 2.7 (8, 1)	0.2		2	0	0	0	1	0	0	0	0	0	0	4	4	0.00	0.000										
<b>Dave Giusti, R</b> ERA: 6.75 (9, 1)	0.0	L	3	3	2	2	0	0	0	0	0	0	1	3	3	∞	∞										
<b>Bob Moose, R</b> ERA: 54.0 (9, 1)	0.2		3	0	0	0	0	0	0	0	0	1	0	2	2	0.00	0.000										

Pittsburgh Pirates @ Cincinnati Reds  
Riverfront Stadium, Cincinnati, OH  
Wed Oct 11 1972, 3:33 AM EDT  
Att: 41,887 - Unknown

AB 32  
R 4  
H 7  
RBI 3  
BB 2  
SO 5  
LOB 13

