

Pittsburgh Pirates - 1973

Batter	1	2	3	4	5	6	7	8	9	AB R H RBI BB SO LOB	TOP																
Lou Brock, L (1, 7) OBP: 0.400, SLG: 0.250	4-0 CS BB	0-0 2-H 1B		0-0 F7			0-0 1-3		0-0 F9	4 0 1 1 1 0 1																	
Ted Sizemore, R (1, 4) OBP: 0.250, SLG: 0.250	0-0 F8 1-2	0-0 PO 1-2	0-0 HBP BB 3-1 1B		0-0 4-3		0-0 6-3			4 1 1 0 0 0 1																	
Jose Cruz, L (1, 8) OBP: 0.250, SLG: 0.250	4-0 BB		4-0 HBP BB 3-1 6-3		0-0 P6			0-3 K		2 1 0 0 2 1 0																	
Joe Torre, R (1, 3) OBP: 0.500, SLG: 0.333	0-3 K		1-0 HBP BB 6-3 3-1 1-2 2-3		0-0 L5			0-0 1B		3 0 1 0 0 1 1																	
Ted Simmons, S (1, 2)		4-0 1B BB	0-0 3-1		0-0 5-3			0-3 K		3 1 0 1 1 1 3																	
Ken Reitz, R (1, 5) OBP: 0.250, SLG: 0.250		0-0 1B	0-0 6-3		0-0 1-3			0-0 4-3		4 0 1 1 0 0 2																	
Bernie Carbo, L (1, 9) OBP: 0.667, SLG: 0.667		0-0 2B SF9 1B 3-H	0-0 4-3						4-0 BB	3 1 2 1 0 0 1																	
Luis Melendez, R (9, PH)										0 0 0 0 1 0 0																	
Ray Busse, R (1, 6) OBP: 0.250, SLG: 0.500		0-0 WP 1B 2B 1-3		0-0 6-3		0-0 6-3			0-0 F8	4 1 1 0 0 0 2																	
Bob Gibson, R (1, 1)		0-0 SF9		0-0 L6					0-0 F9	2 0 0 1 0 0 0																	
Diego Segui, R (8, 1)										0 0 0 0 0 0 0																	
Bill Stein, R (9, PH)										1 0 0 0 0 0 1																	
Inning Stats	R: 0 E: 0 K: 1 S: 4	H: 0 LOB: 1 BB: 2 P: 12	R: 3 E: 0 K: 0 S: 5	H: 4 LOB: 0 BB: 1 P: 9	R: 2 E: 0 K: 0 S: 4	H: 1 LOB: 1 BB: 1 P: 9	R: 0 E: 0 K: 0 S: 3	H: 0 LOB: 0 BB: 0 P: 3	R: 0 E: 0 K: 0 S: 4	H: 1 LOB: 1 BB: 0 P: 4	R: 0 E: 0 K: 0 S: 3	H: 0 LOB: 0 BB: 0 P: 3	R: 0 E: 0 K: 2 S: 8	H: 1 LOB: 1 BB: 0 P: 8	R: 0 E: 0 K: 0 S: 3	H: 0 LOB: 1 BB: 1 P: 7	1B: 6 2B: 1 3B: 0 HR: 0	SF: 1 SAC: 0 DP: 0 HBP: 1	WP: 1 PB: 0 SB: 0 CS: 1	PA: 38							
PITCHER	IP	WLS	BF	H	R	ER	SO	BB	IBB	HBP	BLK	WP	HR	S	P	ERA	WHIP										
Steve Blass, R (1, 1) ERA: 9.0	5.0		22	5	5	5	1	4	0	1	0	1	0	19	36	9.00	1.800										
Luke Walker, L (6, 1) ERA:	2.0		7	1	0	0	0	0	0	0	0	0	0	7	7	0.00	0.500										
Jim Rooker, L (8, 1) ERA:	1.0	W	4	1	0	0	2	0	0	0	0	0	0	8	8	0.00	1.000										
Ramon Hernandez, L (9, 1) ERA:	1.0	S	4	0	0	0	0	1	0	0	0	0	0	3	7	0.00	1.000										

St. Louis Cardinals @ Pittsburgh Pirates
 Three Rivers Stadium, Pittsburgh, PA
 Fri Apr 06 1973, 3:33 AM EST
 Att: 51,695 - Unknown

livebaseballscorecards.com

AB 30
 R 5
 H 7
 RBI 5
 BB 5
 SO 3
 LOB 12



Batter	1	2	3	4	5	6	7	8	9
Rennie Stennett, R (1, 4) (8, 6)	0-0 E6 G6-4-3			0-0 4-3		4-0 1B PB SF8 BB		F9	
Manny Sanguillen, R (1, 9) OBP: 0.500, SLG: 0.500	0-0 G6-4-3 1-2f			0-0 4-3		0-0 1-3 1B		0-0 1B 2B 1B	
Al Oliver, L (1, 8) OBP: 0.500, SLG: 1.333	0-0 6-3			0-0 3B		0-0 SF8 3-H		0-0 1-3 2B 1B	
Willie Stargell, L (1, 7) Ramon Hernandez, S (9, 1)		4-0 G1-6-3 BB		0-3 K		0-3 K		4-0 1-2 2B 3B BB	
Bob Robertson, R (1, 3)		0-0 G1-6-3 1-2f		0-0 P4		0-0 F7		0-3 K	
Richie Hebner, L (1, 5) OBP: 0.750, SLG: 1.750		0-0 F9		0-0 BB 1B		0-0 HR		0-0 1-3 2-H 3-H 3B 2B	
Gene Alley, R (1, 6) Jim Rooker, R (8, 1) Gene Clines, R (8, PH) OBP: 1.000, SLG: 3.000			0-0 6-3	4-0 BB 1B		0-3 K		0-0 2-H 3-H E 3B	
Milt May, L (1, 2)			0-0 4-3	0-0 F9		0-0 F8		4-0 E IBB	
Steve Blass, R (1, 1) Vic Davalillo, L (5, PH) Luke Walker, L (6, 1) Dave Cash, R (7, PH) (8, 4)			0-0 4-3	0-0 P3		0-3 K		0-0 1-2 3-H E6 FC5-4	

Inning Stats	R: 0	H: 0	E: 1	LOB: 0	K: 0	BB: 0	S: 3	P: 3
	0	0	0	0	0	0	3	3
	0	0	0	0	0	0	2	6
	0	0	0	0	0	0	3	6
	0	1	0	1	1	0	6	6
	0	1	0	2	0	0	8	8
	1	1	0	0	2	1	8	10
	1	1	0	0	0	0	8	8
	5	4	1	2	1	2	18	18

AB	R	H	RBI	BB	SO	LOB
4	1	0	0	1	0	2
4	1	2	0	0	0	1
3	1	2	1	0	0	0
2	1	0	0	2	2	2
0	0	0	0	0	0	0
4	0	0	0	0	1	5
4	2	3	3	0	0	0
2	0	0	0	1	1	0
0	0	0	0	0	0	0
1	1	1	2	0	0	0
3	0	0	0	1	0	2
1	0	0	0	0	0	0
1	0	0	0	0	0	2
0	0	0	0	0	0	0
2	0	0	0	0	1	1

BOTTOM

St. Louis Cardinals @ Pittsburgh Pirates
 Three Rivers Stadium, Pittsburgh, PA

livebaseballscorecards.com

AB	31
R	7
H	8
RBI	6
BB	5
SO	5
LOB	15



WP	HR	S	P	ERA	WHIP
0	0	0	0	4.91	1.364
0	0	0	0	13.50	3.000

Fri Apr 06 1973, 3:33 AM EST
 Att. 51,695 - Unknown

Batter	1	2	3	4	5	6	7	8	9	10	AB R H RBI BB SO LOB	TOP												
Lou Brock, L (1, 7) OBP: 0.222, SLG: 0.125	0-0 F9		0-0 4-3			0-0 4-3		0-0 F9			4 0 0 0 0 0 0	St. Louis Cardinals @ Pittsburgh Pirates Three Rivers Stadium, Pittsburgh, PA Sun Apr 08 1973, 3:33 AM EST Unknown												
Ted Sizemore, R (1, 4) OBP: 0.250, SLG: 0.250	0-0 5-3			0-0 E5 FC6-4		0-0 1B 1B		0-0 5-3			4 1 1 0 0 0 0													
Jose Cruz, L (1, 8) OBP: 0.375, SLG: 0.167	0-0 FC4-6 1B			0-0 FC6-4 HR		0-3 K 1-2		0-0 1-3			4 1 1 0 0 1 2													
Joe Torre, R (1, 3) OBP: 0.500, SLG: 0.857	0-0 FC4-6 1-2f			0-0 HR		0-0 FC4 1B		0-0 F9			4 1 2 3 0 0 1													
Ted Simmons, S (1, 2)		0-0 G3		0-0 F9		0-0 FC4 1-2f		0-0 1-3			4 0 0 0 0 0 1													
Ken Reitz, R (1, 5) OBP: 0.125, SLG: 0.125		0-0 F7		0-0 F7		0-0 F7		0-0 P4			4 0 0 0 0 0 0													
Bernie Carbo, L (1, 9) OBP: 0.286, SLG: 0.286		0-0 1-4-3			0-3 K		0-0 F7		0-0 5-3		4 0 0 0 0 1 0													
Ray Busse, R (1, 6) OBP: 0.125, SLG: 0.250			0-3 K		0-0 F8		0-0 F3		0-0 G3		4 0 0 0 0 1 0													
Rick Wise, R (1, 1)			0-3 K		0-0 6-3			0-3 K			3 0 0 0 0 2 0													
Wayne Granger, R (9, 1)											0 0 0 0 0 0 0													
Inning Stats	R: 0 E: 0 K: 0 S: 4	H: 1 LOB: 1 BB: 0 P: 4	R: 0 E: 0 K: 0 S: 3	H: 0 LOB: 0 BB: 0 P: 3	R: 0 E: 0 K: 2 S: 7	H: 0 LOB: 0 BB: 0 P: 7	R: 2 E: 1 K: 0 S: 5	H: 1 LOB: 0 BB: 0 P: 5	R: 0 E: 0 K: 1 S: 5	H: 0 LOB: 0 BB: 0 P: 5	R: 1 E: 0 K: 1 S: 7	H: 2 LOB: 1 BB: 0 P: 7	R: 0 E: 0 K: 0 S: 3	H: 0 LOB: 0 BB: 0 P: 3	R: 0 E: 0 K: 0 S: 3	H: 0 LOB: 0 BB: 0 P: 3	R: 0 E: 0 K: 0 S: 3	H: 0 LOB: 0 BB: 0 P: 3	R: 0 E: 0 K: 0 S: 3	H: 0 LOB: 0 BB: 0 P: 3	1B: 3 2B: 0 3B: 0 HR: 1	SF: 0 SAC: 0 DP: 0 HBP: 0	WP: 0 PB: 0 SB: 1 CS: 0	PA: 35
PITCHER	IP WLS BF H R ER SO BB IBB HBP BLK WP HR S P ERA WHIP												IP WLS BF H R ER SO BB IBB HBP BLK WP HR S P ERA WHIP											
Nelson Briles, R (1, 1) ERA: 2.0	9.0																							
Dave Giusti, R (10, 1) ERA:	1.0																							

livebaseballscorecards.com

AB	35
R	3
H	4
RBI	3
BB	0
SO	5
LOB	4



Batter	1	2	3	4	5	6	7	8	9	10	AB	R	H	RBI	BB	SO	LOB
Rennie Stennett, R (1, 4) OBP: 0.300, SLG: 0.222	0-0 FC6-4 1B	0-0 1-3		0-0 4-3			0-0 F8		0-0 1-3 1B		5	0	2	0	0	0	2
Manny Sanguillen, R (1, 9) OBP: 0.444, SLG: 0.500	0-0 FC6-4 1-2f FC4-6		0-0 E5 2B 1B		0-0 1-3		0-0 1B		0-0 SF8		4	1	2	1	0	0	1
Al Oliver, L (1, 8) OBP: 0.333, SLG: 0.750	0-0 FC4-6 1-2f		0-0 2-H 2B		0-0 4-3		0-0 F8		0-0 F7		5	0	1	1	0	0	3
Willie Stargell, L (1, 7) OBP: 0.444, SLG: 0.333	0-0 F9		0-0 F8		0-0 2B			4-0 FC5-4 BB		0-0 G3	4	0	1	0	1	0	2
Bob Robertson, R (1, 3) OBP: 0.111, SLG: 0.444		0-0 6-3	0-0 F9		0-0 1-3			0-0 FC5-4 4-3 1-2f		0-0 HR	5	1	1	1	0	0	3
Richie Hebner, L (1, 5) OBP: 0.625, SLG: 1.286		0-0 F9 1B 2B	4-0 FC6-4 IBB			0-0 4-3		0-0 4-3 1-2			3	1	1	0	1	0	1
Gene Alley, R (1, 6) Vic Davalillo, L (8, PH) Jackie Hernandez, R (9, 6)		0-0 F9 2-3	0-0 FC6-4 1-2f			0-0 6-3		0-0 4-3			3	0	0	0	0	0	3
Milt May, L (1, 2)		4-0 1B IBB		0-0 4-3		0-0 F7			0-0 F7		3	0	0	0	1	0	0
Nelson Bries, R (1, 1) Gene Clines, R (9, PH) Dave Giusti, R (10, 1)		0-0 1-2 3-H 1B		0-0 6-3			0-0 F7		0-0 1B SF8 1B		3	0	1	1	0	0	0

Inning Stats	R: 0	H: 1	E: 0	K: 0	S: 4	P: 4	R: 1	H: 2	E: 0	K: 0	S: 5	P: 9	R: 1	H: 2	E: 1	K: 0	S: 5	P: 9	R: 0	H: 0	E: 0	K: 0	S: 3	P: 3	R: 0	H: 1	E: 0	K: 0	S: 4	P: 4	R: 0	H: 0	E: 0	K: 0	S: 3	P: 3	R: 0	H: 1	E: 0	K: 0	S: 4	P: 4	R: 0	H: 0	E: 0	K: 0	S: 3	P: 3	R: 0	H: 1	E: 0	K: 0	S: 4	P: 4	R: 0	H: 2	E: 0	K: 0	S: 5	P: 5	R: 1	H: 1	E: 0	K: 0	S: 2	P: 2	1B: 6	SF: 1	2B: 3	3B: 0	HR: 1	WP: 0	PA: 41
IP	WLS	BF	H	R	ER	SO	BB	IBB	HBP	BLK	WP	HR	S	P	ERA	WHIP																																																									

PITCHER	IP	WLS	BF	H	R	ER	SO	BB	IBB	HBP	BLK	WP	HR	S	P	ERA	WHIP
Rick Wise, R (1, 1) ERA: 3.24	8.1		37	9	3	3	0	1	2	0	0	0	0	34	46	3.24	1.200
Wayne Granger, R (9, 1) ERA: 9.0	1.0	L	4	1	1	1	0	0	0	0	0	0	1	4	4	9.00	1.000

PITCHER	IP	WLS	BF	H	R	ER	SO	BB	IBB	HBP	BLK	WP	HR	S	P	ERA	WHIP
---------	----	-----	----	---	---	----	----	----	-----	-----	-----	----	----	---	---	-----	------

BOTTOM

St. Louis Cardinals @ Pittsburgh Pirates
Three Rivers Stadium, Pittsburgh, PA
Sun Apr 08 1973, 3:33 AM EST
Unknown

AB	37
R	4
H	10
RBI	4
BB	3
SO	0
LOB	16



WP: 0	PA: 41
PB: 0	
SB: 0	
CS: 0	

Batter	1	2	3	4	5	6	7	8	9	AB R H RBI BB SO LOB	TOP
Lou Brock, L (1, 7) OBP: 0.500, SLG: 0.462	0-0 G3 PB 2B 1B		0-0 WP 2B 1B		0-0 1B		0-0 E S 1B		0-0 1-3 2-H 1B	5 2 5 1 0 0 0	
Ed Crosby, L (1, 4) Ted Sizemore, R (9, PH) OBP: 0.222, SLG: 0.222	0-0 G3 1-3		0-0 2-3 1-2		0-0 P4		0-0 F7 1-3		0-3 K	4 0 0 0 0 0 4 1 0 0 0 0 1 2	
Jose Cruz, L (1, 8) OBP: 0.333, SLG: 0.300	0-0 L6		0-0 2B 2-H		0-0 F9			0-0 6-3		4 0 1 1 0 0 2	
Joe Torre, R (1, 3) OBP: 0.500, SLG: 0.800	0-0 2B 3-H		0-3 K			4-0 G3-6-1 BB		0-0 F8		3 0 1 1 1 1 1	
Ted Simmons, S (1, 2)	0-0 F8		0-0 4-3			0-0 G3-6-1 1-2f		0-0 5-3		4 0 0 0 0 0 3	
Ken Reitz, R (1, 5) Mike Tyson, R (9, PR) OBP: 0.250, SLG: 0.100		0-0 1-3		0-0 F7		4-0 BB		4-0 1B 1B BB		2 0 0 0 2 0 0 0 1 0 0 0 0 0	
Bernie Carbo, L (1, 9) OBP: 0.273, SLG: 0.200		4-0 BB		0-0 F8		0-0 4-3		0-0 F8		3 0 0 0 1 0 2	
Ray Busse, R (1, 6) Tim McCarver, L (9, PH) OBP: 0.091, SLG: 0.182 OBP: 1.000, SLG: 1.000		0-3 K		0-3 K		0-3 K		0-0 1B 1-2 1B		3 0 0 0 0 3 1 1 0 1 0 0 0 0	
Scipio Spinks, R (1, 1) Al Santorini, R (5, 1) John Andrews, L (5, 1) Dwain Anderson, R (7, PH) Alan Foster, R (7, 1) Luis Melendez, R (9, PH)		0-3 K		0-3 K		0-3 K		0-0 F8		2 0 0 0 0 2 1 0 0 0 0 0 0 0 0 0 0 0 0 0 0 1 0 0 0 0 1 0 0 0 0 0 0 0 0 1 0 0 0 0 0 2	
Inning Stats	R: 1 E: 0 K: 0 S: 5 H: 2 LOB: 1 BB: 0 P: 5	R: 0 E: 0 K: 2 S: 7 H: 0 LOB: 1 BB: 1 P: 11	R: 1 E: 0 K: 1 S: 7 H: 2 LOB: 1 BB: 0 P: 7	R: 0 E: 0 K: 1 S: 5 H: 0 LOB: 0 BB: 0 P: 5	R: 0 E: 0 K: 1 S: 6 H: 1 LOB: 1 BB: 0 P: 6	R: 0 E: 0 K: 0 S: 2 H: 0 LOB: 1 BB: 2 P: 10	R: 0 E: 0 K: 2 S: 8 H: 1 LOB: 1 BB: 0 P: 8	R: 0 E: 0 K: 0 S: 3 H: 0 LOB: 0 BB: 0 P: 3	R: 1 E: 0 K: 1 S: 7 H: 2 LOB: 2 BB: 1 P: 11	1B: 6 2B: 2 3B: 0 HR: 0 SF: 0 SAC: 0 DP: 1 HBP: 0	WP: 1 PB: 1 SB: 1 CS: 0 PA: 38
PITCHER Dock Ellis, R (1, 1) ERA: 3.12 Ramon Hernandez, L (9, 1) ERA:	IP WLS BF H R ER SO BB IBB HBP BLK WP HR S P ERA WHIP	8.2 W 36 7 3 3 7 4 0 0 0 1 0 46 62 3.12 1.269	0.1 S 2 1 0 0 1 0 0 0 0 0 0 4 4 0.00 3.000								

St. Louis Cardinals @ Pittsburgh Pirates
 Three Rivers Stadium, Pittsburgh, PA
 Sun Apr 08 1973, 3:38 AM EST
 Att. 23,391 - Unknown

livebaseballscorecards.com

AB	34
R	3
H	8
RBI	3
BB	4
SO	8
LOB	18



Batter	1	2	3	4	5	6	7	8	9
Rennie Stennett, R (1, 4) OBP: 0.267, SLG: 0.214	0-0 1-3 ①		0-0 F9 ②		0-0 1-2 1B		0-3 K ①	0-0 G3 ③	
Manny Sanguillen, R (1, 9) OBP: 0.385, SLG: 0.583	0-0 1-3 ②		0-0 6-3 ③		0-0 F8 ①		0-0 1B 3B		
Al Oliver, L (1, 8) OBP: 0.385, SLG: 0.636	0-0 6-3 ③			0-0 G4-6-3 1B	0-0 L7 ②		4-0 1B FC3-2 BB		
Willie Stargell, L (1, 7) OBP: 0.462, SLG: 0.700		0-0 HR		0-0 F2 ①	0-0 6-3 ③		0-0 FC3-2 1B		
Richie Hebner, L (1, 5) OBP: 0.417, SLG: 0.818		0-0 F9 ①		0-0 G4-6-3 ② ③		0-0 F7 ①	0-0 FC3-2 FC6-4 ②		
Bob Robertson, R (1, 3) OBP: 0.154, SLG: 0.333		0-3 K ②			4-0 HR BB	0-0 E4 G3	0-0 FC6-4 ③		
Milt May, L (1, 2) OBP: 0.333, SLG: 0.500		0-0 3-1 ③			0-0 HR 1-H	0-0 G3 ②		0-0 SH1-4 1B	
Gene Alley, R (1, 6) OBP: 0.400, SLG: 0.571			4-0 PB BB		0-0 HR	4-0 IBB		0-3 K ①	
Dock Ellis, S (1, 1) Ramon Hernandez, S (9, 1) OBP: 0.333, SLG: 0.333			0-3 K ①		0-0 1B 1B	0-3 K ③		0-0 SH1-4 ②	

Inning Stats	R: 0	H: 0	E: 0	K: 0	S: 3	R: 1	H: 1	E: 0	K: 1	S: 6	R: 0	H: 0	E: 0	K: 1	S: 5	R: 0	H: 1	E: 0	K: 0	S: 3	R: 3	H: 4	E: 0	K: 0	S: 7	R: 0	H: 0	E: 1	K: 1	S: 6	R: 1	H: 2	E: 0	K: 1	S: 7	R: 0	H: 1	E: 0	K: 1	S: 6
	LOB: 0	BB: 0	P: 3	LOB: 0	BB: 0	LOB: 0	BB: 0	LOB: 1	BB: 1	P: 6	LOB: 0	BB: 0	LOB: 0	BB: 0	P: 3	LOB: 2	BB: 1	LOB: 2	BB: 1	P: 10	LOB: 2	BB: 1	LOB: 2	BB: 1	P: 11	LOB: 1	BB: 0	LOB: 1	BB: 0	P: 6	LOB: 1	BB: 0	LOB: 1	BB: 0	P: 6	LOB: 1	BB: 0	LOB: 1	BB: 0	P: 6

PITCHER	IP	WLS	BF	H	R	ER	SO	BB	IBB	HBP	BLK	WP	HR	S	P	ERA	WHIP
Scipio Spinks, R (1, 1) ERA: 6.75	4.0	L	16	3	3	3	2	2	0	0	0	0	2	18	26	6.75	1.250
Al Santorini, R (5, 1) ERA: 27.0	0.1		4	3	1	1	0	0	0	0	0	0	1	4	4	27.00	9.000
John Andrews, L (5, 1) ERA:	1.2		7	0	0	0	1	0	1	0	0	0	0	8	12	0.00	0.000
Alan Foster, R (7, 1) ERA: 4.5	2.0		10	3	1	1	2	1	0	0	0	0	0	13	17	4.50	2.000

AB	R	H	RBI	BB	SO	LOB
5	0	1	0	0	1	2
4	1	1	0	0	0	3
3	0	1	0	1	0	2
4	1	2	2	0	0	3
4	0	0	0	0	0	3
3	1	0	0	1	1	2
4	1	2	2	0	0	1
2	1	1	1	2	1	1
3	0	1	0	0	2	3
0	0	0	0	0	0	0

WP	PA	ERA	WHIP
0	37		
1			
0			
0			

St. Louis Cardinals @ Pittsburgh Pirates
 Three Rivers Stadium, Pittsburgh, PA
 Sun Apr 08 1973, 3:38 AM EST
 Att. 23,391 - Unknown

livebaseballscorecards.com

AB	32
R	5
H	9
RBI	5
BB	4
SO	5
LOB	20



Batter	1	2	3	4	5	6	7	8	9	AB R H RBI BB SO LOB	TOP																													
Rick Monday, L (1, 8) OBP: 0.353, SLG: 0.154	0-3 K		0-3 K			0-0 BB 1B		4-0 BB 1B		3 0 1 0 1 2 1	Chicago Cubs @ Pittsburgh Pirates Three Rivers Stadium, Pittsburgh, PA Thu Apr 12 1973, 6:05 PM EST Att: 3,764 - Unknown - 39 F livebaseballscorecards.com AB 30 R 0 H 4 RBI 0 BB 4 SO 5 LOB 15																													
Jose Cardenal, R (1, 9) OBP: 0.176, SLG: 0.188	0-0 F7			0-0 P6		0-3 K		0-0 P5		4 0 0 0 0 1 2																														
Billy Williams, L (1, 7) OBP: 0.412, SLG: 0.400	0-0 4-3			0-0 FC5 BB 1B		4-0 FC6-4 BB		0-0 1-2 1B		3 0 2 0 1 0 0																														
Joe Pepitone, L (1, 3) OBP: 0.333, SLG: 0.273		0-0 F9		4-0 FC5 BB		0-0 F8		0-0 2-3		3 0 0 0 1 0 4																														
Ron Santo, R (1, 5) OBP: 0.471, SLG: 0.400		0-3 K		0-0 FC5 1-2 2-3f		0-0 FC6-4 1-2f		0-0 G5-4-3 1B		4 0 1 0 0 1 4																														
Glenn Beckert, R (1, 4) OBP: 0.313, SLG: 0.154		0-0 5-3		0-0 F8		0-0 5-3		0-0 G5-4-3 1-2f		4 0 0 0 0 0 3																														
Randy Hundley, R (1, 2) OBP: 0.250, SLG: 0.143			0-0 5-3		0-0 F2		0-0 F8		0-0 F9			4 0 0 0 0 0 0																												
Don Kessinger, S (1, 6) OBP: 0.267, SLG: 0.083			4-0 BB		0-0 F7		0-0 F8					2 0 0 0 1 0 0																												
Fergie Jenkins, R (1, 1) Gene Hiser, L (8, PH) Larry Gura, S (8, 1)			0-3 K		0-0 6-3			0-0 4-3				2 0 0 0 0 1 1 1 0 0 0 0 0 0 0 0 0 0 0 0 0																												
Inning Stats	R: 0 E: 0 K: 1 S: 5	H: 0 LOB: 0 BB: 0 P: 5	R: 0 E: 0 K: 1 S: 5	H: 0 LOB: 0 BB: 0 P: 5	R: 0 E: 0 K: 2 S: 7	H: 0 LOB: 1 BB: 1 P: 11	R: 0 E: 0 K: 0 S: 4	H: 1 LOB: 2 BB: 1 P: 8	R: 0 E: 0 K: 0 S: 3	H: 0 LOB: 0 BB: 0 P: 3	R: 0 E: 0 K: 0 S: 6	H: 1 LOB: 2 BB: 1 P: 10	R: 0 E: 0 K: 0 S: 3	H: 0 LOB: 0 BB: 0 P: 3	R: 0 E: 0 K: 0 S: 4	H: 1 LOB: 2 BB: 1 P: 8	R: 0 E: 0 K: 0 S: 3	H: 1 LOB: 0 BB: 0 P: 3	1B: 4 2B: 0 3B: 0 HR: 0	SF: 0 SAC: 0 DP: 1 HBP: 0	WP: 0 PB: 0 SB: 0 CS: 0	PA: 34																		
PITCHER Bob Moose, R (1, 1) ERA:	IP 9.0	WLS W	BF 34	H 4	R 0	ER 0	SO 5	BB 4	IBB 0	HBP 0	BLK 0	WP 0	HR 0	S 40	P 56	ERA 0.00	WHIP 0.889						PITCHER	IP	WLS	BF	H	R	ER	SO	BB	IBB	HBP	BLK	WP	HR	S	P	ERA	WHIP



Batter	1	2	3	4	5	6	7	8	9	AB R H RBI BB SO LOB	TOP																
Rennie Stennett, R (1, 4) OBP: 0.200, SLG: 0.273	0-0 F9		0-0 5-3 3B		0-0 4-3		0-0 SF9		0-0 4-3	4 1 1 1 0 0 0																	
Manny Sanguillen, R (1, 9) OBP: 0.364, SLG: 0.667	0-0 G3-6-3 1B		0-0 5-3		0-0 F8		0-0 E8 2B		0-3 K	5 0 2 2 0 1 0																	
Al Oliver, L (1, 8) OBP: 0.286, SLG: 0.421	0-0 G3-6-3 1-2f		0-0 F5				0-0 F3		0-3 K	4 0 0 0 0 1 2																	
Willie Stargell, L (1, 7) OBP: 0.429, SLG: 0.529		0-0 FC6-4 PB 1B		4-0 G3 1B BB		0-3 K		0-3 K		3 0 1 0 1 2 0																	
Richie Hebner, L (1, 5) OBP: 0.350, SLG: 0.556		0-0 F5 1-2		0-0 G3 1B		4-0 BB		0-0 F3		3 0 1 0 1 0 1																	
Bob Robertson, R (1, 3) OBP: 0.381, SLG: 0.438		4-0 FC6-4 BB		0-3 K		0-3 K		4-0 BB		2 0 0 0 2 2 3																	
Milt May, L (1, 2) OBP: 0.350, SLG: 0.611		0-0 FC6-4 1-2f 2-3		0-0 G3 1-2 2-3			0-0 E SF9 1B	0-0 4-3		4 1 1 0 0 0 5																	
Gene Alley, R (1, 6) OBP: 0.389, SLG: 0.467		0-0 5-3		0-3 K			0-0 E8 SF9 SH3-4 E 1B		0-3 K	4 1 1 0 0 2 4																	
Nelson Briles, R (1, 1) OBP: 0.200, SLG: 0.200			0-0 4-3		0-0 5-3		0-0 SH3-4		0-0 HR	2 0 0 0 0 0 0																	
Dave Giusti, R (8, 1)										0 0 0 0 0 0 0																	
Vic Davalillo, L (9, PH) OBP: 0.333, SLG: 1.333										1 1 1 1 0 0 0																	
Inning Stats	R: 0 E: 0 K: 0 S: 3	H: 1 LOB: 0 BB: 0 P: 3	R: 0 E: 0 K: 0 S: 4	H: 1 LOB: 2 BB: 1 P: 8	R: 1 E: 0 K: 0 S: 4	H: 1 LOB: 0 BB: 0 P: 4	R: 0 E: 0 K: 2 S: 8	H: 1 LOB: 2 BB: 1 P: 12	R: 0 E: 0 K: 0 S: 3	H: 0 LOB: 0 BB: 0 P: 3	R: 0 E: 0 K: 2 S: 7	H: 0 LOB: 1 BB: 1 P: 11	R: 2 E: 2 K: 1 S: 8	H: 3 LOB: 1 BB: 0 P: 8	R: 0 E: 0 K: 1 S: 5	H: 0 LOB: 1 BB: 1 P: 9	R: 1 E: 0 K: 2 S: 8	H: 1 LOB: 0 BB: 0 P: 8	1B: 5 2B: 1 3B: 1 HR: 1	SF: 1 SAC: 1 DP: 1 HBP: 0	WP: 0 PB: 1 SB: 0 CS: 0	PA: 38					
PITCHER	IP WLS BF H R ER SO BB IBB HBP BLK WP HR S P ERA WHIP																										
Ernie McAnally, R (1, 1) ERA: 2.87	6.2		29	7	3	3	4	3	0	0	0	0	0	34	46	4.05	1.500										
Joe Gilbert, L (7, 1) ERA:	0.1		1	0	0	0	1	0	0	0	0	0	0	3	3	0.00	0.000										
Tom Walker, R (8, 1) ERA: 2.25	2.0	W	8	1	1	1	3	1	0	0	0	0	1	13	17	4.50	1.000										

Pittsburgh Pirates @ Montreal Expos
 Jarry Park, Montreal, QB
 Sat Apr 14 1973, 3:33 AM EST
 Att. 21,198 - Unknown

livebaseballscorecards.com

AB	32
R	4
H	8
RBI	4
BB	4
SO	8
LOB	15




Batter	1	2	3	4	5	6	7	8	9
Ron Hunt, R OBP: 0.393, SLG: 0.227 (1, 4)	0-0 1-3		0-0 5-3			0-0 BB 4-3 1B		0-0 HR 1B	
Tim Foli, R OBP: 0.308, SLG: 0.417 (1, 6)	0-0 F7		0-0 5-3			0-0 F5		0-0 1-H HR	
Mike Jorgensen, L OBP: 0.231, SLG: 0.167 (1, 3)	4-0 BB		0-0 F9			0-0 1-2 4-3		0-0 F8	
Ron Fairly, L OBP: 0.650, SLG: 0.667 (1, 7)	0-0 4-3			4-0 BB G4-6-3 BB		4-0 BB BB		0-0 HR	
Ken Singleton, S OBP: 0.217, SLG: 0.056 (1, 9)		0-0 1-3		0-0 G4-6-3 1-2f		4-0 FC6-4 BB		0-0 E8 E	
Jorge Roque, R OBP: 0.174, SLG: 0.286 (1, 8)		4-0 BB 6-3 1B BB		0-0 F7 1-2f		0-0 FC6-4 1-2f		0-0 E5 2B	
Coco Laboy, R OBP: 0.222, SLG: 0.667 (1, 5)		0-0 6-3 1-2			0-0 F6		0-3 K	0-0 1-H 2B	
John Boccabella, R OBP: 0.250, SLG: 0.250 (1, 2)		0-0 PB 2-H 1B			0-0 F7		0-0 5-3	0-3 K	
Ernie McAnally, R OBP: 0.167, SLG: 0.167 (7, 1)		0-0 6-3			0-0 L6		0-0 6-3	0-3 K	
Boots Day, L OBP: 0.500, SLG: 0.500 (7, PH)									
Tom Walker, R (8, 1)									

AB	R	H	RBI	BB	SO	LOB
4	1	2	0	0	0	0
4	1	1	2	0	0	1
3	0	0	0	1	0	1
2	1	1	1	2	0	1
3	1	0	0	1	0	1
3	2	0	0	1	0	3
4	0	1	1	0	1	1
4	0	1	1	0	1	1
2	0	0	0	0	0	1
0	0	0	0	0	0	0
1	0	0	0	0	0	0
1	0	0	0	0	1	1

BOTTOM

Pittsburgh Pirates @ Montreal Expos
 Jarry Park, Montreal, QB
 Sat Apr 14 1973, 3:33 AM EST
 Att. 21,198 - Unknown

AB	31
R	6
H	6
RBI	5
BB	5
SO	3
LOB	11



Inning Stats	R	H	E	K	S	R	H	E	K	S	R	H	E	K	S	R	H	E	K	S	R	H	E	K	S
	0	0	0	0	3	1	1	0	0	4	0	0	0	0	3	0	0	0	0	5	5	0	0	0	13
	0	0	0	0	3	0	0	0	0	3	0	0	0	0	3	0	0	0	0	5	5	0	0	0	13

PITCHER	IP	WLS	BF	H	R	ER	SO	BB	IBB	HBP	BLK	WP	HR	S	P	ERA	WHIP
Nelson Bries, R ERA: 3.31 (1, 1)	7.1	L	32	5	5	4	1	5	0	0	0	0	2	29	49	4.91	1.364
Dave Giusti, R ERA: (8, 1)	0.2		4	1	1	0	2	0	0	0	0	0	0	8	8	0.00	1.500

WP	PA	ERA	WHIP
0	36		

BOTTOM

Pittsburgh Pirates @ Montreal Expos

Jarry Park, Montreal, QB

Sun Apr 15 1973, 3:33 AM EST
Att. 12,101 - Sunny - 55 F

livebaseballscorecards.com

AB	30
R	3
H	5
RBI	2
BB	7
SO	8
LOB	18



WP:	1	PA:	38
PB:	0		
SB:	0		
CS:	1		


AB R H RBI BB SO LOB

4	0	1	0	1	0	0
5	0	0	0	0	2	3
4	0	0	0	0	1	0
1	2	1	0	3	0	0
3	1	2	1	1	0	1
3	0	0	0	0	2	5
1	0	0	0	1	0	2
1	0	1	1	0	0	0
0	0	0	0	0	0	0
0	0	0	0	1	0	0
4	0	0	0	0	1	6
2	0	0	0	0	2	1
0	0	0	0	0	0	0
1	0	0	0	0	0	0
0	0	0	0	0	0	0
1	0	0	0	0	0	0

Batter	1	2	3	4	5	6	7	8	9
Ron Hunt, R OBP: 0.394, SLG: 0.231 (1, 4)	0-0 L9 ①		4-0 CS BB ①		0-0 1B 1-2 ①		0-0 4-3 ③		0-0 5-3 ②
Tim Foli, R OBP: 0.258, SLG: 0.345 (1, 6)	0-0 6-3 ②		0-3 K 1-2 ②		0-3 K ③			0-0 6-3 ①	0-0 F5 ③
Mike Jorgensen, L OBP: 0.176, SLG: 0.125 (1, 3)	0-3 K ③			0-0 3-1 ①		0-0 4-3 ①		0-0 F3 ②	
Ron Fairly, L OBP: 0.708, SLG: 0.769 (1, 7)		4-0 BB BB ①		4-0 BB ①		4-0 1B 1B BB ①		0-0 1B 2B ①	
Ken Singleton, S OBP: 0.296, SLG: 0.143 (1, 9)		4-0 BB BB ①		0-0 F7 1-2 BB ②		0-0 1B E 1B ①		0-0 WP HBP 1B 2-H ①	
Jorge Roque, R OBP: 0.185, SLG: 0.250 (1, 8)		0-3 K ①		0-3 K ③		0-0 F9 ②		1-0 WP HBP 1-2 ①	
Coco Laboy, R OBP: 0.273, SLG: 0.600 (1, 5)	0-0 F5 ②				4-0 1B BB ①	0-0 E9 1-H 3-H 1B ③		4-0 1-2 2-3 BB ①	
Boots Day, L OBP: 0.667, SLG: 0.667 (6, PH)									
Pepe Frias, R (7, 5)									
Bob Bailey, R OBP: 0.188, SLG: 0.071 (8, PH)									
John Boccabella, R OBP: 0.200, SLG: 0.200 (9, 5)		0-3 K ③			0-0 F6 ①		0-0 6-3 ①	0-0 F4 ③	
Mike Torrez, R OBP: 0.143, SLG: 0.143 (1, 1)			0-3 K ①				0-0 5-3 ②		0-0 F9 ①
Joe Gilbert, R (7, 1)									
Ron Woods, R OBP: 0.500, SLG: 0.400 (7, PH)									
Mike Marshall, R OBP: 0.500, SLG: 0.500 (8, 1)									
Hal Breiden, R OBP: 0.200, SLG: 0.800 (9, PH)									

Inning Stats	R: 0 H: 0 E: 0 K: 1 S: 5	R: 0 H: 0 E: 0 K: 2 S: 7	R: 0 H: 0 E: 0 K: 2 S: 6	R: 0 H: 0 E: 0 K: 1 S: 5	R: 0 H: 1 E: 0 K: 2 S: 8	R: 2 H: 2 E: 1 K: 0 S: 4	R: 0 H: 0 E: 0 K: 0 S: 3	R: 1 H: 2 E: 0 K: 0 S: 5	R: 0 H: 0 E: 0 K: 0 S: 3
	H: 0 LOB: 0 BB: 0 P: 5	H: 0 LOB: 2 BB: 2 P: 15	H: 0 LOB: 1 BB: 1 P: 10	H: 0 LOB: 1 BB: 1 P: 9	H: 1 LOB: 2 BB: 1 P: 12	H: 2 LOB: 1 BB: 1 P: 8	H: 0 LOB: 0 BB: 0 P: 3	H: 2 LOB: 3 BB: 1 P: 10	H: 0 LOB: 0 BB: 0 P: 3

PITCHER	IP	WLS	BF	H	R	ER	SO	BB	IBB	HBP	BLK	WP	HR	S	P	ERA	WHIP
Dock Ellis, R ERA: 2.76 (1, 1)	7.2	W	33	5	3	2	8	6	0	1	0	0	0	42	67	2.35	1.435
Dave Giusti, R ERA: (8, 1)	1.1	S	5	0	0	0	0	1	0	0	0	1	0	4	8	0.00	0.750

Batter	1	2	3	4	5	6	7	8	9	10	11	12	13	14	AB R H RBI BB SO LOB	TOP																		
Dave Cash, R OBP: 0.444, SLG: 0.375 (1, 4)	F3	G6-4-3 1B			F8		FC6-5 BB		FC6-4 1B			5-3		CS 1B	6 0 3 1 1 0 0	Pittsburgh Pirates @ St. Louis Cardinals Busch Stadium, St. Louis, MO Tue Apr 17 1973, 6:05 PM CST Att: 9,851 - Unknown																		
Manny Sanguillen, R OBP: 0.371, SLG: 0.618 (1, 9)	1B	G6-4-3 1B			E 1B		FC6-5 G4-3		FC6-4 1-2f			1B		1B	7 1 4 0 0 0 5																			
Al Oliver, L OBP: 0.273, SLG: 0.345 (1, 8)	E 1B				F9		G4-3				L9			F7	7 1 2 0 0 0 4																			
Willie Stargell, L OBP: 0.438, SLG: 0.607 (1, 7)	E9 WP 1B				E9				F8		K			4-3	6 1 2 1 0 1 2																			
Richie Hebner, L OBP: 0.419, SLG: 0.500 (1, 5)	G3				F9						3-1			L3	6 0 2 0 0 0 2																			
Bob Robertson, R OBP: 0.375, SLG: 0.385 (1, 3)	BB				3-1		P6		F8		F7			6-3	5 0 0 0 1 0 2																			
Milt May, L OBP: 0.323, SLG: 0.464 (1, 2)	L8				6-3		F3		F8		P6			4-3	6 0 0 0 0 0 2																			
Gene Alley, R OBP: 0.448, SLG: 0.565 (1, 6)		1B SH3 1B			L9		F9		6-3		4-3			SH3 1B BB	5 1 1 0 1 0 0																			
Steve Blass, R OBP: 0.250, SLG: 0.250 (8, 1) Dave Guest, R OBP: 1.000, SLG: 1.000 (12, P#) Vic Davalillo, L OBP: 0.250, SLG: 1.000 (12, 1) Ramon Hernandez, S OBP: 1.000, SLG: 2.000 (14, P#) Gene Clines, R OBP: 1.000, SLG: 2.000 (14, 1) Jim Rooker, R		SH3			F9		FC6-5 BB 1B		6-3		1-3			SH3	3 0 1 0 0 0 0 0 0 0 0 0 0 0 1 0																			
Inning Stats	R: 3 E: 1 K: 0 S: 6	H: 3 LOB: 1 BB: 1 P: 10	R: 0 E: 0 K: 0 S: 4	H: 2 LOB: 1 BB: 0 P: 4	R: 0 E: 0 K: 0 S: 4	H: 1 LOB: 1 BB: 0 P: 4	R: 0 E: 0 K: 0 S: 3	H: 0 LOB: 0 BB: 0 P: 3	R: 0 E: 0 K: 0 S: 3	H: 0 LOB: 0 BB: 0 P: 3	R: 0 E: 0 K: 1 S: 4	H: 1 LOB: 1 BB: 0 P: 4	R: 0 E: 0 K: 0 S: 5	H: 0 LOB: 0 BB: 0 P: 5	R: 0 E: 0 K: 0 S: 3		H: 0 LOB: 0 BB: 0 P: 3	R: 0 E: 0 K: 0 S: 3	H: 0 LOB: 0 BB: 0 P: 3	R: 1 E: 0 K: 0 S: 4	H: 2 LOB: 1 BB: 1 P: 8	1B: 15 2B: 0 3B: 0 HR: 0	SF: 0 SAC: 2 DP: 2 HBP: 0	WP: 1 PB: 0 SB: 0 CS: 1	PA: 57									
PITCHER	IP WLS BF H R ER SO BB IBB HBP BLK WP HR S P ERA WHIP																																	
Bob Gibson, R ERA: 2.13 (1, 1)	9.0	38	11	3	1	0	2	0	0	0	1	0	0	0	0	0	36	44	1.00	1.444														
Diego Segui, R ERA: 1.42 (10, 1)	2.0	6	0	0	0	1	0	0	0	0	0	0	0	0	0	0	8	8	0.00	0.000														
Wayne Granger, R ERA: 4.26 (12, 1)	2.0	8	2	0	0	0	0	0	0	0	0	0	0	0	0	0	8	8	0.00	1.000														
Alan Foster, R ERA: 3.6 (14, 1)	1.0	L	5	2	1	1	0	1	0	0	0	0	0	0	0	0	4	8	9.00	3.000														

Batter	1	2	3	4	5	6	7	8	9	10	11	12	13	14	AB	R	H	RBI	BB	SO	LOB
Lou Brock, L (1, 7) OBP: 0.233, SLG: 0.238	F7		4-3		K		3-1		K		5-3			K	7	0	0	0	0	3	3
Ted Sizemore, R (1, 4) OBP: 0.421, SLG: 0.412	L4		P4		F7			4-3		FC4-6 SH3-4 1B		F7		G1-6-3 BB	6	0	1	0	1	0	0
Jose Cruz, L (1, 8) OBP: 0.368, SLG: 0.647	1B 2B			5-3 3B BB		L4				SH3-4		1B		G1-6-3 BB	4	2	2	0	2	0	1
Joe Torre, R (1, 3) OBP: 0.462, SLG: 0.514	1B			5-3		F9		F9		FC4-6 IBB		F7			5	0	1	1	1	0	3
Ted Simmons, S (1, 2) OBP: 0.359, SLG: 0.400	K			WP 3B		P6		P6		FC4-6		1B			5	1	2	1	1	1	4
Ken Reitz, R (1, 5) OBP: 0.278, SLG: 0.242		F8													3	0	2	0	1	0	0
Dwain Anderson, R (9, PR)															0	0	0	0	0	0	0
Ray Busse, R (10, 6) OBP: 0.100, SLG: 0.233															2	0	0	0	0	0	4
Bernie Carbo, L (1, 9) OBP: 0.290, SLG: 0.222		1-3													4	0	0	0	1	0	3
Luis Melendez, R (13, PH) OBP: 0.375, SLG: 0.167															1	0	1	0	0	0	0
Mike Tyson, R (1, 6)															3	0	0	0	0	0	1
Ed Crosby, L (9, PH) OBP: 0.111, SLG: 0.222															3	0	0	0	0	1	3
Bob Gibson, R (11, 11)															3	0	0	0	0	0	0
Tim McCarver, L (9, PH) OBP: 0.667, SLG: 0.500															1	0	0	0	0	0	2
Diego Segui, R (10, 11)															0	0	0	0	0	0	0
Bill Stein, R (11, PH) OBP: 0.333, SLG: 0.333															1	0	1	0	0	0	0
Wayne Granger, R (12, 11)															0	0	0	0	0	0	0
Bobby Fenwick, R (13, PH)															1	0	0	0	0	0	0
Alan Foster, R (14, 11)															0	0	0	0	0	0	0

Inning Stats	R: 1	H: 2	R: 0	H: 0	R: 0	H: 0	R: 2	H: 2	R: 0	H: 0	R: 0	H: 1	R: 0	H: 0	R: 0	H: 0	R: 0	H: 1	R: 0	H: 2	R: 0	H: 1	R: 0	H: 0	R: 0	H: 0	R: 0	H: 0	1B: 8	SF: 0	WP: 2	PA: 57
	E: 0	LOB: 1	E: 0	LOB: 0	E: 0	LOB: 0	E: 0	LOB: 1	E: 0	LOB: 0	E: 0	LOB: 2	E: 0	LOB: 1	E: 0	LOB: 2	E: 0	LOB: 1	E: 0	LOB: 2	E: 0	LOB: 2	E: 0	LOB: 0	E: 0	LOB: 0	E: 0	LOB: 0	2B: 1 <td>SAC: 1 <td>PB: 0 <td></td> </td></td>	SAC: 1 <td>PB: 0 <td></td> </td>	PB: 0 <td></td>	
	K: 1	BB: 0	K: 0	BB: 0	K: 0	BB: 0	K: 0	BB: 1	K: 0	BB: 0	K: 0	BB: 1	K: 1	BB: 0	K: 0	BB: 1	K: 0	BB: 0	K: 1	BB: 0	K: 0	BB: 0	K: 0	BB: 1	K: 0	BB: 0	K: 0	BB: 0	3B: 1 <td>DP: 1 <td>SB: 0</td> <td></td> </td>	DP: 1 <td>SB: 0</td> <td></td>	SB: 0	
	S: 7	P: 7	S: 3	P: 3	S: 3	P: 3	S: 5	P: 9	S: 5	P: 5	S: 4	P: 8	S: 3	P: 3	S: 5	P: 13	S: 4	P: 8	S: 6	P: 6	S: 5	P: 5	S: 3	P: 3	S: 4	P: 8	S: 4	P: 8	HR: 0 <td>HBP: 0 <td>CS: 1</td> <td></td> </td>	HBP: 0 <td>CS: 1</td> <td></td>	CS: 1	

PITCHER	IP	WLS	BF	H	R	ER	SO	BB	IBB	HBP	BLK	WP	HR	S	P	ERA	WHIP
Steve Blass, R (1, 1) ERA: 5.54	8.0		34	5	3	3	2	5	0	0	0	1	0	33	53	3.38	1.250
Dave Giusti, R (9, 1) ERA:	3.0		12	2	0	0	2	0	1	0	0	1	0	15	19	0.00	0.667
Ramon Hernandez, L (12, 1) ERA:	2.0	W	8	3	0	0	0	0	0	0	0	0	0	8	8	0.00	1.500
Jim Rooker, L (14, 1) ERA:	1.0	S	3	0	0	0	1	1	0	0	0	0	0	4	8	0.00	1.000

PITCHER	IP	WLS	BF	H	R	ER	SO	BB	IBB	HBP	BLK	WP	HR	S	P	ERA	WHIP

Pittsburgh Pirates @ St. Louis Cardinals
 Busch Stadium, St. Louis, MO
 Tue Apr 17 1973, 6:05 PM CST
 Att: 9,851 - Unknown

AB	49
R	3
H	10
RBI	2
BB	7
SO	5
LOB	24



Batter	1	2	3	4	5	6	7	8	9	AB R H RBI BB SO LOB	TOP									
Dave Cash, R (1, 4) OBP: 0.357, SLG: 0.250	4-0 1B HR BB	0-0 F4		0-0 5-3			0-0 F8		0-0 5-3	4 1 0 0 1 0 0										
Manny Sanguillen, R (1, 9) OBP: 0.375, SLG: 0.615	0-0 F8	0-0 1B 1B			0-0 5-3		0-0 3-1		0-0 2B 2B	5 1 2 0 0 0 1										
Al Oliver, L (1, 8) OBP: 0.342, SLG: 0.441	0-0 1-2 HR 1B	0-0 1-3 1B			0-0 F8			0-0 PB 1B 1B	0-0 4-3 2B	5 2 4 1 0 0 0										
Willie Stargell, L (1, 7) OBP: 0.432, SLG: 0.667 Gene Clines, R (9, 7) OBP: 1.000, SLG: 2.000	0-0 1-H 2-H HR	0-3 K			0-0 P3			0-0 5-3 1-H 1B 1B	0-0 4-3 2-3	5 2 2 4 0 1 3 0 0 0 0 0 0 0										
Richie Hebner, L (1, 5) OBP: 0.389, SLG: 0.433	0-0 L9		0-0 L8			0-0 L8		4-0 1-2 1B 5-3 BB	0-0 P6	4 1 0 0 1 0 1										
Bob Robertson, R (1, 3) OBP: 0.361, SLG: 0.400	0-0 1B 2B		0-3 K			0-0 5-3		0-0 1-2 2-3 5-3		4 1 1 0 0 1 2										
Milt May, L (1, 2) OBP: 0.371, SLG: 0.500	0-0 2-H 1B		0-0 F9			0-0 FC6-4 1B		0-0 2-H 3-H 1B		4 0 3 3 0 0 0										
Gene Alley, R (1, 6) OBP: 0.394, SLG: 0.481	0-3 K			0-0 4-3		0-0 FC6-4 1-2f		0-0 F8		4 0 0 0 0 1 3										
Bob Moose, R (1, 1) OBP: 0.143, SLG: 0.143 Luke Walker, L (8, 1)		0-3 K		0-0 5-3			0-3 K	0-3 K		4 0 0 0 0 3 1 0 0 0 0 0 0 0										
Inning Stats	R: 4 E: 0 K: 1 S: 9	H: 4 LOB: 1 BB: 1 P: 13	R: 0 E: 0 K: 2 S: 9	H: 2 LOB: 2 BB: 0 P: 9	R: 0 E: 0 K: 1 S: 5	H: 0 LOB: 0 BB: 0 P: 5	R: 0 E: 0 K: 0 S: 3	H: 0 LOB: 0 BB: 0 P: 3	R: 0 E: 0 K: 0 S: 4	H: 1 LOB: 1 BB: 0 P: 4	R: 0 E: 0 K: 1 S: 5	H: 0 LOB: 0 BB: 0 P: 5	R: 3 E: 0 K: 1 S: 8	H: 3 LOB: 1 BB: 1 P: 12	R: 1 E: 0 K: 0 S: 5	H: 2 LOB: 1 BB: 0 P: 5	1B: 8 2B: 3 3B: 0 HR: 1	SF: 0 SAC: 0 DP: 0 HBP: 0	WP: 0 PB: 1 SB: 0 CS: 0	PA: 41
PITCHER	IP WLS BF H R ER SO BB IBB HBP BLK WP HR S P ERA WHIP																			
Rick Wise, R (1, 1) ERA: 3.8	7.0 L 29 7 4 4 5 1 0 0 0 0 0 1 38 42 5.14 1.143																			
Al Santorini, R (8, 1) ERA: 81.0	0.0 2 2 2 2 0 0 0 0 0 0 0 0 2 2 ∞ ∞																			
John Andrews, L (8, 1) ERA: 6.75	2.0 10 3 2 2 1 1 0 0 0 0 0 0 11 15 9.00 2.000																			

Pittsburgh Pirates @ St. Louis Cardinals
Busch Stadium, St. Louis, MO

Wed Apr 18 1973, 6:05 PM CST
 Att: 6,228 - Unknown - 46 F

AB	39
R	8
H	12
RBI	8
BB	2
SO	6
LOB	11



Batter	1	2	3	4	5	6	7	8	9	AB R H RBI BB SO LOB	TOP		
Dave Cash, R OBP: 0.391, SLG: 0.381 (1, 4) X	0-0 F9 		0-0 L7 		0-0 2B 1B 	0-0 4-3 			0-3 K2-3 	5 1 1 0 0 1 0	Pittsburgh Pirates @ Chicago Cubs Wrigley Field, Chicago, IL Sun Apr 22 1973, 3:33 AM CST Sunny - 61 F		
Manny Sanguillen, R OBP: 0.380, SLG: 0.583 (1, 9) X	0-0 F8 		1-0 1B HBP 		0-0 F8 		0-0 1B 3-2 1B 	0-0 1B HR 1B 	4 1 2 0 0 0 1				
Al Oliver, L OBP: 0.417, SLG: 0.636 (1, 8) X	0-0 HR 2B 		0-0 F7 		0-0 F9 HR 2B 		0-0 FC4-6 1B 	0-0 1B HR 1B 	5 3 4 1 0 0 1				
Willie Stargell, L OBP: 0.455, SLG: 0.795 (1, 7) X	0-0 HR 		0-0 1B 		4-0 HR IBB 		0-0 FC4-6 	0-0 HR 	4 3 3 5 1 0 2				
Richie Hebner, L OBP: 0.348, SLG: 0.385 (1, 5) H	1-0 FC5-4 HBP 		0-0 F9 		0-0 F9 		0-0 3-2 	0-0 F9 	4 0 0 0 0 0 6				
Bob Robertson, R OBP: 0.413, SLG: 0.590 (1, 3) X	0-0 FC5-4 			0-0 G6-4-3 1B 	0-0 HR 			0-0 F3 	5 2 3 4 0 0 1				
Milt May, L OBP: 0.364, SLG: 0.463 (1, 2) X		0-0 G1-6-3 1B 		0-0 1-2 1B 	0-0 1-3 			0-0 4-3 	4 0 2 0 0 0 0				
Gene Alley, R OBP: 0.375, SLG: 0.441 (1, 6) X		0-0 G1-6-3 		0-0 G6-4-3 		0-3 K 		0-0 F9 	4 0 0 0 0 1 3				
Dock Ellis, S OBP: 0.100, SLG: 0.100 Jim Rooker, R (7, 1)		0-3 K 		0-0 L7 		0-3 K 		0-3 K 	3 0 0 0 0 2 1 1 0 0 0 0 1 0				
Inning Stats	R: 2 H: 2 E: 0 LOB: 1 K: 0 BB: 0 S: 5 P: 6	R: 0 H: 1 E: 0 LOB: 0 K: 1 BB: 0 S: 5 P: 5	R: 0 H: 1 E: 0 LOB: 2 K: 0 BB: 0 S: 4 P: 5	R: 0 H: 2 E: 0 LOB: 1 K: 0 BB: 0 S: 4 P: 4	R: 4 H: 3 E: 0 LOB: 0 K: 0 BB: 1 S: 6 P: 10	R: 0 H: 0 E: 0 LOB: 0 K: 2 BB: 0 S: 7 P: 7	R: 0 H: 2 E: 0 LOB: 1 K: 0 BB: 0 S: 4 P: 4	R: 1 H: 1 E: 0 LOB: 0 K: 1 BB: 0 S: 6 P: 6	R: 3 H: 3 E: 0 LOB: 0 K: 1 BB: 0 S: 8 P: 8	1B: 9 SF: 0 2B: 3 SAC: 0 3B: 0 DP: 3 HR: 4 HBP: 2	WP: 0 PA: 42 PB: 0 SB: 0 CS: 0		
PITCHER	IP WLS BF H R ER SO BB IBB HBP BLK WP HR S P ERA WHIP											PITCHER	IP WLS BF H R ER SO BB IBB HBP BLK WP HR S P ERA WHIP
Milt Pappas, R ERA: 6.52 (1, 1)	5.0 L 25 9 6 6 1 0 0 1 2 0 0 2 24 30 10.80 1.800												
Ray Burris, R ERA: (6, 1)	1.0 3 0 0 0 2 0 0 0 0 0 0 0 7 7 0.00 0.000												
Jack Aker, R ERA: 1.04 (7, 1)	2.0 8 3 1 1 1 0 0 0 0 0 1 10 10 4.50 1.500												
Dave LaRoche, L ERA: 18.0 (9, 1)	1.0 6 3 3 3 1 0 0 0 0 0 1 8 8 27.00 3.000												

livebaseballscorecards.com

AB	39
R	10
H	15
RBI	10
BB	1
SO	5
LOB	15



BOTTOM

Pittsburgh Pirates @ Chicago Cubs
Wrigley Field, Chicago, IL
Sun Apr 22 1973, 3:33 AM CST
Sunny - 61 F

livebaseballscorecards.com

AB 37
R 4
H 11
RBI 4
BB 2
SO 3
LOB 21



WP: 0 PA: 40
PB: 0
SB: 0
CS: 0

AB R H RBI BB SO LOB

3 1 2 0 2 0 0

5 0 1 0 0 0 3

4 1 1 1 0 0 3

5 0 1 0 0 1 3

4 0 1 1 0 0 1

4 2 2 1 0 0 2

4 0 2 0 0 0 3

4 0 1 1 0 0 3

1B: 10 SF: 1
2B: 0 SAC: 0
3B: 0 DP: 0
HR: 1 HBP: 0

Batter	1	2	3	4	5	6	7	8	9
Rick Monday, L OBP: 0.400, SLG: 0.385 (1, 8)	4-0 BB		0-0 1B		0-0 6-3		4-0 1B SF9 BB		0-0 FC6-4 1B
Glenn Beckert, R OBP: 0.314, SLG: 0.283 (1, 4)	0-0 F8		0-0 P6		0-0 6-3		0-0 1-3 1B		0-0 FC6-4 1-2f
Billy Williams, L OBP: 0.362, SLG: 0.320 (1, 7)	0-0 L9		0-0 4-3			0-0 1B 1B	0-0 SF9		0-0 F3
Joe Pepitone, L OBP: 0.333, SLG: 0.375 (1, 3)	0-0 L9			0-0 4-3		0-0 FC6-4 1B 1-2 FC5-2-5 1B	0-3 K		0-0 G3
Ron Santo, R OBP: 0.442, SLG: 0.395 (1, 5)		0-0 5-3		0-0 6-3		0-0 FC6-4 1B 1-2 2-H	0-0 F9		
Jose Cardenal, R OBP: 0.368, SLG: 0.453 (1, 9)		0-0 E8		0-0 HR		0-0 FC6-4 1B 1-2f 2-3		0-0 1B	
Randy Hundley, R OBP: 0.227, SLG: 0.195 (1, 2)		0-0 6-3		0-0 FC6 1B		0-0 FC5-2-5 1B 1-3 3-H		0-0 1B	
Don Kessinger, S OBP: 0.347, SLG: 0.238 (1, 6)		0-0 F7		0-0 FC6 1-2f		0-0 1B 1-3 3-H		0-0 F9	
Milt Pappas, R Gene Hiser, L Ray Burris, R Adrian Garrett, L Jack Aker, R Jim Hickman, R Dave LaRoche, L (1, 1) (5, PH) (6, 1) (6, PH) (7, 1) (8, PH) (9, 1)			0-3 K		0-0 4-3		0-3 K		0-0 1-3

Inning Stats	R: 0	H: 0	E: 0	K: 0	S: 3	LOB: 1	BB: 1	P: 7
	R: 0	H: 0	E: 1	K: 0	S: 4	LOB: 1	BB: 0	P: 4
	R: 0	H: 1	E: 0	K: 1	S: 6	LOB: 1	BB: 0	P: 6
	R: 1	H: 2	E: 0	K: 0	S: 5	LOB: 1	BB: 0	P: 5
	R: 0	H: 0	E: 0	K: 0	S: 3	LOB: 0	BB: 0	P: 3
	R: 2	H: 4	E: 0	K: 1	S: 9	LOB: 2	BB: 0	P: 9
	R: 1	H: 1	E: 0	K: 1	S: 6	LOB: 1	BB: 1	P: 10
	R: 0	H: 2	E: 0	K: 0	S: 4	LOB: 1	BB: 0	P: 4
	R: 0	H: 1	E: 0	K: 0	S: 4	LOB: 1	BB: 0	P: 4

PITCHER	IP	WLS	BF	H	R	ER	SO	BB	IBB	HBP	BLK	WP	HR	S	P	ERA	WHIP
Dock Ellis, R ERA: 3.63 (1, 1)	6.0	W	29	8	4	4	2	2	0	0	0	0	1	31	39	6.00	1.667
Jim Rooker, L ERA: (7, 1)	3.0	S	11	3	0	0	1	0	0	0	0	0	0	13	13	0.00	1.000

Batter	1	2	3	4	5	6	7	8	9	AB	R	H	RBI	BB	SO	LOB
Rick Monday, L OBP: 0.400, SLG: 0.442 (1, 8)	4-0 1B E BB	0-0 4-3		0-0 5-3 1-2	0-0 HR 2-H		0-0 F8			4	2	1	2	1	0	3
Paul Popovich, S OBP: 0.462, SLG: 0.300 (1, 4)	0-0 E 1-2 6-3 1B	0-0 P3		0-0 P4-3 2-3	0-0 P6-3		4-0 1B 1-2 3-H BB			4	1	1	0	1	0	1
Billy Williams, L OBP: 0.403, SLG: 0.365 Gene Hiser, L OBP: 0.333, SLG: 0.333 (1, 7) (7, 7)	0-0 E9 6-3 1-3 2-H HR 1B		1-0 HBP SF7 BB HBP	4-0 IBB		0-0 4-3 1B 2B	0-0 G6-4-3 1-2 2-3 1B			2	3	2	1	1	0	0
Joe Papitone, L OBP: 0.306, SLG: 0.341 Jim Hickman, R OBP: 0.222, SLG: 0.067 (1, 3) (7, PH) (8, 3)	0-0 6-3		0-0 F7	0-0 4-3		0-0 4-3 2-3	0-0 G6-4-3 1-2f			4	0	0	1	0	0	5
Ron Santo, R OBP: 0.439, SLG: 0.447 (1, 5)	0-0 3-H HR		4-0 HBP 1-2 BB		0-0 F7	0-0 6-3		0-3 K		4	1	1	2	1	1	1
Jose Cardenal, R OBP: 0.419, SLG: 0.500 (1, 9)	0-0 2B		1-0 HBP 1-2 2-3		4-0 S 1B BB	0-0 1B 3-H	0-0 FC4-6 1B			3	1	3	1	1	0	0
Ken Rudolph, R OBP: 0.167, SLG: 0.400 (1, 2)	0-0 F3		0-0 SF7		0-0 1B E 1B	0-3 K	0-0 FC4-6			4	1	1	2	0	1	3
Don Kessinger, S OBP: 0.333, SLG: 0.234 (1, 6)	0-0 G3		0-0 6-3		0-0 F7		0-0 F8 SH WP 1B	0-0 F7		5	1	1	0	0	0	5
Larry Gura, S OBP: 0.667, SLG: 0.500 Bill Bonham, R (8, 1)		0-0 F8		4-0 P4-3 5-3 BB	0-0 E1 HR 1B		0-0 SH 1B WP			2	1	1	0	1	0	0
										0	0	0	0	0	0	0


Inning Stats	R: 4	H: 4	E: 1	K: 0	S: 7	LOB: 1	BB: 1	P: 11	R: 0	H: 0	E: 0	K: 0	S: 3	LOB: 0	BB: 0	P: 3	R: 1	H: 0	E: 0	K: 0	S: 3	LOB: 2	BB: 1	P: 9	R: 0	H: 0	E: 0	K: 0	S: 3	LOB: 2	BB: 2	P: 11	R: 4	H: 3	E: 1	K: 0	S: 6	LOB: 0	BB: 1	P: 10	R: 1	H: 2	E: 0	K: 1	S: 7	LOB: 1	BB: 0	P: 7	R: 1	H: 2	E: 1	K: 0	S: 5	LOB: 2	BB: 1	P: 9	R: 0	H: 1	E: 0	K: 1	S: 6	LOB: 1	BB: 0	P: 6
--------------	------	------	------	------	------	--------	-------	-------	------	------	------	------	------	--------	-------	------	------	------	------	------	------	--------	-------	------	------	------	------	------	------	--------	-------	-------	------	------	------	------	------	--------	-------	-------	------	------	------	------	------	--------	-------	------	------	------	------	------	------	--------	-------	------	------	------	------	------	------	--------	-------	------

PITCHER	IP	WLS	BF	H	R	ER	SO	BB	IBB	HBP	BLK	WP	HR	S	P	ERA	WHIP
Steve Blass, R ERA: 7.31 (1, 1)	3.0	L	18	4	5	5	0	3	0	0	0	0	1	13	27	15.00	2.333
Bob Johnson, R ERA: 3.0 (4, 1)	1.0		4	0	0	0	0	0	1	0	0	0	0	3	7	0.00	0.000
Jim McKee, R ERA: 24.3 (5, 1)	2.0		12	5	5	5	1	1	0	0	0	0	1	13	17	22.50	3.000
Ramon Hernandez, L ERA: 2.08 (7, 1)	1.0		6	2	1	1	0	1	0	0	0	1	0	5	9	9.00	3.000
Dave Giusti, R ERA: (8, 1)	1.0		4	1	0	0	1	0	0	0	0	0	0	6	6	0.00	1.000

BOTTOM

Pittsburgh Pirates @ Chicago Cubs
Wrigley Field, Chicago, IL
Sun Apr 22 1973, 3:38 AM CST
Att. 28,271 - Unknown

AB	34
R	11
H	12
RBI	9
BB	6
SO	2
LOB	21



1B:	8	SF:	1	WP:	1	PA:	44
2B:	2	SAC:	1	PB:	0		
3B:	0	DP:	1	SB:	1		
HR:	2	HBP:	2	CS:	0		

PITCHER	IP	WLS	BF	H	R	ER	SO	BB	IBB	HBP	BLK	WP	HR	S	P	ERA	WHIP
---------	----	-----	----	---	---	----	----	----	-----	-----	-----	----	----	---	---	-----	------

Batter	1	2	3	4	5	6	7	8	9	AB R H RBI BB SO LOB	TOP										
Derrel Thomas, S (1, 6) OBP: 0.383, SLG: 0.314	4-0 FC4-6 BB		0-0 F7		0-0 1-2 3-H 1B			0-0 1-3	0-0 1B S 1B	4 0 2 1 1 0 0											
Jerry Morales, R (1, 8) OBP: 0.267, SLG: 0.415	0-3 K			0-3 K	0-0 G5-3			4-0 1B 1B BB	0-3 K	4 1 0 0 1 3 4											
Leron Lee, L (1, 7) OBP: 0.385, SLG: 0.323	0-0 FC4-6 1-2f			0-0 HR		0-0 3-1		0-0 1-3 1B 1B	4-0 1B IBB	4 2 2 1 1 0 1											
Nate Colbert, R (1, 3) OBP: 0.316, SLG: 0.304	0-3 K			0-3 K		0-0 6-3		0-0 1-2 1B 1B	0-0 F3	5 1 1 1 0 2 3											
Cito Gaston, R (1, 9) OBP: 0.353, SLG: 0.458			0-3 K	0-0 F7		0-0 F7		0-0 1-2 2-H 1B 1B	0-0 1-2 2-3 1B	5 1 2 1 0 1 0											
Fred Kendall, R (1, 2) OBP: 0.304, SLG: 0.434			0-0 F4		0-0 1B 3B		0-0 6-3	0-0 1-2 2-H 1B 1B	0-0 F9	5 1 2 1 0 0 3											
Dave Campbell, R (1, 4) OBP: 0.348, SLG: 0.300			0-3 K		0-0 E 1B 1B		0-0 2B	0-0 F3		4 1 2 1 0 1 2											
Dave Hilton, R (1, 5) OBP: 0.268, SLG: 0.258			0-0 2-3		0-0 E1 G5-3 1B		0-3 K	0-0 1-2 2-H 1B		4 0 1 1 0 1 2											
Steve Arlin, R (1, 1) OBP: 0.111, SLG: 0.111			0-0 2-3		0-3 K		0-3 K	0-3 K		2 0 0 0 0 1 2											
Dave Marshall, L (7, PH) OBP: 0.438, SLG: 0.519										1 0 0 0 0 1 1											
Rich Troedson, L (7, 1)										1 0 0 0 0 1 2											
Vicente Romo, R (8, 1)										0 0 0 0 0 0 0											
Inning Stats	R: 0 E: 0 K: 2 S: 7	H: 0 LOB: 1 BB: 1 P: 11	R: 0 E: 0 K: 2 S: 7	H: 0 LOB: 0 BB: 0 P: 7	R: 0 E: 0 K: 0 S: 3	H: 0 LOB: 0 BB: 0 P: 3	R: 1 E: 0 K: 2 S: 8	H: 1 LOB: 0 BB: 0 P: 8	R: 2 E: 1 K: 1 S: 8	H: 3 LOB: 1 BB: 0 P: 8	R: 0 E: 0 K: 0 S: 3	H: 0 LOB: 0 BB: 0 P: 3	R: 0 E: 0 K: 2 S: 8	H: 1 LOB: 1 BB: 0 P: 8	R: 4 E: 0 K: 1 S: 10	H: 5 LOB: 2 BB: 1 P: 14	R: 0 E: 0 K: 1 S: 7	H: 2 LOB: 3 BB: 1 P: 11	1B: 9 2B: 1 3B: 1 HR: 1	SF: 0 SAC: 0 DP: 1 HBP: 0	WP: 0 PA: 42
PITCHER	IP WLS BF H R ER SO BB IBB HBP BLK WP HR S P ERA WHIP																				
Bob Moose, R (1, 1) ERA: 2.66	7.1 L 31 7 6 5 9 2 0 0 0 0 0 1 47 55 6.14 1.227																				
Dave Giusti, R (8, 1) ERA: 1.04	1.2 11 5 1 1 2 0 1 0 0 0 0 0 14 18 5.40 3.000																				

San Diego Padres @ Pittsburgh Pirates
 Three Rivers Stadium, Pittsburgh, PA
 Tue Apr 24 1973, 6:05 PM EST
 Att. 10,108 - Unknown

livebaseballscorecards.com

AB	39
R	7
H	12
RBI	7
BB	3
SO	11
LOB	20



Batter	1	2	3	4	5	6	7	8	9	AB R H RBI BB SO LOB
Dave Cash, R OBP: 0.321, SLG: 0.308 (1, 4)	0-0 6-3	0-0 G3		0-0 6-3			0-0 1-3		0-3 K	5 0 0 0 0 1 2
Manny Sanguillen, R OBP: 0.362, SLG: 0.527 (1, 9)	0-0 1B 2B 1B	0-0 6-3			0-0 F9		1-0 HBP		0-0 F7	4 1 1 0 0 0 1
Al Oliver, L OBP: 0.393, SLG: 0.635 (1, 8)	0-0 1-3 2B 1B	0-0 4-3			0-0 F6		0-0 4-3			4 1 1 0 0 0 1
Willie Stargell, L OBP: 0.479, SLG: 0.854 (1, 7)	4-0 1-2 2B 1B BB		0-0 F5		0-0 HR			4-0 L9-6 BB BB		2 2 1 1 2 0 0
Richie Hebner, L OBP: 0.377, SLG: 0.422 (1, 5)	0-0 1-3 2-H 3-H 1B 2B		0-0 G4-3-6 1B		0-0 F5			4-0 1-2 BB		3 1 2 2 1 0 0
Bob Robertson, R OBP: 0.370, SLG: 0.511 (1, 3)	0-3 K		0-0 G4-3-6 1-2f		0-0 F6			0-3 K		4 0 0 0 0 2 5
Milt May, L OBP: 0.354, SLG: 0.432 (1, 2)	4-0 1B IBB			0-3 K		0-0 4-3		0-0 L9-6 2-3		3 0 0 0 1 1 2
Gene Alley, R OBP: 0.396, SLG: 0.488 (1, 6)	0-0 1-2 2-H 3-H 1B			0-0 2B		0-0 6-3			0-0 2B	4 0 3 2 0 0 0
Bob Moose, R OBP: 0.100, SLG: 0.100 (1, 1)	0-0 6-3			0-3 K			0-0 6-3		0-0 F9	3 0 0 0 0 1 3
Dave Giusti, R OBP: 1.000, SLG: 1.000 (8, 1)										0 0 0 0 0 0 0
Vic Davalillo, L OBP: 0.300, SLG: 0.600 (9, PH)										1 0 0 0 0 0 1

Inning Stats	R: 4 E: 0 K: 1 S: 9	H: 4 LOB: 2 BB: 2 P: 17	R: 0 E: 0 K: 0 S: 3	H: 0 LOB: 0 BB: 0 P: 3	R: 0 E: 0 K: 0 S: 3	H: 1 LOB: 0 BB: 0 P: 3	R: 0 E: 0 K: 2 S: 8	H: 1 LOB: 1 BB: 0 P: 8	R: 1 E: 0 K: 0 S: 4	H: 1 LOB: 0 BB: 0 P: 4	R: 0 E: 0 K: 0 S: 3	H: 0 LOB: 0 BB: 0 P: 3	R: 0 E: 0 K: 0 S: 3	H: 0 LOB: 1 BB: 0 P: 4	R: 0 E: 0 K: 1 S: 4	H: 0 LOB: 1 BB: 2 P: 12	R: 0 E: 0 K: 1 S: 6	H: 1 LOB: 1 BB: 0 P: 6	1B: 4 2B: 4 3B: 0 HR: 1	SF: 0 SAC: 0 DP: 2 HBP: 1	WP: 0 PB: 0 SB: 0 CS: 0	PA: 38	
Steve Arlin, R ERA: 5.19 (1, 1)	IP: 6.0	WLS: 26	H: 7	R: 5	ER: 5	SO: 3	BB: 1	IBB: 1	HBP: 0	BLK: 0	WP: 0	HR: 1	S: 30	P: 38	ERA: 7.50	WHIP: 1.333							
Rich Troedson, L ERA: 3.48 (7, 1)	IP: 1.0	WLS: 6	H: 0	R: 0	ER: 0	SO: 0	BB: 2	IBB: 0	HBP: 1	BLK: 0	WP: 0	HR: 0	S: 3	P: 12	ERA: 0.00	WHIP: 2.000							
Vicente Romo, R ERA: 2.61 (8, 1)	IP: 2.0	WLS: 6	H: 1	R: 0	ER: 0	SO: 2	BB: 0	IBB: 0	HBP: 0	BLK: 0	WP: 0	HR: 0	S: 10	P: 10	ERA: 0.00	WHIP: 0.500							

BOTTOM

San Diego Padres @ Pittsburgh Pirates
Three Rivers Stadium, Pittsburgh, PA

Tue Apr 24 1973, 6:05 PM EST
Att. 10,108 - Unknown

livebaseballscorecards.com

AB	33
R	5
H	8
RBI	5
BB	4
SO	5
LOB	15



Batter	1	2	3	4	5	6	7	8	9	AB R H RBI BB SO LOB	TOP									
Bill Russell, R (1, 6) OBP: 0.250, SLG: 0.278	0-0 F7		0-0 E6		0-0 1B		0-0 P3			4 0 1 1 0 0 0	Los Angeles Dodgers @ Pittsburgh Pirates Three Rivers Stadium, Pittsburgh, PA Sat Apr 28 1973, 3:33 AM EST Att. 9,643 - Unknown livebaseballscorecards.com									
Bill Buckner, L (1, 3) OBP: 0.264, SLG: 0.321	0-0 F7		0-0 6-3		0-0 F9			0-0 F9		4 0 0 0 0 0 2										
Willie Davis, L (1, 8) OBP: 0.276, SLG: 0.458	0-0 1-3		0-0 F4			0-0 E S 1B 1B		0-0 4-3		4 1 1 0 0 0 1										
Joe Ferguson, R (1, 2) OBP: 0.412, SLG: 0.562		4-0 BB		0-0 F3		0-0 FC6-4 1B		0-0 1B 1B		3 0 2 1 1 0 0										
Willie Crawford, L (1, 9) OBP: 0.290, SLG: 0.233	0-0 F7		0-0 6-3		0-0 F8			0-0 1B 1B		4 0 1 0 0 0 2										
Steve Garvey, R (1, 7) OBP: 0.211, SLG: 0.263	0-0 F2		0-0 F8		0-0 F4			0-0 F7		3 0 0 0 0 0 2										
Tom Paciorek, R (6, 7) OBP: 0.200, SLG: 0.130										1 0 0 0 0 0 2										
Ron Cey, R (1, 5) OBP: 0.288, SLG: 0.309	0-0 4-3				0-0 SH5-4 1B 1B		0-0 FC6-4		0-3 K	4 1 1 0 0 1 2										
Davey Lopes, R (1, 4) OBP: 0.421, SLG: 0.286			0-0 E S 1B		0-0 SH5-4 1B 1B		0-0 F3		0-0 L7	4 1 2 0 0 0 0										
Don Sutton, R (1, 1) OBP: 0.143, SLG: 0.143			0-0 P1		0-0 SH5-4		0-0 G3		0-0 4-3	3 0 0 0 0 0 1										
Inning Stats	R: 0 E: 0 K: 0 S: 3	H: 0 LOB: 0 BB: 0 P: 3	R: 0 E: 0 K: 0 S: 3	H: 0 LOB: 1 BB: 1 P: 7	R: 1 E: 1 K: 0 S: 5	H: 1 LOB: 1 BB: 0 P: 5	R: 0 E: 0 K: 0 S: 3	H: 0 LOB: 0 BB: 0 P: 3	R: 1 E: 0 K: 0 S: 5	H: 2 LOB: 1 BB: 0 P: 5	R: 0 E: 0 K: 0 S: 3	H: 0 LOB: 0 BB: 0 P: 3	R: 0 E: 0 K: 1 S: 5	H: 2 LOB: 2 BB: 0 P: 5	R: 0 E: 0 K: 1 S: 5	H: 0 LOB: 0 BB: 0 P: 5	1B: 8 2B: 0 3B: 0 HR: 0	SF: 0 SAC: 1 DP: 0 HBP: 0	WP: 0 PB: 0 SB: 2 CS: 0	PA: 36
PITCHER	IP WLS BF H R ER SO BB IBB HBP BLK WP HR S P ERA WHIP																			
Nelson Briles, R (1, 1) ERA: 4.81	8.0 L 33 8 3 2 0 1 0 0 0 0 0 0 32 36 2.25 1.125																			
Dave Giusti, R (9, 1) ERA: 0.93	1.0 3 0 0 0 1 0 0 0 0 0 0 0 5 5 0.00 0.000																			



Batter	1	2	3	4	5	6	7	8	9	10	11	12	13	AB R H RBI BB SO LOB	TOP															
Bill Russell, R <small>OBP: 0.250, SLG: 0.267</small> (1, 6)	F8		6-3		1B	1B	F9		FC5-4		K		6-3	7 2 1 0 1 1 3	Los Angeles Dodgers @ Pittsburgh Pirates Three Rivers Stadium, Pittsburgh, PA Sun Apr 29 1973, 3:33 AM EDT Unknown															
Manny Mota, R <small>OBP: 0.433, SLG: 0.429</small> (1, 7)	F9		G4-6-3		1B	1B		4-3		E		K		7 2 5 0 1 1 0																
Bill Buckner, L <small>OBP: 0.266, SLG: 0.319</small> (1, 3)	3-1		G4-6-3		1B	1B		G3		E3			CS	7 1 2 2 0 0 4																
Willie Davis, L <small>OBP: 0.287, SLG: 0.437</small> (1, 8)							P3							4 0 0 0 3 0 4																
Joe Ferguson, R <small>OBP: 0.435, SLG: 0.615</small> (1, 2)														5 3 3 3 2 0 3																
Willie Crawford, L <small>OBP: 0.311, SLG: 0.277</small> (8, 1)														5 0 3 1 0 0 4																
Lee Lacy, R <small>OBP: 0.301, SLG: 0.231</small> (10, PH)														0 0 0 0 0 0 0																
Doug Rau, L <small>OBP: 0.200, SLG: 0.256</small> (11, 1)														0 0 0 0 0 0 0																
George Culver, R <small>OBP: 0.200, SLG: 0.256</small> (12, PH)														0 0 0 0 0 0 0																
Steve Garvey, R <small>OBP: 0.200, SLG: 0.256</small> (12, 1)														1 0 0 0 0 0 2																
Al Downing, R <small>OBP: 0.150, SLG: 0.125</small> (12, 1)														0 0 0 0 0 0 0																
Ron Cey, R <small>OBP: 0.318, SLG: 0.328</small> (1, 5)														6 1 3 0 1 1 3																
Davey Lopes, R <small>OBP: 0.360, SLG: 0.263</small> (1, 4)														5 0 1 1 0 2 4																
Andy Messersmith, R <small>OBP: 0.133, SLG: 0.133</small> (8, 1)														4 0 0 0 0 1 7																
Pete Richert, L <small>OBP: 0.250, SLG: 0.200</small> (8, 9)														0 0 0 0 0 0 0																
Tom Paciorek, R <small>OBP: 0.250, SLG: 0.200</small> (8, 9)														2 0 1 1 1 1 0																
Inning Stats	R: 0 E: 0 K: 0 S: 3	H: 0 LOB: 0 BB: 0 P: 3	R: 1 E: 0 K: 1 S: 6	H: 1 LOB: 2 BB: 2 P: 14	R: 0 E: 0 K: 0 S: 3	H: 1 LOB: 0 BB: 0 P: 3	R: 1 E: 0 K: 0 S: 6	H: 3 LOB: 2 BB: 0 P: 6	R: 4 E: 0 K: 1 S: 11	H: 6 LOB: 2 BB: 0 P: 11	R: 1 E: 0 K: 0 S: 4	H: 1 LOB: 2 BB: 2 P: 12	R: 0 E: 0 K: 0 S: 4	H: 1 LOB: 1 BB: 1 P: 4	R: 0 E: 0 K: 1 S: 5	H: 0 LOB: 1 BB: 1 P: 9	R: 1 E: 1 K: 1 S: 7	H: 2 LOB: 2 BB: 1 P: 11	R: 0 E: 0 K: 3 S: 9	H: 0 LOB: 0 BB: 0 P: 9	R: 0 E: 0 K: 1 S: 6	H: 1 LOB: 2 BB: 1 P: 10	R: 1 E: 0 K: 0 S: 4	H: 2 LOB: 1 BB: 1 P: 8	R: 1 E: 0 K: 0 S: 4	H: 2 LOB: 1 BB: 1 P: 8	1B: 15 2B: 3 3B: 0 HR: 1	SF: 1 SAC: 1 DP: 2 HBP: 0	WP: 1 PB: 0 SB: 2 CS: 1	PA: 66
PITCHER Steve Blass, R <small>ERA: 8.41</small> (1, 1)	IP	WLS	BF	H	R	ER	SO	BB	IBB	HBP	BLK	WP	HR	S	P	ERA	WHIP													
Luke Walker, L <small>ERA:</small> (5, 1)	0.2		4	2	0	0	1	0	0	0	0	1	0	6	6	0.00	3.000													
Bob Johnson, R <small>ERA: 3.6</small> (6, 1)	2.0		10	2	1	1	0	2	0	0	0	0	0	8	16	4.50	2.000													
Jim Rooker, L <small>ERA:</small> (8, 1)	2.0		9	1	0	0	1	1	1	0	0	0	0	9	17	0.00	1.000													
Dave Giusti, R <small>ERA: 0.71</small> (10, 1)	3.0		14	3	1	0	5	0	2	0	0	0	0	22	30	0.00	1.000													
PITCHER Ramon Hernandez, L <small>ERA: 3.38</small> (13, 1)	IP	WLS	BF	H	R	ER	SO	BB	IBB	HBP	BLK	WP	HR	S	P	ERA	WHIP													
	1.0		5	2	1	1	0	0	1	0	0	0	0	4	8	9.00	2.000													

AB	54
R	9
H	19
RBI	8
BB	9
SO	8
LOB	37



Batter	1	2	3	4	5	6	7	8	9	10	11	12	13
Dave Cash, R (1, 4) Ramon Hernandez, S (13, 1)	0-0 6-3		0-0 F6			4-0 2B 2B BB	0-0 F9		0-0 6-3		0-0 E6		
Manny Sanguillen, R (1, 9) OBP: 0.368, SLG: 0.523 (9, 2)	0-0 G4-6-3 1B		0-0 5-3			0-0 2B 2B		0-0 1B 2B 1B		0-0 F8		0-0 F9	
Al Oliver, L (1, 8) OBP: 0.364, SLG: 0.574	0-0 G4-6-3 1-2f		0-0 1-3			0-0 2B 2B		0-3 K		0-0 6-3		0-0 F9	
Willie Stargell, L (1, 7) OBP: 0.456, SLG: 0.816		0-0 E6 HR		4-0 G6-4-3 BB		0-0 6-3		0-0 2B 1B		0-0 HR			0-3 K
Richie Hebner, L (1, 5) OBP: 0.365, SLG: 0.473		0-0 HR		0-0 F9		0-0 2B		0-3 K		0-0 4-3			0-0 BB 1B
Bob Robertson, R (1, 3) OBP: 0.359, SLG: 0.500		0-3 K		0-0 G6-4-3 1-2f		0-3 K		0-0 2B			4-0 CS BB		0-0 F3
Milt May, L (1, 2) OBP: 0.327, SLG: 0.392 (8, PH) Richie Zisk, R (9, 9) OBP: 0.222, SLG: 0.125		0-0 3-1				0-0 G6-3 1B		0-3 K			0-3 K		4-0 BB
Gene Alley, R (1, 6) OBP: 0.333, SLG: 0.400		0-0 F8				0-0 G6-3 1-2f		0-0 4-3		0-0 6-3			0-3 K
Steve Elias, R Lake White, L Fernando Gonzalez, R Bob Johnson, L Vic Davalillo, L Jim Rooker, R Gene Clines, R Dave Gault, R Rennie Strombey, R			0-0 2B			0-0 F7		0-0 F9		0-0 L3		0-0 F8	

AB	R	H	RBI	BB	SO	LOB
5	1	0	0	1	0	1
0	0	0	0	0	0	0

6	2	3	0	0	0	2
---	---	---	---	---	---	---

6	1	1	2	0	1	4
---	---	---	---	---	---	---

5	3	2	1	1	1	1
---	---	---	---	---	---	---

6	1	3	3	0	1	3
---	---	---	---	---	---	---

5	0	1	2	1	2	3
---	---	---	---	---	---	---

3	0	1	0	0	0	1
2	0	0	0	1	2	2

6	0	0	0	0	1	3
---	---	---	---	---	---	---

1	0	1	0	0	0	0
1	0	0	0	0	0	0
0	0	0	0	0	0	0
1	0	0	0	0	0	0
0	0	0	0	0	0	0
1	0	0	0	0	0	0
1	0	0	0	0	0	0

BOTTOM

Los Angeles Dodgers @ Pittsburgh Pirates
Three Rivers Stadium, Pittsburgh, PA
Sun Apr 29 1973, 3:33 AM EDT
Unknown

livebaseballscorecards.com

AB	49
R	8
H	12
RBI	8
BB	4
SO	8
LOB	20



Inning Stats	R: 0	H: 1	R: 2	H: 1	R: 0	H: 1	R: 0	H: 0	R: 3	H: 3	R: 0	H: 0	R: 2	H: 3	R: 0	H: 0	R: 1	H: 1	R: 0	H: 0	R: 0	H: 0	R: 0	H: 0	R: 0	H: 0	R: 0	H: 0	
E: 0	LOB: 0	E: 1	LOB: 0	E: 0	LOB: 0	E: 0	LOB: 0	E: 0	LOB: 1	E: 0	LOB: 0	E: 0	LOB: 0	E: 0	LOB: 1	E: 0	LOB: 0	E: 0	LOB: 0	E: 0	LOB: 0	E: 0	LOB: 0	E: 0	LOB: 0	E: 0	LOB: 0	E: 0	LOB: 0
K: 0	BB: 0	K: 1	BB: 0	K: 0	BB: 1	K: 1	BB: 0	K: 3	BB: 1	K: 0	BB: 0	K: 0	BB: 0	K: 0	BB: 0	K: 0	BB: 0	K: 0	BB: 0	K: 0	BB: 0	K: 0	BB: 0	K: 0	BB: 0	K: 0	BB: 0	K: 0	BB: 0
S: 3	P: 3	S: 7	P: 7	S: 4	P: 4	S: 2	P: 6	S: 3	P: 3	S: 8	P: 12	S: 3	P: 3	S: 12	P: 12	S: 3	P: 3	S: 4	P: 4	S: 4	P: 8	S: 4	P: 8	S: 4	P: 12	S: 8	P: 12	S: 8	P: 12

PITCHER	IP	WLS	BF	H	R	ER	SO	BB	IBB	HBP	BLK	WP	HR	S	P	ERA	WHIP
Andy Messersmith, R (1, 1) ERA: 3.38	7.0		29	8	6	5	2	2	0	0	0	0	1	31	39	6.43	1.429
Pete Richert, L (8, 1) ERA: 1.59	0.2		4	2	1	1	2	0	0	0	0	0	0	8	8	13.50	3.000
Jim Brewer, L (8, 1) ERA: 2.61	1.1		4	0	0	0	1	0	0	0	0	0	0	6	6	0.00	0.000
Doug Rau, L (10, 1) ERA: 4.82	1.0		5	1	1	1	0	1	0	0	0	0	1	4	8	9.00	2.000
George Culver, R (11, 1) ERA: 3.0	1.0		2	0	0	0	1	0	0	0	0	0	0	4	4	0.00	0.000
PITCHER	IP	WLS	BF	H	R	ER	SO	BB	IBB	HBP	BLK	WP	HR	S	P	ERA	WHIP
Al Downing, L (12, 1) ERA: 2.7	2.0		9	1	0	0	2	1	0	0	0	0	0	12	16	0.00	1.000

WP: 0	PA: 53
PB: 0	
SB: 0	
CS: 1	

Batter	1	2	3	4	5	6	7	8	9	AB R H RBI BB SO LOB	TOP									
Bill Russell, R (1, 6) OBP: 0.261, SLG: 0.278	0-0 1B 1B		0-0 E 1-2 1B		0-3 K		0-3 K			4 0 2 0 0 2 0	Los Angeles Dodgers @ Pittsburgh Pirates Three Rivers Stadium, Pittsburgh, PA Sun Apr 29 1973, 7:05 PM EDT Att: 18,083 - Unknown livebaseballscorecards.com									
Bill Buckner, L (1, 3) OBP: 0.276, SLG: 0.326	0-0 FC6-4 1-3 1B		0-0 E3 1-3 2-H		0-0 PB 3B 1B		0-0 3-1			4 1 2 0 0 0 1										
Willie Davis, L (1, 8) OBP: 0.286, SLG: 0.451	0-0 P6		0-0 P4		0-0 1-H 3B		0-0 P2			4 0 1 1 0 0 3										
Willie Crawford, L (1, 9) OBP: 0.308, SLG: 0.265	0-0 P6		0-0 L3		4-0 IBB		0-0 G3			3 0 0 0 1 0 3										
Tom Paciorek, R (1, 7) OBP: 0.219, SLG: 0.172	0-0 FC6-4 1-2f			0-0 6-3		0-0 F9		0-3 K		4 0 0 0 0 1 4										
Ron Cey, R (1, 5) OBP: 0.329, SLG: 0.317		0-0 1-3		4-0 FC6-4 BB		4-0 5-3 SH2-4 BB		0-0 6-3		2 0 0 0 2 0 0										
Davey Lopes, R (1, 4) OBP: 0.321, SLG: 0.227		0-3 K		0-0 FC6-4 1-2f		0-0 SH2-4 1-2		0-3 K		3 0 0 0 0 2 1										
Steve Yeager, R (1, 2) OBP: 0.277, SLG: 0.077		0-3 K		0-0 F6		0-0 5-3 2-3		0-0 5-3		4 0 0 0 0 1 2										
Claude Osteen, L (1, 1) OBP: 0.077, SLG: 0.077			0-0 E 1B 1B		0-0 1-3		0-0 1-3		0-0 6-3	4 1 1 0 0 0 1										
Inning Stats	R: 0 E: 0 K: 0 S: 5	H: 2 LOB: 2 BB: 0 P: 5	R: 0 E: 0 K: 2 S: 7	H: 0 LOB: 0 BB: 0 P: 7	R: 1 E: 1 K: 0 S: 5	H: 2 LOB: 1 BB: 0 P: 5	R: 0 E: 0 K: 2 S: 3	H: 0 LOB: 1 BB: 1 P: 7	R: 1 E: 0 K: 1 S: 7	H: 2 LOB: 2 BB: 1 P: 11	R: 0 E: 0 K: 1 S: 5	H: 0 LOB: 0 BB: 0 P: 5	R: 0 E: 0 K: 1 S: 5	H: 0 LOB: 0 BB: 0 P: 5	R: 0 E: 0 K: 1 S: 5	H: 0 LOB: 0 BB: 0 P: 5	1B: 5 2B: 0 3B: 1 HR: 0	SF: 0 SAC: 1 DP: 0 HBP: 0	WP: 0 PB: 1 SB: 0 CS: 0	PA: 36
PITCHER Dock Ellis, R (1, 1) ERA: 2.87	IP: 9.0 WLS: L BF: 36 H: 6 R: 2 ER: 1 SO: 6 BB: 2 IBB: 1 HBP: 0 BLK: 0 WP: 0 HR: 0 S: 45 P: 57 ERA: 1.00 WHIP: 0.889											PITCHER	IP: 9.0 WLS: L BF: 36 H: 6 R: 2 ER: 1 SO: 6 BB: 2 IBB: 1 HBP: 0 BLK: 0 WP: 0 HR: 0 S: 45 P: 57 ERA: 1.00 WHIP: 0.889							



Batter	1	2	3	4	5	6	7	8	9	AB	R	H	RBI	BB	SO	LOB
Gene Clines, R OBP: 0.417, SLG: 0.545 (1, 8)										4	0	2	0	0	0	2
Rennie Stennett, R OBP: 0.209, SLG: 0.400 (1, 6)										4	0	0	0	0	0	2
Manny Sanguillen, R OBP: 0.361, SLG: 0.507 (1, 9)										5	0	1	0	0	0	1
Richie Zisk, R OBP: 0.231, SLG: 0.250 (1, 7)										4	1	1	0	0	2	1
Bob Robertson, R OBP: 0.353, SLG: 0.483 (1, 3)										4	0	1	0	0	0	2
Richie Hebner, L OBP: 0.358, SLG: 0.458 (1, 5)										4	0	1	0	0	1	2
Dave Cash, R OBP: 0.357, SLG: 0.333 (1, 4)										4	0	2	1	0	0	2
Milt May, L OBP: 0.310, SLG: 0.370 (1, 2)										3	0	0	0	0	0	5
Dock Ellis, S OBP: 0.077, SLG: 0.077 (1, 1)										3	0	0	0	0	0	1

Inning Stats	R: 0 E: 0 K: 0 S: 3	H: 1 LOB: 0 BB: 0 P: 3	R: 0 E: 1 K: 0 S: 5	H: 1 LOB: 2 BB: 0 P: 5	R: 0 E: 0 K: 0 S: 3	H: 1 LOB: 0 BB: 0 P: 3	R: 1 E: 0 K: 1 S: 8	H: 3 LOB: 2 BB: 0 P: 8	R: 0 E: 0 K: 0 S: 3	H: 0 LOB: 0 BB: 0 P: 3	R: 0 E: 0 K: 1 S: 5	H: 1 LOB: 0 BB: 0 P: 5	R: 0 E: 1 K: 0 S: 5	H: 1 LOB: 2 BB: 0 P: 5	R: 0 E: 0 K: 1 S: 5	H: 0 LOB: 0 BB: 0 P: 5	R: 0 E: 0 K: 0 S: 3	H: 0 LOB: 0 BB: 0 P: 3	1B: 7 2B: 1 3B: 0 HR: 0	SF: 0 SAC: 0 DP: 2 HBP: 0	WP: 0 PB: 0 SB: 0 CS: 1	PA: 35												
PITCHER Claude Osteen, L ERA: 2.65 (1, 1)	IP 9.0	WLS W	BF 35	H 8	R 1	ER 1	SO 3	BB 0	IBB 0	HBP 0	BLK 0	WP 0	HR 0	S 40	P 40	ERA 1.00	WHIP 0.889																	
																	PITCHER	IP	WLS	BF	H	R	ER	SO	BB	IBB	HBP	BLK	WP	HR	S	P	ERA	WHIP


BOTTOM

Los Angeles Dodgers @ Pittsburgh Pirates
 Three Rivers Stadium, Pittsburgh, PA

Sun Apr 29 1973, 7:05 PM EDT
 Att. 18,083 - Unknown

livebaseballscorecards.com

AB	35
R	1
H	8
RBI	1
BB	0
SO	3
LOB	18



Batter	1	2	3	4	5	6	7	8	9	AB	R	H	RBI	BB	SO	LOB	TOP	
Dave Cash, R (1, 4) <small>OBP: 0.340, SLG: 0.318</small> Gene Alley, R (8, 6) <small>OBP: 0.333, SLG: 0.400</small>	0-0 5-3	0-0 L5		0-0 F3			0-0 F8	0-0 FC4-6 1B		5	0	1	1	0	0	1		
Al Oliver, L (1, 8) <small>OBP: 0.338, SLG: 0.530</small>	0-0 4-3		0-0 E8 F3 1B	0-3 K			0-0 6-3	0-3 K		5	1	0	0	0	2	4		
Manny Sanguillen, R (1, 9) <small>OBP: 0.364, SLG: 0.493</small>	4-0 2B BB		0-0 F3 2-3		0-0 F7		0-0 2B 1B	0-0 FC4-6 1-2f		4	2	1	0	1	0	4		
Willie Stargell, L (1, 7) <small>OBP: 0.476, SLG: 0.833</small>	0-0 E 2B		0-0 BB 1B		0-3 K		0-0 1-H 2B		0-0 F3	5	1	3	3	0	1	0		
Bob Robertson, R (1, 3) <small>OBP: 0.370, SLG: 0.476</small>	0-0 E6 1B 1B		4-0 FC4-6 BB		0-0 F8		0-3 K		4-0 1B BB	3	2	1	0	2	1	1		
Richie Hebner, L (1, 5) <small>OBP: 0.375, SLG: 0.460</small>	0-0 FC6-4 1B		0-0 F5		0-0 F7			4-0 BB 1B BB	0-0 F8 1B 1B	4	1	2	1	1	0	2		
Rennie Stennett, R (1, 6) <small>OBP: 0.208, SLG: 0.378</small> (8, 4)	0-0 FC6-4 1-2f		0-0 FC4-6 1-2f		0-0 6-3			0-3 K	0-0 1B	5	0	1	1	0	1	4		
Milt May, L (1, 2) <small>OBP: 0.317, SLG: 0.373</small>		0-3 K		0-0 4-3		0-0 1B		0-0 1B BB 1B	0-0 F8 2-3	5	0	2	0	0	1	2		
Bob Moose, R (1, 1) <small>OBP: 0.200, SLG: 0.143</small> Ramon Hernandez, S (9, 1) Dave Giusti, R (9, 1) <small>OBP: 1.000, SLG: 1.000</small>		0-3 K		0-0 1B		0-0 F8		4-0 1B BB	0-0 4-3	4	0	1	0	1	1	3		
Inning Stats	R: 3 E: 1 K: 0 S: 6 H: 3 LOB: 1 BB: 1 P: 10	R: 0 E: 0 K: 2 S: 7 H: 0 LOB: 0 BB: 0 P: 7	R: 1 E: 1 K: 0 S: 5 H: 1 LOB: 2 BB: 1 P: 9	R: 0 E: 0 K: 1 S: 6 H: 1 LOB: 1 BB: 0 P: 6	R: 0 E: 0 K: 1 S: 5 H: 0 LOB: 0 BB: 0 P: 5	R: 0 E: 0 K: 0 S: 4 H: 1 LOB: 1 BB: 0 P: 4	R: 1 E: 0 K: 1 S: 7 H: 2 LOB: 1 BB: 0 P: 7	R: 1 E: 0 K: 2 S: 9 H: 2 LOB: 3 BB: 2 P: 17	R: 1 E: 0 K: 0 S: 5 H: 2 LOB: 2 BB: 1 P: 9	1B: 10 2B: 2 3B: 0 HR: 0 SF: 0 SAC: 0 DP: 0 HBP: 0	WP: 0 PB: 0 SB: 0 CS: 0 PA: 45							
PITCHER Ron Bryant, L (1, 1) <small>ERA: 1.72</small> Sam McDowell, L (7, 1) <small>ERA: 5.87</small> Elias Sosa, R (9, 1) <small>ERA: 2.25</small>	IP	WLS	BF	H	R	ER	SO	BB	IBB	HBP	BLK	WP	HR	S	P	ERA	WHIP	
	6.0		27	6	4	2	4	2	0	0	0	0	0	33	41	3.00	1.333	
	2.0		12	4	2	2	3	2	0	0	0	0	0	16	24	9.00	3.000	
	1.0	W	6	2	1	1	0	1	0	0	0	0	0	5	9	9.00	3.000	

Pittsburgh Pirates @ San Francisco Giants
 Candlestick Park, San Francisco, CA
 Tue May 01 1973, 10:05 PM EDT
 Att. 7,972 - Unknown

AB	40
R	7
H	12
RBI	6
BB	5
SO	7
LOB	21



Batter	1	2	3	4	5	6	7	8	9	AB R H RBI BB SO LOB	TOP									
Dave Cash, R (1, 4) OBP: 0.314, SLG: 0.292	0-3 K		0-0 E5 1B SF7		0-0 5-3		0-0 FC4-6 1-2f			4 1 0 0 0 1 1	Pittsburgh Pirates @ San Francisco Giants Candlestick Park, San Francisco, CA Wed May 02 1973, 6:33 AM EDT Att. 4,818 - Unknown									
Manny Sanguillen, R (1, 9) OBP: 0.358, SLG: 0.481	0-0 6-3		0-0 1B		0-0 G3			0-0 6-3		4 0 1 0 0 0 0										
Al Oliver, L (1, 8) OBP: 0.320, SLG: 0.507	0-0 G3		0-0 SF7		0-0 F7			0-0 4-3		3 0 0 1 0 0 0										
Willie Stargell, L (1, 7) OBP: 0.463, SLG: 0.789		4-0 G5-4-3 1B 1B BB	0-0 4-3		0-0 3-1			0-0 F9		3 1 0 0 1 0 1										
Richie Hebner, L (1, 5) OBP: 0.362, SLG: 0.478		0-0 G5-4-3 1B 1-2		0-0 3-1		0-0 4-3		0-0 5-3 2B		4 0 2 0 0 0 0										
Bob Robertson, R (1, 3) OBP: 0.377, SLG: 0.478		0-0 G5-4-3 1-2f 2-3		0-0 BB 1B		0-0 1B		0-0 5-3 2-3		4 0 2 0 0 0 3										
Milt May, L (1, 2) OBP: 0.328, SLG: 0.381		0-0 WP 1B 3-H		0-0 F4		0-0 CS 1B		0-0 F5		4 0 2 1 0 0 2										
Rennie Stennett, R (1, 6) OBP: 0.231, SLG: 0.362		0-0 4-3 1-2		4-0 BB		0-0 5-3 1-2		4-0 IBB		2 0 0 0 2 0 2										
Luke Walker, L (1, 1) OBP: 0.333, SLG: 0.333			0-3 K		0-0 F4		0-0 FC4-6 1B		0-3 K	3 0 1 0 0 1 2										
Jim Rooker, R (7, 1)										1 0 0 0 0 1 2										
Dave Giusti, R (9, 1) OBP: 1.000, SLG: 1.000										0 0 0 0 0 0 0										
Inning Stats	R: 0 E: 0 K: 1 S: 5	H: 0 LOB: 0 BB: 0 P: 5	R: 1 E: 0 K: 0 S: 4	H: 2 LOB: 1 BB: 1 P: 8	R: 1 E: 1 K: 1 S: 7	H: 1 LOB: 1 BB: 0 P: 7	R: 0 E: 0 K: 0 S: 4	H: 1 LOB: 2 BB: 1 P: 8	R: 0 E: 0 K: 0 S: 3	H: 0 LOB: 0 BB: 0 P: 3	R: 0 E: 0 K: 0 S: 4	H: 2 LOB: 1 BB: 0 P: 4	R: 0 E: 0 K: 0 S: 3	H: 0 LOB: 0 BB: 0 P: 3	R: 0 E: 0 K: 1 S: 6	H: 1 LOB: 2 BB: 1 P: 10	1B: 7 2B: 1 3B: 0 HR: 0	SF: 1 SAC: 0 DP: 1 HBP: 0	WP: 1 PB: 0 SB: 0 CS: 1	PA: 36
PITCHER	IP WLS BF H R ER SO BB IBB HBP BLK WP HR S P ERA WHIP																			
Jim Barr, R (1, 1) ERA: 1.49	7.0 L 28 7 2 1 2 2 0 0 0 0 1 0 30 38 1.29 1.286																			
Randy Moffitt, R (8, 1) ERA: 1.13	2.0 8 1 0 0 1 0 1 0 0 0 0 0 9 13 0.00 0.500																			

AB	32
R	2
H	8
RBI	2
BB	3
SO	3
LOB	13



Batter	1	2	3	4	5	6	7	8	9	AB R H RBI BB SO LOB
Bobby Bonds, R OBP: 0.350, SLG: 0.553 (1, 9)	0-0 F8 ①		0-0 1B ③		0-0 L8 ③		0-3 K ③		0-3 K ③	5 0 1 0 0 2 4
Tito Fuentes, S OBP: 0.316, SLG: 0.389 (1, 4)	0-0 F8 ②		0-0 F7 ③			0-0 L7 ①		0-3 K ①		4 0 0 0 0 1 1
Chris Speier, R OBP: 0.330, SLG: 0.390 (1, 6)	4-0 BB ③			0-3 K ①		0-3 K ②		0-0 5-3 ②		3 0 0 0 1 2 0
Willie McCovey, L OBP: 0.457, SLG: 0.522 Damaso Blanco, R (8, PR) (9, 5)	0-0 F8 ③			4-0 FC4-6 BB ③		0-0 5-3 ③		0-0 1B ③		3 0 1 0 1 0 1 0 0 0 0 0 0 0
Ed Goodson, L OBP: 0.375, SLG: 0.438 Mike Phillips, L OBP: 0.500, SLG: 0.500 Jim Howarth, L OBP: 0.231, SLG: 0.167 (1, 5) (7, PR) (8, 8)		0-0 4-3 ①		0-0 FC4-6 2B 1-2 ②		4-0 E SF7 BB ③		0-3 K ③		2 0 0 0 1 0 1 0 1 0 0 0 0 0 1 0 0 0 0 1 1
Gary Matthews, R OBP: 0.375, SLG: 0.471 (1, 7)		0-0 6-3 ②		0-0 1-3 2B ③		0-0 E8 1-3 ③		0-0 F8 ①		4 0 1 0 0 0 1
Gary Thomasson, L OBP: 0.284, SLG: 0.355 Chris Arnold, R OBP: 0.667, SLG: 2.000 Randy Moffitt, R (8, 1) Mike Sadek, R OBP: 0.500, SLG: 0.333 (9, PH)		0-3 K ③		0-0 F7 ③		4-0 BB BB BB BB ③		4-0 1B BB ③		2 0 0 0 0 1 2 0 0 0 0 1 0 0 0 0 0 0 1 0 0
Dave Rader, L OBP: 0.296, SLG: 0.256 (1, 2)			0-0 4-3 ①		0-0 F8 ①		0-0 F8 ①		0-0 1-2 1B ③	4 0 1 0 0 0 3
Jim Barr, R OBP: 0.154, SLG: 0.154 Dave Kingman, R OBP: 0.250, SLG: 0.286 (1, 1) (7, PH) (8, 5) (9, 3)			0-0 F3 ②		0-0 F3 ②		0-0 SF7 ②		0-3 K ②	2 0 0 0 0 0 0 1 0 0 1 0 1 2


Inning Stats	R: 0 E: 0 K: 0 S: 3	H: 0 LOB: 1 BB: 1 P: 7	R: 0 E: 0 K: 1 S: 5	H: 0 LOB: 0 BB: 0 P: 5	R: 0 E: 0 K: 0 S: 4	H: 1 LOB: 1 BB: 0 P: 4	R: 0 E: 0 K: 1 S: 6	H: 1 LOB: 2 BB: 1 P: 10	R: 0 E: 0 K: 0 S: 3	H: 0 LOB: 0 BB: 0 P: 3	R: 0 E: 0 K: 1 S: 5	H: 0 LOB: 0 BB: 0 P: 5	R: 1 E: 1 K: 1 S: 6	H: 0 LOB: 2 BB: 2 P: 14	R: 0 E: 0 K: 2 S: 8	H: 1 LOB: 1 BB: 0 P: 8	R: 0 E: 0 K: 2 S: 8	H: 1 LOB: 2 BB: 1 P: 12	1B: 3 2B: 1 3B: 0 HR: 0	SF: 1 SAC: 0 DP: 0 HBP: 0	WP: 0 PB: 0 SB: 0 CS: 0	PA: 37
PITCHER	IP	WLS	BF	H	R	ER	SO	BB	IBB	HBP	BLK	WP	HR	S	P	ERA	WHIP					
Luke Walker, L ERA: (1, 1)	6.0	W	25	2	1	0	3	4	0	0	0	0	0	27	43	0.00	1.000					
Jim Rooker, L ERA: (7, 1)	2.1		10	2	0	0	3	1	0	0	0	0	0	15	19	0.00	1.286					
Dave Giusti, R ERA: (9, 1)	0.2	S	2	0	0	0	2	0	0	0	0	0	0	6	6	0.00	0.000					

BOTTOM

Pittsburgh Pirates @ San Francisco Giants
Candlestick Park, San Francisco, CA

Wed May 02 1973, 6:33 AM EDT
Att. 4,818 - Unknown

AB	31
R	1
H	4
RBI	1
BB	5
SO	8
LOB	16



Batter	1	2	3	4	5	6	7	8	9	AB R H RBI BB SO LOB	TOP											
Dave Cash, R OBP: 0.321, SLG: 0.302 (1, 4) X	0-0 5-3	0-0 1-2 3-H HR 1B	0-0 6-3		0-0 1-2 WP 1B 1B		0-0 F9			5 2 2 1 0 0 1	Pittsburgh Pirates @ San Francisco Giants Candlestick Park, San Francisco, CA Thu May 03 1973, 6:33 AM EDT Att. 4,198 - Unknown livebaseballscorecards.com											
Manny Sanguillen, R OBP: 0.372, SLG: 0.488 (1, 9) X	0-0 HR 1B	0-0 1-2 2-3 HR 1B		0-0 F9	0-0 1-3 1B 1B		0-0 F9			5 2 3 1 0 0 0												
Al Oliver, L OBP: 0.350, SLG: 0.608 (1, 8) X	0-0 1-H HR	0-0 1-H 2-H 3-H HR		0-0 1B 2B 1B	0-0 1-3 1B		0-0 G3			5 3 4 6 0 0 0												
Willie Stargell, L OBP: 0.444, SLG: 0.742 (1, 7) X	0-0 F7	0-0 F7		0-0 1-2 2B HR 1B	0-0 1-3 1B			0-0 F5		5 1 1 0 0 0 2												
Richie Hebner, L OBP: 0.370, SLG: 0.451 (1, 5) X	0-0 G3		B B B B 1B BB E BB	0-0 L9	0-0 F2			0-0 4-3		4 1 0 0 1 0 4												
Bob Robertson, R OBP: 0.390, SLG: 0.493 (1, 3) X		0-0 E7 1B 1B	B B B B 4-0 1B E BB	0-0 E BB	0-0 1-3 2-H HR 2B		0-0 G4-6-3 1B		0-0 F7	4 3 2 1 1 0 0												
Milt May, L OBP: 0.347, SLG: 0.441 (1, 2) X		0-0 1B HR 1B	X 0-0 E9	0-0 1-H 2-H 1B	0-0 2-H 3-H HR		0-0 G4-6-3 1-2		0-0 4-3	5 2 3 3 0 0 1												
Rennie Stennett, R OBP: 0.228, SLG: 0.346 (1, 6) X		0-3 K	0-0 6-3	0-0 F7			0-0 1B		0-0 F9	5 0 1 0 0 1 3												
Nelson Briles, R OBP: 0.250, SLG: 0.333 (1, 1) X		0-3 K	0-0 1-3		0-0 1B		0-0 F3		0-0 F8	5 0 1 0 0 1 4												
Inning Stats	R: 2 E: 0 K: 0 S: 5	H: 2 LOB: 0 BB: 0 P: 5	R: 5 E: 1 K: 2 S: 12	H: 4 LOB: 0 BB: 0 P: 12	R: 2 E: 1 K: 0 S: 4	H: 1 LOB: 1 BB: 2 P: 12	R: 4 E: 0 K: 0 S: 7	H: 4 LOB: 0 BB: 0 P: 7	R: 1 E: 0 K: 0 S: 6	H: 4 LOB: 2 BB: 0 P: 6	R: 0 E: 0 K: 0 S: 4	H: 2 LOB: 1 BB: 0 P: 4	R: 0 E: 0 K: 0 S: 3	H: 0 LOB: 0 BB: 0 P: 3	R: 0 E: 0 K: 0 S: 3	H: 0 LOB: 0 BB: 0 P: 3	R: 0 E: 0 K: 0 S: 3	H: 0 LOB: 0 BB: 0 P: 3	1B: 13 2B: 1 3B: 0 HR: 3	SF: 0 SAC: 0 DP: 1 HBP: 0	WP: 1 PB: 0 SB: 0 CS: 0	PA: 45
PITCHER	IP WLS BF H R ER SO BB IBB HBP BLK WP HR S P ERA WHIP																					
Jim Willoughby, R ERA: 4.57 (1, 1)	1.2 L 12 6 7 2 2 0 0 0 0 0 0 2 16 16 10.80 3.600																					
Sam McDowell, L ERA: 9.0 (2, 1)	3.1 20 9 7 6 0 2 0 0 0 0 1 1 18 26 16.20 3.300																					
Don Carrithers, R ERA: 6.75 (6, 1)	3.0 10 2 0 0 0 0 0 0 0 0 0 0 10 10 0.00 0.667																					
Elias Sosa, R ERA: 2.0 (9, 1)	1.0 3 0 0 0 0 0 0 0 0 0 0 0 3 3 0.00 0.000																					

AB	43
R	14
H	17
RBI	12
BB	2
SO	2
LOB	15



Batter	1	2	3	4	5	6	7	8	9	AB R H RBI BB SO LOB
Bobby Bonds, R OBP: 0.344, SLG: 0.538 (1, 9) X	0-0 1B E 1B		0-3 K 1		0-0 F7 1		0-0 FC4-6 E 1B 1-2f 3-H		0-0 F8 1	5 2 1 1 0 1 2
Tito Fuentes, S OBP: 0.328, SLG: 0.393 (1, 4) X	0-0 E 1-2 1B		0-0 6-3 2		0-0 F7 2		0-0 FC4-6 E 1B 1-2		4-0 BB BB BB BB	4 1 2 0 1 0 1
Chris Speier, R OBP: 0.325, SLG: 0.382 (1, 6) X	0-0 E4 G5-4-3 1-3 2-H		0-0 6-3 3		0-0 1B 1-2		0-0 E4 FC4-6 1-3 2-H		0-0 F9 2	5 0 1 0 0 0 3
Willie McCovey, L OBP: 0.454, SLG: 0.556 Jim Howarth, L OBP: 0.200, SLG: 0.143 (1, 3) S S S (6, 8) S S	0-3 K 1			0-0 HR	0-3 K 3		0-0 FC4-6 1-2f 3-H		0-0 F9 3	3 1 1 1 0 2 4 2 0 0 1 0 0 2
Dave Kingman, R OBP: 0.245, SLG: 0.279 Mike Phillips, L OBP: 0.400, SLG: 0.600 (1, 5) X (4, 5) X	0-0 G5-4-3 1-2f			0-0 4-3 7-2 2B		0-0 4-3	0-0 L3 3			1 0 0 0 0 0 2 3 0 1 0 0 0 1
Gary Thomasson, L OBP: 0.296, SLG: 0.354 (1, 8) (6, 3)		4-0 BB BB BB BB		0-0 4-3 1		0-0 4-3 2		0-0 L6-4 1B 1B		3 0 1 0 1 0 1
Gary Matthews, R OBP: 0.383, SLG: 0.463 (1, 7) X		0-0 FC6-4 FC6-4 1-2f		4-0 BB BB BB BB		0-3 K 3		0-0 1B 1-2 1B		3 0 1 0 1 1 1
Dave Rader, L OBP: 0.294, SLG: 0.267 (1, 2) X		0-0 FC6-4 1-2f		0-0 7-2 2 3 3-Hf			0-0 1B FC4-6 2B	0-0 F8 1		4 1 1 0 0 0 5
Jim Willoughby, R OBP: 0.195, SLG: 0.267 Sam McDowell, L (2, 1) Chris Arnold, R OBP: 0.750, SLG: 1.667 Don Carnithers, R OBP: 1.000, SLG: 1.000 Damaso Blanco, R (8, PH) Elias Sosa, R (9, 1)		0-3 K 3			0-0 1B 1B		0-0 FC4-6 1B 2-3	0-0 L6-4 2 3		0 0 0 0 0 0 0 1 0 0 0 0 0 1 1 1 0 1 0 0 0 0 0 1 0 1 0 0 0 0 0 1 0 0 0 0 0 0 2 0 0 0 0 0 0 0 0

Inning Stats	R: 1	H: 2	E: 1	LOB: 1	K: 1	BB: 0	S: 7	R: 0	H: 0	E: 1	LOB: 1	K: 1	BB: 1	S: 5	R: 0	H: 0	E: 0	LOB: 0	K: 1	BB: 0	S: 5	R: 1	H: 2	E: 0	LOB: 1	K: 0	BB: 1	S: 4	R: 0	H: 2	E: 0	LOB: 2	K: 1	BB: 0	S: 7	R: 0	H: 0	E: 0	LOB: 0	K: 1	BB: 0	S: 5	R: 3	H: 3	E: 1	LOB: 1	K: 0	BB: 0	S: 7	R: 0	H: 2	E: 0	LOB: 1	K: 0	BB: 0	S: 4	R: 0	H: 0	E: 0	LOB: 1	K: 0	BB: 1	S: 3	1B: 8	SF: 0	2B: 4	SAC: 0	3B: 0	DP: 3	HR: 1	HBP: 0	WP: 0	PA: 40
PITCHER Nelson Briles, R ERA: 4.05 (1, 1)	IP	WLS	BF	H	R	ER	SO	BB	IBB	HBP	BLK	WP	HR	S	P	ERA	WHIP											IP	WLS	BF	H	R	ER	SO	BB	IBB	HBP	BLK	WP	HR	S	P	ERA	WHIP																													

BOTTOM

Pittsburgh Pirates @ San Francisco Giants
Candlestick Park, San Francisco, CA
Thu May 03 1973, 6:33 AM EDT
Att. 4,198 - Unknown

livebaseballscorecards.com

AB	37
R	5
H	11
RBI	3
BB	3
SO	5
LOB	25



Batter	1	2	3	4	5	6	7	8	9	AB R H RBI BB SO LOB	TOP									
Dave Cash, R (1, 4) OBP: 0.355, SLG: 0.368	0-0 FC5-4 1B	0-0 F8		0-0 F8		0-0 1-H 2-H HR		4-0 E BB	4-0 BB	4 2 2 3 2 0 2										
Al Oliver, L (1, 8) OBP: 0.326, SLG: 0.563	0-0 FC5-4 1-2f	0-0 FC4-6 1-2f			0-0 F7	0-0 4-3		0-0 4-3 1-2	0-0 F8	6 0 0 0 0 0 6										
Manny Sanguillen, R (1, 9) OBP: 0.363, SLG: 0.471	0-0 F8		0-0 F4		0-0 G6-4-3 1B	0-0 F9		0-0 E4 G4-6-3 2-H		5 0 1 0 0 0 1										
Willie Stargell, L (1, 7) OBP: 0.429, SLG: 0.697	0-3 K		4-0 BB BB		0-0 G6-4-3 1-2f		0-3 K	0-0 G4-6-3 1-2f		4 0 0 0 1 2 3										
Bob Robertson, R (1, 3) OBP: 0.414, SLG: 0.500		0-0 3B 1B	4-0 1-2 BB			0-0 BB 1B	0-0 F8		4-0 HR BB	3 3 2 0 2 0 0										
Richie Hebner, L (1, 5) OBP: 0.384, SLG: 0.473		0-0 1-H SF8 3B	0-0 F9			4-0 1B 1-2 BB	4-0 WP HR BB		0-0 F4	3 3 1 1 2 0 3										
Rennie Stennett, R (1, 6) OBP: 0.258, SLG: 0.482		0-0 3-H SF8	0-0 F4			0-0 1-3 2-H 1B	0-0 1-H HR		0-0 1-H HR	4 2 3 6 0 0 2										
Milt May, L (1, 2) OBP: 0.364, SLG: 0.437		4-0 1B BB		0-0 4-3		0-0 3-H HR 1B	4-0 SH BB		0-0 F5	3 1 1 1 2 0 0										
Steve Blass, R (1, 1) OBP: 0.400, SLG: 0.500		0-0 1-2 FC4-6 1B		0-0 L8		0-0 SH HR	0-0 6-3		0-0 BB 1B	4 1 2 0 0 0 1										
Inning Stats	R: 0 E: 0 K: 1 S: 6	H: 1 LOB: 1 BB: 0 P: 6	R: 2 E: 0 K: 0 S: 6	H: 3 LOB: 2 BB: 1 P: 10	R: 0 E: 0 K: 0 S: 3	H: 0 LOB: 2 BB: 2 P: 11	R: 0 E: 0 K: 0 S: 3	H: 1 LOB: 0 BB: 0 P: 3	R: 5 E: 0 K: 0 S: 7	H: 4 LOB: 0 BB: 1 P: 11	R: 2 E: 0 K: 1 S: 6	H: 1 LOB: 1 BB: 2 P: 14	R: 1 E: 1 K: 0 S: 3	H: 0 LOB: 0 BB: 1 P: 7	R: 2 E: 0 K: 0 S: 5	H: 2 LOB: 2 BB: 2 P: 13	1B: 8 2B: 0 3B: 1 HR: 3	SF: 1 SAC: 1 DP: 2 HBP: 0	WP: 1 PB: 0 SB: 0 CS: 0	PA: 47
PITCHER	IP WLS BF H R ER SO BB IBB HBP BLK WP HR S P ERA WHIP																			
Fred Norman, L (1, 1) ERA: 3.92	5.1 L 26 8 5 5 1 4 0 0 0 0 0 0 24 40 8.44 2.250																			
Gary Ross, R (6, 1) ERA: 3.74	0.2 4 1 2 2 0 0 0 0 0 0 0 1 4 4 27.00 1.500																			
Steve Arlin, R (7, 1) ERA: 5.63	2.0 10 1 3 2 1 3 0 0 0 1 1 9 21 9.00 2.000																			
Rich Troedson, L (9, 1) ERA: 5.52	1.0 7 2 2 2 0 2 0 0 0 0 0 1 5 13 18.00 4.000																			

Pittsburgh Pirates @ San Diego Padres
San Diego Stadium, San Diego, CA
 Fri May 04 1973, 10:05 PM EDT
 Att. 9,595 - Unknown

livebaseballscorecards.com

AB	36
R	12
H	12
RBI	11
BB	9
SO	2
LOB	18



Batter	1	2	3	4	5	6	7	8	9	AB	R	H	RBI	BB	SO	LOB
Enzo Hernandez, R (1, 6) OBP: 0.254, SLG: 0.190	0-0 6-3		0-0 6-3		0-0 6-3		0-0 FC4-6 1B		4-0 3-1 2B BB	4	1	1	0	1	0	0
Johnny Grubb, L (1, 8) OBP: 0.352, SLG: 0.379	0-0 6-3		0-0 G3		1-0 FC3-6 HBP		0-0 FC4-6		0-0 3-1	4	0	0	0	0	0	3
Leron Lee, L (1, 7) OBP: 0.382, SLG: 0.379	0-0 6-3		4-0 2B BB		0-0 FC3-6		0-0 G3		0-0 2B 6-3 1B	4	1	1	0	1	0	3
Nate Colbert, R (1, 3) OBP: 0.351, SLG: 0.357		4-0 1B BB SF8 BB	0-0 1-3 2B		0-0 5-3			0-0 L5	0-0 6-3 2B	4	1	2	1	1	0	1
Cito Gaston, R (1, 9) OBP: 0.358, SLG: 0.480		4-0 1B BB	0-0 4-3			0-0 G3		4-0 1-3 1B BB HR	0-0 6-3	3	1	0	1	2	0	3
Fred Kendall, R (1, 2) OBP: 0.349, SLG: 0.429		0-0 1-2 2-3 1B		4-0 5-3 BB		0-0 F8		0-0 1-2 HR 1B	0-0 6-3	4	1	2	0	1	0	1
Dave Campbell, R (1, 4) OBP: 0.367, SLG: 0.372		0-0 SF8		0-3 K		0-0 6-3		0-0 1-3		2	0	0	1	0	1	1
Steve Arlin, R (7, 1) OBP: 0.100, SLG: 0.100		3-H						1-2 2-3		0	0	0	0	0	0	0
Dave Marshall, L (8, PH) OBP: 0.395, SLG: 0.438		0-0 F7		0-0 5-3				0-0 E6 FC4-6 1B		1	0	0	0	0	0	2
Rich Troedson, L (9, 1)		0-0 F8		0-3 K				2-H 3-H HR		0	0	0	0	0	0	0
Dave Hilton, R (1, 5) OBP: 0.278, SLG: 0.307										4	1	1	3	0	0	3
Fred Norman, S (1, 1) OBP: 0.231, SLG: 0.167										2	0	0	0	0	1	3
Gary Ross, R (6, 1)										0	0	0	0	0	0	0
Don Mason, L (7, 4)										2	0	0	0	0	2	1


Inning Stats	R: 0	H: 0	E: 0	K: 0	S: 3	R: 1	H: 1	E: 0	K: 0	S: 4	R: 0	H: 1	E: 0	K: 0	S: 4	R: 0	H: 0	E: 0	K: 2	S: 7	R: 0	H: 0	E: 0	K: 0	S: 3	R: 0	H: 0	E: 0	K: 1	S: 7	R: 3	H: 2	E: 0	K: 1	S: 7	R: 2	H: 2	E: 0	K: 0	S: 5		
	0	0	0	0	3	1	1	0	0	4	0	1	0	0	4	0	0	0	2	7	0	0	0	0	3	0	0	0	0	0	0	1	2	0	1	0	0	2	2	2	0	9
	0	0	0	0	3	1	1	0	0	4	0	1	0	0	4	0	0	0	2	7	0	0	0	0	3	0	0	0	0	0	1	2	0	1	0	0	2	2	2	0	9	
	0	0	0	0	3	1	1	0	0	4	0	1	0	0	4	0	0	0	2	7	0	0	0	0	3	0	0	0	0	1	2	0	1	0	0	2	2	2	0	9		

BOTTOM

Pittsburgh Pirates @ San Diego Padres
San Diego Stadium, San Diego, CA

Fri May 04 1973, 10:05 PM EDT
Att. 9,595 - Unknown

AB	34
R	6
H	7
RBI	6
BB	6
SO	4
LOB	21



WP: 0	PA: 42
PB: 0	SB: 0
CS: 0	

Batter	1	2	3	4	5	6	7	8	9	AB R H RBI BB SO LOB	TOP																									
Dave Cash, R (1, 4) OBP: 0.358, SLG: 0.371	0-0 F9	0-0 1-2 1B		0-0 F9	0-0 L8			0-0 BB 1B		5 0 2 0 0 0 1																										
Manny Sanguillen, R (1, 9) OBP: 0.365, SLG: 0.489	0-0 1B 3B	0-0 F7		0-0 BB 1B	0-0 FC6-4			0-0 F5		5 1 2 0 0 0 4																										
Al Oliver, L (1, 8) OBP: 0.341, SLG: 0.560	0-0 2B 1B		0-0 4-3	0-0 BB 1B		0-0 F7		4-0 BB 1-2 BB		4 0 2 1 1 0 0																										
Willie Stargell, L (1, 7) OBP: 0.415, SLG: 0.657	0-0 F9		4-0 FC8-8 BB	0-0 F8		0-0 F9		0-0 F7		4 0 0 0 1 0 5																										
Richie Hebner, L (1, 5) OBP: 0.385, SLG: 0.474	0-0 1-3 2B		0-0 FC8-6 BB 1B	4-0 FC6-4 BB		0-3 K		0-0 4-3		4 1 1 0 1 1 3																										
Bob Robertson, R (1, 3) OBP: 0.413, SLG: 0.532	0-3 K		0-0 BB 1B	0-0 FC6-4			0-0 HR		0-0 F8	5 2 2 1 0 1 5																										
Milt May, L (1, 2) OBP: 0.378, SLG: 0.473		4-0 FC6-4 BB	4-0 E 1B BB		0-0 HR		0-3 K		0-0 4-3	3 1 1 1 2 1 0	AB 40																									
Rennie Stennett, R (1, 6) OBP: 0.289, SLG: 0.475		0-3 K	0-0 E9		0-0 E4		0-0 6-3		0-0 1B	5 0 2 2 0 1 1	R 5																									
Dock Ellis, S (1, 1) OBP: 0.059, SLG: 0.059		0-0 FC6-4	0-0 4-3		0-3 K		0-3 K		0-3 K	4 0 0 0 0 2 4	H 12																									
Bob Johnson, L (7, 1)										0 0 0 0 0 0 0	RBI 5																									
Vic Davalillo, L (9, PH) OBP: 0.250, SLG: 0.500										1 0 0 0 0 1 1	BB 5																									
Inning Stats	R: 1 E: 0 K: 1 S: 8	H: 3 LOB: 2 BB: 0 P: 8	R: 0 E: 0 K: 1 S: 6	H: 1 LOB: 2 BB: 1 P: 10	R: 2 E: 1 K: 0 S: 5	H: 2 LOB: 2 BB: 2 P: 13	R: 0 E: 0 K: 0 S: 5	H: 2 LOB: 3 BB: 1 P: 9	R: 1 E: 1 K: 1 S: 7	H: 1 LOB: 1 BB: 0 P: 7	R: 0 E: 0 K: 1 S: 5	H: 0 LOB: 0 BB: 0 P: 5	R: 1 E: 0 K: 2 S: 8	H: 1 LOB: 0 BB: 0 P: 8	R: 0 E: 0 K: 0 S: 4	H: 1 LOB: 2 BB: 1 P: 8	R: 0 E: 0 K: 1 S: 6	H: 1 LOB: 1 BB: 0 P: 6	1B: 8 2B: 1 3B: 1 HR: 2	SF: 0 SAC: 0 DP: 0 HBP: 0	WP: 0 PB: 0 SB: 0 CS: 0	PA: 45														
PITCHER	IP WLS BF H R ER SO BB IBB HBP BLK WP HR S P ERA WHIP																																			
Mike Corkins, R (1, 1) ERA: 7.04	4.0		26	9	4	4	2	4	0	0	0	0	1	26	42	9.00	3.250																			
Vicente Romo, R (5, 1) ERA: 3.6	5.0	W	19	3	1	1	5	1	0	0	0	0	1	28	32	1.80	0.800																			

Pittsburgh Pirates @ San Diego Padres
 San Diego Stadium, San Diego, CA
 Sat May 05 1973, 10:05 PM EDT
 Att. 10,619 - Unknown

livebaseballscorecards.com



Batter	1	2	3	4	5	6	7	8	9	AB R H RBI BB SO LOB	TOP																			
Dave Cash, R (1, 4) OBP: 0.352, SLG: 0.354	0-0 1-3		0-0 F9			4-0 G6-3 BB			0-0 6-3	3 0 0 0 1 0 1	Pittsburgh Pirates @ San Diego Padres San Diego Stadium, San Diego, CA Sun May 06 1973, 6:33 AM EDT Att. 7,176 - Unknown livebaseballscorecards.com																			
Al Oliver, L (1, 8) OBP: 0.326, SLG: 0.534	0-0 L7			0-3 K		0-0 G6-3 1-2f			0-3 K	4 0 0 0 0 2 1																				
Manny Sanguillen, R (1, 9) OBP: 0.354, SLG: 0.474	0-0 1-3			0-0 G3						3 0 0 0 0 0 0																				
Bob Robertson, R (1, 3) OBP: 0.411, SLG: 0.519		0-3 K		4-0 FC6-4 BB					0-0 F7	2 0 0 0 1 1 0																				
Richie Zisk, R (1, 7) OBP: 0.188, SLG: 0.200		0-0 4-3		0-0 FC6-4 1-2f					0-0 6-3	3 0 0 0 0 0 1																				
Richie Hebner, L (1, 5) OBP: 0.372, SLG: 0.457		0-0 4-3			0-3 K				0-3 K	3 0 0 0 0 2 0																				
Rennie Stennett, R (1, 6) OBP: 0.271, SLG: 0.469			0-0 FC5-4 1B		0-0 5-3				0-0 G3	3 0 1 0 0 0 0																				
Milt May, L (1, 2) OBP: 0.376, SLG: 0.468			0-0 FC5-4 1B		0-0 F6				0-0 6-3	3 0 1 0 0 0 0																				
Bob Moose, R (1, 1) OBP: 0.200, SLG: 0.143 Fernando Gonzalez, R (3, PH) OBP: 0.333, SLG: 0.333 Jim McKee, R (3, 1) Gene Clines, R (6, PH) OBP: 0.385, SLG: 0.500 Bob Johnson, L (6, 1) Ramon Hernandez, S (8, 1) Gene Atley, R (9, PH) OBP: 0.528, SLG: 0.392			0-0 FC5-4 1-2 2-3			0-3 K			0-0 1-3	0 0 0 0 0 0 0 1 0 0 0 0 0 2 0 0 0 0 0 0 0 1 0 0 0 0 1 0 0 0 0 0 0 0 0 0 0 0 0 0 0 0 1 0 0 0 0 0 0																				
Inning Stats	R: 0 E: 0 K: 0 S: 3	H: 0 LOB: 0 BB: 0 P: 3	R: 0 E: 0 K: 1 S: 5	H: 0 LOB: 0 BB: 0 P: 5	R: 0 E: 0 K: 0 S: 4	H: 2 LOB: 1 BB: 0 P: 4	R: 0 E: 0 K: 1 S: 5	H: 0 LOB: 1 BB: 1 P: 9	R: 0 E: 0 K: 1 S: 5	H: 0 LOB: 0 BB: 0 P: 5	R: 0 E: 0 K: 0 S: 3	H: 0 LOB: 0 BB: 0 P: 3	R: 0 E: 0 K: 1 S: 5	H: 0 LOB: 0 BB: 0 P: 5	R: 0 E: 0 K: 1 S: 5	H: 0 LOB: 0 BB: 0 P: 5	1B: 2 2B: 0 3B: 0 HR: 0	SF: 0 SAC: 0 DP: 2 HBP: 0	WP: 0 PB: 0 SB: 0 CS: 0	PA: 29										
PITCHER Mike Caldwell, L (1, 1) ERA: 3.16	IP 9.0	WLS W	BF 29	H 2	R 0	ER 0	SO 6	BB 2	IBB 0	HBP 0	BLK 0	WP 0	HR 0	S 39	P 47	ERA 0.00	WHIP 0.444													
											PITCHER	IP	WLS	BF	H	R	ER	SO	BB	IBB	HBP	BLK	WP	HR	S	P	ERA	WHIP		



Batter	1	2	3	4	5	6	7	8	9	AB R H RBI BB SO LOB
Bill Russell, R OBP: 0.261, SLG: 0.308 (1, 6)	0-0 2B 3B	0-0 L3 1-2		0-0 1B 2B		0-0 SH5-3-6 1-3f			0-3 K	4 1 2 1 0 1 1
Manny Mota, R OBP: 0.424, SLG: 0.415 (1, 7)	0-0 4-3 2B		0-0 5-3	4-0 1B IBB			0-0 F9		0-0 F9	4 1 1 1 1 0 0
Willie Davis, L OBP: 0.323, SLG: 0.504 (1, 8)	0-0 4-3 2-3		0-0 CS 1B	0-0 1-2 2-3 1B			0-3 K			4 0 2 0 0 1 1
Joe Ferguson, R OBP: 0.397, SLG: 0.580 (1, 9) (9, 2)	0-0 WP 2B		0-0 E1 1-2	0-0 PO 1-2	0-3 K		4-0 BB			3 0 1 1 1 1 1
Tom Paciorek, R OBP: 0.231, SLG: 0.278 (1, 3)	0-3 K 2-3		0-3 K		0-0 1B		0-0 P4			4 0 1 0 0 2 3
Ron Cey, R OBP: 0.327, SLG: 0.314 (1, 5)	4-0 BB			0-0 1B BB G6-4-3 1B	0-3 K			0-0 6-3		3 1 1 0 1 1 1
Lee Lacy, R OBP: 0.291, SLG: 0.214 (1, 4)	0-0 5-3			4-0 1B BB G6-4-3 2B BB	0-0 F8			0-0 1-3		3 1 0 0 1 0 3
Steve Yeager, R OBP: 0.429, SLG: 0.200 Steve Garvey, R OBP: 0.214, SLG: 0.262 (8, PH) (9, 9)		0-3 K		0-0 1B BB G6-4-3 1B		0-3 K		0-0 1-3		3 0 1 0 0 2 0 1 0 0 0 0 0 0
Don Sutton, R OBP: 0.200, SLG: 0.158 Doug Rau, L Ken McMullen, R OBP: 0.381, SLG: 0.450 (9, PH)		4-0 L3 BB		0-0 G6-4-3 1-2f 2-3 3-H		0-0 SH5-3-6 1B			0-0 6-3	2 0 1 0 1 0 2 0 0 0 0 0 0 0 1 0 0 0 0 0 0

Inning Stats	R: 2 E: 0 K: 1 S: 8	H: 3 LOB: 2 BB: 1 P: 12	R: 0 E: 0 K: 1 S: 4	H: 0 LOB: 0 BB: 1 P: 8	R: 0 E: 1 K: 1 S: 6	H: 1 LOB: 1 BB: 0 P: 6	R: 2 E: 0 K: 0 S: 5	H: 4 LOB: 2 BB: 2 P: 13	R: 0 E: 0 K: 2 S: 8	H: 1 LOB: 1 BB: 0 P: 8	R: 0 E: 0 K: 1 S: 5	H: 1 LOB: 0 BB: 0 P: 5	R: 0 E: 0 K: 1 S: 5	H: 0 LOB: 1 BB: 1 P: 9	R: 0 E: 0 K: 0 S: 3	H: 0 LOB: 0 BB: 0 P: 3	R: 0 E: 0 K: 1 S: 5	H: 0 LOB: 0 BB: 0 P: 5	1B: 6 2B: 5 3B: 1 HR: 0	SF: 0 SAC: 1 DP: 3 HBP: 0	WP: 1 PB: 0 SB: 0 CS: 1	PA: 39
--------------	------------------------------	----------------------------------	------------------------------	---------------------------------	------------------------------	---------------------------------	------------------------------	----------------------------------	------------------------------	---------------------------------	------------------------------	---------------------------------	------------------------------	---------------------------------	------------------------------	---------------------------------	------------------------------	---------------------------------	----------------------------------	------------------------------------	----------------------------------	--------

PITCHER	IP	WLS	BF	H	R	ER	SO	BB	IBB	HBP	BLK	WP	HR	S	P	ERA	WHIP
Luke Walker, L ERA: 2.2 (1, 1)	4.0		21	8	4	4	3	3	1	0	0	1	0	23	39	9.00	2.750
Bob Johnson, R ERA: 3.48 (5, 1)	2.0	W	7	2	0	0	3	0	0	0	0	0	0	13	13	0.00	1.000
Jim Rooker, L ERA: (7, 1)	3.0	S	10	0	0	0	2	1	0	0	0	0	0	13	17	0.00	0.333

BOTTOM

Pittsburgh Pirates @ Los Angeles Dodgers
Dodger Stadium, Los Angeles, CA

Mon May 07 1973, 7:05 PM PDT
Att. 17,745 - Unknown

livebaseballscorecards.com

AB	32
R	4
H	10
RBI	3
BB	5
SO	8
LOB	12



Batter	1	2	3	4	5	6	7	8	9	AB R H RBI BB SO LOB	TOP											
Vic Davalillo, L (1, 3) OBP: 0.176, SLG: 0.353	0-0 6-3		0-0 L9			0-0 F8		0-0 4-3		4 0 0 0 0 0 0	Pittsburgh Pirates @ Los Angeles Dodgers Dodger Stadium, Los Angeles, CA Tue May 08 1973, 7:05 PM PDT Att. 13,620 - Unknown livebaseballscorecards.com											
Dave Cash, R (1, 4) OBP: 0.338, SLG: 0.378	0-0 6-3			0-0 5-3		0-0 6-3		0-0 F9		4 0 0 0 0 0 0												
Al Oliver, L (1, 8) OBP: 0.340, SLG: 0.594	0-0 HR			0-0 4-3			0-0 HR 1B		0-0 5-3	4 2 2 1 0 0 0												
Willie Stargell, L (1, 7) OBP: 0.422, SLG: 0.756	0-0 6-3			0-0 HR		0-0 1-H HR		0-3 K	0-3 K	4 2 2 3 0 1 0												
Richie Hebner, L (1, 5) OBP: 0.392, SLG: 0.488		0-0 L6-3 1B		0-0 F8		4-0 2B FC5-2 BB		0-0 F8	0-0 F8	3 0 1 0 1 0 0												
Manny Sanguillen, R (1, 9) OBP: 0.358, SLG: 0.510		0-0 L6-3 1-2			0-0 1-3	0-0 1-3 2B				3 0 1 0 0 0 1												
Milt May, L (1, 2) OBP: 0.359, SLG: 0.440		0-0 1-3			0-0 F8	0-0 FC5-2 G6-4-3				3 0 0 0 0 0 2												
Rennie Stennett, R (1, 6) OBP: 0.247, SLG: 0.423			0-0 6-3		0-0 1-3	0-0 G6-4-3 1-2f				3 0 0 0 0 0 2												
Nelson Briles, R (1, 1) OBP: 0.231, SLG: 0.308 Fernando Gonzalez, R (6, PH) OBP: 0.250, SLG: 0.250 Jim McKee, R (6, 1) Gene Clines, R (8, PH) OBP: 0.333, SLG: 0.429 Ramon Hernandez, S (8, 1)			0-0 G3			0-3 K		0-3 K		1 0 0 0 0 0 0 1 0 0 0 0 1 0 0 0 0 0 0 0 0 1 0 0 0 0 1 0 0 0 0 0 0 0 0												
Inning Stats	R: 1 E: 0 K: 0 S: 4	H: 1 LOB: 0 BB: 0 P: 4	R: 0 E: 0 K: 0 S: 3	H: 1 LOB: 0 BB: 0 P: 3	R: 0 E: 0 K: 0 S: 3	H: 0 LOB: 0 BB: 0 P: 3	R: 1 E: 0 K: 0 S: 4	H: 1 LOB: 0 BB: 0 P: 4	R: 0 E: 0 K: 0 S: 3	H: 0 LOB: 0 BB: 0 P: 3	R: 0 E: 0 K: 1 S: 5	H: 0 LOB: 0 BB: 0 P: 5	R: 2 E: 0 K: 0 S: 5	H: 3 LOB: 1 BB: 1 P: 9	R: 0 E: 0 K: 1 S: 5	H: 0 LOB: 0 BB: 0 P: 5	R: 0 E: 0 K: 1 S: 5	H: 0 LOB: 0 BB: 0 P: 5	1B: 2 2B: 2 3B: 0 HR: 3	SF: 0 SAC: 0 DP: 2 HBP: 0	WP: 0 PB: 0 SB: 0 CS: 0	PA: 32
PITCHER	IP WLS BF H R ER SO BB IBB HBP BLK WP HR S P ERA WHIP																					
Andy Messersmith, R (1, 1) ERA: 3.68 Jim Brewer, L (7, 1) ERA: 2.2	6.0 W 24 6 4 4 1 1 0 0 0 0 3 25 29 6.00 1.167																					
	3.0 S 8 0 0 0 2 0 0 0 0 0 0 0 12 12 0.00 0.000																					

AB	31
R	4
H	6
RBI	4
BB	1
SO	3
LOB	5



Batter	1	2	3	4	5	6	7	8	9	AB	R	H	RBI	BB	SO	LOB
Bill Russell, R (1, 6) OBP: 0.266, SLG: 0.320	0-0 F3	0-0 FC1-6 G4-6-3 1-2f 2-3			0-0 1B SF8	0-0 4-3 2B		0-0 FC5-4 1-2f		5	1	2	0	0	0	3
Bill Buckner, L (1, 3) OBP: 0.266, SLG: 0.323	0-0 4-3	0-0 G4-6-3 1-2f			0-0 1B E	0-0 4-3		0-0 F4 1-2		5	1	1	0	0	0	4
Manny Mota, R (1, 7) OBP: 0.438, SLG: 0.446	0-0 2B 1B		0-0 2B		0-0 SF8 3-H	0-0 6-3		4-0 IBB		3	0	2	1	1	0	1
Willie Davis, L (1, 8) OBP: 0.326, SLG: 0.508	0-0 1-3 2B		0-0 F7		0-0 1-2 HR 1B		0-0 4-3	0-0 F4		5	1	2	0	0	0	3
Joe Ferguson, R (1, 2) OBP: 0.392, SLG: 0.567	0-0 6-3		0-0 P1		0-0 F7		0-0 1B 1B			4	0	1	0	0	0	5
Willie Crawford, L (1, 9) OBP: 0.349, SLG: 0.333		BB BB BB 4-0 1B BB	0-0 4-3		0-0 1-2 2-H HR		0-0 F7			3	2	0	0	1	0	3
Ron Cey, R (1, 5) OBP: 0.343, SLG: 0.360		BB BB BB 4-0 1B 1B BB		0-0 F7	0-0 1-1 2-H HR		0-0 1-2 1B			3	2	2	3	1	0	0
Lee Lacy, R (1, 4) OBP: 0.289, SLG: 0.216		0-0 FC1-6 1B 1-3 2-H 1B		0-0 F9	0-0 6-3		0-0 F2			4	0	1	1	0	0	2
Andy Messersmith, R (1, 1) OBP: 0.150, SLG: 0.150		0-0 FC1-6 1B 1-2 3-H 1B		0-3 K		0-3 K		0-0 FC5-4 1B		3	0	1	1	0	2	0
Jim Brewer, L (7, 1) OBP: 0.500, SLG: 0.500										1	0	1	0	0	0	0

Inning Stats	R: 0	H: 2	E: 0	LOB: 2	K: 0	BB: 0	S: 5	R: 2	H: 2	E: 0	LOB: 1	K: 0	BB: 2	S: 4	R: 0	H: 1	E: 0	LOB: 1	K: 0	BB: 0	S: 4	R: 0	H: 0	E: 0	LOB: 0	K: 1	BB: 0	S: 5	R: 5	H: 4	E: 1	LOB: 0	K: 0	BB: 0	S: 8	R: 0	H: 1	E: 0	LOB: 1	K: 1	BB: 0	S: 6	R: 0	H: 2	E: 0	LOB: 2	K: 0	BB: 0	S: 5	R: 0	H: 1	E: 0	LOB: 2	K: 0	BB: 1	S: 4	P: 8
PITCHER	IP	WLS	BF	H	R	ER	SO	BB	IBB	HBP	BLK	WP	HR	S	P	ERA	WHIP																																								
Nelson Briles, R (1, 1) ERA: 4.23	5.0	L	26	9	7	3	1	2	0	0	0	0	0	26	34	5.40	2.200																																								
Jim McKee, R (6, 1) ERA: 11.88	2.0		9	3	0	0	1	0	0	0	0	0	0	11	11	0.00	1.500																																								
Ramon Hernandez, L (8, 1) ERA: 7.36	1.0		5	1	0	0	0	0	1	0	0	0	0	4	8	0.00	1.000																																								


BOTTOM

Pittsburgh Pirates @ Los Angeles Dodgers
Dodger Stadium, Los Angeles, CA

Tue May 08 1973, 7:05 PM PDT
 Att. 13,620 - Unknown

livebaseballscorecards.com

AB	36
R	7
H	13
RBI	6
BB	3
SO	2
LOB	21



WP: 0	PA: 40
PB: 0	SB: 1
CS: 0	

Batter	1	2	3	4	5	6	7	8	9	AB R H RBI BB SO LOB	TOP											
Gene Clines, R (1, 8) OBP: 0.400, SLG: 0.444	0-0 1B 1B	0-0 L6-4-3 1-2			0-0 L4-3	0-0 1B		4-0 S BB		4 1 2 0 1 0 2	Pittsburgh Pirates @ Los Angeles Dodgers Dodger Stadium, Los Angeles, CA Wed May 09 1973, 7:05 PM PDT Att: 17,509 - Unknown											
Dave Cash, R (1, 4) OBP: 0.353, SLG: 0.392	0-0 WP 1B 1B		0-0 F8 1B		0-0 HR 1B	0-0 F8		0-0 6-3		5 1 3 0 0 0 3												
Manny Sanguillen, R (1, 9) OBP: 0.360, SLG: 0.533	0-0 WP 1B		0-0 F9		0-0 HR		0-0 6-3		0-0 6-3	5 1 2 3 0 0 1												
Willie Stargell, L (1, 7) OBP: 0.421, SLG: 0.735	0-0 F5 1-2 2-3		0-0 1B		0-3 K		0-0 HR 1B		0-3 K	5 1 2 0 0 2 2												
Bob Robertson, R (1, 3) OBP: 0.423, SLG: 0.557	4-0 G6-3 BB		0-0 F8		0-0 2B		0-0 HR		0-3 K	4 1 2 2 1 1 2												
Rennie Stennett, R (1, 6) OBP: 0.235, SLG: 0.400	0-0 G6-3 1-2f		0-0 4-3		0-0 6-3		0-0 6-3			4 0 0 0 0 0 6												
Fernando Gonzalez, R (1, 5) OBP: 0.143, SLG: 0.143		0-0 E6 1B 3-4		0-0 6-3		0-0 5-3		0-0 3-1		3 0 0 0 0 0 0												
Richie Hebner, L (7, PH) OBP: 0.388, SLG: 0.483 (7, 5)										1 0 0 0 0 0 0												
Milt May, L (1, 2) OBP: 0.354, SLG: 0.432		0-0 3-4		0-3 K		0-0 F3		0-0 G6-4-3 1B		4 0 1 0 0 1 1												
Vic Davalillo, L (8, PR) OBP: 0.176, SLG: 0.353		1-2		0-0 K						0 0 0 0 0 0 0												
Jerry McNertney, R (8, 2)										0 0 0 0 0 0 0												
Steve Blass, R (1, 1) OBP: 0.417, SLG: 0.500										2 0 1 0 0 0 0												
Jim Rooker, R (5, 1)										0 0 0 0 0 0 0												
Richie Zisk, R (6, PH) OBP: 0.236, SLG: 0.250										1 0 1 0 0 0 0												
Bob Johnson, L (6, 1)										0 0 0 0 0 0 0												
Al Oliver, L (8, PH) OBP: 0.337, SLG: 0.588		0-0 L6-4-3 1B		0-0 6-3		0-0 1B		0-0 G6-4-3 1B		1 0 0 0 0 0 1												
Dave Clusti, R (8, 1) OBP: 1.000, SLG: 1.000		2-3								0 0 0 0 0 0 0												
Inning Stats	R: 1 E: 0 K: 0 S: 5	H: 3 LOB: 2 BB: 1 P: 9	R: 0 E: 1 K: 0 S: 4	H: 1 LOB: 1 BB: 0 P: 4	R: 0 E: 0 K: 0 S: 5	H: 2 LOB: 2 BB: 0 P: 5	R: 0 E: 0 K: 1 S: 5	H: 0 LOB: 0 BB: 0 P: 5	R: 2 E: 0 K: 1 S: 8	H: 3 LOB: 1 BB: 0 P: 8	R: 0 E: 0 K: 0 S: 5	H: 2 LOB: 2 BB: 0 P: 5	R: 2 E: 0 K: 0 S: 5	H: 2 LOB: 0 BB: 0 P: 5	R: 0 E: 0 K: 0 S: 3	H: 1 LOB: 2 BB: 1 P: 7	R: 0 E: 0 K: 2 S: 7	H: 0 LOB: 0 BB: 0 P: 7	1B: 11 2B: 1 3B: 0 HR: 2	SF: 0 SAC: 0 DP: 3 HBP: 0	WP: 1 PB: 0 SB: 1 CS: 0	PA: 41
PITCHER	IP WLS BF H R ER SO BB IBB HBP BLK WP HR S P ERA WHIP																					
Claude Osteen, L (1, 1) ERA: 3.91	6.1 W 32 13 5 5 2 1 0 0 0 1 2 35 39 7.11 2.211																					
George Culver, R (7, 1) ERA: 1.98	1.2 S 6 1 0 0 0 1 0 0 0 0 0 5 9 0.00 1.200																					
Jim Brewer, L (9, 1) ERA: 2.08	1.0 3 0 0 0 0 2 0 0 0 0 0 0 7 7 0.00 0.000																					

AB	39
R	5
H	14
RBI	5
BB	2
SO	4
LOB	18



1B	11	SF	0
2B	1	SAC	0
3B	0	DP	3
HR	2	HBP	0

Batter	1	2	3	4	5	6	7	8	9
Bill Russell, R OBP: 0.264, SLG: 0.315 (1, 6)	L8		F3		SF9 WP 4-3 1B 1-2 2-H	P6		K	
Bill Buckner, L OBP: 0.265, SLG: 0.320 (1, 3)	L9		FC5-4 1B 1-3		4-3 1-2 2-3		G3		
Manny Mota, R OBP: 0.426, SLG: 0.424 (1, 7)	L8		FC5-4 1-2f 3-H		WP 2B IBB		6-3		
Willie Davis, L OBP: 0.324, SLG: 0.500 (1, 8)		BB 1B BB	F9		SF9 2-3 3-H		L8		
Joe Ferguson, R OBP: 0.395, SLG: 0.561 (1, 2)		F6			5-3 1-2 3-H		SH3-4 3B 1B		
Willie Crawford, L OBP: 0.358, SLG: 0.354 (1, 9)		1-2 1B			4-3 1-H 2-H		SH3-4		
Ron Cey, R OBP: 0.330, SLG: 0.344 (1, 5)		F9			6-3 4-3		6-3		
Lee Lacy, R OBP: 0.299, SLG: 0.211 (1, 4)		L8			BB 1B BB		6-3 3B IBB		
Claude Osteen, L OBP: 0.176, SLG: 0.067 (1, 1)			BB BB BB		BB 1B BB		4-3		
George Culver, R (7, 1)					4-3 1B SF9 BB				
Steve Garvey, R OBP: 0.233, SLG: 0.326 (8, PH)			1B FC5-4 BB						
Jim Brewer, L OBP: 0.500, SLG: 0.500 (9, 1)									

Inning Stats	R: 0 E: 0 K: 0 S: 3	H: 0 LOB: 0 BB: 0 P: 3	R: 0 E: 0 K: 0 S: 4	H: 1 LOB: 2 BB: 1 P: 8	R: 1 E: 0 K: 0 S: 4	H: 1 LOB: 1 BB: 1 P: 8	R: 0 E: 0 K: 0 S: 3	H: 0 LOB: 0 BB: 0 P: 3	R: 5 E: 0 K: 0 S: 5	H: 2 LOB: 1 BB: 4 P: 21	R: 0 E: 0 K: 0 S: 3	H: 0 LOB: 0 BB: 0 P: 3	R: 0 E: 0 K: 0 S: 3	H: 0 LOB: 0 BB: 0 P: 3	R: 2 E: 0 K: 1 S: 7	H: 2 LOB: 1 BB: 1 P: 11
--------------	------------------------------	---------------------------------	------------------------------	---------------------------------	------------------------------	---------------------------------	------------------------------	---------------------------------	------------------------------	----------------------------------	------------------------------	---------------------------------	------------------------------	---------------------------------	------------------------------	----------------------------------

PITCHER	IP	WLS	BF	H	R	ER	SO	BB	IBB	HBP	BLK	WP	HR	S	P	ERA	WHIP
Steve Blass, R ERA: 7.83 (1, 1)	4.0	L	19	3	4	4	0	4	0	0	0	0	0	15	31	9.00	1.750
Jim Rooker, L ERA: 1.29 (5, 1)	1.0		6	1	2	2	0	0	2	0	0	1	0	4	12	18.00	1.000
Bob Johnson, R ERA: 2.92 (6, 1)	2.0		6	0	0	0	0	0	0	0	0	0	0	6	6	0.00	0.000
Dave Giusti, R ERA: 1.88 (8, 1)	1.0		6	2	2	2	1	0	1	0	0	0	0	7	11	18.00	2.000

BOTTOM

Pittsburgh Pirates @ Los Angeles Dodgers
Dodger Stadium, Los Angeles, CA

Wed May 09 1973, 7:05 PM PDT
 Att. 17,509 - Unknown

AB	R	H	RBI	BB	SO	LOB
5	1	1	1	0	1	2
4	0	1	0	0	0	2
3	1	0	1	1	0	1
2	0	0	1	1	0	1
3	2	1	0	1	0	1
3	0	2	2	0	0	0
4	0	0	0	0	0	4
2	2	0	0	2	0	2
1	2	0	0	2	0	0
0	0	0	0	0	0	0
1	0	1	2	0	0	0
0	0	0	0	0	0	0

AB	28
R	8
H	6
RBI	7
BB	7
SO	1
LOB	13

livebaseballscorecards.com



WP	PA
1	37
PB: 0	
SB: 0	
CS: 0	

Batter	1	2	3	4	5	6	7	8	9	AB R H RBI BB SO LOB	TOP		
Wayne Garrett, L (1, 5) OBP: 0.342, SLG: 0.279	4-0 E 1B BB		0-0 F9	0-0 F9		0-0 F9	0-3 K			4 1 0 0 1 1 6			
Felix Millan, R (1, 4) OBP: 0.294, SLG: 0.319	0-0 E 1-2 6-3 1B		0-0 6-3		0-0 5-3	0-0 E9 1-3 1B		0-0 6-3		5 1 2 0 0 0 0			
Cleon Jones, R (1, 7) OBP: 0.304, SLG: 0.415	0-0 E4 6-3 1-3 2-H		0-0 BB 1B		1-0 1B HBP	0-0 F2		0-0 F7		4 1 1 0 0 0 3			
Rusty Staub, L (1, 9) OBP: 0.333, SLG: 0.363	0-0 6-3		4-0 BB 1-2 BB		0-0 F2		1-0 HBP SH3-4 BB HBP	0-3 K		2 0 0 1 1 0 2			
Ted Martinez, R (7, PR) OBP: 0.257, SLG: 0.229	2-3 3-H		0-0 BB		0-0 F2		0-0 SH3-4	0-3 K		1 1 0 0 0 1 0			
Ed Kranepool, L (1, 3) OBP: 0.351, SLG: 0.404	0-3 K		0-0 F8		0-0 1B 1-2 1B		0-0 SH3-4	0-0 4-3		4 0 1 0 0 1 3			
Jim Gosger, L (1, 8) OBP: 0.375, SLG: 0.269	0-0 P6		0-0 FC4-6 1B		0-0 1B		4-0 BB HBP IBB	0-0 CS 1B		3 0 2 1 0 0 1			
Jim Beauchamp, R (7, PH) OBP: 0.462, SLG: 0.364			1-3 2-H		1-3 2-H 1B					0 0 0 0 1 0 0			
Duffy Dyer, R (7, 2) OBP: 0.200, SLG: 0.130										1 0 1 0 0 0 0			
Jerry Grote, R (1, 2) OBP: 0.254, SLG: 0.254		0-3 K		0-0 FC4-6 SH2-4 1-2f 1B		0-0 1-3		1-0 BB HBP	0-0 BB 1B	3 0 0 0 0 1 3			
George Theodore, R (7, PR) OBP: 0.323, SLG: 0.379								1-2 2-3 BB	1-2 BB	1 0 1 0 0 0 0			
Bud Harrelson, S (1, 6) OBP: 0.368, SLG: 0.270		0-3 K		0-0 SH2-4 1-2 1B		4-0 FC3-6 BB		4-0 1-2 2-3 3-H BB	4-0 1-2 BB	2 0 1 1 3 1 0			
Harry Parker, R (1, 1) OBP: 0.182, SLG: 0.182				0-0 SH2-4 1-2 2-3		0-0 FC3-6 E 1-2f		0-3 K	0-0 6-3	3 0 0 0 0 2 4			
Tug McGraw, R (7, 1)										1 0 0 0 0 0 2			
Inning Stats	R: 2 E: 1 K: 1 S: 7 H: 1 LOB: 1 BB: 1 P: 11	R: 0 E: 0 K: 3 S: 9 H: 0 LOB: 0 BB: 0 P: 9	R: 0 E: 0 K: 0 S: 4 H: 1 LOB: 2 BB: 1 P: 8	R: 0 E: 0 K: 0 S: 5 H: 2 LOB: 2 BB: 0 P: 5	R: 1 E: 0 K: 0 S: 5 H: 2 LOB: 2 BB: 0 P: 6	R: 0 E: 1 K: 0 S: 4 H: 1 LOB: 2 BB: 1 P: 8	R: 1 E: 0 K: 2 S: 7 H: 0 LOB: 3 BB: 2 P: 17	R: 0 E: 0 K: 1 S: 5 H: 0 LOB: 0 BB: 0 P: 5	R: 0 E: 0 K: 0 S: 4 H: 2 LOB: 2 BB: 1 P: 8	1B: 9 2B: 0 3B: 0 HR: 0 SF: 0 SAC: 2 DP: 0 HBP: 3	WP: 0 PB: 0 SB: 0 CS: 1 PA: 45		
PITCHER	IP WLS BF H R ER SO BB IBB HBP BLK WP HR S P ERA WHIP											PITCHER	IP WLS BF H R ER SO BB IBB HBP BLK WP HR S P ERA WHIP
Dock Ellis, R (1, 1) ERA: 3.48	6.0 L 30 7 3 1 4 3 0 1 0 0 0 0 34 47 1.50 1.667												
Ramon Hernandez, L (7, 1) ERA: 6.75	2.0 10 0 1 1 3 1 1 2 0 0 0 0 12 22 4.50 0.500												
Dave Giusti, R (9, 1) ERA: 1.76	1.0 5 2 0 0 0 0 1 0 0 0 0 0 4 8 0.00 3.000												

New York Mets @ Pittsburgh Pirates
Three Rivers Stadium, Pittsburgh, PA

Fri May 11 1973, 7:05 PM EDT
Att: 17,564 - Unknown

livebaseballscorecards.com

AB	34
R	4
H	9
RBI	3
BB	6
SO	7
LOB	24



Batter	1	2	3	4	5	6	7	8	9	AB R H RBI BB SO LOB
Vic Davalillo, L OBP: 0.182, SLG: 0.318 (1, 3)	0-0 5-3	0-0 4-3			0-0 4-3		0-0 FC6-4 1B		0-3 K	5 0 1 0 0 1 3
Manny Sanguillen, R OBP: 0.353, SLG: 0.527 (1, 9)	0-0 P6		0-0 6-3		0-0 2B		0-0 FC6-4 1B 2B		0-0 4-3	5 1 1 0 0 0 1
Al Oliver, L OBP: 0.349, SLG: 0.618 (1, 8)	0-0 HR		0-0 1B		0-3 K		0-0 2B 1B		0-0 E4 2B	5 2 3 1 0 1 1
Willie Stargell, L OBP: 0.430, SLG: 0.747 Jackie Hernandez, R (9, PR)	0-3 K		0-3 K		4-0 BB		0-0 2B		0-0 2B	4 0 2 1 1 2 1 0 0 0 0 0 0 0
Richie Hebner, L OBP: 0.407, SLG: 0.483 (1, 5)		4-0 2B BB	0-0 1B		0-0 F7		4-0 G4-6-3 IBB		4-0 IBB	2 0 1 1 3 0 2
Milt May, L OBP: 0.347, SLG: 0.419 (1, 2)		0-0 L9	0-0 F8			0-0 4-3 1B		0-0 G4-6-3	0-0 G1	5 0 1 0 0 0 8
Rennie Stennett, R OBP: 0.235, SLG: 0.405 (1, 4)		0-0 2B		0-0 P6		0-0 4-3		0-0 4-3		4 0 1 0 0 0 1
Gene Alley, R OBP: 0.306, SLG: 0.364 (1, 6)		0-3 K		0-0 6-3		0-0 5-3		0-0 4-3		4 0 0 0 0 1 3
Dock Ellis, S OBP: 0.105, SLG: 0.056 Gene Clines, R OBP: 0.381, SLG: 0.421 Ramon Hernandez, S (7, 1) Fernando Gonzalez, R OBP: 0.125, SLG: 0.125 Dave Giusti, R OBP: 1.000, SLG: 1.000 (9, 1)		4-0 BB		0-3 K		0-0 L6-3		0-0 F8		1 0 0 0 1 1 0 1 0 0 0 0 0 1 0 0 0 0 0 0 0 1 0 0 0 0 0 0 0 0 0 0 0 0 0

Inning Stats	R: 1	H: 1	E: 0	K: 1	S: 6	LOB: 0	BB: 0	P: 6	R: 0	H: 1	E: 0	K: 1	S: 6	LOB: 3	BB: 2	P: 14	R: 1	H: 2	E: 0	K: 1	S: 7	LOB: 1	BB: 0	P: 7	R: 0	H: 0	E: 0	K: 1	S: 5	LOB: 0	BB: 0	P: 5	R: 0	H: 1	E: 0	K: 0	S: 4	LOB: 1	BB: 0	P: 4	R: 1	H: 3	E: 0	K: 0	S: 5	LOB: 2	BB: 1	P: 9	R: 0	H: 0	E: 0	K: 0	S: 3	LOB: 0	BB: 0	P: 3	R: 0	H: 1	E: 1	K: 1	S: 7	LOB: 3	BB: 1	P: 11	1B: 5	SF: 0	2B: 4	SAC: 0	3B: 0	DP: 1	HR: 1	HBP: 0	WP: 0	PA: 42
--------------	------	------	------	------	------	--------	-------	------	------	------	------	------	------	--------	-------	-------	------	------	------	------	------	--------	-------	------	------	------	------	------	------	--------	-------	------	------	------	------	------	------	--------	-------	------	------	------	------	------	------	--------	-------	------	------	------	------	------	------	--------	-------	------	------	------	------	------	------	--------	-------	-------	-------	-------	-------	--------	-------	-------	-------	--------	-------	--------

PITCHER	IP	WLS	BF	H	R	ER	SO	BB	IBB	HBP	BLK	WP	HR	S	P	ERA	WHIP
Harry Parker, R ERA: 2.3 (1, 1)	6.1	W	31	9	3	3	5	3	0	0	0	0	1	38	50	4.26	1.895
Tug McGraw, L ERA: 5.09 (7, 1)	2.2	S	11	1	0	0	1	0	2	0	0	0	0	11	19	0.00	0.375

BOTTOM

New York Mets @ Pittsburgh Pirates
 Three Rivers Stadium, Pittsburgh, PA
 Fri May 11 1973, 7:05 PM EDT
 Att. 17,564 - Unknown

AB	37
R	3
H	10
RBI	3
BB	5
SO	6
LOB	21



livebaseballscorecards.com

New York Mets @ Pittsburgh Pirates
 Three Rivers Stadium, Pittsburgh, PA

Sat May 12 1973, 3:33 AM EDT
 Att: 13,058 - Unknown

livebaseballscorecards.com



AB	41
R	6
H	13
RBI	4
BB	1
SO	7
LOB	19

Batter	1	2	3	4	5	6	7	8	9	AB	R	H	RBI	BB	SO	LOB
Wayne Garrett, L (1, 5) OBP: 0.359, SLG: 0.338	0-0 1B G1-6-3 1B		4-0 1B BB		0-0 F9		0-0 F7		0-0 HR	4	2	2	1	1	0	0
Felix Millan, R (1, 4) OBP: 0.305, SLG: 0.331	0-0 1-3 1B G1-6-3		0-0 1-3 1B		0-0 1B		0-0 4-3		0-0 2B E6	5	1	3	0	0	0	0
Cleon Jones, R (1, 7) OBP: 0.314, SLG: 0.435	0-0 1-2f 3-H G1-6-3		0-0 5-3		0-0 F9			0-0 1B 1B	0-0 4-3 E 2B	5	2	2	1	0	0	4
Rusty Staub, L (1, 9) OBP: 0.328, SLG: 0.355	0-3 K			0-0 P4		0-0 F7		0-0 1-3 2B 1B	0-0 F9	5	1	1	0	0	1	1
Ed Kranepool, L (1, 3) OBP: 0.371, SLG: 0.421		0-0 1-3		0-0 HBP 1B		0-0 1B 1B		0-0 2B 1-2 3-H 1B	0-0 4-3	5	0	3	1	0	0	1
Jim Gosger, L (1, 8) OBP: 0.351, SLG: 0.290		0-0 F7		0-3 K		0-3 K		0-0 1-3 2-H 2B	0-0 E3	5	0	1	1	0	2	2
Duffy Dyer, R (1, 2) OBP: 0.218, SLG: 0.140		0-0 5-3		1-0 1-2 HBP		0-0 1-2 FC6-4 1B		0-0 F7	0-3 K	4	0	1	0	0	1	3
Bud Harrelson, S (1, 6) OBP: 0.355, SLG: 0.258			0-0 P6	0-3 K		0-0 1-2f FC6-4		0-0 L6		4	0	0	0	0	1	6
Tom Seaver, R (1, 1) OBP: 0.150, SLG: 0.056			0-0 1-3		0-0 L4		0-3 K	0-3 K		4	0	0	0	0	2	2

Inning Stats	R: 1	H: 2	E: 0	LOB: 0	K: 1	S: 6	P: 6	R: 0	H: 0	E: 0	LOB: 0	K: 0	BB: 0	S: 3	P: 3	R: 0	H: 1	E: 0	LOB: 2	K: 0	BB: 1	S: 4	P: 8	R: 0	H: 1	E: 0	LOB: 2	K: 2	BB: 0	S: 8	P: 9	R: 0	H: 1	E: 0	LOB: 1	K: 0	BB: 0	S: 4	P: 4	R: 0	H: 2	E: 0	LOB: 2	K: 1	BB: 0	S: 7	P: 7	R: 0	H: 0	E: 0	LOB: 0	K: 1	BB: 0	S: 5	P: 5	R: 2	H: 4	E: 0	LOB: 2	K: 1	BB: 0	S: 9	P: 9	R: 3	H: 2	E: 2	LOB: 1	K: 1	BB: 0	S: 9	P: 9	1B: 10	SF: 0	2B: 2	SAC: 0	3B: 0	DP: 1	HR: 1	HBP: 1	WP: 0	PA: 43
--------------	------	------	------	--------	------	------	------	------	------	------	--------	------	-------	------	------	------	------	------	--------	------	-------	------	------	------	------	------	--------	------	-------	------	------	------	------	------	--------	------	-------	------	------	------	------	------	--------	------	-------	------	------	------	------	------	--------	------	-------	------	------	------	------	------	--------	------	-------	------	------	------	------	------	--------	------	-------	------	------	--------	-------	-------	--------	-------	-------	-------	--------	-------	--------

PITCHER	IP	WLS	BF	H	R	ER	SO	BB	IBB	HBP	BLK	WP	HR	S	P	ERA	WHIP
Bob Moose, R (1, 1) ERA: 3.92	7.0	L	33	11	3	3	5	1	0	1	0	0	0	41	46	3.86	1.714
Jim Rooker, L (8, 1) ERA: 1.2	1.0		3	0	0	0	1	0	0	0	0	0	0	5	5	0.00	0.000
Dave Giusti, R (9, 1) ERA: 2.2	1.0		7	2	3	1	1	0	0	0	0	0	1	9	9	9.00	2.000

Batter	1	2	3	4	5	6	7	8	9	AB R H RBI BB SO LOB
Vic Davalillo, L (1, 3) OBP: 0.192, SLG: 0.280	0-0 4-3		0-0 F8			4-0 BB			0-0 4-3	3 0 0 0 1 0 1
Manny Sanguillen, R (1, 9) OBP: 0.342, SLG: 0.509	0-0 5-3			0-0 F3		0-0 F8			0-0 L1	4 0 0 0 0 0 1
Al Oliver, L (1, 8) OBP: 0.336, SLG: 0.594	0-0 F8			0-0 F7			0-0 F7		0-0 4-3	4 0 0 0 0 0 0
Willie Stargell, L (1, 7) OBP: 0.427, SLG: 0.756		0-0 F8		0-3 K			0-0 3B			3 0 1 0 0 1 0
Richie Hebner, L (1, 5) OBP: 0.396, SLG: 0.467		0-0 1-3			0-0 4-3		0-0 F5			3 0 0 0 0 0 1
Milt May, L (1, 2) OBP: 0.337, SLG: 0.406		0-0 3-1			0-0 1-3		0-0 P4			3 0 0 0 0 0 1
Rennie Stennett, R (1, 4) OBP: 0.227, SLG: 0.390			0-0 4-3		0-0 F8			0-3 K		3 0 0 0 0 1 0
Gene Alley, R (1, 6) OBP: 0.292, SLG: 0.345			0-0 6-3			0-0 L4		0-0 P6		3 0 0 0 0 0 0
Bob Moose, R (1, 1) OBP: 0.235, SLG: 0.188 Jim Rooker, R (8, 1) Gene Clines, R (8, PH) Dave Giusti, R (9, 1) OBP: 1.000, SLG: 1.000			0-0 1B			0-3 K		0-0 L4		2 0 1 0 0 1 0 0 0 0 0 0 0 0 1 0 0 0 0 0 0 0 0 0 0 0 0 0

Inning Stats	R: 0	H: 0	E: 0	LOB: 0	K: 0	S: 3	P: 3	R: 0	H: 0	E: 0	LOB: 0	K: 0	S: 3	P: 3	R: 0	H: 1	E: 0	LOB: 1	K: 1	S: 5	P: 5	R: 0	H: 0	E: 0	LOB: 0	K: 0	S: 3	P: 3	R: 0	H: 0	E: 0	LOB: 1	K: 1	S: 5	P: 9	R: 0	H: 1	E: 0	LOB: 1	K: 0	S: 4	P: 4	R: 0	H: 0	E: 0	LOB: 0	K: 1	S: 5	P: 5	R: 0	H: 0	E: 0	LOB: 0	K: 0	S: 3	P: 3	1B: 1	SF: 0	2B: 0	SAC: 0	3B: 1	DP: 0	HR: 0	HBP: 0	WP: 0	PA: 30
PITCHER Tom Seaver, R (1, 1) ERA: 1.38	IP	WLS	BF	H	R	ER	SO	BB	IBB	HBP	BLK	WP	HR	S	P	ERA	WHIP																			IP	WLS	BF	H	R	ER	SO	BB	IBB	HBP	BLK	WP	HR	S	P	ERA	WHIP														

BOTTOM

New York Mets @ Pittsburgh Pirates
 Three Rivers Stadium, Pittsburgh, PA

Sat May 12 1973, 3:33 AM EDT
 Att. 13,058 - Unknown

AB	29
R	0
H	2
RBI	0
BB	1
SO	3
LOB	4



WP: 0	PA: 30
PB: 0	
SB: 0	
CS: 0	

New York Mets @ Pittsburgh Pirates
Three Rivers Stadium, Pittsburgh, PA

Sun May 13 1973, 3:33 AM EDT
 Att. 14,310 - Unknown

livebaseballscorecards.com



AB	33
R	6
H	8
RBI	6
BB	4
SO	7
LOB	14

WP: 0	PA: 38
PB: 0	
SB: 0	
CS: 0	

AB	R	H	RBI	BB	SO	LOB
4	1	2	0	1	1	1
3	1	1	1	1	0	2
1	0	0	0	0	0	0
4	2	1	1	0	0	3
4	1	1	0	0	2	4
4	0	2	4	0	0	2
0	0	0	0	0	0	0
4	0	1	0	0	1	1
0	0	0	0	0	0	0
4	0	0	0	0	1	1
3	0	0	0	1	1	0
1	1	0	0	1	1	0
1	0	0	0	0	0	0

Batter	1	2	3	4	5	6	7	8	9
Ted Martinez, R (1, 4) OBP: 0.278, SLG: 0.243	0-0 FC5-4 1B		0-3 K		4-0 1B FC6-4 BB		0-0 1B		0-0 4-3
Jim Fregosi, R (1, 5) OBP: 0.346, SLG: 0.273	0-0 FC5-4 1-2f			4-0 E 1B BB	0-0 FC6-4 1B		0-0 F7		0-0 F7
Wayne Garrett, L (8, 5) OBP: 0.354, SLG: 0.333									
Cleon Jones, R (1, 8) OBP: 0.309, SLG: 0.420	0-0 G4-6-3 1-2f			0-0 E4 1B	0-0 FC6-4 2B 1B		0-0 FC6 1B		
Rusty Staub, L (1, 9) OBP: 0.326, SLG: 0.360		0-0 3-1		0-3 K	0-0 1B 2B		0-3 K		
Jim Beauchamp, R (1, 3) OBP: 0.471, SLG: 0.400		0-0 4-3		0-0 1B	0-0 1B		0-0 FC6		
Ed Kranepool, L (8, 3) OBP: 0.371, SLG: 0.421				2-H 3-H	2-H 3-H		1-2f		
George Theodore, R (1, 7) OBP: 0.314, SLG: 0.364		0-0 6-3		0-0 FC6-4 1B	0-0 F9		0-3 K		
Jim Gosger, L (8, 7) OBP: 0.351, SLG: 0.290									
Duffy Dyer, R (1, 2) OBP: 0.203, SLG: 0.130			0-0 4-3	0-0 FC6-4 1-2f		0-3 K		0-0 F7	
Bud Harrelson, S (1, 6) OBP: 0.351, SLG: 0.250			4-0 SH1-4 BB		0-0 6-3	0-3 K		0-0 F9	
Jim McAndrew, R (1, 1) OBP: 0.417, SLG: 0.250			0-0 SH1-4		4-0 BB 1B BB	0-3 K			0-0 6-3
Tug McGraw, R (7, 1)									

Inning Stats	R: 0	H: 1	E: 0	K: 0	S: 3	P: 3	R: 0	H: 0	E: 0	K: 0	S: 3	P: 3	R: 0	H: 0	E: 0	K: 1	S: 5	P: 9	R: 2	H: 2	E: 1	K: 1	S: 7	P: 11	R: 4	H: 3	E: 0	K: 0	S: 6	P: 14	R: 0	H: 0	E: 0	K: 3	S: 9	P: 9	R: 0	H: 2	E: 0	K: 1	S: 7	P: 7	R: 0	H: 0	E: 0	K: 1	S: 5	P: 5	R: 0	H: 0	E: 0	K: 0	S: 3	P: 3	1B: 7	SF: 0	2B: 1	SAC: 1	3B: 0	DP: 1	HR: 0	HBP: 0	WP: 0	PA: 38
--------------	------	------	------	------	------	------	------	------	------	------	------	------	------	------	------	------	------	------	------	------	------	------	------	-------	------	------	------	------	------	-------	------	------	------	------	------	------	------	------	------	------	------	------	------	------	------	------	------	------	------	------	------	------	------	------	-------	-------	-------	--------	-------	-------	-------	--------	-------	--------

PITCHER	IP	WLS	BF	H	R	ER	SO	BB	IBB	HBP	BLK	WP	HR	S	P	ERA	WHIP
Luke Walker, L (1, 1) ERA: 3.86	4.2	L	22	5	6	5	2	4	0	0	0	0	0	22	38	9.64	1.929
Jim McKee, R (5, 1) ERA: 11.42	0.1		2	1	0	0	0	0	0	0	0	0	0	2	2	0.00	3.000
Bob Johnson, R (6, 1) ERA: 2.51	2.0		8	2	0	0	4	0	0	0	0	0	0	16	16	0.00	1.000
Ramon Hernandez, L (8, 1) ERA: 6.1	1.0		3	0	0	0	1	0	0	0	0	0	0	5	5	0.00	0.000
Dave Giusti, R (9, 1) ERA: 2.08	1.0		3	0	0	0	0	0	0	0	0	0	0	3	3	0.00	0.000

PITCHER	IP	WLS	BF	H	R	ER	SO	BB	IBB	HBP	BLK	WP	HR	S	P	ERA	WHIP
---------	----	-----	----	---	---	----	----	----	-----	-----	-----	----	----	---	---	-----	------

BOTTOM

New York Mets @ Pittsburgh Pirates
Three Rivers Stadium, Pittsburgh, PA

Sun May 13 1973, 3:33 AM EDT
Att. 14,310 - Unknown

livebaseballscorecards.com

AB	37
R	4
H	13
RBI	4
BB	3
SO	6
LOB	15



WP:	0	PA:	41
PB:	0	SB:	0
CS:	0		

AB R H RBI BB SO LOB

3 0 1 1 1 1 2

5 0 1 0 0 0 4

5 1 2 0 0 0 2

4 0 1 1 1 1 0

5 0 1 1 0 2 2

4 0 2 0 0 0 2

3 0 1 0 1 0 1
0 1 0 0 0 0 0
0 0 0 0 0 0 0

4 1 2 0 0 1 2

1 0 0 0 0 1 0
0 0 0 0 0 0 0
1 0 0 0 0 0 0
0 0 0 0 0 0 0
1 1 1 0 0 0 0
0 0 0 0 0 0 0
1 0 1 1 0 0 0
0 0 0 0 0 0 0

1B: 12 SF: 1
2B: 2 SAC: 0
3B: 0 DP: 1
HR: 0 HBP: 0

Batter	1	2	3	4	5	6	7	8	9
Rennie Stennett, R OBP: 0.237, SLG: 0.388 (1, 4)	0-3 K		4-0 BB		0-0 1B		0-0 SF8	0-0 P2-6	
Manny Sanguillen, R OBP: 0.336, SLG: 0.496 (1, 9)	0-0 1B		0-0 L7		0-0 F8		0-0 F7	0-0 F7	
Al Oliver, L OBP: 0.339, SLG: 0.586 (1, 8)	0-0 E 1-3 1B		0-0 G3		0-0 L5		0-0 1B 2-3 1B		0-0 F9
Willie Stargell, L OBP: 0.426, SLG: 0.734 (1, 7)	4-0 FC4-6 1-3 BB			0-0 1-6-3		0-3 K	0-0 1-2 1B 3-H 1B		0-0 3-1
Richie Hebner, L OBP: 0.388, SLG: 0.454 (1, 5)	0-0 FC4-6 1-2f			0-3 K		0-0 F7	0-0 1-2 2-H 1B		0-3 K
Bob Robertson, R OBP: 0.426, SLG: 0.565 (1, 3)		0-0 P6		0-0 BB 1B		0-0 2B	0-0 P4		
Milt May, L OBP: 0.343, SLG: 0.404 Jackie Hernandez, R (8, PR) Jerry McNertney, R (9, 2)		0-0 6-3		4-0 1-2 BB		0-0 4-3		0-0 1B 1B	
Gene Alley, R OBP: 0.304, SLG: 0.355 (1, 6)		0-0 6-3		0-3 K			0-0 1B SF8 1B	0-0 P2-6 1B 1-2 1B	
Luke Walker, L OBP: 0.206, SLG: 0.200 Jim McKee, R (5, PH) Vic Davalillo, L OBP: 0.185, SLG: 0.269 Bob Johnson, L (6, 1) Gene Clines, R OBP: 0.391, SLG: 0.429 Ramon Hernandez, S (8, 1) Fernando Gonzalez, R OBP: 0.222, SLG: 0.222 Dave Gustaf, R OBP: 1.000, SLG: 1.000 (9, 1)			0-3 K		0-0 F9		0-0 1B 1B	0-0 1-2 2-H 1B	

Inning Stats	R: 0	H: 2	E: 1	K: 1	S: 6	LOB: 2	BB: 1	P: 10	R: 0	H: 0	E: 0	K: 0	S: 3	LOB: 0	BB: 0	P: 3	R: 0	H: 0	E: 0	K: 1	S: 5	LOB: 1	BB: 1	P: 9	R: 0	H: 1	E: 0	K: 2	S: 8	LOB: 2	BB: 1	P: 12	R: 0	H: 1	E: 0	K: 0	S: 4	LOB: 1	BB: 0	P: 4	R: 0	H: 1	E: 0	K: 1	S: 6	LOB: 1	BB: 0	P: 6	R: 3	H: 5	E: 0	K: 0	S: 8	LOB: 2	BB: 0	P: 8	R: 1	H: 3	E: 0	K: 0	S: 5	LOB: 1	BB: 0	P: 5	R: 0	H: 0	E: 0	K: 1	S: 5	LOB: 0	BB: 0	P: 5	1B: 12	SF: 1	2B: 2	SAC: 0	3B: 0	DP: 1	HR: 0	HBP: 0	WP: 0	PA: 41
--------------	------	------	------	------	------	--------	-------	-------	------	------	------	------	------	--------	-------	------	------	------	------	------	------	--------	-------	------	------	------	------	------	------	--------	-------	-------	------	------	------	------	------	--------	-------	------	------	------	------	------	------	--------	-------	------	------	------	------	------	------	--------	-------	------	------	------	------	------	------	--------	-------	------	------	------	------	------	------	--------	-------	------	--------	-------	-------	--------	-------	-------	-------	--------	-------	--------

PITCHER	IP	WLS	BF	H	R	ER	SO	BB	IBB	HBP	BLK	WP	HR	S	P	ERA	WHIP
Jim McAndrew, R ERA: 4.73 (1, 1)	6.2	W	32	10	3	3	5	3	0	0	0	0	0	39	51	4.05	1.950
Tug McGraw, L ERA: 4.95 (7, 1)	2.1	S	9	3	1	1	1	0	0	0	0	0	0	11	11	3.86	1.286

Batter	1	2	3	4	5	6	7	8	9	10	AB R H RBI BB SO LOB	TOP											
Ron Hunt, R (1, 4) OBP: 0.423, SLG: 0.326	0-0 4-3 SH1-3 1B		0-0 FC6-4 1B			0-0 F9		0-0 6-3	0-0 F9		5 0 2 0 0 0 4	Montreal Expos @ Pittsburgh Pirates Three Rivers Stadium, Pittsburgh, PA Mon May 14 1973, 7:05 PM EDT Att: 6,327 - Unknown											
Ron Woods, R (1, 8) OBP: 0.412, SLG: 0.414	0-0 SH1-3 1-2		0-0 FC6-4 CS			0-0 1B		0-0 FC 6-3		0-0 4-3	4 0 1 0 0 0 2												
Ron Fairly, L (1, 7) OBP: 0.510, SLG: 0.639	0-0 4-3 2-3		0-0 CS	0-0 4-3		0-0 5-3		0-0 6-3		0-0 HR	5 1 1 2 0 0 3 0 0 0 0 0 0 0												
Jorge Roque, R (10, 8) OBP: 0.215, SLG: 0.233			0-0 CS					0-0 6-3 1-2 3-H															
Ken Singleton, S (1, 9) OBP: 0.405, SLG: 0.400	0-0 F3			0-0 4-3				0-0 4-3		0-0 L7	5 0 0 0 0 0 2												
Mike Jorgensen, L (1, 3) OBP: 0.298, SLG: 0.250		4-0 6-3 SH2-4 BB		0-0 4-3				0-0 4-3 2B BB		0-0 2B 1B	3 1 1 0 2 1 0												
John Boccabella, R (1, 2) OBP: 0.322, SLG: 0.378		0-0 SH2-4 1-2			0-0 5-3			0-0 4-3 1-2		0-0 2B 1-3	3 0 1 0 0 0 1												
Bob Bailey, R (1, 5) OBP: 0.349, SLG: 0.346		0-0 6-3 2-3			0-0 L6			0-0 2B 2-H		4-0 IBB	3 0 1 1 1 0 1												
Pepe Frias, R (1, 6) OBP: 0.245, SLG: 0.277		0-0 5-3			0-0 4-3			0-0 F7		0-0 F8	2 0 0 0 0 0 1 1 0 0 0 0 0 1 1 0 0 0 0 0 3												
Hal Breeden, R (7, PH) OBP: 0.375, SLG: 0.633																							
Tim Foli, R (7, 6) OBP: 0.223, SLG: 0.252																							
Steve Renko, R (1, 1) OBP: 0.308, SLG: 0.385			0-3 K			0-0 6-3		0-0 FC 6-3 1B		0-0 F7	2 0 0 0 0 0 1 1 1 1 0 0 0 0 0 0 0 0 0 0 0 1 0 0 0 0 0 3 0 0 0 0 0 0 0												
Boots Day, L (8, PH) OBP: 0.438, SLG: 0.429																							
Mike Marshall, R (8, 1) OBP: 0.400, SLG: 0.400																							
Coco Laboy, R (9, PH) OBP: 0.265, SLG: 0.276																							
Tom Walker, R (9, 1)																							
Inning Stats	R: 0 E: 0 K: 0 S: 4	H: 1 LOB: 1 BB: 0 P: 4	R: 0 E: 0 K: 0 S: 3	H: 0 LOB: 1 BB: 1 P: 7	R: 0 E: 0 K: 1 S: 5	H: 1 LOB: 0 BB: 0 P: 5	R: 0 E: 0 K: 0 S: 3	H: 0 LOB: 0 BB: 0 P: 3	R: 0 E: 0 K: 0 S: 4	H: 1 LOB: 1 BB: 0 P: 4	R: 1 E: 0 K: 0 S: 4	H: 1 LOB: 1 BB: 1 P: 8	R: 1 E: 0 K: 0 S: 5	H: 1 LOB: 1 BB: 0 P: 5	R: 0 E: 0 K: 0 S: 5	H: 2 LOB: 3 BB: 1 P: 9	R: 1 E: 0 K: 1 S: 6	H: 1 LOB: 0 BB: 0 P: 6	1B: 5 2B: 2 3B: 0 HR: 1	SF: 0 SAC: 2 DP: 0 HBP: 0	WP: 0 PB: 0 SB: 0 CS: 1	PA: 42	
PITCHER Nelson Briles, R (1, 1) ERA: 3.91	IP 10.0	WLS L	BF 41	H 8	R 3	ER 3	SO 2	BB 2	IBB 1	HBP 0	BLK 0	WP 0	HR 1	S 42	P 54	ERA 2.70	WHIP 1.000						

livebaseballscores.com

AB	36
R	3
H	8
RBI	3
BB	3
SO	2
LOB	21



BOTTOM

Montreal Expos @ Pittsburgh Pirates
Three Rivers Stadium, Pittsburgh, PA
Mon May 14 1973, 7:05 PM EDT
Att. 6,327 - Unknown

livebaseballscorecards.com

AB 37
R 2
H 8
RBI 1
BB 2
SO 7
LOB 9



WP: 1 PA: 40
PB: 0
SB: 0
CS: 1

AB R H RBI BB SO LOB

5 0 1 0 0 0 0

5 2 3 1 0 0 0

4 0 1 0 0 1 0

4 0 0 0 0 1 2

3 0 0 0 1 1 0

4 0 3 0 0 0 0

0 0 0 0 0 0 0

3 0 0 0 0 1 3

1 0 0 0 0 0 1

0 0 0 0 0 0 0

3 0 0 0 0 1 1

1 0 0 0 0 0 0

1B: 7 SF: 0
2B: 0 SAC: 0
3B: 0 DP: 0
HR: 1 HBP: 1

Batter	1	2	3	4	5	6	7	8	9	10
Dave Cash, R (1, 4) OBP: 0.344, SLG: 0.381	0-0 5-3		0-0 CS 1B		0-0 6-3		0-0 F4			0-0 6-3
Manny Sanguillen, R (1, 9) OBP: 0.346, SLG: 0.524	0-0 F8		0-0 1B WP 1B		0-0 HR			0-0 G3		0-0 HBP 1B
Al Oliver, L (1, 8) OBP: 0.341, SLG: 0.574	0-0 4-1		0-0 WP 1B		0-3 K			0-0 F8		1-0 HBP
Willie Stargell, L (1, 7) OBP: 0.416, SLG: 0.704		0-0 P5	4-0 1-2 BB		0-3 K			0-0 F5		0-3 K
Richie Hebner, L (1, 5) OBP: 0.375, SLG: 0.436		0-0 G3	0-3 3-H K			0-0 F9			0-0 F8	
Bob Robertson, R (1, 3) OBP: 0.420, SLG: 0.547		4-0 1B BB		0-0 6-3		0-0 F6			0-3 K	
Milt May, L (1, 2) OBP: 0.357, SLG: 0.417 Jackie Hernandez, R (9, PR) (10, 6)		0-0 1-3 1B		0-0 FC6-4 1B		0-0 F9			0-0 1B	
Gene Alley, R (1, 6) OBP: 0.292, SLG: 0.338 Gene Clines, R (9, PH) OBP: 0.375, SLG: 0.409 Jerry McNertney, R (10, 2)		0-3 K		0-0 FC6-4			0-0 5-3		0-0 L3	
Nelson Briles, R (1, 1) OBP: 0.188, SLG: 0.250 Vic Davalillo, L (10, PH) OBP: 0.179, SLG: 0.259			0-3 K	0-0 F9			0-0 5-3			0-0 G3

Inning Stats	R: 0	H: 0	E: 0	K: 0	S: 3	WLS	BF	H	R	ER	SO	BB	IBB	HBP	BLK	WP	HR	S	P	ERA	WHIP
	0	0	0	0	3		28	6	2	2	5	2	0	0	0	1	1	36	44	2.57	1.143
	0	0	0	0	3		3	0	0	0	0	0	0	0	0	0	0	3	3	0.00	0.000
	0	0	0	0	3	W	9	2	0	0	2	0	0	1	0	0	0	12	13	0.00	1.000

PITCHER	IP	WLS	BF	H	R	ER	SO	BB	IBB	HBP	BLK	WP	HR	S	P	ERA	WHIP
Steve Renko, R (1, 1) ERA: 2.87	7.0		28	6	2	2	5	2	0	0	0	1	1	36	44	2.57	1.143
Mike Marshall, R (8, 1) ERA: 4.78	1.0		3	0	0	0	0	0	0	0	0	0	0	3	3	0.00	0.000
Tom Walker, R (9, 1) ERA: 2.6	2.0	W	9	2	0	0	2	0	0	1	0	0	0	12	13	0.00	1.000

Batter	1	2	3	4	5	6	7	8	9	10	11	AB R H RBI BB SO LOB	TOP																		
Ron Hunt, R OBP: 0.436, SLG: 0.326 (1, 4)	F9		FC6 BB	5-3		S E 1B HBP		SH1-4 HBP		1B		3 1 1 0 1 0 2																			
Ron Woods, R OBP: 0.397, SLG: 0.397 (1, 8) (8, 7)	L6		FC6 1-2f		F9	S SF8 1B		SH1-4		F8		5 1 1 1 0 0 2																			
Ron Fairly, L OBP: 0.515, SLG: 0.627 (1, 7)	4-3			F7		E BB		G4-6-3 BB		F9		3 0 1 0 2 0 0																			
Jorge Roque, R OBP: 0.212, SLG: 0.230 (8, 8)						1B						1 0 0 0 0 0 0																			
Tim Foli, R OBP: 0.223, SLG: 0.252 (11, 8)						1-3 2-H						0 0 0 0 0 0 0																			
Ken Singleton, S OBP: 0.393, SLG: 0.384 (1, 9)		F7		2B 1B BB	F9	SF8		G4-6-3		F8		4 1 0 1 1 0 3																			
Mike Jorgensen, L OBP: 0.300, SLG: 0.259 (1, 3)		F7		1B 2B	5-3					P4		5 1 1 0 1 1 1																			
John Strohmayr, R (11, 1)										K		0 0 0 0 0 0 0																			
John Boccabella, R OBP: 0.337, SLG: 0.384 (1, 2) (11, 3)		FC6-4 BB		1B 1B						F9		4 2 2 2 1 0 2																			
Bob Bailey, R OBP: 0.358, SLG: 0.345 (1, 5)		FC6-4		1-3 1B IBB						K		3 0 1 0 1 0 1																			
Coco Laboy, R OBP: 0.257, SLG: 0.267 (7, 5)												1 0 0 0 0 1 0																			
Pepe Frias, R OBP: 0.241, SLG: 0.269 (1, 6)			K	1-3 1B		FC6-4 WP 2B		F8		F9		5 1 1 2 0 1 1																			
Ernie McAnally, R OBP: 0.222, SLG: 0.222 (6, PH)												2 0 0 0 0 0 2																			
Boo's Day, L OBP: 0.471, SLG: 0.533 (6, PH)												1 1 1 1 0 0 0																			
Mike Marshall, R OBP: 0.333, SLG: 0.333 (8, 1)												1 0 0 0 0 0 0																			
Tom Walker, R (8, 1)												0 0 0 0 0 0 0																			
Hal Breeden, R OBP: 0.394, SLG: 0.613 (10, PH)												1 0 0 0 0 0 0																			
Joe Gilbert, R (10, 1)												0 0 0 0 0 0 0																			
Terry Humphrey, R OBP: 0.160, SLG: 0.167 (11, 2)												0 0 0 0 0 0 0																			
Inning Stats	R: 0 E: 0 K: 0 S: 3	H: 0 LOB: 0 BB: 0 P: 3	R: 0 E: 0 K: 0 S: 3	H: 0 LOB: 1 BB: 1 P: 7	R: 0 E: 0 K: 1 S: 5	H: 0 LOB: 1 BB: 1 P: 9	R: 3 E: 0 K: 0 S: 6	H: 3 LOB: 2 BB: 2 P: 14	R: 0 E: 0 K: 0 S: 4	H: 1 LOB: 1 BB: 0 P: 4	R: 5 E: 1 K: 0 S: 7	H: 4 LOB: 2 BB: 2 P: 16	R: 0 E: 0 K: 0 S: 3	H: 0 LOB: 0 BB: 0 P: 3	R: 0 E: 0 K: 0 S: 2	H: 0 LOB: 1 BB: 1 P: 7	R: 0 E: 0 K: 1 S: 5	H: 0 LOB: 0 BB: 0 P: 5	R: 0 E: 0 K: 0 S: 4	H: 1 LOB: 1 BB: 0 P: 4	R: 0 E: 0 K: 1 S: 5	H: 0 LOB: 0 BB: 0 P: 5	1B: 7 2B: 2 3B: 0 HR: 0	SF: 1 SAC: 1 DP: 1 HBP: 2	WP: 1 PB: 0 SB: 3 CS: 0	PA: 50					
PITCHER	IP WLS BF H R ER SO BB IBB HBP BLK WP HR S P ERA WHIP															IP WLS BF H R ER SO BB IBB HBP BLK WP HR S P ERA WHIP															
Steve Blass, R ERA: 8.15 (1, 1)	5.1	27	7	6	6	1	3	1	0	0	0	1	0	25	41	10.12	1.875														
Bob Johnson, R ERA: 3.07 (6, 1)	0.1	4	1	2	1	0	1	0	1	0	0	0	0	2	7	27.00	6.000														
Jim Rooker, L ERA: 1.17 (6, 1)	0.1	2	0	0	0	0	1	0	0	0	0	0	0	1	5	0.00	3.000														
Jim McKee, R ERA: 9.28 (7, 1)	2.0	7	0	0	0	0	1	0	1	0	0	0	0	5	10	0.00	0.500														
Ramon Hernandez, L ERA: 5.11 (9, 1)	2.0	7	1	0	0	1	0	0	0	0	0	0	0	9	9	0.00	0.500														
PITCHER	IP WLS BF H R ER SO BB IBB HBP BLK WP HR S P ERA WHIP															IP WLS BF H R ER SO BB IBB HBP BLK WP HR S P ERA WHIP															
Dave Giusti, R ERA: 1.96 (11, 1)	1.0	3	0	0	0	1	0	0	0	0	0	0	0	1	5	0.00	0.000														

Montreal Expos @ Pittsburgh Pirates
 Three Rivers Stadium, Pittsburgh, PA
 Tue May 15 1973, 7:05 PM EDT
 Att: 5,441 - Unknown

livebaseballscorecards.com

AB	39
R	8
H	9
RBI	7
BB	7
SO	3
LOB	14



BOTTOM

Montreal Expos @ Pittsburgh Pirates
Three Rivers Stadium, Pittsburgh, PA
Tue May 15 1973, 7:05 PM EDT
Att: 5,441 - Unknown

livebaseballscorecards.com

AB	51
R	9
H	20
RBI	8
BB	3
SO	7
LOB	25



WP:	0	PA:	55
PB:	1		
SB:	0		
CS:	0		

AB R H RBI BB SO LOB

7 2 4 2 0 1 2

5 1 1 2 0 0 3

6 0 3 2 0 0 0

5 0 1 0 1 1 5

6 0 3 1 0 0 2

5 1 0 0 1 2 6

3 0 2 0 0 0 0
0 0 0 0 0 0 0
0 1 0 0 0 0 0
2 0 1 0 0 0 0
1 0 0 0 0 0 1

6 2 2 0 0 2 4

2 1 2 0 0 0 0
0 0 0 0 0 0 0
0 0 0 0 0 0 0
1 0 0 0 0 0 1
0 0 0 0 0 0 0
1 1 1 1 0 0 0
1 0 0 0 0 0 1
0 0 0 0 1 0 0

1B:	16	SF:	1
2B:	3	SAC:	0
3B:	1	DP:	0
HR:	0	HBP:	0

11

0-0
1B

0-0
F8

0-0
F8

0-0
BLK
1B

0-0
4-3

4-0
BB
1B
BB

0-0
F8

0-0
1B
BB
1B

4-0
1-2
2-3
BB

R: 1 H: 2
E: 0 LOB: 3
K: 0 BB: 2
S: 3 P: 11

10

0-0
F8

0-0
F8

0-0
F8

0-0
BLK
1B

0-0
4-3

4-0
BB
1B
BB

0-0
F8

0-0
1B
BB
1B

4-0
1-2
2-3
BB

R: 1 H: 2
E: 0 LOB: 3
K: 0 BB: 2
S: 3 P: 11

9

0-3
K

0-0
F8

0-0
F8

0-0
BLK
1B

0-0
4-3

4-0
BB
1B
BB

0-0
F8

0-0
1B
BB
1B

4-0
1-2
2-3
BB

R: 0 H: 1
E: 0 LOB: 1
K: 2 BB: 0
S: 4 P: 4

8

0-0
E
1B
1B

0-0
E8
FC4-6
1B
1B

0-0
FC4-6
1B
1B

0-0
FC4-6
1B

0-0
1B
1B

0-3
K

0-0
5-3

0-0
1B
3B

0-0
1B
1B

R: 4 H: 6
E: 1 LOB: 2
K: 1 BB: 0
S: 11 P: 11

7

0-0
E9
2B

0-0
F9

0-0
F8

0-3
K

0-0
1B

0-3
K

0-0
5-3

0-0
1B
3B

0-0
1B
1B

R: 0 H: 1
E: 0 LOB: 1
K: 2 BB: 0
S: 8 P: 8

6

0-0
E9
2B

0-0
F9

0-0
F8

0-3
K

0-0
1B

0-3
K

0-0
5-3

0-0
1B
3B

0-0
1B
1B

R: 1 H: 2
E: 1 LOB: 2
K: 1 BB: 0
S: 7 P: 7

5

0-0
E
1B
2B

0-0
SF7

0-0
1B
1B

0-0
F8

0-0
1B

0-0
P3

0-0
2B
E
1B

0-0
K
1B
2B

0-0
2B
SF7
1B

R: 3 H: 4
E: 1 LOB: 2
K: 1 BB: 0
S: 10 P: 10

4

0-0
E9
2B

0-0
F9

0-0
F8

0-3
K

0-0
1B

0-3
K

0-0
5-3

0-0
1B
3B

0-0
1B
1B

R: 0 H: 0
E: 0 LOB: 0
K: 0 BB: 0
S: 3 P: 3

3

0-0
F9

0-0
FC6-4

0-0
1B
2B

0-0
F7

0-0
4-3

0-0
5-3

0-0
F9

0-0
K
1B
2B

0-0
2B
SF7
1B

R: 0 H: 2
E: 0 LOB: 2
K: 0 BB: 0
S: 5 P: 5

2

0-0
6-3

0-0
F7

0-0
F8

4-0
FC6-4
BB

0-0
FC6-4
1B

0-0
F7

0-0
4-3

0-0
1B

0-0
5-3

R: 0 H: 1
E: 0 LOB: 2
K: 0 BB: 1
S: 4 P: 8

1

0-0
6-3

0-0
F7

0-0
F8

0-0
FC6-4
BB

0-0
FC6-4
1B

0-0
F7

0-0
4-3

0-0
1B

0-0
5-3

R: 0 H: 0
E: 0 LOB: 0
K: 0 BB: 0
S: 3 P: 3

Batter

Dave Cash, R
OBP: 0.361, SLG: 0.418
(1, 4)

Richie Hebner, L
OBP: 0.365, SLG: 0.425
(1, 5)

Manny Sanguillen, R
OBP: 0.353, SLG: 0.530
(1, 9)
(10, 2)

Willie Stargell, L
OBP: 0.412, SLG: 0.680
(1, 7)

Al Oliver, L
OBP: 0.349, SLG: 0.570
(1, 8)

Bob Robertson, R
OBP: 0.407, SLG: 0.520
(1, 3)

Milt May, L
OBP: 0.363, SLG: 0.425
(6, PR)

Gene Alley, R
OBP: 0.295, SLG: 0.366
(1, 6)

Steve Blass, R
OBP: 0.500, SLG: 0.571
(6, 1)

Bob Johnson, L
OBP: 0.105, SLG: 0.056
(6, PR)

Bob Moose, R
OBP: 0.235, SLG: 0.188
(7, 2)

Jerry McNertney, R
OBP: 0.500, SLG: 0.500
(9, PR)

Rennie Starnett, R
OBP: 0.234, SLG: 0.384
(10, 9)

Gene Clines, R
OBP: 0.400, SLG: 0.435
(8, PR)

Ramon Hernandez, S
OBP: 0.435, SLG: 0.435
(9, 1)

Dave Giusti, R
OBP: 1.000, SLG: 1.000
(11, 1)

Gene Clines, R
OBP: 0.400, SLG: 0.435
(8, PR)

Ramon Hernandez, S
OBP: 0.435, SLG: 0.435
(9, 1)

Dave Giusti, R
OBP: 1.000, SLG: 1.000
(11, 1)

Steve Blass, R
OBP: 0.500, SLG: 0.571
(6, 1)

Bob Johnson, L
OBP: 0.105, SLG: 0.056
(6, PR)

Bob Moose, R
OBP: 0.235, SLG: 0.188
(7, 2)

Jerry McNertney, R
OBP: 0.500, SLG: 0.500
(9, PR)

Gene Alley, R
OBP: 0.295, SLG: 0.366
(1, 6)

Steve Blass, R
OBP: 0.500, SLG: 0.571
(6, 1)

Bob Johnson, L
OBP: 0.105, SLG: 0.056
(6, PR)

Bob Moose, R
OBP: 0.235, SLG: 0.188
(7, 2)

Jerry McNertney, R
OBP: 0.500, SLG: 0.500
(9, PR)

Rennie Starnett, R
OBP: 0.234, SLG: 0.384
(10, 9)

Gene Clines, R
OBP: 0.400, SLG: 0.435
(8, PR)

Ramon Hernandez, S
OBP: 0.435, SLG: 0.435
(9, 1)

Dave Giusti, R
OBP: 1.000, SLG: 1.000
(11, 1)

Steve Blass, R
OBP: 0.500, SLG: 0.571
(6, 1)

Bob Johnson, L
OBP: 0.105, SLG: 0.056
(6, PR)

Bob Moose, R
OBP: 0.235, SLG: 0.188
(7, 2)

Jerry McNertney, R
OBP: 0.500, SLG: 0.500
(9, PR)

Rennie Starnett, R
OBP: 0.234, SLG: 0.384
(10, 9)

Gene Alley, R
OBP: 0.295, SLG: 0.366
(1, 6)

Steve Blass, R
OBP: 0.500, SLG: 0.571
(6, 1)

Bob Johnson, L
OBP: 0.105, SLG: 0.056
(6, PR)

Bob Moose, R
OBP: 0.235, SLG: 0.188
(7, 2)

Jerry McNertney, R
OBP: 0.500, SLG: 0.500
(9, PR)

Rennie Starnett, R
OBP: 0.234, SLG: 0.384
(10, 9)

Gene Clines, R
OBP: 0.400, SLG: 0.435
(8, PR)

Ramon Hernandez, S
OBP: 0.435, SLG: 0.435
(9, 1)

Dave Giusti, R
OBP: 1.000, SLG: 1.000
(11, 1)

Steve Blass, R
OBP: 0.500, SLG: 0.571
(6, 1)

Bob Johnson, L
OBP: 0.105, SLG: 0.056
(6, PR)

Bob Moose, R
OBP: 0.235, SLG: 0.188
(7, 2)

Jerry McNertney, R
OBP: 0.500, SLG: 0.500
(9, PR)

Rennie Starnett, R
OBP: 0.234, SLG: 0.384
(10, 9)

Gene Alley, R
OBP: 0.295, SLG: 0.366
(1, 6)

Steve Blass, R
OBP: 0.500, SLG: 0.571
(6, 1)

Bob Johnson, L
OBP: 0.105, SLG: 0.056
(6, PR)

Bob Moose, R
OBP: 0.235, SLG: 0.188
(7, 2)

Jerry McNertney, R
OBP: 0.500, SLG: 0.500
(9, PR)

Rennie Starnett, R
OBP: 0.234, SLG: 0.384
(10, 9)

Gene Clines, R
OBP: 0.400, SLG: 0.435
(8, PR)

Ramon Hernandez, S
OBP: 0.435, SLG: 0.435
(9, 1)

Dave Giusti, R
OBP: 1.000, SLG: 1.000
(11, 1)

Steve Blass, R
OBP: 0.500, SLG: 0.571
(6, 1)

Bob Johnson, L
OBP: 0.105, SLG: 0.056
(6, PR)

Bob Moose, R
OBP: 0.235, SLG: 0.188
(7, 2)

Jerry McNertney, R
OBP: 0.500, SLG: 0.500
(9, PR)

Rennie Starnett, R
OBP: 0.234, SLG: 0.384
(10, 9)

Gene Alley, R
OBP: 0.295, SLG: 0.366
(1, 6)

Steve Blass, R
OBP: 0.500, SLG: 0.571
(6, 1)

Bob Johnson, L
OBP: 0.105, SLG: 0.056
(6, PR)

Bob Moose, R
OBP: 0.235, SLG: 0.188
(7, 2)

Jerry McNertney, R
OBP: 0.500, SLG: 0.500
(9, PR)

Rennie Starnett, R
OBP: 0.234, SLG: 0.384
(10, 9)

Gene Clines, R
OBP: 0.400, SLG: 0.435
(8, PR)

Ramon Hernandez, S
OBP: 0.435, SLG: 0.435
(9, 1)

Dave Giusti, R
OBP: 1.000, SLG: 1.000
(11, 1)

Steve Blass, R
OBP: 0.500, SLG: 0.571
(6, 1)

Bob Johnson, L
OBP: 0.105, SLG: 0.056
(6, PR)

Bob Moose, R
OBP: 0.235, SLG: 0.188
(7, 2)

Jerry McNertney, R
OBP: 0.500, SLG: 0.500
(9, PR)

Rennie Starnett, R
OBP: 0.234, SLG: 0.384
(10, 9)

Gene Alley, R
OBP: 0.295, SLG: 0.366
(1, 6)

Steve Blass, R
OBP: 0.500, SLG: 0.571
(6, 1)

Bob Johnson, L
OBP: 0.105, SLG: 0.056
(6, PR)

Bob Moose, R
OBP: 0.235, SLG: 0.188
(7, 2)

Jerry McNertney, R
OBP: 0.500, SLG: 0.500
(9, PR)

Rennie Starnett,

Batter	1	2	3	4	5	6	7	8	9	AB R H RBI BB SO LOB	TOP		
Cesar Tovar, R (1, 4) OBP: 0.365, SLG: 0.419 Denny Doyle, L (7, 4) OBP: 0.342, SLG: 0.295	0-0 E4 BB 1B 1B	0-0 6-3		4-0 BB			0-0 4-3 2B			3 1 1 0 1 0 0 0 0 0 0 0 0 0	Philadelphia Phillies @ Pittsburgh Pirates Three Rivers Stadium, Pittsburgh, PA Wed May 16 1973, 7:05 PM EDT Att. 6,885 - Unknown		
Del Unser, L (1, 8) OBP: 0.333, SLG: 0.369	0-0 1-2 BB 1B	0-0 6-3 3B		0-0 1-3 BB			0-0 4-3 2-3			4 2 2 0 0 0 2			
Willie Montanez, L (1, 9) OBP: 0.293, SLG: 0.302	4-0 1-2 2-3 BB E 1B	0-0 6-3			0-0 F9		0-0 F7			3 1 0 1 1 0 1			
Greg Luzinski, R (1, 7) OBP: 0.260, SLG: 0.333	0-0 1-2 2-3 BB E9 6-3 1B	0-0 5-3			0-0 6-3		0-0 F4			4 1 1 2 0 0 0			
Tom Hutton, L (1, 3) OBP: 0.347, SLG: 0.362	0-0 6-3		0-0 4-3		0-3 K		0-0 4-3			4 0 0 0 0 1 1			
Mike Schmidt, R (1, 5) OBP: 0.359, SLG: 0.379	4-0 6-3 IBB		0-0 F9		0-3 K		0-0 F7			3 0 0 0 1 1 0			
Bob Boone, R (1, 2) OBP: 0.262, SLG: 0.266	0-0 1-2 3-H 6-3 IBB		0-0 5-3		0-0 F2		0-0 6-3			4 0 0 1 0 0 1			
Larry Bowa, S (1, 6) OBP: 0.258, SLG: 0.248	4-0 IBB			0-0 B4-3		0-3 K		0-0 F4		3 0 0 0 1 1 0			
Wayne Twitchell, R (1, 1) Mac Scarce, L (9, 1)	0-3 K			0-3 K		0-3 K		0-3 K		4 0 0 0 0 4 2 0 0 0 0 0 0 0			
Inning Stats	R: 4 E: 2 K: 1 S: 8 H: 2 LOB: 2 BB: 3 P: 20	R: 1 E: 0 K: 0 S: 4 H: 1 LOB: 0 BB: 0 P: 4	R: 0 E: 0 K: 0 S: 3 H: 0 LOB: 0 BB: 0 P: 3	R: 0 E: 0 K: 1 S: 5 H: 0 LOB: 1 BB: 1 P: 9	R: 0 E: 0 K: 1 S: 5 H: 0 LOB: 0 BB: 0 P: 5	R: 0 E: 0 K: 2 S: 7 H: 0 LOB: 0 BB: 0 P: 7	R: 0 E: 0 K: 1 S: 6 H: 1 LOB: 1 BB: 0 P: 6	R: 0 E: 0 K: 0 S: 3 H: 0 LOB: 0 BB: 0 P: 3	R: 0 E: 0 K: 1 S: 5 H: 0 LOB: 0 BB: 0 P: 5	1B: 2 2B: 1 3B: 1 HR: 0 SF: 0 SAC: 0 DP: 0 HBP: 0	WP: 0 PB: 0 SB: 0 CS: 0 PA: 36		
PITCHER	IP WLS BF H R ER SO BB IBB HBP BLK WP HR S P ERA WHIP											PITCHER	IP WLS BF H R ER SO BB IBB HBP BLK WP HR S P ERA WHIP
Dock Ellis, R (1, 1) ERA: 3.46	8.0 L 33 4 5 3 6 2 2 0 0 0 0 41 57 3.38 0.750												
Jim Rooker, L (9, 1) ERA: 1.1	1.0 3 0 0 0 1 0 0 0 0 0 0 5 5 0.00 0.000												

livebaseballscorecards.com

AB	32
R	5
H	4
RBI	4
BB	4
SO	7
LOB	7



Batter	1	2	3	4	5	6	7	8	9	AB	R	H	RBI	BB	SO	LOB
Dave Cash, R OBP: 0.366, SLG: 0.415 (1, 4)	0-0 F7		0-0 FC3-6 1B			0-0 F9			4-0 FC5 BB BB	3	0	1	1	1	0	0
Richie Hebner, L OBP: 0.362, SLG: 0.413 (1, 5)	0-0 F9		0-0 FC3-6 1-2f			0-0 F3			4-0 1-2 BB	3	0	0	0	1	0	1
Manny Sanguillen, R OBP: 0.343, SLG: 0.515 (1, 9)	0-0 4-3		0-0 4-3			0-0 F9			0-3 K	4	0	0	0	0	1	3
Willie Stargell, L OBP: 0.407, SLG: 0.673 (1, 7)		0-0 F8 1B 2B		0-3 K		0-0 F7			0-3 K	4	1	1	0	0	2	2
Al Oliver, L OBP: 0.338, SLG: 0.552 (1, 8)		0-0 F8 2-3		0-0 F9		0-0 F9			0-0 FC5 2-3f	4	0	0	0	0	0	3
Bob Robertson, R OBP: 0.405, SLG: 0.515 (1, 3)		0-0 G4-6-3 1B		0-3 K		0-0 5-3				3	0	1	1	0	1	0
Milt May, L OBP: 0.364, SLG: 0.422 (1, 2)		0-0 G4-6-3			0-0 6-3					3	0	1	0	0	0	1
Jackie Hernandez, R (8, PR) (9, 6)		0-0 1-2f							L6-3 1B	0	0	0	0	0	0	0
Gene Alley, R OBP: 0.300, SLG: 0.397 (1, 6)			0-0 1B 3B		0-0 5-3			0-0 L6-3	2	1	1	0	0	0	0	0
Gene Clines, R OBP: 0.385, SLG: 0.417 (8, PH)								0-0 1-2	1	0	0	0	0	0	0	1
Jerry McNertney, R OBP: 0.500, SLG: 0.500 (9, 2)								0-0 G3	0	0	0	0	0	0	0	0
Dock Ellis, S OBP: 0.095, SLG: 0.050 (1, 1)			0-3 K		0-3 K					2	0	0	0	0	2	1
Vic Davalillo, L OBP: 0.172, SLG: 0.250 (8, PH)										1	0	0	0	0	0	1
Jim Rooker, R (9, 1)										0	0	0	0	0	0	0

Inning Stats	R: 0	H: 0	R: 1	H: 2	R: 1	H: 2	R: 0	H: 0	R: 0	H: 0	R: 0	H: 0	R: 0	H: 0	R: 0	H: 1	R: 0	H: 0	1B: 3	SF: 0	WP: 0	PA: 32													
	E: 0	LOB: 0	E: 0	LOB: 0	E: 0	LOB: 1	E: 0	LOB: 0	E: 0	LOB: 0	E: 0	LOB: 0	E: 0	LOB: 0	E: 0	LOB: 1	E: 0	LOB: 2	2B: 1	SAC: 0	PB: 0														
	K: 0	BB: 0	K: 0	BB: 0	K: 1	BB: 0	K: 2	BB: 0	K: 1	BB: 0	K: 0	BB: 0	K: 0	BB: 0	K: 0	BB: 0	K: 2	BB: 2	3B: 1	DP: 2	SB: 0														
	S: 3	P: 3	S: 4	P: 4	S: 7	P: 7	S: 7	P: 7	S: 5	P: 5	S: 3	P: 3	S: 3	P: 3	S: 3	P: 3	S: 7	P: 15	HR: 0	HBP: 0	CS: 0														
PITCHER	IP	WLS	BF	H	R	ER	SO	BB	IBB	HBP	BLK	WP	HR	S	P	ERA	WHIP	IP	WLS	BF	H	R	ER	SO	BB	IBB	HBP	BLK	WP	HR	S	P	ERA	WHIP	
Wayne Twitchell, R ERA: 2.29 (1, 1)	8.1	W	30	5	2	2	5	2	0	0	0	0	0	38	46	2.16	0.840																		
Mac Scarce, L ERA: 2.65 (9, 1)	0.2	S	2	0	0	0	1	0	0	0	0	0	0	4	4	0.00	0.000																		

BOTTOM

Philadelphia Phillies @ Pittsburgh Pirates
 Three Rivers Stadium, Pittsburgh, PA
 Wed May 16 1973, 7:05 PM EDT
 Att. 6,885 - Unknown

livebaseballscorecards.com

AB	30
R	2
H	5
RBI	2
BB	2
SO	6
LOB	13



Batter	1	2	3	4	5	6	7	8	9	AB R H RBI BB SO LOB	TOP											
Cesar Tovar, R (1, 4) OBP: 0.349, SLG: 0.398	0-0 5-3	0-0 F9			0-0 L8		0-0 L6		0-0 F7	5 0 0 0 0 0 5												
Del Unser, L (1, 8) OBP: 0.329, SLG: 0.377	0-0 1-3		0-0 1-3		0-0 F7		0-0 2B		0-0 1-3	4 0 1 1 0 0 0												
Jose Pagan, R (9, PH) OBP: 0.095, SLG: 0.200										1 0 0 0 0 0 1												
Willie Montanez, L (1, 9) OBP: 0.306, SLG: 0.310	0-0 F7		0-0 1B		0-0 1B		4-0 IBB			3 0 2 0 1 0 0												
Greg Luzinski, R (1, 7) OBP: 0.260, SLG: 0.331		0-3 K	0-0 1B		0-0 FC5-4		0-0 L8			4 0 1 0 0 1 3												
Tom Hutton, L (1, 3) OBP: 0.327, SLG: 0.340		0-3 K	0-0 F7		0-0 4-3		0-0 4-3			3 0 0 0 0 1 2												
Terry Harmon, R (8, PH) OBP: 0.314, SLG: 0.258										1 0 0 0 0 0 0												
Mike Anderson, R (8, 9) OBP: 0.292, SLG: 0.426										0 0 0 0 0 0 0												
Mike Schmidt, R (1, 5) OBP: 0.354, SLG: 0.362		4-0 1B	0-3 K		0-0 6-3		0-0 F9			3 1 0 0 1 1 2												
Mike Ryan, R (1, 2) OBP: 0.290, SLG: 0.407		0-0 1B		0-3 K		0-3 K		0-0 F9		4 0 1 0 0 2 0												
Larry Bowa, S (1, 6) OBP: 0.258, SLG: 0.248		0-0 1B		0-0 F6		0-0 L9		0-0 F7		4 0 1 1 0 0 0												
Steve Carlton, L (1, 1) OBP: 0.156, SLG: 0.161		4-0 BB		0-0 F7		0-0 2B		0-0 2B		2 1 1 0 1 0 0												
Bill Wilson, R (7, 1)										0 0 0 0 0 0 0												
Bill Robinson, R (9, PH) OBP: 0.333, SLG: 0.507		1-2 2-3								1 0 1 0 0 0 0												
Inning Stats	R: 0 E: 0 K: 0 S: 3	H: 0 LOB: 0 BB: 0 P: 3	R: 1 E: 0 K: 2 S: 9	H: 2 LOB: 3 BB: 2 P: 17	R: 0 E: 0 K: 1 S: 7	H: 2 LOB: 2 BB: 0 P: 7	R: 0 E: 0 K: 1 S: 5	H: 0 LOB: 0 BB: 0 P: 5	R: 0 E: 0 K: 0 S: 4	H: 1 LOB: 1 BB: 0 P: 4	R: 0 E: 0 K: 1 S: 5	H: 0 LOB: 0 BB: 0 P: 5	R: 1 E: 0 K: 0 S: 5	H: 2 LOB: 2 BB: 1 P: 9	R: 0 E: 0 K: 0 S: 3	H: 0 LOB: 0 BB: 0 P: 3	R: 0 E: 0 K: 0 S: 4	H: 1 LOB: 1 BB: 0 P: 4	1B: 5 2B: 3 3B: 0 HR: 0	SF: 0 SAC: 0 DP: 0 HBP: 0	WP: 0 PB: 0 SB: 0 CS: 0	PA: 38
PITCHER	IP WLS BF H R ER SO BB IBB HBP BLK WP HR S P ERA WHIP																					
Bob Moose, R (1, 1) ERA: 3.72	7.0 W 31 7 2 2 5 2 1 0 0 0 0 0 38 50 2.57 1.286																					
Jim Rooker, L (8, 1) ERA: 0.98	2.0 S 7 1 0 0 0 0 0 0 0 0 0 0 7 7 0.00 0.500																					

Philadelphia Phillies @ Pittsburgh Pirates
 Three Rivers Stadium, Pittsburgh, PA
 Thu May 17 1973, 7:05 PM EDT
 Att. 6,885 - Unknown

livebaseballscorecards.com

AB	35
R	2
H	8
RBI	2
BB	3
SO	5
LOB	13



Batter	1	2	3	4	5	6	7	8	9
Gene Clines, R OBP: 0.333, SLG: 0.357 (1, 8)	0-0 L4-3 ①		0-0 L6-3 ①		0-0 L8 ③		0-0 L5 2B ①		
Dave Cash, R OBP: 0.381, SLG: 0.433 (1, 4)	0-0 2B 1B		4-0 F7 BB			0-3 K ①	0-0 2B ①		
Manny Sanguillen, R OBP: 0.347, SLG: 0.511 (1, 9)	0-0 F7 ②		0-0 F7 ②			0-0 1B ②	4-0 IBB G6-4-3		
Bob Robertson, R OBP: 0.400, SLG: 0.514 (1, 3)	0-0 3B 2B ①		0-3 K ③			0-0 F8 ②	0-0 G6-4-3 ② ③		
Richie Zisk, R OBP: 0.238, SLG: 0.350 Jim Rooker, R (8, 1)	0-0 3B ②			0-0 4-3 ①		0-0 F9 ③		0-0 6-3 ①	
Fernando Gonzalez, R OBP: 0.154, SLG: 0.154 (1, 5)	0-3 K ③			0-3 K ②			0-0 G3 ①	0-0 4-3 ②	
Gene Alley, R OBP: 0.298, SLG: 0.390 (1, 6)		0-0 F9 ①		0-0 F8 ③			0-0 BB E BB 1B	0-3 K ③	
Milt May, L OBP: 0.364, SLG: 0.414 (1, 2)		0-0 F8 ②			0-0 G3 ①		4-0 E BB 2B BB		
Bob Moose, R OBP: 0.211, SLG: 0.167 Rennie Stennett, R (7, PH) (8, 7)		0-3 K ③			0-0 P3 ②		4-0 E 2B BB		

AB	R	H	RBI	BB	SO	LOB
4	0	0	1	0	0	2
3	1	2	2	1	1	0
3	0	1	0	1	0	2
4	1	1	1	0	1	5
3	0	1	1	0	0	1
1	0	0	0	0	0	0
4	0	0	0	0	2	1
4	1	1	0	0	1	0
2	1	0	0	1	0	0
2	0	0	0	0	1	0
0	1	0	0	1	0	0

BOTTOM

Philadelphia Phillies @ Pittsburgh Pirates
Three Rivers Stadium, Pittsburgh, PA
 Thu May 17 1973, 7:05 PM EDT
 Att. 6,885 - Unknown

livebaseballscorecards.com

AB	30
R	5
H	6
RBI	5
BB	4
SO	6
LOB	11



Inning Stats		R: 2	H: 3	E: 0	K: 1	S: 8	P: 8	R: 0	H: 0	E: 0	K: 1	S: 5	R: 0	H: 0	E: 0	K: 1	S: 5	R: 0	H: 0	E: 0	K: 1	S: 5	R: 0	H: 0	E: 0	K: 0	S: 3	R: 0	H: 1	E: 0	K: 1	S: 6	R: 3	H: 2	E: 1	K: 0	S: 5	R: 0	H: 0	E: 0	K: 1	S: 5										
PITCHER	IP	WLS	BF	H	R	ER	SO	BB	IBB	HBP	BLK	WP	HR	S	P	ERA	WHIP													PITCHER	IP	WLS	BF	H	R	ER	SO	BB	IBB	HBP	BLK	WP	HR	S	P	ERA	WHIP					
Steve Carlton, L ERA: 3.84 (1, 1)	6.1	L	29	6	5	4	5	3	0	0	0	0	0	36	48	5.68	1.421																																			
Bill Wilson, R ERA: 3.26 (7, 1)	1.2		5	0	0	0	1	0	1	0	0	0	0	6	10	0.00	0.000																																			

WP: 0	PA: 34
PB: 0	
SB: 0	
CS: 0	

Batter	1	2	3	4	5	6	7	8	9	AB R H RBI BB SO LOB	TOP											
Dave Cash, R (1, 4) OBP: 0.376, SLG: 0.436	0-0 1B 2B		0-0 F8		0-0 6-3			0-3 K		4 1 1 0 0 1 1												
Richie Hebner, L (1, 5) OBP: 0.373, SLG: 0.420	0-0 4-3 2-H 1B		4-0 PB BB			0-0 P6		0-0 FC6-4 1B		3 0 2 1 1 0 0												
Manny Sanguillen, R (1, 9) OBP: 0.338, SLG: 0.497	0-0 F9		0-3 K 1-2			0-0 6-3		0-0 FC6-4 1-2f 3-H		4 0 0 1 0 1 3												
Willie Stargell, L (1, 7) OBP: 0.394, SLG: 0.649 Dave Giusti, R (8, 1) OBP: 1.000, SLG: 1.000	0-0 4-3 1-2		0-0 P6			0-0 F7		0-0 4-3		4 0 0 0 0 0 4 0 0 0 0 0 0 0												
Al Oliver, L (1, 8) OBP: 0.328, SLG: 0.535	0-0 4-3			0-0 P6			0-3 K		0-0 P6	4 0 0 0 0 1 1												
Bob Robertson, R (1, 3) OBP: 0.403, SLG: 0.541		0-0 5-3		0-3 K			0-0 HR		0-0 1B	4 1 2 1 0 1 0												
Milt May, L (1, 2) OBP: 0.360, SLG: 0.409			0-0 G6-4-3 1B		0-0 F8		0-0 4-3		0-0 F7	4 0 1 0 0 0 1												
Gene Alley, R (1, 6) OBP: 0.287, SLG: 0.375 Vic Davalillo, L (9, PH) OBP: 0.167, SLG: 0.241		0-0 G6-4-3 1-2f			0-3 K		0-0 F9		0-0 P6	3 0 0 0 0 1 1 1 0 0 0 0 0 1												
Luke Walker, L (1, 1) OBP: 0.167, SLG: 0.167 Richie Zisk, R (5, PH) OBP: 0.227, SLG: 0.333 Bob Johnson, L (5, 1) Gene Clines, R (8, PH) OBP: 0.355, SLG: 0.379			0-3 K		0-3 K			0-0 1B FC6-4 1B		1 0 0 0 0 1 0 1 0 0 0 0 1 0 0 0 0 0 0 0 0 1 1 1 0 0 0 0												
Inning Stats	R: 1 E: 0 K: 0 S: 5	H: 2 LOB: 1 BB: 0 P: 5	R: 0 E: 0 K: 0 S: 3	H: 1 LOB: 0 BB: 0 P: 3	R: 0 E: 0 K: 2 S: 8	H: 0 LOB: 2 BB: 1 P: 12	R: 0 E: 0 K: 1 S: 5	H: 0 LOB: 0 BB: 0 P: 5	R: 0 E: 0 K: 2 S: 7	H: 0 LOB: 0 BB: 0 P: 7	R: 0 E: 0 K: 0 S: 3	H: 0 LOB: 0 BB: 0 P: 3	R: 1 E: 0 K: 1 S: 6	H: 1 LOB: 0 BB: 0 P: 6	R: 1 E: 0 K: 1 S: 7	H: 2 LOB: 1 BB: 0 P: 7	R: 0 E: 0 K: 0 S: 4	H: 1 LOB: 1 BB: 0 P: 4	1B: 5 2B: 1 3B: 0 HR: 1	SF: 0 SAC: 0 DP: 1 HBP: 0	WP: 0 PB: 1 SB: 0 CS: 0	PA: 35
PITCHER Tom Seaver, R (1, 1) ERA: 1.57	IP: 9.0 WLS: W BF: 35 H: 7 R: 3 ER: 3 SO: 7 BB: 1 IBB: 0 HBP: 0 BLK: 0 WP: 0 HR: 1 S: 48 P: 52 ERA: 3.00 WHIP: 0.889											PITCHER	IP: WLS: BF: H: R: ER: SO: BB: IBB: HBP: BLK: WP: HR: S: P: ERA: WHIP:									

Pittsburgh Pirates @ New York Mets
Shea Stadium, Flushing, NY
Fri May 18 1973, 7:05 PM EDT
Att: 34,565 - Unknown

livebaseballscorecards.com

AB	34
R	3
H	7
RBI	3
BB	1
SO	7
LOB	12




Batter	1	2	3	4	5	6	7	8	9
Wayne Garrett, L (1, 4) OBP: 0.376, SLG: 0.443	0-0 G3		0-0 HR	0-0 FC6 1B		4-0 E IBB		0-0 G3	
Ted Martinez, R (1, 8) OBP: 0.273, SLG: 0.232	0-0 4-3		0-0 5-3 1B	0-0 FC6 1-2f		0-0 E5 1-2 2-3			
Jim Fregosi, R (1, 5) OBP: 0.339, SLG: 0.255	0-3 K		0-0 5-3 1-2		4-0 FC3-6 BB	0-0 FC5 3-Hf			
Rusty Staub, L (1, 9) OBP: 0.331, SLG: 0.371		0-0 1B	0-0 BB 1B		0-0 F7		0-0 4-3		
Jim Beauchamp, R (1, 3) OBP: 0.450, SLG: 0.353		0-3 K	4-0 BB		0-0 FC3-6 1-2f		0-0 4-3		
Ed Kranepool, L (7, PH) OBP: 0.347, SLG: 0.388			1-2 BB						
George Theodore, R (1, 7) OBP: 0.318, SLG: 0.341		0-0 F9	0-3 K		0-3 K		0-0 FC6-4 1B		
Jim Gosger, L (8, 7) OBP: 0.326, SLG: 0.275									
Duffy Dyer, R (1, 2) OBP: 0.181, SLG: 0.119	0-0 F9			0-0 6-3		0-0 E FC5 5-3 1B	0-0 FC6-4 1-2f		
Bud Harrelson, S (1, 6) OBP: 0.349, SLG: 0.259			0-0 F8	0-0 S 1B		0-0 5-3		0-0 F8	
Tom Seaver, R (1, 1) OBP: 0.167, SLG: 0.091			0-0 HR 1B	0-0 P4		0-3 K		0-3 K	

Inning Stats	R: 0	H: 0	E: 0	K: 1	S: 5	LOB: 0	BB: 0	P: 5	R: 0	H: 1	E: 0	K: 1	S: 6	LOB: 1	BB: 0	P: 6	R: 3	H: 4	E: 0	K: 1	S: 9	LOB: 2	BB: 1	P: 13	R: 1	H: 2	E: 0	K: 0	S: 5	LOB: 1	BB: 0	P: 5	R: 0	H: 0	E: 0	K: 1	S: 5	LOB: 1	BB: 1	P: 9	R: 0	H: 1	E: 1	K: 1	S: 7	LOB: 3	BB: 1	P: 11	R: 0	H: 1	E: 0	K: 0	S: 4	LOB: 1	BB: 0	P: 4	R: 0	H: 0	E: 0	K: 1	S: 5	LOB: 0	BB: 0	P: 5
--------------	------	------	------	------	------	--------	-------	------	------	------	------	------	------	--------	-------	------	------	------	------	------	------	--------	-------	-------	------	------	------	------	------	--------	-------	------	------	------	------	------	------	--------	-------	------	------	------	------	------	------	--------	-------	-------	------	------	------	------	------	--------	-------	------	------	------	------	------	------	--------	-------	------

AB	R	H	RBI	BB	SO	LOB
4	1	2	3	1	0	0
4	1	1	0	0	0	3
3	0	0	0	1	1	4
4	0	2	1	0	0	1
2	0	0	0	1	1	2
1	0	0	0	0	0	0
4	0	1	0	0	2	4
0	0	0	0	0	0	0
4	0	1	0	0	0	2
4	1	1	0	0	0	1
4	1	1	0	0	2	2

BOTTOM	
AB	34
R	4
H	9
RBI	4
BB	3
SO	6
LOB	19



WP: 0 **PA: 37**
PB: 0
SB: 1
CS: 0

Pittsburgh Pirates @ New York Mets
 Shea Stadium, Flushing, NY
 Fri May 18 1973, 7:05 PM EDT
 Att. 34,565 - Unknown

PITCHER	IP	WLS	BF	H	R	ER	SO	BB	IBB	HBP	BLK	WP	HR	S	P	ERA	WHIP
Luke Walker, L (1, 1) ERA: 4.68	4.0	L	20	7	4	4	3	1	0	0	0	0	1	25	29	9.00	2.000
Bob Johnson, R (5, 1) ERA: 2.55	3.0		14	2	0	0	2	1	1	0	0	0	0	16	24	0.00	1.000
Dave Giusti, R (8, 1) ERA: 1.86	1.0		3	0	0	0	1	0	0	0	0	0	0	5	5	0.00	0.000

Batter	1	2	3	4	5	6	7	8	9	AB R H RBI BB SO LOB	TOP																
Gene Clines, R (1, 8) OBP: 0.300, SLG: 0.316	0-0 L9		0-0 L3		0-0 L1-3		0-0 L5-3		0-0 L8	5 0 0 0 0 0 3																	
Dave Cash, R (1, 4) OBP: 0.398, SLG: 0.454	0-0 F8			4-0 G6-4-3 BB		0-0 HR 2B				2 1 1 0 2 0 0																	
Manny Sanguillen, R (1, 9) OBP: 0.338, SLG: 0.507	0-0 L5			0-0 G6-4-3 1-2f		0-0 HR 2H				4 1 1 2 0 0 3																	
Willie Stargell, L (1, 7) OBP: 0.390, SLG: 0.675		0-0 F8		0-0 HR		0-0 F8		0-3 K		4 1 1 1 0 1 0																	
Bob Robertson, R (1, 3) OBP: 0.406, SLG: 0.555		0-3 K		0-0 G3		0-0 F7		0-0 F3		4 0 0 0 0 1 0																	
Richie Hebner, L (1, 5) OBP: 0.378, SLG: 0.421		0-0 1B			0-0 1B	0-0 FC5-4 1B		0-0 6-3		4 1 3 0 0 0 0																	
Gene Alley, R (1, 6) OBP: 0.287, SLG: 0.360		0-3 K			0-0 F9	0-0 FC5-4 1-2f				4 1 1 0 0 1 3																	
Milt May, L (1, 2) OBP: 0.348, SLG: 0.402			0-3 K		0-0 1-3		0-0 SH5-4 2B		0-0 SH2-4 1B	3 0 1 0 0 1 1																	
Steve Blass, R (1, 1) OBP: 0.500, SLG: 0.563			0-3 K2-3		0-0 1-2		0-0 SH5-4 2B		0-0 SH2-4 1-2	2 0 1 1 0 1 0																	
Richie Zisk, R (9, PH) OBP: 0.261, SLG: 0.364					0-0 2-H 1B				0-0 CS 1B	1 0 1 1 0 0 0																	
Vic Davalillo, L (9, PR) OBP: 0.167, SLG: 0.241										0 0 0 0 0 0 0																	
Dave Giusti, R (9, 1) OBP: 1.000, SLG: 1.000										0 0 0 0 0 0 0																	
Inning Stats	R: 0 E: 0 K: 0 S: 3	H: 0 LOB: 0 BB: 0 P: 3	R: 0 E: 0 K: 2 S: 8	H: 1 LOB: 1 BB: 0 P: 8	R: 0 E: 0 K: 2 S: 7	H: 0 LOB: 0 BB: 0 P: 7	R: 1 E: 0 K: 0 S: 3	H: 1 LOB: 0 BB: 1 P: 7	R: 1 E: 0 K: 0 S: 5	H: 2 LOB: 1 BB: 0 P: 5	R: 2 E: 0 K: 0 S: 6	H: 3 LOB: 1 BB: 0 P: 6	R: 0 E: 0 K: 0 S: 4	H: 1 LOB: 2 BB: 1 P: 8	R: 0 E: 0 K: 1 S: 5	H: 0 LOB: 0 BB: 0 P: 5	R: 1 E: 0 K: 0 S: 4	H: 2 LOB: 1 BB: 0 P: 4	1B: 6 2B: 2 3B: 0 HR: 2	SF: 0 SAC: 2 DP: 1 HBP: 0	WP: 0 PB: 0 SB: 0 CS: 1	PA: 37					
PITCHER	IP WLS BF H R ER SO BB IBB HBP BLK WP HR S P ERA WHIP																										
Steve Carlton, L (1, 1) ERA: 3.96	6.2		29	8	4	4	4	2	0	0	0	0	2	35	43	5.40	1.500										
Bill Wilson, R (7, 1) ERA: 3.2	0.1		1	0	0	0	0	0	0	0	0	0	0	1	1	0.00	0.000										
Mac Scarce, L (8, 1) ERA: 2.45	2.0	L	7	2	1	1	1	0	0	0	0	0	0	9	9	4.50	1.000										

Pittsburgh Pirates @ Philadelphia Phillies
Veterans Stadium, Philadelphia, PA
Mon May 21 1973, 7:05 PM EDT
Att. 9,010 - Unknown

livebaseballscorecards.com

AB	33
R	5
H	10
RBI	5
BB	2
SO	5
LOB	10



Batter	1	2	3	4	5	6	7	8	9	AB	R	H	RBI	BB	SO	LOB
Larry Bowa, S OBP: 0.257, SLG: 0.244 (1, 6)	0-0 F7		4-0 1B BB		0-0 L3		0-0 FC1-5			3	1	0	0	1	0	2
Del Unser, L OBP: 0.337, SLG: 0.440 (1, 8) Mac Scarce, L (8, 1)	0-0 L8		0-0 2B E 1B		0-0 F7		0-0 F7			4	1	1	1	0	0	2
Willie Montanez, L OBP: 0.302, SLG: 0.308 (1, 3)	0-0 4-3		0-0 E8 HR 2B		0-0 F9			0-0 F7		4	1	1	0	0	0	0
Greg Luzinski, R OBP: 0.259, SLG: 0.343 (1, 7)		0-0 L8	0-0 HR		0-3 K			0-0 1B		4	1	2	2	0	1	0
Bill Robinson, R OBP: 0.353, SLG: 0.512 (1, 9) (8, 8)		0-0 6-3	0-0 5-3		0-3 K			0-3 K		4	0	0	0	0	2	1
Mike Schmidt, R OBP: 0.348, SLG: 0.338 (1, 5)		4-0 1B BB	0-3 K		0-0 P3			0-0 F9		3	0	0	0	1	1	1
Mike Ryan, R OBP: 0.306, SLG: 0.406 (1, 2) Mike Rogodzinski, L OBP: 0.391, SLG: 0.389 (7, PH) (8, 9)		0-0 1B		0-0 6-3			0-0 L4		0-0 G3	2	0	1	0	0	0	0
Denny Doyle, L OBP: 0.341, SLG: 0.290 (1, 4)	0-0 F9			0-0 F9			4-0 FC1-5 1B BB		0-3 K2-3	3	0	0	0	1	1	2
Steve Carlton, L OBP: 0.147, SLG: 0.152 (1, 1) Bill Wilson, R (7, 1) Tom Hutton, L OBP: 0.339, SLG: 0.339 (7, PH) Ken Brett, L OBP: 0.333, SLG: 0.444 (7, PR) Bob Boone, R OBP: 0.274, SLG: 0.257 (8, 2)			0-0 P6	0-0 F7			0-0 FC1-5 1B		0-0 F6	2	0	0	0	0	0	0

Inning Stats	R: 0	H: 0	E: 0	K: 0	S: 3	R: 0	H: 1	E: 0	K: 0	S: 4	R: 4	H: 3	E: 1	K: 1	S: 8	R: 0	H: 0	E: 0	K: 0	S: 3	R: 0	H: 0	E: 0	K: 2	S: 7	R: 0	H: 1	E: 0	K: 1	S: 6	R: 0	H: 0	E: 0	K: 1	S: 5	1B: 4	SF: 0	2B: 1	3B: 0	HR: 1
	LOB: 0	BB: 0	P: 3	LOB: 2	BB: 1	P: 8	LOB: 0	BB: 1	P: 12	LOB: 0	BB: 0	P: 3	LOB: 0	BB: 0	P: 3	LOB: 0	BB: 0	P: 7	LOB: 2	BB: 1	P: 8	LOB: 1	BB: 0	P: 6	LOB: 0	BB: 0	P: 5	LOB: 0	BB: 0	P: 5	LOB: 0	BB: 0	P: 5	SF: 0	SAC: 0	DP: 0	HBP: 0			

PITCHER	IP	WLS	BF	H	R	ER	SO	BB	IBB	HBP	BLK	WP	HR	S	P	ERA	WHIP
Steve Blass, R ERA: 7.52 (1, 1)	8.0	W	33	6	4	4	4	3	0	0	0	0	1	38	50	4.50	1.125
Dave Giusti, R ERA: 1.61 (9, 1)	1.0	S	3	0	0	0	1	0	0	0	0	0	0	5	5	0.00	0.000

BOTTOM

Pittsburgh Pirates @ Philadelphia Phillies
Veterans Stadium, Philadelphia, PA
Mon May 21 1973, 7:05 PM EDT
Att. 9,010 - Unknown

AB	33
R	4
H	6
RBI	3
BB	3
SO	5
LOB	8



WP: 0	PA: 36
PB: 0	
SB: 1	
CS: 0	

Batter	1	2	3	4	5	6	7	8	9	AB R H RBI BB SO LOB	TOP											
Dave Cash, R (1, 4) OBP: 0.407, SLG: 0.469	0-0 G6-4-3 1B		0-0 2-H 1B			0-0 FC6 1B 2B	0-0 6-3		0-0 F8	5 1 3 1 0 0 2												
Richie Hebner, L (1, 5) OBP: 0.372, SLG: 0.413	0-3 K		0-0 F7			0-3 K		0-0 G3 1B	0-0 4-3	5 0 1 0 0 2 4												
Manny Sanguillen, R (1, 9) OBP: 0.335, SLG: 0.500	0-0 G6-4-3 1-2f		0-0 F9			0-0 FC6 1B		0-0 G3 1-2		4 0 1 0 0 0 3												
Willie Stargell, L (1, 7) OBP: 0.379, SLG: 0.653		0-0 F8		0-0 F3		0-0 FC6 1B 1-2f 2-3		0-3 K		4 0 0 0 0 1 3												
Al Oliver, L (1, 8) OBP: 0.324, SLG: 0.522		0-0 4-3		0-3 K		0-0 1-3 3-H 1B		0-0 4-3		4 0 1 1 0 1 1												
Bob Robertson, R (1, 3) OBP: 0.408, SLG: 0.549		0-0 WP 1B		0-0 L8		0-3 K		4-0 WP 2B BB		3 0 1 0 1 1 2 0 1 0 0 0 0 0												
Bob Moose, R (9, PR) OBP: 0.211, SLG: 0.167																						
Milt May, L (1, 2) OBP: 0.346, SLG: 0.405		0-0 F9 1-2					0-0 G3		0-0 4-3	4 1 1 1 0 0 1												
Gene Alley, R (1, 6) OBP: 0.289, SLG: 0.360			0-0 SH1-4 1B				0-0 6-3		0-0 3-1 1B 2B	3 1 1 0 0 0 0 1 0 0 0 0 0 2												
Vic Davalillo, L (9, PH) OBP: 0.161, SLG: 0.233									0-0 3-1													
Dock Ellis, S (1, 1) OBP: 0.091, SLG: 0.048			0-0 SH1-4				0-3 K		0-0 2B	1 0 0 0 0 1 0												
Gene Clines, R (7, PH) OBP: 0.317, SLG: 0.359									0-0 1B	1 0 1 0 0 0 0												
Jim Rooker, R (7, 1)										0 0 0 0 0 0 0												
Bob Johnson, L (7, 1)										0 0 0 0 0 0 0												
Rennie Stennett, R (9, PH) OBP: 0.255, SLG: 0.393			1-2						3-H 1B	1 0 1 1 0 0 0												
Inning Stats	R: 0 E: 0 K: 1 S: 5	H: 1 LOB: 0 BB: 0 P: 5	R: 0 E: 0 K: 0 S: 4	H: 1 LOB: 1 BB: 0 P: 4	R: 1 E: 0 K: 0 S: 5	H: 2 LOB: 1 BB: 0 P: 5	R: 0 E: 0 K: 1 S: 5	H: 0 LOB: 0 BB: 0 P: 5	R: 0 E: 0 K: 1 S: 5	H: 0 LOB: 0 BB: 0 P: 5	R: 1 E: 0 K: 2 S: 10	H: 3 LOB: 2 BB: 0 P: 10	R: 0 E: 0 K: 0 S: 4	H: 1 LOB: 1 BB: 0 P: 4	R: 0 E: 0 K: 1 S: 6	H: 1 LOB: 1 BB: 0 P: 6	R: 2 E: 0 K: 0 S: 5	H: 2 LOB: 1 BB: 1 P: 9	1B: 8 2B: 3 3B: 0 HR: 0	SF: 0 SAC: 1 DP: 1 HBP: 0	WP: 2 PB: 0 SB: 0 CS: 0	PA: 38
PITCHER Wayne Twitchell, R (1, 1) ERA: 2.64	IP: 9.0 WLS: W BF: 38 H: 11 R: 4 ER: 4 SO: 6 BB: 1 IBB: 0 HBP: 0 BLK: 0 WP: 2 HR: 0 S: 49 P: 53 ERA: 4.00 WHIP: 1.333											PITCHER	IP: 9.0 WLS: W BF: 38 H: 11 R: 4 ER: 4 SO: 6 BB: 1 IBB: 0 HBP: 0 BLK: 0 WP: 2 HR: 0 S: 49 P: 53 ERA: 4.00 WHIP: 1.333									

Pittsburgh Pirates @ Philadelphia Phillies
Veterans Stadium, Philadelphia, PA
Tue May 22 1973, 7:05 PM EDT
Att: 11,617 - Unknown

livebaseballscorecards.com

AB	36
R	4
H	11
RBI	4
BB	1
SO	6
LOB	18



Batter	1	2	3	4	5	6	7	8	9	AB	R	H	RBI	BB	SO	LOB
Larry Bowa, S OBP: 0.261, SLG: 0.244 (1, 6)	0-0 4-3	0-0 1-2 1B			0-0 F9	0-0 4-3		1-0 HR HBP		4	1	1	0	0	0	1
Cesar Tovar, R OBP: 0.344, SLG: 0.379 (1, 5)	0-0 2B 1B	0-3 K			0-0 E5 1B	0-0 6-3		0-3 K		5	2	1	0	0	2	4
Willie Montanez, L OBP: 0.311, SLG: 0.329 (1, 3)	0-0 E4 1-2 2B				0-0 E7 1-2 2B		4-0 4-3 WP 1B BB	0-0 1-H HR		3	4	1	2	2	0	2
Greg Luzinski, R OBP: 0.263, SLG: 0.352 (1, 7)	0-0 1-H 2-H 2B				0-0 F9	0-0 2B 1-2 2-H 1B		0-0 4-3 1-3 K		5	0	2	3	0	1	2
Bill Robinson, R OBP: 0.367, SLG: 0.529 (1, 9) (8, 8)	0-0 6-3				0-0 F7	0-0 9-1-4 1-3 2-H 2B		0-0 E 5-3 1B 3-H	0-0 CS 1B	5	0	3	2	0	0	2
Del Unser, L OBP: 0.337, SLG: 0.430 Mike Anderson, R OBP: 0.284, SLG: 0.413 (1, 8) (7, PH) (8, 9)	0-0 G3				0-0 5-3	4-0 IBB		0-0 5-3 1-2	0-0 CS 1-2	2 1	0 0	0 0	0 0	1 0	0 0	2 1
Bob Boone, R OBP: 0.274, SLG: 0.250 (1, 2)					0-0 F8	0-0 4-3		4-0 E IBB		3	0	0	0	1	0	3
Denny Doyle, L OBP: 0.353, SLG: 0.296 Terry Harmon, R OBP: 0.368, SLG: 0.303 (1, 4) (7, PH) (8, 4)					0-0 6-3	0-0 4-3 1B		4-0 1-2 2-3 IBB		2 0	0 0	1 0	0 0	1 0	0 0	0 0
Wayne Twitchell, R (1, 1)					0-3 K	0-3 K		0-3 K		4	0	0	0	0	4	5

Inning Stats	R: 2	H: 2	E: 1	K: 0	S: 6	LOB: 1	BB: 0	P: 6	R: 0	H: 1	E: 0	K: 2	S: 8	LOB: 2	BB: 1	P: 12	R: 0	H: 0	E: 0	K: 0	S: 3	LOB: 1	BB: 1	P: 7	R: 0	H: 0	E: 0	K: 1	S: 5	LOB: 0	BB: 0	P: 5	R: 2	H: 2	E: 2	K: 0	S: 6	LOB: 2	BB: 1	P: 10	R: 0	H: 1	E: 0	K: 1	S: 6	LOB: 1	BB: 0	P: 6	R: 1	H: 1	E: 1	K: 1	S: 6	LOB: 3	BB: 3	P: 18	R: 2	H: 2	E: 0	K: 2	S: 8	LOB: 0	BB: 0	P: 9
PITCHER	IP	WLS	BF	H	R	ER	SO	BB	IBB	HBP	BLK	WP	HR	S	P	ERA	WHIP																																															
Dock Ellis, R ERA: 3.26 (1, 1)	6.0	L	29	6	4	1	4	2	1	0	0	0	0	34	46	1.50	1.333																																															
Jim Rooker, L ERA: 1.42 (7, 1)	0.2		5	1	1	1	0	1	1	0	0	1	0	3	11	13.50	3.000																																															
Bob Johnson, R ERA: 3.32 (7, 1)	1.1		7	2	2	2	3	0	1	1	0	0	0	11	16	13.50	1.500																																															

BOTTOM

Pittsburgh Pirates @ Philadelphia Phillies
Veterans Stadium, Philadelphia, PA

Tue May 22 1973, 7:05 PM EDT
Att. 11,617 - Unknown

AB	34
R	7
H	9
RBI	7
BB	6
SO	7
LOB	22

livebaseballscorecards.com

WP: 1	PA: 42
PB: 0	
SB: 0	
CS: 1	



Batter	1	2	3	4	5	6	7	8	9	AB R H RBI BB SO LOB	TOP		
Tommy Agee, R OBP: 0.329, SLG: 0.370 (1, 8) ^H	1-0 1B 4-3 HBP		0-3 K		0-0 F9		0-0 E 1-2 1B		0-0 G3	4 1 1 0 0 1 1			
Roger Metzger, S OBP: 0.263, SLG: 0.354 (1, 6) ^X	0-0 4-3 1-2			0-0 BLK 1B		0-0 P3	0-3 K		0-0 WP 3B	5 1 2 0 0 1 3			
Jimmy Wynn, R OBP: 0.342, SLG: 0.500 (1, 9) ^X	0-0 1B 2-3			0-3 K 1-2		4-0 2B BB	0-0 E4 1B 1-H 2-H		0-0 FC6-4 1B 3-H	4 1 3 2 1 1 1			
Bob Watson, R OBP: 0.443, SLG: 0.503 (1, 7) ^X	0-0 4-3			0-3 K		0-0 F9 1-H 2B	0-0 L4		0-0 FC6-4 1-2f	5 1 1 1 0 1 4			
Doug Rader, R OBP: 0.323, SLG: 0.378 (1, 5) ^X				0-3 K		0-0 F9 2-3		0-0 FC6 1B		4 0 1 0 0 1 2			
Lee May, R OBP: 0.232, SLG: 0.340 (1, 3) ^X						0-0 HR	0-0 HR 3-H		0-0 F8	4 2 2 3 0 0 1			
Skip Jutze, R OBP: 0.200, SLG: 0.400 (1, 2) ^X						0-0 4-3 2B	0-0 6-3		0-3 K	4 0 1 0 0 1 1			
Hector Torres, R OBP: 0.139, SLG: 0.061 (1, 4) ^X						0-3 K		0-1 CI FC3-6 1-2f	0-0 FC6 1-2f	3 0 0 0 0 1 2			
Jerry Reuss, L OBP: 0.167, SLG: 0.167 (1, 1) ^X						0-3 K	0-0 4-3 2-3		0-3 K	4 1 0 0 0 2 2			
Inning Stats	R: 0 E: 0 K: 0 S: 3 H: 1 LOB: 1 BB: 0 P: 4	R: 0 E: 0 K: 0 S: 3 H: 0 LOB: 0 BB: 0 P: 3	R: 0 E: 0 K: 2 S: 7 H: 0 LOB: 0 BB: 0 P: 7	R: 0 E: 0 K: 3 S: 10 H: 1 LOB: 1 BB: 0 P: 10	R: 1 E: 0 K: 1 S: 7 H: 2 LOB: 1 BB: 0 P: 7	R: 3 E: 0 K: 0 S: 5 H: 2 LOB: 0 BB: 1 P: 9	R: 2 E: 2 K: 1 S: 8 H: 2 LOB: 1 BB: 0 P: 8	R: 0 E: 0 K: 1 S: 6 H: 1 LOB: 1 BB: 0 P: 6	R: 1 E: 0 K: 1 S: 7 H: 2 LOB: 1 BB: 0 P: 7	1B: 6 2B: 2 3B: 1 HR: 2 SF: 0 SAC: 0 DP: 0 HBP: 1	WP: 1 PB: 0 SB: 0 CS: 0 PA: 40		
PITCHER	IP WLS BF H R ER SO BB IBB HBP BLK WP HR S P ERA WHIP											PITCHER	IP WLS BF H R ER SO BB IBB HBP BLK WP HR S P ERA WHIP
Bob Moose, R ERA: 3.95 (1, 1)	6.1 L 28 7 6 4 6 1 0 1 1 0 2 38 43 5.68 1.263												
Bob Johnson, R ERA: 3.2 (7, 1)	0.2 3 1 0 0 1 0 0 0 0 0 0 5 5 0.00 1.500												
Jim McKee, R ERA: 8.53 (8, 1)	2.0 9 3 1 1 2 0 0 0 0 1 0 13 13 4.50 1.500												

Houston Astros @ Pittsburgh Pirates
 Three Rivers Stadium, Pittsburgh, PA
 Fri May 25 1973, 7:05 PM EDT
 Att. 13,956 - Unknown

livebaseballscorecards.com

AB	37
R	7
H	11
RBI	6
BB	1
SO	9
LOB	17



Batter	1	2	3	4	5	6	7	8	9	AB	R	H	RBI	BB	SO	LOB
Dave Cash, R OBP: 0.394, SLG: 0.453 (1, 4) SS	0-3 K		0-0 F9		0-0 F9		0-0 F9			4	0	0	0	0	1	3
Richie Hebner, L OBP: 0.368, SLG: 0.403 (1, 5) BB	4-0 BB		0-3 K			0-0 F7	0-0 F9			3	0	0	0	1	1	2
Manny Sanguillen, R OBP: 0.333, SLG: 0.506 (1, 9) X	0-0 F9			0-0 3B		0-0 F8		0-0 5-3		4	0	1	0	0	0	1
Willie Stargell, L OBP: 0.368, SLG: 0.633 (1, 7) X	0-0 F5			0-3 K		0-3 K		0-3 K		4	0	0	0	0	3	2
Bob Robertson, R OBP: 0.418, SLG: 0.552 (1, 3)		0-0 FC4-6 1B		4-0 G4-3 BB		0-0 HR 1B		0-0 5-3		3	1	2	0	1	0	0
Al Oliver, L OBP: 0.322, SLG: 0.536 (1, 8) X		0-0 FC4-6 1-2f		0-0 G4-3 1-2f		0-0 HR		0-0 F4		4	1	1	2	0	0	3
Gene Alley, R OBP: 0.287, SLG: 0.355 (1, 6) X		0-0 F9			0-0 1-3		0-0 4-3 1B		0-0 E6	4	0	1	0	0	0	1
Milt May, L OBP: 0.336, SLG: 0.392 (1, 2) X		0-0 F7			0-3 K		0-0 4-3		0-0 F8	4	0	0	0	0	1	3
Bob Moose, R OBP: 0.238, SLG: 0.158 (1, 1) Bob Johnson, L (7, 1) Richie Zisk, R OBP: 0.292, SLG: 0.364 (7, PH) Jim McKee, R (8, 1) Gene Clines, R OBP: 0.310, SLG: 0.350 (9, PH)			0-0 5-3		4-0 BB		4-0 BB		0-3 K	1	0	0	0	1	0	0

Inning Stats	R: 0	H: 0	E: 0	K: 1	S: 5	R: 0	H: 1	E: 0	K: 0	S: 4	R: 0	H: 0	E: 0	K: 1	S: 5	R: 0	H: 1	E: 0	K: 1	S: 5	R: 0	H: 0	E: 0	K: 1	S: 5	R: 0	H: 0	E: 0	K: 1	S: 5	R: 2	H: 3	E: 0	K: 0	S: 6	R: 0	H: 0	E: 0	K: 1	S: 5	R: 0	H: 0	E: 1	K: 1	S: 6	1B: 3	2B: 0	3B: 1	SF: 0	SAC: 0	DP: 1	HBP: 0	WP: 0	PB: 0	SB: 0	CS: 0	PA: 36
--------------	------	------	------	------	------	------	------	------	------	------	------	------	------	------	------	------	------	------	------	------	------	------	------	------	------	------	------	------	------	------	------	------	------	------	------	------	------	------	------	------	------	------	------	------	------	-------	-------	-------	-------	--------	-------	--------	-------	-------	-------	-------	--------

PITCHER	IP	WLS	BF	H	R	ER	SO	BB	IBB	HBP	BLK	WP	HR	S	P	ERA	WHIP
Jerry Reuss, L ERA: 2.43 (1, 1)	9.0	W	36	5	2	2	7	4	0	0	0	0	1	46	62	2.00	1.000

BOTTOM

Houston Astros @ Pittsburgh Pirates
Three Rivers Stadium, Pittsburgh, PA
Fri May 25 1973, 7:05 PM EDT
Att. 13,956 - Unknown

livebaseballscorecards.com

AB	32
R	2
H	5
RBI	2
BB	4
SO	7
LOB	16



Batter	1	2	3	4	5	6	7	8	9	AB R H RBI BB SO LOB	TOP											
Tommie Agee, R (1, 8) OBP: 0.310, SLG: 0.346	0-0 F8	0-0 F9			0-0 F9		0-0 F9		0-0 F4	5 0 0 0 0 0 1												
Roger Metzger, S (1, 6) OBP: 0.263, SLG: 0.351	0-0 FC6-4 1B	0-0 G3			0-0 1-3			0-0 F8		4 0 1 0 0 0 1												
Jimmy Wynn, R (1, 9) OBP: 0.340, SLG: 0.512	0-0 FC6-4 1B		0-0 5-3		0-3 K			0-0 HR		4 2 1 1 0 1 1												
Bob Watson, R (1, 7) OBP: 0.444, SLG: 0.503	0-0 BB 1-2 1B		0-0 F9		0-0 F3			0-0 1B		4 0 2 0 0 0 0												
Doug Rader, R (1, 5) OBP: 0.332, SLG: 0.387	0-0 BB 1-2 2-H 1B		0-0 E6		0-0 1B			0-0 1-2 1B		4 0 3 1 0 0 0												
Lee May, R (1, 3) OBP: 0.232, SLG: 0.333	4-0 BB 1-2 2-3 BB		0-0 F9		0-0 P2			0-0 F9		3 0 0 0 1 0 4												
Skip Jutze, R (1, 2) OBP: 0.222, SLG: 0.333	0-0 F8			0-0 CS 1B		0-0 F9		0-0 F9		4 0 1 0 0 0 6												
Hector Torres, R (1, 4) OBP: 0.158, SLG: 0.086		0-0 SH3-4 1B		0-0 F4			0-0 F8		0-0 4-3	2 0 1 0 0 0 1												
Jimmy Stewart, S (7, PH) OBP: 0.188, SLG: 0.133				1-2						2 0 0 0 0 0 0												
Ken Forsch, R (1, 1) OBP: 0.074, SLG: 0.038		0-0 SH3-4		0-0 4-3			0-0 F6		0-0 3-1	1 0 0 0 0 0 0												
Fred Gladding, L (6, 1)										0 0 0 0 0 0 0												
Johnny Edwards, L (7, PH) OBP: 0.274, SLG: 0.360										1 0 0 0 0 0 0												
Jim Crawford, L (7, 1) OBP: 0.250, SLG: 0.500		1-2								0 0 0 0 0 0 0												
Bob Gallagher, L (9, PH) OBP: 0.281, SLG: 0.381										1 0 0 0 0 0 0												
Inning Stats	R: 1 E: 0 K: 0 S: 6	H: 3 LOB: 3 BB: 1 P: 10	R: 0 E: 0 K: 0 S: 4	H: 1 LOB: 1 BB: 0 P: 4	R: 0 E: 1 K: 0 S: 4	H: 0 LOB: 1 BB: 0 P: 4	R: 0 E: 0 K: 0 S: 3	H: 1 LOB: 0 BB: 0 P: 3	R: 0 E: 0 K: 1 S: 5	H: 0 LOB: 0 BB: 0 P: 5	R: 0 E: 0 K: 0 S: 4	H: 1 LOB: 1 BB: 0 P: 4	R: 0 E: 0 K: 0 S: 3	H: 0 LOB: 0 BB: 0 P: 3	R: 1 E: 0 K: 0 S: 6	H: 3 LOB: 2 BB: 0 P: 6	R: 0 E: 0 K: 0 S: 3	H: 0 LOB: 0 BB: 0 P: 3	1B: 8 2B: 0 3B: 0 HR: 1	SF: 0 SAC: 1 DP: 0 HBP: 0	WP: 0 PB: 0 SB: 0 CS: 1	PA: 37
PITCHER	IP WLS BF H R ER SO BB IBB HBP BLK WP HR S P ERA WHIP																					
Nelson Briles, R (1, 1) ERA: 3.52	7.1 W 32 9 2 2 1 1 0 0 0 0 0 1 33 37 2.46 1.364																					
Dave Giusti, R (8, 1) ERA: 1.5	1.2 S 5 0 0 0 0 0 0 0 0 0 0 0 5 5 0.00 0.000																					

Houston Astros @ Pittsburgh Pirates
 Three Rivers Stadium, Pittsburgh, PA
 Sat May 26 1973, 7:05 PM EDT
 Att. 15,768 - Unknown

livebaseballscorecards.com

AB	35
R	2
H	9
RBI	2
BB	1
SO	1
LOB	14



Batter	1	2	3	4	5	6	7	8	9
Vic Davalillo, L (1, 3) OBP: 0.194, SLG: 0.257	0-0 F8		0-3 K		0-0 E	0-0 G6-4-3		0-3 K	
Dave Cash, R (1, 4) OBP: 0.397, SLG: 0.455	0-0 G3 2B 1B		0-0 F8		0-0 E8 3B 1B	0-0 G6-4-3			
Manny Sanguillen, R (1, 9) OBP: 0.331, SLG: 0.506	0-0 G3 1-2		0-0 F6		0-0 6-3	0-0 2B			
Willie Stargell, L (1, 7) OBP: 0.372, SLG: 0.634	0-0 2B			0-0 L6	4-0 3B BB	0-0 6-3			
Al Oliver, L (1, 8) OBP: 0.320, SLG: 0.542	0-0 F7			0-0 F4	0-0 1B 3B		0-0 F7		
Richie Hebner, L (1, 5) OBP: 0.359, SLG: 0.391		0-0 F8		0-0 E3 1B 1B	0-0 F7		0-0 3-1		
Milt May, L (1, 2) OBP: 0.340, SLG: 0.396		0-0 3-1		0-0 1B 1-2 1B	0-0 1B		0-0 1-3		
Jackie Hernandez, R (1, 6) OBP: 0.200, SLG: 0.200		0-3 K		0-0 1B 1-2 2-H	0-0 6-3		0-3 K		
Nelson Briles, R (1, 1) OBP: 0.286, SLG: 0.524			0-0 2B				0-0 1-3		
Dave Giusti, R (8, 1) OBP: 0.667, SLG: 0.500				0-0 P2		HR			

Inning Stats	R: 1	H: 2	E: 0	K: 0	S: 5	R: 0	H: 0	E: 0	K: 1	S: 5	R: 0	H: 1	E: 0	K: 1	S: 6	R: 1	H: 2	E: 1	K: 0	S: 6	R: 4	H: 4	E: 1	K: 0	S: 7	R: 1	H: 3	E: 0	K: 0	S: 5	R: 0	H: 0	E: 0	K: 0	S: 3	R: 0	H: 0	E: 0	K: 2	S: 7	R: 0	H: 0	E: 0	K: 0	S: 7
	LOB: 1	BB: 0	P: 5	LOB: 0	BB: 0	P: 5	LOB: 1	BB: 0	P: 6	LOB: 2	BB: 0	P: 6	LOB: 1	BB: 1	P: 11	LOB: 1	BB: 0	P: 5	LOB: 0	BB: 0	P: 3	LOB: 0	BB: 0	P: 7	LOB: 0	BB: 0	P: 7	LOB: 0	BB: 0	P: 7	LOB: 0	BB: 0	P: 7	LOB: 0	BB: 0	P: 7	LOB: 0	BB: 0	P: 7	LOB: 0	BB: 0	P: 7	LOB: 0	BB: 0	P: 7

PITCHER	IP	WLS	BF	H	R	ER	SO	BB	IBB	HBP	BLK	WP	HR	S	P	ERA	WHIP
Ken Forsch, R (1, 1) ERA: 4.0	5.0	L	28	11	7	6	2	1	0	0	0	0	1	31	35	10.80	2.400
Fred Gladding, R (6, 1) ERA: 3.65	1.0		3	1	0	0	0	0	0	0	0	0	0	3	3	0.00	1.000
Jim Crawford, L (7, 1) ERA: 4.05	2.0		6	0	0	0	2	0	0	0	0	0	0	10	10	0.00	0.000

AB R H RBI BB SO LOB

5	1	2	0	0	2	1
4	2	2	0	0	0	2
4	0	1	0	0	0	3
3	1	1	1	1	0	1
4	1	1	2	0	0	1
4	1	0	0	0	0	1
4	0	2	1	0	0	0
4	0	1	1	0	2	1
3	1	2	1	0	0	2
1	0	0	0	0	0	0

1B: 7	SF: 0	WP: 0	PA: 37
2B: 3	SAC: 0	PB: 0	
3B: 1	DP: 1	SB: 0	
HR: 1	HBP: 0	CS: 0	

AB	R	H	RBI	BB	SO	LOB
36	7	12	6	1	4	12

Houston Astros @ Pittsburgh Pirates
 Three Rivers Stadium, Pittsburgh, PA
 Sat May 26 1973, 7:05 PM EDT
 Att. 15,768 - Unknown

livebaseballscorecards.com



Batter	1	2	3	4	5	6	7	8	9	AB R H RBI BB SO LOB	TOP											
Bob Gallagher, L (1, 8) OBP: 0.250, SLG: 0.346	0-0 4-3		0-0 SH1-3 WP 1B	0-0 F7		0-0 3-1		0-0 F7		5 1 1 0 0 0 1												
Roger Metzger, S (1, 6) OBP: 0.274, SLG: 0.357	4-0 CS BB		0-0 SH1-3 1-3		0-0 G3 S 1B		0-0 HBP 1B	0-0 1-3		3 2 2 0 1 0 0												
Jimmy Wynn, R (1, 9) OBP: 0.337, SLG: 0.500	4-0 1-2 BB		0-3 K		0-0 F7 1-2		0-0 P5		0-3 K	4 0 0 0 1 2 3												
Bob Watson, R (1, 7) OBP: 0.448, SLG: 0.512	0-0 F8		0-0 2B 1B		0-0 G3 2-3		0-0 1B HBP 1B		0-0 BB 2B	5 1 3 1 0 0 2												
Lee May, R (1, 3) OBP: 0.250, SLG: 0.372		0-0 HR	0-0 1-H 2B		0-0 BB 1B		1-0 1B HBP		0-3 K	4 1 3 3 0 1 1												
Doug Rader, R (1, 5) OBP: 0.338, SLG: 0.382		4-0 1B G6-4-3 BB	0-3 K		4-0 1-2 BB		0-3 K		4-0 BB BB	2 1 0 0 3 2 4												
Tommy Helms, R (1, 4) OBP: 0.322, SLG: 0.335		0-0 G6-4-3 1B		0-0 6-3		0-0 F9		0-0 FC6-4 1B	4-0 BB	4 0 2 1 0 0 2												
Hector Torres, R (7, 4) OBP: 0.179, SLG: 0.086		1-3						1-2 2-3 3-H	1-2 2-3 BB	0 0 0 0 1 0 0												
Skip Jutze, R (1, 2) OBP: 0.143, SLG: 0.214		0-0 G6-4-3 1-2f 3-H		0-0 G3		0-0 F7		0-0 FC6-4 1-2f	0-3 K	5 0 0 0 0 1 7												
Dave Roberts, L (1, 1) OBP: 0.160, SLG: 0.160		0-0 4-3		0-0 1B		0-0 P5		0-0 4-3		4 0 1 0 0 0 0												
Inning Stats	R: 0 E: 0 K: 0 S: 2	H: 0 LOB: 1 BB: 2 P: 10	R: 2 E: 0 K: 2 S: 4	H: 2 LOB: 0 BB: 1 P: 8	R: 2 E: 0 K: 2 S: 10	H: 3 LOB: 1 BB: 0 P: 10	R: 0 E: 0 K: 0 S: 4	H: 1 LOB: 1 BB: 0 P: 4	R: 1 E: 0 K: 0 S: 5	H: 2 LOB: 2 BB: 1 P: 9	R: 0 E: 0 K: 0 S: 3	H: 0 LOB: 0 BB: 0 P: 3	R: 1 E: 0 K: 1 S: 8	H: 3 LOB: 3 BB: 0 P: 9	R: 0 E: 0 K: 0 S: 3	H: 0 LOB: 0 BB: 0 P: 3	R: 0 E: 0 K: 3 S: 10	H: 1 LOB: 3 BB: 2 P: 18	1B: 9 2B: 2 3B: 0 HR: 1	SF: 0 SAC: 1 DP: 1 HBP: 1	WP: 1 PB: 0 SB: 1 CS: 1	PA: 44
PITCHER	IP WLS BF H R ER SO BB IBB HBP BLK WP HR S P ERA WHIP																					
Steve Blass, R (1, 1) ERA: 7.84	2.2 L 14 5 4 4 1 3 0 0 0 1 1 13 25 13.50 3.000																					
Jim McKee, R (3, 1) ERA: 7.8	2.1 11 3 1 1 1 1 0 0 0 0 0 12 16 3.86 1.714																					
Bob Johnson, R (6, 1) ERA: 3.32	2.0 10 3 1 1 1 0 0 0 1 0 0 0 11 12 4.50 1.500																					
Jim Rooker, L (8, 1) ERA: 1.29	2.0 9 1 0 0 3 2 0 0 0 0 0 13 21 0.00 1.500																					

Houston Astros @ Pittsburgh Pirates
 Three Rivers Stadium, Pittsburgh, PA
 Sun May 27 1973, 3:33 AM EDT
 Att. 15,386 - Unknown

AB	36
R	6
H	12
RBI	5
BB	6
SO	6
LOB	20



WP: 1	PA: 44
-------	--------

ERA	WHIP
-----	------

Batter	1	2	3	4	5	6	7	8	9	AB R H RBI BB SO LOB	TOP																										
Bob Gallagher, L (1, 8) <small>OBP: 0.258, SLG: 0.345</small> Tommie Agee, R (7, PH) <small>OBP: 0.306, SLG: 0.342</small> Cecil Upshaw, R (7, 1) Jim York, R (7, 1) Hector Torres, R (9, PH) <small>OBP: 0.175, SLG: 0.083</small>	0-0 4-3		0-0 4-3			0-0 HBP 1B 1-2 1B	0-3 K		0-0 4-3	3 0 1 0 0 0 1 1 0 0 0 0 0 12 0 0 0 0 0 0 0 0 0 0 0 0 0 0 1 0 0 0 0 0 1	Houston Astros @ Pittsburgh Pirates Three Rivers Stadium, Pittsburgh, PA Mon May 28 1973, 3:33 AM EDT Att: 21,546 - Unknown																										
Roger Metzger, S (1, 6) <small>OBP: 0.284, SLG: 0.361</small>	0-0 G6-4-3 1B			0-0 G3		0-0 HBP 1-2 2-3 1B	4-0 BB		0-0 F6	4 0 2 0 1 0 1																											
Jimmy Wynn, R (1, 9) <small>OBP: 0.330, SLG: 0.489</small> (7, 8)	0-0 G6-4-3 1-2f			0-0 F9		0-3 K	0-3 K			4 0 0 0 0 2 7																											
Bob Watson, R (1, 7) <small>OBP: 0.449, SLG: 0.509</small>		0-0 F8		0-0 6-3		1-0 HBP 1-2 2-3 3-H		0-0 BB 1B		3 0 1 1 0 0 0																											
Lee May, R (1, 3) <small>OBP: 0.244, SLG: 0.362</small>		0-0 5-3			0-3 K	0-0 P2		0-3 K		4 0 0 0 0 2 4																											
Doug Rader, R (1, 5) <small>OBP: 0.342, SLG: 0.378</small>		0-0 5-3			0-3 K		4-0 6-3 1B 1B BB	4-0 G6-4-3 1-2 BB		2 1 0 0 2 1 0																											
Tommy Helms, R (1, 4) <small>OBP: 0.320, SLG: 0.333</small>			0-0 E5 SH1-4		0-0 5-3		0-0 PB 6-3 1-2 1B	0-0 G6-4-3 1-2f		4 0 1 0 0 0 2																											
Skip Jutze, R (1, 2) <small>OBP: 0.188, SLG: 0.250</small> Johnny Edwards, L (7, PH) <small>OBP: 0.278, SLG: 0.362</small> (7, 2)			0-3 K			0-0 FC6-4 1B	0-0 6-3		0-0 E9 4-3 1B	2 0 1 0 0 1 1 2 0 1 0 0 0 2																											
Don Wilson, R (1, 1) <small>OBP: 0.207, SLG: 0.250</small> Jimmy Stewart, S (6, PH) <small>OBP: 0.176, SLG: 0.125</small> Jim Crawford, L (6, 1) <small>OBP: 0.250, SLG: 0.500</small> Jesus Alou, R (7, PH) <small>OBP: 0.385, SLG: 0.538</small> (7, 9)			0-0 SH1-4			0-0 FC6-4 1B 1B 1-2f HBP	0-0 PB 3-H 1B	0-0 F9	0 0 0 0 0 0 0 1 1 0 0 0 0 1 0 0 0 0 0 0 0 2 0 1 1 0 0 1																												
Inning Stats	R: 0 E: 0 K: 0 S: 3	H: 1 LOB: 0 BB: 0 P: 3	R: 0 E: 0 K: 0 S: 3	H: 0 LOB: 0 BB: 0 P: 3	R: 0 E: 1 K: 1 S: 6	H: 0 LOB: 1 BB: 0 P: 6	R: 0 E: 0 K: 0 S: 3	H: 0 LOB: 0 BB: 0 P: 3	R: 0 E: 0 K: 0 S: 7	H: 0 LOB: 0 BB: 0 P: 7		R: 1 E: 0 K: 1 S: 8	H: 3 LOB: 3 BB: 0 P: 9	R: 1 E: 0 K: 2 S: 9	H: 2 LOB: 3 BB: 2 P: 17	R: 0 E: 0 K: 1 S: 5	H: 1 LOB: 1 BB: 1 P: 9	R: 0 E: 1 K: 0 S: 4	H: 1 LOB: 1 BB: 0 P: 4	1B: 8 2B: 0 3B: 0 HR: 0	SF: 0 SAC: 1 DP: 2 HBP: 1	WP: 0 PB: 1 SB: 0 CS: 0	PA: 38														
PITCHER	IP WLS BF H R ER SO BB IBB HBP BLK WP HR S P ERA WHIP																																				
Dock Ellis, R (1, 1) <small>ERA: 3.22</small> Ramon Hernandez, L (7, 1) <small>ERA: 4.2</small> Bob Johnson, R (7, 1) <small>ERA: 3.27</small> Dave Giusti, R (8, 1) <small>ERA: 1.38</small>	6.1	W	27	6	2	2	4	1	0	1	0	0	0	33	38	2.84	1.105																				
	0.1		2	0	0	0	1	1	0	0	0	0	0	3	7	0.00	3.000																				
	0.1		1	0	0	0	1	0	0	0	0	0	0	3	3	0.00	0.000																				
	2.0	S	8	2	0	0	1	1	0	0	0	0	0	9	13	0.00	1.500																				

livebaseballscorecards.com

AB	33
R	2
H	8
RBI	2
BB	3
SO	7
LOB	23



Batter	1	2	3	4	5	6	7	8	9
Dave Cash, R OBP: 0.396, SLG: 0.450 (1, 4)	0-0 F4		0-0 F7		0-0 E5		0-0 1B		
Richie Hebner, L OBP: 0.369, SLG: 0.397 (1, 5)	0-0 HBP 1B		4-0 FC6-4 BB		0-3 K		0-0 1B		
Manny Sanguillen, R OBP: 0.328, SLG: 0.491 (1, 9)	1-0 L3 HBP		0-0 FC6-4		0-0 P2		0-0 6-3		
Willie Stargell, L OBP: 0.368, SLG: 0.622 (1, 7)	0-0 L3			0-0 G4-6-3 1B		0-0 F8		0-0 4-3	
Al Oliver, L OBP: 0.310, SLG: 0.520 (1, 8)		0-0 4-3		0-0 G4-6-3		0-3 K		0-0 P2	
Bob Robertson, R OBP: 0.416, SLG: 0.545 (1, 3)		0-0 F8		0-3 K		0-3 K		0-0 FC4-6 1B	
Milt May, L OBP: 0.340, SLG: 0.414 (1, 2)		0-0 HR			0-0 SH 1B		0-0 L1	0-0 FC4-6	
Jackie Hernandez, R OBP: 0.182, SLG: 0.182 (1, 6)		0-0 6-3			0-0 P3		0-0 E7 1B		
Dock Ellis, S OBP: 0.087, SLG: 0.045 (1, 1)			0-3 K		0-0 SH		0-0 1-3		
Ramon Hernandez, S (7, 1)					1-3 E				
Bob Johnson, L (7, 1)									
Vic Davalillo, L OBP: 0.189, SLG: 0.250 (7, PH)									
Dave Giusti, R OBP: 0.667, SLG: 0.500 (8, 1)									

Inning Stats	R: 0 E: 0 K: 0 S: 3	H: 1 LOB: 1 BB: 0 P: 4	R: 1 E: 0 K: 0 S: 4	H: 1 LOB: 0 BB: 0 P: 4	R: 0 E: 0 K: 1 S: 5	H: 0 LOB: 1 BB: 1 P: 9	R: 0 E: 0 K: 1 S: 5	H: 1 LOB: 0 BB: 0 P: 5	R: 2 E: 2 K: 1 S: 8	H: 2 LOB: 1 BB: 0 P: 8	R: 0 E: 0 K: 2 S: 7	H: 0 LOB: 0 BB: 0 P: 7	R: 1 E: 1 K: 0 S: 6	H: 3 LOB: 2 BB: 0 P: 6	R: 0 E: 0 K: 0 S: 4	H: 1 LOB: 1 BB: 0 P: 4
1B: 8 2B: 1 3B: 0 HR: 1	SF: 0 SAC: 1 DP: 2 HBP: 1	WP: 0 PB: 0 SB: 2 CS: 0														

PITCHER	IP	WLS	BF	H	R	ER	SO	BB	IBB	HBP	BLK	WP	HR	S	P	ERA	WHIP
Don Wilson, R ERA: 3.09 (1, 1)	5.0	L	21	5	3	2	3	1	0	1	0	0	1	25	30	3.60	1.200
Jim Crawford, L ERA: 3.86 (6, 1)	1.0		3	0	0	0	2	0	0	0	0	0	0	7	7	0.00	0.000
Cecil Upshaw, R ERA: 5.52 (7, 1)	0.2		5	3	1	1	0	0	0	0	0	0	0	5	5	13.50	4.500
Jim York, R ERA: 2.93 (7, 1)	1.1		5	1	0	0	0	0	0	0	0	0	0	5	5	0.00	0.750

BOTTOM

Houston Astros @ Pittsburgh Pirates
Three Rivers Stadium, Pittsburgh, PA
Mon May 28 1973, 3:33 AM EDT
Att. 21,546 - Unknown

livebaseballscorecards.com

AB	31
R	4
H	9
RBI	3
BB	1
SO	5
LOB	11



WP: 0	PA: 34
PB: 0	
SB: 2	
CS: 0	

Batter	1	2	3	4	5	6	7	8	9	AB R H RBI BB SO LOB	TOP											
Chuck Goggin, S (1, 4) <small>OBP: 0.357, SLG: 0.429</small>	0-0 5-3		0-0 G6-4-3 1-2f			0-0 1-3		0-0 1B 1B		4 0 1 0 0 0 1	Atlanta Braves @ Pittsburgh Pirates Three Rivers Stadium, Pittsburgh, PA Tue May 29 1973, 7:05 PM EDT Att. 7,911 - Unknown											
Ralph Garr, L (1, 9) <small>OBP: 0.259, SLG: 0.299</small>	0-0 5-3			0-3 K		0-0 1B 3B		0-0 1B FC6 1B		4 1 2 0 0 1 0												
Darrell Evans, L (1, 5) <small>OBP: 0.356, SLG: 0.544</small>	0-0 4-3			0-0 F8		0-0 1B		0-3 K		4 0 1 1 0 1 2												
Hank Aaron, R (1, 7) Sonny Jackson, L (8, 7) <small>OBP: 0.370, SLG: 0.552</small> <small>OBP: 0.216, SLG: 0.152</small>		0-0 FC4-6 1B		0-3 K		0-3 K		0-3 K		4 0 1 0 0 3 3 0 0 0 0 0 0 0												
Dusty Baker Jr., R (1, 8) <small>OBP: 0.299, SLG: 0.387</small>		0-0 P3			0-0 1B		0-0 5-3	0-0 FC6 1-2f		4 0 1 0 0 0 3												
Larry Howard, R (1, 2) <small>OBP: 0.246, SLG: 0.216</small>		0-3 K			0-0 F8		4-0 FC6-4 BB		0-3 K	3 0 0 0 1 2 2												
Mike Lum, L (1, 3) <small>OBP: 0.350, SLG: 0.434</small>		0-0 FC4-6 1-2f			0-0 E6 1-2		0-0 FC6-4 BB 1-2f		0-3 K	4 0 0 0 0 1 3												
Marty Perez, R (1, 6) <small>OBP: 0.354, SLG: 0.343</small>			0-3 K		0-0 L5		4-0 BB 1-2		0-0 P3	3 0 0 0 1 1 1												
Carl Morton, R (1, 1) <small>OBP: 0.286, SLG: 0.308</small> Oscar Brown, R (6, PH) <small>OBP: 0.283, SLG: 0.302</small> Pat Dobson, R (6, 1) <small>OBP: 0.067, SLG: 0.067</small> Dick Dietz, R (7, PH) <small>OBP: 0.424, SLG: 0.308</small> Jim Panther, R (7, 1) <small>OBP: 0.424, SLG: 0.308</small>			0-0 G6-4-3 1B			0-3 K		0-3 K		1 0 1 0 0 0 0 1 0 0 0 0 1 0 0 0 0 0 0 0 0 1 0 0 0 0 1 2 0 0 0 0 0 0 0												
Inning Stats	R: 0 E: 0 K: 0 S: 3	H: 0 LOB: 0 BB: 0 P: 3	R: 0 E: 0 K: 1 S: 6	H: 1 LOB: 1 BB: 0 P: 6	R: 0 E: 0 K: 1 S: 5	H: 1 LOB: 0 BB: 0 P: 5	R: 0 E: 0 K: 2 S: 7	H: 0 LOB: 0 BB: 0 P: 7	R: 0 E: 1 K: 0 S: 4	H: 1 LOB: 1 BB: 0 P: 4	R: 1 E: 0 K: 2 S: 9	H: 2 LOB: 1 BB: 0 P: 9	R: 0 E: 0 K: 1 S: 5	H: 0 LOB: 2 BB: 2 P: 13	R: 0 E: 0 K: 2 S: 9	H: 2 LOB: 2 BB: 0 P: 9	R: 0 E: 0 K: 2 S: 7	H: 0 LOB: 0 BB: 0 P: 7	1B: 6 2B: 0 3B: 1 HR: 0	SF: 0 SAC: 0 DP: 1 HBP: 0	WP: 0 PB: 0 SB: 0 CS: 0	PA: 35
PITCHER	IP WLS BF H R ER SO BB IBB HBP BLK WP HR S P ERA WHIP	IP WLS BF H R ER SO BB IBB HBP BLK WP HR S P ERA WHIP																				
Luke Walker, L (1, 1) <small>ERA: 3.94</small> Jim Rooker, L (8, 1) <small>ERA: 1.17</small>	7.0 W 27 5 1 1 7 2 0 0 0 0 0 0 39 47 1.29 1.000	2.0 S 8 2 0 0 4 0 0 0 0 0 0 0 16 16 0.00 1.000																				

livebaseballscorecards.com

AB	33
R	1
H	7
RBI	1
BB	2
SO	11
LOB	17



BOTTOM

Atlanta Braves @ Pittsburgh Pirates
Three Rivers Stadium, Pittsburgh, PA

Tue May 29 1973, 7:05 PM EDT
 Att: 7,911 - Unknown

livebaseballscorecards.com

AB	33
R	6
H	9
RBI	5
BB	5
SO	3
LOB	14



WP: 2	PA: 38
PB: 0	
SB: 0	
CS: 0	

AB	R	H	RBI	BB	SO	LOB
1	1	0	0	1	0	0
3	0	0	0	0	0	1
4	1	2	0	1	0	0
4	0	1	0	0	0	3
4	1	2	2	0	1	2
4	0	0	1	0	1	1
3	1	1	0	1	0	1
2	1	0	0	2	0	2
4	1	2	1	0	0	2
3	0	1	1	0	1	2
1	0	0	0	0	0	0
1B: 8	SF: 0					
2B: 0	SAC: 0					
3B: 0	DP: 1					
HR: 1	HBP: 0					

Batter	1	2	3	4	5	6	7	8	9
Dave Cash, R (1, 4) OBP: 0.397, SLG: 0.446 Rennie Stennett, R (4, PH) OBP: 0.245, SLG: 0.376 (5, 4)	0-0 4-3		4-0 BB 1B BB	0-0 G4-6-3		0-0 6-3		0-0 G3	
Richie Hebner, L (1, 5) OBP: 0.376, SLG: 0.400	0-0 F6		4-0 WP 1B 2-3 BB	0-0 1B		0-0 1B 1B		0-0 3-1	
Manny Sanguillen, R (1, 9) OBP: 0.326, SLG: 0.486	0-0 5-3		0-0 F9	0-0 F4		0-0 1B			
Willie Stargell, L (1, 7) OBP: 0.372, SLG: 0.640		0-3 K	0-0 2-3 WP 1B 1-2 2-H		0-0 HR	0-0 4-3			
Al Oliver, L (1, 8) OBP: 0.302, SLG: 0.506		0-3 K	0-0 2-3		0-0 G3		0-0 F7		
Bob Robertson, R (1, 3) OBP: 0.418, SLG: 0.541		4-0 E 1B BB	0-0 F7		0-0 F8		0-0 WP 1B		
Milt May, L (1, 2) OBP: 0.344, SLG: 0.408		0-0 E3 1B 1-2		4-0 1B BB	4-0 FC6 BB		0-0 P6		
Jackie Hernandez, R (1, 6) OBP: 0.267, SLG: 0.267		0-0 1B		0-0 1B G4-6-3 1B	0-0 FC6		0-0 F9		
Luke Walker, L (1, 1) OBP: 0.222, SLG: 0.222 Jim Rooker, R (8, 1)		0-3 K		0-0 1B G4-6-3		0-0 P2		0-0 6-3	

Inning Stats	R: 0	H: 0	E: 0	K: 0	S: 3	LOB: 0	BB: 0	P: 3
	R: 1	H: 1	E: 1	K: 3	S: 11	LOB: 2	BB: 1	P: 15
	R: 2	H: 1	E: 0	K: 0	S: 4	LOB: 1	BB: 2	P: 12
	R: 2	H: 3	E: 0	K: 0	S: 5	LOB: 1	BB: 1	P: 9
	R: 1	H: 1	E: 0	K: 0	S: 4	LOB: 1	BB: 1	P: 8
	R: 0	H: 2	E: 0	K: 0	S: 5	LOB: 2	BB: 0	P: 5
	R: 0	H: 1	E: 0	K: 0	S: 4	LOB: 1	BB: 0	P: 4
	R: 0	H: 0	E: 0	K: 0	S: 3	LOB: 0	BB: 0	P: 3

PITCHER	IP	WLS	BF	H	R	ER	SO	BB	IBB	HBP	BLK	WP	HR	S	P	ERA	WHIP
Carl Morton, R (1, 1) ERA: 2.95	5.0	L	26	6	6	5	3	5	0	0	0	1	1	27	47	9.00	2.200
Pat Dobson, R (6, 1) ERA: 5.08	1.0		5	2	0	0	0	0	0	0	0	0	0	5	5	0.00	2.000
Jim Panther, R (7, 1) ERA:	2.0		7	1	0	0	0	0	0	0	0	1	0	7	7	0.00	0.500

Batter	1	2	3	4	5	6	7	8	9	AB R H RBI BB SO LOB	TOP								
Sonny Jackson, L (1, 7) OBP: 0.250, SLG: 0.185	0-0 F7			0-0 CS 1B		0-0 4-3		0-0 P5		4 0 1 0 0 0 1									
Ralph Garr, L (1, 9) OBP: 0.254, SLG: 0.292	0-0 6-3			0-0 F9		0-0 6-3		0-3 K	4 0 0 0 0 1 1										
Darrell Evans, L (1, 5) OBP: 0.350, SLG: 0.523	0-0 P6			0-0 3-1 1-2		0-0 F9		0-0 1-3	4 0 0 0 0 0 1										
Mike Lum, L (1, 3) OBP: 0.341, SLG: 0.412		0-0 4-3			4-0 BB 1B BB		0-0 6-3	0-0 5-3	3 1 0 0 1 0 0										
Dusty Baker Jr., R (1, 8) OBP: 0.309, SLG: 0.393		0-0 1-3			0-0 1B 1-2 1B		0-0 5-3		3 0 1 0 0 0 0										
Davey Johnson, R (1, 4) OBP: 0.356, SLG: 0.421		0-0 P2			0-0 F8		0-0 5-3		3 0 0 0 0 0 2										
Johnny Oates, L (1, 2) OBP: 0.280, SLG: 0.288			0-0 3-1		0-0 F8		4-0 BB BB		2 0 0 0 1 0 2										
Marty Perez, R (1, 6) OBP: 0.352, SLG: 0.340		0-0 6-3			0-0 1-3 2-H 1B		0-3 K		3 0 1 1 0 1 1										
Gary Gentry, R (1, 1) OBP: 0.267, SLG: 0.241			0-3 K		0-3 K		0-3 K		3 0 0 0 0 3 3										
Tom House, L (8, 1)									0 0 0 0 0 0 0										
Inning Stats	R: 0 E: 0 K: 0 S: 3	H: 0 LOB: 0 BB: 0 P: 3	R: 0 E: 0 K: 0 S: 3	H: 0 LOB: 0 BB: 0 P: 3	R: 0 E: 0 K: 1 S: 5	H: 1 LOB: 0 BB: 0 P: 3	R: 1 E: 0 K: 1 S: 7	H: 2 LOB: 2 BB: 1 P: 11	R: 0 E: 0 K: 0 S: 3	H: 0 LOB: 0 BB: 0 P: 3	R: 0 E: 0 K: 0 S: 3	H: 0 LOB: 1 BB: 1 P: 11	R: 0 E: 0 K: 1 S: 5	H: 0 LOB: 0 BB: 0 P: 5	1B: 3 2B: 0 3B: 0 HR: 0	SF: 0 SAC: 0 DP: 0 HBP: 0	WP: 0 PB: 0 SB: 0 CS: 1	PA: 31	
PITCHER Nelson Briles, R (1, 1) ERA: 3.2	IP 9.0	WLS W	BF 31	H 3	R 1	ER 1	SO 5	BB 2	IBB 0	HBP 0	BLK 0	WP 0	HR 0	S 39	P 47	ERA 1.00	WHIP 0.556		
PITCHER	IP	WLS	BF	H	R	ER	SO	BB	IBB	HBP	BLK	WP	HR	S	P	ERA	WHIP		

Atlanta Braves @ Pittsburgh Pirates
Three Rivers Stadium, Pittsburgh, PA
 Thu May 31 1973, 7:05 PM EDT
 Att. 10,446 - Unknown

livebaseballscorecards.com

AB	29
R	1
H	3
RBI	1
BB	2
SO	5
LOB	11



Batter	1	2	3	4	5	6	7	8	9
Dave Cash, R (1, 4) OBP: 0.403, SLG: 0.464	0-0 G6-4-3 1B		0-0 2B			0-0 L6		0-0 5-3	
Manny Sanguillen, R (1, 9) OBP: 0.323, SLG: 0.475	0-0 G6-4-3 1-2f		0-0 F7			0-0 F9		0-0 BB HR 1B	
Richie Hebner, L (1, 5) OBP: 0.362, SLG: 0.397	0-0 G3			0-0 G3		4-0 HBP BB BB		4-0 1-2 HR BB	
Willie Stargell, L (1, 7) OBP: 0.372, SLG: 0.641		0-0 4-1		4-0 1-3 BB		4-0 1-2 HBP BB		0-0 1-H 2-H HR	
Al Oliver, L (1, 8) OBP: 0.312, SLG: 0.500		4-0 BB		0-0 1-3		1-0 1-2 2-3 HBP		0-0 4-3	
Bob Robertson, R (1, 3) OBP: 0.404, SLG: 0.514		0-0 F7		0-0 F9		0-0 F7		4-0 BB	
Milt May, L (1, 2) OBP: 0.340, SLG: 0.392		0-0 G3			0-0 G3		0-3 K	0-0 L4	
Jackie Hernandez, R (1, 6) OBP: 0.286, SLG: 0.286			0-3 K		0-0 1-3		0-0 1-3		
Vic Davalillo, L (7, PH) OBP: 0.184, SLG: 0.243									
Gene Alley, R (8, 6) OBP: 0.264, SLG: 0.351									
Nelson Briles, R (1, 1) OBP: 0.250, SLG: 0.458			0-0 4-3		0-3 K		0-3 K		

AB	R	H	RBI	BB	SO	LOB
4	0	2	0	0	0	0
4	1	1	0	0	0	2
2	1	0	0	2	0	0
2	1	1	3	2	0	0
2	0	0	0	1	0	1
3	0	0	0	1	0	5
4	0	0	0	0	1	2
2	0	0	0	0	1	0
1	0	0	0	0	0	0
0	0	0	0	0	0	0
3	0	0	0	0	2	0

BOTTOM

Atlanta Braves @ Pittsburgh Pirates
Three Rivers Stadium, Pittsburgh, PA

Thu May 31 1973, 7:05 PM EDT
 Att. 10,446 - Unknown

AB	27
R	3
H	4
RBI	3
BB	6
SO	4
LOB	10



Inning Stats	R: 0	H: 1	E: 0	K: 0	S: 3	LOB: 0	BB: 0	P: 3																									
IP	7.2	WLS	L	BF	33	H	4	R	3	ER	3	SO	4	BB	6	IBB	0	HBP	1	BLK	0	WP	0	HR	1	S	34	P	59	ERA	3.52	WHIP	1.304
PITCHER	Gary Gentry, R (1, 1) ERA: 3.6	Tom House, L (8, 1) ERA: 3.0																															

WP	PA	ERA	WHIP
0	34		
0			
0			

Batter	1	2	3	4	5	6	7	8	9	AB R H RBI BB SO LOB	TOP											
Pete Rose, S (1, 7) OBP: 0.383, SLG: 0.402	0-0 2B	0-0 F7		H 1-0 FC6-4 HBP		X 0-0 1-3		X 0-0 WP 3B		4 2 2 0 0 0 3												
Joe Morgan, L (1, 4) OBP: 0.422, SLG: 0.532	0-0 1B 2B	4-0 IBB		X 0-0 FC6-4 1-2f		X 0-0 1B BB FC4-6		X 0-0 P5		4 2 2 1 1 0 2												
Larry Stahl, L (1, 9) (7, 8) OBP: 0.500, SLG: 0.481	1-0 E 1B HBP	0-3 K			B B B 4-0 FC5-4 BB		B B B 4-0 1B E BB			2 2 1 0 2 1 2												
Johnny Bench, R (1, 2) OBP: 0.343, SLG: 0.475	0-0 E8 1B 1-3 2-H		X 0-0 F2		X 0-0 FC5-4 L1-3		X 0-0 FC4-6 1B		X 0-0 F9		5 0 2 1 0 0 2											
Tony Perez, R (1, 3) OBP: 0.366, SLG: 0.464	0-0 CS 1B		S S 0-3 K		X 0-0 L1-3		X 0-0 FC4-6		B B B 4-0 BB		4 0 1 2 1 1 2											
Dave Concepcion, R (1, 6) OBP: 0.331, SLG: 0.455	0-0 P4		X 0-0 6-3		X 0-0 L1-3		X 0-0 F8		X 0-0 F9		5 0 0 0 0 0 4											
Denis Menke, R (1, 5) OBP: 0.400, SLG: 0.245	0-0 F8		X 0-0 6-3		X 0-0 F7		4-0 BB		X 0-0 F8		3 0 0 0 0 0 2											
Richie Scheinblum, S (7, PH) (7, 9) OBP: 0.311, SLG: 0.308	1-2 F8										1 0 0 0 1 0 1											
Cesar Geronimo, L (1, 8) OBP: 0.220, SLG: 0.243		X 0-0 SH1-4 1B		S S 0-3 K		B B B 4-0 BB		B B B 0-3 K		X 0-0 4-3												
Phil Gagliano, R (7, PH) OBP: 0.325, SLG: 0.206											2 0 1 0 1 1 0											
Darrel Chaney, S (7, 5) OBP: 0.224, SLG: 0.136											1 0 0 0 0 1 2											
Jim McGlothlin, R (1, 1) OBP: 0.222, SLG: 0.125		X 0-0 SH1-4		X 0-0 HBP 1B		B B B 4-0 BB		X 0-0 F9			1 0 0 0 0 0 1											
Ed Sprague, R (2, 1) OBP: 0.250, SLG: 0.217											0 0 0 0 0 0 0											
Gene Locklear, L (4, PH) OBP: 0.283, SLG: 0.219											0 0 0 0 0 0 0											
Tom Hall, L (4, 1) OBP: 0.200, SLG: 0.200											1 0 1 0 0 0 0											
Joe Hague, L (6, PH) OBP: 0.200, SLG: 0.200											0 0 0 0 0 0 0											
Pedro Borbon, R (6, 1) OBP: 0.200, SLG: 0.111											0 0 0 0 1 0 0											
Bill Plummer, R (8, PH) OBP: 0.200, SLG: 0.136											0 0 0 0 0 0 0											
Don Gullett, R (8, 1) OBP: 0.200, SLG: 0.136											1 0 0 0 0 0 0											
											0 0 0 0 0 0 0											
Inning Stats	R: 3 E: 1 K: 0 S: 6	H: 4 LOB: 1 BB: 0 P: 7	R: 0 E: 0 K: 1 S: 6	H: 1 LOB: 2 BB: 1 P: 10	R: 0 E: 0 K: 1 S: 5	H: 0 LOB: 0 BB: 0 P: 5	R: 0 E: 0 K: 1 S: 6	H: 1 LOB: 2 BB: 0 P: 7	R: 0 E: 0 K: 0 S: 2	H: 0 LOB: 0 BB: 1 P: 6	R: 0 E: 0 K: 0 S: 3	H: 0 LOB: 2 BB: 2 P: 11	R: 2 E: 1 K: 1 S: 7	H: 2 LOB: 2 BB: 2 P: 15	R: 1 E: 0 K: 0 S: 5	H: 2 LOB: 1 BB: 0 P: 5	R: 0 E: 0 K: 0 S: 3	H: 0 LOB: 1 BB: 1 P: 7	1B: 7 2B: 3 3B: 1 HR: 0	SF: 0 SAC: 1 DP: 1 HBP: 2	WP: 1 PB: 0 SB: 0 CS: 1	PA: 44
PITCHER	IP WLS BF H R ER SO BB IBB HBP BLK WP HR S P ERA WHIP																					
Steve Blass, R (1, 1) ERA: 7.81	6.0 W 31 8 5 5 3 4 1 2 0 0 0 30 52 7.50 2.000																					
Bob Johnson, R (7, 1) ERA: 3.18	0.2 3 0 0 0 0 1 0 0 0 0 0 2 6 0.00 1.500																					
Jim Rooker, L (7, 1) ERA: 1.48	1.1 7 2 1 1 1 1 0 0 0 1 0 8 12 6.75 2.250																					
Dave Giusti, R (9, 1) ERA: 1.33	1.0 S 3 0 0 0 0 0 0 0 0 0 0 3 3 0.00 0.000																					

Cincinnati Reds @ Pittsburgh Pirates
 Three Rivers Stadium, Pittsburgh, PA
 Fri Jun 01 1973, 7:05 PM EDT
 Att. 24,213 - Unknown

livebaseballscorecards.com

AB	34
R	6
H	10
RBI	4
BB	7
SO	4
LOB	21



Batter	1	2	3	4	5	6	7	8	9
Dave Cash, R OBP: 0.396, SLG: 0.451 (1, 4)	0-0 F8		4-0 FC3-6 BB		0-0 P4		0-0 F9	0-0 F9	
Manny Sanguillen, R OBP: 0.326, SLG: 0.503 (1, 9)	0-0 5-3		0-0 FC3-6 2B 1-2f 2-3 3-H		0-0 HR		0-0 SF7 3B		
Richie Hebner, L OBP: 0.384, SLG: 0.430 (1, 5)	0-0 F6		0-0 HR 2B 1-H 3-H		0-0 HR		0-0 SF7		
Willie Stargell, L OBP: 0.381, SLG: 0.660 (1, 7)		0-0 G3	0-0 HR 2-H		4-0 BB		4-0 1B 1B BB		
Al Oliver, L OBP: 0.310, SLG: 0.494 (1, 8)		0-0 F7	0-0 F8		0-3 K		0-0 1B 1-2 1B		
Bob Robertson, R OBP: 0.406, SLG: 0.514 (1, 3)		0-0 F9		0-3 K		0-0 FC4-6 1B 1-2 2-H 1B			
Milt May, L OBP: 0.337, SLG: 0.388 (1, 2)			0-0 SH5-4 FC3-6 1B 1B	0-3 K		0-0 FC4-6 FC4 1-2f	0-0 F8		
Jackie Hernandez, R OBP: 0.280, SLG: 0.280 (1, 6)			0-0 FC3-6 SH5-4 2B 1B 1-2	0-0 L5		0-3 K		0-0 1-3	
Steve Blass, R OBP: 0.444, SLG: 0.500 (1, 1)			0-0 SH5-4		0-3 K	0-0 FC4 1-2f		0-3 K	
Bob Johnson, L ERA: 5.4 (7, 1)									
Jim Rooker, R ERA: 4.23 (7, 1)									
Dave Giusti, R OBP: 0.667, SLG: 0.500 (9, 1)			1-2 2-3						

Inning Stats	R: 0	H: 0	E: 0	K: 0	S: 3	R: 0	H: 0	E: 0	K: 0	S: 3	R: 5	H: 4	E: 0	K: 0	S: 7	R: 0	H: 0	E: 0	K: 2	S: 7	R: 2	H: 2	E: 0	K: 2	S: 9	R: 0	H: 1	E: 0	K: 1	S: 6	R: 2	H: 3	E: 0	K: 0	S: 6	R: 0	H: 0	E: 0	K: 1	S: 5
	LOB: 0	BB: 0				LOB: 0	BB: 1				LOB: 0	BB: 11				LOB: 1	BB: 1				LOB: 1	BB: 0				LOB: 1	BB: 0				LOB: 2	BB: 1				LOB: 0	BB: 0			

PITCHER	IP	WLS	BF	H	R	ER	SO	BB	IBB	HBP	BLK	WP	HR	S	P	ERA	WHIP
Jim McGlothlin, R ERA: 4.65 (1, 1)	1.0		3	0	0	0	0	0	0	0	0	0	0	3	3	0.00	0.000
Ed Sprague, R ERA: 5.4 (2, 1)	2.0	L	11	4	5	5	0	1	0	0	0	0	1	10	14	22.50	2.500
Tom Hall, L ERA: 4.23 (4, 1)	2.0		9	2	2	2	4	1	0	0	0	0	2	16	20	9.00	1.500
Pedro Borbon, R ERA: 2.4 (6, 1)	2.0		11	4	2	2	1	1	0	0	0	0	0	12	16	9.00	2.500
Don Gullett, L ERA: 2.92 (8, 1)	1.0		3	0	0	0	1	0	0	0	0	0	0	5	5	0.00	0.000

AB	R	H	RBI	BB	SO	LOB
4	0	0	0	1	0	0
4	3	2	2	0	0	2
3	2	2	4	0	0	0
2	2	1	2	2	0	0
4	0	1	0	0	1	1
4	0	2	1	0	1	0
4	1	1	0	0	1	3
4	1	1	0	0	1	1
2	0	0	0	0	1	1
0	0	0	0	0	0	0
1	0	0	0	0	1	0
0	0	0	0	0	0	0

WP	PA	1B	2B	3B	HR	SF	SAC	DP	HBP
0	37	5	1	1	3	1	1	0	0

Cincinnati Reds @ Pittsburgh Pirates
 Three Rivers Stadium, Pittsburgh, PA
 Fri Jun 01 1973, 7:05 PM EDT
 Att. 24,213 - Unknown

AB	32
R	9
H	10
RBI	9
BB	3
SO	6
LOB	8



Batter	1	2	3	4	5	6	7	8	9	AB R H RBI BB SO LOB	TOP									
Pete Rose, S (1, 7) OBP: 0.388, SLG: 0.407	0-0 SF9 1B		0-0 FC3-6 1B		0-0 FC6-4 1-2f		0-0 E 6-3 1B		0-0 4-3	5 2 3 0 0 0 1										
Joe Morgan, L (1, 4) OBP: 0.416, SLG: 0.528	0-0 E6 1-3		0-0 F9		0-0 L9		0-0 E3 6-3 2-H		0-0 2B	5 0 1 0 0 0 4										
Bobby Tolan, L (1, 9) OBP: 0.257, SLG: 0.320	0-0 SF9 3-H		0-0 FC3-6 1-2f		0-3 K		0-0 F6 1-2		0-3 K	4 0 0 1 0 2 5										
Johnny Bench, R (1, 2) OBP: 0.340, SLG: 0.467	0-3 K		0-3 K			0-0 1-3 1B	0-0 6-3		0-0 P5	5 0 1 1 0 2 4										
Tony Perez, R (1, 3) OBP: 0.364, SLG: 0.459	0-3 K 1-2			0-0 L6		0-0 1-3 1B	0-3 K			4 0 1 0 0 2 2										
Dave Concepcion, R (1, 6) OBP: 0.330, SLG: 0.450		0-0 F9		0-0 S 1B		0-0 1-3		0-0 F8		4 0 1 0 0 0 2										
Denis Menke, R (1, 5) OBP: 0.401, SLG: 0.250		0-0		0-3 K		0-3 K		0-0 1-3		2 0 1 0 0 1 1										
Larry Stahl, L (6, PH) OBP: 0.496, SLG: 0.464				1-2						1 0 0 0 0 1 2										
Darrel Chaney, S (6, 5) OBP: 0.220, SLG: 0.133										1 0 0 0 0 0 0										
Cesar Geronimo, L (1, 8) OBP: 0.220, SLG: 0.237		0-0 F8		0-0 1-3		0-0 4-3		4-0 BB		3 0 0 0 1 0 4										
Jack Billingham, R (1, 1) OBP: 0.053, SLG: 0.033		0-0 G3			0-0 FC6-4 1B		1-0 E 1B HBP		0-0 F9	0 0 0 0 0 0 0										
Tom Hall, L (1, 1) OBP: 0.250, SLG: 0.250										2 0 1 0 0 0 1										
Gene Locklear, L (7, PH) OBP: 0.336, SLG: 0.217										0 1 0 0 0 0 0										
Ed Sprague, R (7, 1)										0 0 0 0 0 0 0										
Joe Hague, L (8, PH) OBP: 0.256, SLG: 0.212										1 0 0 0 0 0 1										
Don Guiletti, R (8, 1) OBP: 0.286, SLG: 0.136										0 0 0 0 0 0 0										
Inning Stats	R: 1 E: 1 K: 2 S: 9	H: 1 LOB: 1 BB: 0 P: 9	R: 0 E: 0 K: 0 S: 4	H: 1 LOB: 1 BB: 0 P: 4	R: 0 E: 0 K: 1 S: 6	H: 1 LOB: 1 BB: 0 P: 6	R: 0 E: 0 K: 1 S: 6	H: 1 LOB: 1 BB: 0 P: 6	R: 0 E: 0 K: 1 S: 7	H: 2 LOB: 2 BB: 0 P: 7	R: 2 E: 1 K: 1 S: 7	H: 1 LOB: 1 BB: 0 P: 8	R: 0 E: 0 K: 0 S: 3	H: 0 LOB: 1 BB: 1 P: 7	R: 0 E: 0 K: 1 S: 6	H: 1 LOB: 1 BB: 0 P: 6	1B: 8 2B: 1 3B: 0 HR: 0	SF: 1 SAC: 0 DP: 0 HBP: 1	WP: 0 PB: 0 SB: 3 CS: 0	PA: 40
PITCHER	IP WLS BF H R ER SO BB IBB HBP BLK WP HR S P ERA WHIP																			
Dock Ellis, R (1, 1) ERA: 2.85	8.1 W 38 9 3 0 7 1 0 1 0 0 0 0 50 55 0.00 1.200																			
Ramon Hernandez, L (9, 1) ERA: 4.11	0.1 1 0 0 0 1 0 0 0 0 0 0 0 3 3 0.00 0.000																			
Dave Giusti, R (9, 1) ERA: 1.32	0.1 S 1 0 0 0 0 0 0 0 0 0 0 0 1 1 0.00 0.000																			

Cincinnati Reds @ Pittsburgh Pirates
 Three Rivers Stadium, Pittsburgh, PA
 Sat Jun 02 1973, 3:33 AM EDT
 Att: 19,212 - Unknown

livebaseballscorecards.com

AB	37
R	3
H	9
RBI	2
BB	1
SO	8
LOB	27



Batter	1	2	3	4	5	6	7	8	9	AB	R	H	RBI	BB	SO	LOB
Dave Cash, R OBP: 0.399, SLG: 0.452 (1, 4)	0-0 1B 2B 1B	0-0 5-3		0-0 F9			0-0 4-3 1B			4	1	2	0	0	0	2
Manny Sanguillen, R OBP: 0.325, SLG: 0.497 (1, 9)	0-0 2B FC4-6 1B		0-0 5-3		0-3 K2-3		0-0 4-3			4	1	1	0	0	1	1
Richie Hebner, L OBP: 0.361, SLG: 0.431 (1, 5)	0-0 FC4-6 1-3 2-H 2B		0-0 4-3		0-0 F7		0-0 F8			4	1	1	1	0	0	1
Willie Stargell, L OBP: 0.384, SLG: 0.651 (1, 7)	4-0 FC4-6 IBB		0-0 F4		4-0 BB			0-3 K		2	0	0	0	2	1	0
Al Oliver, L OBP: 0.309, SLG: 0.488 (1, 8)	0-0 FC4-6 1-3 1-2f 2-3 3-H			0-0 BB 1B		0-0 F8		0-3 K		4	1	1	1	0	1	3
Bob Robertson, R OBP: 0.402, SLG: 0.503 (1, 3)	0-0 1-3 1-2 3-H			4-0 FC4-6 1B BB		0-0 F6		0-0 4-3		3	0	0	1	1	0	1
Milt May, L OBP: 0.337, SLG: 0.387 (1, 2)	0-0 F9			0-0 FC4-6 1B 1-2 2-H		0-3 K				3	0	1	1	0	1	1
Jackie Hernandez, R OBP: 0.250, SLG: 0.250 (1, 6)				0-0 F8		0-0 F3		0-0 F8		3	0	0	0	0	0	2
Dock Ellis, S OBP: 0.077, SLG: 0.040 (1, 1)				0-0 F9		0-0 FC4-6				3	0	0	0	0	0	2
Ramon Hernandez, S OBP: 0.667, SLG: 0.500 (9, 1)				1-2f 2-3				0-0 F7		0	0	0	0	0	0	0
Dave Giusti, R OBP: 0.667, SLG: 0.500 (9, 1)										0	0	0	0	0	0	0

Inning Stats	R: 3	H: 3	E: 0	K: 0	S: 6	LOB: 1	BB: 1	P: 10	R: 0	H: 0	E: 0	K: 0	S: 3	LOB: 0	BB: 0	P: 3	R: 0	H: 0	E: 0	K: 0	S: 3	LOB: 0	BB: 0	P: 3	R: 1	H: 2	E: 0	K: 0	S: 5	LOB: 2	BB: 1	P: 9	R: 0	H: 0	E: 0	K: 1	S: 5	LOB: 0	BB: 0	P: 5	R: 0	H: 1	E: 0	K: 0	S: 4	LOB: 1	BB: 0	P: 4	R: 0	H: 0	E: 0	K: 2	S: 7	LOB: 0	BB: 0	P: 7
--------------	------	------	------	------	------	--------	-------	-------	------	------	------	------	------	--------	-------	------	------	------	------	------	------	--------	-------	------	------	------	------	------	------	--------	-------	------	------	------	------	------	------	--------	-------	------	------	------	------	------	------	--------	-------	------	------	------	------	------	------	--------	-------	------

PITCHER	IP	WLS	BF	H	R	ER	SO	BB	IBB	HBP	BLK	WP	HR	S	P	ERA	WHIP
Jack Billingham, R ERA: 3.23 (1, 1)	0.2	L	6	3	3	3	0	0	0	0	0	0	0	5	9	40.50	4.500
Tom Hall, L ERA: 3.82 (1, 1)	5.1		20	2	1	1	2	2	0	0	0	0	0	22	30	1.69	0.750
Ed Sprague, R ERA: 5.14 (7, 1)	1.0		4	1	0	0	0	0	0	0	0	0	0	4	4	0.00	1.000
Don Gullett, L ERA: 2.88 (8, 1)	1.0		3	0	0	0	2	0	0	0	0	0	0	7	7	0.00	0.000

BOTTOM

Cincinnati Reds @ Pittsburgh Pirates
 Three Rivers Stadium, Pittsburgh, PA
 Sat Jun 02 1973, 3:33 AM EDT
 Att. 19,212 - Unknown

AB	30
R	4
H	6
RBI	4
BB	3
SO	4
LOB	13



PITCHER	IP	WLS	BF	H	R	ER	SO	BB	IBB	HBP	BLK	WP	HR	S	P	ERA	WHIP
---------	----	-----	----	---	---	----	----	----	-----	-----	-----	----	----	---	---	-----	------

Batter	1	2	3	4	5	6	7	8	9	AB R H RBI BB SO LOB	TOP									
Pete Rose, S (1, 7) OBP: 0.386, SLG: 0.409	0-0 5-3		0-0 HR 2B		0-0 6-3		0-0 E9 BB			4 1 1 0 0 0 0										
Joe Morgan, L (1, 4) OBP: 0.413, SLG: 0.518	0-0 P6		0-0 G3		0-0 4-3		4-0 BB BB BB			3 0 0 0 1 0 2										
Johnny Bench, R (1, 2) OBP: 0.342, SLG: 0.462	4-0 FC6-4 BB		4-0 HR IBB		0-3 K		0-0 F9			2 1 0 0 2 1 2										
Tony Perez, R (1, 3) OBP: 0.361, SLG: 0.471	0-0 FC6-4		0-0 HR		0-0 4-3		0-0 F9			4 1 1 4 0 0 1										
Dave Concepcion, R (1, 6) OBP: 0.328, SLG: 0.442		4-0 BB BB BB	0-0 F8		0-0 6-3		0-0 F7			3 0 0 0 1 0 0										
Bobby Tolan, L (1, 9) OBP: 0.251, SLG: 0.314		0-0 G4-6-3 1-2f	0-0 F6		0-0 F2		0-3 K			4 0 0 0 0 1 1										
Denis Menke, R (1, 5) OBP: 0.404, SLG: 0.259		0-0 1B		0-0 1B		0-0 5-3		0-0 F9		4 0 2 0 0 0 0										
Cesar Geronimo, L (1, 8) OBP: 0.221, SLG: 0.231		0-3 K		0-3 K		4-0 SH1-4 E BB		0-0 F9		3 1 0 0 1 2 1										
Clay Carroll, R (1, 1) OBP: 0.143, SLG: 0.143			0-0 2B HR 1B		0-0 1-3		0-0 SH1-4		0-3 K	3 1 1 0 0 1 0										
Pedro Borbon, R (9, 1) OBP: 0.200, SLG: 0.200										0 0 0 0 0 0 0										
Inning Stats	R: 0 E: 0 K: 0 S: 3	H: 0 LOB: 1 BB: 1 P: 7	R: 0 E: 0 K: 1 S: 5	H: 1 LOB: 1 BB: 1 P: 9	R: 4 E: 0 K: 0 S: 6	H: 3 LOB: 0 BB: 1 P: 10	R: 0 E: 0 K: 1 S: 5	H: 1 LOB: 0 BB: 0 P: 5	R: 0 E: 0 K: 1 S: 5	H: 0 LOB: 0 BB: 0 P: 5	R: 0 E: 0 K: 1 S: 5	H: 0 LOB: 0 BB: 0 P: 5	R: 0 E: 0 K: 1 S: 5	H: 0 LOB: 0 BB: 0 P: 5	R: 0 E: 0 K: 1 S: 5	H: 0 LOB: 0 BB: 0 P: 5	1B: 3 2B: 1 3B: 0 HR: 1	SF: 0 SAC: 1 DP: 1 HBP: 0	WP: 0 PB: 0 SB: 0 CS: 0	PA: 36
PITCHER	IP WLS BF H R ER SO BB IBB HBP BLK WP HR S P ERA WHIP																			
Luke Walker, L (1, 1) ERA: 4.38	5.0 L 21 5 4 4 3 2 1 0 0 0 0 1 24 36 7.20 1.400																			
Jim McKee, R (6, 1) ERA: 6.88	2.0 9 0 1 0 0 2 0 0 0 0 0 0 7 15 0.00 1.000																			
Ramon Hernandez, L (8, 1) ERA: 3.63	2.0 6 0 0 0 0 2 0 0 0 0 0 0 10 10 0.00 0.000																			

Cincinnati Reds @ Pittsburgh Pirates
Three Rivers Stadium, Pittsburgh, PA

Sun Jun 03 1973, 3:33 AM EDT
Att. 22,450 - Overcast

livebaseballscorecards.com

AB	30
R	5
H	5
RBI	4
BB	5
SO	5
LOB	7



Batter	1	2	3	4	5	6	7	8	9	AB R H RBI BB SO LOB
Dave Cash, R (1, 4) OBP: 0.387, SLG: 0.437	0-0 4-3	0-0 1-3			0-0 5-3		0-0 G3		0-0 F4	5 0 0 0 0 0 7
Manny Sanguillen, R (1, 9) OBP: 0.318, SLG: 0.487	0-3 K		0-0 6-3		0-0 6-3			0-0 6-3		4 0 0 0 0 1 0
Richie Hebner, L (1, 5) OBP: 0.378, SLG: 0.427	0-0 1B		0-3 K			0-0 F9		0-0 F3		4 0 1 0 0 1 0
Willie Stargell, L (1, 7) OBP: 0.381, SLG: 0.641	0-0 4-3		0-0 1B			0-3 K		0-0 6-3		4 0 1 0 0 1 1
Al Oliver, L (1, 8) OBP: 0.302, SLG: 0.477		0-0 F9	0-0 P6			0-0 G3			0-0 F8	4 0 0 0 0 0 1
Bob Robertson, R (1, 3) OBP: 0.410, SLG: 0.510		0-0 2B FC6-2 1B		0-3 K			0-0 2B 1B		0-0 1B 1B	4 1 3 0 0 1 0
Milt May, L (1, 2) OBP: 0.347, SLG: 0.409		0-0 FC6-2 1-3 2B		0-0 G6-3 1B			0-0 1-3 2B		0-0 F8	4 0 3 0 0 0 1
Jackie Hernandez, R (1, 6) OBP: 0.267, SLG: 0.241					0-0 G6-3		0-0 L6-3		0-0 1B 1B	1 0 0 0 1 0 1
Gene Clines, R (7, PH) OBP: 0.295, SLG: 0.333					1-2f				1-2 1B 1B	1 0 0 0 0 0 2
Gene Alley, R (8, 6) OBP: 0.291, SLG: 0.358									1-2 2-H 1B	1 0 1 0 0 0 0
Luke Walker, L (1, 1) OBP: 0.280, SLG: 0.200		0-0 FC6-2			0-0 6-3					1 0 0 0 0 0 3
Vic Davallo, L (5, PH) OBP: 0.179, SLG: 0.237										1 0 0 0 0 0 0
Jim McKee, R (6, 1) OBP: 0.241, SLG: 0.296										0 0 0 0 0 0 0
Richie Zisk, R (7, PH) OBP: 0.241, SLG: 0.296										1 0 0 0 0 0 2
Ramon Hernandez, S (8, 1) OBP: 0.222, SLG: 0.389										0 0 0 0 0 0 0
Fernando Gonzalez, R (9, PH) OBP: 0.222, SLG: 0.389										1 0 1 1 0 0 0

Inning Stats	R: 0	H: 1	E: 0	K: 1	S: 6	LOB: 1	BB: 0	P: 6	R: 0	H: 1	E: 0	K: 1	S: 5	LOB: 3	BB: 1	P: 9	R: 0	H: 1	E: 0	K: 1	S: 6	LOB: 0	BB: 0	P: 6	R: 0	H: 1	E: 0	K: 1	S: 5	LOB: 0	BB: 0	P: 5	R: 0	H: 0	E: 0	K: 0	S: 3	LOB: 0	BB: 0	P: 3	R: 0	H: 2	E: 0	K: 0	S: 5	LOB: 2	BB: 0	P: 5	R: 0	H: 0	E: 0	K: 0	S: 3	LOB: 0	BB: 0	P: 3	R: 1	H: 3	E: 0	K: 0	S: 6	LOB: 2	BB: 0	P: 6	1B: 8	SF: 0	2B: 2	SAC: 0	3B: 0	DP: 1	HR: 0	HBP: 0
--------------	------	------	------	------	------	--------	-------	------	------	------	------	------	------	--------	-------	------	------	------	------	------	------	--------	-------	------	------	------	------	------	------	--------	-------	------	------	------	------	------	------	--------	-------	------	------	------	------	------	------	--------	-------	------	------	------	------	------	------	--------	-------	------	------	------	------	------	------	--------	-------	------	-------	-------	-------	--------	-------	-------	-------	--------

PITCHER	IP	WLS	BF	H	R	ER	SO	BB	IBB	HBP	BLK	WP	HR	S	P	ERA	WHIP
Clay Carroll, R (1, 1) ERA: 3.96	8.2	W	36	10	1	1	4	0	1	0	0	0	0	43	47	1.04	1.154
Pedro Borbon, R (9, 1) ERA: 2.38	0.1	S	1	0	0	0	0	0	0	0	0	0	0	1	1	0.00	0.000

BOTTOM

Cincinnati Reds @ Pittsburgh Pirates
 Three Rivers Stadium, Pittsburgh, PA
 Sun Jun 03 1973, 3:33 AM EDT
 Att. 22,450 - Overcast

AB	36
R	1
H	10
RBI	1
BB	1
SO	4
LOB	18



PITCHER	IP	WLS	BF	H	R	ER	SO	BB	IBB	HBP	BLK	WP	HR	S	P	ERA	WHIP
---------	----	-----	----	---	---	----	----	----	-----	-----	-----	----	----	---	---	-----	------

Batter	1	2	3	4	5	6	7	8	9	AB R H RBI BB SO LOB
Gene Clines, R OBP: 0.292, SLG: 0.326 (1, 8)	0-0 1B 1B		0-3 K			0-0 L9			0-3 K	4 0 1 0 0 2 0
Dave Cash, R OBP: 0.383, SLG: 0.445 (1, 4)	0-0 L4		0-0 F7			0-0 F8			0-0 G3 3B	4 1 1 0 0 0 1
Richie Hebner, L OBP: 0.376, SLG: 0.422 (1, 5)	0-0 1-3 1B			0-0 4-3		0-0 3-1			0-0 G3	4 0 1 1 0 0 0
Willie Stargell, L OBP: 0.383, SLG: 0.656 (1, 7)	0-0 F9			0-0 F8			0-0 G6-4-3 1B		0-0 3-H HR	4 1 2 1 0 0 2
Al Oliver, L OBP: 0.301, SLG: 0.472 (1, 3)	0-0 4-3			0-0 F9			0-0 F5		0-0 1B	4 0 1 0 0 0 3
Manny Sanguillen, R OBP: 0.317, SLG: 0.482 (1, 9)		0-0 G6-4-3 1B			0-0 F9		0-0 G6-4-3 1-2f		0-0 F9	4 0 1 0 0 0 2
Milt May, L OBP: 0.347, SLG: 0.407 (1, 2)		0-0 P3			0-0 WP 1B			0-0 3-1		3 0 1 0 0 0 1
Jackie Hernandez, R OBP: 0.250, SLG: 0.226 Vic Davalillo, L OBP: 0.175, SLG: 0.231 Bob Johnson, L Ramon Hernandez, S (8, PH) (9, 1) (9, 1)		0-0 G6-4-3 1-2f		0-3 K				0-3 K		2 0 0 0 0 1 2 1 0 0 0 0 1 0 0 0 0 0 0 0 0 0 0 0 0 0 0 0
Bob Moose, R OBP: 0.192, SLG: 0.125 Rennie Stennett, R OBP: 0.243, SLG: 0.372 (8, PH) (9, 6)			0-3 K		0-0 6-3			0-0 6-3		2 0 0 0 0 1 1 1 0 0 0 0 0 0

Inning Stats	R: 0 E: 0 K: 5 S: 5	H: 2 LOB: 2 BB: 0 P: 5	R: 0 E: 0 K: 3 S: 3	H: 1 LOB: 0 BB: 0 P: 3	R: 0 E: 0 K: 2 S: 7	H: 0 LOB: 0 BB: 0 P: 7	R: 0 E: 0 K: 0 S: 3	H: 0 LOB: 0 BB: 0 P: 3	R: 0 E: 0 K: 1 S: 6	H: 1 LOB: 1 BB: 0 P: 6	R: 0 E: 0 K: 0 S: 3	H: 0 LOB: 0 BB: 0 P: 3	R: 0 E: 0 K: 1 S: 5	H: 0 LOB: 0 BB: 0 P: 5	R: 2 E: 0 K: 1 S: 8	H: 3 LOB: 1 BB: 0 P: 8	1B: 6 2B: 0 3B: 1 HR: 1	SF: 0 SAC: 0 DP: 2 HBP: 0
--------------	------------------------------	---------------------------------	------------------------------	---------------------------------	------------------------------	---------------------------------	------------------------------	---------------------------------	------------------------------	---------------------------------	------------------------------	---------------------------------	------------------------------	---------------------------------	------------------------------	---------------------------------	----------------------------------	------------------------------------


PITCHER	IP	WLS	BF	H	R	ER	SO	BB	IBB	HBP	BLK	WP	HR	S	P	ERA	WHIP
Tom Bradley, R ERA: 3.19 (1, 1)	9.0	W	33	8	2	2	5	0	0	0	0	1	1	43	43	2.00	0.889

BOTTOM

San Francisco Giants @ Pittsburgh Pirates
 Three Rivers Stadium, Pittsburgh, PA

Mon Jun 04 1973, 7:05 PM EDT
 Att. 12,570 - Unknown

AB	33
R	2
H	8
RBI	2
BB	0
SO	5
LOB	12



WP: 1	PA: 33
PB: 0	CS: 0

PITCHER	IP	WLS	BF	H	R	ER	SO	BB	IBB	HBP	BLK	WP	HR	S	P	ERA	WHIP
---------	----	-----	----	---	---	----	----	----	-----	-----	-----	----	----	---	---	-----	------

Batter	1	2	3	4	5	6	7	8	9	AB R H RBI BB SO LOB	TOP
Bobby Bonds, R (1, 9) OBP: 0.388, SLG: 0.572	0-0 HR	4-0 BB		4-0 BB			0-0 P4		4-0 2B BB	2 1 1 1 3 0 0	
Tito Fuentes, S (1, 4) OBP: 0.335, SLG: 0.419	0-0 2B 1B	0-0 4-3		0-0 G3			0-0 F7		0-0 1-3 2B	5 1 2 0 0 0 3	
Garry Maddox, R (1, 8) OBP: 0.386, SLG: 0.524	0-0 P2						1-0 BB 2B HBP		0-0 P4	4 1 1 0 0 1 3	
Willie McCovey, L (1, 3) OBP: 0.397, SLG: 0.490	0-0 F8						4-0 1-2 2B BB		0-3 K	2 0 0 0 3 1 3	
Ed Goodson, L (1, 5) OBP: 0.362, SLG: 0.430	0-0 1-H 2B						0-3 K		0-0 1-H 2-H 2B	4 0 2 2 0 1 3	
Gary Matthews, R (1, 7) OBP: 0.402, SLG: 0.470	0-0 F8						0-0 G3		0-0 L1	4 0 0 0 0 0 4	
Chris Speier, R (1, 6) OBP: 0.351, SLG: 0.423							0-0 F8		0-3 K	4 0 0 0 0 1 2	
Dave Rader, L (1, 2) OBP: 0.303, SLG: 0.288							0-0 6-3		0-0 4-3	3 0 0 0 1 0 0	
Ron Bryant, S (1, 1) OBP: 0.162, SLG: 0.167 Randy Moffitt, R (8, 1)							0-0 P5		0-3 K	2 0 0 0 0 0 0 1 0 0 0 0 1 0	
Inning Stats	R: 2 E: 0 K: 0 S: 6 H: 3 LOB: 1 BB: 0 P: 6	R: 0 E: 0 K: 0 S: 3 H: 0 LOB: 2 BB: 2 P: 11	R: 0 E: 0 K: 0 S: 4 H: 1 LOB: 2 BB: 1 P: 8	R: 0 E: 0 K: 0 S: 3 H: 0 LOB: 1 BB: 1 P: 7	R: 0 E: 0 K: 2 S: 7 H: 0 LOB: 1 BB: 1 P: 11	R: 0 E: 0 K: 0 S: 3 H: 0 LOB: 0 BB: 0 P: 3	R: 1 E: 0 K: 0 S: 3 H: 1 LOB: 2 BB: 1 P: 8	R: 0 E: 0 K: 1 S: 5 H: 0 LOB: 0 BB: 0 P: 5	R: 0 E: 0 K: 2 S: 8 H: 1 LOB: 2 BB: 1 P: 12	1B: 2 2B: 3 3B: 0 HR: 1 SF: 0 SAC: 1 DP: 0 HBP: 1	WP: 1 PB: 0 SB: 0 CS: 0 PA: 40
PITCHER Nelson Briles, R (1, 1) ERA: 3.26 Dave Giusti, R (8, 1) ERA: 1.23	IP WLS BF H R ER SO BB IBB HBP BLK WP HR S P ERA WHIP	7.0 L 32 5 3 3 2 6 0 1 0 1 1 29 54 3.86 1.571	2.0 8 1 0 0 3 1 0 0 0 0 0 13 17 0.00 1.000								

San Francisco Giants @ Pittsburgh Pirates
Three Rivers Stadium, Pittsburgh, PA
 Tue Jun 05 1973, 7:05 PM EDT
 Att. 14,975 - Unknown

livebaseballscorecards.com

AB	31
R	3
H	6
RBI	3
BB	7
SO	5
LOB	18



Batter	1	2	3	4	5	6	7	8	9	AB R H RBI BB SO LOB	TOP														
Bobby Bonds, R (1, 9) OBP: 0.399, SLG: 0.592	0-0 HR	0-0 S 2B 1B	4-0 FC6-4 BB			0-0 2B 1B	0-0 E9 WP 1B			4 4 4 2 1 0 0	San Francisco Giants @ Pittsburgh Pirates Three Rivers Stadium, Pittsburgh, PA Wed Jun 06 1973, 7:05 PM EDT Att: 13,884 - Unknown														
Tito Fuentes, S (1, 4) OBP: 0.340, SLG: 0.423	0-0 6-3	4-0 2B 1B BB	0-0 FC6-4			0-0 FC3-6 1H 1B 2B	4-0 3-H BB			3 2 1 1 2 0 2															
Garry Maddox, R (1, 8) OBP: 0.387, SLG: 0.524	0-0 F9	0-0 1B 2B		0-0 6-3		4-0 FC3-6 IBB	0-3 K			4 1 1 1 1 1 1															
Willie McCovey, L (1, 3) OBP: 0.397, SLG: 0.483	4-0 2B BB	0-0 1B 1B		0-0 L7		0-0 FC3-6 1B WP	0-0 F6			4 1 1 2 1 0 2															
Ed Goodson, L (1, 5) OBP: 0.374, SLG: 0.447	0-0	0-0		0-3 K		0-0 WP 1B	0-0			5 0 4 1 0 1 0															
Mike Phillips, L (8, PR) OBP: 0.333, SLG: 0.357	1-3 2B	1-2 FC6-4 1B				1-3 3-H 1B	G5-4-3 1B			0 0 0 0 0 0 0															
Gary Matthews, R (1, 7) OBP: 0.402, SLG: 0.465	4-0 BB	0-0 FC6-4				0-0 F9	0-0 G5-4-3			4 0 1 0 1 0 4															
Chris Speier, R (1, 6) OBP: 0.348, SLG: 0.415	0-0 F9		0-0 F3			0-0 FC5-4 1B	4-0 1B E BB			4 1 0 0 1 0 4															
Dave Rader, L (1, 2) OBP: 0.305, SLG: 0.287		0-0 4-3	1-0 SH1-4 HBP			0-0 G6-4-3	0-0 5-4 1B			1 0 0 0 0 0 0															
Mike Sadek, R (3, PR) OBP: 0.333, SLG: 0.143						1-2f				3 0 1 0 0 0 1															
Juan Marichal, R (1, 1) OBP: 0.313, SLG: 0.296		0-0 1-3	0-0 SH1-4			0-0 F8	0-0 5-4			1 0 0 0 0 0 0															
Charlie Williams, R (2, 1)										0 0 0 0 0 0 0															
Damaso Blanco, R (6, PH)										1 0 0 0 0 0 0															
Sam McDowell, L (6, 1)										1 0 0 0 0 0 2															
Elias Sosa, R (7, 1)										0 0 0 0 0 0 0															
Randy Moffitt, R (8, 1)										1 0 0 0 0 0 0															
Inning Stats	R: 1 E: 0 K: 0 S: 5	H: 2 LOB: 3 BB: 2 P: 13	R: 3 E: 0 K: 0 S: 7	H: 4 LOB: 2 BB: 1 P: 11	R: 0 E: 0 K: 0 S: 3	H: 0 LOB: 2 BB: 1 P: 8	R: 0 E: 0 K: 1 S: 5	H: 0 LOB: 0 BB: 0 P: 5	R: 0 E: 0 K: 0 S: 3	H: 1 LOB: 0 BB: 0 P: 3	R: 3 E: 0 K: 0 S: 6	H: 3 LOB: 1 BB: 1 P: 10	R: 2 E: 1 K: 1 S: 6	H: 2 LOB: 1 BB: 2 P: 14	R: 0 E: 0 K: 0 S: 3	H: 1 LOB: 1 BB: 0 P: 3	R: 0 E: 0 K: 0 S: 3	H: 0 LOB: 0 BB: 0 P: 3	1B: 9 2B: 4 3B: 0 HR: 1	SF: 0 SAC: 1 DP: 3 HBP: 1	WP: 2 PB: 0 SB: 1 CS: 0	PA: 45			
PITCHER	IP	WLS	BF	H	R	ER	SO	BB	IBB	HBP	BLK	WP	HR	S	P	ERA	WHIP								
Steve Blass, R (1, 1) ERA: 8.21	1.2		13	5	4	4	0	3	0	0	0	0	1	10	22	21.60	4.800								
Luke Walker, L (2, 1) ERA: 4.34	0.1		2	1	0	0	0	0	0	0	0	0	0	2	2	0.00	3.000								
Jim Rooker, L (3, 1) ERA: 2.25	3.2	L	17	4	3	3	1	1	1	1	0	0	0	16	25	7.36	1.364								
Bob Johnson, R (6, 1) ERA: 4.63	0.1		1	0	0	0	0	0	0	0	0	1	0	1	1	0.00	0.000								
Jim McKee, R (7, 1) ERA: 7.0	1.0		6	2	2	1	1	2	0	0	0	1	0	6	14	9.00	4.000								
PITCHER	IP	WLS	BF	H	R	ER	SO	BB	IBB	HBP	BLK	WP	HR	S	P	ERA	WHIP								
Ramon Hernandez, L (8, 1) ERA: 3.15	2.0		6	1	0	0	0	0	0	0	0	0	0	6	6	0.00	0.500								

AB	36
R	9
H	13
RBI	7
BB	7
SO	2
LOB	16



BOTTOM

San Francisco Giants @ Pittsburgh Pirates
Three Rivers Stadium, Pittsburgh, PA

Wed Jun 06 1973, 7:05 PM EDT
Att. 13,884 - Unknown

livebaseballscores.com

AB	39
R	7
H	13
RBI	7
BB	4
SO	6
LOB	24



WP:	1	PA:	45
PB:	0	SB:	0
CS:	0		

AB R H RBI BB SO LOB

5	2	3	0	0	0	1
4	0	1	2	0	1	2
3	0	0	2	1	0	3
4	0	1	0	1	1	1
4	2	1	0	1	1	4
4	0	1	0	1	1	4
5	1	2	2	0	1	4
3	1	2	0	0	0	1
1	0	0	0	0	0	3
0	0	0	0	0	0	0
1	0	0	0	0	0	0
1	0	0	0	0	0	0
0	0	0	0	0	0	0
1	0	0	0	0	1	1
0	0	0	0	0	0	0
2	1	1	0	0	0	0

Batter	1	2	3	4	5	6	7	8	9
Dave Cash, R OBP: 0.386, SLG: 0.451 (1, 4)	0-0 1B SF8 1B	0-0 1-2 2-3 1B		0-0 F8		0-0 F9		0-0 4-3 E 2B	
Manny Sanguillen, R OBP: 0.313, SLG: 0.478 (1, 9)	0-0 L1-3 1B	0-0 SF9		0-3 K		0-0 4-3		0-0 4-3	
Al Oliver, L OBP: 0.303, SLG: 0.470 (1, 8)	0-0 SF8	0-0 F7		0-0 F7			4-0 BB BB BB	0-0 E3 1B	
Willie Stargell, L OBP: 0.376, SLG: 0.630 (1, 7)	0-0 L1-3		0-3 K		0-0 4-3		4-0 FC6-5 1-2 BB	0-0 1-2 1B	
Richie Hebner, L OBP: 0.369, SLG: 0.414 (1, 5)		0-0 5-3 1B 2B	4-0 3B BB		0-0 F9		0-3 K	0-0 F5	
Bob Robertson, R OBP: 0.406, SLG: 0.497 (1, 3)		0-0 5-3	0-3 K		0-0 1B		4-0 1-2 2-3 BB	0-0 F6	
Milt May, L OBP: 0.348, SLG: 0.419 (1, 2)		0-0 1B 1B	0-0 1H 3B		0-0 F8		0-3 K		0-0 F7
Gene Alley, R OBP: 0.294, SLG: 0.356 (1, 6)		0-0 1B 1B	0-0 F9			0-0 1B	0-0 FC6-5		0-0 5-3
Richie Zisk, R OBP: 0.226, SLG: 0.276 (7, PH)									
Ramon Hernandez, S (8, 1)									
Fernando Gonzalez, R OBP: 0.200, SLG: 0.350 (9, PH)		1-3 SF9 1B					2-3f		
Steve Blass, R OBP: 0.444, SLG: 0.500 (2, 1)		0-0 SF9 1B		0-0 F3		0-3 K		0-0 2B 4-3 1B	
Luke Walker, L OBP: 0.200, SLG: 0.200 (2, PH)									
Vic Davalillo, L OBP: 0.195, SLG: 0.250 (3, 1)									
Jim Rooker, R (3, 1)									
Bob Johnson, L (6, 1)									
Gene Clines, R OBP: 0.280, SLG: 0.313 (7, 1)		1-2 SF9 1B							
Jim McKee, R (8, 6)									
Rennie Stennett, R OBP: 0.248, SLG: 0.375 (8, 6)									

Inning Stats	R: 1	H: 2	E: 0	K: 0	S: 4	LOB: 0	BB: 0	P: 4	R: 3	H: 5	E: 0	K: 0	S: 8	LOB: 2	BB: 0	P: 8	R: 1	H: 1	E: 0	K: 2	S: 8	LOB: 1	BB: 1	P: 12	R: 0	H: 0	E: 0	K: 1	S: 6	LOB: 1	BB: 0	P: 6	R: 0	H: 1	E: 0	K: 0	S: 4	LOB: 1	BB: 0	P: 4	R: 0	H: 1	E: 0	K: 1	S: 6	LOB: 1	BB: 0	P: 6	R: 0	H: 0	E: 0	K: 2	S: 7	LOB: 3	BB: 3	P: 19	R: 2	H: 3	E: 1	K: 0	S: 7	LOB: 2	BB: 0	P: 7	R: 0	H: 0	E: 0	K: 0	S: 3	LOB: 0	BB: 0	P: 3	R: 0	H: 0	E: 0	K: 0	S: 3	LOB: 0	BB: 0	P: 3
--------------	------	------	------	------	------	--------	-------	------	------	------	------	------	------	--------	-------	------	------	------	------	------	------	--------	-------	-------	------	------	------	------	------	--------	-------	------	------	------	------	------	------	--------	-------	------	------	------	------	------	------	--------	-------	------	------	------	------	------	------	--------	-------	-------	------	------	------	------	------	--------	-------	------	------	------	------	------	------	--------	-------	------	------	------	------	------	------	--------	-------	------

PITCHER	IP	WLS	BF	H	R	ER	SO	BB	IBB	HBP	BLK	WP	HR	S	P	ERA	WHIP
Juan Marichal, R ERA: 3.67 (1, 1)	1.1		8	5	4	4	0	0	0	0	0	0	0	8	8	27.00	3.750
Charlie Williams, R ERA: 1.59 (2, 1)	3.2	W	17	4	1	1	3	1	0	0	0	1	0	22	26	2.46	1.364
Sam McDowell, L ERA: 4.5 (6, 1)	1.2		9	1	0	0	3	3	0	0	0	0	0	12	24	0.00	2.400
Elias Sosa, R ERA: 2.15 (7, 1)	0.2		5	2	2	2	0	0	0	0	0	0	0	5	5	27.00	3.000
Randy Moffitt, R ERA: 2.2 (8, 1)	1.2	S	6	1	0	0	0	0	0	0	0	0	0	6	6	0.00	0.600

1B:	SF:	2B:	SAC:	3B:	DP:	HR:	HBP:
10	2	3	0	1	1	0	0

WP:	HR:	S:	P:	ERA:	WHIP:
1	0	0	0	0	0

Batter	1	2	3	4	5	6	7	8	9	AB R H RBI BB SO LOB	TOP		
Rennie Stennett, R (1, 6) OBP: 0.245, SLG: 0.366	0-0 FC3-6 FC5 1B		0-0 6-3		0-0 F9		0-0 F9		0-3 K	5 0 1 0 0 1 2	Pittsburgh Pirates @ Houston Astros Astrodome, Houston, TX Fri Jun 08 1973, 8:05 PM EDT Att. 25,486 - Dome		
Dave Cash, R (1, 4) OBP: 0.378, SLG: 0.440	0-0 FC5 1-2		0-0 6-3		0-0 F7			0-0 4-3		4 0 0 0 0 0 1			
Al Oliver, L (1, 8) OBP: 0.307, SLG: 0.476	0-0 FC3-6 1-2f 2-3		0-0 HR 1B		0-0 G3			0-0 2B		4 2 2 0 0 0 2			
Willie Stargell, L (1, 7) OBP: 0.378, SLG: 0.651	0-0 G4-6-3 1-2f		0-0 HR		0-3 K			0-0 1B 2B		4 1 2 3 0 1 2			
Richie Hebner, L (1, 5) OBP: 0.371, SLG: 0.422		0-0 4-3 2B	0-0 1B		0-0 F9			0-0 F2		4 0 2 0 0 0 1			
Manny Sanguillen, R (1, 9) OBP: 0.312, SLG: 0.474		0-0 4-3 2-3	0-0 4-3		0-0 4-3			0-0 1B		4 0 1 0 0 0 2			
Bob Robertson, R (1, 3) OBP: 0.402, SLG: 0.491		0-0 F2		0-0 L5			0-0 4-3		0-0 L3-1	2 0 0 0 0 0 1			
Vic Davalillo, L (5, 3) OBP: 0.190, SLG: 0.244										1 0 0 0 0 0 0			
Gene Clines, R (9, PH) OBP: 0.275, SLG: 0.306										1 0 0 0 0 0 0			
Milt May, L (1, 2) OBP: 0.346, SLG: 0.412		4-0 IBB		0-0 F9			0-0 G3		0-0 4-3	3 0 0 0 1 0 0			
Dock Ellis, S (1, 1) OBP: 0.103, SLG: 0.071		0-3 K		0-3 K			0-0 1B		4-0 BB	3 0 1 0 0 2 2			
Dave Giusti, R (7, 1) OBP: 0.667, SLG: 0.500										0 0 0 0 0 0 0			
Richie Zisk, R (9, PH) OBP: 0.250, SLG: 0.276										0 0 0 0 1 0 0			
Gene Alley, R (9, PR) OBP: 0.294, SLG: 0.356										0 0 0 0 0 0 0			
Inning Stats	R: 0 H: 1 E: 0 LOB: 1 K: 0 BB: 0 S: 4 P: 4	R: 0 H: 1 E: 0 LOB: 2 K: 1 BB: 1 S: 6 P: 10	R: 2 H: 3 E: 0 LOB: 1 K: 0 BB: 0 S: 6 P: 6	R: 0 H: 0 E: 0 LOB: 0 K: 1 BB: 0 S: 5 P: 5	R: 0 H: 0 E: 0 LOB: 0 K: 0 BB: 0 S: 3 P: 3	R: 0 H: 0 E: 0 LOB: 0 K: 1 BB: 0 S: 5 P: 5	R: 0 H: 1 E: 0 LOB: 1 K: 0 BB: 0 S: 4 P: 4	R: 1 H: 3 E: 0 LOB: 2 K: 0 BB: 0 S: 5 P: 5	R: 0 H: 0 E: 0 LOB: 1 K: 1 BB: 1 S: 5 P: 9	1B: 5 SF: 0 2B: 3 SAC: 0 3B: 0 DP: 1 HR: 1 HBP: 0	WP: 0 PA: 37 PB: 0 SB: 0 CS: 0		
PITCHER	IP WLS BF H R ER SO BB IBB HBP BLK WP HR S P ERA WHIP											PITCHER	IP WLS BF H R ER SO BB IBB HBP BLK WP HR S P ERA WHIP
Ken Forsch, R (1, 1) ERA: 3.32	7.0 W 28 6 2 2 3 0 1 0 0 0 0 1 33 37 2.57 0.857												
Jim Crawford, L (8, 1) ERA: 3.13	1.0 5 3 1 1 0 0 0 0 0 0 0 0 5 5 9.00 3.000												
Jim Ray, R (9, 1) ERA: 2.82	1.0 S 4 0 0 0 1 1 0 0 0 0 0 0 5 9 0.00 1.000												

livebaseballscorecards.com

AB	35
R	3
H	9
RBI	3
BB	2
SO	4
LOB	13



Batter	1	2	3	4	5	6	7	8	9
Jimmy Wynn, R OBP: 0.349, SLG: 0.475 (1, 9) X	0-0 G6-3 1B		0-0 L7			0-3 K	4-0 1B BB		
Roger Metzger, S OBP: 0.283, SLG: 0.352 (1, 6) X	0-0 G6-3 1-2f		0-0 4-3			0-0 L6	0-0 1B		
Cesar Cedeno, R OBP: 0.360, SLG: 0.529 (1, 8) S S	0-3 K		0-0 6-3			0-0 1B	0-0 F5		
Bob Watson, R OBP: 0.433, SLG: 0.473 (1, 7)		0-0 1B SF7 1B		0-0 4-3		0-3 K		0-0 F9	
Lee May, R OBP: 0.259, SLG: 0.363 (1, 3)		0-0 1B 1-3 1B		0-3 K			0-0 G5-4-3 1B	0-0 F8	
Doug Rader, R OBP: 0.322, SLG: 0.357 (1, 5) S S		0-3 K		0-0 L8			0-0 G5-4-3 1-2f	0-0 5-3	
Johnny Edwards, L OBP: 0.276, SLG: 0.379 (1, 2) X		0-0 SF7			0-0 F8		0-0 HBP BB 1B		
Tommy Helms, R OBP: 0.313, SLG: 0.341 (1, 4) X		0-0 1-2 1B			0-0 5-3		0-0 BB HBP 1B		
Ken Forsch, R OBP: 0.059, SLG: 0.030 (1, 1) X		0-0 F2			0-3 K		1-0 BB HBP		
Jimmy Stewart, S OBP: 0.333, SLG: 0.182 (7, PH)							1-2 2-3 1B		
Jim Crawford, L OBP: 0.333, SLG: 0.500 (8, 1)									
Jim Ray, R OBP: 0.200, SLG: 0.200 (9, 1)									

Inning Stats	R: 0	H: 1	E: 0	K: 1	S: 5	LOB: 0	BB: 0	P: 5
	R: 1	H: 3	E: 0	K: 1	S: 8	LOB: 2	BB: 0	P: 8
	R: 0	H: 0	E: 0	K: 0	S: 3	LOB: 0	BB: 0	P: 3
	R: 0	H: 0	E: 0	K: 1	S: 5	LOB: 0	BB: 0	P: 5
	R: 0	H: 1	E: 0	K: 2	S: 8	LOB: 1	BB: 0	P: 8
	R: 3	H: 4	E: 0	K: 0	S: 6	LOB: 2	BB: 1	P: 11
	R: 0	H: 0	E: 0	K: 0	S: 3	LOB: 0	BB: 0	P: 3

PITCHER	IP	WLS	BF	H	R	ER	SO	BB	IBB	HBP	BLK	WP	HR	S	P	ERA	WHIP
Dock Ellis, R ERA: 3.06 (1, 1)	6.2	L	29	9	4	4	6	1	0	1	0	0	0	39	44	5.40	1.500
Dave Giusti, R ERA: 1.17 (7, 1)	1.1		4	0	0	0	0	0	0	0	0	0	0	4	4	0.00	0.000

BOTTOM

AB	R	H	RBI	BB	SO	LOB
3	0	1	1	1	1	0
4	0	1	2	0	0	1
4	0	1	0	0	1	2
4	1	1	0	0	1	1
4	0	2	0	0	1	0
4	0	0	0	0	1	3
2	1	1	1	0	0	0
3	1	2	0	0	0	0
2	0	0	0	0	1	2
0	1	0	0	0	0	0
0	0	0	0	0	0	0
0	0	0	0	0	0	0

AB	30
R	4
H	9
RBI	4
BB	1
SO	6
LOB	9



WP	PA	ERA	WHIP
0	33		
0			
0			
0			

Pittsburgh Pirates @ Houston Astros
Astrodome, Houston, TX
Fri Jun 08 1973, 8:05 PM EDT
Att. 25,486 - Dome

livebaseballscorecards.com

Batter	1	2	3	4	5	6	7	8	9	AB R H RBI BB SO LOB	TOP		
Vic Davalillo, L (1, 3) OBP: 0.191, SLG: 0.222	0-0 F7		0-0 F8		4-0 BB 1-2 1B BB		0-0 4-3		0-0 F8	4 1 0 0 1 0 0			
Dave Cash, R (1, 4) OBP: 0.378, SLG: 0.433	0-0 F9		0-0 F6		4-0 BB 1-2 2-3 2B BB		4-0 BB BB		0-0 F7	3 1 0 0 2 0 0			
Al Oliver, L (1, 8) OBP: 0.309, SLG: 0.474	0-0 BB 1B			0-0 F9	0-0 BB 1-2 2-H 3-H 2B 1B		0-3 K		0-0 6-3	5 1 2 2 0 1 1			
Willie Stargell, L (1, 7) OBP: 0.386, SLG: 0.655	4-0 BB 1-2 BB			0-0 F9	0-0 BB 1-H 2-H 2B		4-0 BB 1-2 BB			2 0 1 2 2 0 0			
Richie Hebner, L (1, 5) OBP: 0.369, SLG: 0.424	0-0 F5			0-0 2B	0-3 K		0-0 F5			4 0 1 0 0 1 5			
Manny Sanguillen, R (1, 9) OBP: 0.306, SLG: 0.465		0-0 F9		0-0 4-3		0-0 6-3		0-0 5-3		4 0 0 0 0 0 1			
Rennie Stennett, R (1, 6) OBP: 0.254, SLG: 0.371 Jackie Hernandez, R (8, 6) OBP: 0.250, SLG: 0.226		0-3 K			0-0 F3	0-0 1B		0-0 1B		4 0 2 0 0 1 0 0 0 0 0 0 0 0			
Milt May, L (1, 2) OBP: 0.344, SLG: 0.405		0-0 1-4-3			4-0 BB BB BB 1B BB	0-0 F8		0-0 F7		3 1 0 0 1 0 2			
Bob Moose, R (1, 1) OBP: 0.167, SLG: 0.107			0-0 5-3		0-3 K	0-0 F8		0-0 4-3		4 0 0 0 0 1 3			
Inning Stats	R: 0 H: 1 E: 0 LOB: 2 K: 0 BB: 1 S: 4 P: 8	R: 0 H: 0 E: 0 LOB: 0 K: 1 BB: 0 S: 5 P: 5	R: 0 H: 0 E: 0 LOB: 0 K: 0 BB: 0 S: 3 P: 3	R: 0 H: 1 E: 0 LOB: 1 K: 0 BB: 0 S: 4 P: 4	R: 4 H: 2 E: 0 LOB: 1 K: 2 BB: 3 S: 9 P: 21	R: 0 H: 1 E: 0 LOB: 1 K: 0 BB: 0 S: 4 P: 4	R: 0 H: 0 E: 0 LOB: 2 K: 1 BB: 2 S: 5 P: 13	R: 0 H: 1 E: 0 LOB: 1 K: 0 BB: 0 S: 4 P: 4	R: 0 H: 0 E: 0 LOB: 0 K: 0 BB: 0 S: 3 P: 3	1B: 4 SF: 0 2B: 2 SAC: 0 3B: 0 DP: 0 HR: 0 HBP: 0	WP: 0 PA: 39 PB: 0 SB: 0 CS: 0		
PITCHER	IP WLS BF H R ER SO BB IBB HBP BLK WP HR S P ERA WHIP											PITCHER	IP WLS BF H R ER SO BB IBB HBP BLK WP HR S P ERA WHIP
Don Wilson, R (1, 1) ERA: 3.33	4.2 L 22 4 4 4 2 4 0 0 0 0 0 0 22 38 7.71 1.714												
Dave Roberts, L (5, 1) ERA: 2.51	2.1 10 1 0 0 2 2 0 0 0 0 0 0 12 20 0.00 1.286												
Jim York, R (8, 1) ERA: 3.63	2.0 7 1 0 0 0 0 0 0 0 0 0 0 7 7 0.00 0.500												

Pittsburgh Pirates @ Houston Astros
Astrodome, Houston, TX
Sat Jun 09 1973, 8:05 PM EDT
Att. 29,716 - Dome

livebaseballscorecards.com

AB	33
R	4
H	6
RBI	4
BB	6
SO	4
LOB	12



Batter	1	2	3	4	5	6	7	8	9	AB R H RBI BB SO LOB
Jimmy Wynn, R OBP: 0.343, SLG: 0.466 (1, 9)	0-0 1-3		0-0 E6 2-H		0-0 5-3			0-0 6-3		4 0 0 1 0 0 1
Roger Metzger, S OBP: 0.287, SLG: 0.351 (1, 6)	0-0 G4-3 1B		0-0 G6-3 1-2f			0-0 5-3		4-0 BB		3 0 1 0 1 0 1
Cesar Cedeno, R OBP: 0.353, SLG: 0.517 (1, 8)	0-0 G4-3 1-2f			0-0 F9		0-0 F8		0-3 K		4 0 0 0 0 1 2
Bob Watson, R OBP: 0.426, SLG: 0.464 (1, 7)		0-3 K		0-0 4-3		0-0 5-3		0-0 1-3		4 0 0 0 0 1 1
Lee May, R OBP: 0.263, SLG: 0.371 (1, 3)		0-0 E1 2B		0-0 1B		0-0 F9		0-3 K		4 0 2 0 0 1 0
Doug Rader, R OBP: 0.321, SLG: 0.355 (1, 5)		0-3 K		0-0 F9		0-0 1B 1B		0-0 F9		4 0 1 0 0 1 2
Johnny Edwards, L OBP: 0.288, SLG: 0.389 (1, 2)		0-0 F7			0-0 1B		0-0 1B 1B		0-0 1B	4 0 3 0 0 0 1 0 0 0 0 0 0 0
Tommie Agee, R OBP: 0.311, SLG: 0.358 (9, PR)										
Tommy Helms, R OBP: 0.312, SLG: 0.340 (1, 4)			0-0 WP SH3-4 E 1B		0-0 F9		0-0 F2		0-3 K	4 1 1 0 0 1 4
Don Wilson, R OBP: 0.207, SLG: 0.250 (1, 1)			0-0 SH3-4		0-0 K		0-0 F4			0 0 0 0 0 0 0
Dave Roberts, L OBP: 0.179, SLG: 0.179 (5, 1)										1 0 0 0 0 1 1
Jimmy Stewart, S OBP: 0.321, SLG: 0.174 (7, PH)										1 0 0 0 0 0 2
Jim York, R (8, 1)										0 0 0 0 0 0 0

Inning Stats	R: 0	H: 1	E: 0	LOB: 0	K: 0	BB: 0	S: 3	P: 3	R: 0	H: 1	E: 1	LOB: 1	K: 2	BB: 0	S: 8	P: 8	R: 1	H: 1	E: 1	LOB: 0	K: 0	BB: 0	S: 4	P: 4	R: 0	H: 1	E: 0	LOB: 1	K: 0	BB: 0	S: 4	P: 4	R: 0	H: 1	E: 0	LOB: 0	K: 1	BB: 0	S: 6	P: 6	R: 0	H: 0	E: 0	LOB: 0	K: 0	BB: 0	S: 3	P: 3	R: 0	H: 2	E: 0	LOB: 2	K: 0	BB: 0	S: 5	P: 5	R: 0	H: 0	E: 0	LOB: 1	K: 1	BB: 1	S: 5	P: 9	R: 0	H: 1	E: 0	LOB: 1	K: 2	BB: 0	S: 8	P: 8	1B: 7	SF: 0	2B: 1	SAC: 1	3B: 0	DP: 2	HR: 0	HBP: 0	WP: 1	PA: 35
PITCHER Bob Moose, R ERA: 3.35 (1, 1)	IP	WLS	BF	H	R	ER	SO	BB	IBB	HBP	BLK	WP	HR	S	P	ERA	WHIP	IP	WLS	BF	H	R	ER	SO	BB	IBB	HBP	BLK	WP	HR	S	P	ERA	WHIP	IP	WLS	BF	H	R	ER	SO	BB	IBB	HBP	BLK	WP	HR	S	P	ERA	WHIP																															

BOTTOM

Pittsburgh Pirates @ Houston Astros
Astrodome, Houston, TX
Sat Jun 09 1973, 8:05 PM EDT
Att. 29,716 - Dome

livebaseballscores.com

AB	33
R	1
H	8
RBI	1
BB	1
SO	6
LOB	15



Batter	1	2	3	4	5	6	7	8	9	AB R H RBI BB SO LOB	TOP
Gene Clines, R OBP: 0.291, SLG: 0.340 (1, 8) X	0-0 G3 2B 2B		0-0 L6-3		0-0 L9		0-0 1-2 1B			4 1 2 0 0 0 0	Pittsburgh Pirates @ Houston Astros Astrodome, Houston, TX Sun Jun 10 1973, 4:33 AM EDT Att. 23,057 - Dome
Dave Cash, R OBP: 0.370, SLG: 0.423 (1, 4) X	0-0 6-3		0-0 6-3			0-0 L8	0-0 4-3			4 0 0 0 0 0 3	
Al Oliver, L OBP: 0.313, SLG: 0.474 (1, 3) X	0-0 G3 2-3		0-0 1B			0-0 1B 1B		0-0 3-1		4 0 2 0 0 0 1	
Richie Zisk, R OBP: 0.250, SLG: 0.303 (1, 7) X	0-0 2B 3-H		0-0 F9			0-3 K		0-0 F9		4 0 1 1 0 1 2	
Manny Sanguillen, R OBP: 0.305, SLG: 0.461 (1, 9) X	0-0 1-3			0-0 F9		0-0 1-2 1B		0-0 F7		4 0 1 0 0 0 1	
Rennie Stennett, R OBP: 0.254, SLG: 0.376 (1, 6) X		0-0 4-3		0-0 F8		0-0 F9			0-0 2B	4 0 1 0 0 0 2	
Fernando Gonzalez, R OBP: 0.208, SLG: 0.333 (1, 5) X		0-0 1B		0-0 F9		0-3 K		0-0 F4		4 0 1 0 0 1 1	
Milt May, L OBP: 0.339, SLG: 0.398 Gene Alley, R OBP: 0.291, SLG: 0.353 (1, 2) (9, PH)		0-3 K		0-0 F8		0-0 F7		0-0 F3		3 0 0 0 0 1 1 1 0 0 0 0 0 1	
Nelson Briles, R OBP: 0.214, SLG: 0.393 Jackie Hernandez, R OBP: 0.273, SLG: 0.250 Bob Johnson, L Jim Rooker, R Willie Stargell, L OBP: 0.384, SLG: 0.651 (1, 1) (7, PH) (7, 1) (7, 1) (9, PH)		0-3 K		0-3 K		0-0 1B 1B		0-3 K		2 0 0 0 0 2 1 1 0 1 0 0 0 0 0 0 0 0 0 0 0 0 0 0 0 0 0 0 1 0 0 0 0 1 1	
Inning Stats	R: 1 E: 0 K: 0 S: 5 H: 2 LOB: 1 BB: 0 P: 5	R: 0 E: 0 K: 2 S: 8 H: 1 LOB: 1 BB: 0 P: 8	R: 0 E: 0 K: 0 S: 4 H: 1 LOB: 1 BB: 0 P: 4	R: 0 E: 0 K: 0 S: 3 H: 0 LOB: 0 BB: 0 P: 3	R: 0 E: 0 K: 1 S: 5 H: 0 LOB: 0 BB: 0 P: 5	R: 0 E: 0 K: 1 S: 7 H: 2 LOB: 2 BB: 0 P: 7	R: 0 E: 0 K: 1 S: 7 H: 2 LOB: 2 BB: 0 P: 7	R: 0 E: 0 K: 0 S: 3 H: 0 LOB: 0 BB: 0 P: 3	R: 0 E: 0 K: 1 S: 6 H: 1 LOB: 1 BB: 0 P: 6	1B: 6 2B: 3 3B: 0 HR: 0 SF: 0 SAC: 0 DP: 0 HBP: 0	
PITCHER Jerry Reuss, L ERA: 2.89 (1, 1)	IP 9.0 WLS W BF 36 H 9 R 1 ER 1 SO 6 BB 0 IBB 0 HBP 0 BLK 0 WP 0 HR 0 S 48 P 48 ERA 1.00 WHIP 1.000	PITCHER IP WLS BF H R ER SO BB IBB HBP BLK WP HR S P ERA WHIP									

livebaseballscorecards.com

AB	36
R	1
H	9
RBI	1
BB	0
SO	6
LOB	14



Batter	1	2	3	4	5	6	7	8	9
Jimmy Wynn, R OBP: 0.349, SLG: 0.483 (1, 9)	0-0 HR 1B		0-0 L8			0-0 HR		4-0 HR 1B BB	
Roger Metzger, S OBP: 0.291, SLG: 0.354 (1, 6)	0-0 F9		0-0 1B			0-0 G3		0-0 HR 1B	
Cesar Cedeno, R OBP: 0.356, SLG: 0.550 (1, 8)	0-0 HR 1-H		0-3 K			0-0 L8		0-0 HR 1-H 2-H	
Bob Watson, R OBP: 0.419, SLG: 0.456 (1, 7)	0-0 L8			0-3 K		0-0 L8		0-0 L8	
Lee May, R OBP: 0.263, SLG: 0.368 (1, 3)	0-3 K			0-0 L9			0-0 1B 1B	0-0 G3	
Doug Rader, R OBP: 0.324, SLG: 0.358 (1, 5)		0-0 5-3		0-0 5-3			0-0 1B 2B 1B	0-0 FC4-6 1B	
Johnny Edwards, L OBP: 0.288, SLG: 0.392 (1, 2)		0-0 F5			0-0 4-3		0-0 1B 2B	0-0 FC4-6	
Tommy Helms, R OBP: 0.313, SLG: 0.344 (1, 4)		0-0 6-3			0-0 F3		0-0 2B		
Jerry Reuss, L OBP: 0.189, SLG: 0.194 (1, 1)			0-3 K		0-3 K		0-3 K		

Inning Stats	R: 2 E: 0 K: 1 S: 7	H: 2 LOB: 0 BB: 0 P: 7	R: 0 E: 0 K: 0 S: 3	H: 0 LOB: 0 BB: 0 P: 3	R: 0 E: 0 K: 2 S: 8	H: 1 LOB: 1 BB: 0 P: 8	R: 0 E: 0 K: 1 S: 5	H: 0 LOB: 0 BB: 0 P: 5	R: 0 E: 0 K: 1 S: 5	H: 0 LOB: 0 BB: 0 P: 5	R: 1 E: 0 K: 0 S: 4	H: 1 LOB: 0 BB: 0 P: 4	R: 1 E: 0 K: 1 S: 7	H: 4 LOB: 1 BB: 0 P: 7	R: 3 E: 0 K: 0 S: 6	H: 3 LOB: 1 BB: 1 P: 10
--------------	------------------------------	---------------------------------	------------------------------	---------------------------------	------------------------------	---------------------------------	------------------------------	---------------------------------	------------------------------	---------------------------------	------------------------------	---------------------------------	------------------------------	---------------------------------	------------------------------	----------------------------------

PITCHER	IP	WLS	BF	H	R	ER	SO	BB	IBB	HBP	BLK	WP	HR	S	P	ERA	WHIP
Nelson Bries, R ERA: 3.35 (1, 1)	6.0	L	22	4	3	3	5	0	0	0	0	0	2	32	32	4.50	0.667
Bob Johnson, R ERA: 4.88 (7, 1)	0.2		4	4	1	1	0	0	0	0	0	0	0	4	4	13.50	6.000
Jim Rooker, L ERA: 3.07 (7, 1)	1.1		8	3	3	3	1	1	0	0	0	0	1	9	13	20.25	3.000

BOTTOM


Pittsburgh Pirates @ Houston Astros
Astrodome, Houston, TX

Sun Jun 10 1973, 4:33 AM EDT
Att. 23,057 - Dome

AB	R	H	RBI	BB	SO	LOB
3	3	2	1	1	0	0
4	1	2	0	0	0	1
4	2	2	5	0	1	1
4	0	0	0	0	1	0
4	0	1	0	0	1	0
4	1	2	0	0	0	0
4	0	1	1	0	0	1
3	0	1	0	0	0	0
3	0	0	0	0	3	1

AB	33
R	7
H	11
RBI	7
BB	1
SO	6
LOB	4

livebaseballscores.com



WP	PA
0	34

Batter	1	2	3	4	5	6	7	8	9	AB R H RBI BB SO LOB	TOP											
Rennie Stennett, R (1, 6) OBP: 0.260, SLG: 0.377	0-3 K		0-0 F8		0-0 FC6-4 1B		0-0 E 2B 1B	0-0 F7		5 1 2 0 0 1 1	Pittsburgh Pirates @ Atlanta Braves Atlanta Stadium, Atlanta, GA Mon Jun 11 1973, 7:05 PM EDT Att. 6,878 - Unknown											
Dave Cash, R (1, 4) OBP: 0.366, SLG: 0.422	0-0 6-3		0-0 F9		0-0 FC6-4		0-0 F8	0-0 2B	5 0 1 2 0 0 4													
Al Oliver, L (1, 8) OBP: 0.319, SLG: 0.482	4-0 BB			0-0 BB 1B	0-0 SF9		0-0 1B 2B	0-3 K	3 1 2 3 1 1 1													
Willie Stargell, L (1, 7) OBP: 0.389, SLG: 0.646	0-0 F7			4-0 1-2 BB	0-0 6-3		0-0 2-H 1B	4-0 1-5-3 BB	3 0 1 1 2 0 2													
Richie Hebner, L (1, 5) OBP: 0.367, SLG: 0.417		4-0 BB		0-0 F7		0-0 3-1	0-0 F3	0-0 L5-3	3 0 0 0 1 0 3													
Richie Zisk, R (9, PH) OBP: 0.243, SLG: 0.294				0-0 F9		0-3 K	0-0 F7	0-0 F7	1 0 0 0 0 0 1													
Bob Robertson, R (1, 3) OBP: 0.392, SLG: 0.476		0-0 G5-4-3		0-0 F9		0-0 K	0-0 F7		5 0 0 0 0 1 4													
Manny Sanguillen, R (1, 9) OBP: 0.313, SLG: 0.484		0-0 1B		0-0 F8		0-0 3B			4 1 3 0 0 0 2													
Milt May, L (1, 2) OBP: 0.337, SLG: 0.397		0-0 F8		0-0 FC6-4 1B	0-0 F7		0-0 SF7		3 1 1 1 0 0 2													
Steve Blass, R (1, 1) OBP: 0.421, SLG: 0.474			0-0 F5		0-0 FC6-4 1B		0-0 E 2B 1B	0-0 2B	1 0 0 0 0 0 0	P												
Jim Rooker, R (4, 1)									0 0 0 0 0 0 0													
Fernando Gonzalez, R (5, PH) OBP: 0.240, SLG: 0.360									1 1 1 0 0 0 0													
Tom Dettore, L (5, 1)									0 0 0 0 0 0 0													
Gene Clines, R (7, PH) OBP: 0.304, SLG: 0.352									1 1 1 0 0 0 0													
Ramon Hernandez, S (7, 1)									0 0 0 0 0 0 0													
Vic Davalillo, L (8, PH) OBP: 0.208, SLG: 0.261									1 1 1 0 0 0 0													
Dave Giusti, R (8, 1) OBP: 0.697, SLG: 0.500									0 0 0 0 0 0 0													
Inning Stats	R: 0 E: 0 K: 1 S: 5	H: 0 LOB: 1 BB: 1 P: 9	R: 0 E: 0 K: 0 S: 3	H: 1 LOB: 1 BB: 1 P: 7	R: 0 E: 0 K: 0 S: 3	H: 0 LOB: 0 BB: 0 P: 3	R: 0 E: 0 K: 0 S: 4	H: 1 LOB: 2 BB: 1 P: 8	R: 2 E: 0 K: 0 S: 6		H: 3 LOB: 1 BB: 0 P: 6	R: 0 E: 0 K: 1 S: 6	H: 1 LOB: 1 BB: 0 P: 6	R: 3 E: 1 K: 0 S: 7	H: 4 LOB: 1 BB: 0 P: 7	R: 2 E: 0 K: 1 S: 8	H: 3 LOB: 1 BB: 0 P: 8	R: 0 E: 0 K: 0 S: 2	H: 0 LOB: 0 BB: 1 P: 6	1B: 8 2B: 4 3B: 2 HR: 0	SF: 2 SAC: 0 DP: 2 HBP: 0	WP: 0 PB: 0 SB: 0 CS: 0
PITCHER	IP WLS BF H R ER SO BB IBB HBP BLK WP HR S P ERA WHIP																					
Carl Morton, R (1, 1) ERA: 3.27	6.1 W 30 9 5 5 2 3 0 0 0 0 0 0 31 43 7.11 1.895																					
Joe Hoerner, L (7, 1) ERA: 12.27	0.1 2 1 0 0 0 0 0 0 0 0 0 0 2 2 0.00 3.000																					
Jim Panther, R (7, 1) ERA: 1.8	1.0 6 3 2 2 0 0 0 0 0 0 0 0 6 6 18.00 3.000																					
Tom House, L (8, 1) ERA: 2.84	0.1 2 0 0 0 1 1 0 0 0 0 0 0 3 7 0.00 3.000																					
Ron Schueler, R (9, 1) ERA: 4.67	1.0 S 2 0 0 0 0 0 0 0 0 0 0 0 2 2 0.00 0.000																					

livebaseballscorecards.com

AB	36
R	7
H	13
RBI	7
BB	4
SO	3
LOB	20

BOTTOM

Pittsburgh Pirates @ Atlanta Braves
Atlanta Stadium, Atlanta, GA
Mon Jun 11 1973, 7:05 PM EDT
Att. 6,878 - Unknown

livebaseballscorecards.com

AB 34
R 9
H 13
RBI 9
BB 3
SO 4
LOB 11



WP: 1 PA: 38
PB: 0
SB: 1
CS: 0

AB	R	H	RBI	BB	SO	LOB
5	1	2	1	0	0	3
5	1	2	0	0	0	2
1	1	1	1	2	0	0
4	1	1	3	0	0	3
4	1	1	0	0	1	1
4	2	2	1	0	0	0
4	1	1	2	0	1	1
0	0	0	0	0	0	0
3	1	1	0	1	1	0
3	0	1	1	0	1	1
0	0	0	0	0	0	0
0	0	0	0	0	0	0
1	0	1	0	0	0	0
0	0	0	0	0	0	0
1B: 10	SF: 1	WP: 1	PA: 38			
2B: 1	SAC: 0	PB: 0				
3B: 0	DP: 1	SB: 1				
HR: 2	HBP: 0	CS: 0				

Batter	1	2	3	4	5	6	7	8	9
Johnny Oates, L OBP: 0.300, SLG: 0.301 (1, 2)	0-0 1-4-3 1B	0-0 G4-6-3 1-2f		0-0 FC6-4 2-H 1B		0-0 1B SF8 1B		0-0 F9	
Ralph Garr, L OBP: 0.270, SLG: 0.326 (1, 9)	0-0 1B 1B		0-0 5-3	0-0 FC6-4 S 1-2f HR		0-0 1-3 FC4 1B		0-0 4-3	
Darrell Evans, L OBP: 0.376, SLG: 0.528 (1, 5)	0-0 1-2 1B		4-0 BB	4-0 1-2 HR BB		0-0 3-H SF8			
Hank Aaron, R OBP: 0.342, SLG: 0.540 (1, 7)	0-0 F5		0-0 F4	0-0 1-H 2-H HR		0-0 1-2f FC4			
Mike Lum, L OBP: 0.333, SLG: 0.405 (1, 3)		0-0 E8 1B 1B	0-3 K	0-0 6-3			0-0 F7		
Dusty Baker Jr., R OBP: 0.342, SLG: 0.417 (1, 8)		0-0 1B 2-H 1B 1B		0-0 WP HR 1B	0-0 5-3		0-0 6-3		
Davey Johnson, R OBP: 0.358, SLG: 0.470 Chuck Goggin, S OBP: 0.273, SLG: 0.318 (1, 4) (8, 4)		0-0 F7		0-0 1-H HR	0-3 K		0-0 F8		
Marty Perez, R OBP: 0.338, SLG: 0.344 (1, 6)		0-0 1-3 1B 1B		4-0 5-3 1B BB	0-3 K			0-0 4-3	
Carl Morton, R OBP: 0.257, SLG: 0.273 Joe Hoerner, R OBP: 0.273, SLG: 0.318 Jim Panther, R OBP: 0.273, SLG: 0.318 Tom House, L OBP: 0.250, SLG: 0.500 Ron Schueler, R OBP: 0.333, SLG: 0.250 (1, 1) (7, 1) (7, 1) (8, 1) (9, 1)		0-0 G4-6-3 1-2 3-H 1B		0-0 1-2 K		0-3 K		0-0 2B	

Inning	R	H	E	K	S	H	LOB	BB	P
1	0	2	0	4	4	0	1	0	7
2	2	4	1	6	6	1	0	6	7
3	0	0	0	0	0	0	1	9	7
4	6	4	0	7	15	2	0	15	7
5	0	0	0	0	0	0	0	0	7
6	1	2	0	7	7	1	1	7	7
7	0	0	0	0	3	0	0	3	3
8	0	1	0	4	4	0	1	4	4
9	0	0	0	0	0	0	0	0	4

PITCHER	IP	WLS	BF	H	R	ER	SO	BB	IBB	HBP	BLK	WP	HR	S	P	ERA	WHIP
Steve Blass, R ERA: 8.5 (1, 1)	3.1	L	18	8	5	5	1	2	0	0	0	1	1	18	26	13.50	3.000
Jim Rooker, L ERA: 3.9 (4, 1)	0.2		5	2	3	3	0	1	0	0	0	0	1	4	8	40.50	4.500
Tom Dettore, R ERA: 4.5 (5, 1)	2.0		8	2	1	1	3	0	0	0	0	0	0	14	14	4.50	1.000
Ramon Hernandez, L ERA: 3.0 (7, 1)	1.0		3	0	0	0	0	0	0	0	0	0	0	3	3	0.00	0.000
Dave Giusti, R ERA: 1.14 (8, 1)	1.0		4	1	0	0	0	0	0	0	0	0	0	4	4	0.00	1.000

Batter	1	2	3	4	5	6	7	8	9	AB R H RBI BB SO LOB	TOP																						
Rennie Stennett, R (1, 6) OBP: 0.260, SLG: 0.373	0-0 F8		0-0 1-3		0-0 1B		0-0 F8			4 0 1 0 0 0 1																							
Dave Cash, R (1, 4) OBP: 0.364, SLG: 0.418	0-0 5-3 BB 1B		0-3 K2-3		0-0 F7			0-0 5-3		4 0 1 0 0 1 1																							
Al Oliver, L (1, 8) OBP: 0.323, SLG: 0.480	4-0 1-2 5-3 BB			0-3 K		0-0 L8		0-0 F8 1B 1B		3 0 1 0 1 1 0																							
Willie Stargell, L (1, 7) OBP: 0.391, SLG: 0.640	0-0 1-2 2-3 5-3			4-0 BB E BB		0-0 F7		0-0 1-2 1B		3 0 1 0 1 0 2																							
Manny Sanguillen, R (1, 9) OBP: 0.312, SLG: 0.493	0-0 F4			0-0 1-2 E4		0-0 HR		0-0 F8 2-3		4 1 1 1 0 0 5																							
Bob Robertson, R (1, 3) OBP: 0.384, SLG: 0.465		0-0 F3		0-0 L7		0-0 F6		0-0 G3		4 0 0 0 0 0 4																							
Richie Hebner, L (1, 5) OBP: 0.364, SLG: 0.429		0-0 F5		0-0 4-3			0-0 HR	0-0 3-1		4 1 1 1 0 0 2																							
Milt May, L (1, 2) OBP: 0.337, SLG: 0.392		0-0 G3			0-0 F6		4-0 BB G5-4-3	0-0 L5-3		2 0 0 0 1 0 0																							
Bob Moose, R (7, PR) OBP: 0.167, SLG: 0.107										0 0 0 0 0 0 0																							
Jerry McNertney, R (7, 2) OBP: 0.250, SLG: 0.250										0 0 0 0 0 0 0																							
Gene Clines, R (9, PH) OBP: 0.298, SLG: 0.345										1 0 0 0 0 0 0																							
Luke Walker, L (1, 1) OBP: 0.167, SLG: 0.167			0-0 1-3		0-0 6-3			0-0 4-3		2 0 0 0 0 0 0																							
Bob Johnson, L (5, 1) OBP: 0.237, SLG: 0.296										0 0 0 0 0 0 0																							
Richie Zisk, R (7, PH) OBP: 0.237, SLG: 0.296										1 0 0 0 0 0 1																							
Ramon Hernandez, S (7, 1)										0 0 0 0 0 0 0																							
Tom Dettore, L (7, 1)										0 0 0 0 0 0 0																							
Vic Davalillo, L (9, PH) OBP: 0.204, SLG: 0.255							1-2			1 0 0 0 0 0 0																							
Inning Stats	R: 0 E: 0 K: 0 S: 4	H: 1 LOB: 2 BB: 1 P: 8	R: 0 E: 0 K: 0 S: 3	H: 0 LOB: 0 BB: 0 P: 3	R: 0 E: 0 K: 1 S: 5	H: 0 LOB: 0 BB: 0 P: 5	R: 0 E: 1 K: 1 S: 6	H: 0 LOB: 2 BB: 1 P: 10	R: 0 E: 0 K: 0 S: 4	H: 1 LOB: 1 BB: 0 P: 4	R: 1 E: 0 K: 0 S: 4	H: 1 LOB: 0 BB: 0 P: 4	R: 1 E: 0 K: 0 S: 3	H: 1 LOB: 1 BB: 1 P: 7	R: 0 E: 0 K: 0 S: 5	H: 2 LOB: 2 BB: 0 P: 5	R: 0 E: 0 K: 0 S: 3	H: 0 LOB: 0 BB: 0 P: 3	1B: 4 2B: 0 3B: 0 HR: 2	SF: 0 SAC: 0 DP: 1 HBP: 0	WP: 0 PB: 0 SB: 0 CS: 0	PA: 36											
PITCHER Phil Niekro, R (1, 1) ERA: 2.55	IP 9.0	WLS W	BF 36	H 6	R 2	ER 2	SO 2	BB 3	IBB 0	HBP 0	BLK 0	WP 0	HR 2	S 37	P 49	ERA 2.00	WHIP 1.000																
											PITCHER	IP	WLS	BF	H	R	ER	SO	BB	IBB	HBP	BLK	WP	HR	S	P	ERA	WHIP					

Pittsburgh Pirates @ Atlanta Braves
Atlanta Stadium, Atlanta, GA
Tue Jun 12 1973, 7:05 PM EDT
Att: 10,418 - Unknown

livebaseballscorecards.com

AB	33
R	2
H	6
RBI	2
BB	3
SO	2
LOB	16



Batter	1	2	3	4	5	6	7	8	9
Johnny Oates, L (1, 2) <small>OBP: 0.304, SLG: 0.317</small>	0-0 4-3		0-0 1-H HR		4-0 BB BB BB BB		0-3 K		
Ralph Garr, L (1, 9) <small>OBP: 0.266, SLG: 0.321</small>	0-0 1-3		0-0 4-3		0-0 L8		0-0 F7		
Darrell Evans, L (1, 5) <small>OBP: 0.386, SLG: 0.546</small>	0-0 1B		4-0 BB BB		4-0 1-2 BB BB		0-0 HR		
Hank Aaron, R (1, 7) <small>OBP: 0.340, SLG: 0.533</small> Sonny Jackson, L (7, PR) <small>OBP: 0.294, SLG: 0.240</small> (8, 7)	0-0 L7		0-0 6-3		0-0 F6		0-0 1B 1B		
Dusty Baker Jr., R (1, 8) <small>OBP: 0.344, SLG: 0.416</small>		0-0 F4		0-0 6-3	4-0 1-2 2-3 BB		0-0 1-2 FC6-4 1B		
Davey Johnson, R (1, 4) <small>OBP: 0.352, SLG: 0.461</small>		0-0 L5		0-0 6-3	0-0 F4		0-0 1-2f FC6-4		
Mike Lum, L (1, 3) <small>OBP: 0.337, SLG: 0.422</small>		0-3 K		0-0 HR		0-0 F9	4-0 BB BB BB	4-0 CS BB	
Marty Perez, R (1, 6) <small>OBP: 0.332, SLG: 0.337</small>			0-0 6-3	0-0 E4		0-3 K		0-0 1-2 F8	
Phil Niekro, R (1, 1) <small>OBP: 0.167, SLG: 0.208</small>			0-0 HR 1B	0-0 F9		0-3 K		0-0 F5	

Inning Stats	R: 0 E: 0 K: 0 S: 4	H: 1 LOB: 1 BB: 0 P: 4	R: 0 E: 0 K: 1 S: 5	H: 0 LOB: 0 BB: 0 P: 5	R: 2 E: 0 K: 0 S: 5	H: 2 LOB: 1 BB: 1 P: 9	R: 1 E: 1 K: 0 S: 5	H: 1 LOB: 1 BB: 0 P: 5	R: 0 E: 0 K: 0 S: 3	H: 0 LOB: 3 BB: 3 P: 15	R: 0 E: 0 K: 2 S: 7	H: 0 LOB: 0 BB: 0 P: 7	R: 1 E: 0 K: 1 S: 8	H: 3 LOB: 2 BB: 0 P: 8	R: 0 E: 0 K: 0 S: 2	H: 0 LOB: 0 BB: 1 P: 6
--------------	------------------------------	---------------------------------	------------------------------	---------------------------------	------------------------------	---------------------------------	------------------------------	---------------------------------	------------------------------	----------------------------------	------------------------------	---------------------------------	------------------------------	---------------------------------	------------------------------	---------------------------------

PITCHER	IP	WLS	BF	H	R	ER	SO	BB	IBB	HBP	BLK	WP	HR	S	P	ERA	WHIP
Luke Walker, L (1, 1) <small>ERA: 4.54</small>	4.1	L	21	4	3	3	1	3	0	0	0	0	2	20	32	6.23	1.615
Bob Johnson, R (5, 1) <small>ERA: 4.56</small>	1.2		6	0	0	0	2	1	0	0	0	0	0	9	13	0.00	0.600
Ramon Hernandez, L (7, 1) <small>ERA: 3.32</small>	0.2		4	2	1	1	1	0	0	0	0	0	1	6	6	13.50	3.000
Tom Dettore, R (7, 1) <small>ERA: 2.7</small>	1.1		5	1	0	0	0	1	0	0	0	0	0	4	8	0.00	1.500

BOTTOM

Pittsburgh Pirates @ Atlanta Braves
 Atlanta Stadium, Atlanta, GA

Tue Jun 12 1973, 7:05 PM EDT
 Att. 10,418 - Unknown

AB	R	H	RBI	BB	SO	LOB
3	1	1	2	1	1	0
4	0	0	0	0	0	1
2	1	2	1	2	0	0
4	0	1	0	0	0	4
0	0	0	0	0	0	0
3	0	1	0	1	0	0
4	0	0	0	0	0	5
3	1	1	1	1	1	0
4	0	0	0	0	1	1
4	1	1	0	0	1	1

AB	31
R	4
H	7
RBI	4
BB	5
SO	4
LOB	12

WP: 0 PA: 36
 PB: 0
 SB: 0
 CS: 1

1B: 4 SF: 0
 2B: 0 SAC: 0
 3B: 0 DP: 0
 HR: 3 HBP: 0



livebaseballscores.com

Batter 1 2 3 4 5 6 7 8 9 AB R H RBI BB SO LOB TOP

Rennie Stennett, R (1, 6) OBP: 0.250, SLG: 0.358	0-0 G3		0-0 1-3	0-0 F3		0-3 K		0-0 F9	5 0 0 0 0 1 4
Dave Cash, R (1, 4) OBP: 0.356, SLG: 0.410	0-0 5-3		0-0 F9		0-0 5-3		0-0 6-3		4 0 0 0 0 0 2
Al Oliver, L (1, 8) OBP: 0.326, SLG: 0.481	0-0 F5			0-0 BB HR 1B	0-0 5-3 1B		0-0 6-3		4 1 2 0 0 0 0
Willie Stargell, L (1, 7) Vic Davalillo, L (8, 7) OBP: 0.389, SLG: 0.632 OBP: 0.204, SLG: 0.255		0-0 G4-6-3 1B		0-3 K	0-0 5-3 1-2		0-3 K		4 0 1 0 0 2 2 0 0 0 0 0 0 0
Manny Sanguillen, R (1, 9) OBP: 0.311, SLG: 0.489		0-0 G4-6-3 1-2f		0-0 L8	0-0 6-3		0-0 1B 1B		4 0 1 0 0 0 3
Bob Robertson, R (1, 3) OBP: 0.386, SLG: 0.463		0-0 F4		4-0 1-2 HR BB		0-0 5-3	0-0 1-2 1B		3 1 1 0 1 0 0
Richie Hebner, L (1, 5) OBP: 0.367, SLG: 0.447			0-0 SH2-4 1B	0-0 1-H 2-H HR		0-0 F8	0-0 F9		4 1 2 3 0 0 2
Milt May, L (1, 2) OBP: 0.345, SLG: 0.397			0-0 SH2-4 1-2 1B	4-0 BB BB BB BB 1B		0-0 3-1	0-0 L6-3 1B		3 0 2 0 1 0 0
Dock Ellis, S (1, 1) Ramon Hernandez, S (4, 1) Steve Blass, R (5, 1) Bob Johnson, L (6, 1) Gene Clines, R (9, PH) OBP: 0.133, SLG: 0.103 OBP: 0.421, SLG: 0.474 OBP: 0.293, SLG: 0.339			0-0 SH2-4 1-2 2-3 1B	0-0 1-2 1B		0-3 K	0-0 L6-3 1-2 1B		1 0 1 0 0 0 0 0 0 0 0 0 0 0 0 0 0 0 0 0 0 1 0 0 0 0 1 0 1 0 0 0 0 0 1

Pittsburgh Pirates @ Atlanta Braves
 Atlanta Stadium, Atlanta, GA
 Wed Jun 13 1973, 7:05 PM EDT
 Att. 9,553 - Unknown

livebaseballscorecards.com

AB	34
R	3
H	10
RBI	3
BB	2
SO	4
LOB	14



Inning Stats	R: 0 E: 0 K: 0 S: 3	H: 0 LOB: 0 BB: 0 P: 3	R: 0 E: 0 K: 0 S: 3	H: 1 LOB: 0 BB: 0 P: 3	R: 0 E: 0 K: 0 S: 5	H: 2 LOB: 2 BB: 0 P: 5	R: 3 E: 0 K: 1 S: 8	H: 3 LOB: 2 BB: 2 P: 16	R: 0 E: 0 K: 0 S: 4	H: 1 LOB: 1 BB: 0 P: 4	R: 0 E: 0 K: 0 S: 3	H: 0 LOB: 0 BB: 0 P: 3	R: 0 E: 0 K: 2 S: 7	H: 0 LOB: 0 BB: 0 P: 7	R: 0 E: 0 K: 1 S: 7	H: 2 LOB: 2 BB: 0 P: 7	R: 0 E: 0 K: 0 S: 3	H: 1 LOB: 0 BB: 0 P: 3	1B: 9 2B: 0 3B: 0 HR: 1	SF: 0 SAC: 1 DP: 2 HBP: 0	WP: 0 PB: 0 SB: 0 CS: 0	PA: 37
--------------	------------------------------	---------------------------------	------------------------------	---------------------------------	------------------------------	---------------------------------	------------------------------	----------------------------------	------------------------------	---------------------------------	------------------------------	---------------------------------	------------------------------	---------------------------------	------------------------------	---------------------------------	------------------------------	---------------------------------	----------------------------------	------------------------------------	----------------------------------	--------

PITCHER Ron Reed, R (1, 1) ERA: 3.84	IP 9.0	WLS W	BF 37	H 10	R 3	ER 3	SO 4	BB 2	IBB 0	HBP 0	BLK 0	WP 0	HR 1	S 43	P 51	ERA 3.00	WHIP 1.333	PITCHER	IP	WLS	BF	H	R	ER	SO	BB	IBB	HBP	BLK	WP	HR	S	P	ERA	WHIP
--	--------	-------	-------	------	-----	------	------	------	-------	-------	-------	------	------	------	------	----------	------------	---------	----	-----	----	---	---	----	----	----	-----	-----	-----	----	----	---	---	-----	------

Batter	1	2	3	4	5	6	7	8	9
Johnny Oates, L (1, 2) <small>OBP: 0.301, SLG: 0.310</small> Paul Casanova, R (7, 2) <small>OBP: 0.200, SLG: 0.241</small>	0-0 3-1		0-0 3-1	0-0 G3	0-0 F2	4-0 1B BB		0-0 1B 2B	
Sonny Jackson, L (1, 7) <small>OBP: 0.287, SLG: 0.234</small> Dick Dietz, R (4, PH) <small>OBP: 0.463, SLG: 0.323</small> Frank Tepedino, L (4, PR) <small>OBP: 0.500, SLG: 0.667</small>	0-0 6-3		0-0 F7	4-0 HR IBB	0-0 4-3	0-0 G4-6-3 1B		0-0 1B	
Darrell Evans, L (1, 5) <small>OBP: 0.392, SLG: 0.559</small>	4-0 E 1B WP BB		0-0 S 1B	0-0 HR		0-0 G4-6-3 1B		0-0 F9	
Mike Lum, L (1, 3) <small>OBP: 0.342, SLG: 0.418</small>	0-0 E8 1B WP 1B		4-0 1-2 BB	0-0 F8		4-0 G3 1B BB	0-0 F5	0-0 F7	
Dusty Baker Jr., R (1, 8) <small>OBP: 0.345, SLG: 0.415</small>	0-0 1-3 1B		0-3 K	0-0 F7		0-0 1B G3 1B	0-0 6-3		
Ralph Garr, L (1, 9) <small>OBP: 0.268, SLG: 0.320</small>	0-0 F9			0-0 1B 1B	4-0 WP S 1B BB	0-0 G3	0-0 6-3		
Davey Johnson, R (1, 4) <small>OBP: 0.358, SLG: 0.464</small> Chuck Goggin, S (8, 4) <small>OBP: 0.304, SLG: 0.391</small>		0-0 G3		0-0 1B 1B	4-0 FC1-6 1B BB	0-0 1B 1B		0-0 4-3 1B 2B	
Marty Perez, R (1, 6) <small>OBP: 0.338, SLG: 0.340</small>		0-3 K		0-0 G3 1B HR 1B	0-0 FC1-6 1B	4-0 1B 1B BB		0-0 4-3	
Ron Reed, R (1, 1) <small>OBP: 0.205, SLG: 0.231</small>		0-0 6-3		0-0 1-2 HR G3 1B	0-0 FC1-6	0-0 1B WP 1B		0-0 2B 1B 1B	

Inning Stats	R: 2	H: 2	E: 1	LOB: 1	K: 0	BB: 1	S: 5	P: 9
	R: 0	H: 0	E: 0	LOB: 0	K: 1	BB: 0	S: 5	P: 5
	R: 0	H: 1	E: 0	LOB: 2	K: 1	BB: 1	S: 6	P: 10
	R: 6	H: 5	E: 0	LOB: 1	K: 0	BB: 1	S: 8	P: 12
	R: 1	H: 1	E: 0	LOB: 2	K: 0	BB: 2	S: 4	P: 12
	R: 6	H: 4	E: 0	LOB: 1	K: 0	BB: 4	S: 6	P: 22
	R: 0	H: 0	E: 0	LOB: 0	K: 0	BB: 0	S: 3	P: 3
	R: 3	H: 4	E: 0	LOB: 1	K: 0	BB: 0	S: 7	P: 7

AB	R	H	RBI	BB	SO	LOB
4	0	0	0	1	0	4
1	1	1	0	0	0	0
2	0	0	0	0	0	0
0	0	0	0	1	0	0
3	1	2	4	0	0	2
4	3	2	4	2	0	3
4	2	1	0	2	0	2
5	1	2	2	0	1	3
4	2	1	0	1	0	3
3	2	2	1	1	0	0
1	1	1	0	0	0	0
4	2	2	2	1	1	1
5	3	3	4	0	0	2

WP	HR	S	P	ERA	WHIP
4	0	49			
0	0	0			
2	0	0			
0	0	0			

PITCHER	IP	WLS	BF	H	R	ER	SO	BB	IBB	HBP	BLK	WP	HR	S	P	ERA	WHIP
Dock Ellis, R (1, 1) <small>ERA: 3.7</small>	3.1	L	20	7	7	7	2	2	2	0	0	1	0	21	33	18.90	2.700
Ramon Hernandez, L (4, 1) <small>ERA: 3.63</small>	0.2		3	1	1	1	0	0	0	0	0	0	1	3	3	13.50	1.500
Steve Blass, R (5, 1) <small>ERA: 9.34</small>	1.1		15	5	7	7	0	6	0	0	0	3	0	9	33	47.25	8.250
Bob Johnson, R (6, 1) <small>ERA: 5.08</small>	2.2		11	4	3	3	0	0	0	0	0	0	0	11	11	10.12	1.500

BOTTOM

Pittsburgh Pirates @ Atlanta Braves
 Atlanta Stadium, Atlanta, GA
 Wed Jun 13 1973, 7:05 PM EDT
 Att. 9,553 - Unknown

AB	40
R	18
H	17
RBI	17
BB	9
SO	2
LOB	20



1B: 14	SF: 0	WP: 4	PA: 49
2B: 2	SAC: 0	PB: 0	
3B: 0	DP: 1	SB: 2	
HR: 1	HBP: 0	CS: 0	

Batter	1	2	3	4	5	6	7	8	9	AB R H RBI BB SO LOB	TOP									
Gene Clines, R (1, 9) OBP: 0.290, SLG: 0.333	0-0 L9		0-0 L3		0-0 FC6-4 1B		0-0 L9			4 0 1 0 0 0 0										
Rennie Stennett, R (1, 4) OBP: 0.250, SLG: 0.362	0-0 2B		0-0 F9		0-0 FC6-4 1-2f			0-0 4-3		4 0 1 0 0 0 1										
Al Oliver, L (1, 8) OBP: 0.324, SLG: 0.476	0-3 K			0-0 F8		0-0 G6-3 1B		0-0 4-3		4 0 1 0 0 1 1										
Willie Stargell, L (1, 7) OBP: 0.391, SLG: 0.625	0-0 F3			4-0 BB BB		0-0 G6-3 1-2f		4-0 BB		2 0 0 0 2 0 2										
Manny Sanguillen, R (1, 2) OBP: 0.310, SLG: 0.489		0-0 F2		0-0 F6		0-0 WP 2B		0-0 F9		4 0 1 0 0 0 2										
Jerry McVertney, R (8, 2) OBP: 0.250, SLG: 0.250										0 0 0 0 0 0 0										
Bob Robertson, R (1, 3) OBP: 0.388, SLG: 0.458		0-0 F8		4-0 1-2 BB		4-0 2-3 BB		0-0 F6		2 0 0 0 2 0 0										
Gene Alley, R (1, 5) OBP: 0.289, SLG: 0.343		4-0 BB		0-0 F6		0-0 F9		0-0 6-3		3 0 0 0 1 0 4										
Jackie Hernandez, R (1, 6) OBP: 0.270, SLG: 0.250		0-0 F4			0-0 F4		0-0 F7		0-0 FC5-4 1B	4 0 1 0 0 0 1										
Bob Moose, R (1, 1) OBP: 0.156, SLG: 0.100			0-0 L6		0-0 5-3		0-0 F5		0-0 FC5-4 1-2f	2 0 0 0 0 0 0										
Fernando Gonzalez, R (7, PH) OBP: 0.231, SLG: 0.346										1 0 0 0 0 0 0										
Jim Rooker, R (7, 1)										0 0 0 0 0 0 0										
Richie Zisk, R (9, PH) OBP: 0.231, SLG: 0.278										1 0 0 0 0 0 1										
Inning Stats	R: 0 E: 0 K: 1 S: 6	H: 1 LOB: 1 BB: 0 P: 6	R: 0 E: 0 K: 0 S: 3	H: 0 LOB: 1 BB: 1 P: 7	R: 0 E: 0 K: 0 S: 3	H: 0 LOB: 2 BB: 2 P: 11	R: 0 E: 0 K: 0 S: 4	H: 1 LOB: 1 BB: 0 P: 4	R: 0 E: 0 K: 0 S: 4	H: 2 LOB: 2 BB: 1 P: 8	R: 0 E: 0 K: 0 S: 3	H: 0 LOB: 0 BB: 0 P: 3	R: 0 E: 0 K: 0 S: 3	H: 0 LOB: 1 BB: 1 P: 7	R: 0 E: 0 K: 0 S: 4	H: 1 LOB: 1 BB: 0 P: 4	1B: 3 2B: 2 3B: 0 HR: 0	SF: 0 SAC: 0 DP: 1 HBP: 0	WP: 1 PB: 0 SB: 0 CS: 0	PA: 36
PITCHER Fred Norman, L (1, 1) ERA: 3.8	IP: 9.0 WLS: W BF: 36 H: 5 R: 0 ER: 0 SO: 1 BB: 5 IBB: 0 HBP: 0 BLK: 0 WP: 1 HR: 0 S: 33 P: 53 ERA: 0.00 WHIP: 1.111																			
PITCHER	IP	WLS	BF	H	R	ER	SO	BB	IBB	HBP	BLK	WP	HR	S	P	ERA	WHIP			

Pittsburgh Pirates @ Cincinnati Reds
Riverfront Stadium, Cincinnati, OH

Fri Jun 15 1973, 7:05 PM EDT
Att. 27,029 - Unknown

livebaseballscorecards.com

AB	31
R	0
H	5
RBI	0
BB	5
SO	1
LOB	12



Batter	1	2	3	4	5	6	7	8	9
Pete Rose, S OBP: 0.383, SLG: 0.403 (1, 7) X	0-0 G5-3 E 1B		0-0 SF8 BB 1B 1-2 2-H	0-0 F7			0-0 6-3	1-0 HBP	
Joe Morgan, L OBP: 0.421, SLG: 0.513 (1, 4) X	0-0 F8		4-0 1B 2B BB	0-0 P5			4-0 1B 3-1 BB	0-0 F6	
Bobby Tolan, L OBP: 0.238, SLG: 0.296 (1, 8) X	0-0 E6 1-2		0-0 SF8 2-3 3-H		0-0 4-3		0-0 3-1 1-2	0-3 K	
Johnny Bench, R OBP: 0.349, SLG: 0.463 (1, 9) X	0-0 G5-3 2-3f		0-0 2B SF8 1B 1-3 3-H		0-0 F7		4-0 1B BB		
Tony Perez, R OBP: 0.379, SLG: 0.512 (1, 3) X		0-0 FC3-6 1B	0-0 SF8 2B 1-3 3-H		0-3 K		0-0 FC5-4 1B 1-3 2-H		
Dan Driessen, L OBP: 0.417, SLG: 0.429 (1, 5) X		0-0 FC3-6 1-2f	4-0 IBB		0-0 FC6-4 1B		0-0 FC5-4 1-2f		
Denis Menke, R OBP: 0.393, SLG: 0.260 (7, 5) X		0-0 G5-4-3 1-2f	0-0 IBB		0-0 FC6-4 1-2f		0-0 1-3		
Dave Concepcion, R OBP: 0.315, SLG: 0.407 (1, 6) X		0-0 G5-4-3 1-2f	0-0 SF8 2-3 3-H		0-0 FC6-4 1-2f		0-0 1-3		
Bill Plummer, R OBP: 0.250, SLG: 0.172 (1, 2) X			0-0 SH 1B		0-3 K 1-3		0-0 SH 1B		
Fred Norman, S OBP: 0.160, SLG: 0.125 (1, 1) X			0-0 SH BB 1B SF8 1-2	0-0 L7		0-0 6-3	0-0 SH HBP 1-3		

AB	R	H	RBI	BB	SO	LOB
4	1	2	1	0	0	0
3	2	0	0	2	0	4
4	0	0	1	0	1	5
3	1	1	1	1	0	2
4	0	3	2	0	1	0
2	0	1	0	1	0	1
1	0	0	0	0	0	2
3	0	0	1	0	0	2
4	1	2	0	0	1	3
2	1	0	0	0	0	1

BOTTOM

Pittsburgh Pirates @ Cincinnati Reds
Riverfront Stadium, Cincinnati, OH
Fri Jun 15 1973, 7:05 PM EDT
Att. 27,029 - Unknown

livebaseballscorecards.com

AB	30
R	6
H	9
RBI	6
BB	4
SO	3
LOB	20



Inning Stats		R	H	E	K	S	P	BB	IBB	HBP	BLK	WP	HR	S	P	ERA	WHIP
R: 0 H: 1 E: 1 K: 0 S: 4		1	1	0	0	4	2	0	0	0	0	0	0	29	37	7.50	1.333
R: 0 H: 1 E: 0 K: 0 S: 3		1	1	0	0	3	2	0	0	0	0	0	0	11	20	4.50	2.000
R: 5 H: 4 E: 0 K: 0 S: 8		4	2	0	2	16	1	1	0	0	0	0	0	0	0	0	0
R: 0 H: 0 E: 0 K: 1 S: 5		0	0	0	0	5	0	0	0	0	0	0	0	6	6	0	0
R: 1 H: 1 E: 0 K: 0 S: 4		1	2	0	0	12	0	0	0	0	0	0	0	0	0	0	0
R: 0 H: 1 E: 1 K: 1 S: 7		1	3	1	0	8	0	0	0	0	0	0	0	0	0	0	0

PITCHER		IP	WLS	BF	H	R	ER	SO	BB	IBB	HBP	BLK	WP	HR	S	P	ERA	WHIP
Bob Moose, R ERA: 3.63 (1, 1)		6.0	L	27	7	5	5	2	1	1	0	0	0	0	29	37	7.50	1.333
Jim Rooker, L ERA: 3.94 (7, 1)		2.0		12	2	1	1	1	2	0	1	0	0	0	11	20	4.50	2.000

WP	PA	ERA	WHIP
0	39		

Batter	1	2	3	4	5	6	7	8	9	AB R H RBI BB SO LOB	TOP											
Gene Clines, R (1, 9) OBP: 0.299, SLG: 0.338	0-0 L6-3		0-0 1B		0-0 FC4-6 HR		0-0 FC6 1B		0-3 K	5 1 2 1 0 1 2												
Rennie Stennett, R (1, 4) OBP: 0.248, SLG: 0.379	0-0 5-3		0-3 K		0-0 HR		0-0 FC6		0-0 F9	5 1 1 2 0 1 4												
Al Oliver, L (1, 8) OBP: 0.319, SLG: 0.467	0-0 F7			0-0 F7	0-0 6-3		0-0 F7			4 0 0 0 0 0 2												
Willie Stargell, L (1, 7) OBP: 0.393, SLG: 0.636		0-3 K		4-0 1B BB		0-0 4-3		0-0 HR		3 1 1 1 1 1 0												
Manny Sanguillen, R (1, 2) OBP: 0.309, SLG: 0.485		0-0 4-3		0-0 FC6-4 1B		0-0 F7		0-0 6-3		4 0 1 0 0 0 0												
Bob Robertson, R (1, 3) OBP: 0.386, SLG: 0.450		0-0 5-3		0-0 F7		0-0 6-3		4-0 G6-4-3 BB		3 0 0 0 1 0 2												
Gene Alley, R (1, 5) OBP: 0.297, SLG: 0.358			0-0 SH1-3 1B	0-0 FC6-4		0-0 4-3 1B 2B	0-0 G6-4-3			4 2 2 0 0 0 3												
Jackie Hernandez, R (1, 6) OBP: 0.275, SLG: 0.256			0-0 SH1-3		0-0 6-3		0-0 4-3		0-0 SH1-4 1B	3 0 1 0 0 0 1												
Nelson Briles, R (1, 1) OBP: 0.258, SLG: 0.419			0-0 F8		0-0 FC4-6 1B		0-0 FC6 1B		0-0 SH1-4	3 0 2 1 0 0 1												
Inning Stats	R: 0 E: 0 K: 0 S: 3	H: 0 LOB: 0 BB: 0 P: 3	R: 0 E: 0 K: 1 S: 5	H: 0 LOB: 0 BB: 0 P: 5	R: 1 E: 0 K: 1 S: 7	H: 2 LOB: 1 BB: 0 P: 7	R: 0 E: 0 K: 0 S: 4	H: 1 LOB: 2 BB: 1 P: 8	R: 2 E: 0 K: 0 S: 5	H: 2 LOB: 0 BB: 0 P: 5	R: 0 E: 0 K: 0 S: 3	H: 0 LOB: 0 BB: 0 P: 3	R: 1 E: 0 K: 0 S: 6	H: 3 LOB: 2 BB: 0 P: 6	R: 1 E: 0 K: 0 S: 3	H: 1 LOB: 0 BB: 1 P: 7	R: 0 E: 0 K: 1 S: 6	H: 1 LOB: 1 BB: 0 P: 6	1B: 7 2B: 1 3B: 0 HR: 2	SF: 0 SAC: 2 DP: 1 HBP: 0	WP: 0 PB: 0 SB: 0 CS: 0	PA: 38
PITCHER	IP WLS BF H R ER SO BB IBB HBP BLK WP HR S P ERA WHIP																					
Don Gullett, L (1, 1) ERA: 3.8	6.0 L 24 5 3 3 2 1 0 0 0 0 0 1 27 31 4.50 1.000																					
Pedro Borbon, R (7, 1) ERA: 2.65	0.2 5 3 1 1 0 0 0 0 0 0 0 0 5 5 13.50 4.500																					
Dave Tomlin, L (7, 1) ERA: 3.86	2.1 9 2 1 1 1 1 1 0 0 0 0 1 10 14 3.86 1.286																					

Pittsburgh Pirates @ Cincinnati Reds
Riverfront Stadium, Cincinnati, OH
Sat Jun 16 1973, 7:05 PM EDT
Att. 39,106 - Unknown

livebaseballscorecards.com

AB	34
R	5
H	10
RBI	5
BB	2
SO	3
LOB	15



Batter	1	2	3	4	5	6	7	8	9	AB R H RBI BB SO LOB
Pete Rose, S (1, 7) OBP: 0.378, SLG: 0.397	0-0 L8		0-3 K			0-0 L7			0-0 G1-6-3	4 0 0 0 0 1 1
Joe Morgan, L (1, 4) OBP: 0.423, SLG: 0.512	0-0 4-3 1B			0-0 F5		0-0 F2			0-0 1B	4 0 2 0 0 0 0
Bobby Tolan, L (1, 8) OBP: 0.238, SLG: 0.295	0-0 4-3 1-2			0-0 G6-4-3 1B			0-0 4-3		0-0 P5	4 0 1 0 0 0 2
Johnny Bench, R (1, 9) OBP: 0.345, SLG: 0.457	0-0 L9			0-0 G6-4-3 1-2f			0-0 4-3			3 0 0 0 0 0 2
Tony Perez, R (1, 3) OBP: 0.374, SLG: 0.505		0-0 F8			0-3 K			0-3 K		3 0 0 0 0 2 0
Dan Driessen, L (1, 5) OBP: 0.407, SLG: 0.417		0-3 K			0-0 1B			0-0 6-3		3 0 1 0 0 1 0
Dave Concepcion, R (1, 6) OBP: 0.311, SLG: 0.401		0-0 6-3			0-0 L8			0-0 P3		3 0 0 0 0 0 1
Bill Plummer, R (1, 2) OBP: 0.229, SLG: 0.156			0-0 F7		0-3 K			0-3 K		3 0 0 0 0 2 1
Don Gullett, R (1, 1) OBP: 0.276, SLG: 0.130			0-0 L9			0-0 F7			4-0 G1-6-3 BB	1 0 0 0 0 0 0
Cesar Geronimo, L (6, PH) OBP: 0.220, SLG: 0.237										1 0 0 0 0 0 0
Pedro Borbon, R (7, 1) OBP: 0.167, SLG: 0.167										0 0 0 0 0 0 0
Dave Tomlin, L (7, 1)										0 0 0 0 0 0 0
Phil Gagliano, R (9, PH) OBP: 0.326, SLG: 0.194										0 0 0 0 1 0 0

Inning Stats	R: 0 E: 0 K: 0 S: 4	H: 1 LOB: 1 BB: 0 P: 4	R: 0 E: 0 K: 1 S: 5	H: 0 LOB: 0 BB: 0 P: 5	R: 0 E: 0 K: 1 S: 5	H: 0 LOB: 0 BB: 0 P: 5	R: 0 E: 0 K: 0 S: 3	H: 1 LOB: 0 BB: 0 P: 3	R: 0 E: 0 K: 2 S: 8	H: 1 LOB: 1 BB: 0 P: 8	R: 0 E: 0 K: 0 S: 3	H: 0 LOB: 0 BB: 0 P: 3	R: 0 E: 0 K: 1 S: 5	H: 0 LOB: 0 BB: 0 P: 5	R: 0 E: 0 K: 1 S: 5	H: 0 LOB: 0 BB: 0 P: 5	R: 0 E: 0 K: 0 S: 3	H: 1 LOB: 1 BB: 1 P: 7	1B: 4 2B: 0 3B: 0 HR: 0	SF: 0 SAC: 0 DP: 2 HBP: 0
--------------	------------------------------	---------------------------------	------------------------------	---------------------------------	------------------------------	---------------------------------	------------------------------	---------------------------------	------------------------------	---------------------------------	------------------------------	---------------------------------	------------------------------	---------------------------------	------------------------------	---------------------------------	------------------------------	---------------------------------	----------------------------------	------------------------------------

PITCHER	IP	WLS	BF	H	R	ER	SO	BB	IBB	HBP	BLK	WP	HR	S	P	ERA	WHIP
Nelson Bries, R (1, 1) ERA: 3.02	9.0	W	30	4	0	0	6	1	0	0	0	0	0	41	45	0.00	0.556

BOTTOM

Pittsburgh Pirates @ Cincinnati Reds
Riverfront Stadium, Cincinnati, OH

livebaseballscorecards.com

AB	29
R	0
H	4
RBI	0
BB	1
SO	6
LOB	7



WP: 0	PA: 30
PB: 0	
SB: 0	
CS: 0	

Sat Jun 16 1973, 7:05 PM EDT
Att. 39,106 - Unknown

Batter	1	2	3	4	5	6	7	8	9	AB R H RBI BB SO LOB	TOP											
Gene Clines, R (1, 9) OBP: 0.296, SLG: 0.324	0-0 L5-3			0-0 L6-3		4-0 SH3 BB		0-3 K		3 0 0 0 1 1 0	Pittsburgh Pirates @ Cincinnati Reds Riverfront Stadium, Cincinnati, OH Sun Jun 17 1973, 3:33 AM EDT Unknown											
Rennie Stennett, R (1, 4) OBP: 0.243, SLG: 0.370	0-0 F8			0-0 5-3		0-0 SH3		0-0 P3	3 0 0 0 0 0 0													
Al Oliver, L (1, 8) OBP: 0.318, SLG: 0.461	0-0 6-3			1-0 HBP		0-0 4-3		0-0 6-3	3 0 0 0 0 0 1													
Willie Stargell, L (1, 7) OBP: 0.386, SLG: 0.623		0-0 4-3		0-0 F7		0-3 K		0-0 F7	4 0 0 0 0 1 2													
Richie Hebner, L (1, 5) OBP: 0.371, SLG: 0.450		0-0 G6-4-3 1B			0-0 1B FC6-4 1B		0-3 K		3 1 2 0 0 1 0													
Bob Robertson, R (1, 3) OBP: 0.380, SLG: 0.443		0-0 G6-4-3 1-2f			0-0 F9		0-0 F8		3 0 0 0 0 0 2													
Milt May, L (1, 2) OBP: 0.345, SLG: 0.396			0-3 K2-3		0-0 FC6-4 1B		0-3 K		3 0 1 0 0 2 0													
Jackie Hernandez, R (1, 6) OBP: 0.262, SLG: 0.244 Manny Sanguillen, R (8, PH) OBP: 0.308, SLG: 0.483 Gene Alley, R (8, 6) OBP: 0.297, SLG: 0.358			0-0 F9		0-0 FC6-4 1-2f 3-H		0-0 F7		2 0 0 1 0 0 1 1 0 0 0 0 0 0 0 0 0 0 0 0 0													
Luke Walker, L (1, 1) OBP: 0.143, SLG: 0.143 Richie Zisk, R (8, PH) OBP: 0.225, SLG: 0.270 Dave Giusti, R (8, 1) OBP: 0.667, SLG: 0.500			0-0 1-3		0-0 1-3		0-3 K		2 0 0 0 0 0 1 1 0 0 0 0 1 0 0 0 0 0 0 0 0													
Inning Stats	R: 0 E: 0 K: 0 S: 3	H: 0 LOB: 0 BB: 0 P: 3	R: 0 E: 0 K: 0 S: 3	H: 1 LOB: 0 BB: 0 P: 3	R: 0 E: 0 K: 1 S: 5	H: 0 LOB: 0 BB: 0 P: 5	R: 0 E: 0 K: 0 S: 3	H: 0 LOB: 1 BB: 0 P: 4	R: 1 E: 0 K: 0 S: 5	H: 2 LOB: 1 BB: 0 P: 5		R: 0 E: 0 K: 1 S: 5	H: 0 LOB: 1 BB: 1 P: 9	R: 0 E: 0 K: 2 S: 7	H: 0 LOB: 0 BB: 0 P: 7	R: 0 E: 0 K: 2 S: 7	H: 0 LOB: 0 BB: 0 P: 7	R: 0 E: 0 K: 0 S: 3	H: 0 LOB: 0 BB: 0 P: 3	1B: 3 2B: 0 3B: 0 HR: 0	SF: 0 SAC: 1 DP: 1 HBP: 1	WP: 0 PB: 0 SB: 0 CS: 0
PITCHER	IP WLS BF H R ER SO BB IBB HBP BLK WP HR S P ERA WHIP												PITCHER	IP WLS BF H R ER SO BB IBB HBP BLK WP HR S P ERA WHIP								
Jack Billingham, R (1, 1) ERA: 3.22 Tom Hall, L (6, 1) ERA: 3.8	5.1 W 20 3 1 1 1 1 1 0 1 0 0 0 20 25 1.69 0.750													3.2 S 11 0 0 0 5 0 0 0 0 0 0 0 21 21 0.00 0.000								

livebaseballscorecards.com

AB	28
R	1
H	3
RBI	1
BB	1
SO	6
LOB	7



Batter	1	2	3	4	5	6	7	8	9
Pete Rose, S (1, 7) OBP: 0.372, SLG: 0.390	0-0 6-3		0-0 L9	0-0 5-3		0-0 4-3			
Joe Morgan, L (1, 4) OBP: 0.420, SLG: 0.505	0-0 L9		0-0 4-3		4-0 L4 1B BB		0-0 P4		
Johnny Bench, R (1, 2) OBP: 0.347, SLG: 0.458	0-0 5-3		0-0 1B 1B		0-0 1-2 FC6-4 1B		0-0 F7		
Tony Perez, R (1, 3) OBP: 0.372, SLG: 0.500		0-0 5-3	0-0 1-3 1B		0-0 L4		0-0 P5		
Cesar Geronimo, L (8, 8) OBP: 0.220, SLG: 0.237									
Andy Kosco, R (1, 9) OBP: 0.391, SLG: 0.258		4-0 G4 2B BB	0-0 F3		0-0 FC6-4 1-2f		0-0 F8		
Denis Menke, R (8, 5) OBP: 0.391, SLG: 0.258									
Bobby Tolan, L (1, 8) OBP: 0.243, SLG: 0.303		0-0 G4		0-0 P5		0-0 E E 2B		0-0 CS 1B	
Dave Concepcion, R (1, 6) OBP: 0.314, SLG: 0.408		0-0 2-H 1B 2B		0-0 SH5-4 S 1B		0-0 L9		0-0 P4 1-2	
Dan Driessen, L (1, 5) OBP: 0.433, SLG: 0.423		0-0 2-H 1B		4-0 SH5-4 1-2 BB		0-0 E7 E			
Jack Billingham, R (1, 1) OBP: 0.051, SLG: 0.026		0-0 4-3		0-0 SH5-4 1-2 2-3		0-3 K 1-2 2-3 3-H			
Tom Hall, L (6, 1) OBP: 0.167, SLG: 0.167									

AB	R	H	RBI	BB	SO	LOB
4	0	0	0	0	0	3
3	0	0	0	1	0	0
4	0	2	0	0	0	0
4	0	1	0	0	0	2
0	0	0	0	0	0	0
2	1	0	0	1	0	3
1	0	0	0	0	0	0
4	1	2	0	0	0	1
4	1	2	1	0	0	2
2	0	1	1	1	0	1
1	0	0	0	0	0	1
1	0	0	0	0	1	1

BOTTOM

Pittsburgh Pirates @ Cincinnati Reds
Riverfront Stadium, Cincinnati, OH
Sun Jun 17 1973, 3:33 AM EDT
Unknown

livebaseballscorecards.com

AB	30
R	3
H	8
RBI	2
BB	3
SO	1
LOB	14



1B: 6	SF: 0	WP: 0	PA: 34
2B: 3	SAC: 1	PB: 0	
3B: 0	DP: 1	SB: 1	
HR: 0	HBP: 0	CS: 1	

Inning Stats														
R	H	E	K	S	R	H	E	K	S	R	H	E	K	S
0	0	0	0	3	2	2	0	5	0	0	0	0	0	0
0	0	0	0	3	0	0	0	0	0	0	0	0	0	0
0	0	0	0	3	0	0	0	0	0	0	0	0	0	0
0	0	0	0	3	0	0	0	0	0	0	0	0	0	0
0	0	0	0	3	0	0	0	0	0	0	0	0	0	0
0	0	0	0	3	0	0	0	0	0	0	0	0	0	0
0	0	0	0	3	0	0	0	0	0	0	0	0	0	0
0	0	0	0	3	0	0	0	0	0	0	0	0	0	0
0	0	0	0	3	0	0	0	0	0	0	0	0	0	0
0	0	0	0	3	0	0	0	0	0	0	0	0	0	0

PITCHER														
IP	WLS	BF	H	R	ER	SO	BB	IBB	HBP	BLK	WP	HR	S	P
7.0	L	31	7	3	2	1	3	0	0	0	0	0	30	42
1.0		3	1	0	0	0	0	0	0	0	0	0	3	3

ERA	WHIP
4.25	1.429
1.1	1.000

Batter	1	2	3	4	5	6	7	8	9	AB R H RBI BB SO LOB	TOP	
Gene Clines, R (1, 9) OBP: 0.307, SLG: 0.324	4-0 1B G4-3 BB		x 0-0 L6-3		x 0-0 L9			x 0-0 4-3 1B		3 1 1 0 1 0 1		
Rennie Stennett, R (1, 4) OBP: 0.243, SLG: 0.367	x 0-0 1-3 G4-3 1B		x 0-0 F9			x 0-0 L6		x 0-0 1-2 4-3		4 0 1 0 0 0 1		
Al Oliver, L (1, 8) OBP: 0.316, SLG: 0.457	x 0-0 1-2f 3-H G4-3			x 0-0 F7		x 0-0 1B		x 0-0 4-3		4 0 1 0 0 0 2		
Richie Zisk, R (1, 7) OBP: 0.227, SLG: 0.268	x 0-0 FC5-4 1B			x 0-0 5-3		x 0-0 F7		x 0-0 F8		4 0 1 0 0 0 1		
Manny Sanguillen, R (1, 2) OBP: 0.307, SLG: 0.480	x 0-0 1-2f FC5-4			x 0-0 1B		x 0-0 F5		x 0-0 5-3		4 0 1 0 0 0 2		
Bob Robertson, R (1, 3) OBP: 0.378, SLG: 0.439		x 0-0 6-3		x 0-3 K		x 0-0 F7		x 0-0 1B		4 0 1 0 0 1 1		
Richie Hebner, L (1, 5) OBP: 0.369, SLG: 0.446		x 0-0 P6			x 0-0 F8		x 0-0 G6-4-3 1B		x 0-0 P4	4 0 1 0 0 0 1		
Gene Alley, R (1, 6) OBP: 0.298, SLG: 0.357		x 0-0 6-3			x 0-0 1B		x 0-0 1-2f G6-4-3			3 0 1 0 0 0 1		
Tom Dettore, L (1, 1) Jim Rooker, R (3, 1) Fernando Gonzalez, R (8, PH) Bob Johnson, L (8, 1)			x 0-3 K		x 0-0 F7			x 0-0 P3		1 0 0 0 0 1 0 1 0 0 0 0 0 1 1 0 0 0 0 0 0 0 0 0 0 0 0 0		
Inning Stats	R: 1 H: 2 E: 0 LOB: 1 K: 0 BB: 1 S: 4 P: 8	R: 0 H: 0 E: 0 LOB: 0 K: 0 BB: 0 S: 3 P: 3	R: 0 H: 0 E: 0 LOB: 0 K: 1 BB: 0 S: 5 P: 5	R: 0 H: 1 E: 0 LOB: 1 K: 1 BB: 0 S: 6 P: 6	R: 0 H: 1 E: 0 LOB: 1 K: 0 BB: 0 S: 4 P: 4	R: 0 H: 1 E: 0 LOB: 1 K: 0 BB: 0 S: 4 P: 4	R: 0 H: 1 E: 0 LOB: 0 K: 0 BB: 0 S: 3 P: 3	R: 0 H: 1 E: 0 LOB: 1 K: 0 BB: 0 S: 4 P: 4	R: 0 H: 1 E: 0 LOB: 1 K: 0 BB: 0 S: 4 P: 4	1B: 8 SF: 0 2B: 0 SAC: 0 3B: 0 DP: 2 HR: 0 HBP: 0	WP: 0 PA: 34 PB: 0 SB: 0 CS: 0	
PITCHER Ross Grimsley, L (1, 1) ERA: 2.81	IP WLS BF H R ER SO BB IBB HBP BLK WP HR S P ERA WHIP											PITCHER IP WLS BF H R ER SO BB IBB HBP BLK WP HR S P ERA WHIP

Pittsburgh Pirates @ Cincinnati Reds
Riverfront Stadium, Cincinnati, OH

Sun Jun 17 1973, 3:38 AM EDT
Att: 50,232 - Unknown

livebaseballscorecards.com

AB	33
R	1
H	8
RBI	0
BB	1
SO	2
LOB	11



BOTTOM

Pittsburgh Pirates @ Cincinnati Reds
Riverfront Stadium, Cincinnati, OH

Sun Jun 17 1973, 3:38 AM EDT
Att. 50,232 - Unknown

livebaseballscorecards.com

AB	31
R	5
H	9
RBI	5
BB	6
SO	5
LOB	17



WP:	0	PA:	38
PB:	0	SB:	1
CS:	0		

AB R H RBI BB SO LOB

5 1 1 0 0 0 3

5 1 2 0 0 0 2

3 1 1 2 1 1 1

3 1 1 1 1 1 2

4 1 1 0 0 0 5

3 0 1 0 1 1 0

2 0 1 2 2 0 0

3 0 0 0 0 2 3


1B:	6	SF:	0
2B:	3	SAC:	1
3B:	0	DP:	0
HR:	0	HBP:	0

Batter	1	2	3	4	5	6	7	8	9
Pete Rose, S OBP: 0.369, SLG: 0.386 (1, 7)	0-0 F8		0-0 1B 2B 1B	0-0 4-3		0-0 L6		0-0 F8	
Joe Morgan, L OBP: 0.420, SLG: 0.507 (1, 4)	0-0 6-3		0-0 1-3 2B 1B	0-0 4-3			0-0 FC6-4 2B	0-0 L9	
Johnny Bench, R OBP: 0.349, SLG: 0.461 (1, 9)	4-0 BB 1B BB		0-0 6-3 1-1 1B 2B	0-0 F8			0-3 K		
Tony Perez, R OBP: 0.375, SLG: 0.498 (1, 3)	0-0 BB 1B		0-0 6-3		0-0 L9		4-0 FC6-4 IBB		
Denis Menke, R OBP: 0.391, SLG: 0.258 (9, 5)	1-2 BB 1B		2-3		0-3 K		0-0 FC6-4 1-2f 2-3		
Dan Driessen, L OBP: 0.441, SLG: 0.414 (1, 5) (9, 3)	4-0 1-2 2-3 BB		0-0 E 2B 1B		0-0 F5		0-0 5-3		
Bobby Tolan, L OBP: 0.243, SLG: 0.302 (1, 8)	0-0 4-3		0-0 E9 1-3 2B 1B						
Darrel Chaney, S OBP: 0.267, SLG: 0.192 (1, 6)		0-0 4-3	4-0 2B IBB			0-3 K		0-0 FC5-6 BB 1B	
Bill Plummer, R OBP: 0.282, SLG: 0.206 (1, 2)		0-0 P5	0-0 1-1 2-H 2-H 3-H 2B			4-0 SH2-4 BB		4-0 FC5-6 BB	
Ross Grimsley, L OBP: 0.030, SLG: 0.030 (1, 1)		0-3 K	0-3 K			0-0 SH2-4 1-2		0-0 FC5-6 1-2 2-3f	

Inning Stats	R: 0	H: 1	E: 0	LOB: 3	K: 0	S: 4	P: 12	R: 0	H: 0	E: 0	LOB: 0	K: 1	S: 5	R: 5	H: 6	E: 1	LOB: 1	K: 1	S: 10	R: 0	H: 0	E: 0	LOB: 0	K: 0	S: 3	R: 0	H: 0	E: 0	LOB: 0	K: 1	S: 5	R: 0	H: 0	E: 0	LOB: 1	K: 1	S: 9	R: 0	H: 1	E: 0	LOB: 2	K: 1	S: 6	R: 0	H: 1	E: 0	LOB: 2	K: 0	S: 4
--------------	------	------	------	--------	------	------	-------	------	------	------	--------	------	------	------	------	------	--------	------	-------	------	------	------	--------	------	------	------	------	------	--------	------	------	------	------	------	--------	------	------	------	------	------	--------	------	------	------	------	------	--------	------	------

PITCHER	IP	WLS	BF	H	R	ER	SO	BB	IBB	HBP	BLK	WP	HR	S	P	ERA	WHIP
Tom Dettore, R ERA: 9.0 (1, 1)	2.2	L	17	7	5	5	1	2	1	0	0	0	0	16	28	16.88	3.375
Jim Rooker, L ERA: 3.47 (3, 1)	4.1		16	1	0	0	4	1	1	0	0	0	0	22	30	0.00	0.462
Bob Johnson, R ERA: 4.91 (8, 1)	1.0		5	1	0	0	0	1	0	0	0	0	0	4	8	0.00	2.000

WP	HR	S	P	ERA	WHIP
0	0	0	0	0.00	0.462
0	0	0	0	0.00	2.000

Batter	1	2	3	4	5	6	7	8	9	AB R H RBI BB SO LOB	TOP																						
Rick Monday, L (1, 8) OBP: 0.393, SLG: 0.527	0-3 K		0-0 2-H 2B			0-0 F8			0-0 4-3	4 0 1 1 0 1 0	Chicago Cubs @ Pittsburgh Pirates Three Rivers Stadium, Pittsburgh, PA Mon Jun 18 1973, 7:05 PM EDT Att. 11,470 - Unknown - 80 F livebaseballscorecards.com AB 29 R 1 H 3 RBI 1 BB 0 SO 8 LOB 4 																						
Glenn Beckert, R (1, 4) OBP: 0.332, SLG: 0.324	0-0 5-3		0-0 L9			0-0 6-3			0-0 6-3	4 0 0 0 0 0 1																							
Billy Williams, L (1, 7) OBP: 0.387, SLG: 0.480	0-0 4-3					0-0 4-1			0-3 K	4 0 1 0 0 1 0																							
Pat Bourque, L (1, 3) OBP: 0.351, SLG: 0.508		0-0 3-1				0-0 F7			0-0 3-4-1	3 0 0 0 0 0 1																							
Ron Santo, R (1, 5) OBP: 0.396, SLG: 0.479		0-3 K				0-0 P6			0-0 F5	3 0 0 0 0 1 1																							
Jose Cardenal, R (1, 9) OBP: 0.375, SLG: 0.485		0-0 6-3				0-3 K			0-3 K	3 0 0 0 0 2 1																							
Randy Hundley, R (1, 2) OBP: 0.278, SLG: 0.364			0-0 P6			0-0 6-3			0-3 K	3 0 0 0 0 1 0																							
Don Kessinger, S (1, 6) OBP: 0.370, SLG: 0.347			0-0 SH1-4 2B 1B			0-0 4-3			0-0 F7	3 1 1 0 0 0 0																							
Fergie Jenkins, R (1, 1) OBP: 0.136, SLG: 0.075 Adrian Garrett, L (8, PH) OBP: 0.095, SLG: 0.200 Bob Locker, S (8, 1) OBP: 0.100, SLG: 0.100			0-0 SH1-4 1-2			0-3 K			0-3 K	1 0 0 0 0 1 0 1 0 0 0 0 1 0 0 0 0 0 0 0 0																							
Inning Stats	R: 0 E: 0 K: 1 S: 5	H: 0 LOB: 0 BB: 0 P: 5	R: 0 E: 0 K: 1 S: 5	H: 0 LOB: 0 BB: 0 P: 5	R: 1 E: 0 K: 0 S: 5	H: 2 LOB: 1 BB: 0 P: 5	R: 0 E: 0 K: 1 S: 6	H: 1 LOB: 1 BB: 0 P: 6	R: 0 E: 0 K: 1 S: 5	H: 0 LOB: 0 BB: 0 P: 5	R: 0 E: 0 K: 0 S: 3	H: 0 LOB: 0 BB: 0 P: 3	R: 0 E: 0 K: 1 S: 5	H: 0 LOB: 0 BB: 0 P: 5	R: 0 E: 0 K: 2 S: 7	H: 0 LOB: 0 BB: 0 P: 7	R: 0 E: 0 K: 1 S: 5	H: 0 LOB: 0 BB: 0 P: 5	1B: 2 2B: 1 3B: 0 HR: 0	SF: 0 SAC: 1 DP: 0 HBP: 0	WP: 0 PB: 0 SB: 0 CS: 0	PA: 30											
PITCHER Dock Ellis, R (1, 1) ERA: 3.44	IP 9.0	WLS W	BF 30	H 3	R 1	ER 1	SO 8	BB 0	IBB 0	HBP 0	BLK 0	WP 0	HR 0	S 46	P 46	ERA 1.00	WHIP 0.333																
											PITCHER	IP	WLS	BF	H	R	ER	SO	BB	IBB	HBP	BLK	WP	HR	S	P	ERA	WHIP					

Batter	1	2	3	4	5	6	7	8	9	AB R H RBI BB SO LOB
Gene Clines, R (1, 9) OBP: 0.342, SLG: 0.360	0-0 FC4-6 1B		0-0 2B 1B		0-0 G6-4-3 1B		0-0 G6-4-3 1B			4 1 4 0 0 0 0
Dave Cash, R (1, 4) OBP: 0.354, SLG: 0.411	0-0 FC4-6 1-2f		0-0 G3 1-H 2B		0-0 G6-4-3 1-2f		0-0 G6-4-3 1-2f			4 0 1 1 0 0 3
Al Oliver, L (1, 8) OBP: 0.320, SLG: 0.458	0-0 FC4-6 1-2f		0-0 G3 2-3		0-0 1B		0-0 1B			4 0 2 0 0 0 2
Willie Stargell, L (1, 7) OBP: 0.379, SLG: 0.610	0-0 F7		0-3 K		0-0 G3		0-0 F8			4 0 0 0 0 1 4
Manny Sanguillen, R (1, 2) OBP: 0.308, SLG: 0.480		0-0 L6		0-0 5-3 2B		0-0 1-3		0-0 5-3		4 0 1 0 0 0 0
Richie Hebner, L (1, 5) OBP: 0.371, SLG: 0.467		0-0 4-3		0-0 P6		0-0 HR		0-0 6-3 2B		4 1 2 1 0 0 1
Bob Robertson, R (1, 3) OBP: 0.380, SLG: 0.455		0-0 1B		0-0 5-3 2-3		0-0 HR		0-0 6-3 2-3		4 1 2 1 0 0 2
Gene Alley, R (1, 6) OBP: 0.304, SLG: 0.351		0-3 K		4-0 IBB		0-0 F9		4-0 S IBB		2 0 0 0 2 1 1
Dock Ellis, S (1, 1) OBP: 0.118, SLG: 0.091			0-0 1-3		0-0 5-3		0-0 5-3		0-3 K	4 0 0 0 0 1 4

Inning Stats	R: 0 E: 0 K: 0 S: 4	H: 1 LOB: 1 BB: 0 P: 4	R: 0 E: 0 K: 1 S: 6	H: 1 LOB: 1 BB: 0 P: 6	R: 1 E: 0 K: 1 S: 7	H: 2 LOB: 1 BB: 0 P: 7	R: 0 E: 0 K: 0 S: 4	H: 1 LOB: 2 BB: 1 P: 8	R: 0 E: 0 K: 0 S: 4	H: 2 LOB: 1 BB: 0 P: 4	R: 2 E: 0 K: 0 S: 5	H: 2 LOB: 0 BB: 0 P: 5	R: 0 E: 0 K: 0 S: 4	H: 2 LOB: 1 BB: 0 P: 4	R: 0 E: 0 K: 1 S: 6	H: 1 LOB: 2 BB: 1 P: 10
1B: 7 2B: 3 3B: 0 HR: 2	SF: 0 SAC: 0 DP: 2 HBP: 0	WP: 0 PB: 0 SB: 1 CS: 0														


PITCHER	IP	WLS	BF	H	R	ER	SO	BB	IBB	HBP	BLK	WP	HR	S	P	ERA	WHIP
Fergie Jenkins, R (1, 1) ERA: 3.38	7.0	L	31	11	3	3	2	0	0	0	0	0	2	34	38	3.86	1.571
Bob Locker, R (8, 1) ERA: 2.05	1.0		5	1	0	0	1	0	1	0	0	0	0	6	10	0.00	1.000

BOTTOM

Chicago Cubs @ Pittsburgh Pirates
 Three Rivers Stadium, Pittsburgh, PA

Mon Jun 18 1973, 7:05 PM EDT
 Att: 11,470 - Unknown - 80 F

AB	R	H	RBI	BB	SO	LOB
34	3	12	3	2	3	17



Batter	1	2	3	4	5	6	7	8	9	AB R H RBI BB SO LOB	TOP											
Rick Monday, L (1, 8) OBP: 0.397, SLG: 0.541	0-0 HR		1-0 HBP			0-0 K			0-0 E4	4 2 2 1 0 1 3												
Glenn Beckert, R (1, 4) OBP: 0.329, SLG: 0.322	0-0 4-3		0-0 L4			0-0 1B E	0-0 6-3		0-0 4-3	5 1 1 0 0 0 2												
Billy Williams, L (1, 7) OBP: 0.387, SLG: 0.476 Gene Hiser, L (9, PR) OBP: 0.377, SLG: 0.314	0-3 K		0-3 K			0-0 2B E	0-0 1-3		4-0 IBB	4 1 1 1 1 2 0 0 0 0 0 0 0 0												
Pat Bourque, L (1, 3) OBP: 0.329, SLG: 0.471	0-0 G3		0-0 P4			0-0 F3	0-0 F7		0-0 P4	5 0 0 0 0 0 4												
Ron Santo, R (1, 5) OBP: 0.394, SLG: 0.480		0-0 1B 2B		0-0 F7		0-0 E6 2B 1B		0-0 F8		4 1 1 0 0 0 1												
Jose Cardenal, R (1, 9) OBP: 0.381, SLG: 0.491		0-0 CS 1B		4-0 L9 6-3 BB		0-0 1B 2B		0-0 4-3		3 0 2 1 1 0 0												
Ken Rudolph, R (1, 2) OBP: 0.241, SLG: 0.358		0-3 K		0-0 6-3		0-0 4-3		0-0 CS 1B		4 0 1 0 0 1 4												
Don Kessinger, S (1, 6) OBP: 0.372, SLG: 0.347		0-0 CS	0-0 G3		0-0 L9	4-0 1B IBB		0-0 CS	0-0 E 1B	3 1 1 0 1 0 1												
Larry Gura, S (1, 1) OBP: 0.250, SLG: 0.182 Jack Aker, R (9, 1)		0-3 K		0-0 4-3		0-0 1B		0-3 K		4 0 1 1 0 2 2 0 0 0 0 0 0 0												
Inning Stats	R: 1 E: 0 K: 1 S: 6	H: 1 LOB: 0 BB: 0 P: 6	R: 0 E: 0 K: 1 S: 5	H: 2 LOB: 0 BB: 0 P: 5	R: 0 E: 0 K: 1 S: 5	H: 0 LOB: 1 BB: 0 P: 6	R: 0 E: 0 K: 1 S: 5	H: 0 LOB: 0 BB: 0 P: 5	R: 0 E: 0 K: 0 S: 3	H: 0 LOB: 1 BB: 1 P: 7	R: 4 E: 1 K: 1 S: 11	H: 5 LOB: 3 BB: 1 P: 15	R: 0 E: 0 K: 0 S: 3	H: 0 LOB: 0 BB: 0 P: 3	R: 0 E: 0 K: 0 S: 3	H: 1 LOB: 0 BB: 0 P: 3	R: 1 E: 1 K: 1 S: 7	H: 1 LOB: 2 BB: 1 P: 11	1B: 7 2B: 2 3B: 0 HR: 1	SF: 0 SAC: 0 DP: 0 HBP: 1	WP: 0 PB: 0 SB: 0 CS: 2	PA: 42
PITCHER	IP WLS BF H R ER SO BB IBB HBP BLK WP HR S P ERA WHIP																					
Bob Johnson, R (1, 1) ERA: 4.93	5.1 L 24 7 5 3 4 1 0 1 0 0 0 1 30 35 5.06 1.500																					
Tom Dettore, R (6, 1) ERA: 8.53	0.1 3 1 0 0 0 0 0 1 0 0 0 0 2 6 0.00 3.000																					
Jim Rooker, L (6, 1) ERA: 3.35	1.1 4 0 0 0 1 0 0 0 0 0 0 0 6 6 0.00 0.000																					
Dave Giusti, R (8, 1) ERA: 1.04	2.0 9 2 1 0 1 0 0 1 0 0 0 0 10 14 0.00 1.000																					

Chicago Cubs @ Pittsburgh Pirates
Three Rivers Stadium, Pittsburgh, PA
 Tue Jun 19 1973, 7:05 PM EDT
 Sunny - 70 F

livebaseballscorecards.com

AB	36
R	6
H	10
RBI	4
BB	3
SO	6
LOB	17



Batter	1	2	3	4	5	6	7	8	9	AB R H RBI BB SO LOB	TOP														
Rick Monday, L (1, 8) OBP: 0.396, SLG: 0.552 Glenn Beckert, R (8, PH) OBP: 0.328, SLG: 0.320 Cleo James, R (8, 8) OBP: 0.161, SLG: 0.133	0-0 L8		0-3 K			0-0 HR		0-0 F9		3 1 1 1 0 1 1 1 0 0 0 0 0 0 0 0 0 0 0 0 0	Chicago Cubs @ Pittsburgh Pirates Three Rivers Stadium, Pittsburgh, PA Tue Jun 19 1973, 7:05 PM EDT Att. 28,256 - Unknown - 70 F														
Don Kessinger, S (1, 6) OBP: 0.374, SLG: 0.354	0-0 1-3		0-0 1B			0-0 1B 2B		0-0 6-3		4 0 2 0 0 0 0															
Billy Williams, L (1, 7) OBP: 0.389, SLG: 0.475	0-0 P3					0-0 1B		0-0 E5		3 0 1 0 1 0 0															
Pat Bourque, L (1, 3) OBP: 0.317, SLG: 0.451 Jim Hickman, R (8, PH) OBP: 0.343, SLG: 0.235 (8, 3)		0-0 G3				0-0 L4		0-0 P4		3 0 0 0 0 0 3 1 0 0 0 0 0 1															
Ron Santo, R (1, 5) OBP: 0.388, SLG: 0.471		0-3 K				0-3 K			0-0 1-3	4 0 0 0 0 2 3															
Jose Cardenal, R (1, 9) OBP: 0.383, SLG: 0.496		0-0 1B				0-0 2B			0-0 P6	4 0 2 0 0 0 2															
Randy Hundley, R (1, 2) OBP: 0.283, SLG: 0.381		0-0 CS				0-0 BB			0-0 HR	3 2 1 1 1 1 0															
Paul Popovich, S (1, 4) OBP: 0.253, SLG: 0.203			0-0 2B			0-3 K			0-0 P3-1	4 0 1 1 0 1 2															
Bill Bonham, R (1, 1) OBP: 0.133, SLG: 0.133 Adrian Garrett, L (7, PH) OBP: 0.091, SLG: 0.190 Bob Locker, S (7, 1) OBP: 0.100, SLG: 0.100			0-0 B5-4			0-0 G4-6-3			0-0 F5	2 0 0 0 0 0 3 1 0 0 0 0 0 0 0 0 0 0 0 0 0															
Inning Stats	R: 0 E: 0 K: 0 S: 3	H: 0 LOB: 0 BB: 0 P: 3	R: 0 E: 0 K: 1 S: 5	H: 1 LOB: 0 BB: 0 P: 5	R: 1 E: 1 K: 1 S: 7	H: 2 LOB: 2 BB: 0 P: 7	R: 0 E: 0 K: 0 S: 2	H: 0 LOB: 0 BB: 1 P: 6	R: 0 E: 0 K: 1 S: 5	H: 1 LOB: 1 BB: 1 P: 9	R: 1 E: 0 K: 1 S: 8	H: 3 LOB: 2 BB: 0 P: 8	R: 0 E: 0 K: 1 S: 5	H: 0 LOB: 0 BB: 0 P: 5	R: 0 E: 1 K: 0 S: 4	H: 0 LOB: 1 BB: 0 P: 4	R: 1 E: 0 K: 0 S: 4	H: 1 LOB: 0 BB: 0 P: 4	1B: 3 2B: 3 3B: 0 HR: 2	SF: 0 SAC: 0 DP: 2 HBP: 0	WP: 0 PB: 0 SB: 1 CS: 1	PA: 36			
PITCHER	IP	WLS	BF	H	R	ER	SO	BB	IBB	HBP	BLK	WP	HR	S	P	ERA	WHIP								
Bob Moose, R (1, 1) ERA: 3.46	7.0		27	7	2	1	5	2	0	0	0	0	1	35	43	1.29	1.286								
Ramon Hernandez, L (8, 1) ERA: 3.52	0.2		3	0	0	0	0	0	0	0	0	0	0	3	3	0.00	0.000								
Dave Giusti, R (8, 1) ERA: 1.25	1.1	W	5	1	1	1	0	0	0	0	0	0	1	5	5	6.75	0.750								

AB	33
R	3
H	8
RBI	3
BB	2
SO	5
LOB	15



Batter	1	2	3	4	5	6	7	8	9	AB	R	H	RBI	BB	SO	LOB
Gene Clines, R (1, 8) OBP: 0.341, SLG: 0.393	0-0 L3		0-0 L6-3		0-0 P4-3 1B		0-0 P4-3 3B			4	0	2	0	0	0	0
Dave Cash, R (1, 4) OBP: 0.350, SLG: 0.405	0-0 P4-3		0-0 6-3		0-0 P4-3 1-2		0-0 P4			4	0	0	0	0	0	2
Al Oliver, L (1, 3) OBP: 0.309, SLG: 0.442	0-0 3-1		0-0 F7		0-3 K			0-0 6-3		4	0	0	0	0	1	1
Willie Stargell, L (1, 7) OBP: 0.387, SLG: 0.631		0-0 WP 1-3 1B		0-0 WP 5-3 1B		0-0 HR		0-3 K		4	2	3	1	0	1	0
Manny Sanguillen, R (1, 9) OBP: 0.297, SLG: 0.465		0-0 1-3		0-0 5-3		0-0 P4-3		0-0 1-3		4	0	0	0	0	0	2
Richie Hebner, L (1, 5) OBP: 0.367, SLG: 0.473		0-0 3-1		0-0 P6		0-3 K		0-0 F8		4	0	0	0	0	1	2
Milt May, L (1, 2) OBP: 0.351, SLG: 0.414		0-0 3B 1B		4-0 IBB		0-0 F8		0-0 HR		3	2	2	2	1	0	0
Jackie Hernandez, R (1, 6) OBP: 0.267, SLG: 0.295		0-0 1-H 3B		0-0 F9		0-3 K				3	0	1	1	0	1	2
Bob Moose, R (1, 1) OBP: 0.147, SLG: 0.094		0-3 K			0-3 K		0-0 G3			2	0	0	0	0	2	1
Vic Davalillo, L (7, PH) OBP: 0.200, SLG: 0.250										1	0	0	0	0	0	0
Ramon Hernandez, S (8, 1)										0	0	0	0	0	0	0
Dave Giusti, R (8, 1) OBP: 0.667, SLG: 0.500										0	0	0	0	0	0	0

Inning Stats	R: 0	H: 0	E: 0	K: 0	S: 3	P: 3	R: 2	H: 3	E: 0	K: 1	S: 8	P: 8	R: 0	H: 0	E: 0	K: 0	S: 3	R: 0	H: 1	E: 0	K: 0	S: 4	P: 8	R: 0	H: 1	E: 0	K: 2	S: 8	P: 8	R: 1	H: 1	E: 0	K: 1	S: 6	P: 6	R: 0	H: 1	E: 0	K: 1	S: 6	P: 6	R: 0	H: 0	E: 0	K: 1	S: 5	P: 5	R: 1	H: 1	E: 0	K: 0	S: 2	P: 2	1B: 4	2B: 0	3B: 2	HR: 2	SF: 0	SAC: 0	DP: 0	HBP: 0	WP: 2	HR: 1	S: 3	P: 4	ERA: 4.50	WHIP: 1.000	ERA: 3.86	WHIP: 0.857										
PITCHER	IP	WLS	BF	H	R	ER	SO	BB	IBB	HBP	BLK	WP	HR	S	P	ERA	WHIP																																																														
Bill Bonham, R (1, 1) ERA: 4.15	6.0		25	6	3	3	4	0	1	0	0	2	1	32	36	4.50	1.000																																																														
Bob Locker, R (7, 1) ERA: 2.14	2.1	L	9	2	1	1	2	0	0	0	0	0	1	13	13	3.86	0.857																																																														

BOTTOM

Chicago Cubs @ Pittsburgh Pirates
Three Rivers Stadium, Pittsburgh, PA

Tue Jun 19 1973, 7:05 PM EDT
Att: 28,256 - Unknown - 70 F

AB	33
R	4
H	8
RBI	4
BB	1
SO	6
LOB	10

livebaseballscorecards.com

Batter	1	2	3	4	5	6	7	8	9	AB R H RBI BB SO LOB	TOP																
Rick Monday, L (1, 8) OBP: 0.404, SLG: 0.551	4-0 FC6-4 BB	4-0 1B BB		4-0 CS BB		0-0 1B			0-0 F8	2 1 1 0 3 0 0																	
Glenn Beckert, R (1, 4) OBP: 0.329, SLG: 0.322	0-0 FC6-4 1B 1-2f	0-0 1B BB		0-0 6-3 BB		0-0 1B			0-0 6-3	5 1 2 1 0 0 3																	
Billy Williams, L (1, 7) OBP: 0.389, SLG: 0.473	0-0 1B BB	0-0 1B BB				0-0 L9			0-0 G3	5 1 2 1 0 0 2																	
Gene Hiser, L (9, 7) OBP: 0.377, SLG: 0.314	0-0 1B BB	0-0 1B BB							0-0 4-3	0 0 0 0 0 0 0																	
Pat Bourque, L (1, 3) OBP: 0.326, SLG: 0.486	0-0 F7	0-3 K				0-0 HR		1-0 CS HBP		3 1 1 1 0 1 4																	
Ron Santo, R (1, 5) OBP: 0.385, SLG: 0.467	0-0 1B BB		0-0 6-3		0-0 6-3			0-3 K		4 0 1 0 0 1 1																	
Carmen Fanzone, R (9, 5) OBP: 0.381, SLG: 0.629	1-2 2-3 1B							1-2 K		0 0 0 0 0 0 0																	
Jose Cardenal, R (1, 9) OBP: 0.384, SLG: 0.494	0-0 1B		0-0 5-3		4-0 BB			0-0 L6		3 0 1 2 1 0 0																	
Randy Hundley, R (1, 2) OBP: 0.277, SLG: 0.372		0-0 F7	0-0 6-3		0-0 F8			0-0 6-3		4 0 0 0 0 0 1																	
Don Kessinger, S (1, 6) OBP: 0.372, SLG: 0.350		4-0 SH1-4 BB		0-0 5-3		0-0 F7		0-0 F8		3 1 0 0 1 0 0																	
Rick Reuschel, R (1, 1) OBP: 0.167, SLG: 0.143		0-0 SH1-4		4-0 CS BB		0-3 K		0-0 P4		1 0 0 0 1 1 0																	
Jack Aker, R (7, 1)		1-2 BB		CS BB						1 0 0 0 0 0 0																	
Inning Stats	R: 2 E: 0 K: 0 S: 5	H: 3 LOB: 2 BB: 1 P: 9	R: 2 E: 0 K: 1 S: 7	H: 2 LOB: 2 BB: 2 P: 15	R: 0 E: 0 K: 0 S: 3	H: 0 LOB: 0 BB: 0 P: 3	R: 0 E: 0 K: 0 S: 2	H: 0 LOB: 1 BB: 2 P: 10	R: 1 E: 0 K: 0 S: 4	H: 1 LOB: 1 BB: 1 P: 8	R: 0 E: 0 K: 1 S: 7	H: 2 LOB: 2 BB: 0 P: 7	R: 0 E: 0 K: 1 S: 4	H: 0 LOB: 0 BB: 0 P: 5	R: 0 E: 0 K: 0 S: 3	H: 0 LOB: 0 BB: 0 P: 3	R: 0 E: 0 K: 0 S: 3	H: 0 LOB: 0 BB: 0 P: 3	1B: 7 2B: 0 3B: 0 HR: 1	SF: 0 SAC: 1 DP: 0 HBP: 1	WP: 0 PB: 0 SB: 0 CS: 3	PA: 39					
PITCHER	IP	WLS	BF	H	R	ER	SO	BB	IBB	HBP	BLK	WP	HR	S	P	ERA	WHIP										
Nelson Briles, R (1, 1) ERA: 3.35	1.2	L	12	5	4	4	0	3	0	0	0	0	0	9	21	21.60	4.800										
Tom Dettore, R (2, 1) ERA: 6.52	3.1		13	1	1	1	1	3	0	0	0	0	1	12	24	2.70	1.200										
Steve Blass, R (6, 1) ERA: 9.05	2.0		8	2	0	0	2	0	0	1	0	0	0	11	12	0.00	1.000										
Ramon Hernandez, L (8, 1) ERA: 3.24	2.0		6	0	0	0	0	0	0	0	0	0	0	6	6	0.00	0.000										

Chicago Cubs @ Pittsburgh Pirates
Three Rivers Stadium, Pittsburgh, PA

Wed Jun 20 1973, 7:05 PM EDT
Att. 17,895 - Unknown - 85 F

livebaseballscorecards.com

AB	31
R	5
H	8
RBI	5
BB	6
SO	3
LOB	11



Batter	1	2	3	4	5	6	7	8	9	AB R H RBI BB SO LOB	TOP	
Willie Mays, R (1, 8) <small>OBP: 0.256, SLG: 0.243</small> Jim Gosger, L (8, 7) <small>OBP: 0.298, SLG: 0.263</small>	4-0 		0-0 		0-0 			4-0 		2 0 1 0 2 0 1 0 0 0 0 0 0 0	New York Mets @ Pittsburgh Pirates Three Rivers Stadium, Pittsburgh, PA Thu Jun 21 1973, 7:05 PM EDT Att: 10,099 - Unknown	
Felix Millan, R (1, 4) <small>OBP: 0.311, SLG: 0.359</small>	0-0 		0-0 		0-0 			0-0 		4 0 0 0 0 0 4		
Rusty Staub, L (1, 9) <small>OBP: 0.364, SLG: 0.422</small>	0-0 			0-0 				0-0 		4 0 1 0 0 1 1		
John Milner, L (1, 3) <small>OBP: 0.338, SLG: 0.425</small>	0-3 			0-0 		0-0 		0-0 		4 0 0 0 0 1 2		
Jim Fregosi, R (1, 6) <small>OBP: 0.341, SLG: 0.280</small>		0-0 		0-0 		0-3 		0-3 		4 0 0 0 0 2 0		
Don Hahn, R (1, 7) <small>OBP: 0.348, SLG: 0.435</small> (8, 8)		0-3 		0-0 		0-0 		0-0 		4 0 2 0 0 1 0		
Ted Martinez, R (1, 5) <small>OBP: 0.268, SLG: 0.241</small>		0-3 		0-0 		0-0 		0-0 		4 0 0 0 0 1 3		
Duffy Dyer, R (1, 2) <small>OBP: 0.204, SLG: 0.196</small>			0-3 		0-0 		0-0 			3 0 1 0 0 1 0		
Jerry Koosman, R (1, 1) <small>OBP: 0.143, SLG: 0.118</small> Jim Beauchamp, R (8, PH) <small>OBP: 0.364, SLG: 0.370</small> Buzz Capra, R (8, 1) Tug McGraw, R (9, 1) <small>OBP: 0.167, SLG: 0.167</small>			0-3 		0-3 			0-0 		2 0 0 0 0 2 1 1 1 1 0 0 0 0 0 0 0 0 0 0 0 0 0 0 0 0 0 0		
Inning Stats	R: 0 H: 0 E: 0 LOB: 1 K: 1 BB: 1 S: 5 P: 9	R: 0 H: 0 E: 0 LOB: 0 K: 2 BB: 0 S: 7 P: 7	R: 0 H: 1 E: 0 LOB: 1 K: 2 BB: 0 S: 8 P: 8	R: 0 H: 2 E: 1 LOB: 2 K: 0 BB: 0 S: 5 P: 5	R: 0 H: 1 E: 0 LOB: 1 K: 1 BB: 0 S: 6 P: 6	R: 0 H: 0 E: 0 LOB: 0 K: 2 BB: 0 S: 7 P: 7	R: 0 H: 0 E: 0 LOB: 0 K: 0 BB: 0 S: 3 P: 3	R: 1 H: 1 E: 0 LOB: 0 K: 0 BB: 1 S: 3 P: 7	R: 0 H: 1 E: 0 LOB: 1 K: 1 BB: 0 S: 6 P: 6	1B: 4 SF: 0 2B: 1 SAC: 0 3B: 1 DP: 2 HR: 0 HBP: 0		WP: 0 PA: 34 PB: 0 SB: 0 CS: 0
PITCHER Luke Walker, L (1, 1) <small>ERA: 3.75</small>	IP WLS BF H R ER SO BB IBB HBP BLK WP HR S P ERA WHIP 9.0 W 34 6 1 1 9 2 0 0 0 0 0 0 50 58 1.00 0.889											PITCHER IP WLS BF H R ER SO BB IBB HBP BLK WP HR S P ERA WHIP

livebaseballscorecards.com

AB	32
R	1
H	6
RBI	0
BB	2
SO	9
LOB	12



Batter	1	2	3	4	5	6	7	8	9	AB R H RBI BB SO LOB
Gene Clines, R OBP: 0.344, SLG: 0.385 (1, 9)	0-0 G6-4-3 1B		0-0 L4-6-3 1-2			0-3 K			4-0 1B WP FC4-2-9-6 BB	3 0 1 0 1 1 1
Dave Cash, R OBP: 0.347, SLG: 0.396 (1, 4)	0-0 G6-4-3 1-2f			0-0 G3			0-0 5-3		0-0 1-3 FC4-2-9-6 1B	4 1 1 0 0 0 1
Al Oliver, L OBP: 0.311, SLG: 0.438 (1, 8)	0-0 1B			0-0 1-3			0-0 2B 1B		4-0 1-2 FC4-2-9-6 1B	3 1 2 0 1 0 0
Bob Robertson, R OBP: 0.365, SLG: 0.438 (1, 3)	0-0 F8			0-0 F9			0-3 K		0-0 FC4-2-9-6 1-2 2-H 3-H	4 0 0 0 0 1 4
Manny Sanguillen, R OBP: 0.300, SLG: 0.468 (1, 2)		0-0 F2			0-0 P6		0-0 1-H 2B			3 0 1 1 0 0 0
Richie Zisk, R OBP: 0.208, SLG: 0.244 (1, 7)		0-0 F9			0-3 K		0-3 K			3 0 0 0 0 2 1
Richie Hebner, L OBP: 0.365, SLG: 0.465 (1, 5)		0-0 6-3			0-0 P4			0-0 G3		3 0 0 0 0 0 0
Rennie Stennett, R OBP: 0.247, SLG: 0.366 (1, 6)			0-0 L4-6-3 1B			0-0 P6		0-0 5-3		3 0 1 0 0 0 0
Luke Walker, L OBP: 0.118, SLG: 0.118 (1, 1)			0-3 K			0-3 K		0-3 K		3 0 0 0 0 3 1

Inning Stats	R: 0 E: 0 K: 0 S: 4	H: 2 LOB: 1 BB: 0 P: 4	R: 0 E: 0 K: 0 S: 3	H: 0 LOB: 0 BB: 0 P: 3	R: 0 E: 0 K: 1 S: 5	H: 1 LOB: 0 BB: 0 P: 5	R: 0 E: 0 K: 0 S: 3	H: 0 LOB: 0 BB: 0 P: 3	R: 0 E: 0 K: 1 S: 5	H: 0 LOB: 0 BB: 0 P: 5	R: 0 E: 0 K: 2 S: 7	H: 0 LOB: 0 BB: 0 P: 7	R: 1 E: 0 K: 2 S: 9	H: 2 LOB: 1 BB: 0 P: 9	R: 0 E: 0 K: 1 S: 5	H: 0 LOB: 0 BB: 0 P: 5	R: 1 E: 0 K: 0 S: 2	H: 1 LOB: 1 BB: 2 P: 10	1B: 5 2B: 2 3B: 0 HR: 0	SF: 0 SAC: 0 DP: 3 HBP: 0	WP: 1 PB: 0 SB: 0 CS: 0	PA: 31	
PITCHER	IP	WLS	BF	H	R	ER	SO	BB	IBB	HBP	BLK	WP	HR	S	P	ERA	WHIP						
Jerry Koosman, L ERA: 2.54 (1, 1)	7.0		24	5	1	1	6	0	0	0	0	0	0	36	36	1.29	0.714						
Buzz Capra, R ERA: 4.76 (8, 1)	1.0	L	6	1	1	1	1	1	1	0	0	1	0	6	14	9.00	2.000						
Tug McGraw, L ERA: 4.7 (9, 1)	0.2		1	0	0	0	0	0	0	0	0	0	0	1	1	0.00	0.000						

BOTTOM

New York Mets @ Pittsburgh Pirates
Three Rivers Stadium, Pittsburgh, PA

Thu Jun 21 1973, 7:05 PM EDT
Att. 10,099 - Unknown

livebaseballscorecards.com

AB	29
R	2
H	6
RBI	1
BB	2
SO	7
LOB	8



Batter	1	2	3	4	5	6	7	8	9	AB R H RBI BB SO LOB	TOP	
Willie Mays, R (1, 8) X OBP: 0.253, SLG: 0.253 Don Hahn, R (9, 8) OBP: 0.348, SLG: 0.435	0-0 6-3	0-0 HR 2B 1-H 2-H 3-H		0-0 F8		0-0 G6-4-3 1-2f		0-0 P4	5 1 1 3 0 0 1 0 0 0 0 0 0 0			
Felix Millan, R (1, 4) S OBP: 0.309, SLG: 0.356	0-3 K	0-0 P4		0-0 G4-6-3 1B		0-0 6-3		0-0 5-3	5 0 1 0 0 1 1			
Rusty Staub, L (1, 9) X OBP: 0.366, SLG: 0.426	0-0 1B 2B	0-0 F8		0-0 G4-6-3 1-2f		4-0 4-3 BB			3 0 1 0 1 0 2			
John Milner, L (1, 3) X OBP: 0.348, SLG: 0.457	0-0 BB 1B 2-3	0-0 HR		0-0 BB 1B		0-0 4-3		0-0 1-2	4 1 3 2 0 0 1			
Ed Kranepool, L (1, 7) B OBP: 0.310, SLG: 0.361 Jim Gosger, L (9, 7) B OBP: 0.298, SLG: 0.263	4-0 1-2 BB	0-0 1B		0-0 F7		0-0 P5			3 0 1 0 1 0 2 0 0 0 0 0 0 0			
Wayne Garrett, L (1, 5) X OBP: 0.323, SLG: 0.347	0-0 P6	0-3 K		4-0 1-2 BB G4-6-3		0-0 F8		0-0 F8	3 0 0 0 1 1 4			
Jim Fregosi, R (1, 6) X OBP: 0.346, SLG: 0.288		0-0 1B 2B 1B	0-0 G3		0-0 G4-6-3 1-2f		0-0 G1-4-3 1B		4 1 2 0 0 0 2			
Ron Hodges, L (1, 2) B OBP: 0.300, SLG: 0.444		4-0 1-2 1B 2B BB	0-0 5-3		0-0 G6-4-3 1B		0-0 G1-4-3 1-2f		3 1 1 0 1 0 1			
George Stone, L (1, 1) X OBP: 0.429, SLG: 0.429		0-0 1-2 2-3 2B 1B	0-3 K		0-3 K		0-3 K		4 1 1 0 0 3 1			
Inning Stats	R: 0 E: 0 K: 1 S: 7 H: 2 LOB: 3 P: 11	R: 5 E: 0 K: 1 S: 10 H: 5 LOB: 1 BB: 1 P: 14	R: 0 E: 0 K: 1 S: 5 H: 0 LOB: 0 BB: 0 P: 5	R: 0 E: 0 K: 0 S: 3 H: 1 LOB: 0 BB: 0 P: 3	R: 0 E: 0 K: 0 S: 3 H: 1 LOB: 1 BB: 1 P: 7	R: 0 E: 0 K: 1 S: 5 H: 1 LOB: 0 BB: 0 P: 5	R: 0 E: 0 K: 0 S: 3 H: 0 LOB: 1 BB: 1 P: 7	R: 0 E: 0 K: 0 S: 3 H: 1 LOB: 0 BB: 0 P: 3	R: 0 E: 0 K: 1 S: 5 H: 0 LOB: 0 BB: 0 P: 5	1B: 8 2B: 2 3B: 0 HR: 1 SF: 0 SAC: 0 DP: 4 HBP: 0	WP: 0 PA: 38 PB: 0 SB: 0 CS: 0	
PITCHER	IP WLS BF H R ER SO BB IBB HBP BLK WP HR S P ERA WHIP	IP WLS BF H R ER SO BB IBB HBP BLK WP HR S P ERA WHIP										
Steve Blass, R (1, 1) ERA: 9.51 Jim Rooker, L (2, 1) ERA: 2.93 Ramon Hernandez, L (8, 1) ERA: 3.0	1.2 L 14 7 5 5 1 2 0 0 0 0 0 1 14 22 27.00 5.400	5.1 18 3 0 0 3 2 0 0 0 0 0 0 22 30 0.00 0.938	2.0 6 1 0 0 1 0 0 0 0 0 0 0 8 8 0.00 0.500									

New York Mets @ Pittsburgh Pirates
 Three Rivers Stadium, Pittsburgh, PA
 Fri Jun 22 1973, 7:05 PM EDT
 Att. 21,129 - Unknown

livebaseballscorecards.com

AB	34
R	5
H	11
RBI	5
BB	4
SO	5
LOB	15



Batter	1	2	3	4	5	6	7	8	9	10	AB	R	H	RBI	BB	SO	LOB	TOP	
Willie Mays, R (1, 8) <small>OBP: 0.263, SLG: 0.265</small> Don Hahn, R (8, 8) <small>OBP: 0.375, SLG: 0.458</small>											4	0	2	0	0	0	4	New York Mets @ Pittsburgh Pirates Three Rivers Stadium, Pittsburgh, PA Sat Jun 23 1973, 7:05 PM EDT Att. 24,337 - Unknown	
Ken Boswell, L (1, 5) <small>OBP: 0.256, SLG: 0.317</small> Ted Martinez, R (8, 4) <small>OBP: 0.266, SLG: 0.239</small>											4	0	1	0	0	1	4		1 0 0 0 0 1 1
Rusty Staub, L (1, 9) <small>OBP: 0.359, SLG: 0.417</small>											5	0	0	0	0	0	5		5 0 0 0 0 0 5
John Milner, L (1, 3) <small>OBP: 0.337, SLG: 0.441</small>											5	0	0	0	0	1	1		5 0 0 0 0 1 1
Ed Kranepool, L (1, 7) <small>OBP: 0.310, SLG: 0.360</small> George Theodore, R (8, PH) <small>OBP: 0.305, SLG: 0.295</small> (8, 7)											3	1	1	0	0	0	0		2 0 1 0 0 0 0
Wayne Garrett, L (1, 4) <small>OBP: 0.325, SLG: 0.349</small> (8, 5)											5	1	2	1	0	1	1		5 1 2 1 0 1 1
Jim Fregosi, R (1, 6) <small>OBP: 0.336, SLG: 0.278</small>											4	0	0	0	0	1	4		4 0 0 0 0 1 4
Ron Hodges, L (1, 2) <small>OBP: 0.375, SLG: 0.476</small>											3	0	2	1	1	0	1		3 0 2 1 1 0 1
Jim McAndrew, R (1, 1) <small>OBP: 0.412, SLG: 0.182</small> Tug McGraw, R (7, 1) <small>OBP: 0.167, SLG: 0.167</small> Jim Beauchamp, R (9, PH) <small>OBP: 0.353, SLG: 0.357</small> Phil Hennigan, R (9, 1) <small>OBP: 0.333, SLG: 0.333</small>											1	0	0	0	2	1	1		1 0 0 0 2 1 1
Inning Stats	R: 0 H: 2 E: 0 LOB: 1 K: 0 BB: 0 S: 4 P: 4	R: 0 H: 1 E: 0 LOB: 0 K: 0 BB: 0 S: 3 P: 3	R: 0 H: 1 E: 0 LOB: 1 K: 1 BB: 0 S: 6 P: 6	R: 0 H: 0 E: 0 LOB: 0 K: 0 BB: 0 S: 3 P: 3	R: 1 H: 2 E: 1 LOB: 3 K: 1 BB: 1 S: 8 P: 12	R: 1 H: 2 E: 0 LOB: 3 K: 0 BB: 2 S: 5 P: 13	R: 0 H: 0 E: 0 LOB: 0 K: 1 BB: 0 S: 5 P: 5	R: 0 H: 1 E: 0 LOB: 1 K: 0 BB: 0 S: 4 P: 4	R: 0 H: 1 E: 0 LOB: 1 K: 1 BB: 0 S: 6 P: 6	R: 0 H: 0 E: 0 LOB: 0 K: 2 BB: 0 S: 7 P: 7	1B: 10 SF: 0 2B: 1 SAC: 0 3B: 0 DP: 1 HR: 0 HBP: 0	WP: 0 PA: 42 PB: 0 SB: 2 CS: 0							
PITCHER Dock Ellis, R (1, 1) <small>ERA: 3.28</small> Ramon Hernandez, L (8, 1) <small>ERA: 2.7</small>	IP WLS BF H R ER SO BB IBB HBP BLK WP HR S P ERA WHIP 7.0 7 31 8 2 1 3 2 1 0 0 0 0 17 1.29 1.429																		

livebaseballscores.com



BOTTOM

New York Mets @ Pittsburgh Pirates
Three Rivers Stadium, Pittsburgh, PA

Sat Jun 23 1973, 7:05 PM EDT
 Att. 24,337 - Unknown

livebaseballscorecards.com

AB	39
R	3
H	10
RBI	3
BB	2
SO	3
LOB	15



WP:	1	PA:	41
FB:	0		
SB:	0		
CS:	0		

AB R H RBI BB SO LOB

5	1	2	0	0	0	1
5	1	2	0	0	0	2
5	0	0	0	0	2	4
4	0	1	1	1	1	1
5	0	1	1	0	0	2
4	1	2	0	0	0	0
3	0	0	0	1	0	1
4	0	0	0	0	0	3
2	0	1	0	0	0	1
1	0	1	1	0	0	0
0	0	0	0	0	0	0
0	0	0	0	0	0	0
1	0	0	0	0	0	0

Batter	1	2	3	4	5	6	7	8	9	10
Gene Clines, R (1, 9) OBP: 0.358, SLG: 0.400	F8		1-2 1B			L1-3	F8			1B
Dave Cash, R (1, 4) OBP: 0.341, SLG: 0.387	6-3		F7			E5 2B		1B		1B IBB
Al Oliver, L (1, 8) OBP: 0.308, SLG: 0.438	5-3			4-3		K		K		L8
Willie Stargell, L (1, 7) OBP: 0.392, SLG: 0.660		F8		F7		1-H 2B		K		1B IBB
Manny Sanguillen, R (1, 2) OBP: 0.294, SLG: 0.456		P4		5-3		P4		P4		1B
Richie Hebner, L (1, 5) OBP: 0.365, SLG: 0.464		L6			G6-4-3 WP 1B	4-3 1B		F8		
Bob Robertson, R (1, 3) OBP: 0.361, SLG: 0.429			6-3		4-0 BB	F8		5-3		
Rennie Stennett, R (1, 6) OBP: 0.247, SLG: 0.366			5-3		G6-4-3	4-3		F8		
Dock Ellis, S (1, 1) OBP: 0.139, SLG: 0.114					1-2 2-3	2-3				
Milt May, L (7, PH) OBP: 0.357, SLG: 0.417					4-3					6-3
Steve Blass, R (7, PR) OBP: 0.421, SLG: 0.474										
Ramon Hernandez, S (8, 1)										
Vic Davalillo, L (10, PH) OBP: 0.192, SLG: 0.240							3-H 1B			

Inning Stats	R: 0	H: 0	R: 0	H: 0	R: 0	H: 2	R: 0	H: 0	R: 1	H: 1	R: 1	H: 2	R: 0	H: 1	R: 0	H: 0	R: 1	H: 3
E: 0	LOB: 0	E: 0	LOB: 0	E: 0	LOB: 2	E: 0	LOB: 0	E: 1	LOB: 1	E: 0	LOB: 1	E: 0	LOB: 0	E: 0	LOB: 0	E: 0	LOB: 3	1B: 8
K: 0	BB: 0	K: 0	BB: 0	K: 0	BB: 0	K: 0	BB: 0	K: 1	BB: 0	K: 2	BB: 0	K: 0	BB: 0	K: 0	BB: 0	K: 0	BB: 1	2B: 2
S: 3	P: 3	S: 3	P: 3	S: 5	P: 5	S: 3	P: 3	S: 7	P: 7	S: 8	P: 8	S: 3	P: 3	S: 5	P: 9	S: 5	P: 9	3B: 0

PITCHER	IP	WLS	BF	H	R	ER	SO	BB	IBB	HBP	BLK	WP	HR	S	P	ERA	WHIP
Jim McAndrew, R (1, 1) ERA: 5.01	6.2		26	5	2	1	1	1	0	0	0	1	0	27	31	1.35	0.900
Tug McGraw, L (7, 1) ERA: 4.54	1.1		6	2	0	0	2	0	0	0	0	0	0	10	10	0.00	1.500
Phil Hennigan, R (9, 1) ERA: 3.58	1.2	L	9	3	1	1	0	0	1	0	0	0	0	8	12	5.40	1.800

Batter	1	2	3	4	5	6	7	8	9	AB R H RBI BB SO LOB	TOP											
Willie Mays, R (1, 8) <small>OBP: 0.260, SLG: 0.253</small> Don Hahn, R (8, PR) <small>OBP: 0.375, SLG: 0.458</small> (8, 8)	0-0 P3	0-0 F8		0-0 P4	0-0 F3			4-0 BB		4 0 0 0 1 0 3 0 0 0 0 0 0 0												
Felix Millan, R (1, 4) <small>OBP: 0.306, SLG: 0.350</small>	4-0 1B 2B BB	0-3 K		0-0 4-3	0-0 5-3			0-0 F7		4 1 0 0 1 1 2												
Rusty Staub, L (1, 9) <small>OBP: 0.353, SLG: 0.408</small>	0-0 F9			0-0 4-3	0-0 F8			0-0 F9		5 0 0 0 0 0 1												
John Milner, L (1, 3) <small>OBP: 0.345, SLG: 0.446</small>	0-0 2B 1-2 1B			0-0 2B 1B	0-0 FC3-6 1B			0-3 K		5 2 3 0 0 2 0												
Ed Kranepool, L (1, 7) George Theodore, R (9, PH) Jim Gosger, L (9, 7) <small>OBP: 0.298, SLG: 0.263</small>	0-0 2B 1-H 2-H			0-0 2B 1-H	0-0 FC3-6 1B 1-2			0-0 F8		4 1 2 3 0 0 1 1 0 0 0 0 0 0 0 0 0 0 0 0 0												
Wayne Garrett, L (1, 5) <small>OBP: 0.328, SLG: 0.349</small>	4-0 BB			0-0 F5	0-0 1B 1-2 FC6 1B			0-0 F2		3 1 1 0 1 0 1												
Ron Hodges, L (1, 2) <small>OBP: 0.383, SLG: 0.458</small>	0-3 K			4-0 HBP BB	0-0 FC6 1B 1-3 2-H			0-0 G3		3 0 1 1 1 1 2												
Ted Martinez, R (1, 6) <small>OBP: 0.272, SLG: 0.248</small>				1-0 2B 1-2 HBP	0-0 FC6 1B 2-3 3-H			0-3 K		3 0 1 1 0 1 1												
Tom Seaver, R (1, 1) <small>OBP: 0.220, SLG: 0.237</small>				0-0 4-3	0-3 K			0-3 K		4 0 0 0 0 3 6												
Inning Stats	R: 2 E: 0 K: 1 S: 7	H: 2 LOB: 2 BB: 2 P: 15	R: 0 E: 0 K: 2 S: 8	H: 1 LOB: 1 BB: 0 P: 8	R: 1 E: 0 K: 0 S: 5	H: 2 LOB: 3 BB: 1 P: 10	R: 0 E: 0 K: 0 S: 3	H: 0 LOB: 0 BB: 0 P: 3	R: 2 E: 0 K: 1 S: 9	H: 3 LOB: 2 BB: 0 P: 9	R: 0 E: 0 K: 1 S: 5	H: 0 LOB: 0 BB: 0 P: 5	R: 0 E: 0 K: 0 S: 3	H: 0 LOB: 0 BB: 0 P: 3	R: 0 E: 0 K: 2 S: 7	H: 0 LOB: 1 BB: 1 P: 11	R: 0 E: 0 K: 1 S: 5	H: 0 LOB: 0 BB: 0 P: 5	1B: 5 2B: 3 3B: 0 HR: 0	SF: 0 SAC: 0 DP: 0 HBP: 1	WP: 0 PB: 0 SB: 0 CS: 0	PA: 41
PITCHER	IP WLS BF H R ER SO BB IBB HBP BLK WP HR S P ERA WHIP																					
Bob Moose, R (1, 1) <small>ERA: 3.74</small>	5.0 L 28 8 5 5 4 3 0 1 0 0 0 0 32 45 9.00 2.200																					
Tom Detmore, R (6, 1) <small>ERA: 5.4</small>	2.0 6 0 0 0 1 0 0 0 0 0 0 0 8 8 0.00 0.000																					
Ramon Hernandez, L (8, 1) <small>ERA: 2.53</small>	2.0 7 0 0 0 3 1 0 0 0 0 0 0 12 16 0.00 0.500																					

New York Mets @ Pittsburgh Pirates
Three Rivers Stadium, Pittsburgh, PA

Sun Jun 24 1973, 3:33 AM EDT
 Att. 20,984 - Unknown

livebaseballscorecards.com

AB	36
R	5
H	8
RBI	5
BB	4
SO	8
LOB	17



Batter	1	2	3	4	5	6	7	8	9	AB	R	H	RBI	BB	SO	LOB
Gene Clines, R OBP: 0.345, SLG: 0.385 (1, 9)	0-0 F9	0-0 L4			0-0 L4-3		0-0 FC6-4			4	0	0	0	0	0	2
Dave Cash, R OBP: 0.339, SLG: 0.385 (1, 4)	0-0 6-3		0-0 F9		0-0 1B		0-0 F9			4	0	1	0	0	0	1
Al Oliver, L OBP: 0.307, SLG: 0.435 (1, 8)	0-0 HR 1B		0-0 4-3		0-0 F7			0-3 K		4	1	1	0	0	1	1
Willie Stargell, L OBP: 0.390, SLG: 0.667 (1, 7)	0-0 HR		0-0 F7			0-3 K		0-3 K		4	1	1	2	0	2	0
Manny Sanguillen, R OBP: 0.297, SLG: 0.457 (1, 2)	0-0 1B			0-0 1B		0-3 K		0-0 P5		4	0	2	0	0	1	0
Richie Hebner, L OBP: 0.364, SLG: 0.462 (1, 5)	0-0 F8			0-0 P6		0-0 FC5-4 1B			0-0 F8	1	0	0	0	0	0	1
Gene Alley, R OBP: 0.303, SLG: 0.342 (3, 5)										3	0	1	0	0	0	1
Bob Robertson, R OBP: 0.355, SLG: 0.421 (1, 3)		0-0 F9		0-0 F9		0-0 FC5-4 1-2f			0-0 F8	4	0	0	0	0	0	2
Rennie Stennett, R OBP: 0.247, SLG: 0.363 (1, 6)		0-0 4-3		0-0 F9			0-0 5-3		0-0 1B	4	0	1	0	0	0	1
Bob Moose, R OBP: 0.171, SLG: 0.094 (1, 1)		4-0 BB			0-3 K			0-0 FC6-4 1B		0	0	0	0	0	1	0
Fernando Gonzalez, R OBP: 0.207, SLG: 0.310 (5, PH)										1	0	0	0	0	0	1
Tom Dettore, L OBP: 0.207, SLG: 0.310 (6, 1)										0	0	0	0	0	0	0
Vic Davalillo, L OBP: 0.208, SLG: 0.255 (7, PH)										1	0	1	0	0	0	0
Ramon Hernandez, S OBP: 0.208, SLG: 0.255 (8, 1)										0	0	0	0	0	0	0
Milt May, L OBP: 0.355, SLG: 0.415 (9, PH)										1	0	0	0	0	0	1

Inning Stats	R: 2	H: 3	E: 0	LOB: 1	K: 0	BB: 0	S: 6	P: 6	R: 0	H: 0	E: 0	LOB: 1	K: 0	BB: 0	S: 3	P: 7	R: 0	H: 0	E: 0	LOB: 0	K: 0	BB: 0	S: 3	P: 3	R: 0	H: 1	E: 0	LOB: 1	K: 0	BB: 0	S: 4	P: 4	R: 0	H: 1	E: 0	LOB: 1	K: 1	BB: 0	S: 6	P: 6	R: 0	H: 1	E: 0	LOB: 1	K: 2	BB: 0	S: 8	P: 8	R: 0	H: 1	E: 0	LOB: 1	K: 0	BB: 0	S: 4	P: 4	R: 0	H: 0	E: 0	LOB: 0	K: 2	BB: 0	S: 7	P: 7	R: 0	H: 1	E: 0	LOB: 1	K: 1	BB: 0	S: 6	P: 6	1B: 7	SF: 0	2B: 0	SAC: 0	3B: 0	DP: 0	HR: 1	HBP: 0	WP: 0	PA: 36
--------------	------	------	------	--------	------	-------	------	------	------	------	------	--------	------	-------	------	------	------	------	------	--------	------	-------	------	------	------	------	------	--------	------	-------	------	------	------	------	------	--------	------	-------	------	------	------	------	------	--------	------	-------	------	------	------	------	------	--------	------	-------	------	------	------	------	------	--------	------	-------	------	------	------	------	------	--------	------	-------	------	------	-------	-------	-------	--------	-------	-------	-------	--------	-------	--------

PITCHER	IP	WLS	BF	H	R	ER	SO	BB	IBB	HBP	BLK	WP	HR	S	P	ERA	WHIP
Tom Seaver, R ERA: 1.97 (1, 1)	9.0	W	36	8	2	2	6	1	0	0	0	0	1	47	51	2.00	1.000

BOTTOM

New York Mets @ Pittsburgh Pirates
Three Rivers Stadium, Pittsburgh, PA

Sun Jun 24 1973, 3:33 AM EDT
Att. 20,984 - Unknown

AB	35
R	2
H	8
RBI	2
BB	1
SO	6
LOB	10

Batter	1	2	3	4	5	6	7	8	9	AB R H RBI BB SO LOB	TOP											
Gene Clines, R (1, 8) OBP: 0.348, SLG: 0.385	0-0 E 1B	0-0 L5-3		0-0 L9		0-0 1B		0-0 L6-3		5 1 2 1 0 0 0												
Dave Cash, R (1, 4) OBP: 0.332, SLG: 0.376	0-0 E4 1B 2B	0-0 5-3		0-0 5-3		0-0 F3		0-0 6-3		5 1 0 0 0 0 2												
Al Oliver, L (1, 3) OBP: 0.302, SLG: 0.426	0-0 F6	0-0 4-3			0-0 4-3	0-3 K			0-3 K	5 0 0 0 0 2 3												
Willie Stargell, L (1, 7) Vic Davalillo, L (7, PR) OBP: 0.395, SLG: 0.673 OBP: 0.222, SLG: 0.269	0-0 2B 3B 1B		0-0 F7		0-0 HR 1B		0-0 WP SF8 2B		0-0 1B	4 2 3 1 0 0 0 1 1 1 0 0 0 0												
Manny Sanguillen, R (1, 9) OBP: 0.292, SLG: 0.448	0-0 L6		0-0 L3		0-0 F8		0-0 6-3		0-0 F6	5 0 0 0 0 0 5												
Richie Hebner, L (1, 5) OBP: 0.372, SLG: 0.482	0-0 3B 2B		4-0 1B BB		0-0 HR		4-0 BB		0-3 K	3 2 2 3 2 1 1												
Rennie Stennett, R (1, 6) OBP: 0.253, SLG: 0.381	0-0 3B		0-0 1B		0-0 6-3		0-0 SF8			3 0 2 3 0 0 0												
Milt May, L (1, 2) OBP: 0.358, SLG: 0.413	4-0 IBB		0-0 3-1			0-0 E7 SH3-4 1B 1B		0-0 F3		3 1 1 0 1 0 4												
Bob Johnson, L (1, 1) Tom Dettore, L (4, 1) Dave Giusti, R (7, 1) OBP: 0.500, SLG: 0.333	0-3 K			0-3 K		0-0 SH3-4		0-0 F3		2 0 0 0 0 2 2 0 0 0 0 0 0 0 1 0 0 0 0 0 0												
Inning Stats	R: 4 E: 1 K: 1 S: 10	H: 4 LOB: 2 BB: 1 P: 14	R: 0 E: 0 K: 0 S: 3	H: 0 LOB: 0 BB: 0 P: 3	R: 0 E: 0 K: 0 S: 4	H: 1 LOB: 2 BB: 1 P: 8	R: 0 E: 0 K: 1 S: 5	H: 0 LOB: 0 BB: 0 P: 5	R: 2 E: 0 K: 0 S: 5	H: 2 LOB: 0 BB: 0 P: 5	R: 1 E: 1 K: 1 S: 7	H: 2 LOB: 1 BB: 0 P: 7	R: 1 E: 0 K: 0 S: 4	H: 1 LOB: 2 BB: 1 P: 8	R: 0 E: 0 K: 0 S: 3	H: 0 LOB: 0 BB: 0 P: 3	R: 0 E: 0 K: 2 S: 8	H: 1 LOB: 1 BB: 0 P: 8	1B: 7 2B: 2 3B: 1 HR: 1	SF: 1 SAC: 1 DP: 0 HBP: 0	WP: 1 PB: 0 SB: 0 CS: 0	PA: 42
PITCHER	IP WLS BF H R ER SO BB IBB HBP BLK WP HR S P ERA WHIP																					
Eric McAnally, R (1, 1) ERA: 3.1	5.0 L 25 7 6 3 2 1 1 0 0 0 0 1 27 35 5.40 1.600																					
Joe Gilbert, L (6, 1) ERA: 4.91	1.1 8 3 2 1 1 1 0 0 0 0 1 0 9 13 6.75 3.000																					
Tom Walker, R (7, 1) ERA: 3.14	0.2 2 0 0 0 0 0 0 0 0 0 0 0 2 2 0.00 0.000																					
Mike Marshall, R (8, 1) ERA: 2.9	2.0 7 1 0 0 0 2 0 0 0 0 0 0 0 11 11 0.00 0.500																					

Pittsburgh Pirates @ Montreal Expos
 Jarry Park, Montreal, QB
 Mon Jun 25 1973, 7:05 PM EDT
 Unknown

livebaseballscorecards.com

AB	37
R	8
H	11
RBI	8
BB	3
SO	5
LOB	17



Batter	1	2	3	4	5	6	7	8	9	AB	R	H	RBI	BB	SO	LOB
Ron Hunt, R OBP: 0.410, SLG: 0.346 (1, 4)	0-0 4-3		0-0 5-3			0-0 4-3 1B		0-0 4-3		4	1	1	0	0	0	1
Boots Day, L OBP: 0.341, SLG: 0.423 (1, 8)	0-0 F7			0-0 HR	0-0 E3 4-3 1B	0-0 FC4-6		0-0 4-3		5	1	1	1	0	0	3
Ron Fairly, L OBP: 0.472, SLG: 0.497 (1, 7)	0-0 6-3			0-0 F9	0-0 4-3			0-0 1B 2B	4-0 BB	4	1	1	1	1	0	1
Ken Singleton, S OBP: 0.435, SLG: 0.469 (1, 9)		0-0 L8		0-0 1B 2B	0-0 PB HBP			0-0 1B FC4-6 1B	0-3 K	4	2	2	1	0	1	1
Mike Jorgensen, L OBP: 0.344, SLG: 0.341 (1, 3)		0-0 F4		0-0 1B 2B	4-0 BB			0-0 FC4-6 1B	0-0 F7	4	0	2	0	1	0	0
Bob Bailey, R OBP: 0.389, SLG: 0.503 (1, 5)		0-0 4-3		0-0 1B	0-0 4-3			0-0 FC4-6 1B	0-0 5-3	5	0	2	1	0	0	3
John Boccabella, R OBP: 0.298, SLG: 0.307 (1, 2)			0-0 F4	0-0 G6-4-3 1B		0-3 K		0-0 FC4-6 1-3 1B	0-0 4-3	5	0	0	1	0	1	4
Tim Foli, R OBP: 0.271, SLG: 0.265 (1, 6)			0-0 E5		0-0 F9	0-3 K		0-0 1-3	0-0 4-3	4	0	0	0	0	1	2
Ernie McAnally, R OBP: 0.182, SLG: 0.182 (5, PH) Bob Stinson, S Joe Gilbert, R Tom Walker, R Hal Breeden, R OBP: 0.466, SLG: 0.574 (7, PH) Mike Marshall, R OBP: 0.286, SLG: 0.231 (8, 1)			0-3 K		1-0 1B HBP	4-0 HBP BB		0-0 L8		1	0	0	0	0	1	1

BOTTOM

Pittsburgh Pirates @ Montreal Expos
 Jarry Park, Montreal, QB
 Mon Jun 25 1973, 7:05 PM EDT
 Unknown

livebaseballscorecards.com

AB	37
R	6
H	9
RBI	5
BB	3
SO	4
LOB	18



Inning Stats	R: 0	H: 0	E: 0	K: 0	S: 3	LOB: 0	BB: 0	P: 3	R: 0	H: 0	E: 0	K: 0	S: 3	LOB: 0	BB: 0	P: 3	R: 2	H: 4	E: 0	K: 0	S: 6	LOB: 1	BB: 0	P: 6	R: 2	H: 1	E: 1	K: 0	S: 5	LOB: 3	BB: 1	P: 11	R: 0	H: 0	E: 0	K: 2	S: 7	LOB: 2	BB: 1	P: 12	R: 2	H: 4	E: 0	K: 0	S: 7	LOB: 2	BB: 0	P: 7	R: 0	H: 0	E: 0	K: 1	S: 5	LOB: 1	BB: 1	P: 9	R: 0	H: 0	E: 0	K: 0	S: 3	LOB: 0	BB: 0	P: 3	1B: 6	SF: 0	2B: 2	SAC: 0	3B: 0	DP: 1	HR: 1	HBP: 3	WP: 0	PA: 43
--------------	------	------	------	------	------	--------	-------	------	------	------	------	------	------	--------	-------	------	------	------	------	------	------	--------	-------	------	------	------	------	------	------	--------	-------	-------	------	------	------	------	------	--------	-------	-------	------	------	------	------	------	--------	-------	------	------	------	------	------	------	--------	-------	------	------	------	------	------	------	--------	-------	------	-------	-------	-------	--------	-------	-------	-------	--------	-------	--------

PITCHER	IP	WLS	BF	H	R	ER	SO	BB	IBB	HBP	BLK	WP	HR	S	P	ERA	WHIP
Bob Johnson, R ERA: 4.97 (1, 1)	3.1		15	4	2	2	1	0	0	0	0	0	1	17	17	5.40	1.200
Tom Dettore, R ERA: 5.65 (4, 1)	2.2		18	5	4	2	2	2	0	3	0	0	0	17	28	6.75	2.625
Dave Giusti, R ERA: 1.15 (7, 1)	3.0	W	10	0	0	0	1	1	0	0	0	0	0	11	15	0.00	0.333

Batter	1	2	3	4	5	6	7	8	9	AB R H RBI BB SO LOB	TOP	
Gene Clines, R (1, 8) OBP: 0.345, SLG: 0.375	1-0 CS HBP		0-0 L6-3		0-0 FC6-4			0-0 L8		3 0 0 0 0 0 1		
Dave Cash, R (1, 4) OBP: 0.331, SLG: 0.371	0-0 6-3			0-0 6-3		0-0 6-3		4-0 FC6 BB		3 0 0 0 1 0 1		
Al Oliver, L (1, 3) OBP: 0.301, SLG: 0.435	0-0 F2			0-0 F7		0-0 HR		0-0 FC6		4 1 1 1 0 0 1		
Willie Stargell, L (1, 7) Vic Davalillo, L (8, 7) OBP: 0.397, SLG: 0.673 OBP: 0.222, SLG: 0.269		0-0 6-3		0-0 1B 2B		4-0 G6-4-3 BB		0-0 6-3		3 1 1 0 1 0 1 0 0 0 0 0 0 0		
Manny Sanguillen, R (1, 9) OBP: 0.295, SLG: 0.449		0-0 F9		0-0 1B		0-0 G6-4-3			0-0 CS 1B	4 0 2 1 0 0 1		
Richie Hebner, L (1, 5) OBP: 0.374, SLG: 0.493		0-0 HR		0-0 4-3		4-0 FC3-6 BB			0-0 F5	3 1 1 1 1 0 2		
Rennie Stennett, R (1, 6) OBP: 0.253, SLG: 0.378		0-0 F3			0-0 L4-3 1B		0-3 K		0-0 1-3	4 0 1 0 0 1 1		
Milt May, L (1, 2) OBP: 0.353, SLG: 0.407			0-0 F3		0-0 L4-3		0-0 FC3-6			3 0 0 0 0 0 2		
Nelson Briles, R (1, 1) OBP: 0.265, SLG: 0.394			0-0 4-3		4-0 FC6-4 BB		0-3 K			2 0 0 0 1 1 1		
Inning Stats	R: 0 E: 0 K: 0 S: 2 H: 0 LOB: 0 BB: 0 P: 3	R: 1 E: 0 K: 0 S: 4 H: 1 LOB: 0 BB: 0 P: 4	R: 0 E: 0 K: 0 S: 3 H: 0 LOB: 0 BB: 0 P: 3	R: 1 E: 0 K: 0 S: 5 H: 2 LOB: 1 BB: 0 P: 5	R: 0 E: 0 K: 0 S: 3 H: 1 LOB: 1 BB: 1 P: 7	R: 1 E: 0 K: 0 S: 3 H: 1 LOB: 0 BB: 1 P: 7	R: 0 E: 0 K: 2 S: 7 H: 0 LOB: 1 BB: 1 P: 11	R: 0 E: 0 K: 0 S: 3 H: 0 LOB: 1 BB: 1 P: 7	R: 0 E: 0 K: 0 S: 3 H: 1 LOB: 0 BB: 0 P: 3	1B: 3 2B: 2 3B: 0 HR: 2 SF: 0 SAC: 0 DP: 2 HBP: 1	WP: 0 PB: 0 SB: 0 CS: 2 PA: 34	
PITCHER	IP WLS BF H R ER SO BB IBB HBP BLK WP HR S P ERA WHIP											
John Strohmayr, R (1, 1) ERA: 5.19	5.0 L 19 4 2 2 0 1 0 1 0 0 0 1 17 22 3.60 1.000											
Balor Moore, L (6, 1) ERA: 4.05	2.0 8 1 1 1 2 2 0 0 0 0 0 1 10 18 4.50 1.500											
Mike Marshall, R (8, 1) ERA: 2.82	2.0 7 1 0 0 0 1 0 0 0 0 0 0 6 10 0.00 1.000											

Pittsburgh Pirates @ Montreal Expos
 Jarry Park, Montreal, QB
 Mon Jun 25 1973, 7:05 PM EDT
 Att. 24,402 - Unknown

livebaseballscorecards.com

AB	29
R	3
H	6
RBI	3
BB	4
SO	2
LOB	11



Batter	1	2	3	4	5	6	7	8	9	AB	R	H	RBI	BB	SO	LOB
Ron Hunt, R OBP: 0.407, SLG: 0.345 (1, 4)	0-0 6-3	0-0 4-3			0-0 6-3		0-0 1B			4	0	1	0	0	0	3
Boots Day, L OBP: 0.337, SLG: 0.415 (1, 8)	0-0 F6		0-3 K		0-0 F9		0-0 1B			4	0	1	0	0	1	1
Ron Fairly, L OBP: 0.468, SLG: 0.488 (1, 7)	4-0 BB		0-3 K			0-0 E6 FC1-5 1B	0-0 4-3			3	0	0	0	1	1	2
Ken Singleton, S OBP: 0.432, SLG: 0.464 (1, 9)	0-3 K		0-0 4-3			0-0 L8 FC1-5 1B		0-0 F3		4	0	1	0	0	1	1
Mike Jorgensen, L OBP: 0.338, SLG: 0.333 (1, 3)		0-0 F3		0-0 F6		0-0 FC1-5		0-3 K		4	0	0	0	0	1	2
Bob Bailey, R OBP: 0.386, SLG: 0.503 (1, 5)		0-0 1B 2B		0-0 6-3		0-0 L8		0-0 5-3		4	1	1	0	0	0	2
Terry Humphrey, R OBP: 0.191, SLG: 0.227 (1, 2)		0-3 K		0-0 F7		0-3 K			0-0 F3	4	0	0	0	0	2	3
Tim Foli, R OBP: 0.275, SLG: 0.269 (1, 6)		0-0 1B 1B		0-0 6-3			0-0 G6-3 1B		0-0 F6	4	0	2	1	0	0	0
John Strohmayr, R OBP: 0.590, SLG: 0.333 (1, 1)		0-0 1B		0-0 6-3 1B			0-0 G6-3 1B		0-0 6-3	1	0	1	0	0	0	0
Clyde Mashore, R OBP: 0.356, SLG: 0.579 (5, PH)										1	0	1	0	0	0	0
Bator Moore, L OBP: 0.125, SLG: 0.100 (6, 1)										0	0	0	0	0	0	0
Bob Stinson, S OBP: 0.125, SLG: 0.100 (7, PH)										1	0	0	0	0	0	1
Mike Marshall, R OBP: 0.280, SLG: 0.231 (8, 1)										0	0	0	0	0	0	0
Hal Breeden, R OBP: 0.400, SLG: 0.565 (9, PH)										1	0	0	0	0	0	0

Inning Stats	R: 0	H: 0	E: 0	K: 1	S: 5	R: 1	H: 3	E: 0	K: 1	S: 8	R: 0	H: 0	E: 0	K: 2	S: 7	R: 0	H: 0	E: 0	K: 0	S: 3	R: 0	H: 1	E: 0	K: 0	S: 4	R: 0	H: 1	E: 1	K: 1	S: 7	R: 0	H: 3	E: 0	K: 0	S: 5	R: 0	H: 0	E: 0	K: 1	S: 5	R: 0	H: 0	E: 0	K: 0	S: 3	1B: 7	2B: 1	3B: 0	HR: 0	SF: 0	SAC: 0	DP: 1	HBP: 0	WP: 0	PB: 0	SB: 0	CS: 0	PA: 36
--------------	------	------	------	------	------	------	------	------	------	------	------	------	------	------	------	------	------	------	------	------	------	------	------	------	------	------	------	------	------	------	------	------	------	------	------	------	------	------	------	------	------	------	------	------	------	-------	-------	-------	-------	-------	--------	-------	--------	-------	-------	-------	-------	--------

PITCHER	IP	WLS	BF	H	R	ER	SO	BB	IBB	HBP	BLK	WP	HR	S	P	ERA	WHIP
Nelson Briles, R ERA: 3.15 (1, 1)	9.0	W	36	8	1	1	6	1	0	0	0	0	0	47	51	1.00	1.000


BOTTOM


Pittsburgh Pirates @ Montreal Expos

Jarry Park, Montreal, QB

Mon Jun 25 1973, 7:05 PM EDT
Att. 24,402 - Unknown

AB	35
R	1
H	8
RBI	1
BB	1
SO	6
LOB	15



Batter	1	2	3	4	5	6	7	8	9	AB R H RBI BB SO LOB	TOP	
Gene Clines, R (1, 8) OBP: 0.347, SLG: 0.376	0-0 L9		0-0 L9		0-0 L3		0-0 1B		0-0 BB 1B	5 0 2 0 0 0 1	Pittsburgh Pirates @ Montreal Expos Jarry Park, Montreal, QB Tue Jun 26 1973, 7:05 PM EDT Att. 12,806 - Unknown	
Dave Cash, R (1, 4) OBP: 0.332, SLG: 0.369	0-0 6-3		0-0 1B		0-0 F7		0-0 F8	4-0 BB	4 0 1 0 1 0 1			
Al Oliver, L (1, 3) OBP: 0.299, SLG: 0.431	0-0 WP 1B		0-0 G3		0-0 E4 HR		0-0 4-3	0-0 6-3	5 1 1 0 0 0 5			
Richie Hebner, L (1, 5) OBP: 0.376, SLG: 0.506	0-0 4-3			0-0 FC6-4 1B		0-0 1B HR		0-3 K	4 1 2 2 0 1 1			
Manny Sanguillen, R (1, 9) OBP: 0.294, SLG: 0.446		0-0 4-3		0-0 FC6-4 1B		0-0 4-3		0-0 F6	4 0 1 0 0 0 0			
Richie Zisk, R (1, 7) OBP: 0.232, SLG: 0.365		0-0 F8		0-0 FC6-4 1B		0-0 HR		4-0 BB	3 1 1 1 1 0 2			
Rennie Stennett, R (1, 6) OBP: 0.247, SLG: 0.369		0-0 F3		0-0 F9		0-0 L7		0-0 6-3	4 0 0 0 0 0 3			
Milt May, L (1, 2) OBP: 0.351, SLG: 0.401			1-0 1B HBP		0-0 F5		0-0 F7		0-0 4-3	3 0 0 0 0 0 2		
Luke Walker, L (1, 1) OBP: 0.111, SLG: 0.111 Steve Blass, R (3, 1) OBP: 0.400, SLG: 0.450 Tom Detmore, L (6, 1) Fernando Gonzalez, R (7, PH) OBP: 0.200, SLG: 0.300 Ramon Hernandez, S (7, 1) Vic Davalillo, L (9, PH) OBP: 0.218, SLG: 0.264			0-3 K		0-0 1-3		0-0 F8		0-0 F8	1 0 0 0 0 0 1 1 1 0 0 0 0 0 0 0 0 0 0 0 0 0 0 0 1 0 0 0 0 0 0 0 0 0 0 0 0 0 0 0 1 0 0 0 0 0 0 0		
Inning Stats	R: 0 H: 1 E: 0 LOB: 1 K: 0 BB: 0 S: 4 P: 4	R: 0 H: 0 E: 0 LOB: 0 K: 0 BB: 0 S: 3 P: 3	R: 0 H: 1 E: 0 LOB: 2 K: 1 BB: 0 S: 6 P: 7	R: 0 H: 2 E: 0 LOB: 2 K: 0 BB: 0 S: 5 P: 5	R: 0 H: 0 E: 0 LOB: 0 K: 0 BB: 0 S: 3 P: 3	R: 3 H: 2 E: 1 LOB: 0 K: 0 BB: 0 S: 6 P: 6	R: 0 H: 1 E: 0 LOB: 1 K: 0 BB: 0 S: 4 P: 4	R: 0 H: 0 E: 0 LOB: 1 K: 1 BB: 1 S: 5 P: 9	R: 0 H: 1 E: 0 LOB: 2 K: 0 BB: 1 S: 4 P: 8	1B: 6 SF: 0 2B: 0 SAC: 0 3B: 0 DP: 0 HR: 2 HBP: 1	WP: 1 PA: 39 PB: 0 SB: 0 CS: 0	
PITCHER Bill Stoneman, R (1, 1) ERA: 6.54 Mike Marshall, R (7, 1) ERA: 2.7	IP WLS BF H R ER SO BB IBB HBP BLK WP HR S P ERA WHIP	6.0 W 26 6 3 2 1 0 0 1 0 1 2 27 28 3.00 1.000	3.0 S 13 2 0 0 1 2 0 0 0 0 0 0 13 21 0.00 1.333									ERA WHIP

livebaseballscorecards.com

Batter	1	2	3	4	5	6	7	8	9	AB R H RBI BB SO LOB	TOP									
Lou Brock, L (1, 7) OBP: 0.364, SLG: 0.398 Bernie Carbo, L (8, 7) OBP: 0.316, SLG: 0.241	0-0 1B 2B 1B	0-0 K	0-0 3-H 1B		0-0 F8		0-0 3-H 1B		4-0 BB 1B BB	5 1 3 1 0 1 1 0 1 0 0 1 0 0										
Ted Sizemore, R (1, 4) OBP: 0.375, SLG: 0.324	0-0 2B 1-3 2B 1B		6-3 5-3		0-0 G5-4-3 1B		0-0 P6		4-0 1B 2B BB	5 2 2 0 1 0 2										
Joe Torre, R (1, 3) OBP: 0.438, SLG: 0.484	0-0 1-3 2B 2B		0-0 HR	0-0 SF9 3B	0-0 G5-4-3			4-0 E 1B BB	0-0 2B 1B 1B	5 4 4 3 1 0 2										
Ted Simmons, S (1, 2) OBP: 0.367, SLG: 0.438	0-0 4-3 2B		0-0 HR	0-0 SF9		4-0 CS BB		0-0 F8	0-0 1B 2B	4 2 3 5 1 0 1										
Ken Reitz, R (1, 5) OBP: 0.254, SLG: 0.347	0-0 4-3 2-3		0-0 2B 1B 1B	0-0 1B 1B		0-3 K		0-0 E9 1B	0-0 2B 1B	6 1 4 2 0 1 2										
Bill Stein, R (1, 9) OBP: 0.277, SLG: 0.214 Jim Dwyer, L (6, 8) OBP: 0.200, SLG: 0.205	0-3 K		0-0 1B 2B	0-0 F8		0-3 K		0-0 6-3		4 1 1 0 0 2 3 1 0 0 0 0 0 2										
Jose Cruz, L (1, 8) OBP: 0.345, SLG: 0.426	0-3 K		0-0 2-3 3-H E 1B	0-0 1-3 1B			0-0 4-3 1B 2B	0-0 F8		5 2 3 1 0 1 3										
Mike Tyson, R (1, 6) OBP: 0.280, SLG: 0.305		0-0 F3	0-0 1-2 3-H E 1B	0-3 K			0-0 4-3		0-0 3-1	5 1 1 1 0 1 3										
Reggie Cleveland, R (1, 1) OBP: 0.378, SLG: 0.412		0-0 L9	0-0 1-3 2-H E5		0-0 1B 2B		0-3 K		0-0 4-3	5 0 1 0 0 1 2										
Inning Stats	R: 3 E: 0 K: 2 S: 11	H: 4 LOB: 1 BB: 0 P: 11	R: 0 E: 0 K: 1 S: 5	H: 0 LOB: 0 BB: 0 P: 5	R: 6 E: 1 K: 0 S: 10	H: 7 LOB: 1 BB: 0 P: 10	R: 1 E: 0 K: 1 S: 8	H: 3 LOB: 2 BB: 0 P: 8	R: 0 E: 0 K: 2 S: 6	H: 0 LOB: 1 BB: 1 P: 10	R: 1 E: 0 K: 1 S: 7	H: 2 LOB: 1 BB: 0 P: 7	R: 0 E: 1 K: 0 S: 4	H: 1 LOB: 2 BB: 1 P: 8	R: 4 E: 0 K: 0 S: 5	H: 3 LOB: 1 BB: 2 P: 13	1B: 13 2B: 7 3B: 1 HR: 2	SF: 1 SAC: 0 DP: 2 HBP: 0	WP: 1 PB: 0 SB: 0 CS: 1	PA: 50
PITCHER	IP WLS BF H R ER SO BB IBB HBP BLK WP HR S P ERA WHIP																			
Jim Rooker, L (1, 1) ERA: 4.17	2.1 L 15 8 7 7 3 0 0 0 0 0 0 2 21 21 27.00 3.429																			
Luke Walker, L (3, 1) ERA: 4.48	0.2 5 3 2 2 0 0 0 0 0 0 1 0 5 5 27.00 4.500																			
Bob Johnson, R (4, 1) ERA: 4.95	2.0 10 5 1 1 1 0 0 0 0 0 0 0 12 12 4.50 2.500																			
Steve Blass, R (6, 1) ERA: 9.54	4.0 20 6 5 5 3 4 0 0 0 0 0 0 22 38 11.25 2.500																			

St. Louis Cardinals @ Pittsburgh Pirates
 Three Rivers Stadium, Pittsburgh, PA
 Wed Jun 27 1973, 7:05 PM EDT
 Att. 33,041 - Unknown

AB	45
R	15
H	22
RBI	13
BB	4
SO	7
LOB	21



WP: 1	PA: 50
PB: 0	
SB: 0	
CS: 1	

PITCHER	IP	WLS	BF	H	R	ER	SO	BB	IBB	HBP	BLK	WP	HR	S	P	ERA	WHIP
Jim Rooker, L	2.1	L	15	8	7	7	3	0	0	0	0	0	2	21	21	27.00	3.429
Luke Walker, L	0.2		5	3	2	2	0	0	0	0	0	1	0	5	5	27.00	4.500
Bob Johnson, R	2.0		10	5	1	1	1	0	0	0	0	0	0	12	12	4.50	2.500
Steve Blass, R	4.0		20	6	5	5	3	4	0	0	0	0	0	22	38	11.25	2.500

Batter	1	2	3	4	5	6	7	8	9	AB	R	H	RBI	BB	SO	LOB
Gene Clines, R OBP: 0.344, SLG: 0.372 (1, 9)	0-0 2B SF7 1B		0-0 L3		0-0 L6-4-3 1-2		0-0 L8			4	1	1	0	0	0	3
Rennie Stennett, R OBP: 0.242, SLG: 0.360 (1, 4)	0-0 P6		0-0 5-3			0-0 P6		0-0 F7		4	0	0	0	0	0	1
Al Oliver, L OBP: 0.299, SLG: 0.432 (1, 8)	0-0 1-3 2B			0-0 F8		0-3 K		0-0 6-3		4	0	1	0	0	1	0
Willie Stargell, L OBP: 0.392, SLG: 0.667 Richie Zisk, R OBP: 0.246, SLG: 0.365 (1, 7) (8, 7)	0-0 SF7			0-3 K		0-3 K		4-0 BB		2	0	0	1	0	2	0
Richie Hebner, L OBP: 0.374, SLG: 0.515 (1, 5)	0-0 3-H F9			0-0 F7			0-0 HR	0-0 G3		4	1	1	1	0	0	2
Manny Sanguillen, R OBP: 0.293, SLG: 0.444 (1, 2)		0-0 F8			0-0 BB 1B		0-0 1-3	0-0 4-3		4	1	1	0	0	0	0
Bob Robertson, R OBP: 0.357, SLG: 0.433 (1, 3)		0-0 F9			4-0 1B BB		0-0 HR	0-0 1-3		3	1	1	1	1	0	0
Gene Alley, R OBP: 0.294, SLG: 0.331 (1, 6)		0-3 K			0-3 K		0-0 F8	0-0 F9		4	0	0	0	0	2	2
Jim Rooker, R Luke Walker, L Fernando Gonzalez, R Bob Johnson, L Dave Cash, R Steve Blass, R (1, 1) (3, 1) (3, PH) (4, 1) (5, PH) (6, 1)			0-0 5-3		0-0 L6-4-3 1B		0-0 2B			0	0	0	0	0	0	0

Inning Stats	R: 1	H: 2	R: 0	H: 0	R: 0	H: 0	R: 1	H: 2	R: 0	H: 0	R: 2	H: 3	R: 0	H: 0	R: 0	H: 0	1B: 3	SF: 1
	E: 0	LOB: 1	E: 0	LOB: 0	E: 0	LOB: 0	E: 0	LOB: 1	E: 0	LOB: 0	E: 0	LOB: 1	E: 0	LOB: 1	E: 0	LOB: 0	2B: 2 <td>SAC: 0</td>	SAC: 0
	K: 0	BB: 0	K: 1	BB: 0	K: 1	BB: 0	K: 1	BB: 1	K: 2	BB: 0	K: 0	BB: 0	K: 0	BB: 1	K: 0	BB: 0	3B: 0	DP: 1
	S: 5	P: 5	S: 5	P: 5	S: 5	P: 5	S: 6	P: 10	S: 7	P: 7	S: 6	P: 6	S: 3	P: 7	S: 3	P: 3	HR: 2	HBP: 0


PITCHER	IP	WLS	BF	H	R	ER	SO	BB	IBB	HBP	BLK	WP	HR	S	P	ERA	WHIP
Reggie Cleveland, R ERA: 3.4 (1, 1)	9.0	W	35	7	4	4	5	2	0	0	0	0	2	43	51	4.00	1.000

BOTTOM

St. Louis Cardinals @ Pittsburgh Pirates
 Three Rivers Stadium, Pittsburgh, PA

Wed Jun 27 1973, 7:05 PM EDT
 Att. 33,041 - Unknown

AB	32
R	4
H	7
RBI	4
BB	2
SO	5
LOB	8



Batter	1	2	3	4	5	6	7	8	9	AB R H RBI BB SO LOB	TOP																													
Lou Brock, L (1, 7) OBP: 0.363, SLG: 0.396	0-3 K		0-0 3-1			0-0 F7		0-0 1B		4 0 1 0 0 1 0																														
Ted Sizemore, R (1, 4) OBP: 0.368, SLG: 0.317	0-0 F8		0-0 6-3			0-0 P4		0-0 G6-4-3		4 0 0 0 0 0 3																														
Joe Torre, R (1, 5) OBP: 0.431, SLG: 0.476	0-0 L9			0-0 6-3		0-3 K			0-0 6-3	4 0 0 0 0 1 0																														
Ted Simmons, S (1, 2) OBP: 0.362, SLG: 0.431		0-0 E4		0-0 3-1		0-0 P4			0-0 4-3	4 0 0 0 0 0 0																														
Tim McCarver, L (1, 3) OBP: 0.318, SLG: 0.358		0-0 L9		0-0 L9		0-0 5-3			0-0 F8	4 0 0 0 0 0 1																														
Jose Cruz, L (1, 9) OBP: 0.341, SLG: 0.420		0-0 4-3			0-0 F8		0-3 K			3 0 0 0 0 1 1																														
Jim Dwyer, L (1, 8) OBP: 0.233, SLG: 0.238		0-0 FC6-4			0-0 G3			0-0 1B		3 0 2 0 0 0 0																														
Mike Tyson, R (1, 6) OBP: 0.281, SLG: 0.305		0-0 FC6-4			0-0 1B			0-0 P4		3 0 1 0 0 0 3																														
Rick Wise, R (1, 1) OBP: 0.277, SLG: 0.286			0-3 K		0-3 K			0-0 1B		2 0 0 0 0 2 1																														
Al Hrabosky, R (6, 1)										0 0 0 0 0 0 0																														
Bernie Carbo, L (8, PH) OBP: 0.323, SLG: 0.250										1 0 1 0 0 0 0																														
Orlando Pena, R (8, 1)										0 0 0 0 0 0 0																														
Inning Stats	R: 0 E: 0 K: 1 S: 5	H: 0 LOB: 0 BB: 0 P: 5	R: 0 E: 1 K: 0 S: 5	H: 1 LOB: 2 BB: 0 P: 5	R: 0 E: 0 K: 1 S: 5	H: 0 LOB: 0 BB: 0 P: 5	R: 0 E: 0 K: 0 S: 3	H: 0 LOB: 0 BB: 0 P: 3	R: 0 E: 0 K: 1 S: 6	H: 1 LOB: 1 BB: 0 P: 6	R: 0 E: 0 K: 1 S: 5	H: 0 LOB: 0 BB: 0 P: 5	R: 0 E: 0 K: 1 S: 5	H: 0 LOB: 0 BB: 0 P: 5	R: 0 E: 0 K: 0 S: 3	H: 3 LOB: 2 BB: 0 P: 5	R: 0 E: 0 K: 0 S: 3	H: 0 LOB: 0 BB: 0 P: 3	1B: 5 2B: 0 3B: 0 HR: 0	SF: 0 SAC: 0 DP: 1 HBP: 0	WP: 0 PB: 0 SB: 0 CS: 0	PA: 32																		
PITCHER Dock Ellis, R (1, 1) ERA: 3.01	IP 9.0	WLS W	BF 32	H 5	R 0	ER 0	SO 5	BB 0	IBB 0	HBP 0	BLK 0	WP 0	HR 0	S 42	P 42	ERA 0.00	WHIP 0.556						PITCHER	IP 9.0	WLS W	BF 32	H 5	R 0	ER 0	SO 5	BB 0	IBB 0	HBP 0	BLK 0	WP 0	HR 0	S 42	P 42	ERA 0.00	WHIP 0.556

St. Louis Cardinals @ Pittsburgh Pirates
 Three Rivers Stadium, Pittsburgh, PA
 Thu Jun 28 1973, 7:05 PM EDT
 Att: 34,471 - Unknown

livebaseballscorecards.com

AB	32
R	0
H	5
RBI	0
BB	0
SO	5
LOB	9



Batter	1	2	3	4	5	6	7	8	9
Gene Clines, R (1, 9) OBP: 0.346, SLG: 0.373	0-0 G4-6-3 HR 1B		0-0 L9 1B		0-0 SH4-3 2B 1B	0-0 L9		0-0 L9	
Manny Sanguillen, R (1, 2) OBP: 0.296, SLG: 0.444	0-0 G4-6-3 1-2 1B		0-0 S 2B 1B		0-0 SH4-3 1-2	0-0 F7		0-0 5-3	
Al Oliver, L (1, 8) OBP: 0.307, SLG: 0.453	0-0 G4-6-3 1-2f 2-3		0-0 1-H 2B		0-0 2-H 2B	0-0 1-2 1B		0-0 3B	
Willie Stargell, L (1, 7) OBP: 0.398, SLG: 0.678 Vic Davalillo, L (8, 7) OBP: 0.214, SLG: 0.259	0-0 HR		4-0 G4-6-3 IBB		4-0 IBB	0-0 P3		0-0 G3	
Richie Hebner, L (1, 5) OBP: 0.369, SLG: 0.506	0-3 K		0-0 G4-6-3 1-2f		0-3 K		0-0 F5		
Bob Robertson, R (1, 3) OBP: 0.352, SLG: 0.425		0-0 P4		0-0 P6	0-0 F8		0-3 K		
Rennie Stennett, R (1, 4) OBP: 0.253, SLG: 0.375		0-0 FC5-4 1B		0-3 K		0-0 1B SH E 1B		0-0 2B	
Gene Alley, R (1, 6) OBP: 0.302, SLG: 0.333		0-0 F7		0-0 1B		0-0 SH E 1B		4-0 IBB	
Dock Ellis, S (1, 1) OBP: 0.150, SLG: 0.128		0-0 FC5-4 1-2f		0-3 K		0-0 E1 1B 1-3 2-H 1B		0-3 K	

Inning Stats	R: 2 E: 0 K: 1 S: 7	H: 3 LOB: 0 BB: 0 P: 7	R: 0 E: 0 K: 0 S: 4	H: 1 LOB: 1 BB: 0 P: 4	R: 1 E: 0 K: 0 S: 4	H: 2 LOB: 1 BB: 1 P: 8	R: 0 E: 0 K: 2 S: 8	H: 1 LOB: 1 BB: 0 P: 8	R: 1 E: 0 K: 1 S: 7	H: 2 LOB: 2 BB: 1 P: 11	R: 2 E: 1 K: 0 S: 7	H: 3 LOB: 2 BB: 0 P: 7	R: 0 E: 0 K: 2 S: 8	H: 1 LOB: 2 BB: 1 P: 12	R: 0 E: 0 K: 0 S: 4	H: 1 LOB: 1 BB: 0 P: 4
--------------	------------------------------	---------------------------------	------------------------------	---------------------------------	------------------------------	---------------------------------	------------------------------	---------------------------------	------------------------------	----------------------------------	------------------------------	---------------------------------	------------------------------	----------------------------------	------------------------------	---------------------------------

PITCHER	IP	WLS	BF	H	R	ER	SO	BB	IBB	HBP	BLK	WP	HR	S	P	ERA	WHIP
Rick Wise, R (1, 1) ERA: 3.08	5.2	L	30	12	6	6	4	0	0	0	0	0	1	36	44	9.53	2.118
Al Hrabosky, L (6, 1) ERA: 3.24	1.1		6	1	0	0	2	0	1	0	0	0	0	9	13	0.00	0.750
Orlando Pena, R (8, 1) ERA: 3.53	1.0		4	1	0	0	0	0	0	0	0	0	0	4	4	0.00	1.000

AB R H RBI BB SO LOB

5	2	2	0	0	0	2
4	1	2	0	0	0	2
5	0	4	3	0	0	2
2	1	1	2	2	0	2
1	0	0	0	0	0	1
4	0	0	0	0	2	4
4	0	0	0	0	1	2
4	1	3	0	0	1	0
2	1	1	0	1	0	1
4	0	1	0	0	2	4

AB	35
R	6
H	14
RBI	5
BB	3
SO	6
LOB	20



St. Louis Cardinals @ Pittsburgh Pirates
 Three Rivers Stadium, Pittsburgh, PA
 Thu Jun 28 1973, 7:05 PM EDT
 Att. 34,471 - Unknown

WP	PA
0	40
0	0
1	0
0	0

Batter	1	2	3	4	5	6	7	8	9	AB R H RBI BB SO LOB	TOP
Ron Hunt, R OBP: 0.407, SLG: 0.343 (1, 4) <small>BBB</small>	4-0 	0-0 4-3			0-0 F8			0-0 L1-3		3 0 0 0 1 0 3	
Boots Day, L OBP: 0.333, SLG: 0.429 (1, 8) <small>X</small>	0-0 		0-0 			0-0 P1		0-0 F7		4 0 2 0 0 0 0	
Ron Fairly, L OBP: 0.478, SLG: 0.492 (1, 7) <small>X</small>	0-0 P6		0-0 F9			0-0 4-3		0-0 		4 0 1 0 0 0 3	
Ken Singleton, S OBP: 0.416, SLG: 0.449 (1, 9) <small>SSS</small>	0-3 K		0-0 G4-6-3			0-0 F7		0-0 F7		4 0 0 0 0 1 4	
Mike Jorgensen, L OBP: 0.326, SLG: 0.322 (1, 3) <small>SSS</small>	0-3 K			0-0 3-1			0-3 K	0-0 G3		4 0 0 0 0 2 3	
Bob Bailey, R OBP: 0.403, SLG: 0.567 (1, 5)		0-0 F8		0-3 K		0-0 1-3				3 0 0 0 0 1 0	
John Boccabella, R OBP: 0.286, SLG: 0.293 (1, 2)		0-0 L8		0-0 F9		0-3 K				3 0 0 0 0 1 0	
Tim Foli, R OBP: 0.272, SLG: 0.263 (1, 6)		0-0 		0-3 K			0-0 F9			3 0 1 0 0 1 0	
Ernie McAnally, R OBP: 0.200, SLG: 0.200 Joe Gilbert, R OBP: 0.333, SLG: 0.250 Bob Stinson, S OBP: 0.333, SLG: 0.250 Tom Walker, R (8, 1)		0-0 		0-0 6-3			0-0 			2 0 1 0 0 0 0 0 0 0 0 0 0 0 1 0 1 0 0 0 0 0 0 0 0 0 0 0	
Inning Stats	R: 0 H: 1 E: 0 LOB: 2 K: 2 BB: 1 S: 8 P: 12	R: 0 H: 2 E: 0 LOB: 2 K: 0 BB: 0 S: 5 P: 5	R: 0 H: 1 E: 0 LOB: 0 K: 0 BB: 0 S: 3 P: 3	R: 0 H: 0 E: 0 LOB: 0 K: 1 BB: 0 S: 5 P: 5	R: 0 H: 0 E: 0 LOB: 0 K: 1 BB: 0 S: 5 P: 5	R: 0 H: 0 E: 0 LOB: 0 K: 2 BB: 0 S: 7 P: 7	R: 0 H: 1 E: 0 LOB: 0 K: 0 BB: 0 S: 3 P: 3	R: 0 H: 1 E: 0 LOB: 1 K: 0 BB: 0 S: 4 P: 4	1B: 6 SF: 0 2B: 1 SAC: 0 3B: 0 DP: 2 HR: 0 HBP: 0	WP: 0 PA: 32 PB: 0 SB: 0 CS: 0	
PITCHER Bob Moose, R ERA: 3.43 (1, 1)	IP WLS BF H R ER SO BB IBB HBP BLK WP HR S P ERA WHIP										

Montreal Expos @ Pittsburgh Pirates
Three Rivers Stadium, Pittsburgh, PA
 Fri Jun 29 1973, 7:05 PM EDT
 Att. 26,638 - Unknown

livebaseballscorecards.com

AB	31
R	0
H	6
RBI	0
BB	1
SO	6
LOB	13



Batter	1	2	3	4	5	6	7	8	9	AB R H RBI BB SO LOB
--------	---	---	---	---	---	---	---	---	---	----------------------

<p>Gene Clines, R (1, 9) OBP: 0.346, SLG: 0.373</p> <p>Vic Davalillo, L (1, PH) OBP: 0.217, SLG: 0.259</p> <p>(2, 9)</p>	<p>0-0 ①</p>		<p>0-0 ①</p>		<p>0-0 ②</p>		<p>0-0</p>			<p>0 0 0 0 0 0 0</p> <p>4 1 1 0 0 0 1</p>
<p>Manny Sanguillen, R (1, 2) OBP: 0.302, SLG: 0.447</p>	<p>4-0</p>		<p>0-0 ②</p>		<p>0-0</p>		<p>0-0</p>			<p>3 2 2 1 1 0 0</p>
<p>Al Oliver, L (1, 8) OBP: 0.313, SLG: 0.455</p>	<p>0-0 ②</p>		<p>4-0</p>		<p>0-0</p>		<p>0-0</p>			<p>3 0 2 2 1 0 1</p>
<p>Willie Stargell, L (1, 7) OBP: 0.399, SLG: 0.680</p> <p>Richie Zisk, R (8, 7) OBP: 0.246, SLG: 0.365</p>	<p>0-0</p>		<p>0-0 ③</p>		<p>0-0 ③</p>		<p>0-3 ②</p>			<p>4 0 2 1 0 1 4</p> <p>0 0 0 0 0 0 0</p>
<p>Richie Hebner, L (1, 5) OBP: 0.363, SLG: 0.498</p>	<p>0-3 ③</p>			<p>0-0 ①</p>		<p>0-0 ①</p>	<p>0-0 ③</p>			<p>4 0 0 0 0 1 2</p>
<p>Bob Robertson, R (1, 3) OBP: 0.346, SLG: 0.418</p>		<p>0-3 ①</p>		<p>0-0 ②</p>		<p>0-0 ②</p>		<p>0-0 ①</p>		<p>4 0 0 0 0 1 0</p>
<p>Rennie Stennett, R (1, 4) OBP: 0.247, SLG: 0.367</p>		<p>0-0 ②</p>		<p>0-0 ③</p>		<p>0-0 ③</p>		<p>0-3 ②</p>		<p>4 0 0 0 0 1 0</p>
<p>Gene Alley, R (1, 6) OBP: 0.308, SLG: 0.333</p>		<p>0-0</p>			<p>0-0 ①</p>		<p>4-0</p>		<p>0-0 ③</p>	<p>3 1 1 0 1 0 0</p>
<p>Bob Moose, R (1, 1) OBP: 0.189, SLG: 0.118</p>		<p>0-3 ③</p>			<p>0-0</p>		<p>0-0 ①</p>			<p>2 0 1 0 0 1 1</p>

Inning Stats	R: 1	H: 1	E: 0	LOB: 1	K: 1	P: 10	R: 0	H: 1	E: 0	LOB: 1	K: 2	P: 8	R: 0	H: 1	E: 0	LOB: 2	K: 0	BB: 1	S: 3	R: 0	H: 0	E: 0	LOB: 0	K: 0	BB: 0	S: 3	R: 0	H: 3	E: 0	LOB: 3	K: 0	BB: 0	P: 6	R: 0	H: 0	E: 0	LOB: 0	K: 0	BB: 0	P: 3	R: 3	H: 3	E: 0	LOB: 1	K: 1	BB: 1	P: 12	R: 0	H: 0	E: 0	LOB: 0	K: 1	BB: 0	P: 5
--------------	------	------	------	--------	------	-------	------	------	------	--------	------	------	------	------	------	--------	------	-------	------	------	------	------	--------	------	-------	------	------	------	------	--------	------	-------	------	------	------	------	--------	------	-------	------	------	------	------	--------	------	-------	-------	------	------	------	--------	------	-------	------

<p>Gene Clines, R (1, 9) OBP: 0.346, SLG: 0.373</p> <p>Vic Davalillo, L (1, PH) OBP: 0.217, SLG: 0.259</p> <p>(2, 9)</p>	<p>Manny Sanguillen, R (1, 2) OBP: 0.302, SLG: 0.447</p>	<p>Al Oliver, L (1, 8) OBP: 0.313, SLG: 0.455</p>	<p>Willie Stargell, L (1, 7) OBP: 0.399, SLG: 0.680</p> <p>Richie Zisk, R (8, 7) OBP: 0.246, SLG: 0.365</p>	<p>Richie Hebner, L (1, 5) OBP: 0.363, SLG: 0.498</p>	<p>Bob Robertson, R (1, 3) OBP: 0.346, SLG: 0.418</p>	<p>Rennie Stennett, R (1, 4) OBP: 0.247, SLG: 0.367</p>	<p>Gene Alley, R (1, 6) OBP: 0.308, SLG: 0.333</p>	<p>Bob Moose, R (1, 1) OBP: 0.189, SLG: 0.118</p>	<p>Ernie McAnally, R (1, 1) ERA: 3.27</p> <p>Joe Gilbert, L (7, 1) ERA: 4.74</p> <p>Tom Walker, R (8, 1) ERA: 3.31</p>	<p>Ernie McAnally, R (1, 1) ERA: 3.27</p> <p>Joe Gilbert, L (7, 1) ERA: 4.74</p> <p>Tom Walker, R (8, 1) ERA: 3.31</p>
--	---	--	---	--	--	--	---	--	---	---

BOTTOM

Montreal Expos @ Pittsburgh Pirates
 Three Rivers Stadium, Pittsburgh, PA
 Fri Jun 29 1973, 7:05 PM EDT
 Att. 26,638 - Unknown

livebaseballscorecards.com

AB	31
R	4
H	9
RBI	4
BB	3
SO	5
LOB	9



WP: 2	PA: 35
PB: 0	
SB: 0	
CS: 0	

Batter	1	2	3	4	5	6	7	8	9	AB R H RBI BB SO LOB	TOP									
Ron Hunt, R (1, 4) OBP: 0.402, SLG: 0.337	0-0 L1		0-0 5-3			0-0 5-3		0-0 6-3		4 0 0 0 0 0 0										
Mike Jorgensen, L (1, 3) OBP: 0.326, SLG: 0.322	0-3 K			0-0 L9		0-0 1B		0-0 4-3		3 0 1 0 0 1 0										
Ron Woods, R (8, PH) OBP: 0.359, SLG: 0.354						1B				1 0 0 0 0 0 0										
Ken Singleton, S (1, 9) OBP: 0.414, SLG: 0.445	0-0 F7			0-0 L6		0-0 1B		0-0 5-3		4 0 1 0 0 0 0										
						1-2 1B														
Ron Fairly, L (1, 7) OBP: 0.474, SLG: 0.483		0-0 4-3		0-0 P6		0-0 F7		4-0 BB		3 0 0 0 1 0 2										
								G6-4-3												
Bob Bailey, R (1, 5) OBP: 0.396, SLG: 0.556		0-0 P2			0-3 K	0-0 P4		0-0 G6-4-3		4 0 0 0 0 1 3										
								1-2f												
Boots Day, L (1, 8) OBP: 0.343, SLG: 0.430		4-0 BB			0-0 F5		0-0 1B	4-0 BB		2 1 1 0 1 0 0										
Clyde Mashore, R (9, PH) OBP: 0.327, SLG: 0.500								1B		0 0 0 0 1 0 0										
								SF9												
Tim Foli, R (1, 6) OBP: 0.280, SLG: 0.271		0-3 K			0-0 1B	0-0 1B		0-0 G4-6-3		4 0 3 0 0 1 1										
								1-3												
Terry Humphrey, R (1, 2) OBP: 0.186, SLG: 0.218			0-0 L6		0-0 1B	0-0 SF9		0-0 5-3		3 0 1 1 0 0 2										
Balor Moore, L (1, 1) OBP: 0.118, SLG: 0.094			0-0 F7		0-0 P2	0-0 G4-6-3				1 0 0 0 0 0 0										
Hal Breeden, R (5, PH) OBP: 0.389, SLG: 0.512								3-H		1 0 0 0 0 0 2										
Mickey Scott, L (5, 1)								1-2f		0 0 0 0 0 0 0										
Bob Stinson, S (7, PH) OBP: 0.300, SLG: 0.222										1 0 0 0 0 0 1										
Pat Jarvis, R (7, 1)										0 0 0 0 0 0 0										
Inning Stats	R: 0 E: 0 K: 1 S: 5	H: 0 LOB: 0 BB: 0 P: 5	R: 0 E: 0 K: 1 S: 5	H: 0 LOB: 1 BB: 1 P: 9	R: 0 E: 0 K: 0 S: 3	H: 0 LOB: 0 BB: 0 P: 3	R: 0 E: 0 K: 0 S: 3	H: 0 LOB: 0 BB: 0 P: 3	R: 0 E: 0 K: 1 S: 7	H: 2 LOB: 2 BB: 0 P: 7	R: 1 E: 0 K: 0 S: 4	H: 2 LOB: 0 BB: 0 P: 4	R: 0 E: 0 K: 0 S: 3	H: 0 LOB: 0 BB: 0 P: 3	R: 0 E: 0 K: 0 S: 3	H: 1 LOB: 2 BB: 2 P: 11	1B: 7 2B: 0 3B: 0 HR: 0	SF: 1 SAC: 0 DP: 2 HBP: 0	WP: 0 PB: 0 SB: 0 CS: 0	PA: 35
PITCHER	IP WLS BF H R ER SO BB IBB HBP BLK WP HR S P ERA WHIP																			
Nelson Bries, R (1, 1) ERA: 3.03	7.0 W 27 6 1 1 3 1 0 0 0 0 0 0 32 36 1.29 1.000																			
Ramon Hernandez, L (8, 1) ERA: 2.25	2.0 S 8 1 0 0 0 2 0 0 0 0 0 0 6 14 0.00 1.500																			

Montreal Expos @ Pittsburgh Pirates
Three Rivers Stadium, Pittsburgh, PA

Sat Jun 30 1973, 3:33 AM EDT
 Att: 11,676 - Unknown

livebaseballscorecards.com

AB	31
R	1
H	7
RBI	1
BB	3
SO	3
LOB	11



Batter	1	2	3	4	5	6	7	8	9
Gene Clines, R (1, 9) OBP: 0.348, SLG: 0.364	4-0 WP S BB		4-0 BB BB SF8 BB	0-3 K	0-0 L4			0-3 K	
Rennie Stennett, R (1, 4) OBP: 0.256, SLG: 0.375	0-3 K		4-0 BB BB 1B BB	0-0 BB		0-0 1B		0-0 F8	
Al Oliver, L (1, 8) OBP: 0.311, SLG: 0.449	0-0 F7		0-0 F7	4-0 BB BB		0-3 K		0-0 F7	
Willie Stargell, L (1, 7) OBP: 0.401, SLG: 0.674 Richie Zisk, R (7, 7) OBP: 0.246, SLG: 0.365	0-3 K		4-0 BB BB 1B BB	4-0 BB		0-0 F2			
Manny Sanguillen, R (1, 2) OBP: 0.298, SLG: 0.442		0-3 K	0-0 SF8	0-0 5-3		0-0 F3			
Bob Robertson, R (1, 3) OBP: 0.349, SLG: 0.417		0-3 K	4-0 1B BB		0-0 1B 1B		0-0 F8		
Richie Hebner, L (1, 5) OBP: 0.362, SLG: 0.494		0-3 K	0-0 1B		0-0 P5		0-0 P3		
Gene Alley, R (1, 6) OBP: 0.313, SLG: 0.333			1-2 2-H 3-H 1B		0-0 P4		0-0 1B		
Nelson Briles, R (1, 1) OBP: 0.297, SLG: 0.400 Vic Davalillo, L (7, PH) OBP: 0.213, SLG: 0.254 Ramon Hernandez, S (8, 1)			1-0 BB BB HBP	0-0 6-3	0-0 6-3		0-0 1-3		

Inning Stats	R: 0	H: 0	E: 0	K: 2	S: 7	R: 0	H: 0	E: 0	K: 3	S: 9	R: 5	H: 1	E: 0	K: 0	S: 4	R: 0	H: 1	E: 0	K: 1	S: 6	R: 0	H: 2	E: 0	K: 0	S: 5	R: 0	H: 1	E: 0	K: 1	S: 6	R: 0	H: 1	E: 0	K: 0	S: 4	R: 0	H: 0	E: 0	K: 1	S: 5
	LOB: 1	BB: 1	P: 11	LOB: 0	BB: 0	P: 9	LOB: 2	BB: 5	P: 25	LOB: 3	BB: 2	P: 14	LOB: 2	BB: 0	P: 5	LOB: 1	BB: 0	P: 6	LOB: 1	BB: 0	P: 4	LOB: 0	BB: 0	P: 5	LOB: 0	BB: 0	P: 5	LOB: 0	BB: 0	P: 5	LOB: 0	BB: 0	P: 5	LOB: 0	BB: 0	P: 5	LOB: 0	BB: 0	P: 5	

PITCHER	IP	WLS	BF	H	R	ER	SO	BB	IBB	HBP	BLK	WP	HR	S	P	ERA	WHIP
Balor Moore, L (1, 1) ERA: 4.53	4.0	L	23	2	5	5	6	8	0	1	0	1	0	26	59	11.25	2.500
Mickey Scott, L (5, 1) ERA: 3.86	2.0		9	3	0	0	1	0	0	0	0	0	0	11	11	0.00	1.500
Pat Jarvis, R (7, 1) ERA: 4.85	2.0		7	1	0	0	1	0	0	0	0	0	0	9	9	0.00	0.500

BOTTOM

3 1 0 0 2 2 2

4 1 2 1 1 1 1

4 0 0 0 1 1 5

2 1 0 1 2 1 2
0 0 0 0 0 0 0

3 0 0 1 0 1 4

3 0 1 0 1 1 0

4 0 1 2 0 1 1

3 1 1 0 1 0 3

2 1 1 0 0 0 0
1 0 0 0 0 0 1
0 0 0 0 0 0 0

1B: 5 SF: 1
2B: 1 SAC: 0
3B: 0 DP: 0
HR: 0 HBP: 1

WP: 1 PA: 39
PB: 1
SB: 1
CS: 0

AB 29
R 5
H 6
RBI 5
BB 8
SO 8
LOB 19



Montreal Expos @ Pittsburgh Pirates
Three Rivers Stadium, Pittsburgh, PA

Sat Jun 30 1973, 3:33 AM EDT
Att. 11,676 - Unknown

livebaseballscorecards.com

Batter	1	2	3	4	5	6	7	8	9	AB R H RBI BB SO LOB	TOP	
Ron Woods, R (1, 8) OBP: 0.364, SLG: 0.352 Ron Fairly, L (7, PH) OBP: 0.470, SLG: 0.478 (7, 7)	4-0 BB		0-0 4-3			4-0 BB	0-0 F8		0-0 6-3	1 0 0 0 2 0 0 2 0 0 0 0 0 4		
Clyde Mashore, R (1, 7) OBP: 0.304, SLG: 0.458 (7, 8)	0-3 K		0-0 5-3			0-0 P6		0-3 K		4 0 0 0 0 2 2		
Hal Breeden, R (1, 3) OBP: 0.394, SLG: 0.541	0-0 L9					4-0 BB		0-0 HR		3 1 1 1 1 0 1		
Bob Bailey, R (1, 5) OBP: 0.393, SLG: 0.547	0-0 6-3					4-0 G6-4-3 BB		0-3 K		3 0 0 0 1 1 3		
Ken Singleton, S (1, 9) OBP: 0.411, SLG: 0.455						0-0 G6-4-3		0-0 F7		4 1 1 1 0 0 1		
John Boccabella, R (1, 2) OBP: 0.285, SLG: 0.292						0-0 5-3		0-3 K		4 0 1 0 0 1 0		
Tim Foli, R (1, 6) OBP: 0.287, SLG: 0.279						0-0 G6-3 1B		0-0 5-3		4 0 3 0 0 0 1		
Pepe Frias, R (1, 4) OBP: 0.213, SLG: 0.234 Boots Day, L (9, PH) OBP: 0.339, SLG: 0.426						0-0 G6-3		0-3 K		3 0 0 0 0 2 3 1 0 0 0 0 0 1		
Bill Stoneman, R (1, 1) OBP: 0.313, SLG: 0.091 Ron Hunt, R (8, PH) OBP: 0.401, SLG: 0.336 Joe Gilbert, R (6, 1) Terry Humphrey, R (7, PH) OBP: 0.290, SLG: 0.218 Tom Walker, R (7, 1) Mike Jorgensen, L (8, PH) OBP: 0.329, SLG: 0.322						0-0 4-3		4-0 BB		1 0 0 0 0 0 0 1 0 0 0 0 0 0 0 0 0 0 0 0 0 0 0 0 0 0 1 0 0 0 0 0 0 0 0 0 0 0 0 0 0 0 1 0 0		
Inning Stats	R: 0 H: 0 E: 0 LOB: 1 K: 1 BB: 1 S: 5 P: 9	R: 0 H: 1 E: 0 LOB: 1 K: 1 BB: 0 S: 6 P: 6	R: 0 H: 0 E: 0 LOB: 0 K: 0 BB: 0 S: 3 P: 3	R: 0 H: 0 E: 0 LOB: 0 K: 0 BB: 1 S: 2 P: 6	R: 0 H: 1 E: 0 LOB: 0 K: 0 BB: 0 S: 3 P: 3	R: 0 H: 0 E: 0 LOB: 2 K: 0 BB: 2 S: 3 P: 11	R: 1 H: 2 E: 0 LOB: 2 K: 1 BB: 1 S: 7 P: 11	R: 1 H: 1 E: 0 LOB: 0 K: 2 BB: 0 S: 8 P: 8	R: 0 H: 1 E: 0 LOB: 2 K: 1 BB: 1 S: 6 P: 10	1B: 4 SF: 0 2B: 0 SAC: 0 3B: 0 DP: 2 HR: 2 HBP: 0	WP: 1 PA: 37 PB: 0 SB: 1 CS: 0	
PITCHER	IP WLS BF H R ER SO BB IBB HBP BLK WP HR S P ERA WHIP											
Luke Walker, L (1, 1) ERA: 4.16	6.2 W 27 4 1 1 3 5 0 0 0 1 1 28 48 1.35 1.350											
Bob Johnson, R (7, 1) ERA: 4.89	2.1 S 10 2 1 1 3 1 0 0 0 0 1 15 19 3.86 1.286											

Montreal Expos @ Pittsburgh Pirates
 Three Rivers Stadium, Pittsburgh, PA
 Sun Jul 01 1973, 3:33 AM EDT
 Unknown

livebaseballscorecards.com

AB	31
R	2
H	6
RBI	2
BB	6
SO	6
LOB	16



Batter	1	2	3	4	5	6	7	8	9
Gene Clines, R OBP: 0.343, SLG: 0.358 (1, 9)	0-0 L6 ①		0-0 5-3 3B 1B	0-0 FC6-4 S		0-3 K ②		0-0 L9 ③	
Manny Sanguillen, R OBP: 0.294, SLG: 0.436 (1, 2)	0-0 P3 ②		0-0 5-3 1-2	0-0 F9 1-2		0-0 4-3 ③			
Al Oliver, L OBP: 0.320, SLG: 0.463 (1, 8)	0-0 E 1B		0-0 SF5 2-H 3B		0-0 BB 1B		0-0 FC3-6 1B		
Willie Stargell, L OBP: 0.407, SLG: 0.679 Richie Zisk, R OBP: 0.241, SLG: 0.358 (1, 7) (6, 7)	0-0 E6 1-H 2B		4-0 BB BB	4-0 1B SF7 BB		0-0 P2 ①			
Richie Hebner, L OBP: 0.364, SLG: 0.494 (1, 5)	4-0 IBB		0-0 SF5 3-H	0-0 1B 1B		0-0 FC3-6 1-2f			
Bob Robertson, R OBP: 0.343, SLG: 0.411 (1, 3)	0-0 L6 ③		0-0 F9 ③	0-0 SF7 3-H		0-0 F8 ③			
Rennie Stennett, R OBP: 0.261, SLG: 0.378 (1, 4)		0-0 6-3 ①		0-0 P9 ①	0-0 G6-4-3 2-H 1B		0-0 SH3-4 1B		
Gene Alley, R OBP: 0.313, SLG: 0.328 (1, 6)		0-0 F9 ②		4-0 FC6-4 SH BB	0-0 G6-4-3 1-2f		0-0 SH3-4 1-2 ①		
Luke Walker, L OBP: 0.100, SLG: 0.100 Bob Johnson, L (7, 1)		0-0 3-1 ③		0-0 SH FC6-4 1-2		0-0 4-3 ①		0-0 5-3 ②	

Inning Stats	R: 1	H: 2	E: 1	K: 0	S: 5	LOB: 2	BB: 1	P: 9	R: 0	H: 0	E: 0	K: 0	S: 3	LOB: 0	BB: 0	P: 3	R: 2	H: 2	E: 0	K: 0	S: 5	LOB: 1	BB: 1	P: 9	R: 0	H: 0	E: 0	K: 1	S: 5	LOB: 0	BB: 0	P: 5	R: 0	H: 1	E: 0	K: 0	S: 4	LOB: 1	BB: 0	P: 4	R: 0	H: 1	E: 0	K: 0	S: 4	LOB: 1	BB: 0	P: 4
1B: 7	SF: 2	2B: 1	SAC: 2	3B: 1	DP: 1	HR: 0	HBP: 0																																									

PITCHER	IP	WLS	BF	H	R	ER	SO	BB	IBB	HBP	BLK	WP	HR	S	P	ERA	WHIP
Bill Stoneman, R ERA: 6.45 (1, 1)	5.0	L	26	7	6	6	0	3	1	0	0	0	0	22	38	10.80	2.000
Joe Gilbert, L ERA: 4.5 (6, 1)	1.0		3	0	0	0	1	0	0	0	0	0	0	5	5	0.00	0.000
Tom Walker, R ERA: 3.19 (7, 1)	2.0		8	2	0	0	0	0	0	0	0	0	0	8	8	0.00	1.000

BOTTOM

Montreal Expos @ Pittsburgh Pirates
Three Rivers Stadium, Pittsburgh, PA

Sun Jul 01 1973, 3:33 AM EDT
Unknown

AB	29
R	6
H	9
RBI	6
BB	4
SO	1
LOB	14



WP	PA	ERA	WHIP
0	37		
0			
1			
0			

livebaseballscorecards.com

Batter	1	2	3	4	5	6	7	8	9	AB R H RBI BB SO LOB	TOP			
Ron Hunt, R (1, 4) OBP: 0.402, SLG: 0.336	0-0 G6-4-3 1B		0-0 SH2-4		0-0 6-3		0-0 FC6-4 BB		0-0 4-3	3 0 1 0 1 0 0				
Tim Foli, R (1, 6) OBP: 0.287, SLG: 0.280	0-0 F9		0-0 E5		0-0 FC6-4 1B		0-0 FC6-4		0-0 G3	3 0 1 0 0 0 2				
Pepe Frias, R (5, 6) OBP: 0.210, SLG: 0.231			2-3 BB				1-2f 2-3 3-H		1 0 0 1 0 0 2					
Boots Day, L (9, PH) OBP: 0.536, SLG: 0.422			4-0 FC6		0-0 FC6-4		0-0 4-3		1 0 0 0 0 0 0					
Ron Woods, R (1, 8) OBP: 0.363, SLG: 0.348	0-0 G6-4-3		1-2 BB		1-2f				2 0 0 0 1 0 2					
Ron Fairly, L (7, PH) OBP: 0.471, SLG: 0.475			1-2 BB		1-2f				1 1 0 0 1 0 2					
Hal Breeden, R (1, 3) OBP: 0.394, SLG: 0.528		4-0 WP 1B BB	0-3 K		0-3 K		0-0 6-3		0-0 1B 1B	4 1 1 0 1 2 3				
Bob Bailey, R (1, 5) OBP: 0.389, SLG: 0.539		0-3 K	0-0 FC6		0-0 F9		0-0 L8		0-0 1B	5 0 1 1 0 1 4				
Ken Singleton, S (1, 9) OBP: 0.408, SLG: 0.462		0-3 K		0-0 4-3		0-0 1-3		0-0 HR	0-0 F7	5 1 1 1 0 1 3				
Clyde Mashore, R (1, 7) OBP: 0.333, SLG: 0.460		0-0 2-H 1B		0-0 5-3			4-0 FC6-4 BB		4-0 BB BB	2 0 1 1 2 0 0				
Terry Humphrey, R (1, 2) OBP: 0.203, SLG: 0.207		0-0 F3		0-3 K		0-0 FC6-4 BB CI		4-0 BB	1-2 BB	3 1 0 0 1 1 2				
Mike Torrez, R (1, 1) OBP: 0.242, SLG: 0.273			0-0 E4		0-0 P3		0-1 CI		0-0 P6	1 0 0 0 0 0 0				
John Strohmayr, R (4, 1) OBP: 0.400, SLG: 0.250			E SH2-4				FC6-4 BB			1 0 0 0 0 0 0				
Bob Stinson, S (7, PH) OBP: 0.390, SLG: 0.222							1-2			0 0 0 0 0 0 0				
Joe Gilbert, R (7, 1)										0 0 0 0 0 0 0				
Mike Jorgensen, L (8, PH) OBP: 0.328, SLG: 0.320										1 0 0 0 0 0 2				
Mike Marshall, R (8, 1) OBP: 0.267, SLG: 0.214										0 0 0 0 0 0 0				
Inning Stats	R: 0 H: 1 E: 0 LOB: 0 K: 0 BB: 0 S: 3 P: 3	R: 1 H: 1 E: 0 LOB: 1 K: 2 BB: 1 S: 8 P: 12	R: 0 H: 0 E: 2 LOB: 3 K: 1 BB: 1 S: 7 P: 11	R: 0 H: 0 E: 0 LOB: 0 K: 1 BB: 0 S: 5 P: 5	R: 0 H: 1 E: 0 LOB: 1 K: 0 BB: 0 S: 4 P: 4	R: 0 H: 0 E: 0 LOB: 0 K: 1 BB: 0 S: 5 P: 5	R: 1 H: 0 E: 1 LOB: 2 K: 0 BB: 2 S: 4 P: 12	R: 1 H: 1 E: 0 LOB: 2 K: 0 BB: 2 S: 4 P: 12	R: 1 H: 2 E: 0 LOB: 2 K: 0 BB: 1 S: 5 P: 9	1B: 5 SF: 0 2B: 0 SAC: 1 3B: 0 DP: 1 HR: 1 HBP: 0	WP: 1 PA: 42 PB: 0 SB: 0 CS: 0			
PITCHER	IP WLS BF H R ER SO BB IBB HBP BLK WP HR S P ERA WHIP												PITCHER	IP WLS BF H R ER SO BB IBB HBP BLK WP HR S P ERA WHIP
Jim Rooker, L (1, 1) ERA: 3.83	6.1 W 28 3 2 1 5 4 0 0 0 1 0 34 50 1.42 1.105													
Dave Giusti, R (7, 1) ERA: 1.51	2.2 S 14 3 2 2 0 3 0 0 0 0 1 11 23 6.75 2.250													

Montreal Expos @ Pittsburgh Pirates
Three Rivers Stadium, Pittsburgh, PA
 Sun Jul 01 1973, 3:38 AM EDT
 Att. 24,984 - Unknown

livebaseballscorecards.com

AB	33
R	4
H	6
RBI	4
BB	7
SO	5
LOB	22



Batter	1	2	3	4	5	6	7	8	9
Gene Clines, R OBP: 0.351, SLG: 0.362 (1, 8)	0-0 CS 1B	0-0 L4-3		0-0 1-2 2-H 3B 1B	4-0 BB		0-0 L6-3		
Dave Cash, R OBP: 0.336, SLG: 0.370 (1, 4)	4-0 1-2 1B BB		0-0 6-3	0-0 1-2 2-H 3B 1B	0-3 K		0-0 6-3		
Al Oliver, L OBP: 0.325, SLG: 0.474 (1, 3)	0-0 1-3 E 1B		0-0 HR	0-0 P6	0-0 4-3		4-0 BB		
Richie Hebner, L OBP: 0.368, SLG: 0.496 (1, 5) Fernando Gonzalez, R OBP: 0.200, SLG: 0.343 (2, 5)	0-0 1-2 E6 1B		0-3 K	0-0 1-H 2-H 2B 3B		0-0 6-3	0-0 F7		
Richie Zisk, R OBP: 0.270, SLG: 0.404 (1, 7)	0-0 1-H 2-H E6 1B		4-0 BB	0-0 3-H 2B		0-0 2B	0-0 F9		
Rennie Stennett, R OBP: 0.261, SLG: 0.375 (1, 6)	0-0 2-3 S 1B		0-0 4-3	0-0 4-3		0-0 L4			
Vic Davalillo, L OBP: 0.215, SLG: 0.254 (1, 9)	0-0 4-3 1-2			0-0 F8	0-0 SH5-4 BB 1B		0-0 P4		
Milt May, L OBP: 0.354, SLG: 0.397 (1, 2)				4-0 SH 1B BB	4-0 SH5-4 BB		0-0 4-3		
Jim Rooker, R (1, 1) Dave Giusti, R (7, 1)				0-0 SH 1B 1B	0-0 SH5-4		0-0 L3		

AB	R	H	RBI	BB	SO	LOB
4	1	2	1	1	0	0
4	2	1	1	1	1	3
4	2	2	1	1	0	5
1	0	1	1	0	0	0
4	1	1	2	0	1	1
4	0	2	1	1	0	2
4	0	1	0	0	0	3
4	0	1	0	0	0	3
2	1	0	0	2	0	0
1	1	0	0	0	1	0
1	0	0	0	0	0	0

AB	33
R	8
H	11
RBI	7
BB	6
SO	3
LOB	17

Inning	1	2	3	4	5	6	7	8	9
R	2	0	1	5	0	0	0	0	0
E	1	0	0	0	0	0	0	0	0
K	0	1	1	0	1	1	0	0	0
S	6	5	6	8	6	4	3	7	3
H	4	0	1	4	1	1	0	0	0
LOB	2	0	1	1	3	1	0	0	1
BB	1	0	1	1	2	0	0	0	0
P	10	5	10	12	14	4	3	7	3

WP	PA
0	41
0	
1	
1	

BOTTOM

Montreal Expos @ Pittsburgh Pirates
Three Rivers Stadium, Pittsburgh, PA
 Sun Jul 01 1973, 3:38 AM EDT
 Att. 24,984 - Unknown

livebaseballscorecards.com



PITCHER	IP	WLS	BF	H	R	ER	SO	BB	IBB	HBP	BLK	WP	HR	S	P	ERA	WHIP
Mike Torrez, R (1, 1) ERA: 4.04	3.2	L	23	9	8	7	2	3	0	0	0	0	1	24	36	17.18	3.273
John Strohmayr, R (4, 1) ERA: 4.45	2.1		11	2	0	0	1	2	0	0	0	0	0	11	19	0.00	1.714
Joe Gilbert, L (7, 1) ERA: 4.29	1.0		3	0	0	0	0	0	0	0	0	0	0	3	3	0.00	0.000
Mike Marshall, R (8, 1) ERA: 2.68	1.0		4	0	0	0	0	1	0	0	0	0	0	3	7	0.00	1.000

Batter	1	2	3	4	5	6	7	8	9	AB R H RBI BB SO LOB	TOP											
Vic Davalillo, L (1, 3) OBP: 0.203, SLG: 0.239	0-0 F7		0-0 6-3		0-0 F7		0-0 FC6-4			4 0 0 0 0 0 2												
Gene Clines, R (1, 9) OBP: 0.349, SLG: 0.359	0-0 L6-3		0-0 L9		0-0 1B			0-0 L8		4 0 1 0 0 0 0												
Al Oliver, L (1, 8) OBP: 0.324, SLG: 0.471	0-0 1B		0-0 F8		0-0 1-3			0-0 4-3		4 0 1 0 0 0 2												
Willie Stargell, L (1, 7) OBP: 0.405, SLG: 0.672	0-0 F8			0-0 G4-6-3 1B		0-0 P6		0-0 4-3		4 0 1 0 0 0 1												
Richie Hebner, L (1, 5) OBP: 0.364, SLG: 0.496		0-0 4-3 FC1 2B		0-0 G4-6-3		0-0 F8			0-0 F8	4 0 1 0 0 0 1												
Manny Sanguillen, R (1, 2) OBP: 0.294, SLG: 0.434		0-0 4-3		0-0 1B		0-0 4-3			0-0 F3	4 0 1 0 0 0 1												
Dave Cash, R (1, 4) OBP: 0.335, SLG: 0.365		4-0 FC1 BB		0-0 F9			0-0 L4		0-0 E4	3 0 0 0 1 0 1												
Gene Alley, R (1, 6) OBP: 0.309, SLG: 0.324		0-0 FC1			0-0 5-3		0-0 6-3		0-0 F9	2 0 0 0 0 0 2												
Rennie Stennett, R (7, PH) OBP: 0.259, SLG: 0.371		1-2 3-H								2 0 0 0 0 0 1												
Dock Ellis, S (1, 1) OBP: 0.167, SLG: 0.146		0-3 K			0-0 1B		0-0 FC6-4 1B			2 0 1 0 0 1 2												
Fernando Gonzalez, R (7, PH) OBP: 0.222, SLG: 0.361										1 0 1 0 0 0 0												
Ramon Hernandez, S (7, 1)										0 0 0 0 0 0 0												
Tom Dettore, L (8, 1)										0 0 0 0 0 0 0												
Inning Stats	R: 0 E: 0 K: 0 S: 4	H: 1 LOB: 1 BB: 0 P: 4	R: 0 E: 0 K: 1 S: 6	H: 1 LOB: 2 BB: 1 P: 10	R: 0 E: 0 K: 0 S: 3	H: 0 LOB: 0 BB: 0 P: 3	R: 0 E: 0 K: 0 S: 4	H: 2 LOB: 1 BB: 0 P: 4	R: 0 E: 0 K: 0 S: 5	H: 2 LOB: 2 BB: 0 P: 5	R: 0 E: 0 K: 0 S: 3	H: 0 LOB: 0 BB: 0 P: 3	R: 0 E: 0 K: 0 S: 4	H: 1 LOB: 1 BB: 0 P: 4	R: 0 E: 0 K: 0 S: 3	H: 0 LOB: 0 BB: 0 P: 3	R: 0 E: 1 K: 0 S: 4	H: 0 LOB: 1 BB: 0 P: 4	1B: 6 2B: 1 3B: 0 HR: 0	SF: 0 SAC: 0 DP: 1 HBP: 0	WP: 0 PB: 0 SB: 0 CS: 0	PA: 35
PITCHER Rick Wise, R (1, 1) ERA: 2.87	IP: 9.0 WLS: W BF: 35 H: 7 R: 0 ER: 0 SO: 1 BB: 1 IBB: 0 HBP: 0 BLK: 0 WP: 0 HR: 0 S: 36 P: 40 ERA: 0.00 WHIP: 0.889											PITCHER	IP: 9.0 WLS: W BF: 35 H: 7 R: 0 ER: 0 SO: 1 BB: 1 IBB: 0 HBP: 0 BLK: 0 WP: 0 HR: 0 S: 36 P: 40 ERA: 0.00 WHIP: 0.889									

Pittsburgh Pirates @ St. Louis Cardinals
 Busch Stadium, St. Louis, MO
 Tue Jul 03 1973, 7:05 PM CDT
 Unknown

livebaseballscorecards.com

AB 34
 R 0
 H 7
 RBI 0
 BB 1
 SO 1
 LOB 13



Batter	1	2	3	4	5	6	7	8	9
Lou Brock, L OBP: 0.362, SLG: 0.388 (1, 7)	0-0 6-3		0-0 4-3			0-0 3B 1B		0-0 S 1-3 1B	
Ted Sizemore, R OBP: 0.380, SLG: 0.322 (1, 4)	4-0 G6-4-3 BB		0-0 FC6-4 1B			0-0 1-2 3B 1B		0-0 P2	
Joe Torre, R OBP: 0.417, SLG: 0.446 (1, 5) (7, 3)	0-0 G6-4-3 1-2f		0-0 FC6-4 1-2f			0-0 P6		0-0 1-3	
Ted Simmons, S OBP: 0.364, SLG: 0.432 (1, 2)		0-0 4-3		0-0 FC4 1B		0-0 F5		4-0 1B IBB	
Tim McCarver, L OBP: 0.321, SLG: 0.364 (1, 3)		4-0 FC4-6 BB		0-0 FC4 G3-6 1-2f		0-0 1-H 2-H 3B		0-0 FC4-6 1B	
Ken Reitz, R OBP: 0.258, SLG: 0.346 (7, 5)									
Jose Cruz, L OBP: 0.335, SLG: 0.413 (1, 8)		0-0 FC4-6 1-2f		0-0 G3-6 1-2f		0-3 K		0-0 FC4-6 1-2f	
Bernie Carbo, L OBP: 0.311, SLG: 0.233 (1, 9)		0-0 4-3			0-0 P4		0-0 F2		
Mike Tyson, R OBP: 0.286, SLG: 0.314 (1, 6)			0-0 4-3 SH3-4 1B		0-3 K		0-0 F3		
Rick Wise, R OBP: 0.265, SLG: 0.273 (1, 1)			0-0 SH3-4 1-2		0-0 4-3		0-0 1-3		

Inning Stats	R: 0	H: 0	E: 0	K: 0	S: 2	LOB: 0	BB: 1	P: 6
	R: 0	H: 0	E: 0	K: 0	S: 3 <td>LOB: 1</td> <td>BB: 1</td> <td>P: 7 </td>	LOB: 1	BB: 1	P: 7
	R: 1	H: 2	E: 0	K: 0	S: 5 <td>LOB: 1</td> <td>BB: 0</td> <td>P: 5 </td>	LOB: 1	BB: 0	P: 5
	R: 0	H: 1	E: 0	K: 0	S: 3 <td>LOB: 0</td> <td>BB: 0</td> <td>P: 3 </td>	LOB: 0	BB: 0	P: 3
	R: 0	H: 0	E: 0	K: 1	S: 5 <td>LOB: 0</td> <td>BB: 0</td> <td>P: 5 </td>	LOB: 0	BB: 0	P: 5
	R: 2	H: 3	E: 0	K: 1	S: 8 <td>LOB: 1</td> <td>BB: 0</td> <td>P: 8 </td>	LOB: 1	BB: 0	P: 8
	R: 0	H: 0	E: 0	K: 0	S: 3 <td>LOB: 0</td> <td>BB: 0</td> <td>P: 3 </td>	LOB: 0	BB: 0	P: 3
	R: 1	H: 2	E: 0	K: 0	S: 5 <td>LOB: 2</td> <td>BB: 1</td> <td>P: 9 </td>	LOB: 2	BB: 1	P: 9

PITCHER	IP	WLS	BF	H	R	ER	SO	BB	IBB	HBP	BLK	WP	HR	S	P	ERA	WHIP
Dock Ellis, R ERA: 3.09 (1, 1)	6.0	L	24	6	3	3	2	2	0	0	0	0	0	26	34	4.50	1.333
Ramon Hernandez, L ERA: 2.39 (7, 1)	1.2		6	1	1	1	0	0	0	0	0	0	0	6	6	5.40	0.600
Tom Dettore, R ERA: 5.28 (8, 1)	0.1		3	1	0	0	0	0	1	0	0	0	0	2	6	0.00	3.000

AB R H RBI BB SO LOB

4	2	2	0	0	0	1
3	1	2	1	1	0	1
4	0	0	0	0	0	5
3	0	1	0	1	0	2
2	0	1	2	1	0	1
1	0	1	1	0	0	0
4	0	0	0	0	1	5
3	0	0	0	0	0	1
3	1	1	0	0	1	0
2	0	0	0	0	0	0

AB	29
R	4
H	8
RBI	4
BB	3
SO	2
LOB	16



WP	PA	ERA	WHIP
0	33		
0			
1			
0			

Pittsburgh Pirates @ St. Louis Cardinals
Busch Stadium, St. Louis, MO
 Tue Jul 03 1973, 7:05 PM CDT
 Unknown

livebaseballscorecards.com

Batter	1	2	3	4	5	6	7	8	9	AB R H RBI BB SO LOB	TOP		
Gene Clines, R (1, 9) OBP: 0.344, SLG: 0.354	0-0 FC1-4 1B		0-0 L9		0-0 FC4			0-0 L9	0-0 L6-3	5 0 1 0 0 0 2			
Dave Cash, R (1, 4) OBP: 0.330, SLG: 0.359	0-0 FC1-4 1-2f		0-0 6-3			0-0 F7		0-3 K		4 0 0 0 0 1 2			
Al Oliver, L (1, 8) OBP: 0.320, SLG: 0.465	0-0 F7 1-2			0-0 3-1		0-0 5-3			0-0 F9	4 0 0 0 0 0 1			
Richie Zisk, R (1, 7) OBP: 0.299, SLG: 0.467	0-0 F9			0-0 HR		0-0 FC6-4 1B			4-0 BB 1B BB	3 2 2 1 1 0 1			
Manny Sanguillen, R (1, 2) OBP: 0.293, SLG: 0.430		0-0 4-3		0-0 6-3		0-0 FC6-4 1-2f			4-0 1B HR BB	3 1 0 0 1 0 1			
Bob Robertson, R (1, 3) OBP: 0.338, SLG: 0.404		0-0 P4		0-3 K			0-0 5-3		0-0 P4	4 0 0 0 0 1 2			
Richie Hebner, L (1, 5) OBP: 0.363, SLG: 0.490		0-0 G3			0-0 F8		0-0 3-1		4-0 1B HR BB	3 1 0 0 1 0 0			
Rennie Stennett, R (1, 6) OBP: 0.258, SLG: 0.369			0-0 P6		0-0 F8		0-0 F8		0-0 HR 1B	4 1 1 1 0 0 0			
Steve Blass, R (1, 1) OBP: 0.455, SLG: 0.545			0-0		4-0			0-0 F5	0-0	1 0 1 0 0 0 0			
Bob Johnson, L (3, 1)										0 0 0 0 1 0 0			
Fernando Gonzalez, R (8, PH) OBP: 0.216, SLG: 0.351										1 0 0 0 0 0 0			
Tom Dettore, L (8, 1)										0 0 0 0 0 0 0			
Willie Stargell, L (9, PH) OBP: 0.407, SLG: 0.686									1-H 2-H 3-H	1 1 1 4 0 0 0			
Inning Stats	R: 0 H: 1 E: 0 LOB: 1 K: 0 BB: 0 S: 4 P: 4	R: 0 H: 0 E: 0 LOB: 0 K: 0 BB: 0 S: 3 P: 3	R: 0 H: 1 E: 0 LOB: 1 K: 0 BB: 0 S: 4 P: 4	R: 1 H: 1 E: 0 LOB: 0 K: 1 BB: 0 S: 6 P: 6	R: 0 H: 0 E: 0 LOB: 1 K: 0 BB: 1 S: 3 P: 7	R: 0 H: 1 E: 0 LOB: 1 K: 0 BB: 0 S: 4 P: 4	R: 0 H: 0 E: 0 LOB: 0 K: 0 BB: 0 S: 3 P: 3	R: 0 H: 0 E: 0 LOB: 0 K: 1 BB: 0 S: 5 P: 5	R: 5 H: 2 E: 0 LOB: 0 K: 0 BB: 3 S: 5 P: 17	1B: 4 SF: 0 2B: 0 SAC: 0 3B: 0 DP: 0 HR: 2 HBP: 0	WP: 0 PA: 37 PB: 1 SB: 1 CS: 0		
PITCHER	IP WLS BF H R ER SO BB IBB HBP BLK WP HR S P ERA WHIP											PITCHER	IP WLS BF H R ER SO BB IBB HBP BLK WP HR S P ERA WHIP
Rich Fulkers, L (1, 1) ERA: 2.05	8.2 W 34 4 4 4 2 4 0 0 0 0 1 34 50 4.15 0.923												
Diego Segui, R (9, 1) ERA: 2.72	0.1 S 3 2 2 2 0 0 0 0 0 0 0 1 3 3 54.00 6.000												

Pittsburgh Pirates @ St. Louis Cardinals
 Busch Stadium, St. Louis, MO
 Tue Jul 03 1973, 7:05 PM CDT
 Att. 28,449 - Unknown

AB	33
R	6
H	6
RBI	6
BB	4
SO	2
LOB	9



Batter	1	2	3	4	5	6	7	8	9
Lou Brock, L OBP: 0.367, SLG: 0.389 Jim Dwyer, L OBP: 0.196, SLG: 0.200 (8, 7)	4-0 FC4-6 BB SF7 BB		4-0 2B 6-3 BB	0-0 5-3			0-0 FC5-6 1B 1B	0-0 L9	
Ted Sizemore, R OBP: 0.387, SLG: 0.332 (1, 4)	4-0 FC4-6 1-2 BB		0-0 6-3 BB 2B	0-0 5-3			0-0 FC5-6 1-2 1B		
Tim McCarver, L OBP: 0.320, SLG: 0.356 (1, 2)	0-0 FC4-6 1-2f 2-3		4-0 BB 6-3 3B BB			0-0 F8	0-0 FC5-6 1B 1-2f 2-3		
Ted Simmons, S OBP: 0.359, SLG: 0.428 Joe Torre, R OBP: 0.417, SLG: 0.446 (8, 3)	0-0 SF7 3-H		0-0 6-3 1-2 2-3 3-H			0-0 F8	0-0 P4		
Jose Cruz, L OBP: 0.337, SLG: 0.412 (1, 8)	0-0 F8		0-0 BB 3B BB			0-0 P6	0-0 FC4 1-3 3-H 1B		
Bernie Carbo, L OBP: 0.308, SLG: 0.225 (1, 9)		0-3 K2-3	4-0 1-2 2-3 3-H 3B BB			0-0 L9	0-0 FC4 1-2f		
Ken Reitz, R OBP: 0.263, SLG: 0.359 (1, 5)		0-0 F5	0-0 1-H 2-H 3-H 3B			0-0 P4		0-0 4-3 1B	
Mike Tyson, R OBP: 0.285, SLG: 0.312 (1, 6)		0-0 F8	0-0 F7			0-0 1B		0-0 4-3 1-2	
Rich Folkers, L Diego Segui, R (9, 1)			0-0 F7	0-0 F8		0-3 K		0-0 P6	

AB	R	H	RBI	BB	SO	LOB
2	2	1	0	2	0	0
1	1	0	0	0	0	1
3	1	2	0	1	0	0
3	1	0	0	1	0	4
3	0	0	2	0	0	4
0	0	0	0	0	0	0
3	1	1	1	1	0	1
3	1	0	1	1	1	2
4	0	2	3	0	0	0
4	0	1	0	0	0	2
4	0	0	0	0	1	2
0	0	0	0	0	0	0

BOTTOM

Pittsburgh Pirates @ St. Louis Cardinals
Busch Stadium, St. Louis, MO
 Tue Jul 03 1973, 7:05 PM CDT
 Att. 28,449 - Unknown

livebaseballscores.com

AB	30
R	7
H	7
RBI	7
BB	6
SO	2
LOB	16



1B: 5	SF: 1
2B: 1	SAC: 0
3B: 1	DP: 0
HR: 0	HBP: 0

WP: 0	PA: 37
PB: 0	
SB: 0	
CS: 0	

Inning Stats		R: 1	H: 0	E: 0	K: 0	S: 3	R: 0	H: 0	E: 0	K: 1	S: 5	R: 5	H: 2	E: 0	K: 0	S: 5	R: 0	H: 0	E: 0	K: 0	S: 3	R: 0	H: 0	E: 0	K: 0	S: 3	R: 0	H: 1	E: 0	K: 1	S: 6	R: 1	H: 3	E: 0	K: 0	S: 6	R: 0	H: 1	E: 0	K: 0	S: 4
PITCHER		IP	WLS	BF	H	R	ER	SO	BB	IBB	HBP	BLK	WP	HR	S	P	ERA	WHIP	PITCHER		IP	WLS	BF	H	R	ER	SO	BB	IBB	HBP	BLK	WP	HR	S	P	ERA	WHIP				
Steve Blass, R ERA: 9.92	(1, 1)	2.2	L	15	1	6	6	1	6	0	0	0	0	0	11	35	20.25	2.625	Steve Blass, R ERA: 9.92		2.2	L	15	1	6	6	1	6	0	0	0	0	11	35	20.25	2.625	Steve Blass, R ERA: 9.92				
Bob Johnson, R ERA: 4.63	(3, 1)	4.1		18	5	1	1	1	0	0	0	0	0	20	20	2.08	1.154	Bob Johnson, R ERA: 4.63		4.1		18	5	1	1	1	0	0	0	0	20	20	2.08	1.154	Bob Johnson, R ERA: 4.63						
Tom Dettore, R ERA: 4.96	(8, 1)	1.0		4	1	0	0	0	0	0	0	0	0	4	4	0.00	1.000	Tom Dettore, R ERA: 4.96		1.0		4	1	0	0	0	0	0	0	4	4	0.00	1.000	Tom Dettore, R ERA: 4.96							

Batter	1	2	3	4	5	6	7	8	9	AB R H RBI BB SO LOB	TOP	
Gene Clines, R (1, 8) OBP: 0.346, SLG: 0.375	0-0 L1 6-3 2B		0-0 F5		0-0 1-H 3B		0-0 2B		0-0 L4-6-3 1-2	5 1 2 1 0 0 1		
Rennie Stennett, R (1, 4) OBP: 0.254, SLG: 0.361	0-0 6-3 1-3		0-0 P3		0-0 1-3		0-0 6-3			4 0 0 0 0 0 3		
Al Oliver, L (1, 3) OBP: 0.322, SLG: 0.479	0-0 PB 3-H 2B			0-0 4-3		0-0 HR		0-0 F8		4 1 2 2 0 0 0		
Willie Stargell, L (1, 7) Vic Davalillo, L (8, 7) OBP: 0.408, SLG: 0.683 OBP: 0.203, SLG: 0.239	0-3 K 2-3			0-0 1B		0-0 G4-6-3 1B		0-0 F7		4 0 2 0 0 1 1 0 0 0 0 0 0 0		
Richie Hebner, L (1, 5) OBP: 0.361, SLG: 0.487	0-0 6-3			0-0 L9		0-0 G4-6-3 1-2f		0-0 1B 1B		4 0 1 0 0 0 3		
Richie Zisk, R (1, 9) OBP: 0.324, SLG: 0.476		4-0 BB BB BB		0-0 4-3		0-0 1B		0-0 1B 1-3		3 0 2 0 1 0 1		
Milt May, L (1, 2) OBP: 0.348, SLG: 0.389					0-0 4-1		0-0 F7		0-0 F9	4 0 0 0 0 0 4		
Gene Alley, R (1, 6) Jackie Hernandez, R (6, 6) OBP: 0.312, SLG: 0.326 OBP: 0.245, SLG: 0.271					0-0 3B 1B		0-0 4-3		0-3 K	2 1 1 0 0 0 1 2 0 0 0 0 1 0		
Bob Moose, R (1, 1) Tom Dettore, L (4, 1) Fernando Gonzalez, R (9, PH) OBP: 0.184, SLG: 0.114 OBP: 0.237, SLG: 0.351					0-0 4-3		0-0 P6		1-0 L4-6-3 HBP	1 0 0 0 0 0 0 2 0 0 0 0 0 1 0 0 0 0 0 0 0		
Inning Stats	R: 1 H: 1 E: 1 LOB: 1 K: 1 BB: 0 S: 7 P: 7	R: 0 H: 0 E: 0 LOB: 0 K: 0 BB: 1 S: 2 P: 6	R: 0 H: 0 E: 0 LOB: 0 K: 0 BB: 0 S: 3 P: 3	R: 0 H: 1 E: 0 LOB: 1 K: 0 BB: 0 S: 4 P: 4	R: 1 H: 2 E: 0 LOB: 1 K: 0 BB: 0 S: 5 P: 5	R: 1 H: 3 E: 0 LOB: 1 K: 0 BB: 0 S: 5 P: 5	R: 0 H: 1 E: 0 LOB: 1 K: 0 BB: 0 S: 4 P: 4	R: 0 H: 2 E: 0 LOB: 2 K: 0 BB: 0 S: 5 P: 5	R: 0 H: 0 E: 0 LOB: 0 K: 1 BB: 0 S: 4 P: 5	1B: 6 SF: 0 2B: 2 SAC: 0 3B: 1 DP: 3 HR: 1 HBP: 1	WP: 0 PA: 37 PB: 1 SB: 0 CS: 0	
PITCHER Tom Murphy, R (1, 1) ERA: 2.29	IP WLS BF H R ER SO BB IBB HBP BLK WP HR S P ERA WHIP											PITCHER IP WLS BF H R ER SO BB IBB HBP BLK WP HR S P ERA WHIP

Pittsburgh Pirates @ St. Louis Cardinals
 Busch Stadium, St. Louis, MO
 Wed Jul 04 1973, 3:33 AM CDT
 Att: 12,671 - Unknown

livebaseballscorecards.com

AB 35
 R 3
 H 10
 RBI 3
 BB 1
 SO 2
 LOB 15



Batter	1	2	3	4	5	6	7	8	9
Lou Brock, L (1, 7) OBP: 0.371, SLG: 0.397 Jim Dwyer, L (6, 7) OBP: 0.212, SLG: 0.216	0-0 1B 3B	4-0 WP BB		4-0 1B 1B	0-0 FC3-6 1-2f		0-0 FC6-4 1B		
Ted Sizemore, R (1, 4) OBP: 0.391, SLG: 0.335	0-0 2B SF8 1B	0-0 5-3 1-2		0-0 E 1B 1B 1-2 2-H 3-H	4-0 BB		0-0 FC6-4 1-2f		
Joe Torre, R (1, 3) OBP: 0.417, SLG: 0.445	0-0 F7		0-0 5-3	0-0 E 1B 1B 1-2 2-H	0-0 P4		0-0 FC1-6 1B		
Ted Simmons, S (1, 2) OBP: 0.357, SLG: 0.427	0-0 1-3 2B		0-0 P4	0-0 E9 1B 1B 1-2 2-3	0-0 F7		0-0 F9		
Jose Cruz, L (1, 8) OBP: 0.331, SLG: 0.406	0-0 SF8 3-H		0-0 L8	0-3 K		0-0 3-1	0-0 FC1-6 1B 2B 1-2f		
Bernie Carbo, L (1, 9) OBP: 0.330, SLG: 0.247	4-0 IBB			FC4-6 1B 1-3 2-H 3-H 1B		0-0 4-3	0-0 2B 1B 1-3		
Ken Reitz, R (1, 5) OBP: 0.266, SLG: 0.364	0-0 F7			FC4-6 1B 1-3 2-H 3-H 1B		0-0 F3	0-0 1-3 3-H 2B		
Mike Tyson, R (1, 6) OBP: 0.283, SLG: 0.309			0-0 L3	0-0 2B 1B K		0-3 K2-3	0-0 F7		
Tom Murphy, R (1, 1) OBP: 0.273, SLG: 0.300			0-0 4-3	0-0 1-3 2-H 1B 2B	0-0 FC3-6 1B		0-0 5-3		

AB	R	H	RBI	BB	SO	LOB
2	2	1	0	2	0	1
1	0	1	0	0	0	0
4	2	2	3	1	0	2
5	1	2	1	0	0	3
5	1	1	0	0	0	5
4	1	0	1	0	1	4
4	1	3	2	1	0	0
5	1	2	3	0	0	3
5	1	1	0	0	2	3
4	1	2	1	0	0	0

BOTTOM

Pittsburgh Pirates @ St. Louis Cardinals
 Busch Stadium, St. Louis, MO
 Wed Jul 04 1973, 3:33 AM CDT
 Att. 12,671 - Unknown

AB	39
R	11
H	15
RBI	11
BB	4
SO	3
LOB	21

livebaseballscorecards.com



Inning Stats	R	H	E	K	S	R	H	E	K	S	R	H	E	K	S	R	H	E	K	S
	2	3	0	0	6	0	0	0	0	10	0	0	0	0	3	0	0	0	0	0
	0	0	0	0	3	0	0	0	0	7	0	0	0	0	0	0	0	0	0	0
	0	0	0	0	3	0	0	0	0	3	0	0	0	0	0	0	0	0	0	0
	8	7	1	2	15	0	0	0	0	19	0	0	0	0	0	0	0	0	0	0
	0	1	0	0	8	0	0	0	0	8	0	0	0	0	0	0	0	0	0	0
	0	0	0	0	3	0	0	0	0	3	0	0	0	0	0	0	0	0	0	0
	0	0	0	0	3	0	0	0	0	3	0	0	0	0	0	0	0	0	0	0
	0	0	0	0	3	0	0	0	0	3	0	0	0	0	0	0	0	0	0	0

PITCHER	IP	WLS	BF	H	R	ER	SO	BB	IBB	HBP	BLK	WP	HR	S	P	ERA	WHIP
Bob Moose, R (1, 1) ERA: 3.81	3.1	L	21	8	8	6	0	1	2	0	0	1	0	18	30	16.20	2.700
Tom Dettore, R (4, 1) ERA: 4.29	4.2		23	7	3	1	3	1	0	0	0	0	0	28	32	1.93	1.714

WP	PA	ERA	WHIP
1	44		
0			
1			
0			

Batter	1	2	3	4	5	6	7	8	9	AB R H RBI BB SO LOB	TOP																
Gene Clines, R OBP: 0.347, SLG: 0.376 (1, 8) X	0-0 CS 1B	0-0 L4-3		X 0-0 L5-3			X 0-0 E7 6-3 1B		X 0-0 L3-1	5 0 2 0 0 0 1																	
Manny Sanguillen, R OBP: 0.293, SLG: 0.428 (1, 2) X	0-0 1B 1-2 1B	0-0 E6			X 0-0 5-3		X 0-0 6-3 2-3			4 1 1 0 0 0 1																	
Al Oliver, L OBP: 0.321, SLG: 0.476 (1, 3) X	0-0 HBP 1-3 1B	0-0 F8			X 0-0 F8		X 0-0 G3			4 1 1 0 0 0 2																	
Willie Stargell, L OBP: 0.408, SLG: 0.678 Vic Davalillo, L OBP: 0.200, SLG: 0.235 (1, 7) H (5, 7)	1-0 BB 1-2 FC3-2 HBP 1B		X 0-0 3-1		X 0-0 F9		X 0-0 F8			2 0 0 0 0 0 0 1 0 0 0 0 0 0																	
Richie Hebner, L OBP: 0.370, SLG: 0.504 (1, 5) X	0-0 FC3-2 1-2 2-H 3-H 1B		H 1-0 G6-3 HBP		X 0-0 HR		X 0-0 1B			3 1 3 3 0 0 0																	
Richie Zisk, R OBP: 0.320, SLG: 0.455 Jackie Hernandez, R OBP: 0.245, SLG: 0.271 (1, 9) B (8, 6) B	4-0 FC3-2 1-2 2-3 BB		X 0-0 G6-3 1-2f		S S S 0-3 K		X 0-0 F9			3 0 0 0 1 1 2 0 0 0 0 0 0 0																	
Dave Cash, R OBP: 0.325, SLG: 0.353 (1, 4) X	0-0 FC3-2 1-2 2-3 3-Hf		X 0-0 1-3		X 0-0 P4		X 0-0 L9			4 0 0 0 0 0 4																	
Rennie Stennett, R OBP: 0.253, SLG: 0.359 (1, 6) X (8, 9)	0-0 4-3		X 0-0 1B		X 0-0 F8		X 0-3 K		S 0-3 K	4 0 1 0 0 1 3																	
Nelson Briles, R OBP: 0.268, SLG: 0.359 (1, 1) X		X 0-0 5-3		X 0-0 F8		S 0-3 K		X 0-0 F9		4 0 0 0 0 1 1																	
Inning Stats	R: 2 E: 0 K: 0 S: 6	H: 4 LOB: 3 BB: 1 P: 11	R: 0 E: 1 K: 0 S: 4	H: 0 LOB: 1 BB: 0 P: 4	R: 0 E: 0 K: 0 S: 2	H: 0 LOB: 0 BB: 0 P: 3	R: 0 E: 0 K: 0 S: 4	H: 1 LOB: 1 BB: 0 P: 4	R: 0 E: 0 K: 0 S: 3	H: 0 LOB: 0 BB: 0 P: 3	R: 1 E: 0 K: 1 S: 6	H: 1 LOB: 0 BB: 0 P: 6	R: 0 E: 1 K: 1 S: 6	H: 1 LOB: 1 BB: 0 P: 6	R: 0 E: 0 K: 0 S: 4	H: 1 LOB: 1 BB: 0 P: 4	R: 0 E: 0 K: 1 S: 5	H: 0 LOB: 0 BB: 0 P: 5	1B: 7 2B: 0 3B: 0 HR: 1	SF: 0 SAC: 0 DP: 1 HBP: 2	WP: 0 PB: 0 SB: 0 CS: 1	PA: 37					
PITCHER	IP WLS BF H R ER SO BB IBB HBP BLK WP HR S P ERA WHIP																										
Alan Foster, R ERA: 3.33 (1, 1)	0.1		6	4	2	2	0	1	0	1	0	0	0	4	9	54.00	15.000										
Wayne Granger, R ERA: 3.76 (1, 1)	4.2		16	1	0	0	0	0	0	1	0	0	0	15	16	0.00	0.214										
Orlando Pena, R ERA: 3.44 (6, 1)	2.0	L	8	2	1	1	2	0	0	0	0	0	1	12	12	4.50	1.000										
Al Hrabosky, L ERA: 4.09 (8, 1)	2.0		7	1	0	0	1	0	0	0	0	0	0	9	9	0.00	0.500										

Pittsburgh Pirates @ St. Louis Cardinals
 Busch Stadium, St. Louis, MO
 Thu Jul 05 1973, 7:05 PM CDT
 Att. 14,652 - Unknown

livebaseballscorecards.com

AB	34
R	3
H	8
RBI	3
BB	1
SO	3
LOB	14



BOTTOM

Pittsburgh Pirates @ St. Louis Cardinals
 Busch Stadium, St. Louis, MO

livebaseballscores.com

AB	34
R	2
H	7
RBI	2
BB	0
SO	4
LOB	13



WP: 0	PA: 34
PB: 0	
SB: 0	
CS: 0	

Thu Jul 05 1973, 7:05 PM CDT
 Att. 14,652 - Unknown

AB R H RBI BB SO LOB

4	1	1	0	0	0	0
4	1	1	1	0	1	0
4	0	0	0	0	1	2
4	0	3	0	0	0	0
4	0	1	0	0	0	4
4	0	1	1	0	0	2
3	0	0	0	0	0	3
1	0	0	0	0	0	1
3	0	0	0	0	1	1
0	0	0	0	0	0	0
1	0	0	0	0	0	0
1	0	0	0	0	1	0
0	0	0	0	0	0	0
1	0	0	0	0	0	0
0	0	0	0	0	0	0

1B: 5	SF: 0
2B: 2	SAC: 0
3B: 0	DP: 1
HR: 0	HBP: 0

Batter	1	2	3	4	5	6	7	8	9
Lou Brock, L OBP: 0.370, SLG: 0.398 (1, 7)	0-0 E7 FC6 2B	0-0 6-3			0-0 5-3			0-0 F7	
Ted Sizemore, R OBP: 0.389, SLG: 0.333 (1, 4)	0-0 FC6 FC3-6 1B		0-3 K		0-0 1B			0-0 F7	
Joe Torre, R OBP: 0.411, SLG: 0.438 (1, 3)	0-3 K		0-0 F7		0-0 5-3			0-0 5-3	
Ted Simmons, S OBP: 0.361, SLG: 0.432 (1, 2)	0-0 FC3-6 1-2 1B		0-0 P4		0-0 G1-6-3 1B			0-0 FC1-6 1B	
Jose Cruz, L OBP: 0.330, SLG: 0.407 (1, 8)	0-0 FC3-6 1B		0-0 FC1-5 2B		0-0 G1-6-3			0-0 FC1-6	
Bernie Carbo, L OBP: 0.328, SLG: 0.247 (1, 9)	0-0 1-3 3-H 1B		0-0 3-1		0-0 6-3			0-0 F5	
Ken Reitz, R OBP: 0.262, SLG: 0.359 (1, 5)	0-0 F6		0-0 FC1-5		0-0 3-1			0-0 L7	
Tim McCarver, L OBP: 0.318, SLG: 0.354 (9, PH)			0-3 K						
Mike Tyson, R OBP: 0.279, SLG: 0.305 (1, 6)		0-0 L8	0-3 K					0-0 L8	
Alan Foster, R OBP: 0.241, SLG: 0.241 (1, 1)		0-0 4-3			0-3 K			0-0 L8	
Wayne Granger, R OBP: 0.208, SLG: 0.212 (5, PH)									
Jim Dwyer, L OBP: 0.208, SLG: 0.212 (6, 1)									
Orlando Peña, R OBP: 0.208, SLG: 0.212 (6, 1)									
Ed Crosby, L OBP: 0.208, SLG: 0.231 (7, PH)									
Al Hrabosky, R OBP: 0.208, SLG: 0.231 (8, 1)									

Inning Stats	R: 2 E: 1 K: 1 S: 9	H: 3 LOB: 2 BB: 0 P: 9	R: 0 E: 0 K: 0 S: 3	H: 0 LOB: 0 BB: 0 P: 3	R: 0 E: 0 K: 1 S: 5	H: 1 LOB: 1 BB: 0 P: 6	R: 0 E: 0 K: 1 S: 6	H: 1 LOB: 1 BB: 0 P: 6	R: 0 E: 0 K: 0 S: 3	H: 1 LOB: 0 BB: 0 P: 3	R: 0 E: 0 K: 0 S: 3	H: 0 LOB: 0 BB: 0 P: 3	R: 0 E: 0 K: 0 S: 4	H: 1 LOB: 1 BB: 0 P: 4	1B: 5 2B: 2 3B: 0 HR: 0	SF: 0 SAC: 0 DP: 1 HBP: 0	WP: 0 PB: 0 SB: 0 CS: 0	PA: 34
---------------------	------------------------------	---------------------------------	------------------------------	---------------------------------	------------------------------	---------------------------------	------------------------------	---------------------------------	------------------------------	---------------------------------	------------------------------	---------------------------------	------------------------------	---------------------------------	----------------------------------	------------------------------------	----------------------------------	--------

PITCHER	IP	WLS	BF	H	R	ER	SO	BB	IBB	HBP	BLK	WP	HR	S	P	ERA	WHIP
Nelson Briles, R ERA: 2.95 (1, 1)	9.0	W	34	7	2	2	4	0	0	0	0	0	0	42	42	2.00	0.778

Batter	1	2	3	4	5	6	7	8	9	AB R H RBI BB SO LOB	TOP											
Vic Davalillo, L (1, 3) OBP: 0.189, SLG: 0.222	0-0 5-3		0-0 4-3			0-0 F7		0-0 4-3		4 0 0 0 0 0 0	Pittsburgh Pirates @ Los Angeles Dodgers Dodger Stadium, Los Angeles, CA Fri Jul 06 1973, 7:05 PM PDT Att: 28,011 - Unknown livebaseballscorecards.com											
Gene Clines, R (1, 9) OBP: 0.339, SLG: 0.366	0-0 L6-3		0-0 L9			0-3 K		0-0 L4-3		4 0 0 0 0 1 0												
Al Oliver, L (1, 8) OBP: 0.323, SLG: 0.476	0-0 6-3				0-0 G3-6-3 1B	0-0 4-3			0-0 E 1B	4 1 2 0 0 0 0												
Willie Stargell, L (1, 7) OBP: 0.405, SLG: 0.675		0-0 F5		0-3 K		0-0 WP 2B		0-3 K	0-3 K	4 0 1 0 0 2 2												
Richie Hebner, L (1, 5) OBP: 0.368, SLG: 0.498		4-0 1B BB		0-0 G3-6-3 1-2f		0-0 F8		0-3 K	0-3 K	3 0 0 0 1 1 3												
Manny Sanguillen, R (1, 2) OBP: 0.292, SLG: 0.429		0-3 K			0-0 F8		0-3 K 2-3	0-0 E9 1B 2B	0-0 E9 1B 2B	4 1 1 1 0 2 2												
Dave Cash, R (1, 4) OBP: 0.327, SLG: 0.356		0-0 1-3 1B			0-0 6-3		0-0 P4	0-0 1B	0-0 1B	4 0 2 1 0 0 2												
Rennie Stennett, R (1, 6) OBP: 0.253, SLG: 0.357		0-0 1-4-3			0-0 FC5-4 1B		0-0 4-3	0-0 1-4-3	0-0 1-4-3	4 0 1 0 0 0 5												
Luke Walker, L (1, 1) OBP: 0.091, SLG: 0.091 Fernando Gonzalez, R (8, PH) OBP: 0.231, SLG: 0.342 John Lamb, R (8, 1)			0-0 6-3		0-0 FC5-4 1-2f			0-0 F7		2 0 0 0 0 0 1 1 0 0 0 0 0 0 0 0 0 0 0 0 0												
Inning Stats	R: 0 E: 0 K: 0 S: 3	H: 0 LOB: 0 BB: 0 P: 3	R: 0 E: 0 K: 1 S: 6	H: 1 LOB: 2 BB: 1 P: 10	R: 0 E: 0 K: 0 S: 3	H: 0 LOB: 0 BB: 0 P: 3	R: 0 E: 0 K: 1 S: 5	H: 1 LOB: 0 BB: 0 P: 5	R: 0 E: 0 K: 1 S: 4	H: 1 LOB: 1 BB: 0 P: 4	R: 0 E: 0 K: 1 S: 5	H: 0 LOB: 0 BB: 0 P: 5	R: 0 E: 0 K: 1 S: 7	H: 1 LOB: 2 BB: 0 P: 7	R: 0 E: 0 K: 0 S: 3	H: 0 LOB: 0 BB: 0 P: 3	R: 2 E: 1 K: 2 S: 10	H: 3 LOB: 1 BB: 0 P: 10	1B: 5 2B: 2 3B: 0 HR: 0	SF: 0 SAC: 0 DP: 1 HBP: 0	WP: 1 PB: 0 SB: 0 CS: 0	PA: 35
PITCHER Don Sutton, R (1, 1) ERA: 2.35	IP: 9.0 WLS: W BF: 35 H: 7 R: 2 ER: 2 SO: 6 BB: 1 IBB: 0 HBP: 0 BLK: 0 WP: 1 HR: 0 S: 46 P: 50 ERA: 2.00 WHIP: 0.889											PITCHER	IP: 9.0 WLS: W BF: 35 H: 7 R: 2 ER: 2 SO: 6 BB: 1 IBB: 0 HBP: 0 BLK: 0 WP: 1 HR: 0 S: 46 P: 50 ERA: 2.00 WHIP: 0.889									



Batter	1	2	3	4	5	6	7	8	9
Davey Lopes, R OBP: 0.373, SLG: 0.369 (1, 4)	0-0 L4		0-0 5-3		0-0 6-3		0-0 WP S 1B		
Bill Buckner, L OBP: 0.301, SLG: 0.341 (1, 3)	0-0 E 1B		1-0 2B HBP		0-0 4-3		0-0 1-H 1B		
Willie Davis, L OBP: 0.335, SLG: 0.478 (1, 8)	0-0 E7 1-3		0-0 1-H 2B		0-0 F7		0-0 4-3		
Ron Cey, R OBP: 0.405, SLG: 0.460 (1, 5)	0-3 K		0-3 K		4-0 6-3 S 1B BB		0-0 1-3		
Manny Mota, R OBP: 0.392, SLG: 0.385 (1, 7)	0-0 1-3		0-0 4-3		0-0 6-3		0-0 1B		
Tom Paciorek, R OBP: 0.265, SLG: 0.304 (8, PR) (9, 7)					1-3				
Bill Russell, R OBP: 0.320, SLG: 0.368 (1, 6)		0-0 4-3		0-0 P4		0-0 6-3		0-0 L9	
Willie Crawford, L OBP: 0.409, SLG: 0.432 (1, 9)		4-0 5-3 BB		0-3 K		0-0 3-H 1B		0-0 6-3	
Chris Cannizzaro, R OBP: 0.280, SLG: 0.190 (1, 2)		0-0 5-3		4-0 K BB		0-0 L9			
Don Sutton, R OBP: 0.148, SLG: 0.082 (1, 1)		0-0 5-3		0-0 P3		0-0 L1			

Inning Stats	R: 0	H: 1	E: 1	K: 1	S: 7	LOB: 2	BB: 0	P: 7
	R: 0	H: 0	E: 0	K: 0	S: 3 <td>LOB: 1</td> <td>BB: 1</td> <td>P: 7 </td>	LOB: 1	BB: 1	P: 7
	R: 1	H: 1	E: 0	K: 1	S: 6 <td>LOB: 1</td> <td>BB: 0</td> <td>P: 7 </td>	LOB: 1	BB: 0	P: 7
	R: 0	H: 0	E: 0	K: 1	S: 5 <td>LOB: 1</td> <td>BB: 1</td> <td>P: 9 </td>	LOB: 1	BB: 1	P: 9
	R: 0	H: 0	E: 0	K: 0	S: 3 <td>LOB: 0</td> <td>BB: 0</td> <td>P: 3 </td>	LOB: 0	BB: 0	P: 3
	R: 1	H: 1	E: 0	K: 0	S: 4 <td>LOB: 1</td> <td>BB: 1</td> <td>P: 8 </td>	LOB: 1	BB: 1	P: 8
	R: 1	H: 2	E: 0	K: 0	S: 4 <td>LOB: 0</td> <td>BB: 0</td> <td>P: 4 </td>	LOB: 0	BB: 0	P: 4
	R: 0	H: 1	E: 0	K: 0	S: 4 <td>LOB: 1</td> <td>BB: 0</td> <td>P: 4 </td>	LOB: 1	BB: 0	P: 4

PITCHER	IP	WLS	BF	H	R	ER	SO	BB	IBB	HBP	BLK	WP	HR	S	P	ERA	WHIP
Luke Walker, L ERA: 4.14 (1, 1)	7.0	L	30	5	3	3	3	3	3	0	0	1	0	32	45	3.86	1.143
John Lamb, R ERA: (8, 1)	1.0		4	1	0	0	0	0	0	0	0	0	0	4	4	0.00	1.000

BOTTOM


Pittsburgh Pirates @ Los Angeles Dodgers
Dodger Stadium, Los Angeles, CA

Fri Jul 06 1973, 7:05 PM PDT
Att. 28,011 - Unknown

AB	R	H	RBI	BB	SO	LOB
4	1	1	0	0	0	0
3	1	2	1	0	0	0
4	0	1	1	0	0	1
3	1	0	0	1	2	3
4	0	1	0	0	0	4
0	0	0	0	0	0	0
4	0	0	0	0	0	2
3	0	1	1	1	1	1
2	0	0	0	1	0	2
3	0	0	0	0	0	2

AB	30
R	3
H	6
RBI	3
BB	3
SO	3
LOB	15

WP: 1 PA: 34
PB: 0
SB: 2
CS: 0



1B	SF	WP	PA
5	0	1	34
2B	0	PB	0
3B	0	SB	2
HR	0	CS	0

Batter	1	2	3	4	5	6	7	8	9	AB R H RBI BB SO LOB	TOP																
Vic Davalillo, L (1, 3) OBP: 0.205, SLG: 0.237 Richie Zisk, R (9, PH) OBP: 0.316, SLG: 0.448	0-0 CS 1B		0-3 K		0-0 E3 HR		0-0 SH1-4 1B		0-3 K	4 1 2 0 0 1 1 1 0 0 0 0 1 0	Pittsburgh Pirates @ Los Angeles Dodgers Dodger Stadium, Los Angeles, CA Sat Jul 07 1973, 7:05 PM PDT Att. 33,197 - Unknown livebaseballscorecards.com																
Gene Clines, R (1, 9) OBP: 0.339, SLG: 0.384	0-0 L3		0-0 L5-3		0-0 HR		0-0 SH1-4			3 1 1 3 0 0 1																	
Al Oliver, L (1, 8) OBP: 0.322, SLG: 0.473	0-0 E1			0-0 2B 1B	0-0 F5		0-0 1-3			4 0 1 0 0 0 1																	
Willie Stargell, L (1, 7) OBP: 0.400, SLG: 0.664	0-3 K			0-0 P2	0-0 F6		0-0 F7			4 0 0 0 0 1 3																	
Richie Hebner, L (1, 5) OBP: 0.370, SLG: 0.502		0-0 1B 2B		0-0 F8		0-0 HR 1B		0-0 F8		4 2 2 0 0 0 1																	
Manny Sanguillen, R (1, 2) OBP: 0.295, SLG: 0.442		0-0 F4		0-0 1-3 2B		0-0 HR		0-0 1-3		4 1 2 2 0 0 1																	
Dave Cash, R (1, 4) OBP: 0.322, SLG: 0.350		0-3 K		0-0 5-3		0-3 K		0-0 4-3		4 0 0 0 0 2 3																	
Rennie Stennett, R (1, 6) OBP: 0.253, SLG: 0.355 (8, 4)		0-0 CS 1B		0-0 F9	0-0 4-3		0-0 4-3		0-0 4-3	4 0 1 1 0 0 0																	
Jim Rooker, R (1, 1) Bob Johnson, L (4, 1) Fernando Gonzalez, R (5, PH) John Lamb, R (5, 1) Gene Alley, R (8, 8) Dave Chisti, R (8, 1) Mill May, L (9, PH) OBP: 0.312, SLG: 0.328 OBP: 0.400, SLG: 0.250 OBP: 0.346, SLG: 0.388		0-0 CS	0-3 K		4-0 HR BB	0-3 K		0-0 L5		1 0 0 0 0 0 1 0 0 0 0 0 0 0 0 0 0 1 0 0 0 1 0 0 1 0 0 0 0 0 1 0 0 0 0 0 0 0 0 0 0 0 0 0 0 0 0 0 1 0 0 0 0 0 0 0																	
Inning Stats	R: 0 H: 1 E: 1 LOB: 1 K: 1 BB: 0 S: 6 P: 6	R: 1 H: 2 E: 0 LOB: 0 K: 1 BB: 0 S: 6 P: 6	R: 0 H: 0 E: 0 LOB: 0 K: 2 BB: 0 S: 7 P: 7	R: 0 H: 2 E: 0 LOB: 2 K: 0 BB: 0 S: 5 P: 5	R: 3 H: 1 E: 1 LOB: 0 K: 0 BB: 1 S: 5 P: 9	R: 2 H: 2 E: 0 LOB: 0 K: 2 BB: 0 S: 9 P: 9	R: 0 H: 1 E: 0 LOB: 1 K: 0 BB: 0 S: 4 P: 4	R: 0 H: 0 E: 0 LOB: 0 K: 0 BB: 0 S: 3 P: 3	R: 0 H: 0 E: 0 LOB: 0 K: 1 BB: 0 S: 5 P: 5	1B: 5 SF: 0 2B: 2 SAC: 1 3B: 0 DP: 0 HR: 2 HBP: 0	WP: 0 PA: 38 PB: 0 SB: 0 CS: 2																
PITCHER	IP WLS BF H R ER SO BB IBB HBP BLK WP HR S P ERA WHIP											PITCHER	IP WLS BF H R ER SO BB IBB HBP BLK WP HR S P ERA WHIP														
Andy Messersmith, R (1, 1) ERA: 3.41	6.1	29	9	6	5	6	1	0	0	0	0	0	2	40	44	7.11	1.579										
Doug Rau, L (7, 1) ERA: 4.68	1.2	W	5	0	0	0	0	0	0	0	0	0	0	5	5	0.00	0.000										
Jim Brewer, L (9, 1) ERA: 1.69	1.0	S	3	0	0	0	1	0	0	0	0	0	0	5	5	0.00	0.000										

AB	35
R	6
H	9
RBI	6
BB	1
SO	7
LOB	11



Batter	1	2	3	4	5	6	7	8	9	10	11	12	AB	R	H	RBI	BB	SO	LOB	TOP								
Gene Clines, R OBP: 0.330, SLG: 0.373 (1, 9)	0-0 L6-3 ①		0-0 L4-3 ②			0-0 L1-3 ①		0-0 L4 ③		0-3 K ③			5	0	0	0	0	1	3	Pittsburgh Pirates @ Los Angeles Dodgers Dodger Stadium, Los Angeles, CA Sun Jul 08 1973, 3:33 AM PDT Att. 24,144 - Unknown								
Dave Cash, R OBP: 0.324, SLG: 0.355 (1, 4)	0-0 2B ②		0-0 4-3 ③			0-3 K ②			0-0 1B SF8 1B		0-0 P4 ①		5	2	2	0	0	1	0									
Al Oliver, L OBP: 0.321, SLG: 0.469 (1, 8)	0-0 6-3 ②			0-0 4-3 ①		0-0 F2 ③			0-0 1B		0-0 F8 ②		5	0	1	0	0	0	1									
Richie Zisk, R OBP: 0.333, SLG: 0.472 (1, 7)	0-0 2B 2-H ③			0-0 1B G5-4-3		0-0 1B FC1-6			0-3 K ①		0-0 5-3 ③		5	0	3	1	0	1	2									
Manny Sanguillen, R OBP: 0.290, SLG: 0.436 (1, 2)	0-0 F8 ③			0-0 1B G5-4-3 1-2f		0-0 1B FC1-6 G6-4-3 1-2f			0-0 SF8 ②		0-0 P4 ①		4	0	0	1	0	0	3									
Bob Robertson, R OBP: 0.332, SLG: 0.396 (1, 3)		0-0 5-3 ①			0-0 6-3 ①		0-0 1B G6-4-3 1-2f		0-0 F2 ③		0-0 K ②		5	0	0	0	0	1	2									
Richie Hebner, L OBP: 0.373, SLG: 0.502 Gene Alley, R OBP: 0.314, SLG: 0.324 (8, PR) (8, 5)		0-0 6-3 ②			0-0 1B			4-0 4-3 BB		0-0 F9 ①		4-0 BB	2	0	1	0	1	0	0									
Rennie Stennett, R OBP: 0.252, SLG: 0.352 (1, 6)		0-0 6-3 ③			0-0 P3 ②			0-0 F9 ①		0-0 SH1-3 1B		0-0 4-3 ③	5	0	1	0	0	0	3									
Dock Ellis, S OBP: 0.159, SLG: 0.140 Willie Stargell, L OBP: 0.399, SLG: 0.661 Dave Giusti, R OBP: 0.400, SLG: 0.250 (8, 1)			0-3 K ①		0-0 4-3 ③			0-0 4-3 ②		0-0 SH1-3 ②			2	0	0	0	0	1	1									
													1	0	0	0	0	0	1									
													0	0	0	0	0	0	0									
Inning Stats	R: 1 E: 0 K: 0 S: 5	H: 2 LOB: 1 BB: 0 P: 5	R: 0 E: 0 K: 0 S: 3	H: 0 LOB: 0 BB: 0 P: 3	R: 0 E: 0 K: 1 S: 5	H: 0 LOB: 0 BB: 0 P: 5	R: 0 E: 0 K: 0 S: 3	H: 1 LOB: 0 BB: 0 P: 3	R: 0 E: 0 K: 0 S: 4	H: 1 LOB: 1 BB: 0 P: 4	R: 0 E: 0 K: 1 S: 5	H: 0 LOB: 0 BB: 0 P: 3	R: 0 E: 0 K: 1 S: 3	H: 0 LOB: 0 BB: 0 P: 5	R: 0 E: 0 K: 0 S: 3	H: 1 LOB: 0 BB: 0 P: 7	R: 1 E: 0 K: 1 S: 7	H: 2 LOB: 1 BB: 0 P: 7	R: 0 E: 0 K: 1 S: 6		H: 1 LOB: 1 BB: 0 P: 6	R: 0 E: 0 K: 0 S: 3	H: 0 LOB: 0 BB: 0 P: 3	R: 0 E: 0 K: 1 S: 5	H: 0 LOB: 1 BB: 1 P: 9	1B: 6 2B: 2 3B: 0 HR: 0	SF: 1 SAC: 1 DP: 2 HBP: 0	WP: 0 PB: 0 SB: 0 CS: 0
PITCHER	IP	WLS	BF	H	R	ER	SO	BB	IBB	HBP	BLK	WP	HR	S	P	ERA	WHIP											
Tommy John, L ERA: 2.98 (1, 1)	8.0		28	5	1	1	2	1	0	0	0	0	0	31	35	1.12	0.750											
Jim Brewer, L ERA: 1.77 (9, 1)	3.0		12	3	1	1	2	0	0	0	0	0	0	16	16	3.00	1.000											
Pete Richert, L ERA: 2.37 (12, 1)	1.0	W	4	0	0	0	1	1	0	0	0	0	0	5	9	0.00	1.000											

AB	40
R	2
H	8
RBI	2
BB	2
SO	5
LOB	16



Batter	1	2	3	4	5	6	7	8	9	10	11	12	AB	R	H	RBI	BB	SO	LOB
Davey Lopes, R OBP: 0.370, SLG: 0.364 (1, 4)	F7	5-3			K		G3 S 1B		F8			P5	6	0	1	0	0	1	2
Bill Buckner, L OBP: 0.298, SLG: 0.336 (1, 7)	1B		G3		G3		G3		4-3			L9	6	0	1	0	0	0	1
Willie Davis, L OBP: 0.333, SLG: 0.480 (1, 8)	L9		4-3		E1 CS		L9		K			HR	6	1	1	1	0	1	2
Ron Cey, R OBP: 0.403, SLG: 0.457 (1, 5)	P5		F7		CS		F7		BB S 1B			K	4	0	1	0	0	0	1
Lee Lacy, R OBP: 0.314, SLG: 0.220 (8, PR)					1-2							K	0	0	0	0	0	0	0
Ken McMullen, R OBP: 0.313, SLG: 0.522 (9, 5)												K	1	0	0	0	0	1	0
Willie Crawford, L OBP: 0.411, SLG: 0.438 (1, 9)		4-3			1B FC6-4 1B		1B		P2			K	5	1	2	0	0	1	1
Steve Garvey, R OBP: 0.345, SLG: 0.472 (1, 3)		1B FC 1B			F7		F7		L9			L9	5	1	2	0	0	0	3
Bill Russell, R OBP: 0.328, SLG: 0.380 (1, 6)		FC 1B 1-2			FC6-4 1B		P3		4-0			5-3	4	0	1	0	1	0	3
Steve Yeager, R OBP: 0.314, SLG: 0.287 (1, 2)		1-3 2-H 1B			FC6-4		5-3		4-0			K	4	0	1	2	1	1	3
Tommy John, R OBP: 0.162, SLG: 0.167 (1, 1)		0-3 K			1-2 3-H		1-3		0-3 K			4-3	3	0	0	0	0	2	3
Von Joshua, L OBP: 0.295, SLG: 0.284 (8, PH)					0-0 1-3				0-3 K				1	0	0	0	0	1	3
Jim Brewer, L OBP: 0.500, SLG: 0.500 (9, 1)													0	0	0	0	0	0	0
Tom Paciorek, R OBP: 0.282, SLG: 0.300 (11, PH)													1	0	0	0	0	0	0
Pete Richert, L OBP: 0.250, SLG: 0.250 (12, 1)													0	0	0	0	0	0	0

Inning Stats	R: 0	H: 1	E: 0	LOB: 1	K: 0	P: 4	R: 1	H: 2	E: 0	LOB: 2	K: 1	P: 8	R: 0	H: 0	E: 0	LOB: 0	K: 0	P: 3	R: 1	H: 2	E: 0	LOB: 1	K: 0	P: 5	R: 0	H: 0	E: 1	LOB: 0	K: 1	P: 5	R: 0	H: 2	E: 0	LOB: 2	K: 0	P: 5	R: 0	H: 1	E: 0	LOB: 1	K: 1	P: 6	R: 0	H: 1	E: 0	LOB: 3	K: 1	P: 14	R: 0	H: 0	E: 0	LOB: 0	K: 2	P: 7	R: 0	H: 0	E: 0	LOB: 0	K: 2	P: 7	R: 0	H: 0	E: 0	LOB: 0	K: 1	P: 5	R: 1	H: 1	E: 0	LOB: 0	K: 0	P: 3	1B: 9	SF: 0	2B: 0	SAC: 0	3B: 0	DP: 0	HR: 1	HBP: 0	WP: 0	PA: 49
PITCHER	IP	WLS	BF	H	R	ER	SO	BB	IBB	HBP	BLK	WP	HR	S	P	ERA	WHIP																																																																	
Dock Ellis, R ERA: 3.06 (1, 1)	7.0		30	8	2	2	3	0	0	0	0	0	0	36	36	2.57	1.143																																																																	
Dave Giusti, R ERA: 1.52 (8, 1)	4.2	L	18	2	1	1	5	1	1	0	0	0	1	26	34	1.93	0.643																																																																	

BOTTOM

Pittsburgh Pirates @ Los Angeles Dodgers
Dodger Stadium, Los Angeles, CA

Sun Jul 08 1973, 3:33 AM PDT
Att: 24,144 - Unknown

livebaseballscorecards.com

AB	46
R	3
H	10
RBI	3
BB	2
SO	8
LOB	22



Batter	1	2	3	4	5	6	7	8	9	AB R H RBI BB SO LOB	TOP	
Gene Clines, R (1, 9) OBP: 0.333, SLG: 0.372 Vic Davalillo, L (9, PR) OBP: 0.205, SLG: 0.237	0-0 L6		4-0 2B BB		0-0 L6-3		0-0 SH3-4		0-0 BB 1B	3 1 1 0 1 0 0 0 0 0 0 0 0 0		
Dave Cash, R (1, 4) OBP: 0.332, SLG: 0.362	0-0 1B		0-0 1-H 2B		0-3 K		4-0 FC3-6 BB		4-0 1-2 BB	3 0 2 1 2 1 0		
Al Oliver, L (1, 8) OBP: 0.316, SLG: 0.462	0-3 K		0-0 F5		0-0 4-3		0-0 FC3-6 2B		0-0 4-3	5 0 0 1 0 1 6		
Willie Stargell, L (1, 7) OBP: 0.397, SLG: 0.659	0-0 4-3		0-0 F7				0-0 F8		0-0 1-H 3-H 2B	4 0 1 1 0 0 2		
Manny Sanguillen, R (1, 2) OBP: 0.293, SLG: 0.437		0-0 FC6-4 1B		0-0 FC5-4 1B		0-0 E6 L5-3		0-0 F8		4 0 2 0 0 0 0		
Bob Robertson, R (1, 3) OBP: 0.327, SLG: 0.389		0-0 FC6-4 3-1		0-0 FC5-4 1B		0-0 L5-3		0-0 F9		4 0 0 0 0 0 3		
Richie Hebner, L (1, 5) OBP: 0.371, SLG: 0.498		0-0 3-1		0-3 K			0-0 1B 1B		0-0 F8	4 1 1 0 0 1 2		
Dal Maxvill, R (1, 6) OBP: 0.280, SLG: 0.250		0-0 6-3		0-0 1-2 1B			0-0 SH3-4 FC3-6 1B		0-0 F8	4 1 2 0 0 0 1		
Bob Moose, R (1, 1) OBP: 0.175, SLG: 0.108 Bob Johnson, L (4, 1) Richie Zisk, R (7, PH) OBP: 0.341, SLG: 0.479 John Lamb, R (7, 1)			0-0 F8		0-0 F8		0-0 FC3-6 SH3-4 2B 1B		0-3 K	2 0 0 0 0 0 2 0 0 0 0 0 0 0 1 1 1 1 0 0 0 1 0 0 0 0 1 0		
Inning Stats	R: 0 H: 1 E: 0 LOB: 1 K: 1 BB: 0 S: 6 P: 6	R: 0 H: 1 E: 0 LOB: 1 K: 0 BB: 0 S: 4 P: 4	R: 1 H: 1 E: 0 LOB: 1 K: 0 BB: 1 S: 4 P: 8	R: 0 H: 2 E: 0 LOB: 2 K: 1 BB: 0 S: 7 P: 7	R: 0 H: 0 E: 0 LOB: 0 K: 1 BB: 0 S: 5 P: 5	R: 0 H: 0 E: 1 LOB: 0 K: 0 BB: 0 S: 3 P: 3	R: 3 H: 4 E: 0 LOB: 2 K: 0 BB: 1 S: 6 P: 10	R: 0 H: 0 E: 0 LOB: 0 K: 0 BB: 0 S: 3 P: 3	R: 0 H: 1 E: 0 LOB: 2 K: 1 BB: 1 S: 6 P: 10	1B: 8 SF: 0 2B: 3 SAC: 1 3B: 0 DP: 1 HR: 0 HBP: 0	WP: 0 PA: 39 PB: 0 SB: 1 CS: 0	
PITCHER Rich Troedson, L (1, 1) ERA: 3.53 Vicente Romo, R (9, 1) ERA: 3.49	IP WLS BF H R ER SO BB IBB HBP BLK WP HR S P ERA WHIP											
	8.0 L 34 9 4 4 3 2 0 0 0 0 0 0 38 46 4.50 1.375											
	1.0 5 1 0 0 1 1 0 0 0 0 0 0 6 10 0.00 2.000											

Pittsburgh Pirates @ San Diego Padres
San Diego Stadium, San Diego, CA
Tue Jul 10 1973, 10:05 PM EDT
Att. 12,233 - Unknown

livebaseballscorecards.com

AB	35
R	4
H	10
RBI	4
BB	3
SO	4
LOB	16



Batter	1	2	3	4	5	6	7	8	9	AB	R	H	RBI	BB	SO	LOB
Derrel Thomas, S OBP: 0.292, SLG: 0.240 (1, 6) (9, 4)	0-0 P3 1B	0-0 1-2 2-3 1B		0-0 1-2 SH3-4	0-0 F8			0-0 L9		4	0	1	0	0	0	1
Johnny Grubb, L OBP: 0.387, SLG: 0.437 (1, 8)	0-0 1B 1B	0-3 K		0-0 F7		0-0 L9		0-0 G4-3 1B		5	1	2	0	0	1	4
Leron Lee, L OBP: 0.316, SLG: 0.317 (1, 7)	0-0 1B 1B	0-3 K		0-0 BB BB 1B		0-0 G3		0-0 G4-3 1-2f		5	0	2	1	0	1	4
Nate Colbert, R OBP: 0.343, SLG: 0.415 (1, 3)	0-0 1-2 3-H 1B		0-0 1B FC9-6 2B	4-0 1-2 BB BB		0-0 F3		0-0 F4		4	1	2	1	1	0	0
Cito Gaston, R OBP: 0.308, SLG: 0.427 (1, 9)	0-3 K		0-0 FC9-6 1B	4-0 1-2 2-3 BB		0-0 1-3				3	0	1	0	1	1	2
Dave Roberts, R OBP: 0.298, SLG: 0.391 (1, 5)	0-0 1-2 2-H 1B		0-0 FC9-6	0-3 K		0-0 F7				4	0	1	1	0	1	4
Fred Kendall, R OBP: 0.322, SLG: 0.375 (1, 2)		0-0 L9	0-0 L9		0-0 SH3-4 1B		0-0 F8			4	0	1	0	0	0	1
Rich Morales, R OBP: 0.240, SLG: 0.170 Jerry Morales, R OBP: 0.332, SLG: 0.397 Dwain Anderson, R OBP: 0.230, SLG: 0.136 (1, 4) (8, PH) (9, 6)		0-0 1B BB 1B	0-0 1-3		0-0 SH3-4		0-0 F7			2	0	1	0	0	0	1
Rich Troedson, L OBP: 0.267, SLG: 0.214 Gene Locklear, L OBP: 0.293, SLG: 0.247 Vicente Romo, R OBP: 0.250, SLG: 0.143 (1, 1) (8, PH) (9, 1)		4-0 1B BB		0-0 SH3-4 1B 1B	0-3 K		0-0 3-1			1	0	0	0	0	0	0

Inning Stats	R: 1	H: 4	E: 0	K: 1	S: 8	H: 2	LOB: 2	BB: 0	P: 8	R: 0	H: 2	E: 0	K: 2	S: 9	H: 2	LOB: 3	BB: 1	P: 13	R: 1	H: 2	E: 0	K: 0	S: 5	R: 1	H: 2	E: 0	K: 1	S: 7	H: 2	LOB: 3	BB: 2	P: 15	R: 0	H: 1	E: 0	K: 1	S: 6	R: 0	H: 0	E: 0	K: 0	S: 3	R: 0	H: 0	E: 0	K: 0	S: 3	R: 0	H: 0	E: 0	K: 0	S: 3	R: 0	H: 0	E: 0	K: 0	S: 3	R: 0	H: 1	E: 0	K: 0	S: 3	1B: 11	SF: 0	2B: 1	SAC: 2	3B: 0	DP: 1	HR: 0	HBP: 0	WP: 0	PA: 40
--------------	------	------	------	------	------	------	--------	-------	------	------	------	------	------	------	------	--------	-------	-------	------	------	------	------	------	------	------	------	------	------	------	--------	-------	-------	------	------	------	------	------	------	------	------	------	------	------	------	------	------	------	------	------	------	------	------	------	------	------	------	------	------	------	------	------	------	--------	-------	-------	--------	-------	-------	-------	--------	-------	--------

PITCHER	IP	WLS	BF	H	R	ER	SO	BB	IBB	HBP	BLK	WP	HR	S	P	ERA	WHIP
Bob Moose, R ERA: 3.92 (1, 1)	3.2		21	10	3	3	3	1	0	0	0	0	0	26	30	7.36	3.000
Bob Johnson, R ERA: 4.38 (4, 1)	2.1	W	10	1	0	0	2	2	0	0	0	0	0	12	20	0.00	1.286
John Lamb, R ERA: 3.0 (7, 1)	3.0	S	9	1	0	0	0	0	0	0	0	0	0	9	9	0.00	0.333


BOTTOM

Pittsburgh Pirates @ San Diego Padres
San Diego Stadium, San Diego, CA

Tue Jul 10 1973, 10:05 PM EDT
Att. 12,233 - Unknown

livebaseballscorecards.com

AB	35
R	3
H	12
RBI	3
BB	3
SO	5
LOB	18



Batter	1	2	3	4	5	6	7	8	9	AB R H RBI BB SO LOB	TOP											
Dave Cash, R (1, 4) OBP: 0.331, SLG: 0.361 Rennie Stennett, R (8, PH) OBP: 0.254, SLG: 0.353 (8, 4)	0-0 1B 4-3 SF7 1B	0-0 6-3		0-0 E5 1B 2-H		0-0 4-3		0-0 5-3	0-0 1-3 2-H 1B	4 1 1 0 0 0 1 2 0 1 1 0 0 0												
Manny Sanguillen, R (1, 9) OBP: 0.294, SLG: 0.437	0-0 4-3 1-2		0-0 F7	0-0 1-2 1B		0-0 5-3			0-0 WP 1B 1B	5 1 2 0 0 0 1												
Al Oliver, L (1, 8) OBP: 0.320, SLG: 0.473	0-0 2-3 1B		0-0 HR	0-0 F9		0-3 K			0-0 1-2 WP 1B	5 2 3 1 0 1 2												
Willie Stargell, L (1, 7) OBP: 0.393, SLG: 0.664	0-0 SF7 3-H		0-3 K		0-0 HR		0-0 F7		0-0 F7	4 1 1 2 0 1 2												
Richie Hebner, L (1, 5) OBP: 0.373, SLG: 0.496	0-0 P4		0-1 CI		0-0 3-1		0-0 1B 1B		4-0 1-2 2-3 BB E 1B IBB	3 1 1 0 1 0 1												
Bob Robertson, R (1, 3) OBP: 0.332, SLG: 0.394		0-0 G4-6-3 1B	0-0 F7		0-0 F9		0-0 1-2 G4-6-3 1B		0-0 1-2 2-3 3-H E BB SF8 1B	5 1 3 2 0 0 1												
Milt May, L (1, 2) OBP: 0.347, SLG: 0.385		0-0 G4-6-3 1-2f		0-0 1-3	0-0 1B PB 1B		0-0 G4-6-3 1-2f		4-0 1-2 2-3 BB E 1B BB	4 1 1 0 1 0 3												
Dal Maxvill, R (1, 6) OBP: 0.333, SLG: 0.345		0-0 1B 2B		0-0 SH1-4 E 1B	1-3 1B			0-0 6-3	0-0 1-2 2-3 3-H 1B E6	5 2 3 1 0 0 2												
Nelson Briles, R (1, 1) OBP: 0.267, SLG: 0.357		0-0 2-H 1B		0-0 SH1-4 1-2	0-0 F4			0-3 K	0-0 3-H SF8	3 0 1 2 0 1 2												
Inning Stats	R: 1 E: 0 K: 0 S: 5	H: 2 LOB: 1 BB: 0 P: 5	R: 1 E: 0 K: 0 S: 5	H: 3 LOB: 1 BB: 0 P: 5	R: 1 E: 1 K: 1 S: 7	H: 1 LOB: 1 BB: 0 P: 7	R: 1 E: 1 K: 0 S: 6	H: 2 LOB: 2 BB: 0 P: 6	R: 1 E: 0 K: 0 S: 6	H: 3 LOB: 2 BB: 0 P: 6	R: 0 E: 0 K: 1 S: 5	H: 0 LOB: 0 BB: 0 P: 5	R: 0 E: 0 K: 0 S: 4	H: 2 LOB: 1 BB: 0 P: 4	R: 0 E: 0 K: 1 S: 5	H: 0 LOB: 0 BB: 0 P: 5	R: 5 E: 1 K: 0 S: 7	H: 4 LOB: 2 BB: 2 P: 15	1B: 14 2B: 1 3B: 0 HR: 2	SF: 2 SAC: 1 DP: 2 HBP: 0	WP: 1 PB: 1 SB: 0 CS: 0	PA: 46
PITCHER	IP WLS BF H R ER SO BB IBB HBP BLK WP HR S P ERA WHIP																					
Steve Arlin, R (1, 1) ERA: 4.82	4.2 L 26 11 5 4 1 0 0 0 0 0 0 2 28 28 7.71 2.357																					
Gary Ross, R (5, 1) ERA: 5.44	0.1 1 0 0 0 0 0 0 0 0 0 0 0 1 1 0.00 0.000																					
Mike Caldwell, L (6, 1) ERA: 3.72	3.0 10 2 0 0 2 0 0 0 0 0 0 0 14 14 0.00 0.667																					
Mike Corkins, R (9, 1) ERA: 5.83	1.0 9 4 5 3 0 1 1 0 0 1 0 7 15 27.00 5.000																					

Pittsburgh Pirates @ San Diego Padres
 San Diego Stadium, San Diego, CA
 Wed Jul 11 1973, 10:05 PM EDT
 Att. 4,763 - Unknown

AB	40
R	10
H	17
RBI	9
BB	2
SO	3
LOB	15



Batter	1	2	3	4	5	6	7	8	9	AB R H RBI BB SO LOB	TOP											
Dave Parker, L (1, 9) OBP: 0.200, SLG: 0.200	0-0 F7		0-0 G3		0-0 4-3			0-0 L7		4 0 0 0 0 0 1												
Manny Sanguillen, R (1, 2) OBP: 0.294, SLG: 0.434	0-0 6-3			0-0 1B HR	0-3 K			0-0 F9		4 1 1 0 0 1 0												
Al Oliver, L (1, 8) OBP: 0.319, SLG: 0.470	0-0 6-3			0-0 1B HR			0-0 F8	0-0 P6		4 1 1 0 0 0 0												
Willie Stargell, L (1, 7) OBP: 0.392, SLG: 0.669		0-0 6-3		0-0 HR			0-0 4-3		0-0 6-3	4 1 1 3 0 0 0												
Richie Hebner, L (1, 5) OBP: 0.371, SLG: 0.491		0-0 G3		0-0 4-3			0-0 P2	B B B B	4-0 HBP BB	3 0 0 0 1 0 0												
Bob Robertson, R (1, 3) OBP: 0.334, SLG: 0.405		0-0 6-3		0-0 F4				H	1-0 HBP	3 1 1 1 0 0 0												
Rennie Stennett, R (1, 4) OBP: 0.258, SLG: 0.360			0-0 SH3 1B	0-0 2B			0-0 6-3	X	0-0 F9	4 0 2 0 0 0 2												
Dal Maxvill, R (1, 6) OBP: 0.294, SLG: 0.303			0-0 F9	0-0 6-3			0-0 5-3	X	0-0 L1	4 0 0 0 0 0 4												
Luke Walker, L (1, 1) OBP: 0.083, SLG: 0.083			0-0 SH3		0-0 F6		0-3 K			2 0 0 0 0 1 0												
Inning Stats	R: 0 E: 0 K: 0 S: 3	H: 0 LOB: 0 BB: 0 P: 3	R: 0 E: 0 K: 0 S: 3	H: 0 LOB: 0 BB: 0 P: 3	R: 0 E: 0 K: 0 S: 4	H: 1 LOB: 1 BB: 0 P: 4	R: 3 E: 0 K: 0 S: 7	H: 4 LOB: 1 BB: 0 P: 7	R: 0 E: 0 K: 1 S: 5	H: 0 LOB: 0 BB: 0 P: 5	R: 0 E: 0 K: 0 S: 3	H: 0 LOB: 0 BB: 0 P: 3	R: 1 E: 0 K: 1 S: 6	H: 1 LOB: 0 BB: 0 P: 6	R: 0 E: 0 K: 0 S: 3	H: 0 LOB: 0 BB: 0 P: 3	R: 0 E: 0 K: 0 S: 3	H: 0 LOB: 2 BB: 1 P: 8	1B: 3 2B: 1 3B: 0 HR: 2	SF: 0 SAC: 1 DP: 0 HBP: 1	WP: 0 PB: 0 SB: 0 CS: 0	PA: 35
PITCHER	IP WLS BF H R ER SO BB IBB HBP BLK WP HR S P ERA WHIP																					
Clay Kirby, R (1, 1) ERA: 4.99	8.0 L 30 6 4 4 2 0 0 0 0 0 0 2 34 34 4.50 0.750																					
Gary Ross, R (9, 1) ERA: 5.32	1.0 5 0 0 0 0 1 0 1 0 0 0 0 3 8 0.00 1.000																					

Pittsburgh Pirates @ San Diego Padres
San Diego Stadium, San Diego, CA
Thu Jul 12 1973, 10:05 PM EDT
Att. 2,865 - Unknown

AB	32
R	4
H	6
RBI	4
BB	1
SO	2
LOB	7



Batter	1	2	3	4	5	6	7	8	9	AB	R	H	RBI	BB	SO	LOB
--------	---	---	---	---	---	---	---	---	---	----	---	---	-----	----	----	-----

Derrel Thomas, S <small>OBP: 0.290, SLG: 0.240</small> (1, 6)	0-0 L8 		0-0 4-3 			0-0 E6 		0-0 G6-4-3 		4	0	1	0	0	0	1
Jerry Morales, R <small>OBP: 0.324, SLG: 0.386</small> (1, 8)	0-0 F8 			0-0 F4 		0-0 FC5 		0-0 G6-4-3 		4	0	1	0	0	0	2
Dave Roberts, R <small>OBP: 0.286, SLG: 0.374</small> (1, 5)	0-0 F9 			0-0 F9 		0-0 E5 			0-0 1-3 	4	0	0	0	0	0	2
Nate Colbert, R <small>OBP: 0.338, SLG: 0.407</small> (1, 3)		0-0 4-3 		0-3 K 		0-0 FC5 			0-3 K 	4	0	0	0	0	2	3
Cito Gaston, R <small>OBP: 0.307, SLG: 0.422</small> (1, 9)		0-3 K 			0-0 		0-0 F7 		0-0 F9 	4	0	1	0	0	1	0
Dave Winfield, R <small>OBP: 0.341, SLG: 0.395</small> (1, 7)		0-0 F8 		0-3 K 		0-0 F2 				3	0	0	0	0	1	1
Pat Corrales, R <small>OBP: 0.342, SLG: 0.417</small> (1, 2)			0-0 		0-0 G1-6-3 		0-0 5-3 			3	0	1	0	0	0	1
Rich Morales, R <small>OBP: 0.238, SLG: 0.183</small> (1, 4)			0-0 1-3 			0-0 F7 		0-0 		3	0	1	0	0	0	1
Clay Kirby, R <small>OBP: 0.143, SLG: 0.179</small> (1, 1)			0-3 K 			0-0 5-3 		0-0 		2	0	0	0	0	1	1
Ivan Murrell, R <small>OBP: 0.183, SLG: 0.310</small> (8, PH)								0-0 F4 		1	0	0	0	0	0	1
Gary Ross, R (9, 1)										0	0	0	0	0	0	0


Inning Stats	R: 0	H: 0	E: 0	LOB: 0	K: 0	BB: 0	S: 3	P: 3	R: 0	H: 0	E: 0	LOB: 0	K: 1	BB: 0	S: 5	P: 5	R: 0	H: 1	E: 0	LOB: 1	K: 1	BB: 0	S: 6	P: 6	R: 0	H: 0	E: 0	LOB: 0	K: 1	BB: 0	S: 5	P: 5	R: 0	H: 1	E: 2	LOB: 3	K: 0	BB: 0	S: 6	P: 6	R: 0	H: 0	E: 0	LOB: 0	K: 0	BB: 0	S: 3	P: 3	R: 0	H: 2	E: 0	LOB: 1	K: 0	BB: 0	S: 4	P: 4	R: 0	H: 0	E: 0	LOB: 0	K: 1	BB: 0	S: 5	P: 5	1B: 4	SF: 0	2B: 1	SAC: 0	3B: 0	DP: 2	HR: 0	HBP: 0	WP: 0	PA: 32
--------------	------	------	------	--------	------	-------	------	------	------	------	------	--------	------	-------	------	------	------	------	------	--------	------	-------	------	------	------	------	------	--------	------	-------	------	------	------	------	------	--------	------	-------	------	------	------	------	------	--------	------	-------	------	------	------	------	------	--------	------	-------	------	------	------	------	------	--------	------	-------	------	------	-------	-------	-------	--------	-------	-------	-------	--------	-------	--------

PITCHER	IP	WLS	BF	H	R	ER	SO	BB	IBB	HBP	BLK	WP	HR	S	P	ERA	WHIP	PITCHER	IP	WLS	BF	H	R	ER	SO	BB	IBB	HBP	BLK	WP	HR	S	P	ERA	WHIP																									
Luke Walker, L <small>ERA: 3.69</small> (1, 1)	9.0	W	32	5	0	0	5	0	0	0	0	0	0	42	42	0.00	0.556																																											

BOTTOM

Pittsburgh Pirates @ San Diego Padres
 San Diego Stadium, San Diego, CA
 Thu Jul 12 1973, 10:05 PM EDT
 Att. 2,865 - Unknown

AB	32
R	0
H	5
RBI	0
BB	0
SO	5
LOB	13



WP: 0	PA: 32
PB: 0	
SB: 0	
CS: 0	

Batter	1	2	3	4	5	6	7	8	9	AB R H RBI BB SO LOB	TOP											
Dave Parker, L (1, 9) OBP: 0.111, SLG: 0.111	0-0 4-3		0-0 L7			0-0 3-1		0-0 L8		4 0 0 0 0 0 0	Pittsburgh Pirates @ San Francisco Giants Candlestick Park, San Francisco, CA Fri Jul 13 1973, 10:05 PM EDT Att: 10,842 - Unknown livebaseballscorecards.com											
Manny Sanguillen, R (1, 2) OBP: 0.293, SLG: 0.432	0-0 2-3			0-0 E6 1B		0-0 4-3		0-0 1B		4 0 1 0 0 0 0												
Al Oliver, L (1, 8) OBP: 0.318, SLG: 0.476	0-0 3-1			0-3 K		0-0 HR		0-0 F5		4 1 1 1 0 1 2												
Willie Stargell, L (1, 7) OBP: 0.387, SLG: 0.659		0-0 F7		0-3 K		0-0 F8		0-0 G3		4 0 0 0 0 1 1												
Richie Hebner, L (1, 5) OBP: 0.373, SLG: 0.502		0-0 HR		0-0 FC6-4 1-3 1B		0-0 F8		0-3 K		4 1 2 1 0 1 0												
Bob Robertson, R (1, 3) OBP: 0.330, SLG: 0.398		0-0 F9		0-0 FC6-4 1-2f		0-0 L6		0-3 K		4 0 0 0 0 1 2												
Rennie Stennett, R (1, 4) OBP: 0.259, SLG: 0.357		0-0 5-3			0-0 F9		4-0 BB			2 0 0 0 1 0 0												
Dal Maxvill, R (1, 6) OBP: 0.270, SLG: 0.278			0-0 4-3		0-3 K		0-0 6-3			3 0 0 0 0 1 1												
Dock Ellis, S (1, 1) OBP: 0.152, SLG: 0.133 John Lamb, R (6, 1) Ramon Hernandez, S (7, 1) Jackie Hernandez, R (7, 6) Vic Davalillo, L (8, PH) Gene Alley, R (8, 6) OBP: 0.293, SLG: 0.234 OBP: 0.314, SLG: 0.324			0-0 1-3		0-0 6-3			0-3 K		2 0 1 0 0 0 0 1 0 0 0 0 0 0 0 0												
Inning Stats	R: 0 E: 0 K: 0 S: 3	H: 0 LOB: 0 BB: 0 P: 3	R: 1 E: 0 K: 0 S: 4	H: 1 LOB: 0 BB: 0 P: 4	R: 0 E: 0 K: 0 S: 3	H: 0 LOB: 0 BB: 0 P: 3	R: 0 E: 1 K: 2 S: 9	H: 1 LOB: 2 BB: 0 P: 9	R: 0 E: 0 K: 1 S: 5	H: 0 LOB: 0 BB: 0 P: 5	R: 1 E: 0 K: 0 S: 4	H: 1 LOB: 0 BB: 0 P: 4	R: 0 E: 0 K: 0 S: 3	H: 0 LOB: 1 BB: 1 P: 7	R: 0 E: 0 K: 1 S: 6	H: 1 LOB: 1 BB: 0 P: 6	R: 0 E: 0 K: 2 S: 7	H: 0 LOB: 0 BB: 0 P: 7	1B: 2 2B: 0 3B: 0 HR: 2	SF: 0 SAC: 0 DP: 0 HBP: 0	WP: 0 PB: 0 SB: 0 CS: 0	PA: 33
PITCHER Tom Bradley, R (1, 1) ERA: 3.98	IP 9.0	WLS W	BF 33	H 4	R 2	ER 2	SO 6	BB 1	IBB 0	HBP 0	BLK 0	WP 0	HR 2	S 44	P 48	ERA 2.00	WHIP 0.556					

AB	32
R	2
H	4
RBI	2
BB	1
SO	6
LOB	6



Batter	1	2	3	4	5	6	7	8	9
Bobby Bonds, R OBP: 0.391, SLG: 0.577 (1, 9)	0-0 F8		0-0 F9		0-0 FC1-6	0-0 F3		0-3 K	
Tito Fuentes, S OBP: 0.325, SLG: 0.372 (1, 4)	0-3 K		0-0 1B		0-0 L7		0-0 3B	0-0 F9	
Gary Matthews, R OBP: 0.399, SLG: 0.477 (1, 7)	0-0 1B		0-0 F9			4-0 HR	0-0 3B	0-0 FC6-4	
Willie McCovey, L OBP: 0.421, SLG: 0.507 (1, 3)	0-0 P5			0-0 L9		0-0 HR	0-0 3B		
Ed Goodson, L OBP: 0.356, SLG: 0.473 (1, 5)		0-0 4-3		0-0 1B		0-0 4-1	0-3 K		
Gary Thomasson, L OBP: 0.344, SLG: 0.394 (1, 8)		0-0 1B		0-0 1B		0-0 3B	0-3 K		
Mike Phillips, L OBP: 0.205, SLG: 0.237 (1, 6)		0-0 5-3		0-0 1B		0-0 1B	4-0 IBB		
Chris Arnold, R OBP: 0.393, SLG: 0.435 (7, PH)		0-0 5-3		0-0 1B		0-0 F4			
Damaso Blanco, R (8, 6)		1-2				0-0 FC3-6			
Dave Rader, L OBP: 0.333, SLG: 0.350 (1, 2)		0-0 4-3				0-0 FC3-6			
Tom Bradley, R OBP: 0.220, SLG: 0.231 (1, 1)			0-0 F6		0-0 FC3-6	0-0 1B		0-0 FC6-4	

Inning Stats	R: 0	H: 1	E: 0	K: 1	S: 6	LOB: 1	BB: 0	P: 6
	R: 0	H: 1	E: 0	K: 0	S: 4	LOB: 1	BB: 0	P: 4
	R: 0	H: 1	E: 0	K: 0	S: 4	LOB: 1	BB: 0	P: 4
	R: 0	H: 1	E: 0	K: 0	S: 4	LOB: 1	BB: 0	P: 4
	R: 3	H: 4	E: 0	K: 0	S: 7	LOB: 2	BB: 1	P: 11
	R: 2	H: 2	E: 1	K: 3	S: 12	LOB: 2	BB: 1	P: 16
	R: 0	H: 1	E: 0	K: 1	S: 6	LOB: 1	BB: 0	P: 6

PITCHER														PITCHER																			
IP	WLS	BF	H	R	ER	SO	BB	IBB	HBP	BLK	WP	HR	S	P	ERA	WHIP	IP	WLS	BF	H	R	ER	SO	BB	IBB	HBP	BLK	WP	HR	S	P	ERA	WHIP
5.1	L	25	8	3	3	1	1	0	0	0	0	1	26	30	5.06	1.688																	
0.2		5	2	2	1	0	0	0	0	0	0	0	5	5	13.50	3.000																	
2.0		9	2	0	0	4	0	1	0	0	0	0	16	20	0.00	1.000																	

BOTTOM

Pittsburgh Pirates @ San Francisco Giants
Candlestick Park, San Francisco, CA

Fri Jul 13 1973, 10:05 PM EDT
Att. 10,842 - Unknown

AB	R	H	RBI	BB	SO	LOB
5	0	0	0	0	1	4
5	1	2	0	0	1	2
4	2	1	0	1	0	3
4	1	2	4	0	0	1
0	0	0	0	0	0	0
4	0	1	0	0	1	1
4	1	2	0	0	1	2
3	0	1	1	0	0	2
0	0	0	0	1	0	0
0	0	0	0	0	0	0
4	0	1	0	0	1	4
4	0	2	0	0	0	1

AB	37
R	5
H	12
RBI	5
BB	2
SO	5
LOB	20

WP: 0 PA: 39
PB: 0
SB: 0
CS: 0

1B: 9 SF: 0
2B: 0 SAC: 0
3B: 2 DP: 0
HR: 1 HBP: 0



Batter	1	2	3	4	5	6	7	8	9	AB R H RBI BB SO LOB	TOP		
Rennie Stennett, R (1, 4) OBP: 0.258, SLG: 0.353	0-3 K	0-0 E7 1B	0-3 K			0-0 G1-6-3		0-0 5-3		5 1 1 2 0 2 2			
Manny Sanguillen, R (1, 2) OBP: 0.298, SLG: 0.438	0-0 E6 1B	0-0 HR 1B			0-0 1-3	0-0 F8		0-0 2B 2B		5 2 3 2 0 0 0			
Al Oliver, L (1, 8) OBP: 0.320, SLG: 0.487	0-0 F8	0-0 HR			0-0 F3		0-0 3-1	0-0 6-3 2B		5 1 2 3 0 0 1			
Willie Stargell, L (1, 7) OBP: 0.382, SLG: 0.650 Dave Parker, L (7, 9) OBP: 0.100, SLG: 0.100	0-0 4-3	0-0 E3 1B			0-3 K		0-0 5-3	0-0 L9		4 0 0 0 0 1 1 1 0 0 0 0 0 1			
Richie Zisk, R (1, 9) OBP: 0.356, SLG: 0.481 (7, 7)					0-0 P3		4-0 FC5-4 BB	0-0 6-3		4 0 2 0 1 0 2			
Bob Robertson, R (1, 3) OBP: 0.328, SLG: 0.395					0-0 L9		0-0 FC5-4	0-0 L5		5 0 1 0 0 1 3			
Richie Hebner, L (1, 5) OBP: 0.371, SLG: 0.502					0-0 F7			0-0 2B		4 1 1 0 0 0 4			
Dal Maxvill, R (1, 6) OBP: 0.268, SLG: 0.275					0-3 K			0-0 L8		4 1 1 0 0 1 1			
Jim Rooker, R (1, 1) OBP: 0.133, SLG: 0.133					0-3 K		0-0 G1-6-3 1B	0-3 K		4 1 2 0 0 2 1			
Inning Stats	R: 0 E: 1 K: 1 S: 6 H: 1 LOB: 1 BB: 0 P: 6	R: 6 E: 2 K: 1 S: 14 H: 8 LOB: 3 BB: 0 P: 14	R: 0 E: 0 K: 2 S: 7 H: 0 LOB: 0 BB: 0 P: 7	R: 0 E: 0 K: 1 S: 6 H: 0 LOB: 1 BB: 0 P: 6	R: 0 E: 0 K: 1 S: 5 H: 0 LOB: 0 BB: 0 P: 5	R: 0 E: 0 K: 0 S: 3 H: 1 LOB: 0 BB: 0 P: 3	R: 0 E: 0 K: 0 S: 3 H: 0 LOB: 1 BB: 1 P: 7	R: 0 E: 0 K: 1 S: 6 H: 1 LOB: 1 BB: 0 P: 6	R: 1 E: 0 K: 0 S: 5 H: 2 LOB: 1 BB: 0 P: 5	1B: 9 2B: 3 3B: 0 HR: 1 SF: 0 SAC: 0 DP: 1 HBP: 0	WP: 0 PB: 1 SB: 0 CS: 0 PA: 42		
PITCHER	IP WLS BF H R ER SO BB IBB HBP BLK WP HR S P ERA WHIP											PITCHER	IP WLS BF H R ER SO BB IBB HBP BLK WP HR S P ERA WHIP
Ron Bryant, L (1, 1) ERA: 3.11	1.2 L 13 7 6 6 2 0 0 0 0 0 0 1 17 17 32.40 4.200												
Don Carrithers, R (2, 1) ERA: 5.14	3.1 13 2 0 0 4 0 0 0 0 0 0 0 21 21 0.00 0.600												
Jim Willoughby, R (6, 1) ERA: 4.68	2.0 7 1 0 0 0 1 0 0 0 0 0 0 6 10 0.00 1.000												
Randy Moffitt, R (8, 1) ERA: 2.92	2.0 9 3 1 1 1 0 0 0 0 0 0 0 0 11 11 4.50 1.500												

Pittsburgh Pirates @ San Francisco Giants
 Candlestick Park, San Francisco, CA
 Sat Jul 14 1973, 6:33 AM EDT
 Att. 9,458 - Unknown

livebaseballscorecards.com

AB	41
R	7
H	13
RBI	7
BB	1
SO	7
LOB	16



Batter	1	2	3	4	5	6	7	8	9	AB	R	H	RBI	BB	SO	LOB
Bobby Bonds, R OBP: 0.389, SLG: 0.572 (1, 9) X	0-0 L9 ①		0-0 FC6-4 ③		4-0 BB 1-2			0-0 F7 ①		3	0	0	0	1	0	1
Tito Fuentes, S OBP: 0.322, SLG: 0.368 (1, 4) S S S	0-3 K ②			0-0 F4 ① X	0-0 4-3 ③			0-0 F8 ②		4	0	0	0	0	1	2
Gary Matthews, R OBP: 0.397, SLG: 0.484 (1, 7) X	0-0 4-3 ③			0-0 E7 1-3			0-0 HR	0-0 5-3 ③		4	1	1	1	0	0	0
Ed Coodson, L OBP: 0.354, SLG: 0.473 (1, 5) X		0-0 5-3 ①		0-0 1-3 ②			0-0 G1 ①		0-0 2B	4	0	1	0	0	0	1
Damaso Blanco, R (9, PR)				2-3						0	0	0	0	0	0	0
Dave Kingman, R OBP: 0.247, SLG: 0.417 (1, 3) X		0-0 5-3 ②		0-3 K ③			0-3 K ②		0-0 F2 ①	4	0	0	0	0	2	2
Gary Thomasson, L OBP: 0.342, SLG: 0.397 (1, 8) X		0-0 1-3 ③			0-0 4-3 1B 2B		0-0 6-3 ③		0-0 6-3 ②	4	1	1	0	0	0	1
Mike Phillips, L OBP: 0.190, SLG: 0.220 (1, 6) X			0-0 4-3 ①		0-0 L8 ①			0-0 F7 ①		3	0	0	0	0	0	1
Willie McCovey, L OBP: 0.420, SLG: 0.505 (9, PH)									0-3 K ③	1	0	0	0	0	1	1
Mike Sadek, R OBP: 0.306, SLG: 0.167 (1, 2) B B B B			4-0 FC6-4 BB		0-0 4-3 ②			0-0 G6-3 1B		1	0	0	0	1	0	1
Chris Arnold, R OBP: 0.414, SLG: 0.458 (7, PH) (8, 2)					2-3					1	0	1	0	0	0	0
Ron Bryant, S OBP: 0.183, SLG: 0.143 (1, 1) X			0-0 F8 ②		0-0 BB 1B			0-0 G6-3 ② ③		0	0	0	0	0	0	0
Don Carrithers, R OBP: 0.364, SLG: 0.364 (2, 1) B B B B										1	0	0	0	0	0	1
Chris Speier, R OBP: 0.363, SLG: 0.410 (5, PH) X										1	0	1	1	0	0	0
Jim Willoughby, R OBP: 0.298, SLG: 0.348 (6, 1) X										0	0	0	0	0	0	0
Garry Maddox, R OBP: 0.364, SLG: 0.473 (7, PH) X										1	0	0	0	0	0	1
Randy Moffitt, R OBP: 0.077, SLG: 0.077 (8, 1) X					3-H			1-2f		0	0	0	0	0	0	0

Inning Stats	R: 0	H: 0	E: 0	K: 1	S: 5	R: 0	H: 0	E: 0	K: 0	S: 3	R: 0	H: 0	E: 0	K: 0	S: 3	R: 0	H: 0	E: 0	K: 1	S: 6	R: 1	H: 2	E: 0	K: 0	S: 5	R: 1	H: 1	E: 0	K: 1	S: 6	R: 0	H: 1	E: 0	K: 0	S: 3	R: 0	H: 0	E: 0	K: 0	S: 3	R: 0	H: 1	E: 0	K: 1	S: 6	1B: 2	2B: 2	3B: 0	HR: 1	SF: 0	SAC: 0	DP: 1	HBP: 0	WP: 0	PB: 0	SB: 0	CS: 0	PA: 34
--------------	------	------	------	------	------	------	------	------	------	------	------	------	------	------	------	------	------	------	------	------	------	------	------	------	------	------	------	------	------	------	------	------	------	------	------	------	------	------	------	------	------	------	------	------	------	-------	-------	-------	-------	-------	--------	-------	--------	-------	-------	-------	-------	--------


PITCHER	IP	WLS	BF	H	R	ER	SO	BB	IBB	HBP	BLK	WP	HR	S	P	ERA	WHIP
Jim Rooker, L ERA: 4.06 (1, 1)	9.0	W	34	5	2	2	4	2	0	0	0	0	1	40	48	2.00	0.778

BOTTOM

Pittsburgh Pirates @ San Francisco Giants
Candlestick Park, San Francisco, CA

Sat Jul 14 1973, 6:33 AM EDT
Att. 9,458 - Unknown

AB	32
R	2
H	5
RBI	2
BB	2
SO	4
LOB	12



Batter	1	2	3	4	5	6	7	8	9	AB R H RBI BB SO LOB	TOP											
Rennie Stennett, R (1, 4) OBP: 0.254, SLG: 0.347	0-0 6-3		0-0 P5			0-0 4-3		0-3 K		4 0 0 0 0 1 0	Pittsburgh Pirates @ San Francisco Giants Candlestick Park, San Francisco, CA Sun Jul 15 1973, 6:33 AM EDT Att: 12,851 - Unknown livebaseballscorecards.com											
Manny Sanguillen, R (1, 2) OBP: 0.294, SLG: 0.433	0-0 F3			0-0 5-3		0-0 L4		0-0 F9		4 0 0 0 0 0 0												
Al Oliver, L (1, 8) OBP: 0.316, SLG: 0.481	0-3 K			0-0 F4		0-0 F9			0-0 6-3	4 0 0 0 0 1 0												
Willie Stargell, L (1, 7) OBP: 0.380, SLG: 0.644		0-0 F9		0-0 4-3			0-0 1B 1B		0-0 4-3	4 0 1 0 0 0 0												
Richie Hebner, L (1, 5) OBP: 0.370, SLG: 0.502		0-0 F4			0-0 FC6-5 2B		0-0 F3		0-0 F7	4 0 1 0 0 0 1												
Richie Zisk, R (1, 9) OBP: 0.356, SLG: 0.475		0-0 1B			0-3 K		0-3 K			3 0 1 0 0 2 2												
Bob Robertson, R (1, 3) OBP: 0.328, SLG: 0.394		0-3 K			0-0 FC6-5 BB		0-0 1-2 1B			3 0 1 0 0 1 2												
Dal Maxvill, R (1, 6) OBP: 0.279, SLG: 0.268			0-0 4-3		4-0 BB BB		0-0 3-1			1 0 0 0 1 0 0												
Dave Parker, L (7, PH) OBP: 0.091, SLG: 0.091					1-2 BB					1 0 0 0 0 0 2												
Steve Blass, R (7, 1) OBP: 0.455, SLG: 0.545					0-0 4-3					0 0 0 0 0 0 0												
Tom Dettore, L (7, 1)										0 0 0 0 0 0 0												
John Lamb, R (8, 1)										0 0 0 0 0 0 0												
Bob Moose, R (1, 1) OBP: 0.171, SLG: 0.105			0-3 K					0-0 6-3		1 0 0 0 0 1 0												
Vic Davalillo, L (5, PH) OBP: 0.200, SLG: 0.231										1 0 0 0 0 0 2												
Bob Johnson, L (5, 1)										0 0 0 0 0 0 0												
Gene Alley, R (7, 6) OBP: 0.312, SLG: 0.321										1 0 0 0 0 0 0												
Inning Stats	R: 0 E: 0 K: 1 S: 5	H: 0 LOB: 0 BB: 0 P: 5	R: 0 E: 0 K: 1 S: 6	H: 1 LOB: 1 BB: 0 P: 6	R: 0 E: 0 K: 1 S: 5	H: 0 LOB: 0 BB: 0 P: 5	R: 0 E: 0 K: 0 S: 3	H: 0 LOB: 0 BB: 0 P: 3	R: 0 E: 0 K: 1 S: 6	H: 1 LOB: 2 BB: 1 P: 10	R: 0 E: 0 K: 0 S: 3	H: 0 LOB: 0 BB: 0 P: 3	R: 0 E: 0 K: 1 S: 7	H: 2 LOB: 2 BB: 0 P: 7	R: 0 E: 0 K: 1 S: 5	H: 0 LOB: 0 BB: 0 P: 5	R: 0 E: 0 K: 0 S: 3	H: 0 LOB: 0 BB: 0 P: 3	1B: 3 2B: 1 3B: 0 HR: 0	SF: 0 SAC: 0 DP: 0 HBP: 0	WP: 0 PB: 0 SB: 0 CS: 0	PA: 32
PITCHER Juan Marichal, R (1, 1) ERA: 3.67	IP 9.0 WLS W BF 32 H 4 R 0 ER 0 SO 6 BB 1 IBB 0 HBP 0 BLK 0 WP 0 HR 0 S 43 P 47 ERA 0.00 WHIP 0.556											PITCHER	IP WLS BF H R ER SO BB IBB HBP BLK WP HR S P ERA WHIP									



Batter	1	2	3	4	5	6	7	8	9
Bobby Bonds, R OBP: 0.391, SLG: 0.575 (1, 9) X	0-0 F8 X	0-0 2B		0-0 E5 X		4-0 BB E BB	0-3 K X	0-0 2B 1-3 3-H	
Tito Fuentes, S OBP: 0.322, SLG: 0.366 (1, 4) H	1-0 HR HBP	0-3 K X		0-3 K X		0-0 L4 X		0-0 1B 1B L7	
Garry Maddox, R OBP: 0.364, SLG: 0.482 (1, 8) X	0-0 HR 1-H		0-0 L4 X	0-0 6-3 X		0-0 F7 X		0-0 1B 1B	
Willie McCovey, L OBP: 0.428, SLG: 0.537 (1, 3) B B B B	4-0 2B BB		0-0 HR X		0-0 HR X		4-0 HR BB X	0-0 F9 X	
Gary Thomasson, L OBP: 0.340, SLG: 0.394 (8, 3) B B B B								1-2 2-3	
Ed Goodson, L OBP: 0.361, SLG: 0.488 (1, 5) X	0-0 2B 1-3		0-0 F7 X		4-0 BB X		0-0 HR 1-H X	4-0 1B 2B IBB	
Gary Matthews, R OBP: 0.403, SLG: 0.486 (1, 7) X	4-0 G3-6-1 IBB		0-0 1B X		0-3 K X		4-0 G4-6-3 1B HBP BB X	0-0 2B 1B 1-3 2-H 3-H	
Mike Phillips, L OBP: 0.234, SLG: 0.267 (1, 6) X	0-0 G3-6-1 1-2f X		0-0 1B X		0-3 K X		1-0 G4-6-3 1-2 HBP X	0-0 1B 2B 2B 2-H 3-H	
Dave Rader, L OBP: 0.331, SLG: 0.348 (1, 2) X		0-0 4-3 X	0-0 G3 X		0-0 G3 X		0-0 G4-6-3 1-2f 2-3 X	0-0 2B 1B 2-3	
Juan Marichal, R OBP: 0.289, SLG: 0.256 (1, 1) X		0-0 5-3 X		0-0 4-3 X		0-3 K X	0-0 1B 3-H X	0-0 F7 X	

AB	R	H	RBI	BB	SO	LOB
5	0	2	1	1	1	1
5	2	1	0	0	2	5
5	2	2	2	0	0	2
2	3	2	2	2	0	0
1	0	0	0	0	0	2
3	2	2	2	2	0	0
3	2	2	2	2	1	1
4	1	2	2	0	1	4
5	0	1	0	0	0	5
5	0	1	1	0	1	2

Inning Stats	R	H	E	K	S	R	H	E	K	S	R	H	E	K	S	R	H	E	K	S	R	H	E	K	S	R	H	E	K	S
Bob Moose, R ERA: 4.02 (1, 1)	2	2	0	4	13	0	0	0	0	6	0	0	0	0	6	0	0	0	0	0	0	0	0	0	0	0	0	0	0	0
Bob Johnson, R ERA: 4.38 (5, 1)	0	0	0	0	0	0	0	0	0	0	0	0	0	0	0	0	0	0	0	0	0	0	0	0	0	0	0	0	0	0
Steve Blass, R ERA: 10.27 (7, 1)	0	0	0	0	0	0	0	0	0	0	0	0	0	0	0	0	0	0	0	0	0	0	0	0	0	0	0	0	0	0
Tom Dettore, R ERA: 5.96 (7, 1)	0	0	0	0	0	0	0	0	0	0	0	0	0	0	0	0	0	0	0	0	0	0	0	0	0	0	0	0	0	0
John Lamb, R ERA: 3.6 (8, 1)	0	0	0	0	0	0	0	0	0	0	0	0	0	0	0	0	0	0	0	0	0	0	0	0	0	0	0	0	0	0

BOTTOM


Pittsburgh Pirates @ San Francisco Giants
Candlestick Park, San Francisco, CA

Sun Jul 15 1973, 6:33 AM EDT
Att. 12,851 - Unknown

AB	38
R	12
H	15
RBI	12
BB	7
SO	6
LOB	22

livebaseballscores.com

1B	7	SF	0	WP	0	PA	47
2B	4	SAC	0	PB	0		
3B	0	DP	2	SB	1		
HR	4	HBP	2	CS	0		



Batter	1	2	3	4	5	6	7	8	9	AB R H RBI BB SO LOB	TOP									
Davey Lopes, R OBP: 0.375, SLG: 0.363 (1, 4)	0-0 4-3		0-0 6-3			0-0 4-3 1B			0-0 SH3-4 1B	4 0 2 0 0 0 0										
Manny Mota, R OBP: 0.400, SLG: 0.402 (1, 7)	0-0 1B		0-0 6-3			0-0 4-3 1-2			0-0 SH3-4	3 0 1 0 0 0 1 0 0 0 0 0 0 0										
Tom Paciorek, R OBP: 0.262, SLG: 0.300 (9, 8)									1-2											
Bill Buckner, L OBP: 0.305, SLG: 0.348 (1, 9)	0-0 F8					0-0 4-3			0-0 F8	4 0 0 0 0 0 3										
(9, 7)																				
Joe Ferguson, R OBP: 0.391, SLG: 0.484 (1, 2)	0-0 4-3				0-3 K	0-0 4-3			0-3 F7	4 0 0 0 0 2 2										
(9, 9)									0-3 K											
Willie Crawford, L OBP: 0.409, SLG: 0.462 (1, 8)		0-0 HR			0-0 F8				0-0 F7	3 1 1 1 0 0 0										
(9, 9)																				
Steve Garvey, R OBP: 0.331, SLG: 0.455 (1, 3)		0-0 F4			0-0 F7				0-0 F6	3 0 0 0 0 0 0										
(9, 9)																				
Ron Cey, R OBP: 0.382, SLG: 0.432 (1, 5)		0-0 P4			0-0 6-3				0-0 P6	3 0 0 0 0 0 0										
(9, 9)																				
Bill Russell, R OBP: 0.322, SLG: 0.371 (1, 6)		0-0 F7			0-0 6-3				0-0 F7	3 0 0 0 0 0 0										
(9, 9)																				
Don Sutton, R OBP: 0.133, SLG: 0.073 (1, 1)			0-0 5-3			0-0 F9			0-0 5-3	3 0 0 0 0 0 0										
(9, 9)																				
Inning Stats	R: 0 E: 0 K: 0 S: 4	H: 1 LOB: 1 BB: 0 P: 4	R: 1 E: 0 K: 0 S: 4	H: 1 LOB: 0 BB: 0 P: 4	R: 0 E: 0 K: 0 S: 3	H: 0 LOB: 0 BB: 0 P: 3	R: 0 E: 0 K: 1 S: 5	H: 0 LOB: 0 BB: 0 P: 5	R: 0 E: 0 K: 0 S: 3	H: 0 LOB: 0 BB: 0 P: 3	R: 0 E: 0 K: 0 S: 4	H: 1 LOB: 1 BB: 0 P: 4	R: 0 E: 0 K: 0 S: 3	H: 0 LOB: 0 BB: 0 P: 3	R: 0 E: 0 K: 1 S: 6	H: 1 LOB: 1 BB: 0 P: 6	1B: 3 2B: 0 3B: 0 HR: 1	SF: 0 SAC: 1 DP: 0 HBP: 0	WP: 0 PB: 0 SB: 0 CS: 0	PA: 31
PITCHER	IP WLS BF H R ER SO BB IBB HBP BLK WP HR S P ERA WHIP																			
Nelson Briles, R ERA: 2.78 (1, 1)	8.0 L 27 3 1 1 1 0 0 0 0 0 0 1 29 29 1.12 0.375																			
Dave Giusti, R ERA: 1.49 (9, 1)	1.0 4 1 0 0 1 0 0 0 0 0 0 0 6 6 0.00 1.000																			

Los Angeles Dodgers @ Pittsburgh Pirates
 Three Rivers Stadium, Pittsburgh, PA
 Mon Jul 16 1973, 7:05 PM EDT
 Att. 16,570 - Unknown

AB	30
R	1
H	4
RBI	1
BB	0
SO	2
LOB	6



WP: 0	PA: 31
-------	--------

Batter	1	2	3	4	5	6	7	8	9	AB R H RBI BB SO LOB	TOP																																
Davey Lopes, R OBP: 0.373, SLG: 0.362 (1, 4)	0-0 4-3 S 4-3 1B	0-0 6-3		0-0 SH1-4 1-2		0-3 K		0-0 FC6-4 1-2f		4 1 1 0 0 1 2																																	
Bill Buckner, L OBP: 0.304, SLG: 0.349 (1, 9)	0-0 4-3 1-3	0-0 F9		0-0 E 2-H 2B		0-0 F2		0-0 F5		5 1 1 1 0 0 1																																	
Manny Mota, R OBP: 0.399, SLG: 0.401 Von Joshua, L OBP: 0.287, SLG: 0.276 (7, PH) (7, 7)	0-0 4-3 3-H	0-0 5-3		0-0 E6 E 2-H 1B		0-0 4-3		0-0 5-3		3 1 1 1 0 0 0 2 0 0 0 0 0 0																																	
Joe Ferguson, R OBP: 0.391, SLG: 0.481 (1, 2)	4-0 BB 1B BB		0-0 5-3	0-0 E1 G4-6-3 3-H		0-0 6-3		0-0 1B		4 1 1 0 1 0 0																																	
Steve Garvey, R OBP: 0.333, SLG: 0.453 (1, 3)	0-0 BB 1-2 1B 1B		0-0 1B SF7 1B	0-0 G4-6-3 1-2f		0-0 6-3		0-0 F8		5 2 2 0 0 0 2																																	
Ron Cey, R OBP: 0.384, SLG: 0.431 (1, 5)	4-0 BB 1-2 2-3 1B BB		0-0 FC6-4 1-3 1B	0-3 K		0-0 6-3		0-0 6-3		3 1 1 0 1 1 0																																	
Willie Crawford, L OBP: 0.407, SLG: 0.460 (1, 8)	0-0 1B 1-2 2-H 3-H 1B		0-0 SF7 3-H	0-0 F6		0-0 F8		0-0 F8		3 0 1 3 0 0 0																																	
Bill Russell, R OBP: 0.323, SLG: 0.373 (1, 6)	0-0 1-3 2-H 1B		0-0 FC6-4 1-2f	0-0 F8		0-0 BB 1B		0-0 BB 1B		4 0 2 1 0 0 1																																	
Andy Messersmith, R OBP: 0.238, SLG: 0.246 Jim Brewer, L OBP: 0.400, SLG: 0.400 (9, 1)	0-3 K		0-0 SH1-4 2B 1B	0-3 K		4-0 BB BB BB 1-2 BB		0-0 FC6-4		3 1 1 0 1 2 2 0 0 0 0 0 0 0																																	
Inning Stats	R: 4 E: 0 K: 1 S: 9	H: 4 LOB: 2 BB: 2 P: 17	R: 0 E: 0 K: 0 S: 3	H: 0 LOB: 0 BB: 0 P: 3	R: 1 E: 0 K: 0 S: 5	H: 2 LOB: 1 BB: 0 P: 5	R: 3 E: 2 K: 0 S: 6	H: 3 LOB: 0 BB: 0 P: 6	R: 0 E: 0 K: 1 S: 5	H: 0 LOB: 0 BB: 0 P: 5	R: 0 E: 0 K: 2 S: 7	H: 0 LOB: 0 BB: 0 P: 7	R: 0 E: 0 K: 0 S: 3	H: 0 LOB: 0 BB: 0 P: 3	R: 0 E: 0 K: 0 S: 4	H: 1 LOB: 2 BB: 1 P: 8	R: 0 E: 0 K: 0 S: 4	H: 1 LOB: 1 BB: 0 P: 4	1B: 10 2B: 1 3B: 0 HR: 0	SF: 1 SAC: 1 DP: 1 HBP: 0	WP: 0 PB: 0 SB: 1 CS: 0	PA: 41																					
PITCHER	IP	WLS	BF	H	R	ER	SO	BB	IBB	HBP	BLK	WP	HR	S	P	ERA	WHIP	PITCHER								IP	WLS	BF	H	R	ER	SO	BB	IBB	HBP	BLK	WP	HR	S	P	ERA	WHIP	
Luke Walker, L ERA: 4.17 (1, 1)	3.1	L	20	8	7	6	1	2	0	0	0	0	0	20	28	16.20	3.000																										
Bob Johnson, R ERA: 4.17 (4, 1)	2.2		9	1	1	0	3	0	0	0	0	0	0	15	15	0.00	0.375																										
John Lamb, R ERA: 3.0 (7, 1)	2.0		8	1	0	0	0	1	0	0	0	0	0	7	11	0.00	1.000																										
Ramon Hernandez, L ERA: 2.21 (9, 1)	1.0		4	1	0	0	0	0	0	0	0	0	0	4	4	0.00	1.000																										

Los Angeles Dodgers @ Pittsburgh Pirates
 Three Rivers Stadium, Pittsburgh, PA
 Tue Jul 17 1973, 7:05 PM EDT
 Att: 17,389 - Unknown

AB	36
R	8
H	11
RBI	6
BB	3
SO	4
LOB	8



WP: 0	PA: 41
PB: 0	
SB: 1	
CS: 0	

Batter	1	2	3	4	5	6	7	8	9	AB R H RBI BB SO LOB
--------	---	---	---	---	---	---	---	---	---	----------------------

Rennie Stennett, R OBP: 0.251, SLG: 0.342 (1, 4)	0-3 K ①		0-3 K ③			0-0 FC6 1-2f ①			0-0 F8 ①	4 0 0 0 0 2 1
Manny Sanguillen, R OBP: 0.293, SLG: 0.437 (1, 2)	0-0 HR ②			0-3 K ①		0-0 F9 ②			0-0 HR 1B ②	4 2 2 1 0 1 1
Al Oliver, L OBP: 0.315, SLG: 0.485 (1, 8)	0-0 F7 ②			0-0 F9 ②		0-0 4-3 ③			0-0 HR 1-H ③	4 1 1 2 0 0 1
Willie Stargell, L OBP: 0.377, SLG: 0.635 (1, 7)	0-3 K ③			0-0 F8 ③			4-0 BB G5-4-3 ③		0-0 1B 2B ③	3 1 1 0 1 1 0
Richie Hebner, L OBP: 0.367, SLG: 0.495 (1, 5)		0-0 F9 ①			0-3 K ①			0-0 F9 ②	0-0 F9 ②	4 0 0 0 0 2 2
Bob Robertson, R OBP: 0.324, SLG: 0.385 (1, 3)		0-0 F4 ②			0-3 K ①		0-0 G5-4-3 1-2f ② ③		4-0 1B BB ③	3 0 0 0 1 1 2
Dave Parker, L OBP: 0.158, SLG: 0.211 (1, 9)		0-0 6-3 ③			0-3 K ②			0-3 K ①	0-0 1-2 2-H 1B ③	4 0 1 1 0 2 1
Dal Maxvill, R OBP: 0.271, SLG: 0.261 Dave Cash, R OBP: 0.329, SLG: 0.358 (9, PH)			0-0 5-3 ①		0-0 G3 ③			0-0 F8 ②	0-0 F7 ③	3 0 0 0 0 0 1 1 0 0 0 0 0 2
Luke Walker, L OBP: 0.080, SLG: 0.080 Bob Johnson, L (4, 1) Vic Davalillo, L OBP: 0.207, SLG: 0.238 (6, PH) John Lamb, R (7, 1) Milt May, L OBP: 0.346, SLG: 0.383 (8, PH) Ramon Hernandez, S (9, 1)			0-3 K ②			0-0 FC6 1B ③		0-0 G3 ③		1 0 0 0 0 0 1 0 0 0 0 0 0 0 0 0 1 0 1 0 0 0 0 0 0 0 0 0 0 0 0 0 1 0 0 0 0 0 0 0 0 0 0 0 0 0 0 0

Inning Stats	R: 1	H: 1	E: 0	K: 2	S: 8	LOB: 0	BB: 0	P: 8	R: 0	H: 0	E: 0	K: 0	S: 3	LOB: 0	BB: 0	P: 3	R: 0	H: 0	E: 0	K: 2	S: 7	LOB: 0	BB: 0	P: 7	R: 0	H: 0	E: 0	K: 1	S: 5	LOB: 0	BB: 0	P: 5	R: 0	H: 1	E: 0	K: 0	S: 4	LOB: 1	BB: 0	P: 10	R: 0	H: 0	E: 0	K: 1	S: 4	LOB: 0	BB: 1	P: 8	R: 0	H: 0	E: 0	K: 1	S: 5	LOB: 0	BB: 0	P: 5	R: 3	H: 4	E: 0	K: 0	S: 7	LOB: 2	BB: 1	P: 11	1B: 3	2B: 1	3B: 0	HR: 2	SF: 0	SAC: 0	DP: 1	HBP: 0	WP: 1	PB: 0	SB: 0	CS: 0	PA: 35
--------------	------	------	------	------	------	--------	-------	------	------	------	------	------	------	--------	-------	------	------	------	------	------	------	--------	-------	------	------	------	------	------	------	--------	-------	------	------	------	------	------	------	--------	-------	-------	------	------	------	------	------	--------	-------	------	------	------	------	------	------	--------	-------	------	------	------	------	------	------	--------	-------	-------	-------	-------	-------	-------	-------	--------	-------	--------	-------	-------	-------	-------	--------

PITCHER	IP	WLS	BF	H	R	ER	SO	BB	IBB	HBP	BLK	WP	HR	S	P	ERA	WHIP
Andy Messersmith, R ERA: 3.25 (1, 1)	8.2	W	34	6	4	4	10	2	0	0	0	1	2	52	60	4.15	0.923
Jim Brewer, L ERA: 1.69 (9, 1)	0.1	S	1	0	0	0	0	0	0	0	0	0	0	1	1	0.00	0.000

BOTTOM

Los Angeles Dodgers @ Pittsburgh Pirates
 Three Rivers Stadium, Pittsburgh, PA

Tue Jul 17 1973, 7:05 PM EDT
 Att. 17,389 - Unknown

AB	33
R	4
H	6
RBI	4
BB	2
SO	10
LOB	11



WP	HR	S	P	ERA	WHIP
1	2	11	11	4.15	0.923

Los Angeles Dodgers @ Pittsburgh Pirates
 Three Rivers Stadium, Pittsburgh, PA

Wed Jul 18 1973, 7:05 PM EDT
 Att. 24,248 - Unknown

livebaseballscorecards.com

AB	32
R	2
H	7
RBI	2
BB	2
SO	4
LOB	12



WP:	1	PA:	35
PB:	0		
SB:	0		
CS:	0		

Batter	1	2	3	4	5	6	7	8	9	AB	R	H	RBI	BB	SO	LOB
Davey Lopes, R (1, 4) OBP: 0.369, SLG: 0.357	0-0 F2		0-3 K		0-0 L3		0-0 FC1-6			4	0	0	0	0	1	2
Von Joshua, L (1, 7) OBP: 0.286, SLG: 0.275	0-0 WP 1B			0-0 F9		0-0 4-3	0-3 K			4	0	1	0	0	1	1
Bill Buckner, L (1, 9) OBP: 0.301, SLG: 0.345	0-3 K			0-0 4-3		0-0 6-3		0-0 P3		4	0	0	0	0	1	1
Joe Ferguson, R (1, 2) OBP: 0.396, SLG: 0.479	0-0 6-3			1-0 HBP		4-0 1B 1B BB		4-0 G4-6-3 BB		1	1	0	0	2	0	1
Willie Crawford, L (1, 8) OBP: 0.405, SLG: 0.457		0-0 F8		0-0 G3		0-0 1B 1B		0-0 G4-6-3		4	0	1	0	0	0	2
Steve Garvey, R (1, 3) OBP: 0.338, SLG: 0.455		0-0 F2			0-0 F7		0-0 FC6-4 1B		0-0 G6-4-3 1B	4	0	2	1	0	0	0
Tom Paciorek, R (9, PR) OBP: 0.262, SLG: 0.300										0	0	0	0	0	0	0
Ron Cey, R (1, 5) OBP: 0.379, SLG: 0.425		0-0 L6			0-0 F9		0-0 FC6-4		0-0 G6-4-3	4	0	0	0	0	0	3
Bill Russell, R (1, 6) OBP: 0.325, SLG: 0.379			0-0 6-3		0-0 1B 2B		0-0 FC1-6 2B		0-0 F9	4	1	2	0	0	0	1
Tommy John, R (1, 1) OBP: 0.163, SLG: 0.167			0-3 K		0-0 1B		0-0 L6			2	0	1	1	0	1	0
Willie Davis, L (7, PH) OBP: 0.339, SLG: 0.489										1	0	0	0	0	0	1
Pete Richert, L (7, 1) OBP: 0.250, SLG: 0.250										0	0	0	0	0	0	0

Inning Stats	R: 0 E: 0 K: 1 S: 6	H: 1 LOB: 1 BB: 0 P: 6	R: 0 E: 0 K: 0 S: 3	H: 0 LOB: 0 BB: 0 P: 3	R: 0 E: 0 K: 2 S: 7	H: 0 LOB: 0 BB: 0 P: 7	R: 0 E: 0 K: 0 S: 3	H: 0 LOB: 1 BB: 0 P: 4	R: 1 E: 0 K: 0 S: 5	H: 2 LOB: 1 BB: 0 P: 5	R: 1 E: 0 K: 0 S: 5	H: 2 LOB: 2 BB: 1 P: 9	R: 0 E: 0 K: 1 S: 6	H: 1 LOB: 1 BB: 0 P: 6	R: 0 E: 0 K: 0 S: 2	H: 0 LOB: 0 BB: 1 P: 6	R: 0 E: 0 K: 0 S: 3	H: 1 LOB: 1 BB: 0 P: 3	1B: 5 2B: 2 3B: 0 HR: 0	SF: 0 SAC: 0 DP: 2 HBP: 1	WP: 1 PB: 0 SB: 0 CS: 0	PA: 35
--------------	------------------------------	---------------------------------	------------------------------	---------------------------------	------------------------------	---------------------------------	------------------------------	---------------------------------	------------------------------	---------------------------------	------------------------------	---------------------------------	------------------------------	---------------------------------	------------------------------	---------------------------------	------------------------------	---------------------------------	----------------------------------	------------------------------------	----------------------------------	--------

PITCHER	IP	WLS	BF	H	R	ER	SO	BB	IBB	HBP	BLK	WP	HR	S	P	ERA	WHIP
Dock Ellis, R (1, 1) ERA: 3.09	8.0	W	33	7	2	2	4	2	0	1	0	1	0	38	47	2.25	1.125
Dave Giusti, R (9, 1) ERA: 1.46	1.0	S	2	0	0	0	0	0	0	0	0	0	0	2	2	0.00	0.000

PITCHER	IP	WLS	BF	H	R	ER	SO	BB	IBB	HBP	BLK	WP	HR	S	P	ERA	WHIP
---------	----	-----	----	---	---	----	----	----	-----	-----	-----	----	----	---	---	-----	------


Batter	1	2	3	4	5	6	7	8	9	AB	R	H	RBI	BB	SO	LOB
Rennie Stennett, R OBP: 0.251, SLG: 0.352 (1, 4)	0-0 5-3 ①		0-0 HR ②		0-0 6-3 ①		0-0 F8 ③			4	1	1	1	0	0	0
Manny Sanguillen, R OBP: 0.293, SLG: 0.435 (1, 2)	0-0 F9 ②		0-3 K ②		0-0 6-3 ②			0-0 CS 1B ①		4	0	1	0	0	1	0
Al Oliver, L OBP: 0.311, SLG: 0.479 (1, 8)	0-0 1-3 ③		0-0 4-3 ③		0-0 4-3 ③			0-0 1-2 6-3 ① ②		4	0	0	0	0	0	1
Willie Stargell, L OBP: 0.384, SLG: 0.654 (1, 7)		0-0 FC6-4 1B ①		0-0 G3 2B ①		0-0 HR ①		0-0 1B ③		4	1	4	1	0	0	0
Richie Zisk, R OBP: 0.340, SLG: 0.452 (1, 9)		0-0 FC6-4 1-2 2B ①		0-3 K ①		0-0 F9 ①		0-0 P6 ③		4	1	0	0	0	1	3
Bob Robertson, R OBP: 0.327, SLG: 0.390 (1, 3)		0-0 4-3 1-H 2B ①		4-0 G3 BB ②		0-3 K ②				2	0	1	1	1	1	0
Gene Alley, R OBP: 0.306, SLG: 0.315 (1, 5)		0-0 4-3 2-3 ②		0-0 G3 1-2 2-3 ②		0-0 6-3 ③				3	0	0	0	0	0	3
Dal Maxvill, R OBP: 0.275, SLG: 0.250 (1, 6)		0-0 F9 ③		4-0 IBB ③			0-0 L7 ①			2	0	0	0	1	0	1
Dock Ellis, S OBP: 0.143, SLG: 0.125 (1, 1)			0-3 K ①		0-3 K ③					3	0	0	0	0	2	3
Dave Giusti, R OBP: 0.400, SLG: 0.250 (9, 1)								0-0 1-3 ②		0	0	0	0	0	0	0

Inning Stats		R: 0	H: 0	E: 0	K: 0	S: 3	R: 1	H: 2	E: 0	K: 0	S: 5	R: 1	H: 1	E: 0	K: 2	S: 8	R: 0	H: 1	E: 0	K: 2	S: 8	R: 0	H: 0	E: 0	K: 0	S: 3	R: 1	H: 1	E: 0	K: 1	S: 6	R: 0	H: 0	E: 0	K: 0	S: 3	R: 0	H: 2	E: 0	K: 0	S: 4										
PITCHER	IP	WLS	BF	H	R	ER	SO	BB	IBB	HBP	BLK	WP	HR	S	P	ERA	WHIP											PITCHER	IP	WLS	BF	H	R	ER	SO	BB	IBB	HBP	BLK	WP	HR	S	P	ERA	WHIP						
Tommy John, L ERA: 2.83	(1, 1)	6.0	L	25	5	3	3	5	1	1	0	0	0	2	33	41	4.50	1.000																																	
Pete Richert, L ERA: 2.23	(7, 1)	2.0		7	2	0	0	0	0	0	0	0	0	0	7	7	0.00	1.000																																	

BOTTOM

Los Angeles Dodgers @ Pittsburgh Pirates
 Three Rivers Stadium, Pittsburgh, PA
 Wed Jul 18 1973, 7:05 PM EDT
 Att. 24,248 - Unknown

AB	30
R	3
H	7
RBI	3
BB	2
SO	5
LOB	11



WP: 0	PA: 32
PB: 0	
SB: 0	
CS: 1	

Batter	1	2	3	4	5	6	7	8	9	10	AB	R	H	RBI	BB	SO	LOB
Rennie Stennett, R OBP: 0.261, SLG: 0.373 (1, 4) (8, 6)	0-0 G6-4-3 1B		0-0 2-3 1B		0-0 F8			0-0 1B 1B		0-0 HR	5	2	4	1	0	0	0
Manny Sanguillen, R OBP: 0.292, SLG: 0.433 (1, 2)	0-0 G6-4-3 1-2f		0-0 F9		0-0 1-3			0-0 1-2 1B 1B			4	0	1	0	0	0	3
Al Oliver, L OBP: 0.313, SLG: 0.486 (1, 8)	0-0 HR 3B		0-0 SF7			0-0 6-3		0-0 1-2 2-H 1B			3	1	2	2	0	0	0
Willie Stargell, L OBP: 0.383, SLG: 0.659 (1, 7)	0-0 HR		0-0 G3			0-0 P6		0-3 K			4	1	1	2	0	1	3
Richie Zisk, R OBP: 0.327, SLG: 0.432 Dave Giusti, R OBP: 0.400, SLG: 0.250 (1, 9) (9, 1)	0-0 F9			0-3 K		0-0 1-3		0-0 4-3			4	0	0	0	0	1	2
Bob Robertson, R OBP: 0.326, SLG: 0.388 (1, 3)		0-0 5-3		0-0 FC4-6 1B			0-0 P3		0-3 K		4	0	1	0	0	1	0
Gene Alley, R OBP: 0.299, SLG: 0.306 (1, 5)		0-0 P4		0-0 FC4-6 1-2f			0-0 F7		0-3 K		4	0	0	0	0	1	1
Dal Maxvill, R OBP: 0.259, SLG: 0.235 Ramon Hernandez, S Dave Parker, L OBP: 0.150, SLG: 0.200 (1, 6) (8, 1) (9, 9)		0-0 F9		0-0 F9			0-0 6-3		0-3 K		3	0	0	0	0	0	1
John Morlan, R OBP: 1.000, SLG: 2.000 John Lamb, R Dave Cash, R OBP: 0.327, SLG: 0.355 (1, 1) (5, 1) (8, 4)			0-0 1B SF7 2B		0-3 K			0-0 6-3		0-0 5-3	1	1	1	0	0	0	0

Inning Stats	R: 2	H: 3	E: 0	K: 0	S: 5	H: 0	LOB: 0	BB: 0	P: 5	R: 0	H: 0	E: 0	K: 0	S: 3	H: 0	LOB: 0	BB: 0	P: 3	R: 1	H: 3	E: 0	K: 1	S: 8	H: 0	LOB: 2	BB: 0	P: 8	R: 0	H: 0	E: 0	K: 3	S: 9	H: 1	LOB: 0	BB: 0	P: 2	R: 1	H: 1	E: 0	K: 0	S: 2	H: 1	LOB: 0	BB: 0	P: 2	1B: 6	SF: 1	3B: 1	HR: 2
--------------	------	------	------	------	------	------	--------	-------	------	------	------	------	------	------	------	--------	-------	------	------	------	------	------	------	------	--------	-------	------	------	------	------	------	------	------	--------	-------	------	------	------	------	------	------	------	--------	-------	------	-------	-------	-------	-------

PITCHER	IP	WLS	BF	H	R	ER	SO	BB	IBB	HBP	BLK	WP	HR	S	P	ERA	WHIP
Randy Jones, L ERA: 3.38 (1, 1)	8.0		32	9	4	4	3	0	0	0	0	0	1	38	38	4.50	1.125
Mike Caldwell, L ERA: 3.45 (9, 1)	1.1	L	5	1	1	1	3	0	0	0	0	0	1	11	11	6.75	0.750

BOTTOM

San Diego Padres @ Pittsburgh Pirates
 Three Rivers Stadium, Pittsburgh, PA
 Fri Jul 20 1973, 7:05 PM EDT
 Unknown

livebaseballscorecards.com

AB	36
R	5
H	10
RBI	5
BB	0
SO	6
LOB	10

P

WP: 0	PA: 37
PB: 0	
SB: 0	
CS: 0	

Batter	1	2	3	4	5	6	7	8	9	AB R H RBI BB SO LOB	TOP												
Derrel Thomas, S (1, 6) OBP: 0.291, SLG: 0.235	0-3 K		0-3 K		4-0 G6-3 BB		0-0 6-3			3 0 0 0 1 2 2													
Jerry Morales, R (1, 8) OBP: 0.314, SLG: 0.395	0-0 6-3		0-0 4-3		0-0 G6-3 1-2f			0-0 F8		4 0 0 0 0 0 3													
Dave Roberts, R (1, 5) OBP: 0.297, SLG: 0.426	0-3 K			0-0 6-3		0-0 6-3		0-0 5-3		4 0 0 0 0 1 0													
Cito Gaston, R (1, 9) OBP: 0.300, SLG: 0.417		0-0 4-3		0-0 BB 1B 1B		0-0 2B		0-3 K		4 0 2 0 0 1 0													
Ivan Murrell, R (1, 3) OBP: 0.200, SLG: 0.298		0-3 K		0-0 BB 1-2 1B		4-0 BB		0-0 F8		3 0 1 0 1 1 0													
Fred Kendall, R (1, 2) OBP: 0.301, SLG: 0.346		0-0 6-3		0-0 F7		0-0 F3		0-0 F7		4 0 0 0 0 0 4													
Dave Winfield, R (1, 7) OBP: 0.396, SLG: 0.465			0-0 1B 1B	4-0 FC6-4 BB 1-2 2-3		0-0 F9		0-0 2B		3 0 2 0 1 0 2													
Rich Morales, R (1, 4) OBP: 0.246, SLG: 0.205			0-0 SH5-4 1B 1-3	0-0 FC6-4 1-2f			0-3 K		0-0 6-3	4 0 1 0 0 1 4													
Rich Troedson, L (1, 1) OBP: 0.222, SLG: 0.176			0-0 SH5-4 1-2		0-3 K		0-3 K			2 0 0 0 0 2 0													
Gary Ross, R (8, 1)										0 0 0 0 0 0 0													
Inning Stats	R: 0 E: 0 K: 2 S: 7	H: 0 LOB: 0 BB: 0 P: 7	R: 0 E: 0 K: 1 S: 5	H: 0 LOB: 0 BB: 0 P: 5	R: 0 E: 0 K: 1 S: 7	H: 2 LOB: 2 BB: 0 P: 7	R: 0 E: 0 K: 0 S: 5	H: 2 LOB: 3 BB: 1 P: 9	R: 0 E: 0 K: 1 S: 4	H: 0 LOB: 0 BB: 1 P: 8	R: 0 E: 0 K: 0 S: 4	H: 1 LOB: 2 BB: 1 P: 8	R: 0 E: 0 K: 2 S: 7	H: 0 LOB: 0 BB: 0 P: 7	R: 0 E: 0 K: 1 S: 5	H: 0 LOB: 0 BB: 0 P: 5	R: 0 E: 0 K: 0 S: 4	H: 1 LOB: 1 BB: 0 P: 4	1B: 4 2B: 2 3B: 0 HR: 0	SF: 0 SAC: 1 DP: 1 HBP: 0	WP: 0 PA: 35 PB: 0 SB: 0 CS: 0		
PITCHER Jim Rooker, L (1, 1) ERA: 3.56	IP: 9.0 WLS: W BF: 35 H: 6 R: 0 ER: 0 SO: 8 BB: 3 IBB: 0 HBP: 0 BLK: 0 WP: 0 HR: 0 S: 48 P: 60 ERA: 0.00 WHIP: 1.000																						
PITCHER	IP	WLS	BF	H	R	ER	SO	BB	IBB	HBP	BLK	WP	HR	S	P	ERA	WHIP						

San Diego Padres @ Pittsburgh Pirates
 Three Rivers Stadium, Pittsburgh, PA

Fri Jul 20 1973, 7:05 PM EDT
 Att: 25,832 - Unknown

livebaseballscorecards.com

AB	31
R	0
H	6
RBI	0
BB	3
SO	8
LOB	15



Batter	1	2	3	4	5	6	7	8	9
Rennie Stennett, R (1, 4) OBP: 0.268, SLG: 0.389	0-0 P3		0-0 FC6-4 1B 1-3 1B		0-0 HR		0-0 F9	0-0 FC1-6 1B 1-3 2-H 3-H	
Manny Sanguillen, R (1, 2) OBP: 0.296, SLG: 0.435	0-0 1B		0-0 FC6-4 1B 1-2 3-H		0-0 F8		0-0 1B	0-0 FC1-6 FC6 1-2f 3-H	
Al Oliver, L (1, 8) OBP: 0.312, SLG: 0.482	0-0 F2		0-0 F8		0-0 1B		0-0 P2	0-0 FC6 1-2f	
Willie Stargell, L (1, 7) OBP: 0.378, SLG: 0.650 Dave Parker, L (9, 9) OBP: 0.150, SLG: 0.200	0-0 1-3		0-0 FC6-4 1-2f 2-3		0-3 K			0-0 F8	
Richie Zisk, R (1, 9) (9, 7) OBP: 0.333, SLG: 0.429		0-0 1B 1B	0-0 P9		0-0 1-3			4-0 2B 1B BB	
Bob Robertson, R (1, 3) OBP: 0.331, SLG: 0.394		0-0 G4-6-3 1B 1-2		4-0 SH1-4 BB		0-3 K		0-0 1B 1-3 2B	
Gene Alley, R (1, 5) OBP: 0.299, SLG: 0.302		0-0 F7		0-0 SH1-4 1-2		0-0 F7		4-0 1B 1B 1B IBB	
Dal Maxvill, R (1, 6) OBP: 0.259, SLG: 0.236		0-0 G4-6-3 1-2f		0-0 6-3		0-0 P4		0-0 1B 1-2 2-H 3-H 1B 1B	
Jim Rooker, R (1, 1) OBP: 0.211, SLG: 0.211			0-0 1B 1B		0-3 K		0-3 K	0-0 1B 1-2 2-3 FC1-6 1B	

Inning Stats	R: 0 E: 0 K: 0 S: 4	H: 1 LOB: 1 BB: 0 P: 4	R: 0 E: 0 K: 0 S: 4	H: 2 LOB: 1 BB: 0 P: 4	R: 1 E: 0 K: 0 S: 6	H: 3 LOB: 2 BB: 0 P: 6	R: 0 E: 0 K: 1 S: 5	H: 0 LOB: 1 BB: 1 P: 9	R: 1 E: 0 K: 1 S: 7	H: 2 LOB: 1 BB: 0 P: 7	R: 0 E: 0 K: 1 S: 5	H: 0 LOB: 0 BB: 0 P: 5	R: 0 E: 0 K: 1 S: 6	H: 1 LOB: 1 BB: 0 P: 6	R: 5 E: 0 K: 0 S: 7	H: 4 LOB: 1 BB: 2 P: 15
--------------	------------------------------	---------------------------------	------------------------------	---------------------------------	------------------------------	---------------------------------	------------------------------	---------------------------------	------------------------------	---------------------------------	------------------------------	---------------------------------	------------------------------	---------------------------------	------------------------------	----------------------------------

PITCHER	IP	WLS	BF	H	R	ER	SO	BB	IBB	HBP	BLK	WP	HR	S	P	ERA	WHIP
Rich Troedson, L (1, 1) ERA: 4.07	7.1	L	35	11	6	6	4	2	1	0	0	0	1	40	52	7.36	1.773
Gary Ross, R (8, 1) ERA: 5.4	0.2		4	2	1	1	0	0	0	0	0	0	0	4	4	13.50	3.000

BOTTOM

AB	R	H	RBI	BB	SO	LOB
5	1	3	3	0	0	0
5	0	3	2	0	0	1
5	0	1	0	0	0	5
4	0	0	0	0	1	4
0	0	0	0	0	0	0
3	1	1	0	1	0	3
3	1	2	0	1	1	0
2	1	0	0	1	0	2
4	1	1	2	0	0	3
4	2	2	0	0	2	1

San Diego Padres @ Pittsburgh Pirates
Three Rivers Stadium, Pittsburgh, PA

livebaseballscorecards.com

AB	35
R	7
H	13
RBI	7
BB	3
SO	4
LOB	19



Fri Jul 20 1973, 7:05 PM EDT
Att. 25,832 - Unknown

WP	PA
0	39
0	0
0	0

Batter	1	2	3	4	5	6	7	8	9	AB R H RBI BB SO LOB	TOP											
Derrel Thomas, S (1, 6) OBP: 0.295, SLG: 0.243	0-0 1B		0-0 2B		0-0 FC4-6		0-0 L3			4 0 2 0 0 0 4												
Johnny Grubb, L (1, 8) OBP: 0.380, SLG: 0.437	0-3 1-2 K		0-0 P9			0-0 4-3		0-0 L4		4 0 0 0 0 1 2												
Leron Lee, L (1, 7) OBP: 0.324, SLG: 0.339	4-0 BB			0-3 K		0-0 F9		0-0 F9		3 0 0 0 1 1 0												
Nate Colbert, R (1, 3) OBP: 0.334, SLG: 0.412	0-0 G5-4-3 1-2f			0-3 K		0-0 F4		0-3 K		4 0 0 0 0 2 2												
Cito Gaston, R (1, 9) OBP: 0.296, SLG: 0.411		0-0 P2		0-0 L6		0-0 F9		0-0 6-3		4 0 0 0 0 0 0												
Dave Roberts, R (1, 5) OBP: 0.297, SLG: 0.436		0-0 F8			0-0 1-3		0-0 HR		0-0 6-3	4 1 1 1 0 0 0												
Fred Kendall, R (1, 2) OBP: 0.300, SLG: 0.348		0-0 5-3			0-3 K		0-0 2B		0-0 F9	4 0 1 0 0 1 0												
Rich Morales, R (1, 4) OBP: 0.255, SLG: 0.210			0-0 4-3		0-0 1B		4-0 BB			2 0 1 0 1 0 0												
Steve Arlin, R (1, 1) OBP: 0.231, SLG: 0.167			0-3 K		0-0 FC4-6 1-3 1B		0-3 K			3 0 1 0 0 2 2												
Inning Stats	R: 0 E: 0 K: 1 S: 5	H: 1 LOB: 1 BB: 1 P: 9	R: 0 E: 0 K: 0 S: 3	H: 0 LOB: 0 BB: 0 P: 3	R: 0 E: 0 K: 1 S: 6	H: 1 LOB: 1 BB: 0 P: 6	R: 0 E: 0 K: 2 S: 7	H: 0 LOB: 0 BB: 0 P: 7	R: 0 E: 0 K: 1 S: 7	H: 2 LOB: 2 BB: 0 P: 7	R: 0 E: 0 K: 0 S: 3	H: 0 LOB: 0 BB: 0 P: 3	R: 1 E: 0 K: 1 S: 7	H: 2 LOB: 2 BB: 1 P: 11	R: 0 E: 0 K: 1 S: 5	H: 0 LOB: 0 BB: 0 P: 5	R: 0 E: 0 K: 0 S: 3	H: 0 LOB: 0 BB: 0 P: 3	1B: 3 2B: 2 3B: 0 HR: 1	SF: 0 SAC: 0 DP: 1 HBP: 0	WP: 0 PB: 0 SB: 1 CS: 0	PA: 34
PITCHER	IP WLS BF H R ER SO BB IBB HBP BLK WP HR S P ERA WHIP																					
Nelson Briles, R (1, 1) ERA: 2.71	7.0 W 28 6 1 1 6 2 0 0 0 0 0 1 38 46 1.29 1.143																					
Ramon Hernandez, L (8, 1) ERA: 2.08	1.0 3 0 0 0 1 0 0 0 0 0 0 0 5 5 0.00 0.000																					
Dave Giusti, R (9, 1) ERA: 1.39	1.0 S 3 0 0 0 0 0 0 0 0 0 0 0 3 3 0.00 0.000																					

San Diego Padres @ Pittsburgh Pirates
 Three Rivers Stadium, Pittsburgh, PA
 Sun Jul 22 1973, 3:33 AM EDT
 Unknown

livebaseballscorecards.com

AB	32
R	1
H	6
RBI	1
BB	2
SO	7
LOB	10



Batter	1	2	3	4	5	6	7	8	9	AB R H RBI BB SO LOB	TOP														
Derrel Thomas, S (1, 6) OBP: 0.297, SLG: 0.247	0-3 K		0-0 6-3 1B		0-0 4-3		0-0 F5		0-0 5-3 BB 1B	5 1 2 1 0 1 1															
Jerry Morales, R (1, 8) OBP: 0.315, SLG: 0.398 Leron Lee, L (7, PH) OBP: 0.325, SLG: 0.337	0-0 5-3		0-0 6-3		0-0 E 2B		0-0 G3		4-0 5-3 BB	3 1 1 0 0 0 2 1 0 0 0 1 0 1															
Dave Roberts, R (1, 5) OBP: 0.299, SLG: 0.435	0-3 K2-3		0-3 K		0-0 FC6-4 1B		0-0 1B		0-0 5-3	5 0 2 2 0 2 4															
Nate Colbert, R (1, 3) OBP: 0.332, SLG: 0.407		0-0 6-3		4-0 5-3 1B BB		0-0 FC6-4 FC6-4		0-0 F8	0-0 5-3	4 1 0 1 1 0 3															
Cito Gaston, R (1, 9) OBP: 0.294, SLG: 0.407	0-3 K		0-0 G3 5-3 1B		0-0 FC6-4			0-0 5-3	0-0 5-3	5 1 1 0 0 1 2															
Dave Winfield, R (1, 7) OBP: 0.385, SLG: 0.435		4-0 BB		0-0 5-3		0-0 6-3		0-0 5-3		3 0 0 0 1 0 2															
Rich Morales, R (1, 4) OBP: 0.248, SLG: 0.203		0-0 5-3		0-0 G3		0-0 5-3		0-0 6-3		4 0 0 1 0 0 2															
Pat Corrales, R (1, 2) OBP: 0.302, SLG: 0.347			0-1 CI FC3-6		0-0 E1		0-0 F7		0-0 1B 1B	3 1 1 0 0 0 0															
Clay Kirby, R (1, 1) OBP: 0.121, SLG: 0.152 Gene Locklear, L (7, PH) OBP: 0.281, SLG: 0.256 Mike Caldwell, R (7, 1) OBP: 0.179, SLG: 0.148 Vicente Romo, R (7, 1) OBP: 0.259, SLG: 0.143 Gary Ross, R (8, 1) Johnny Grubb, L (9, PH) OBP: 0.382, SLG: 0.439			0-0 FC3-6 1B		0-3 K		4-0 G3 1B BB		0-0 BB 1B 1B	2 0 0 0 0 1 2 0 1 0 0 1 0 1 1 1 0 0 0 0															
Inning Stats	R: 0 E: 0 K: 2 S: 7	H: 0 LOB: 0 BB: 0 P: 7	R: 0 E: 0 K: 1 S: 5	H: 0 LOB: 1 BB: 1 P: 9	R: 0 E: 1 K: 1 S: 7	H: 1 LOB: 2 BB: 0 P: 7	R: 2 E: 1 K: 1 S: 7	H: 1 LOB: 1 BB: 1 P: 11	R: 1 E: 1 K: 0 S: 5	H: 2 LOB: 1 BB: 0 P: 5	R: 0 E: 0 K: 0 S: 3	H: 0 LOB: 0 BB: 0 P: 3	R: 1 E: 0 K: 0 S: 4	H: 1 LOB: 1 BB: 1 P: 8	R: 0 E: 0 K: 0 S: 3	H: 0 LOB: 0 BB: 0 P: 3	R: 3 E: 0 K: 0 S: 6	H: 3 LOB: 1 BB: 1 P: 10	1B: 7 2B: 1 3B: 0 HR: 0	SF: 0 SAC: 0 DP: 0 HBP: 0	WP: 0 PB: 0 SB: 0 CS: 0	PA: 41			
PITCHER	IP WLS BF H R ER SO BB IBB HBP BLK WP HR S P ERA WHIP	IP WLS BF H R ER SO BB IBB HBP BLK WP HR S P ERA WHIP	IP WLS BF H R ER SO BB IBB HBP BLK WP HR S P ERA WHIP	IP WLS BF H R ER SO BB IBB HBP BLK WP HR S P ERA WHIP	IP WLS BF H R ER SO BB IBB HBP BLK WP HR S P ERA WHIP	IP WLS BF H R ER SO BB IBB HBP BLK WP HR S P ERA WHIP	IP WLS BF H R ER SO BB IBB HBP BLK WP HR S P ERA WHIP	IP WLS BF H R ER SO BB IBB HBP BLK WP HR S P ERA WHIP	IP WLS BF H R ER SO BB IBB HBP BLK WP HR S P ERA WHIP	IP WLS BF H R ER SO BB IBB HBP BLK WP HR S P ERA WHIP	IP WLS BF H R ER SO BB IBB HBP BLK WP HR S P ERA WHIP	IP WLS BF H R ER SO BB IBB HBP BLK WP HR S P ERA WHIP	IP WLS BF H R ER SO BB IBB HBP BLK WP HR S P ERA WHIP	IP WLS BF H R ER SO BB IBB HBP BLK WP HR S P ERA WHIP	IP WLS BF H R ER SO BB IBB HBP BLK WP HR S P ERA WHIP	IP WLS BF H R ER SO BB IBB HBP BLK WP HR S P ERA WHIP	IP WLS BF H R ER SO BB IBB HBP BLK WP HR S P ERA WHIP	IP WLS BF H R ER SO BB IBB HBP BLK WP HR S P ERA WHIP	IP WLS BF H R ER SO BB IBB HBP BLK WP HR S P ERA WHIP	IP WLS BF H R ER SO BB IBB HBP BLK WP HR S P ERA WHIP	IP WLS BF H R ER SO BB IBB HBP BLK WP HR S P ERA WHIP	IP WLS BF H R ER SO BB IBB HBP BLK WP HR S P ERA WHIP	IP WLS BF H R ER SO BB IBB HBP BLK WP HR S P ERA WHIP	IP WLS BF H R ER SO BB IBB HBP BLK WP HR S P ERA WHIP	
Luke Walker, L (1, 1) ERA: 4.0	6.0 W	26 5	4 1	3 1	1 1	5 0	2 1	0 0	0 0	0 0	0 0	0 0	0 0	0 4	34 8	42 9.00	1.000 2.000								
Bob Moose, R (7, 1) ERA: 4.06	1.0	5	1	1	1	0	1	0	0	0	0	0	0	4	8	9.00	2.000								
John Lamb, R (8, 1) ERA: 4.32	2.0 S	10	3	3	3	0	1	0	0	0	0	0	0	9	13	13.50	2.000								

San Diego Padres @ Pittsburgh Pirates
 Three Rivers Stadium, Pittsburgh, PA
 Sun Jul 22 1973, 3:38 AM EDT
 Att: 22,425 - Unknown

livebaseballscorecards.com

AB	36
R	7
H	8
RBI	5
BB	4
SO	5
LOB	19



Batter	1	2	3	4	5	6	7	8	9
Dave Cash, R (1, 5) <small>OBP: 0.333, SLG: 0.354</small> John Lamb, R (8, 1)	4-0 BB	0-0 SF9		0-0 L4			 BB FC5-2		
Manny Sanguillen, R (1, 2)	0-0 2B E 1B	0-0 2B			0-0 5-3		 5-3 F7		
Al Oliver, L (1, 8)	0-0 P6	0-0 4-3			0-0 G3		0-0 BB 2B 1B	0-0 HR 1B	
Willie Stargell, L (1, 7)	0-3 K		0-0 HR		0-0 L6		4-0 2B BB	0-0 1-H HR	
Dave Parker, L (1, 9) Richie Zisk, R (7, PH) <small>OBP: 0.259, SLG: 0.481</small> <small>OBP: 0.337, SLG: 0.441</small>	0-0 E 2B		0-0 G6-4-3 1B		0-0 E 2B		0-0 1-H 2-H 3-H 1B 2B	0-0 F9	
Rennie Stennett, R (1, 4)	0-0 E6		0-0 G6-4-3 1-2f		0-0 6-3		0-0 2-H HR 1B	0-0 3-1	
Bob Robertson, R (1, 3)	0-3 K		0-3 K		0-0 P6		0-0 1-H HR	0-0 2B	
Dal Maxvill, R (1, 6)		0-0 SH5-4 PB SF9		0-3 K		0-0 E6 FC6 2-H	4-0 PB BB FC5-2 BB	0-0 5-3	
Luke Walker, L (1, 1) Vic Davalillo, L (6, PH) <small>OBP: 0.077, SLG: 0.077</small> <small>OBP: 0.205, SLG: 0.235</small> Bob Moose, R (7, 1) Gene Alley, R (7, PH) <small>OBP: 0.171, SLG: 0.105</small> <small>OBP: 0.304, SLG: 0.302</small>		0-0 SH5-4		0-0 F7		0-0 FC6 1-2f	4-0 FC5-2 PB BB		

AB	R	H	RBI	BB	SO	LOB
2	2	0	1	2	0	2
0	0	0	0	0	0	0
5	1	2	0	0	0	3
5	2	2	0	0	0	3
4	3	2	3	1	1	2
3	1	3	1	0	0	0
2	1	1	3	0	0	0
5	1	1	1	0	0	3
5	1	2	2	0	2	3
4	1	0	0	1	1	1
1	0	0	0	0	0	0
1	0	0	0	0	0	1
0	0	0	0	0	0	0
0	0	0	0	1	0	0

BOTTOM

San Diego Padres @ Pittsburgh Pirates
 Three Rivers Stadium, Pittsburgh, PA

Sun Jul 22 1973, 3:38 AM EDT
 Att. 22,425 - Unknown


AB	37
R	13
H	13
RBI	11
BB	5
SO	4
LOB	18



Inning Stats	R	H	E	K	S	LOB	BB	P
1	2	2	1	2	10	2	1	14
2	1	1	1	0	5	1	0	5
3	0	2	0	1	6	0	0	6
4	0	0	0	1	5	0	0	5
5	0	0	0	3	3	0	0	3
6	1	1	1	0	5	1	0	5
7	6	4	2	0	7	2	4	23
8	2	3	0	0	6	1	0	6
9	0	0	0	0	0	3	0	0

PITCHER	IP	WLS	BF	H	R	ER	SO	BB	IBB	HBP	BLK	WP	HR	S	P	ERA	WHIP
Clay Kirby, R	(1, 1)	6.0	L	27	6	5	2	4	1	0	0	0	1	34	38	3.00	1.167
Mike Caldwell, L	(7, 1)	0.1		5	2	4	0	2	0	0	0	0	0	3	11	108.00	12.000
Vicente Romo, R	(7, 1)	0.2		6	2	2	0	2	0	0	0	0	1	4	12	27.00	6.000
Gary Ross, R	(8, 1)	1.0		6	3	2	0	0	0	0	0	0	1	6	6	18.00	3.000

WP	PA
0	44

Batter	1	2	3	4	5	6	7	8	9	AB R H RBI BB SO LOB	TOP																		
Vic Davalillo, L (1, 7) OBP: 0.375, SLG: 0.750 Luke Walker, L (5, 1) Dave Parker, L (7, PH) John Lamb, R (7, 1) Jackie Hernandez, R (9, PH)	0-0 HR 1B	0-0 1B 1B		0-0 G3	0-0 FC6-4 2B WP		0-0 1-2 1B		0-0 G3	4 2 2 1 0 0 1 0 0 0 0 0 0 0 1 0 1 0 0 0 0 0 0 0 0 0 0 0 1 0 0 0 0 0 0																			
Manny Sanguillen, R (1, 9) OBP: 0.356, SLG: 0.591	0-0 F7	0-3 K		0-0 1-3	0-0 2B		0-3 K			5 0 1 1 0 2 6																			
Al Oliver, L (1, 8) OBP: 0.372, SLG: 0.564	0-0 HR 1-H	0-0 1-3 2-H 3-H 1B		0-0 2B	0-0 G1			0-0 6-3		5 1 3 4 0 0 1																			
Richie Hebner, L (1, 5) OBP: 0.366, SLG: 0.429	0-0 2B	0-0 L9		0-0 P5		0-0 F8		0-0 F8		5 0 1 0 0 0 3																			
Bob Robertson, R (1, 3) OBP: 0.390, SLG: 0.412	0-0 F8		0-0 G3		4-0 1B 1B BB	0-0 L3 1B		0-0 1B		4 1 2 0 1 0 1																			
Milt May, L (1, 2) OBP: 0.350, SLG: 0.459	0-0 G3		0-0 E 1B		0-0 F8	0-0 L3 1-2		0-0 F9		5 0 1 0 0 0 4																			
Dave Cash, R (1, 4) OBP: 0.444, SLG: 0.438 Dal Maxvill, R (7, 6) OBP: 0.111, SLG: 0.111		0-0 FC1-5 1B 1B	0-0 F7		0-0 1B 1B		0-0 3-1 FC5-2 2B		0-0 6-3	4 1 3 0 0 0 1 1 0 0 0 0 0 0	AB 45 R 9 H 18 RBI 9 BB 1 SO 3 LOB 24																		
Gene Alley, R (1, 6) OBP: 0.417, SLG: 0.500 Willie Stargell, L (7, PH) (7, 7) OBP: 0.410, SLG: 0.629		0-0 1B FC1-5 1B 1B	0-0 E1		0-0 1B FC6-4 1B		0-0 3-1		0-3 K	3 2 2 1 0 0 1 2 0 0 0 0 1 1																			
Nelson Briles, R (1, 1) OBP: 0.200, SLG: 0.200 Bob Johnson, L (3, PH) Richie Zisk, R (3, 1) Jim McKee, R (4, 1) Jim Rooker, R (5, PH) Rennie Stennett, R (5, 7) (7, 4)		0-0 FC1-5 1B 1-2 2-3f	0-0 F8		0-0 FC6-4 1B		0-0 FC5-2		0-0 HR	0 0 0 0 0 0 0 1 1 0 0 0 0 2 1 0 0 0 0 0 2 0 3 1 2 2 0 0 1																			
Inning Stats	R: 2 E: 0 K: 0 S: 6	H: 3 LOB: 1 BB: 0 P: 6	R: 2 E: 0 K: 1 S: 9	H: 4 LOB: 2 BB: 0 P: 9	R: 0 E: 1 K: 0 S: 5	H: 1 LOB: 2 BB: 0 P: 5	R: 0 E: 0 K: 0 S: 4	H: 1 LOB: 1 BB: 0 P: 4	R: 4 E: 0 K: 0 S: 7	H: 4 LOB: 1 BB: 1 P: 11	R: 0 E: 0 K: 0 S: 3	H: 1 LOB: 0 BB: 0 P: 3	R: 0 E: 0 K: 1 S: 7	H: 2 LOB: 2 BB: 0 P: 7	R: 0 E: 0 K: 0 S: 4	H: 1 LOB: 1 BB: 0 P: 4	R: 1 E: 0 K: 1 S: 6	H: 1 LOB: 0 BB: 0 P: 6	1B: 12 2B: 5 3B: 0 HR: 2	SF: 0 SAC: 0 DP: 1 HBP: 0	WP: 1 PB: 0 SB: 0 CS: 0	PA: 46							
PITCHER	IP WLS BF H R ER SO BB IBB HBP BLK WP HR S P ERA WHIP												PITCHER	IP WLS BF H R ER SO BB IBB HBP BLK WP HR S P ERA WHIP															
Fergie Jenkins, R (1, 1) ERA: 4.45	4.1		26	11	7	7	1	1	0	0	0	0	0	1	27	31	14.54	2.769											
Bill Bonham, R (5, 1) ERA: 4.7	0.1		3	2	1	1	0	0	0	0	0	1	0	3	3	27.00	6.000												
Bob Locker, R (5, 1) ERA: 1.29	4.1	W	17	5	1	1	2	0	0	0	0	0	1	21	21	2.08	1.154												

Pittsburgh Pirates @ Chicago Cubs
Wrigley Field, Chicago, IL
Thu Jul 26 1973, 3:33 AM CDT
Att. 16,637 - Overcast - 64 F

livebaseballscorecards.com

Batter	1	2	3	4	5	6	7	8	9	AB	R	H	RBI	BB	SO	LOB
Rick Monday, L OBP: 0.356, SLG: 0.361 (1, 8)										4	2	2	1	1	0	5
Glenn Beckert, R OBP: 0.326, SLG: 0.293 (1, 4)										5	2	2	0	0	0	3
Billy Williams, L OBP: 0.377, SLG: 0.326 (1, 7)										5	2	2	1	0	0	0
Joe Papitone, L OBP: 0.350, SLG: 0.400 Jim Hickman, R OBP: 0.250, SLG: 0.077 (1, 3) (7, 3)										4	2	2	2	0	1	1
Ron Santo, R OBP: 0.458, SLG: 0.410 (1, 5)										3	1	1	1	1	0	1
Jose Cardenal, R OBP: 0.358, SLG: 0.388 (1, 9)										5	1	2	4	0	1	1
Randy Hundley, R OBP: 0.200, SLG: 0.162 (1, 2)										5	0	2	0	0	0	2
Don Kessinger, S OBP: 0.356, SLG: 0.237 (1, 6)										3	0	2	1	1	0	0
Fergie Jenkins, R Bill Bonham, R Bob Locker, S (1, 1) (5, 1) (5, 1)										3	0	0	0	0	2	5
										0	0	0	0	0	0	0
										1	0	0	0	0	0	2

Inning Stats	R: 6	H: 9	E: 0	K: 1	S: 13	L: 13	R: 0	H: 0	E: 0	K: 0	S: 3	R: 0	H: 0	E: 0	K: 0	S: 3	R: 4	H: 4	E: 0	K: 1	S: 9	R: 0	H: 0	E: 1	K: 1	S: 6	R: 0	H: 2	E: 0	K: 1	S: 7	R: 0	H: 0	E: 0	K: 0	S: 3	R: 0	H: 0	E: 0	K: 0	S: 3	1B: 12	2B: 2	3B: 0	HR: 1	SF: 0	SAC: 0	DP: 1	HBP: 1	WP: 0	PB: 0	SB: 0	CS: 0	PA: 43
--------------	------	------	------	------	-------	-------	------	------	------	------	------	------	------	------	------	------	------	------	------	------	------	------	------	------	------	------	------	------	------	------	------	------	------	------	------	------	------	------	------	------	------	--------	-------	-------	-------	-------	--------	-------	--------	-------	-------	-------	-------	--------

PITCHER	IP	WLS	BF	H	R	ER	SO	BB	IBB	HBP	BLK	WP	HR	S	P	ERA	WHIP
Nelson Bries, R ERA: 6.06 (1, 1)	0.0	L	5	5	5	5	0	0	0	0	0	0	1	5	5	∞	∞
Bob Johnson, R ERA: 4.5 (1, 1)	2.0		10	4	1	1	1	0	0	1	0	0	0	11	12	4.50	2.000
Jim McKee, R ERA: 27.0 (3, 1)	1.1		11	4	4	4	0	3	0	0	0	0	0	8	20	27.00	5.250
Jim Rooker, L ERA: (4, 1)	0.2		2	0	0	0	1	0	0	0	0	0	0	4	4	0.00	0.000
Luke Walker, L ERA: (5, 1)	2.0		9	2	0	0	2	0	0	0	0	0	0	13	13	0.00	1.000

Pittsburgh Pirates @ Chicago Cubs
Wrigley Field, Chicago, IL
Thu Jul 26 1973, 3:33 AM CDT
Att: 16,637 - Overcast - 64 F

AB 39
R 10
H 15
RBI 10
BB 3
SO 4
LOB 20

Batter	1	2	3	4	5	6	7	8	9	AB R H RBI BB SO LOB	TOP											
Rennie Stennett, R (1, 4) OBP: 0.278, SLG: 0.404	0-0 1B 2B	0-0 FC6-4		0-0 1B 2B		0-3 K		0-0 1B 2-H	0-0 1B 1-2 2-H	6 2 4 2 0 1 2												
Manny Sanguillen, R (1, 2) OBP: 0.295, SLG: 0.431	0-0 PB 1B 2-3		0-0 F8	0-0 1B 2-H 3-H		0-0 G4-3		0-0 F8	0-0 L8	6 1 2 2 0 0 4												
Al Oliver, L (1, 8) OBP: 0.318, SLG: 0.483	0-0 E5 1B 1-H 3-H		0-0 3-1	0-0 6-3			0-0 1B	0-0 1B 1-3		5 0 3 2 0 0 1												
Willie Stargell, L (1, 7) OBP: 0.382, SLG: 0.665	0-0 E5 1B 1-3		0-0 HR 2B		0-0 PB CI 1B		0-0 1B 2B	0-0 F7		5 2 3 0 0 0 3												
Richie Zisk, R (1, 9) OBP: 0.349, SLG: 0.480	0-0 L6-3 1B 2-3		0-0 HR		0-0 F9		0-0 PB 1B 2-H	0-3 K		5 1 3 3 0 1 1												
Bob Robertson, R (1, 3) OBP: 0.325, SLG: 0.401	0-0 L6-3 1B 1-2		0-0 5-3		0-3 K		0-0 F8	0-0 HBP 1B		5 1 1 0 0 1 4												
Richie Hebner, L (1, 5) OBP: 0.367, SLG: 0.500		0-0 F9		0-0 5-3	0-1 CI PB 1-2		0-0 3-1	1-0 1B 1B HBP		3 1 0 0 0 0 1												
Dal Maxvill, R (1, 6) OBP: 0.267, SLG: 0.239		0-0 FC6-4 1B		0-0 5-3	0-3 K 1-2 2-3			0-0 SH3-4 1B 1B	0-3 K	5 1 2 0 0 2 4												
Nelson Briles, R (1, 1) OBP: 0.269, SLG: 0.347		0-0 B2		0-0 2B 1B		0-0 G4-3 1B		0-0 SH3-4	0-0 1B	3 1 2 0 0 0 1												
John Lamb, R (7, 1)										0 0 0 0 0 0 0												
Dave Giusti, R (7, 1) OBP: 0.500, SLG: 0.400										1 0 1 1 0 0 0												
Inning Stats	R: 2 E: 1 K: 0 S: 6	H: 4 LOB: 1 BB: 0 P: 6	R: 0 E: 0 K: 0 S: 4	H: 1 LOB: 1 BB: 0 P: 4	R: 2 E: 0 K: 0 S: 5	H: 2 LOB: 0 BB: 0 P: 5	R: 2 E: 0 K: 0 S: 6	H: 3 LOB: 1 BB: 0 P: 6	R: 0 E: 1 K: 2 S: 9	H: 1 LOB: 2 BB: 0 P: 9	R: 0 E: 0 K: 1 S: 5	H: 1 LOB: 0 BB: 0 P: 5	R: 1 E: 0 K: 0 S: 5	H: 3 LOB: 1 BB: 0 P: 5	R: 1 E: 0 K: 0 S: 6	H: 3 LOB: 2 BB: 0 P: 6	R: 2 E: 0 K: 2 S: 10	H: 3 LOB: 2 BB: 0 P: 11	1B: 16 2B: 5 3B: 0 HR: 1	SF: 0 SAC: 1 DP: 2 HBP: 1	WP: 0 PB: 3 SB: 0 CS: 0	PA: 47
PITCHER	IP WLS BF H R ER SO BB IBB HBP BLK WP HR S P ERA WHIP																					
Larry Gura, L (1, 1) ERA: 4.18	4.0 L 21 10 6 6 0 0 0 0 0 0 0 1 21 21 13.50 2.500																					
Burt Hooton, R (5, 1) ERA: 4.43	3.0 13 5 1 1 3 0 0 0 0 0 0 0 19 19 3.00 1.667																					
Jack Aker, R (8, 1) ERA: 4.06	0.2 5 3 1 1 0 0 0 0 0 0 0 0 5 5 13.50 4.500																					
Dave LaRoche, L (8, 1) ERA: 6.46	1.1 8 3 2 2 2 0 0 0 1 0 0 0 11 12 13.50 2.250																					

Pittsburgh Pirates @ Chicago Cubs
 Wrigley Field, Chicago, IL
 Fri Jul 27 1973, 3:33 AM CDT
 Att. 22,045 - Sunny - 85 F

AB	44
R	10
H	21
RBI	10
BB	0
SO	5
LOB	21



WP: 0	PA: 47
PB: 3	
SB: 0	
CS: 0	

Batter	1	2	3	4	5	6	7	8	9	AB R H RBI BB SO LOB
Rick Monday, L OBP: 0.398, SLG: 0.538 (1, 8) X	0-0 SF9 3B	4-0 BB			0-0 P6		0-0 4-3		0-0 2B 1B	4 1 2 1 1 0 0
Jose Cardenal, R OBP: 0.386, SLG: 0.475 (1, 9) X	0-0 SF9 3-H	0-0 4-3			0-0 L5		0-0 1B 1B		0-0 F9 1B	4 1 1 1 0 0 3
Billy Williams, L OBP: 0.360, SLG: 0.425 (1, 7) X	0-0 F9		0-0 3-1			4-0 G6-4-3 BB	0-0 1B 2B 1B		0-0 1-3 2B	4 1 2 0 1 0 0
Jim Hickman, R OBP: 0.403, SLG: 0.326 (1, 3) X	0-0 1B		0-0 P4			0-0 G6-4-3 1-2	0-0 2B 1B		0-0 1B	5 1 3 1 0 0 1
Ron Santo, R OBP: 0.385, SLG: 0.462 (1, 5) X	0-0 F2		0-0 F2			0-0 BB 1B	0-0 1-H 2-H 2B		0-0 P3	5 0 2 2 0 0 4
Adrian Garrett, L OBP: 0.255, SLG: 0.391 Jack Aker, R (8, 1) Dave LaRoche, L OBP: 0.667, SLG: 0.500 Carmen Fanzone, R (9, PH) OBP: 0.301, SLG: 0.408		0-0 HR		0-0 4-3		4-0 1-2 BB	0-3 K		0-3 K	3 1 1 1 1 1 1 0 0 0 0 0 0 0 0 0 0 0 0 0 0 1 0 0 0 0 1 3
Glenn Beckert, R OBP: 0.317, SLG: 0.294 (1, 4) X		0-0 SH4 1B		0-0 P5		0-0 P6		0-0 6-3		4 0 1 0 0 0 2
Don Kessinger, S OBP: 0.351, SLG: 0.311 Burt Hooton, R OBP: 0.240, SLG: 0.174 Gene Hiser, L OBP: 0.259, SLG: 0.291 Ken Rudolph, R OBP: 0.239, SLG: 0.308 Pat Bourque, L OBP: 0.236, SLG: 0.443 Randy Hundley, R OBP: 0.260, SLG: 0.341		0-0 P6		0-3 K			0-0 P4-3 4-3 2B	0-0 3-1		2 0 0 0 0 1 1 0 0 0 0 0 0 0 1 1 1 0 0 0 0 0 0 0 0 0 0 0 1 0 0 0 0 0 0 0 0 0 0 0 0 0
Larry Gura, S OBP: 0.250, SLG: 0.200 Paul Popovich, S OBP: 0.254, SLG: 0.230 (5, 6) X		0-0 SH4 1-2		0-0 P4-3			0-0 P4-3 2-3	0-0 P7		0 0 0 0 0 0 0 3 0 0 0 0 0 1


Inning Stats	R: 1 E: 0 K: 0 S: 5	H: 2 LOB: 1 BB: 0 P: 5	R: 1 E: 0 K: 0 S: 5	H: 2 LOB: 2 BB: 1 P: 9	R: 0 E: 0 K: 0 S: 3	H: 0 LOB: 0 BB: 0 P: 3	R: 0 E: 0 K: 1 S: 5	H: 0 LOB: 0 BB: 0 P: 5	R: 0 E: 0 K: 0 S: 3	H: 1 LOB: 2 BB: 2 P: 11	R: 4 E: 0 K: 1 S: 10	H: 5 LOB: 1 BB: 0 P: 10	R: 0 E: 0 K: 0 S: 3	H: 0 LOB: 0 BB: 0 P: 3	R: 0 E: 0 K: 1 S: 8	H: 3 LOB: 3 BB: 0 P: 8	1B: 8 2B: 3 3B: 1 HR: 1	SF: 1 SAC: 1 DP: 1 HBP: 0
--------------	------------------------------	---------------------------------	------------------------------	---------------------------------	------------------------------	---------------------------------	------------------------------	---------------------------------	------------------------------	----------------------------------	-------------------------------	----------------------------------	------------------------------	---------------------------------	------------------------------	---------------------------------	----------------------------------	------------------------------------

PITCHER	IP	WLS	BF	H	R	ER	SO	BB	IBB	HBP	BLK	WP	HR	S	P	ERA	WHIP
Nelson Briles, R ERA: 2.89 (1, 1)	6.2	W	30	8	5	5	1	3	0	0	0	0	1	29	41	6.75	1.650
John Lamb, R ERA: 4.86 (7, 1)	0.0		2	2	1	1	0	0	0	0	0	0	0	2	2	∞	∞
Dave Giusti, R ERA: 1.32 (7, 1)	2.1	S	10	3	0	0	2	0	0	0	0	0	0	14	14	0.00	1.286

BOTTOM

Pittsburgh Pirates @ Chicago Cubs
Wrigley Field, Chicago, IL
Fri Jul 27 1973, 3:33 AM CDT
Att. 22,045 - Sunny - 85 F

AB	37
R	6
H	13
RBI	6
BB	3
SO	3
LOB	16



Batter	1	2	3	4	5	6	7	8	9	AB R H RBI BB SO LOB	TOP	
Cesar Tovar, R (1, 9) OBP: 0.340, SLG: 0.383 Del Unser, L (7, 8) OBP: 0.379, SLG: 0.500	0-0 4-3 2B		0-0 E9		0-3 K		0-0 6-3		0-0 1B SF9	4 0 1 0 0 1 1 1 1 1 0 0 0 0		
Terry Harmon, R (1, 4) OBP: 0.325, SLG: 0.276	4-0 4-3 BB		0-3 K		0-0 2B		0-0 6-3		0-0 1B WP	4 1 2 1 1 1 1		
Willie Montanez, L (1, 3) OBP: 0.349, SLG: 0.402	0-0 4-3 1-2 2-3		0-3 K		0-0 F7		0-0 L6		0-0 SF9	4 0 0 1 0 1 4		
Greg Luzinski, R (1, 7) OBP: 0.327, SLG: 0.466	0-3 K		0-0 5-3			4-0 1B 1B 1B BB		0-0 E 3B	0-0 1B 1-H	4 2 2 1 1 1 3		
Bill Robinson, R (1, 8) OBP: 0.357, SLG: 0.560 (7, 9)	0-0 4-3			0-0 P4		0-0 1B 1B 1B		0-0 5-3	0-3 K	5 0 1 0 0 1 4		
Jose Pagan, R (1, 5) OBP: 0.225, SLG: 0.290		0-3 K		0-0 F6		0-0 1B 1B 1B		4-0 G3 E IBB	0-0 F8	4 0 1 0 0 1 1		
Bob Boone, R (1, 2) OBP: 0.311, SLG: 0.347		0-0 1B		0-0 L4		0-0 1B 1-3 2-3 3-H		0-0 FC G3		4 0 2 1 0 0 1		
Craig Robinson, R (1, 6) OBP: 0.250, SLG: 0.250		0-0 P3			0-0 SH1-4 2B 1B		0-0 K	0-0 G3		4 1 1 0 0 1 5		
Wayne Twitchell, R (1, 1) OBP: 0.125, SLG: 0.167		0-3 K			0-0 SH1-4 1-2		0-0 6-3	0-3 K		3 0 0 0 0 2 5		
Inning Stats	R: 0 E: 0 K: 1 S: 6 H: 1 LOB: 2 BB: 1 P: 10	R: 0 E: 0 K: 2 S: 8 H: 1 LOB: 1 BB: 0 P: 8	R: 0 E: 1 K: 2 S: 8 H: 0 LOB: 1 BB: 0 P: 8	R: 0 E: 0 K: 0 S: 3 H: 0 LOB: 0 BB: 0 P: 3	R: 1 E: 0 K: 1 S: 7 H: 2 LOB: 1 BB: 0 P: 7	R: 1 E: 0 K: 1 S: 7 H: 3 LOB: 2 BB: 1 P: 11	R: 0 E: 0 K: 0 S: 3 H: 0 LOB: 0 BB: 0 P: 3	R: 1 E: 1 K: 1 S: 7 H: 1 LOB: 2 BB: 1 P: 11	R: 2 E: 0 K: 1 S: 8 H: 3 LOB: 1 BB: 0 P: 8	1B: 8 2B: 2 3B: 1 HR: 0 SF: 1 SAC: 1 DP: 0 HBP: 0	WP: 1 PB: 0 SB: 0 CS: 0 PA: 42	
PITCHER	IP WLS BF H R ER SO BB IBB HBP BLK WP HR S P ERA WHIP											
Jim Rooker, L (1, 1) ERA: 3.47	7.0 L 30 7 2 2 7 2 0 0 0 0 0 0 42 50 2.57 1.286											
John Lamb, R (8, 1) ERA: 5.3	2.0 12 4 3 2 2 0 1 0 0 1 0 15 19 9.00 2.000											

Philadelphia Phillies @ Pittsburgh Pirates
 Three Rivers Stadium, Pittsburgh, PA
 Sat Jul 28 1973, 3:33 AM EDT
 Att. 14,630 - Unknown

livebaseballscorecards.com

AB	37
R	5
H	11
RBI	4
BB	3
SO	9
LOB	25




Batter	1	2	3	4	5	6	7	8	9	AB R H RBI BB SO LOB
Rennie Stennett, R (1, 4) OBP: 0.281, SLG: 0.403	0-0 E 1B		0-3 K		4-0 1-2 BB			0-3 K		3 0 1 0 1 2 0
Manny Sanguillen, R (1, 2) OBP: 0.292, SLG: 0.427	0-0 E4 1-2		0-0 F8		0-0 F9			0-0 F9		4 0 0 0 0 0 3
Al Oliver, L (1, 8) OBP: 0.315, SLG: 0.478	0-3 K			0-0 6-3		0-0 6-3		0-0 F7		4 0 0 0 0 1 2
Willie Stargell, L (1, 7) OBP: 0.380, SLG: 0.658	0-0 P4			1-0 HBP		0-0 F7			0-0 G3	3 0 0 0 0 0 2
Richie Hebner, L (1, 5) OBP: 0.366, SLG: 0.497	0-3 K			0-0 F7		0-0 F7			0-0 BB 1B 1B	4 0 1 0 0 1 3
Dave Parker, L (1, 9) OBP: 0.200, SLG: 0.371		0-0 3-1		0-0 G3			0-0 4-3		0-0 P6	4 0 0 0 0 0 2
Bob Robertson, R (1, 3) OBP: 0.324, SLG: 0.399		0-0 F8			0-3 K		0-0 F6		0-0 BB 1B	4 0 1 0 0 1 0
Dal Maxvill, R (1, 6) OBP: 0.282, SLG: 0.270 Milt May, L (9, PH) OBP: 0.355, SLG: 0.384		0-0 F8			0-0 BB 1B		0-0 2B		4-0 BB 1-2 2-3 BB	3 0 2 0 0 0 0 0 0 0 0 1 0 0
Jim Rooker, R (1, 1) OBP: 0.190, SLG: 0.190 Vic Davalillo, L (7, PH) OBP: 0.202, SLG: 0.232 John Lamb, R (8, 1) Richie Zisk, R (9, PH) OBP: 0.345, SLG: 0.475			0-0 F9		0-3 K		0-0 4-3		0-3 K	2 0 0 0 0 1 1 1 0 0 0 0 0 1 0 0 0 0 0 0 0 1 0 0 0 0 1 3

Inning Stats	R: 0 E: 1 K: 2 S: 9	H: 1 LOB: 2 BB: 0 P: 9	R: 0 E: 0 K: 0 S: 3	H: 0 LOB: 0 BB: 0 P: 3	R: 0 E: 0 K: 1 S: 5	H: 0 LOB: 0 BB: 0 P: 5	R: 0 E: 0 K: 0 S: 3	H: 0 LOB: 1 BB: 0 P: 4	R: 0 E: 0 K: 2 S: 8	H: 1 LOB: 2 BB: 1 P: 12	R: 0 E: 0 K: 0 S: 3	H: 0 LOB: 0 BB: 0 P: 3	R: 0 E: 0 K: 0 S: 4	H: 1 LOB: 1 BB: 0 P: 4	R: 0 E: 0 K: 1 S: 5	H: 0 LOB: 0 BB: 0 P: 5	R: 0 E: 0 K: 1 S: 7	H: 2 LOB: 3 BB: 1 P: 11	1B: 4 2B: 1 3B: 0 HR: 0	SF: 0 SAC: 0 DP: 0 HBP: 1	WP: 0 PB: 0 SB: 0 CS: 0	PA: 36
PITCHER Wayne Twitchell, R (1, 1) ERA: 2.15	IP 9.0 WLS W BF 36 H 5 R 0 ER 0 SO 7 BB 2 IBB 0 HBP 1 BLK 0 WP 0 HR 0 S 47 P 56 ERA 0.00 WHIP 0.778																					

BOTTOM

Philadelphia Phillies @ Pittsburgh Pirates
 Three Rivers Stadium, Pittsburgh, PA
 Sat Jul 28 1973, 3:33 AM EDT
 Att. 14,630 - Unknown

AB	33
R	0
H	5
RBI	0
BB	2
SO	7
LOB	17



livebaseballscorecards.com

Batter	1	2	3	4	5	6	7	8	9	AB R H RBI BB SO LOB	TOP	
Bill Robinson, R (1, 5) <small>OBP: 0.365, SLG: 0.576</small> (7, 9)	0-0 3B		0-0 2B		0-0 1B		4-0 1B BB	0-0 1-3		4 1 3 0 1 0 1		
Denny Doyle, L (1, 4) <small>OBP: 0.316, SLG: 0.317</small> Terry Harmon, R (9, PH) <small>OBP: 0.331, SLG: 0.283</small>	0-0 F6		0-0 F8		0-0 FC4-6		0-0 SH3-4		0-0 E 1B	3 0 0 0 0 0 3 1 0 1 0 0 0 0		
Willie Montanez, L (1, 9) <small>OBP: 0.350, SLG: 0.400</small> (7, 3)	4-0 BB BB		0-0 3-1		0-0 F7		0-0 WP 1B		0-0 E5	4 0 1 1 1 0 3		
Greg Luzinski, R (1, 7) <small>OBP: 0.328, SLG: 0.463</small>	0-0 P4		0-3 K			4-0 1B BB	4-0 1-2 IBB		0-3 K	3 1 0 0 2 2 5		
Tom Hutton, L (1, 3) <small>OBP: 0.364, SLG: 0.418</small> Jose Pagan, R (7, PH) <small>OBP: 0.219, SLG: 0.282</small> (7, 5)	4-0 1-2 BB			0-0 F9		0-0 F8	0-0 F8		0-0 P4	2 0 0 0 1 0 1 2 0 0 0 0 0 4		
Del Unser, L (1, 8) <small>OBP: 0.380, SLG: 0.498</small>	0-0 F8			0-0 WP WP 1B		0-0 1B 1B	0-0 F7		0-3 K	5 0 2 0 0 1 7		
Bob Boone, R (1, 2) <small>OBP: 0.310, SLG: 0.346</small>		0-0 6-3		0-0 F7		0-0 F8		0-0 1B		4 0 1 0 0 0 3		
Craig Robinson, R (1, 6) <small>OBP: 0.333, SLG: 0.417</small>		0-0 CS 2B		0-0 6-3		0-0 FC6-4 1B		0-0 F3		4 0 2 1 0 0 2		
Dick Ruthven, R (1, 1) <small>OBP: 0.156, SLG: 0.129</small> Mike Schmidt, R (8, PH) <small>OBP: 0.327, SLG: 0.383</small> Dave Wallace, R (8, 1) Mike Wallace, L (8, 1)		0-3 K		0-0 6-3		0-0 FC6-4		0-3 K		3 0 0 0 0 1 3 1 0 0 0 0 1 1 0 0 0 0 0 0 0 0 0 0 0 0 0 0		
Inning Stats	R: 0 H: 1 E: 0 LOB: 3 K: 0 BB: 2 S: 4 P: 12	R: 0 H: 1 E: 0 LOB: 0 K: 1 BB: 0 S: 5 P: 5	R: 0 H: 1 E: 0 LOB: 1 K: 1 BB: 0 S: 6 P: 6	R: 0 H: 1 E: 0 LOB: 1 K: 0 BB: 0 S: 4 P: 4	R: 0 H: 1 E: 0 LOB: 1 K: 0 BB: 0 S: 4 P: 4	R: 1 H: 2 E: 0 LOB: 2 K: 0 BB: 1 S: 5 P: 9	R: 1 H: 1 E: 0 LOB: 2 K: 0 BB: 2 S: 4 P: 12	R: 0 H: 1 E: 0 LOB: 1 K: 1 BB: 0 S: 6 P: 6	R: 0 H: 1 E: 1 LOB: 2 K: 2 BB: 0 S: 9 P: 9	1B: 7 SF: 0 2B: 2 SAC: 1 3B: 1 DP: 0 HR: 0 HBP: 0	WP: 3 PA: 42 PB: 0 SB: 0 CS: 1	
PITCHER John Morlan, R (1, 1) <small>ERA: 4.22</small> Ramon Hernandez, L (7, 1) <small>ERA: 1.96</small>	IP WLS BF H R ER SO BB IBB HBP BLK WP HR S P ERA WHIP											
	6.1 30 8 2 2 2 4 0 0 0 2 0 30 46 2.84 1.895											
	2.2 12 2 0 0 3 0 1 0 0 1 0 17 21 0.00 0.750											

Philadelphia Phillies @ Pittsburgh Pirates
 Three Rivers Stadium, Pittsburgh, PA
 Sun Jul 29 1973, 3:33 AM EDT
 Unknown

AB	36
R	2
H	10
RBI	2
BB	5
SO	5
LOB	33




Batter	1	2	3	4	5	6	7	8	9
Rennie Stennett, R (1, 4) OBP: 0.280, SLG: 0.401	0-3 K		0-3 K			0-3 K		0-0 6-3 SH1-4 1B	
Manny Sanguillen, R (1, 9) OBP: 0.293, SLG: 0.426	0-0 E5 FC4-6		0-0 CS 1B			0-0 6-3		0-0 SH1-4 1-2	
Al Oliver, L (1, 8) OBP: 0.314, SLG: 0.476	0-0 FC4-6 1-2f		0-0 CS 1-2	0-0 5-3			0-0 HR 1B	0-0 6-3 2-3	
Willie Stargell, L (1, 7) OBP: 0.381, SLG: 0.665	0-3 K		0-3 K	0-3 K			0-0 HR 1-H	4-0 E 1B IBB	
Richie Hebner, L (1, 5) OBP: 0.365, SLG: 0.494		0-0 4-3		0-0 F8			0-0 E3 4-1	0-0 E4 1-H 3-H 1B	
Bob Robertson, R (1, 3) OBP: 0.327, SLG: 0.398		0-0 1B SF9-2-3 1B			4-0 CS BB		0-0 F7	0-0 P4	
Milt May, L (1, 2) OBP: 0.355, SLG: 0.384		0-0 1B SF9-2-3 1-3 1B			0-3 K		0-0 4-1 1-2		
Dal Maxvill, R (1, 6) OBP: 0.284, SLG: 0.267		0-0 SF9-2-3 1-2 3-H			0-3 K 1-2		4-0 BB		
John Morlan, R (1, 1) OBP: 0.333, SLG: 0.667 Ramon Hernandez, S (7, 1)			0-3 K			0-3 K	0-3 K		

AB	R	H	RBI	BB	SO	LOB
4	1	1	0	0	3	0
3	0	1	0	0	0	0
4	1	1	0	0	0	2
3	2	1	2	1	2	1
4	0	1	1	0	0	0
3	1	1	0	1	0	2
3	0	1	0	0	1	2
1	0	0	1	1	1	1
2	0	0	0	0	2	0
1	0	0	0	0	1	2

BOTTOM

Philadelphia Phillies @ Pittsburgh Pirates
 Three Rivers Stadium, Pittsburgh, PA
 Sun Jul 29 1973, 3:33 AM EDT
 Unknown

AB	28
R	5
H	7
RBI	4
BB	3
SO	10
LOB	10



Inning Stats		R: 0	H: 0	E: 1	LOB: 1	K: 2	BB: 0	S: 8	P: 8
R: 1	H: 2	E: 0	LOB: 0	K: 0	BB: 0	S: 4	P: 4		
R: 0	H: 1	E: 0	LOB: 0	K: 2	BB: 0	S: 7	P: 7		
R: 0	H: 0	E: 0	LOB: 0	K: 1	BB: 0	S: 5	P: 5		
R: 0	H: 0	E: 0	LOB: 0	K: 2	BB: 1	S: 6	P: 10		
R: 2	H: 2	E: 1	LOB: 2	K: 1	BB: 1	S: 8	P: 12		
R: 2	H: 2	E: 1	LOB: 1	K: 0	BB: 1	S: 5	P: 9		

1B: 6	SF: 1	WP: 0	PA: 34
2B: 1	SAC: 1	PB: 0	
3B: 0	DP: 1	SB: 0	
HR: 1	HBP: 0	CS: 2	

PITCHER	IP	WLS	BF	H	R	ER	SO	BB	IBB	HBP	BLK	WP	HR	S	P	ERA	WHIP
Dick Ruthven, R (1, 1) ERA: 3.92	7.0	L	27	5	3	3	10	2	0	0	0	0	1	45	53	3.86	1.000
Dave Wallace, R (8, 1) ERA: 40.5	0.1		2	1	1	1	0	0	0	0	0	0	0	2	2	27.00	3.000
Mike Wallace, L (8, 1) ERA: 3.71	0.2		4	1	1	0	0	0	1	0	0	0	0	3	7	0.00	1.500

WP	PA	ERA	WHIP
0	34		
0			
0			

Batter	1	2	3	4	5	6	7	8	9	AB R H RBI BB SO LOB	TOP	
Craig Robinson, R (1, 6) OBP: 0.267, SLG: 0.333 Del Unser, L (7, PH) OBP: 0.377, SLG: 0.494 (7, 8)	0-0 4-3		0-0 6-3		0-0 G5-4-3		0-0 F9		0-0 4-3	3 0 0 0 0 0 2 2 0 0 0 0 0 3		
Terry Harmon, R (1, 4) OBP: 0.328, SLG: 0.282	0-0 6-3		0-0 F8		0-0 1B		0-0 F6			4 0 1 0 0 0 3		
Willie Montanez, L (1, 3) OBP: 0.349, SLG: 0.398	0-0 1B		0-0 G3		0-0 F7		0-3 K			4 0 1 0 0 1 4		
Bill Robinson, R (1, 8) OBP: 0.364, SLG: 0.569 (7, 9)	0-3 K			4-0 1B 1B SF8 BB		0-3 K		0-0 F7		3 1 0 0 1 2 1		
Greg Luzinski, R (1, 7) OBP: 0.327, SLG: 0.461		0-0 6-3		0-0 G5-3 1B 1-2 1B		0-3 K		0-0 F9		4 0 1 0 0 1 0		
Jose Pagan, R (1, 9) OBP: 0.221, SLG: 0.280 (7, 5)		0-3 K		0-0 1-2 2-3 1B		0-0 F8		0-0 5-3		4 0 1 0 0 1 0		
Mike Schmidt, R (1, 5) OBP: 0.330, SLG: 0.400 (7, 6)		0-0 1B		0-0 SF8			0-0 HR		0-3 K	3 1 2 2 0 1 0		
Mike Ryan, R (1, 2) OBP: 0.292, SLG: 0.328 Darrell Brandon, R (7, 1) OBP: 0.500, SLG: 0.333 Mike Rogodzinski, L (9, PH) OBP: 0.344, SLG: 0.365		0-0 F8		0-0 G5-3			4-0 BB BB		0-0 4-3	2 0 0 0 1 0 3 0 0 0 0 0 0 0 1 0 0 0 0 0 0		
Barry Lersch, S (1, 1) OBP: 0.214, SLG: 0.154 Denny Doyle, L (5, PH) OBP: 0.318, SLG: 0.320 Mike Wallace, L (5, 1) Bob Boone, R (7, PH) OBP: 0.314, SLG: 0.348 (7, 2)			4-0 6-3 BB		0-0 G5-4-3 1B		4-0 1-2 BB		0-0 1B	0 0 0 0 1 0 0 1 0 1 0 0 0 0 0 0 0 0 0 0 0 1 0 1 0 1 0 0		
Inning Stats	R: 0 H: 1 E: 0 LOB: 1 K: 1 BB: 0 S: 6 P: 6	R: 0 H: 1 E: 0 LOB: 1 K: 1 BB: 0 S: 6 P: 6	R: 0 H: 0 E: 0 LOB: 1 K: 0 BB: 1 S: 3 P: 7	R: 1 H: 2 E: 0 LOB: 1 K: 0 BB: 1 S: 4 P: 8	R: 0 H: 2 E: 0 LOB: 1 K: 0 BB: 0 S: 4 P: 4	R: 0 H: 0 E: 0 LOB: 0 K: 2 BB: 0 S: 7 P: 7	R: 1 H: 1 E: 0 LOB: 2 K: 1 BB: 2 S: 6 P: 14	R: 0 H: 0 E: 0 LOB: 0 K: 0 BB: 0 S: 3 P: 3	R: 0 H: 1 E: 0 LOB: 1 K: 1 BB: 0 S: 6 P: 6	1B: 7 SF: 1 2B: 0 SAC: 0 3B: 0 DP: 2 HR: 1 HBP: 0	WP: 0 PA: 37 PB: 0 SB: 0 CS: 0	
PITCHER	IP WLS BF H R ER SO BB IBB HBP BLK WP HR S P ERA WHIP											
Luke Walker, L (1, 1) ERA: 3.94	6.0 W 27 7 2 2 4 4 0 0 0 0 0 1 31 47 3.00 1.833											
John Lamb, R (7, 1) ERA: 5.12	0.2 2 0 0 0 0 0 0 0 0 0 0 0 2 2 0.00 0.000											
Ramon Hernandez, L (7, 1) ERA: 1.94	0.1 1 0 0 0 1 0 0 0 0 0 0 0 3 3 0.00 0.000											
Dave Giusti, R (8, 1) ERA: 1.27	2.0 S 7 1 0 0 1 0 0 0 0 0 0 0 9 9 0.00 0.500											

Philadelphia Phillies @ Pittsburgh Pirates
 Three Rivers Stadium, Pittsburgh, PA
 Sun Jul 29 1973, 3:38 AM EDT
 Att: 26,947 - Unknown

livebaseballscorecards.com

AB 32
 R 2
 H 8
 RBI 2
 BB 4
 SO 6
 LOB 16



Batter	1	2	3	4	5	6	7	8	9	AB R H RBI BB SO LOB	TOP													
Bill Robinson, R (1, 9) OBP: 0.358, SLG: 0.560	0-0 F7		0-3 K		0-0 F8		0-0 G6-4-3			4 0 0 0 0 1 3	Philadelphia Phillies @ Pittsburgh Pirates Three Rivers Stadium, Pittsburgh, PA Mon Jul 30 1973, 7:05 PM EDT Att: 17,220 - Unknown													
Denny Doyle, L (1, 4) OBP: 0.317, SLG: 0.318	0-0 1-3		0-0 FC6-4		0-0 1B			0-0 G3		4 0 1 0 0 0 1														
Willie Montanez, L (1, 3) OBP: 0.345, SLG: 0.394	0-0 1-3			0-0 L7	0-0 F7			0-3 K		4 0 0 0 0 1 1														
Greg Luzinski, R (1, 7) OBP: 0.326, SLG: 0.458		0-3 K		0-0 1B		0-0 6-3		0-0 4-3		4 1 1 0 0 1 0														
Del Unser, L (1, 8) OBP: 0.375, SLG: 0.489		0-0 6-3		4-0 1B		0-0 G3		0-3 K		3 0 0 0 1 1 0														
Bob Boone, R (1, 2) OBP: 0.316, SLG: 0.353		0-0 2B		0-0 1B		0-0 F7		0-0 1-3		4 0 2 1 0 0 0														
Mike Schmidt, R (1, 5) OBP: 0.329, SLG: 0.395		0-0 P2		0-3 K		4-0 SH		0-0 5-3		3 0 0 0 1 1 3														
Craig Robinson, R (1, 6) OBP: 0.294, SLG: 0.353			0-0 1B	0-3 K		0-0 SH				2 0 1 0 0 1 2														
Steve Carlton, L (1, 1) OBP: 0.155, SLG: 0.206			0-0 FC2-6		0-0 6-3		0-3 K			3 0 0 0 0 1 3														
Inning Stats	R: 0 E: 0 K: 0 S: 3	H: 0 LOB: 0 BB: 0 P: 3	R: 0 E: 0 K: 1 S: 6	H: 1 LOB: 1 BB: 0 P: 6	R: 0 E: 0 K: 1 S: 6	H: 1 LOB: 1 BB: 0 P: 6	R: 1 E: 0 K: 2 S: 9	H: 2 LOB: 2 BB: 1 P: 13	R: 0 E: 0 K: 0 S: 4	H: 1 LOB: 1 BB: 0 P: 4	R: 0 E: 0 K: 0 S: 3	H: 0 LOB: 0 BB: 0 P: 3	R: 0 E: 0 K: 1 S: 5	H: 0 LOB: 1 BB: 1 P: 9	R: 0 E: 0 K: 1 S: 5	H: 0 LOB: 0 BB: 0 P: 5	R: 0 E: 0 K: 1 S: 5	H: 0 LOB: 0 BB: 0 P: 5	R: 0 E: 0 K: 1 S: 5	H: 0 LOB: 0 BB: 0 P: 5	1B: 4 2B: 1 3B: 0 HR: 0	SF: 0 SAC: 1 DP: 1 HBP: 0	WP: 0 PB: 0 SB: 0 CS: 0	PA: 34
PITCHER	IP WLS BF H R ER SO BB IBB HBP BLK WP HR S P ERA WHIP																				IP WLS BF H R ER SO BB IBB HBP BLK WP HR S P ERA WHIP			
Bob Moose, R (1, 1) ERA: 3.91	7.0 L 28 5 1 1 5 2 0 0 0 0 0 0 36 44 1.29 1.000																							
Ramon Hernandez, L (8, 1) ERA: 1.86	2.0 6 0 0 0 0 2 0 0 0 0 0 0 10 10 0.00 0.000																							

livebaseballscorecards.com

AB	31
R	1
H	5
RBI	1
BB	2
SO	7
LOB	13



Batter	1	2	3	4	5	6	7	8	9	AB	R	H	RBI	BB	SO	LOB
Rennie Stennett, R (1, 4) OBP: 0.279, SLG: 0.393	0-3 K		0-0 5-3		0-0 F7		0-3 K			4	0	0	0	0	2	3
Manny Sanguillen, R (1, 2) OBP: 0.297, SLG: 0.436	0-0 FC4-6 1B		0-0 4-3			0-3 K		0-0 F9		4	0	1	0	0	1	0
Al Oliver, L (1, 8) OBP: 0.313, SLG: 0.471	0-0 FC4-6 FC6-4 1-2f		0-0 4-3			0-0 1B		0-0 4-3		4	0	1	0	0	0	1
Willie Stargell, L (1, 7) OBP: 0.374, SLG: 0.650	0-0 FC6-4 1-2f			0-0 F7		0-3 K		0-3 K		4	0	0	0	0	2	2
Richie Zisk, R (1, 9) OBP: 0.364, SLG: 0.523		0-0 1B 1B		0-0 P3		0-0 4-3			0-0 L9	4	0	1	0	0	0	1
Bob Robertson, R (1, 3) OBP: 0.331, SLG: 0.408		0-3 K		0-3 K			4-0 WP 1B BB		0-0 5-3	2	0	0	0	1	2	1
Vic Davalillo, L (7, PR) OBP: 0.200, SLG: 0.229										0	0	0	0	0	0	0
Gene Alley, R (9, PH) OBP: 0.302, SLG: 0.300										1	0	0	0	0	0	0
Richie Hebner, L (1, 5) OBP: 0.359, SLG: 0.485		0-0 1B			0-0 1-5-3		0-0 P4		0-3 K	4	0	1	0	0	1	1
Dal Maxvill, R (1, 6) OBP: 0.273, SLG: 0.256		0-0 P3			0-0 1B		0-3 K			3	0	1	0	0	1	3
Bob Moose, R (1, 1) OBP: 0.163, SLG: 0.100		0-0 4-3			0-3 K		0-0 WP 1B			2	0	0	0	0	1	3
Dave Cash, R (7, PH) OBP: 0.336, SLG: 0.356										1	0	1	0	0	0	0
Ramon Hernandez, S (8, 1)										0	0	0	0	0	0	0

Inning Stats	R: 0	H: 1	E: 0	K: 1	S: 6	R: 0	H: 2	E: 0	K: 1	S: 7	R: 0	H: 0	E: 0	K: 0	S: 3	R: 0	H: 0	E: 0	K: 1	S: 5	R: 0	H: 1	E: 0	K: 1	S: 6	R: 0	H: 1	E: 0	K: 2	S: 8	R: 0	H: 0	E: 0	K: 1	S: 5	R: 0	H: 0	E: 0	K: 1	S: 5	R: 0	H: 0	E: 0	K: 1	S: 5	1B: 6	SF: 0	2B: 0	3B: 0	HR: 0	WP: 1	PA: 34	
PITCHER Steve Carlton, L (1, 1) ERA: 3.98	IP	WLS	BF	H	R	ER	SO	BB	IBB	HBP	BLK	WP	HR	S	P	ERA	WHIP																																				
																		PITCHER	IP	WLS	BF	H	R	ER	SO	BB	IBB	HBP	BLK	WP	HR	S	P	ERA	WHIP																		

BOTTOM

Philadelphia Phillies @ Pittsburgh Pirates
 Three Rivers Stadium, Pittsburgh, PA
 Mon Jul 30 1973, 7:05 PM EDT
 Att. 17,220 - Unknown

AB	33
R	0
H	6
RBI	0
BB	1
SO	10
LOB	15



WP: 1	PA: 34
PB: 0	CS: 0
SB: 0	

Batter	1	2	3	4	5	6	7	8	9	AB R H RBI BB SO LOB	TOP	
Rennie Stennett, R (1, 4) OBP: 0.278, SLG: 0.391	0-0 6-3		0-0 CS 1B		0-0 4-3			0-0 SH1-4 1-2	0-0 F9	4 0 1 1 0 0 2		
Manny Sanguillen, R (1, 2) OBP: 0.299, SLG: 0.437	0-0 G1-6-3 1B		0-0 6-3		0-0 F7			0-0 2-H 1B		4 0 2 1 0 0 1		
Al Oliver, L (1, 8) OBP: 0.310, SLG: 0.467	0-0 G1-6-3 1-2f			0-0 P4		0-0 F8		0-0 F7		4 0 0 0 0 0 2		
Willie Stargell, L (1, 7) OBP: 0.373, SLG: 0.645		0-0 F7		0-3 K		0-0 G6-4-3 1B		0-0 F7		4 0 1 0 0 1 1		
Richie Zisk, R (1, 9) OBP: 0.369, SLG: 0.541		0-0 F9		0-0 1B 2B		0-0 G6-4-3 1-2f		0-0 1B E 2B		4 2 2 0 0 0 1		
Bob Robertson, R (1, 3) OBP: 0.336, SLG: 0.412		0-0 1B		0-0 1B 2-H 1B		0-0 G5-4-3 1B		0-0 F8		4 0 3 1 0 0 1		
Richie Hebner, L (1, 5) OBP: 0.361, SLG: 0.483		0-0 4-3		0-0 1-3 1B		0-0 F8		4-0 E IBB		3 0 1 0 1 0 2		
Dal Maxvill, R (1, 6) OBP: 0.283, SLG: 0.279			0-0 SH1-3 1B 2B	0-3 K		0-0 G5-4-3 1-2f		0-0 E2 1-3 2-H 1B		4 1 2 0 0 1 3		
Dock Ellis, S (1, 1) Ramon Hernandez, S (7, 1) OBP: 0.132, SLG: 0.115			0-0 SH1-3 2-3		0-0 6-3		4-0 SH1-4 1B BB	0-3 K		1 0 0 0 0 0 0 1 1 0 0 1 1 2		
Inning Stats	R: 0 H: 1 E: 0 LOB: 0 K: 0 BB: 0 S: 3 P: 3	R: 0 H: 1 E: 0 LOB: 1 K: 0 BB: 0 S: 4 P: 4	R: 1 H: 2 E: 0 LOB: 0 K: 0 BB: 0 S: 4 P: 4	R: 1 H: 3 E: 0 LOB: 2 K: 2 BB: 0 S: 10 P: 10	R: 0 H: 0 E: 0 LOB: 0 K: 0 BB: 0 S: 3 P: 3	R: 0 H: 1 E: 0 LOB: 0 K: 0 BB: 0 S: 3 P: 3	R: 0 H: 1 E: 0 LOB: 0 K: 0 BB: 0 S: 3 P: 3	R: 1 H: 1 E: 0 LOB: 1 K: 0 BB: 1 S: 4 P: 8	R: 1 H: 2 E: 1 LOB: 2 K: 1 BB: 1 S: 7 P: 11	1B: 9 SF: 0 2B: 3 SAC: 2 3B: 0 DP: 3 HR: 0 HBP: 0	WP: 0 PA: 37 PB: 0 SB: 0 CS: 1	
PITCHER Jerry Koosman, L (1, 1) ERA: 3.31 John Strohmayr, R (9, 1) ERA: 5.9	IP WLS BF H R ER SO BB IBB HBP BLK WP HR S P ERA WHIP	8.0 L 31 10 3 3 2 1 0 0 0 0 0 0 34 38 3.38 1.375	1.0 6 2 1 0 1 0 0 1 0 0 0 0 7 11 0.00 2.000	PITCHER IP WLS BF H R ER SO BB IBB HBP BLK WP HR S P ERA WHIP								

Pittsburgh Pirates @ New York Mets
Shea Stadium, Flushing, NY
Tue Jul 31 1973, 7:05 PM EDT
Att. 24,322 - Unknown

AB	33
R	4
H	12
RBI	3
BB	2
SO	3
LOB	15



BOTTOM

Pittsburgh Pirates @ New York Mets
 Shea Stadium, Flushing, NY
 Tue Jul 31 1973, 7:05 PM EDT
 Att. 24,322 - Unknown

livebaseballscorecards.com

AB	31
R	1
H	4
RBI	1
BB	1
SO	9
LOB	6



WP: 0	PA: 32
PB: 0	SB: 0
CS: 0	

AB	R	H	RBI	BB	SO	LOB
4	0	0	0	0	2	1
4	0	1	0	0	1	1
4	0	0	0	0	1	1
4	0	0	0	0	0	1
2	0	0	0	0	0	0
2	0	0	0	0	2	0
2	1	0	0	1	0	0
2	0	1	0	0	1	0
1	0	0	0	0	0	0
0	0	0	0	0	0	0

Batter	1	2	3	4	5	6	7	8	9
Willie Mays, R OBP: 0.287, SLG: 0.333 (1, 8)	0-3 K			0-0 F8		0-0 F8		0-3 K	
Felix Millan, R OBP: 0.339, SLG: 0.377 (1, 4)	0-3 K			0-0 5-3		0-0 FC6-4 1B		0-0 F8	
Rusty Staub, L OBP: 0.353, SLG: 0.431 (1, 9)	0-0 5-3			0-3 K		0-0 F8		0-0 P4	
Cleon Jones, R OBP: 0.318, SLG: 0.381 (1, 7)		0-0 6-3			0-0 6-3	0-0 FC6-4 1-2f		0-0 4-3	
Ed Kranepool, L OBP: 0.311, SLG: 0.322 (1, 3)		0-0 6-3			0-0 5-3		0-3 K	0-3 K	
Jim Beauchamp, R OBP: 0.351, SLG: 0.347 (7, PH) (8, 3)		0-0 6-3			4-0 1B BB		0-0 F7		
Wayne Garrett, L OBP: 0.350, SLG: 0.363 (1, 5)		0-0 1-3			0-0 1B 1B		0-0 P4		
Ron Hodges, L OBP: 0.290, SLG: 0.286 (1, 2)			0-3 K		0-0 1B 1-2				
Duffy Dyer, R OBP: 0.247, SLG: 0.244 (7, PH) (8, 2)					0-0 1B 1-2 2-H				
Bud Harrelson, S OBP: 0.350, SLG: 0.310 (1, 6)			0-0 6-3		0-0 1B			0-0 5-3	
Jerry Koosman, R OBP: 0.140, SLG: 0.143 (1, 1)			0-3 K		0-3 K			0-0 1B	
Don Hahn, R OBP: 0.294, SLG: 0.316 (8, PH)									
John Strohmayr, R OBP: 0.333, SLG: 0.200 (9, 1)									

Inning Stats	R: 0	H: 0	E: 0	K: 2	S: 7	R: 0	H: 0	E: 0	K: 0	S: 3	R: 0	H: 0	E: 0	K: 2	S: 7	R: 0	H: 0	E: 0	K: 1	S: 5	R: 1	H: 2	E: 0	K: 1	S: 7	R: 0	H: 1	E: 0	K: 0	S: 4	R: 0	H: 0	E: 0	K: 1	S: 5	R: 0	H: 1	E: 0	K: 1	S: 6	R: 0	H: 0	E: 0	K: 1	S: 5	R: 0	H: 0	E: 0	K: 1	S: 5
	LOB: 0	BB: 0	BB: 0	BB: 0	LOB: 0	LOB: 0	LOB: 0	LOB: 0	LOB: 0	LOB: 0	LOB: 0	LOB: 0	LOB: 0	LOB: 0	LOB: 0	LOB: 0	LOB: 0	LOB: 0	LOB: 0	LOB: 0	LOB: 2	LOB: 1	LOB: 0	LOB: 0	LOB: 0	LOB: 0	LOB: 0	LOB: 0	LOB: 0	LOB: 0	LOB: 0	LOB: 0	LOB: 0	LOB: 0	LOB: 0	LOB: 0	LOB: 0	LOB: 0	LOB: 0	LOB: 0	LOB: 0	LOB: 0	LOB: 0	LOB: 0	LOB: 0	LOB: 0	LOB: 0	LOB: 0		

PITCHER	IP	WLS	BF	H	R	ER	SO	BB	IBB	HBP	BLK	WP	HR	S	P	ERA	WHIP
Dock Ellis, R ERA: 2.91 (1, 1)	6.0	W	22	3	1	1	6	1	0	0	0	0	0	33	37	1.50	0.667
Ramon Hernandez, L ERA: 1.75 (7, 1)	3.0	S	10	1	0	0	3	0	0	0	0	0	0	16	16	0.00	0.333

Batter	1	2	3	4	5	6	7	8	9	AB R H RBI BB SO LOB	TOP											
Rennie Stennett, R (1, 4) OBP: 0.275, SLG: 0.386	0-3 K		0-0 5-3		0-0 FC4-6			0-0 3-1		4 0 0 0 0 1 1												
Dave Parker, L (1, 8) OBP: 0.200, SLG: 0.333	0-3 K		1-0 HBP			0-0 4-3		0-0 F5	0-0 F5	3 0 0 0 0 1 0												
Al Oliver, L (1, 3) OBP: 0.309, SLG: 0.467	0-0 2B		0-0 F8			0-0 F5		0-3 K	0-3 K	4 0 1 0 0 1 1												
Willie Stargell, L (1, 7) OBP: 0.372, SLG: 0.644	0-3 K			0-0 F8		0-3 K		0-0 2B	0-0 2B	4 0 1 0 0 2 1												
Richie Hebner, L (1, 5) OBP: 0.357, SLG: 0.477		0-0 F8		0-0 F7			0-0 F8	0-0 3-1	0-0 3-1	4 0 0 0 0 0 1												
Richie Zisk, R (1, 9) OBP: 0.368, SLG: 0.544		0-0 2B		0-0 F9			0-0 G3			3 0 1 0 0 0 0												
Milt May, L (1, 2) OBP: 0.351, SLG: 0.378		0-3 K			0-0 4-1		0-0 F8			3 0 0 0 0 1 1												
Dal Maxvill, R (1, 6) OBP: 0.284, SLG: 0.281		0-3 K			0-0 FC4-6 1B			0-3 K		3 0 1 0 0 2 1												
Steve Blass, R (1, 1) OBP: 0.455, SLG: 0.545			0-3 K					0-3 K		0 0 0 0 0 0 0												
Bob Johnson, L (2, 1)										2 0 0 0 0 2 1												
Dave Cash, R (8, PH) OBP: 0.334, SLG: 0.355										1 0 0 0 0 1 0												
John Lamb, R (8, 1)										0 0 0 0 0 0 0												
Inning Stats	R: 0 E: 0 K: 3 S: 10	H: 1 LOB: 1 BB: 0 P: 10	R: 0 E: 0 K: 2 S: 8	H: 1 LOB: 1 BB: 0 P: 8	R: 0 E: 0 K: 1 S: 5	H: 0 LOB: 1 BB: 0 P: 6	R: 0 E: 0 K: 0 S: 3	H: 0 LOB: 0 BB: 0 P: 3	R: 0 E: 0 K: 1 S: 6	H: 1 LOB: 1 BB: 0 P: 6	R: 0 E: 0 K: 1 S: 5	H: 0 LOB: 0 BB: 0 P: 5	R: 0 E: 0 K: 0 S: 3	H: 0 LOB: 0 BB: 0 P: 3	R: 0 E: 0 K: 2 S: 7	H: 0 LOB: 0 BB: 0 P: 7	R: 0 E: 0 K: 1 S: 6	H: 1 LOB: 1 BB: 0 P: 6	1B: 1 2B: 3 3B: 0 HR: 0	SF: 0 SAC: 0 DP: 0 HBP: 1	WP: 0 PB: 0 SB: 0 CS: 0	PA: 32
PITCHER Tom Seaver, R (1, 1) ERA: 1.87	IP: 9.0 WLS: W BF: 32 H: 4 R: 0 ER: 0 SO: 11 BB: 0 IBB: 0 HBP: 1 BLK: 0 WP: 0 HR: 0 S: 53 P: 54 ERA: 0.00 WHIP: 0.444																					

Pittsburgh Pirates @ New York Mets
Shea Stadium, Flushing, NY
Wed Aug 01 1973, 7:05 PM EDT
Unknown

livebaseballscorecards.com

AB	31
R	0
H	4
RBI	0
BB	0
SO	11
LOB	7



Batter	1	2	3	4	5	6	7	8	9	AB	R	H	RBI	BB	SO	LOB
Wayne Garrett, L (1, 5) OBP: 0.352, SLG: 0.360	4-0 WP SH1-3 SF7 BB	4-0 HBP BB		x 0-0 F7			x 0-0 F8			2	1	0	1	2	0	2
Felix Millan, R (1, 4) OBP: 0.341, SLG: 0.378	0-0 SH1-3 1-2	1-0 HBP BB		x 0-0 1B			x 0-0 F7			2	0	1	1	0	0	0
Rusty Staub, L (1, 9) OBP: 0.352, SLG: 0.429	0-0 SF7 2-H	0-0 F7					x 0-0 F9			2	0	0	1	1	0	3
Cleon Jones, R (1, 8) OBP: 0.310, SLG: 0.371	0-0 F9		x 0-0 F8			x 0-0 F8		x 0-0 6-3		4	0	0	0	0	0	1
John Milner, L (1, 7) OBP: 0.321, SLG: 0.447		4-0 BB 1-3 BB	x 0-0 F7			x 0-0 G3		x 0-0 G3		3	1	0	0	1	0	1
Ed Kranepool, L (1, 3) OBP: 0.306, SLG: 0.316		0-0 P6	x 0-0 F8			x 0-0 F8		x 0-0 F9		4	0	0	0	0	0	2
Jerry Grote, R (1, 2) OBP: 0.214, SLG: 0.235		0-0 1-3		x 0-0 F7			x 0-0 F8			3	0	0	0	0	0	1
Bud Harrelson, S (1, 6) OBP: 0.353, SLG: 0.312		4-0 BB BB HBP BB		x 0-0 1B 1B			x 0-0 5-3			2	1	1	0	1	0	0
Tom Seaver, R (1, 1) OBP: 0.234, SLG: 0.220		4-0 HBP BB BB		x 0-0 1B			x 0-3 K			2	0	1	0	1	1	0


Inning Stats	R: 1	H: 0	E: 0	K: 0	S: 3	R: 2	H: 0	E: 0	K: 0	S: 3	R: 0	H: 0	E: 0	K: 0	S: 3	R: 0	H: 0	E: 0	K: 1	S: 5	R: 0	H: 0	E: 0	K: 0	S: 3	R: 0	H: 0	E: 0	K: 0	S: 3	R: 0	H: 0	E: 0	K: 0	S: 3	R: 0	H: 0	E: 0	K: 0	S: 3	
	LOB: 0	BB: 1	P: 7	LOB: 3	BB: 4	P: 20	LOB: 0	BB: 0	P: 3	H: 3	LOB: 3	BB: 0	P: 5	H: 0	LOB: 1	BB: 1	P: 7	H: 0	LOB: 0	BB: 0	P: 5	H: 0	LOB: 0	BB: 0	P: 3	H: 0	LOB: 0	BB: 0	P: 3	H: 0	LOB: 0	BB: 0	P: 3	H: 0	LOB: 0	BB: 0	P: 3	H: 0	LOB: 0	BB: 0	P: 3

PITCHER	IP	WLS	BF	H	R	ER	SO	BB	IBB	HBP	BLK	WP	HR	S	P	ERA	WHIP
Steve Blass, R (1, 1) ERA: 10.4	1.2	L	11	0	3	3	0	5	0	1	0	1	0	5	26	16.20	3.000
Bob Johnson, R (2, 1) ERA: 3.79	5.1		19	3	0	0	1	1	0	0	0	0	0	20	24	0.00	0.750
John Lamb, R (8, 1) ERA: 4.87	1.0		3	0	0	0	0	0	0	0	0	0	0	3	3	0.00	0.000

BOTTOM

Pittsburgh Pirates @ New York Mets
 Shea Stadium, Flushing, NY
 Wed Aug 01 1973, 7:05 PM EDT
 Unknown

AB	24
R	3
H	3
RBI	3
BB	6
SO	1
LOB	10



1B	2B	3B	HR	SF	SAC	DP	HBP	WP	HR	S	P	ERA	WHIP
3	0	0	0	1	0	0	1	1	0	0	0	0.00	0.000

Batter	1	2	3	4	5	6	7	8	9	AB R H RBI BB SO LOB	TOP							
Dave Cash, R (1, 4) OBP: 0.335, SLG: 0.353	0-0 F8		0-0 1B		0-3 K			4-0 FC5-4 BB	0-0 F8	4 0 1 0 1 1 2								
Manny Sanguillen, R (1, 2) OBP: 0.298, SLG: 0.435	0-0 FC4-6 1B		0-0 L8			0-0 1-3		0-0 FC5-4 1-2f		4 0 1 0 0 0 2								
Al Oliver, L (1, 8) OBP: 0.306, SLG: 0.462	0-0 FC4-6 1-2f		0-0 G3			0-0 F8		0-3 K		4 0 0 0 0 1 3								
Richie Zisk, R (1, 9) OBP: 0.372, SLG: 0.542	0-0 F9			0-0 1B		0-0 6-3			0-0 2B 2B 1B	4 1 2 0 0 0 1								
Bob Robertson, R (1, 3) OBP: 0.338, SLG: 0.416		0-0 FC6 1B		0-3 K		0-0 2B		0-0 F7		4 0 2 0 0 1 2								
Richie Hebner, L (1, 5) OBP: 0.353, SLG: 0.472		0-0 F8		0-0 F8		0-3 K		0-3 K		4 0 0 0 0 2 4								
Rennie Stennett, R (1, 7) OBP: 0.274, SLG: 0.387		0-0 F8		0-0 4-3		0-0 F9		0-0 F9		4 1 1 0 0 0 3								
Dal Maxvill, R (1, 6) OBP: 0.283, SLG: 0.290		0-0 FC6 1-2f			0-0 5-3		0-0 F9		0-0 1B 2B	4 0 1 2 0 0 2								
Nelson Briles, R (1, 1) OBP: 0.259, SLG: 0.333			0-0 F8		0-0 F9			0-0 L3	0-0 2B 2B	2 0 0 0 0 0 0								
Gene Clines, R (8, PH) OBP: 0.332, SLG: 0.370										1 0 0 0 0 0 0								
Dave Giusti, R (8, 1) OBP: 0.429, SLG: 0.333										0 0 0 0 0 0 0								
Willie Stargell, L (9, PH) OBP: 0.373, SLG: 0.645									2-3 3-H 1B	1 0 1 0 0 0 0								
Inning Stats	R: 0 E: 0 K: 0 S: 4	H: 1 LOB: 1 BB: 0 P: 4	R: 0 E: 0 K: 0 S: 4	H: 1 LOB: 1 BB: 0 P: 4	R: 0 E: 0 K: 1 S: 6	H: 1 LOB: 1 BB: 0 P: 6	R: 0 E: 0 K: 1 S: 5	H: 0 LOB: 0 BB: 0 P: 5	R: 0 E: 0 K: 1 S: 6	H: 1 LOB: 1 BB: 0 P: 6	R: 0 E: 0 K: 1 S: 5	H: 0 LOB: 1 BB: 1 P: 9	R: 2 E: 0 K: 1 S: 9	H: 4 LOB: 2 BB: 0 P: 9	1B: 6 2B: 3 3B: 0 HR: 0	SF: 0 SAC: 0 DP: 0 HBP: 0	WP: 0 PB: 0 SB: 0 CS: 0	PA: 37
PITCHER	IP WLS BF H R ER SO BB IBB HBP BLK WP HR S P ERA WHIP												IP WLS BF H R ER SO BB IBB HBP BLK WP HR S P ERA WHIP					
George Stone, L (1, 1) ERA: 2.6	8.2 W 35 8 2 2 5 1 0 0 0 0 0 44 48 2.08 1.038																	
Harry Parker, R (9, 1) ERA: 3.66	0.1 S 2 1 0 0 0 0 0 0 0 0 0 2 2 0.00 3.000																	

Pittsburgh Pirates @ New York Mets
Shea Stadium, Flushing, NY
Wed Aug 01 1973, 7:05 PM EDT
Att: 27,189 - Unknown

livebaseballscorecards.com

AB	36
R	2
H	9
RBI	2
BB	1
SO	5
LOB	19



Batter	1	2	3	4	5	6	7	8	9	AB R H RBI BB SO LOB	TOP	
Rennie Stennett, R (1, 4) OBP: 0.271, SLG: 0.382 John Lamb, R (8, 1)	0-0 6-3			0-0 4-3		0-0 4-3		0-3 K		4 0 0 0 0 1 2 0 0 0 0 0 0 0	Pittsburgh Pirates @ New York Mets Shea Stadium, Flushing, NY Thu Aug 02 1973, 7:05 PM EDT Att: 13,429 - Unknown	
Manny Sanguillen, R (1, 2) OBP: 0.298, SLG: 0.433	0-0 CS 1B			0-0 5-3		0-0 F8		0-0 FC4-6		4 0 1 0 0 0 2		
Al Oliver, L (1, 8) OBP: 0.306, SLG: 0.460	0-0 G3 1-2			0-0 F8			0-0 4-3		0-0 BB 1B	4 1 1 0 0 0 1		
Willie Stargell, L (1, 7) OBP: 0.375, SLG: 0.642		0-0 4-3			0-0 6-3		0-0 1B 1B		4-0 G3 1B 1-2 BB	3 0 1 0 1 0 0		
Richie Zisk, R (1, 9) OBP: 0.383, SLG: 0.549		0-0 1B			0-3 K		0-0 1-2 1B		0-0 G3 1B	4 0 3 1 0 1 0		
Bob Robertson, R (1, 3) OBP: 0.337, SLG: 0.414		0-0 5-3			0-0 1B		0-0 P6		0-3 K	4 0 1 0 0 1 4		
Richie Hebner, L (1, 5) OBP: 0.350, SLG: 0.466			0-0 4-3		0-3 K		0-0 P6		0-0 G3	4 0 0 0 0 1 5		
Dal Maxvill, R (1, 6) OBP: 0.291, SLG: 0.284			0-0 6-3		4-0 SH5-4 BB		0-0 L4		4-0 BB	2 0 0 0 2 0 0		
Jim Rooker, R (1, 1) OBP: 0.182, SLG: 0.182 Dave Cash, R (8, PH) OBP: 0.337, SLG: 0.354 (8, 4)			0-3 K		0-0 SH5-4		0-0 FC4-6 1B		0-3 K	1 0 0 0 0 1 0 2 0 1 0 0 1 3		
Inning Stats	R: 0 H: 1 E: 0 LOB: 0 K: 0 BB: 0 S: 3 P: 3	R: 0 H: 1 E: 0 LOB: 0 K: 0 BB: 0 S: 3 P: 3	R: 0 H: 0 E: 0 LOB: 0 K: 1 BB: 0 S: 5 P: 5	R: 0 H: 0 E: 0 LOB: 0 K: 0 BB: 0 S: 3 P: 3	R: 0 H: 1 E: 0 LOB: 1 K: 2 BB: 0 S: 8 P: 8	R: 0 H: 0 E: 0 LOB: 1 K: 0 BB: 1 S: 3 P: 7	R: 0 H: 2 E: 0 LOB: 2 K: 0 BB: 0 S: 5 P: 5	R: 0 H: 1 E: 0 LOB: 1 K: 1 BB: 0 S: 6 P: 6	R: 1 H: 2 E: 0 LOB: 3 K: 2 BB: 2 S: 9 P: 17	1B: 8 SF: 0 2B: 0 SAC: 1 3B: 0 DP: 0 HR: 0 HBP: 0		WP: 0 PA: 36 PB: 0 SB: 0 CS: 1
PITCHER Ray Sadecki, L (1, 1) ERA: 3.21 Tug McGraw, L (9, 1) ERA: 5.68	IP WLS BF H R ER SO BB IBB HBP BLK WP HR S P ERA WHIP	8.0 W 31 7 1 1 4 2 0 0 0 0 0 0 37 45 1.12 1.125	1.0 S 5 1 0 0 2 1 0 0 0 0 0 0 8 12 0.00 2.000									P

livebaseballscorecards.com

AB	32
R	1
H	8
RBI	1
BB	3
SO	6
LOB	17



Batter	1	2	3	4	5	6	7	8	9	AB	R	H	RBI	BB	SO	LOB
Don Hahn, R OBP: 0.312, SLG: 0.333 (1, 8)	0-0 F8 SH5-3 1B		0-0 1B 1B		0-0 F8		0-3 K			4	1	2	0	0	1	0
Felix Millan, R OBP: 0.338, SLG: 0.374 (1, 4)	0-0 SH5-3 1-2		0-0 1B E 1B		0-0 4-3			0-0 E6 1B E		3	2	1	0	0	0	0
Willie Mays, R OBP: 0.292, SLG: 0.337 (1, 3)	0-0 F8 2-3		0-0 E1 2B 1B		0-3 K			0-0 E4 5-3 1B		4	2	2	1	0	1	1
Cleon Jones, R OBP: 0.315, SLG: 0.377 (1, 9)	4-0 BB		0-0 4-3 2B		0-0 F9			0-0 5-3		3	0	1	1	1	0	1
John Milner, L OBP: 0.329, SLG: 0.468 (1, 7)	0-3 K		0-0 4-3		4-0 BB			4-0 SH1-4 IBB		2	0	0	0	2	1	3
Jerry Grote, R OBP: 0.208, SLG: 0.228 (1, 2)		0-0 2-3	0-0 4-3		0-3 K			0-0 SH1-4		3	0	0	1	0	1	2
Wayne Garrett, L OBP: 0.348, SLG: 0.356 (1, 5)		0-0 3-1		0-3 K		0-3 K		0-0 L3		4	0	0	0	0	2	2
Ted Martinez, R OBP: 0.264, SLG: 0.249 (1, 6)		0-0 L9		0-3 K			0-0 6-3			3	0	0	0	0	1	0
Ray Sadecki, L OBP: 0.211, SLG: 0.316 (1, 1)			0-3 K		0-3 K			0-0 F5		3	0	0	0	0	2	0
Tug McGraw, R OBP: 0.091, SLG: 0.091 (9, 1)										0	0	0	0	0	0	0


Inning Stats	R: 0	H: 1	E: 0	K: 1	S: 6	LOB: 2	BB: 1	P: 10	R: 0	H: 0	E: 0	K: 0	S: 3	LOB: 0	BB: 0	P: 3	R: 3	H: 4	E: 1	K: 1	S: 9	LOB: 1	BB: 0	P: 9	R: 0	H: 0	E: 0	K: 3	S: 9	LOB: 0	BB: 0	P: 9	R: 0	H: 0	E: 0	K: 2	S: 7	LOB: 1	BB: 1	P: 11	R: 0	H: 0	E: 0	K: 1	S: 5	LOB: 0	BB: 0	P: 5	R: 2	H: 1	E: 2	K: 0	S: 5	LOB: 1	BB: 1	P: 9
PITCHER	IP	WLS	BF	H	R	ER	SO	BB	IBB	HBP	BLK	WP	HR	S	P	ERA	WHIP																																							
Jim Rooker, L ERA: 3.5 (1, 1)	7.0	L	28	5	3	3	9	2	0	0	0	0	0	44	52	3.86	1.000																																							
John Lamb, R ERA: 4.64 (8, 1)	1.0		6	1	2	0	0	0	1	0	0	0	0	5	9	0.00	1.000																																							

BOTTOM

Pittsburgh Pirates @ New York Mets
 Shea Stadium, Flushing, NY
 Thu Aug 02 1973, 7:05 PM EDT
 Att. 13,429 - Unknown

AB	29
R	5
H	6
RBI	3
BB	3
SO	9
LOB	9

livebaseballscores.com



WP: 0	PA: 34
PB: 0	SB: 0
CS: 0	

Batter	1	2	3	4	5	6	7	8	9	AB R H RBI BB SO LOB	TOP											
Dave Cash, R (1, 5) OBP: 0.332, SLG: 0.349	0-0 F9		0-0 B1-3		0-0 F7			0-0 6-3		4 0 0 0 0 0 0	Pittsburgh Pirates @ Philadelphia Phillies Veterans Stadium, Philadelphia, PA Fri Aug 03 1973, 7:05 PM EDT Att. 24,152 - Unknown livebaseballscorecards.com											
Manny Sanguillen, R (1, 2) OBP: 0.300, SLG: 0.441	0-0 F3		0-0 1B			0-0 HR		0-0 6-3		4 1 2 1 0 0 0												
Al Oliver, L (1, 8) OBP: 0.305, SLG: 0.463	0-0 HR		0-0 P4			0-0 F8		0-0 3-1		4 1 1 0 0 0 1												
Willie Stargell, L (1, 7) OBP: 0.373, SLG: 0.646	0-0 HR			0-3 K		0-0 1-3		0-0 F7		4 1 1 2 0 1 0												
Richie Zisk, R (1, 9) OBP: 0.387, SLG: 0.544	0-0 6-3			4-0 BB		0-0 1B		0-0 P3		3 0 1 0 1 0 0												
Bob Robertson, R (1, 3) OBP: 0.333, SLG: 0.409		0-0 P3		0-3 K		0-0 F8		0-0 F7		4 0 0 0 0 1 2												
Rennie Stennett, R (1, 4) OBP: 0.269, SLG: 0.379		0-0 5-3		0-3 K			0-0 F8			3 0 0 0 0 1 1												
Dal Maxvill, R (1, 6) OBP: 0.283, SLG: 0.276		0-0 4-3			0-0 F3		0-3 K			3 0 0 0 0 1 0												
John Morlan, R (1, 1) OBP: 0.167, SLG: 0.333 Ramon Hernandez, S (8, 1)			0-0 F8		0-3 K		0-3 K			3 0 0 0 0 2 0 0 0 0 0 0 0 0												
Inning Stats	R: 2 E: 0 K: 0 S: 5	H: 2 LOB: 0 BB: 0 P: 5	R: 0 E: 0 K: 0 S: 3	H: 0 LOB: 0 BB: 0 P: 3	R: 0 E: 0 K: 0 S: 4	H: 1 LOB: 1 BB: 0 P: 4	R: 0 E: 0 K: 3 S: 9	H: 0 LOB: 1 BB: 1 P: 13	R: 0 E: 0 K: 1 S: 5	H: 0 LOB: 0 BB: 0 P: 5	R: 1 E: 0 K: 0 S: 5	H: 2 LOB: 1 BB: 0 P: 5	R: 0 E: 0 K: 2 S: 7	H: 0 LOB: 0 BB: 0 P: 7	R: 0 E: 0 K: 0 S: 3	H: 0 LOB: 0 BB: 0 P: 3	R: 0 E: 0 K: 0 S: 3	H: 0 LOB: 0 BB: 0 P: 3	1B: 2 2B: 0 3B: 1 HR: 2	SF: 0 SAC: 0 DP: 0 HBP: 0	WP: 0 PB: 0 SB: 0 CS: 0	PA: 33
PITCHER Steve Carlton, L (1, 1) ERA: 3.94	IP 9.0	WLS L	BF 33	H 5	R 3	ER 3	SO 6	BB 1	IBB 0	HBP 0	BLK 0	WP 0	HR 2	S 44	P 48	ERA 3.00	WHIP 0.667					

AB	32
R	3
H	5
RBI	3
BB	1
SO	6
LOB	4



Batter	1	2	3	4	5	6	7	8	9	AB R H RBI BB SO LOB	TOP
Gene Clines, R (1, 7) OBP: 0.323, SLG: 0.360	0-3 K		0-0 L1-3		0-0 FC3-6		0-0 L5-3		0-0 L8	5 1 0 0 0 1 3	Pittsburgh Pirates @ Philadelphia Phillies Veterans Stadium, Philadelphia, PA Sat Aug 04 1973, 7:05 PM EDT Unknown
Rennie Stennett, R (1, 4) OBP: 0.268, SLG: 0.380	0-0 F8		0-3 K		0-0 2B			0-0 6-3		4 0 1 1 0 1 2	
Al Oliver, L (1, 8) OBP: 0.307, SLG: 0.468	0-0 4-3			0-0 1B 2B	0-0 4-3			0-0 2B 2B		4 2 2 0 0 0 1	
Richie Zisk, R (1, 9) OBP: 0.390, SLG: 0.574		0-0 1-3		0-0 P6		0-0 HR		0-0 1B 2B		4 2 2 2 0 0 1	
Manny Sanguillen, R (1, 2) OBP: 0.307, SLG: 0.441		0-0 6-3		0-0 FC3-6 1B		0-0 E5		0-0 1B		4 0 2 2 0 0 0	
Bob Robertson, R (1, 3) OBP: 0.330, SLG: 0.404		0-3 K		0-0 FC3-6		0-0 FC5-4		0-0 F2		4 0 0 0 0 1 3	
Richie Hebner, L (1, 5) OBP: 0.349, SLG: 0.464			0-0 L1-3 BB 1B	0-0 P4		0-0 G4-6-3		0-0 F9		4 0 1 0 0 0 3	
Dal Maxvill, R (1, 6) OBP: 0.282, SLG: 0.267			4-0 L1-3 BB		0-0 5-3		0-0 5-3		0-0 F8	3 0 0 0 1 0 0	
Luke Walker, L (1, 1) OBP: 0.069, SLG: 0.069 Jackie Hernandez, R (5, PH) OBP: 0.260, SLG: 0.271 Bob Johnson, L (5, 1) Dave Parker, L (7, PH) OBP: 0.195, SLG: 0.325 John Lamb, R (7, 1) Gene Alley, R (8, PH) OBP: 0.500, SLG: 0.298			0-3 K		4-0 FC3-6 BB		0-3 K		0-0 5-3	1 0 0 0 0 0 1 2 0 0 0 0 0 1 0 0 0 0 0 0 0 0 0 0 1 0 0 0 0 0 1 0 0 0 0 0 0 0 0 0 1 0 0 0 0 0 0 0	
Inning Stats	R: 0 H: 0 E: 0 LOB: 0 K: 1 BB: 0 S: 5 P: 5	R: 0 H: 0 E: 0 LOB: 0 K: 1 BB: 0 S: 5 P: 5	R: 0 H: 1 E: 0 LOB: 2 K: 2 BB: 1 S: 8 P: 12	R: 1 H: 2 E: 0 LOB: 1 K: 0 BB: 0 S: 5 P: 5	R: 1 H: 1 E: 0 LOB: 1 K: 0 BB: 1 S: 4 P: 8	R: 1 H: 1 E: 1 LOB: 0 K: 0 BB: 0 S: 4 P: 4	R: 0 H: 0 E: 0 LOB: 0 K: 1 BB: 0 S: 5 P: 5	R: 2 H: 3 E: 0 LOB: 1 K: 0 BB: 0 S: 6 P: 6	R: 0 H: 0 E: 0 LOB: 0 K: 0 BB: 0 S: 3 P: 3	1B: 3 SF: 0 2B: 4 SAC: 0 3B: 0 DP: 1 HR: 1 HBP: 0	WP: 0 PA: 37 PB: 0 SB: 0 CS: 0
PITCHER Ken Brett, L (1, 1) ERA: 3.31	IP WLS BF H R ER SO BB IBB HBP BLK WP HR S P ERA WHIP										

livebaseballscorecards.com

AB	35
R	5
H	8
RBI	5
BB	2
SO	5
LOB	15



Batter	1	2	3	4	5	6	7	8	9
Cesar Tovar, R (1, 9) OBP: 0.336, SLG: 0.378 Del Unser, L (5, PH) OBP: 0.380, SLG: 0.490 (6, 8)	0-3 K		0-3 K		0-0 L7		0-0 L7	4-0 FC5 1B BB	
Terry Harmon, R (1, 4) OBP: 0.315, SLG: 0.270	0-0 L6		0-0 L7		0-0 6-3		0-0 FC6-4 1-2f HR	0-0 FC5 1B 1-2 2-3f	
Willie Montanez, L (1, 3) OBP: 0.344, SLG: 0.394	0-0 3-1			0-3 K	0-0 F9		0-0 HR 1-H	0-0 FC5 BB 1-3 2-H 1B	
Greg Luzinski, R (1, 7) OBP: 0.335, SLG: 0.460		0-3 K		0-0 1B 2B 1B		4-0 HR BB	0-0 1B 1B	4-0 1-2 BB	
Bill Robinson, R (1, 8) OBP: 0.349, SLG: 0.554 (6, 9)		0-0 HR		0-0 2B 1-2 HR 1B		0-0 HR 1-H	0-0 1B 1-2	0-0 FC5 2-3f	
Bob Boone, R (1, 2) OBP: 0.318, SLG: 0.357		0-0 6-3		0-0 HR 1-3 2-H 2B		0-0 P6	0-0 P6		
Mike Schmidt, R (1, 5) OBP: 0.329, SLG: 0.402		0-0 F8		0-0 HR 2-H 3-H		0-0 F2		0-0 6-3 2B 1B	
Craig Robinson, R (1, 6) OBP: 0.289, SLG: 0.368			0-0 F9	0-3 K		0-0 4-3		0-0 6-3 1-2	
Ken Brett, L (1, 1) OBP: 0.327, SLG: 0.620			0-0 1B	0-0 F8			0-0 FC6-4 1B	0-0 FC5 2-H 2B	

Inning Stats	R: 0 E: 0 K: 1 S: 5	H: 0 LOB: 0 BB: 0 P: 5	R: 1 E: 0 K: 1 S: 6	H: 1 LOB: 0 BB: 0 P: 6	R: 0 E: 0 K: 1 S: 6	H: 1 LOB: 1 BB: 0 P: 6	R: 4 E: 0 K: 2 S: 11	H: 4 LOB: 0 BB: 0 P: 11	R: 0 E: 0 K: 0 S: 3	H: 0 LOB: 0 BB: 0 P: 3	R: 2 E: 0 K: 0 S: 4	H: 1 LOB: 0 BB: 1 P: 8	R: 2 E: 0 K: 0 S: 7	H: 4 LOB: 2 BB: 0 P: 7	R: 2 E: 0 K: 0 S: 6	H: 3 LOB: 3 BB: 2 P: 14
--------------	------------------------------	---------------------------------	------------------------------	---------------------------------	------------------------------	---------------------------------	-------------------------------	----------------------------------	------------------------------	---------------------------------	------------------------------	---------------------------------	------------------------------	---------------------------------	------------------------------	----------------------------------

PITCHER	IP	WLS	BF	H	R	ER	SO	BB	IBB	HBP	BLK	WP	HR	S	P	ERA	WHIP
Luke Walker, L (1, 1) ERA: 4.22	4.0	L	18	6	5	5	5	0	0	0	0	0	2	28	28	11.25	1.500
Bob Johnson, R (5, 1) ERA: 3.96	2.0		8	1	2	2	0	1	0	0	0	0	1	7	11	9.00	1.000
John Lamb, R (7, 1) ERA: 5.79	2.0		15	7	4	4	0	2	0	0	0	0	1	13	21	18.00	4.500

BOTTOM

AB	R	H	RBI	BB	SO	LOB
2	0	0	0	0	2	1
2	1	0	0	1	0	1
5	1	0	0	0	0	4
5	1	2	3	0	1	0
3	2	2	0	2	1	0
5	3	4	3	0	0	3
4	1	1	1	0	0	2
4	2	2	3	0	0	0
4	0	0	0	0	1	1
4	0	3	1	0	0	0

AB 38
R 11
H 14
RBI 11
BB 3
SO 5
LOB 12

WP: 0 PA: 41
PB: 0 SB: 0
CS: 0

Pittsburgh Pirates @ Philadelphia Phillies
Veterans Stadium, Philadelphia, PA
Sat Aug 04 1973, 7:05 PM EDT
Unknown



1B	2B	3B	HR	SF	SAC	DP	HBP	WP	PA	ERA	WHIP
8	2	0	4	0	0	0	0	0	41		

Batter	1	2	3	4	5	6	7	8	9	AB R H RBI BB SO LOB	TOP	
Rennie Stennett, R (1, 4) OBP: 0.272, SLG: 0.379	0-0 L3		0-0 3-1			0-0 BB SH3 1B		4-0 F9 HBP 2B BB	0-0 SH PB	3 1 1 0 1 0 0		
Dave Parker, L (1, 8) OBP: 0.255, SLG: 0.417	0-0 3-1		0-0 F9			0-0 SH3		1-0 2B IBB HBP	4-0 IBB	2 1 0 0 1 0 0		
Al Oliver, L (1, 3) OBP: 0.306, SLG: 0.463	0-0 6-3				0-3 K		1-0 BB HBP	0-0 F9	0-0 SF7	3 0 0 1 0 1 2		
Willie Stargell, L (1, 7) OBP: 0.374, SLG: 0.640		0-0 2B WP 1B			0-0 P6		4-0 1-2 2-3 BB	4-0 2B IBB	0-3 K	3 1 1 0 2 1 2		
Richie Zisk, R (1, 9) OBP: 0.408, SLG: 0.609		0-0 1-3 2B			0-0 1B		0-3 K	0-0 1-3 2-H 3-H 2B	0-0 F3	5 0 3 2 0 1 5		
Manny Sanguillen, R (1, 2) OBP: 0.299, SLG: 0.437		0-0 F3			0-0 F9		0-0 5-3	0-0 1-3		4 0 0 0 0 0 7		
Richie Hebner, L (1, 5) OBP: 0.351, SLG: 0.467		4-0 G6-4-3 BB			0-0 P4		0-0 5-3	4-0 IBB		2 0 0 0 2 0 0	AB 30 R 4 H 6 RBI 3 BB 6 SO 6 LOB 21	
Dal Maxvill, R (1, 6) OBP: 0.303, SLG: 0.278		0-0 G6-4-3			0-3 K		0-0 F8	0-0 F8		4 0 0 0 0 1 5		
Dock Ellis, S (1, 1) OBP: 0.125, SLG: 0.109			0-3 K		0-0 P6		0-3 K		0-0 PB SH SF7 1B	3 0 0 0 0 2 0 1 1 1 0 0 0 0		
Dave Giusti, R (8, 1) OBP: 0.500, SLG: 0.429												
Inning Stats	R: 0 E: 0 K: 0 S: 3 H: 0 LOB: 0 BB: 0 P: 3	R: 1 E: 0 K: 0 S: 4 H: 2 LOB: 1 BB: 1 P: 8	R: 0 E: 0 K: 1 S: 5 H: 0 LOB: 0 BB: 0 P: 5	R: 0 E: 0 K: 1 S: 6 H: 1 LOB: 1 BB: 0 P: 6	R: 0 E: 0 K: 1 S: 5 H: 0 LOB: 0 BB: 0 P: 5	R: 0 E: 0 K: 1 S: 6 H: 1 LOB: 3 BB: 1 P: 11	R: 0 E: 0 K: 1 S: 5 H: 0 LOB: 0 BB: 0 P: 5	R: 2 E: 0 K: 0 S: 4 H: 1 LOB: 3 BB: 3 P: 17	R: 1 E: 0 K: 1 S: 7 H: 1 LOB: 2 BB: 1 P: 11	1B: 4 2B: 2 3B: 0 HR: 0 SF: 1 SAC: 2 DP: 1 HBP: 2	WP: 1 PB: 1 SB: 0 CS: 0 PA: 41	
PITCHER	IP WLS BF H R ER SO BB IBB HBP BLK WP HR S P ERA WHIP											
Wayne Twitchell, R (1, 1) ERA: 2.09	8.0 L 35 5 3 3 5 3 2 2 0 1 0 38 60 3.38 1.000											
Darrell Brandon, R (9, 1) ERA: 5.08	0.0 3 1 1 1 0 0 0 1 0 0 0 0 2 6 ∞ ∞											
Mike Wallace, L (9, 1) ERA: 2.95	1.0 3 0 0 0 0 1 0 0 0 0 0 0 5 5 0.00 0.000											

Pittsburgh Pirates @ Philadelphia Phillies
Veterans Stadium, Philadelphia, PA
Sun Aug 05 1973, 3:33 AM EDT
Att: 31,157 - Unknown

livebaseballscorecards.com



Batter	1	2	3	4	5	6	7	8	9	AB R H RBI BB SO LOB	TOP									
Jimmy Wynn, R (1, 9) OBP: 0.333, SLG: 0.397	0-0 F7			0-3 K	0-0 FC6-4			4-0 FC6 BB		3 0 0 0 1 1 2										
Roger Metzger, S (1, 6) OBP: 0.308, SLG: 0.347	0-3 K			0-0 1B 2B		0-0 1-3		0-0 FC6 G4-6-3		4 1 1 1 0 1 1										
Cesar Cedeno, R (1, 8) OBP: 0.387, SLG: 0.542	0-0 CS 1B			0-0 CS 1B		0-0 P4		0-0 G4-6-3		4 0 2 1 0 0 2										
Bob Watson, R (1, 7) OBP: 0.395, SLG: 0.439 Tommy Agee, R (9, PR) OBP: 0.300, SLG: 0.405	0-0 CS 1-2	0-0 F7		4-0 BB 2-3		0-3 K			0-0 SH1-4 1B	3 0 1 0 1 1 0 0 0 0 0 0 0 0										
Doug Rader, R (1, 5) OBP: 0.314, SLG: 0.422			0-0 F8	0-0 1-3			0-0 6-3		0-0 SH1-4	3 0 0 0 0 0 1										
Lee May, R (1, 3) OBP: 0.303, SLG: 0.443			0-0 1-3				0-0 F7		4-0 FC6 BB	3 0 1 0 1 0 0										
Johnny Edwards, L (1, 2) OBP: 0.286, SLG: 0.366					0-0 G4-6-3 1B		0-0 4-3		0-0 F8	4 0 1 0 0 0 3										
Tommy Helms, R (1, 4) OBP: 0.322, SLG: 0.366					0-0 G5-4-3 1B		0-0 E6 1B		0-0 FC6	4 1 0 0 0 0 3										
Don Wilson, R (1, 1) OBP: 0.217, SLG: 0.254					0-3 K		0-0 FC6-4 1B		0-0 SH1-4	2 0 1 0 0 1 0										
Inning Stats	R: 0 E: 0 K: 1 S: 5	H: 1 LOB: 0 BB: 0 P: 5	R: 0 E: 0 K: 0 S: 3	H: 0 LOB: 0 BB: 0 P: 3	R: 0 E: 0 K: 1 S: 5	H: 1 LOB: 0 BB: 0 P: 5	R: 1 E: 0 K: 1 S: 6	H: 2 LOB: 1 BB: 1 P: 10	R: 0 E: 1 K: 0 S: 5	H: 2 LOB: 2 BB: 0 P: 5	R: 0 E: 0 K: 0 S: 3	H: 0 LOB: 0 BB: 0 P: 3	R: 1 E: 0 K: 0 S: 4	H: 0 LOB: 1 BB: 1 P: 8	R: 0 E: 0 K: 0 S: 4	H: 1 LOB: 2 BB: 1 P: 8	1B: 6 2B: 1 3B: 0 HR: 0	SF: 0 SAC: 2 DP: 3 HBP: 0	WP: 0 PB: 0 SB: 0 CS: 2	PA: 36
PITCHER	IP WLS BF H R ER SO BB IBB HBP BLK WP HR S P ERA WHIP																			
Nelson Briles, R (1, 1) ERA: 2.84	8.0 L 30 6 2 1 4 2 0 0 0 0 0 0 36 44 1.12 1.000																			
Dave Giusti, R (9, 1) ERA: 1.48	1.0 5 1 0 0 0 1 0 0 0 0 0 0 4 8 0.00 2.000																			

Houston Astros @ Pittsburgh Pirates
Three Rivers Stadium, Pittsburgh, PA

Tue Aug 07 1973, 7:05 PM EDT
Att: 13,841 - Unknown

livebaseballscorecards.com

AB	30
R	2
H	7
RBI	2
BB	3
SO	4
LOB	12



Batter	1	2	3	4	5	6	7	8	9	AB R H RBI BB SO LOB	TOP											
Jimmy Wynn, R (1, 9) OBP: 0.332, SLG: 0.396	0-0 6-3			0-0 4-3	0-0 1B			0-3 K		4 0 1 2 0 1 0												
Roger Metzger, S (1, 6) OBP: 0.307, SLG: 0.346	0-3 K			0-0 1B	0-3 K			0-0 4-3		4 0 1 0 0 2 1												
Cesar Cedeno, R (1, 8) OBP: 0.385, SLG: 0.542	0-0 5-3			0-0 L8				0-0 2B		4 0 1 0 0 0 1												
Bob Watson, R (1, 7) OBP: 0.392, SLG: 0.435		0-3 K		0-0 5-3				0-3 K		4 0 0 0 0 2 2												
Doug Rader, R (1, 5) OBP: 0.313, SLG: 0.421		0-0 4-3			0-0 E			0-3 K		4 1 1 0 0 1 1												
Lee May, R (1, 3) OBP: 0.305, SLG: 0.442		0-3 K			0-0 SH2-4 E 1B			4-0 S BB		3 1 1 0 1 1 0												
Tommie Agee, R (9, PR) OBP: 0.300, SLG: 0.405					1-2 2-H					0 0 0 0 0 0 0												
Tommy Helms, R (1, 4) OBP: 0.319, SLG: 0.363			0-0 6-3		0-0 L8			0-0 6-3		4 0 0 0 0 0 4												
Skip Jutze, R (1, 2) OBP: 0.275, SLG: 0.249			0-3 K		0-0 E2 SH2-4 1B			0-0 4-3		3 1 1 0 0 1 0												
Dave Roberts, L (1, 1) OBP: 0.103, SLG: 0.103			0-3 K		0-0 SH2-4			0-0 L8		1 0 0 0 0 1 0												
Jim Ray, R (7, 1) OBP: 0.200, SLG: 0.200					1-2 2-3					0 0 0 0 0 0 0												
Jimmy Stewart, S (8, PH) OBP: 0.296, SLG: 0.191										1 0 0 0 0 0 0												
Larry Dierker, R (8, 1)										0 0 0 0 0 0 0												
Inning Stats	R: 0 E: 0 K: 1 S: 5	H: 0 LOB: 0 BB: 0 P: 5	R: 0 E: 0 K: 2 S: 7	H: 0 LOB: 0 BB: 0 P: 7	R: 0 E: 0 K: 2 S: 7	H: 0 LOB: 0 BB: 0 P: 7	R: 0 E: 0 K: 0 S: 4	H: 1 LOB: 1 BB: 0 P: 4	R: 3 E: 1 K: 1 S: 9	H: 4 LOB: 1 BB: 0 P: 9	R: 0 E: 0 K: 0 S: 3	H: 0 LOB: 0 BB: 0 P: 3	R: 0 E: 0 K: 0 S: 3	H: 0 LOB: 0 BB: 0 P: 3	R: 0 E: 0 K: 1 S: 5	H: 0 LOB: 0 BB: 0 P: 5	R: 0 E: 0 K: 2 S: 8	H: 1 LOB: 3 BB: 1 P: 12	1B: 5 2B: 1 3B: 0 HR: 0	SF: 0 SAC: 1 DP: 0 HBP: 0	WP: 0 PB: 0 SB: 2 CS: 0	PA: 34
PITCHER	IP WLS BF H R ER SO BB IBB HBP BLK WP HR S P ERA WHIP																					
Jim Rooker, L (1, 1) ERA: 3.28	6.0 W 23 5 3 0 6 0 0 0 0 0 0 0 35 35 0.00 0.833																					
Bob Johnson, R (7, 1) ERA: 3.78	3.0 S 11 1 0 0 3 1 0 0 0 0 0 0 16 20 0.00 0.667																					

Houston Astros @ Pittsburgh Pirates
 Three Rivers Stadium, Pittsburgh, PA
 Wed Aug 08 1973, 7:05 PM EDT
 Att: 15,745 - Unknown

AB	32
R	3
H	6
RBI	2
BB	1
SO	9
LOB	9



Batter	1	2	3	4	5	6	7	8	9	AB R H RBI BB SO LOB	TOP		
Ralph Garr, L (1, 9) OBP: 0.315, SLG: 0.411	0-0 1-3		0-0 G3		0-0 1B			0-0 L8		4 0 1 0 0 0 0			
Mike Lum, L (1, 7) OBP: 0.356, SLG: 0.474	0-0 4-3			0-0 1B BB		0-0 HR		0-0 F6		4 2 2 1 0 0 0			
Darrell Evans, L (1, 5) OBP: 0.408, SLG: 0.578	4-0 FC6-4 BB			4-0 1B SF7 BB		0-0 F4		0-0 G3		2 1 0 0 2 0 0			
Dusty Baker Jr., R (1, 8) OBP: 0.366, SLG: 0.434	0-0 FC6-4 1-2f			0-0 1B S		0-0 5-3		0-0 FC4 1B 2B		4 1 2 1 0 0 1			
Davey Johnson, R (1, 4) OBP: 0.360, SLG: 0.527		0-3 K		0-0 1-2 L5		0-0 L8		0-0 FC4 1B		4 1 0 0 0 1 3			
Frank Tepedino, L (1, 3) OBP: 0.365, SLG: 0.436		0-0 6-3		0-0 SF7			0-0 F7		0-0 G6-4-3 1B	3 0 1 2 0 0 0			
Marty Perez, R (1, 6) OBP: 0.309, SLG: 0.323		0-0 4-3		0-0 6-3			0-0 6-3		0-0 G6-4-3 1B	4 0 1 1 0 0 1			
Paul Casanova, R (1, 2) OBP: 0.254, SLG: 0.387			0-0 6-3		0-0 6-3		4-0 BB		0-0 G6-4-3	3 0 0 0 1 0 2			
Phil Niekro, R (1, 1) OBP: 0.131, SLG: 0.167			0-3 K		0-3 K		0-0 F9		0-0 L8	4 0 0 0 0 2 2			
Inning Stats	R: 0 H: 0 E: 0 LOB: 1 K: 0 BB: 1 S: 3 P: 7	R: 0 H: 0 E: 0 LOB: 0 K: 1 BB: 0 S: 5 P: 5	R: 0 H: 0 E: 0 LOB: 0 K: 1 BB: 0 S: 5 P: 5	R: 2 H: 2 E: 0 LOB: 1 K: 0 BB: 1 S: 5 P: 9	R: 0 H: 1 E: 0 LOB: 1 K: 1 BB: 0 S: 5 P: 5	R: 1 H: 1 E: 0 LOB: 0 K: 0 BB: 0 S: 4 P: 4	R: 0 H: 0 E: 0 LOB: 1 K: 0 BB: 1 S: 3 P: 7	R: 0 H: 0 E: 0 LOB: 0 K: 0 BB: 0 S: 3 P: 3	R: 2 H: 3 E: 0 LOB: 1 K: 0 BB: 0 S: 6 P: 6	1B: 5 SF: 1 2B: 1 SAC: 0 3B: 0 DP: 1 HR: 1 HBP: 0	WP: 0 PA: 36 PB: 0 SB: 1 CS: 0		
PITCHER	IP WLS BF H R ER SO BB IBB HBP BLK WP HR S P ERA WHIP											PITCHER	IP WLS BF H R ER SO BB IBB HBP BLK WP HR S P ERA WHIP
Dock Ellis, R (1, 1) ERA: 2.87	8.0 L 30 4 3 3 3 3 3 0 0 0 0 1 33 45 3.38 0.875												
Dave Giusti, R (9, 1) ERA: 1.78	0.0 4 3 2 2 0 0 0 0 0 0 0 0 4 4 ∞ ∞												
Ramon Hernandez, L (9, 1) ERA: 1.52	1.0 2 0 0 0 0 0 0 0 0 0 0 0 2 2 0.00 0.000												

Atlanta Braves @ Pittsburgh Pirates
 Three Rivers Stadium, Pittsburgh, PA
 Fri Aug 10 1973, 7:05 PM EDT
 Att: 25,781 - Unknown

livebaseballscorecards.com

AB	32
R	5
H	7
RBI	5
BB	3
SO	3
LOB	9



Batter	1	2	3	4	5	6	7	8	9	AB R H RBI BB SO LOB
Gene Clines, R (1, 8) OBP: 0.323, SLG: 0.355	0-0 FC S 1B		0-0 L7			0-3 K			4-0 HR BB	3 1 1 0 1 1 0
Dave Cash, R (1, 5) OBP: 0.329, SLG: 0.346	0-3 FC E 4-3 1-3		0-3 K2-3			0-0 F8			0-3 K	4 0 0 0 0 2 2
Al Oliver, L (1, 3) OBP: 0.301, SLG: 0.454	0-0 4-3 1-3					0-0 4-3			0-0 F9	4 0 0 0 0 0 2
Willie Stargell, L (1, 7) OBP: 0.374, SLG: 0.645						0-0 F8			0-0 HR	4 2 2 2 0 0 0
Richie Zisk, R (1, 9) OBP: 0.405, SLG: 0.608						0-0			4-0 HR	3 1 2 2 1 0 0
Gene Alley, R (9, PR) OBP: 0.304, SLG: 0.298						0-0			BB	0 0 0 0 0 0 0
Manny Sanguillen, R (1, 2) OBP: 0.294, SLG: 0.430						0-0 L5			0-0 P4	4 0 0 0 0 0 2
Rennie Stennett, R (1, 4) OBP: 0.268, SLG: 0.372						0-0 1-3			0-0 F2	3 0 0 0 0 0 0
Dal Maxvill, R (1, 6) OBP: 0.286, SLG: 0.261						0-0 5-3			0-0 P6	2 0 0 0 0 0 0
Richie Hebner, L (8, PH) OBP: 0.349, SLG: 0.463										1 0 0 0 0 0 0
Jackie Hernandez, R (9, 6) OBP: 0.260, SLG: 0.271										0 0 0 0 0 0 0
Dock Ellis, S (1, 1) OBP: 0.121, SLG: 0.105						0-0 F9			0-3 K	2 0 0 0 0 1 0
Bob Robertson, R (8, PH) OBP: 0.329, SLG: 0.403										1 0 0 0 0 1 0
Dave Giusti, R (9, 1) OBP: 0.500, SLG: 0.429										0 0 0 0 0 0 0
Ramon Hernandez, S (9, 1)										0 0 0 0 0 0 0

Inning Stats	R: 0	H: 1	E: 1	K: 0	S: 5	R: 2	H: 2	E: 0	K: 0	S: 5	R: 0	H: 0	E: 0	K: 2	S: 7	R: 0	H: 1	E: 0	K: 0	S: 4	R: 0	H: 0	E: 0	K: 0	S: 3	R: 0	H: 0	E: 0	K: 1	S: 5	R: 0	H: 0	E: 0	K: 0	S: 3	R: 0	H: 0	E: 0	K: 1	S: 5	R: 2	H: 1	E: 0	K: 1	S: 6	1B: 2	2B: 1	3B: 0	HR: 2	SF: 0	SAC: 0	DP: 0	HBP: 0	WP: 1	PB: 0	SB: 1	CS: 0	PA: 33
--------------	------	------	------	------	------	------	------	------	------	------	------	------	------	------	------	------	------	------	------	------	------	------	------	------	------	------	------	------	------	------	------	------	------	------	------	------	------	------	------	------	------	------	------	------	------	-------	-------	-------	-------	-------	--------	-------	--------	-------	-------	-------	-------	--------

PITCHER	IP	WLS	BF	H	R	ER	SO	BB	IBB	HBP	BLK	WP	HR	S	P	ERA	WHIP
Phil Niekro, R (1, 1) ERA: 3.44	9.0	W	33	5	4	4	6	2	0	0	0	1	2	43	51	4.00	0.778

BOTTOM

Atlanta Braves @ Pittsburgh Pirates
Three Rivers Stadium, Pittsburgh, PA
 Fri Aug 10 1973, 7:05 PM EDT
 Att. 25,781 - Unknown

AB	31
R	4
H	5
RBI	4
BB	2
SO	5
LOB	6



livebaseballscorecards.com

Batter	1	2	3	4	5	6	7	8	9	AB R H RBI BB SO LOB	TOP											
Ralph Garr, L (1, 9) OBP: 0.316, SLG: 0.411	0-0 4-3		0-0 E8 SF8 1B		0-0 F9		0-0 F7		0-0 S 1B HR 1B	5 2 2 1 0 0 0												
Mike Lum, L (1, 3) OBP: 0.356, SLG: 0.473	0-0 F3		0-0 SF8		0-0 F9		4-0 BB		0-0 1-2 HR 1B	3 1 1 2 1 0 0												
Darrell Evans, L (1, 5) OBP: 0.406, SLG: 0.581	0-3 K		0-0 HR		0-0 3-1		0-0 4-3		0-3 K	5 1 1 1 0 2 3												
Hank Aaron, R (1, 7) OBP: 0.368, SLG: 0.570 Sonny Jackson, L (8, PR) OBP: 0.287, SLG: 0.252 (8, 7)		0-0 F3	0-0 6-3			0-0 F7		0-0 1B	0-0 F5	4 0 1 0 0 0 0 1 0 0 0 0 0 3												
Dusty Baker Jr., R (1, 8) OBP: 0.366, SLG: 0.447		0-0 F4		0-0 F8		0-0 HR		0-3 K	0-0 1-H HR	5 2 2 4 0 1 1												
Davey Johnson, R (1, 4) OBP: 0.363, SLG: 0.527		0-0 1B		4-0 1B BB		0-0 S 1B		0-0 F8	0-0 F8	4 0 2 0 1 0 2												
Dick Dietz, R (1, 2) OBP: 0.475, SLG: 0.413		0-0 4-3		0-0 1-2 1B		0-3 K		0-0 5-3		4 0 1 0 0 1 3												
Marty Perez, R (1, 6) OBP: 0.311, SLG: 0.325			0-0 SH5-4 1B 1B		0-0 F7		0-3 K		0-0 2B 1B	4 2 2 0 0 1 3												
Roric Harrison, R (1, 1) OBP: 0.063, SLG: 0.188 Adrian Devine, R (6, 1) OBP: 0.400, SLG: 0.250 Chuck Goggin, S (7, PH) OBP: 0.254, SLG: 0.349 Tom House, L (7, 1) OBP: 0.288, SLG: 0.429 Freddie Velazquez, R (9, PH) OBP: 0.389, SLG: 0.412 Max Leon, R (9, PR) OBP: 0.250, SLG: 0.250 Carl Morton, R (9, 1) OBP: 0.243, SLG: 0.379			0-0 SH5-4		0-3 K		0-0 F6		0-0 1-H 1B 2B	1 0 0 0 0 0 1 2 0 0 0 0 0 0 0 0 1 0 0 0 0 0 0 0 0 0 0 0 0 0 0 0 1 0 1 1 0 0 0 0 0 1 0 0 0 0 0 0 0 0 0 0 0 0 0 0												
Inning Stats	R: 0 E: 0 K: 1 S: 5	H: 0 LOB: 0 BB: 0 P: 5	R: 0 E: 0 K: 0 S: 4	H: 1 LOB: 1 BB: 0 P: 4	R: 3 E: 1 K: 0 S: 6	H: 3 LOB: 0 BB: 0 P: 6	R: 0 E: 0 K: 1 S: 6	H: 1 LOB: 2 BB: 1 P: 10	R: 0 E: 0 K: 0 S: 3	H: 0 LOB: 0 BB: 0 P: 3	R: 1 E: 0 K: 2 S: 9	H: 2 LOB: 1 BB: 0 P: 9	R: 0 E: 0 K: 0 S: 3	H: 0 LOB: 1 BB: 1 P: 7	R: 0 E: 0 K: 1 S: 6	H: 1 LOB: 1 BB: 0 P: 6	R: 5 E: 0 K: 1 S: 10	H: 5 LOB: 1 BB: 0 P: 10	1B: 9 2B: 1 3B: 0 HR: 3	SF: 1 SAC: 1 DP: 0 HBP: 0	WP: 0 PB: 0 SB: 2 CS: 0	PA: 42
PITCHER	IP WLS BF H R ER SO BB IBB HBP BLK WP HR S P ERA WHIP																				PITCHER	IP WLS BF H R ER SO BB IBB HBP BLK WP HR S P ERA WHIP
John Morlan, R (1, 1) ERA: 3.57	5.0 L 21 5 3 3 2 1 0 0 0 0 1 24 28 5.40 1.200																					
Bob Johnson, R (6, 1) ERA: 3.86	1.0 5 2 1 1 2 0 0 0 0 0 0 1 9 9 9.00 2.000																					
Luke Walker, L (7, 1) ERA: 4.31	2.0 10 3 2 2 1 1 0 0 0 0 0 0 11 15 9.00 2.000																					
Ramon Hernandez, L (9, 1) ERA: 1.94	1.0 6 3 3 3 1 0 0 0 0 0 0 1 8 8 27.00 3.000																					

Atlanta Braves @ Pittsburgh Pirates
 Three Rivers Stadium, Pittsburgh, PA
 Sat Aug 11 1973, 7:05 PM EDT
 Att: 21,365 - Unknown

livebaseballscorecards.com

AB	38
R	9
H	13
RBI	9
BB	2
SO	6
LOB	17



Batter	1	2	3	4	5	6	7	8	9	AB R H RBI BB SO LOB	TOP										
Ralph Garr, L (1, 9) OBP: 0.317, SLG: 0.414	0-0 4-3		0-0 4-3 2B		0-0 2-H 1-3 1B		0-0 6-3			4 0 2 1 0 0 0	Atlanta Braves @ Pittsburgh Pirates Three Rivers Stadium, Pittsburgh, PA Sun Aug 12 1973, 3:33 AM EDT Att: 28,718 - Unknown										
Mike Lum, L (1, 7) OBP: 0.353, SLG: 0.468	0-3 K		0-0 4-3		0-0 1-3			0-0 4-3		4 0 0 0 0 1 2											
Darrell Evans, L (1, 5) OBP: 0.405, SLG: 0.577	0-3 K		0-0 P4		0-0 F9			4-0 G5-4-3 BB		3 0 0 0 1 1 2											
Dusty Baker Jr., R (1, 8) OBP: 0.363, SLG: 0.443		0-0 L8		0-0 1-3		0-0 P3		0-0 G5-4-3 1-2f		4 0 0 0 0 0 1											
Davey Johnson, R (1, 4) OBP: 0.362, SLG: 0.531		0-0 F3		0-0 5-3		0-0 HR		0-3 K		4 1 1 1 0 1 0											
Frank Tepedino, L (1, 3) OBP: 0.370, SLG: 0.433		0-0 2B 1B		4-0 BB		0-0 L8		0-0 L8		3 0 1 0 1 0 0											
Sonny Jackson, L (1, 6) OBP: 0.292, SLG: 0.270		0-0 1-3 2B		0-0 G3		0-0 F5		0-0 2B		4 0 2 0 0 0 1											
Paul Casanova, R (1, 2) OBP: 0.254, SLG: 0.383		0-0 6-3		0-0 SH1-4 1B 1B		0-0 F9		0-0 P2		4 1 1 0 0 0 3											
Ron Schueler, R (1, 1) OBP: 0.186, SLG: 0.167			0-0 P4		0-0 SH1-4		0-0 1B			1 0 0 0 0 0 0											
Joe Niekro, R (5, 1)										0 0 0 0 0 0 0											
Chuck Goggin, S (7, PH) OBP: 0.333, SLG: 0.359										1 0 1 0 0 0 0											
Gary Neibauer, R (7, 1) OBP: 0.500, SLG: 2.000										0 0 0 0 0 0 0											
Inning Stats	R: 0 E: 0 K: 2 S: 7	H: 0 LOB: 0 BB: 0 P: 7	R: 0 E: 0 K: 0 S: 5	H: 2 LOB: 2 BB: 0 P: 5	R: 0 E: 0 K: 0 S: 4	H: 1 LOB: 1 BB: 0 P: 4	R: 0 E: 0 K: 0 S: 3	H: 0 LOB: 1 BB: 1 P: 7	R: 1 E: 0 K: 0 S: 5	H: 2 LOB: 1 BB: 0 P: 5	R: 1 E: 0 K: 0 S: 4	H: 1 LOB: 0 BB: 0 P: 4	R: 0 E: 0 K: 0 S: 3	H: 1 LOB: 0 BB: 0 P: 3	R: 0 E: 0 K: 0 S: 2	H: 0 LOB: 0 BB: 1 P: 6	R: 0 E: 0 K: 1 S: 6	H: 1 LOB: 1 BB: 0 P: 6	1B: 4 2B: 3 3B: 0 HR: 1	SF: 0 SAC: 1 DP: 1 HBP: 0	WP: 0 PA: 35 PB: 0 SB: 0 CS: 0
PITCHER Bob Moose, R (1, 1) ERA: 3.93	IP: 9.0 WLS: W BF: 35 H: 8 R: 2 ER: 2 SO: 3 BB: 2 IBB: 0 HBP: 0 BLK: 0 WP: 0 HR: 1 S: 39 P: 47 ERA: 2.00 WHIP: 1.111											PITCHER	IP: WLS: BF: H: R: ER: SO: BB: IBB: HBP: BLK: WP: HR: S: P: ERA: WHIP:								

livebaseballscorecards.com

AB	32
R	2
H	8
RBI	2
BB	2
SO	3
LOB	9



Batter	1	2	3	4	5	6	7	8	9
Gene Clines, R (1, 8) OBP: 0.330, SLG: 0.361	0-0 L9		0-0 4-3 6-3 3B 1B		0-0 1-2 E S 1B	0-0 L9			
Rennie Stennett, R (1, 4) OBP: 0.264, SLG: 0.365	0-0 F9		0-0 6-3		0-0 F3		0-0 5-3		
Al Oliver, L (1, 3) OBP: 0.298, SLG: 0.448	0-0 1-3		0-0 4-3		0-0 2B 1B		0-0 F7		
Willie Stargell, L (1, 7) OBP: 0.381, SLG: 0.659		4-0 WP 1B SF9 BB	0-0 3B		0-0 1B 2B		0-3 K		
Richie Zisk, R (1, 9) OBP: 0.404, SLG: 0.596		0-0 SF9 WP 1B	0-0 4-3		0-0 1B		0-0 5-3		
Milt May, L (1, 2) OBP: 0.362, SLG: 0.389		0-0 F8		0-0 F8	0-0 F3		0-0 4-3		
Richie Hebner, L (1, 5) OBP: 0.350, SLG: 0.457		4-0 IBB		0-3 K		4-0 SH1-4 BB		0-0 L4	
Gene Alley, R (9, 5) OBP: 0.304, SLG: 0.298									
Dal Maxvill, R (1, 6) OBP: 0.275, SLG: 0.252		0-0 SF9		0-0 F7		0-0 SH1-4			
Bob Moose, R (1, 1) OBP: 0.184, SLG: 0.152		0-0 L6			0-0 CS 1B 1B		0-0 F7		

Inning Stats	R: 0	H: 0	E: 0	K: 0	S: 3	R: 1	H: 1	E: 0	K: 0	S: 4	R: 1	H: 2	E: 0	K: 0	S: 5	R: 0	H: 0	E: 0	K: 1	S: 5	R: 3	H: 5	E: 0	K: 0	S: 7	R: 0	H: 0	E: 0	K: 0	S: 3	R: 0	H: 0	E: 0	K: 1	S: 5	R: 0	H: 0	E: 0	K: 0	S: 3
	LOB: 0	BB: 0	P: 3	LOB: 2	BB: 2	P: 12	LOB: 1	BB: 0	P: 5	LOB: 0	BB: 0	P: 5	LOB: 1	BB: 1	P: 7	LOB: 1	BB: 1	P: 7	LOB: 0	BB: 0	LOB: 0	BB: 0	P: 5	LOB: 0	BB: 1	LOB: 0	BB: 0	P: 3	LOB: 0	BB: 0	LOB: 0	BB: 0	P: 3	LOB: 0	BB: 0	LOB: 0	BB: 0	P: 3		

PITCHER	IP	WLS	BF	H	R	ER	SO	BB	IBB	HBP	BLK	WP	HR	S	P	ERA	WHIP
Ron Schueler, R (1, 1) ERA: 4.09	4.2	L	21	6	4	4	1	1	1	0	0	1	0	21	29	7.71	1.500
Joe Niekro, R (5, 1) ERA: 6.75	1.1		7	2	1	1	0	1	0	0	0	0	0	6	10	6.75	2.250
Gary Neibauer, R (7, 1) ERA: 3.38	2.0		6	0	0	0	1	0	0	0	0	0	0	8	8	0.00	0.000

BOTTOM

AB R H RBI BB SO LOB

4 2 2 0 0 0 1

4 0 0 0 0 0 3

4 1 1 1 0 0 1

3 2 2 2 1 1 0

4 0 2 1 0 0 1

4 0 0 0 0 0 3

2 0 0 0 2 1 0

0 0 0 0 0 0 0

1 0 0 1 0 0 0

3 0 1 0 0 0 3

Atlanta Braves @ Pittsburgh Pirates
Three Rivers Stadium, Pittsburgh, PA

Sun Aug 12 1973, 3:33 AM EDT
Att. 28,718 - Unknown

livebaseballscorecards.com

AB 29
R 5
H 8
RBI 5
BB 3
SO 2
LOB 12



WP: 1 PA: 34
PB: 0
SB: 1
CS: 1

Batter	1	2	3	4	5	6	7	8	9	AB R H RBI BB SO LOB	TOP									
Pete Rose, S (1, 7) OBP: 0.411, SLG: 0.440	0-0 4-3		0-0 L4			0-0 F7		0-0 1B		4 0 1 0 0 0 0										
Joe Morgan, L (1, 4) OBP: 0.413, SLG: 0.493	0-0 1B		0-0 G3			0-0 L8		0-0 G3		4 1 1 0 0 0 1										
Dan Driessen, L (1, 5) OBP: 0.370, SLG: 0.420	0-0 F5					0-0 3-1				4 1 1 0 0 0 1										
Tony Perez, R (1, 3) OBP: 0.385, SLG: 0.522 Don Gullett, R (9, PR) OBP: 0.280, SLG: 0.186	0-0 1B		0-3 K			0-0 4-3		0-0 1B		4 0 2 2 0 1 0 0 0 0 0 0 0 0										
Johnny Bench, R (1, 2) OBP: 0.339, SLG: 0.443	0-0 F2		0-0 F9			0-0 6-3		0-0 6-3		4 0 0 0 0 0 2										
Bobby Tolan, L (1, 9) OBP: 0.258, SLG: 0.311			0-0 P5			0-0 F7		0-3 K		4 0 1 0 0 1 2										
Cesar Geronimo, L (1, 8) OBP: 0.254, SLG: 0.273 Phil Gagliano, R (9, PH) OBP: 0.369, SLG: 0.273			0-0 G3			0-0 L5		4-0 BB		3 0 0 0 0 1 1 0 0 0 0 1 0 0										
Darrel Chaney, S (1, 6) OBP: 0.295, SLG: 0.231 Larry Stahl, L (8, PH) OBP: 0.330, SLG: 0.333 Ed Crosby, L (8, 6) OBP: 0.292, SLG: 0.246 Andy Kosco, R (9, PH) OBP: 0.364, SLG: 0.500			0-0 L8			0-0 FC6		0-3 K		2 0 1 0 0 0 0 1 0 0 0 0 0 0 0 0 0 0 0 0 0 1 0 0 0 0 1 2										
Fred Norman, S (1, 1) OBP: 0.097, SLG: 0.067 Hal King, L (8, PH) OBP: 0.296, SLG: 0.565 Pedro Borbon, R (8, 1) OBP: 0.300, SLG: 0.300			0-0 1-3			0-0 FC6		0-0 L8		2 0 0 0 0 0 1 1 0 0 0 0 0 0 0 0 0 0 0 0 0										
Inning Stats	R: 1 E: 0 K: 0 S: 5	H: 2 LOB: 1 BB: 0 P: 5	R: 0 E: 0 K: 0 S: 3	H: 0 LOB: 0 BB: 0 P: 3	R: 0 E: 0 K: 1 S: 5	H: 0 LOB: 0 BB: 0 P: 5	R: 0 E: 0 K: 0 S: 4	H: 1 LOB: 1 BB: 0 P: 4	R: 0 E: 0 K: 0 S: 3	H: 0 LOB: 0 BB: 0 P: 3	R: 0 E: 0 K: 1 S: 6	H: 1 LOB: 1 BB: 0 P: 6	R: 0 E: 0 K: 0 S: 4	H: 1 LOB: 1 BB: 0 P: 4	R: 1 E: 0 K: 2 S: 9	H: 2 LOB: 2 BB: 1 P: 13	1B: 6 2B: 1 3B: 0 HR: 0	SF: 0 SAC: 0 DP: 0 HBP: 0	WP: 0 PB: 0 SB: 1 CS: 0	PA: 35
PITCHER	IP WLS BF H R ER SO BB IBB HBP BLK WP HR S P ERA WHIP																			
Nelson Briles, R (1, 1) ERA: 2.81	8.1 W 32 7 2 2 2 0 0 0 0 0 0 0 36 36 2.16 0.840																			
Ramon Hernandez, L (9, 1) ERA: 1.93	0.1 1 0 0 0 1 0 0 0 0 0 0 0 3 3 0.00 0.000																			
Dave Giusti, R (9, 1) ERA: 1.77	0.1 S 2 0 0 0 1 1 0 0 0 0 0 0 3 7 0.00 3.000																			

Cincinnati Reds @ Pittsburgh Pirates
 Three Rivers Stadium, Pittsburgh, PA
 Mon Aug 13 1973, 7:05 PM EDT
 Att: 15,396 - Unknown

livebaseballscorecards.com

AB	34
R	2
H	7
RBI	2
BB	1
SO	4
LOB	10



Batter	1	2	3	4	5	6	7	8	9	AB	R	H	RBI	BB	SO	LOB
Gene Clines, R OBP: 0.324, SLG: 0.354 (1, 8)	L5-3		L6-3		L1		L8			4	0	0	0	0	0	1
Dave Cash, R OBP: 0.324, SLG: 0.340 (1, 5)	F9			6-3	F8		F7			4	0	0	0	0	0	1
Al Oliver, L OBP: 0.295, SLG: 0.444 (1, 3)	F9			L6	E5		G3			4	0	0	0	0	0	1
Willie Stargell, L OBP: 0.384, SLG: 0.671 (1, 7)		HR		1B	K			1B	2B	4	2	3	1	0	1	2
Richie Zisk, R OBP: 0.406, SLG: 0.591 (1, 9)		4-3		1B	K			1B	G5-2-3	3	1	1	0	1	1	0
Manny Sanguillen, R OBP: 0.295, SLG: 0.429 (1, 2)		5-3		1B	P4			1B		4	0	2	1	0	0	0
Rennie Stennett, R OBP: 0.269, SLG: 0.370 (1, 4)		6-3		1B				1B	IBB	3	0	2	1	1	0	0
Dal Maxvill, R OBP: 0.281, SLG: 0.254 (1, 6)			L6-3		F9			G5-2-3		3	0	1	0	1	0	5
Dave Giusti, R OBP: 0.500, SLG: 0.429 (9, 1)										0	0	0	0	0	0	0
Nelson Briles, R OBP: 0.254, SLG: 0.309 (1, 1)			K							3	0	0	0	0	3	3
Ramon Hernandez, S OBP: 0.260, SLG: 0.271 (9, 6)										0	0	0	0	0	0	0
Jackie Hernandez, R OBP: 0.260, SLG: 0.271 (9, 6)										0	0	0	0	0	0	0

Inning Stats	R: 0	H: 0	E: 0	K: 0	S: 3	R: 1	H: 1	E: 0	K: 0	S: 4	R: 0	H: 1	E: 0	K: 1	S: 5	R: 2	H: 3	E: 0	K: 0	S: 6	R: 0	H: 0	E: 2	K: 2	S: 9	R: 0	H: 1	E: 0	K: 2	S: 8	R: 0	H: 0	E: 0	K: 0	S: 3	R: 0	H: 3	E: 0	K: 0	S: 4	R: 0	H: 0	E: 0	K: 0	S: 4	1B: 6	SF: 0	2B: 2	SAC: 0	3B: 0	DP: 2	HR: 1	HBP: 0	WP: 0	PA: 35
--------------	------	------	------	------	------	------	------	------	------	------	------	------	------	------	------	------	------	------	------	------	------	------	------	------	------	------	------	------	------	------	------	------	------	------	------	------	------	------	------	------	------	------	------	------	------	-------	-------	-------	--------	-------	-------	-------	--------	-------	--------

PITCHER	IP	WLS	BF	H	R	ER	SO	BB	IBB	HBP	BLK	WP	HR	S	P	ERA	WHIP
Fred Norman, L ERA: 3.39 (1, 1)	7.0	L	30	6	3	3	5	1	1	0	0	0	1	38	46	3.86	1.000
Pedro Borbon, R ERA: 2.52 (8, 1)	1.0		5	3	0	0	0	0	1	0	0	0	0	4	8	0.00	3.000

BOTTOM

Cincinnati Reds @ Pittsburgh Pirates
 Three Rivers Stadium, Pittsburgh, PA
 Mon Aug 13 1973, 7:05 PM EDT
 Att. 15,396 - Unknown

livebaseballscorecards.com

AB	32
R	3
H	9
RBI	3
BB	3
SO	5
LOB	13



Batter	1	2	3	4	5	6	7	8	9	AB R H RBI BB SO LOB	TOP													
Pete Rose, S (1, 7) OBP: 0.412, SLG: 0.441	0-0 1B 1B	0-0 L9			4-0 BB		0-0 P4		0-0 BB 1B	4 1 2 1 1 0 1														
Joe Morgan, L (1, 4) OBP: 0.412, SLG: 0.491	0-0 1B 1B		0-0 F7		0-3 K			0-0 L9	4-0 FC6-4 BB	4 1 1 0 1 1 1														
Dan Driessen, L (1, 5) OBP: 0.368, SLG: 0.417	0-0 1B 1B		0-0 L8			0-0 G3		0-3 K	0-0 FC6-4	4 0 1 1 0 1 0														
Denis Menke, R (8, 5) OBP: 0.360, SLG: 0.250	1-3 3-H 1B 1B								1-2 2-3 1B	1 0 0 0 0 0 3														
Tony Perez, R (1, 3) OBP: 0.386, SLG: 0.529	0-0 G5-3 1B 1B		0-3 K			0-0 HR		0-0 L8		4 1 2 2 0 1 0														
Johnny Bench, R (1, 9) OBP: 0.343, SLG: 0.449	0-0 1B			0-3 K		0-0 1B			0-0 E7 1B 2B	4 0 3 0 0 1 0														
Cesar Geronimo, L (9, PR) OBP: 0.254, SLG: 0.273	1-2 1B									0 1 0 0 0 0 0														
Andy Kosco, R (1, 8) OBP: 0.357, SLG: 0.483	0-0 G5-3 2-3f			0-3 K		0-0 F2			0-0 1B SH1-4 1B	4 1 1 1 0 1 3														
Bill Plummer, R (1, 2) OBP: 0.290, SLG: 0.272		4-0 BB		0-0 1-3		0-0 F9			0-0 SH1-4	2 0 0 0 1 0 1														
Darrel Chaney, S (1, 6) OBP: 0.287, SLG: 0.224			0-3 K		0-3 K		0-0 6-3		0-0 P4	4 0 0 0 0 2 3														
Ross Grimsley, L (1, 1) OBP: 0.065, SLG: 0.065			0-3 K		0-3 K		0-3 K		0-0 BB 1B 1B	3 0 0 0 0 3 1														
Clay Carroll, R (7, 1) OBP: 0.182, SLG: 0.182									2-3 1B	0 0 0 0 0 0 0														
Phil Gagliano, R (9, PH) OBP: 0.379, SLG: 0.296										1 0 1 0 0 0 0														
Don Gullett, R (9, PR) OBP: 0.280, SLG: 0.186										0 0 0 0 0 0 0														
Pedro Borbon, R (9, 1) OBP: 0.300, SLG: 0.300										0 0 0 0 0 0 0														
Tom Hall, L (9, 1) OBP: 0.045, SLG: 0.045										0 0 0 0 0 0 0														
Inning Stats	R: 2 E: 0 K: 0 S: 6	H: 5 LOB: 1 BB: 0 P: 6	R: 0 E: 0 K: 2 S: 7	H: 0 LOB: 1 BB: 1 P: 11	R: 0 E: 0 K: 1 S: 5	H: 0 LOB: 0 BB: 0 P: 5	R: 0 E: 0 K: 2 S: 7	H: 0 LOB: 0 BB: 0 P: 7	R: 0 E: 0 K: 3 S: 9	H: 0 LOB: 1 BB: 1 P: 13	R: 1 E: 0 K: 0 S: 5	H: 2 LOB: 1 BB: 0 P: 5	R: 0 E: 0 K: 1 S: 5	H: 0 LOB: 0 BB: 0 P: 5	R: 0 E: 0 K: 1 S: 5	H: 0 LOB: 0 BB: 0 P: 5	R: 2 E: 1 K: 0 S: 7	H: 4 LOB: 3 BB: 1 P: 11	1B: 9 2B: 1 3B: 0 HR: 1	SF: 0 SAC: 1 DP: 1 HBP: 0	WP: 0 PB: 0 SB: 1 CS: 0	PA: 39		
PITCHER	IP	WLS	BF	H	R	ER	SO	BB	IBB	HBP	BLK	WP	HR	S	P	ERA	WHIP							
Jim Rooker, L (1, 1) ERA: 3.32	7.0		28	7	3	3	9	2	0	0	0	0	1	44	52	3.86	1.286							
Ramon Hernandez, L (8, 1) ERA: 2.17	1.2	L	10	4	2	2	1	1	0	0	0	0	0	11	15	10.80	3.000							
Dave Giusti, R (9, 1) ERA: 1.76	0.1		1	0	0	0	0	0	0	0	0	0	0	1	1	0.00	0.000							

Cincinnati Reds @ Pittsburgh Pirates
 Three Rivers Stadium, Pittsburgh, PA
 Tue Aug 14 1973, 7:05 PM EDT
 Att: 17,841 - Unknown

livebaseballscorecards.com

AB 35
 R 5
 H 11
 RBI 5
 BB 3
 SO 10
 LOB 13



BOTTOM

Cincinnati Reds @ Pittsburgh Pirates
Three Rivers Stadium, Pittsburgh, PA
Tue Aug 14 1973, 7:05 PM EDT
Att. 17,841 - Unknown

livebaseballscorecards.com

AB 35
R 4
H 10
RBI 2
BB 2
SO 2
LOB 16



WP: 0 PA: 38
PB: 2
SB: 0
CS: 0

AB R H RBI BB SO LOB

4	0	0	0	1	0	5
4	0	0	0	0	0	3
1	0	0	0	0	0	1
4	0	1	0	0	0	0
4	0	0	0	0	0	1
4	1	2	0	0	0	0
4	1	2	1	0	0	1
3	2	1	0	1	0	1
3	0	3	0	0	0	0
2	0	0	0	0	1	3
0	0	0	0	0	0	0
1	0	1	1	0	0	0
0	0	0	0	0	0	0
0	0	0	0	0	0	0
0	0	0	0	0	0	0
1	0	0	0	0	1	1

Batter	1	2	3	4	5	6	7	8	9
Gene Clines, R (1, 8) OBP: 0.321, SLG: 0.347	4-0 BB G3-6-3	0-0 FC6-4 1-2f			0-0 F3 2		0-0 L8 2		0-0 FC6-4 PB 1-2f
Dave Cash, R (1, 5) Milt May, L (9, PH) OBP: 0.320, SLG: 0.336 OBP: 0.361, SLG: 0.387	0-0 G3-6-3 1-2f		0-0 5-3 1		0-0 F9 3		0-0 FC6-4 1-2f		0-0 G3 1-2
Al Oliver, L (1, 3)	0-0 1B		0-0 4-3 2			0-0 G3 1		0-0 4-3 1	
Willie Stargell, L (1, 7)	0-0 L4 3		0-0 F9 3			0-0 F7 2		0-0 P5 2	
Richie Zisk, R (1, 9)		0-0 1B 2B		0-0 L7 1		0-0 5-3 3		0-0 1B	
Manny Sanguillen, R (1, 2)		0-0 1B 1B 2-H		0-0 F8 2		0-0 SH5-4 PB 1B		0-0 G3	
Rennie Stennett, R (1, 4)		0-0 F8 1		0-0 G3 3		0-0 SH5-4 PB 1B BB		0-0 1B E 1B	
Dal Maxvill, R (1, 6)		0-0 FC6-4 1-2 1B		0-0 3B		0-0 SH5-4 1-2 2-3		0-0 E4 FC6-4 1B	
Jim Rooker, R (1, 1) Bob Robertson, R (7, PH) Richie Hebner, L (7, PH) Ramon Hernandez, S (8, 1) Dave Giusti, R (9, 1) Gene Alley, R (9, PH) OBP: 0.180, SLG: 0.180 OBP: 0.328, SLG: 0.402 OBP: 0.351, SLG: 0.459 OBP: 0.351, SLG: 0.459 OBP: 0.600, SLG: 0.429 OBP: 0.502, SLG: 0.298		0-3 K 2		0-0 5-3 1		0-0 FC6-4 1B 2-H 3-H		0-3 K S S S	

Inning Stats	R: 0	H: 1	E: 0	LOB: 1	K: 0	BB: 1	S: 3	P: 7
	R: 1	H: 3	E: 0	LOB: 2	K: 1	BB: 0	S: 8	P: 8
	R: 0	H: 0	E: 0	LOB: 0	K: 0	BB: 0	S: 3	P: 3
	R: 0	H: 0	E: 0	LOB: 0	K: 0	BB: 0	S: 3	P: 3
	R: 0	H: 1	E: 0	LOB: 1	K: 0	BB: 0	S: 4	P: 4
	R: 0	H: 0	E: 0	LOB: 0	K: 0	BB: 0	S: 3	P: 3
	R: 2	H: 2	E: 0	LOB: 1	K: 0	BB: 1	S: 5	P: 9
	R: 0	H: 1	E: 0	LOB: 1	K: 0	BB: 0	S: 4	P: 4
	R: 1	H: 2	E: 1	LOB: 1	K: 1	BB: 0	S: 7	P: 7

PITCHER	IP	WLS	BF	H	R	ER	SO	BB	IBB	HBP	BLK	WP	HR	S	P	ERA	WHIP
Ross Grimsley, L (1, 1) ERA: 2.98	6.1		26	6	3	3	1	2	0	0	0	0	0	26	34	4.26	1.263
Clay Carroll, R (7, 1) ERA: 3.84	1.2	W	7	2	0	0	0	0	0	0	0	0	0	7	7	0.00	1.200
Pedro Borbon, R (9, 1) ERA: 2.5	0.2		4	2	1	0	1	0	0	0	0	0	0	6	6	0.00	3.000
Tom Hall, L (9, 1) ERA: 3.83	0.1	S	1	0	0	0	0	0	0	0	0	0	0	1	1	0.00	0.000

Batter	1	2	3	4	5	6	7	8	9	AB R H RBI BB SO LOB	TOP							
Pete Rose, S (1, 7) OBP: 0.411, SLG: 0.439	0-0 4-3 2-3 1B		0-0 L8			0-0 G3		0-0 P6		4 0 1 0 0 0 1								
Joe Morgan, L (1, 4) OBP: 0.413, SLG: 0.491	0-0 2-3 1-2			0-0 3-1		0-0 S 1B			0-0 S 1B	4 1 2 0 0 0 1								
Dan Driessen, L (1, 5) OBP: 0.366, SLG: 0.412 (9, 3)	0-0 4-3 2-3			0-0 6-3		0-0 4-3 1-2			4-0 1B FC6-2 IBB	3 0 0 0 1 0 2								
Tony Perez, R (1, 3) OBP: 0.387, SLG: 0.529 Don Gullett, R (9, PR) OBP: 0.280, SLG: 0.186 Denis Menke, R (9, 5) OBP: 0.360, SLG: 0.250	0-0 6-3			0-0 6-3			0-0 FC5-4 1B		0-0 FC6-2 1-3 2-H 1B	4 0 2 1 0 0 1 0 0 0 0 0 0 0 0 0 0 0 0 0 0								
Johnny Bench, R (1, 2) OBP: 0.340, SLG: 0.444		0-0 6-3		0-0 5-3		0-0 FC5-4 G4-6-3 1-2f			0-0 FC6-2 1-2	4 0 0 0 0 0 3								
Bobby Tolan, L (1, 9) OBP: 0.255, SLG: 0.308		0-0 B2-3		0-0 4-3		0-0 G4-6-3 1-2f			0-3 3-H K	4 0 0 0 0 1 3								
Cesar Geronimo, L (1, 8) OBP: 0.254, SLG: 0.272		0-3 K		0-0 1B				0-0 1-3	0-3 K	4 0 1 0 0 2 2								
Ed Crosby, L (1, 6) OBP: 0.293, SLG: 0.238 Darrel Chaney, S (8, PR) OBP: 0.287, SLG: 0.224 (8, 6)			0-3 K	0-0 4-3				4-0 FC1-6 BB		2 0 0 0 1 1 1 0 0 0 0 0 0 0								
Jack Billingham, R (1, 1) OBP: 0.053, SLG: 0.014			0-0 F9		0-0 5-3			0-0 FC1-6 1-2f		3 0 0 0 0 0 1								
Inning Stats	R: 0 E: 0 K: 0 S: 4	H: 1 LOB: 1 BB: 0 P: 4	R: 0 E: 0 K: 1 S: 5	H: 0 LOB: 0 BB: 0 P: 5	R: 0 E: 0 K: 1 S: 3	H: 0 LOB: 0 BB: 0 P: 3	R: 0 E: 0 K: 0 S: 4	H: 1 LOB: 1 BB: 0 P: 4	R: 0 E: 0 K: 0 S: 3	H: 1 LOB: 0 BB: 0 P: 3	R: 0 E: 0 K: 0 S: 3	H: 0 LOB: 1 BB: 1 P: 7	R: 1 E: 0 K: 2 S: 9	H: 2 LOB: 2 BB: 1 P: 13	1B: 6 2B: 0 3B: 0 HR: 0	SF: 0 SAC: 0 DP: 1 HBP: 0	WP: 0 PB: 0 SB: 2 CS: 0	PA: 34
PITCHER	IP WLS BF H R ER SO BB IBB HBP BLK WP HR S P ERA WHIP																	
Dock Ellis, R (1, 1) ERA: 2.78	8.0 L 31 6 1 1 2 1 1 0 0 0 0 0 0 33 41 1.12 0.875																	
Dave Giusti, R (9, 1) ERA: 1.73	1.0 3 0 0 0 2 0 0 0 0 0 0 0 0 7 7 0.00 0.000																	

Cincinnati Reds @ Pittsburgh Pirates
 Three Rivers Stadium, Pittsburgh, PA
 Wed Aug 15 1973, 7:05 PM EDT
 Att: 20,903 - Unknown

livebaseballscorecards.com

AB	32
R	1
H	6
RBI	1
BB	2
SO	4
LOB	15



Batter	1	2	3	4	5	6	7	8	9	AB	R	H	RBI	BB	SO	LOB
Gene Clines, R (1, 8) OBP: 0.319, SLG: 0.345	0-0 L6-3		0-0 L8		0-0		0-0 L9			4	0	1	0	0	0	2
Rennie Stennett, R (1, 4) OBP: 0.269, SLG: 0.366	0-3 K		0-0 L3		0-0		0-0	0-0 L4		4	0	0	0	0	1	3
Al Oliver, L (1, 3) OBP: 0.294, SLG: 0.440	0-0 F8			0-0	4-3			0-0		3	0	0	0	1	0	0
Willie Stargell, L (1, 7) OBP: 0.382, SLG: 0.664		0-3 K		0-0	WP			4-0		3	0	1	0	1	1	1
Richie Zisk, R (1, 9) OBP: 0.404, SLG: 0.587		0-0		0-0	4-3			0-0		4	0	1	0	0	0	2
Richie Hebner, L (1, 5) OBP: 0.353, SLG: 0.458		0-0		4-0				0-0		3	0	1	0	1	0	2
Gene Alley, R (9, PR) OBP: 0.302, SLG: 0.296		0-0		4-0	FC4-6			0-0		0	0	0	0	0	0	0
Manny Sanguillen, R (1, 2) OBP: 0.299, SLG: 0.429				0-0	FC4-6			0-0		3	0	1	0	1	0	3
Dal Maxvill, R (1, 6) OBP: 0.291, SLG: 0.281				0-0	L9			0-0		3	0	0	0	0	0	1
Milt May, L (9, PH) OBP: 0.360, SLG: 0.386				0-0	F7			0-0		1	0	0	0	0	0	1
Dock Ellis, S (1, 1) OBP: 0.131, SLG: 0.117				0-0	K			0-0		3	0	1	0	0	1	0
Dave Giusti, R (9, 1) OBP: 0.500, SLG: 0.429				0-0	K			0-0		0	0	0	0	0	0	0

Inning Stats	R: 0	H: 0	R: 0	H: 0	R: 0	H: 1	R: 0	H: 1	R: 0	H: 2	R: 0	H: 0	R: 0	H: 0	R: 0	H: 1	R: 0	H: 1	R: 0	H: 0	R: 0	H: 1	1B: 5	SF: 0	WP: 1	PA: 35	
E: 0	LOB: 0	E: 0	LOB: 0	E: 0	LOB: 2	E: 0	LOB: 1	E: 0	LOB: 2	E: 0	LOB: 2	E: 0	LOB: 0	E: 0	LOB: 1	E: 0	LOB: 1	E: 0	LOB: 1	E: 0	LOB: 0	E: 0	LOB: 1	2B: 1	SAC: 0	PB: 0	
K: 1	BB: 0	K: 1	BB: 0	K: 0	BB: 1	K: 0	BB: 0	K: 1	BB: 1	K: 0	BB: 1	K: 0	BB: 0	K: 0	BB: 1	K: 0	BB: 0	K: 0	BB: 0	K: 0	BB: 1	K: 0	BB: 0	3B: 0	DP: 1	SB: 0	
S: 5	P: 5	S: 5	P: 5	S: 4	P: 8	S: 4	P: 6	S: 4	P: 8	S: 4	P: 8	S: 3	P: 3	S: 3	P: 7	S: 3	P: 3	S: 3	P: 3	S: 3	P: 3	S: 3	P: 3	HR: 0	HBP: 0	CS: 0	

PITCHER	IP	WLS	BF	H	R	ER	SO	BB	IBB	HBP	BLK	WP	HR	S	P	ERA	WHIP	PITCHER	IP	WLS	BF	H	R	ER	SO	BB	IBB	HBP	BLK	WP	HR	S	P	ERA	WHIP	
Jack Billingham, R (1, 1) ERA: 3.14	9.0	W	35	6	0	0	3	2	2	0	0	1	0	37	53	0.00	0.889																			

BOTTOM

Cincinnati Reds @ Pittsburgh Pirates
 Three Rivers Stadium, Pittsburgh, PA
 Wed Aug 15 1973, 7:05 PM EDT
 Att. 20,903 - Unknown

AB	31
R	0
H	6
RBI	0
BB	4
SO	3
LOB	15



livebaseballscorecards.com

Batter	1	2	3	4	5	6	7	8	9	AB	R	H	RBI	BB	SO	LOB
Dave Cash, R OBP: 0.322, SLG: 0.333 (1, 5)	0-0 5-3			0-0 6-3			4-0 1B 1B BB	4-0 1B BB		2	1	0	0	2	0	0
Rennie Stennett, R OBP: 0.266, SLG: 0.362 (1, 4)	0-3 K			0-0 6-3			0-3 K	0-3 K		4	0	0	0	0	3	2
Al Oliver, L OBP: 0.294, SLG: 0.438 (1, 8)	0-0 4-3			0-0 F6			0-0 1B 1-3 1B	0-0 F7		4	1	1	0	0	0	1
Willie Stargell, L OBP: 0.383, SLG: 0.662 (1, 7)		0-0 4-3		0-3 K			0-0 BB 1-2 1B	0-0 1B		4	1	2	1	0	1	0
Richie Zisk, R OBP: 0.401, SLG: 0.579 (1, 9)		0-0 L6		0-0 4-3			0-0 1B 1-2 2-H BB	0-0 F9		4	0	1	1	0	0	2
Manny Sanguillen, R OBP: 0.296, SLG: 0.425 (1, 2)		0-0 4-3		0-0 F7			0-0 F6		0-0 F4	4	0	0	0	0	0	2
Bob Robertson, R OBP: 0.330, SLG: 0.399 (1, 3)			0-0 F9				4-0 1B 1-2 2-3 BB		4-0 BB	2	0	0	0	2	0	0
Dal Maxvill, R OBP: 0.292, SLG: 0.282 (1, 6)			0-0 F9				0-0 F4		0-0 F9	3	0	1	1	0	0	0
Dave Parker, L OBP: 0.246, SLG: 0.379 (9, PH)			0-0 F9				1-2 2-3 3-H 1B		0-0 F9	1	0	0	0	0	0	1
Bob Moose, R OBP: 0.180, SLG: 0.149 (1, 1)			0-0 G3				0-0 6-3		0-0 F2	1	0	0	0	0	0	0
Gene Alley, R OBP: 0.501, SLG: 0.294 (6, PH)										1	0	0	0	0	0	0
Bob Johnson, L OBP: 0.352, SLG: 0.456 (7, 1)										0	0	0	0	0	0	0
Gene Clines, R OBP: 0.319, SLG: 0.345 (7, PH)										0	0	0	0	0	0	0
Richie Hebner, L OBP: 0.352, SLG: 0.456 (7, PH)										1	0	0	0	0	0	3
Dave Giusti, R OBP: 0.600, SLG: 0.429 (8, 1)										0	0	0	0	0	0	0
Milt May, L OBP: 0.358, SLG: 0.384 (9, PH)										1	0	0	0	0	0	1

Inning Stats	R: 0	H: 0	E: 0	LOB: 0	K: 1	S: 5	P: 5	R: 0	H: 0	E: 0	LOB: 0	K: 0	S: 3	R: 0	H: 0	E: 0	LOB: 0	K: 0	S: 3	R: 0	H: 0	E: 0	LOB: 0	K: 1	S: 5	R: 0	H: 0	E: 0	LOB: 0	K: 0	S: 3	R: 3	H: 4	E: 0	LOB: 3	K: 1	S: 9	R: 0	H: 1	E: 0	LOB: 2	K: 1	S: 6	R: 0	H: 0	E: 0	LOB: 1	K: 0	S: 3	1B: 5	2B: 0	3B: 0	HR: 0	SF: 0	SAC: 0	DP: 0	HBP: 0	WP: 0	PA: 36
--------------	------	------	------	--------	------	------	------	------	------	------	--------	------	------	------	------	------	--------	------	------	------	------	------	--------	------	------	------	------	------	--------	------	------	------	------	------	--------	------	------	------	------	------	--------	------	------	------	------	------	--------	------	------	-------	-------	-------	-------	-------	--------	-------	--------	-------	--------

PITCHER	IP	WLS	BF	H	R	ER	SO	BB	IBB	HBP	BLK	WP	HR	S	P	ERA	WHIP
Ron Bryant, L ERA: 2.88 (1, 1)	6.2	W	26	4	3	3	3	2	0	0	0	0	0	30	38	4.05	0.900
Elias Sosa, R ERA: 3.15 (7, 1)	2.1	S	10	1	0	0	1	2	0	0	0	0	0	10	18	0.00	1.286

BOTTOM

San Francisco Giants @ Pittsburgh Pirates
Three Rivers Stadium, Pittsburgh, PA
Fri Aug 17 1973, 7:05 PM EDT
Att. 15,789 - Unknown

AB	32
R	3
H	5
RBI	3
BB	4
SO	4
LOB	12



WP	PA	ERA	WHIP
0	36		

Batter	1	2	3	4	5	6	7	8	9	AB R H RBI BB SO LOB	TOP			
Garry Maddox, R OBP: 0.346, SLG: 0.438 (1, 8) X	0-0 L6		0-0 1-6-3		0-3 K		0-0 1B 1-3 2-H	0-3 K		5 0 1 1 0 2 1	San Francisco Giants @ Pittsburgh Pirates Three Rivers Stadium, Pittsburgh, PA Sat Aug 18 1973, 7:05 PM EDT Att: 19,569 - Unknown livebaseballscorecards.com			
Tito Fuentes, S OBP: 0.315, SLG: 0.364 (1, 4) X	0-0 5-3		0-0 1B			0-0 F7	0-0 1-3 3-H	0-0 L3		5 0 2 1 0 0 0				
Bobby Bonds, R OBP: 0.397, SLG: 0.585 (1, 9) X	0-0 1B 1B		0-3 K			4-0 E S E BB	0-3 K 1-2	0-0 HR		4 2 2 1 1 2 3				
Willie McCovey, L OBP: 0.434, SLG: 0.554 (1, 3) X	0-0 1-H 1B			0-0 4-1		0-3 K 1-3	4-0 BB	0-0 4-3		4 0 1 0 1 1 1				
Gary Matthews, R OBP: 0.378, SLG: 0.460 (1, 7) X		0-3 K		0-0 5-3		0-0 E5 3-H	0-0 F9	0-0 1B		5 0 1 0 0 1 3				
Chris Speier, R OBP: 0.344, SLG: 0.370 Don McMahon, R (6, 1) Chris Arnold, R (8, PH) OBP: 0.342, SLG: 0.344 (8, 5)		0-0 1-3 1B		0-0 2B		0-0 1-3		4-0 F9 BB FC4-6 BB	0-0 P4	3 0 2 0 0 0 1 0 0 0 0 0 0 0 1 1 0 0 1 0 1				
Mike Phillips, L OBP: 0.246, SLG: 0.258 Jim Willoughby, R OBP: 0.240, SLG: 0.348 Bruce Miller, R OBP: 0.273, SLG: 0.111 (1, 5) (4, 1) (6, 6)		0-0 1-3		0-0 F5			0-0 E5 BB 1B	4-0 FC4-6 BB		2 0 0 0 0 0 2 0 0 0 0 0 0 0 1 1 0 0 1 0 0				
Dave Rader, L OBP: 0.322, SLG: 0.332 (1, 2) X		0-3 K			0-0 L8		4-0 1B 1-2 BB	0-0 F9		3 1 0 0 1 1 3				
Jim Barr, R OBP: 0.185, SLG: 0.176 Dave Kingman, R OBP: 0.239, SLG: 0.404 Gary Thomasson, L (8, PH) OBP: 0.340, SLG: 0.416 Randy Moffitt, R OBP: 0.077, SLG: 0.077 (1, 1) (4, 5) (8, PH) (8, 1)			0-0 5-3		0-3 K		0-3 K 1-2 3-H	0-0 FC4-6		1 0 0 0 0 0 0 2 0 0 0 0 2 2 1 0 0 1 0 0 1 0 0 0 0 0 0 0				
Inning Stats	R: 0 E: 0 K: 0 S: 4 H: 2 LOB: 2 BB: 0 P: 4	R: 0 E: 0 K: 2 S: 8 H: 1 LOB: 1 BB: 0 P: 8	R: 0 E: 0 K: 1 S: 6 H: 1 LOB: 1 BB: 0 P: 6	R: 0 E: 0 K: 0 S: 4 H: 1 LOB: 1 BB: 0 P: 4	R: 0 E: 0 K: 0 S: 7 H: 0 LOB: 0 BB: 0 P: 7	R: 1 E: 1 K: 1 S: 6 H: 0 LOB: 1 BB: 1 P: 10	R: 2 E: 1 K: 2 S: 10 H: 2 LOB: 3 BB: 2 P: 18	R: 1 E: 0 K: 1 S: 5 H: 0 LOB: 1 BB: 2 P: 13	R: 1 E: 0 K: 0 S: 5 H: 2 LOB: 1 BB: 0 P: 5	1B: 7 2B: 1 3B: 0 HR: 1 SF: 0 SAC: 0 DP: 0 HBP: 0		WP: 0 PB: 0 SB: 2 CS: 0 PA: 42		
PITCHER	IP WLS BF H R ER SO BB IBB HBP BLK WP HR S P ERA WHIP											PITCHER	IP WLS BF H R ER SO BB IBB HBP BLK WP HR S P ERA WHIP	
Nelson Briles, R ERA: 2.76 (1, 1)	6.1 W 28 6 3 1 7 2 0 0 0 0 0 0 40 48 1.42 1.263													
Luke Walker, L ERA: 4.37 (7, 1)	0.2 6 1 1 1 1 3 0 0 0 0 0 0 5 17 13.50 6.000													
Dave Giusti, R ERA: 1.76 (8, 1)	2.0 S 8 2 1 1 1 0 0 0 0 0 0 1 10 4.50 1.000													



Batter	1	2	3	4	5	6	7	8	9	AB R H RBI BB SO LOB	TOP	
Gary Matthews, R (1, 7) OBP: 0.379, SLG: 0.460	0-0 E7 4-3 1B		0-0 1-3		0-0 1B			0-0 F4		4 0 2 0 0 0 0	San Francisco Giants @ Pittsburgh Pirates Three Rivers Stadium, Pittsburgh, PA Sun Aug 19 1973, 3:33 AM EDT Att. 23,640 - Unknown livebaseballscorecards.com	
Tito Fuentes, S (1, 4) OBP: 0.313, SLG: 0.361	0-0 4-3		0-0 1-3		0-0 L8			0-0 L8		4 0 0 0 0 0 2		
Garry Maddox, R (1, 8) OBP: 0.345, SLG: 0.437	0-0 L3		0-0 1B					0-0 6-3		4 0 1 0 0 0 1		
Bobby Bonds, R (1, 9) OBP: 0.396, SLG: 0.582	0-0 F4		0-3 K					0-0 L8		3 0 0 0 1 1 2		
Chris Speier, R (1, 6) OBP: 0.341, SLG: 0.367		0-3 K		0-0 4-3				0-0 L8		4 0 0 0 0 1 1		
Gary Thomasson, L (1, 3) OBP: 0.340, SLG: 0.415		0-0 1B		0-0 4-3				0-0 4-3		3 0 1 0 0 0 0		
Bruce Miller, R (1, 5) OBP: 0.286, SLG: 0.167		0-0 1B		0-3 K				0-0 6-3		3 0 1 0 0 1 0		
Dave Rader, L (1, 2) OBP: 0.320, SLG: 0.329		0-0 F6						0-0 3-1		3 0 0 0 0 0 2		
Juan Marichal, R (1, 1) OBP: 0.267, SLG: 0.241		0-3 K						0-3 K		2 0 0 0 0 1 2		
Jim Willoughby, R (6, 1) OBP: 0.240, SLG: 0.348										0 0 0 0 0 0 0		
Steve Ontiveros, S (8, PH)										1 0 0 0 0 1 0		
Don McMahon, R (8, 1)										0 0 0 0 0 0 0		
Inning Stats	R: 0 H: 1 E: 1 LOB: 1 K: 0 BB: 0 S: 4 P: 4	R: 0 H: 2 E: 0 LOB: 2 K: 2 BB: 0 S: 9 P: 9	R: 0 H: 1 E: 0 LOB: 1 K: 1 BB: 0 S: 6 P: 6	R: 0 H: 0 E: 0 LOB: 0 K: 1 BB: 0 S: 5 P: 5	R: 0 H: 1 E: 0 LOB: 1 K: 0 BB: 0 S: 4 P: 4	R: 0 H: 0 E: 0 LOB: 0 K: 0 BB: 1 S: 2 P: 6	R: 0 H: 0 E: 0 LOB: 0 K: 0 BB: 0 S: 3 P: 3	R: 0 H: 0 E: 0 LOB: 0 K: 1 BB: 0 S: 5 P: 5	R: 0 H: 0 E: 0 LOB: 0 K: 0 BB: 0 S: 3 P: 3	1B: 5 SF: 0 2B: 0 SAC: 0 3B: 0 DP: 1 HR: 0 HBP: 0	WP: 0 PA: 32 PB: 0 SB: 1 CS: 0	
PITCHER Jim Rooker, L (1, 1) ERA: 3.05	IP WLS BF H R ER SO BB IBB HBP BLK WP HR S P ERA WHIP	9.0 W 32 5 0 0 5 1 0 0 0 0 0 0 41 45 0.00 0.667										

AB	31
R	0
H	5
RBI	0
BB	1
SO	5
LOB	10



Batter	1	2	3	4	5	6	7	8	9	AB R H RBI BB SO LOB	TOP													
Gene Clines, R (1, 8) OBP: 0.311, SLG: 0.332	0-3 K			0-0 L3			0-0 L2-3		0-0 L6-3	4 0 0 0 0 1 1	Pittsburgh Pirates @ Houston Astros Astrodome, Houston, TX Mon Aug 20 1973, 8:05 PM EDT Att: 11,057 - Unknown livebaseballscorecards.com													
Richie Hebner, L (1, 5) OBP: 0.353, SLG: 0.460	0-0 G3			0-0 F6			0-0 L9		4-0 2B BB	3 1 0 0 1 0 0														
Al Oliver, L (1, 3) OBP: 0.299, SLG: 0.450	0-0 F7			0-0 6-3			0-0 S 1B		0-0 D 1-H 2-H 2B	4 0 2 2 0 0 0														
Willie Stargell, L (1, 7) OBP: 0.379, SLG: 0.656		0-3 K		0-3 K			0-3 K 1-2		0-3 K 2-3	4 0 0 0 0 4 2														
Richie Zisk, R (1, 9) OBP: 0.399, SLG: 0.577		0-0 F6		0-0 F9				0-0 L5		3 0 0 0 0 0 0														
Manny Sanguillen, R (1, 2) OBP: 0.294, SLG: 0.423		0-0 L7		0-0 6-3				0-3 K		3 0 0 0 0 1 0														
Rennie Stennett, R (1, 4) OBP: 0.266, SLG: 0.358			0-3 K		0-0 4-3			0-0 6-3		3 0 0 0 0 1 0														
Dal Maxvill, R (1, 6) OBP: 0.292, SLG: 0.273			0-3 K		4-0 G4-6-3 BB			4-0 L6-3 2B BB		1 1 0 0 2 1 0														
Dock Ellis, S (1, 1) OBP: 0.129, SLG: 0.115 John Lamb, R (5, 1) Dave Parker, L (6, PH) Luke Walker, L (6, 1) Ramon Hernandez, S (8, 1) Milt May, L (9, PH) OBP: 0.355, SLG: 0.384			0-3 K		0-0 G4-6-3 1-2f			0-0 F8		1 0 0 0 0 1 0 0 0 0 0 0 0 0 1 0 0 0 0 0 1 0 0 0 0 0 0 0 0 0 0 0 0 0 0 1 0 0 0 0 0 1														
Inning Stats	R: 0 E: 0 K: 1 S: 5	H: 0 LOB: 0 BB: 0 P: 5	R: 0 E: 0 K: 1 S: 5	H: 0 LOB: 0 BB: 0 P: 5	R: 0 E: 0 K: 3 S: 9	H: 0 LOB: 0 BB: 0 P: 9	R: 0 E: 0 K: 0 S: 3	H: 0 LOB: 0 BB: 0 P: 3	R: 0 E: 0 K: 1 S: 5	H: 0 LOB: 0 BB: 0 P: 5	R: 0 E: 0 K: 0 S: 2	H: 0 LOB: 0 BB: 1 P: 6	R: 0 E: 0 K: 1 S: 6	H: 1 LOB: 1 BB: 0 P: 6	R: 0 E: 0 K: 1 S: 5	H: 0 LOB: 0 BB: 0 P: 5	R: 2 E: 0 K: 1 S: 6	H: 1 LOB: 1 BB: 2 P: 14	1B: 1 2B: 1 3B: 0 HR: 0	SF: 0 SAC: 0 DP: 1 HBP: 0	WP: 0 PB: 0 SB: 1 CS: 0	PA: 31		
PITCHER J.R. Richard, R (1, 1) ERA: 2.97	IP 9.0	WLS W	BF 31	H 2	R 2	ER 2	SO 9	BB 3	IBB 0	HBP 0	BLK 0	WP 0	HR 0	S 46	P 58	ERA 2.00	WHIP 0.556						ERA 2.97	WHIP



Batter	1	2	3	4	5	6	7	8	9
Bob Gallagher, L (1, 9) OBP: 0.239, SLG: 0.277	0-0 G3			0-0 FC6-4 1B	0-0 1-2 HR 1B	0-3 K		0-0 F4	
Roger Metzger, S (1, 6) OBP: 0.311, SLG: 0.338	0-0 5-3			0-0 E4 FC6-4 1-2	4-0 1-2 2-3 HR BB		4-0 L6-4 1B BB	0-0 1-2 2-H 1B	
Cesar Cedeno, R (1, 8) OBP: 0.370, SLG: 0.513	0-0 L5			0-0 L8	0-3 K		0-3 K	0-0 F4	
Bob Watson, R (1, 7) OBP: 0.401, SLG: 0.451		0-0 F3		0-0 FC6-4 1B 1-2 2-3 HR	0-0 1-H 2-H 3-H HR		0-0 1-2 1B		
Doug Rader, R (1, 5) OBP: 0.317, SLG: 0.422		0-0 5-3		0-0 HR 1B	0-0 2B		0-0 L6-4		
Jimmy Stewart, S (5, PR) OBP: 0.290, SLG: 0.185				0-0 HR 1B					
Lee May, R (1, 3) OBP: 0.310, SLG: 0.465		0-0 5-3		0-0 HR	0-0 F9			0-0 1B 2B	
Johnny Edwards, L (1, 2) OBP: 0.302, SLG: 0.360			0-0 G3	0-0 4-3		4-0 SH1-4 BB		0-0 1B 1B	
Tommy Helms, R (1, 4) OBP: 0.322, SLG: 0.368			0-0 F4		0-0 L7	0-0 F9		0-0 1B 1B	
Hector Torres, R (8, PR) OBP: 0.174, SLG: 0.095								1-2 3-H	
J.R. Richard, R (1, 1) OBP: 0.160, SLG: 0.160			0-3 K		0-0 BB 1B HR 1B	0-0 SH1-4		0-3 K	

Inning Stats	R: 0 E: 0 K: 0 S: 3	H: 0 LOB: 0 BB: 0 P: 3	R: 0 E: 0 K: 0 S: 3	H: 0 LOB: 0 BB: 0 P: 3	R: 0 E: 0 K: 1 S: 5	H: 0 LOB: 0 BB: 0 P: 5	R: 4 E: 1 K: 0 S: 7	H: 3 LOB: 0 BB: 0 P: 7	R: 4 E: 0 K: 1 S: 9	H: 4 LOB: 1 BB: 1 P: 13	R: 0 E: 0 K: 1 S: 5	H: 0 LOB: 1 BB: 1 P: 9	R: 0 E: 0 K: 1 S: 5	H: 1 LOB: 1 BB: 1 P: 9	R: 2 E: 0 K: 1 S: 9	H: 4 LOB: 2 BB: 0 P: 9
--------------	------------------------------	---------------------------------	------------------------------	---------------------------------	------------------------------	---------------------------------	------------------------------	---------------------------------	------------------------------	----------------------------------	------------------------------	---------------------------------	------------------------------	---------------------------------	------------------------------	---------------------------------

PITCHER														PITCHER																			
IP	WLS	BF	H	R	ER	SO	BB	IBB	HBP	BLK	WP	HR	S	P	ERA	WHIP	IP	WLS	BF	H	R	ER	SO	BB	IBB	HBP	BLK	WP	HR	S	P	ERA	WHIP
Dock Ellis, R (1, 1) ERA: 2.87	4.1	L	20	5	7	3	1	1	0	0	0	0	21	25	6.23	1.385																	
John Lamb, R (5, 1) ERA: 6.0	0.2		4	2	1	1	0	0	0	0	0	0	1	6	13.50	3.000																	
Luke Walker, L (6, 1) ERA: 4.29	2.0		8	1	0	2	2	0	0	0	0	0	10	18	0.00	1.500																	
Ramon Hernandez, L (8, 1) ERA: 2.42	1.0		7	4	2	1	0	0	0	0	0	0	9	9	18.00	4.000																	

BOTTOM


Pittsburgh Pirates @ Houston Astros
Astrodome, Houston, TX

Mon Aug 20 1973, 8:05 PM EDT
Att. 11,057 - Unknown

AB	R	H	RBI	BB	SO	LOB
5	2	2	0	0	1	3
3	1	1	1	2	0	1
5	0	0	0	0	2	8
4	2	2	4	0	0	2
3	1	2	1	0	0	0
1	0	0	0	0	0	2
4	2	2	3	0	0	1
3	1	1	0	1	0	0
4	0	1	1	0	0	1
0	0	0	0	0	0	0
3	1	1	0	0	2	2

AB	35
R	10
H	12
RBI	10
BB	3
SO	5
LOB	20

livebaseballscorecards.com



WP: 0	PA: 39
PB: 0	SB: 0
CS: 0	

Batter	1	2	3	4	5	6	7	8	9	AB R H RBI BB SO LOB	TOP
Gene Clines, R (1, 8) OBP: 0.313, SLG: 0.330	0-3 K			0-0 L3		4-0 SF9 WP BB		0-0 FC1-6 1B	0-0 FC6	4 1 1 0 1 1 1	
Richie Hebner, L (1, 5) OBP: 0.352, SLG: 0.459	0-0 F4			0-0 2B 1B		0-0 SF9		0-0 FC1-6 1B SF7		3 2 1 1 0 0 1	
Al Oliver, L (1, 3) OBP: 0.301, SLG: 0.450	0-0 1-3			0-0 F8		0-0 S 1B		0-0 2B 1B		4 0 2 0 0 0 1	
Willie Stargell, L (1, 7) OBP: 0.378, SLG: 0.657		0-3 K		0-0 1-H WP 2B		0-3 K		0-0 SF7		3 1 1 2 0 2 1	
Richie Zisk, R (1, 9) OBP: 0.401, SLG: 0.578		0-0 6-3		0-3 K		4-0 BB		0-0 2B		3 0 1 0 1 1 0	
Manny Sanguillen, R (1, 2) OBP: 0.292, SLG: 0.420		0-0 L8			0-0 F2	0-0 L7			0-0 F4	4 0 0 0 0 0 2	
Rennie Stennett, R (1, 4) OBP: 0.265, SLG: 0.359			0-0 6-3		0-0 F8		0-0 F7		0-0 1B 2B	4 1 1 0 0 0 0	
Dal Maxvill, R (1, 6) OBP: 0.285, SLG: 0.266			0-0 6-3		0-0 F9		0-0 F9		0-0 F8	4 0 0 0 0 0 1	
John Morlan, R (1, 1) OBP: 0.273, SLG: 0.300			0-0 4-3			4-0 E PB SF9 BB	0-0 4-3		0-0 FC6 1B	3 1 1 1 1 0 0	
Inning Stats	R: 0 H: 0 E: 0 LOB: 0 K: 1 BB: 0 S: 5 P: 5	R: 0 H: 0 E: 0 LOB: 0 K: 1 BB: 0 S: 5 P: 5	R: 0 H: 0 E: 0 LOB: 0 K: 0 BB: 0 S: 3 P: 3	R: 2 H: 2 E: 0 LOB: 0 K: 1 BB: 0 S: 7 P: 7	R: 0 H: 0 E: 0 LOB: 0 K: 0 BB: 0 S: 3 P: 3	R: 2 H: 1 E: 1 LOB: 2 K: 1 BB: 3 S: 6 P: 18	R: 0 H: 0 E: 0 LOB: 0 K: 0 BB: 0 S: 3 P: 3	R: 1 H: 3 E: 0 LOB: 2 K: 0 BB: 0 S: 5 P: 5	R: 1 H: 2 E: 0 LOB: 1 K: 0 BB: 0 S: 5 P: 5	1B: 5 SF: 2 2B: 3 SAC: 0 3B: 0 DP: 0 HR: 0 HBP: 0	WP: 3 PA: 37 PB: 1 SB: 1 CS: 0
PITCHER Don Wilson, R (1, 1) ERA: 3.16 Jim Crawford, L (8, 1) ERA: 4.39	IP WLS BF H R ER SO BB IBB HBP BLK 7.0 L 27 3 4 4 4 3 0 0 0	IP WLS BF H R ER SO BB IBB HBP BLK 2.0 10 5 2 2 0 0 0 0 0	IP WLS BF H R ER SO BB IBB HBP BLK 2.0 10 5 2 2 0 0 0 0 0	IP WLS BF H R ER SO BB IBB HBP BLK 2.0 10 5 2 2 0 0 0 0 0	IP WLS BF H R ER SO BB IBB HBP BLK 2.0 10 5 2 2 0 0 0 0 0	IP WLS BF H R ER SO BB IBB HBP BLK 2.0 10 5 2 2 0 0 0 0 0	IP WLS BF H R ER SO BB IBB HBP BLK 2.0 10 5 2 2 0 0 0 0 0	IP WLS BF H R ER SO BB IBB HBP BLK 2.0 10 5 2 2 0 0 0 0 0	IP WLS BF H R ER SO BB IBB HBP BLK 2.0 10 5 2 2 0 0 0 0 0	ERA WHIP 5.14 0.857 9.00 2.500	ERA WHIP 5.14 0.857 9.00 2.500

Pittsburgh Pirates @ Houston Astros
Astrodome, Houston, TX
Tue Aug 21 1973, 8:05 PM EDT
Att: 11,094 - Unknown

livebaseballscorecards.com

AB	32
R	6
H	8
RBI	4
BB	3
SO	4
LOB	7



Batter	1	2	3	4	5	6	7	8	9	AB	R	H	RBI	BB	SO	LOB
Bob Gallagher, L (1, 9) OBP: 0.254, SLG: 0.290	0-0 1B 1B		0-0 F4		0-0 1B		0-0 G3			4	0	2	1	0	0	2
Roger Metzger, S (1, 6) OBP: 0.312, SLG: 0.340	0-0 1-3 1B			0-0 G6-4-3 1B	0-0 4-3			0-0 4-3		4	0	2	0	0	0	1
Cesar Cedeno, R (1, 8) OBP: 0.369, SLG: 0.510	0-3 K			0-0 1-2 1B		0-0 F2		0-3 K		4	0	1	0	0	2	2
Bob Watson, R (1, 7) OBP: 0.400, SLG: 0.448	0-0 L4-3			0-0 G6-4-3	0-0 G6-4-3	4-0 BB		0-3 K		3	0	0	0	1	1	4
Dave Campbell, R (9, 7) OBP: 0.231, SLG: 0.210	1-2			1-2f 2-3		BB				0	0	0	0	0	0	0
Doug Rader, R (1, 5) OBP: 0.314, SLG: 0.418		0-0 F3		0-0 L8		0-0 G6-4-3			0-0 5-3	4	0	0	0	0	0	2
Lee May, R (1, 3) OBP: 0.310, SLG: 0.470		0-3 K			0-3 K		0-0 5-3		0-0 HR	4	1	1	1	0	2	0
Johnny Edwards, L (1, 2) OBP: 0.301, SLG: 0.372		0-3 K			0-0 HR		0-0 F6		0-0 F7	4	1	1	1	0	1	0
Tommy Helms, R (1, 4) OBP: 0.322, SLG: 0.366		0-3 K		0-3 K	0-0 6-3		4-0 1B BB		0-0 F4	3	0	0	0	1	1	0
Don Wilson, R (1, 1) OBP: 0.206, SLG: 0.254			0-0 5-3		0-0 2B		0-0 1B			2	1	1	0	0	0	0
Jimmy Stewart, S (7, PH) OBP: 0.302, SLG: 0.200										1	0	1	0	0	0	0
Jim Crawford, L (8, 1) OBP: 0.308, SLG: 0.333							1-2 1B			0	0	0	0	0	0	0

Inning Stats	R: 0	H: 2	E: 0	LOB: 1	K: 1	BB: 0	S: 6	P: 6	R: 0	H: 0	E: 0	LOB: 0	K: 2	BB: 0	S: 7	P: 7	R: 0	H: 0	E: 0	LOB: 0	K: 1	BB: 0	S: 5	P: 5	R: 0	H: 2	E: 0	LOB: 1	K: 0	BB: 0	S: 4	P: 4	R: 2	H: 3	E: 0	LOB: 1	K: 1	BB: 0	S: 8	P: 8	R: 0	H: 0	E: 0	LOB: 0	K: 0	BB: 1	S: 2	P: 6	R: 0	H: 1	E: 0	LOB: 2	K: 0	BB: 1	S: 4	P: 8	R: 0	H: 0	E: 0	LOB: 0	K: 2	BB: 0	S: 7	P: 7	R: 1	H: 1	E: 0	LOB: 0	K: 0	BB: 0	S: 4	P: 4	1B: 6	SF: 0	2B: 2	SAC: 0	3B: 0	DP: 3	HR: 2	HBP: 0	WP: 0	PA: 35
--------------	------	------	------	--------	------	-------	------	------	------	------	------	--------	------	-------	------	------	------	------	------	--------	------	-------	------	------	------	------	------	--------	------	-------	------	------	------	------	------	--------	------	-------	------	------	------	------	------	--------	------	-------	------	------	------	------	------	--------	------	-------	------	------	------	------	------	--------	------	-------	------	------	------	------	------	--------	------	-------	------	------	-------	-------	-------	--------	-------	-------	-------	--------	-------	--------

PITCHER	IP	WLS	BF	H	R	ER	SO	BB	IBB	HBP	BLK	WP	HR	S	P	ERA	WHIP
John Morlan, R (1, 1) ERA: 3.41	9.0	W	35	9	3	3	7	2	0	0	0	0	2	47	55	3.00	1.222


BOTTOM

Pittsburgh Pirates @ Houston Astros
Astrodome, Houston, TX

Tue Aug 21 1973, 8:05 PM EDT
Att. 11,094 - Unknown

livebaseballscorecards.com

AB	33
R	3
H	9
RBI	3
BB	2
SO	7
LOB	11



Batter	1	2	3	4	5	6	7	8	9	AB R H RBI BB SO LOB	TOP											
Gene Clines, R (1, 8) OBP: 0.319, SLG: 0.341	0-3 K		0-0 L4			0-0 4-3 2B	0-0 2B		0-0 1B	5 1 3 1 0 1 0	Pittsburgh Pirates @ Houston Astros Astrodome, Houston, TX Wed Aug 22 1973, 8:05 PM EDT Att: 10,746 - Unknown											
Richie Hebner, L (1, 5) OBP: 0.350, SLG: 0.459	0-0 G3		0-0 L8			0-0 F8	0-0 CS 2B		0-0 F8	5 0 1 1 0 0 2												
Al Oliver, L (1, 3) OBP: 0.302, SLG: 0.453	0-0 1B				0-0 F8 2B	0-0 4-3	0-0 CS	0-0 F9		4 0 2 0 0 0 1												
Willie Stargell, L (1, 7) OBP: 0.377, SLG: 0.652 Dave Parker, L (8, PR) OBP: 0.242, SLG: 0.373 (8, 7)	0-0 3-1				0-0 F2	0-3 K		1-0 6-3 HBP		3 0 0 0 0 1 3 0 0 0 0 0 0 0												
Richie Zisk, R (1, 9) OBP: 0.398, SLG: 0.571		0-0 L7		0-0 F8			0-0 1B 1B	0-0 6-3		4 1 1 0 0 0 2												
Milt May, L (1, 2) OBP: 0.359, SLG: 0.385 Jackie Hernandez, R (7, PR) OBP: 0.275, SLG: 0.271 (7, 6)		4-0 G3 BB		0-0 F6			0-0 1B SF9 1B	4-0 BB		2 0 1 0 1 0 1 0 1 0 0 1 0 0												
Rennie Stennett, R (1, 4) OBP: 0.265, SLG: 0.358		0-0 G3			0-3 K		0-0 1B SH3-4 1B	0-3 K		4 1 1 1 0 2 3												
Dal Maxvill, R (1, 6) OBP: 0.281, SLG: 0.262 Manny Sanguillen, R (7, PH) OBP: 0.290, SLG: 0.419 (7, 2)		0-0 F3			0-3 K		0-0 SF9		0-0 L8	2 0 0 0 0 1 1 1 0 0 1 0 0 0												
Bob Moose, R (1, 1) OBP: 0.170, SLG: 0.140			0-3 K		0-3 K		0-0 SH3-4		0-0 F8	3 0 0 0 0 2 0												
Inning Stats	R: 0 E: 0 K: 1 S: 6	H: 1 LOB: 1 BB: 0 P: 6	R: 0 E: 0 K: 0 S: 3	H: 0 LOB: 1 BB: 1 P: 7	R: 0 E: 0 K: 1 S: 5	H: 0 LOB: 0 BB: 0 P: 5	R: 0 E: 0 K: 0 S: 4	H: 1 LOB: 1 BB: 0 P: 4	R: 0 E: 0 K: 0 S: 9	H: 0 LOB: 0 BB: 0 P: 9		R: 0 E: 0 K: 1 S: 6	H: 1 LOB: 1 BB: 0 P: 6	R: 4 E: 0 K: 0 S: 7	H: 5 LOB: 1 BB: 0 P: 7	R: 0 E: 0 K: 1 S: 5	H: 0 LOB: 2 BB: 1 P: 10	R: 0 E: 0 K: 0 S: 4	H: 1 LOB: 1 BB: 0 P: 4	1B: 6 2B: 3 3B: 0 HR: 0	SF: 1 SAC: 1 DP: 0 HBP: 1	WP: 0 PB: 0 SB: 0 CS: 1
PITCHER	IP WLS BF H R ER SO BB IBB HBP BLK WP HR S P ERA WHIP																					
Tom Griffin, R (1, 1) ERA: 5.32	6.0 L 25 6 3 3 6 1 0 0 0 0 0 0 36 40 4.50 1.167																					
Ken Forsch, R (7, 1) ERA: 3.97	0.2 4 2 1 1 0 0 0 0 0 0 0 0 4 4 13.50 3.000																					
Juan Pizarro, L (7, 1) ERA: 5.28	1.1 5 0 0 0 1 1 0 1 0 0 0 0 5 10 0.00 0.750																					
Jim Ray, R (9, 1) ERA: 4.24	1.0 4 1 0 0 0 0 0 0 0 0 0 0 4 4 0.00 1.000																					

livebaseballscorecards.com

AB	33
R	4
H	9
RBI	4
BB	2
SO	7
LOB	13



Batter	1	2	3	4	5	6	7	8	9	AB	R	H	RBI	BB	SO	LOB
Bob Gallagher, L (1, 9) OBP: 0.253, SLG: 0.288	0-0 CS 1B		0-0 L8			0-0 4-3		0-0 F5		4	0	1	0	0	0	1
Roger Metzger, S (1, 6) OBP: 0.312, SLG: 0.339	0-0 4-3 1-2		0-0 4-3			0-0 L8			0-0 1B 1B	4	0	1	0	0	0	2
Cesar Cedeno, R (1, 8) OBP: 0.370, SLG: 0.513	0-0 2B					0-0 L8			0-0 1-2 1B	4	0	2	0	0	0	0
Bob Watson, R (1, 7) OBP: 0.399, SLG: 0.449	0-0 5-3					0-0 FC6-5 2B			0-0 F7	4	0	1	0	0	0	3
Doug Rader, R (1, 5) OBP: 0.312, SLG: 0.414		0-0 3-1				0-0 FC6-5 2-3			0-3 K	4	0	0	0	0	1	3
Lee May, R (1, 3) OBP: 0.307, SLG: 0.466		0-3 K				0-0 L8			0-3 K	4	0	0	0	0	2	3
Tommy Helms, R (1, 4) OBP: 0.320, SLG: 0.363		0-0 F4							0-0 E5							
Skip Jutze, R (1, 2) OBP: 0.271, SLG: 0.245			0-0 K 1B						0-0 6-3	3	0	0	0	0	0	1
Tom Griffin, R (1, 1) OBP: 0.182, SLG: 0.200			0-0 K 1B						0-0 L8							
Ken Forsch, R (7, 1) OBP: 0.095, SLG: 0.082			0-3 K						0-0 5-3							
Juan Pizarro, L (7, 1)									0-3 K	3	0	1	0	0	1	0
Jimmy Stewart, S (8, PH) OBP: 0.297, SLG: 0.196									0-0 G3							
Jim Ray, R (9, 1) OBP: 0.182, SLG: 0.182																

Inning Stats	R: 0	H: 2	R: 0	H: 0	R: 0	H: 1	R: 0	H: 0	R: 0	H: 0	R: 0	H: 0	R: 0	H: 2	R: 0	H: 2	1B: 4	SF: 0	WP: 0	PA: 33
	E: 0	LOB: 1	E: 0	LOB: 0	E: 0	LOB: 1	E: 0	LOB: 0	E: 0	LOB: 0	E: 1	LOB: 1	E: 0	LOB: 2	E: 0	LOB: 2	2B: 2	SAC: 0	PB: 0	
	K: 0	BB: 0	K: 1	BB: 0	K: 0	BB: 0	K: 0	BB: 0	K: 0	BB: 0	K: 0	BB: 0	K: 1	BB: 0	K: 2	BB: 0	3B: 0	DP: 0	SB: 0	
	S: 4	P: 4	S: 5	P: 5	S: 6	P: 6	S: 4	P: 4	S: 3	P: 3	S: 4	P: 4	S: 5	P: 5	S: 9	P: 9	HR: 0	HBP: 0	CS: 1	

PITCHER	IP	WLS	BF	H	R	ER	SO	BB	IBB	HBP	BLK	WP	HR	S	P	ERA	WHIP	PITCHER	IP	WLS	BF	H	R	ER	SO	BB	IBB	HBP	BLK	WP	HR	S	P	ERA	WHIP		
Bob Moose, R (1, 1) ERA: 3.72	9.0	W	33	6	0	0	5	0	0	0	0	0	0	43	43	0.00	0.667																				


BOTTOM

Pittsburgh Pirates @ Houston Astros
Astrodome, Houston, TX

Wed Aug 22 1973, 8:05 PM EDT
Att. 10,746 - Unknown

livebaseballscorecards.com

AB	33
R	0
H	6
RBI	0
BB	0
SO	5
LOB	14



Batter	1	2	3	4	5	6	7	8	9	10	11	AB R H RBI BB SO LOB	TOP																		
Gene Clines, R OBP: 0.320, SLG: 0.338 (1, 9)	L6-3	FC6-4 1-2 1B			K		L4-3		L5-3			5 0 1 0 0 1 1	Pittsburgh Pirates @ Atlanta Braves Atlanta Stadium, Atlanta, GA Sat Aug 25 1973, 7:05 PM EDT Att. 20,103 - Unknown																		
Dave Cash, R OBP: 0.324, SLG: 0.338 (1, 4)	1B 2B	K			K			F9		F9		5 1 1 0 0 2 2																			
Al Oliver, L OBP: 0.305, SLG: 0.457 (1, 8)	F2	FC6-4 1-2f						4-3		4-3		5 0 1 0 0 0 3																			
Richie Zisk, R OBP: 0.395, SLG: 0.576 (1, 7)					F4							5 1 2 2 0 1 1																			
Richie Hebner, L OBP: 0.347, SLG: 0.459 (1, 5)	K				4-3			F5				5 1 1 1 0 2 1																			
Bob Robertson, R OBP: 0.324, SLG: 0.389 (1, 3)		SH1-4 1B BB			F8			F1		F7		4 1 0 0 1 0 0																			
Manny Sanguillen, R OBP: 0.293, SLG: 0.420 (1, 2)					4-3			6-3				5 2 2 0 0 0 1																			
Dal Maxvill, R OBP: 0.271, SLG: 0.252 Milt May, L OBP: 0.357, SLG: 0.384 Dave Giusti, R OBP: 0.444, SLG: 0.375 (1, 6) (9, PH) (9, 1)		SH1-4 1B 1B			4-3			6-3		4-3 1B 2B		2 0 0 0 0 1 0 1 0 0 0 0 0 1 1 0 0 0 0 0 1																			
Jim Rooker, R OBP: 0.267, SLG: 0.267 Dave Parkes, L OBP: 0.254, SLG: 0.375 Bob Johnson, L OBP: 0.254, SLG: 0.375 Ramon Hernandez, S OBP: 0.254, SLG: 0.375 John Lamb, R OBP: 0.254, SLG: 0.375 Rennie Stennett, R OBP: 0.266, SLG: 0.359 (1, 1) (7, PH) (7, 1) (8, 1) (8, 1) (9, PH) (9, 6)					K			G3		4-3		2 0 1 2 0 1 0 1 0 0 0 0 1 0 2 0 1 1 0 0 1																			
		2-H 3-H 1B			K			K				2 0 1 2 0 1 0 1 0 0 0 0 1 0 2 0 1 1 0 0 1																			
Inning Stats	R: 1 E: 0 K: 1 S: 7	H: 2 LOB: 1 BB: 0 P: 7	R: 2 E: 0 K: 1 S: 8	H: 3 LOB: 2 BB: 1 P: 12	R: 0 E: 0 K: 0 S: 3	H: 0 LOB: 0 BB: 0 P: 3	R: 0 E: 0 K: 2 S: 7	H: 0 LOB: 0 BB: 0 P: 7	R: 0 E: 0 K: 2 S: 8	H: 1 LOB: 1 BB: 0 P: 8	R: 0 E: 0 K: 1 S: 5	H: 0 LOB: 0 BB: 0 P: 5		R: 0 E: 0 K: 1 S: 5	H: 0 LOB: 0 BB: 0 P: 5	R: 1 E: 0 K: 0 S: 4	H: 1 LOB: 0 BB: 0 P: 4	R: 1 E: 0 K: 0 S: 5	H: 2 LOB: 1 BB: 0 P: 5	R: 0 E: 0 K: 1 S: 5	H: 0 LOB: 0 BB: 0 P: 5	R: 1 E: 1 K: 0 S: 5	H: 1 LOB: 1 BB: 0 P: 5	1B: 5 2B: 2 3B: 1 HR: 2	SF: 0 SAC: 1 DP: 0 HBP: 0	WP: 0 PB: 0 SB: 0 CS: 0	PA: 45				
PITCHER	IP WLS BF H R ER SO BB IBB HBP BLK WP HR S P ERA WHIP																														
Phil Niekro, R ERA: 3.31 (1, 1)	8.0		32	7	4	4	8	1	0	0	0	0	0	1	47	51	4.50	1.000													
Joe Niekro, R ERA: 3.86 (9, 1)	2.0		8	2	1	1	1	0	0	0	0	0	0	0	10	10	4.50	1.000													
Gary Neibauer, R ERA: 4.61 (11, 1)	1.0	L	5	1	1	1	0	0	0	0	0	0	0	1	5	5	9.00	1.000													

livebaseballscores.com

AB	43
R	6
H	10
RBI	6
BB	1
SO	9
LOB	12



Batter	1	2	3	4	5	6	7	8	9	10	11	AB R H RBI BB SO LOB	BOTTOM																		
Ralph Garr, L OBP: 0.323, SLG: 0.420 (1, 9)	0-3 K		0-0 F6		0-0 CS 2-H 1B			4-0 WP S BB		0-0 L6-3 1B		4 0 2 1 1 1 0	Pittsburgh Pirates @ Atlanta Braves Atlanta Stadium, Atlanta, GA Sat Aug 25 1973, 7:05 PM EDT Att. 20,103 - Unknown																		
Marty Perez, R OBP: 0.308, SLG: 0.320 (1, 6)	0-3 K		0-0 6-3		0-0 CS 1-2	0-0 4-3		0-3 K		0-0 L6-3 1-2		5 0 0 0 0 2 2																			
Darrell Evans, L OBP: 0.411, SLG: 0.576 (1, 5)	0-0 F7		0-0 6-3			0-0 HR 1B		4-0 1-3 BB			0-0 L9	4 1 1 0 1 0 0																			
Dusty Baker Jr., R OBP: 0.367, SLG: 0.449 (1, 8)		0-0 E5 HR		0-0 5-3		0-0 1-H HR		0-3 K		4-0 1B BB		4 2 1 2 1 1 2																			
Davey Johnson, R OBP: 0.358, SLG: 0.534 (1, 4)		0-0 1-H HR		0-0 F8		0-3 K		0-0 6-3		0-0 1-3 1B		5 1 2 2 0 1 2																			
Dick Dietz, R OBP: 0.460, SLG: 0.417 Frank Tepedino, L OBP: 0.359, SLG: 0.425 (1, 3) (8, 3)		0-0 1B 2B		0-0 5-3		0-3 K			0-0 L9		0-3 K	3 0 1 0 0 1 0 2 0 0 0 0 1 2																			
Paul Casanova, R OBP: 0.258, SLG: 0.363 (1, 2)		0-0 L9		0-0 5-3		0-3 K			0-0 5-3		0-0 6-3	5 0 0 0 0 1 3																			
Chuck Goggin, S OBP: 0.329, SLG: 0.365 Sonny Jackson, L OBP: 0.289, SLG: 0.257 (1, 7) (8, 7)		0-0 G6-4-3 2-3 1B		0-0 1B 2B		0-0 F7			0-3 K			3 1 2 0 0 0 0 1 0 0 0 0 1 0																			
Phil Niekro, R OBP: 0.127, SLG: 0.157 Joe Niekro, R OBP: 1.000, SLG: 1.000 Carl Morton, R OBP: 0.225, SLG: 0.333 Gary Neibauer, R OBP: 0.333, SLG: 1.333 (1, 1) (9, 1) (10, PH) (11, 1)		0-0 G6-4-3 1-2		0-0 L6		0-3 K			0-0 L9			3 0 0 0 0 1 3 0 0 0 0 0 0 0 1 0 0 0 0 0 0 0 0 0 0 0 0 0																			
Inning Stats	R: 0 E: 0 K: 2 S: 7	H: 0 LOB: 0 BB: 0 P: 7	R: 2 E: 1 K: 0 S: 6	H: 3 LOB: 1 BB: 0 P: 6	R: 0 E: 0 K: 0 S: 3	H: 0 LOB: 0 BB: 0 P: 3	R: 0 E: 0 K: 0 S: 3	H: 0 LOB: 0 BB: 0 P: 3	R: 1 E: 0 K: 0 S: 4	H: 2 LOB: 0 BB: 0 P: 4	R: 2 E: 0 K: 2 S: 9	H: 2 LOB: 0 BB: 0 P: 9		R: 0 E: 0 K: 2 S: 7	H: 0 LOB: 0 BB: 0 P: 7	R: 0 E: 0 K: 2 S: 7	H: 0 LOB: 2 BB: 2 P: 15	R: 0 E: 0 K: 1 S: 5	H: 0 LOB: 0 BB: 0 P: 5	R: 0 E: 0 K: 0 S: 3	H: 1 LOB: 0 BB: 0 P: 3	R: 0 E: 0 K: 1 S: 6	H: 1 LOB: 2 BB: 1 P: 10	1B: 5 2B: 3 3B: 0 HR: 2	SF: 0 SAC: 0 DP: 2 HBP: 0	WP: 1 PB: 0 SB: 1 CS: 1	PA: 44				
PITCHER	IP WLS BF H R ER SO BB IBB HBP BLK WP HR S P ERA WHIP															IP WLS BF H R ER SO BB IBB HBP BLK WP HR S P ERA WHIP															
Jim Rooker, L ERA: 3.2 (1, 1)	6.0		24	7	5	4	4	0	0	0	0	0	2	32	32	6.00	1.167														
Bob Johnson, R ERA: 3.99 (7, 1)	1.1		5	0	0	0	3	1	0	0	0	0	0	10	14	0.00	0.750														
Ramon Hernandez, L ERA: 2.42 (8, 1)	0.0		1	0	0	0	0	1	0	0	0	1	0	0	4	∞	∞														
John Lamb, R ERA: 5.84 (8, 1)	0.2		2	0	0	0	1	0	0	0	0	0	0	4	4	0.00	0.000														
Dave Giusti, R ERA: 1.82 (9, 1)	3.0	W	11	2	0	0	2	1	0	0	0	0	0	14	18	0.00	1.000														

livebaseballscores.com

AB	40
R	5
H	9
RBI	5
BB	3
SO	10
LOB	14



Batter	1	2	3	4	5	6	7	8	9	AB R H RBI BB SO LOB	TOP											
Gene Clines, R (1, 8) OBP: 0.321, SLG: 0.343	0-3 K		0-0 L6-3		0-0 FC5-4		0-0 HR		0-0 1B PB	5 2 2 0 0 1 2												
Dave Cash, R (1, 4) John Morlan, R (7, 1) Milt May, L (9, PH) OBP: 0.323, SLG: 0.334 OBP: 0.273, SLG: 0.300 OBP: 0.360, SLG: 0.386	0-3 K			4-0 FC4-6 1B BB	0-0 FC6-4		0-0 L9		0-0 PB 1B	3 1 0 0 1 1 3 0 0 0 0 0 0 0 1 0 1 1 0 0 0												
Al Oliver, L (1, 3)	0-0 1-3			0-0 E4 FC4-6		0-0 F7		0-0 HR	0-0 F6	5 1 1 3 0 0 3												
Willie Stargell, L (1, 7) OBP: 0.375, SLG: 0.646		0-0 F5		0-0 FC4-6 1B		0-0 BB 1B		0-0 F5	0-3 K	5 0 1 0 0 1 4												
Richie Zisk, R (1, 9) OBP: 0.386, SLG: 0.562		0-3 K		0-3 K		0-3 K		0-0 F4	0-3 K	5 0 0 0 0 4 4												
Richie Hebner, L (1, 5) OBP: 0.351, SLG: 0.463		0-0 F5		0-0 1B		4-0 BB		0-0 2B		3 0 2 1 1 0 0												
Manny Sanguillen, R (1, 2) OBP: 0.291, SLG: 0.417			0-0 F2		0-0 F8		0-0 4-1		0-0 F9	4 0 0 0 0 0 5												
Dal Maxvill, R (1, 6) Dave Parker, L (8, PH) Jackie Hernandez, R (8, 6) OBP: 0.278, SLG: 0.255 OBP: 0.250, SLG: 0.369 OBP: 0.275, SLG: 0.271			0-0 PB 1B		0-0 E6 FC5-4		4-0 HR BB		0-0 F4	2 1 1 0 1 0 0 1 0 0 0 0 0 1 0 0 0 0 0 0 0												
Dock Ellis, S (1, 1) Gene Alley, R (5, PH) Luke Walker, L (5, 1) Rennie Stennett, R (7, PH) OBP: 0.127, SLG: 0.113 OBP: 0.299, SLG: 0.292 OBP: 0.069, SLG: 0.069 OBP: 0.268, SLG: 0.360			0-3 K		0-3 K		0-3 K		0-0 2B 1B	1 0 0 0 0 1 1 1 0 0 0 0 1 1 0 0 0 0 0 0 0 2 1 1 0 0 1 1												
Inning Stats	R: 0 E: 0 K: 2 S: 7	H: 0 LOB: 0 BB: 0 P: 7	R: 0 E: 0 K: 1 S: 5	H: 0 LOB: 0 BB: 0 P: 5	R: 0 E: 0 K: 1 S: 6	H: 1 LOB: 1 BB: 0 P: 6	R: 1 E: 1 K: 1 S: 7	H: 1 LOB: 2 BB: 1 P: 11	R: 0 E: 1 K: 1 S: 6	H: 0 LOB: 1 BB: 0 P: 6	R: 0 E: 0 K: 1 S: 6	H: 1 LOB: 2 BB: 1 P: 10	R: 3 E: 0 K: 1 S: 7	H: 2 LOB: 0 BB: 1 P: 11	R: 0 E: 0 K: 0 S: 4	H: 1 LOB: 1 BB: 0 P: 4	R: 2 E: 0 K: 2 S: 10	H: 3 LOB: 1 BB: 0 P: 10	1B: 6 2B: 2 3B: 0 HR: 1	SF: 0 SAC: 0 DP: 0 HBP: 0	WP: 0 PB: 2 SB: 0 CS: 0	PA: 41
PITCHER	IP WLS BF H R ER SO BB IBB HBP BLK WP HR S P ERA WHIP																					
Roric Harrison, R (1, 1) ERA: 3.78	7.0 W 31 5 4 3 8 3 0 0 0 0 0 1 44 56 3.86 1.143																					
Gary Neibauer, R (8, 1) ERA: 4.91	1.0 7 4 2 1 0 0 0 0 0 0 0 0 7 7 9.00 4.000																					
Tom House, L (9, 1) ERA: 4.7	0.2 2 0 0 0 1 0 0 0 0 0 0 0 4 4 0.00 0.000																					
Adrian Devine, R (9, 1) ERA: 6.91	0.1 S 1 0 0 0 1 0 0 0 0 0 0 0 3 3 0.00 0.000																					

Pittsburgh Pirates @ Atlanta Braves
Atlanta Stadium, Atlanta, GA
Sun Aug 26 1973, 3:33 AM EDT
Att: 26,113 - Unknown

livebaseballscorecards.com

AB	38
R	6
H	9
RBI	5
BB	3
SO	10
LOB	25



Batter	1	2	3	4	5	6	7	8	9
Ralph Garr, L OBP: 0.328, SLG: 0.422 (1, 9)	0-0 2B 4-3 1B		0-0 L9-3 1B		0-0 6-3 FC6-4 1B	0-0 S 1B		4-0 FC6-4 IBB	
Sonny Jackson, L OBP: 0.292, SLG: 0.266 (1, 6) (5, 7)	0-0 4-3 1-3 SF8 2B		0-0 L9-3 1-2		0-0 4-3 1B	0-0 3-H F7 1-2		0-0 FC6-4 1-2f	
Darrell Evans, L OBP: 0.411, SLG: 0.575 (1, 5)	0-0 4-3 2-3 3-H			0-0 BB HR 1B	0-0 4-3 1-2		4-0 BB		
Dusty Baker Jr., R OBP: 0.368, SLG: 0.449 (1, 8)	0-0 SF8 3-H			0-0 1-2 HR 1B	4-0 FC5-4 IBB		0-0 F6		
Mike Lum, L OBP: 0.356, SLG: 0.476 Marty Perez, R OBP: 0.306, SLG: 0.318 (1, 7) (5, 6)	0-0 L4			4-0 1-2 HR BB	0-0 FC5-4 1-2f		0-0 F3		
Davey Johnson, R OBP: 0.359, SLG: 0.539 (1, 4)		0-0 L8		0-0 1-H 2-H 3-H HR		4-0 E BB	0-0 L7		
Frank Tepedino, L OBP: 0.347, SLG: 0.409 (1, 3)		0-0 4-3		0-0 4-3		0-0 F5		0-0 4-3	
Dick Dietz, R OBP: 0.462, SLG: 0.423 (1, 2)		0-0 F9		0-3 K		0-0 E6 1-H 1B 2B		4-0 SH3 BB	
Roric Harrison, R OBP: 0.054, SLG: 0.162 Gary Neibauer, R OBP: 0.333, SLG: 1.333 Tom House, L OBP: 0.286, SLG: 0.429 Adrian Devine, R OBP: 0.400, SLG: 0.250 (1, 1) (8, 1) (9, 1) (9, 1)			0-3 K	0-3 K		0-0 F6		0-0 SH3 1-2	

Inning Stats	R: 2 E: 0 K: 0 S: 5	H: 2 LOB: 0 BB: 0 P: 5	R: 0 E: 0 K: 0 S: 3	H: 0 LOB: 0 BB: 0 P: 3	R: 0 E: 0 K: 1 S: 5	H: 1 LOB: 0 BB: 0 P: 5	R: 4 E: 0 K: 2 S: 10	H: 3 LOB: 0 BB: 1 P: 14	R: 0 E: 0 K: 0 S: 4	H: 1 LOB: 2 BB: 1 P: 8	R: 2 E: 1 K: 0 S: 5	H: 2 LOB: 1 BB: 1 P: 9	R: 0 E: 0 K: 0 S: 3	H: 0 LOB: 1 BB: 1 P: 7	R: 0 E: 0 K: 0 S: 3	H: 0 LOB: 2 BB: 2 P: 11
--------------	------------------------------	---------------------------------	------------------------------	---------------------------------	------------------------------	---------------------------------	-------------------------------	----------------------------------	------------------------------	---------------------------------	------------------------------	---------------------------------	------------------------------	---------------------------------	------------------------------	----------------------------------

PITCHER	IP	WLS	BF	H	R	ER	SO	BB	IBB	HBP	BLK	WP	HR	S	P	ERA	WHIP
Dock Ellis, R ERA: 3.11 (1, 1)	4.0	L	18	6	6	6	3	1	0	0	0	0	1	23	27	13.50	1.750
Luke Walker, L ERA: 4.38 (5, 1)	2.0		11	3	2	2	0	1	1	0	0	0	0	9	17	9.00	2.000
John Morlan, R ERA: 3.21 (7, 1)	2.0		9	0	0	0	0	2	1	0	0	0	0	6	18	0.00	1.000

BOTTOM

Pittsburgh Pirates @ Atlanta Braves
Atlanta Stadium, Atlanta, GA

Sun Aug 26 1973, 3:33 AM EDT
Att. 26,113 - Unknown

AB	R	H	RBI	BB	SO	LOB
4	1	3	1	1	0	0
5	1	2	0	0	0	4
3	1	1	1	1	0	2
2	1	1	1	1	0	1
1	1	0	0	1	0	0
2	0	0	0	0	0	3
3	2	1	4	1	0	1
4	0	0	0	0	0	1
3	1	1	1	1	1	0
3	0	0	0	0	2	1
0	0	0	0	0	0	0
0	0	0	0	0	0	0
0	0	0	0	0	0	0

AB	30
R	8
H	9
RBI	8
BB	6
SO	3
LOB	13

WP: 0 PA: 38
PB: 0
SB: 1
CS: 0



PITCHER	IP	WLS	BF	H	R	ER	SO	BB	IBB	HBP	BLK	WP	HR	S	P	ERA	WHIP
---------	----	-----	----	---	---	----	----	----	-----	-----	-----	----	----	---	---	-----	------

Batter	1	2	3	4	5	6	7	8	9	AB	R	H	RBI	BB	SO	LOB	TOP										
Gene Clines, R OBP: 0.319, SLG: 0.338 (1, 8)	L2-3		G4-6-3 BB			L6-3	L7			4	0	0	0	1	0	6											
Dave Cash, R OBP: 0.327, SLG: 0.340 (1, 5)	BB		G4-6-3			HR 2B	CS 1B	F7		4	1	2	0	1	0	1											
Al Oliver, L OBP: 0.305, SLG: 0.465 (1, 3)	L8		L8			HR 2-H	BB 1B	K		5	2	2	2	0	1	1											
Willie Stargell, L OBP: 0.373, SLG: 0.640 Dave Parker, L OBP: 0.250, SLG: 0.369 (1, 7) (9, 7)	K					F5	BB 1B	F5		4	1	0	0	1	2	1											
Richie Zisk, R OBP: 0.387, SLG: 0.560 (1, 9)						F5	BB 1B	F5		0	0	0	0	0	0	0											
Manny Sanguillen, R OBP: 0.294, SLG: 0.418 (1, 2)						1B 2B	1-2 2-3 1B	K		4	2	1	0	1	1	0											
Rennie Stennett, R OBP: 0.269, SLG: 0.360 (1, 4)						1B IBB	1-2 2-3 3-H BB	6-3		3	2	1	1	2	0	0											
Dal Maxvill, R OBP: 0.289, SLG: 0.263 (1, 6)						F4	BB 1B	F8		5	0	2	3	0	0	1											
Bob Moose, R OBP: 0.179, SLG: 0.135 Bob Johnson, L (6, 1)						F4	1-2 2-H 1B	F8		3	0	2	2	1	0	0											
						F4	1-2 2-H 1B	F8		3	0	2	2	1	0	0											
						F3	BB	K		2	0	0	0	1	0	1											
						F3	BB	K		1	0	0	0	0	1	3											
Inning Stats	R: 0 E: 0 K: 1 S: 5	H: 0 LOB: 1 BB: 1 P: 9	R: 1 E: 0 K: 0 S: 5	H: 2 LOB: 1 BB: 0 P: 5	R: 0 E: 0 K: 0 S: 2	H: 0 LOB: 0 BB: 1 P: 6	R: 0 E: 0 K: 1 S: 5	H: 0 LOB: 0 BB: 0 P: 5	R: 0 E: 0 K: 0 S: 3	H: 0 LOB: 0 BB: 0 P: 3	R: 4 E: 0 K: 0 S: 8	H: 5 LOB: 3 BB: 2 P: 16	R: 3 E: 0 K: 1 S: 7	H: 3 LOB: 3 BB: 4 P: 23	R: 0 E: 0 K: 1 S: 5	H: 0 LOB: 0 BB: 0 P: 5	R: 0 E: 0 K: 1 S: 5	H: 0 LOB: 0 BB: 0 P: 5	1B: 6 2B: 3 3B: 0 HR: 1	SF: 0 SAC: 0 DP: 1 HBP: 0	WP: 0 PB: 0 SB: 0 CS: 1	PA: 43					
PITCHER	IP	WLS	BF	H	R	ER	SO	BB	IBB	HBP	BLK	WP	HR	S	P	ERA	WHIP										
Ross Grimsley, L ERA: 3.08 (1, 1)	5.2	L	26	7	5	5	2	2	1	0	0	0	1	27	39	7.94	1.588										
Pedro Borbon, R ERA: 2.26 (6, 1)	0.1		2	0	0	0	0	1	0	0	0	0	0	1	5	0.00	3.000										
Clay Carroll, R ERA: 4.04 (7, 1)	0.1		5	2	3	3	0	3	0	0	0	0	0	2	14	81.00	15.000										
Dave Tomlin, L ERA: 4.38 (7, 1)	1.2		7	1	0	0	2	1	0	0	0	0	0	10	14	0.00	1.200										
Tom Hall, L ERA: 3.58 (9, 1)	1.0		3	0	0	0	1	0	0	0	0	0	0	5	5	0.00	0.000										

Pittsburgh Pirates @ Cincinnati Reds
Riverfront Stadium, Cincinnati, OH
Tue Aug 28 1973, 7:05 PM EDT
Att: 31,729 - Unknown

livebaseballscorecards.com

AB	35
R	8
H	10
RBI	8
BB	8
SO	5
LOB	14



BOTTOM

Pittsburgh Pirates @ Cincinnati Reds
Riverfront Stadium, Cincinnati, OH

Tue Aug 28 1973, 7:05 PM EDT
Att. 31,729 - Unknown

livebaseballscorecards.com

AB	37
R	3
H	13
RBI	3
BB	5
SO	5
LOB	18



WP:	0	PA:	42
PB:	0	SB:	1
CS:	0		

AB R H RBI BB SO LOB

3 1 1 0 2 0 2

4 0 2 0 0 1 0

1 0 0 0 0 1 3

5 0 1 1 0 0 2

4 0 1 0 1 2 0

3 1 1 0 2 0 3

5 1 2 0 0 1 2

4 0 3 1 0 0 1

2 0 0 0 0 0 1

1 0 0 0 0 0 1

0 0 0 0 0 0 0

0 0 0 0 0 0 0

1 0 1 1 0 0 0

0 0 0 0 0 0 0

2 0 0 0 0 0 0

0 0 0 0 0 0 0

2 0 1 0 0 0 3

1B: 12 SF: 0

2B: 2 SAC: 0

3B: 0 DP: 2

HR: 0 HBP: 0

Batter	1	2	3	4	5	6	7	8	9
Pete Rose, S (1, 7) OBP: 0.409, SLG: 0.438	0-0 4-3 BB		4-0 2B BB		0-0 1B 1B	0-0 L8		4-0 1-2 2-3 BB	
Joe Morgan, L (1, 4) OBP: 0.412, SLG: 0.498	0-0 L8		0-0 1-3 2B		0-0 1-2 1B		0-3 K	0-3 K	
Denis Menke, R (8, 4) OBP: 0.359, SLG: 0.246									
Dan Driessen, L (1, 5) OBP: 0.348, SLG: 0.398	0-0 L8		0-0 L7		0-0 1-3 2-H 1B		0-0 F7		0-0 F7
Tony Perez, R (1, 3) OBP: 0.387, SLG: 0.516		0-3 K		0-0 G6-4-3 1B	4-0 FC6-4 BB		0-3 K		0-0 6-3
Johnny Bench, R (1, 2) OBP: 0.344, SLG: 0.438		4-0 BB		0-0 G6-4-3 1-2f	0-0 FC6-4 1-2f			4-0 1B 1B BB	0-0 FC6-4 1B
Ken Griffey, L (1, 9) OBP: 0.462, SLG: 0.538		0-3 K		0-0 1B 1B		0-0 4-3		0-0 1-2 1B 1B 1B	0-0 FC6-4 1-2f
Cesar Geronimo, L (1, 8) OBP: 0.248, SLG: 0.269		0-0 F7		0-0 1-H 1B		0-0 1B 1B		0-0 BB 1B 1B	
Darrel Chaney, S (1, 9) OBP: 0.260, SLG: 0.207			0-0 1-3	0-0 F7		0-0 F4		0-0 1-2 2-3 3-H 1B	
Larry Stahl, L (6, PH) OBP: 0.319, SLG: 0.343									
Clay Carroll, R (7, 1) OBP: 0.154, SLG: 0.154									
Dave Tomlin, L (7, 1) OBP: 0.154, SLG: 0.154									
Hal King, L (8, PH) OBP: 0.374, SLG: 0.613									
Tom Hall, L (9, 1) OBP: 0.045, SLG: 0.045									
Ross Grimsley, L (1, 1) OBP: 0.072, SLG: 0.072			0-0 F7		0-0 5-3	0-0 1-3 1B		0-0 9-2	
Pedro Borbon, R (6, 1) OBP: 0.333, SLG: 0.333									
Ed Crosby, L (6, PH) OBP: 0.292, SLG: 0.273									

Inning Stats	R: 0	H: 0	E: 0	K: 0	S: 3	LOB: 0	BB: 0	P: 3	R: 0	H: 0	E: 0	K: 2	S: 7	LOB: 1	BB: 1	P: 11	R: 0	H: 1	E: 0	K: 0	S: 4	LOB: 2	BB: 1	P: 8	R: 1	H: 3	E: 0	K: 0	S: 5	LOB: 1	BB: 0	P: 5	R: 1	H: 3	E: 0	K: 0	S: 5	LOB: 2	BB: 1	P: 9	R: 0	H: 2	E: 0	K: 0	S: 5	LOB: 2	BB: 0	P: 5	R: 0	H: 0	E: 0	K: 2	S: 7	LOB: 0	BB: 0	P: 7	R: 1	H: 3	E: 0	K: 1	S: 7	LOB: 3	BB: 2	P: 15	R: 0	H: 1	E: 0	K: 0	S: 4	LOB: 1	BB: 0	P: 4
--------------	------	------	------	------	------	--------	-------	------	------	------	------	------	------	--------	-------	-------	------	------	------	------	------	--------	-------	------	------	------	------	------	------	--------	-------	------	------	------	------	------	------	--------	-------	------	------	------	------	------	------	--------	-------	------	------	------	------	------	------	--------	-------	------	------	------	------	------	------	--------	-------	-------	------	------	------	------	------	--------	-------	------

PITCHER	IP	WLS	BF	H	R	ER	SO	BB	IBB	HBP	BLK	WP	HR	S	P	ERA	WHIP
Bob Moose, R (1, 1) ERA: 3.7	5.2	W	27	9	2	2	2	3	0	0	0	0	0	28	40	3.18	2.118
Bob Johnson, R (6, 1) ERA: 3.93	3.1	S	15	4	1	1	3	2	0	0	0	0	0	19	27	2.70	1.800

Batter	1	2	3	4	5	6	7	8	9	AB R H RBI BB SO LOB	TOP									
Gene Clines, R (1, 8) OBP: 0.318, SLG: 0.340	0-3 K		0-3 K			0-0 F8 2-H 2B		0-0 L6-3		4 0 1 1 0 2 1	Pittsburgh Pirates @ Cincinnati Reds Riverfront Stadium, Cincinnati, OH Wed Aug 29 1973, 7:05 PM EDT Att: 30,032 - Unknown livebaseballscorecards.com									
Dave Parker, L (1, 9) OBP: 0.250, SLG: 0.362	0-0 4-3			0-0 K		0-0 F8		0-0 4-3 HR 1B	4 1 1 0 0 1 1											
Al Oliver, L (1, 3) OBP: 0.304, SLG: 0.463	4-0 BB			0-0 G3		0-0 G1		0-0 4-3	3 0 0 0 1 0 2											
Richie Zisk, R (1, 7) OBP: 0.380, SLG: 0.550	0-3 K			0-3 K			0-0 5-3	0-3 K	4 0 0 0 0 3 2											
Richie Hebner, L (1, 5) OBP: 0.350, SLG: 0.469		0-3 K			0-0 G3		0-0 4-3	0-0 4-3 HR	4 1 1 2 0 1 0											
Milt May, L (1, 2) OBP: 0.355, SLG: 0.380		0-0 4-3			0-3 K		0-0 4-3	0-0 4-3	4 0 0 0 0 1 0											
Rennie Stennett, R (1, 4) OBP: 0.267, SLG: 0.358		0-3 K			0-0 F5			0-0 6-3	3 0 0 0 0 1 0											
Dal Maxvill, R (1, 6) OBP: 0.286, SLG: 0.259			0-0 4-3			0-0 6-3		0-0 E 2B	2 0 0 0 0 0 0											
Dave Cash, R (8, PH) OBP: 0.329, SLG: 0.345								0-3 K	1 0 1 0 0 0 0											
Nelson Briles, R (1, 1) OBP: 0.262, SLG: 0.311			0-3 K			0-0 E8 2B			1 0 0 0 0 0 1 0											
Luke Walker, L (4, 1) Gene Alley, R (6, PH) John Lamb, R (6, 1) Bob Robertson, R (8, PH) Ramon Hernandez, S (8, 1)									0 0 0 0 0 0 0 0 1 1 0 0 0 0 0 0 0 0 0 0 0 0 0 0 1 0 0 0 0 0 1 1 0 0 0 0 0 0 0 0											
Inning Stats	R: 0 E: 0 K: 2 S: 7	H: 0 LOB: 1 BB: 1 P: 11	R: 0 E: 0 K: 2 S: 7	H: 0 LOB: 0 BB: 0 P: 7	R: 0 E: 0 K: 2 S: 7	H: 0 LOB: 0 BB: 0 P: 7	R: 0 E: 0 K: 1 S: 5	H: 0 LOB: 0 BB: 0 P: 5	R: 1 E: 1 K: 0 S: 5	H: 1 LOB: 1 BB: 0 P: 5	R: 0 E: 0 K: 0 S: 3	H: 0 LOB: 0 BB: 0 P: 3	R: 0 E: 0 K: 1 S: 6	H: 1 LOB: 1 BB: 0 P: 6	R: 2 E: 0 K: 1 S: 7	H: 2 LOB: 0 BB: 0 P: 7	1B: 1 2B: 2 3B: 0 HR: 1	SF: 0 SAC: 0 DP: 0 HBP: 0	WP: 0 PB: 0 SB: 0 CS: 0	PA: 33
PITCHER Jack Billingham, R (1, 1) ERA: 3.08	IP 9.0 WLS W BF 33 H 4 R 3 ER 2 SO 11 BB 1 IBB 0 HBP 0 BLK 0 WP 0 HR 1 S 54 P 58 ERA 2.00 WHIP 0.556																			



Batter	1	2	3	4	5	6	7	8	9	AB	R	H	RBI	BB	SO	LOB
Pete Rose, S OBP: 0.409, SLG: 0.436 (1, 7)	0-0 G6-4-3 BB 1B		0-0 1-3		0-0 5-3	0-0 L8 2-3		4-0 IBB		4	0	1	0	1	0	1
Joe Morgan, L OBP: 0.412, SLG: 0.495 (1, 4)	4-0 G6-4-3 1-2 BB		0-3 K		4-0 S 1B BB	0-0 L8		0-0 4-3		3	1	0	0	2	1	3
Dan Driessen, L OBP: 0.350, SLG: 0.408 (1, 5) (8, 3)	0-0 G6-4-3 1-2f 2-3			0-0 HR	0-0 6-3		4-0 CS BB		3	1	1	1	1	0	0	3
Tony Perez, R OBP: 0.388, SLG: 0.516 (1, 3) Denis Menke, R OBP: 0.359, SLG: 0.246 (8, 5)	0-0 5-3			0-0 2B 3B 1B	0-0 1B WP 1B		0-3 K 1-2		4	1	2	1	0	1	2	0
Johnny Bench, R OBP: 0.345, SLG: 0.437 (1, 2)		0-0 5-3		0-0 L8	4-0 1B IBB		0-0 1B		3	0	1	0	1	0	1	0
Ken Griffey, L OBP: 0.529, SLG: 0.647 (1, 9)		0-0 4-3 1B		0-0 3B 2B	0-0 1B 2-3		0-0 4-3		4	1	3	0	0	0	1	0
Cesar Geronimo, L OBP: 0.252, SLG: 0.279 (1, 8)		0-0 4-3 1-2		0-0 1B 3B	0-0 4-3		0-0 SH2-4 1B		4	1	2	2	0	0	4	0
Darrel Chaney, S OBP: 0.267, SLG: 0.211 (1, 6)		0-0 L8		0-0 CS 1B		4-0 L8 SH3 BB		0-0 SH2-4 1-2		2	0	1	1	1	0	1
Jack Billingham, R OBP: 0.048, SLG: 0.013 (1, 1)			0-0 6-3	0-3 K 1-2		0-0 SH3		0-3 K		3	0	0	0	0	2	2

Inning Stats	R: 0	H: 1	E: 0	LOB: 1	K: 0	BB: 1	S: 3	P: 7	R: 0	H: 1	E: 0	LOB: 1	K: 0	BB: 0	S: 4	P: 4	R: 0	H: 0	E: 0	LOB: 0	K: 1	BB: 0	S: 5	P: 5	R: 4	H: 5	E: 0	LOB: 0	K: 1	BB: 0	S: 9	P: 9	R: 1	H: 2	E: 0	LOB: 3	K: 0	BB: 2	S: 5	P: 13	R: 0	H: 0	E: 0	LOB: 1	K: 0	BB: 1	S: 3	P: 7	R: 0	H: 1	E: 0	LOB: 1	K: 1	BB: 1	S: 5	P: 9	R: 0	H: 1	E: 0	LOB: 2	K: 1	BB: 1	S: 6	P: 10
--------------	------	------	------	--------	------	-------	------	------	------	------	------	--------	------	-------	------	------	------	------	------	--------	------	-------	------	------	------	------	------	--------	------	-------	------	------	------	------	------	--------	------	-------	------	-------	------	------	------	--------	------	-------	------	------	------	------	------	--------	------	-------	------	------	------	------	------	--------	------	-------	------	-------

PITCHER	IP	WLS	BF	H	R	ER	SO	BB	IBB	HBP	BLK	WP	HR	S	P	ERA	WHIP
Nelson Bries, R ERA: 2.81 (1, 1)	3.1	L	17	7	4	4	1	1	1	0	0	0	1	18	22	10.80	2.400
Luke Walker, L ERA: 4.39 (4, 1)	1.2		8	2	1	1	1	1	1	0	0	1	0	8	16	5.40	1.800
John Lamb, R ERA: 5.4 (6, 1)	2.0		8	1	0	0	1	2	0	0	0	0	0	8	16	0.00	1.500
Ramon Hernandez, L ERA: 2.38 (8, 1)	1.0		5	1	0	0	1	0	1	0	0	0	0	6	10	0.00	1.000

BOTTOM

Pittsburgh Pirates @ Cincinnati Reds
Riverfront Stadium, Cincinnati, OH

Wed Aug 29 1973, 7:05 PM EDT
Att. 30,032 - Unknown

AB	30
R	5
H	11
RBI	5
BB	6
SO	4
LOB	18

livebaseballscorecards.com



1B	2B	3B	HR	SF	SAC	DP	HBP	WP	HR	S	P	ERA	WHIP
8	2	1	1	0	2	2	0	1	1	1	1		

Batter	1	2	3	4	5	6	7	8	9
Gene Clines, R OBP: 0.316, SLG: 0.335 (1, 8)	L1-3		L9		FC5-2 1B		BB		
Richie Hebner, L OBP: 0.353, SLG: 0.473 (1, 5)	FC4-6 1B		K	G3	G3 1B		G3		
Al Oliver, L OBP: 0.305, SLG: 0.464 (1, 3)	FC4-6 BB 1-2f		HR 1B	2B	K			P4-3	
Willie Stargell, L OBP: 0.377, SLG: 0.646 (1, 7) Dave Parker, L OBP: 0.247, SLG: 0.357 (7, 7)	FC6-4 BB 1-2		HR 1B	IBB		K		3-1	
Richie Zisk, R OBP: 0.376, SLG: 0.542 (1, 9)	FC6-4 1-2f		G3 1B E 1B	K		F9		F7	
Dave Cash, R OBP: 0.328, SLG: 0.343 (1, 4)		6-3	G3 E 1B	K		5-3			
Manny Sanguillen, R OBP: 0.298, SLG: 0.419 (1, 2)		FC5-4 1B	G3 1-2 2-3		F9		SH1-4 1B		
Jackie Hernandez, R OBP: 0.291, SLG: 0.314 (1, 6)	FC5-4 1-2f		E IBB		FC5-2 3B		K		
Jim Rooker, R OBP: 0.273, SLG: 0.250 (1, 1)		K	E5 1-H 2-H 3-H		FC5-2 1B BB		SH1-4		

Inning Stats	R: 0 E: 0 K: 0 S: 4	H: 1 LOB: 2 BB: 1 P: 8	R: 0 E: 0 K: 1 S: 6	H: 1 LOB: 1 BB: 0 P: 6	R: 6 E: 1 K: 1 S: 11	H: 5 LOB: 1 BB: 1 P: 15	R: 0 E: 0 K: 2 S: 8	H: 1 LOB: 2 BB: 1 P: 12	R: 1 E: 0 K: 1 S: 7	H: 2 LOB: 2 BB: 1 P: 11	R: 0 E: 0 K: 1 S: 5	H: 0 LOB: 0 BB: 0 P: 5	R: 0 E: 0 K: 1 S: 6	H: 1 LOB: 2 BB: 1 P: 10	R: 0 E: 0 K: 0 S: 3	H: 0 LOB: 0 BB: 0 P: 3
--------------	------------------------------	---------------------------------	------------------------------	---------------------------------	-------------------------------	----------------------------------	------------------------------	----------------------------------	------------------------------	----------------------------------	------------------------------	---------------------------------	------------------------------	----------------------------------	------------------------------	---------------------------------

PITCHER	IP	WLS	BF	H	R	ER	SO	BB	IBB	HBP	BLK	WP	HR	S	P	ERA	WHIP
Rick Reuschel, R ERA: 2.73 (1, 1)	4.0	L	24	8	6	3	4	1	2	0	0	0	1	29	41	6.75	2.250
Dave LaRoche, L ERA: 5.77 (5, 1)	3.0		14	3	1	1	3	2	0	0	0	0	0	18	26	3.00	1.667
Jack Aker, R ERA: 4.4 (8, 1)	1.0		3	0	0	0	0	0	0	0	0	0	0	3	3	0.00	0.000

BOTTOM

Chicago Cubs @ Pittsburgh Pirates
Three Rivers Stadium, Pittsburgh, PA

Fri Aug 31 1973, 7:05 PM EDT
Unknown - 90 F

AB	R	H	RBI	BB	SO	LOB
4	0	0	0	1	1	3
5	1	3	1	0	0	2
5	1	2	0	0	1	3
2	1	1	3	2	1	0
1	0	0	0	0	0	0
5	1	1	0	0	1	4
4	1	1	0	0	1	2
4	0	2	0	0	0	2
3	1	1	0	1	1	2
2	1	0	0	1	1	1

AB	35
R	7
H	11
RBI	4
BB	5
SO	7
LOB	19



WP	PA
0	41
0	0
0	0

livebaseballscorecards.com

Batter	1	2	3	4	5	6	7	8	9	AB R H RBI BB SO LOB
Don Kessinger, S (1, 6) OBP: 0.332, SLG: 0.306	0-0 L8		0-0 1B	4-0 BB		0-0 F7		0-0 G6-4-3		4 0 1 0 1 0 2
Rick Monday, L (1, 8) OBP: 0.375, SLG: 0.468	4-0 BB		0-0 1B	4-0 FC6-4 BB		0-0 L8			0-3 K	3 0 1 1 2 1 1
Billy Williams, L (1, 3) OBP: 0.367, SLG: 0.436	0-0 F9		0-0 F2	0-0 FC6-4			0-0 L7		0-0 F9	5 0 0 0 0 0 7
Rico Carty, R (1, 7) OBP: 0.309, SLG: 0.296	0-0 F9		0-0 6-3		0-3 K		0-0 L8		4-0 BB	4 0 0 0 1 1 4
Jose Cardenal, R (1, 9) OBP: 0.385, SLG: 0.450		0-0 F7		4-0 1B BB	0-3 K		0-0 1B		0-0 5-3	4 1 1 0 1 1 1
Ron Santo, R (1, 5) OBP: 0.362, SLG: 0.446		0-3 K		0-0 L8	4-0 BB		0-0 1B			3 0 1 0 1 1 1
Paul Popovich, S (1, 4) OBP: 0.282, SLG: 0.289		0-0 P4-3		0-0 BB 1B 1B	0-0 P4-3		0-0 P4			4 1 1 0 0 0 3
Tom Lundstedt, S (1, 2) Carmen Fanzone, R (8, PH) Randy Hundley, R (8, 2) OBP: 0.281, SLG: 0.348			0-0 F9	0-3 K		0-0 6-3		0-0 G6-4-3 1B		3 0 0 0 0 1 2 1 0 1 0 0 0 0 0 0 0 0 0 0 0
Fergie Jenkins, R (1, 1) Jim Hickman, R (8, PH) Ray Burris, R (8, 1) OBP: 0.192, SLG: 0.181 OBP: 0.387, SLG: 0.320		4-0 1B BB	4-0 1B BB	0-0 BB 1B		0-0 1B		0-3 K		2 0 2 1 1 0 0 1 0 0 0 0 1 1 0 0 0 0 0 0 0

Chicago Cubs @ Pittsburgh Pirates
Three Rivers Stadium, Pittsburgh, PA
 Fri Aug 31 1973, 7:05 PM EDT
 Att: 35,884 - Unknown

livebaseballscorecards.com

AB	34
R	2
H	8
RBI	2
BB	7
SO	6
LOB	22



Inning Stats	R: 0	H: 0	E: 0	K: 0	S: 3	P: 7	R: 0	H: 0	E: 0	K: 1	S: 5	P: 5	R: 0	H: 2	E: 0	K: 1	S: 7	P: 19	R: 0	H: 0	E: 0	K: 2	S: 7	P: 11	R: 0	H: 1	E: 0	K: 0	S: 4	P: 4	R: 0	H: 2	E: 0	K: 0	S: 5	P: 5	R: 0	H: 1	E: 0	K: 1	S: 5	P: 5	R: 0	H: 0	E: 0	K: 1	S: 5	P: 9	1B: 8	2B: 0	3B: 0	HR: 0	SF: 0	SAC: 0	DP: 1	HBP: 0	WP: 0	PA: 41
--------------	------	------	------	------	------	------	------	------	------	------	------	------	------	------	------	------	------	-------	------	------	------	------	------	-------	------	------	------	------	------	------	------	------	------	------	------	------	------	------	------	------	------	------	------	------	------	------	------	------	-------	-------	-------	-------	-------	--------	-------	--------	-------	--------

PITCHER	IP	WLS	BF	H	R	ER	SO	BB	IBB	HBP	BLK	WP	HR	S	P	ERA	WHIP
John Morlan, R (1, 1) ERA: 3.38	3.2		20	4	2	2	2	5	0	0	0	0	0	19	39	4.91	2.455
Bob Johnson, R (4, 1) ERA: 3.75	3.1	W	14	3	0	0	2	1	0	0	0	0	0	17	21	0.00	1.200
Ramon Hernandez, L (8, 1) ERA: 2.31	2.0	S	7	1	0	0	2	1	0	0	0	0	0	10	14	0.00	1.000

PITCHER	IP	WLS	BF	H	R	ER	SO	BB	IBB	HBP	BLK	WP	HR	S	P	ERA	WHIP
---------	----	-----	----	---	---	----	----	----	-----	-----	-----	----	----	---	---	-----	------

Batter	1	2	3	4	5	6	7	8	9	AB R H RBI BB SO LOB	TOP
Don Kessinger, S (1, 6) OBP: 0.331, SLG: 0.304	0-0 6-3		0-0 F9			4-0 BB BB		0-0 L8		3 0 0 0 1 0 0	
Rick Monday, L (1, 8) OBP: 0.376, SLG: 0.467	0-0 BB 1B		0-3 K			4-0 BB G4-6-3		0-0 F3		3 0 1 0 1 1 0	
Billy Williams, L (1, 3) OBP: 0.368, SLG: 0.435	4-0 BB 1-2			0-0 G3		0-0 G4-6-3 1-2f			0-0 CS SH3 1B	3 0 1 0 1 0 2	
Rico Carty, R (1, 7) OBP: 0.309, SLG: 0.297 Matt Alexander, S (7, PR) Gene Hiser, L (7, 7) OBP: 0.273, SLG: 0.255	0-0 G6-4-3 1-2f			0-0 6-3			0-0 FC6-4 1B		0-0 SH3 1-2	3 0 1 0 0 0 2 0 0 0 0 0 0 0 0 0 0 0 0 0 0	
Jose Cardenal, R (1, 9) OBP: 0.386, SLG: 0.450		0-0 WP 1-3 1B		0-0 6-3			0-0 FC6-4 1B 1-2f		0-0 SH3 IBB	3 0 1 0 1 0 1	
Ron Santo, R (1, 5) OBP: 0.361, SLG: 0.444		0-0 1-3 1-2			0-0 5-3		0-0 1-3 1B		0-3 K 2-3	4 0 1 0 0 1 3	
Paul Popovich, S (1, 4) OBP: 0.283, SLG: 0.286		0-0 P1-3 2-3			0-0 P9		4-0 IBB			2 0 0 0 1 0 1	
Tom Lundstedt, S (1, 2) Glenn Beckert, R (7, PH) Randy Hundley, R (7, 2) OBP: 0.281, SLG: 0.348		0-0 4-3			0-0 F3		0-0 L6			2 0 0 0 0 0 1 1 0 0 0 0 0 2 0 0 0 0 0 0 0	
Burt Hooton, R (1, 1) OBP: 0.246, SLG: 0.155			0-3 K			0-0 5-3			0-3 K	3 0 0 0 0 2 0	
Inning Stats	R: 0 H: 1 E: 0 LOB: 1 K: 0 BB: 1 S: 3 P: 7	R: 0 H: 1 E: 0 LOB: 1 K: 0 BB: 0 S: 4 P: 4	R: 0 H: 0 E: 0 LOB: 0 K: 2 BB: 0 S: 7 P: 7	R: 0 H: 0 E: 0 LOB: 0 K: 0 BB: 0 S: 3 P: 3	R: 0 H: 0 E: 0 LOB: 0 K: 0 BB: 0 S: 3 P: 3	R: 0 H: 0 E: 0 LOB: 1 K: 0 BB: 2 S: 2 P: 10	R: 0 H: 2 E: 0 LOB: 2 K: 0 BB: 1 S: 4 P: 8	R: 0 H: 0 E: 0 LOB: 0 K: 1 BB: 0 S: 5 P: 5	R: 0 H: 1 E: 0 LOB: 2 K: 1 BB: 1 S: 5 P: 9	1B: 5 SF: 0 2B: 1 SAC: 1 3B: 0 DP: 3 HR: 0 HBP: 0	WP: 1 PA: 33 PB: 0 SB: 0 CS: 1
PITCHER Bruce Kison, R (1, 1) ERA: Dave Giusti, R (9, 1) ERA: 1.79	IP WLS BF H R ER SO BB IBB HBP BLK WP HR S P ERA WHIP	IP WLS BF H R ER SO BB IBB HBP BLK WP HR S P ERA WHIP	IP WLS BF H R ER SO BB IBB HBP BLK WP HR S P ERA WHIP	IP WLS BF H R ER SO BB IBB HBP BLK WP HR S P ERA WHIP	IP WLS BF H R ER SO BB IBB HBP BLK WP HR S P ERA WHIP	IP WLS BF H R ER SO BB IBB HBP BLK WP HR S P ERA WHIP	IP WLS BF H R ER SO BB IBB HBP BLK WP HR S P ERA WHIP	IP WLS BF H R ER SO BB IBB HBP BLK WP HR S P ERA WHIP	IP WLS BF H R ER SO BB IBB HBP BLK WP HR S P ERA WHIP	ERA WHIP	ERA WHIP

Chicago Cubs @ Pittsburgh Pirates
Three Rivers Stadium, Pittsburgh, PA

Sat Sep 01 1973, 3:33 AM EDT
Att. 13,484 - Unknown - 90 F

livebaseballscorecards.com

AB	27
R	0
H	5
RBI	0
BB	5
SO	4
LOB	12



Batter	1	2	3	4	5	6	7	8	9	AB	R	H	RBI	BB	SO	LOB
Gene Clines, R (1, 8) OBP: 0.314, SLG: 0.329	0-0 L6-3		0-0 L4-3			0-0 B1-3			1-0 CS HBP	3	0	0	0	0	0	0
Richie Hebner, L (1, 5) Gene Alley, R (9, PR) OBP: 0.351, SLG: 0.476 OBP: 0.297, SLG: 0.290	0-0 F9			0-0 F9		0-0 3-1			0-0 2B 1B 1B	4	0	1	0	0	0	0
Al Oliver, L (1, 3) OBP: 0.308, SLG: 0.466	0-0 P4-3			0-0 P4-6-3 1B			4-0 G6-3 BB		0-0 1B 2B	3	0	2	0	1	0	0
Willie Stargell, L (1, 7) OBP: 0.378, SLG: 0.646		0-0 2B		0-0 P4-6-3 1-2f			0-0 F8		4-0 1B IBB	3	0	1	0	1	0	2
Richie Zisk, R (1, 9) OBP: 0.376, SLG: 0.545		0-0 L1			0-0 F8		0-0 G6-3 1-2f		0-0 1B	4	0	1	1	0	0	2
Manny Sanguillen, R (1, 2) OBP: 0.294, SLG: 0.416		0-3 K			0-0 P6			0-0 F8		3	0	0	0	0	0	1
Dave Cash, R (1, 4) OBP: 0.331, SLG: 0.344		0-0 F8			0-0 1B			4-0 BB		2	0	1	0	1	0	1
Jackie Hernandez, R (1, 6) Dave Parker, L (8, PH) Dave Giusti, R (9, 1) OBP: 0.283, SLG: 0.304 OBP: 0.296, SLG: 0.360 OBP: 0.444, SLG: 0.375			0-0 5-3		0-0 6-3			0-3 K		2	0	0	0	0	0	1
Bruce Kison, R (1, 1) Rennie Stennett, R (8, PH) OBP: 0.267, SLG: 0.358			0-0 5-3			0-3 K		0-3 K		1	0	0	0	0	1	0

Inning Stats	R: 0	H: 0	E: 0	K: 0	S: 3	R: 0	H: 1	E: 0	K: 1	S: 6	R: 0	H: 0	E: 0	K: 0	S: 3	R: 0	H: 1	E: 0	K: 0	S: 3	R: 0	H: 1	E: 0	K: 0	S: 4	R: 0	H: 0	E: 0	K: 1	S: 5	R: 0	H: 0	E: 0	K: 0	S: 2	R: 0	H: 0	E: 0	K: 2	S: 7	R: 1	H: 3	E: 0	K: 0	S: 3	1B: 4	SF: 0	2B: 2	SAC: 0	3B: 0	DP: 2	HR: 0	HBP: 1	WP: 0	PA: 32
PITCHER Burt Hooton, R (1, 1) ERA: 3.78	IP	WLS	BF	H	R	ER	SO	BB	IBB	HBP	BLK	WP	HR	S	P	ERA	WHIP													PITCHER	IP	WLS	BF	H	R	ER	SO	BB	IBB	HBP	BLK	WP	HR	S	P	ERA	WHIP								


BOTTOM

Chicago Cubs @ Pittsburgh Pirates
 Three Rivers Stadium, Pittsburgh, PA

Sat Sep 01 1973, 3:33 AM EDT
 Att. 13,484 - Unknown - 90 F

livebaseballscorecards.com

AB	28
R	1
H	6
RBI	1
BB	3
SO	4
LOB	9



Batter	1	2	3	4	5	6	7	8	9	AB R H RBI BB SO LOB	TOP																
Rick Monday, L (1, 8) OBP: 0.377, SLG: 0.472	0-0 F9 2B		0-0 1-3		0-0 1B		0-3 K		0-3 K	5 2 2 0 0 2 0																	
Don Kessinger, S (1, 6) OBP: 0.332, SLG: 0.304	0-0 F9 2-3		0-0 4-3		0-0 1B		4-0 HR		0-0 G3	4 1 1 1 1 0 1																	
Billy Williams, L (1, 7) OBP: 0.372, SLG: 0.446	0-0 1B		4-0 FC5-4 BB		0-0 1B		0-0 HR		0-0 P6	4 2 3 3 1 0 0																	
Jim Hickman, R (1, 9) Gene Hiser, L (8, 9) OBP: 0.380, SLG: 0.313 OBP: 0.273, SLG: 0.255	0-0 5-3		0-0 FC5-4		0-0 1-3		0-0 5-3			4 0 0 0 0 0 4 0 0 0 0 0 0 0																	
Gonzalo Marquez, L (1, 3) OBP: 0.310, SLG: 0.345	0-0 2-H 1B			0-0 G3		0-0 FC3-6 1B		0-0 FC6-4 1B		4 0 3 1 0 0 0																	
Ron Santo, R (1, 5) OBP: 0.359, SLG: 0.440	0-0 5-3			0-0 F7		0-3 K		0-0 FC6-4		4 0 0 0 0 1 3																	
Paul Popovich, S (1, 4) OBP: 0.278, SLG: 0.281		0-0 L4		0-0 P9		0-0 FC3-6		0-0 P6		4 0 0 0 0 0 1																	
Randy Hundley, R (1, 2) OBP: 0.281, SLG: 0.345		0-3 K			0-0 E5		4-0 IBB		0-0 6-3	3 0 0 0 1 1 0																	
Bill Bonham, R (1, 1) Mike Paul, L (3, 1) Bob Locker, S (6, 1) OBP: 0.056, SLG: 0.056 OBP: 0.071, SLG: 0.071		0-0 1-3			0-0 L1-4		0-3 K		0-3 K	1 0 0 0 0 0 0 2 0 0 0 0 1 3 1 0 0 0 0 1 0																	
Inning Stats	R: 2 E: 0 K: 0 S: 6	H: 3 LOB: 1 BB: 0 P: 6	R: 0 E: 0 K: 1 S: 5	H: 0 LOB: 0 BB: 0 P: 5	R: 0 E: 0 K: 0 S: 3	H: 0 LOB: 1 BB: 1 P: 7	R: 0 E: 0 K: 0 S: 3	H: 0 LOB: 0 BB: 0 P: 3	R: 1 E: 1 K: 0 S: 6	H: 3 LOB: 2 BB: 0 P: 6	R: 0 E: 0 K: 2 S: 8	H: 1 LOB: 2 BB: 1 P: 12	R: 2 E: 0 K: 1 S: 7	H: 2 LOB: 1 BB: 1 P: 11	R: 0 E: 0 K: 1 S: 5	H: 0 LOB: 0 BB: 0 P: 5	R: 0 E: 0 K: 1 S: 5	H: 0 LOB: 0 BB: 0 P: 5	1B: 5 2B: 3 3B: 1 HR: 1	SF: 0 SAC: 0 DP: 1 HBP: 0	WP: 0 PB: 0 SB: 1 CS: 0	PA: 39					
PITCHER	IP	WLS	BF	H	R	ER	SO	BB	IBB	HBP	BLK	WP	HR	S	P	ERA	WHIP										
Bob Moose, R (1, 1) ERA: 3.73	6.0		27	7	3	3	3	1	1	0	0	0	0	31	39	4.50	1.333										
Ramon Hernandez, L (7, 1) ERA: 2.5	2.0	L	9	2	2	2	2	1	0	0	0	0	1	12	16	9.00	1.500										
Dave Giusti, R (9, 1) ERA: 1.77	1.0		3	0	0	0	1	0	0	0	0	0	0	5	5	0.00	0.000										

Chicago Cubs @ Pittsburgh Pirates
Three Rivers Stadium, Pittsburgh, PA

Sun Sep 02 1973, 3:33 AM EDT
Att. 19,130 - Sunny - 90 F

livebaseballscorecards.com

AB	36
R	5
H	9
RBI	5
BB	3
SO	6
LOB	12



BOTTOM

Chicago Cubs @ Pittsburgh Pirates
Three Rivers Stadium, Pittsburgh, PA

Sun Sep 02 1973, 3:33 AM EDT
Att. 19,130 - Sunny - 90 F

livebaseballscorecards.com

AB	39
R	3
H	12
RBI	3
BB	4
SO	4
LOB	24



WP:	2	PA:	43
PB:	0	SB:	0
CS:	0		

AB R H RBI BB SO LOB

4 0 3 0 1 0 0
3 0 0 0 0 1 5
2 0 0 0 0 1 2

5 0 3 1 0 0 1

4 1 0 0 1 1 6

5 1 1 0 0 1 3

4 0 0 0 1 0 2
0 0 0 0 0 0 0

4 0 1 1 1 0 2

3 0 2 1 0 0 0
1 0 0 0 0 0 1

2 0 1 0 0 0 2
1 1 1 0 0 0 0
0 0 0 0 0 0 0
1 0 0 0 0 0 0
0 0 0 0 0 0 0

1B: 12 SF: 0
2B: 0 SAC: 0
3B: 0 DP: 0
HR: 0 HBP: 0

Batter	1	2	3	4	5	6	7	8	9
Dave Cash, R (1, 4) OBP: 0.337, SLG: 0.349	0-0 WP FC5-2 1B	4-0 1-2 BB		0-0 1B		0-0 1-2 1B		0-0 F9 2	
Dave Parker, L (1, 8) OBP: 0.247, SLG: 0.346	0-3 K	0-0 3-1 3		0-0 F7 1		0-3 K 2		0-0 L1-3 3	
Gene Clines, R (6, PH) OBP: 0.311, SLG: 0.327									
Al Oliver, L (1, 3) OBP: 0.310, SLG: 0.467	0-0 WP 1-2 1B		0-0 1-3 1	0-0 F7 2		0-0 1-2 2-H 1B		0-0 FC3-6 1B	
Willie Stargell, L (1, 7) OBP: 0.376, SLG: 0.640	0-0 P3 1-2 2-3		4-0 1B BB	0-3 K 3		0-0 6-3 3		0-0 FC3-6 WP 1-2	
Richie Zisk, R (1, 9) OBP: 0.372, SLG: 0.537	0-0 FC5-2 3-H		0-0 1B 1B		0-0 P4 1		0-0 5-3 1	0-3 K 1-2 2	
Richie Hebner, L (1, 5) OBP: 0.349, SLG: 0.471		0-0 F8 1	0-0 F3 2		0-0 F8 2		0-0 F8 2	4-0 BB	
Gene Alley, R (9, PR) OBP: 0.297, SLG: 0.290									
Manny Sanguillen, R (1, 2) OBP: 0.295, SLG: 0.415		0-0 F8 2	0-0 1B 1-3 2-H 1B		0-0 F7 3		4-0 BB	0-0 P4-3 3	
Jackie Hernandez, R (1, 6) OBP: 0.302, SLG: 0.322		0-0 1B 1B	0-0 1B 1-2 3-H 1B			0-0 P4 1		0-0 P4-3 3	
Rennie Stennett, R (7, PH) OBP: 0.266, SLG: 0.357									
Bob Moose, R (1, 1) OBP: 0.190, SLG: 0.148		0-0 1B 1B	0-0 F8 3			0-0 1B 1B		0-0 P3 1	
Fernando Gonzalez, R (6, PH) OBP: 0.268, SLG: 0.359									
Ramon Hernandez, S (7, 1)									
Milt May, L (8, PH) OBP: 0.348, SLG: 0.373									
Dave Giusti, R (9, 1) OBP: 0.444, SLG: 0.375									

Inning Stats	R: 0	H: 2	E: 0	K: 1	S: 7	R: 0	H: 2	E: 0	K: 0	S: 5	R: 2	H: 3	E: 0	K: 0	S: 6	R: 0	H: 1	E: 0	K: 1	S: 6	R: 0	H: 0	E: 0	K: 0	S: 3	R: 1	H: 3	E: 0	K: 1	S: 8	R: 0	H: 0	E: 0	K: 0	S: 3	R: 0	H: 0	E: 0	K: 0	S: 3	R: 0	H: 1	E: 0	K: 1	S: 6	1B: 12	SF: 0	2B: 0	SAC: 0	3B: 0	DP: 0	HR: 0	HBP: 0	WP: 2	PA: 43
--------------	------	------	------	------	------	------	------	------	------	------	------	------	------	------	------	------	------	------	------	------	------	------	------	------	------	------	------	------	------	------	------	------	------	------	------	------	------	------	------	------	------	------	------	------	------	--------	-------	-------	--------	-------	-------	-------	--------	-------	--------

PITCHER	IP	WLS	BF	H	R	ER	SO	BB	IBB	HBP	BLK	WP	HR	S	P	ERA	WHIP
Bill Bonham, R (1, 1) ERA: 3.42	2.2		17	7	2	2	1	2	0	0	0	1	0	17	25	6.75	3.375
Mike Paul, L (3, 1) ERA: 4.9	2.2		11	3	1	1	1	0	0	0	0	0	0	13	13	3.38	1.125
Bob Locker, R (6, 1) ERA: 2.42	3.2	W	15	2	0	0	2	2	0	0	0	1	0	17	25	0.00	1.091

Batter	1	2	3	4	5	6	7	8	9	10	11	12	13	AB R H RBI BB SO LOB	TOP													
Lou Brock, L OBP: 0.365, SLG: 0.395 (1, 7)	0-0 SH3 6-3 2B		0-0 S SF8 1B		0-0 6-3		0-0 F7		0-0 F8		0-0 S 1B			6 2 3 0 0 0 1														
Ted Sizemore, R OBP: 0.357, SLG: 0.320 (1, 4)	0-0 SH3 2-3		4-0 SF8 2B BB		0-0 6-3		0-0 F2			0-0 F8 SH1-4 1B	0-0 5-3			4 1 1 0 1 0 2														
Jose Cruz, L OBP: 0.317, SLG: 0.399 (1, 8) (9, 9)	0-0 6-3		0-0 SF8			0-0 E3		0-0 F2		0-0 SH1-4		0-0 4-3		4 0 0 2 0 0 0														
Ted Simmons, S OBP: 0.355, SLG: 0.428 (1, 2)	0-0 1B		0-0 2B			0-0 E 1B		0-0 P4		0-0 F8		0-0 4-3		6 0 3 1 0 0 1														
Tim McCarver, L Joe Torre, R OBP: 0.384, SLG: 0.409 (1, 3) (8, 3)	0-0 P6		0-0 F7			0-0 F7		0-0 4-3		4-0 IBB		0-3 K		4 0 0 0 0 0 4 1 0 0 0 1 1 0														
Bernie Carbo, L Tom Heinzelman, R AJ Hrabosky, R Tommie Agee, R Bake McBride, L Diego Segui, R Terry Hughes, R Eddie Fisher, R OBP: 0.390, SLG: 0.399 OBP: 0.433, SLG: 0.350 OBP: 0.288, SLG: 0.410 OBP: 0.385, SLG: 0.304 OBP: 0.333, SLG: 0.333 (1, 9) (8, PH) (8, 1) (10, PH) (10, PH) (10, 1) (13, PH) (13, 1)		0-0 F9		0-0 4-3		0-3 K		0-0 P6		0-3 K		0-0 FC3-6 1B		3 0 0 0 0 0 1 2 1 0 1 0 0 0 0 0 1 2 1 0 0 0 0 0 0 0 1 0 0 1 0 0 0 0 0 0 0 0 0 0 0 0														
Ken Reitz, R OBP: 0.247, SLG: 0.330 (1, 5)		0-0 F9		0-0 1-3		0-0 E6		0-0 F9			0-0 F9		0-0 FC3-6	6 0 0 0 0 0 3														
Mike Tyson, R OBP: 0.277, SLG: 0.295 (1, 6)		0-0 6-3		0-0 6-3		0-0 F8		0-0 2B 1B			0-0 1B 1B		0-0 L8	6 1 2 0 0 0 4														
Reggie Cleveland, R Orlando Pena, R Luis Melendez, R OBP: 0.294, SLG: 0.313 OBP: 0.311, SLG: 0.316 (1, 1) (8, 1) (9, PH) (9, 8)			0-3 K		0-0 P3		0-0 1-6-3		0-0 1-H 2B		0-3 K		0-0 F9	3 0 0 0 0 0 1 0 0 0 0 0 0 0 0 0 3 0 1 1 0 1 2														
Inning Stats	R: 1 E: 0 K: 0 S: 5	H: 2 LOB: 1 BB: 0 P: 5	R: 0 E: 0 K: 0 S: 3	H: 0 LOB: 0 BB: 0 P: 3	R: 2 E: 0 K: 1 S: 7	H: 2 LOB: 1 BB: 1 P: 11	R: 0 E: 0 K: 0 S: 3	H: 0 LOB: 0 BB: 0 P: 3	R: 0 E: 2 K: 1 S: 8	H: 1 LOB: 3 BB: 0 P: 8	R: 0 E: 0 K: 0 S: 3	H: 0 LOB: 0 BB: 0 P: 3	R: 1 E: 0 K: 0 S: 5	H: 2 LOB: 1 BB: 0 P: 5	R: 0 E: 0 K: 1 S: 6	H: 1 LOB: 2 BB: 1 P: 10	R: 0 E: 0 K: 1 S: 7	H: 2 LOB: 2 BB: 0 P: 7	R: 0 E: 0 K: 1 S: 5	H: 0 LOB: 0 BB: 0 P: 5	R: 0 E: 1 K: 0 S: 4	H: 1 LOB: 1 BB: 0 P: 4	1B: 8 2B: 3 3B: 0 HR: 0	SF: 1 SAC: 2 DP: 0 HBP: 0	WP: 0 PB: 0 SB: 3 CS: 0	PA: 54		
PITCHER	IP WLS BF H R ER SO BB IBB HBP BLK WP HR S P ERA WHIP																											
Nelson Bries, R ERA: 2.85 (1, 1)	7.0																											
Ramon Hernandez, L ERA: 2.54 (8, 1)	2.2		12	3	1	1	0	0	1	0	0	0	0	11	15	3.38	1.125											
Dave Giusti, R ERA: 1.69 (10, 1)	3.1	W	13	3	0	0	3	0	0	0	0	0	0	19	19	0.00	0.900											

St. Louis Cardinals @ Pittsburgh Pirates
Three Rivers Stadium, Pittsburgh, PA
Mon Sep 03 1973, 3:33 AM EDT
Unknown

livebaseballscorecards.com

AB	49
R	4
H	11
RBI	4
BB	2
SO	5
LOB	21



Batter	1	2	3	4	5	6	7	8	9	10	11	12	13
Rennie Stennett, R (1, 4) OBP: 0.264, SLG: 0.354 (8, 6)	0-0 FC3-6 1B SF9-3 1B		0-0 4-3			0-0 6-3	0-0 F8		0-3 K		0-0 F8		
Dave Parker, L (1, 8) OBP: 0.282, SLG: 0.390 Dave Augustine, R (9, 8) OBP: 1.000, SLG: 1.000 Dave Giusti, R (10, 1) OBP: 0.400, SLG: 0.333	0-0 FC3-6 1-2 1B		0-0 2B			0-0 E 1B		0-0 HR 1B	0-0 1B		0-3 K		
Al Oliver, L (1, 3) OBP: 0.311, SLG: 0.471	0-0 FC3-6 SF9-3 1-2f 2-3		0-0 4-3			0-0 E8 1-3 1B		0-0 HR 1B	0-3 K		0-0 F8		
Willie Stargell, L (1, 7) OBP: 0.373, SLG: 0.642	0-0 SF9-3 1-2 3-H			0-0 F5		0-0 P6		0-0 HR 1B	0-0 F7		0-0 F9		
Richie Zisk, R (1, 9) OBP: 0.364, SLG: 0.523		0-3 K		0-0 F8		0-0 F8		0-0 6-3		0-0 6-3		0-3 K	
Richie Hebner, L (1, 5) OBP: 0.351, SLG: 0.481		0-0 G3 2B		0-0 F9			0-0 P4	0-0 F8		0-0 1B			0-0 IHR
Milt May, L (1, 2) OBP: 0.348, SLG: 0.372 Jim Rooker, R (7, PR) OBP: 0.273, SLG: 0.250 Ramon Hernandez, S (8, 1) OBP: 0.429, SLG: 0.200 Gene Clines, R (10, 8) OBP: 0.310, SLG: 0.325		0-0 G3 2-3			0-0 6-3		0-0 1B 1B	0-0 1B 1B		0-3 K			
Jackie Hernandez, R (1, 6) OBP: 0.292, SLG: 0.311 Manny Sanguillen, R (7, PH) OBP: 0.297, SLG: 0.416 (8, 2)		0-0 4-3			0-0 F3		0-0 1-2 1B	0-0 FC6-4 1-2 1B		0-0 P4			
Nelson Briles, R (1, 1) OBP: 0.254, SLG: 0.302 Dave Cash, R (7, PH) OBP: 0.334, SLG: 0.346 (8, 4)			0-0 6-3		0-0 4-3		0-0 L7	0-0 FC6-4 1-2f			0-0 5-3		

Inning Stats	R: 1	H: 2	R: 0	H: 1	R: 0	H: 1	R: 0	H: 0	R: 0	H: 2	R: 3	H: 5	R: 0	H: 1	R: 0	H: 0	R: 0	H: 1	R: 0	H: 1	R: 0	H: 0	R: 1	H: 1	R: 0	H: 11	SF: 1	WP: 0	PA: 51
E: 0	LOB: 0	E: 0	LOB: 1	E: 0	LOB: 1	E: 0	LOB: 0	E: 0	LOB: 2	E: 0	LOB: 2	E: 0	LOB: 2	E: 0	LOB: 1	E: 0	LOB: 0	E: 0	LOB: 1	E: 0	LOB: 0	E: 0	LOB: 0	E: 0	LOB: 0	2B: 3	SAC: 0	PB: 0	
K: 0	BB: 0	K: 1	BB: 0	K: 0	BB: 0	K: 0	BB: 0	K: 0	BB: 0	K: 0	BB: 0	K: 0	BB: 0	K: 2	BB: 0	K: 1	BB: 0	K: 1	BB: 0	K: 1	BB: 0	K: 1	BB: 0	K: 0	BB: 0	3B: 0	DP: 1	SB: 0	
S: 4	P: 4	S: 6	P: 6	S: 4	P: 4	S: 3	P: 3	S: 3	P: 5	S: 5	P: 5	S: 8	P: 8	S: 8	P: 8	S: 6	P: 6	S: 5	P: 5	S: 5	P: 5	S: 5	P: 1	S: 5	P: 5	HR: 3	HBP: 0	CS: 0	


PITCHER	IP	WLS	BF	H	R	ER	SO	BB	IBB	HBP	BLK	WP	HR	S	P	ERA	WHIP
Reggie Cleveland, R ERA: 3.08	(1, 1)	7.2	34	12	4	4	1	0	0	0	0	0	2	36	36	4.70	1.565
Orlando Pena, R ERA: 3.21	(8, 1)	0.1	2	1	0	0	0	0	0	0	0	0	0	2	2	0.00	3.000
Al Hrabosky, L ERA: 1.83	(9, 1)	1.0	4	1	0	0	2	0	0	0	0	0	0	8	8	0.00	1.000
Diego Segui, R ERA: 2.84	(10, 1)	3.0	10	1	0	0	3	0	0	0	0	0	0	16	16	0.00	0.333
Eddie Fisher, R ERA: 4.86	(13, 1)	0.0	L	1	1	1	0	0	0	0	0	0	0	1	1	∞	∞

BOTTOM

AB R H RBI BB SO LOB

6	1	1	0	0	1	2
4	1	4	0	0	0	0
1	0	1	0	0	0	0
1	0	0	0	0	1	0
6	1	2	2	0	1	4
5	1	1	2	0	0	3
6	0	0	0	0	2	2
6	1	3	1	0	0	0
3	0	1	0	0	0	1
0	0	0	0	0	0	0
1	0	1	0	0	0	0
1	0	0	0	0	1	1
2	0	0	0	0	0	1
3	0	2	0	0	0	1
2	0	0	0	0	0	0
3	0	0	0	0	0	4

AB 50
R 5
H 16
RBI 5
BB 0
SO 6
LOB 19



St. Louis Cardinals @ Pittsburgh Pirates
Three Rivers Stadium, Pittsburgh, PA
Mon Sep 03 1973, 3:33 AM EDT
Unknown

livebaseballscorecards.com

Batter	1	2	3	4	5	6	7	8	9	AB R H RBI BB SO LOB	TOP											
Lou Brock, L (1, 7) OBP: 0.363, SLG: 0.395	0-3 K		0-0 5-3			0-0 FC6-4		0-0 SF9 WP 1-3 2-H 2B	0-0 6-3	5 1 1 1 0 1 1	St. Louis Cardinals @ Pittsburgh Pirates Three Rivers Stadium, Pittsburgh, PA Tue Sep 04 1973, 7:05 PM EDT Att. 16,280 - Unknown livebaseballscorecards.com											
Ted Sizemore, R (1, 4) OBP: 0.354, SLG: 0.317	0-0 F9			0-0 F9		0-0 P6		0-0 SF9		3 0 0 1 0 0 1												
Joe Torre, R (1, 3) OBP: 0.383, SLG: 0.408	0-0 F8			0-0 5-3			0-0 1B 1B	0-3 K		4 0 1 0 0 1 2												
Ted Simmons, S (1, 2) OBP: 0.358, SLG: 0.429		0-0 G3 1B		0-0 6-3			0-0 F7	4-0 WP IBB		3 0 1 0 1 0 1												
Luis Melendez, R (1, 8) OBP: 0.313, SLG: 0.315 Tim McCarver, L (8, PH) OBP: 0.326, SLG: 0.352 Al Hrabosky, R (8, 1)		0-0 G3			0-0 G3-6-1 1B		0-3 K	4-0 1-2 3-H BB		3 0 1 0 0 1 2 0 0 0 0 1 0 0 0 0 0 0 0 0 0												
Ken Reitz, R (1, 5) OBP: 0.248, SLG: 0.329 Bake McBride, L (7, PR) OBP: 0.385, SLG: 0.304 Terry Hughes, R (7, 5) OBP: 0.182, SLG: 0.182		0-0 F5			0-0 G3-6-1		0-0 1-3 1B	0-3 K		3 0 1 0 0 0 2 0 0 0 0 0 0 0 1 0 0 0 0 1 2												
Bernie Carbo, L (1, 9) OBP: 0.380, SLG: 0.407		0-0 L4			0-0 6-3		0-0 G3		0-0 SH1-4 1B 1B	4 1 1 0 0 0 3												
Mike Tyson, R (1, 6) OBP: 0.282, SLG: 0.298			0-3 K			0-0 FC6-4 1B		0-0 1B 2B 1B	0-0 SH1-4	3 1 2 0 0 1 0												
Mike Nagy, R (1, 1) Tommy Agee, R (8, PH) OBP: 0.287, SLG: 0.409 Tom Murphy, R (8, 1) OBP: 0.217, SLG: 0.227 John Andrews, L (7, 1) Tom Heintzelman, R (8, PH) OBP: 0.458, SLG: 0.381 Tommy Cruz, L (8, PR) Jose Cruz, L (8, 8) OBP: 0.316, SLG: 0.398			0-3 K			0-3 K		0-0 2B SF9 1B	0-0 1-2 1B 2-H 1B	1 0 0 0 0 1 0 1 0 0 0 0 1 1 0 0 0 0 0 0 0 0 0 0 0 0 0 0 1 0 1 0 0 0 0 0 1 0 0 0 0 0 1 0 1 1 0 0 0												
Inning Stats	R: 0 E: 0 K: 1 S: 5	H: 0 LOB: 0 BB: 0 P: 5	R: 0 E: 0 K: 0 S: 4	H: 1 LOB: 1 BB: 0 P: 4	R: 0 E: 0 K: 2 S: 7	H: 0 LOB: 0 BB: 0 P: 7	R: 0 E: 0 K: 0 S: 3	H: 0 LOB: 0 BB: 0 P: 3	R: 0 E: 0 K: 1 S: 6	H: 1 LOB: 1 BB: 0 P: 6		R: 0 E: 0 K: 1 S: 7	H: 2 LOB: 2 BB: 0 P: 7	R: 3 E: 0 K: 2 S: 10	H: 3 LOB: 2 BB: 2 P: 18	R: 1 E: 0 K: 0 S: 4	H: 2 LOB: 0 BB: 0 P: 4	1B: 9 2B: 1 3B: 0 HR: 0	SF: 1 SAC: 1 DP: 1 HBP: 0	WP: 1 PB: 0 SB: 0 CS: 0	PA: 37	
PITCHER	IP WLS BF H R ER SO BB IBB HBP BLK WP HR S P ERA WHIP	IP WLS BF H R ER SO BB IBB HBP BLK WP HR S P ERA WHIP	IP WLS BF H R ER SO BB IBB HBP BLK WP HR S P ERA WHIP	IP WLS BF H R ER SO BB IBB HBP BLK WP HR S P ERA WHIP	IP WLS BF H R ER SO BB IBB HBP BLK WP HR S P ERA WHIP	IP WLS BF H R ER SO BB IBB HBP BLK WP HR S P ERA WHIP	IP WLS BF H R ER SO BB IBB HBP BLK WP HR S P ERA WHIP	IP WLS BF H R ER SO BB IBB HBP BLK WP HR S P ERA WHIP	IP WLS BF H R ER SO BB IBB HBP BLK WP HR S P ERA WHIP	IP WLS BF H R ER SO BB IBB HBP BLK WP HR S P ERA WHIP	IP WLS BF H R ER SO BB IBB HBP BLK WP HR S P ERA WHIP	IP WLS BF H R ER SO BB IBB HBP BLK WP HR S P ERA WHIP	IP WLS BF H R ER SO BB IBB HBP BLK WP HR S P ERA WHIP	IP WLS BF H R ER SO BB IBB HBP BLK WP HR S P ERA WHIP	IP WLS BF H R ER SO BB IBB HBP BLK WP HR S P ERA WHIP	IP WLS BF H R ER SO BB IBB HBP BLK WP HR S P ERA WHIP	IP WLS BF H R ER SO BB IBB HBP BLK WP HR S P ERA WHIP	IP WLS BF H R ER SO BB IBB HBP BLK WP HR S P ERA WHIP	IP WLS BF H R ER SO BB IBB HBP BLK WP HR S P ERA WHIP	IP WLS BF H R ER SO BB IBB HBP BLK WP HR S P ERA WHIP		
Jim Rooker, L (1, 1) ERA: 3.02	7.0 L 28 8 3 3 5 0 0 0 0 0 0 38 38 3.86 1.143																					
Dave Giusti, R (8, 1) ERA: 1.76	2.0 9 2 1 1 2 1 1 0 0 1 0 11 19 4.50 1.500																					



Batter	1	2	3	4	5	6	7	8	9	AB R H RBI BB SO LOB	TOP																
Lou Brock, L (1, 7) OBP: 0.364, SLG: 0.394	0-3 K	0-0 F7		0-0 E5		4-0 2B BB			0-0 SH1-3 S 1B	4 0 1 0 1 1 1																	
Ted Sizemore, R (1, 4) OBP: 0.355, SLG: 0.321	0-0 2B 1B	0-0 F8		0-0 3-1		0-0 2B			0-0 SH1-3	4 1 2 2 0 0 2																	
Jose Cruz, L (1, 8) OBP: 0.315, SLG: 0.398	0-0 2B 2B		0-0 F7		0-0 F9			0-3 K	0-0 P6	5 1 1 0 0 1 1																	
Ted Simmons, S (1, 2) OBP: 0.360, SLG: 0.429	4-0 2B IBB		0-0		0-0 F8			0-0 F8	4-0	3 1 1 0 2 0 0																	
Tim McCarver, L (1, 3) OBP: 0.328, SLG: 0.357	0-0 SF9 2B		0-0 F7		0-0 F7			0-0	0-0 F9	4 0 2 2 0 0 1																	
Joe Torre, R (7, 3) OBP: 0.382, SLG: 0.407	1-3 2-H 3-H		0-0							1 0 0 0 0 0 2																	
Bernie Carbo, L (1, 9) OBP: 0.379, SLG: 0.402	4-0 IBB		0-0 4-3			0-3 K			0-0 5-3	3 0 0 0 1 1 2																	
Ken Reitz, R (1, 5) OBP: 0.248, SLG: 0.329	0-0 SF9			0-0 FC2-6 1B		0-0 4-3			0-0 4-3	3 0 1 1 0 0 0																	
Mike Tyson, R (1, 6) OBP: 0.281, SLG: 0.297	0-0 5-3			0-0 L6		0-0 BB 2B 1B			0-0 1-3	4 1 1 0 0 0 3																	
Alan Foster, R (1, 1) OBP: 0.241, SLG: 0.232			0-0 G3		0-0 FC2-6 E				0-0 L3	3 1 1 0 0 0 1																	
John Andrews, L (7, 1)										0 0 0 0 0 0 0																	
Tom Heintzelman, R (8, PH) OBP: 0.440, SLG: 0.364										1 0 0 0 0 0 0																	
Diego Segui, R (8, 1)										0 0 0 0 0 0 0																	
Inning Stats	R: 3 E: 0 K: 1 S: 8	H: 3 LOB: 2 BB: 2 P: 16	R: 0 E: 0 K: 0 S: 3	H: 0 LOB: 0 BB: 0 P: 3	R: 0 E: 0 K: 0 S: 4	H: 1 LOB: 1 BB: 0 P: 4	R: 0 E: 1 K: 0 S: 5	H: 1 LOB: 2 BB: 0 P: 5	R: 0 E: 0 K: 0 S: 3	H: 0 LOB: 0 BB: 0 P: 3	R: 2 E: 0 K: 1 S: 7	H: 3 LOB: 2 BB: 1 P: 11	R: 0 E: 0 K: 1 S: 6	H: 1 LOB: 1 BB: 0 P: 6	R: 0 E: 0 K: 0 S: 3	H: 0 LOB: 0 BB: 0 P: 3	R: 0 E: 0 K: 0 S: 4	H: 1 LOB: 2 BB: 1 P: 8	1B: 7 2B: 3 3B: 0 HR: 0	SF: 1 SAC: 1 DP: 0 HBP: 0	WP: 0 PB: 0 SB: 1 CS: 0	PA: 41					
PITCHER	IP	WLS	BF	H	R	ER	SO	BB	IBB	HBP	BLK	WP	HR	S	P	ERA	WHIP										
John Morlan, R (1, 1) ERA: 4.06	0.1	L	6	3	3	3	1	0	2	0	0	0	0	6	14	81.00	9.000										
Chris Zachary, R (1, 1) ERA:	4.2		17	2	0	0	0	0	0	0	0	0	0	17	17	0.00	0.429										
Luke Walker, L (6, 1) ERA: 4.45	1.0		6	3	2	2	1	1	0	0	0	0	0	7	11	18.00	4.000										
Ramon Hernandez, L (7, 1) ERA: 2.47	2.0		7	1	0	0	1	0	0	0	0	0	0	9	9	0.00	0.500										
Bob Johnson, R (9, 1) ERA: 3.78	1.0		5	1	0	0	0	0	1	0	0	0	0	4	8	0.00	1.000										

St. Louis Cardinals @ Pittsburgh Pirates
 Three Rivers Stadium, Pittsburgh, PA
 Wed Sep 05 1973, 7:05 PM EDT
 Att: 18,894 - Unknown

AB	35
R	5
H	10
RBI	5
BB	4
SO	3
LOB	13



WP: 0	PA: 41
PB: 0	
SB: 1	
CS: 0	

ERA	WHIP										
-----	------	--	--	--	--	--	--	--	--	--	--

Batter	1	2	3	4	5	6	7	8	9	AB	R	H	RBI	BB	SO	LOB
Cesar Tovar, R (1, 5) Mike Schmidt, R (9, 5) OBP: 0.334, SLG: 0.359 OBP: 0.336, SLG: 0.395	0-0 4-3 F8		0-0 F8		0-0 F9		0-0 P5		0-0 SF8	4	0	0	0	0	0	2
Denny Doyle, L (1, 4) OBP: 0.318, SLG: 0.324	0-0 5-3			0-0 6-3	0-0 1B			0-0 HR	0-0 1B	5	1	3	2	0	0	0
Willie Montanez, L (1, 3) Mike Anderson, R (9, PH) OBP: 0.325, SLG: 0.375 OBP: 0.308, SLG: 0.439	0-0 F8			0-3 K		0-0 4-3		0-3 K	0-3 K	4	0	0	0	0	2	0
Greg Luzinski, R (1, 7) OBP: 0.343, SLG: 0.484		0-0 1-3		0-0 5-3		0-0 F9		0-0 5-3		4	0	0	0	0	0	0
Bill Robinson, R (1, 9) OBP: 0.330, SLG: 0.546		0-0 5-3			4-0 1B 2B BB	4-0 PO 1B BB		0-0 F8		2	1	0	0	2	0	0
Del Unser, L (1, 8) OBP: 0.356, SLG: 0.435		0-0 F8			0-0 2B 1B	0-0 1B			4-0 F8 1B BB	3	2	2	0	1	0	0
Bob Boone, R (1, 2) OBP: 0.320, SLG: 0.376			0-0 HR		0-0 2B 2B	0-0 PO	0-0 F8		0-0 2B SF8 1B	4	3	3	2	0	0	0
Larry Bowa, S (1, 6) Tom Hutton, L (9, PH) OBP: 0.255, SLG: 0.240 OBP: 0.355, SLG: 0.388		0-0 1-3		0-0 F7			4-0 S BB		0-0 F8	2	0	0	0	1	0	2
Ken Brett, L (1, 1) Mac Scarfo, L (9, 1) Darrell Brandon, R (9, 1) Mike Wallace, L (9, 1) Ron Diorio, R (9, 1) Mike Rogodzinski, L (9, PH) OBP: 0.252, SLG: 0.500 OBP: 0.400, SLG: 0.250			0-3 K		0-0 1B 2B		0-3 K		0-0 1B 2B	3	0	1	2	0	2	1

Inning Stats	R: 0	H: 0	E: 0	LOB: 0	K: 0	P: 3	R: 0	H: 0	E: 0	LOB: 0	K: 0	P: 3	R: 1	H: 1	E: 0	LOB: 0	K: 1	P: 6	R: 0	H: 0	E: 0	LOB: 0	K: 1	P: 5	R: 3	H: 4	E: 0	LOB: 2	K: 0	P: 10	R: 0	H: 1	E: 0	LOB: 1	K: 0	P: 7	R: 0	H: 0	E: 0	LOB: 1	K: 1	P: 9	R: 1	H: 1	E: 0	LOB: 0	K: 1	P: 6	R: 3	H: 3	E: 0	LOB: 1	K: 1	P: 12	1B: 5	SF: 1	2B: 3	SAC: 0	3B: 0	DP: 0	HR: 2	HBP: 0	WP: 0	PA: 40
--------------	------	------	------	--------	------	------	------	------	------	--------	------	------	------	------	------	--------	------	------	------	------	------	--------	------	------	------	------	------	--------	------	-------	------	------	------	--------	------	------	------	------	------	--------	------	------	------	------	------	--------	------	------	------	------	------	--------	------	-------	-------	-------	-------	--------	-------	-------	-------	--------	-------	--------

PITCHER	IP	WLS	BF	H	R	ER	SO	BB	IBB	HBP	BLK	WP	HR	S	P	ERA	WHIP
Bruce Kison, R (1, 1) ERA: 2.57	6.0		24	6	4	4	2	2	0	0	0	0	1	26	34	6.00	1.333
Bob Johnson, R (7, 1) ERA: 3.79	2.0	W	8	1	1	1	2	1	0	0	0	0	1	11	15	4.50	1.000
Dave Giusti, R (9, 1) ERA: 2.09	0.2		6	3	3	3	0	1	0	0	0	0	0	5	9	40.50	6.000
Ramon Hernandez, L (9, 1) ERA: 2.45	0.1	S	1	0	0	0	1	0	0	0	0	0	0	3	3	0.00	0.000

BOTTOM

Pittsburgh Pirates @ Philadelphia Phillies
Veterans Stadium, Philadelphia, PA

AB	34
R	8
H	10
RBI	8
BB	4
SO	5
LOB	8



PITCHER	IP	WLS	BF	H	R	ER	SO	BB	IBB	HBP	BLK	WP	HR	S	P	ERA	WHIP
Bruce Kison, R (1, 1) ERA: 2.57	6.0		24	6	4	4	2	2	0	0	0	0	1	26	34	6.00	1.333
Bob Johnson, R (7, 1) ERA: 3.79	2.0	W	8	1	1	1	2	1	0	0	0	0	1	11	15	4.50	1.000
Dave Giusti, R (9, 1) ERA: 2.09	0.2		6	3	3	3	0	1	0	0	0	0	0	5	9	40.50	6.000
Ramon Hernandez, L (9, 1) ERA: 2.45	0.1	S	1	0	0	0	1	0	0	0	0	0	0	3	3	0.00	0.000

Fri Sep 07 1973, 7:05 PM EDT
Att. 15,233 - Unknown

livebaseballscorecards.com

Batter	1	2	3	4	5	6	7	8	9	AB R H RBI BB SO LOB	TOP											
Rennie Stennett, R (1, 4) OBP: 0.268, SLG: 0.362	0-3 K		0-3 K		0-3 K		0-0 CS 1B 1B		0-0 FC1-5 1-H 2B	5 0 2 1 0 3 1												
Dave Cash, R (1, 5) OBP: 0.330, SLG: 0.338	0-0 F8		0-0 FC3-6 1-2f			0-0 2B 2B	0-0 F8		0-0 FC1-5 5-3 2-3	5 1 1 0 0 0 3												
Al Oliver, L (1, 8) OBP: 0.312, SLG: 0.467	0-0 5-3			0-0 1B SF7 1B		0-0 2B 2B	0-0 1-2 1B		0-0 5-3 1-2f	5 2 3 1 0 0 1												
Willie Stargell, L (1, 7) OBP: 0.379, SLG: 0.645 Dave Augustine, R (8, PR) OBP: 1.000, SLG: 1.000 (8, 7)		4-0 G6-4-3 E BB		0-0 1-3 1B		0-0 2-H E 2B	0-0 CS 2-3	0-0 6-3 1B		3 1 3 1 1 0 0 0 0 0 0 0 0 0												
Richie Zisk, R (1, 9) OBP: 0.365, SLG: 0.520		0-0 E6 G6-4-3 1-2		0-0 F8		0-3 K		0-0 F9		4 0 0 0 0 1 5												
Manny Sanguillen, R (1, 2) OBP: 0.302, SLG: 0.423		0-0 G6-4-3 1-2f 2-3		0-0 SF7 3-H		4-0 FC6-4 IBB		0-0 6-3 1-2		2 0 0 1 1 0 3												
Bob Robertson, R (1, 3) OBP: 0.327, SLG: 0.393		0-3 K		0-3 K		0-0 FC6-4 1-2f 2-H		4-0 BB BB		3 0 0 0 1 2 3												
Dal Maxvill, R (1, 6) OBP: 0.276, SLG: 0.246			0-0 5-3		0-3 K	0-0 P4		0-0 F9		4 0 0 0 0 1 3												
Bob Moose, R (1, 1) OBP: 0.194, SLG: 0.155 Dave Giusti, R (9, 1) OBP: 0.400, SLG: 0.333			0-0 E6 FC3-6		0-0 1-3		0-0 1-3		0-0 2B 1B	4 1 1 0 0 0 0 0 0 0 0 0 0 0												
Inning Stats	R: 0 E: 0 K: 1 S: 5	H: 0 LOB: 0 BB: 0 P: 5	R: 0 E: 1 K: 1 S: 5	H: 0 LOB: 1 BB: 1 P: 9	R: 0 E: 1 K: 1 S: 6	H: 0 LOB: 1 BB: 0 P: 6	R: 1 E: 0 K: 1 S: 7	H: 2 LOB: 1 BB: 0 P: 7	R: 0 E: 0 K: 2 S: 7	H: 0 LOB: 0 BB: 0 P: 7	R: 3 E: 1 K: 1 S: 8	H: 3 LOB: 1 BB: 1 P: 12	R: 0 E: 0 K: 0 S: 4	H: 2 LOB: 1 BB: 0 P: 4	R: 0 E: 0 K: 0 S: 4	H: 1 LOB: 2 BB: 1 P: 8	R: 1 E: 0 K: 0 S: 4	H: 2 LOB: 0 BB: 0 P: 4	1B: 6 2B: 5 3B: 0 HR: 0	SF: 1 SAC: 0 DP: 2 HBP: 0	WP: 0 PB: 0 SB: 0 CS: 1	PA: 40
PITCHER	IP WLS BF H R ER SO BB IBB HBP BLK WP HR S P ERA WHIP											PITCHER	IP WLS BF H R ER SO BB IBB HBP BLK WP HR S P ERA WHIP									
Steve Carlton, L (1, 1) ERA: 4.03	7.0 L 30 7 4 3 7 1 1 0 0 0 0 42 50 3.86 1.143																					
George Culver, R (8, 1) ERA: 3.4	1.1 8 3 1 1 0 1 0 0 0 0 0 0 7 11 6.75 3.000																					
Mac Scarce, L (9, 1) ERA: 2.52	0.2 1 0 0 0 0 0 0 0 0 0 0 0 1 1 0.00 0.000																					

Pittsburgh Pirates @ Philadelphia Phillies
Veterans Stadium, Philadelphia, PA
Sat Sep 08 1973, 7:05 PM EDT
Att. 16,320 - Unknown

livebaseballscorecards.com

AB	35
R	5
H	10
RBI	4
BB	3
SO	7
LOB	19



BOTTOM

Pittsburgh Pirates @ Philadelphia Phillies
 Veterans Stadium, Philadelphia, PA

Sat Sep 08 1973, 7:05 PM EDT
 Att. 16,320 - Unknown

livebaseballscorecards.com

AB	34
R	3
H	9
RBI	3
BB	3
SO	4
LOB	16



WP:	1	PA:	38
PB:	0	SB:	0
CS:	0		

AB R H RBI BB SO LOB

4	1	1	0	1	0	2
5	0	1	1	0	1	3
3	0	0	1	0	1	1
4	0	0	0	0	1	1
4	0	1	0	0	1	0
4	1	3	0	0	0	1
3	0	2	1	1	0	1
3	1	1	0	0	0	3
1	0	0	0	0	0	1
2	0	0	0	0	0	3
1	0	0	0	0	0	0
0	0	0	0	0	0	0
0	0	0	0	0	0	0
0	0	0	0	1	0	0

Batter	1	2	3	4	5	6	7	8	9
Denny Doyle, L (1, 4) OBP: 0.319, SLG: 0.323	0-0 FC3-6 1B		4-0 1B SF8 BB		0-0 4-3		0-0 F8		0-0 F9
Del Unser, L (1, 8) OBP: 0.354, SLG: 0.432	0-0 FC3-6 G6-4-3 1-2f		0-0 1B 1-3 2-H		0-0 F8		0-3 K		0-0 F2
Bill Robinson, R (1, 9) OBP: 0.327, SLG: 0.542	0-0 G6-4-3 1-2f		0-0 SF8 3-H		0-3 K		0-0 4-3		
Greg Luzinski, R (1, 7) OBP: 0.341, SLG: 0.481		0-3 K	0-0 6-3		0-0 F9		0-0 P4		
Willie Montanez, L (1, 3) OBP: 0.325, SLG: 0.374		0-0 F7		0-0 6-3		0-3 K		0-0 FC6-4 1B	
Bob Boone, R (1, 2) OBP: 0.323, SLG: 0.379		0-0 WP 1B		0-0 FC6-4 BB 1B		0-0 2B 1B		0-0 FC6-4 1-2f	
Mike Schmidt, R (1, 5) OBP: 0.341, SLG: 0.401		0-0 1-3 1-2		4-0 FC6-4 BB		0-0 1-H 2B		0-0 BB 1B	
Craig Robinson, R (1, 6) OBP: 0.231, SLG: 0.285			0-0 1B G3 1B		0-0 FC6-4 1-2f 2-3		0-0 5-3		0-0 F8
Mike Rogodzinski, L (9, PH) OBP: 0.333, SLG: 0.348									
Steve Carlton, L (1, 1) OBP: 0.163, SLG: 0.236			0-0 G3		0-0 F8		0-0 4-3		4-0 BB 1B
Tom Hutton, L (7, PH) OBP: 0.353, SLG: 0.386									1-2 BB
George Culver, R (8, 1)									
Mac Scarce, L (9, 1)									
Cesar Tovar, R (9, PH) OBP: 0.336, SLG: 0.359									

Inning Stats	R: 0	H: 1	E: 0	LOB: 0	K: 0	S: 3	R: 0	H: 1	E: 0	LOB: 1	K: 1	S: 6	R: 2	H: 2	E: 0	LOB: 1	K: 0	S: 5	R: 0	H: 1	E: 0	LOB: 2	K: 0	S: 4	R: 0	H: 0	E: 0	LOB: 0	K: 1	S: 5	R: 1	H: 2	E: 0	LOB: 1	K: 1	S: 7	R: 0	H: 0	E: 0	LOB: 0	K: 1	S: 5	R: 0	H: 1	E: 0	LOB: 1	K: 0	S: 4	R: 0	H: 1	E: 0	LOB: 2	K: 0	S: 4	R: 0	H: 1	E: 0	LOB: 1	K: 0	S: 4	1B: 8	SF: 1	2B: 1	3B: 0	HR: 0	SAC: 0	DP: 1	HBP: 0	WP: 1	PA: 38
--------------	------	------	------	--------	------	------	------	------	------	--------	------	------	------	------	------	--------	------	------	------	------	------	--------	------	------	------	------	------	--------	------	------	------	------	------	--------	------	------	------	------	------	--------	------	------	------	------	------	--------	------	------	------	------	------	--------	------	------	------	------	------	--------	------	------	-------	-------	-------	-------	-------	--------	-------	--------	-------	--------

PITCHER	IP	WLS	BF	H	R	ER	SO	BB	IBB	HBP	BLK	WP	HR	S	P	ERA	WHIP
Bob Moose, R (1, 1) ERA: 3.72	8.0	W	34	9	3	3	4	2	0	0	0	1	0	40	48	3.38	1.375
Dave Giusti, R (9, 1) ERA: 2.07	1.0	S	4	0	0	0	0	1	0	0	0	0	0	3	7	0.00	1.000

1B:	8	SF:	1
2B:	1	SAC:	0
3B:	0	DP:	1
HR:	0	HBP:	0

WP:	1	PA:	38
PB:	0	SB:	0
CS:	0		

Batter	1	2	3	4	5	6	7	8	9	AB R H RBI BB SO LOB	TOP																
Rennie Stennett, R (1, 4) OBP: 0.265, SLG: 0.358	0-0 6-3		0-3 K	0-0 6-3		0-0 F7		0-0 F9		5 0 0 0 0 1 0																	
Dave Parker, L (1, 8) OBP: 0.300, SLG: 0.464	0-0 5-3		0-0 4-3	1B 2B		0-0 F8		0-0 3-1		5 1 1 0 0 0 0																	
Al Oliver, L (1, 3) OBP: 0.315, SLG: 0.471	0-3 K		0-0 HR 2B	2B 1B		0-0 2B		0-3 K		5 2 3 1 0 2 0																	
Willie Stargell, L (1, 7) OBP: 0.381, SLG: 0.656		0-0 1B 2B	0-0 HR 2-H	0-0 1B 2B		0-0 G3		0-0 L3		5 2 3 3 0 0 1																	
Richie Hebner, L (1, 5) OBP: 0.356, SLG: 0.483		4-0 1B 1B BB	0-0 1B 2B 1B	0-0 1B		0-0 WP 1B		0-3 K		4 2 3 0 1 1 0																	
Richie Zisk, R (1, 9) OBP: 0.366, SLG: 0.517		0-0 1B 1B	0-0 2B 1B	0-0 F8		0-3 K		0-0 F9		5 0 2 1 0 1 3																	
Milt May, L (1, 2) OBP: 0.348, SLG: 0.375		0-0 F9 1B	0-0 1B 2B		0-0 6-3		0-0 F9			4 0 2 2 0 0 1																	
Dal Maxvill, R (1, 6) OBP: 0.271, SLG: 0.241		0-0 F9	0-0 5-3		0-0 F9		4-0 BB			3 0 0 0 0 0 3																	
Bob Robertson, R (7, PH) OBP: 0.328, SLG: 0.393										0 0 0 0 1 0 0																	
Jackie Hernandez, R (7, PR) OBP: 0.292, SLG: 0.324										0 0 0 0 0 0 0																	
Nelson Briles, R (1, 1) OBP: 0.243, SLG: 0.288		0-3 K		0-0 F7		0-3 K		0-0 P6		3 0 0 0 0 2 1																	
John Lamb, R (6, 1)										0 0 0 0 0 0 0																	
Luke Walker, L (6, 1) OBP: 0.067, SLG: 0.067										0 0 0 0 0 0 0																	
Manny Sanguillen, R (7, PH) OBP: 0.301, SLG: 0.422										1 0 0 0 0 0 2																	
Bob Johnson, L (7, 1)										0 0 0 0 0 0 0																	
Inning Stats	R: 0 E: 0 K: 1 S: 5	H: 0 LOB: 0 BB: 0 P: 5	R: 2 E: 0 K: 1 S: 7	H: 3 LOB: 1 BB: 1 P: 11	R: 3 E: 0 K: 1 S: 10	H: 5 LOB: 2 BB: 0 P: 10	R: 2 E: 0 K: 0 S: 7	H: 4 LOB: 2 BB: 0 P: 7	R: 0 E: 0 K: 1 S: 5	H: 0 LOB: 0 BB: 0 P: 5	R: 0 E: 0 K: 0 S: 4	H: 1 LOB: 1 BB: 0 P: 4	R: 0 E: 0 K: 1 S: 6	H: 1 LOB: 2 BB: 1 P: 10	R: 0 E: 0 K: 1 S: 5	H: 0 LOB: 0 BB: 0 P: 5	R: 0 E: 0 K: 1 S: 5	H: 0 LOB: 0 BB: 0 P: 5	1B: 7 2B: 6 3B: 0 HR: 1	SF: 0 SAC: 0 DP: 0 HBP: 0	WP: 1 PB: 0 SB: 0 CS: 0	PA: 42					
PITCHER	IP WLS BF H R ER SO BB IBB HBP BLK WP HR S P ERA WHIP																										
Dick Ruthven, R (1, 1) ERA: 4.01	2.2		15	7	5	5	3	1	0	0	0	0	1	20	24	16.88	3.000										
Mike Wallace, L (3, 1) ERA: 4.4	2.1		12	5	2	2	1	0	0	0	0	0	0	14	14	7.71	2.143										
Barry Lersch, R (6, 1) ERA: 4.81	1.0		4	1	0	0	0	0	0	0	0	0	0	4	4	0.00	1.000										
Darrell Brandon, R (7, 1) ERA: 5.08	2.0		8	1	0	0	2	1	0	0	0	1	0	11	15	0.00	1.000										
Mac Scarce, L (9, 1) ERA: 2.47	1.0	W	3	0	0	0	1	0	0	0	0	0	0	5	5	0.00	0.000										

Pittsburgh Pirates @ Philadelphia Phillies
Veterans Stadium, Philadelphia, PA

Sun Sep 09 1973, 3:33 AM EDT
Att: 14,356 - Unknown

livebaseballscorecards.com

AB	40
R	7
H	14
RBI	7
BB	2
SO	7
LOB	11



Batter	1	2	3	4	5	6	7	8	9	AB	R	H	RBI	BB	SO	LOB
Denny Doyle, L (1, 4) OBP: 0.322, SLG: 0.324 Billy Grabarkewitz, R (6, PH) OBP: 0.332, SLG: 0.314 (7, 4)	4-0 E 1B 1B BB		0-0 F8			0-0 HR 1B		0-3 K		2	2	1	0	1	0	0
Del Unser, L (1, 8) OBP: 0.359, SLG: 0.444 Terry Harmon, R (6, PH) OBP: 0.281, SLG: 0.233 (7, 6)	0-0 E2 1B 1B		0-0 G6-4-3 1B			0-0 HR FC6-4 1B		0-0 BB 1B		3	1	3	2	0	0	0
Bill Robinson, R (1, 9) OBP: 0.328, SLG: 0.541 (7, 8)	0-0 F9		0-0 G6-4-3 1-2f			0-3 K	0-0 BB 2B	4-0 1-2 BB		4	0	1	0	1	1	3
Greg Luzinski, R (1, 7) OBP: 0.339, SLG: 0.478	0-3 K			0-3 K		0-0 E 1B 1B	0-3 K	0-0 P4		5	1	1	0	0	3	5
Willie Montanez, L (1, 3) OBP: 0.327, SLG: 0.381 (8, 9)	0-0 1-2 3-H 1B			0-0 F8		0-0 E4 BB 1B	4-0 BB 1B	0-0 HR		4	2	2	2	1	0	1
Bob Boone, R (1, 2) OBP: 0.320, SLG: 0.376	0-0 F8			0-3 K		0-0 F8	0-3 K			4	0	0	0	0	2	6
Mike Schmidt, R (1, 5) OBP: 0.342, SLG: 0.399		0-0 F7			0-3 K	4-0 1B 1-2 BB 1B	4-0 1-2 2-3 BB			2	1	0	0	2	1	0
Larry Bowa, S (1, 6) OBP: 0.256, SLG: 0.241 Mike Anderson, R (6, PH) OBP: 0.312, SLG: 0.442 (7, 9)		0-0 CS 1B			0-0 P5	0-0 1B 1B	0-0 P4			2	0	1	0	0	0	0
Tom Hutton, L (7, PH) OBP: 0.352, SLG: 0.385 (8, 3)		0-0 6-3			0-3 K	1-3 2-H 3-H 1B 1B				1	1	1	2	0	0	0
Dick Ruthven, R (1, 1) OBP: 0.182, SLG: 0.167 Mike Wallace, L (3, 1) Mike Rogodzinski, L (5, PH) OBP: 0.329, SLG: 0.343 Barry Lensch, S (6, PH) OBP: 0.214, SLG: 0.154 Cesar Tovar, R (6, PH) OBP: 0.236, SLG: 0.361 Darrell Brandon, R (7, 1) OBP: 0.440, SLG: 0.250 Ken Brett, L (8, PH) OBP: 0.288, SLG: 0.493 Mac Scarfone, L (9, 1)		0-0 1-2			0-3 K	0-0 1B 1B		0-0 P6		1	0	0	0	0	0	1

Inning Stats	R: 1	H: 2	E: 1	K: 1	S: 7	R: 0	H: 1	E: 0	K: 0	S: 3	R: 0	H: 1	E: 0	K: 0	S: 3	R: 0	H: 0	E: 0	K: 2	S: 7	R: 0	H: 0	E: 0	K: 1	S: 12	R: 6	H: 6	E: 1	K: 1	S: 12	R: 0	H: 1	E: 0	K: 2	S: 8	R: 0	H: 1	E: 0	K: 1	S: 6	R: 1	H: 1	E: 0	K: 0	S: 1	1B: 10	SF: 0	2B: 1	SAC: 0	3B: 0	DP: 1	HR: 2	HBP: 0	WP: 0	PA: 41
--------------	------	------	------	------	------	------	------	------	------	------	------	------	------	------	------	------	------	------	------	------	------	------	------	------	-------	------	------	------	------	-------	------	------	------	------	------	------	------	------	------	------	------	------	------	------	------	--------	-------	-------	--------	-------	-------	-------	--------	-------	--------

PITCHER	IP	WLS	BF	H	R	ER	SO	BB	IBB	HBP	BLK	WP	HR	S	P	ERA	WHIP
Nelson Briles, R (1, 1) ERA: 2.86	5.2		26	8	7	2	6	2	0	0	0	0	1	36	44	3.18	1.765
John Lamb, R (6, 1) ERA: 5.02	0.0		1	1	0	0	0	0	0	0	0	0	0	1	1	∞	∞
Luke Walker, L (6, 1) ERA: 4.44	0.1		2	1	0	0	0	0	0	0	0	0	0	2	2	0.00	3.000
Bob Johnson, R (7, 1) ERA: 3.81	2.0	L	12	3	1	1	3	2	1	0	0	0	1	15	27	4.50	2.500

BOTTOM

Pittsburgh Pirates @ Philadelphia Phillies
Veterans Stadium, Philadelphia, PA
Sun Sep 09 1973, 3:33 AM EDT
Att. 14,356 - Unknown

AB	36
R	8
H	13
RBI	8
BB	5
SO	9
LOB	21



WP	0	PA	41
PB	0	SB	0
CS	1		

ERA	WHIP

livebaseballscorecards.com

Batter	1	2	3	4	5	6	7	8	9	AB R H RBI BB SO LOB	TOP	
Rennie Stennett, R (1, 4) OBP: 0.266, SLG: 0.358	0-0 P4-3	0-0 1B	0-0 E7		0-3 K	0-0 FC6-4		0-0 P4-3		6 0 2 1 0 1 2		
Richie Hebner, L (1, 5) OBP: 0.355, SLG: 0.483	0-0 2B	0-0 1B	0-3 K		0-3 K		0-0 F9	0-0 P4-3		6 1 2 0 0 2 2		
Al Oliver, L (1, 8) OBP: 0.318, SLG: 0.473	0-0 1B	0-0 P4		4-0 WP		0-0 2B	0-0 F2		4-0 E	4 3 2 1 2 0 2		
Willie Stargell, L (1, 7) Dave Augustine, R (7, 7) OBP: 0.387, SLG: 0.661 OBP: 0.500, SLG: 0.500	4-0 WP		0-0 1B	0-0 1B	0-0 1B	0-0 3B	0-0 1B		0-0 F8	4 3 4 2 1 0 0 1 0 0 0 0 0 1		
Richie Zisk, R (1, 9) OBP: 0.375, SLG: 0.532	0-0 FC4-6		0-0 1B	0-0 L9		0-0 SF8	0-0 1B		0-0 E	6 3 5 2 0 0 1		
Manny Sanguillen, R (1, 2) OBP: 0.301, SLG: 0.422	0-0 FC4-6		0-0 1B	0-3 K		0-0 SF8	0-0 1B		0-0 P4	5 0 2 3 0 1 5		
Bob Robertson, R (1, 3) OBP: 0.331, SLG: 0.394	0-3 K		0-0 P6-4-3	0-0 1B	0-0 1B	0-0 1B	0-0 1B		0-0 F8	6 0 3 1 0 1 7		
Dal Maxvill, R (1, 6) OBP: 0.268, SLG: 0.234		0-0 P4-3	4-0 E	0-0 F9		0-0 F9	0-0 F8		0-3 K	5 1 0 0 1 1 8		
Jim Rooker, R (1, 1) OBP: 0.268, SLG: 0.250		0-0 5-3	0-0 E5		0-3 K	0-0 FC6-4		0-3 K		5 0 1 0 0 2 1		
Inning Stats	R: 2 H: 3 E: 0 LOB: 2 K: 1 BB: 1 S: 8 P: 12	R: 0 H: 2 E: 0 LOB: 2 K: 0 BB: 0 S: 5 P: 5	R: 3 H: 4 E: 2 LOB: 2 K: 1 BB: 1 S: 9 P: 13	R: 1 H: 2 E: 0 LOB: 2 K: 1 BB: 1 S: 7 P: 11	R: 0 H: 0 E: 0 LOB: 0 K: 3 BB: 0 S: 9 P: 9	R: 3 H: 5 E: 0 LOB: 2 K: 0 BB: 0 S: 8 P: 8	R: 2 H: 4 E: 0 LOB: 2 K: 0 BB: 0 S: 7 P: 7	R: 0 H: 0 E: 0 LOB: 0 K: 1 BB: 0 S: 5 P: 5	R: 0 H: 1 E: 1 LOB: 3 K: 1 BB: 1 S: 7 P: 11	1B: 17 SF: 1 2B: 3 SAC: 0 3B: 1 DP: 1 HR: 0 HBP: 0	WP: 2 PA: 53 PB: 0 SB: 0 CS: 0	
PITCHER	IP WLS BF H R ER SO BB IBB HBP BLK WP HR S P ERA WHIP											
Rick Reuschel, R (1, 1) ERA: 2.96	2.0 L 15 8 5 3 1 0 1 0 0 0 1 0 16 20 13.50 4.000											
Jack Aker, R (3, 1) ERA: 4.3	0.2 4 1 0 0 0 1 0 0 0 0 0 0 3 7 0.00 3.000											
Dave LaRoche, L (3, 1) ERA: 6.08	0.1 1 0 0 0 1 0 0 0 0 0 0 0 3 3 0.00 0.000											
Ray Burris, R (4, 1) ERA: 2.91	3.0 17 7 4 4 4 1 0 0 0 1 0 24 28 12.00 2.667											
Larry Gura, L (7, 1) ERA: 4.87	3.0 16 5 2 2 2 1 0 0 0 0 0 19 23 6.00 2.000											

Pittsburgh Pirates @ Chicago Cubs
Wrigley Field, Chicago, IL
Mon Sep 10 1973, 3:33 AM CDT
Att. 7,255 - Sunny - 70 F

livebaseballscorecards.com

AB 48
R 11
H 21
RBI 10
BB 4
SO 8
LOB 29



Batter	1	2	3	4	5	6	7	8	9	AB R H RBI BB SO LOB	TOP							
Rennie Stennett, R (1, 4) OBP: 0.266, SLG: 0.357	0-0 6-3		0-3 K			0-0 F3			0-0 1B	4 0 1 0 0 1 2								
Dave Parker, L (1, 9) OBP: 0.288, SLG: 0.446	0-0 6-3			0-0 P6		0-0 L	0-0 P4-3		0-3 K	5 0 0 0 0 1 2								
Al Oliver, L (1, 8) OBP: 0.316, SLG: 0.470	0-0 L7			0-0 P4			0-0 L8		0-3 K	4 0 0 0 0 1 1								
Willie Stargell, L (1, 7) OBP: 0.385, SLG: 0.657		0-0 F7		0-0 L5			0-0 3-1			3 0 0 0 0 0 0								
Richie Hebner, L (1, 5) OBP: 0.355, SLG: 0.482		0-0 G3			0-0 P4-3			0-0 FC6-4 1B		3 0 1 0 0 0 0								
Manny Sanguillen, R (1, 2) OBP: 0.300, SLG: 0.420		0-0 G3			0-0 G3			0-0 FC6-4 1-2f		3 0 0 0 0 0 1								
Bob Robertson, R (1, 3) OBP: 0.328, SLG: 0.391			0-0 1-3		0-0 6-3			0-0 F8		3 0 0 0 0 0 1								
Dal Maxvill, R (1, 6) OBP: 0.276, SLG: 0.243			0-0 SH1-4 1B			0-0 FC6-4 1B		0-0 P4-3		2 0 2 0 0 0 0								
Mitt May, L (8, PH) OBP: 0.347, SLG: 0.374										1 0 0 0 0 0 1								
Jackie Hernandez, R (8, 6) OBP: 0.292, SLG: 0.324										0 0 0 0 0 0 0								
Steve Blass, R (1, 1) OBP: 0.455, SLG: 0.545			0-0 SH1-4			0-0 FC6-4 CS			0-0 P4-3	0 0 0 0 0 0 0								
Gene Clines, R (6, PH) OBP: 0.310, SLG: 0.324										1 0 0 0 0 0 1								
Ramon Hernandez, S (6, 1) OBP: 0.429, SLG: 0.200										0 0 0 0 0 0 0								
Dave Cash, R (9, PH) OBP: 0.329, SLG: 0.337			1-2							1 0 0 0 0 0 0								
Inning Stats	R: 0 E: 0 K: 0 S: 3	H: 0 LOB: 0 BB: 0 P: 3	R: 0 E: 0 K: 0 S: 3	H: 0 LOB: 0 BB: 0 P: 3	R: 0 E: 0 K: 1 S: 6	H: 1 LOB: 1 BB: 0 P: 6	R: 0 E: 0 K: 0 S: 3	H: 0 LOB: 0 BB: 0 P: 3	R: 0 E: 0 K: 0 S: 3	H: 0 LOB: 0 BB: 0 P: 3	R: 0 E: 1 K: 0 S: 4	H: 1 LOB: 1 BB: 0 P: 4	R: 0 E: 0 K: 2 S: 8	H: 1 LOB: 1 BB: 0 P: 8	1B: 4 2B: 0 3B: 0 HR: 0	SF: 0 SAC: 1 DP: 0 HBP: 0	WP: 0 PB: 0 SB: 0 CS: 1	PA: 31
PITCHER Burt Hooton, R (1, 1) ERA: 3.54	IP: 9.0 WLS: W BF: 31 H: 4 R: 0 ER: 0 SO: 3 BB: 0 IBB: 0 HBP: 0 BLK: 0 WP: 0 HR: 0 S: 36 P: 36 ERA: 0.00 WHIP: 0.444																	

Pittsburgh Pirates @ Chicago Cubs

Wrigley Field, Chicago, IL

Tue Sep 11 1973, 3:33 AM CDT

Att. 8,516 - Sunny - 74 F

livebaseballscorecards.com

AB	30
R	0
H	4
RBI	0
BB	0
SO	3
LOB	9



Batter	1	2	3	4	5	6	7	8	9	AB R H RBI BB SO LOB
Rick Monday, L (1, 8) OBP: 0.375, SLG: 0.479	4-0 1B BB		0-3 K		4-0 HBP E BB		0-3 K			2 0 0 0 2 2 1
Don Kessinger, S (1, 6) OBP: 0.328, SLG: 0.305	0-0 1-2 1B		0-0 6-3		0-0 E6 HBP		0-0 L9			4 0 1 0 0 0 2
Billy Williams, L (1, 7) OBP: 0.382, SLG: 0.462	0-0 F9			0-0 G3	0-0 SF8		0-3 K			3 0 0 1 0 1 2
Gonzalo Marquez, L (1, 3) OBP: 0.271, SLG: 0.261	0-0 F9			0-0 6-3	1-0 HBP		0-3 K			3 0 0 0 0 1 2
Ron Santo, R (1, 5) OBP: 0.354, SLG: 0.442	0-0 F7			4-0 BB	0-0 F7		0-3 K			3 0 0 0 1 1 5
Paul Popovich, S (1, 4) OBP: 0.271, SLG: 0.297		0-0 P9		0-0 P3		0-0 P6-3		0-0 F3		4 0 0 0 0 0 1
Ralph LaCock, L (1, 9) OBP: 0.333, SLG: 0.417		0-0 F9			0-0 3-1	0-0 1B				2 0 0 0 0 0 0
Andre Thornton, R (6, PH) OBP: 0.342, SLG: 0.290										1 0 1 0 0 0 0
Gene Hiser, L (6, PR) OBP: 0.256, SLG: 0.238										0 0 0 0 0 0 0
Randy Hundley, R (1, 2) OBP: 0.281, SLG: 0.349		0-0 F7			0-0 HR	0-0 P6				3 1 1 1 0 0 1
Burt Hooton, R (1, 1) OBP: 0.264, SLG: 0.145			4-0 CS BB		4-0 E BB SF8 BB	0-3 K				1 1 0 0 2 1 1

Inning Stats	R: 0 E: 0 K: 0 S: 4	H: 1 LOB: 2 BB: 1 P: 8	R: 0 E: 0 K: 0 S: 3	H: 0 LOB: 0 BB: 0 P: 3	R: 0 E: 0 K: 1 S: 4	H: 0 LOB: 0 BB: 1 P: 8	R: 0 E: 0 K: 0 S: 3	H: 0 LOB: 1 BB: 1 P: 7	R: 2 E: 1 K: 0 S: 5	H: 1 LOB: 3 BB: 2 P: 14	R: 0 E: 0 K: 1 S: 6	H: 1 LOB: 1 BB: 0 P: 6	R: 0 E: 0 K: 2 S: 7	H: 0 LOB: 0 BB: 0 P: 7	R: 0 E: 0 K: 2 S: 7	H: 0 LOB: 0 BB: 0 P: 7	1B: 2 2B: 0 3B: 0 HR: 1	SF: 1 SAC: 0 DP: 0 HBP: 1
--------------	------------------------------	---------------------------------	------------------------------	---------------------------------	------------------------------	---------------------------------	------------------------------	---------------------------------	------------------------------	----------------------------------	------------------------------	---------------------------------	------------------------------	---------------------------------	------------------------------	---------------------------------	----------------------------------	------------------------------------


PITCHER	IP	WLS	BF	H	R	ER	SO	BB	IBB	HBP	BLK	WP	HR	S	P	ERA	WHIP
Steve Blass, R (1, 1) ERA: 9.88	5.0	L	23	2	2	1	1	5	0	1	0	0	1	19	40	1.80	1.400
Ramon Hernandez, L (6, 1) ERA: 2.36	3.0		10	1	0	0	5	0	0	0	0	0	0	20	20	0.00	0.333

BOTTOM

Pittsburgh Pirates @ Chicago Cubs
 Wrigley Field, Chicago, IL
 Tue Sep 11 1973, 3:33 AM CDT
 Att. 8,516 - Sunny - 74 F

livebaseballscorecards.com

AB	26
R	2
H	3
RBI	2
BB	5
SO	6
LOB	15



WP: 0	PA: 33
PB: 0	
SB: 0	
CS: 1	

Batter	1	2	3	4	5	6	7	8	9	AB R H RBI BB SO LOB	TOP											
Gene Clines, R (1, 9) OBP: 0.311, SLG: 0.323	4-0 FC3-6 BB		0-3 K		0-0 2B 1B		0-0 L8		0-0 L4	4 1 1 0 1 1 1												
Dave Cash, R (1, 5) OBP: 0.325, SLG: 0.332	0-0 FC3-6 P4-6-3 1-2f		0-0 6-3		0-0 L9		0-0 5-3		0-0 FC5-4 E 1-2f	5 0 0 0 0 0 3												
Al Oliver, L (1, 8) OBP: 0.315, SLG: 0.469	0-0 P4-6-3 1-2f				0-0 L9 1-H 2B		0-0 F9		0-0 P4 1-2	5 0 1 1 0 0 2												
Willie Stargell, L (1, 7) OBP: 0.387, SLG: 0.654		0-0 F7		4-0 1B HR BB	4-0 FC6-4 IBB			4-0 FC5-4 BB	0-3 K	2 1 0 0 3 1 2												
Manny Sanguillen, R (1, 2) OBP: 0.301, SLG: 0.422		0-0 2B		0-0 HR 1B	0-0 FC6-4 1-2f			0-0 FC5-4 E 1-2f G1-2-3		4 1 2 0 0 0 3												
Rennie Stennett, R (1, 4) OBP: 0.265, SLG: 0.356		0-0 P4		0-0 F3		0-0 1-3		0-0 E 1B		4 0 1 0 0 0 3												
Bob Robertson, R (1, 3) OBP: 0.333, SLG: 0.402		4-0 IBB		0-0 HR 1B	0-0 HR	0-0 WP 1B		0-0 E5 1-2 2-3		3 1 2 3 1 0 2												
Dal Maxvill, R (1, 6) OBP: 0.271, SLG: 0.239		0-0 F7		0-3 K		0-0 6-3		0-0 G1-2-3 3-Hf		3 0 0 0 0 1 3												
Richie Hebner, L (8, PH) OBP: 0.354, SLG: 0.481										1 0 0 0 0 0 3												
Jackie Hernandez, R (8, 6) OBP: 0.292, SLG: 0.324										0 0 0 0 0 0 0												
Bruce Kison, R (1, 1) OBP: 0.143, SLG: 0.500		0-0 P4-3		0-3 K		0-0 6-3			0-0 FC5-4 1B	3 0 0 0 0 1 1												
Dave Giusti, R (8, 1) OBP: 0.455, SLG: 0.400										1 0 1 0 0 0 0												
Inning Stats	R: 0 E: 0 K: 0 S: 2	H: 0 LOB: 0 BB: 1 P: 6	R: 0 E: 0 K: 0 S: 4	H: 1 LOB: 2 BB: 1 P: 8	R: 0 E: 0 K: 1 S: 5	H: 0 LOB: 0 BB: 0 P: 5	R: 3 E: 0 K: 1 S: 7	H: 2 LOB: 0 BB: 1 P: 11	R: 1 E: 0 K: 1 S: 7	H: 2 LOB: 2 BB: 1 P: 11	R: 0 E: 0 K: 0 S: 4	H: 1 LOB: 1 BB: 0 P: 4	R: 0 E: 0 K: 0 S: 3	H: 0 LOB: 0 BB: 0 P: 3	R: 0 E: 1 K: 0 S: 4	H: 1 LOB: 2 BB: 1 P: 8	R: 0 E: 1 K: 1 S: 7	H: 1 LOB: 2 BB: 0 P: 7	1B: 5 2B: 2 3B: 0 HR: 1	SF: 0 SAC: 0 DP: 2 HBP: 0	WP: 1 PB: 0 SB: 0 CS: 0	PA: 40
PITCHER	IP WLS BF H R ER SO BB IBB HBP BLK WP HR S P ERA WHIP																					
Mike Paul, L (1, 1) ERA: 4.98	4.2 L 21 5 4 4 3 2 1 0 0 0 1 24 36 7.71 1.500																					
Bill Bonham, R (5, 1) ERA: 3.29	1.1 6 1 0 0 0 0 0 1 0 0 1 0 5 9 0.00 0.750																					
Ray Burris, R (7, 1) ERA: 2.83	1.1 7 1 0 0 0 1 0 0 0 0 0 0 6 10 0.00 1.500																					
Dave LaRoche, L (8, 1) ERA: 6.0	0.2 1 0 0 0 0 0 0 0 0 0 0 0 1 1 0.00 0.000																					
Bob Locker, R (9, 1) ERA: 2.46	1.0 5 1 0 0 1 0 0 0 0 0 0 0 7 7 0.00 1.000																					

Pittsburgh Pirates @ Chicago Cubs
Wrigley Field, Chicago, IL
Wed Sep 12 1973, 3:33 AM CDT
Att: 9,857 - Sunny - 68 F

livebaseballscorecards.com

AB	35
R	4
H	8
RBI	4
BB	5
SO	4
LOB	23



Batter	1	2	3	4	5	6	7	8	9	AB	R	H	RBI	BB	SO	LOB
Rick Monday, L (1, 8) OBP: 0.377, SLG: 0.478	0-0 G3		0-0 FC3-6 1B		4-0 1B BB		4-0 BB		0-0 L9	3	0	1	0	2	0	0
Don Kessinger, S (1, 6) OBP: 0.327, SLG: 0.304	0-0 3-1		0-0 FC3-6 1-2f		0-0 G6-4-3 1B		0-0 F7		0-0 F7	5	0	1	0	0	0	2
Billy Williams, L (1, 7) OBP: 0.382, SLG: 0.460	0-0 5-3		0-3 K		0-0 G6-4-3 1-2f			4-0 BB 1B	0-0 1B 1B	4	1	1	0	1	1	4
Gonzalo Marquez, L (1, 3) OBP: 0.321, SLG: 0.320		0-0 2B		0-0 G3		0-0 1B 1B		4-0 BB BB E 1B P4-3	0-0 1B 1B	4	1	3	0	1	0	0
Ron Santo, R (1, 5) OBP: 0.356, SLG: 0.444 Cleo James, R (9, PR) OBP: 0.133, SLG: 0.114		0-3 K		0-0 1B		0-3 K		0-0 BB E2 P4-3	0-0 1B 1B	5	0	3	1	0	2	2
Paul Popovich, S (1, 4) OBP: 0.270, SLG: 0.295		0-3 K		0-3 K		0-0 G4-6-3 1B		0-0 BB P4-3	0-0 P4-3	5	0	1	1	0	2	6
Ralph LaCock, L (1, 9) OBP: 0.357, SLG: 0.385 Bill Bonham, R (5, 1) OBP: 0.054, SLG: 0.054 Glenn Beckert, R (6, PH) OBP: 0.312, SLG: 0.290 Ray Burris, R (7, 1) Dave LaRoche, L (8, 1) OBP: 0.750, SLG: 0.667 Jose Cardenal, R (8, PH) OBP: 0.387, SLG: 0.449 Matt Alexander, S (8, PR) Ken Rudolph, R (9, 2) OBP: 0.268, SLG: 0.282		4-0 BB BB FC6-4 BB		0-0 4-3		0-0 G4-6-3 1-2f		4-0 BB BB BB BB BB		1	0	0	0	1	0	1
Randy Hundley, R (1, 2) OBP: 0.279, SLG: 0.346 Jim Hickman, R (8, PH) OBP: 0.372, SLG: 0.316 Bob Locker, S (9, 1) OBP: 0.071, SLG: 0.071		0-0 FC6-4 1-2f		0-3 K		0-3 K		0-0 F7	0-0 P3	3	0	0	0	0	1	2
Mike Paul, L (1, 1) Gene Hiser, L (5, 9) OBP: 0.258, SLG: 0.234			0-3 K		1-0 1B BB HBP		0-0 F8	0-3 K		1	0	0	0	0	1	0

BOTTOM

Pittsburgh Pirates @ Chicago Cubs
Wrigley Field, Chicago, IL
Wed Sep 12 1973, 3:33 AM CDT
Att. 9,857 - Sunny - 68 F


livebaseballscorecards.com

AB	35
R	2
H	10
RBI	2
BB	6
SO	8
LOB	23




Inning Stats	R: 0	H: 0	E: 0	K: 0	S: 3	R: 0	H: 1	E: 0	K: 2	S: 8	R: 0	H: 1	E: 0	K: 2	S: 8	R: 0	H: 1	E: 0	K: 1	S: 6	R: 0	H: 2	E: 0	K: 1	S: 6	R: 0	H: 0	E: 0	K: 0	S: 3	R: 2	H: 1	E: 1	K: 1	S: 6	R: 0	H: 3	E: 0	K: 0	S: 6	1B: 9	2B: 1	3B: 0	HR: 0	SF: 0	SAC: 0	DP: 2	HBP: 1	WP: 0	PB: 0	SB: 0	CS: 0	PA: 42
--------------	------	------	------	------	------	------	------	------	------	------	------	------	------	------	------	------	------	------	------	------	------	------	------	------	------	------	------	------	------	------	------	------	------	------	------	------	------	------	------	------	-------	-------	-------	-------	-------	--------	-------	--------	-------	-------	-------	-------	--------

PITCHER	IP	WLS	BF	H	R	ER	SO	BB	IBB	HBP	BLK	WP	HR	S	P	ERA	WHIP
Bruce Kison, R (1, 1) ERA: 2.14	7.0	W	30	6	1	1	7	4	0	1	0	0	0	39	56	1.29	1.429
Dave Giusti, R (8, 1) ERA: 2.02	2.0	S	12	4	1	0	1	2	0	0	0	0	0	12	20	0.00	3.000

Batter	1	2	3	4	5	6	7	8	9	AB R H RBI BB SO LOB	TOP									
Rennie Stennett, R (1, 4) OBP: 0.271, SLG: 0.359	0-3 K	0-0 BB 1B		4-0 FC6-4 BB	4-0 FC4 IBB			0-0 P4-3 2B	0-0 G1-6-3	4 1 2 0 2 1 2										
Dave Parker, L (1, 9) OBP: 0.284, SLG: 0.434	0-0 E6 1B 2B	0-0 BB 1B		0-0 FC6-4 E	0-0 FC4			0-0 P4-3		5 1 1 0 0 0 6										
Al Oliver, L (1, 8) OBP: 0.317, SLG: 0.471	0-0 2B 1B	4-0 BB 1B		0-0 P4		0-0 3-1		0-0 P4-3 2B		4 1 2 1 1 0 1										
Willie Stargell, L (1, 7) OBP: 0.387, SLG: 0.653	0-0 1B 2B	0-0 F7		0-3 K		0-0 1-3		4-0 P4-3 IBB		4 1 1 2 1 1 5										
Richie Hebner, L (1, 5) OBP: 0.353, SLG: 0.478	0-0 2-H 1B		0-0 P5		0-0 F9	0-3 K		0-0 P4-3		5 0 1 1 0 1 2										
Manny Sanguillen, R (1, 2) OBP: 0.302, SLG: 0.422	0-0 L8		0-0 P4		0-0 1B 1B		0-0 FC6-5 1B	0-0 L9		5 1 2 0 0 0 3										
Bob Robertson, R (1, 3) OBP: 0.333, SLG: 0.404	0-0 F8		0-0 F7		0-0 E 1B 1B		0-3 K		0-0 FC1-6 2B	5 0 2 0 0 1 2	AB 39 R 6 H 12 RBI 5 BB 6 SO 4 LOB 27									
Dal Maxvill, R (1, 6) OBP: 0.279, SLG: 0.240		0-0 P4		4-0 FC6-4 SH1-4 E BB	0-0 E 1B		0-0 FC6-5	4-0 FC1-6 BB		3 1 1 1 2 0 1										
Bob Moose, R (1, 1) OBP: 0.185, SLG: 0.148		0-0 6-3		0-0 SH1-4	0-0 6-3		0-0 1-3	0-0 FC1-6	0-0 G1-6-3	3 0 0 0 0 0 3										
Ramon Hernandez, S (8, 1) OBP: 0.375, SLG: 0.167				1-2 2-3	1-2 2-3			1-2 2-3f		1 0 0 0 0 0 2										
Inning Stats	R: 3 E: 1 K: 1 S: 9	H: 3 LOB: 1 BB: 0 P: 9	R: 0 E: 0 K: 0 S: 5	H: 2 LOB: 3 BB: 1 P: 9	R: 0 E: 0 K: 0 S: 3	H: 0 LOB: 0 BB: 0 P: 3	R: 1 E: 1 K: 1 S: 6	H: 3 LOB: 3 BB: 1 P: 10	R: 0 E: 0 K: 1 S: 5	H: 0 LOB: 0 BB: 0 P: 5	R: 0 E: 0 K: 1 S: 6	H: 1 LOB: 1 BB: 0 P: 6	R: 1 E: 0 K: 0 S: 5	H: 2 LOB: 2 BB: 1 P: 9	R: 0 E: 0 K: 0 S: 3	H: 1 LOB: 1 BB: 1 P: 7	1B: 8 2B: 4 3B: 0 HR: 0	SF: 0 SAC: 1 DP: 1 HBP: 0	WP: 0 PB: 0 SB: 1 CS: 0	PA: 46
PITCHER	IP WLS BF H R ER SO BB IBB HBP BLK WP HR S P ERA WHIP																			
Milt Pappas, R (1, 1) ERA: 4.4	1.2 L 11 5 3 2 1 0 0 0 0 0 0 0 0 13 13 10.80 3.000																			
Dave LaRoche, L (2, 1) ERA: 5.8	3.1 18 3 2 1 1 3 1 0 0 0 0 0 16 32 2.70 1.800																			
Bill Bonham, R (6, 1) ERA: 3.29	3.0 13 3 1 1 2 0 1 0 0 0 0 0 16 20 3.00 1.000																			
Jack Aker, R (9, 1) ERA: 4.23	1.0 4 1 0 0 0 1 0 0 0 0 0 0 3 7 0.00 2.000																			

Pittsburgh Pirates @ Chicago Cubs
Wrigley Field, Chicago, IL
Thu Sep 13 1973, 3:33 AM CDT
Att. 7,375 - Overcast - 73 F

livebaseballscorecards.com

Batter	1	2	3	4	5	6	7	8	9	AB R H RBI BB SO LOB	TOP									
Rennie Stennett, R (1, 4) OBP: 0.268, SLG: 0.355	0-0 F9	0-0 6-3		0-0 F9			0-0 4-3		0-3 K	5 0 0 0 0 1 2										
Dave Parker, L (1, 9) OBP: 0.292, SLG: 0.436	0-0 HBP 1B	0-0 1B			0-0 4-3		0-0 F8			4 1 2 0 0 0 0										
Al Oliver, L (1, 8) OBP: 0.319, SLG: 0.472	1-0 1B 2B HBP	0-0 F5			0-0 FC5-4 2B		0-0 P6			3 1 1 0 0 0 1										
Willie Stargell, L (1, 7) OBP: 0.388, SLG: 0.651	0-0 2B 1B		0-0 F8		4-0 FC5-4 IBB		0-3 K			3 1 1 1 1 1 0										
Richie Hebner, L (1, 5) OBP: 0.354, SLG: 0.481	0-0 1B 2B		0-0 6-3		0-0 FC5-4		0-0 4-3			1 0 1 1 0 0 0										
Dave Cash, R (1, 5) OBP: 0.323, SLG: 0.330	1-3 3-H				1-2 2-3					3 0 0 0 0 0 2										
Milt May, L (1, 2) OBP: 0.346, SLG: 0.369	4-0 1B IBB		0-0 P4		0-0 F8		0-0 6-3			3 0 0 0 1 0 2										
Bob Robertson, R (1, 3) OBP: 0.333, SLG: 0.403	0-0 1B			0-0 4-3		0-0 F8		0-0 E6		4 0 1 1 0 0 0	AB 33 R 3 H 7 RBI 3 BB 2 SO 3 LOB 11									
Dal Maxvill, R (1, 6) OBP: 0.279, SLG: 0.241	0-0 F9			0-0 SH3 1B		0-0 4-3		0-0 F8		4 0 1 0 0 0 3										
Nelson Briles, R (1, 1) OBP: 0.236, SLG: 0.279		0-0 6-3		0-0 SH3		0-0 6-3		0-3 K		2 0 0 0 0 0 0										
Ramon Hernandez, S (7, 1) OBP: 0.333, SLG: 0.143				1-2						1 0 0 0 0 1 1										
Inning Stats	R: 3 E: 0 K: 0 S: 6	H: 4 LOB: 2 BB: 1 P: 11	R: 0 E: 0 K: 0 S: 4	H: 1 LOB: 1 BB: 0 P: 4	R: 0 E: 0 K: 0 S: 3	H: 0 LOB: 0 BB: 0 P: 3	R: 0 E: 0 K: 0 S: 4	H: 1 LOB: 1 BB: 0 P: 4	R: 0 E: 0 K: 0 S: 3	H: 0 LOB: 0 BB: 0 P: 3	R: 0 E: 0 K: 0 S: 3	H: 0 LOB: 0 BB: 0 P: 3	R: 0 E: 0 K: 1 S: 5	H: 0 LOB: 0 BB: 0 P: 5	R: 0 E: 1 K: 2 S: 8	H: 0 LOB: 1 BB: 0 P: 8	1B: 5 2B: 2 3B: 0 HR: 0	SF: 0 SAC: 1 DP: 0 HBP: 1	WP: 0 PB: 0 SB: 0 CS: 0	PA: 37
PITCHER	IP WLS BF H R ER SO BB IBB HBP BLK WP HR S P ERA WHIP																			
Reggie Cleveland, R (1, 1) ERA: 3.1	7.0 L 30 7 3 3 0 0 0 2 1 0 0 0 27 36 3.86 1.000																			
Al Hrabosky, L (8, 1) ERA: 1.75	2.0 7 0 0 0 3 0 0 0 0 0 0 0 13 13 0.00 0.000																			

Pittsburgh Pirates @ St. Louis Cardinals
 Busch Stadium, St. Louis, MO
 Fri Sep 14 1973, 7:05 PM CDT
 Att: 32,630 - Unknown

livebaseballscorecards.com

Batter	1	2	3	4	5	6	7	8	9	AB	R	H	RBI	BB	SO	LOB
Lou Brock, L (1, 7) OBP: 0.363, SLG: 0.389	0-0 F8 1B FC6-4 1B		0-0 3-1		0-0 F8		0-0 F9			4	1	1	0	0	0	2
Ted Sizemore, R (1, 4) OBP: 0.352, SLG: 0.315	0-0 FC6-4 1B 1-2		0-0 P6		0-0 P4			0-0 6-3		4	0	1	0	0	0	0
Bake McBride, L (1, 8) OBP: 0.364, SLG: 0.300 Ken Reitz, R (8, PH) OBP: 0.249, SLG: 0.328 Hector Cruz, R (9, 8)	0-0 F8 2-3		0-0 PO 1B		0-0 F7			0-0 P6		3	0	1	0	0	0	2
Ted Simmons, S (1, 2) OBP: 0.356, SLG: 0.425	0-0 FC6-4 1-2f 3-H		0-0 PO 1B 1-2	0-0 4-3		0-0 F8		0-0 4-3		4	0	0	1	0	0	1
Joe Torre, R (1, 5) OBP: 0.381, SLG: 0.406	0-3 K			0-0 E1 1B		0-0 F7			0-0 F9	4	0	1	0	0	1	1
Tim McCarver, L (1, 3) OBP: 0.329, SLG: 0.366		0-0 2B		0-0 1B 2-H			0-0 4-3 2B		0-0 F9	4	0	3	0	0	0	0
Bernie Carbo, L (1, 9) OBP: 0.383, SLG: 0.398 Tommy Agee, R (7, PH) OBP: 0.295, SLG: 0.405 Al Hrabosky, R (8, 1) Tom Heintzelman, R (9, PH) OBP: 0.379, SLG: 0.308		0-3 K		0-0 1B 1-2			0-0 1-4-3		0-0 F3	2	0	1	0	0	1	1
Mike Tyson, R (1, 6) OBP: 0.282, SLG: 0.300		0-3 K		0-3 K 1-2			0-0 4-3			3	0	0	0	0	2	4
Reggie Cleveland, R (1, 1) OBP: 0.278, SLG: 0.294 Luis Melendez, R (7, PH) OBP: 0.313, SLG: 0.313 (8, 9)		0-3 K			0-0 F8			4-0 BB		2	0	0	0	0	1	1


Inning Stats	R: 1	H: 2	E: 0	K: 1	S: 7	LOB: 1	BB: 0	P: 7	R: 0	H: 1	E: 0	K: 3	S: 10	LOB: 1	BB: 0	P: 10	R: 0	H: 1	E: 0	K: 0	S: 3	LOB: 0	BB: 0	P: 3	R: 0	H: 3	E: 1	K: 1	S: 7	LOB: 2	BB: 0	P: 7	R: 0	H: 0	E: 0	K: 0	S: 3	LOB: 0	BB: 0	P: 3	R: 0	H: 0	E: 0	K: 0	S: 3	LOB: 0	BB: 0	P: 3	R: 0	H: 1	E: 0	K: 0	S: 4	LOB: 2	BB: 1	P: 8	R: 0	H: 0	E: 0	K: 0	S: 3	LOB: 0	BB: 0	P: 3	R: 0	H: 0	E: 0	K: 0	S: 3	LOB: 0	BB: 0	P: 3
--------------	------	------	------	------	------	--------	-------	------	------	------	------	------	-------	--------	-------	-------	------	------	------	------	------	--------	-------	------	------	------	------	------	------	--------	-------	------	------	------	------	------	------	--------	-------	------	------	------	------	------	------	--------	-------	------	------	------	------	------	------	--------	-------	------	------	------	------	------	------	--------	-------	------	------	------	------	------	------	--------	-------	------

PITCHER	IP	WLS	BF	H	R	ER	SO	BB	IBB	HBP	BLK	WP	HR	S	P	ERA	WHIP
Nelson Bries, R (1, 1) ERA: 2.82	6.0	W	24	8	1	1	5	0	0	0	0	0	0	34	34	1.50	1.333
Ramon Hernandez, L (7, 1) ERA: 2.21	3.0	S	10	0	0	0	0	1	0	0	0	0	0	9	13	0.00	0.333

BOTTOM

Pittsburgh Pirates @ St. Louis Cardinals
 Busch Stadium, St. Louis, MO
 Fri Sep 14 1973, 7:05 PM CDT
 Att. 32,630 - Unknown

AB	33
R	1
H	8
RBI	1
BB	1
SO	5
LOB	13



WP	HR	S	P	ERA	WHIP
0	0	0	0	0	0

TOP

Pittsburgh Pirates @ St. Louis Cardinals
 Busch Stadium, St. Louis, MO

Sat Sep 15 1973, 3:33 AM CDT
 Att: 28,219 - Unknown

AB	31
R	7
H	7
RBI	7
BB	4
SO	4
LOB	9



WP:	1	PA:	38
PB:	0		
SB:	0		
CS:	1		

AB R H RBI BB SO LOB

5	2	2	1	0	0	1
4	2	2	3	0	0	1
3	0	1	1	0	0	0
3	1	0	0	1	1	1
3	0	0	0	1	0	1
4	0	1	2	0	1	1
3	1	0	0	1	0	2
3	0	0	0	0	2	2
1	0	0	0	1	0	0
0	0	0	0	0	0	0
1	1	1	0	0	0	0
1	0	0	0	0	0	0
0	0	0	0	0	0	0

1B:	5	SF:	1
2B:	1	SAC:	1
3B:	0	DP:	0
HR:	1	HBP:	0

Batter	1	2	3	4	5	6	7	8	9
Rennie Stennett, R (1, 4) OBP: 0.269, SLG: 0.356	0-0 2B SF8 1B	0-0 6-3			0-0 FC3-6 FC4-6 1-2f		0-0 WP HR 1B		0-0 F8
Dave Parker, L (1, 9) OBP: 0.299, SLG: 0.474	0-0 BB 1-3 1B 2B	0-0 F8			0-0 FC4-6 CS 1-2f		0-0 1-H 2-H HR		
Al Oliver, L (1, 8) OBP: 0.318, SLG: 0.472	0-0 SF8		0-0 F9		0-0 CS 1-2	0-0 FC3-6 1B	0-0 F7		
Willie Stargell, L (1, 7) OBP: 0.387, SLG: 0.647	4-0 3-H BB 1B BB		0-3 K		0-0 FC3-6 FC4-6 1-2f	0-0 5-3			
Richie Hebner, L (1, 5) OBP: 0.353, SLG: 0.478	4-0 G3 1-2 2-3 1B BB		0-0 F8		0-0 FC4-6 1-2f		0-0 F8		
Manny Sanguillen, R (1, 2) OBP: 0.302, SLG: 0.421	0-0 G3 1-2 2-H 3-H 1B		0-0 L5		0-0 F7		0-3 K		
Bob Robertson, R (1, 3) OBP: 0.332, SLG: 0.399	0-0 G3 1-2 2-3		0-0 F8		0-0 F8	4-0 1B SH1-4 1B BB	0-0 F8		
Dal Maxvill, R (1, 6) OBP: 0.275, SLG: 0.237	0-3 K		0-3 K		0-0 SH1-4			0-0 6-3	
Jim Rooker, R (1, 1) OBP: 0.279, SLG: 0.244		0-0 F8			4-0 FC3-6 BB		0-0 WP HR 1B		0-0 P6
Bob Johnson, L (6, 1)									
Gene Clines, R (7, PH) OBP: 0.314, SLG: 0.326									
Dave Giusti, R (7, 1) OBP: 0.417, SLG: 0.364									
Ramon Hernandez, S (9, 1) OBP: 0.333, SLG: 0.143									

Inning Stats	R: 3	H: 3	E: 0	K: 1	S: 8	P: 16	R: 0	H: 0	E: 0	K: 0	S: 3	P: 3	R: 0	H: 0	E: 0	K: 1	S: 5	P: 5	R: 0	H: 0	E: 0	K: 0	S: 2	P: 6	R: 0	H: 1	E: 0	K: 0	S: 4	P: 4	R: 4	H: 3	E: 0	K: 0	S: 6	P: 10	R: 0	H: 0	E: 0	K: 1	S: 5	P: 5	R: 0	H: 0	E: 0	K: 0	S: 3	P: 3	1B: 5	SF: 1	2B: 1	SAC: 1	3B: 0	DP: 0	HR: 1	HBP: 0	WP: 1	PA: 38
--------------	------	------	------	------	------	-------	------	------	------	------	------	------	------	------	------	------	------	------	------	------	------	------	------	------	------	------	------	------	------	------	------	------	------	------	------	-------	------	------	------	------	------	------	------	------	------	------	------	------	-------	-------	-------	--------	-------	-------	-------	--------	-------	--------

PITCHER	IP	WLS	BF	H	R	ER	SO	BB	IBB	HBP	BLK	WP	HR	S	P	ERA	WHIP
Mike Nagy, R (1, 1) ERA: 4.42	0.1	L	5	2	3	3	0	2	0	0	0	0	0	3	11	81.00	12.000
Orlando Pena, R (1, 1) ERA: 3.0	2.2		9	1	0	0	2	0	0	0	0	0	0	13	13	0.00	0.375
Tom Murphy, R (4, 1) ERA: 3.63	3.0		10	1	0	0	1	1	0	0	0	0	0	11	15	0.00	0.667
Diego Segui, R (7, 1) ERA: 3.1	1.0		7	3	4	4	0	1	0	0	0	1	1	6	10	36.00	4.000
John Andrews, L (8, 1) ERA: 4.32	1.0		3	0	0	0	1	0	0	0	0	0	0	5	5	0.00	0.000

PITCHER	IP	WLS	BF	H	R	ER	SO	BB	IBB	HBP	BLK	WP	HR	S	P	ERA	WHIP
Eddie Fisher, R (9, 1) ERA: 4.82	1.0		3	0	0	0	0	0	0	0	0	0	0	3	3	0.00	0.000

BOTTOM

Pittsburgh Pirates @ St. Louis Cardinals
Busch Stadium, St. Louis, MO
Sat Sep 15 1973, 3:33 AM CDT
Att. 28,219 - Unknown

livebaseballscorecards.com

AB	36
R	4
H	11
RBI	3
BB	3
SO	3
LOB	17



WP:	0	PA:	39
PB:	0	SB:	0
CS:	0		


AB R H RBI BB SO LOB

5	0	2	1	0	0	1
4	1	2	0	1	0	0
2	0	0	0	0	1	0
1	0	0	0	0	0	3
0	0	0	0	0	0	0
1	0	0	0	1	0	3
4	0	1	1	0	0	3
4	1	2	0	0	0	1
4	1	1	0	0	2	3
0	0	0	0	0	0	0
4	0	1	0	0	0	1
2	1	1	0	0	0	0
1	0	0	1	0	0	1
0	0	0	0	0	0	0
0	0	0	0	0	0	0
0	0	0	0	0	0	0
0	0	0	0	0	0	0
0	0	0	0	1	0	0
0	0	0	0	0	0	0
0	0	0	0	0	0	0
2	0	1	0	0	0	1

Batter	1	2	3	4	5	6	7	8	9
Lou Brock, L (1, 7) OBP: 0.364, SLG: 0.389	0-0 4-3			0-0 1-4-3		0-0 G1-2-3 1B	0-0 F9		0-0 BB 1B
Ted Sizemore, R (1, 4) OBP: 0.354, SLG: 0.320	0-0 P4			0-0 P4		0-0 G1-2-3 1B		0-0 G3 3B	4-0 BB 1B
Tommie Agee, R (1, 8) OBP: 0.282, SLG: 0.402	0-0 F9			0-3 K		0-0 G1-2-3 1B		4-0 G3 BB	0-0 6-3
Matty Alou, L (6, PH) OBP: 0.336, SLG: 0.354									
John Andrews, L (8, 1)									
Bernie Carbo, L (8, PH) OBP: 0.384, SLG: 0.396									
Ted Simmons, S (1, 2) OBP: 0.355, SLG: 0.424		0-0 F3			0-0 G6-4-3 1B	0-0 F8		0-0 G3	
Joe Torre, R (1, 3) OBP: 0.382, SLG: 0.407		0-0 5-3			0-0 G6-4-3 1B		0-0 1B 1B FC3-6	0-0 P4	
Luis Melendez, R (1, 9) OBP: 0.312, SLG: 0.312		0-3 K			0-0 G6-4-3		0-0 1B E 1B	0-3 K	
Eddie Fisher, R (9, 1)									
Ken Reitz, R (1, 5) OBP: 0.249, SLG: 0.327			0-0 6-3		0-0 1-3		0-0 FC3-6 1B		0-0 4-3
Mike Tyson, R (1, 6) OBP: 0.283, SLG: 0.301			0-0 6-3			0-0 BB 1B	0-0 FC3-6 G3		0-0 3-1
Tim McCarver, L (7, PH) OBP: 0.328, SLG: 0.365									
Mick Kelleher, R (8, 6) OBP: 0.262, SLG: 0.216									
Jose Cruz, L (9, PH) OBP: 0.312, SLG: 0.387									
Mike Nagy, R (1, 1) OBP: 0.091, SLG: 0.091			0-0 5-3			4-0 BB 1B	0-0 G3		0-0 BB 1B
Orlando Pena, R (1, 1)									
Hector Cruz, R (3, PH)									
Tom Murphy, R (4, 1) OBP: 0.217, SLG: 0.227									
Terry Hughes, R (6, PH) OBP: 0.231, SLG: 0.167									
Diego Segui, R (7, 1) OBP: 0.371, SLG: 0.313									
Bake McBride, L (7, PH)									

Inning Stats	R: 0	H: 0	E: 0	LOB: 0	K: 0	S: 3	R: 0	H: 0	E: 0	LOB: 0	K: 1	S: 5	R: 0	H: 0	E: 0	LOB: 1	K: 0	S: 4	R: 1	H: 3	E: 0	LOB: 2	K: 0	S: 5	R: 2	H: 3	E: 1	LOB: 1	K: 0	S: 6	R: 1	H: 1	E: 0	LOB: 1	K: 1	S: 6	R: 0	H: 2	E: 0	LOB: 3	K: 0	S: 5	1B: 10	SF: 0	2B: 0	SAC: 0	3B: 1	DP: 2	HR: 0	HBP: 0	WP: 0	PA: 39
--------------	------	------	------	--------	------	------	------	------	------	--------	------	------	------	------	------	--------	------	------	------	------	------	--------	------	------	------	------	------	--------	------	------	------	------	------	--------	------	------	------	------	------	--------	------	------	--------	-------	-------	--------	-------	-------	-------	--------	-------	--------

PITCHER	IP	WLS	BF	H	R	ER	SO	BB	IBB	HBP	BLK	WP	HR	S	P	ERA	WHIP
Jim Rooker, L (1, 1) ERA: 2.97	5.0		19	4	1	1	2	1	0	0	0	0	0	22	26	1.80	1.000
Bob Johnson, R (6, 1) ERA: 3.76	1.0		3	1	0	0	0	0	0	0	0	0	0	3	3	0.00	1.000
Dave Giusti, R (7, 1) ERA: 2.28	2.2		16	6	3	3	1	2	0	0	0	0	0	16	24	10.12	3.000
Ramon Hernandez, L (9, 1) ERA: 2.2	0.1	S	1	0	0	0	0	0	0	0	0	0	0	1	1	0.00	0.000

Batter	1	2	3	4	5	6	7	8	9	AB R H RBI BB SO LOB	TOP	
Rennie Stennett, R (1, 4) OBP: 0.267, SLG: 0.353	0-0 F9		0-0 P5			0-0 1-3		0-0 5-3		4 0 0 0 0 0 0		
Dave Parker, L (1, 9) OBP: 0.298, SLG: 0.466	0-3 K		0-3 K2-3			0-0 1B		0-0 3-1		4 0 1 0 0 2 0		
Al Oliver, L (1, 8) OBP: 0.316, SLG: 0.468	0-0 4-3		0-0 G3			0-0 F8		0-0 4-1		4 0 0 0 0 0 1		
Willie Stargell, L (1, 7) OBP: 0.386, SLG: 0.645		0-0 E9 2B		0-0 6-3		0-0 F5		0-0 4-3		4 1 1 0 0 0 1		
Richie Hebner, L (1, 5) Gene Alley, R (9, PH) OBP: 0.355, SLG: 0.488 OBP: 0.295, SLG: 0.288		0-0 1B SF9 2B		0-0 P3		0-0 HR		0-3 K		3 2 2 2 0 0 0 1 0 0 0 0 1 0		
Manny Sanguillen, R (1, 2) OBP: 0.303, SLG: 0.421		0-0 SF9 1B		0-0 5-3		0-0 F8		0-0 1B 1B		4 0 2 0 0 0 0		
Bob Robertson, R (1, 3) OBP: 0.333, SLG: 0.400		0-0 SF9		0-0 F8		4-0 BB		0-0 1B		2 0 1 1 1 0 0	AB 33 R 3 H 7 RBI 3 BB 1 SO 4 LOB 8	
Dal Maxvill, R (1, 6) Gene Clines, R (7, PH) Jackie Hernandez, R (7, 6) Dave Cash, R (9, PH) OBP: 0.272, SLG: 0.234 OBP: 0.313, SLG: 0.325 OBP: 0.292, SLG: 0.324 OBP: 0.322, SLG: 0.329		0-0 F8		0-3 K		0-0 L3		0-0 F8		2 0 0 0 0 0 1 1 1 0 0 0 0 0 0 1 0 0 0 0 0 0 0 0 1 0 0 0 0 0 0 2		
Steve Blass, R (1, 1) Jim Campanis, R (7, PH) Luke Walker, L (7, 1) John Lamb, R (8, 1) Jim McKee, R (8, 1) OBP: 0.417, SLG: 0.500		0-0 F8		0-0 F9		0-0 P6				2 0 0 0 0 0 0 1 1 0 0 0 0 0 0 1 0		
Inning Stats	R: 0 H: 0 E: 0 LOB: 0 K: 1 BB: 0 S: 5 P: 5	R: 2 H: 3 E: 1 LOB: 1 K: 0 BB: 0 S: 6 P: 6	R: 0 H: 0 E: 0 LOB: 0 K: 1 BB: 0 S: 5 P: 5	R: 0 H: 0 E: 0 LOB: 0 K: 0 BB: 0 S: 3 P: 3	R: 0 H: 0 E: 0 LOB: 0 K: 1 BB: 0 S: 5 P: 5	R: 0 H: 1 E: 0 LOB: 1 K: 0 BB: 0 S: 4 P: 4	R: 1 H: 1 E: 0 LOB: 1 K: 0 BB: 1 S: 4 P: 8	R: 0 H: 0 E: 0 LOB: 0 K: 0 BB: 0 S: 3 P: 3	R: 0 H: 2 E: 0 LOB: 2 K: 1 BB: 0 S: 7 P: 7	1B: 4 SF: 1 2B: 2 SAC: 0 3B: 0 DP: 0 HR: 1 HBP: 0	WP: 0 PA: 35 PB: 0 SB: 0 CS: 0	
PITCHER Alan Foster, R (1, 1) ERA: 3.06 Al Hrabosky, L (9, 1) ERA: 1.72	IP WLS BF H R ER SO BB IBB HBP BLK WP HR S P ERA WHIP	8.0 W 30 5 3 3 3 1 0 0 0 0 1 35 39 3.38 0.750	1.0 S 5 2 0 0 1 0 0 0 0 0 0 7 7 0.00 2.000	PITCHER IP WLS BF H R ER SO BB IBB HBP BLK WP HR S P ERA WHIP								

Pittsburgh Pirates @ St. Louis Cardinals
 Busch Stadium, St. Louis, MO
 Sun Sep 16 1973, 3:33 AM CDT
 Att: 31,938 - Unknown

livebaseballscorecards.com

Batter	1	2	3	4	5	6	7	8	9
Lou Brock, L (1, 7) OBP: 0.364, SLG: 0.390	4-0 BB 3-1	0-0 P5			0-0 G6-4-3 1-2f		0-0 4-3	0-0 2B 1-3 2-H	
Ted Sizemore, R (1, 4) OBP: 0.353, SLG: 0.319	0-0 F8		0-0 1-3		0-0 1B		0-0 1-3	0-0 6-3	
Bake McBride, L (1, 8) OBP: 0.368, SLG: 0.314 Tommie Agee, R (7, PH) OBP: 0.295, SLG: 0.417 Jose Cruz, L (8, 8) OBP: 0.311, SLG: 0.386	0-0 3-1 1-2		0-0 G4-6-3 1B		0-0 G3		0-0 HR	0-0 G3	
Ted Simmons, S (1, 2) OBP: 0.354, SLG: 0.422	0-0 F9		0-0 G4-6-3 1-2f			0-0 P6	0-0 1B	0-0 1-3	
Joe Torre, R (1, 3) OBP: 0.381, SLG: 0.404		4-0 HBP SF8 HBP BB		0-0 5-3		0-0 F9 2-3 2-3	0-3 K		
Bernie Carbo, L (1, 9) OBP: 0.391, SLG: 0.399		1-0 HBP SF8 FC1-4 HBP		4-0 BB		4-0 2B BB	0-0 1B 1B		
Ken Reitz, R (1, 5) OBP: 0.254, SLG: 0.332		1-0 HBP FC1-4 HBP		0-0 P4		0-0 2B	0-0 E2 1B 1B		
Mike Tyson, R (1, 6) OBP: 0.283, SLG: 0.300 Matty Alou, L (8, PH) OBP: 0.338, SLG: 0.354 Al Hrabosky, R (9, 1)		0-0 SF8 2-3 3-H		0-0 F7		4-0 IBB	4-0 1B 2B IBB		
Alan Foster, R (1, 1) OBP: 0.238, SLG: 0.230 Tim McCarver, L (8, PH) OBP: 0.330, SLG: 0.367 Mick Kelleher, R (9, 6) OBP: 0.262, SLG: 0.216		0-0 FC1-4 1-2f 3-H		0-0 G6-4-3 1B		0-0 6-3	0-0 2B 1B 1-2 2-H 3-H		


AB	R	H	RBI	BB	SO	LOB
4	0	1	1	1	0	2
5	0	1	0	0	0	3
3	0	1	0	0	0	2
1	1	1	1	0	0	0
1	0	0	0	0	0	2
5	0	1	0	0	0	4
3	1	0	0	1	1	1
1	3	1	0	2	0	0
3	1	2	1	0	0	1
1	0	0	1	1	0	1
0	1	0	0	1	0	0
0	0	0	0	0	0	0
3	0	1	1	0	0	3
1	0	1	2	0	0	0
0	0	0	0	0	0	0

BOTTOM

Pittsburgh Pirates @ St. Louis Cardinals
 Busch Stadium, St. Louis, MO
 Sun Sep 16 1973, 3:33 AM CDT
 Att. 31,938 - Unknown

AB	31
R	7
H	10
RBI	7
BB	6
SO	1
LOB	19

livebaseballscorecards.com



Inning Stats	R: 0	H: 0	E: 0	K: 3	S: 3	R: 2	H: 0	E: 0	K: 0	S: 3	R: 0	H: 1	E: 0	K: 0	S: 3	R: 0	H: 0	E: 0	K: 0	S: 3	R: 0	H: 2	E: 0	K: 0	S: 4	R: 1	H: 1	E: 0	K: 0	S: 4	R: 1	H: 2	E: 0	K: 1	S: 7	R: 3	H: 4	E: 1	K: 0	S: 7
	LOB: 1	BB: 1	P: 7			LOB: 1	BB: 1	P: 9			LOB: 1	BB: 0	P: 7			LOB: 2	BB: 2	P: 12			LOB: 1	BB: 0	P: 4			LOB: 2	BB: 2	P: 7			LOB: 2	BB: 1	P: 11			SF: 1	SAC: 0	DP: 2	HBP: 2	

PITCHER	IP	WLS	BF	H	R	ER	SO	BB	IBB	HBP	BLK	WP	HR	S	P	ERA	WHIP
Steve Blass, R (1, 1) ERA: 9.51	6.0		27	4	3	3	0	4	1	2	0	0	0	20	42	4.50	1.333
Luke Walker, L (7, 1) ERA: 4.63	1.0	L	7	4	3	3	1	0	0	0	0	0	1	9	9	27.00	4.000
John Lamb, R (8, 1) ERA: 5.34	0.0		3	2	1	1	0	0	1	0	0	0	0	2	6	∞	∞
Jim McKee, R (8, 1) ERA: 6.63	1.0		3	0	0	0	0	0	0	0	0	0	0	3	3	0.00	0.000

WP	PA	ERA	WHIP
0	40		
0			
0			

Batter	1	2	3	4	5	6	7	8	9	AB	R	H	RBI	BB	SO	LOB
Rennie Stennett, R OBP: 0.266, SLG: 0.351 (1, 4)	0-0 F9	0-0 6-3		0-0 6-3		0-0 F9		0-0 G6-3 1B		5	0	1	0	0	0	1
Dave Parker, L OBP: 0.290, SLG: 0.455 Bob Robertson, R OBP: 0.332, SLG: 0.398 (1, 8) (6, 3)	0-0 F8		0-0 F8	0-0 4-3		0-3 K		0-0 F8		3	0	0	0	0	0	0
Al Oliver, L OBP: 0.318, SLG: 0.469 (1, 3) (6, 8)	0-0 3B 1B		4-0 HR BB			0-0 F2		0-0 E1 2B 1B		4	3	2	0	1	0	1
Willie Stargell, L OBP: 0.390, SLG: 0.663 (1, 7)	0-0 1-H 3B		0-0 1-H HR			0-0 HR 2B		0-0 2-H 2B		4	2	4	4	0	0	0
Richie Hebner, L OBP: 0.354, SLG: 0.492 (1, 5)	0-0 P4		0-0 HR			0-0 F9		0-0 P4		4	1	1	1	0	0	3
Richie Zisk, R OBP: 0.381, SLG: 0.550 (1, 9)		0-0 2B 2B	0-0 1B			0-0 2-H HR		0-0 F3		4	2	3	2	0	0	0
Milt May, L OBP: 0.351, SLG: 0.390 (1, 2)		0-0 WP 2-H 2B	0-0 F2			0-0 3B 1B		0-0 HR		4	2	3	2	0	0	1
Dal Maxvill, R OBP: 0.272, SLG: 0.245 (1, 6)		0-0 P4 2-3	0-3 K			0-0 1-H 3B		0-0 3-1		4	0	1	1	0	1	2
Bruce Kison, R OBP: 0.111, SLG: 0.375 Gene Clines, R OBP: 0.311, SLG: 0.323 Jim McKee, R Chris Zachary, L (1, 1) (5, PH) (6, 1) (9, 1)		0-3 K		0-0 1-3		0-0 L4-3		0-3 K		2	0	0	0	0	1	1
										1	0	0	0	0	0	1
										1	0	0	0	0	1	0
										0	0	0	0	0	0	0


Inning Stats	R: 1	H: 2	E: 0	K: 5	S: 5	R: 1	H: 2	E: 0	K: 1	S: 7	R: 3	H: 3	E: 0	K: 1	S: 8	R: 0	H: 0	E: 0	K: 0	S: 3	R: 3	H: 4	E: 0	K: 0	S: 7	R: 1	H: 2	E: 1	K: 1	S: 7	R: 1	H: 1	E: 0	K: 1	S: 6	R: 0	H: 1	E: 0	K: 0	S: 3
	LOB: 1	BB: 0	P: 5			LOB: 1	BB: 0	P: 7			LOB: 0	BB: 0	P: 3			LOB: 1	BB: 0	P: 7			LOB: 0	BB: 0	P: 6			LOB: 0	BB: 0	P: 3			LOB: 0	BB: 0	P: 3			LOB: 0	BB: 0	P: 3		

PITCHER	IP	WLS	BF	H	R	ER	SO	BB	IBB	HBP	BLK	WP	HR	S	P	ERA	WHIP
Tom Seaver, R ERA: 1.88 (1, 1)	3.0	L	17	7	5	5	2	1	0	0	0	1	2	20	24	15.00	2.667
Ray Sadecki, L ERA: 3.68 (4, 1)	1.0		3	0	0	0	0	0	0	0	0	0	0	3	3	0.00	0.000
Craig Swan, R ERA: 8.64 (5, 1)	2.0		12	6	4	4	1	0	0	0	0	0	1	14	14	18.00	3.000
Buzz Capra, R ERA: 3.95 (7, 1)	2.0		7	2	1	1	1	0	0	0	0	0	1	9	9	4.50	1.000

BOTTOM

New York Mets @ Pittsburgh Pirates
Three Rivers Stadium, Pittsburgh, PA
 Mon Sep 17 1973, 7:05 PM EDT
 Att. 15,000 - Unknown

AB	38
R	10
H	15
RBI	10
BB	1
SO	4
LOB	11



WP	HR	S	P	ERA	WHIP
1	0	0	39		
0	0	0			
0	0	0			
0	0	0			

New York Mets @ Pittsburgh Pirates
 Three Rivers Stadium, Pittsburgh, PA

Tue Sep 18 1973, 7:05 PM EDT
 Att: 12,336 - Unknown

livebaseballscorecards.com

AB	35
R	6
H	10
RBI	6
BB	9
SO	4
LOB	19



WP:	0	PA:	44
PB:	0		
SB:	0		
CS:	0		

Batter	1	2	3	4	5	6	7	8	9	AB R H RBI BB SO LOB																		
Wayne Garrett, L (1, 5) OBP: 0.338, SLG: 0.377	0-0 F2		4-0 1B	4-0 1B			0-0 G1-2-3		0-0 3B	3 2 2 0 2 0 0																		
Felix Millan, R (1, 4) OBP: 0.330, SLG: 0.358	0-0 6-3		0-0 5-3	0-0 P4			0-0 1B		0-0 1B	5 1 2 2 0 0 4																		
Rusty Staub, L (1, 9) OBP: 0.358, SLG: 0.417	4-0 BB		0-0 1B		0-0 4-3		0-0 1B		4-0 1B	3 1 2 1 2 0 0																		
John Milner, L (1, 3) Tug McGraw, R (7, 1) Duffy Lyster, R (9, PH) Ron Hodges, L (9, PH) Ted Martinez, R (9, PR) Bob Apodaca, R (9, 1) Buzz Capra, R (9, 1)	4-0 1-2		0-0 G3		0-3 K		0-0 G1-2-3		0-0 1B	3 0 0 0 1 1 4 0 0 0 0 0 0 0 0 0 0 0 0 0 0 1 0 1 1 0 0 0 0 1 0 1 0 0 0 0 0 0 0 0 0 0 0 0 0 0 0 0 0																		
Cleon Jones, R (1, 7) OBP: 0.305, SLG: 0.347	0-0 F8		0-0 F9		0-0 F8			0-3 K	4-0 1B	4 0 0 0 1 1 3																		
Dave Schneck, L (1, 8) Don Hahn, R (8, PH) OBP: 0.292, SLG: 0.300		0-0 F3		0-0 G3		0-0 6-3		4-0 BB	0-0 1B	3 0 0 0 0 0 0 1 0 1 2 1 0 0																		
Jerry Grote, R (1, 2) OBP: 0.282, SLG: 0.301		0-0 P4		4-0 BB		0-0 6-3		0-0 G5-4-3	0-0 F9	4 0 0 0 1 0 3																		
Bud Harrelson, S (1, 6) OBP: 0.350, SLG: 0.307		4-0 BB		0-0 1B		0-0 G3			0-0 K	4 0 1 0 1 1 2																		
Jon Matlack, L (1, 1) Ken Boswell, L (4, PH) Ray Sadecki, L (4, 1) Ed Kranepool, L (7, PH) Jim Beauchamp, R (9, PH) OBP: 0.333, SLG: 0.317		0-3 K		0-0 F9			0-0 F5		0-0 2B	1 0 0 0 0 1 1 1 0 0 0 0 0 2 0 0 0 0 0 0 0 1 0 0 0 0 0 0 1 1 1 0 0 0 0																		
Inning Stats	R: 0 E: 0 K: 0 S: 3	H: 0 LOB: 2 BB: 2 P: 11	R: 0 E: 0 K: 1 S: 5	H: 0 LOB: 1 BB: 1 P: 9	R: 1 E: 0 K: 0 S: 4	H: 1 LOB: 1 BB: 1 P: 8	R: 0 E: 0 K: 0 S: 4	H: 1 LOB: 3 BB: 2 P: 12	R: 0 E: 0 K: 1 S: 5	H: 0 LOB: 0 BB: 0 P: 5	R: 0 E: 0 K: 0 S: 3	H: 0 LOB: 0 BB: 0 P: 3	R: 0 E: 0 K: 0 S: 5	H: 3 LOB: 2 BB: 0 P: 5	R: 0 E: 0 K: 1 S: 4	H: 0 LOB: 0 BB: 1 P: 8	R: 5 E: 0 K: 1 S: 10	H: 5 LOB: 2 BB: 2 P: 18	1B: 8 2B: 1 3B: 1 HR: 0	SF: 0 SAC: 0 DP: 2 HBP: 0	WP: 0 PA: 44 PB: 0 SB: 0 CS: 0							
PITCHER	IP WLS BF H R ER SO BB IBB HBP BLK WP HR S P ERA WHIP																											
Bob Moose, R (1, 1) ERA: 3.55	6.1		29	4	1	1	2	6	0	0	0	0	0	0	27	51	1.42	1.579										
Ramon Hernandez, L (7, 1) ERA: 2.58	2.0	L	10	4	4	4	1	2	0	0	0	0	0	0	10	18	18.00	3.000										
Dave Giusti, R (9, 1) ERA: 2.39	0.0		3	2	1	1	0	1	0	0	0	0	0	0	2	6	∞	∞										
Bob Johnson, R (9, 1) ERA: 3.74	0.2		2	0	0	0	1	0	0	0	0	0	0	0	4	4	0.00	0.000										

Batter	1	2	3	4	5	6	7	8	9	AB R H RBI BB SO LOB	TOP
Rennie Stennett, R (1, 4) OBP: 0.266, SLG: 0.360	0-0 HR		0-0 1B 3B		0-0 F8		0-0 P4			4 2 2 1 0 0 3	
Dave Cash, R (1, 5) OBP: 0.323, SLG: 0.330	0-0 F7		0-0 1B			0-0 5-3	0-0 6-3			4 0 1 1 0 0 2	
Al Oliver, L (1, 8) OBP: 0.317, SLG: 0.464	0-0 1-3		0-0 4-3			0-0 6-3		0-0 FC5-4 1B		4 0 1 0 0 0 1	
Willie Stargell, L (1, 7) OBP: 0.388, SLG: 0.660	0-0 4-3			0-0 4-3		0-0 HR		0-0 FC5-4 G5-4-3 1-2f		4 1 1 1 0 0 1	
Richie Zisk, R (1, 9) OBP: 0.383, SLG: 0.545		0-0 F9		0-0 5-3		0-0 2B 1B		0-0 G5-4-3 1-2f		4 0 1 0 0 0 1	
Manny Sanguillen, R (1, 2) OBP: 0.304, SLG: 0.424		0-0 L5-3 1B		0-0 F8		0-0 2B		0-0 F9		4 0 2 0 0 0 0	
Bob Robertson, R (1, 3) OBP: 0.330, SLG: 0.392		0-0 L5-3 1-2		0-0 F7			0-0 4-3		0-3 K	4 0 0 0 0 1 1	
Dal Maxvill, R (1, 6) OBP: 0.274, SLG: 0.248			0-0 5-3		0-0 SH3-4 1B		4-0 1B BB		0-0 P6	2 0 1 0 0 0 0 0 0 0 0 1 0 0 1 0 0 0 0 0 0	
Gene Clines, R (7, PH) OBP: 0.316, SLG: 0.323											
Gene Alley, R (7, 6) OBP: 0.294, SLG: 0.287											
Nelson Briles, R (1, 1) OBP: 0.233, SLG: 0.275			0-3 K		0-0 SH3-4		0-0 1B			1 0 0 0 0 1 0 0 0 0 0 0 0 0 1 0 1 0 0 0 0 0 0 0 0 0 0 0	
Luke Walker, L (6, 1) OBP: 0.067, SLG: 0.067											
Fernando Gonzalez, R (7, PH) OBP: 0.273, SLG: 0.357											
Dave Giusti, R (7, 1) OBP: 0.417, SLG: 0.364					1-2						
Inning Stats	R: 1 H: 1 E: 0 LOB: 0 K: 0 BB: 0 S: 4 P: 4	R: 0 H: 1 E: 0 LOB: 0 K: 0 BB: 0 S: 3 P: 3	R: 1 H: 2 E: 0 LOB: 1 K: 1 BB: 0 S: 7 P: 7	R: 0 H: 0 E: 0 LOB: 0 K: 0 BB: 0 S: 3 P: 3	R: 0 H: 1 E: 0 LOB: 1 K: 0 BB: 0 S: 4 P: 4	R: 1 H: 3 E: 0 LOB: 2 K: 0 BB: 0 S: 5 P: 5	R: 0 H: 1 E: 0 LOB: 2 K: 0 BB: 1 S: 4 P: 8	R: 0 H: 1 E: 0 LOB: 0 K: 1 BB: 0 S: 5 P: 5	1B: 6 SF: 0 2B: 2 SAC: 1 3B: 1 DP: 2 HR: 2 HBP: 0	WP: 0 PA: 35 PB: 0 SB: 0 CS: 0	
PITCHER George Stone, L (1, 1) ERA: 2.71 Tug McGraw, L (7, 1) ERA: 4.12	IP WLS BF H R ER SO BB IBB HBP BLK WP HR S P ERA WHIP										
	6.0 W 24 8 3 3 1 0 0 0 0 0 0 2 26 26 4.50 1.333										
	3.0 S 11 2 0 0 1 1 0 0 0 0 0 0 0 12 16 0.00 1.000										

Pittsburgh Pirates @ New York Mets
Shea Stadium, Flushing, NY
Wed Sep 19 1973, 7:05 PM EDT
Att: 29,240 - Unknown

livebaseballscorecards.com

AB	33
R	3
H	10
RBI	3
BB	1
SO	2
LOB	9



Batter	1	2	3	4	5	6	7	8	9
Wayne Garrett, L (1, 5) OBP: 0.336, SLG: 0.374	0-3 K		0-0 4-3		0-0 F8		0-0 F8		
Felix Millan, R (1, 4) OBP: 0.331, SLG: 0.358	4-0 G4-6-3 BB		0-0 2-H 1B		0-0 5-3			0-0 F7	
Rusty Staub, L (1, 9) OBP: 0.357, SLG: 0.415	0-0 G4-6-3 1-2f		0-0 6-3		0-0 4-3			0-0 BB HR 1B	
John Milner, L (1, 3) OBP: 0.332, SLG: 0.451		0-0 HR 1B		0-0 4-3		0-0 4-3		4-0 BB HR BB	
Cleon Jones, R (1, 7) OBP: 0.308, SLG: 0.368		0-0 1-H HR		0-0 P4		0-0 L5		0-0 1-H 2-H HR	
Dave Schneck, L (1, 8) OBP: 0.208, SLG: 0.292		0-0 4-3		0-0 P6			0-0 F8	0-0 F7	
Don Hahn, R (8, 8) OBP: 0.291, SLG: 0.299									
Jerry Grote, R (1, 2) OBP: 0.282, SLG: 0.304		0-0 5-3			0-0 1B FC4-6 2B		0-0 P6	0-0 F9	
Bud Harrelson, S (1, 6) OBP: 0.352, SLG: 0.310		0-0 6-3			0-0 FC4-6 1B		0-0 1B 1B		
George Stone, L (1, 1) OBP: 0.271, SLG: 0.271			0-0 4-3 1B		0-0 FC4-6 PB		0-0 1-3 1B		
Tug McGraw, R (7, 1) OBP: 0.208, SLG: 0.174					0-0 1-2f 3-H				

Inning Stats	R: 0	H: 0	E: 0	K: 1	S: 4	LOB: 0	BB: 1	P: 8	R: 2	H: 2	E: 0	K: 0	S: 5	LOB: 0	BB: 0	P: 5	R: 1	H: 2	E: 0	K: 0	S: 4	LOB: 0	BB: 0	P: 4	R: 0	H: 0	E: 0	K: 0	S: 3	LOB: 0	BB: 0	P: 3	R: 1	H: 2	E: 0	K: 0	S: 5	LOB: 1	BB: 0	P: 5	R: 0	H: 0	E: 0	K: 0	S: 3	LOB: 0	BB: 0	P: 3	R: 0	H: 2	E: 0	K: 0	S: 5	LOB: 2	BB: 0	P: 5	R: 3	H: 2	E: 0	K: 0	S: 5	LOB: 0	BB: 1	P: 9
--------------	------	------	------	------	------	--------	-------	------	------	------	------	------	------	--------	-------	------	------	------	------	------	------	--------	-------	------	------	------	------	------	------	--------	-------	------	------	------	------	------	------	--------	-------	------	------	------	------	------	------	--------	-------	------	------	------	------	------	------	--------	-------	------	------	------	------	------	------	--------	-------	------

										PITCHER										PITCHER										PITCHER																							
										IP	WLS	BF	H	R	ER	SO	BB	IBB	HBP	BLK	WP	HR	S	P	ERA	WHIP											IP	WLS	BF	H	R	ER	SO	BB	IBB	HBP	BLK	WP	HR	S	P	ERA	WHIP
Nelson Briles, R (1, 1) ERA: 2.92										5.0	L	20	6	4	4	1	1	0	0	0	0	0	21	25	7.20	1.400											5.0	L	3	0	0	0	0	0	0	0	0	0	0	3	3	0.00	0.000
Luke Walker, L (6, 1) ERA: 4.59										1.0		3	0	0	0	0	0	0	0	0	0	0	3	3	0.00	0.000											1.0		3	0	0	0	0	0	0	0	0	0	3	3	0.00	0.000	
Dave Giusti, R (7, 1) ERA: 2.65										2.0		11	4	3	3	0	1	0	0	0	0	1	10	14	13.50	2.500											2.0		11	4	3	3	0	1	0	0	0	1	10	14	13.50	2.500	

BOTTOM


Pittsburgh Pirates @ New York Mets
Shea Stadium, Flushing, NY

Wed Sep 19 1973, 7:05 PM EDT
Att. 29,240 - Unknown

AB	R	H	RBI	BB	SO	LOB
4	0	0	0	0	1	4
3	0	1	1	1	0	1
4	1	1	0	0	0	1
3	2	1	0	1	0	0
4	2	2	5	0	0	0
3	0	0	0	0	0	0
1	0	0	0	0	0	0
4	1	1	0	0	0	0
3	0	2	0	0	0	0
2	1	1	1	0	0	1
1	0	1	0	0	0	0

livebaseballscores.com

AB	32
R	7
H	10
RBI	7
BB	2
SO	1
LOB	7



1B: 7	SF: 0	WP: 0	PA: 34
2B: 1	SAC: 0	PB: 1	
3B: 0	DP: 1	SB: 0	
HR: 2	HBP: 0	CS: 0	

Batter	1	2	3	4	5	6	7	8	9	10	11	12	13	AB R H RBI BB SO LOB	TOP										
Rennie Stennett, R OBP: 0.265, SLG: 0.359 Richie Hebner, L OBP: 0.355, SLG: 0.497	(1, 4) (3, PH) (3, 5) K		X 0-0 P6		X 0-0 K		X 0-0 HR		X 4-0 2B IBB		X 0-0 P4			1 0 0 0 0 1 0 4 1 1 1 1 1 0											
Dave Cash, R OBP: 0.325, SLG: 0.335	(1, 5) (3, 4) 1B		X 0-0 6-3		X 0-0 5-3		X 0-0 1B		X 0-0 1-3 2-H 2B		X 0-0 K			6 0 3 1 0 1 0											
Al Oliver, L OBP: 0.314, SLG: 0.460	(1, 8) (9, 3) F8		X 0-0 2-3		X 0-0 1-3		X 0-0 4-3		X 0-0 P4		X 0-0 4-3			6 0 0 0 0 0 5											
Willie Stargell, L OBP: 0.385, SLG: 0.654	(1, 7) K			B B B 4-0 1B E 1-6-3 BB		X 0-0 K		X 0-0 6-3		X 0-0 F9			X 0-0 K	5 1 0 0 1 3 1											
Richie Zisk, R OBP: 0.382, SLG: 0.539	(1, 9) F7		X 0-0 F7		X 0-0 1-6-3		B B B 4-0 FC5-4 BB		X 0-0 K		X 0-0 K		X 0-0 2B 1B	5 0 1 0 1 2 1											
Manny Sanguillen, R OBP: 0.302, SLG: 0.421	(1, 2) P6		X 0-0 P6		X 0-0 E 2-3 1B		X 0-0 F9		X 0-0 P6		X 0-0 L7		X 0-0 F9	6 0 1 0 0 0 2											
Bob Robertson, R OBP: 0.332, SLG: 0.390 Dave Augustine, R OBP: 0.500, SLG: 0.750	(1, 3) (9, PR) (9, 8) BB BB		B B B 4-0 BB BB		X 0-0 K		X 0-0 FC5-4 1-2		B B B 4-0 SH1-4 2B BB		X 0-0 K		X 0-0 2B	2 0 0 0 2 1 3 2 1 1 0 0 1 0											
Dal Maxvill, R OBP: 0.273, SLG: 0.244	(1, 6) BB		B B B 4-0 1-2 BB		X 0-0 E6		X 0-0 F9		X 0-0 SH1-4		X 0-0 K		X 0-0 K	3 0 0 0 1 1 1											
Jim Rooker, R OBP: 0.261, SLG: 0.227 Dave Parker, R OBP: 0.288, SLG: 0.451 Bob Johnson, L OBP: 0.333, SLG: 0.143 Ramon Hernandez, S OBP: 0.067, SLG: 0.067 Jim Micker, R OBP: 0.417, SLG: 0.364	(1, 1) (9, PH) (9, 1) (9, 1) (10, 1) (11, 1) (13, 1) K		B B B 0-0 K		X 0-0 5-3		X 0-0 K		X 0-0 K		X 0-0 K		X 0-0 K	3 0 0 0 0 0 2 4 1 0 0 0 0 0 1 2 0 0 0 0 0 0 0 0 0 0 0 0 0 0 0 0 1 0 0 0 0 0 1 0 0 0 0 0 0 0 0 0 0 0 0 0 0 0 0 0											
Inning Stats	R: 0 E: 0 K: 2 S: 8	H: 1 LOB: 1 BB: 0 P: 8	R: 0 E: 0 K: 1 S: 5	H: 0 LOB: 2 BB: 2 P: 13	R: 0 E: 0 K: 0 S: 3	H: 0 LOB: 0 BB: 0 P: 3	R: 1 E: 1 K: 1 S: 7	H: 1 LOB: 2 BB: 1 P: 11	R: 0 E: 0 K: 1 S: 5	H: 0 LOB: 1 BB: 1 P: 9	R: 0 E: 0 K: 1 S: 5	H: 0 LOB: 0 BB: 0 P: 5	R: 1 E: 0 K: 1 S: 6	H: 1 LOB: 3 BB: 2 P: 14	R: 0 E: 0 K: 3 S: 9	H: 0 LOB: 0 BB: 0 P: 9	R: 0 E: 0 K: 1 S: 5	H: 0 LOB: 0 BB: 0 P: 5	R: 0 E: 0 K: 1 S: 6	H: 2 LOB: 2 BB: 0 P: 6	1B: 4 2B: 2 3B: 0 HR: 1	SF: 0 SAC: 1 DP: 0 HBP: 0	WP: 0 PB: 0 SB: 0 CS: 0	PA: 52	
PITCHER	IP WLS BF H R ER SO BB IBB HBP BLK WP HR S P ERA WHIP																								
Jerry Koosman, L ERA: 3.02	(1, 1) 8.0																								
Harry Parker, R ERA: 3.41	(9, 1) 1.0																								
Ray Sadecki, L ERA: 3.45	(10, 1) 4.0	W	13	2	0	0	6	0	0	0	0	0	0	25	25	0.00	0.500								

Pittsburgh Pirates @ New York Mets
Shea Stadium, Flushing, NY
Thu Sep 20 1973, 7:05 PM EDT
Att. 24,855 - Unknown

livebaseballscorecards.com

AB	45
R	3
H	7
RBI	2
BB	6
SO	15
LOB	19



Batter	1	2	3	4	5	6	7	8	9	AB R H RBI BB SO LOB	TOP																
Dave Cash, R (1, 4) OBP: 0.323, SLG: 0.332	0-0 4-3	0-0 F8			0-0 6-3		0-0 1B HR 1B		0-3 K	5 1 1 0 0 1 1																	
Dave Parker, L (1, 8) OBP: 0.295, SLG: 0.453 Fernando Gonzalez, R (7, PH) OBP: 0.261, SLG: 0.341 Ramon Hernandez, S (7, 1) OBP: 0.300, SLG: 0.125	0-0 1B 2B		4-0 BB		0-0 3-1		0-3 K		0-0 6-3	2 1 1 0 1 0 0 1 0 0 0 0 1 2 1 0 0 0 0 0 0																	
Al Oliver, L (1, 3) OBP: 0.314, SLG: 0.458	0-0 BB 1B		0-0 L8			0-0 4-3	0-0 HR 1B		0-0 G3	5 1 2 2 0 0 1																	
Willie Stargell, L (1, 7) OBP: 0.387, SLG: 0.658	4-0 1-2 BB		0-3 K			0-0 2B 2B	0-0 1-H 2-H HR			3 2 2 3 1 1 1																	
Richie Hebner, L (1, 5) OBP: 0.350, SLG: 0.488	0-0 F7		0-0 F8			0-3 K	0-0 F7			4 0 0 0 0 1 4																	
Richie Zisk, R (1, 9) OBP: 0.378, SLG: 0.541	0-3 K			0-3 K		0-0 2B	0-3 K			4 0 1 1 0 3 2																	
Manny Sanguillen, R (1, 2) OBP: 0.302, SLG: 0.419		0-0 F7		0-0 P6		4-0 IBB		0-0 4-3		3 0 0 0 1 0 0																	
Dal Maxvill, R (1, 6) OBP: 0.266, SLG: 0.237		0-3 K		0-3 K		0-0 P4		0-3 K		4 0 0 0 0 3 2																	
Bruce Kison, R (1, 1) OBP: 0.182, SLG: 0.333 Gene Clines, R (7, PH) OBP: 0.320, SLG: 0.325		1-0 HBP		0-3 K			4-0 1B 1B BB	0-3 K		1 0 0 0 0 1 0 1 1 0 0 1 1 0																	
Inning Stats	R: 1 E: 0 K: 1 S: 7	H: 2 LOB: 2 BB: 1 P: 11	R: 0 E: 0 K: 1 S: 5	H: 0 LOB: 1 BB: 0 P: 6	R: 0 E: 0 K: 1 S: 5	H: 0 LOB: 1 BB: 1 P: 9	R: 0 E: 0 K: 2 S: 7	H: 0 LOB: 0 BB: 0 P: 7	R: 0 E: 0 K: 1 S: 5	H: 0 LOB: 0 BB: 0 P: 5	R: 1 E: 0 K: 1 S: 7	H: 2 LOB: 2 BB: 1 P: 11	R: 4 E: 0 K: 2 S: 10	H: 3 LOB: 0 BB: 1 P: 14	R: 0 E: 0 K: 2 S: 7	H: 0 LOB: 0 BB: 0 P: 7	R: 0 E: 0 K: 1 S: 5	H: 0 LOB: 0 BB: 0 P: 5	1B: 3 2B: 3 3B: 0 HR: 1	SF: 0 SAC: 0 DP: 0 HBP: 1	WP: 0 PB: 0 SB: 0 CS: 0	PA: 39					
PITCHER	IP	WLS	BF	H	R	ER	SO	BB	IBB	HBP	BLK	WP	HR	S	P	ERA	WHIP										
Bill Stoneman, R (1, 1) ERA: 6.99	6.0	L	28	5	4	4	7	3	1	1	0	0	0	37	54	6.00	1.333										
Craig Caskey, L (7, 1) ERA: 5.93	0.2		4	2	2	2	1	0	0	0	0	0	1	6	6	27.00	3.000										
Chuck Taylor, R (7, 1) ERA: 1.47	0.1		1	0	0	0	1	0	0	0	0	0	0	3	3	0.00	0.000										
Tom Walker, R (8, 1) ERA: 3.51	2.0		6	0	0	0	3	0	0	0	0	0	0	12	12	0.00	0.000										

Pittsburgh Pirates @ Montreal Expos
Jarry Park, Montreal, QB
 Sun Sep 23 1973, 3:33 AM EDT
 Unknown

livebaseballscorecards.com

AB	34
R	6
H	7
RBI	6
BB	4
SO	12
LOB	13



Batter	1	2	3	4	5	6	7	8	9	AB	R	H	RBI	BB	SO	LOB
Bob Bailey, R OBP: 0.382, SLG: 0.501 (1, 5)	0-0 P6		0-0 FC3-6 1B		0-3 K		0-0 L8		0-0 P4	5	0	1	0	0	1	0
Mike Jorgensen, L OBP: 0.342, SLG: 0.347 Hal Breeden, R OBP: 0.354, SLG: 0.540 (1, 3) (7, PH) (8, 3)	4-0 G6-3 BB		0-0 FC3-6 E S 1-2f		0-0 F9		0-0 1B		0-0 F7	2	0	0	0	1	0	1
Ron Fairly, L OBP: 0.420, SLG: 0.459 Felipe Alou, R OBP: 0.256, SLG: 0.322 (1, 7) (7, PH) (8, 7) (9, 8)	0-0 G6-3 1-2f		0-0 4-3			0-0 4-3		0-0 F4		3	0	0	0	0	0	2
Ken Singleton, S OBP: 0.423, SLG: 0.484 (1, 9)		0-0 HR	4-0 IBB			0-0 1B 1B		0-0 P3		3	2	2	1	1	0	0
Jim Lyttle, L OBP: 0.298, SLG: 0.400 Barry Foote, R OBP: 0.600, SLG: 1.000 Larry Lintz, S OBP: 0.358, SLG: 0.255 (1, 8) (8, PH) (9, 4)		0-0 6-3 5-3 1B	0-0 4-3			0-0 1B FC5-4 1B		0-0 1B 1B		3	1	2	0	0	0	2
John Boccabella, R OBP: 0.281, SLG: 0.317 Boots Day, L OBP: 0.348, SLG: 0.374 Terry Humphrey, R OBP: 0.206, SLG: 0.222 (1, 2) (6, PH) (7, 2)		0-0 5-3		0-0 F7		0-0 FC5-4 1B		0-3 K		2	0	0	0	0	0	1
Tim Foli, R OBP: 0.288, SLG: 0.277 (1, 6)		0-0 6-3		0-0 5-3		0-0 FC5-4 1-2f		0-0 1B		4	0	1	1	0	0	2
Pepe Frias, R OBP: 0.260, SLG: 0.274 Pepe Mangual, R OBP: 0.246, SLG: 0.387 (1, 4) (8, PH) (9, 7)		4-0 IBB		0-0 G3		0-3 K		0-3 K		2	0	0	0	1	1	1
Bill Stoneman, R OBP: 0.290, SLG: 0.050 Craig Caskey, S Chuck Taylor, R Jose Morales, R Tom Walker, R Ron Woods, R OBP: 0.344, SLG: 0.310 (1, 1) (7, 1) (7, 1) (7, PH) (8, 1) (9, PH)		0-3 K		0-3 K			0-0 L8		0-0 P3	2	0	0	0	0	2	2

BOTTOM

Pittsburgh Pirates @ Montreal Expos
Jarry Park, Montreal, QB
 Sun Sep 23 1973, 3:33 AM EDT
 Unknown

livebaseballscorecards.com

AB	35
R	3
H	9
RBI	3
BB	3
SO	6
LOB	15



Inning Stats																															
R: 0		H: 0		R: 1		H: 2		R: 0		H: 1		R: 0		H: 0		R: 2		H: 3		R: 0		H: 1		R: 0		H: 0		R: 0		H: 0	
E: 0		LOB: 0		E: 0		LOB: 2		E: 0		LOB: 0		E: 0		LOB: 0		E: 0		LOB: 1		E: 0		LOB: 1		E: 0		LOB: 2		E: 0		LOB: 0	
K: 0		BB: 1		K: 1		BB: 1		K: 0		BB: 0		K: 2		BB: 0		K: 1		BB: 0		K: 0		BB: 0		K: 2		BB: 0		K: 0		BB: 0	
S: 2		P: 6		S: 7		P: 11		S: 4		P: 8		S: 3		P: 3		S: 7		P: 7		S: 8		P: 8		S: 4		P: 4		S: 9		P: 9	
PITCHER Bruce Kison, R (1, 1) IP: 6.0 WLS: W BF: 26 H: 6 R: 3 ER: 3 SO: 4 BB: 1 IBB: 2 HBP: 0 BLK: 0 WP: 0 HR: 1 S: 31 P: 43 ERA: 4.50 WHIP: 1.167 Ramon Hernandez, L (7, 1) IP: 3.0 S: 12 H: 3 R: 0 ER: 0 SO: 2 BB: 0 IBB: 0 HBP: 0 BLK: 0 WP: 0 HR: 0 S: 16 P: 16 ERA: 0.00 WHIP: 1.000																	WP: 0	PA: 38													
																	1B: 8	SF: 0													
																	2B: 0	SAC: 0													
																	3B: 0	DP: 1													
																	HR: 1	HBP: 0													
																	CS: 0														

Batter	1	2	3	4	5	6	7	8	9	AB R H RBI BB SO LOB	TOP											
Dave Cash, R (1, 4) OBP: 0.322, SLG: 0.331	0-0 F9	0-0 1-3			0-0 F8	0-0 F7			0-0 G4-6-3 1B	5 0 1 0 0 0 4												
Dave Parker, L (1, 8) OBP: 0.301, SLG: 0.455 Dave Augustine, R (7, 8) OBP: 0.400, SLG: 0.600	0-0 F8		0-0 G4-6-3 1B		0-0 E8 1B		0-3 K		0-0 G4-6-3 1-2f	4 1 2 0 0 1 0 1 0 0 0 0 0 1												
Al Oliver, L (1, 3) OBP: 0.314, SLG: 0.456	0-0 4-3		0-0 G4-6-3 1-2f		0-0 1B HR 1B		0-0 1-3			4 1 1 1 0 0 1												
Willie Stargell, L (1, 7) OBP: 0.388, SLG: 0.656		4-0 WP 1B BB	0-3 K		0-0 1-3 HR 1B		0-0 6-3			3 2 1 0 1 1 0												
Richie Hebner, L (1, 5) OBP: 0.351, SLG: 0.487		0-0 BB 6-3 1B		0-0 P6	4-0 HR IBB			0-0 F5		3 1 1 1 1 0 0												
Richie Zisk, R (1, 9) OBP: 0.377, SLG: 0.547		0-0 6-3 1-2		0-0 6-3	0-0 HR			0-0 F6		4 1 1 4 0 0 1												
Milt May, L (1, 2) OBP: 0.354, SLG: 0.386		4-0 BB IBB		0-3 K	0-0 L5			0-0 1B		3 0 1 0 1 1 0												
Dal Maxvill, R (1, 6) OBP: 0.266, SLG: 0.234		4-0 1-2 2-3 BB			0-0 5-3 K	0-3 K		0-0 F8		3 0 0 0 1 1 1												
Dock Ellis, S (1, 1) OBP: 0.136, SLG: 0.109 Dave Giusti, R (6, 1) OBP: 0.385, SLG: 0.333		0-3 K			4-0 1B E BB	0-3 K			0-0 6-3	2 1 0 0 1 2 3 1 0 0 0 0 0 0												
Inning Stats	R: 0 E: 0 K: 0 S: 3	H: 0 LOB: 0 BB: 0 P: 3	R: 1 E: 0 K: 1 S: 6	H: 1 LOB: 3 BB: 3 P: 18	R: 0 E: 0 K: 1 S: 5	H: 1 LOB: 0 BB: 0 P: 5	R: 0 E: 0 K: 1 S: 5	H: 0 LOB: 0 BB: 0 P: 5	R: 6 E: 1 K: 2 S: 7	H: 4 LOB: 0 BB: 2 P: 15	R: 0 E: 0 K: 2 S: 7	H: 0 LOB: 0 BB: 0 P: 7	R: 0 E: 0 K: 1 S: 5	H: 0 LOB: 0 BB: 0 P: 5	R: 0 E: 0 K: 0 S: 4	H: 1 LOB: 1 BB: 0 P: 4	R: 0 E: 0 K: 0 S: 3	H: 1 LOB: 0 BB: 0 P: 3	1B: 7 2B: 0 3B: 0 HR: 1	SF: 0 SAC: 0 DP: 2 HBP: 0	WP: 1 PB: 0 SB: 0 CS: 0	PA: 38
PITCHER	IP WLS BF H R ER SO BB IBB HBP BLK WP HR S P ERA WHIP																					
Mike Torrez, R (1, 1) ERA: 4.46	4.2 L 24 6 7 7 3 3 2 0 0 1 1 25 45 13.50 1.929																					
Mickey Scott, L (5, 1) ERA: 5.26	0.1 1 0 0 0 0 0 0 0 0 0 0 0 1 1 0.00 0.000																					
John Montague, R (6, 1) ERA: 1.5	1.0 3 0 0 0 2 0 0 0 0 0 0 0 7 7 0.00 0.000																					
Balor Moore, L (7, 1) ERA: 4.36	1.0 3 0 0 0 1 0 0 0 0 0 0 0 5 5 0.00 0.000																					
Pat Jarvis, R (8, 1) ERA: 3.2	1.0 4 1 0 0 0 0 0 0 0 0 0 0 4 4 0.00 1.000																					
PITCHER	IP WLS BF H R ER SO BB IBB HBP BLK WP HR S P ERA WHIP																					
Mike Marshall, R (9, 1) ERA: 2.9	1.0 3 1 0 0 0 0 0 0 0 0 0 0 3 3 0.00 1.000																					

Pittsburgh Pirates @ Montreal Expos
 Jarry Park, Montreal, QB
 Sun Sep 23 1973, 3:38 AM EDT
 Att. 26,178 - Unknown

livebaseballscorecards.com

AB	33
R	7
H	8
RBI	6
BB	5
SO	6
LOB	11




Batter	1	2	3	4	5	6	7	8	9	AB	R	H	RBI	BB	SO	LOB
Larry Lintz, S (1, 4) OBP: 0.354, SLG: 0.255	0-0 1-3		0-3 K			0-0 1B		0-0 4-3		4	1	1	0	0	1	0
Ron Fairly, L (1, 7) OBP: 0.419, SLG: 0.457	0-0 F6			0-0 F7		0-0 1B 4-3		0-3 K		4	1	1	1	0	1	0
Ken Singleton, S (1, 9) OBP: 0.422, SLG: 0.482	0-0 3-1			0-0 4-3		0-0 1B 4-3		0-0 F6		4	0	1	0	0	0	0
Mike Jorgensen, L (1, 3) OBP: 0.339, SLG: 0.344		0-0 F8		0-0 F6		0-0 4-3		0-3 K		4	0	0	1	0	1	1
Jim Lyttle, L (1, 8) OBP: 0.296, SLG: 0.424		0-0 6-3			0-0 F8	0-0 F6		0-0 HR		4	1	1	1	0	0	1
Bob Bailey, R (1, 5) OBP: 0.381, SLG: 0.499		0-3 K			0-3 K		0-0 L9		0-0 1B	4	0	1	0	0	2	0
John Boccabella, R (1, 2) OBP: 0.281, SLG: 0.316			0-0 5-3		0-0 1B		0-3 K		0-0 L7	4	0	1	0	0	1	1
Tim Foli, R (1, 6) OBP: 0.288, SLG: 0.284			0-0 HR		0-0 5-3		0-0 6-3			3	1	1	1	0	0	1
Mike Torrez, R (1, 1) OBP: 0.188, SLG: 0.188			0-0 1B			0-3 K		0-0 F9		1	0	1	0	0	0	0
Mickey Scott, L (5, 1)										0	0	0	0	0	0	0
John Montague, R (6, 1)										0	0	0	0	0	0	0
Bob Stinson, S (6, PH)										1	0	0	0	0	1	0
Balor Moore, L (7, 1)										0	0	0	0	0	0	0
Pat Jarvis, R (8, 1)										0	0	0	0	0	0	0
Boots Day, L (8, PH)										1	0	0	0	0	0	0
Mike Marshall, R (9, 1) OBP: 0.290, SLG: 0.241										0	0	0	0	0	0	0

Inning Stats	R: 0	H: 0	E: 0	K: 0	S: 3	LOB: 0	BB: 0	P: 3	R: 0	H: 0	E: 0	K: 1	S: 5	LOB: 0	BB: 0	P: 5	R: 1	H: 2	E: 0	K: 1	S: 6	LOB: 0	BB: 0	P: 6	R: 0	H: 0	E: 0	K: 0	S: 3	LOB: 0	BB: 0	P: 3	R: 0	H: 1	E: 0	K: 1	S: 6	LOB: 1	BB: 0	P: 6	R: 2	H: 3	E: 0	K: 1	S: 8	LOB: 1	BB: 0	P: 8	R: 0	H: 0	E: 0	K: 1	S: 5	LOB: 0	BB: 0	P: 5	R: 0	H: 0	E: 0	K: 1	S: 5	LOB: 0	BB: 0	P: 5	R: 1	H: 2	E: 0	K: 1	S: 7	LOB: 1	BB: 0	P: 7	1B: 6	SF: 0	2B: 0	3B: 0	HR: 2	SAC: 0	DP: 0	HBP: 0	WP: 0	PA: 34
PITCHER	IP	WLS	BF	H	R	ER	SO	BB	IBB	HBP	BLK	WP	HR	S	P	ERA	WHIP																																																																	
Dock Ellis, R (1, 1) ERA: 3.16	5.1	W	21	6	3	3	4	0	0	0	0	0	0	29	29	5.06	1.125																																																																	
Dave Giusti, R (6, 1) ERA: 2.63	3.2	S	13	2	1	1	3	0	0	0	0	0	1	19	19	2.46	0.545																																																																	

BOTTOM

Pittsburgh Pirates @ Montreal Expos
Jarry Park, Montreal, QB
 Sun Sep 23 1973, 3:38 AM EDT
 Att. 26,178 - Unknown

AB	34
R	4
H	8
RBI	4
BB	0
SO	7
LOB	4



PITCHER	IP	WLS	BF	H	R	ER	SO	BB	IBB	HBP	BLK	WP	HR	S	P	ERA	WHIP
Dock Ellis, R (1, 1) ERA: 3.16	5.1	W	21	6	3	3	4	0	0	0	0	0	1	29	29	5.06	1.125
Dave Giusti, R (6, 1) ERA: 2.63	3.2	S	13	2	1	1	3	0	0	0	0	0	1	19	19	2.46	0.545

Batter	1	2	3	4	5	6	7	8	9	AB R H RBI BB SO LOB	TOP		
Dave Cash, R (1, 4) OBP: 0.323, SLG: 0.333	0-0 5-3		0-0 FC3-6 1B		0-0 SF8		0-0 1B 1B		0-0 F4	4 0 2 2 0 0 1			
Dave Parker, L (1, 8) Gene Clines, R (4, 8) OBP: 0.297, SLG: 0.448 OBP: 0.323, SLG: 0.332	0-0 4-3		0-0 FC3-6 1-2f		0-0 L4-6-3		0-0 FC5-6 1B		0-0 2B	2 0 0 0 0 0 1 3 0 2 0 0 0 1			
Al Oliver, L (1, 3) OBP: 0.313, SLG: 0.456	0-0 2B		0-0 G3				0-0 F7 1-2f		0-0 FC5-6 6-3	5 0 1 0 0 0 7			
Willie Stargell, L (1, 7) OBP: 0.389, SLG: 0.660	4-0 IBB			0-3 K		0-0 L7		0-0 HR		3 1 1 1 1 1 0			
Richie Hebner, L (1, 5) OBP: 0.348, SLG: 0.483	0-0 F4			0-0 F5		0-3 K		0-0 4-3		4 0 0 0 0 1 2			
Richie Zisk, R (1, 9) OBP: 0.375, SLG: 0.543		0-0 F9		0-0 F3			0-0 1B 1B	0-0 6-3		4 1 1 0 0 0 0			
Manny Sanguillen, R (1, 2) OBP: 0.302, SLG: 0.417		0-3 K			0-0 1B 1B		0-0 F2	0-0 F8		4 1 1 0 0 1 1			
Dal Maxvill, R (1, 6) Milt May, L (7, PH) Jackie Hernandez, R (7, 6) OBP: 0.268, SLG: 0.236 OBP: 0.352, SLG: 0.385 OBP: 0.288, SLG: 0.319		0-3 K			0-0 1B SF8 1B		0-0 L6		0-0 F9	2 1 1 0 0 1 0 1 0 0 0 0 0 1 1 0 0 0 0 0 0			
Bob Moose, R Jim Foor, L Bob Johnson, L Bob Robertson, R Luke Walker, L Chris Zachary, L Fernando Gonzalez, R Dave Gusti, R Jim Campanis, R Dave Augustine, R			0-0 F9		0-0 L4-6-3 1B		0-0 1B 1B		0-0 2B 1B	1 0 1 0 0 1 0 0 0 0 0 0 0 0 0 0 0 0 1 0 0 1 0 0 0 0 1 0 0 0 0 0 0 0 0 0 0 0 0 0 0 0			
Inning Stats	R: 0 H: 1 E: 0 LOB: 2 K: 0 BB: 1 S: 4 P: 8	R: 0 H: 0 E: 0 LOB: 0 K: 2 BB: 0 S: 7 P: 7	R: 0 H: 1 E: 0 LOB: 1 K: 0 BB: 0 S: 4 P: 4	R: 0 H: 0 E: 0 LOB: 0 K: 1 BB: 0 S: 5 P: 5	R: 2 H: 3 E: 0 LOB: 0 K: 0 BB: 0 S: 5 P: 5	R: 0 H: 0 E: 0 LOB: 0 K: 1 BB: 0 S: 5 P: 5	R: 1 H: 4 E: 0 LOB: 3 K: 0 BB: 0 S: 7 P: 7	R: 1 H: 1 E: 0 LOB: 0 K: 0 BB: 0 S: 4 P: 4	R: 0 H: 2 E: 0 LOB: 3 K: 0 BB: 0 S: 5 P: 5	1B: 9 SF: 1 2B: 2 SAC: 0 3B: 0 DP: 1 HR: 1 HBP: 0	WP: 0 PA: 39 PB: 0 SB: 0 CS: 0		
PITCHER	IP WLS BF H R ER SO BB IBB HBP BLK WP HR S P ERA WHIP											PITCHER	IP WLS BF H R ER SO BB IBB HBP BLK WP HR S P ERA WHIP
Steve Renko, R (1, 1) ERA: 2.8	6.2 W 28 8 3 3 4 0 1 0 0 0 0 0 35 39 4.05 1.200												
Chuck Taylor, R (7, 1) ERA: 1.77	2.0 10 4 1 1 0 0 0 0 0 0 0 0 1 10 10 4.50 2.000												
Mike Marshall, R (9, 1) ERA: 2.89	0.1 S 1 0 0 0 0 0 0 0 0 0 0 0 0 1 1 0.00 0.000												

Pittsburgh Pirates @ Montreal Expos
 Jarry Park, Montreal, QB
 Mon Sep 24 1973, 7:05 PM EDT
 Unknown

livebaseballscorecards.com

AB 37
 R 4
 H 12
 RBI 4
 BB 1
 SO 4
 LOB 14



Batter	1	2	3	4	5	6	7	8	9	AB	R	H	RBI	BB	SO	LOB
Larry Lintz, S OBP: 0.359, SLG: 0.250 (1, 4)	0-0 5-3		4-0 S PB 4-3 BB	0-0 L6		4-0 S 1B BB				2	2	0	0	2	0	0
Ron Fairly, L OBP: 0.421, SLG: 0.458 (1, 7) Ron Woods, R OBP: 0.344, SLG: 0.310 (8, 7) Felipe Alou, R OBP: 0.256, SLG: 0.322 (8, 7)	0-0 1B 1B		4-0 4-3 S 1B BB	0-0 4-3		0-0 FC5-4 1B				3	2	2	1	1	0	0
Ken Singleton, S OBP: 0.423, SLG: 0.482 (1, 9)	0-0 1B 1-3 1B		0-0 4-3		0-0 SH1-4 1B	0-0 FC5-4				4	0	2	1	0	0	2
Jim Lyttle, L OBP: 0.297, SLG: 0.422 (1, 8)	0-0 1-3 3-H 1B		0-0 G3		0-0 SH1-4		0-0 F6			3	0	1	1	0	0	1
Bob Bailey, R OBP: 0.382, SLG: 0.498 (1, 5)	0-0 F3		0-0 1B 1B		4-0 IBB		0-3 K			3	1	1	1	1	1	2
Mike Jorgensen, L OBP: 0.338, SLG: 0.343 (1, 3)	0-0 4-3		0-0 3-H 1B 1B		0-3 K		0-0 L6			4	0	1	0	0	1	4
John Boccabella, R OBP: 0.280, SLG: 0.316 (1, 2)		0-0 P6	0-0 1-2 2-H 1B		0-0 P4		0-0 L8			4	0	1	1	0	0	2
Tim Foli, R OBP: 0.285, SLG: 0.281 (1, 6)		0-0 6-3	0-3 K			0-0 P6		0-0 6-3		4	0	0	0	0	1	2
Steve Renko, R OBP: 0.337, SLG: 0.345 (1, 1) Chuck Taylor, R (7, 1) Mike Marshall, R (9, 1) OBP: 0.290, SLG: 0.241		0-0 5-3		0-3 K		0-3 K		0-0 F2		3	0	0	0	0	2	0
										1	0	0	0	0	0	0
										0	0	0	0	0	0	0


Inning Stats	R: 1	H: 3	E: 0	LOB: 2	K: 0	S: 6	R: 0	H: 0	E: 0	LOB: 0	K: 0	S: 3	R: 3	H: 3	E: 0	LOB: 2	K: 1	S: 8	R: 0	H: 0	E: 0	LOB: 0	K: 1	S: 5	R: 0	H: 1	E: 0	LOB: 2	K: 1	S: 6	R: 1	H: 1	E: 0	LOB: 1	K: 1	S: 6	R: 0	H: 0	E: 0	LOB: 0	K: 1	S: 5	R: 0	H: 0	E: 0	LOB: 0	K: 0	S: 3	R: 0	H: 0	E: 0	LOB: 0	K: 0	S: 3
--------------	------	------	------	--------	------	------	------	------	------	--------	------	------	------	------	------	--------	------	------	------	------	------	--------	------	------	------	------	------	--------	------	------	------	------	------	--------	------	------	------	------	------	--------	------	------	------	------	------	--------	------	------	------	------	------	--------	------	------

PITCHER	IP	WLS	BF	H	R	ER	SO	BB	IBB	HBP	BLK	WP	HR	S	P	ERA	WHIP
Bob Moose, R ERA: 3.69 (1, 1)	2.2	L	14	4	4	4	0	2	0	0	0	0	0	12	20	13.50	2.250
Jim Foor, L ERA: (3, 1)	0.0		1	1	0	0	0	0	0	0	0	0	0	1	1	∞	∞
Bob Johnson, R ERA: 3.78 (3, 1)	1.1		5	1	0	0	2	0	0	0	0	0	0	9	9	0.00	0.750
Luke Walker, L ERA: 4.57 (5, 1)	0.2		4	1	0	0	1	0	1	0	0	0	0	5	9	0.00	1.500
Chris Zachary, R ERA: 3.0 (5, 1)	1.1		6	1	1	1	1	1	0	0	0	0	0	7	11	6.75	1.500

BOTTOM

Pittsburgh Pirates @ Montreal Expos
Jarry Park, Montreal, QB
 Mon Sep 24 1973, 7:05 PM EDT
 Unknown

AB	31
R	5
H	8
RBI	5
BB	4
SO	5
LOB	13



WP	HR	S	P	ERA	WHIP
0	0	8	8	0.00	0.000

Batter	1	2	3	4	5	6	7	8	9	AB R H RBI BB SO LOB	TOP	
Dave Cash, R (1, 4) OBP: 0.326, SLG: 0.334	4-0 FC4-6 BB BB	0-0 1-2 1B			0-0 F4		0-0 F8		0-0 L6-4-3 1B	4 0 2 0 1 0 0		
Gene Clines, R (1, 8) OBP: 0.325, SLG: 0.329	4-0 FC4-6 BB BB	0-0 L4			4-0 PB BB		0-0 L3		0-0 L6-4-3 1B	3 0 0 0 2 0 3		
Al Oliver, L (1, 3) OBP: 0.313, SLG: 0.455	0-0 FC4-6 BB 1-2f 2-3		0-3 K		0-0 1-3			0-0 SH1-4 1B E 1B		4 1 1 0 0 1 3		
Willie Stargell, L (1, 7) OBP: 0.391, SLG: 0.666	4-0 BB		0-0 G3			0-0 HR		0-0 SH1-4 1B E 1B		3 2 2 1 1 0 0		
Richie Hebner, L (1, 5) OBP: 0.346, SLG: 0.480	0-3 K		0-0 4-3		0-3 K			0-0 SH1-4 1B 1-2 2-3		3 0 0 0 0 2 3		
Richie Zisk, R (1, 9) OBP: 0.377, SLG: 0.543	0-3 K		0-0 4-3		0-0 1B			0-0 E8 1B 2-H 3-H		4 0 2 2 0 1 3		
Milt May, L (1, 2) OBP: 0.351, SLG: 0.381		0-0 L7		0-0 F8		0-0 L9		4-0 G6-4-3 1B IBB		3 0 0 0 1 0 1		
Dal Maxvill, R (1, 6) OBP: 0.263, SLG: 0.232		0-0 4-3		0-0 L1		0-0 1-3		0-0 G6-4-3 1B 1-2f		4 0 0 0 0 0 3		
Nelson Briles, R (1, 1) OBP: 0.224, SLG: 0.264 Dave Giusti, R (7, 1) OBP: 0.357, SLG: 0.308		0-0 E4 1B		0-0 P6		0-3 K		0-0 L7		3 0 0 0 0 1 0 1 0 0 0 0 0 0		
Inning Stats	R: 0 H: 0 E: 0 LOB: 3 K: 2 BB: 3 S: 7 P: 19	R: 0 H: 1 E: 1 LOB: 2 K: 0 BB: 0 S: 5 P: 5	R: 0 H: 0 E: 0 LOB: 0 K: 1 BB: 0 S: 5 P: 5	R: 0 H: 0 E: 0 LOB: 0 K: 0 BB: 0 S: 3 P: 3	R: 0 H: 0 E: 0 LOB: 1 K: 0 BB: 1 S: 3 P: 7	R: 1 H: 2 E: 0 LOB: 1 K: 1 BB: 0 S: 7 P: 7	R: 0 H: 0 E: 0 LOB: 0 K: 1 BB: 0 S: 5 P: 5	R: 2 H: 3 E: 1 LOB: 1 K: 0 BB: 1 S: 5 P: 9	R: 0 H: 1 E: 0 LOB: 0 K: 0 BB: 0 S: 3 P: 3	1B: 6 SF: 0 2B: 0 SAC: 1 3B: 0 DP: 2 HR: 1 HBP: 0	WP: 0 PA: 38 PB: 2 SB: 0 CS: 0	
PITCHER Ernie McAnally, R (1, 1) ERA: 3.82 Tom Walker, R (8, 1) ERA: 3.63	IP WLS BF H R ER SO BB IBB HBP BLK WP HR S P ERA WHIP	7.0 L 29 3 1 1 5 4 0 0 0 0 0 1 35 51 1.29 1.000	2.0 9 4 2 2 0 0 1 0 0 0 0 0 8 12 9.00 2.000									PITCHER IP WLS BF H R ER SO BB IBB HBP BLK WP HR S P ERA WHIP

Pittsburgh Pirates @ Montreal Expos
Jarry Park, Montreal, QB
 Mon Sep 24 1973, 7:05 PM EDT
 Att. 20,168 - Unknown

livebaseballscorecards.com

AB	32
R	3
H	7
RBI	3
BB	5
SO	5
LOB	16



Batter	1	2	3	4	5	6	7	8	9	AB R H RBI BB SO LOB	TOP
Billy Grabarkewitz, R OBP: 0.339, SLG: 0.339 (1, 4) X	0-0 6-3 ①		0-3 K ①		X 0-0 FC4-6 ① 1-2f 6-3:2			X 0-0 6-3 ①		4 0 0 0 0 1 1	Philadelphia Phillies @ Pittsburgh Pirates Three Rivers Stadium, Pittsburgh, PA Tue Sep 25 1973, 7:05 PM EDT Att. 13,312 - Unknown livebaseballscorecards.com
Bob Boone, R OBP: 0.313, SLG: 0.370 (1, 2) X	0-0 P4 ②		X 0-0 F7 ②		X 0-0 6-3-2 ② 3-Hf		X 0-0 P4 ②		4 0 0 0 0 0 1		
Willie Montanez, L OBP: 0.326, SLG: 0.376 (1, 3) X	0-0 E1 ③ 2B		X 0-0 4-3 ③			X 0-3 K ①	X 0-0 L8 ③		4 0 0 0 0 1 0		
Greg Luzinski, R OBP: 0.348, SLG: 0.495 (1, 7) X	0-0 1-3 2B			X 0-0 2B 1B 9-2-6-2		X 0-0 5-3 ②		X 0-0 1B 1B	4 0 3 0 0 0 0		
Bill Robinson, R OBP: 0.328, SLG: 0.534 (1, 8) S S S	0-3 K ③			X 0-0 1-3 2B		X 0-0 HR		S S S 0-3 K ①	4 1 2 1 0 2 3		
Mike Anderson, R OBP: 0.325, SLG: 0.463 (1, 9) X		X 0-0 HR			X 4-0 IBB	X 0-0 6-3 ③		X 0-0 1-2 1B	3 1 2 1 1 0 0		
Mike Schmidt, R OBP: 0.331, SLG: 0.393 (1, 5) S S S		0-3 K ①		S S S 0-3 K ①		X 0-0 F7 ①		S S S 0-3 K ②	4 0 0 0 0 3 5		
Larry Bowa, S OBP: 0.252, SLG: 0.250 (1, 6) X		X 0-0 P4 ②		X 0-0 9-2-6-2 ③ 3-Hf		X 0-0 1-3 ②		X 0-0 P3 ③	4 0 0 0 0 0 5		
Steve Carlton, L OBP: 0.168, SLG: 0.235 (1, 1) X		X 0-0 G3 ③			X 0-0 FC4-6 1B		S S S 0-3 K ③		3 0 1 0 0 1 0		
Inning Stats	R: 0 H: 1 E: 1 LOB: 2 K: 1 BB: 0 S: 7 P: 7	R: 1 H: 1 E: 0 LOB: 0 K: 1 BB: 0 S: 6 P: 6	R: 0 H: 0 E: 0 LOB: 0 K: 1 BB: 0 S: 5 P: 5	R: 0 H: 2 E: 0 LOB: 2 K: 1 BB: 1 S: 6 P: 10	R: 0 H: 1 E: 1 LOB: 0 K: 0 BB: 0 S: 3 P: 3	R: 1 H: 1 E: 0 LOB: 0 K: 1 BB: 0 S: 6 P: 6	R: 0 H: 0 E: 0 LOB: 0 K: 1 BB: 0 S: 5 P: 5	R: 0 H: 0 E: 0 LOB: 0 K: 2 BB: 0 S: 9 P: 9	R: 0 H: 2 E: 0 LOB: 2 K: 2 BB: 0 S: 9 P: 9	1B: 4 SF: 0 2B: 4 SAC: 0 3B: 0 DP: 2 HR: 2 HBP: 0	WP: 0 PA: 35 PB: 0 SB: 0 CS: 0
PITCHER Jim Rooker, L (1, 1) ERA: 2.9 Ramon Hernandez, L (9, 1) ERA: 2.45	IP WLS BF H R ER SO BB IBB HBP BLK WP HR S P ERA WHIP										
	8.0 L 30 6 2 2 6 0 1 0 0 0 2 41 45 2.25 0.750										
	1.0 5 2 0 0 2 0 0 0 0 0 0 9 9 0.00 2.000										

Philadelphia Phillies @ Pittsburgh Pirates
 Three Rivers Stadium, Pittsburgh, PA
 Tue Sep 25 1973, 7:05 PM EDT
 Att. 13,312 - Unknown

AB	34
R	2
H	8
RBI	2
BB	1
SO	8
LOB	15



Batter	1	2	3	4	5	6	7	8	9	AB R H RBI BB SO LOB	TOP						
Billy Grabarkewitz, R OBP: 0.345, SLG: 0.346 (1, 4) X	0-0 1-3 ①		0-0 SH2-3 1B 1-2 2-H		0-0 1B 1B		0-0 2-3 1B		0-3 K ②	5 0 3 1 0 1 1							
Del Unser, L OBP: 0.356, SLG: 0.424 (1, 8) X	0-0 S 1B		0-0 SH2-3 ① 1-2 2-3		0-0 1B ②		0-0 SF9 ② 3-H		0-0 G3 ③	3 0 2 1 0 0 1							
Willie Montanez, L OBP: 0.325, SLG: 0.374 George Culver, R (7, 1) S S	0-3 K ② 1-2		4-0 IBB		0-0 L8		0-0 G3 ③			3 0 0 0 1 1 4 0 0 0 0 0 0 0							
Greg Luzinski, R OBP: 0.346, SLG: 0.492 (1, 7) X	0-0 6-3 ③		0-0 P4 ②		0-3 K ③				0-0 4-3 ①	4 0 0 0 0 1 6							
Bill Robinson, R OBP: 0.325, SLG: 0.530 Mike Anderson, R OBP: 0.325, SLG: 0.463 (1, 9) (8, 9) X		0-0 5-3 ①	0-0 5-3 ③		0-3 K ①				0-3 K ②	4 0 0 0 0 2 3 0 0 0 0 0 0 0							
Bob Boone, R OBP: 0.312, SLG: 0.368 (1, 2) X		0-0 L8 ②		0-0 F7 ①		0-0 5-3 ②			0-0 1B	3 0 0 0 0 0 0 1 0 1 0 0 0 0							
Tom Hutton, L OBP: 0.354, SLG: 0.378 (7, 3) X																	
Mike Schmidt, R OBP: 0.328, SLG: 0.388 (1, 5) S S		0-3 K ③		0-0 F9 ②		0-3 K ③			0-3 K ③	4 0 0 0 0 3 1							
Larry Bowa, S OBP: 0.254, SLG: 0.252 (1, 6) S S			0-0 E1 1B S ③	0-3 K ③			0-0 E5 1B SF9 1B		0-0 1B	4 2 2 0 0 1 0							
Jim Lonborg, R OBP: 0.203, SLG: 0.155 (1, 1) S S			4-0 SH2-3 1B BB ①		0-0 1-3 ①		0-0 5-3 ①		0-3 K ①	0 0 0 0 0 1 0 0 0 0 0 0 0 0 0 0 1 0 0 0 0 0 0 0 0 0 0 0 0 0 0 0 2 0 0 0 0 0 1 2							
Darrell Brandon, R OBP: 0.333, SLG: 0.200 (3, 1) S S																	
Mike Rogodzinski, L OBP: 0.197, SLG: 0.342 (5, PH) S S																	
Bill Wilson, R OBP: 0.342 (5, 1) S S																	
Jim Essian, R OBP: 0.342 (7, PH) (7, 2) S S																	
Inning Stats	R: 0 H: 1 E: 0 LOB: 1 K: 1 BB: 0 S: 6 P: 6	R: 0 H: 0 E: 0 LOB: 0 K: 1 BB: 0 S: 5 P: 5	R: 1 H: 1 E: 1 LOB: 3 K: 0 BB: 2 S: 5 P: 13	R: 0 H: 0 E: 0 LOB: 0 K: 1 BB: 0 S: 5 P: 5	R: 0 H: 2 E: 0 LOB: 2 K: 1 BB: 0 S: 7 P: 7	R: 0 H: 0 E: 0 LOB: 0 K: 2 BB: 0 S: 7 P: 7	R: 1 H: 2 E: 1 LOB: 1 K: 0 BB: 0 S: 5 P: 5	R: 0 H: 1 E: 0 LOB: 1 K: 2 BB: 0 S: 8 P: 8	R: 0 H: 1 E: 0 LOB: 1 K: 2 BB: 0 S: 8 P: 8	1B: 8 SF: 1 2B: 0 SAC: 1 3B: 0 DP: 0 HR: 0 HBP: 0	WP: 0 PA: 38 PB: 0 SB: 2 CS: 0						
PITCHER	IP WLS BF H R ER SO BB IBB HBP BLK WP HR S P ERA WHIP																
Jim McKee, R ERA: 4.97 (1, 1)	2.0	9	1	1	0	2	1	0	0	0	0	0	0	12	16	0.00	1.000
Bob Moose, R ERA: 3.59 (3, 1)	5.0	21	5	1	0	4	0	1	0	0	0	0	0	28	32	0.00	1.000
Bob Johnson, R ERA: 3.7 (8, 1)	2.0	8	2	0	0	4	0	0	0	0	0	0	0	16	16	0.00	1.000

Philadelphia Phillies @ Pittsburgh Pirates
Three Rivers Stadium, Pittsburgh, PA
Wed Sep 26 1973, 7:05 PM EDT
Att. 8,991 - Unknown

livebaseballscorecards.com

AB	34
R	2
H	8
RBI	2
BB	2
SO	10
LOB	18



Batter	1	2	3	4	5	6	7	8	9	10	11	12	13	AB R H RBI BB SO LOB	TOP	
Billy Grabarkewitz, R (1, 4) <small>OBP: 0.342, SLG: 0.339</small> Tom Hutton, L (12, PH) <small>OBP: 0.353, SLG: 0.376</small> George Culver, R (12, 1) Mike Wallace, L (13, 1)	 HR BB	 F7			 F9		 K		 3-1	 1-4-3 1-2				4 1 0 0 1 1 2 1 0 0 0 0 0 1 0 0 0 0 0 0 0 0 0 0 0 0 0 0	Philadelphia Phillies @ Pittsburgh Pirates Three Rivers Stadium, Pittsburgh, PA Thu Sep 27 1973, 7:05 PM EDT Att. 11,577 - Unknown	
Del Unser, L (1, 8) <small>OBP: 0.356, SLG: 0.433</small> Mike Anderson, R (12, PH) <small>OBP: 0.329, SLG: 0.463</small>	 HR 1-H		 4-3		 2B		 4-1		 F9	 IBB				5 1 2 2 0 0 2 0 0 0 0 1 0 0		
Willie Montanez, L (1, 3) <small>OBP: 0.324, SLG: 0.371</small>	 4-3		 3-1		 4-3		 P4		 1B	 1-3				6 0 1 0 0 0 3		
Greg Luzinski, R (1, 7) <small>OBP: 0.344, SLG: 0.488</small>	 6-3		 L8			 K	 F3		 K			 1B SH3-4 WP 1B		6 1 1 0 0 2 1		
Bill Robinson, R (1, 9) <small>OBP: 0.326, SLG: 0.527</small>	 1B BB			 K		 4-3	 CS 1B		 K		 SH3-4			4 0 1 0 1 2 0		
Bob Boone, R (1, 2) <small>OBP: 0.315, SLG: 0.371</small>	 1-2 1B			 P4		 F2	 CS 1B	 1-2 1B	 1B		 WP 1B			6 0 4 0 0 0 0		
Mike Schmidt, R (1, 5) <small>OBP: 0.326, SLG: 0.383</small>	 F9			 BB		 F9		 K		 K			 K	5 0 0 0 1 3 5		
Larry Bowa, S (1, 6) <small>OBP: 0.255, SLG: 0.252</small>		 F7		 6-3		 1B S BB	 F9		 P6		 1-4-3 1B	 L8		5 0 1 0 1 0 3		
Barry Lersch, S (1, 1) <small>OBP: 0.222, SLG: 0.176</small> Mike Roggensack, L (9, PH) <small>OBP: 0.333, SLG: 0.338</small> Ron Clingo, R (9, 1) Mac Scarce, L (9, 1) Craig Robinson, R (12, PH) <small>OBP: 0.223, SLG: 0.273</small> (12, 4)		 K		 4-3		 1-3 1B	 F9		 F9		 B3			3 0 1 0 0 1 0 1 0 0 0 0 0 1 0 0 0 0 0 0 0 0 0 0 0 0 0 0 1 0 0 0 0 0 1		
Inning Stats	R: 2 H: 2 E: 0 LOB: 2 K: 0 BB: 2 S: 5 P: 13	R: 0 H: 0 E: 0 LOB: 0 K: 1 BB: 0 S: 5 P: 5	R: 0 H: 0 E: 0 LOB: 0 K: 0 BB: 0 S: 3 P: 3	R: 0 H: 0 E: 0 LOB: 1 K: 1 BB: 1 S: 5 P: 9	R: 0 H: 1 E: 0 LOB: 0 K: 0 BB: 0 S: 4 P: 4	R: 0 H: 0 E: 0 LOB: 0 K: 1 BB: 0 S: 5 P: 5	R: 0 H: 1 E: 0 LOB: 2 K: 1 BB: 1 S: 6 P: 10	R: 0 H: 1 E: 0 LOB: 0 K: 0 BB: 0 S: 3 P: 3	R: 0 H: 1 E: 0 LOB: 1 K: 1 BB: 0 S: 6 P: 6	R: 0 H: 1 E: 0 LOB: 1 K: 1 BB: 0 S: 6 P: 6	R: 0 H: 1 E: 0 LOB: 0 K: 2 BB: 0 S: 7 P: 7	R: 0 H: 1 E: 0 LOB: 2 K: 1 BB: 1 S: 4 P: 8	R: 1 H: 2 E: 0 LOB: 1 K: 1 BB: 0 S: 7 P: 7	1B: 9 SF: 0 2B: 1 SAC: 1 3B: 0 DP: 0 HR: 1 HBP: 0		WP: 1 PA: 54 PB: 0 SB: 1 CS: 1
PITCHER Bruce Kison, R (1, 1) <small>ERA: 3.03</small> Ramon Hernandez, L (7, 1) <small>ERA: 2.41</small> Dave Giusti, R (9, 1) <small>ERA: 2.45</small> Bob Johnson, R (11, 1) <small>ERA: 3.63</small> Jim Foor, L (12, 1) <small>ERA:</small>	IP: 6.2 WLS: 4 BF: 28 H: 4 R: 2 ER: 2 SO: 4 BB: 4 IBB: 0 HBP: 0 BLK: 0 WP: 0 HR: 1 S: 32 P: 48 ERA: 2.70 WHIP: 1.200						PITCHER Chris Zachary, R (13, 1) <small>ERA: 3.6</small>	IP: 1.0 WLS: 1 BF: 5 H: 2 R: 1 ER: 1 SO: 1 BB: 0 IBB: 0 HBP: 0 BLK: 0 WP: 1 HR: 0 S: 7 P: 7 ERA: 9.00 WHIP: 2.000								

livebaseballscorecards.com

AB	47
R	3
H	11
RBI	2
BB	5
SO	9
LOB	19



Batter	1	2	3	4	5	6	7	8	9	AB R H RBI BB SO LOB	TOP							
Mike Jorgensen, L (1, 3) OBP: 0.335, SLG: 0.336	0-0 F7		0-0 1-3			0-0 F7		0-0 FC4-6 1B		4 0 0 0 0 0 1								
Larry Lintz, S (1, 4) OBP: 0.357, SLG: 0.261	4-0 1B S BB			0-0 L6			0-0 1B E	0-0 F7		3 1 1 0 1 0 1								
Ron Fairly, L (1, 7) OBP: 0.423, SLG: 0.461	0-0			0-0 2-3			0-0 F9	0-0		4 0 2 0 0 0 1								
Ron Woods, R (8, PR) OBP: 0.347, SLG: 0.314	1-3 1B							1-2 1B		0 0 0 0 0 0 0								
Ken Singleton, S (1, 9) OBP: 0.422, SLG: 0.476	0-0 G1-4-6-3 1-2f			0-0 F7			0-0 2B E	0-3 K		4 1 1 0 0 1 4								
Jim Lyttle, L (1, 8) OBP: 0.301, SLG: 0.414		0-0 L8			4-0 CS BB		0-0 E3 2B		0-0 F8	3 1 0 0 1 0 1								
Bob Bailey, R (1, 5) OBP: 0.379, SLG: 0.493		0-0 4-3			0-3 K		0-3 K		0-0 5-3	4 0 0 0 0 2 3								
John Boccabella, R (1, 2) OBP: 0.277, SLG: 0.316		0-0 4-3			0-0 6-3		0-0 2B		0-0 2B	4 0 2 2 0 0 0								
Tim Foli, R (1, 6) OBP: 0.286, SLG: 0.279			0-3 K2-3			4-0 BB	0-3 K		4-0 IBB	2 0 0 0 2 2 1								
Steve Renko, R (1, 1) OBP: 0.333, SLG: 0.341			0-3 K			0-0 G6-4-3 BB		0-0 FC4-6 1B	0-0 F9	1 0 0 0 0 1 0								
Boots Day, L (6, PH) OBP: 0.342, SLG: 0.367										1 0 0 0 0 0 1								
Craig Caskey, S (6, 1)										0 0 0 0 0 0 0								
Mike Marshall, R (6, 1) OBP: 0.294, SLG: 0.250										2 0 1 0 0 0 2								
Inning Stats	R: 0 E: 0 K: 0 S: 3	H: 1 LOB: 1 BB: 1 P: 7	R: 0 E: 0 K: 0 S: 3	H: 0 LOB: 0 BB: 0 P: 3	R: 0 E: 0 K: 2 S: 7	H: 0 LOB: 0 BB: 0 P: 7	R: 0 E: 0 K: 1 S: 4	H: 0 LOB: 0 BB: 1 P: 8	R: 3 E: 1 K: 2 S: 11	H: 3 LOB: 1 BB: 0 P: 11	R: 0 E: 0 K: 1 S: 7	H: 2 LOB: 2 BB: 0 P: 7	R: 0 E: 0 K: 0 S: 4	H: 1 LOB: 2 BB: 1 P: 8	1B: 5 2B: 3 3B: 0 HR: 0	SF: 0 SAC: 0 DP: 3 HBP: 0	WP: 0 PB: 0 SB: 1 CS: 1	PA: 36
PITCHER	IP WLS BF H R ER SO BB IBB HBP BLK WP HR S P ERA WHIP																	
Dock Ellis, R (1, 1) ERA: 3.05	7.0 L 26 4 3 0 5 3 0 0 0 0 0 0 33 45 0.00 1.000																	
Dave Giusti, R (8, 1) ERA: 2.4	2.0 10 3 0 0 1 0 1 0 0 0 0 0 11 15 0.00 1.500																	

Montreal Expos @ Pittsburgh Pirates
Three Rivers Stadium, Pittsburgh, PA

Fri Sep 28 1973, 7:05 PM EDT
Att. 27,804 - Unknown

livebaseballscorecards.com

AB	32
R	3
H	7
RBI	2
BB	4
SO	6
LOB	15



Batter	1	2	3	4	5	6	7	8	9	AB R H RBI BB SO LOB	TOP	
Felipe Alou, R OBP: 0.254, SLG: 0.317 (1, 7) X	0-0 6-3		0-0 P3		0-0 P6		0-0 F7		0-0 5-3	5 0 0 0 0 0 2	Montreal Expos @ Pittsburgh Pirates Three Rivers Stadium, Pittsburgh, PA Sun Sep 30 1973, 3:33 AM EDT Att: 33,376 - Unknown livebaseballscorecards.com AB 35 R 2 H 9 RBI 2 BB 2 SO 3 LOB 15	
Ron Woods, R OBP: 0.344, SLG: 0.311 (1, 8) X	0-0 4-3		0-0 1-3		0-0 F3		0-0 L8		0-0 F7	5 0 0 0 0 0 2		
Bob Bailey, R OBP: 0.379, SLG: 0.489 (1, 5) B B B	4-0 2B BB		0-0 5-3		0-0 6-3			0-0 F8		3 0 0 0 1 0 1		
Hal Breeden, R OBP: 0.353, SLG: 0.535 (1, 3) X	0-0 1-3 2B			0-0 6-3		0-0 L6		0-0 2B 1B		4 1 2 0 0 0 0		
Ken Singleton, S OBP: 0.425, SLG: 0.479 (1, 9) S S S	4-0 IBB			0-0 1B SF9 1B		0-0 F7		0-0 1B FC1-2 2B		3 1 2 0 1 0 0		
John Boccabella, R OBP: 0.279, SLG: 0.318 (1, 2) S S S	0-3 K			0-0 1-3 SF9 1B		0-0 1B		0-0 FC1-2 1B		4 0 3 1 0 1 3		
Tim Foli, R OBP: 0.284, SLG: 0.277 (1, 6) X		0-0 5-3		0-0 1-2 SF9 1B		0-0 1-3		0-0 2-3 3-H FC1-2 1B		3 0 0 1 0 0 3		
Pepe Frias, R OBP: 0.266, SLG: 0.284 (1, 4) X		0-0 4-3		0-0 3-H F7			0-0 1B	0-3 K		2 0 0 0 0 0 1		
Barry Foote, R OBP: 0.667, SLG: 1.000 (7, PH)										1 0 1 0 0 0 0		
Larry Lintz, S OBP: 0.351, SLG: 0.259 (7, 4) X										1 0 0 0 0 1 2		
Ernie McNally, R Steve Renko, R Mike Marshall, R Jose Morales, R Craig Caskey, S John Montague, R Clyde Mashore, R Bill Stoneman, R Balor Moore, L Ron Falty, L		0-0 P4			0-0 1B		0-3 K		0-0 F8	1 0 0 0 0 0 0 0 0 0 0 0 0 0 0 0 0 0 0 1 0 1 0 0 0 0 0 1 1 0 0 0 0 0 0 0 0 0 0 0 0 0 0 0 0 1 0 0 0 0 0 0 0	WP: 0 PA: 38 PB: 0 SB: 0 CS: 0	
Inning Stats	R: 0 H: 1 E: 0 LOB: 3 K: 1 BB: 2 S: 6 P: 14	R: 0 H: 0 E: 0 LOB: 0 K: 0 BB: 0 S: 3 P: 3	R: 0 H: 0 E: 0 LOB: 0 K: 0 BB: 0 S: 3 P: 3	R: 1 H: 2 E: 0 LOB: 1 K: 0 BB: 0 S: 5 P: 5	R: 0 H: 1 E: 0 LOB: 1 K: 0 BB: 0 S: 4 P: 4	R: 0 H: 1 E: 0 LOB: 1 K: 0 BB: 0 S: 4 P: 4	R: 0 H: 1 E: 0 LOB: 1 K: 1 BB: 0 S: 6 P: 6	R: 1 H: 3 E: 0 LOB: 2 K: 1 BB: 0 S: 8 P: 8	R: 0 H: 0 E: 0 LOB: 0 K: 0 BB: 0 S: 3 P: 3	1B: 7 SF: 1 2B: 2 SAC: 0 3B: 0 DP: 0 HR: 0 HBP: 0		
PITCHER Jim Rooker, L ERA: 2.85 (1, 1)	IP WLS BF H R ER SO BB IBB HBP BLK WP HR S P ERA WHIP	9.0 W 38 9 2 2 3 1 1 0 0 0 0 42 50 2.00 1.111										



Batter	1	2	3	4	5	6	7	8	9
Dave Cash, R OBP: 0.328, SLG: 0.343 (1, 4)	0-0 6-3		0-3 K	0-0 1B	0-0 4-3		0-0 1B		
Gene Clines, R OBP: 0.328, SLG: 0.332 (1, 8) Dave Augustine, R OBP: 0.286, SLG: 0.429 (7, PH) (8, 8)	0-3 K		L6 2B	L4		1-0 1B HBP	0-0 FC5-4 1B		
Al Oliver, L OBP: 0.315, SLG: 0.462 (1, 3)	0-0 1-3		1B 2B	F7		0-0 F9		0-0 G3-6 1B	
Willie Stargell, L OBP: 0.395, SLG: 0.651 (1, 7)		0-0 F8	K	E1 1B		4-0 1B IBB		0-0 G3-6 1-2f	
Richie Hebner, L OBP: 0.347, SLG: 0.480 (1, 5)		0-0 4-3	4-0 1B IBB	SH5-3		0-0 F6		4-0 FC5-4 BB	
Richie Zisk, R OBP: 0.366, SLG: 0.520 (1, 9)		0-0 F8	0-0 1B 1B	1B 1B		0-0 1B		0-0 FC5-4 1-2f	
Manny Sanguillen, R OBP: 0.302, SLG: 0.412 (1, 2)			0-0 1-3	4-0 1B BB	0-0 1-3 1B	0-0 K			
Dal Maxvill, R OBP: 0.263, SLG: 0.235 (1, 6) Dave Parker, L OBP: 0.308, SLG: 0.453 (4, PH) Jackie Hernandez, R OBP: 0.286, SLG: 0.315 (5, 6)			0-0 L1	0-0 1B 1B	0-3 K		0-0 5-3		
Jim Rooker, R OBP: 0.288, SLG: 0.245 (1, 1)			1-0 HBP	0-0 1B 1B	0-0 1B		0-0 P2		

Inning Stats	R: 0 E: 0 K: 1 S: 5	H: 0 LOB: 0 BB: 0 P: 5	R: 0 E: 0 K: 0 S: 3	H: 0 LOB: 0 BB: 0 P: 3	R: 0 E: 0 K: 1 S: 5	H: 0 LOB: 1 BB: 0 P: 6	R: 6 E: 1 K: 1 S: 11	H: 5 LOB: 2 BB: 2 P: 19	R: 3 E: 1 K: 1 S: 9	H: 3 LOB: 1 BB: 0 P: 9	R: 1 E: 0 K: 1 S: 6	H: 1 LOB: 2 BB: 1 P: 11	R: 0 E: 0 K: 0 S: 4	H: 1 LOB: 1 BB: 0 P: 4	R: 0 E: 0 K: 0 S: 3	H: 1 LOB: 1 BB: 1 P: 7
--------------	------------------------------	---------------------------------	------------------------------	---------------------------------	------------------------------	---------------------------------	-------------------------------	----------------------------------	------------------------------	---------------------------------	------------------------------	----------------------------------	------------------------------	---------------------------------	------------------------------	---------------------------------

PITCHER	IP	WLS	BF	H	R	ER	SO	BB	IBB	HBP	BLK	WP	HR	S	P	ERA	WHIP
Ernie McAnally, R ERA: 4.04 (1, 1)	3.1	L	17	3	6	5	3	1	1	1	0	0	0	20	29	13.50	1.200
Steve Renko, R ERA: 2.81 (4, 1)	0.0		2	2	0	0	0	0	0	0	0	0	2	2	∞	∞	
Mike Marshall, R ERA: 2.66 (4, 1)	0.2		2	0	0	0	0	0	0	0	0	0	0	2	2	0.00	0.000
Craig Caskey, L ERA: 5.65 (5, 1)	0.1		3	1	2	1	0	0	0	0	0	0	0	3	3	27.00	3.000
John Montague, R ERA: 3.52 (5, 1)	1.2		10	3	2	1	2	0	1	1	0	1	0	12	17	5.40	1.800

BOTTOM

AB	R	H	RBI	BB	SO	LOB
5	0	2	1	0	1	2
3	2	0	0	0	1	2
1	0	0	0	0	0	1
5	1	2	1	0	0	3
4	1	0	0	1	1	2
2	1	0	0	2	0	2
5	2	3	3	0	0	1
3	2	1	0	1	1	2
1	0	0	0	0	0	0
1	1	1	2	0	0	0
2	0	0	0	0	1	2
3	0	2	3	0	0	0

AB	35
R	10
H	11
RBI	10
BB	4
SO	5
LOB	17



1B	2B	3B	HR	SF	SAC	DP	HBP	WP	HR	S	P	ERA	WHIP
10	1	0	0	0	1	1	2	1	0	4	4	0.00	1.000
1	0	0	0	0	0	0	0	0	0	3	7	0.00	2.000

Montreal Expos @ Pittsburgh Pirates
Three Rivers Stadium, Pittsburgh, PA
 Sun Sep 30 1973, 3:33 AM EDT
 Att. 33,376 - Unknown

livebaseballscorecards.com

