

Pittsburgh Pirates - 1973

Batter	1	2	3	4	5	6	7	8	9	AB	R	H	RBI	BB	SO	LOB	TOP			
Lou Brock, L OBP: 0.400, SLG: 0.250 (1, 7)										4	0	1	1	1	0	1				
Ted Sizemore, R OBP: 0.250, SLG: 0.250 (1, 4)										4	1	1	0	0	0	1				
Jose Cruz, L (1, 8)										2	1	0	0	2	1	0				
Joe Torre, R OBP: 0.500, SLG: 0.333 (1, 3)										3	0	1	0	0	1	1				
Ted Simmons, S (1, 2)										3	1	0	1	1	1	3				
Ken Reitz, R OBP: 0.250, SLG: 0.250 (1, 5)										4	0	1	1	0	0	2				
Bernie Carbo, L OBP: 0.667, SLG: 0.667 Luis Melendez, R (9, PH)										3	1	2	1	0	0	1				
Ray Busse, R OBP: 0.250, SLG: 0.500 (1, 6)										4	1	1	0	0	0	2				
Bob Gibson, R Diego Segui, R Bill Stein, R (9, PH)										2	0	0	1	0	0	0				
										1	0	0	0	0	0	1				
Inning Stats	R: 0 E: 0 K: 1 S: 4	H: 0 LOB: 1 BB: 2 P: 12	R: 3 E: 0 K: 0 S: 5	H: 4 LOB: 0 BB: 1 P: 9	R: 2 E: 0 K: 0 S: 4	H: 1 LOB: 1 BB: 1 P: 9	R: 0 E: 0 K: 0 S: 3	H: 0 LOB: 0 BB: 0 P: 3	R: 0 E: 0 K: 0 S: 4	H: 1 LOB: 1 BB: 0 P: 4	R: 0 E: 0 K: 0 S: 3	H: 0 LOB: 0 BB: 0 P: 3	R: 0 E: 0 K: 2 S: 8	H: 1 LOB: 1 BB: 0 P: 8	R: 0 E: 0 K: 0 S: 3	H: 0 LOB: 1 BB: 1 P: 7	1B: 6 2B: 1 3B: 0 HR: 0	SF: 1 SAC: 0 DP: 0 HBP: 1	WP: 1 PA: 38 PB: 0 SB: 0 CS: 1	
PITCHER	IP	WLS	BF	H	R	ER	SO	BB	IBB	HBP	BLK	WP	HR	S	P	ERA	WHIP			
Steve Blass, R ERA: 9.0 (1, 1)	5.0		22	5	5	5	1	4	0	1	0	1	0	19	36	9.00	1.800			
Luke Walker, L ERA: (6, 1)	2.0		7	1	0	0	0	0	0	0	0	0	0	7	7	0.00	0.500			
Jim Rooker, L ERA: (8, 1)	1.0	W	4	1	0	0	2	0	0	0	0	0	0	8	8	0.00	1.000			
Ramon Hernandez, L ERA: (9, 1)	1.0	S	4	0	0	0	0	1	0	0	0	0	0	3	7	0.00	1.000			

St. Louis Cardinals @ Pittsburgh Pirates
Three Rivers Stadium, Pittsburgh, PA
Fri Apr 06 1973, 3:33 AM EST
Att: 51,695 - Unknown

AB 30
R 5
H 7
RBI 5
BB 5
SO 3
LOB 12



Batter	1	2	3	4	5	6	7	8	9	AB	R	H	RBI	BB	SO	LOB	BOTTOM			
Rennie Stennett, R (1, 4) (8, 6)										4	1	0	0	1	0	2				
Manny Sanguillen, R OBP: 0.500, SLG: 0.500 (1, 9)										4	1	2	0	0	0	1				
Al Oliver, L OBP: 0.500, SLG: 1.333 (1, 8)										3	1	2	1	0	0	0				
Willie Stargell, L Ramon Hernandez, S (9, 1)										2	1	0	0	2	2	2				
Bob Robertson, R (1, 3)										4	0	0	0	0	1	5				
Richie Hebner, L OBP: 0.750, SLG: 1.750 (1, 5)										4	2	3	3	0	0	0				
Gene Alley, R Jim Rooker, R Gene Clines, R OBP: 1.000, SLG: 3.000 (8, PH) (9, 7)										2	0	0	0	1	1	0				
Milt May, L (1, 2)										3	0	0	1	0	2					
Steve Blass, R Vic Davalillo, L Luke Walker, L Dave Cash, R (8, 4)										1	0	0	0	0	0	0				
										2	0	0	0	0	1	1				
Inning Stats	R: 0 E: 1 K: 0 S: 3	H: 0 LOB: 0 BB: 0 P: 3	R: 0 E: 0 K: 0 S: 2	H: 0 LOB: 0 BB: 1 P: 6	R: 0 E: 0 K: 1 S: 6	H: 1 LOB: 1 BB: 0 P: 6	R: 0 E: 0 K: 0 S: 4	H: 1 LOB: 2 BB: 1 P: 8	R: 1 E: 0 K: 1 S: 6	H: 1 LOB: 1 BB: 1 P: 10	R: 1 E: 0 K: 2 S: 8	H: 1 LOB: 0 BB: 0 P: 8	R: 5 E: 1 K: 1 S: 10	H: 4 LOB: 2 BB: 2 P: 18	1B: 4 2B: 1 3B: 2 HR: 1	SF: 1 SAC: 0 DP: 2 HBP: 0	WP: 0 PA: 37 PB: 1 SB: 0 CS: 0			
PITCHER	IP	WLS	BF	H	R	ER	SO	BB	IBB	HBP	BLK	WP	HR	S	P	ERA	WHIP			
Bob Gibson, R ERA: 4.91 (1, 1)	7.1		31	6	5	4	4	4	0	0	0	0	1	35	51	4.91	1.364			
Diego Segui, R ERA: 13.5 (8, 1)	0.2	L	6	2	2	1	1	0	1	0	0	0	0	7	11	13.50	3.000			

St. Louis Cardinals @ Pittsburgh Pirates
Three Rivers Stadium, Pittsburgh, PA
Fri Apr 06 1973, 3:33 AM EST
Att: 51,695 - Unknown

AB 31
R 7
H 8
RBI 6
BB 5
SO 5
LOB 15



Batter	1	2	3	4	5	6	7	8	9	AB	R	H	RBI	BB	SO	LOB	TOP																	
Lou Brock, L OBP: 0.500, SLG: 0.462 (1, 7)										5	2	5	1	0	0	0	St. Louis Cardinals @ Pittsburgh Pirates Three Rivers Stadium, Pittsburgh, PA Sun Apr 08 1973, 3:38 AM EST Att: 23,391 - Unknown																	
Ed Crosby, L Ted Sizemore, R OBP: 0.222, SLG: 0.222 (9, PH)										4	0	0	0	0	0	4																		
Jose Cruz, L OBP: 0.333, SLG: 0.300 (1, 8)										4	0	1	1	0	0	2																		
Joe Torre, R OBP: 0.500, SLG: 0.800 (1, 3)										3	0	1	1	1	1	1																		
Ted Simmons, S OBP: 0.222, SLG: 0.222 (1, 2)										4	0	0	0	0	0	3																		
Ken Reitz, R Mike Tyson, R OBP: 0.250, SLG: 0.100 (9, PR)										2	0	0	0	2	0	0																		
Bernie Carbo, L OBP: 0.273, SLG: 0.200 (1, 9)										3	0	0	0	1	0	2																		
Ray Busse, R Tim McCarver, L OBP: 0.091, SLG: 0.182 (9, PH)										3	0	0	0	0	3	1																		
Scipio Spinks, R Al Santorini, R John Andrews, L Dwain Anderson, R Alan Foster, R Luis Melendez, R										2	0	0	0	0	2	1																		
Inning Stats	R: 1 E: 0 K: 0 S: 5	H: 2 LOB: 1 BB: 0 P: 5	R: 0 E: 0 K: 2 S: 7	H: 0 LOB: 1 BB: 1 P: 11	R: 1 E: 0 K: 1 S: 7	H: 2 LOB: 1 BB: 0 P: 7	R: 0 E: 0 K: 1 S: 5	H: 0 LOB: 0 BB: 0 P: 5	R: 0 E: 0 K: 1 S: 6	H: 1 LOB: 1 BB: 0 P: 6	R: 0 E: 0 K: 0 S: 2	H: 0 LOB: 1 BB: 2 P: 10	R: 0 E: 0 K: 2 S: 8	H: 1 LOB: 1 BB: 0 P: 8	R: 0 E: 0 K: 0 S: 3	H: 0 LOB: 0 BB: 0 P: 3		R: 1 E: 0 K: 1 S: 7	H: 2 LOB: 2 BB: 1 P: 11	1B: 6 2B: 2 3B: 0 HR: 0	SF: 0 SAC: 0 DP: 1 HBP: 0	WP: 1 PB: 1 SB: 1 CS: 0	PA: 38											
PITCHER	IP WLS BF H R ER SO BB IBB HBP BLK WP HR S P ERA WHIP	IP WLS BF H R ER SO BB IBB HBP BLK WP HR S P ERA WHIP																																
Dock Ellis, R ERA: 3.12 (1, 1)	8.2	W	36	7	3	3	7	4	0	0	0	0	1	0	46	62	3.12	1.269																
Ramon Hernandez, L ERA: (9, 1)	0.1	S	2	1	0	0	1	0	0	0	0	0	0	0	4	4	0.00	3.000																

Batter	1	2	3	4	5	6	7	8	9	AB	R	H	RBI	BB	SO	LOB	BOTTOM																	
Rennie Stennett, R OBP: 0.267, SLG: 0.214 (1, 4)										5	0	1	0	0	1	2	St. Louis Cardinals @ Pittsburgh Pirates Three Rivers Stadium, Pittsburgh, PA Sun Apr 08 1973, 3:38 AM EST Att: 23,391 - Unknown																	
Manny Sanguillen, R OBP: 0.362, SLG: 0.563 (1, 9)										4	1	1	0	0	0	3																		
Al Oliver, L OBP: 0.385, SLG: 0.636 (1, 8)										3	0	1	0	1	0	2																		
Willie Stargell, L OBP: 0.462, SLG: 0.700 (1, 7)										4	1	2	2	0	0	3																		
Richie Hebner, L OBP: 0.417, SLG: 0.818 (1, 5)										4	0	0	0	0	0	3																		
Bob Robertson, R OBP: 0.354, SLG: 0.333 (1, 3)										3	1	0	0	1	1	2																		
Milt May, L OBP: 0.333, SLG: 0.500 (1, 2)										4	1	2	2	0	0	1																		
Gene Alley, R OBP: 0.400, SLG: 0.571 (1, 6)										2	1	1	1	2	1	1																		
Dock Ellis, S Ramon Hernandez, S OBP: 0.333, SLG: 0.333 (9, 1)										3	0	1	0	0	2	3																		
Inning Stats	R: 0 E: 0 K: 0 S: 3	H: 0 LOB: 0 BB: 0 P: 3	R: 1 E: 0 K: 1 S: 6	H: 1 LOB: 0 BB: 0 P: 6	R: 0 E: 0 K: 1 S: 5	H: 0 LOB: 1 BB: 1 P: 9	R: 0 E: 0 K: 0 S: 3	H: 1 LOB: 0 BB: 0 P: 3	R: 3 E: 0 K: 0 S: 7	H: 4 LOB: 2 BB: 1 P: 11	R: 0 E: 1 K: 1 S: 6	H: 0 LOB: 2 BB: 1 P: 10	R: 1 E: 0 K: 1 S: 7	H: 2 LOB: 2 BB: 1 P: 11	R: 0 E: 0 K: 1 S: 6	H: 1 LOB: 1 BB: 0 P: 6		1B: 5 2B: 0 3B: 1 HR: 3	SF: 0 SAC: 1 DP: 1 HBP: 0	WP: 0 PB: 1 SB: 0 CS: 0	PA: 37													
PITCHER	IP WLS BF H R ER SO BB IBB HBP BLK WP HR S P ERA WHIP	IP WLS BF H R ER SO BB IBB HBP BLK WP HR S P ERA WHIP																																
Scipio Spinks, R ERA: 6.75 (1, 1)	4.0	L	16	3	3	3	2	0	0	0	0	0	0	0	18	26	6.75	1.250																
Al Santorini, R ERA: 27.0 (5, 1)	0.1		4	3	1	1	0	0	0	0	0	0	0	1	4	4	27.00	9.000																
John Andrews, L ERA: (5, 1)	1.2		7	0	0	0	1	0	1	0	0	0	0	0	8	12	0.00	0.000																
Alan Foster, R ERA: 4.5 (7, 1)	2.0		10	3	1	1	2	1	0	0	0	0	0	0	13	17	4.50	2.000																

AB	34
R	3
H	8
RBI	3
BB	4
SO	8
LOB	18



AB	32
R	5
H	9
RBI	5
BB	4
SO	5
LOB	20




Batter	1	2	3	4	5	6	7	8	9	AB	R	H	RBI	BB	SO	LOB	TOP			
Rick Monday, L (1, 8) OBP: 0.393, SLG: 0.154	0-3 K		0-3 K					4-0 1B BB		3	0	1	0	1	2	1	Chicago Cubs @ Pittsburgh Pirates Three Rivers Stadium, Pittsburgh, PA Thu Apr 12 1973, 6:05 PM EST Att. 3,764 - Unknown - 39 F livebaseballscorecards.com AB 30 R 0 H 4 RBI 0 BB 4 SO 5 LOB 15			
Jose Cardenal, R (1, 9) OBP: 0.176, SLG: 0.188	0-0 F7			0-0 P6		0-3 K		0-0 P5		4	0	0	0	0	1	2				
Billy Williams, L (1, 7) OBP: 0.412, SLG: 0.400	0-0 4-3			0-0 FC5 1B		4-0 FC6-4 BB		0-0 1B		3	0	2	0	1	0	0				
Joe Pepitone, L (1, 3) OBP: 0.333, SLG: 0.273		0-0 F9		4-0 FC5 BB		0-0 F8		0-0 2-3		3	0	0	0	1	0	4				
Ron Santo, R (1, 5) OBP: 0.471, SLG: 0.400	0-3 K			0-0 FC5		0-0 FC6-4			0-0 G5-4-3 1B	4	0	1	0	0	1	4				
Glenn Beckert, R (1, 4) OBP: 0.313, SLG: 0.154	0-0 5-3			0-0 F8			0-0 5-3		0-0 G5-4-3 1B	4	0	0	0	0	0	3				
Randy Hundley, R (1, 2) OBP: 0.290, SLG: 0.143			0-0 5-3		0-0 F2		0-0 F8		0-0 F9	4	0	0	0	0	0	0				
Don Kessinger, S (1, 6) OBP: 0.267, SLG: 0.083			4-0 BB		0-0 F7		0-0 F8			2	0	0	0	1	0	0				
Fergie Jenkins, R (1, 1) Gene Hiser, L (8, PH) Larry Gura, S (8, 1)			0-3 K		0-0 6-3			0-0 4-3		2	0	0	0	0	1	1				
Inning Stats	R: 0 E: 0 K: 1 S: 5	H: 0 LOB: 0 BB: 0 P: 5	R: 0 E: 0 K: 1 S: 5	H: 0 LOB: 0 BB: 0 P: 5	R: 0 E: 0 K: 2 S: 7	H: 1 LOB: 1 BB: 1 P: 11	R: 0 E: 0 K: 0 S: 4	H: 1 LOB: 2 BB: 1 P: 8	R: 0 E: 0 K: 1 S: 6	H: 0 LOB: 0 BB: 0 P: 10	R: 0 E: 0 K: 0 S: 3	H: 0 LOB: 0 BB: 0 P: 3	R: 0 E: 0 K: 0 S: 4	H: 1 LOB: 2 BB: 1 P: 8	R: 0 E: 0 K: 0 S: 3	H: 1 LOB: 0 BB: 0 P: 3	1B: 4 2B: 0 3B: 0 HR: 0	SF: 0 SAC: 0 DP: 1 HBP: 0	WP: 0 PB: 0 SB: 0 CS: 0	PA: 34
PITCHER Bob Moose, R (1, 1) ERA:	IP: 9.0 WLS: W BF: 34 H: 4 R: 0 ER: 0 SO: 5 BB: 4 IBB: 0 HBP: 0 BLK: 0 WP: 0 HR: 0 S: 40 P: 56 ERA: 0.00 WHIP: 0.889															PITCHER Bob Moose, R (1, 1) ERA:	IP: 9.0 WLS: W BF: 34 H: 4 R: 0 ER: 0 SO: 5 BB: 4 IBB: 0 HBP: 0 BLK: 0 WP: 0 HR: 0 S: 40 P: 56 ERA: 0.00 WHIP: 0.889			

Batter	1	2	3	4	5	6	7	8	9	AB	R	H	RBI	BB	SO	LOB	BOTTOM			
Rennie Stennett, R (1, 4) OBP: 0.200, SLG: 0.167	0-3 K		0-3 K	0-0 FC5-4 1-2F		0-0 SF8		0-3 K		4	0	0	1	0	3	1	Chicago Cubs @ Pittsburgh Pirates Three Rivers Stadium, Pittsburgh, PA Thu Apr 12 1973, 6:05 PM EST Att. 3,764 - Unknown - 39 F livebaseballscorecards.com AB 33 R 6 H 10 RBI 5 BB 2 SO 5 LOB 12			
Manny Sanguillen, R (1, 9) OBP: 0.393, SLG: 0.688	0-0 E6 1B		0-0 HR	0-0 1-3	0-0 6-3	0-0 6-3	0-0 2-3			4	1	1	1	0	0	1				
Al Oliver, L (1, 8) OBP: 0.353, SLG: 0.533	0-0 1-2 1B		0-0 L9	0-0 6-3	0-0 6-3	0-0 2-3				4	0	1	0	0	0	1				
Willie Stargell, L (1, 7) OBP: 0.412, SLG: 0.571	0-0 F8		0-3 K	0-0 1B	0-0 1B	0-0 F8		0-0 F8		4	0	1	0	0	1	2				
Richie Hebner, L (1, 5) OBP: 0.313, SLG: 0.600	0-0 G3		0-0 G3	0-0 F7	0-0 F7	0-0 F8		0-0 F8		4	0	0	0	0	0	3				
Bob Robertson, R (1, 3) OBP: 0.353, SLG: 0.500		4-0 1B BB	4-0 HR BB	4-0 HR BB	0-0 1B 1B	0-0 1B 1B	0-0 2B			2	2	2	0	2	0	0				
Milt May, L (1, 2) OBP: 0.375, SLG: 0.714	0-3 K		0-0 HR	0-0 HR	0-0 P4					4	2	2	2	0	1	2				
Gene Alley, R (1, 6) OBP: 0.429, SLG: 0.545	0-0 G1-6-3 1B		0-0 L7	0-0 L7	0-0 SH 1B	0-0 SH 1B	0-0 1-3			4	1	2	1	0	0	0				
Bob Moose, R (1, 1) OBP: 0.333, SLG: 0.333	0-0 G1-6-3 1-2F		0-0 FC5-4 1B	0-0 SH 1B	0-0 SH 1B	0-0 1-3 2H		0-0 1-3		3	0	1	0	0	0	2				
Inning Stats	R: 0 E: 1 K: 1 S: 7	H: 1 LOB: 2 BB: 0 P: 7	R: 0 E: 0 K: 1 S: 5	H: 1 LOB: 1 BB: 1 P: 9	R: 1 E: 0 K: 2 S: 8	H: 1 LOB: 0 BB: 0 P: 8	R: 2 E: 0 K: 0 S: 5	H: 2 LOB: 1 BB: 1 P: 9	R: 0 E: 0 K: 0 S: 4	H: 1 LOB: 1 BB: 0 P: 4	R: 3 E: 1 K: 0 S: 7	H: 3 LOB: 1 BB: 0 P: 7	R: 0 E: 0 K: 0 S: 4	H: 1 LOB: 0 BB: 0 P: 4	R: 0 E: 0 K: 1 S: 5	H: 0 LOB: 0 BB: 0 P: 5	1B: 7 2B: 1 3B: 0 HR: 2	SF: 1 SAC: 1 DP: 1 HBP: 0	WP: 0 PB: 0 SB: 0 CS: 0	PA: 37
PITCHER Fergie Jenkins, R (1, 1) ERA: 4.2 Larry Gura, L (8, 1) ERA:	IP: 7.0 WLS: L BF: 34 H: 10 R: 6 ER: 5 SO: 4 BB: 2 IBB: 0 HBP: 0 BLK: 0 WP: 0 HR: 2 S: 40 P: 48 ERA: 6.43 WHIP: 1.714															PITCHER Fergie Jenkins, R (1, 1) ERA: 4.2 Larry Gura, L (8, 1) ERA:	IP: 7.0 WLS: L BF: 34 H: 10 R: 6 ER: 5 SO: 4 BB: 2 IBB: 0 HBP: 0 BLK: 0 WP: 0 HR: 2 S: 40 P: 48 ERA: 6.43 WHIP: 1.714			

Batter	1	2	3	4	5	6	7	8	9	AB R H RBI BB SO LOB	TOP					
Rennie Stennett, R (1,4) OBP: 0.200, SLG: 0.273	F9		5-3 3B		4-3		SF9		4-3	4 1 1 1 0 0 0	Pittsburgh Pirates @ Montreal Expos Jarry Park, Montreal, QB Sat Apr 14 1973, 3:33 AM EST Att: 21,198 - Unknown					
Manny Sanguillen, R (1,9) OBP: 0.394, SLG: 0.667	G3-6-3 1B		5-3		F8		E8 2B		K	5 0 2 2 0 1 0						
Al Oliver, L (1,8) OBP: 0.286, SLG: 0.421	G3-6-3 1-2		F5		F3		K		K	4 0 0 0 0 1 2						
Willie Stargell, L (1,7) OBP: 0.429, SLG: 0.529		FC6-4 1B		G3 1B		K			K	3 0 1 0 1 2 0						
Richie Hebner, L (1,5) OBP: 0.350, SLG: 0.556	F5		F5		G3 1B		F3		F3	3 0 1 0 1 0 1						
Bob Robertson, R (1,3) OBP: 0.381, SLG: 0.438	FC6-4 BB		K		K		K		BB	2 0 0 0 2 2 3						
Milt May, L (1,2) OBP: 0.350, SLG: 0.611	FC6-4 1-2 2-3		G3		G3		E 1B		4-3	4 1 1 0 0 0 5						
Gene Alley, R (1,6) OBP: 0.389, SLG: 0.467	5-3		5-3		K		E8 SF9 SH3-4 E 1B		K	4 1 1 0 0 2 4						
Nelson Briles, R (1,1) OBP: 0.200, SLG: 0.200			4-3		5-3		SH3-4			2 0 0 0 0 0 0						
Dave Giusti, R (8,1)										0 0 0 0 0 0 0						
Vic Davalillo, L (9, PH) OBP: 0.333, SLG: 1.333									HR	1 1 1 1 0 0 0						
Inning Stats	R: 0 H: 1 E: 0 LOB: 0 K: 0 BB: 0 S: 3	R: 0 H: 1 E: 0 LOB: 2 K: 0 BB: 1 S: 4	R: 1 H: 1 E: 0 LOB: 0 K: 0 BB: 0 S: 4	R: 0 H: 1 E: 0 LOB: 2 K: 2 BB: 1 S: 8	R: 0 H: 0 E: 0 LOB: 0 K: 0 BB: 0 S: 3	R: 0 H: 0 E: 0 LOB: 0 K: 2 BB: 0 S: 7	R: 2 H: 3 E: 2 LOB: 1 K: 1 BB: 0 S: 8	R: 0 H: 0 E: 0 LOB: 1 K: 1 BB: 1 S: 5	R: 1 H: 1 E: 0 LOB: 0 K: 2 BB: 0 S: 8	1B: 5 SF: 1 2B: 1 SAC: 1 3B: 1 DP: 1 HR: 1 HBP: 0	WP: 0 PA: 38 FB: 1 SB: 0 CS: 0					
PITCHER	IP WLS BF H R ER SO BB IBB HBP BLK WP HR S P ERA WHIP	IP WLS BF H R ER SO BB IBB HBP BLK WP HR S P ERA WHIP	IP WLS BF H R ER SO BB IBB HBP BLK WP HR S P ERA WHIP	IP WLS BF H R ER SO BB IBB HBP BLK WP HR S P ERA WHIP	IP WLS BF H R ER SO BB IBB HBP BLK WP HR S P ERA WHIP	IP WLS BF H R ER SO BB IBB HBP BLK WP HR S P ERA WHIP	IP WLS BF H R ER SO BB IBB HBP BLK WP HR S P ERA WHIP	IP WLS BF H R ER SO BB IBB HBP BLK WP HR S P ERA WHIP	IP WLS BF H R ER SO BB IBB HBP BLK WP HR S P ERA WHIP	IP WLS BF H R ER SO BB IBB HBP BLK WP HR S P ERA WHIP	IP WLS BF H R ER SO BB IBB HBP BLK WP HR S P ERA WHIP					
Ernie McAnally, R (1,1) ERA: 2.87	6.2	29	7	3	3	4	3	0	0	0	0	0	34	46	4.05	1.500
Joe Gilbert, L (7,1) ERA	0.1	1	0	0	0	1	0	0	0	0	0	0	3	3	0.00	0.000
Tom Walker, R (8,1) ERA: 2.25	2.0	W 8	1	1	1	3	1	0	0	0	0	1	13	17	4.50	1.000

Batter	1	2	3	4	5	6	7	8	9	AB R H RBI BB SO LOB	BOTTOM					
Ron Hunt, R (1,4) OBP: 0.393, SLG: 0.227	1-3		5-3			BB 4-3 1B		HR 1B		4 1 2 0 0 0 0	Pittsburgh Pirates @ Montreal Expos Jarry Park, Montreal, QB Sat Apr 14 1973, 3:33 AM EST Att: 21,198 - Unknown					
Tim Foli, R (1,6) OBP: 0.308, SLG: 0.417	F7		5-3		F5		HR		HR	4 1 1 2 0 0 1						
Mike Jorgensen, L (1,3) OBP: 0.231, SLG: 0.167	BB		F9		4-3		F8		F8	3 0 0 0 1 0 1						
Ron Fairly, L (1,7) OBP: 0.650, SLG: 0.667	4-3		G4-6-3 BB		BB		HR		HR	2 1 1 1 2 0 1						
Ken Singleton, S (1,9) OBP: 0.217, SLG: 0.056	1-3		G4-6-3 1-2		FC6-4 BB		E8 E		E	3 1 0 0 1 0 1						
Jorge Roque, R (1,8) OBP: 0.174, SLG: 0.286	6-3 1B BB		F7		FC6-4		E5 2B		E5	3 2 0 0 1 0 3						
Coco Laboy, R (1,5) OBP: 0.222, SLG: 0.667	6-3 1-2		F6		F6		K		K	4 0 1 1 0 1 1						
John Boccabella, R (1,2) OBP: 0.250, SLG: 0.250	PB 1B		F7		F7		5-3		K	4 0 1 1 0 1 1						
Ernie McAnally, R (1,1) OBP: 0.167, SLG: 0.167	6-3		L6		L6		6-3		K	2 0 0 0 0 0 1						
Joe Gilbert, R (7,1) ERA										0 0 0 0 0 0 0						
Boots Day, L (7, PH) OBP: 0.500, SLG: 0.500										1 0 0 0 0 0 0						
Tom Walker, R (8,1) ERA										1 0 0 0 0 1 1						
Inning Stats	R: 0 H: 0 E: 0 LOB: 1 K: 0 BB: 1 S: 3	R: 1 H: 1 E: 0 LOB: 1 K: 0 BB: 1 S: 4	R: 0 H: 0 E: 0 LOB: 0 K: 0 BB: 0 S: 3	R: 0 H: 0 E: 0 LOB: 0 K: 0 BB: 0 S: 2	R: 0 H: 0 E: 0 LOB: 0 K: 0 BB: 1 S: 2	R: 0 H: 0 E: 0 LOB: 0 K: 0 BB: 0 S: 3	R: 0 H: 1 E: 0 LOB: 3 K: 1 BB: 2 S: 5	R: 0 H: 0 E: 0 LOB: 0 K: 1 BB: 0 S: 5	R: 5 H: 4 E: 2 LOB: 1 K: 2 BB: 0 S: 13	R: 3 H: 4 E: 2 LOB: 1 K: 2 BB: 0 S: 13	1B: 3 SF: 0 2B: 1 SAC: 0 3B: 0 DP: 1 HR: 2 HBP: 0	WP: 0 PA: 36 FB: 1 SB: 0 CS: 0				
PITCHER	IP WLS BF H R ER SO BB IBB HBP BLK WP HR S P ERA WHIP	IP WLS BF H R ER SO BB IBB HBP BLK WP HR S P ERA WHIP	IP WLS BF H R ER SO BB IBB HBP BLK WP HR S P ERA WHIP	IP WLS BF H R ER SO BB IBB HBP BLK WP HR S P ERA WHIP	IP WLS BF H R ER SO BB IBB HBP BLK WP HR S P ERA WHIP	IP WLS BF H R ER SO BB IBB HBP BLK WP HR S P ERA WHIP	IP WLS BF H R ER SO BB IBB HBP BLK WP HR S P ERA WHIP	IP WLS BF H R ER SO BB IBB HBP BLK WP HR S P ERA WHIP	IP WLS BF H R ER SO BB IBB HBP BLK WP HR S P ERA WHIP	IP WLS BF H R ER SO BB IBB HBP BLK WP HR S P ERA WHIP	IP WLS BF H R ER SO BB IBB HBP BLK WP HR S P ERA WHIP					
Nelson Briles, R (1,1) ERA: 3.31	7.1	L 32	5	5	4	1	5	0	0	0	0	0	2	29	4.91	1.364
Dave Giusti, R (8,1) ERA	0.2	4	1	1	0	2	0	0	0	0	0	0	8	8	0.00	1.500



Batter	1	2	3	4	5	6	7	8	9	AB	R	H	RBI	BB	SO	LOB	TOP																						
Rennie Stennett, R OBP: 0.194, SLG: 0.250	5-3		4-3		6-3		L6	L5		6	0	1	0	0	0	1																							
Manny Sanguillen, R OBP: 0.321, SLG: 0.600	1-3		F2		F7		FC5-2-5-1	F8		6	1	1	0	0	0	3																							
Al Oliver, L OBP: 0.269, SLG: 0.364	F7		BB		4-3		SF8	L5		3	0	0	1	1	0	2																							
Willie Stargell, L OBP: 0.462, SLG: 0.682		E8	K				HR	F8		5	3	3	1	0	1	1																							
Richie Hebner, L OBP: 0.440, SLG: 0.550	F3				G1-6-3		BB	1B		2	1	1	0	3	0	1																							
Bob Robertson, R OBP: 0.423, SLG: 0.476					G1-6-3		F4	1B		5	1	3	2	0	0	2																							
Milt May, L OBP: 0.400, SLG: 0.591							K	FC3-6		4	1	2	1	1	1	3																							
Gene Alley, R OBP: 0.476, SLG: 0.667	1-3							FC1-6		3	1	2	3	2	0	2																							
Dock Ellis, S OBP: 0.143, SLG: 0.143								HR		4	0	0	0	0	2	7																							
Dave Giusti, R OBP: 1.000, SLG: 1.000	K				K		6-3	FC1-6		1	0	1	0	0	0	0																							
Inning Stats	R: 0 E: 0 K: 0 S: 3	H: 0 LOB: 0 BB: 0 P: 3	R: 1 E: 1 K: 1 S: 7	H: 2 LOB: 2 BB: 1 P: 11	R: 0 E: 0 K: 1 S: 5	H: 0 LOB: 1 BB: 1 P: 9	R: 0 E: 0 K: 1 S: 5	H: 1 LOB: 2 BB: 2 P: 13	R: 0 E: 0 K: 0 S: 3	H: 0 LOB: 0 BB: 0 P: 3	R: 1 E: 0 K: 0 S: 7	H: 2 LOB: 2 BB: 1 P: 11	R: 2 E: 0 K: 0 S: 6	H: 3 LOB: 2 BB: 1 P: 10	R: 0 E: 1 K: 0 S: 5	H: 2 LOB: 2 BB: 0 P: 5	R: 4 E: 0 K: 0 S: 7	H: 4 LOB: 1 BB: 1 P: 11	1B: 11 2B: 0 3B: 1 HR: 2	SF: 1 SAC: 0 DP: 1 HBP: 0	WP: 1 PB: 1 SB: 0 CS: 0	PA: 47																	
PITCHER	IP	WLS	BF	H	R	ER	SO	BB	IBB	HBP	BLK	WP	HR	S	P	ERA	WHIP	PITCHER					IP	WLS	BF	H	R	ER	SO	BB	IBB	HBP	BLK	WP	HR	S	P	ERA	WHIP
Mike Torrez, R ERA: 3.32	6.2	L	33	8	4	3	4	5	1	0	0	0	1	35	59	4.05	1.950																						
Joe Gilbert, L ERA	7.1		1	0	0	0	0	0	0	0	0	0	0	1	1	0.00	0.000																						
Mike Marshall, R ERA: 6.48	8.1		2.0	13	6	4	4	0	1	0	0	0	1	1	12	18.00	3.500																						

Pittsburgh Pirates @ Montreal Expos
Jarry Park, Montreal, QB
Sun Apr 15 1973, 3:33 AM EST
Att. 12,101 - Sunny - 55 F

AB 39
R 8
H 14
RBI 8
BB 7
SO 4
LOB 22



Batter	1	2	3	4	5	6	7	8	9	AB	R	H	RBI	BB	SO	LOB	BOTTOM																						
Ron Hunt, R OBP: 0.394, SLG: 0.231	L9		CS				4-3		5-3	4	0	1	0	1	0	0																							
Tim Foli, R OBP: 0.258, SLG: 0.345	6-3		K				K		F5	5	0	0	0	0	2	3																							
Mike Jorgensen, L OBP: 0.176, SLG: 0.125	K						3-1		F3	4	0	0	0	0	1	0																							
Ron Fairly, L OBP: 0.708, SLG: 0.769										1	2	1	0	3	0	0																							
Ken Singleton, S OBP: 0.296, SLG: 0.143							F7		WP	3	1	2	1	1	0	1																							
Jorge Roque, R OBP: 0.185, SLG: 0.250							K		WP	3	0	0	0	0	2	5																							
Coco Laboy, R OBP: 0.273, SLG: 0.600										1	0	0	0	1	0	2																							
Boots Day, L OBP: 0.667, SLG: 0.667	F5									1	0	1	1	0	0	0																							
Pepe Frias, R										0	0	0	0	0	0	0																							
Bob Bailey, R OBP: 0.168, SLG: 0.071										0	0	0	0	1	0	0																							
John Boccabella, R OBP: 0.200, SLG: 0.200										4	0	0	0	0	1	6																							
Mike Torrez, R OBP: 0.143, SLG: 0.143										2	0	0	0	0	2	1																							
Joe Gilbert, R										0	0	0	0	0	0	0																							
Ron Woods, R OBP: 0.500, SLG: 0.400										1	0	0	0	0	0	0																							
Mike Marshall, R OBP: 0.500, SLG: 0.500										0	0	0	0	0	0	0																							
Hai Dresden, R OBP: 0.200, SLG: 0.800										1	0	0	0	0	0	0																							
Inning Stats	R: 0 E: 0 K: 1 S: 5	H: 0 LOB: 0 BB: 0 P: 5	R: 0 E: 0 K: 2 S: 7	H: 0 LOB: 2 BB: 2 P: 15	R: 0 E: 0 K: 2 S: 6	H: 0 LOB: 1 BB: 1 P: 10	R: 0 E: 0 K: 1 S: 5	H: 0 LOB: 1 BB: 1 P: 9	R: 0 E: 0 K: 2 S: 8	H: 1 LOB: 2 BB: 1 P: 12	R: 2 E: 1 K: 0 S: 4	H: 2 LOB: 1 BB: 1 P: 8	R: 0 E: 0 K: 0 S: 3	H: 0 LOB: 0 BB: 0 P: 3	R: 1 E: 0 K: 0 S: 5	H: 2 LOB: 3 BB: 1 P: 10	R: 0 E: 0 K: 0 S: 3	H: 0 LOB: 0 BB: 0 P: 3	1B: 4 2B: 2 3B: 0 HR: 0	SF: 0 SAC: 0 DP: 1 HBP: 1	WP: 1 PB: 0 SB: 0 CS: 1	PA: 38																	
PITCHER	IP	WLS	BF	H	R	ER	SO	BB	IBB	HBP	BLK	WP	HR	S	P	ERA	WHIP	PITCHER					IP	WLS	BF	H	R	ER	SO	BB	IBB	HBP	BLK	WP	HR	S	P	ERA	WHIP
Dock Ellis, R ERA: 2.76	7.2	W	33	5	3	2	8	6	0	1	0	0	0	42	67	2.35	1.435																						
Dave Giusti, R ERA	8.1	S	5	0	0	0	0	1	0	0	0	1	0	4	8	0.00	0.750																						

Pittsburgh Pirates @ Montreal Expos
Jarry Park, Montreal, QB
Sun Apr 15 1973, 3:33 AM EST
Att. 12,101 - Sunny - 55 F

AB 30
R 3
H 5
RBI 2
BB 7
SO 8
LOB 18



Batter	1	2	3	4	5	6	7	8	9	10	11	12	13	14	AB	R	H	RBI	BB	SO	LOB	TOP
Dave Cash, R OBP: 0.444, SLG: 0.375 (1.4)	F3				F8		FC6-5 BB		FC6-4 1B			5-3		CS 1B	6	0	3	1	1	0	0	
Manny Sanguillen, R OBP: 0.377, SLG: 0.618 (1.9)	1B	G6-4-3			1B		FC6-5 G4-3		FC6-4 1-2f			1B		1B	7	1	4	0	0	0	5	
Al Oliver, L OBP: 0.273, SLG: 0.345 (1.9)	1B				F9							1B		1B	7	1	2	0	0	0	4	
Willie Stargell, L OBP: 0.438, SLG: 0.607 (1.7)	E9 WP				E9				F8			4-3			6	1	2	1	0	1	2	
Richie Hebner, L OBP: 0.419, SLG: 0.500 (1.5)	G3				F9									L3	6	0	2	0	0	0	2	
Bob Robertson, R OBP: 0.375, SLG: 0.385 (1.3)	BB				3-1		P6		F8			F7		6-3	5	0	0	0	1	0	2	
Milt May, L OBP: 0.323, SLG: 0.484 (1.2)	L8				6-3		F3		F8			P6		4-3	6	0	0	0	0	0	2	
Gene Alley, R OBP: 0.448, SLG: 0.565 (1.6)					L9		F9					4-3		4-3	5	1	1	0	1	0	0	
Steve Blass, R OBP: 0.350, SLG: 0.500 (1.1)					F9		FC6-5 BB					6-3		1-3	3	0	1	0	0	0	0	
Gene Alley, R OBP: 0.448, SLG: 0.565 (1.6)					SH3									SH3 1B	0	0	0	0	0	0	0	
Steve Blass, R OBP: 0.350, SLG: 0.500 (1.1)					SH3									SH3	0	0	0	0	0	0	0	
Steve Blass, R OBP: 0.350, SLG: 0.500 (1.1)					SH3									SH3	0	0	0	0	0	0	0	
Steve Blass, R OBP: 0.350, SLG: 0.500 (1.1)					SH3									SH3	0	0	0	0	0	0	0	
Steve Blass, R OBP: 0.350, SLG: 0.500 (1.1)					SH3									SH3	0	0	0	0	0	0	0	
Steve Blass, R OBP: 0.350, SLG: 0.500 (1.1)					SH3									SH3	0	0	0	0	0	0	0	
Steve Blass, R OBP: 0.350, SLG: 0.500 (1.1)					SH3									SH3	0	0	0	0	0	0	0	
Steve Blass, R OBP: 0.350, SLG: 0.500 (1.1)					SH3									SH3	0	0	0	0	0	0	0	
Steve Blass, R OBP: 0.350, SLG: 0.500 (1.1)					SH3									SH3	0	0	0	0	0	0	0	
Steve Blass, R OBP: 0.350, SLG: 0.500 (1.1)					SH3									SH3	0	0	0	0	0	0	0	
Steve Blass, R OBP: 0.350, SLG: 0.500 (1.1)					SH3									SH3	0	0	0	0	0	0	0	
Steve Blass, R OBP: 0.350, SLG: 0.500 (1.1)					SH3									SH3	0	0	0	0	0	0	0	
Steve Blass, R OBP: 0.350, SLG: 0.500 (1.1)					SH3									SH3	0	0	0	0	0	0	0	
Steve Blass, R OBP: 0.350, SLG: 0.500 (1.1)					SH3									SH3	0	0	0	0	0	0	0	
Steve Blass, R OBP: 0.350, SLG: 0.500 (1.1)					SH3									SH3	0	0	0	0	0	0	0	
Steve Blass, R OBP: 0.350, SLG: 0.500 (1.1)					SH3									SH3	0	0	0	0	0	0	0	
Steve Blass, R OBP: 0.350, SLG: 0.500 (1.1)					SH3									SH3	0	0	0	0	0	0	0	
Steve Blass, R OBP: 0.350, SLG: 0.500 (1.1)					SH3									SH3	0	0	0	0	0	0	0	
Steve Blass, R OBP: 0.350, SLG: 0.500 (1.1)					SH3									SH3	0	0	0	0	0	0	0	
Steve Blass, R OBP: 0.350, SLG: 0.500 (1.1)					SH3									SH3	0	0	0	0	0	0	0	
Steve Blass, R OBP: 0.350, SLG: 0.500 (1.1)					SH3									SH3	0	0	0	0	0	0	0	
Steve Blass, R OBP: 0.350, SLG: 0.500 (1.1)					SH3									SH3	0	0	0	0	0	0	0	
Steve Blass, R OBP: 0.350, SLG: 0.500 (1.1)					SH3									SH3	0	0	0	0	0	0	0	
Steve Blass, R OBP: 0.350, SLG: 0.500 (1.1)					SH3									SH3	0	0	0	0	0	0	0	
Steve Blass, R OBP: 0.350, SLG: 0.500 (1.1)					SH3									SH3	0	0	0	0	0	0	0	
Steve Blass, R OBP: 0.350, SLG: 0.500 (1.1)					SH3									SH3	0	0	0	0	0	0	0	
Steve Blass, R OBP: 0.350, SLG: 0.500 (1.1)					SH3									SH3	0	0	0	0	0	0	0	
Steve Blass, R OBP: 0.350, SLG: 0.500 (1.1)					SH3									SH3	0	0	0	0	0	0	0	
Steve Blass, R OBP: 0.350, SLG: 0.500 (1.1)					SH3									SH3	0	0	0	0	0	0	0	
Steve Blass, R OBP: 0.350, SLG: 0.500 (1.1)					SH3									SH3	0	0	0	0	0	0	0	
Steve Blass, R OBP: 0.350, SLG: 0.500 (1.1)					SH3									SH3	0	0	0	0	0	0	0	
Steve Blass, R OBP: 0.350, SLG: 0.500 (1.1)					SH3									SH3	0	0	0	0	0	0	0	
Steve Blass, R OBP: 0.350, SLG: 0.500 (1.1)					SH3									SH3	0	0	0	0	0	0	0	
Steve Blass, R OBP: 0.350, SLG: 0.500 (1.1)					SH3									SH3	0	0	0	0	0	0	0	
Steve Blass, R OBP: 0.350, SLG: 0.500 (1.1)					SH3									SH3	0	0	0	0	0	0	0	
Steve Blass, R OBP: 0.350, SLG: 0.500 (1.1)					SH3									SH3	0	0	0	0	0	0	0	
Steve Blass, R OBP: 0.350, SLG: 0.500 (1.1)					SH3									SH3	0	0	0	0	0	0	0	
Steve Blass, R OBP: 0.350, SLG: 0.500 (1.1)					SH3									SH3	0	0	0	0	0	0	0	
Steve Blass, R OBP: 0.350, SLG: 0.500 (1.1)					SH3									SH3	0	0	0	0	0	0	0	
Steve Blass, R OBP: 0.350, SLG: 0.500 (1.1)					SH3									SH3	0	0	0	0	0	0	0	
Steve Blass, R OBP: 0.350, SLG: 0.500 (1.1)					SH3									SH3	0	0	0	0	0	0	0	
Steve Blass, R OBP: 0.350, SLG: 0.500 (1.1)					SH3									SH3	0	0	0	0	0	0	0	
Steve Blass, R OBP: 0.350, SLG: 0.500 (1.1)					SH3									SH3	0	0	0	0	0	0	0	
Steve Blass, R OBP: 0.350, SLG: 0.500 (1.1)					SH3									SH3	0	0	0	0	0	0	0	
Steve Blass, R OBP: 0.350, SLG: 0.500 (1.1)					SH3									SH3	0	0	0	0	0	0	0	
Steve Blass, R OBP: 0.350, SLG: 0.500 (1.1)					SH3									SH3	0	0	0	0	0	0	0	
Steve Blass, R OBP: 0.350, SLG: 0.500 (1.1)					SH3									SH3	0	0	0	0	0	0	0	
Steve Blass, R OBP: 0.350, SLG: 0.500 (1.1)					SH3									SH3	0	0	0	0	0	0	0	
Steve Blass, R OBP: 0.350, SLG: 0.500 (1.1)					SH3									SH3	0	0	0	0	0	0	0	
Steve Blass, R OBP: 0.350, SLG: 0.500 (1.1)					SH3									SH3	0	0	0	0	0	0	0	
Steve Blass, R OBP: 0.350, SLG: 0.500 (1.1)					SH3									SH3	0	0	0	0	0	0	0	
Steve Blass, R OBP: 0.350, SLG: 0.500 (1.1)					SH3									SH3	0	0	0	0	0	0	0	
Steve Blass, R OBP: 0.350, SLG: 0.500 (1.1)					SH3									SH3	0	0	0	0	0	0	0	
Steve Blass, R OBP: 0.350, SLG: 0.500 (1.1)					SH3									SH3	0	0	0	0	0	0	0	
Steve Blass, R OBP: 0.350, SLG: 0.500 (1.1)					SH3									SH3	0	0	0	0	0	0	0	
Steve Blass, R OBP: 0.350, SLG: 0.500 (1.1)					SH3									SH3	0	0	0	0	0	0	0	
Steve Blass, R OBP: 0.350, SLG: 0.500 (1.1)					SH3									SH3	0	0	0	0	0	0	0	
Steve Blass, R OBP: 0.350, SLG: 0.500 (1.1)					SH3									SH3	0	0	0	0	0	0	0	

Batter	1	2	3	4	5	6	7	8	9	AB	R	H	RBI	BB	SO	LOB	TOP			
Dave Cash, R OBP: 0.357, SLG: 0.250										4	1	0	0	1	0	0	Pittsburgh Pirates @ St. Louis Cardinals Busch Stadium, St. Louis, MO Wed Apr 18 1973, 6:05 PM CST Att. 6,228 - Unknown - 46 F			
Manny Sanguillen, R OBP: 0.375, SLG: 0.615										5	1	2	0	0	0	1				
Al Oliver, L OBP: 0.342, SLG: 0.441										5	2	4	1	0	0	0				
Willie Stargell, L OBP: 0.432, SLG: 0.667										5	2	2	4	0	1	3				
Gene Clines, R OBP: 1.000, SLG: 2.000										0	0	0	0	0	0	0				
Richie Hebner, L OBP: 0.389, SLG: 0.433										4	1	0	0	1	0	1				
Bob Robertson, R OBP: 0.361, SLG: 0.400										4	1	1	0	0	1	2				
Milt May, L OBP: 0.371, SLG: 0.500										4	0	3	3	0	0	0				
Gene Alley, R OBP: 0.394, SLG: 0.481										4	0	0	0	0	1	3				
Bob Moose, R OBP: 0.143, SLG: 0.143										4	0	0	0	0	3	1				
Luke Walker, L (8, 1)										0	0	0	0	0	0	0				
Inning Stats	R: 4 E: 0 K: 1 S: 9	H: 4 LOB: 1 BB: 1 P: 13	R: 0 E: 0 K: 2 S: 9	H: 2 LOB: 2 BB: 0 P: 9	R: 0 E: 0 K: 1 S: 5	H: 0 LOB: 0 BB: 0 P: 5	R: 0 E: 0 K: 0 S: 3	H: 0 LOB: 0 BB: 0 P: 3	R: 0 E: 0 K: 0 S: 4	H: 1 LOB: 1 BB: 0 P: 4	R: 0 E: 0 K: 1 S: 5	H: 0 LOB: 0 BB: 0 P: 5	R: 3 E: 0 K: 1 S: 8	H: 3 LOB: 1 BB: 1 P: 12	R: 1 E: 0 K: 0 S: 5	H: 2 LOB: 1 BB: 0 P: 5	1B: 8 2B: 3 3B: 0 HR: 1	SF: 0 SAC: 0 DP: 0 HBP: 0	WP: 0 PB: 1 SB: 0 CS: 0	PA: 41
PITCHER	IP WLS BF H R ER SO BB IBB HBP BLK WP HR S P ERA WHIP																			
Rick Wise, R ERA: 3.8	(1, 1) 7.0 L 29 7 4 4 5 1 0 0 0 0 0 1 38 42 5.14 1.143																			
Al Santorini, R ERA: 81.0	(8, 1) 0.0 2 2 2 2 0 0 0 0 0 0 0 2 2 * *																			
John Andrews, L ERA: 6.75	(8, 1) 2.0 10 3 2 2 1 1 0 0 0 0 0 0 11 15 9.00 2.000																			

Batter	1	2	3	4	5	6	7	8	9	AB	R	H	RBI	BB	SO	LOB	BOTTOM					
Lou Brock, L OBP: 0.208, SLG: 0.213										5	0	0	0	0	0	1	Pittsburgh Pirates @ St. Louis Cardinals Busch Stadium, St. Louis, MO Wed Apr 18 1973, 6:05 PM CST Att. 6,228 - Unknown - 46 F					
Ted Sizemore, R OBP: 0.442, SLG: 0.436										5	1	3	0	0	0	0						
Jose Cruz, L OBP: 0.405, SLG: 0.649										3	1	2	0	1	0	1						
Joe Torre, R OBP: 0.442, SLG: 0.474										3	0	0	0	1	0	5						
Ted Simmons, S OBP: 0.349, SLG: 0.385										4	0	1	1	0	0	2						
Ken Reitz, R OBP: 0.275, SLG: 0.222										3	0	0	0	1	1	0						
Luis Melendez, R OBP: 0.417, SLG: 0.400										4	0	2	1	0	0	2						
Mike Tyson, R (1, 6)										2	0	0	0	0	0	2						
Ed Crosby, L OBP: 0.100, SLG: 0.200	(7, PH) (8, 6)									1	0	0	0	0	0	0						
Dwain Anderson, R (8, PH)										1	0	0	0	0	0	2						
Ray Busse, R OBP: 0.100, SLG: 0.233	(8, PH)									0	0	0	0	0	0	0						
Rick Wise, R (1, 1)										2	0	0	0	0	1	1						
Bill Stein, R OBP: 0.500, SLG: 0.333	(7, PH)									0	0	0	0	1	0	0						
Al Santorini, R (8, 1)										0	0	0	0	0	0	0						
John Andrews, L (8, 1)										0	0	0	0	0	0	0						
Tim McCarver, L OBP: 0.571, SLG: 0.400	(8, PH)									1	0	0	0	0	0	0						
Inning Stats	R: 0 E: 0 K: 0 S: 4	H: 1 LOB: 2 BB: 1 P: 8	R: 0 E: 0 K: 2 S: 8	H: 1 LOB: 1 BB: 0 P: 8	R: 0 E: 0 K: 0 S: 4	H: 1 LOB: 1 BB: 0 P: 4	R: 0 E: 0 K: 0 S: 4	H: 1 LOB: 1 BB: 0 P: 4	R: 0 E: 0 K: 0 S: 5	H: 2 LOB: 2 BB: 0 P: 5	R: 0 E: 0 K: 0 S: 3	H: 0 LOB: 0 BB: 0 P: 3	R: 0 E: 0 K: 0 S: 2	H: 0 LOB: 0 BB: 1 P: 6	R: 2 E: 0 K: 0 S: 5	H: 2 LOB: 2 BB: 2 P: 13	R: 0 E: 0 K: 0 S: 3	H: 0 LOB: 0 BB: 0 P: 3	1B: 7 2B: 1 3B: 0 HR: 0	SF: 0 SAC: 0 DP: 1 HBP: 0	WP: 0 PB: 0 SB: 0 CS: 0	PA: 38
PITCHER	IP WLS BF H R ER SO BB IBB HBP BLK WP HR S P ERA WHIP																					
Bob Moose, R ERA: 1.1	(1, 1) 7.1 W 32 8 2 2 2 3 0 0 0 0 0 0 33 45 2.46 1.500																					
Luke Walker, L ERA:	(8, 1) 1.2 S 6 0 0 0 0 1 0 0 0 0 0 0 5 9 0.00 0.600																					

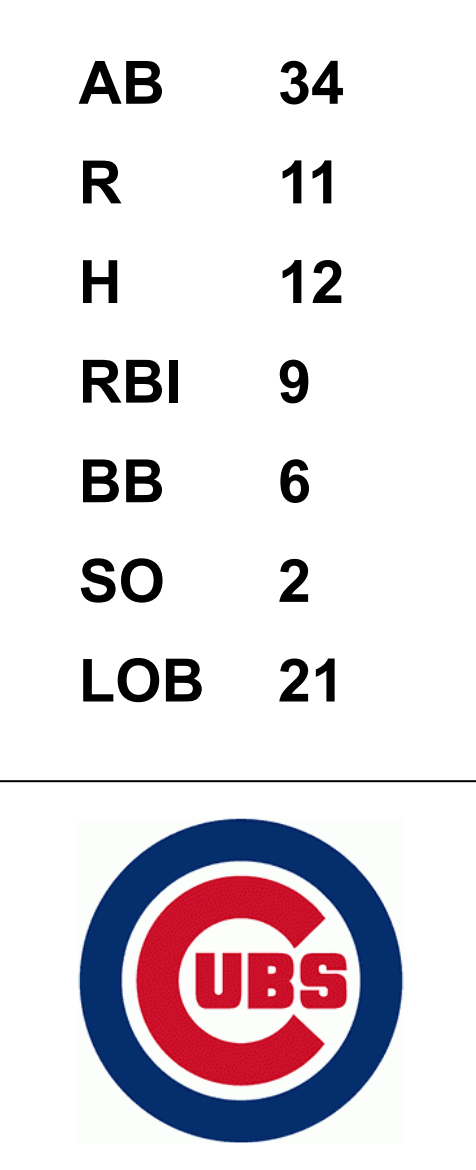


Batter	1	2	3	4	5	6	7	8	9	AB	R	H	RBI	BB	SO	LOB	TOP				
Gene Clines, R (1, 9) OBP: 0.500, SLG: 0.800	0-3 K		0-0 L4-3			4-0 BB		0-0 L5		3	0	0	0	1	1	1	Pittsburgh Pirates @ Chicago Cubs Wrigley Field, Chicago, IL Sun Apr 22 1973, 3:38 AM CST Att: 28,271 - Unknown				
Al Oliver, L (1, 8) OBP: 0.404, SLG: 0.667	0-3 K			0-0 F9		0-0 L9		0-0 1-H HR		4	1	1	2	0	1	1					
Rennie Stennett, R (1, 4) OBP: 0.237, SLG: 0.457	0-0 F7			0-0 F8		0-0 L8		0-0 HR		4	1	1	1	0	0	1					
Richie Zisk, R (1, 7) OBP: 0.200, SLG: 0.200		0-0 P6-4-3 1B		0-0 F7		0-0 F8		0-3 K		4	0	1	0	0	1	1					
Manny Sanguillen, R (1, 2) OBP: 0.358, SLG: 0.549		0-0 P6-4-3			0-0 F8		0-0 F2	0-0 1-3		3	0	0	0	0	0	1					
Ramon Hernandez, S (7, 1)										0	0	0	0	0	0	0					
Vic Davallo, L (8, PH) OBP: 0.333, SLG: 0.667		1-2								1	0	0	0	0	0	0					
Dave Giusti, R (8, 1) OBP: 1.000, SLG: 1.000										0	0	0	0	0	0	0					
Bob Robertson, R (1, 3) OBP: 0.400, SLG: 0.558		0-0 1B			0-3 K		0-0 F2		0-0 G3	4	0	1	0	0	1	0					
Richie Hebner, L (1, 5) OBP: 0.347, SLG: 0.381	0-3 K			0-1 CI 1B BB		0-0 1B		0-0 F9		3	0	1	0	0	1	1					
Gene Alley, R (1, 6) OBP: 0.364, SLG: 0.405			0-0 3-1		4-0 1B BB		0-3 K		0-0 P4-3	3	0	0	0	1	1	1					
Steve Blass, R (1, 1) OBP: 0.200, SLG: 0.200			0-0 F8		0-0 1B			0-0 HR		1	0	0	0	0	0	0					
Bob Johnson, L (4, 1)										0	0	0	0	0	0	0					
Fernando Gonzalez, R (5, PH) OBP: 1.000, SLG: 1.000										1	0	1	0	0	0	0					
Jim McKee, R (5, 1)										0	0	0	0	0	0	0					
Chuck Goggin, S (7, 2) OBP: 1.000, SLG: 1.000					1-2 2-H			1B		1	1	1	0	0	0	0					
Inning Stats	R: 0 E: 0 K: 2 S: 7	H: 0 LOB: 0 BB: 7	R: 0 E: 0 K: 1 S: 6	H: 2 LOB: 1 BB: 6	R: 0 E: 0 K: 0 S: 3	H: 0 LOB: 0 BB: 3	R: 0 E: 0 K: 0 S: 3	H: 0 LOB: 0 BB: 3	R: 0 E: 0 K: 1 S: 6	H: 1 LOB: 2 BB: 1 P: 10	R: 0 E: 0 K: 0 S: 3	H: 0 LOB: 1 BB: 1 P: 7	R: 0 E: 0 K: 1 S: 6	H: 1 LOB: 1 BB: 6	R: 3 E: 0 K: 1 S: 8	H: 3 LOB: 0 BB: 0 P: 8	R: 0 E: 0 K: 0 S: 3	H: 0 LOB: 0 BB: 3	1B: 5 2B: 0 3B: 0 HR: 2	SF: 0 SAC: 0 DP: 1 HBP: 0	WP: 0 PA: 35 PB: 0 SB: 0 CS: 0
PITCHER	IP WLS BF H R ER SO BB IBB HBP BLK WP HR S P ERA WHIP	IP WLS BF H R ER SO BB IBB HBP BLK WP HR S P ERA WHIP																			
Larry Gura, L (1, 1) ERA: 2.61	7.1 W 30 7 3 3 5	1.2 S 5 0 0 0 1																			
Bill Bonham, R (8, 1) ERA: 3.95																					

AB 32
R 3
H 7
RBI 3
BB 2
SO 6
LOB 7



Batter	1	2	3	4	5	6	7	8	9	AB	R	H	RBI	BB	SO	LOB	BOTTOM		
Rick Monday, L (1, 8) OBP: 0.400, SLG: 0.442	4-0 1B E BB	0-0 4-3		0-0 5-3	0-0 HR		0-0 F8			4	2	1	2	1	0	3	Pittsburgh Pirates @ Chicago Cubs Wrigley Field, Chicago, IL Sun Apr 22 1973, 3:38 AM CST Att: 28,271 - Unknown		
Paul Popovich, S (1, 4) OBP: 0.482, SLG: 0.300	0-0 E 1-2 6-3 1B	0-0 P3		0-0 P4-3	0-0 P6-3		4-0 1B BB			4	1	1	0	1	0	1			
Billy Williams, L (1, 7) OBP: 0.403, SLG: 0.365	0-0 E9		1-0 HBP SF7 BB HBP	4-0 IBB		0-0 4-3 1B 2B	0-0 G6-4-3 1B			2	3	2	1	1	0	0			
Gene Hiser, L (7, 7) OBP: 0.333, SLG: 0.333	6-3 HR 1-3 2-H 1B					0-0 4-3 1B 2B	0-0 G6-4-3 1B			1	0	1	0	0	0	0			
Joe Pepitone, L (1, 3) OBP: 0.306, SLG: 0.341	0-0 6-3		0-0 F7	0-0 4-3		0-0 4-3	0-0 G6-4-3			4	0	0	1	0	0	5			
Jim Hickman, R (7, PH) OBP: 0.222, SLG: 0.067	0-0 2-3 3-H					0-0 4-3	0-0 G6-4-3			1	0	0	0	0	0	3			
Ron Santo, R (1, 5) OBP: 0.439, SLG: 0.447	0-0 HR		4-0 HBP BB		0-0 F7	0-0 6-3		0-3 K		4	1	1	2	1	1	1			
Jose Cardenal, R (1, 9) OBP: 0.419, SLG: 0.500	0-0 2B		1-0 HBP BB		4-0 S 1B BB	0-0 1B	0-0 FC4-6 1B			3	1	3	1	1	0	0			
Ken Rudolph, R (1, 2) OBP: 0.167, SLG: 0.400	0-0 F3		0-0 SF7		0-0 1B E 1B	0-3 K		0-0 FC4-6		4	1	1	2	0	1	3			
Don Kessinger, S (1, 6) OBP: 0.333, SLG: 0.234	0-0 G3		0-0 6-3		0-0 F7		0-0 F8 SH WP 1B	0-0 F7		5	1	1	0	0	0	5			
Larry Gura, S (1, 1) OBP: 0.667, SLG: 0.500		0-0 F8		4-0 P4-3 5-3 BB	0-0 E1 HR 1B		0-0 SH 1B WP			2	1	1	0	1	0	0			
Bill Bonham, R (8, 1) ERA: 3.95										0	0	0	0	0	0	0			
Inning Stats	R: 4 E: 1 K: 0 S: 7	H: 4 LOB: 1 BB: 1 P: 11	R: 0 E: 0 K: 0 S: 3	H: 0 LOB: 0 BB: 0 P: 3	R: 1 E: 0 K: 0 S: 3	H: 0 LOB: 2 BB: 1 P: 9	R: 0 E: 0 K: 0 S: 3	H: 0 LOB: 2 BB: 2 P: 11	R: 4 E: 1 K: 0 S: 6	H: 3 LOB: 0 BB: 1 P: 10	R: 1 E: 0 K: 1 S: 7	H: 2 LOB: 1 BB: 0 P: 7	R: 1 E: 1 K: 0 S: 5	H: 2 LOB: 2 BB: 1 P: 9	R: 0 E: 0 K: 1 S: 6	H: 1 LOB: 1 BB: 0 P: 6		1B: 8 2B: 2 3B: 0 HR: 2	SF: 1 SAC: 1 DP: 1 HBP: 2
PITCHER	IP WLS BF H R ER SO BB IBB HBP BLK WP HR S P ERA WHIP	IP WLS BF H R ER SO BB IBB HBP BLK WP HR S P ERA WHIP																	
Steve Blass, R (1, 1) ERA: 7.31	3.0 L 18 4 5 5 0	1.0 4 0 0 0 0 0																	
Bob Johnson, R (4, 1) ERA: 3.0																			
Jim McKee, R (5, 1) ERA: 24.3																			
Ramon Hernandez, L (7, 1) ERA: 2.08																			
Dave Giusti, R (8, 1) ERA: 3.95																			



Batter	1	2	3	4	5	6	7	8	9	AB	R	H	RBI	BB	SO	LOB	TOP			
Derrel Thomas, S (1, 6) OBP: 0.383, SLG: 0.314										4	0	2	1	1	0	0	San Diego Padres @ Pittsburgh Pirates Three Rivers Stadium, Pittsburgh, PA Tue Apr 24 1973, 6:05 PM EST Att: 10,108 - Unknown			
Jerry Morales, R (1, 8) OBP: 0.297, SLG: 0.415										4	1	0	0	1	3	4				
Leron Lee, L (1, 7) OBP: 0.385, SLG: 0.323										4	2	2	1	1	0	1				
Nate Colbert, R (1, 3) OBP: 0.316, SLG: 0.304										5	1	1	1	0	2	3				
Cito Gaston, R (1, 9) OBP: 0.353, SLG: 0.458										5	1	2	1	0	1	0				
Fred Kendall, R (1, 2) OBP: 0.304, SLG: 0.434										5	1	2	1	0	0	3				
Dave Campbell, R (1, 4) OBP: 0.348, SLG: 0.300										4	1	2	1	0	1	2				
Dave Hilton, R (1, 5) OBP: 0.268, SLG: 0.258										4	0	1	1	0	1	2				
Steve Arlin, R (1, 1) OBP: 0.111, SLG: 0.111										2	0	0	0	0	1	2				
Dave Marshall, L (7, PH) OBP: 0.438, SLG: 0.519										1	0	0	0	0	1	1				
Rich Troedson, L (7, 1)										1	0	0	0	0	1	2				
Vicente Romo, R (8, 1)										0	0	0	0	0	0	0				
Inning Stats	R: 0 H: 0 E: 0 K: 2 S: 7	H: 0 LOB: 1 BB: 1 P: 11	R: 0 H: 0 E: 0 K: 2 S: 7	H: 0 LOB: 0 BB: 0 P: 7	R: 0 H: 0 E: 0 K: 0 S: 3	H: 1 LOB: 0 BB: 0 P: 3	R: 1 H: 1 E: 0 K: 2 S: 8	H: 3 LOB: 1 BB: 0 P: 8	R: 2 H: 3 E: 1 K: 1 S: 8	H: 0 LOB: 0 BB: 0 P: 3	R: 0 H: 1 E: 0 K: 2 S: 8	H: 1 LOB: 1 BB: 0 P: 8	R: 4 H: 5 E: 0 K: 1 S: 10	H: 2 LOB: 2 BB: 1 P: 14	R: 0 H: 2 E: 0 K: 1 S: 7	H: 3 LOB: 3 BB: 1 P: 11	1B: 9 2B: 1 3B: 1 HR: 1	SF: 0 SAC: 0 DP: 1 HBP: 0	WP: 0 PB: 0 SB: 1 CS: 0	PA: 42
PITCHER	IP	WLS	BF	H	R	ER	SO	BB	IBB	HBP	BLK	WP	HR	S	P	ERA	WHIP			
Bob Moose, R (1, 1) ERA: 2.66	7.1	L	31	7	6	5	9	2	0	0	0	0	1	47	55	6.14	1.227			
Dave Giusti, R (8, 1) ERA: 1.04	1.2		11	5	1	1	2	0	1	0	0	0	0	14	18	5.40	3.000			

AB	39
R	7
H	12
RBI	7
BB	3
SO	11
LOB	20



Batter	1	2	3	4	5	6	7	8	9	AB	R	H	RBI	BB	SO	LOB	BOTTOM			
Dave Cash, R (1, 4) OBP: 0.321, SLG: 0.308										5	0	0	0	0	1	2	San Diego Padres @ Pittsburgh Pirates Three Rivers Stadium, Pittsburgh, PA Tue Apr 24 1973, 6:05 PM EST Att: 10,108 - Unknown			
Manny Sanguillen, R (1, 9) OBP: 0.362, SLG: 0.527										4	1	1	0	0	0	1				
Al Oliver, L (1, 8) OBP: 0.393, SLG: 0.635										4	1	1	0	0	0	1				
Willie Stargell, L (1, 7) OBP: 0.479, SLG: 0.854										2	2	1	1	2	0	0				
Richie Hebner, L (1, 5) OBP: 0.377, SLG: 0.422										3	1	2	2	1	0	0				
Bob Robertson, R (1, 3) OBP: 0.370, SLG: 0.511										4	0	0	0	0	2	5				
Milt May, L (1, 2) OBP: 0.354, SLG: 0.432										3	0	0	0	1	1	2				
Gene Alley, R (1, 6) OBP: 0.396, SLG: 0.488										4	0	3	2	0	0	0				
Bob Moose, R (1, 1) OBP: 0.100, SLG: 0.100										3	0	0	0	0	1	3				
Dave Giusti, R (8, 1) OBP: 1.000, SLG: 1.000										0	0	0	0	0	0	0				
Vic Davalillo, L (9, PH) OBP: 0.300, SLG: 0.600										1	0	0	0	0	0	1				
Inning Stats	R: 4 H: 4 E: 1 K: 1 S: 9	H: 4 LOB: 2 BB: 2 P: 17	R: 0 H: 0 E: 0 K: 0 S: 3	H: 0 LOB: 0 BB: 0 P: 3	R: 0 H: 1 E: 0 K: 0 S: 3	H: 1 LOB: 0 BB: 0 P: 3	R: 0 H: 1 E: 0 K: 2 S: 8	H: 1 LOB: 0 BB: 0 P: 8	R: 1 H: 1 E: 0 K: 0 S: 4	H: 0 LOB: 0 BB: 0 P: 4	R: 0 H: 0 E: 0 K: 0 S: 3	H: 0 LOB: 1 BB: 0 P: 4	R: 0 H: 0 E: 0 K: 1 S: 4	H: 0 LOB: 1 BB: 2 P: 12	R: 0 H: 1 E: 0 K: 1 S: 6	H: 1 LOB: 1 BB: 0 P: 6	1B: 4 2B: 4 3B: 0 HR: 1	SF: 0 SAC: 0 DP: 2 HBP: 1	WP: 0 PB: 0 SB: 0 CS: 0	PA: 38
PITCHER	IP	WLS	BF	H	R	ER	SO	BB	IBB	HBP	BLK	WP	HR	S	P	ERA	WHIP			
Steve Arlin, R (1, 1) ERA: 5.19	6.0		26	7	5	5	3	1	1	0	0	0	0	30	38	7.50	1.333			
Rich Troedson, L (7, 1) ERA: 3.48	1.0	W	6	0	0	0	0	2	0	1	0	0	0	3	12	0.00	2.000			
Vicente Romo, R (8, 1) ERA: 2.61	2.0	S	6	1	0	0	2	0	0	0	0	0	0	10	10	0.00	0.500			

AB	33
R	5
H	8
RBI	5
BB	4
SO	5
LOB	15



Batter	1	2	3	4	5	6	7	8	9	AB	R	H	RBI	BB	SO	LOB	TOP																						
Bill Russell, R OBP: 0.250, SLG: 0.278 (1, 6)	F7		E6				P3			4	0	1	1	0	0	0	Los Angeles Dodgers @ Pittsburgh Pirates Three Rivers Stadium, Pittsburgh, PA Sat Apr 28 1973, 3:33 AM EST Att: 9,643 - Unknown																						
Bill Buckner, L OBP: 0.284, SLG: 0.321 (1, 3)	F7		6-3				F9		F9	4	0	0	0	0	0	2																							
Willie Davis, L OBP: 0.276, SLG: 0.458 (1, 8)	1-3		F4						4-3	4	1	1	0	0	0	1																							
Joe Ferguson, R OBP: 0.412, SLG: 0.562 (1, 2)					F3					3	0	2	1	1	0	0																							
Willie Crawford, L OBP: 0.290, SLG: 0.233 (1, 9)	F7		6-3				F8			4	0	1	0	0	0	2																							
Steve Garvey, R OBP: 0.211, SLG: 0.263 Tom Paciorek, R OBP: 0.200, SLG: 0.130 (6, 7)	F2		F8				F4			3	0	0	0	0	0	2																							
Ron Cey, R OBP: 0.288, SLG: 0.309 (1, 5)	4-3						FC6-4			1	0	0	0	0	0	2																							
Davey Lopes, R OBP: 0.421, SLG: 0.286 (1, 4)										4	1	2	0	0	0	0																							
Don Sutton, R OBP: 0.143, SLG: 0.143 (1, 1)	P1						G3		4-3	3	0	0	0	0	0	1																							
Inning Stats	R: 0 E: 0 K: 0 S: 3	H: 0 LOB: 0 BB: 0 P: 3	R: 0 E: 0 K: 0 S: 3	H: 0 LOB: 1 BB: 1 P: 7	R: 1 E: 1 K: 0 S: 5	H: 1 LOB: 1 BB: 0 P: 5	R: 0 E: 0 K: 0 S: 3	H: 0 LOB: 0 BB: 0 P: 3	R: 1 E: 0 K: 0 S: 5	H: 3 LOB: 1 BB: 0 P: 5	R: 1 E: 0 K: 0 S: 5	H: 2 LOB: 1 BB: 0 P: 5	R: 0 E: 0 K: 0 S: 3	H: 0 LOB: 0 BB: 0 P: 3	R: 0 E: 0 K: 0 S: 5	H: 2 LOB: 2 BB: 0 P: 5		R: 0 E: 0 K: 1 S: 5	H: 0 LOB: 0 BB: 0 P: 5	1B: 8 2B: 0 3B: 0 HR: 0	SF: 0 SAC: 1 DP: 0 HBP: 0	WP: 0 PB: 0 SB: 2 CS: 0	PA: 36																
PITCHER	IP	WLS	BF	H	R	ER	SO	BB	IBB	HBP	BLK	WP	HR	S	P	ERA	WHIP	PITCHER				IP	WLS	BF	H	R	ER	SO	BB	IBB	HBP	BLK	WP	HR	S	P	ERA	WHIP	
Nelson Briles, R ERA: 4.81 (1, 1)	8.0	L	33	8	3	2	0	1	0	0	0	0	0	32	36	2.25	1.125					8.0	L	33	8	3	2	0	1	0	0	0	0	0	0	0	0	0	0
Dave Giusti, R ERA: 0.93 (9, 1)	1.0		3	0	0	0	1	0	0	0	0	0	0	5	5	0.00	0.000					1.0		3	0	0	0	1	0	0	0	0	0	0	0	0	0	0	0



Batter	1	2	3	4	5	6	7	8	9	AB	R	H	RBI	BB	SO	LOB	BOTTOM																					
Dave Cash, R OBP: 0.375, SLG: 0.367 (1, 4)	E									4	2	3	0	0	0	1	Los Angeles Dodgers @ Pittsburgh Pirates Three Rivers Stadium, Pittsburgh, PA Sat Apr 28 1973, 3:33 AM EST Att: 9,643 - Unknown																					
Manny Sanguillen, R OBP: 0.362, SLG: 0.508 (1, 9)	K		F6							4	0	1	0	0	2	3																						
Al Oliver, L OBP: 0.383, SLG: 0.600 (1, 8)	E7									3	0	0	1	1	0	1																						
Willie Stargell, L OBP: 0.462, SLG: 0.795 Vic Davalillo, L OBP: 0.300, SLG: 0.600 Dave Giusti, R OBP: 1.000, SLG: 1.000 (8, PR) (9, 1)	K		F9							3	0	0	0	1	1	2																						
Richie Hebner, L OBP: 0.351, SLG: 0.388 (1, 5)	F9									0	0	0	0	0	0	0																						
Bob Robertson, R OBP: 0.362, SLG: 0.510 (1, 3)										4	0	1	0	0	2	0																						
Milt May, L OBP: 0.327, SLG: 0.396 (1, 2)										4	0	0	0	0	1	1																						
Gene Alley, R OBP: 0.373, SLG: 0.455 Richie Zisk, R OBP: 0.167, SLG: 0.167 (9, PH)										3	0	0	0	0	2	1																						
Nelson Briles, R OBP: 0.286, SLG: 0.429 Gene Clines, R OBP: 0.429, SLG: 0.667 (8, PH) (9, 7)										1	0	0	0	0	0	0																						
Inning Stats	R: 1 E: 1 K: 2 S: 9	H: 1 LOB: 1 BB: 0 P: 9	R: 0 E: 0 K: 3 S: 10	H: 1 LOB: 1 BB: 0 P: 10	R: 0 E: 0 K: 0 S: 3	H: 1 LOB: 1 BB: 1 P: 7	R: 0 E: 0 K: 1 S: 5	H: 0 LOB: 0 BB: 0 P: 5	R: 0 E: 0 K: 1 S: 6	H: 1 LOB: 1 BB: 0 P: 6	R: 0 E: 0 K: 0 S: 3	H: 0 LOB: 0 BB: 0 P: 3	R: 0 E: 0 K: 1 S: 5	H: 0 LOB: 0 BB: 0 P: 5	R: 0 E: 0 K: 0 S: 5	H: 2 LOB: 2 BB: 1 P: 9		R: 0 E: 0 K: 1 S: 5	H: 0 LOB: 0 BB: 0 P: 5	1B: 4 2B: 2 3B: 0 HR: 0	SF: 0 SAC: 0 DP: 0 HBP: 0	WP: 1 PB: 0 SB: 0 CS: 1	PA: 35															
PITCHER	IP	WLS	BF	H	R	ER	SO	BB	IBB	HBP	BLK	WP	HR	S	P	ERA	WHIP	PITCHER				IP	WLS	BF	H	R	ER	SO	BB	IBB	HBP	BLK	WP	HR	S	P	ERA	WHIP
Don Sutton, R ERA: 1.93 (1, 1)	9.0	W	35	6	2	1	9	2	0	0	0	1	0	51	59	1.00	0.889					9.0	W	35	6	2	1	9	2	0	0	0	0	0	0	0	0	0



Batter	1	2	3	4	5	6	7	8	9	10	11	12	13	AB R H RBI BB SO LOB	TOP																						
Bill Russell, R OBP: 0.260, SLG: 0.267 (1, 6)	F8		6-3		1B 1B	1B FC6-4 BB	F9		FC5-4		K		6-3	7 2 1 0 1 1 3	Los Angeles Dodgers @ Pittsburgh Pirates Three Rivers Stadium, Pittsburgh, PA Sun Apr 29 1973, 3:33 AM EDT Unknown																						
Manny Mota, R OBP: 0.433, SLG: 0.429 (1, 7)	F9		G4-6-3 1B		1B 2B 1B	FC6-4 1B		4-3 G3 1B		E 1B 1B		K	IBB	7 2 5 0 1 1 0																							
Bill Buckner, L OBP: 0.286, SLG: 0.319 (1, 3)	3-1		G4-6-3		2B WP 1B	FC6-4 BB		G3		E3 1B 1B		FC6-4 1B	CS	7 1 2 2 0 0 4																							
Wille Davis, L OBP: 0.287, SLG: 0.437 (1, 8)					P3	F8		4-3		1B IBB		FC6-4 1B		4 0 0 0 3 0 4																							
Joe Ferguson, R OBP: 0.435, SLG: 0.615 (1, 2)					HR	WP 1B 2B		F7		G4-3 1B		FC6-4 IBB		5 3 3 3 2 0 3																							
Wille Crawford, L OBP: 0.277, SLG: 0.277 (8, 1)														5 0 3 1 0 0 4																							
Lee Lacy, D OBP: 0.221, SLG: 0.221 (8, 1)														0 0 0 0 0 1 3																							
George Culver, R OBP: 0.238, SLG: 0.238 (12, 1)														0 0 0 0 0 0 0																							
Steve Garvey, R OBP: 0.238, SLG: 0.238 (12, 1)														0 0 0 0 0 0 2																							
Al Downing, R OBP: 0.125, SLG: 0.125 (2, 1)														0 0 0 0 0 0 0																							
Ron Cey, R OBP: 0.318, SLG: 0.328 (1, 5)								L6		K		G4-3		6 1 3 0 1 1 3																							
Davey Lopes, R OBP: 0.360, SLG: 0.263 (1, 4)													SH1-4 2B	5 0 1 1 0 2 4																							
Andy Messersmith, R OBP: 0.133, SLG: 0.133 (8, 1)														4 0 0 0 0 0 1 7																							
Pete Richert, L OBP: 0.200, SLG: 0.200 (8, 9)														2 0 1 1 1 1 0																							
Inning Stats	R: 0 E: 0 K: 0 S: 3	H: 0 LOB: 0 BB: 0 P: 3	R: 1 E: 0 K: 1 S: 6	H: 1 LOB: 2 BB: 2 P: 14	R: 0 E: 0 K: 0 S: 3	H: 1 LOB: 0 BB: 0 P: 3	R: 1 E: 0 K: 0 S: 6	H: 3 LOB: 2 BB: 0 P: 6	R: 4 E: 0 K: 1 S: 11	H: 6 LOB: 2 BB: 0 P: 11	R: 1 E: 0 K: 0 S: 4	H: 1 LOB: 1 BB: 2 P: 12	R: 0 E: 0 K: 0 S: 4	H: 1 LOB: 1 BB: 0 P: 4	R: 0 E: 0 K: 1 S: 5	H: 0 LOB: 1 BB: 1 P: 9	R: 1 E: 0 K: 1 S: 7	H: 2 LOB: 2 BB: 1 P: 11	R: 0 E: 0 K: 3 S: 9	H: 0 LOB: 0 BB: 0 P: 9	R: 0 E: 0 K: 1 S: 6	H: 1 LOB: 2 BB: 1 P: 10	R: 1 E: 0 K: 0 S: 4	H: 2 LOB: 1 BB: 1 P: 8	1B: 15 2B: 3 3B: 0 HR: 1	SF: 1 SAC: 1 DP: 2 HBP: 0	WP: 1 PB: 0 SB: 2 CS: 1	PA: 66									
PITCHER	IP ERA: 8.41	WLS ERA: 5.41	BF ERA: 6.1	H ERA: 3.6	R ERA: 8.1	ER ERA: 8.1	SO ERA: 17	BB ERA: 0.00	IBB ERA: 0.00	HBP ERA: 0.00	BLK ERA: 0.00	WP ERA: 0.00	HR ERA: 0.00	S ERA: 31	P ERA: 31	ERA 12.46	WHIP 2.538	PITCHER	IP ERA: 3.38	WLS ERA: 3.38	BF ERA: 5	H ERA: 2	R ERA: 1	ER ERA: 1	SO ERA: 0	BB ERA: 0	IBB ERA: 0	HBP ERA: 0	BLK ERA: 0	WP ERA: 0	HR ERA: 0	S ERA: 4	P ERA: 8	ERA 9.00	WHIP 2.000		
Steve Blass, R ERA: 8.41	4.1	23	9	6	6	6	1	2	0	0	0	0	0	0	0	0	0	0	1.0	5	2	1	1	0	0	0	0	0	0	0	0	0	0	0	0		
Luke Walker, L ERA: 5.41	0.2	4	2	0	0	0	0	0	0	0	0	0	0	0	0	0	0	0	1	0	0	0	0	0	0	0	0	0	0	0	0	0	0	0	0	0	
Bob Johnson, R ERA: 3.6	2.0	10	2	1	1	0	0	2	0	0	0	0	0	0	0	0	0	0	0	0	0	0	0	0	0	0	0	0	0	0	0	0	0	0	0	0	0
Jim Rooker, L ERA: 8.1	2.0	9	1	0	0	1	1	1	0	0	0	0	0	0	0	0	0	0	0	0	0	0	0	0	0	0	0	0	0	0	0	0	0	0	0	0	0
Dave Giusti, R ERA: 0.71	3.0	14	3	1	0	5	0	2	0	0	0	0	0	0	0	0	0	0	0	0	0	0	0	0	0	0	0	0	0	0	0	0	0	0	0	0	0



AB	54
R	9
H	19
RBI	8
BB	9
SO	8
LOB	37

Batter	1	2	3	4	5	6	7	8	9	10	11	12	13	AB R H RBI BB SO LOB	BOTTOM																							
Dave Cash, R OBP: 0.362, SLG: 0.314 (1, 4)	6-3		F6			2B BB	F9		6-3			E6		5 1 0 0 1 0 1	Los Angeles Dodgers @ Pittsburgh Pirates Three Rivers Stadium, Pittsburgh, PA Sun Apr 29 1973, 3:33 AM EDT Unknown																							
Manny Sanguillen, R OBP: 0.368, SLG: 0.563 (9, 2)	G4-6-3 1B		5-3			2B 2B		1B 2B		F8		F9		6 2 3 0 0 0 2																								
Al Oliver, L OBP: 0.364, SLG: 0.574 (1, 8)	G4-6-3		1-3			6-3 2B 2B		K		6-3		F9		6 1 1 2 0 1 4																								
Wille Stargell, L OBP: 0.466, SLG: 0.816 (1, 7)						6-3		2B 1B		HR				5 3 2 1 1 1 1																								
Richie Hebner, L OBP: 0.365, SLG: 0.473 (1, 5)						2B 2B		K		4-3				6 1 3 3 0 1 3																								
Bob Robertson, R OBP: 0.369, SLG: 0.900 (1, 3)						K		2B				CS BB		5 0 1 2 1 2 3																								
Milt May, L OBP: 0.327, SLG: 0.392 (8, PH)														3 0 1 0 0 0 1																								
Richie Zisk, R OBP: 0.222, SLG: 0.125 (9, 9)														2 0 0 0 1 2 2																								
Gene Alley, R OBP: 0.333, SLG: 0.400 (1, 6)														6 0 0 0 0 1 3																								
Gene Alley, R OBP: 0.333, SLG: 0.400 (1, 6)														6 0 0 0 0 1 3																								
Inning Stats	R: 0 E: 0 K: 0 S: 3	H: 1 LOB: 0 BB: 0 P: 3	R: 2 E: 1 K: 1 S: 7	H: 1 LOB: 0 BB: 0 P: 7	R: 0 E: 0 K: 0 S: 2	H: 0 LOB: 0 BB: 1 P: 6	R: 0 E: 0 K: 0 S: 3	H: 1 LOB: 0 BB: 0 P: 3	R: 3 E: 0 K: 1 S: 8	H: 3 LOB: 1 BB: 1 P: 12	R: 0 E: 0 K: 0 S: 3	H: 0 LOB: 0 BB: 0 P: 3	R: 1 E: 0 K: 0 S: 4	H: 1 LOB: 0 BB: 0 P: 4	R: 0 E: 0 K: 1 S: 6	H: 0 LOB: 0 BB: 1 P: 8	R: 0 E: 1 K: 0 S: 4	H: 0 LOB: 1 BB: 0 P: 4	R: 0 E: 0 K: 2 S: 8	H: 1 LOB: 2 BB: 1 P: 12	1B: 5 2B: 6 3B: 0 HR: 2	SF: 0 SAC: 0 DP: 4 HBP: 0	WP: 0 PB: 0 SB: 0 CS: 1	PA: 53														
PITCHER	IP ERA: 3.38	WLS ERA: 1.59	BF ERA: 2.61	H ERA: 1.0	R ERA: 1.0	ER ERA: 4.4	SO ERA: 4	BB ERA: 0.00	IBB ERA: 0.00	HBP ERA: 0.00	BLK ERA: 0.00	WP ERA: 0.00	HR ERA: 0.00	S ERA: 31	P ERA: 31	ERA 6.43	WHIP 1.429	PITCHER	IP ERA: 2.7	WLS ERA: 2.7	BF ERA: 9	H ERA: 1	R ERA: 0	ER ERA: 0	SO ERA: 2	BB ERA: 1	IBB ERA: 0	HBP ERA: 0	BLK ERA: 0	WP ERA: 0	HR ERA: 0	S ERA: 12	P ERA: 16	ERA 0.00	WHIP 1.000			
Andy Messersmith, R ERA: 3.38	7.0	29	8	6	5	2	2	0	0	0	0	0	0	0	0	0	0	0	1	0	0	0	0	0	0	0	0	0	0	0	0	0	0	0	0	0	0	
Pete Richert, L ERA: 1.59	0.2	4	2	1	1	2	0	0	0	0	0	0	0	0	0	0	0	0	0	0	0	0	0	0	0	0	0	0	0	0	0	0	0	0	0	0	0	
Jim Brewer, L ERA: 2.61	1.1	4	0	0	0	0	0	0	0	0	0	0	0	0	0	0	0	0	0	0	0	0	0	0	0	0	0	0	0	0	0	0	0	0	0	0	0	0
Doug Rau, L ERA: 4.4	1.0	5	1	1	1	0	1	0	0	0	0	0	0	0	0	0	0	0	0	0	0	0	0	0	0	0	0	0	0	0	0	0	0	0	0	0	0	0
George Culver, R ERA: 3.0	1.0	2	0	0	0	0	0	0	0	0	0	0	0	0	0	0	0	0	0	0	0	0	0	0	0	0	0	0	0	0	0	0	0	0	0	0	0	0



AB	49
R	8
H	12
RBI	8
BB	4
SO	8
LOB	20

Batter	1	2	3	4	5	6	7	8	9	AB	R	H	RBI	BB	SO	LOB	TOP			
Bill Russell, R OBP: 0.261, SLG: 0.278 (1, 6)										4	0	2	0	0	2	0	Los Angeles Dodgers @ Pittsburgh Pirates Three Rivers Stadium, Pittsburgh, PA Sun Apr 29 1973, 7:05 PM EDT Att: 18,083 - Unknown livebaseballscorecards.com			
Bill Buckner, L OBP: 0.276, SLG: 0.326 (1, 3)										4	1	2	0	0	0	1				
Willie Davis, L OBP: 0.286, SLG: 0.451 (1, 8)										4	0	1	1	0	0	3				
Willie Crawford, L OBP: 0.308, SLG: 0.265 (1, 9)										3	0	0	0	1	0	3				
Tom Paciorek, R OBP: 0.219, SLG: 0.172 (1, 7)										4	0	0	0	0	1	4				
Ron Cey, R OBP: 0.329, SLG: 0.317 (1, 5)										2	0	0	0	2	0	0				
Davey Lopes, R OBP: 0.321, SLG: 0.227 (1, 4)										3	0	0	0	0	2	1				
Steve Yeager, R (1, 2)										4	0	0	0	0	1	2				
Claude Osteen, L OBP: 0.077, SLG: 0.077 (1, 1)										4	1	1	0	0	0	1				
Inning Stats	R: 0 E: 0 K: 0 S: 5	H: 2 LOB: 2 BB: 0 P: 5	R: 0 E: 0 K: 2 S: 7	H: 0 LOB: 0 BB: 0 P: 7	R: 1 E: 1 K: 0 S: 5	H: 2 LOB: 1 BB: 0 P: 5	R: 0 E: 0 K: 0 S: 3	H: 0 LOB: 1 BB: 1 P: 7	R: 1 E: 0 K: 1 S: 7	H: 2 LOB: 2 BB: 1 P: 11	R: 0 E: 0 K: 1 S: 5	H: 0 LOB: 0 BB: 0 P: 5	R: 0 E: 0 K: 1 S: 5	H: 0 LOB: 0 BB: 0 P: 5	R: 0 E: 0 K: 1 S: 5	H: 0 LOB: 0 BB: 0 P: 5		1B: 5 2B: 0 3B: 1 HR: 0	SF: 0 SAC: 1 DP: 0 HBP: 0	WP: 0 PB: 1 SB: 0 CS: 0
PITCHER Dock Ellis, R ERA: 2.87 (1, 1)	IP: 9.0 WLS: L BF: 36 H: 6 R: 2 ER: 1 SO: 6 BB: 2 IBB: 1 HBP: 0 BLK: 0 WP: 0 HR: 0 S: 45 P: 57 ERA: 1.00 WHIP: 0.889															PITCHER				

Batter	1	2	3	4	5	6	7	8	9	AB	R	H	RBI	BB	SO	LOB	BOTTOM					
Gene Clines, R OBP: 0.417, SLG: 0.545 (1, 8)										4	0	2	0	0	0	2	Los Angeles Dodgers @ Pittsburgh Pirates Three Rivers Stadium, Pittsburgh, PA Sun Apr 29 1973, 7:05 PM EDT Att: 18,083 - Unknown livebaseballscorecards.com					
Rennie Stennett, R OBP: 0.209, SLG: 0.400 (1, 6)										4	0	0	0	0	0	2						
Manny Sanguillen, R OBP: 0.361, SLG: 0.597 (1, 9)										5	0	1	0	0	0	1						
Richie Zisk, R OBP: 0.231, SLG: 0.250 (1, 7)										4	1	1	0	0	2	1						
Bob Robertson, R OBP: 0.353, SLG: 0.483 (1, 3)										4	0	1	0	0	0	2						
Richie Hebner, L OBP: 0.358, SLG: 0.458 (1, 5)										4	0	1	0	0	1	2						
Dave Cash, R OBP: 0.357, SLG: 0.333 (1, 4)										4	0	2	1	0	0	2						
Milt May, L OBP: 0.310, SLG: 0.370 (1, 2)										3	0	0	0	0	0	5						
Dock Ellis, S OBP: 0.077, SLG: 0.077 (1, 1)										3	0	0	0	0	0	1						
Inning Stats	R: 0 E: 0 K: 0 S: 3	H: 1 LOB: 0 BB: 0 P: 3	R: 0 E: 1 K: 0 S: 5	H: 1 LOB: 2 BB: 0 P: 5	R: 0 E: 0 K: 1 S: 3	H: 1 LOB: 0 BB: 0 P: 3	R: 1 E: 0 K: 1 S: 8	H: 3 LOB: 2 BB: 0 P: 8	R: 0 E: 0 K: 0 S: 3	H: 0 LOB: 0 BB: 0 P: 3	R: 0 E: 0 K: 1 S: 5	H: 1 LOB: 2 BB: 0 P: 5	R: 0 E: 1 K: 0 S: 5	H: 1 LOB: 2 BB: 0 P: 5	R: 0 E: 0 K: 1 S: 5	H: 0 LOB: 0 BB: 0 P: 5		R: 0 E: 0 K: 0 S: 3	H: 0 LOB: 0 BB: 0 P: 3	1B: 7 2B: 1 3B: 0 HR: 0	SF: 0 SAC: 0 DP: 2 HBP: 0	WP: 0 PB: 0 SB: 0 CS: 1
PITCHER Claude Osteen, L ERA: 2.65 (1, 1)	IP: 9.0 WLS: W BF: 35 H: 8 R: 1 ER: 1 SO: 3 BB: 0 IBB: 0 HBP: 0 BLK: 0 WP: 0 HR: 0 S: 40 P: 40 ERA: 1.00 WHIP: 0.889															PITCHER						

Batter	1	2	3	4	5	6	7	8	9	AB	R	H	RBI	BB	SO	LOB	TOP					
Dave Cash, R OBP: 0.340, SLG: 0.318 Gene Alley, R OBP: 0.333, SLG: 0.400	5-3	L5		F3			F8	FC4-6 1B		5	0	1	1	0	0	1						
Al Oliver, L OBP: 0.338, SLG: 0.530	4-3		E8 F3 1B	K			6-3	K		5	1	0	0	0	2	4						
Manny Sanguillen, R OBP: 0.364, SLG: 0.493	2B BB		F3		F7		2B 1B	FC4-6		4	2	1	0	1	0	4						
Willie Stargell, L OBP: 0.476, SLG: 0.833	E 2B		BB 1B		K		1B 2B		F3	5	1	3	3	0	1	0						
Bob Robertson, R OBP: 0.370, SLG: 0.476	E6 1B		FC4-6 BB		F8		K		1B BB	3	2	1	0	2	1	1						
Richie Hebner, L OBP: 0.375, SLG: 0.460	FC6-4 1B		F5		F7		BB 1B BB	F8 1B		4	1	2	1	1	0	2						
Rennie Stennett, R OBP: 0.208, SLG: 0.378	FC6-4		FC4-6		6-3		K		1B	5	0	1	1	0	1	4						
Mitt May, L OBP: 0.317, SLG: 0.373		K		4-3			1B		F8	5	0	2	0	0	1	2						
Bob Moose, R OBP: 0.200, SLG: 0.143 Ramon Hernandez, S (9, 1)		K					F8		4-3	4	0	1	0	1	1	3						
Dave Giusti, R OBP: 1.000, SLG: 1.000										0	0	0	0	0	0	0						
Dave Giusti, R OBP: 1.000, SLG: 1.000										0	0	0	0	0	0	0						
Inning Stats	R: 3 E: 1 K: 0 S: 6	H: 3 LOB: 1 BB: 1 P: 10	R: 0 E: 0 K: 2 S: 7	H: 0 LOB: 0 BB: 0 P: 7	R: 1 E: 1 K: 0 S: 5	H: 1 LOB: 2 BB: 1 P: 9	R: 0 E: 0 K: 1 S: 6	H: 1 LOB: 0 BB: 0 P: 6	R: 0 E: 0 K: 0 S: 5	H: 0 LOB: 0 BB: 0 P: 5	R: 0 E: 0 K: 0 S: 4	H: 1 LOB: 1 BB: 0 P: 4	R: 1 E: 0 K: 1 S: 7	H: 2 LOB: 1 BB: 0 P: 7	R: 1 E: 0 K: 2 S: 9	H: 2 LOB: 3 BB: 2 P: 17	R: 0 E: 0 K: 0 S: 5	H: 2 LOB: 2 BB: 1 P: 9	1B: 10 2B: 2 3B: 0 HR: 0	SF: 0 SAC: 0 DP: 0 HBP: 0	WP: 0 PB: 0 CS: 0	PA: 45
PITCHER	IP	WLS	BF	H	R	ER	SO	BB	IBB	HBP	BLK	WP	HR	S	P	ERA	WHIP					
Ron Bryant, L ERA: 1.72	6.0		27	6	4	2	4	2	0	0	0	0	0	33	41	3.00	1.333					
Sam McDowell, L ERA: 5.87	2.0		12	4	2	2	3	2	0	0	0	0	0	16	24	9.00	3.000					
Elias Sosa, R ERA: 2.25	1.0	W	6	2	1	1	0	1	0	0	0	0	0	5	9	9.00	3.000					

Pittsburgh Pirates @ San Francisco Giants
Candlestick Park, San Francisco, CA
Tue May 01 1973, 10:05 PM EDT
Att: 7,972 - Unknown

AB 40
R 7
H 12
RBI 6
BB 5
SO 7
LOB 21

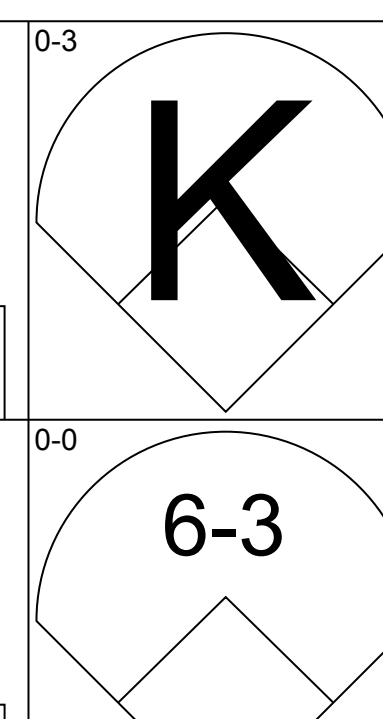
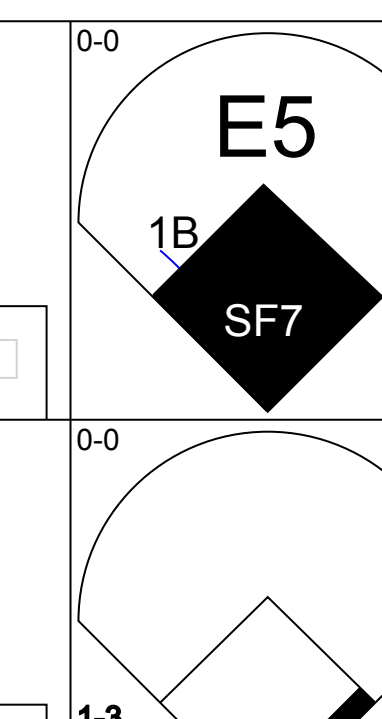
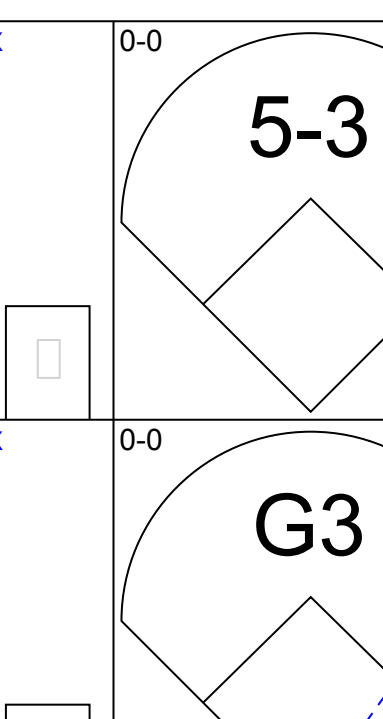
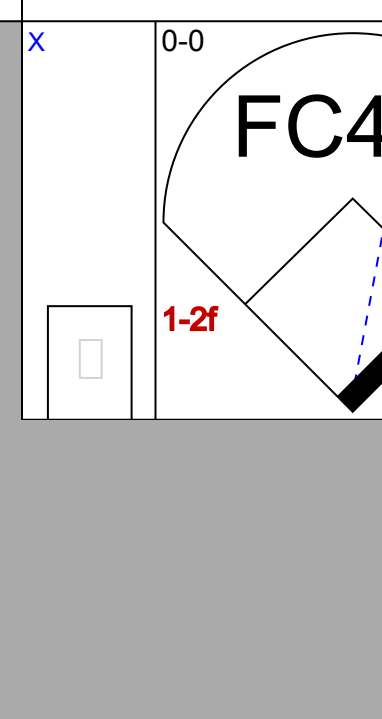
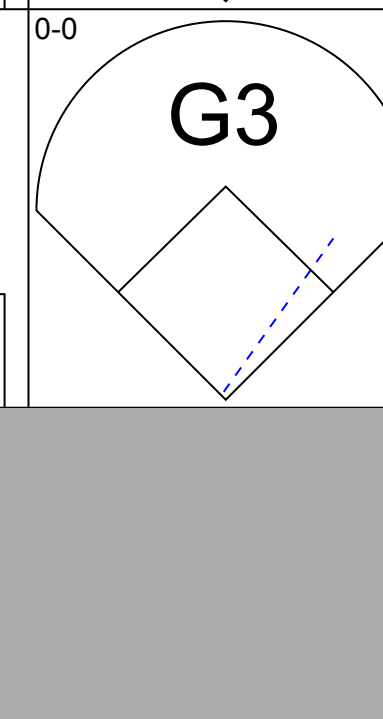
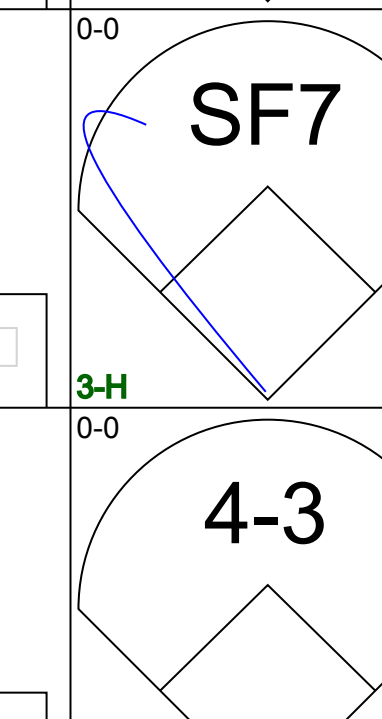
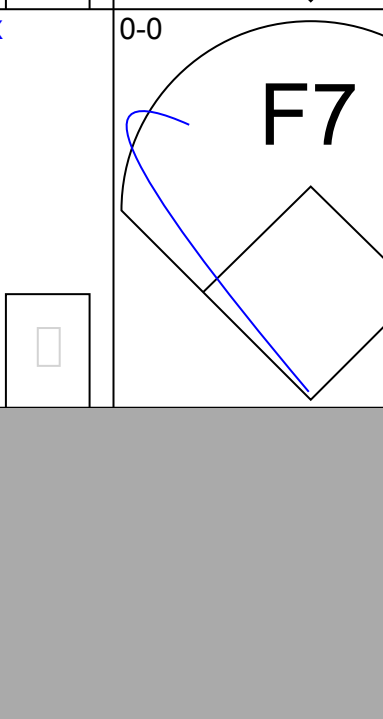
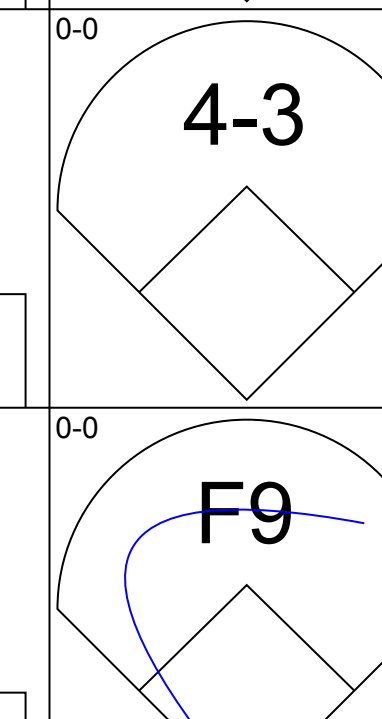




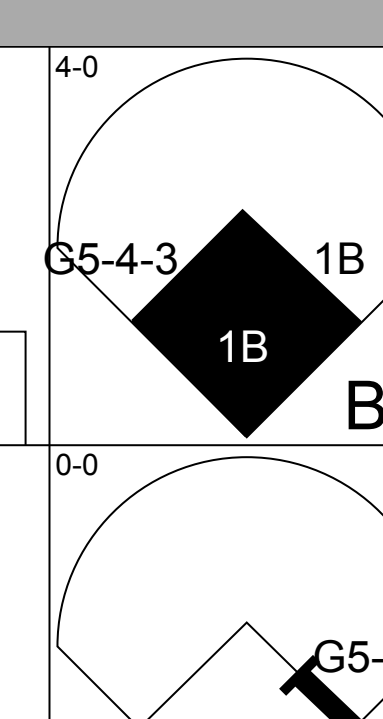
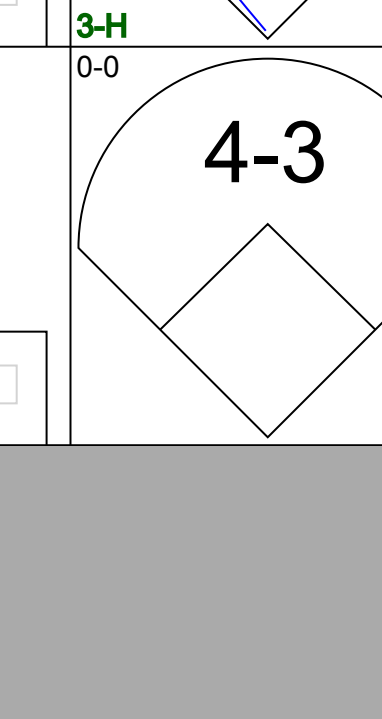
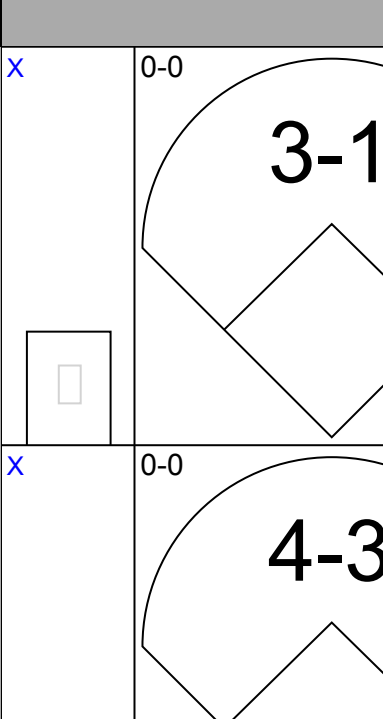
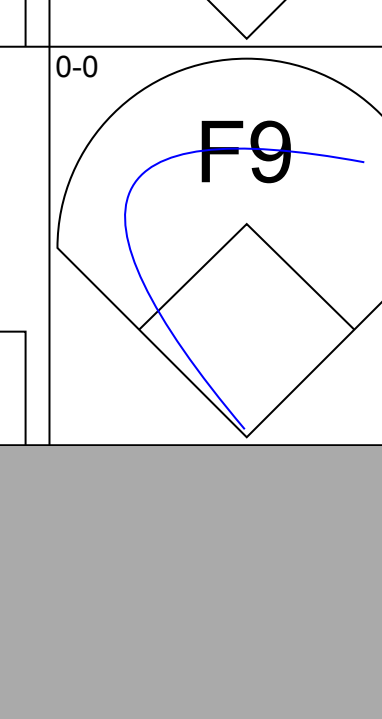
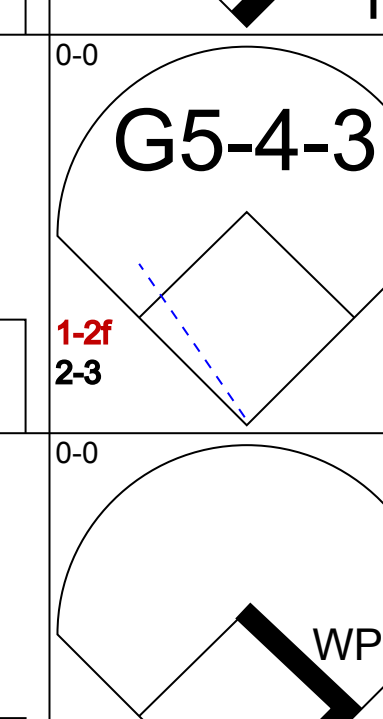
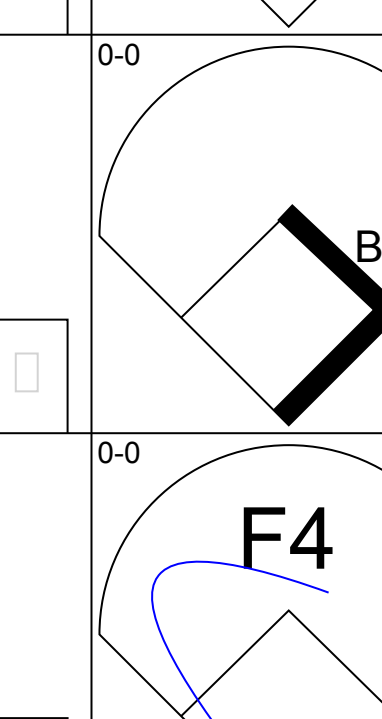
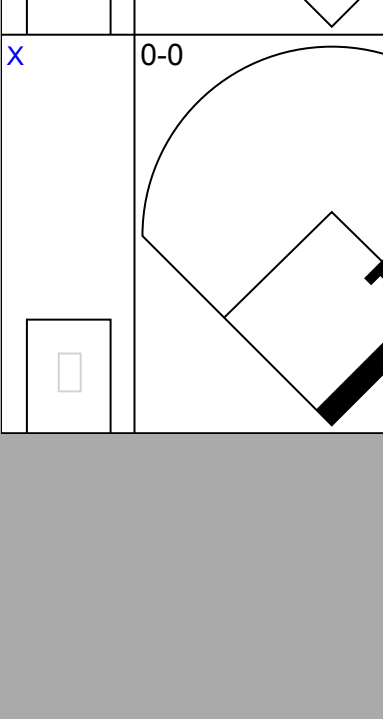
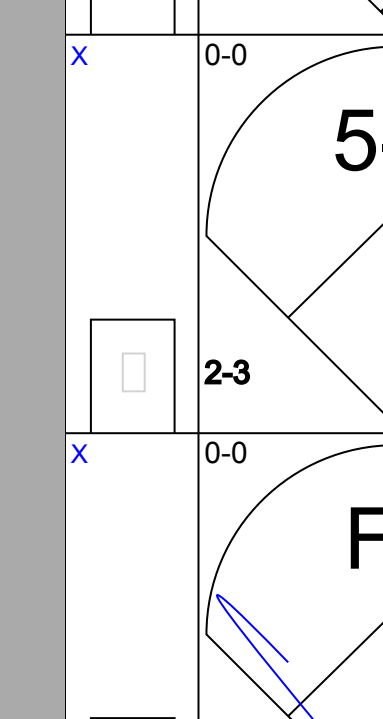
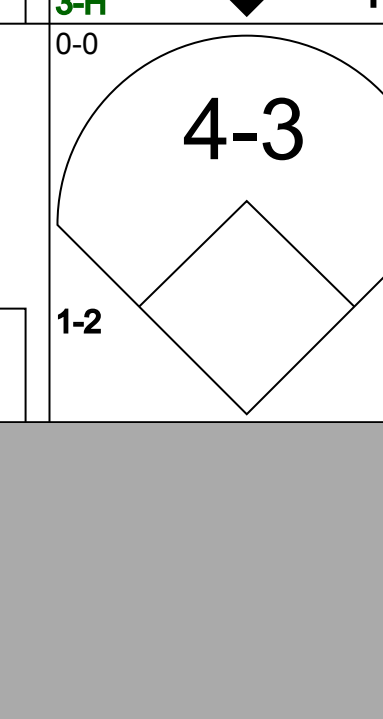
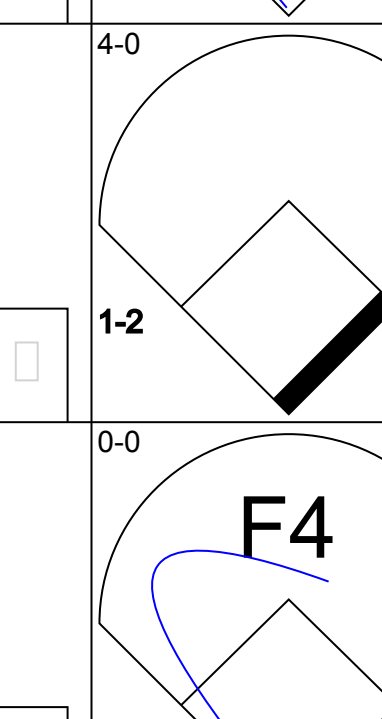

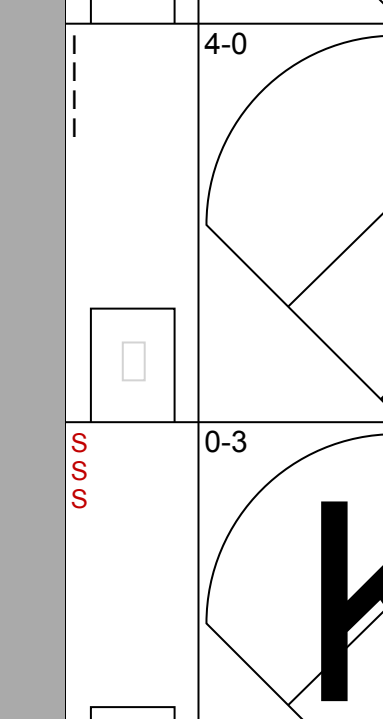
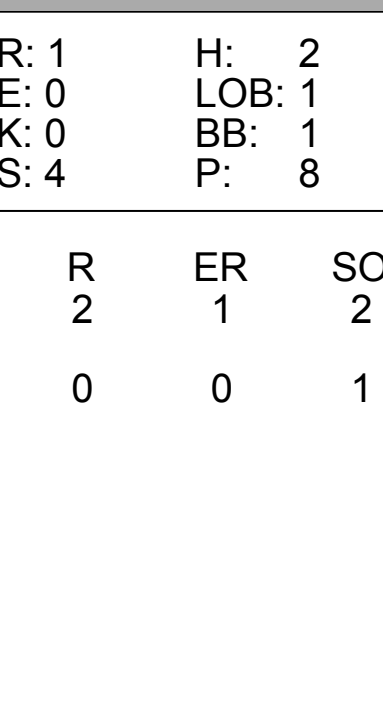
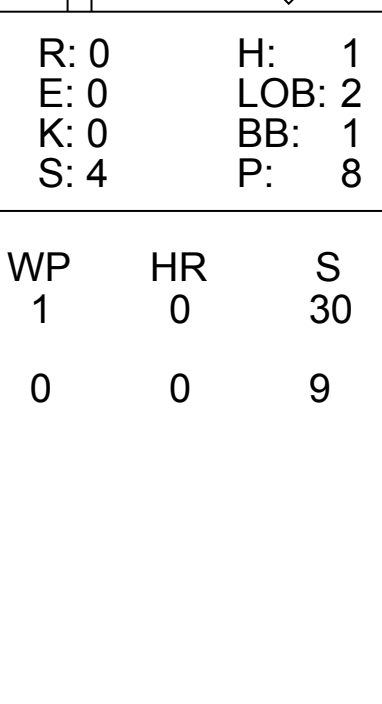
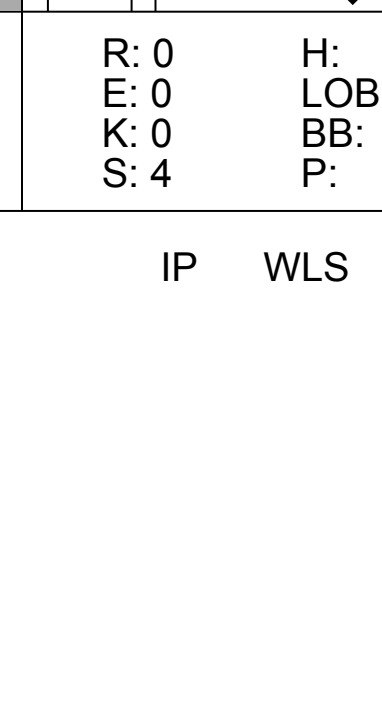
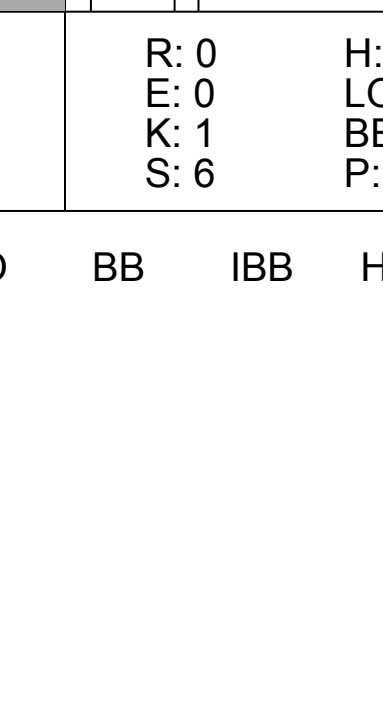


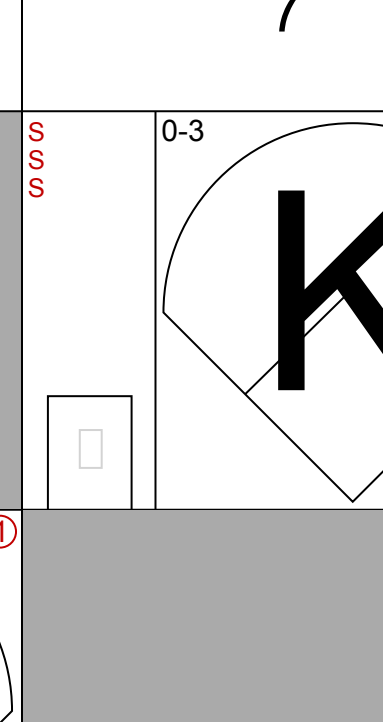
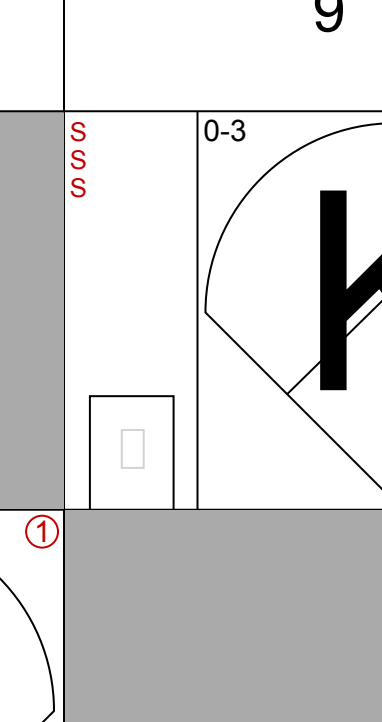

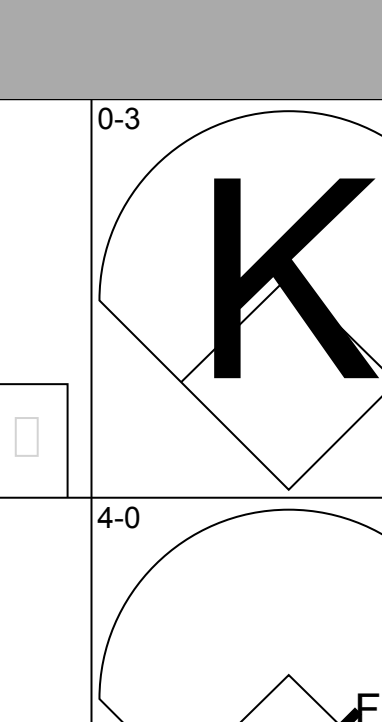
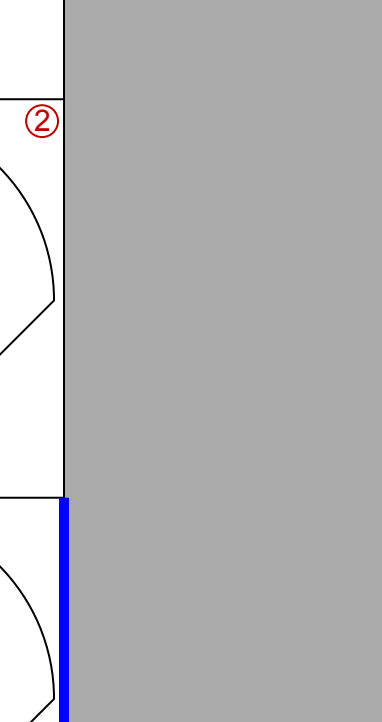
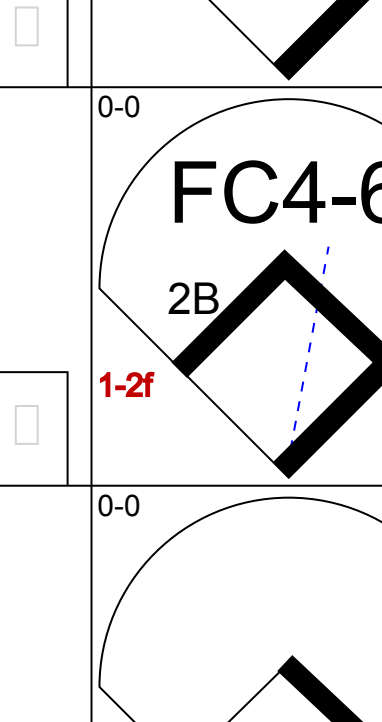
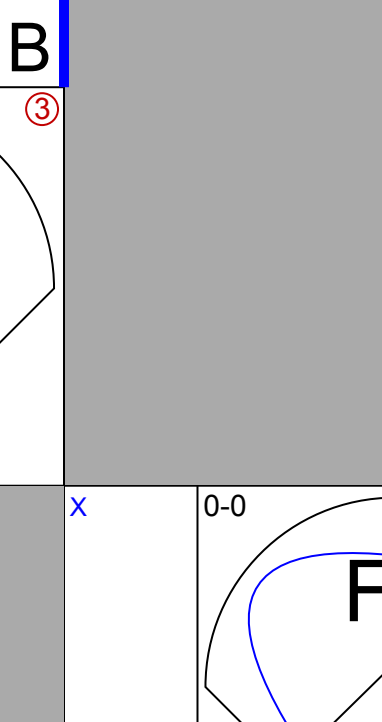
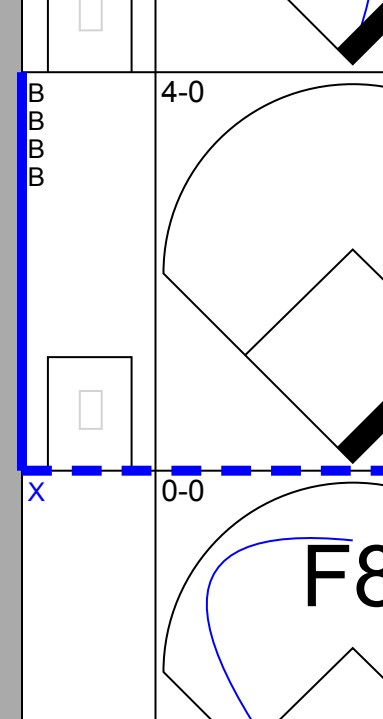
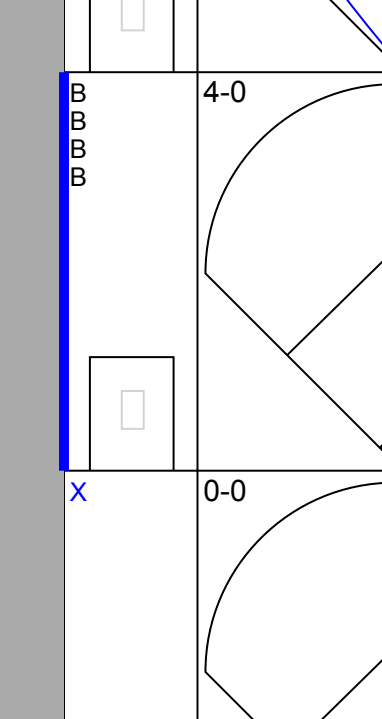


Batter	1	2	3	4	5	6	7	8	9	AB	R	H	RBI	BB	SO	LOB	BOTTOM					
Bobby Bonds, R OBP: 0.356, SLG: 0.569	F9			F9		F8			FC4-6 BB	4	0	1	3	1	0	0						
Tito Fuentes, S OBP: 0.327, SLG: 0.404	F7			L5					FC4-6 FC6-4	4	0	0	0	0	0	1						
Chris Speier, R OBP: 0.333, SLG: 0.402	F9			F9					FC6-4 BB HR	4	1	1	0	0	0	1						
Willie McCovey, L OBP: 0.456, SLG: 0.530 Damaso Blanco, R (9, PR)						F8			HR BB	3	0	2	0	1	0	1						
Ed Goodson, L OBP: 0.377, SLG: 0.451	F6			G3-6-1					HR BB	3	1	0	0	1	0	3						
Gary Thomasson, L OBP: 0.292, SLG: 0.367 Chris Arnold, R (9, PH)									HR BB	3	1	1	1	0	1	1						
Gary Matthews, R OBP: 0.385, SLG: 0.468									HR	1	1	1	4	0	0	0						
Dave Rader, L OBP: 0.298, SLG: 0.256									HR	4	1	2	0	0	0	0						
Ron Bryant, S OBP: 0.115, SLG: 0.111 Mike Phillips (6, PH) Sam McDowell, L (7, 1) Dave Kingman, R (8, PH) Elias Sosa, R (9, 1) Jim Howarth, L (9, PH)									HR	1	0	0	0	0	1	0						
Inning Stats	R: 0 E: 0 K: 0 S: 3	H: 0 LOB: 0 BB: 0 P: 3	R: 0 E: 0 K: 1 S: 5	H: 1 LOB: 0 BB: 0 P: 5	R: 0 E: 0 K: 1 S: 5	H: 0 LOB: 0 BB: 0 P: 5	R: 0 E: 0 K: 0 S: 3	H: 0 LOB: 0 BB: 0 P: 3	R: 1 E: 0 K: 0 S: 4	H: 2 LOB: 0 BB: 0 P: 4	R: 0 E: 0 K: 1 S: 5	H: 0 LOB: 0 BB: 0 P: 5	R: 0 E: 0 K: 0 S: 4	H: 1 LOB: 1 BB: 0 P: 4	R: 0 E: 0 K: 1 S: 6	H: 1 LOB: 1 BB: 0 P: 6	R: 7 E: 0 K: 0 S: 5	H: 3 LOB: 2 BB: 5 P: 25	1B: 4 2B: 2 3B: 0 HR: 2	SF: 0 SAC: 0 DP: 1 HBP: 0	WP: 0 PB: 0 CS: 0	PA: 37
PITCHER	IP	WLS	BF	H	R	ER	SO	BB	IBB	HBP	BLK	WP	HR	S	P	ERA	WHIP					
Bob Moose, R ERA: 3.06	8.2		32	5	4	4	4	3	0	0	0	0	1	37	49	4.15	0.923					
Ramon Hernandez, L ERA: 10.13	0.0	L	4	2	1	1	0	2	0	0	0	0	1	2	10	∞	∞					
Dave Giusti, R ERA: 0.71	0.0		1	1	3	3	0	0	0	0	0	0	0	1	1	∞	∞					

Pittsburgh Pirates @ San Francisco Giants
Candlestick Park, San Francisco, CA
Tue May 01 1973, 10:05 PM EDT
Att: 7,972 - Unknown

AB 32
R 8
H 8
RBI 8
BB 5
SO 4
LOB 9

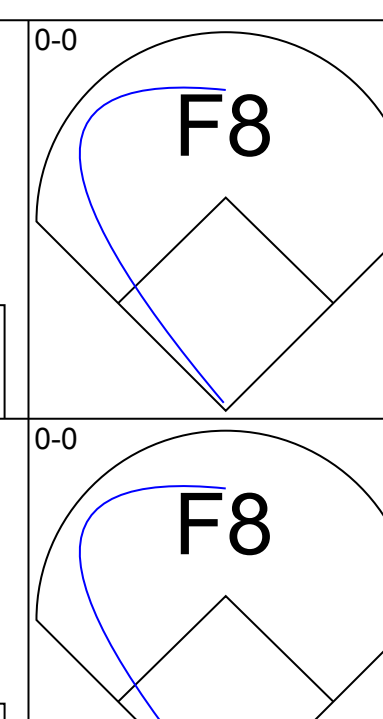
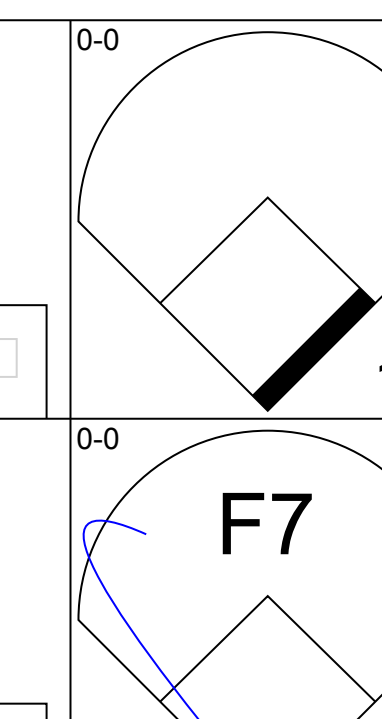
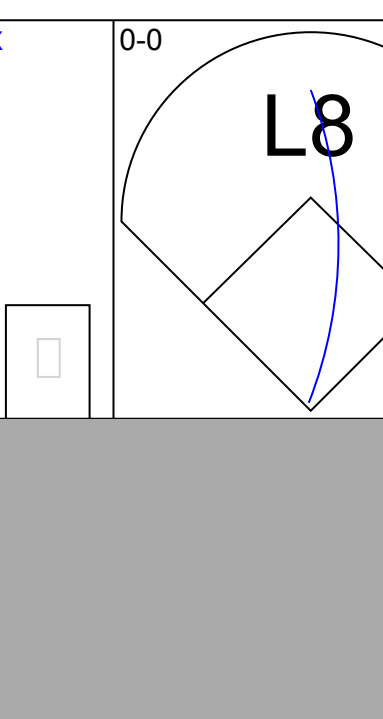
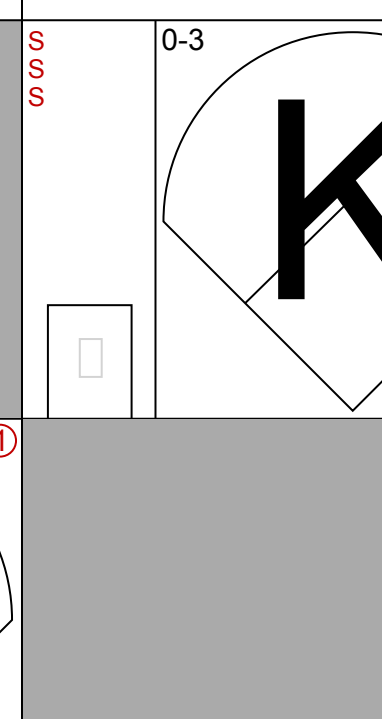
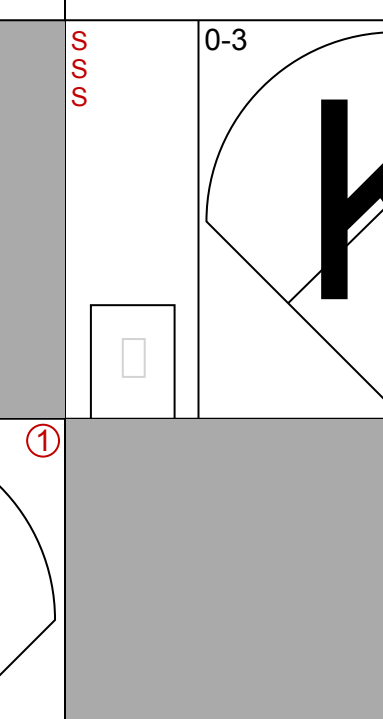
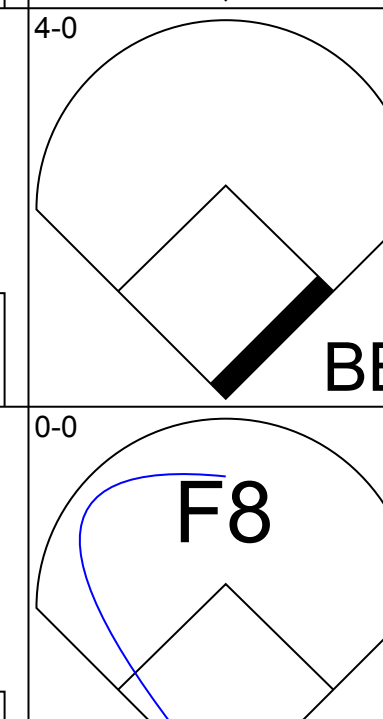

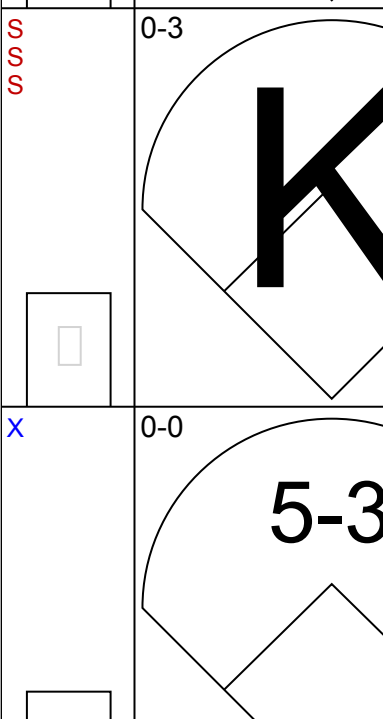
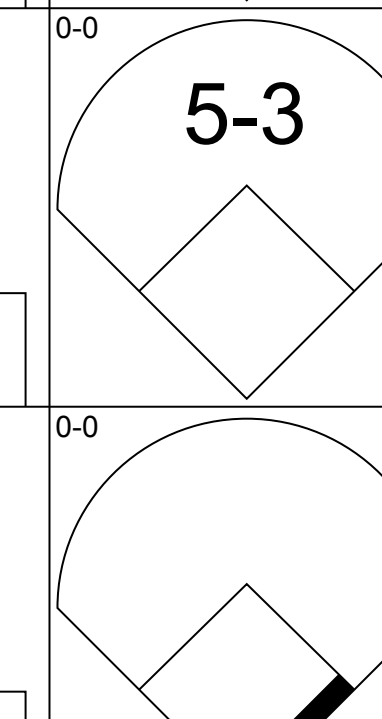
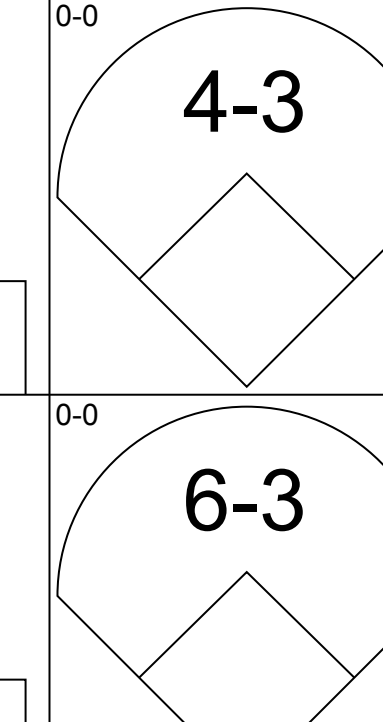
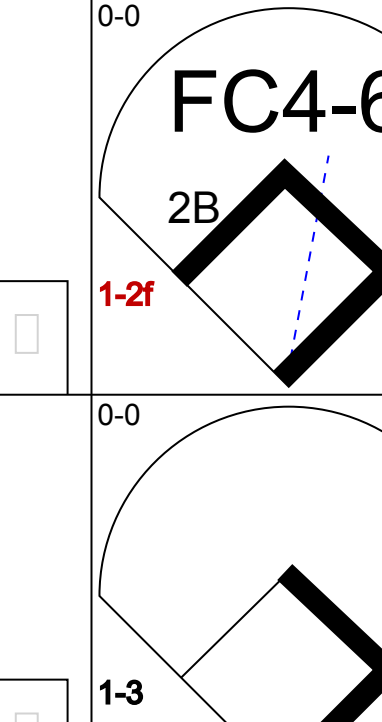



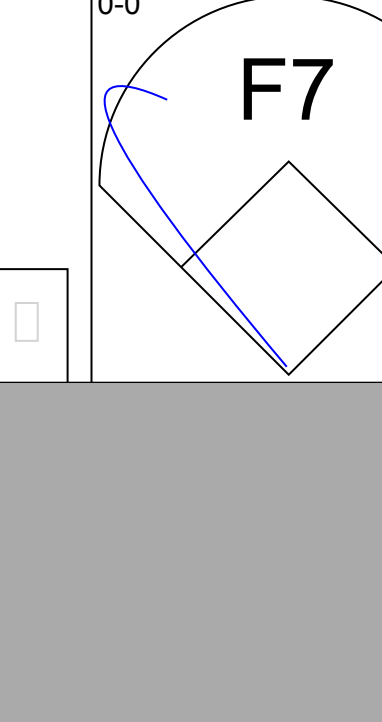


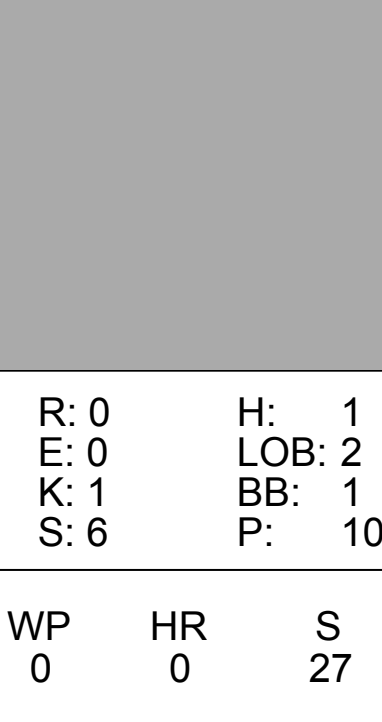
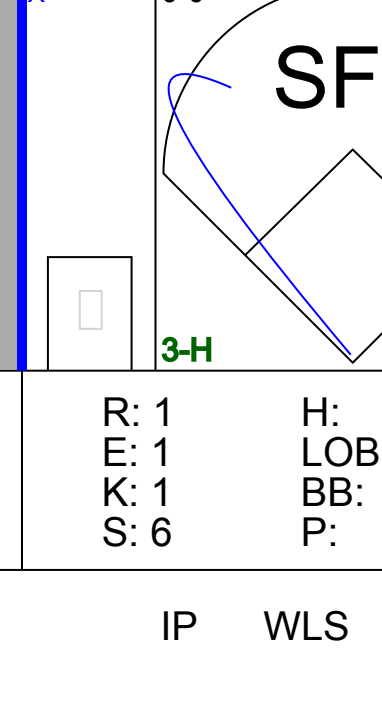
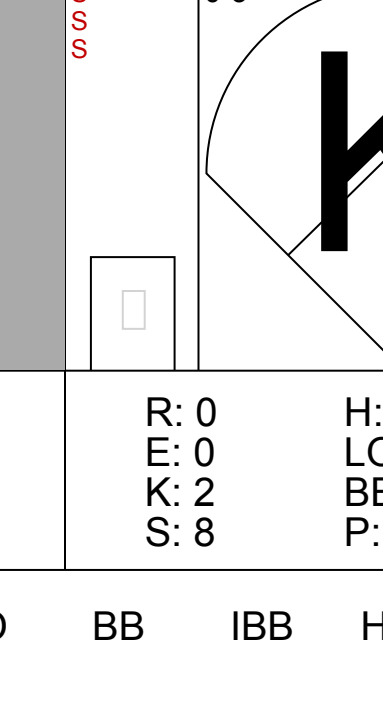
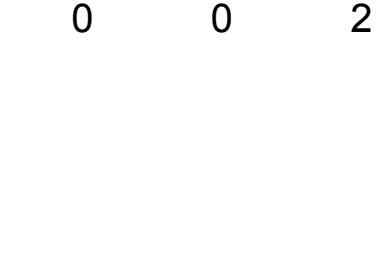
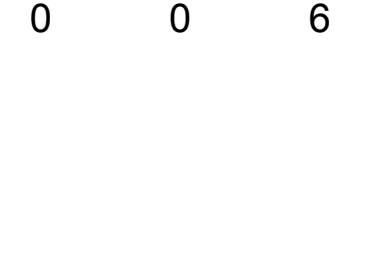




Batter	1	2	3	4	5	6	7	8	9	AB	R	H	RBI	BB	SO	LOB	TOP					
Dave Cash, R OBP: 0.314, SLG: 0.292										4	1	0	0	0	1	1						
Manny Sanguillen, R OBP: 0.356, SLG: 0.481										4	0	1	0	0	0	0						
Al Oliver, L OBP: 0.320, SLG: 0.507										3	0	0	1	0	0	0						
Willie Stargell, L OBP: 0.463, SLG: 0.789										3	1	0	0	1	0	1						
Richie Hebner, L OBP: 0.382, SLG: 0.478										4	0	2	0	0	0	0						
Bob Robertson, R OBP: 0.377, SLG: 0.478										4	0	2	0	0	0	3						
Milt May, L OBP: 0.328, SLG: 0.381										4	0	2	1	0	0	2						
Rennie Stennett, R OBP: 0.231, SLG: 0.362										2	0	0	0	2	0	2						
Luke Walker, L OBP: 0.333, SLG: 0.333										3	0	1	0	0	1	2						
Jim Rooker, R OBP: 0.377, SLG: 0.478										1	0	0	0	0	1	2						
Dave Giusti, R OBP: 1.000, SLG: 1.000										0	0	0	0	0	0	0						
Inning Stats	R: 0 E: 0 K: 1 S: 5	H: 0 LOB: 0 BB: 0 P: 5	R: 1 E: 0 K: 0 S: 4	H: 2 LOB: 1 BB: 1 P: 8	R: 1 E: 1 K: 1 S: 7	H: 1 LOB: 1 BB: 0 P: 7	R: 0 E: 0 K: 0 S: 4	H: 1 LOB: 2 BB: 1 P: 8	R: 0 E: 0 K: 0 S: 3	H: 0 LOB: 0 BB: 0 P: 3	R: 0 E: 0 K: 0 S: 3	H: 1 LOB: 1 BB: 0 P: 3	R: 0 E: 0 K: 0 S: 4	H: 2 LOB: 1 BB: 0 P: 4	R: 0 E: 0 K: 0 S: 3	H: 0 LOB: 0 BB: 0 P: 3	R: 0 E: 0 K: 1 S: 6	H: 1 LOB: 2 BB: 1 P: 10	1B: 7 2B: 1 3B: 0 HR: 0	SF: 1 SAC: 0 DP: 1 HBP: 0	WP: 1 PB: 0 SB: 0 CS: 1	PA: 36
PITCHER	IP	WLS	BF	H	R	ER	SO	BB	IBB	HBP	BLK	WP	HR	S	P	ERA	WHIP					
Jim Barr, R ERA: 1.49	(1, 1)	7.0	L	28	7	2	1	2	2	0	0	0	0	30	38	1.29	1.286					
Randy Moffitt, R ERA: 1.13	(8, 1)	2.0		8	1	0	0	1	0	1	0	0	0	9	13	0.00	0.500					

Pittsburgh Pirates @ San Francisco Giants
Candlestick Park, San Francisco, CA
Wed May 02 1973, 6:33 AM EDT
Att: 4,818 - Unknown

AB 32
R 2
H 8
RBI 2
BB 3
SO 3
LOB 13



Batter	1	2	3	4	5	6	7	8	9	AB	R	H	RBI	BB	SO	LOB	BOTTOM					
Bobby Bonds, R OBP: 0.350, SLG: 0.553										5	0	1	0	0	2	4						
Tito Fuentes, S OBP: 0.316, SLG: 0.389										4	0	0	0	0	1	1						
Chris Speier, R OBP: 0.330, SLG: 0.390										3	0	0	0	1	2	0						
Willie McCovey, L OBP: 0.457, SLG: 0.522										3	0	1	0	1	0	1						
Damaso Blanco, R OBP: 0.284, SLG: 0.355										2	0	0	0	1	0	1						
Mike Phillips, L OBP: 0.500, SLG: 0.500										0	1	0	0	0	0	0						
Jim Howarth, L OBP: 0.231, SLG: 0.167										1	0	0	0	0	1	1						
Gary Matthews, R OBP: 0.375, SLG: 0.471										4	0	1	0	0	0	1						
Gary Thomasson, L OBP: 0.284, SLG: 0.355										2	0	0	0	0	1	2						
Chris Arnold, R OBP: 0.667, SLG: 2.000										0	0	0	0	1	0	0						
Randy Moffitt, R OBP: 0.500, SLG: 0.333										0	0	0	0	0	0	0						
Mike Sadek, R OBP: 0.500, SLG: 0.333										0	0	0	0	1	0	0						
Dave Rader, L OBP: 0.296, SLG: 0.256										4	0	1	0	0	0	3						
Jim Barr, R OBP: 0.154, SLG: 0.154										2	0	0	0	0	0	0						
Dave Kingman, R OBP: 0.250, SLG: 0.286										1	0	0	1	0	1	2						
Inning Stats	R: 0 E: 0 K: 0 S: 3	H: 0 LOB: 1 BB: 1 P: 7	R: 0 E: 0 K: 1 S: 5	H: 0 LOB: 0 BB: 0 P: 5	R: 0 E: 0 K: 0 S: 4	H: 1 LOB: 1 BB: 0 P: 4	R: 0 E: 0 K: 1 S: 6	H: 1 LOB: 2 BB: 1 P: 10	R: 0 E: 0 K: 0 S: 3	H: 0 LOB: 0 BB: 0 P: 3	R: 0 E: 0 K: 1 S: 5	H: 0 LOB: 0 BB: 0 P: 5	R: 1 E: 1 K: 1 S: 6	H: 0 LOB: 2 BB: 2 P: 14	R: 0 E: 0 K: 2 S: 8	H: 1 LOB: 1 BB: 0 P: 8	R: 0 E: 0 K: 2 S: 8	H: 1 LOB: 2 BB: 1 P: 12	1B: 3 2B: 1 3B: 0 HR: 0	SF: 1 SAC: 0 DP: 0 HBP: 0	WP: 0 PB: 0 SB: 0 CS: 0	PA: 37
PITCHER	IP	WLS	BF	H	R	ER	SO	BB	IBB	HBP	BLK	WP	HR	S	P	ERA	WHIP					
Luke Walker, L ERA: 1.49	(1, 1)	6.0	W	25	2	1	0	3	4	0	0	0	0	27	43	0.00	1.000					
Jim Rooker, L ERA: 1.49	(7, 1)	2.1		10	2	0	0	3	1	0	0	0	0	15	19	0.00	1.286					
Dave Giusti, R ERA: 0.68	(9, 1)	0.2	S	2	0	0	0	2	0	0	0	0	0	6	6	0.00	0.000					

Pittsburgh Pirates @ San Francisco Giants
Candlestick Park, San Francisco, CA
Wed May 02 1973, 6:33 AM EDT
Att: 4,818 - Unknown

AB 31
R 1
H 4
RBI 1
BB 5
SO 8
LOB 16



Batter	1	2	3	4	5	6	7	8	9	AB	R	H	RBI	BB	SO	LOB	TOP										
Dave Cash, R OBP: 0.321, SLG: 0.302	5-3	1B HR	6-3		1B WP		F9			5	2	1	0	0	1		Pittsburgh Pirates @ San Francisco Giants Candlestick Park, San Francisco, CA Thu May 03 1973, 6:33 AM EDT Att: 4,198 - Unknown livebaseballscorecards.com										
Manny Sanguillen, R OBP: 0.372, SLG: 0.488	HR	1B HR			1B		F9			5	2	3	1	0	0	0											
Al Oliver, L OBP: 0.350, SLG: 0.608	HR	HR		1B 2B	1B		G3			5	3	4	6	0	0	0											
Willie Stargell, L OBP: 0.444, SLG: 0.742	F7	F7		1B HR	1B			F5		5	1	1	0	0	0	2											
Richie Hebner, L OBP: 0.370, SLG: 0.451	G3		1B BB E	L9	F2			4-3		4	1	0	0	1	0	4											
Bob Robertson, R OBP: 0.390, SLG: 0.493		E7 1B	E BB	HR 2B		G4-6-3 1B		F7		4	3	2	1	1	0	0											
Milt May, L OBP: 0.347, SLG: 0.441		1B HR	E9	HR		G4-6-3		4-3		5	2	3	3	0	0	1											
Rennie Stennett, R OBP: 0.228, SLG: 0.346	K	6-3	F7					F9		5	0	1	0	0	1	3											
Nelson Briles, R OBP: 0.250, SLG: 0.333	K	1-3					F3	F8		5	0	1	0	0	1	4											
Inning Stats	R: 2 E: 0 K: 0 S: 5	H: 2 LOB: 0 BB: 0 P: 5	R: 5 E: 1 K: 2 S: 12	H: 4 LOB: 0 BB: 0 P: 12	R: 2 E: 1 K: 0 S: 4	H: 1 LOB: 1 BB: 2 P: 12	R: 4 E: 0 K: 0 S: 7	H: 4 LOB: 0 BB: 0 P: 7	R: 1 E: 0 K: 0 S: 6	H: 4 LOB: 2 BB: 0 P: 6	R: 0 E: 0 K: 0 S: 4	H: 2 LOB: 1 BB: 0 P: 4	R: 0 E: 0 K: 0 S: 3	H: 0 LOB: 0 BB: 0 P: 3	R: 0 E: 0 K: 0 S: 3	H: 0 LOB: 0 BB: 0 P: 3	R: 0 E: 0 K: 0 S: 3	H: 0 LOB: 0 BB: 0 P: 3	1B: 13 2B: 1 3B: 0 HR: 3	SF: 0 SAC: 0 DP: 1 HBP: 0	WP: 1 PB: 0 CS: 0 SB: 0	PA: 45					
PITCHER	IP	WLS	BF	H	R	ER	SO	BB	IBB	HBP	BLK	WP	HR	S	P	ERA	WHIP										
Jim Willoughby, R ERA: 4.57	1.2	L	12	6	7	2	2	0	0	0	0	0	2	16	16	10.80	3.600										
Sam McDowell, L ERA: 9.0	3.1		20	9	7	6	0	2	0	0	0	1	1	18	26	16.20	3.300										
Don Carrithers, R ERA: 6.75	3.0		10	2	0	0	0	0	0	0	0	0	0	10	10	0.00	0.667										
Elias Sosa, R ERA: 2.0	1.0		3	0	0	0	0	0	0	0	0	0	0	3	3	0.00	0.000										

Batter	1	2	3	4	5	6	7	8	9	AB	R	H	RBI	BB	SO	LOB	BOTTOM											
Bobby Bonds, R OBP: 0.344, SLG: 0.538	1B E		K		F7		FC4-6 1B E		F8	5	2	1	1	0	1	2	Pittsburgh Pirates @ San Francisco Giants Candlestick Park, San Francisco, CA Thu May 03 1973, 6:33 AM EDT Att: 4,198 - Unknown livebaseballscorecards.com											
Tito Fuentes, S OBP: 0.328, SLG: 0.393	E		6-3		F7		FC4-6 1B E		BB	4	1	2	0	1	0	1												
Chris Speier, R OBP: 0.325, SLG: 0.382	E4		6-3				E4 FC4-6		F9	5	0	1	0	0	0	3												
Willie McCovey, L OBP: 0.454, SLG: 0.556	K				K		FC4-6		F9	3	1	1	1	0	2	4												
Jim Howarth, L OBP: 0.200, SLG: 0.143	K			HR	K		FC4-6		F9	2	0	0	1	0	0	2												
Dave Kingman, R OBP: 0.245, SLG: 0.279							L3			1	0	0	0	0	0	2												
Mike Phillips, L OBP: 0.400, SLG: 0.600	G5-4-3			4-3 7-2 2B						3	0	1	0	0	0	1												
Gary Thomasson, L OBP: 0.296, SLG: 0.354		FC6-4 BB		4-3					L6-4 1B	3	0	1	0	1	0	1												
Gary Matthews, R OBP: 0.383, SLG: 0.463		FC6-4					K		1B	3	0	1	0	1	1													
Dave Rader, L OBP: 0.294, SLG: 0.267		FC6-4		7-2 BB					F8	4	1	1	0	0	0	5												
Jim Willoughby, R ERA: 4.05	9.0	W	40	11	5	2	5	3	0	0	0	0	0	0	0	0	2.00	1.556										
Sam McDowell, L ERA: 9.0	3.1		20	9	7	6	0	2	0	0	0	1	1	18	26	16.20	3.300											
Don Carrithers, R ERA: 6.75	3.0		10	2	0	0	0	0	0	0	0	0	0	10	10	0.00	0.667											
Elias Sosa, R ERA: 2.0	1.0		3	0	0	0	0	0	0	0	0	0	0	3	3	0.00	0.000											
Inning Stats	R: 1 E: 1 K: 1 S: 7	H: 2 LOB: 1 BB: 0 P: 7	R: 0 E: 1 K: 1 S: 5	H: 0 LOB: 1 BB: 1 P: 9	R: 0 E: 0 K: 1 S: 5	H: 0 LOB: 0 BB: 0 P: 5	R: 1 E: 0 K: 0 S: 4	H: 2 LOB: 1 BB: 1 P: 8	R: 0 E: 0 K: 1 S: 7	H: 2 LOB: 2 BB: 0 P: 7	R: 0 E: 0 K: 1 S: 5	H: 0 LOB: 0 BB: 0 P: 5	R: 3 E: 1 K: 0 S: 7	H: 3 LOB: 1 BB: 0 P: 7	R: 0 E: 0 K: 0 S: 4	H: 2 LOB: 1 BB: 0 P: 4	R: 0 E: 0 K: 0 S: 3	H: 0 LOB: 1 BB: 1 P: 7	1B: 8 2B: 4 3B: 0 HR: 1	SF: 0 SAC: 0 DP: 3 HBP: 0	WP: 0 PB: 0 CS: 0 SB: 0	PA: 40						
PITCHER	IP	WLS	BF	H	R	ER	SO	BB	IBB	HBP	BLK	WP	HR	S	P	ERA	WHIP											
Jim Willoughby, R ERA: 4.05	9.0	W	40	11	5	2	5	3	0	0	0	0	1	47	59	2.00	1.556											

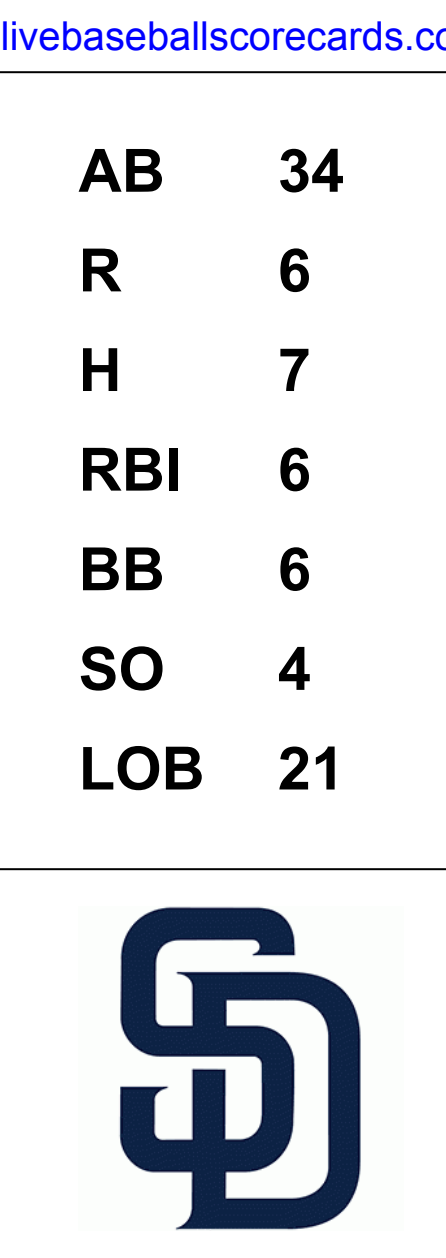


Batter	1	2	3	4	5	6	7	8	9	AB	R	H	RBI	BB	SO	LOB	TOP								
Dave Cash, R OBP: 0.355, SLG: 0.368 (1, 4)										4	2	2	3	2	0	2	Pittsburgh Pirates @ San Diego Padres San Diego Stadium, San Diego, CA Fri May 04 1973, 10:05 PM EDT Att: 9,595 - Unknown								
Al Oliver, L OBP: 0.326, SLG: 0.563 (1, 8)										6	0	0	0	0	0	6									
Manny Sanguillen, R OBP: 0.363, SLG: 0.471 (1, 9)										5	0	1	0	0	0	1									
Willie Stargell, L OBP: 0.429, SLG: 0.697 (1, 7)										4	0	0	0	1	2	3									
Bob Robertson, R OBP: 0.414, SLG: 0.500 (1, 3)										3	3	2	0	2	0	0									
Richie Hebner, L OBP: 0.384, SLG: 0.473 (1, 5)										3	3	1	1	2	0	3									
Rennie Stennett, R OBP: 0.258, SLG: 0.482 (1, 6)										4	2	3	6	0	0	2									
Milt May, L OBP: 0.364, SLG: 0.437 (1, 2)										3	1	1	1	2	0	0									
Steve Blass, R OBP: 0.400, SLG: 0.500 (1, 1)										4	1	2	0	0	0	1									
Inning Stats	R: 0 E: 0 K: 1 S: 6	H: 1 LOB: 1 BB: 0 P: 6	R: 2 E: 0 K: 0 S: 6	H: 3 LOB: 2 BB: 1 P: 10	R: 0 E: 0 K: 0 S: 3	H: 0 LOB: 0 BB: 2 P: 11	R: 0 E: 0 K: 0 S: 3	H: 0 LOB: 0 BB: 0 P: 3	R: 0 E: 0 K: 0 S: 3	H: 1 LOB: 0 BB: 0 P: 3	R: 5 E: 0 K: 0 S: 7	H: 4 LOB: 0 BB: 1 P: 11	R: 2 E: 0 K: 1 S: 6	H: 1 LOB: 1 BB: 2 P: 14	R: 1 E: 1 K: 0 S: 3	H: 0 LOB: 0 BB: 1 P: 7		R: 2 E: 0 K: 0 S: 5	H: 2 LOB: 2 BB: 2 P: 13	1B: 8 2B: 0 3B: 1 HR: 3	SF: 1 2B: 0 3B: 1 HBP: 0	WP: 1 PB: 0 SB: 0 CS: 0	PA: 47		
PITCHER	IP	WLS	BF	H	R	ER	SO	BB	IBB	HBP	BLK	WP	HR	S	P	ERA	WHIP								
Fred Norman, L ERA: 3.92 (1, 1)	5.1	L	26	8	5	5	1	4	0	0	0	0	0	24	40	8.44	2.250								
Gary Ross, R ERA: 3.74 (6, 1)	0.2		4	1	2	2	0	0	0	0	0	0	1	4	4	27.00	1.500								
Steve Arlin, R ERA: 5.63 (7, 1)	2.0		10	1	3	2	1	3	0	0	0	1	1	9	21	9.00	2.000								
Rich Troedson, L ERA: 5.52 (9, 1)	1.0		7	2	2	2	0	2	0	0	0	0	1	5	13	18.00	4.000								

livebaseballscores.com



Batter	1	2	3	4	5	6	7	8	9	AB	R	H	RBI	BB	SO	LOB	BOTTOM								
Enzo Hernandez, R OBP: 0.254, SLG: 0.190 (1, 6)										4	1	1	0	1	0	0	Pittsburgh Pirates @ San Diego Padres San Diego Stadium, San Diego, CA Fri May 04 1973, 10:05 PM EDT Att: 9,595 - Unknown								
Johnny Grubb, L OBP: 0.352, SLG: 0.379 (1, 8)										4	0	0	0	0	0	3									
Leron Lee, L OBP: 0.382, SLG: 0.379 (1, 7)										4	1	1	0	1	0	3									
Nate Colbert, R OBP: 0.351, SLG: 0.357 (1, 3)										4	1	2	1	1	0	1									
Cito Gaston, R OBP: 0.358, SLG: 0.480 (1, 9)										3	1	0	1	2	0	3									
Fred Kendall, R OBP: 0.348, SLG: 0.429 (1, 2)										4	1	2	0	1	0	1									
Dave Campbell, R OBP: 0.367, SLG: 0.372 (1, 4)										2	0	0	1	0	1	1									
Steve Arlin, R OBP: 0.100, SLG: 0.100 (7, 1)										0	0	0	0	0	0	0									
Dave Marshall, L OBP: 0.395, SLG: 0.438 (8, PH)										1	0	0	0	0	0	2									
Rich Troedson, L (9, 1)										0	0	0	0	0	0	0									
Dave Hilton, R OBP: 0.278, SLG: 0.307 (1, 5)										4	1	1	3	0	0	3									
Fred Norman, S OBP: 0.231, SLG: 0.167 (1, 1)										2	0	0	0	0	1	3									
Gary Ross, R (6, 1)										0	0	0	0	0	0	0									
Don Mason, L (7, 4)										2	0	0	0	0	2	1									
Inning Stats	R: 0 E: 0 K: 0 S: 3	H: 0 LOB: 0 BB: 0 P: 3	R: 1 E: 0 K: 0 S: 4	H: 1 LOB: 2 BB: 2 P: 12	R: 0 E: 0 K: 2 S: 7	H: 0 LOB: 1 BB: 1 P: 11	R: 0 E: 0 K: 0 S: 3	H: 0 LOB: 0 BB: 0 P: 3	R: 0 E: 0 K: 1 S: 7	H: 1 LOB: 2 BB: 0 P: 7	R: 3 E: 0 K: 1 S: 7	H: 2 LOB: 1 BB: 1 P: 11	R: 2 E: 0 K: 0 S: 5	H: 2 LOB: 1 BB: 1 P: 9	1B: 4 2B: 2 3B: 0 HR: 1	SF: 1 2B: 2 3B: 0 DP: 0 HBP: 1	WP: 0 PB: 0 SB: 0 CS: 0	PA: 42							
PITCHER	IP	WLS	BF	H	R	ER	SO	BB	IBB	HBP	BLK	WP	HR	S	P	ERA	WHIP								
Steve Blass, R ERA: 7.67 (1, 1)	9.0	W	42	7	6	6	4	6	0	1	0	0	1	43	68	6.00	1.444								



Batter	1	2	3	4	5	6	7	8	9	AB	R	H	RBI	BB	SO	LOB	TOP					
Dave Cash, R OBP: 0.358, SLG: 0.371 (1, 4)										5	0	2	0	0	0	1	Pittsburgh Pirates @ San Diego Padres San Diego Stadium, San Diego, CA Sat May 05 1973, 10:05 PM EDT Att: 10,619 - Unknown					
Manny Sanguillen, R OBP: 0.362, SLG: 0.489 (1, 9)										5	1	2	0	0	0	4						
Al Oliver, L OBP: 0.341, SLG: 0.560 (1, 8)										4	0	2	1	1	0	0						
Willie Stargell, L OBP: 0.415, SLG: 0.657 (1, 7)										4	0	0	0	1	0	5						
Richie Hebner, L OBP: 0.385, SLG: 0.474 (1, 5)										4	1	1	0	1	1	3						
Bob Robertson, R OBP: 0.413, SLG: 0.532 (1, 3)										5	2	2	1	0	1	5						
Milt May, L OBP: 0.378, SLG: 0.473 (1, 2)										3	1	1	1	2	1	0						
Rennie Stennett, R OBP: 0.269, SLG: 0.475 (1, 6)										5	0	2	2	0	1	1						
Dock Ellis, S OBP: 0.059, SLG: 0.059 (1, 1)										4	0	0	0	0	2	4						
Bob Johnson, L (7, 1)										0	0	0	0	0	0	0						
Vic Davallilo, L OBP: 0.250, SLG: 0.500 (9, PH)										1	0	0	0	0	1	1						
Inning Stats	R: 1 E: 0 K: 1 S: 8	H: 3 LOB: 2 BB: 0 P: 8	R: 0 E: 0 K: 1 S: 6	H: 1 LOB: 2 BB: 1 P: 10	R: 2 E: 1 K: 0 S: 5	H: 2 LOB: 2 BB: 2 P: 13	R: 0 E: 0 K: 0 S: 5	H: 2 LOB: 3 BB: 1 P: 9	R: 1 E: 1 K: 1 S: 7	H: 1 LOB: 1 BB: 0 P: 7	R: 0 E: 0 K: 1 S: 5	H: 0 LOB: 0 BB: 0 P: 5	R: 1 E: 0 K: 2 S: 5	H: 1 LOB: 0 BB: 0 P: 8	R: 0 E: 0 K: 1 S: 4	H: 1 LOB: 2 BB: 1 P: 8	R: 0 E: 0 K: 1 S: 6	H: 1 LOB: 1 BB: 0 P: 6	1B: 8 2B: 1 3B: 1 HR: 2	SF: 0 SAC: 0 DP: 0 HBP: 0	WP: 0 PB: 0 SB: 0 CS: 0	PA: 45
PITCHER	IP	WLS	BF	H	R	ER	SO	BB	IBB	HBP	BLK	WP	HR	S	P	ERA	WHIP					
Mike Corkins, R ERA: 7.04 (1, 1)	4.0		26	9	4	4	2	4	0	0	0	0	1	26	42	9.00	3.250					
Vicente Romo, R ERA: 3.6 (5, 1)	5.0	W	19	3	1	1	5	1	0	0	0	0	1	28	32	1.80	0.800					

AB	40
R	5
H	12
RBI	5
BB	5
SO	7
LOB	24



Batter	1	2	3	4	5	6	7	8	9	AB	R	H	RBI	BB	SO	LOB	BOTTOM				
Enzo Hernandez, R OBP: 0.284, SLG: 0.213 (1, 6)										3	1	2	0	1	0	0	Pittsburgh Pirates @ San Diego Padres San Diego Stadium, San Diego, CA Sat May 05 1973, 10:05 PM EDT Att: 10,619 - Unknown				
Johnny Grubb, L OBP: 0.387, SLG: 0.406 (1, 8)										3	2	3	1	1	0	0					
Leron Lee, L OBP: 0.377, SLG: 0.374 (1, 7)										4	1	1	0	0	2	5					
Nate Colbert, R OBP: 0.357, SLG: 0.392 (1, 3)										4	1	2	3	0	2	1					
Cito Gaston, R OBP: 0.353, SLG: 0.468 (1, 9)										4	0	1	1	0	1	1					
Fred Kendall, R OBP: 0.345, SLG: 0.413 (1, 2)										3	0	0	0	1	0	1					
Dave Campbell, R OBP: 0.340, SLG: 0.340 (1, 4)										4	0	0	0	0	1	1					
Dave Hilton, R OBP: 0.287, SLG: 0.315 (1, 5)										4	0	2	0	0	0	0					
Mike Corkins, R OBP: 0.222, SLG: 0.125 (1, 1)										1	1	0	0	1	0	1					
Vicente Romo, R ERA: 2.64 (5, 1)										2	0	0	0	0	1	1					
Inning Stats	R: 1 E: 0 K: 3 S: 11	H: 2 LOB: 1 BB: 0 P: 11	R: 0 E: 0 K: 0 S: 3	H: 0 LOB: 0 BB: 0 P: 3	R: 4 E: 0 K: 0 S: 6	H: 4 LOB: 0 BB: 1 P: 10	R: 0 E: 0 K: 1 S: 6	H: 1 LOB: 3 BB: 2 P: 14	R: 0 E: 0 K: 2 S: 7	H: 0 LOB: 1 BB: 1 P: 11	R: 0 E: 0 K: 0 S: 3	H: 1 LOB: 0 BB: 0 P: 3	R: 1 E: 0 K: 0 S: 5	H: 3 LOB: 1 BB: 0 P: 5	R: 0 E: 0 K: 1 S: 5	H: 0 LOB: 0 BB: 0 P: 5	1B: 10 2B: 0 3B: 0 HR: 1	SF: 0 SAC: 0 DP: 0 HBP: 0	WP: 0 PB: 0 SB: 3 CS: 0	PA: 36	
PITCHER	IP	WLS	BF	H	R	ER	SO	BB	IBB	HBP	BLK	WP	HR	S	P	ERA	WHIP				
Dock Ellis, R ERA: 3.79 (1, 1)	6.2	L	32	11	6	6	6	4	0	0	0	0	0	40	56	8.10	2.250				
Bob Johnson, R ERA: 2.64 (7, 1)	1.1		4	0	0	0	1	0	0	0	0	0	0	6	6	0.00	0.000				



Batter	1	2	3	4	5	6	7	8	9	AB	R	H	RBI	BB	SO	LOB	TOP		
Dave Cash, R OBP: 0.352, SLG: 0.354 (1, 4)	1-3		F9			G6-3 BB			6-3	3	0	0	0	1	0	1	Pittsburgh Pirates @ San Diego Padres San Diego Stadium, San Diego, CA Sun May 06 1973, 6:33 AM EDT Att: 7,176 - Unknown livebaseballscorecards.com		
Al Oliver, L OBP: 0.326, SLG: 0.534 (1, 8)	L7			K		G6-3 1-2			K	4	0	0	0	0	2	1			
Manny Sanguillen, R OBP: 0.354, SLG: 0.474 (1, 9)	1-3			G3					1-3	3	0	0	0	0	0	0			
Bob Robertson, R OBP: 0.411, SLG: 0.519 (1, 3)		K			FC6-4 BB				F7	2	0	0	0	1	1	0			
Richie Zisk, R OBP: 0.188, SLG: 0.200 (1, 7)		4-3			FC6-4 1-2				6-3	3	0	0	0	0	0	1			
Richie Hebner, L OBP: 0.372, SLG: 0.457 (1, 5)		4-3				K			K	3	0	0	0	0	2	0			
Rennie Stennett, R OBP: 0.271, SLG: 0.469 (1, 6)				FC5-4 1B		5-3			G3	3	0	1	0	0	0	0			
Mitt May, L OBP: 0.376, SLG: 0.468 (1, 2)				FC5-4 1B		F6			6-3	3	0	1	0	0	0	0			
Bob Moose, R ERA: 3.16 Ferdinand Gonzalez, R Jim McKee, R Gene Clines, R Bob Johnson, L Ramon Hernandez, S Gene Alley, R				FC5-4 1-2 2-3		K			1-3	0	0	0	0	0	0	0			
Inning Stats	R: 0 E: 0 K: 0 S: 3	H: 0 LOB: 0 BB: 0 P: 3	R: 0 E: 0 K: 1 S: 5	H: 0 LOB: 0 BB: 0 P: 5	R: 0 E: 0 K: 0 S: 4	H: 2 LOB: 1 BB: 0 P: 4	R: 0 E: 0 K: 1 S: 5	H: 0 LOB: 0 BB: 1 P: 9	R: 0 E: 0 K: 1 S: 5	H: 0 LOB: 0 BB: 1 P: 8	R: 0 E: 0 K: 0 S: 3	H: 0 LOB: 0 BB: 0 P: 3	R: 0 E: 0 K: 1 S: 5	H: 0 LOB: 0 BB: 0 P: 5	R: 0 E: 0 K: 1 S: 5	H: 0 LOB: 0 BB: 0 P: 5		1B: 2 2B: 0 3B: 0 HR: 0	SF: 0 SAC: 0 DP: 2 HBP: 0
PITCHER Mike Caldwell, L ERA: 3.16 (1, 1)	IP: 9.0 WLS: W BF: 29 H: 2 R: 0 ER: 0 SO: 6 BB: 2 IBB: 0 HBP: 0 BLK: 0 WP: 0 HR: 0 S: 39 P: 47 ERA: 0.00 WHIP: 0.444																		

Batter	1	2	3	4	5	6	7	8	9	AB	R	H	RBI	BB	SO	LOB	BOTTOM		
Enzo Hernandez, R OBP: 0.296, SLG: 0.231 (1, 6)	1B 4-3	SH3-4	5-3			G3 2B	F7			4	2	2	0	0	0	2	Pittsburgh Pirates @ San Diego Padres San Diego Stadium, San Diego, CA Sun May 06 1973, 6:33 AM EDT Att: 7,176 - Unknown livebaseballscorecards.com		
Johnny Grubb, L OBP: 0.400, SLG: 0.452 (1, 8)	2B 4-3	HR		5-3 BLK		G3	F8			4	2	2	2	1	0	2			
Leron Lee, L OBP: 0.378, SLG: 0.369 (1, 7)	1B 4-3	F7		F7		2B	IBB		1B	4	0	1	1	1	0	2			
Nate Colbert, R OBP: 0.350, SLG: 0.393 (1, 3)	1B 2B	6-3		5-3		K			F9	5	0	1	1	0	1	5			
Cito Gaston, R OBP: 0.367, SLG: 0.524 (1, 9)	1B 2B			HR		F8			6-3	5	1	3	3	0	0	2			
Fred Kendall, R OBP: 0.352, SLG: 0.417 (1, 2)	1B			E8 2B		K			5-3	4	1	2	0	0	1	2			
Dave Campbell, R OBP: 0.333, SLG: 0.333 (1, 4)	1B			5-3		5-3			F2	4	0	1	0	0	0	1			
Dave Hilton, R OBP: 0.295, SLG: 0.333 (1, 5)	F8			4-3		4-3			FC6-4 1B	4	0	2	1	0	0	3			
Mike Caldwell, R OBP: 0.375, SLG: 0.375 (1, 1)		SH3-4 HR		4-3		G3 2B	FC6-4 1-2			4	2	2	0	0	0	2			
Inning Stats	R: 2 E: 0 K: 0 S: 8	H: 6 LOB: 3 BB: 0 P: 8	R: 2 E: 0 K: 0 S: 5	H: 2 LOB: 0 BB: 0 P: 5	R: 2 E: 1 K: 0 S: 6	H: 3 LOB: 1 BB: 0 P: 6	R: 0 E: 0 K: 0 S: 3	H: 0 LOB: 1 BB: 1 P: 7	R: 0 E: 0 K: 1 S: 5	H: 0 LOB: 0 BB: 0 P: 5	R: 2 E: 0 K: 1 S: 8	H: 3 LOB: 2 BB: 1 P: 12	R: 0 E: 0 K: 0 S: 4	H: 1 LOB: 1 BB: 0 P: 4	R: 0 E: 0 K: 0 S: 4	H: 1 LOB: 1 BB: 0 P: 4		1B: 11 2B: 3 3B: 0 HR: 2	SF: 0 SAC: 1 DP: 0 HBP: 0
PITCHER Bob Moose, R ERA: 3.93 Jim McKee, R ERA: 15.63 Bob Johnson, R ERA: 4.32 Ramon Hernandez, L ERA: 8.53	IP: 2.0 WLS: L BF: 13 H: 8 R: 4 ER: 4 SO: 4 BB: 0 IBB: 0 HBP: 0 BLK: 0 WP: 0 HR: 1 S: 13 P: 13 ERA: 18.00 WHIP: 4.000																		

Batter	1	2	3	4	5	6	7	8	9	AB	R	H	RBI	BB	SO	LOB	TOP										
Vic Davallilo, L (1,3) OBP: 0.176, SLG: 0.353	6-3		L9			F8		4-3		4	0	0	0	0	0	0	Pittsburgh Pirates @ Los Angeles Dodgers Dodger Stadium, Los Angeles, CA Tue May 08 1973, 7:05 PM PDT Att: 13,620 - Unknown										
Dave Cash, R (1,4) OBP: 0.338, SLG: 0.378	6-3			5-3		6-3		F9		4	0	0	0	0	0												
Al Oliver, L (1,8) OBP: 0.340, SLG: 0.594	HR			4-3				HR	1B	4	2	2	1	0	0												
Willie Stargell, L (1,7) OBP: 0.422, SLG: 0.756	6-3			HR				HR	K	4	2	2	3	0	1	0											
Richie Hebner, L (1,5)		L6-3 1B		F8				F8	F8	3	0	1	0	1	0	0											
Manny Sanguillen, R (1,9) OBP: 0.359, SLG: 0.510	L6-3 1-2				1-3			2B		3	0	1	0	0	0	1											
Milt May, L (1,2) OBP: 0.359, SLG: 0.440	1-3				F8			FC5-2 G6-4-3		3	0	0	0	0	0	2											
Rennie Stennett, R (1,6) OBP: 0.247, SLG: 0.423			6-3		1-3			G6-4-3 1-2		3	0	0	0	0	0	2											
Nelson Briles, R (1,1) OBP: 0.231, SLG: 0.308									K	1	0	0	0	0	0	0											
Fernando Gonzalez, R (6, PH) OBP: 0.250, SLG: 0.250			G3						K	1	0	0	0	0	1	0											
Gene Clines, R (8, PH) OBP: 0.333, SLG: 0.429										1	0	0	0	0	1	0											
Ramon Hernandez, S (8, 1)										0	0	0	0	0	0	0											
Inning Stats	R: 1 E: 0 K: 0 S: 4	H: 1 LOB: 0 BB: 0 P: 4	R: 0 E: 0 K: 0 S: 3	H: 1 LOB: 0 BB: 0 P: 3	R: 0 E: 0 K: 0 S: 3	H: 0 LOB: 0 BB: 0 P: 3	R: 1 E: 0 K: 0 S: 4	H: 1 LOB: 0 BB: 0 P: 4	R: 0 E: 0 K: 1 S: 5	H: 0 LOB: 0 BB: 0 P: 5	R: 2 E: 0 K: 0 S: 5	H: 3 LOB: 1 BB: 1 P: 9	R: 0 E: 0 K: 1 S: 5	H: 0 LOB: 0 BB: 0 P: 5	R: 0 E: 0 K: 1 S: 5	H: 0 LOB: 0 BB: 0 P: 5	1B: 2 2B: 2 3B: 0 HR: 3	SF: 0 SAC: 0 DP: 2 HBP: 0	WP: 0 PB: 0 SB: 0 CS: 0	PA: 32							
PITCHER	IP	WLS	BF	H	R	ER	SO	BB	IBB	HBP	BLK	WP	HR	S	P	ERA	WHIP										
Andy Messersmith, R (1, 1) ERA: 3.68	6.0	W	24	6	4	4	1	1	0	0	0	0	3	25	29	6.00	1.167										
Jim Brewer, L (7, 1) ERA: 2.2	3.0	S	8	0	0	0	2	0	0	0	0	0	0	12	12	0.00	0.000										

Batter	1	2	3	4	5	6	7	8	9	AB	R	H	RBI	BB	SO	LOB	BOTTOM										
Bill Russell, R (1,6) OBP: 0.266, SLG: 0.320	F3	FC1-6 G4-6-3 1-2 2-3			1B SF8	4-3 2B		FC5-4 S		5	1	2	0	0	0	3	Pittsburgh Pirates @ Los Angeles Dodgers Dodger Stadium, Los Angeles, CA Tue May 08 1973, 7:05 PM PDT Att: 13,620 - Unknown										
Bill Buckner, L (1,3) OBP: 0.266, SLG: 0.323	4-3	G4-6-3 1-2			1B E	4-3 2-3		F4		5	1	1	0	0	4												
Manny Mota, R (1,7) OBP: 0.438, SLG: 0.446	2B 1B				1B SF8	6-3		IBB		3	0	2	1	1	0	1											
Willie Davis, L (1,8) OBP: 0.326, SLG: 0.508	2B				1B HR			F4		5	1	2	0	0	3												
Joe Ferguson, R (1,2) OBP: 0.392, SLG: 0.567	6-3				1B F7			1B		4	0	1	0	0	5												
Willie Crawford, L (1,9) OBP: 0.348, SLG: 0.333		BB 1B BB			1B HR			F7		3	2	0	0	1	3												
Ron Cey, R (1,5) OBP: 0.343, SLG: 0.360		1B BB			1B HR			1B		3	2	2	3	1	0	0											
Lee Lacy, R (1,4) OBP: 0.289, SLG: 0.216		1B FC1-6 1-3 2H			1B F9	6-3		F2		4	0	1	1	0	2												
Andy Messersmith, R (1, 1) OBP: 0.150, SLG: 0.150					1B FC1-6 1-2 3H			FC5-4 1B		3	0	1	1	0	2	0											
Jim Brewer, L (7, 1) OBP: 0.500, SLG: 0.500					K			K		1	0	1	0	0	0	0											
Inning Stats	R: 0 E: 0 K: 0 S: 5	H: 2 LOB: 2 BB: 0 P: 5	R: 2 E: 0 K: 0 S: 4	H: 2 LOB: 1 BB: 2 P: 12	R: 0 E: 0 K: 0 S: 4	H: 1 LOB: 1 BB: 0 P: 4	R: 0 E: 0 K: 1 S: 5	H: 0 LOB: 0 BB: 0 P: 5	R: 5 E: 1 K: 0 S: 8	H: 4 LOB: 0 BB: 0 P: 8	R: 0 E: 0 K: 1 S: 6	H: 1 LOB: 1 BB: 0 P: 6	R: 0 E: 0 K: 0 S: 5	H: 2 LOB: 2 BB: 0 P: 5	R: 0 E: 0 K: 0 S: 4	H: 1 LOB: 2 BB: 1 P: 8	1B: 9 2B: 3 3B: 0 HR: 1	SF: 1 SAC: 0 DP: 1 HBP: 0	WP: 0 PB: 0 SB: 1 CS: 0	PA: 40							
PITCHER	IP	WLS	BF	H	R	ER	SO	BB	IBB	HBP	BLK	WP	HR	S	P	ERA	WHIP										
Nelson Briles, R (1, 1) ERA: 4.23	5.0	L	26	9	7	3	1	2	0	0	0	0	1	26	34	5.40	2.200										
Jim McKee, R (6, 1) ERA: 11.98	2.0		9	3	0	0	1	0	0	0	0	0	0	11	11	0.00	1.500										
Ramon Hernandez, L (8, 1) ERA: 7.36	1.0		5	1	0	0	0	0	1	0	0	0	0	4	8	0.00	1.000										



Batter	1	2	3	4	5	6	7	8	9	AB	R	H	RBI	BB	SO	LOB	TOP					
Gene Clines, R OBP: 0.400, SLG: 0.444 (1, 8)										4	1	2	0	1	0	2	Pittsburgh Pirates @ Los Angeles Dodgers Dodger Stadium, Los Angeles, CA Wed May 09 1973, 7:05 PM PDT Att: 17,509 - Unknown					
Dave Cash, R OBP: 0.353, SLG: 0.392 (1, 4)										5	1	3	0	0	0	3						
Manny Sanguillen, R OBP: 0.360, SLG: 0.533 (1, 9)										5	1	2	3	0	0	1						
Willie Stargell, L OBP: 0.421, SLG: 0.735 (1, 7)										5	1	2	0	0	2	2						
Bob Robertson, R OBP: 0.423, SLG: 0.557 (1, 3)										4	1	2	2	1	1	2						
Rennie Stennett, R OBP: 0.235, SLG: 0.400 (1, 6)										4	0	0	0	0	0	6						
Fernando Gonzalez, R OBP: 0.143, SLG: 0.143 (7, PH)										3	0	0	0	0	0	0						
Richie Hebner, L OBP: 0.388, SLG: 0.483 (7, 5)										1	0	0	0	0	0	0						
Milt May, L OBP: 0.354, SLG: 0.432 (8, PR)										4	0	1	0	0	1	1						
Vic Davallio, L OBP: 0.176, SLG: 0.353 (8, 2)										0	0	0	0	0	0	0						
Jerry McNertney, R (8, 2)										0	0	0	0	0	0	0						
Steve Blass, R OBP: 0.417, SLG: 0.500 (5, 1)										2	0	1	0	0	0	0						
Jim Rooker, R OBP: 0.256, SLG: 0.250 (6, PH)										0	0	0	0	0	0	0						
Richie Zisk, R OBP: 0.232, SLG: 0.250 (6, 1)										1	0	0	0	0	0	0						
Bob Johnson, L OBP: 0.232, SLG: 0.250 (6, 1)										0	0	0	0	0	0	0						
Al Oliver, L OBP: 0.232, SLG: 0.250 (8, PH)										1	0	0	0	0	0	1						
Dave Giusti, R OBP: 1.000, SLG: 1.000 (8, 1)										0	0	0	0	0	0	0						
Inning Stats	R: 1 E: 0 K: 0 S: 5	H: 3 LOB: 2 BB: 1 P: 9	R: 0 E: 1 K: 0 S: 4	H: 1 LOB: 1 BB: 0 P: 4	R: 0 E: 0 K: 0 S: 5	H: 2 LOB: 0 BB: 0 P: 5	R: 0 E: 0 K: 1 S: 5	H: 0 LOB: 0 BB: 0 P: 5	R: 2 E: 0 K: 0 S: 8	H: 3 LOB: 1 BB: 0 P: 8	R: 0 E: 0 K: 0 S: 5	H: 2 LOB: 2 BB: 0 P: 5	R: 2 E: 0 K: 0 S: 5	H: 2 LOB: 0 BB: 0 P: 5	R: 0 E: 0 K: 0 S: 3	H: 1 LOB: 2 BB: 1 P: 7	R: 0 E: 0 K: 2 S: 7	H: 0 LOB: 0 BB: 0 P: 7	1B: 11 2B: 1 3B: 0 HR: 2	SF: 0 SAC: 0 DP: 3 HBP: 0	WP: 1 PB: 0 SB: 1 CS: 0	PA: 41
PITCHER	IP WLS BF H R ER SO BB IBB HBP BLK WP HR S P ERA WHIP	IP WLS BF H R ER SO BB IBB HBP BLK WP HR S P ERA WHIP																				
Claude Osteen, L ERA: 3.91 (1, 1)	6.1 W 32 13 5 5 2 1 0 0 0 1 2 35 39 7.11 2.211																					
George Culver, R ERA: 1.99 (7, 1)	1.2 S 6 1 0 0 0 1 0 0 0 0 0 5 9 0.00 1.200																					
Jim Brewer, L ERA: 2.08 (9, 1)	1.0 3 0 0 0 0 2 0 0 0 0 0 0 7 7 0.00 0.000																					

AB	39
R	5
H	14
RBI	5
BB	2
SO	4
LOB	18



Batter	1	2	3	4	5	6	7	8	9	AB	R	H	RBI	BB	SO	LOB	BOTTOM			
Bill Russell, R OBP: 0.264, SLG: 0.315 (1, 6)										5	1	1	1	0	1	2	Pittsburgh Pirates @ Los Angeles Dodgers Dodger Stadium, Los Angeles, CA Wed May 09 1973, 7:05 PM PDT Att: 17,509 - Unknown			
Bill Buckner, L OBP: 0.285, SLG: 0.320 (1, 3)										4	0	1	0	0	0	2				
Manny Mota, R OBP: 0.426, SLG: 0.424 (1, 7)										3	1	0	1	1	0	1				
Willie Davis, L OBP: 0.324, SLG: 0.500 (1, 8)										2	0	0	1	1	0	1				
Joe Ferguson, R OBP: 0.395, SLG: 0.561 (1, 2)										3	2	1	0	1	0	1				
Willie Crawford, L OBP: 0.358, SLG: 0.354 (1, 9)										3	0	2	2	0	0	0				
Ron Cey, R OBP: 0.330, SLG: 0.344 (1, 5)										4	0	0	0	0	0	4				
Lee Lacy, R OBP: 0.299, SLG: 0.211 (1, 4)										2	2	0	0	2	0	2				
Claude Osteen, L OBP: 0.176, SLG: 0.067 (7, 1)										1	2	0	0	2	0	0				
Steve Garvey, R OBP: 0.233, SLG: 0.326 (8, PH)										1	0	1	2	0	0	0				
Jim Rooker, L OBP: 0.500, SLG: 0.500 (9, 1)										0	0	0	0	0	0	0				
Inning Stats	R: 0 E: 0 K: 0 S: 3	H: 0 LOB: 0 BB: 0 P: 3	R: 0 E: 0 K: 0 S: 4	H: 1 LOB: 1 BB: 1 P: 8	R: 1 E: 0 K: 0 S: 4	H: 1 LOB: 1 BB: 1 P: 8	R: 0 E: 0 K: 0 S: 3	H: 0 LOB: 0 BB: 0 P: 3	R: 5 E: 0 K: 0 S: 5	H: 2 LOB: 1 BB: 4 P: 21	R: 0 E: 0 K: 0 S: 3	H: 0 LOB: 0 BB: 0 P: 3	R: 0 E: 0 K: 1 S: 7	H: 2 LOB: 1 BB: 1 P: 11	R: 2 E: 0 K: 1 S: 7	H: 2 LOB: 1 BB: 1 P: 11	1B: 4 2B: 1 3B: 1 HR: 0	SF: 1 SAC: 1 DP: 0 HBP: 0	WP: 1 PB: 0 SB: 0 CS: 0	PA: 37
PITCHER	IP WLS BF H R ER SO BB IBB HBP BLK WP HR S P ERA WHIP	IP WLS BF H R ER SO BB IBB HBP BLK WP HR S P ERA WHIP																		
Steve Blass, R ERA: 7.83 (1, 1)	4.0 L 19 3 4 4 0 4 0 0 0 1 0 15 31 9.00 1.750																			
Jim Rooker, L ERA: 1.29 (5, 1)	1.0 6 1 2 2 0 0 2 0 0 0 1 0 4 12 18.00 1.000																			
Bob Johnson, R ERA: 2.92 (6, 1)	2.0 6 0 0 0 0 0 0 0 0 0 0 0 6 6 0.00 0.000																			
Dave Giusti, R ERA: 1.88 (8, 1)	1.0 6 2 2 2 1 0 1 0 0 0 0 0 7 11 18.00 2.000																			



Batter	1	2	3	4	5	6	7	8	9	AB	R	H	RBI	BB	SO	LOB	TOP					
Wayne Garrett, L (1.5) OBP: 0.342, SLG: 0.279										4	1	0	0	1	1	6	New York Mets @ Pittsburgh Pirates Three Rivers Stadium, Pittsburgh, PA Fri May 11 1973, 7:05 PM EDT Att: 17,564 - Unknown					
Felix Milten, R (1.4) OBP: 0.294, SLG: 0.319										5	1	2	0	0	0	0						
Cleon Jones, R (1.7) OBP: 0.304, SLG: 0.415										4	1	1	0	0	0	3						
Rusty Staub, L (1.9) OBP: 0.333, SLG: 0.363										2	0	0	1	1	0	2						
Ted Martinez, R (7, PR) OBP: 0.257, SLG: 0.229										1	1	0	0	0	1	0						
Ed Kranepool, L (1.3) OBP: 0.351, SLG: 0.404										4	0	1	0	0	1	3						
Jim Gosger, L (1.8) OBP: 0.375, SLG: 0.269										3	0	2	1	0	0	1						
Jim Beauchamp, R (7, PH) OBP: 0.462, SLG: 0.364										0	0	0	0	1	0	0						
Duffy Dyer, R (7, 2) OBP: 0.200, SLG: 0.130										1	0	1	0	0	0	0						
Jerry Grote, R (1.2) OBP: 0.254, SLG: 0.254										3	0	0	0	0	1	3						
George Theodore, R (7, PR) OBP: 0.323, SLG: 0.379										1	0	1	0	0	0	0						
Bud Harrelson, S (1.6) OBP: 0.368, SLG: 0.270										2	0	1	1	3	1	0						
Harry Parker, R (1, 1) OBP: 0.182, SLG: 0.182										3	0	0	0	0	2	4						
Tug McGraw, R (7, 1)										1	0	0	0	0	0	2						
Inning Stats	R: 2 E: 1 K: 1 S: 7	H: 1 LOB: 1 BB: 1 P: 11	R: 0 E: 0 K: 3 S: 9	H: 0 LOB: 0 BB: 0 P: 9	R: 0 E: 0 K: 0 S: 4	H: 1 LOB: 2 BB: 2 P: 8	R: 0 E: 0 K: 0 S: 5	H: 2 LOB: 2 BB: 0 P: 5	R: 1 E: 1 K: 0 S: 4	H: 2 LOB: 2 BB: 1 P: 6	R: 0 E: 0 K: 0 S: 4	H: 1 LOB: 2 BB: 1 P: 8	R: 1 E: 0 K: 2 S: 7	H: 0 LOB: 3 BB: 2 P: 17	R: 0 E: 0 K: 1 S: 5	H: 0 LOB: 0 BB: 0 P: 5	R: 0 E: 0 K: 0 S: 4	H: 2 LOB: 2 BB: 1 P: 8	1B: 9 2B: 0 3B: 0 HR: 0	SF: 0 SAC: 2 DP: 0 HBP: 3	WP: 0 PB: 0 SB: 0 CS: 1	PA: 45
PITCHER	IP WLS BF H R ER SO BB IBB HBP BLK WP HR S P ERA WHIP																					
Dock Ellis, R (1, 1) ERA: 3.48	6.0 L 30 7 3 1 4 3 0 1 0 0 0 0 34 47 1.50 1.667																					
Ramon Hernandez, L (7, 1) ERA: 6.75	2.0 10 0 1 1 3 1 1 2 0 0 0 0 12 22 4.50 0.500																					
Dave Giusti, R (9, 1) ERA: 1.76	1.0 5 2 0 0 0 1 0 0 0 0 0 0 4 8 0.00 3.000																					

AB 34
R 4
H 9
RBI 3
BB 6
SO 7
LOB 24



Batter	1	2	3	4	5	6	7	8	9	AB	R	H	RBI	BB	SO	LOB	BOTTOM			
Vic Davallilo, L (1.3) OBP: 0.182, SLG: 0.318										5	0	1	0	0	1	3	New York Mets @ Pittsburgh Pirates Three Rivers Stadium, Pittsburgh, PA Fri May 11 1973, 7:05 PM EDT Att: 17,564 - Unknown			
Manny Sanguillen, R (1.9) OBP: 0.353, SLG: 0.527										5	1	1	0	0	0	1				
Al Oliver, L (1.8) OBP: 0.349, SLG: 0.618										5	2	3	1	0	1	1				
Willie Stargell, L (1, 7) OBP: 0.450, SLG: 0.747										4	0	2	1	1	2	1				
Jackie Hernandez, R (9, PR)										0	0	0	0	0	0	0				
Richie Hebner, L (1, 5) OBP: 0.407, SLG: 0.483										2	0	1	1	3	0	2				
Milt May, L (1, 2) OBP: 0.347, SLG: 0.419										5	0	1	0	0	0	8				
Rennie Stennett, R (1, 4) OBP: 0.235, SLG: 0.405										4	0	1	0	0	0	1				
Gene Alley, R (1, 6) OBP: 0.306, SLG: 0.364										4	0	0	0	0	1	3				
Dock Ellis, S (1, 1) OBP: 0.105, SLG: 0.056										1	0	0	0	1	1	0				
Gene Clines, R (6, PH) OBP: 0.351, SLG: 0.421										1	0	0	0	0	0	1				
Ramon Hernandez, S (7, 1) OBP: 0.125, SLG: 0.125										0	0	0	0	0	0	0				
Fernando Gonzalez, R (8, PH) OBP: 0.125, SLG: 0.125										1	0	0	0	0	0	0				
Dave Giusti, R (9, 1) OBP: 1.000, SLG: 1.000										0	0	0	0	0	0	0				
Inning Stats	R: 1 E: 0 K: 1 S: 6	H: 1 LOB: 3 BB: 2 P: 14	R: 0 E: 0 K: 1 S: 7	H: 1 LOB: 1 BB: 0 P: 7	R: 0 E: 0 K: 1 S: 5	H: 0 LOB: 0 BB: 0 P: 5	R: 0 E: 0 K: 1 S: 6	H: 1 LOB: 1 BB: 1 P: 10	R: 0 E: 0 K: 0 S: 4	H: 1 LOB: 1 BB: 0 P: 4	R: 1 E: 0 K: 0 S: 5	H: 3 LOB: 2 BB: 1 P: 9	R: 0 E: 0 K: 0 S: 3	H: 0 LOB: 0 BB: 0 P: 3	R: 0 E: 1 K: 1 S: 7	H: 1 LOB: 3 BB: 1 P: 11	1B: 5 2B: 4 3B: 0 HR: 1	SF: 0 SAC: 0 DP: 1 HBP: 0	WP: 0 PB: 0 SB: 1 CS: 0	PA: 42
PITCHER	IP WLS BF H R ER SO BB IBB HBP BLK WP HR S P ERA WHIP																			
Harry Parker, R (1, 1) ERA: 2.3	6.1 W 31 1 0 0 1 0 0 0 0 0 0 0 11 19 0.00 0.375																			
Tug McGraw, L (7, 1) ERA: 5.09	2.2 S 11 1 0 0 1 0 2 0 0 0 0 0 11 19 0.00 0.375																			

AB 37
R 3
H 10
RBI 3
BB 5
SO 6
LOB 21



Batter	1	2	3	4	5	6	7	8	9	AB R H RBI BB SO LOB	TOP									
Wayne Garrett, L (1.5) OBP: 0.359, SLG: 0.338	0-0 1B G1-6-3		4-0 1B BB		0-0 F9		0-0 F7		0-0 HR	4 2 2 1 1 0 0	New York Mets @ Pittsburgh Pirates Three Rivers Stadium, Pittsburgh, PA Sat May 12 1973, 3:33 AM EDT Att: 13,058 - Unknown									
Felix Milten, R (1.4) OBP: 0.305, SLG: 0.331	0-0 1B G1-6-3		0-0 1B		0-0 1B		0-0 4-3		0-0 E6 2B	5 1 3 0 0 0 0										
Cleon Jones, R (1.7) OBP: 0.314, SLG: 0.435	0-0 G1-6-3		0-0 5-3		0-0 F9			0-0 1B 1B	0-0 E 2B	5 2 2 1 0 0 4										
Rusty Staub, L (1.9) OBP: 0.328, SLG: 0.355	0-3 K			0-0 P4		0-0 F7		0-0 1B 2B	0-0 F9	5 1 1 0 0 1 1										
Ed Kranepool, L (1.3) OBP: 0.371, SLG: 0.421		0-0 1-3		0-0 HBP 1B		0-0 1B 1B		0-0 2B 1B	0-0 4-3	5 0 3 1 0 0 1										
Jim Gosger, L (1.8) OBP: 0.351, SLG: 0.290		0-0 F7		0-3 K		0-3 K		0-0 1-3 2B	0-0 E3	5 0 1 1 0 2 2										
Duffy Dyer, R (1.2) OBP: 0.218, SLG: 0.140		0-0 5-3		1-0 HBP		0-0 FC6-4 1B		0-0 F7	0-3 K	4 0 1 0 0 1 3										
Bud Harrelson, S (1.6) OBP: 0.355, SLG: 0.258			0-0 P6	0-3 K		0-0 FC6-4		0-0 L6		4 0 0 0 0 1 6										
Tom Seaver, R (1.1) OBP: 0.150, SLG: 0.056			0-0 1-3		0-0 L4		0-3 K	0-3 K		4 0 0 0 0 2 2										
Inning Stats	R: 1 E: 0 K: 1 S: 6	H: 2 LOB: 0 BB: 0 P: 6	R: 0 E: 0 K: 0 S: 3	H: 0 LOB: 0 BB: 0 P: 3	R: 0 E: 0 K: 0 S: 4	H: 1 LOB: 2 BB: 1 P: 8	R: 0 E: 0 K: 2 S: 8	H: 1 LOB: 2 BB: 0 P: 9	R: 0 E: 0 K: 1 S: 7	H: 2 LOB: 2 BB: 0 P: 7		R: 0 E: 0 K: 1 S: 5	H: 0 LOB: 0 BB: 0 P: 5	R: 2 E: 0 K: 1 S: 9	H: 4 LOB: 2 BB: 0 P: 9	R: 3 E: 2 K: 1 S: 9	H: 2 LOB: 1 BB: 0 P: 9	1B: 10 2B: 2 3B: 0 HR: 1	SF: 0 SAC: 0 DP: 1 HBP: 1	WP: 0 PB: 0 SB: 0 CS: 0
PITCHER	IP WLS BF H R ER SO BB IBB HBP BLK WP HR S P ERA WHIP											PITCHER	IP WLS BF H R ER SO BB IBB HBP BLK WP HR S P ERA WHIP							
Bob Moose, R (1.1) ERA: 3.92	7.0 L 33 11 3 3 5 1 0 0 0 0 0 41 46 3.86 1.714																			
Jim Rooker, L (8.1) ERA: 1.2	1.0 3 0 0 0 1 0 0 0 0 0 0 5 5 0.00 0.000																			
Dave Giusti, R (9.1) ERA: 2.2	1.0 7 2 3 1 1 0 0 0 0 0 0 1 9 9 9.00 2.000																			
Batter	1	2	3	4	5	6	7	8	9	AB R H RBI BB SO LOB	BOTTOM									
Vic Davallo, L (1.3) OBP: 0.192, SLG: 0.280	0-0 4-3		0-0 F8			4-0 BB			0-0 4-3	3 0 0 0 1 0 1	New York Mets @ Pittsburgh Pirates Three Rivers Stadium, Pittsburgh, PA Sat May 12 1973, 3:33 AM EDT Att: 13,058 - Unknown									
Manny Sanguillen, R (1.9) OBP: 0.342, SLG: 0.509	0-0 5-3		0-0 F3		0-0 F8			0-0 L1	0-0 4-3	4 0 0 0 0 0 1										
Al Oliver, L (1.8) OBP: 0.336, SLG: 0.594	0-0 F8		0-0 F7		0-0 F7			0-0 4-3	0-0 4-3	4 0 0 0 0 0 0										
Willie Stargell, L (1.7) OBP: 0.427, SLG: 0.756		0-0 F8	0-3 K		0-0 3B					3 0 1 0 0 1 0										
Richie Hebner, L (1.5) OBP: 0.396, SLG: 0.467		0-0 1-3		0-0 4-3		0-0 F5				3 0 0 0 0 0 1										
Milt May, L (1.2) OBP: 0.337, SLG: 0.406		0-0 3-1		0-0 1-3		0-0 P4				3 0 0 0 0 0 1										
Rennie Stennett, R (1.4) OBP: 0.227, SLG: 0.390			0-0 4-3		0-0 F8		0-3 K			3 0 0 0 0 1 0										
Gene Alley, R (1.6) OBP: 0.292, SLG: 0.345			0-0 6-3		0-0 L4		0-0 P6			3 0 0 0 0 0 0										
Bob Moose, R (1.1) OBP: 0.235, SLG: 0.188			0-0 1B		0-3 K		0-0 L4			2 0 1 0 0 1 0										
Jim Rooker, R (8.1) OBP: 0.364, SLG: 0.400										0 0 0 0 0 0 0										
Dave Giusti, R (9.1) OBP: 1.000, SLG: 1.000										1 0 0 0 0 0 0										
Inning Stats	R: 0 E: 0 K: 0 S: 3	H: 0 LOB: 0 BB: 0 P: 3	R: 0 E: 0 K: 0 S: 3	H: 0 LOB: 0 BB: 0 P: 3	R: 0 E: 0 K: 0 S: 4	H: 1 LOB: 1 BB: 0 P: 4	R: 0 E: 0 K: 1 S: 5	H: 0 LOB: 0 BB: 0 P: 5	R: 0 E: 0 K: 1 S: 5	H: 0 LOB: 1 BB: 1 P: 9	R: 0 E: 0 K: 1 S: 4	H: 1 LOB: 1 BB: 0 P: 4	R: 0 E: 0 K: 1 S: 5	H: 0 LOB: 0 BB: 0 P: 5	R: 0 E: 0 K: 0 S: 3	H: 0 LOB: 0 BB: 0 P: 3	1B: 1 2B: 0 3B: 1 HR: 0	SF: 0 SAC: 0 DP: 0 HBP: 0	WP: 0 PB: 0 SB: 0 CS: 0	PA: 30
PITCHER	IP WLS BF H R ER SO BB IBB HBP BLK WP HR S P ERA WHIP											PITCHER	IP WLS BF H R ER SO BB IBB HBP BLK WP HR S P ERA WHIP							
Tom Seaver, R (1.1) ERA: 1.38	9.0 W 30 2 0 0 3 1 0 0 0 0 0 35 39 0.00 0.333																			

AB	41
R	6
H	13
RBI	4
BB	1
SO	7
LOB	19




AB	29
R	0
H	2
RBI	0
BB	1
SO	3
LOB	4



Batter	1	2	3	4	5	6	7	8	9	AB	R	H	RBI	BB	SO	LOB	TOP										
Ted Martinez, R OBP: 0.278, SLG: 0.243 (1, 4)										4	1	2	0	1	1	1	New York Mets @ Pittsburgh Pirates Three Rivers Stadium, Pittsburgh, PA Sun May 13 1973, 3:33 AM EDT Att: 14,310 - Unknown										
Jim Fregosi, R OBP: 0.346, SLG: 0.273 Wayne Garrett, L OBP: 0.354, SLG: 0.333 (1, 5) (8, 5)										3	1	1	1	1	0	2											
Cleon Jones, R OBP: 0.309, SLG: 0.420 (1, 8)										4	2	1	1	0	0	3											
Rusty Staub, L OBP: 0.326, SLG: 0.360 (1, 9)										4	1	1	0	0	2	4											
Jim Beauchamp, R OBP: 0.471, SLG: 0.400 Ed Kranepool, L OBP: 0.371, SLG: 0.421 (1, 3) (8, 3)										4	0	2	4	0	0	2											
George Theodore, R OBP: 0.314, SLG: 0.364 Jim Gosger, L OBP: 0.351, SLG: 0.290 (1, 7) (8, 7)										4	0	1	0	0	1	1											
Duffy Dyer, R OBP: 0.203, SLG: 0.130 (1, 2)										4	0	0	0	0	1	1											
Bud Harrelson, S OBP: 0.351, SLG: 0.250 (1, 6)										3	0	0	0	1	1	0											
Jim McAndrew, R OBP: 0.417, SLG: 0.250 Tug McGraw, R (7, 1)										1	1	0	0	1	1	0											
										1	0	0	0	0	0	0											
Inning Stats	R: 0 E: 0 K: 0 S: 3	H: 1 LOB: 0 BB: 0 P: 3	R: 0 E: 0 K: 0 S: 3	H: 0 LOB: 0 BB: 0 P: 3	R: 0 E: 0 K: 1 S: 5	H: 0 LOB: 1 BB: 1 P: 9	R: 2 E: 1 K: 1 S: 7	H: 2 LOB: 1 BB: 1 P: 11	R: 4 E: 0 K: 0 S: 6	H: 3 LOB: 1 BB: 2 P: 14	R: 0 E: 0 K: 3 S: 9	H: 0 LOB: 0 BB: 0 P: 9	R: 0 E: 0 K: 1 S: 7	H: 2 LOB: 2 BB: 0 P: 7	R: 0 E: 0 K: 1 S: 5	H: 0 LOB: 0 BB: 0 P: 5	R: 0 E: 0 K: 0 S: 3	H: 0 LOB: 0 BB: 0 P: 3	1B: 7 2B: 1 3B: 0 HR: 0	SF: 0 SAC: 1 DP: 1 HBP: 0	WP: 0 PB: 0 SB: 0 CS: 0	PA: 38					
PITCHER	IP	WLS	BF	H	R	ER	SO	BB	IBB	HBP	BLK	WP	HR	S	P	ERA	WHIP										
Luke Walker, L ERA: 3.86 (1, 1)	4.2	L	22	5	6	5	2	4	0	0	0	0	0	22	38	9.64	1.929										
Jim McKee, R ERA: 11.42 (5, 1)	0.1		2	1	0	0	0	0	0	0	0	0	0	2	2	0.00	3.000										
Bob Johnson, R ERA: 2.51 (6, 1)	2.0		8	2	0	0	4	0	0	0	0	0	0	16	16	0.00	1.000										
Ramon Hernandez, L ERA: 6.1 (8, 1)	1.0		3	0	0	0	1	0	0	0	0	0	0	5	5	0.00	0.000										
Dave Giusti, R ERA: 2.09 (9, 1)	1.0		3	0	0	0	0	0	0	0	0	0	0	3	3	0.00	0.000										

Batter	1	2	3	4	5	6	7	8	9	AB	R	H	RBI	BB	SO	LOB	BOTTOM										
Rennie Stennett, R OBP: 0.237, SLG: 0.388 (1, 4)										3	0	1	1	1	1	2	New York Mets @ Pittsburgh Pirates Three Rivers Stadium, Pittsburgh, PA Sun May 13 1973, 3:33 AM EDT Att: 14,310 - Unknown										
Manny Sanguillen, R OBP: 0.336, SLG: 0.496 (1, 9)										5	0	1	0	0	0	4											
Al Oliver, L OBP: 0.339, SLG: 0.586 (1, 8)										5	1	2	0	0	0	2											
Willie Stargell, L OBP: 0.426, SLG: 0.734 (1, 7)										4	0	1	1	1	1	0											
Richie Hebner, L OBP: 0.388, SLG: 0.454 (1, 5)										5	0	1	1	0	2	2											
Bob Robertson, R OBP: 0.426, SLG: 0.565 (1, 3)										4	0	2	0	0	0	2											
Milt May, L OBP: 0.343, SLG: 0.404 Jackie Hernandez, R OBP: 0.351, SLG: 0.420 Jerry McNertney, R OBP: 0.351, SLG: 0.420 (1, 2) (8, PR) (9, 2)										3	0	1	0	1	0	1											
Gene Alley, R OBP: 0.304, SLG: 0.355 (1, 6)										4	1	2	0	0	1	2											
Luke Walker, L OBP: 0.200, SLG: 0.200 Vic Davalillo, L OBP: 0.346, SLG: 0.289 Bob Johnson, L OBP: 0.351, SLG: 0.420 Gene Clines, R OBP: 0.351, SLG: 0.420 Ramon Hernandez, S OBP: 0.351, SLG: 0.420 Fernando Gonzalez, R OBP: 0.351, SLG: 0.420 Dave Giusti, R OBP: 0.351, SLG: 0.420 (1, 1) (5, 1) (6, PR) (8, 1) (8, PR) (9, 1)										1	0	0	0	0	1	0											
										0	0	0	0	0	0	0											
Inning Stats	R: 0 E: 1 K: 1 S: 6	H: 2 LOB: 2 BB: 1 P: 10	R: 0 E: 0 K: 0 S: 3	H: 0 LOB: 0 BB: 0 P: 3	R: 0 E: 0 K: 1 S: 5	H: 0 LOB: 1 BB: 1 P: 9	R: 0 E: 0 K: 2 S: 8	H: 1 LOB: 2 BB: 1 P: 12	R: 0 E: 0 K: 0 S: 4	H: 1 LOB: 1 BB: 0 P: 4	R: 0 E: 0 K: 1 S: 6	H: 1 LOB: 1 BB: 0 P: 6	R: 3 E: 0 K: 0 S: 8	H: 5 LOB: 2 BB: 0 P: 8	R: 1 E: 0 K: 0 S: 5	H: 3 LOB: 1 BB: 0 P: 5	R: 0 E: 0 K: 1 S: 5	H: 0 LOB: 0 BB: 0 P: 5	1B: 12 2B: 2 3B: 0 HR: 0	SF: 1 SAC: 0 DP: 1 HBP: 0	WP: 0 PB: 0 SB: 0 CS: 0	PA: 41					
PITCHER	IP	WLS	BF	H	R	ER	SO	BB	IBB	HBP	BLK	WP	HR	S	P	ERA	WHIP										
Jim McAndrew, R ERA: 4.73 (1, 1)	6.2	W	32	10	3	3	5	3	0	0	0	0	0	39	51	4.05	1.950										
Tug McGraw, L ERA: 4.95 (7, 1)	2.1	S	9	3	1	1	1	0	0	0	0	0	0	11	11	3.86	1.286										



Batter	1	2	3	4	5	6	7	8	9	10	AB	R	H	RBI	BB	SO	LOB	TOP				
Ron Hunt, R OBP: 0.423, SLG: 0.326 (1.4)	0-0 SH1-3 1B		0-0 FC6-4 1B			0-0 F9		0-0 6-3	0-0 F9		5	0	2	0	0	0	4	Montreal Expos @ Pittsburgh Pirates Three Rivers Stadium, Pittsburgh, PA Mon May 14 1973, 7:05 PM EDT Att: 6,327 - Unknown				
Ron Woods, R OBP: 0.412, SLG: 0.414 (1.8)	0-0 SH1-3		0-0 FC6-4 CS			0-0		0-0 FC		0-0 4-3	4	0	1	0	0	0	2					
Ron Fairly, L OBP: 0.510, SLG: 0.639 Jorge Roque, R OBP: 0.215, SLG: 0.233 (1.7)	0-0 4-3		0-0 CS	0-0 4-3		0-0 5-3		0-0 6-3		0-0	5	1	1	2	0	0	3					
Ken Singleton, S OBP: 0.405, SLG: 0.400 (1.9)	0-0 F3			0-0 4-3				0-0 4-3		0-0 4-3							2					
Mike Jorgensen, L OBP: 0.249, SLG: 0.250 (1.3)		4-0 6-3 SH2-4 BB		0-0 4-3				4-0 6-3 2B BB		0-0 2B 1B	3	1	1	0	2	1	0					
John Boccabella, R OBP: 0.322, SLG: 0.378 (1.2)	0-0 SH2-4				0-0 5-3			0-0 4-3		0-0 2B	3	0	1	0	0	0	1					
Bob Bailey, R OBP: 0.349, SLG: 0.346 (1.5)	0-0 6-3					0-0 L6		0-0		4-0 2B	3	0	1	1	1	0	1					
Pepe Frias, R OBP: 0.245, SLG: 0.277 Hal Breedon, R OBP: 0.375, SLG: 0.633 Tim Foli, R OBP: 0.223, SLG: 0.252 (1.6)	0-0 5-3					0-0 4-3		0-0 2B		0-0 IBB	2	0	0	0	0	0	1					
Steve Renko, R OBP: 0.308, SLG: 0.385 Boots Day, L OBP: 0.438, SLG: 0.429 Mike Marshall, R OBP: 0.400, SLG: 0.400 Coco Laboy, R OBP: 0.265, SLG: 0.276 Tom Walker, R (8.1)			0-3 K			0-0 6-3		0-0 FC 6-3 1B		0-0 F7	2	0	0	0	0	0	1					
Inning Stats	R: 0 E: 0 K: 0 S: 4	H: 1 LOB: 1 BB: 0 P: 4	R: 0 E: 0 K: 0 S: 3	H: 0 LOB: 1 BB: 1 P: 7	R: 0 E: 0 K: 1 S: 5	H: 1 LOB: 0 BB: 0 P: 5	R: 0 E: 0 K: 0 S: 3	H: 0 LOB: 0 BB: 0 P: 3	R: 0 E: 0 K: 0 S: 3	H: 1 LOB: 1 BB: 0 P: 4	R: 1 E: 0 K: 0 S: 4	H: 1 LOB: 1 BB: 1 P: 8	R: 1 E: 0 K: 0 S: 5	H: 1 LOB: 1 BB: 0 P: 5	R: 0 E: 0 K: 0 S: 5	H: 2 LOB: 3 BB: 1 P: 9	R: 1 E: 0 K: 1 S: 6		H: 1 LOB: 0 BB: 0 P: 6	1B: 5 2B: 2 3B: 0 HR: 1	SF: 0 SAC: 2 DP: 0 HBP: 0	WP: 0 PB: 0 SB: 0 CS: 1
PITCHER Nelson Bries, R ERA: 3.91 (1.1)	IP 10.0	WLS L	BF 41	H 8	R 3	ER 3	SO 2	BB 2	IBB 1	HBP 0	BLK 0	WP 0	HR 1	S 42	P 54	ERA 2.70	WHIP 1.000					

Montreal Expos @ Pittsburgh Pirates
 Three Rivers Stadium, Pittsburgh, PA
 Mon May 14 1973, 7:05 PM EDT
 Att: 6,327 - Unknown

AB	36
R	3
H	8
RBI	3
BB	3
SO	2
LOB	21




Batter	1	2	3	4	5	6	7	8	9	10	AB	R	H	RBI	BB	SO	LOB	BOTTOM				
Dave Cash, R OBP: 0.344, SLG: 0.381 (1.4)	0-0 5-3		0-0 CS 1B		0-0 6-3		0-0 F4			0-0 6-3	5	0	1	0	0	0	0	Montreal Expos @ Pittsburgh Pirates Three Rivers Stadium, Pittsburgh, PA Mon May 14 1973, 7:05 PM EDT Att: 6,327 - Unknown				
Manny Sanguillen, R OBP: 0.348, SLG: 0.524 (1.9)	0-0 F8		0-0 1B WP 1B		0-0 HR			0-0 G3		0-0 HBP 1B	5	2	3	1	0	0	0					
Al Oliver, L OBP: 0.341, SLG: 0.574 (1.8)	0-0 4-1		0-0 WP 1B		0-3 K			0-0 F8		1-0 HBP	4	0	1	0	0	1	0					
Wille Stargell, L OBP: 0.416, SLG: 0.704 (1.7)		0-0 P5	4-0 1-2 3H BB		0-3 K			0-0 F5		0-3 K	4	0	0	0	1	2	2					
Richie Hebner, L OBP: 0.375, SLG: 0.436 (1.5)	0-0 G3		0-3 K		0-0 F9			0-0 F8		0-0 F8	4	0	0	0	0	1	2					
Bob Robertson, R OBP: 0.420, SLG: 0.547 (1.3)		4-0 1B BB		0-0 6-3		0-0 F6		0-3 K		0-0 K	3	0	0	0	1	1	0					
Milt May, L OBP: 0.357, SLG: 0.417 Jackie Hernandez, R ERA: 4.78 (9, PR)	0-0	0-0	0-0	0-0	0-0	0-0	0-0	0-0	0-0	0-0	4	0	3	0	0	0	0					
Gene Alley, R OBP: 0.292, SLG: 0.338 Gene Clines, R OBP: 0.375, SLG: 0.409 Jerry McNerthey, R (10.2)	0-0	0-3 K		0-0 FC6-4 1B		0-0 F9		0-0 1B		0-0 1B	3	0	0	0	0	1	3					
Nelson Bries, R OBP: 0.188, SLG: 0.250 Vic Davallillo, L OBP: 0.179, SLG: 0.259 (10, PH)			0-3 K		0-0 F9			0-0 5-3		0-0 G3	3	0	0	0	0	1	1					
Inning Stats	R: 0 E: 0 K: 0 S: 3	H: 0 LOB: 0 BB: 0 P: 3	R: 0 E: 0 K: 1 S: 6	H: 1 LOB: 2 BB: 1 P: 10	R: 1 E: 0 K: 2 S: 9	H: 3 LOB: 2 BB: 1 P: 13	R: 0 E: 0 K: 0 S: 4	H: 1 LOB: 1 BB: 0 P: 4	R: 1 E: 0 K: 2 S: 8	H: 1 LOB: 0 BB: 0 P: 8	R: 0 E: 0 K: 0 S: 3	H: 0 LOB: 0 BB: 0 P: 3	R: 0 E: 0 K: 0 S: 3	H: 0 LOB: 0 BB: 0 P: 3	R: 0 E: 0 K: 1 S: 6	H: 1 LOB: 1 BB: 0 P: 6	R: 0 E: 0 K: 1 S: 6		H: 1 LOB: 2 BB: 0 P: 7	1B: 7 2B: 0 3B: 0 HR: 1	SF: 0 SAC: 0 DP: 0 HBP: 1	WP: 1 PB: 0 SB: 0 CS: 1
PITCHER Steve Renko, R ERA: 2.87 Mike Marshall, R Tom Walker, R ERA: 2.6 (8.1)	IP 7.0	WLS 2	BF 28	H 6	R 2	ER 2	SO 5	BB 2	IBB 0	HBP 0	BLK 0	WP 1	HR 1	S 36	P 44	ERA 2.57	WHIP 1.143					



Batter	1	2	3	4	5	6	7	8	9	10	11	AB	R	H	RBI	BB	SO	LOB	TOP					
Ron Hunt, R OBP: 0.436, SLG: 0.326 (1, 4)	F9		FC6 BB	5-3		S 1B E HBP		SH1-4 HBP		1B		3	1	1	0	1	0	2						
Ron Woods, R OBP: 0.397, SLG: 0.397 (1, 8) (8, 7)	L6		FC6 1-2f		F9	S SF8 1B		SH1-4 1-2		F8		5	1	1	1	0	0	2						
Ron Fairly, L OBP: 0.515, SLG: 0.627 (1, 7) Jorge Roque, R OBP: 0.212, SLG: 0.230 (8, 8) Tim Foli, R OBP: 0.223, SLG: 0.252 (11, 8)	4-3			F7		E BB		G4-6-3 BB		F9		3	0	1	0	2	0	0						
Ken Singleton, S OBP: 0.393, SLG: 0.384 (1, 9)		F7		F9		SF8		G4-6-3 BB		F8		4	1	0	1	1	0	3						
Mike Jorgensen, L OBP: 0.300, SLG: 0.259 (1, 3) John Strohmayr, R (11, 1)	F7			5-3						P4		5	1	1	0	1	1	1						
John Boccabella, R OBP: 0.337, SLG: 0.384 (1, 2) (11, 3)		FC6-4 BB		1B 2B						F9		4	2	2	2	1	0	2						
Bob Bailey, R OBP: 0.358, SLG: 0.345 (1, 5) Coco Laboy, R OBP: 0.257, SLG: 0.267 (7, 5)	FC6-4			1-3 1B IBB		FC6-4 1B		F8		K		3	0	1	0	1	0	1						
Pepe Frias, R OBP: 0.241, SLG: 0.269 (1, 6)			K	1-3		FC6-4 2B WP		F8		F9		5	1	1	2	0	1	1						
Ernie McNally, R OBP: 0.302, SLG: 0.222 (8, 11) Boogs Day, R OBP: 0.317, SLG: 0.333 (8, 11) Mike Marshall, R OBP: 0.333, SLG: 0.333 (8, 11) Tom Walker, R OBP: 0.333, SLG: 0.333 (8, 11) Hal Breenen, R OBP: 0.333, SLG: 0.333 (8, 11) Joe Gilbert, R OBP: 0.333, SLG: 0.333 (8, 11) Terry Humphrey, R OBP: 0.333, SLG: 0.333 (8, 11)	P6		1-3	1-3		1B 2B		F9		F4		2	0	0	0	0	0	2						
Inning Stats	R: 0 E: 0 K: 0 S: 3	H: 0 LOB: 0 BB: 0 P: 3	R: 0 E: 0 K: 0 S: 3	H: 0 LOB: 1 BB: 1 P: 7	R: 0 E: 0 K: 1 S: 5	H: 0 LOB: 1 BB: 1 P: 9	R: 3 E: 0 K: 0 S: 6	H: 3 LOB: 2 BB: 2 P: 14	R: 0 E: 0 K: 0 S: 4	H: 1 LOB: 1 BB: 0 P: 4	R: 5 E: 1 K: 0 S: 7	H: 4 LOB: 2 BB: 2 P: 16	R: 0 E: 0 K: 0 S: 3	H: 0 LOB: 0 BB: 0 P: 3	R: 0 E: 0 K: 1 S: 5	H: 0 LOB: 0 BB: 0 P: 5	R: 0 E: 0 K: 0 S: 4	H: 1 LOB: 1 BB: 0 P: 4	R: 0 E: 0 K: 1 S: 5	H: 0 LOB: 0 BB: 0 P: 5	1B: 7 2B: 2 3B: 0 HR: 0	SF: 1 SAC: 1 DP: 1 HBP: 2	WP: 1 PB: 0 SB: 3 CS: 0	PA: 50
PITCHER	IP ERA WLS BF H R ER SO BB IBB HBP BLK WP HR S P ERA WHIP	Steve Blass, R ERA: 8.15 (1, 1)	Bob Johnson, R ERA: 3.07 (6, 1)	Jim Rooker, L ERA: 1.17 (6, 1)	Jim McKee, R ERA: 9.28 (7, 1)	Ramon Hernandez, L ERA: 6.11 (9, 1)	PITCHER	IP ERA WLS BF H R ER SO BB IBB HBP BLK WP HR S P ERA WHIP	Dave Glusti, R ERA: 1.96 (11, 1)															

Montreal Expos @ Pittsburgh Pirates
Three Rivers Stadium, Pittsburgh, PA
Tue May 15 1973, 7:05 PM EDT
Att. 5,441 - Unknown

AB	39
R	8
H	9
RBI	7
BB	7
SO	3
LOB	14



Batter	1	2	3	4	5	6	7	8	9	10	11	AB	R	H	RBI	BB	SO	LOB	BOTTOM					
Dave Cash, R OBP: 0.361, SLG: 0.418 (1, 4)	6-3		F9		E 1B 2B	E9 2B		E 1B 1B		K		7	2	4	2	0	1	2						
Richie Hebner, L OBP: 0.365, SLG: 0.425 (1, 5)	F7		FC6-4 2B 1-2f		SF7	F9		E8 FC4-6 1B 1B		F8		5	1	1	2	0	0	3						
Manny Sanguillen, R OBP: 0.353, SLG: 0.630 (1, 9) (10, 2)	F8			1-3 2B		1B 2H 1B		F8 FC4-6 1B 1B		F8		6	0	3	2	0	0	0						
Willie Stargell, L OBP: 0.412, SLG: 0.680 (1, 7)		FC6-4 BB		F7		F8		K FC4-6 1B 1-2f 2-3		BLK 1B		5	0	1	0	1	1	5						
Al Oliver, L OBP: 0.349, SLG: 0.570 (1, 8)		FC6-4 1B 1-2f		4-3		4-3		1B 1-3		4-3		6	0	3	1	0	0	2						
Bob Robertson, R OBP: 0.407, SLG: 0.520 (1, 3)		F7		5-3		P3		K K		K		5	1	0	0	1	2	6						
Bill May, L OBP: 0.300, SLG: 0.425 (8, 11) Dock Ellis, S OBP: 0.212, SLG: 0.230 (8, 11) Bob Moose, R OBP: 0.333, SLG: 0.333 (8, 11) Jerry McNetney, R OBP: 0.333, SLG: 0.333 (8, 11) Rennie Stennett, R OBP: 0.333, SLG: 0.333 (8, 11)				F9		2B E 1B		5-3		1B		3	0	2	0	0	0	0						
Gene Alley, R OBP: 0.295, SLG: 0.366 (1, 6)		5-3		K 2B		F5		K 1B 3B		K		6	2	2	0	0	2	4						
Steve Blass, R ERA: 3.11 (1, 1) Bob Johnson, L ERA: 5.65 (6, 1) Jim Rooker, R ERA: 2.37 (8, 1) Richie Zisk, R ERA: 5.54 (10, 1) Gene Clines, R ERA: 5.54 (11, 1) Ramon Hernandez, S ERA: 3.95 (11, 1)				FC6-4 1B		2B SF7 1B		K 1B 1B		F3		2	1	2	0	0	0	0						
Inning Stats	R: 0 E: 0 K: 0 S: 3	H: 0 LOB: 0 BB: 0 P: 3	R: 0 E: 0 K: 0 S: 4	H: 1 LOB: 2 BB: 1 P: 8	R: 0 E: 0 K: 0 S: 5	H: 2 LOB: 2 BB: 0 P: 5	R: 3 E: 1 K: 1 S: 10	H: 4 LOB: 2 BB: 0 P: 10	R: 1 E: 1 K: 1 S: 7	H: 2 LOB: 2 BB: 0 P: 7	R: 0 E: 0 K: 2 S: 8	H: 1 LOB: 1 BB: 0 P: 8	R: 4 E: 1 K: 1 S: 11	H: 6 LOB: 2 BB: 0 P: 11	R: 0 E: 0 K: 2 S: 8	H: 1 LOB: 1 BB: 0 P: 8	R: 0 E: 0 K: 0 S: 4	H: 1 LOB: 1 BB: 0 P: 4	R: 1 E: 0 K: 0 S: 3	H: 2 LOB: 3 BB: 2 P: 11	1B: 16 2B: 3 3B: 1 HR: 0	SF: 1 SAC: 0 DP: 0 HBP: 0	WP: 0 PB: 1 SB: 0 CS: 0	PA: 55
PITCHER	IP ERA WLS BF H R ER SO BB IBB HBP BLK WP HR S P ERA WHIP	Ernie McNally, R ERA: 3.11 (1, 1)	Mike Marshall, R ERA: 5.65 (6, 1)	Tom Walker, R ERA: 2.37 (8, 1)	Joe Gilbert, L ERA: 5.54 (10, 1)	John Strohmayr, R ERA: 3.95 (11, 1)	PITCHER	IP ERA WLS BF H R ER SO BB IBB HBP BLK WP HR S P ERA WHIP	Steve Blass, R ERA: 1.96 (11, 1)															

Montreal Expos @ Pittsburgh Pirates
Three Rivers Stadium, Pittsburgh, PA
Tue May 15 1973, 7:05 PM EDT
Att. 5,441 - Unknown

AB	51
R	9
H	20
RBI	8
BB	3
SO	7
LOB	25



Batter	1	2	3	4	5	6	7	8	9	AB	R	H	RBI	BB	SO	LOB	TOP			
Cesar Tovar, R (1,4) OBP: 0.365, SLG: 0.419 Denny Doyle, L (7,4) OBP: 0.342, SLG: 0.295	E4 BB 1B	6-3					4-3 2B			3	1	1	0	1	0	0				
Del Unser, L (1,8) OBP: 0.333, SLG: 0.369	1-2 1B	1B					4-3 2-3			4	2	2	0	0	0	2				
Willie Montanez, L (1,9) OBP: 0.293, SLG: 0.302	1-2 2-3 E	BB					F9			3	1	0	1	1	0	1				
Greg Luzinski, R (1,7) OBP: 0.260, SLG: 0.333	E9 1-2 2-3 3-H	6-3 1B					6-3			4	1	1	2	0	0	0				
Tom Hutton, L (1,3) OBP: 0.347, SLG: 0.362	6-3						K			4	0	0	0	0	1	1				
Mike Schmidt, R (1,5) OBP: 0.356, SLG: 0.379	6-3 IBB						F9			3	0	0	0	1	1	0				
Bob Boone, R (1,2) OBP: 0.262, SLG: 0.266	6-3 1-2 3-H						F2			4	0	0	1	0	0	1				
Larry Bowa, S (1,6) OBP: 0.256, SLG: 0.248	4-0 IBB						B4-3			3	0	0	0	1	1	0				
Wayne Twitchell, R (1,1) Mac Scarce, L (9,1)	K						K			4	0	0	0	0	4	2				
Inning Stats	R: 4 E: 2 K: 1 S: 8	H: 2 LOB: 2 BB: 3 P: 20	R: 1 E: 0 K: 0 S: 4	H: 1 LOB: 0 BB: 0 P: 4	R: 0 E: 0 K: 0 S: 3	H: 0 LOB: 0 BB: 0 P: 3	R: 0 E: 0 K: 1 S: 5	H: 0 LOB: 1 BB: 1 P: 9	R: 0 E: 0 K: 1 S: 5	H: 0 LOB: 0 BB: 0 P: 5	R: 0 E: 0 K: 1 S: 6	H: 1 LOB: 1 BB: 0 P: 6	R: 0 E: 0 K: 0 S: 3	H: 0 LOB: 0 BB: 0 P: 3	R: 0 E: 0 K: 1 S: 5	H: 0 LOB: 0 BB: 0 P: 5	1B: 2 2B: 1 3B: 1 HR: 0	SF: 0 SAC: 0 DP: 0 HBP: 0	WP: 0 PB: 0 CS: 0	PA: 36
PITCHER	IP WLS BF H R ER SO BB IBB HBP BLK WP HR S P ERA WHIP																			
Dock Ellis, R (1,1) ERA: 3.46 Jim Rooker, L (9,1) ERA: 1.1	8.0 L 33 4 5 3 6 2 2 0 0 0 0 0 0 41 57 3.38 0.750																			

Philadelphia Phillies @ Pittsburgh Pirates
Three Rivers Stadium, Pittsburgh, PA
Wed May 16 1973, 7:05 PM EDT
Att: 6,885 - Unknown

AB 32
R 5
H 4
RBI 4
BB 4
SO 7
LOB 7



Batter	1	2	3	4	5	6	7	8	9	AB	R	H	RBI	BB	SO	LOB	BOTTOM			
Dave Cash, R (1,4) OBP: 0.366, SLG: 0.415	F7									3	0	1	1	1	0	0				
Richie Hebner, L (1,5) OBP: 0.362, SLG: 0.413	F9									3	0	0	0	1	0	1				
Manny Sanguillen, R (1,9) OBP: 0.343, SLG: 0.515	4-3									4	0	0	0	0	1	3				
Willie Stargell, L (1,7) OBP: 0.407, SLG: 0.673										4	1	1	0	0	2	2				
Al Oliver, L (1,8) OBP: 0.338, SLG: 0.552										4	0	0	0	0	0	3				
Bob Robertson, R (1,3) OBP: 0.405, SLG: 0.515										3	0	1	1	0	1	0				
Milt May, L (1,2) OBP: 0.364, SLG: 0.422 Jackie Hernandez, R (8, PR) (9, 6)										3	0	1	0	0	0	1				
Gene Alley, R (1,6) OBP: 0.300, SLG: 0.397 Gene Clines, R (8, PH) (9, PH) Jerry McNertney, R (9, 2) OBP: 0.500, SLG: 0.500										2	1	1	0	0	0	0				
Dock Ellis, S (1,1) OBP: 0.095, SLG: 0.050 Vic Davalillo, L (8, PH) (9, PH) Jim Rooker, R (9, 1)										2	0	0	0	0	2	1				
Inning Stats	R: 0 E: 0 K: 0 S: 3	H: 0 LOB: 0 BB: 0 P: 3	R: 1 E: 0 K: 0 S: 4	H: 2 LOB: 0 BB: 0 P: 4	R: 1 E: 0 K: 1 S: 7	H: 2 LOB: 1 BB: 0 P: 7	R: 0 E: 0 K: 2 S: 7	H: 0 LOB: 0 BB: 0 P: 7	R: 0 E: 0 K: 1 S: 5	H: 0 LOB: 0 BB: 0 P: 5	R: 0 E: 0 K: 0 S: 3	H: 0 LOB: 0 BB: 0 P: 3	R: 0 E: 0 K: 0 S: 3	H: 1 LOB: 1 BB: 0 P: 3	R: 0 E: 0 K: 2 S: 7	H: 0 LOB: 2 BB: 2 P: 15	1B: 3 2B: 1 3B: 1 HR: 0	SF: 0 SAC: 0 DP: 2 HBP: 0	WP: 0 PB: 0 CS: 0	PA: 32
PITCHER	IP WLS BF H R ER SO BB IBB HBP BLK WP HR S P ERA WHIP																			
Wayne Twitchell, R (1,1) ERA: 2.29 Mac Scarce, L (9,1) ERA: 2.65	8.1 W 30 5 2 2 5 2 0 0 0 0 0 0 0 38 46 2.16 0.840																			

Philadelphia Phillies @ Pittsburgh Pirates
Three Rivers Stadium, Pittsburgh, PA
Wed May 16 1973, 7:05 PM EDT
Att: 6,885 - Unknown

AB 30
R 2
H 5
RBI 2
BB 2
SO 6
LOB 13



Batter	1	2	3	4	5	6	7	8	9	AB	R	H	RBI	BB	SO	LOB	TOP					
Cesar Tovar, R (1, 4) OBP: 0.349, SLG: 0.398	5-3	F9			L8		L6		F7	5	0	0	0	0	0	5	Philadelphia Phillies @ Pittsburgh Pirates Three Rivers Stadium, Pittsburgh, PA Thu May 17 1973, 7:05 PM EDT Att: 6,885 - Unknown					
Del Unser, L (1, 8) OBP: 0.329, SLG: 0.377 Jose Pagan, R (9, PH) OBP: 0.095, SLG: 0.200	1-3		1-3		F7				1-3	4	0	1	1	0	0	0						
Willie Montanez, L (1, 9) OBP: 0.306, SLG: 0.310	F7				1B					3	0	2	0	1	0	0						
Greg Luzinski, R (1, 7) OBP: 0.260, SLG: 0.331		K			1B					4	0	1	0	0	1	3						
Tom Hutton, L (1, 3) OBP: 0.327, SLG: 0.340 Terry Harmon, R (8, PH) OBP: 0.314, SLG: 0.258 Mike Anderson, R (8, 9) OBP: 0.292, SLG: 0.426		K			F7					3	0	0	0	0	1	2						
Mike Schmidt, R (1, 5) OBP: 0.354, SLG: 0.362		1B			K					3	1	0	0	1	1	2						
Mike Ryan, R (1, 2) OBP: 0.290, SLG: 0.407		1B			K					4	0	1	0	0	2	0						
Larry Bowa, S (1, 6) OBP: 0.256, SLG: 0.248		1B			F6					4	0	1	1	0	0	0						
Steve Carlton, L (1, 1) OBP: 0.156, SLG: 0.161 Bill Wilson, R (7, 1) OBP: 0.333, SLG: 0.507		1B			F7					2	1	1	0	1	0	0						
Inning Stats	R: 0 E: 0 K: 0 S: 3	H: 0 LOB: 0 BB: 0 P: 3	R: 1 E: 0 K: 2 S: 9	H: 2 LOB: 3 BB: 2 P: 17	R: 0 E: 0 K: 1 S: 7	H: 2 LOB: 2 BB: 0 P: 7	R: 0 E: 0 K: 1 S: 5	H: 0 LOB: 0 BB: 0 P: 5	R: 0 E: 0 K: 0 S: 4	H: 1 LOB: 1 BB: 0 P: 4	R: 0 E: 0 K: 1 S: 5	H: 0 LOB: 0 BB: 0 P: 5	R: 1 E: 0 K: 0 S: 5	H: 2 LOB: 2 BB: 1 P: 9	R: 0 E: 0 K: 0 S: 3	H: 0 LOB: 0 BB: 0 P: 3		R: 0 E: 0 K: 0 S: 4	H: 1 LOB: 1 BB: 0 P: 4	1B: 5 2B: 3 3B: 0 HR: 0	SF: 0 SAC: 0 DP: 0 HBP: 0	WP: 0 PB: 0 CS: 0
PITCHER	IP	WLS	BF	H	R	ER	SO	BB	IBB	HBP	BLK	WP	HR	S	P	ERA	WHIP					
Bob Moose, R (1, 1) ERA: 3.72 Jim Rooker, L (8, 1) ERA: 0.99	7.0	W	31	7	2	2	5	2	1	0	0	0	0	38	50	2.57	1.286					

Batter	1	2	3	4	5	6	7	8	9	AB	R	H	RBI	BB	SO	LOB	BOTTOM				
Gene Clines, R (1, 8) OBP: 0.333, SLG: 0.357	L4-3		L6-3		L8		L5			4	0	0	1	0	0	2	Philadelphia Phillies @ Pittsburgh Pirates Three Rivers Stadium, Pittsburgh, PA Thu May 17 1973, 7:05 PM EDT Att: 6,885 - Unknown				
Dave Cash, R (1, 4) OBP: 0.381, SLG: 0.433	2B		F7							3	1	2	2	1	1	0					
Manny Sanguillen, R (1, 9) OBP: 0.347, SLG: 0.511	F7		F7							3	0	1	0	1	0	2					
Bob Robertson, R (1, 3) OBP: 0.400, SLG: 0.514	3B		K							4	1	1	1	0	1	5					
Richie Zisk, R (1, 7) OBP: 0.238, SLG: 0.350 Jim Rooker, R (8, 1)	3B				4-3					3	0	1	1	0	0	1					
Fernando Gonzalez, R (1, 5) OBP: 0.154, SLG: 0.154	K		K							4	0	0	0	0	2	1					
Gene Alley, R (1, 6) OBP: 0.298, SLG: 0.390		F9			F8					4	1	1	0	0	1	0					
Mitt May, L (1, 2) OBP: 0.364, SLG: 0.414		F8			G3					2	1	0	0	1	0	0					
Bob Moose, R (1, 1) OBP: 0.211, SLG: 0.167 Rennie Stennett, R (7, PH) OBP: 0.242, SLG: 0.384		K			P3					2	0	0	0	0	1	0					
Inning Stats	R: 2 E: 0 K: 1 S: 8	H: 3 LOB: 1 BB: 0 P: 8	R: 0 E: 0 K: 1 S: 5	H: 0 LOB: 0 BB: 0 P: 5	R: 0 E: 0 K: 1 S: 5	H: 0 LOB: 0 BB: 0 P: 9	R: 0 E: 0 K: 1 S: 5	H: 0 LOB: 0 BB: 0 P: 5	R: 0 E: 0 K: 1 S: 6	H: 1 LOB: 1 BB: 0 P: 6	R: 3 E: 1 K: 0 S: 5	H: 2 LOB: 2 BB: 3 P: 17	R: 0 E: 0 K: 1 S: 5	H: 0 LOB: 0 BB: 0 P: 5	1B: 3 2B: 2 3B: 1 HR: 0	SF: 0 SAC: 0 DP: 1 HBP: 0		WP: 0 PB: 0 CS: 0	PA: 34		
PITCHER	IP	WLS	BF	H	R	ER	SO	BB	IBB	HBP	BLK	WP	HR	S	P	ERA	WHIP				
Steve Carlton, L (1, 1) ERA: 3.84 Bill Wilson, R (7, 1) ERA: 3.25	6.1	L	29	6	5	4	5	3	0	0	0	0	0	36	48	5.68	1.421				

Batter	1	2	3	4	5	6	7	8	9	AB	R	H	RBI	BB	SO	LOB	TOP					
Dave Cash, R OBP: 0.376, SLG: 0.436 (1, 4)										4	1	1	0	0	1	1	Pittsburgh Pirates @ New York Mets Shea Stadium, Flushing, NY Fri May 18 1973, 7:05 PM EDT Att: 34,565 - Unknown					
Richie Hebner, L OBP: 0.373, SLG: 0.420 (1, 5)										3	0	2	1	1	0	0						
Manny Sanguillen, R OBP: 0.339, SLG: 0.497 (1, 9)										4	0	0	1	0	1	3						
Willie Stargell, L OBP: 0.394, SLG: 0.649 Dave Giusti, R OBP: 1.000, SLG: 1.000 (8, 1)										4	0	0	0	0	0	4						
Al Oliver, L OBP: 0.328, SLG: 0.535 (1, 8)										4	0	0	0	0	1	1						
Bob Robertson, R OBP: 0.403, SLG: 0.541 (1, 3)										4	1	2	1	0	1	0						
Milt May, L OBP: 0.360, SLG: 0.409 (1, 2)										4	0	1	0	0	0	1						
Gene Alley, R OBP: 0.287, SLG: 0.375 Vic Davallillo, L OBP: 0.167, SLG: 0.241 (9, PH)										3	0	0	0	0	1	1						
Luke Walker, L OBP: 0.167, SLG: 0.167 (5, PH) Richie Zisk, R OBP: 0.227, SLG: 0.333 Bob Johnson, L (5, 1) Gene Clines, R OBP: 0.355, SLG: 0.379 (8, 7)										1	0	0	0	0	1	0						
Inning Stats	R: 1 E: 0 K: 0 S: 5	H: 2 LOB: 1 BB: 0 P: 5	R: 0 E: 0 K: 0 S: 3	H: 1 LOB: 0 BB: 0 P: 3	R: 0 E: 0 K: 2 S: 8	H: 0 LOB: 2 BB: 1 P: 12	R: 0 E: 0 K: 1 S: 5	H: 0 LOB: 0 BB: 0 P: 5	R: 0 E: 0 K: 2 S: 7	H: 0 LOB: 0 BB: 0 P: 7	R: 0 E: 0 K: 0 S: 3	H: 0 LOB: 0 BB: 0 P: 3	R: 1 E: 0 K: 1 S: 6	H: 1 LOB: 0 BB: 0 P: 6	R: 1 E: 0 K: 1 S: 7	H: 2 LOB: 1 BB: 0 P: 7		R: 0 E: 0 K: 0 S: 4	H: 1 LOB: 1 BB: 0 P: 4	1B: 5 2B: 1 3B: 0 HR: 1	SF: 0 SAC: 0 DP: 1 HBP: 0	WP: 0 PB: 1 SB: 0 CS: 0
PITCHER Tom Seaver, R ERA: 1.57 (1, 1)	IP: 9.0 WLS: W BF: 35 H: 7 R: 3 ER: 3 SO: 7 BB: 1 IBB: 0 HBP: 0 BLK: 0 WP: 0 HR: 1 S: 48 P: 52 ERA: 3.00 WHIP: 0.889															PITCHER						


Batter	1	2	3	4	5	6	7	8	9	AB	R	H	RBI	BB	SO	LOB	BOTTOM			
Wayne Garrett, L OBP: 0.376, SLG: 0.443 (1, 4)										4	1	2	3	1	0	0	Pittsburgh Pirates @ New York Mets Shea Stadium, Flushing, NY Fri May 18 1973, 7:05 PM EDT Att: 34,565 - Unknown			
Ted Martinez, R OBP: 0.273, SLG: 0.232 (1, 8)										4	1	1	0	0	0	3				
Jim Fregosi, R OBP: 0.339, SLG: 0.255 (1, 5)										3	0	0	0	1	1	4				
Rusty Staub, L OBP: 0.331, SLG: 0.371 (1, 9)										4	0	2	1	0	0	1				
Jim Beauchamp, R OBP: 0.450, SLG: 0.353 Ed Kranepool, L OBP: 0.347, SLG: 0.388 (7, PH) (8, 3)										2	0	0	0	1	1	2				
George Theodore, R OBP: 0.318, SLG: 0.341 Jim Gosger, L OBP: 0.326, SLG: 0.275 (8, 7)										4	0	1	0	0	2	4				
Duffy Dyer, R OBP: 0.181, SLG: 0.119 (1, 2)										4	0	1	0	0	0	2				
Bud Harrelson, S OBP: 0.349, SLG: 0.259 (1, 6)										4	1	1	0	0	0	1				
Tom Seaver, R OBP: 0.167, SLG: 0.091 (1, 1)										4	1	1	0	0	2	2				
Inning Stats	R: 0 E: 0 K: 1 S: 5	H: 0 LOB: 0 BB: 0 P: 5	R: 0 E: 0 K: 1 S: 6	H: 1 LOB: 1 BB: 0 P: 6	R: 3 E: 0 K: 1 S: 9	H: 4 LOB: 2 BB: 1 P: 13	R: 1 E: 0 K: 0 S: 5	H: 2 LOB: 1 BB: 0 P: 5	R: 0 E: 0 K: 1 S: 5	H: 0 LOB: 1 BB: 1 P: 9	R: 0 E: 0 K: 1 S: 7	H: 1 LOB: 3 BB: 1 P: 11	R: 0 E: 0 K: 0 S: 4	H: 1 LOB: 1 BB: 0 P: 4	R: 0 E: 0 K: 1 S: 5	H: 0 LOB: 0 BB: 0 P: 5		1B: 8 2B: 0 3B: 0 HR: 1	SF: 0 SAC: 0 DP: 0 HBP: 0	WP: 0 PB: 0 SB: 1 CS: 0
PITCHER Luke Walker, L ERA: 4.68 Bob Johnson, R ERA: 2.55 Dave Giusti, R ERA: 1.86 (5, 1) (8, 1)	IP: 4.0 WLS: L BF: 20 H: 7 R: 4 ER: 4 SO: 3 BB: 1 IBB: 1 HBP: 0 BLK: 0 WP: 0 HR: 1 S: 25 P: 29 ERA: 9.00 WHIP: 2.000															PITCHER				

Batter	1	2	3	4	5	6	7	8	9	10	AB	R	H	RBI	BB	SO	LOB							
Gene Clines, R OBP: 0.343, SLG: 0.364 (1, 8)	K		L6-4-3		F9		F9			SH1-4	4	0	1	0	0	1	1							
Dave Cash, R OBP: 0.388, SLG: 0.443 (1, 4)	K		1B		1B					FC1-5 1B WP HR	5	1	3	0	0	1	1							
Manny Sanguillen, R OBP: 0.340, SLG: 0.493 (1, 9)	K		1B		F9		G4-6-3 1B			HR	5	1	2	0	0	1	2							
Willie Stargell, L OBP: 0.394, SLG: 0.664 (1, 7)			1B		L6		K			HR	5	1	2	3	0	2	2							
Bob Robertson, R OBP: 0.418, SLG: 0.574 (1, 3)			1B		CS 1B		F2			HR	4	1	3	1	1	0	0							
Richie Hebner, L OBP: 0.367, SLG: 0.410 (1, 5)			K		F3		FC6-4 1B			BB	5	0	1	0	0	1	4							
Gene Alley, R OBP: 0.289, SLG: 0.366 Ramon Hernandez, S (6, 1)			F9				FC6-4 1B			F7	2	0	0	0	1	0	3							
Al Oliver, L OBP: 0.326, SLG: 0.531 (9, PH)											0	0	0	0	0	0	0							
Dave Giusti, R OBP: 1.000, SLG: 1.000 (9, 1)					BB						1	0	0	0	0	0	0							
Milt May, L OBP: 0.349, SLG: 0.395 (1, 2)			K		G3					4-3	4	0	0	0	0	1	3							
Nelson Briles, R OBP: 0.222, SLG: 0.278 Rennie Stennett, R OBP: 0.247, SLG: 0.386 (6, 6)			L6-4-3 1B				P6			6-3	2	0	1	0	0	0	0							
										FC1-5 SH1-4 1B	2	0	1	0	0	0	0							
Inning Stats	R: 0 E: 0 K: 3 S: 9	H: 0 LOB: 0 BB: 0 P: 9	R: 0 E: 0 K: 2 S: 9	H: 2 LOB: 2 BB: 0 P: 9	R: 0 E: 0 K: 0 S: 5	H: 3 LOB: 2 BB: 0 P: 5	R: 0 E: 0 K: 0 S: 3	H: 1 LOB: 1 BB: 1 P: 7	R: 0 E: 0 K: 1 S: 6	H: 2 LOB: 1 BB: 0 P: 6	R: 0 E: 0 K: 0 S: 3	H: 0 LOB: 0 BB: 0 P: 3	R: 0 E: 0 K: 1 S: 5	H: 1 LOB: 0 BB: 0 P: 5	R: 1 E: 0 K: 0 S: 4	H: 1 LOB: 0 BB: 0 P: 4	R: 3 E: 0 K: 0 S: 6	H: 3 LOB: 1 BB: 1 P: 10	1B: 12 2B: 0 3B: 0 HR: 2	SF: 0 SAC: 1 DP: 2 HBP: 0	WP: 1 PB: 0 SB: 0 CS: 2	PA: 42		
PITCHER	IP 6.0	WLS L	BF 25	H 9	R 0	ER 0	SO 6	BB 1	IBB 0	HBP 0	BLK 0	WP 1	HR 0	S 36	P 40	ERA 0.00	WHIP 1.667							
Jon Matlack, L ERA: 4.38 Tug McGraw, L ERA: 5.19	(1, 1)	(7, 1)	4.0	L	17	5	4	4	1	1	0	0	0	1	2	18	22	9.00	1.500					

TOP

Pittsburgh Pirates @ New York Mets
Shea Stadium, Flushing, NY
Sat May 19 1973, 3:33 AM EDT
Att: 32,622 - Unknown

AB	39
R	4
H	14
RBI	4
BB	2
SO	7
LOB	16




Batter	1	2	3	4	5	6	7	8	9	10	AB	R	H	RBI	BB	SO	LOB						
Wayne Garrett, L OBP: 0.388, SLG: 0.439 (1, 4)	F7		F9-3 1B		IBB		4-3			IBB	3	0	1	0	2	0	0						
Jim Fregosi, R OBP: 0.311, SLG: 0.231 (1, 5)	1-3		F9-3		F3		F7			K	5	0	0	0	0	1	6						
George Theodore, R OBP: 0.288, SLG: 0.304 (1, 7)	6-3				4-3		5-3			5-3	5	0	0	0	0	0	0						
Rusty Staub, L OBP: 0.333, SLG: 0.391 (1, 9)					4-0		G1-6-3 BB			HR	4	1	1	1	1	0	0						
Ed Kranepool, L OBP: 0.351, SLG: 0.403 (1, 3)			6-3		G1-6-3		1B			F2	5	0	2	0	0	0	1						
Jim Coscar, L OBP: 0.333, SLG: 0.289 (1, 8)			1B		G3		G3			K	5	0	2	0	0	1	1						
Duffy Dyer, R OBP: 0.197, SLG: 0.141 (1, 2)			1B		SH2-4 1B		P4			6-3	4	0	2	0	0	0	2						
Bud Harrelson, S OBP: 0.362, SLG: 0.264 (1, 6)			5-3		SH2-4 1B		SH2-4 1B			SH1-4 BB	2	0	1	0	2	0	2						
Jon Matlack, L OBP: 0.385, SLG: 0.200 John Miner, L ERA: 4.3 Tug McGraw, R (7, 1)			K		SH2-4		SH2-4			SH1-4	1	0	0	0	0	1	0						
											1	0	0	0	0	1	3						
											0	0	0	0	0	0	0						
Inning Stats	R: 0 E: 0 K: 0 S: 3	H: 0 LOB: 0 BB: 0 P: 3	R: 0 E: 0 K: 0 S: 5	H: 2 LOB: 2 BB: 0 P: 5	R: 0 E: 0 K: 1 S: 5	H: 1 LOB: 0 BB: 0 P: 5	R: 0 E: 0 K: 0 S: 2	H: 0 LOB: 0 BB: 1 P: 6	R: 0 E: 0 K: 0 S: 5	H: 2 LOB: 3 BB: 1 P: 9	R: 1 E: 0 K: 1 S: 8	H: 3 LOB: 3 BB: 1 P: 12	R: 0 E: 0 K: 0 S: 3	H: 0 LOB: 0 BB: 0 P: 3	R: 0 E: 0 K: 1 S: 5	H: 0 LOB: 2 BB: 2 P: 13	R: 0 E: 0 K: 0 S: 4	H: 1 LOB: 1 BB: 0 P: 4	1B: 7 2B: 2 3B: 0 HR: 1	SF: 0 SAC: 2 DP: 2 HBP: 0	WP: 0 PB: 0 SB: 0 CS: 0	PA: 42	
PITCHER	IP 5.2	WLS 2.1	BF 7	H 0	R 0	ER 0	SO 2	BB 0	IBB 0	HBP 0	BLK 0	WP 0	HR 0	S 25	P 37	ERA 1.59	WHIP 1.765						
Nelson Briles, R ERA: 3.67 Ramon Hernandez, L ERA: 4.3 Dave Giusti, R ERA: 1.69	(1, 1)	(6, 1)	(9, 1)	(1, 1)	(1, 1)	(1, 1)	(1, 1)	(1, 1)	(1, 1)	(1, 1)	(1, 1)	(1, 1)	(1, 1)	(1, 1)	(1, 1)	(1, 1)	(1, 1)	(1, 1)	(1, 1)	(1, 1)	(1, 1)	(1, 1)	(1, 1)

BOTTOM

Pittsburgh Pirates @ New York Mets
Shea Stadium, Flushing, NY
Sat May 19 1973, 3:33 AM EDT
Att: 32,622 - Unknown

AB	35
R	1
H	9
RBI	1
BB	5
SO	4
LOB	15



Batter	1	2	3	4	5	6	7	8	9	AB	R	H	RBI	BB	SO	LOB	TOP								
Gene Clines, R OBP: 0.300, SLG: 0.316	L9		L3		L1-3		L5-3		L8	5	0	0	0	0	0	3	Pittsburgh Pirates @ Philadelphia Phillies Veterans Stadium, Philadelphia, PA Mon May 21 1973, 7:05 PM EDT Att: 9,010 - Unknown								
Dave Cash, R OBP: 0.398, SLG: 0.454	F8			G6-4-3 BB		HR 2B	BB			2	1	1	0	2	0	0									
Manny Sanguillen, R OBP: 0.338, SLG: 0.597	L5		G6-4-3 1-2		HR		5-3			4	1	1	2	0	0	3									
Willie Stargell, L OBP: 0.390, SLG: 0.675		F8		HR		F8		K		4	1	1	1	0	1	0									
Bob Robertson, R OBP: 0.406, SLG: 0.555		K		G3		F7		F3		4	0	0	0	0	1	0									
Richie Hebner, L OBP: 0.378, SLG: 0.421								6-3		4	1	3	0	0	0	0									
Gene Alley, R OBP: 0.287, SLG: 0.360						1B	1B			4	1	1	0	0	1	3									
Milt May, L OBP: 0.348, SLG: 0.402			K		1-3		SH5-4 2B		SH2-4	3	0	1	0	0	1	1									
Steve Blass, R OBP: 0.500, SLG: 0.563			K2-3				SH5-4			2	0	1	1	0	1	0									
Richie Zisk, R OBP: 0.261, SLG: 0.364							SH5-4			1	0	1	1	0	0	0									
Vic Davallo, L OBP: 0.167, SLG: 0.241							2-3		CS	0	0	0	0	0	0	0									
Dave Giusti, R OBP: 1.000, SLG: 1.000									1B	0	0	0	0	0	0	0									
Inning Stats	R: 0 E: 0 K: 0 S: 3	H: 0 LOB: 0 BB: 0 P: 3	R: 0 E: 0 K: 2 S: 8	H: 1 LOB: 1 BB: 0 P: 8	R: 0 E: 0 K: 2 S: 7	H: 0 LOB: 0 BB: 0 P: 7	R: 1 E: 0 K: 0 S: 3	H: 1 LOB: 0 BB: 1 P: 7	R: 1 E: 0 K: 0 S: 5	H: 2 LOB: 1 BB: 0 P: 5	R: 2 E: 0 K: 0 S: 6	H: 3 LOB: 1 BB: 0 P: 6	R: 0 E: 0 K: 0 S: 4	H: 1 LOB: 2 BB: 1 P: 8	R: 0 E: 0 K: 1 S: 5	H: 0 LOB: 0 BB: 0 P: 5	R: 1 E: 0 K: 0 S: 4	H: 2 LOB: 1 BB: 0 P: 4	1B: 6 2B: 2 3B: 0 HR: 2	SF: 0 SAC: 2 DP: 1 HBP: 0	WP: 0 PB: 0 SB: 0 CS: 1	PA: 37			
PITCHER	IP	WLS	BF	H	R	ER	SO	BB	IBB	HBP	BLK	WP	HR	S	P	ERA	WHIP								
Steve Carlton, L ERA: 3.96	(1, 1)	6.2	29	8	4	4	4	2	0	0	0	0	2	35	43	5.40	1.500								
Bill Wilson, R ERA: 3.2	(7, 1)	0.1	1	0	0	0	0	0	0	0	0	0	0	1	1	0.00	0.000								
Mac Scarce, L ERA: 2.45	(8, 1)	2.0	L	7	2	1	1	1	0	0	0	0	0	9	9	4.50	1.000								

AB	33
R	5
H	10
RBI	5
BB	2
SO	5
LOB	10



Batter	1	2	3	4	5	6	7	8	9	AB	R	H	RBI	BB	SO	LOB	BOTTOM									
Larry Bowa, S OBP: 0.257, SLG: 0.244	F7		S 1B BB		L3		FC1-5 1-2 2-3			3	1	0	0	1	0	2	Pittsburgh Pirates @ Philadelphia Phillies Veterans Stadium, Philadelphia, PA Mon May 21 1973, 7:05 PM EDT Att: 9,010 - Unknown									
Del Unser, L OBP: 0.337, SLG: 0.440	L8		2B E 1H		F7		F7			4	1	1	1	0	0	2										
Mac Scarce, L										0	0	0	0	0	0	0										
Willie Montanez, L OBP: 0.302, SLG: 0.308	4-3		E8 HR 1H		F9				F7	4	1	1	0	0	0	0										
Greg Luzinski, R OBP: 0.259, SLG: 0.343		L8	HR			K				4	1	2	2	0	1	0										
Bill Robinson, R OBP: 0.353, SLG: 0.512		6-3	5-3			K			K	4	0	0	0	0	2	1										
Mike Schmidt, R OBP: 0.348, SLG: 0.338			K			P3			F9	3	0	0	0	1	1	1										
Mike Ryan, R OBP: 0.306, SLG: 0.406					6-3				L4	2	0	1	0	0	0	0										
Mike Rogodzinski, L OBP: 0.391, SLG: 0.389									G3	2	0	0	0	0	0	0										
Denny Doyle, L OBP: 0.341, SLG: 0.290									K2-3	3	0	0	0	1	1	2										
Steve Carlton, L OBP: 0.147, SLG: 0.152									F6	2	0	0	0	0	0	0										
Bill Wilson, R										0	0	0	0	0	0	0										
Tom Hutton, L OBP: 0.338, SLG: 0.339										1	0	1	0	0	0	0										
Ken Brett, L OBP: 0.333, SLG: 0.444										0	0	0	0	0	0	0										
Bob Boone, R OBP: 0.274, SLG: 0.257										1	0	0	0	0	0	0										
Inning Stats	R: 0 E: 0 K: 0 S: 3	H: 0 LOB: 0 BB: 0 P: 3	R: 0 E: 0 K: 0 S: 4	H: 1 LOB: 2 BB: 1 P: 8	R: 4 E: 1 K: 1 S: 8	H: 3 LOB: 0 BB: 1 P: 12	R: 0 E: 0 K: 0 S: 3	H: 0 LOB: 0 BB: 0 P: 3	R: 0 E: 0 K: 2 S: 7	H: 0 LOB: 0 BB: 0 P: 7	R: 0 E: 0 K: 0 S: 4	H: 1 LOB: 2 BB: 1 P: 8	R: 0 E: 0 K: 1 S: 6	H: 1 LOB: 1 BB: 0 P: 6	R: 0 E: 0 K: 1 S: 5	H: 0 LOB: 0 BB: 0 P: 5	1B: 4 2B: 1 3B: 0 HR: 1	SF: 0 SAC: 0 DP: 0 HBP: 0	WP: 0 PB: 0 SB: 1 CS: 0	PA: 36						
PITCHER	IP	WLS	BF	H	R	ER	SO	BB	IBB	HBP	BLK	WP	HR	S	P	ERA	WHIP									
Steve Blass, R ERA: 7.52	(1, 1)	8.0	W	33	6	4	4	4	3	0	0	0	0	1	38	50	4.50	1.125								
Dave Giusti, R ERA: 1.61	(9, 1)	1.0	S	3	0	0	0	1	0	0	0	0	0	5	5	0.00	0.000									



Batter	1	2	3	4	5	6	7	8	9	AB	R	H	RBI	BB	SO	LOB	TOP					
Dave Cash, R OBP: 0.407, SLG: 0.469 (1, 4)										5	1	3	1	0	0	2						
Richie Hebner, L OBP: 0.372, SLG: 0.413 (1, 5)										5	0	1	0	0	2	4						
Manny Sanguillen, R OBP: 0.335, SLG: 0.590 (1, 9)										4	0	1	0	0	0	3						
Willie Stargell, L OBP: 0.379, SLG: 0.653 (1, 7)										4	0	0	0	0	1	3						
Al Oliver, L OBP: 0.324, SLG: 0.522 (1, 8)										4	0	1	1	0	1	1						
Bob Robertson, R OBP: 0.408, SLG: 0.549 (1, 3)										3	0	1	0	1	1	2						
Bob Moose, R OBP: 0.211, SLG: 0.167 (9, PR)										0	1	0	0	0	0	0						
Milt May, L OBP: 0.346, SLG: 0.405 (1, 2)										4	1	1	1	0	0	1						
Gene Alley, R OBP: 0.289, SLG: 0.360 (1, 6)										3	1	1	0	0	0	0						
Vic Davallilo, L OBP: 0.161, SLG: 0.233 (9, PH)										1	0	0	0	0	0	2						
Dock Ellis, S OBP: 0.091, SLG: 0.048 (1, 1)										1	0	0	0	0	1	0						
Gene Clines, R OBP: 0.317, SLG: 0.359 (7, PH)										1	0	1	0	0	0	0						
Jim Rooker, R (7, 1)										0	0	0	0	0	0	0						
Bob Johnson, L (7, 1)										0	0	0	0	0	0	0						
Rennie Stennett, R OBP: 0.255, SLG: 0.393 (9, PH)										1	0	1	1	0	0	0						
Inning Stats	R: 0 E: 0 K: 1 S: 5	H: 1 LOB: 0 BB: 0 P: 5	R: 0 E: 0 K: 0 S: 4	H: 1 LOB: 1 BB: 0 P: 4	R: 1 E: 0 K: 0 S: 5	H: 2 LOB: 1 BB: 0 P: 5	R: 0 E: 0 K: 1 S: 5	H: 0 LOB: 0 BB: 0 P: 5	R: 0 E: 0 K: 1 S: 5	H: 0 LOB: 0 BB: 0 P: 5	R: 1 E: 0 K: 2 S: 10	H: 3 LOB: 2 BB: 0 P: 10	R: 0 E: 0 K: 0 S: 4	H: 1 LOB: 1 BB: 0 P: 4	R: 0 E: 0 K: 1 S: 6	H: 1 LOB: 1 BB: 0 P: 6	R: 2 E: 0 K: 0 S: 5	H: 2 LOB: 1 BB: 1 P: 9	1B: 8 2B: 3 3B: 0 HR: 0	SF: 0 SAC: 1 DP: 1 HBP: 0	WP: 2 PB: 0 SB: 0 CS: 0	PA: 38
PITCHER Wayne Twitchell, R ERA: 2.64 (1, 1)	IP: 9.0 WLS: W BF: 38	H: 11 R: 4 ER: 4 SO: 6	BB: 1 IBB: 0 HBP: 0 BLK: 0	WP: 2 HR: 0 S: 49 P: 53	ERA: 4.00 WHIP: 1.333	PITCHER										IP: 9.0 WLS: W BF: 38	H: 11 R: 4 ER: 4 SO: 6	BB: 1 IBB: 0 HBP: 0 BLK: 0	WP: 2 HR: 0 S: 49 P: 53	ERA: 4.00 WHIP: 1.333		

Pittsburgh Pirates @ Philadelphia Phillies
Veterans Stadium, Philadelphia, PA
Tue May 22 1973, 7:05 PM EDT
Att: 11,617 - Unknown

AB 36
R 4
H 11
RBI 4
BB 1
SO 6
LOB 18



Batter	1	2	3	4	5	6	7	8	9	AB	R	H	RBI	BB	SO	LOB	BOTTOM			
Larry Bowa, S OBP: 0.261, SLG: 0.244 (1, 6)										4	1	1	0	0	0	1				
Cesar Tovar, R OBP: 0.344, SLG: 0.379 (1, 5)										5	2	1	0	0	2	4				
Willie Montanez, L OBP: 0.311, SLG: 0.329 (1, 3)										3	4	1	2	2	0	2				
Greg Luzinski, R OBP: 0.263, SLG: 0.352 (1, 7)										5	0	2	3	0	1	2				
Bill Robinson, R OBP: 0.367, SLG: 0.529 (8, 8)										5	0	3	2	0	0	2				
Del Unser, L OBP: 0.337, SLG: 0.430 (1, 8)										2	0	0	0	1	0	2				
Mike Anderson, R OBP: 0.284, SLG: 0.413 (7, PH)										1	0	0	0	0	0	1				
Bob Boone, R OBP: 0.274, SLG: 0.250 (1, 2)										3	0	0	0	1	0	3				
Denny Doyle, L OBP: 0.353, SLG: 0.296 (1, 4)										2	0	1	0	1	0	0				
Terry Harmon, R OBP: 0.368, SLG: 0.303 (8, 4)										0	0	0	0	1	0	0				
Wayne Twitchell, R (1, 1)										4	0	0	0	0	4	5				
Inning Stats	R: 2 E: 1 K: 0 S: 6	H: 2 LOB: 1 BB: 0 P: 6	R: 0 E: 0 K: 2 S: 8	H: 1 LOB: 2 BB: 1 P: 12	R: 0 E: 0 K: 0 S: 3	H: 0 LOB: 1 BB: 1 P: 7	R: 0 E: 0 K: 1 S: 5	H: 0 LOB: 0 BB: 0 P: 5	R: 2 E: 0 K: 0 S: 6	H: 2 LOB: 2 BB: 1 P: 10	R: 0 E: 0 K: 1 S: 6	H: 1 LOB: 1 BB: 0 P: 6	R: 1 E: 1 K: 1 S: 6	H: 1 LOB: 3 BB: 3 P: 18	R: 2 E: 0 K: 2 S: 8	H: 2 LOB: 0 BB: 0 P: 9	1B: 6 2B: 3 3B: 0 HR: 1	SF: 0 SAC: 0 DP: 1 HBP: 1	WP: 1 PB: 0 SB: 0 CS: 1	PA: 42
PITCHER Dock Ellis, R ERA: 3.26 (7, 1)	IP: 6.0 WLS: L	H: 6 R: 4 ER: 1 SO: 4	BB: 2 IBB: 0 HBP: 0 BLK: 0	WP: 0 HR: 0 S: 34 P: 46	ERA: 1.50 WHIP: 1.333	PITCHER										IP: 6.0 WLS: L	H: 6 R: 4 ER: 1 SO: 4	BB: 2 IBB: 0 HBP: 0 BLK: 0	WP: 0 HR: 0 S: 34 P: 46	ERA: 1.50 WHIP: 1.333
Jim Rooker, L ERA: 1.42 (7, 1)	0.2	5	1	1	1	0	1	1	0	0	0	0	0	0	0	0	11	13.50	3.000	
Bob Johnson, R ERA: 3.32 (7, 1)	1.1	7	2	2	2	3	0	1	1	0	0	0	0	0	0	0	11	13.50	1.500	

Pittsburgh Pirates @ Philadelphia Phillies
Veterans Stadium, Philadelphia, PA
Tue May 22 1973, 7:05 PM EDT
Att: 11,617 - Unknown

AB 34
R 7
H 9
RBI 7
BB 6
SO 7
LOB 22



Batter	1	2	3	4	5	6	7	8	9	AB	R	H	RBI	BB	SO	LOB	TOP								
Tommie Agee, R OBP: 0.329, SLG: 0.370	1-0 HBP 4-3		0-3 K		0-0 F9		0-0 E 1B		0-0 G3	4	1	1	0	0	1	1									
Roger Metzger, S OBP: 0.263, SLG: 0.354	0-0 4-3			0-0 BLK 1B		0-0 P3	0-3 K		0-0 WP 3B	5	1	2	0	0	1	3									
Jimmy Wynn, R OBP: 0.342, SLG: 0.500	0-0 1B			0-3 K		4-0 2B BB	0-0 E4 1B		0-0 FC6-4 1B	4	1	3	2	1	1	1									
Bob Watson, R OBP: 0.443, SLG: 0.503	0-0 4-3			0-3 K		0-0 F9 1-H HR 2B	0-0 L4		0-0 FC6-4 1B	5	1	1	1	0	1	4									
Doug Rader, R OBP: 0.323, SLG: 0.378		0-0 F6		0-3 K		0-0 F9		0-0 FC6 1B		4	0	1	0	0	1	2									
Lee May, R OBP: 0.232, SLG: 0.340		0-0 F4			0-0 HR	0-0 HR		0-0 F8		4	2	2	3	0	0	1									
Skip Jutze, R OBP: 0.200, SLG: 0.400		0-0 1-4-3			0-0 4-3 2B	0-0 6-3		0-3 K		4	0	1	0	0	1	1									
Hector Torres, R OBP: 0.139, SLG: 0.061			0-0 1-3		0-3 K		0-1 CI FC3-6	0-0 FC6		3	0	0	0	0	1	2									
Jerry Reuss, L OBP: 0.167, SLG: 0.167			0-3 K		0-0 4-3		0-0 FC3-6 1B E		0-3 K	4	1	0	0	0	2	2									
Inning Stats	R: 0 E: 0 K: 0 S: 3	H: 1 LOB: 1 BB: 0 P: 4	R: 0 E: 0 K: 0 S: 3	H: 0 LOB: 0 BB: 0 P: 3	R: 0 E: 0 K: 2 S: 7	H: 0 LOB: 0 BB: 0 P: 7	R: 0 E: 0 K: 3 S: 10	H: 1 LOB: 1 BB: 0 P: 10	R: 1 E: 0 K: 1 S: 7	H: 2 LOB: 1 BB: 0 P: 7	R: 3 E: 0 K: 0 S: 5	H: 2 LOB: 0 BB: 1 P: 9	R: 2 E: 2 K: 1 S: 8	H: 2 LOB: 1 BB: 0 P: 8	R: 0 E: 0 K: 1 S: 6	H: 1 LOB: 1 BB: 0 P: 6	R: 1 E: 0 K: 1 S: 7	H: 2 LOB: 1 BB: 0 P: 7	1B: 6 2B: 2 3B: 1 HR: 2	SF: 0 SAC: 0 DP: 0 HBP: 1	WP: 1 PB: 0 SB: 0 CS: 0	PA: 40			
PITCHER	IP	WLS	BF	H	R	ER	SO	BB	IBB	HBP	BLK	WP	HR	S	P	ERA	WHIP								
Bob Moose, R ERA: 3.95	6.1	L	28	7	6	4	6	1	0	1	1	0	2	38	43	5.68	1.263								
Bob Johnson, R ERA: 3.2	0.2		3	1	0	0	1	0	0	0	0	0	0	5	5	0.00	1.500								
Jim McKee, R ERA: 8.53	2.0		9	3	1	1	2	0	0	0	0	1	0	13	13	4.50	1.500								

Houston Astros @ Pittsburgh Pirates
Three Rivers Stadium, Pittsburgh, PA
Fri May 25 1973, 7:05 PM EDT
Att: 13,956 - Unknown

AB 37
R 7
H 11
RBI 6
BB 1
SO 9
LOB 17



Batter	1	2	3	4	5	6	7	8	9	AB	R	H	RBI	BB	SO	LOB	BOTTOM								
Dave Cash, R OBP: 0.394, SLG: 0.453	0-3 K		0-0 F9		0-0 F9		0-0 F9			4	0	0	0	0	1	3									
Richie Hebner, L OBP: 0.368, SLG: 0.403	4-0 BB		0-3 K			0-0 F7	0-0 F9			3	0	0	0	1	1	2									
Manny Sanguillen, R OBP: 0.333, SLG: 0.506	0-0 F9			0-0 3B		0-0 F8		0-0 5-3		4	0	1	0	0	0	1									
Willie Stargell, L OBP: 0.368, SLG: 0.633	0-0 F5			0-3 K		0-3 K		0-3 K		4	0	0	0	0	3	2									
Bob Robertson, R OBP: 0.418, SLG: 0.552		0-0 FC4-6 1B		4-0 G4-3 BB		0-0 HR 1B		0-0 5-3		3	1	2	0	1	0	0									
Al Oliver, L OBP: 0.322, SLG: 0.536		0-0 FC4-6		0-0 G4-3		0-0 HR		0-0 F4		4	1	1	2	0	0	3									
Gene Alley, R OBP: 0.287, SLG: 0.355		0-0 F9			0-0 1-3		0-0 4-3 1B		0-0 E6	4	0	1	0	0	0	1									
Milt May, L OBP: 0.336, SLG: 0.392		0-0 F7			0-3 K		0-0 4-3		0-0 F8	4	0	0	0	0	1	3									
Bob Moose, R OBP: 0.238, SLG: 0.158			0-0 5-3			4-0 BB			0-3 K	1	0	0	0	1	0	0									
Bob Johnson, L										0	0	0	0	0	0	0									
Richie Zisk, R OBP: 0.292, SLG: 0.364										0	0	0	0	1	0	0									
Jim McKee, R										0	0	0	0	0	0	0									
Gene Clines, R OBP: 0.310, SLG: 0.350										1	0	0	0	0	1	1									
Inning Stats	R: 0 E: 0 K: 1 S: 5	H: 0 LOB: 1 BB: 1 P: 9	R: 0 E: 0 K: 0 S: 4	H: 1 LOB: 0 BB: 0 P: 4	R: 0 E: 0 K: 1 S: 5	H: 0 LOB: 0 BB: 0 P: 5	R: 0 E: 0 K: 1 S: 5	H: 1 LOB: 1 BB: 1 P: 9	R: 0 E: 0 K: 1 S: 5	H: 0 LOB: 0 BB: 1 P: 5	R: 2 E: 0 K: 0 S: 6	H: 3 LOB: 2 BB: 1 P: 10	R: 0 E: 0 K: 1 S: 5	H: 0 LOB: 0 BB: 0 P: 5	R: 0 E: 1 K: 1 S: 6	H: 0 LOB: 1 BB: 0 P: 6	1B: 3 2B: 0 3B: 1 HR: 1	SF: 0 SAC: 0 DP: 1 HBP: 0	WP: 0 PB: 0 SB: 0 CS: 0	PA: 36					
PITCHER	IP	WLS	BF	H	R	ER	SO	BB	IBB	HBP	BLK	WP	HR	S	P	ERA	WHIP								
Jerry Reuss, L ERA: 2.43	9.0	W	36	5	2	2	7	4	0	0	0	0	1	46	62	2.00	1.000								

Houston Astros @ Pittsburgh Pirates
Three Rivers Stadium, Pittsburgh, PA
Fri May 25 1973, 7:05 PM EDT
Att: 13,956 - Unknown

AB 32
R 2
H 5
RBI 2
BB 4
SO 7
LOB 16



Batter	1	2	3	4	5	6	7	8	9	AB	R	H	RBI	BB	SO	LOB	TOP					
Tommie Agee, R OBP: 0.310, SLG: 0.346	F8	F9			F9		F9		F4	5	0	0	0	0	0	1						
Roger Metzger, S OBP: 0.263, SLG: 0.351	FC6-4 1B	G3			1-3			F8		4	0	1	0	0	0	1						
Jimmy Wynn, R OBP: 0.340, SLG: 0.512	FC6-4 1B		5-3		K			HR		4	2	1	1	0	1	1						
Bob Watson, R OBP: 0.444, SLG: 0.503	BB 1B		F9			F3		1B		4	0	2	0	0	0	0						
Doug Rader, R OBP: 0.332, SLG: 0.387	BB 1B		E6					1B		4	0	3	1	0	0	0						
Lee May, R OBP: 0.232, SLG: 0.333	1-2 2-H BB		F9			P2		F9		3	0	0	0	1	0	4						
Skip Jutze, R OBP: 0.222, SLG: 0.333	F8					F9		F9		4	0	1	0	0	0	6						
Hector Torres, R OBP: 0.158, SLG: 0.086										2	0	1	0	0	0	1						
Jimmy Stewart, S OBP: 0.198, SLG: 0.133	SH3-4 1B		F4				F8		4-3	2	0	0	0	0	0	0						
Ken Forsch, R OBP: 0.074, SLG: 0.038										1	0	0	0	0	0	0						
Fred Gladding, L OBP: 0.274, SLG: 0.360	SH3-4				4-3		F6		3-1	0	0	0	0	0	0	0						
Johnny Edwards, L OBP: 0.290, SLG: 0.500										1	0	0	0	0	0	0						
Jim Crawford, L OBP: 0.251, SLG: 0.381										1	0	0	0	0	0	0						
Bob Gallagher, L OBP: 0.251, SLG: 0.381										1	0	0	0	0	0	0						
Inning Stats	R: 1 E: 0 K: 0 S: 6	H: 3 LOB: 3 BB: 1 P: 10	R: 0 E: 0 K: 0 S: 4	H: 1 LOB: 1 BB: 0 P: 4	R: 0 E: 1 K: 0 S: 4	H: 0 LOB: 1 BB: 0 P: 4	R: 0 E: 0 K: 0 S: 3	H: 1 LOB: 0 BB: 1 P: 3	R: 0 E: 0 K: 0 S: 5	H: 0 LOB: 0 BB: 0 P: 5	R: 0 E: 0 K: 0 S: 4	H: 1 LOB: 1 BB: 0 P: 4	R: 0 E: 0 K: 0 S: 3	H: 0 LOB: 0 BB: 0 P: 3	R: 1 E: 0 K: 0 S: 6	H: 3 LOB: 2 BB: 0 P: 6	R: 0 E: 0 K: 0 S: 3	H: 0 LOB: 0 BB: 0 P: 3	1B: 8 2B: 0 3B: 0 HR: 1	SF: 0 SAC: 1 DP: 0 HBP: 0	WP: 0 PB: 0 SB: 0 CS: 1	PA: 37
PITCHER	IP WLS BF H R ER SO BB IBB HBP BLK WP HR S P ERA WHIP																					
Nelson Briles, R ERA: 3.52	(1, 1)	7.1 W 32 9 2 2 1 1 0 0 0 0 1 33 37 2.46 1.364																				
Dave Giusti, R ERA: 1.5	(8, 1)	1.2 S 5 0 0 0 0 0 0 0 0 0 0 5 5 0.00 0.000																				

Houston Astros @ Pittsburgh Pirates
Three Rivers Stadium, Pittsburgh, PA
Sat May 26 1973, 7:05 PM EDT
Att: 15,768 - Unknown

AB	35
R	2
H	9
RBI	2
BB	1
SO	1
LOB	14



Batter	1	2	3	4	5	6	7	8	9	AB	R	H	RBI	BB	SO	LOB	BOTTOM			
Vic Davallilo, L OBP: 0.194, SLG: 0.257	F8		K					K		5	1	2	0	0	2	1				
Dave Cash, R OBP: 0.397, SLG: 0.455	G3 2B		F8		E8 3B	G6-4-3 1B				4	2	2	0	0	0	2				
Manny Sanguillen, R OBP: 0.331, SLG: 0.596	G3 1-2		F6		6-3			2B		4	0	1	0	0	0	3				
Willie Stargell, L OBP: 0.372, SLG: 0.634				L6		6-3				3	1	1	1	1	0	1				
Al Oliver, L OBP: 0.320, SLG: 0.542	F7			F4				F7		4	1	1	2	0	0	1				
Richie Hebner, L OBP: 0.359, SLG: 0.391			F8	E3 1B		F7		3-1		4	1	0	0	0	0	1				
Milt May, L OBP: 0.340, SLG: 0.396		3-1						1-3		4	0	2	1	0	0	0				
Jackie Hernandez, R OBP: 0.200, SLG: 0.200			K							4	0	1	1	0	2	1				
Nelson Briles, R OBP: 0.286, SLG: 0.524										3	1	2	1	0	0	2				
Dave Giusti, R OBP: 0.667, SLG: 0.500					P2			1-3		1	0	0	0	0	0	0				
Inning Stats	R: 1 E: 0 K: 0 S: 5	H: 2 LOB: 1 BB: 0 P: 5	R: 0 E: 0 K: 1 S: 5	H: 0 LOB: 0 BB: 0 P: 5	R: 0 E: 0 K: 1 S: 6	H: 1 LOB: 1 BB: 0 P: 6	R: 1 E: 1 K: 0 S: 6	H: 2 LOB: 2 BB: 0 P: 6	R: 4 E: 1 K: 0 S: 7	H: 4 LOB: 1 BB: 1 P: 11	R: 1 E: 0 K: 0 S: 5	H: 3 LOB: 1 BB: 0 P: 5	R: 0 E: 0 K: 0 S: 3	H: 0 LOB: 0 BB: 0 P: 3	R: 0 E: 0 K: 2 S: 7	H: 0 LOB: 0 BB: 0 P: 7	1B: 7 2B: 3 3B: 1 HR: 1	SF: 0 SAC: 0 DP: 1 HBP: 0	WP: 0 PB: 0 SB: 0 CS: 0	PA: 37
PITCHER	IP WLS BF H R ER SO BB IBB HBP BLK WP HR S P ERA WHIP																			
Ken Forsch, R ERA: 4.0	(1, 1)	5.0 L 28 11 7 6 2 1 0 0 0 0 0 0 31 35 10.80 2.400																		
Fred Gladding, R ERA: 3.65	(6, 1)	1.0 3 1 0 0 0 0 0 0 0 0 0 3 3 0.00 1.000																		
Jim Crawford, L ERA: 4.05	(7, 1)	2.0 6 0 0 0 0 2 0 0 0 0 0 0 10 10 0.00 0.000																		

Houston Astros @ Pittsburgh Pirates
Three Rivers Stadium, Pittsburgh, PA
Sat May 26 1973, 7:05 PM EDT
Att: 15,768 - Unknown

AB	36
R	7
H	12
RBI	6
BB	1
SO	4
LOB	12



Batter	1	2	3	4	5	6	7	8	9	AB	R	H	RBI	BB	SO	LOB	TOP					
Bob Gallagher, L (1.8) OBP: 0.250, SLG: 0.346	4-3		SH1-3 WP 1B	F7		3-1		F7		5	1	1	0	0	0	1	Houston Astros @ Pittsburgh Pirates Three Rivers Stadium, Pittsburgh, PA Sun May 27 1973, 3:33 AM EDT Att: 15,386 - Unknown					
Roger Metzger, S (1.6) OBP: 0.274, SLG: 0.357	4-0 CS BB		SH1-3			G3 S 1B		1-3		3	2	2	0	1	0	0						
Jimmy Wynn, R (1.9) OBP: 0.337, SLG: 0.500	4-0 BB		K			F7		P5		4	0	0	0	1	2	3						
Bob Watson, R (1.7) OBP: 0.448, SLG: 0.512	0-0 F8		2B 1B			G3		1B HBP 1B		5	1	3	1	0	0	2						
Lee May, R (1.3) OBP: 0.250, SLG: 0.372			3-H 1B			2-3		BB 2B		4	1	3	3	0	1	1						
Doug Rader, R (1.5) OBP: 0.338, SLG: 0.382	4-0 HR		1-H 2B			3-H 1B		1-2 2-3 HBP 1B		2	1	0	0	3	2	4						
Tommy Helms, R (1.4) Hector Torres, R (7.4) OBP: 0.322, SLG: 0.335 OBP: 0.178, SLG: 0.086	1B G6-4-3 BB		K			6-3		F9		4	0	2	1	0	0	2						
Skip Jutze, R (1.2) OBP: 0.143, SLG: 0.214	1-3 G6-4-3 1B		1B			F9		FC6-4 1B		0	0	0	0	1	0	0						
Dave Roberts, L (1.1) OBP: 0.160, SLG: 0.160	0-0 G6-4-3 1B		1-2 2-3 3-H			G3		F7		5	0	0	0	0	1	7						
	0-0 4-3		0-0			P5		FC6-4		4	0	1	0	0	0	0						
Inning Stats	R: 0 E: 0 K: 0 S: 2	H: 0 LOB: 1 BB: 2 P: 10	R: 2 E: 0 K: 0 S: 4	H: 2 LOB: 0 BB: 1 P: 8	R: 2 E: 0 K: 2 S: 10	H: 3 LOB: 1 BB: 0 P: 10	R: 0 E: 0 K: 0 S: 4	H: 1 LOB: 0 BB: 0 P: 4	R: 1 E: 0 K: 0 S: 5	H: 2 LOB: 2 BB: 1 P: 9	R: 0 E: 0 K: 0 S: 3	H: 0 LOB: 0 BB: 0 P: 3	R: 1 E: 0 K: 1 S: 8	H: 3 LOB: 3 BB: 0 P: 9	R: 0 E: 0 K: 0 S: 3	H: 0 LOB: 0 BB: 0 P: 3	R: 0 E: 0 K: 3 S: 10	H: 1 LOB: 3 BB: 2 P: 18	1B: 9 2B: 2 3B: 0 HR: 1	SF: 0 SAC: 1 DP: 1 HBP: 1	WP: 1 PB: 0 SB: 1 CS: 1	PA: 44
PITCHER	IP WLS BF H R ER SO BB IBB HBP BLK WP HR S P ERA WHIP																					
Steve Blass, R (1.1) ERA: 7.84	2.2 L 14 5 4 4 1 3 0 0 0 0 1 1 13 25 13.50 3.000																					
Jim McKee, R (3.1) ERA: 7.5	2.1 11 3 1 1 1 1 0 0 0 0 0 0 12 16 3.86 1.714																					
Bob Johnson, R (6.1) ERA: 3.32	2.0 10 3 1 1 1 1 0 0 1 0 0 0 11 12 4.50 1.500																					
Jim Rooker, L (8.1) ERA: 1.29	2.0 9 1 0 0 3 2 0 0 0 0 0 0 13 21 0.00 1.500																					

AB	36
R	6
H	12
RBI	5
BB	6
SO	6
LOB	20



Batter	1	2	3	4	5	6	7	8	9	AB	R	H	RBI	BB	SO	LOB	BOTTOM					
Fernando Gonzalez, R (1.5) OBP: 0.176, SLG: 0.353	6-3		5-3			HR		L5		4	1	1	1	0	0	0	Houston Astros @ Pittsburgh Pirates Three Rivers Stadium, Pittsburgh, PA Sun May 27 1973, 3:33 AM EDT Att: 15,386 - Unknown					
Dave Cash, R (1.4) OBP: 0.393, SLG: 0.448	5-3					5-3		1-3		4	0	1	0	0	0	0						
Manny Sanguillen, R (1.9) OBP: 0.329, SLG: 0.590	P3					FC1-6 1B		1-3		4	1	1	0	0	0	1						
Bob Robertson, R (1.3) OBP: 0.420, SLG: 0.555						P6		F4		3	0	1	1	1	0	1						
Al Oliver, L (1.8) OBP: 0.318, SLG: 0.534						BB		1-H 2B		4	0	1	0	0	0	2						
Richie Ziek, R (1.7) OBP: 0.250, SLG: 0.308						P3		P4		4	0	1	0	0	0	2						
Jackie Hernandez, R (1.6) Jim Rooker, R (8.1) OBP: 0.125, SLG: 0.125						1B		F7		4	0	0	0	0	0	4						
Jackie Hernandez, R (1.6) Jim Rooker, R (8.1)						F6		P2		4	0	0	0	0	0	4						
Jackie Hernandez, R (1.6) Jim Rooker, R (8.1)						F8		F7		3	0	0	0	0	0	1						
Jackie Hernandez, R (1.6) Jim Rooker, R (8.1)						5-3		F8		0	0	0	0	0	0	0						
Milt May, L (1.2) Gene Clines, R (8. PH) Jerry McNertney, R (9.2) OBP: 0.336, SLG: 0.390 OBP: 0.302, SLG: 0.341 OBP: 0.500, SLG: 0.500						F8		F7		3	0	0	0	0	0	1						
Milt May, L (1.2) Gene Clines, R (8. PH) Jerry McNertney, R (9.2)						4-3		K		2	0	0	0	0	1	0						
Steve Blass, R (1.1) Jim McKee, R (3.1) Gene Alley, R (5. PH) Bob Johnson, L (6.1) Rennie Stennett, R (8.6) OBP: 0.500, SLG: 0.563 OBP: 0.284, SLG: 0.351 OBP: 0.253, SLG: 0.389						5-3		5-3		1	0	0	0	0	0	0						
								F3		1	0	0	0	0	0	0						
Inning Stats	R: 0 E: 0 K: 0 S: 3	H: 0 LOB: 0 BB: 0 P: 3	R: 0 E: 0 K: 0 S: 3	H: 0 LOB: 1 BB: 1 P: 7	R: 0 E: 0 K: 0 S: 3	H: 0 LOB: 0 BB: 0 P: 3	R: 0 E: 0 K: 0 S: 5	H: 2 LOB: 2 BB: 0 P: 5	R: 0 E: 0 K: 1 S: 5	H: 0 LOB: 0 BB: 0 P: 5	R: 0 E: 0 K: 0 S: 4	H: 1 LOB: 0 BB: 0 P: 4	R: 0 E: 0 K: 0 S: 3	H: 0 LOB: 0 BB: 0 P: 3	R: 0 E: 0 K: 0 S: 3	H: 0 LOB: 0 BB: 0 P: 3	R: 1 E: 0 K: 0 S: 5	H: 2 LOB: 1 BB: 0 P: 5	1B: 3 2B: 1 3B: 0 HR: 1	SF: 0 SAC: 0 DP: 0 HBP: 0	WP: 0 PB: 0 SB: 0 CS: 0	PA: 33
PITCHER	IP WLS BF H R ER SO BB IBB HBP BLK WP HR S P ERA WHIP																					
Dave Roberts, L (1.1) ERA: 2.94	9.0 W 33 5 2 2 1 1 0 0 0 0 0 1 34 38 2.00 0.667																					

AB	32
R	2
H	5
RBI	2
BB	1
SO	1
LOB	9



Batter	1	2	3	4	5	6	7	8	9	AB	R	H	RBI	BB	SO	LOB	TOP					
Bob Gallagher, L (1, 8) OBP: 0.258, SLG: 0.345	4-3		4-3						4-3	3	0	1	0	0	0	1	Houston Astros @ Pittsburgh Pirates Three Rivers Stadium, Pittsburgh, PA Mon May 28 1973, 3:33 AM EDT Att: 21,546 - Unknown					
Tommie Agee, R (7, PH) OBP: 0.306, SLG: 0.342										1	0	0	0	0	1	2						
Cecil Upshaw, R (7, 1)										0	0	0	0	0	0	0						
Jim York, R (7, 1)										0	0	0	0	0	0	0						
Hector Torres, R (9, PH) OBP: 0.175, SLG: 0.083										1	0	0	0	0	0	1						
Roger Metzger, S (1, 6) OBP: 0.294, SLG: 0.361										4	0	2	0	1	0	1						
Jimmy Wynn, R (1, 9) OBP: 0.330, SLG: 0.489										4	0	0	0	0	2	7						
Bob Watson, R (1, 7) OBP: 0.449, SLG: 0.509										3	0	1	1	0	0	0						
Lee May, R (1, 3) OBP: 0.244, SLG: 0.362										4	0	0	0	0	2	4						
Doug Ratler, R (1, 5) OBP: 0.342, SLG: 0.378										2	1	0	0	2	1	0						
Tommy Helms, R (1, 4) OBP: 0.320, SLG: 0.333										4	0	1	0	0	0	2						
Skip Jutze, R (1, 2) OBP: 0.188, SLG: 0.250										2	0	1	0	0	1	1						
Johnny Edwards, L (7, PH) OBP: 0.276, SLG: 0.382										2	0	1	0	0	0	2						
Don Wilson, R (1, 1) OBP: 0.207, SLG: 0.250										0	0	0	0	0	0	0						
Jimmy Stewart, S (6, PH) OBP: 0.176, SLG: 0.125										1	1	0	0	0	0	1						
Jim Crawford, L (6, 1) OBP: 0.250, SLG: 0.500										0	0	0	0	0	0	0						
Jesus Alou, R (7, PH) OBP: 0.385, SLG: 0.538										2	0	1	1	0	0	1						
Inning Stats	R: 0 E: 0 K: 0 S: 3	H: 1 LOB: 0 BB: 0 P: 3	R: 0 E: 0 K: 0 S: 3	H: 0 LOB: 0 BB: 0 P: 3	R: 0 E: 1 K: 1 S: 6	H: 0 LOB: 1 BB: 1 P: 6	R: 0 E: 0 K: 0 S: 3	H: 0 LOB: 0 BB: 0 P: 3	R: 0 E: 0 K: 2 S: 7	H: 0 LOB: 0 BB: 0 P: 7	R: 1 E: 0 K: 1 S: 8	H: 3 LOB: 3 BB: 0 P: 9	R: 1 E: 0 K: 2 S: 9	H: 2 LOB: 2 BB: 2 P: 17	R: 0 E: 0 K: 1 S: 5	H: 1 LOB: 1 BB: 1 P: 9	R: 0 E: 1 K: 0 S: 4	H: 1 LOB: 1 BB: 0 P: 4	1B: 8 2B: 0 3B: 0 HR: 0	SF: 0 SAC: 1 DP: 2 HBP: 1	WP: 0 PB: 1 SB: 0 CS: 0	PA: 38
PITCHER	IP WLS BF H R ER SO BB IBB HBP BLK WP HR S P ERA WHIP																					
Dock Ellis, R (1, 1) ERA: 3.22	6.1 W 27 6 2 2 4 1 0 1 0 0 0 33 38 2.84 1.105																					
Ramon Hernandez, L (7, 1) ERA: 4.2	0.1 2 0 0 0 1 1 0 0 0 0 0 3 7 0.00 3.000																					
Bob Johnson, R (7, 1) ERA: 3.27	0.1 1 0 0 0 1 0 0 0 0 0 0 3 3 0.00 0.000																					
Dave Giusti, R (8, 1) ERA: 1.38	2.0 S 8 2 0 0 1 1 0 0 0 0 0 9 13 0.00 1.500																					

Batter	1	2	3	4	5	6	7	8	9	AB	R	H	RBI	BB	SO	LOB	BOTTOM			
Dave Cash, R (1, 4) OBP: 0.396, SLG: 0.450	F4		F7		E5					4	0	2	2	0	0	0	Houston Astros @ Pittsburgh Pirates Three Rivers Stadium, Pittsburgh, PA Mon May 28 1973, 3:33 AM EDT Att: 21,546 - Unknown			
Richie Hebner, L (1, 5) OBP: 0.369, SLG: 0.397										3	0	2	0	1	1	1				
Manny Sanguillen, R (1, 9) OBP: 0.329, SLG: 0.491										3	0	0	0	0	0	4				
Willie Stargell, L (1, 7) OBP: 0.368, SLG: 0.622										4	0	1	0	0	0	2				
Al Oliver, L (1, 8) OBP: 0.310, SLG: 0.520										4	0	0	0	0	1	1				
Bob Robertson, R (1, 3) OBP: 0.416, SLG: 0.545										4	0	1	0	0	2	0				
Milt May, L (1, 2) OBP: 0.340, SLG: 0.414										4	2	2	1	0	0	1				
Jackie Hernandez, R (1, 6) OBP: 0.182, SLG: 0.182										3	1	1	0	0	0	1				
Dock Ellis, S (1, 1) ERA: 3.09										1	1	0	0	0	1	0				
Ramon Hernandez, S (7, 1) ERA: 3.99										0	0	0	0	0	0	0				
Bob Johnson, L (7, 1)										0	0	0	0	0	0	0				
Vic Davalillo, L (7, PH) OBP: 0.189, SLG: 0.250										1	0	0	0	0	1	0				
Dave Giusti, R (8, 1) ERA: 0.697, SLG: 0.500										0	0	0	0	0	0	1				
Inning Stats	R: 0 E: 0 K: 0 S: 3	H: 1 LOB: 1 BB: 0 P: 4	R: 1 E: 0 K: 0 S: 4	H: 1 LOB: 0 BB: 0 P: 4	R: 0 E: 0 K: 1 S: 5	H: 0 LOB: 1 BB: 1 P: 9	R: 0 E: 0 K: 1 S: 5	H: 1 LOB: 0 BB: 0 P: 5	R: 2 E: 0 K: 1 S: 8	H: 2 LOB: 1 BB: 0 P: 8	R: 0 E: 0 K: 2 S: 7	H: 0 LOB: 0 BB: 0 P: 7	R: 1 E: 1 K: 0 S: 6	H: 3 LOB: 2 BB: 0 P: 6	R: 0 E: 0 K: 0 S: 4	H: 1 LOB: 1 BB: 0 P: 4	1B: 8 2B: 1 3B: 0 HR: 1	SF: 0 SAC: 1 DP: 2 HBP: 1	WP: 0 PB: 0 SB: 2 CS: 0	PA: 34
PITCHER	IP WLS BF H R ER SO BB IBB HBP BLK WP HR S P ERA WHIP																			
Don Wilson, R (1, 1) ERA: 3.09	5.0 L 21 5 3 2 3 1 0 1 0 0 0 25 30 3.60 1.200																			
Jim Crawford, L (6, 1) ERA: 3.99	1.0 3 0 0 0 2 0 0 0 0 0 0 7 7 0.00 0.000																			
Cecil Upshaw, R (7, 1) ERA: 5.52	0.2 5 3 1 1 0 0 0 0 0 0 0 5 5 13.50 4.500																			
Jim York, R (7, 1) ERA: 2.93	1.1 5 1 0 0 0 0 0 0 0 0 0 5 5 0.00 0.750																			

Batter	1	2	3	4	5	6	7	8	9	AB	R	H	RBI	BB	SO	LOB	TOP					
Chuck Goggin, S (1.4)	5-3		G6-4-3			1-3		1B		4	0	1	0	0	0	1	Atlanta Braves @ Pittsburgh Pirates Three Rivers Stadium, Pittsburgh, PA Tue May 29 1973, 7:05 PM EDT Att: 7,911 - Unknown					
Ralph Carr, L (1.9)	5-3			K		1B		1B		4	1	2	0	0	1	0						
Darrell Evans, L (1.5)	4-3			F8		1B		K		4	0	1	1	0	1	2						
Hank Aaron, R (1.7) Sonny Jackson, L (8.7)				K		K		K		4	0	1	0	0	3	3						
Dusty Baker Jr., R (1.8)										0	0	0	0	0	0	0						
Larry Howard, R (1.2)										4	0	1	0	0	0	3						
Mike Lum, L (1.3)										4	0	0	0	0	1	3						
Marty Perez, R (1.6)										3	0	0	0	1	1	1						
Carl Morton, R (1.1) Oscar Brown, R (6, PH) Pat Dobson, R (6, PH) Dick Dietz, R (7, PH) Jim Panther, R (7.1)										1	0	1	0	0	0	0						
										1	0	0	0	0	1	0						
										0	0	0	0	0	0	0						
										1	0	0	0	0	1	2						
										0	0	0	0	0	0	0						
Inning Stats	R: 0 E: 0 K: 0 S: 3	H: 0 LOB: 0 BB: 0 P: 3	R: 0 E: 0 K: 1 S: 6	H: 1 LOB: 1 BB: 0 P: 6	R: 0 E: 0 K: 1 S: 5	H: 1 LOB: 0 BB: 0 P: 5	R: 0 E: 0 K: 2 S: 7	H: 0 LOB: 0 BB: 0 P: 7	R: 0 E: 1 K: 0 S: 4	H: 1 LOB: 1 BB: 0 P: 4	R: 1 E: 0 K: 2 S: 9	H: 2 LOB: 1 BB: 0 P: 9	R: 0 E: 0 K: 1 S: 5	H: 0 LOB: 2 BB: 2 P: 13	R: 0 E: 0 K: 2 S: 9	H: 2 LOB: 2 BB: 0 P: 9	R: 0 E: 0 K: 2 S: 7	H: 0 LOB: 0 BB: 0 P: 7	1B: 6 2B: 0 3B: 1 HR: 0	SF: 0 SAC: 0 DP: 1 HBP: 0	WP: 0 PB: 0 SB: 0 CS: 0	PA: 35
PITCHER	IP WLS BF H R ER SO BB IBB HBP BLK WP HR S P ERA WHIP	IP WLS BF H R ER SO BB IBB HBP BLK WP HR S P ERA WHIP																				
Luke Walker, L (1.1) Jim Rooker, L (8.1)	7.0 W 27 5 1 1 7 2 0 0 0 0 0 0 0 0 1.29 1.000	2.0 S 8 2 0 0 4 0 0 0 0 0 0 0 0 0 0.00 1.000																				

Batter	1	2	3	4	5	6	7	8	9	AB	R	H	RBI	BB	SO	LOB	BOTTOM				
Dave Cash, R (1.4) Rennie Stennett, R (4, PH)	4-3			G4-6-3		6-3		G3		1	1	0	0	1	0	0	Atlanta Braves @ Pittsburgh Pirates Three Rivers Stadium, Pittsburgh, PA Tue May 29 1973, 7:05 PM EDT Att: 7,911 - Unknown				
Richie Hebner, L (1.5)	F6					1B		3-1		4	1	2	0	1	0	0					
Manny Sanguillen, R (1.9)	5-3					1B				4	0	1	0	0	0	3					
Willie Stargell, L (1.7)										4	1	2	2	0	1	2					
Al Oliver, L (1.8)										4	0	0	1	0	1	1					
Bob Robertson, R (1.3)										3	1	1	0	1	0	1					
Milt May, L (1.2)										2	1	0	0	2	0	2					
Jackie Hernandez, R (1.6)										4	1	2	1	0	0	2					
Luke Walker, L (1.1) Jim Rooker, R (8.1)										3	0	1	1	0	1	2					
										1	0	0	0	0	0	0					
										1B: 8 2B: 0 3B: 0 HR: 1	SF: 0 SAC: 0 DP: 1 HBP: 0	WP: 2 PB: 0 SB: 0 CS: 0	PA: 38								
Inning Stats	R: 0 E: 0 K: 0 S: 3	H: 0 LOB: 0 BB: 0 P: 3	R: 1 E: 1 K: 3 S: 11	H: 1 LOB: 2 BB: 1 P: 15	R: 2 E: 0 K: 0 S: 4	H: 1 LOB: 1 BB: 2 P: 12	R: 2 E: 0 K: 0 S: 5	H: 3 LOB: 1 BB: 1 P: 9	R: 1 E: 0 K: 0 S: 4	H: 1 LOB: 1 BB: 1 P: 8	R: 0 E: 0 K: 0 S: 5	H: 2 LOB: 2 BB: 0 P: 5	R: 0 E: 0 K: 0 S: 4	H: 1 LOB: 1 BB: 0 P: 4	R: 0 E: 0 K: 0 S: 3	H: 0 LOB: 0 BB: 0 P: 3		1B: 8 2B: 0 3B: 0 HR: 1	SF: 0 SAC: 0 DP: 1 HBP: 0	WP: 2 PB: 0 SB: 0 CS: 0	PA: 38
PITCHER	IP WLS BF H R ER SO BB IBB HBP BLK WP HR S P ERA WHIP	IP WLS BF H R ER SO BB IBB HBP BLK WP HR S P ERA WHIP																			
Carl Morton, R (1.1) Pat Dobson, R (6.1) Jim Panther, R (7.1)	5.0 L 26 6 0 0 0 0 0 0 0 0 0 0 0 0 9.00 2.200	1.0 5 2 0 0 0 0 0 0 0 0 0 0 0 0.00 2.000	2.0 7 1 0 0 0 0 0 0 0 0 0 0 0 0.00 0.500																		

Batter	1	2	3	4	5	6	7	8	9	AB	R	H	RBI	BB	SO	LOB	TOP			
Sonny Jackson, L (1,7) OBP: 0.250, SLG: 0.180										4	0	2	0	1	0	0	Atlanta Braves @ Pittsburgh Pirates Three Rivers Stadium, Pittsburgh, PA Wed May 30 1973, 7:05 PM EDT Att: 7,963 - Unknown			
Ralph Carr, L (1,9) OBP: 0.259, SLG: 0.298										4	1	1	1	0	0	2				
Darrell Evans, L (1,5) OBP: 0.357, SLG: 0.535										3	0	0	0	2	1	2				
Mike Lum, L (1,3) OBP: 0.344, SLG: 0.423											5	0	1	1	0	1		2		
Dusty Baker Jr, R (1,8) OBP: 0.309, SLG: 0.394											2	0	1	0	2	0		0		
Davey Johnson, R (1,4) OBP: 0.382, SLG: 0.429											4	0	1	0	0	1		7		
Johnny Oates, L (1,2) OBP: 0.279, SLG: 0.292											3	0	1	0	1	0		4		
Marty Perez, R (1,6) OBP: 0.352, SLG: 0.340										4	1	1	0	0	1	3				
Ron Reed, R (1,1) OBP: 0.107, SLG: 0.107										3	0	0	0	0	2	1				
Norm Miller, L (8,PH)										1	0	0	0	0	1	0				
Jim Panther, R (8,1)										0	0	0	0	0	0	0				
Inning Stats	R: 0 E: 0 K: 1 S: 6	H: 1 LOB: 3 BB: 2 P: 14	R: 0 E: 0 K: 1 S: 5	H: 1 LOB: 0 BB: 0 P: 5	R: 1 E: 0 K: 0 S: 5	H: 2 LOB: 2 BB: 2 P: 13	R: 1 E: 0 K: 1 S: 7	H: 2 LOB: 1 BB: 0 P: 7	R: 0 E: 0 K: 1 S: 3	H: 0 LOB: 1 BB: 1 P: 7	R: 0 E: 0 K: 0 S: 4	H: 1 LOB: 1 BB: 0 P: 4	R: 0 E: 0 K: 2 S: 7	H: 0 LOB: 0 BB: 0 P: 7	R: 0 E: 0 K: 1 S: 5	H: 0 LOB: 0 BB: 0 P: 5	1B: 7 2B: 1 3B: 0 HR: 0	SF: 0 SAC: 1 DP: 1 HBP: 0	WP: 0 PB: 0 SB: 2 CS: 0	PA: 40
PITCHER Bob Moose, R (1,1) ERA: 3.88	IP: 9.0 WLS: W BF: 40	H: 8 R: 2 ER: 2 SO: 7	BB: 4 IBB: 2 HBP: 0 BLK: 0	WP: 0 HR: 0 S: 48 P: 72	ERA: 2.00 WHIP: 1.333	PITCHER										IP: 9.0 WLS: W BF: 40	H: 8 R: 2 ER: 2 SO: 7	BB: 4 IBB: 2 HBP: 0 BLK: 0	WP: 0 HR: 0 S: 48 P: 72	ERA: 2.00 WHIP: 1.333

Batter	1	2	3	4	5	6	7	8	9	AB	R	H	RBI	BB	SO	LOB	BOTTOM			
Dave Cash, R (1,4) OBP: 0.400, SLG: 0.455										4	1	2	1	0	0	1	Atlanta Braves @ Pittsburgh Pirates Three Rivers Stadium, Pittsburgh, PA Wed May 30 1973, 7:05 PM EDT Att: 7,963 - Unknown			
Manny Sanguillen, R (1,9) OBP: 0.324, SLG: 0.480										4	0	1	1	0	2	3				
Richie Hebner, L (1,5) OBP: 0.379, SLG: 0.403										4	0	2	1	0	0	1				
Willie Stargell, L (1,7) OBP: 0.383, SLG: 0.622										4	0	0	0	0	3	4				
Al Oliver, L (1,8) OBP: 0.307, SLG: 0.506										4	1	2	0	0	0	3				
Bob Robertson, R (1,3) OBP: 0.407, SLG: 0.525										4	0	0	0	0	1	2				
Milt May, L (1,2) OBP: 0.348, SLG: 0.403										2	1	0	0	1	0	1				
Jackie Hernandez, R (1,6) OBP: 0.316, SLG: 0.316										4	1	2	1	0	1	1				
Bob Moose, R (1,1) OBP: 0.208, SLG: 0.136										3	0	0	0	0	1	4				
Inning Stats	R: 0 E: 0 K: 1 S: 5	H: 0 LOB: 0 BB: 0 P: 5	R: 0 E: 0 K: 2 S: 8	H: 1 LOB: 1 BB: 0 P: 8	R: 2 E: 1 K: 2 S: 11	H: 3 LOB: 2 BB: 0 P: 11	R: 0 E: 0 K: 1 S: 5	H: 0 LOB: 1 BB: 0 P: 6	R: 0 E: 0 K: 0 S: 6	H: 1 LOB: 1 BB: 1 P: 10	R: 0 E: 0 K: 1 S: 5	H: 1 LOB: 0 BB: 0 P: 5	R: 0 E: 0 K: 0 S: 3	H: 0 LOB: 0 BB: 0 P: 3	1B: 8 2B: 1 3B: 0 HR: 0	SF: 0 SAC: 0 DP: 1 HBP: 1		WP: 0 PB: 0 SB: 1 CS: 0	PA: 35	
PITCHER Ron Reed, R (1,1) ERA: 4.0	IP: 7.0 WLS: L BF: 32	H: 9 R: 4 ER: 3 SO: 8	BB: 0 IBB: 1 HBP: 0 BLK: 0	WP: 0 HR: 0 S: 46 P: 51	ERA: 3.86 WHIP: 1.286	PITCHER										IP: 1.0 WLS: 3 BF: 3	H: 0 R: 0 ER: 0 SO: 0	BB: 0 IBB: 0 HBP: 0 BLK: 0	WP: 0 HR: 0 S: 3 P: 3	ERA: 0.00 WHIP: 0.000

Batter	1	2	3	4	5	6	7	8	9	AB	R	H	RBI	BB	SO	LOB	TOP			
Sonny Jackson, L (1, 7) OBP: 0.250, SLG: 0.185	F7							P5									4 0 1 0 0 0 1			
Ralph Garr, L (1, 9) OBP: 0.254, SLG: 0.292	6-3																4 0 0 0 0 1 1			
Darrell Evans, L (1, 5) OBP: 0.350, SLG: 0.523	P6																4 0 0 0 0 0 1			
Mike Lum, L (1, 3) OBP: 0.341, SLG: 0.412		4-3															3 1 0 0 1 0 0			
Dusty Baker Jr., R (1, 8) OBP: 0.309, SLG: 0.393		1-3															3 0 1 0 0 0 0			
Davey Johnson, R (1, 4) OBP: 0.356, SLG: 0.421		P2															3 0 0 0 0 0 2			
Johnny Oates, L (1, 2) OBP: 0.280, SLG: 0.288			3-1														2 0 0 0 1 0 2			
Marty Perez, R (1, 6) OBP: 0.352, SLG: 0.340			6-3														3 0 1 1 0 1 1			
Gary Gentry, R (1, 1) OBP: 0.267, SLG: 0.241																	3 0 0 0 0 3 3			
Tom House, L (8, 1)																	0 0 0 0 0 0 0			
Inning Stats	R: 0 E: 0 K: 0 S: 3	H: 0 LOB: 0 BB: 0 P: 3	R: 0 E: 0 K: 0 S: 3	H: 0 LOB: 0 BB: 0 P: 3	R: 0 E: 0 K: 1 S: 5	H: 0 LOB: 0 BB: 0 P: 5	R: 0 E: 0 K: 0 S: 3	H: 1 LOB: 0 BB: 0 P: 3	R: 1 E: 0 K: 1 S: 7	H: 2 LOB: 2 BB: 1 P: 11	R: 0 E: 0 K: 0 S: 3	H: 0 LOB: 0 BB: 0 P: 3	R: 0 E: 0 K: 2 S: 7	H: 0 LOB: 1 BB: 1 P: 11	R: 0 E: 0 K: 1 S: 5	H: 0 LOB: 0 BB: 0 P: 5	1B: 3 2B: 0 3B: 0 HR: 0	SF: 0 SAC: 0 DP: 0 HBP: 0	WP: 0 PB: 0 SB: 0 CS: 1	PA: 31
PITCHER Nelson Briles, R (1, 1) ERA: 3.2	IP: 9.0 WLS: W BF: 31 H: 3 R: 1 ER: 1 SO: 5 BB: 2 IBB: 0 HBP: 0 BLK: 0 WP: 0 HR: 0 S: 39 P: 47 ERA: 1.00 WHIP: 0.556																			

Atlanta Braves @ Pittsburgh Pirates
Three Rivers Stadium, Pittsburgh, PA
Thu May 31 1973, 7:05 PM EDT
Att: 10,446 - Unknown

AB 29
R 1
H 3
RBI 1
BB 2
SO 5
LOB 11



Batter	1	2	3	4	5	6	7	8	9	AB	R	H	RBI	BB	SO	LOB	BOTTOM			
Dave Cash, R (1, 4) OBP: 0.403, SLG: 0.464																	4 0 2 0 0 0 0			
Manny Sanguillen, R (1, 9) OBP: 0.323, SLG: 0.475																	4 1 1 0 0 0 2			
Richie Hebner, L (1, 5) OBP: 0.382, SLG: 0.397																	2 1 0 0 2 0 0			
Willie Stargell, L (1, 7) OBP: 0.372, SLG: 0.641																	2 1 1 3 2 0 0			
Al Oliver, L (1, 8) OBP: 0.312, SLG: 0.500																	2 0 0 0 1 0 1			
Bob Robertson, R (1, 3) OBP: 0.404, SLG: 0.514																	3 0 0 0 1 0 5			
Milt May, L (1, 2) OBP: 0.340, SLG: 0.392																	4 0 0 0 0 1 2			
Jackie Hernandez, R (1, 6) OBP: 0.286, SLG: 0.286																	2 0 0 0 0 1 0			
Vic Davalillo, L (7, PH) OBP: 0.184, SLG: 0.243																	1 0 0 0 0 0 0			
Gene Alley, R (8, 6) OBP: 0.254, SLG: 0.351																	0 0 0 0 0 0 0			
Nelson Briles, R (1, 1) OBP: 0.250, SLG: 0.458																	3 0 0 0 0 2 0			
Inning Stats	R: 0 E: 0 K: 0 S: 3	H: 1 LOB: 0 BB: 0 P: 3	R: 0 E: 0 K: 0 S: 3	H: 0 LOB: 1 BB: 1 P: 7	R: 0 E: 0 K: 1 S: 6	H: 1 LOB: 0 BB: 0 P: 6	R: 0 E: 0 K: 0 S: 3	H: 0 LOB: 1 BB: 1 P: 7	R: 0 E: 0 K: 1 S: 5	H: 0 LOB: 0 BB: 0 P: 5	R: 0 E: 0 K: 0 S: 3	H: 0 LOB: 2 BB: 2 P: 12	R: 0 E: 0 K: 2 S: 7	H: 0 LOB: 0 BB: 0 P: 7	R: 3 E: 0 K: 0 S: 5	H: 2 LOB: 1 BB: 2 P: 13	1B: 2 2B: 1 3B: 0 HR: 1	SF: 0 SAC: 0 DP: 1 HBP: 1	WP: 0 PB: 0 SB: 0 CS: 0	PA: 34
PITCHER Gary Gentry, R (1, 1) ERA: 3.6	IP: 7.2 WLS: L BF: 33 H: 4 R: 3 ER: 3 SO: 4 BB: 6 IBB: 0 HBP: 1 BLK: 0 WP: 0 HR: 1 S: 34 P: 59 ERA: 3.52 WHIP: 1.304																			
Tom House, L (8, 1) ERA: 3.0	IP: 0.1 WLS: 1 BF: 1 H: 0 R: 0 ER: 0 SO: 0 BB: 0 IBB: 0 HBP: 0 BLK: 0 WP: 0 HR: 0 S: 1 P: 1 ERA: 0.00 WHIP: 0.000																			

Atlanta Braves @ Pittsburgh Pirates
Three Rivers Stadium, Pittsburgh, PA
Thu May 31 1973, 7:05 PM EDT
Att: 10,446 - Unknown

AB 27
R 3
H 4
RBI 3
BB 6
SO 4
LOB 10



Batter	1	2	3	4	5	6	7	8	9	AB	R	H	RBI	BB	SO	LOB	TOP					
Pete Rose, S OBP: 0.383, SLG: 0.402 (1, 7)										4	2	2	0	0	0	3	Cincinnati Reds @ Pittsburgh Pirates Three Rivers Stadium, Pittsburgh, PA Fri Jun 01 1973, 7:05 PM EDT Att: 24,213 - Unknown					
Joe Morgan, L OBP: 0.422, SLG: 0.532 (1, 4)										4	2	2	1	1	0	2						
Larry Stahl, L OBP: 0.500, SLG: 0.481 (1, 9) (7, 8)										2	2	1	0	2	1	2						
Johnny Bench, R OBP: 0.343, SLG: 0.475 (1, 2)										5	0	2	1	0	0	2						
Tony Perez, R OBP: 0.366, SLG: 0.464 (1, 3)										4	0	1	2	1	1	2						
Dave Concepcion, R OBP: 0.331, SLG: 0.455 (1, 6)										5	0	0	0	0	0	4						
Denis Menke, R OBP: 0.400, SLG: 0.245 Richie Scheinblum, S OBP: 0.311, SLG: 0.308 (7, 9) (7, 9)										3	0	0	0	0	0	2						
Cesar Geronimo, L OBP: 0.220, SLG: 0.243 Phil Gagliano, R OBP: 0.225, SLG: 0.206 Darrel Chaney, S OBP: 0.224, SLG: 0.136 (7, 5) (7, 5)										2	0	1	0	1	1	0						
Jim McGlothlin, R Ed Sprague, R Gene Locklear, L Tom Hall, L Joe Hague, L Pedro Borbon, R Bill Plummer, R Don Guillet, R (1, 1) (2, 1) (4, PH) (4, 1) (6, PH) (6, 1) (8, PH) (8, 1) (8, 1)										0	0	0	0	0	0	0						
Inning Stats	R: 3 E: 1 K: 0 S: 6	H: 4 LOB: 1 BB: 0 P: 7	R: 0 E: 0 K: 1 S: 6	H: 1 LOB: 2 BB: 1 P: 10	R: 0 E: 0 K: 1 S: 5	H: 0 LOB: 0 BB: 0 P: 5	R: 0 E: 0 K: 1 S: 6	H: 1 LOB: 2 BB: 0 P: 7	R: 0 E: 0 K: 0 S: 2	H: 0 LOB: 0 BB: 1 P: 6	R: 0 E: 0 K: 0 S: 3	H: 0 LOB: 2 BB: 2 P: 11	R: 2 E: 1 K: 1 S: 7	H: 2 LOB: 2 BB: 2 P: 15	R: 1 E: 0 K: 0 S: 5	H: 2 LOB: 1 BB: 0 P: 5		R: 0 E: 0 K: 0 S: 3	H: 0 LOB: 1 BB: 1 P: 7	1B: 7 2B: 3 3B: 1 HR: 0	SF: 0 SAC: 1 DP: 1 HBP: 2	WP: 1 PB: 0 SB: 0 CS: 1
PITCHER	IP WLS BF H R ER SO BB IBB HBP BLK WP HR S P ERA WHIP																					
Steve Blass, R ERA: 7.81 Bob Johnson, R ERA: 3.19 Jim Rooker, L ERA: 1.48 Dave Giusti, R ERA: 1.33 (1, 1) (7, 1) (7, 1) (9, 1)	6.0 W 31 8 5 5 3 4 1 2 0 0 0 0 30 52 7.50 2.000	0.2 3 0 0 0 0 1 0 0 0 0 0 0 2 6 0.00 1.500	1.1 7 2 1 1 1 1 0 0 0 0 1 0 8 12 6.75 2.250	1.0 S 3 0 0 0 0 0 0 0 0 0 0 0 0 3 3 0.00 0.000																		

Batter	1	2	3	4	5	6	7	8	9	AB	R	H	RBI	BB	SO	LOB	BOTTOM			
Dave Cash, R OBP: 0.396, SLG: 0.451 (1, 4)										4	0	0	0	1	0	0	Cincinnati Reds @ Pittsburgh Pirates Three Rivers Stadium, Pittsburgh, PA Fri Jun 01 1973, 7:05 PM EDT Att: 24,213 - Unknown			
Manny Sanguillen, R OBP: 0.306, SLG: 0.503 (1, 9)										4	3	2	2	0	0	2				
Richie Hebner, L OBP: 0.384, SLG: 0.430 (1, 5)										3	2	2	4	0	0	0				
Willie Stargell, L OBP: 0.381, SLG: 0.660 (1, 7)										2	2	1	2	2	0	0				
Al Oliver, L OBP: 0.310, SLG: 0.494 (1, 8)										4	0	1	0	0	1	1				
Bob Robertson, R OBP: 0.406, SLG: 0.514 (1, 3)										4	0	2	1	0	1	0				
Milt May, L OBP: 0.337, SLG: 0.388 (1, 2)										4	1	1	0	0	1	3				
Jackie Hernandez, R OBP: 0.280, SLG: 0.280 (1, 6)										4	1	1	0	0	1	1				
Steve Blass, R OBP: 0.444, SLG: 0.500 Bob Johnson, L Jim Rooker, R Dave Giusti, R OBP: 0.667, SLG: 0.500 (1, 1) (7, 1) (7, 1) (9, 1)										2	0	0	0	0	1	1				
Inning Stats	R: 0 E: 0 K: 0 S: 3	H: 0 LOB: 0 BB: 0 P: 3	R: 0 E: 0 K: 0 S: 3	H: 0 LOB: 0 BB: 0 P: 3	R: 5 E: 0 K: 0 S: 7	H: 4 LOB: 1 BB: 1 P: 11	R: 0 E: 0 K: 2 S: 7	H: 0 LOB: 0 BB: 0 P: 7	R: 2 E: 0 K: 2 S: 9	H: 2 LOB: 1 BB: 1 P: 13	R: 0 E: 0 K: 1 S: 6	H: 1 LOB: 0 BB: 0 P: 6	R: 2 E: 0 K: 0 S: 6	H: 3 LOB: 2 BB: 1 P: 10	R: 0 E: 0 K: 1 S: 5	H: 0 LOB: 0 BB: 0 P: 5		1B: 5 2B: 1 3B: 1 HR: 3	SF: 1 SAC: 1 DP: 0 HBP: 0	WP: 0 PB: 0 SB: 0 CS: 0
PITCHER	IP WLS BF H R ER SO BB IBB HBP BLK WP HR S P ERA WHIP																			
Jim McGlothlin, R ERA: 4.65 Ed Sprague, R ERA: 5.4 Tom Hall, L ERA: 4.23 Pedro Borbon, R ERA: 2.4 Don Guillet, L ERA: 2.92 (1, 1) (2, 1) (4, 1) (6, 1) (8, 1)	1.0 L 11 4 5 5 0 1 0 0 0 0 0 1 10 14 22.50 2.500	2.0 9 2 2 2 4 1 0 0 0 0 2 16 20 9.00 1.500	2.0 11 4 2 2 1 1 0 0 0 0 0 0 12 16 9.00 2.500	1.0 3 0 0 0 1 0 0 0 0 0 0 5 5 0.00 0.000																

AB 34
R 6
H 10
RBI 4
BB 7
SO 4
LOB 21



Batter	1	2	3	4	5	6	7	8	9	AB	R	H	RBI	BB	SO	LOB	TOP		
Pete Rose, S OBP: 0.388, SLG: 0.407 (1, 7)										5	2	3	0	0	0	1	Cincinnati Reds @ Pittsburgh Pirates Three Rivers Stadium, Pittsburgh, PA Sat Jun 02 1973, 3:33 AM EDT Att: 19,212 - Unknown		
Joe Morgan, L OBP: 0.416, SLG: 0.528 (1, 4)										5	0	1	0	0	0	4			
Bobby Tolan, L OBP: 0.257, SLG: 0.320 (1, 9)										4	0	0	1	0	2	5			
Johnny Bench, R OBP: 0.340, SLG: 0.467 (1, 2)										5	0	1	1	0	2	4			
Tony Perez, R OBP: 0.364, SLG: 0.459 (1, 3)										4	0	1	0	0	2	2			
Dave Concepcion, R OBP: 0.330, SLG: 0.450 (1, 6)										4	0	1	0	0	0	2			
Denis Menke, R OBP: 0.403, SLG: 0.250 (6, PH)										2	0	1	0	0	1	1			
Larry Stahl, L OBP: 0.486, SLG: 0.464 (6, 5)										1	0	0	0	0	1	2			
Darrel Chaney, S OBP: 0.220, SLG: 0.133 (6, 5)										1	0	0	0	0	0	0			
Cesar Geronimo, L OBP: 0.220, SLG: 0.237 (1, 8)										3	0	0	0	1	0	4			
Jack Billingham, R OBP: 0.290, SLG: 0.533 (1, 1)										0	0	0	0	0	0	0			
Tom Hall, L OBP: 0.290, SLG: 0.250 (7, PH)										0	0	1	0	0	0	1			
Gene Lockaber, R OBP: 0.306, SLG: 0.217 (7, 1)										0	0	0	0	0	0	0			
Ed Sprague, R OBP: 0.306, SLG: 0.217 (7, 1)										0	0	0	0	0	0	0			
Joe Hague, L OBP: 0.290, SLG: 0.213 (8, PH)										0	0	0	0	0	0	1			
Don Gullett, R OBP: 0.290, SLG: 0.136 (8, 1)										0	0	0	0	0	0	0			
Inning Stats	R: 1 E: 1 K: 2 S: 9	H: 1 LOB: 1 BB: 0 P: 9	R: 0 E: 0 K: 0 S: 4	H: 1 LOB: 1 BB: 0 P: 4	R: 0 E: 0 K: 1 S: 6	H: 1 LOB: 1 BB: 0 P: 6	R: 0 E: 0 K: 1 S: 6	H: 1 LOB: 2 BB: 0 P: 7	R: 2 E: 1 K: 1 S: 7	H: 1 LOB: 1 BB: 0 P: 8	R: 0 E: 0 K: 0 S: 3	H: 0 LOB: 1 BB: 1 P: 7	R: 0 E: 0 K: 1 S: 6	H: 1 LOB: 1 BB: 0 P: 6	1B: 8 2B: 1 3B: 0 HR: 0	SF: 1 SAC: 0 DP: 0 HBP: 1	WP: 0 PB: 0 SB: 3 CS: 0	PA: 40	
PITCHER	IP	WLS	BF	H	R	ER	SO	BB	IBB	HBP	BLK	WP	HR	S	P	ERA	WHIP		
Dock Ellis, R ERA: 2.85 (1, 1)	8.1	W	38	9	3	0	7	1	0	1	0	0	0	50	55	0.00	1.200		
Ramon Hernandez, L ERA: 4.11 (9, 1)	0.1		1	0	0	0	1	0	0	0	0	0	0	3	3	0.00	0.000		
Dave Giusti, R ERA: 1.32 (9, 1)	0.1	S	1	0	0	0	0	0	0	0	0	0	0	1	1	0.00	0.000		

AB	37
R	3
H	9
RBI	2
BB	1
SO	8
LOB	27



Batter	1	2	3	4	5	6	7	8	9	AB	R	H	RBI	BB	SO	LOB	BOTTOM		
Dave Cash, R OBP: 0.399, SLG: 0.452 (1, 4)										4	1	2	0	0	0	2	Cincinnati Reds @ Pittsburgh Pirates Three Rivers Stadium, Pittsburgh, PA Sat Jun 02 1973, 3:33 AM EDT Att: 19,212 - Unknown		
Manny Sanguillen, R OBP: 0.355, SLG: 0.497 (1, 9)										4	1	1	0	0	1	1			
Richie Hebner, L OBP: 0.381, SLG: 0.431 (1, 5)										4	1	1	1	0	0	1			
Willie Stargell, L OBP: 0.384, SLG: 0.651 (1, 7)										2	0	0	0	2	1	0			
Al Oliver, L OBP: 0.309, SLG: 0.488 (1, 8)										4	1	1	1	0	1	3			
Bob Robertson, R OBP: 0.402, SLG: 0.503 (1, 3)										3	0	0	1	1	0	1			
Milt May, L OBP: 0.337, SLG: 0.387 (1, 2)										3	0	1	1	0	1	1			
Jackie Hernandez, R OBP: 0.250, SLG: 0.250 (1, 6)										3	0	0	0	0	0	2			
Dock Ellis, S OBP: 0.077, SLG: 0.040 (1, 1)										3	0	0	0	0	0	2			
Ramon Hernandez, S OBP: 0.667, SLG: 0.500 (9, 1)										0	0	0	0	0	0	0			
Dave Giusti, R OBP: 0.667, SLG: 0.500 (9, 1)										0	0	0	0	0	0	0			
Inning Stats	R: 3 E: 0 K: 0 S: 6	H: 3 LOB: 1 BB: 1 P: 10	R: 0 E: 0 K: 0 S: 3	H: 0 LOB: 0 BB: 0 P: 3	R: 0 E: 0 K: 0 S: 3	H: 0 LOB: 0 BB: 0 P: 3	R: 1 E: 0 K: 0 S: 5	H: 2 LOB: 2 BB: 1 P: 9	R: 0 E: 0 K: 1 S: 5	H: 0 LOB: 0 BB: 0 P: 5	R: 0 E: 0 K: 0 S: 4	H: 1 LOB: 1 BB: 0 P: 4	R: 0 E: 0 K: 2 S: 7	H: 0 LOB: 0 BB: 0 P: 7	1B: 5 2B: 1 3B: 0 HR: 0	SF: 0 SAC: 0 DP: 0 HBP: 0	WP: 0 PB: 0 SB: 0 CS: 0	PA: 33	
PITCHER	IP	WLS	BF	H	R	ER	SO	BB	IBB	HBP	BLK	WP	HR	S	P	ERA	WHIP		
Jack Billingham, R ERA: 3.23 (1, 1)	0.2	L	6	3	3	3	0	0	0	0	0	0	0	22	30	1.69	0.750		
Tom Hall, L ERA: 3.92 (1, 1)	5.1		20	2	1	1	2	2	0	0	0	0	0	4	4	0.00	1.000		
Ed Sprague, R ERA: 5.14 (7, 1)	1.0		4	1	0	0	0	0	0	0	0	0	0	4	4	0.00	1.000		
Don Gullett, L ERA: 2.88 (8, 1)	1.0		3	0	0	0	2	0	0	0	0	0	0	7	7	0.00	0.000		



Batter	1	2	3	4	5	6	7	8	9	AB	R	H	RBI	BB	SO	LOB	TOP										
Pete Rose, S OBP: 0.386, SLG: 0.409 (1, 7)	5-3		HR 2B		6-3		E9 BB			4	1	1	0	0	0	0	Cincinnati Reds @ Pittsburgh Pirates Three Rivers Stadium, Pittsburgh, PA Sun Jun 03 1973, 3:33 AM EDT Att: 22,450 - Overcast AB 30 R 5 H 5 RBI 4 BB 5 SO 5 LOB 7										
Joe Morgan, L OBP: 0.413, SLG: 0.518 (1, 4)	P6		G3		4-3		4-0 BB			3	0	0	0	1	0	2											
Johnny Bench, R OBP: 0.342, SLG: 0.462 (1, 2)	FC6-4 BB		HR IBB		K		0-0 BB			2	1	0	0	2	1	2											
Tony Perez, R OBP: 0.361, SLG: 0.471 (1, 3)	FC6-4		HR		4-3		0-0 BB		F9	4	1	1	4	0	0	1											
Dave Concepcion, R OBP: 0.328, SLG: 0.442 (1, 6)		G4-6-3 BB	F8		6-3		0-0 BB		F7	3	0	0	0	1	0	0											
Bobby Tolan, L OBP: 0.251, SLG: 0.314 (1, 9)	G4-6-3		F6		F2		0-3 BB		K	4	0	0	0	0	1	1											
Denis Menke, R OBP: 0.404, SLG: 0.259 (1, 5)		1B			5-3		0-0 BB		F9	4	0	2	0	0	0	0											
Cesar Geronimo, L OBP: 0.221, SLG: 0.231 (1, 8)		K			K		4-0 SH1-4 BB		F9	3	1	0	0	1	2	1											
Clay Carroll, R OBP: 0.143, SLG: 0.143 (1, 1)					1-3		0-0 SH1-4		K	3	1	1	0	0	1	0											
Pedro Borbon, R OBP: 0.200, SLG: 0.200 (9, 1)			2B HR 1B				1-2		K	0	0	0	0	0	0	0											
Inning Stats	R: 0 E: 0 K: 0 S: 3	H: 0 LOB: 1 BB: 1 P: 7	R: 0 E: 0 K: 1 S: 5	H: 1 LOB: 1 BB: 1 P: 9	R: 4 E: 0 K: 0 S: 6	H: 3 LOB: 0 BB: 1 P: 10	R: 0 E: 0 K: 1 S: 5	H: 1 LOB: 0 BB: 0 P: 5	R: 0 E: 0 K: 0 S: 3	H: 0 LOB: 0 BB: 0 P: 3	R: 1 E: 1 K: 0 S: 4	H: 0 LOB: 2 BB: 2 P: 12	R: 0 E: 0 K: 1 S: 5	H: 0 LOB: 0 BB: 0 P: 5	R: 0 E: 0 K: 1 S: 5	H: 0 LOB: 0 BB: 0 P: 5	1B: 3 2B: 1 3B: 0 HR: 1	SF: 0 SAC: 1 DP: 1 HBP: 0	WP: 0 PB: 0 SB: 0 CS: 0	PA: 36							
PITCHER	IP	WLS	BF	H	R	ER	SO	BB	IBB	HBP	BLK	WP	HR	S	P	ERA	WHIP										
Luke Walker, L ERA: 4.38 (1, 1)	5.0	L	21	5	4	4	3	2	1	0	0	0	1	24	36	7.20	1.400										
Jim McKee, R ERA: 8.88 (6, 1)	2.0		9	0	1	0	0	2	0	0	0	0	0	7	15	0.00	1.000										
Ramon Hernandez, L ERA: 3.63 (8, 1)	2.0		6	0	0	0	2	0	0	0	0	0	0	10	10	0.00	0.000										

Batter	1	2	3	4	5	6	7	8	9	AB	R	H	RBI	BB	SO	LOB	BOTTOM										
Dave Cash, R OBP: 0.387, SLG: 0.437 (1, 4)	4-3	1-3			5-3		G3		F4	5	0	0	0	0	0	7	Cincinnati Reds @ Pittsburgh Pirates Three Rivers Stadium, Pittsburgh, PA Sun Jun 03 1973, 3:33 AM EDT Att: 22,450 - Overcast AB 36 R 1 H 10 RBI 1 BB 1 SO 4 LOB 18										
Manny Sanguillen, R OBP: 0.318, SLG: 0.487 (1, 9)	K		6-3		6-3				6-3	4	0	0	0	0	1	0											
Richie Hebner, L OBP: 0.378, SLG: 0.427 (1, 5)			K				F9		F3	4	0	1	0	0	1	0											
Willie Stargell, L OBP: 0.381, SLG: 0.641 (1, 7)	4-3				K				6-3	4	0	1	0	0	1	1											
Al Oliver, L OBP: 0.302, SLG: 0.477 (1, 8)		F9	P6		G3				F8	4	0	0	0	0	0	1											
Bob Robertson, R OBP: 0.410, SLG: 0.510 (1, 3)		2B FC6-2 1B		K			2B 1B		1B 1B	4	1	3	0	0	1	0											
Milt May, L OBP: 0.347, SLG: 0.409 (1, 2)		FC6-2 2B			G6-3 1B				F8	4	0	3	0	0	0	1											
Jackie Hernandez, R OBP: 0.267, SLG: 0.241 (1, 6)					G6-3		L6-3			1	0	0	0	1	0	1											
Gene Clines, R OBP: 0.295, SLG: 0.333 (7, PH)										1	0	0	0	0	0	2											
Gene Alley, R OBP: 0.251, SLG: 0.358 (8, 6)		FC6-2 IBB							1B	1	0	1	0	0	0	0											
Luke Walker, L OBP: 0.200, SLG: 0.200 (1, 1)										1	0	0	0	0	0	3											
Vic Dorello, L OBP: 0.179, SLG: 0.237 (5, PH)										1	0	0	0	0	0	0											
Jim McKee, R OBP: 0.296, SLG: 0.296 (8, 1)										0	0	0	0	0	0	0											
Richie Zisk, R OBP: 0.241, SLG: 0.296 (7, PH)										0	0	0	0	0	0	2											
Ramon Hernandez, S OBP: 0.222, SLG: 0.388 (8, 1)										0	0	0	0	0	0	0											
Fernando Gonzalez, R OBP: 0.222, SLG: 0.388 (8, PH)		1-2 2-3 3-H							1B	1	0	1	1	0	0	0											
Inning Stats	R: 0 E: 0 K: 1 S: 6	H: 1 LOB: 1 BB: 0 P: 6	R: 0 E: 0 K: 0 S: 5	H: 2 LOB: 3 BB: 1 P: 9	R: 0 E: 0 K: 1 S: 6	H: 1 LOB: 1 BB: 0 P: 6	R: 0 E: 0 K: 1 S: 5	H: 1 LOB: 0 BB: 0 P: 5	R: 0 E: 0 K: 0 S: 3	H: 0 LOB: 0 BB: 0 P: 3	R: 0 E: 0 K: 1 S: 5	H: 0 LOB: 0 BB: 0 P: 5	R: 0 E: 0 K: 0 S: 3	H: 0 LOB: 0 BB: 0 P: 3	R: 1 E: 0 K: 0 S: 6	H: 3 LOB: 2 BB: 0 P: 6	1B: 8 2B: 2 3B: 0 HR: 0	SF: 0 SAC: 0 DP: 1 HBP: 0	WP: 0 PB: 0 SB: 0 CS: 0	PA: 37							
PITCHER	IP	WLS	BF	H	R	ER	SO	BB	IBB	HBP	BLK	WP	HR	S	P	ERA	WHIP										
Clay Carroll, R ERA: 3.96 (1, 1)	8.2		36	10	1	1	4	0	1	0	0	0	0	43	47	1.04	1.154										
Pedro Borbon, R ERA: 2.39 (9, 1)	0.1	S	1	0	0	0	0	0	0	0	0	0	0	1	1	0.00	0.000										

Batter	1	2	3	4	5	6	7	8	9	AB	R	H	RBI	BB	SO	LOB	TOP								
Bobby Bonds, R OBP: 0.380, SLG: 0.560 (1, 9)										4	2	1	0	1	0	0	San Francisco Giants @ Pittsburgh Pirates Three Rivers Stadium, Pittsburgh, PA Mon Jun 04 1973, 7:05 PM EDT Att: 12,570 - Unknown livebaseballscorecards.com								
Tito Fuentes, S OBP: 0.333, SLG: 0.416 (1, 4)										5	2	4	3	0	0	0									
Garry Maddox, R OBP: 0.386, SLG: 0.531 (1, 8)										4	0	2	3	0	0	1									
Willie McCovey, L OBP: 0.391, SLG: 0.497 (1, 3)										3	0	0	0	2	1	1									
Ed Goodson, L OBP: 0.358, SLG: 0.416 (1, 5)										5	1	1	0	0	0	5									
Gary Matthews, R OBP: 0.412, SLG: 0.483 (1, 7)										4	0	1	0	0	1	1									
Chris Speier, R OBP: 0.357, SLG: 0.431 (1, 6)										3	1	3	1	1	0	0									
Dave Rader, L OBP: 0.305, SLG: 0.293 (1, 2)										4	1	1	0	0	0	4									
Tom Bradley, R OBP: 0.150, SLG: 0.150 (1, 1)										3	0	0	0	0	1	0									
Inning Stats	R: 0 E: 0 K: 0 S: 4	H: 2 LOB: 2 BB: 1 P: 8	R: 0 E: 0 K: 0 S: 3	H: 1 LOB: 0 BB: 0 P: 3	R: 0 E: 0 K: 0 S: 4	H: 1 LOB: 1 BB: 0 P: 4	R: 1 E: 0 K: 0 S: 4	H: 2 LOB: 1 BB: 1 P: 8	R: 2 E: 0 K: 1 S: 5	H: 2 LOB: 0 BB: 0 P: 5	R: 0 E: 0 K: 1 S: 6	H: 1 LOB: 1 BB: 0 P: 6	R: 0 E: 0 K: 1 S: 5	H: 0 LOB: 0 BB: 0 P: 5	R: 0 E: 0 K: 0 S: 4	H: 1 LOB: 1 BB: 0 P: 4	R: 4 E: 0 K: 1 S: 8	H: 3 LOB: 1 BB: 2 P: 16	1B: 10 2B: 1 3B: 2 HR: 0	SF: 1 SAC: 1 DP: 2 HBP: 0	WP: 0 PB: 0 CS: 1	PA: 41			
PITCHER	IP	WLS	BF	H	R	ER	SO	BB	IBB	HBP	BLK	WP	HR	S	P	ERA	WHIP								
Bob Moose, R ERA: 3.64 (1, 1)	8.0	L	33	10	3	3	2	2	0	0	0	0	0	35	43	3.38	1.500								
Bob Johnson, R ERA: 4.7 (9, 1)	0.1		6	3	4	4	0	1	1	0	0	0	0	4	12	108.00	12.000								
Ramon Hernandez, L ERA: 3.5 (9, 1)	0.2		2	0	0	0	1	0	0	0	0	0	0	4	4	0.00	0.000								

Batter	1	2	3	4	5	6	7	8	9	AB	R	H	RBI	BB	SO	LOB	BOTTOM								
Gene Clines, R OBP: 0.292, SLG: 0.326 (1, 8)										4	0	1	0	0	2	0	San Francisco Giants @ Pittsburgh Pirates Three Rivers Stadium, Pittsburgh, PA Mon Jun 04 1973, 7:05 PM EDT Att: 12,570 - Unknown livebaseballscorecards.com								
Dave Cash, R OBP: 0.383, SLG: 0.445 (1, 4)										4	1	1	0	0	0	1									
Richie Hebner, L OBP: 0.376, SLG: 0.422 (1, 5)										4	0	1	1	0	0	0									
Willie Stargell, L OBP: 0.383, SLG: 0.656 (1, 7)										4	1	2	1	0	0	2									
Al Oliver, L OBP: 0.301, SLG: 0.472 (1, 3)										4	0	1	0	0	0	3									
Manny Sanguillen, R OBP: 0.317, SLG: 0.482 (1, 9)										4	0	1	0	0	0	2									
Milt May, L OBP: 0.347, SLG: 0.407 (1, 2)										3	0	1	0	0	0	1									
Jackie Hernandez, R OBP: 0.250, SLG: 0.226 (1, 6)										2	0	0	0	0	1	2									
Vic Davalillo, L OBP: 0.175, SLG: 0.231 (8, PH)										1	0	0	0	0	1	0									
Bob Johnson, L (9, 1)										0	0	0	0	0	0	0									
Ramon Hernandez, S (9, 1)										0	0	0	0	0	0	0									
Bob Moose, R OBP: 0.192, SLG: 0.125 (1, 1)										2	0	0	0	0	1	1									
Rennie Stennett, R OBP: 0.243, SLG: 0.372 (8, PH)										1	0	0	0	0	0	0									
Inning Stats	R: 0 E: 0 K: 0 S: 5	H: 2 LOB: 2 BB: 0 P: 5	R: 0 E: 0 K: 0 S: 3	H: 1 LOB: 0 BB: 0 P: 3	R: 0 E: 0 K: 2 S: 7	H: 0 LOB: 0 BB: 0 P: 7	R: 0 E: 0 K: 0 S: 3	H: 0 LOB: 0 BB: 0 P: 3	R: 0 E: 0 K: 1 S: 6	H: 1 LOB: 1 BB: 0 P: 6	R: 0 E: 0 K: 0 S: 3	H: 0 LOB: 0 BB: 0 P: 3	R: 0 E: 0 K: 1 S: 5	H: 0 LOB: 0 BB: 0 P: 5	R: 2 E: 0 K: 1 S: 8	H: 3 LOB: 1 BB: 0 P: 8	1B: 6 2B: 0 3B: 1 HR: 1	SF: 0 SAC: 0 DP: 2 HBP: 0	WP: 1 PB: 0 SB: 0 CS: 0	PA: 33					
PITCHER	IP	WLS	BF	H	R	ER	SO	BB	IBB	HBP	BLK	WP	HR	S	P	ERA	WHIP								
Tom Bradley, R ERA: 3.19 (1, 1)	9.0	W	33	8	2	2	5	0	0	0	0	1	1	43	43	2.00	0.889								

Batter	1	2	3	4	5	6	7	8	9	AB	R	H	RBI	BB	SO	LOB	TOP											
Bobby Bonds, R OBP: 0.388, SLG: 0.572 (1, 9)										2	1	1	1	3	0	0	San Francisco Giants @ Pittsburgh Pirates Three Rivers Stadium, Pittsburgh, PA Tue Jun 05 1973, 7:05 PM EDT Att: 14,975 - Unknown livebaseballscorecards.com											
Tito Fuentes, S OBP: 0.335, SLG: 0.419 (1, 4)										5	1	2	0	0	0	3												
Gary Maddox, R OBP: 0.386, SLG: 0.524 (1, 8)										4	1	1	0	0	1	3												
Willie McCovey, L OBP: 0.397, SLG: 0.490 (1, 3)										2	0	0	0	3	1	3												
Ed Goodson, L OBP: 0.362, SLG: 0.430 (1, 5)										4	0	2	2	0	1	3												
Gary Matthews, R OBP: 0.402, SLG: 0.470 (1, 7)										4	0	0	0	0	0	4												
Chris Speier, R OBP: 0.351, SLG: 0.423 (1, 6)										4	0	0	0	0	1	2												
Dave Rader, L OBP: 0.303, SLG: 0.288 (1, 2)										3	0	0	0	1	0	0												
Ron Bryant, S OBP: 0.162, SLG: 0.167 Randy Moffitt, R (8, 1)										2	0	0	0	0	0	0	GIANTS											
Inning Stats	R: 2 E: 0 K: 0 S: 6	H: 3 LOB: 1 BB: 0 P: 6	R: 0 E: 0 K: 0 S: 3	H: 0 LOB: 2 BB: 2 P: 11	R: 0 E: 0 K: 0 S: 4	H: 1 LOB: 2 BB: 1 P: 8	R: 0 E: 0 K: 0 S: 3	H: 0 LOB: 1 BB: 1 P: 7	R: 0 E: 0 K: 0 S: 7	H: 0 LOB: 1 BB: 1 P: 11	R: 1 E: 0 K: 0 S: 3	H: 1 LOB: 2 BB: 1 P: 8	R: 0 E: 0 K: 1 S: 5	H: 0 LOB: 0 BB: 0 P: 5	R: 0 E: 0 K: 2 S: 8	H: 1 LOB: 2 BB: 1 P: 12		1B: 2 2B: 3 3B: 0 HR: 1	SF: 0 SAC: 1 DP: 0 HBP: 1	WP: 1 PB: 0 SB: 0 CS: 0	PA: 40							
PITCHER	IP	WLS	BF	H	R	ER	SO	BB	IBB	HBP	BLK	WP	HR	S	P	ERA	WHIP											
Nelson Briles, R ERA: 3.26 Dave Giusti, R ERA: 1.23	(1, 1)	7.0	L	32	5	3	3	2	6	0	1	0	1	1	29	54	3.86	1.571										
(8, 1)	2.0		8	1	0	0	3	1	0	0	0	0	0	0	13	17	0.00	1.000										

Batter	1	2	3	4	5	6	7	8	9	AB	R	H	RBI	BB	SO	LOB	BOTTOM											
Dave Cash, R OBP: 0.380, SLG: 0.440 (1, 4)										4	1	1	0	0	0	0	San Francisco Giants @ Pittsburgh Pirates Three Rivers Stadium, Pittsburgh, PA Tue Jun 05 1973, 7:05 PM EDT Att: 14,975 - Unknown livebaseballscorecards.com											
Al Oliver, L OBP: 0.305, SLG: 0.478 (1, 8)										4	1	2	0	0	0	0												
Manny Sanguillen, R OBP: 0.316, SLG: 0.483 (1, 9)										4	0	1	2	0	1	1												
Willie Stargell, L OBP: 0.375, SLG: 0.640 (1, 7)										4	0	0	0	0	3	2												
Bob Robertson, R OBP: 0.407, SLG: 0.503 (1, 3)										4	0	1	0	0	2	1												
Richie Hebner, L OBP: 0.398, SLG: 0.412 Vic Davallillo, L (9, FR)										4	0	0	0	0	1	2												
Gene Alley, R OBP: 0.253, SLG: 0.347 Fernando Gonzalez, R OBP: 0.211, SLG: 0.368 (9, PH)										3	0	0	0	0	1	1												
Jerry McNertney, R OBP: 0.250, SLG: 0.250 Gene Clines, R OBP: 0.233, SLG: 0.319 Milt May, L OBP: 0.347, SLG: 0.407 (8, 2)										2	0	0	0	0	0	1												
Nelson Briles, R OBP: 0.231, SLG: 0.423 Richie Zisk, R OBP: 0.233, SLG: 0.286 Dave Giusti, R OBP: 0.667, SLG: 0.500 (8, 1)										1	0	0	0	0	1	0												
Inning Stats	R: 0 E: 1 K: 0 S: 4	H: 0 LOB: 1 BB: 0 P: 4	R: 0 E: 0 K: 2 S: 8	H: 1 LOB: 1 BB: 0 P: 8	R: 0 E: 1 K: 0 S: 4	H: 1 LOB: 1 BB: 0 P: 4	R: 0 E: 0 K: 2 S: 7	H: 0 LOB: 0 BB: 0 P: 7	R: 0 E: 0 K: 2 S: 10	H: 3 LOB: 1 BB: 0 P: 10	R: 0 E: 0 K: 2 S: 7	H: 0 LOB: 0 BB: 0 P: 7	R: 0 E: 0 K: 1 S: 5	H: 0 LOB: 0 BB: 0 P: 5	R: 0 E: 1 K: 1 S: 6	H: 0 LOB: 1 BB: 0 P: 6	1B: 3 2B: 2 3B: 0 HR: 0	SF: 0 SAC: 0 DP: 0 HBP: 0	WP: 0 PB: 0 SB: 0 CS: 0	PA: 34								
PITCHER	IP	WLS	BF	H	R	ER	SO	BB	IBB	HBP	BLK	WP	HR	S	P	ERA	WHIP											
Ron Bryant, L ERA: 2.27 Randy Moffitt, R ERA: 2.28	(1, 1)	7.0	W	27	5	2	2	8	0	0	0	0	0	0	43	43	2.57	0.714										
(8, 1)	2.0	S	7	0	0	0	2	0	0	0	0	0	0	11	11	0.00	0.000											

Batter	1	2	3	4	5	6	7	8	9	AB	R	H	RBI	BB	SO	LOB	TOP				
Bobby Bonds, R OBP: 0.399, SLG: 0.592 (1, 9)										4	4	4	2	1	0	0	San Francisco Giants @ Pittsburgh Pirates Three Rivers Stadium, Pittsburgh, PA Wed Jun 06 1973, 7:05 PM EDT Att: 13,884 - Unknown				
Tito Fuentes, S OBP: 0.340, SLG: 0.423 (1, 4)										3	2	1	1	2	0	2					
Gary Maddox, R OBP: 0.387, SLG: 0.524 (1, 8)										4	1	1	1	1	1	1					
Willie McCovey, L OBP: 0.397, SLG: 0.483 (1, 3)										4	1	1	2	1	0	2					
Ed Goodson, L OBP: 0.374, SLG: 0.447 (8, PR)										5	0	4	1	0	1	0					
Mike Phillips, L OBP: 0.333, SLG: 0.357 (8, PR)										0	0	0	0	0	0	0					
Gary Matthews, R OBP: 0.402, SLG: 0.465 (1, 7)										4	0	1	0	1	0	4					
Chris Speier, R OBP: 0.348, SLG: 0.415 (1, 6)										4	1	0	0	1	0	4					
Dave Rader, L OBP: 0.305, SLG: 0.287 (3, PR)										1	0	0	0	0	0	0					
Mike Sadek, R OBP: 0.333, SLG: 0.143 (3, PR)										3	0	1	0	0	0	1					
Juan Marichal, R OBP: 0.313, SLG: 0.326 (2, 1)										1	0	0	0	0	0	0					
Charlie Williams, R OBP: 0.295, SLG: 0.157 (8, PR)										0	0	0	0	0	0	0					
Damaso Blanco, R OBP: 0.295, SLG: 0.157 (8, PR)										1	0	0	0	0	0	0					
Sam McDowell, L OBP: 0.295, SLG: 0.157 (8, PR)										0	0	0	0	0	0	0					
Elias Sosa, R OBP: 0.295, SLG: 0.157 (8, PR)										0	0	0	0	0	0	0					
Randy Moffitt, R OBP: 0.295, SLG: 0.157 (8, PR)										1	0	0	0	0	0	0					
Inning Stats	R: 1 E: 0 K: 0 S: 5	H: 2 LOB: 3 BB: 2 P: 13	R: 3 E: 0 K: 0 S: 7	H: 4 LOB: 2 BB: 1 P: 11	R: 0 E: 0 K: 0 S: 3	H: 0 LOB: 2 BB: 1 P: 8	R: 0 E: 0 K: 1 S: 5	H: 0 LOB: 0 BB: 0 P: 5	R: 0 E: 0 K: 0 S: 3	H: 1 LOB: 0 BB: 0 P: 3	R: 3 E: 0 K: 0 S: 6	H: 3 LOB: 1 BB: 1 P: 10	R: 2 E: 1 K: 1 S: 6	H: 2 LOB: 1 BB: 2 P: 14	R: 0 E: 0 K: 0 S: 3	H: 1 LOB: 1 BB: 0 P: 3	R: 0 E: 0 K: 0 S: 3	H: 0 LOB: 0 BB: 0 P: 3	1B: 9 2B: 4 3B: 0 HR: 1	SF: 0 SAC: 1 DP: 3 HBP: 1	WP: 2 PA: 45
PITCHER	IP	WLS	BF	H	R	ER	SO	BB	IBB	HBP	BLK	WP	HR	S	P	ERA	WHIP			ERA	WHIP
Steve Blass, R ERA: 8.21	1.2		13	5	4	4	0	3	0	0	0	0	1	10	22	21.60	4.800			0.00	3.000
Luke Walker, L ERA: 4.34	0.1	L	2	1	0	0	0	0	0	0	0	0	0	2	2	0.00	3.000			0.00	3.000
Jim Rooker, L ERA: 2.25	3.2	L	17	4	3	3	1	1	1	1	0	0	0	16	25	7.36	1.364			0.00	0.000
Bob Johnson, R ERA: 4.63	0.1		1	0	0	0	0	0	0	0	0	1	0	1	1	0.00	0.000			9.00	4.000
Jim McKee, R ERA: 7.0	1.0		6	2	2	1	1	2	0	0	0	1	0	6	14	9.00	4.000			0.00	0.500

San Francisco Giants @ Pittsburgh Pirates
 Three Rivers Stadium, Pittsburgh, PA
 Wed Jun 06 1973, 7:05 PM EDT
 Att: 13,884 - Unknown



AB 36
 R 9
 H 13
 RBI 7
 BB 7
 SO 2
 LOB 16

Batter	1	2	3	4	5	6	7	8	9	AB	R	H	RBI	BB	SO	LOB	BOTTOM				
Dave Cash, R OBP: 0.386, SLG: 0.451 (1, 4)										5	2	3	0	0	0	1	San Francisco Giants @ Pittsburgh Pirates Three Rivers Stadium, Pittsburgh, PA Wed Jun 06 1973, 7:05 PM EDT Att: 13,884 - Unknown				
Manny Sanguillen, R OBP: 0.313, SLG: 0.478 (1, 9)										4	0	1	2	0	1	2					
Al Oliver, L OBP: 0.303, SLG: 0.470 (1, 8)										3	0	0	2	1	0	3					
Willie Stargell, L OBP: 0.376, SLG: 0.630 (1, 7)										4	0	1	0	1	1	1					
Richie Hebner, L OBP: 0.369, SLG: 0.414 (1, 5)										4	2	1	0	1	1	4					
Bob Robertson, R OBP: 0.406, SLG: 0.497 (1, 3)										4	0	1	0	1	1	4					
Milt May, L OBP: 0.348, SLG: 0.419 (1, 2)										5	1	2	2	0	1	4					
Gene Alley, R OBP: 0.294, SLG: 0.356 (7, PH)										3	1	2	0	0	0	1					
Richie Zisk, R OBP: 0.228, SLG: 0.276 (8, 1)										1	0	0	0	0	0	3					
Ramon Hernandez, S OBP: 0.200, SLG: 0.350 (9, PH)										0	0	0	0	0	0	0					
Steve Blass, R ERA: 8.21	1.1		8	5	4	4	0	0	0	0	0	0	0	0	0	0					
Luke Walker, L ERA: 4.34	0.1	W	2	1	0	0	0	0	0	0	0	0	0	0	0	0					
Jim Rooker, L ERA: 2.25	3.2	W	17	4	3	3	1	1	1	0	0	0	0	16	25	7.36	1.364				
Bob Johnson, L ERA: 4.63	0.1		1	0	0	0	0	0	0	0	0	1	0	1	1	0.00	0.000				
Jim McKee, R ERA: 7.0	1.0	S	6	2	2	1	1	2	0	0	0	1	0	6	14	9.00	4.000				
Inning Stats	R: 1 E: 0 K: 0 S: 4	H: 2 LOB: 0 BB: 0 P: 4	R: 3 E: 0 K: 0 S: 8	H: 5 LOB: 2 BB: 0 P: 8	R: 1 E: 0 K: 2 S: 8	H: 1 LOB: 1 BB: 1 P: 12	R: 0 E: 0 K: 1 S: 6	H: 0 LOB: 1 BB: 0 P: 6	R: 0 E: 0 K: 0 S: 4	H: 1 LOB: 1 BB: 0 P: 4	R: 0 E: 0 K: 1 S: 6	H: 1 LOB: 1 BB: 0 P: 6	R: 0 E: 0 K: 2 S: 7	H: 0 LOB: 3 BB: 3 P: 19	R: 2 E: 1 K: 0 S: 7	H: 3 LOB: 2 BB: 0 P: 7	R: 0 E: 0 K: 0 S: 3	H: 0 LOB: 0 BB: 0 P: 3	1B: 10 2B: 3 3B: 1 HR: 0	SF: 2 SAC: 0 DP: 1 HBP: 0	WP: 1 PA: 45
PITCHER	IP	WLS	BF	H	R	ER	SO	BB	IBB	HBP	BLK	WP	HR	S	P	ERA	WHIP			ERA	WHIP
Juan Marichal, R ERA: 3.67	1.1		8	5	4	4	0	0	0	0	0	0	0	8	8	27.00	3.750			0.00	0.600
Charlie Williams, R ERA: 1.59	3.2	W	17	4	3	3	1	1	0	0	0	0	0	12	24	0.00	2.400			0.00	0.000
Sam McDowell, L ERA: 4.5	1.2		9	1	0	0	3	3	0	0	0	0	0	5	5	27.00	3.000			0.00	0.000
Elias Sosa, R ERA: 2.15	0.2		5	2	2	2	0	0	0	0	0	0	0	6	6	0.00	0.600			0.00	0.000
Randy Moffitt, R ERA: 2.2	1.2	S	6	1	0	0	0	0	0	0	0	0	0	6	6	0.00	0.600			0.00	0.000

San Francisco Giants @ Pittsburgh Pirates
 Three Rivers Stadium, Pittsburgh, PA
 Wed Jun 06 1973, 7:05 PM EDT
 Att: 13,884 - Unknown

AB 39
 R 7
 H 13
 RBI 7
 BB 4
 SO 6
 LOB 24



Batter	1	2	3	4	5	6	7	8	9	AB	R	H	RBI	BB	SO	LOB	TOP		
Rennie Stennett, R (1, 6) OBP: 0.245, SLG: 0.366			6-3		F9		F9		K	5	0	1	0	0	1	2			
Dave Cash, R (1, 4) OBP: 0.378, SLG: 0.440			6-3		F7			4-3		4	0	0	0	0	0	1			
Al Oliver, L (1, 8) OBP: 0.307, SLG: 0.476			HR		G3				2B	4	2	2	0	0	0	2			
Willie Stargell, L (1, 7) OBP: 0.378, SLG: 0.651			HR						2B	4	1	2	3	0	1	2			
Richie Hebner, L (1, 5) OBP: 0.371, SLG: 0.422		4-3			F9			F2		4	0	2	0	0	0	1			
Manny Sanguillen, R (1, 9) OBP: 0.312, SLG: 0.474		4-3			4-3					4	0	1	0	0	0	2			
Bob Robertson, R (1, 3) Vic Davalillo, L (5, 3) Gene Clines, R (9, PH) OBP: 0.275, SLG: 0.306		F2			L5			4-3		2	0	0	0	0	0	1	AB 35		
Mitt May, L (1, 2) OBP: 0.346, SLG: 0.412					F9			G3		3	0	0	0	1	0	0	R 3		
Dock Ellis, S (1, 1) OBP: 0.103, SLG: 0.071										3	0	1	0	0	2	2	H 9		
Dave Giusti, R (7, 1) OBP: 0.267, SLG: 0.500										0	0	0	0	0	0	0	RBI 3		
Richie Zisk, R (9, PH) OBP: 0.250, SLG: 0.276										0	0	0	0	1	0	0	BB 2		
Gene Alley, R (9, PH) OBP: 0.294, SLG: 0.356										0	0	0	0	0	0	0	SO 4		
Inning Stats	R: 0 E: 0 K: 0 S: 4	H: 1 LOB: 1 BB: 0 P: 4	R: 0 E: 0 K: 1 S: 6	H: 1 LOB: 2 BB: 1 P: 10	R: 2 E: 0 K: 0 S: 6	H: 3 LOB: 1 BB: 0 P: 6	R: 0 E: 0 K: 1 S: 5	H: 0 LOB: 0 BB: 0 P: 5	R: 0 E: 0 K: 0 S: 3	H: 0 LOB: 0 BB: 0 P: 3	R: 0 E: 0 K: 0 S: 5	H: 1 LOB: 1 BB: 0 P: 4	R: 1 E: 0 K: 0 S: 5	H: 3 LOB: 2 BB: 0 P: 5	R: 0 E: 0 K: 1 S: 5	H: 0 LOB: 1 BB: 1 P: 9	1B: 5 2B: 3 3B: 0 HR: 1	SF: 0 SAC: 0 DP: 1 HBP: 0	WP: 0 PA: 37 PB: 0 SB: 0 CS: 0
PITCHER	IP WLS BF H R ER SO BB IBB HBP BLK WP HR S P ERA WHIP																		
Ken Forsch, R (1, 1) ERA: 3.32	7.0 W 28 6 2 2 3 0 1 0 0 0 1 33 37 2.57 0.857																		
Jim Crawford, L (8, 1) ERA: 3.13	1.0 5 3 1 1 0 0 0 0 0 0 0 5 5 9.00 3.000																		
Jim Ray, R (9, 1) ERA: 2.82	1.0 S 4 0 0 0 1 1 0 0 0 0 0 5 9 0.00 1.000																		

Pittsburgh Pirates @ Houston Astros
Astrodome, Houston, TX
Fri Jun 08 1973, 8:05 PM EDT
Att: 25,486 - Dome

AB 35
R 3
H 9
RBI 3
BB 2
SO 4
LOB 13



Batter	1	2	3	4	5	6	7	8	9	AB	R	H	RBI	BB	SO	LOB	BOTTOM
Jimmy Wynn, R (1, 9) OBP: 0.349, SLG: 0.475			L7			K	1B			3	0	1	1	1	1	0	
Roger Metzger, S (1, 6) OBP: 0.283, SLG: 0.352			4-3			L6	BB			4	0	1	2	0	0	1	
Cesar Cedeno, R (1, 8) OBP: 0.360, SLG: 0.529			6-3				1B	F5		4	0	1	0	0	1	2	
Bob Watson, R (1, 7) OBP: 0.433, SLG: 0.473		1B			4-3					4	1	1	0	0	1	1	
Lee May, R (1, 3) OBP: 0.299, SLG: 0.363						K				4	0	2	0	0	1	0	
Doug Rader, R (1, 5) OBP: 0.322, SLG: 0.357										4	0	0	0	0	1	3	
Johnny Edwards, L (1, 2) OBP: 0.276, SLG: 0.379			SF7							2	1	1	1	0	0	0	AB 30
Tommy Helms, R (1, 4) OBP: 0.313, SLG: 0.341										3	1	2	0	0	0	0	R 4
Ken Forsch, R (1, 1) OBP: 0.059, SLG: 0.030										2	0	0	0	0	1	2	H 9
Jimmy Stewart, S (7, PH) OBP: 0.333, SLG: 0.182										0	1	0	0	0	0	0	RBI 4
Jim Crawford, L (8, 1) OBP: 0.333, SLG: 0.500										0	0	0	0	0	0	0	BB 1
Jim Ray, R (9, 1) OBP: 0.200, SLG: 0.200										0	0	0	0	0	0	0	SO 6
Inning Stats	R: 0 E: 0 K: 1 S: 5	H: 1 LOB: 0 BB: 0 P: 5	R: 1 E: 0 K: 1 S: 8	H: 3 LOB: 2 BB: 0 P: 8	R: 0 E: 0 K: 0 S: 3	H: 0 LOB: 0 BB: 0 P: 3	R: 0 E: 0 K: 1 S: 5	H: 0 LOB: 0 BB: 0 P: 5	R: 0 E: 0 K: 2 S: 8	H: 1 LOB: 1 BB: 0 P: 8	R: 3 E: 0 K: 0 S: 6	H: 4 LOB: 2 BB: 1 P: 11	R: 0 E: 0 K: 0 S: 3	H: 0 LOB: 0 BB: 0 P: 3	1B: 9 2B: 0 3B: 0 HR: 0	SF: 1 SAC: 0 DP: 2 HBP: 1	WP: 0 PA: 33 PB: 0 SB: 1 CS: 0
PITCHER	IP WLS BF H R ER SO BB IBB HBP BLK WP HR S P ERA WHIP																
Dock Ellis, R (1, 1) ERA: 3.06	6.2 L 29 9 4 4 0 0 0 0 0 0 0 0 39 44 5.40 1.500																
Dave Giusti, R (7, 1) ERA: 1.17	1.1 4 0 0 0 0 0 0 0 0 0 0 4 4 0.00 0.000																

Pittsburgh Pirates @ Houston Astros
Astrodome, Houston, TX
Fri Jun 08 1973, 8:05 PM EDT
Att: 25,486 - Dome

AB 30
R 4
H 9
RBI 4
BB 1
SO 6
LOB 9



Batter	1	2	3	4	5	6	7	8	9	AB	R	H	RBI	BB	SO	LOB	TOP			
Vic Davallo, L OBP: 0.191, SLG: 0.222 (1, 3)	F7		F8		BB 1B BB		4-3		F8	4	1	0	0	1	0	0	Pittsburgh Pirates @ Houston Astros Astrodome, Houston, TX Sat Jun 09 1973, 8:05 PM EDT Att: 29,716 - Dome			
Dave Cash, R OBP: 0.378, SLG: 0.433 (1, 4)	F9		F6		BB 1B BB		BB BB		F7	3	1	0	0	2	0	0				
Al Oliver, L OBP: 0.309, SLG: 0.474 (1, 8)	BB 1B			F9	BB 2B BB		K		6-3	5	1	2	2	0	1	1				
Willie Stargell, L OBP: 0.386, SLG: 0.655 (1, 7)	BB 1B			F9	BB 2B BB		BB BB			2	0	1	2	2	0	0				
Richie Hebner, L OBP: 0.369, SLG: 0.424 (1, 5)	F5			BB 2B	K		F5			4	0	1	0	0	1	5				
Manny Sanguillen, R OBP: 0.306, SLG: 0.465 (1, 9)		F9		4-3			6-3		5-3	4	0	0	0	0	0	1				
Rennie Stennett, R OBP: 0.254, SLG: 0.371 Jackie Hernandez, R OBP: 0.250, SLG: 0.226 (8, 6)	K				F3		BB 1B BB		BB 1B	4	0	2	0	0	1	0				
Milt May, L OBP: 0.344, SLG: 0.405 (1, 2)	1-4-3				F8		F8		F7	3	1	0	0	1	0	2				
Bob Moose, R OBP: 0.167, SLG: 0.107 (1, 1)			5-3		K		F8		4-3	4	0	0	0	0	1	3				
Inning Stats	R: 0 E: 0 K: 0 S: 4	H: 1 LOB: 2 BB: 1 P: 8	R: 0 E: 0 K: 1 S: 5	H: 0 LOB: 0 BB: 0 P: 5	R: 0 E: 0 K: 0 S: 3	H: 0 LOB: 0 BB: 0 P: 3	R: 0 E: 0 K: 0 S: 4	H: 1 LOB: 1 BB: 0 P: 4	R: 4 E: 0 K: 2 S: 9	H: 2 LOB: 1 BB: 3 P: 21	R: 0 E: 0 K: 0 S: 4	H: 1 LOB: 2 BB: 2 P: 13	R: 0 E: 0 K: 0 S: 4	H: 1 LOB: 1 BB: 0 P: 4	R: 0 E: 0 K: 0 S: 3	H: 0 LOB: 0 BB: 0 P: 3	1B: 4 2B: 2 3B: 0 HR: 0	SF: 0 SAC: 0 DP: 0 HBP: 0	WP: 0 PB: 0 SB: 0 CS: 0	PA: 39
PITCHER	IP WLS BF H R ER SO BB IBB HBP BLK WP HR S P ERA WHIP	IP WLS BF H R ER SO BB IBB HBP BLK WP HR S P ERA WHIP																		
Don Wilson, R ERA: 3.33 (1, 1)	4.2 L 22 4 4 4 2 4 0 0 0 0 0 22 38 7.71 1.714	2.1 10 1 0 0 2 2 0 0 0 0 0 12 20 0.00 1.286	2.0 7 1 0 0 0 0 0 0 0 0 0 7 7 0.00 0.500																	
Dave Roberts, L ERA: 2.51 (5, 1)																				
Jim York, R ERA: 3.63 (8, 1)																				

AB 33
R 4
H 6
RBI 4
BB 6
SO 4
LOB 12



Batter	1	2	3	4	5	6	7	8	9	AB	R	H	RBI	BB	SO	LOB	BOTTOM					
Jimmy Wynn, R OBP: 0.343, SLG: 0.466 (1, 9)	1-3		E6		5-3			6-3		4	0	0	1	0	0	1	Pittsburgh Pirates @ Houston Astros Astrodome, Houston, TX Sat Jun 09 1973, 8:05 PM EDT Att: 29,716 - Dome					
Roger Metzger, S OBP: 0.287, SLG: 0.351 (1, 6)	BB 1B		G6-3		5-3		5-3	BB BB		3	0	1	0	1	0	1						
Cesar Cedeno, R OBP: 0.353, SLG: 0.517 (1, 8)	G4-3		G6-3		F9		F8	BB	K	4	0	0	0	0	1	2						
Bob Watson, R OBP: 0.426, SLG: 0.464 (1, 7)		K		4-3		5-3		1-3		4	0	0	0	0	1	1						
Lee May, R OBP: 0.263, SLG: 0.371 (1, 3)		E1					F9		K	4	0	2	0	0	1	0						
Doug Rader, R OBP: 0.321, SLG: 0.355 (1, 5)		BB 2B			BB 1B		BB 1B		F9	4	0	1	0	0	1	2						
Johnny Edwards, L OBP: 0.286, SLG: 0.389 Tommie Agee, R OBP: 0.311, SLG: 0.358 (9, PR)		K					BB 1B		F9	4	0	3	0	0	0	1						
Tommy Helms, R OBP: 0.312, SLG: 0.340 (1, 4)							BB 1B		K	4	1	1	0	0	1	4						
Don Wilson, R OBP: 0.207, SLG: 0.250 Dave Roberts, L OBP: 0.179, SLG: 0.179 Jimmy Stewart, S OBP: 0.321, SLG: 0.174 Jim York, R (8, 1)			WP SH3-4 E 1B		F9		F2		K	0	0	0	0	0	0	0						
Don Wilson, R OBP: 0.207, SLG: 0.250 Dave Roberts, L OBP: 0.179, SLG: 0.179 Jimmy Stewart, S OBP: 0.321, SLG: 0.174 Jim York, R (8, 1)			SH3-4		K		F4			1	0	0	0	0	1	1						
Don Wilson, R OBP: 0.207, SLG: 0.250 Dave Roberts, L OBP: 0.179, SLG: 0.179 Jimmy Stewart, S OBP: 0.321, SLG: 0.174 Jim York, R (8, 1)										1	0	0	0	0	0	2						
Don Wilson, R OBP: 0.207, SLG: 0.250 Dave Roberts, L OBP: 0.179, SLG: 0.179 Jimmy Stewart, S OBP: 0.321, SLG: 0.174 Jim York, R (8, 1)										0	0	0	0	0	0	0						
Inning Stats	R: 0 E: 0 K: 0 S: 3	H: 1 LOB: 0 BB: 0 P: 3	R: 0 E: 1 K: 2 S: 8	H: 1 LOB: 1 BB: 0 P: 8	R: 1 E: 1 K: 0 S: 4	H: 1 LOB: 0 BB: 0 P: 4	R: 0 E: 0 K: 0 S: 4	H: 1 LOB: 1 BB: 0 P: 4	R: 0 E: 0 K: 1 S: 6	H: 1 LOB: 1 BB: 0 P: 6	R: 0 E: 0 K: 0 S: 3	H: 0 LOB: 0 BB: 0 P: 3	R: 0 E: 0 K: 0 S: 5	H: 2 LOB: 2 BB: 0 P: 5	R: 0 E: 0 K: 1 S: 5	H: 0 LOB: 1 BB: 1 P: 9	R: 0 E: 0 K: 2 S: 8	H: 1 LOB: 1 BB: 0 P: 8	1B: 7 2B: 1 3B: 0 HR: 0	SF: 0 SAC: 1 DP: 2 HBP: 0	WP: 1 PB: 0 SB: 0 CS: 0	PA: 35
PITCHER	IP WLS BF H R ER SO BB IBB HBP BLK WP HR S P ERA WHIP	IP WLS BF H R ER SO BB IBB HBP BLK WP HR S P ERA WHIP																				
Bob Moose, R ERA: 3.35 (1, 1)	9.0 W 35 8 1 1 6 1 0 0 0 1 0 46 50 1.00 1.000																					



Batter	1	2	3	4	5	6	7	8	9	AB	R	H	RBI	BB	SO	LOB	TOP			
Gene Clines, R (1, 8) OBP: 0.291, SLG: 0.340										4	1	2	0	0	0	0				
Dave Cash, R (1, 4) OBP: 0.370, SLG: 0.423										4	0	0	0	0	0	3				
Al Oliver, L (1, 3) OBP: 0.313, SLG: 0.474										4	0	2	0	0	0	1				
Richie Zisk, R (1, 7) OBP: 0.250, SLG: 0.303										4	0	1	1	0	1	2				
Manny Sanguillen, R (1, 9) OBP: 0.305, SLG: 0.461										4	0	1	0	0	0	1				
Rennie Stennett, R (1, 6) OBP: 0.254, SLG: 0.376										4	0	1	0	0	0	2				
Fernando Gonzalez, R (1, 5) OBP: 0.289, SLG: 0.333										4	0	1	0	0	1	1				
Mitt May, L (1, 2) OBP: 0.339, SLG: 0.398										3	0	0	0	0	1	1				
Gene Alley, R (9, PH) OBP: 0.291, SLG: 0.353										1	0	0	0	0	0	1				
Nelson Briles, R (1, 1) OBP: 0.214, SLG: 0.393										2	0	0	0	0	2	1				
Jackie Hernandez, R (7, PH) OBP: 0.273, SLG: 0.250										1	0	1	0	0	0	0				
Bob Johnson, L (7, 1)										0	0	0	0	0	0	0				
Jim Rooker, L (7, 1)										0	0	0	0	0	0	0				
Willie Stargell, L (9, PH) OBP: 0.384, SLG: 0.651										1	0	0	0	0	1	1				
Inning Stats	R: 1 E: 0 K: 0 S: 5	H: 2 LOB: 1 BB: 0 P: 5	R: 0 E: 0 K: 2 S: 8	H: 1 LOB: 1 BB: 0 P: 8	R: 0 E: 0 K: 0 S: 4	H: 1 LOB: 1 BB: 0 P: 4	R: 0 E: 0 K: 0 S: 3	H: 0 LOB: 0 BB: 0 P: 3	R: 0 E: 0 K: 1 S: 5	H: 2 LOB: 2 BB: 0 P: 7	R: 0 E: 0 K: 1 S: 7	H: 2 LOB: 2 BB: 0 P: 7	R: 0 E: 0 K: 0 S: 3	H: 0 LOB: 1 BB: 0 P: 6	R: 0 E: 0 K: 1 S: 6	H: 1 LOB: 1 BB: 0 P: 6	1B: 6 2B: 3 3B: 0 HR: 0	SF: 0 SAC: 0 DP: 0 HBP: 0	WP: 0 PB: 0 SB: 0 CS: 0	PA: 36
PITCHER Jerry Reuss, L (1, 1) ERA: 2.89	IP: 9.0 WLS: W BF: 36 H: 9 R: 1 ER: 1 SO: 6 BB: 0 IBB: 0 HBP: 0 BLK: 0 WP: 0 HR: 0 S: 48 P: 48 ERA: 1.00 WHIP: 1.000															PITCHER	IP: 9.0 WLS: W BF: 36 H: 9 R: 1 ER: 1 SO: 6 BB: 0 IBB: 0 HBP: 0 BLK: 0 WP: 0 HR: 0 S: 48 P: 48 ERA: 1.00 WHIP: 1.000			

Pittsburgh Pirates @ Houston Astros
Astrodome, Houston, TX
Sun Jun 10 1973, 4:33 AM EDT
Att: 23,057 - Dome


AB 36
R 1
H 9
RBI 1
BB 0
SO 6
LOB 14

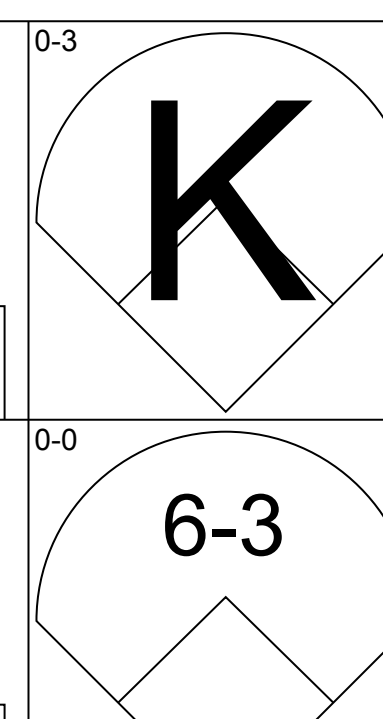
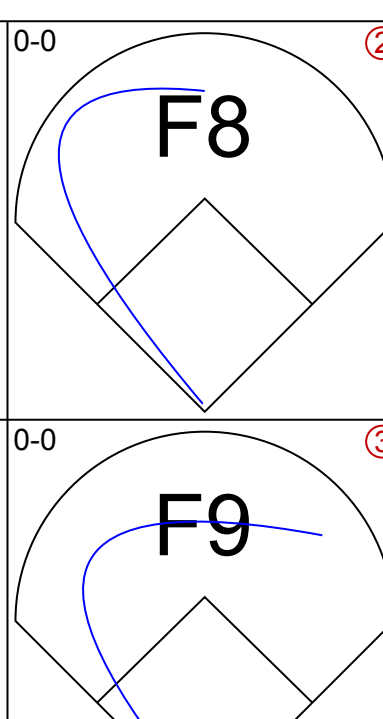
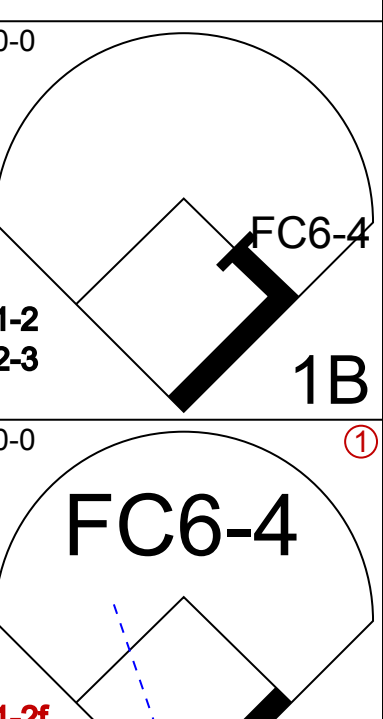
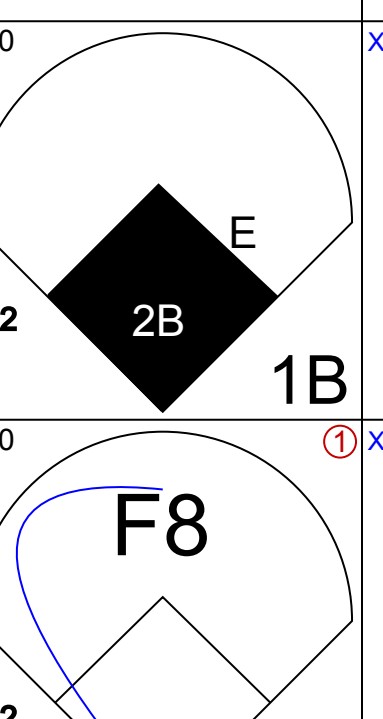
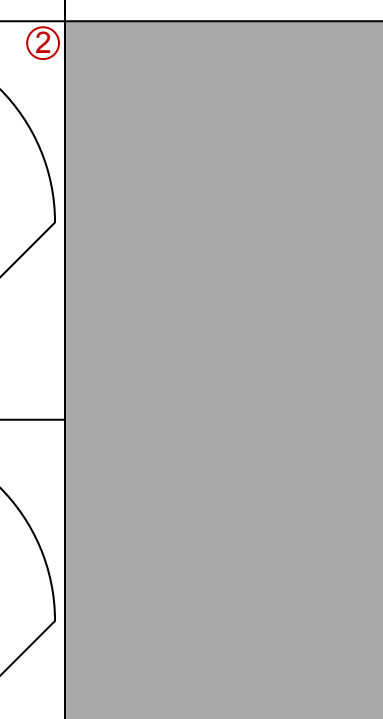
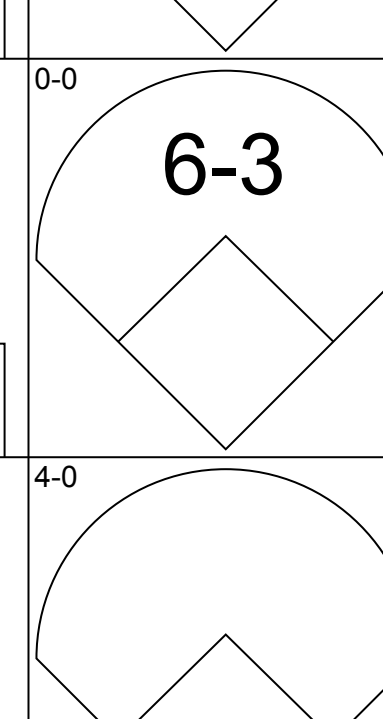
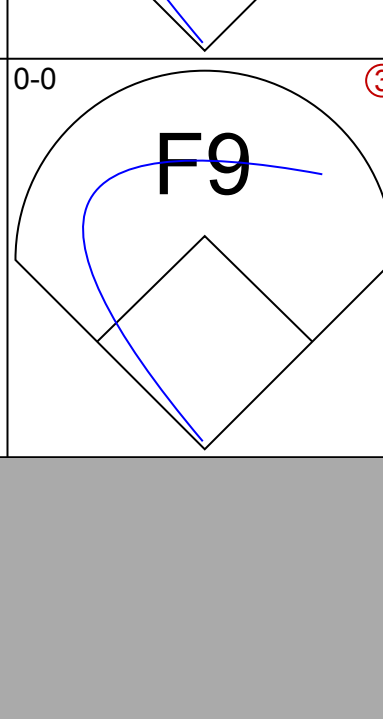
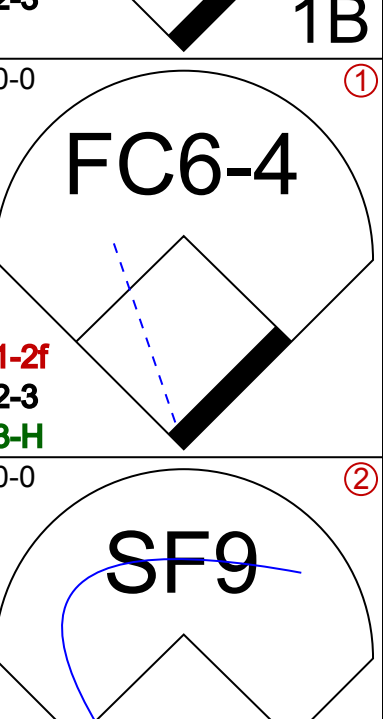
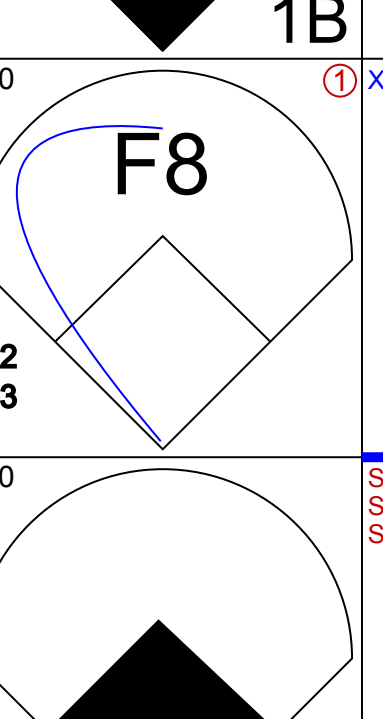
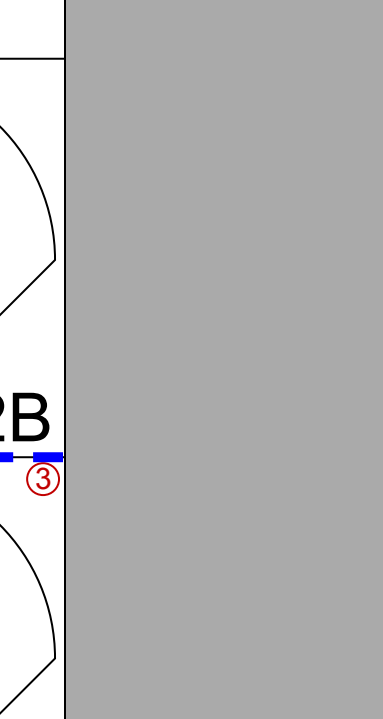
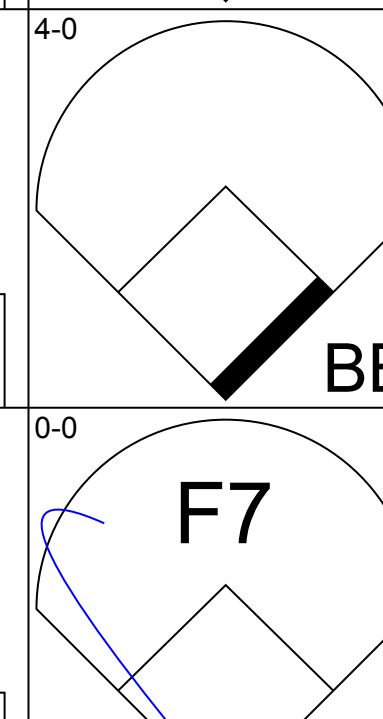
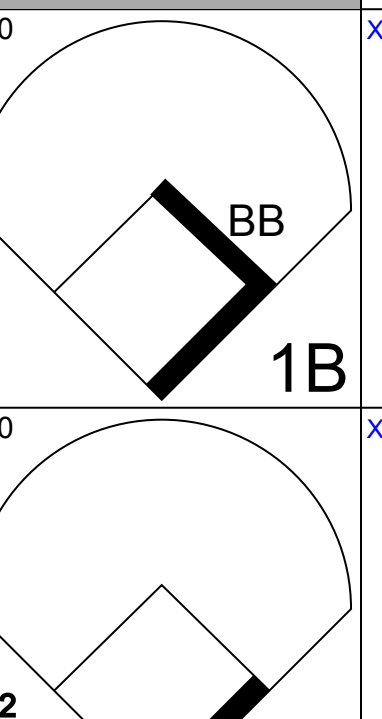
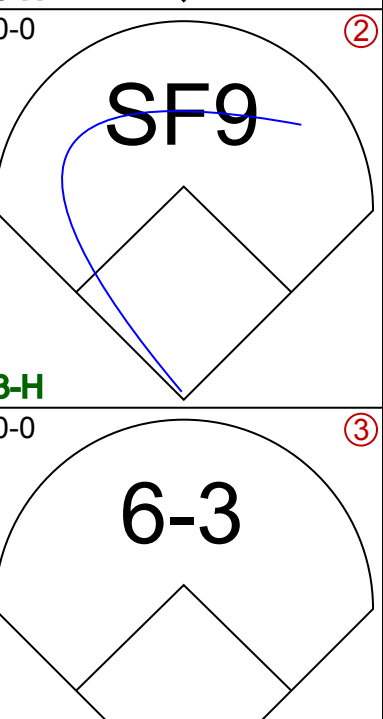
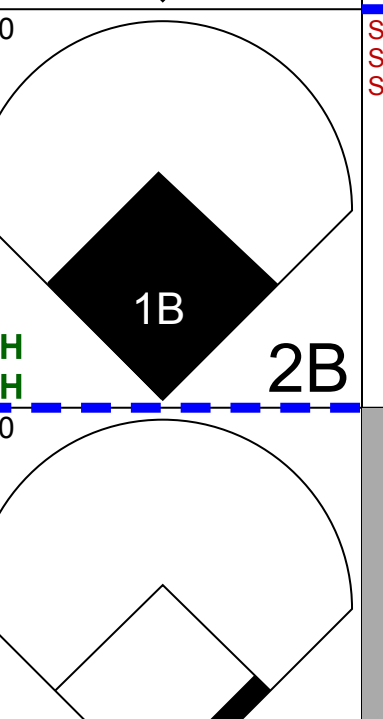
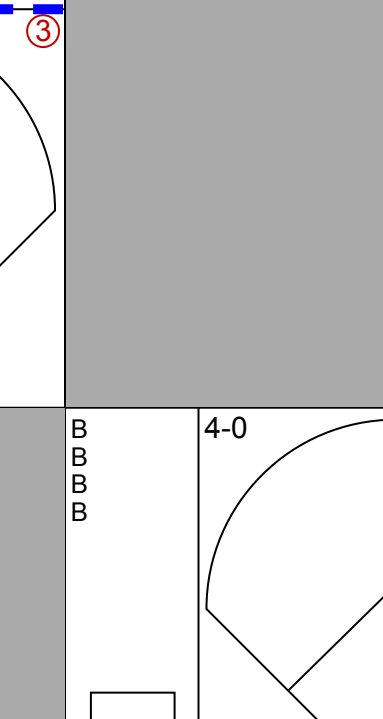
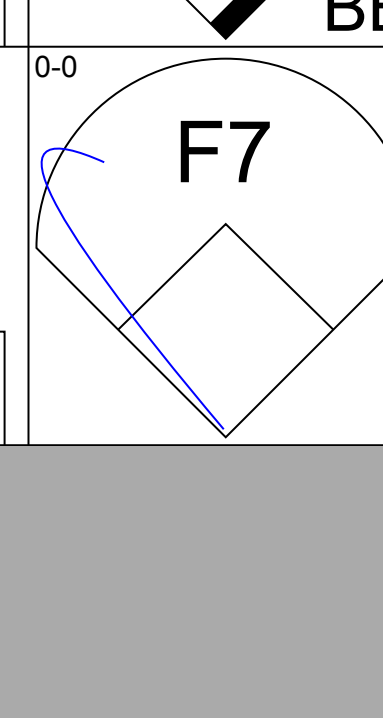
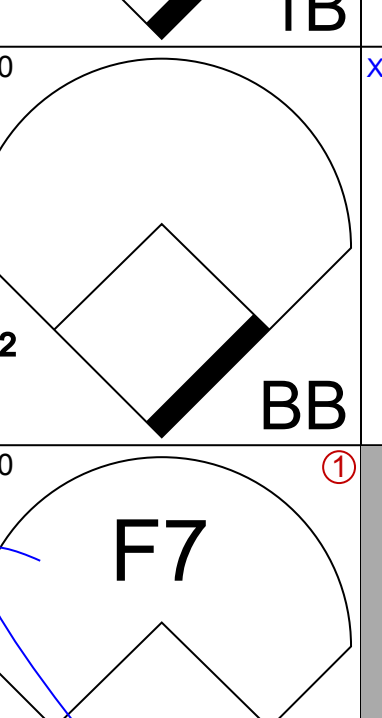
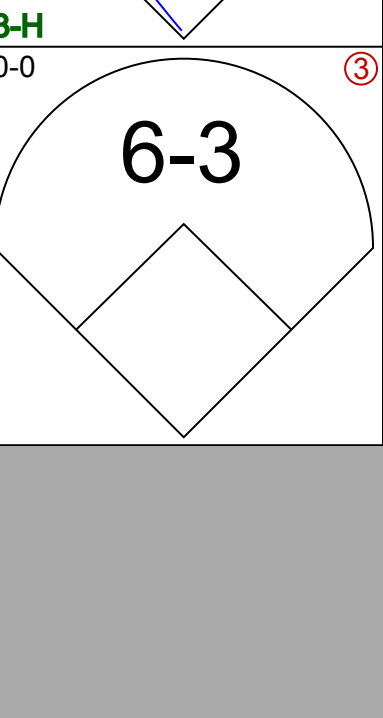
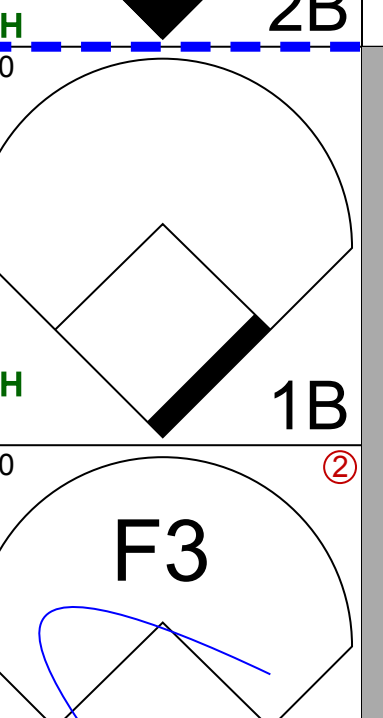
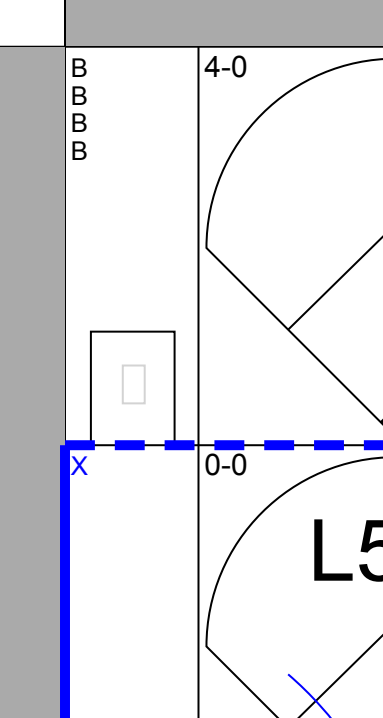
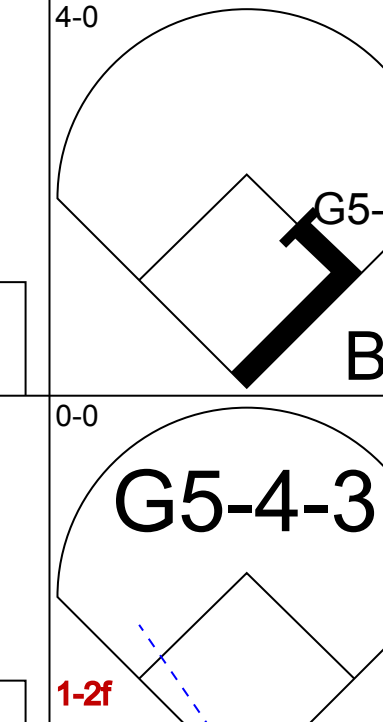
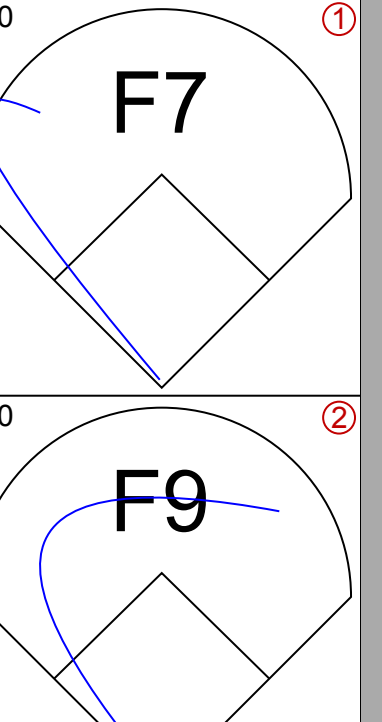
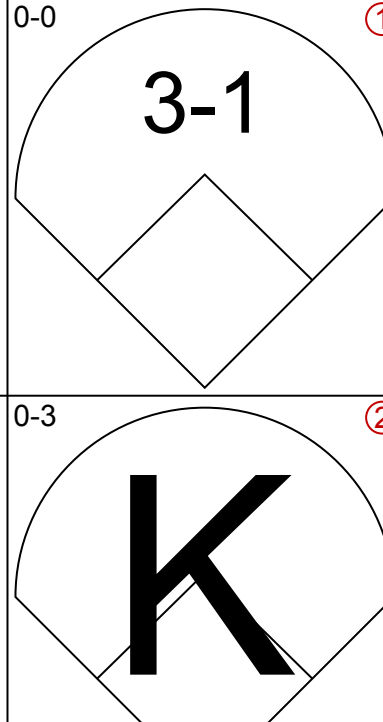
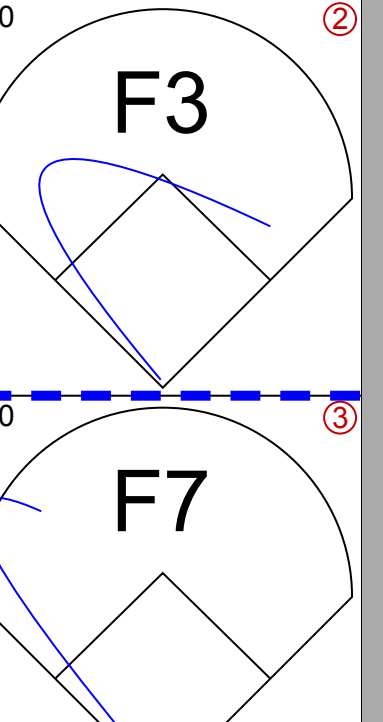
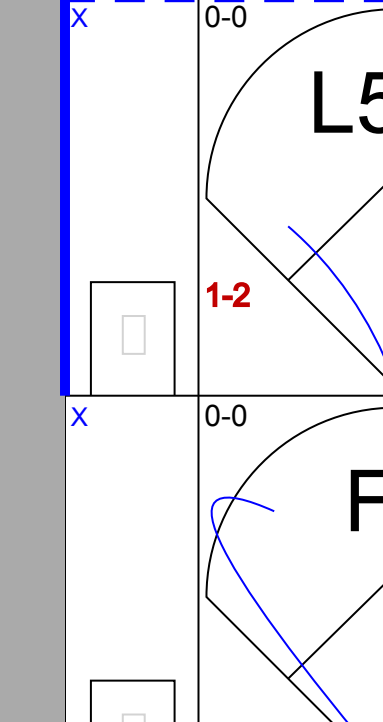
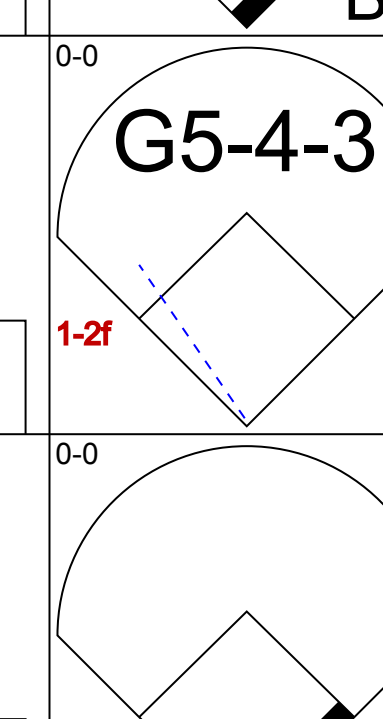
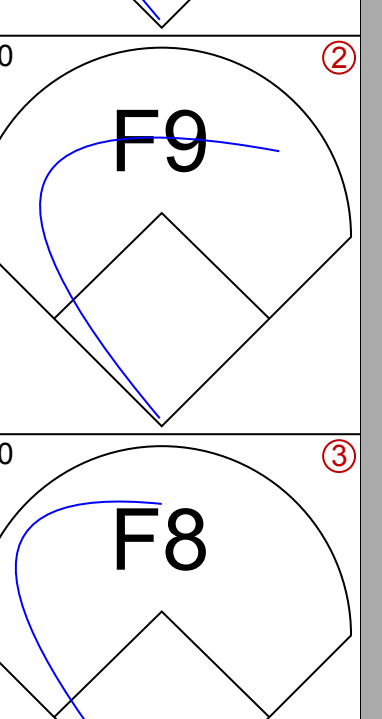
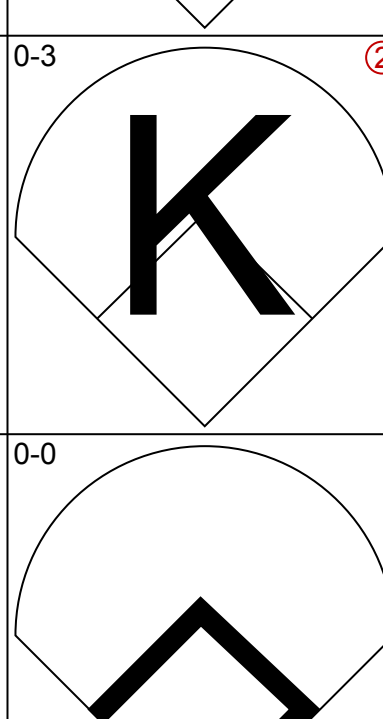
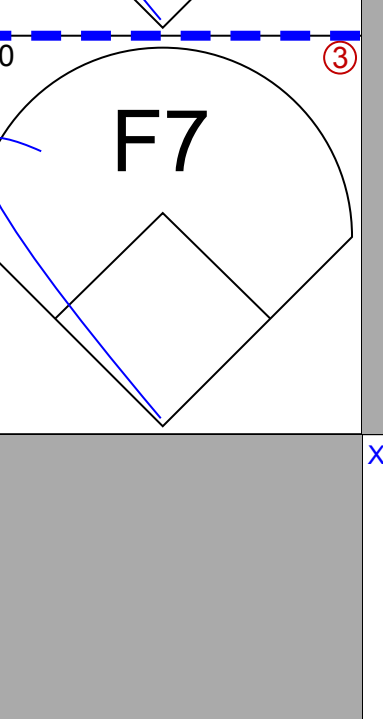
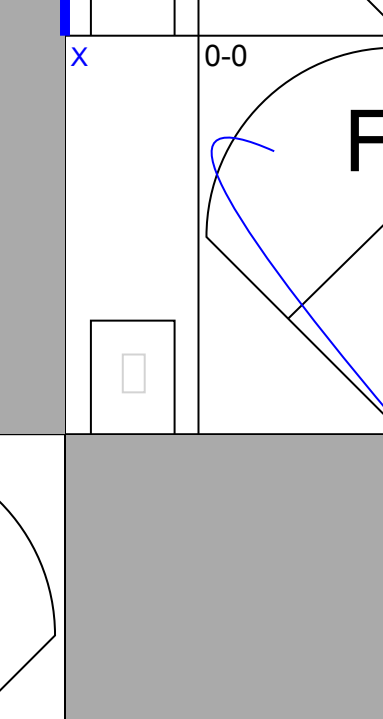
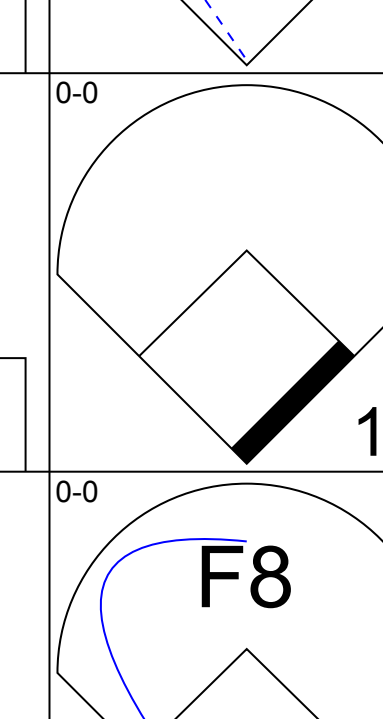
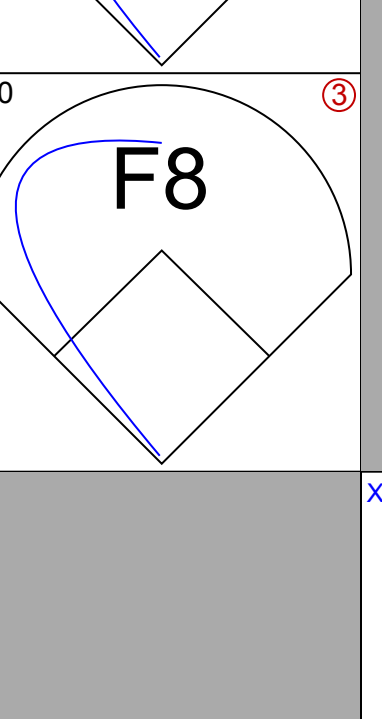
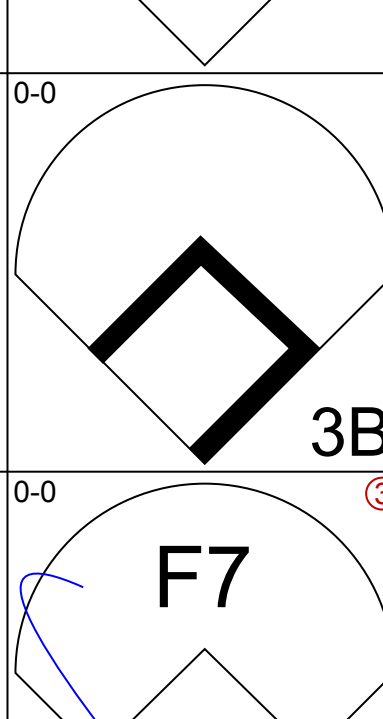

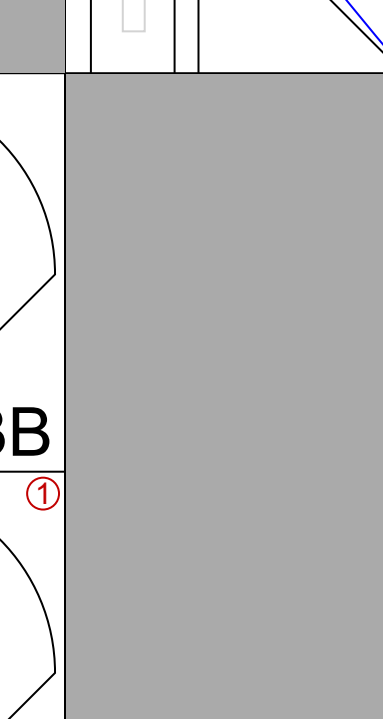
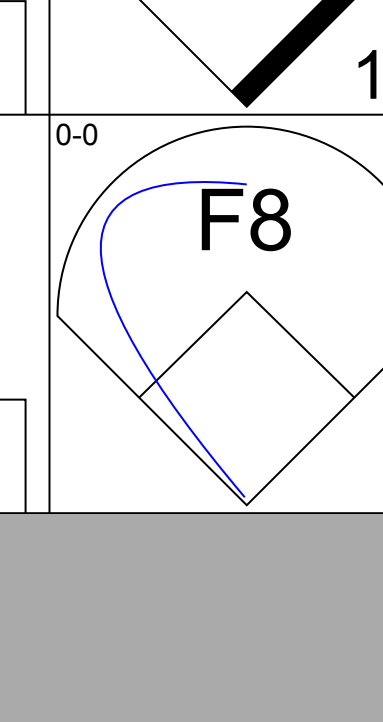

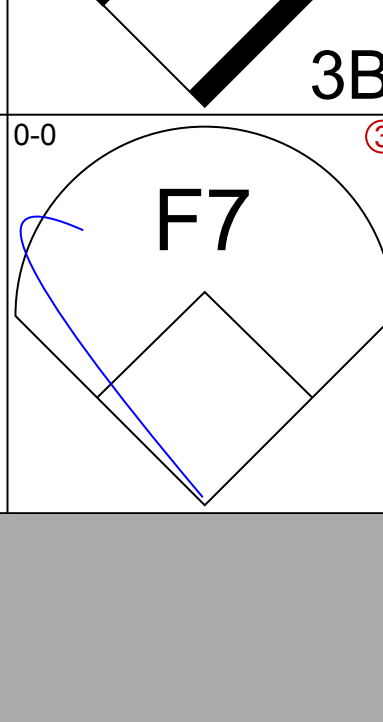
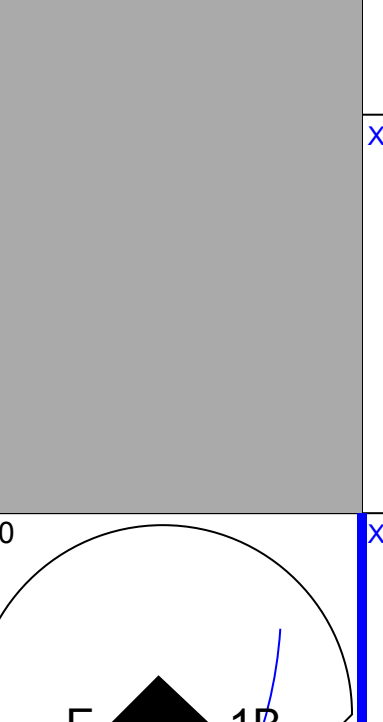

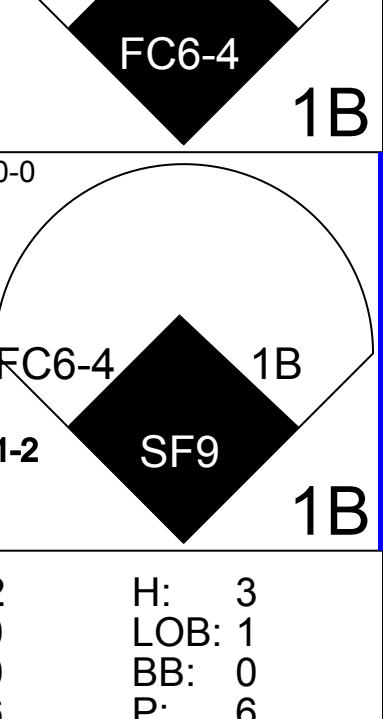

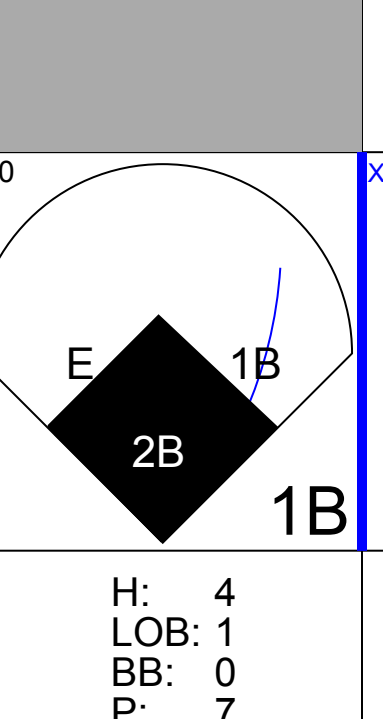
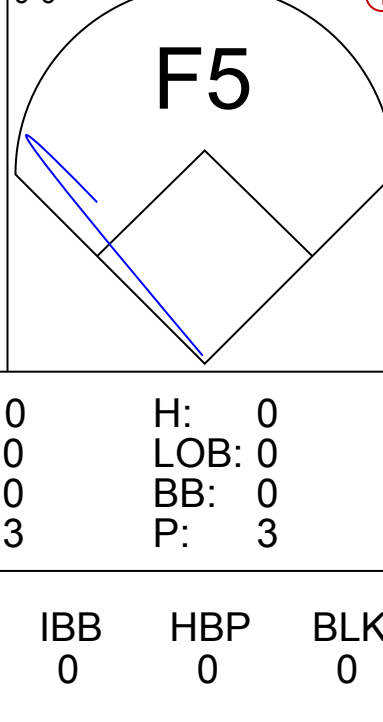
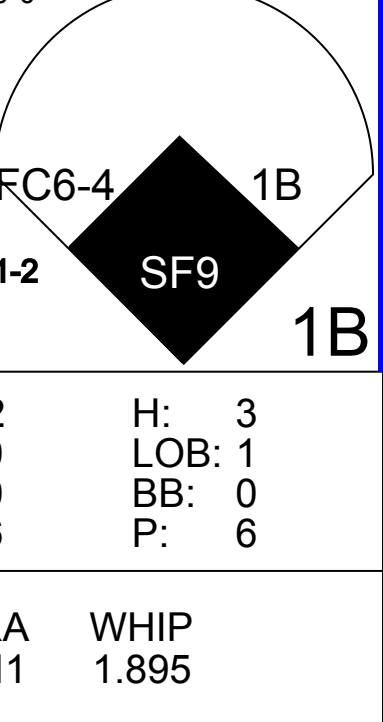
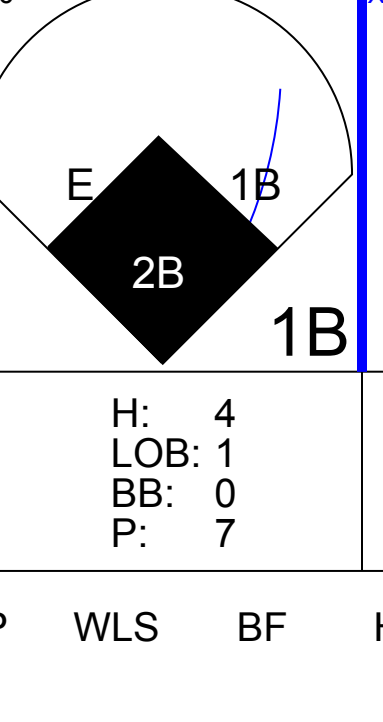
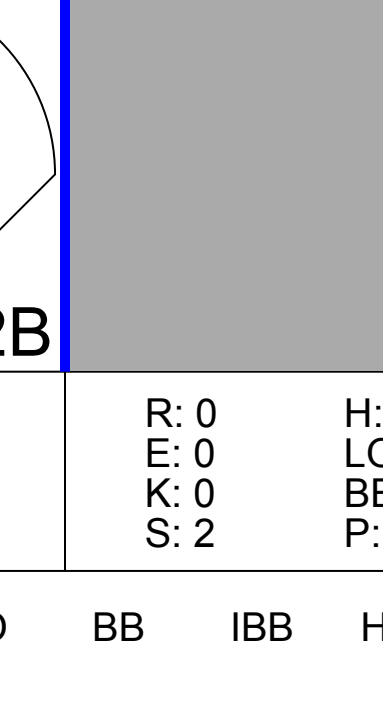
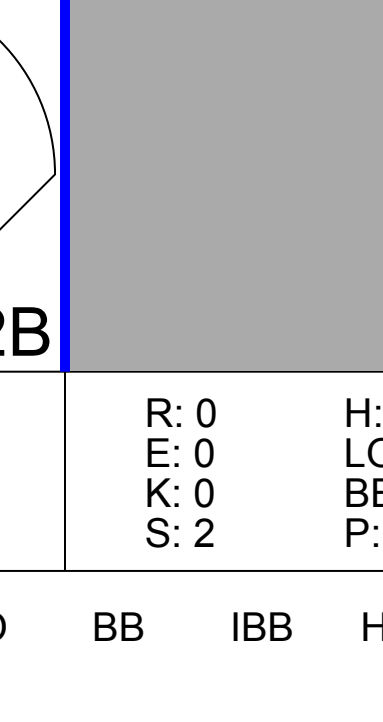


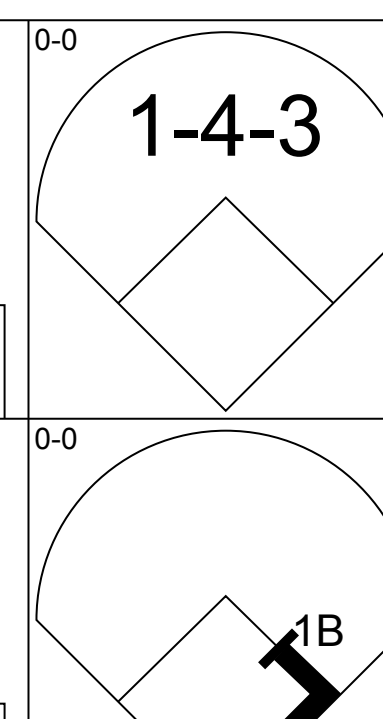
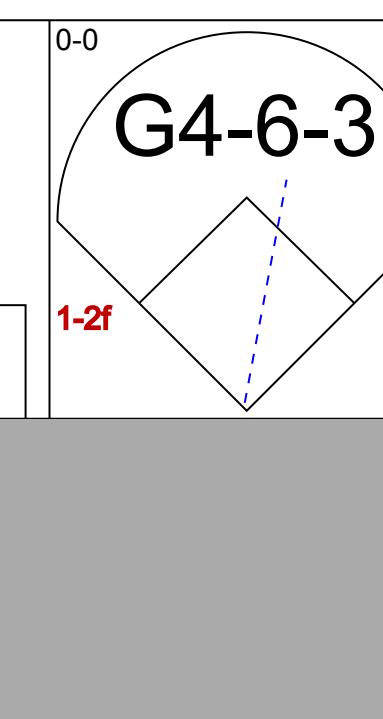
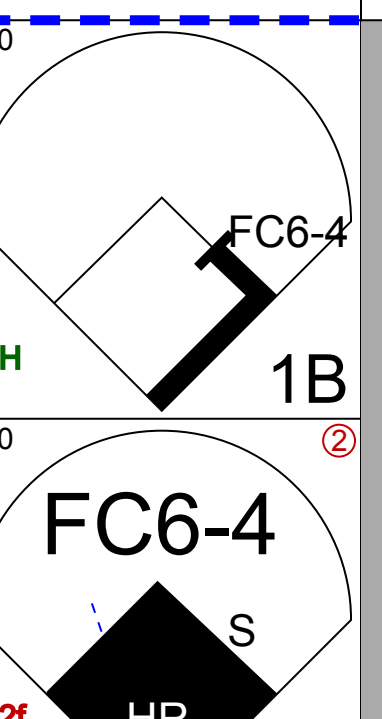
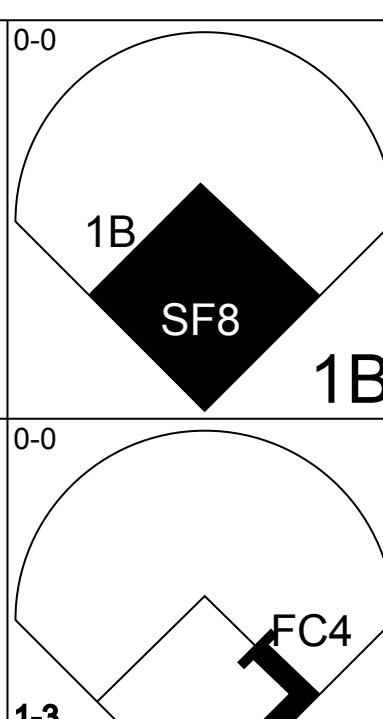
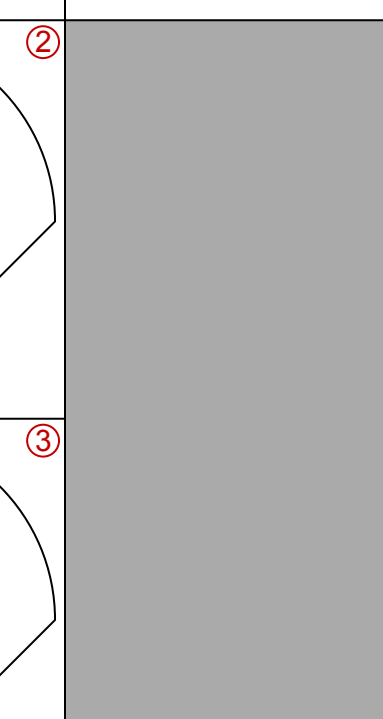
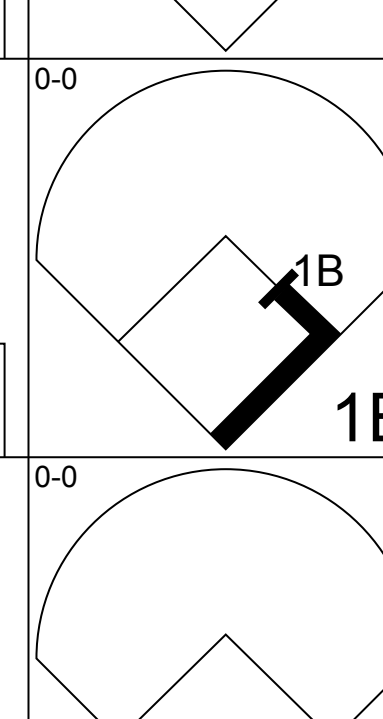
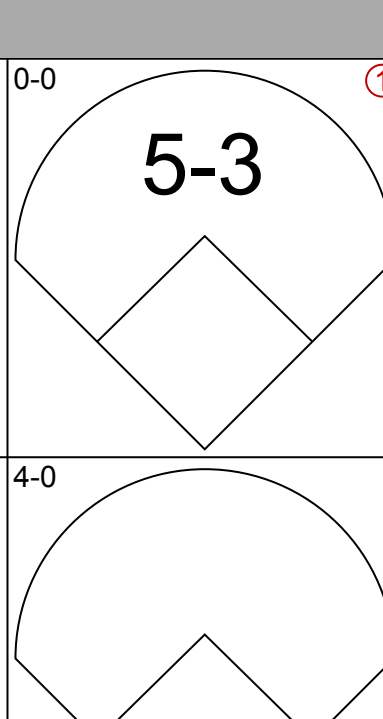
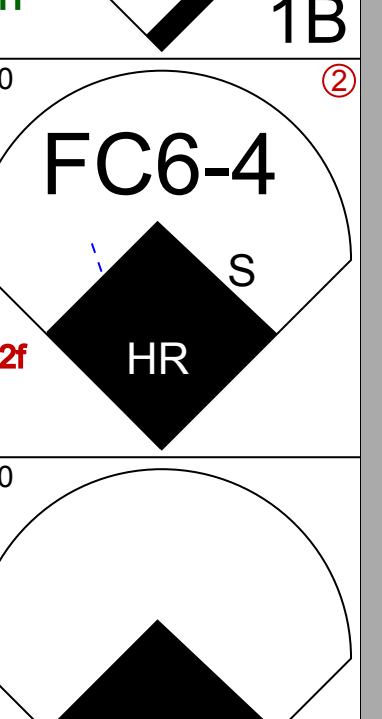
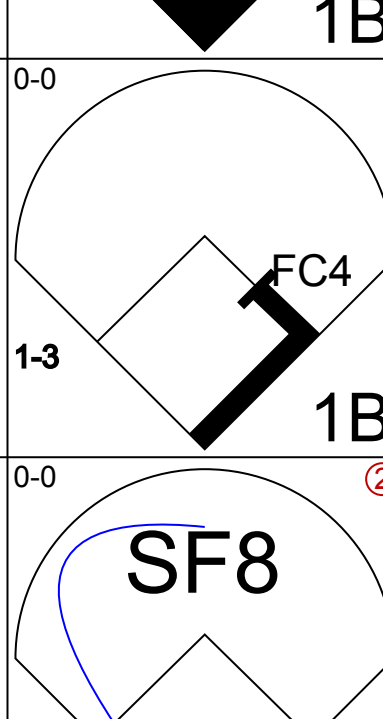

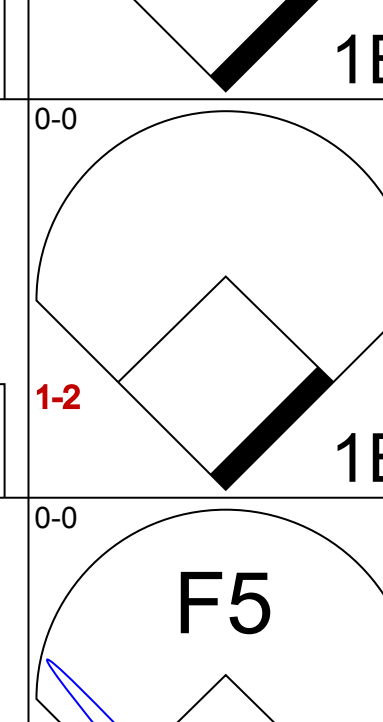
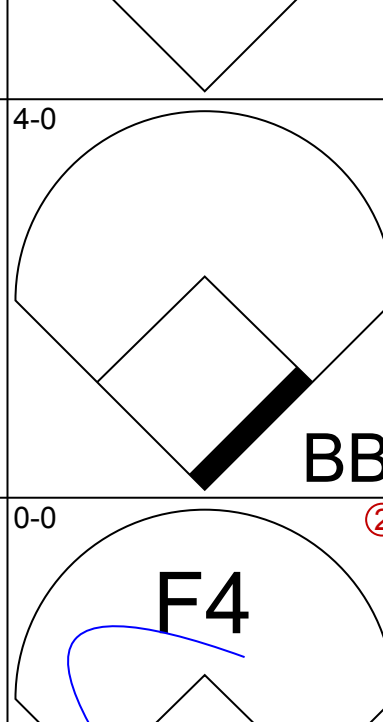
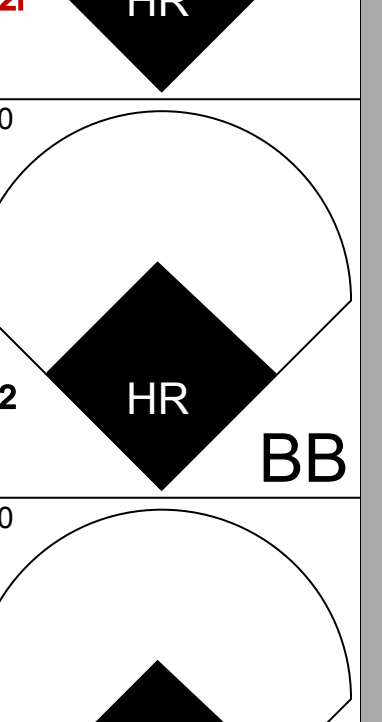
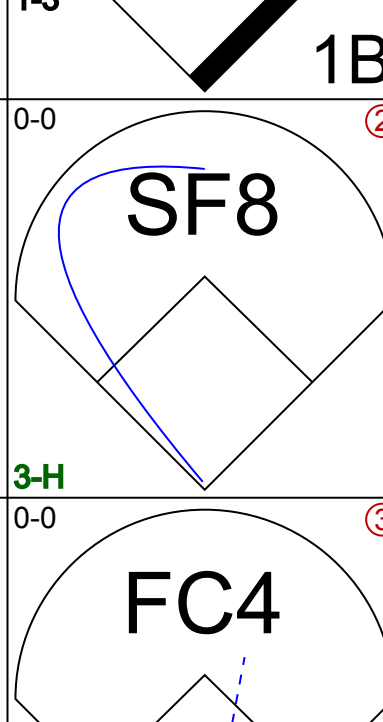
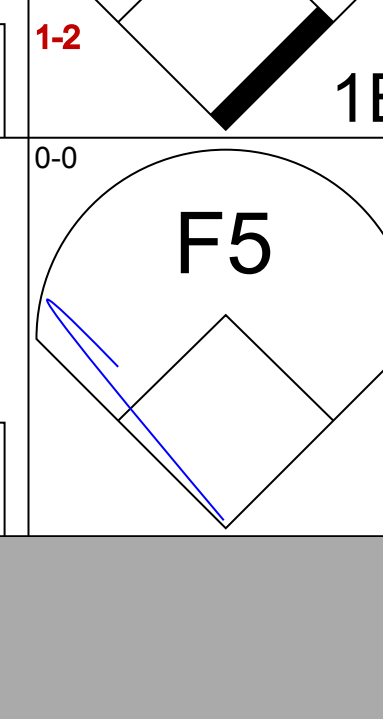
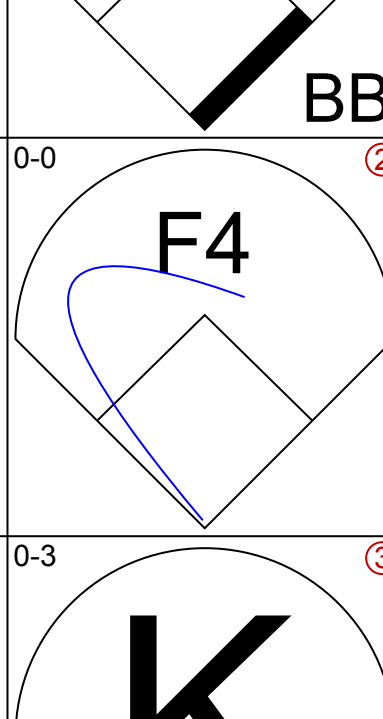
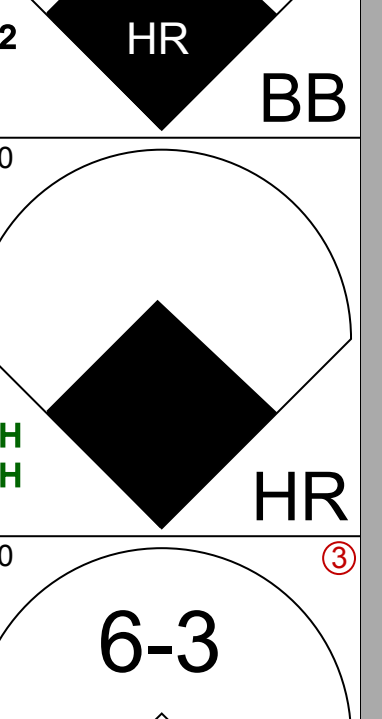
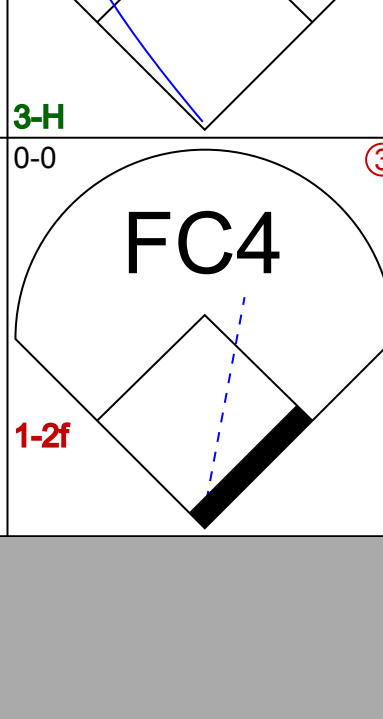
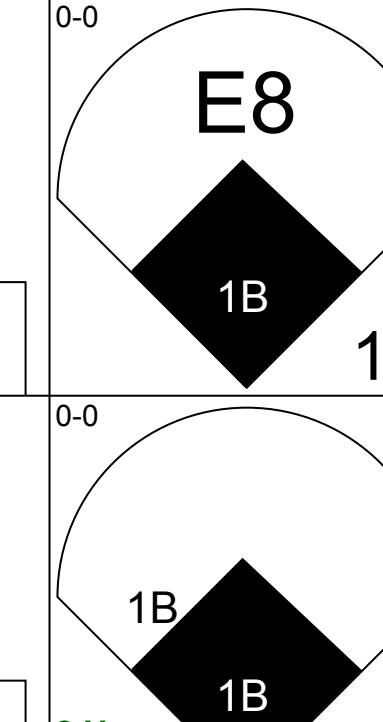

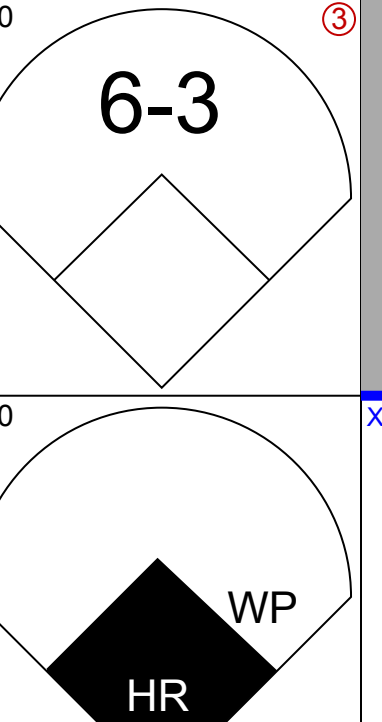
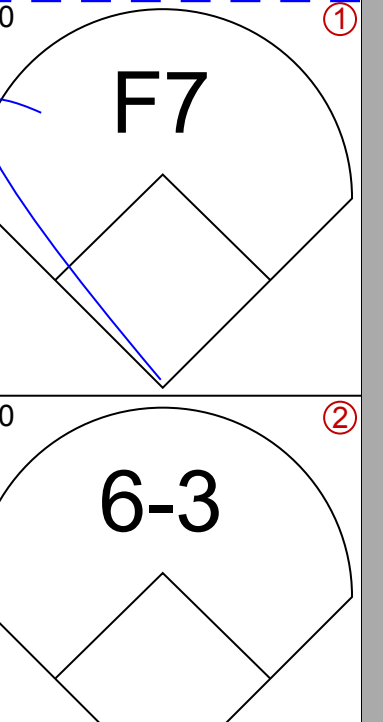
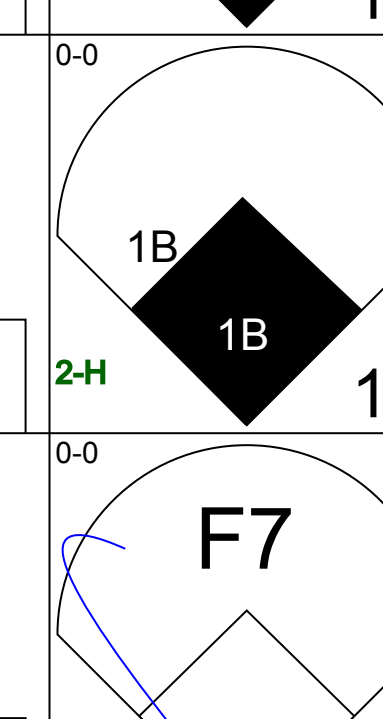
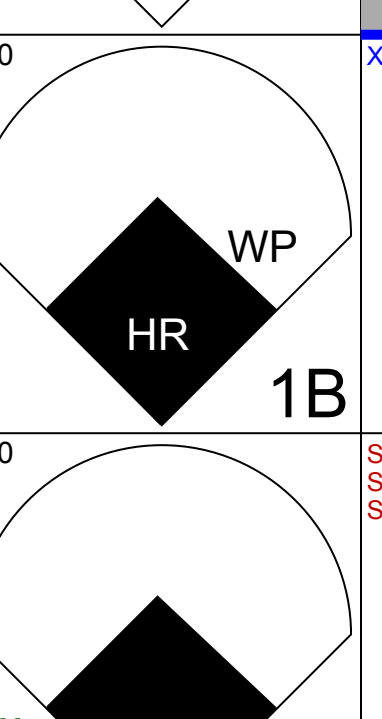
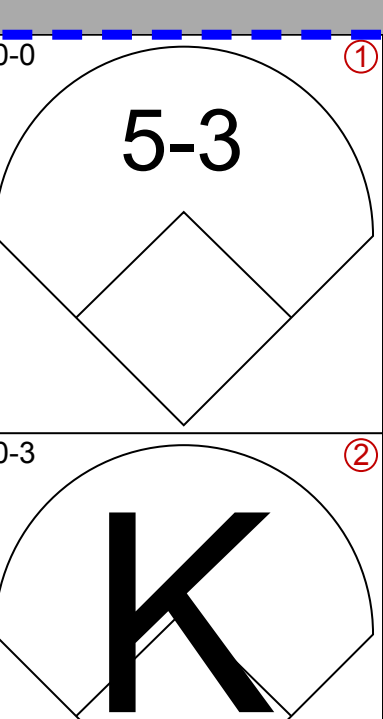
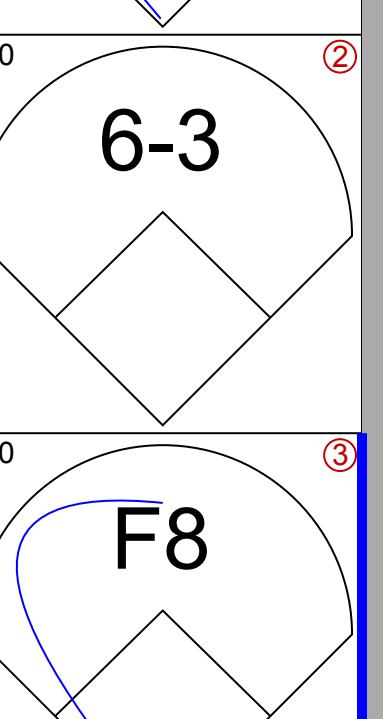
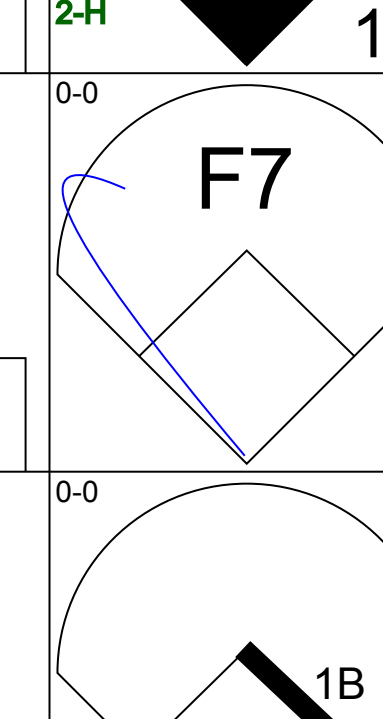
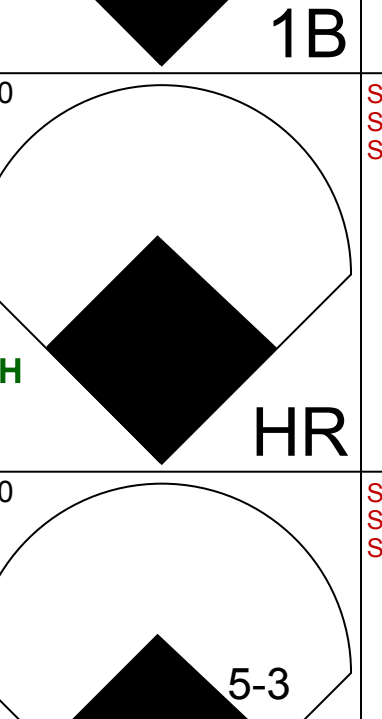
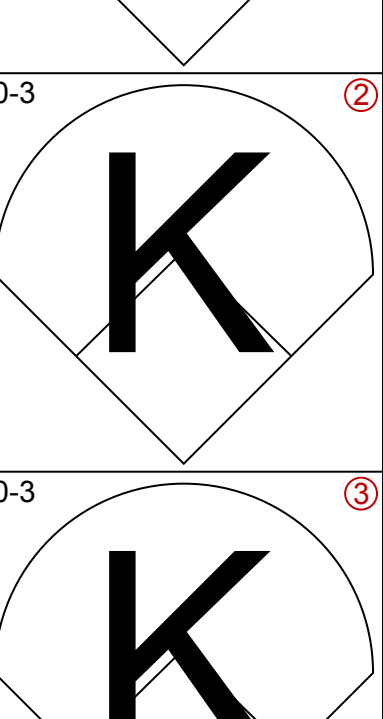
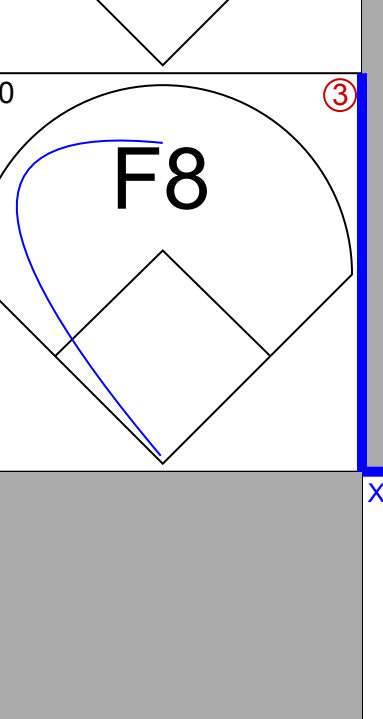
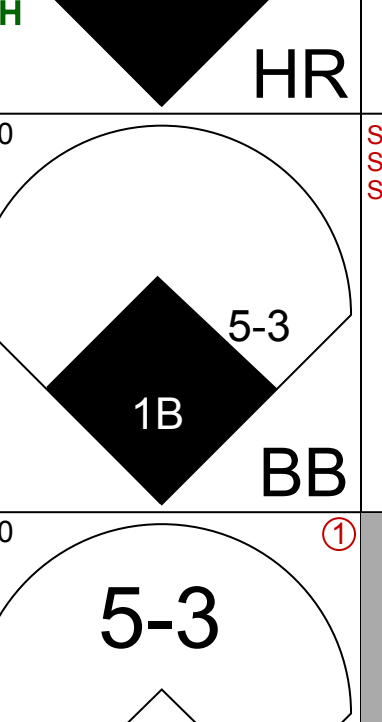
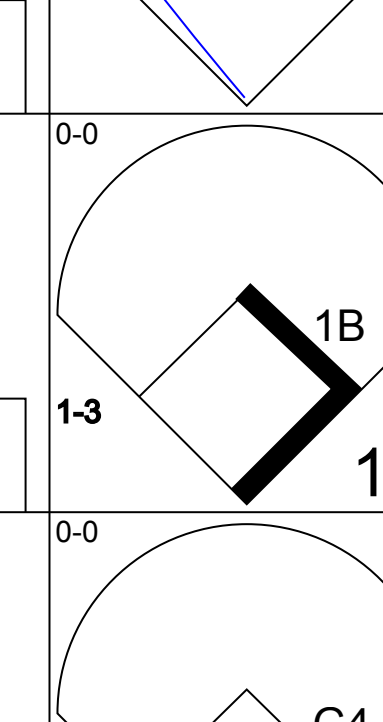
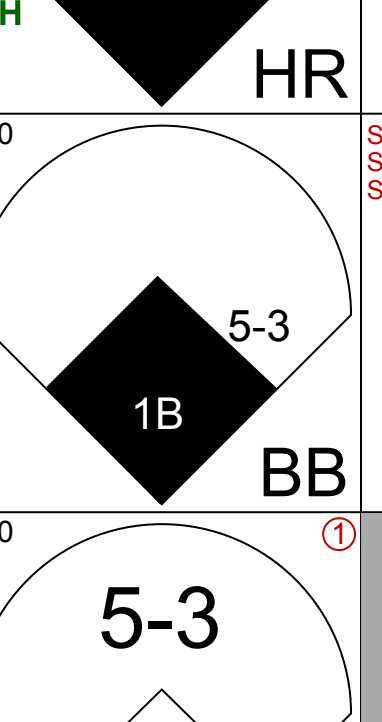
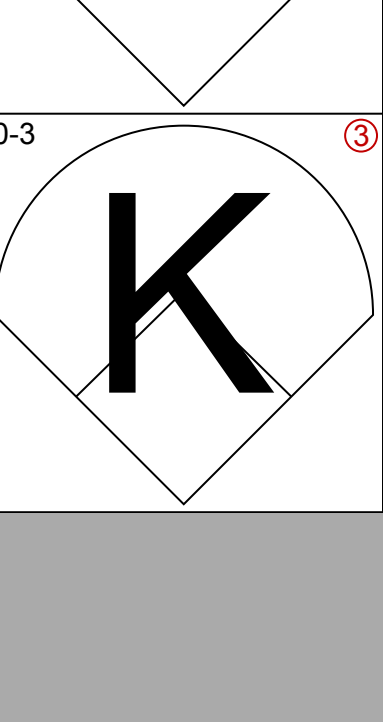
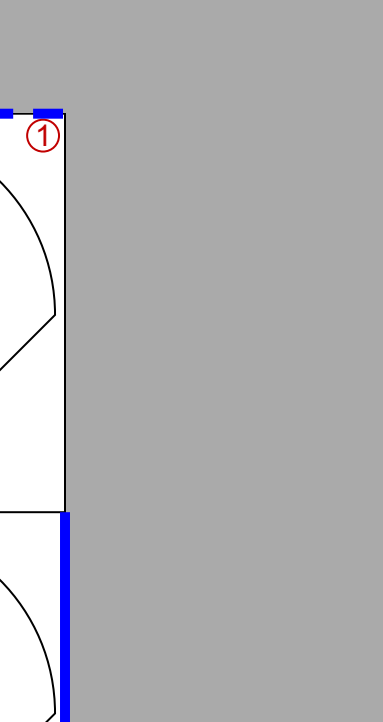
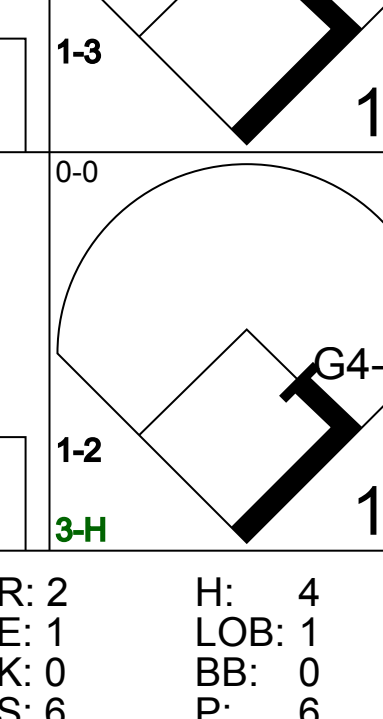
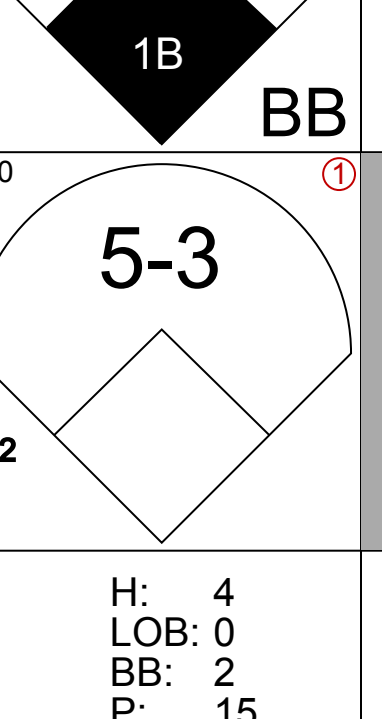
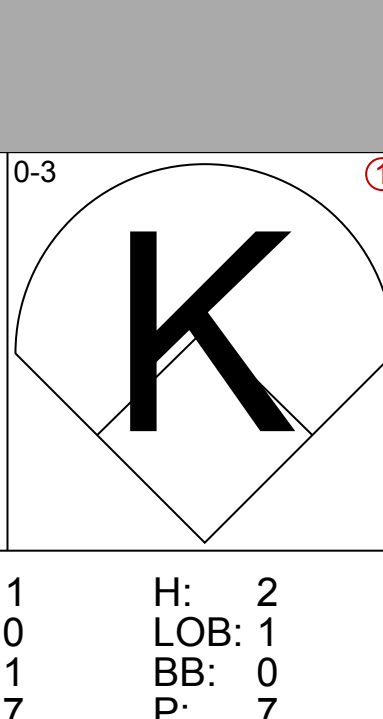
Batter	1	2	3	4	5	6	7	8	9	AB	R	H	RBI	BB	SO	LOB	BOTTOM			
Jimmy Wynn, R (1, 9) OBP: 0.349, SLG: 0.483										3	3	2	1	1	0	0				
Roger Metzger, S (1, 6) OBP: 0.291, SLG: 0.354										4	1	2	0	0	0	1				
Cesar Cedeno, R (1, 8) OBP: 0.356, SLG: 0.550										4	2	2	5	0	1	1				
Bob Watson, R (1, 7) OBP: 0.419, SLG: 0.456										4	0	0	0	0	1	0				
Lee May, R (1, 3) OBP: 0.263, SLG: 0.368										4	0	1	0	0	1	0				
Doug Rader, R (1, 5) OBP: 0.324, SLG: 0.358										4	1	2	0	0	0	0				
Johnny Edwards, L (1, 2) OBP: 0.288, SLG: 0.392										4	0	1	1	0	0	1				
Tommy Helms, R (1, 4) OBP: 0.313, SLG: 0.344										3	0	1	0	0	0	0				
Jerry Reuss, L (1, 1) OBP: 0.189, SLG: 0.194										3	0	0	0	0	3	1				
Inning Stats	R: 2 E: 0 K: 1 S: 7	H: 2 LOB: 0 BB: 0 P: 7	R: 0 E: 0 K: 0 S: 3	H: 0 LOB: 0 BB: 0 P: 3	R: 0 E: 0 K: 2 S: 8	H: 1 LOB: 1 BB: 0 P: 8	R: 0 E: 0 K: 1 S: 5	H: 0 LOB: 0 BB: 0 P: 5	R: 0 E: 0 K: 1 S: 5	H: 0 LOB: 0 BB: 0 P: 5	R: 1 E: 0 K: 0 S: 4	H: 1 LOB: 0 BB: 0 P: 4	R: 1 E: 0 K: 1 S: 7	H: 4 LOB: 1 BB: 0 P: 7	R: 3 E: 0 K: 0 S: 6	H: 3 LOB: 1 BB: 1 P: 10	1B: 6 2B: 2 3B: 0 HR: 3	SF: 0 SAC: 0 DP: 0 HBP: 0	WP: 0 PB: 0 SB: 0 CS: 0	PA: 34
PITCHER Nelson Briles, R (1, 1) ERA: 3.35 Bob Johnson, R (7, 1) ERA: 4.88 Jim Rooker, L (7, 1) ERA: 3.07	IP: 6.0 WLS: L BF: 22 H: 4 R: 3 ER: 3 SO: 3 BB: 0 IBB: 0 HBP: 0 BLK: 0 WP: 0 HR: 2 S: 32 P: 32 ERA: 4.50 WHIP: 0.667															PITCHER	IP: 6.0 WLS: L BF: 22 H: 4 R: 3 ER: 3 SO: 3 BB: 0 IBB: 0 HBP: 0 BLK: 0 WP: 0 HR: 2 S: 32 P: 32 ERA: 4.50 WHIP: 0.667			

Pittsburgh Pirates @ Houston Astros
Astrodome, Houston, TX
Sun Jun 10 1973, 4:33 AM EDT
Att: 23,057 - Dome

AB 33
R 7
H 11
RBI 7
BB 1
SO 6
LOB 4



Batter	1	2	3	4	5	6	7	8	9	AB	R	H	RBI	BB	SO	LOB	TOP					
Rennie Stennett, R OBP: 0.260, SLG: 0.377										5	1	2	0	0	1	1	Pittsburgh Pirates @ Atlanta Braves Atlanta Stadium, Atlanta, GA Mon Jun 11 1973, 7:05 PM EDT Att: 6,878 - Unknown					
Dave Cash, R OBP: 0.366, SLG: 0.422										5	0	1	2	0	0	4						
Al Oliver, L OBP: 0.319, SLG: 0.482										3	1	2	3	1	1	1						
Willie Stargell, L OBP: 0.389, SLG: 0.646										3	0	1	1	2	0	2						
Richie Hebner, L OBP: 0.367, SLG: 0.417										3	0	0	0	1	0	3						
Richie Zisk, R OBP: 0.243, SLG: 0.294										1	0	0	0	0	0	1						
Bob Robertson, R OBP: 0.392, SLG: 0.476										5	0	0	0	0	1	4						
Manny Sanguillen, R OBP: 0.313, SLG: 0.484										4	1	3	0	0	0	2						
Milt May, L OBP: 0.337, SLG: 0.397										3	1	1	1	0	0	2						
Steve Blass, R OBP: 0.427, SLG: 0.474										1	0	0	0	0	0	0						
Jim Rooker, R OBP: 0.240, SLG: 0.350										0	0	0	0	0	0	0						
Fernando Gonzalez, R OBP: 0.304, SLG: 0.393										0	1	1	0	0	0	0						
Tom Dettore, L OBP: 0.280, SLG: 0.350										0	0	0	0	0	0	0						
Gene Clines, R OBP: 0.304, SLG: 0.393										0	1	1	0	0	0	0						
Ramon Hernandez, S OBP: 0.280, SLG: 0.350										0	0	0	0	0	0	0						
Vic Davallo, L OBP: 0.280, SLG: 0.350										1	1	1	0	0	0	0						
Dave Giusti, R OBP: 0.197, SLG: 0.500										0	0	0	0	0	0	0						
Inning Stats	R: 0 E: 0 K: 1 S: 5	H: 0 LOB: 1 BB: 1 P: 9	R: 0 E: 0 K: 0 S: 3	H: 1 LOB: 1 BB: 1 P: 7	R: 0 E: 0 K: 0 S: 3	H: 0 LOB: 0 BB: 0 P: 3	R: 0 E: 0 K: 0 S: 4	H: 1 LOB: 2 BB: 1 P: 8	R: 2 E: 0 K: 0 S: 6	H: 3 LOB: 1 BB: 0 P: 6	R: 0 E: 0 K: 1 S: 6	H: 1 LOB: 1 BB: 0 P: 6	R: 3 E: 1 K: 0 S: 7	H: 4 LOB: 1 BB: 0 P: 7	R: 2 E: 0 K: 1 S: 8	H: 3 LOB: 1 BB: 0 P: 8	R: 0 E: 0 K: 0 S: 2	H: 0 LOB: 0 BB: 1 P: 6	1B: 8 2B: 4 3B: 2 HR: 0	SF: 2 SAC: 0 DP: 2 HBP: 0	WP: 0 PB: 0 SB: 0 CS: 0	PA: 42
PITCHER	IP WLS BF H R ER SO BB IBB HBP BLK WP HR S P ERA WHIP																					
Carl Morton, R ERA: 3.27	(1, 1) 6.1 W 30 9 5 5 2 3 0 0 0 0 0 0 0 31 43 7.11 1.895																					
Joe Hoerner, L ERA: 12.27	(7, 1) 0.1 2 1 0 0 0 0 0 0 0 0 0 0 0 2 2 0.00 3.000																					
Jim Panther, R ERA: 1.8	(7, 1) 1.0 6 3 2 2 0 0 0 0 0 0 0 0 0 6 6 18.00 3.000																					
Tom House, L ERA: 2.84	(8, 1) 0.1 2 0 0 0 1 1 0 0 0 0 0 0 3 7 0.00 3.000																					
Ron Schueler, R ERA: 4.67	(9, 1) 1.0 S 2 0 0 0 0 0 0 0 0 0 0 0 0 2 2 0.00 0.000																					

Batter	1	2	3	4	5	6	7	8	9	AB	R	H	RBI	BB	SO	LOB	BOTTOM					
Johnny Oates, L OBP: 0.300, SLG: 0.301										5	1	2	1	0	0	3	Pittsburgh Pirates @ Atlanta Braves Atlanta Stadium, Atlanta, GA Mon Jun 11 1973, 7:05 PM EDT Att: 6,878 - Unknown					
Ralph Garr, L OBP: 0.270, SLG: 0.326										5	1	2	0	0	0	2						
Darrell Evans, L OBP: 0.376, SLG: 0.528										1	1	1	1	2	0	0						
Hank Aaron, R OBP: 0.342, SLG: 0.540										4	1	1	3	0	0	3						
Mike Lum, L OBP: 0.333, SLG: 0.405										4	1	1	0	0	1	1						
Dusty Baker Jr., R OBP: 0.342, SLG: 0.417										4	2	2	1	0	0	0						
Davey Johnson, R OBP: 0.358, SLG: 0.470										4	1	1	2	0	1	1						
Chuck Goggin, S OBP: 0.273, SLG: 0.318										0	0	0	0	0	0	0						
Marty Perez, R OBP: 0.338, SLG: 0.344										3	1	1	0	1	1	0						
Carl Morton, R OBP: 0.257, SLG: 0.273										3	0	1	1	0	1	1						
Joe Hoerner, R ERA: 3.9	(7, 1) 0.2 5 2 3 3 0 1 0 0 0 0 0 1 4 8 40.50 4.500																					
Jim Panther, R ERA: 4.5	(7, 1) 2.0 8 2 1 1 3 0 0 0 0 0 0 0 14 14 4.50 1.000																					
Ramon Hernandez, L ERA: 3.0	(7, 1) 1.0 3 0 0 0 0 0 0 0 0 0 0 0 3 3 0.00 0.000																					
Dave Giusti, R ERA: 1.14	(8, 1) 1.0 4 1 0 0 0 0 0 0 0 0 0 0 4 4 0.00 1.000																					
Inning Stats	R: 0 E: 0 K: 0 S: 4	H: 2 LOB: 1 BB: 0 P: 4	R: 2 E: 1 K: 0 S: 6	H: 4 LOB: 1 BB: 0 P: 6	R: 0 E: 0 K: 1 S: 5	H: 0 LOB: 1 BB: 1 P: 9	R: 6 E: 0 K: 0 S: 7	H: 4 LOB: 0 BB: 2 P: 15	R: 0 E: 0 K: 2 S: 7	H: 0 LOB: 0 BB: 0 P: 7	R: 1 E: 0 K: 1 S: 7	H: 2 LOB: 1 BB: 0 P: 7	R: 0 E: 0 K: 0 S: 3	H: 0 LOB: 0 BB: 0 P: 3	R: 0 E: 0 K: 0 S: 4	H: 1 LOB: 1 BB: 0 P: 4	R: 0 E: 0 K: 0 S: 2	H: 0 LOB: 0 BB: 0 P: 6	1B: 10 2B: 1 3B: 0 HR: 2	SF: 1 SAC: 0 DP: 1 HBP: 0	WP: 1 PB: 0 SB: 1 CS: 0	PA: 38
PITCHER	IP WLS BF H R ER SO BB IBB HBP BLK WP HR S P ERA WHIP																					
Steve Blass, R ERA: 8.5	(1, 1) 3.1 L 18 8 5 5 1 2 0 0 0 0 0 1 1 18 26 13.50 3.000																					
Jim Rooker, L ERA: 3.9	(4, 1) 0.2 5 2 3 3 0 1 0 0 0 0 0 1 4 8 40.50 4.500																					
Tom Dettore, R ERA: 4.5	(5, 1) 2.0 8 2 1 1 3 0 0 0 0 0 0 0 14 14 4.50 1.000																					
Ramon Hernandez, L ERA: 3.0	(7, 1) 1.0 3 0 0 0 0 0 0 0 0 0 0 0 3 3 0.00 0.000																					
Dave Giusti, R ERA: 1.14	(8, 1) 1.0 4 1 0 0 0 0 0 0 0 0 0 0 4 4 0.00 1.000																					

AB	36
R	7
H	13
RBI	7
BB	4
SO	3
LOB	20



AB	34
R	9
H	13
RBI	9
BB	3
SO	4
LOB	11



Batter	1	2	3	4	5	6	7	8	9	AB	R	H	RBI	BB	SO	LOB	TOP					
Rennie Stennett, R OBP: 0.260, SLG: 0.373	F8		1-3				F8			4	0	1	0	0	0	1	Pittsburgh Pirates @ Atlanta Braves Atlanta Stadium, Atlanta, GA Tue Jun 12 1973, 7:05 PM EDT Att: 10,418 - Unknown					
Dave Cash, R OBP: 0.364, SLG: 0.418	5-3 BB 1B		K2-3				F7		5-3	4	0	1	0	0	1	1						
Al Oliver, L OBP: 0.323, SLG: 0.480	5-3 BB 1-2			K			L8		F8 1B 1B	3	0	1	0	1	1	0						
Willie Stargell, L OBP: 0.391, SLG: 0.640	5-3 1-2 2-3			E BB			F7		1-2 1B	3	0	1	0	1	0	2						
Manny Sanguillen, R OBP: 0.312, SLG: 0.493	F4			E4 BB 1-2			HR		F8 2-3	4	1	1	1	0	0	5						
Bob Robertson, R OBP: 0.384, SLG: 0.465		F3		L7			F6		G3	4	0	0	0	0	0	4						
Richie Hebner, L OBP: 0.364, SLG: 0.429		F5		4-3			HR		3-1	4	1	1	1	0	0	2						
Mitt May, L OBP: 0.337, SLG: 0.392					F6				L5-3	2	0	0	0	1	0	0						
Bob Moose, R OBP: 0.167, SLG: 0.107										0	0	0	0	0	0	0						
Jerry McNertney, R OBP: 0.250, SLG: 0.250							G5-4-3 BB			0	0	0	0	0	0	0						
Gene Clines, R OBP: 0.296, SLG: 0.345										1	0	0	0	0	0	0						
Luke Walker, L OBP: 0.187, SLG: 0.187			1-3							2	0	0	0	0	0	0	P					
Bob Johnson, L OBP: 0.227, SLG: 0.227					6-3					0	0	0	0	0	0	0						
Richie Zisk, R OBP: 0.237, SLG: 0.237							G5-4-3			0	0	0	0	0	0	0						
Ramon Hernandez, S OBP: 0.237, SLG: 0.237										1	0	0	0	0	0	0						
Tom Detore, L OBP: 0.204, SLG: 0.204										0	0	0	0	0	0	0						
Vic Davallo, L OBP: 0.204, SLG: 0.204							1-2			1	0	0	0	0	0	0						
										0	0	0	0	0	0	0						
										0	0	0	0	0	0	0						
										0	0	0	0	0	0	0						
										0	0	0	0	0	0	0						
Inning Stats	R: 0 E: 0 K: 0 S: 4	H: 1 LOB: 2 BB: 1 P: 8	R: 0 E: 0 K: 0 S: 3	H: 0 LOB: 0 BB: 0 P: 3	R: 0 E: 0 K: 1 S: 5	H: 0 LOB: 0 BB: 1 P: 5	R: 0 E: 1 K: 1 S: 6	H: 0 LOB: 2 BB: 1 P: 10	R: 0 E: 0 K: 0 S: 4	H: 1 LOB: 1 BB: 0 P: 4	R: 1 E: 0 K: 0 S: 4	H: 1 LOB: 0 BB: 0 P: 4	R: 1 E: 0 K: 0 S: 3	H: 1 LOB: 1 BB: 1 P: 7	R: 0 E: 0 K: 0 S: 5	H: 2 LOB: 2 BB: 0 P: 5	R: 0 E: 0 K: 0 S: 3	H: 0 LOB: 0 BB: 0 P: 3	1B: 4 2B: 0 3B: 0 HR: 2	SF: 0 SAC: 0 DP: 1 HBP: 0	WP: 0 PB: 0 SB: 0 CS: 0	PA: 36
PITCHER Phil Niekro, R ERA: 2.55	IP: 9.0 WLS: W BF: 36 H: 6 R: 2 ER: 2 SO: 2 BB: 3 IBB: 0 HBP: 0 BLK: 0 WP: 0 HR: 2 S: 37 P: 49 ERA: 2.00 WHIP: 1.000																					

Batter	1	2	3	4	5	6	7	8	9	AB	R	H	RBI	BB	SO	LOB	BOTTOM			
Johnny Oates, L OBP: 0.304, SLG: 0.317	4-3		HR				K			3	1	1	2	1	1	0	Pittsburgh Pirates @ Atlanta Braves Atlanta Stadium, Atlanta, GA Tue Jun 12 1973, 7:05 PM EDT Att: 10,418 - Unknown			
Ralph Garr, L OBP: 0.266, SLG: 0.321	1-3		4-3		L8		F7			4	0	0	0	0	0	1				
Darrell Evans, L OBP: 0.386, SLG: 0.546	1B		BB		BB		HR			2	1	2	1	2	0	0				
Hank Aaron, R OBP: 0.340, SLG: 0.533	L7		6-3		F6		1B			4	0	1	0	0	0	4				
Sonny Jackson, L OBP: 0.294, SLG: 0.240							1B			0	0	0	0	0	0	0				
Dusty Baker Jr., R OBP: 0.344, SLG: 0.416		F4		6-3			BB		FC6-4	3	0	1	0	1	0	0				
Davey Johnson, R OBP: 0.352, SLG: 0.461		L5		6-3			F4		FC6-4	4	0	0	0	0	0	5				
Mike Lum, L OBP: 0.337, SLG: 0.422		K					F9		CS BB	3	1	1	1	1	1	0				
Marty Perez, R OBP: 0.332, SLG: 0.337			6-3		E4		K		F8 1-2	4	0	0	0	0	1	1				
Phil Niekro, R OBP: 0.167, SLG: 0.208			HR		F9		K		F5	4	1	1	0	0	1	1				
Inning Stats	R: 0 E: 0 K: 0 S: 4	H: 1 LOB: 1 BB: 0 P: 4	R: 0 E: 0 K: 1 S: 5	H: 0 LOB: 0 BB: 0 P: 5	R: 2 E: 0 K: 0 S: 5	H: 2 LOB: 1 BB: 1 P: 9	R: 1 E: 1 K: 0 S: 5	H: 1 LOB: 1 BB: 0 P: 5	R: 0 E: 0 K: 0 S: 3	H: 0 LOB: 3 BB: 3 P: 15	R: 0 E: 0 K: 2 S: 7	H: 0 LOB: 0 BB: 0 P: 7	R: 1 E: 0 K: 1 S: 8	H: 3 LOB: 2 BB: 0 P: 8	R: 0 E: 0 K: 0 S: 2	H: 0 LOB: 0 BB: 1 P: 6	1B: 4 2B: 0 3B: 0 HR: 3	SF: 0 SAC: 0 DP: 0 HBP: 0	WP: 0 PB: 0 SB: 0 CS: 1	PA: 36
PITCHER Luke Walker, L ERA: 4.54	IP: 4.1 WLS: L BF: 21 H: 4 R: 3 ER: 3 SO: 1 BB: 3 IBB: 0 HBP: 0 BLK: 0 WP: 0 HR: 2 S: 20 P: 32 ERA: 6.23 WHIP: 1.615																			
Bob Johnson, R ERA: 4.56	1.2 6 0 0 0 2 1 0 0 0 0 0 0 9 13 0.00 0.600																			
Ramon Hernandez, L ERA: 3.32	0.2 4 2 1 1 1 0 0 0 0 0 0 1 6 6 13.50 3.000																			
Tom Detore, R ERA: 2.7	1.1 5 1 0 0 0 1 0 0 0 0 0 0 4 8 0.00 1.500																			

Batter	1	2	3	4	5	6	7	8	9	AB	R	H	RBI	BB	SO	LOB	TOP			
Rennie Stennett, R (1, 6) OBP: 0.250, SLG: 0.358	G3		1-3	F3			K		F9	5	0	0	0	0	1	4	Pittsburgh Pirates @ Atlanta Braves Atlanta Stadium, Atlanta, GA Wed Jun 13 1973, 7:05 PM EDT Att: 9,553 - Unknown			
Dave Cash, R (1, 4) OBP: 0.356, SLG: 0.410	5-3		F9		5-3		6-3			4	0	0	0	0	0	2				
Al Oliver, L (1, 8) OBP: 0.326, SLG: 0.481	F5			HR	5-3			6-3		4	1	2	0	0	0	0				
Willie Stargell, L (1, 7) OBP: 0.389, SLG: 0.632 Vic Davalillo, L (8, 7) OBP: 0.204, SLG: 0.255		G4-6-3		K	5-3			K		4	0	1	0	0	2	2				
Manny Sanguillen, R (1, 9) OBP: 0.311, SLG: 0.489	G4-6-3		L8		6-3			1B		4	0	1	0	0	0	3				
Bob Robertson, R (1, 3) OBP: 0.386, SLG: 0.463	F4			HR			5-3			3	1	1	0	1	0	0				
Richie Hebner, L (1, 5) OBP: 0.367, SLG: 0.447			SH2-4	HR			F8		F9	4	1	2	3	0	0	2				
Milt May, L (1, 2) OBP: 0.345, SLG: 0.397			SH2-4				3-1		L6-3	3	0	2	0	1	0	0				
Dock Ellis, S (1, 1) OBP: 0.133, SLG: 0.103 Ramon Hernandez, S (4, 1) Steve Blass, R (5, 1) OBP: 0.421, SLG: 0.474 Bob Johnson, L (6, 1) Gene Clines, R (9, PH) OBP: 0.293, SLG: 0.339	SH2-4						K		L6-3	1	0	1	0	0	0	0				
Inning Stats	R: 0 E: 0 K: 0 S: 3	H: 0 LOB: 0 BB: 0 P: 3	R: 0 E: 0 K: 0 S: 3	H: 1 LOB: 0 BB: 0 P: 3	R: 0 E: 0 K: 1 S: 5	H: 2 LOB: 2 BB: 0 P: 5	R: 3 E: 0 K: 1 S: 8	H: 3 LOB: 2 BB: 0 P: 16	R: 0 E: 0 K: 0 S: 4	H: 0 LOB: 0 BB: 0 P: 4	R: 0 E: 0 K: 2 S: 7	H: 0 LOB: 0 BB: 0 P: 7	R: 0 E: 0 K: 1 S: 7	H: 2 LOB: 2 BB: 0 P: 7	R: 0 E: 0 K: 0 S: 3	H: 1 LOB: 0 BB: 0 P: 3		1B: 9 2B: 0 3B: 0 HR: 1	SF: 0 SAC: 1 DP: 2 HBP: 0	WP: 0 PB: 0 SB: 0 CS: 0
PITCHER Ron Reed, R (1, 1) ERA: 3.84	IP: 9.0 WLS: W BF: 37 H: 10 R: 3 ER: 3 SO: 4 BB: 2 IBB: 0 HBP: 0 BLK: 0 WP: 0 HR: 1 S: 43 P: 51 ERA: 3.00 WHIP: 1.333											PITCHER	IP: 9.0 WLS: W BF: 37 H: 10 R: 3 ER: 3 SO: 4 BB: 2 IBB: 0 HBP: 0 BLK: 0 WP: 0 HR: 1 S: 43 P: 51 ERA: 3.00 WHIP: 1.333							

Batter	1	2	3	4	5	6	7	8	9	AB	R	H	RBI	BB	SO	LOB	BOTTOM			
Johnny Oates, L (1, 2) OBP: 0.301, SLG: 0.310 Paul Casanova, R (7, 2) OBP: 0.200, SLG: 0.241	3-1		3-1	G3	F2	1B				4	0	0	0	1	0	4	Pittsburgh Pirates @ Atlanta Braves Atlanta Stadium, Atlanta, GA Wed Jun 13 1973, 7:05 PM EDT Att: 9,553 - Unknown			
Sonny Jackson, L (1, 7) OBP: 0.287, SLG: 0.234 Dick Dietz, R (4, PH) OBP: 0.463, SLG: 0.323 Frank Tepedino, L (4, PR) OBP: 0.500, SLG: 0.667	6-3		F7	HR	4-3	G4-6-3				2	0	0	0	0	0	0				
Darrell Evans, L (1, 5) OBP: 0.392, SLG: 0.559	E		S	HR		G4-6-3		F9		4	3	2	4	2	0	3				
Mike Lum, L (1, 3) OBP: 0.342, SLG: 0.418	E8			F8		G3		F5		4	2	1	0	2	0	2				
Dusty Baker Jr., R (1, 8) OBP: 0.345, SLG: 0.415			K	F7		1B		6-3		5	1	2	2	0	1	3				
Ralph Garr, L (1, 9) OBP: 0.288, SLG: 0.320	F9			1B	WP	G3		6-3		4	2	1	0	1	0	3				
Davey Johnson, R (1, 4) OBP: 0.358, SLG: 0.464 Chuck Goggin, S (8, 4) OBP: 0.304, SLG: 0.391	G3			1B	FC1-6			4-3		3	2	2	1	1	0	0				
Marty Perez, R (1, 6) OBP: 0.338, SLG: 0.340	K			G3	FC1-6			4-3		4	2	2	2	1	1	1				
Ron Reed, R (1, 1) OBP: 0.205, SLG: 0.231	6-3			HR	FC1-6			2B		5	3	3	4	0	0	2				
Inning Stats	R: 2 E: 1 K: 0 S: 5	H: 2 LOB: 1 BB: 1 P: 9	R: 0 E: 0 K: 1 S: 5	H: 0 LOB: 0 BB: 0 P: 5	R: 0 E: 0 K: 1 S: 6	H: 1 LOB: 2 BB: 1 P: 10	R: 6 E: 0 K: 0 S: 8	H: 5 LOB: 1 BB: 1 P: 12	R: 1 E: 0 K: 0 S: 4	H: 1 LOB: 2 BB: 2 P: 12	R: 6 E: 0 K: 0 S: 6	H: 4 LOB: 1 BB: 4 P: 22	R: 0 E: 0 K: 0 S: 3	H: 0 LOB: 0 BB: 0 P: 3	R: 3 E: 0 K: 0 S: 7	H: 4 LOB: 1 BB: 0 P: 7		1B: 14 2B: 2 3B: 0 HR: 1	SF: 0 SAC: 0 DP: 1 HBP: 0	WP: 4 PB: 0 SB: 2 CS: 0
PITCHER Dock Ellis, R (1, 1) ERA: 3.7 Ramon Hernandez, L (4, 1) ERA: 3.63 Steve Blass, R (5, 1) ERA: 9.34 Bob Johnson, R (6, 1) ERA: 5.08	IP: 3.1 WLS: L BF: 20 H: 7 R: 7 ER: 7 SO: 2 BB: 2 IBB: 1 HBP: 0 BLK: 0 WP: 1 HR: 0 S: 21 P: 33 ERA: 18.90 WHIP: 2.700											PITCHER	IP: 3.1 WLS: L BF: 20 H: 7 R: 7 ER: 7 SO: 2 BB: 2 IBB: 1 HBP: 0 BLK: 0 WP: 1 HR: 0 S: 21 P: 33 ERA: 18.90 WHIP: 2.700							

Batter	1	2	3	4	5	6	7	8	9	AB	R	H	RBI	BB	SO	LOB	TOP		
Gene Clines, R OBP: 0.290, SLG: 0.333	L9		L3		FC6-4 1B		L9			4	0	1	0	0	0	0	Pittsburgh Pirates @ Cincinnati Reds Riverfront Stadium, Cincinnati, OH Fri Jun 15 1973, 7:05 PM EDT Att: 27,029 - Unknown		
Rennie Stennett, R OBP: 0.250, SLG: 0.362	2B		F9		FC6-4 1-2		4-3			4	0	1	0	0	0	1			
Al Oliver, L OBP: 0.324, SLG: 0.476	K			F8		G6-3 1B	4-3			4	0	1	0	0	1	1			
Willie Stargell, L OBP: 0.391, SLG: 0.625	F3			BB BB		G6-3 1-2	BB			2	0	0	0	2	0	2			
Manny Sanguillen, R OBP: 0.310, SLG: 0.489 Jerry McNertney, R OBP: 0.250, SLG: 0.250	F2		F6		WP 2B		F9			4	0	1	0	0	0	2			
Bob Robertson, R OBP: 0.388, SLG: 0.458	F8		BB BB		1-2 BB		2B			0	0	0	0	0	0	0			
Gene Alley, R OBP: 0.289, SLG: 0.343	BB BB		F6		2-3 BB		F9			3	0	0	0	1	0	4			
Jackie Hernandez, R OBP: 0.270, SLG: 0.250	F4				F4		F7			4	0	1	0	0	0	1			
Bob Moose, R OBP: 0.156, SLG: 0.100 Fernando Gonzalez, R OBP: 0.231, SLG: 0.346 Jim Rooker, R OBP: 0.231, SLG: 0.278	L6		L6		5-3		F5			2	0	0	0	0	0	0			
Richie Zisk, R OBP: 0.231, SLG: 0.278							FC5-4 1-2			1	0	0	0	0	0	1			
Inning Stats	R: 0 E: 0 K: 1 S: 6	H: 1 LOB: 1 BB: 0 P: 6	R: 0 E: 0 K: 0 S: 3	H: 0 LOB: 1 BB: 1 P: 7	R: 0 E: 0 K: 0 S: 3	H: 0 LOB: 0 BB: 0 P: 3	R: 0 E: 0 K: 0 S: 3	H: 0 LOB: 2 BB: 2 P: 11	R: 0 E: 0 K: 0 S: 4	H: 1 LOB: 1 BB: 0 P: 4	R: 0 E: 0 K: 0 S: 4	H: 2 LOB: 2 BB: 1 P: 8	R: 0 E: 0 K: 0 S: 3	H: 0 LOB: 0 BB: 0 P: 3	R: 0 E: 0 K: 0 S: 3	H: 1 LOB: 1 BB: 0 P: 4	1B: 3 2B: 2 3B: 0 HR: 0	SF: 0 SAC: 0 DP: 1 HBP: 0	WP: 1 PA: 36 PB: 0 SB: 0 CS: 0
PITCHER Fred Norman, L ERA: 3.8	IP: 9.0 WLS: W BF: 36 H: 5 R: 0 ER: 0 SO: 1 BB: 5 IBB: 0 HBP: 0 BLK: 0 WP: 1 HR: 0 S: 33 P: 53 ERA: 0.00 WHIP: 1.111															PITCHER			

Batter	1	2	3	4	5	6	7	8	9	AB	R	H	RBI	BB	SO	LOB	BOTTOM		
Pete Rose, S OBP: 0.383, SLG: 0.403	G5-3 E 1B		SF8 BB 1-2 2-H 1B		F7		6-3			4	1	2	1	0	0	0	Pittsburgh Pirates @ Cincinnati Reds Riverfront Stadium, Cincinnati, OH Fri Jun 15 1973, 7:05 PM EDT Att: 27,029 - Unknown		
Joe Morgan, L OBP: 0.421, SLG: 0.513	F8		1B 2B BB		P5		3-1 1B BB			3	2	0	0	2	0	4			
Bobby Tolan, L OBP: 0.238, SLG: 0.296	E6 1-2		SF8 2-3 3-H		4-3		3-1 1-2			4	0	0	1	0	1	5			
Johnny Bench, R OBP: 0.349, SLG: 0.463	G5-3 2-3		2B SF8 1B		F7		1B BB			3	1	1	1	1	0	2			
Tony Perez, R OBP: 0.379, SLG: 0.512			FC3-6 1B		K		FC5-4 1-3 2-H 1B			4	0	3	2	0	1	0			
Dan Driessen, L OBP: 0.417, SLG: 0.429 Denis Menke, R OBP: 0.393, SLG: 0.260	FC3-6 1-2		SF8 3-H 3-H				FC6-4 1B			2	0	1	0	1	0	1			
Dave Concepcion, R OBP: 0.315, SLG: 0.497	G5-4-3 1-2		SF8 2-3 3-H				FC6-4 1-2			3	0	0	1	0	0	2			
Bill Plummer, R OBP: 0.250, SLG: 0.172			1B F7				K 1-3			4	1	2	0	0	1	3			
Fred Norman, S OBP: 0.160, SLG: 0.125			SH BB 1B SF8		L7		6-3			2	1	0	0	0	0	1			
Inning Stats	R: 0 E: 1 K: 0 S: 4	H: 1 LOB: 1 BB: 0 P: 4	R: 0 E: 0 K: 0 S: 3	H: 1 LOB: 0 BB: 0 P: 3	R: 5 E: 0 K: 0 S: 8	H: 4 LOB: 2 BB: 2 P: 16	R: 0 E: 0 K: 0 S: 3	H: 0 LOB: 0 BB: 0 P: 3	R: 0 E: 0 K: 1 S: 5	H: 0 LOB: 0 BB: 0 P: 5	R: 0 E: 0 K: 1 S: 6	H: 1 LOB: 1 BB: 0 P: 6	R: 1 E: 0 K: 0 S: 4	H: 1 LOB: 2 BB: 2 P: 12	R: 0 E: 1 K: 1 S: 7	H: 1 LOB: 3 BB: 0 P: 8		1B: 8 2B: 1 3B: 0 HR: 0	SF: 2 SAC: 2 DP: 2 HBP: 1
PITCHER Bob Moose, R ERA: 3.63 Jim Rooker, L ERA: 3.94	IP: 6.0 WLS: L BF: 27 H: 7 R: 5 ER: 5 SO: 2 BB: 1 IBB: 0 HBP: 0 BLK: 0 WP: 0 HR: 0 S: 29 P: 37 ERA: 7.50 WHIP: 1.333															PITCHER			

AB 31
R 0
H 5
RBI 0
BB 5
SO 1
LOB 12



AB 30
R 6
H 9
RBI 6
BB 4
SO 3
LOB 20



Batter	1	2	3	4	5	6	7	8	9	AB R H RBI BB SO LOB	TOP											
Gene Clines, R OBP: 0.299, SLG: 0.338 (1, 9)	L6-3		K		FC4-6 HR		FC6 1B		K	5 1 2 1 0 1 2	Pittsburgh Pirates @ Cincinnati Reds Riverfront Stadium, Cincinnati, OH Sat Jun 16 1973, 7:05 PM EDT Att: 39,106 - Unknown											
Rennie Stennett, R OBP: 0.248, SLG: 0.379 (1, 4)	5-3		K		HR		FC6 1B		F9	5 1 1 2 0 1 4												
Al Oliver, L OBP: 0.319, SLG: 0.467 (1, 8)	F7				6-3		F7			4 0 0 0 0 0 2												
Willie Stargell, L OBP: 0.393, SLG: 0.636 (1, 7)		K			4-3 1B BB		4-3			3 1 1 1 1 1 0												
Manny Sanguillen, R OBP: 0.309, SLG: 0.485 (1, 2)		4-3			FC6-4 1B		F7			4 0 1 0 0 0 0												
Bob Robertson, R OBP: 0.386, SLG: 0.450 (1, 3)		5-3			F7		6-3			3 0 0 0 1 0 2												
Gene Alley, R OBP: 0.297, SLG: 0.358 (1, 5)					FC6-4		4-3 1B		G6-4-3 BB	4 2 2 0 0 0 3												
Jackie Hernandez, R OBP: 0.275, SLG: 0.256 (1, 6)			SH1-3 1B		6-3		4-3			3 0 1 0 0 0 1												
Nelson Briles, R OBP: 0.258, SLG: 0.419 (1, 1)			F8				FC6 1B		SH1-4 1B	3 0 2 1 0 0 1												
Inning Stats	R: 0 E: 0 K: 0 S: 3	H: 0 LOB: 0 BB: 0 P: 3	R: 0 E: 0 K: 1 S: 5	H: 0 LOB: 0 BB: 0 P: 5	R: 1 E: 0 K: 1 S: 7	H: 2 LOB: 1 BB: 0 P: 7	R: 0 E: 0 K: 0 S: 4	H: 1 LOB: 2 BB: 0 P: 8	R: 2 E: 0 K: 0 S: 5	H: 2 LOB: 0 BB: 0 P: 5	R: 0 E: 0 K: 0 S: 3	H: 0 LOB: 0 BB: 0 P: 3	R: 1 E: 0 K: 0 S: 6	H: 3 LOB: 2 BB: 0 P: 6	R: 1 E: 0 K: 0 S: 3	H: 1 LOB: 0 BB: 1 P: 7	R: 0 E: 0 K: 1 S: 6	H: 1 LOB: 1 BB: 0 P: 6	1B: 7 2B: 1 3B: 0 HR: 2	SF: 0 SAC: 2 DP: 1 HBP: 0	WP: 0 PB: 0 SB: 0 CS: 0	PA: 38
PITCHER	IP WLS BF H R ER SO BB IBB HBP BLK WP HR S P ERA WHIP											PITCHER	IP WLS BF H R ER SO BB IBB HBP BLK WP HR S P ERA WHIP									
Don Gullett, L ERA: 3.8 (1, 1)	6.0 L 24 5 3 3 2 1 0 0 0 0 1 27 31 4.50 1.000																					
Pedro Borbon, R ERA: 2.55 (7, 1)	0.2 5 3 1 1 0 0 0 0 0 0 0 5 5 13.50 4.500																					
Dave Tomlin, L ERA: 3.86 (7, 1)	2.1 9 2 1 1 1 1 0 0 0 0 0 1 10 14 3.86 1.286																					

AB	34
R	5
H	10
RBI	5
BB	2
SO	3
LOB	15



Batter	1	2	3	4	5	6	7	8	9	AB R H RBI BB SO LOB	BOTTOM											
Pete Rose, S OBP: 0.378, SLG: 0.397 (1, 7)	L8		K						G1-6-3	4 0 0 0 0 1 1	Pittsburgh Pirates @ Cincinnati Reds Riverfront Stadium, Cincinnati, OH Sat Jun 16 1973, 7:05 PM EDT Att: 39,106 - Unknown											
Joe Morgan, L OBP: 0.423, SLG: 0.512 (1, 4)					F5				F2	4 0 2 0 0 0 0												
Bobby Tolan, L OBP: 0.238, SLG: 0.295 (1, 8)					4-3 1B				4-3	4 0 1 0 0 0 2												
Johnny Bench, R OBP: 0.345, SLG: 0.457 (1, 9)					L9				G6-4-3	3 0 0 0 0 0 2												
Tony Perez, R OBP: 0.374, SLG: 0.505 (1, 3)					F8				K	3 0 0 0 0 2 0												
Dan Driessen, L OBP: 0.407, SLG: 0.417 (1, 5)					K				6-3 1B	3 0 1 0 0 1 0												
Dave Concepcion, R OBP: 0.311, SLG: 0.401 (1, 6)					6-3				L8	3 0 0 0 0 0 1												
Bill Plummer, R OBP: 0.229, SLG: 0.156 (1, 2)					F7				K	3 0 0 0 0 2 1												
Don Gullett, R OBP: 0.276, SLG: 0.130 (1, 1)					L9				F7	1 0 0 0 0 0 0												
Cesar Geronimo, L OBP: 0.220, SLG: 0.237 (6, PH)										1 0 0 0 0 0 0												
Pedro Borbon, R OBP: 0.167, SLG: 0.167 (7, 1)										0 0 0 0 0 0 0												
Dave Tomlin, L (7, 1)										0 0 0 0 0 0 0												
Phil Gasolano, R OBP: 0.326, SLG: 0.194 (9, PH)									G1-6-3 BB	0 0 0 0 1 0 0												
Inning Stats	R: 0 E: 0 K: 0 S: 4	H: 1 LOB: 1 BB: 0 P: 4	R: 0 E: 0 K: 1 S: 5	H: 0 LOB: 0 BB: 0 P: 5	R: 0 E: 0 K: 1 S: 5	H: 0 LOB: 0 BB: 0 P: 5	R: 0 E: 0 K: 0 S: 3	H: 1 LOB: 0 BB: 0 P: 3	R: 0 E: 0 K: 2 S: 8	H: 1 LOB: 1 BB: 0 P: 8	R: 0 E: 0 K: 0 S: 3	H: 0 LOB: 0 BB: 0 P: 3	R: 0 E: 0 K: 1 S: 5	H: 0 LOB: 0 BB: 0 P: 5	R: 0 E: 0 K: 1 S: 5	H: 0 LOB: 1 BB: 1 P: 7	R: 0 E: 0 K: 0 S: 3	H: 1 LOB: 1 BB: 1 P: 7	1B: 4 2B: 0 3B: 0 HR: 0	SF: 0 SAC: 0 DP: 2 HBP: 0	WP: 0 PB: 0 SB: 0 CS: 0	PA: 30
PITCHER	IP WLS BF H R ER SO BB IBB HBP BLK WP HR S P ERA WHIP											PITCHER	IP WLS BF H R ER SO BB IBB HBP BLK WP HR S P ERA WHIP									
Nelson Briles, R ERA: 3.02 (1, 1)	9.0 W 30 4 0 0 6 1 0 0 0 0 0 41 45 0.00 0.556																					

AB	29
R	0
H	4
RBI	0
BB	1
SO	6
LOB	7



Batter	1	2	3	4	5	6	7	8	9	AB	R	H	RBI	BB	SO	LOB	TOP					
Gene Clines, R OBP: 0.296, SLG: 0.324 (1, 9)	L5-3			L6-3		SH3 BB		K		3	0	0	0	1	1	0	Pittsburgh Pirates @ Cincinnati Reds Riverfront Stadium, Cincinnati, OH Sun Jun 17 1973, 3:33 AM EDT Unknown					
Rennie Stennett, R OBP: 0.243, SLG: 0.370 (1, 4)	F8			5-3		SH3			P3	3	0	0	0	0	0	0						
Al Oliver, L OBP: 0.318, SLG: 0.461 (1, 8)	6-3			HBP		4-3			6-3	3	0	0	0	0	0	1						
Willie Stargell, L OBP: 0.386, SLG: 0.623 (1, 7)		4-3		F7		K			F7	4	0	0	0	0	1	2						
Richie Hebner, L OBP: 0.371, SLG: 0.450 (1, 5)		G6-4-3 1B			1B FC6-4			K		3	1	2	0	0	1	0						
Bob Robertson, R OBP: 0.380, SLG: 0.443 (1, 3)		G6-4-3			F9			F8		3	0	0	0	0	0	2						
Milt May, L OBP: 0.345, SLG: 0.396 (1, 2)			K2-3		FC6-4 1B			K		3	0	1	0	0	2	0						
Jackie Hernandez, R OBP: 0.262, SLG: 0.244 (8, PH)			F9		FC6-4			F7		2	0	0	1	0	0	1						
Manny Sanguillen, R OBP: 0.308, SLG: 0.483 (8, 6)					1-2 3-H					1	0	0	0	0	0	0						
Gene Alley, R OBP: 0.297, SLG: 0.358 (8, 6)										0	0	0	0	0	0	0						
Luke Walker, L OBP: 0.143, SLG: 0.143 (8, PH)			1-3		1-3			K		2	0	0	0	0	0	1						
Richie Zisk, R OBP: 0.225, SLG: 0.270 (8, 1)										1	0	0	0	0	1	0						
Dave Giusti, R OBP: 0.667, SLG: 0.500 (8, 1)										0	0	0	0	0	0	0						
Inning Stats	R: 0 E: 0 K: 0 S: 3	H: 0 LOB: 0 BB: 0 P: 3	R: 0 E: 0 K: 0 S: 3	H: 1 LOB: 0 BB: 0 P: 3	R: 0 E: 0 K: 1 S: 5	H: 0 LOB: 0 BB: 0 P: 5	R: 0 E: 0 K: 0 S: 3	H: 0 LOB: 1 BB: 0 P: 4	R: 1 E: 0 K: 0 S: 5	H: 2 LOB: 1 BB: 0 P: 5	R: 0 E: 0 K: 1 S: 5	H: 0 LOB: 0 BB: 0 P: 7	R: 0 E: 0 K: 2 S: 7	H: 0 LOB: 0 BB: 0 P: 7	R: 0 E: 0 K: 0 S: 3	H: 0 LOB: 0 BB: 0 P: 3	1B: 3 2B: 0 3B: 0 HR: 0	SF: 0 SAC: 1 DP: 1 HBP: 1	WP: 0 PB: 0 SB: 0 CS: 0	PA: 31		
PITCHER	IP WLS BF H R ER SO BB IBB HBP BLK WP HR S P ERA WHIP	5.1 W 20 3 1 1 1 1 1 0 1 0 0 0 20 25 1.69 0.750	3.2 S 11 0 0 0 5 0 0 0 0 0 0 0 21 21 0.00 0.000																			

AB	28
R	1
H	3
RBI	1
BB	1
SO	6
LOB	7




Batter	1	2	3	4	5	6	7	8	9	AB	R	H	RBI	BB	SO	LOB	BOTTOM				
Pete Rose, S OBP: 0.372, SLG: 0.390 (1, 7)	6-3		L9	5-3		4-3				4	0	0	0	0	0	3	Pittsburgh Pirates @ Cincinnati Reds Riverfront Stadium, Cincinnati, OH Sun Jun 17 1973, 3:33 AM EDT Unknown				
Joe Morgan, L OBP: 0.420, SLG: 0.505 (1, 4)	L9		4-3		L4 1B BB		P4			3	0	0	0	1	0	0					
Johnny Bench, R OBP: 0.347, SLG: 0.458 (1, 2)	5-3		1B		FC6-4 1B		F7			4	0	2	0	0	0	0					
Tony Perez, R OBP: 0.372, SLG: 0.500 (8, 8)		5-3			L4		P5			4	0	1	0	0	0	2					
Cesar Geronimo, L OBP: 0.220, SLG: 0.237 (8, 8)				1B	2-3					0	0	0	0	0	0	0					
Andy Kosco, R OBP: 0.391, SLG: 0.258 (8, 5)		G4 2B BB	F3		FC6-4			F8		2	1	0	0	1	0	3					
Denis Menke, R OBP: 0.391, SLG: 0.258 (8, 5)					1-2					1	0	0	0	0	0	0					
Bobby Tolan, L OBP: 0.243, SLG: 0.303 (8, 9)		G4			P5			E 2B		4	1	2	0	0	0	1					
Dave Concepcion, R OBP: 0.314, SLG: 0.498 (1, 6)						L9			P4	4	1	2	1	0	0	2					
Dan Driessen, L OBP: 0.433, SLG: 0.423 (8, 3)		1B 2B			SH5-4 1B					2	0	1	1	1	0	1					
Jack Billingham, R OBP: 0.051, SLG: 0.026 (6, 1)										1	0	0	0	0	0	1					
Tom Hall, L OBP: 0.167, SLG: 0.167 (6, 1)					SH5-4					1	0	0	0	0	1	1					
Inning Stats	R: 0 E: 0 K: 0 S: 3	H: 2 LOB: 1 BB: 1 P: 9	R: 2 E: 0 K: 0 S: 5	H: 2 LOB: 1 BB: 1 P: 9	R: 0 E: 0 K: 0 S: 5	H: 2 LOB: 2 BB: 0 P: 5	R: 0 E: 0 K: 0 S: 4	H: 1 LOB: 2 BB: 1 P: 8	R: 0 E: 0 K: 1 S: 3	H: 1 LOB: 1 BB: 1 P: 7	R: 0 E: 2 K: 2 S: 7	H: 0 LOB: 0 BB: 0 P: 7	R: 0 E: 0 K: 0 S: 3	H: 0 LOB: 0 BB: 0 P: 3	R: 0 E: 0 K: 0 S: 3	H: 1 LOB: 0 BB: 0 P: 3	1B: 6 2B: 3 3B: 0 HR: 0	SF: 0 SAC: 1 DP: 1 HBP: 0	WP: 0 PB: 0 SB: 1 CS: 1	PA: 34	
PITCHER	IP WLS BF H R ER SO BB IBB HBP BLK WP HR S P ERA WHIP	7.0 L 31 7 3 2 1 3 3 0 0 0 0 0 30 42 2.57 1.429	1.0 3 1 0 0 0 0 0 0 0 0 0 0 0 3 3 0.00 1.000																		




Batter	1	2	3	4	5	6	7	8	9	AB	R	H	RBI	BB	SO	LOB	TOP			
Gene Clines, R OBP: 0.307, SLG: 0.324	4-0 1B G4-3 BB		0-0 L6-3		0-0 L9			0-0 4-3 1B		3	1	1	0	1	0	1	Pittsburgh Pirates @ Cincinnati Reds Riverfront Stadium, Cincinnati, OH Sun Jun 17 1973, 3:38 AM EDT Att: 50,232 - Unknown			
Rennie Stennett, R OBP: 0.243, SLG: 0.367	0-0 1-3 G4-3 1B		0-0 F9			0-0 L6		0-0 4-3		4	0	1	0	0	0	1				
Al Oliver, L OBP: 0.316, SLG: 0.457	0-0 G4-3			0-0 F7		0-0 1B		0-0 4-3		4	0	1	0	0	0	2				
Richie Zisk, R OBP: 0.227, SLG: 0.268	0-0 FC5-4 1B			0-0 5-3		0-0 F7			0-0 F8	4	0	1	0	0	0	1				
Manny Sanguillen, R OBP: 0.307, SLG: 0.480	0-0 FC5-4			0-0 1B		0-0 F5			0-0 5-3	4	0	1	0	0	0	2				
Bob Robertson, R OBP: 0.376, SLG: 0.439		0-0 6-3		0-3 K			0-0 F7		0-0 1B	4	0	1	0	0	1	1				
Richie Hebner, L OBP: 0.369, SLG: 0.446		0-0 P6			0-0 F8		0-0 G6-4-3 1B		0-0 P4	4	0	1	0	0	0	1				
Gene Alley, R OBP: 0.298, SLG: 0.357		0-0 6-3			0-0 1B		0-0 G6-4-3			3	0	1	0	0	0	1				
Tom Dettore, L OBP: 0.222, SLG: 0.333			0-3 K		0-0 F7			0-0 P3		1	0	0	0	0	1	0				
Jim Rooker, R OBP: 0.222, SLG: 0.333										1	0	0	0	0	0	1				
Fernando Gonzalez, R OBP: 0.222, SLG: 0.333										1	0	0	0	0	0	0				
Bob Johnson, L OBP: 0.222, SLG: 0.333										0	0	0	0	0	0	0				
Inning Stats	R: 1 E: 0 K: 0 S: 4	H: 2 LOB: 1 BB: 1 P: 8	R: 0 E: 0 K: 0 S: 3	H: 0 LOB: 0 BB: 0 P: 3	R: 0 E: 0 K: 1 S: 5	H: 0 LOB: 0 BB: 0 P: 5	R: 0 E: 0 K: 1 S: 6	H: 1 LOB: 1 BB: 0 P: 6	R: 0 E: 0 K: 0 S: 4	H: 1 LOB: 1 BB: 0 P: 4	R: 0 E: 0 K: 0 S: 3	H: 1 LOB: 0 BB: 3 P: 3	R: 0 E: 0 K: 0 S: 4	H: 1 LOB: 1 BB: 0 P: 4	R: 0 E: 0 K: 0 S: 4	H: 1 LOB: 1 BB: 0 P: 4	1B: 8 2B: 0 3B: 0 HR: 0	SF: 0 SAC: 0 DP: 2 HBP: 0	WP: 0 PB: 0 SB: 0 CS: 0	PA: 34
PITCHER Ross Grimsley, L ERA: 2.81	IP: 9.0 WLS: W BF: 34 H: 8 R: 1 ER: 1 SO: 2 BB: 1 IBB: 0 HBP: 0 BLK: 0 WP: 0 HR: 0 S: 37 P: 41 ERA: 1.00 WHIP: 1.000															PITCHER				


Batter	1	2	3	4	5	6	7	8	9	AB	R	H	RBI	BB	SO	LOB	BOTTOM			
Pete Rose, S OBP: 0.369, SLG: 0.386	0-0 F8		0-0 1B 2B 1B	0-0 4-3		0-0 L6		0-0 F8		5	1	1	0	0	0	3	Pittsburgh Pirates @ Cincinnati Reds Riverfront Stadium, Cincinnati, OH Sun Jun 17 1973, 3:38 AM EDT Att: 50,232 - Unknown			
Joe Morgan, L OBP: 0.420, SLG: 0.507	0-0 6-3		0-0 1-3 2B 1B	0-0 4-3			0-0 FC6-4 2B	0-0 L9		5	1	2	0	0	0	2				
Johnny Bench, R OBP: 0.349, SLG: 0.461	4-0 BB 1B BB		0-0 6-3 1H 3H 1B 2B	0-0 F8		0-3 K				3	1	1	2	1	1	1				
Tony Perez, R OBP: 0.375, SLG: 0.498	0-0 BB		0-0 6-3		0-0 L9		4-0 FC6-4 IBB			3	0	1	0	1	0	1				
Denis Menke, R OBP: 0.391, SLG: 0.258	1-2 BB 1B		2-3 E 2B 1B		0-3 K		0-0 FC6-4			0	0	0	0	0	0	0				
Dan Driessen, L OBP: 0.441, SLG: 0.414	4-0 1-2 2-3 BB		0-0 3H 2B 1B		0-3 K		1-2 2-3 FC6-4			3	1	1	1	1	1	2				
Bobby Tolan, L OBP: 0.243, SLG: 0.302	0-0 4-3		0-0 E9 1-3 2B 1B		0-0 F5		0-0 5-3			4	1	1	0	0	0	5				
Darrel Chaney, S OBP: 0.267, SLG: 0.192		0-0 4-3	4-0 2B IBB		0-3 K		0-0 FC5-6 BB 1B			3	0	1	0	1	1	0				
Bill Plummer, R OBP: 0.282, SLG: 0.206		0-0 P5	0-0 1H 2H 3H 2B		4-0 SH2-4 BB		4-0 FC5-6 BB			2	0	1	2	2	0	0				
Ross Grimsley, L OBP: 0.030, SLG: 0.030		0-3 K	0-3 K		0-0 SH2-4		0-0 FC5-6			3	0	0	0	0	2	3				
Inning Stats	R: 0 E: 0 K: 0 S: 4	H: 1 LOB: 3 BB: 2 P: 12	R: 0 E: 0 K: 1 S: 5	H: 0 LOB: 0 BB: 0 P: 5	R: 5 E: 1 K: 1 S: 10	H: 6 LOB: 1 BB: 1 P: 14	R: 0 E: 0 K: 0 S: 3	H: 0 LOB: 0 BB: 0 P: 3	R: 0 E: 0 K: 1 S: 5	H: 0 LOB: 0 BB: 0 P: 5	R: 0 E: 0 K: 1 S: 5	H: 0 LOB: 0 BB: 0 P: 5	R: 0 E: 0 K: 1 S: 6	H: 1 LOB: 2 BB: 1 P: 10	R: 0 E: 0 K: 0 S: 4	H: 1 LOB: 2 BB: 1 P: 8	1B: 6 2B: 3 3B: 0 HR: 0	SF: 0 SAC: 1 DP: 0 HBP: 0	WP: 0 PB: 0 SB: 1 CS: 0	PA: 38
PITCHER Tom Dettore, R ERA: 9.0	IP: 2.2 WLS: L BF: 17 H: 7 R: 5 ER: 5 SO: 1 BB: 2 IBB: 0 HBP: 0 BLK: 0 WP: 0 HR: 0 S: 16 P: 28 ERA: 16.88 WHIP: 3.375															PITCHER				
Jim Rooker, L ERA: 3.67	4.1 1 0 0 4 1 1 0 0 0 0 0 22 30 0.00 0.462																			
Bob Johnson, R ERA: 4.91	1.0 5 1 0 0 0 1 0 0 0 0 0 4 8 0.00 2.000																			


AB 33
 R 1
 H 8
 RBI 0
 BB 1
 SO 2
 LOB 11





AB 31
 R 5
 H 9
 RBI 5
 BB 6
 SO 5
 LOB 17



Batter	1	2	3	4	5	6	7	8	9	AB	R	H	RBI	BB	SO	LOB	TOP										
Rick Monday, L OBP: 0.393, SLG: 0.527 (1, 8)	0-3 K		0-0 2B			0-0 F8			0-0 4-3	4	0	1	1	0	1	0	Chicago Cubs @ Pittsburgh Pirates Three Rivers Stadium, Pittsburgh, PA Mon Jun 18 1973, 7:05 PM EDT Att: 11,470 - Unknown - 80 F AB 29 R 1 H 3 RBI 1 BB 0 SO 8 LOB 4 										
Glenn Beckert, R OBP: 0.332, SLG: 0.324 (1, 4)	0-0 5-3		0-0 L9			0-0 6-3			0-0 6-3	4	0	0	0	0	0	1											
Billy Williams, L OBP: 0.387, SLG: 0.480 (1, 7)	0-0 4-3					0-0 4-1			0-3 K	4	0	1	0	0	1	0											
Pat Bourque, L OBP: 0.351, SLG: 0.508 (1, 3)		0-0 3-1				0-0 F7			0-0 3-4-1	3	0	0	0	0	0	1											
Ron Santo, R OBP: 0.396, SLG: 0.479 (1, 5)		0-3 K				0-0 P6			0-0 F5	3	0	0	0	0	1	1											
Jose Cardenal, R OBP: 0.375, SLG: 0.485 (1, 9)		0-0 6-3				0-3 K			0-3 K	3	0	0	0	0	2	1											
Randy Hundley, R OBP: 0.278, SLG: 0.364 (1, 2)			0-0 P6			0-0 6-3			0-3 K	3	0	0	0	0	1	0											
Don Kessinger, S OBP: 0.370, SLG: 0.347 (1, 6)			0-0 SH1-4 2B 1B			0-0 4-3			0-0 F7	3	1	1	0	0	0	0											
Fergie Jenkins, R OBP: 0.136, SLG: 0.075 (1, 1)			0-0 SH1-4			0-3 K			0-3 K	1	0	0	0	0	1	0											
Adrian Garrett, L OBP: 0.095, SLG: 0.200 (8, PH)										1	0	0	0	0	1	0											
Bob Locker, S OBP: 0.100, SLG: 0.100 (8, 1)										0	0	0	0	0	0	0											
Inning Stats	R: 0 E: 0 K: 1 S: 5	H: 0 LOB: 0 BB: 0 P: 5	R: 0 E: 0 K: 1 S: 5	H: 0 LOB: 0 BB: 0 P: 5	R: 1 E: 0 K: 0 S: 5	H: 2 LOB: 1 BB: 0 P: 5	R: 0 E: 0 K: 1 S: 6	H: 1 LOB: 1 BB: 0 P: 6	R: 0 E: 0 K: 1 S: 5	H: 0 LOB: 0 BB: 0 P: 5	R: 0 E: 0 K: 1 S: 5	H: 0 LOB: 0 BB: 0 P: 5	R: 0 E: 0 K: 2 S: 7	H: 0 LOB: 0 BB: 0 P: 7	R: 0 E: 0 K: 1 S: 5	H: 0 LOB: 0 BB: 0 P: 5	1B: 2 2B: 1 3B: 0 HR: 0	SF: 0 SAC: 1 DP: 0 HBP: 0	WP: 0 PB: 0 SB: 0 CS: 0	PA: 30							
PITCHER	IP	WLS	BF	H	R	ER	SO	BB	IBB	HBP	BLK	WP	HR	S	P	ERA	WHIP										
Dock Ellis, R ERA: 3.44 (1, 1)	9.0	W	30	3	1	1	8	0	0	0	0	0	0	46	46	1.00	0.333										

Batter	1	2	3	4	5	6	7	8	9	AB	R	H	RBI	BB	SO	LOB	BOTTOM										
Gene Clines, R OBP: 0.342, SLG: 0.360 (1, 9)	0-0 FC4-6 1B		0-0 2B 1B			0-0 G6-4-3 1B			0-0 G6-4-3 1B	4	1	4	0	0	0	0	Chicago Cubs @ Pittsburgh Pirates Three Rivers Stadium, Pittsburgh, PA Mon Jun 18 1973, 7:05 PM EDT Att: 11,470 - Unknown - 80 F AB 34 R 3 H 12 RBI 3 BB 2 SO 3 LOB 17 										
Dave Cash, R OBP: 0.354, SLG: 0.411 (1, 4)	0-0 FC4-6 FC4-6 1-2		0-0 G3 2B			0-0 G6-4-3 1-2			0-0 G6-4-3 1-2	4	0	1	1	0	0	3											
Al Oliver, L OBP: 0.320, SLG: 0.458 (1, 8)	0-0 FC4-6 1-2		0-0 G3 2-3			0-0 1B			0-0 1B	4	0	2	0	0	0	2											
Willie Stargell, L OBP: 0.379, SLG: 0.610 (1, 7)	0-0 F7		0-3 K			0-0 G3			0-0 F8	4	0	0	0	0	1	4											
Manny Sanguillen, R OBP: 0.306, SLG: 0.480 (1, 2)		0-0 L6				0-0 1-3			0-0 5-3	4	0	1	0	0	0	0											
Richie Hebner, L OBP: 0.371, SLG: 0.467 (1, 5)		0-0 4-3				0-0 P6			0-0 6-3 2B	4	1	2	1	0	0	1											
Bob Robertson, R OBP: 0.380, SLG: 0.455 (1, 3)		0-0 1B				0-0 5-3			0-0 6-3 2-3	4	1	2	1	0	0	2											
Gene Alley, R OBP: 0.304, SLG: 0.351 (1, 6)		0-3 K				0-0 IBB			0-0 F9 IBB	2	0	0	0	2	1	1											
Dock Ellis, S OBP: 0.118, SLG: 0.091 (1, 1)			0-0 1-3			0-0 5-3			0-3 K	4	0	0	0	0	1	4											
Inning Stats	R: 0 E: 0 K: 0 S: 4	H: 1 LOB: 1 BB: 0 P: 4	R: 0 E: 0 K: 1 S: 6	H: 1 LOB: 1 BB: 0 P: 6	R: 1 E: 0 K: 1 S: 7	H: 2 LOB: 1 BB: 0 P: 7	R: 0 E: 0 K: 0 S: 4	H: 1 LOB: 2 BB: 1 P: 8	R: 0 E: 0 K: 0 S: 4	H: 2 LOB: 1 BB: 0 P: 4	R: 2 E: 0 K: 0 S: 5	H: 2 LOB: 0 BB: 0 P: 5	R: 0 E: 0 K: 0 S: 4	H: 2 LOB: 1 BB: 0 P: 4	R: 0 E: 0 K: 1 S: 6	H: 1 LOB: 2 BB: 1 P: 10	1B: 7 2B: 3 3B: 0 HR: 2	SF: 0 SAC: 0 DP: 2 HBP: 0	WP: 0 PB: 0 SB: 1 CS: 0	PA: 36							
PITCHER	IP	WLS	BF	H	R	ER	SO	BB	IBB	HBP	BLK	WP	HR	S	P	ERA	WHIP										
Fergie Jenkins, R ERA: 3.38 (1, 1)	7.0	L	31	11	3	3	2	0	1	0	0	0	0	6	10	0.00	1.571										
Bob Locker, R ERA: 2.05 (8, 1)	1.0		5	1	0	0	1	0	1	0	0	0	0	6	10	0.00	1.000										

Batter	1	2	3	4	5	6	7	8	9	AB	R	H	RBI	BB	SO	LOB	TOP	
Rick Monday, L OBP: 0.397, SLG: 0.541 (1, 8)	0-0 HR		1-0 HBP			1B			0-0 E4 4-3 1-H	4	2	2	1	0	1	3	Chicago Cubs @ Pittsburgh Pirates Three Rivers Stadium, Pittsburgh, PA Tue Jun 19 1973, 7:05 PM EDT Sunny - 70 F livebaseballscores.com AB 36 R 6 H 10 RBI 4 BB 3 SO 6 LOB 17 	
Glenn Beckert, R OBP: 0.325, SLG: 0.322 (1, 4)	0-0 4-3		0-0 L4			0-0 E 1B	0-0 6-3		0-0 4-3 2-3	5	1	1	0	0	0	2		
Billy Williams, L OBP: 0.397, SLG: 0.476 Gene Hiser, L OBP: 0.377, SLG: 0.314 (9, PR) (9, 7)	0-3 K				0-3 K				4-0 IBB	4	1	1	1	1	2	0		
Pat Bourque, L OBP: 0.329, SLG: 0.471 (1, 3)	0-0 G3				0-0 P4				0-0 P4	5	0	0	0	0	0	4		
Ron Santo, R OBP: 0.394, SLG: 0.480 (1, 5)		0-0 1B 2B			0-0 F7				0-0 F8	4	1	1	0	0	0	1		
Jose Cardenal, R OBP: 0.381, SLG: 0.491 (1, 9)		0-0 CS 1B 2-H			4-0 L9 6-3 BB				0-0 4-3	3	0	2	1	1	0	0		
Ken Rudolph, R OBP: 0.241, SLG: 0.358 (1, 2)		0-3 K			0-0 6-3				0-0 4-3 CS 1B	4	0	1	0	0	1	4		
Don Kessinger, S OBP: 0.372, SLG: 0.347 (1, 6)		0-0 CS		0-0 G3		0-0 L9			0-0 CS	3	1	1	0	1	0	1		
Larry Gura, S OBP: 0.250, SLG: 0.182 Jack Aker, R (9, 1)			0-3 K		0-0 4-3				0-3 K	4	0	1	1	0	2	2		
Inning Stats	R: 1 E: 0 K: 1 S: 6	H: 1 LOB: 0 BB: 0 P: 6	R: 0 E: 0 K: 1 S: 5	H: 2 LOB: 0 BB: 0 P: 5	R: 0 E: 0 K: 1 S: 5	H: 0 LOB: 1 BB: 0 P: 6	R: 0 E: 0 K: 0 S: 3	H: 0 LOB: 0 BB: 1 P: 7	R: 0 E: 0 K: 0 S: 3	H: 0 LOB: 0 BB: 0 P: 3	R: 0 E: 0 K: 0 S: 3	H: 1 LOB: 0 BB: 0 P: 3	R: 1 E: 1 K: 1 S: 7	H: 1 LOB: 2 BB: 1 P: 11	1B: 7 2B: 2 3B: 0 HR: 1	SF: 0 SAC: 0 DP: 0 HBP: 1	WP: 0 PB: 0 SB: 0 CS: 2	PA: 42
PITCHER	IP WLS BF H R ER SO BB IBB HBP BLK WP HR S P ERA WHIP	IP WLS BF H R ER SO BB IBB HBP BLK WP HR S P ERA WHIP																
Bob Johnson, R ERA: 4.93 (1, 1)	5.1 L 24 7 5 3 4																	
Tom Detlore, R ERA: 8.53 (6, 1)	0.1 3 1 0 0 0 0																	
Jim Rooker, L ERA: 3.35 (6, 1)	1.1 4 0 0 0 1 0																	
Dave Giusti, R ERA: 1.04 (8, 1)	2.0 9 2 1 0 1 0																	

Batter	1	2	3	4	5	6	7	8	9	AB	R	H	RBI	BB	SO	LOB	BOTTOM			
Gene Clines, R OBP: 0.333, SLG: 0.363 (1, 9)	0-0 1B E 2B		0-3 K			0-0 L7			0-0 FC6-4 1-2	5	1	1	0	0	1	2	Chicago Cubs @ Pittsburgh Pirates Three Rivers Stadium, Pittsburgh, PA Tue Jun 19 1973, 7:05 PM EDT Sunny - 70 F livebaseballscores.com AB 35 R 3 H 8 RBI 3 BB 1 SO 6 LOB 15 			
Dave Cash, R OBP: 0.357, SLG: 0.413 (1, 4)	0-0 E 1B 2-3		0-0 1B			0-0 1-3			0-0 F8	4	0	2	0	0	0	1				
Al Oliver, L OBP: 0.314, SLG: 0.450 (1, 8)	0-0 E6 G6-4-3 1-3 3-H		0-0 4-3			0-0 4-3			0-3 K	4	0	0	1	0	1	2				
Willie Stargell, L OBP: 0.381, SLG: 0.613 (1, 7)	0-3 K				0-0 F7				0-0 2B	4	0	2	0	0	1	2				
Manny Sanguillen, R OBP: 0.301, SLG: 0.472 (1, 2)	0-0 G6-4-3 1-2				0-0 5-3				0-0 F9	4	0	0	0	0	0	4				
Bob Robertson, R OBP: 0.376, SLG: 0.456 (1, 3)		0-0 5-3			0-0 2B				0-0 E5 1B	4	1	1	0	0	0	1				
Richie Hebner, L OBP: 0.373, SLG: 0.483 (1, 5)		0-0 F7			0-0 4-3				0-0 FC6-4 1B	4	1	2	2	0	0	1				
Gene Alley, R OBP: 0.305, SLG: 0.345 Rennie Stennett, R OBP: 0.242, SLG: 0.354 (9, PH) (9, 1)		0-0 5-3			4-0 SH3-4 BB				0-0 FC6-4 FC6-4 1-2	2	0	0	0	1	1	0				
Bob Johnson, L Tom Detlore, L Jim Rooker, R Fernando Gonzalez, R Dave Giusti, R Milt May, L (9, PH) (9, PH) (9, PH) (9, PH) (9, PH)			0-3 K		0-0 SH3-4 BB				0-0 F9	1	0	0	0	0	0	1				
Inning Stats	R: 1 E: 1 K: 1 S: 7	H: 2 LOB: 1 BB: 0 P: 7	R: 0 E: 0 K: 0 S: 3	H: 0 LOB: 0 BB: 0 P: 3	R: 0 E: 0 K: 2 S: 8	H: 1 LOB: 1 BB: 0 P: 8	R: 0 E: 0 K: 0 S: 4	H: 1 LOB: 1 BB: 0 P: 4	R: 0 E: 0 K: 0 S: 4	H: 1 LOB: 1 BB: 0 P: 4	R: 1 E: 0 K: 2 S: 8	H: 1 LOB: 0 BB: 0 P: 8	R: 0 E: 0 K: 1 S: 6	H: 1 LOB: 1 BB: 0 P: 6	R: 1 E: 1 K: 0 S: 5	H: 1 LOB: 1 BB: 0 P: 5	1B: 4 2B: 3 3B: 0 HR: 1	SF: 0 SAC: 1 DP: 1 HBP: 0	WP: 0 PB: 0 SB: 0 CS: 0	PA: 37
PITCHER	IP WLS BF H R ER SO BB IBB HBP BLK WP HR S P ERA WHIP	IP WLS BF H R ER SO BB IBB HBP BLK WP HR S P ERA WHIP																		
Larry Gura, L ERA: 3.79 Jack Aker, R ERA: 3.19 (9, 1)	8.0 W 34 8 3 2 6																			
	1.0 S 3 0 0 0 0																			


Batter	1	2	3	4	5	6	7	8	9	AB	R	H	RBI	BB	SO	LOB	TOP								
Rick Monday, L OBP: 0.396, SLG: 0.552 Glenn Beckert, R OBP: 0.328, SLG: 0.320 Cleo James, R OBP: 0.161, SLG: 0.133	L8		K			HR		F9		3	1	1	1	0	1	1	Chicago Cubs @ Pittsburgh Pirates Three Rivers Stadium, Pittsburgh, PA Tue Jun 19 1973, 7:05 PM EDT Att: 28,256 - Unknown - 70 F								
Don Kessinger, S OBP: 0.374, SLG: 0.354	1-3					1B		6-3		4	0	2	0	0	0	0									
Billy Williams, L OBP: 0.389, SLG: 0.475	P3							E5		3	0	1	0	1	0	0									
Pat Bourque, L OBP: 0.317, SLG: 0.451 Jim Hickman, R OBP: 0.243, SLG: 0.235		G3		F5		L4		P4		3	0	0	0	0	0	3									
Ron Santo, R OBP: 0.388, SLG: 0.471		K		G6-4-3		K		1-3		4	0	0	0	0	2	3									
Jose Cardenal, R OBP: 0.383, SLG: 0.496						P5		P6		4	0	2	0	0	0	2									
Randy Hundley, R OBP: 0.283, SLG: 0.381		CS		E6				K		3	2	1	1	1	1	0									
Paul Popovich, S OBP: 0.253, SLG: 0.203						K		P3-1		4	0	1	1	0	1	2									
Bill Bonham, R OBP: 0.133, SLG: 0.133 Adrian Garrett, L OBP: 0.091, SLG: 0.190 Bob Locker, S OBP: 0.100, SLG: 0.100				B5-4		G4-6-3		F5		2	0	0	0	0	0	3									
Inning Stats	R: 0 E: 0 K: 0 S: 3	H: 0 LOB: 0 BB: 0 P: 3	R: 0 E: 0 K: 1 S: 5	H: 1 LOB: 0 BB: 0 P: 5	R: 1 E: 1 K: 1 S: 7	H: 2 LOB: 2 BB: 0 P: 7	R: 0 E: 0 K: 0 S: 2	H: 0 LOB: 0 BB: 1 P: 6	R: 0 E: 0 K: 1 S: 5	H: 1 LOB: 1 BB: 1 P: 9	R: 1 E: 0 K: 1 S: 8	H: 3 LOB: 2 BB: 0 P: 8	R: 0 E: 0 K: 1 S: 5	H: 0 LOB: 0 BB: 0 P: 5	R: 0 E: 1 K: 0 S: 4	H: 0 LOB: 1 BB: 0 P: 4		R: 1 E: 0 K: 0 S: 4	H: 1 LOB: 0 BB: 0 P: 4	1B: 3 2B: 3 3B: 0 HR: 2	SF: 0 SAC: 0 DP: 2 HBP: 0	WP: 0 PB: 0 SB: 1 CS: 1	PA: 36		
PITCHER	IP	WLS	BF	H	R	ER	SO	BB	IBB	HBP	BLK	WP	HR	S	P	ERA	WHIP								
Bob Moose, R ERA: 3.46	(1, 1)	7.0	27	7	2	1	5	2	0	0	0	0	1	35	43	1.29	1.286								
Ramon Hernandez, L ERA: 3.52	(8, 1)	0.2	3	0	0	0	0	0	0	0	0	0	0	3	3	0.00	0.000								
Dave Giusti, R ERA: 1.25	(8, 1)	1.1	W	5	1	1	1	0	0	0	0	0	1	5	5	6.75	0.750								


AB 33
R 3
H 8
RBI 3
BB 2
SO 5
LOB 15



Batter	1	2	3	4	5	6	7	8	9	AB	R	H	RBI	BB	SO	LOB	BOTTOM								
Gene Clines, R OBP: 0.341, SLG: 0.393	L3		L6-3							4	0	2	0	0	0	0	Chicago Cubs @ Pittsburgh Pirates Three Rivers Stadium, Pittsburgh, PA Tue Jun 19 1973, 7:05 PM EDT Att: 28,256 - Unknown - 70 F								
Dave Cash, R OBP: 0.350, SLG: 0.405	P4-3		6-3					P4		4	0	0	0	0	0	2									
Al Oliver, L OBP: 0.309, SLG: 0.442	3-1		F7					6-3		4	0	0	0	0	1	1									
Willie Stargell, L OBP: 0.387, SLG: 0.631		WP 1-3 1B		WP 5-3 1B		HR		K		4	2	3	1	0	1	0									
Manny Sanguillen, R OBP: 0.297, SLG: 0.465		1-3		5-3		P4-3		1-3		4	0	0	0	0	0	2									
Richie Hebner, L OBP: 0.397, SLG: 0.473		3-1		P6		K		F8		4	0	0	0	0	1	2									
Milt May, L OBP: 0.351, SLG: 0.414						F8				3	2	2	2	1	0	0									
Jackie Hernandez, R OBP: 0.267, SLG: 0.295		3B 1B		F9				K		3	0	1	1	0	1	2									
Bob Moose, R OBP: 0.147, SLG: 0.094 Vic Davalillo, L OBP: 0.200, SLG: 0.250 Ramon Hernandez, S OBP: 0.100, SLG: 0.100								G3		2	0	0	0	0	0	0									
Dave Giusti, R OBP: 0.867, SLG: 0.500										2	0	0	0	0	0	0									
Inning Stats	R: 0 E: 0 K: 0 S: 3	H: 0 LOB: 0 BB: 0 P: 3	R: 2 E: 0 K: 1 S: 8	H: 3 LOB: 1 BB: 0 P: 8	R: 0 E: 0 K: 0 S: 3	H: 0 LOB: 0 BB: 0 P: 3	R: 0 E: 0 K: 0 S: 4	H: 1 LOB: 2 BB: 1 P: 8	R: 0 E: 0 K: 2 S: 8	H: 1 LOB: 1 BB: 0 P: 8	R: 1 E: 0 K: 1 S: 6	H: 1 LOB: 0 BB: 0 P: 6	R: 0 E: 0 K: 1 S: 5	H: 0 LOB: 0 BB: 0 P: 5	R: 1 E: 0 K: 0 S: 2	H: 1 LOB: 0 BB: 0 P: 2	1B: 4 2B: 0 3B: 2 HR: 2	SF: 0 SAC: 0 DP: 0 HBP: 0	WP: 2 PB: 0 SB: 0 CS: 0	PA: 34					
PITCHER	IP	WLS	BF	H	R	ER	SO	BB	IBB	HBP	BLK	WP	HR	S	P	ERA	WHIP								
Bill Bonham, R ERA: 4.15	(1, 1)	6.0	25	6	3	3	4	0	0	0	0	0	1	32	36	4.50	1.000								
Bob Locker, R ERA: 2.14	(7, 1)	2.1	L	9	2	1	1	2	0	0	0	0	1	13	13	3.86	0.857								



Batter	1	2	3	4	5	6	7	8	9	AB	R	H	RBI	BB	SO	LOB	TOP			
Rick Monday, L OBP: 0.404, SLG: 0.551	4-0 FC6-4 BB	4-0 1B BB		4-0 CS BB		0-0 1B			0-0 F8	2	1	1	0	3	0	0	Chicago Cubs @ Pittsburgh Pirates Three Rivers Stadium, Pittsburgh, PA Wed Jun 20 1973, 7:05 PM EDT Att: 17,895 - Unknown - 85 F AB 31 R 5 H 8 RBI 5 BB 6 SO 3 LOB 11 			
Glenn Beckert, R OBP: 0.325, SLG: 0.322	0-0 FC6-4 1B 1B	0-0 1B		0-0 6-3		0-0 1B			0-0 6-3	5	1	2	1	0	0	3				
Billy Williams, L OBP: 0.389, SLG: 0.473 Gene Hiser, L OBP: 0.377, SLG: 0.314	0-0 1B	0-0 1B			0-0 L9				0-0 4-3	5	1	2	1	0	0	2				
Pat Bourque, L OBP: 0.326, SLG: 0.486	0-0 F7	0-3 K			0-0 HR					3	1	1	1	0	1	4				
Ron Santo, R OBP: 0.385, SLG: 0.467 Carmen Fanzone, R OBP: 0.381, SLG: 0.629	0-0 1B 1B		0-0 6-3		0-0 6-3				0-3 K	4	0	1	0	0	1	1				
Jose Cardenal, R OBP: 0.384, SLG: 0.494	0-0 1B		0-0 5-3		4-0 BB				0-0 L6	3	0	1	2	1	0	0				
Randy Hundley, R OBP: 0.277, SLG: 0.372		0-0 F7	0-0 6-3		0-0 F8				0-0 6-3	4	0	0	0	0	0	1				
Don Kessinger, S OBP: 0.372, SLG: 0.350		4-0 SH1-4 BB		0-0 5-3		0-0 F7			0-0 F8	3	1	0	0	1	0	0				
Rick Reuschel, R OBP: 0.167, SLG: 0.143 Jack Aker, R (7, 1)		0-0 SH1-4		4-0 CS BB BB		0-3 K			0-0 P4	1	0	0	0	1	1	0				
Inning Stats	R: 2 E: 0 K: 0 S: 5	H: 3 LOB: 2 BB: 1 P: 9	R: 2 E: 0 K: 1 S: 7	H: 2 LOB: 2 BB: 2 P: 15	R: 0 E: 0 K: 0 S: 3	H: 0 LOB: 0 BB: 0 P: 3	R: 0 E: 0 K: 0 S: 2	H: 0 LOB: 1 BB: 2 P: 10	R: 1 E: 0 K: 0 S: 4	H: 1 LOB: 1 BB: 1 P: 8	R: 0 E: 0 K: 1 S: 7	H: 2 LOB: 2 BB: 0 P: 7	R: 0 E: 0 K: 1 S: 4	H: 0 LOB: 0 BB: 0 P: 5	R: 0 E: 0 K: 0 S: 3	H: 0 LOB: 0 BB: 0 P: 3	1B: 7 2B: 0 3B: 0 HR: 1	SF: 0 SAC: 1 DP: 0 HBP: 1	WP: 0 PB: 0 SB: 0 CS: 3	PA: 39
PITCHER	IP WLS BF H R ER SO BB IBB HBP BLK WP HR S P ERA WHIP	IP WLS BF H R ER SO BB IBB HBP BLK WP HR S P ERA WHIP	IP WLS BF H R ER SO BB IBB HBP BLK WP HR S P ERA WHIP	IP WLS BF H R ER SO BB IBB HBP BLK WP HR S P ERA WHIP	IP WLS BF H R ER SO BB IBB HBP BLK WP HR S P ERA WHIP	IP WLS BF H R ER SO BB IBB HBP BLK WP HR S P ERA WHIP	IP WLS BF H R ER SO BB IBB HBP BLK WP HR S P ERA WHIP	IP WLS BF H R ER SO BB IBB HBP BLK WP HR S P ERA WHIP	IP WLS BF H R ER SO BB IBB HBP BLK WP HR S P ERA WHIP	IP WLS BF H R ER SO BB IBB HBP BLK WP HR S P ERA WHIP	IP WLS BF H R ER SO BB IBB HBP BLK WP HR S P ERA WHIP	IP WLS BF H R ER SO BB IBB HBP BLK WP HR S P ERA WHIP	IP WLS BF H R ER SO BB IBB HBP BLK WP HR S P ERA WHIP	IP WLS BF H R ER SO BB IBB HBP BLK WP HR S P ERA WHIP	IP WLS BF H R ER SO BB IBB HBP BLK WP HR S P ERA WHIP	IP WLS BF H R ER SO BB IBB HBP BLK WP HR S P ERA WHIP	IP WLS BF H R ER SO BB IBB HBP BLK WP HR S P ERA WHIP			
Nelson Briles, R ERA: 3.35	1.2	L	12	5	4	4	0	3	0	0	0	0	0	0	0	0	21	21.60	4.800	
Tom Detlore, R ERA: 8.52	3.1		13	1	1	1	1	3	0	0	0	0	0	1	12	24	2.70	1.200		
Steve Blass, R ERA: 9.05	2.0		8	2	0	0	2	0	0	1	0	0	0	0	11	12	0.00	1.000		
Ramon Hernandez, L ERA: 3.24	2.0		6	0	0	0	0	0	0	0	0	0	0	0	6	6	0.00	0.000		

Batter	1	2	3	4	5	6	7	8	9	AB	R	H	RBI	BB	SO	LOB	BOTTOM			
Gene Clines, R OBP: 0.337, SLG: 0.386	0-0 G6-4-3 1B		0-0 L6-3			0-0 L6	0-0 FC4-6			4	0	1	0	0	0	2	Chicago Cubs @ Pittsburgh Pirates Three Rivers Stadium, Pittsburgh, PA Wed Jun 20 1973, 7:05 PM EDT Att: 17,895 - Unknown - 85 F AB 33 R 3 H 8 RBI 3 BB 3 SO 4 LOB 16 			
Dave Cash, R OBP: 0.348, SLG: 0.399	0-0 G6-4-3 1-2		0-0 4-3			0-0 5-3		4-0 G3-6-3 BB		3	0	0	0	1	0	1				
Al Oliver, L OBP: 0.304, SLG: 0.435	0-0 1-3			0-0 3-1		0-0 L4		0-0 G3-6-3 1-2		4	0	0	0	0	0	1				
Willie Stargell, L OBP: 0.393, SLG: 0.667		0-0 HR		0-0 2B			0-0 HR		0-0 4-3	4	2	3	2	0	0	0				
Manny Sanguillen, R OBP: 0.300, SLG: 0.465		0-0 F9		0-3 K			0-0 BB 1B		0-0 1B 1B	4	1	2	0	0	1	1				
Richie Hebner, L OBP: 0.369, SLG: 0.471 Gene Alley, R (8, FR) OBP: 0.305, SLG: 0.345		4-0 BB		0-0 4-3		0-0 L6			0-0 1-2 1B	3	0	1	0	1	0	2				
Bob Robertson, R OBP: 0.371, SLG: 0.447		0-0 F8			0-0 1-3		0-3 K		0-0 F8	4	0	0	0	0	1	4				
Jackie Hernandez, R OBP: 0.255, SLG: 0.283 Milt May, L OBP: 0.354, SLG: 0.414 Bob Moose, R OBP: 0.197, SLG: 0.094 Ramon Hernandez, S (8, 1) Richie Zisk, R OBP: 0.222, SLG: 0.262		0-0 4-3			0-0 F9		4-0 1B BB		0-3 K	2	0	0	0	0	0	1				
Nelson Briles, R OBP: 0.258, SLG: 0.419 Tom Detlore, L (2, 1) Vic Davalillo, L OBP: 0.196, SLG: 0.245 Steve Blass, R OBP: 0.317, SLG: 0.424 Rennie Stennett, R OBP: 0.240, SLG: 0.366			0-3 K			0-0 6-3			0-0 1-3	0	0	0	0	0	0	0				
Inning Stats	R: 0 E: 0 K: 0 S: 3	H: 1 LOB: 0 BB: 0 P: 3	R: 1 E: 0 K: 0 S: 4	H: 1 LOB: 1 BB: 1 P: 8	R: 0 E: 0 K: 1 S: 5	H: 0 LOB: 0 BB: 0 P: 5	R: 0 E: 0 K: 1 S: 6	H: 1 LOB: 0 BB: 0 P: 6	R: 0 E: 0 K: 0 S: 3	H: 0 LOB: 0 BB: 0 P: 3	R: 2 E: 0 K: 1 S: 8	H: 3 LOB: 2 BB: 1 P: 12	R: 0 E: 0 K: 0 S: 2	H: 0 LOB: 0 BB: 1 P: 6	R: 0 E: 0 K: 1 S: 7	H: 2 LOB: 2 BB: 0 P: 7	1B: 5 2B: 1 3B: 0 HR: 2	SF: 0 SAC: 0 DP: 2 HBP: 0	WP: 0 PB: 0 SB: 0 CS: 0	PA: 36
PITCHER	IP WLS BF H R ER SO BB IBB HBP BLK WP HR S P ERA WHIP	IP WLS BF H R ER SO BB IBB HBP BLK WP HR S P ERA WHIP	IP WLS BF H R ER SO BB IBB HBP BLK WP HR S P ERA WHIP	IP WLS BF H R ER SO BB IBB HBP BLK WP HR S P ERA WHIP	IP WLS BF H R ER SO BB IBB HBP BLK WP HR S P ERA WHIP	IP WLS BF H R ER SO BB IBB HBP BLK WP HR S P ERA WHIP	IP WLS BF H R ER SO BB IBB HBP BLK WP HR S P ERA WHIP	IP WLS BF H R ER SO BB IBB HBP BLK WP HR S P ERA WHIP	IP WLS BF H R ER SO BB IBB HBP BLK WP HR S P ERA WHIP	IP WLS BF H R ER SO BB IBB HBP BLK WP HR S P ERA WHIP	IP WLS BF H R ER SO BB IBB HBP BLK WP HR S P ERA WHIP	IP WLS BF H R ER SO BB IBB HBP BLK WP HR S P ERA WHIP	IP WLS BF H R ER SO BB IBB HBP BLK WP HR S P ERA WHIP	IP WLS BF H R ER SO BB IBB HBP BLK WP HR S P ERA WHIP	IP WLS BF H R ER SO BB IBB HBP BLK WP HR S P ERA WHIP	IP WLS BF H R ER SO BB IBB HBP BLK WP HR S P ERA WHIP				
Rick Reuschel, R ERA: 1.92	6.2	W	27	6	3	3	3	2	0	0	0	0	0	0	0	0	39	4.05	1.200	
Jack Aker, R ERA: 3.0	2.1	S	9	2	0	0	1	1	0	0	0	0	0	0	10	14	0.00	1.286		

Batter	1	2	3	4	5	6	7	8	9	AB	R	H	RBI	BB	SO	LOB	TOP					
Willie Mays, R OBP: 0.256, SLG: 0.243 Jim Gosger, L OBP: 0.298, SLG: 0.263	FC5-4 BB		2B		F3			G4-6-3 BB		2	0	1	0	2	0	1						
Felix Milan, R OBP: 0.311, SLG: 0.359	FC5-4 1-2		F8		FC6-4 1-2			G4-6-3 1-2		4	0	0	0	0	0	4						
Rusty Staub, L OBP: 0.364, SLG: 0.422	F9				G4-6-3 1B			G3		4	0	1	0	0	1	1						
John Milner, L OBP: 0.338, SLG: 0.425	K				G4-6-3 1-2			F8		4	0	0	0	0	1	2						
Jim Fregosi, R OBP: 0.341, SLG: 0.280			F8		E5 1B			K		4	0	0	0	0	2	0						
Don Hahn, R OBP: 0.348, SLG: 0.435			K		1B			F9		4	0	2	0	0	1	0						
Ted Martinez, R OBP: 0.268, SLG: 0.241			K		F9			6-3		4	0	0	0	0	1	3						
Duffy Dyer, R OBP: 0.204, SLG: 0.196			K					L6		3	0	1	0	0	1	0						
Jerry Koosman, R OBP: 0.143, SLG: 0.118 Jim Beauchamp, R OBP: 0.364, SLG: 0.370 Buzz Capra, R OBP: 0.167, SLG: 0.167			K		K			G4-6-3 3B		2	0	0	0	0	2	1						
Inning Stats	R: 0 E: 0 K: 1 S: 5	H: 0 LOB: 1 BB: 1 P: 9	R: 0 E: 0 K: 2 S: 7	H: 0 LOB: 0 BB: 0 P: 7	R: 0 E: 0 K: 2 S: 8	H: 1 LOB: 1 BB: 0 P: 8	R: 0 E: 1 K: 0 S: 5	H: 2 LOB: 2 BB: 0 P: 5	R: 0 E: 0 K: 1 S: 6	H: 1 LOB: 1 BB: 0 P: 6	R: 0 E: 0 K: 2 S: 7	H: 0 LOB: 0 BB: 0 P: 7	R: 0 E: 0 K: 3 S: 3	H: 0 LOB: 0 BB: 0 P: 3	R: 1 E: 0 K: 0 S: 3	H: 1 LOB: 0 BB: 1 P: 7	R: 0 E: 0 K: 1 S: 6	H: 1 LOB: 1 BB: 0 P: 6	1B: 4 2B: 1 3B: 1 HR: 0	SF: 0 SAC: 0 DP: 2 HBP: 0	WP: 0 PB: 0 SB: 0 CS: 0	PA: 34
PITCHER Luke Walker, L ERA: 3.75	IP: 9.0 WLS: W BF: 34 H: 6 R: 1 ER: 1 SO: 9 BB: 2 IBB: 0 HBP: 0 BLK: 0 WP: 0 HR: 0 S: 50 P: 58 ERA: 1.00 WHIP: 0.889																					

New York Mets @ Pittsburgh Pirates
Three Rivers Stadium, Pittsburgh, PA
Thu Jun 21 1973, 7:05 PM EDT
Att: 10,099 - Unknown

AB 32
R 1
H 6
RBI 0
BB 2
SO 9
LOB 12



Batter	1	2	3	4	5	6	7	8	9	AB	R	H	RBI	BB	SO	LOB	BOTTOM					
Gene Clines, R OBP: 0.344, SLG: 0.385	G6-4-3 1B		L4-6-3 1-2			K			1B WP BB	3	0	1	0	1	1	1						
Dave Cash, R OBP: 0.347, SLG: 0.396	G6-4-3 1-2				G3			5-3	1B IBB BB	4	1	1	0	0	0	1						
Al Oliver, L OBP: 0.311, SLG: 0.438	1B				1-3			2B 1B	1B IBB BB	3	1	2	0	1	0	0						
Bob Robertson, R OBP: 0.365, SLG: 0.438	F8				F9			K	FC4-2-9-6 1-2 2-H 3-H	4	0	0	0	0	1	4						
Manny Sanguillen, R OBP: 0.300, SLG: 0.468			F2		P6			2B		3	0	1	1	0	0	0						
Richie Zisk, R OBP: 0.208, SLG: 0.244			F9		K			K		3	0	0	0	0	2	1						
Richie Hebner, L OBP: 0.365, SLG: 0.465			6-3		P4			G3		3	0	0	0	0	0	0						
Rennie Stennett, R OBP: 0.247, SLG: 0.366					L4-6-3 1B			5-3		3	0	1	0	0	0	0						
Luke Walker, L OBP: 0.118, SLG: 0.118			K		K			K		3	0	0	0	0	3	1						
Inning Stats	R: 0 E: 0 K: 0 S: 4	H: 2 LOB: 1 BB: 0 P: 4	R: 0 E: 0 K: 0 S: 3	H: 0 LOB: 0 BB: 0 P: 3	R: 0 E: 0 K: 1 S: 5	H: 1 LOB: 0 BB: 0 P: 5	R: 0 E: 0 K: 0 S: 3	H: 0 LOB: 0 BB: 0 P: 3	R: 0 E: 0 K: 2 S: 7	H: 0 LOB: 0 BB: 0 P: 7	R: 1 E: 0 K: 2 S: 9	H: 2 LOB: 1 BB: 0 P: 9	R: 0 E: 0 K: 1 S: 5	H: 0 LOB: 0 BB: 0 P: 5	R: 1 E: 0 K: 0 S: 2	H: 1 LOB: 1 BB: 2 P: 10	R: 0 E: 0 K: 0 S: 2	H: 1 LOB: 1 BB: 0 P: 6	1B: 5 2B: 2 3B: 0 HR: 0	SF: 0 SAC: 0 DP: 3 HBP: 0	WP: 1 PB: 0 SB: 0 CS: 0	PA: 31
PITCHER Jerry Koosman, L ERA: 2.54 Buzz Capra, R ERA: 4.79 Tug McGraw, L ERA: 4.7	IP: 7.0 WLS: L BF: 24 H: 5 R: 1 ER: 1 SO: 6 BB: 1 IBB: 1 HBP: 0 BLK: 0 WP: 1 HR: 0 S: 36 P: 36 ERA: 1.29 WHIP: 0.714																					

New York Mets @ Pittsburgh Pirates
Three Rivers Stadium, Pittsburgh, PA
Thu Jun 21 1973, 7:05 PM EDT
Att: 10,099 - Unknown


AB 29
R 2
H 6
RBI 1
BB 2
SO 7
LOB 8



Batter	1	2	3	4	5	6	7	8	9	AB	R	H	RBI	BB	SO	LOB	TOP		
Willie Mays, R OBP: 0.253, SLG: 0.253 Don Hahn, R OBP: 0.348, SLG: 0.435	6-3	HR		F8		G6-4-3			P4	5	1	1	3	0	0	1			
Felix Milan, R OBP: 0.309, SLG: 0.356	K	P4		G4-6-3			6-3		5-3	5	0	1	0	0	1	1			
Rusty Staub, L OBP: 0.366, SLG: 0.426	1B	F8		G4-6-3			4-3			3	0	1	0	1	0	2			
John Milner, L OBP: 0.348, SLG: 0.457	BB	HR					4-3			4	1	3	2	0	0	1			
Ed Kranepool, L OBP: 0.310, SLG: 0.361 Jim Gosger, L OBP: 0.298, SLG: 0.263	BB			F7			P5			3	0	1	0	1	0	2			
Wayne Garrett, L OBP: 0.323, SLG: 0.347	P6	K		G4-6-3			F8			3	0	0	0	1	1	4			
Jim Fregosi, R OBP: 0.346, SLG: 0.288		1B	G3			G4-6-3				4	1	2	0	0	0	2			
Ron Hodges, L OBP: 0.300, SLG: 0.444		1B	5-3				G6-4-3			3	1	1	0	1	0	1			
George Stone, L OBP: 0.429, SLG: 0.429		2B	K				K			4	1	1	0	0	3	1			
Inning Stats	R: 0 E: 0 K: 1 S: 7	H: 2 LOB: 3 BB: 1 P: 11	R: 5 E: 0 K: 1 S: 10	H: 5 LOB: 1 BB: 1 P: 14	R: 0 E: 0 K: 1 S: 5	H: 0 LOB: 0 BB: 0 P: 5	R: 0 E: 0 K: 0 S: 3	H: 1 LOB: 0 BB: 0 P: 3	R: 0 E: 0 K: 0 S: 3	H: 1 LOB: 0 BB: 1 P: 7	R: 0 E: 0 K: 0 S: 3	H: 0 LOB: 1 BB: 1 P: 7	R: 0 E: 0 K: 0 S: 3	H: 1 LOB: 0 BB: 0 P: 3	R: 0 E: 0 K: 1 S: 5	H: 0 LOB: 0 BB: 0 P: 5	1B: 8 2B: 2 3B: 0 HR: 1	SF: 0 SAC: 0 DP: 4 HBP: 0	WP: 0 PA: 38 PB: 0 SB: 0 CS: 0
PITCHER	IP	WLS	BF	H	R	ER	SO	BB	IBB	HBP	BLK	WP	HR	S	P	ERA	WHIP		
Steve Blass, R ERA: 9.51	1.2	L	14	7	5	5	1	2	0	0	0	0	1	14	22	27.00	5.400		
Jim Rooker, L ERA: 2.93	5.1		18	3	0	0	3	2	0	0	0	0	0	22	30	0.00	0.938		
Ramon Hernandez, L ERA: 3.0	2.0		6	1	0	0	1	0	0	0	0	0	0	8	8	0.00	0.500		

New York Mets @ Pittsburgh Pirates
 Three Rivers Stadium, Pittsburgh, PA
 Fri Jun 22 1973, 7:05 PM EDT
 Att: 21,129 - Unknown

AB 34
R 5
H 11
RBI 5
BB 4
SO 5
LOB 15



Batter	1	2	3	4	5	6	7	8	9	AB	R	H	RBI	BB	SO	LOB	BOTTOM				
Gene Clines, R OBP: 0.356, SLG: 0.400	F8			L5-3						4	0	2	3	1	0	1					
Dave Cash, R OBP: 0.339, SLG: 0.387	6-3	5-3			6-3		P4		P4	5	0	0	0	0	0	3					
Al Oliver, L OBP: 0.314, SLG: 0.447	2B				F8		K			4	0	2	0	0	1	1					
Bob Robertson, R OBP: 0.363, SLG: 0.435	6-3								K	4	0	1	0	0	2	2					
Manny Sanguillen, R OBP: 0.296, SLG: 0.461		4-3		F7		F7			5-3	4	0	0	0	0	0	2					
Richie Ziek, R OBP: 0.212, SLG: 0.306		HR		K		F8			F9	4	1	1	1	0	1	1					
Richie Hebner, L OBP: 0.363, SLG: 0.458		SH5-4		G3		G3			3-1	3	1	0	0	1	0	0					
Rennie Stennett, R OBP: 0.253, SLG: 0.376		SH5-4				F9			E6	4	2	2	0	0	0	0					
Steve Blass, R OBP: 0.421, SLG: 0.474 Jim Rooker, R	SH5-4								K	1	0	0	0	0	1	1					
Gene Alley, R OBP: 0.302, SLG: 0.342 Ramon Hernandez, S										1	0	0	0	0	0	0					
Willie Stargell, L OBP: 0.382, SLG: 0.663										1	0	0	0	0	1	1					
Inning Stats	R: 0 E: 0 K: 0 S: 4	H: 1 LOB: 1 BB: 0 P: 4	R: 3 E: 0 K: 0 S: 6	H: 3 LOB: 1 BB: 1 P: 10	R: 0 E: 0 K: 2 S: 8	H: 1 LOB: 1 BB: 0 P: 8	R: 0 E: 0 K: 1 S: 6	H: 1 LOB: 1 BB: 0 P: 6	R: 0 E: 0 K: 0 S: 4	H: 1 LOB: 1 BB: 0 P: 4	R: 0 E: 0 K: 0 S: 3	H: 0 LOB: 0 BB: 0 P: 3	R: 0 E: 0 K: 1 S: 5	H: 0 LOB: 1 BB: 1 P: 9	R: 0 E: 0 K: 1 S: 5	H: 0 LOB: 0 BB: 0 P: 5	R: 1 E: 1 K: 1 S: 7	H: 1 LOB: 1 BB: 0 P: 7	1B: 3 2B: 4 3B: 0 HR: 1	SF: 0 SAC: 1 DP: 0 HBP: 0	WP: 0 PA: 38 PB: 0 SB: 0 CS: 0
PITCHER	IP	WLS	BF	H	R	ER	SO	BB	IBB	HBP	BLK	WP	HR	S	P	ERA	WHIP				
George Stone, L ERA: 2.08	9.0	W	38	8	4	3	6	2	0	0	0	0	1	48	56	3.00	1.111				

New York Mets @ Pittsburgh Pirates
 Three Rivers Stadium, Pittsburgh, PA
 Fri Jun 22 1973, 7:05 PM EDT
 Att: 21,129 - Unknown

AB 35
R 4
H 8
RBI 4
BB 2
SO 6
LOB 12



Batter	1	2	3	4	5	6	7	8	9	10	AB	R	H	RBI	BB	SO	LOB	TOP									
Willie Mays, R OBP: 0.263, SLG: 0.265 Don Hahn, R OBP: 0.375, SLG: 0.458	(1, 8) X 0-0 1B		(1, 8) X 0-0 6-3		(1, 8) X 0-0 FC3-2 1B	(1, 8) X 0-0 F7			(1, 8) X 0-0 1B		4	0	2	0	0	0	4										
Ken Boswell, L OBP: 0.256, SLG: 0.317 Ted Martinez, R OBP: 0.266, SLG: 0.239	(1, 5) X 0-0 1B		(1, 5) X 0-0 4-3		(1, 5) X 0-0 FC3-2 1B				(1, 5) X 0-3 K		4	0	1	0	0	1	4										
Rusty Staub, L OBP: 0.359, SLG: 0.417	(1, 9) X 0-0 F7				(1, 9) X 0-0 F8	(1, 9) X 0-0 F8			(1, 9) X 0-0 4-3		5	0	0	0	0	0	5										
John Milner, L OBP: 0.337, SLG: 0.441	(1, 3) X 0-0 1-3				(1, 3) X 0-0 3-1				(1, 3) X 0-0 4-3		5	0	0	0	0	1	1										
Ed Kranepool, L OBP: 0.310, SLG: 0.360 George Theodore, R OBP: 0.305, SLG: 0.295	(1, 7) X 0-0 1B				(1, 7) X 0-0 3-1				(1, 7) X 0-0 FC1-6 1B		3	1	1	0	0	0	0										
Wayne Garrett, L OBP: 0.325, SLG: 0.349	(1, 4) X 0-0 1B				(1, 4) X 0-0 L4-3 1B				(1, 4) X 0-0 FC1-6 1B		5	1	2	1	0	1	1										
Jim Fregosi, R OBP: 0.336, SLG: 0.278	(1, 6) X 0-0 1B				(1, 6) X 0-0 L4-3				(1, 6) X 0-0 F8		4	0	0	0	0	1	4										
Ron Hodges, L OBP: 0.375, SLG: 0.476	(1, 2) X 0-0 1B				(1, 2) X 0-0 BLK 1B				(1, 2) X 0-0 L1		3	0	2	1	1	0	1										
Jim McAndrew, R OBP: 0.412, SLG: 0.182 Tug McGraw, R OBP: 0.167, SLG: 0.167 Jim Beauchamp, R OBP: 0.353, SLG: 0.357 Phil Hennigan, R OBP: 0.333, SLG: 0.333	(1, 1) X 0-0 1B				(1, 1) X 0-0 K				(1, 1) X 0-0 P4		1	0	0	0	2	1	1										
Inning Stats	R: 0 E: 0 K: 0 S: 4	H: 2 LOB: 1 BB: 0 P: 4	R: 0 E: 0 K: 0 S: 3	H: 1 LOB: 0 BB: 0 P: 3	R: 0 E: 0 K: 1 S: 6	H: 1 LOB: 1 BB: 0 P: 6	R: 0 E: 0 K: 0 S: 3	H: 0 LOB: 0 BB: 0 P: 3	R: 1 E: 1 K: 1 S: 8	H: 2 LOB: 3 BB: 1 P: 12	R: 1 E: 0 K: 0 S: 5	H: 2 LOB: 3 BB: 2 P: 13	R: 0 E: 0 K: 1 S: 5	H: 0 LOB: 0 BB: 0 P: 5	R: 0 E: 0 K: 0 S: 4	H: 1 LOB: 1 BB: 0 P: 4	R: 0 E: 0 K: 1 S: 6	H: 1 LOB: 0 BB: 0 P: 6	R: 0 E: 0 K: 2 S: 7	H: 0 LOB: 0 BB: 0 P: 7	1B: 10 2B: 1 3B: 0 HR: 0	SF: 0 SAC: 0 DP: 1 HBP: 0	WP: 0 PA: 42				
PITCHER	IP 7.0	WLS 31	BF 8	H 2	R 0	ER 0	SO 3	BB 2	IBB 0	HBP 0	BLK 1	WP 0	HR 0	S 34	P 46	ERA 1.29	WHIP 1.429										
Dock Ellis, R ERA: 3.28 Ramon Hernandez, L ERA: 2.7	(1, 1) 3.0	W 11	2	0	0	3	0	0	0	0	0	0	0	17	17	0.00	0.667										

New York Mets @ Pittsburgh Pirates
Three Rivers Stadium, Pittsburgh, PA
Sat Jun 23 1973, 7:05 PM EDT
Att: 24,337 - Unknown

AB 39
R 2
H 10
RBI 2
BB 3
SO 6
LOB 22



Batter	1	2	3	4	5	6	7	8	9	10	AB	R	H	RBI	BB	SO	LOB	BOTTOM									
Gene Clines, R OBP: 0.358, SLG: 0.400	(1, 9) X 0-0 F8		(1, 9) X 0-0 1B			(1, 9) X 0-0 L1-3	(1, 9) X 0-0 F8			(1, 9) X 0-0 1B	5	1	2	0	0	0	1										
Dave Cash, R OBP: 0.341, SLG: 0.387	(1, 4) X 0-0 6-3		(1, 4) X 0-0 F7			(1, 4) X 0-0 E5 2B			(1, 4) X 0-0 1B		5	1	2	0	0	0	2										
Al Oliver, L OBP: 0.308, SLG: 0.438	(1, 8) X 0-0 5-3				(1, 8) X 0-0 4-3				(1, 8) X 0-3 K		5	0	0	0	0	2	4										
Willie Stargell, L OBP: 0.392, SLG: 0.660	(1, 7) X 0-0 F8				(1, 7) X 0-0 F7				(1, 7) X 0-3 K		4	0	1	1	1	1	1										
Manny Sanguillen, R OBP: 0.294, SLG: 0.456	(1, 2) X 0-0 P4				(1, 2) X 0-0 5-3				(1, 2) X 0-0 P4		5	0	1	1	0	0	2										
Richie Hebner, L OBP: 0.365, SLG: 0.464	(1, 5) X 0-0 L6				(1, 5) X 0-0 G6-4-3 1B				(1, 5) X 0-0 K		4	1	2	0	0	0	0										
Bob Robertson, R OBP: 0.361, SLG: 0.429	(1, 3) X 0-0 6-3				(1, 3) X 0-0 G6-4-3 BB				(1, 3) X 0-0 F8		3	0	0	0	1	0	1										
Rennie Stennett, R OBP: 0.247, SLG: 0.366	(1, 6) X 0-0 5-3				(1, 6) X 0-0 G6-4-3				(1, 6) X 0-0 4-3		4	0	0	0	0	0	3										
Dock Ellis, S OBP: 0.138, SLG: 0.114 Milt May, L OBP: 0.357, SLG: 0.417 Steve Blass, R OBP: 0.421, SLG: 0.474 Ramon Hernandez, S OBP: 0.421, SLG: 0.474 Vic Davallo, L OBP: 0.192, SLG: 0.240	(1, 1) X 0-0 1B				(1, 1) X 0-0 4-3				(1, 1) X 0-0 1B		2	0	1	0	0	0	1										
Inning Stats	R: 0 E: 0 K: 0 S: 3	H: 0 LOB: 0 BB: 0 P: 3	R: 0 E: 0 K: 0 S: 3	H: 0 LOB: 0 BB: 0 P: 3	R: 0 E: 0 K: 0 S: 5	H: 2 LOB: 2 BB: 0 P: 5	R: 0 E: 0 K: 0 S: 3	H: 0 LOB: 0 BB: 0 P: 3	R: 0 E: 0 K: 0 S: 3	H: 1 LOB: 1 BB: 1 P: 7	R: 1 E: 1 K: 1 S: 7	H: 1 LOB: 1 BB: 0 P: 7	R: 1 E: 0 K: 0 S: 5	H: 2 LOB: 1 BB: 0 P: 5	R: 0 E: 0 K: 2 S: 8	H: 1 LOB: 1 BB: 0 P: 8	R: 0 E: 0 K: 0 S: 3	H: 0 LOB: 0 BB: 0 P: 3	R: 1 E: 0 K: 0 S: 5	H: 3 LOB: 3 BB: 1 P: 9	1B: 8 2B: 2 3B: 0 HR: 0	SF: 0 SAC: 0 DP: 1 HBP: 0	WP: 1 PA: 41				
PITCHER	IP 6.2	WLS 26	BF 5	H 2	R 0	ER 1	SO 1	BB 1	IBB 0	HBP 0	BLK 0	WP 1	HR 0	S 27	P 31	ERA 1.35	WHIP 0.900										
Jim McAndrew, R ERA: 5.01 Tug McGraw, L ERA: 4.54 Phil Hennigan, R ERA: 3.58	(1, 1) 1.1	L 9	3	1	1	0	0	0	1	0	0	0	0	8	12	5.40	1.800										

New York Mets @ Pittsburgh Pirates
Three Rivers Stadium, Pittsburgh, PA
Sat Jun 23 1973, 7:05 PM EDT
Att: 24,337 - Unknown

AB 39
R 3
H 10
RBI 3
BB 2
SO 3
LOB 15



Batter	1	2	3	4	5	6	7	8	9	AB	R	H	RBI	BB	SO	LOB	TOP										
Willie Mays, R OBP: 0.260, SLG: 0.253 Don Hahn, R OBP: 0.375, SLG: 0.458	0-0 P3	0-0 F8		0-0 P4	0-0 F3			4-0 BB		4	0	0	0	1	0	3											
Felix Milan, R OBP: 0.306, SLG: 0.350	4-0 1B 2B BB	0-3 K		0-0 4-3		0-0 5-3		0-0 F7		4	1	0	0	1	1	2											
Rusty Staub, L OBP: 0.353, SLG: 0.408	0-0 F9		0-0 4-3	0-0 F8		0-0 F9			0-0 P5	5	0	0	0	0	0	1											
John Milner, L OBP: 0.345, SLG: 0.446	0-0 2B 1B		0-0 2B 1B		0-0 FC3-6 1B				0-3 K	5	2	3	0	0	2	0											
Ed Kranepool, L OBP: 0.315, SLG: 0.379 George Theodore, R OBP: 0.302, SLG: 0.292 Jim Coscar, L OBP: 0.298, SLG: 0.263	0-0 2B		0-0 2B		0-0 FC3-6 1B			0-0 F8		4	1	2	3	0	0	1											
Wayne Garrett, L OBP: 0.328, SLG: 0.349	4-0 BB		0-0 F5		0-0 1B FC6 1B			0-0 F2		3	1	1	0	1	0	1											
Ron Hodges, L OBP: 0.393, SLG: 0.458	0-3 K		4-0 HBP BB		0-0 FC6 1-3 2-H 1B			0-0 G3		3	0	1	1	1	1	2											
Ted Martinez, R OBP: 0.272, SLG: 0.248		0-0 2B	1-0 HBP		0-0 FC6			0-3 K		3	0	1	1	0	1	1											
Tom Seaver, R OBP: 0.220, SLG: 0.237	0-3 K		0-0 4-3		0-0 K			0-3 K		4	0	0	0	0	3	6											
Inning Stats	R: 2 E: 0 K: 1 S: 7	H: 2 LOB: 2 BB: 2 P: 15	R: 0 E: 0 K: 2 S: 8	H: 1 LOB: 1 BB: 0 P: 8	R: 1 E: 0 K: 0 S: 5	H: 2 LOB: 3 BB: 1 P: 10	R: 0 E: 0 K: 0 S: 3	H: 0 LOB: 0 BB: 0 P: 3	R: 2 E: 0 K: 1 S: 9	H: 3 LOB: 2 BB: 0 P: 9	R: 0 E: 0 K: 0 S: 5	H: 0 LOB: 0 BB: 0 P: 5	R: 0 E: 0 K: 0 S: 3	H: 0 LOB: 0 BB: 0 P: 3	R: 0 E: 0 K: 2 S: 7	H: 0 LOB: 1 BB: 1 P: 11	R: 0 E: 0 K: 1 S: 5	H: 0 LOB: 0 BB: 0 P: 5	R: 0 E: 0 K: 1 S: 5	H: 0 LOB: 0 BB: 0 P: 5	1B: 5 2B: 3 HR: 0	SF: 0 SAC: 0 DP: 0 HBP: 1	WP: 0 PB: 0 SB: 0 CS: 0	PA: 41			
PITCHER	IP	WLS	BF	H	R	ER	SO	BB	IBB	HBP	BLK	WP	HR	S	P	ERA	WHIP										
Bob Moose, R ERA: 3.74	5.0	L	28	8	5	5	4	3	0	1	0	0	0	32	45	9.00	2.200										
Tom Dettore, R ERA: 5.4	2.0		6	0	0	0	1	0	0	0	0	0	0	8	8	0.00	0.000										
Ramon Hernandez, L ERA: 2.53	2.0		7	0	0	0	3	1	0	0	0	0	0	12	16	0.00	0.500										

New York Mets @ Pittsburgh Pirates
Three Rivers Stadium, Pittsburgh, PA
Sun Jun 24 1973, 3:33 AM EDT
Att: 20,984 - Unknown

AB	36
R	5
H	8
RBI	5
BB	4
SO	8
LOB	17



Batter	1	2	3	4	5	6	7	8	9	AB	R	H	RBI	BB	SO	LOB	BOTTOM										
Gene Clines, R OBP: 0.345, SLG: 0.385	0-0 F9	0-0 L4			0-0 L4-3			0-0 FC6-4		4	0	0	0	0	0	2											
Dave Cash, R OBP: 0.339, SLG: 0.385	0-0 6-3		0-0 F9		0-0 1B			0-0 F9		4	0	1	0	0	0	1											
Al Oliver, L OBP: 0.307, SLG: 0.435	0-0 HR 1B		0-0 4-3		0-0 F7			0-3 K		4	1	1	0	0	1	1											
Willie Stargell, L OBP: 0.390, SLG: 0.667	0-0 HR		0-0 F7			0-3 K		0-3 K		4	1	1	2	0	2	0											
Manny Sanguillen, R OBP: 0.297, SLG: 0.457	0-0 1B			0-0 1B		0-3 K		0-0 P5		4	0	2	0	0	1	0											
Richie Hebner, L OBP: 0.394, SLG: 0.462 Gene Alley, R OBP: 0.303, SLG: 0.342	0-0 F8			0-0 P6		0-0 FC5-4 1B			0-0 F8	1	0	0	0	0	0	1											
Bob Robertson, R OBP: 0.355, SLG: 0.421		0-0 F9		0-0 F9		0-0 FC5-4			0-0 F8	4	0	0	0	0	0	2											
Rennie Stennett, R OBP: 0.247, SLG: 0.363		0-0 4-3		0-0 F9			0-0 5-3			4	0	1	0	0	0	1											
Bob Moose, R ERA: 3.74 Fernando Gonzalez, R OBP: 0.297, SLG: 0.310 Tom Dettore, L OBP: 0.298, SLG: 0.263 Vic Davallilo, L OBP: 0.298, SLG: 0.295 Ramon Hernandez, S OBP: 0.355, SLG: 0.415		4-0 BB		0-3 K		0-0 FC6-4 1B			0-3 K	0	0	0	0	1	0	0											
Inning Stats	R: 2 E: 0 K: 0 S: 6	H: 3 LOB: 1 BB: 0 P: 6	R: 0 E: 0 K: 0 S: 3	H: 0 LOB: 1 BB: 1 P: 7	R: 0 E: 0 K: 0 S: 3	H: 0 LOB: 0 BB: 0 P: 3	R: 0 E: 0 K: 0 S: 4	H: 1 LOB: 1 BB: 0 P: 4	R: 0 E: 0 K: 2 S: 8	H: 1 LOB: 1 BB: 0 P: 8	R: 0 E: 0 K: 0 S: 4	H: 1 LOB: 1 BB: 0 P: 4	R: 0 E: 0 K: 2 S: 7	H: 0 LOB: 0 BB: 0 P: 7	R: 0 E: 0 K: 1 S: 6	H: 1 LOB: 1 BB: 0 P: 6	R: 0 E: 0 K: 1 S: 6	H: 1 LOB: 0 BB: 0 P: 6	1B: 7 2B: 0 3B: 0 HR: 1	SF: 0 SAC: 0 DP: 0 HBP: 0	WP: 0 PB: 0 SB: 0 CS: 0	PA: 36					
PITCHER	IP	WLS	BF	H	R	ER	SO	BB	IBB	HBP	BLK	WP	HR	S	P	ERA	WHIP										
Tom Seaver, R ERA: 1.97	9.0	W	36	8	2	2	6	1	0	0	0	0	1	47	51	2.00	1.000										

New York Mets @ Pittsburgh Pirates
Three Rivers Stadium, Pittsburgh, PA
Sun Jun 24 1973, 3:33 AM EDT
Att: 20,984 - Unknown

AB	35
R	2
H	8
RBI	2
BB	1
SO	6
LOB	10




Batter	1	2	3	4	5	6	7	8	9	AB	R	H	RBI	BB	SO	LOB	TOP							
Gene Clines, R OBP: 0.348, SLG: 0.385 (1, 8)										5	1	2	1	0	0	0	Pittsburgh Pirates @ Montreal Expos Jarry Park, Montreal, QB Mon Jun 25 1973, 7:05 PM EDT Unknown							
Dave Cash, R OBP: 0.332, SLG: 0.376 (1, 4)										5	1	0	0	0	0	2								
Al Oliver, L OBP: 0.302, SLG: 0.426 (1, 3)										5	0	0	0	0	2	3								
Willie Stargell, L OBP: 0.395, SLG: 0.673 Vic Davalillo, L OBP: 0.222, SLG: 0.269 (7, PR) (7, 7)										4	2	3	1	0	0	0								
Manny Sanguillen, R OBP: 0.292, SLG: 0.448 (1, 9)										5	0	0	0	0	0	5								
Richie Hebner, L OBP: 0.372, SLG: 0.482 (1, 5)										3	2	2	3	2	1	1								
Rennie Stennett, R OBP: 0.253, SLG: 0.381 (1, 6)										3	0	2	3	0	0	0								
Milt May, L OBP: 0.358, SLG: 0.413 (1, 2)										3	1	1	0	1	0	4								
Bob Johnson, L Tom Dettore, L Dave Giusti, R OBP: 0.500, SLG: 0.333 (1, 1) (4, 1) (7, 1)										2	0	0	0	0	2	2								
Inning Stats	R: 4 E: 1 K: 1 S: 10	H: 4 LOB: 2 BB: 1 P: 14	R: 0 E: 0 K: 0 S: 3	H: 0 LOB: 0 BB: 0 P: 3	R: 0 E: 0 K: 0 S: 4	H: 1 LOB: 2 BB: 1 P: 8	R: 0 E: 0 K: 1 S: 5	H: 0 LOB: 0 BB: 0 P: 5	R: 2 E: 0 K: 0 S: 5	H: 2 LOB: 3 BB: 0 P: 5	R: 1 E: 1 K: 1 S: 7	H: 2 LOB: 1 BB: 0 P: 7	R: 1 E: 0 K: 0 S: 4	H: 1 LOB: 2 BB: 1 P: 8	R: 0 E: 0 K: 0 S: 3	H: 0 LOB: 0 BB: 0 P: 3		R: 0 E: 0 K: 2 S: 8	H: 1 LOB: 1 BB: 0 P: 8	1B: 7 2B: 2 3B: 1 HR: 1	SF: 1 SAC: 1 DP: 0 HBP: 0	WP: 1 PB: 0 SB: 0 CS: 0	PA: 42	
PITCHER	IP WLS BF H R ER SO BB IBB HBP BLK WP HR S P ERA WHIP	5.0 L 25 7 6 3 2 1 1 0 0 0 1 0 9 13 5.40 1.600	6.1 1.1 8 3 2 1 1 1 0 0 0 0 1 0 9 13 6.75 3.000	7.1 0.2 2 0 0 0 0 0 0 0 0 0 0 0 2 2 0.00 0.000	8.1 2.0 7 1 0 0 2 0 0 0 0 0 0 0 11 11 0.00 0.500																			

Batter	1	2	3	4	5	6	7	8	9	AB	R	H	RBI	BB	SO	LOB	BOTTOM						
Ron Hunt, R OBP: 0.410, SLG: 0.346 (1, 4)										4	1	1	0	0	0	1	Pittsburgh Pirates @ Montreal Expos Jarry Park, Montreal, QB Mon Jun 25 1973, 7:05 PM EDT Unknown						
Boots Day, L OBP: 0.341, SLG: 0.423 (1, 8)										5	1	1	1	0	3								
Ron Fairly, L OBP: 0.472, SLG: 0.497 (1, 7)										4	1	1	1	1	0	1							
Ken Singleton, S OBP: 0.435, SLG: 0.469 (1, 9)										4	2	2	1	0	1	1							
Mike Jorgensen, L OBP: 0.344, SLG: 0.341 (1, 3)										4	0	2	0	1	0	0							
Bob Bailey, R OBP: 0.389, SLG: 0.503 (1, 5)										5	0	2	1	0	0	3							
John Boccabella, R OBP: 0.298, SLG: 0.307 (1, 2)										5	0	0	1	0	1	4							
Tim Foli, R OBP: 0.271, SLG: 0.265 (1, 6)										4	0	0	0	0	1	2							
Ernie McAnally, R Bob Singleton, S Joe Gilbert, R Tom Walker, R Hal Breeden, R Mike Marshall, R OBP: 0.182, SLG: 0.182 (5, PR) (8, 1) (7, 1) (7, PR) (8, 1)										1	0	0	0	0	1	1							
Inning Stats	R: 0 E: 0 K: 0 S: 3	H: 0 LOB: 0 BB: 0 P: 3	R: 0 E: 0 K: 0 S: 3	H: 0 LOB: 0 BB: 0 P: 3	R: 0 E: 1 K: 1 S: 6	H: 0 LOB: 1 BB: 0 P: 6	R: 2 E: 0 K: 0 S: 6	H: 4 LOB: 1 BB: 0 P: 6	R: 2 E: 1 K: 0 S: 5	H: 1 LOB: 3 BB: 1 P: 11	R: 0 E: 0 K: 2 S: 7	H: 0 LOB: 2 BB: 1 P: 12	R: 2 E: 0 K: 0 S: 7	H: 4 LOB: 2 BB: 0 P: 7	R: 0 E: 0 K: 1 S: 5	H: 0 LOB: 1 BB: 1 P: 9		R: 0 E: 0 K: 0 S: 3	H: 0 LOB: 0 BB: 0 P: 3	1B: 6 2B: 2 3B: 0 HR: 1	SF: 0 SAC: 0 DP: 1 HBP: 3	WP: 0 PB: 1 SB: 0 CS: 0	PA: 43
PITCHER	IP WLS BF H R ER SO BB IBB HBP BLK WP HR S P ERA WHIP	3.1 3.1 15 4 2 2 1 2 0 3 0 0 0 0 17 17 5.40 1.200	4.1 2.2 18 5 4 2 2 2 0 3 0 0 0 0 17 28 6.75 2.625	7.1 3.0 W 10 0 0 0 1 1 0 0 0 0 0 11 15 0.00 0.333																			



Batter	1	2	3	4	5	6	7	8	9	AB	R	H	RBI	BB	SO	LOB	TOP										
Gene Clines, R (1.8) OBP: 0.345, SLG: 0.375										3	0	0	0	0	0	1	Pittsburgh Pirates @ Montreal Expos Jarry Park, Montreal, QB Mon Jun 25 1973, 7:05 PM EDT Att: 24,402 - Unknown										
Dave Cash, R (1.4) OBP: 0.331, SLG: 0.371										3	0	0	0	1	0	1											
Al Oliver, L (1.3) OBP: 0.301, SLG: 0.435										4	1	1	1	0	0	1											
Willie Stargell, L (1.7) OBP: 0.397, SLG: 0.673										3	1	1	0	1	0	1											
Vic Davallo, L (8.7) OBP: 0.222, SLG: 0.269										0	0	0	0	0	0	0											
Manny Sanguillen, R (1.9) OBP: 0.295, SLG: 0.449										4	0	2	1	0	0	1											
Richie Hebner, L (1.5) OBP: 0.374, SLG: 0.493										3	1	1	1	1	0	2											
Rennie Stennett, R (1.6) OBP: 0.253, SLG: 0.378										4	0	1	0	0	1	1											
Milt May, L (1.2) OBP: 0.353, SLG: 0.407										3	0	0	0	0	0	2											
Nelson Briles, R (1.1) OBP: 0.265, SLG: 0.394										2	0	0	0	1	1	1											
Inning Stats	R: 0 E: 0 K: 0 S: 2	H: 0 LOB: 0 BB: 0 P: 3	R: 1 E: 0 K: 0 S: 4	H: 1 LOB: 0 BB: 0 P: 4	R: 0 E: 0 K: 0 S: 3	H: 0 LOB: 0 BB: 0 P: 3	R: 1 E: 0 K: 0 S: 5	H: 2 LOB: 1 BB: 0 P: 5	R: 0 E: 0 K: 0 S: 3	H: 1 LOB: 0 BB: 1 P: 7	R: 1 E: 0 K: 0 S: 3	H: 1 LOB: 0 BB: 1 P: 7	R: 0 E: 0 K: 2 S: 7	H: 0 LOB: 1 BB: 1 P: 11	R: 0 E: 0 K: 0 S: 3	H: 0 LOB: 1 BB: 1 P: 7	R: 0 E: 0 K: 0 S: 3	H: 1 LOB: 0 BB: 0 P: 3	1B: 3 2B: 2 3B: 0 HR: 2	SF: 0 SAC: 0 DP: 2 HBP: 1	WP: 0 PB: 0 SB: 0 CS: 2	PA: 34					
PITCHER	IP	WLS	BF	H	R	ER	SO	BB	IBB	HBP	BLK	WP	HR	S	P	ERA	WHIP										
John Strohmayr, R (1.1) ERA: 5.19	5.0	L	19	4	2	2	0	1	0	1	0	0	1	17	22	3.60	1.000										
Balor Moore, L (6.1) ERA: 4.05	2.0		8	1	1	1	2	2	0	0	0	0	1	10	18	4.50	1.500										
Mike Marshall, R (8.1) ERA: 2.82	2.0		7	1	0	0	0	1	0	0	0	0	0	6	10	0.00	1.000										

Batter	1	2	3	4	5	6	7	8	9	AB	R	H	RBI	BB	SO	LOB	BOTTOM										
Ron Hunt, R (1.4) OBP: 0.407, SLG: 0.345										4	0	1	0	0	0	3	Pittsburgh Pirates @ Montreal Expos Jarry Park, Montreal, QB Mon Jun 25 1973, 7:05 PM EDT Att: 24,402 - Unknown										
Boots Day, L (1.8) OBP: 0.337, SLG: 0.415										4	0	1	0	0	1	1											
Ron Fairly, L (1.7) OBP: 0.488, SLG: 0.488										3	0	0	0	1	1	2											
Ken Singleton, S (1.9) OBP: 0.432, SLG: 0.464										4	0	1	0	0	1	1											
Mike Jorgensen, L (1.3) OBP: 0.338, SLG: 0.333										4	0	0	0	0	1	2											
Bob Bailey, R (1.5) OBP: 0.386, SLG: 0.503										4	1	1	0	0	0	2											
Terry Humphrey, R (1.2) OBP: 0.191, SLG: 0.227										4	0	0	0	0	2	3											
Tim Foli, R (1.6) OBP: 0.275, SLG: 0.269										4	0	2	1	0	0	0											
John Strohmayr, R (1.1) OBP: 0.500, SLG: 0.333										1	0	1	0	0	0	0											
Clyde Mashore, R (5. PH) OBP: 0.306, SLG: 0.333										1	0	1	0	0	0	0											
Balor Moore, R (5. PH) OBP: 0.306, SLG: 0.375										0	0	0	0	0	0	0											
Bob Stinson, S (7. PH) OBP: 0.125, SLG: 0.100										1	0	0	0	0	0	1											
Mike Marshall, R (9. PH) OBP: 0.208, SLG: 0.231										0	0	0	0	0	0	0											
Hal Bredesen, R (9. PH) OBP: 0.400, SLG: 0.500										1	0	0	0	0	0	0											
Inning Stats	R: 0 E: 0 K: 1 S: 5	H: 0 LOB: 1 BB: 1 P: 9	R: 1 E: 0 K: 1 S: 8	H: 3 LOB: 2 BB: 0 P: 8	R: 0 E: 0 K: 2 S: 7	H: 0 LOB: 0 BB: 0 P: 7	R: 0 E: 0 K: 0 S: 3	H: 0 LOB: 0 BB: 0 P: 3	R: 0 E: 0 K: 0 S: 4	H: 1 LOB: 1 BB: 0 P: 4	R: 0 E: 1 K: 1 S: 7	H: 1 LOB: 2 BB: 0 P: 7	R: 0 E: 0 K: 0 S: 5	H: 3 LOB: 2 BB: 0 P: 5	R: 0 E: 0 K: 1 S: 5	H: 0 LOB: 0 BB: 0 P: 5	R: 0 E: 0 K: 0 S: 3	H: 0 LOB: 0 BB: 0 P: 3	1B: 7 2B: 1 3B: 0 HR: 0	SF: 0 SAC: 0 DP: 1 HBP: 0	WP: 0 PB: 0 SB: 0 CS: 0	PA: 36					
PITCHER	IP	WLS	BF	H	R	ER	SO	BB	IBB	HBP	BLK	WP	HR	S	P	ERA	WHIP										
Nelson Briles, R (1.1) ERA: 3.15	9.0	W	36	8	1	1	6	1	0	0	0	0	0	47	51	1.00	1.000										



Batter	1	2	3	4	5	6	7	8	9	AB	R	H	RBI	BB	SO	LOB	TOP										
Gene Clines, R OBP: 0.347, SLG: 0.376 (1, 8)	L9		L9		L3				BB	5	0	2	0	0	0	1											
Dave Cash, R OBP: 0.332, SLG: 0.369 (1, 4)	6-3				F7		F8		BB	4	0	1	0	1	0	1											
Al Oliver, L OBP: 0.299, SLG: 0.431 (1, 3)	WP		G3			E4	4-3		BB	5	1	1	0	0	0	5											
Richie Hebner, L OBP: 0.376, SLG: 0.506 (1, 5)	4-3				FC6-4	HR				4	1	2	2	0	1	1											
Manny Sanguillen, R OBP: 0.294, SLG: 0.446 (1, 9)		4-3			FC6-4	HR				4	0	1	0	0	0	0											
Richie Zisk, R OBP: 0.232, SLG: 0.365 (1, 7)	F8				FC6-4					3	1	1	1	1	0	2											
Rennie Stennett, R OBP: 0.247, SLG: 0.369 (1, 6)	F3				F9		L7		BB	4	0	0	0	0	0	3											
Mitt May, L OBP: 0.351, SLG: 0.401 (1, 2)					F5		F7			3	0	0	0	0	0	2											
Luke Walker, L OBP: 0.111, SLG: 0.111 (3, 1) Steve Glass, R OBP: 0.406, SLG: 0.450 (6, 1) Tom Dettore, L OBP: 0.250, SLG: 0.250 (7, PH) Fernando Gonzalez, R OBP: 0.250, SLG: 0.250 (7, 1) Vic Davallilo, L OBP: 0.250, SLG: 0.250 (6, PH)			K		1-3		F8		F8	1	0	0	0	0	1	1											
Inning Stats	R: 0 E: 0 K: 0 S: 4	H: 1 LOB: 1 BB: 0 P: 4	R: 0 E: 0 K: 0 S: 3	H: 0 LOB: 0 BB: 0 P: 3	R: 0 E: 0 K: 1 S: 6	H: 1 LOB: 2 BB: 0 P: 7	R: 0 E: 0 K: 0 S: 5	H: 2 LOB: 2 BB: 0 P: 5	R: 0 E: 0 K: 0 S: 3	H: 0 LOB: 0 BB: 0 P: 3	R: 3 E: 1 K: 0 S: 6	H: 2 LOB: 0 BB: 0 P: 6	R: 0 E: 0 K: 0 S: 4	H: 1 LOB: 1 BB: 0 P: 4	R: 0 E: 0 K: 1 S: 5	H: 0 LOB: 1 BB: 1 P: 9	R: 0 E: 0 K: 0 S: 4	H: 1 LOB: 2 BB: 1 P: 8	1B: 6 2B: 0 3B: 0 HR: 2	SF: 0 SAC: 0 DP: 0 HBP: 1	WP: 1 PB: 0 SB: 0 CS: 0	PA: 39					
PITCHER	IP	WLS	BF	H	R	ER	SO	BB	IBB	HBP	BLK	WP	HR	S	P	ERA	WHIP										
Bill Stoneman, R ERA: 6.54 (1, 1)	6.0	W	26	6	3	2	1	0	0	1	0	1	2	27	28	3.00	1.000										
Mike Marshall, R ERA: 2.7 (7, 1)	3.0	S	13	2	0	0	1	2	0	0	0	0	0	13	21	0.00	1.333										

Pittsburgh Pirates @ Montreal Expos
Jarry Park, Montreal, QB
Tue Jun 26 1973, 7:05 PM EDT
Att: 12,806 - Unknown

AB 36
R 3
H 8
RBI 3
BB 2
SO 2
LOB 16



Batter	1	2	3	4	5	6	7	8	9	AB	R	H	RBI	BB	SO	LOB	BOTTOM										
Ron Hunt, R OBP: 0.411, SLG: 0.347 (1, 4)	6-3									4	1	2	2	1	0	0											
Pepe Frias, R OBP: 0.229, SLG: 0.239 (9, 4)		WP								0	0	0	0	0	0	0											
Clyde Mashore, R OBP: 0.333, SLG: 0.537 (1, 7)	K									3	0	0	0	0	2	3											
Ron Fairly, L OBP: 0.470, SLG: 0.488 (6, PH)	K									0	0	0	0	1	0	0											
Mike Marshall, R OBP: 0.267, SLG: 0.214 (7, 1)										1	0	0	0	0	0	0											
Ron Woods, R OBP: 0.371, SLG: 0.369 (1, 8)	F9									4	1	1	1	1	1	0											
Hal Breeden, R OBP: 0.424, SLG: 0.575 (1, 3)		1B								4	2	3	0	1	1	3											
Bob Bailey, R OBP: 0.396, SLG: 0.531 (1, 5)		1B								4	2	3	4	1	0	2											
Ken Singleton, S OBP: 0.435, SLG: 0.468 (1, 9)		1B								5	1	3	2	0	0	4											
John Boccabella, R OBP: 0.291, SLG: 0.299 (1, 2)	G5-3									5	0	0	0	0	0	4											
Tim Foli, R OBP: 0.279, SLG: 0.270 (1, 6)		1B								3	1	1	0	1	0	0											
Bill Stoneman, R OBP: 0.286, SLG: 0.100 (1, 1)		1B								0	1	0	0	2	0	0											
Boots Day, L OBP: 0.330, SLG: 0.405 (6, PH)		1B								2	1	0	0	0	0	1											
Inning Stats	R: 0 E: 0 K: 1 S: 5	H: 4 LOB: 1 BB: 2 P: 16	R: 4 E: 0 K: 1 S: 8	H: 4 LOB: 2 BB: 2 P: 16	R: 0 E: 1 K: 0 S: 3	H: 1 LOB: 1 BB: 1 P: 7	R: 0 E: 0 K: 0 S: 3	H: 0 LOB: 2 BB: 2 P: 11	R: 1 E: 0 K: 1 S: 7	H: 3 LOB: 1 BB: 0 P: 7	R: 2 E: 0 K: 1 S: 7	H: 2 LOB: 3 BB: 3 P: 19	R: 0 E: 0 K: 0 S: 3	H: 0 LOB: 0 BB: 0 P: 3	R: 3 E: 1 K: 0 S: 7	H: 3 LOB: 1 BB: 0 P: 7	1B: 11 2B: 2 3B: 0 HR: 1	SF: 0 SAC: 0 DP: 2 HBP: 0	WP: 1 PB: 0 SB: 0 CS: 0	PA: 43							
PITCHER	IP	WLS	BF	H	R	ER	SO	BB	IBB	HBP	BLK	WP	HR	S	P	ERA	WHIP										
Luke Walker, L ERA: 4.22 (1, 1)	2.0	L	13	5	4	4	2	2	1	0	0	0	1	15	31	8.10	2.700										
Steve Glass, R ERA: 9.44 (3, 1)	3.1		17	5	3	3	1	4	0	0	0	0	1	15	31	8.10	2.700										
Tom Dettore, R ERA: 5.4 (6, 1)	0.2		3	0	0	0	1	1	0	0	0	0	0	4	8	0.00	1.500										
Ramon Hernandez, L ERA: 2.38 (7, 1)	2.0		10	3	3	0	0	0	0	0	0	0	0	10	10	0.00	1.500										

Pittsburgh Pirates @ Montreal Expos
Jarry Park, Montreal, QB
Tue Jun 26 1973, 7:05 PM EDT
Att: 12,806 - Unknown


AB 35
R 10
H 13
RBI 9
BB 8
SO 4
LOB 17



Batter	1	2	3	4	5	6	7	8	9	AB	R	H	RBI	BB	SO	LOB	TOP										
Lou Brock, L OBP: 0.364, SLG: 0.398 Bernie Carbo, L OBP: 0.316, SLG: 0.241	0-0 1B 2B	0-3 K	0-0 1B		0-0 F8		0-0 1B		4-0 BB 1B	5	1	3	1	0	1	1											
Ted Sizemore, R OBP: 0.375, SLG: 0.324	0-0 2B 1B		6-3		0-0 1B		0-0 P6		4-0 1B 2B	5	2	2	0	1	0	2											
Joe Torre, R OBP: 0.438, SLG: 0.484	0-0 2B		0-0 HR	0-0 SF9	0-0 G5-4-3			4-0 E 1B BB	0-0 2B 1B	5	4	4	3	1	0	2											
Ted Simmons, S OBP: 0.367, SLG: 0.438	0-0 2B		0-0 HR	0-0 SF9		4-0 CS BB		0-0 F8	0-0 1B 2B	4	2	3	5	1	0	1											
Ken Reitz, R OBP: 0.254, SLG: 0.347	0-0 4-3		0-0 2B 1B	0-0 1B	0-0 F8		0-0 K	0-0 E9	0-0 1B	6	1	4	2	0	1	2											
Bill Stein, R OBP: 0.277, SLG: 0.214 Jim Dwyer, L OBP: 0.200, SLG: 0.205	0-3 K		0-0 1B 2B	0-0 F8		0-0 K		0-0 6-3		4	1	1	0	0	2	3											
Jose Cruz, L OBP: 0.345, SLG: 0.426	0-3 K		0-0 E 1B	0-0 1B			0-0 4-3 1B	0-0 F8		5	2	3	1	0	1	3											
Mike Tyson, R OBP: 0.280, SLG: 0.305		0-0 F3	0-0 E 1B	0-3 K			0-0 4-3		0-0 3-1	5	1	1	1	0	1	3											
Reggie Cleveland, R OBP: 0.378, SLG: 0.412		0-0 L9	0-0 E5		0-0 1B 2B		0-3 K		0-0 4-3	5	0	1	0	0	1	2											
Inning Stats	R: 3 E: 0 K: 2 S: 11	H: 4 LOB: 1 BB: 0 P: 11	R: 0 E: 0 K: 1 S: 5	H: 0 LOB: 0 BB: 0 P: 5	R: 6 E: 1 K: 0 S: 10	H: 7 LOB: 1 BB: 0 P: 10	R: 1 E: 0 K: 1 S: 8	H: 3 LOB: 2 BB: 0 P: 8	R: 0 E: 0 K: 2 S: 6	H: 0 LOB: 1 BB: 1 P: 10	R: 1 E: 0 K: 1 S: 7	H: 2 LOB: 1 BB: 0 P: 7	R: 0 E: 1 K: 0 S: 4	H: 1 LOB: 2 BB: 1 P: 8	R: 4 E: 0 K: 0 S: 5	H: 3 LOB: 1 BB: 2 P: 13	1B: 13 2B: 7 3B: 1 HR: 2	SF: 1 SAC: 0 DP: 2 HBP: 0	WP: 1 PB: 0 CS: 1	PA: 50							
PITCHER	IP	WLS	BF	H	R	ER	SO	BB	IBB	HBP	BLK	WP	HR	S	P	ERA	WHIP										
Jim Rooker, L ERA: 4.17	2.1	L	15	8	7	7	3	0	0	0	0	0	2	21	21	27.00	3.429										
Luke Walker, L ERA: 4.48	0.2		5	3	2	2	0	0	0	0	0	1	0	5	5	27.00	4.500										
Bob Johnson, R ERA: 4.95	2.0		10	5	1	1	1	0	0	0	0	0	0	12	12	4.50	2.500										
Steve Blass, R ERA: 9.54	4.0		20	6	5	5	3	4	0	0	0	0	0	22	38	11.25	2.500										

St. Louis Cardinals @ Pittsburgh Pirates
Three Rivers Stadium, Pittsburgh, PA
Wed Jun 27 1973, 7:05 PM EDT
Att: 33,041 - Unknown

AB 45
R 15
H 22
RBI 13
BB 4
SO 7
LOB 21

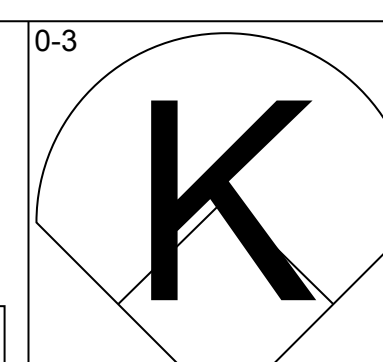
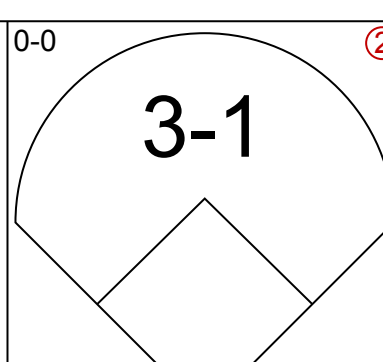
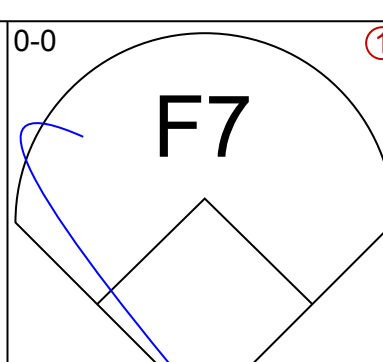
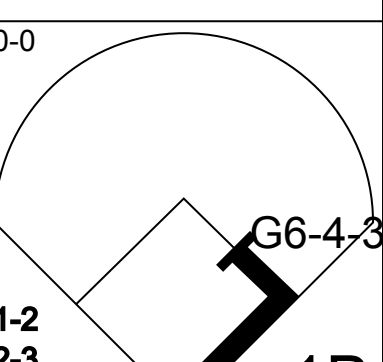
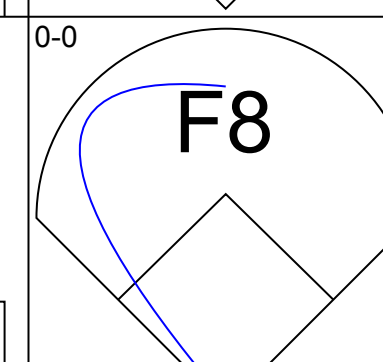
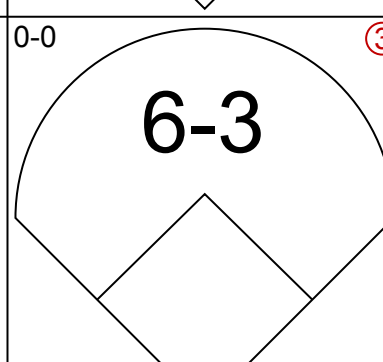
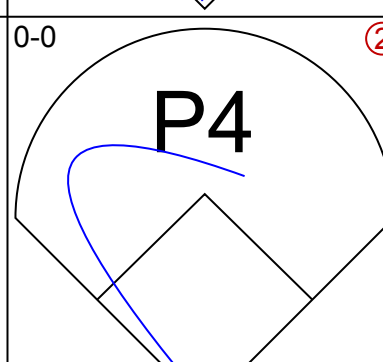
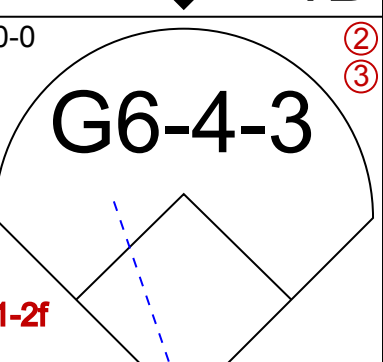
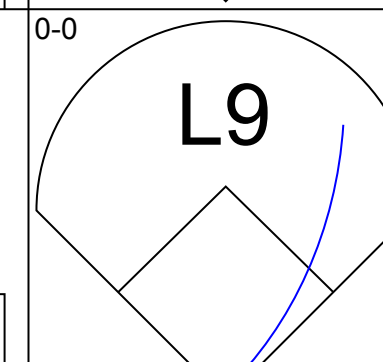
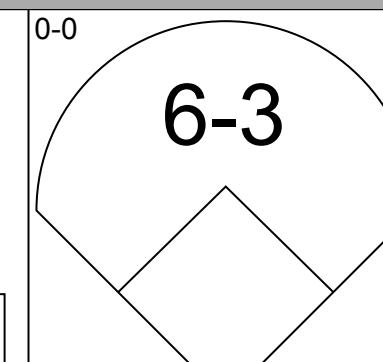
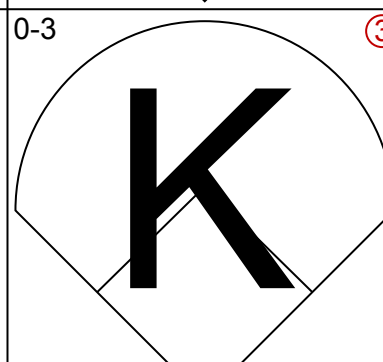
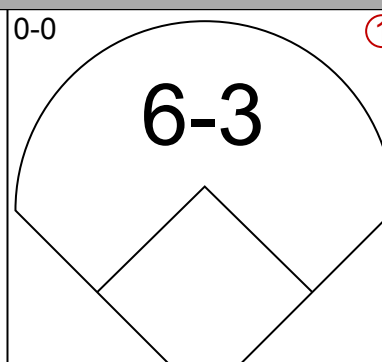
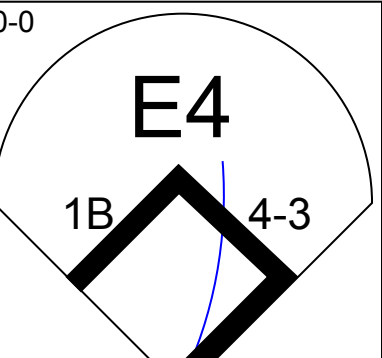
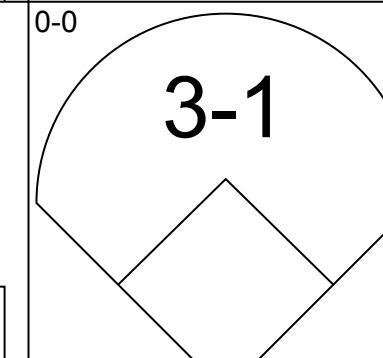
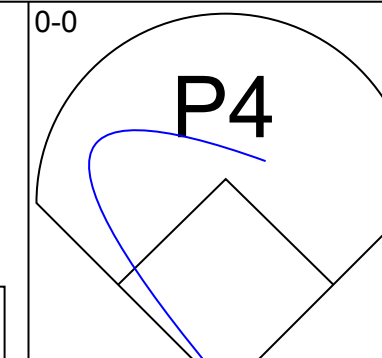
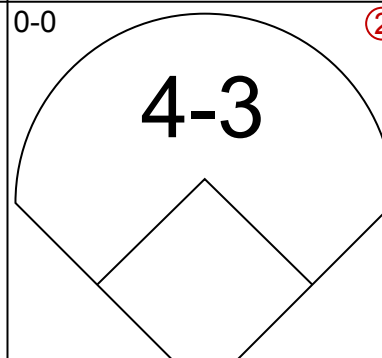
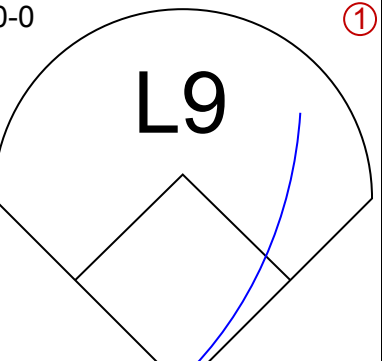
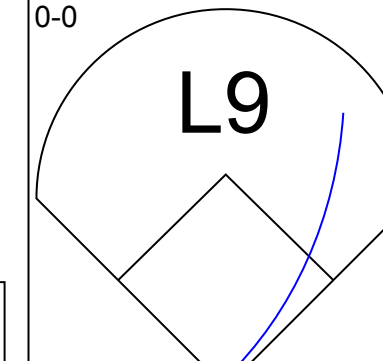
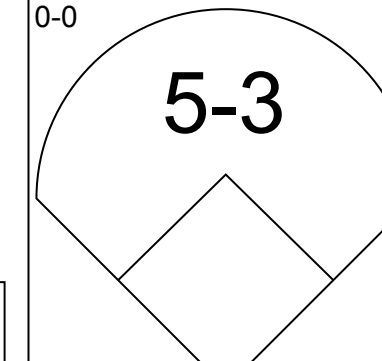
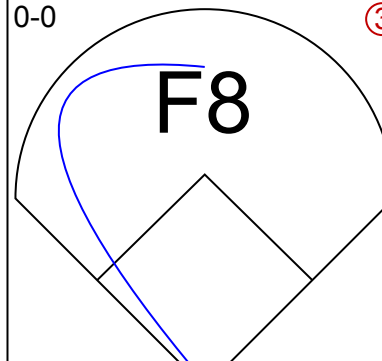
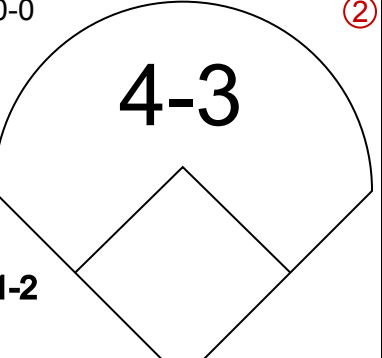
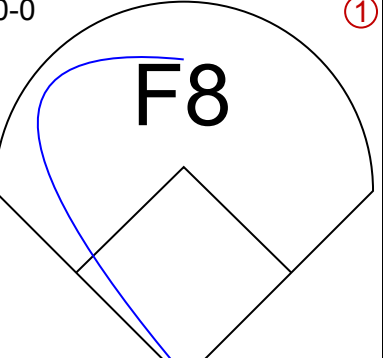
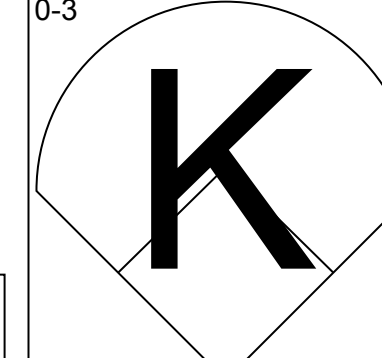
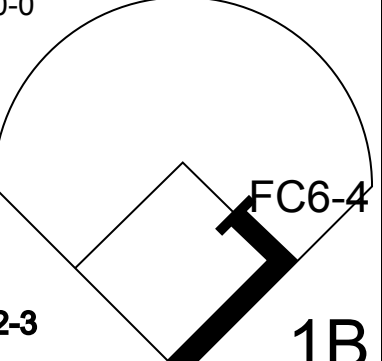
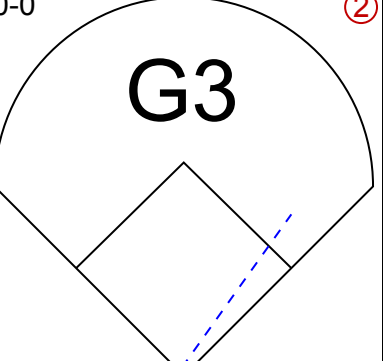
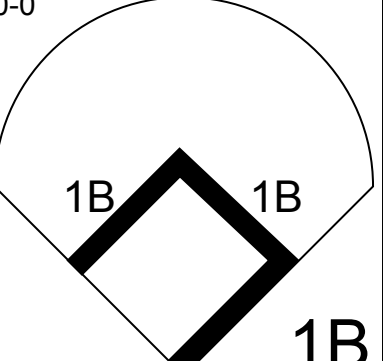
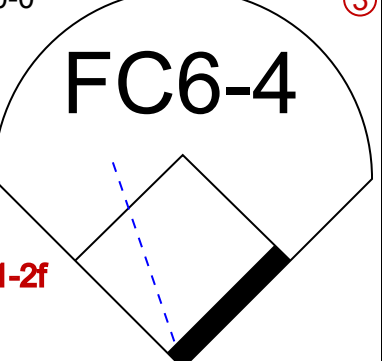
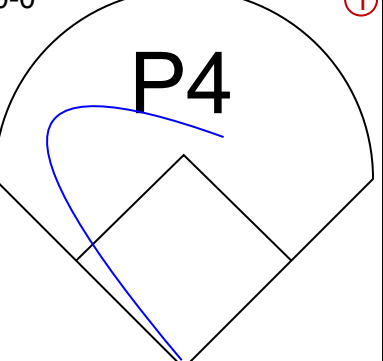
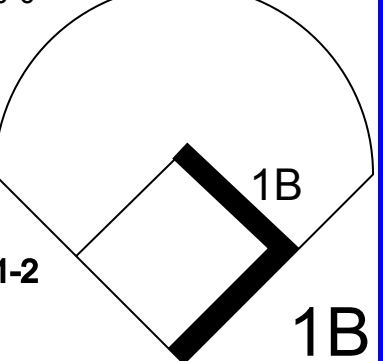


Batter	1	2	3	4	5	6	7	8	9	AB	R	H	RBI	BB	SO	LOB	BOTTOM										
Gene Clines, R OBP: 0.344, SLG: 0.372	0-0 2B SF7		0-0 L3		0-0 L6-4-3		0-0 L8			4	1	1	0	0	0	3											
Rennie Stennett, R OBP: 0.242, SLG: 0.360	0-0 P6		0-0 5-3			0-0 P6		0-0 F7		4	0	0	0	0	0	1											
Al Oliver, L OBP: 0.299, SLG: 0.432	0-0 2B			0-0 F8		0-3 K		0-0 6-3		4	0	1	0	0	1	0											
Willie Stargell, L OBP: 0.382, SLG: 0.667 Richie Zisk, R OBP: 0.246, SLG: 0.365	0-0 SF7		0-3 K		0-3 K			4-0 BB		2	0	0	1	0	2	0											
Richie Hebner, L OBP: 0.374, SLG: 0.515	0-0 F9			0-0 F7			0-0 HR	0-0 G3		4	1	1	1	0	0	2											
Manny Sanguillen, R OBP: 0.293, SLG: 0.444		0-0 F8			0-0 BB 1B		0-0 1-3		0-0 4-3	4	1	1	0	0	0	0											
Bob Robertson, R OBP: 0.357, SLG: 0.433		0-0 F9			4-0 1B BB		0-0 HR		0-0 1-3	3	1	1	1	1	0	0											
Gene Alley, R OBP: 0.294, SLG: 0.331		0-3 K			0-3 K		0-0 F8		0-0 F9	4	0	0	0	0	2	2											
Jim Rooker, R ERA: 4.17 Luke Walker, L ERA: 4.48 Fernando Contreras, R ERA: 4.95 Bob Johnson, L ERA: 4.95 Dave Cash, R ERA: 9.54 Steve Blass, R ERA: 9.54			0-0 5-3		0-0 L6-4-3 1B		0-0 2B			0	0	0	0	0	0	0											
Inning Stats	R: 1 E: 0 K: 0 S: 5	H: 2 LOB: 1 BB: 0 P: 5	R: 0 E: 0 K: 1 S: 5	H: 0 LOB: 0 BB: 0 P: 5	R: 0 E: 0 K: 0 S: 3	H: 0 LOB: 0 BB: 0 P: 3	R: 0 E: 0 K: 1 S: 5	H: 0 LOB: 0 BB: 0 P: 5	R: 1 E: 0 K: 1 S: 6	H: 2 LOB: 1 BB: 1 P: 10	R: 0 E: 0 K: 2 S: 7	H: 0 LOB: 0 BB: 0 P: 7	R: 2 E: 0 K: 0 S: 6	H: 3 LOB: 1 BB: 0 P: 6	R: 0 E: 0 K: 0 S: 3	H: 0 LOB: 1 BB: 1 P: 7	R: 0 E: 0 K: 0 S: 3	H: 0 LOB: 0 BB: 0 P: 3	1B: 3 2B: 2 3B: 0 HR: 2	SF: 1 SAC: 0 DP: 1 HBP: 0	WP: 0 PB: 0 CS: 0	PA: 35					
PITCHER	IP	WLS	BF	H	R	ER	SO	BB	IBB	HBP	BLK	WP	HR	S	P	ERA	WHIP										
Reggie Cleveland, R ERA: 3.4	9.0	W	35	7	4	4	5	2	0	0	0	0	2	43	51	4.00	1.000										

St. Louis Cardinals @ Pittsburgh Pirates
Three Rivers Stadium, Pittsburgh, PA
Wed Jun 27 1973, 7:05 PM EDT
Att: 33,041 - Unknown

AB 32
R 4
H 7
RBI 4
BB 2
SO 5
LOB 8

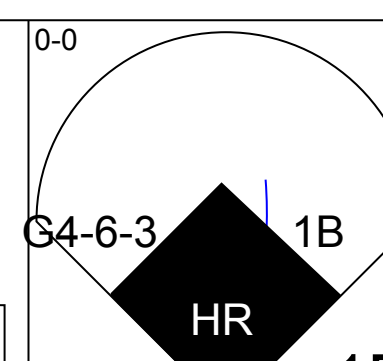
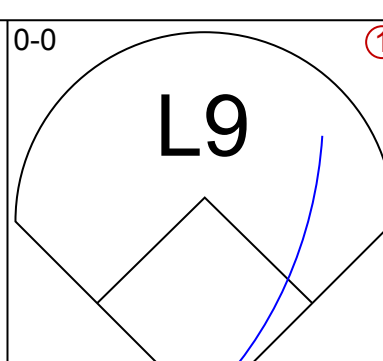
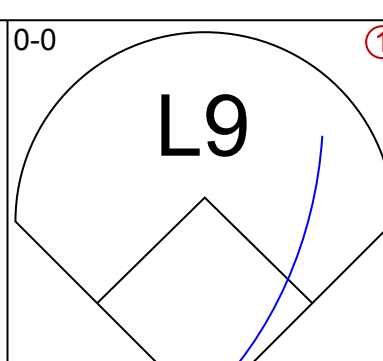
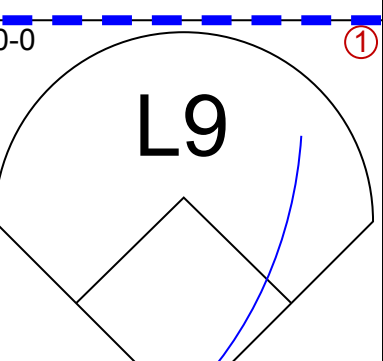
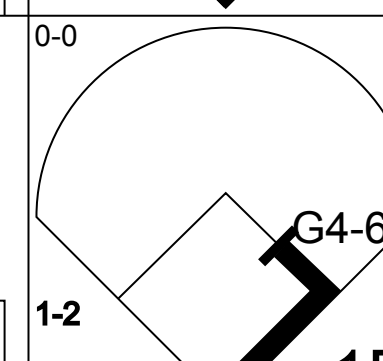
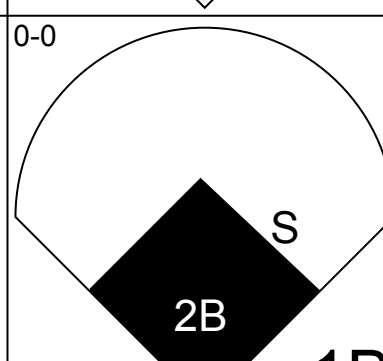
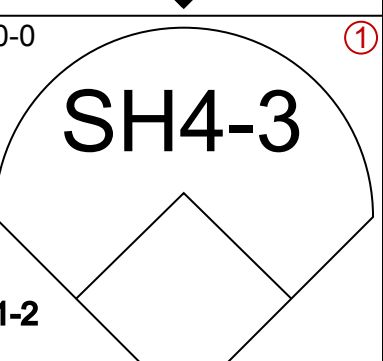
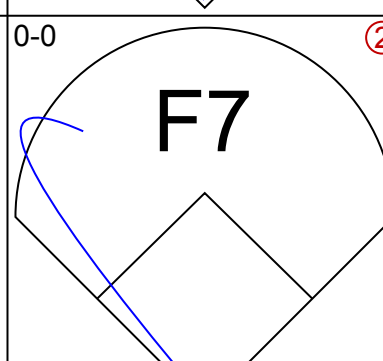
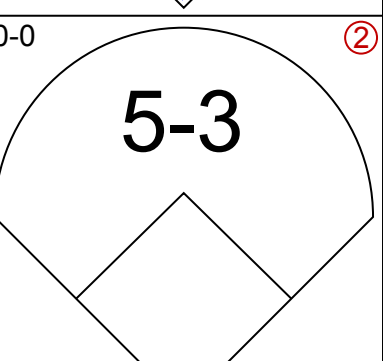
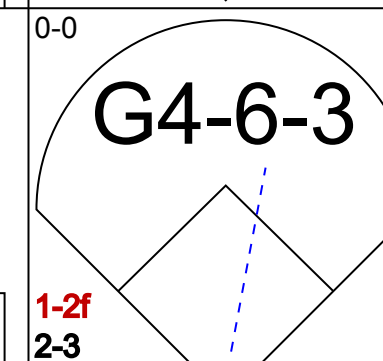
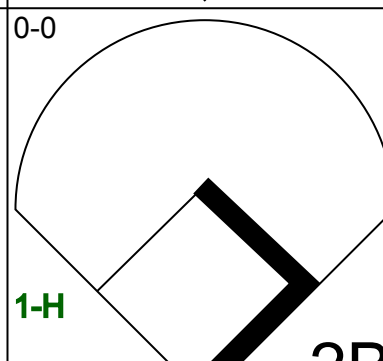
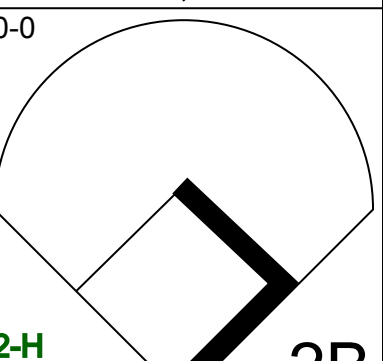
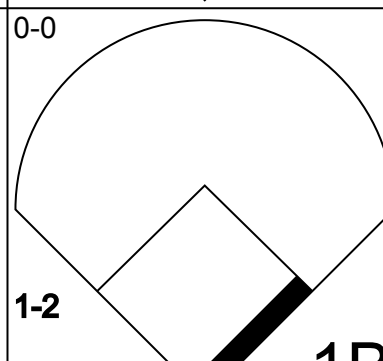
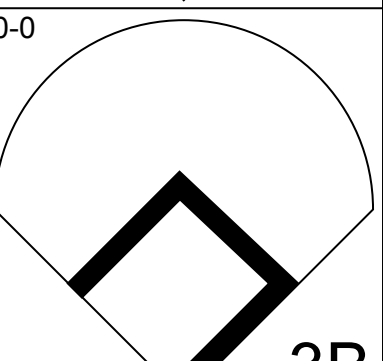
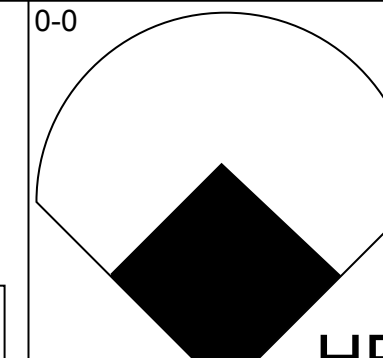
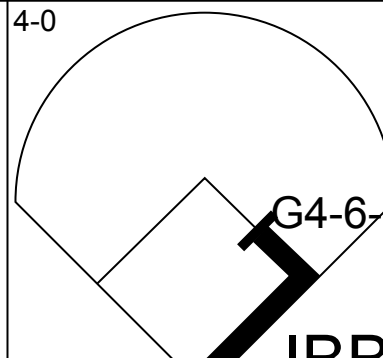
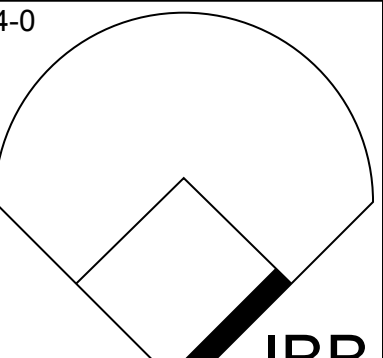
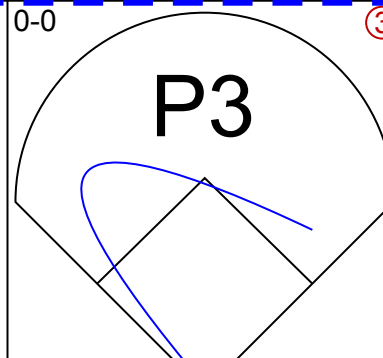
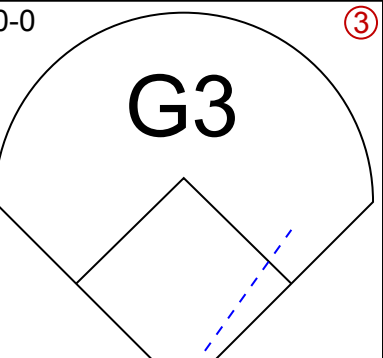
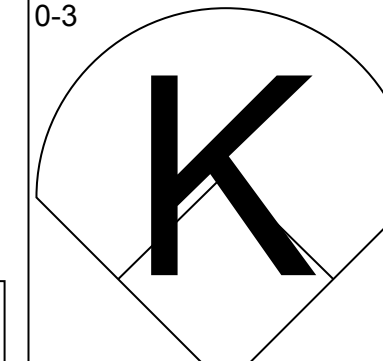
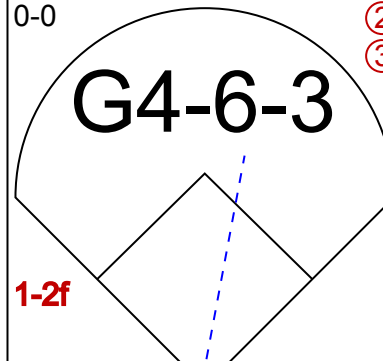
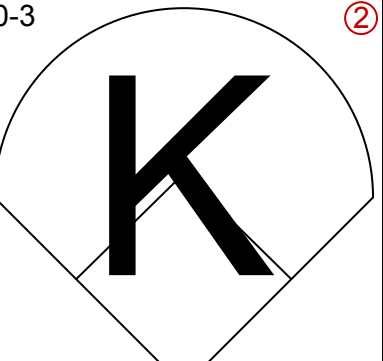




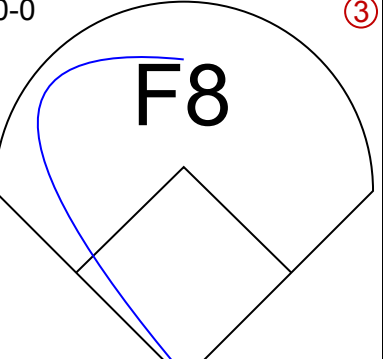
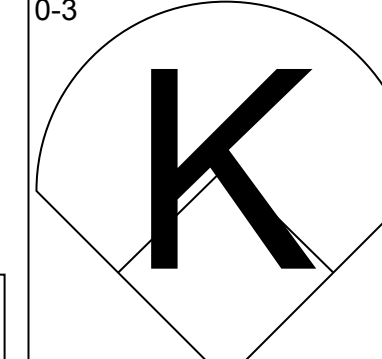
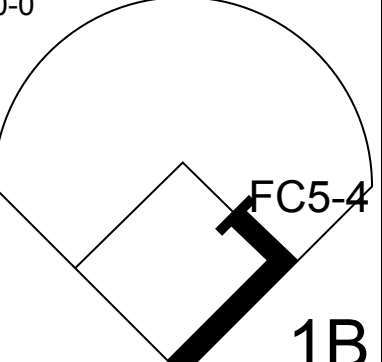
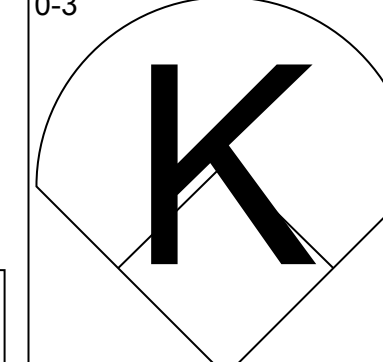

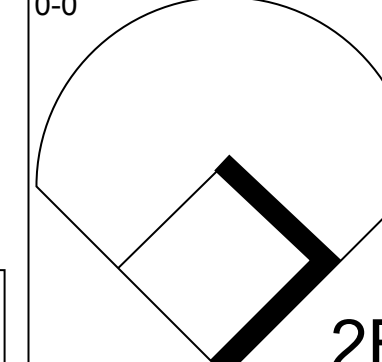
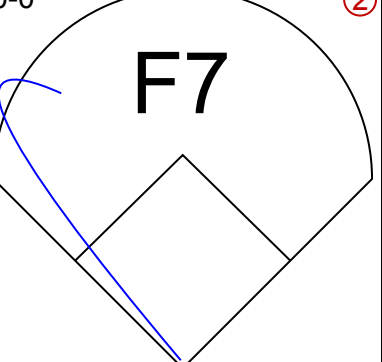
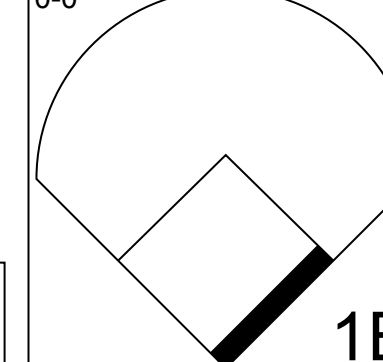
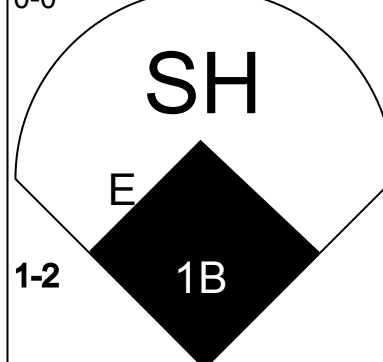
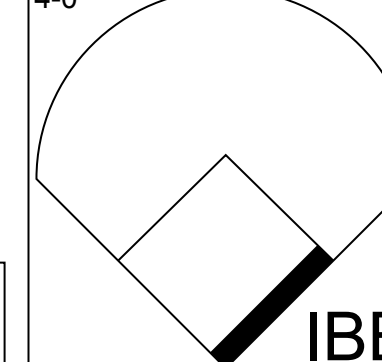
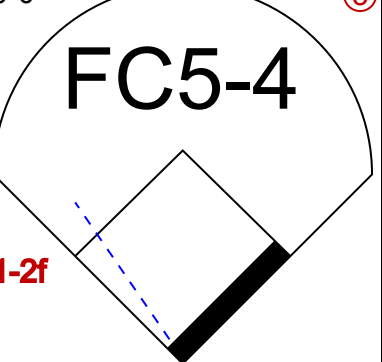
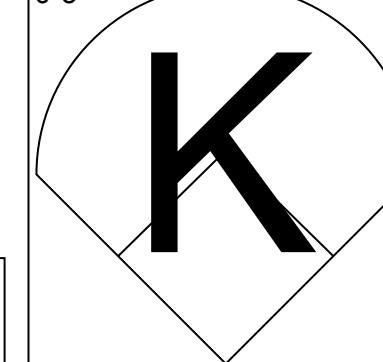
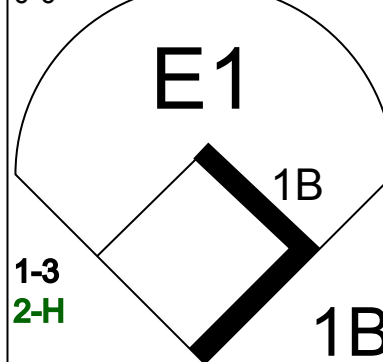
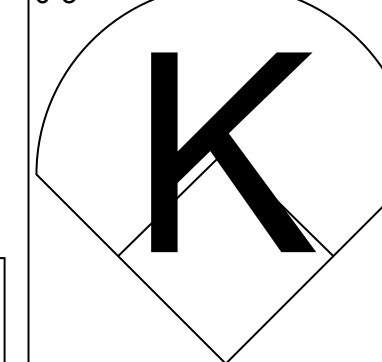
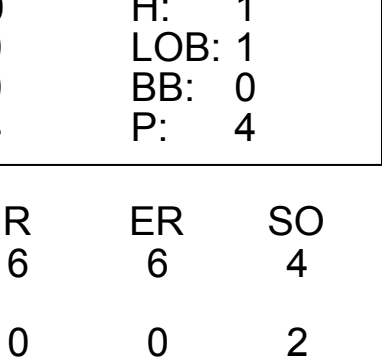
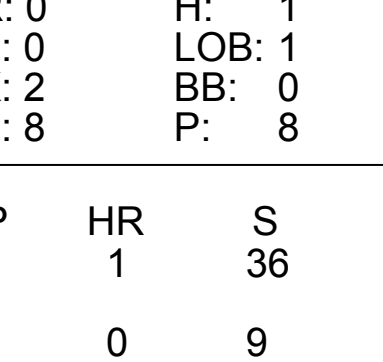
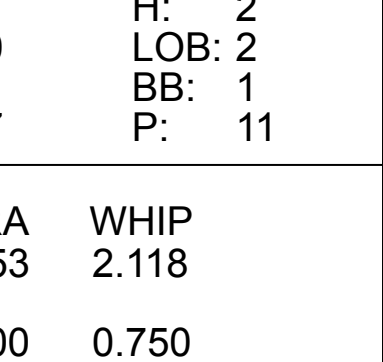
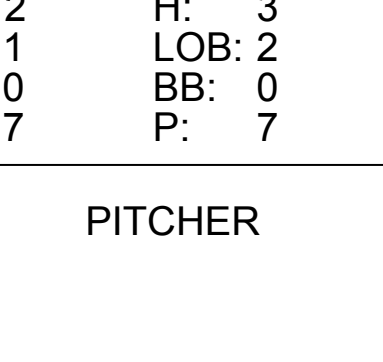
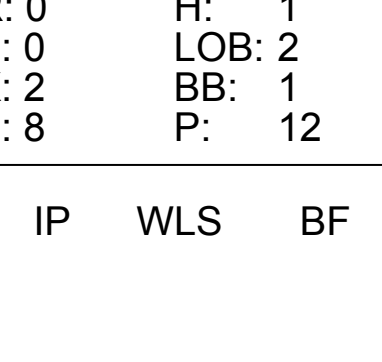


Batter	1	2	3	4	5	6	7	8	9	AB	R	H	RBI	BB	SO	LOB	TOP			
Lou Brock, L OBP: 0.363, SLG: 0.396 (1, 7)										4	0	1	0	0	1	0				
Ted Sizemore, R OBP: 0.368, SLG: 0.317 (1, 4)										4	0	0	0	0	0	3				
Joe Torre, R OBP: 0.431, SLG: 0.476 (1, 5)										4	0	0	0	0	1	0				
Ted Simmons, S OBP: 0.362, SLG: 0.431 (1, 2)										4	0	0	0	0	0	0				
Tim McCarver, L OBP: 0.318, SLG: 0.358 (1, 3)										4	0	0	0	0	0	1				
Jose Cruz, L OBP: 0.341, SLG: 0.420 (1, 9)										3	0	0	0	0	1	1				
Jim Dwyer, L OBP: 0.233, SLG: 0.238 (1, 8)										3	0	2	0	0	0	0				
Mike Tyson, R OBP: 0.281, SLG: 0.305 (1, 6)										3	0	1	0	0	0	3				
Rick Wise, R OBP: 0.277, SLG: 0.286 (1, 1)										2	0	0	0	0	2	1				
Al Hrabosky, R (6, 1)										0	0	0	0	0	0	0				
Bernie Carbo, L OBP: 0.323, SLG: 0.250 (8, PH)										1	0	1	0	0	0	0				
Orlando Pena, R (8, 1)										0	0	0	0	0	0	0				
Inning Stats	R: 0 E: 0 K: 1 S: 5	H: 0 LOB: 0 BB: 0 P: 5	R: 0 E: 1 K: 0 S: 5	H: 1 LOB: 2 BB: 0 P: 5	R: 0 E: 0 K: 1 S: 5	H: 0 LOB: 0 BB: 0 P: 5	R: 0 E: 0 K: 0 S: 3	H: 0 LOB: 0 BB: 0 P: 3	R: 0 E: 0 K: 1 S: 6	H: 1 LOB: 1 BB: 0 P: 6	R: 0 E: 0 K: 1 S: 5	H: 0 LOB: 0 BB: 0 P: 5	R: 0 E: 0 K: 0 S: 5	H: 3 LOB: 2 BB: 0 P: 5	R: 0 E: 0 K: 0 S: 3	H: 0 LOB: 0 BB: 0 P: 3	1B: 5 2B: 0 3B: 0 HR: 0	SF: 0 SAC: 0 DP: 1 HBP: 0	WP: 0 PB: 0 SB: 0 CS: 0	PA: 32
PITCHER Dock Ellis, R ERA: 3.01 (1, 1)	IP: 9.0 WLS: W BF: 32 H: 5 R: 0 ER: 0 SO: 5 BB: 0 IBB: 0 HBP: 0 BLK: 0 WP: 0 HR: 0 S: 42 P: 42 ERA: 0.00 WHIP: 0.556																			

St. Louis Cardinals @ Pittsburgh Pirates
Three Rivers Stadium, Pittsburgh, PA
Thu Jun 28 1973, 7:05 PM EDT
Att: 34,471 - Unknown

AB 32
R 0
H 5
RBI 0
BB 0
SO 5
LOB 9



Batter	1	2	3	4	5	6	7	8	9	AB	R	H	RBI	BB	SO	LOB	BOTTOM			
Gene Clines, R OBP: 0.346, SLG: 0.373 (1, 9)										5	2	2	0	0	0	2				
Manny Sanguillen, R OBP: 0.296, SLG: 0.444 (1, 2)										4	1	2	0	0	0	2				
Al Oliver, L OBP: 0.307, SLG: 0.453 (1, 8)										5	0	4	3	0	0	2				
Willie Stargell, L OBP: 0.396, SLG: 0.678 (1, 7)										2	1	1	2	2	0	2				
Vic Davallo, L OBP: 0.214, SLG: 0.259 (8, 7)										1	0	0	0	0	0	1				
Richie Hebner, L OBP: 0.369, SLG: 0.506 (1, 5)										4	0	0	0	0	2	4				
Bob Robertson, R OBP: 0.352, SLG: 0.425 (1, 3)										4	0	0	0	0	1	2				
Rennie Stennett, R OBP: 0.253, SLG: 0.375 (1, 4)										4	1	3	0	0	1	0				
Gene Alley, R OBP: 0.302, SLG: 0.333 (1, 6)										2	1	1	0	1	0	1				
Dock Ellis, S OBP: 0.150, SLG: 0.128 (1, 1)										4	0	1	0	0	2	4				
Inning Stats	R: 2 E: 0 K: 1 S: 7	H: 3 LOB: 0 BB: 0 P: 7	R: 0 E: 0 K: 0 S: 4	H: 1 LOB: 1 BB: 0 P: 4	R: 1 E: 0 K: 0 S: 4	H: 2 LOB: 1 BB: 1 P: 8	R: 0 E: 0 K: 2 S: 8	H: 1 LOB: 0 BB: 0 P: 8	R: 1 E: 0 K: 1 S: 7	H: 2 LOB: 2 BB: 1 P: 11	R: 2 E: 1 K: 0 S: 7	H: 3 LOB: 2 BB: 0 P: 7	R: 0 E: 0 K: 2 S: 8	H: 1 LOB: 2 BB: 1 P: 12	R: 0 E: 0 K: 0 S: 4	H: 1 LOB: 1 BB: 0 P: 4	1B: 9 2B: 3 3B: 1 HR: 1	SF: 0 SAC: 2 DP: 2 HBP: 0	WP: 0 PB: 0 SB: 1 CS: 0	PA: 40
PITCHER Rick Wise, R ERA: 3.08 (1, 1)	IP: 5.2 WLS: L BF: 30 H: 12 R: 6 ER: 6 SO: 4 BB: 2 IBB: 0 HBP: 0 BLK: 0 WP: 0 HR: 1 S: 36 P: 44 ERA: 9.53 WHIP: 2.118																			
Al Hrabosky, L ERA: 3.24 (6, 1)	1.1 6 1 0 0 2 0 1 0 0 0 0 9 13 0.00 0.750																			
Orlando Pena, R ERA: 3.53 (8, 1)	1.0 4 1 0 0 0 0 0 0 0 0 0 4 4 0.00 1.000																			

St. Louis Cardinals @ Pittsburgh Pirates
Three Rivers Stadium, Pittsburgh, PA
Thu Jun 28 1973, 7:05 PM EDT
Att: 34,471 - Unknown

AB 35
R 6
H 14
RBI 5
BB 3
SO 6
LOB 20



Batter	1	2	3	4	5	6	7	8	9	AB	R	H	RBI	BB	SO	LOB	TOP					
Ron Hunt, R OBP: 0.407, SLG: 0.343 (1, 4)										3	0	0	0	1	0	3						
Boots Day, L OBP: 0.333, SLG: 0.429 (1, 8)										4	0	2	0	0	0	0						
Ron Fairly, L OBP: 0.478, SLG: 0.492 (1, 7)										4	0	1	0	0	0	3						
Ken Singleton, S OBP: 0.416, SLG: 0.449 (1, 9)										4	0	0	0	0	1	4						
Mike Jorgensen, L OBP: 0.326, SLG: 0.322 (1, 3)										4	0	0	0	0	2	3						
Bob Bailey, R OBP: 0.403, SLG: 0.567 (1, 5)										3	0	0	0	0	1	0						
John Boccabella, R OBP: 0.286, SLG: 0.293 (1, 2)										3	0	0	0	0	1	0						
Tim Foli, R OBP: 0.273, SLG: 0.263 (1, 6)										3	0	1	0	0	1	0						
Ernie McAnally, R OBP: 0.200, SLG: 0.200 Joe Gilbert, R (7, 1)										2	0	1	0	0	0	0						
Bob Stinson, S OBP: 0.333, SLG: 0.250 Tom Walker, R (8, 1)										0	0	0	0	0	0	0						
Inning Stats	R: 0 E: 0 K: 2 S: 8	H: 1 LOB: 2 BB: 1 P: 12	R: 0 E: 0 K: 0 S: 5	H: 2 LOB: 2 BB: 0 P: 5	R: 0 E: 0 K: 0 S: 3	H: 1 LOB: 0 BB: 0 P: 3	R: 0 E: 0 K: 1 S: 5	H: 0 LOB: 0 BB: 0 P: 5	R: 0 E: 0 K: 1 S: 5	H: 0 LOB: 0 BB: 0 P: 5	R: 0 E: 0 K: 0 S: 3	H: 0 LOB: 0 BB: 0 P: 3	R: 0 E: 0 K: 2 S: 7	H: 0 LOB: 0 BB: 0 P: 7	R: 0 E: 0 K: 0 S: 3	H: 1 LOB: 0 BB: 0 P: 3	R: 0 E: 0 K: 0 S: 4	H: 1 LOB: 1 BB: 0 P: 4	1B: 6 2B: 1 3B: 0 HR: 0	SF: 0 SAC: 0 DP: 2 HBP: 0	WP: 0 PB: 0 CS: 0	PA: 32
PITCHER Bob Moose, R ERA: 3.43 (1, 1)	IP: 9.0 WLS: W BF: 32 H: 6 R: 0 ER: 0 SO: 6 BB: 1 IBB: 0 HBP: 0 BLK: 0 WP: 0 HR: 0 S: 43 P: 47 ERA: 0.00 WHIP: 0.778															PITCHER	IP: 9.0 WLS: W BF: 32 H: 6 R: 0 ER: 0 SO: 6 BB: 1 IBB: 0 HBP: 0 BLK: 0 WP: 0 HR: 0 S: 43 P: 47 ERA: 0.00 WHIP: 0.778					

Montreal Expos @ Pittsburgh Pirates
Three Rivers Stadium, Pittsburgh, PA
Fri Jun 29 1973, 7:05 PM EDT
Att: 26,638 - Unknown

AB	31
R	0
H	6
RBI	0
BB	1
SO	6
LOB	13



Batter	1	2	3	4	5	6	7	8	9	AB	R	H	RBI	BB	SO	LOB	BOTTOM			
Gene Clines, R OBP: 0.346, SLG: 0.373 Vic Davalillo, L OBP: 0.217, SLG: 0.259 (1, 9)										0	0	0	0	0	0	0				
Manny Sanguillen, R OBP: 0.302, SLG: 0.447 (1, 2)										3	2	2	1	1	0	0				
Al Oliver, L OBP: 0.313, SLG: 0.455 (1, 8)										3	0	2	2	1	0	1				
Willie Stargell, L OBP: 0.399, SLG: 0.680 Richie Zisk, R OBP: 0.246, SLG: 0.365 (8, 7)										4	0	2	1	0	1	4				
Richie Hebner, L OBP: 0.363, SLG: 0.498 (1, 5)										4	0	0	0	0	1	2				
Bob Robertson, R OBP: 0.346, SLG: 0.418 (1, 3)										4	0	0	0	0	1	0				
Rennie Stennett, R OBP: 0.247, SLG: 0.367 (1, 4)										4	0	0	0	0	1	0				
Gene Alley, R OBP: 0.308, SLG: 0.333 (1, 6)										3	1	1	0	1	0	0				
Bob Moose, R OBP: 0.189, SLG: 0.118 (1, 1)										2	0	1	0	0	1	1				
Inning Stats	R: 1 E: 0 K: 1 S: 6	H: 1 LOB: 1 BB: 1 P: 10	R: 0 E: 0 K: 2 S: 8	H: 1 LOB: 1 BB: 0 P: 8	R: 0 E: 0 K: 0 S: 3	H: 1 LOB: 2 BB: 1 P: 7	R: 0 E: 0 K: 0 S: 3	H: 0 LOB: 0 BB: 0 P: 3	R: 0 E: 0 K: 0 S: 6	H: 3 LOB: 3 BB: 0 P: 6	R: 0 E: 0 K: 0 S: 3	H: 0 LOB: 0 BB: 0 P: 3	R: 3 E: 0 K: 1 S: 8	H: 3 LOB: 1 BB: 1 P: 12	R: 0 E: 0 K: 1 S: 5	H: 0 LOB: 0 BB: 0 P: 5	1B: 8 2B: 1 3B: 0 HR: 0	SF: 0 SAC: 1 DP: 0 HBP: 0	WP: 2 PB: 0 CS: 0	PA: 35
PITCHER Ernie McAnally, R ERA: 3.27 Joe Gilbert, L ERA: 4.74 Tom Walker, R ERA: 3.31	IP: 6.1 WLS: L BF: 30 H: 9 R: 4 ER: 4 SO: 3 BB: 3 IBB: 0 HBP: 0 BLK: 0 WP: 1 HR: 0 S: 33 P: 45 ERA: 5.68 WHIP: 1.895															PITCHER	IP: 6.1 WLS: L BF: 30 H: 9 R: 4 ER: 4 SO: 3 BB: 3 IBB: 0 HBP: 0 BLK: 0 WP: 1 HR: 0 S: 33 P: 45 ERA: 5.68 WHIP: 1.895			

Montreal Expos @ Pittsburgh Pirates
Three Rivers Stadium, Pittsburgh, PA
Fri Jun 29 1973, 7:05 PM EDT
Att: 26,638 - Unknown

AB	31
R	4
H	9
RBI	4
BB	3
SO	5
LOB	9



Batter	1	2	3	4	5	6	7	8	9	AB	R	H	RBI	BB	SO	LOB	TOP				
Ron Hunt, R OBP: 0.402, SLG: 0.337 (1, 4)	L1		5-3			5-3		6-3		4	0	0	0	0	0	0	Montreal Expos @ Pittsburgh Pirates Three Rivers Stadium, Pittsburgh, PA Sat Jun 30 1973, 3:33 AM EDT Att: 11,676 - Unknown				
Mike Jorgensen, L OBP: 0.326, SLG: 0.322 Ron Woods, R OBP: 0.359, SLG: 0.354 (1, 3) (8, PH) (8, 7)	K			L9		1B		4-3		3	0	1	0	0	1	0					
Ken Singleton, S OBP: 0.414, SLG: 0.445 (1, 9)	F7			L6		1B		5-3		4	0	1	0	0	0						
Ron Fairly, L OBP: 0.474, SLG: 0.483 (1, 7) (8, 3)		4-3		P6		F7			G6-4-3 BB	3	0	0	0	1	0	2					
Bob Bailey, R OBP: 0.396, SLG: 0.556 (1, 5)		P2			K	P4			G6-4-3 BB	4	0	0	0	0	1	3					
Boots Day, L OBP: 0.343, SLG: 0.430 Clyde Mashore, R OBP: 0.327, SLG: 0.500 (1, 8) (9, PH)					F5				1B BB	2	1	1	0	1	0	0					
Tim Foli, R OBP: 0.280, SLG: 0.271 (1, 6)						1B			1B BB	4	0	3	0	0	1	1					
Terry Humphrey, R OBP: 0.186, SLG: 0.218 (1, 2)				L6					5-3	3	0	1	1	0	0	2					
Balor Moore, L OBP: 0.118, SLG: 0.094 Hal Breeden, R OBP: 0.369, SLG: 0.512 Mickey Scott, L (5, PH) Bob Stinson, S OBP: 0.300, SLG: 0.222 Pat Jarvis, R (7, 1)				F7		P2			G4-6-3	1	0	0	0	0	0	0					
										1	0	0	0	0	0	2					
										0	0	0	0	0	0	1					
										0	0	0	0	0	0	0					
Inning Stats	R: 0 E: 0 K: 1 S: 5	H: 0 LOB: 0 BB: 0 P: 5	R: 0 E: 0 K: 1 S: 5	H: 0 LOB: 1 BB: 1 P: 9	R: 0 E: 0 K: 0 S: 3	H: 0 LOB: 0 BB: 0 P: 3	R: 0 E: 0 K: 0 S: 3	H: 2 LOB: 2 BB: 0 P: 3	R: 0 E: 0 K: 1 S: 7	H: 2 LOB: 2 BB: 0 P: 7	R: 1 E: 0 K: 0 S: 4	H: 2 LOB: 0 BB: 0 P: 4	R: 0 E: 0 K: 0 S: 3	H: 0 LOB: 0 BB: 2 P: 3	R: 0 E: 0 K: 0 S: 3	H: 1 LOB: 2 BB: 2 P: 11	1B: 7 2B: 0 3B: 0 HR: 0	SF: 1 SAC: 0 DP: 2 HBP: 0	WP: 0 PB: 0 CS: 0	PA: 35	
PITCHER	IP WLS BF H R ER SO BB IBB HBP BLK WP HR S P ERA WHIP	7.0 W 27 6 1 1 3 1 0 0 0 0 0 32 36 1.29 1.000	2.0 S 8 1 0 0 0 2 0 0 0 0 0 6 14 0.00 1.500																		

AB	31
R	1
H	7
RBI	1
BB	3
SO	3
LOB	11



Batter	1	2	3	4	5	6	7	8	9	AB	R	H	RBI	BB	SO	LOB	BOTTOM				
Gene Clines, R OBP: 0.348, SLG: 0.364 (1, 9)	WP S BB		BB SF8 BB	K	L4			K		3	1	0	0	2	2	2	Montreal Expos @ Pittsburgh Pirates Three Rivers Stadium, Pittsburgh, PA Sat Jun 30 1973, 3:33 AM EDT Att: 11,676 - Unknown				
Rennie Stennett, R OBP: 0.256, SLG: 0.375 (1, 4)	K		BB BB BB	BB 2B				F8		4	1	2	1	1	1	1					
Al Oliver, L OBP: 0.311, SLG: 0.449 (1, 8)	F7		F7	BB BB			K	F7		4	0	0	0	1	1	5					
Willie Stargell, L OBP: 0.401, SLG: 0.674 Richie Zisk, R OBP: 0.246, SLG: 0.365 (1, 7) (7, 7)	K		BB BB	BB BB			F2			2	1	0	1	2	1	2					
			BB BB	BB BB			F3			0	0	0	0	0	0	0					
Manny Sanguillen, R OBP: 0.298, SLG: 0.442 (1, 2)		K	SF8	5-3			F3			3	0	0	1	0	1	4					
Bob Robertson, R OBP: 0.348, SLG: 0.417 (1, 3)	K		BB BB	BB BB			F8			3	0	1	0	1	1	0					
Richie Hebner, L OBP: 0.362, SLG: 0.494 (1, 5)	K			BB BB			P5	P3		4	0	1	2	0	1	1					
Gene Alley, R OBP: 0.313, SLG: 0.333 (1, 6)				BB BB			P4	1B		3	1	1	0	1	0	3					
Nelson Briles, R OBP: 0.297, SLG: 0.400 Vic Davalillo, L OBP: 0.213, SLG: 0.254 Ramon Hernandez, S (7, PH) (8, 1)			BB BB HBP	6-3			1-3			2	1	1	0	0	0	0					
										1	0	0	0	0	0	1					
										0	0	0	0	0	0	0					
Inning Stats	R: 0 E: 0 K: 2 S: 7	H: 0 LOB: 1 BB: 1 P: 11	R: 0 E: 0 K: 3 S: 9	H: 0 LOB: 0 BB: 0 P: 9	R: 5 E: 0 K: 0 S: 4	H: 1 LOB: 2 BB: 5 P: 25	R: 0 E: 0 K: 1 S: 6	H: 1 LOB: 3 BB: 2 P: 14	R: 0 E: 0 K: 1 S: 5	H: 2 LOB: 2 BB: 0 P: 5	R: 0 E: 0 K: 1 S: 6	H: 1 LOB: 1 BB: 0 P: 6	R: 0 E: 0 K: 0 S: 4	H: 1 LOB: 1 BB: 0 P: 4	R: 0 E: 0 K: 1 S: 5	H: 0 LOB: 0 BB: 0 P: 5	1B: 5 2B: 1 3B: 0 HR: 0	SF: 1 SAC: 0 DP: 0 HBP: 1	WP: 1 PB: 1 CS: 0	PA: 39	
PITCHER	IP WLS BF H R ER SO BB IBB HBP BLK WP HR S P ERA WHIP	4.0 L 23 2 5 5 6 8 0 0 0 0 0 11 11 0.00 1.500	2.0 9 3 0 0 1 0 0 0 0 0 0 0 9 9 0.00 0.500																		



Batter	1	2	3	4	5	6	7	8	9	AB	R	H	RBI	BB	SO	LOB	TOP							
Ron Woods, R OBP: 0.364, SLG: 0.352 Ron Fairly, L OBP: 0.470, SLG: 0.478	4-0 S BB		0-0 4-3			4-0 BB BB	0-0 F8		0-0 6-3	1	0	0	0	2	0	0								
Clyde Mashore, R OBP: 0.304, SLG: 0.458	0-3 K 1-2		0-0 5-3			0-0 P6				4	0	0	0	0	2	2								
Hal Breedren, R OBP: 0.394, SLG: 0.541	0-0 L9			0-0 F7		4-0 1-2 BB				3	1	1	1	1	0	1								
Bob Bailey, R OBP: 0.393, SLG: 0.547	0-0 6-3			4-0 G6-4-3 BB		0-0 1-3				3	0	0	0	1	1	3								
Ken Singleton, S OBP: 0.411, SLG: 0.455		0-0 F9		0-0 G6-4-3						4	1	1	1	0	0	1								
John Boccabella, R OBP: 0.285, SLG: 0.292		0-0 L3			0-0 5-3					4	0	1	0	0	1	0								
Tim Foli, R OBP: 0.287, SLG: 0.279					0-0 G6-3 1B					4	0	3	0	0	0	1								
Pepe Frias, R OBP: 0.213, SLG: 0.234 Boots Day, L OBP: 0.330, SLG: 0.426	0-3 K				0-0 G6-3					3	0	0	0	0	2	3								
Bill Stoneman, R OBP: 0.313, SLG: 0.091 Ron Hunt, R OBP: 0.407, SLG: 0.336 Joe Gilbert, R OBP: 0.265, SLG: 0.218 Terry Humphrey, R OBP: 0.218, SLG: 0.218 Tom Walker, R OBP: 0.218, SLG: 0.218 Mike Jorgensen, L OBP: 0.228, SLG: 0.322			0-0 3-1			0-0 4-3				1	0	0	0	0	0	0								
Inning Stats	R: 0 E: 0 K: 1 S: 5	H: 0 LOB: 1 BB: 1 P: 9	R: 0 E: 0 K: 1 S: 6	H: 1 LOB: 1 BB: 0 P: 6	R: 0 E: 0 K: 0 S: 3	H: 0 LOB: 0 BB: 0 P: 3	R: 0 E: 0 K: 0 S: 2	H: 0 LOB: 0 BB: 1 P: 6	R: 0 E: 0 K: 0 S: 3	H: 1 LOB: 0 BB: 0 P: 3	R: 0 E: 0 K: 0 S: 3	H: 0 LOB: 2 BB: 2 P: 11	R: 1 E: 0 K: 1 S: 7	H: 2 LOB: 2 BB: 1 P: 11	R: 1 E: 0 K: 2 S: 8	H: 1 LOB: 0 BB: 0 P: 8	R: 0 E: 0 K: 1 S: 6	H: 1 LOB: 2 BB: 1 P: 10	1B: 4 2B: 0 3B: 0 HR: 2	SF: 0 SAC: 0 DP: 2 HBP: 0	WP: 1 PB: 0 CS: 1	PA: 37		
PITCHER	IP WLS BF H R ER SO BB IBB HBP BLK WP HR S P ERA WHIP	6.2 W 27 4 1 1 3 5 0 0 0 1 1 28 48 1.35 1.350	2.1 S 10 2 1 1 3 1 0 0 0 0 1 15 19 3.86 1.286																					

Montreal Expos @ Pittsburgh Pirates
Three Rivers Stadium, Pittsburgh, PA
Sun Jul 01 1973, 3:33 AM EDT
Unknown

AB 31
R 2
H 6
RBI 2
BB 6
SO 6
LOB 16



Batter	1	2	3	4	5	6	7	8	9	AB	R	H	RBI	BB	SO	LOB	BOTTOM						
Gene Clines, R OBP: 0.343, SLG: 0.358	0-0 L6		0-0 3B 1B	0-0 FC6-4 S		0-3 K		0-0 L9		5	1	1	0	0	1	3							
Manny Sanguillen, R OBP: 0.294, SLG: 0.436	0-0 P3		0-0 5-3	0-0 F9		0-0 4-3				4	0	0	0	0	0	3							
Al Oliver, L OBP: 0.320, SLG: 0.463	0-0 E 1B		0-0 SF5 3B		0-0 BB 1B		0-0 FC3-6 1B			4	3	4	1	0	0	0							
Willie Stargell, L OBP: 0.407, SLG: 0.679 Richie Zisk, R OBP: 0.241, SLG: 0.358	0-0 E6 1H 2B		4-0 BB		4-0 1B SF7 BB		0-0 P2			1	1	1	1	2	0	0							
Richie Hebner, L OBP: 0.364, SLG: 0.494	4-0 IBB		0-0 SF5		0-0 1B 1B		0-0 FC3-6			2	1	1	2	1	0	1							
Bob Robertson, R OBP: 0.343, SLG: 0.411	0-0 L6		0-0 F9		0-0 SF7		0-0 F8			3	0	0	1	0	0	4							
Rennie Stennett, R OBP: 0.261, SLG: 0.378		0-0 6-3		0-0 P9		0-0 G6-4-3 1B		0-0 SH3-4 1B		4	0	2	1	0	0	0							
Gene Alley, R OBP: 0.313, SLG: 0.328		0-0 F9		4-0 FC6-4 SH BB		0-0 G6-4-3		0-0 SH3-4		2	0	0	0	1	0	1							
Luke Walker, L OBP: 0.100, SLG: 0.100 Bob Johnson, L		0-0 3-1		0-0 SH FC6-4		0-0 4-3		0-0 5-3		2	0	0	0	0	0	0							
Inning Stats	R: 1 E: 1 K: 0 S: 5	H: 2 LOB: 2 BB: 1 P: 9	R: 0 E: 0 K: 0 S: 3	H: 0 LOB: 0 BB: 0 P: 3	R: 2 E: 0 K: 0 S: 5	H: 2 LOB: 1 BB: 1 P: 9	R: 0 E: 0 K: 0 S: 4	H: 0 LOB: 2 BB: 1 P: 8	R: 3 E: 0 K: 0 S: 5	H: 3 LOB: 0 BB: 1 P: 9	R: 0 E: 0 K: 1 S: 5	H: 0 LOB: 0 BB: 0 P: 5	R: 0 E: 0 K: 0 S: 4	H: 1 LOB: 1 BB: 0 P: 4	R: 0 E: 0 K: 0 S: 4	H: 1 LOB: 1 BB: 0 P: 4	1B: 7 2B: 1 3B: 1 HR: 0	SF: 2 SAC: 2 DP: 1 HBP: 0	WP: 0 PB: 0 CS: 0	PA: 37			
PITCHER	IP WLS BF H R ER SO BB IBB HBP BLK WP HR S P ERA WHIP	5.0 L 26 7 0 0 1 0 0 0 0 0 0 5 5 0.00 0.000	1.0 3 0 0 0 1 0 0 0 0 0 0 0 5 5 0.00 0.000	2.0 8 2 0 0 0 0 0 0 0 0 0 0 8 8 0.00 1.000																			

Montreal Expos @ Pittsburgh Pirates
Three Rivers Stadium, Pittsburgh, PA
Sun Jul 01 1973, 3:33 AM EDT
Unknown

AB 29
R 6
H 9
RBI 6
BB 4
SO 1
LOB 14



Batter	1	2	3	4	5	6	7	8	9	AB	R	H	RBI	BB	SO	LOB	TOP										
Ron Hunt, R OBP: 0.402, SLG: 0.336 (1, 4)			SH2-4 1-2		6-3				4-3	3	0	1	0	1	0	0											
Tim Foli, R OBP: 0.287, SLG: 0.280 Pepe Frias, R OBP: 0.210, SLG: 0.231 Boots Day, L OBP: 0.336, SLG: 0.422 (1, 6) (5, 6) (9, PH)			E5 2-3						G3	3	0	1	0	0	0	2											
Ron Woods, R OBP: 0.363, SLG: 0.348 Ron Fairly, L OBP: 0.471, SLG: 0.475 (1, 8) (7, PH) (7, 7)							4-3			2	0	0	0	1	0	2											
Hal Breedren, R OBP: 0.394, SLG: 0.528 (1, 3)			K			K		6-3		4	1	1	0	1	2	3											
Bob Bailey, R OBP: 0.389, SLG: 0.539 (1, 5)		K	FC6 1-2			F9		L8		5	0	1	1	0	1	4											
Ken Singleton, S OBP: 0.408, SLG: 0.462 (1, 9)		K			4-3		1-3			5	1	1	1	0	1	3											
Clyde Mashore, R OBP: 0.333, SLG: 0.460 (1, 7) (7, 8)					5-3					2	0	1	1	2	0	0											
Terry Humphrey, R OBP: 0.203, SLG: 0.207 (1, 2)	F3				K					3	1	0	0	1	1	2											
Mike Torrez, R OBP: 0.242, SLG: 0.270 John Strimling, R OBP: 0.400, SLG: 0.250 Bob Singleton, S OBP: 0.240, SLG: 0.222 Joe Gilbert, L OBP: 0.289, SLG: 0.220 Mike Jorgensen, L OBP: 0.289, SLG: 0.220 Mike Marshall, R OBP: 0.207, SLG: 0.214 (1, 1) (4, 1) (7, PH) (7, 1) (8, PH) (8, 1)			E4 E SH2-4			P3		CI		1	0	0	0	0	0	0											
Inning Stats	R: 0 E: 0 K: 0 S: 3	H: 1 LOB: 0 BB: 0 P: 3	R: 1 E: 0 K: 2 S: 8	H: 1 LOB: 1 BB: 1 P: 12	R: 0 E: 2 K: 1 S: 7	H: 0 LOB: 3 BB: 1 P: 11	R: 0 E: 0 K: 1 S: 5	H: 0 LOB: 0 BB: 0 P: 5	R: 0 E: 0 K: 1 S: 4	H: 1 LOB: 1 BB: 0 P: 4	R: 0 E: 0 K: 1 S: 5	H: 0 LOB: 0 BB: 0 P: 5	R: 1 E: 1 K: 0 S: 4	H: 0 LOB: 2 BB: 2 P: 12	R: 1 E: 0 K: 0 S: 4	H: 1 LOB: 2 BB: 2 P: 12	R: 1 E: 0 K: 0 S: 5	H: 2 LOB: 2 BB: 1 P: 9	1B: 5 2B: 0 3B: 0 HR: 1	SF: 0 SAC: 1 DP: 1 HBP: 0	WP: 1 PB: 0 CS: 0	PA: 42					
PITCHER	IP	WLS	BF	H	R	ER	SO	BB	IBB	HBP	BLK	WP	HR	S	P	ERA	WHIP										
Jim Rooker, L ERA: 3.83 Dave Giusti, R ERA: 1.51 (1, 1) (7, 1)	6.1	W	28	3	2	1	5	4	0	0	0	1	0	34	50	1.42	1.105										

Montreal Expos @ Pittsburgh Pirates
Three Rivers Stadium, Pittsburgh, PA
Sun Jul 01 1973, 3:38 AM EDT
Att: 24,984 - Unknown

AB	33
R	4
H	6
RBI	4
BB	7
SO	5
LOB	22



Batter	1	2	3	4	5	6	7	8	9	AB	R	H	RBI	BB	SO	LOB	BOTTOM										
Gene Clines, R OBP: 0.351, SLG: 0.362 (1, 8)		L4-3								4	1	2	1	1	0	0											
Dave Cash, R OBP: 0.336, SLG: 0.370 (1, 4)			6-3		K			6-3		4	2	1	1	1	1	3											
Al Oliver, L OBP: 0.325, SLG: 0.474 (1, 3)					4-3					4	2	2	1	1	0	5											
Richie Hebner, L OBP: 0.366, SLG: 0.495 Fernando Gonzalez, R OBP: 0.200, SLG: 0.343 (1, 5) (2, 5)			K				6-3			1	0	1	1	0	0	0											
Richie Zisk, R OBP: 0.270, SLG: 0.404 (1, 7)										4	0	2	1	1	0	2											
Rennie Stennett, R OBP: 0.281, SLG: 0.375 (1, 6)			4-3	4-3			L4			4	0	1	0	0	0	3											
Vic Davallilo, L OBP: 0.215, SLG: 0.254 (1, 9)	4-3									4	0	1	0	0	0	3											
Milt May, L OBP: 0.354, SLG: 0.397 (1, 2)							4-3			2	1	0	0	2	0	0											
Jim Rooker, R Dave Giusti, R OBP: 0.400, SLG: 0.250 (1, 1) (7, 1)		K					L3			1	1	0	0	0	1	0											
Inning Stats	R: 2 E: 1 K: 0 S: 6	H: 4 LOB: 2 BB: 1 P: 10	R: 0 E: 0 K: 1 S: 5	H: 0 LOB: 0 BB: 0 P: 5	R: 1 E: 0 K: 1 S: 6	H: 1 LOB: 1 BB: 1 P: 10	R: 5 E: 0 K: 0 S: 8	H: 4 LOB: 1 BB: 1 P: 12	R: 0 E: 0 K: 1 S: 6	H: 1 LOB: 3 BB: 2 P: 14	R: 0 E: 0 K: 0 S: 4	H: 1 LOB: 1 BB: 0 P: 4	R: 0 E: 0 K: 0 S: 3	H: 0 LOB: 0 BB: 0 P: 3	R: 0 E: 0 K: 0 S: 3	H: 0 LOB: 1 BB: 1 P: 7	1B: 7 2B: 2 3B: 1 HR: 1	SF: 0 SAC: 2 DP: 0 HBP: 0	WP: 0 PB: 0 CS: 1	PA: 41							
PITCHER	IP	WLS	BF	H	R	ER	SO	BB	IBB	HBP	BLK	WP	HR	S	P	ERA	WHIP										
Mike Torrez, R ERA: 4.04 John Strimling, R ERA: 4.45 Joe Gilbert, L ERA: 4.29 Mike Marshall, R ERA: 2.88 (1, 1) (4, 1) (7, 1) (8, 1)	3.2	L	23	9	8	7	2	3	0	0	0	0	0	11	19	0.00	1.714										

Montreal Expos @ Pittsburgh Pirates
Three Rivers Stadium, Pittsburgh, PA
Sun Jul 01 1973, 3:38 AM EDT
Att: 24,984 - Unknown

AB	33
R	8
H	11
RBI	7
BB	6
SO	3
LOB	17



Batter	1	2	3	4	5	6	7	8	9	AB	R	H	RBI	BB	SO	LOB	TOP					
Vic Davallio, L (1, 3) OBP: 0.203, SLG: 0.239	F7		6-3		F7		FC6-4			4	0	0	0	0	0	2						
Gene Clines, R (1, 9) OBP: 0.349, SLG: 0.359	L6-3		L9		1B			L8		4	0	1	0	0	0	0						
Al Oliver, L (1, 8) OBP: 0.324, SLG: 0.471	1B		F8		1-3			4-3		4	0	1	0	0	0	2						
Willie Stargell, L (1, 7) OBP: 0.405, SLG: 0.672	F8			G4-6-3 1B		P6		4-3		4	0	1	0	0	0	1						
Richie Hebner, L (1, 5) OBP: 0.364, SLG: 0.496		4-3 FC1 2B	G4-6-3		F8			F8		4	0	1	0	0	0	1						
Manny Sanguillen, R (1, 2) OBP: 0.294, SLG: 0.434	4-3				4-3			F3		4	0	1	0	0	0	1						
Dave Cash, R (1, 4) OBP: 0.335, SLG: 0.365		2-3 FC1 BB			F9		L4	E4		3	0	0	0	1	0	1						
Gene Alley, R (1, 6) OBP: 0.309, SLG: 0.324		FC1			5-3		6-3	F9		2	0	0	0	0	0	2						
Rennie Stennett, R (7, PH) OBP: 0.259, SLG: 0.371		1-2 3-H								2	0	0	0	0	0	1						
Dock Ellis, S (1, 1) OBP: 0.167, SLG: 0.146		0-3								2	0	1	0	0	1	2						
Fernando Gonzalez, R (7, PH) OBP: 0.222, SLG: 0.361										1	0	1	0	0	0	0						
Ramon Hernandez, S (7, 1)										0	0	0	0	0	0	0						
Tom Detmore, L (8, 1)					1B		FC6-4 1B			0	0	0	0	0	0	0						
Inning Stats	R: 0 E: 0 K: 0 S: 4	H: 1 LOB: 1 BB: 0 P: 4	R: 0 E: 0 K: 1 S: 6	H: 1 LOB: 2 BB: 1 P: 10	R: 0 E: 0 K: 0 S: 3	H: 0 LOB: 0 BB: 0 P: 3	R: 0 E: 0 K: 0 S: 4	H: 2 LOB: 1 BB: 0 P: 4	R: 0 E: 0 K: 0 S: 5	H: 2 LOB: 2 BB: 0 P: 5	R: 0 E: 0 K: 0 S: 3	H: 0 LOB: 0 BB: 0 P: 3	R: 0 E: 0 K: 0 S: 4	H: 1 LOB: 1 BB: 0 P: 4	R: 0 E: 1 K: 0 S: 4	H: 0 LOB: 1 BB: 0 P: 4	R: 0 E: 0 K: 0 S: 4	H: 0 LOB: 0 BB: 0 P: 4	1B: 6 2B: 1 3B: 0 HR: 0	SF: 0 SAC: 0 DP: 1 HBP: 0	WP: 0 PB: 0 SB: 0 CS: 0	PA: 35
PITCHER Rick Wise, R (1, 1) ERA: 2.87	IP: 9.0 WLS: W BF: 35 H: 7 R: 0 ER: 0 SO: 1 BB: 1 IBB: 0 HBP: 0 BLK: 0 WP: 0 HR: 0 S: 36 P: 40 ERA: 0.00 WHIP: 0.889															PITCHER	IP: 9.0 WLS: W BF: 35 H: 7 R: 0 ER: 0 SO: 1 BB: 1 IBB: 0 HBP: 0 BLK: 0 WP: 0 HR: 0 S: 36 P: 40 ERA: 0.00 WHIP: 0.889					

Pittsburgh Pirates @ St. Louis Cardinals
 Busch Stadium, St. Louis, MO
 Tue Jul 03 1973, 7:05 PM CDT
 Unknown

AB	34
R	0
H	7
RBI	0
BB	1
SO	1
LOB	13



Batter	1	2	3	4	5	6	7	8	9	AB	R	H	RBI	BB	SO	LOB	BOTTOM					
Lou Brock, L (1, 7) OBP: 0.362, SLG: 0.388	6-3		4-3			1B 3B 1B		S 1B 1-3 1B		4	2	2	0	0	0	1						
Ted Sizemore, R (1, 4) OBP: 0.380, SLG: 0.322	4-0 BB		2-3 FC6-4 1B			1-2 3B 1B		P2		3	1	2	1	1	0	1						
Joe Torre, R (1, 5) OBP: 0.417, SLG: 0.446	0-0 1-2		3-H 0-0 FC6-4			P6		1-3		4	0	0	0	0	0	5						
Ted Simmons, S (1, 2) OBP: 0.364, SLG: 0.432		4-3				F5		1B IBB		3	0	1	0	1	0	2						
Tim McCarver, L (1, 3) OBP: 0.321, SLG: 0.364		4-0 BB				FC4 1B		FC4-6 1B		2	0	1	2	1	0	1						
Ken Reitz, R (7, 5) OBP: 0.258, SLG: 0.346		FC4-6 BB				1-2 G3-6		FC4-6 1B		1	0	1	1	0	0	0						
Jose Cruz, L (1, 8) OBP: 0.335, SLG: 0.413		FC4-6				1-H 2-H 3B		FC4-6 1B		4	0	0	0	0	1	5						
Bernie Carbo, L (1, 9) OBP: 0.311, SLG: 0.233		4-3				K		FC4-6		3	0	0	0	0	0	1						
Mike Tyson, R (1, 6) OBP: 0.286, SLG: 0.314						P4		F2		3	0	0	0	0	0	1						
Mike Tyson, R (1, 6) OBP: 0.286, SLG: 0.314						K		F3		3	1	1	0	0	1	0						
Rick Wise, R (1, 1) OBP: 0.265, SLG: 0.273						4-3		1-3		2	0	0	0	0	0	0						
Inning Stats	R: 0 E: 0 K: 0 S: 2	H: 0 LOB: 1 BB: 1 P: 6	R: 0 E: 0 K: 0 S: 3	H: 0 LOB: 1 BB: 1 P: 7	R: 1 E: 0 K: 0 S: 5	H: 2 LOB: 0 BB: 0 P: 5	R: 0 E: 0 K: 0 S: 3	H: 1 LOB: 0 BB: 0 P: 3	R: 0 E: 0 K: 1 S: 5	H: 0 LOB: 0 BB: 0 P: 5	R: 2 E: 0 K: 1 S: 8	H: 3 LOB: 1 BB: 0 P: 8	R: 0 E: 0 K: 0 S: 3	H: 0 LOB: 0 BB: 0 P: 3	R: 1 E: 0 K: 0 S: 5	H: 2 LOB: 2 BB: 1 P: 9	R: 0 E: 0 K: 0 S: 4	H: 0 LOB: 0 BB: 0 P: 4	1B: 7 2B: 0 3B: 1 HR: 0	SF: 0 SAC: 1 DP: 2 HBP: 0	WP: 0 PB: 0 SB: 1 CS: 0	PA: 33
PITCHER Dock Ellis, R (1, 1) ERA: 3.09 Ramon Hernandez, L (7, 1) ERA: 2.99 Tom Detmore, R (8, 1) ERA: 5.28	IP: 6.0 WLS: L BF: 24 H: 6 R: 3 ER: 3 SO: 2 BB: 0 IBB: 0 HBP: 0 BLK: 0 WP: 0 HR: 0 S: 26 P: 34 ERA: 4.50 WHIP: 1.333															PITCHER	IP: 6.0 WLS: L BF: 24 H: 6 R: 3 ER: 3 SO: 2 BB: 0 IBB: 0 HBP: 0 BLK: 0 WP: 0 HR: 0 S: 26 P: 34 ERA: 4.50 WHIP: 1.333					

Pittsburgh Pirates @ St. Louis Cardinals
 Busch Stadium, St. Louis, MO
 Tue Jul 03 1973, 7:05 PM CDT
 Unknown

AB	29
R	4
H	8
RBI	4
BB	3
SO	2
LOB	16



Batter	1	2	3	4	5	6	7	8	9	AB	R	H	RBI	BB	SO	LOB	TOP							
Gene Clines, R OBP: 0.344, SLG: 0.354 (1, 9)										5	0	1	0	0	0	2								
Dave Cash, R OBP: 0.330, SLG: 0.359 (1, 4)										4	0	0	0	0	1	2								
Al Oliver, L OBP: 0.320, SLG: 0.465 (1, 8)										4	0	0	0	0	0	1								
Richie Zisk, R OBP: 0.299, SLG: 0.467 (1, 7)										3	2	2	1	1	0	1								
Manny Sanguillen, R OBP: 0.293, SLG: 0.430 (1, 2)										3	1	0	0	1	0	1								
Bob Robertson, R OBP: 0.338, SLG: 0.404 (1, 3)										4	0	0	0	0	1	2								
Richie Hebner, L OBP: 0.363, SLG: 0.490 (1, 5)										3	1	0	0	1	0	0								
Rennie Stennett, R OBP: 0.256, SLG: 0.369 (1, 6)										4	1	1	1	0	0	0								
Steve Blass, R OBP: 0.455, SLG: 0.545 Bob Johnson, L (3, 1)										1	0	1	0	0	0	0								
Fernando Gonzalez, R OBP: 0.216, SLG: 0.351 Tom Dettore, L (8, 1)										0	0	0	0	1	0	0								
Willie Stargell, L OBP: 0.497, SLG: 0.686 (9, PH)										0	0	0	0	0	0	0								
Willie Stargell, L OBP: 0.497, SLG: 0.686 (9, PH)										1	1	1	4	0	0	0								
Inning Stats	R: 0 E: 0 K: 0 S: 4	H: 1 LOB: 1 BB: 0 P: 4	R: 0 E: 0 K: 0 S: 3	H: 0 LOB: 0 BB: 0 P: 3	R: 0 E: 0 K: 0 S: 4	H: 1 LOB: 1 BB: 0 P: 4	R: 1 E: 0 K: 1 S: 6	H: 1 LOB: 0 BB: 0 P: 6	R: 0 E: 0 K: 0 S: 3	H: 0 LOB: 1 BB: 0 P: 7	R: 0 E: 0 K: 0 S: 4	H: 1 LOB: 1 BB: 0 P: 4	R: 0 E: 0 K: 0 S: 3	H: 0 LOB: 0 BB: 0 P: 3	R: 0 E: 0 K: 1 S: 5	H: 0 LOB: 0 BB: 0 P: 5	R: 5 E: 0 K: 0 S: 5	H: 2 LOB: 0 BB: 3 P: 17	1B: 4 2B: 0 3B: 0 HR: 2	SF: 0 SAC: 0 DP: 0 HBP: 0	WP: 0 PB: 1 SB: 1 CS: 0	PA: 37		
PITCHER	IP WLS BF H R ER SO BB IBB HBP BLK WP HR S P ERA WHIP	8.2 W 34 4 4 4 2 4 0 0 0 0 1 34 50 4.15 0.923	0.1 S 3 2 2 2 0 0 0 0 0 0 1 3 3 54.00 6.000																					

Pittsburgh Pirates @ St. Louis Cardinals
 Busch Stadium, St. Louis, MO
 Tue Jul 03 1973, 7:05 PM CDT
 Att: 28,449 - Unknown

AB	33
R	6
H	6
RBI	6
BB	4
SO	2
LOB	9



Batter	1	2	3	4	5	6	7	8	9	AB	R	H	RBI	BB	SO	LOB	BOTTOM			
Lou Brock, L OBP: 0.367, SLG: 0.389 Jim Dwyer, L OBP: 0.196, SLG: 0.200 (7, FR)										2	2	1	0	2	0	0				
Ted Sizemore, R OBP: 0.387, SLG: 0.332 (1, 4)										3	1	2	0	1	0	0				
Tim McCarver, L OBP: 0.320, SLG: 0.356 (1, 2)										3	1	0	0	1	0	4				
Ted Simmons, S OBP: 0.359, SLG: 0.428 Joe Torre, R OBP: 0.417, SLG: 0.446 (8, 3)										3	0	0	2	0	0	4				
Joe Torre, R OBP: 0.417, SLG: 0.446 (8, 3)										0	0	0	0	0	0	0				
Jose Cruz, L OBP: 0.337, SLG: 0.412 (1, 8)										3	1	1	1	1	0	1				
Bernie Carbo, L OBP: 0.308, SLG: 0.225 (1, 9)										3	1	0	1	1	1	2				
Ken Reitz, R OBP: 0.263, SLG: 0.359 (1, 5)										4	0	2	3	0	0	0				
Mike Tyson, R OBP: 0.285, SLG: 0.312 (1, 6)										4	0	1	0	0	0	2				
Rich Folkers, L OBP: 0.285, SLG: 0.312 (1, 1)										4	0	0	0	0	1	2				
Diego Segui, R OBP: 0.285, SLG: 0.312 (9, 1)										0	0	0	0	0	0	0				
Inning Stats	R: 1 E: 0 K: 0 S: 3	H: 0 LOB: 2 BB: 2 P: 11	R: 0 E: 0 K: 1 S: 5	H: 0 LOB: 0 BB: 0 P: 5	R: 5 E: 0 K: 0 S: 5	H: 2 LOB: 1 BB: 4 P: 21	R: 0 E: 0 K: 0 S: 3	H: 0 LOB: 0 BB: 0 P: 3	R: 0 E: 0 K: 1 S: 6	H: 1 LOB: 1 BB: 0 P: 6	R: 1 E: 0 K: 0 S: 6	H: 3 LOB: 2 BB: 0 P: 6	R: 0 E: 0 K: 0 S: 4	H: 1 LOB: 1 BB: 0 P: 4	R: 0 E: 0 K: 0 S: 4	H: 1 LOB: 1 BB: 0 P: 4	1B: 5 2B: 1 3B: 1 HR: 0	SF: 1 SAC: 0 DP: 0 HBP: 0	WP: 0 PB: 0 SB: 0 CS: 0	PA: 37
PITCHER	IP WLS BF H R ER SO BB IBB HBP BLK WP HR S P ERA WHIP	2.2 L 15 5 1 6 1 6 0 0 0 0 0 20 20 2.08 1.154	1.0 4 1 0 0 0 0 0 0 0 0 0 0 4 4 0.00 1.000																	

Pittsburgh Pirates @ St. Louis Cardinals
 Busch Stadium, St. Louis, MO
 Tue Jul 03 1973, 7:05 PM CDT
 Att: 28,449 - Unknown

AB	30
R	7
H	7
RBI	7
BB	6
SO	2
LOB	16



Batter	1	2	3	4	5	6	7	8	9	AB	R	H	RBI	BB	SO	LOB	TOP					
Gene Clines, R OBP: 0.346, SLG: 0.375	L1 6-3 2B		F5						L4-6-3	5	1	2	1	0	0	1						
Rennie Stennett, R OBP: 0.254, SLG: 0.361	6-3		P3		1-3		6-3			4	0	0	0	0	0	3						
Al Oliver, L OBP: 0.322, SLG: 0.479	PB 2B			4-3				F8		4	1	2	2	0	0	0						
Willie Stargell, L OBP: 0.408, SLG: 0.683	K							F7		4	0	2	0	0	1	1						
Vic Davallo, L OBP: 0.203, SLG: 0.239	2-3						G4-6-3 1B			0	0	0	0	0	0	0						
Richie Hebner, L OBP: 0.361, SLG: 0.487	6-3			L9		G4-6-3 1B		1B		4	0	1	0	0	0	3						
Richie Zisk, R OBP: 0.324, SLG: 0.476				4-3				1B		3	0	2	0	1	0	1						
Milt May, L OBP: 0.348, SLG: 0.389	F9				4-1		F7			4	0	0	0	0	0	4						
Gene Alley, R OBP: 0.312, SLG: 0.326	G6-4-3						4-3			2	1	1	0	0	0	1						
Jackie Hernandez, R OBP: 0.245, SLG: 0.271	1-2						3B 1B		K	2	0	0	0	0	1	0						
Bob Moose, R OBP: 0.184, SLG: 0.114				4-3						1	0	0	0	0	0	0						
Tom Dettore, L OBP: 0.237, SLG: 0.351					P6		3-1		L4-6-3 HBP	2	0	0	0	0	0	0						
Inning Stats	R: 1 E: 1 K: 1 S: 7	H: 1 LOB: 1 BB: 0 P: 7	R: 0 E: 0 K: 0 S: 2	H: 0 LOB: 0 BB: 1 P: 6	R: 0 E: 0 K: 0 S: 3	H: 0 LOB: 0 BB: 0 P: 3	R: 0 E: 0 K: 0 S: 4	H: 1 LOB: 1 BB: 0 P: 4	R: 1 E: 0 K: 0 S: 5	H: 2 LOB: 1 BB: 0 P: 5	R: 1 E: 0 K: 0 S: 5	H: 3 LOB: 1 BB: 0 P: 5	R: 0 E: 0 K: 0 S: 4	H: 1 LOB: 1 BB: 0 P: 4	R: 0 E: 0 K: 0 S: 5	H: 2 LOB: 2 BB: 0 P: 5	R: 0 E: 0 K: 1 S: 4	H: 0 LOB: 0 BB: 0 P: 5	1B: 6 2B: 2 3B: 1 HR: 1	SF: 0 SAC: 0 DP: 3 HBP: 1	WP: 0 PB: 1 SB: 0 CS: 0	PA: 37
PITCHER Tom Murphy, R ERA: 2.29	IP: 9.0 WLS: W BF: 37 H: 10 R: 3 ER: 2 SO: 2 BB: 1 IBB: 0 HBP: 1 BLK: 0 WP: 0 HR: 1 S: 39 P: 44 ERA: 2.00 WHIP: 1.222															PITCHER						

Pittsburgh Pirates @ St. Louis Cardinals
 Busch Stadium, St. Louis, MO
 Wed Jul 04 1973, 3:33 AM CDT
 Att: 12,671 - Unknown

AB	35
R	3
H	10
RBI	3
BB	1
SO	2
LOB	15



Batter	1	2	3	4	5	6	7	8	9	AB	R	H	RBI	BB	SO	LOB	BOTTOM					
Lou Brock, L OBP: 0.371, SLG: 0.397	1B 3B			1B 1B	FC3-6					2	2	1	0	2	0	1						
Jim Dwyer, L OBP: 0.212, SLG: 0.216		WP BB		1B IBB	1-2		FC6-4 1B			1	0	1	0	0	0	0						
Ted Sizemore, R OBP: 0.391, SLG: 0.335	2B SF8	5-3		E 1B 1B	1-2 2-H 3-H		FC6-4			4	2	2	3	1	0	2						
Joe Torre, R OBP: 0.417, SLG: 0.445	F7		5-3	E 1B 1B	P4		FC1-6 1B			5	1	2	1	0	0	3						
Ted Simmons, S OBP: 0.357, SLG: 0.427	2B		P4	E9 1B 1B	F7		F9			5	1	1	0	0	0	5						
Jose Cruz, L OBP: 0.331, SLG: 0.406	SF8		L8	K			FC1-6 1B 2B			4	1	0	1	0	1	4						
Bernie Carbo, L OBP: 0.330, SLG: 0.247	IBB						2B 1B			4	1	3	2	1	0	0						
Ken Reitz, R OBP: 0.266, SLG: 0.364	F7						2B			5	1	2	3	0	0	3						
Mike Tyson, R OBP: 0.283, SLG: 0.309		L3					K2-3		F7	5	1	1	0	0	2	3						
Tom Murphy, R OBP: 0.273, SLG: 0.300	4-3						5-3			4	1	2	1	0	0	0						
Inning Stats	R: 2 E: 0 K: 0 S: 6	H: 3 LOB: 2 BB: 1 P: 10	R: 0 E: 0 K: 0 S: 3	H: 0 LOB: 1 BB: 1 P: 7	R: 0 E: 0 K: 0 S: 3	H: 0 LOB: 0 BB: 0 P: 3	R: 8 E: 1 K: 2 S: 15	H: 7 LOB: 1 BB: 1 P: 19	R: 0 E: 0 K: 0 S: 4	H: 1 LOB: 2 BB: 1 P: 8	R: 0 E: 0 K: 0 S: 3	H: 0 LOB: 0 BB: 0 P: 3	R: 0 E: 0 K: 1 S: 6	H: 1 LOB: 1 BB: 0 P: 6	R: 1 E: 0 K: 0 S: 6	H: 3 LOB: 3 BB: 0 P: 6	R: 0 E: 0 K: 0 S: 6	H: 0 LOB: 0 BB: 0 P: 6	1B: 11 2B: 3 3B: 1 HR: 0	SF: 1 SAC: 0 DP: 0 HBP: 0	WP: 1 PB: 0 SB: 1 CS: 0	PA: 44
PITCHER Bob Moose, R ERA: 3.81	IP: 3.1 WLS: L BF: 21 H: 8 R: 8 ER: 6 SO: 8 BB: 1 IBB: 2 HBP: 0 BLK: 0 WP: 1 HR: 0 S: 18 P: 30 ERA: 16.20 WHIP: 2.700															PITCHER						
PITCHER Tom Dettore, R ERA: 4.29	IP: 4.2 WLS: L BF: 23 H: 7 R: 3 ER: 1 SO: 3 BB: 1 IBB: 0 HBP: 0 BLK: 0 WP: 0 HR: 0 S: 28 P: 32 ERA: 1.93 WHIP: 1.714															PITCHER						

Pittsburgh Pirates @ St. Louis Cardinals
 Busch Stadium, St. Louis, MO
 Wed Jul 04 1973, 3:33 AM CDT
 Att: 12,671 - Unknown


AB	39
R	11
H	15
RBI	11
BB	4
SO	3
LOB	21



Batter	1	2	3	4	5	6	7	8	9	AB	R	H	RBI	BB	SO	LOB	TOP				
Vic Davallo, L OBP: 0.189, SLG: 0.222	5-3		4-3			F7		4-3		4	0	0	0	0	0	0					
Gene Clines, R OBP: 0.338, SLG: 0.366	L6-3		L9			K		L4-3		4	0	0	0	0	1	0					
Al Oliver, L OBP: 0.323, SLG: 0.476	6-3					4-3				4	1	2	0	0	0	0					
Willie Stargell, L OBP: 0.405, SLG: 0.675										4	0	1	0	0	2	2					
Richie Hebner, L OBP: 0.368, SLG: 0.498										3	0	0	0	1	1	3					
Manny Sanguillen, R OBP: 0.292, SLG: 0.429										4	1	1	1	0	2	2					
Dave Cash, R OBP: 0.327, SLG: 0.356										4	0	2	1	0	0	2					
Rennie Stennett, R OBP: 0.253, SLG: 0.357										4	0	1	0	0	0	5					
Luke Walker, L OBP: 0.091, SLG: 0.091										2	0	0	0	0	0	1					
Fernando Gonzalez, R OBP: 0.231, SLG: 0.342										1	0	0	0	0	0	0					
John Lamb, R OBP: 0.231, SLG: 0.342										0	0	0	0	0	0	0					
Inning Stats	R: 0 E: 0 K: 0 S: 3	H: 0 LOB: 0 BB: 0 P: 3	R: 0 E: 0 K: 1 S: 6	H: 1 LOB: 2 BB: 1 P: 10	R: 0 E: 0 K: 0 S: 3	H: 0 LOB: 0 BB: 0 P: 3	R: 0 E: 0 K: 1 S: 5	H: 1 LOB: 0 BB: 0 P: 5	R: 0 E: 0 K: 0 S: 4	H: 1 LOB: 1 BB: 0 P: 4	R: 0 E: 0 K: 1 S: 5	H: 0 LOB: 0 BB: 0 P: 5	R: 0 E: 0 K: 1 S: 7	H: 1 LOB: 2 BB: 0 P: 7	R: 0 E: 0 K: 0 S: 3	H: 0 LOB: 0 BB: 0 P: 3	R: 2 E: 1 K: 2 S: 10	H: 3 LOB: 1 BB: 0 P: 10	1B: 5 2B: 2 3B: 0 HR: 0	SF: 0 SAC: 0 DP: 1 HBP: 0	WP: 1 PA: 35 PB: 0 CS: 0
PITCHER Don Sutton, R ERA: 2.35	IP: 9.0 WLS: W BF: 35 H: 7 R: 2 ER: 2 SO: 6 BB: 1 IBB: 0 HBP: 0 BLK: 0 WP: 1 HR: 0 S: 46 P: 50 ERA: 2.00 WHIP: 0.889															PITCHER					

Pittsburgh Pirates @ Los Angeles Dodgers
Dodger Stadium, Los Angeles, CA
 Fri Jul 06 1973, 7:05 PM PDT
 Att: 28,011 - Unknown


AB 34
R 2
H 7
RBI 2
BB 1
SO 6
LOB 15



Batter	1	2	3	4	5	6	7	8	9	AB	R	H	RBI	BB	SO	LOB	BOTTOM		
Davey Lopes, R OBP: 0.373, SLG: 0.369	L4		5-3		6-3					4	1	1	0	0	0	0			
Bill Buckner, L OBP: 0.301, SLG: 0.341										3	1	2	1	0	0	0			
Willie Davis, L OBP: 0.335, SLG: 0.478										4	0	1	1	0	0	1			
Ron Cey, R OBP: 0.405, SLG: 0.460										3	1	0	0	1	2	3			
Manny Mota, R OBP: 0.392, SLG: 0.385										4	0	1	0	0	0	4			
Tom Paciorek, R OBP: 0.265, SLG: 0.304										0	0	0	0	0	0	0			
Bill Russell, R OBP: 0.320, SLG: 0.368										4	0	0	0	0	0	2			
Willie Crawford, L OBP: 0.409, SLG: 0.432										3	0	1	1	1	1	1			
Chris Cannizzaro, R OBP: 0.280, SLG: 0.190										2	0	0	0	1	0	2			
Don Sutton, R OBP: 0.148, SLG: 0.082										3	0	0	0	0	0	2			
Inning Stats	R: 0 E: 1 K: 1 S: 7	H: 1 LOB: 2 BB: 0 P: 7	R: 0 E: 0 K: 0 S: 3	H: 0 LOB: 1 BB: 1 P: 7	R: 1 E: 0 K: 1 S: 6	H: 1 LOB: 1 BB: 0 P: 7	R: 0 E: 0 K: 1 S: 5	H: 0 LOB: 1 BB: 1 P: 9	R: 0 E: 0 K: 0 S: 3	H: 0 LOB: 0 BB: 0 P: 3	R: 1 E: 0 K: 0 S: 4	H: 1 LOB: 1 BB: 1 P: 8	R: 1 E: 0 K: 0 S: 4	H: 2 LOB: 0 BB: 0 P: 4	R: 0 E: 0 K: 0 S: 4	H: 1 LOB: 1 BB: 0 P: 4	1B: 5 2B: 1 3B: 0 HR: 0	SF: 0 SAC: 0 DP: 0 HBP: 1	WP: 1 PA: 34 PB: 0 SB: 2 CS: 0
PITCHER Luke Walker, L ERA: 4.14	IP: 7.0 WLS: L BF: 30 H: 5 R: 3 ER: 3 SO: 3 BB: 3 IBB: 0 HBP: 1 BLK: 0 WP: 0 HR: 0 S: 32 P: 45 ERA: 3.86 WHIP: 1.143															PITCHER			
John Lamb, R ERA:	IP: 1.0 WLS: L BF: 4 H: 1 R: 0 ER: 0 SO: 0 BB: 0 IBB: 0 HBP: 0 BLK: 0 WP: 0 HR: 0 S: 4 P: 4 ERA: 0.00 WHIP: 1.000															PITCHER			

Pittsburgh Pirates @ Los Angeles Dodgers
Dodger Stadium, Los Angeles, CA
 Fri Jul 06 1973, 7:05 PM PDT
 Att: 28,011 - Unknown

AB 30
R 3
H 6
RBI 3
BB 3
SO 3
LOB 15



Batter	1	2	3	4	5	6	7	8	9	AB	R	H	RBI	BB	SO	LOB	TOP										
Vic Davallillo, L (1, 3) OBP: 0.205, SLG: 0.237 Richie Zisk, R (9, PH) OBP: 0.316, SLG: 0.448	0-0 CS 1B		0-3 K		0-0 E3 HR		0-0 SH1-4 1B		0-3 K	4	1	2	0	0	1	1											
Gene Clines, R (1, 9) OBP: 0.339, SLG: 0.384	0-0 L3		0-0 L5-3		0-0 HR		0-0 SH1-4			3	1	1	3	0	0	1											
Al Oliver, L (1, 8) OBP: 0.322, SLG: 0.473	0-0 E1			0-0 2B 1B	0-0 F5		0-0 1-3			4	0	1	0	0	0	1											
Willie Stargell, L (1, 7) OBP: 0.400, SLG: 0.664	0-3 K			0-0 P2	0-0 F6		0-0 F7			4	0	0	0	0	1	3											
Richie Hebner, L (1, 5) OBP: 0.370, SLG: 0.502		0-0 1B 2B		0-0 F8		0-0 HR 1B		0-0 F8		4	2	2	0	0	0	1											
Manny Sanguillen, R (1, 2) OBP: 0.255, SLG: 0.442		0-0 F4		0-0 1-3 2B		0-0 HR		0-0 1-3		4	1	2	2	0	0	1											
Dave Cash, R (1, 4) OBP: 0.322, SLG: 0.350		0-3 K		0-0 5-3		0-3 K		0-0 4-3		4	0	0	0	0	2	3											
Rennie Stennett, R (1, 6) (8, 4) OBP: 0.253, SLG: 0.355		0-0 CS 1B		0-0 F9		0-0 4-3		0-0 4-3		4	0	1	1	0	0	0											
Jim Rooker, R (1, 1) Bob Johnson, L (4, 1) Fernando Gonzalez, R (5, PH) John Lamb, R (5, 1) Gene Alley, R (8, 8) Dave Giusti, R (8, 1) Milt May, L (9, PH) OBP: 0.352, SLG: 0.338 OBP: 0.400, SLG: 0.250 OBP: 0.345, SLG: 0.388	0-0 CS 1-2	0-3 K	0-0 K	4-0 HR BB	0-3 K		0-0 L5			1	0	0	0	0	1	0											
Inning Stats	R: 0 E: 1 K: 1 S: 6	H: 1 LOB: 1 BB: 0 P: 6	R: 1 E: 0 K: 1 S: 6	H: 2 LOB: 0 BB: 0 P: 6	R: 0 E: 0 K: 2 S: 7	H: 0 LOB: 0 BB: 0 P: 7	R: 0 E: 0 K: 0 S: 5	H: 2 LOB: 2 BB: 0 P: 5	R: 3 E: 1 K: 0 S: 5	H: 1 LOB: 0 BB: 1 P: 9	R: 2 E: 0 K: 2 S: 9	H: 2 LOB: 1 BB: 0 P: 9	R: 0 E: 0 K: 0 S: 4	H: 1 LOB: 1 BB: 0 P: 4	R: 0 E: 0 K: 0 S: 3	H: 0 LOB: 0 BB: 0 P: 3	R: 0 E: 0 K: 1 S: 5	H: 0 LOB: 0 BB: 0 P: 5	1B: 5 2B: 2 3B: 0 HR: 2	SF: 0 SAC: 1 DP: 0 HBP: 0	WP: 0 PB: 0 SB: 0 CS: 2	PA: 38					
PITCHER	IP	WLS	BF	H	R	ER	SO	BB	IBB	HBP	BLK	WP	HR	S	P	ERA	WHIP										
Andy Messersmith, R (1, 1) ERA: 3.41	6.1		29	9	6	5	6	1	0	0	0	0	2	40	44	7.11	1.579										
Doug Rau, L (7, 1) ERA: 4.68	1.2	W	5	0	0	0	0	0	0	0	0	0	0	5	5	0.00	0.000										
Jim Brewer, L (9, 1) ERA: 1.69	1.0	S	3	0	0	0	1	0	0	0	0	0	0	5	5	0.00	0.000										

Pittsburgh Pirates @ Los Angeles Dodgers
 Dodger Stadium, Los Angeles, CA
 Sat Jul 07 1973, 7:05 PM PDT
 Att: 33,197 - Unknown

AB	35
R	6
H	9
RBI	6
BB	1
SO	7
LOB	11



Batter	1	2	3	4	5	6	7	8	9	AB	R	H	RBI	BB	SO	LOB	BOTTOM										
Davey Lopes, R (1, 4) OBP: 0.374, SLG: 0.368	0-3 K	0-0 5-3		4-0 FC4-6 IBB	0-0 CS 1B			0-0 SH 1B 3-1		3	1	1	1	1	1	2											
Bill Buckner, L (1, 9) OBP: 0.300, SLG: 0.339	0-0 6-3		0-0 E5 L3-6	0-0 FC4-6 1B 2B	0-0 CS	0-0 4-3		0-0 3-1 1B		5	1	1	2	0	0	2											
Willie Davis, L (1, 8) OBP: 0.336, SLG: 0.477	0-0 1B S 1B		0-0 L3-6	0-0 2B 1B	0-0 4-1		0-0 3-1 1B			5	1	2	2	0	0	2											
Steve Garvey, R (1, 3) OBP: 0.343, SLG: 0.476 Jim Brewer, L (9, 1) OBP: 0.500, SLG: 0.500	0-0 1B		0-0 1B 2B	0-0 1B 2B	0-0 1B	0-0 4-3		0-0 6-3		5	1	4	1	0	0	1											
Manny Mota, R (1, 7) OBP: 0.396, SLG: 0.388 Tom Paciorek, R (8, PR) OBP: 0.265, SLG: 0.304	0-0 5-3		0-0 FC6-4 1B	0-0 2B 1B	0-0 F8		0-0 IBB			4	0	2	2	1	0	3											
Ken McMullen, R (1, 5) OBP: 0.319, SLG: 0.533		0-0 P2	0-0 FC6-4 1B	0-3 K		0-3 K		0-0 4-3		5	0	0	0	0	2	5											
Bill Russell, R (1, 6) OBP: 0.327, SLG: 0.381		0-0 2B		0-0 SH5-4 FC4-6 1B	0-0 1-3 1B 2B		0-0 CS 1B			4	2	4	0	0	0	0											
Steve Yeager, R (1, 2) OBP: 0.359, SLG: 0.289 Von Joshua, L (7, PH) OBP: 0.289, SLG: 0.287 Chris Cannizzaro, R (8, 2) OBP: 0.280, SLG: 0.150	0-3 K		0-0 FC4-6 SH5-4 1B	0-0 SH5-4 1B	0-0 P4		0-0 P6			3	1	1	0	0	1	2											
Andy Messersmith, R (1, 1) OBP: 0.218, SLG: 0.222 Doug Rau, L (7, 1) OBP: 0.200, SLG: 0.200 Willie Crawford, L (8, PH) OBP: 0.411, SLG: 0.438	4-0 BB		0-0 SH5-4	0-0 1-3	0-0 1-3		0-0 CS	0-0 SH 1B 2B		1	0	0	0	1	0	1											
Inning Stats	R: 0 E: 0 K: 1 S: 7	H: 2 LOB: 2 BB: 0 P: 7	R: 0 E: 0 K: 1 S: 6	H: 1 LOB: 1 BB: 1 P: 10	R: 1 E: 1 K: 0 S: 5	H: 2 LOB: 1 BB: 0 P: 5	R: 4 E: 0 K: 1 S: 10	H: 5 LOB: 2 BB: 1 P: 14	R: 1 E: 0 K: 0 S: 4	H: 2 LOB: 0 BB: 0 P: 4	R: 0 E: 0 K: 0 S: 4	H: 1 LOB: 1 BB: 0 P: 4	R: 0 E: 0 K: 1 S: 5	H: 1 LOB: 0 BB: 0 P: 5	R: 2 E: 0 K: 0 S: 6	H: 2 LOB: 2 BB: 1 P: 10	1B: 11 2B: 6 3B: 0 HR: 0	SF: 0 SAC: 2 DP: 1 HBP: 0	WP: 0 PB: 0 SB: 1 CS: 2	PA: 44							
PITCHER	IP	WLS	BF	H	R	ER	SO	BB	IBB	HBP	BLK	WP	HR	S	P	ERA	WHIP										
Jim Rooker, L (1, 1) ERA: 4.39	3.2		22	9	5	5	2	1	0	0	0	0	0	4	4	0.00	3.000										
Bob Johnson, R (4, 1) ERA: 4.5	0.1		2	1	0	0	1	0	0	0	0	0	0	4	4	0.00	3.000										
John Lamb, R (5, 1) ERA: 4.5	3.0	L	13	5	3	3	1	0	0	0	0	0	0	15	15	9.00	1.667										
Dave Giusti, R (8, 1) ERA: 1.48	1.0		5	1	0	0	0	0	1	0	0	0	0	4	8	0.00	1.000										

Pittsburgh Pirates @ Los Angeles Dodgers
 Dodger Stadium, Los Angeles, CA
 Sat Jul 07 1973, 7:05 PM PDT
 Att: 33,197 - Unknown

AB	37
R	8
H	16
RBI	8
BB	3
SO	4
LOB	19



Batter	1	2	3	4	5	6	7	8	9	10	11	12	AB	R	H	RBI	BB	SO	LOB	TOP		
Gene Clines, R OBP: 0.330, SLG: 0.373 (1.9)	L6-3		L4-3			L1-3		L4		K			5	0	0	0	0	1	3			
Dave Cash, R OBP: 0.324, SLG: 0.355 (1.4)	2B		4-3			K			1B	SF8	1B	P4	5	2	2	0	0	1	0			
Al Oliver, L OBP: 0.321, SLG: 0.469 (1.8)	6-3			4-3		F2						F8	5	0	1	0	0	0	1			
Richie Zisk, R OBP: 0.333, SLG: 0.472 (1.7)					G5-4-3					K		5-3	5	0	3	1	0	1	2			
Manny Sanguillen, R OBP: 0.290, SLG: 0.436 (1.2)	F8				G5-4-3					SF8		P4	4	0	0	1	0	0	3			
Bob Robertson, R OBP: 0.352, SLG: 0.396 (1.3)		5-3								F2		K	5	0	0	0	0	1	2			
Richie Hebner, L OBP: 0.373, SLG: 0.502 (8. PR) Gene Alley, R OBP: 0.314, SLG: 0.324 (8.5)		6-3						4-3				F9	2	0	1	0	1	0	0			
Rennie Stennett, R OBP: 0.252, SLG: 0.352 (1.6)		6-3				1B		BB				4-3	1	0	0	0	1	0	0			
Dock Ellis, S OBP: 0.159, SLG: 0.140 (1.1) Willie Stargell, L OBP: 0.399, SLG: 0.661 (8. PH) Dave Giusti, R OBP: 0.400, SLG: 0.250 (8.1)			K				4-3					SH1-3	2	0	0	0	0	1	1			
Inning Stats	R: 1 E: 0 K: 0 S: 5	H: 2 LOB: 1 BB: 0 P: 5	R: 0 E: 0 K: 0 S: 3	H: 0 LOB: 0 BB: 0 P: 3	R: 0 E: 0 K: 1 S: 5	H: 0 LOB: 0 BB: 0 P: 5	R: 0 E: 0 K: 0 S: 3	H: 1 LOB: 0 BB: 0 P: 3	R: 0 E: 0 K: 1 S: 5	H: 1 LOB: 0 BB: 0 P: 3	R: 0 E: 0 K: 0 S: 3	H: 2 LOB: 1 BB: 0 P: 7	R: 0 E: 0 K: 1 S: 6	H: 1 LOB: 0 BB: 0 P: 6	R: 0 E: 0 K: 0 S: 3	H: 0 LOB: 0 BB: 0 P: 3	R: 0 E: 0 K: 1 S: 5	H: 0 LOB: 1 BB: 1 P: 9	1B: 6 2B: 2 3B: 0 HR: 0	SF: 1 SAC: 1 DP: 2 HBP: 0	WP: 0 PB: 0 SB: 0 CS: 0	PA: 44
PITCHER	IP	WLS	BF	H	R	ER	SO	BB	IBB	HBP	BLK	WP	HR	S	P	ERA	WHIP					
Tommy John, L ERA: 2.98 (1.1)	8.0		28	5	1	1	2	0	0	0	0	0	0	31	35	1.12	0.750					
Jim Brewer, L ERA: 1.77 (9.1)	3.0		12	3	1	1	2	0	0	0	0	0	0	16	16	3.00	1.000					
Pete Richert, L ERA: 2.37 (12.1)	1.0	W	4	0	0	0	1	1	0	0	0	0	0	5	9	0.00	1.000					

Pittsburgh Pirates @ Los Angeles Dodgers
Dodger Stadium, Los Angeles, CA
Sun Jul 08 1973, 3:33 AM PDT
Alt. 24,144 - Unknown

AB 40
R 2
H 8
RBI 2
BB 2
SO 5
LOB 16



Batter	1	2	3	4	5	6	7	8	9	10	11	12	AB	R	H	RBI	BB	SO	LOB	BOTTOM		
Davey Lopes, R OBP: 0.370, SLG: 0.364 (1.4)	F7	5-3				K						P5	6	0	1	0	0	1	2			
Bill Buckner, L OBP: 0.296, SLG: 0.336 (1.7)			G3			G3		G3		4-3		L9	6	0	1	0	0	0	1			
Willie Davis, L OBP: 0.333, SLG: 0.480 (1.8)	1B		4-3			E1		L9				HR	6	1	1	1	0	1	2			
Ron Cey, R OBP: 0.403, SLG: 0.457 (1.5) Lee Lacy, R OBP: 0.314, SLG: 0.220 (8. PR) Ken McMullen, R OBP: 0.313, SLG: 0.522 (9.5)	P5		F7		CS								4	0	1	0	0	0	1			
Willie Crawford, L OBP: 0.411, SLG: 0.438 (1.9)		4-3											5	1	2	0	0	1	1			
Steve Garvey, R OBP: 0.345, SLG: 0.472 (1.3)													5	1	2	0	0	0	3			
Bill Russell, R OBP: 0.328, SLG: 0.380 (1.6)		FC											4	0	1	0	1	0	3			
Steve Yeager, R OBP: 0.314, SLG: 0.287 (1.2)			FC6-4										4	0	1	2	1	1	3			
Tommy John, R OBP: 0.162, SLG: 0.167 (1.1) Von Joshua, L OBP: 0.295, SLG: 0.284 (8. PH) Jim Brewer, L OBP: 0.500, SLG: 0.500 (9.1) Tom Paolorek, R OBP: 0.262, SLG: 0.300 (11. PH) Pete Richert, L OBP: 0.250, SLG: 0.250 (12.1)													3	0	0	0	0	2	3			
Inning Stats	R: 0 E: 0 K: 0 S: 4	H: 1 LOB: 1 BB: 0 P: 4	R: 1 E: 0 K: 0 S: 8	H: 2 LOB: 2 BB: 0 P: 8	R: 0 E: 0 K: 0 S: 3	H: 0 LOB: 0 BB: 0 P: 3	R: 1 E: 0 K: 0 S: 5	H: 2 LOB: 1 BB: 0 P: 6	R: 0 E: 1 K: 1 S: 6	H: 1 LOB: 3 BB: 2 P: 14	R: 0 E: 0 K: 1 S: 5	H: 0 LOB: 0 BB: 0 P: 5	R: 0 E: 0 K: 1 S: 7	H: 0 LOB: 0 BB: 0 P: 7	R: 0 E: 0 K: 0 S: 5	H: 0 LOB: 0 BB: 0 P: 5	R: 1 E: 0 K: 0 S: 3	H: 1 LOB: 0 BB: 0 P: 3	1B: 9 2B: 0 3B: 0 HR: 1	SF: 0 SAC: 0 DP: 0 HBP: 0	WP: 0 PB: 0 SB: 2 CS: 1	PA: 49
PITCHER	IP	WLS	BF	H	R	ER	SO	BB	IBB	HBP	BLK	WP	HR	S	P	ERA	WHIP					
Dock Ellis, R ERA: 3.06 (1.1)	7.0		30	8	2	2	3	0	0	0	0	0	0	36	36	2.57	1.143					
Dave Giusti, R ERA: 1.52 (8.1)	4.2	L	18	2	1	1	5	1	1	0	0	0	1	26	34	1.93	0.643					

Pittsburgh Pirates @ Los Angeles Dodgers
Dodger Stadium, Los Angeles, CA
Sun Jul 08 1973, 3:33 AM PDT
Alt. 24,144 - Unknown

AB 46
R 3
H 10
RBI 3
BB 2
SO 8
LOB 22



Batter	1	2	3	4	5	6	7	8	9	AB	R	H	RBI	BB	SO	LOB	TOP					
Gene Clines, R OBP: 0.333, SLG: 0.372 Vic Davalillo, L OBP: 0.205, SLG: 0.237	L6		2B		L6-3		SH3-4		BB	3	1	1	0	1	0	0	Pittsburgh Pirates @ San Diego Padres San Diego Stadium, San Diego, CA Tue Jul 10 1973, 10:05 PM EDT Att: 12,233 - Unknown					
Dave Cash, R OBP: 0.332, SLG: 0.362	1B		2B		K		FC3-6		BB	3	0	2	1	2	1	0						
Al Oliver, L OBP: 0.316, SLG: 0.462	K		F5		4-3		FC3-6		4-3	5	0	0	1	0	1	6						
Willie Stargell, L OBP: 0.397, SLG: 0.659	4-3		F7				F8		2B	4	0	1	1	0	0	2						
Manny Sanguillen, R OBP: 0.293, SLG: 0.437			FC6-4		FC5-4		E6		F8	4	0	2	0	0	0	0						
Bob Robertson, R OBP: 0.327, SLG: 0.389	FC6-4		FC5-4		L5-3		L5-3		F9	4	0	0	0	0	0	3						
Richie Hebner, L OBP: 0.371, SLG: 0.498	3-1		K				1B		F8	4	1	1	0	0	1	2						
Dal Maxvill, R OBP: 0.280, SLG: 0.250	6-3						SH3-4		F8	4	1	2	0	0	0	1						
Bob Moose, R OBP: 0.175, SLG: 0.108 Bob Johnson, L			F8		F8		FC3-6		K	2	0	0	0	0	0	2						
Richie Zisk, R OBP: 0.341, SLG: 0.479 John Lamb, R							FC3-6		SH3-4	1	1	1	1	0	0	0						
Inning Stats	R: 0 E: 0 K: 1 S: 6	H: 1 LOB: 1 BB: 0 P: 6	R: 0 E: 0 K: 0 S: 4	H: 1 LOB: 1 BB: 0 P: 4	R: 1 E: 0 K: 0 S: 4	H: 1 LOB: 1 BB: 1 P: 8	R: 0 E: 0 K: 1 S: 7	H: 2 LOB: 2 BB: 0 P: 7	R: 0 E: 0 K: 0 S: 5	H: 0 LOB: 0 BB: 0 P: 5	R: 0 E: 1 K: 0 S: 3	H: 0 LOB: 0 BB: 0 P: 3	R: 3 E: 0 K: 0 S: 6	H: 4 LOB: 2 BB: 1 P: 10	R: 0 E: 0 K: 0 S: 3	H: 0 LOB: 0 BB: 0 P: 3	R: 0 E: 0 K: 1 S: 6	H: 1 LOB: 2 BB: 1 P: 10	1B: 8 2B: 3 3B: 0 HR: 0	SF: 0 SAC: 1 DP: 1 HBP: 0	WP: 0 PB: 0 SB: 1 CS: 0	PA: 39
PITCHER	IP	WLS	BF	H	R	ER	SO	BB	IBB	HBP	BLK	WP	HR	S	P	ERA	WHIP					
Rich Troedson, L ERA: 3.53 Vicente Romo, R ERA: 3.49	(1, 1) (9, 1)	8.0 1.0	L 5	34 1	9 0	4 0	4 0	3 1	2 0	0 0	0 0	0 0	0 0	38 6	46 10	4.50 0.00	1.375 2.000					

Batter	1	2	3	4	5	6	7	8	9	AB	R	H	RBI	BB	SO	LOB	BOTTOM				
Derrel Thomas, S OBP: 0.292, SLG: 0.240	P3				SH3-4				L9	4	0	1	0	0	0	1	Pittsburgh Pirates @ San Diego Padres San Diego Stadium, San Diego, CA Tue Jul 10 1973, 10:05 PM EDT Att: 12,233 - Unknown				
Johnny Grubb, L OBP: 0.387, SLG: 0.437	1B		K		F7				L9	5	1	2	0	0	1	4					
Leron Lee, L OBP: 0.316, SLG: 0.317	1B		K		BB				G4-3	5	0	2	1	0	1	4					
Nate Colbert, R OBP: 0.343, SLG: 0.415	1B		FC9-6		BB				F4	4	1	2	1	1	0	0					
Cito Gaston, R OBP: 0.308, SLG: 0.427	K		FC9-6		BB				1-3	3	0	1	0	1	1	2					
Dave Roberts, R OBP: 0.298, SLG: 0.391	1B		FC9-6		K				F7	4	0	1	1	0	1	4					
Fred Kendall, R OBP: 0.322, SLG: 0.375			L9		L9				F8	4	0	1	0	0	0	1					
Rich Morales, R OBP: 0.240, SLG: 0.170 Jery Morales, R OBP: 0.332, SLG: 0.397 Dwain Anderson, R OBP: 0.230, SLG: 0.136			1B		1-3				SH3-4	2	0	1	0	0	0	1					
Rich Troedson, L OBP: 0.267, SLG: 0.214 Gene Locklear, L OBP: 0.293, SLG: 0.247 Vicente Romo, R OBP: 0.250, SLG: 0.143			1B		SH3-4				F7	1	0	0	0	0	0	0					
			BB		1B				3-1	2	1	1	0	1	1	1					
Inning Stats	R: 1 E: 0 K: 1 S: 8	H: 4 LOB: 2 BB: 0 P: 8	R: 0 E: 0 K: 2 S: 9	H: 2 LOB: 3 BB: 1 P: 13	R: 1 E: 0 K: 0 S: 5	H: 2 LOB: 1 BB: 0 P: 5	R: 1 E: 0 K: 1 S: 7	H: 2 LOB: 3 BB: 2 P: 15	R: 0 E: 0 K: 1 S: 6	H: 1 LOB: 1 BB: 0 P: 6	R: 0 E: 0 K: 0 S: 3	H: 0 LOB: 0 BB: 0 P: 3	R: 0 E: 0 K: 0 S: 3	H: 0 LOB: 0 BB: 0 P: 3	R: 0 E: 0 K: 0 S: 3	H: 1 LOB: 0 BB: 0 P: 3	1B: 11 2B: 1 3B: 0 HR: 0	SF: 0 SAC: 2 DP: 1 HBP: 0	WP: 0 PB: 0 SB: 0 CS: 0	PA: 40	
PITCHER	IP	WLS	BF	H	R	ER	SO	BB	IBB	HBP	BLK	WP	HR	S	P	ERA	WHIP				
Bob Moose, R ERA: 3.92 Bob Johnson, R ERA: 4.39 John Lamb, R ERA: 3.0	(1, 1) (4, 1) (7, 1)	3.2 2.1 3.0	W 10 S	21 1 9	1 0 1	0 0 0	2 2 0	2 0 0	0 0 0	0 0 0	0 0 0	0 0 0	0 0 9	26 12 9	30 20 9	7.36 0.00 0.00	3.000 1.286 0.333				

Batter	1	2	3	4	5	6	7	8	9	AB	R	H	RBI	BB	SO	LOB	TOP							
Dave Cash, R OBP: 0.331, SLG: 0.361 Rennie Stennett, R OBP: 0.254, SLG: 0.353	0-0 1B SF7 4-3	0-0 6-3		0-0 E5 1B 2H		0-0 4-3		0-0 5-3	0-0 1B 1-3 2H	4	1	1	0	0	0	1								
Manny Sanguillen, R OBP: 0.294, SLG: 0.437	0-0 4-3 1-2		0-0 F7	0-0 1B 1-2		0-0 5-3			0-0 1B WP 1B	5	1	2	0	0	0	1								
Al Oliver, L OBP: 0.320, SLG: 0.473	0-0 1B 2-3		0-0 HR	0-0 F9		0-3 K			0-0 1B WP 1B 1-2	5	2	3	1	0	1	2								
Willie Stargell, L OBP: 0.393, SLG: 0.664	0-0 SF7 3H		0-3 K		0-0 HR		0-0 F7		0-0 F7	4	1	1	2	0	1	2								
Richie Hebner, L OBP: 0.373, SLG: 0.496	0-0 P4		0-1 CI		0-0 3-1		0-0 1B 1B		4-0 1B E IBB 1-2 2-3	3	1	1	0	1	0	1								
Bob Robertson, R OBP: 0.332, SLG: 0.394		0-0 1B G4-6-3	0-0 F7		0-0 F9		0-0 1B G4-6-3 1-2		0-0 1B E BB SF8 1-2 2-3 3H	5	1	3	2	0	0	1								
Milt May, L OBP: 0.347, SLG: 0.385		0-0 1B G4-6-3 1-2		0-0 1-3	0-0 1B PB 1B		0-0 G4-6-3 1-2		4-0 1B E BB 1-2 2-3 3H	4	1	1	0	1	0	3								
Dal Maxvill, R OBP: 0.333, SLG: 0.345		0-0 1B 2B		0-0 SH1-4 E 1B 1-3	0-0 1B		0-0 6-3		0-0 E6 1B 1-2 2-3 3H	5	2	3	1	0	0	2								
Nelson Briles, R OBP: 0.267, SLG: 0.357		0-0 1B 2H		0-0 SH1-4 1-2	0-0 F4		0-3 K		0-0 SF8 3H	3	0	1	2	0	1	2								
Inning Stats	R: 1 E: 0 K: 0 S: 5	H: 2 LOB: 1 BB: 0 P: 5	R: 1 E: 0 K: 0 S: 5	H: 3 LOB: 1 BB: 0 P: 5	R: 1 E: 1 K: 1 S: 7	H: 1 LOB: 1 BB: 0 P: 7	R: 1 E: 1 K: 0 S: 6	H: 2 LOB: 2 BB: 0 P: 6	R: 1 E: 0 K: 0 S: 6	H: 3 LOB: 2 BB: 0 P: 6	R: 0 E: 0 K: 1 S: 5	H: 0 LOB: 0 BB: 0 P: 5	R: 0 E: 0 K: 0 S: 4	H: 2 LOB: 1 BB: 0 P: 4	R: 0 E: 0 K: 1 S: 5	H: 0 LOB: 0 BB: 0 P: 5	R: 5 E: 1 K: 0 S: 7	H: 4 LOB: 2 BB: 2 P: 15	1B: 14 2B: 2 3B: 0 HR: 2	SF: 2 SAC: 1 DP: 2 HBP: 0	WP: 1 PB: 1 SB: 0 CS: 0	PA: 46		
PITCHER	IP WLS BF H R ER SO BB IBB HBP BLK WP HR S P ERA WHIP	4.2 L 26 11 5 4 1 0 0 0 0 0 2 28 28 7.71 2.357	5.1 1 10 2 0 0 2 0 0 0 0 0 0 1 14 14 0.00 0.667	6.1 10 9 4 5 3 0 1 1 0 0 1 0 7 15 27.00 5.000																				

Pittsburgh Pirates @ San Diego Padres
San Diego Stadium, San Diego, CA
Wed Jul 11 1973, 10:05 PM EDT
Att.: 4,763 - Unknown

AB 40
R 10
H 17
RBI 9
BB 2
SO 3
LOB 15



Batter	1	2	3	4	5	6	7	8	9	AB	R	H	RBI	BB	SO	LOB	BOTTOM			
Derrel Thomas, S OBP: 0.291, SLG: 0.240	0-3 K		0-0 F9			0-0 3-1		0-0 E 2-3 1B		4	0	1	0	0	1	0				
Johnny Grubb, L OBP: 0.393, SLG: 0.447	0-0 E S 1B			0-0 1B 2B		0-0 F8		0-0 E8 1-3 1B		4	1	3	1	0	0	0				
Jerry Morales, R OBP: 0.326, SLG: 0.389	0-3 K 1-3		0-0 F3		0-0 P3		0-0 P3		0-0 P3	4	0	0	0	0	1	4				
Nate Colbert, R OBP: 0.342, SLG: 0.413	0-0 F8		0-3 K		0-0 WP 1B		0-0 F7		0-0 F7	4	0	1	0	0	1	4				
Cito Gaston, R OBP: 0.307, SLG: 0.425		0-0 1-6-3		0-0 1B 2H		0-0 F5 1-2		0-0 5-3		4	0	1	1	0	0	1				
Dave Roberts, R OBP: 0.292, SLG: 0.383		0-3 K		0-0 F8		0-0 5-3		0-0 F9		4	0	0	0	0	1	2				
Fred Kendall, R OBP: 0.317, SLG: 0.369		0-0 F7			0-0 1-3		0-0 5-3		0-0 P4	4	0	0	0	0	0	1				
Rich Morales, R OBP: 0.235, SLG: 0.167 Leron Lee, L OBP: 0.319, SLG: 0.325 Dwain Anderson, R OBP: 0.230, SLG: 0.136			0-0 6-3		0-3 K		0-0 1B E 2B		0-0 F5	2	0	0	0	0	1	0				
Steve Arlin, R OBP: 0.188, SLG: 0.133 Gary Ross, R OBP: 0.266, SLG: 0.429 Mike Caldwell, L OBP: 0.192, SLG: 0.160 Gene Locklear, L OBP: 0.262, SLG: 0.243 Mike Corkins, R OBP: 0.200, SLG: 0.229			0-3 K		0-3 K				0-0 F5	1	0	0	0	0	0	0				
Inning Stats	R: 0 E: 0 K: 2 S: 8	H: 1 LOB: 1 BB: 0 P: 8	R: 0 E: 0 K: 1 S: 5	H: 0 LOB: 0 BB: 0 P: 5	R: 0 E: 0 K: 1 S: 5	H: 0 LOB: 0 BB: 0 P: 5	R: 1 E: 0 K: 1 S: 7	H: 2 LOB: 1 BB: 0 P: 7	R: 0 E: 0 K: 0 S: 3	H: 0 LOB: 0 BB: 0 P: 3	R: 0 E: 0 K: 0 S: 4	H: 1 LOB: 1 BB: 0 P: 4	R: 1 E: 1 K: 0 S: 6	H: 3 LOB: 2 BB: 0 P: 6	R: 0 E: 0 K: 0 S: 3	H: 0 LOB: 0 BB: 0 P: 3	1B: 5 2B: 2 3B: 0 HR: 0	SF: 0 SAC: 0 DP: 0 HBP: 0	WP: 1 PB: 0 SB: 1 CS: 0	PA: 34
PITCHER	IP WLS BF H R ER SO BB IBB HBP BLK WP HR S P ERA WHIP	9.0 W 34 7 2 2 7 0 0 0 0 1 0 48 48 2.00 0.778																		

Pittsburgh Pirates @ San Diego Padres
San Diego Stadium, San Diego, CA
Wed Jul 11 1973, 10:05 PM EDT
Att.: 4,763 - Unknown

AB 34
R 2
H 7
RBI 2
BB 0
SO 7
LOB 13



Batter	1	2	3	4	5	6	7	8	9	AB	R	H	RBI	BB	SO	LOB	TOP			
Dave Parker, L OBP: 0.200, SLG: 0.200 (1, 9)										4	0	0	0	0	0	1				
Manny Sanguillen, R OBP: 0.294, SLG: 0.434 (1, 2)										4	1	1	0	0	1	0				
Al Oliver, L OBP: 0.319, SLG: 0.470 (1, 8)										4	1	1	0	0	0	0				
Willie Stargell, L OBP: 0.392, SLG: 0.669 (1, 7)										4	1	1	3	0	0	0				
Richie Hebner, L OBP: 0.371, SLG: 0.491 (1, 5)										3	0	0	0	1	0	0				
Bob Robertson, R OBP: 0.334, SLG: 0.405 (1, 3)										3	1	1	1	0	0	0				
Rennie Stennett, R OBP: 0.258, SLG: 0.360 (1, 4)										4	0	2	0	0	0	2				
Dal Maxvill, R OBP: 0.294, SLG: 0.303 (1, 6)										4	0	0	0	0	0	4				
Luke Walker, L OBP: 0.083, SLG: 0.083 (1, 1)										2	0	0	0	0	1	0				
Inning Stats	R: 0 E: 0 K: 0 S: 3	H: 0 LOB: 0 BB: 0 P: 3	R: 0 E: 0 K: 0 S: 3	H: 0 LOB: 0 BB: 0 P: 3	R: 0 E: 0 K: 0 S: 4	H: 1 LOB: 1 BB: 0 P: 4	R: 3 E: 0 K: 0 S: 7	H: 4 LOB: 0 BB: 0 P: 7	R: 0 E: 0 K: 1 S: 5	H: 0 LOB: 0 BB: 0 P: 5	R: 1 E: 0 K: 1 S: 6	H: 1 LOB: 0 BB: 0 P: 6	R: 0 E: 0 K: 0 S: 3	H: 0 LOB: 2 BB: 1 P: 8	R: 0 E: 0 K: 0 S: 3	H: 0 LOB: 2 BB: 1 P: 8	1B: 3 2B: 1 3B: 0 HR: 2	SF: 0 SAC: 1 DP: 0 HBP: 1	WP: 0 PB: 0 SB: 0 CS: 0	PA: 35
PITCHER	IP	WLS	BF	H	R	ER	SO	BB	IBB	HBP	BLK	WP	HR	S	P	ERA	WHIP			
Clay Kirby, R ERA: 4.99 (1, 1)	8.0	L	30	6	4	4	2	0	0	0	0	0	2	34	34	4.50	0.750			
Gary Ross, R ERA: 5.32 (9, 1)	1.0		5	0	0	0	0	1	0	1	0	0	0	3	8	0.00	1.000			

Pittsburgh Pirates @ San Diego Padres
San Diego Stadium, San Diego, CA
Thu Jul 12 1973, 10:05 PM EDT
Att: 2,865 - Unknown

AB 32
R 4
H 6
RBI 4
BB 1
SO 2
LOB 7



Batter	1	2	3	4	5	6	7	8	9	AB	R	H	RBI	BB	SO	LOB	BOTTOM			
Derrel Thomas, S OBP: 0.290, SLG: 0.240 (1, 6)										4	0	1	0	0	0	1				
Jerry Morales, R OBP: 0.324, SLG: 0.386 (1, 8)										4	0	1	0	0	0	2				
Dave Roberts, R OBP: 0.286, SLG: 0.374 (1, 5)										4	0	0	0	0	0	2				
Nate Colbert, R OBP: 0.338, SLG: 0.407 (1, 3)										4	0	0	0	0	2	3				
Cito Gaston, R OBP: 0.307, SLG: 0.422 (1, 9)										4	0	1	0	0	1	0				
Dave Winfield, R OBP: 0.341, SLG: 0.395 (1, 7)										3	0	0	0	0	1	1				
Pat Corrales, R OBP: 0.342, SLG: 0.417 (1, 2)										3	0	1	0	0	0	1				
Rich Morales, R OBP: 0.238, SLG: 0.183 (1, 4)										3	0	1	0	0	0	1				
Clay Kirby, R OBP: 0.143, SLG: 0.179 (1, 1)										2	0	0	0	0	1	1				
Ivan Murrell, R OBP: 0.183, SLG: 0.310 (8, PH)										1	0	0	0	0	0	1				
Gary Ross, R ERA: 5.32 (9, 1)										0	0	0	0	0	0	0				
Inning Stats	R: 0 E: 0 K: 0 S: 3	H: 0 LOB: 0 BB: 0 P: 3	R: 0 E: 0 K: 1 S: 5	H: 0 LOB: 0 BB: 0 P: 5	R: 0 E: 0 K: 1 S: 6	H: 1 LOB: 1 BB: 0 P: 6	R: 0 E: 0 K: 1 S: 5	H: 0 LOB: 0 BB: 0 P: 5	R: 0 E: 2 K: 0 S: 6	H: 1 LOB: 3 BB: 0 P: 6	R: 0 E: 0 K: 0 S: 3	H: 0 LOB: 0 BB: 0 P: 3	R: 0 E: 0 K: 0 S: 4	H: 2 LOB: 1 BB: 0 P: 4	R: 0 E: 0 K: 1 S: 5	H: 0 LOB: 0 BB: 0 P: 5	1B: 4 2B: 1 3B: 0 HR: 0	SF: 0 SAC: 0 DP: 2 HBP: 0	WP: 0 PB: 0 SB: 0 CS: 0	PA: 32
PITCHER	IP	WLS	BF	H	R	ER	SO	BB	IBB	HBP	BLK	WP	HR	S	P	ERA	WHIP			
Luke Walker, L ERA: 3.69 (1, 1)	9.0	W	32	5	0	0	5	0	0	0	0	0	0	42	42	0.00	0.556			

Pittsburgh Pirates @ San Diego Padres
San Diego Stadium, San Diego, CA
Thu Jul 12 1973, 10:05 PM EDT
Att: 2,865 - Unknown

AB 32
R 0
H 5
RBI 0
BB 0
SO 5
LOB 13



Batter	1	2	3	4	5	6	7	8	9	AB	R	H	RBI	BB	SO	LOB	TOP					
Dave Parker, L (1,9) OBP: 0.111, SLG: 0.111	0-0 4-3		0-0 L7			0-0 3-1		0-0 L8		4	0	0	0	0	0	0						
Manny Sanguillen, R (1,2) OBP: 0.254, SLG: 0.432	0-0 2-3			0-0 E6 1B		0-0 4-3		0-0 1B		4	0	1	0	0	0	0						
Al Oliver, L (1,8) OBP: 0.318, SLG: 0.476	0-0 3-1			0-3 K		0-0 HR		0-0 F5		4	1	1	1	0	1	2						
Willie Stargell, L (1,7) OBP: 0.387, SLG: 0.659		0-0 F7		0-3 K		0-0 F8			0-0 G3	4	0	0	0	0	1	1						
Richie Hebner, L (1,5) OBP: 0.373, SLG: 0.502		0-0 HR		0-0 FC6-4 1B		0-0 F8			0-3 K	4	1	2	1	0	1	0						
Bob Robertson, R (1,3) OBP: 0.330, SLG: 0.398		0-0 F9		0-0 FC6-4 1-2		0-0 L6			0-3 K	4	0	0	0	0	1	2						
Rennie Stennett, R (1,4) OBP: 0.259, SLG: 0.357		0-0 5-3			0-0 F9		4-0 BB			2	0	0	0	1	0	0						
Dal Maxvill, R (1,6) OBP: 0.270, SLG: 0.278			0-0 4-3		0-3 K		0-0 6-3			3	0	0	0	0	1	1						
Dock Ellis, S (1,1) John Lamb, R (6,1) Ramon Hernandez, S (7,1) Jackie Hernandez, R (7,6) Vic Davallo, L (8,PH) Gene Alley, R (8,6)			0-0 1-3		0-0 6-3			0-3 K		2	0	0	0	0	0	0						
Inning Stats	R: 0 E: 0 K: 0 S: 3	H: 0 LOB: 0 BB: 0 P: 3	R: 1 E: 0 K: 0 S: 4	H: 1 LOB: 0 BB: 0 P: 4	R: 0 E: 0 K: 0 S: 3	H: 0 LOB: 0 BB: 0 P: 3	R: 0 E: 1 K: 2 S: 9	H: 1 LOB: 2 BB: 0 P: 9	R: 0 E: 0 K: 1 S: 5	H: 0 LOB: 0 BB: 0 P: 5	R: 1 E: 0 K: 0 S: 4	H: 1 LOB: 0 BB: 0 P: 4	R: 0 E: 0 K: 0 S: 3	H: 0 LOB: 1 BB: 1 P: 7	R: 0 E: 0 K: 1 S: 6	H: 1 LOB: 1 BB: 0 P: 6	R: 0 E: 0 K: 2 S: 7	H: 0 LOB: 0 BB: 0 P: 7	1B: 2 2B: 0 3B: 0 HR: 2	SF: 0 SAC: 0 DP: 0 HBP: 0	WP: 0 PB: 0 SB: 0 CS: 0	PA: 33
PITCHER Tom Bradley, R (1,1) ERA: 3.98	IP: 9.0 WLS: W BF: 33 H: 4 R: 2 ER: 2 SO: 6 BB: 1 IBB: 0 HBP: 0 BLK: 0 WP: 0 HR: 2 S: 44 P: 48 ERA: 2.00 WHIP: 0.556															PITCHER						

Pittsburgh Pirates @ San Francisco Giants
Candlestick Park, San Francisco, CA
Fri Jul 13 1973, 10:05 PM EDT
Att: 10,842 - Unknown

AB	32
R	2
H	4
RBI	2
BB	1
SO	6
LOB	6

WP: 0	PA: 33
PB: 0	
SB: 0	
CS: 0	



Batter	1	2	3	4	5	6	7	8	9	AB	R	H	RBI	BB	SO	LOB	BOTTOM	
Bobby Bonds, R (1,9) OBP: 0.391, SLG: 0.577	0-0 F8		0-0 F9		0-0 FC1-6 1-2	0-0 F3		0-3 K		5	0	0	0	0	1	4		
Tito Fuentes, S (1,4) OBP: 0.325, SLG: 0.372	0-3 K		0-0 1B		0-0 L7		0-0 E 3B 1B	0-0 F9		5	1	2	0	0	1	2		
Gary Matthews, R (1,7) OBP: 0.399, SLG: 0.477	0-0 1B		0-0 F9			4-0 HR BB	0-0 E5 1-3 3B	0-0 FC6-4 1-2		4	2	1	0	1	0	3		
Willie McCovey, L (1,3) OBP: 0.421, SLG: 0.507	0-0 P5			0-0 L9		0-0 HR	0-0 3B			4	1	2	4	0	0	1		
Dave Kingman, R (7,PR) OBP: 0.253, SLG: 0.429						1-H HR	2-H 3-H 3B			0	0	0	0	0	0	0		
Ed Goodson, L (1,5) OBP: 0.356, SLG: 0.473		0-0 4-3		0-0 1-4-3 1B		0-0 4-1	0-3 K			4	0	1	0	0	1	1		
Gary Thomasson, L (1,8) OBP: 0.344, SLG: 0.394		0-0 5-3 1B		0-0 1-4-3 1-2		0-0 1B 3B	0-3 K			4	1	2	0	0	1	2		
Mike Phillips, L (1,6) OBP: 0.205, SLG: 0.237		0-0 5-3		0-0 1-4-3		0-0 1B 3B	4-0 IBB			3	0	1	1	0	0	2		
Chris Arnold, R (7,PH) OBP: 0.393, SLG: 0.435		0-0 5-3		0-0 1-4-3		0-0 1B 1B				0	0	0	0	1	0	0		
Damaso Blanco, R (8,6)		1-2								0	0	0	0	0	0	0		
Dave Rader, L (1,2) OBP: 0.333, SLG: 0.350		0-0 4-3			0-0 FC3-6 1B	0-0 F4	0-3 K			4	0	1	0	0	1	4		
Tom Bradley, R (1,1) OBP: 0.220, SLG: 0.231			0-0 F6		0-0 FC3-6 FC1-6 1-2	0-0 1B		0-0 FC6-4 1B		4	0	2	0	0	0	1		
Inning Stats	R: 0 E: 0 K: 1 S: 6	H: 1 LOB: 1 BB: 0 P: 6	R: 0 E: 0 K: 0 S: 4	H: 1 LOB: 0 BB: 0 P: 4	R: 0 E: 0 K: 0 S: 4	H: 1 LOB: 1 BB: 0 P: 4	R: 0 E: 0 K: 0 S: 4	H: 1 LOB: 1 BB: 0 P: 4	R: 3 E: 0 K: 0 S: 7	H: 4 LOB: 2 BB: 1 P: 11	R: 2 E: 1 K: 3 S: 12	H: 2 LOB: 2 BB: 1 P: 16	R: 0 E: 0 K: 1 S: 6	H: 1 LOB: 1 BB: 0 P: 6	1B: 9 2B: 0 3B: 2 HR: 1	SF: 0 SAC: 0 DP: 0 HBP: 0	WP: 0 PB: 0 SB: 0 CS: 0	PA: 39
PITCHER Dock Ellis, R (1,1) ERA: 3.14	IP: 5.1 WLS: L BF: 25 H: 8 R: 3 ER: 3 SO: 3 BB: 1 IBB: 0 HBP: 0 BLK: 0 WP: 0 HR: 1 S: 26 P: 30 ERA: 5.06 WHIP: 1.688															PITCHER		
John Lamb, R (6,1) ERA: 3.72	0.2 5 2 2 1 0 0 0 0 0 0 0 5 5 13.50 3.000																	
Ramon Hernandez, L (7,1) ERA: 2.27	2.0 9 2 0 0 4 0 1 0 0 0 0 16 20 0.00 1.000																	

Pittsburgh Pirates @ San Francisco Giants
Candlestick Park, San Francisco, CA
Fri Jul 13 1973, 10:05 PM EDT
Att: 10,842 - Unknown

AB	37
R	5
H	12
RBI	5
BB	2
SO	5
LOB	20

WP: 0	PA: 39
PB: 0	
SB: 0	
CS: 0	



Batter	1	2	3	4	5	6	7	8	9	AB	R	H	RBI	BB	SO	LOB	TOP				
Rennie Stennett, R OBP: 0.258, SLG: 0.353 (1, 4)	K	E7 1B	K			G1-6-3		5-3		5	1	1	2	0	2	2	Pittsburgh Pirates @ San Francisco Giants Candlestick Park, San Francisco, CA Sat Jul 14 1973, 6:33 AM EDT Att: 9,458 - Unknown livebaseballscorecards.com				
Manny Sanguillen, R OBP: 0.298, SLG: 0.438 (1, 2)	E6	HR		1-3		F8		2B		5	2	3	2	0	0	0					
Al Oliver, L OBP: 0.320, SLG: 0.487 (1, 8)	F8	HR		F3			3-1			5	1	2	3	0	0	1					
Willie Stargell, L OBP: 0.382, SLG: 0.650 Dave Parker, L OBP: 0.100, SLG: 0.100 (7, 9)	4-3	E3 1B		K			5-3			4	0	0	0	0	1	1					
Richie Zisk, R OBP: 0.356, SLG: 0.481 (7, 7)				P3			FC5-4 BB			4	0	2	0	1	0	2					
Bob Robertson, R OBP: 0.328, SLG: 0.395 (1, 3)		K			L9		FC5-4			5	0	1	0	0	1	3					
Richie Hebner, L OBP: 0.371, SLG: 0.502 (1, 5)		FC3-6			F7					4	1	1	0	0	0	4					
Dal Maxvill, R OBP: 0.268, SLG: 0.275 (1, 6)		1B		F9		K		L8		4	1	1	0	0	1	1					
Jim Rooker, R OBP: 0.133, SLG: 0.133 (1, 1)		E		K			G1-6-3			4	1	2	0	0	2	1					
Inning Stats	R: 0 E: 1 K: 1 S: 6	H: 1 LOB: 1 BB: 0 P: 6	R: 6 E: 2 K: 1 S: 14	H: 8 LOB: 3 BB: 0 P: 14	R: 0 E: 0 K: 2 S: 7	H: 0 LOB: 0 BB: 0 P: 7	R: 0 E: 0 K: 1 S: 5	H: 0 LOB: 1 BB: 0 P: 5	R: 0 E: 0 K: 0 S: 3	H: 1 LOB: 0 BB: 0 P: 3	R: 0 E: 0 K: 0 S: 3	H: 0 LOB: 1 BB: 1 P: 7	R: 0 E: 0 K: 1 S: 6	H: 1 LOB: 1 BB: 0 P: 6	R: 1 E: 0 K: 0 S: 5	H: 2 LOB: 1 BB: 0 P: 5		1B: 9 2B: 3 3B: 0 HR: 1	SF: 0 SAC: 0 DP: 1 HBP: 0	WP: 0 PB: 1 SB: 0 CS: 0	PA: 42
PITCHER	IP	WLS	BF	H	R	ER	SO	BB	IBB	HBP	BLK	WP	HR	S	P	ERA	WHIP				
Ron Bryant, L ERA: 3.11 (1, 1)	1.2	L	13	7	6	6	2	0	0	0	0	0	1	17	17	32.40	4.200				
Don Carrithers, R ERA: 5.14 (2, 1)	3.1		13	2	0	0	4	0	0	0	0	0	0	21	21	0.00	0.600				
Jim Willoughby, R ERA: 4.68 (6, 1)	2.0		7	1	0	0	0	1	0	0	0	0	0	6	10	0.00	1.000				
Randy Moffitt, R ERA: 2.92 (8, 1)	2.0		9	3	1	1	1	0	0	0	0	0	0	11	11	4.50	1.500				

Batter	1	2	3	4	5	6	7	8	9	AB	R	H	RBI	BB	SO	LOB	BOTTOM				
Bobby Bonds, R OBP: 0.389, SLG: 0.572 (1, 9)	L9		FC6-4					F7		3	0	0	0	1	0	1	Pittsburgh Pirates @ San Francisco Giants Candlestick Park, San Francisco, CA Sat Jul 14 1973, 6:33 AM EDT Att: 9,458 - Unknown livebaseballscorecards.com				
Tito Fuentes, S OBP: 0.322, SLG: 0.368 (1, 4)	K			F4	4-3			F8		4	0	0	0	0	1	2					
Gary Matthews, R OBP: 0.397, SLG: 0.484 (1, 7)	4-3			E7 1-3			HR	5-3		4	1	1	1	0	0	0					
Ed Goodson, L OBP: 0.354, SLG: 0.473 Damaso Blanco, R (9, PR)		5-3		1-3		G1				4	0	1	0	0	0	1					
Dave Kingman, R OBP: 0.247, SLG: 0.417 (1, 3)		5-3		K				2B		0	0	0	0	0	0	0					
Gary Thomasson, L OBP: 0.342, SLG: 0.397 (1, 8)		1-3								4	0	0	0	0	2	2					
Gary Thomasson, L OBP: 0.342, SLG: 0.397 (1, 8)		1-3								4	1	1	0	0	0	1					
Mike Phillips, L OBP: 0.183, SLG: 0.220 Willie McCovey, L OBP: 0.420, SLG: 0.505 (9, PH)			4-3		L8			F7		3	0	0	0	0	0	1					
Mike Sadek, R OBP: 0.306, SLG: 0.167 Chris Arnold, R OBP: 0.414, SLG: 0.458 (8, 2)				FC6-4 BB	4-3					1	0	0	0	0	0	0					
Ron Bryant, S OBP: 0.183, SLG: 0.143 Don Carrithers, R OBP: 0.364, SLG: 0.364 Chris Spenser, R OBP: 0.265, SLG: 0.348 Jim Willoughby, R OBP: 0.340, SLG: 0.423 Gary Maddox, R OBP: 0.340, SLG: 0.423 Randy Moffitt, R OBP: 0.107, SLG: 0.077 (1, 1) (2, 1) (5, PH) (8, 1) (7, PH) (8, 2)					F8			G6-3		0	0	0	0	0	0	0					
Inning Stats	R: 0 E: 0 K: 1 S: 5	H: 0 LOB: 0 BB: 0 P: 5	R: 0 E: 0 K: 0 S: 3	H: 0 LOB: 0 BB: 0 P: 3	R: 0 E: 0 K: 0 S: 3	H: 0 LOB: 1 BB: 1 P: 7	R: 0 E: 1 K: 1 S: 6	H: 0 LOB: 1 BB: 0 P: 6	R: 1 E: 0 K: 0 S: 5	H: 2 LOB: 2 BB: 1 P: 9	R: 0 E: 0 K: 0 S: 3	H: 1 LOB: 0 BB: 0 P: 3	R: 0 E: 0 K: 0 S: 3	H: 0 LOB: 0 BB: 0 P: 3	R: 0 E: 0 K: 1 S: 6	H: 1 LOB: 1 BB: 0 P: 6	1B: 2 2B: 2 3B: 0 HR: 1	SF: 0 SAC: 0 DP: 1 HBP: 0	WP: 0 PB: 0 SB: 0 CS: 0	PA: 34	
PITCHER	IP	WLS	BF	H	R	ER	SO	BB	IBB	HBP	BLK	WP	HR	S	P	ERA	WHIP				
Jim Rooker, L ERA: 4.06 (1, 1)	9.0	W	34	5	2	2	4	2	0	0	0	0	1	40	48	2.00	0.778				



Batter	1	2	3	4	5	6	7	8	9	AB	R	H	RBI	BB	SO	LOB	TOP			
Rennie Stennett, R OBP: 0.254, SLG: 0.347	0-0 6-3		0-0 P5			0-0 4-3		0-3 K		4	0	0	0	0	1	0	Pittsburgh Pirates @ San Francisco Giants Candlestick Park, San Francisco, CA Sun Jul 15 1973, 6:33 AM EDT Att: 12,851 - Unknown			
Manny Sanguillen, R OBP: 0.294, SLG: 0.433	0-0 F3			0-0 5-3		0-0 L4		0-0 F9		4	0	0	0	0	0	0				
Al Oliver, L OBP: 0.316, SLG: 0.481	0-3 K			0-0 F4		0-0 F9			0-0 6-3	4	0	0	0	0	1	0				
Willie Stargell, L OBP: 0.380, SLG: 0.644		0-0 F9		0-0 4-3			0-0 1B		0-0 4-3	4	0	1	0	0	0	0				
Richie Hebner, L OBP: 0.370, SLG: 0.502		0-0 F4			0-0 FC6-5	0-0 F3			0-0 F7	4	0	1	0	0	0	1				
Richie Zisk, R OBP: 0.356, SLG: 0.475					0-3 K	0-3 K				3	0	1	0	0	2	2				
Bob Robertson, R OBP: 0.328, SLG: 0.394					0-0 FC6-5	0-0 1B				3	0	1	0	0	1	2				
Dal Maxvill, R OBP: 0.279, SLG: 0.268			0-0 4-3		4-0 2B		0-0 3-1			1	0	0	0	1	0	0				
Dave Parker, L OBP: 0.091, SLG: 0.091					0-0 BB					1	0	0	0	0	0	2				
Steve Blass, R OBP: 0.455, SLG: 0.545					0-0 4-3					0	0	0	0	0	0	0				
Tom Dettore, L OBP: 0.455, SLG: 0.545					0-0 K					0	0	0	0	0	0	0				
John Lamb, R OBP: 0.455, SLG: 0.545					0-3 K					0	0	0	0	0	0	0				
Bob Moose, R OBP: 0.171, SLG: 0.105					0-0 4-3					1	0	0	0	0	1	0				
Vic Davalillo, L OBP: 0.200, SLG: 0.231										1	0	0	0	0	0	2				
Bob Johnson, L OBP: 0.312, SLG: 0.321										0	0	0	0	0	0	0				
Gene Alley, R OBP: 0.312, SLG: 0.321										1	0	0	0	0	0	0				
Inning Stats	R: 0 E: 0 K: 1 S: 5	H: 0 LOB: 0 BB: 0 P: 5	R: 0 E: 0 K: 1 S: 6	H: 1 LOB: 1 BB: 0 P: 6	R: 0 E: 0 K: 1 S: 5	H: 0 LOB: 0 BB: 0 P: 5	R: 0 E: 0 K: 0 S: 3	H: 0 LOB: 0 BB: 0 P: 3	R: 0 E: 0 K: 1 S: 6	H: 1 LOB: 2 BB: 1 P: 10	R: 0 E: 0 K: 0 S: 3	H: 2 LOB: 2 BB: 0 P: 7	R: 0 E: 0 K: 1 S: 5	H: 0 LOB: 0 BB: 0 P: 5	R: 0 E: 0 K: 0 S: 3	H: 0 LOB: 0 BB: 0 P: 3	1B: 3 2B: 1 3B: 0 HR: 0	SF: 0 SAC: 0 DP: 0 HBP: 0	WP: 0 PB: 0 SB: 0 CS: 0	PA: 32
PITCHER Juan Marichal, R ERA: 3.67	IP: 9.0 WLS: W BF: 32 H: 4 R: 0 ER: 0 SO: 6 BB: 1 IBB: 0 HBP: 0 BLK: 0 WP: 0 HR: 0 S: 43 P: 47 ERA: 0.00 WHIP: 0.556																			

Batter	1	2	3	4	5	6	7	8	9	AB	R	H	RBI	BB	SO	LOB	BOTTOM			
Bobby Bonds, R OBP: 0.391, SLG: 0.575	0-0 F8			0-0 E5		4-0 E	0-3 K	0-0 2B		5	0	2	1	1	1	1	Pittsburgh Pirates @ San Francisco Giants Candlestick Park, San Francisco, CA Sun Jul 15 1973, 6:33 AM EDT Att: 12,851 - Unknown			
Tito Fuentes, S OBP: 0.322, SLG: 0.366	1-0 HR	0-3 K		0-3 K		0-0 L4		0-0 1B		5	2	1	0	0	2	5				
Garry Maddox, R OBP: 0.364, SLG: 0.482	0-0 1H		0-0 L4	0-0 6-3		0-0 F7		0-0 1B		5	2	2	2	0	0	2				
Willie McCovey, L OBP: 0.428, SLG: 0.537	4-0 2B		0-0 HR		0-0 HR		4-0 HR	0-0 F9		2	3	2	2	2	0	0				
Gary Thomasson, L OBP: 0.340, SLG: 0.394	0-0 2B		0-0 HR		4-0 HR		0-0 BB	0-0 F9		1	0	0	0	0	0	2				
Ed Goodson, L OBP: 0.361, SLG: 0.488	0-0 1-3		0-0 F7		4-0 BB		0-0 1H	4-0 1B		3	2	2	2	2	0	0				
Gary Matthews, R OBP: 0.403, SLG: 0.486	4-0 G3-6-1		0-0 1B		0-3 K		4-0 G4-6-3	0-0 1B		3	2	2	2	2	1	1				
Mike Phillips, L OBP: 0.234, SLG: 0.267	0-0 G3-6-1		0-0 1B		0-3 K		1-0 G4-6-3	0-0 1B		4	1	2	2	0	1	4				
Dave Rader, L OBP: 0.331, SLG: 0.348		0-0 4-3	0-0 G3		0-0 G3		0-0 G4-6-3	0-0 2B		5	0	1	0	0	0	5				
Juan Marichal, R OBP: 0.289, SLG: 0.256		0-0 5-3		0-0 4-3		0-3 K		0-0 F7		5	0	1	1	0	1	2				
Inning Stats	R: 2 E: 0 K: 0 S: 4	H: 2 LOB: 2 BB: 2 P: 13	R: 0 E: 0 K: 1 S: 6	H: 1 LOB: 1 BB: 0 P: 6	R: 1 E: 0 K: 0 S: 6	H: 3 LOB: 2 BB: 0 P: 6	R: 0 E: 1 K: 1 S: 6	H: 0 LOB: 1 BB: 0 P: 6	R: 1 E: 0 K: 2 S: 8	H: 1 LOB: 1 BB: 1 P: 12	R: 0 E: 1 K: 1 S: 5	H: 0 LOB: 1 BB: 1 P: 9	R: 3 E: 0 K: 1 S: 6	H: 2 LOB: 1 BB: 2 P: 15	R: 5 E: 0 K: 0 S: 9	H: 6 LOB: 2 BB: 1 P: 13	1B: 7 2B: 4 3B: 0 HR: 4	SF: 0 SAC: 0 DP: 2 HBP: 2	WP: 0 PB: 0 SB: 1 CS: 0	PA: 47
PITCHER Bob Moose, R ERA: 4.02	IP: 4.0 WLS: L BF: 21 H: 6 R: 3 ER: 3 SO: 2 BB: 1 IBB: 0 HBP: 1 BLK: 0 WP: 0 HR: 2 S: 22 P: 31 ERA: 6.75 WHIP: 1.750																			
PITCHER Bob Johnson, R ERA: 4.39	IP: 2.0 WLS: L BF: 9 H: 1 R: 1 ER: 1 SO: 3 BB: 2 IBB: 0 HBP: 0 BLK: 0 WP: 0 HR: 1 S: 13 P: 21 ERA: 4.50 WHIP: 1.500																			
PITCHER Steve Blass, R ERA: 10.27	IP: 0.0 WLS: L BF: 4 H: 1 R: 3 ER: 3 SO: 0 BB: 2 IBB: 0 HBP: 0 BLK: 0 WP: 0 HR: 1 S: 1 P: 10 ERA: ∞ WHIP: ∞																			
PITCHER Tom Dettore, R ERA: 5.96	IP: 1.2 WLS: L BF: 12 H: 7 R: 5 ER: 5 SO: 1 BB: 0 IBB: 0 HBP: 0 BLK: 0 WP: 0 HR: 0 S: 13 P: 17 ERA: 27.00 WHIP: 4.200																			
PITCHER John Lamb, R ERA: 3.6	IP: 0.1 WLS: L BF: 1 H: 0 R: 0 ER: 0 SO: 0 BB: 0 IBB: 0 HBP: 0 BLK: 0 WP: 0 HR: 1 S: 1 P: 1 ERA: 0.00 WHIP: 0.000																			

Batter	1	2	3	4	5	6	7	8	9	AB	R	H	RBI	BB	SO	LOB	TOP										
Davey Lopes, R OBP: 0.375, SLG: 0.363 (1, 4)	0-0 4-3 1		0-0 6-3 2			0-0 4-3 1B		0-0 SH3-4 1B	4	0	2	0	0	0	0	0											
Manny Mota, R OBP: 0.400, SLG: 0.402 Tom Paciorek, R OBP: 0.262, SLG: 0.300 (1, 7) (9, 8)	0-0 1B		0-0 6-3 3			0-0 4-3 1-2		0-0 SH3-4 1-2	3	0	1	0	0	0	0	1											
Bill Buckner, L OBP: 0.305, SLG: 0.348 (1, 9) (9, 7)	0-0 F8 2			0-0 4-3 1		0-0 4-3 3		0-0 F8 2	4	0	0	0	0	0	3												
Joe Ferguson, R OBP: 0.391, SLG: 0.484 (1, 2)	0-0 4-3 3			0-3 K 2			0-0 F7 1		0-3 K 3	4	0	0	0	2	2												
Willie Crawford, L OBP: 0.409, SLG: 0.462 (1, 8) (9, 9)		0-0 HR		0-0 F8 3			0-0 F7 2			3	1	1	1	0	0	0											
Steve Garvey, R OBP: 0.331, SLG: 0.455 (1, 3)		0-0 F4 1			0-0 F7 1		0-0 F6 3			3	0	0	0	0	0	0											
Ron Cey, R OBP: 0.382, SLG: 0.432 (1, 5)		0-0 P4 2			0-0 6-3 2			0-0 P6 1	3	0	0	0	0	0	0	0											
Bill Russell, R OBP: 0.322, SLG: 0.371 (1, 6)		0-0 F7 3			0-0 6-3 3			0-0 F7 2	3	0	0	0	0	0	0	0											
Don Sutton, R OBP: 0.133, SLG: 0.073 (1, 1)			0-0 5-3 1			0-0 F9 1		0-0 5-3 3	3	0	0	0	0	0	0	0											
Inning Stats	R: 0 E: 0 K: 0 S: 4	H: 1 LOB: 1 BB: 0 P: 4	R: 1 E: 0 K: 0 S: 4	H: 1 LOB: 0 BB: 0 P: 4	R: 0 E: 0 K: 0 S: 3	H: 0 LOB: 0 BB: 0 P: 3	R: 0 E: 0 K: 0 S: 5	H: 0 LOB: 0 BB: 0 P: 5	R: 0 E: 0 K: 0 S: 3	H: 0 LOB: 0 BB: 0 P: 3	R: 0 E: 0 K: 0 S: 4	H: 1 LOB: 1 BB: 0 P: 4	R: 0 E: 0 K: 0 S: 3	H: 0 LOB: 0 BB: 0 P: 3	R: 0 E: 0 K: 1 S: 6	H: 1 LOB: 1 BB: 0 P: 6	1B: 3 2B: 0 3B: 0 HR: 1	SF: 0 SAC: 1 DP: 0 HBP: 0	WP: 0 PB: 0 SB: 0 CS: 0	PA: 31							
PITCHER	IP	WLS	BF	H	R	ER	SO	BB	IBB	HBP	BLK	WP	HR	S	P	ERA	WHIP										
Nelson Briles, R ERA: 2.78 Dave Giusti, R ERA: 1.49 (1, 1) (9, 1)	8.0	L	27	3	1	1	1	0	0	0	0	0	1	29	29	1.12	0.375										

Los Angeles Dodgers @ Pittsburgh Pirates
Three Rivers Stadium, Pittsburgh, PA
Mon Jul 16 1973, 7:05 PM EDT
Att: 16,570 - Unknown

AB 30
R 1
H 4
RBI 1
BB 0
SO 2
LOB 6





Batter	1	2	3	4	5	6	7	8	9	AB	R	H	RBI	BB	SO	LOB	BOTTOM										
Dave Parker, L OBP: 0.133, SLG: 0.200 (1, 9)	0-0 1-3 1		0-0 4-3 2B		0-3 K 3			0-3 K 2	4	0	1	0	0	2	0												
Manny Sanguillen, R OBP: 0.291, SLG: 0.428 (1, 2)	0-0 F9 2		0-0 4-3 1			0-0 5-3 1		0-0 6-3 3	4	0	0	0	0	0	1												
Al Oliver, L OBP: 0.315, SLG: 0.479 (1, 8)	0-0 1B		0-0 F8 2		0-3 K 2			0-0 4-3 1	4	0	1	0	0	1	1												
Willie Stargell, L OBP: 0.375, SLG: 0.635 (1, 7)	0-0 F3 3		0-3 K 3		0-0 F3 3			0-3 K 2	4	0	0	0	0	2	2												
Richie Hebner, L OBP: 0.371, SLG: 0.502 (1, 5)		0-0 1B 1B		0-0 F8 1			0-0 1B 1B		0-3 K 3	4	0	2	0	0	1	0											
Bob Robertson, R OBP: 0.325, SLG: 0.390 (1, 3)		0-3 K 1		0-0 F9 2			0-0 F8 1			3	0	0	0	0	1	2											
Rennie Stennett, R OBP: 0.255, SLG: 0.347 (1, 4)		0-3 K 2		0-0 6-3 3			0-0 G6-3 1B			3	0	1	0	0	1	1											
Dal Maxvill, R OBP: 0.289, SLG: 0.279 Vic Davalillo, L OBP: 0.198, SLG: 0.228 Jackie Hernandez, R OBP: 0.245, SLG: 0.271 (1, 6) (7, PH) (8, 6)		0-0 1B		0-0 F9 1		0-0 G6-3 1-2			2	0	1	0	0	0	0	0											
Nelson Briles, R OBP: 0.255, SLG: 0.341 Dave Cash, R OBP: 0.330, SLG: 0.359 Dave Giusti, R OBP: 0.400, SLG: 0.250 (1, 1) (8, PH) (9, 1)		0-0 F9 3		0-3 K 2			0-0 1-3 1		2	0	0	0	0	1	2												
Inning Stats	R: 0 E: 0 K: 0 S: 4	H: 1 LOB: 1 BB: 0 P: 4	R: 0 E: 0 K: 2 S: 9	H: 2 LOB: 2 BB: 0 P: 9	R: 0 E: 0 K: 1 S: 6	H: 1 LOB: 1 BB: 0 P: 6	R: 0 E: 0 K: 0 S: 3	H: 0 LOB: 0 BB: 0 P: 3	R: 0 E: 0 K: 2 S: 7	H: 0 LOB: 0 BB: 0 P: 7	R: 0 E: 0 K: 1 S: 5	H: 0 LOB: 0 BB: 0 P: 5	R: 0 E: 0 K: 1 S: 4	H: 2 LOB: 1 BB: 0 P: 4	R: 0 E: 0 K: 1 S: 5	H: 0 LOB: 0 BB: 0 P: 5	R: 0 E: 0 K: 2 S: 7	H: 0 LOB: 0 BB: 0 P: 7	1B: 5 2B: 1 3B: 0 HR: 0	SF: 0 SAC: 0 DP: 1 HBP: 0	WP: 0 PB: 0 SB: 0 CS: 0	PA: 32					
PITCHER	IP	WLS	BF	H	R	ER	SO	BB	IBB	HBP	BLK	WP	HR	S	P	ERA	WHIP										
Don Sutton, R ERA: 2.16 (1, 1)	9.0	W	32	6	0	0	9	0	0	0	0	0	0	50	50	0.00	0.667										

Los Angeles Dodgers @ Pittsburgh Pirates
Three Rivers Stadium, Pittsburgh, PA
Mon Jul 16 1973, 7:05 PM EDT
Att: 16,570 - Unknown

AB 32
R 0
H 6
RBI 0
BB 0
SO 9
LOB 11



Batter	1	2	3	4	5	6	7	8	9	AB R H RBI BB SO LOB	TOP												
Davey Lopes, R OBP: 0.373, SLG: 0.362 (1, 4)	0-0 4-3 S 4-3 1B	0-0 6-3		0-0 SH1-4		0-3 K		0-0 FC6-4		4 1 1 0 0 1 2	Los Angeles Dodgers @ Pittsburgh Pirates Three Rivers Stadium, Pittsburgh, PA Tue Jul 17 1973, 7:05 PM EDT Att: 17,389 - Unknown AB 36 R 8 H 11 RBI 6 BB 3 SO 4 LOB 8 												
Bill Buckner, L OBP: 0.304, SLG: 0.349 (1, 9)	0-0 4-3 1-3	0-0 F9		0-0 E 2B		0-0 F2		0-0 F5	5 1 1 1 0 0 1														
Manny Mota, R OBP: 0.399, SLG: 0.401 Von Joshua, L OBP: 0.287, SLG: 0.276 (7, PH) (7, 7)	0-0 4-3	0-0 5-3		0-0 E6 E 1B		0-0 4-3		0-0 5-3	3 1 1 1 0 0 0 2 0 0 0 0 0 0														
Joe Ferguson, R OBP: 0.391, SLG: 0.481 (1, 2)	4-0 BB 1B BB		0-0 5-3	0-0 E1 G4-6-3 1B		0-0 6-3		0-0 1B	4 1 1 0 1 0 0														
Steve Garvey, R OBP: 0.333, SLG: 0.453 (1, 3)	0-0 BB 1B 1B		0-0 1B SF7 1B	0-0 G4-6-3 1-2		0-0 6-3		0-0 F8	5 2 2 0 0 0 2														
Ron Cey, R OBP: 0.384, SLG: 0.431 (1, 5)	4-0 1B 1-2 2-3 BB		0-0 FC6-4 1B	0-3 K		0-0 6-3			3 1 1 0 1 1 0														
Willie Crawford, L OBP: 0.407, SLG: 0.460 (1, 8)	0-0 1B 1-2 2-H 3-H 1B		0-0 SF7	0-0 F6		0-0 F8		0-0 F8	3 0 1 3 0 0 0														
Bill Russell, R OBP: 0.323, SLG: 0.373 (1, 6)	0-0 1-3 2-H 1B		0-0 FC6-4 1-2	0-0 F8		0-0 F8		0-0 BB 1B	4 0 2 1 0 0 1														
Andy Messersmith, R OBP: 0.238, SLG: 0.246 Jim Brewer, L OBP: 0.400, SLG: 0.400 (9, 1)	0-3 K		0-0 SH1-4 2B 1B	0-3 K		0-0 FC6-4 1-2 BB			3 1 1 0 1 2 2 0 0 0 0 0 0 0														
Inning Stats	R: 4 E: 0 K: 1 S: 9	H: 4 LOB: 2 BB: 2 P: 17	R: 0 E: 0 K: 0 S: 3	H: 0 LOB: 0 BB: 0 P: 3	R: 1 E: 0 K: 0 S: 5	H: 2 LOB: 1 BB: 0 P: 5	R: 3 E: 2 K: 0 S: 6	H: 3 LOB: 0 BB: 0 P: 6	R: 0 E: 0 K: 1 S: 5	H: 0 LOB: 0 BB: 0 P: 5	R: 0 E: 0 K: 0 S: 3	H: 0 LOB: 0 BB: 0 P: 3	R: 0 E: 0 K: 0 S: 4	H: 1 LOB: 2 BB: 1 P: 8	R: 0 E: 0 K: 0 S: 4	H: 1 LOB: 1 BB: 0 P: 4	1B: 10 2B: 1 3B: 0 HR: 0	SF: 1 SAC: 1 DP: 1 HBP: 0	WP: 0 PA: 41 PB: 0 SB: 1 CS: 0				
PITCHER	IP WLS BF H R ER SO BB IBB HBP BLK WP HR S P ERA WHIP																						
Luke Walker, L ERA: 4.17 Bob Johnson, R ERA: 4.17 John Lamb, R ERA: 3.0 Ramon Hernandez, L ERA: 2.21	(1, 1) 3.1 L 20 8 7 6 1 2 0 0 0 0 0 0 20 28 16.20 3.000	(4, 1) 2.2 9 1 1 0 3 0 0 0 0 0 0 15 15 0.00 0.375	(7, 1) 2.0 8 1 0 0 0 1 0 0 0 0 0 7 11 0.00 1.000	(9, 1) 1.0 4 1 0 0 0 0 0 0 0 0 0 4 4 0.00 1.000																			

Batter	1	2	3	4	5	6	7	8	9	AB R H RBI BB SO LOB	BOTTOM												
Rennie Stennett, R OBP: 0.251, SLG: 0.342 (1, 4)	0-3 K		0-3 K			0-0 FC6		0-0 F8	4 0 0 0 0 2 1	Los Angeles Dodgers @ Pittsburgh Pirates Three Rivers Stadium, Pittsburgh, PA Tue Jul 17 1973, 7:05 PM EDT Att: 17,389 - Unknown AB 33 R 4 H 6 RBI 4 BB 2 SO 10 LOB 11 													
Manny Sanguillen, R OBP: 0.293, SLG: 0.437 (1, 2)	0-0 HR		0-3 K		0-0 F9		0-0 F9	4 2 2 1 0 1 1															
Al Oliver, L OBP: 0.315, SLG: 0.485 (1, 8)	0-0 F7		0-0 F9		0-0 4-3		0-0 HR	4 1 1 2 0 0 1															
Willie Stargell, L OBP: 0.377, SLG: 0.635 (1, 7)	0-3 K		0-0 F8		4-0 BB G5-4-3		0-0 HR	3 1 1 0 1 1 0															
Richie Hebner, L OBP: 0.367, SLG: 0.495 (1, 5)		0-0 F9		0-3 K		0-3 K		0-0 F9	4 0 0 0 0 2 2														
Bob Robertson, R OBP: 0.324, SLG: 0.385 (1, 3)		0-0 F4		0-3 K		0-0 G5-4-3		4-0 1B BB	3 0 0 0 1 1 2														
Dave Parker, L OBP: 0.156, SLG: 0.211 (1, 9)		0-0 6-3		0-3 K		0-3 K		0-0 1B	4 0 1 1 0 2 1														
Dal Maxvill, R OBP: 0.271, SLG: 0.261 Dave Cash, R OBP: 0.329, SLG: 0.358 (9, PH)			0-0 5-3		0-0 G3		0-0 F8	0-0 F7	3 0 0 0 0 0 1 1 0 0 0 0 0 2														
Luke Walker, L OBP: 0.285, SLG: 0.080 Bob Johnson, L OBP: 0.229, SLG: 0.238 Vic Davalillo, L OBP: 0.238, SLG: 0.238 John Lamb, R OBP: 0.346, SLG: 0.383 Milt May, L OBP: 0.346, SLG: 0.383 Ramon Hernandez, S ERA: 1.69	(1, 1) 8.2 W 34 6 4 4 10 2 0 0 0 0 1 2 52 60 4.15 0.923	(4, 1) 0.1 S 1 0 0 0 0 0 0 0 0 0 1 1 0.00 0.000	(7, 1) 0.1 S 1 0 0 0 0 0 0 0 0 0 1 1 0.00 0.000	(9, 1) 0.1 S 1 0 0 0 0 0 0 0 0 0 1 1 0.00 0.000																			
PITCHER	IP WLS BF H R ER SO BB IBB HBP BLK WP HR S P ERA WHIP																						
Andy Messersmith, R ERA: 3.25 Jim Brewer, L ERA: 1.69	(1, 1) 8.2 W 34 6 4 4 10 2 0 0 0 0 1 2 52 60 4.15 0.923	(9, 1) 0.1 S 1 0 0 0 0 0 0 0 0 0 1 1 0.00 0.000	(7, 1) 0.1 S 1 0 0 0 0 0 0 0 0 0 1 1 0.00 0.000	(9, 1) 0.1 S 1 0 0 0 0 0 0 0 0 0 1 1 0.00 0.000																			

Batter	1	2	3	4	5	6	7	8	9	AB	R	H	RBI	BB	SO	LOB	TOP								
Davey Lopes, R OBP: 0.369, SLG: 0.357 (1, 4)	F2		K		L3		FC1-6			4	0	0	0	0	1	2									
Von Joshua, L OBP: 0.286, SLG: 0.275 (1, 7)	WP 1B				F9		4-3			4	0	1	0	0	1	1									
Bill Buckner, L OBP: 0.301, SLG: 0.345 (1, 9)	K				4-3		6-3			4	0	0	0	0	1	1									
Joe Ferguson, R OBP: 0.396, SLG: 0.479 (1, 2)	6-3				HBP		1B BB			1	1	0	0	2	0	1									
Willie Crawford, L OBP: 0.405, SLG: 0.457 (1, 8)					G3		1B 1B			4	0	1	0	0	0	2									
Steve Garvey, R OBP: 0.338, SLG: 0.455 Tom Paciorek, R OBP: 0.262, SLG: 0.300 (9, PR)	F2				F7		FC6-4 1B			4	0	2	1	0	0	0									
Ron Cey, R OBP: 0.379, SLG: 0.425 (1, 5)	L6				F9		FC6-4			4	0	0	0	0	0	3									
Bill Russell, R OBP: 0.325, SLG: 0.379 (1, 6)					6-3		1B 2B			4	1	2	0	0	0	1									
Tommy John, R OBP: 0.163, SLG: 0.167 Willie Davis, L OBP: 0.339, SLG: 0.489 Pete Richert, L OBP: 0.250, SLG: 0.250 (7, PH)					K		1B			2	0	1	1	0	1	0									
					K		1B			1	0	0	0	0	0	1									
										0	0	0	0	0	0	0									
Inning Stats	R: 0 E: 0 K: 1 S: 6	H: 1 LOB: 1 BB: 0 P: 6	R: 0 E: 0 K: 0 S: 3	H: 0 LOB: 0 BB: 0 P: 3	R: 0 E: 0 K: 2 S: 7	H: 0 LOB: 0 BB: 0 P: 7	R: 0 E: 0 K: 0 S: 3	H: 0 LOB: 1 BB: 0 P: 4	R: 1 E: 0 K: 0 S: 5	H: 2 LOB: 1 BB: 0 P: 5	R: 1 E: 0 K: 0 S: 5	H: 2 LOB: 2 BB: 1 P: 9	R: 0 E: 0 K: 1 S: 6	H: 1 LOB: 1 BB: 0 P: 6	R: 0 E: 0 K: 0 S: 2	H: 0 LOB: 0 BB: 1 P: 6	R: 0 E: 0 K: 0 S: 3	H: 1 LOB: 1 BB: 0 P: 3	1B: 5 2B: 2 3B: 0 HR: 0	SF: 0 SAC: 0 DP: 2 HBP: 1	WP: 1 PB: 0 SB: 0 CS: 0	PA: 35			
PITCHER	IP	WLS	BF	H	R	ER	SO	BB	IBB	HBP	BLK	WP	HR	S	P	ERA	WHIP								
Dock Ellis, R ERA: 3.09 Dave Giusti, R ERA: 1.46	(1, 1)	8.0	W	33	7	2	2	4	2	0	1	0	0	38	47	2.25	1.125								
(9, 1)	1.0	S	2	0	0	0	0	0	0	0	0	0	0	2	2	0.00	0.000								

Los Angeles Dodgers @ Pittsburgh Pirates
Three Rivers Stadium, Pittsburgh, PA
Wed Jul 18 1973, 7:05 PM EDT
Att: 24,248 - Unknown

AB	32
R	2
H	7
RBI	2
BB	2
SO	4
LOB	12



Batter	1	2	3	4	5	6	7	8	9	AB	R	H	RBI	BB	SO	LOB	BOTTOM								
Rennie Stennett, R OBP: 0.251, SLG: 0.352 (1, 4)	5-3		HR		6-3		F8			4	1	1	1	0	0	0									
Manny Sanguillen, R OBP: 0.260, SLG: 0.435 (1, 2)	F9		K		6-3					4	0	1	0	0	1	0									
Al Oliver, L OBP: 0.311, SLG: 0.479 (1, 8)	1-3		4-3		4-3					4	0	0	0	0	0	1									
Willie Stargell, L OBP: 0.384, SLG: 0.654 (1, 7)					G3 2B		HR			4	1	4	1	0	0	0									
Richie Zisk, R OBP: 0.340, SLG: 0.452 (1, 9)					K		F9			4	1	0	0	0	1	3									
Bob Robertson, R OBP: 0.327, SLG: 0.390 (1, 3)					G3 BB		K			2	0	1	1	1	1	0									
Gene Alley, R OBP: 0.306, SLG: 0.315 (1, 5)					G3		6-3			3	0	0	0	0	0	3									
Dal Maxvill, R OBP: 0.275, SLG: 0.250 (1, 6)					F9		L7			2	0	0	0	1	0	1									
Dock Ellis, S OBP: 0.143, SLG: 0.125 Dave Giusti, R OBP: 0.400, SLG: 0.250 (9, 1)					K		1-3			3	0	0	0	0	2	3									
					K					0	0	0	0	0	0	0									
Inning Stats	R: 0 E: 0 K: 0 S: 3	H: 0 LOB: 0 BB: 0 P: 3	R: 1 E: 0 K: 0 S: 5	H: 2 LOB: 1 BB: 0 P: 5	R: 1 E: 0 K: 2 S: 8	H: 1 LOB: 0 BB: 0 P: 8	R: 0 E: 0 K: 2 S: 8	H: 1 LOB: 3 BB: 2 P: 16	R: 0 E: 0 K: 0 S: 3	H: 0 LOB: 0 BB: 0 P: 3	R: 1 E: 0 K: 1 S: 6	H: 1 LOB: 0 BB: 0 P: 6	R: 0 E: 0 K: 0 S: 3	H: 0 LOB: 0 BB: 0 P: 3	R: 0 E: 0 K: 0 S: 4	H: 2 LOB: 1 BB: 0 P: 4	R: 0 E: 0 K: 0 S: 3	H: 0 LOB: 1 BB: 0 P: 3	1B: 3 2B: 2 3B: 0 HR: 2	SF: 0 SAC: 0 DP: 0 HBP: 0	WP: 0 PB: 0 SB: 0 CS: 1	PA: 32			
PITCHER	IP	WLS	BF	H	R	ER	SO	BB	IBB	HBP	BLK	WP	HR	S	P	ERA	WHIP								
Tommy John, L ERA: 2.83 Pete Richert, L ERA: 2.23	(1, 1)	6.0	L	25	5	3	3	5	1	1	0	0	0	33	41	4.50	1.000								
(7, 1)	2.0	7	2	0	0	0	0	0	0	0	0	0	0	7	7	0.00	1.000								

Los Angeles Dodgers @ Pittsburgh Pirates
Three Rivers Stadium, Pittsburgh, PA
Wed Jul 18 1973, 7:05 PM EDT
Att: 24,248 - Unknown

AB	30
R	3
H	7
RBI	3
BB	2
SO	5
LOB	11



Batter	1	2	3	4	5	6	7	8	9	10	AB	R	H	RBI	BB	SO	LOB	TOP						
Derrel Thomas, S OBP: 0.292, SLG: 0.238 (1.6)	0-0 FC4 1B		4-0 BB		0-0 1B		0-0 4-3		4-0 1B BB		3	1	2	1	2	0	0	San Diego Padres @ Pittsburgh Pirates Three Rivers Stadium, Pittsburgh, PA Fri Jul 20 1973, 7:05 PM EDT Unknown livebaseballscorecards.com						
Johnny Grubb, L OBP: 0.386, SLG: 0.444 (1.8)	0-3 K		0-0 F7		0-0 1B		0-0 1B		0-0 1B BB		5	0	3	1	0	1	2							
Leron Lee, L OBP: 0.325, SLG: 0.343 (1.9)	0-0 FC4 1B		0-0 F9		0-0 G4-6-3 1B		0-0 4-3 1B		0-0 F9 1B		3	0	1	0	0	0	3							
Jerry Morales, R OBP: 0.320, SLG: 0.402 (8.7)	1-3 FC4 1B		0-0 F9		0-0 G4-6-3 1B		0-0 4-3 1B		0-0 F9 1B		2	0	0	0	0	0	4							
Gene Locklear, L OBP: 0.274, SLG: 0.256 (1.7)	0-0 FC4		0-0 F8		0-0 F8		0-0 1B		4-0 1B BB		3	1	1	1	0	0	1							
Cito Gaston, R OBP: 0.297, SLG: 0.412 (8.9)	1-2 FC4 1B		0-0 F9		0-0 F9		0-0 3B		0-0 F7 1B		5	0	2	1	0	0	3							
Dave Roberts, R OBP: 0.303, SLG: 0.434 (1.5)	0-0 F8		0-0 F9		0-0 F9		0-0 G6-4-3 1B		0-0 F7 1B		5	0	2	1	0	0	3							
Ivan Murrell, R OBP: 0.185, SLG: 0.296 (1.3)		0-0 G5-4-3 1B		0-0 K		0-0 G6-4-3 1B		0-0 P4		0-0 9-3		5	0	1	0	0	1							
Rich Morales, R OBP: 0.246, SLG: 0.203 (1.4)		0-0 G5-4-3		0-0 K		0-0 6-3		0-0 1B BB		4	1	2	0	0	0	1								
Pat Corrales, R OBP: 0.300, SLG: 0.348 (1.2)		0-0 6-3		0-0 K		0-0 K		0-0 K		4	1	1	0	0	2	1								
Randy Jones, R OBP: 0.267, SLG: 0.214 (1.1)			0-0 F8		0-0 SH1-4 1B		0-0 K		0-0 F9		2	0	0	0	0	1	0							
Dave Winfield, R OBP: 0.354, SLG: 0.425 (9.7)					0-0 SH1-4 1B		0-0 K			1	0	0	0	0	0	1								
Mike Caldwell, R OBP: 0.179, SLG: 0.148 (9.1)					1-2 2-3					0	0	0	0	0	0	0	0							
Inning Stats	R: 1 E: 0 K: 1 S: 7	H: 2 LOB: 1 BB: 0 P: 7	R: 0 E: 0 K: 0 S: 3	H: 1 LOB: 0 BB: 0 P: 3	R: 0 E: 0 K: 0 S: 3	H: 0 LOB: 1 BB: 1 P: 7	R: 0 E: 0 K: 1 S: 5	H: 0 LOB: 0 BB: 0 P: 5	R: 2 E: 0 K: 0 S: 6	H: 4 LOB: 1 BB: 0 P: 6	R: 1 E: 0 K: 0 S: 4	H: 2 LOB: 0 BB: 0 P: 4	R: 0 E: 0 K: 2 S: 7	H: 0 LOB: 0 BB: 0 P: 7	R: 0 E: 0 K: 0 S: 4	H: 1 LOB: 2 BB: 1 P: 8	R: 0 E: 0 K: 1 S: 7	H: 2 LOB: 3 BB: 1 P: 11	R: 0 E: 0 K: 0 S: 3	H: 1 LOB: 0 BB: 0 P: 3	1B: 12 2B: 1 3B: 1 HR: 0	SF: 0 SAC: 1 DP: 4 HBP: 0	WP: 0 PB: 0 SB: 1 CS: 0	PA: 42
PITCHER	IP WLS BF H R ER SO	IP WLS BF H R ER SO	IP WLS BF H R ER SO	IP WLS BF H R ER SO	IP WLS BF H R ER SO	IP WLS BF H R ER SO	IP WLS BF H R ER SO	IP WLS BF H R ER SO	IP WLS BF H R ER SO	IP WLS BF H R ER SO	IP WLS BF H R ER SO	IP WLS BF H R ER SO	IP WLS BF H R ER SO	IP WLS BF H R ER SO	IP WLS BF H R ER SO	IP WLS BF H R ER SO	IP WLS BF H R ER SO	IP WLS BF H R ER SO	IP WLS BF H R ER SO	ERA WHIP	ERA WHIP			
John Moran, R ERA: 6.23 (1.1)	4.1 20 7 3 3 2		0 0 0 0	0 0 0 0	0 0 0 0	0 0 0 0	0 0 0 0	0 0 0 0	0 0 0 0	0 0 0 0	0 0 0 0	0 0 0 0	0 0 0 0	0 0 0 0	0 0 0 0	0 0 0 0	0 0 0 0	0 0 0 0	0 0 0 0	0 0 0 0	6.23 1.846			
John Lamb, R ERA: 3.07 (5.1)	2.2 8 2 1 1 2		0 0 0 0	0 0 0 0	0 0 0 0	0 0 0 0	0 0 0 0	0 0 0 0	0 0 0 0	0 0 0 0	0 0 0 0	0 0 0 0	0 0 0 0	0 0 0 0	0 0 0 0	0 0 0 0	0 0 0 0	0 0 0 0	0 0 0 0	0 0 0 0	3.38 0.750			
Ramon Hernandez, L ERA: 2.13 (8.1)	1.2 10 3 0 0 1		1 1 0 0	1 1 0 0	0 0 0 0	0 0 0 0	0 0 0 0	0 0 0 0	0 0 0 0	0 0 0 0	0 0 0 0	0 0 0 0	0 0 0 0	0 0 0 0	0 0 0 0	0 0 0 0	0 0 0 0	0 0 0 0	0 0 0 0	0 0 0 0	0.00 2.400			
Dave Giusti, R ERA: 1.42 (9.1)	1.1 4 1 0 0 0		0 0 0 0	0 0 0 0	0 0 0 0	0 0 0 0	0 0 0 0	0 0 0 0	0 0 0 0	0 0 0 0	0 0 0 0	0 0 0 0	0 0 0 0	0 0 0 0	0 0 0 0	0 0 0 0	0 0 0 0	0 0 0 0	0 0 0 0	0 0 0 0	0.00 0.750			


Batter	1	2	3	4	5	6	7	8	9	10	AB	R	H	RBI	BB	SO	LOB	BOTTOM						
Rennie Stennett, R OBP: 0.261, SLG: 0.373 (1.4)	0-0 G6-4-3 1B		0-0 1B		0-0 F8			0-0 1B 1B		0-0 HR		5	2	4	1	0	0	San Diego Padres @ Pittsburgh Pirates Three Rivers Stadium, Pittsburgh, PA Fri Jul 20 1973, 7:05 PM EDT Unknown livebaseballscorecards.com						
Manny Sanguillen, R OBP: 0.292, SLG: 0.433 (1.2)	0-0 G6-4-3		0-0 F9		0-0 1-3		0-0 1B 1B		0-0 1B 1B		4	0	1	0	0	0	3							
Al Oliver, L OBP: 0.313, SLG: 0.486 (1.8)	0-0 HR 3B		0-0 SF7		0-0 6-3		0-0 1B 1B		0-0 1B 1B		3	1	2	2	0	0	0							
Wille Stargell, L OBP: 0.383, SLG: 0.659 (1.7)	0-0 HR		0-0 G3		0-0 P6		0-0 K		0-0 K		4	1	1	2	0	1	3							
Richie Zisk, R OBP: 0.327, SLG: 0.432 (1.9)	0-0 F9		0-0 K		0-0 1-3		0-0 4-3		0-0 K		4	0	0	0	0	1	2							
Dave Giusti, R OBP: 0.400, SLG: 0.250 (9.1)											0	0	0	0	0	0	0							
Bob Robertson, R OBP: 0.326, SLG: 0.388 (1.3)		0-0 5-3		0-0 FC4-6 1B		0-0 P3		0-0 K		0-0 K		4	0	1	0	0	1							
Gene Alley, R OBP: 0.299, SLG: 0.306 (1.5)		0-0 P4		0-0 FC4-6		0-0 F7		0-0 K		0-0 K		4	0	0	0	0	1							
Dal Maxvill, R OBP: 0.259, SLG: 0.235 (1.6)		0-0 F9		0-0 F9		0-0 6-3		0-0 K		0-0 K		3	0	0	0	0	1							
Ramon Hernandez, S (8.1)											0	0	0	0	0	0	0							
Dave Parker, L OBP: 0.150, SLG: 0.200 (9.9)											1	0	0	0	0	1	0							
John Moran, R OBP: 1.000, SLG: 2.000 (1.1)			0-0 1B SF7 2B		0-0 K		0-0 6-3		0-0 5-3		1	1	1	0	0	0	0							
John Lamb, R (5.1)											1	0	0	0	0	1	0							
Dave Cash, R OBP: 0.327, SLG: 0.355 (8.4)											2	0	0	0	0	0	0							
Inning Stats	R: 2 E: 0 K: 0 S: 5	H: 3 LOB: 0 BB: 0 P: 5	R: 0 E: 0 K: 0 S: 3	H: 0 LOB: 0 BB: 0 P: 3	R: 1 E: 0 K: 0 S: 5	H: 2 LOB: 1 BB: 0 P: 5	R: 0 E: 0 K: 1 S: 6	H: 1 LOB: 1 BB: 0 P: 6	R: 0 E: 0 K: 1 S: 5	H: 0 LOB: 0 BB: 0 P: 5	R: 0 E: 0 K: 0 S: 3	H: 0 LOB: 0 BB: 0 P: 3	R: 0 E: 0 K: 0 S: 3	H: 0 LOB: 0 BB: 0 P: 3	R: 1 E: 0 K: 1 S: 8	H: 3 LOB: 2 BB: 0 P: 8	R: 0 E: 0 K: 3 S: 9	H: 0 LOB: 0 BB: 0 P: 9	R: 1 E: 0 K: 0 S: 2	H: 1 LOB: 0 BB: 0 P: 2	1B: 6 2B: 1 3B: 1 HR: 2	SF: 1 SAC: 0 DP: 1 HBP: 0	WP: 0 PB: 0 SB: 0 CS: 0	PA: 37
PITCHER	IP WLS BF H R ER SO	IP WLS BF H R ER SO	IP WLS BF H R ER SO	IP WLS BF H R ER SO	IP WLS BF H R ER SO	IP WLS BF H R ER SO	IP WLS BF H R ER SO	IP WLS BF H R ER SO	IP WLS BF H R ER SO	IP WLS BF H R ER SO	IP WLS BF H R ER SO	IP WLS BF H R ER SO	IP WLS BF H R ER SO	IP WLS BF H R ER SO	IP WLS BF H R ER SO	IP WLS BF H R ER SO	IP WLS BF H R ER SO	IP WLS BF H R ER SO	IP WLS BF H R ER SO	ERA WHIP	ERA WHIP			
Randy Jones, L ERA: 3.38 (1.1)	8.0 32 9 4 4 3		0 0 0 0	0 0 0 0	0 0 0 0	0 0 0 0	0 0 0 0	0 0 0 0	0 0 0 0	0 0 0 0	0 0 0 0	0 0 0 0	0 0 0 0	0 0 0 0	0 0 0 0	0 0 0 0	0 0 0 0	0 0 0 0	0 0 0 0	0 0 0 0	4.50 1.125			
Mike Caldwell, L ERA: 3.45 (9.1)	1.1 5 1 1 1 3		0 0 0 0	0 0 0 0	0 0 0 0	0 0 0 0	0 0 0 0	0 0 0 0	0 0 0 0	0 0 0 0	0 0 0 0	0 0 0 0	0 0 0 0	0 0 0 0	0 0 0 0	0 0 0 0	0 0 0 0	0 0 0 0	0 0 0 0	0 0 0 0	6.75 0.750			


Batter	1	2	3	4	5	6	7	8	9	AB	R	H	RBI	BB	SO	LOB	TOP			
Derrel Thomas, S OBP: 0.291, SLG: 0.235 (1, 6)	0-3 K		0-3 K		4-0 BB		0-0 6-3			3	0	0	0	1	2	2	San Diego Padres @ Pittsburgh Pirates Three Rivers Stadium, Pittsburgh, PA Fri Jul 20 1973, 7:05 PM EDT Att: 25,832 - Unknown livebaseballscores.com			
Jerry Morales, R OBP: 0.314, SLG: 0.395 (1, 8)	0-0 6-3		0-0 4-3		0-0 G6-3 BB		0-0 G6-3	0-0 F8		4	0	0	0	0	0	3				
Dave Roberts, R OBP: 0.297, SLG: 0.426 (1, 5)	0-3 K			0-0 6-3		0-0 6-3		0-0 5-3		4	0	0	0	0	1	0				
Cito Gaston, R OBP: 0.300, SLG: 0.417 (1, 9)		0-0 4-3		0-0 BB 1B		0-0 2B		0-3 K		4	0	2	0	0	1	0				
Ivan Murrell, R OBP: 0.200, SLG: 0.298 (1, 3)	0-3 K		0-0 BB 1B		4-0 BB		0-0 BB	0-0 F8		3	0	1	0	1	1	0				
Fred Kendall, R OBP: 0.301, SLG: 0.346 (1, 2)	0-0 6-3		0-0 F7		0-0 F3		0-0 F7		4	0	0	0	0	0	0	4				
Dave Winfield, R OBP: 0.396, SLG: 0.465 (1, 7)			0-0 1B	4-0 FC6-4 BB		0-0 F9		0-0 2B		3	0	2	0	1	0	2				
Rich Morales, R OBP: 0.246, SLG: 0.295 (1, 4)			0-0 SH5-4 1B	0-0 FC6-4		0-3 K		0-0 6-3		4	0	1	0	0	1	4				
Rich Troedson, L OBP: 0.222, SLG: 0.176 Gary Ross, R (8, 1)	0-0 SH5-4		0-0 K		0-3 K					2	0	0	0	0	2	0				
Inning Stats	R: 0 E: 0 K: 2 S: 7	H: 0 LOB: 0 BB: 0 P: 7	R: 0 E: 0 K: 1 S: 5	H: 0 LOB: 0 BB: 0 P: 5	R: 0 E: 0 K: 1 S: 7	H: 2 LOB: 2 BB: 0 P: 7	R: 0 E: 0 K: 0 S: 5	H: 2 LOB: 3 BB: 1 P: 9	R: 0 E: 0 K: 1 S: 4	H: 0 LOB: 0 BB: 1 P: 8	R: 0 E: 0 K: 2 S: 7	H: 0 LOB: 0 BB: 0 P: 7	R: 0 E: 0 K: 1 S: 5	H: 0 LOB: 0 BB: 0 P: 5	R: 0 E: 0 K: 0 S: 4	H: 1 LOB: 1 BB: 0 P: 4	1B: 4 2B: 2 3B: 0 HR: 0	SF: 0 SAC: 1 DP: 1 HBP: 0	WP: 0 PB: 0 SB: 0 CS: 0	PA: 35
PITCHER Jim Rooker, L ERA: 3.56 (1, 1)	IP: 9.0 WLS: W BF: 35 H: 6 R: 0 ER: 0 SO: 8 BB: 3 IBB: 0 HBP: 0 BLK: 0 WP: 0 HR: 0 S: 48 P: 60 ERA: 0.00 WHIP: 1.000																			


Batter	1	2	3	4	5	6	7	8	9	AB	R	H	RBI	BB	SO	LOB	BOTTOM			
Rennie Stennett, R OBP: 0.268, SLG: 0.389 (1, 4)	0-0 P3		0-0 FC6-4 1B		0-0 HR		0-0 F9	0-0 FC1-6		5	1	3	3	0	0	0	San Diego Padres @ Pittsburgh Pirates Three Rivers Stadium, Pittsburgh, PA Fri Jul 20 1973, 7:05 PM EDT Att: 25,832 - Unknown livebaseballscores.com			
Manny Sanguillen, R OBP: 0.296, SLG: 0.435 (1, 2)	0-0 1B		0-0 FC6-4 1B		0-0 F8		0-0 1B	0-0 FC1-6 FC6		5	0	3	2	0	0	1				
Al Oliver, L OBP: 0.312, SLG: 0.482 (1, 8)	0-0 F2		0-0 F8		0-0 1B		0-0 P2	0-0 FC6		5	0	1	0	0	0	5				
Willie Stargell, L OBP: 0.378, SLG: 0.650 Dave Parker, L OBP: 0.150, SLG: 0.200 (9, 9)	0-0 1-3		0-0 FC6-4		0-3 K		0-0 F8			4	0	0	0	0	1	4				
Richie Zisk, R OBP: 0.333, SLG: 0.429 (9, 7)		0-0 1B	0-0 P9		0-0 1-3		0-0 1-3	4-0 2B 1B BB		3	1	1	0	1	0	3				
Bob Robertson, R OBP: 0.331, SLG: 0.394 (1, 3)		0-0 G4-6-3 1B		4-0 SH1-4 BB		0-3 K		0-0 1B 2B		3	1	2	0	1	1	0				
Gene Alley, R OBP: 0.299, SLG: 0.302 (1, 5)	0-0 F7		0-0 SH1-4		0-0 F7		4-0 1B 1B IBB			2	1	0	0	1	0	2				
Daf Maxvill, R OBP: 0.259, SLG: 0.236 (1, 6)	0-0 G4-6-3		0-0 6-3		0-0 P4		0-0 1B 1B			4	1	1	2	0	0	3				
Jim Rooker, R OBP: 0.211, SLG: 0.211 (1, 1)			0-0 1B 1B		0-3 K		0-3 K	0-0 1B FC1-6 1B		4	2	2	0	0	2	1				
Inning Stats	R: 0 E: 0 K: 0 S: 4	H: 1 LOB: 1 BB: 0 P: 4	R: 0 E: 0 K: 0 S: 4	H: 2 LOB: 1 BB: 0 P: 4	R: 1 E: 0 K: 0 S: 6	H: 3 LOB: 2 BB: 0 P: 6	R: 0 E: 0 K: 1 S: 5	H: 0 LOB: 1 BB: 1 P: 9	R: 1 E: 0 K: 1 S: 7	H: 2 LOB: 1 BB: 0 P: 7	R: 0 E: 0 K: 1 S: 6	H: 0 LOB: 0 BB: 0 P: 6	R: 0 E: 0 K: 1 S: 6	H: 1 LOB: 1 BB: 0 P: 6	R: 5 E: 0 K: 0 S: 7	H: 4 LOB: 1 BB: 2 P: 15	1B: 11 2B: 1 3B: 0 HR: 1	SF: 0 SAC: 1 DP: 1 HBP: 0	WP: 0 PB: 0 SB: 0 CS: 0	PA: 39
PITCHER Rich Troedson, L ERA: 4.07 Gary Ross, R ERA: 5.4 (8, 1)	IP: 7.1 WLS: L BF: 35 H: 11 R: 6 ER: 6 SO: 4 BB: 2 IBB: 0 HBP: 0 BLK: 0 WP: 0 HR: 1 S: 40 P: 52 ERA: 7.36 WHIP: 1.773																			


Batter	1	2	3	4	5	6	7	8	9	AB	R	H	RBI	BB	SO	LOB	TOP					
Derrel Thomas, S OBP: 0.295, SLG: 0.243										4	0	2	0	0	0	4	San Diego Padres @ Pittsburgh Pirates Three Rivers Stadium, Pittsburgh, PA Sun Jul 22 1973, 3:33 AM EDT Unknown					
Johnny Grubb, L OBP: 0.380, SLG: 0.437										4	0	0	0	0	1	2						
Leron Lee, L OBP: 0.324, SLG: 0.339										3	0	0	0	1	1	0						
Nate Colbert, R OBP: 0.334, SLG: 0.412										4	0	0	0	0	2	2						
Cito Gaston, R OBP: 0.296, SLG: 0.411											4	0	0	0	0	0						
Dave Roberts, R OBP: 0.297, SLG: 0.436											4	1	1	1	0	0						
Fred Kendall, R OBP: 0.300, SLG: 0.348											4	0	1	0	0	1						
Rich Morales, R OBP: 0.255, SLG: 0.210										2	0	1	0	1	0	0						
Steve Arlin, R OBP: 0.231, SLG: 0.167										3	0	1	0	0	2	2						
Inning Stats	R: 0 E: 0 K: 1 S: 5	H: 1 LOB: 1 BB: 1 P: 9	R: 0 E: 0 K: 0 S: 3	H: 0 LOB: 0 BB: 0 P: 3	R: 0 E: 0 K: 1 S: 6	H: 1 LOB: 1 BB: 0 P: 6	R: 0 E: 0 K: 2 S: 7	H: 0 LOB: 0 BB: 0 P: 7	R: 0 E: 0 K: 1 S: 7	H: 2 LOB: 2 BB: 0 P: 7	R: 0 E: 0 K: 0 S: 3	H: 0 LOB: 0 BB: 0 P: 3	R: 1 E: 0 K: 1 S: 7	H: 2 LOB: 2 BB: 1 P: 11	R: 0 E: 0 K: 1 S: 5	H: 0 LOB: 0 BB: 0 P: 5	R: 0 E: 0 K: 0 S: 3	H: 0 LOB: 0 BB: 0 P: 3	1B: 3 2B: 2 3B: 0 HR: 1	SF: 0 SAC: 0 DP: 1 HBP: 0	WP: 0 PB: 0 SB: 1 CS: 0	PA: 34
PITCHER	IP WLS BF H R ER SO BB IBB HBP BLK WP HR S P ERA WHIP																					
Nelson Briles, R ERA: 2.71	7.0 W 28 6 1 1 6 2 0 0 0 0 1 38 46 1.29 1.143																					
Ramon Hernandez, L ERA: 2.09	1.0 S 3 0 0 0 1 0 0 0 0 0 0 5 5 0.00 0.000																					
Dave Giusti, R ERA: 1.39	1.0 S 3 0 0 0 0 0 0 0 0 0 0 3 3 0.00 0.000																					

Batter	1	2	3	4	5	6	7	8	9	AB	R	H	RBI	BB	SO	LOB	BOTTOM			
Rennie Stennett, R OBP: 0.267, SLG: 0.391										4	0	1	0	0	0	1	San Diego Padres @ Pittsburgh Pirates Three Rivers Stadium, Pittsburgh, PA Sun Jul 22 1973, 3:33 AM EDT Unknown			
Dave Cash, R OBP: 0.332, SLG: 0.356										2	1	1	0	2	0	0				
Al Oliver, L OBP: 0.311, SLG: 0.480										4	1	1	0	0	0	3				
Willie Stargell, L OBP: 0.380, SLG: 0.650										3	0	1	2	1	0	2				
Dave Parker, L OBP: 0.167, SLG: 0.333										4	1	1	1	0	2	3				
Bob Robertson, R OBP: 0.327, SLG: 0.389										4	0	0	0	0	1	1				
Milt May, L OBP: 0.352, SLG: 0.384										2	0	1	0	2	0	0				
Vic Davalillo, L OBP: 0.207, SLG: 0.238										0	0	0	0	0	0	0				
Dave Giusti, R OBP: 0.400, SLG: 0.250										0	0	0	0	0	0	0				
Dal Maxvill, R OBP: 0.258, SLG: 0.237										4	0	1	0	0	0	4				
Nelson Briles, R OBP: 0.245, SLG: 0.328										2	0	0	0	0	1	1				
Ramon Hernandez, S OBP: 0.296, SLG: 0.435										0	0	0	0	0	0	0				
Inning Stats	R: 0 E: 0 K: 1 S: 5	H: 0 LOB: 2 BB: 2 P: 13	R: 0 E: 0 K: 1 S: 6	H: 1 LOB: 1 BB: 0 P: 6	R: 0 E: 0 K: 1 S: 5	H: 0 LOB: 0 BB: 0 P: 5	R: 0 E: 0 K: 1 S: 4	H: 1 LOB: 1 BB: 0 P: 4	R: 2 E: 0 K: 1 S: 8	H: 3 LOB: 2 BB: 1 P: 12	R: 0 E: 0 K: 0 S: 4	H: 1 LOB: 2 BB: 1 P: 8	R: 0 E: 0 K: 0 S: 3	H: 1 LOB: 1 BB: 1 P: 7	R: 1 E: 0 K: 0 S: 3	H: 1 LOB: 1 BB: 1 P: 7	1B: 4 2B: 2 3B: 0 HR: 1	SF: 0 SAC: 1 DP: 1 HBP: 0	WP: 0 PB: 0 SB: 0 CS: 0	PA: 35
PITCHER	IP WLS BF H R ER SO BB IBB HBP BLK WP HR S P ERA WHIP																			
Steve Arlin, R ERA: 4.34	8.0 L 35 7 3 3 4 3 2 0 0 0 1 38 58 3.38 1.250																			

Batter	1	2	3	4	5	6	7	8	9	AB	R	H	RBI	BB	SO	LOB	TOP					
Derrel Thomas, S OBP: 0.297, SLG: 0.247 (1, 6)	0-3 K		0-0 1-2 1B		0-0 4-3		0-0 F5		0-0 5-3 BB	5	1	2	1	0	1	1	San Diego Padres @ Pittsburgh Pirates Three Rivers Stadium, Pittsburgh, PA Sun Jul 22 1973, 3:38 AM EDT Att: 22,425 - Unknown AB 36 R 7 H 8 RBI 5 BB 4 SO 5 LOB 19 					
Jerry Morales, R OBP: 0.315, SLG: 0.398 (1, 8)	0-0 5-3		0-0 6-3		0-0 E		0-0 G3		4-0 5-3 1B	3	1	1	0	0	0	2						
Leron Lee, L OBP: 0.325, SLG: 0.337 (7, PH) (7, 7)			1-2 2-3				1-2		1-2 2-3 BB	1	0	0	0	1	0	1						
Dave Roberts, R OBP: 0.299, SLG: 0.435 (1, 5)	0-3 K2-3		0-3 K		0-0 FC6-4 1B		0-0 1B		0-0 5-3	5	0	2	2	0	2	4						
Nate Colbert, R OBP: 0.332, SLG: 0.407 (1, 3)		0-0 6-3		4-0 5-3 1B BB	0-0 FC6-4 FC6-4		0-0 F8		0-0 5-3	4	1	0	1	1	0	3						
Cito Gaston, R OBP: 0.294, SLG: 0.407 (1, 9)	0-3 K		0-0 G3 5-3 1B		0-0 FC6-4				0-0 5-3	5	1	1	0	0	1	2						
Dave Winfield, R OBP: 0.385, SLG: 0.435 (1, 7) (7, 8)	4-0 BB		0-0 5-3		0-0 5-3		0-0 6-3		0-0 5-3	3	0	0	0	1	0	2						
Rich Morales, R OBP: 0.248, SLG: 0.203 (1, 4)	0-0 5-3		0-0 G3		0-0 5-3		0-0 5-3		0-0 6-3	4	0	0	1	0	0	2						
Pat Corrales, R OBP: 0.302, SLG: 0.347 (1, 2)			0-1 CI FC3-6		0-0 E1		0-0 F7		0-0 1B 1B	3	1	1	0	0	0	0						
Clay Kirby, R OBP: 0.141, SLG: 0.152 (7, PH) Gene Locklear, L OBP: 0.287, SLG: 0.256 (7, 1) Mike Caldwell, L OBP: 0.179, SLG: 0.148 (7, 1) Vicente Romo, R OBP: 0.279, SLG: 0.143 (8, 1) Gary Ross, R OBP: 0.302, SLG: 0.439 (8, PH)	0-0 FC3-6 1B		0-3 K		0-0 G3 1B BB		4-0 G3 1B BB		0-0 BB 1B 1B	2	0	0	0	0	1	2						
Inning Stats	R: 0 E: 0 K: 2 S: 7	H: 0 LOB: 0 BB: 0 P: 7	R: 0 E: 0 K: 1 S: 5	H: 0 LOB: 1 BB: 1 P: 9	R: 0 E: 1 K: 1 S: 7	H: 1 LOB: 2 BB: 0 P: 7	R: 2 E: 1 K: 1 S: 7	H: 1 LOB: 1 BB: 1 P: 11	R: 1 E: 1 K: 0 S: 5	H: 2 LOB: 1 BB: 0 P: 5	R: 0 E: 0 K: 0 S: 3	H: 0 LOB: 0 BB: 0 P: 3	R: 1 E: 0 K: 0 S: 4	H: 1 LOB: 1 BB: 1 P: 8	R: 0 E: 0 K: 0 S: 3	H: 0 LOB: 0 BB: 0 P: 3	R: 3 E: 0 K: 0 S: 6	H: 3 LOB: 1 BB: 1 P: 10	1B: 7 2B: 1 3B: 0 HR: 0	SF: 0 SAC: 0 DP: 0 HBP: 0	WP: 0 PB: 0 SB: 0 CS: 0	PA: 41
PITCHER	IP WLS BF H R ER SO BB IBB HBP BLK WP HR S P ERA WHIP	IP WLS BF H R ER SO BB IBB HBP BLK WP HR S P ERA WHIP																				
Luke Walker, L ERA: 4.0 (1, 1)	6.0 W 26 4 3 1 5 2 0 0 0 0 0 34 42 1.50 1.000																					
Bob Moose, R ERA: 4.06 (7, 1)	1.0 S 5 1 1 1 0 1 0 0 0 0 0 4 8 9.00 2.000																					
John Lamb, R ERA: 4.32 (8, 1)	2.0 S 10 3 3 3 0 1 0 0 0 0 0 9 13 13.50 2.000																					

Batter	1	2	3	4	5	6	7	8	9	AB	R	H	RBI	BB	SO	LOB	BOTTOM	
Dave Cash, R OBP: 0.333, SLG: 0.354 (1, 5)	4-0 1B 2B BB		0-0 SF9		0-0 L4		0-0 1B 5-3 BB FC5-2		0-0 5-3	2	2	0	1	2	0	2	San Diego Padres @ Pittsburgh Pirates Three Rivers Stadium, Pittsburgh, PA Sun Jul 22 1973, 3:38 AM EDT Att: 22,425 - Unknown AB 37 R 13 H 13 RBI 11 BB 5 SO 4 LOB 18 	
Manny Sanguillen, R OBP: 0.298, SLG: 0.437 (1, 2)	0-0 2B E 1B	0-0 3-H			0-0 5-3		0-0 5-3		0-0 F7	5	1	2	0	0	0	3		
Al Oliver, L OBP: 0.312, SLG: 0.479 (1, 8)	0-0 P6	0-0 4-3			0-0 G3		0-0 2-3 2B 1B		0-0 HR 1B	5	2	2	0	0	0	3		
Willie Stargell, L OBP: 0.383, SLG: 0.668 (1, 7)	0-3 K		0-0 HR		0-0 L6		4-0 1-2 2B BB		0-0 1-H HR	4	3	2	3	1	1	2		
Dave Parker, L OBP: 0.259, SLG: 0.481 (7, PH) Richie Zisk, R OBP: 0.337, SLG: 0.441 (8, 9)	0-0 E		0-0 G6-4-3 1B		0-0 L6		0-0 E 2B		0-0 F9	3	1	3	1	0	0	0		
Rennie Stennett, R OBP: 0.286, SLG: 0.387 (1, 4)	1-3 3-H		0-0 G6-4-3 1B		0-0 L6		0-0 1-H 2-H 3-H 2B		0-0 3-1	2	1	1	3	0	0	0		
Bob Robertson, R OBP: 0.328, SLG: 0.403 (1, 3)	0-0 K		0-0 K		0-0 6-3		0-0 P6		0-0 HR 1B	5	1	1	1	0	0	3		
Dal Maxvill, R OBP: 0.254, SLG: 0.222 (1, 6)		0-0 E6 SH5-4 PB SF9		0-3 K		0-0 E6 FC6		4-0 2-H PB BB FC5-2 BB	4	1	0	0	1	1	1			
Luke Walker, L OBP: 0.077, SLG: 0.077 (1, 1) Vic Davalillo, L OBP: 0.205, SLG: 0.235 (6, PH) Bob Moose, R OBP: 0.171, SLG: 0.105 (7, 1) Gene Alley, R OBP: 0.304, SLG: 0.302 (8, 5)	0-0 SH5-4		0-0 F7		0-0 6-3		0-0 FC6		4-0 FC5-2 PB BB	1	0	0	0	0	0	0		
Inning Stats	R: 2 E: 1 K: 2 S: 10	H: 2 LOB: 2 BB: 1 P: 14	R: 1 E: 1 K: 0 S: 5	H: 1 LOB: 1 BB: 0 P: 5	R: 1 E: 0 K: 1 S: 6	H: 2 LOB: 0 BB: 0 P: 6	R: 0 E: 0 K: 1 S: 5	H: 0 LOB: 0 BB: 0 P: 5	R: 0 E: 1 K: 0 S: 5	H: 0 LOB: 1 BB: 0 P: 5	R: 6 E: 0 K: 0 S: 7	H: 4 LOB: 2 BB: 4 P: 23	R: 2 E: 0 K: 0 S: 6	H: 3 LOB: 1 BB: 0 P: 6	1B: 5 2B: 5 3B: 0 HR: 3	SF: 1 SAC: 1 DP: 1 HBP: 0		WP: 0 PB: 2 SB: 0 CS: 0
PITCHER	IP WLS BF H R ER SO BB IBB HBP BLK WP HR S P ERA WHIP	IP WLS BF H R ER SO BB IBB HBP BLK WP HR S P ERA WHIP																
Clay Kirby, R ERA: 5.02 (1, 1)	6.0 L 27 5 2 4 0 2 0 0 0 0 0 3 11 108.00 12.000																	
Mike Caldwell, L ERA: 3.79 (7, 1)	0.1 S 5 2 4 4 0 2 0 0 0 0 0 3 11 108.00 12.000																	
Vicente Romo, R ERA: 3.81 (7, 1)	0.2 S 6 2 2 2 0 2 0 0 0 0 1 4 12 27.00 6.000																	
Gary Ross, R ERA: 5.67 (8, 1)	1.0 S 6 3 2 2 0 0 0 0 0 0 1 6 6 18.00 3.000																	

Batter	1	2	3	4	5	6	7	8	9	AB	R	H	RBI	BB	SO	LOB	TOP										
Vic Davalillo, L OBP: 0.375, SLG: 0.750 Luke Walker, L (5, 1) Dave Parker, L OBP: 1.000, SLG: 1.000 John Lamb, R (7, 1) Jackie Hernandez, R (9, PH)	0-0 HR 1B	0-0 1B 1B		0-0 G3	0-0 FC6-4 2B WP		0-0 1-2 1B		0-0 G3	4	2	2	1	0	0	1	Pittsburgh Pirates @ Chicago Cubs Wrigley Field, Chicago, IL Thu Jul 26 1973, 3:33 AM CDT Att: 16,637 - Overcast - 64 F										
Manny Sanguillen, R OBP: 0.356, SLG: 0.591	0-0 F7	0-3 K		0-0 1-3	0-0 1-2 2B		0-3 K			5	0	1	1	0	2	6											
Al Oliver, L OBP: 0.372, SLG: 0.564	0-0 1-H HR	0-0 1-3 2-H 3-H 1B		0-0 2B	0-0 G1			0-0 6-3		5	1	3	4	0	0	1											
Richie Hebner, L OBP: 0.366, SLG: 0.429	0-0 2B	0-0 L9		0-0 P5			0-0 F8		0-0 F8	5	0	1	0	0	0	3											
Bob Robertson, R OBP: 0.390, SLG: 0.412	0-0 F8		0-0 G3		4-0 1B 1B BB		0-0 L3 1B		0-0 1B	4	1	2	0	1	0	1											
Milt May, L OBP: 0.350, SLG: 0.459	0-0 G3		0-0 E 1B		0-0 F8		0-0 L3 1-2		0-0 F9	5	0	1	0	0	0	4											
Dave Cash, R OBP: 0.444, SLG: 0.438 Dal Maxvill, R OBP: 0.111, SLG: 0.111		0-0 FC1-5 1B		0-0 F7	0-0 1B 1B		0-0 1-2 1B 1B		0-0 3-1 FC5-2 2B	4	1	3	0	0	0	1		AB 45 R 9 H 18 RBI 9 BB 1 SO 3 LOB 24									
Gene Alley, R OBP: 0.417, SLG: 0.500 Willie Stargell, L OBP: 0.410, SLG: 0.629		0-0 1B FC1-5 1B		0-0 E1	0-0 1B FC6-4 1B		0-0 1-2 2-H 1B		0-3 K	3	2	2	1	0	0	1											
Nelson Briles, R OBP: 0.200, SLG: 0.200 Bob Johnson, L (1, 1) Richie Zisk, R (3, PH) Jim McKee, R (3, 1) Jim Rooker, R (4, 1) Rennie Stennett, R OBP: 0.220, SLG: 0.337 (5, 7) (5, 7) (7, 4)		0-0 1-2 2-3 1B		0-0 F8	0-0 1-3 2-H 1B		0-0 3-H FC5-2 1B		0-0 HR	0	0	0	0	0	0	0											
Inning Stats	R: 2 E: 0 K: 0 S: 6	H: 3 LOB: 1 BB: 0 P: 6	R: 2 E: 0 K: 1 S: 9	H: 4 LOB: 2 BB: 0 P: 9	R: 0 E: 1 K: 0 S: 5	H: 1 LOB: 2 BB: 0 P: 5	R: 0 E: 0 K: 0 S: 4	H: 1 LOB: 1 BB: 0 P: 4	R: 4 E: 0 K: 0 S: 7	H: 4 LOB: 1 BB: 1 P: 11	R: 0 E: 0 K: 0 S: 3	H: 2 LOB: 2 BB: 0 P: 7	R: 0 E: 0 K: 0 S: 4	H: 1 LOB: 1 BB: 0 P: 4	R: 1 E: 0 K: 1 S: 6	H: 1 LOB: 0 BB: 0 P: 6			1B: 12 2B: 5 3B: 0 HR: 2	SF: 0 SAC: 0 DP: 1 HBP: 0	WP: 1 PB: 0 SB: 0 CS: 0	PA: 46					
PITCHER	IP	WLS	BF	H	R	ER	SO	BB	IBB	HBP	BLK	WP	HR	S	P	ERA	WHIP										
Fergie Jenkins, R ERA: 4.45	(1, 1)	4.1	26	11	7	7	1	1	0	0	0	0	1	27	31	14.54	2.769										
Bill Bonham, R ERA: 4.7	(5, 1)	0.1	3	2	1	1	0	0	0	0	0	1	0	3	3	27.00	6.000										
Bob Locker, R ERA: 1.29	(5, 1)	4.1	W	17	5	1	1	2	0	0	0	0	1	21	21	2.08	1.154										

Batter	1	2	3	4	5	6	7	8	9	AB	R	H	RBI	BB	SO	LOB	BOTTOM										
Rick Monday, L OBP: 0.356, SLG: 0.361	0-0 HR			0-0 1B BB		0-0 1-3				4	2	2	1	1	0	5	Pittsburgh Pirates @ Chicago Cubs Wrigley Field, Chicago, IL Thu Jul 26 1973, 3:33 AM CDT Att: 16,637 - Overcast - 64 F										
Glenn Beckert, R OBP: 0.326, SLG: 0.293	0-0 1B			0-0 1B G4		0-0 6-3			0-0 5-3	5	2	2	0	0	0	3											
Billy Williams, L OBP: 0.377, SLG: 0.326	0-0 1-3 2B 1B	0-0 P4		0-0 1B BB 1B 1B	0-0 E6		0-0 P4		0-0 6-3	5	2	2	1	0	0	0											
Joe Pepitone, L OBP: 0.350, SLG: 0.400 Jim Hickman, R OBP: 0.250, SLG: 0.077	0-0 2B 2B 1B	0-0 3-1		0-0 1-2 3-H 1B 1B	0-0 K		0-0 6-3		0-0 6-3	4	2	2	2	0	1	1											
Ron Santo, R OBP: 0.458, SLG: 0.410	0-0 1-3 2-H 2B 2B	0-0 HBP		0-0 5-3 1B BB	0-0 6-3		0-0 1-3		0-0 1-3	3	1	1	1	1	0	1											
Jose Cardenal, R OBP: 0.358, SLG: 0.388	0-0 1B 2B	0-0 F7		0-0 1-2 2-H 3-H 1B	0-0 5-3 1B		0-3 K		0-0 4-3	5	1	2	4	0	1	1											
Randy Hundley, R OBP: 0.200, SLG: 0.162	0-0 1B 1B 1B		0-0 F5	0-0 5-3	0-0 FC2-5 1B 1B		0-0 5-3		0-0 5-3	5	0	2	0	0	0	2											
Don Kessinger, S OBP: 0.356, SLG: 0.237	0-0 1B 1B		0-0 4-3	0-0 4-3 BB	0-0 FC2-5 1B		0-0 FC2-5 1B		0-0 FC2-5	3	0	2	1	1	0	0											
Fergie Jenkins, R ERA: 4.5 Bill Bonham, R ERA: 4.5 Bob Locker, S ERA: 1.29	0-0 K		0-0 L8	0-0 K	0-0 FC2-5		0-0 1-2 2-3 1B		0-0 FC2-5	3	0	0	0	0	2	5											
Inning Stats	R: 6 E: 0 K: 1 S: 13	H: 9 LOB: 2 BB: 0 P: 13	R: 0 E: 0 K: 0 S: 3	H: 0 LOB: 1 BB: 0 P: 4	R: 0 E: 0 K: 0 S: 3	H: 0 LOB: 0 BB: 0 P: 3	R: 4 E: 0 K: 1 S: 9	H: 4 LOB: 3 BB: 3 P: 21	R: 0 E: 0 K: 1 S: 6	H: 0 LOB: 1 BB: 0 P: 6	R: 0 E: 0 K: 1 S: 7	H: 2 LOB: 2 BB: 0 P: 7	R: 0 E: 0 K: 0 S: 3	H: 0 LOB: 0 BB: 0 P: 3	R: 0 E: 0 K: 0 S: 3	H: 0 LOB: 0 BB: 0 P: 3			1B: 12 2B: 2 3B: 0 HR: 1	SF: 0 SAC: 0 DP: 1 HBP: 1	WP: 0 PB: 0 SB: 0 CS: 0	PA: 43					
PITCHER	IP	WLS	BF	H	R	ER	SO	BB	IBB	HBP	BLK	WP	HR	S	P	ERA	WHIP										
Nelson Briles, R ERA: 6.06	(1, 1)	0.0	L	5	5	5	0	0	0	0	0	0	0	11	12	4.50	2.000										
Bob Johnson, R ERA: 4.5	(1, 1)	2.0	10	4	1	1	1	0	0	1	0	0	0	11	12	4.50	2.000										
Jim McKee, R ERA: 27.0	(3, 1)	1.1	11	4	4	4	0	3	0	0	0	0	0	8	20	27.00	5.250										
Jim Rooker, L ERA: 27.0	(4, 1)	0.2	2	0	0	0	1	0	0	0	0	0	0	4	4	0.00	0.000										
Luke Walker, L ERA: 27.0	(5, 1)	2.0	9	2	0	0	2	0	0	0	0	0	0	13	13	0.00	1.000										
PITCHER	IP	WLS	BF	H	R	ER	SO	BB	IBB	HBP	BLK	WP	HR	S	P	ERA	WHIP										
John Lamb, R ERA: 7.1	(7, 1)	2.0	6	0	0	0	0	0	0	0	0	0	0	6	6	0.00	0.000										

Batter	1	2	3	4	5	6	7	8	9	AB	R	H	RBI	BB	SO	LOB	TOP				
Rennie Stennett, R OBP: 0.278, SLG: 0.404										6	2	4	2	0	1	2					
Manny Sanguillen, R OBP: 0.256, SLG: 0.431										6	1	2	2	0	0	4					
Al Oliver, L OBP: 0.318, SLG: 0.483										5	0	3	2	0	0	1					
Willie Stargell, L OBP: 0.382, SLG: 0.665										5	2	3	0	0	0	3					
Richie Zisk, R OBP: 0.349, SLG: 0.480										5	1	3	3	0	1	1					
Bob Robertson, R OBP: 0.325, SLG: 0.401										5	1	1	0	0	1	4					
Richie Hebner, L OBP: 0.367, SLG: 0.500										3	1	0	0	0	0	1	AB 44				
Dal Maxvill, R OBP: 0.267, SLG: 0.239										5	1	2	0	0	2	4	R 10				
Nelson Briles, R OBP: 0.269, SLG: 0.347										3	1	2	0	0	0	1	H 21				
John Lamb, R										0	0	0	0	0	0	0	RBI 10				
Dave Giusti, R OBP: 0.500, SLG: 0.400										1	0	1	1	0	0	0	BB 0				
																	SO 5				
																	LOB 21				
																	WP: 0 PA: 47				
																	FB: 3				
																	SB: 0				
																	CS: 0				
Inning Stats	R: 2 E: 1 K: 0 S: 6	H: 4 LOB: 1 BB: 0 P: 6	R: 0 E: 0 K: 0 S: 4	H: 1 LOB: 1 BB: 0 P: 4	R: 2 E: 0 K: 0 S: 5	H: 2 LOB: 0 BB: 0 P: 5	R: 2 E: 0 K: 0 S: 6	H: 3 LOB: 1 BB: 0 P: 6	R: 0 E: 1 K: 2 S: 9	H: 1 LOB: 2 BB: 0 P: 9	R: 0 E: 0 K: 1 S: 5	H: 1 LOB: 1 BB: 0 P: 5	R: 1 E: 0 K: 0 S: 5	H: 3 LOB: 1 BB: 0 P: 5	R: 1 E: 0 K: 0 S: 6	H: 3 LOB: 2 BB: 0 P: 6	R: 2 E: 0 K: 2 S: 10	H: 3 LOB: 3 BB: 0 P: 11	1B: 16 2B: 5 3B: 0 HR: 1	SF: 0 SAC: 1 DP: 2 HBP: 1	WP: 0 PA: 47
PITCHER	IP WLS BF H R ER SO BB IBB HBP BLK WP HR S P ERA WHIP																				
Larry Gura, L ERA: 4.18	(1, 1) 4.0 L 21 10 6 6 0 0 0 0 0 0 0 1 21 21 13.50 2.500																				
Burt Hooton, R ERA: 4.43	(5, 1) 3.0 13 5 1 1 3 0 0 0 0 0 0 0 19 19 3.00 1.667																				
Jack Aker, R ERA: 4.06	(8, 1) 0.2 5 3 1 1 0 0 0 0 0 0 0 0 5 5 13.50 4.500																				
Dave LaRoche, L ERA: 6.46	(8, 1) 1.1 8 3 2 2 2 0 0 1 0 0 0 0 11 12 13.50 2.250																				

Pittsburgh Pirates @ Chicago Cubs
Wrigley Field, Chicago, IL
Fri Jul 27 1973, 3:33 AM CDT
Att: 22,045 - Sunny - 85 F

AB 44
R 10
H 21
RBI 10
BB 0
SO 5
LOB 21



Batter	1	2	3	4	5	6	7	8	9	AB	R	H	RBI	BB	SO	LOB	BOTTOM				
Rick Monday, L OBP: 0.398, SLG: 0.538										4	1	2	1	1	0	0					
Jose Cardenal, R OBP: 0.386, SLG: 0.475										4	1	1	1	0	0	3					
Billy Williams, L OBP: 0.360, SLG: 0.425										4	1	2	0	1	0	0					
Jim Hickman, R OBP: 0.403, SLG: 0.326										5	1	3	1	0	0	1					
Ron Santo, R OBP: 0.385, SLG: 0.462										5	0	2	2	0	0	4					
Adrian Garrett, L OBP: 0.285, SLG: 0.391										3	1	1	1	1	1	1	AB 37				
Jack Aker, R										0	0	0	0	0	0	0	R 6				
Dave LaRoche, L OBP: 0.497, SLG: 0.500										0	0	0	0	0	0	0	H 13				
Carmen Fanzone, R OBP: 0.301, SLG: 0.408										1	0	0	0	0	1	3	RBI 6				
Glenn Beckert, R OBP: 0.317, SLG: 0.294										4	0	1	0	0	0	2	BB 3				
Don Kessinger, S OBP: 0.297, SLG: 0.311										2	0	0	0	0	1	1	SO 3				
Burt Hooton, R OBP: 0.303, SLG: 0.174										0	0	0	0	0	0	0	LOB 16				
Gene Haler, R OBP: 0.296, SLG: 0.291										0	0	0	0	0	0	0					
Ken Ruedoloh, R OBP: 0.286, SLG: 0.308										0	0	0	0	0	0	0					
Pat Bourque, R OBP: 0.268, SLG: 0.443										0	0	0	0	0	0	0					
Randy Hundley, R OBP: 0.260, SLG: 0.341										0	0	0	0	0	0	0					
Larry Gura, S OBP: 0.250, SLG: 0.200										0	0	0	0	0	0	0	WP: 0 PA: 42				
Paul Popovich, S OBP: 0.254, SLG: 0.230										3	0	0	0	0	0	1	FB: 0				
																	SB: 0				
																	CS: 0				
Inning Stats	R: 1 E: 0 K: 0 S: 5	H: 2 LOB: 1 BB: 0 P: 5	R: 1 E: 0 K: 0 S: 5	H: 2 LOB: 2 BB: 1 P: 9	R: 0 E: 0 K: 0 S: 3	H: 0 LOB: 0 BB: 0 P: 3	R: 0 E: 0 K: 1 S: 5	H: 0 LOB: 0 BB: 0 P: 5	R: 0 E: 0 K: 0 S: 3	H: 0 LOB: 0 BB: 0 P: 3	R: 0 E: 0 K: 0 S: 3	H: 1 LOB: 2 BB: 2 P: 11	R: 4 E: 0 K: 1 S: 10	H: 5 LOB: 1 BB: 0 P: 10	R: 0 E: 0 K: 0 S: 3	H: 0 LOB: 0 BB: 0 P: 3	R: 0 E: 0 K: 1 S: 8	H: 3 LOB: 3 BB: 0 P: 8	1B: 8 2B: 3 3B: 1 HR: 1	SF: 1 SAC: 1 DP: 1 HBP: 0	WP: 0 PA: 42
PITCHER	IP WLS BF H R ER SO BB IBB HBP BLK WP HR S P ERA WHIP																				
Nelson Briles, R ERA: 2.89	(1, 1) 6.2 W 30 8 5 5 1 3 0 0 0 0 0 0 0 29 41 6.75 1.650																				
John Lamb, R ERA: 4.66	(7, 1) 0.0 2 2 1 1 0 0 0 0 0 0 0 0 2 2 ∞ ∞																				
Dave Giusti, R ERA: 1.32	(7, 1) 2.1 S 10 3 0 0 2 0 0 0 0 0 0 0 14 14 0.00 1.286																				

Pittsburgh Pirates @ Chicago Cubs
Wrigley Field, Chicago, IL
Fri Jul 27 1973, 3:33 AM CDT
Att: 22,045 - Sunny - 85 F

AB 37
R 6
H 13
RBI 6
BB 3
SO 3
LOB 16



Batter	1	2	3	4	5	6	7	8	9	AB	R	H	RBI	BB	SO	LOB	TOP								
Cesar Tovar, R (1, 9) OBP: 0.340, SLG: 0.383	0-0 4-3 2B		0-0 E9		0-3 K		0-0 6-3		0-0 1B SF9 1B	4	0	1	0	0	1	1	Philadelphia Phillies @ Pittsburgh Pirates Three Rivers Stadium, Pittsburgh, PA Sat Jul 28 1973, 3:33 AM EDT Att: 14,630 - Unknown								
Del Unser, L (7, 8) OBP: 0.379, SLG: 0.500			0-3 K		0-0 2B		0-0 6-3		0-0 1B WP 1B	4	1	2	1	1	1	1									
Terry Harmon, R (1, 4) OBP: 0.325, SLG: 0.276	4-0 4-3 BB		0-3 K		0-0 2B		0-0 6-3		0-0 1B SF9 1B	4	0	0	1	0	1	4									
Willie Montanez, L (1, 3) OBP: 0.349, SLG: 0.402	0-0 4-3 1-2 2-3		0-3 K		0-0 5-3		0-0 F7		0-0 3H SF9 1B	4	2	2	1	1	1	3									
Greg Luzinski, R (1, 7) OBP: 0.327, SLG: 0.466	0-3 K		0-0 5-3		4-0 1B 1B BB		0-0 E 3B		0-0 1H 1B	5	0	1	0	0	1	4									
Bill Robinson, R (1, 8) OBP: 0.357, SLG: 0.560	0-0 4-3		0-0 P4		0-0 1B 1B 1B		0-0 5-3		0-3 K	4	0	1	0	1	1	1									
Jose Pagan, R (1, 5) OBP: 0.225, SLG: 0.290		0-3 K		0-0 F6		0-0 1B 1B 2-3		4-0 G3 E IBB	0-0 F8	4	0	1	0	1	1	1									
Bob Boone, R (1, 2) OBP: 0.311, SLG: 0.347		0-0 1B		0-0 L4		0-0 1B		0-0 FC G3		4	0	2	1	0	0	1									
Craig Robinson, R (1, 6) OBP: 0.250, SLG: 0.250		0-0 P3		0-0 SH1-4 2B 1B		0-3 K		0-0 G3		4	1	1	0	0	1	5									
Wayne Twitchell, R (1, 1) OBP: 0.125, SLG: 0.167		0-3 K		0-0 SH1-4		0-0 6-3		0-3 K		3	0	0	0	0	2	5									
Inning Stats	R: 0 E: 0 K: 1 S: 6	H: 1 LOB: 2 BB: 1 P: 10	R: 0 E: 0 K: 2 S: 8	H: 1 LOB: 1 BB: 0 P: 8	R: 0 E: 1 K: 2 S: 8	H: 0 LOB: 1 BB: 0 P: 8	R: 0 E: 0 K: 0 S: 3	H: 0 LOB: 0 BB: 0 P: 3	R: 1 E: 0 K: 1 S: 7	H: 2 LOB: 1 BB: 1 P: 7	R: 1 E: 0 K: 1 S: 7	H: 3 LOB: 2 BB: 1 P: 11	R: 0 E: 0 K: 0 S: 3	H: 0 LOB: 0 BB: 0 P: 3	R: 1 E: 1 K: 1 S: 7	H: 1 LOB: 2 BB: 1 P: 11	R: 2 E: 0 K: 1 S: 8	H: 3 LOB: 1 BB: 0 P: 8	1B: 8 2B: 2 3B: 1 HR: 0	SF: 1 SAC: 1 DP: 0 HBP: 0	WP: 1 PB: 0 SB: 0 CS: 0	PA: 42			
PITCHER	IP	WLS	BF	H	R	ER	SO	BB	IBB	HBP	BLK	WP	HR	S	P	ERA	WHIP								
Jim Rooker, L (1, 1) ERA: 3.47	7.0	L	30	7	2	2	7	2	0	0	0	0	0	42	50	2.57	1.286								
John Lamb, R (8, 1) ERA: 5.3	2.0		12	4	3	2	2	0	1	0	0	1	0	15	19	9.00	2.000								

Batter	1	2	3	4	5	6	7	8	9	AB	R	H	RBI	BB	SO	LOB	BOTTOM								
Rennie Stennett, R (1, 4) OBP: 0.281, SLG: 0.403	0-0 E 1B		0-3 K		4-0 1-2 BB		0-3 K		0-0 3 0 1 2 0	3	0	1	0	1	2	0	Philadelphia Phillies @ Pittsburgh Pirates Three Rivers Stadium, Pittsburgh, PA Sat Jul 28 1973, 3:33 AM EDT Att: 14,630 - Unknown								
Manny Sanguillen, R (1, 2) OBP: 0.292, SLG: 0.427	0-0 E4 1-2		0-0 F8		0-0 F9		0-0 F9		0-0 F9	4	0	0	0	0	0	3									
Al Oliver, L (1, 8) OBP: 0.315, SLG: 0.478	0-3 K		0-3 6-3		0-0 6-3		0-0 6-3		0-0 F7	4	0	0	0	0	1	2									
Willie Stargell, L (1, 7) OBP: 0.380, SLG: 0.658	0-0 P4		0-0 HBP		0-0 F7		0-0 F7		0-0 G3	3	0	0	0	0	0	2									
Richie Hebner, L (1, 5) OBP: 0.366, SLG: 0.497	0-3 K		0-3 F7		0-0 F7		0-0 F7		0-0 BB 1B 1B	4	0	1	0	0	1	3									
Dave Parker, L (1, 9) OBP: 0.200, SLG: 0.371		0-0 3-1		0-0 G3		0-0 4-3		0-0 P6		4	0	0	0	0	0	2									
Bob Robertson, R (1, 3) OBP: 0.324, SLG: 0.399		0-0 F8		0-3 K		0-0 F6		0-0 BB 1B		4	0	1	0	0	1	0									
Dal Maxvill, R (1, 6) OBP: 0.282, SLG: 0.270		0-0 F8		0-0 BB 1B		0-0 2B		4-0 1-2 2-3 BB		3	0	2	0	0	0	0									
Milt May, L (9, PH) OBP: 0.355, SLG: 0.384		0-0 F8		0-3 K		0-0 4-3		0-0 K		0	0	0	0	0	1	0									
Jim Rooker, R (1, 1) OBP: 0.190, SLG: 0.190			0-0 F9		0-3 K		0-0 4-3		0-3 K	2	0	0	0	0	1	1									
Vic Davallillo, L (7, PH) OBP: 0.202, SLG: 0.232										1	0	0	0	0	0	1									
John Lamb, R (8, 1) OBP: 0.345, SLG: 0.475										0	0	0	0	0	0	0									
Richie Zisk, R (9, PH) OBP: 0.345, SLG: 0.475										1	0	0	0	0	1	3									
Inning Stats	R: 0 E: 1 K: 2 S: 9	H: 1 LOB: 2 BB: 0 P: 9	R: 0 E: 0 K: 0 S: 3	H: 0 LOB: 0 BB: 0 P: 3	R: 0 E: 0 K: 1 S: 5	H: 0 LOB: 0 BB: 0 P: 5	R: 0 E: 0 K: 0 S: 3	H: 0 LOB: 1 BB: 0 P: 4	R: 0 E: 0 K: 2 S: 8	H: 1 LOB: 2 BB: 1 P: 12	R: 0 E: 0 K: 0 S: 3	H: 0 LOB: 0 BB: 0 P: 3	R: 0 E: 0 K: 0 S: 4	H: 1 LOB: 1 BB: 0 P: 4	R: 0 E: 0 K: 1 S: 5	H: 0 LOB: 0 BB: 0 P: 5	R: 0 E: 0 K: 1 S: 7	H: 2 LOB: 3 BB: 1 P: 11	1B: 4 2B: 1 3B: 0 HR: 0	SF: 0 SAC: 0 DP: 0 HBP: 1	WP: 0 PB: 0 SB: 0 CS: 0	PA: 36			
PITCHER	IP	WLS	BF	H	R	ER	SO	BB	IBB	HBP	BLK	WP	HR	S	P	ERA	WHIP								
Wayne Twitchell, R (1, 1) ERA: 2.15	9.0	W	36	5	0	0	7	2	0	1	0	0	0	47	56	0.00	0.778								

AB	37
R	5
H	11
RBI	4
BB	3
SO	9
LOB	25



Batter	1	2	3	4	5	6	7	8	9	AB	R	H	RBI	BB	SO	LOB	TOP				
Bill Robinson, R (1,5) OBP: 0.365, SLG: 0.576 (7,9)										4	1	3	0	1	0	1	Philadelphia Phillies @ Pittsburgh Pirates Three Rivers Stadium, Pittsburgh, PA Sun Jul 29 1973, 3:33 AM EDT Unknown				
Denny Doyle, L (1,4) OBP: 0.316, SLG: 0.317 Terry Harmon, R (9,PH) OBP: 0.331, SLG: 0.283										3	0	0	0	0	0	3					
Willie Montanez, L (1,9) OBP: 0.350, SLG: 0.400 (7,3)										4	0	1	1	1	0	3					
Greg Luzinski, R (1,7) OBP: 0.328, SLG: 0.463										3	1	0	0	2	2	5					
Tom Hutton, L (1,3) OBP: 0.364, SLG: 0.418 Jose Pagan, R (7,PH) OBP: 0.219, SLG: 0.282 (7,5)										2	0	0	0	1	0	1					
Del Unser, L (1,8) OBP: 0.380, SLG: 0.498										5	0	2	0	0	1	7					
Bob Boone, R (1,2) OBP: 0.310, SLG: 0.346										4	0	1	0	0	0	3					
Craig Robinson, R (1,6) OBP: 0.333, SLG: 0.417										4	0	2	1	0	0	2					
Dick Ruthven, R (1,1) OBP: 0.156, SLG: 0.129 Mike Schmidt, R (8,PH) OBP: 0.327, SLG: 0.383 Dave Wallace, R (8,1) Mike Wallace, L (8,1)										3	0	0	0	0	1	3					
Inning Stats	R: 0 E: 0 K: 0 S: 4	H: 1 LOB: 3 BB: 2 P: 12	R: 0 E: 0 K: 1 S: 5	H: 1 LOB: 0 BB: 0 P: 5	R: 0 E: 0 K: 1 S: 6	H: 1 LOB: 1 BB: 0 P: 6	R: 0 E: 0 K: 0 S: 4	H: 1 LOB: 1 BB: 0 P: 4	R: 0 E: 0 K: 0 S: 5	H: 1 LOB: 1 BB: 0 P: 9	R: 1 E: 0 K: 0 S: 4	H: 2 LOB: 2 BB: 1 P: 12	R: 0 E: 0 K: 1 S: 6	H: 1 LOB: 1 BB: 0 P: 6	R: 0 E: 1 K: 2 S: 9	H: 1 LOB: 2 BB: 0 P: 9		1B: 7 2B: 2 3B: 1 HR: 0	SF: 0 SAC: 1 DP: 0 HBP: 0	WP: 3 PB: 0 SB: 0 CS: 1	PA: 42
PITCHER	IP WLS BF H R ER SO BB IBB HBP BLK WP HR S P ERA WHIP	IP WLS BF H R ER SO BB IBB HBP BLK WP HR S P ERA WHIP	IP WLS BF H R ER SO BB IBB HBP BLK WP HR S P ERA WHIP	IP WLS BF H R ER SO BB IBB HBP BLK WP HR S P ERA WHIP	IP WLS BF H R ER SO BB IBB HBP BLK WP HR S P ERA WHIP	IP WLS BF H R ER SO BB IBB HBP BLK WP HR S P ERA WHIP	IP WLS BF H R ER SO BB IBB HBP BLK WP HR S P ERA WHIP	IP WLS BF H R ER SO BB IBB HBP BLK WP HR S P ERA WHIP	IP WLS BF H R ER SO BB IBB HBP BLK WP HR S P ERA WHIP	IP WLS BF H R ER SO BB IBB HBP BLK WP HR S P ERA WHIP	IP WLS BF H R ER SO BB IBB HBP BLK WP HR S P ERA WHIP	IP WLS BF H R ER SO BB IBB HBP BLK WP HR S P ERA WHIP	IP WLS BF H R ER SO BB IBB HBP BLK WP HR S P ERA WHIP	IP WLS BF H R ER SO BB IBB HBP BLK WP HR S P ERA WHIP	IP WLS BF H R ER SO BB IBB HBP BLK WP HR S P ERA WHIP	IP WLS BF H R ER SO BB IBB HBP BLK WP HR S P ERA WHIP	IP WLS BF H R ER SO BB IBB HBP BLK WP HR S P ERA WHIP	IP WLS BF H R ER SO BB IBB HBP BLK WP HR S P ERA WHIP	IP WLS BF H R ER SO BB IBB HBP BLK WP HR S P ERA WHIP	IP WLS BF H R ER SO BB IBB HBP BLK WP HR S P ERA WHIP	IP WLS BF H R ER SO BB IBB HBP BLK WP HR S P ERA WHIP

AB	36
R	2
H	10
RBI	2
BB	5
SO	5
LOB	33



Batter	1	2	3	4	5	6	7	8	9	AB	R	H	RBI	BB	SO	LOB	BOTTOM				
Rennie Stennett, R (1,4) OBP: 0.280, SLG: 0.401										4	1	1	0	0	3	0	Philadelphia Phillies @ Pittsburgh Pirates Three Rivers Stadium, Pittsburgh, PA Sun Jul 29 1973, 3:33 AM EDT Unknown				
Manny Sanguillen, R (1,9) OBP: 0.260, SLG: 0.426										3	0	1	0	0	0	0					
Al Oliver, L (1,8) OBP: 0.314, SLG: 0.476										4	1	1	0	0	0	2					
Willie Stargell, L (1,7) OBP: 0.381, SLG: 0.665										3	2	1	2	1	2	1					
Richie Hebner, L (1,5) OBP: 0.365, SLG: 0.494										4	0	1	1	0	0	0					
Bob Robertson, R (1,3) OBP: 0.327, SLG: 0.398										3	1	1	0	1	0	2					
Milt May, L (1,2) OBP: 0.355, SLG: 0.384										3	0	1	0	0	1	2					
Dal Maxvill, R (1,6) OBP: 0.284, SLG: 0.267										1	0	0	1	1	1	1					
John Morlan, R (1,1) OBP: 0.333, SLG: 0.667 Ramon Hernandez, S (7,1)										2	0	0	0	0	2	0					
Inning Stats	R: 0 E: 1 K: 2 S: 8	H: 0 LOB: 1 BB: 0 P: 8	R: 1 E: 0 K: 0 S: 4	H: 2 LOB: 0 BB: 0 P: 4	R: 0 E: 0 K: 2 S: 7	H: 1 LOB: 0 BB: 0 P: 7	R: 0 E: 0 K: 1 S: 5	H: 0 LOB: 0 BB: 0 P: 5	R: 0 E: 0 K: 2 S: 6	H: 0 LOB: 1 BB: 1 P: 10	R: 2 E: 1 K: 1 S: 8	H: 2 LOB: 2 BB: 1 P: 12	R: 2 E: 1 K: 0 S: 5	H: 2 LOB: 1 BB: 1 P: 9	R: 2 E: 1 K: 0 S: 9	H: 2 LOB: 1 BB: 1 P: 9		1B: 6 2B: 1 3B: 0 HR: 1	SF: 1 SAC: 1 DP: 1 HBP: 0	WP: 0 PB: 0 SB: 0 CS: 2	PA: 34
PITCHER	IP WLS BF H R ER SO BB IBB HBP BLK WP HR S P ERA WHIP	IP WLS BF H R ER SO BB IBB HBP BLK WP HR S P ERA WHIP	IP WLS BF H R ER SO BB IBB HBP BLK WP HR S P ERA WHIP	IP WLS BF H R ER SO BB IBB HBP BLK WP HR S P ERA WHIP	IP WLS BF H R ER SO BB IBB HBP BLK WP HR S P ERA WHIP	IP WLS BF H R ER SO BB IBB HBP BLK WP HR S P ERA WHIP	IP WLS BF H R ER SO BB IBB HBP BLK WP HR S P ERA WHIP	IP WLS BF H R ER SO BB IBB HBP BLK WP HR S P ERA WHIP	IP WLS BF H R ER SO BB IBB HBP BLK WP HR S P ERA WHIP	IP WLS BF H R ER SO BB IBB HBP BLK WP HR S P ERA WHIP	IP WLS BF H R ER SO BB IBB HBP BLK WP HR S P ERA WHIP	IP WLS BF H R ER SO BB IBB HBP BLK WP HR S P ERA WHIP	IP WLS BF H R ER SO BB IBB HBP BLK WP HR S P ERA WHIP	IP WLS BF H R ER SO BB IBB HBP BLK WP HR S P ERA WHIP	IP WLS BF H R ER SO BB IBB HBP BLK WP HR S P ERA WHIP	IP WLS BF H R ER SO BB IBB HBP BLK WP HR S P ERA WHIP	IP WLS BF H R ER SO BB IBB HBP BLK WP HR S P ERA WHIP	IP WLS BF H R ER SO BB IBB HBP BLK WP HR S P ERA WHIP	IP WLS BF H R ER SO BB IBB HBP BLK WP HR S P ERA WHIP	IP WLS BF H R ER SO BB IBB HBP BLK WP HR S P ERA WHIP	IP WLS BF H R ER SO BB IBB HBP BLK WP HR S P ERA WHIP


AB	28
R	5
H	7
RBI	4
BB	3
SO	10
LOB	10




Batter	1	2	3	4	5	6	7	8	9	AB	R	H	RBI	BB	SO	LOB	TOP										
Craig Robinson, R (1, 6) OBP: 0.267, SLG: 0.333 Del Unser, L (7, PH) OBP: 0.377, SLG: 0.494 (7, 8)	4-3		6-3		G5-4-3		F9		4-3	3	0	0	0	0	0	2	Philadelphia Phillies @ Pittsburgh Pirates Three Rivers Stadium, Pittsburgh, PA Sun Jul 29 1973, 3:38 AM EDT Att: 26,947 - Unknown										
Terry Harmon, R (1, 4) OBP: 0.328, SLG: 0.282	6-3		F8		1B		F6			4	0	1	0	0	0	3											
Willie Montanez, L (1, 3) OBP: 0.349, SLG: 0.398	1B		G3		F7		K			4	0	1	0	0	1	4											
Bill Robinson, R (1, 8) OBP: 0.364, SLG: 0.569 (7, 9)	K			1B SF8 BB		K		F7		3	1	0	0	1	2	1											
Greg Luzinski, R (1, 7) OBP: 0.327, SLG: 0.461		6-3		G5-3 1B		K		F9		4	0	1	0	0	1	0											
Jose Pagan, R (1, 9) OBP: 0.221, SLG: 0.280 (7, 5)	K			1B		F8		5-3		4	0	1	0	0	1	0											
Mike Schmidt, R (1, 5) OBP: 0.330, SLG: 0.400 (7, 6)	1B			1B				HR		3	1	2	2	0	1	0											
Mike Ryan, R (1, 2) OBP: 0.292, SLG: 0.328 Darrell Brandon, R (7, 1) OBP: 0.500, SLG: 0.333 Mike Rogodzinski, L (9, PH) OBP: 0.344, SLG: 0.365	F8			G5-3				BB		2	0	0	0	1	0	3											
Barry Lersch, S (1, 1) OBP: 0.214, SLG: 0.154 Denny Doyle, L (5, PH) OBP: 0.318, SLG: 0.320 Mike Wallace, L (5, 1) Bob Boone, R (7, PH) OBP: 0.314, SLG: 0.348 (7, 2)			6-3		1B			1B		0	0	0	0	1	0	0											
Inning Stats	R: 0 E: 0 K: 1 S: 6	H: 1 LOB: 1 BB: 0 P: 6	R: 0 E: 0 K: 1 S: 6	H: 1 LOB: 1 BB: 0 P: 6	R: 0 E: 0 K: 0 S: 3	H: 0 LOB: 1 BB: 1 P: 7	R: 1 E: 0 K: 0 S: 4	H: 2 LOB: 1 BB: 1 P: 8	R: 0 E: 0 K: 2 S: 7	H: 0 LOB: 0 BB: 0 P: 7	R: 1 E: 0 K: 1 S: 6	H: 1 LOB: 2 BB: 2 P: 14	R: 0 E: 0 K: 0 S: 3	H: 0 LOB: 0 BB: 0 P: 3	R: 0 E: 0 K: 1 S: 6	H: 1 LOB: 1 BB: 0 P: 6		1B: 7 2B: 0 3B: 0 HR: 1	SF: 1 SAC: 0 DP: 2 HBP: 0	WP: 0 PB: 0 CS: 0	PA: 37						
PITCHER	IP	WLS	BF	H	R	ER	SO	BB	IBB	HBP	BLK	WP	HR	S	P	ERA	WHIP										
Luke Walker, L (1, 1) ERA: 3.94	6.0	W	27	7	2	2	4	4	0	0	0	0	1	31	47	3.00	1.833										
John Lamb, R (7, 1) ERA: 5.12	0.2		2	0	0	0	0	0	0	0	0	0	0	2	2	0.00	0.000										
Ramon Hernandez, L (7, 1) ERA: 1.94	0.1		1	0	0	0	1	0	0	0	0	0	0	3	3	0.00	0.000										
Dave Giusti, R (8, 1) ERA: 1.27	2.0	S	7	1	0	0	1	0	0	0	0	0	0	9	9	0.00	0.500										

Batter	1	2	3	4	5	6	7	8	9	AB	R	H	RBI	BB	SO	LOB	BOTTOM										
Rennie Stennett, R (1, 4) OBP: 0.282, SLG: 0.399	P4		HR		5-3		BB		F9	4	2	1	0	1	0	2	Philadelphia Phillies @ Pittsburgh Pirates Three Rivers Stadium, Pittsburgh, PA Sun Jul 29 1973, 3:38 AM EDT Att: 26,947 - Unknown										
Manny Sanguillen, R (1, 2) OBP: 0.297, SLG: 0.438	2B		HR		5-3		WP			3	1	2	2	1	0	0											
Al Oliver, L (1, 8) OBP: 0.313, SLG: 0.474	F9		F6		6-3		WP			4	0	1	1	0	0	1											
Willie Stargell, L (1, 7) OBP: 0.378, SLG: 0.658 Dave Parker, L (7, 9) OBP: 0.194, SLG: 0.361	3-1		F9				K		K	3	0	0	0	0	1	1											
Richie Hebner, L (1, 5) OBP: 0.361, SLG: 0.488	3-1				F9		K		F8	4	0	0	0	0	1	3											
Richie Ziek, R (1, 9) OBP: 0.368, SLG: 0.534 (7, 7)	3B				1B		FC5-4		FC6-4	4	1	4	0	0	0	0											
Bob Robertson, R (1, 3) OBP: 0.331, SLG: 0.410	HR				1B		FC5-4		FC6-4	3	1	2	2	1	0	1											
Dal Maxvill, R (1, 6) OBP: 0.271, SLG: 0.253	2-3				FC5-4				F9	4	0	0	0	0	0	3											
Luke Walker, L (1, 1) OBP: 0.071, SLG: 0.071 John Lamb, R (7, 1) Ramon Hernandez, S (7, 1) Vic Davallio, L (7, PH) OBP: 0.200, SLG: 0.229 Dave Giusti, R (8, 1) OBP: 0.429, SLG: 0.333			K		K				FC6-4	2	0	0	0	0	0	2											
Inning Stats	R: 0 E: 0 K: 0 S: 4	H: 1 LOB: 0 BB: 0 P: 4	R: 1 E: 0 K: 0 S: 4	H: 2 LOB: 0 BB: 0 P: 4	R: 2 E: 0 K: 1 S: 6	H: 1 LOB: 0 BB: 1 P: 10	R: 1 E: 0 K: 1 S: 7	H: 2 LOB: 1 BB: 0 P: 7	R: 0 E: 0 K: 0 S: 3	H: 0 LOB: 0 BB: 0 P: 3	R: 0 E: 0 K: 2 S: 8	H: 1 LOB: 1 BB: 0 P: 8	R: 1 E: 0 K: 1 S: 8	H: 2 LOB: 3 BB: 1 P: 12	R: 0 E: 0 K: 0 S: 4	H: 1 LOB: 2 BB: 1 P: 8		1B: 5 2B: 1 3B: 2 HR: 2	SF: 0 SAC: 0 DP: 0 HBP: 0	WP: 1 PB: 0 CS: 0	PA: 37						
PITCHER	IP	WLS	BF	H	R	ER	SO	BB	IBB	HBP	BLK	WP	HR	S	P	ERA	WHIP										
Barry Lersch, R (1, 1) ERA: 5.29	4.0	L	18	6	4	4	2	1	0	0	0	0	2	21	25	9.00	1.750										
Mike Wallace, L (5, 1) ERA: 3.32	2.0		7	1	0	0	2	0	0	0	0	0	0	11	11	0.00	0.500										
Darrell Brandon, R (7, 1) ERA: 5.25	2.0		12	3	1	1	1	2	0	0	0	1	0	12	20	4.50	2.500										

AB 32
R 2
H 8
RBI 2
BB 4
SO 6
LOB 16



AB 34
R 5
H 10
RBI 5
BB 3
SO 5
LOB 16



Batter	1	2	3	4	5	6	7	8	9	AB	R	H	RBI	BB	SO	LOB	TOP					
Bill Robinson, R OBP: 0.358, SLG: 0.560 (1, 9)	F7		K		F8		G6-4-3			4	0	0	0	0	1	3	Philadelphia Phillies @ Pittsburgh Pirates Three Rivers Stadium, Pittsburgh, PA Mon Jul 30 1973, 7:05 PM EDT Att: 17,220 - Unknown					
Denny Doyle, L OBP: 0.317, SLG: 0.318 (1, 4)	1-3		FC6-4					G3		4	0	1	0	0	0	1						
Willie Montanez, L OBP: 0.345, SLG: 0.394 (1, 3)	1-3			L7	F7			K		4	0	0	0	0	1	1						
Greg Luzinski, R OBP: 0.326, SLG: 0.458 (1, 7)		K				6-3		4-3		4	1	1	0	0	1	0						
Del Unser, L OBP: 0.375, SLG: 0.489 (1, 8)		6-3		BB 1B		G3		K		3	0	0	0	1	1	0						
Bob Boone, R OBP: 0.316, SLG: 0.353 (1, 2)				BB 1B		F7		1-3		4	0	2	1	0	0	0						
Mike Schmidt, R OBP: 0.329, SLG: 0.395 (1, 5)		2B		1-3 2-H 1B				5-3		3	0	0	0	1	1	3						
Craig Robinson, R OBP: 0.294, SLG: 0.353 (1, 6)			FC2-6 1B			SH BB				2	0	1	0	0	1	2						
Steve Carlton, L OBP: 0.155, SLG: 0.206 (1, 1)			FC2-6 FC6-4		6-3		K			3	0	0	0	0	1	3						
Inning Stats	R: 0 E: 0 K: 0 S: 3	H: 0 LOB: 0 BB: 0 P: 3	R: 0 E: 0 K: 1 S: 6	H: 1 LOB: 1 BB: 0 P: 6	R: 0 E: 0 K: 1 S: 6	H: 1 LOB: 1 BB: 0 P: 6	R: 1 E: 0 K: 2 S: 9	H: 2 LOB: 2 BB: 1 P: 13	R: 0 E: 0 K: 0 S: 4	H: 1 LOB: 1 BB: 0 P: 4	R: 0 E: 0 K: 0 S: 3	H: 0 LOB: 0 BB: 0 P: 3	R: 0 E: 0 K: 1 S: 5	H: 0 LOB: 1 BB: 1 P: 9	R: 0 E: 0 K: 1 S: 5	H: 0 LOB: 0 BB: 0 P: 5	R: 0 E: 0 K: 1 S: 5	H: 0 LOB: 0 BB: 0 P: 5	1B: 4 2B: 1 3B: 0 HR: 0	SF: 0 SAC: 1 DP: 1 HBP: 0	WP: 0 PB: 0 CS: 0	PA: 34
PITCHER	IP	WLS	BF	H	R	ER	SO	BB	IBB	HBP	BLK	WP	HR	S	P	ERA	WHIP					
Bob Moose, R ERA: 3.91 (1, 1)	7.0	L	28	5	1	1	5	2	0	0	0	0	0	36	44	1.29	1.000					
Ramon Hernandez, L ERA: 1.66 (8, 1)	2.0		6	0	0	0	2	0	0	0	0	0	0	10	10	0.00	0.000					

AB	31
R	1
H	5
RBI	1
BB	2
SO	7
LOB	13



Batter	1	2	3	4	5	6	7	8	9	AB	R	H	RBI	BB	SO	LOB	BOTTOM				
Rennie Stennett, R OBP: 0.279, SLG: 0.393 (1, 4)	K		5-3		F7		K			4	0	0	0	0	2	3	Philadelphia Phillies @ Pittsburgh Pirates Three Rivers Stadium, Pittsburgh, PA Mon Jul 30 1973, 7:05 PM EDT Att: 17,220 - Unknown				
Manny Sanguillen, R OBP: 0.297, SLG: 0.436 (1, 2)		FC4-6 1B	4-3			K		F9		4	0	1	0	0	1	0					
Al Oliver, L OBP: 0.313, SLG: 0.471 (1, 8)		FC4-6 FC6-4	4-3				1B	4-3		4	0	1	0	0	0	1					
Willie Stargell, L OBP: 0.374, SLG: 0.650 (1, 7)		FC6-4		F7		K		K		4	0	0	0	0	2	2					
Richie Zisk, R OBP: 0.364, SLG: 0.523 (1, 9)				P3		4-3			L9	4	0	1	0	0	0	1					
Bob Robertson, R OBP: 0.331, SLG: 0.408 (7, FR)										2	0	0	0	1	2	1					
Vic Davaillo, L OBP: 0.200, SLG: 0.229 (8, 3)		K					WP 1B BB		5-3	0	0	0	0	0	0	0					
Gene Alley, R OBP: 0.302, SLG: 0.300 (9, PH)										1	0	0	0	0	0	0					
Richie Hebner, L OBP: 0.359, SLG: 0.485 (1, 5)					1-5-3		P4		K	4	0	1	0	0	1	1					
Dal Maxvill, R OBP: 0.273, SLG: 0.256 (1, 6)			P3				K			3	0	1	0	0	1	3					
Bob Moose, R OBP: 0.163, SLG: 0.100 (1, 1)										2	0	0	0	0	1	3					
Dave Cash, R OBP: 0.336, SLG: 0.356 (7, PH)			4-3							1	0	1	0	0	0	0					
Ramon Hernandez, S (8, 1)							WP 1B			0	0	0	0	0	0	0					
Inning Stats	R: 0 E: 0 K: 1 S: 6	H: 1 LOB: 1 BB: 0 P: 6	R: 0 E: 0 K: 1 S: 7	H: 2 LOB: 2 BB: 0 P: 7	R: 0 E: 0 K: 0 S: 3	H: 0 LOB: 0 BB: 0 P: 3	R: 0 E: 0 K: 1 S: 5	H: 0 LOB: 0 BB: 0 P: 5	R: 0 E: 0 K: 1 S: 8	H: 1 LOB: 1 BB: 0 P: 8	R: 0 E: 0 K: 2 S: 8	H: 1 LOB: 3 BB: 1 P: 12	R: 0 E: 0 K: 1 S: 5	H: 0 LOB: 0 BB: 0 P: 5	R: 0 E: 0 K: 1 S: 5	H: 0 LOB: 0 BB: 0 P: 5	1B: 6 2B: 0 3B: 0 HR: 0	SF: 0 SAC: 0 DP: 0 HBP: 0	WP: 1 PB: 0 CS: 0	PA: 34	
PITCHER	IP	WLS	BF	H	R	ER	SO	BB	IBB	HBP	BLK	WP	HR	S	P	ERA	WHIP				
Steve Carlton, L ERA: 3.98 (1, 1)	9.0	W	34	6	0	0	10	1	0	0	0	1	0	53	57	0.00	0.778				



Batter	1	2	3	4	5	6	7	8	9	AB	R	H	RBI	BB	SO	LOB	TOP			
Rennie Stennett, R (1,4) OBP: 0.275, SLG: 0.386			5-3		FC4-6			3-1		4	0	0	0	0	1	1				
Dave Parker, L (1,8) OBP: 0.200, SLG: 0.333			HBP			4-3		F5		3	0	0	0	0	1	0				
Al Oliver, L (1,3) OBP: 0.309, SLG: 0.467			F8			F5		K		4	0	1	0	0	1	1				
Willie Stargell, L (1,7) OBP: 0.372, SLG: 0.644			F8			K				4	0	1	0	0	2	1				
Richie Hebner, L (1,5) OBP: 0.357, SLG: 0.477		F8		F7			F8		3-1	4	0	0	0	0	0	1				
Richie Zisk, R (1,9) OBP: 0.388, SLG: 0.544				F9			G3			3	0	1	0	0	0	0				
Milt May, L (1,2) OBP: 0.351, SLG: 0.378						4-1		F8		3	0	0	0	0	1	1				
Dal Maxvill, R (1,6) OBP: 0.284, SLG: 0.281										3	0	1	0	0	2	1				
Steve Blass, R (1,1) OBP: 0.455, SLG: 0.545										0	0	0	0	0	0	0				
Bob Johnson, L (2,1)										2	0	0	0	0	2	1				
Dave Cash, R (8, PH) OBP: 0.334, SLG: 0.355										1	0	0	0	0	1	0				
John Lamb, R (8,1)										0	0	0	0	0	0	0				
Inning Stats	R: 0 E: 0 K: 3 S: 10	H: 1 LOB: 1 BB: 0 P: 10	R: 0 E: 0 K: 2 S: 8	H: 1 LOB: 1 BB: 0 P: 8	R: 0 E: 0 K: 1 S: 5	H: 0 LOB: 1 BB: 0 P: 6	R: 0 E: 0 K: 0 S: 3	H: 0 LOB: 0 BB: 0 P: 3	R: 0 E: 0 K: 1 S: 6	H: 1 LOB: 1 BB: 0 P: 6	R: 0 E: 0 K: 0 S: 3	H: 0 LOB: 0 BB: 0 P: 3	R: 0 E: 0 K: 2 S: 7	H: 0 LOB: 0 BB: 0 P: 7	R: 0 E: 0 K: 1 S: 6	H: 1 LOB: 1 BB: 0 P: 6	1B: 1 2B: 3 3B: 0 HR: 0	SF: 0 SAC: 0 DP: 0 HBP: 1	WP: 0 PB: 0 CS: 0	PA: 32
PITCHER Tom Seaver, R (1,1) ERA: 1.87	IP: 9.0 WLS: W BF: 32 H: 4 R: 0 ER: 0 SO: 11 BB: 0 IBB: 0 HBP: 1 BLK: 0 WP: 0 HR: 0 S: 53 P: 54 ERA: 0.00 WHIP: 0.444															PITCHER				

Pittsburgh Pirates @ New York Mets
Shea Stadium, Flushing, NY
Wed Aug 01 1973, 7:05 PM EDT
Unknown

AB	31
R	0
H	4
RBI	0
BB	0
SO	11
LOB	7



Batter	1	2	3	4	5	6	7	8	9	AB	R	H	RBI	BB	SO	LOB	BOTTOM			
Wayne Garrett, L (1,5) OBP: 0.352, SLG: 0.360	WP SH1-3 SF7 BB	HBP BB			F7			F8		2	1	0	1	2	0	2				
Felix Milan, R (1,4) OBP: 0.341, SLG: 0.378	SH1-3	HBP					F7			2	0	1	1	0	0	0				
Rusty Staub, L (1,9) OBP: 0.352, SLG: 0.429	SF7	F7					F9			2	0	0	1	1	0	3				
Cleon Jones, R (1,8) OBP: 0.310, SLG: 0.371	F9				F8			6-3		4	0	0	0	0	0	1				
John Milner, L (1,7) OBP: 0.321, SLG: 0.447		BB 1-3 BB			F7			G3		3	1	0	0	1	0	1				
Ed Kranepool, L (1,3) OBP: 0.306, SLG: 0.316		P6			F8			F9		4	0	0	0	0	0	2				
Jerry Grote, R (1,2) OBP: 0.214, SLG: 0.235		1-3			F7			F8		3	0	0	0	0	0	1				
Bud Harrelson, S (1,6) OBP: 0.353, SLG: 0.312		BB BB HBP BB			1B 1B 1B			5-3		2	1	1	0	1	0	0				
Tom Seaver, R (1,1) OBP: 0.234, SLG: 0.220		HBP BB BB			1B			K		2	0	1	0	1	1	0				
Inning Stats	R: 1 E: 0 K: 0 S: 3	H: 0 LOB: 0 BB: 1 P: 7	R: 2 E: 0 K: 0 S: 3	H: 0 LOB: 3 BB: 4 P: 20	R: 0 E: 0 K: 0 S: 3	H: 0 LOB: 0 BB: 0 P: 3	R: 0 E: 0 K: 0 S: 5	H: 3 LOB: 3 BB: 0 P: 5	R: 0 E: 0 K: 1 S: 5	H: 0 LOB: 1 BB: 1 P: 7	R: 0 E: 0 K: 0 S: 3	H: 0 LOB: 0 BB: 0 P: 3	R: 0 E: 0 K: 0 S: 3	H: 0 LOB: 0 BB: 0 P: 3	R: 0 E: 0 K: 0 S: 3	H: 0 LOB: 0 BB: 0 P: 3	1B: 3 2B: 0 3B: 0 HR: 0	SF: 1 SAC: 1 DP: 0 HBP: 1	WP: 1 PB: 0 CS: 0	PA: 33
PITCHER Steve Blass, R (1,1) ERA: 10.4	IP: 1.2 WLS: L BF: 11 H: 3 R: 0 ER: 3 SO: 0 BB: 3 IBB: 0 HBP: 0 BLK: 0 WP: 0 HR: 0 S: 26 P: 26 ERA: 16.20 WHIP: 3.000															PITCHER				
Bob Johnson, R (2,1) ERA: 3.79	IP: 5.1 WLS: L BF: 19 H: 3 R: 0 ER: 0 SO: 1 BB: 1 IBB: 0 HBP: 0 BLK: 0 WP: 0 HR: 0 S: 20 P: 24 ERA: 0.00 WHIP: 0.750															PITCHER				
John Lamb, R (8,1) ERA: 4.87	IP: 1.0 WLS: L BF: 3 H: 0 R: 0 ER: 0 SO: 0 BB: 0 IBB: 0 HBP: 0 BLK: 0 WP: 0 HR: 0 S: 3 P: 3 ERA: 0.00 WHIP: 0.000															PITCHER				

Pittsburgh Pirates @ New York Mets
Shea Stadium, Flushing, NY
Wed Aug 01 1973, 7:05 PM EDT
Unknown

AB	24
R	3
H	3
RBI	3
BB	6
SO	1
LOB	10



Batter	1	2	3	4	5	6	7	8	9	AB	R	H	RBI	BB	SO	LOB	TOP			
Dave Cash, R OBP: 0.335, SLG: 0.353 (1, 4)										4	0	1	0	1	1	2				
Manny Sanguillen, R OBP: 0.298, SLG: 0.435 (1, 2)										4	0	1	0	0	0	2				
Al Oliver, L OBP: 0.306, SLG: 0.462 (1, 8)										4	0	0	0	0	1	3				
Richie Zisk, R OBP: 0.372, SLG: 0.542 (1, 9)										4	1	2	0	0	0	1				
Bob Robertson, R OBP: 0.338, SLG: 0.416 (1, 3)										4	0	2	0	0	1	2				
Richie Hebner, L OBP: 0.353, SLG: 0.472 (1, 5)										4	0	0	0	0	2	4				
Rennie Stennett, R OBP: 0.274, SLG: 0.387 (1, 7)										4	1	1	0	0	0	3				
Dal Maxvill, R OBP: 0.283, SLG: 0.290 (1, 6)										4	0	1	2	0	0	2				
Nelson Briles, R OBP: 0.259, SLG: 0.333 (1, 1)										2	0	0	0	0	0	0				
Gene Clines, R OBP: 0.332, SLG: 0.370 (8, PH)										1	0	0	0	0	0	0				
Dave Giusti, R OBP: 0.429, SLG: 0.333 (8, PH)										0	0	0	0	0	0	0				
Willie Stargell, L OBP: 0.373, SLG: 0.645 (8, PH)										1	0	1	0	0	0	0				
Inning Stats	R: 0 E: 0 K: 0 S: 4	H: 1 LOB: 1 BB: 0 P: 4	R: 0 E: 0 K: 0 S: 4	H: 1 LOB: 1 BB: 0 P: 4	R: 0 E: 0 K: 0 S: 4	H: 1 LOB: 1 BB: 0 P: 4	R: 0 E: 0 K: 1 S: 6	H: 0 LOB: 0 BB: 0 P: 6	R: 0 E: 0 K: 0 S: 3	H: 0 LOB: 0 BB: 0 P: 3	R: 0 E: 0 K: 1 S: 6	H: 1 LOB: 1 BB: 0 P: 6	R: 0 E: 0 K: 1 S: 5	H: 0 LOB: 1 BB: 1 P: 9	R: 2 E: 0 K: 1 S: 9	H: 4 LOB: 2 BB: 0 P: 9	1B: 6 2B: 3 3B: 0 HR: 0	SF: 0 SAC: 0 DP: 0 HBP: 0	WP: 0 PB: 0 SB: 0 CS: 0	PA: 37
PITCHER	IP WLS BF H R ER SO BB IBB HBP BLK WP HR S P ERA WHIP																			
George Stone, L ERA: 2.6 (1, 1)	8.2 W 35 8 2 2 5 1 0 0 0 0 0 44 48 2.08 1.038																			
Harry Parker, R ERA: 3.66 (9, 1)	0.1 S 2 1 0 0 0 0 0 0 0 0 0 2 2 0.00 3.000																			

Pittsburgh Pirates @ New York Mets
Shea Stadium, Flushing, NY
Wed Aug 01 1973, 7:05 PM EDT
Att: 27,189 - Unknown

AB	36
R	2
H	9
RBI	2
BB	1
SO	5
LOB	19



Batter	1	2	3	4	5	6	7	8	9	AB	R	H	RBI	BB	SO	LOB	BOTTOM			
Don Hahn, R OBP: 0.303, SLG: 0.325 (1, 8)										4	0	2	0	0	0	0				
Felix Milten, R OBP: 0.338, SLG: 0.374 (1, 4)										4	0	0	0	0	0	3				
Rusty Staub, L OBP: 0.351, SLG: 0.427 (1, 9)										4	1	1	0	0	0	0				
John Milner, L OBP: 0.327, SLG: 0.472 (1, 7)										3	3	2	2	1	0	0				
Ed Kranepool, L OBP: 0.309, SLG: 0.329 (1, 3)										4	1	2	0	0	0	2				
Ken Boswell, L OBP: 0.285, SLG: 0.333 (1, 5)										4	0	2	2	0	0	1				
Ron Hodges, L OBP: 0.279, SLG: 0.277 (1, 2)										3	0	0	1	0	0	2				
Bud Harrelson, S OBP: 0.352, SLG: 0.308 (1, 6)										3	0	0	0	1	0	2				
George Stone, L OBP: 0.367, SLG: 0.367 (1, 1)										3	0	1	0	0	0	1				
Harry Parker, R OBP: 0.111, SLG: 0.111 (9, 1)										0	0	0	0	0	0	0				
Inning Stats	R: 0 E: 0 K: 0 S: 3	H: 0 LOB: 0 BB: 0 P: 3	R: 0 E: 0 K: 0 S: 3	H: 0 LOB: 0 BB: 0 P: 3	R: 0 E: 0 K: 0 S: 5	H: 2 LOB: 2 BB: 0 P: 5	R: 2 E: 0 K: 0 S: 5	H: 2 LOB: 1 BB: 1 P: 9	R: 0 E: 0 K: 0 S: 3	H: 0 LOB: 0 BB: 0 P: 3	R: 1 E: 0 K: 0 S: 5	H: 2 LOB: 1 BB: 0 P: 5	R: 0 E: 0 K: 0 S: 3	H: 1 LOB: 1 BB: 1 P: 7	R: 2 E: 0 K: 0 S: 6	H: 3 LOB: 1 BB: 0 P: 6	1B: 6 2B: 3 3B: 0 HR: 2	SF: 1 SAC: 0 DP: 1 HBP: 0	WP: 0 PB: 0 SB: 0 CS: 0	PA: 35
PITCHER	IP WLS BF H R ER SO BB IBB HBP BLK WP HR S P ERA WHIP																			
Nelson Briles, R ERA: 2.93 (1, 1)	7.0 L 29 7 3 3 0 2 0 0 0 0 0 1 27 35 3.86 1.286																			
Dave Giusti, R ERA: 1.56 (8, 1)	1.0 6 3 2 2 0 0 0 0 0 0 0 1 6 6 18.00 3.000																			

Pittsburgh Pirates @ New York Mets
Shea Stadium, Flushing, NY
Wed Aug 01 1973, 7:05 PM EDT
Att: 27,189 - Unknown

AB	32
R	5
H	10
RBI	5
BB	2
SO	0
LOB	11



Batter	1	2	3	4	5	6	7	8	9	AB	R	H	RBI	BB	SO	LOB	TOP				
Rennie Stennett, R OBP: 0.271, SLG: 0.382 John Lamb, R (8, 1)	0-0 6-3			0-0 4-3		0-0 4-3		0-3 K		4	0	0	0	0	1	2					
Manny Sanguillen, R OBP: 0.298, SLG: 0.433	0-0 CS 1B			0-0 5-3		0-0 F8		0-0 FC4-6		4	0	1	0	0	0	2					
Al Oliver, L OBP: 0.306, SLG: 0.460	0-0 G3			0-0 F8			0-0 4-3		0-0 BB 1B	4	1	1	0	0	0	1					
Willie Stargell, L OBP: 0.375, SLG: 0.642		0-0 4-3			0-0 6-3		0-0 1B 1B		4-0 G3 1B BB	3	0	1	0	1	0	0					
Richie Zisk, R OBP: 0.383, SLG: 0.549		0-0 1B			0-3 K		0-0 1B		0-0 G3 BB	4	0	3	1	0	1	0					
Bob Robertson, R OBP: 0.337, SLG: 0.414		0-0 5-3			0-0 1B		0-0 P6		0-3 K	4	0	1	0	0	1	4					
Richie Hebner, L OBP: 0.350, SLG: 0.466			0-0 4-3		0-3 K		0-0 P6		0-0 G3	4	0	0	0	0	1	5					
Dal Maxvill, R OBP: 0.291, SLG: 0.284			0-0 6-3			4-0 SH5-4 BB		0-0 L4	4-0 BB	2	0	0	0	2	0	0					
Jim Rooker, R OBP: 0.182, SLG: 0.182 Dave Cash, R OBP: 0.337, SLG: 0.354			0-3 K		0-0 SH5-4		0-0 FC4-6 1B		0-3 K	1	0	0	0	0	1	0					
										2	0	1	0	0	1	3					
Inning Stats	R: 0 E: 0 K: 0 S: 3	H: 1 LOB: 0 BB: 0 P: 3	R: 0 E: 0 K: 0 S: 3	H: 1 LOB: 0 BB: 0 P: 3	R: 0 E: 0 K: 1 S: 5	H: 0 LOB: 0 BB: 0 P: 5	R: 0 E: 0 K: 0 S: 3	H: 0 LOB: 0 BB: 0 P: 3	R: 0 E: 0 K: 2 S: 8	H: 1 LOB: 1 BB: 0 P: 8	R: 0 E: 0 K: 0 S: 5	H: 2 LOB: 2 BB: 0 P: 5	R: 0 E: 0 K: 1 S: 6	H: 1 LOB: 1 BB: 0 P: 6	R: 1 E: 0 K: 2 S: 9	H: 2 LOB: 3 BB: 2 P: 17	1B: 8 2B: 0 3B: 0 HR: 0	SF: 0 SAC: 1 DP: 0 HBP: 0	WP: 0 PB: 0 SB: 0 CS: 1	PA: 36	
PITCHER	IP WLS BF H R ER SO BB IBB HBP BLK WP HR S P ERA WHIP	8.0 W 31 7 1 1 4 2 0 0 0 0 0 0 37 45 1.12 1.125	1.0 S 5 1 0 0 2 1 0 0 0 0 0 0 8 12 0.00 2.000																		

Pittsburgh Pirates @ New York Mets
Shea Stadium, Flushing, NY
Thu Aug 02 1973, 7:05 PM EDT
Att: 13,429 - Unknown

AB	32
R	1
H	8
RBI	1
BB	3
SO	6
LOB	17



Batter	1	2	3	4	5	6	7	8	9	AB	R	H	RBI	BB	SO	LOB	BOTTOM				
Don Hahn, R OBP: 0.312, SLG: 0.333	0-0 F8 SH5-3 1B		0-0 1B 1B		0-0 F8		0-3 K			4	1	2	0	0	1	0					
Felix Milan, R OBP: 0.338, SLG: 0.374	0-0 SH5-3		0-0 E 1B		0-0 4-3			0-0 E6 E 1B		3	2	1	0	0	0	0					
Willie Mays, R OBP: 0.292, SLG: 0.337	0-0 F8		0-0 E1 2B 1B		0-3 K			0-0 E4 5-3 SH1-4 1B		4	2	2	1	0	1	1					
Cleon Jones, R OBP: 0.315, SLG: 0.377	4-0 BB		0-0 4-3 2B			0-0 F9		0-0 5-3		3	0	1	1	1	0	1					
John Milner, L OBP: 0.329, SLG: 0.468	0-3 K		0-0 4-3			4-0 BB		4-0 SH1-4 IBB		2	0	0	0	2	1	3					
Jerry Grote, R OBP: 0.208, SLG: 0.228		0-0 2-3	0-0 4-3			0-3 K		0-0 SH1-4		3	0	0	1	0	1	2					
Wayne Garrett, L OBP: 0.348, SLG: 0.356		0-0 3-1		0-3 K		0-3 K		0-0 L3		4	0	0	0	0	2	2					
Ted Martinez, R OBP: 0.264, SLG: 0.249		0-0 L9		0-3 K			0-0 6-3			3	0	0	0	0	1	0					
Ray Sadecki, L OBP: 0.211, SLG: 0.316 Tug McGraw, R OBP: 0.091, SLG: 0.091			0-3 K		0-3 K		0-0 F5			3	0	0	0	0	2	0					
										0	0	0	0	0	0	0					
Inning Stats	R: 0 E: 0 K: 1 S: 6	H: 1 LOB: 2 BB: 1 P: 10	R: 0 E: 0 K: 0 S: 3	H: 0 LOB: 0 BB: 0 P: 3	R: 3 E: 1 K: 1 S: 9	H: 4 LOB: 1 BB: 0 P: 9	R: 0 E: 0 K: 3 S: 9	H: 0 LOB: 0 BB: 0 P: 9	R: 0 E: 0 K: 2 S: 7	H: 0 LOB: 1 BB: 1 P: 11	R: 0 E: 0 K: 1 S: 5	H: 0 LOB: 0 BB: 0 P: 5	R: 0 E: 0 K: 0 S: 5	H: 0 LOB: 0 BB: 0 P: 5	R: 2 E: 2 K: 0 S: 5	H: 1 LOB: 1 BB: 1 P: 9	1B: 5 2B: 1 3B: 0 HR: 0	SF: 0 SAC: 2 DP: 0 HBP: 0	WP: 0 PB: 0 SB: 0 CS: 0	PA: 34	
PITCHER	IP WLS BF H R ER SO BB IBB HBP BLK WP HR S P ERA WHIP	7.0 L 28 5 3 3 9 2 0 0 0 0 0 5 9 3.86 1.000	1.0 6 1 2 0 0 0 0 1 0 0 0 0 5 9 0.00 1.000																		

Pittsburgh Pirates @ New York Mets
Shea Stadium, Flushing, NY
Thu Aug 02 1973, 7:05 PM EDT
Att: 13,429 - Unknown


AB	29
R	5
H	6
RBI	3
BB	3
SO	9
LOB	9



Batter	1	2	3	4	5	6	7	8	9	AB	R	H	RBI	BB	SO	LOB	TOP					
Dave Cash, R OBP: 0.332, SLG: 0.349	F9		B1-3		F7			6-3		4	0	0	0	0	0	0						
Manny Sanguillen, R OBP: 0.300, SLG: 0.441	F3		1B			HR		6-3		4	1	2	1	0	0	0						
Al Oliver, L OBP: 0.305, SLG: 0.463	HR		P4			F8		3-1		4	1	1	0	0	0	1						
Willie Stargell, L OBP: 0.373, SLG: 0.646	HR			K		1-3			F7	4	1	1	2	0	1	0						
Richie Zisk, R OBP: 0.387, SLG: 0.544	6-3			BB					P3	3	0	1	0	1	0	0						
Bob Robertson, R OBP: 0.333, SLG: 0.409		P3		K		F8			F7	4	0	0	0	0	1	2						
Rennie Stennett, R OBP: 0.289, SLG: 0.379		5-3		K				F8		3	0	0	0	0	1	1						
Dal Maxvill, R OBP: 0.283, SLG: 0.276		4-3			F3			K		3	0	0	0	0	1	0						
John Morlan, R OBP: 0.167, SLG: 0.333			F8		K					3	0	0	0	0	2	0						
Ramon Hernandez, S (8, 1)						K				0	0	0	0	0	0	0						
Inning Stats	R: 2 E: 0 K: 0 S: 5	H: 2 LOB: 0 BB: 0 P: 5	R: 0 E: 0 K: 0 S: 3	H: 0 LOB: 0 BB: 0 P: 3	R: 0 E: 0 K: 0 S: 4	H: 1 LOB: 1 BB: 0 P: 4	R: 0 E: 0 K: 3 S: 9	H: 0 LOB: 1 BB: 1 P: 13	R: 0 E: 0 K: 1 S: 5	H: 0 LOB: 0 BB: 0 P: 5	R: 1 E: 0 K: 0 S: 5	H: 2 LOB: 1 BB: 0 P: 5	R: 0 E: 0 K: 2 S: 7	H: 0 LOB: 0 BB: 0 P: 7	R: 0 E: 0 K: 0 S: 3	H: 0 LOB: 0 BB: 0 P: 3	R: 0 E: 0 K: 0 S: 3	H: 0 LOB: 0 BB: 0 P: 3	1B: 2 2B: 0 3B: 1 HR: 2	SF: 0 SAC: 0 DP: 0 HBP: 0	WP: 0 PB: 0 SB: 0 CS: 0	PA: 33
PITCHER Steve Carlton, L ERA: 3.94	IP: 9.0 WLS: L BF: 33	H: 5 R: 3 ER: 3 SO: 6	BB: 1 IBB: 0 HBP: 0 BLK: 0	WP: 0 HR: 2 S: 44 P: 48	ERA: 3.00 WHIP: 0.667											PITCHER	IP: 0 WLS: 0 BF: 0	H: 0 R: 0 ER: 0 SO: 0	BB: 0 IBB: 0 HBP: 0 BLK: 0	WP: 0 HR: 0 S: 0 P: 0	ERA: 0 WHIP: 0	

Pittsburgh Pirates @ Philadelphia Phillies
Veterans Stadium, Philadelphia, PA
Fri Aug 03 1973, 7:05 PM EDT
Att: 24,152 - Unknown


AB 32
R 3
H 5
RBI 3
BB 1
SO 6
LOB 4

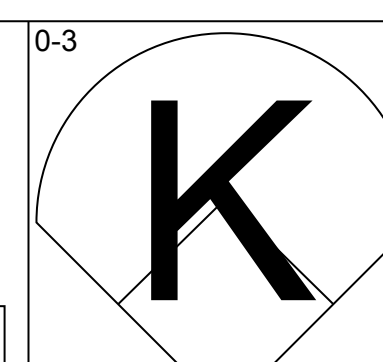
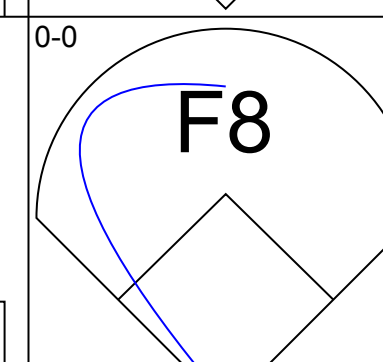
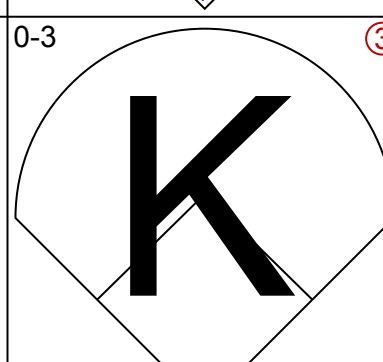
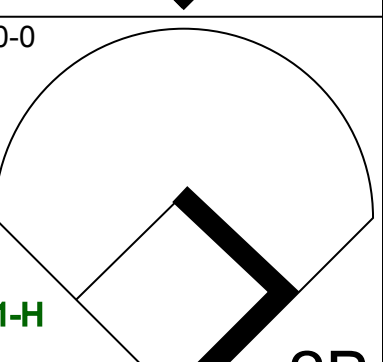
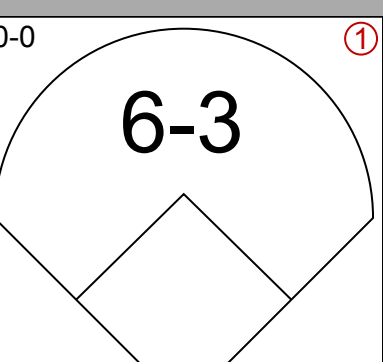
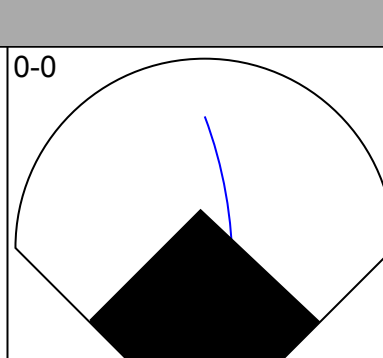
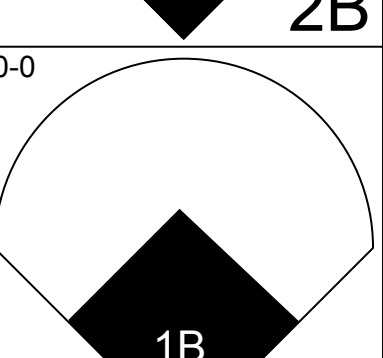
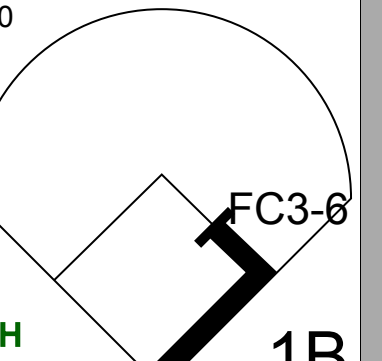
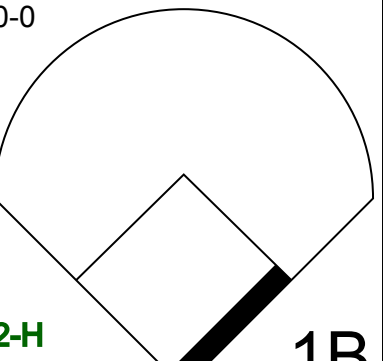



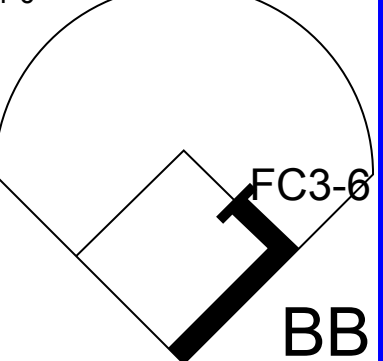
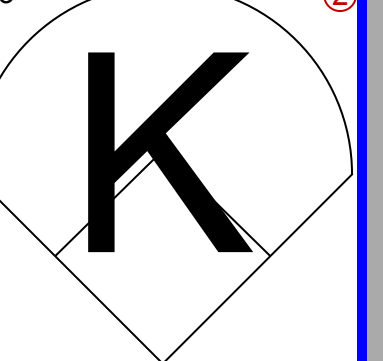


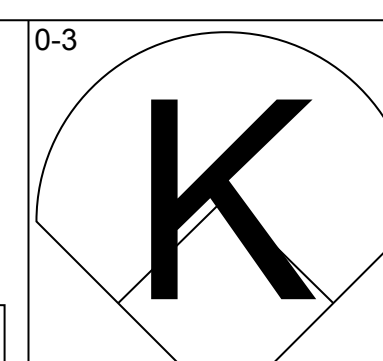
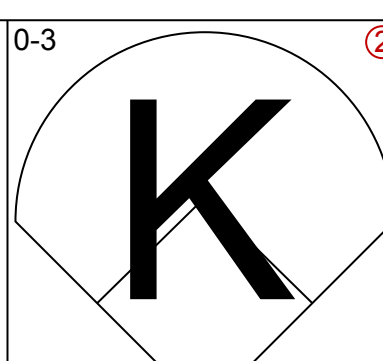
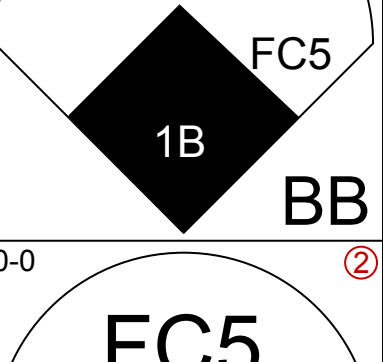
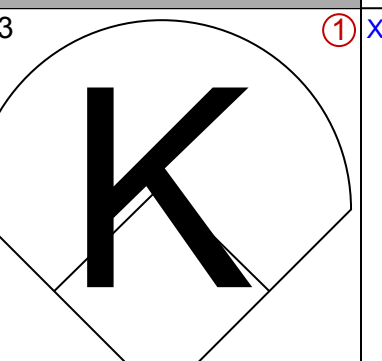
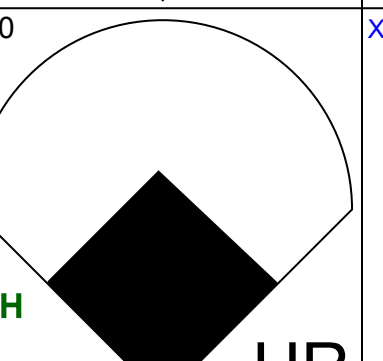
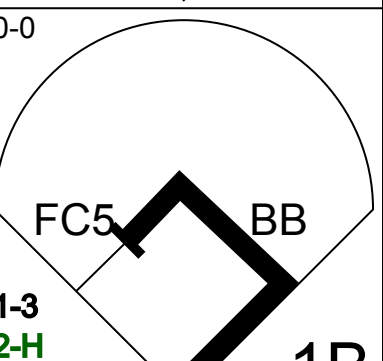

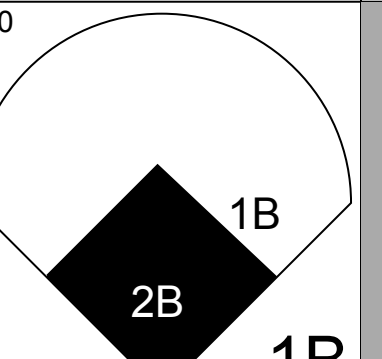
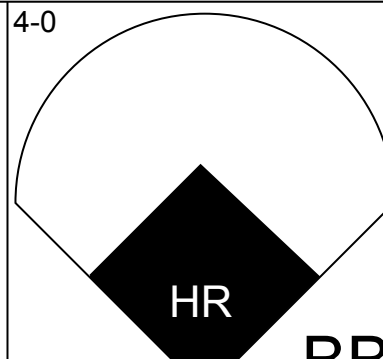
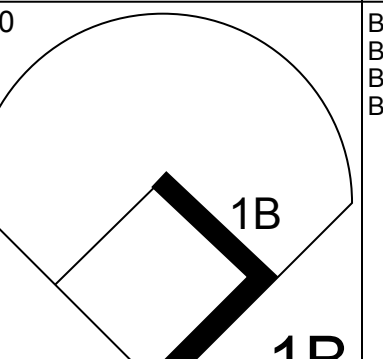
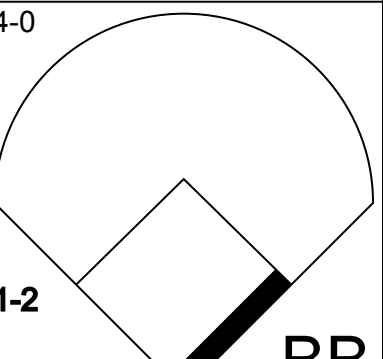
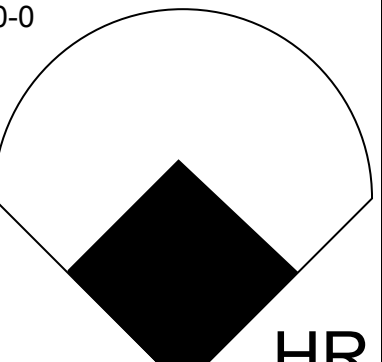
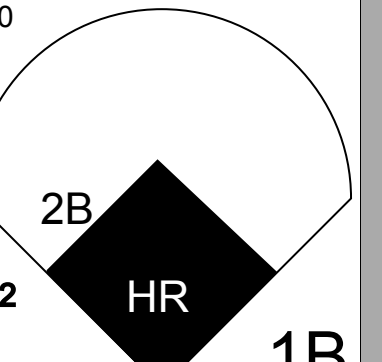
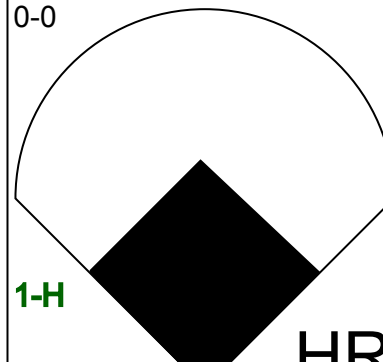
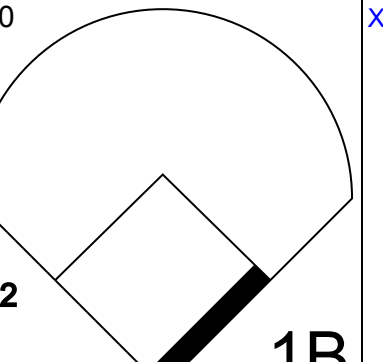
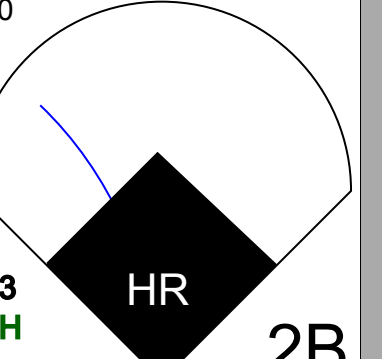
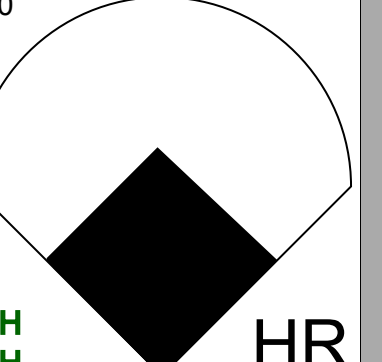
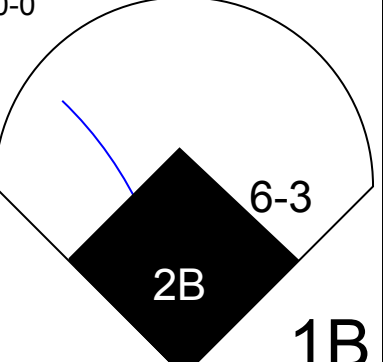

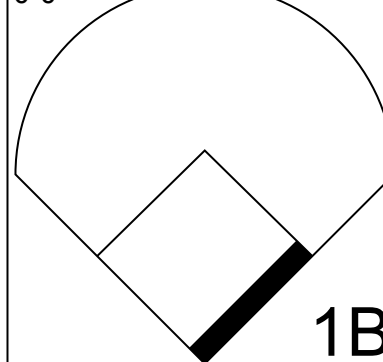
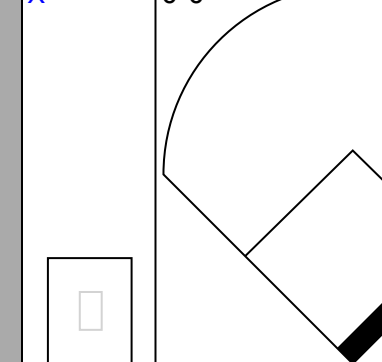
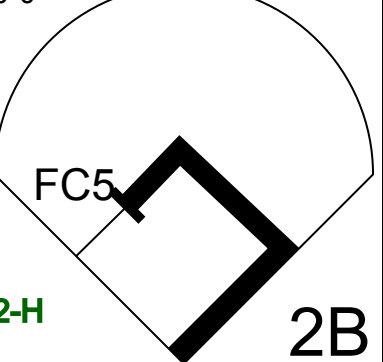
Batter	1	2	3	4	5	6	7	8	9	AB	R	H	RBI	BB	SO	LOB	BOTTOM					
Bill Robinson, R OBP: 0.341, SLG: 0.527	5-3		K			5-3		1B	F9	5	0	1	0	0	1	2						
Del Unser, L OBP: 0.380, SLG: 0.493	F8		G3			K		1B		4	0	1	0	0	1	0						
Willie Montanez, L OBP: 0.343, SLG: 0.385	K			E5		2B		K		4	1	1	0	0	2	2						
Greg Luzinski, R OBP: 0.330, SLG: 0.458		K		G6-4-3		1B		P5		4	0	1	1	0	1	3						
Tom Hutton, L OBP: 0.367, SLG: 0.411		1B		FC5-4		2B		K		2	0	0	0	2	1	3						
Bob Boone, R OBP: 0.318, SLG: 0.355		1B		FC5-4				K		4	0	1	0	0	1	1						
Denny Doyle, L OBP: 0.311, SLG: 0.307					P6			F3		2	0	0	0	1	0	2						
Cesar Tovar, R OBP: 0.339, SLG: 0.381		P5				BB				1	0	0	0	0	0	0						
Craig Robinson, R OBP: 0.324, SLG: 0.412		F7				K		E3		4	0	1	0	0	1	3						
Steve Carlton, L OBP: 0.149, SLG: 0.197			F7							3	0	0	0	0	0	2						
Mike Schmidt, R OBP: 0.326, SLG: 0.388					G4-6-3			1-2		0	0	0	0	0	0	0						
Inning Stats	R: 0 E: 0 K: 1 S: 5	H: 0 LOB: 0 BB: 0 P: 5	R: 0 E: 0 K: 1 S: 6	H: 1 LOB: 2 BB: 1 P: 10	R: 0 E: 0 K: 1 S: 5	H: 0 LOB: 0 BB: 0 P: 5	R: 0 E: 1 K: 0 S: 3	H: 0 LOB: 1 BB: 1 P: 7	R: 0 E: 0 K: 0 S: 3	H: 1 LOB: 0 BB: 0 P: 3	R: 1 E: 0 K: 1 S: 7	H: 2 LOB: 1 BB: 0 P: 7	R: 0 E: 0 K: 1 S: 5	H: 0 LOB: 1 BB: 1 P: 9	R: 0 E: 0 K: 2 S: 9	H: 2 LOB: 2 BB: 0 P: 9	R: 0 E: 1 K: 1 S: 6	H: 0 LOB: 2 BB: 0 P: 7	1B: 5 2B: 1 3B: 0 HR: 0	SF: 0 SAC: 0 DP: 2 HBP: 1	WP: 0 PB: 0 SB: 0 CS: 0	PA: 37
PITCHER John Morlan, R ERA: 3.06	IP: 7.0 WLS: W BF: 27	H: 4 R: 1 ER: 1 SO: 5	BB: 3 IBB: 0 HBP: 0 BLK: 0	WP: 0 HR: 0 S: 34 P: 46	ERA: 1.29 WHIP: 1.000											PITCHER	IP: 0 WLS: 0 BF: 0	H: 0 R: 0 ER: 0 SO: 0	BB: 0 IBB: 0 HBP: 0 BLK: 0	WP: 0 HR: 0 S: 0 P: 0	ERA: 0 WHIP: 0	

Pittsburgh Pirates @ Philadelphia Phillies
Veterans Stadium, Philadelphia, PA
Fri Aug 03 1973, 7:05 PM EDT
Att: 24,152 - Unknown

AB 33
R 1
H 6
RBI 1
BB 3
SO 8
LOB 18




Batter	1	2	3	4	5	6	7	8	9	AB	R	H	RBI	BB	SO	LOB	TOP		
Gene Clines, R (1.7) OBP: 0.323, SLG: 0.360			L1-3		FC3-6		L5-3		L8	5	1	0	0	0	1	3	Pittsburgh Pirates @ Philadelphia Phillies Veterans Stadium, Philadelphia, PA Sat Aug 04 1973, 7:05 PM EDT Unknown		
Rennie Stennett, R (1.4) OBP: 0.288, SLG: 0.380								6-3		4	0	1	1	0	1	2			
Al Oliver, L (1.8) OBP: 0.307, SLG: 0.468	4-3				4-3					4	2	2	0	0	0	1			
Richie Zisk, R (1.9) OBP: 0.390, SLG: 0.574		1-3		P6						4	2	2	2	0	0	1			
Manny Sanguillen, R (1.2) OBP: 0.301, SLG: 0.441		6-3				E5				4	0	2	2	0	0	0			
Bob Robertson, R (1.3) OBP: 0.330, SLG: 0.404				FC3-6		FC5-4		F2		4	0	0	0	0	1	3			
Richie Hebner, L (1.5) OBP: 0.349, SLG: 0.464			L1-3	P4		G4-6-3		F9		4	0	1	0	0	0	3			
Dal Maxvill, R (1.6) OBP: 0.282, SLG: 0.267			L1-3		5-3		5-3	F8		3	0	0	0	1	0	0			
Luke Walker, L (1.1) Jackie Hernandez, R (5.1) Bob Johnson, L (5.1) Dave Parker, L (7.1) John Lamb, R (7.1) Gene Alley, R (5.1)								5-3		1	0	0	0	0	1	2	AB 35 R 5 H 8 RBI 5 BB 2 SO 5 LOB 15		
Inning Stats	R: 0 E: 0 K: 1 S: 5	H: 0 LOB: 0 BB: 0 P: 5	R: 0 E: 0 K: 1 S: 5	H: 0 LOB: 0 BB: 0 P: 5	R: 0 E: 0 K: 2 S: 8	H: 1 LOB: 2 BB: 1 P: 12	R: 1 E: 0 K: 0 S: 5	H: 1 LOB: 1 BB: 0 P: 5	R: 1 E: 1 K: 0 S: 4	H: 1 LOB: 0 BB: 0 P: 4	R: 0 E: 0 K: 1 S: 5	H: 0 LOB: 0 BB: 0 P: 5	R: 2 E: 0 K: 0 S: 6	H: 3 LOB: 1 BB: 0 P: 6	R: 0 E: 0 K: 0 S: 3	H: 0 LOB: 0 BB: 0 P: 3		1B: 3 2B: 4 3B: 0 HR: 1	SF: 0 SAC: 0 DP: 1 HBP: 0
PITCHER Ken Brett, L (1.1) ERA: 3.31	IP: 9.0 WLS: W BF: 37 H: 8 R: 5 ER: 5 SO: 5 BB: 2 IBB: 0 HBP: 0 BLK: 0 WP: 0 HR: 1 S: 45 P: 53 ERA: 5.00 WHIP: 1.111															PITCHER			

Batter	1	2	3	4	5	6	7	8	9	AB	R	H	RBI	BB	SO	LOB	BOTTOM		
Cesar Tovar, R (1.9) OBP: 0.336, SLG: 0.378					L7		L7	FC5		2	0	0	0	0	2	1	Pittsburgh Pirates @ Philadelphia Phillies Veterans Stadium, Philadelphia, PA Sat Aug 04 1973, 7:05 PM EDT Unknown		
Del Unser, L (5.1) OBP: 0.380, SLG: 0.490										2	1	0	0	1	0	1			
Terry Harmon, R (1.4) OBP: 0.315, SLG: 0.270	L6		L7		6-3		FC6-4	FC5		5	1	0	0	0	0	4			
Willie Montanez, L (1.3) OBP: 0.344, SLG: 0.394	3-1				F9					5	1	2	3	0	1	0			
Greg Luzinski, R (1.7) OBP: 0.335, SLG: 0.460										3	2	2	0	2	1	0			
Bill Robinson, R (1.8) OBP: 0.349, SLG: 0.554								FC5		5	3	4	3	0	0	3			
Bob Boone, R (1.2) OBP: 0.318, SLG: 0.357		6-3				P6	P6			4	1	1	1	0	0	2			
Mike Schmidt, R (1.5) OBP: 0.329, SLG: 0.402	F8					F2				4	2	2	3	0	0	0			
Craig Robinson, R (1.6) OBP: 0.289, SLG: 0.368			F9			4-3		6-3		4	0	0	0	0	1	1			
Ken Brett, L (1.1) OBP: 0.327, SLG: 0.620					F8					4	0	3	1	0	0	0	AB 38 R 11 H 14 RBI 11 BB 3 SO 5 LOB 12		
Inning Stats	R: 0 E: 0 K: 1 S: 5	H: 0 LOB: 0 BB: 0 P: 5	R: 1 E: 0 K: 1 S: 6	H: 1 LOB: 0 BB: 0 P: 6	R: 0 E: 0 K: 1 S: 6	H: 1 LOB: 1 BB: 0 P: 6	R: 4 E: 0 K: 2 S: 11	H: 4 LOB: 0 BB: 0 P: 11	R: 0 E: 0 K: 0 S: 3	H: 0 LOB: 0 BB: 0 P: 3	R: 2 E: 0 K: 0 S: 4	H: 1 LOB: 0 BB: 1 P: 8	R: 2 E: 0 K: 0 S: 7	H: 4 LOB: 2 BB: 0 P: 7	R: 2 E: 0 K: 0 S: 6	H: 3 LOB: 3 BB: 2 P: 14		1B: 8 2B: 2 3B: 0 HR: 4	SF: 0 SAC: 0 DP: 0 HBP: 0
PITCHER Luke Walker, L (1.1) ERA: 4.22 Bob Johnson, R (5.1) ERA: 3.96 John Lamb, R (7.1) ERA: 5.79	IP: 4.0 WLS: L BF: 18 H: 6 R: 5 ER: 5 SO: 5 BB: 0 IBB: 0 HBP: 0 BLK: 0 WP: 0 HR: 2 S: 28 P: 28 ERA: 11.25 WHIP: 1.500															PITCHER			

Batter	1	2	3	4	5	6	7	8	9	AB	R	H	RBI	BB	SO	LOB	TOP																			
Rennie Stennett, R OBP: 0.269, SLG: 0.379 (1,4)	1-3			6-3		K		1-3		6	0	2	3	0	1	2																				
Dave Parker, L OBP: 0.234, SLG: 0.435 (1,8)		1B				L6			L4-3	6	1	3	2	0	1	4																				
Al Oliver, L OBP: 0.308, SLG: 0.466 (1,3)	F7								F8	6	0	2	0	0	0	4																				
Willie Stargell, L OBP: 0.371, SLG: 0.643 (1,7)	P6									5	1	1	0	0	1	3																				
Gene Clines, R OBP: 0.321, SLG: 0.358 (8,7)			4-3			F8			L4-3	1	0	0	0	0	0	1																				
Richie Zisk, R OBP: 0.401, SLG: 0.594 (1,9)									F9	4	2	2	1	2	1	1																				
Richie Hebner, L OBP: 0.349, SLG: 0.470 (1,5)										4	2	1	2	1	0	3																				
Milt May, L OBP: 0.359, SLG: 0.389 (1,2)										4	2	3	0	1	0	0																				
Dal Maxvill, R OBP: 0.313, SLG: 0.288 (1,6)										3	2	3	1	2	0	0																				
Jackie Hernandez, R OBP: 0.260, SLG: 0.271 (8,6)										0	0	0	0	0	0	0																				
Bob Moose, R OBP: 0.174, SLG: 0.140 (1,1)										3	1	1	1	0	1	4																				
Ramon Hernandez, S (5,1)										1	0	0	0	1	0	2																				
Inning Stats	R: 0 E: 0 K: 1 S: 4	H: 1 LOB: 1 BB: 0 P: 4	R: 2 E: 0 K: 1 S: 8	H: 3 LOB: 2 BB: 1 P: 12	R: 0 E: 0 K: 0 S: 3	H: 0 LOB: 1 BB: 1 P: 7	R: 3 E: 0 K: 1 S: 9	H: 4 LOB: 1 BB: 0 P: 9	R: 0 E: 0 K: 1 S: 6	H: 1 LOB: 1 BB: 0 P: 6	R: 3 E: 0 K: 1 S: 7	H: 2 LOB: 2 BB: 3 P: 19	R: 3 E: 0 K: 0 S: 6	H: 4 LOB: 1 BB: 1 P: 10	R: 0 E: 0 K: 0 S: 4	H: 1 LOB: 1 BB: 0 P: 4	1B: 10 2B: 5 3B: 1 HR: 2	SF: 0 SAC: 0 DP: 2 HBP: 0	WP: 1 PB: 0 SB: 0 CS: 0	PA: 50																
PITCHER	IP	WLS	BF	H	R	ER	SO	BB	IBB	HBP	BLK	WP	HR	S	P	ERA	WHIP	PITCHER		IP	WLS	BF	H	R	ER	SO	BB	IBB	HBP	BLK	WP	HR	S	P	ERA	WHIP
Jim Lonborg, R ERA: 5.19 (1,1)	3.2	L	21	8	5	5	1	2	0	0	0	0	1	21	29	12.27	2.727	Barry Lersch, R ERA: 5.14 (8,1)		2.0		6	1	0	0	0	0	0	0	0	0	6	6	0.00	0.500	
Mike Wallace, L ERA: 3.1 (4,1)	1.1		6	2	0	0	2	1	0	0	0	0	0	9	13	0.00	2.250																			
Darrell Brandon, R ERA: 4.85 (6,1)	1.0		4	1	0	0	1	0	0	0	0	0	0	6	6	0.00	1.000																			
Bill Wilson, R ERA: 4.81 (7,1)	0.1		5	1	3	3	0	2	1	0	0	1	0	2	14	81.00	9.000																			
Dave Wallace, R ERA: 40.5 (7,1)	0.2		8	5	3	3	1	1	0	0	0	0	1	9	13	40.50	9.000																			

Pittsburgh Pirates @ Philadelphia Phillies
Veterans Stadium, Philadelphia, PA
Sat Aug 04 1973, 7:05 PM EDT
Att: 48,294 - Unknown


AB	43
R	11
H	18
RBI	10
BB	7
SO	5
LOB	24



Batter	1	2	3	4	5	6	7	8	9	AB	R	H	RBI	BB	SO	LOB	BOTTOM																			
Del Unser, L OBP: 0.380, SLG: 0.488 (1,8)	F7								6-3	5	0	2	1	0	0	0																				
Denny Doyle, L OBP: 0.315, SLG: 0.311 (1,4)										3	0	2	0	0	0	0																				
Terry Harmon, R OBP: 0.310, SLG: 0.265 (7, PH) (8,4)	4-3								F8	2	0	0	0	0	0	1																				
Willie Montanez, L OBP: 0.341, SLG: 0.389 (1,9) (7,3)										4	0	0	1	0	1	3																				
Barry Lersch, S OBP: 0.214, SLG: 0.154 (8,1)	K		4-3							0	0	0	0	0	0	0																				
Greg Luzinski, R OBP: 0.336, SLG: 0.457 (1,7)										2	1	0	0	2	1	0																				
Bill Robinson, R OBP: 0.344, SLG: 0.546 (1,5) (7,9)										4	0	0	0	0	1	4																				
Tom Hutton, L OBP: 0.369, SLG: 0.408 (1,3)										1	0	0	0	1	0	0																				
Mike Schmidt, R OBP: 0.333, SLG: 0.405 (6, PH) (7,5)										1	0	1	0	0	0	0																				
Mike Ryan, R OBP: 0.324, SLG: 0.393 (1,2)										3	1	3	1	0	0	0																				
Craig Robinson, R OBP: 0.286, SLG: 0.381 (1,6)										4	1	1	1	0	0	5																				
Jim Lonborg, R OBP: 0.225, SLG: 0.216 (1,1)										1	0	0	0	0	1	0																				
Mike Wallace, L OBP: 0.225, SLG: 0.216 (4,1)										0	0	0	0	0	0	0																				
Mike Rogodzinski, L OBP: 0.225, SLG: 0.216 (5, PH)										0	1	0	0	0	0	0																				
Darrell Brandon, R OBP: 0.225, SLG: 0.216 (8,1)										0	0	0	0	0	0	0																				
Cesar Tovar, R OBP: 0.225, SLG: 0.216 (5, PH)										1	0	0	0	0	0	1																				
Bill Wilson, R OBP: 0.225, SLG: 0.216 (7,1)										0	0	0	0	0	0	0																				
Dave Wallace, R OBP: 0.225, SLG: 0.216 (7,1)										0	0	0	0	0	0	0																				
Jose Pagan, R OBP: 0.225, SLG: 0.216 (8,3)										1	0	0	0	0	0	0																				
Inning Stats	R: 0 E: 0 K: 1 S: 5	H: 0 LOB: 0 BB: 0 P: 5	R: 1 E: 0 K: 1 S: 5	H: 1 LOB: 1 BB: 2 P: 13	R: 0 E: 0 K: 1 S: 6	H: 1 LOB: 1 BB: 0 P: 6	R: 0 E: 0 K: 0 S: 3	H: 0 LOB: 0 BB: 0 P: 3	R: 3 E: 0 K: 0 S: 6	H: 4 LOB: 2 BB: 2 P: 14	R: 0 E: 0 K: 0 S: 4	H: 1 LOB: 1 BB: 0 P: 4	R: 0 E: 0 K: 0 S: 3	H: 1 LOB: 0 BB: 0 P: 3	R: 0 E: 0 K: 1 S: 6	H: 1 LOB: 0 BB: 0 P: 7	R: 0 E: 0 K: 0 S: 3	H: 0 LOB: 0 BB: 0 P: 3	1B: 7 2B: 1 3B: 1 HR: 0	SF: 0 SAC: 1 DP: 3 HBP: 1	WP: 0 PB: 0 SB: 0 CS: 0	PA: 38														
PITCHER	IP	WLS	BF	H	R	ER	SO	BB	IBB	HBP	BLK	WP	HR	S	P	ERA	WHIP	PITCHER		IP	WLS	BF	H	R	ER	SO	BB	IBB	HBP	BLK	WP	HR	S	P	ERA	WHIP
Bob Moose, R ERA: 4.06 (1,1)	4.0		20	6	4	4	3	3	0	0	0	0	0	23	35	9.00	2.250	Barry Lersch, L ERA: 1.54 (5,1)		5.0	W	18	3	0	0	1	0	1	1	0	0	18	23	0.00	0.600	

Pittsburgh Pirates @ Philadelphia Phillies
Veterans Stadium, Philadelphia, PA
Sat Aug 04 1973, 7:05 PM EDT
Att: 48,294 - Unknown

AB	32
R	4
H	9
RBI	4
BB	4
SO	4
LOB	14



Batter	1	2	3	4	5	6	7	8	9	AB	R	H	RBI	BB	SO	LOB	TOP							
Rennie Stennett, R OBP: 0.272, SLG: 0.379 (1, 4)	L3		3-1			BB SH3 1B		F9 HBP 2B BB	SH PB	3	1	1	0	1	0	0								
Dave Parker, L OBP: 0.255, SLG: 0.417 (1, 8)	3-1		F9			SH3		IBB 2B HBP	IBB	2	1	0	0	1	0	0								
Al Oliver, L OBP: 0.306, SLG: 0.463 (1, 3)	6-3				K	BB HBP		F9	SF7	3	0	0	1	0	1	2								
Willie Stargell, L OBP: 0.374, SLG: 0.640 (1, 7)		2B WP 1B			P6			2B 1-2 IBB	K	3	1	1	0	2	1	2								
Richie Zisk, R OBP: 0.408, SLG: 0.609 (1, 9)		1-3 2B			1B	K		2B	F3	5	0	3	2	0	1	5								
Manny Sanguillen, R OBP: 0.299, SLG: 0.437 (1, 2)	F3				F9	5-3		1-3 2B		4	0	0	0	0	0	7								
Richie Hebner, L OBP: 0.351, SLG: 0.467 (1, 5)	3-H 4-0 G6-4-3 BB				P4			5-3	IBB	2	0	0	0	2	0	0								
Dal Maxvill, R OBP: 0.303, SLG: 0.278 (1, 6)	G6-4-3 1-2				K	F8		F8		4	0	0	0	0	1	5								
Dock Ellis, S OBP: 0.125, SLG: 0.109 (1, 1)					P6			K		3	0	0	0	0	2	0								
Dave Giusti, R OBP: 0.500, SLG: 0.429 (8, 1)					K	P6			PB SH SF7 1B	1	1	1	0	0	0	0								
Inning Stats	R: 0 E: 0 K: 0 S: 3	H: 0 LOB: 0 BB: 0 P: 3	R: 1 E: 0 K: 0 S: 4	H: 2 LOB: 1 BB: 1 P: 8	R: 0 E: 0 K: 1 S: 5	H: 0 LOB: 0 BB: 0 P: 5	R: 0 E: 0 K: 1 S: 6	H: 1 LOB: 1 BB: 0 P: 6	R: 0 E: 0 K: 1 S: 5	H: 0 LOB: 0 BB: 0 P: 5	R: 0 E: 0 K: 1 S: 6	H: 0 LOB: 0 BB: 0 P: 11	R: 0 E: 0 K: 1 S: 5	H: 0 LOB: 3 BB: 1 P: 5	R: 2 E: 0 K: 0 S: 4	H: 1 LOB: 3 BB: 3 P: 17	R: 1 E: 0 K: 1 S: 7	H: 1 LOB: 2 BB: 1 P: 11	1B: 4 2B: 2 3B: 0 HR: 0	SF: 1 SAC: 2 DP: 1 HBP: 2	WP: 1 PB: 1 SB: 0 CS: 0	PA: 41		
PITCHER	IP	WLS	BF	H	R	ER	SO	BB	IBB	HBP	BLK	WP	HR	S	P	ERA	WHIP							
Wayne Twitchell, R ERA: 2.09 (1, 1)	8.0	L	35	5	3	3	5	3	2	2	0	1	0	38	60	3.38	1.000							
Darrell Brandon, R ERA: 5.09 (9, 1)	0.0		3	1	1	1	0	0	1	0	0	0	0	2	6	∞	∞							
Mike Wallace, L ERA: 2.95 (9, 1)	1.0		3	0	0	0	1	0	0	0	0	0	0	5	5	0.00	0.000							

Pittsburgh Pirates @ Philadelphia Phillies
Veterans Stadium, Philadelphia, PA
Sun Aug 05 1973, 3:33 AM EDT
Att: 31,157 - Unknown

AB 30
R 4
H 6
RBI 3
BB 6
SO 6
LOB 21



Batter	1	2	3	4	5	6	7	8	9	AB	R	H	RBI	BB	SO	LOB	BOTTOM							
Del Unser, L OBP: 0.375, SLG: 0.482 (1, 8)	1-3			1-3		F8		6-3		4	0	0	0	0	0	2								
Denny Doyle, L OBP: 0.317, SLG: 0.311 (1, 4)	6-3			FC6-4 1B		G6-4-3 BB		4-3		3	0	1	0	1	0	0								
Willie Montanez, L OBP: 0.337, SLG: 0.385 (1, 3) (9, 9)	6-3			FC6-4 1-2		F8		K		4	0	0	0	0	1	2								
Greg Luzinski, R OBP: 0.333, SLG: 0.453 (1, 7)				K		K		G6-4-3 1-2	F9	4	0	0	0	0	2	2								
Bill Robinson, R OBP: 0.344, SLG: 0.544 (1, 9) (9, 5)		5-3				F7		1B 2B 1B		3	1	1	0	0	0	0								
Bob Boone, R OBP: 0.321, SLG: 0.360 (1, 2)		F8				G6-4-3 1B		2B 1-2 1B		3	0	2	0	0	0	0								
Mike Schmidt, R OBP: 0.330, SLG: 0.490 (1, 5) (9, 6)				K		G6-4-3 1-2		K		3	0	0	0	0	2	3								
Terry Harmon, R OBP: 0.305, SLG: 0.261 (1, 6) (8, PH)				K				F9	F8	2	0	0	0	0	1	0								
Mike Rogozzinski, L OBP: 0.344, SLG: 0.358 (8, PH)				K						1	0	0	0	0	0	2								
Darrell Brandon, R OBP: 0.500, SLG: 0.333 (9, 1)				K						0	0	0	0	0	0	0								
Mike Wallace, L (9, 1)				K						0	0	0	0	0	0	0								
Wayne Twitchell, R OBP: 0.113, SLG: 0.151 (1, 1) (8, PH)				K						2	0	0	0	0	1	0								
Tom Hutton, L OBP: 0.372, SLG: 0.417 (9, 3)						P3		1-3 2-H 2B		1	0	1	1	0	0	0								
Inning Stats	R: 0 E: 0 K: 0 S: 3	H: 0 LOB: 0 BB: 0 P: 3	R: 0 E: 0 K: 1 S: 5	H: 0 LOB: 0 BB: 0 P: 5	R: 0 E: 0 K: 3 S: 9	H: 0 LOB: 0 BB: 0 P: 9	R: 0 E: 0 K: 1 S: 6	H: 1 LOB: 1 BB: 0 P: 6	R: 0 E: 0 K: 0 S: 3	H: 1 LOB: 0 BB: 0 P: 3	R: 0 E: 0 K: 0 S: 2	H: 0 LOB: 0 BB: 1 P: 6	R: 0 E: 0 K: 1 S: 8	H: 3 LOB: 2 BB: 0 P: 8	R: 0 E: 0 K: 1 S: 5	H: 0 LOB: 0 BB: 0 P: 5	1B: 4 2B: 1 3B: 0 HR: 0	SF: 0 SAC: 0 DP: 2 HBP: 0	WP: 0 PB: 0 SB: 0 CS: 0	PA: 31				
PITCHER	IP	WLS	BF	H	R	ER	SO	BB	IBB	HBP	BLK	WP	HR	S	P	ERA	WHIP							
Dock Ellis, R ERA: 2.84 (1, 1)	7.0	W	24	4	1	1	5	1	0	0	0	0	0	33	37	1.29	0.714							
Dave Giusti, R ERA: 1.51 (8, 1)	2.0	S	7	1	0	0	2	0	0	0	0	0	0	11	11	0.00	0.500							

Pittsburgh Pirates @ Philadelphia Phillies
Veterans Stadium, Philadelphia, PA
Sun Aug 05 1973, 3:33 AM EDT
Att: 31,157 - Unknown

AB 30
R 1
H 5
RBI 1
BB 1
SO 7
LOB 11



Batter	1	2	3	4	5	6	7	8	9	AB	R	H	RBI	BB	SO	LOB	TOP				
Jimmy Wynn, R OBP: 0.333, SLG: 0.397 (1, 9)	F7			K	FC6-4			FC6 BB		3	0	0	0	1	1	2					
Roger Metzger, S OBP: 0.309, SLG: 0.347 (1, 6)	K			1B 2B			1-3	FC6 G4-6-3		4	1	1	1	0	1	1					
Cesar Cedeno, R OBP: 0.387, SLG: 0.542 (1, 8)	CS 1B			CS 1B 2-H			P4	G4-6-3		4	0	2	1	0	0	2					
Bob Watson, R OBP: 0.395, SLG: 0.439 Tommie Agee, R OBP: 0.300, SLG: 0.405 (9, PR)	CS	F7		CS 1B			K		SH1-4 1B	3	0	1	0	1	1	0					
Doug Rader, R OBP: 0.314, SLG: 0.422 (1, 5)		F8		1-3					SH1-4	3	0	0	0	0	0	1					
Lee May, R OBP: 0.303, SLG: 0.443 (1, 3)		1-3							SH1-4 FC6 BB	3	0	1	0	1	0	0					
Johnny Edwards, L OBP: 0.286, SLG: 0.366 (1, 2)					G4-6-3 1B				F8	4	0	1	0	0	0	3					
Tommy Helms, R OBP: 0.322, SLG: 0.366 (1, 4)				G5-4-3 1B	E6 1B			E9 SH1-4 FC6	FC6	4	1	0	0	0	0	3					
Don Wilson, R OBP: 0.217, SLG: 0.254 (1, 1)				K				SH1-4		2	0	1	0	0	1	0					
Inning Stats	R: 0 E: 0 K: 1 S: 5	H: 1 LOB: 0 BB: 0 P: 5	R: 0 E: 0 K: 0 S: 3	H: 0 LOB: 0 BB: 0 P: 3	R: 0 E: 0 K: 1 S: 5	H: 1 LOB: 0 BB: 0 P: 5	R: 1 E: 0 K: 1 S: 6	H: 2 LOB: 1 BB: 1 P: 10	R: 0 E: 1 K: 0 S: 5	H: 0 LOB: 0 BB: 0 P: 5	R: 0 E: 0 K: 0 S: 3	H: 0 LOB: 0 BB: 0 P: 3	R: 1 E: 1 K: 0 S: 4	H: 0 LOB: 1 BB: 1 P: 8	R: 0 E: 0 K: 0 S: 4	H: 1 LOB: 2 BB: 1 P: 8	1B: 6 2B: 1 3B: 0 HR: 0	SF: 0 SAC: 2 DP: 3 HBP: 0	WP: 0 PB: 0 SB: 0 CS: 2	PA: 36	
PITCHER	IP	WLS	BF	H	R	ER	SO	BB	IBB	HBP	BLK	WP	HR	S	P	ERA	WHIP				
Nelson Briles, R ERA: 2.84 Dave Giusti, R ERA: 1.48	(1, 1)	8.0	L	30	6	2	1	4	2	0	0	0	0	0	36	44	1.12	1.000			
	(9, 1)	1.0		5	1	0	0	0	1	0	0	0	0	4	8	0.00	2.000				

Houston Astros @ Pittsburgh Pirates
Three Rivers Stadium, Pittsburgh, PA
Tue Aug 07 1973, 7:05 PM EDT
Att: 13,841 - Unknown

AB	30
R	2
H	7
RBI	2
BB	3
SO	4
LOB	12



Batter	1	2	3	4	5	6	7	8	9	AB	R	H	RBI	BB	SO	LOB	BOTTOM			
Rennie Stennett, R OBP: 0.272, SLG: 0.377 (1, 4)	S 1B		1-3			FC1-6		F8		4	0	1	0	0	0	2				
Dave Parker, L OBP: 0.255, SLG: 0.404 (1, 8)	K			4-3		K		1B		4	0	1	0	0	2	2				
Al Oliver, L OBP: 0.304, SLG: 0.459 (1, 3)	F7			F8		F6		4-3		4	0	0	0	0	0	4				
Willie Stargell, L OBP: 0.373, SLG: 0.636 (1, 7)	F2			1B		L3			K	4	0	1	0	0	1	1				
Richie Zisk, R OBP: 0.397, SLG: 0.592 (1, 9)		K		6-3		F8		K	K	4	0	0	0	0	2	1				
Richie Hebner, L OBP: 0.350, SLG: 0.465 (1, 5)		F7			4-3			K	K	4	0	1	0	0	1	0				
Manny Sanguillen, R OBP: 0.297, SLG: 0.434 (1, 2)		F7			1-3			F7		3	0	0	0	0	0	1				
Dal Maxvill, R OBP: 0.298, SLG: 0.273 Dave Cash, R OBP: 0.331, SLG: 0.348 (8, PH)				K		K		6-3		2	0	0	0	0	2	0				
Nelson Briles, R OBP: 0.268, SLG: 0.327 Milt May, L OBP: 0.362, SLG: 0.389 Gene Alley, R OBP: 0.300, SLG: 0.298 Dave Giusti, R OBP: 0.500, SLG: 0.429 (9, 1)				6-3		FC1-6 BB		1B BB		1	0	0	0	1	0	0				
Inning Stats	R: 0 E: 0 K: 1 S: 6	H: 1 LOB: 1 BB: 0 P: 6	R: 0 E: 0 K: 1 S: 5	H: 0 LOB: 0 BB: 0 P: 5	R: 0 E: 0 K: 1 S: 5	H: 0 LOB: 0 BB: 0 P: 5	R: 0 E: 0 K: 0 S: 4	H: 1 LOB: 1 BB: 0 P: 4	R: 0 E: 0 K: 1 S: 5	H: 0 LOB: 0 BB: 0 P: 5	R: 0 E: 0 K: 0 S: 4	H: 1 LOB: 1 BB: 0 P: 4	R: 0 E: 0 K: 0 S: 4	H: 1 LOB: 2 BB: 1 P: 8	R: 0 E: 0 K: 3 S: 9	H: 0 LOB: 0 BB: 0 P: 9	1B: 4 2B: 0 3B: 0 HR: 0	SF: 0 SAC: 0 DP: 0 HBP: 0	WP: 0 PB: 0 SB: 1 CS: 0	PA: 33
PITCHER	IP	WLS	BF	H	R	ER	SO	BB	IBB	HBP	BLK	WP	HR	S	P	ERA	WHIP			
Don Wilson, R ERA: 2.95	(1, 1)	9.0	W	33	4	0	0	8	2	0	0	0	0	47	55	0.00	0.667			

Houston Astros @ Pittsburgh Pirates
Three Rivers Stadium, Pittsburgh, PA
Tue Aug 07 1973, 7:05 PM EDT
Att: 13,841 - Unknown

AB	31
R	0
H	4
RBI	0
BB	2
SO	8
LOB	11



Batter	1	2	3	4	5	6	7	8	9	AB	R	H	RBI	BB	SO	LOB	TOP					
Ralph Garr, L (1,9) OBP: 0.315, SLG: 0.411	1-3		G3		1B			L8		4	0	1	0	0	0	0	Atlanta Braves @ Pittsburgh Pirates Three Rivers Stadium, Pittsburgh, PA Fri Aug 10 1973, 7:05 PM EDT Att: 25,781 - Unknown					
Mike Lum, L (1,7) OBP: 0.355, SLG: 0.474	4-3			1B		HR		F6		4	2	2	1	0	0							
Darrell Evans, L (1,5) OBP: 0.408, SLG: 0.578	FC6-4			1B	SF7			G3		2	1	0	0	2	0							
Dusty Baker Jr., R (1,8) OBP: 0.366, SLG: 0.434	FC6-4				S			5-3		4	1	2	1	0	0	1						
Dave Johnson, R (1,4) OBP: 0.360, SLG: 0.527	K				L5			L8		4	1	0	0	0	1	3						
Frank Tepedino, L (1,3) OBP: 0.385, SLG: 0.436	6-3				SF7					3	0	1	2	0	0							
Marty Perez, R (1,6) OBP: 0.309, SLG: 0.323	4-3				6-3					4	0	1	1	0	0	1						
Paul Casanova, R (1,2) OBP: 0.254, SLG: 0.387					6-3					3	0	0	0	1	0	2						
Phil Niekro, R (1,1) OBP: 0.131, SLG: 0.167			K					F9		4	0	0	0	0	2	2						
Inning Stats	R: 0 E: 0 K: 0 S: 3	H: 0 LOB: 1 BB: 1 P: 7	R: 0 E: 0 K: 1 S: 5	H: 0 LOB: 0 BB: 0 P: 5	R: 0 E: 0 K: 1 S: 5	H: 0 LOB: 0 BB: 0 P: 5	R: 2 E: 0 K: 0 S: 5	H: 2 LOB: 1 BB: 1 P: 9	R: 0 E: 0 K: 1 S: 5	H: 1 LOB: 0 BB: 0 P: 5	R: 1 E: 0 K: 0 S: 4	H: 1 LOB: 0 BB: 0 P: 4	R: 0 E: 0 K: 0 S: 3	H: 0 LOB: 1 BB: 1 P: 7	R: 0 E: 0 K: 0 S: 3	H: 0 LOB: 0 BB: 0 P: 3	R: 2 E: 0 K: 0 S: 6	H: 3 LOB: 1 BB: 0 P: 6	1B: 5 2B: 1 3B: 0 HR: 1	SF: 1 SAC: 0 DP: 1 HBP: 0	WP: 0 PB: 0 SB: 1 CS: 0	PA: 36
PITCHER	IP	WLS	BF	H	R	ER	SO	BB	IBB	HBP	BLK	WP	HR	S	P	ERA	WHIP					
Dock Ellis, R (1,1) ERA: 2.87	8.0	L	30	4	3	3	3	3	0	0	0	0	1	33	45	3.38	0.875					
Dave Giusti, R (9,1) ERA: 1.73	0.0		4	3	2	2	0	0	0	0	0	0	0	4	4	∞	∞					
Ramon Hernandez, L (9,1) ERA: 1.52	1.0		2	0	0	0	0	0	0	0	0	0	0	2	2	0.00	0.000					

Batter	1	2	3	4	5	6	7	8	9	AB	R	H	RBI	BB	SO	LOB	BOTTOM					
Gene Clines, R (1,8) OBP: 0.323, SLG: 0.355	FC		L7			K			HR	3	1	1	0	1	1	0	Atlanta Braves @ Pittsburgh Pirates Three Rivers Stadium, Pittsburgh, PA Fri Aug 10 1973, 7:05 PM EDT Att: 25,781 - Unknown					
Dave Cash, R (1,5) OBP: 0.329, SLG: 0.346	FC		K2-3			F8			K	4	0	0	0	0	2	2						
Al Oliver, L (1,3) OBP: 0.301, SLG: 0.454	4-3					4-3			F9	4	0	0	0	0	0	2						
Willie Stargell, L (1,7) OBP: 0.374, SLG: 0.645						F8			HR	4	2	2	2	0	0	0						
Richie Zisk, R (1,9) OBP: 0.405, SLG: 0.608									HR	3	1	2	2	1	0	0						
Gene Alley, R (9, PR) OBP: 0.304, SLG: 0.298						3-1				0	0	0	0	0	0	0						
Manny Sanguillen, R (1,2) OBP: 0.290, SLG: 0.430						1B			BB	4	0	0	0	0	0	2						
Rennie Stennett, R (1,4) OBP: 0.288, SLG: 0.372										3	0	0	0	0	0	0						
Dal Maxvill, R (1,6) OBP: 0.286, SLG: 0.261						1-3			F2	2	0	0	0	0	0	0						
Richie Hebner, L (8, PH) OBP: 0.349, SLG: 0.463						5-3			P6	1	0	0	0	0	0	0						
Jackie Hernandez, R (9, 6) OBP: 0.280, SLG: 0.271										0	0	0	0	0	0	0						
Dock Ellis, S (1,1) OBP: 0.121, SLG: 0.105										2	0	0	0	0	1	0						
Bob Robertson, R (8, PH) OBP: 0.329, SLG: 0.403										1	0	0	0	0	1	0						
Dave Giusti, R (9,1) OBP: 0.500, SLG: 0.429										0	0	0	0	0	0	0						
Ramon Hernandez, S (9,1) OBP: 0.280, SLG: 0.271										0	0	0	0	0	0	0						
Inning Stats	R: 0 E: 1 K: 0 S: 5	H: 1 LOB: 1 BB: 0 P: 5	R: 2 E: 0 K: 0 S: 5	H: 2 LOB: 0 BB: 0 P: 5	R: 0 E: 0 K: 2 S: 7	H: 0 LOB: 0 BB: 0 P: 7	R: 0 E: 0 K: 0 S: 4	H: 1 LOB: 1 BB: 0 P: 4	R: 0 E: 0 K: 0 S: 4	H: 0 LOB: 0 BB: 0 P: 3	R: 0 E: 0 K: 1 S: 5	H: 0 LOB: 0 BB: 0 P: 5	R: 0 E: 0 K: 0 S: 3	H: 0 LOB: 0 BB: 0 P: 3	R: 0 E: 0 K: 1 S: 5	H: 0 LOB: 0 BB: 0 P: 5	R: 2 E: 0 K: 1 S: 6	H: 1 LOB: 1 BB: 2 P: 14	1B: 2 2B: 1 3B: 0 HR: 2	SF: 0 SAC: 0 DP: 0 HBP: 0	WP: 1 PB: 0 SB: 1 CS: 0	PA: 33
PITCHER	IP	WLS	BF	H	R	ER	SO	BB	IBB	HBP	BLK	WP	HR	S	P	ERA	WHIP					
Phil Niekro, R (1,1) ERA: 3.44	9.0	W	33	5	4	4	6	2	0	0	0	1	2	43	51	4.00	0.778					



Batter	1	2	3	4	5	6	7	8	9	AB	R	H	RBI	BB	SO	LOB	TOP				
Ralph Garr, L OBP: 0.317, SLG: 0.414 (1, 9)	4-3		4-3 2B		2H 1B		6-3			4	0	2	1	0	0	0	Atlanta Braves @ Pittsburgh Pirates Three Rivers Stadium, Pittsburgh, PA Sun Aug 12 1973, 3:33 AM EDT Att: 28,718 - Unknown				
Mike Lum, L OBP: 0.353, SLG: 0.468 (1, 7)	K		4-3		1-3			4-3		4	0	0	0	0	1	2					
Darrell Evans, L OBP: 0.405, SLG: 0.577 (1, 5)	K		P4		F9			G5-4-3 BB		3	0	0	0	1	1	2					
Dusty Baker Jr., R OBP: 0.363, SLG: 0.443 (1, 8)		L8		1-3		P3		G5-4-3 BB		4	0	0	0	0	0	1					
Davey Johnson, R OBP: 0.362, SLG: 0.531 (1, 4)		F3		5-3		HR		K		4	1	1	1	0	1	0					
Frank Terpedino, L OBP: 0.370, SLG: 0.433 (1, 3)		2B 1B		4-0 BB		L8		L8		3	0	1	0	1	0	0					
Sonny Jackson, L OBP: 0.292, SLG: 0.270 (1, 6)		1-3 2B		G3		F5		2B		4	0	2	0	0	0	1					
Paul Casanova, R OBP: 0.254, SLG: 0.383 (1, 2)		6-3				SH1-4 1B		F9		4	1	1	0	0	0	3					
Ron Schueler, R OBP: 0.186, SLG: 0.167 Joe Niekro, R (5, 1)			P4		SH1-4					1	0	0	0	0	0	0					
Chuck Goggin, S OBP: 0.333, SLG: 0.359 Gary Neibauer, R OBP: 0.500, SLG: 2.000 (7, 1)					1-2			1B		0	0	0	0	0	0	0					
Inning Stats	R: 0 E: 0 K: 2 S: 7	H: 0 LOB: 0 BB: 0 P: 7	R: 0 E: 0 K: 0 S: 5	H: 2 LOB: 2 BB: 0 P: 5	R: 0 E: 0 K: 0 S: 4	H: 1 LOB: 1 BB: 0 P: 4	R: 0 E: 0 K: 0 S: 3	H: 0 LOB: 1 BB: 1 P: 7	R: 1 E: 0 K: 0 S: 5	H: 2 LOB: 1 BB: 0 P: 5	R: 1 E: 0 K: 0 S: 4	H: 1 LOB: 0 BB: 0 P: 4	R: 0 E: 0 K: 0 S: 3	H: 1 LOB: 0 BB: 0 P: 3	R: 0 E: 0 K: 0 S: 2	H: 0 LOB: 0 BB: 1 P: 6	R: 0 E: 0 K: 1 S: 6	H: 1 LOB: 1 BB: 0 P: 6	1B: 4 2B: 3 3B: 0 HR: 1	SF: 0 SAC: 1 DP: 1 HBP: 0	WP: 0 PA: 35 CS: 0
PITCHER Bob Moose, R ERA: 3.93 (1, 1)	IP: 9.0 WLS: W BF: 35 H: 8 R: 2 ER: 2 SO: 3 BB: 2 IBB: 0 HBP: 0 BLK: 0 WP: 0 HR: 1 S: 39 P: 47 ERA: 2.00 WHIP: 1.111															PITCHER IP: 9.0 WLS: W BF: 35 H: 8 R: 2 ER: 2 SO: 3 BB: 2 IBB: 0 HBP: 0 BLK: 0 WP: 0 HR: 1 S: 39 P: 47 ERA: 2.00 WHIP: 1.111					

Batter	1	2	3	4	5	6	7	8	9	AB	R	H	RBI	BB	SO	LOB	BOTTOM				
Gene Clines, R OBP: 0.330, SLG: 0.361 (1, 8)	L9		4-3 6-3 3B 1B		E S 1B	L9				4	2	2	0	0	0	1	Atlanta Braves @ Pittsburgh Pirates Three Rivers Stadium, Pittsburgh, PA Sun Aug 12 1973, 3:33 AM EDT Att: 28,718 - Unknown				
Rennie Stennett, R OBP: 0.284, SLG: 0.365 (1, 4)	F9		6-3		F3		5-3			4	0	0	0	0	0	3					
Al Oliver, L OBP: 0.298, SLG: 0.448 (1, 3)	1-3		4-3		2-3 1B		F7			4	1	1	1	0	0	1					
Willie Stargell, L OBP: 0.381, SLG: 0.659 (1, 7)		WP 1B SF9 BB	3B		1H 1B 2B		K			3	2	2	2	1	1	0					
Richie Zisk, R OBP: 0.404, SLG: 0.596 (1, 9)		SF9 WP 1B	4-3		2H 1B		5-3			4	0	2	1	0	0	1					
Milt May, L OBP: 0.362, SLG: 0.389 (1, 2)		F8		F8	F3		4-3			4	0	0	0	0	0	3					
Richie Hebner, L OBP: 0.350, SLG: 0.457 Gene Alley, R OBP: 0.304, SLG: 0.298 (9, 5)				K		SH1-4 BB		L4		2	0	0	0	2	1	0					
Daf Maxvill, R OBP: 0.275, SLG: 0.252 (1, 6)		SF9		F7		SH1-4				1	0	0	1	0	0	0					
Bob Moose, R OBP: 0.184, SLG: 0.152 (1, 1)		L6			CS 1B	F7				3	0	1	0	0	0	3					
Inning Stats	R: 0 E: 0 K: 0 S: 3	H: 0 LOB: 0 BB: 0 P: 3	R: 1 E: 0 K: 0 S: 4	H: 1 LOB: 2 BB: 2 P: 12	R: 1 E: 0 K: 0 S: 5	H: 2 LOB: 1 BB: 0 P: 5	R: 0 E: 0 K: 1 S: 5	H: 0 LOB: 0 BB: 0 P: 5	R: 3 E: 0 K: 0 S: 7	H: 5 LOB: 1 BB: 0 P: 7	R: 0 E: 0 K: 0 S: 3	H: 0 LOB: 1 BB: 1 P: 7	R: 0 E: 0 K: 1 S: 5	H: 0 LOB: 0 BB: 0 P: 5	R: 0 E: 0 K: 0 S: 3	H: 0 LOB: 0 BB: 0 P: 3		R: 0 E: 0 K: 0 S: 3	H: 0 LOB: 0 BB: 0 P: 3	1B: 6 2B: 1 3B: 1 HR: 0	SF: 1 SAC: 1 DP: 0 HBP: 0
PITCHER Ron Schueler, R ERA: 4.09 Joe Niekro, R ERA: 6.75 Gary Neibauer, R ERA: 3.38 (1, 1)	IP: 4.2 WLS: L BF: 21 H: 6 R: 4 ER: 4 SO: 1 BB: 1 IBB: 1 HBP: 0 BLK: 0 WP: 0 HR: 0 S: 21 P: 29 ERA: 7.71 WHIP: 1.500															PITCHER IP: 4.2 WLS: L BF: 21 H: 6 R: 4 ER: 4 SO: 1 BB: 1 IBB: 1 HBP: 0 BLK: 0 WP: 0 HR: 0 S: 21 P: 29 ERA: 7.71 WHIP: 1.500					

Batter	1	2	3	4	5	6	7	8	9	AB	R	H	RBI	BB	SO	LOB	TOP								
Pete Rose, S OBP: 0.411, SLG: 0.440 (1, 7)	0-0 4-3		0-0 L4			0-0 F7		0-0 1B		4	0	1	0	0	0	0	Cincinnati Reds @ Pittsburgh Pirates Three Rivers Stadium, Pittsburgh, PA Mon Aug 13 1973, 7:05 PM EDT Att: 15,396 - Unknown								
Joe Morgan, L OBP: 0.413, SLG: 0.493 (1, 4)	0-0 1B		0-0 G3			0-0 L8		0-0 G3		4	1	1	0	0	0	1									
Dan Driessen, L OBP: 0.370, SLG: 0.420 (1, 5)	0-0 F5			0-0 F7		0-0 3-1			0-0 1B	4	1	1	0	0	0	1									
Tony Perez, R OBP: 0.385, SLG: 0.522 (1, 3)	0-0 1B			0-3 K			0-0 4-3		0-0 2B	4	0	2	2	0	1	0									
Don Gullett, R OBP: 0.290, SLG: 0.186 (9, PR)	0-0 1B							0-0 1B	0-0 6-3	0	0	0	0	0	0	0									
Johnny Bench, R OBP: 0.339, SLG: 0.443 (1, 2)	0-0 F2			0-0 F9			0-0 6-3		0-0 6-3	4	0	0	0	0	0	2									
Bobby Tolan, L OBP: 0.238, SLG: 0.311 (1, 9)		0-0 P5			0-0 F7		0-0 1B		0-3 K	4	0	1	0	0	1	2									
Cesar Geronimo, L OBP: 0.254, SLG: 0.273 (1, 8)		0-0 G3			0-0 L5		0-3 K		4-0 BB	3	0	0	0	0	1	1									
Phil Gagliano, R OBP: 0.369, SLG: 0.273 (9, PH)										0	0	0	0	1	0	0									
Darrel Chaney, S OBP: 0.295, SLG: 0.231 (1, 6)								0-0 P4	0-3 K	2	0	1	0	0	0	0									
Larry Stahl, L OBP: 0.330, SLG: 0.333 (8, PH)										1	0	0	0	0	0	0									
Ed Crosby, L OBP: 0.292, SLG: 0.246 (8, 6)										0	0	0	0	0	0	0									
Andy Kosco, R OBP: 0.384, SLG: 0.500 (9, PH)										1	0	0	0	0	1	2									
Fred Norman, S OBP: 0.097, SLG: 0.067 (1, 1)								0-0 L8		2	0	0	0	0	0	1									
Hal King, L OBP: 0.296, SLG: 0.565 (8, PH)				0-0 1-3						1	0	0	0	0	0	0									
Pedro Borbon, R OBP: 0.300, SLG: 0.300 (8, 1)										0	0	0	0	0	0	0									
Inning Stats	R: 1 E: 0 K: 0 S: 5	H: 2 LOB: 1 BB: 0 P: 5	R: 0 E: 0 K: 0 S: 3	H: 0 LOB: 0 BB: 0 P: 3	R: 0 E: 0 K: 0 S: 3	H: 0 LOB: 0 BB: 0 P: 3	R: 0 E: 0 K: 1 S: 5	H: 0 LOB: 0 BB: 0 P: 5	R: 0 E: 0 K: 0 S: 4	H: 1 LOB: 1 BB: 0 P: 4	R: 0 E: 0 K: 0 S: 3	H: 0 LOB: 0 BB: 0 P: 3	R: 0 E: 0 K: 1 S: 6	H: 1 LOB: 1 BB: 0 P: 6	R: 0 E: 0 K: 0 S: 4	H: 1 LOB: 1 BB: 0 P: 4	R: 1 E: 0 K: 2 S: 9	H: 2 LOB: 2 BB: 1 P: 13	1B: 6 2B: 1 3B: 0 HR: 0	SF: 0 SAC: 0 DP: 0 HBP: 0	WP: 0 PB: 0 SB: 1 CS: 0	PA: 35			
PITCHER	IP	WLS	BF	H	R	ER	SO	BB	IBB	HBP	BLK	WP	HR	S	P	ERA	WHIP								
Nelson Briles, R ERA: 2.81 (1, 1)	8.1	W	32	7	2	2	2	0	0	0	0	0	0	36	36	2.16	0.840								
Ramon Hernandez, L ERA: 1.93 (9, 1)	0.1		1	0	0	0	1	0	0	0	0	0	0	3	3	0.00	0.000								
Dave Giusti, R ERA: 1.77 (9, 1)	0.1	S	2	0	0	0	1	1	0	0	0	0	0	3	7	0.00	3.000								

AB	34
R	2
H	7
RBI	2
BB	1
SO	4
LOB	10



Batter	1	2	3	4	5	6	7	8	9	AB	R	H	RBI	BB	SO	LOB	BOTTOM								
Gene Clines, R OBP: 0.324, SLG: 0.354 (1, 8)	0-0 L5-3		0-0 L6-3		0-0 L1		0-0 L8			4	0	0	0	0	0	1	Cincinnati Reds @ Pittsburgh Pirates Three Rivers Stadium, Pittsburgh, PA Mon Aug 13 1973, 7:05 PM EDT Att: 15,396 - Unknown								
Dave Cash, R OBP: 0.324, SLG: 0.340 (1, 5)	0-0 F9			0-0 6-3	0-0 F8		0-0 F7			4	0	0	0	0	0	1									
Al Oliver, L OBP: 0.295, SLG: 0.444 (1, 3)	0-0 F9			0-0 L6	0-0 E5		0-0 G3			4	0	0	0	0	0	1									
Willie Stargell, L OBP: 0.384, SLG: 0.671 (1, 7)		0-0 HR		0-0 1B	0-3 K			0-0 1B	0-0 2B	4	2	3	1	0	1	2									
Richie Zisk, R OBP: 0.406, SLG: 0.591 (1, 9)		0-0 4-3		4-0 1B	0-3 K			0-0 1B	0-0 1B	3	1	1	0	1	1	0									
Manny Sanguillen, R OBP: 0.295, SLG: 0.429 (1, 2)		0-0 5-3		0-0 1B	0-0 1B		0-0 P4		0-0 1B	4	0	2	1	0	0	0									
Rennie Stennett, R OBP: 0.269, SLG: 0.370 (1, 4)		0-0 6-3		0-0 1B	1-2 1B			4-0 1B		3	0	2	1	1	0	0									
Dal Maxvill, R OBP: 0.281, SLG: 0.254 (1, 6)			0-0 L6-3		0-0 F9			0-0 G5-2-3		3	0	1	0	1	0	5									
Dave Giusti, R OBP: 0.500, SLG: 0.429 (9, 1)										0	0	0	0	0	0	0									
Nelson Briles, R OBP: 0.254, SLG: 0.309 (1, 1)			0-3 K			0-3 K		0-3 K		3	0	0	0	0	3	3									
Ramon Hernandez, S OBP: 0.281, SLG: 0.309 (9, 1)										0	0	0	0	0	0	0									
Jackie Hernandez, R OBP: 0.260, SLG: 0.271 (9, 6)										0	0	0	0	0	0	0									
Inning Stats	R: 0 E: 0 K: 0 S: 3	H: 0 LOB: 0 BB: 0 P: 3	R: 1 E: 0 K: 0 S: 4	H: 1 LOB: 0 BB: 0 P: 4	R: 0 E: 0 K: 1 S: 5	H: 1 LOB: 0 BB: 0 P: 5	R: 2 E: 0 K: 0 S: 6	H: 3 LOB: 2 BB: 1 P: 10	R: 0 E: 0 K: 2 S: 9	H: 0 LOB: 2 BB: 0 P: 9	R: 0 E: 0 K: 2 S: 8	H: 1 LOB: 2 BB: 1 P: 12	R: 0 E: 0 K: 0 S: 3	H: 0 LOB: 0 BB: 0 P: 3	R: 0 E: 0 K: 0 S: 4	H: 3 LOB: 2 BB: 1 P: 8	R: 1 E: 0 K: 2 S: 9	H: 1 LOB: 1 BB: 0 P: 13	1B: 6 2B: 2 3B: 0 HR: 1	SF: 0 SAC: 0 DP: 2 HBP: 0	WP: 0 PB: 0 SB: 2 CS: 0	PA: 35			
PITCHER	IP	WLS	BF	H	R	ER	SO	BB	IBB	HBP	BLK	WP	HR	S	P	ERA	WHIP								
Fred Norman, L ERA: 3.39 (1, 1)	7.0	L	30	6	3	3	3	1	0	0	0	0	0	38	46	3.86	1.000								
Pedro Borbon, R ERA: 2.52 (8, 1)	1.0		5	3	0	0	0	0	1	0	0	0	0	4	8	0.00	3.000								



Batter	1	2	3	4	5	6	7	8	9	AB	R	H	RBI	BB	SO	LOB	TOP											
Pete Rose, S OBP: 0.412, SLG: 0.441 (1, 7)										4	1	2	1	1	0	1	Cincinnati Reds @ Pittsburgh Pirates Three Rivers Stadium, Pittsburgh, PA Tue Aug 14 1973, 7:05 PM EDT Att: 17,841 - Unknown											
Joe Morgan, L OBP: 0.369, SLG: 0.491 (1, 4)										4	1	1	0	1	1	1												
Dan Driessen, L OBP: 0.368, SLG: 0.417 Denis Menke, R OBP: 0.360, SLG: 0.250 (8, 5)										4	0	1	1	0	1	0												
Tony Perez, R OBP: 0.386, SLG: 0.529 (1, 3)										4	1	2	2	0	1	0												
Johnny Bench, R OBP: 0.343, SLG: 0.449 Cesar Geronimo, L OBP: 0.254, SLG: 0.273 (9, PR)										4	0	3	0	0	1	0												
Andy Kosco, R OBP: 0.357, SLG: 0.483 (9, 9)										4	1	1	1	0	1	3												
Bill Plummer, R OBP: 0.290, SLG: 0.272 (1, 2)										2	0	0	0	1	0	1												
Darrel Chaney, S OBP: 0.287, SLG: 0.224 (1, 6)										4	0	0	0	0	2	3												
Ross Grimsley, L OBP: 0.265, SLG: 0.095 Clay Carroll, R OBP: 0.182, SLG: 0.182 Phil Castellano, R OBP: 0.271, SLG: 0.288 Don Sullivan, R OBP: 0.252, SLG: 0.188 Pedro Borbon, R OBP: 0.202, SLG: 0.300 Tom Hall, L OBP: 0.245, SLG: 0.245 (9, 1)										3	0	0	0	0	3	1												
Inning Stats	R: 2 E: 0 K: 0 S: 6	H: 5 LOB: 1 BB: 0 P: 6	R: 0 E: 0 K: 2 S: 7	H: 0 LOB: 1 BB: 1 P: 11	R: 0 E: 0 K: 1 S: 5	H: 0 LOB: 0 BB: 0 P: 5	R: 0 E: 0 K: 2 S: 7	H: 0 LOB: 0 BB: 0 P: 7	R: 0 E: 0 K: 3 S: 9	H: 0 LOB: 1 BB: 1 P: 13	R: 1 E: 0 K: 0 S: 5	H: 2 LOB: 1 BB: 0 P: 5	R: 0 E: 0 K: 1 S: 5	H: 0 LOB: 0 BB: 0 P: 5	R: 0 E: 0 K: 1 S: 5	H: 0 LOB: 0 BB: 0 P: 5		R: 2 E: 1 K: 0 S: 7	H: 4 LOB: 3 BB: 1 P: 11	1B: 9 2B: 1 3B: 0 HR: 1	SF: 0 SAC: 1 DP: 1 HBP: 0	WP: 0 PB: 0 SB: 1 CS: 0	PA: 39					
PITCHER	IP	WLS	BF	H	R	ER	SO	BB	IBB	HBP	BLK	WP	HR	S	P	ERA	WHIP											
Jim Rooker, L ERA: 3.32	(1, 1)	7.0		28	7	3	3	9	2	0	0	0	0	1	44	52	3.86	1.286										
Ramon Hernandez, L ERA: 2.17	(8, 1)	1.2	L	10	4	2	2	1	1	0	0	0	0	0	11	15	10.80	3.000										
Dave Giusti, R ERA: 1.76	(9, 1)	0.1		1	0	0	0	0	0	0	0	0	0	0	1	1	0.00	0.000										

AB	35
R	5
H	11
RBI	5
BB	3
SO	10
LOB	13



Batter	1	2	3	4	5	6	7	8	9	AB	R	H	RBI	BB	SO	LOB	BOTTOM										
Gene Clines, R OBP: 0.321, SLG: 0.347 (1, 8)										4	0	0	0	1	0	5	Cincinnati Reds @ Pittsburgh Pirates Three Rivers Stadium, Pittsburgh, PA Tue Aug 14 1973, 7:05 PM EDT Att: 17,841 - Unknown										
Dave Cash, R OBP: 0.320, SLG: 0.336 Milt May, L OBP: 0.361, SLG: 0.387 (9, PH)										4	0	0	0	0	0	3											
Al Oliver, L OBP: 0.295, SLG: 0.443 (1, 3)										4	0	1	0	0	0	0											
Willie Stargell, L OBP: 0.381, SLG: 0.664 (1, 7)										4	0	0	0	0	0	1											
Richie Zisk, R OBP: 0.408, SLG: 0.595 (1, 9)										4	1	2	0	0	0	0											
Manny Sanguillen, R OBP: 0.297, SLG: 0.430 (1, 2)										4	1	2	1	0	0	1											
Rennie Stennett, R OBP: 0.272, SLG: 0.370 (1, 4)										3	2	1	0	1	0	1											
Dal Maxvill, R OBP: 0.297, SLG: 0.288 (1, 6)										3	0	3	0	0	0	0											
Jim Rooker, R OBP: 0.185, SLG: 0.160 Bob Rickerson, R OBP: 0.228, SLG: 0.402 Richie Peterson, R OBP: 0.325, SLG: 0.468 Ramon Hernandez, S OBP: 0.272, SLG: 0.370 Dave Giusti, R OBP: 0.300, SLG: 0.420 Gene Alley, R OBP: 0.302, SLG: 0.296 (9, PH)										2	0	0	0	0	1	3											
Inning Stats	R: 0 E: 0 K: 0 S: 3	H: 1 LOB: 1 BB: 1 P: 7	R: 1 E: 0 K: 1 S: 8	H: 3 LOB: 2 BB: 0 P: 8	R: 0 E: 0 K: 0 S: 3	H: 0 LOB: 0 BB: 0 P: 3	R: 0 E: 0 K: 0 S: 3	H: 0 LOB: 0 BB: 0 P: 3	R: 0 E: 0 K: 0 S: 4	H: 1 LOB: 1 BB: 0 P: 4	R: 2 E: 0 K: 0 S: 5	H: 2 LOB: 1 BB: 1 P: 9	R: 0 E: 0 K: 0 S: 4	H: 1 LOB: 1 BB: 0 P: 4	R: 1 E: 1 K: 1 S: 7	H: 2 LOB: 1 BB: 0 P: 7		1B: 8 2B: 1 3B: 1 HR: 0	SF: 0 SAC: 1 DP: 1 HBP: 0	WP: 0 PB: 2 SB: 0 CS: 0	PA: 38						
PITCHER	IP	WLS	BF	H	R	ER	SO	BB	IBB	HBP	BLK	WP	HR	S	P	ERA	WHIP										
Ross Grimsley, L ERA: 2.98	(1, 1)	6.1		26	6	3	3	1	2	0	0	0	0	7	7	4.26	1.263										
Clay Carroll, R ERA: 3.94	(7, 1)	1.2	W	7	2	0	0	0	0	0	0	0	0	7	7	0.00	1.200										
Pedro Borbon, R ERA: 2.5	(9, 1)	0.2		4	2	1	0	1	0	0	0	0	0	6	6	0.00	3.000										
Tom Hall, L ERA: 3.83	(9, 1)	0.1	S	1	0	0	0	0	0	0	0	0	0	1	1	0.00	0.000										

AB	35
R	4
H	10
RBI	2
BB	2
SO	2
LOB	16



Batter	1	2	3	4	5	6	7	8	9	AB	R	H	RBI	BB	SO	LOB	TOP			
Pete Rose, S OBP: 0.411, SLG: 0.439 (1, 7)										4	0	1	0	0	0	1	Cincinnati Reds @ Pittsburgh Pirates Three Rivers Stadium, Pittsburgh, PA Wed Aug 15 1973, 7:05 PM EDT Att: 20,903 - Unknown			
Joe Morgan, L OBP: 0.413, SLG: 0.491 (1, 4)										4	1	2	0	0	0	1				
Dan Driessen, L OBP: 0.366, SLG: 0.412 (1, 5) (9, 3)										3	0	0	0	1	0	2				
Tony Perez, R OBP: 0.387, SLG: 0.529 (1, 3)										4	0	2	1	0	0	1				
Don Guillot, R OBP: 0.260, SLG: 0.186 (9, PR)										0	0	0	0	0	0	0				
Denis Menke, R OBP: 0.360, SLG: 0.250 (9, 5)										0	0	0	0	0	0	0				
Johnny Bench, R OBP: 0.340, SLG: 0.444 (1, 2)										4	0	0	0	0	0	3				
Bobby Tolan, L OBP: 0.255, SLG: 0.308 (1, 9)										4	0	0	0	0	1	3				
Cesar Geronimo, L OBP: 0.254, SLG: 0.272 (1, 8)										4	0	1	0	0	2	2				
Ed Crosby, L OBP: 0.293, SLG: 0.238 (1, 6)										2	0	0	0	1	1	1				
Darrel Chaney, S OBP: 0.297, SLG: 0.224 (8, PR) (8, 6)										0	0	0	0	0	0	0				
Jack Billingham, R OBP: 0.053, SLG: 0.014 (1, 1)										3	0	0	0	0	0	1				
Inning Stats	R: 0 E: 0 K: 0 S: 4	H: 1 LOB: 1 BB: 0 P: 4	R: 0 E: 0 K: 1 S: 5	H: 0 LOB: 0 BB: 0 P: 5	R: 0 E: 0 K: 1 S: 5	H: 0 LOB: 0 BB: 0 P: 5	R: 0 E: 0 K: 0 S: 3	H: 0 LOB: 0 BB: 0 P: 3	R: 0 E: 0 K: 0 S: 4	H: 1 LOB: 1 BB: 0 P: 4	R: 0 E: 0 K: 0 S: 3	H: 1 LOB: 0 BB: 0 P: 3	R: 0 E: 0 K: 0 S: 3	H: 0 LOB: 1 BB: 1 P: 7	R: 1 E: 0 K: 2 S: 9	H: 2 LOB: 2 BB: 1 P: 13	1B: 6 2B: 0 3B: 0 HR: 0	SF: 0 SAC: 0 DP: 1 HBP: 0	WP: 0 PB: 0 SB: 2 CS: 0	PA: 34
PITCHER	IP WLS BF H R ER SO BB IBB HBP BLK WP HR S P ERA WHIP																			
Dock Ellis, R ERA: 2.78 (1, 1)	8.0 L 31 6 1 1 2 1 1 0 0 0 0 0 33 41 1.12 0.875																			
Dave Giusti, R ERA: 1.73 (9, 1)	1.0 3 0 0 0 2 0 0 0 0 0 0 0 7 7 0.00 0.000																			

AB	32
R	1
H	6
RBI	1
BB	2
SO	4
LOB	15



Batter	1	2	3	4	5	6	7	8	9	AB	R	H	RBI	BB	SO	LOB	BOTTOM			
Gene Clines, R OBP: 0.319, SLG: 0.345 (1, 8)										4	0	1	0	0	0	2	Cincinnati Reds @ Pittsburgh Pirates Three Rivers Stadium, Pittsburgh, PA Wed Aug 15 1973, 7:05 PM EDT Att: 20,903 - Unknown			
Rennie Stennett, R OBP: 0.269, SLG: 0.366 (1, 4)										4	0	0	0	0	1	3				
Al Oliver, L OBP: 0.294, SLG: 0.440 (1, 3)										3	0	0	0	1	0	0				
Willie Stargell, L OBP: 0.382, SLG: 0.664 (1, 7)										3	0	1	0	1	1	1				
Richie Zisk, R OBP: 0.404, SLG: 0.587 (1, 9)										4	0	1	0	0	0	2				
Richie Hebner, L OBP: 0.353, SLG: 0.458 (1, 5)										3	0	1	0	1	0	2				
Gene Alley, R OBP: 0.302, SLG: 0.296 (9, PR)										0	0	0	0	0	0	0				
Manny Sanguillen, R OBP: 0.299, SLG: 0.429 (1, 2)										3	0	1	0	1	0	3				
Dal Maxvill, R OBP: 0.291, SLG: 0.281 (1, 6)										3	0	0	0	0	0	1				
Milt May, L OBP: 0.360, SLG: 0.386 (9, PH)										1	0	0	0	0	0	1				
Dock Ellis, S OBP: 0.131, SLG: 0.117 (1, 1)										3	0	1	0	0	1	0				
Dave Giusti, R OBP: 0.500, SLG: 0.429 (9, 1)										0	0	0	0	0	0	0				
Inning Stats	R: 0 E: 0 K: 1 S: 5	H: 0 LOB: 0 BB: 0 P: 5	R: 0 E: 0 K: 1 S: 5	H: 0 LOB: 0 BB: 0 P: 5	R: 0 E: 0 K: 0 S: 4	H: 1 LOB: 2 BB: 1 P: 8	R: 0 E: 0 K: 0 S: 4	H: 1 LOB: 2 BB: 1 P: 8	R: 0 E: 0 K: 0 S: 3	H: 0 LOB: 0 BB: 0 P: 3	R: 0 E: 0 K: 0 S: 3	H: 0 LOB: 1 BB: 1 P: 7	R: 0 E: 0 K: 0 S: 3	H: 1 LOB: 1 BB: 0 P: 3	R: 0 E: 0 K: 0 S: 3	H: 1 LOB: 1 BB: 0 P: 3	1B: 5 2B: 1 3B: 0 HR: 0	SF: 0 SAC: 0 DP: 1 HBP: 0	WP: 1 PB: 0 SB: 0 CS: 0	PA: 35
PITCHER	IP WLS BF H R ER SO BB IBB HBP BLK WP HR S P ERA WHIP																			
Jack Billingham, R ERA: 3.14 (1, 1)	9.0 W 35 6 0 0 3 2 2 0 0 1 0 37 53 0.00 0.889																			



Batter	1	2	3	4	5	6	7	8	9	AB	R	H	RBI	BB	SO	LOB	TOP								
Gary Maddox, R OBP: 0.348, SLG: 0.441 (1, 8)	5-3		1B		F8		F4		FC6-4 PB 1B	5	0	2	0	0	0	0	San Francisco Giants @ Pittsburgh Pirates Three Rivers Stadium, Pittsburgh, PA Fri Aug 17 1973, 7:05 PM EDT Att: 15,789 - Unknown livebaseballscorecards.com								
Tito Fuentes, S OBP: 0.314, SLG: 0.364 (1, 4)	6-3		1B		1-3		HR 1B		L6	5	1	2	1	0	0	1									
Bobby Bonds, R OBP: 0.395, SLG: 0.580 (1, 9)	F8		F3		K		P5		FC6-4 IBB	4	0	0	0	1	1	3									
Willie McCovey, L OBP: 0.434, SLG: 0.558 Gary Thomasson, L OBP: 0.342, SLG: 0.419 (6, 3)		G6-3 BB		HR		HR		HR	FC6-4 1-2 2-3	2	2	2	2	1	0	0									
Ed Goodson, L OBP: 0.331, SLG: 0.453 (1, 5)	F7			HR		G3		F6	5	0	2	0	0	0	3										
Gary Matthews, R OBP: 0.380, SLG: 0.463 (1, 7)	G6-3			2B		K		F7	4	0	0	0	0	1	3										
Chris Speier, R OBP: 0.342, SLG: 0.366 (1, 6)			CS S 1B	6-3		1-3		K2-3	4	0	1	0	0	1	2										
Dave Rader, L OBP: 0.323, SLG: 0.334 (1, 2)			1B	2-3		1-2		FC6-4 BB	1	1	1	0	3	0	0										
Ron Bryant, S OBP: 0.213, SLG: 0.162 Elias Sosa, R OBP: 0.200, SLG: 0.111 (7, 1)			1B	IBB		3-1		FC6-4	3	0	0	0	0	1	5										
Inning Stats	R: 0 E: 0 K: 0 S: 3	H: 0 LOB: 0 BB: 0 P: 3	R: 0 E: 0 K: 0 S: 2	H: 0 LOB: 0 BB: 1 P: 6	R: 1 E: 0 K: 1 S: 8	H: 4 LOB: 2 BB: 0 P: 8	R: 1 E: 0 K: 0 S: 5	H: 2 LOB: 2 BB: 1 P: 9	R: 0 E: 0 K: 1 S: 5	H: 0 LOB: 0 BB: 0 P: 5	R: 1 E: 0 K: 1 S: 7	H: 2 LOB: 2 BB: 1 P: 11	R: 2 E: 0 K: 0 S: 5	H: 2 LOB: 0 BB: 0 P: 5	R: 0 E: 0 K: 1 S: 5	H: 0 LOB: 1 BB: 1 P: 9		R: 0 E: 0 K: 0 S: 4	H: 1 LOB: 2 BB: 1 P: 8	1B: 7 2B: 1 3B: 0 HR: 3	SF: 0 SAC: 0 DP: 1 HBP: 0	WP: 0 PB: 1 SB: 1 CS: 1	PA: 41		
PITCHER	IP	WLS	BF	H	R	ER	SO	BB	IBB	HBP	BLK	WP	HR	S	P	ERA	WHIP								
Bob Moose, R ERA: 3.95 (1, 1)	6.0	L	27	8	3	3	3	1	2	0	0	0	2	30	42	4.50	1.500								
Bob Johnson, R ERA: 4.07 (7, 1)	1.0	S	5	2	2	2	0	0	0	0	0	0	1	5	5	18.00	2.000								
Dave Giusti, R ERA: 1.68 (8, 1)	2.0	S	9	1	0	0	1	1	1	0	0	0	0	9	17	0.00	1.000								

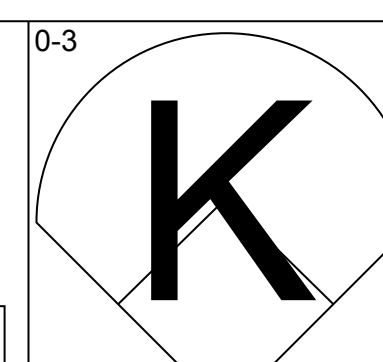
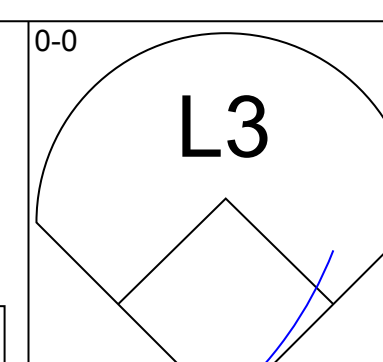
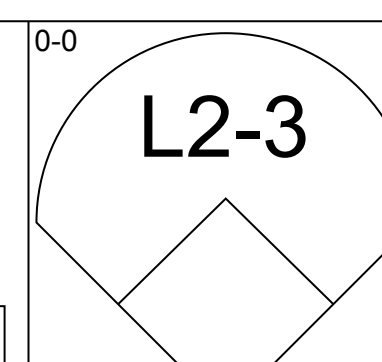
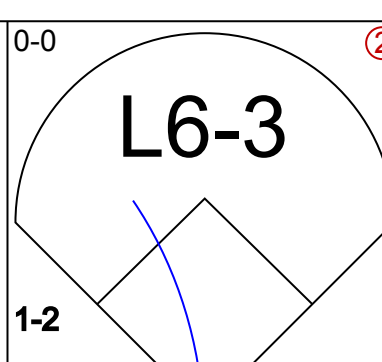
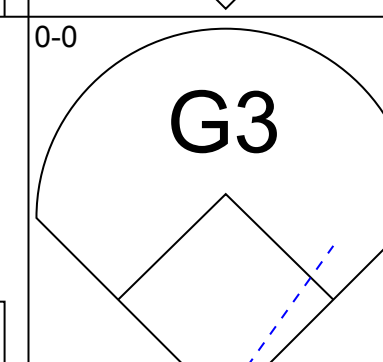
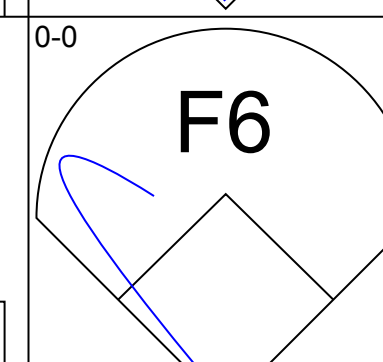
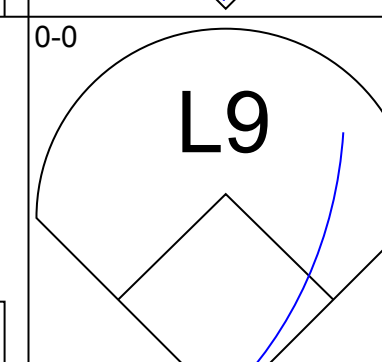
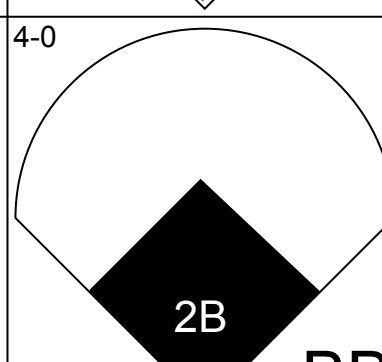
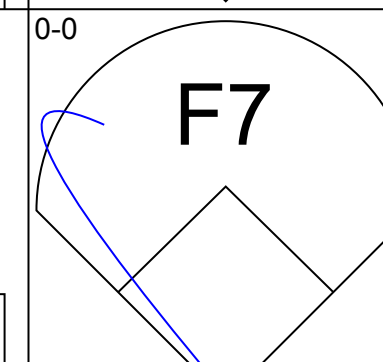
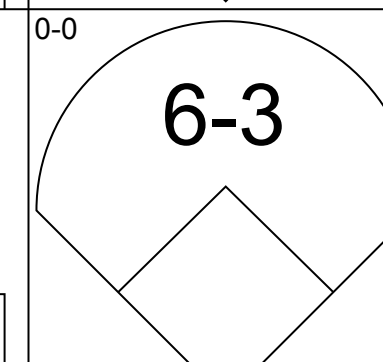
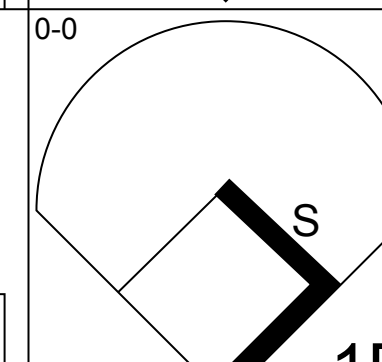
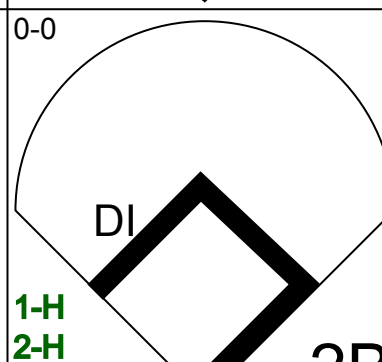
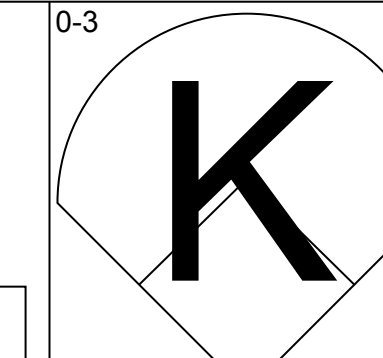
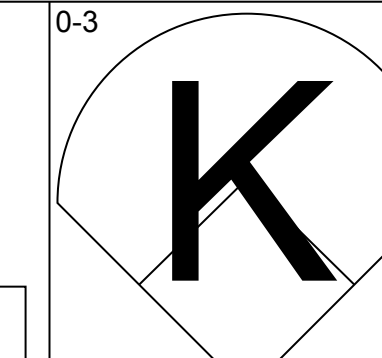
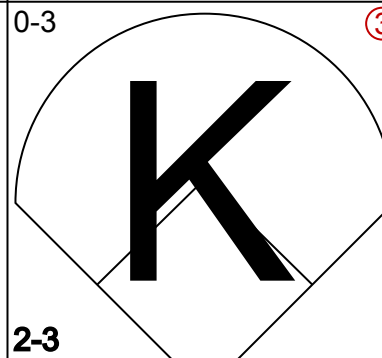
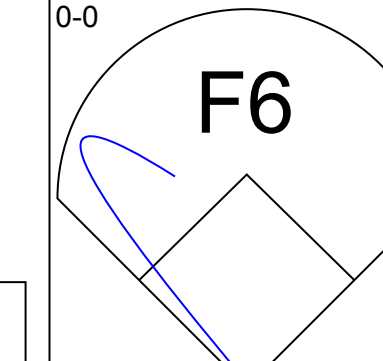
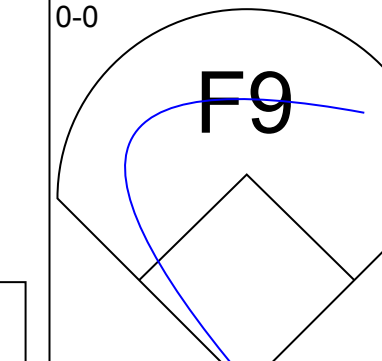
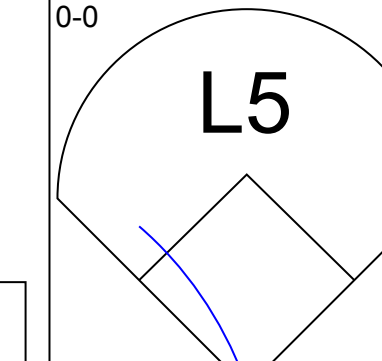
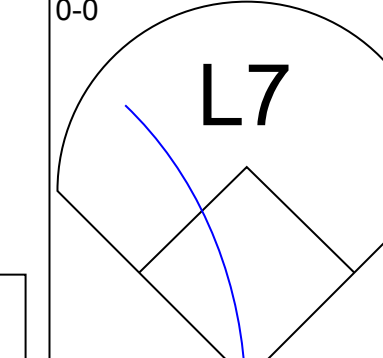
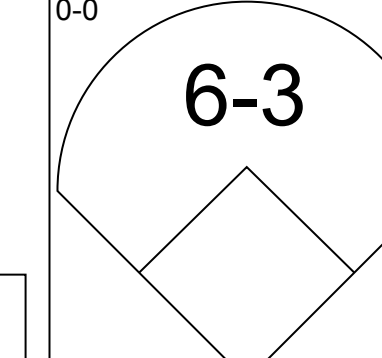
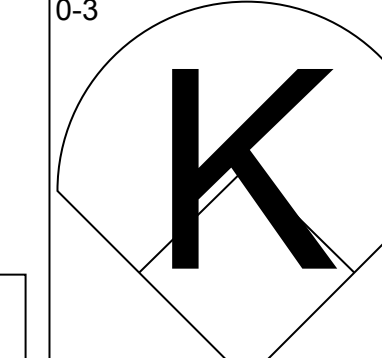
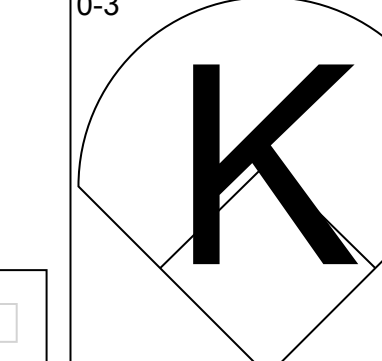
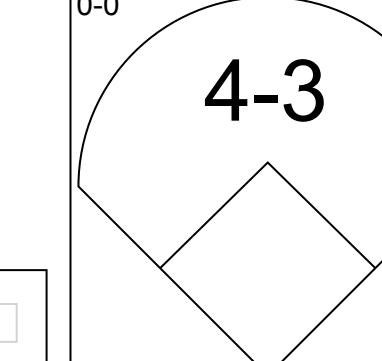
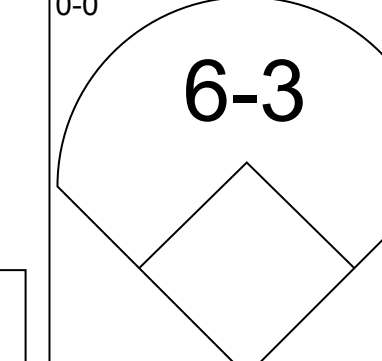
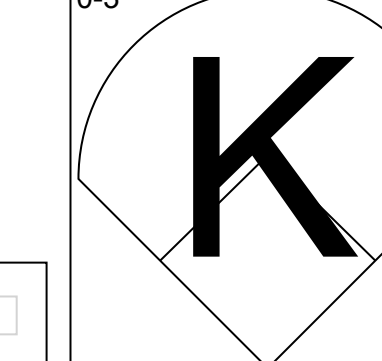
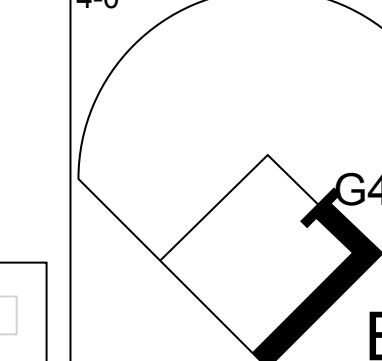
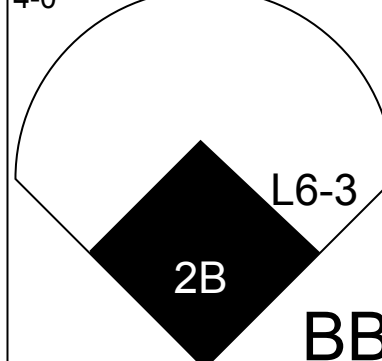
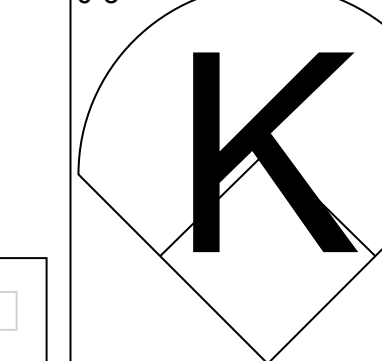
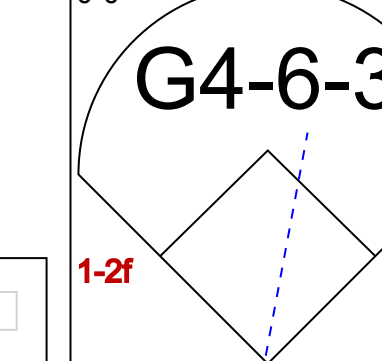
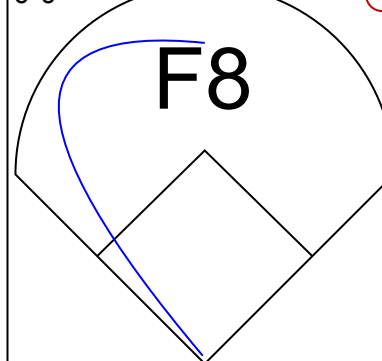
Batter	1	2	3	4	5	6	7	8	9	AB	R	H	RBI	BB	SO	LOB	BOTTOM								
Dave Cash, R OBP: 0.322, SLG: 0.333 (1, 5)	5-3			6-3			1B 1B BB			2	1	0	0	2	0	0	San Francisco Giants @ Pittsburgh Pirates Three Rivers Stadium, Pittsburgh, PA Fri Aug 17 1973, 7:05 PM EDT Att: 15,789 - Unknown livebaseballscorecards.com								
Rennie Stennett, R OBP: 0.286, SLG: 0.362 (1, 4)	K			6-3		K		K	4	0	0	0	0	3	2										
Al Oliver, L OBP: 0.294, SLG: 0.438 (1, 8)	4-3			F6		1B 1B		F7	4	1	1	0	0	0	1										
Willie Stargell, L OBP: 0.383, SLG: 0.662 (1, 7)	4-3			K		BB 1B 1B		1B	4	1	2	1	0	1	0										
Richie Zisk, R OBP: 0.401, SLG: 0.579 (1, 9)	L6			4-3		1B BB		F9	4	0	1	1	0	0	2										
Manny Sanguillen, R OBP: 0.296, SLG: 0.425 (1, 2)	4-3			F7		F6		F4	4	0	0	0	0	0	2										
Bob Robertson, R OBP: 0.330, SLG: 0.399 (1, 3)			F9			F9		1B BB	2	0	0	0	2	0	0										
Dal Maxvill, R OBP: 0.292, SLG: 0.282 Dave Parker, L OBP: 0.246, SLG: 0.379 (9, PH)			F9			F4		F9	3	0	1	1	0	0	0										
Bob Moose, R OBP: 0.188, SLG: 0.149 Gene Alley, R OBP: 0.301, SLG: 0.294 Bob Johnson, L OBP: 0.302, SLG: 0.345 Gene Clines, R OBP: 0.302, SLG: 0.456 Richie Hebner, L OBP: 0.302, SLG: 0.429 Dave Giusti, R OBP: 0.302, SLG: 0.429 Milt May, L OBP: 0.302, SLG: 0.384 (8, 1)			G3			6-3		4-3	1	0	0	0	0	0	0										
Inning Stats	R: 0 E: 0 K: 1 S: 5	H: 0 LOB: 0 BB: 0 P: 5	R: 0 E: 0 K: 0 S: 3	H: 0 LOB: 0 BB: 0 P: 3	R: 0 E: 0 K: 0 S: 3	H: 0 LOB: 0 BB: 0 P: 3	R: 0 E: 0 K: 0 S: 5	H: 0 LOB: 0 BB: 0 P: 5	R: 3 E: 0 K: 1 S: 9	H: 4 LOB: 3 BB: 2 P: 17	R: 0 E: 0 K: 1 S: 6	H: 1 LOB: 2 BB: 1 P: 10	R: 0 E: 0 K: 0 S: 3	H: 0 LOB: 1 BB: 1 P: 7	1B: 5 2B: 0 3B: 0 HR: 0	SF: 0 SAC: 0 DP: 0 HBP: 0		WP: 0 PB: 0 SB: 0 CS: 0	PA: 36						
PITCHER	IP	WLS	BF	H	R	ER	SO	BB	IBB	HBP	BLK	WP	HR	S	P	ERA	WHIP								
Ron Bryant, L ERA: 2.88 (1, 1)	6.2	W	26	4	3	3	3	2	0	0	0	0	0	30	38	4.05	0.900								
Elias Sosa, R ERA: 3.15 (7, 1)	2.1	S	10	1	0	0	1	2	0	0	0	0	0	10	18	0.00	1.286								

Batter	1	2	3	4	5	6	7	8	9	AB	R	H	RBI	BB	SO	LOB	TOP									
Garry Maddox, R OBP: 0.346, SLG: 0.438 (1, 8)	L6		1-6-3		K		1B	K		5	0	1	1	0	2	1	San Francisco Giants @ Pittsburgh Pirates Three Rivers Stadium, Pittsburgh, PA Sat Aug 18 1973, 7:05 PM EDT Att: 19,569 - Unknown livebaseballscorecards.com									
Tito Fuentes, S OBP: 0.315, SLG: 0.364 (1, 4)	5-3		1B			F7	1B	L3		5	0	2	1	0	0	0										
Bobby Bonds, R OBP: 0.397, SLG: 0.585 (1, 9)	1B		K			E	K	HR		4	2	2	1	1	2	3										
Willie McCovey, L OBP: 0.434, SLG: 0.554 (1, 3)	1B					K		4-3		4	0	1	0	1	1	1										
Gary Matthews, R OBP: 0.378, SLG: 0.460 (1, 7)		K				5-3				5	0	1	0	0	1	3										
Chris Speier, R OBP: 0.344, SLG: 0.370 Don McMahon, R OBP: 0.239, SLG: 0.404 (6, 1)										3	0	2	0	0	0	1										
Chris Arnold, R OBP: 0.342, SLG: 0.344 (8, PH) (8, 5)	1-3							P4		0	0	0	0	0	0	0										
Mike Phillips, L OBP: 0.258, SLG: 0.258 Jim Willoughby, R OBP: 0.240, SLG: 0.348 Bruce Miller, R OBP: 0.273, SLG: 0.111 (4, 1) (6, 6)	1-3					F5				2	0	0	0	0	0	2										
Dave Rader, L OBP: 0.322, SLG: 0.332 (1, 2)										3	1	0	0	1	1	3										
Jim Barr, R OBP: 0.185, SLG: 0.176 Dave Kingman, R OBP: 0.239, SLG: 0.404 Gary Thomasson, L OBP: 0.340, SLG: 0.416 Randy Moffitt, R OBP: 0.077, SLG: 0.077 (1, 1) (4, 5) (8, PH) (8, 1)			5-3					FC4-6		1	0	0	0	0	0	0										
Inning Stats	R: 0 E: 0 K: 0 S: 4	H: 2 LOB: 2 BB: 0 P: 4	R: 0 E: 0 K: 2 S: 8	H: 1 LOB: 1 BB: 0 P: 8	R: 0 E: 0 K: 1 S: 6	H: 1 LOB: 1 BB: 0 P: 6	R: 0 E: 0 K: 0 S: 4	H: 1 LOB: 1 BB: 0 P: 4	R: 0 E: 0 K: 2 S: 7	H: 0 LOB: 0 BB: 0 P: 7	R: 1 E: 1 K: 1 S: 6	H: 0 LOB: 1 BB: 1 P: 10	R: 2 E: 1 K: 2 S: 10	H: 2 LOB: 3 BB: 2 P: 18	R: 1 E: 0 K: 1 S: 5	H: 0 LOB: 1 BB: 2 P: 13		R: 1 E: 0 K: 0 S: 5	H: 2 LOB: 1 BB: 0 P: 5	1B: 7 2B: 1 3B: 0 HR: 1	SF: 0 SAC: 0 DP: 0 HBP: 0	WP: 0 PB: 0 SB: 2 CS: 0	PA: 42			
PITCHER	IP	WLS	BF	H	R	ER	SO	BB	IBB	HBP	BLK	WP	HR	S	P	ERA		WHIP								
Nelson Briles, R ERA: 2.76 (1, 1)	6.1	W	28	6	3	1	7	2	0	0	0	0	0	40	48	1.42		1.263								
Luke Walker, L ERA: 4.37 (7, 1)	0.2		6	1	1	1	1	3	0	0	0	0	0	5	17	13.50		6.000								
Dave Giusti, R ERA: 1.76 (8, 1)	2.0	S	8	2	1	1	1	0	0	0	0	0	1	10	10	4.50		1.000								

Batter	1	2	3	4	5	6	7	8	9	AB	R	H	RBI	BB	SO	LOB	BOTTOM									
Rennie Stennett, R OBP: 0.271, SLG: 0.365 (1, 4)	1B	F8		P4						5	1	3	0	0	0	1	San Francisco Giants @ Pittsburgh Pirates Three Rivers Stadium, Pittsburgh, PA Sat Aug 18 1973, 7:05 PM EDT Att: 19,569 - Unknown livebaseballscorecards.com									
Richie Hebner, L OBP: 0.350, SLG: 0.453 (1, 5)	1B	1-3		K		F9		F9		5	1	1	0	0	1	5										
Al Oliver, L OBP: 0.296, SLG: 0.441 (8, 3)	1B									4	2	2	1	0	0	2										
Willie Stargell, L OBP: 0.384, SLG: 0.668 (1, 7)	HR					5-3		4-3		3	1	1	3	1	0	1										
Richie Zisk, R OBP: 0.403, SLG: 0.589 (1, 9)	1B									4	0	2	1	0	0	1										
Bob Robertson, R OBP: 0.326, SLG: 0.395 (1, 3)	F7									4	0	0	0	0	1	3										
Milt May, L OBP: 0.357, SLG: 0.386 (1, 2)	K									4	1	1	0	0	1	2										
Daf Maxwell, R OBP: 0.284, SLG: 0.274 (1, 6)	FC6-4									4	0	0	0	0	2	2										
Nelson Briles, R OBP: 0.274, SLG: 0.328 Luke Walker, L OBP: 0.069, SLG: 0.069 Dave Giusti, R OBP: 0.500, SLG: 0.429 Gene Clines, R OBP: 0.323, SLG: 0.345 (1, 1) (7, 1) (8, 1) (8, 8)		4-3								3	0	2	1	0	0	0										
Inning Stats	R: 4 E: 0 K: 1 S: 10	H: 5 LOB: 1 BB: 0 P: 10	R: 0 E: 0 K: 0 S: 3	H: 0 LOB: 0 BB: 0 P: 3	R: 0 E: 0 K: 0 S: 3	H: 0 LOB: 1 BB: 1 P: 7	R: 1 E: 0 K: 2 S: 9	H: 2 LOB: 1 BB: 0 P: 9	R: 1 E: 0 K: 0 S: 5	H: 2 LOB: 1 BB: 0 P: 5	R: 0 E: 0 K: 1 S: 7	H: 2 LOB: 2 BB: 0 P: 7	R: 0 E: 0 K: 1 S: 5	H: 0 LOB: 0 BB: 0 P: 5	R: 0 E: 0 K: 0 S: 4	H: 1 LOB: 2 BB: 1 P: 8		R: 0 E: 0 K: 0 S: 4	H: 1 LOB: 2 BB: 1 P: 8	1B: 8 2B: 2 3B: 1 HR: 1	SF: 0 SAC: 0 DP: 0 HBP: 0	WP: 2 PB: 0 SB: 0 CS: 0	PA: 38			
PITCHER	IP	WLS	BF	H	R	ER	SO	BB	IBB	HBP	BLK	WP	HR	S	P	ERA		WHIP								
Jim Barr, R ERA: 3.53 (1, 1)	3.1	L	18	7	5	5	2	1	0	0	0	0	1	21	25	13.50		2.400								
Jim Willoughby, R ERA: 4.66 (4, 1)	2.0		10	4	1	1	2	0	0	0	0	1	0	14	14	4.50		2.000								
Don McMahon, R ERA: 3.0 (6, 1)	1.2		5	0	0	0	1	0	0	0	0	1	0	7	7	0.00		0.000								
Randy Moffitt, R ERA: 2.54 (8, 1)	1.0		5	1	0	0	0	1	0	0	0	0	0	4	8	0.00		2.000								

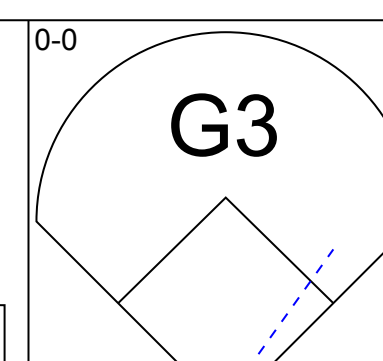
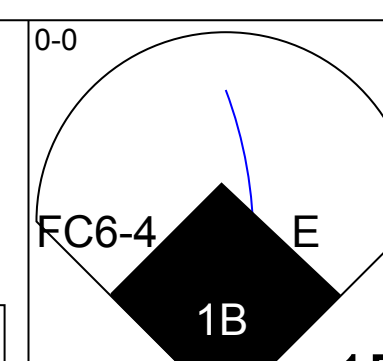
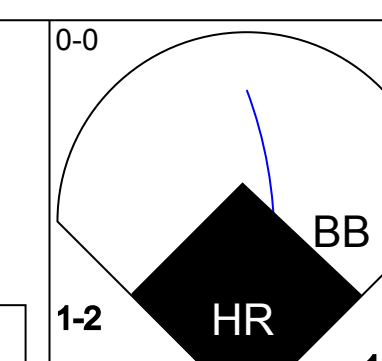
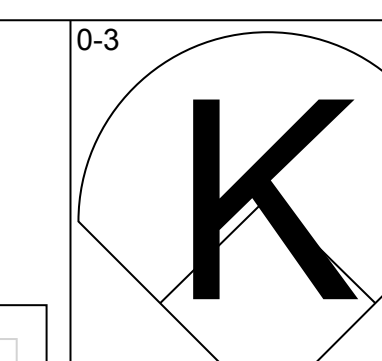
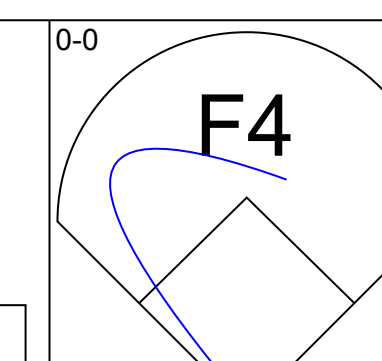
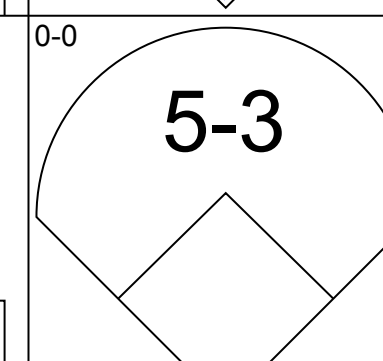
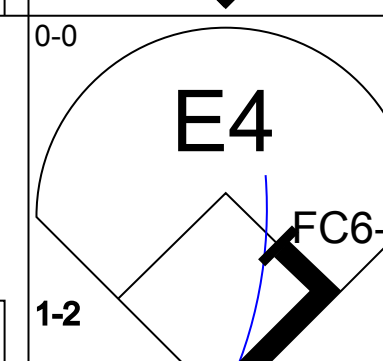
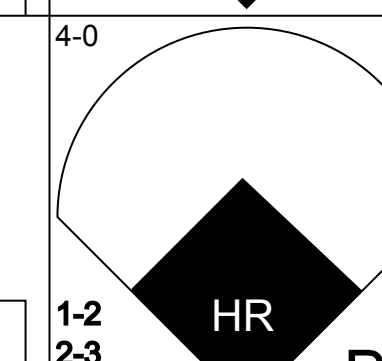
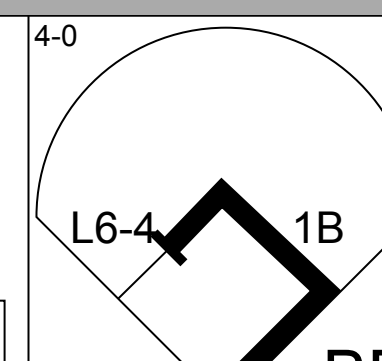
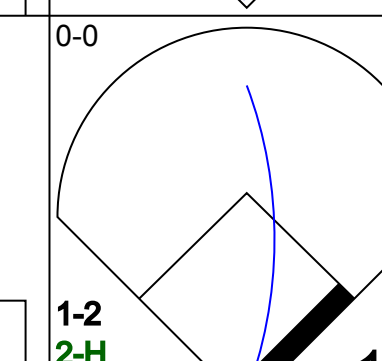
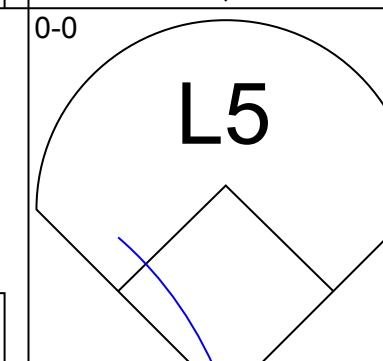
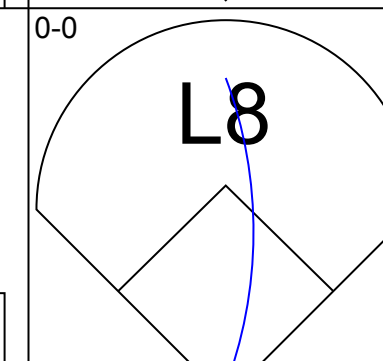
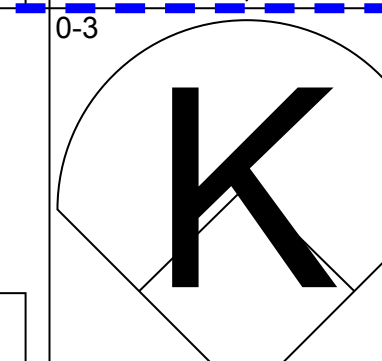
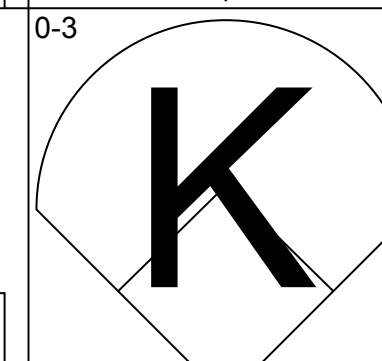
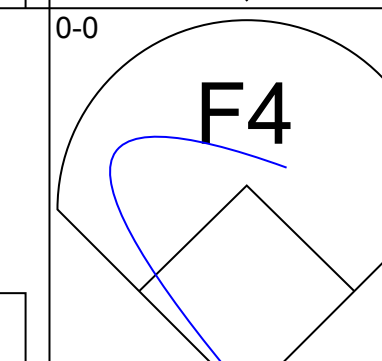
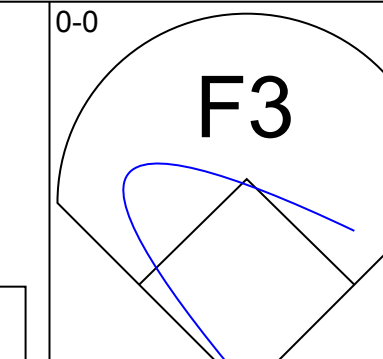
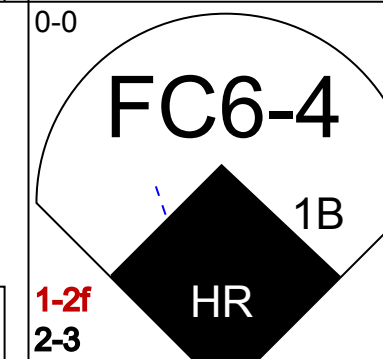
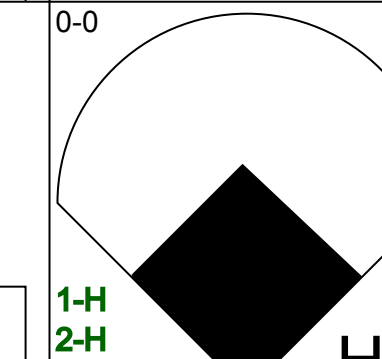
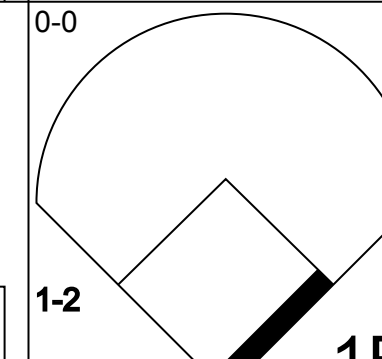

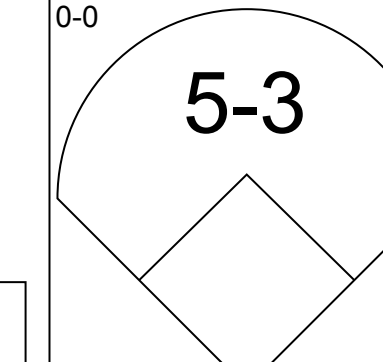
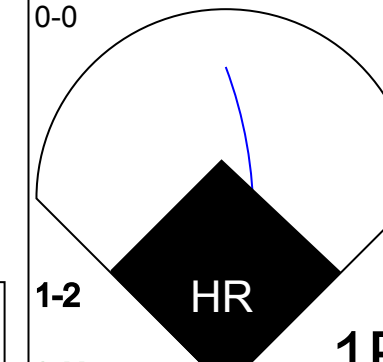
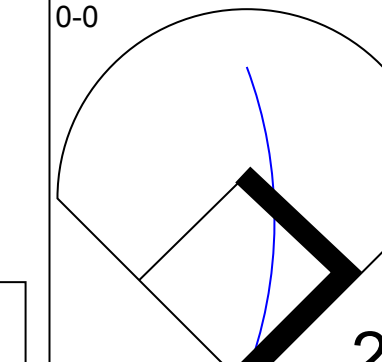
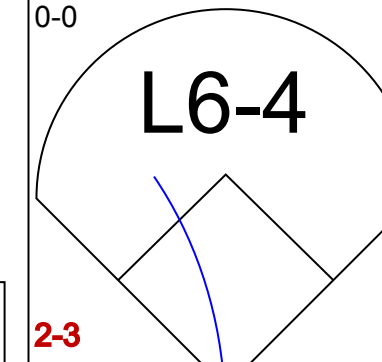

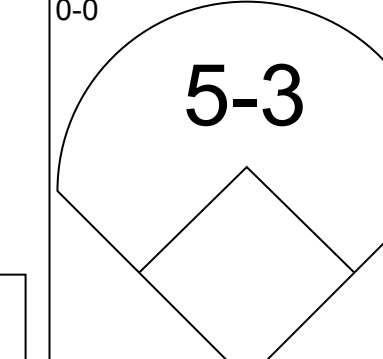
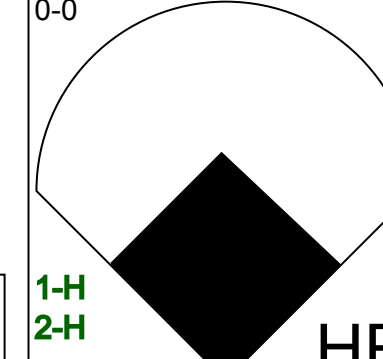
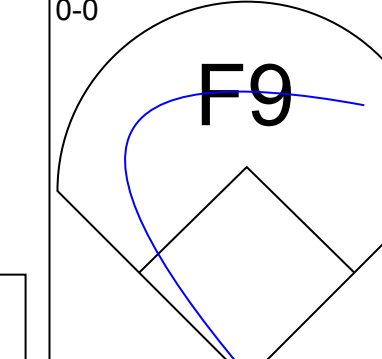
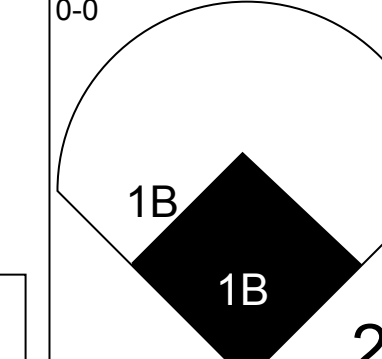
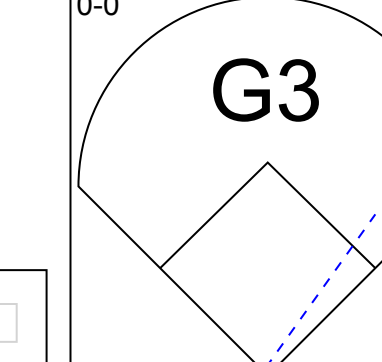
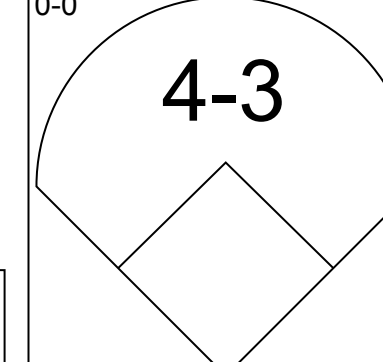
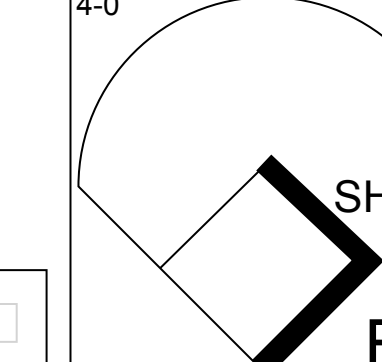
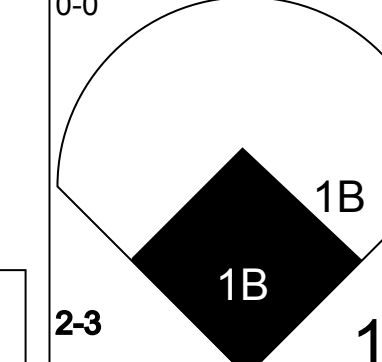
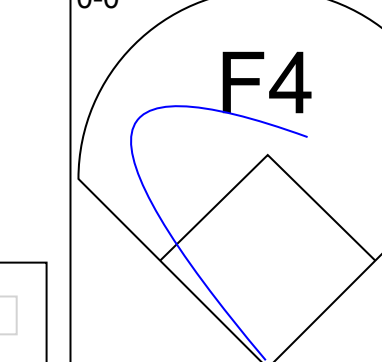
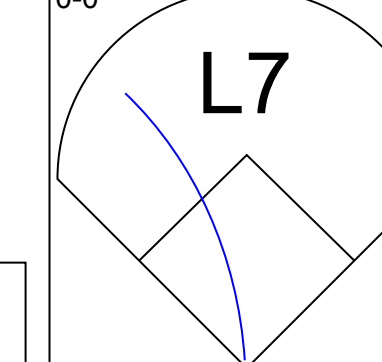
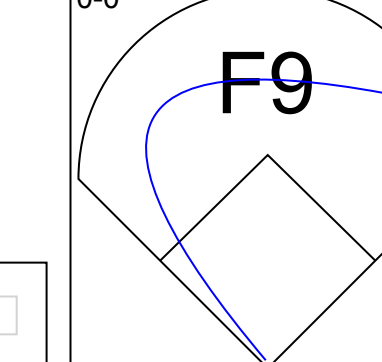
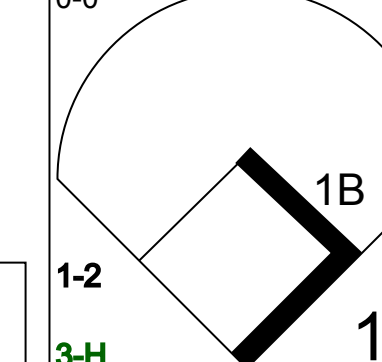
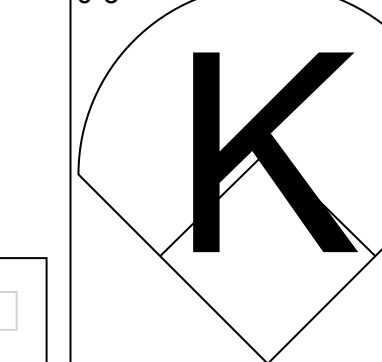
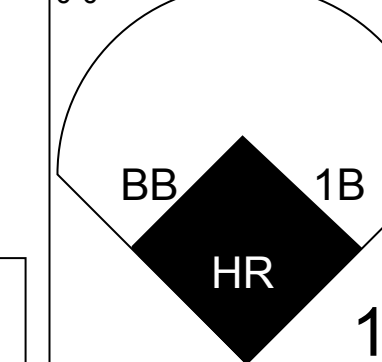
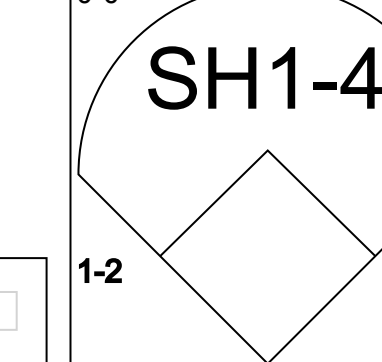
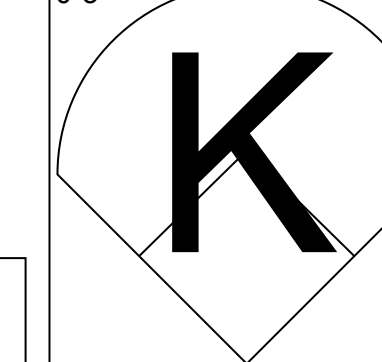
Batter	1	2	3	4	5	6	7	8	9	AB	R	H	RBI	BB	SO	LOB	TOP					
Gary Matthews, R (1, 7) OBP: 0.379, SLG: 0.460	E7 4-3 1B		1-3					F4		4	0	2	0	0	0	0	San Francisco Giants @ Pittsburgh Pirates Three Rivers Stadium, Pittsburgh, PA Sun Aug 19 1973, 3:33 AM EDT Att: 23,640 - Unknown livebaseballscorecards.com					
Tito Fuentes, S (1, 4) OBP: 0.313, SLG: 0.361	4-3		1-3					L8		4	0	0	0	0	0	2						
Garry Maddox, R (1, 8) OBP: 0.345, SLG: 0.437	L3								6-3	4	0	1	0	0	0	1						
Bobby Bonds, R (1, 9) OBP: 0.396, SLG: 0.582	F4		K						L8	3	0	0	0	1	1	2						
Chris Speier, R (1, 6) OBP: 0.341, SLG: 0.367		K							L8	4	0	0	0	0	1	1						
Gary Thomasson, L (1, 3) OBP: 0.340, SLG: 0.415										3	0	1	0	0	0	0						
Bruce Miller, R (1, 5) OBP: 0.286, SLG: 0.167										3	0	1	0	0	1	0						
Dave Rader, L (1, 2) OBP: 0.320, SLG: 0.329										3	0	0	0	0	0	2						
Juan Marichal, R (1, 1) OBP: 0.267, SLG: 0.241										2	0	0	0	0	1	2						
Jim Willoughby, R (6, 1) OBP: 0.240, SLG: 0.348										0	0	0	0	0	0	0						
Steve Ontiveros, S (8, PH)										1	0	0	0	0	1	0						
Don McMahon, R (8, 1)										0	0	0	0	0	0	0						
Inning Stats	R: 0 E: 1 K: 0 S: 4	H: 1 LOB: 1 BB: 0 P: 4	R: 0 E: 0 K: 2 S: 9	H: 2 LOB: 2 BB: 0 P: 9	R: 0 E: 0 K: 1 S: 6	H: 1 LOB: 1 BB: 0 P: 6	R: 0 E: 0 K: 1 S: 5	H: 0 LOB: 0 BB: 0 P: 5	R: 0 E: 0 K: 0 S: 4	H: 1 LOB: 1 BB: 0 P: 4	R: 0 E: 0 K: 0 S: 2	H: 0 LOB: 0 BB: 1 P: 6	R: 0 E: 0 K: 0 S: 3	H: 0 LOB: 0 BB: 0 P: 3	R: 0 E: 0 K: 1 S: 5	H: 0 LOB: 0 BB: 0 P: 5	R: 0 E: 0 K: 0 S: 3	H: 0 LOB: 0 BB: 0 P: 3	1B: 5 2B: 0 3B: 0 HR: 0	SF: 0 SAC: 0 DP: 1 HBP: 0	WP: 0 PB: 0 SB: 1 CS: 0	PA: 32
PITCHER Jim Rooker, L (1, 1) ERA: 3.05	IP: 9.0 WLS: W BF: 32 H: 5 R: 0 ER: 0 SO: 5 BB: 1 IBB: 0 HBP: 0 BLK: 0 WP: 0 HR: 0 S: 41 P: 45 ERA: 0.00 WHIP: 0.667															PITCHER	IP: WLS: BF: H: R: ER: SO: BB: IBB: HBP: BLK: WP: HR: S: P: ERA: WHIP:					

Batter	1	2	3	4	5	6	7	8	9	AB	R	H	RBI	BB	SO	LOB	BOTTOM			
Gene Clines, R (1, 8) OBP: 0.317, SLG: 0.338	L1-3		L7					L6-4-3		4	0	0	0	0	0	4	San Francisco Giants @ Pittsburgh Pirates Three Rivers Stadium, Pittsburgh, PA Sun Aug 19 1973, 3:33 AM EDT Att: 23,640 - Unknown livebaseballscorecards.com			
Richie Hebner, L (1, 5) OBP: 0.354, SLG: 0.464			9-3							4	1	3	2	0	0	1				
Al Oliver, L (1, 3) OBP: 0.297, SLG: 0.447										4	1	2	1	0	0	3				
Willie Stargell, L (1, 7) OBP: 0.383, SLG: 0.663										4	1	1	0	0	2	1				
Richie Zisk, R (1, 9) OBP: 0.405, SLG: 0.587										4	1	2	0	0	0	1				
Manny Sanguillen, R (1, 2) OBP: 0.296, SLG: 0.426										4	0	1	2	0	0	2				
Rennie Stennett, R (1, 4) OBP: 0.268, SLG: 0.361										4	0	0	0	0	1	2				
Daf Maxvill, R (1, 6) OBP: 0.285, SLG: 0.275										3	1	1	0	0	0	1				
Jim Rooker, R (1, 1) OBP: 0.250, SLG: 0.250										3	0	3	0	0	0	0				
Inning Stats	R: 2 E: 0 K: 0 S: 5	H: 2 LOB: 0 BB: 0 P: 5	R: 0 E: 0 K: 0 S: 3	H: 0 LOB: 0 BB: 0 P: 3	R: 0 E: 0 K: 1 S: 6	H: 1 LOB: 1 BB: 0 P: 6	R: 1 E: 0 K: 1 S: 8	H: 3 LOB: 2 BB: 0 P: 8	R: 2 E: 0 K: 0 S: 5	H: 3 LOB: 0 BB: 0 P: 5	R: 0 E: 0 K: 0 S: 4	H: 2 LOB: 1 BB: 0 P: 4	R: 0 E: 0 K: 1 S: 6	H: 1 LOB: 1 BB: 0 P: 6	R: 0 E: 0 K: 0 S: 6	H: 1 LOB: 1 BB: 0 P: 6		1B: 10 2B: 2 3B: 0 HR: 2	SF: 0 SAC: 0 DP: 2 HBP: 0	WP: 0 PB: 0 SB: 1 CS: 1
PITCHER Juan Marichal, R (1, 1) ERA: 3.8	IP: 5.0 WLS: L BF: 23 H: 9 R: 5 ER: 5 SO: 2 BB: 0 IBB: 0 HBP: 0 BLK: 0 WP: 0 HR: 2 S: 27 P: 27 ERA: 9.00 WHIP: 1.800															PITCHER	IP: WLS: BF: H: R: ER: SO: BB: IBB: HBP: BLK: WP: HR: S: P: ERA: WHIP:			
Jim Willoughby, R (6, 1) ERA: 4.56	2.0 7 3 0 0 0																			
Don McMahon, R (8, 1) ERA: 2.77	1.0 4 1 0 0 1																			

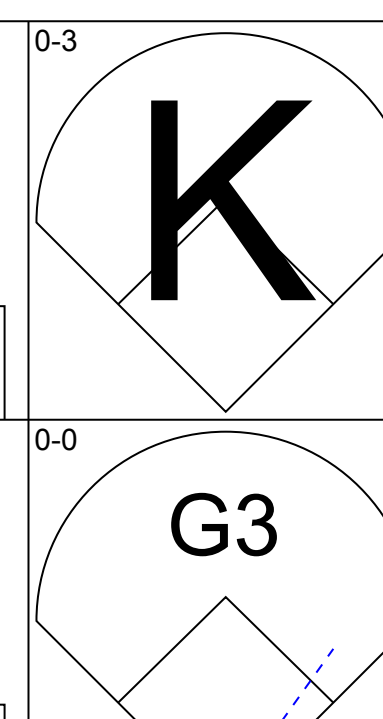
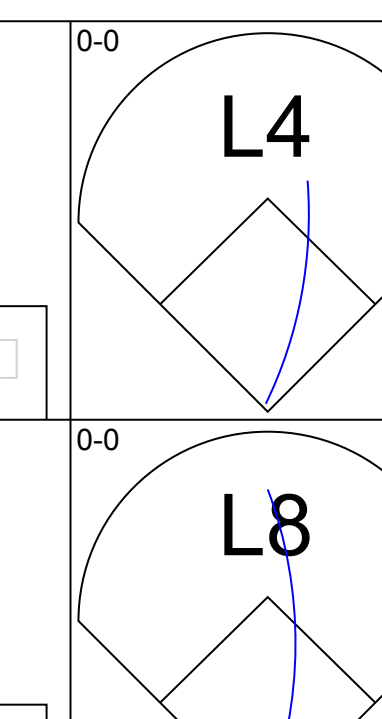
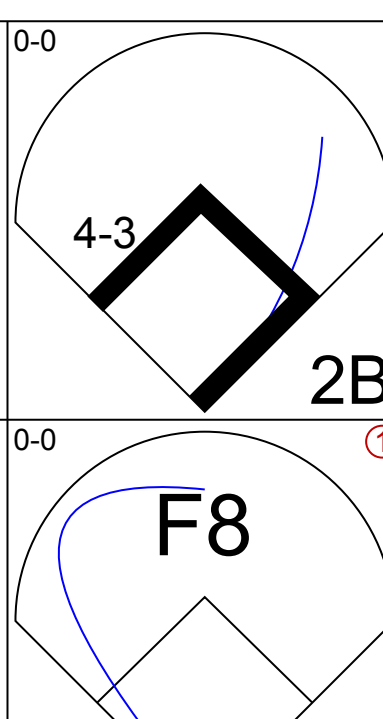
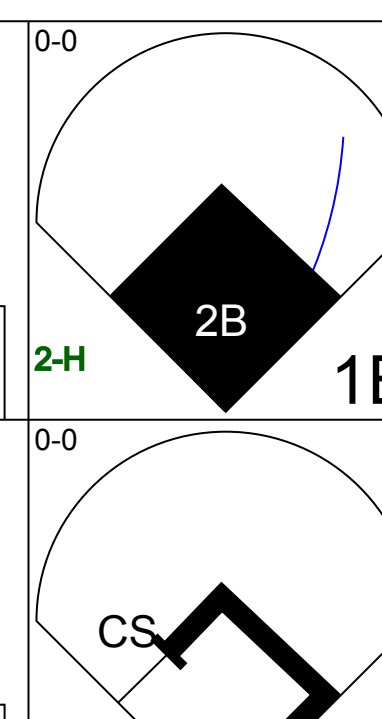
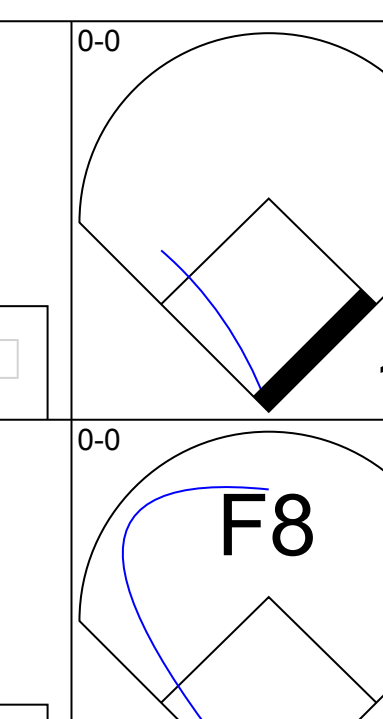
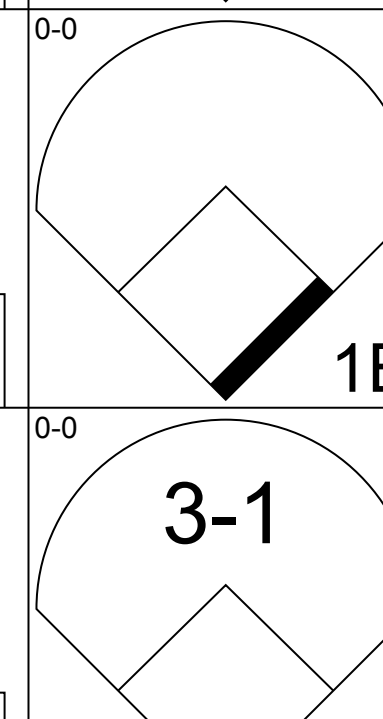

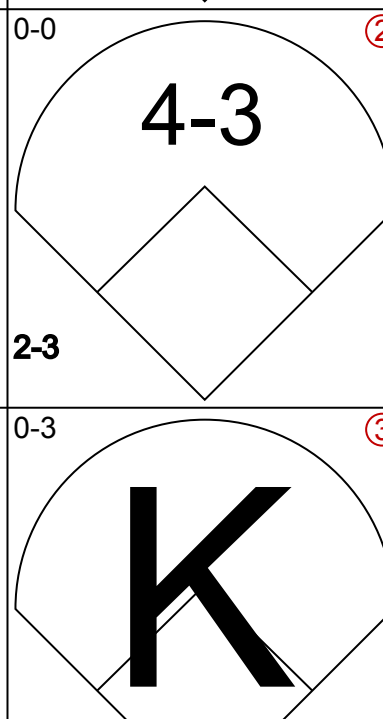
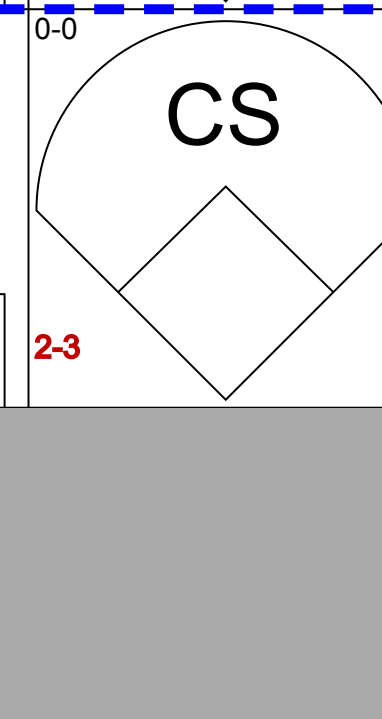


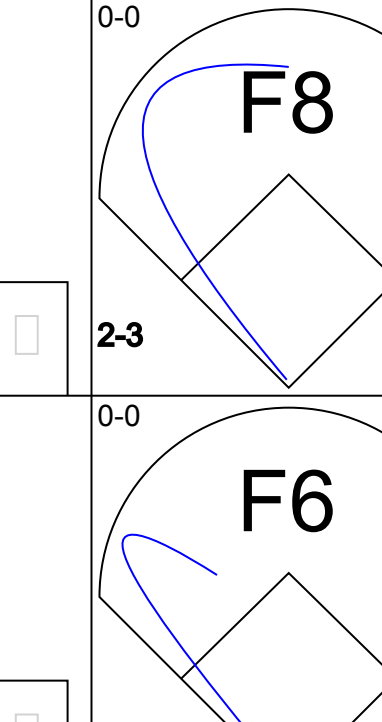

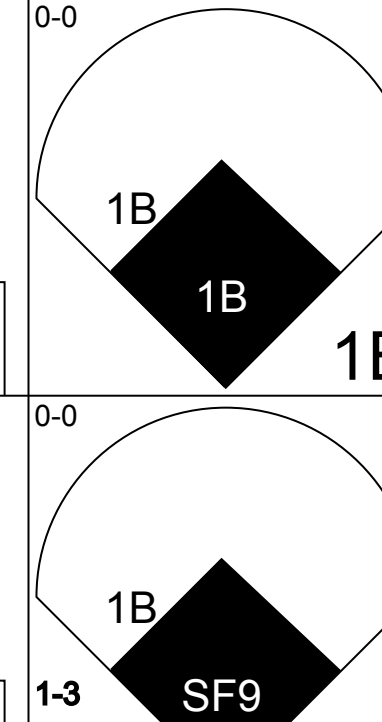
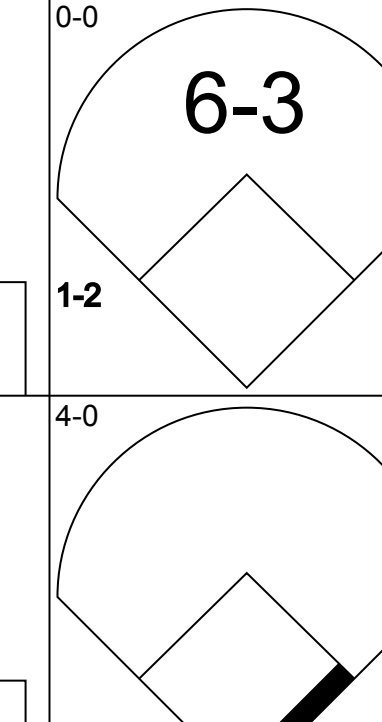




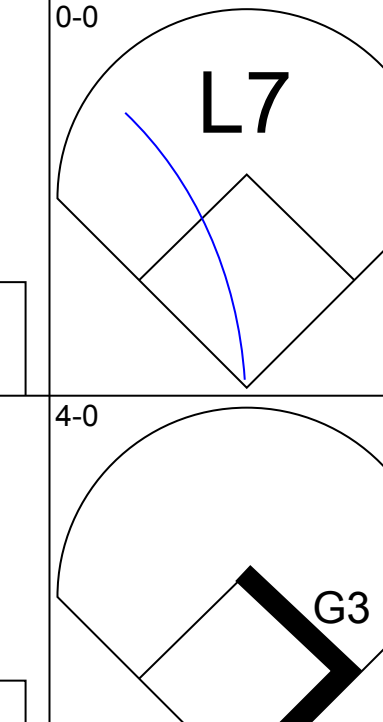
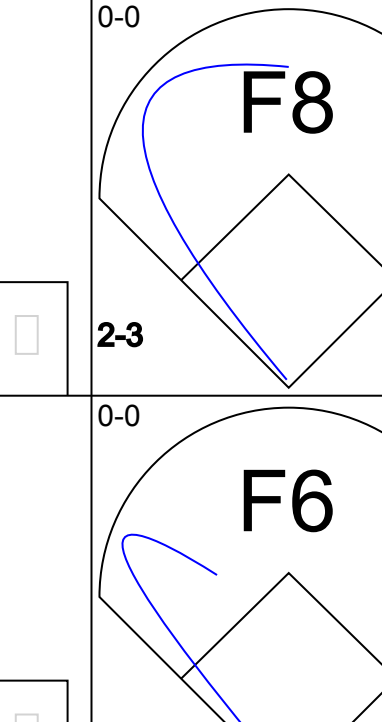
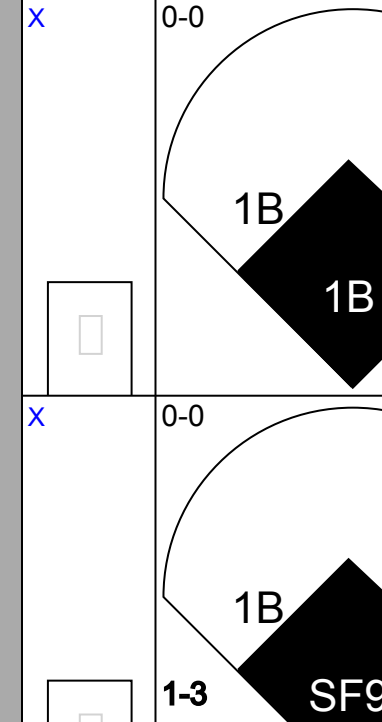
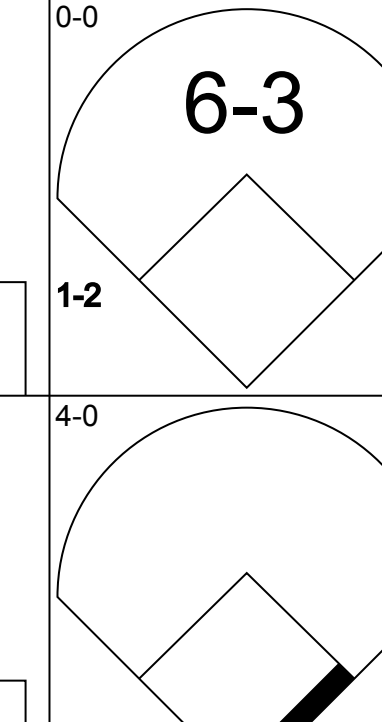
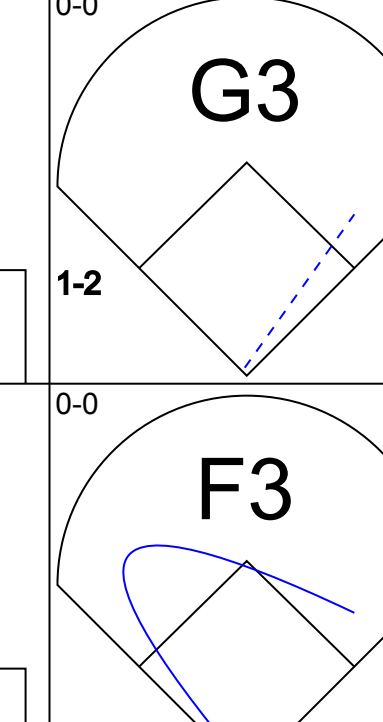

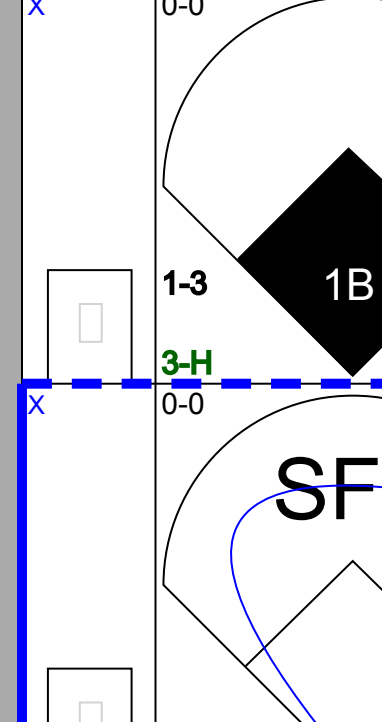
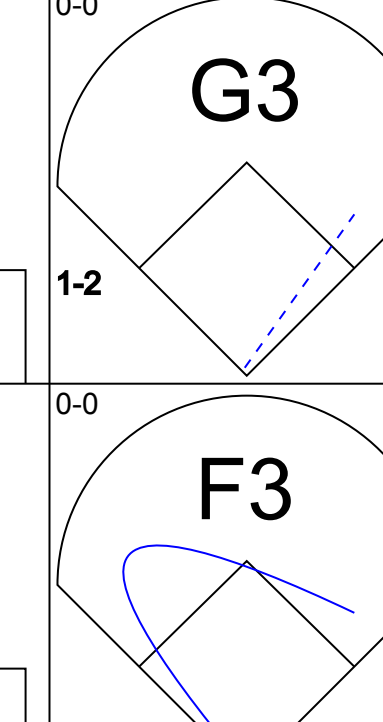
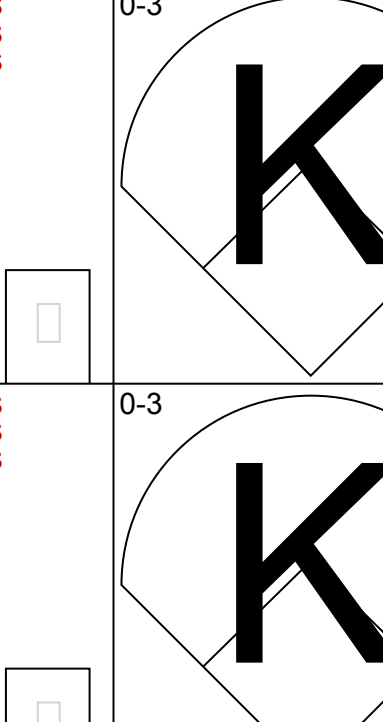
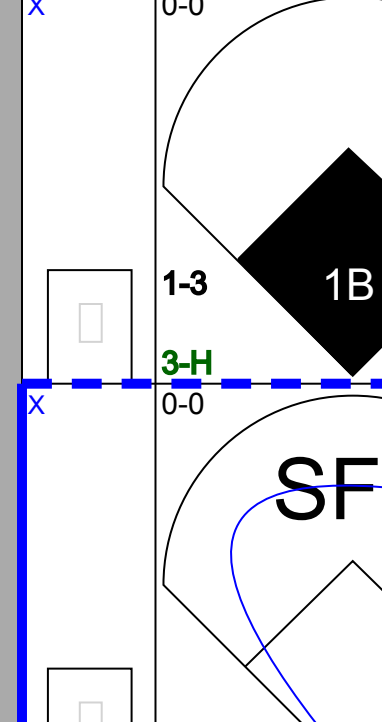

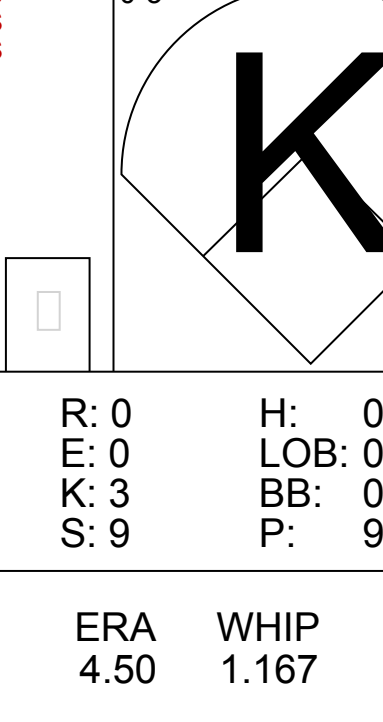
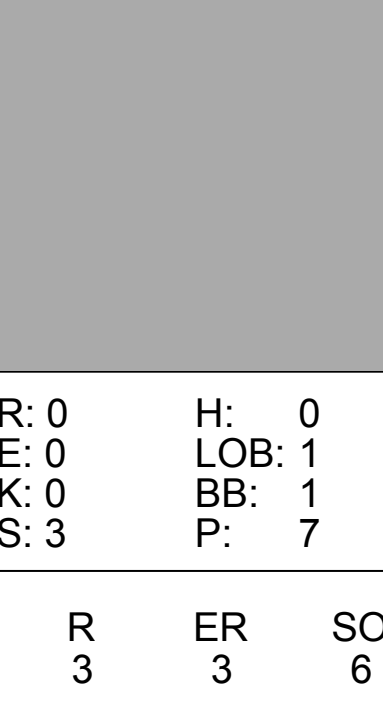
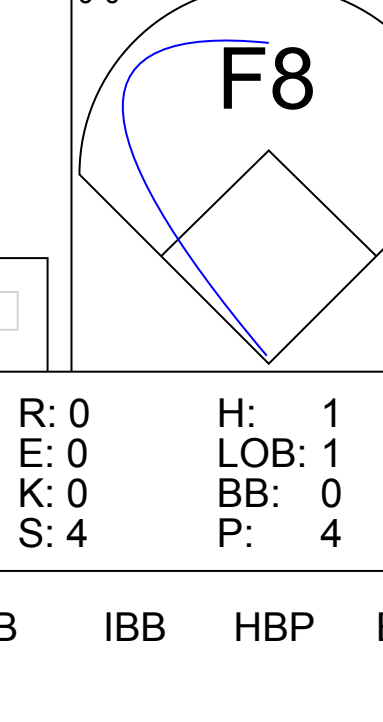
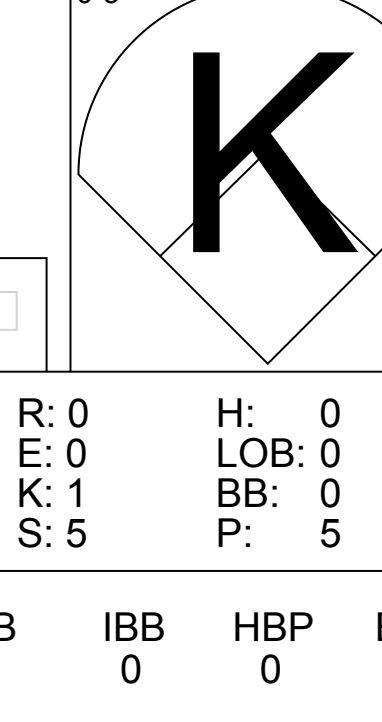
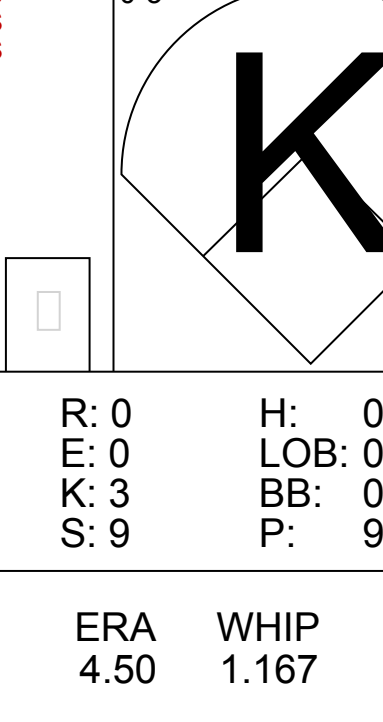
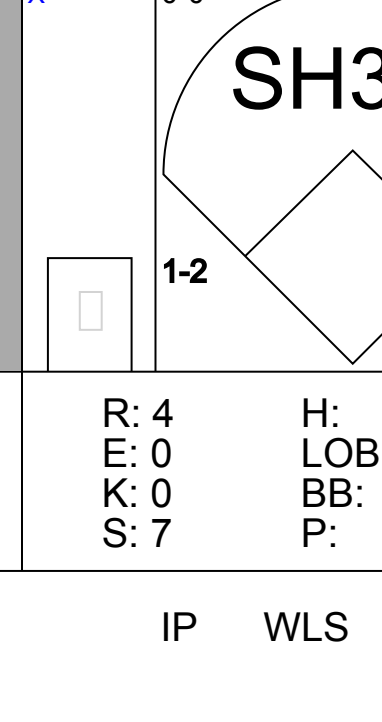
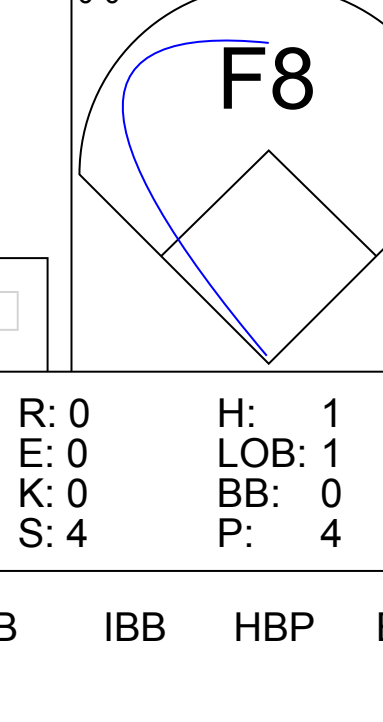
Batter	1	2	3	4	5	6	7	8	9	AB	R	H	RBI	BB	SO	LOB	TOP			
Gene Clines, R OBP: 0.311, SLG: 0.332 (1, 8)										4	0	0	0	0	1	1	Pittsburgh Pirates @ Houston Astros Astrodome, Houston, TX Mon Aug 20 1973, 8:05 PM EDT Att: 11,057 - Unknown			
Richie Hebner, L OBP: 0.353, SLG: 0.460 (1, 5)										3	1	0	0	1	0	0				
Al Oliver, L OBP: 0.299, SLG: 0.450 (1, 3)										4	0	2	2	0	0	0				
Willie Stargell, L OBP: 0.379, SLG: 0.656 (1, 7)										4	0	0	0	0	4	2				
Richie Zisk, R OBP: 0.399, SLG: 0.577 (1, 9)										3	0	0	0	0	0	0				
Manny Sanguillen, R OBP: 0.294, SLG: 0.423 (1, 2)										3	0	0	0	0	1	0				
Rennie Stennett, R OBP: 0.266, SLG: 0.358 (1, 4)										3	0	0	0	0	1	0				
Dal Maxvill, R OBP: 0.292, SLG: 0.273 (1, 6)										1	1	0	0	2	1	0				
Dock Ellis, S OBP: 0.129, SLG: 0.115 (5, 1)										1	0	0	0	0	1	0				
Inning Stats	R: 0 E: 0 K: 1 S: 5	H: 0 LOB: 0 BB: 0 P: 5	R: 0 E: 0 K: 1 S: 5	H: 0 LOB: 0 BB: 0 P: 5	R: 0 E: 0 K: 3 S: 9	H: 0 LOB: 0 BB: 0 P: 9	R: 0 E: 0 K: 0 S: 3	H: 0 LOB: 0 BB: 0 P: 3	R: 0 E: 0 K: 1 S: 5	H: 0 LOB: 0 BB: 1 P: 5	R: 0 E: 0 K: 1 S: 6	H: 1 LOB: 1 BB: 0 P: 6	R: 0 E: 0 K: 1 S: 5	H: 0 LOB: 0 BB: 0 P: 5	R: 2 E: 0 K: 1 S: 6	H: 1 LOB: 1 BB: 2 P: 14	1B: 1 2B: 1 3B: 0 HR: 0	SF: 0 SAC: 0 DP: 1 HBP: 0	WP: 0 PA: 31 PB: 0 SB: 1 CS: 0	
PITCHER J.R. Richard, R ERA: 2.97 (1, 1)	IP: 9.0 WLS: W BF: 31	H: 2 R: 2 ER: 2 SO: 9	BB: 3 IBB: 0 HBP: 0 BLK: 0	WP: 0 HR: 0 S: 46 P: 58	ERA: 2.00 WHIP: 0.556	PITCHER										IP: 9.0 WLS: W BF: 31	H: 2 R: 2 ER: 2 SO: 9	BB: 3 IBB: 0 HBP: 0 BLK: 0	WP: 0 HR: 0 S: 46 P: 58	ERA: 2.00 WHIP: 0.556

AB 28
R 2
H 2
RBI 2
BB 3
SO 9
LOB 5



Batter	1	2	3	4	5	6	7	8	9	AB	R	H	RBI	BB	SO	LOB	BOTTOM		
Bob Gallagher, L OBP: 0.239, SLG: 0.277 (1, 9)										5	2	2	0	0	1	3	Pittsburgh Pirates @ Houston Astros Astrodome, Houston, TX Mon Aug 20 1973, 8:05 PM EDT Att: 11,057 - Unknown		
Roger Metzger, S OBP: 0.311, SLG: 0.338 (1, 6)										3	1	1	1	2	0	1			
Cesar Cedeno, R OBP: 0.370, SLG: 0.513 (1, 8)										5	0	0	0	0	2	8			
Bob Watson, R OBP: 0.401, SLG: 0.451 (1, 7)										4	2	2	4	0	0	2			
Doug Rader, R OBP: 0.317, SLG: 0.422 Jimmy Stewart, S OBP: 0.290, SLG: 0.185 (5, PR) (6, 5)										3	1	2	1	0	0	0			
Lee May, R OBP: 0.310, SLG: 0.465 (1, 3)										4	2	2	3	0	0	1			
Johnny Edwards, L OBP: 0.302, SLG: 0.360 (1, 2)										3	1	1	0	1	0	0			
Tommy Helms, R OBP: 0.322, SLG: 0.368 Hector Torres, R OBP: 0.174, SLG: 0.095 (8, PR) (9, 4)										4	0	1	1	0	0	1			
J.R. Richard, R OBP: 0.160, SLG: 0.160 (1, 1)										3	1	1	0	0	2	2			
Inning Stats	R: 0 E: 0 K: 0 S: 3	H: 0 LOB: 0 BB: 0 P: 3	R: 0 E: 0 K: 0 S: 3	H: 0 LOB: 0 BB: 0 P: 3	R: 4 E: 1 K: 0 S: 7	H: 3 LOB: 0 BB: 0 P: 7	R: 4 E: 0 K: 1 S: 9	H: 4 LOB: 1 BB: 1 P: 13	R: 0 E: 0 K: 1 S: 5	H: 0 LOB: 1 BB: 1 P: 9	R: 0 E: 0 K: 1 S: 5	H: 1 LOB: 1 BB: 1 P: 9	R: 2 E: 0 K: 1 S: 9	H: 4 LOB: 2 BB: 0 P: 9	1B: 8 2B: 3 3B: 0 HR: 2	SF: 0 SAC: 1 DP: 1 HBP: 0	WP: 0 PA: 39 PB: 0 SB: 0 CS: 0		
PITCHER Dock Ellis, R ERA: 2.87 John Lamb, R ERA: 8.0 Luke Walker, L ERA: 4.29 Ramon Hernandez, L ERA: 2.42 (1, 1) (5, 1) (6, 1) (8, 1)	IP: 4.1 WLS: L BF: 20	H: 5 R: 7 ER: 3 SO: 1	BB: 1 IBB: 0 HBP: 0 BLK: 0	WP: 0 HR: 1 S: 21 P: 25	ERA: 6.23 WHIP: 1.385	PITCHER										IP: 4.1 WLS: L BF: 20	H: 5 R: 7 ER: 3 SO: 1	BB: 1 IBB: 0 HBP: 0 BLK: 0	WP: 0 PA: 39 PB: 0 SB: 0 CS: 0

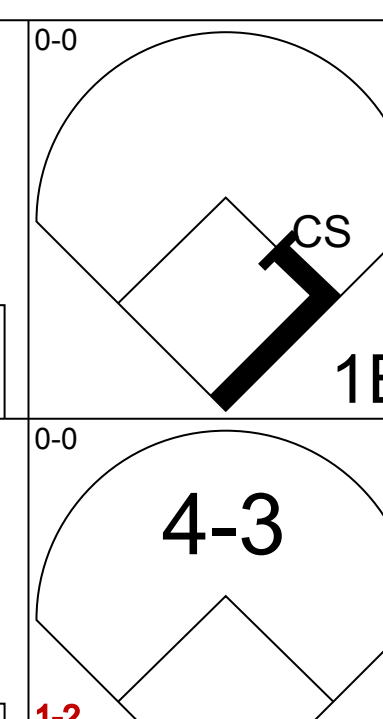
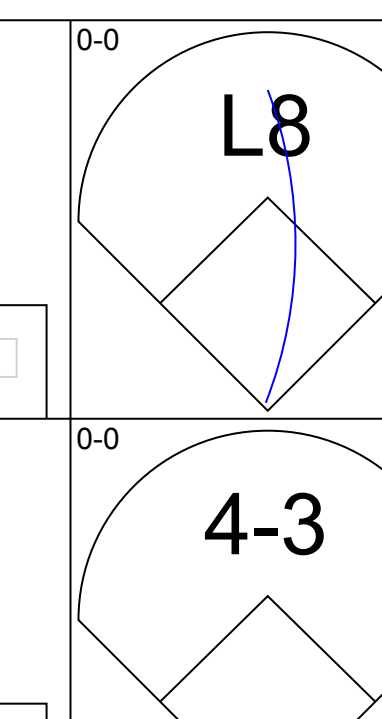
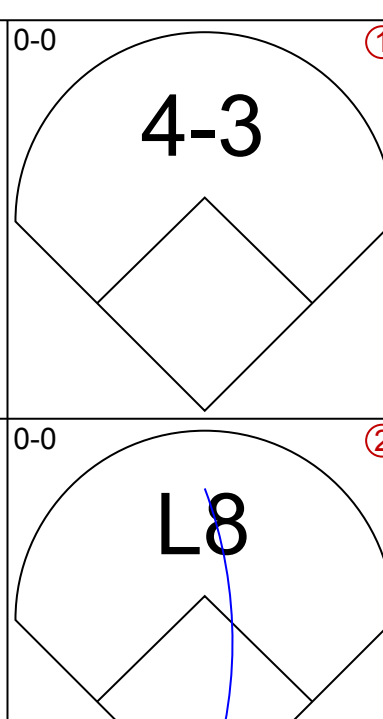
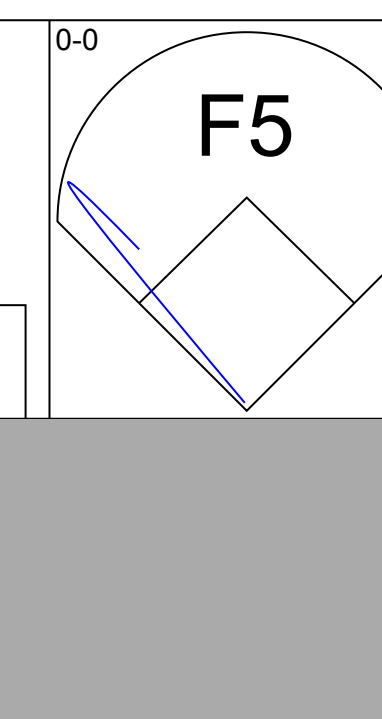
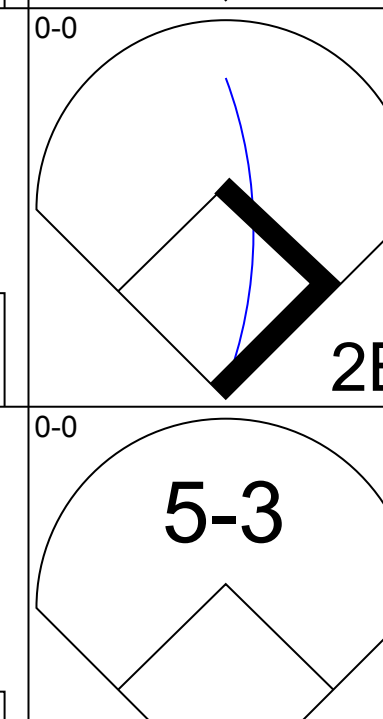

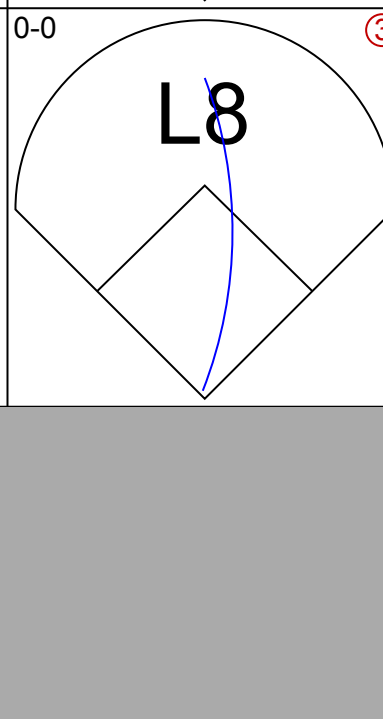
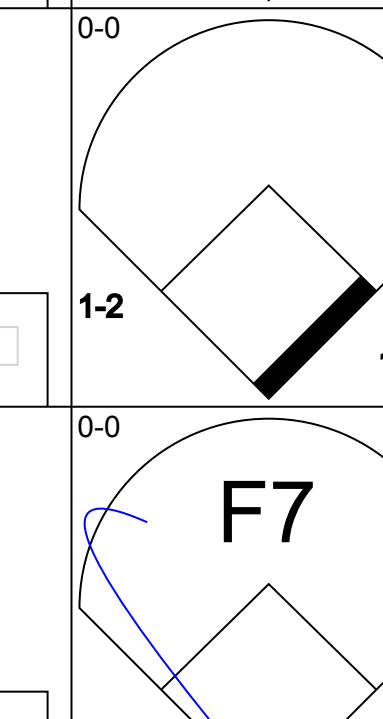

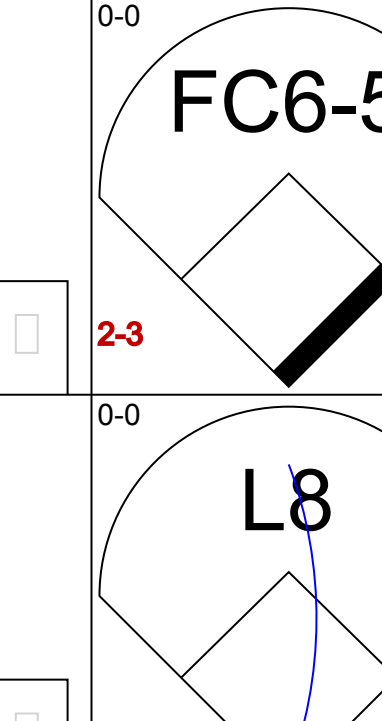

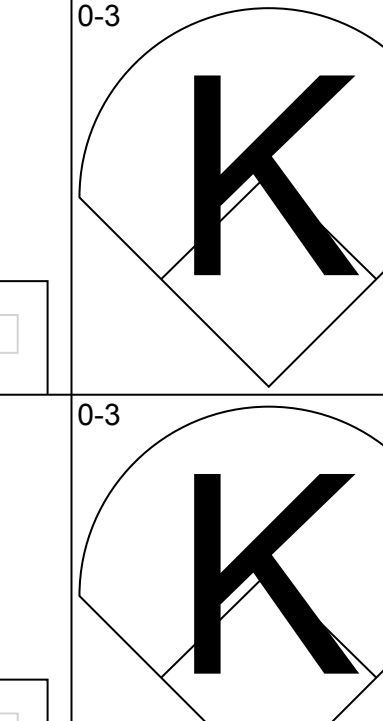


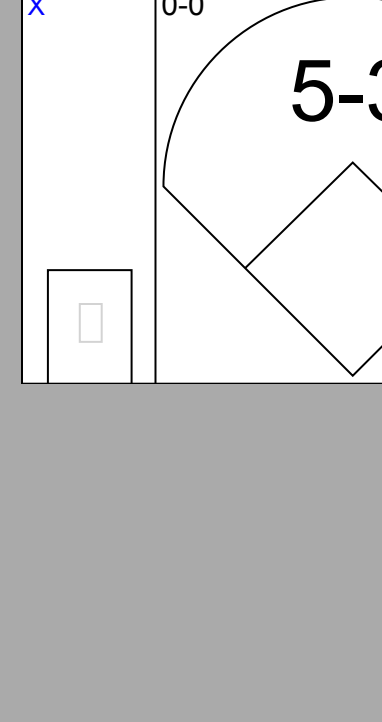

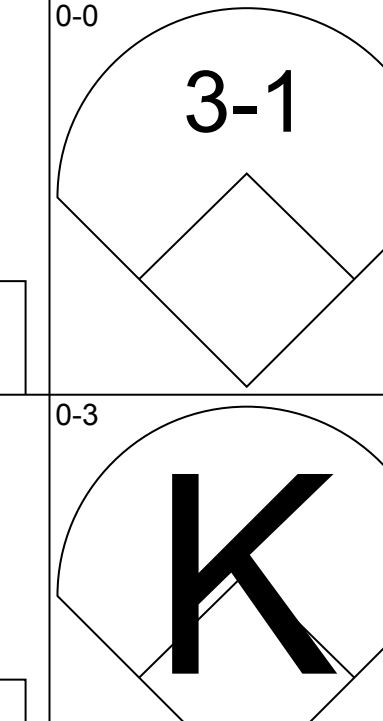
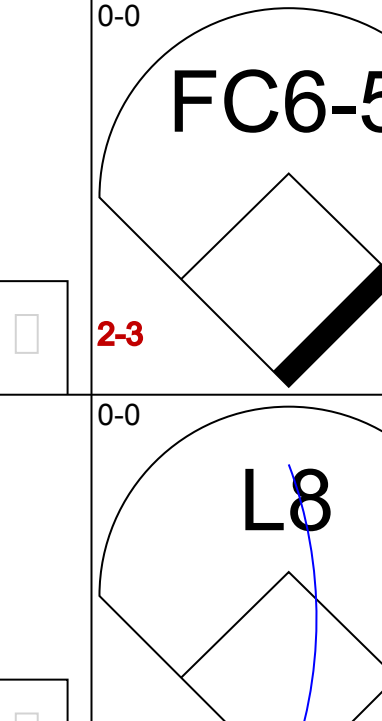
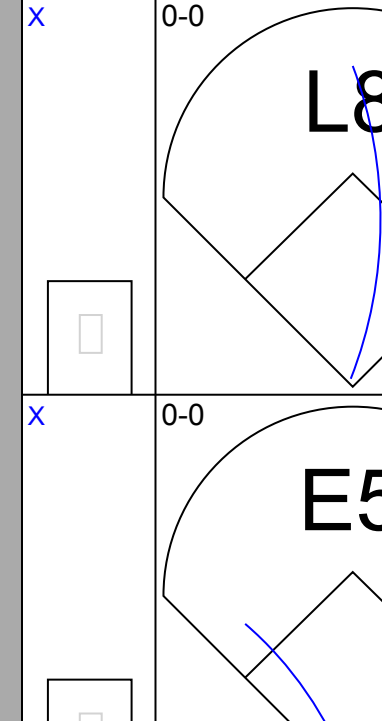
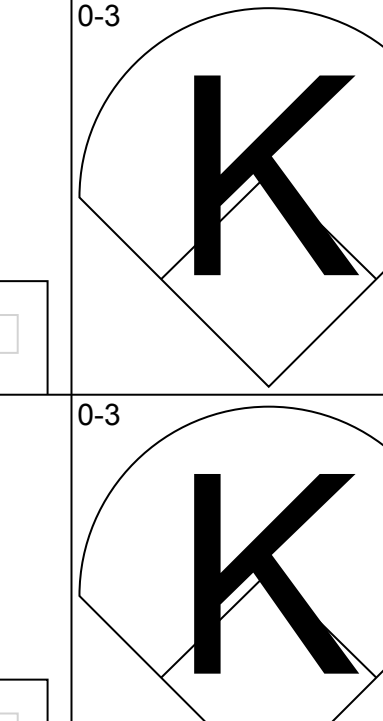
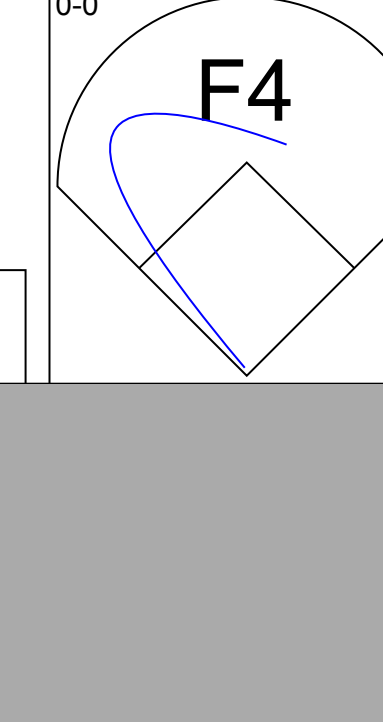

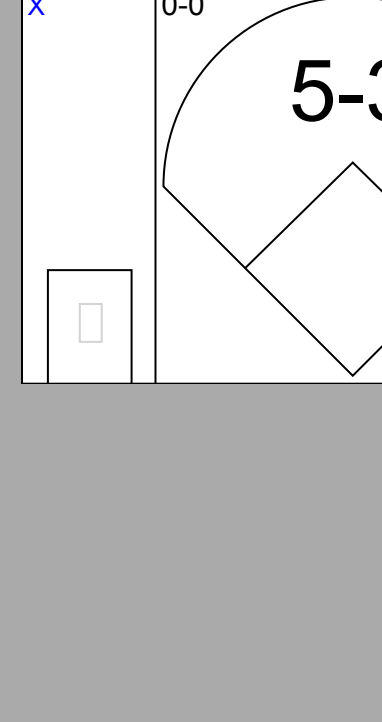

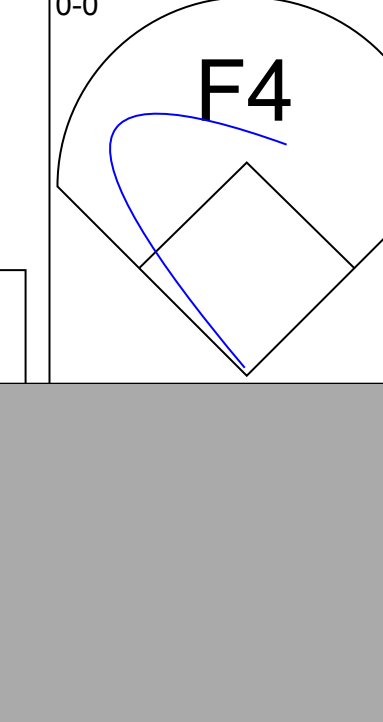
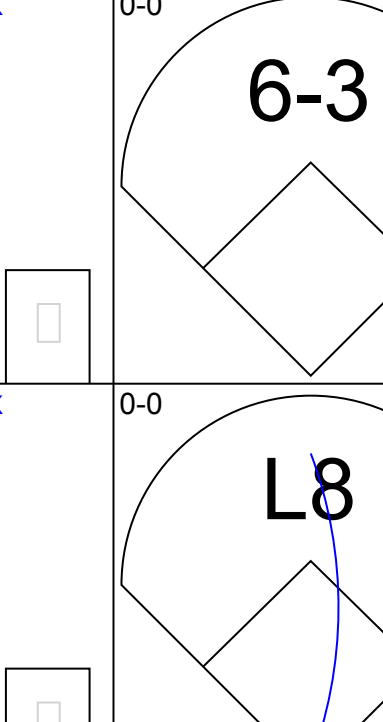
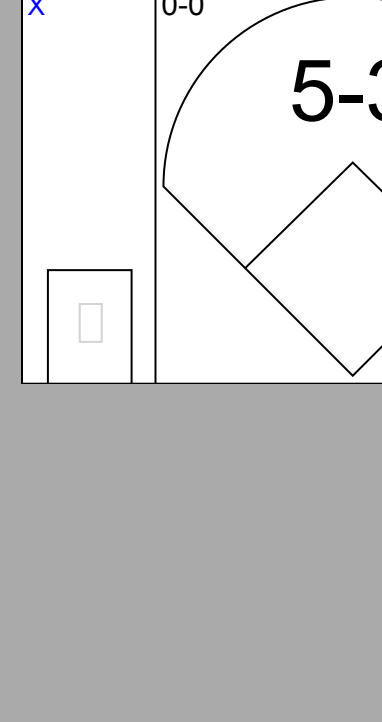
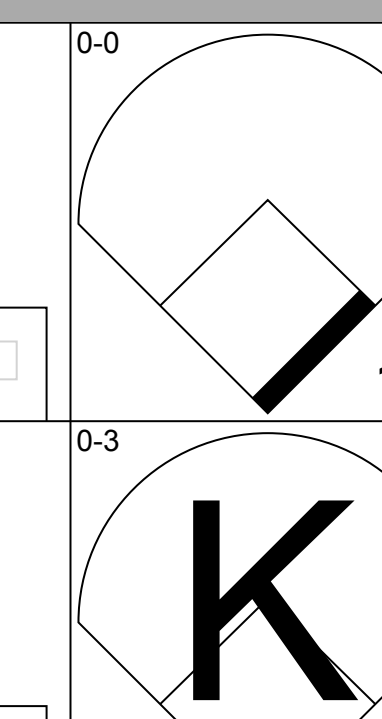
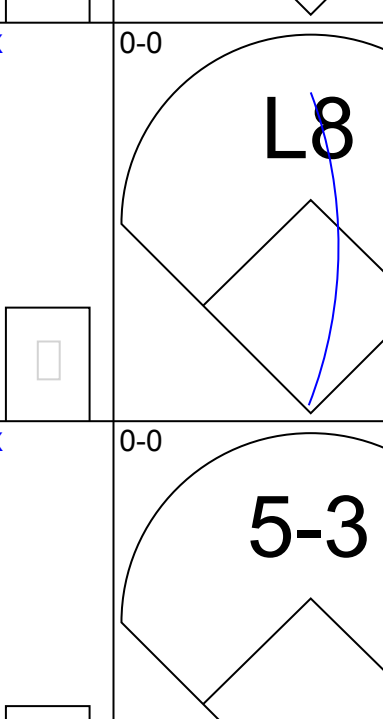
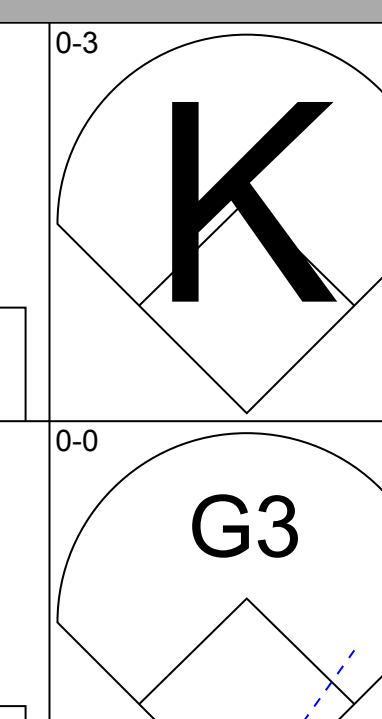
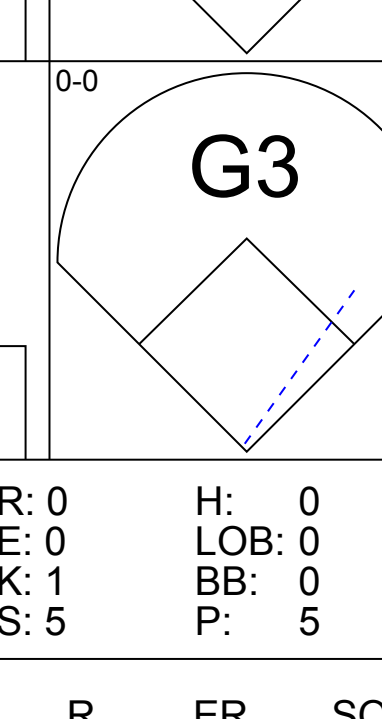


Batter	1	2	3	4	5	6	7	8	9	AB	R	H	RBI	BB	SO	LOB	TOP								
Gene Clines, R (1, 8) OBP: 0.319, SLG: 0.341										5	1	3	1	0	1	0									
Richie Hebner, L (1, 5) OBP: 0.350, SLG: 0.459										5	0	1	1	0	0	2									
Al Oliver, L (1, 3) OBP: 0.302, SLG: 0.453										4	0	2	0	0	0	1									
Willie Stargell, L (1, 7) OBP: 0.377, SLG: 0.652										3	0	0	0	0	1	3									
Dave Parker, L (8, PR) OBP: 0.242, SLG: 0.373										0	0	0	0	0	0	0									
Richie Zisk, R (1, 9) OBP: 0.398, SLG: 0.571										4	1	1	0	0	0	2									
Milt May, L (1, 2) OBP: 0.359, SLG: 0.385										2	0	1	0	1	0	1									
Jackie Hernandez, R (7, PR) OBP: 0.275, SLG: 0.271										0	1	0	0	1	0	0									
Rennie Stennett, R (1, 4) OBP: 0.265, SLG: 0.358										4	1	1	1	0	2	3									
Dal Maxvill, R (1, 6) OBP: 0.281, SLG: 0.262										2	0	0	0	0	1	1									
Manny Sanguillen, R (7, PH) OBP: 0.290, SLG: 0.419										1	0	0	1	0	0	0									
Bob Moose, R (1, 1) OBP: 0.170, SLG: 0.140										3	0	0	0	0	2	0									
Inning Stats	R: 0 E: 0 K: 1 S: 6	H: 1 LOB: 1 BB: 0 P: 6	R: 0 E: 0 K: 0 S: 3	H: 0 LOB: 1 BB: 1 P: 7	R: 0 E: 0 K: 1 S: 5	H: 0 LOB: 0 BB: 0 P: 5	R: 0 E: 0 K: 0 S: 4	H: 1 LOB: 1 BB: 0 P: 4	R: 0 E: 0 K: 3 S: 9	H: 0 LOB: 0 BB: 0 P: 9	R: 0 E: 0 K: 1 S: 6	H: 1 LOB: 1 BB: 0 P: 6	R: 4 E: 0 K: 0 S: 7	H: 5 LOB: 1 BB: 0 P: 7	R: 0 E: 0 K: 1 S: 5	H: 0 LOB: 2 BB: 1 P: 10	R: 0 E: 0 K: 0 S: 4	H: 1 LOB: 1 BB: 0 P: 4	1B: 6 2B: 3 3B: 0 HR: 0	SF: 1 SAC: 1 DP: 0 HBP: 1	WP: 0 PB: 0 SB: 0 CS: 1	PA: 39			
PITCHER	IP	WLS	BF	H	R	ER	SO	BB	IBB	HBP	BLK	WP	HR	S	P	ERA	WHIP								
Tom Griffin, R (1, 1) ERA: 5.32	6.0	L	25	6	3	3	6	1	0	0	0	0	0	36	40	4.50	1.167								
Ken Forsch, R (7, 1) ERA: 3.97	0.2		4	2	1	1	0	0	0	0	0	0	0	4	4	13.50	3.000								
Juan Pizarro, L (7, 1) ERA: 5.28	1.1		5	0	0	0	1	1	0	1	0	0	0	5	10	0.00	0.750								
Jim Ray, R (9, 1) ERA: 4.24	1.0		4	1	0	0	0	0	0	0	0	0	0	4	4	0.00	1.000								

Pittsburgh Pirates @ Houston Astros
Astrodome, Houston, TX
Wed Aug 22 1973, 8:05 PM EDT
Att: 10,746 - Unknown

AB 33
R 4
H 9
RBI 4
BB 2
SO 7
LOB 13

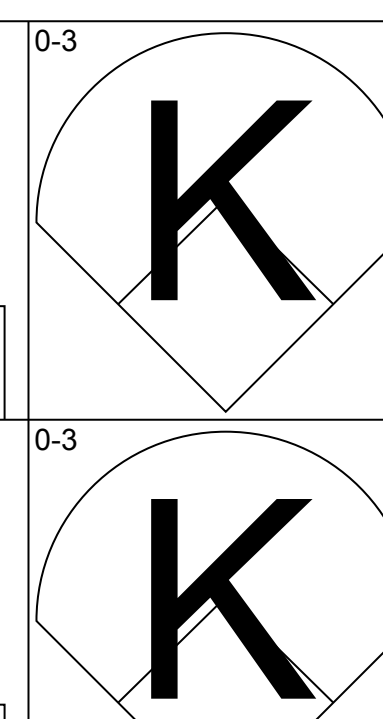
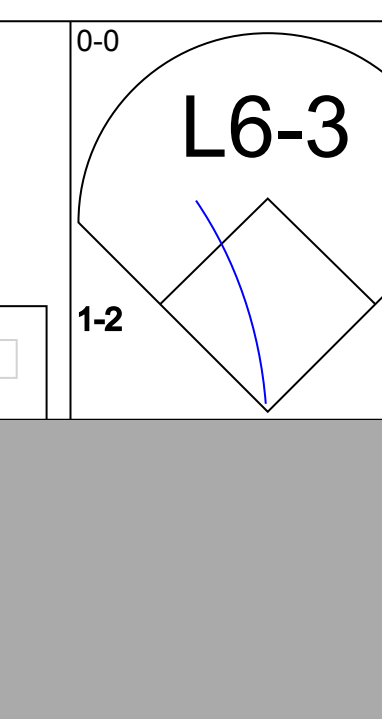
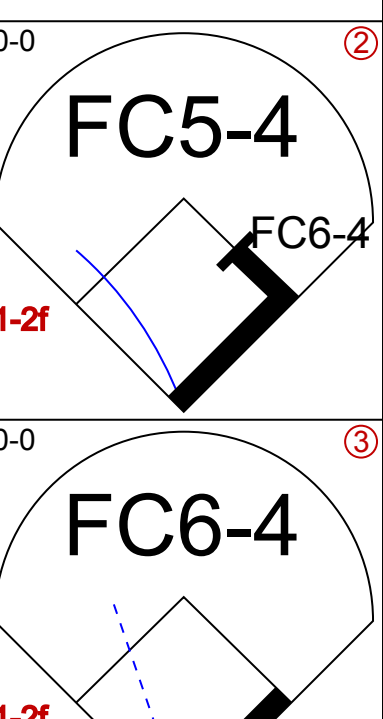
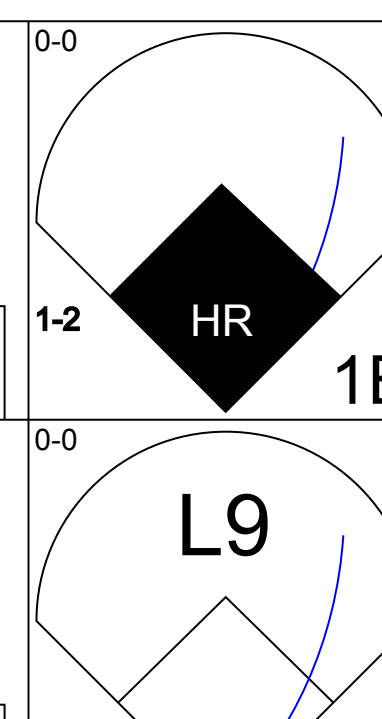
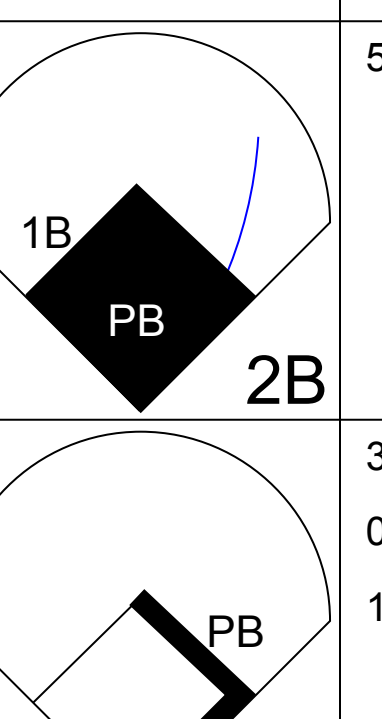
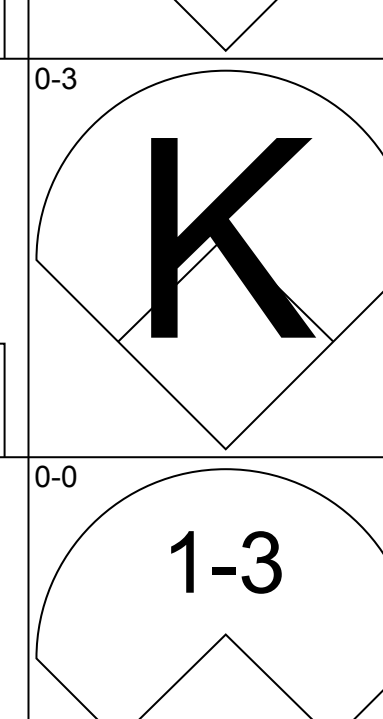
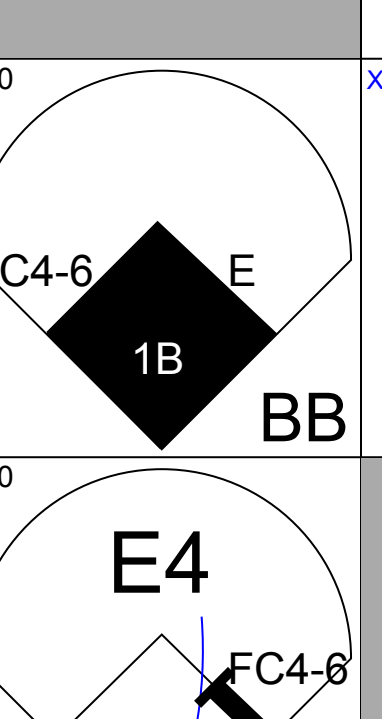
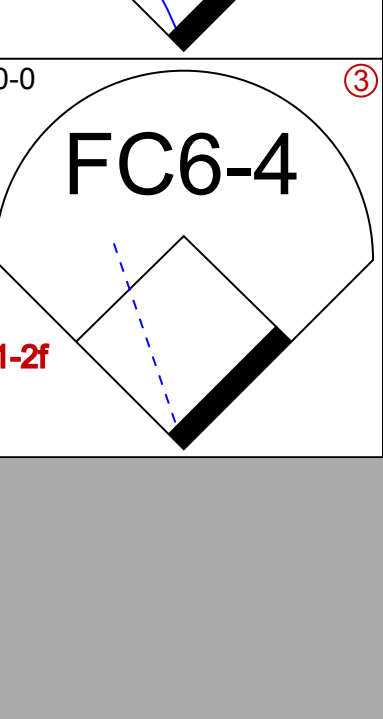
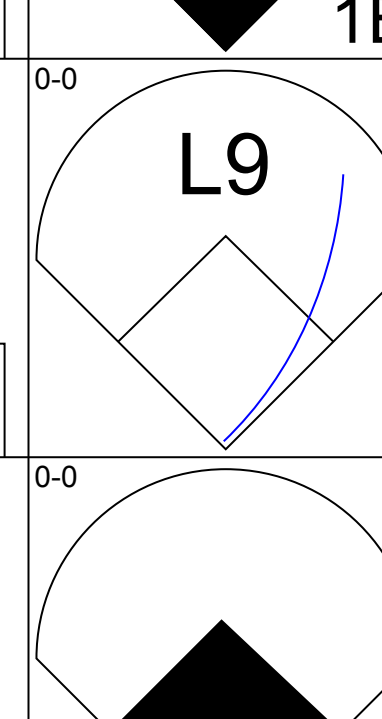
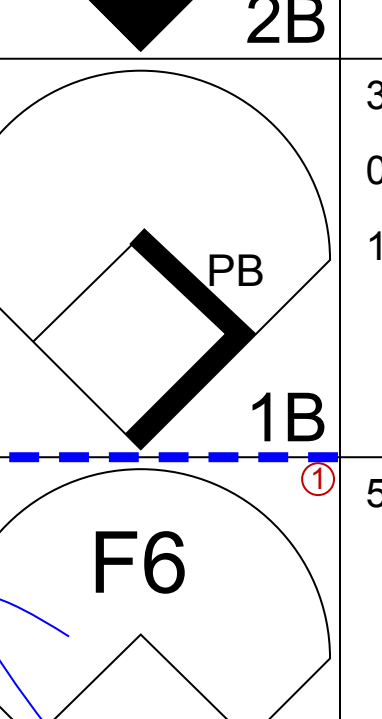
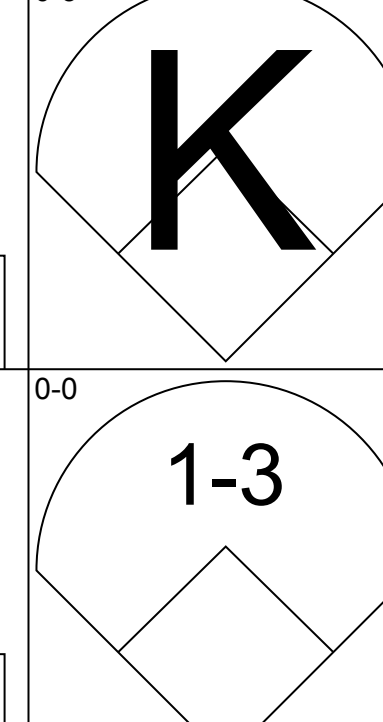
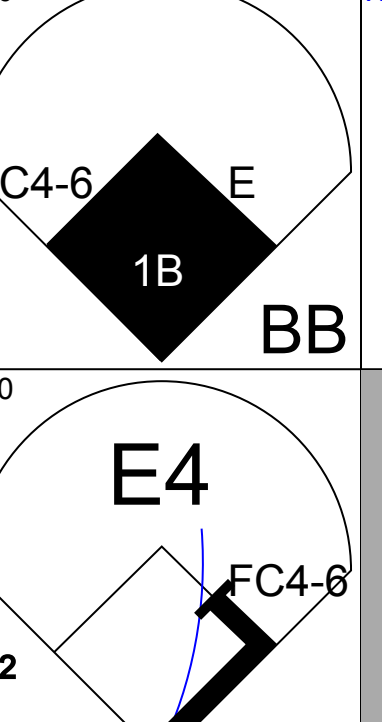
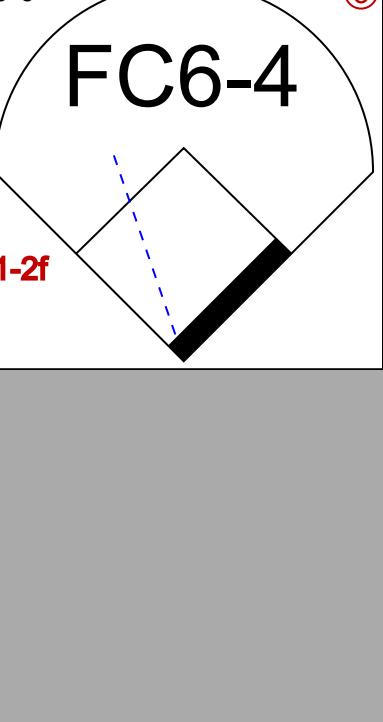
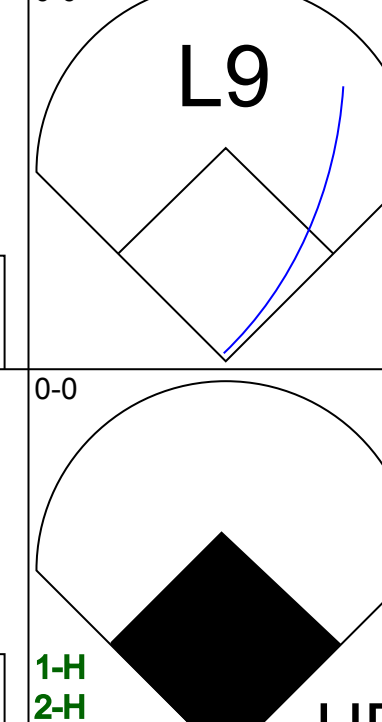
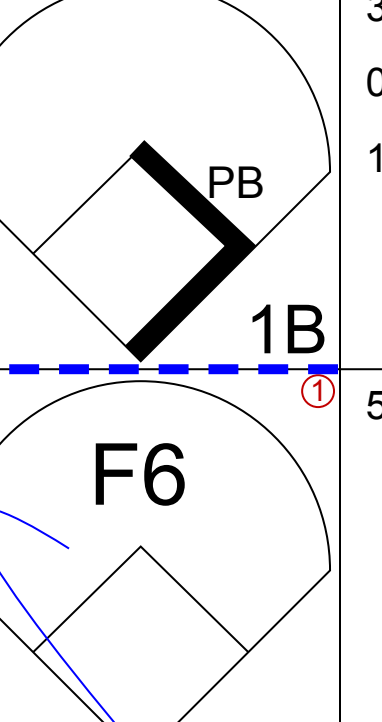
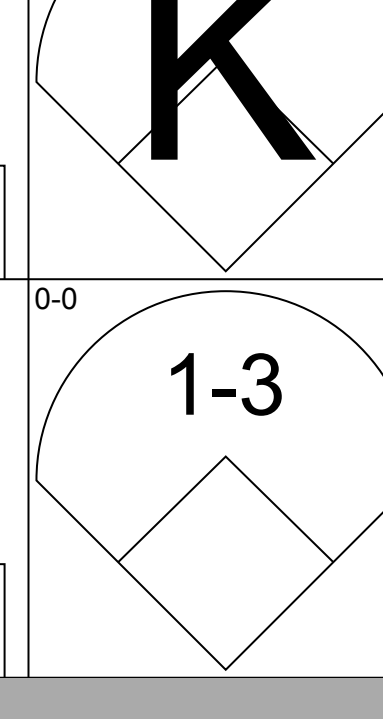
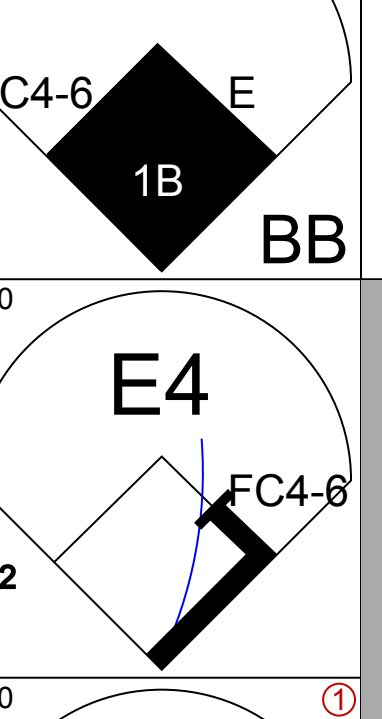
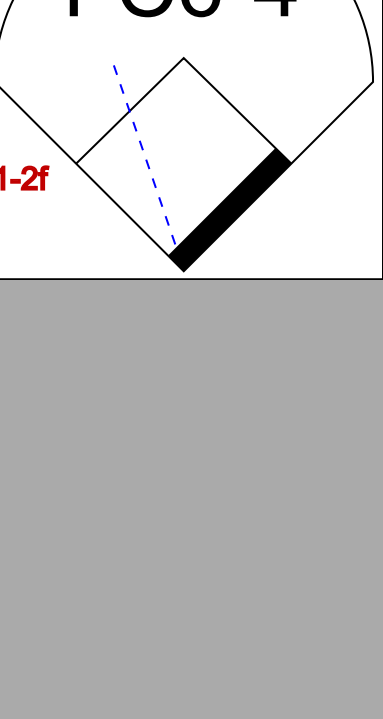
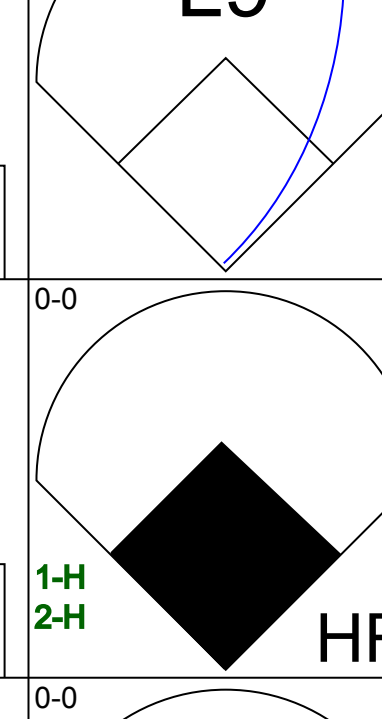
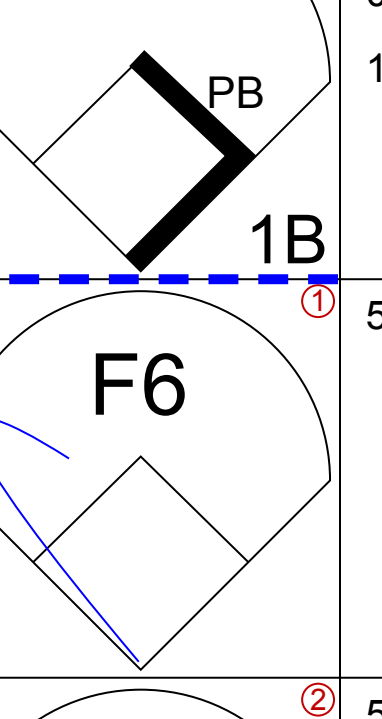
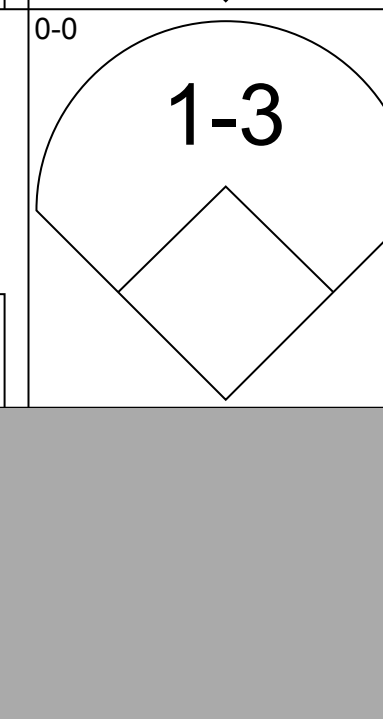
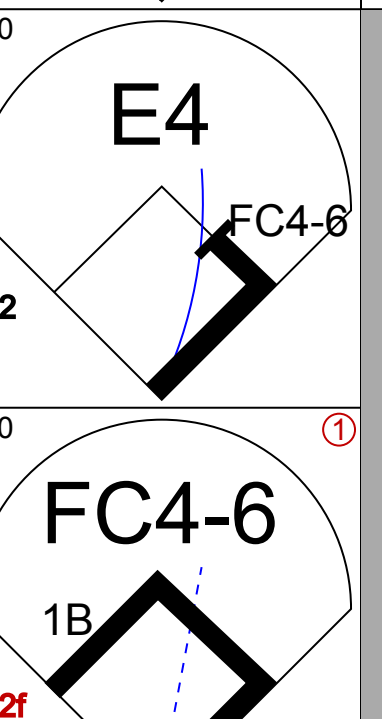

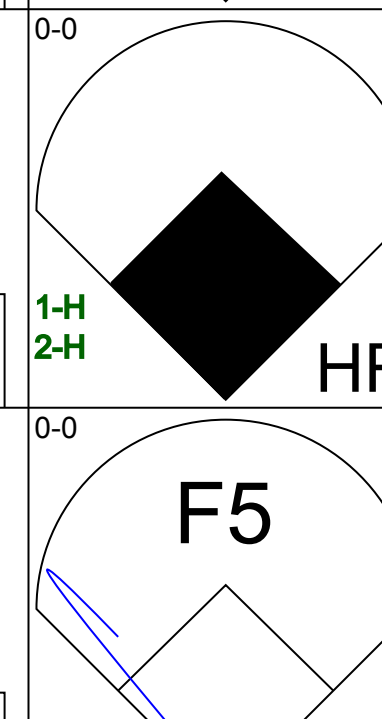
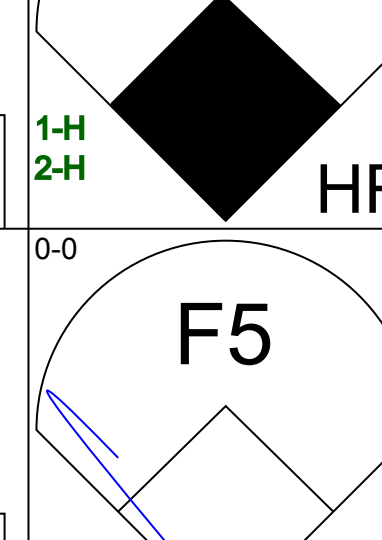
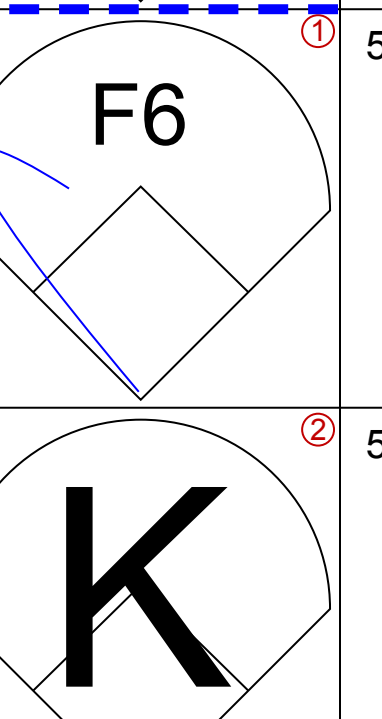
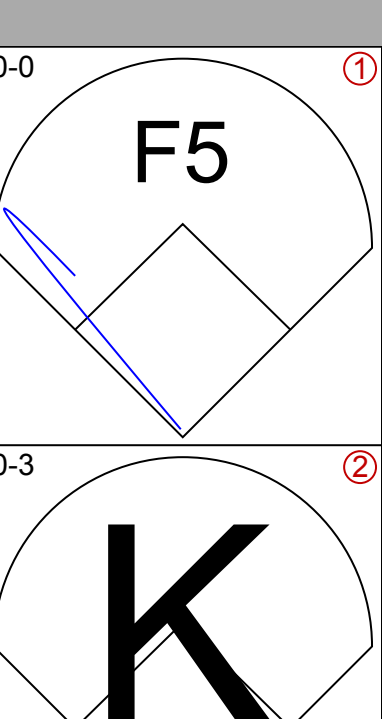
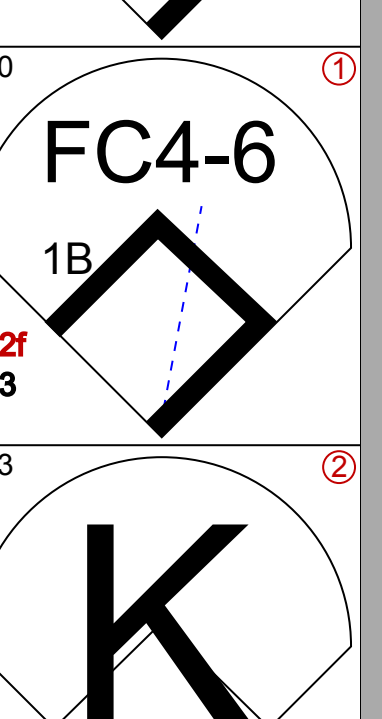
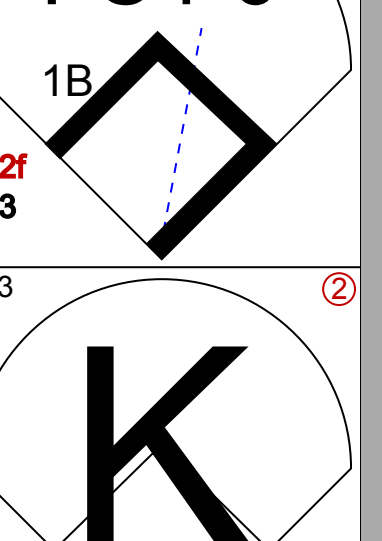
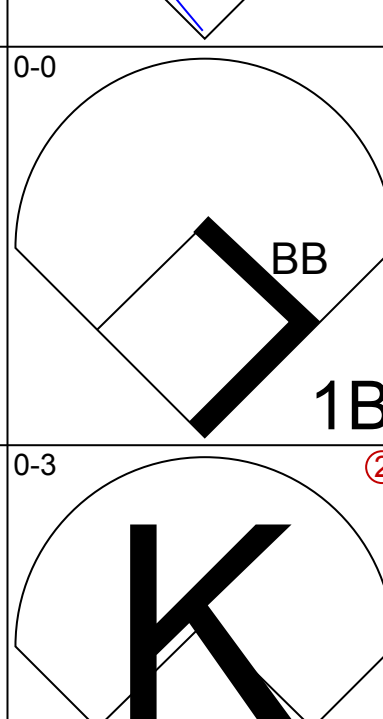
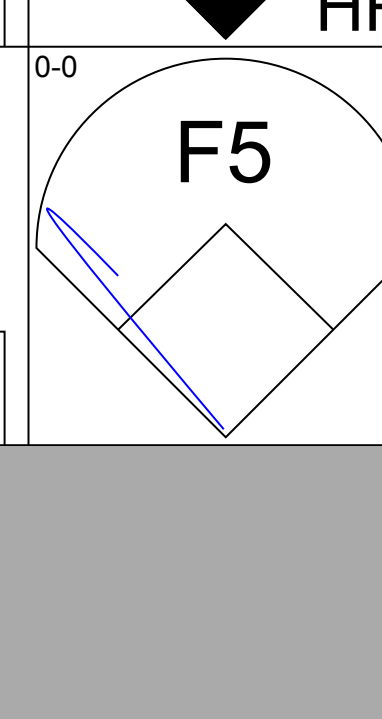
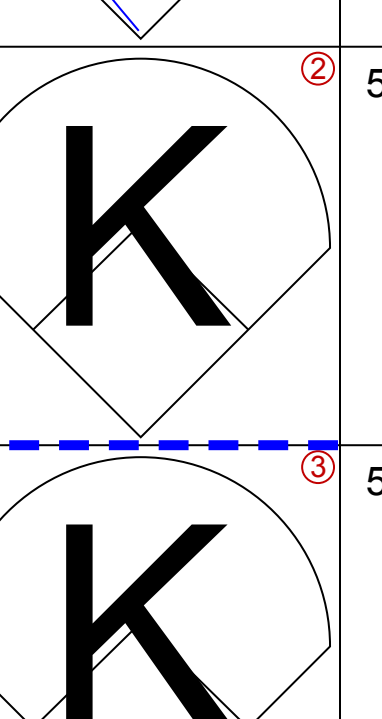
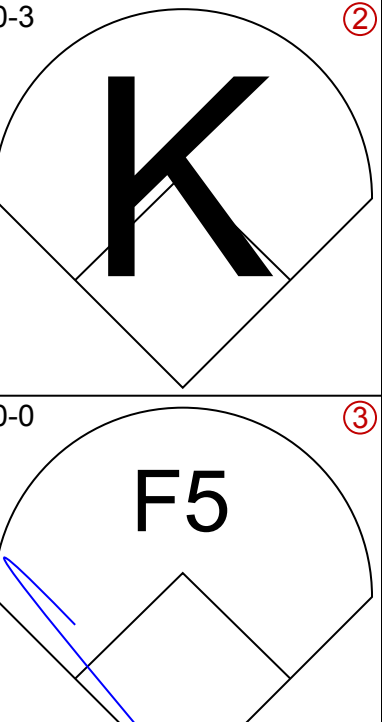
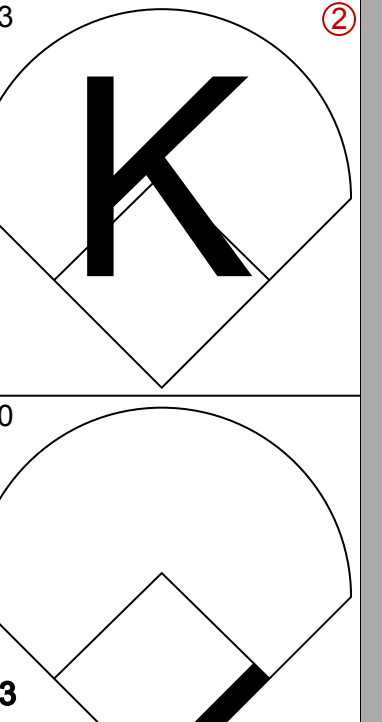
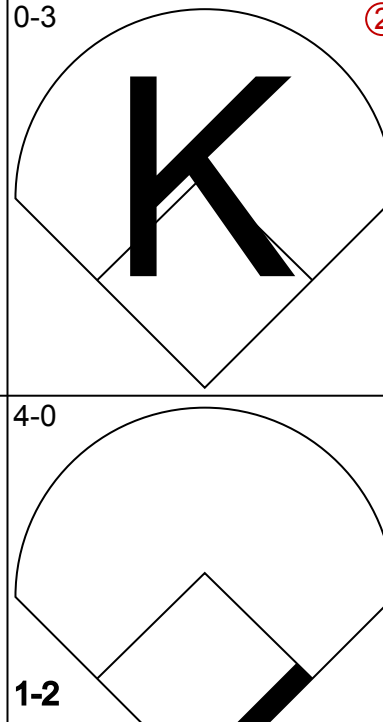
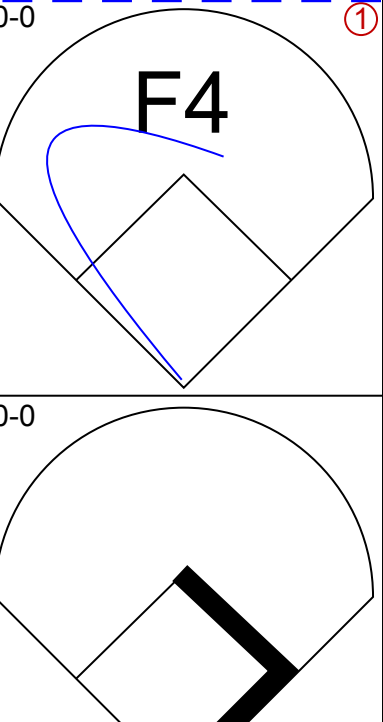
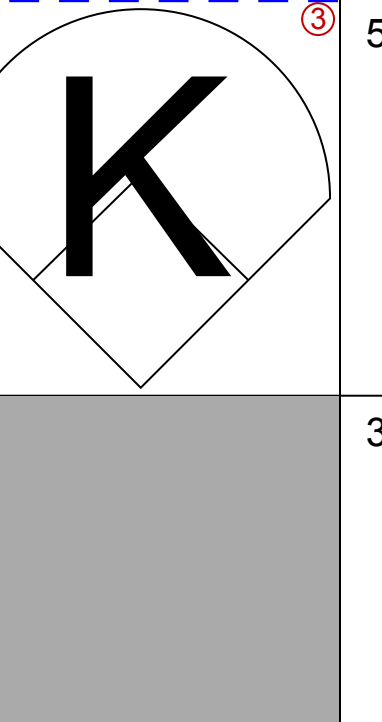
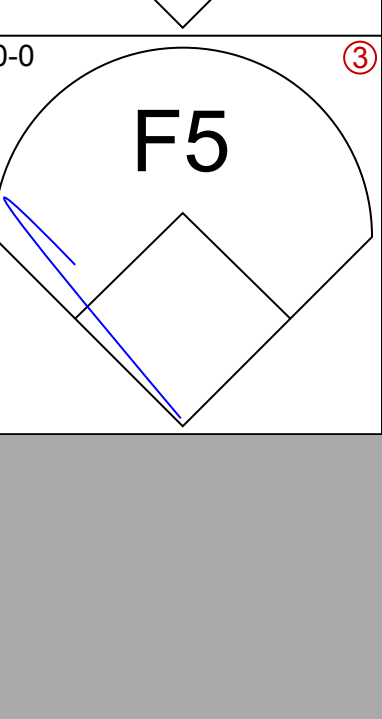
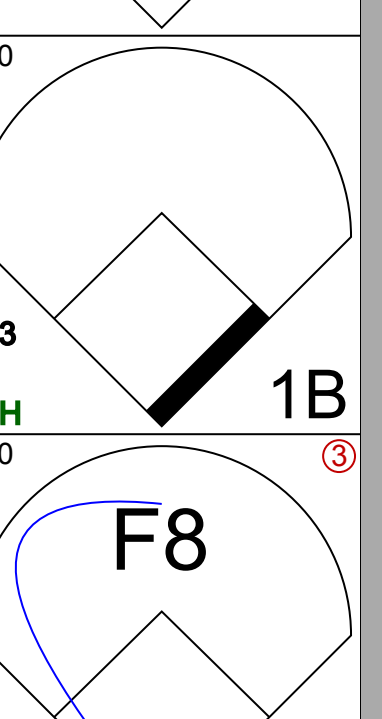
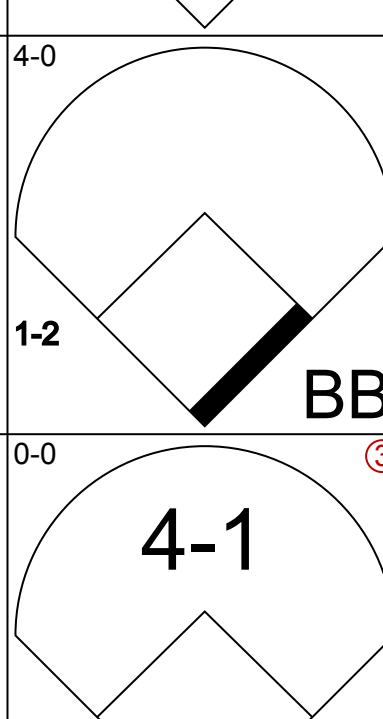
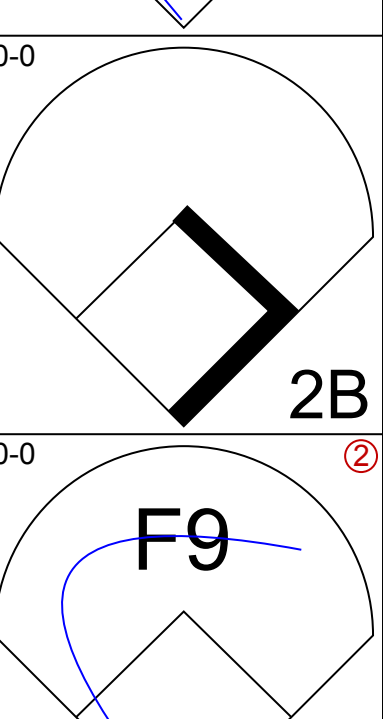
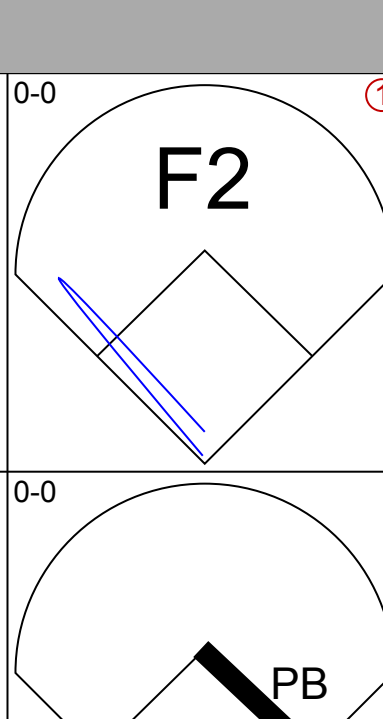
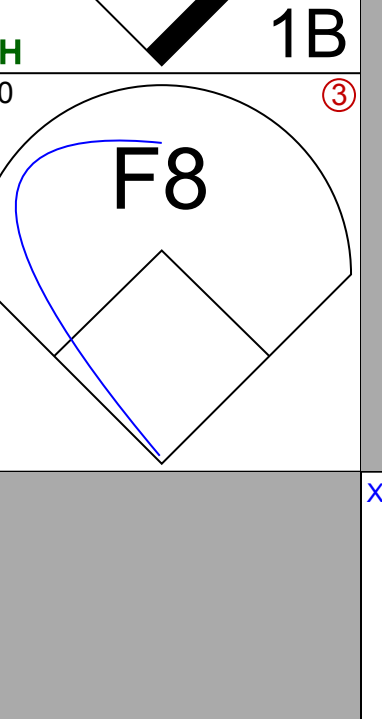
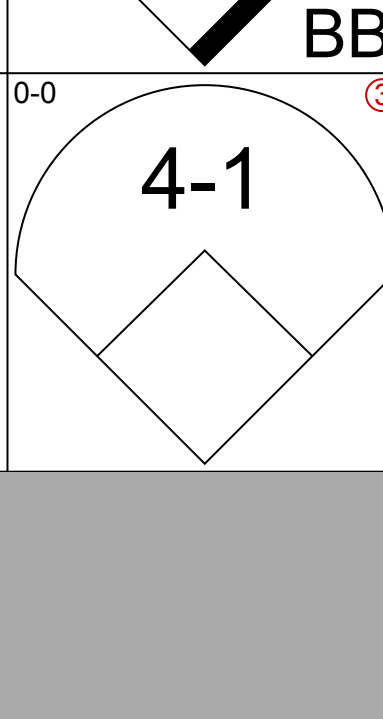
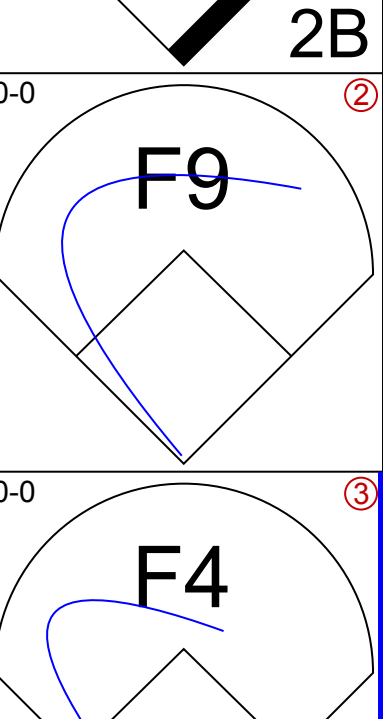
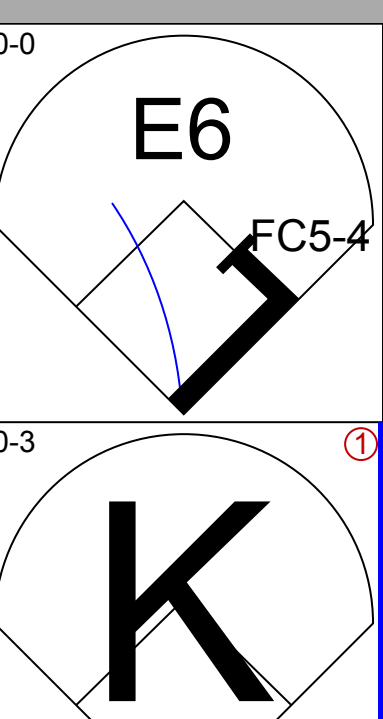
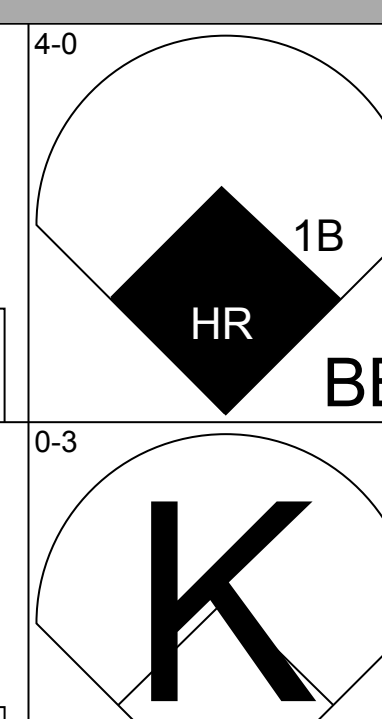
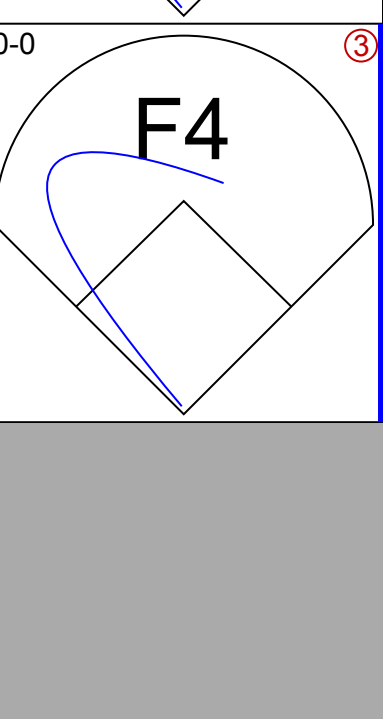
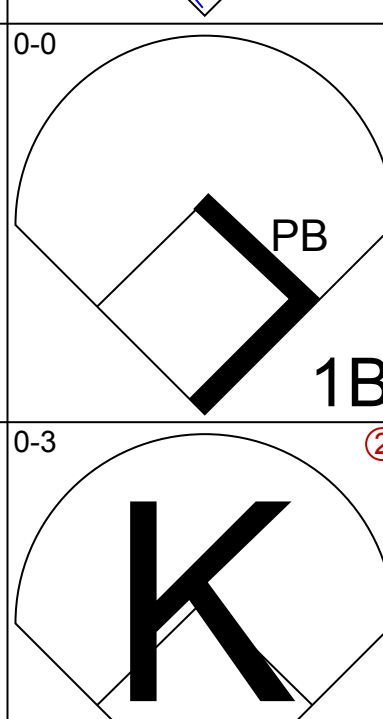
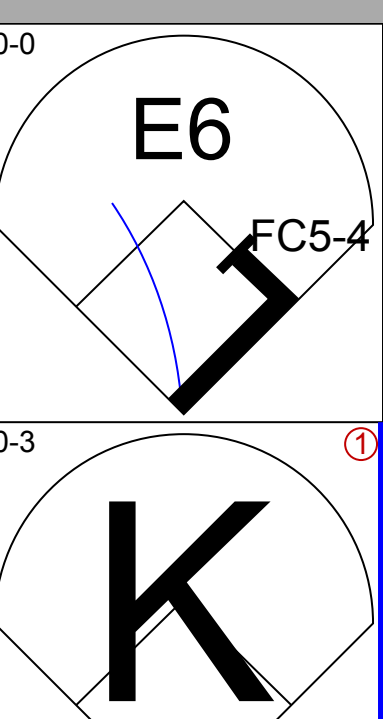
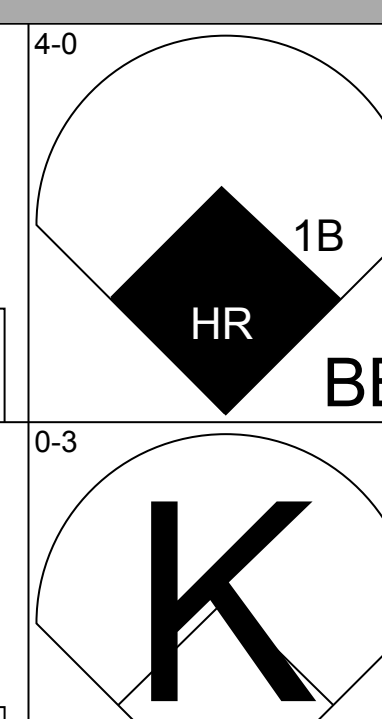
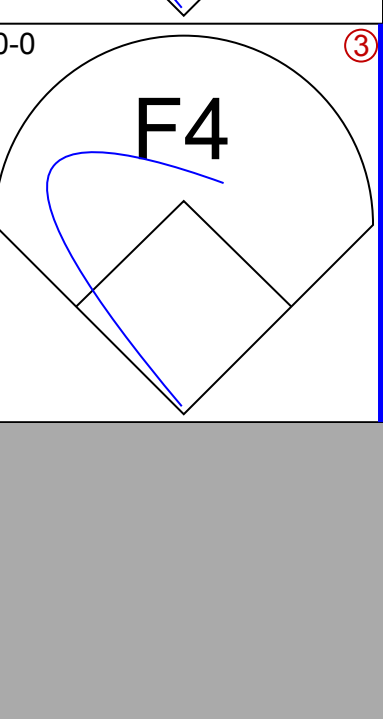
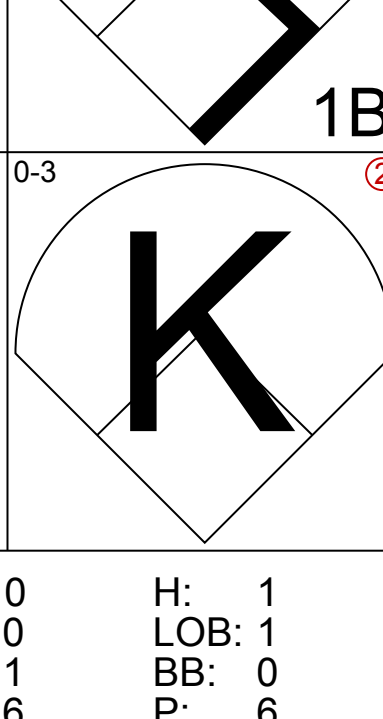

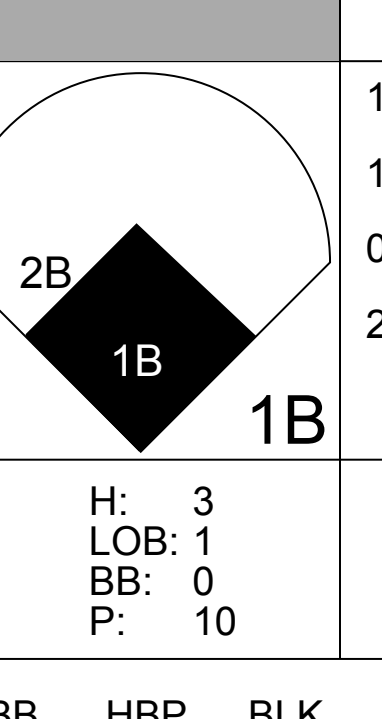
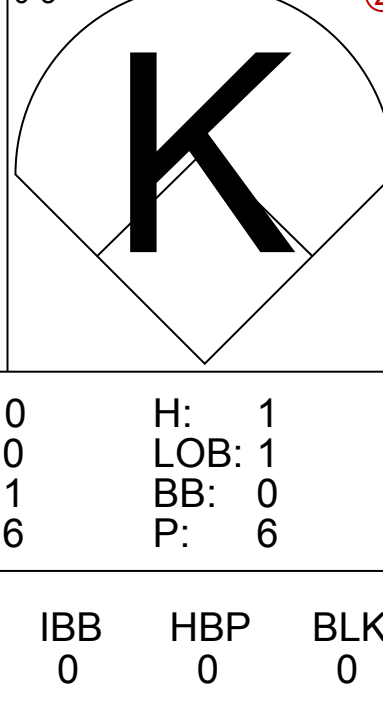
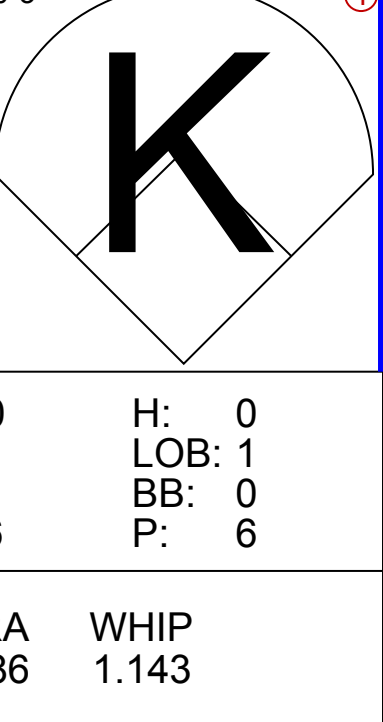
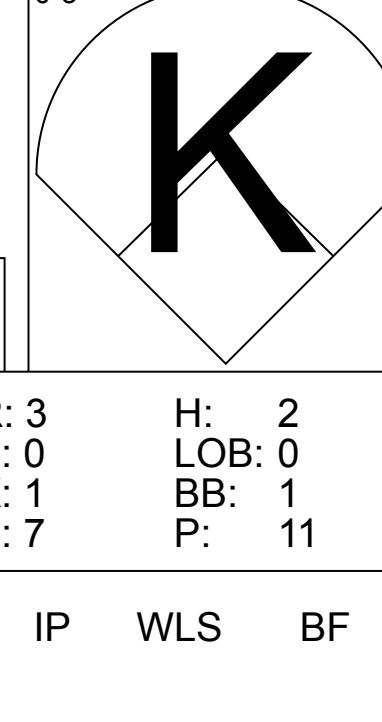


Batter	1	2	3	4	5	6	7	8	9	AB	R	H	RBI	BB	SO	LOB	BOTTOM								
Bob Gallagher, L (1, 9) OBP: 0.253, SLG: 0.288										4	0	1	0	0	0	1									
Roger Metzger, S (1, 6) OBP: 0.312, SLG: 0.339										4	0	1	0	0	0	2									
Cesar Cedeno, R (1, 8) OBP: 0.370, SLG: 0.513										4	0	2	0	0	0	0									
Bob Watson, R (1, 7) OBP: 0.399, SLG: 0.449										4	0	1	0	0	0	3									
Doug Rader, R (1, 5) OBP: 0.312, SLG: 0.414										4	0	0	0	0	1	3									
Lee May, R (1, 3) OBP: 0.307, SLG: 0.466										4	0	0	0	0	2	3									
Tommy Helms, R (1, 4) OBP: 0.320, SLG: 0.363										3	0	0	0	0	0	1									
Skip Jutze, R (1, 2) OBP: 0.271, SLG: 0.245										3	0	1	0	0	1	0									
Tom Griffin, R (1, 1) OBP: 0.182, SLG: 0.200										2	0	0	0	0	1	1									
Ken Forsch, R (7, 1) OBP: 0.095, SLG: 0.082										0	0	0	0	0	0	0									
Juan Pizarro, L (7, 1) OBP: 0.297, SLG: 0.196										0	0	0	0	0	0	0									
Jimmy Stewart, S (8, PH) OBP: 0.182, SLG: 0.182										0	0	0	0	0	0	0									
Inning Stats	R: 0 E: 0 K: 0 S: 4	H: 2 LOB: 1 BB: 0 P: 4	R: 0 E: 0 K: 1 S: 5	H: 0 LOB: 0 BB: 0 P: 5	R: 0 E: 0 K: 1 S: 6	H: 1 LOB: 1 BB: 0 P: 6	R: 0 E: 0 K: 0 S: 4	H: 1 LOB: 1 BB: 0 P: 4	R: 0 E: 0 K: 0 S: 3	H: 0 LOB: 0 BB: 0 P: 3	R: 0 E: 0 K: 0 S: 3	H: 0 LOB: 0 BB: 0 P: 3	R: 0 E: 0 K: 0 S: 4	H: 0 LOB: 1 BB: 0 P: 4	R: 0 E: 0 K: 1 S: 5	H: 0 LOB: 0 BB: 0 P: 5	R: 0 E: 0 K: 2 S: 9	H: 2 LOB: 2 BB: 0 P: 9	1B: 4 2B: 2 3B: 0 HR: 0	SF: 0 SAC: 0 DP: 0 HBP: 0	WP: 0 PB: 0 SB: 0 CS: 1	PA: 33			
PITCHER	IP	WLS	BF	H	R	ER	SO	BB	IBB	HBP	BLK	WP	HR	S	P	ERA	WHIP								
Bob Moose, R (1, 1) ERA: 3.72	9.0	W	33	6	0	0	5	0	0	0	0	0	0	43	43	0.00	0.667								

Pittsburgh Pirates @ Houston Astros
Astrodome, Houston, TX
Wed Aug 22 1973, 8:05 PM EDT
Att: 10,746 - Unknown

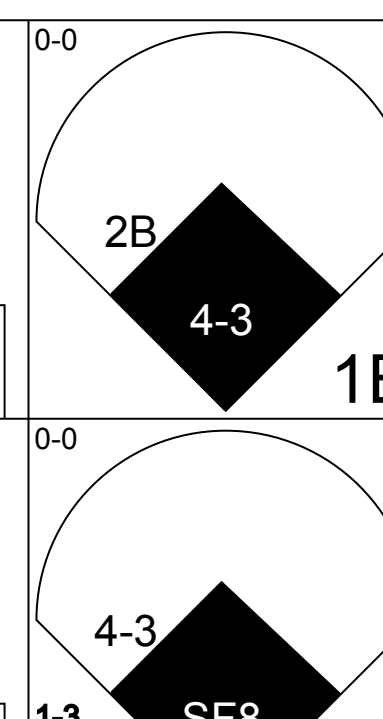
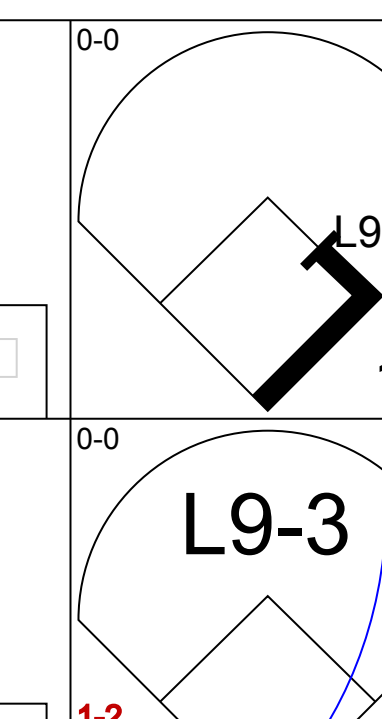
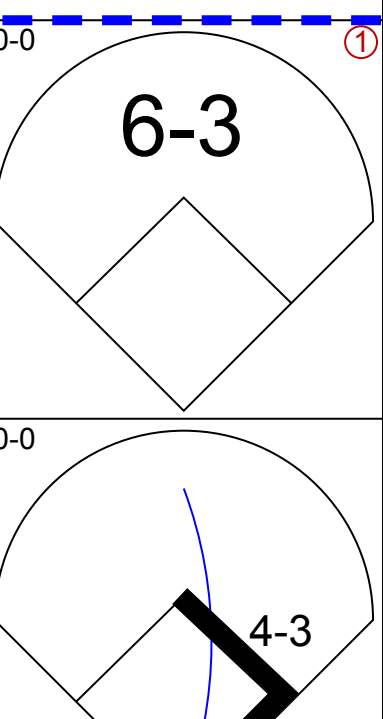
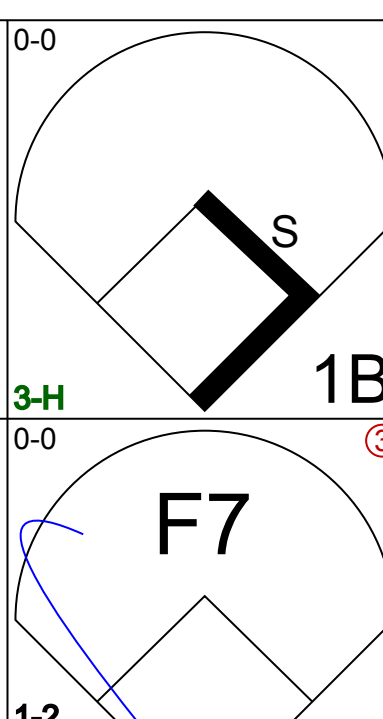
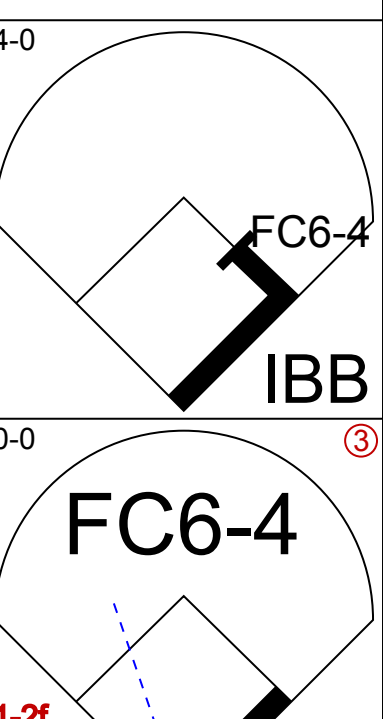
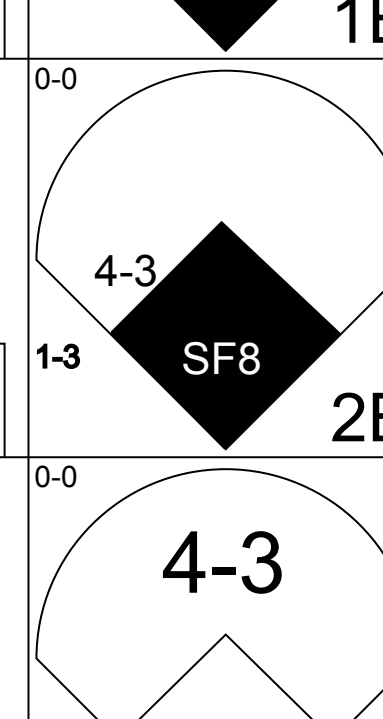
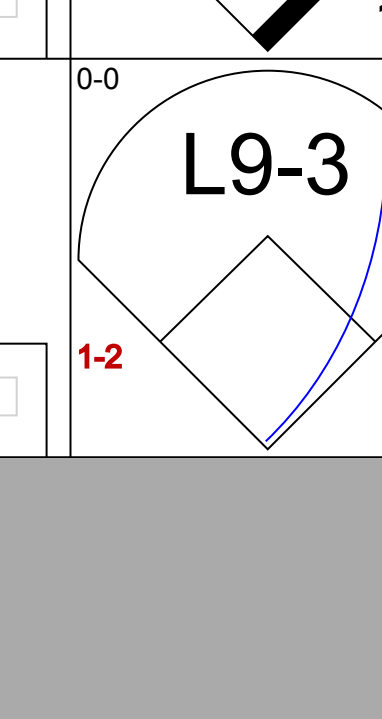
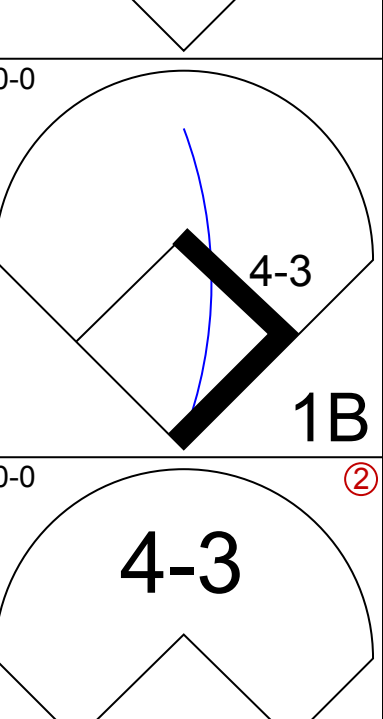
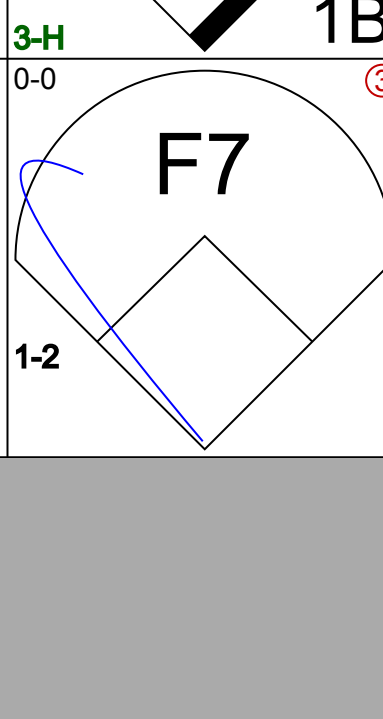
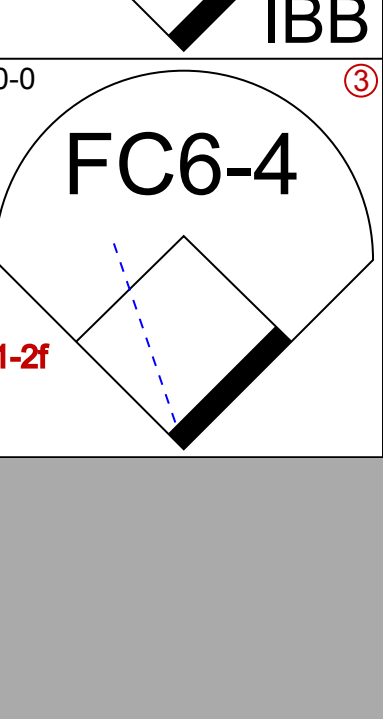
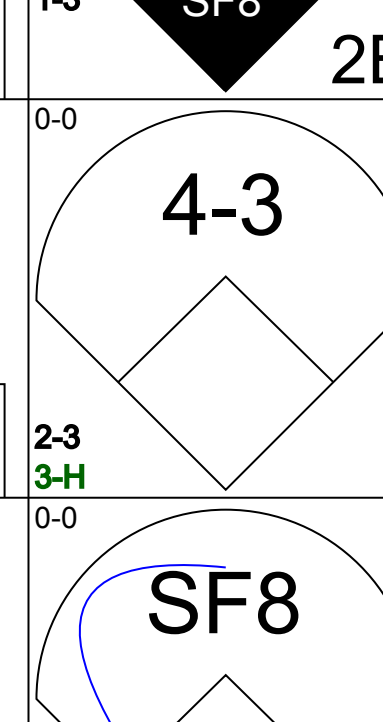
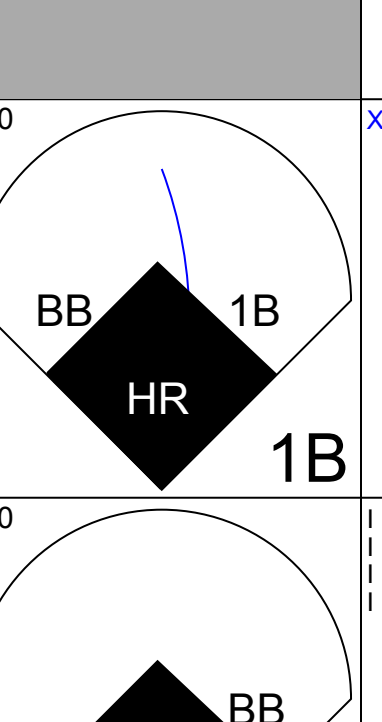
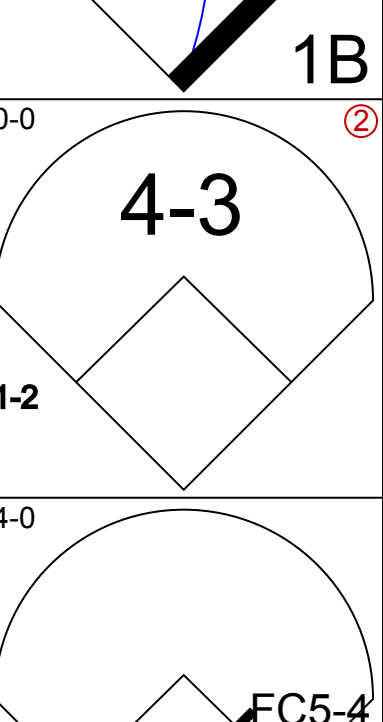
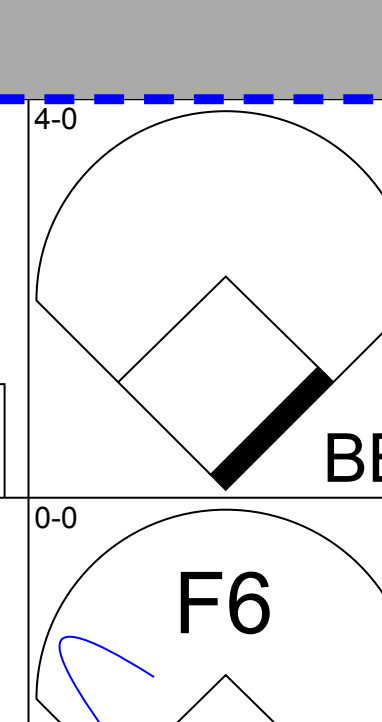
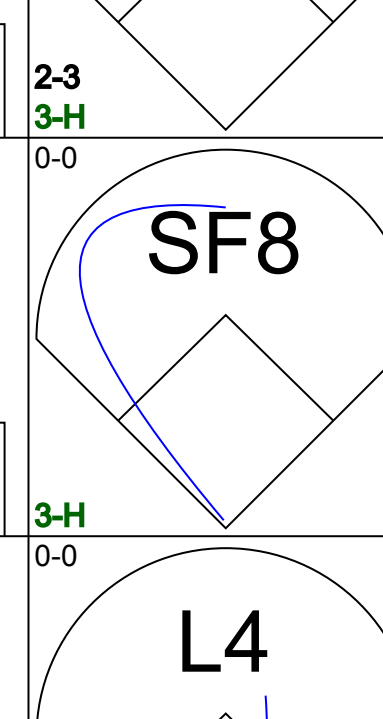
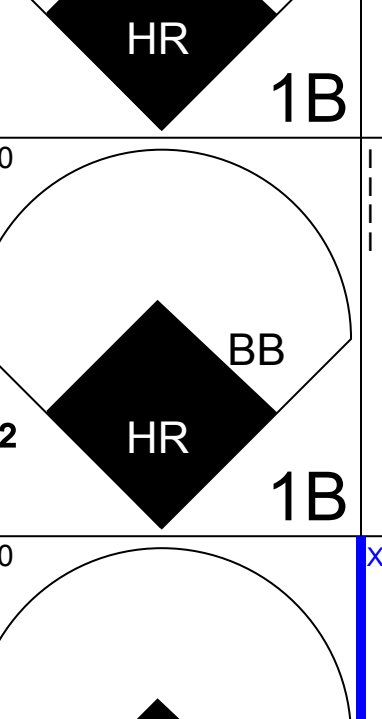
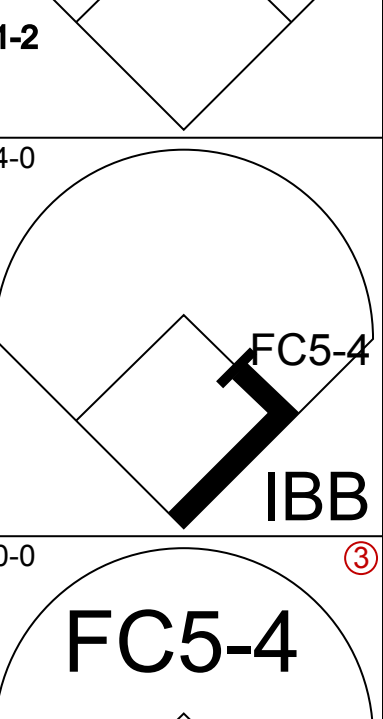
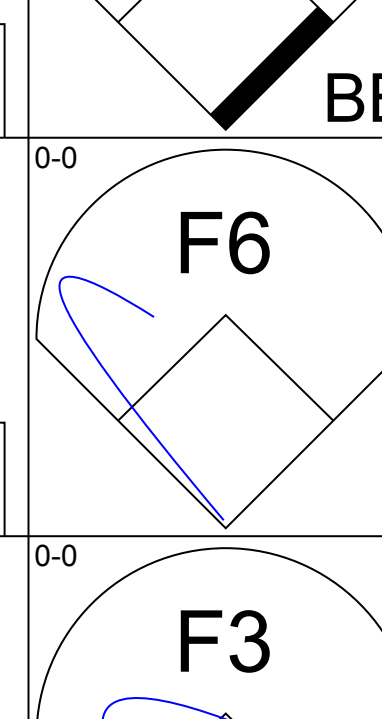
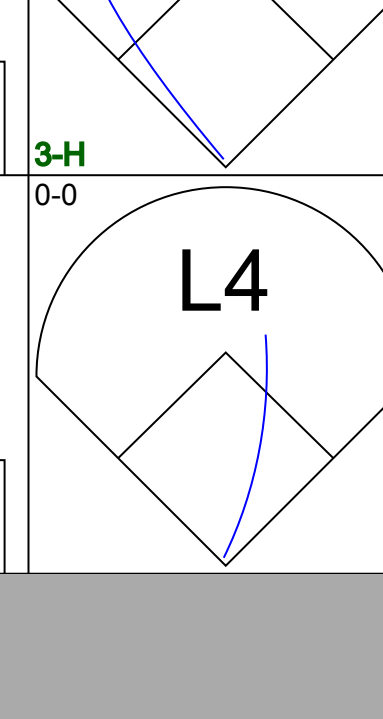
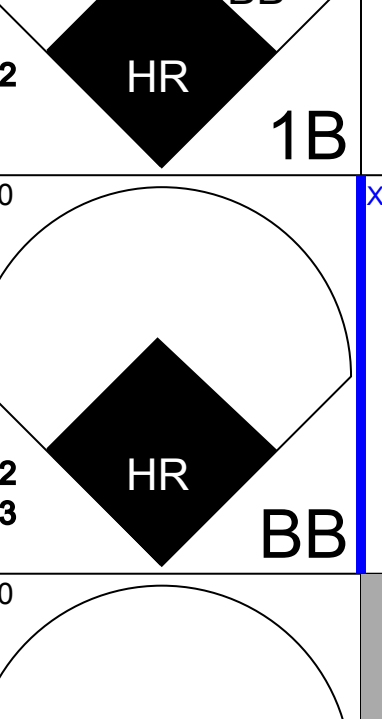
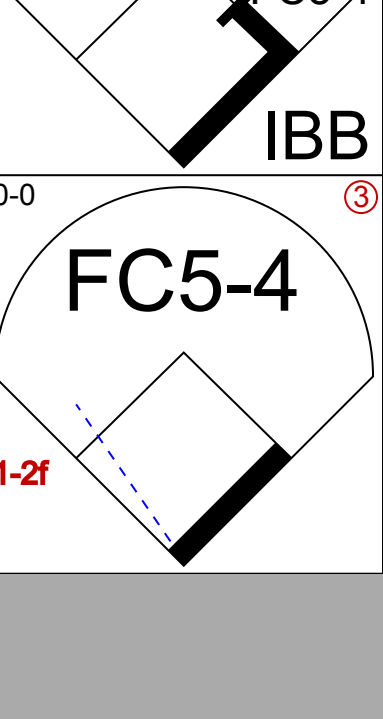
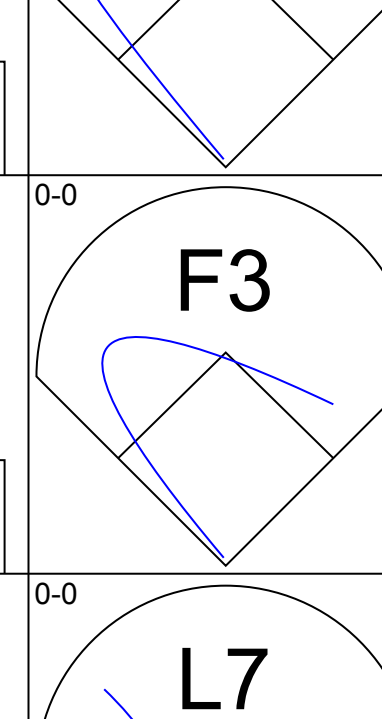
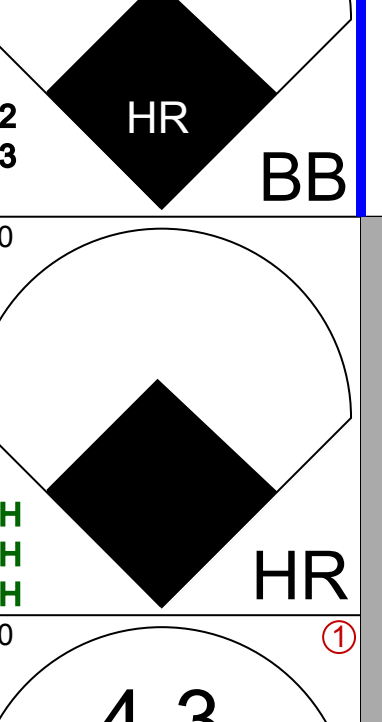

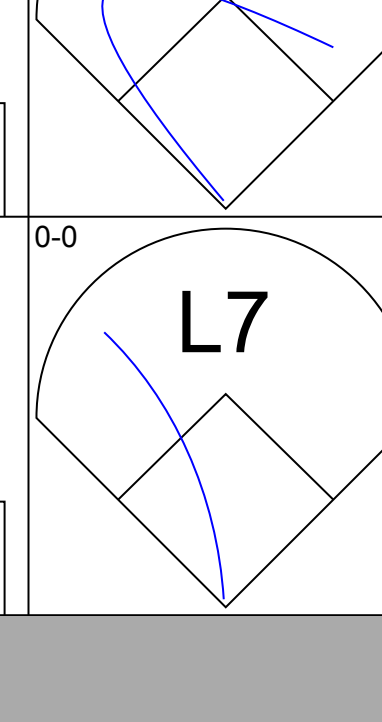
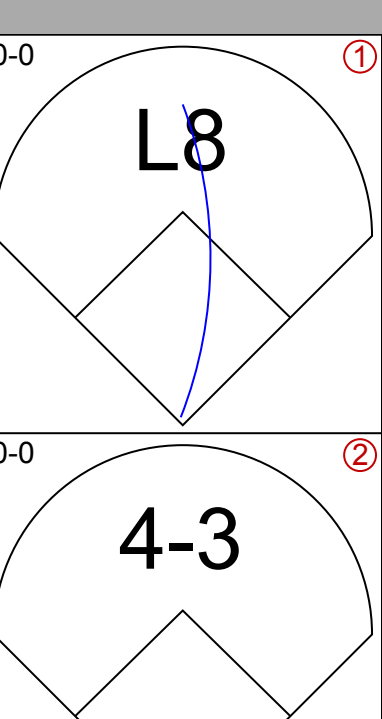
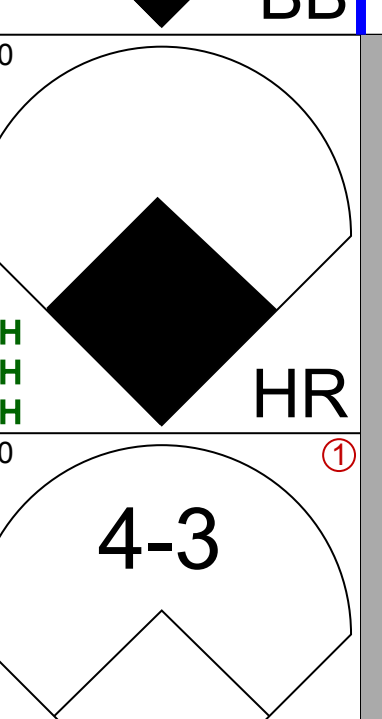
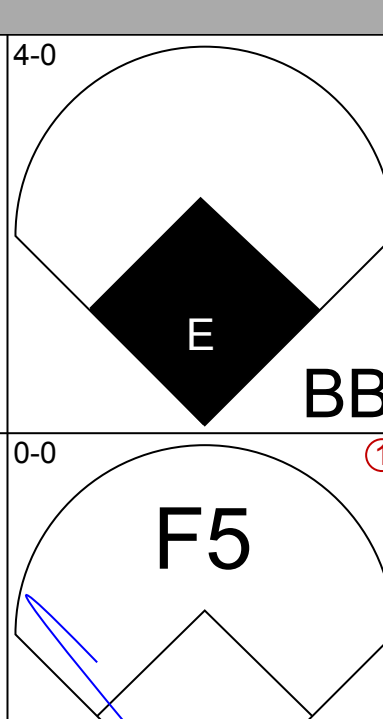
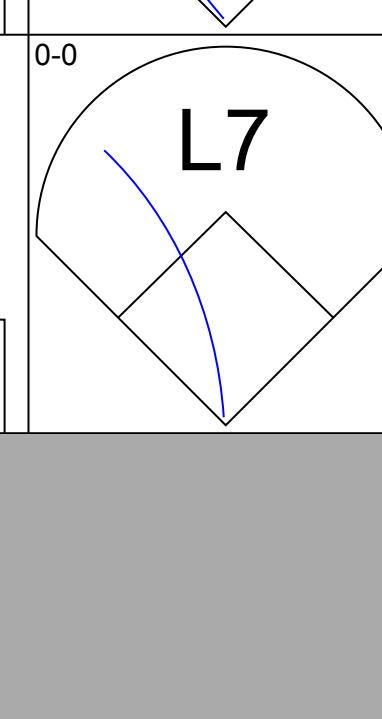
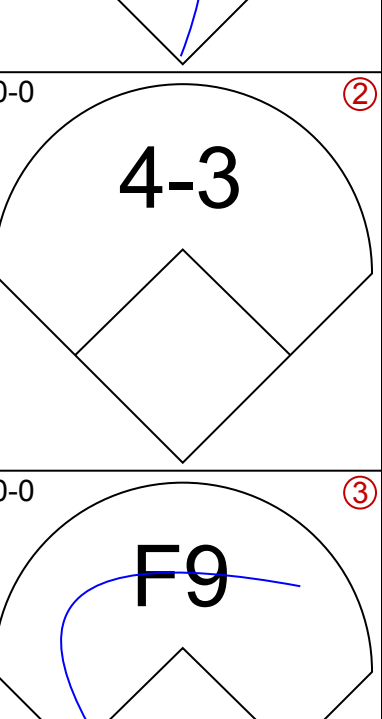
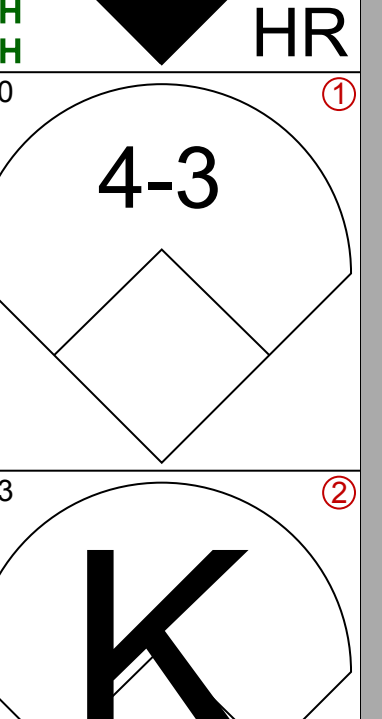
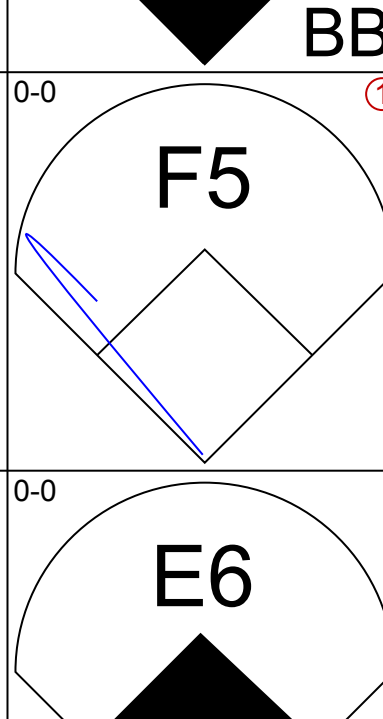
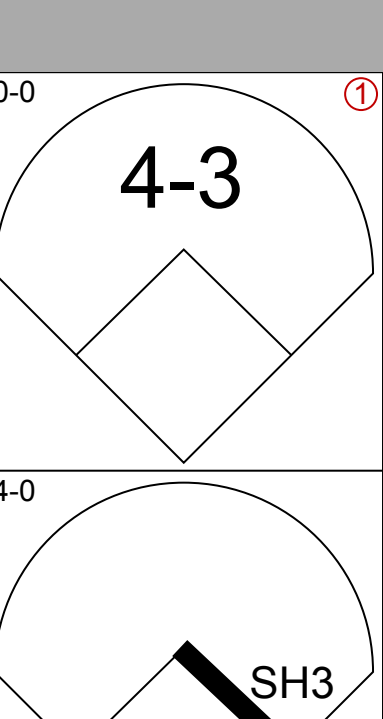
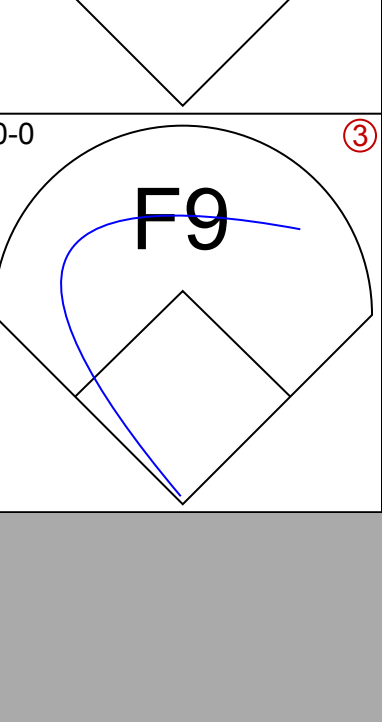
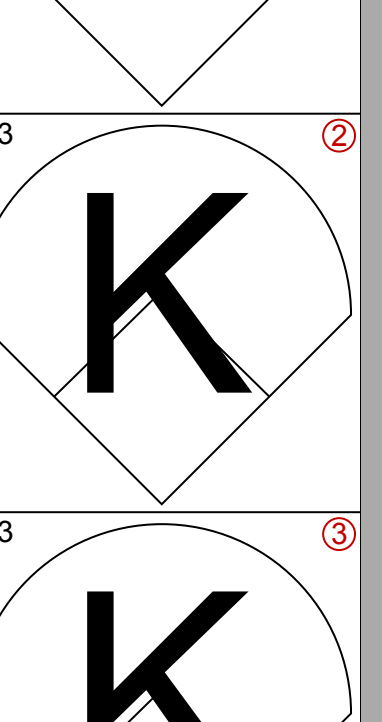
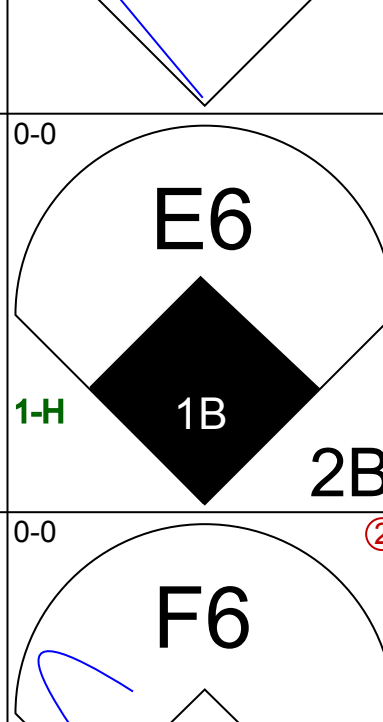
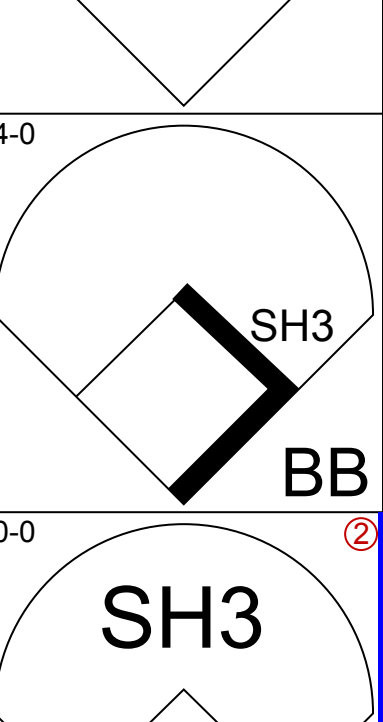
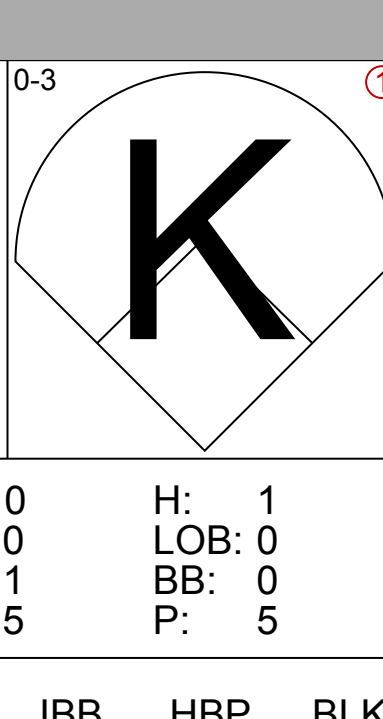
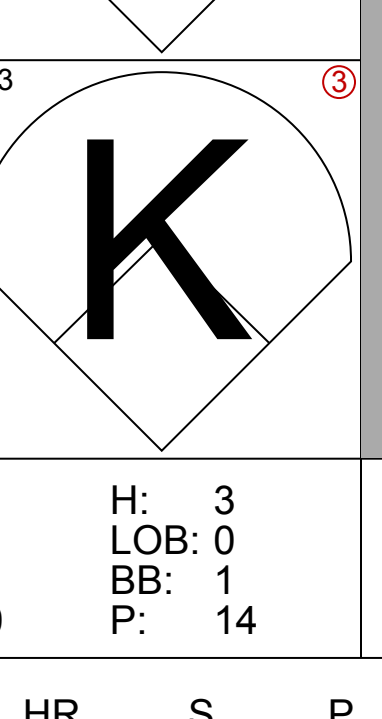
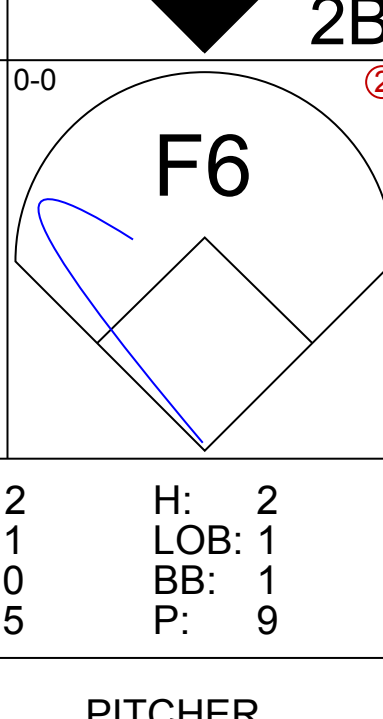
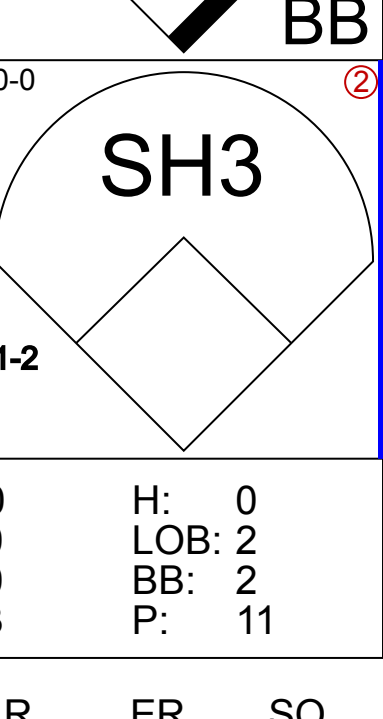
AB 33
R 0
H 6
RBI 0
BB 0
SO 5
LOB 14



Batter	1	2	3	4	5	6	7	8	9	AB	R	H	RBI	BB	SO	LOB	TOP							
Gene Clines, R (1, 8) OBP: 0.321, SLG: 0.343										5	2	2	0	0	1	2	Pittsburgh Pirates @ Atlanta Braves Atlanta Stadium, Atlanta, GA Sun Aug 26 1973, 3:33 AM EDT Att: 26,113 - Unknown							
Dave Cash, R (1, 4) OBP: 0.323, SLG: 0.334										3	1	0	0	1	1	3								
John Morlan, R (7, 1) OBP: 0.273, SLG: 0.300										0	0	0	0	0	0	0								
Milt May, L (9, PH) OBP: 0.350, SLG: 0.386										1	0	1	1	0	0	0								
Al Oliver, L (1, 3) OBP: 0.304, SLG: 0.460										5	1	1	3	0	0	3								
Willie Stargell, L (1, 7) OBP: 0.375, SLG: 0.646										5	0	1	0	0	1	4								
Richie Zisk, R (1, 9) OBP: 0.386, SLG: 0.562										5	0	0	0	0	4	4								
Richie Hebner, L (1, 5) OBP: 0.351, SLG: 0.463										3	0	2	1	1	0	0								
Manny Sanguillen, R (1, 2) OBP: 0.291, SLG: 0.417										4	0	0	0	0	0	5								
Dal Maxvill, R (1, 6) OBP: 0.278, SLG: 0.255										2	1	1	0	1	0	0								
Dave Parker, L (8, PH) OBP: 0.250, SLG: 0.369										1	0	0	0	0	0	1								
Jackie Hernandez, R (8, 6) OBP: 0.275, SLG: 0.271										0	0	0	0	0	0	0								
Dock Ellis, S (1, 1) OBP: 0.127, SLG: 0.113										1	0	0	0	0	1	1								
Gene Alley, R (5, PH) OBP: 0.289, SLG: 0.292										1	0	0	0	0	1	1								
Luke Walker, L (5, 1) OBP: 0.069, SLG: 0.069										0	0	0	0	0	0	0								
Rennie Stennett, R (7, PH) OBP: 0.268, SLG: 0.360										2	1	1	0	0	1	1								
Inning Stats	R: 0 E: 0 K: 2 S: 7	H: 0 LOB: 0 BB: 0 P: 7	R: 0 E: 0 K: 1 S: 5	H: 0 LOB: 0 BB: 0 P: 5	R: 0 E: 0 K: 1 S: 6	H: 1 LOB: 1 BB: 0 P: 6	R: 1 E: 1 K: 1 S: 7	H: 1 LOB: 2 BB: 1 P: 11	R: 0 E: 0 K: 1 S: 6	H: 0 LOB: 1 BB: 0 P: 6	R: 0 E: 0 K: 1 S: 6	H: 1 LOB: 2 BB: 1 P: 10	R: 3 E: 0 K: 1 S: 7	H: 2 LOB: 0 BB: 1 P: 11	R: 0 E: 0 K: 0 S: 4	H: 1 LOB: 1 BB: 0 P: 4	R: 2 E: 0 K: 2 S: 10	H: 3 LOB: 1 BB: 0 P: 10	1B: 6 2B: 2 3B: 0 HR: 1	SF: 0 SAC: 0 DP: 0 HBP: 0	WP: 0 PB: 0 SB: 0 CS: 0	PA: 41		
PITCHER	IP WLS BF H R ER SO BB IBB HBP BLK WP HR S P ERA WHIP	IP WLS BF H R ER SO BB IBB HBP BLK WP HR S P ERA WHIP	IP WLS BF H R ER SO BB IBB HBP BLK WP HR S P ERA WHIP	IP WLS BF H R ER SO BB IBB HBP BLK WP HR S P ERA WHIP	IP WLS BF H R ER SO BB IBB HBP BLK WP HR S P ERA WHIP	IP WLS BF H R ER SO BB IBB HBP BLK WP HR S P ERA WHIP	IP WLS BF H R ER SO BB IBB HBP BLK WP HR S P ERA WHIP	IP WLS BF H R ER SO BB IBB HBP BLK WP HR S P ERA WHIP	IP WLS BF H R ER SO BB IBB HBP BLK WP HR S P ERA WHIP	IP WLS BF H R ER SO BB IBB HBP BLK WP HR S P ERA WHIP	IP WLS BF H R ER SO BB IBB HBP BLK WP HR S P ERA WHIP	IP WLS BF H R ER SO BB IBB HBP BLK WP HR S P ERA WHIP	IP WLS BF H R ER SO BB IBB HBP BLK WP HR S P ERA WHIP	IP WLS BF H R ER SO BB IBB HBP BLK WP HR S P ERA WHIP	IP WLS BF H R ER SO BB IBB HBP BLK WP HR S P ERA WHIP	IP WLS BF H R ER SO BB IBB HBP BLK WP HR S P ERA WHIP	IP WLS BF H R ER SO BB IBB HBP BLK WP HR S P ERA WHIP	IP WLS BF H R ER SO BB IBB HBP BLK WP HR S P ERA WHIP	IP WLS BF H R ER SO BB IBB HBP BLK WP HR S P ERA WHIP	IP WLS BF H R ER SO BB IBB HBP BLK WP HR S P ERA WHIP	IP WLS BF H R ER SO BB IBB HBP BLK WP HR S P ERA WHIP	IP WLS BF H R ER SO BB IBB HBP BLK WP HR S P ERA WHIP	IP WLS BF H R ER SO BB IBB HBP BLK WP HR S P ERA WHIP	
Roric Harrison, R (1, 1) ERA: 3.78	7.0 W 31 5 4 3 8 3 0 0 0 0 0 1 44 56 3.86 1.143	7.0 W 31 5 4 3 8 3 0 0 0 0 0 0 7 7 9.00 4.000	8.1 1.0 7 4 2 1 0 0 0 0 0 0 0 4 4 0.00 0.000	8.1 1.0 7 4 2 1 0 0 0 0 0 0 0 7 7 9.00 4.000	9.1 0.2 2 0 0 0 1 0 0 0 0 0 0 3 3 0.00 0.000	9.1 0.1 S 1 0 0 0 1 0 0 0 0 0 0 0 3 3 0.00 0.000																		
Gary Neibauer, R (8, 1) ERA: 4.91																								
Tom House, L (9, 1) ERA: 4.7																								
Adrian Devine, R (9, 1) ERA: 6.91																								

AB	38
R	6
H	9
RBI	5
BB	3
SO	10
LOB	25

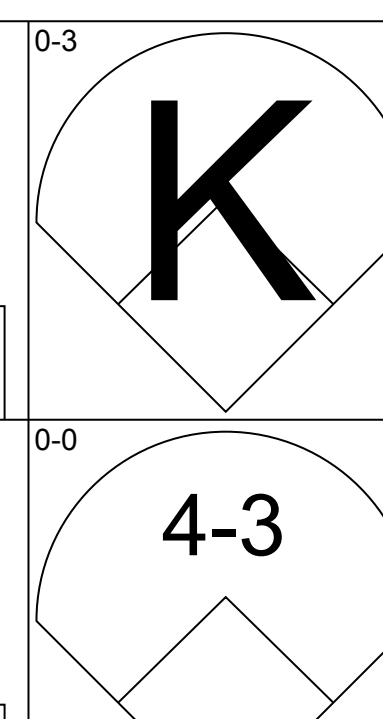
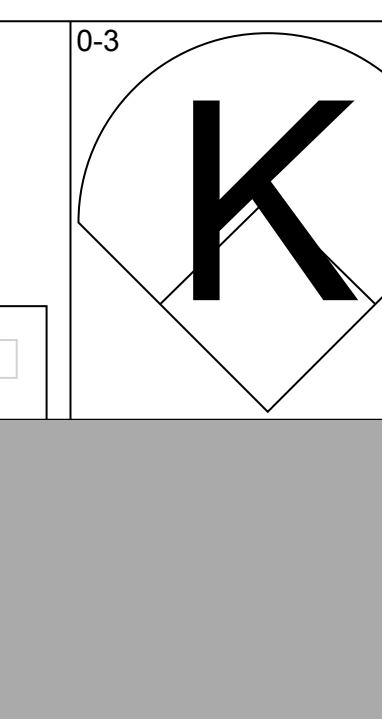
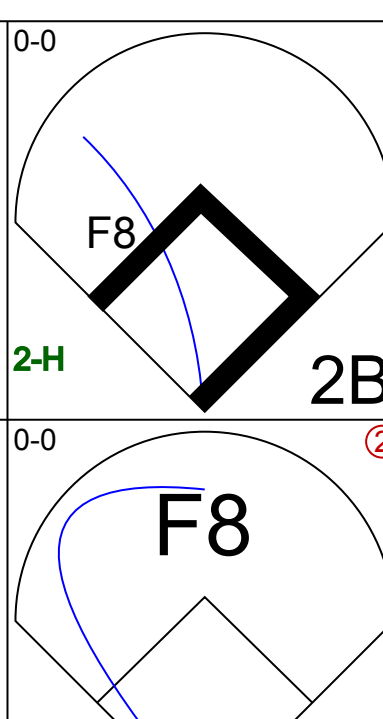
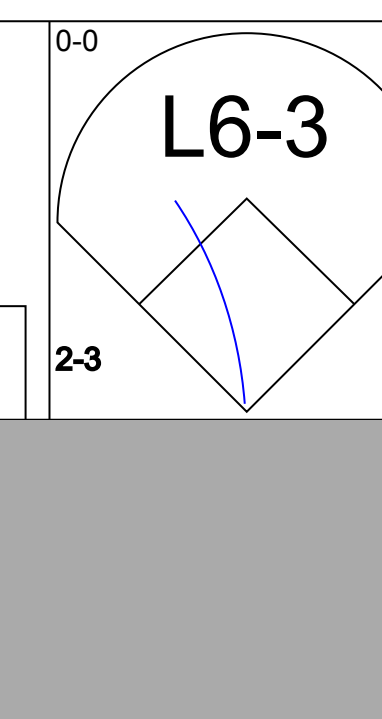
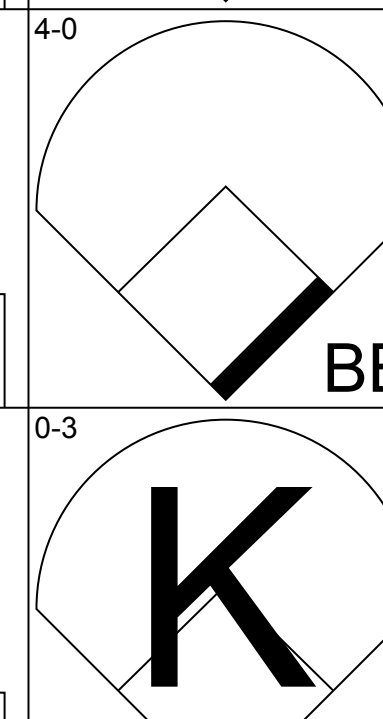
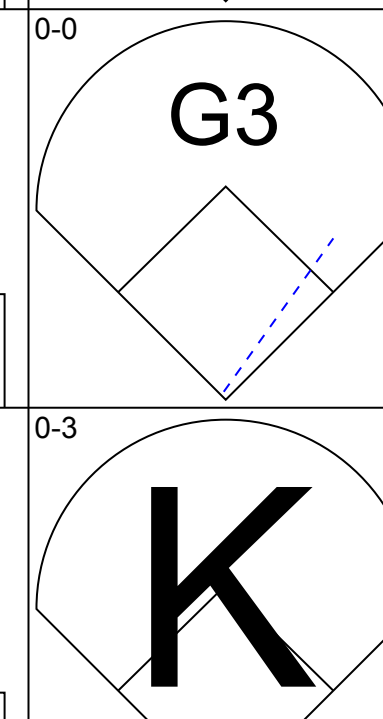
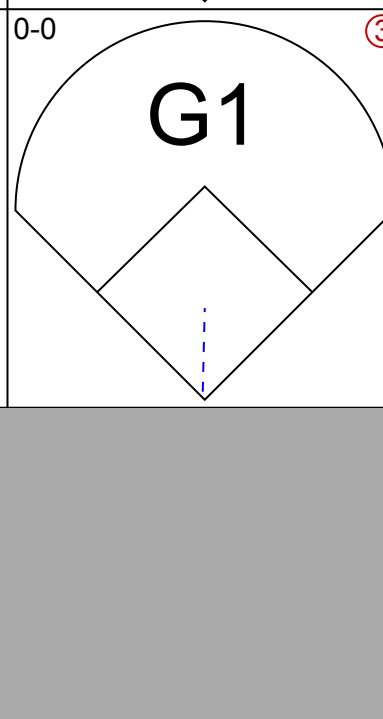
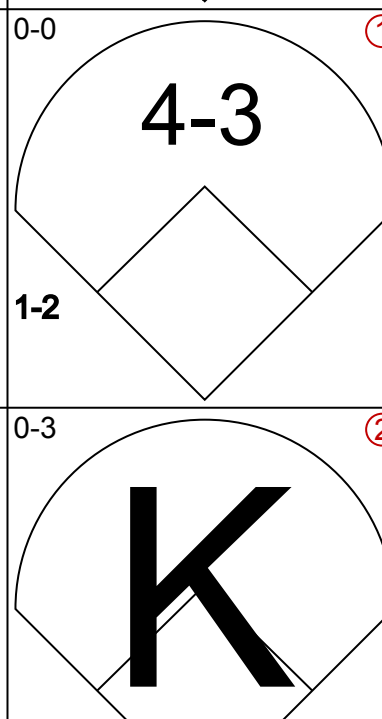



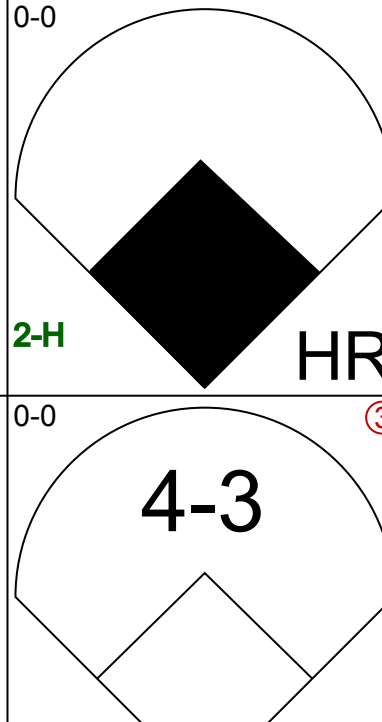




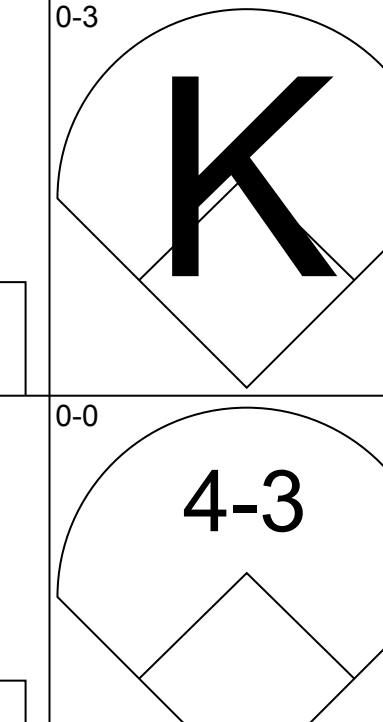
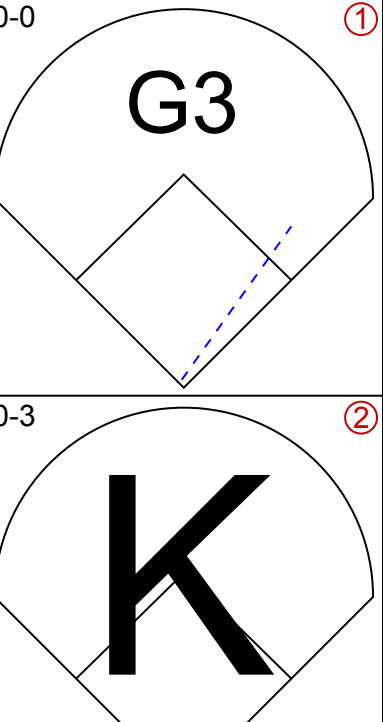
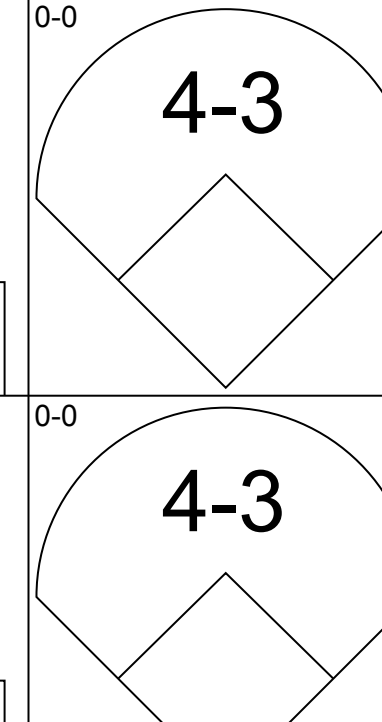
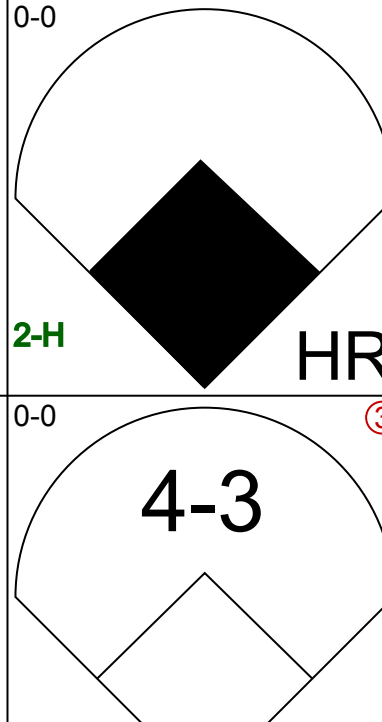

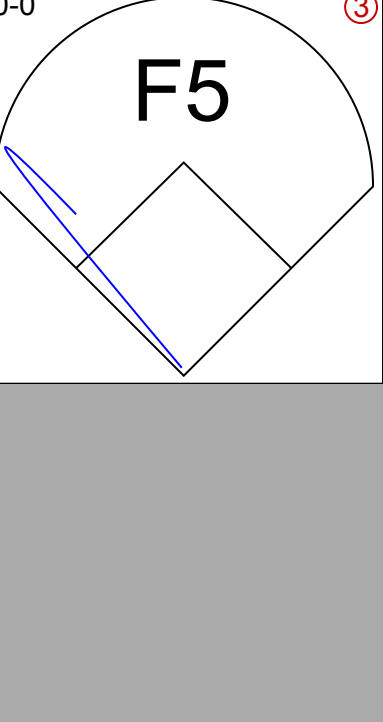



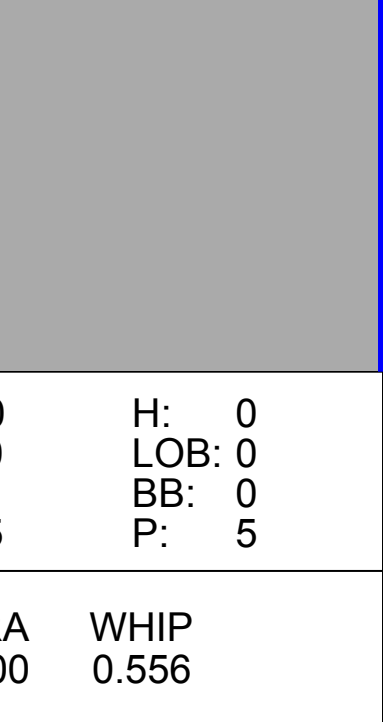
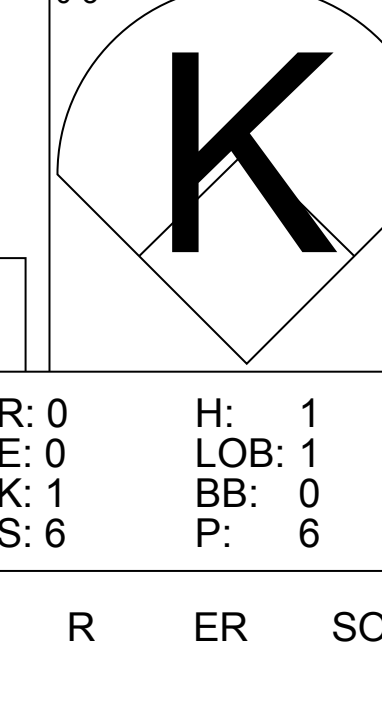
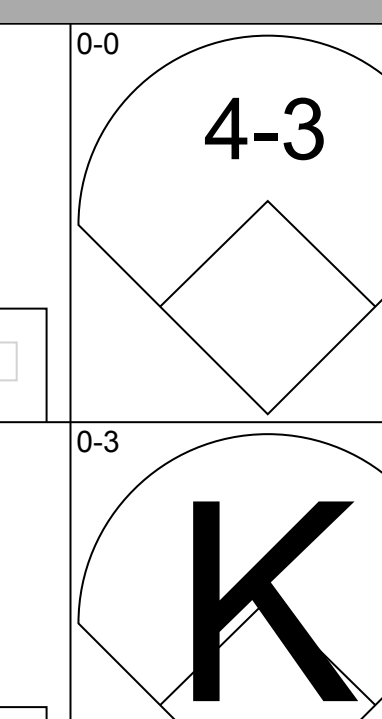
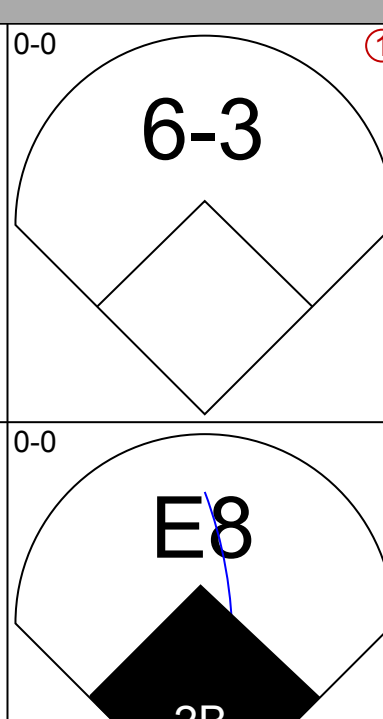
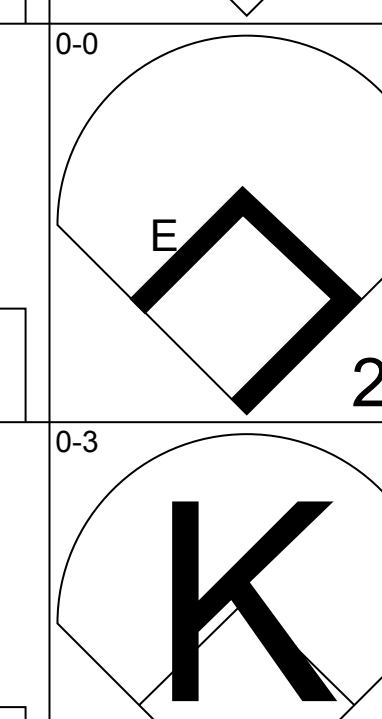
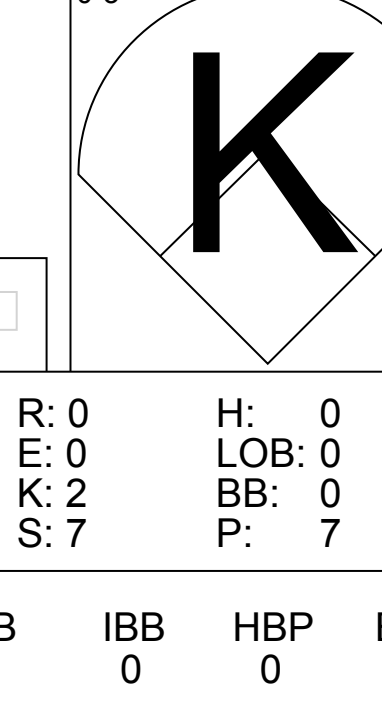
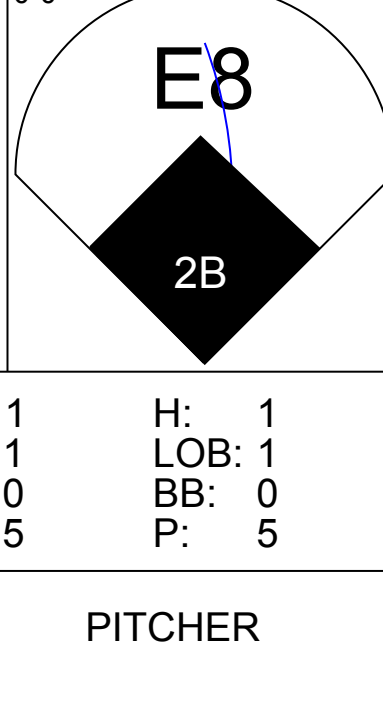
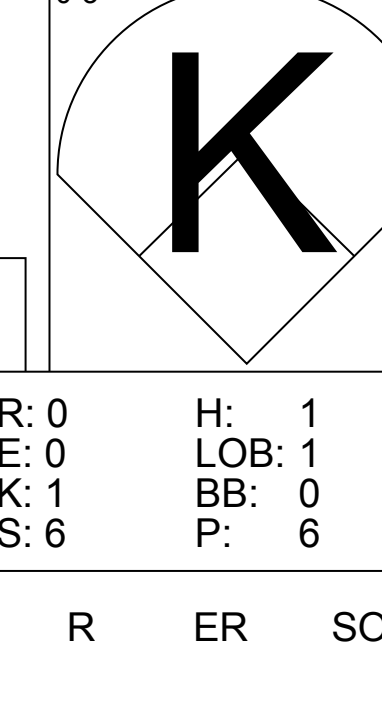


Batter	1	2	3	4	5	6	7	8	9	AB	R	H	RBI	BB	SO	LOB	BOTTOM							
Ralph Garr, L (1, 9) OBP: 0.328, SLG: 0.422										4	1	3	1	1	0	0	Pittsburgh Pirates @ Atlanta Braves Atlanta Stadium, Atlanta, GA Sun Aug 26 1973, 3:33 AM EDT Att: 26,113 - Unknown							
Sonny Jackson, L (1, 6) OBP: 0.292, SLG: 0.266										5	1	2	0	0	4									
Darrell Evans, L (1, 5) OBP: 0.411, SLG: 0.575										3	1	1	1	1	0	2								
Dusty Baker Jr., R (1, 8) OBP: 0.368, SLG: 0.449										2	1	1	1	1	0	1								
Mike Lum, L (1, 7) OBP: 0.356, SLG: 0.476										1	1	0	0	1	0	0								
Marty Perez, R (5, 6) OBP: 0.306, SLG: 0.318										2	0	0	0	0	0	3								
Davey Johnson, R (1, 4) OBP: 0.359, SLG: 0.539										3	2	1	4	1	0	1								
Frank Tepedino, L (1, 3) OBP: 0.347, SLG: 0.409										4	0	0	0	0	0	1								
Dick Dietz, R (1, 2) OBP: 0.462, SLG: 0.423										3	1	1	1	1	1	0								
Roric Harrison, R (1, 1) OBP: 0.054, SLG: 0.162										3	0	0	0	0	2	1								
Gary Neibauer, R (8, 1) OBP: 0.333, SLG: 1.333										0	0	0	0	0	0	0								
Tom House, L (9, 1) OBP: 0.286, SLG: 0.429										0	0	0	0	0	0	0								
Adrian Devine, R (9, 1) OBP: 0.400, SLG: 0.250										0	0	0	0	0	0	0								
Inning Stats	R: 2 E: 0 K: 0 S: 5	H: 2 LOB: 0 BB: 0 P: 5	R: 0 E: 0 K: 0 S: 3	H: 0 LOB: 0 BB: 0 P: 3	R: 0 E: 0 K: 1 S: 5	H: 1 LOB: 0 BB: 0 P: 5	R: 4 E: 0 K: 2 S: 10	H: 3 LOB: 0 BB: 1 P: 14	R: 0 E: 0 K: 0 S: 4	H: 1 LOB: 2 BB: 1 P: 8	R: 2 E: 1 K: 0 S: 5	H: 2 LOB: 1 BB: 1 P: 9	R: 0 E: 0 K: 0 S: 3	H: 0 LOB: 2 BB: 1 P: 7	R: 0 E: 0 K: 0 S: 3	H: 0 LOB: 2 BB: 2 P: 11	1B: 6 2B: 3 3B: 0 HR: 1	SF: 1 SAC: 1 DP: 1 HBP: 0	WP: 0 PB: 0 SB: 1 CS: 0	PA: 38				
PITCHER	IP WLS BF H R ER SO BB IBB HBP BLK WP HR S P ERA WHIP	IP WLS BF H R ER SO BB IBB HBP BLK WP HR S P ERA WHIP	IP WLS BF H R ER SO BB IBB HBP BLK WP HR S P ERA WHIP	IP WLS BF H R ER SO BB IBB HBP BLK WP HR S P ERA WHIP	IP WLS BF H R ER SO BB IBB HBP BLK WP HR S P ERA WHIP	IP WLS BF H R ER SO BB IBB HBP BLK WP HR S P ERA WHIP	IP WLS BF H R ER SO BB IBB HBP BLK WP HR S P ERA WHIP	IP WLS BF H R ER SO BB IBB HBP BLK WP HR S P ERA WHIP	IP WLS BF H R ER SO BB IBB HBP BLK WP HR S P ERA WHIP	IP WLS BF H R ER SO BB IBB HBP BLK WP HR S P ERA WHIP	IP WLS BF H R ER SO BB IBB HBP BLK WP HR S P ERA WHIP	IP WLS BF H R ER SO BB IBB HBP BLK WP HR S P ERA WHIP	IP WLS BF H R ER SO BB IBB HBP BLK WP HR S P ERA WHIP	IP WLS BF H R ER SO BB IBB HBP BLK WP HR S P ERA WHIP	IP WLS BF H R ER SO BB IBB HBP BLK WP HR S P ERA WHIP	IP WLS BF H R ER SO BB IBB HBP BLK WP HR S P ERA WHIP	IP WLS BF H R ER SO BB IBB HBP BLK WP HR S P ERA WHIP	IP WLS BF H R ER SO BB IBB HBP BLK WP HR S P ERA WHIP	IP WLS BF H R ER SO BB IBB HBP BLK WP HR S P ERA WHIP	IP WLS BF H R ER SO BB IBB HBP BLK WP HR S P ERA WHIP	IP WLS BF H R ER SO BB IBB HBP BLK WP HR S P ERA WHIP	IP WLS BF H R ER SO BB IBB HBP BLK WP HR S P ERA WHIP		
Dock Ellis, R (1, 1) ERA: 3.11	4.0 L 18 6 6 6 3 1 1 0 0 0 0 0 9 17 9.00 2.000	4.0 L 18 6 6 6 3 1 1 0 0 0 0 0 9 17 9.00 2.000	5.1 2.0 11 3 2 2 0 1 1 0 0 0 0 6 18 0.00 1.000	5.1 2.0 11 3 2 2 0 1 1 0 0 0 0 6 18 0.00 1.000	7.1 2.0 9 0 0 0 0 2 1 0 0 0 0 6 18 0.00 1.000																			
Luke Walker, L (5, 1) ERA: 4.38																								
John Morlan, R (7, 1) ERA: 3.21																								



Batter	1	2	3	4	5	6	7	8	9	AB	R	H	RBI	BB	SO	LOB	TOP											
Gene Clines, R OBP: 0.319, SLG: 0.338 (1, 8)	L2-3		G4-6-3 BB			L6-3	L7			4	0	0	0	1	0	6	Pittsburgh Pirates @ Cincinnati Reds Riverfront Stadium, Cincinnati, OH Tue Aug 28 1973, 7:05 PM EDT Att: 31,729 - Unknown livebaseballscorecards.com											
Dave Cash, R OBP: 0.327, SLG: 0.340 (1, 5)	BB		G4-6-3 1-2			HR 2B	CS 1B	F7		4	1	2	0	1	0	1												
Al Oliver, L OBP: 0.305, SLG: 0.465 (1, 3)	L8		L8			HR 2-H	BB BB 1B	K		5	2	2	2	0	1	1												
Willie Stargell, L OBP: 0.373, SLG: 0.640 Dave Parker, L OBP: 0.250, SLG: 0.369 (1, 7) (9, 7)	K			K		F5	BB BB 1B	F5		4	1	0	0	1	2	1												
Richie Zisk, R OBP: 0.387, SLG: 0.560 (1, 9)		F7		L8		1B 2B	BB BB 1B	K		4	2	1	0	1	1	0												
Manny Sanguillen, R OBP: 0.294, SLG: 0.418 (1, 2)		4-3 1B 2B		F7		1B 1B 1B	BB BB BB	6-3		3	2	1	1	2	0	0												
Rennie Stennett, R OBP: 0.289, SLG: 0.360 (1, 4)		4-3 2-3			F4	BB 1B	BB BB 1B	F8		5	0	2	3	0	0	1												
Dal Maxvill, R OBP: 0.289, SLG: 0.263 (1, 6)		FC4-6 1B 3-H			F4	BB 1B	BB BB 1B			3	0	2	2	1	0	0												
Bob Moose, R OBP: 0.179, SLG: 0.135 Bob Johnson, L (6, 1)	FC4-6 1-2				F3	BB	K			2	0	0	0	1	0	1												
						1-2 2-3	BB			1	0	0	0	0	1	3												
Inning Stats	R: 0 E: 0 K: 1 S: 5	H: 0 LOB: 1 BB: 1 P: 9	R: 1 E: 0 K: 0 S: 5	H: 2 LOB: 1 BB: 0 P: 5	R: 0 E: 0 K: 1 S: 2	H: 0 LOB: 0 BB: 1 P: 6	R: 0 E: 0 K: 1 S: 5	H: 0 LOB: 0 BB: 0 P: 5	R: 0 E: 0 K: 0 S: 3	H: 0 LOB: 0 BB: 0 P: 3	R: 4 E: 0 K: 0 S: 8	H: 5 LOB: 3 BB: 2 P: 16	R: 3 E: 0 K: 1 S: 7	H: 3 LOB: 3 BB: 4 P: 23	R: 0 E: 0 K: 1 S: 5	H: 0 LOB: 0 BB: 0 P: 5	R: 0 E: 0 K: 1 S: 5	H: 0 LOB: 0 BB: 0 P: 5	1B: 6 2B: 3 3B: 0 HR: 1	SF: 0 SAC: 0 DP: 1 HBP: 0	WP: 0 PB: 0 SB: 0 CS: 1	PA: 43						
PITCHER	IP	WLS	BF	H	R	ER	SO	BB	IBB	HBP	BLK	WP	HR	S	P	ERA	WHIP											
Ross Grimsley, L ERA: 3.08 Pedro Borbon, R ERA: 2.29 Clay Carroll, R ERA: 4.04 Dave Tomlin, L ERA: 4.38 Tom Hall, L ERA: 3.58	(1, 1)	5.2	L	26	7	5	5	2	2	1	0	0	0	1	27	39	7.94	1.588										
	(6, 1)	0.1		2	0	0	0	0	1	0	0	0	0	0	1	5	0.00	3.000										
	(7, 1)	0.1		5	2	3	3	0	3	0	0	0	0	2	14	81.00	15.000											
	(7, 1)	1.2		7	1	0	0	2	1	0	0	0	0	10	14	0.00	1.200											
	(9, 1)	1.0		3	0	0	0	1	0	0	0	0	0	5	5	0.00	0.000											

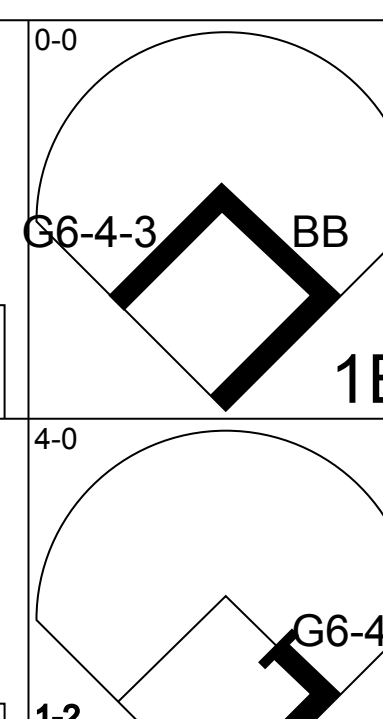
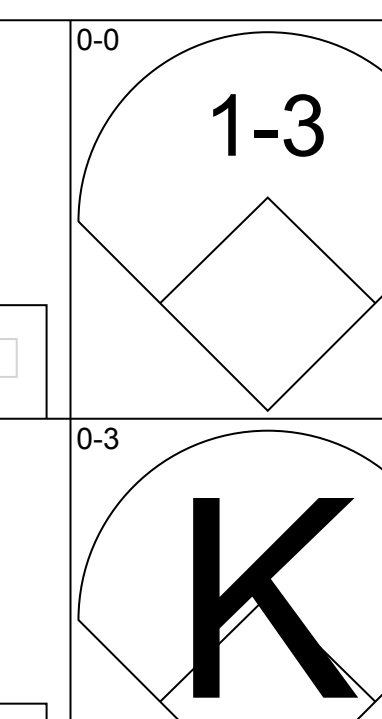
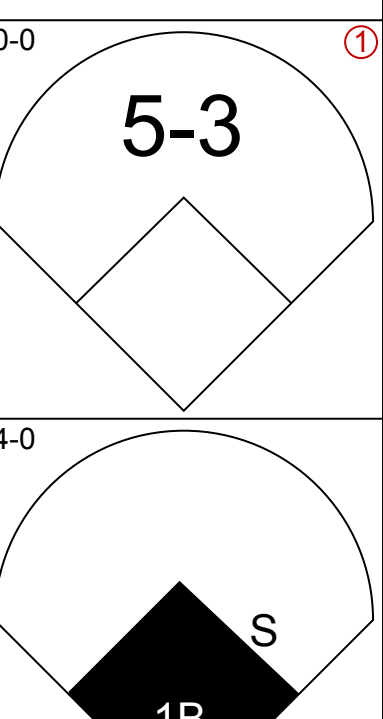
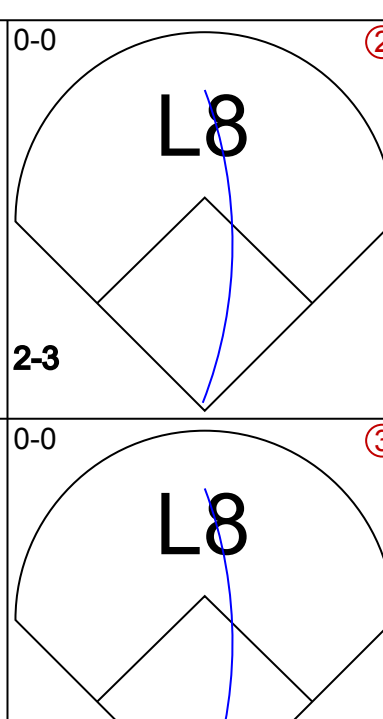
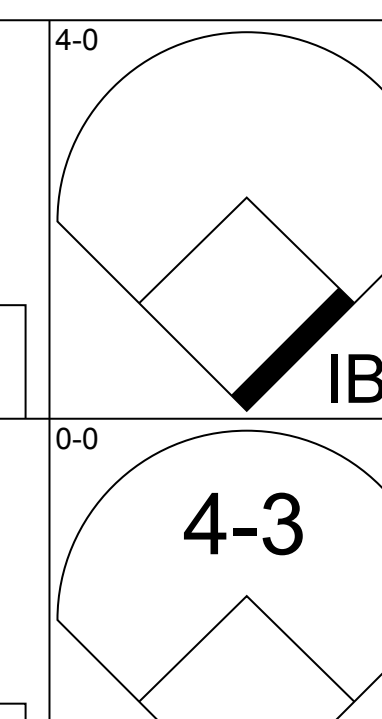
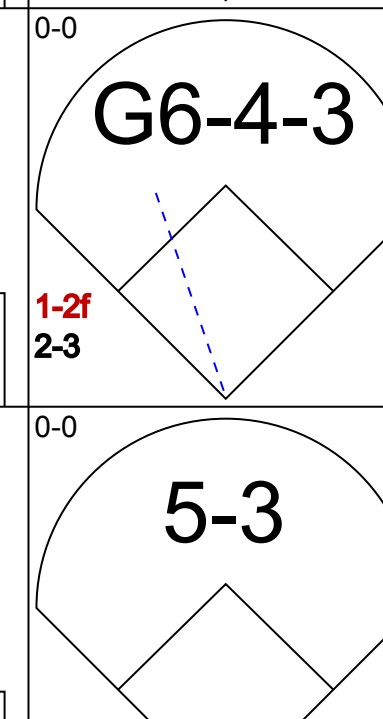

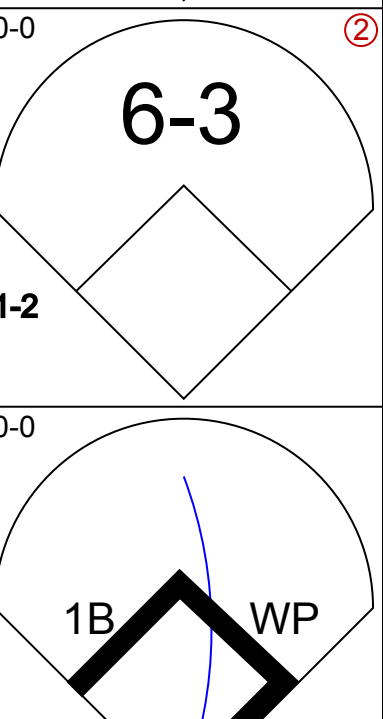



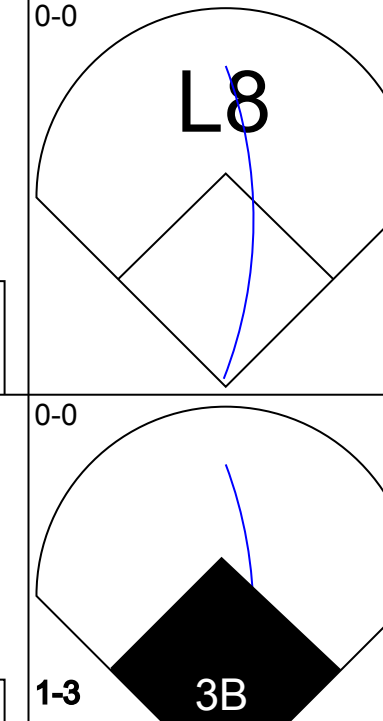
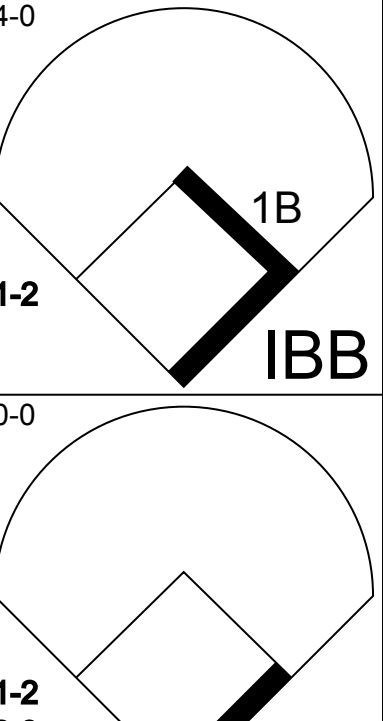
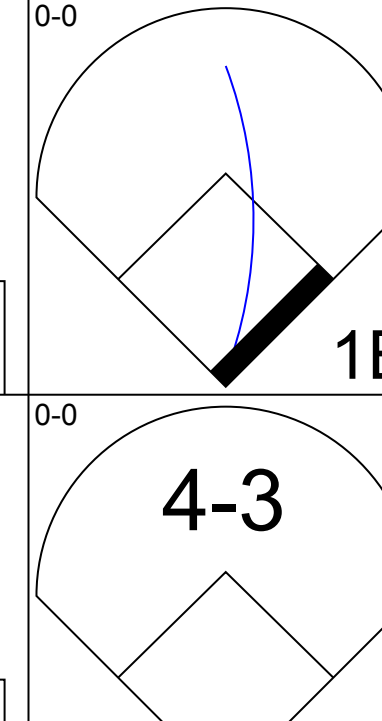

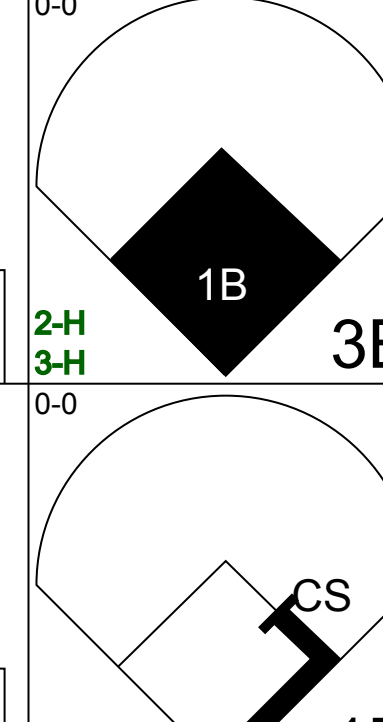
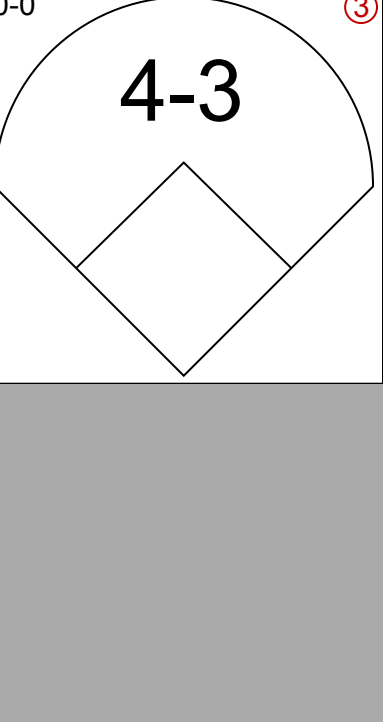


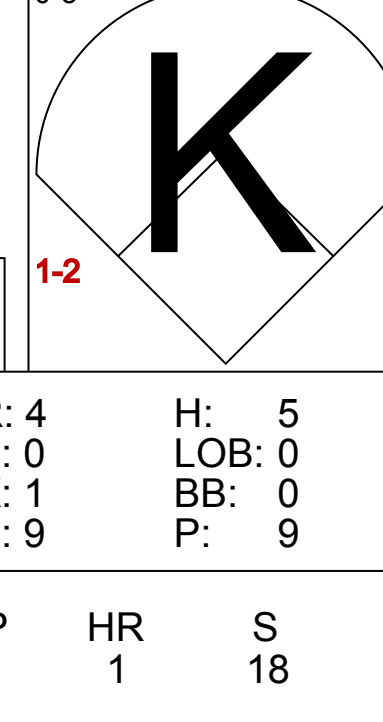
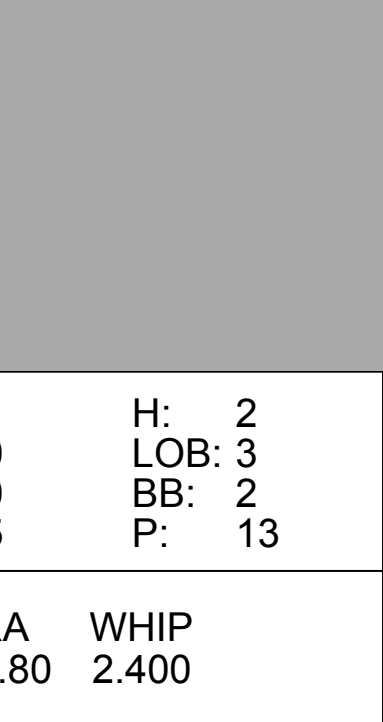
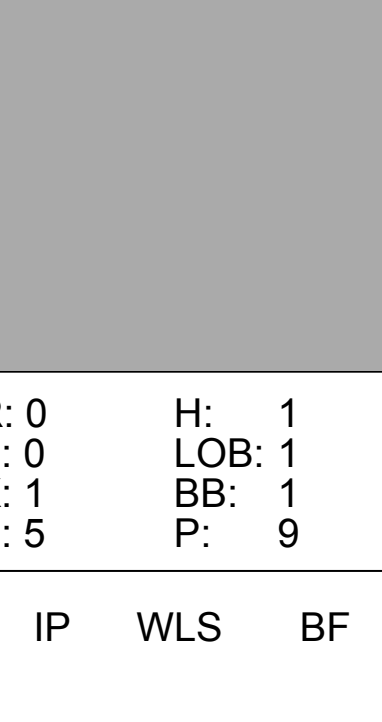
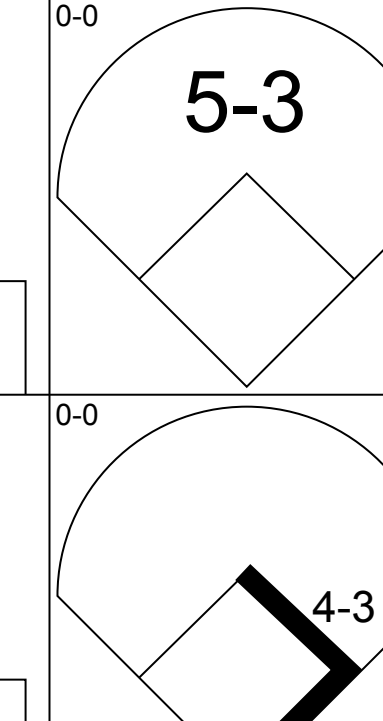
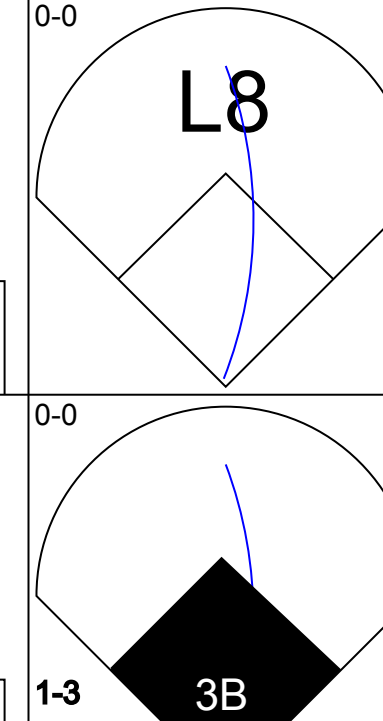
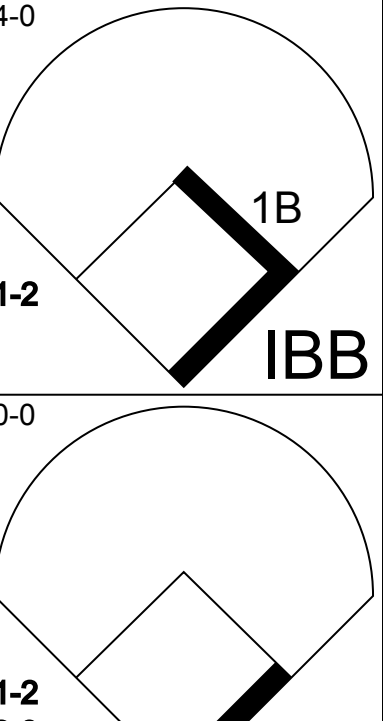


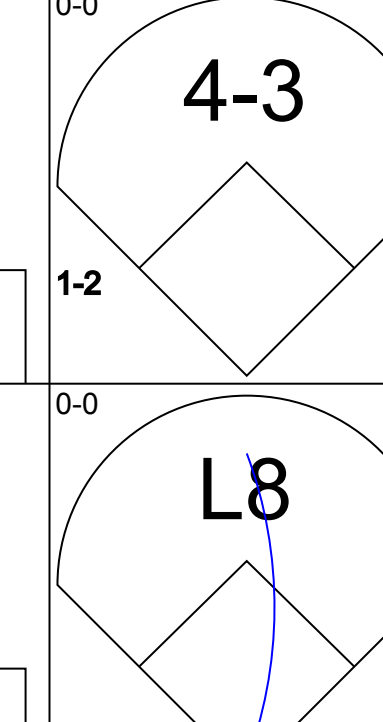
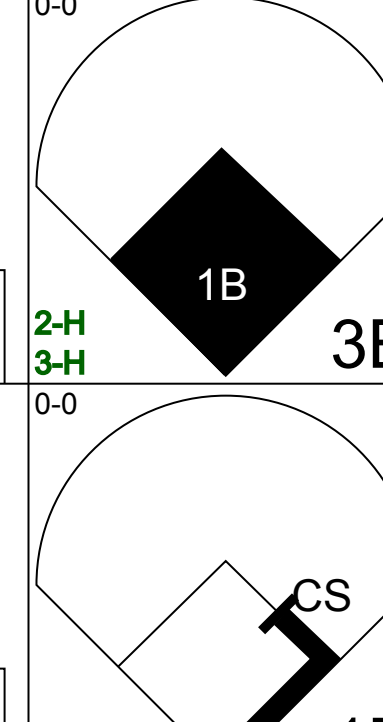


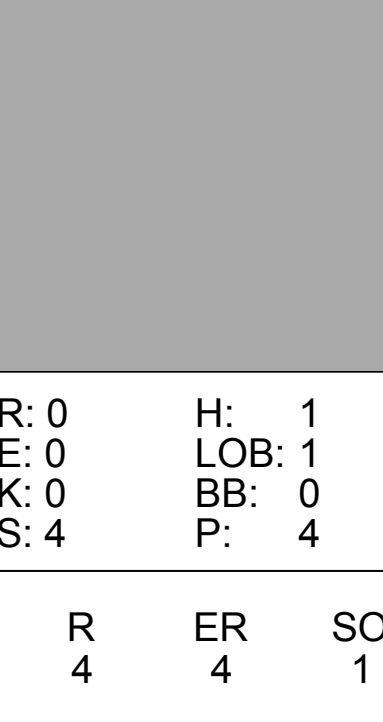
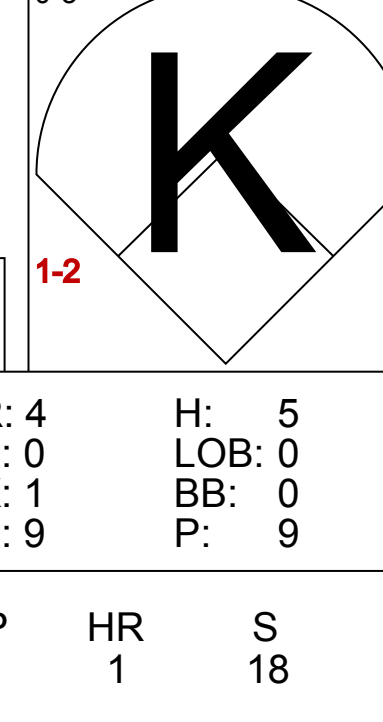
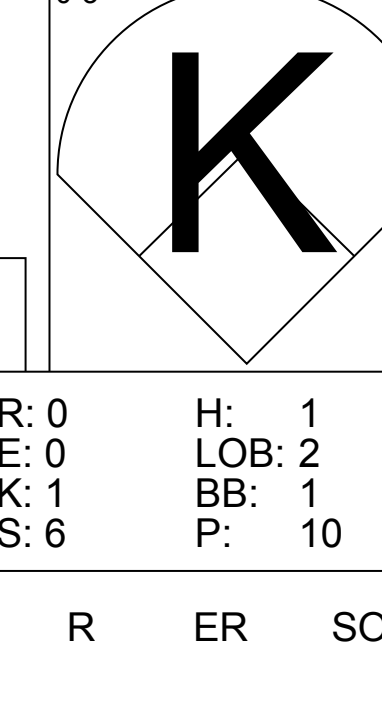
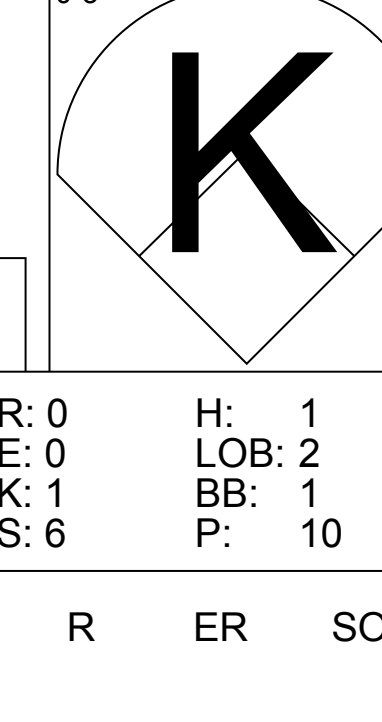








Batter	1	2	3	4	5	6	7	8	9	AB	R	H	RBI	BB	SO	LOB	BOTTOM											
Pete Rose, S OBP: 0.409, SLG: 0.438 (1, 7)	4-3		2B BB		1B 1B	L8		1-2 2-3 BB		3	1	1	0	2	0	2	Pittsburgh Pirates @ Cincinnati Reds Riverfront Stadium, Cincinnati, OH Tue Aug 28 1973, 7:05 PM EDT Att: 31,729 - Unknown livebaseballscorecards.com											
Joe Morgan, L OBP: 0.412, SLG: 0.498 Denis Menke, R OBP: 0.359, SLG: 0.246 (1, 4) (8, 4)	L8		1-3		1B 1-2		K	K		4	0	2	0	0	1	0												
Dan Driessen, L OBP: 0.348, SLG: 0.398 (1, 5)	L8		L7		1-3 2-H	1B	F7			5	0	1	1	0	0	2												
Tony Perez, R OBP: 0.387, SLG: 0.516 (1, 3)	K			G6-4-3 1B	FC6-4 BB		K	6-3		4	0	1	0	1	2	0												
Johnny Bench, R OBP: 0.344, SLG: 0.438 (1, 2)				G6-4-3 1-2	FC6-4 1-2		1B BB	FC6-4 1B		3	1	1	0	2	0	3												
Ken Griffey, L OBP: 0.482, SLG: 0.538 (1, 9)	K			1B S		4-3	1B 1-2	FC6-4 1B		5	1	2	0	0	1	2												
Cesar Geronimo, L OBP: 0.248, SLG: 0.289 (1, 8)	F7			1B 1-H		1B 1B	BB BB 1B			4	0	3	1	0	0	1												
Darrel Chaney, S OBP: 0.295, SLG: 0.327 Larry Stahl, L OBP: 0.270, SLG: 0.343 Clay Carroll, R OBP: 0.154, SLG: 0.154 Dave Tomlin, L OBP: 0.613, SLG: 0.613 Hal King, L OBP: 0.345, SLG: 0.445 (1, 6) (6, PH) (7, 1) (7, 1) (8, PH) (8, 1)			1-3		F7		F4	BB BB 1B		2	0	0	0	0	0	1												
Ross Grimsley, L OBP: 0.072, SLG: 0.072 Pedro Borbon, R OBP: 0.333, SLG: 0.333 Ed Crosby, L OBP: 0.292, SLG: 0.273 (1, 1) (6, 1) (6, PH) (7, 6)			F7		5-3		1-3 1B	9-2		2	0	0	0	0	0	0												
								3-H		2	0	1	0	0	0	3												
Inning Stats	R: 0 E: 0 K: 0 S: 3	H: 0 LOB: 0 BB: 0 P: 3	R: 0 E: 0 K: 2 S: 7	H: 0 LOB: 1 BB: 1 P: 11	R: 0 E: 0 K: 0 S: 4	H: 1 LOB: 2 BB: 1 P: 8	R: 1 E: 0 K: 0 S: 5	H: 3 LOB: 1 BB: 0 P: 5	R: 1 E: 0 K: 0 S: 5	H: 3 LOB: 2 BB: 1 P: 9	R: 0 E: 0 K: 0 S: 5	H: 2 LOB: 2 BB: 0 P: 5	R: 0 E: 0 K: 2 S: 7	H: 0 LOB: 0 BB: 0 P: 7	R: 1 E: 0 K: 1 S: 7	H: 3 LOB: 3 BB: 2 P: 15	R: 0 E: 0 K: 0 S: 4	H: 1 LOB: 1 BB: 0 P: 4	1B: 12 2B: 2 3B: 0 HR: 0	SF: 0 SAC: 0 DP: 2 HBP: 0	WP: 0 PB: 0 SB: 1 CS: 0	PA: 42						
PITCHER	IP	WLS	BF	H	R	ER	SO	BB	IBB	HBP	BLK	WP	HR	S	P	ERA	WHIP											
Bob Moose, R ERA: 3.7 Bob Johnson, R ERA: 3.93	(1, 1)	5.2	W	27	4	2	2	2	3	0	0	0	0	0	19	27	2.70	1.800										
	(6, 1)	3.1	S	15	4	1	1	3	2	0	0	0	0	0	19	27	2.70	1.800										

Batter	1	2	3	4	5	6	7	8	9	AB	R	H	RBI	BB	SO	LOB	TOP		
Gene Clines, R OBP: 0.318, SLG: 0.340 (1, 8)										4	0	1	1	0	2	1			
Dave Parker, L OBP: 0.250, SLG: 0.362 (1, 9)										4	1	1	0	0	1	1			
Al Oliver, L OBP: 0.304, SLG: 0.463 (1, 3)										3	0	0	0	1	0	2			
Richie Zisk, R OBP: 0.380, SLG: 0.550 (1, 7)										4	0	0	0	0	3	2			
Richie Hebner, L OBP: 0.350, SLG: 0.469 (1, 5)										4	1	1	2	0	1	0			
Milt May, L OBP: 0.355, SLG: 0.380 (1, 2)									4	0	0	0	0	1	0				
Rennie Stennett, R OBP: 0.267, SLG: 0.358 (1, 4) (8, 6)										3	0	0	0	0	1	0			
Dal Maxvill, R OBP: 0.286, SLG: 0.259 (8, PH)										2	0	0	0	0	0	0			
Dave Cash, R OBP: 0.329, SLG: 0.345 (8, 4)										1	0	1	0	0	0	0			
Nelson Briles, R OBP: 0.262, SLG: 0.311 (4, 1)										1	0	0	0	0	1	0			
Gene Alley, R OBP: 0.227, SLG: 0.290 (8, PH)										0	0	0	0	0	0	0			
John Lamb, R OBP: 0.227, SLG: 0.290 (8, PH)										0	0	0	0	0	0	0			
Bob Robertson, R OBP: 0.227, SLG: 0.290 (8, PH)										0	0	0	0	0	1	1			
Ramon Hernandez, S OBP: 0.227, SLG: 0.290 (8, PH)										0	0	0	0	0	0	0			
Inning Stats	R: 0 E: 0 K: 2 S: 7	H: 0 LOB: 1 BB: 1 P: 11	R: 0 E: 0 K: 2 S: 7	H: 0 LOB: 0 BB: 0 P: 7	R: 0 E: 0 K: 2 S: 7	H: 0 LOB: 0 BB: 0 P: 7	R: 0 E: 0 K: 1 S: 5	H: 0 LOB: 0 BB: 0 P: 5	R: 1 E: 1 K: 0 S: 5	H: 1 LOB: 1 BB: 0 P: 5	R: 0 E: 0 K: 0 S: 3	H: 0 LOB: 0 BB: 0 P: 3	R: 0 E: 0 K: 1 S: 6	H: 1 LOB: 1 BB: 0 P: 6	R: 2 E: 0 K: 1 S: 7	H: 2 LOB: 0 BB: 0 P: 7	1B: 1 2B: 2 3B: 0 HR: 1	SF: 0 SAC: 0 DP: 0 HBP: 0	WP: 0 PA: 33 PB: 0 SB: 0 CS: 0
PITCHER Jack Billingham, R ERA: 3.08 (1, 1)	IP: 9.0 WLS: W BF: 33 H: 4 R: 3 ER: 2 SO: 11 BB: 1 IBB: 0 HBP: 0 BLK: 0 WP: 0 HR: 1 S: 54 P: 58 ERA: 2.00 WHIP: 0.556															PITCHER IP: WLS: BF: H: R: ER: SO: BB: IBB: HBP: BLK: WP: HR: S: P: ERA: WHIP			

Pittsburgh Pirates @ Cincinnati Reds
Riverfront Stadium, Cincinnati, OH
Wed Aug 29 1973, 7:05 PM EDT
Att: 30,032 - Unknown

AB 32
R 3
H 4
RBI 3
BB 1
SO 11
LOB 7





Batter	1	2	3	4	5	6	7	8	9	AB	R	H	RBI	BB	SO	LOB	BOTTOM		
Pete Rose, S OBP: 0.409, SLG: 0.436 (1, 7)										4	0	1	0	1	0	1			
Joe Morgan, L OBP: 0.412, SLG: 0.495 (1, 4)										3	1	0	0	2	1	3			
Dan Driessen, L OBP: 0.350, SLG: 0.408 (1, 5) (8, 3)										3	1	1	1	1	0	3			
Tony Perez, R OBP: 0.388, SLG: 0.516 (1, 3)										4	1	2	1	0	1	2			
Denis Menke, R OBP: 0.359, SLG: 0.246 (8, 5)										0	0	0	0	0	0	0			
Johnny Bench, R OBP: 0.345, SLG: 0.437 (1, 2)										3	0	1	0	1	0	1			
Ken Griffey, L OBP: 0.528, SLG: 0.647 (1, 9)										4	1	3	0	0	0	1			
Cesar Geronimo, L OBP: 0.252, SLG: 0.279 (1, 8)										4	1	2	2	0	0	4			
Darrel Chaney, S OBP: 0.267, SLG: 0.211 (1, 6)										2	0	1	1	1	0	1			
Jack Billingham, R OBP: 0.048, SLG: 0.013 (1, 1)										3	0	0	0	0	2	2			
Inning Stats	R: 0 E: 0 K: 0 S: 3	H: 1 LOB: 1 BB: 1 P: 7	R: 0 E: 0 K: 0 S: 4	H: 1 LOB: 0 BB: 0 P: 4	R: 0 E: 0 K: 1 S: 5	H: 0 LOB: 0 BB: 0 P: 5	R: 4 E: 0 K: 1 S: 9	H: 5 LOB: 0 BB: 0 P: 9	R: 1 E: 0 K: 0 S: 5	H: 2 LOB: 3 BB: 2 P: 13	R: 0 E: 0 K: 1 S: 5	H: 0 LOB: 1 BB: 1 P: 7	R: 0 E: 0 K: 1 S: 5	H: 1 LOB: 1 BB: 1 P: 9	R: 0 E: 0 K: 1 S: 6	H: 1 LOB: 2 BB: 1 P: 10	1B: 8 2B: 2 3B: 1 HR: 1	SF: 0 SAC: 2 DP: 2 HBP: 0	WP: 1 PA: 38 PB: 0 SB: 1 CS: 2
PITCHER Nelson Briles, R ERA: 2.81 (1, 1)	IP: 3.1 WLS: L BF: 17 H: 7 R: 4 ER: 4 SO: 1 BB: 1 IBB: 0 HBP: 0 BLK: 0 WP: 1 HR: 1 S: 18 P: 22 ERA: 10.80 WHIP: 2.400															PITCHER IP: WLS: BF: H: R: ER: SO: BB: IBB: HBP: BLK: WP: HR: S: P: ERA: WHIP			
Luke Walker, L ERA: 4.39 (4, 1)	1.2 8 2 1 1 1																		
John Lamb, R ERA: 5.4 (6, 1)	2.0 8 1 0 0 1																		
Ramon Hernandez, L ERA: 2.38 (8, 1)	1.0 5 1 0 0 1																		

Pittsburgh Pirates @ Cincinnati Reds
Riverfront Stadium, Cincinnati, OH
Wed Aug 29 1973, 7:05 PM EDT
Att: 30,032 - Unknown

AB 30
R 5
H 11
RBI 5
BB 6
SO 4
LOB 18



Batter	1	2	3	4	5	6	7	8	9	AB	R	H	RBI	BB	SO	LOB	TOP					
Don Kessinger, S (1, 6) OBP: 0.331, SLG: 0.307	4-3		4-3		F3			1B 2B		4	0	1	0	0	0	3	Chicago Cubs @ Pittsburgh Pirates Three Rivers Stadium, Pittsburgh, PA Fri Aug 31 1973, 7:05 PM EDT Unknown - 90 F livebaseballscores.com 					
Rick Monday, L (1, 8) OBP: 0.373, SLG: 0.468	4-3		K				K	2B 1B		4	0	1	0	0	2	1						
Billy Williams, L (1, 3) OBP: 0.370, SLG: 0.441	F9				G1-6-3 1B		L8	P6		4	0	1	0	0	2							
Rico Carty, R (1, 7) OBP: 0.310, SLG: 0.300		G4-6-3 BB			P4		L4			3	0	0	0	1	0	1						
Ron Santo, R (1, 5) OBP: 0.361, SLG: 0.447		G4-6-3 1-2			G1-6-3 1-2		L8	5-3		4	0	0	0	0	2							
Jose Cardenal, R (1, 9) OBP: 0.385, SLG: 0.452		BB			BB 1B		K	1B 1B		3	0	2	0	1	1	0						
Paul Popovich, S (1, 4) OBP: 0.282, SLG: 0.290		P9			K		P9	1-2 1B		4	0	1	0	0	1	2						
Randy Hundley, R (1, 2) OBP: 0.281, SLG: 0.348					4-3 SH1-4 1B		1-2 BB	F9 L8		3	0	1	0	1	0	2						
Rick Reuschel, R (1, 1) OBP: 0.134, SLG: 0.123					SH1-4		0-3 K	5-3		0	0	0	0	0	0	0						
Andre Thornton, R (5, PH) OBP: 0.333, SLG: 0.276										1	0	0	0	0	1	2						
Dave LaRoche, L (5, 1) OBP: 0.750, SLG: 0.667										0	0	0	0	0	0	0						
Jim Hickman, R (8, PH) OBP: 0.389, SLG: 0.322										1	0	0	0	0	0	0						
Jack Aker, R (8, 1)										0	0	0	0	0	0	0						
Inning Stats	R: 0 E: 0 K: 0 S: 3	H: 0 LOB: 0 BB: 0 P: 3	R: 0 E: 0 K: 0 S: 2	H: 0 LOB: 1 BB: 2 P: 10	R: 0 E: 0 K: 1 S: 6	H: 1 LOB: 1 BB: 0 P: 6	R: 0 E: 0 K: 0 S: 3	H: 1 LOB: 0 BB: 0 P: 3	R: 0 E: 0 K: 2 S: 8	H: 1 LOB: 2 BB: 1 P: 12	R: 0 E: 0 K: 1 S: 5	H: 0 LOB: 0 BB: 0 P: 5	R: 0 E: 0 K: 1 S: 5	H: 0 LOB: 0 BB: 0 P: 5	R: 0 E: 0 K: 0 S: 5	H: 2 LOB: 2 BB: 0 P: 5	R: 0 E: 0 K: 0 S: 5	H: 2 LOB: 2 BB: 0 P: 5	1B: 6 2B: 1 3B: 0 HR: 0	SF: 0 SAC: 1 DP: 2 HBP: 0	WP: 0 PB: 0 SB: 0 CS: 0	PA: 35
PITCHER Jim Rooker, L (1, 1) ERA: 2.97	IP: 9.0 WLS: W BF: 35 H: 7 R: 0 ER: 0 SO: 5 BB: 3 IBB: 0 HBP: 0 BLK: 0 WP: 0 HR: 0 S: 42 P: 54 ERA: 0.00 WHIP: 1.111															PITCHER	IP: 9.0 WLS: W BF: 35 H: 7 R: 0 ER: 0 SO: 5 BB: 3 IBB: 0 HBP: 0 BLK: 0 WP: 0 HR: 0 S: 42 P: 54 ERA: 0.00 WHIP: 1.111					

Batter	1	2	3	4	5	6	7	8	9	AB	R	H	RBI	BB	SO	LOB	BOTTOM				
Gene Clines, R (1, 8) OBP: 0.316, SLG: 0.335	L1-3		L9		FC5-2 1B					4	0	0	0	1	1	3	Chicago Cubs @ Pittsburgh Pirates Three Rivers Stadium, Pittsburgh, PA Fri Aug 31 1973, 7:05 PM EDT Unknown - 90 F livebaseballscores.com 				
Richie Hebner, L (1, 5) OBP: 0.353, SLG: 0.473	FC4-6 1B		1B HR		G3		G3	1B		5	1	3	1	0	0	2					
Al Oliver, L (1, 3) OBP: 0.305, SLG: 0.464	FC4-6 BB		HR 1B		2B		K	P4-3		5	1	2	0	0	1	3					
Willie Stargell, L (1, 7) OBP: 0.377, SLG: 0.646			2-3 HR		2B			3-1		2	1	1	3	2	1	0					
Dave Parker, L (7, 7) OBP: 0.247, SLG: 0.357	FC6-4 BB		1-H 3-H HR		IBB		K	3-1		1	0	0	0	0	0	0					
Richie Zisk, R (1, 9) OBP: 0.376, SLG: 0.542	FC6-4		G3 E 1B		K		F9	F7		5	1	1	0	0	1	4					
Dave Cash, R (1, 4) OBP: 0.328, SLG: 0.343			6-3		G3 E 1B		K	5-3		4	1	1	0	0	1	2					
Manny Sanguillen, R (1, 2) OBP: 0.290, SLG: 0.419			FC5-4 1B		G3		F9	SH1-4 1B		4	0	2	0	0	0	2					
Jackie Hernandez, R (1, 6) OBP: 0.291, SLG: 0.314			FC5-4 1-2		E IBB		FC5-2 3B	K		3	1	1	0	1	1	2					
Jim Rooker, R (1, 1) OBP: 0.273, SLG: 0.250			K		E5		FC5-2 1B	SH1-4		2	1	0	0	1	1	1					
Inning Stats	R: 0 E: 0 K: 0 S: 4	H: 1 LOB: 2 BB: 1 P: 8	R: 0 E: 0 K: 1 S: 6	H: 1 LOB: 1 BB: 0 P: 6	R: 6 E: 1 K: 1 S: 11	H: 5 LOB: 1 BB: 1 P: 15	R: 0 E: 0 K: 2 S: 8	H: 1 LOB: 2 BB: 1 P: 12	R: 1 E: 0 K: 1 S: 7	H: 2 LOB: 2 BB: 1 P: 11	R: 0 E: 0 K: 1 S: 5	H: 0 LOB: 0 BB: 0 P: 5	R: 0 E: 0 K: 1 S: 6	H: 1 LOB: 2 BB: 1 P: 10	R: 0 E: 0 K: 0 S: 3	H: 0 LOB: 0 BB: 0 P: 3		1B: 7 2B: 2 3B: 1 HR: 1	SF: 0 SAC: 1 DP: 0 HBP: 0	WP: 0 PB: 0 SB: 0 CS: 0	PA: 41
PITCHER Rick Reuschel, R (1, 1) ERA: 2.73	IP: 4.0 WLS: L BF: 24 H: 8 R: 6 ER: 3 SO: 4 BB: 1 IBB: 2 HBP: 0 BLK: 0 WP: 0 HR: 1 S: 29 P: 41 ERA: 6.75 WHIP: 2.250															PITCHER		IP: 4.0 WLS: L BF: 24 H: 8 R: 6 ER: 3 SO: 4 BB: 1 IBB: 2 HBP: 0 BLK: 0 WP: 0 HR: 1 S: 29 P: 41 ERA: 6.75 WHIP: 2.250			
PITCHER Dave LaRoche, L (5, 1) ERA: 5.77	IP: 3.0 WLS: L BF: 14 H: 3 R: 1 ER: 1 SO: 3 BB: 2 IBB: 0 HBP: 0 BLK: 0 WP: 0 HR: 0 S: 18 P: 26 ERA: 3.00 WHIP: 1.667															PITCHER	IP: 3.0 WLS: L BF: 14 H: 3 R: 1 ER: 1 SO: 3 BB: 2 IBB: 0 HBP: 0 BLK: 0 WP: 0 HR: 0 S: 18 P: 26 ERA: 3.00 WHIP: 1.667				
PITCHER Jack Aker, R (8, 1) ERA: 4.4	IP: 1.0 WLS: L BF: 3 H: 0 R: 0 ER: 0 SO: 0 BB: 0 IBB: 0 HBP: 0 BLK: 0 WP: 0 HR: 0 S: 3 P: 3 ERA: 0.00 WHIP: 0.000															PITCHER	IP: 1.0 WLS: L BF: 3 H: 0 R: 0 ER: 0 SO: 0 BB: 0 IBB: 0 HBP: 0 BLK: 0 WP: 0 HR: 0 S: 3 P: 3 ERA: 0.00 WHIP: 0.000				

Batter	1	2	3	4	5	6	7	8	9	AB	R	H	RBI	BB	SO	LOB	TOP				
Don Kessinger, S (1, 6) OBP: 0.332, SLG: 0.306	L8		F7	BB		F7		G6-4-3		4	0	1	0	1	0	2					
Rick Monday, L (1, 8) OBP: 0.375, SLG: 0.468	BB		F7	BB		L8			K	3	0	1	1	2	1	1					
Billy Williams, L (1, 3) OBP: 0.367, SLG: 0.436	F9		F2	FC6-4					F9	5	0	0	0	0	0	7					
Rico Carty, R (1, 7) OBP: 0.309, SLG: 0.296	F9		6-3						L8	4	0	0	0	1	1	4					
Jose Cardenal, R (1, 9) OBP: 0.385, SLG: 0.450			F7	BB					K	4	1	1	0	1	1	1					
Ron Santo, R (1, 5) OBP: 0.362, SLG: 0.446	K		L8	BB					BB	3	0	1	0	1	1	1					
Paul Popovich, S (1, 4) OBP: 0.282, SLG: 0.289	P4-3			BB					P4	4	1	1	0	0	0	3					
Tom Lundstedt, S (1, 2)			F9	K						3	0	0	0	0	1	2					
Carmen Fanzone, R (8, PH) OBP: 0.328, SLG: 0.421									6-3	1	0	1	0	0	0	0					
Randy Hundley, R (8, 2) OBP: 0.281, SLG: 0.348									G6-4-3	0	0	0	0	0	0	0					
Fergie Jenkins, R (1, 1) OBP: 0.192, SLG: 0.181										2	0	2	1	1	0	0					
Jim Hickman, R (8, PH) OBP: 0.387, SLG: 0.320									K	1	0	0	0	0	1	1					
Ray Burris, R (8, 1)										0	0	0	0	0	0	0					
Inning Stats	R: 0 E: 0 K: 0 S: 3	H: 0 LOB: 1 BB: 1 P: 7	R: 0 E: 0 K: 1 S: 5	H: 0 LOB: 0 BB: 0 P: 5	R: 0 E: 0 K: 0 S: 5	H: 2 LOB: 3 BB: 1 P: 9	R: 2 E: 0 K: 1 S: 7	H: 2 LOB: 3 BB: 3 P: 19	R: 0 E: 0 K: 2 S: 4	H: 1 LOB: 1 BB: 0 P: 4	R: 0 E: 0 K: 0 S: 5	H: 2 LOB: 2 BB: 0 P: 5	R: 0 E: 0 K: 1 S: 5	H: 1 LOB: 0 BB: 0 P: 5	R: 0 E: 0 K: 1 S: 5	H: 0 LOB: 1 BB: 1 P: 9	1B: 8 2B: 0 3B: 0 HR: 0	SF: 0 SAC: 0 DP: 1 HBP: 0	WP: 0 PB: 0 SB: 0 CS: 0	PA: 41	
PITCHER	IP WLS BF H R ER SO BB IBB HBP BLK WP HR S P ERA WHIP	IP WLS BF H R ER SO BB IBB HBP BLK WP HR S P ERA WHIP	IP WLS BF H R ER SO BB IBB HBP BLK WP HR S P ERA WHIP	IP WLS BF H R ER SO BB IBB HBP BLK WP HR S P ERA WHIP	IP WLS BF H R ER SO BB IBB HBP BLK WP HR S P ERA WHIP	IP WLS BF H R ER SO BB IBB HBP BLK WP HR S P ERA WHIP	IP WLS BF H R ER SO BB IBB HBP BLK WP HR S P ERA WHIP	IP WLS BF H R ER SO BB IBB HBP BLK WP HR S P ERA WHIP	IP WLS BF H R ER SO BB IBB HBP BLK WP HR S P ERA WHIP	IP WLS BF H R ER SO BB IBB HBP BLK WP HR S P ERA WHIP	IP WLS BF H R ER SO BB IBB HBP BLK WP HR S P ERA WHIP	IP WLS BF H R ER SO BB IBB HBP BLK WP HR S P ERA WHIP	IP WLS BF H R ER SO BB IBB HBP BLK WP HR S P ERA WHIP	IP WLS BF H R ER SO BB IBB HBP BLK WP HR S P ERA WHIP	IP WLS BF H R ER SO BB IBB HBP BLK WP HR S P ERA WHIP	IP WLS BF H R ER SO BB IBB HBP BLK WP HR S P ERA WHIP	IP WLS BF H R ER SO BB IBB HBP BLK WP HR S P ERA WHIP	IP WLS BF H R ER SO BB IBB HBP BLK WP HR S P ERA WHIP	IP WLS BF H R ER SO BB IBB HBP BLK WP HR S P ERA WHIP	IP WLS BF H R ER SO BB IBB HBP BLK WP HR S P ERA WHIP	IP WLS BF H R ER SO BB IBB HBP BLK WP HR S P ERA WHIP

Chicago Cubs @ Pittsburgh Pirates
Three Rivers Stadium, Pittsburgh, PA
Fri Aug 31 1973, 7:05 PM EDT
Att: 35,884 - Unknown

AB	34
R	2
H	8
RBI	2
BB	7
SO	6
LOB	22



Batter	1	2	3	4	5	6	7	8	9	AB	R	H	RBI	BB	SO	LOB	BOTTOM				
Gene Clines, R (1, 8) OBP: 0.315, SLG: 0.333	L6-3		L4-3	1B				L8		4	0	1	1	0	0	0					
Dave Parker, L (1, 7) OBP: 0.280, SLG: 0.365	S		F3	1B				K		4	1	2	1	0	1	1					
Al Oliver, L (1, 3) OBP: 0.305, SLG: 0.462	K							F9		4	1	1	0	0	1	4					
Richie Zisk, R (1, 9) OBP: 0.378, SLG: 0.550	2B							F8		4	0	2	2	0	1	1					
Richie Hebner, L (1, 5) OBP: 0.352, SLG: 0.478	K									4	1	1	1	0	1	1					
Milt May, L (1, 2) OBP: 0.350, SLG: 0.374			P4-3					P4-3		4	0	0	0	0	0	0					
Rennie Stennett, R (1, 4) OBP: 0.287, SLG: 0.359			E5	BB				P4-3		4	1	1	0	0	0	0					
Jackie Hernandez, R (1, 6) OBP: 0.293, SLG: 0.315			6-3					P4-3		3	1	1	0	0	0	1					
John Morjan, R (1, 1) OBP: 0.250, SLG: 0.273										1	0	0	0	0	1	1					
Bob Johnson, L (4, 1)										2	0	0	0	0	2	2					
Ramon Hernandez, S (8, 1)										0	0	0	0	0	0	0					
Inning Stats	R: 1 E: 0 K: 2 S: 9	H: 2 LOB: 1 BB: 0 P: 9	R: 0 E: 1 K: 1 S: 6	H: 0 LOB: 1 BB: 0 P: 6	R: 1 E: 0 K: 0 S: 4	H: 2 LOB: 1 BB: 0 P: 4	R: 3 E: 0 K: 1 S: 10	H: 5 LOB: 2 BB: 0 P: 10	R: 0 E: 0 K: 0 S: 3	H: 0 LOB: 0 BB: 0 P: 3	R: 0 E: 0 K: 1 S: 5	H: 0 LOB: 0 BB: 0 P: 5	R: 0 E: 1 K: 2 S: 8	H: 0 LOB: 1 BB: 0 P: 8	R: 0 E: 0 K: 0 S: 3	H: 0 LOB: 0 BB: 0 P: 3	1B: 5 2B: 3 3B: 0 HR: 1	SF: 0 SAC: 0 DP: 0 HBP: 0	WP: 0 PB: 0 SB: 1 CS: 0	PA: 34	
PITCHER	IP WLS BF H R ER SO BB IBB HBP BLK WP HR S P ERA WHIP	IP WLS BF H R ER SO BB IBB HBP BLK WP HR S P ERA WHIP	IP WLS BF H R ER SO BB IBB HBP BLK WP HR S P ERA WHIP	IP WLS BF H R ER SO BB IBB HBP BLK WP HR S P ERA WHIP	IP WLS BF H R ER SO BB IBB HBP BLK WP HR S P ERA WHIP	IP WLS BF H R ER SO BB IBB HBP BLK WP HR S P ERA WHIP	IP WLS BF H R ER SO BB IBB HBP BLK WP HR S P ERA WHIP	IP WLS BF H R ER SO BB IBB HBP BLK WP HR S P ERA WHIP	IP WLS BF H R ER SO BB IBB HBP BLK WP HR S P ERA WHIP	IP WLS BF H R ER SO BB IBB HBP BLK WP HR S P ERA WHIP	IP WLS BF H R ER SO BB IBB HBP BLK WP HR S P ERA WHIP	IP WLS BF H R ER SO BB IBB HBP BLK WP HR S P ERA WHIP	IP WLS BF H R ER SO BB IBB HBP BLK WP HR S P ERA WHIP	IP WLS BF H R ER SO BB IBB HBP BLK WP HR S P ERA WHIP	IP WLS BF H R ER SO BB IBB HBP BLK WP HR S P ERA WHIP	IP WLS BF H R ER SO BB IBB HBP BLK WP HR S P ERA WHIP	IP WLS BF H R ER SO BB IBB HBP BLK WP HR S P ERA WHIP	IP WLS BF H R ER SO BB IBB HBP BLK WP HR S P ERA WHIP	IP WLS BF H R ER SO BB IBB HBP BLK WP HR S P ERA WHIP	IP WLS BF H R ER SO BB IBB HBP BLK WP HR S P ERA WHIP	IP WLS BF H R ER SO BB IBB HBP BLK WP HR S P ERA WHIP

Chicago Cubs @ Pittsburgh Pirates
Three Rivers Stadium, Pittsburgh, PA
Fri Aug 31 1973, 7:05 PM EDT
Att: 35,884 - Unknown

AB	34
R	5
H	9
RBI	5
BB	0
SO	7
LOB	11



Batter	1	2	3	4	5	6	7	8	9	AB	R	H	RBI	BB	SO	LOB	TOP		
Don Kessinger, S (1, 6) OBP: 0.331, SLG: 0.304	6-3		F9					L8		3	0	0	0	1	0	0	Chicago Cubs @ Pittsburgh Pirates Three Rivers Stadium, Pittsburgh, PA Sat Sep 01 1973, 3:33 AM EDT Att: 13,484 - Unknown - 90 F livebaseballscorecards.com		
Rick Monday, L (1, 8) OBP: 0.376, SLG: 0.467	BB 1B		K					F3		3	0	1	0	1	1	0			
Billy Williams, L (1, 3) OBP: 0.368, SLG: 0.435	G6-4-3 BB			G3				G4-6-3 BB		3	0	1	0	1	0	2			
Rico Carty, R (1, 7) OBP: 0.309, SLG: 0.297 Matt Alexander, S (7, PR) Gene Hiser, L (7, 7) OBP: 0.273, SLG: 0.255	G6-4-3			6-3				FC6-4 1B		3	0	1	0	0	0	2			
Jose Cardenal, R (1, 9) OBP: 0.386, SLG: 0.450		WP 1-3 1B		6-3				FC6-4 1B		3	0	1	0	1	0	1			
Ron Santo, R (1, 5) OBP: 0.361, SLG: 0.444		1-3 1-2			5-3			1B		4	0	1	0	0	1	3			
Paul Popovich, S (1, 4) OBP: 0.283, SLG: 0.286		P1-3 2-3			P9			1B		2	0	0	0	1	0	1			
Tom Lundstedt, S (1, 2) Glenn Beckert, R (7, PH) OBP: 0.312, SLG: 0.291 Randy Hundley, R (7, 2) OBP: 0.281, SLG: 0.348		4-3			F3			L6		2	0	0	0	0	0	1			
Burt Hooton, R (1, 1) OBP: 0.246, SLG: 0.155			K			5-3				3	0	0	0	0	2	0			
Inning Stats	R: 0 E: 0 K: 0 S: 3	H: 1 LOB: 1 BB: 1 P: 7	R: 0 E: 0 K: 0 S: 4	H: 1 LOB: 1 BB: 0 P: 4	R: 0 E: 0 K: 2 S: 7	H: 0 LOB: 0 BB: 0 P: 7	R: 0 E: 0 K: 0 S: 3	H: 0 LOB: 0 BB: 0 P: 3	R: 0 E: 0 K: 0 S: 2	H: 0 LOB: 1 BB: 2 P: 10	R: 0 E: 0 K: 0 S: 4	H: 2 LOB: 2 BB: 1 P: 8	R: 0 E: 0 K: 1 S: 5	H: 0 LOB: 0 BB: 0 P: 5	R: 0 E: 0 K: 1 S: 5	H: 1 LOB: 2 BB: 1 P: 9		1B: 5 2B: 1 3B: 0 HR: 0	SF: 0 SAC: 1 DP: 3 HBP: 0
PITCHER	IP	WLS	BF	H	R	ER	SO	BB	IBB	HBP	BLK	WP	HR	S	P	ERA	WHIP		
Bruce Kison, R (1, 1) ERA: 1.79	8.0		29	4	0	0	3	3	1	0	0	1	0	31	47	0.00	0.875		
Dave Giusti, R (9, 1) ERA: 1.79	1.0	W	4	1	0	0	1	0	1	0	0	0	0	5	9	0.00	1.000		

Batter	1	2	3	4	5	6	7	8	9	AB	R	H	RBI	BB	SO	LOB	BOTTOM				
Gene Clines, R (1, 8) OBP: 0.314, SLG: 0.329	L6-3		L4-3			B1-3			CS HBP	3	0	0	0	0	0	0	Chicago Cubs @ Pittsburgh Pirates Three Rivers Stadium, Pittsburgh, PA Sat Sep 01 1973, 3:33 AM EDT Att: 13,484 - Unknown - 90 F livebaseballscorecards.com				
Richie Hebner, L (1, 5) OBP: 0.351, SLG: 0.476 Gene Alley, R (9, PR) OBP: 0.297, SLG: 0.290	F9					3-1			2B 1B	4	0	1	0	0	0	0					
Al Oliver, L (1, 3) OBP: 0.308, SLG: 0.466	P4-3					P4-6-3 1B			1B 2B	3	0	2	0	1	0	0					
Willie Stargell, L (1, 7) OBP: 0.376, SLG: 0.646					P4-6-3 1-2				1B 1B	3	0	1	0	1	0	2					
Richie Zisk, R (1, 9) OBP: 0.376, SLG: 0.545	L1				F8				1B 1B	4	0	1	1	0	0	2					
Manny Sanguillen, R (1, 2) OBP: 0.254, SLG: 0.416	K				P6				1-2 2-3 3-H 1B	3	0	0	0	0	1	1					
Dave Cash, R (1, 4) OBP: 0.331, SLG: 0.344	F8				1B					2	0	1	0	1	0	1					
Jackie Hernandez, R (1, 6) OBP: 0.283, SLG: 0.304 Dave Parker, L (8, PH) OBP: 0.256, SLG: 0.360 Dave Giusti, R (9, 1) OBP: 0.444, SLG: 0.375					5-3					2	0	0	0	0	0	1					
Bruce Kison, R (1, 1) Rennie Stennett, R (8, PH) OBP: 0.267, SLG: 0.358					5-3					2	0	0	0	0	1	0					
Inning Stats	R: 0 E: 0 K: 0 S: 3	H: 0 LOB: 0 BB: 0 P: 3	R: 0 E: 0 K: 1 S: 6	H: 1 LOB: 1 BB: 0 P: 6	R: 0 E: 0 K: 0 S: 3	H: 0 LOB: 0 BB: 0 P: 3	R: 0 E: 0 K: 0 S: 3	H: 1 LOB: 0 BB: 0 P: 3	R: 0 E: 0 K: 0 S: 4	H: 1 LOB: 1 BB: 0 P: 4	R: 0 E: 0 K: 1 S: 5	H: 0 LOB: 0 BB: 0 P: 5	R: 0 E: 0 K: 0 S: 2	H: 0 LOB: 0 BB: 1 P: 6	R: 0 E: 0 K: 2 S: 7	H: 0 LOB: 1 BB: 1 P: 11		R: 1 E: 0 K: 0 S: 3	H: 3 LOB: 3 BB: 1 P: 8	1B: 4 2B: 2 3B: 0 HR: 0	SF: 0 SAC: 0 DP: 2 HBP: 1
PITCHER	IP	WLS	BF	H	R	ER	SO	BB	IBB	HBP	BLK	WP	HR	S	P	ERA	WHIP				
Burt Hooton, R (1, 1) ERA: 3.78	8.1	L	32	6	1	1	4	2	1	1	0	0	0	36	49	1.08	0.960				

Batter	1	2	3	4	5	6	7	8	9	AB	R	H	RBI	BB	SO	LOB	TOP										
Rick Monday, L OBP: 0.377, SLG: 0.472 (1, 8)										5	2	2	0	0	2	0	Chicago Cubs @ Pittsburgh Pirates Three Rivers Stadium, Pittsburgh, PA Sun Sep 02 1973, 3:33 AM EDT Att: 19,130 - Sunny - 90 F										
Don Kessinger, S OBP: 0.332, SLG: 0.304 (1, 6)										4	1	1	1	1	0	1											
Billy Williams, L OBP: 0.372, SLG: 0.446 (1, 7)										4	2	3	3	1	0	0											
Jim Hickman, R OBP: 0.380, SLG: 0.313 Gene Hiser, L OBP: 0.273, SLG: 0.255 (8, 9)										4	0	0	0	0	0	4											
Gonzato Marquez, L OBP: 0.310, SLG: 0.345 (1, 3)										4	0	3	1	0	0	0											
Ron Santo, R OBP: 0.359, SLG: 0.440 (1, 5)										4	0	0	0	0	1	3											
Paul Popovich, S OBP: 0.278, SLG: 0.281 (1, 4)										4	0	0	0	0	0	1											
Randy Hundley, R OBP: 0.281, SLG: 0.345 (1, 2)										3	0	0	0	1	1	0											
Bill Bonham, R OBP: 0.056, SLG: 0.056 Mike Paul, L (3, 1)										1	0	0	0	0	0	0											
Bob Locker, S OBP: 0.071, SLG: 0.071 (6, 1)										2	0	0	0	0	1	3											
Inning Stats	R: 2 E: 0 K: 0 S: 6	H: 3 LOB: 1 BB: 0 P: 6	R: 0 E: 0 K: 1 S: 5	H: 0 LOB: 0 BB: 0 P: 5	R: 0 E: 0 K: 0 S: 3	H: 0 LOB: 1 BB: 1 P: 7	R: 0 E: 0 K: 0 S: 3	H: 0 LOB: 0 BB: 0 P: 3	R: 1 E: 1 K: 0 S: 6	H: 3 LOB: 2 BB: 0 P: 6	R: 0 E: 0 K: 2 S: 8	H: 1 LOB: 2 BB: 1 P: 12	R: 2 E: 0 K: 1 S: 7	H: 2 LOB: 1 BB: 1 P: 11	R: 0 E: 0 K: 1 S: 5	H: 0 LOB: 0 BB: 0 P: 5	R: 0 E: 0 K: 1 S: 5	H: 0 LOB: 0 BB: 0 P: 5	1B: 5 2B: 3 3B: 1 HR: 1	SF: 0 SAC: 0 DP: 1 HBP: 0	WP: 0 PB: 0 SB: 1 CS: 0	PA: 39					
PITCHER	IP	WLS	BF	H	R	ER	SO	BB	IBB	HBP	BLK	WP	HR	S	P	ERA	WHIP										
Bob Moose, R ERA: 3.73 (1, 1)	6.0		27	7	3	3	3	1	1	0	0	0	0	31	39	4.50	1.333										
Ramon Hernandez, L ERA: 2.5 (7, 1)	2.0	L	9	2	2	2	2	1	0	0	0	0	1	12	16	9.00	1.500										
Dave Giusti, R ERA: 1.77 (9, 1)	1.0		3	0	0	0	1	0	0	0	0	0	0	5	5	0.00	0.000										

AB	36
R	5
H	9
RBI	5
BB	3
SO	6
LOB	12



Batter	1	2	3	4	5	6	7	8	9	AB	R	H	RBI	BB	SO	LOB	BOTTOM										
Dave Cash, R OBP: 0.337, SLG: 0.349 (1, 4)										4	0	3	0	1	0	0	Chicago Cubs @ Pittsburgh Pirates Three Rivers Stadium, Pittsburgh, PA Sun Sep 02 1973, 3:33 AM EDT Att: 19,130 - Sunny - 90 F										
Dave Parker, L OBP: 0.247, SLG: 0.346 Gene Clines, R OBP: 0.311, SLG: 0.327 (6, PH) (7, 8)										3	0	0	0	0	1	5											
Al Oliver, L OBP: 0.310, SLG: 0.467 (1, 3)										5	0	3	1	0	0	1											
Willie Stargell, L OBP: 0.376, SLG: 0.640 (1, 7)										4	1	0	0	1	1	6											
Richie Zisk, R OBP: 0.372, SLG: 0.537 (1, 9)										5	1	1	0	0	1	3											
Richie Hebner, L OBP: 0.349, SLG: 0.471 Gene Alley, R OBP: 0.297, SLG: 0.290 (9, FR)										4	0	0	0	1	0	2											
Manny Sanguillen, R OBP: 0.299, SLG: 0.415 (1, 2)										4	0	1	1	1	0	2											
Jackie Hernandez, R OBP: 0.302, SLG: 0.322 Rennie Stennett, R OBP: 0.266, SLG: 0.357 (7, PH) (8, 6)										3	0	2	1	0	0	0											
Bob Moose, R OBP: 0.190, SLG: 0.148 Fernando Gonzalez, R OBP: 0.259, SLG: 0.359 Ramon Hernandez, S (7, 1)										2	0	1	0	0	0	2											
Milt May, L OBP: 0.348, SLG: 0.373 Dave Giusti, R OBP: 0.464, SLG: 0.375 (9, 1)										1	1	1	0	0	0	0											
Inning Stats	R: 0 E: 0 K: 1 S: 7	H: 2 LOB: 2 BB: 0 P: 7	R: 0 E: 0 K: 0 S: 5	H: 2 LOB: 3 BB: 1 P: 9	R: 2 E: 0 K: 0 S: 6	H: 3 LOB: 2 BB: 1 P: 10	R: 0 E: 0 K: 1 S: 6	H: 1 LOB: 1 BB: 0 P: 6	R: 0 E: 0 K: 0 S: 3	H: 0 LOB: 0 BB: 0 P: 3	R: 1 E: 0 K: 1 S: 8	H: 3 LOB: 2 BB: 0 P: 8	R: 0 E: 0 K: 0 S: 3	H: 0 LOB: 1 BB: 1 P: 7	R: 0 E: 0 K: 0 S: 3	H: 0 LOB: 0 BB: 0 P: 3	R: 0 E: 0 K: 1 S: 6	H: 1 LOB: 2 BB: 1 P: 10	1B: 12 2B: 0 3B: 0 HR: 0	SF: 0 SAC: 0 DP: 0 HBP: 0	WP: 2 PB: 0 SB: 0 CS: 0	PA: 43					
PITCHER	IP	WLS	BF	H	R	ER	SO	BB	IBB	HBP	BLK	WP	HR	S	P	ERA	WHIP										
Bill Bonham, R ERA: 3.42 (1, 1)	2.2		17	7	2	2	1	2	0	0	0	0	0	17	25	6.75	3.375										
Mike Paul, L ERA: 4.9 (3, 1)	2.2		11	3	1	1	1	0	0	0	0	0	0	13	13	3.38	1.125										
Bob Locker, R ERA: 2.42 (6, 1)	3.2	W	15	2	0	0	2	2	0	0	0	1	0	17	25	0.00	1.091										


AB	39
R	3
H	12
RBI	3
BB	4
SO	4
LOB	24



Batter	1	2	3	4	5	6	7	8	9	10	11	12	13	AB	R	H	RBI	BB	SO	LOB	TOP	
Lou Brock, L OBP: 0.365, SLG: 0.395 (1, 7)	SH3 6-3 2B		S SF8 1B		6-3		F7		F8		S 1B			6	2	3	0	0	0	1		
Ted Sizemore, R OBP: 0.357, SLG: 0.320 (1, 4)	SH3 2-3		SF8 2B BB		6-3		F2			F8 SH1-4 1B	5-3			4	1	1	0	1	0	2		
Jose Cruz, L OBP: 0.317, SLG: 0.399 (9, 9)	6-3		SF8			E3		F2		SH1-4 1-2 1B		4-3		4	0	0	2	0	0	0		
Ted Simmons, S OBP: 0.355, SLG: 0.428 (1, 2)								P4		F8 2-3		4-3		6	0	3	1	0	0	1		
Tim McCarver, L OBP: 0.324, SLG: 0.352 (8, 3)	P6		F7			F7		4-3				K		4	0	0	0	0	0	4		
Joe Torre, R OBP: 0.384, SLG: 0.409 (8, 3)													K	1	0	0	0	1	1	0		
Bernie Carbo, L OBP: 0.348, SLG: 0.438 (16, PH)																						
Tom Henrichsmann, R OBP: 0.328, SLG: 0.410 (16, PH)																						
Al Hrabosky, R OBP: 0.321, SLG: 0.304 (16, PH)																						
Tommy Armbrister, R OBP: 0.328, SLG: 0.410 (16, PH)																						
Diego Segui, R OBP: 0.321, SLG: 0.304 (16, PH)																						
Terry Hughes, R OBP: 0.321, SLG: 0.304 (16, PH)																						
Eddie Fisher, R OBP: 0.321, SLG: 0.304 (16, PH)																						
Ken Reitz, R OBP: 0.247, SLG: 0.330 (1, 5)																						
Mike Tyson, R OBP: 0.277, SLG: 0.295 (1, 6)																						
Reggie Cleveland, R OBP: 0.294, SLG: 0.313 (8, 1)																						
Orlando Pena, R OBP: 0.311, SLG: 0.316 (9, PH)																						
Luis Melendez, R OBP: 0.311, SLG: 0.316 (9, PH)																						
Inning Stats	R: 1 E: 0 K: 0 S: 5	H: 2 LOB: 1 BB: 0 P: 5	R: 0 E: 0 K: 0 S: 3	H: 0 LOB: 0 BB: 0 P: 3	R: 2 E: 0 K: 1 S: 7	H: 2 LOB: 1 BB: 1 P: 11	R: 0 E: 0 K: 0 S: 3	H: 0 LOB: 0 BB: 0 P: 3	R: 0 E: 2 K: 1 S: 8	H: 1 LOB: 3 BB: 0 P: 8	R: 0 E: 0 K: 0 S: 3	H: 0 LOB: 0 BB: 0 P: 3	R: 0 E: 0 K: 1 S: 6	H: 2 LOB: 2 BB: 0 P: 10	R: 0 E: 0 K: 1 S: 5	H: 0 LOB: 0 BB: 0 P: 5	R: 0 E: 1 K: 0 S: 4	H: 1 LOB: 1 BB: 0 P: 4	1B: 6 2B: 3 3B: 0 HR: 0	SF: 1 SAC: 2 DP: 0 HBP: 0	WIP: 0 PB: 0 SB: 3 CS: 0	PA: 54
PITCHER	IP	WLS	BF	H	R	ER	SO	BB	IBB	HBP	BLK	WP	HR	S	P	ERA	WHIP					
Nelson Briles, R ERA: 2.85 (1, 1)	7.0		29	5	3	3	2	1	0	0	0	0	0	0	32	3.86	0.857					
Ramon Hernandez, L ERA: 2.54 (8, 1)	2.2		12	3	1	1	0	0	1	0	0	0	0	11	15	3.38	1.125					
Dave Giusti, R ERA: 1.69 (10, 1)	3.1	W	13	3	0	0	3	0	0	0	0	0	0	19	19	0.00	0.900					

St. Louis Cardinals @ Pittsburgh Pirates
Three Rivers Stadium, Pittsburgh, PA
Mon Sep 03 1973, 3:33 AM EDT
Unknown


AB 49
R 4
H 11
RBI 4
BB 2
SO 5
LOB 21

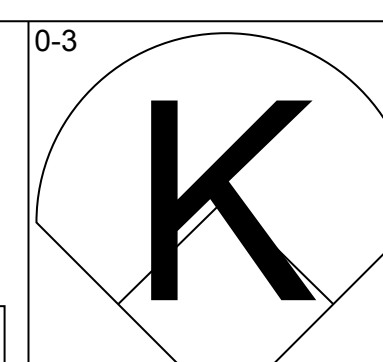
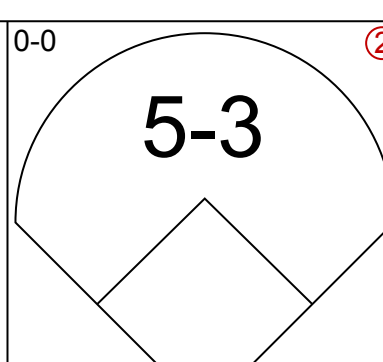
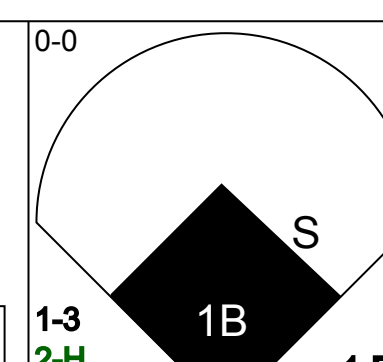
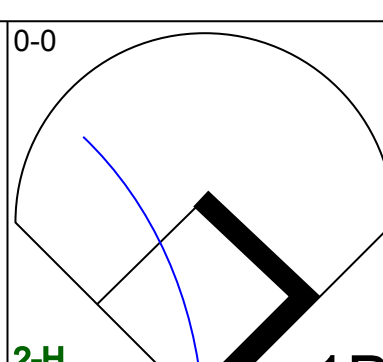
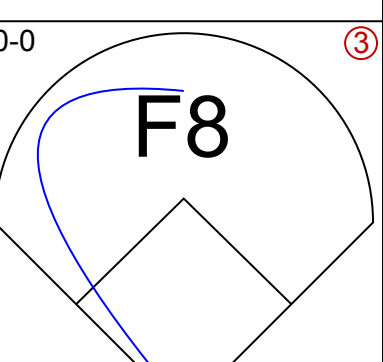
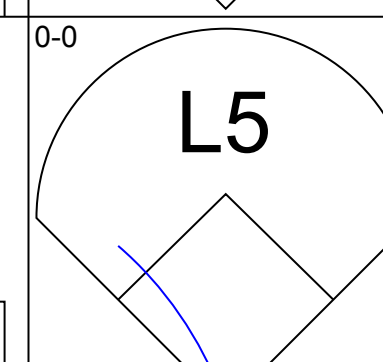
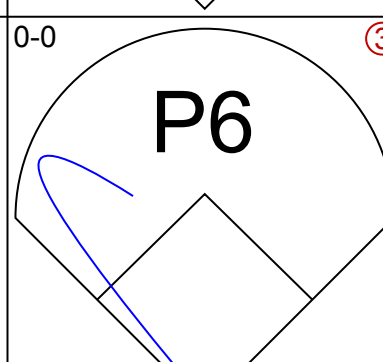
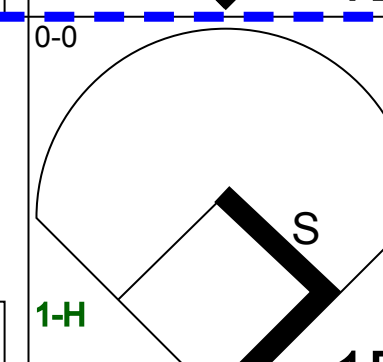
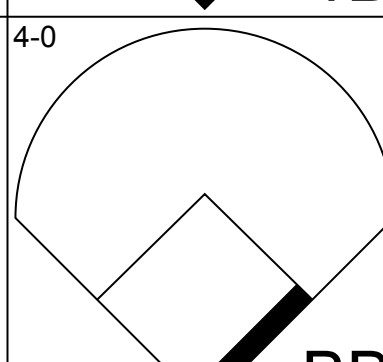
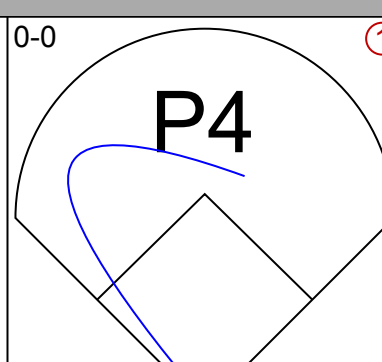
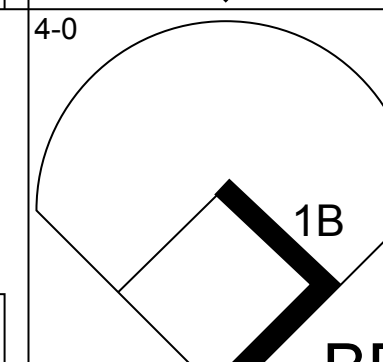
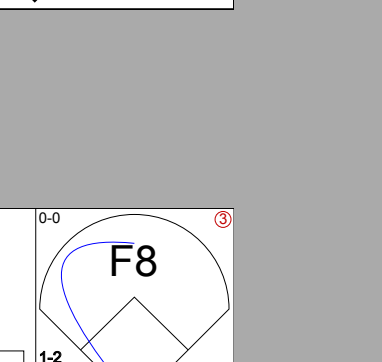
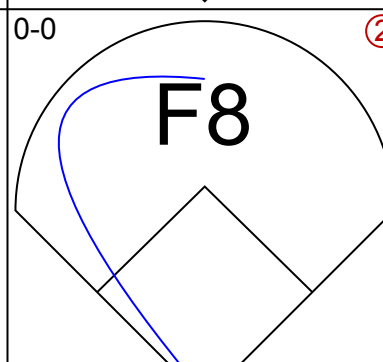
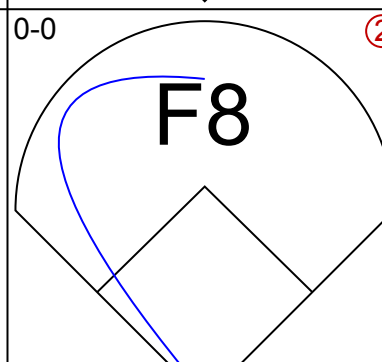
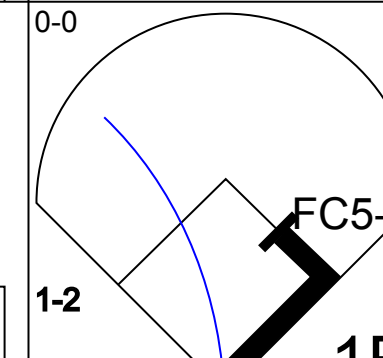
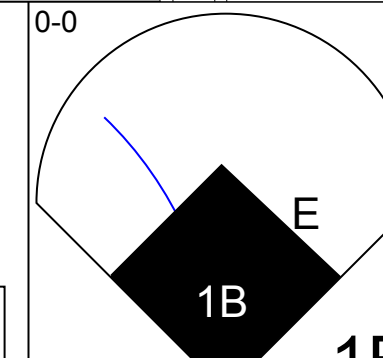
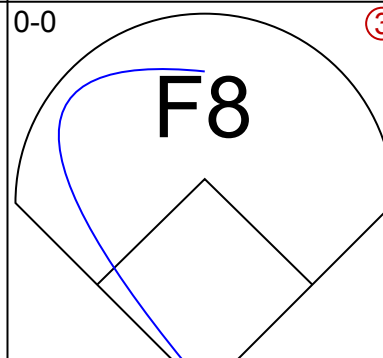
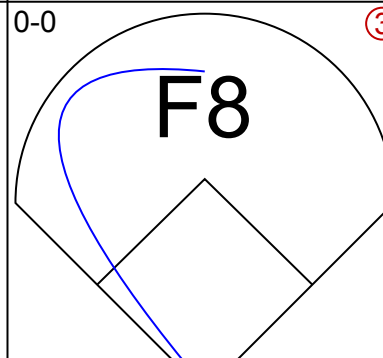
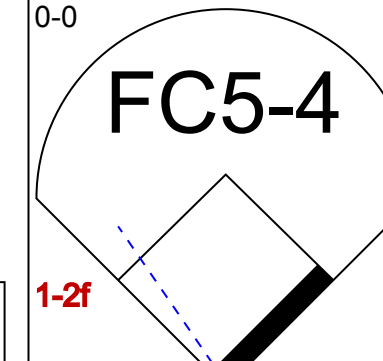
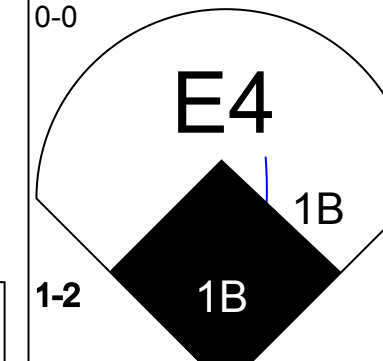

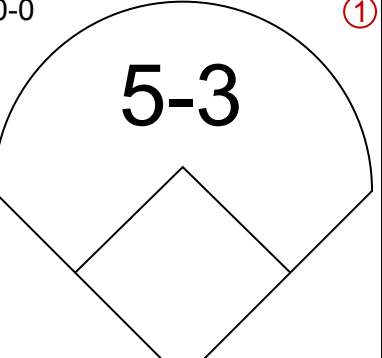
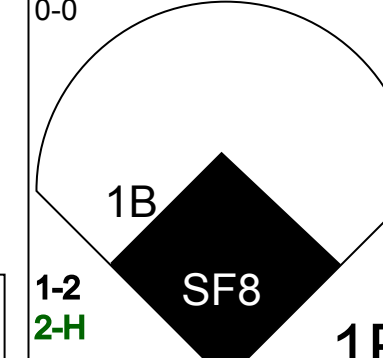
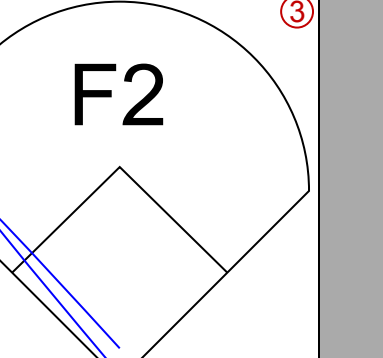
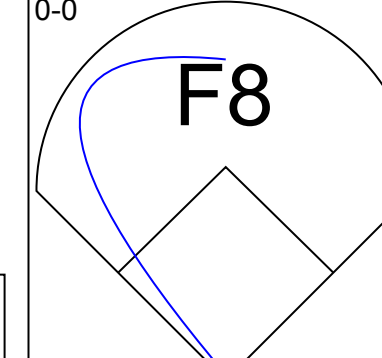
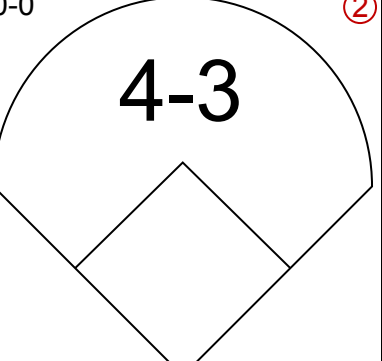
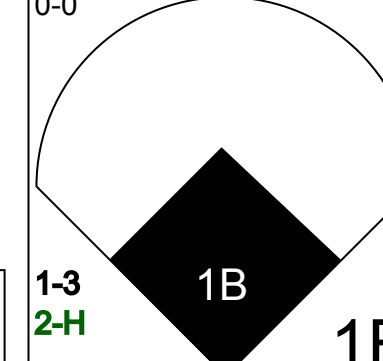
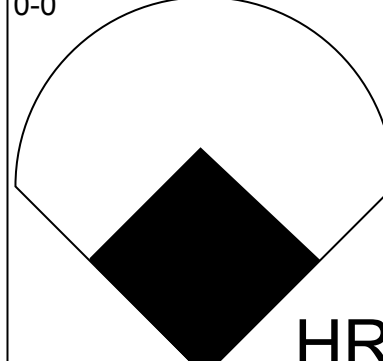
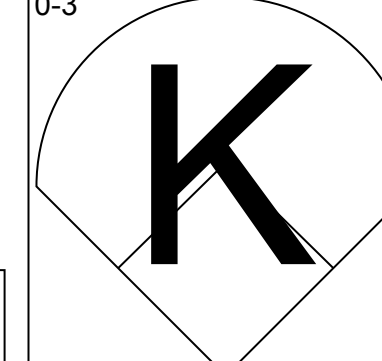
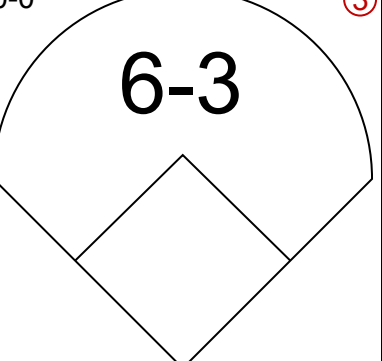
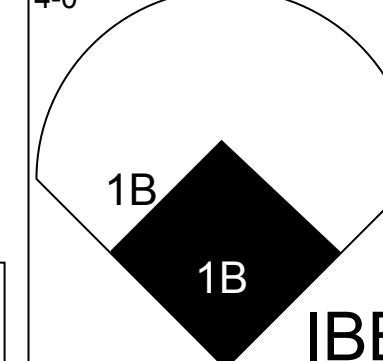
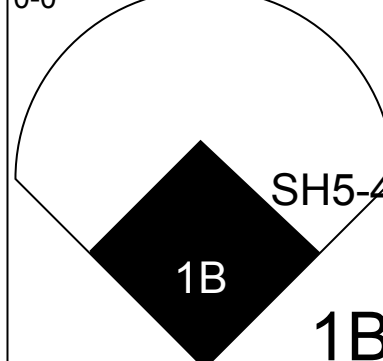
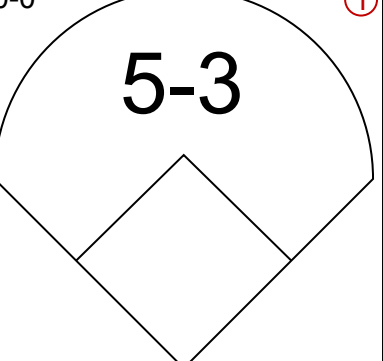
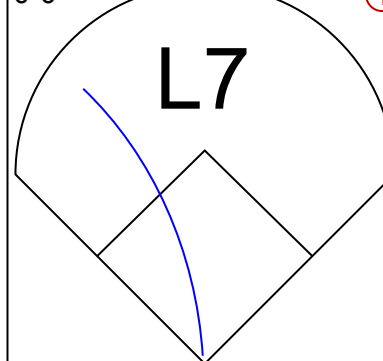
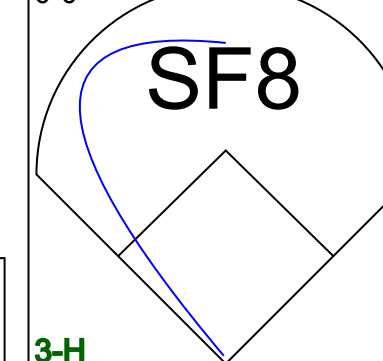
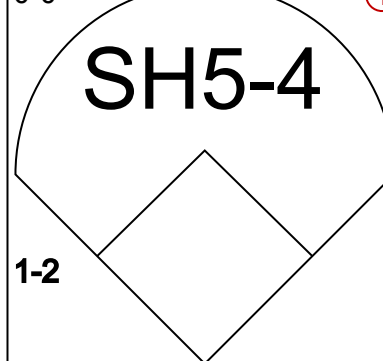
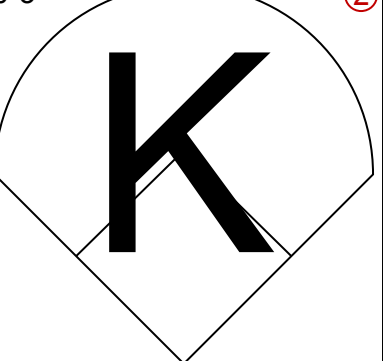


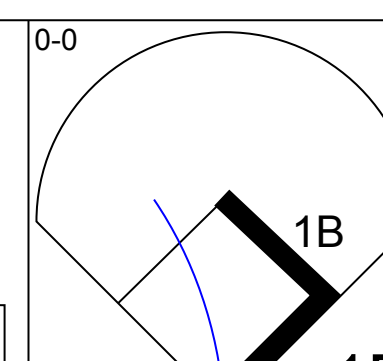
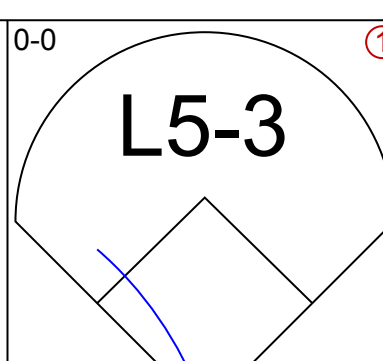
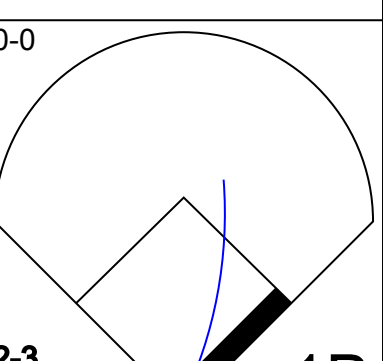
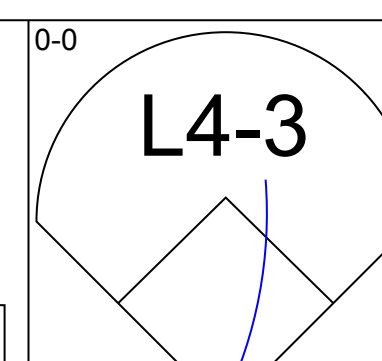
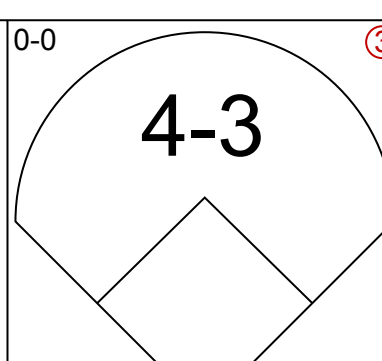
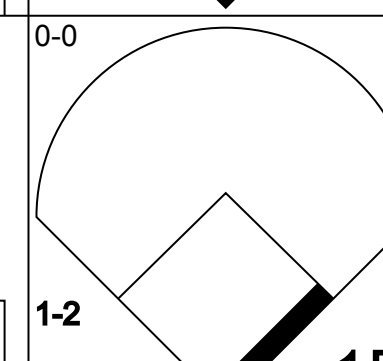
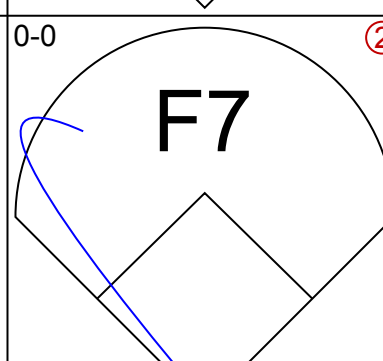
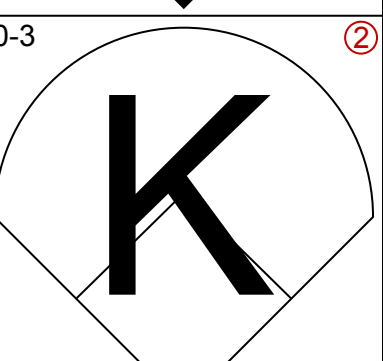
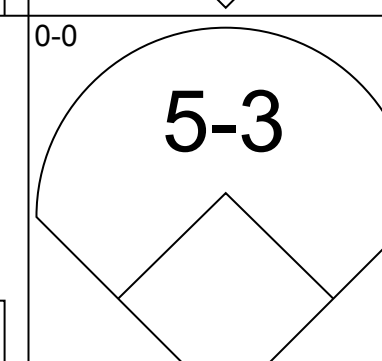
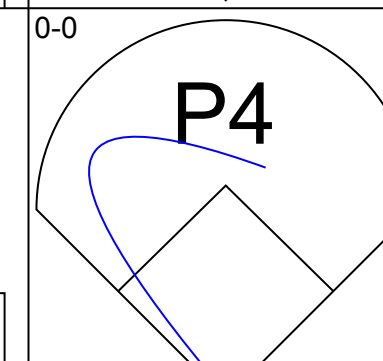
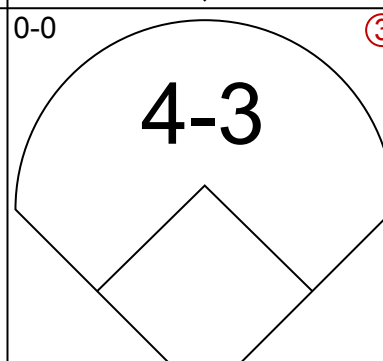
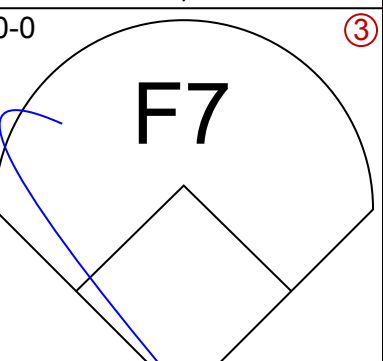
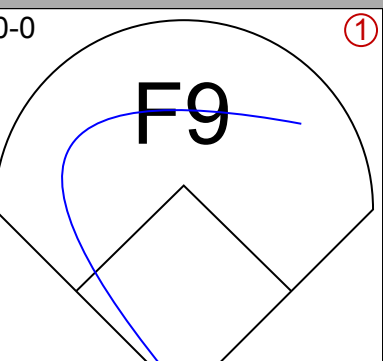
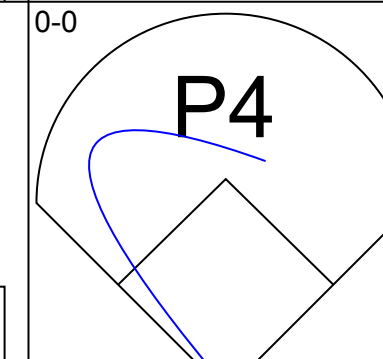
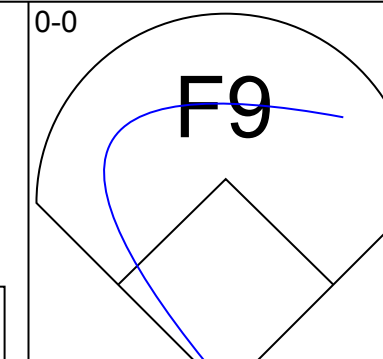
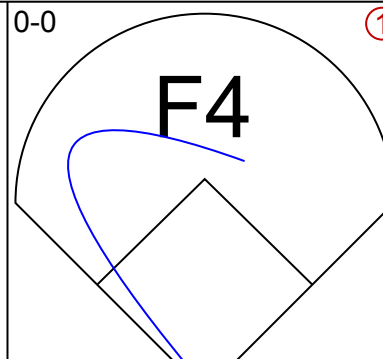
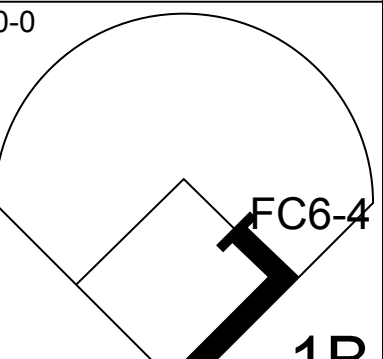
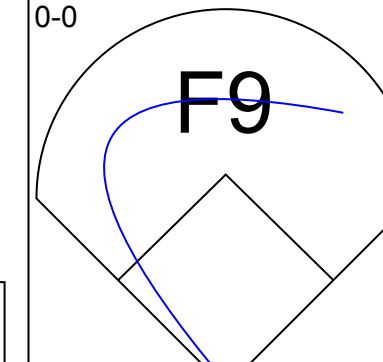
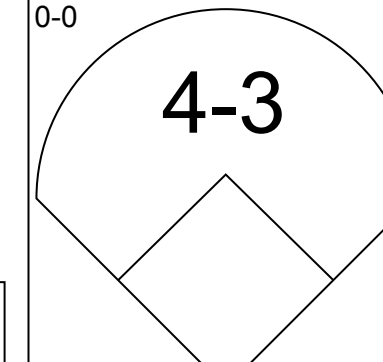
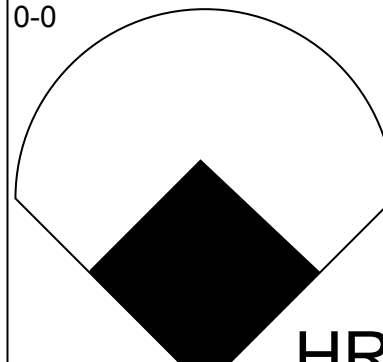
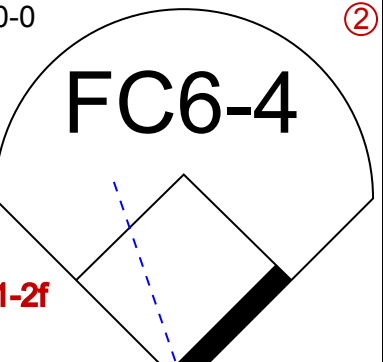
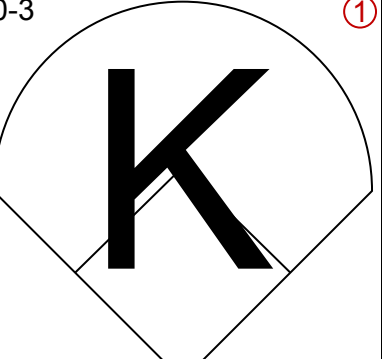
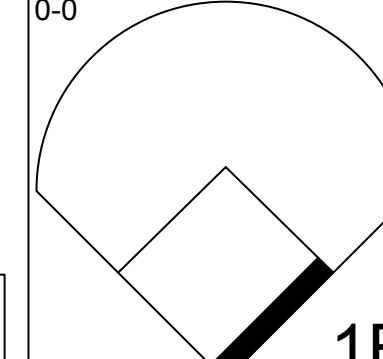
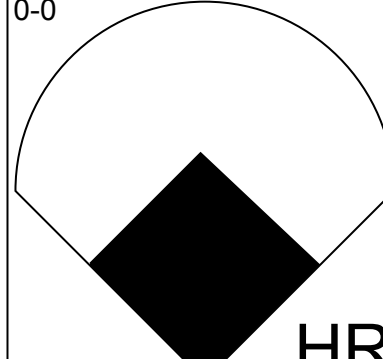
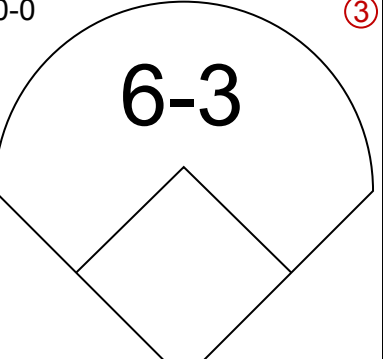
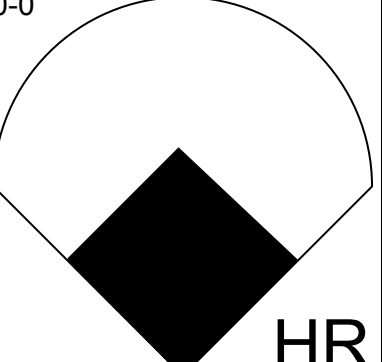
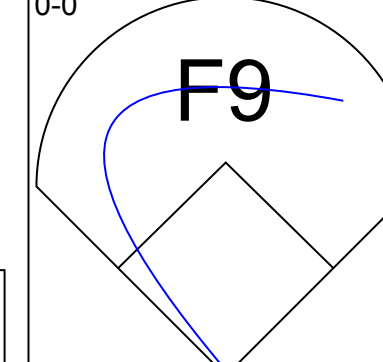
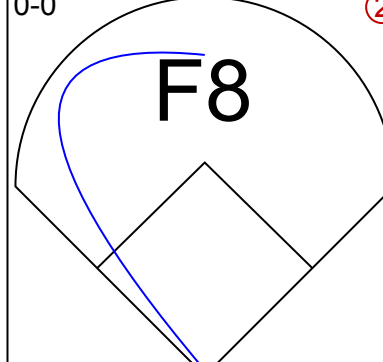
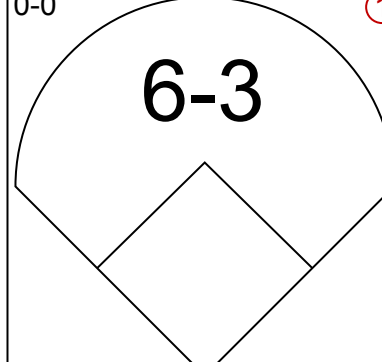

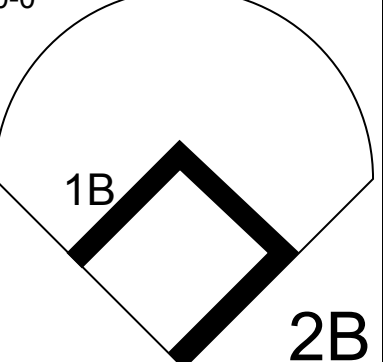
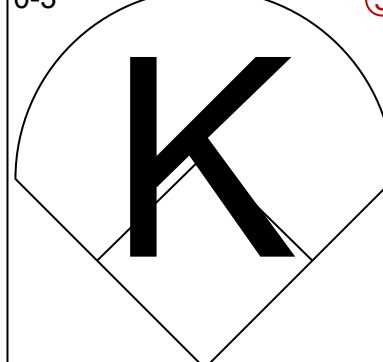
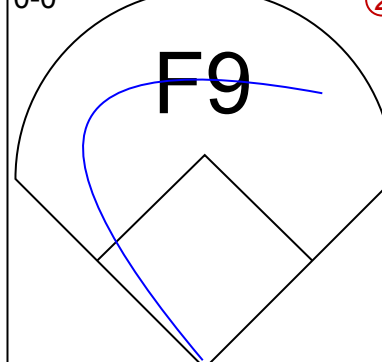
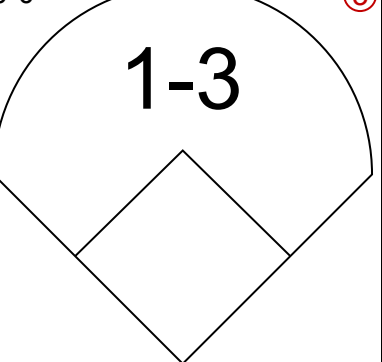
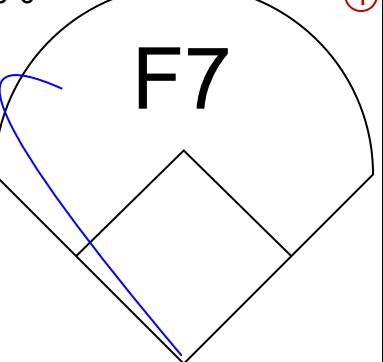
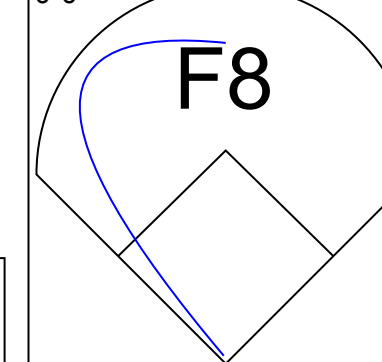
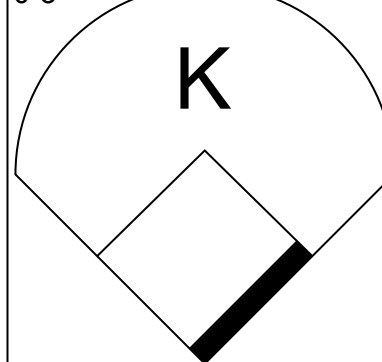
Batter	1	2	3	4	5	6	7	8	9	10	11	12	13	AB	R	H	RBI	BB	SO	LOB	BOTTOM	
Rennie Stennett, R OBP: 0.264, SLG: 0.354 (8, 6)	FC3-6 1B SF9-3		4-3			6-3	F8		K		F8			6	1	1	0	0	1	2		
Dave Parker, L OBP: 0.262, SLG: 0.390 (1, 8)														4	1	4	0	0	0	0		
Dave Augustine, R OBP: 1.000, SLG: 1.000 (9, 8)														1	0	1	0	0	0	0		
Dave Giusti, R OBP: 0.400, SLG: 0.333 (10, 1)	FC3-6 1B													1	0	0	0	0	1	0		
Al Oliver, L OBP: 0.311, SLG: 0.471 (1, 3)	FC3-6 SF9-3		4-3			E8 1B		HR 1B		K 1B				6	1	2	2	0	1	4		
Willie Stargell, L OBP: 0.373, SLG: 0.642 (1, 7)	SF9-3					P6 1B		HR 1B		F7		F8		5	1	1	2	0	0	3		
Richie Zisk, R OBP: 0.364, SLG: 0.523 (1, 9)			K			F8		F8		6-3		K		6	0	0	0	0	2	2		
Richie Hebner, L OBP: 0.351, SLG: 0.481 (1, 5)		G3 2B				F9		P4 1B		F8				6	1	3	1	0	0	0		
Milt May, L OBP: 0.348, SLG: 0.372 (7, PR)														3	0	1	0	0	0	1		
Jim Rooker, R OBP: 0.273, SLG: 0.250 (8, 1)						6-3								0	0	0	0	0	0	0		
Ramon Hernandez, S OBP: 0.429, SLG: 0.200 (10, 8)														1	0	1	0	0	0	0		
Gene Clines, R OBP: 0.310, SLG: 0.325 (1, 6)														1	0	0	0	0	1	1		
Jackie Hernandez, R OBP: 0.292, SLG: 0.311 (7, PH)														2	0	0	0	0	0	1		
Manny Stargullian, R OBP: 0.297, SLG: 0.416 (8, 2)			4-3			F3								3	0	2	0	0	0	1		
Nelson Briles, R OBP: 0.254, SLG: 0.302 (7, PH)														2	0	0	0	0	0	0		
Dave Cash, R OBP: 0.334, SLG: 0.346 (8, 4)						6-3								3	0	0	0	0	0	4		
Inning Stats	R: 1 E: 0 K: 0 S: 4	H: 2 LOB: 0 BB: 0 P: 4	R: 0 E: 0 K: 1 S: 6	H: 1 LOB: 1 BB: 0 P: 6	R: 0 E: 0 K: 0 S: 3	H: 0 LOB: 0 BB: 0 P: 3	R: 0 E: 1 K: 0 S: 5	H: 2 LOB: 2 BB: 0 P: 5	R: 0 E: 0 K: 0 S: 5	H: 2 LOB: 2 BB: 0 P: 5	R: 3 E: 0 K: 2 S: 8	H: 5 LOB: 2 BB: 0 P: 8	R: 0 E: 0 K: 2 S: 6	H: 1 LOB: 1 BB: 0 P: 6	R: 0 E: 0 K: 1 S: 5	H: 0 LOB: 0 BB: 0 P: 5	R: 0 E: 0 K: 1 S: 5	H: 1 LOB: 0 BB: 0 P: 1	1B: 11 2B: 3 3B: 0 HR: 3	SF: 1 SAC: 1 DP: 1 HBP: 0	WIP: 0 PB: 0 SB: 0 CS: 0	PA: 51
PITCHER	IP	WLS	BF	H	R	ER	SO	BB	IBB	HBP	BLK	WP	HR	S	P	ERA	WHIP					
Reggie Cleveland, R ERA: 3.08 (8, 1)	7.2		34	12	4	4	1	0	0	0	0	2	36	36	4.70	1.565						
Orlando Pena, R ERA: 3.21 (9, 1)	0.1		2	1	0	0	0	0	0	0	0	0	2	2	0.00	3.000						
Al Hrabosky, L ERA: 1.83 (10, 1)	1.0		4	1	0	0	2	0	0	0	0	0	8	8	0.00	1.000						
Diego Segui, R ERA: 2.84 (13, 1)	3.0		10	1	0	0	3	0	0	0	0	16	16	0.00	0.333							
Eddie Fisher, R ERA: 4.88 (13, 1)	0.0	L	1	1	1	1	0	0	0	0	0	0	1	1	"	"						

St. Louis Cardinals @ Pittsburgh Pirates
Three Rivers Stadium, Pittsburgh, PA
Mon Sep 03 1973, 3:33 AM EDT
Unknown

AB 50
R 5
H 16
RBI 5
BB 0
SO 6
LOB 19



Batter	1	2	3	4	5	6	7	8	9	AB	R	H	RBI	BB	SO	LOB	TOP					
Lou Brock, L OBP: 0.365, SLG: 0.395 (1, 7)										5	1	2	2	0	1	0	St. Louis Cardinals @ Pittsburgh Pirates Three Rivers Stadium, Pittsburgh, PA Mon Sep 03 1973, 3:38 AM EDT Att: 43,839 - Unknown livebaseballscorecards.com					
Ted Sizemore, R OBP: 0.357, SLG: 0.319 (1, 4)										4	0	1	2	1	0	0						
Luis Melendez, R OBP: 0.312, SLG: 0.315 Jose Cruz, L OBP: 0.315, SLG: 0.396 (4, PH) (4, 8)										1	0	0	0	1	0	0						
Ted Simmons, S OBP: 0.357, SLG: 0.430 (1, 2)										5	1	3	0	0	0	2						
Terry Hughes, R OBP: 0.200, SLG: 0.200 (1, 3)										4	1	0	0	0	0	4						
Ken Reitz, R OBP: 0.247, SLG: 0.329 (1, 5)										4	1	1	1	0	0	0						
Bernie Carbo, L OBP: 0.382, SLG: 0.409 (1, 9)										4	2	2	2	0	1	0						
Mike Tyson, R OBP: 0.279, SLG: 0.295 (1, 6)										3	2	1	0	1	0	0						
Rich Folkers, L OBP: 0.053, SLG: 0.056 Orlando Pena, R (6, 1)										1	0	0	1	0	0	0						
Inning Stats	R: 0 E: 0 K: 1 S: 6	H: 1 LOB: 2 BB: 1 P: 10	R: 0 E: 0 K: 0 S: 3	H: 0 LOB: 0 BB: 0 P: 3	R: 0 E: 0 K: 0 S: 3	H: 0 LOB: 0 BB: 0 P: 3	R: 6 E: 1 K: 0 S: 9	H: 5 LOB: 1 BB: 1 P: 13	R: 0 E: 0 K: 0 S: 3	H: 1 LOB: 0 BB: 0 P: 3	R: 2 E: 0 K: 0 S: 6	H: 3 LOB: 2 BB: 1 P: 10	R: 0 E: 0 K: 1 S: 5	H: 0 LOB: 0 BB: 0 P: 5	R: 0 E: 0 K: 1 S: 5	H: 0 LOB: 0 BB: 0 P: 5	R: 0 E: 0 K: 0 S: 3	H: 0 LOB: 0 BB: 0 P: 3	1B: 9 2B: 0 3B: 0 HR: 1	SF: 1 SAC: 1 DP: 1 HBP: 0	WP: 0 PB: 0 SB: 2 CS: 0	PA: 40
PITCHER	IP	WLS	BF	H	R	ER	SO	BB	IBB	HBP	BLK	WP	HR	S	P	ERA	WHIP					
Luke Walker, L ERA: 4.33 Bob Johnson, R ERA: 3.82 John Lamb, R ERA: 5.02	3.2	L	19	5	6	1	1	1	1	0	0	0	0	1	19	27	2.46	1.636				

Batter	1	2	3	4	5	6	7	8	9	AB	R	H	RBI	BB	SO	LOB	BOTTOM					
Gene Clines, R OBP: 0.313, SLG: 0.328 Milt May, L OBP: 0.347, SLG: 0.371 (9, PH)										4	0	2	0	0	0	0	St. Louis Cardinals @ Pittsburgh Pirates Three Rivers Stadium, Pittsburgh, PA Mon Sep 03 1973, 3:38 AM EDT Att: 43,839 - Unknown livebaseballscorecards.com					
Dave Cash, R OBP: 0.333, SLG: 0.345 (1, 5)										4	0	1	0	0	1	2						
Al Oliver, L OBP: 0.309, SLG: 0.467 (1, 8)										4	0	0	0	0	0	4						
Richie Zisk, R OBP: 0.362, SLG: 0.519 (1, 9)										4	0	1	0	0	0	2						
Manny Sanguillen, R OBP: 0.297, SLG: 0.421 (1, 2)										4	1	1	1	0	0	3						
Bob Robertson, R OBP: 0.325, SLG: 0.398 (1, 3)										4	1	2	1	0	1	1						
Rennie Stennett, R OBP: 0.264, SLG: 0.361 (1, 4)										4	1	1	1	0	0	1						
Jackie Hernandez, R OBP: 0.294, SLG: 0.328 Richie Hetmer, L OBP: 0.351, SLG: 0.480 (9, PH)										3	0	1	0	0	1	0						
Luke Walker, L OBP: 0.067, SLG: 0.067 Bob Johnson, L (4, 1)										1	0	0	0	0	0	0						
Dave Parker, L OBP: 0.279, SLG: 0.386 John Lamb, R (8, 1)										1	0	0	0	0	0	0						
Willie Stargell, L OBP: 0.372, SLG: 0.641 (9, PH)										1	0	0	0	0	1	0						
Inning Stats	R: 0 E: 0 K: 0 S: 5	H: 2 LOB: 2 BB: 0 P: 5	R: 1 E: 0 K: 1 S: 6	H: 1 LOB: 0 BB: 0 P: 6	R: 0 E: 0 K: 0 S: 3	H: 0 LOB: 0 BB: 0 P: 3	R: 0 E: 0 K: 0 S: 4	H: 1 LOB: 1 BB: 0 P: 4	R: 0 E: 0 K: 1 S: 7	H: 2 LOB: 2 BB: 0 P: 7	R: 2 E: 0 K: 1 S: 7	H: 2 LOB: 0 BB: 0 P: 7	R: 0 E: 0 K: 0 S: 3	H: 0 LOB: 0 BB: 0 P: 3	R: 0 E: 0 K: 0 S: 4	H: 1 LOB: 1 BB: 0 P: 4	R: 0 E: 0 K: 1 S: 6	H: 0 LOB: 1 BB: 0 P: 6	1B: 5 2B: 1 3B: 0 HR: 3	SF: 0 SAC: 0 DP: 0 HBP: 0	WP: 0 PB: 1 SB: 0 CS: 0	PA: 37
PITCHER	IP	WLS	BF	H	R	ER	SO	BB	IBB	HBP	BLK	WP	HR	S	P	ERA	WHIP					
Rich Folkers, L ERA: 3.43 Orlando Pena, R ERA: 3.06	5.1	W	24	8	3	3	2	0	0	0	0	0	0	17	17	0.00	0.273					

Batter	1	2	3	4	5	6	7	8	9	AB	R	H	RBI	BB	SO	LOB	TOP					
Lou Brock, L (1, 7) OBP: 0.363, SLG: 0.395	K		5-3			FC6-4		SF9 WP	6-3	5	1	1	1	0	1	1	St. Louis Cardinals @ Pittsburgh Pirates Three Rivers Stadium, Pittsburgh, PA Tue Sep 04 1973, 7:05 PM EDT Att: 16,280 - Unknown					
Ted Sizemore, R (1, 4) OBP: 0.354, SLG: 0.317	F9			F9		P6		SF9		3	0	0	1	0	0	1						
Joe Torre, R (1, 3) OBP: 0.383, SLG: 0.408	F8			5-3				1B	K	4	0	1	0	0	1	2						
Ted Simmons, S (1, 2) OBP: 0.358, SLG: 0.429		G3 1B		6-3				F7	WP IBB	3	0	1	0	1	0	1						
Luis Melendez, R (1, 8) OBP: 0.313, SLG: 0.315		G3						K		3	0	1	0	0	1	2						
Tim McCarver, L (8, PH) OBP: 0.326, SLG: 0.352						G3-6-1 1B		K		0	0	0	0	1	0	0						
Al Hrabosky, R (8, 1)										0	0	0	0	0	0	0						
Ken Reitz, R (1, 5) OBP: 0.248, SLG: 0.329		F5				G3-6-1				3	0	1	0	0	0	2						
Bake McBride, L (7, PR) OBP: 0.385, SLG: 0.304										0	0	0	0	0	0	0						
Terry Hughes, R (7, 5) OBP: 0.182, SLG: 0.182										1	0	0	0	0	1	2						
Bernie Carbo, L (1, 9) OBP: 0.380, SLG: 0.407		L4				6-3		G3		4	1	1	0	0	0	3						
Mike Tyson, R (1, 6) OBP: 0.282, SLG: 0.298			K						SH1-4 1B	3	1	2	0	0	1	0						
Mike Nagy, R (1, 1)										1	0	0	0	0	1	0						
Tommie Agee, R (5, PH) OBP: 0.397, SLG: 0.409										1	0	0	0	0	1	1						
Tom Murphy, R (8, 1) OBP: 0.217, SLG: 0.227										0	0	0	0	0	0	0						
John Andrews, L (7, 1)										0	0	0	0	0	0	0						
Tom Heinzelman, R (8, PH) OBP: 0.458, SLG: 0.535										1	0	1	0	0	0	0						
Tommy Cruz, L (5, PR) OBP: 0.316, SLG: 0.335										0	1	0	0	0	0	0						
Jose Cruz, L (8, 8) OBP: 0.316, SLG: 0.335										1	0	1	1	0	0	0						
Inning Stats	R: 0 E: 0 K: 1 S: 5	H: 0 LOB: 0 BB: 0 P: 5	R: 0 E: 0 K: 0 S: 4	H: 1 LOB: 1 BB: 0 P: 4	R: 0 E: 0 K: 2 S: 7	H: 0 LOB: 0 BB: 0 P: 7	R: 0 E: 0 K: 0 S: 3	H: 0 LOB: 0 BB: 0 P: 3	R: 0 E: 0 K: 0 S: 3	H: 1 LOB: 0 BB: 0 P: 3	R: 0 E: 0 K: 1 S: 6	H: 1 LOB: 1 BB: 0 P: 6	R: 0 E: 0 K: 1 S: 7	H: 2 LOB: 2 BB: 0 P: 7	R: 3 E: 0 K: 2 S: 10	H: 3 LOB: 2 BB: 2 P: 18	R: 1 E: 0 K: 0 S: 4	H: 2 LOB: 0 BB: 0 P: 4	1B: 9 2B: 1 3B: 0 HR: 0	SF: 1 SAC: 1 DP: 1 HBP: 0	WP: 1 PB: 0 SB: 0 CS: 0	PA: 37
PITCHER	IP WLS BF H R ER SO BB IBB HBP BLK WP HR S P ERA WHIP																					
Jim Rooker, L (1, 1) ERA: 3.02	7.0 L 28 8 3 3 5 0 0 0 0 0 0 0 38 38 3.86 1.143																					
Dave Giusti, R (8, 1) ERA: 1.75	2.0 9 2 1 1 2 1 1 0 0 1 0 11 19 4.50 1.500																					

AB 33
R 4
H 10
RBI 3
BB 2
SO 7
LOB 15



Batter	1	2	3	4	5	6	7	8	9	AB	R	H	RBI	BB	SO	LOB	BOTTOM			
Dave Cash, R (1, 4) OBP: 0.332, SLG: 0.342	F8		3B BB		6-3		SH1-4		F7	3	1	0	0	1	0	1	St. Louis Cardinals @ Pittsburgh Pirates Three Rivers Stadium, Pittsburgh, PA Tue Sep 04 1973, 7:05 PM EDT Att: 16,280 - Unknown			
Dave Parker, L (1, 8) OBP: 0.292, SLG: 0.453	L7						L3			3	1	2	2	0	0	0				
Gene Clines, R (7, PH) OBP: 0.312, SLG: 0.327			1-H 3B		HR					1	0	0	0	0	0	1				
Al Oliver, L (1, 3) OBP: 0.308, SLG: 0.465	G3				6-3		4-3			3	0	0	0	1	0	1				
Willie Stargell, L (1, 7) OBP: 0.369, SLG: 0.635	4-3		P5		6-3			K		4	0	0	0	0	1	2				
Richie Hebner, L (1, 5) OBP: 0.350, SLG: 0.480	G3					K		K		4	0	1	0	0	2	0				
Richie Ziek, R (1, 9) OBP: 0.364, SLG: 0.519					1-3			K		4	0	2	0	0	1	1				
Manny Sanguillen, R (1, 2) OBP: 0.300, SLG: 0.425		2B 1B				4-3				3	0	2	0	1	0	1				
Jackie Hernandez, R (1, 6) OBP: 0.282, SLG: 0.313										3	0	0	0	0	1	3				
Rennie Stennett, R (8, PH) OBP: 0.264, SLG: 0.380			5-3		K		P4		K	1	0	0	0	0	1	1				
Jim Rooker, R (1, 1) OBP: 0.278, SLG: 0.257										3	0	1	0	0	1	2				
Dave Giusti, R (8, 1) OBP: 0.400, SLG: 0.333			3-1		K					0	0	0	0	0	0	0				
Jim Campanis, R (9, PH)								SH1-4 1B		1	0	0	0	0	0	1				
Inning Stats	R: 0 E: 0 K: 0 S: 3	H: 0 LOB: 0 BB: 0 P: 3	R: 0 E: 0 K: 0 S: 4	H: 2 LOB: 2 BB: 0 P: 4	R: 1 E: 0 K: 0 S: 4	H: 1 LOB: 2 BB: 2 P: 12	R: 0 E: 0 K: 2 S: 8	H: 1 LOB: 2 BB: 1 P: 12	R: 1 E: 0 K: 0 S: 4	H: 1 LOB: 0 BB: 0 P: 4	R: 0 E: 0 K: 1 S: 6	H: 1 LOB: 1 BB: 0 P: 6	R: 0 E: 0 K: 3 S: 9	H: 0 LOB: 0 BB: 0 P: 9	R: 0 E: 0 K: 1 S: 6	H: 1 LOB: 1 BB: 0 P: 6	1B: 4 2B: 2 3B: 1 HR: 1	SF: 0 SAC: 1 DP: 0 HBP: 0	WP: 0 PB: 0 SB: 0 CS: 0	PA: 37
PITCHER	IP WLS BF H R ER SO BB IBB HBP BLK WP HR S P ERA WHIP																			
Mike Nagy, R (1, 1) ERA: 3.18	5.0 22 2 0 0 1 0 0 0 0 0 0 8 8 0.00 1.500																			
Tom Murphy, R (6, 1) ERA: 3.75	1.1 6 2 0 0 1 0 0 0 0 0 0 8 8 0.00 1.500																			
John Andrews, L (7, 1) ERA: 4.5	0.2 W 2 0 0 0 0 0 0 0 0 0 0 2 2 0.00 0.000																			
Al Hrabosky, L (8, 1) ERA: 1.75	2.0 S 7 1 0 0 4 0 0 0 0 0 0 15 15 0.00 0.500																			



Batter	1	2	3	4	5	6	7	8	9	AB	R	H	RBI	BB	SO	LOB	TOP								
Rennie Stennett, R OBP: 0.266, SLG: 0.359										5	2	2	1	1	1	2									
Dave Cash, R OBP: 0.332, SLG: 0.337										5	0	0	0	0	0	1	3								
Al Oliver, L OBP: 0.310, SLG: 0.464										5	1	2	1	0	1	1									
Willie Stargell, L OBP: 0.374, SLG: 0.641										5	2	4	1	0	0	1									
Richie Zisk, R OBP: 0.370, SLG: 0.528										5	2	2	1	0	0	2									
Manny Sanguillen, R OBP: 0.362, SLG: 0.425										4	1	2	1	1	0	0									
Bob Robertson, R OBP: 0.327, SLG: 0.396										3	1	1	0	2	1	4									
Dal Maxvill, R OBP: 0.282, SLG: 0.252										2	0	0	1	1	1	1									
Jim Campanis, R OBP: 0.292, SLG: 0.324										1	0	0	0	0	0	2									
Jackie Hernandez, R OBP: 0.292, SLG: 0.324										1	0	1	2	0	0	0									
Bruce Kison, R OBP: 0.256, SLG: 1.000										1	1	1	0	0	0	0									
Gene Clines, R OBP: 0.311, SLG: 0.326										0	0	0	0	0	0	0									
Bob Johnson, L OBP: 0.292, SLG: 0.324										0	0	0	0	0	0	1									
Fernando Gonzalez, R OBP: 0.292, SLG: 0.324										0	0	0	0	0	0	0									
Dave Parker, L OBP: 0.292, SLG: 0.324										0	0	0	0	0	0	0									
Dave Giusti, R OBP: 0.292, SLG: 0.324										0	0	0	0	0	0	0									
Ramon Hernandez, S OBP: 0.292, SLG: 0.324										0	0	0	0	0	0	0									
Inning Stats	R: 0 E: 0 K: 1 S: 5	H: 0 LOB: 0 BB: 0 P: 5	R: 2 E: 0 K: 1 S: 6	H: 2 LOB: 1 BB: 2 P: 14	R: 0 E: 0 K: 2 S: 7	H: 0 LOB: 0 BB: 0 P: 7	R: 0 E: 1 K: 0 S: 4	H: 2 LOB: 1 BB: 0 P: 4	R: 2 E: 0 K: 1 S: 8	H: 3 LOB: 1 BB: 0 P: 8	R: 0 E: 0 K: 0 S: 4	H: 1 LOB: 1 BB: 0 P: 4	R: 0 E: 0 K: 0 S: 3	H: 0 LOB: 1 BB: 1 P: 7	R: 0 E: 1 K: 0 S: 4	H: 1 LOB: 2 BB: 1 P: 8	R: 6 E: 0 K: 1 S: 12	H: 7 LOB: 2 BB: 1 P: 16	1B: 12 2B: 5 3B: 1 HR: 0	SF: 1 SAC: 0 DP: 2 HBP: 0	WP: 1 PB: 0 SB: 0 CS: 0	PA: 46			
PITCHER	IP	WLS	BF	H	R	ER	SO	BB	IBB	HBP	BLK	WP	HR	S	P	ERA	WHIP								
Ken Brett, L ERA: 3.54	8.0		35	9	4	4	5	2	2	0	0	1	0	41	57	4.50	1.375								
Mac Scarce, L ERA: 2.55	0.2	L	5	3	3	3	1	0	0	0	0	0	0	7	7	40.50	4.500								
Darrell Brandon, R ERA: 5.29	0.0		4	3	2	2	0	0	1	0	0	0	0	3	7	∞	∞								
Mike Wallace, L ERA: 4.1	0.0		1	1	1	1	0	0	0	0	0	0	0	1	1	∞	∞								
Ron Diono, R ERA: 0.75	0.1		1	0	0	0	0	0	0	0	0	0	0	1	1	0.00	0.000								

Pittsburgh Pirates @ Philadelphia Phillies
Veterans Stadium, Philadelphia, PA
Fri Sep 07 1973, 7:05 PM EDT
Att: 15,233 - Unknown

AB 40
R 10
H 16
RBI 10
BB 5
SO 6
LOB 16

Batter	1	2	3	4	5	6	7	8	9	AB	R	H	RBI	BB	SO	LOB	BOTTOM								
Cesar Tovar, R OBP: 0.334, SLG: 0.359										4	0	0	0	0	0	2									
Mike Schmidt, R OBP: 0.336, SLG: 0.395										0	0	0	1	0	0	0									
Denny Doyle, L OBP: 0.316, SLG: 0.324										5	1	3	2	0	0	0									
Willie Montanez, L OBP: 0.325, SLG: 0.375										4	0	0	0	0	2	0									
Mike Anderson, R OBP: 0.308, SLG: 0.439										1	0	0	0	0	1	1									
Greg Luzinski, R OBP: 0.343, SLG: 0.484										4	0	0	0	0	0	0									
Bill Robinson, R OBP: 0.330, SLG: 0.546										2	1	0	0	2	0	0									
Del Unser, L OBP: 0.356, SLG: 0.435										3	2	2	0	1	0	0									
Bob Boone, R OBP: 0.320, SLG: 0.376										4	3	3	2	0	0	0									
Larry Bowa, S OBP: 0.255, SLG: 0.240										2	0	0	0	1	0	2									
Tom Hutton, L OBP: 0.355, SLG: 0.388										1	0	0	0	0	0	2									
Ken Brett, L ERA: 2.57	6.0		24	6	4	4	2	2	0	0	0	0	0	0	0	0									
Mac Scarce, L ERA: 3.79	2.0	W	8	1	1	1	2	1	0	0	0	0	1	11	15	4.50	1.000								
Darrell Brandon, R ERA: 2.09	0.2		6	3	3	3	0	1	0	0	0	0	0	5	9	40.50	6.000								
Dave Giusti, R ERA: 2.09	0.1	S	1	0	0	0	1	0	0	0	0	0	0	3	3	0.00	0.000								
Ramon Hernandez, L ERA: 2.45																									
Inning Stats	R: 0 E: 0 K: 0 S: 3	H: 0 LOB: 0 BB: 0 P: 3	R: 0 E: 0 K: 0 S: 3	H: 0 LOB: 0 BB: 0 P: 3	R: 1 E: 0 K: 1 S: 6	H: 1 LOB: 0 BB: 0 P: 6	R: 0 E: 0 K: 1 S: 5	H: 0 LOB: 0 BB: 0 P: 5	R: 3 E: 0 K: 0 S: 6	H: 4 LOB: 2 BB: 1 P: 10	R: 0 E: 0 K: 0 S: 3	H: 1 LOB: 1 BB: 1 P: 7	R: 0 E: 0 K: 1 S: 5	H: 0 LOB: 1 BB: 1 P: 9	R: 1 E: 0 K: 1 S: 6	H: 1 LOB: 0 BB: 0 P: 6	R: 3 E: 0 K: 1 S: 8	H: 3 LOB: 1 BB: 1 P: 12	1B: 5 2B: 3 3B: 0 HR: 2	SF: 1 SAC: 0 DP: 0 HBP: 0	WP: 0 PB: 0 SB: 1 CS: 0	PA: 40			
PITCHER	IP	WLS	BF	H	R	ER	SO	BB	IBB	HBP	BLK	WP	HR	S	P	ERA	WHIP								
Bruce Kison, R ERA: 2.57	6.0		24	6	4	4	2	2	0	0	0	0	1	11	15	4.50	1.000								
Bob Johnson, R ERA: 3.79	2.0	W	8	1	1	1	2	1	0	0	0	0	1	11	15	4.50	1.000								
Dave Giusti, R ERA: 2.09	0.2		6	3	3	3	0	1	0	0	0	0	0	5	9	40.50	6.000								
Ramon Hernandez, L ERA: 2.45	0.1	S	1	0	0	0	1	0	0	0	0	0	0	3	3	0.00	0.000								

Pittsburgh Pirates @ Philadelphia Phillies
Veterans Stadium, Philadelphia, PA
Fri Sep 07 1973, 7:05 PM EDT
Att: 15,233 - Unknown

AB 34
R 8
H 10
RBI 8
BB 4
SO 5
LOB 8

Batter	1	2	3	4	5	6	7	8	9	AB	R	H	RBI	BB	SO	LOB	TOP					
Rennie Stennett, R OBP: 0.268, SLG: 0.362 (1, 4)										5	0	2	1	0	3	1	Pittsburgh Pirates @ Philadelphia Phillies Veterans Stadium, Philadelphia, PA Sat Sep 08 1973, 7:05 PM EDT Att: 16,320 - Unknown					
Dave Cash, R OBP: 0.330, SLG: 0.338 (1, 5)										5	1	1	0	0	0	3						
Al Oliver, L OBP: 0.312, SLG: 0.467 (1, 8)										5	2	3	1	0	0	1						
Willie Stargell, L OBP: 0.379, SLG: 0.645 Dave Augustine, R OBP: 1.000, SLG: 1.000 (8, PR) (8, 7)										3	1	3	1	1	0	0						
Richie Zisk, R OBP: 0.365, SLG: 0.520 (1, 9)										4	0	0	0	0	1	5						
Manny Sanguillen, R OBP: 0.362, SLG: 0.423 (1, 2)										2	0	0	1	1	0	3						
Bob Robertson, R OBP: 0.327, SLG: 0.393 (1, 3)										3	0	0	0	1	2	3						
Dal Maxvill, R OBP: 0.276, SLG: 0.246 (1, 6)										4	0	0	0	0	1	3						
Bob Moose, R OBP: 0.194, SLG: 0.155 Dave Giusti, R OBP: 0.400, SLG: 0.333 (9, 1)										4	1	1	0	0	0	0						
Inning Stats	R: 0 E: 0 K: 1 S: 5	H: 0 LOB: 0 BB: 0 P: 5	R: 0 E: 1 K: 1 S: 5	H: 0 LOB: 1 BB: 1 P: 9	R: 0 E: 1 K: 1 S: 6	H: 0 LOB: 1 BB: 0 P: 6	R: 1 E: 0 K: 1 S: 7	H: 2 LOB: 1 BB: 0 P: 7	R: 0 E: 0 K: 2 S: 7	H: 0 LOB: 0 BB: 0 P: 7	R: 3 E: 1 K: 1 S: 8	H: 3 LOB: 1 BB: 1 P: 12	R: 0 E: 0 K: 0 S: 4	H: 2 LOB: 2 BB: 1 P: 4	R: 0 E: 0 K: 0 S: 4	H: 1 LOB: 2 BB: 1 P: 8		R: 1 E: 0 K: 0 S: 4	H: 2 LOB: 0 BB: 0 P: 4	1B: 6 2B: 5 3B: 0 HR: 0	SF: 1 SAC: 0 DP: 2 HBP: 0	WP: 0 PB: 0 SB: 0 CS: 1
PITCHER	IP WLS BF H R ER SO BB IBB HBP BLK WP HR S P ERA WHIP																					
Steve Carlton, L ERA: 4.03 George Culver, R ERA: 3.4 Mac Scarce, L ERA: 2.52	(1, 1) 7.0 L 30 7 4 3 7 1 1 0 0 0 0 0 42 50 3.86 1.143																					

Batter	1	2	3	4	5	6	7	8	9	AB	R	H	RBI	BB	SO	LOB	BOTTOM					
Denny Doyle, L OBP: 0.319, SLG: 0.323 (1, 4)										4	1	1	0	1	0	2	Pittsburgh Pirates @ Philadelphia Phillies Veterans Stadium, Philadelphia, PA Sat Sep 08 1973, 7:05 PM EDT Att: 16,320 - Unknown					
Del Unser, L OBP: 0.354, SLG: 0.432 (1, 8)										5	0	1	1	0	1	3						
Bill Robinson, R OBP: 0.327, SLG: 0.542 (1, 9)										3	0	0	1	0	1	1						
Greg Luzinski, R OBP: 0.341, SLG: 0.481 (1, 7)										4	0	0	0	0	1	1						
Willie Montanez, L OBP: 0.325, SLG: 0.374 (1, 3)										4	0	1	0	0	1	0						
Bob Boone, R OBP: 0.323, SLG: 0.379 (1, 2)										4	1	3	0	0	0	1						
Mike Schmidt, R OBP: 0.341, SLG: 0.401 (1, 5)										3	0	2	1	1	0	1						
Craig Robinson, R OBP: 0.231, SLG: 0.285 Mike Rogozdzinski, L OBP: 0.333, SLG: 0.348 (9, PH)										3	1	1	0	0	0	3						
Steve Carlton, L OBP: 0.163, SLG: 0.236 Tom Hutton, L OBP: 0.353, SLG: 0.386 George Culver, R Mac Scarce, L Cesar Tovar, R OBP: 0.336, SLG: 0.359 (9, PH)	(1, 1) 8.0 W 34 9 3 3 4 1 0 0 0 0 0 0 3 7 0.00 1.000																					
Inning Stats	R: 0 E: 0 K: 0 S: 3	H: 1 LOB: 0 BB: 0 P: 3	R: 0 E: 0 K: 1 S: 6	H: 1 LOB: 1 BB: 0 P: 6	R: 2 E: 0 K: 0 S: 5	H: 2 LOB: 1 BB: 1 P: 9	R: 0 E: 0 K: 0 S: 4	H: 1 LOB: 2 BB: 1 P: 8	R: 0 E: 0 K: 1 S: 5	H: 0 LOB: 0 BB: 0 P: 5	R: 1 E: 0 K: 1 S: 7	H: 2 LOB: 1 BB: 0 P: 7	R: 0 E: 0 K: 1 S: 5	H: 0 LOB: 0 BB: 0 P: 5	R: 0 E: 0 K: 0 S: 4	H: 1 LOB: 1 BB: 0 P: 4		R: 0 E: 0 K: 0 S: 4	H: 1 LOB: 2 BB: 1 P: 8	1B: 8 2B: 1 3B: 0 HR: 0	SF: 1 SAC: 0 DP: 1 HBP: 0	WP: 1 PB: 0 SB: 0 CS: 0
PITCHER	IP WLS BF H R ER SO BB IBB HBP BLK WP HR S P ERA WHIP																					

Batter	1	2	3	4	5	6	7	8	9	AB	R	H	RBI	BB	SO	LOB	TOP			
Rennie Stennett, R OBP: 0.266, SLG: 0.357 (1, 4)	0-0 6-3		0-3 K			0-0 F3		0-0 1B	4 0 1 0 0 1 2											
Dave Parker, L OBP: 0.288, SLG: 0.446 (1, 9)	0-0 6-3			0-0 P6		0-0 L	0-0 P4-3	0-0 K	5 0 0 0 0 1 2											
Al Oliver, L OBP: 0.316, SLG: 0.470 (1, 8)	0-0 L7			0-0 P4			0-0 L8	0-0 K	4 0 0 0 0 1 1											
Willie Stargell, L OBP: 0.385, SLG: 0.657 (1, 7)		0-0 F7		0-0 L5			0-0 3-1		3 0 0 0 0 0 0											
Richie Hebner, L OBP: 0.355, SLG: 0.482 (1, 5)		0-0 G3			0-0 P4-3			0-0 FC6-4 1B	3 0 1 0 0 0 0											
Manny Sanguillen, R OBP: 0.300, SLG: 0.420 (1, 2)		0-0 G3			0-0 G3			0-0 FC6-4 1B	3 0 0 0 0 0 1											
Bob Robertson, R OBP: 0.328, SLG: 0.391 (1, 3)			0-0 1-3		0-0 6-3			0-0 F8	3 0 0 0 0 0 1											
Dal Maxvill, R OBP: 0.276, SLG: 0.243 (1, 6)			0-0 SH1-4 1B			0-0 FC6-4 1B		0-0 P4-3	2 0 2 0 0 0 0											
Milt May, L OBP: 0.347, SLG: 0.374 (6, PH)									1 0 0 0 0 0 1											
Jackie Hernandez, R OBP: 0.292, SLG: 0.324 (6, 6)									0 0 0 0 0 0 0											
Steve Blass, R OBP: 0.455, SLG: 0.545 (1, 1)			0-0 SH1-4			0-0 FC6-4 CS		0-0 P4-3	0 0 0 0 0 0 0											
Gene Clines, R OBP: 0.310, SLG: 0.324 (6, PH)									1 0 0 0 0 0 1											
Ramon Hernandez, S OBP: 0.429, SLG: 0.200 (6, 1)									0 0 0 0 0 0 0											
Dave Cash, R OBP: 0.329, SLG: 0.337 (6, PH)									1 0 0 0 0 0 0											
Inning Stats	R: 0 E: 0 K: 0 S: 3	H: 0 LOB: 0 BB: 0 P: 3	R: 0 E: 0 K: 0 S: 3	H: 0 LOB: 0 BB: 0 P: 3	R: 0 E: 0 K: 1 S: 6	H: 1 LOB: 1 BB: 0 P: 6	R: 0 E: 0 K: 0 S: 3	H: 0 LOB: 0 BB: 0 P: 3	R: 0 E: 0 K: 0 S: 3	H: 0 LOB: 0 BB: 0 P: 3	R: 0 E: 0 K: 0 S: 3	H: 0 LOB: 0 BB: 0 P: 3	R: 0 E: 1 K: 0 S: 4	H: 1 LOB: 1 BB: 0 P: 4	R: 0 E: 0 K: 2 S: 8	H: 1 LOB: 1 BB: 0 P: 8	1B: 4 2B: 0 3B: 0 HR: 0	SF: 0 SAC: 1 DP: 0 HBP: 0	WP: 0 PB: 0 SB: 0 CS: 1	PA: 31
PITCHER Burt Hooton, R ERA: 3.54 (1, 1)	IP: 9.0 WLS: W BF: 31 H: 4 R: 0 ER: 0 SO: 3 BB: 0 IBB: 0 HBP: 0 BLK: 0 WP: 0 HR: 0 S: 36 P: 36 ERA: 0.00 WHIP: 0.444																			

Pittsburgh Pirates @ Chicago Cubs
Wrigley Field, Chicago, IL
Tue Sep 11 1973, 3:33 AM CDT
Att: 8,516 - Sunny - 74 F

AB 30
R 0
H 4
RBI 0
BB 0
SO 3
LOB 9



Batter	1	2	3	4	5	6	7	8	9	AB	R	H	RBI	BB	SO	LOB	BOTTOM			
Rick Monday, L OBP: 0.375, SLG: 0.479 (1, 8)	4-0 1B BB		0-3 K		4-0 HBP E BB		0-3 K		2 0 0 0 2 2 1											
Don Kessinger, S OBP: 0.325, SLG: 0.305 (1, 6)	0-0 1-2 1B		0-0 6-3		0-0 E6 HBP		0-0 L9		4 0 1 0 0 0 2											
Billy Williams, L OBP: 0.382, SLG: 0.462 (1, 7)	0-0 F9			0-0 G3	0-0 SF8		0-3 K		3 0 0 1 0 1 2											
Gonzalo Marquez, L OBP: 0.271, SLG: 0.261 (1, 3)	0-0 F9			0-0 6-3	0-0 3H 1-0		0-3 K		3 0 0 0 0 1 2											
Ron Santo, R OBP: 0.354, SLG: 0.442 (1, 5)	0-0 F7			4-0 BB	0-0 F7		0-3 K		3 0 0 0 1 1 5											
Paul Popovich, S OBP: 0.271, SLG: 0.297 (1, 4)		0-0 P9		0-0 P3		0-0 P6-3		0-0 F3	4 0 0 0 0 0 1											
Ralph LaCock, L OBP: 0.333, SLG: 0.417 (1, 9)		0-0 F9			0-0 3-1		0-0 1B		2 0 0 0 0 0 0											
Andre Thornton, R OBP: 0.342, SLG: 0.290 (6, PH)									1 0 1 0 0 0 0											
Gene Hiser, L OBP: 0.256, SLG: 0.238 (6, PR) (7, 9)									0 0 0 0 0 0 0											
Randy Hundley, R OBP: 0.281, SLG: 0.349 (1, 2)		0-0 F7			0-0 HR		0-0 P6		3 1 1 1 0 0 1											
Burt Hooton, R OBP: 0.264, SLG: 0.145 (1, 1)			4-0 CS BB		4-0 E BB SF8 BB		0-3 K		1 1 0 0 2 1 1											
Inning Stats	R: 0 E: 0 K: 0 S: 4	H: 1 LOB: 2 BB: 1 P: 8	R: 0 E: 0 K: 0 S: 3	H: 0 LOB: 0 BB: 0 P: 3	R: 0 E: 0 K: 1 S: 4	H: 0 LOB: 1 BB: 1 P: 8	R: 0 E: 0 K: 0 S: 3	H: 0 LOB: 1 BB: 1 P: 7	R: 2 E: 1 K: 0 S: 5	H: 1 LOB: 3 BB: 2 P: 14	R: 0 E: 0 K: 1 S: 6	H: 1 LOB: 0 BB: 0 P: 6	R: 0 E: 0 K: 2 S: 7	H: 0 LOB: 0 BB: 0 P: 7	R: 0 E: 0 K: 2 S: 7	H: 0 LOB: 0 BB: 0 P: 7	1B: 2 2B: 0 3B: 0 HR: 1	SF: 1 SAC: 0 DP: 0 HBP: 1	WP: 0 PB: 0 SB: 0 CS: 1	PA: 33
PITCHER Steve Blass, R ERA: 9.88 Ramon Hernandez, L ERA: 2.96 (6, 1)	IP: 5.0 WLS: L BF: 23 H: 2 R: 2 ER: 1 SO: 1 BB: 5 IBB: 0 HBP: 0 BLK: 0 WP: 0 HR: 1 S: 19 P: 40 ERA: 1.80 WHIP: 1.400																			

Pittsburgh Pirates @ Chicago Cubs
Wrigley Field, Chicago, IL
Tue Sep 11 1973, 3:33 AM CDT
Att: 8,516 - Sunny - 74 F

AB 26
R 2
H 3
RBI 2
BB 5
SO 6
LOB 15



Batter	1	2	3	4	5	6	7	8	9	AB	R	H	RBI	BB	SO	LOB	TOP										
Gene Clines, R (1, 9) OBP: 0.311, SLG: 0.323	4-0 FC3-6 BB		0-3 K		0-0 2B 1B		0-0 L8		0-0 L4	4	1	1	0	1	1	1											
Dave Cash, R (1, 5) OBP: 0.325, SLG: 0.332	0-0 FC3-6 P4-6-3 1-2f		0-0 6-3		0-0 L9		0-0 5-3		0-0 FC5-4 E 1-2f	5	0	0	0	0	0	3											
Al Oliver, L (1, 8) OBP: 0.315, SLG: 0.469	0-0 P4-6-3 1-2f				0-0 L9		0-0 F9		0-0 P4	5	0	1	1	0	0	2											
Willie Stargell, L (1, 7) OBP: 0.387, SLG: 0.654		0-0 F7		4-0 1B HR	4-0 FC6-4 IBB			4-0 FC5-4 BB	0-3 K	2	1	0	0	3	1	2											
Manny Sanguillen, R (1, 2) OBP: 0.301, SLG: 0.422		0-0 2B		0-0 1B HR	0-0 FC6-4 1-2f			0-0 FC5-4 E 1-2f G1-2-3		4	1	2	0	0	0	3											
Rennie Stennett, R (1, 4) OBP: 0.285, SLG: 0.356		0-0 P4		0-0 F3			0-0 1-3		0-0 E 1-2 1B	4	0	1	0	0	0	3											
Bob Robertson, R (1, 3) OBP: 0.333, SLG: 0.402		4-0 IBB		0-0 HR	0-0 WP 1B		0-0 E5		0-0 E5	3	1	2	3	1	0	2											
Dal Maxvill, R (1, 6) OBP: 0.271, SLG: 0.239		0-0 F7		0-3 K			0-0 6-3		0-0 G1-2-3 3-Hf	3	0	0	0	0	1	3											
Richie Hetner, L (8, PH) OBP: 0.354, SLG: 0.481										1	0	0	0	0	0	3											
Jackie Hernandez, R (8, 6) OBP: 0.292, SLG: 0.324										0	0	0	0	0	0	0											
Bruce Kison, R (1, 1) OBP: 0.143, SLG: 0.500				0-0 P4-3			0-0 K			3	0	0	0	0	1	1											
Dave Giusti, R (8, 1) OBP: 0.455, SLG: 0.400							0-0 6-3		0-0 FC5-4 1B	1	0	1	0	0	0	0											
Inning Stats	R: 0 E: 0 K: 0 S: 2	H: 0 LOB: 0 BB: 1 P: 6	R: 0 E: 0 K: 0 S: 4	H: 1 LOB: 2 BB: 1 P: 8	R: 0 E: 0 K: 1 S: 5	H: 0 LOB: 0 BB: 0 P: 5	R: 3 E: 0 K: 1 S: 7	H: 2 LOB: 0 BB: 1 P: 11	R: 1 E: 0 K: 0 S: 4	H: 2 LOB: 1 BB: 0 P: 4	R: 0 E: 0 K: 0 S: 3	H: 0 LOB: 0 BB: 0 P: 3	R: 0 E: 1 K: 0 S: 4	H: 1 LOB: 2 BB: 0 P: 8	R: 0 E: 1 K: 1 S: 7	H: 1 LOB: 2 BB: 0 P: 7	1B: 5 2B: 2 3B: 0 HR: 1	SF: 0 SAC: 0 DP: 2 HBP: 0	WP: 1 PB: 0 SB: 0 CS: 0	PA: 40							
PITCHER	IP	WLS	BF	H	R	ER	SO	BB	IBB	HBP	BLK	WP	HR	S	P	ERA	WHIP										
Mike Paul, L (1, 1) ERA: 4.98	4.2	L	21	5	4	4	3	2	1	0	0	0	1	24	36	7.71	1.500										
Bill Bonham, R (5, 1) ERA: 3.23	1.1		6	1	0	0	0	0	1	0	0	1	0	5	9	0.00	0.750										
Ray Burris, R (7, 1) ERA: 2.83	1.1		7	1	0	0	0	1	0	0	0	0	0	6	10	0.00	1.500										
Dave LaRoche, L (8, 1) ERA: 6.0	0.2		1	0	0	0	0	0	0	0	0	0	0	1	1	0.00	0.000										
Bob Locker, R (9, 1) ERA: 2.46	1.0		5	1	0	0	1	0	0	0	0	0	0	7	7	0.00	1.000										

Pittsburgh Pirates @ Chicago Cubs
Wrigley Field, Chicago, IL
Wed Sep 12 1973, 3:33 AM CDT
Att: 9,857 - Sunny - 68 F

AB 35
R 4
H 8
RBI 4
BB 5
SO 4
LOB 23



Batter	1	2	3	4	5	6	7	8	9	AB	R	H	RBI	BB	SO	LOB	BOTTOM										
Rick Monday, L (1, 8) OBP: 0.377, SLG: 0.478	0-0 G3		0-0 FC3-6 1B		4-0 1B BB		4-0 BB		0-0 L9	3	0	1	0	2	0	0											
Don Kessinger, S (1, 6) OBP: 0.327, SLG: 0.304	0-0 3-1		0-0 FC3-6 1-2f		0-0 G6-4-3 1B		0-0 F7		0-0 F7	5	0	1	0	0	0	2											
Billy Williams, L (1, 7) OBP: 0.382, SLG: 0.460	0-0 5-3		0-3 K		0-0 G6-4-3 1-2f			4-0 BB BB	0-0 1B 1B	4	1	1	0	1	1	4											
Gonzalo Marquez, L (1, 3) OBP: 0.321, SLG: 0.320		0-0 2B		0-0 G3		0-0 1B		4-0 E 1B P4-3 BB	0-0 1B	4	1	3	0	1	0	0											
Ron Santo, R (1, 5) OBP: 0.356, SLG: 0.444		0-3 K		0-0 1B		0-3 K		0-0 E2 P4-3 1B	0-0 1B	5	0	3	1	0	2	2											
Cleo James, R (9, PR) OBP: 0.133, SLG: 0.114								1-3 2-H	1-2 2-3	0	0	0	0	0	0	0											
Paul Popovich, S (1, 4) OBP: 0.270, SLG: 0.295		0-3 K		0-3 K		0-0 K		0-0 P4-3	0-0 P4-3	5	0	1	1	1	0	6											
Ralph LaCock, L (1, 9) OBP: 0.307, SLG: 0.360		4-0 BB		0-0 4-3		0-0 G4-6-3 1-2f		0-0 BB		1	0	0	0	1	0	1											
Bill Bonham, R (5, 1) OBP: 0.354, SLG: 0.504								0-0 E 1B P4-3 BB		0	0	0	0	0	0	2											
Glenn Beckert, R (6, PH) OBP: 0.376, SLG: 0.290								0-0 E2 P4-3 1B		0	0	0	0	0	0	0											
Ray Burris, R (7, 1) ERA: 2.83								1-3 2-H	1-2 2-3	0	0	0	0	0	0	0											
Dave LaRoche, L (8, PH) OBP: 0.720, SLG: 0.667								0-0 P4-3		0	0	0	0	0	0	0											
Jose Cardenal, R (8, PH) OBP: 0.381, SLG: 0.449								2-3 3-H	4-0	0	0	0	0	0	0	0											
Matt Alexander, S (8, PH) OBP: 0.381, SLG: 0.449								0-0 BB		0	0	0	0	0	0	0											
Ken Rudolph, R (9, 2) OBP: 0.208, SLG: 0.282								0-0 BB		0	0	0	0	0	0	0											
Randy Hundley, R (1, 2) OBP: 0.279, SLG: 0.346		0-0 FC6-4			0-3 K			0-0 F7	0-0 P3	3	0	0	0	0	1	2											
Jim Hickman, R (8, PH) OBP: 0.372, SLG: 0.316								0-0 F7		1	0	0	0	0	0	2											
Bob Locker, S (9, 1) OBP: 0.071, SLG: 0.071								0-0 F8		0	0	0	0	0	0	0											
Mike Paul, L (1, 1) OBP: 0.258, SLG: 0.234				0-3 K		1-0 1B BB HBP		0-0 F8		2	0	0	0	0	1	2											
Inning Stats	R: 0 E: 0 K: 0 S: 3	H: 0 LOB: 0 BB: 0 P: 3	R: 0 E: 0 K: 2 S: 8	H: 1 LOB: 2 BB: 1 P: 12	R: 0 E: 0 K: 2 S: 8	H: 1 LOB: 1 BB: 0 P: 8	R: 0 E: 0 K: 1 S: 6	H: 1 LOB: 1 BB: 0 P: 6	R: 0 E: 0 K: 1 S: 5	H: 2 LOB: 1 BB: 1 P: 10	R: 0 E: 0 K: 0 S: 3	H: 0 LOB: 1 BB: 1 P: 7	R: 2 E: 1 K: 1 S: 6	H: 1 LOB: 2 BB: 3 P: 18	R: 0 E: 0 K: 0 S: 6	H: 3 LOB: 3 BB: 0 P: 6	1B: 9 2B: 1 3B: 0 HR: 0	SF: 0 SAC: 0 DP: 2 HBP: 1	WP: 0 PB: 0 SB: 0 CS: 0	PA: 42							
PITCHER	IP	WLS	BF	H	R	ER	SO	BB	IBB	HBP	BLK	WP	HR	S	P	ERA	WHIP										
Bruce Kison, R (1, 1) ERA: 2.14	7.0	W	30	6	1	1	7	4	0	1	0	0	0	39	56	1.29	1.429										
Dave Giusti, R (8, 1) ERA: 2.02	2.0	S	12	4	1	0	1	2	0	0	0	0	0	12	20	0.00	3.000										

Pittsburgh Pirates @ Chicago Cubs
Wrigley Field, Chicago, IL
Wed Sep 12 1973, 3:33 AM CDT
Att: 9,857 - Sunny - 68 F

AB 35
R 2
H 10
RBI 2
BB 6
SO 8
LOB 23



Batter	1	2	3	4	5	6	7	8	9	AB	R	H	RBI	BB	SO	LOB	TOP		
Rennie Stennett, R OBP: 0.268, SLG: 0.355 (1, 4)	F9	6-3		F9			4-3		K	5	0	0	0	0	1	2			
Dave Parker, L OBP: 0.292, SLG: 0.436 (1, 9)	HBP 1B	1B			4-3		F8			4	1	2	0	0	0	0			
Al Oliver, L OBP: 0.319, SLG: 0.472 (1, 8)	1B 2B HBP	F5			FC5-4 2B		P6			3	1	1	0	0	0	1			
Willie Stargell, L OBP: 0.388, SLG: 0.651 (1, 7)	2B 1B		F8		FC5-4 IBB		K			3	1	1	1	1	1	0			
Richie Hebner, L OBP: 0.354, SLG: 0.481 Dave Cash, R OBP: 0.323, SLG: 0.330 (1, 5)	1B 2B		6-3		FC5-4		4-3			1	0	1	1	0	0	0			
Milt May, L OBP: 0.346, SLG: 0.369 (1, 2)	1B IBB		P4		F8		6-3			3	0	0	0	1	0	2			
Bob Robertson, R OBP: 0.333, SLG: 0.403 (1, 3)	1B		4-3		F8		E6			4	0	1	1	0	0	0			
Dal Maxvill, R OBP: 0.279, SLG: 0.241 (1, 6)	F9			SH3 1B	4-3		F8			4	0	1	0	0	0	3			
Nelson Briles, R OBP: 0.236, SLG: 0.279 Ramon Hernandez, S OBP: 0.333, SLG: 0.143 (1, 1)	6-3			SH3	6-3		K			2	0	0	0	0	0	0			
Inning Stats	R: 3 E: 0 K: 0 S: 6	H: 4 LOB: 2 BB: 1 P: 11	R: 0 E: 0 K: 0 S: 4	H: 1 LOB: 1 BB: 0 P: 4	R: 0 E: 0 K: 0 S: 3	H: 0 LOB: 0 BB: 0 P: 3	R: 0 E: 0 K: 0 S: 4	H: 1 LOB: 1 BB: 0 P: 4	R: 0 E: 0 K: 0 S: 4	H: 0 LOB: 0 BB: 0 P: 3	R: 0 E: 0 K: 0 S: 3	H: 0 LOB: 0 BB: 0 P: 3	R: 0 E: 1 K: 2 S: 5	H: 0 LOB: 1 BB: 0 P: 5	R: 0 E: 1 K: 2 S: 8	H: 0 LOB: 1 BB: 0 P: 8	1B: 5 2B: 2 3B: 0 HR: 0	SF: 0 SAC: 1 DP: 0 HBP: 1	WP: 0 PA: 37 PB: 0 SB: 0 CS: 0
PITCHER	IP WLS BF H R ER SO BB IBB HBP BLK WP HR S P ERA WHIP	IP WLS BF H R ER SO BB IBB HBP BLK WP HR S P ERA WHIP	IP WLS BF H R ER SO BB IBB HBP BLK WP HR S P ERA WHIP	IP WLS BF H R ER SO BB IBB HBP BLK WP HR S P ERA WHIP	IP WLS BF H R ER SO BB IBB HBP BLK WP HR S P ERA WHIP	IP WLS BF H R ER SO BB IBB HBP BLK WP HR S P ERA WHIP	IP WLS BF H R ER SO BB IBB HBP BLK WP HR S P ERA WHIP	IP WLS BF H R ER SO BB IBB HBP BLK WP HR S P ERA WHIP	IP WLS BF H R ER SO BB IBB HBP BLK WP HR S P ERA WHIP	IP WLS BF H R ER SO BB IBB HBP BLK WP HR S P ERA WHIP	IP WLS BF H R ER SO BB IBB HBP BLK WP HR S P ERA WHIP	IP WLS BF H R ER SO BB IBB HBP BLK WP HR S P ERA WHIP	IP WLS BF H R ER SO BB IBB HBP BLK WP HR S P ERA WHIP	IP WLS BF H R ER SO BB IBB HBP BLK WP HR S P ERA WHIP	IP WLS BF H R ER SO BB IBB HBP BLK WP HR S P ERA WHIP	IP WLS BF H R ER SO BB IBB HBP BLK WP HR S P ERA WHIP	IP WLS BF H R ER SO BB IBB HBP BLK WP HR S P ERA WHIP	IP WLS BF H R ER SO BB IBB HBP BLK WP HR S P ERA WHIP	IP WLS BF H R ER SO BB IBB HBP BLK WP HR S P ERA WHIP

Pittsburgh Pirates @ St. Louis Cardinals
 Busch Stadium, St. Louis, MO
 Fri Sep 14 1973, 7:05 PM CDT
 Att: 32,630 - Unknown

AB	33
R	3
H	7
RBI	3
BB	2
SO	3
LOB	11



Batter	1	2	3	4	5	6	7	8	9	AB	R	H	RBI	BB	SO	LOB	BOTTOM		
Lou Brock, L OBP: 0.363, SLG: 0.389 (1, 7)	F8 1B FC6-4 1B		3-1		F8		F9			4	1	1	0	0	0	2			
Ted Sizemore, R OBP: 0.352, SLG: 0.315 (1, 4)	FC6-4 1B		P6		P4		6-3			4	0	1	0	0	0	0			
Bake McBride, L OBP: 0.364, SLG: 0.300 Ken Reitz, R OBP: 0.249, SLG: 0.328 Hector Cruz, R (8, 8)	F8		PO 1B		F7		P6			3	0	1	0	0	0	2			
Ted Simmons, S OBP: 0.356, SLG: 0.425 (1, 2)	FC6-4		PO	4-3	F8		4-3			4	0	0	1	0	0	1			
Joe Torre, R OBP: 0.381, SLG: 0.406 (1, 5)	K		E1 1B 1B		F7		F9			4	0	1	0	0	1	1			
Tim McCarver, L OBP: 0.325, SLG: 0.366 (1, 3)	2B			1B 2H 1B		4-3 2B		F9		4	0	3	0	0	0	0			
Bernie Carbo, L OBP: 0.363, SLG: 0.398 Tommy Agee, R OBP: 0.295, SLG: 0.405 Al Hrabosky, R (8, 1)	K			1-2 1B		1-4-3		F3		2	0	1	0	0	1	1			
Tom Heintzelman, R OBP: 0.379, SLG: 0.308 (8, 9)	K					4-3				1	0	0	0	0	0	0			
Mike Tyson, R OBP: 0.282, SLG: 0.300 (1, 6)	K			K		4-3				3	0	0	0	0	2	4			
Reggie Cleveland, R OBP: 0.278, SLG: 0.294 Luis Melendez, R OBP: 0.313, SLG: 0.313 (7, 7)	K				F8					2	0	0	0	0	1	1			
Inning Stats	R: 1 E: 0 K: 1 S: 7	H: 2 LOB: 1 BB: 0 P: 7	R: 0 E: 0 K: 3 S: 10	H: 1 LOB: 0 BB: 0 P: 10	R: 0 E: 0 K: 1 S: 7	H: 3 LOB: 2 BB: 0 P: 7	R: 0 E: 0 K: 0 S: 3	H: 0 LOB: 0 BB: 0 P: 3	R: 0 E: 0 K: 0 S: 4	H: 1 LOB: 2 BB: 1 P: 8	R: 0 E: 0 K: 0 S: 3	H: 0 LOB: 0 BB: 0 P: 3	R: 0 E: 0 K: 0 S: 3	H: 0 LOB: 0 BB: 0 P: 3	R: 0 E: 0 K: 0 S: 3	H: 0 LOB: 0 BB: 0 P: 3	1B: 6 2B: 2 3B: 0 HR: 0	SF: 0 SAC: 0 DP: 0 HBP: 0	WP: 0 PA: 35 PB: 0 SB: 0 CS: 0
PITCHER	IP WLS BF H R ER SO BB IBB HBP BLK WP HR S P ERA WHIP	IP WLS BF H R ER SO BB IBB HBP BLK WP HR S P ERA WHIP	IP WLS BF H R ER SO BB IBB HBP BLK WP HR S P ERA WHIP	IP WLS BF H R ER SO BB IBB HBP BLK WP HR S P ERA WHIP	IP WLS BF H R ER SO BB IBB HBP BLK WP HR S P ERA WHIP	IP WLS BF H R ER SO BB IBB HBP BLK WP HR S P ERA WHIP	IP WLS BF H R ER SO BB IBB HBP BLK WP HR S P ERA WHIP	IP WLS BF H R ER SO BB IBB HBP BLK WP HR S P ERA WHIP	IP WLS BF H R ER SO BB IBB HBP BLK WP HR S P ERA WHIP	IP WLS BF H R ER SO BB IBB HBP BLK WP HR S P ERA WHIP	IP WLS BF H R ER SO BB IBB HBP BLK WP HR S P ERA WHIP	IP WLS BF H R ER SO BB IBB HBP BLK WP HR S P ERA WHIP	IP WLS BF H R ER SO BB IBB HBP BLK WP HR S P ERA WHIP	IP WLS BF H R ER SO BB IBB HBP BLK WP HR S P ERA WHIP	IP WLS BF H R ER SO BB IBB HBP BLK WP HR S P ERA WHIP	IP WLS BF H R ER SO BB IBB HBP BLK WP HR S P ERA WHIP	IP WLS BF H R ER SO BB IBB HBP BLK WP HR S P ERA WHIP	IP WLS BF H R ER SO BB IBB HBP BLK WP HR S P ERA WHIP	IP WLS BF H R ER SO BB IBB HBP BLK WP HR S P ERA WHIP

Pittsburgh Pirates @ St. Louis Cardinals
 Busch Stadium, St. Louis, MO
 Fri Sep 14 1973, 7:05 PM CDT
 Att: 32,630 - Unknown

AB	33
R	1
H	8
RBI	1
BB	1
SO	5
LOB	13



Batter	1	2	3	4	5	6	7	8	9	AB	R	H	RBI	BB	SO	LOB	TOP							
Rennie Stennett, R OBP: 0.269, SLG: 0.356										5	2	1	0	0	1		Pittsburgh Pirates @ St. Louis Cardinals Busch Stadium, St. Louis, MO Sat Sep 15 1973, 3:33 AM CDT Att: 28,219 - Unknown livebaseballscorecards.com							
Dave Parker, L OBP: 0.299, SLG: 0.474										4	2	2	3	0	0	1								
Al Oliver, L OBP: 0.318, SLG: 0.472										3	0	1	1	0	0	0								
Willie Stargell, L OBP: 0.387, SLG: 0.647										3	1	0	0	1	1	1								
Richie Hebner, L OBP: 0.353, SLG: 0.478										3	0	0	0	1	0	1								
Manny Sanguillen, R OBP: 0.302, SLG: 0.421										4	0	1	2	0	1	1								
Bob Robertson, R OBP: 0.332, SLG: 0.399										3	1	0	0	1	0	2								
Dal Maxvill, R OBP: 0.275, SLG: 0.237										3	0	0	0	0	2	2								
Jim Rooker, R OBP: 0.279, SLG: 0.244										1	0	0	0	1	0	0								
Bob Johnson, L (6, 1)										0	0	0	0	0	0	0								
Gene Clines, R OBP: 0.314, SLG: 0.326										1	1	1	0	0	0	0								
Dave Giusti, R OBP: 0.417, SLG: 0.364										1	0	0	0	0	0	0								
Ramon Hernandez, S OBP: 0.333, SLG: 0.143										0	0	0	0	0	0	0								
Inning Stats	R: 3 E: 0 K: 1 S: 8	H: 3 LOB: 2 BB: 2 P: 16	R: 0 E: 0 K: 0 S: 3	H: 0 LOB: 0 BB: 0 P: 3	R: 0 E: 0 K: 1 S: 5	H: 0 LOB: 0 BB: 0 P: 5	R: 0 E: 0 K: 1 S: 5	H: 0 LOB: 0 BB: 1 P: 6	R: 0 E: 0 K: 0 S: 4	H: 1 LOB: 1 BB: 0 P: 4	R: 4 E: 0 K: 0 S: 6	H: 3 LOB: 0 BB: 1 P: 10	R: 0 E: 0 K: 1 S: 5	H: 0 LOB: 0 BB: 0 P: 5	R: 0 E: 0 K: 0 S: 3	H: 0 LOB: 0 BB: 0 P: 3	1B: 5 2B: 1 3B: 0 HR: 1	SF: 1 SAC: 1 DP: 0 HBP: 0	WP: 1 PB: 0 CS: 1 CS: 0	PA: 38				
PITCHER	IP WLS BF H R ER SO BB IBB HBP BLK WP HR S P ERA WHIP	IP WLS BF H R ER SO BB IBB HBP BLK WP HR S P ERA WHIP	IP WLS BF H R ER SO BB IBB HBP BLK WP HR S P ERA WHIP	IP WLS BF H R ER SO BB IBB HBP BLK WP HR S P ERA WHIP	IP WLS BF H R ER SO BB IBB HBP BLK WP HR S P ERA WHIP	IP WLS BF H R ER SO BB IBB HBP BLK WP HR S P ERA WHIP	IP WLS BF H R ER SO BB IBB HBP BLK WP HR S P ERA WHIP	IP WLS BF H R ER SO BB IBB HBP BLK WP HR S P ERA WHIP	IP WLS BF H R ER SO BB IBB HBP BLK WP HR S P ERA WHIP	IP WLS BF H R ER SO BB IBB HBP BLK WP HR S P ERA WHIP	IP WLS BF H R ER SO BB IBB HBP BLK WP HR S P ERA WHIP	IP WLS BF H R ER SO BB IBB HBP BLK WP HR S P ERA WHIP	IP WLS BF H R ER SO BB IBB HBP BLK WP HR S P ERA WHIP	IP WLS BF H R ER SO BB IBB HBP BLK WP HR S P ERA WHIP	IP WLS BF H R ER SO BB IBB HBP BLK WP HR S P ERA WHIP	IP WLS BF H R ER SO BB IBB HBP BLK WP HR S P ERA WHIP	IP WLS BF H R ER SO BB IBB HBP BLK WP HR S P ERA WHIP	IP WLS BF H R ER SO BB IBB HBP BLK WP HR S P ERA WHIP	IP WLS BF H R ER SO BB IBB HBP BLK WP HR S P ERA WHIP	IP WLS BF H R ER SO BB IBB HBP BLK WP HR S P ERA WHIP	IP WLS BF H R ER SO BB IBB HBP BLK WP HR S P ERA WHIP	IP WLS BF H R ER SO BB IBB HBP BLK WP HR S P ERA WHIP	IP WLS BF H R ER SO BB IBB HBP BLK WP HR S P ERA WHIP	
Mike Nagy, R ERA: 4.42	0.1 L 5 2 3 3 0 2 0 0 0 0 0 0 3 11 81.00 12.000																							
Orlando Pena, R ERA: 3.0	2.2 9 1 0 0 2 0 0 0 0 0 0 0 13 13 0.00 0.375																							
Tom Murphy, R ERA: 3.63	3.0 10 1 0 0 1 1 0 0 0 0 0 0 13 15 0.00 0.667																							
Diego Segui, R ERA: 3.1	1.0 7 3 4 4 0 1 0 0 0 0 1 1 6 10 36.00 4.000																							
John Andrews, L ERA: 4.32	1.0 3 0 0 0 1 0 0 0 0 0 0 0 5 5 0.00 0.000																							

Batter	1	2	3	4	5	6	7	8	9	AB	R	H	RBI	BB	SO	LOB	BOTTOM							
Lou Brock, L OBP: 0.364, SLG: 0.389										5	0	2	1	0	0	1	Pittsburgh Pirates @ St. Louis Cardinals Busch Stadium, St. Louis, MO Sat Sep 15 1973, 3:33 AM CDT Att: 28,219 - Unknown livebaseballscorecards.com							
Ted Sizemore, R OBP: 0.354, SLG: 0.320										4	1	2	0	1	0	0								
Tommie Agee, R OBP: 0.262, SLG: 0.402										2	0	0	0	0	1	0								
Matty Alou, L OBP: 0.336, SLG: 0.354										1	0	0	0	0	0	3								
John Andrews, L OBP: 0.384, SLG: 0.396										0	0	0	0	0	0	0								
Bernie Carbo, L OBP: 0.384, SLG: 0.396										1	0	0	0	1	0	3								
Ted Simmons, S OBP: 0.355, SLG: 0.424										4	0	1	1	0	0	3								
Joe Torre, R OBP: 0.382, SLG: 0.407										4	1	2	0	0	0	1								
Luis Melendez, R OBP: 0.312, SLG: 0.312										4	1	1	0	0	2	3								
Eddie Fisher, R ERA: 4.82										0	0	0	0	0	0	0								
Ken Reitz, R OBP: 0.249, SLG: 0.327										4	0	1	0	0	0	1								
Mike Tyson, R OBP: 0.283, SLG: 0.301										2	1	1	0	0	0	0								
Tim McCarver, L OBP: 0.328, SLG: 0.365										1	0	0	1	0	0	1								
Mick Kelleher, R OBP: 0.262, SLG: 0.216										0	0	0	0	0	0	0								
Jose Cruz, L OBP: 0.312, SLG: 0.387										1	0	0	0	0	0	0								
Mike Nagy, R OBP: 0.283, SLG: 0.301										0	0	0	0	0	0	0								
Orlando Pena, R ERA: 3.0										0	0	0	0	0	0	0								
Hector Cruz, R OBP: 0.227										0	0	0	0	0	0	0								
Tom Murphy, R OBP: 0.227										0	0	0	0	0	0	0								
Terry Hughes, R OBP: 0.197										0	0	0	0	1	0	0								
Diego Segui, R OBP: 0.312, SLG: 0.312										0	0	0	0	0	0	0								
Bake McBride, L OBP: 0.271, SLG: 0.313										2	0	1	0	0	0	1								
Inning Stats	R: 0 E: 0 K: 0 S: 3	H: 0 LOB: 0 BB: 0 P: 3	R: 0 E: 0 K: 1 S: 5	H: 0 LOB: 0 BB: 0 P: 5	R: 0 E: 0 K: 1 S: 5	H: 0 LOB: 0 BB: 0 P: 5	R: 0 E: 0 K: 0 S: 4	H: 2 LOB: 1 BB: 0 P: 4	R: 1 E: 0 K: 0 S: 5	H: 3 LOB: 2 BB: 1 P: 9	R: 2 E: 1 K: 0 S: 6	H: 3 LOB: 1 BB: 0 P: 6	R: 1 E: 0 K: 1 S: 6	H: 1 LOB: 1 BB: 1 P: 10	R: 0 E: 0 K: 0 S: 5	H: 2 LOB: 3 BB: 1 P: 9	1B: 10 2B: 0 3B: 1 HR: 0	SF: 0 SAC: 0 DP: 2 HBP: 0	WP: 0 PB: 0 CS: 0	PA: 39				
PITCHER	IP WLS BF H R ER SO BB IBB HBP BLK WP HR S P ERA WHIP	IP WLS BF H R ER SO BB IBB HBP BLK WP HR S P ERA WHIP	IP WLS BF H R ER SO BB IBB HBP BLK WP HR S P ERA WHIP	IP WLS BF H R ER SO BB IBB HBP BLK WP HR S P ERA WHIP	IP WLS BF H R ER SO BB IBB HBP BLK WP HR S P ERA WHIP	IP WLS BF H R ER SO BB IBB HBP BLK WP HR S P ERA WHIP	IP WLS BF H R ER SO BB IBB HBP BLK WP HR S P ERA WHIP	IP WLS BF H R ER SO BB IBB HBP BLK WP HR S P ERA WHIP	IP WLS BF H R ER SO BB IBB HBP BLK WP HR S P ERA WHIP	IP WLS BF H R ER SO BB IBB HBP BLK WP HR S P ERA WHIP	IP WLS BF H R ER SO BB IBB HBP BLK WP HR S P ERA WHIP	IP WLS BF H R ER SO BB IBB HBP BLK WP HR S P ERA WHIP	IP WLS BF H R ER SO BB IBB HBP BLK WP HR S P ERA WHIP	IP WLS BF H R ER SO BB IBB HBP BLK WP HR S P ERA WHIP	IP WLS BF H R ER SO BB IBB HBP BLK WP HR S P ERA WHIP	IP WLS BF H R ER SO BB IBB HBP BLK WP HR S P ERA WHIP	IP WLS BF H R ER SO BB IBB HBP BLK WP HR S P ERA WHIP	IP WLS BF H R ER SO BB IBB HBP BLK WP HR S P ERA WHIP	IP WLS BF H R ER SO BB IBB HBP BLK WP HR S P ERA WHIP	IP WLS BF H R ER SO BB IBB HBP BLK WP HR S P ERA WHIP	IP WLS BF H R ER SO BB IBB HBP BLK WP HR S P ERA WHIP	IP WLS BF H R ER SO BB IBB HBP BLK WP HR S P ERA WHIP	IP WLS BF H R ER SO BB IBB HBP BLK WP HR S P ERA WHIP	
Jim Rooker, L ERA: 2.97	5.0 W 19 4 1 1 2 1 0 0 0 0 0 0 22 26 1.80 1.000																							
Bob Johnson, R ERA: 3.76	1.0 3 1 0 0 0 0 0 0 0 0 0 0 3 3 0.00 1.000																							
Dave Giusti, R ERA: 2.28	2.2 16 6 3 3 1 2 0 0 0 0 0 0 16 24 10.12 3.000																							
Ramon Hernandez, L ERA: 2.2	0.1 S 1 0 0 0 0 0 0 0 0 0 0 0 1 1 0.00 0.000																							



Batter	1	2	3	4	5	6	7	8	9	AB	R	H	RBI	BB	SO	LOB	TOP			
Rennie Stennett, R OBP: 0.267, SLG: 0.353	F9		P5			1-3		5-3		4	0	0	0	0	0	0				
Dave Parker, L OBP: 0.298, SLG: 0.466	K		K2-3					3-1		4	0	1	0	0	2	0				
Al Oliver, L OBP: 0.316, SLG: 0.468	4-3		G3			F8		4-1		4	0	0	0	0	0	1				
Willie Stargell, L OBP: 0.386, SLG: 0.645		E9 2B		6-3		F5		4-3		4	1	1	0	0	0	1				
Richie Hebner, L OBP: 0.355, SLG: 0.488		1B SF9 2B		P3				K		3	2	2	2	0	0	0				
Gene Clines, R OBP: 0.295, SLG: 0.288								HR		1	0	0	0	0	1	0				
Manny Sanguillen, R OBP: 0.303, SLG: 0.421		3H SF9 1B		5-3		F8		1B		4	0	2	0	0	0	0				
Bob Robertson, R OBP: 0.333, SLG: 0.400		SF9 1-2 3H 1B				F8		BB		2	0	1	1	1	0	0				
Dal Maxvill, R OBP: 0.272, SLG: 0.234		F8				K		L3		2	0	0	0	0	1	1				
Gene Clines, R OBP: 0.313, SLG: 0.325		F8				K		F8		1	0	0	0	0	0	1				
Jackie Hernandez, R OBP: 0.292, SLG: 0.304										0	0	0	0	0	0	0				
Dave Cash, R OBP: 0.322, SLG: 0.329										1	0	0	0	0	0	2				
Steve Blass, R OBP: 0.417, SLG: 0.500		F8				F9				2	0	0	0	0	0	1				
Jim Campanis, R OBP: 0.067, SLG: 0.067								P6		1	0	0	0	0	0	1				
Luke Walker, L OBP: 0.067, SLG: 0.067										0	0	0	0	0	0	0				
John Lamb, R OBP: 0.067, SLG: 0.067										0	0	0	0	0	0	0				
Jim McKee, R OBP: 0.067, SLG: 0.067										0	0	0	0	0	0	0				
Inning Stats	R: 0 E: 0 K: 1 S: 5	H: 0 LOB: 0 BB: 0 P: 5	R: 2 E: 1 K: 0 S: 6	H: 3 LOB: 1 BB: 0 P: 6	R: 0 E: 0 K: 1 S: 5	H: 0 LOB: 0 BB: 0 P: 5	R: 0 E: 0 K: 0 S: 3	H: 0 LOB: 0 BB: 0 P: 3	R: 0 E: 0 K: 1 S: 5	H: 1 LOB: 1 BB: 0 P: 5	R: 1 E: 0 K: 0 S: 4	H: 1 LOB: 1 BB: 1 P: 8	R: 0 E: 0 K: 0 S: 3	H: 0 LOB: 0 BB: 0 P: 3	R: 0 E: 0 K: 1 S: 7	H: 2 LOB: 2 BB: 0 P: 7	1B: 4 2B: 2 3B: 0 HR: 1	SF: 1 SAC: 0 DP: 0 HBP: 0	WP: 0 PB: 0 SB: 0 CS: 0	PA: 35
PITCHER	IP WLS BF H R ER SO BB IBB HBP BLK WP HR S P ERA WHIP																			
Alan Foster, R ERA: 3.06	(1, 1)	8.0 W 30 5 3 3 3 1 0 0 0 0 0 1 35 39 3.38 0.750																		
Al Hrabosky, L ERA: 1.72	(9, 1)	1.0 S 5 2 0 0 1 0 0 0 0 0 0 0 7 7 0.00 2.000																		

Pittsburgh Pirates @ St. Louis Cardinals
 Busch Stadium, St. Louis, MO
 Sun Sep 16 1973, 3:33 AM CDT
 Att: 31,938 - Unknown

AB 33
 R 3
 H 7
 RBI 3
 BB 1
 SO 4
 LOB 8



Batter	1	2	3	4	5	6	7	8	9	AB	R	H	RBI	BB	SO	LOB	BOTTOM			
Lou Brock, L OBP: 0.364, SLG: 0.390	3-1 BB	P5			G6-4-3		4-3	2B		4	0	1	1	1	0	2				
Ted Sizemore, R OBP: 0.353, SLG: 0.319	F8		1-3				1-3	6-3		5	0	1	0	0	0	3				
Bake McBride, L OBP: 0.368, SLG: 0.314	3-1				G3			G3		3	0	1	0	0	0	2				
Tommie Agee, R OBP: 0.295, SLG: 0.417										1	1	1	1	0	0	0				
Jose Cruz, L OBP: 0.311, SLG: 0.386	1-2		G4-6-3 1B							1	0	0	0	0	0	2				
Ted Simmons, S OBP: 0.354, SLG: 0.422	F9		G4-6-3			P6		1-3		5	0	1	0	0	0	4				
Joe Torre, R OBP: 0.381, SLG: 0.404		HBP SF8 BB		5-3		F9		K		3	1	0	0	1	1	1				
Bernie Carbo, L OBP: 0.391, SLG: 0.399		SF8 FC1-4 HBP				2B BB		E 1B 1B		1	3	1	0	2	0	0				
Ken Reitz, R OBP: 0.254, SLG: 0.332		FC1-4 HBP		P4				E2 1B 1B		3	1	2	1	0	0	1				
Mike Tyson, R OBP: 0.283, SLG: 0.300		SF8								1	0	0	1	1	0	1				
Matty Alou, L OBP: 0.338, SLG: 0.354										0	1	0	0	1	0	0				
Al Hrabosky, R ERA: 1.72		2-3 3H								0	0	0	0	0	0	0				
Alan Foster, R OBP: 0.238, SLG: 0.230		FC1-4								3	0	1	1	0	0	3				
Tim McCarver, L OBP: 0.330, SLG: 0.367										1	0	1	2	0	0	0				
Mick Kelleher, R OBP: 0.262, SLG: 0.216										0	0	0	0	0	0	0				
Inning Stats	R: 0 E: 0 K: 0 S: 3	H: 0 LOB: 1 BB: 1 P: 7	R: 2 E: 0 K: 0 S: 3	H: 0 LOB: 1 BB: 1 P: 9	R: 0 E: 0 K: 0 S: 3	H: 1 LOB: 0 BB: 0 P: 3	R: 0 E: 0 K: 0 S: 3	H: 0 LOB: 1 BB: 1 P: 7	R: 0 E: 0 K: 0 S: 4	H: 2 LOB: 1 BB: 0 P: 4	R: 1 E: 0 K: 0 S: 4	H: 1 LOB: 2 BB: 2 P: 12	R: 1 E: 0 K: 1 S: 7	H: 2 LOB: 1 BB: 0 P: 7	R: 3 E: 1 K: 0 S: 7	H: 4 LOB: 2 BB: 1 P: 11	1B: 7 2B: 2 3B: 0 HR: 1	SF: 1 SAC: 0 DP: 2 HBP: 2	WP: 0 PB: 0 SB: 0 CS: 0	PA: 40
PITCHER	IP WLS BF H R ER SO BB IBB HBP BLK WP HR S P ERA WHIP																			
Steve Blass, R ERA: 9.51	(1, 1)	6.0 L 27 4 3 3 0 4 1 0 0 0 0 0 1 9 9 27.00 4.000																		
Luke Walker, L ERA: 4.63	(7, 1)	1.0 L 7 4 3 3 1 0 0 0 0 0 0 1 9 9 27.00 4.000																		
John Lamb, R ERA: 5.34	(8, 1)	0.0 3 2 1 1 0 0 1 0 0 0 0 0 2 6 ∞ ∞																		
Jim McKee, R ERA: 6.63	(8, 1)	1.0 3 0 0 0 0 0 0 0 0 0 0 0 3 3 0.00 0.000																		

Pittsburgh Pirates @ St. Louis Cardinals
 Busch Stadium, St. Louis, MO
 Sun Sep 16 1973, 3:33 AM CDT
 Att: 31,938 - Unknown

AB 31
 R 7
 H 10
 RBI 7
 BB 6
 SO 1
 LOB 19



Batter	1	2	3	4	5	6	7	8	9	AB	R	H	RBI	BB	SO	LOB	TOP					
Wayne Garrett, L (1, 5) OBP: 0.334, SLG: 0.373	4-3		1-3							5	0	2	1	0	0	4	New York Mets @ Pittsburgh Pirates Three Rivers Stadium, Pittsburgh, PA Mon Sep 17 1973, 7:05 PM EDT Att: 15,000 - Unknown					
Felix Milan, R (1, 4) OBP: 0.329, SLG: 0.354	BB		6-3							4	0	0	0	1	0	6						
Rusty Staub, L (1, 9) OBP: 0.354, SLG: 0.415	K									4	0	1	0	0	1	1						
John Milner, L (1, 3) OBP: 0.331, SLG: 0.455	4-3									4	0	0	0	0	2	2						
Cleon Jones, R (1, 7) OBP: 0.307, SLG: 0.351		4-3								4	0	1	0	0	0	1						
Dave Schneck, L (1, 8) OBP: 0.278, SLG: 0.389		F9								4	1	2	0	0	0	0						
Jerry Grote, R (1, 2) OBP: 0.306, SLG: 0.306										2	1	1	1	0	1	0						
Ron Hodges, L (6, 2) OBP: 0.307, SLG: 0.290	K									2	0	1	0	0	1	2						
Bud Harrelson, S (1, 6) OBP: 0.349, SLG: 0.307			4-3							3	1	1	1	1	0	0						
Tom Seaver, R (1, 1) OBP: 0.216, SLG: 0.241										1	0	1	0	0	0	0						
Ray Sadecki, L (4, 1) OBP: 0.221, SLG: 0.300										0	0	0	0	0	0	0						
Greg Harris, L (5, PH) OBP: 0.200, SLG: 0.500										0	0	0	0	0	0	0						
Craig Swan, R (5, 1) OBP: 0.200, SLG: 0.500										0	0	0	0	0	0	0						
Ed Kranepool, L (7, PH) OBP: 0.310, SLG: 0.310										0	0	1	0	0	0	0						
Buzz Capra, R (7, 1) OBP: 0.284, SLG: 0.311										0	0	0	0	0	0	0						
Ken Boswell, L (9, PH) OBP: 0.284, SLG: 0.311										1	0	0	0	0	0	0						
Inning Stats	R: 0 E: 0 K: 1 S: 5	H: 0 LOB: 1 BB: 1 P: 9	R: 0 E: 0 K: 1 S: 5	H: 0 LOB: 0 BB: 0 P: 5	R: 0 E: 0 K: 0 S: 4	H: 1 LOB: 1 BB: 0 P: 4	R: 0 E: 0 K: 0 S: 3	H: 1 LOB: 0 BB: 0 P: 3	R: 3 E: 0 K: 0 S: 6	H: 4 LOB: 0 BB: 0 P: 6	R: 0 E: 0 K: 1 S: 5	H: 0 LOB: 0 BB: 0 P: 5	R: 0 E: 0 K: 0 S: 5	H: 2 LOB: 3 BB: 1 P: 9	R: 0 E: 0 K: 2 S: 9	H: 2 LOB: 2 BB: 0 P: 9	R: 0 E: 0 K: 0 S: 4	H: 1 LOB: 1 BB: 0 P: 4	1B: 9 2B: 0 3B: 2 HR: 0	SF: 0 SAC: 0 DP: 2 HBP: 0	WP: 0 PB: 0 SB: 0 CS: 0	PA: 38
PITCHER	IP WLS BF H R ER SO BB IBB HBP BLK WP HR S P ERA WHIP																					
Bruce Kison, R (1, 1) ERA: 2.77	5.0 W 20 6 3 3 2 1 0 0 0 0 0 23 27 5.40 1.400																					
Jim McKee, R (6, 1) ERA: 5.73	3.0 S 14 4 0 0 3 1 0 0 0 0 0 19 23 0.00 1.667																					
Chris Zachary, R (9, 1) ERA:	1.0 S 4 1 0 0 0 0 0 0 0 0 0 4 4 0.00 1.000																					

Batter	1	2	3	4	5	6	7	8	9	AB	R	H	RBI	BB	SO	LOB	BOTTOM			
Rennie Stennett, R (1, 4) OBP: 0.266, SLG: 0.351	F9	6-3		6-3						5	0	1	0	0	0	1	New York Mets @ Pittsburgh Pirates Three Rivers Stadium, Pittsburgh, PA Mon Sep 17 1973, 7:05 PM EDT Att: 15,000 - Unknown			
Dave Parker, L (1, 8) OBP: 0.290, SLG: 0.455	F8			4-3						3	0	0	0	0	0	0				
Bob Robertson, R (6, 3) OBP: 0.332, SLG: 0.398			F8							2	0	0	0	0	1	1				
Al Oliver, L (1, 3) OBP: 0.318, SLG: 0.469										4	3	2	0	1	0	1				
Willie Stargell, L (1, 7) OBP: 0.390, SLG: 0.663										4	2	4	4	0	0	0				
Richie Hebner, L (1, 5) OBP: 0.354, SLG: 0.492	P4									4	1	1	1	0	0	3				
Richie Zisk, R (1, 9) OBP: 0.381, SLG: 0.550										4	2	3	2	0	0	0				
Milt May, L (1, 2) OBP: 0.351, SLG: 0.390										4	2	3	2	0	0	1				
Dal Maxvill, R (1, 6) OBP: 0.272, SLG: 0.245										4	0	1	1	0	1	2				
Bruce Kison, R (1, 1) OBP: 0.111, SLG: 0.375										2	0	0	0	0	1	1				
Gene Clines, R (5, PH) OBP: 0.311, SLG: 0.323										1	0	0	0	0	0	1				
Jim McKee, R (6, 1) ERA:										1	0	0	0	0	1	0				
Chris Zachary, L (9, 1) ERA:										0	0	0	0	0	0	0				
Inning Stats	R: 1 E: 0 K: 0 S: 5	H: 2 LOB: 1 BB: 0 P: 5	R: 1 E: 0 K: 1 S: 7	H: 2 LOB: 1 BB: 0 P: 7	R: 3 E: 0 K: 1 S: 8	H: 3 LOB: 1 BB: 1 P: 12	R: 0 E: 0 K: 0 S: 3	H: 0 LOB: 0 BB: 0 P: 3	R: 3 E: 0 K: 0 S: 7	H: 4 LOB: 1 BB: 0 P: 7	R: 1 E: 1 K: 1 S: 7	H: 2 LOB: 1 BB: 0 P: 7	R: 1 E: 0 K: 1 S: 6	H: 1 LOB: 0 BB: 0 P: 6	R: 0 E: 0 K: 0 S: 3	H: 1 LOB: 0 BB: 0 P: 3	1B: 5 2B: 4 3B: 2 HR: 4	SF: 0 SAC: 0 DP: 1 HBP: 0	WP: 1 PB: 0 SB: 0 CS: 0	PA: 39
PITCHER	IP WLS BF H R ER SO BB IBB HBP BLK WP HR S P ERA WHIP																			
Tom Seaver, R (1, 1) ERA: 1.88	3.0 L 17 7 5 5 2 1 0 0 0 0 0 2 20 24 15.00 2.667																			
Ray Sadecki, L (4, 1) ERA: 3.68	1.0 3 0 0 0 0 0 0 0 0 0 0 3 3 0.00 0.000																			
Craig Swan, R (5, 1) ERA: 8.64	2.0 12 6 4 4 1 0 0 0 0 0 1 14 14 18.00 3.000																			
Buzz Capra, R (7, 1) ERA: 3.95	2.0 7 2 1 1 1 0 0 0 0 0 1 9 9 4.50 1.000																			

AB	36
R	3
H	11
RBI	3
BB	2
SO	5
LOB	17

AB	38
R	10
H	15
RBI	10
BB	1
SO	4
LOB	11



Batter	1	2	3	4	5	6	7	8	9	AB	R	H	RBI	BB	SO	LOB	TOP					
Rennie Stennett, R OBP: 0.266, SLG: 0.360 (1, 4)										4	2	2	1	0	0	3						
Dave Cash, R OBP: 0.323, SLG: 0.330 (1, 5)										4	0	1	1	0	0	2						
Al Oliver, L OBP: 0.317, SLG: 0.464 (1, 8)										4	0	1	0	0	0	1						
Willie Stargell, L OBP: 0.388, SLG: 0.660 (1, 7)										4	1	1	1	0	0	1						
Richie Zisk, R OBP: 0.383, SLG: 0.545 (1, 9)										4	0	1	0	0	0	1						
Manny Sanguillen, R OBP: 0.304, SLG: 0.424 (1, 2)										4	0	2	0	0	0	0						
Bob Robertson, R OBP: 0.330, SLG: 0.392 (1, 3)										4	0	0	0	0	1	1						
Dal Maxvill, R OBP: 0.274, SLG: 0.248 (7, PH)										2	0	1	0	0	0	0						
Gene Clines, R OBP: 0.316, SLG: 0.323 (7, PH)										0	0	0	0	1	0	0						
Gene Alley, R OBP: 0.294, SLG: 0.287 (7, PH)										1	0	0	0	0	0	0						
Nelson Briles, R OBP: 0.233, SLG: 0.275 (1, 1)										1	0	0	0	0	1	0						
Luke Walker, L OBP: 0.067, SLG: 0.067 (6, 1)										0	0	0	0	0	0	0						
Fernando Gonzalez, R OBP: 0.273, SLG: 0.357 (7, PH)										1	0	1	0	0	0	0						
Dave Giusti, R OBP: 0.417, SLG: 0.364 (7, 1)										0	0	0	0	0	0	0						
Inning Stats	R: 1 E: 0 K: 0 S: 4	H: 1 LOB: 0 BB: 0 P: 4	R: 0 E: 0 K: 0 S: 3	H: 1 LOB: 0 BB: 0 P: 3	R: 1 E: 0 K: 1 S: 7	H: 2 LOB: 1 BB: 0 P: 7	R: 0 E: 0 K: 0 S: 3	H: 0 LOB: 0 BB: 0 P: 3	R: 0 E: 0 K: 0 S: 4	H: 1 LOB: 1 BB: 0 P: 4	R: 1 E: 0 K: 0 S: 5	H: 3 LOB: 2 BB: 0 P: 5	R: 0 E: 0 K: 0 S: 4	H: 1 LOB: 2 BB: 1 P: 8	R: 0 E: 0 K: 1 S: 5	H: 0 LOB: 0 BB: 0 P: 5	R: 0 E: 0 K: 1 S: 5	H: 0 LOB: 0 BB: 0 P: 5	1B: 6 2B: 2 3B: 1 HR: 2	SF: 0 SAC: 1 DP: 2 HBP: 0	WP: 0 PB: 0 SB: 0 CS: 0	PA: 35
PITCHER	IP WLS BF H R ER SO BB IBB HBP BLK WP HR S P ERA WHIP																					
George Stone, L ERA: 2.71 (1, 1)	6.0 W 24 8 3 3 1 0 0 0 0 0 2 26 26 4.50 1.333																					
Tug McGraw, L ERA: 4.12 (7, 1)	3.0 S 11 2 0 0 1 1 0 0 0 0 0 0 12 16 0.00 1.000																					

Pittsburgh Pirates @ New York Mets
Shea Stadium, Flushing, NY
Wed Sep 19 1973, 7:05 PM EDT
Att: 29,240 - Unknown

AB 33
R 3
H 10
RBI 3
BB 1
SO 2
LOB 9



Batter	1	2	3	4	5	6	7	8	9	AB	R	H	RBI	BB	SO	LOB	BOTTOM			
Wayne Garrett, L OBP: 0.336, SLG: 0.374 (1, 5)										4	0	0	0	0	1	4				
Felix Milan, R OBP: 0.331, SLG: 0.358 (1, 4)										3	0	1	1	1	0	1				
Rusty Staub, L OBP: 0.357, SLG: 0.415 (1, 9)										4	1	1	0	0	0	1				
John Milner, L OBP: 0.332, SLG: 0.451 (1, 3)										3	2	1	0	1	0	0				
Cleon Jones, R OBP: 0.308, SLG: 0.368 (1, 7)										4	2	2	5	0	0	0				
Dave Schneck, L OBP: 0.208, SLG: 0.292 (1, 8)										3	0	0	0	0	0	0				
Don Hahn, R OBP: 0.291, SLG: 0.299 (8, 8)										1	0	0	0	0	0	0				
Jerry Grote, R OBP: 0.282, SLG: 0.304 (1, 2)										4	1	1	0	0	0	0				
Bud Harrelson, S OBP: 0.352, SLG: 0.310 (1, 6)										3	0	2	0	0	0	0				
George Stone, L OBP: 0.271, SLG: 0.271 (1, 1)										2	1	1	1	0	0	1				
Tug McGraw, R OBP: 0.208, SLG: 0.174 (7, 1)										1	0	1	0	0	0	0				
Inning Stats	R: 0 E: 0 K: 1 S: 4	H: 0 LOB: 0 BB: 1 P: 8	R: 2 E: 0 K: 0 S: 5	H: 2 LOB: 0 BB: 0 P: 5	R: 1 E: 0 K: 0 S: 4	H: 2 LOB: 0 BB: 0 P: 4	R: 0 E: 0 K: 0 S: 3	H: 0 LOB: 0 BB: 0 P: 3	R: 1 E: 0 K: 0 S: 5	H: 2 LOB: 1 BB: 0 P: 5	R: 0 E: 0 K: 0 S: 3	H: 0 LOB: 0 BB: 0 P: 3	R: 0 E: 0 K: 0 S: 5	H: 2 LOB: 2 BB: 0 P: 5	R: 3 E: 0 K: 0 S: 5	H: 2 LOB: 0 BB: 1 P: 9	1B: 7 2B: 1 3B: 0 HR: 2	SF: 0 SAC: 0 DP: 1 HBP: 0	WP: 0 PB: 1 SB: 0 CS: 0	PA: 34
PITCHER	IP WLS BF H R ER SO BB IBB HBP BLK WP HR S P ERA WHIP																			
Nelson Briles, R ERA: 2.92 (1, 1)	5.0 L 20 6 4 4 4 1 0 0 0 0 0 1 21 25 7.20 1.400																			
Luke Walker, L ERA: 4.59 (6, 1)	1.0 3 0 0 0 0 0 0 0 0 0 0 3 3 0.00 0.000																			
Dave Giusti, R ERA: 2.65 (7, 1)	2.0 11 4 3 3 0 1 0 0 0 0 0 1 10 14 13.50 2.500																			

Pittsburgh Pirates @ New York Mets
Shea Stadium, Flushing, NY
Wed Sep 19 1973, 7:05 PM EDT
Att: 29,240 - Unknown

AB 32
R 7
H 10
RBI 7
BB 2
SO 1
LOB 7



Batter	1	2	3	4	5	6	7	8	9	AB	R	H	RBI	BB	SO	LOB	TOP					
Dave Cash, R OBP: 0.325, SLG: 0.334 (1, 4)	L4		5-3			FC1-6 1B		6-3		4	0	1	0	0	0	0						
Dave Parker, L OBP: 0.287, SLG: 0.444 (1, 8)	K		4-3			FC1-6 FC4-6 1-2		1B		4	0	1	0	0	1	1						
Al Oliver, L OBP: 0.314, SLG: 0.458 (1, 3)	K					FC4-6 WP 1-2		F8		4	0	1	0	0	1	2						
Willie Stargell, L OBP: 0.384, SLG: 0.650 (1, 7)						F8 K		6-3		3	0	0	0	1	1	3						
Richie Hebner, L OBP: 0.352, SLG: 0.493 (1, 5)						F5		F8		4	1	0	0	0	0	2						
Richie Zisk, R OBP: 0.380, SLG: 0.542 (1, 9)						K		K		4	1	1	1	0	3	1						
Milt May, L OBP: 0.352, SLG: 0.387 (1, 2)						F8		2-3		2	0	0	1	1	0	0						
Dal Maxvill, R OBP: 0.271, SLG: 0.242 (7, PH)						K				2	0	0	0	0	1	0						
Gene Clines, R OBP: 0.318, SLG: 0.326 (7, 6)						K				1	0	1	0	0	0	0						
Jackie Hernandez, R OBP: 0.292, SLG: 0.324 (7, 6)						K				0	0	0	0	0	0	0						
Steve Blass, R OBP: 0.417, SLG: 0.500 (1, 1)										0	0	0	0	0	0	0						
Chris Zachary, L OBP: 0.295, SLG: 0.273 (3, 1)										1	0	0	0	0	0	0						
John Morjan, R OBP: 0.287, SLG: 0.349 (5, PH)										0	0	0	0	0	0	0						
Fernando Gonzalez, R OBP: 0.287, SLG: 0.349 (5, PH)										1	0	0	0	0	0	0						
Bob Johnson, L OBP: 0.331, SLG: 0.389 (7, 1)										0	0	0	0	0	0	0						
Bob Robertson, R OBP: 0.331, SLG: 0.389 (7, 1)										0	0	0	0	0	0	0						
Jim Foor, L OBP: 0.331, SLG: 0.389 (7, 1)										0	0	0	0	0	0	0						
John Lamb, R OBP: 0.331, SLG: 0.389 (8, 1)										0	0	0	0	0	0	0						
Inning Stats	R: 0 E: 0 K: 2 S: 7	H: 0 LOB: 0 BB: 0 P: 7	R: 2 E: 0 K: 0 S: 4	H: 1 LOB: 0 BB: 1 P: 8	R: 0 E: 0 K: 1 S: 5	H: 0 LOB: 0 BB: 0 P: 5	R: 0 E: 0 K: 1 S: 6	H: 1 LOB: 1 BB: 0 P: 6	R: 0 E: 0 K: 1 S: 5	H: 0 LOB: 0 BB: 0 P: 5	R: 0 E: 0 K: 1 S: 6	H: 1 LOB: 1 BB: 0 P: 6	R: 0 E: 0 K: 1 S: 6	H: 1 LOB: 2 BB: 1 P: 10	R: 0 E: 0 K: 0 S: 4	H: 0 LOB: 0 BB: 0 P: 4	R: 0 E: 0 K: 1 S: 5	H: 0 LOB: 0 BB: 0 P: 5	1B: 4 2B: 0 3B: 1 HR: 0	SF: 1 SAC: 0 DP: 0 HBP: 0	WP: 2 PB: 0 SB: 0 CS: 0	PA: 34
PITCHER Tom Seaver, R ERA: 1.88 (1, 1)	IP: 9.0 WLS: W BF: 34 H: 5 R: 2 ER: 2 SO: 8 BB: 2 IBB: 0 HBP: 0 BLK: 0 WP: 1 HR: 0 S: 48 P: 56 ERA: 2.00 WHIP: 0.778															PITCHER John Lamb, R ERA: 6.07 (8, 1)	IP: 1.0 WLS: L BF: 6 H: 2 R: 3 ER: 3 SO: 2 BB: 1 IBB: 0 HBP: 0 BLK: 0 WP: 1 HR: 1 S: 9 P: 13 ERA: 27.00 WHIP: 3.000					

Pittsburgh Pirates @ New York Mets
Shea Stadium, Flushing, NY
Fri Sep 21 1973, 7:05 PM EDT
Att: 51,381 - Unknown

AB	31
R	2
H	5
RBI	2
BB	2
SO	8
LOB	11

WP	2	PA	34
PB	0		
SB	0		
CS	0		



Batter	1	2	3	4	5	6	7	8	9	AB	R	H	RBI	BB	SO	LOB	BOTTOM			
Wayne Garrett, L OBP: 0.337, SLG: 0.380 (1, 5)	1B 2B	F8		SH3-4 1B		HR		F9		5	2	3	1	0	0	1				
Felix Milan, R OBP: 0.332, SLG: 0.357 (1, 4)	F5	5-3		SH3-4 1-2		F7		HR		4	1	1	1	0	0	1				
Rusty Staub, L OBP: 0.357, SLG: 0.419 (1, 9)	2B 1B		4-3	G4-6-3 BB		F5		HR		4	2	2	2	1	0	0				
John Milner, L OBP: 0.333, SLG: 0.452 (1, 3)	P3		HR	G4-6-3 1-2		4-3		K		5	1	1	1	0	1	4				
Cleon Jones, R OBP: 0.309, SLG: 0.369 (1, 7)	2B 2B		1B 1B			6-3		E6 2B		5	2	2	2	0	1	0				
Dave Schneck, L OBP: 0.222, SLG: 0.269 (1, 8)	2B		F7			F9		L9		2	1	0	0	1	0	1				
Don Hahn, R OBP: 0.288, SLG: 0.293 (6, 8)	2B IBB									1	0	0	0	0	0	1				
Jerry Grote, R OBP: 0.289, SLG: 0.317 (1, 2)	2B		1B 1B							3	0	3	2	1	0	0				
Bud Harrelson, S OBP: 0.348, SLG: 0.306 (1, 6)	G3		1B 1B			F8		K		4	0	1	1	0	1	4				
Tom Seaver, R OBP: 0.216, SLG: 0.233 (1, 1)	K		F3			P3		F9 WP 1B BB		3	1	0	0	1	1	2				
Inning Stats	R: 4 E: 0 K: 0 S: 7	H: 4 LOB: 1 BB: 1 P: 11	R: 0 E: 0 K: 1 S: 5	H: 0 LOB: 0 BB: 0 P: 5	R: 2 E: 0 K: 0 S: 7	H: 4 LOB: 2 BB: 0 P: 7	R: 0 E: 0 K: 0 S: 3	H: 1 LOB: 1 BB: 1 P: 7	R: 0 E: 0 K: 0 S: 3	H: 0 LOB: 1 BB: 1 P: 7	R: 1 E: 0 K: 0 S: 4	H: 1 LOB: 0 BB: 0 P: 4	R: 0 E: 1 K: 1 S: 7	H: 1 LOB: 2 BB: 0 P: 7	R: 3 E: 0 K: 2 S: 9	H: 2 LOB: 0 BB: 1 P: 13	1B: 7 2B: 3 3B: 0 HR: 3	SF: 0 SAC: 1 DP: 1 HBP: 0	WP: 1 PB: 0 SB: 0 CS: 0	PA: 41
PITCHER Steve Blass, R ERA: 9.85 (1, 1)	IP: 0.2 WLS: L BF: 7 H: 4 R: 4 ER: 4 SO: 4 BB: 0 IBB: 0 HBP: 0 BLK: 0 WP: 0 HR: 0 S: 12 P: 10 ERA: 54.00 WHIP: 6.000															PITCHER John Lamb, R ERA: 6.07 (8, 1)	IP: 1.0 WLS: L BF: 6 H: 2 R: 3 ER: 3 SO: 2 BB: 1 IBB: 0 HBP: 0 BLK: 0 WP: 1 HR: 1 S: 9 P: 13 ERA: 27.00 WHIP: 3.000			
PITCHER Chris Zachary, L ERA: 2.35 (1, 1)	IP: 2.0 WLS: W BF: 10 H: 4 R: 2 ER: 2 SO: 1 BB: 0 IBB: 0 HBP: 0 BLK: 0 WP: 0 HR: 0 S: 12 P: 12 ERA: 9.00 WHIP: 2.000															PITCHER John Morjan, R ERA: 3.92 (3, 1)	IP: 1.1 WLS: L BF: 5 H: 1 R: 0 ER: 0 SO: 0 BB: 1 IBB: 0 HBP: 0 BLK: 0 WP: 0 HR: 0 S: 4 P: 8 ERA: 0.00 WHIP: 1.500			
PITCHER John Morjan, R ERA: 3.92 (3, 1)	IP: 1.1 WLS: L BF: 5 H: 1 R: 0 ER: 0 SO: 0 BB: 1 IBB: 0 HBP: 0 BLK: 0 WP: 0 HR: 0 S: 4 P: 8 ERA: 0.00 WHIP: 1.500															PITCHER Bob Johnson, R ERA: 3.84 (5, 1)	IP: 2.0 WLS: W BF: 8 H: 1 R: 1 ER: 1 SO: 0 BB: 1 IBB: 0 HBP: 0 BLK: 0 WP: 0 HR: 0 S: 7 P: 11 ERA: 4.50 WHIP: 1.000			
PITCHER Bob Johnson, R ERA: 3.84 (5, 1)	IP: 2.0 WLS: W BF: 8 H: 1 R: 1 ER: 1 SO: 0 BB: 1 IBB: 0 HBP: 0 BLK: 0 WP: 0 HR: 0 S: 7 P: 11 ERA: 4.50 WHIP: 1.000															PITCHER Jim Foor, L ERA: 3.84 (7, 1)	IP: 1.0 WLS: L BF: 5 H: 1 R: 0 ER: 0 SO: 1 BB: 0 IBB: 0 HBP: 0 BLK: 0 WP: 0 HR: 0 S: 7 P: 7 ERA: 0.00 WHIP: 1.000			
PITCHER Jim Foor, L ERA: 3.84 (7, 1)	IP: 1.0 WLS: L BF: 5 H: 1 R: 0 ER: 0 SO: 1 BB: 0 IBB: 0 HBP: 0 BLK: 0 WP: 0 HR: 0 S: 7 P: 7 ERA: 0.00 WHIP: 1.000															PITCHER John Lamb, R ERA: 6.07 (8, 1)	IP: 1.0 WLS: L BF: 6 H: 2 R: 3 ER: 3 SO: 2 BB: 1 IBB: 0 HBP: 0 BLK: 0 WP: 1 HR: 1 S: 9 P: 13 ERA: 27.00 WHIP: 3.000			

Pittsburgh Pirates @ New York Mets
Shea Stadium, Flushing, NY
Fri Sep 21 1973, 7:05 PM EDT
Att: 51,381 - Unknown

AB	36
R	10
H	13
RBI	10
BB	4
SO	4
LOB	14



WP	1	PA	41
PB	0		
SB	0		
CS	0		

Batter	1	2	3	4	5	6	7	8	9	AB	R	H	RBI	BB	SO	LOB	TOP								
Dave Cash, R OBP: 0.323, SLG: 0.332 (1, 4)	4-3	F8			6-3		1B HR 1B		K	5	1	1	0	0	1	1									
Dave Parker, L OBP: 0.295, SLG: 0.453 Fernando Gonzalez, R OBP: 0.281, SLG: 0.341 Ramon Hernandez, S OBP: 0.300, SLG: 0.125 (1, 8) (7, PH) (7, 1)	1B 2B		BB	4-0	3-1		K		6-3	2	1	1	0	1	0	0									
Al Oliver, L OBP: 0.314, SLG: 0.458 (1, 3)	BB 2H 1B		L8		4-3		HR 1B		G3	5	1	2	2	0	0	1									
Willie Stargell, L OBP: 0.387, SLG: 0.658 (1, 7)	1-2 BB		K		2B 2B		HR			3	2	2	3	1	1	1									
Richie Hebner, L OBP: 0.350, SLG: 0.488 (1, 5)	F7		F8		K		F7			4	0	0	0	0	1	4									
Richie Zisk, R OBP: 0.378, SLG: 0.541 (1, 9)	K				K		2B		K	4	0	1	1	0	3	2									
Manny Sanguillen, R OBP: 0.302, SLG: 0.419 (1, 2)		F7			P6		IBB		4-3	3	0	0	0	1	0	0									
Dal Maxvill, R OBP: 0.266, SLG: 0.237 (1, 6)		K			K		P4		K	4	0	0	0	0	3	2									
Bruce Kison, R OBP: 0.182, SLG: 0.333 Gene Clines, R OBP: 0.320, SLG: 0.325 (7, PH) (7, 8)					K		1B 1B BB		K	1	0	0	0	0	1	0									
Inning Stats	R: 1 E: 0 K: 7 S: 7	H: 2 LOB: 2 BB: 1 P: 11	R: 0 E: 0 K: 1 S: 5	H: 0 LOB: 1 BB: 0 P: 6	R: 0 E: 0 K: 1 S: 5	H: 0 LOB: 1 BB: 1 P: 9	R: 0 E: 0 K: 2 S: 7	H: 0 LOB: 0 BB: 0 P: 7	R: 0 E: 0 K: 1 S: 5	H: 0 LOB: 0 BB: 0 P: 5	R: 1 E: 0 K: 1 S: 7	H: 2 LOB: 2 BB: 1 P: 11	R: 4 E: 0 K: 2 S: 10	H: 3 LOB: 0 BB: 1 P: 14	R: 0 E: 0 K: 1 S: 5	H: 0 LOB: 0 BB: 0 P: 5	R: 0 E: 0 K: 1 S: 5	H: 0 LOB: 0 BB: 0 P: 5	1B: 3 2B: 3 3B: 0 HR: 1	SF: 0 SAC: 0 DP: 0 HBP: 1	WP: 0 PB: 0 SB: 0 CS: 0	PA: 39			
PITCHER	IP	WLS	BF	H	R	ER	SO	BB	IBB	HBP	BLK	WP	HR	S	P	ERA	WHIP	PITCHER							
Bill Stoneman, R ERA: 6.99 (1, 1)	6.0	L	28	5	4	4	7	3	1	1	0	0	0	37	54	6.00	1.333								
Craig Caskey, L ERA: 5.93 (7, 1)	0.2		4	2	2	2	1	0	0	0	0	0	1	6	6	27.00	3.000								
Chuck Taylor, R ERA: 1.47 (8, 1)	0.1		1	0	0	0	1	0	0	0	0	0	0	3	3	0.00	0.000								
Tom Walker, R ERA: 3.51 (8, 1)	2.0		6	0	0	0	3	0	0	0	0	0	0	12	12	0.00	0.000								

Pittsburgh Pirates @ Montreal Expos
Jarry Park, Montreal, QB
Sun Sep 23 1973, 3:33 AM EDT
Unknown

AB 34
R 6
H 7
RBI 6
BB 4
SO 12
LOB 13



Batter	1	2	3	4	5	6	7	8	9	AB	R	H	RBI	BB	SO	LOB	BOTTOM								
Bob Bailey, R OBP: 0.382, SLG: 0.501 (1, 5)	P6		FC3-6 1B		K		L8		P4	5	0	1	0	0	1	0									
Mike Jorgensen, L OBP: 0.342, SLG: 0.347 Hal Breeden, R OBP: 0.354, SLG: 0.540 (1, 3) (7, PH) (8, 3)	G6-3 BB		FC3-6 E S 1-2		F9		1B		F7	2	0	0	0	1	0	1									
Ron Fairly, L OBP: 0.420, SLG: 0.459 Felipe Alou, R OBP: 0.256, SLG: 0.322 (1, 7) (7, PH) (9, 8)	G6-3 1-2		4-3		4-3		F4			3	0	0	0	0	0	2									
Ken Singleton, S OBP: 0.423, SLG: 0.484 (1, 9)		HR	IBB		1B 1B 1B		P3			3	2	2	1	1	0	0									
Jim Lyttle, L OBP: 0.298, SLG: 0.400 Barry Foote, R OBP: 0.000, SLG: 1.000 Larry Lintz, S OBP: 0.358, SLG: 0.255 (1, 8) (8, PH) (9, 4)	6-3 5-3 1B		4-3		1B FC5-4 1B		1B		1B	3	1	2	0	0	0	2									
John Boccabella, R OBP: 0.281, SLG: 0.317 Boots Day, L OBP: 0.348, SLG: 0.374 Terry Humphrey, R OBP: 0.206, SLG: 0.222 (1, 2) (6, PH) (7, 2)	5-3		4-3		F7		FC5-4 1B		K	2	0	0	0	0	0	1									
Tim Foli, R OBP: 0.288, SLG: 0.277 (1, 6)	6-3		5-3		5-3		FC5-4 1-2 3H		1B	4	0	1	1	0	0	2									
Pepe Frias, R OBP: 0.260, SLG: 0.274 Pepe Mangual, R OBP: 0.246, SLG: 0.387 (1, 4) (8, PH) (9, 7)			IBB		G3		K		K	2	0	0	0	1	1	1									
Bill Stoneman, R OBP: 0.206, SLG: 0.050 Craig Caskey, S OBP: 0.313 Tom Walker, R OBP: 0.344, SLG: 0.310 (1, 1) (7, 1) (7, 1) (8, 1) (9, PH)		K			K		L8		P3	2	0	0	0	0	2	2									
Inning Stats	R: 0 E: 0 K: 0 S: 2	H: 0 LOB: 0 BB: 1 P: 6	R: 1 E: 0 K: 1 S: 7	H: 2 LOB: 2 BB: 1 P: 11	R: 0 E: 0 K: 0 S: 4	H: 1 LOB: 2 BB: 1 P: 8	R: 0 E: 0 K: 0 S: 3	H: 0 LOB: 0 BB: 0 P: 3	R: 0 E: 0 K: 2 S: 7	H: 0 LOB: 0 BB: 0 P: 7	R: 2 E: 0 K: 1 S: 8	H: 3 LOB: 1 BB: 0 P: 8	R: 0 E: 0 K: 0 S: 4	H: 1 LOB: 1 BB: 0 P: 4	R: 0 E: 0 K: 2 S: 9	H: 2 LOB: 2 BB: 0 P: 9	R: 0 E: 0 K: 0 S: 3	H: 0 LOB: 0 BB: 0 P: 3	1B: 8 2B: 0 3B: 0 HR: 1	SF: 0 SAC: 0 DP: 1 HBP: 0	WP: 0 PB: 0 SB: 1 CS: 0	PA: 38			
PITCHER	IP	WLS	BF	H	R	ER	SO	BB	IBB	HBP	BLK	WP	HR	S	P	ERA	WHIP	PITCHER							
Bruce Kison, R ERA: 3.09 (1, 1)	6.0	W	26	6	3	3	4	1	2	0	0	0	0	31	43	4.50	1.167								
Ramon Hernandez, L ERA: 2.47 (7, 1)	3.0	S	12	3	0	0	2	0	0	0	0	0	0	16	16	0.00	1.000								


Pittsburgh Pirates @ Montreal Expos
Jarry Park, Montreal, QB
Sun Sep 23 1973, 3:33 AM EDT
Unknown

AB 35
R 3
H 9
RBI 3
BB 3
SO 6
LOB 15



Batter	1	2	3	4	5	6	7	8	9	AB	R	H	RBI	BB	SO	LOB	TOP					
Dave Cash, R OBP: 0.326, SLG: 0.334 (1, 4)										4	0	2	0	1	0	0	Pittsburgh Pirates @ Montreal Expos Jarry Park, Montreal, QB Mon Sep 24 1973, 7:05 PM EDT Att: 20,168 - Unknown					
Gene Clines, R OBP: 0.325, SLG: 0.329 (1, 8)										3	0	0	0	2	0	3						
Al Oliver, L OBP: 0.313, SLG: 0.455 (1, 3)										4	1	1	0	0	1	3						
Willie Stargell, L OBP: 0.391, SLG: 0.666 (1, 7)										3	2	2	1	1	0	0						
Richie Hebner, L OBP: 0.346, SLG: 0.480 (1, 5)										3	0	0	0	0	2	3						
Richie Zisk, R OBP: 0.377, SLG: 0.543 (1, 9)										4	0	2	2	0	1	3						
Milt May, L OBP: 0.351, SLG: 0.381 (1, 2)										3	0	0	0	1	0	1						
Dal Maxvill, R OBP: 0.263, SLG: 0.232 (1, 6)										4	0	0	0	0	0	3						
Nelson Briles, R OBP: 0.224, SLG: 0.264 (1, 1)										3	0	0	0	0	1	0						
Dave Giusti, R OBP: 0.357, SLG: 0.308 (7, 1)										1	0	0	0	0	0	0						
Inning Stats	R: 0 H: 0 E: 0 K: 2 S: 7	H: 0 LOB: 3 BB: 3 P: 19	R: 0 H: 1 E: 1 K: 0 S: 5	LOB: 2 BB: 0 P: 5	R: 0 H: 0 E: 0 K: 1 S: 5	LOB: 0 BB: 0 P: 5	R: 0 H: 0 E: 0 K: 0 S: 3	H: 0 LOB: 0 BB: 0 P: 3	R: 0 H: 0 E: 0 K: 0 S: 3	H: 0 LOB: 1 BB: 1 P: 7	R: 1 H: 2 E: 0 K: 1 S: 7	H: 2 LOB: 1 BB: 0 P: 7	R: 0 H: 0 E: 0 K: 1 S: 5	H: 0 LOB: 0 BB: 0 P: 5	R: 2 H: 3 E: 1 K: 0 S: 5	H: 3 LOB: 1 BB: 1 P: 9	R: 0 H: 1 E: 0 K: 0 S: 3	H: 1 LOB: 0 BB: 0 P: 3	1B: 6 2B: 0 3B: 0 HR: 1	SF: 0 SAC: 1 DP: 2 HBP: 0	WP: 0 PB: 2 SB: 0 CS: 0	PA: 38
PITCHER	IP WLS BF H R ER SO BB IBB HBP BLK WP HR S P ERA WHIP																					
Ernie McAnally, R ERA: 3.82 (1, 1)	7.0 L 29 3 1 1 5 4 0 0 0 0 0 1 35 51 1.29 1.000																					
Tom Walker, R ERA: 3.63 (8, 1)	2.0 9 4 2 2 0 0 1 0 0 0 0 0 8 12 9.00 2.000																					

Batter	1	2	3	4	5	6	7	8	9	AB	R	H	RBI	BB	SO	LOB	BOTTOM					
Larry Lintz, S OBP: 0.350, SLG: 0.243 (1, 4)										3	0	0	0	0	0	0	Pittsburgh Pirates @ Montreal Expos Jarry Park, Montreal, QB Mon Sep 24 1973, 7:05 PM EDT Att: 20,168 - Unknown					
Hal Breeden, R OBP: 0.356, SLG: 0.540 (7, PH)										0	0	0	0	1	0	0						
Tony Scott, S (7, PR)										0	0	0	0	0	0	0						
Felipe Alou, R OBP: 0.258, SLG: 0.324 (9, PH)										1	0	1	0	0	0	0						
Ron Fairly, L OBP: 0.424, SLG: 0.464 (1, 7)										4	0	3	0	0	0	0						
Clyde Mashore, R OBP: 0.303, SLG: 0.324 (7, PR)										0	0	0	0	0	0	0						
Pepe Frias, R OBP: 0.260, SLG: 0.274 (8, 4)										0	0	0	0	0	0	0						
Ron Woods, R OBP: 0.343, SLG: 0.309 (9, PH)										1	0	0	0	0	0	1						
Ken Singleton, S OBP: 0.425, SLG: 0.483 (1, 9)										2	0	1	0	2	0	0						
Jim Little, L OBP: 0.296, SLG: 0.425 (1, 8)										4	0	1	0	0	0	7						
Tom Walker, R (8, 1)										0	0	0	0	0	0	0						
Bob Bailey, R OBP: 0.381, SLG: 0.495 (1, 5)										3	0	0	0	1	0	3						
Mike Jorgensen, L OBP: 0.335, SLG: 0.339 (1, 3)										4	0	0	0	0	1	2						
John Boccabella, R OBP: 0.278, SLG: 0.313 (1, 2)										4	0	0	0	0	0	2						
Tim Foli, R OBP: 0.287, SLG: 0.283 (1, 6)										4	0	2	0	0	0	0						
Ernie McAnally, R OBP: 0.188, SLG: 0.188 (1, 1)										2	0	0	0	0	1	2						
Boots Day, L OBP: 0.345, SLG: 0.371 (7, PH)										1	0	0	0	0	0	0						
Inning Stats	R: 0 H: 2 E: 0 K: 0 S: 5	H: 2 LOB: 2 BB: 0 P: 5	R: 0 H: 0 E: 0 K: 0 S: 3	LOB: 0 BB: 0 P: 3	R: 0 H: 1 E: 0 K: 1 S: 6	H: 1 LOB: 1 BB: 1 P: 10	R: 0 H: 1 E: 0 K: 0 S: 4	H: 1 LOB: 2 BB: 1 P: 8	R: 0 H: 0 E: 0 K: 0 S: 3	H: 0 LOB: 0 BB: 0 P: 3	R: 0 H: 1 E: 0 K: 1 S: 6	H: 1 LOB: 1 BB: 0 P: 6	R: 0 H: 2 E: 0 K: 0 S: 4	H: 2 LOB: 3 BB: 2 P: 12	R: 0 H: 0 E: 0 K: 0 S: 3	H: 0 LOB: 0 BB: 0 P: 3	R: 0 H: 1 E: 0 K: 0 S: 4	H: 1 LOB: 1 BB: 0 P: 4	1B: 6 2B: 2 3B: 0 HR: 0	SF: 0 SAC: 1 DP: 0 HBP: 0	WP: 0 PB: 0 SB: 0 CS: 0	PA: 38
PITCHER	IP WLS BF H R ER SO BB IBB HBP BLK WP HR S P ERA WHIP																					
Nelson Briles, R ERA: 2.84 (1, 1)	6.1 W 27 6 0 0 2 1 0 0 0 0 0 29 37 0.00 1.105																					
Dave Giusti, R ERA: 2.5 (7, 1)	2.2 S 11 2 0 0 0 2 0 0 0 0 0 9 17 0.00 1.500																					



Batter	1	2	3	4	5	6	7	8	9	AB	R	H	RBI	BB	SO	LOB	TOP				
Billy Grabarkewitz, R OBP: 0.339, SLG: 0.339 (1.4)	6-3		K		FC4-6			6-3		4	0	0	0	0	1	1	Philadelphia Phillies @ Pittsburgh Pirates Three Rivers Stadium, Pittsburgh, PA Tue Sep 25 1973, 7:05 PM EDT Att: 13,312 - Unknown				
Bob Boone, R OBP: 0.313, SLG: 0.370 (1.2)	P4		F7		6-3-2			P4		4	0	0	0	0	0	1					
Willie Montanez, L OBP: 0.326, SLG: 0.376 (1.3)	E1		4-3					L8		4	0	0	0	0	1	0					
Greg Luzinski, R OBP: 0.348, SLG: 0.495 (1.7)					2B			5-3		4	0	3	0	0	0	0					
Bill Robinson, R OBP: 0.328, SLG: 0.534 (1.8)	K				1B			K		4	1	2	1	0	2	3					
Mike Anderson, R OBP: 0.325, SLG: 0.463 (1.9)					IBB			6-3		3	1	2	1	1	0	0					
Mike Schmidt, R OBP: 0.331, SLG: 0.393 (1.5)	K				K			K		4	0	0	0	0	3	5					
Larry Bowa, S OBP: 0.252, SLG: 0.250 (1.6)	P4				9-2-6-2			1-3		4	0	0	0	0	0	5					
Steve Carlton, L OBP: 0.168, SLG: 0.235 (1.1)	G3							K		3	0	1	0	0	1	0					
Inning Stats	R: 0 E: 1 K: 1 S: 7	H: 1 LOB: 2 BB: 0 P: 7	R: 1 E: 0 K: 1 S: 6	H: 1 LOB: 0 BB: 0 P: 6	R: 0 E: 0 K: 1 S: 5	H: 0 LOB: 0 BB: 0 P: 5	R: 0 E: 0 K: 1 S: 6	H: 2 LOB: 2 BB: 1 P: 10	R: 0 E: 1 K: 0 S: 3	H: 1 LOB: 0 BB: 0 P: 3	R: 1 E: 0 K: 1 S: 6	H: 1 LOB: 0 BB: 0 P: 6	R: 0 E: 0 K: 1 S: 5	H: 0 LOB: 0 BB: 0 P: 5	R: 0 E: 0 K: 2 S: 9	H: 2 LOB: 2 BB: 0 P: 9	1B: 4 2B: 4 3B: 0 HR: 2	SF: 0 SAC: 0 DP: 2 HBP: 0	WP: 0 PB: 0 CS: 0	PA: 35	
PITCHER	IP	WLS	BF	H	R	ER	SO	BB	IBB	HBP	BLK	WP	HR	S	P	ERA	WHIP				
Jim Rooker, L ERA: 2.9 (1.1)	8.0	L	30	6	2	2	6	0	1	0	0	0	2	41	45	2.25	0.750				
Ramon Hernandez, L ERA: 2.45 (9.1)	1.0		5	2	0	0	2	0	0	0	0	0	0	9	9	0.00	2.000				

Batter	1	2	3	4	5	6	7	8	9	AB	R	H	RBI	BB	SO	LOB	BOTTOM					
Dave Cash, R OBP: 0.327, SLG: 0.341 (1.4)	F8		1B		K			L6-3		4	1	2	0	0	1	0	Philadelphia Phillies @ Pittsburgh Pirates Three Rivers Stadium, Pittsburgh, PA Tue Sep 25 1973, 7:05 PM EDT Att: 13,312 - Unknown					
Gene Clines, R OBP: 0.324, SLG: 0.327 (1.8)	G5-4-3		K					L5-3		4	0	1	1	0	1	1						
Manny Sanguillen, R OBP: 0.299, SLG: 0.414 (1.2)	G5-4-3				4-3			P6		4	0	0	0	0	0	1						
Willie Stargell, L OBP: 0.390, SLG: 0.663 (1.7)			G3		G3			FC5-4		4	0	1	0	0	1	0						
Richie Zisk, R OBP: 0.375, SLG: 0.539 (1.9)			F8		BB			FC5-4		4	0	1	0	0	0	1						
Bob Robertson, R OBP: 0.334, SLG: 0.388 (1.3)			BB		BB			K		2	0	0	0	2	1	0						
Richie Hebner, L OBP: 0.344, SLG: 0.477 (1.5)			F9		F8			F7		3	0	0	0	0	0	3						
Dal Maxvill, R OBP: 0.260, SLG: 0.229 (1.6)			P4		F8			5-3		3	0	0	0	0	0	0						
Jim Rooker, R OBP: 0.250, SLG: 0.217 (1.1)			K					K		2	0	0	0	0	2	0						
Fernando Gonzalez, R OBP: 0.271, SLG: 0.346 (8. PH)										1	0	0	0	0	1	0						
Ramon Hernandez, S OBP: 0.300, SLG: 0.125 (9.1)										0	0	0	0	0	0	0						
Inning Stats	R: 0 E: 0 K: 0 S: 3	H: 1 LOB: 0 BB: 0 P: 3	R: 0 E: 0 K: 0 S: 3	H: 0 LOB: 1 BB: 1 P: 7	R: 0 E: 0 K: 2 S: 8	H: 1 LOB: 1 BB: 0 P: 8	R: 0 E: 0 K: 0 S: 4	H: 1 LOB: 2 BB: 1 P: 8	R: 0 E: 0 K: 2 S: 7	H: 0 LOB: 0 BB: 0 P: 7	R: 0 E: 0 K: 0 S: 4	H: 1 LOB: 1 BB: 0 P: 4	R: 0 E: 0 K: 1 S: 5	H: 0 LOB: 0 BB: 0 P: 5	R: 1 E: 0 K: 1 S: 6	H: 1 LOB: 0 BB: 0 P: 6	R: 0 E: 0 K: 1 S: 5	H: 0 LOB: 0 BB: 0 P: 5	1B: 4 2B: 0 3B: 1 HR: 0	SF: 0 SAC: 0 DP: 1 HBP: 0	WP: 0 PB: 0 CS: 0	PA: 33
PITCHER	IP	WLS	BF	H	R	ER	SO	BB	IBB	HBP	BLK	WP	HR	S	P	ERA	WHIP					
Steve Carlton, L ERA: 3.85 (1.1)	9.0	W	33	5	1	1	7	2	0	0	0	0	0	45	53	1.00	0.778					

Batter	1	2	3	4	5	6	7	8	9	AB	R	H	RBI	BB	SO	LOB	TOP										
Billy Grabarkewitz, R OBP: 0.345, SLG: 0.346 (1, 4)	0-0 1-3		0-0 SH2-3 1B		0-0 1B		0-0 1B		0-3 K	5	0	3	1	0	1	1	Philadelphia Phillies @ Pittsburgh Pirates Three Rivers Stadium, Pittsburgh, PA Wed Sep 26 1973, 7:05 PM EDT Att: 8,991 - Unknown AB 34 R 2 H 8 RBI 2 BB 2 SO 10 LOB 18										
Del Unser, L OBP: 0.356, SLG: 0.424 (1, 8)	0-0 1B		0-0 SH2-3		0-0 1B		0-0 SF9		0-0 G3	3	0	2	1	0	0	1											
Willie Montanez, L OBP: 0.325, SLG: 0.374 George Culver, R (7, 1)	0-3 K		4-0 IBB		0-0 L8		0-0 G3			3	0	0	0	0	1	4											
Greg Luzinski, R OBP: 0.346, SLG: 0.492 (1, 7)	0-0 6-3		0-0 P4		0-3 K				0-0 4-3	4	0	0	0	0	1	6											
Bill Robinson, R OBP: 0.325, SLG: 0.530 Mike Anderson, R OBP: 0.325, SLG: 0.463 (8, 9)		0-0 5-3	0-0 5-3			0-3 K			0-3 K	4	0	0	0	0	2	3											
Bob Boone, R OBP: 0.312, SLG: 0.368 Tom Hutton, L OBP: 0.354, SLG: 0.378 (7, 3)	0-0 L8			0-0 F7		0-0 5-3			0-0 1B	3	0	0	0	0	0	0											
Mike Schmidt, R OBP: 0.328, SLG: 0.388 (1, 5)	0-3 K			0-0 F9		0-3 K			0-3 K	4	0	0	0	0	3	1											
Larry Bowa, S OBP: 0.254, SLG: 0.252 (1, 6)			0-0 E1 1B	0-3 K			0-0 E5 1B SF9 1B		0-0 1B	4	2	2	0	0	1	0											
Jim Lonborg, R OBP: 0.288, SLG: 0.155 Darrell Brandon, R OBP: 0.333, SLG: 0.290 Mike Rogicki, L OBP: 0.337, SLG: 0.342 Bill Wilson, R Jim Essian, R (7, 2)			4-0 SH2-3 1B BB		0-0 1-3		0-0 5-3		0-3 K	0	0	0	0	0	1	0											
Inning Stats	R: 0 E: 0 K: 1 S: 6	H: 1 LOB: 1 BB: 6 P: 6	R: 0 E: 0 K: 1 S: 5	H: 0 LOB: 0 BB: 0 P: 5	R: 1 E: 1 K: 0 S: 5	H: 1 LOB: 3 BB: 2 P: 13	R: 0 E: 0 K: 1 S: 5	H: 0 LOB: 0 BB: 0 P: 5	R: 0 E: 0 K: 2 S: 7	H: 0 LOB: 0 BB: 0 P: 7	R: 1 E: 1 K: 0 S: 5	H: 2 LOB: 1 BB: 0 P: 5	R: 0 E: 0 K: 2 S: 8	H: 1 LOB: 1 BB: 0 P: 8	R: 0 E: 0 K: 2 S: 8	H: 1 LOB: 1 BB: 0 P: 8		1B: 8 2B: 0 3B: 0 HR: 0	SF: 1 SAC: 1 DP: 0 HBP: 0	WP: 0 PB: 0 SB: 2 CS: 0	PA: 38						
PITCHER	IP	WLS	BF	H	R	ER	SO	BB	IBB	HBP	BLK	WP	HR	S	P	ERA	WHIP										
Jim McKee, R ERA: 4.97 (1, 1)	2.0		9	1	1	0	2	1	0	0	0	0	0	12	16	0.00	1.000										
Bob Moose, R ERA: 3.59 (3, 1)	5.0	W	21	5	1	0	4	0	1	0	0	0	0	28	32	0.00	1.000										
Bob Johnson, R ERA: 3.7 (8, 1)	2.0	S	8	2	0	0	4	0	0	0	0	0	0	16	16	0.00	1.000										

Batter	1	2	3	4	5	6	7	8	9	AB	R	H	RBI	BB	SO	LOB	BOTTOM										
Dave Cash, R OBP: 0.330, SLG: 0.342 (1, 4)	0-0 2B G3 1B		0-0 E9 1B		0-0 L4-6-3 1B		0-0 5-3			4	2	2	0	1	0	0	Philadelphia Phillies @ Pittsburgh Pirates Three Rivers Stadium, Pittsburgh, PA Wed Sep 26 1973, 7:05 PM EDT Att: 8,991 - Unknown AB 37 R 13 H 13 RBI 13 BB 8 SO 1 LOB 19										
Gene Clines, R OBP: 0.328, SLG: 0.332 (1, 8)	0-0 L9		0-0 1B		0-0 L4-6-3		0-0 BB BB 1B			5	1	3	3	0	0	2											
Al Oliver, L OBP: 0.315, SLG: 0.458 (1, 3)	0-0 G3 1-3 2B		0-0 1B 2B 4-3		0-0 4-3		0-0 4-3 BB BB		4-0 BB BB	4	1	2	1	1	0	2											
Willie Stargell, L OBP: 0.394, SLG: 0.661 Dave Augustine, R OBP: 0.400, SLG: 0.600 (7, PR) (8, 7)	4-0 G3 IBB		4-0 1B 1B IBB	4-0 HR BB		0-0 6-3	4-0 1-2 2-3 BB			1	2	0	0	4	0	0											
Richie Hebner, L OBP: 0.347, SLG: 0.484 (1, 5)	0-0 G3		0-0 1B FC1-2 1B	0-0 HR		4-0 1B 3B BB	0-0 P6			4	2	2	4	1	0	5											
Richie Zisk, R OBP: 0.372, SLG: 0.532 (1, 9)	1-2 2-3 3-H F2		0-3 K	0-0 F8		4-0 1B 3B BB	0-0 P4			4	1	0	0	1	1	7											
Manny Sanguillen, R OBP: 0.300, SLG: 0.414 (1, 2)		0-0 L4	0-0 1B FC1-2 1B	0-0 F9		0-0 3B 1B		0-0 1-3		5	2	2	1	0	0	0											
Dal Maxvill, R OBP: 0.259, SLG: 0.237 (1, 6)		0-0 5-3	0-0 1B FC1-2 1B	0-0 6-3		0-0 3B		0-0 1-3		5	1	1	3	0	0	2											
Jim McKee, R Bob Moose, R OBP: 0.194, SLG: 0.149 Bob Johnson, L (8, 1)	0-0 4-3		0-0 1B 1B		0-0 P4		0-0 6-3		0-0 F7	1	0	0	0	0	0	0											
Inning Stats	R: 1 E: 0 K: 0 S: 5	H: 2 LOB: 2 BB: 1 P: 9	R: 0 E: 0 K: 0 S: 3	H: 0 LOB: 0 BB: 0 P: 3	R: 7 E: 1 K: 1 S: 12	H: 6 LOB: 2 BB: 2 P: 20	R: 2 E: 0 K: 0 S: 4	H: 1 LOB: 0 BB: 1 P: 8	R: 0 E: 0 K: 0 S: 3	H: 1 LOB: 1 BB: 0 P: 3	R: 3 E: 0 K: 0 S: 5	H: 2 LOB: 1 BB: 2 P: 13	R: 0 E: 0 K: 0 S: 4	H: 1 LOB: 3 BB: 2 P: 12	R: 0 E: 0 K: 0 S: 3	H: 0 LOB: 0 BB: 0 P: 3		1B: 9 2B: 2 3B: 1 HR: 1	SF: 0 SAC: 0 DP: 1 HBP: 0	WP: 0 PB: 0 SB: 0 CS: 0	PA: 45						
PITCHER	IP	WLS	BF	H	R	ER	SO	BB	IBB	HBP	BLK	WP	HR	S	P	ERA	WHIP										
Jim Lonborg, R ERA: 4.88 (1, 1)	2.1	L	16	6	7	5	1	0	2	0	0	0	0	16	24	19.29	2.571										
Darrell Brandon, R ERA: 5.5 (3, 1)	1.2		10	3	3	2	0	2	0	0	0	0	1	8	16	10.80	3.000										
Bill Wilson, R ERA: 6.66 (5, 1)	2.0		10	3	3	3	0	2	0	0	0	0	0	8	16	13.50	2.500										
George Culver, R ERA: 3.41 (7, 1)	2.0		9	1	0	0	0	2	0	0	0	0	0	7	15	0.00	1.500										

Batter	1	2	3	4	5	6	7	8	9	10	11	12	13	AB	R	H	RBI	BB	SO	LOB	TOP		
Billy Grabarkewitz, R Tom Hutton, L George Culver, R Mike Wallace, L	4-0 HR BB	0-0 F7			0-0 F9		0-3 K		0-0 3-1		0-0 1-4-3		4 1 0 0 1 1 2 1 0 0 0 0 0 1 0 0 0 0 0 0 0 0 0 0 0 0 0 0										
Del Unser, L Mike Anderson, R	0-0 1H HR		0-0 4-3		0-0 4-3		0-0 4-1		0-0 F9		0-0 F9	0-0 IBB		5 1 2 2 0 0 2 0 0 0 0 1 0 0									
Wille Montanez, L	0-0 4-3		0-0 3-1		0-0 4-3		0-0 P4		0-0 P4		0-0 1B		0-0 1-3	6 0 1 0 0 0 3									
Greg Luzinski, R	0-0 6-3		0-0 L8			0-3 K		0-0 F3		0-3 K		0-0 1B	0-0 1B SH3-4 WP	6 1 1 0 0 2 1	4 0 1 0 1 2 0								
Bill Robinson, R	4-0 1B BB				0-3 K		0-0 4-3		0-0 CS		0-3 K		0-0 SH3-4	4 0 1 0 1 2 0									
Bob Boone, R	0-0 1B				0-0 P4		0-0 F2		0-0 CS		0-0 1B		0-0 WP	6 0 4 0 0 0 0									
Mike Schmidt, R	0-0 F9				4-0 BB		0-0 F9		0-3 K		0-3 K		0-3 K	5 0 0 0 1 3 5									
Larry Bowa, S		0-0 F7			0-0 6-3		4-0 1B S BB		0-0 P6			0-0 1-4-3 1B		5 0 1 0 1 0 3									
Barry Lersch, S Mike Scarsce, L Ron Diorio, R Mac Scarce, L Craig Robinson, R		0-3 K			0-0 4-3		0-0 4-3		0-0 F9		0-0 B3			3 0 1 0 0 1 0 1 0 0 0 0 0 1 0 0 0 0 0 0 0 0 0 0 0 0 0 0 1 0 0 0 0 0 1									
Inning Stats	R: 2 E: 0 K: 0 S: 5	H: 2 LOB: 2 BB: 13 P: 13	R: 0 E: 0 K: 1 S: 5	H: 0 LOB: 0 BB: 0 P: 5	R: 0 E: 0 K: 0 S: 3	H: 0 LOB: 0 BB: 0 P: 3	R: 0 E: 0 K: 1 S: 5	H: 1 LOB: 1 BB: 1 P: 9	R: 0 E: 0 K: 0 S: 4	H: 0 LOB: 0 BB: 0 P: 5	R: 0 E: 0 K: 1 S: 6	H: 1 LOB: 1 BB: 0 P: 6	R: 0 E: 0 K: 2 S: 7	H: 1 LOB: 0 BB: 0 P: 7	R: 0 E: 0 K: 0 S: 4	H: 1 LOB: 2 BB: 1 P: 8	R: 1 E: 0 K: 1 S: 7	H: 2 LOB: 1 BB: 0 P: 7	1B: 9 2B: 1 3B: 0 HR: 1	SF: 0 SAC: 1 DP: 0 HBP: 0	WP: 1 PB: 0 SB: 1 CS: 1	PA: 54	
PITCHER	IP ERA WLS BF H R ER SO BB IBB HBP BLK WP HR S P ERA WHIP	6.2 3.03 1.1 28 4 2 2 4 4 0 0 0 0 1 32 48 2.70 1.200	7.1 2.41 2.0 24 1 0 0 2 0 0 0 0 0 4 12 12 0.00 0.750	8.1 2.49 1.2 26 2 0 0 2 0 0 0 0 0 10 10 0.00 1.200	12.1 0.1 0.1 50 2 0 0 0 0 1 0 0 0 0 1 5 0.00 0.000		13.1 3.6 1.0 50 5 2 1 1 1 0 0 0 0 7 7 9.00 2.000																

Philadelphia Phillies @ Pittsburgh Pirates
Three Rivers Stadium, Pittsburgh, PA
Thu Sep 27 1973, 7:05 PM EDT
Att. 11,577 - Unknown

AB 47
R 3
H 11
RBI 2
BB 5
SO 9
LOB 19



Batter	1	2	3	4	5	6	7	8	9	10	11	12	13	AB	R	H	RBI	BB	SO	LOB	BOTTOM	
Dave Cash, R	0-0 HR 2B		0-0 F8			0-0 6-3			0-0 6-3		0-0 6-3		0-0 6-3	6 1 1 0 0 0 0								
Gene Clines, R	0-0 L4-3		0-3 K			0-0 L4-3			0-0 L4-3		0-0 1B		4-0 BB	5 0 1 0 1 1 1								
Al Oliver, L	0-0 2H HR				0-0 G3		0-0 G3		0-0 1B		0-0 F2		0-0 P6	6 1 2 2 0 0 2								
Wille Stargell, L	0-0 F9				0-0 F8		0-0 G3		0-0 G3		0-0 F9			5 0 0 0 0 0 2								
Richie Hebner, L	0-0 G3				0-0 F7		0-0 FC5-4 1B		0-0 3-1				0-0 FC6-4 1B	5 0 2 0 0 0 0								
Richie Zisk, R Dave Augustine, R		0-0 P4			0-0 6-3		0-0 FC5-4 1B		0-0 FC5-4 2B		0-0 FC6-4 1B		0-0 FC6-4 1B	4 0 1 0 0 0 1 1 0 0 0 0 0 1								
Manny Sanguillen, R		0-0 5-3			0-0 6-3		0-0 5-3		0-0 FC5-4 IBB		0-0 FC6-4 1B		0-0 FC6-4 1B	4 0 0 0 1 0 1								
Dal Maxvill, R Dave Parker, L Ron Diorio, R Mac Scarce, L George Culver, R Bob Robertson, R Chris Zachary, L		0-0 F9			0-0 5-3		0-0 G1-6-3 1B		0-0 G1-6-3 1B		0-0 FC5-4 1B		0-0 FC6-4 1B	2 0 0 0 0 0 0 1 0 1 0 0 0 0 1 0 0 0 0 0 2 1 0 0 0 0 0 1 0 0 0 0 0 0 0								
Bruce Kison, R Ramon Hernandez, L Mike Scarsce, L Ron Diorio, R Dave Giusti, R George Culver, R Bob Johnson, R Jim Foor, L Gene Alley, R			0-3 K		0-0 1-3		0-0 G1-6-3 1B		0-0 6-3		0-0 6-3		0-3 K	2 0 0 0 0 0 1 0 0 0 0 0 0 1 1 0 0 0 0 0 0 1 0 0 0 0 0 3 0 0 0 0 0 0 0 0 0 0 0 0 0 0 1 0 0 0 0 0 1 1 0 0 0 0 0 1								
Inning Stats	R: 2 E: 0 K: 0 S: 5	H: 2 LOB: 0 BB: 0 P: 5	R: 0 E: 0 K: 0 S: 3	H: 0 LOB: 0 BB: 0 P: 3	R: 0 E: 0 K: 2 S: 7	H: 0 LOB: 0 BB: 0 P: 3	R: 0 E: 0 K: 0 S: 3	H: 1 LOB: 1 BB: 0 P: 4	R: 0 E: 0 K: 0 S: 3	H: 1 LOB: 0 BB: 0 P: 3	R: 0 E: 0 K: 0 S: 4	H: 1 LOB: 1 BB: 0 P: 4	R: 0 E: 0 K: 0 S: 4	H: 1 LOB: 1 BB: 1 P: 8	R: 0 E: 0 K: 0 S: 4	H: 1 LOB: 1 BB: 0 P: 4	R: 0 E: 0 K: 1 S: 5	H: 0 LOB: 1 BB: 1 P: 9	1B: 5 2B: 2 3B: 0 HR: 1	SF: 0 SAC: 0 DP: 1 HBP: 0	WP: 0 PB: 0 SB: 0 CS: 0	PA: 48
PITCHER	IP ERA WLS BF H R ER SO BB IBB HBP BLK WP HR S P ERA WHIP	8.0 4.39 0.2 27 4 2 2 2 0 0 0 0 0 2 31 31 2.25 0.500	8.1 1.62 2.1 26 2 0 0 0 0 1 0 0 0 0 2 14 0.00 1.286	12.1 3.32 1.2 50 7 1 0 0 1 1 0 0 0 8 12 0.00 1.200	13.1 4.06 0.1 50 1 0 0 0 0 0 0 0 0 1 1 0.00 0.000																	

Philadelphia Phillies @ Pittsburgh Pirates
Three Rivers Stadium, Pittsburgh, PA
Thu Sep 27 1973, 7:05 PM EDT
Att. 11,577 - Unknown


AB 46
R 2
H 8
RBI 2
BB 2
SO 3
LOB 15



Batter	1	2	3	4	5	6	7	8	9	AB	R	H	RBI	BB	SO	LOB	TOP			
Mike Jorgensen, L (1, 3) OBP: 0.335, SLG: 0.336	F7		1-3			F7		FC4-6 1B		4	0	0	0	0	0	1	Montreal Expos @ Pittsburgh Pirates Three Rivers Stadium, Pittsburgh, PA Fri Sep 28 1973, 7:05 PM EDT Att: 27,804 - Unknown			
Larry Lintz, S (1, 4) OBP: 0.357, SLG: 0.261	1B S BB			L6			1B E 1B	F7		3	1	1	0	1	0	1				
Ron Fairly, L (1, 7) OBP: 0.423, SLG: 0.461 Ron Woods, R (8, PR) OBP: 0.347, SLG: 0.314 (8, 7)	1-3 1B			2-3			F9	1B		4	0	2	0	0	0	1				
Ken Singleton, S (1, 9) OBP: 0.422, SLG: 0.476	G1-4-6-3 1-2			F7			1-2 E 2B 1B	K		0	0	0	0	0	0	0				
Jim Lyttle, L (1, 8) OBP: 0.301, SLG: 0.414		L8			4-0 CS BB		E3 2B	F8		3	1	0	0	1	0	1				
Bob Bailey, R (1, 5) OBP: 0.379, SLG: 0.493	4-3			K	0-3 1-2		K	5-3		4	0	0	0	0	2	3				
John Boccabella, R (1, 2) OBP: 0.277, SLG: 0.316	4-3			6-3			1-1 2B	2B		4	0	2	2	0	0	0				
Tim Foli, R (1, 6) OBP: 0.286, SLG: 0.279			K2-3			4-0 BB	K	IBB		2	0	0	0	2	2	1				
Steve Renko, R (1, 1) OBP: 0.333, SLG: 0.341 Boots Day, L (6, PH) OBP: 0.342, SLG: 0.367 Craig Caskey, S (6, 1) Mike Marshall, R (6, 1) OBP: 0.294, SLG: 0.250			K			G6-4-3 BB	G6-4-3 1-2	FC4-6 1B	F9	1	0	0	0	0	1	0				
Inning Stats	R: 0 E: 0 K: 0 S: 3	H: 1 LOB: 1 BB: 1 P: 7	R: 0 E: 0 K: 0 S: 3	H: 0 LOB: 0 BB: 0 P: 3	R: 0 E: 0 K: 2 S: 7	H: 0 LOB: 0 BB: 0 P: 7	R: 0 E: 0 K: 0 S: 3	H: 0 LOB: 0 BB: 1 P: 3	R: 0 E: 0 K: 1 S: 4	H: 0 LOB: 0 BB: 1 P: 8	R: 3 E: 1 K: 2 S: 11	H: 3 LOB: 1 BB: 0 P: 11	R: 0 E: 0 K: 1 S: 7	H: 2 LOB: 2 BB: 0 P: 7	R: 0 E: 0 K: 0 S: 4	H: 1 LOB: 2 BB: 1 P: 8		1B: 5 2B: 3 3B: 0 HR: 0	SF: 0 SAC: 0 DP: 3 HBP: 0	WP: 0 PB: 0 CS: 1
PITCHER	IP WLS BF H R ER SO BB IBB HBP BLK WP HR S P ERA WHIP																			
Dock Ellis, R (1, 1) ERA: 3.05	7.0 L 26 4 3 0 5 3 0 0 0 0 0 0 33 45 0.00 1.000																			
Dave Giusti, R (8, 1) ERA: 2.4	2.0 10 3 0 0 1 0 1 0 0 0 0 0 11 15 0.00 1.500																			

livebaseballscores.com

AB 32
R 3
H 7
RBI 2
BB 4
SO 6
LOB 15





Batter	1	2	3	4	5	6	7	8	9	AB	R	H	RBI	BB	SO	LOB	BOTTOM			
Dave Cash, R (1, 4) OBP: 0.329, SLG: 0.345	K						F8		1-3	5	1	2	1	0	1	1	Montreal Expos @ Pittsburgh Pirates Three Rivers Stadium, Pittsburgh, PA Fri Sep 28 1973, 7:05 PM EDT Att: 27,804 - Unknown			
Gene Clines, R (1, 8) OBP: 0.327, SLG: 0.332 Dave Giusti, R (8, 1) OBP: 0.357, SLG: 0.308	K		2-3 1B			2H 2B				4	0	1	1	0	1	2				
Al Oliver, L (1, 3) OBP: 0.316, SLG: 0.463	F9		L8			2H 2B	L2-3			0	0	0	0	0	0	0				
Willie Stargell, L (1, 7) OBP: 0.393, SLG: 0.654 Dave Augustine, R (8, PR) OBP: 0.333, SLG: 0.500 (9, 7)		K				G5-4-3 IBB	1B SH1-4 BB	FC6-4 1B		4	0	2	0	0	0	0				
Richie Hebner, L (1, 5) OBP: 0.345, SLG: 0.480	P4						SH1-4	P6		3	0	0	0	0	1	3				
Richie Ziek, R (1, 9) OBP: 0.367, SLG: 0.525	K					G5-4-3 1-2	K	FC6-4 1-2		4	0	0	0	0	2	4				
Manny Sanguillen, R (1, 2) OBP: 0.301, SLG: 0.411									L4	3	0	1	0	1	0	0				
Dal Maxvill, R (1, 6) OBP: 0.262, SLG: 0.237 Milt May, L (9, PH) OBP: 0.349, SLG: 0.378									6-3	2	1	1	0	1	0	1				
Dock Ellis, S (1, 1) OBP: 0.134, SLG: 0.108 Dave Parker, L (7, PH) OBP: 0.305, SLG: 0.453 (8, 8)										1	0	0	0	0	0	1				
Inning Stats	R: 0 E: 0 K: 2 S: 7	H: 0 LOB: 0 BB: 0 P: 7	R: 0 E: 0 K: 2 S: 7	H: 0 LOB: 0 BB: 0 P: 7	R: 0 E: 0 K: 0 S: 5	H: 2 LOB: 2 BB: 0 P: 5	R: 0 E: 0 K: 1 S: 5	H: 1 LOB: 1 BB: 1 P: 9	R: 2 E: 0 K: 0 S: 5	H: 3 LOB: 2 BB: 1 P: 9	R: 0 E: 0 K: 1 S: 5	H: 1 LOB: 2 BB: 2 P: 13	R: 0 E: 0 K: 0 S: 4	H: 1 LOB: 1 BB: 0 P: 4	R: 0 E: 0 K: 0 S: 4	H: 1 LOB: 1 BB: 0 P: 4		1B: 6 2B: 3 3B: 0 HR: 0	SF: 0 SAC: 2 DP: 1 HBP: 0	WP: 0 PB: 0 CS: 0
PITCHER	IP WLS BF H R ER SO BB IBB HBP BLK WP HR S P ERA WHIP																			
Steve Renko, R (1, 1) ERA: 2.81	5.0 21 6 2 2 2 1 1 0 0 0 0 0 29 37 3.60 1.400																			
Craig Caskey, L (6, 1) ERA: 5.79	0.1 2 0 0 0 0 1 0 0 0 0 0 0 1 5 0.00 3.000																			
Mike Marshall, R (6, 1) ERA: 2.73	3.2 W 14 3 0 0 2 0 1 0 0 0 0 0 17 21 0.00 0.818																			

livebaseballscores.com

AB 31
R 2
H 9
RBI 2
BB 4
SO 7
LOB 12



Batter	1	2	3	4	5	6	7	8	9	AB	R	H	RBI	BB	SO	LOB	TOP				
Felipe Alou, R OBP: 0.254, SLG: 0.317 (1, 7)	6-3		P3		P6		F7		5-3	5	0	0	0	0	0	2	Montreal Expos @ Pittsburgh Pirates Three Rivers Stadium, Pittsburgh, PA Sun Sep 30 1973, 3:33 AM EDT Att: 33,376 - Unknown 				
Ron Woods, R OBP: 0.344, SLG: 0.311 (1, 8)	4-3		1-3		F3		L8		F7	5	0	0	0	0	0	2					
Bob Bailey, R OBP: 0.379, SLG: 0.489 (1, 5)	2B		5-3		6-3				F8	3	0	0	0	1	0	1					
Hal Breeden, R OBP: 0.353, SLG: 0.535 (1, 3)	2B			6-3		L6		2B	1B	4	1	2	0	0	0	0					
Ken Singleton, S OBP: 0.425, SLG: 0.479 (1, 9)	IBB			1B	SF9		F7		1B	3	1	2	0	1	0	0					
John Boccabella, R OBP: 0.279, SLG: 0.318 (1, 2)	K			1B	SF9				FC1-2	4	0	3	1	0	1	3					
Tim Foli, R OBP: 0.284, SLG: 0.277 (1, 6)		5-3		SF9		1-3			FC1-2	3	0	0	1	0	0	3					
Pepe Frias, R OBP: 0.266, SLG: 0.284 (7, PH)	4-3			F7					K	2	0	0	0	0	0	1					
Barry Foote, R OBP: 0.697, SLG: 1.000 (7, PH)										1	0	1	0	0	0	0					
Larry Lintz, S OBP: 0.351, SLG: 0.259 (7, 4)										1	0	0	0	0	1	2					
Eric Mackay, R OBP: 0.284, SLG: 0.277 (1, 6)										1	0	0	0	0	0	0					
Steve Rennie, S OBP: 0.284, SLG: 0.277 (1, 6)										1	0	0	0	0	0	0					
Mike Marshall, R OBP: 0.284, SLG: 0.277 (1, 6)										1	0	0	0	0	0	0					
Jose Morales, R OBP: 0.284, SLG: 0.277 (1, 6)										1	0	0	0	0	0	0					
Craig Caskey, S OBP: 0.284, SLG: 0.277 (1, 6)										1	0	0	0	0	0	0					
John Montague, R OBP: 0.284, SLG: 0.277 (1, 6)										1	0	0	0	0	0	0					
Clyde Maxvill, R OBP: 0.284, SLG: 0.277 (1, 6)										1	0	0	0	0	0	0					
Bill Stoneman, R OBP: 0.284, SLG: 0.277 (1, 6)										1	0	0	0	0	0	0					
Bob Bailey, R OBP: 0.284, SLG: 0.277 (1, 6)										1	0	0	0	0	0	0					
Root Kelly, L OBP: 0.284, SLG: 0.277 (1, 6)										1	0	0	0	0	0	0					
Inning Stats	R: 0 E: 0 K: 1 S: 6	H: 1 LOB: 3 BB: 2 P: 14	R: 0 E: 0 K: 0 S: 3	H: 0 LOB: 0 BB: 0 P: 3	R: 0 E: 0 K: 0 S: 3	H: 0 LOB: 0 BB: 0 P: 3	R: 1 E: 0 K: 0 S: 5	H: 2 LOB: 1 BB: 0 P: 5	R: 0 E: 0 K: 0 S: 4	H: 1 LOB: 1 BB: 0 P: 4	R: 0 E: 0 K: 0 S: 4	H: 1 LOB: 1 BB: 0 P: 4	R: 0 E: 0 K: 1 S: 6	H: 1 LOB: 2 BB: 0 P: 6	R: 1 E: 0 K: 0 S: 8	H: 3 LOB: 2 BB: 0 P: 8	R: 0 E: 0 K: 0 S: 3	H: 0 LOB: 0 BB: 0 P: 3	1B: 7 2B: 2 3B: 0 HR: 0	SF: 1 SAC: 0 DP: 0 HBP: 0	WP: 0 PA: 38 CS: 0
PITCHER	IP	WLS	BF	H	R	ER	SO	BB	IBB	HBP	BLK	WP	HR	S	P	ERA	WHIP				
Jim Rooker, L ERA: 2.85 (1, 1)	9.0	W	38	9	2	2	3	1	1	0	0	0	0	42	50	2.00	1.111				

Batter	1	2	3	4	5	6	7	8	9	AB	R	H	RBI	BB	SO	LOB	BOTTOM				
Dave Cash, R OBP: 0.328, SLG: 0.343 (1, 4)	6-3		K		4-3					5	0	2	1	0	1	2	Montreal Expos @ Pittsburgh Pirates Three Rivers Stadium, Pittsburgh, PA Sun Sep 30 1973, 3:33 AM EDT Att: 33,376 - Unknown 				
Gene Clines, R OBP: 0.328, SLG: 0.343 (1, 8)	K									3	2	0	0	0	1	2					
Dave Augustine, R OBP: 0.286, SLG: 0.429 (7, PH)										1	0	0	0	0	0	1					
Al Oliver, L OBP: 0.315, SLG: 0.462 (1, 3)	1-3									5	1	2	1	0	0	3					
Willie Stargell, L OBP: 0.395, SLG: 0.651 (1, 7)		F8		K	E1				G3-6	4	1	0	0	1	1	2					
Richie Hebner, L OBP: 0.347, SLG: 0.480 (1, 5)	4-3			BB	SH5-3		F6		FC5-4	2	1	0	0	2	0	2					
Richie Zisk, R OBP: 0.386, SLG: 0.520 (1, 9)	F8			BB	1B				FC5-4	5	2	3	3	0	0	1					
Manny Sanguillen, R OBP: 0.302, SLG: 0.412 (1, 2)			1-3	1B	1B					3	2	1	0	1	1	2					
Dal Maxvill, R OBP: 0.283, SLG: 0.235 (1, 6)										1	0	0	0	0	0	0					
Dave Parker, L OBP: 0.308, SLG: 0.453 (4, PH)										1	1	1	2	0	0	0					
Jackie Hernandez, R OBP: 0.286, SLG: 0.315 (5, 6)										2	0	0	0	0	1	2					
Jim Rooker, R OBP: 0.288, SLG: 0.245 (1, 1)										3	0	2	3	0	0	0					
Inning Stats	R: 0 E: 0 K: 1 S: 5	H: 0 LOB: 0 BB: 0 P: 5	R: 0 E: 0 K: 0 S: 3	H: 0 LOB: 0 BB: 0 P: 3	R: 0 E: 0 K: 1 S: 5	H: 0 LOB: 1 BB: 0 P: 6	R: 6 E: 1 K: 1 S: 11	H: 5 LOB: 2 BB: 2 P: 19	R: 3 E: 1 K: 1 S: 9	H: 3 LOB: 1 BB: 0 P: 9	R: 1 E: 0 K: 1 S: 6	H: 1 LOB: 2 BB: 1 P: 11	R: 0 E: 0 K: 0 S: 4	H: 1 LOB: 1 BB: 0 P: 4	R: 0 E: 0 K: 0 S: 3	H: 1 LOB: 1 BB: 1 P: 7	1B: 10 2B: 1 3B: 0 HR: 0	SF: 0 SAC: 1 DP: 1 HBP: 2	WP: 1 PA: 42 CS: 0		
PITCHER	IP	WLS	BF	H	R	ER	SO	BB	IBB	HBP	BLK	WP	HR	S	P	ERA	WHIP				
Ernie McNally, R ERA: 4.04 (1, 1)	3.1	L	17	3	6	5	3	1	1	0	0	0	0	20	29	13.50	1.200				
Steve Renko, R ERA: 2.51 (4, 1)	0.0		2	2	0	0	0	0	0	0	0	0	0	2	2	∞	∞				
Mike Marshall, R ERA: 2.66 (4, 1)	0.2		2	0	0	0	0	0	0	0	0	0	0	2	2	0.00	0.000				
Craig Caskey, L ERA: 5.65 (5, 1)	0.1		3	1	2	1	0	0	0	0	0	0	0	3	3	27.00	3.000				
John Montague, R ERA: 3.52 (5, 1)	1.2		10	3	2	1	2	0	1	1	0	1	0	12	17	5.40	1.800				
PITCHER	IP	WLS	BF	H	R	ER	SO	BB	IBB	HBP	BLK	WP	HR	S	P	ERA	WHIP				
Bill Stoneman, R ERA: 6.8 (7, 1)	1.0		4	1	0	0	0	0	0	0	0	0	0	3	7	0.00	2.000				
Balor Moore, L ERA: 4.49 (8, 1)	1.0		4	1	0	0	0	1	0	0	0	0	0	3	7	0.00	2.000				

Batter	1	2	3	4	5	6	7	8	9	AB	R	H	RBI	BB	SO	LOB	TOP												
Dwain Anderson, R OBP: 0.232, SLG: 0.121	4-0 1B BB	4-0 BB				4-0 S BB E BB	0-0 6-3		0-3 K	2	1	0	0	3	1	1	San Diego Padres @ Pittsburgh Pirates Three Rivers Stadium, Pittsburgh, PA Mon Oct 01 1973, 3:33 AM EDT Att: 2,572 - Unknown livebaseballscorecards.com												
Gene Locklear, L OBP: 0.322, SLG: 0.328	0-0 E 1B	0-0 L6				4-0 S BB	0-0 6-3			3	1	1	0	1	0	2													
Dave Roberts, R OBP: 0.310, SLG: 0.472	0-0 L8					0-0 P4 1-3 2-H	0-0 6-3			4	0	0	0	0	0	2													
Nate Colbert, R OBP: 0.343, SLG: 0.450	0-0 E8 2-H 1B					0-3 K	0-3 K			4	0	1	1	0	3	1													
Cito Gaston, R OBP: 0.281, SLG: 0.405	4-0 BB					0-3 P4				3	0	0	0	1	1	1													
Fred Kendall, R OBP: 0.320, SLG: 0.396	0-0 P6					0-0 5-3				4	1	1	0	0	0	2													
Ivan Murrell, R OBP: 0.236, SLG: 0.429						0-0 SH3 1B				4	1	3	1	0	0	0													
Dave Hilton, R OBP: 0.260, SLG: 0.299						0-0 L8				4	0	0	0	0	1	3													
Randy Jones, R OBP: 0.184, SLG: 0.188						0-0 SH3				3	0	1	1	0	1	0													
Mike Corkins, R OBP: 0.257, SLG: 0.515						1-2 2B				0	0	0	0	0	0	0													
Inning Stats	R: 1 E: 1 K: 0 S: 4	H: 2 LOB: 2 BB: 2 P: 12	R: 0 E: 0 K: 0 S: 4	H: 1 LOB: 2 BB: 1 P: 8	R: 0 E: 0 K: 1 S: 5	H: 0 LOB: 0 BB: 0 P: 5	R: 1 E: 0 K: 1 S: 6	H: 1 LOB: 0 BB: 0 P: 6	R: 1 E: 0 K: 2 S: 7	H: 0 LOB: 1 BB: 2 P: 15	R: 0 E: 0 K: 1 S: 5	H: 0 LOB: 0 BB: 0 P: 5	R: 0 E: 0 K: 0 S: 3	H: 0 LOB: 0 BB: 0 P: 3	R: 0 E: 0 K: 2 S: 7	H: 0 LOB: 0 BB: 0 P: 7	1B: 5 2B: 1 3B: 0 HR: 1	SF: 0 SAC: 1 DP: 1 HBP: 0	WP: 0 PB: 0 SB: 3 CS: 0	PA: 37									
PITCHER	IP	WLS	BF	H	R	ER	SO	BB	IBB	HBP	BLK	WP	HR	S	P	ERA	WHIP												
Bruce Kison, R ERA: 3.09	(1, 1)	5.0		23	4	3	2	4	5	0	0	0	0	0	1	26	46	3.60	1.800										
Bob Moose, R ERA: 3.53	(6, 1)	3.0	L	11	3	1	1	1	0	0	0	0	0	0	13	13	3.00	1.000											
Dave Giusti, R ERA: 2.37	(9, 1)	1.0		3	0	0	0	2	0	0	0	0	0	0	7	7	0.00	0.000											

Batter	1	2	3	4	5	6	7	8	9	AB	R	H	RBI	BB	SO	LOB	BOTTOM											
Dave Cash, R OBP: 0.328, SLG: 0.342	0-0 6-3					0-0 P6				4	0	1	0	0	0	0	San Diego Padres @ Pittsburgh Pirates Three Rivers Stadium, Pittsburgh, PA Mon Oct 01 1973, 3:33 AM EDT Att: 2,572 - Unknown livebaseballscorecards.com											
Gene Clines, R OBP: 0.327, SLG: 0.329	0-0 L6-3					4-0 E BB				3	1	0	0	1	0	1												
Al Oliver, L OBP: 0.316, SLG: 0.463	0-3 K					0-0 E9 1-H 2B				4	1	2	1	0	1	0												
Willie Stargell, L OBP: 0.392, SLG: 0.646						0-3 K				4	0	0	0	0	3	1												
Richie Zisk, R OBP: 0.364, SLG: 0.526						0-0 F8				4	1	1	1	0	0	1												
Manny Sanguillen, R OBP: 0.307, SLG: 0.411						0-0 F7				4	0	1	0	0	0	1												
Richie Hebner, L OBP: 0.346, SLG: 0.477						0-0 F8				3	0	0	0	0	0	1												
Dal Maxvill, R OBP: 0.261, SLG: 0.233						0-0 6-3				2	0	0	0	0	1	0												
Bob Robertson, R OBP: 0.332, SLG: 0.385										1	0	0	0	0	0	0												
Jackie Hernandez, R OBP: 0.286, SLG: 0.315										0	0	0	0	0	0	0												
Bruce Kison, R OBP: 0.143, SLG: 0.250						0-3 K				1	0	0	0	0	1	0												
Fernando Gonzalez, R OBP: 0.255, SLG: 0.357										1	0	0	0	0	0	0												
Bob Moose, R OBP: 0.194, SLG: 0.149										0	0	0	0	0	0	0												
Jim Camparis, R OBP: 0.167, SLG: 0.167										1	0	0	0	0	0	0												
Dave Giusti, R OBP: 0.307, SLG: 0.308										0	0	0	0	0	0	0												
Inning Stats	R: 0 E: 0 K: 1 S: 5	H: 0 LOB: 0 BB: 0 P: 5	R: 0 E: 0 K: 0 S: 3	H: 0 LOB: 0 BB: 0 P: 3	R: 0 E: 0 K: 1 S: 5	H: 0 LOB: 0 BB: 0 P: 5	R: 3 E: 1 K: 1 S: 7	H: 2 LOB: 0 BB: 1 P: 11	R: 0 E: 0 K: 1 S: 5	H: 0 LOB: 0 BB: 0 P: 5	R: 0 E: 0 K: 0 S: 3	H: 0 LOB: 0 BB: 0 P: 3	R: 0 E: 0 K: 1 S: 6	H: 1 LOB: 1 BB: 0 P: 6	R: 0 E: 0 K: 0 S: 4	H: 1 LOB: 1 BB: 0 P: 4	R: 0 E: 0 K: 1 S: 6	H: 1 LOB: 1 BB: 0 P: 6	1B: 3 2B: 1 3B: 0 HR: 1	SF: 0 SAC: 0 DP: 0 HBP: 0	WP: 0 PB: 0 SB: 0 CS: 0	PA: 33						
PITCHER	IP	WLS	BF	H	R	ER	SO	BB	IBB	HBP	BLK	WP	HR	S	P	ERA	WHIP											
Randy Jones, L ERA: 3.16	(1, 1)	8.1		31	5	3	3	6	1	0	0	0	0	1	42	46	3.24	0.720										
Mike Corkins, R ERA: 4.5	(9, 1)	0.2	S	2	0	0	0	0	0	0	0	0	0	2	2	0.00	0.000											