

Pittsburgh Pirates - 1974

Batter	1	2	3	4	5	6	7	8	9	AB	R	H	RBI	BB	SO	LOB	TOP							
Rennie Stennett, R (1.4)	F9		F9		F7			5-3		4	0	0	0	0	0	1								
Richie Hebner, L (1.5) OBP: 0.444, SLG: 1.222	1B		4-1			F8			G3	4	0	1	0	0	0	1								
Al Oliver, L (1.8) OBP: 0.333, SLG: 0.250	P4			1B	G1-2-3	F8			6-3	4	0	1	0	0	0	1								
Willie Stargell, L (1.7) OBP: 0.333, SLG: 0.333	K			1B	FC5-4	P5			F5	4	0	1	0	0	1	1								
Richie Zisk, R (1.9) Bruce Kison, R (8.1)		K		1B	FC5-4				5-3	3	0	0	0	0	1	2								
Dave Parker, L (1.3) OBP: 0.375, SLG: 0.167		K		1B	BB				4-3	2	0	0	0	1	1	0								
Mike Ryan, R (1.2) OBP: 0.200, SLG: 0.200		K		1B	G1-2-3				K	3	0	0	0	0	2	3								
Frank Taveras, R (1.6) OBP: 0.500, SLG: 0.333				1B	BLK				6-3	2	0	1	0	1	0	0								
Bob Moose, R (1.1) John Morlan, R (6.1) Ed Kirkpatrick, L (8.9)			B3						G4-6-3	2	0	0	0	0	1	1								
Inning Stats	R: 0 E: 0 K: 1 S: 6	H: 1 LOB: 1 BB: 0 P: 6	R: 0 E: 0 K: 3 S: 9	H: 0 LOB: 0 BB: 0 P: 9	R: 0 E: 0 K: 0 S: 4	H: 1 LOB: 1 BB: 0 P: 4	R: 0 E: 0 K: 0 S: 4	H: 2 LOB: 2 BB: 1 P: 8	R: 0 E: 0 K: 1 S: 5	H: 0 LOB: 0 BB: 0 P: 5	R: 0 E: 0 K: 1 S: 5	H: 0 LOB: 2 BB: 0 P: 5	R: 0 E: 0 K: 1 S: 5	H: 0 LOB: 0 BB: 1 P: 6	R: 0 E: 0 K: 0 S: 3	H: 0 LOB: 0 BB: 0 P: 3	R: 0 E: 0 K: 0 S: 3	H: 0 LOB: 0 BB: 1 P: 6	R: 0 E: 0 K: 0 S: 3	H: 0 LOB: 0 BB: 0 P: 3	1B: 4 2B: 0 3B: 0 HR: 0	SF: 0 SAC: 0 DP: 2 HBP: 0	WP: 0 PB: 0 SB: 0 CS: 0	PA: 31
PITCHER Sonny Siebert, R (1.1) ERA:	IP: 9.0 WLS: W BF: 31 H: 4 R: 0 ER: 0 SO: 6 BB: 2 IBB: 0 HBP: 0 BLK: 1 WP: 0 HR: 0 S: 41 P: 49 ERA: 0.00 WHIP: 0.667															PITCHER	IP: 9.0 WLS: W BF: 31 H: 4 R: 0 ER: 0 SO: 6 BB: 2 IBB: 0 HBP: 0 BLK: 1 WP: 0 HR: 0 S: 41 P: 49 ERA: 0.00 WHIP: 0.667							

Pittsburgh Pirates @ St. Louis Cardinals
Busch Stadium, St. Louis, MO
Sat Apr 06 1974, 3:33 AM CDT
Att: 17,875 - Unknown

AB	29
R	0
H	4
RBI	0
BB	2
SO	6
LOB	11



Batter	1	2	3	4	5	6	7	8	9	AB	R	H	RBI	BB	SO	LOB	BOTTOM			
Lou Brock, L (1.7) OBP: 0.364, SLG: 0.364	4-3		1B		1-3	6-3				5	1	2	2	0	0	1				
Ted Sizemore, R (1.4) OBP: 0.727, SLG: 0.667	G4-6-3		2B		FC5-4		F7			5	1	4	1	0	0	2				
Reggie Smith, S (1.9) OBP: 0.500, SLG: 0.667	G4-6-3		SF9		FC5-4	F8				5	0	2	1	0	1	2				
Joe Torre, R (1.3) Jim Hickman, R (8.3) OBP: 1.000, SLG: 1.000		FC5	FC6-4		FC5-4	E	FC4-6			2	1	1	0	1	0	2				
Ted Simmons, S (1.2) OBP: 0.500, SLG: 0.750		FC5	BB		FC5-4	1B	HBP			1	0	1	0	0	0	0				
Bake McBride, L (1.8) OBP: 0.400, SLG: 0.500			SF9		P6					3	1	2	1	1	0	2				
Ken Reitz, R (1.5) OBP: 0.500, SLG: 0.556		1B	2-3			1B				4	1	0	0	0	0	8				
Mike Tyson, R (1.6) OBP: 0.375, SLG: 0.286		F7	FC6-4			2B				4	1	0	0	0	0	8				
Sonny Siebert, R (1.1) OBP: 0.250, SLG: 0.250		F7			4-3					5	1	1	1	0	0	6				
Bob Moose, R (1.1) John Morlan, R (6.1) Bruce Kison, R (8.1)		F9			4-3					4	2	1	0	0	1	4				
Inning Stats	R: 0 E: 0 K: 0 S: 3	H: 1 LOB: 0 BB: 0 P: 3	R: 0 E: 0 K: 0 S: 5	H: 2 LOB: 2 BB: 0 P: 5	R: 2 E: 0 K: 0 S: 6	H: 3 LOB: 2 BB: 1 P: 10	R: 0 E: 0 K: 1 S: 5	H: 0 LOB: 0 BB: 0 P: 5	R: 0 E: 0 K: 0 S: 5	H: 2 LOB: 2 BB: 0 P: 5	R: 3 E: 0 K: 1 S: 8	H: 3 LOB: 1 BB: 0 P: 9	R: 3 E: 1 K: 0 S: 7	H: 3 LOB: 2 BB: 0 P: 8	R: 0 E: 0 K: 1 S: 6	H: 1 LOB: 2 BB: 1 P: 10	1B: 13 2B: 2 3B: 0 HR: 0	SF: 1 SAC: 0 DP: 1 HBP: 2	WP: 0 PB: 0 SB: 0 CS: 0	PA: 43
PITCHER Bob Moose, R (1.1) ERA: 7.94 John Morlan, R (6.1) Bruce Kison, R (8.1) ERA:	IP: 5.2 WLS: L BF: 29 H: 11 R: 5 ER: 5 SO: 2 BB: 1 IBB: 0 HBP: 1 BLK: 0 WP: 0 HR: 0 S: 31 P: 36 ERA: 7.94 WHIP: 2.118															PITCHER	IP: 5.2 WLS: L BF: 29 H: 11 R: 5 ER: 5 SO: 2 BB: 1 IBB: 0 HBP: 1 BLK: 0 WP: 0 HR: 0 S: 31 P: 36 ERA: 7.94 WHIP: 2.118			

Pittsburgh Pirates @ St. Louis Cardinals
Busch Stadium, St. Louis, MO
Sat Apr 06 1974, 3:33 AM CDT
Att: 17,875 - Unknown

AB	38
R	8
H	15
RBI	8
BB	2
SO	3
LOB	29



Batter	1	2	3	4	5	6	7	8	9	10	11	12	13	AB R H RBI BB SO LOB	TOP																
Ron Hunt, R OBP: 0.250, SLG: 0.143 (1.5)	4-3		5-3		SH5-4 2B BB	FC5-4 1B		F8		1-3		G5-4-3 1-2 2-3	L9	7 1 1 0 1 0 4																	
Wille Davis, L OBP: 0.143, SLG: 0.143 (1.8)	4-3		K		SH5-4 1-2 2-3	L8				G3		G3	K	7 1 1 0 0 2 4																	
Bob Bailey, R Larry Lintz, S OBP: 0.500, SLG: 1.000 (9.6)	K				1B BB	2B SF7 IBB		F8		1B BB		L9		2 3 0 0 3 1 1 2 1 1 0 0 0 0																	
Hal Bredren, R Mike Jorgensen, L OBP: 0.800, SLG: 0.800 (9.3)					F7	HBP BB 2B		FC5-4 1-2 2-3		1B SF8 1B			K	5 1 3 3 0 0 2 2 1 0 0 0 1 1																	
Ken Singleton, S OBP: 0.857, SLG: 0.750 (1.9)								F7		SF8 6-3 1B				4 1 3 1 3 0 0																	
Jim Cox, R OBP: 0.286, SLG: 0.500 (1.4)								F9		6-3				6 1 2 3 0 0 5																	
Barry Foote, R (1.2)								5-3						4 1 0 0 2 0 5																	
Tim Felt, R Ron Fairly, L Pepé Frias, R Jim Lyttle, L Ron Woods, R OBP: 1.000, SLG: 1.000 (12.7)								1-3		SF8				2 0 0 0 1 1 0 4 1 0 0 0 0 0 0 0 0 0 0 0 0 0 0 0 0 0 0 0 1 0 0 0 1 0 1 2 1 0 0 0																	
Steve Renko, R Balor Moore, L John Montague, R Boots Day, L Chuck Taylor, R OBP: 0.333, SLG: 0.333 (8.1)			6-3					4-3		F6		SH		3 1 1 0 0 0 3 0 0 0 0 0 0 0 0 0 0 0 0 0 0 0 0 1 0 0 0 0 0 0 0 2 0 1 1 0 0 2																	
Inning Stats	R: 0 E: 0 K: 1 S: 5	H: 0 LOB: 0 BB: 0 P: 5	R: 0 E: 0 K: 0 S: 4	H: 1 LOB: 2 BB: 1 P: 8	R: 0 E: 0 K: 1 S: 5	H: 0 LOB: 0 BB: 0 P: 5	R: 1 E: 0 K: 0 S: 5	H: 2 LOB: 2 BB: 1 P: 9	R: 4 E: 0 K: 0 S: 5	H: 2 LOB: 3 BB: 4 P: 22	R: 0 E: 0 K: 0 S: 4	H: 1 LOB: 1 BB: 0 P: 4	R: 0 E: 0 K: 0 S: 3	H: 0 LOB: 0 BB: 0 P: 3	R: 0 E: 0 K: 0 S: 6	H: 3 LOB: 2 BB: 2 P: 14	R: 0 E: 0 K: 1 S: 6	H: 1 LOB: 1 BB: 0 P: 6	R: 0 E: 0 K: 0 S: 3	H: 0 LOB: 1 BB: 1 P: 7	R: 4 E: 0 K: 1 S: 9	H: 4 LOB: 2 BB: 2 P: 17	1B: 10 2B: 4 3B: 0 HR: 0	SF: 2 SAC: 2 DP: 1 HBP: 1	W/P: 0 P/B: 0 SB: 0 CS: 0	PA: 65					
PITCHER	IP WLS BF H R ER SO BB IBB HBP BLK WP HR S P ERA WHIP																														
Ken Brett, L ERA: 10.38 (1.1)	4.1	22	5	5	5	2	3	1	0	0	0	0	0	0	2	11	0.00	1.500													
Bruce Kison, R ERA: (5.1)	0.2	5	0	0	0	0	1	1	1	0	0	0	0	0	2	11	0.00	0.500													
John Morlan, R ERA: (6.1)	2.0	7	1	0	0	0	0	0	0	0	0	0	0	7	7	0.00	0.500														
Dave Giusti, R ERA: 11.25 (8.1)	2.0	11	3	3	3	0	1	1	0	0	0	0	0	9	17	13.50	2.000														
Ramon Hernandez, L ERA: 7.71 (10.1)	4.0	L	20	5	4	4	2	1	2	0	0	0	0	0	21	33	9.00	1.500													

Montreal Expos @ Pittsburgh Pirates
Three Rivers Stadium, Pittsburgh, PA
Wed Apr 10 1974, 3:33 AM EDT
Att. 40,434 - Unknown

AB 49
R 12
H 14
RBI 12
BB 11
SO 4
LOB 31



Batter	1	2	3	4	5	6	7	8	9	10	11	12	13	AB R H RBI BB SO LOB	BOTTOM																
Frank Taveras, R Ed Kirkpatrick, L OBP: 0.273, SLG: 0.286 (8.6)	F8 WP SF7 1B		F9		F4		6-3	FC6-4 1-2		F4			6-3	4 1 1 0 0 0 2 1 0 0 0 0 0 2 2 0 0 0 0 0 0																	
Richie Hebner, L OBP: 0.313, SLG: 0.813 (1.5)	F8		F9		2B 2B		E3 G3			F8		F8	F5	7 1 1 1 0 0 1																	
Al Oliver, L OBP: 0.333, SLG: 0.357 (1.8)	E4		3-1		BB 1B 2B		G3			5-3 HR 1B		F9		6 2 2 2 0 0 2																	
Wille Stargell, L OBP: 0.333, SLG: 0.250 (1.7)	SF7		L9		BB 1B BB		FC5-4 IBB			5-3		4-3		3 1 0 1 2 0 1																	
Richie Zisk, R Dave Giusti, R Bob Robertson, R Ramon Hernandez, S OBP: 1.000, SLG: 4.000 (10.1)	F4		F4		1B BB		FC5-4 1-2 2-3			HR		K		3 0 0 0 1 0 3 0 0 0 0 0 0 0 1 1 1 2 0 0 0 1 0 0 0 0 1 0																	
Dave Parker, L OBP: 0.429, SLG: 0.900 (1.3)			K		G3							4-3		6 0 3 2 0 1 0																	
Rennie Stennett, R OBP: 0.133, SLG: 0.071 (1.4)			L8									4-3		5 1 1 0 1 0 1																	
Mike Ryan, R OBP: 0.273, SLG: 0.111 (1.2)					FC4-6 2B 1B		F9			K		F6		4 0 0 0 2 2 3																	
Ken Brett, L Bruce Kison, R Paul Popovich, S John Morlan, R Gene Clines, R OBP: 0.273, SLG: 0.111 (8.9)					FC4-6 2B 2B		F8					L9		1 0 0 0 0 1 1 0 0 0 0 0 0 0 1 1 0 0 0 0 2 1 0 0 0 0 0 0 2 0 0 0 1 0 0																	
Inning Stats	R: 1 E: 1 K: 0 S: 5	H: 1 LOB: 1 BB: 0 P: 5	R: 0 E: 0 K: 2 S: 7	H: 0 LOB: 1 BB: 1 P: 11	R: 0 E: 0 K: 0 S: 3	H: 0 LOB: 0 BB: 0 P: 3	R: 0 E: 0 K: 0 S: 3	H: 0 LOB: 0 BB: 0 P: 3	R: 5 E: 0 K: 0 S: 6	H: 4 LOB: 2 BB: 3 P: 18	R: 0 E: 0 K: 0 S: 3	H: 0 LOB: 0 BB: 0 P: 3	R: 0 E: 0 K: 0 S: 4	H: 0 LOB: 2 BB: 1 P: 8	R: 0 E: 0 K: 1 S: 6	H: 1 LOB: 2 BB: 1 P: 10	R: 2 E: 0 K: 1 S: 8	H: 3 LOB: 2 BB: 1 P: 12	R: 0 E: 0 K: 0 S: 3	H: 0 LOB: 0 BB: 0 P: 3	R: 0 E: 0 K: 0 S: 3	H: 0 LOB: 0 BB: 0 P: 3	R: 0 E: 0 K: 0 S: 3	H: 0 LOB: 0 BB: 0 P: 3	1B: 4 2B: 4 3B: 0 HR: 1	SF: 1 SAC: 0 DP: 0 HBP: 0	W/P: 1 P/B: 0 SB: 0 CS: 0	PA: 56			
PITCHER	IP WLS BF H R ER SO BB IBB HBP BLK WP HR S P ERA WHIP																														
Steve Renko, R ERA: 7.71 (1.1)	4.2	21	4	5	4	2	2	0	0	0	0	0	0	8	8	7.71	1.286														
Balor Moore, L ERA: (5.1)	0.0	2	0	0	0	0	2	0	0	0	0	0	0	8	8	3.86	0.429														
John Montague, R ERA: (5.1)	2.1	9	1	1	1	0	0	1	0	0	0	0	0	8	12	3.86	0.429														
Chuck Taylor, R ERA: 3.0 (8.1)	6.0	W	24	4	2	2	3	0	2	0	0	0	0	1	28	36	3.00	0.667													

Montreal Expos @ Pittsburgh Pirates
Three Rivers Stadium, Pittsburgh, PA
Wed Apr 10 1974, 3:33 AM EDT
Att. 40,434 - Unknown

AB 48
R 8
H 9
RBI 8
BB 7
SO 5
LOB 18



Batter	1	2	3	4	5	6	7	8	9	AB	R	H	RBI	BB	SO	LOB	TOP																					
Ron Hunt, R OBP: 0.308, SLG: 0.100 (1, 5)			E6 1B SF7	F9			FC4-6 1B BB	HBP		3	2	0	0	1	1	1																						
Tim Foli, R OBP: 0.500, SLG: 0.333 (1, 6)			SF7 2B 1B	F8			FC4-6 1B	F3		4	1	2	0	0	0	1																						
Willie Davis, L OBP: 0.167, SLG: 0.364 (1, 8)	F4		SF7	4-3			FC4-6 1B SF7		SF8 3B	4	2	1	1	1	0	3																						
Ron Fairly, L OBP: 0.500, SLG: 0.750 Mike Jorgensen, L (7, PR) (7, 3)	FC6-4 BB		3-1 2B	3-1			1B 1B		F5	3	0	2	2	1	0	0																						
Ken Singleton, S OBP: 0.667, SLG: 0.500 (1, 9)	FC6-4		3-1			G5-4-3 BB	SF7		WP IBB	2	0	0	1	2	0	3																						
Bob Bailey, R OBP: 0.444, SLG: 0.167 Ron Woods, R OBP: 1.000, SLG: 1.000 Jim Lyttle, L (8, PH) (9, 7)		K	K			G5-4-3 1B	1B		WP IBB	4	0	1	0	0	2	2																						
Jim Cox, R OBP: 0.250, SLG: 0.400 (1, 4)		K		F4		1B	F5		SF8	4	0	1	1	0	1	2	AB 34																					
Barry Foote, R OBP: 0.417, SLG: 0.125 (1, 2)		E8		F9		1B		F9		4	0	1	0	1	0	0	R 5																					
Steve Rogers, R OBP: 0.200, SLG: 0.200 (1, 1)		K				K	4-3		K	5	0	1	0	0	3	6	H 9																					
Inning Stats	R: 0 E: 0 K: 1 S: 5	H: 0 LOB: 2 BB: 1 P: 10	R: 0 E: 1 K: 3 S: 10	H: 0 LOB: 1 BB: 0 P: 10	R: 2 E: 1 K: 1 S: 8	H: 2 LOB: 1 BB: 0 P: 8	R: 0 E: 0 K: 0 S: 4	H: 1 LOB: 1 BB: 0 P: 4	R: 0 E: 0 K: 0 S: 3	H: 0 LOB: 0 BB: 0 P: 3	R: 0 E: 0 K: 1 S: 6	H: 2 LOB: 2 BB: 1 P: 10	R: 2 E: 0 K: 0 S: 6	H: 3 LOB: 2 BB: 1 P: 10	R: 0 E: 0 K: 0 S: 3	H: 0 LOB: 1 BB: 0 P: 4	R: 1 E: 0 K: 1 S: 6	H: 1 LOB: 3 BB: 3 P: 18	1B: 7 2B: 1 3B: 1 HR: 0	SF: 3 SAC: 0 DP: 1 HBP: 2	WP: 2 IBB: 1 CS: 0	PA: 45																
PITCHER	IP	WLS	BF	H	R	ER	SO	BB	IBB	HBP	BLK	WP	HR	S	P	ERA	WHIP	PITCHER	IP	WLS	BF	H	R	ER	SO	BB	IBB	HBP	BLK	WP	HR	S	P	ERA	WHIP			
Dock Ellis, R ERA: 4.26 (1, 1)	6.1	L	31	7	4	3	6	3	0	1	0	0	0	39	52	4.26	1.579																					
Bruce Kison, R ERA: (7, 1)	1.2		7	1	0	0	0	0	0	1	0	0	0	6	7	0.00	0.600																					
John Morlan, R ERA: 2.08 (9, 1)	1.0		7	1	1	1	1	0	3	0	0	2	0	6	18	9.00	1.000																					
Batter	1	2	3	4	5	6	7	8	9	AB	R	H	RBI	BB	SO	LOB	BOTTOM																					
Frank Taveras, R OBP: 0.364, SLG: 0.222 Paul Popovich, S OBP: 0.500, SLG: 0.500 (8, PH) (9, 6)			F9			FC3-6 BB		G6-3 1B		2	0	0	0	1	1	0																						
Richie Hebner, L OBP: 0.300, SLG: 0.700 (1, 5)	4-3			CS 1B		FC3-6		G6-3		4	0	1	0	0	0	4																						
Al Oliver, L OBP: 0.316, SLG: 0.333 (1, 8)				K		4-3		1-3		4	0	1	0	0	1	4																						
Willie Stargell, L OBP: 0.263, SLG: 0.188 (1, 7)	F7			F6			F6		G3	4	0	0	0	0	0	1																						
Richie Zisk, R OBP: 0.133, SLG: 0.143 (1, 9)		6-3			F6				K	4	0	1	0	0	1	0																						
Dave Parker, L OBP: 0.389, SLG: 0.400 (1, 3)		4-3			K				1B BB	3	0	0	0	1	2	1																						
Rennie Stennett, R OBP: 0.158, SLG: 0.111 (1, 4)		L6			K				1B 1B	4	0	1	0	0	1	1																						
Mike Ryan, R OBP: 0.231, SLG: 0.091 Ed Kirkpatrick, L OBP: 0.400, SLG: 0.333 (8, PH) (9, 2)			F9			K			1B E G6-3 BB	2	0	0	0	0	1	0																						
Dock Ellis, S OBP: 0.231, SLG: 0.091 Bruce Kison, R OBP: 0.400, SLG: 0.333 (8, PH) (9, 2)				K		FC3-6 BB		L5 G6-3 1B		1	0	0	0	1	1	0																						
Inning Stats	R: 0 E: 0 K: 1 S: 6	H: 1 LOB: 1 BB: 0 P: 6	R: 0 E: 0 K: 0 S: 3	H: 0 LOB: 0 BB: 0 P: 3	R: 0 E: 0 K: 1 S: 5	H: 0 LOB: 0 BB: 0 P: 5	R: 0 E: 0 K: 1 S: 5	H: 1 LOB: 0 BB: 0 P: 5	R: 0 E: 0 K: 2 S: 7	H: 0 LOB: 0 BB: 0 P: 7	R: 0 E: 0 K: 1 S: 5	H: 0 LOB: 2 BB: 2 P: 13	R: 0 E: 0 K: 1 S: 6	H: 1 LOB: 1 BB: 0 P: 6	R: 1 E: 1 K: 0 S: 4	H: 1 LOB: 1 BB: 1 P: 8	R: 0 E: 0 K: 1 S: 6	H: 2 LOB: 2 BB: 1 P: 10	1B: 5 2B: 2 3B: 0 HR: 0	SF: 0 SAC: 0 DP: 2 HBP: 0	WP: 0 IBB: 0 CS: 1	PA: 35																
PITCHER	IP	WLS	BF	H	R	ER	SO	BB	IBB	HBP	BLK	WP	HR	S	P	ERA	WHIP	PITCHER	IP	WLS	BF	H	R	ER	SO	BB	IBB	HBP	BLK	WP	HR	S	P	ERA	WHIP			
Steve Rogers, R ERA: (1, 1)	9.0	W	35	6	1	0	8	4	0	0	0	0	0	47	63	0.00	1.111																					

Montreal Expos @ Pittsburgh Pirates
Three Rivers Stadium, Pittsburgh, PA
Thu Apr 11 1974, 7:05 PM EDT
Att: 5,606 - Unknown

AB	34
R	5
H	9
RBI	5
BB	6
SO	7
LOB	19



Montreal Expos @ Pittsburgh Pirates
Three Rivers Stadium, Pittsburgh, PA
Thu Apr 11 1974, 7:05 PM EDT
Att: 5,606 - Unknown

AB	31
R	1
H	6
RBI	0
BB	4
SO	8
LOB	12



Batter	1	2	3	4	5	6	7	8	9	AB	R	H	RBI	BB	SO	LOB	TOP				
Lou Brock, L OBP: 0.314, SLG: 0.344 (1, 7)	F8		F9		F9		G6-3		4-3	5	1	2	1	0	0	2	St. Louis Cardinals @ Pittsburgh Pirates Three Rivers Stadium, Pittsburgh, PA Sat Apr 13 1974, 3:33 AM EDT Att: 7,026 - Unknown livebaseballscorecards.com				
Ted Sizemore, R OBP: 0.429, SLG: 0.387 (1, 4)	P6		G4-6-3		1-3				4-3	4	0	1	1	1	0	2					
Reggie Smith, S OBP: 0.441, SLG: 0.500 (1, 9)			F3				6-3		4-3	4	1	1	0	1	0	3					
Joe Torre, R OBP: 0.387, SLG: 0.385 (1, 3)										3	1	1	0	0	0	2					
Jim Hickman, R OBP: 0.750, SLG: 1.500 (6, 3)	P6		G4-6-3							1	0	1	0	0	0	0					
Ted Simmons, S OBP: 0.364, SLG: 0.467 (1, 2)										3	1	1	0	1	0	1					
Bake McBride, L OBP: 0.276, SLG: 0.296 (1, 8)										4	0	0	0	0	0	5					
Ken Reitz, R OBP: 0.414, SLG: 0.593 (1, 5)										4	1	1	1	0	0	2					
Mike Tyson, R OBP: 0.280, SLG: 0.304 (1, 6)										4	1	1	0	0	0	1					
Lynn McGlothen, L OBP: 0.500, SLG: 0.500 (1, 1)										4	0	2	0	0	0	1					
Orlando Pena, R OBP: 1.000, SLG: 1.000 (9, 1)										0	0	0	0	0	0	0					
Pete Richert, L OBP: 0.000, SLG: 0.000 (9, 1)										0	0	0	0	0	0	0					
Inning Stats	R: 0 E: 0 K: 0 S: 4	H: 1 LOB: 1 BB: 0 P: 4	R: 2 E: 1 K: 0 S: 5	H: 2 LOB: 0 BB: 0 P: 5	R: 1 E: 0 K: 0 S: 4	H: 2 LOB: 0 BB: 0 P: 4	R: 0 E: 0 K: 0 S: 3	H: 0 LOB: 0 BB: 0 P: 3	R: 0 E: 0 K: 0 S: 4	H: 1 LOB: 1 BB: 2 P: 12	R: 0 E: 0 K: 0 S: 3	H: 1 LOB: 1 BB: 1 P: 7	R: 0 E: 0 K: 0 S: 4	H: 1 LOB: 1 BB: 0 P: 4	R: 1 E: 0 K: 0 S: 5	H: 2 LOB: 1 BB: 0 P: 5	1B: 8 2B: 2 3B: 1 HR: 0	SF: 0 SAC: 0 DP: 2 HBP: 0	WP: 0 PB: 0 SB: 3 CS: 0	PA: 39	
PITCHER	IP	WLS	BF	H	R	ER	SO	BB	IBB	HBP	BLK	WP	HR	S	P	ERA	WHIP				
Jim Rooker, L ERA: 2.57 (1, 1)	7.0	L	30	8	5	2	0	2	1	0	0	0	0	27	39	2.57	1.429				
Dave Giusti, R ERA: 11.37 (8, 1)	2.0		9	3	1	1	0	0	0	0	0	0	0	9	9	4.50	1.500				

Batter	1	2	3	4	5	6	7	8	9	AB	R	H	RBI	BB	SO	LOB	BOTTOM					
Rennie Stennett, R OBP: 0.200, SLG: 0.321 (1, 4)	K		4-3						SF9	4	1	2	4	0	1	0	St. Louis Cardinals @ Pittsburgh Pirates Three Rivers Stadium, Pittsburgh, PA Sat Apr 13 1974, 3:33 AM EDT Att: 7,026 - Unknown livebaseballscorecards.com					
Richie Hebner, L OBP: 0.355, SLG: 0.607 (1, 5)	F8				G3		1-3			3	0	0	0	2	0	1						
Al Oliver, L OBP: 0.300, SLG: 0.310 (1, 8)	K		G3				P4		F5	5	0	0	0	0	2	3						
Willie Stargell, L OBP: 0.241, SLG: 0.160 (1, 7)					K					3	0	0	0	1	2	0						
Dave Parker, L OBP: 0.500, SLG: 0.680 (1, 9)					K					4	0	3	0	0	1	0						
Bob Robertson, R OBP: 0.167, SLG: 0.667 (1, 3)					L8		P4		G6-4-3	4	0	0	0	0	0	4						
Ed Kirkpatrick, L OBP: 0.455, SLG: 0.500 (1, 2)					4-3		F9		F2	4	0	1	0	0	0	2						
Daf Maxvill, R OBP: 0.500, SLG: 0.429 (1, 6)										3	2	2	0	1	0	2						
Jim Rooker, R OBP: 0.000, SLG: 0.000 (1, 1)					5-3					2	0	0	0	0	1	1						
Paul Popovich, S OBP: 0.200, SLG: 0.200 (7, PH)					K					1	1	0	0	0	0	1						
Dave Giusti, R OBP: 0.286, SLG: 0.333 (8, PH)										0	0	0	0	0	0	0						
Inning Stats	R: 0 E: 0 K: 2 S: 7	H: 0 LOB: 0 BB: 0 P: 7	R: 0 E: 0 K: 0 S: 5	H: 2 LOB: 2 BB: 0 P: 5	R: 0 E: 0 K: 1 S: 5	H: 0 LOB: 1 BB: 1 P: 9	R: 0 E: 0 K: 2 S: 7	H: 0 LOB: 0 BB: 0 P: 7	R: 1 E: 0 K: 0 S: 5	H: 2 LOB: 1 BB: 0 P: 5	R: 0 E: 0 K: 1 S: 6	H: 1 LOB: 2 BB: 1 P: 10	R: 2 E: 0 K: 0 S: 5	H: 2 LOB: 0 BB: 0 P: 5	R: 0 E: 0 K: 1 S: 5	H: 1 LOB: 0 BB: 0 P: 5	R: 1 E: 0 K: 0 S: 4	H: 1 LOB: 2 BB: 2 P: 12	1B: 6 2B: 2 3B: 0 HR: 1	SF: 1 SAC: 0 DP: 1 HBP: 0	WP: 0 PB: 0 SB: 0 CS: 0	PA: 39
PITCHER	IP	WLS	BF	H	R	ER	SO	BB	IBB	HBP	BLK	WP	HR	S	P	ERA	WHIP					
Lynn McGlothen, R ERA: 4.32 (1, 1)	8.1	W	36	9	4	4	7	3	0	0	0	0	1	47	59	4.32	1.440					
Orlando Pena, R ERA: 3.0 (9, 1)	0.1		2	0	0	0	0	1	0	0	0	0	0	1	5	0.00	3.000					
Pete Richert, L ERA: 0.00 (9, 1)	0.1	S	1	0	0	0	0	0	0	0	0	0	0	1	1	0.00	0.000					



Batter	1	2	3	4	5	6	7	8	9	AB	R	H	RBI	BB	SO	LOB	TOP										
Lou Brock, L OBP: 0.341, SLG: 0.350 Bake McBride, L OBP: 0.333, SLG: 0.452	0-3 K	0-0 1B		0-0 1B	4-0 BB			0-3 K		4	1	2	2	1	2	1	St. Louis Cardinals @ Pittsburgh Pirates Three Rivers Stadium, Pittsburgh, PA Sun Apr 14 1974, 3:38 AM EDT Att: 11,949 - Unknown										
Ted Sizemore, R OBP: 0.386, SLG: 0.350	0-0 P5	0-0 L7		0-0 WP 1B	0-0 F8			0-0 G6-4-3		5	0	1	1	0	0	6											
Reggie Smith, S OBP: 0.409, SLG: 0.436 Jose Cruz, L OBP: 0.250, SLG: 0.286	0-0 F2		0-0 L1	0-0 L8		0-0 6-3		0-0 E3		5	0	0	0	0	0	1											
Jim Hickman, R OBP: 0.500, SLG: 0.778		0-0 1B SF8	0-0 F8	4-0 G6-4-3 BB		0-3 K		0-0 6-3		4	1	1	0	1	1	1											
Ted Simmons, S OBP: 0.326, SLG: 0.400		0-0 SF8 BB 1B	0-0 E3	0-0 G6-4-3		0-0 L8		0-0 L9		5	2	1	0	0	0	4											
Luis Melendez, R OBP: 0.384, SLG: 0.400		4-0 SF8 1B	0-0 E		0-0 L8		0-0 L7	0-0 F9		4	2	1	0	1	0	2											
Ken Reitz, R OBP: 0.459, SLG: 0.647		0-0 SF8	0-0 E4		0-0 BB BB 1B		0-0 F8			3	0	2	1	0	0	0											
Mike Tyson, R OBP: 0.333, SLG: 0.310		0-0 1B IBB	4-0 IBB		0-0 F9		0-0 F2			2	0	0	0	2	0	1											
John Curtis, L OBP: 0.333, SLG: 0.200 Mike Garman, R Rich Folkers, L	0-3 K		0-0 4-3		4-0 BB			0-0 G6-4-3 1B		3	0	1	0	1	1	5											
Inning Stats	R: 0 E: 0 K: 1 S: 5	H: 0 LOB: 0 BB: 0 P: 5	R: 3 E: 0 K: 1 S: 8	H: 3 LOB: 2 BB: 2 P: 16	R: 2 E: 2 K: 0 S: 6	H: 2 LOB: 2 BB: 1 P: 10	R: 1 E: 0 K: 0 S: 4	H: 2 LOB: 1 BB: 1 P: 8	R: 0 E: 0 K: 0 S: 4	H: 1 LOB: 3 BB: 2 P: 12	R: 0 E: 0 K: 0 S: 3	H: 0 LOB: 0 BB: 0 P: 3	R: 0 E: 0 K: 1 S: 5	H: 1 LOB: 0 BB: 0 P: 5	R: 0 E: 1 K: 0 S: 4	H: 0 LOB: 0 BB: 0 P: 4		1B: 9 2B: 0 3B: 0 HR: 0	SF: 1 SAC: 0 DP: 2 HBP: 0	WP: 1 PB: 0 SB: 1 CS: 0	PA: 42						
PITCHER	IP	WLS	BF	H	R	ER	SO	BB	IBB	HBP	BLK	WP	HR	S	P	ERA	WHIP										
Ken Brett, L ERA: 9.82	3.0	L	18	5	5	3	2	1	2	0	0	0	0	19	31	9.00	2.000										
John Moran, R ERA: 1.53	4.0		17	3	1	1	1	3	0	0	0	1	0	16	28	2.25	1.500										
Dave Giusti, R ERA: 8.64	2.0		7	1	0	0	1	0	0	0	0	0	0	9	9	0.00	0.500										

Batter	1	2	3	4	5	6	7	8	9	AB	R	H	RBI	BB	SO	LOB	BOTTOM										
Rennie Stennett, R OBP: 0.250, SLG: 0.459	4-0 3B BB	0-0 HR			0-0 6-3			0-0 G3	0-0 2B	4	2	2	2	1	0	0	St. Louis Cardinals @ Pittsburgh Pirates Three Rivers Stadium, Pittsburgh, PA Sun Apr 14 1974, 3:38 AM EDT Att: 11,949 - Unknown										
Gene Clines, R OBP: 0.273, SLG: 0.500 Dave Parker, L OBP: 0.485, SLG: 0.633	0-0 1B 3B	0-0 L3			0-0 L9			0-0 L4-3	0-0 G3	4	1	1	1	0	0	0											
Al Oliver, L OBP: 0.308, SLG: 0.342	0-0 6-3		0-0 6-3		0-0 1-3			0-0 2B		4	0	1	0	0	0	1											
Richie Zisk, R OBP: 0.280, SLG: 0.333	4-0 1B BB		0-0 FC4-6 1B		0-0 6-3			4-0 BB		2	0	1	0	2	0	0											
Bob Robertson, R OBP: 0.143, SLG: 0.357	0-0 FC6 1B		0-0 F8		0-0 F9			0-0 F8		4	0	1	1	0	0	3											
Richie Hebner, L OBP: 0.425, SLG: 0.657	0-0 P6		0-0 FC4-6		0-0 F8			0-0 WP SF8 2B		4	1	1	0	0	0	3											
Ed Kirkpatrick, L OBP: 0.526, SLG: 0.500	0-0 FC6			0-0 G6-4-3 1B		0-3 K		0-0 6-3		4	0	1	0	0	1	3											
Dal Maxvill, R OBP: 0.333, SLG: 0.231 Willie Stargell, L OBP: 0.286, SLG: 0.310		0-0 6-3		0-0 G6-4-3		0-0 L1		0-0 SF8		3	0	0	0	0	0	1											
Ken Brett, L John Moran, R Kurt Bevacqua, R Dave Giusti, R Paul Popovich, S OBP: 0.333, SLG: 0.333		0-0 3-1		0-0 L4		0-3 K		0-0 2B 1B		1	0	0	0	0	0	0											
Inning Stats	R: 2 E: 0 K: 0 S: 5	H: 2 LOB: 2 BB: 2 P: 13	R: 1 E: 0 K: 0 S: 4	H: 1 LOB: 0 BB: 0 P: 4	R: 0 E: 0 K: 0 S: 4	H: 1 LOB: 1 BB: 0 P: 4	R: 0 E: 0 K: 0 S: 3	H: 1 LOB: 0 BB: 0 P: 3	R: 0 E: 0 K: 2 S: 7	H: 0 LOB: 0 BB: 0 P: 7	R: 0 E: 0 K: 0 S: 4	H: 1 LOB: 2 BB: 1 P: 8	R: 0 E: 0 K: 0 S: 6	H: 3 LOB: 1 BB: 0 P: 6	1B: 4 2B: 3 3B: 1 HR: 1	SF: 1 SAC: 0 DP: 1 HBP: 0		WP: 1 PB: 0 SB: 0 CS: 0	PA: 38								
PITCHER	IP	WLS	BF	H	R	ER	SO	BB	IBB	HBP	BLK	WP	HR	S	P	ERA	WHIP										
John Curtis, L ERA: 4.6	8.2	W	36	8	5	5	2	3	0	0	0	0	1	37	49	5.19	1.269										
Mike Garman, R ERA: 2.08	0.0		1	1	0	0	0	0	0	0	0	0	0	1	1	∞	∞										
Rich Folkers, L ERA: 2.08	0.1	S	1	0	0	0	0	0	0	0	0	0	0	1	1	0.00	0.000										

AB	35
R	6
H	9
RBI	4
BB	6
SO	4
LOB	21



AB	34
R	5
H	9
RBI	5
BB	3
SO	2
LOB	12



Batter	1	2	3	4	5	6	7	8	9	10	11	12	AB	R	H	RBI	BB	SO	LOB	TOP		
Rennie Stennett, R OBP: 0.239, SLG: 0.442													6	2	1	0	0	1	5			
Richie Hebner, L OBP: 0.478, SLG: 0.744													4	2	3	2	2	0	0			
Al Oliver, L OBP: 0.311, SLG: 0.409													6	1	2	3	0	1	2			
Willie Stargell, L OBP: 0.293, SLG: 0.294													5	1	1	0	1	0	1			
Dave Parker, L OBP: 0.487, SLG: 0.639													6	1	3	0	0	3	5			
Bob Robertson, R OBP: 0.167, SLG: 0.333													4	0	1	0	0	2	2			
Frank Taveras, R OBP: 0.412, SLG: 0.333													2	1	2	1	0	0	0			
Manny Sanguillen, R OBP: 0.125, SLG: 0.250													6	0	1	2	0	0	3			
Dal Maxvill, R OBP: 0.276, SLG: 0.188													3	0	0	0	0	2	1			
Richie Zisk, R OBP: 0.321, SLG: 0.348													2	0	1	0	1	0	0			
Dock Ellis, S ERA: 3.71													1	0	0	0	1	1	0			
Inning Stats	R: 3 E: 0 K: 0 S: 5	H: 3 LOB: 0 BB: 1 P: 9	R: 0 E: 0 K: 2 S: 7	H: 0 LOB: 0 BB: 0 P: 7	R: 1 E: 0 K: 1 S: 6	H: 1 LOB: 0 BB: 0 P: 6	R: 0 E: 0 K: 1 S: 6	H: 1 LOB: 1 BB: 0 P: 6	R: 1 E: 0 K: 1 S: 6	H: 1 LOB: 2 BB: 14	R: 0 E: 0 K: 2 S: 7	H: 2 LOB: 3 BB: 11	R: 0 E: 0 K: 0 S: 5	R: 0 E: 0 K: 0 S: 3	R: 0 E: 0 K: 1 S: 5	R: 0 E: 0 K: 0 S: 2	H: 4 LOB: 2 BB: 1 P: 13	R: 3 E: 0 K: 1 S: 9	H: 4 LOB: 2 BB: 1 P: 13	1B: 10 2B: 5 3B: 0 HR: 2	SF: 0 SAC: 0 DP: 3 HBP: 0	WP: 0 PA: 54
PITCHER	IP WLS BF H R ER SO BB IBB HBP BLK WP HR S P ERA WHIP	IP WLS BF H R ER SO BB IBB HBP BLK WP HR S P ERA WHIP																				
Rick Reuschel, R ERA: 3.71	6.0	26	6	5	5	7	3	0	0	0	0	0	0	0	0	0	0	0	0	7.50	1.500	
Jim Krummel, L ERA: 2.7	1.1	9	4	0	0	1	1	0	0	0	0	0	0	0	0	0	0	0	0	0.00	3.750	
Ray Burris, R ERA: 1.8	1.2	5	0	0	0	0	0	0	0	0	0	0	0	0	0	0	0	0	0	0.00	0.000	
Horacio Pina, R ERA: 4.15	2.0	6	1	0	0	1	1	0	0	0	0	0	0	0	0	0	0	0	0	0.00	1.000	
Mike Paul, L ERA: 27.0	0.2	L	4	2	2	2	1	0	0	0	0	0	0	0	0	0	0	0	0	27.00	3.000	
PITCHER	IP WLS BF H R ER SO BB IBB HBP BLK WP HR S P ERA WHIP	IP WLS BF H R ER SO BB IBB HBP BLK WP HR S P ERA WHIP																				
Steve Stone, R ERA: 6.75	12.1	0.1	4	2	1	1	0	0	1	0	0	0	0	0	0	0	0	0	0	27.00	6.000	

Pittsburgh Pirates @ Chicago Cubs
Wrigley Field, Chicago, IL
Tue Apr 16 1974, 3:33 AM CDT
Att. 14,953 - Sunny - 50 F


AB	48
R	8
H	15
RBI	8
BB	6
SO	10
LOB	23



Batter	1	2	3	4	5	6	7	8	9	10	11	12	AB	R	H	RBI	BB	SO	LOB	BOTTOM					
Vic Harris, S OBP: 0.345, SLG: 0.227													4	1	1	0	1	0	0						
Rick Monday, L OBP: 0.448, SLG: 0.333													6	1	0	0	0	1	3						
Jerry Morales, R OBP: 0.357, SLG: 0.348													6	0	1	1	0	1	2						
Billy Williams, L OBP: 0.444, SLG: 0.667													4	1	0	1	1	1	1						
Jose Cardenal, R OBP: 0.346, SLG: 0.417													4	2	2	2	1	0	0						
Bill Madlock, R OBP: 0.320, SLG: 0.333													5	0	1	0	0	1	3						
George Mitterwald, R OBP: 0.563, SLG: 0.417													2	0	2	0	2	0	0						
Matt Alexander, S ERA: 3.11													0	0	0	0	0	0	0						
Tom Lundstedt, S ERA: 3.35													1	0	0	0	0	0	0						
Dave Rosello, R OBP: 0.100, SLG: 0.111													4	0	0	1	0	1	3						
Rob Reuschel, R ERA: 3.11													2	0	1	0	0	0	0						
Inning Stats	R: 4 E: 1 K: 1 S: 8	H: 4 LOB: 1 BB: 0 P: 8	R: 0 E: 0 K: 1 S: 5	H: 0 LOB: 0 BB: 0 P: 5	R: 0 E: 0 K: 0 S: 2	H: 0 LOB: 0 BB: 0 P: 3	R: 0 E: 0 K: 0 S: 2	H: 0 LOB: 0 BB: 1 P: 6	R: 0 E: 0 K: 0 S: 4	H: 1 LOB: 1 BB: 0 P: 4	R: 1 E: 0 K: 0 S: 5	H: 2 LOB: 2 BB: 1 P: 9	R: 0 E: 0 K: 0 S: 3	H: 0 LOB: 0 BB: 0 P: 7	R: 0 E: 0 K: 1 S: 5	H: 1 LOB: 1 BB: 0 P: 5	R: 0 E: 0 K: 1 S: 5	H: 0 LOB: 3 BB: 3 P: 17	R: 0 E: 0 K: 0 S: 3	H: 0 LOB: 0 BB: 0 P: 3	R: 0 E: 0 K: 0 S: 3	H: 0 LOB: 0 BB: 0 P: 3	1B: 7 2B: 2 3B: 0 HR: 1	SF: 1 SAC: 1 DP: 2 HBP: 0	WP: 0 PA: 48
PITCHER	IP WLS BF H R ER SO BB IBB HBP BLK WP HR S P ERA WHIP	IP WLS BF H R ER SO BB IBB HBP BLK WP HR S P ERA WHIP																							
Dock Ellis, R ERA: 3.11	6.0	27	7	5	4	1	1	1	0	0	0	0	0	0	0	0	0	0	0	6.00	1.333				
Ramon Hernandez, L ERA: 4.32	1.0	3	0	0	0	0	0	0	0	0	0	0	0	0	0	0	0	0	0	0.00	0.000				
Dave Giusti, R ERA: 3.35	3.0	12	1	0	0	4	2	1	0	0	0	0	0	0	0	0	0	0	0	0.00	1.000				
Bruce Kison, R ERA: 1.23	2.0	W	6	0	0	0	0	0	0	0	0	0	0	0	0	0	0	0	0	0.00	0.000				

Pittsburgh Pirates @ Chicago Cubs
Wrigley Field, Chicago, IL
Tue Apr 16 1974, 3:33 AM CDT
Att. 14,953 - Sunny - 50 F

AB	41
R	5
H	8
RBI	5
BB	5
SO	5
LOB	15



Batter	1	2	3	4	5	6	7	8	9	AB	R	H	RBI	BB	SO	LOB	TOP		
Rennie Stennett, R OBP: 0.269, SLG: 0.449 (1,4)										6	0	3	0	0	0	3			
Richie Hebner, L OBP: 0.505, SLG: 0.800 (1,5)										6	2	4	2	0	0	3			
Al Oliver, L OBP: 0.280, SLG: 0.367 (1,8)										5	1	0	0	0	2	7			
Willie Stargell, L OBP: 0.326, SLG: 0.410 (1,7)										5	2	3	3	0	0	3			
Dave Parker, L OBP: 0.432, SLG: 0.561 (1,9)										5	0	0	0	0	2	2			
Bob Robertson, R OBP: 0.174, SLG: 0.304 (1,3)										5	1	1	0	0	0	4			
Manny Sanguillen, R OBP: 0.231, SLG: 0.462 (1,2)										5	2	2	2	0	1	3			
Dal Maxvill, R OBP: 0.273, SLG: 0.200 (1,6)										4	0	1	0	0	1	4			
Richie Zisk, R OBP: 0.345, SLG: 0.500 (9, PH)										1	1	1	2	0	0	0			
Jerry Reuss, L OBP: 0.429, SLG: 0.333 (1,1)										0	0	0	0	1	0	0			
John Moran, R (3,1)										0	0	0	0	0	0	0			
Kurt Bevacqua, R (4, PH)										1	0	0	0	0	1	0			
Steve Blass, R (4,1)										2	0	0	0	0	0	1			
Ed Kirkpatrick, L OBP: 0.571, SLG: 0.533 (9, PH)										1	0	1	0	0	0	0			
Inning Stats	R: 3 E: 0 K: 0 S: 6	H: 3 LOB: 0 BB: 0 P: 6	R: 1 E: 1 K: 2 S: 10	H: 2 LOB: 3 BB: 1 P: 14	R: 0 E: 0 K: 1 S: 6	H: 1 LOB: 1 BB: 0 P: 6	R: 0 E: 0 K: 2 S: 8	H: 1 LOB: 1 BB: 0 P: 8	R: 0 E: 1 K: 2 S: 9	H: 1 LOB: 2 BB: 0 P: 9	R: 0 E: 0 K: 0 S: 3	H: 0 LOB: 0 BB: 0 P: 3	R: 0 E: 0 K: 0 S: 4	H: 1 LOB: 1 BB: 0 P: 4	R: 5 E: 1 K: 0 S: 10	H: 6 LOB: 2 BB: 0 P: 10	1B: 12 2B: 0 3B: 1 HR: 3	SF: 0 SAC: 0 DP: 1 HBP: 0	WP: 0 PA: 47 PB: 0 SB: 0 CS: 0
PITCHER	IP WLS BF H R ER SO BB IBB HBP BLK WP HR S P ERA WHIP																		
Burt Hooton, R ERA: 3.45 (1,1)	9.0 W 47 16 9 5 7 1 0 0 0 0 3 60 64 5.00 1.889																		

Pittsburgh Pirates @ Chicago Cubs
Wrigley Field, Chicago, IL
Wed Apr 17 1974, 3:33 AM CDT
Att: 15,560 - Sunny - G2 F


AB 46
R 9
H 16
RBI 9
BB 1
SO 7
LOB 30



Batter	1	2	3	4	5	6	7	8	9	AB	R	H	RBI	BB	SO	LOB	BOTTOM		
Vic Harris, S OBP: 0.343, SLG: 0.222 (1,4)										5	1	1	1	1	1	1			
Rick Monday, L OBP: 0.486, SLG: 0.480 (1,8)										4	3	2	1	2	0	3			
Adrian Garrett, L (9,2)										0	0	0	0	0	0	0			
Jerry Morales, R OBP: 0.394, SLG: 0.462 (1,7)										3	2	1	1	2	0	2			
Billy Williams, L OBP: 0.452, SLG: 0.680 (1,3)										4	2	2	3	0	1	0			
Andre Thornton, R (6,3)										1	0	0	0	0	0	2			
Jose Cardenal, R OBP: 0.333, SLG: 0.429 (1,9)										4	2	1	0	0	0	3			
Chris Ward, L (7,7)										1	0	0	0	0	1	0			
Bill Madlock, R OBP: 0.400, SLG: 0.519 (1,5)										3	5	2	2	2	0	2			
George Mitterwald, R OBP: 0.071, SLG: 1.188 (1,2)										4	3	4	8	1	0	0			
Matt Alexander, S (8, PR) (9,8)										0	0	0	0	0	0	0			
Dave Rosello, R OBP: 0.067, SLG: 0.071 (1,6)										5	0	0	1	0	0	3			
Burt Hooton, R (1,1)										4	0	0	0	1	0	1			
Inning Stats	R: 5 E: 0 K: 0 S: 6	H: 3 LOB: 0 BB: 2 P: 14	R: 2 E: 0 K: 0 S: 5	H: 2 LOB: 0 BB: 0 P: 5	R: 3 E: 0 K: 1 S: 8	H: 3 LOB: 0 BB: 0 P: 8	R: 5 E: 2 K: 0 S: 6	H: 1 LOB: 1 BB: 3 P: 18	R: 0 E: 0 K: 1 S: 5	H: 0 LOB: 0 BB: 0 P: 5	R: 2 E: 0 K: 0 S: 5	H: 2 LOB: 0 BB: 0 P: 5	R: 0 E: 0 K: 0 S: 3	H: 1 LOB: 1 BB: 1 P: 7	R: 1 E: 0 K: 1 S: 6	H: 1 LOB: 3 BB: 3 P: 18	1B: 3 2B: 4 3B: 0 HR: 6	SF: 0 SAC: 0 DP: 1 HBP: 0	WP: 1 PA: 47 PB: 1 SB: 0 CS: 0
PITCHER	IP WLS BF H R ER SO BB IBB HBP BLK WP HR S P ERA WHIP																		
Jerry Reuss, L ERA: 8.8 (1,1)	2.0 L 16 8 10 0 0 0 2 0 0 0 0 4 14 22 45.00 5.000																		
John Moran, R ERA: 1.74 (3,1)	1.0 3 0 0 0 1 0 0 0 0 0 0 5 5 0.00 0.000																		
Steve Blass, R ERA: 9.0 (4,1)	5.0 28 5 8 5 2 7 0 0 0 1 2 25 53 9.00 2.400																		

Pittsburgh Pirates @ Chicago Cubs
Wrigley Field, Chicago, IL
Wed Apr 17 1974, 3:33 AM CDT
Att: 15,560 - Sunny - G2 F

AB 38
R 18
H 13
RBI 17
BB 9
SO 3
LOB 17



Batter	1	2	3	4	5	6	7	8	9	AB	R	H	RBI	BB	SO	LOB	TOP										
Rennie Stennett, R OBP: 0.263, SLG: 0.426	0-0 FC1-5 5-3 1B		0-0 6-3		0-3 K		0-0 F6		0-3 K	5	0	1	0	0	2	2											
Manny Sanguillen, R OBP: 0.256, SLG: 0.412	0-0 5-3		0-0 5-3		0-0 6-3		0-0 FC6-4 1B			4	0	1	0	0	0	2											
Al Oliver, L OBP: 0.259, SLG: 0.340	0-0 FC1-5 1B		0-0 F2		0-0 1-3		0-0 FC6-4			4	0	0	0	0	0	4											
Willie Stargell, L OBP: 0.340, SLG: 0.419	0-0 1-2 1B			0-0 FC5-4 1B		0-0 F9		0-0 F9		4	0	2	0	0	0	2											
Richie Zisk, R OBP: 0.303, SLG: 0.429	0-0 3-1		0-0 FC5-4 FC5 BB 1-2		0-0 F8		0-3 K		0-3 K	4	0	0	0	0	1	3											
Bob Robertson, R OBP: 0.185, SLG: 0.269		0-0 5-3		0-0 1-2 BB		0-0 E5		0-3 K		3	0	0	0	1	1	0											
Richie Hebner, L OBP: 0.500, SLG: 0.771		0-0 1B		0-0 F7		0-0 IBB		0-0 F3		3	0	1	0	1	0	2											
Dal Maxvill, R OBP: 0.250, SLG: 0.182		0-0 F9		0-0 FC5		0-0 L9		0-0 F9		2	0	0	0	0	0	3											
Gene Clines, R OBP: 0.231, SLG: 0.417										1	0	0	0	0	0	2											
Frank Taveras, R OBP: 0.412, SLG: 0.333										0	0	0	0	0	0	0											
Ed Kirkpatrick, L OBP: 0.545, SLG: 0.500										1	0	0	0	0	0	0											
Jim Rooker, R OBP: 0.400, SLG: 0.400		0-0 1-3								3	0	2	0	0	0	1											
Dave Parker, L OBP: 0.422, SLG: 0.548					0-0 6-3 1B			0-0 FC6-4 1B		1	0	0	0	0	1	0											
Inning Stats	R: 0 E: 0 K: 0 S: 5	H: 2 LOB: 2 BB: 0 P: 5	R: 0 E: 0 K: 0 S: 4	H: 1 LOB: 1 BB: 0 P: 4	R: 0 E: 0 K: 0 S: 3	H: 0 LOB: 0 BB: 0 P: 3	R: 0 E: 0 K: 0 S: 4	H: 1 LOB: 2 BB: 1 P: 8	R: 0 E: 0 K: 1 S: 6	H: 1 LOB: 2 BB: 0 P: 6	R: 0 E: 1 K: 0 S: 4	H: 0 LOB: 2 BB: 0 P: 8	R: 0 E: 0 K: 0 S: 5	H: 2 LOB: 2 BB: 0 P: 5	R: 0 E: 0 K: 2 S: 7	H: 0 LOB: 0 BB: 0 P: 7	R: 0 E: 0 K: 2 S: 7	H: 0 LOB: 0 BB: 0 P: 7	R: 0 E: 0 K: 2 S: 7	H: 0 LOB: 0 BB: 0 P: 7	1B: 7 2B: 0 3B: 0 HR: 0	SF: 0 SAC: 0 DP: 0 HBP: 0	WP: 0 PB: 0 SB: 0 CS: 0	PA: 37			
PITCHER	IP	WLS	BF	H	R	ER	SO	BB	IBB	HBP	BLK	WP	HR	S	P	ERA	WHIP										
Ken Frailing, L ERA: 0.57	(1, 1)	7.0	W	31	7	0	1	1	1	0	0	0	0	31	39	0.00	1.143										
Ray Burris, R ERA: 1.23	(8, 1)	2.0	S	6	0	0	4	0	0	0	0	0	0	14	14	0.00	0.000										

Pittsburgh Pirates @ Chicago Cubs
Wrigley Field, Chicago, IL
Thu Apr 18 1974, 3:33 AM CDT
Att: 13,054 - Overcast - 45 F


AB 35
R 0
H 7
RBI 0
BB 2
SO 5
LOB 21



Batter	1	2	3	4	5	6	7	8	9	AB	R	H	RBI	BB	SO	LOB	BOTTOM										
Vic Harris, S OBP: 0.308, SLG: 0.194	0-0 F9		0-0 1-3		0-0 F7		0-0 F3		0-0 F3	4	0	0	0	0	0	0											
Rick Monday, L OBP: 0.513, SLG: 0.517	0-0 E 1B SF8		0-0 1B		0-0 1-3		0-0 1B		0-0 1B	4	1	3	0	0	0	0											
Jerry Morales, R OBP: 0.405, SLG: 0.467	0-0 E4 1-3 1B		0-0 BB 1-3 1B		0-0 F3		0-0 F8			4	0	2	0	0	0	1											
Billy Williams, L OBP: 0.441, SLG: 0.654	0-0 SF8		0-0 BB 1-2 BB		0-0 G3		0-0 F8			1	0	0	1	1	0	0											
Jose Cardenal, R OBP: 0.303, SLG: 0.387	0-3 K		0-0 5-3		0-0 6-3					3	0	0	0	0	1	4											
Bill Madlock, R OBP: 0.394, SLG: 0.467		0-0 F5		0-0 4-3		0-0 P4				3	0	0	0	0	0	0											
George Mitterwald, R OBP: 0.583, SLG: 1.000		0-0 F7		0-0 E5 G4-6-3		0-0 F7				3	0	0	0	0	0	0											
Don Kessinger, S OBP: 0.421, SLG: 0.286		0-0 1-3		0-0 G4-6-3 1-2		0-0 P6				3	0	0	0	0	0	1											
Ken Frailing, L OBP: 0.400, SLG: 0.400			0-0 1-3		0-0 3-1				0-0 F9	2	0	0	0	0	0	0											
Ray Burris, R ERA: 1.23	(8, 1)									1	0	0	0	0	0	0											
Inning Stats	R: 1 E: 1 K: 1 S: 7	H: 2 LOB: 1 BB: 0 P: 7	R: 0 E: 0 K: 0 S: 3	H: 0 LOB: 0 BB: 0 P: 3	R: 0 E: 0 K: 0 S: 5	H: 2 LOB: 3 BB: 1 P: 9	R: 0 E: 1 K: 0 S: 3	H: 0 LOB: 0 BB: 0 P: 3	R: 0 E: 0 K: 0 S: 3	H: 0 LOB: 0 BB: 0 P: 3	R: 0 E: 0 K: 0 S: 3	H: 0 LOB: 0 BB: 0 P: 3	R: 0 E: 0 K: 0 S: 3	H: 0 LOB: 0 BB: 0 P: 3	R: 0 E: 0 K: 0 S: 4	H: 1 LOB: 1 BB: 0 P: 4	R: 0 E: 0 K: 0 S: 4	H: 1 LOB: 1 BB: 0 P: 4	1B: 5 2B: 0 3B: 0 HR: 0	SF: 1 SAC: 0 DP: 1 HBP: 0	WP: 0 PB: 0 SB: 0 CS: 0	PA: 30					
PITCHER	IP	WLS	BF	H	R	ER	SO	BB	IBB	HBP	BLK	WP	HR	S	P	ERA	WHIP										
Jim Rooker, L ERA: 1.2	(1, 1)	8.0	L	30	5	1	0	1	1	0	0	0	0	31	35	0.00	0.750										

Pittsburgh Pirates @ Chicago Cubs
Wrigley Field, Chicago, IL
Thu Apr 18 1974, 3:33 AM CDT
Att: 13,054 - Overcast - 45 F

AB 28
R 1
H 5
RBI 1
BB 1
SO 1
LOB 6



Batter	1	2	3	4	5	6	7	8	9	AB	R	H	RBI	BB	SO	LOB	TOP			
Rennie Stennett, R (1,4) OBP: 0.279, SLG: 0.431	0-0 6-3 ①		0-0 L6-4-3 1B			0-0 FC5-4 1B		0-3 K ①	4 0 2 0 0 1 0											
Gene Clines, R (1,8) OBP: 0.176, SLG: 0.313	0-0 F9 ②		0-0 L6-4-3 ② ③			0-0 FC5-4 ① L3 1-2		0-0 F9 ②	4 0 0 0 0 0 2											
Al Oliver, L (1,3) OBP: 0.259, SLG: 0.368	0-0 F9 ③			0-0 4-3 3B ①				0-0 L3 ② ③ 1-2	4 1 1 0 0 0 1											
Willie Stargell, L (1,7) OBP: 0.340, SLG: 0.413		0-0 1B SF8 2-3 1B ①		0-0 4-3 ①				0-0 4-3 ①	3 1 1 1 0 0 0											
Richie Zisk, R (1,9) OBP: 0.278, SLG: 0.387		0-0 2-3 ① 1-2		0-3 3-H 0-3 K ②				0-0 F9 ②	3 0 0 0 0 1 1											
Manny Sanguillen, R (1,2) OBP: 0.250, SLG: 0.400		0-0 2-3 1B ③		0-0 5-3 ③				0-0 F9 ③	3 0 1 0 0 0 0											
Richie Hebner, L (1,5) OBP: 0.475, SLG: 0.740		0-0 SF8 ② 3-H			0-0 F8 ①			0-3 K ①	2 0 0 1 0 1 0								AB 29			
Frank Taveras, R (1,6) OBP: 0.350, SLG: 0.278		0-0 F2 ③			0-0 G3 ②			0-3 K ②	3 0 0 0 0 1 1								R 2			
Bob Moose, R (1,1) OBP: 0.333, SLG: 0.143			0-3 K ①					0-0 1-3 ③	3 0 0 0 0 1 0								H 5			
Ramon Hernandez, S (8,1)									0 0 0 0 0 0 0								RBI 2			
Inning Stats	R: 0 E: 0 K: 0 S: 3	H: 0 LOB: 0 BB: 0 P: 3	R: 1 E: 0 K: 0 S: 5	H: 2 LOB: 1 BB: 0 P: 5	R: 0 E: 0 K: 1 S: 5	H: 1 LOB: 0 BB: 0 P: 5	R: 1 E: 0 K: 1 S: 6	H: 1 LOB: 0 BB: 0 P: 6	R: 0 E: 0 K: 0 S: 3	H: 0 LOB: 0 BB: 0 P: 3	R: 0 E: 0 K: 0 S: 3	H: 0 LOB: 0 BB: 0 P: 3	R: 0 E: 0 K: 2 S: 7	H: 0 LOB: 0 BB: 0 P: 7	R: 0 E: 0 K: 1 S: 5	H: 0 LOB: 0 BB: 0 P: 5	1B: 4 2B: 1 3B: 1 HR: 0	SF: 1 SAC: 0 DP: 2 HBP: 0	WP: 0 PB: 0 SB: 0 CS: 0	PA: 30
PITCHER Jerry Koosman, L (1,1) ERA: 2.22	IP: 9.0 WLS: W BF: 30 H: 5 R: 2 ER: 2 SO: 5 BB: 0 IBB: 0 HBP: 0 BLK: 0 WP: 0 HR: 0 S: 40 P: 40 ERA: 2.00 WHIP: 0.556															PITCHER	IP: WLS: BF: H: R: ER: SO: BB: IBB: HBP: BLK: WP: HR: S: P: ERA: WHIP:			

Pittsburgh Pirates @ New York Mets
Shea Stadium, Flushing, NY
Sat Apr 20 1974, 3:33 AM EDT
Att: 18,070 - Unknown

AB 29
R 2
H 5
RBI 2
BB 0
SO 5
LOB 5



Batter	1	2	3	4	5	6	7	8	9	AB	R	H	RBI	BB	SO	LOB	BOTTOM			
Bud Harrelson, S (1,6) OBP: 0.486, SLG: 0.407	0-0 CS 1B ①		0-3 K ③		0-0 6-3 ②			0-0 SH1-3 1B ①	4 1 2 0 0 1 1											
Felix Milan, R (1,4) OBP: 0.438, SLG: 0.366	0-0 1-3 ② 1-2			0-0 1B 2B 1B ①	0-0 5-3 ③			0-0 SH1-3 ① 1-2	3 1 1 0 0 0 1											
Cleon Jones, R (1,7) OBP: 0.286, SLG: 0.244	0-0 1-3 ③			0-0 2B 1-2 1B ①		0-3 K ①		0-0 S 1B 2-H 1B ①	4 1 2 1 0 1 0											
Rusty Staub, L (1,9) OBP: 0.380, SLG: 0.455		0-0 G3 ①		0-0 1-3 2-H 2B ①		0-0 1-3 ②		4-0 1B 2-3 1B IBB ①	3 1 1 1 1 0 0											
John Milner, L (1,3) OBP: 0.375, SLG: 0.333		0-0 F8 ②		0-0 F7 ①		0-0 1-3 ③		0-0 1B 1-2 3-H 1B ②	4 0 1 1 0 0 2											
Dave Schneck, L (1,8) OBP: 0.417, SLG: 0.588		0-0 4-3 ③		0-3 K ②				0-0 1-3 ① 1-3 2-H 1B ②	3 0 0 0 0 1 2											
Don Hahn, R (8, FH) OBP: 0.500, SLG: 0.600								0-0 1-3 2-H 1B ③	1 0 1 1 0 0 0											
Wayne Garrett, L (1,5) OBP: 0.250, SLG: 0.333			0-0 4-3 ①	4-0 IBB ③		0-0 1-3 ③		0-3 K ③	3 1 1 1 1 1 1								AB 31			
Jerry Grote, R (1,2) OBP: 0.304, SLG: 0.591			0-0 2B ②	0-0 F8 ③		0-0 5-3 ②			3 0 1 0 0 0 3								R 5			
Jerry Koosman, R (1,1)			0-3 K ②		0-0 1-3 ①				3 0 0 0 0 2 1								H 10			
Inning Stats	R: 0 E: 0 K: 0 S: 3	H: 1 LOB: 0 BB: 0 P: 3	R: 0 E: 0 K: 0 S: 3	H: 0 LOB: 0 BB: 0 P: 3	R: 0 E: 0 K: 2 S: 8	H: 1 LOB: 1 BB: 0 P: 8	R: 1 E: 0 K: 1 S: 8	H: 3 LOB: 3 BB: 1 P: 12	R: 0 E: 0 K: 1 S: 5	H: 0 LOB: 0 BB: 0 P: 5	R: 1 E: 0 K: 1 S: 6	H: 1 LOB: 0 BB: 0 P: 6	R: 3 E: 0 K: 1 S: 8	H: 4 LOB: 1 BB: 1 P: 12	R: 0 E: 0 K: 1 S: 8	H: 0 LOB: 0 BB: 0 P: 12	1B: 7 2B: 2 3B: 0 HR: 1	SF: 0 SAC: 1 DP: 0 HBP: 0	WP: 0 PB: 0 SB: 1 CS: 1	PA: 34
PITCHER Bob Moose, R (1,1) ERA: 6.1	IP: 7.1 WLS: L BF: 31 H: 8 R: 5 ER: 5 SO: 5 BB: 0 IBB: 2 HBP: 0 BLK: 0 WP: 0 HR: 1 S: 39 P: 47 ERA: 6.14 WHIP: 1.091															PITCHER	IP: WLS: BF: H: R: ER: SO: BB: IBB: HBP: BLK: WP: HR: S: P: ERA: WHIP:			
Ramon Hernandez, L (8,1) ERA: 4.0	0.2 L 3 2 0 0 1 0 0 0 0 0 0 5 5 0.00 3.000															PITCHER	IP: WLS: BF: H: R: ER: SO: BB: IBB: HBP: BLK: WP: HR: S: P: ERA: WHIP:			

Pittsburgh Pirates @ New York Mets
Shea Stadium, Flushing, NY
Sat Apr 20 1974, 3:33 AM EDT
Att: 18,070 - Unknown


AB 31
R 5
H 10
RBI 5
BB 2
SO 6
LOB 11



Batter	1	2	3	4	5	6	7	8	9	AB	R	H	RBI	BB	SO	LOB	TOP					
Rennie Stennett, R OBP: 0.303, SLG: 0.444										5	1	3	1	0	0	2						
Richie Hebner, L OBP: 0.469, SLG: 0.764										5	1	2	2	0	0	2						
Al Oliver, L OBP: 0.286, SLG: 0.435										5	1	3	1	0	0	2						
Willie Stargell, L OBP: 0.310, SLG: 0.373										5	0	0	0	0	2	3						
Dave Parker, L OBP: 0.420, SLG: 0.532										5	1	2	0	0	0	1						
Richie Zisk, R OBP: 0.317, SLG: 0.417										5	0	3	0	0	0	2						
Manny Sanguillen, R OBP: 0.240, SLG: 0.480										5	2	1	1	0	0	7						
Frank Taveras, R OBP: 0.456, SLG: 0.409										4	0	4	1	0	0	0						
Ken Brett, L OBP: 0.400, SLG: 0.600										3	1	2	1	0	1	1						
Inning Stats	R: 0 E: 0 K: 0 S: 3	H: 1 LOB: 0 BB: 0 P: 3	R: 0 E: 0 K: 0 S: 4	H: 1 LOB: 1 BB: 0 P: 4	R: 0 E: 0 K: 1 S: 5	H: 1 LOB: 0 BB: 0 P: 5	R: 0 E: 0 K: 0 S: 4	H: 1 LOB: 1 BB: 0 P: 4	R: 4 E: 0 K: 0 S: 8	H: 6 LOB: 1 BB: 0 P: 8	R: 2 E: 0 K: 0 S: 6	H: 4 LOB: 1 BB: 0 P: 6	R: 0 E: 1 K: 1 S: 8	H: 2 LOB: 3 BB: 0 P: 8	R: 0 E: 0 K: 0 S: 4	H: 2 LOB: 1 BB: 0 P: 4	R: 1 E: 0 K: 1 S: 7	H: 2 LOB: 1 BB: 0 P: 7	1B: 16 2B: 2 3B: 0 HR: 3	SF: 0 SAC: 1 DP: 2 HBP: 0	WP: 0 PB: 0 SB: 0 CS: 0	PA: 43
PITCHER	IP WLS BF H R ER SO BB IBB HBP BLK WP HR S P ERA WHIP																					
Tom Seaver, R ERA: 6.12	(1, 1) 5.0 L 24 12 6 6 1 0 0 0 0 0 0 2 26 26 10.80 2.400																					
Harry Parker, R ERA:	(6, 1) 1.0 4 2 0 0 0 0 0 0 0 0 0 4 4 0.00 2.000																					
Ray Sadecki, L ERA: 10.13	(7, 1) 2.0 10 4 0 0 1 0 0 0 0 0 0 12 12 0.00 2.000																					
Tug McGraw, L ERA: 9.53	(9, 1) 1.0 5 2 1 1 1 0 0 0 0 0 0 1 7 7 9.00 2.000																					

Pittsburgh Pirates @ New York Mets
Shea Stadium, Flushing, NY
Sun Apr 21 1974, 3:33 AM EDT
Att: 23,375 - Unknown

AB 42
R 7
H 20
RBI 7
BB 0
SO 3
LOB 20



Batter	1	2	3	4	5	6	7	8	9	AB	R	H	RBI	BB	SO	LOB	BOTTOM					
Don Hahn, R OBP: 0.357, SLG: 0.429										4	0	0	0	0	0	1						
Felix Milan, R OBP: 0.404, SLG: 0.333										4	0	0	0	0	0	0						
Rusty Staub, L OBP: 0.370, SLG: 0.458										4	0	1	0	0	2	0						
Cleon Jones, R OBP: 0.283, SLG: 0.245										4	0	1	0	0	2	1						
John Milner, L OBP: 0.373, SLG: 0.318										2	0	0	0	1	0	1						
Jerry Grote, R OBP: 0.308, SLG: 0.560										3	0	1	0	0	1	1						
Wayne Garrett, L OBP: 0.236, SLG: 0.313										3	0	0	0	0	1	3						
Bud Harrelson, S OBP: 0.474, SLG: 0.379										2	0	0	0	1	1	1						
Tom Seaver, R Harry Parker, R George Theodore, R Ray Sadecki, L Duffy Dyer, R Tug McGraw, R	(1, 1) (6, 1) (6, PH) (7, 1) (8, PH) (9, 1)																					
Inning Stats	R: 0 E: 0 K: 0 S: 4	H: 1 LOB: 1 BB: 0 P: 4	R: 0 E: 0 K: 2 S: 7	H: 0 LOB: 0 BB: 0 P: 7	R: 0 E: 0 K: 1 S: 5	H: 0 LOB: 0 BB: 0 P: 5	R: 0 E: 0 K: 1 S: 5	H: 0 LOB: 0 BB: 0 P: 5	R: 0 E: 0 K: 1 S: 5	H: 0 LOB: 1 BB: 1 P: 9	R: 0 E: 0 K: 0 S: 3	H: 0 LOB: 0 BB: 0 P: 3	R: 0 E: 0 K: 1 S: 7	H: 2 LOB: 2 BB: 0 P: 7	R: 0 E: 0 K: 0 S: 2	H: 0 LOB: 1 BB: 1 P: 6	R: 0 E: 0 K: 2 S: 7	H: 0 LOB: 0 BB: 0 P: 7	1B: 2 2B: 1 3B: 0 HR: 0	SF: 0 SAC: 0 DP: 1 HBP: 0	WP: 1 PB: 0 SB: 0 CS: 0	PA: 31
PITCHER	IP WLS BF H R ER SO BB IBB HBP BLK WP HR S P ERA WHIP																					
Ken Brett, L ERA: 4.41	(1, 1) 9.0 W 31 3 0 0 8 2 0 0 0 0 1 0 45 53 0.00 0.556																					

Pittsburgh Pirates @ New York Mets
Shea Stadium, Flushing, NY
Sun Apr 21 1974, 3:33 AM EDT
Att: 23,375 - Unknown

AB 29
R 0
H 3
RBI 0
BB 2
SO 8
LOB 9



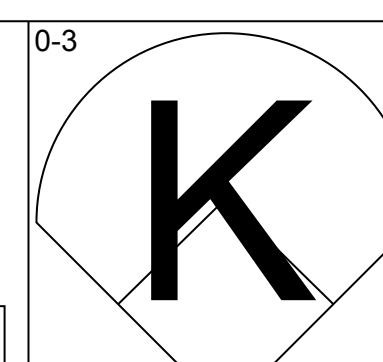
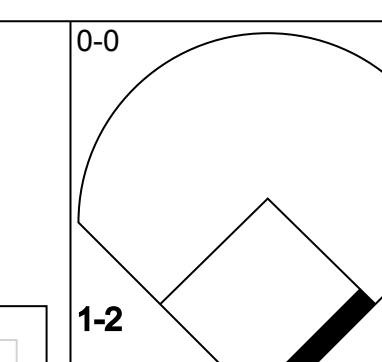
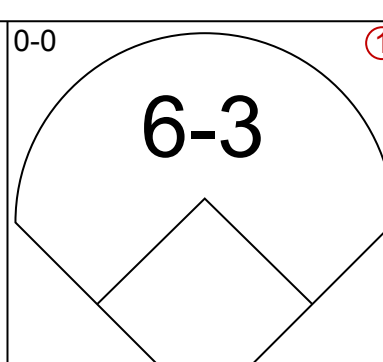
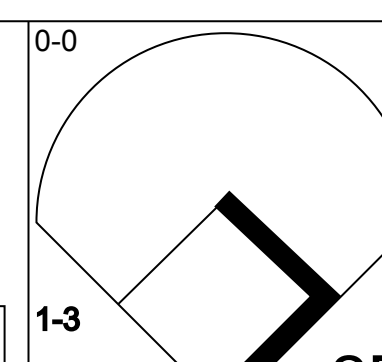
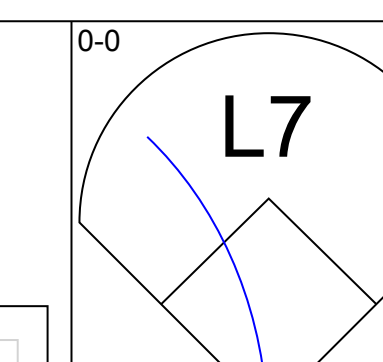
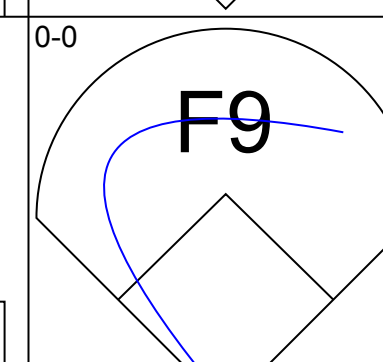
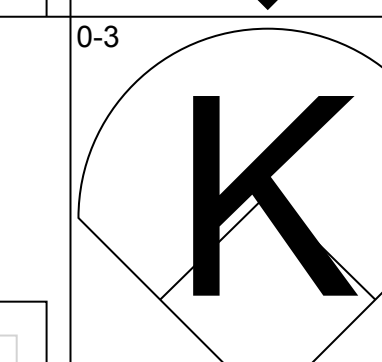
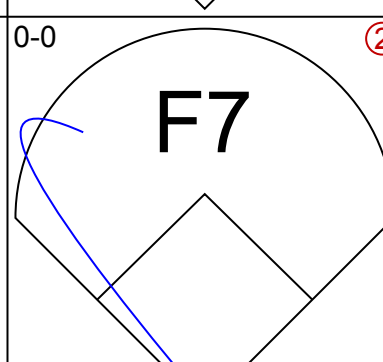
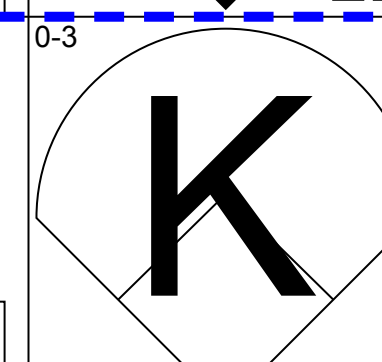
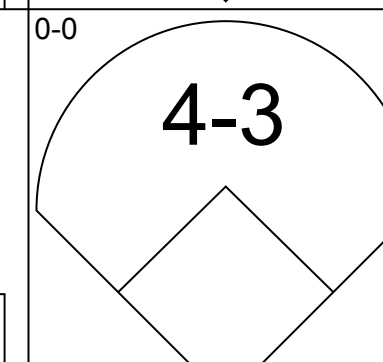
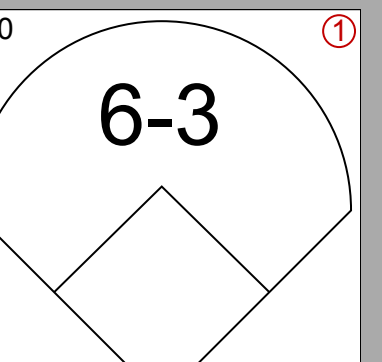
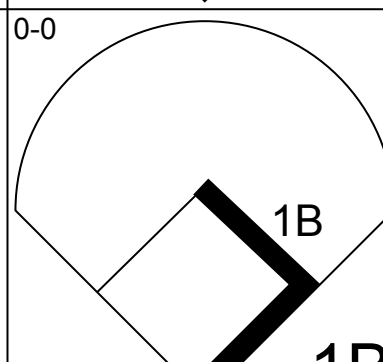
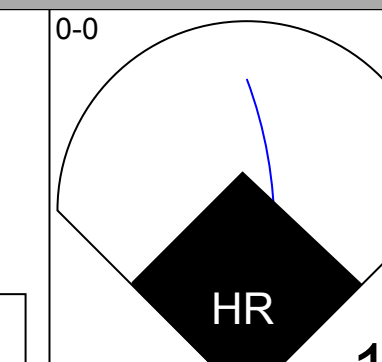
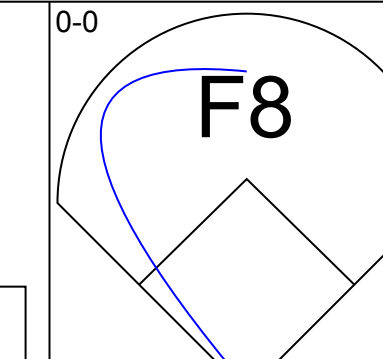
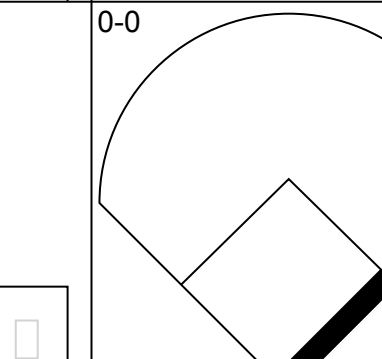
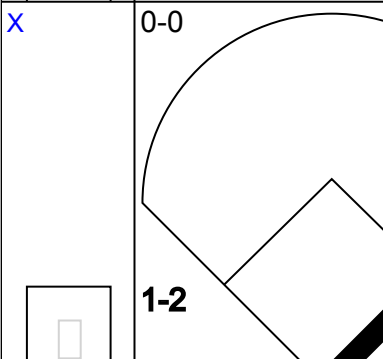
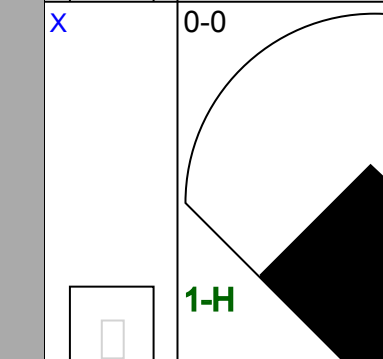

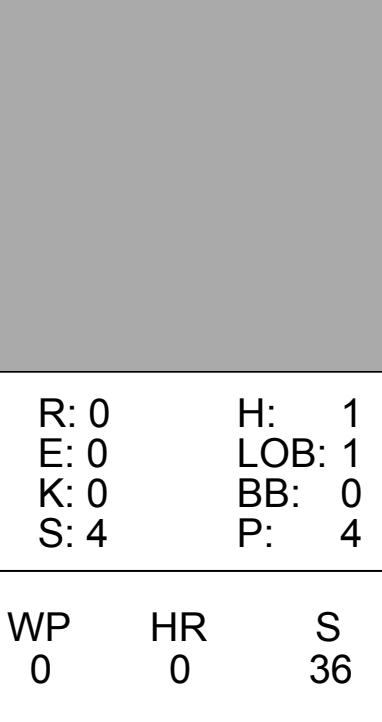
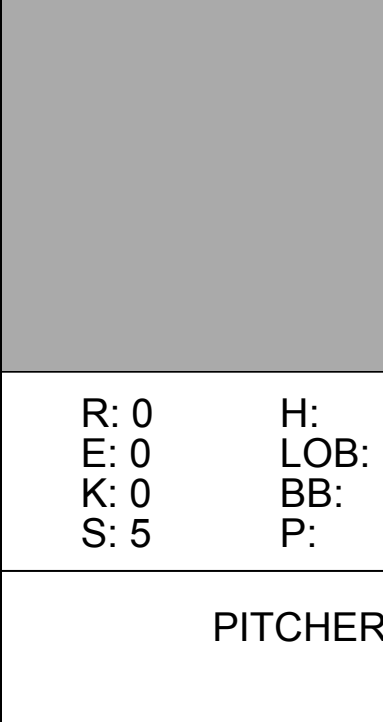
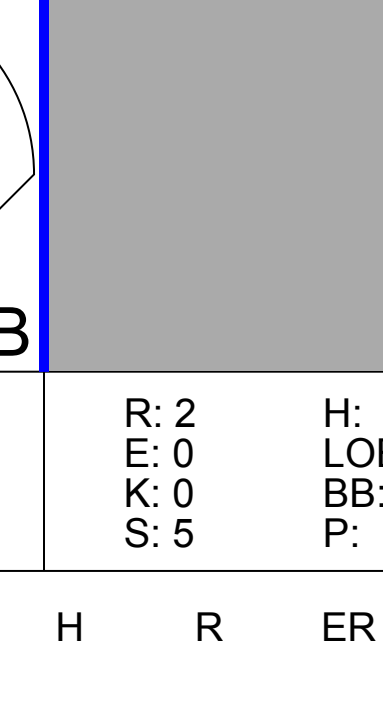

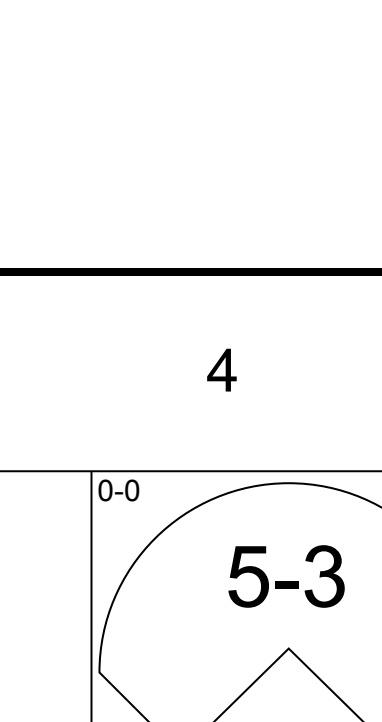
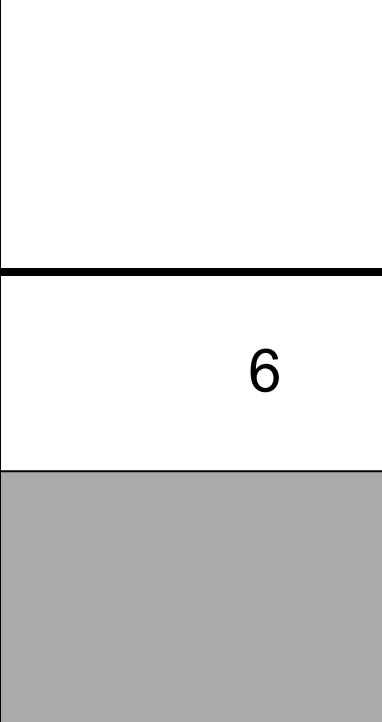
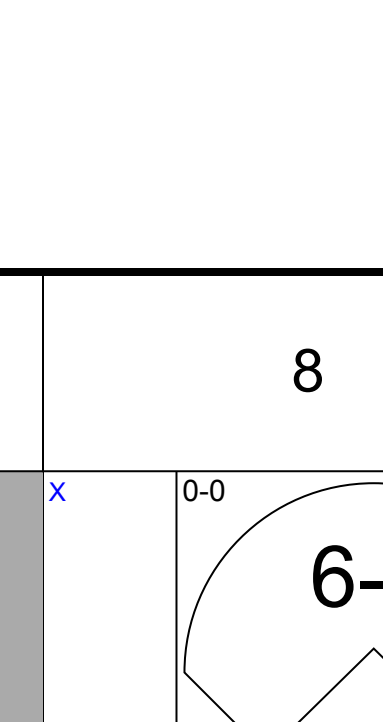

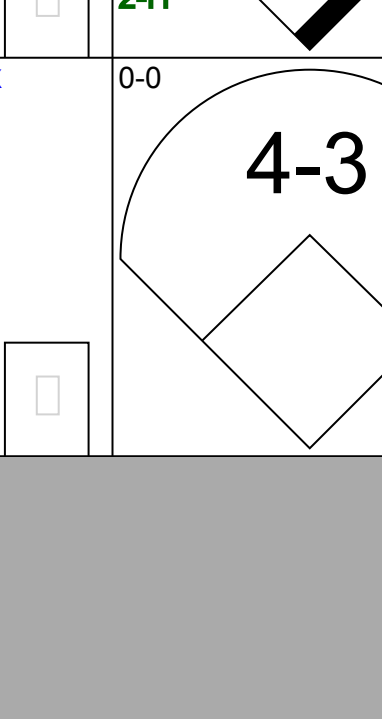

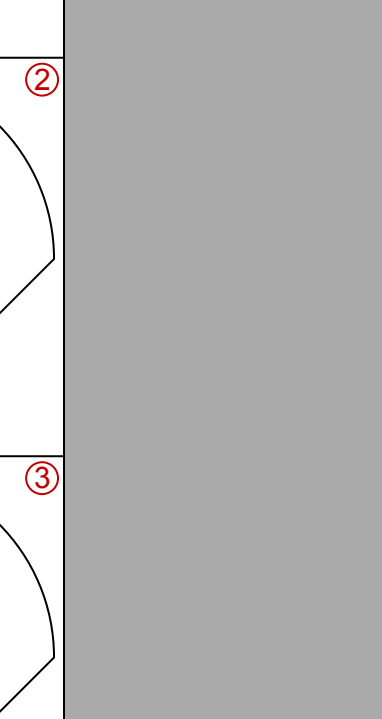



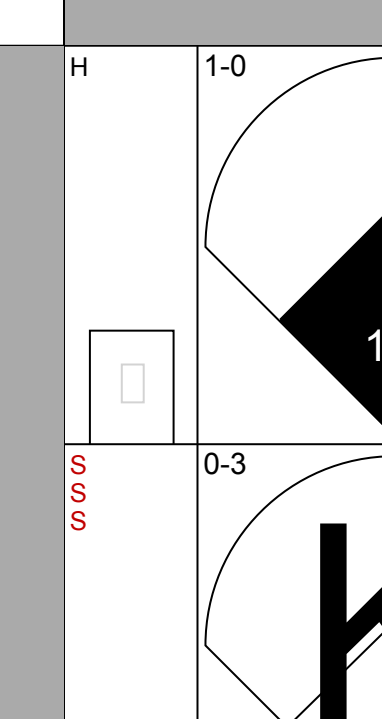
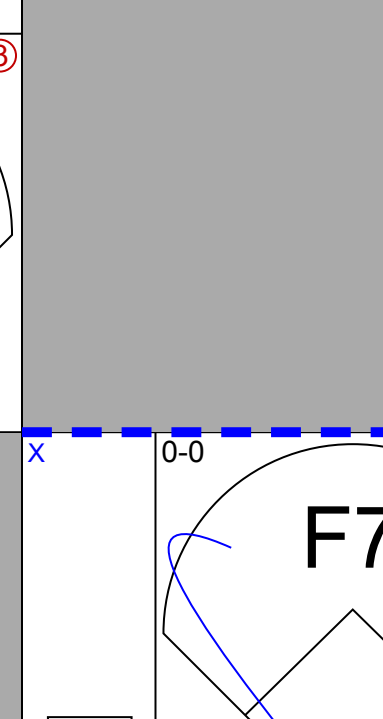
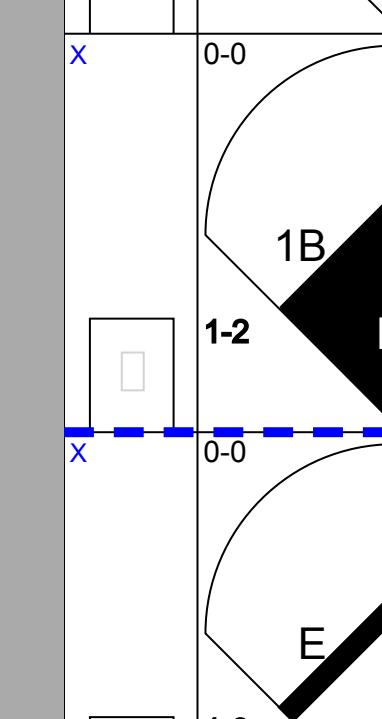
Batter	1	2	3	4	5	6	7	8	9	AB	R	H	RBI	BB	SO	LOB	TOP			
Rennie Stennett, R OBP: 0.310, SLG: 0.441	0-0 6-3		0-0 1B		0-0 5-3		0-0 1B	0-0 F8		5	0	2	0	0	0	1	Pittsburgh Pirates @ Atlanta Braves Atlanta Stadium, Atlanta, GA Wed Apr 24 1974, 7:05 PM EDT Att: 3,395 - Unknown			
Richie Hebner, L OBP: 0.449, SLG: 0.767	0-0 HR		0-0 F9		0-0 G3		0-0 F5	0-0 4-3		5	1	1	1	0	0	4				
Al Oliver, L OBP: 0.309, SLG: 0.448	0-0 FC3-6 1B		0-0 L9		0-0 HR 1B		0-0 1-2 1B		0-0 F8	5	1	3	0	0	0	1				
Willie Stargell, L OBP: 0.317, SLG: 0.429	0-0 FC3-6 1-2		0-0 1B		0-0 HR 1B		0-3 K		0-3 K	5	1	2	2	0	2	3				
Dave Parker, L OBP: 0.382, SLG: 0.481	0-3 K		0-3 K		0-0 F5		0-3 K		0-3 K	5	0	0	0	0	4	5				
Richie Zisk, R OBP: 0.333, SLG: 0.410		0-3 K		0-3 K		0-0 5-3 1B		4-0 HR BB		3	0	1	0	1	2	0				
Gene Clines, R OBP: 0.176, SLG: 0.313										0	1	0	0	0	0	0				
Manny Sanguillen, R OBP: 0.241, SLG: 0.552		0-0 F8		0-0 4-3		0-0 5-3 1-2		0-0 1-H HR		4	1	1	2	0	0	1				
Frank Taveras, R OBP: 0.500, SLG: 0.500		0-0 1B		0-0 2B		0-0 F4		0-0 S 1B		4	0	3	0	0	0	1				
Dock Ellis, S		0-3 K		0-3 K		0-3 K		0-0 B5		3	0	0	0	0	3	3				
Dave Giusti, R										1	0	0	0	0	0	1				
Inning Stats	R: 1 E: 0 K: 1 S: 7	H: 2 LOB: 1 BB: 7	R: 0 E: 0 K: 2 S: 8	H: 1 LOB: 1 BB: 0 P: 8	R: 0 E: 0 K: 1 S: 7	H: 2 LOB: 2 BB: 0 P: 7	R: 0 E: 0 K: 2 S: 8	H: 1 LOB: 1 BB: 0 P: 8	R: 2 E: 0 K: 1 S: 6	H: 2 LOB: 0 BB: 0 P: 6	R: 0 E: 0 K: 2 S: 9	H: 2 LOB: 2 BB: 1 P: 9	R: 2 E: 0 K: 0 S: 5	H: 2 LOB: 2 BB: 1 P: 9	R: 0 E: 0 K: 2 S: 7	H: 0 LOB: 0 BB: 7	1B: 9 2B: 1 3B: 0 HR: 3	SF: 0 SAC: 0 DP: 0 HBP: 0	WP: 0 PB: 0 SB: 1 CS: 0	PA: 41
PITCHER	IP WLS BF H R ER SO BB IBB HBP BLK WP HR S P ERA WHIP	IP WLS BF H R ER SO BB IBB HBP BLK WP HR S P ERA WHIP	IP WLS BF H R ER SO BB IBB HBP BLK WP HR S P ERA WHIP	IP WLS BF H R ER SO BB IBB HBP BLK WP HR S P ERA WHIP	IP WLS BF H R ER SO BB IBB HBP BLK WP HR S P ERA WHIP	IP WLS BF H R ER SO BB IBB HBP BLK WP HR S P ERA WHIP	IP WLS BF H R ER SO BB IBB HBP BLK WP HR S P ERA WHIP	IP WLS BF H R ER SO BB IBB HBP BLK WP HR S P ERA WHIP	IP WLS BF H R ER SO BB IBB HBP BLK WP HR S P ERA WHIP	IP WLS BF H R ER SO BB IBB HBP BLK WP HR S P ERA WHIP	IP WLS BF H R ER SO BB IBB HBP BLK WP HR S P ERA WHIP	IP WLS BF H R ER SO BB IBB HBP BLK WP HR S P ERA WHIP	IP WLS BF H R ER SO BB IBB HBP BLK WP HR S P ERA WHIP	IP WLS BF H R ER SO BB IBB HBP BLK WP HR S P ERA WHIP	IP WLS BF H R ER SO BB IBB HBP BLK WP HR S P ERA WHIP	IP WLS BF H R ER SO BB IBB HBP BLK WP HR S P ERA WHIP	ERA WHIP	ERA WHIP		
Phil Niekro, R ERA: 3.72	6.1	L	30	11	3	3	7	0	0	0	0	0	0	0	0	0	4.26	1.737		
Tom House, L ERA: 5.79	0.2		2	0	0	0	2	0	0	0	0	0	0	0	0	0	0.00	0.000		
Buzz Capra, R ERA: 3.86	2.0		9	2	2	2	2	1	0	0	0	0	0	0	1	12	9.00	1.500		

Batter	1	2	3	4	5	6	7	8	9	AB	R	H	RBI	BB	SO	LOB	BOTTOM					
Ralph Garr, L OBP: 0.378, SLG: 0.468	0-0 1-3		0-0 F2			4-0 G3-6-1 1B WP BB	0-0 1B		0-0 FC3-6	4	1	1	0	1	0	2	Pittsburgh Pirates @ Atlanta Braves Atlanta Stadium, Atlanta, GA Wed Apr 24 1974, 7:05 PM EDT Att: 3,395 - Unknown					
Rowland Office, L OBP: 0.138, SLG: 0.214	0-0 F9		0-3 K			0-0 G3-6-1 1B	0-0 4-3		0-0 F2	4	0	1	0	0	1	4						
Hank Aaron, R OBP: 0.286, SLG: 0.514										1	0	0	0	0	0	1						
Darrell Evans, L OBP: 0.311, SLG: 0.314	4-0 BB		0-0 L8			0-0 G3-6-1 1-2 2-3		0-3 K		3	0	0	0	1	1	3						
Dusty Baker Jr., R OBP: 0.423, SLG: 0.500	0-0 6-3				0-0 G5-4-3 1B	0-0 HR		0-0 F8 1B 2B		4	2	3	1	0	0	1						
Davey Johnson, R OBP: 0.409, SLG: 0.451		0-0 F8		0-0 G5-4-3 1-2		0-0 F2		0-0 F8		4	0	0	0	0	0	2						
Frank Tepedino, L OBP: 0.388, SLG: 0.412		0-0 6-3		0-0 6-3			0-0 L1		0-0 1B	4	0	1	1	0	0	0						
Johnny Oates, L OBP: 0.293, SLG: 0.269		0-0 FC6-4 1B			0-0 4-3		0-0 E3 1B BB		0-0 4-3	4	0	1	0	0	0	1						
Craig Robinson, R OBP: 0.259, SLG: 0.160		0-0 FC6-4			0-0 1-3		4-0 1B BB		0-0 F3	2	0	0	0	0	0	1						
Norm Miller, L										0	0	0	0	1	0	0						
Leo Foster, R										1	0	0	0	0	0	0						
Phil Niekro, R OBP: 0.267, SLG: 0.333					0-3 K		0-0 F7		4-0 FC3-6 BB	2	0	1	0	0	1	0						
Tom House, L										0	0	0	0	0	0	0						
Ivan Murrell, R OBP: 0.278, SLG: 0.235										1	0	0	0	0	0	2						
Buzz Capra, R										0	0	0	0	0	0	0						
Marty Perez, R OBP: 0.464, SLG: 0.660					1B					0	0	0	0	1	0	0						
Inning Stats	R: 0 E: 0 K: 0 S: 3	H: 0 LOB: 1 BB: 1 P: 7	R: 0 E: 0 K: 0 S: 4	H: 1 LOB: 1 BB: 0 P: 4	R: 0 E: 0 K: 1 S: 6	H: 1 LOB: 1 BB: 0 P: 6	R: 0 E: 0 K: 0 S: 3	H: 1 LOB: 0 BB: 0 P: 3	R: 0 E: 0 K: 1 S: 5	H: 0 LOB: 0 BB: 0 P: 5	R: 2 E: 0 K: 0 S: 4	H: 2 LOB: 0 BB: 1 P: 8	R: 0 E: 1 K: 0 S: 5	H: 1 LOB: 3 BB: 1 P: 9	R: 1 E: 0 K: 1 S: 7	H: 2 LOB: 1 BB: 0 P: 7	R: 0 E: 0 K: 0 S: 3	H: 0 LOB: 1 BB: 1 P: 7	1B: 6 2B: 1 3B: 0 HR: 1	SF: 0 SAC: 0 DP: 2 HBP: 0	WP: 1 PB: 0 SB: 0 CS: 0	PA: 38
PITCHER	IP WLS BF H R ER SO BB IBB HBP BLK WP HR S P ERA WHIP	IP WLS BF H R ER SO BB IBB HBP BLK WP HR S P ERA WHIP	IP WLS BF H R ER SO BB IBB HBP BLK WP HR S P ERA WHIP	IP WLS BF H R ER SO BB IBB HBP BLK WP HR S P ERA WHIP	IP WLS BF H R ER SO BB IBB HBP BLK WP HR S P ERA WHIP	IP WLS BF H R ER SO BB IBB HBP BLK WP HR S P ERA WHIP	IP WLS BF H R ER SO BB IBB HBP BLK WP HR S P ERA WHIP	IP WLS BF H R ER SO BB IBB HBP BLK WP HR S P ERA WHIP	IP WLS BF H R ER SO BB IBB HBP BLK WP HR S P ERA WHIP	IP WLS BF H R ER SO BB IBB HBP BLK WP HR S P ERA WHIP	IP WLS BF H R ER SO BB IBB HBP BLK WP HR S P ERA WHIP	IP WLS BF H R ER SO BB IBB HBP BLK WP HR S P ERA WHIP	IP WLS BF H R ER SO BB IBB HBP BLK WP HR S P ERA WHIP	IP WLS BF H R ER SO BB IBB HBP BLK WP HR S P ERA WHIP	IP WLS BF H R ER SO BB IBB HBP BLK WP HR S P ERA WHIP	IP WLS BF H R ER SO BB IBB HBP BLK WP HR S P ERA WHIP	ERA WHIP	ERA WHIP				
Dock Ellis, R ERA: 4.42	1.1									3.00	3.00	1.167										
Dave Giusti, R ERA: 5.65	7.1	S	15	3	1	1	1	2	0	0	0	0	0	0	0	0	3.00	1.667				



Batter	1	2	3	4	5	6	7	8	9	AB	R	H	RBI	BB	SO	LOB	TOP					
Rennie Stennett, R (1,4) OBP: 0.307, SLG: 0.431	1-3		G4-6-3		L9			G4-3		4	1	1	0	0	0	2	Pittsburgh Pirates @ Atlanta Braves Atlanta Stadium, Atlanta, GA Thu Apr 25 1974, 7:05 PM EDT Att: 3,437 - Unknown					
Richie Hebner, L (1,5) OBP: 0.438, SLG: 0.734	F9		G4-6-3		F5			G3		4	0	1	1	0	0	2						
Al Oliver, L (1,3) OBP: 0.319, SLG: 0.465			G4-6-3						5-3	4	0	2	0	0	0	1						
Willie Stargell, L (1,7) OBP: 0.313, SLG: 0.417 Paul Popovich, S (9, PR) OBP: 0.296, SLG: 0.286	K		G3							4	0	1	0	0	1	2						
Dave Parker, L (1,8) OBP: 0.356, SLG: 0.446					F3					4	0	0	0	0	0	2						
Richie Zisk, R (1,9) OBP: 0.313, SLG: 0.381 Gene Clines, R (7,8) OBP: 0.167, SLG: 0.294	F9				K					3	0	0	0	0	1	0						
Manny Sanguillen, R (1,2) OBP: 0.291, SLG: 0.563										3	0	2	0	0	0	0						
Frank Taveras, R (1,6) OBP: 0.452, SLG: 0.448										3	0	0	0	0	0	2						
Jerry Reuss, L (1,1) OBP: 0.444, SLG: 0.286 Ed Kirkpatrick, L (8, PH) OBP: 0.565, SLG: 0.500 Kurt Bevacqua, R (8, PR) Ramon Hernandez, S (8,1)										1	1	0	0	1	0	1						
										0	0	0	0	1	0	0						
										0	0	0	0	0	0	0						
										0	0	0	0	0	0	0						
Inning Stats	R: 0 E: 0 K: 1 S: 6	H: 1 LOB: 1 BB: 0 P: 6	R: 0 E: 0 K: 0 S: 4	H: 1 LOB: 1 BB: 0 P: 4	R: 2 E: 0 K: 0 S: 4	H: 2 LOB: 0 BB: 1 P: 8	R: 0 E: 0 K: 1 S: 5	H: 0 LOB: 0 BB: 0 P: 5	R: 0 E: 1 K: 0 S: 3	H: 0 LOB: 1 BB: 0 P: 4	R: 0 E: 0 K: 0 S: 3	H: 1 LOB: 0 BB: 0 P: 3	R: 0 E: 0 K: 0 S: 3	H: 1 LOB: 0 BB: 0 P: 3	R: 0 E: 0 K: 0 S: 2	H: 0 LOB: 1 BB: 1 P: 6	R: 0 E: 0 K: 0 S: 4	H: 1 LOB: 2 BB: 0 P: 4	1B: 6 2B: 2 3B: 0 HR: 0	SF: 0 SAC: 0 DP: 4 HBP: 0	WP: 0 PB: 0 SB: 1 CS: 0	PA: 33
PITCHER Ron Reed, R (1,1) ERA: 3.13	IP: 9.0 WLS: W BF: 33 H: 7 R: 2 ER: 2 SO: 2 BB: 2 IBB: 0 HBP: 0 BLK: 0 WP: 0 HR: 0 S: 35 P: 43 ERA: 2.00 WHIP: 1.000																					

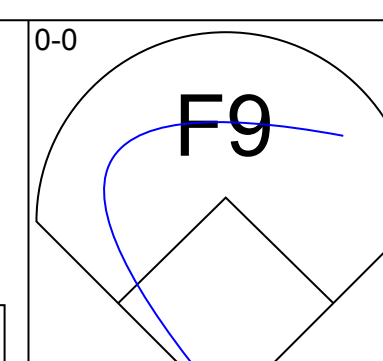
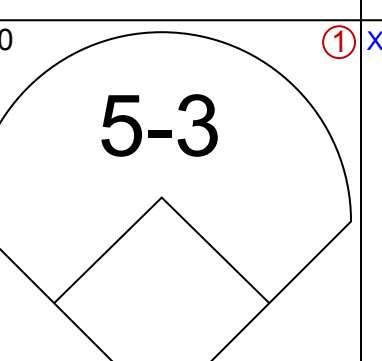
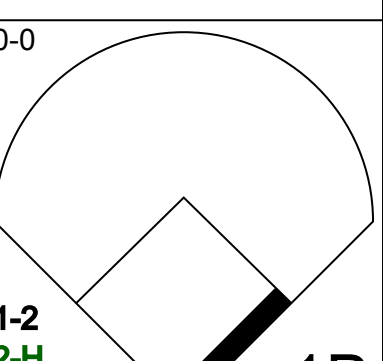
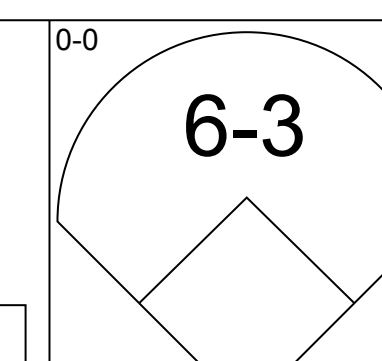
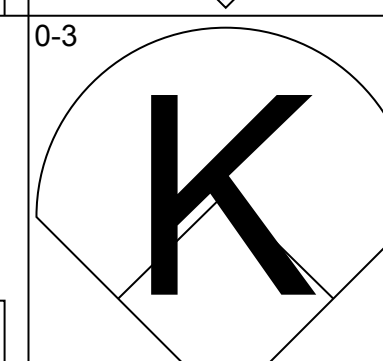
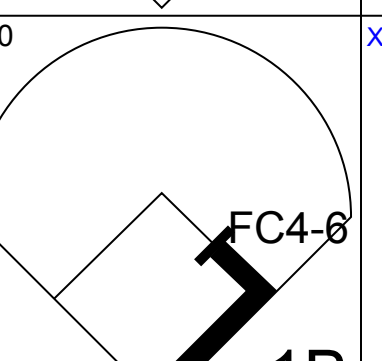
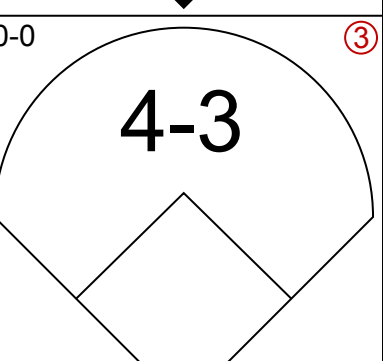
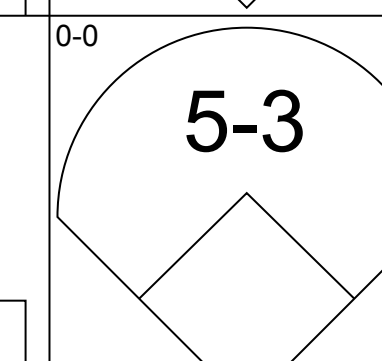
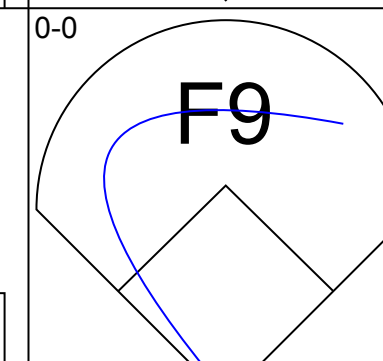
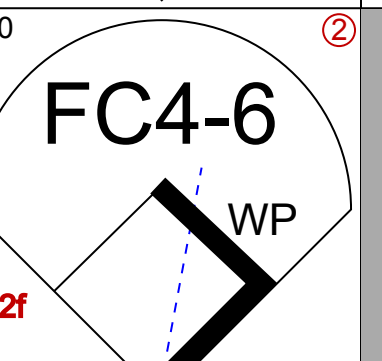
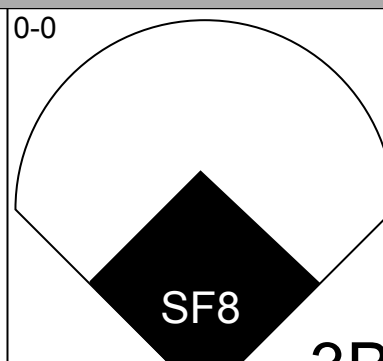
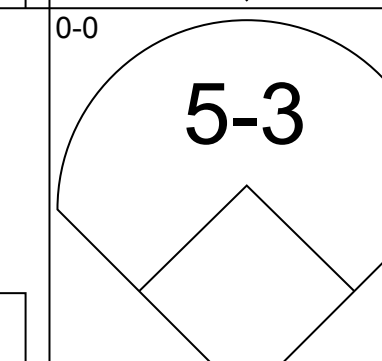
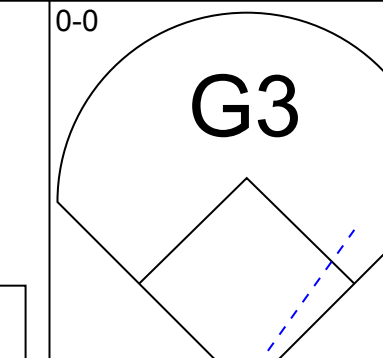
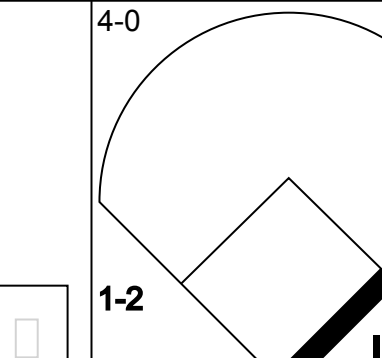
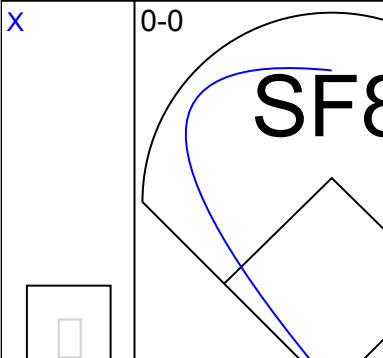
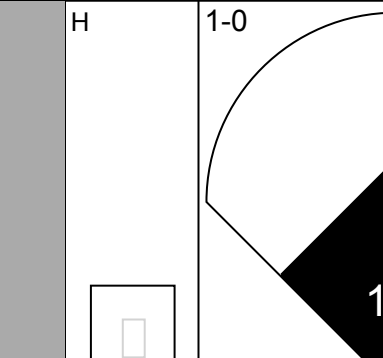
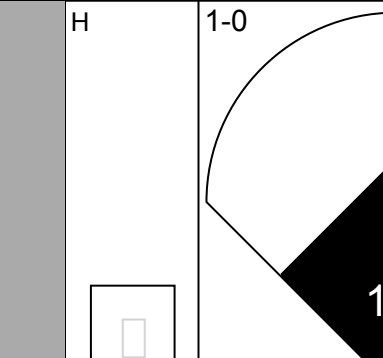
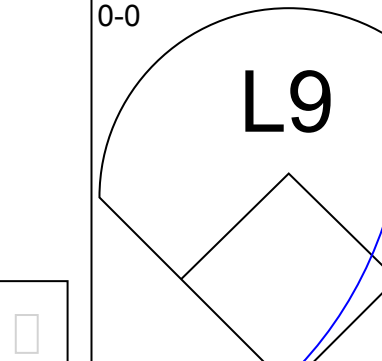
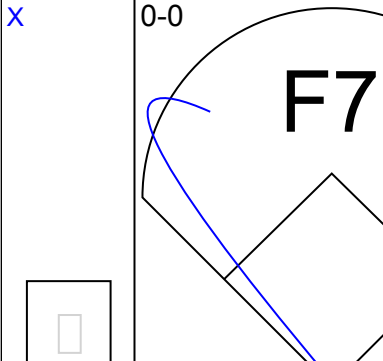
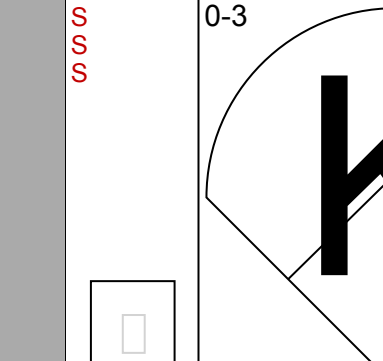
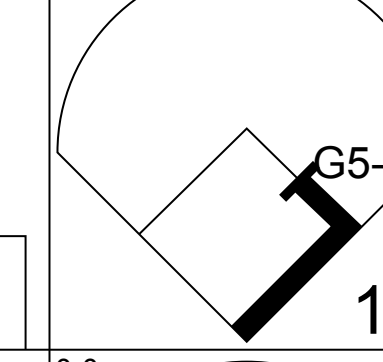
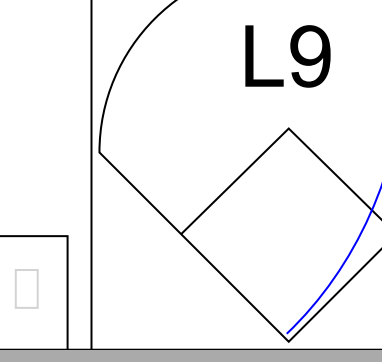
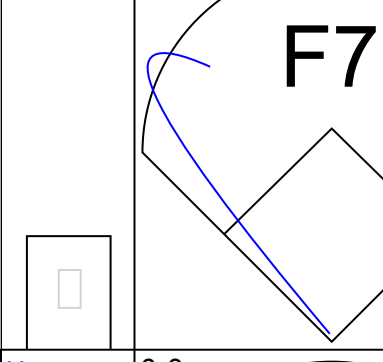
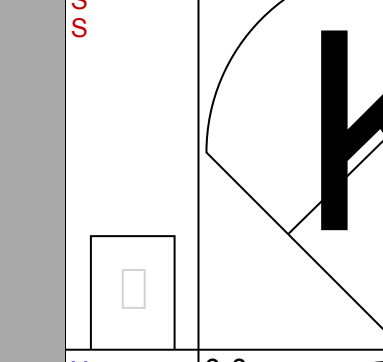
Batter	1	2	3	4	5	6	7	8	9	AB	R	H	RBI	BB	SO	LOB	BOTTOM			
Ralph Garr, L (1,9) OBP: 0.372, SLG: 0.457	K				L7					4	0	1	0	0	1	0	Pittsburgh Pirates @ Atlanta Braves Atlanta Stadium, Atlanta, GA Thu Apr 25 1974, 7:05 PM EDT Att: 3,437 - Unknown			
Craig Robinson, R (1,6) OBP: 0.258, SLG: 0.167	F8									4	0	1	0	0	0	1				
Darrell Evans, L (1,5) OBP: 0.313, SLG: 0.302	F7									2	1	0	0	1	0	1				
Hank Aaron, R (1,7) OBP: 0.311, SLG: 0.590 Rowland Office, L (8,8) OBP: 0.136, SLG: 0.214										2	1	1	2	1	0	1				
Dusty Baker Jr., R (1,8) OBP: 0.419, SLG: 0.508										0	0	0	0	0	0	0				
Dusty Baker Jr., R (1,8) OBP: 0.419, SLG: 0.508										3	1	1	0	0	0	1				
Davey Johnson, R (1,4) OBP: 0.391, SLG: 0.426										3	0	0	0	0	1	2				
Ivan Murrell, R (1,3) OBP: 0.286, SLG: 0.263										2	0	1	1	0	0	0				
Johnny Oates, L (1,2) OBP: 0.295, SLG: 0.259										2	0	0	0	1	0	0				
Ron Reed, R (1,1) OBP: 0.200, SLG: 0.143										3	0	0	0	0	1	0				
										1B: 3 2B: 1 3B: 0 HR: 1	SF: 1 SAC: 0 DP: 1 HBP: 0	WP: 0 PB: 0 SB: 0 CS: 1	PA: 29							
Inning Stats	R: 0 E: 0 K: 1 S: 5	H: 0 LOB: 0 BB: 0 P: 5	R: 0 E: 0 K: 0 S: 2	H: 0 LOB: 0 BB: 1 P: 6	R: 0 E: 0 K: 1 S: 5	H: 0 LOB: 0 BB: 0 P: 5	R: 0 E: 0 K: 0 S: 4	H: 1 LOB: 1 BB: 0 P: 4	R: 1 E: 0 K: 0 S: 4	H: 1 LOB: 0 BB: 0 P: 4	R: 0 E: 0 K: 0 S: 3	H: 1 LOB: 0 BB: 0 P: 3	R: 2 E: 1 K: 1 S: 6	H: 2 LOB: 2 BB: 2 P: 14	R: 0 E: 0 K: 0 S: 3	H: 0 LOB: 0 BB: 0 P: 3	1B: 3 2B: 1 3B: 0 HR: 1	SF: 1 SAC: 0 DP: 1 HBP: 0	WP: 0 PB: 0 SB: 0 CS: 1	PA: 29
PITCHER Jerry Reuss, L (1,1) ERA: 7.25 Ramon Hernandez, L (8,1) ERA: 3.6	IP: 7.0 WLS: L BF: 27 H: 5 R: 3 ER: 3 SO: 3 BB: 2 IBB: 0 HBP: 0 BLK: 0 WP: 0 HR: 1 S: 29 P: 41 ERA: 3.86 WHIP: 1.000																			

Batter	1	2	3	4	5	6	7	8	9	AB	R	H	RBI	BB	SO	LOB	TOP					
Roger Metzger, S (1, 6) OBP: 0.376, SLG: 0.387										5	0	2	0	0	1	0						
Olite Brown, R (1, 9) OBP: 0.233, SLG: 0.367										3	0	0	0	0	1	2						
Greg Gross, L (7, PH) OBP: 0.404, SLG: 0.392										1	0	0	0	0	1	3						
Cesar Cedeno, R (1, 8) OBP: 0.369, SLG: 0.588										4	1	2	0	0	0	0						
Bob Watson, R (1, 7) OBP: 0.383, SLG: 0.493										4	1	3	2	0	0	0						
Lee May, R (1, 3) OBP: 0.308, SLG: 0.394										4	0	0	0	0	1	3						
Bob Gallagher, L (8, 9) OBP: 0.158, SLG: 0.167										0	0	0	0	0	0	0						
Doug Radler, R (1, 5) OBP: 0.324, SLG: 0.354										4	1	1	0	0	0	1						
Tommy Helms, R (1, 4) OBP: 0.348, SLG: 0.462										4	0	0	0	0	0	1						
Johnny Edwards, L (1, 2) OBP: 0.278, SLG: 0.406										3	0	1	1	0	0	1						
Larry Dierker, R (1, 1) OBP: 0.273, SLG: 0.273										2	0	1	0	0	1	1						
Cliff Johnson, R (7, PH) OBP: 0.167, SLG: 0.167										1	0	1	0	0	0	0						
Larry Milbourne, S (7, PR) OBP: 0.200, SLG: 0.200										0	0	0	0	0	0	0						
Fred Scherman, L (7, 1) OBP: 0.158, SLG: 0.167										1	0	0	0	0	1	0						
Ken Forscher, R (9, 1) OBP: 0.158, SLG: 0.167										0	0	0	0	0	0	0						
Inning Stats	R: 0 E: 0 K: 1 S: 5	H: 0 LOB: 0 BB: 0 P: 5	R: 0 E: 0 K: 1 S: 5	H: 0 LOB: 0 BB: 0 P: 5	R: 0 E: 1 K: 1 S: 7	H: 2 LOB: 2 BB: 0 P: 7	R: 0 E: 0 K: 0 S: 4	H: 1 LOB: 1 BB: 0 P: 4	R: 0 E: 0 K: 1 S: 5	H: 1 LOB: 0 BB: 0 P: 5	R: 0 E: 0 K: 0 S: 5	H: 2 LOB: 2 BB: 0 P: 5	R: 1 E: 1 K: 1 S: 8	H: 3 LOB: 3 BB: 0 P: 8	R: 2 E: 0 K: 0 S: 5	H: 2 LOB: 2 BB: 0 P: 5	R: 0 E: 0 K: 1 S: 5	H: 0 LOB: 0 BB: 0 P: 5	1B: 8 2B: 3 3B: 0 HR: 1	SF: 1 SAC: 0 DP: 1 HBP: 0	WP: 0 PB: 0 SB: 0 CS: 1	PA: 37
PITCHER	IP	WLS	BF	H	R	ER	SO	BB	IBB	HBP	BLK	WP	HR	S	P	ERA	WHIP					
Jim Rooker, L (1, 1) ERA: 1.25	6.2		28	9	1	1	4	0	0	0	0	0	0	36	36	1.35	1.350					
Dave Giusti, R (7, 1) ERA: 5.94	2.1	W	9	2	2	2	2	0	0	0	0	0	1	13	13	7.71	0.857					

Houston Astros @ Pittsburgh Pirates
Three Rivers Stadium, Pittsburgh, PA
Fri Apr 26 1974, 7:05 PM EDT
Att. 11,145 - Unknown

AB	36
R	3
H	11
RBI	3
BB	0
SO	6
LOB	12



Batter	1	2	3	4	5	6	7	8	9	AB	R	H	RBI	BB	SO	LOB	BOTTOM					
Rennie Stennett, R (1, 4) OBP: 0.304, SLG: 0.421										4	0	1	1	0	0	0						
Richie Hebner, L (1, 5) OBP: 0.425, SLG: 0.706										4	0	1	0	0	1	2						
Al Oliver, L (1, 3) OBP: 0.316, SLG: 0.480										4	1	1	0	0	0	1						
Willie Stargell, L (1, 7) OBP: 0.324, SLG: 0.410										1	0	0	1	1	0	0						
Mario Mendoza, R (9, PR) OBP: 0.349, SLG: 0.433										4	0	1	0	0	1	3						
Dave Parker, L (1, 8) OBP: 0.349, SLG: 0.433										3	0	0	0	0	1	1						
Richie Ziek, R (1, 9) OBP: 0.294, SLG: 0.356										3	0	0	0	0	1	1						
Gene Clines, R (8, 8) OBP: 0.211, SLG: 0.333										1	1	1	0	0	0	0						
Manny Sanguillen, R (1, 2) OBP: 0.278, SLG: 0.528										4	0	1	1	0	0	0						
Frank Taveras, R (1, 6) OBP: 0.441, SLG: 0.438										3	1	1	0	0	0	0						
Paul Popovich, S (9, PH) OBP: 0.375, SLG: 0.286										0	0	0	0	1	0	0						
Jim Rooker, R (1, 1) OBP: 0.429, SLG: 0.429										2	0	1	0	0	0	0						
Dave Giusti, R (7, 1) OBP: 0.542, SLG: 0.471										1	0	0	0	0	0	0						
Ed Kirkpatrick, L (9, PH) OBP: 0.542, SLG: 0.471										1	0	0	0	0	0	2						
Inning Stats	R: 0 E: 0 K: 1 S: 5	H: 0 LOB: 0 BB: 0 P: 5	R: 0 E: 0 K: 0 S: 3	H: 1 LOB: 0 BB: 0 P: 3	R: 0 E: 0 K: 0 S: 3	H: 0 LOB: 0 BB: 0 P: 3	R: 0 E: 0 K: 0 S: 4	H: 1 LOB: 2 BB: 1 P: 8	R: 1 E: 0 K: 1 S: 8	H: 3 LOB: 2 BB: 0 P: 8	R: 1 E: 0 K: 0 S: 4	H: 1 LOB: 0 BB: 0 P: 4	R: 0 E: 0 K: 0 S: 3	H: 0 LOB: 0 BB: 0 P: 3	R: 0 E: 0 K: 0 S: 3	H: 0 LOB: 0 BB: 0 P: 3	R: 2 E: 1 K: 1 S: 6	H: 2 LOB: 3 BB: 1 P: 11	1B: 7 2B: 0 3B: 1 HR: 0	SF: 1 SAC: 0 DP: 1 HBP: 1	WP: 1 PB: 0 SB: 0 CS: 0	PA: 36
PITCHER	IP	WLS	BF	H	R	ER	SO	BB	IBB	HBP	BLK	WP	HR	S	P	ERA	WHIP					
Larry Dierker, R (1, 1) ERA: 2.17	6.0		24	6	2	2	2	0	0	1	0	0	0	10	11	3.86	0.429					
Fred Scherman, L (7, 1) ERA: 1.5	2.1	L	9	1	2	1	1	0	0	1	0	0	0	2	6	∞	∞					
Ken Forscher, R (9, 1) ERA: 1.0	0.0		3	1	0	0	0	0	1	0	0	0	0	2	6	∞	∞					

Houston Astros @ Pittsburgh Pirates
Three Rivers Stadium, Pittsburgh, PA
Fri Apr 26 1974, 7:05 PM EDT
Att. 11,145 - Unknown

AB	32
R	4
H	8
RBI	3
BB	2
SO	3
LOB	9



Batter	1	2	3	4	5	6	7	8	9	AB	R	H	RBI	BB	SO	LOB	TOP			
Roger Metzger, S (1, 6) OBP: 0.385, SLG: 0.412	F9			F3		FC6-4 1B		1B 1B	3-1	5	0	2	0	0	0	2				
Tommy Helms, R (1, 4) OBP: 0.352, SLG: 0.457	1-3					FC6-4 1B		1B 1B	G3	2	0	1	0	0	0	0				
Larry Milbourne, S (4, 4) OBP: 0.154, SLG: 0.154				CS 1B				1B 1B		1	0	0	0	0	0	1				
Cliff Johnson, R (8, PH) OBP: 0.250, SLG: 0.250						1-2		1B 1B		2	0	1	0	0	0	2				
Cesar Cedeno, R (1, 8) OBP: 0.362, SLG: 0.562	L8			K		G6-4-3 1B		K		4	0	1	0	0	2	3				
Bob Watson, R (1, 7) OBP: 0.396, SLG: 0.488		L4				G6-4-3 1B				4	1	2	0	0	0	2				
Lee May, R (1, 3) OBP: 0.302, SLG: 0.385		K				F9				4	0	0	0	0	2	4				
Don Wilson, R (8, 1)								K		0	0	0	0	0	0	0				
Doug Radler, R (1, 5) OBP: 0.381, SLG: 0.437		K				HR				3	2	2	2	1	1	0				
Ollie Brown, R (1, 9) OBP: 0.206, SLG: 0.324			L8			L8		K		4	0	0	0	0	1	2				
Mitt May, L (1, 2) OBP: 0.375, SLG: 0.377			K							4	0	2	1	0	2	1				
Tom Griffin, R (9, PR) OBP: 0.417, SLG: 0.636								K		0	0	0	0	0	0	0				
Claude Osteen, L (1, 1) OBP: 0.182, SLG: 0.182			L8							2	0	0	0	0	0	1				
Dave Campbell, R (8, PH)						5-3				1	0	0	0	0	0	0				
Greg Gross, L (9, PH) OBP: 0.438, SLG: 0.411								F7		1	0	1	0	0	0	0				
Inning Stats	R: 0 E: 0 K: 0 S: 3	H: 0 LOB: 0 BB: 0 P: 3	R: 0 E: 0 K: 2 S: 7	H: 0 LOB: 0 BB: 0 P: 7	R: 0 E: 0 K: 1 S: 5	H: 0 LOB: 0 BB: 0 P: 5	R: 0 E: 0 K: 1 S: 5	H: 1 LOB: 1 BB: 0 P: 5	R: 2 E: 0 K: 0 S: 6	H: 3 LOB: 1 BB: 0 P: 6	R: 0 E: 0 K: 2 S: 4	H: 0 LOB: 1 BB: 1 P: 11	R: 0 E: 0 K: 2 S: 10	H: 3 LOB: 3 BB: 0 P: 10	R: 1 E: 0 K: 0 S: 6	H: 3 LOB: 2 BB: 0 P: 6	1B: 9 2B: 3 3B: 0 HR: 1	SF: 0 SAC: 0 DP: 2 HBP: 0	WP: 0 PB: 0 SB: 1 CS: 1	PA: 38
PITCHER	IP WLS BF H R ER SO BB IBB HBP BLK WP HR S P ERA WHIP																			
Ken Brett, L (1, 1) ERA: 3.75	7.2 W 31 9 2 2 7 1 0 0 0 0 1 44 48 2.35 1.304																			
Dave Giusti, R (8, 1) ERA: 6.0	1.1 S 7 3 1 1 1 0 0 0 0 0 0 9 9 6.75 2.250																			

Houston Astros @ Pittsburgh Pirates
Three Rivers Stadium, Pittsburgh, PA
Sun Apr 28 1974, 3:33 AM EDT
Att: 13,073 - Unknown

AB 37
R 3
H 12
RBI 3
BB 1
SO 8
LOB 18



Batter	1	2	3	4	5	6	7	8	9	AB	R	H	RBI	BB	SO	LOB	BOTTOM			
Rennie Stennett, R (1, 4) OBP: 0.315, SLG: 0.424	CS 1B			L5				5-3		5	0	3	1	0	0	4				
Gene Clines, R (1, 8) OBP: 0.174, SLG: 0.273	L3			L7				L8		4	0	0	0	0	0	3				
Al Oliver, L (1, 3) OBP: 0.341, SLG: 0.524	K			HR 1B				F4		4	1	2	0	0	1	0				
Willie Stargell, L (1, 7) OBP: 0.338, SLG: 0.464		1-3		HR 1B				L8		4	1	1	2	0	0	2				
Richie Zisk, R (1, 9) OBP: 0.350, SLG: 0.404		6-3								3	1	2	0	1	0	0				
Dave Parker, L (8, PR) OBP: 0.353, SLG: 0.431				2B 1B						0	1	0	0	0	0	0				
Manny Sanguillen, R (1, 2) OBP: 0.207, SLG: 0.489	F9			1B 2B				F7		4	0	1	0	0	0	2				
Kurt Bevacqua, R (1, 5) OBP: 0.452, SLG: 0.436			6-3	G3				F9		4	0	0	0	0	0	5				
Frank Taveras, R (1, 6) OBP: 0.452, SLG: 0.436		L8		FC3-5-2 1B				SH1-4 1B		3	2	2	1	1	0	0				
Ken Brett, L (1, 1) OBP: 0.429, SLG: 1.000				HR				SH1-4 1B		2	1	1	1	0	0	2				
Dave Giusti, R (8, 1) OBP: 0.250, SLG: 0.250				FC3-5-2						1	0	1	2	0	0	0				
Inning Stats	R: 0 E: 0 K: 1 S: 5	H: 1 LOB: 0 BB: 0 P: 5	R: 0 E: 0 K: 0 S: 3	H: 0 LOB: 0 BB: 0 P: 3	R: 1 E: 0 K: 0 S: 5	H: 2 LOB: 1 BB: 0 P: 5	R: 3 E: 0 K: 0 S: 8	H: 5 LOB: 1 BB: 0 P: 8	R: 0 E: 0 K: 0 S: 3	H: 0 LOB: 0 BB: 0 P: 3	R: 0 E: 0 K: 0 S: 3	H: 1 LOB: 0 BB: 0 P: 3	R: 1 E: 0 K: 0 S: 5	H: 2 LOB: 2 BB: 1 P: 9	R: 2 E: 0 K: 0 S: 5	H: 2 LOB: 2 BB: 1 P: 9	1B: 9 2B: 2 3B: 0 HR: 2	SF: 0 SAC: 1 DP: 1 HBP: 0	WP: 0 PB: 0 SB: 1 CS: 1	PA: 37
PITCHER	IP WLS BF H R ER SO BB IBB HBP BLK WP HR S P ERA WHIP																			
Claude Osteen, L (1, 1) ERA: 3.82	7.0 L 31 11 5 5 1 1 0 0 0 0 0 0 5 9 18.00 3.000																			
Don Wilson, R (8, 1) ERA: 8.1	1.0 6 2 2 2 0 1 0 0 0 0 0 0 5 9 18.00 3.000																			

Houston Astros @ Pittsburgh Pirates
Three Rivers Stadium, Pittsburgh, PA
Sun Apr 28 1974, 3:33 AM EDT
Att: 13,073 - Unknown

AB 34
R 7
H 13
RBI 7
BB 2
SO 1
LOB 18



Batter	1	2	3	4	5	6	7	8	9	AB	R	H	RBI	BB	SO	LOB	TOP				
Pete Rose, S OBP: 0.440, SLG: 0.440 (1, 7)	1-0 HBP BB HBP	4-0 E BB		4-0 1-2 BB	0-0 4-3			0-0 F9	0-0 4-3	3	1	0	0	2	0	5	Cincinnati Reds @ Pittsburgh Pirates Three Rivers Stadium, Pittsburgh, PA Wed May 01 1974, 7:05 PM EDT Att: 8,195 - Unknown				
Joe Morgan, L OBP: 0.456, SLG: 0.453 (1, 4)	1-0 BB HBP G5-2-3 HBP	0-0 E4 S		0-3 K			4-0 1-3 S BB	0-0 2B		3	0	1	0	1	1	3					
Dan Driessen, L OBP: 0.349, SLG: 0.360 Andy Kosco, R OBP: 0.333, SLG: 0.308 Darrel Chaney, S (8, 5)	1-0 BB HBP	0-0 6-3			0-0 1B 2B			0-0 L8		3	1	1	0	0	0	3					
Tony Perez, R OBP: 0.416, SLG: 0.671 (1, 3)	4-0 1-2 2-3 3-H BB		0-3 K		4-0 1B BB BB		0-3 K	0-0 F7		3	1	0	1	2	2	2					
Johnny Bench, R OBP: 0.369, SLG: 0.379 (1, 2)	0-0 P5		0-0 F5		0-0 BB 1B SF9 1B		0-0 1-3		0-3 K	5	1	1	0	0	1	4					
Ken Griffey, L OBP: 0.273, SLG: 0.250 George Foster, R OBP: 0.412, SLG: 0.444 (7, 9)	0-0 G5-2-3		0-3 K		0-0 BB 1B		0-3 K		4-0 2B BB	3	0	1	1	0	1	3					
Dave Concepcion, R OBP: 0.307, SLG: 0.500 (1, 6)		0-3 K		0-0 F2	0-0 L8		0-0 L5		0-0 1-3 2B	5	0	1	0	0	1	3					
Cesar Geronimo, L OBP: 0.333, SLG: 0.394 (1, 8)		0-3 K		0-3 K	4-0 1-2 2-3 3-H BB		0-0 1B		4-0 IBB	3	0	1	1	2	2	0					
Don Gullett, R OBP: 0.500, SLG: 0.500 Terry Crowley, L OBP: 0.154, SLG: 0.273 Clay Carroll, R (5, 1) Tom Hall, L (8, 1) Pedro Borbon, R OBP: 0.200, SLG: 0.200 (8, 1)		4-0 BB E BB		4-0 BB BB	0-0 SF9		0-0 F9		0-3 K	0	1	0	0	2	0	0					
Inning Stats	R: 1 E: 0 K: 0 S: 2	H: 0 LOB: 2 BB: 1 P: 9	R: 1 E: 1 K: 2 S: 8	H: 0 LOB: 2 BB: 2 P: 16	R: 0 E: 0 K: 2 S: 7	H: 0 LOB: 2 BB: 2 P: 15	R: 3 E: 0 K: 0 S: 6	H: 3 LOB: 2 BB: 2 P: 14	R: 0 E: 0 K: 1 S: 5	H: 1 LOB: 1 BB: 0 P: 6	R: 0 E: 0 K: 0 S: 4	H: 1 LOB: 1 BB: 0 P: 4	R: 0 E: 0 K: 2 S: 8	H: 1 LOB: 2 BB: 2 P: 16	1B: 3 2B: 3 3B: 0 HR: 0	SF: 1 SAC: 0 DP: 1 HBP: 3		WP: 0 PA: 46			
PITCHER	IP WLS BF H R ER SO	IP WLS BF H R ER SO	IP WLS BF H R ER SO	IP WLS BF H R ER SO	IP WLS BF H R ER SO	IP WLS BF H R ER SO	IP WLS BF H R ER SO	IP WLS BF H R ER SO	IP WLS BF H R ER SO	IP WLS BF H R ER SO	IP WLS BF H R ER SO	IP WLS BF H R ER SO	IP WLS BF H R ER SO	IP WLS BF H R ER SO	IP WLS BF H R ER SO	IP WLS BF H R ER SO	IP WLS BF H R ER SO	IP WLS BF H R ER SO			
Dock Ellis, R ERA: 4.91 (1, 1)	0.0																				
John Morlan, R ERA: 3.07 (1, 1)	4.0	L	20	3	4	3	6	5	0	0	0	0	0	0	27	47	6.75	2.000			
Jim Sadowski, R ERA: 3.38 (5, 1)	2.0		8	0	0	0	1	2	0	0	0	0	0	0	8	16	0.00	1.000			
Ramon Hernandez, L ERA: 2.77 (7, 1)	2.0		8	2	0	0	1	0	0	0	0	0	0	0	10	10	0.00	1.000			
Dave Giusti, R ERA: 5.69 (9, 1)	1.0		6	1	0	0	2	1	1	0	0	0	0	0	8	16	0.00	2.000			
Batter	1	2	3	4	5	6	7	8	9	AB	R	H	RBI	BB	SO	LOB	BOTTOM				
Rennie Stennett, R OBP: 0.309, SLG: 0.411 (1, 4)	0-0 1-4-3		0-0 F9		0-0 5-3		0-0 F7		0-0 1B	5	0	1	0	0	0	0	Cincinnati Reds @ Pittsburgh Pirates Three Rivers Stadium, Pittsburgh, PA Wed May 01 1974, 7:05 PM EDT Att: 8,195 - Unknown				
Gene Clines, R OBP: 0.214, SLG: 0.296 (1, 8)	0-3 K		0-0 E3 2B		0-0 L5		0-0 L6-3		0-0 1B G6-3	5	1	2	0	0	1	0					
Al Oliver, L OBP: 0.333, SLG: 0.517 (1, 3)	0-0 E 2B		0-0 1-3		0-0 G3		0-0 F8		0-0 G6-3	5	1	1	0	0	0	3					
Willie Stargell, L OBP: 0.357, SLG: 0.486 (1, 7)	0-0 E8 1B		0-0 2B		4-0 1B BB BB		0-3 K			3	1	2	2	1	1	0					
Richie Zisk, R OBP: 0.375, SLG: 0.418 (1, 9)	0-0 2H 1B		0-0 6-3		4-0 1B BB		0-0 1B		0-0 1B	3	0	2	1	1	0	1					
Manny Sanguillen, R OBP: 0.265, SLG: 0.469 (1, 2)	0-0		0-0 6-3		0-0 F8		0-0 1B		0-0 1B	4	0	1	0	0	0	3					
Richie Hebner, L OBP: 0.430, SLG: 0.684 (1, 5)		0-0 G4-3-6 1B		0-0 3-1		0-0 F7		0-0 F3		4	0	1	0	0	0	4					
Frank Taveras, R OBP: 0.345, SLG: 0.439 Ed Kirkpatrick, L OBP: 0.199, SLG: 0.274 Mario Mendoza, R (7, 6)		0-0 G4-3-6		0-0		0-0		0-0 P4		2	0	1	0	0	0	1					
Bob Robertson, R OBP: 0.177, SLG: 0.250 Dave Giusti, R OBP: 0.200, SLG: 0.200 (8, 1)		1-2		0-0 1B		1-2 2-3 1B				1	0	0	0	0	0	2					
Dock Ellis, S (1, 1) John Morlan, R (1, 1) Jim Sadowski, R (5, 1) Dave Parker, L OBP: 0.476, SLG: 0.476 Ramon Hernandez, S (7, 1) Paul Popovich, S OBP: 0.300, SLG: 0.222 (9, 6)		0-0 6-3		0-3 K		0-0 P4			0-0 P8	0	0	0	0	0	0	0					
Inning Stats	R: 2 E: 1 K: 1 S: 8	H: 3 LOB: 1 BB: 0 P: 8	R: 0 E: 0 K: 0 S: 3	H: 1 LOB: 0 BB: 0 P: 3	R: 1 E: 1 K: 0 S: 5	H: 2 LOB: 1 BB: 0 P: 5	R: 0 E: 0 K: 1 S: 6	H: 1 LOB: 1 BB: 0 P: 6	R: 0 E: 0 K: 0 S: 3	H: 0 LOB: 0 BB: 0 P: 3	R: 0 E: 0 K: 0 S: 4	H: 1 LOB: 3 BB: 2 P: 12	R: 0 E: 0 K: 0 S: 3	H: 0 LOB: 0 BB: 0 P: 3	R: 0 E: 0 K: 1 S: 7	H: 2 LOB: 2 BB: 0 P: 7	R: 0 E: 0 K: 0 S: 4	H: 2 LOB: 1 BB: 0 P: 4	1B: 10 2B: 2 3B: 0 HR: 0	SF: 0 SAC: 0 DP: 2 HBP: 0	WP: 0 PA: 39
PITCHER	IP WLS BF H R ER SO	IP WLS BF H R ER SO	IP WLS BF H R ER SO	IP WLS BF H R ER SO	IP WLS BF H R ER SO	IP WLS BF H R ER SO	IP WLS BF H R ER SO	IP WLS BF H R ER SO	IP WLS BF H R ER SO	IP WLS BF H R ER SO	IP WLS BF H R ER SO	IP WLS BF H R ER SO	IP WLS BF H R ER SO	IP WLS BF H R ER SO	IP WLS BF H R ER SO	IP WLS BF H R ER SO	IP WLS BF H R ER SO	IP WLS BF H R ER SO			
Don Gullett, L ERA: 2.93 (5, 1)	4.0		18	7	3	2	2	2	0	0	0	0	0	0	22	22	4.50	1.750			
Clay Carroll, R ERA: 4.11 (8, 1)	3.1	W	15	3	0	0	1	2	0	0	0	0	0	15	23	0.00	1.500				
Tom Hall, L ERA: 1.0 (8, 1)	0.1		1	0	0	0	0	0	0	0	0	0	0	1	1	0.00	0.000				
Pedro Borbon, R ERA: 2.35 (8, 1)	1.1	S	5	2	0	0	0	0	0	0	0	0	0	5	5	0.00	1.500				

Batter	1	2	3	4	5	6	7	8	9	AB	R	H	RBI	BB	SO	LOB	TOP				
Ralph Garr, L (1,7) OBP: 0.386, SLG: 0.491	0-0 4-3		0-0 BB S 1B		0-0 1-3		0-0 FC6-4 1B		0-0 5-3	5	0	2	0	0	0	0					
Craig Robinson, R (1,6) OBP: 0.294, SLG: 0.215	0-0 F8		4-0 BB 1-2 BB		0-0 F7		0-0 FC6-4 1B		0-0 BB 1B	4	0	2	0	1	0	0					
Darrell Evans, L (1,5) OBP: 0.368, SLG: 0.357	0-0 E8 1B		4-0 1-2 2-3 BB		0-0 1B 2B 1B		0-0 FC6-4 1-2 2-3		4-0 1-2 BB	3	1	2	0	2	0	2					
Davey Johnson, R (1,4) OBP: 0.360, SLG: 0.362	0-0 5-3		0-0 F8		0-0 F4		0-0 5-3		0-3 K	5	0	0	0	0	1	9					
Dusty Baker Jr., R (1,9)		0-0 F3		0-0 3-1		0-0 F9		0-0 F8		4	0	0	0	0	0	1					
Ivan Murrell, R (1,3)		0-3 K		0-0 F4		0-0 1-2 2B 1B		0-0 F3		4	1	1	0	0	1	0					
Rowland Office, L (1,8)		0-0 4-3		4-0 BB		0-0 1-H 2-H 2B		4-0 BB		2	0	1	2	2	0	0					
Paul Casanova, R (1,2)			0-3 K		0-0 F8		0-0 F4		0-0 L7	4	0	0	0	0	1	3					
Roric Harrison, R (1,1) OBP: 0.250, SLG: 0.357			0-0 5-3		0-3 K		0-0 F3		0-0 L8	2	0	0	0	0	1	0					
Vic Correll, R (7, PH) OBP: 0.063, SLG: 0.125										1	0	0	0	0	0	0					
Tom House, L (7, PH)										0	0	0	0	0	0	0					
Marty Perez, R (9, PH) OBP: 0.486, SLG: 0.606										1	0	0	0	0	0	0					
Inning Stats	R: 0 E: 1 K: 0 S: 4	H: 1 LOB: 1 BB: 0 P: 4	R: 0 E: 0 K: 1 S: 5	H: 0 LOB: 0 BB: 0 P: 5	R: 0 E: 0 K: 1 S: 6	H: 1 LOB: 3 BB: 2 P: 14	R: 0 E: 0 K: 0 S: 3	H: 0 LOB: 1 BB: 1 P: 7	R: 0 E: 0 K: 1 S: 5	H: 0 LOB: 0 BB: 0 P: 5	R: 2 E: 0 K: 0 S: 6	H: 3 LOB: 1 BB: 0 P: 6	R: 0 E: 0 K: 0 S: 5	H: 2 LOB: 2 BB: 0 P: 5	R: 0 E: 0 K: 0 S: 3	H: 0 LOB: 1 BB: 1 P: 7	R: 0 E: 0 K: 1 S: 6	H: 1 LOB: 2 BB: 1 P: 10	1B: 7 2B: 1 3B: 0 HR: 0	SF: 0 SAC: 0 DP: 0 HBP: 0	WP: 0 PA: 40 PB: 0 SB: 1 CS: 0
PITCHER Jerry Reuss, L (1,1) ERA: 5.74	IP: 9.0 WLS: W BF: 40 H: 8 R: 2 ER: 2 SO: 4 BB: 5 IBB: 0 HBP: 0 BLK: 0 WP: 0 HR: 0 S: 43 P: 63 ERA: 2.00 WHIP: 1.444															PITCHER	IP: 9.0 WLS: W BF: 40 H: 8 R: 2 ER: 2 SO: 4 BB: 5 IBB: 0 HBP: 0 BLK: 0 WP: 0 HR: 0 S: 43 P: 63 ERA: 2.00 WHIP: 1.444				

Atlanta Braves @ Pittsburgh Pirates
Three Rivers Stadium, Pittsburgh, PA
Fri May 03 1974, 7:05 PM EDT
Att: 11,248 - Unknown

AB	35
R	2
H	8
RBI	2
BB	5
SO	4
LOB	15



Batter	1	2	3	4	5	6	7	8	9	AB	R	H	RBI	BB	SO	LOB	BOTTOM
Rennie Stennett, R (1,4) OBP: 0.316, SLG: 0.415	0-0 BB 1B		0-0 F8		0-0 1B		0-0 F9			4	0	2	0	0	0	1	
Richie Hebner, L (1,5) OBP: 0.422, SLG: 0.675	0-0 F8		0-0 4-3 1-3 2B		0-0 G3		0-0 4-3			4	1	1	0	0	0	2	
Al Oliver, L (1,3) OBP: 0.319, SLG: 0.495	0-0 F9		0-0 4-3		0-0 F8		0-0 F7			4	0	0	1	0	0	2	
Willie Stargell, L (1,7) OBP: 0.375, SLG: 0.500	4-0 1-2 BB		0-0 2-3 3-H 3B 2B		4-0 1B BB		0-0 L6			2	1	1	1	2	0	0	
Dave Parker, L (1,8) OBP: 0.356, SLG: 0.457	0-3 K		0-0 2-H WP 3B		0-0 F7		0-0 1B CS 1B			4	1	2	1	0	1	3	
Richie Zisk, R (1,9) OBP: 0.382, SLG: 0.414		0-0 6-3	4-0 3-H BB		0-0 1-2 1B		0-0 K			3	0	1	0	1	1	1	
Manny Sanguillen, R (1,2) OBP: 0.263, SLG: 0.599		0-0 9-2 3B	0-0 F5		0-0 L8		0-0 1B			4	0	2	0	0	0	3	
Frank Taveras, R (1,6) OBP: 0.417, SLG: 0.400		0-0 9-2		0-0 6-3		0-0 B1-3		0-0 F8		4	0	0	0	0	0	3	
Jerry Reuss, L (1,1) OBP: 0.417, SLG: 0.222			4-0 2B 4-3 BB		0-0 L8		0-0 F5			2	1	0	0	1	0	0	
Inning Stats	R: 0 E: 0 K: 1 S: 6	H: 1 LOB: 2 BB: 1 P: 10	R: 0 E: 0 K: 0 S: 3	H: 1 LOB: 0 BB: 0 P: 3	R: 4 E: 0 K: 0 S: 6	H: 3 LOB: 1 BB: 2 P: 14	R: 0 E: 0 K: 0 S: 4	H: 1 LOB: 1 BB: 0 P: 4	R: 0 E: 0 K: 0 S: 3	H: 0 LOB: 0 BB: 0 P: 3	R: 0 E: 0 K: 0 S: 3	H: 0 LOB: 0 BB: 0 P: 3	R: 0 E: 0 K: 1 S: 6	H: 2 LOB: 1 BB: 0 P: 6	1B: 5 2B: 3 3B: 2 HR: 0	SF: 0 SAC: 0 DP: 1 HBP: 0	WP: 1 PA: 35 PB: 0 SB: 0 CS: 1
PITCHER Roric Harrison, R (1,1) ERA: 5.31	IP: 6.0 WLS: L BF: 28 H: 7 R: 4 ER: 4 SO: 1 BB: 4 IBB: 0 HBP: 0 BLK: 0 WP: 1 HR: 0 S: 26 P: 42 ERA: 6.00 WHIP: 1.833															PITCHER Tom House, L (7,1) ERA: 3.24	IP: 2.0 WLS: 7 BF: 7 H: 2 R: 0 ER: 0 SO: 1 BB: 0 IBB: 0 HBP: 0 BLK: 0 WP: 0 HR: 0 S: 9 P: 9 ERA: 0.00 WHIP: 1.000

Atlanta Braves @ Pittsburgh Pirates
Three Rivers Stadium, Pittsburgh, PA
Fri May 03 1974, 7:05 PM EDT
Att: 11,248 - Unknown

AB	31
R	4
H	9
RBI	3
BB	4
SO	2
LOB	15



Batter	1	2	3	4	5	6	7	8	9	AB	R	H	RBI	BB	SO	LOB	TOP			
Ralph Garr, L (1,7) OBP: 0.390, SLG: 0.491	F8		K			1B				4	0	2	0	0	1	0	Atlanta Braves @ Pittsburgh Pirates Three Rivers Stadium, Pittsburgh, PA Sat May 04 1974, 3:33 AM EDT Att: 8,069 - Unknown			
Craig Robinson, R (1,6) OBP: 0.293, SLG: 0.253	1B		3B		FC1-4-6		P	P4-3		5	1	2	1	0	0	2				
Darrell Evans, L (1,5) OBP: 0.363, SLG: 0.342	K		3-1		PO	BB		F6		3	0	0	1	1	1	1				
Davey Johnson, R (1,4) OBP: 0.344, SLG: 0.342	L7		G3			F8		F7		4	0	0	0	0	0	2				
Dusty Baker Jr., R (1,9) OBP: 0.398, SLG: 0.506		HR			F4				BB	3	1	1	1	1	0	1				
Ivan Murrell, R (1,3) OBP: 0.283, SLG: 0.278	F6				F3			F7		4	0	1	0	0	0	1				
Rowland Office, L (1,8) Hank Aaron, R (9, PH) OBP: 0.290, SLG: 0.589	K				6-3			L7		3	0	0	0	0	1	2				
Johnny Oates, L (1,2) Marty Perez, R (9, PH) OBP: 0.290, SLG: 0.606						1B SH2-4		F2		2	1	1	0	1	0	0				
Phil Niekro, R (1,1) Vic Correll, R (7, PH) Buzz Capra, R (7,1) Leo Foster, R (9, PH) OBP: 0.273, SLG: 0.500	F5				SH2-4			F8		1	0	0	0	0	0	1				
										1	0	0	0	0	0	0				
										1	0	0	0	0	0	0				
										1	0	0	0	0	0	2				
Inning Stats	R: 0 E: 0 K: 1 S: 6	H: 1 LOB: 1 BB: 0 P: 6	R: 1 E: 0 K: 1 S: 6	H: 1 LOB: 1 BB: 1 P: 10	R: 1 E: 0 K: 1 S: 6	H: 1 LOB: 0 BB: 0 P: 6	R: 0 E: 0 K: 0 S: 3	H: 0 LOB: 0 BB: 0 P: 3	R: 1 E: 0 K: 0 S: 4	H: 2 LOB: 0 BB: 0 P: 4	R: 0 E: 0 K: 0 S: 4	H: 1 LOB: 2 BB: 1 P: 8	R: 0 E: 0 K: 0 S: 3	H: 0 LOB: 0 BB: 0 P: 3	R: 0 E: 0 K: 0 S: 3	H: 0 LOB: 0 BB: 0 P: 11	1B: 4 2B: 1 3B: 1 HR: 1	SF: 0 SAC: 1 DP: 0 HBP: 0	WP: 0 PB: 0 SB: 1 CS: 1	PA: 38
PITCHER Jim Rooker, L (1,1) ERA: 1.76	IP: 9.0 WLS: W BF: 37 H: 7 R: 3 ER: 3 SO: 3 BB: 4 IBB: 0 HBP: 0 BLK: 0 WP: 0 HR: 1 S: 38 P: 54 ERA: 3.00 WHIP: 1.222																			

Batter	1	2	3	4	5	6	7	8	9	AB	R	H	RBI	BB	SO	LOB	BOTTOM			
Rennie Stennett, R (1,4) Paul Popovich, S (6,4) OBP: 0.317, SLG: 0.412	6-3		FC6-4			1B				3	1	1	0	0	0	1	Atlanta Braves @ Pittsburgh Pirates Three Rivers Stadium, Pittsburgh, PA Sat May 04 1974, 3:33 AM EDT Att: 8,069 - Unknown			
Richie Hebner, L (1,5) OBP: 0.404, SLG: 0.643	G3		F6		L8			4-3		4	0	0	0	0	0	3				
Al Oliver, L (1,3) OBP: 0.316, SLG: 0.485	F3				F7			F6		4	1	1	1	0	0	0				
Willie Stargell, L (1,7) OBP: 0.402, SLG: 0.500						1B				0	0	0	0	4	0	0				
Dave Parker, L (1,8) OBP: 0.364, SLG: 0.459						BB				4	0	2	2	0	0	2				
Richie Zisk, R (1,9) Gene Clines, R (8,9) OBP: 0.403, SLG: 0.467						1B				2	1	1	1	2	1	2				
Manny Sanguillen, R (1,2) OBP: 0.263, SLG: 0.474						BB				0	0	0	0	0	0	0				
Manny Sanguillen, R (1,2) OBP: 0.263, SLG: 0.474						BB				4	0	0	0	0	0	5				
Frank Taveras, R (1,6) OBP: 0.385, SLG: 0.367						BB				4	0	0	0	0	1	0				
Jim Rooker, R (1,1) OBP: 0.455, SLG: 0.455						BB				4	1	2	0	0	1	0				
										4	1	2	0	0	1	0				
Inning Stats	R: 0 E: 0 K: 0 S: 3	H: 0 LOB: 0 BB: 0 P: 3	R: 1 E: 0 K: 0 S: 3	H: 1 LOB: 0 BB: 1 P: 7	R: 0 E: 0 K: 0 S: 4	H: 1 LOB: 1 BB: 0 P: 4	R: 0 E: 0 K: 0 S: 3	H: 0 LOB: 2 BB: 2 P: 11	R: 3 E: 0 K: 1 S: 9	H: 4 LOB: 3 BB: 2 P: 17	R: 0 E: 0 K: 0 S: 3	H: 0 LOB: 0 BB: 0 P: 3	R: 0 E: 0 K: 1 S: 6	H: 1 LOB: 2 BB: 1 P: 10	R: 0 E: 0 K: 1 S: 5	H: 0 LOB: 0 BB: 0 P: 5	1B: 6 2B: 0 3B: 0 HR: 1	SF: 0 SAC: 0 DP: 1 HBP: 0	WP: 0 PB: 0 SB: 0 CS: 0	PA: 36
PITCHER Phil Niekro, R (1,1) ERA: 3.66 Buzz Capra, R (7,1) ERA: 4.09	IP: 6.0 WLS: L BF: 28 H: 6 R: 4 ER: 4 SO: 1 BB: 6 IBB: 0 HBP: 0 BLK: 0 WP: 0 HR: 1 S: 25 P: 45 ERA: 6.00 WHIP: 1.833																			



Batter	1	2	3	4	5	6	7	8	9	AB	R	H	RBI	BB	SO	LOB	TOP			
Ralph Garr, L (1,9) OBP: 0.398, SLG: 0.496	0-0 CS 1B	0-0 1-2 3-H 1B			0-0 1-3		0-0 SH1-4 1B		0-0 1-3	5	0	3	1	0	0	0				
Craig Robinson, R (1,6) OBP: 0.291, SLG: 0.241	0-3 K	0-0 F3			0-0 P4-3		0-0 SH1-4		0-0 6-3	4	0	0	0	0	1	3				
Dusty Baker Jr., R (1,8) OBP: 0.398, SLG: 0.495	0-0 6-3				4-0 1B BB		0-0 E6 P6-4-3		0-3 K	4	0	1	0	1	1	1				
Hank Aaron, R (1,7) OBP: 0.303, SLG: 0.600		0-0 HR 2B			0-0 FC5-4		0-0 1-2 1B			4	1	2	0	0	0	3				
Rowland Office, L (7,8) OBP: 0.190, SLG: 0.237					0-0 1-2 1B		0-0 P6-4-3			0	0	0	0	0	0	0				
Davey Johnson, R (1,4) OBP: 0.340, SLG: 0.377		0-0 2-H HR			0-0 F8		0-0 F8		0-0 F7	4	1	1	2	0	0	3				
Darrell Evans, L (1,5) OBP: 0.358, SLG: 0.329	0-3 K	0-0 1-2 1B			0-0 P4-3		0-0 1-3		4-0 1B BB	3	0	0	0	1	1	1				
Ivan Murrell, R (1,3) OBP: 0.286, SLG: 0.282	4-0 1B BB				0-3 K		0-0 F5		0-0 1-2 1B	3	1	1	0	1	1	0				
Johnny Oates, L (1,2) OBP: 0.329, SLG: 0.292	0-0 F7				0-0 F9		0-0 2B		0-3 K	4	0	1	0	0	1	3				
Ron Reed, R (1,1) OBP: 0.211, SLG: 0.167	0-0 1-3 1B				0-0 F9		0-0 5-3		0-0 5-3	4	0	1	0	0	0	3				
Tom House, L (9,1)										0	0	0	0	0	0	0				
Inning Stats	R: 0 E: 0 K: 1 S: 5	H: 1 LOB: 0 BB: 0 P: 5	R: 3 E: 0 K: 1 S: 9	H: 4 LOB: 2 BB: 1 P: 13	R: 0 E: 0 K: 0 S: 4	H: 1 LOB: 1 BB: 0 P: 4	R: 0 E: 0 K: 1 S: 5	H: 0 LOB: 0 BB: 0 P: 5	R: 0 E: 0 K: 0 S: 4	H: 1 LOB: 2 BB: 1 P: 8	R: 0 E: 1 K: 0 S: 4	H: 1 LOB: 1 BB: 0 P: 4	R: 0 E: 0 K: 1 S: 6	H: 1 LOB: 2 BB: 0 P: 10	R: 0 E: 0 K: 1 S: 5	H: 0 LOB: 0 BB: 0 P: 5	1B: 7 2B: 2 3B: 0 HR: 1	SF: 0 SAC: 1 DP: 1 HBP: 0	WP: 0 PB: 0 SB: 0 CS: 1	PA: 39
PITCHER Ken Brett, L (1,1) ERA: 3.55	IP: 9.0 WLS: L BF: 39	H: 10 R: 3 ER: 3 SO: 5	BB: 3 IBB: 0 HBP: 0 BLK: 0	WP: 0 HR: 1 S: 46 P: 58	ERA: 3.00 WHIP: 1.444															

Atlanta Braves @ Pittsburgh Pirates
Three Rivers Stadium, Pittsburgh, PA
Sun May 05 1974, 3:33 AM EDT
Att: 13,596 - Unknown

AB 35
R 3
H 10
RBI 3
BB 3
SO 5
LOB 17





Batter	1	2	3	4	5	6	7	8	9	AB	R	H	RBI	BB	SO	LOB	BOTTOM					
Paul Popovich, S (1,4) OBP: 0.200, SLG: 0.143	0-0 F5				0-0 P2-3			0-0 P9		0-0 P3-1	4	0	0	0	0	1						
Richie Hebner, L (1,5) OBP: 0.398, SLG: 0.625	0-3 K				0-0 F5		0-0 1B		0-0 F8	4	0	1	0	0	1	0						
Al Oliver, L (1,3) OBP: 0.304, SLG: 0.465	0-0 4-3				0-0 L8		0-0 L7		0-0 4-3	4	0	0	0	0	0	1						
Willie Stargell, L (1,7) OBP: 0.396, SLG: 0.500		0-3 K			0-0 1B 2B		0-0 4-1		0-3 K	4	1	1	0	0	2	1						
Dave Parker, L (1,8) OBP: 0.363, SLG: 0.455		0-0 F7			0-0 S 1B		0-0 F6		0-0 F9	3	0	1	1	0	0	0						
Bob Robertson, R (9,PH) OBP: 0.167, SLG: 0.241					2-H 1B					1	0	0	0	0	0	0						
Richie Ziek, R (1,9) OBP: 0.400, SLG: 0.460		0-0 F8			0-0 1-3		0-0 L4-3 1B			3	0	1	0	0	0	1						
Manny Sanguillen, R (1,2) OBP: 0.290, SLG: 0.450					0-0 F2		0-0 L4-3			3	0	0	0	0	0	1						
Frank Taveras, R (1,6) OBP: 0.370, SLG: 0.353					0-0 4-3		0-0 F3		0-0 F6	2	0	0	0	0	0	0						
Ed Kirkpatrick, L (9,PH) OBP: 0.519, SLG: 0.450										1	0	0	0	0	0	0						
Mario Mendoza, R (9,6)										0	0	0	0	0	0	0						
Ken Brett, L (1,1) OBP: 0.500, SLG: 1.200					0-0 1B		0-0 4-3		0-0 HR	3	1	2	1	0	0	0						
Inning Stats	R: 0 E: 0 K: 1 S: 5	H: 0 LOB: 0 BB: 0 P: 5	R: 0 E: 0 K: 1 S: 5	H: 0 LOB: 0 BB: 0 P: 5	R: 0 E: 0 K: 0 S: 4	H: 1 LOB: 1 BB: 0 P: 4	R: 1 E: 0 K: 0 S: 5	H: 2 LOB: 1 BB: 0 P: 5	R: 0 E: 0 K: 0 S: 3	H: 0 LOB: 0 BB: 0 P: 3	R: 0 E: 0 K: 0 S: 4	H: 1 LOB: 1 BB: 0 P: 4	R: 0 E: 0 K: 0 S: 3	H: 1 LOB: 0 BB: 0 P: 3	R: 1 E: 0 K: 0 S: 4	H: 1 LOB: 0 BB: 0 P: 4	R: 0 E: 0 K: 1 S: 5	H: 0 LOB: 0 BB: 0 P: 5	1B: 4 2B: 2 3B: 0 HR: 1	SF: 0 SAC: 0 DP: 1 HBP: 0	WP: 0 PB: 0 SB: 1 CS: 0	PA: 32
PITCHER Ron Reed, R (1,1) ERA: 3.7	IP: 8.0 WLS: W BF: 29	H: 6 R: 2 ER: 2 SO: 2	BB: 0 IBB: 0 HBP: 0 BLK: 0	WP: 0 HR: 1 S: 33 P: 33	ERA: 2.25 WHIP: 0.750																	
Tom House, L (9,1) ERA: 2.89	IP: 1.0 WLS: S BF: 3	H: 0 R: 0 ER: 0 SO: 1	BB: 0 IBB: 0 HBP: 0 BLK: 0	WP: 0 HR: 0 S: 5 P: 5	ERA: 0.00 WHIP: 0.000																	

Atlanta Braves @ Pittsburgh Pirates
Three Rivers Stadium, Pittsburgh, PA
Sun May 05 1974, 3:33 AM EDT
Att: 13,596 - Unknown

AB 32
R 2
H 6
RBI 2
BB 0
SO 3
LOB 5



Batter	1	2	3	4	5	6	7	8	9	AB	R	H	RBI	BB	SO	LOB	TOP		
Rennie Stennett, R (1,4) OBP: 0.395, SLG: 0.396	0-3 K2-3			0-0 6-3		4-0 FC6-4 BB		0-3 K	4 0 0 0 0 1 1								Pittsburgh Pirates @ Houston Astros Astrodome, Houston, TX Tue May 07 1974, 4:33 AM EDT Att: 9,909 - Dome livebaseballscorecards.com AB 28 R 1 H 1 RBI 0 BB 1 SO 8 LOB 5 		
Richie Hebner, L (1,5) OBP: 0.386, SLG: 0.604	0-3 K			0-3 K		0-0 FC6-4 CS 1-2		0-0 F3	3 0 0 0 0 2 0										
Al Oliver, L (1,3) OBP: 0.295, SLG: 0.452	0-0 5-3			0-0 4-3		0-0 CS	0-0 4-3		3 0 0 0 0 0 0										
Willie Stargell, L (1,7) OBP: 0.394, SLG: 0.494		0-0 FC4 1B			0-3 K			0-0 L3	3 0 1 0 0 1 0										
Dave Parker, L (1,8) OBP: 0.349, SLG: 0.438		0-0 FC4 G6-3 1-2			0-3 K			0-0 6-3	3 0 0 0 0 1 1										
Richie Zisk, R (1,9) OBP: 0.385, SLG: 0.439		0-0 G6-3 1-2			0-0 E5 E			0-0 1-3	3 1 0 0 0 0 1										
Manny Sanguillen, R (1,2) OBP: 0.299, SLG: 0.429			0-0 F3		0-0 E5 BLK 1-2			0-0 F9	3 0 0 0 0 0 1										
Frank Taveras, R (1,6) OBP: 0.357, SLG: 0.340			0-0 6-3		0-0 BLK			0-0 L8	3 0 0 0 0 1 1										
Gene Clines, R (9,PH) OBP: 0.207, SLG: 0.286			0-0 6-3		0-0 BLK 1-2 2H			0-0 L8	1 0 0 0 0 0 0										
Dock Ellis, S (1,1) Ed Kirkpatrick, L (9,PH) OBP: 0.500, SLG: 0.429			0-3 K		0-0 6-3			0-0 L7	1 0 0 0 1 1 0 1 0 0 0 0 1 0										
Inning Stats	R: 0 H: 0 E: 0 K: 2 S: 7	H: 0 LOB: 0 BB: 0 P: 7	R: 0 H: 1 E: 0 K: 0 S: 3	LOB: 0 BB: 0 P: 3	R: 0 H: 0 E: 0 K: 1 S: 5	LOB: 0 BB: 0 P: 5	R: 0 H: 0 E: 0 K: 1 S: 5	LOB: 0 BB: 0 P: 5	R: 1 H: 0 E: 3 K: 3 S: 8	LOB: 1 BB: 0 P: 8	R: 0 H: 0 E: 0 K: 0 S: 2	LOB: 0 BB: 1 P: 6	R: 0 H: 0 E: 0 K: 0 S: 3	LOB: 0 BB: 0 P: 3	R: 0 H: 0 E: 0 K: 1 S: 5	LOB: 0 BB: 0 P: 5	1B: 1 2B: 0 3B: 0 HR: 0	SF: 0 SAC: 0 DP: 1 HBP: 0	WP: 0 PA: 30 PB: 0 SB: 0 CS: 1
PITCHER Tom Griffin, R (1,1) ERA: 2.25	IP: 9.0 WLS: W BF: 29 H: 1 R: 1 ER: 0 SO: 7 BB: 1 IBB: 0 HBP: 0 BLK: 0 WP: 0 HR: 0 S: 41 P: 45 ERA: 0.00 WHIP: 0.222																		

Batter	1	2	3	4	5	6	7	8	9	AB	R	H	RBI	BB	SO	LOB	BOTTOM		
Mick Kelleher, R (1,6) OBP: 0.250, SLG: 0.182	0-3 K2-3		0-3 K		0-0 4-3		0-0 F9		4 0 0 0 0 2 0								Pittsburgh Pirates @ Houston Astros Astrodome, Houston, TX Tue May 07 1974, 4:33 AM EDT Att: 9,909 - Dome livebaseballscorecards.com AB 30 R 2 H 8 RBI 2 BB 3 SO 10 LOB 18 		
Greg Gross, L (1,9) OBP: 0.448, SLG: 0.429	0-0 2B 1B		0-0 BB HBP 1B		4-0 G6-4-3 BB		0-0 F7		3 0 2 0 1 0 0										
Cesar Cedeno, R (1,8) OBP: 0.379, SLG: 0.514	0-0 1-3 2B		1-0 BB HBP		0-0 G6-4-3 1-2		0-3 K		3 0 1 0 0 1 1										
Bob Watson, R (1,7) OBP: 0.424, SLG: 0.471	4-0		4-0		0-0 6-3 WP 1B 1B		0-0 K		2 2 2 0 2 0 0										
Bob Gallagher, L (9,9) OBP: 0.222, SLG: 0.200			1-2 2-3 BB		0-0 1B 1B		0-0 3B 1B		0 0 0 0 0 0 0										
Lee May, R (1,3) OBP: 0.368, SLG: 0.529	0-3 K		0-3 K		0-3 K		0-0 F8		4 0 0 0 0 3 8										
Milt May, L (1,2) OBP: 0.338, SLG: 0.343	0-0 1-3		0-0 G3		0-0 6-3 1-3		0-0 3B		4 0 1 1 0 0 7										
Doug Rader, R (1,5) OBP: 0.360, SLG: 0.387		0-3 K		0-3 K		0-0 1B		0-0 6-3	4 0 1 1 0 2 1										
Tommy Helms, R (1,4) OBP: 0.349, SLG: 0.432		0-3 K		0-0 6-3		0-0 6-3		0-0 6-3	3 0 0 0 0 1 1										
Tom Griffin, R (1,1) OBP: 0.438, SLG: 0.600		0-0 1B		0-0 F8		0-3 K			3 0 1 0 0 1 0										
Inning Stats	R: 0 H: 2 E: 0 K: 2 S: 9	H: 2 LOB: 3 BB: 1 P: 13	R: 0 H: 1 E: 0 K: 2 S: 7	LOB: 1 BB: 0 P: 7	R: 0 H: 1 E: 0 K: 2 S: 8	LOB: 3 BB: 1 P: 13	R: 0 H: 0 E: 0 K: 1 S: 5	LOB: 0 BB: 0 P: 5	R: 0 H: 2 E: 0 K: 1 S: 7	LOB: 1 BB: 0 P: 7	R: 0 H: 0 E: 0 K: 1 S: 5	LOB: 0 BB: 0 P: 5	R: 1 H: 2 E: 0 K: 1 S: 7	LOB: 2 BB: 0 P: 7	R: 0 H: 0 E: 0 K: 1 S: 5	LOB: 0 BB: 0 P: 5	1B: 6 2B: 1 3B: 1 HR: 0	SF: 0 SAC: 0 DP: 1 HBP: 1	WP: 1 PA: 34 PB: 0 SB: 0 CS: 0
PITCHER Dock Ellis, R (1,1) ERA: 4.1	IP: 8.0 WLS: L BF: 34 H: 8 R: 2 ER: 2 SO: 10 BB: 2 IBB: 1 HBP: 1 BLK: 0 WP: 1 HR: 0 S: 50 P: 63 ERA: 2.25 WHIP: 1.250																		

Batter	1	2	3	4	5	6	7	8	9	10	11	12	AB	R	H	RBI	BB	SO	LOB							
Rennie Stennett, R OBP: 0.297, SLG: 0.383 (1.4)	4-3		FC6-4 1B		E4 L5-4-3		FC6-4 3B		F7		FC4-6		6	1	1	0	0	0	2							
Gene Clines, R OBP: 0.171, SLG: 0.235 (1.8)	L6-3		FC6-4		L5-4-3		L9		L3		L5-3		6	0	0	0	0	0	4							
Al Oliver, L OBP: 0.306, SLG: 0.491 (1.3)	4-3								F6		5-3		6	1	3	1	0	0	1							
Willie Stargell, L OBP: 0.381, SLG: 0.483 (1.7)		3-1											6	1	1	0	0	0	3							
Richie Zisk, R OBP: 0.383, SLG: 0.435 Dave Parker, L OBP: 0.360, SLG: 0.482 (6.9)		F9											3	1	1	1	0	1	0							
Manny Sanguillen, R OBP: 0.260, SLG: 0.471 (1.2)													5	1	4	1	1	0	2							
Richie Hebner, L OBP: 0.383, SLG: 0.594 (1.5)													5	0	2	1	0	1	4							
Frank Taveras, R OBP: 0.356, SLG: 0.333 Bob Robertson, R OBP: 0.161, SLG: 0.233 Mario Mendoza, R (8.0)													1	0	0	1	1	0	2							
Jerry Reuss, L ERA: 3.23 Bruce Kison, R ERA: 2.35 Dave Giusti, R ERA: 5.4 John Morlan, R ERA: 3.0 Ramon Hernandez, S ERA: 2.51													0	0	0	0	0	0	0							
Inning Stats	R: 0 E: 0 K: 3 S: 3	H: 0 LOB: 0 BB: 3 P: 3	R: 0 E: 0 K: 0 S: 3	H: 0 LOB: 1 BB: 1 P: 7	R: 0 E: 0 K: 0 S: 3	H: 1 LOB: 1 BB: 1 P: 7	R: 4 E: 1 K: 1 S: 9	H: 3 LOB: 0 BB: 9 P: 9	R: 0 E: 1 K: 0 S: 4	H: 1 LOB: 1 BB: 0 P: 4	R: 0 E: 0 K: 1 S: 6	H: 2 LOB: 1 BB: 0 P: 6	R: 1 E: 0 K: 0 S: 4	H: 1 LOB: 1 BB: 1 P: 8	R: 0 E: 0 K: 0 S: 5	H: 2 LOB: 2 BB: 0 P: 5	R: 0 E: 0 K: 0 S: 3	H: 0 LOB: 0 BB: 3 P: 3	R: 0 E: 0 K: 0 S: 3	H: 0 LOB: 1 BB: 1 P: 7	R: 1 E: 0 K: 0 S: 5	H: 2 LOB: 1 BB: 0 P: 6	1B: 9 2B: 2 3B: 2 HR: 1	SF: 2 SAC: 0 DP: 3 HBP: 0	WP: 1 PB: 0 SB: 1 CS: 0	PA: 53


PITCHER	IP	WLS	BF	H	R	ER	SO	BB	IBB	HBP	BLK	WP	HR	S	P	ERA	WHIP
Claude Osteen, L ERA: 1.29	(1.1)	5.1	25	7	4	2	2	2	2	0	0	0	0	5	9	5.40	1.200
Ken Forsch, R ERA: 1.29	(6.1)	1.2	6	1	1	1	0	1	0	0	0	0	0	5	9	5.40	1.200
Don Wilson, R ERA: 3.88	(8.1)	2.0	8	2	0	0	0	0	0	0	0	0	0	8	8	0.00	1.000
Fred Scherman, L ERA: 1.35	(10.1)	0.0	2	2	0	0	0	0	0	0	0	0	0	2	2	∞	∞
Jerry Johnson, R ERA: 3.77	(10.1)	2.0	7	0	0	0	1	1	0	0	0	0	0	8	12	0.00	0.500

Batter	1	2	3	4	5	6	7	8	9	10	11	12	AB	R	H	RBI	BB	SO	LOB					
Mick Kelleher, R OBP: 0.224, SLG: 0.154 Greg Gross, L OBP: 0.160, SLG: 0.242 Fred Scherman, L (10.1) Jerry Johnson, R (11.0) Johnny Edwards, L ERA: 13.40, SLG: 0.341 Mike Nagy, R (12.1)	K	4-3		4-3			G3		FC6-5 E S		F7		4	0	0	0	0	1	0					
Ollie Brown, R OBP: 0.237, SLG: 0.405 Don Wilson, R OBP: 0.200, SLG: 0.200 Denis Menke, R OBP: 0.278, SLG: 0.214 (10.4)				5-3			F6						3	2	1	1	1	0	0					
Cesar Cedeno, R OBP: 0.377, SLG: 0.496 (1.8)													0	0	0	0	0	0	0					
Bob Watson, R OBP: 0.435, SLG: 0.486 (1.7)													4	1	0	0	2	0	5					
Lee May, R OBP: 0.358, SLG: 0.509 (1.3)	L7												5	2	3	2	1	0	1					
Cliff Johnson, R OBP: 0.365, SLG: 0.545 Milt May, L OBP: 0.338, SLG: 0.333 (9.2)													6	0	1	0	0	0	3					
Doug Rader, R OBP: 0.350, SLG: 0.404 (1.5)													1	1	1	2	2	0	0					
Tommy Helms, R OBP: 0.345, SLG: 0.424 Larry Milbourne, S OBP: 0.429, SLG: 0.412 (10.6)													2	1	0	0	1	0	2					
Claude Osteen, L ERA: 0.75, SLG: 0.125 Ken Forsch, R (6.1) Bob Gallagher, L OBP: 0.241, SLG: 0.222 (7.0)													6	1	1	3	0	1	4					
Inning Stats	R: 4 E: 1 K: 1 S: 8	H: 2 LOB: 1 BB: 2 P: 16	R: 1 E: 0 K: 1 S: 6	H: 1 LOB: 1 BB: 10	R: 0 E: 0 K: 1 S: 3	H: 0 LOB: 1 BB: 9	R: 0 E: 0 K: 0 S: 3	H: 0 LOB: 0 BB: 0 P: 3	R: 0 E: 0 K: 0 S: 2	H: 0 LOB: 0 BB: 1 P: 6	R: 0 E: 0 K: 0 S: 6	H: 0 LOB: 0 BB: 1 P: 10	R: 0 E: 0 K: 0 S: 4	H: 1 LOB: 2 BB: 1 P: 8	R: 0 E: 0 K: 0 S: 3	H: 0 LOB: 0 BB: 0 P: 3	R: 0 E: 0 K: 0 S: 4	H: 1 LOB: 3 BB: 2 P: 12	R: 3 E: 0 K: 0 S: 3	H: 2 LOB: 0 BB: 1 P: 7	1B: 5 2B: 1 3B: 0 HR: 3	SF: 0 SAC: 1 DP: 0 HBP: 0	WP: 0 PB: 0 SB: 1 CS: 2	PA: 52

PITCHER	IP	WLS	BF	H	R	ER	SO	BB	IBB	HBP	BLK	WP	HR	S	P	ERA	WHIP
Jerry Reuss, L ERA: 0.75	(1.1)	2.0	13	3	5	5	2	3	0	0	0	0	0	2	14	22.50	3.000
Bruce Kison, R ERA: 2.35	(3.1)	4.0	13	1	0	0	1	2	0	0	0	0	0	13	21	0.00	0.750
Dave Giusti, R ERA: 5.4	(7.1)	1.0	3	0	0	0	0	0	0	0	0	0	0	3	3	0.00	0.000
John Morlan, R ERA: 3.0	(8.1)	0.1	3	1	0	0	0	1	0	0	0	0	0	2	6	0.00	6.000
Ramon Hernandez, L ERA: 2.51	(8.1)	1.1	6	1	0	0	1	1	0	0	0	0	0	7	11	0.00	1.500

Pittsburgh Pirates @ Houston Astros
Astrodome, Houston, TX
Wed May 08 1974, 8:05 PM EDT
Att. 11,266 - Dome

AB	47
R	6
H	14
RBI	6
BB	4
SO	3
LOB	26



Pittsburgh Pirates @ Houston Astros
Astrodome, Houston, TX
Wed May 08 1974, 8:05 PM EDT
Att. 11,266 - Dome

AB	41
R	8
H	9
RBI	8
BB	10
SO	4
LOB	22



Batter	1	2	3	4	5	6	7	8	9	AB	R	H	RBI	BB	SO	LOB	TOP											
Rennie Stennett, R OBP: 0.308, SLG: 0.377	0-0 6-3		0-0 FC3-6			0-0 F9			4-0 1B G4-6-3 BB	3	1	0	0	1	0	1	Pittsburgh Pirates @ Philadelphia Phillies Veterans Stadium, Philadelphia, PA Fri May 10 1974, 7:05 PM EDT Att: 16,388 - Unknown											
Richie Hebner, L OBP: 0.388, SLG: 0.581	0-0 1B		0-3 K			0-3 K			0-0 G4-6-3 1B	4	0	2	0	0	2	1												
Al Oliver, L OBP: 0.300, SLG: 0.466	0-3 K		0-0 P4			0-0 F7			0-0 G4-6-3	4	0	0	0	0	1	3												
Willie Stargell, L OBP: 0.368, SLG: 0.490	0-3 K			0-0 F7			0-3 K		0-0 HR	4	1	1	1	0	2	1												
Dave Parker, L OBP: 0.344, SLG: 0.460		0-3 K		0-0 1-3			0-0 P4		0-0 5-3	4	0	0	0	0	1	0												
Richie Zisk, R OBP: 0.393, SLG: 0.447		0-0 FC1-6 WP 1B		0-0 F9			0-0 P3			3	0	1	0	0	0	0												
Manny Sanguillen, R OBP: 0.273, SLG: 0.434		0-0 FC1-6 1-3			0-0 F9			0-0 4-3		3	0	0	0	0	0	1												
Frank Taveras, R OBP: 0.354, SLG: 0.333 (8, PH)		0-3 K			0-0 4-3			0-3 K		2	0	0	0	0	1	1												
Ed Kirkpatrick, L OBP: 0.500, SLG: 0.409 Ramon Hernandez, S (8, 1)					0-0 4-3			0-3 K		1	0	0	0	0	1	0												
Ken Brett, L OBP: 0.500, SLG: 1.091 John Moran, R (7, 1) Paul Popovich, S OBP: 0.176, SLG: 0.125 Mario Mendoza, R (8, 6)			4-0 FC3-6 BB		0-0 4-3			0-3 K		1	0	0	0	1	0	0												
Inning Stats	R: 0 E: 0 K: 2 S: 8	H: 1 LOB: 1 BB: 0 P: 8	R: 0 E: 0 K: 2 S: 8	H: 1 LOB: 1 BB: 0 P: 8	R: 0 E: 0 K: 1 S: 5	H: 0 LOB: 1 BB: 1 P: 9	R: 0 E: 0 K: 0 S: 3	H: 0 LOB: 0 BB: 0 P: 3	R: 0 E: 0 K: 1 S: 5	H: 0 LOB: 0 BB: 0 P: 5	R: 0 E: 0 K: 1 S: 5	H: 0 LOB: 0 BB: 0 P: 5	R: 0 E: 0 K: 2 S: 7	H: 0 LOB: 0 BB: 1 P: 7	R: 2 E: 0 K: 0 S: 4	H: 2 LOB: 0 BB: 1 P: 8	1B: 3 2B: 0 3B: 0 HR: 1	SF: 0 SAC: 0 DP: 1 HBP: 0	WP: 1 PB: 0 SB: 0 CS: 0	PA: 32								
PITCHER	IP	WLS	BF	H	R	ER	SO	BB	IBB	HBP	BLK	WP	HR	S	P	ERA	WHIP											
Dick Ruthven, R ERA: 3.12	(1, 1)	8.0	W	29	3	2	2	9	2	0	0	0	1	0	45	53	2.25	0.625										
Mac Scarce, L ERA: 3.45	(9, 1)	1.0	S	3	1	0	0	0	0	0	0	0	0	1	3	3	0.00	1.000										

livebaseballscores.com

AB	30
R	2
H	4
RBI	1
BB	2
SO	9
LOB	8



Batter	1	2	3	4	5	6	7	8	9	AB	R	H	RBI	BB	SO	LOB	BOTTOM										
Dave Cash, R OBP: 0.338, SLG: 0.388	4-0 L4-3 BB		0-0 1-2 1B			0-0 F3	0-0 P6			3	0	1	0	1	0	2	Pittsburgh Pirates @ Philadelphia Phillies Veterans Stadium, Philadelphia, PA Fri May 10 1974, 7:05 PM EDT Att: 16,388 - Unknown										
Larry Bowa, S OBP: 0.305, SLG: 0.375	0-0 L4-3 1-2		0-0 F9			0-0 F9	0-0 B1			4	0	0	0	0	0	5											
Mike Schmidt, R OBP: 0.441, SLG: 0.525	0-0 F8			0-0 5-3		0-0 HR		0-0 FC4-6 1B		4	1	2	1	0	0	0											
Greg Luzinski, R OBP: 0.294, SLG: 0.336 Billy Grabarkewitz, R OBP: 0.400, SLG: 1.000 Del Unser, L OBP: 0.402, SLG: 0.431		0-0 P4		0-3 K		0-0 F8		0-0 FC4-6 S		4	0	0	0	0	1	1											
Bill Robinson, R OBP: 0.319, SLG: 0.386 (9, 7)		0-0 5-3		0-0 F3			0-0 1B 2B 1B	0-0 F9		4	1	1	0	0	0	1											
Mike Anderson, R OBP: 0.364, SLG: 0.418 (1, 9)		0-0 L6			0-0 1B		0-0 1B 2B 1B	4-0 FC6-4 IBB		3	1	2	0	1	0	0											
Willie Montanez, L OBP: 0.276, SLG: 0.362 Tony Taylor, R OBP: 0.353, SLG: 0.267 Tom Hutton, L OBP: 0.271, SLG: 0.413			0-0 FC6-4 1B		0-3 K		0-0 2B 1B	0-0 FC6-4		3	0	2	0	0	1	1											
Bob Boone, R OBP: 0.303, SLG: 0.303 (1, 2)			0-0 FC6-4 FC6-4 1-2		0-0 F8		0-0 1-2 2-3 1B		0-0 FC6-4	3	0	1	2	0	0	2											
Dick Ruthven, R OBP: 0.077, SLG: 0.077 Mac Scarce, L (9, 1)			0-0 FC6-4 1B 1-2		0-0 F9		0-0 6-3			3	0	0	0	0	0	4											
Inning Stats	R: 0 E: 0 K: 0 S: 2	H: 0 LOB: 0 BB: 1 P: 6	R: 0 E: 0 K: 0 S: 3	H: 0 LOB: 0 BB: 0 P: 3	R: 0 E: 0 K: 1 S: 5	H: 2 LOB: 2 BB: 0 P: 5	R: 0 E: 0 K: 1 S: 5	H: 0 LOB: 0 BB: 0 P: 5	R: 0 E: 0 K: 1 S: 6	H: 1 LOB: 1 BB: 0 P: 6	R: 1 E: 0 K: 0 S: 4	H: 1 LOB: 0 BB: 0 P: 4	R: 2 E: 0 K: 0 S: 7	H: 4 LOB: 2 BB: 0 P: 7	R: 0 E: 0 K: 0 S: 4	H: 1 LOB: 2 BB: 1 P: 8		1B: 7 2B: 2 3B: 0 HR: 1	SF: 0 SAC: 0 DP: 1 HBP: 0	WP: 0 PB: 0 SB: 1 CS: 0	PA: 34						
PITCHER	IP	WLS	BF	H	R	ER	SO	BB	IBB	HBP	BLK	WP	HR	S	P	ERA	WHIP										
Ken Brett, L ERA: 3.69	(1, 1)	6.0	L	26	8	3	3	2	1	0	0	0	0	29	33	4.50	1.500										
John Moran, R ERA: 2.81	(7, 1)	1.0		3	0	0	0	0	0	0	0	0	0	3	3	0.00	0.000										
Ramon Hernandez, L ERA: 2.35	(8, 1)	1.0		5	1	0	0	0	0	1	0	0	0	4	8	0.00	1.000										



Batter	1	2	3	4	5	6	7	8	9	AB	R	H	RBI	BB	SO	LOB	TOP			
Rennie Stennett, R (1,4) OBP: 0.306, SLG: 0.373	1-3		K			F8		FC4 1B		4	0	1	0	0	1	2	Pittsburgh Pirates @ Philadelphia Phillies Veterans Stadium, Philadelphia, PA Sat May 11 1974, 7:05 PM EDT Att: 21,070 - Unknown			
Gene Clines, R (1,8) OBP: 0.205, SLG: 0.262	L5-3			S 1B E HBP		L3		FC4		3	1	0	0	0	2					
Al Oliver, L (1,3) OBP: 0.298, SLG: 0.459	1-3			F5 1-2 S 1B			6-3		4	0	1	0	0	0	0					
Willie Stargell, L (1,7) OBP: 0.373, SLG: 0.485		G5-4-3 BB		F5				BB 1B		3	0	1	0	1	0					
Richie Zisk, R (1,9) OBP: 0.387, SLG: 0.430	G5-4-3			5-3				FC3-6 BB		3	0	0	0	1	0					
Manny Sanguillen, R (1,2) OBP: 0.263, SLG: 0.418	K				4-3			F9		3	0	0	0	0	1					
Richie Hebner, L (1,5) OBP: 0.387, SLG: 0.583						5-3		FC3-6		3	0	1	0	0	2					
Frank Taveras, R (1,6) OBP: 0.348, SLG: 0.328			SH4-3							1	0	0	0	0	1					
Kurt Bevacqua, R (8,PH)			SH4-3			K				1	0	0	0	0	1					
Mario Mendoza, R (8,6)			2-3			K				0	0	0	0	0	0					
Bob Moose, R (1,1) OBP: 0.364, SLG: 0.222										2	0	1	0	0	1					
Bob Robertson, R (8,PH) OBP: 0.156, SLG: 0.226										1	0	0	0	0	0					
Ramon Hernandez, S (8,1)										0	0	0	0	0	0					
Bruce Kison, R (8,1)										0	0	0	0	0	0					
Inning Stats	R: 0 E: 0 K: 0 S: 3	H: 0 LOB: 0 BB: 0 P: 3	R: 0 E: 0 K: 1 S: 4	H: 0 LOB: 0 BB: 1 P: 8	R: 0 E: 0 K: 2 S: 8	H: 1 LOB: 1 BB: 0 P: 8	R: 1 E: 0 K: 0 S: 3	H: 1 LOB: 0 BB: 0 P: 4	R: 0 E: 0 K: 1 S: 5	H: 0 LOB: 0 BB: 0 P: 5	R: 0 E: 0 K: 0 S: 4	H: 1 LOB: 2 BB: 1 P: 8	R: 0 E: 0 K: 1 S: 6	H: 1 LOB: 1 BB: 0 P: 6	R: 0 E: 0 K: 0 S: 3	H: 0 LOB: 0 BB: 0 P: 3	1B: 4 2B: 2 3B: 0 HR: 0	SF: 0 SAC: 1 DP: 2 HBP: 1	WP: 0 PB: 0 SB: 2 CS: 0	PA: 32
PITCHER Steve Carlton, L (1,1) ERA: 4.23	IP: 9.0 WLS: W BF: 32	H: 5 R: 1 ER: 0 SO: 5	BB: 2 IBB: 0 HBP: 1 BLK: 0	WP: 0 HR: 0 S: 39 P: 48	ERA: 0.00 WHIP: 0.778	PITCHER										IP: 9.0 WLS: W BF: 32	H: 5 R: 1 ER: 0 SO: 5	BB: 2 IBB: 0 HBP: 1 BLK: 0	WP: 0 HR: 0 S: 39 P: 48	ERA: 0.00 WHIP: 0.778

Batter	1	2	3	4	5	6	7	8	9	AB	R	H	RBI	BB	SO	LOB	BOTTOM								
Dave Cash, R (1,4) OBP: 0.343, SLG: 0.387			G3							3	0	1	1	0	0	0	Pittsburgh Pirates @ Philadelphia Phillies Veterans Stadium, Philadelphia, PA Sat May 11 1974, 7:05 PM EDT Att: 21,070 - Unknown								
Larry Bowa, S (1,6) OBP: 0.295, SLG: 0.363	FC5-4 HBP							1B		4	0	0	0	0	2										
Del Unser, L (1,8) OBP: 0.395, SLG: 0.421	FC5-4 4-3							F5		4	0	1	0	0	1										
Greg Luzinski, R (1,7) OBP: 0.301, SLG: 0.360	4-3									4	1	2	0	0	2										
Terry Harmon, R (8,PR)	6-3									0	0	0	0	0	0										
Tom Hutton, L (9,3) OBP: 0.271, SLG: 0.413										0	0	0	0	0	0										
Willie Montanez, L (1,3) OBP: 0.286, SLG: 0.347										3	0	0	0	0	2										
Billy Grabarkewitz, R (8,PH) OBP: 0.333, SLG: 0.690										1	0	0	0	0	1										
Bill Robinson, R (9,7) OBP: 0.319, SLG: 0.386										0	0	0	0	0	0										
Mike Schmidt, R (1,5) OBP: 0.443, SLG: 0.554										2	1	1	2	1	0										
Mike Anderson, R (1,9) OBP: 0.370, SLG: 0.422										4	1	2	0	0	1										
Bob Boone, R (1,2) OBP: 0.304, SLG: 0.315										3	0	1	0	0	4										
Steve Carlton, L (1,1) OBP: 0.150, SLG: 0.211										3	0	0	0	0	2										
Inning Stats	R: 0 E: 0 K: 0 S: 3	H: 0 LOB: 1 BB: 0 P: 4	R: 1 E: 0 K: 0 S: 5	H: 2 LOB: 1 BB: 0 P: 5	R: 0 E: 0 K: 0 S: 3	H: 0 LOB: 0 BB: 0 P: 3	R: 1 E: 1 K: 1 S: 7	H: 1 LOB: 1 BB: 0 P: 7	R: 0 E: 0 K: 0 S: 3	H: 0 LOB: 0 BB: 0 P: 3	R: 0 E: 0 K: 0 S: 4	H: 1 LOB: 1 BB: 0 P: 4	R: 1 E: 0 K: 0 S: 5	H: 2 LOB: 1 BB: 0 P: 5	R: 0 E: 0 K: 1 S: 7	H: 2 LOB: 3 BB: 1 P: 11	1B: 4 2B: 3 3B: 0 HR: 1	SF: 1 SAC: 1 DP: 0 HBP: 1	WP: 0 PB: 0 SB: 0 CS: 0	PA: 35					
PITCHER Bob Moose, R (1,1) ERA: 7.07	IP: 7.0 WLS: L BF: 29	H: 6 R: 3 ER: 3 SO: 3	BB: 0 IBB: 0 HBP: 1 BLK: 0	WP: 0 HR: 1 S: 30 P: 31	ERA: 3.86 WHIP: 0.857	PITCHER										IP: 7.0 WLS: L BF: 29	H: 6 R: 3 ER: 3 SO: 3	BB: 0 IBB: 0 HBP: 1 BLK: 0	WP: 0 HR: 1 S: 30 P: 31	ERA: 3.86 WHIP: 0.857					
Ramon Hernandez, L (8,1) ERA: 2.25	0.2	4	1	0	0	1	0	1	0	0	0	5	9	0.00	1.500										
Bruce Kison, R (8,1) ERA: 2.3	0.1	2	1	0	0	0	0	0	0	0	0	2	2	0.00	3.000										



Batter	1	2	3	4	5	6	7	8	9	AB	R	H	RBI	BB	SO	LOB	TOP					
Don Kessinger, S OBP: 0.316, SLG: 0.259 (1, 6)	F8		F7		1-3		1B	SH1-3	G3	4	1	0	1	1	0	5	Chicago Cubs @ Pittsburgh Pirates Three Rivers Stadium, Pittsburgh, PA Tue May 14 1974, 7:05 PM EDT Att: 6,541 - Unknown					
Rick Monday, L OBP: 0.405, SLG: 0.435 (1, 8)	1B		F7		SF7		E	2B		3	1	2	1	1	0	1						
Billy Williams, L OBP: 0.417, SLG: 0.515 (1, 3)	K			2B	FC5		G3			4	1	2	0	1	1	3						
Jose Cardenal, R OBP: 0.357, SLG: 0.466 Jim Tyrone, R (7, 7)	K			6-3			E2	4-3		4	2	3	1	0	1	1						
Carmen Fanzone, R OBP: 0.314, SLG: 0.241 (1, 5)	K			6-3	FC5		SF9			4	0	0	2	0	1	3						
Jerry Morales, R OBP: 0.310, SLG: 0.356 (7, 9)	P5						5-3			5	0	2	1	0	0	0						
George Mitterwald, R OBP: 0.309, SLG: 0.361 (1, 2)	K				F8		F2	F9		5	0	1	0	0	1	2						
Vic Harris, S OBP: 0.304, SLG: 0.255 (1, 4)					F9					3	1	2	0	2	0	1						
Rick Reuschel, R OBP: 0.222, SLG: 0.333 (1, 1)					SH3			SH3	K	3	1	1	0	0	2	4						
Inning Stats	R: 0 E: 0 K: 2 S: 8	H: 1 LOB: 1 BB: 0 P: 8	R: 0 E: 0 K: 2 S: 7	H: 0 LOB: 0 BB: 0 P: 7	R: 0 E: 0 K: 0 S: 4	H: 1 LOB: 1 BB: 0 P: 4	R: 2 E: 0 K: 0 S: 5	H: 2 LOB: 1 BB: 1 P: 9	R: 1 E: 0 K: 0 S: 6	H: 3 LOB: 2 BB: 0 P: 6	R: 0 E: 0 K: 1 S: 6	H: 1 LOB: 1 BB: 0 P: 6	R: 3 E: 1 K: 0 S: 6	H: 3 LOB: 1 BB: 1 P: 10	R: 1 E: 0 K: 0 S: 4	H: 1 LOB: 2 BB: 2 P: 12	R: 0 E: 1 K: 1 S: 7	H: 1 LOB: 3 BB: 1 P: 11	1B: 10 2B: 3 3B: 0 HR: 0	SF: 2 SAC: 3 DP: 0 HBP: 0	WP: 0 PB: 0 SB: 1 CS: 0	PA: 46
PITCHER	IP	WLS	BF	H	R	ER	SO	BB	IBB	HBP	BLK	WP	HR	S	P	ERA	WHIP					
Jerry Reuss, L ERA: 6.41 (1, 1)	6.0	L	27	8	3	3	5	1	0	0	0	0	0	36	40	4.50	1.500					
Bruce Kison, R ERA: 3.05 (7, 1)	1.0		7	3	3	1	0	1	0	0	0	0	0	6	10	9.00	4.000					
Jim Sadowski, R ERA: 6.0 (8, 1)	1.0		6	1	1	1	0	2	0	0	0	0	0	4	12	9.00	3.000					
John Morlan, R ERA: 2.65 (9, 1)	1.0		6	1	0	0	1	1	0	0	0	0	0	7	11	0.00	2.000					

AB	36
R	7
H	13
RBI	6
BB	5
SO	6
LOB	22



Batter	1	2	3	4	5	6	7	8	9	AB	R	H	RBI	BB	SO	LOB	BOTTOM				
Rennie Stennett, R OBP: 0.333, SLG: 0.405 (1, 4)	FC4-6							4-3		4	0	3	0	0	0	0	Chicago Cubs @ Pittsburgh Pirates Three Rivers Stadium, Pittsburgh, PA Tue May 14 1974, 7:05 PM EDT Att: 6,541 - Unknown				
Dave Parker, L OBP: 0.343, SLG: 0.453 (1, 8)	FC4-6								F8	4	0	0	0	0	3						
Al Oliver, L OBP: 0.301, SLG: 0.481 (1, 3)	F8				5-3			G3		4	0	0	0	0	2						
Willie Stargell, L OBP: 0.362, SLG: 0.477 (1, 7)	G3				F7			SF9		4	1	1	0	0	1						
Richie Hebner, L OBP: 0.367, SLG: 0.548 (1, 5)	F6				P5			SF9		3	0	0	1	0	1						
Richie Ziek, R OBP: 0.396, SLG: 0.448 (1, 9)	K				4-3			K		3	0	0	0	0	2						
Manny Sanguillen, R OBP: 0.261, SLG: 0.402 (1, 2)	K				4-3			6-3		3	0	0	0	0	1						
Frank Taveras, R OBP: 0.319, SLG: 0.299 (1, 6)					6-3			1-3		3	0	0	0	0	0						
Jerry Reuss, L OBP: 0.365, SLG: 0.200 (5, PH) Paul Popovich, S OBP: 0.167, SLG: 0.118 (7, 1) Bruce Kison, R (8, 1) Jim Sadowski, R OBP: 0.447, SLG: 0.212 (8, PH) Bob Robertson, R OBP: 0.147, SLG: 0.212 (9, 1)	4-3							L7		1	0	0	0	0	0						
Inning Stats	R: 0 E: 0 K: 0 S: 4	H: 1 LOB: 1 BB: 0 P: 4	R: 0 E: 0 K: 2 S: 7	H: 0 LOB: 0 BB: 0 P: 7	R: 0 E: 0 K: 0 S: 4	H: 1 LOB: 1 BB: 0 P: 4	R: 0 E: 0 K: 0 S: 3	H: 0 LOB: 0 BB: 0 P: 3	R: 0 E: 0 K: 0 S: 4	H: 1 LOB: 1 BB: 0 P: 4	R: 1 E: 0 K: 1 S: 6	H: 1 LOB: 0 BB: 0 P: 6	R: 0 E: 0 K: 0 S: 3	H: 0 LOB: 0 BB: 0 P: 3	R: 0 E: 1 K: 0 S: 4	H: 0 LOB: 1 BB: 0 P: 4	1B: 2 2B: 1 3B: 1 HR: 0	SF: 1 SAC: 0 DP: 0 HBP: 0	WP: 0 PB: 0 SB: 0 CS: 0	PA: 32	
PITCHER	IP	WLS	BF	H	R	ER	SO	BB	IBB	HBP	BLK	WP	HR	S	P	ERA	WHIP				
Rick Reuschel, R ERA: 4.24 (1, 1)	9.0	W	32	4	1	1	3	0	0	0	0	0	0	38	38	1.00	0.444				



Batter	1	2	3	4	5	6	7	8	9	10	11	12	13	14	AB	R	H	RBI	BB	SO	LOB	TOP
Don Kessinger, S OBP: 0.343, SLG: 0.295 (1, 6)															7	1	5	0	0	1	0	
Rick Monday, L OBP: 0.398, SLG: 0.427 Jim Tyrone, R (4, 9)															2	0	0	0	0	0	2	2
Billy Williams, L OBP: 0.413, SLG: 0.500 (1, 7)															5	0	1	0	1	1	3	
Carmen Fanzone, R OBP: 0.293, SLG: 0.257 (1, 5)															6	1	1	1	0	0	5	
Jerry Morales, R OBP: 0.303, SLG: 0.339 (1, 9) (4, 8)															5	0	0	0	1	0	0	
Andre Thornton, R OBP: 0.364, SLG: 0.700 (1, 3)															5	0	1	1	1	1	0	
George Mittenwald, R OBP: 0.300, SLG: 0.360 (1, 2)															5	0	0	0	1	0	1	
Vic Harris, S OBP: 0.298, SLG: 0.243 (1, 4)															5	0	0	0	1	0	4	
Burt Hooton, R (1, 1)															4	0	0	0	0	2	1	
Dave LaRoche, L (11, 1)															1	0	0	0	0	0		
Gonzalo Marquez, L (14, PH)															1	0	0	0	0	1	0	
Bill Bonham, R OBP: 0.128, SLG: 0.128 (14, 1)															0	0	0	0	0	0	0	
Inning Stats	R: 2 E: 0 K: 2 S: 10	H: 3 LOB: 3 BB: 2 P: 18	R: 0 E: 0 K: 2 S: 7	H: 1 LOB: 0 BB: 0 P: 7	R: 0 E: 0 K: 0 S: 3	H: 0 LOB: 1 BB: 1 P: 11	R: 0 E: 0 K: 0 S: 4	H: 1 LOB: 1 BB: 1 P: 7	R: 0 E: 0 K: 0 S: 3	H: 0 LOB: 0 BB: 0 P: 3	R: 0 E: 0 K: 0 S: 3	H: 0 LOB: 1 BB: 0 P: 4	R: 0 E: 0 K: 0 S: 3	H: 1 LOB: 3 BB: 0 P: 12	R: 0 E: 0 K: 2 S: 7	H: 0 LOB: 0 BB: 0 P: 7	R: 0 E: 0 K: 2 S: 7	H: 0 LOB: 0 BB: 0 P: 7	1B: 6 2B: 2 3B: 0 HR: 0	SF: 0 SAC: 0 DP: 0 HBP: 0	WP: 1 PB: 0 SB: 0 CS: 1	PA: 56
PITCHER	IP	WLS	BF	H	R	ER	SO	BB	IBB	HBP	BLK	WP	HR	S	P	ERA	WHIP					
Jim Rooker, L ERA: 1.66 (1, 1)	11.0	4	43	7	2	2	6	4	0	0	0	0	0	51	67	1.64	1.000					
Dave Giusti, R ERA: 4.56 (12, 1)	0.2	4	1	0	0	0	0	1	0	0	0	0	0	3	7	0.00	3.000					
Ramon Hernandez, L ERA: 2.08 (12, 1)	1.1	5	0	0	0	0	0	1	0	0	0	0	0	4	8	0.00	0.750					
Bruce Kison, R ERA: 2.89 (14, 1)	1.0	W	3	0	0	0	2	0	0	0	0	0	0	7	7	0.00	0.000					

Chicago Cubs @ Pittsburgh Pirates
Three Rivers Stadium, Pittsburgh, PA
Wed May 15 1974, 7:05 PM EDT
Att. 6,873 - Unknown

AB	49
R	2
H	8
RBI	2
BB	6
SO	8
LOB	18



Batter	1	2	3	4	5	6	7	8	9	10	11	12	13	14	AB	R	H	RBI	BB	SO	LOB	BOTTOM
Gene Clines, R OBP: 0.212, SLG: 0.260 (1, 8)															6	0	1	0	0	0	1	
Dave Parker, L OBP: 0.333, SLG: 0.436 (1, 9)															6	1	1	0	0	2	1	
Al Oliver, L OBP: 0.295, SLG: 0.463 (1, 3)															5	0	0	0	1	0	3	
Willie Stargell, L OBP: 0.366, SLG: 0.486 (1, 7)															4	0	2	1	0	1	1	
Dock Ellis, S OBP: 0.333, SLG: 0.111 (9, PR)															0	0	0	0	0	0	0	
Richie Zisk, R OBP: 0.408, SLG: 0.455 (10, 7)															1	1	1	0	1	0	0	
Richie Hebner, L OBP: 0.364, SLG: 0.538 (1, 5)															4	1	1	0	0	0	3	
Rennie Stennett, R OBP: 0.336, SLG: 0.400 (1, 4)															4	0	1	0	1	1	2	
Manny Sanguillen, R OBP: 0.268, SLG: 0.396 (1, 2)															5	0	1	0	1	1	4	
Mario Mendoza, R (1, 6)															2	0	0	0	0	0	1	
Ed Kirkpatrick, L OBP: 0.500, SLG: 0.417 (7, PH)															1	0	1	1	0	0	0	
Frank Taveras, R OBP: 0.315, SLG: 0.294 (8, 6)															1	0	0	0	0	1		
Paul Popovich, S OBP: 0.158, SLG: 0.111 (12, PH)															1	0	0	0	0	0	2	
Jim Rooker, R OBP: 0.388, SLG: 0.444 (1, PH)															3	0	0	0	0	0	1	
Bob Robertson, R OBP: 0.175, SLG: 0.206 (12, 1)															0	0	0	0	0	0	0	
Dave Giusti, R OBP: 0.325, SLG: 0.329 (12, 1)															0	0	0	0	0	0	0	
Ramon Hernandez, S (12, 1)															0	0	0	0	0	0	0	
Kurt Bevacqua, R (13, PH)															1	0	0	0	0	1	0	
Bruce Kison, R (14, 1)															0	0	0	0	0	0	0	
Inning Stats	R: 1 E: 0 K: 1 S: 7	H: 1 LOB: 1 BB: 0 P: 7	R: 0 E: 0 K: 1 S: 5	H: 0 LOB: 0 BB: 0 P: 5	R: 0 E: 0 K: 1 S: 5	H: 0 LOB: 1 BB: 1 P: 11	R: 0 E: 0 K: 0 S: 4	H: 2 LOB: 1 BB: 0 P: 4	R: 0 E: 0 K: 0 S: 3	H: 0 LOB: 0 BB: 0 P: 3	R: 0 E: 0 K: 0 S: 3	H: 1 LOB: 1 BB: 0 P: 3	R: 0 E: 0 K: 0 S: 4	H: 0 LOB: 2 BB: 2 P: 11	R: 0 E: 1 K: 1 S: 6	H: 1 LOB: 2 BB: 1 P: 6	R: 1 E: 1 K: 0 S: 2	H: 1 LOB: 1 BB: 1 P: 6	1B: 8 2B: 1 3B: 0 HR: 0	SF: 0 SAC: 3 DP: 1 HBP: 0	WP: 2 PB: 2 SB: 1 CS: 1	PA: 52
PITCHER	IP	WLS	BF	H	R	ER	SO	BB	IBB	HBP	BLK	WP	HR	S	P	ERA	WHIP					
Burt Hooton, R ERA: 5.44 (1, 1)	10.1	2	37	7	2	2	5	1	0	0	0	0	0	46	50	1.74	0.774					
Dave LaRoche, L ERA: (11, 1)	2.2	11	1	0	0	1	1	1	1	0	0	0	0	11	19	0.00	0.750					
Bill Bonham, R ERA: 4.08 (14, 1)	0.0	L	4	1	1	0	0	0	1	0	0	1	0	2	6	*	*					

Chicago Cubs @ Pittsburgh Pirates
Three Rivers Stadium, Pittsburgh, PA
Wed May 15 1974, 7:05 PM EDT
Att. 6,873 - Unknown

AB	45
R	3
H	9
RBI	2
BB	4
SO	6
LOB	20



Batter	1	2	3	4	5	6	7	8	9	AB	R	H	RBI	BB	SO	LOB	TOP								
Don Kessinger, S OBP: 0.336, SLG: 0.290 (1, 6)	L6		F2				F7		K	5	0	1	0	0	1	0									
Jim Tyrone, R (1, 9)	K		L8				K			4	0	0	0	0	2	2									
Billy Williams, L OBP: 0.415, SLG: 0.495 (1, 7)	1B		L8				CS			3	0	1	0	1	0	0									
Carmen Fanzone, R OBP: 0.333, SLG: 0.289 (1, 5)	1B						BB			3	0	2	0	1	0	1									
Jerry Morales, R OBP: 0.294, SLG: 0.327 (1, 8)	F9									4	1	0	0	0	0	4									
Andre Thornton, R OBP: 0.400, SLG: 0.615 (1, 3)		P4								3	1	1	0	1	1	1									
George Mitterwald, R OBP: 0.299, SLG: 0.355 (1, 2)		F9								4	0	1	1	0	0	2									
Vic Harris, S OBP: 0.312, SLG: 0.262 (1, 4)										4	0	3	1	0	0	0									
Ken Frailing, L OBP: 0.219, SLG: 0.214 (4, 1)										1	0	0	0	0	1	1									
Ray Burns, R (6, PH)										1	0	0	0	0	1	1									
Matt Alexander, S (6, PH)										0	0	0	0	0	0	0									
Gonzalo Marquez, L (6, PH)										1	0	0	0	0	1	2									
Horacio Pina, R (6, PH)										0	0	0	0	0	0	0									
Chris Ward, L OBP: 0.305, SLG: 0.348 (6, PH)										1	0	0	0	0	0	0									
Inning Stats	R: 0 E: 0 K: 1 S: 7	H: 2 LOB: 2 BB: 0 P: 7	R: 0 E: 0 K: 1 S: 6	H: 1 LOB: 1 BB: 0 P: 6	R: 0 E: 0 K: 0 S: 3	H: 0 LOB: 0 BB: 0 P: 3	R: 0 E: 0 K: 1 S: 6	H: 1 LOB: 1 BB: 0 P: 6	R: 0 E: 0 K: 1 S: 6	H: 2 LOB: 1 BB: 0 P: 6	R: 2 E: 1 K: 1 S: 8	H: 3 LOB: 2 BB: 1 P: 12	R: 0 E: 0 K: 1 S: 5	H: 0 LOB: 1 BB: 1 P: 9	R: 0 E: 0 K: 0 S: 2	H: 0 LOB: 0 BB: 1 P: 6	R: 0 E: 0 K: 1 S: 5	H: 0 LOB: 0 BB: 0 P: 5	1B: 9 2B: 0 3B: 0 HR: 0	SF: 0 SAC: 0 DP: 1 HBP: 0	WP: 0 PB: 0 SB: 0 CS: 1	PA: 38			
PITCHER	IP	WLS	BF	H	R	ER	SO	BB	IBB	HBP	BLK	WP	HR	S	P	ERA	WHIP								
Ken Brett, L ERA: 3.63 (1, 1)	5.2	W	26	9	2	2	4	1	0	0	0	0	0	33	37	3.18	1.765								
Bruce Kison, R ERA: 2.45 (6, 1)	3.1	S	11	0	0	0	3	2	0	0	1	0	0	15	23	0.00	0.600								

Chicago Cubs @ Pittsburgh Pirates
Three Rivers Stadium, Pittsburgh, PA
Thu May 16 1974, 7:05 PM EDT
Att: 5,845 - Unknown - 82 F

AB 34
R 2
H 9
RBI 2
BB 3
SO 7
LOB 14



Batter	1	2	3	4	5	6	7	8	9	AB	R	H	RBI	BB	SO	LOB	BOTTOM								
Gene Clines, R OBP: 0.228, SLG: 0.245 (1, 8)	L6-3									3	0	0	0	2	1	1									
Dave Parker, L OBP: 0.327, SLG: 0.425 (1, 9)	K									5	0	1	0	0	2	4									
Al Oliver, L OBP: 0.301, SLG: 0.464 (1, 3)										4	0	2	1	0	0	2									
Richie Zisk, R OBP: 0.402, SLG: 0.446 (1, 7)										4	0	1	0	0	0	4									
Rennie Stennett, R OBP: 0.340, SLG: 0.403 (1, 4)										4	0	2	0	0	0	0									
Manny Sanguillen, R OBP: 0.258, SLG: 0.379 (1, 2)										4	0	0	0	0	0	3									
Richie Hebner, L OBP: 0.368, SLG: 0.537 (1, 5)										4	2	2	0	0	0	1									
Mario Mendoza, R OBP: 0.375, SLG: 0.375 (1, 6)										4	2	3	0	0	0	0									
Ken Brett, L OBP: 0.571, SLG: 1.077 (1, 1)										2	1	2	2	0	0	0									
Bruce Kison, R (6, 1)										1	0	0	0	0	0	0									
Inning Stats	R: 0 E: 0 K: 1 S: 6	H: 1 LOB: 1 BB: 0 P: 6	R: 2 E: 0 K: 1 S: 8	H: 3 LOB: 1 BB: 0 P: 8	R: 0 E: 0 K: 0 S: 5	H: 2 LOB: 2 BB: 0 P: 5	R: 2 E: 1 K: 0 S: 6	H: 4 LOB: 2 BB: 1 P: 10	R: 0 E: 0 K: 0 S: 3	H: 0 LOB: 0 BB: 0 P: 3	R: 1 E: 1 K: 0 S: 5	H: 1 LOB: 1 BB: 0 P: 5	R: 0 E: 0 K: 0 S: 4	H: 2 LOB: 1 BB: 0 P: 4	R: 0 E: 0 K: 1 S: 5	H: 0 LOB: 1 BB: 1 P: 9	1B: 13 2B: 0 3B: 0 HR: 0	SF: 0 SAC: 1 DP: 0 HBP: 0	WP: 0 PB: 1 SB: 0 CS: 1	PA: 38					
PITCHER	IP	WLS	BF	H	R	ER	SO	BB	IBB	HBP	BLK	WP	HR	S	P	ERA	WHIP								
Ken Frailing, L ERA: 3.4 (4, 1)	1.2	L	7	1	0	0	0	1	0	0	0	0	0	6	10	0.00	1.200								
Ray Burns, R ERA: 5.03 (6, 1)	3.0		13	3	1	0	1	1	0	0	0	0	0	14	18	0.00	1.333								

Chicago Cubs @ Pittsburgh Pirates
Three Rivers Stadium, Pittsburgh, PA
Thu May 16 1974, 7:05 PM EDT
Att: 5,845 - Unknown - 82 F

AB 35
R 5
H 13
RBI 3
BB 2
SO 3
LOB 15



Batter	1	2	3	4	5	6	7	8	9	AB	R	H	RBI	BB	SO	LOB	TOP										
Dave Cash, R OBP: 0.364, SLG: 0.411 (1,4)	6-3		1B					SH5-3 2B		3	1	1	0	1	0	0	Philadelphia Phillies @ Pittsburgh Pirates Three Rivers Stadium, Pittsburgh, PA Sun May 19 1974, 3:33 AM EDT Unknown										
Larry Bowa, S OBP: 0.308, SLG: 0.384 (1,6)	6-3		4-3					SH5-3 2B		4	0	2	2	0	0	1											
Del Unser, L OBP: 0.418, SLG: 0.474 (1,8)	1B			6-3				SH5-3 L8		3	0	1	1	0	0	1											
Bill Robinson, R OBP: 0.309, SLG: 0.372 (1,7)	1-3			5-3				L4		4	0	1	0	0	0	2											
Tom Hutton, L OBP: 0.303, SLG: 0.484 (1,3)		P5		G3				G3		4	0	0	0	0	0	0											
Mike Schmidt, R OBP: 0.418, SLG: 0.517 (1,5)		P4			6-3			K		4	0	0	0	0	1	0											
Mike Anderson, R OBP: 0.362, SLG: 0.438 (1,9)		F9			F9			FC1-6 1B		4	0	1	0	0	0	0											
Bob Boone, R OBP: 0.331, SLG: 0.354 (1,2)			5-3		6-3			FC1-6 BB 1B 2B		3	0	0	0	0	0	1											
Billy Grabarkewitz, R OBP: 0.333, SLG: 0.800 (8, PR)										0	1	0	0	0	0	0											
Jim Essian, R (8, 2)										0	0	0	0	0	0	0											
Jim Lonborg, R OBP: 0.042, SLG: 0.043 (1, 1)										2	0	0	0	0	2	0											
Willie Montanez, L OBP: 0.270, SLG: 0.341 (8, PH)										1	0	1	0	0	0	0											
Terry Harmon, R (8, PR)										0	1	0	0	0	0	0											
Mac Scarce, L (8, 1)										0	0	0	0	0	0	0											
Eddie Watt, R (9, 1)										0	0	0	0	0	0	0											
Inning Stats	R: 0 E: 0 K: 0 S: 4	H: 2 LOB: 2 BB: 0 P: 4	R: 0 E: 0 K: 0 S: 3	H: 0 LOB: 0 BB: 0 P: 3	R: 0 E: 0 K: 1 S: 6	H: 1 LOB: 1 BB: 0 P: 6	R: 0 E: 0 K: 0 S: 3	H: 0 LOB: 0 BB: 0 P: 3	R: 0 E: 0 K: 1 S: 6	H: 1 LOB: 1 BB: 0 P: 6	R: 0 E: 0 K: 1 S: 5	H: 0 LOB: 0 BB: 0 P: 5	R: 3 E: 0 K: 0 S: 6	H: 3 LOB: 2 BB: 1 P: 10	R: 0 E: 0 K: 0 S: 3	H: 0 LOB: 0 BB: 0 P: 3	1B: 6 2B: 1 3B: 0 HR: 0	SF: 0 SAC: 1 DP: 0 HBP: 0	WP: 0 PB: 0 SB: 0 CS: 0	PA: 34							
PITCHER	IP	WLS	BF	H	R	ER	SO	BB	IBB	HBP	BLK	WP	HR	S	P	ERA	WHIP										
Dock Ellis, R ERA: 4.76 (1, 1)	7.1	L	28	6	3	3	3	1	0	0	0	0	0	33	37	3.68	0.955										
Ramon Hernandez, L ERA: 1.89 (8, 1)	0.1		2	1	0	0	0	0	0	0	0	0	0	2	2	0.00	3.000										
Dave Giusti, R ERA: 4.33 (8, 1)	1.1		4	0	0	0	0	0	0	0	0	0	0	4	4	0.00	0.000										

Batter	1	2	3	4	5	6	7	8	9	AB	R	H	RBI	BB	SO	LOB	BOTTOM										
Gene Clines, R OBP: 0.212, SLG: 0.226 (1,8)	L5-3		L6-3					L9		4	0	1	0	0	0	1	Philadelphia Phillies @ Pittsburgh Pirates Three Rivers Stadium, Pittsburgh, PA Sun May 19 1974, 3:33 AM EDT Unknown										
Dave Parker, L OBP: 0.331, SLG: 0.434 (1,9)	1-3			6-3				L8		4	0	0	0	0	0	1											
Al Oliver, L OBP: 0.291, SLG: 0.453 (1,3)	4-3			F9				F7		4	0	0	0	0	1	1											
Willie Stargell, L OBP: 0.367, SLG: 0.500 (1,7)			1-3		G3			F9		4	0	1	0	0	0	1											
Kurt Bevacqua, R (9, PR)										0	0	0	0	0	0	0											
Richie Hebner, L OBP: 0.382, SLG: 0.555 (1,5)		P5						FC4-6 1B		4	2	1	1	0	0	1											
Rennie Stennett, R OBP: 0.336, SLG: 0.408 (1,4)		6-3						FC4-6 2B 5-3		4	0	2	0	0	0	0											
Manny Sanguillen, R OBP: 0.276, SLG: 0.392 (1,2)										4	0	2	1	0	0	3											
Mario Mendoza, R OBP: 0.400, SLG: 0.385 (1,6)										2	0	0	0	1	0	2											
Ed Kirkpatrick, L OBP: 0.471, SLG: 0.385 (9, PH)			P3							1	0	0	0	0	1	2											
Dock Ellis, S OBP: 0.286, SLG: 0.091 (1, 1)										2	0	0	0	0	1	3											
Ramon Hernandez, S (8, 1)										0	0	0	0	0	0	0											
Dave Giusti, R OBP: 0.250, SLG: 0.250 (8, 1)										0	0	0	0	0	0	0											
Inning Stats	R: 0 E: 0 K: 0 S: 3	H: 0 LOB: 0 BB: 0 P: 3	R: 0 E: 0 K: 0 S: 3	H: 0 LOB: 0 BB: 0 P: 3	R: 0 E: 0 K: 0 S: 3	H: 0 LOB: 0 BB: 0 P: 3	R: 1 E: 0 K: 0 S: 5	H: 2 LOB: 1 BB: 0 P: 5	R: 0 E: 0 K: 0 S: 4	H: 1 LOB: 1 BB: 0 P: 4	R: 0 E: 0 K: 1 S: 6	H: 1 LOB: 2 BB: 1 P: 10	R: 0 E: 0 K: 1 S: 5	H: 0 LOB: 0 BB: 0 P: 5	R: 1 E: 0 K: 1 S: 7	H: 2 LOB: 2 BB: 0 P: 7	1B: 3 2B: 3 3B: 0 HR: 1	SF: 0 SAC: 1 DP: 0 HBP: 0	WP: 0 PB: 0 SB: 1 CS: 0	PA: 35							
PITCHER	IP	WLS	BF	H	R	ER	SO	BB	IBB	HBP	BLK	WP	HR	S	P	ERA	WHIP										
Jim Lonborg, R ERA: 2.54 (1, 1)	7.0		27	5	1	1	1	0	0	0	0	0	0	28	32	1.29	0.714										
Mac Scarce, L ERA: 3.91 (8, 1)	1.1		6	2	1	1	1	0	0	0	0	0	0	8	8	6.75	1.500										
Eddie Watt, R ERA: 4.73 (9, 1)	0.2	S	2	0	0	0	1	0	0	0	0	0	0	4	4	0.00	0.000										

Batter	1	2	3	4	5	6	7	8	9	AB	R	H	RBI	BB	SO	LOB	TOP			
Dave Cash, R OBP: 0.367, SLG: 0.409 (1, 4)	L8		BB	BB		6-3		CS 1B		3	0	1	0	1	0	0	Philadelphia Phillies @ Pittsburgh Pirates Three Rivers Stadium, Pittsburgh, PA Sun May 19 1974, 3:38 AM EDT Att: 13,426 - Unknown			
Larry Bowa, S OBP: 0.301, SLG: 0.374 (1, 6)	L8		P3			L6		F7		4	0	0	0	0	0	3				
Mike Schmidt, R OBP: 0.407, SLG: 0.500 (1, 5)	F9		5-3			K				4	0	0	0	0	2	2				
Greg Luzinski, R OBP: 0.291, SLG: 0.341 (1, 7)		5-3			L8			F9 1B		4	0	1	0	0	1	0				
Bill Robinson, R OBP: 0.307, SLG: 0.367 (1, 8)					6-3			F9		4	0	1	0	0	0	1				
Mike Anderson, R OBP: 0.367, SLG: 0.440 (1, 9)		G5-4-3			F7					4	0	2	0	0	0	1				
Tom Hutton, L OBP: 0.309, SLG: 0.476 (7, PH) Tony Taylor, R OBP: 0.316, SLG: 0.235 (7, 3)			S 1B BB			G3		F9		1	1	0	0	1	0	0				
Bob Boone, R OBP: 0.323, SLG: 0.345 (1, 2)			F7			P6		P3		3	0	0	0	0	0	3				
Dick Ruthven, R OBP: 0.118, SLG: 0.118 Mac Scarce, L (7, 1) Billy Grabarkewitz, R OBP: 0.286, SLG: 0.667 (8, PH) Eddie Watt, R (8, 1)						L9				2	0	1	1	0	0	0				
			2H 1B					P4		0	0	0	0	0	0	0				
Inning Stats	R: 0 E: 0 K: 0 S: 3	H: 0 LOB: 0 BB: 0 P: 3	R: 0 E: 0 K: 0 S: 3	H: 1 LOB: 0 BB: 0 P: 3	R: 1 E: 0 K: 0 S: 4	H: 1 LOB: 2 BB: 2 P: 12	R: 0 E: 0 K: 0 S: 3	H: 0 LOB: 0 BB: 0 P: 3	R: 0 E: 0 K: 1 S: 5	H: 0 LOB: 0 BB: 0 P: 5	R: 0 E: 0 K: 0 S: 5	H: 2 LOB: 2 BB: 0 P: 5	R: 0 E: 0 K: 0 S: 3	H: 1 LOB: 0 BB: 0 P: 3	R: 0 E: 1 K: 2 S: 9	H: 1 LOB: 2 BB: 0 P: 9	1B: 6 2B: 0 3B: 0 HR: 0	SF: 0 SAC: 0 DP: 1 HBP: 0	WP: 0 PB: 0 SB: 1 CS: 1	PA: 34
PITCHER Jerry Reuss, L ERA: 5.4 (1, 1)	IP: 9.0 WLS: W BF: 34 H: 6 R: 1 ER: 1 SO: 3 BB: 2 IBB: 0 HBP: 0 BLK: 0 WP: 0 HR: 0 S: 38 P: 46 ERA: 1.00 WHIP: 0.889																			


Batter	1	2	3	4	5	6	7	8	9	AB	R	H	RBI	BB	SO	LOB	BOTTOM			
Rennie Stennett, R OBP: 0.346, SLG: 0.421 (1, 4)	FC4-6 1B	L3			2B BB					3	1	2	0	1	0	1	Philadelphia Phillies @ Pittsburgh Pirates Three Rivers Stadium, Pittsburgh, PA Sun May 19 1974, 3:38 AM EDT Att: 13,426 - Unknown			
Richie Hebner, L OBP: 0.385, SLG: 0.546 (1, 5)	K		1B BB		F8		HBP			2	0	0	0	1	1	2				
Al Oliver, L OBP: 0.290, SLG: 0.447 (1, 3)	FC4-6 1B		F8		F9		K			4	0	1	0	0	1	4				
Willie Stargell, L OBP: 0.364, SLG: 0.500 (1, 7)	FC4-6		F2		PB 2B		K			4	0	1	1	0	1	5				
Richie Zisk, R OBP: 0.396, SLG: 0.438 Dave Parker, L OBP: 0.331, SLG: 0.434 (9, 9)	F8		1B		K			4-3		4	0	1	0	0	1	3				
Manny Sanguillen, R OBP: 0.275, SLG: 0.387 (1, 2)		1B 6-3 1B	4-3					1-3		4	1	1	0	0	0	2				
Gene Clines, R OBP: 0.229, SLG: 0.242 (1, 8)		6-3 1B			L8		L6-3			4	0	2	0	0	0	0				
Mario Mendoza, R OBP: 0.316, SLG: 0.294 (1, 6)		6-3			K		K			4	0	0	1	0	2	2				
Jerry Reuss, L OBP: 0.313, SLG: 0.154 (1, 1)		K			6-3		K			3	0	0	0	0	2	1				
Inning Stats	R: 0 E: 0 K: 1 S: 7	H: 2 LOB: 2 BB: 0 P: 7	R: 1 E: 0 K: 1 S: 7	H: 2 LOB: 1 BB: 0 P: 7	R: 0 E: 0 K: 0 S: 4	H: 1 LOB: 2 BB: 1 P: 8	R: 0 E: 0 K: 1 S: 5	H: 0 LOB: 0 BB: 0 P: 5	R: 1 E: 0 K: 1 S: 6	H: 1 LOB: 1 BB: 1 P: 10	R: 0 E: 0 K: 3 S: 10	H: 1 LOB: 2 BB: 0 P: 11	R: 0 E: 0 K: 0 S: 4	H: 1 LOB: 0 BB: 0 P: 4	R: 0 E: 0 K: 0 S: 4	H: 1 LOB: 1 BB: 0 P: 4		1B: 6 2B: 2 3B: 0 HR: 0	SF: 0 SAC: 0 DP: 0 HBP: 1	WP: 0 PB: 1 SB: 0 CS: 0
PITCHER Dick Ruthven, R ERA: 3.4 Mac Scarce, L ERA: 3.5 Eddie Watt, R ERA: 4.4	IP: 6.1 WLS: L BF: 29 H: 7 R: 2 ER: 2 SO: 6 BB: 2 IBB: 0 HBP: 1 BLK: 0 WP: 0 HR: 0 S: 38 P: 47 ERA: 2.84 WHIP: 1.421																			



Batter	1	2	3	4	5	6	7	8	9	AB	R	H	RBI	BB	SO	LOB	TOP				
Rennie Stennett, R (1,4) OBP: 0.356, SLG: 0.432 Paul Popovich, S (8,4) OBP: 0.150, SLG: 0.105	0-3 K	0-0 1-H 2B		0-0 1B		0-0 6-3	0-0 2H 1B			5	0	3	2	0	1	0					
Gene Clines, R (1,8) OBP: 0.228, SLG: 0.230	4-0 F WP BB	0-0 L4-3		0-0 L8		0-0 1B 1B	0-0 1B 1B	0-0 L8		4	2	1	0	1	0	3					
Richie Hebner, L (1,5) OBP: 0.382, SLG: 0.526	4-0 1-H BB BB		0-0 F9		0-0 F9		0-0 1-3 1-2	0-3 K		4	0	0	0	1	1	2					
Willie Stargell, L (1,7) OBP: 0.362, SLG: 0.481	0-0 F6		0-0 F6		0-3 K		4-0 1B 1B	0-0 F7		4	1	0	0	1	1	1					
Bob Robertson, R (1,3) OBP: 0.171, SLG: 0.205	4-0 1-2 BB		0-3 K		0-3 K		0-0 1B 1B	0-0 F8		4	0	1	1	1	2	0					
Manny Sanguillen, R (1,2) OBP: 0.297, SLG: 0.400	0-0 F8			0-0 1B E 1B		0-0 E9 SF8 1B	0-0 1-3 2-H 1B	0-0 L8		5	2	3	1	0	0	2					
Dave Parker, L (1,9) OBP: 0.328, SLG: 0.420 Al Oliver, L (6,8) OBP: 0.288, SLG: 0.439		4-0 2B BB		0-0 E9 SF8 1B		0-0 4-3	0-0 4-3			2	2	1	0	1	0	1	AB 35 R 8 H 10 RBI 6 BB 5 SO 9 LOB 13				
Frank Taveras, R (1,6) OBP: 0.299, SLG: 0.286		0-3 K		0-0 SF8		0-0 SF8		0-0 F9		2	0	0	2	0	1	1					
Ken Brett, L (1,1) OBP: 0.474, SLG: 0.889		0-3 K		0-3 K		0-3 K		0-0 1B 2B		4	1	1	0	0	3	1	WP: 1 PA: 42 PB: 0 SB: 0 CS: 0				
Inning Stats	R: 1 E: 1 K: 1 S: 5	H: 0 LOB: 2 BB: 3 P: 17	R: 1 E: 0 K: 2 S: 8	H: 1 LOB: 1 BB: 1 P: 12	R: 0 E: 0 K: 1 S: 5	H: 0 LOB: 0 BB: 0 P: 5	R: 2 E: 1 K: 1 S: 8	H: 3 LOB: 1 BB: 0 P: 8	R: 0 E: 0 K: 2 S: 7	H: 0 LOB: 0 BB: 0 P: 7	R: 1 E: 1 K: 1 S: 6	H: 1 LOB: 0 BB: 0 P: 6	R: 2 E: 0 K: 0 S: 6	H: 3 LOB: 2 BB: 1 P: 10	R: 1 E: 0 K: 1 S: 7	H: 2 LOB: 1 BB: 0 P: 7	R: 0 E: 0 K: 0 S: 3	H: 0 LOB: 0 BB: 0 P: 3	1B: 8 2B: 2 3B: 0 HR: 0	SF: 2 SAC: 0 DP: 0 HBP: 0	WP: 1 PA: 42 PB: 0 SB: 0 CS: 0
PITCHER	IP WLS BF H R ER SO BB IBB HBP BLK WP HR S P ERA WHIP	3.0 L 16 3 4 2 4 4 0 0 0 1 0 20 36 6.00 2.333	5.0 23 7 4 3 5 0 1 0 0 0 0 32 36 5.40 1.400	1.0 3 0 0 0 0 0 0 0 0 0 0 3 3 0.00 0.000	PITCHER										IP WLS BF H R ER SO BB IBB HBP BLK WP HR S P ERA WHIP						

Pittsburgh Pirates @ Montreal Expos
 Jarry Park, Montreal, QB
 Tue May 21 1974, 7:05 PM EDT
 Att: 9,231 - Unknown


AB 35
 R 8
 H 10
 RBI 6
 BB 5
 SO 9
 LOB 13



Batter	1	2	3	4	5	6	7	8	9	AB	R	H	RBI	BB	SO	LOB	BOTTOM				
Ron Hunt, R (1,5) OBP: 0.352, SLG: 0.214	0-0 1-3		0-0 1-3			0-0 L6		0-0 F7		4	0	0	0	0	0	0					
Larry Lintz, S (1,6) OBP: 0.286, SLG: 0.370	0-0 1B WP 1B		0-0 L8			0-0 E S 6-3 1B		0-0 HR 1B		4	3	3	0	0	0	0					
Willie Davis, L (1,8) OBP: 0.348, SLG: 0.391	0-0 1-3 WP 1B			0-3 K		0-0 6-3	0-0 1-H	0-0 L9		4	0	1	1	0	1	1					
Bob Bailey, R (1,7) OBP: 0.410, SLG: 0.430	0-0 F4			4-0 FC4-6 BB		0-0 F6		0-0 HR		3	1	1	2	1	0	2					
Ken Singleton, S (1,9) OBP: 0.424, SLG: 0.384	0-0 5-3			0-0 FC4-6		0-0 4-3		0-0 L9		4	0	0	0	0	0	2					
Hal Breenen, R (1,3) OBP: 0.345, SLG: 0.392		0-0 5-3		0-0 L8		0-0 6-3		0-0 P4		4	0	0	0	0	0	1					
Jim Cox, R (1,4) OBP: 0.284, SLG: 0.273		0-0 6-3			0-0 L8		0-0 F6			3	0	0	0	0	0	0					
Barry Foote, R (1,2) OBP: 0.293, SLG: 0.338		0-0 F7			0-3 K			0-0 F7		3	0	0	0	0	1	0					
Balor Moore, L (1,1) Tom Walker, R (4,1) Ron Woods, R (6,PH) Donald DeMola, R (9,1)				0-3 K		0-0 5-3		0-0 F8		1	0	0	0	0	1	0	AB 32 R 4 H 5 RBI 3 BB 1 SO 3 LOB 6				
Inning Stats	R: 1 E: 0 K: 0 S: 5	H: 2 LOB: 1 BB: 0 P: 5	R: 0 E: 0 K: 0 S: 3	H: 0 LOB: 0 BB: 0 P: 3	R: 0 E: 0 K: 1 S: 5	H: 0 LOB: 0 BB: 0 P: 5	R: 0 E: 0 K: 1 S: 5	H: 0 LOB: 0 BB: 1 P: 9	R: 0 E: 0 K: 1 S: 5	H: 0 LOB: 0 BB: 0 P: 5	R: 1 E: 0 K: 0 S: 4	H: 1 LOB: 0 BB: 0 P: 4	R: 0 E: 0 K: 0 S: 3	H: 0 LOB: 0 BB: 0 P: 3	R: 0 E: 0 K: 0 S: 3	H: 0 LOB: 0 BB: 0 P: 3	R: 2 E: 0 K: 0 S: 5	H: 2 LOB: 0 BB: 0 P: 5	1B: 4 2B: 0 3B: 0 HR: 1	SF: 0 SAC: 0 DP: 0 HBP: 0	WP: 1 PA: 33 PB: 0 SB: 1 CS: 0
PITCHER	IP WLS BF H R ER SO BB IBB HBP BLK WP HR S P ERA WHIP	9.0 W 33 5 4 3 3 1 0 0 0 1 1 38 42 3.00 0.667	PITCHER										IP WLS BF H R ER SO BB IBB HBP BLK WP HR S P ERA WHIP								

Pittsburgh Pirates @ Montreal Expos
 Jarry Park, Montreal, QB
 Tue May 21 1974, 7:05 PM EDT
 Att: 9,231 - Unknown

AB 32
 R 4
 H 5
 RBI 3
 BB 1
 SO 3
 LOB 6



Batter	1	2	3	4	5	6	7	8	9	AB	R	H	RBI	BB	SO	LOB	TOP								
Rennie Stennett, R OBP: 0.353, SLG: 0.428	0-3 K		0-3 K					0-0 F3		4	0	1	0	0	2	1									
Ed Kirkpatrick, L OBP: 0.462, SLG: 0.367	0-3 K			4-0 BB		0-0 FC4-6 1B			0-0 2B 1B	3	2	1	0	1	1	1									
Al Oliver, L OBP: 0.293, SLG: 0.460	0-0 4-3			0-0 G4-6-3 1-2		0-0 WP 3B			0-0 1B G4-6-3 2B	4	2	2	1	0	0	1									
Willie Stargell, L OBP: 0.359, SLG: 0.474		0-3 K		0-0 F8		0-0 F4			0-0 G4-6-3 1B	4	0	1	1	0	1	0									
Richie Hebner, L OBP: 0.373, SLG: 0.511		0-3 K			0-0 L3				0-0 G4-6-3 1-2	4	0	0	0	0	1	1									
Manny Sanguillen, R OBP: 0.297, SLG: 0.367		0-0 4-3			0-0 6-3				0-0 1-3	4	0	0	0	0	1	0									
Gene Clines, R OBP: 0.244, SLG: 0.247				0-0 S 1B		0-0 S 1B				3	0	2	0	0	0	0									
Frank Taveras, R OBP: 0.291, SLG: 0.278				0-0 F8		0-0 1-3			0-0 F9	2	0	0	0	0	0	2									
Ken Brett, L OBP: 0.450, SLG: 0.842										1	0	0	0	0	0	0									
Mario Mendoza, R OBP: 0.333, SLG: 0.316										0	0	0	0	0	0	0									
Bruce Kison, R OBP: 0.143, SLG: 0.100				0-3 K		0-0 P6			0-3 K	1	0	0	0	0	1	1									
Paul Popovich, S OBP: 0.308, SLG: 0.182										1	0	0	0	0	0	0									
Bob Moose, R OBP: 0.398, SLG: 0.433										1	0	0	0	0	1	0									
Richie Zisk, R OBP: 0.250, SLG: 0.250										0	0	0	0	0	0	0									
Inning Stats	R: 0 E: 0 K: 2 S: 7	H: 0 LOB: 0 BB: 0 P: 7	R: 0 E: 0 K: 2 S: 7	H: 0 LOB: 0 BB: 0 P: 7	R: 0 E: 0 K: 2 S: 8	H: 1 LOB: 1 BB: 0 P: 8	R: 0 E: 0 K: 0 S: 2	H: 0 LOB: 0 BB: 1 P: 6	R: 0 E: 0 K: 0 S: 4	H: 1 LOB: 1 BB: 0 P: 4	R: 2 E: 0 K: 0 S: 5	H: 2 LOB: 0 BB: 0 P: 5	R: 0 E: 0 K: 1 S: 5	H: 0 LOB: 0 BB: 0 P: 5	R: 0 E: 0 K: 1 S: 5	H: 0 LOB: 0 BB: 0 P: 5	R: 2 E: 0 K: 0 S: 5	H: 3 LOB: 0 BB: 0 P: 5	1B: 5 2B: 1 3B: 1 HR: 0	SF: 0 SAC: 0 DP: 2 HBP: 0	WP: 1 PB: 0 SB: 2 CS: 0	PA: 33			
PITCHER	IP	WLS	BF	H	R	ER	SO	BB	IBB	HBP	BLK	WP	HR	S	P	ERA	WHIP								
Steve Rogers, R ERA: 3.99	8.0	W	30	6	4	4	8	1	0	0	0	1	0	45	49	4.50	0.875								
Chuck Taylor, R ERA: 1.91	1.0	S	3	1	0	0	0	0	0	0	0	0	0	3	3	0.00	1.000								

Pittsburgh Pirates @ Montreal Expos
 Jarry Park, Montreal, QB
 Thu May 23 1974, 7:05 PM EDT
 Att: 7,209 - Unknown

AB 32
 R 4
 H 7
 RBI 2
 BB 1
 SO 8
 LOB 7



Batter	1	2	3	4	5	6	7	8	9	AB	R	H	RBI	BB	SO	LOB	BOTTOM								
Ron Hunt, R OBP: 0.349, SLG: 0.215	0-0 SH1-4 3B 1B		0-0 5-3	0-0 G3		0-3 K				4	1	1	0	0	1	3									
Larry Lintz, S OBP: 0.308, SLG: 0.362	0-0 SH1-4 1-2		4-0 1B BB		0-0 5-3		4-0 E S SF9 BB			1	1	0	0	2	0	0									
Willie Davis, L OBP: 0.345, SLG: 0.405	0-0 2H BLK 3B		0-0 F7		0-0 F6		0-0 1H SF9			3	1	1	2	0	0	1									
Ken Singleton, S OBP: 0.427, SLG: 0.383	4-0 BLK BB		0-0 1-3 1B		0-0 5-3		0-0 L8			3	0	1	0	1	0	0									
Ron Fairly, L OBP: 0.351, SLG: 0.469	0-0 1-2 3H 5-3		0-0 4-3			0-0 1B 1B		0-0 G3		4	0	1	0	0	0	3									
Boots Day, L OBP: 0.333, SLG: 0.333	0-3 K			0-0 1B WP 5-3 1B		0-0 1B 2B 1B		0-0 G1-3 1B		4	2	3	0	0	1	1									
Jim Cox, R OBP: 0.272, SLG: 0.281		0-3 K		0-0 1-3 5-3 1B		0-0 2B FC1-2 1B		0-0 F2		4	0	2	0	0	1	1									
Barry Foote, R OBP: 0.291, SLG: 0.345		0-0 4-3		0-0 5-3		0-0 FC1-2 2B		0-0 G1-3		4	0	1	2	0	0	2									
Steve Rogers, R OBP: 0.207, SLG: 0.115				0-0 3H 1-3		0-0 FC1-2				3	0	0	0	0	0	3									
Chuck Taylor, R OBP: 0.250, SLG: 0.500				0-0 1-3		0-0 FC1-2				0	0	0	0	0	0	0									
Jim Little, L OBP: 0.250, SLG: 0.167				2-3		2-3 3H				0	0	0	0	0	0	0									
Inning Stats	R: 2 E: 0 K: 1 S: 7	H: 2 LOB: 1 BB: 1 P: 11	R: 0 E: 0 K: 1 S: 5	H: 0 LOB: 0 BB: 0 P: 5	R: 0 E: 0 K: 0 S: 4	H: 1 LOB: 2 BB: 1 P: 8	R: 1 E: 0 K: 0 S: 5	H: 2 LOB: 1 BB: 0 P: 5	R: 0 E: 0 K: 0 S: 3	H: 0 LOB: 0 BB: 0 P: 3	R: 1 E: 0 K: 0 S: 3	H: 4 LOB: 2 BB: 0 P: 8	R: 1 E: 0 K: 0 S: 3	H: 0 LOB: 0 BB: 1 P: 7	R: 0 E: 0 K: 0 S: 3	H: 1 LOB: 0 BB: 0 P: 3	1B: 8 2B: 1 3B: 1 HR: 0	SF: 1 SAC: 1 DP: 1 HBP: 0	WP: 1 PB: 0 SB: 1 CS: 0	PA: 35					
PITCHER	IP	WLS	BF	H	R	ER	SO	BB	IBB	HBP	BLK	WP	HR	S	P	ERA	WHIP								
Bruce Kison, R ERA: 3.0	5.0	L	22	5	3	3	2	2	0	0	1	1	0	24	32	5.40	1.400								
Bob Moose, R ERA: 7.57	2.0		10	4	2	2	1	1	0	0	0	0	0	11	15	9.00	2.500								
Dave Giusti, R ERA: 4.18	1.0		3	1	0	0	0	0	0	0	0	0	0	3	3	0.00	1.000								

Pittsburgh Pirates @ Montreal Expos
 Jarry Park, Montreal, QB
 Thu May 23 1974, 7:05 PM EDT
 Att: 7,209 - Unknown

AB 30
 R 5
 H 10
 RBI 4
 BB 3
 SO 3
 LOB 14



Batter	1	2	3	4	5	6	7	8	9	AB	R	H	RBI	BB	SO	LOB	TOP			
Wayne Garrett, L (1, 5) OBP: 0.244, SLG: 0.333	F9		F7		P6			F7		4	0	0	0	0	0	2	New York Mets @ Pittsburgh Pirates Three Rivers Stadium, Pittsburgh, PA Fri May 24 1974, 7:05 PM EDT Att: 12,257 - Unknown			
Felix Milan, R (1, 4) OBP: 0.376, SLG: 0.346	6-3		F8			FC6-4 1B		G1-6-3 1B		4	0	2	0	0	0	1				
Rusty Staub, L (1, 9) OBP: 0.356, SLG: 0.465					F7			G1-6-3 1B		4	0	1	0	0	0	3				
Cleon Jones, R (1, 7) OBP: 0.325, SLG: 0.357	K				FC6-4 BB			G1-6-3 1B		3	0	0	0	1	1	2				
John Milner, L (1, 3)			F7		3-4-3 1-2			4-3		4	0	0	0	0	0	2				
Duffy Dyer, R (1, 2) OBP: 0.273, SLG: 0.200			F8		F8			L5		4	0	0	0	0	0	1				
Ted Martinez, R (1, 6)			6-3					F8		3	0	0	0	0	0	0				
Don Hahn, R (1, 8) OBP: 0.377, SLG: 0.563					SH1-4 1B			F8		3	1	2	1	0	0	0				
Jon Matlack, L (1, 1) OBP: 0.111, SLG: 0.059					SH1-4			6-3		1	0	0	0	0	0	0				
George Theodore, R (8, PH) OBP: 0.294, SLG: 0.294					1-2					1	0	1	0	0	0	0				
Bob Miller, R (8, 1) OBP: 0.333, SLG: 0.667								1B		0	0	0	0	0	0	0				
Inning Stats	R: 0 E: 0 K: 1 S: 6	H: 1 LOB: 1 BB: 0 P: 6	R: 0 E: 0 K: 0 S: 3	H: 0 LOB: 0 BB: 0 P: 3	R: 0 E: 0 K: 0 S: 4	H: 1 LOB: 1 BB: 0 P: 4	R: 0 E: 0 K: 0 S: 3	H: 0 LOB: 1 BB: 1 P: 7	R: 1 E: 0 K: 0 S: 4	H: 1 LOB: 0 BB: 0 P: 4	R: 0 E: 0 K: 0 S: 3	H: 0 LOB: 0 BB: 0 P: 3	R: 0 E: 0 K: 0 S: 4	H: 2 LOB: 1 BB: 0 P: 4	R: 0 E: 0 K: 0 S: 3	H: 0 LOB: 0 BB: 0 P: 3	1B: 5 2B: 0 3B: 0 HR: 1	SF: 0 SAC: 1 DP: 1 HBP: 0	WP: 0 PB: 0 SB: 0 CS: 0	PA: 33
PITCHER Jerry Reuss, L (1, 1) ERA: 4.71	IP: 9.0 WLS: W BF: 33 H: 6 R: 1 ER: 1 SO: 1 BB: 1 IBB: 0 HBP: 0 BLK: 0 WP: 0 HR: 1 S: 34 P: 38 ERA: 1.00 WHIP: 0.778																			

AB	31
R	1
H	6
RBI	1
BB	1
SO	1
LOB	11



Batter	1	2	3	4	5	6	7	8	9	AB	R	H	RBI	BB	SO	LOB	BOTTOM			
Rennie Stennett, R (1, 4) OBP: 0.351, SLG: 0.423	FC4-6 1B	K		F7		F8				4	0	1	0	0	1	1	New York Mets @ Pittsburgh Pirates Three Rivers Stadium, Pittsburgh, PA Fri May 24 1974, 7:05 PM EDT Att: 12,257 - Unknown			
Gene Clines, R (1, 8) OBP: 0.256, SLG: 0.250	F9		L1-3	1B		CS 1B				3	0	1	0	1	0	1				
Al Oliver, L (1, 3) OBP: 0.292, SLG: 0.455	FC4-6 1-2		5-3			P6 1-2				4	1	1	0	0	0	2				
Willie Stargell, L (1, 7) OBP: 0.363, SLG: 0.482	1B 1-2		2B 1B			4-3				4	2	2	1	0	0	2				
Richie Zisk, R (1, 9) OBP: 0.402, SLG: 0.446	1B 2H		1B 1-3			5-3		K		4	0	2	1	0	1	0				
Manny Sanguillen, R (1, 2) OBP: 0.256, SLG: 0.377	F8		1B IBB			P4		F7		3	0	0	0	1	0	1				
Richie Hebner, L (1, 5) OBP: 0.376, SLG: 0.517			4-3			F7		E8 1B		4	1	2	1	0	0	0				
Frank Taveras, R (1, 6) OBP: 0.301, SLG: 0.289			FC1-6 1B			P4		FC6-4 1B		4	0	2	1	0	0	3				
Jerry Reuss, L (1, 1) OBP: 0.250, SLG: 0.118			FC1-6 1-2			L6		FC6-4 1-2		4	0	0	0	0	0	2				
Inning Stats	R: 2 E: 0 K: 0 S: 6	H: 3 LOB: 1 BB: 0 P: 6	R: 0 E: 0 K: 1 S: 6	H: 1 LOB: 1 BB: 0 P: 6	R: 1 E: 0 K: 0 S: 6	H: 3 LOB: 3 BB: 1 P: 10	R: 0 E: 0 K: 0 S: 4	H: 1 LOB: 2 BB: 1 P: 8	R: 0 E: 0 K: 0 S: 3	H: 0 LOB: 0 BB: 0 P: 3	R: 0 E: 0 K: 0 S: 3	H: 1 LOB: 0 BB: 0 P: 3	R: 1 E: 1 K: 1 S: 7	H: 2 LOB: 1 BB: 0 P: 7	R: 0 E: 0 K: 0 S: 3	H: 0 LOB: 0 BB: 0 P: 3		1B: 8 2B: 3 3B: 0 HR: 0	SF: 0 SAC: 0 DP: 0 HBP: 0	WP: 0 PB: 0 SB: 0 CS: 1
PITCHER Jon Matlack, L (1, 1) ERA: 2.12	IP: 7.0 WLS: L BF: 31 H: 9 R: 3 ER: 3 SO: 3 BB: 1 IBB: 0 HBP: 0 BLK: 0 WP: 0 HR: 0 S: 31 P: 39 ERA: 3.86 WHIP: 1.429																			
Bob Miller, R (8, 1) ERA: 3.44	IP: 1.0 WLS: L BF: 5 H: 2 R: 1 ER: 0 SO: 1 BB: 0 IBB: 0 HBP: 0 BLK: 0 WP: 0 HR: 0 S: 7 P: 7 ERA: 0.00 WHIP: 2.000																			



Batter	1	2	3	4	5	6	7	8	9	AB	R	H	RBI	BB	SO	LOB	TOP				
Bud Harrelson, S OBP: 0.428, SLG: 0.317 (1, 6)										4	1	3	0	1	0	0	New York Mets @ Pittsburgh Pirates Three Rivers Stadium, Pittsburgh, PA Sat May 25 1974, 7:05 PM EDT Att: 11,260 - Unknown				
Felix Milten, R OBP: 0.371, SLG: 0.348 (1, 4)										5	0	1	0	0	0	5					
Cleon Jones, R OBP: 0.328, SLG: 0.377 (1, 7)										5	1	2	2	0	1	2					
Rusty Staub, L OBP: 0.357, SLG: 0.463 (1, 9)										5	1	2	0	0	0	1					
John Milner, L OBP: 0.317, SLG: 0.398 (1, 3)										5	1	1	2	0	0	2					
Dave Schneck, L OBP: 0.307, SLG: 0.415 (1, 8)										4	0	2	0	1	0	0					
Wayne Garrett, L OBP: 0.236, SLG: 0.322 (1, 5)										5	0	0	0	0	1	5					
Jerry Grote, R OBP: 0.333, SLG: 0.422 (1, 2)										4	0	1	0	0	1	1					
Jerry Koosman, R OBP: 0.143, SLG: 0.111 (1, 1)										4	0	1	0	0	2	2					
Inning Stats	R: 2 E: 0 K: 0 S: 5	H: 2 LOB: 0 BB: 0 P: 5	R: 0 E: 1 K: 0 S: 5	H: 1 LOB: 3 BB: 1 P: 9	R: 0 E: 1 K: 2 S: 8	H: 1 LOB: 1 BB: 0 P: 8	R: 2 E: 0 K: 1 S: 9	H: 4 LOB: 2 BB: 0 P: 9	R: 0 E: 0 K: 0 S: 4	H: 1 LOB: 1 BB: 0 P: 4	R: 0 E: 0 K: 0 S: 3	H: 0 LOB: 0 BB: 0 P: 3	R: 0 E: 0 K: 1 S: 7	H: 2 LOB: 2 BB: 0 P: 7	R: 0 E: 0 K: 1 S: 5	H: 1 LOB: 1 BB: 1 P: 9	1B: 9 2B: 2 3B: 0 HR: 2	SF: 0 SAC: 0 DP: 1 HBP: 0	WP: 0 PB: 0 SB: 1 CS: 0	PA: 43	
PITCHER	IP	WLS	BF	H	R	ER	SO	BB	IBB	HBP	BLK	WP	HR	S	P	ERA	WHIP				
Dock Ellis, R ERA: 4.93 (1, 1)	6.0	L	31	10	4	4	3	1	0	0	0	0	2	36	40	6.00	1.833				
Dave Giusti, R ERA: 3.9 (7, 1)	2.0		8	2	0	0	1	0	0	0	0	0	0	10	10	0.00	1.000				
Kent Tekulve, R ERA: (9, 1)	1.0		4	1	0	0	1	1	0	0	0	0	0	5	9	0.00	2.000				

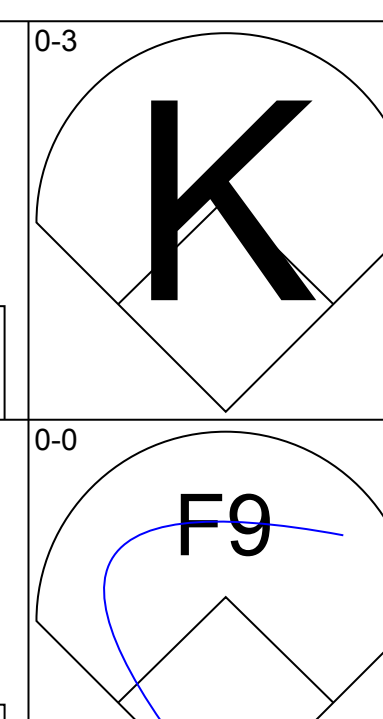
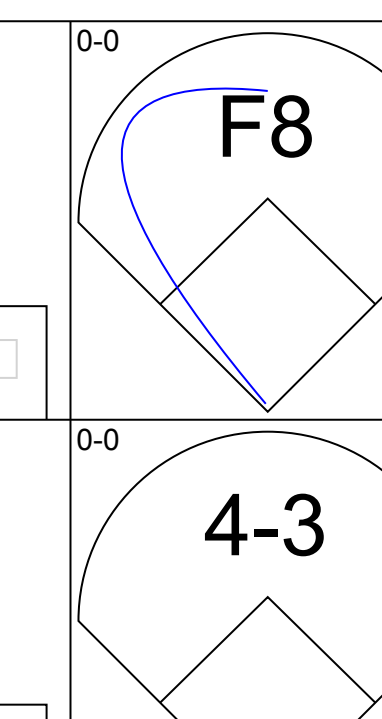
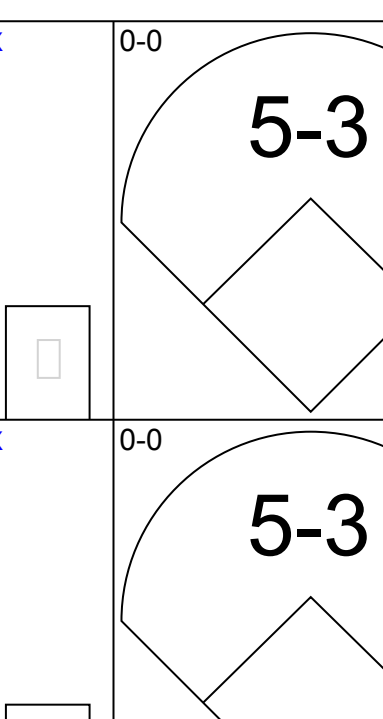
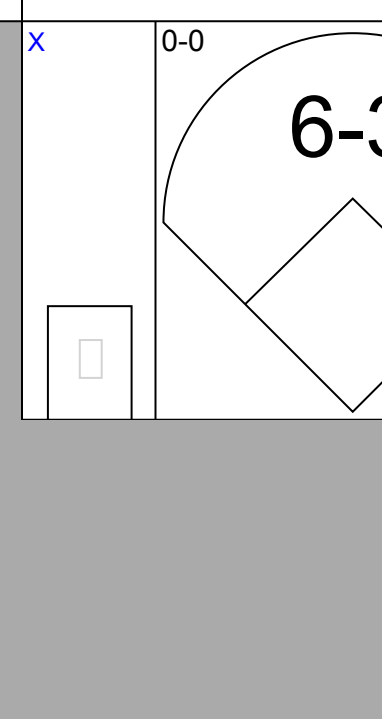
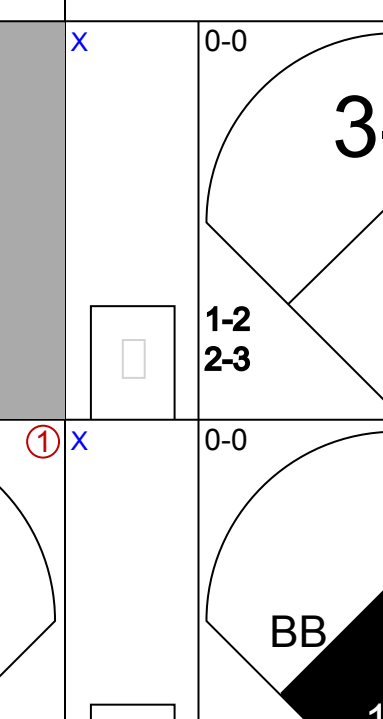
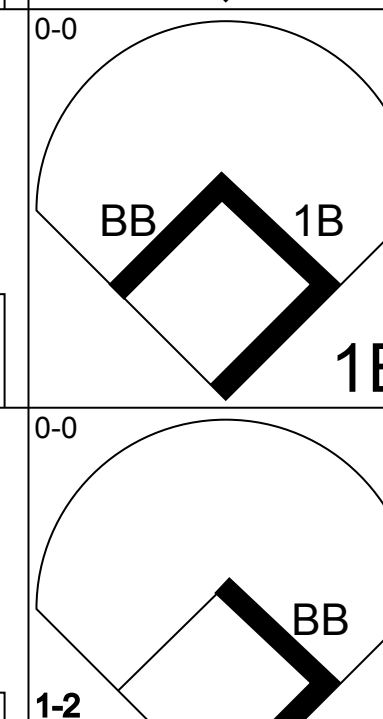
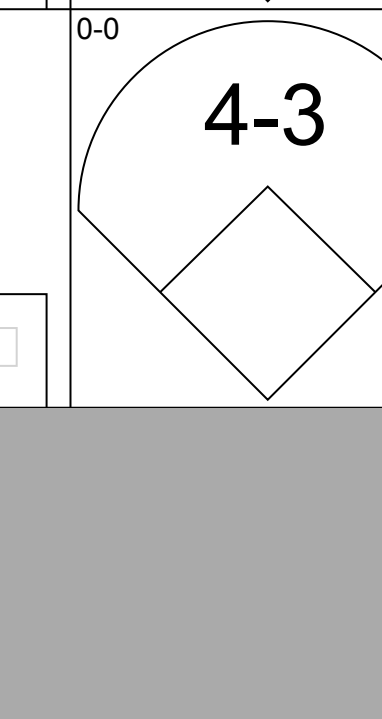

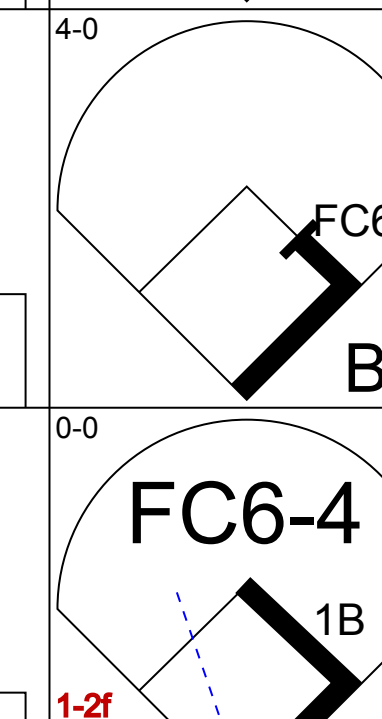
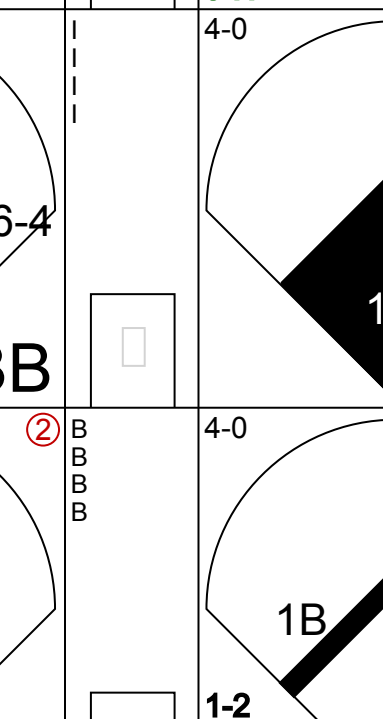
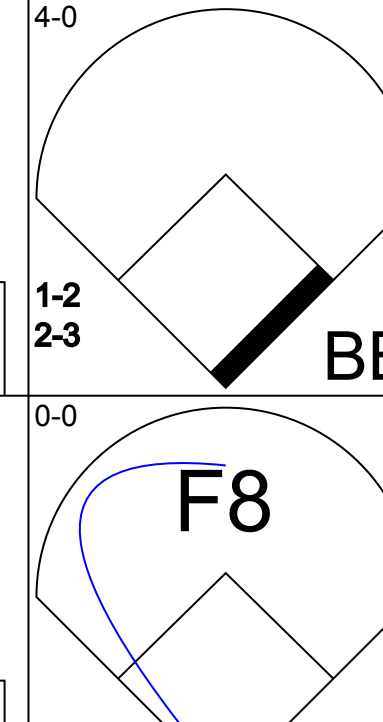

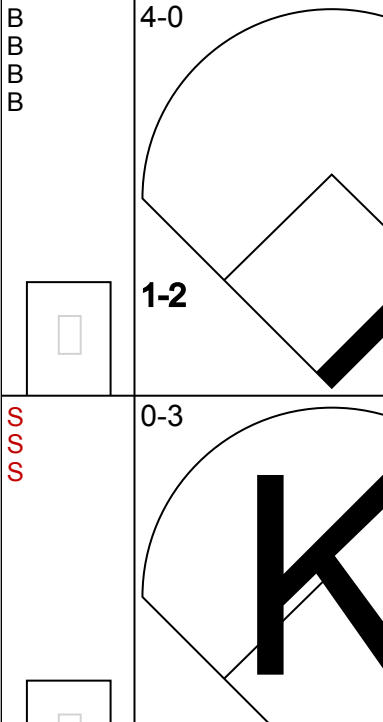
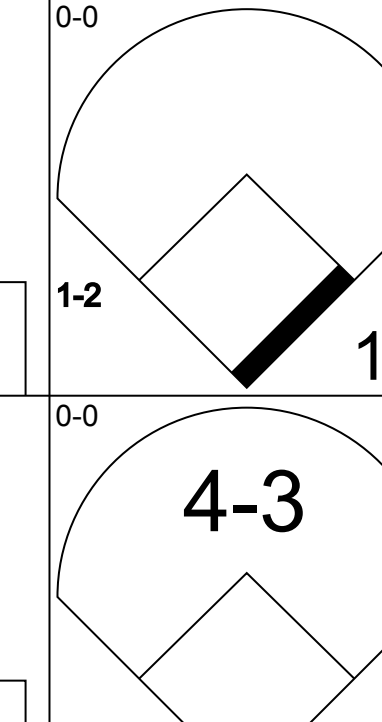
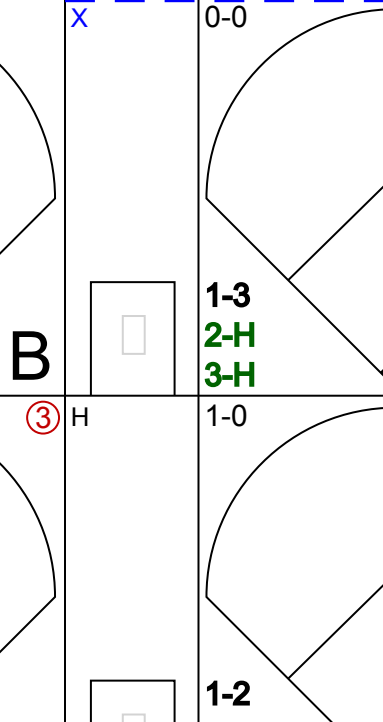

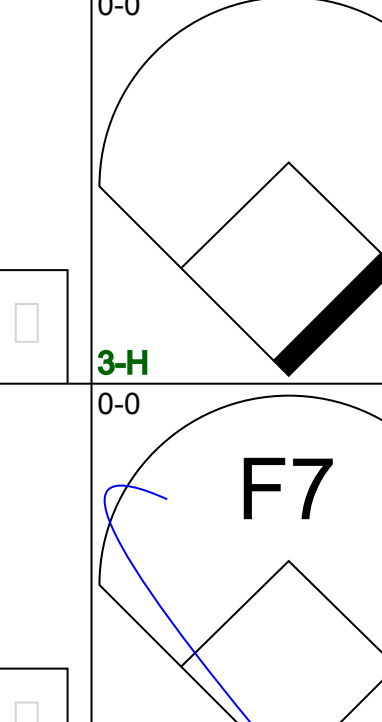
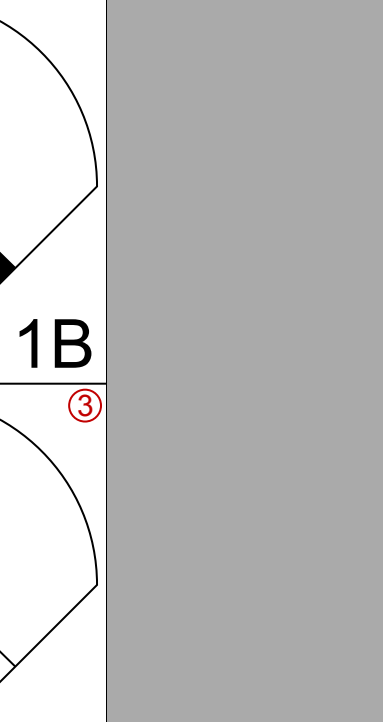
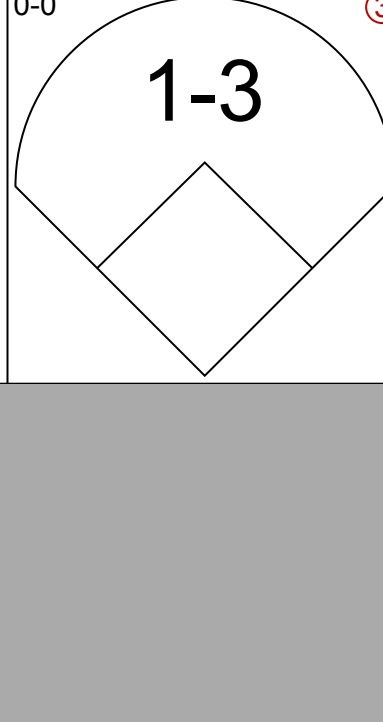

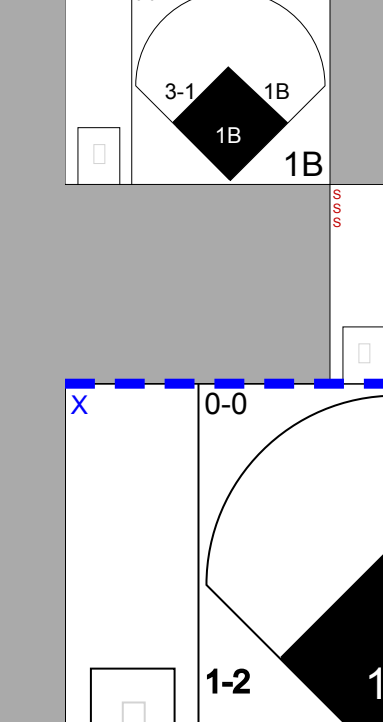
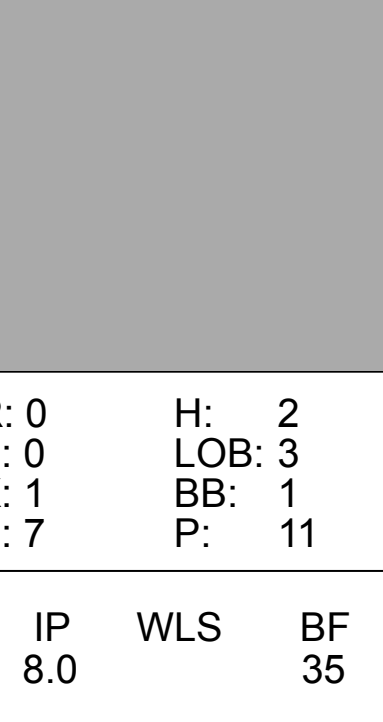
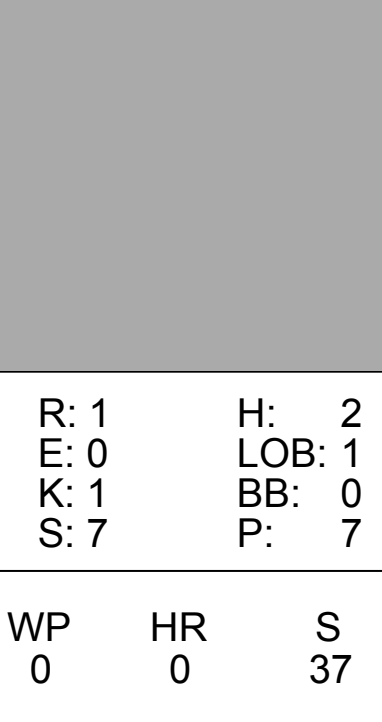
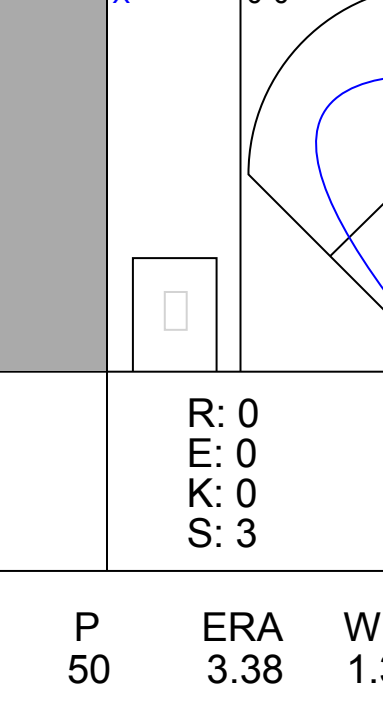
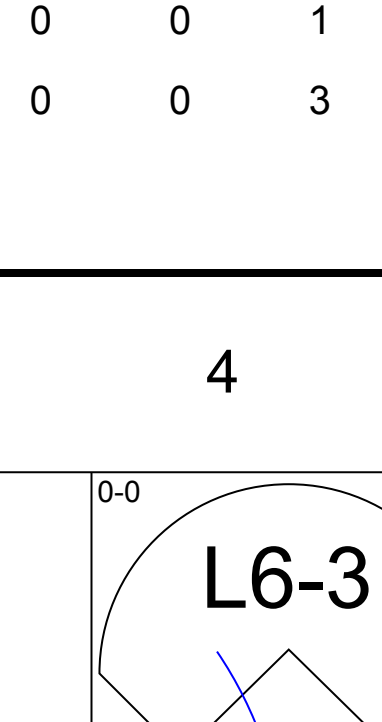
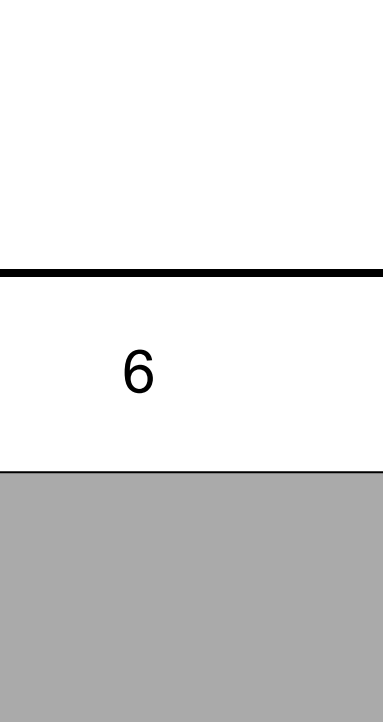
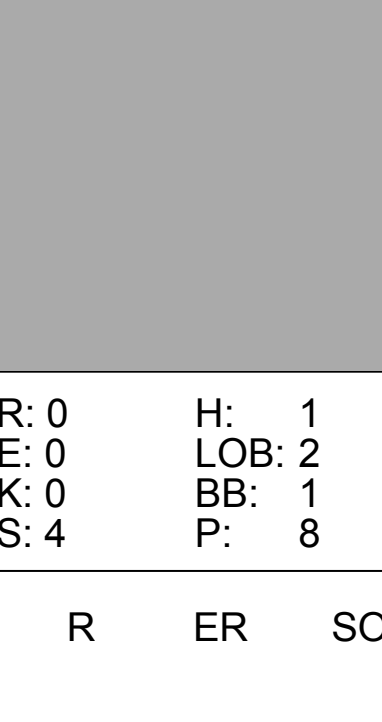
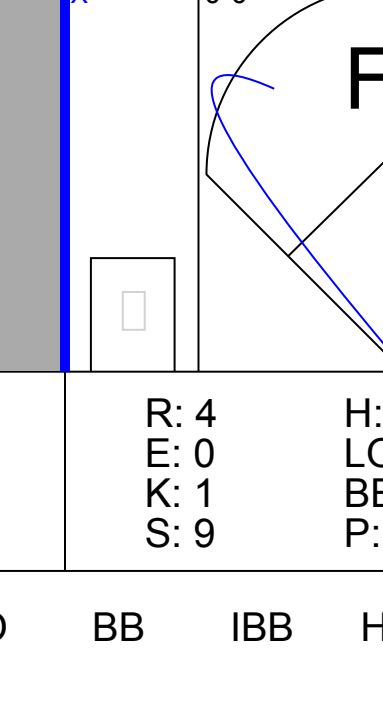
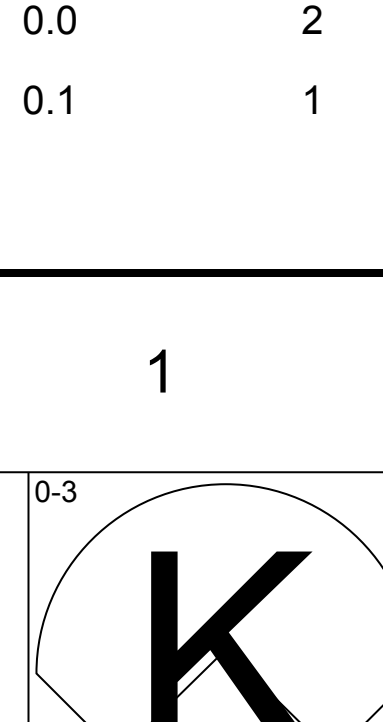
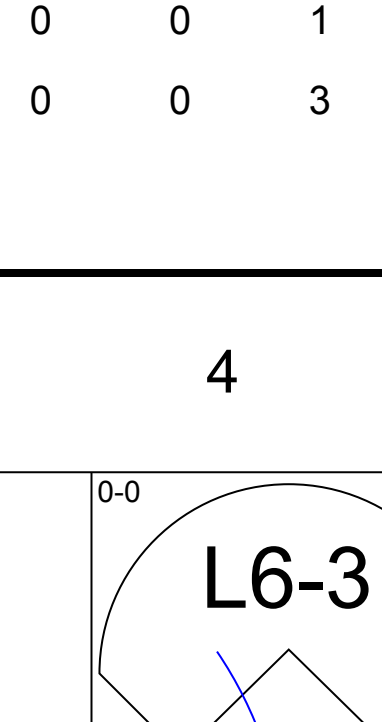

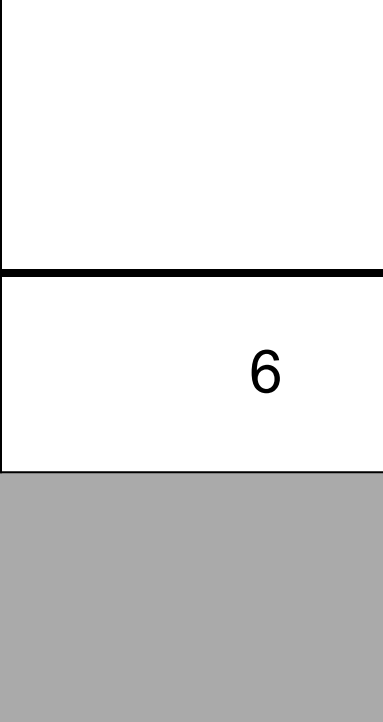
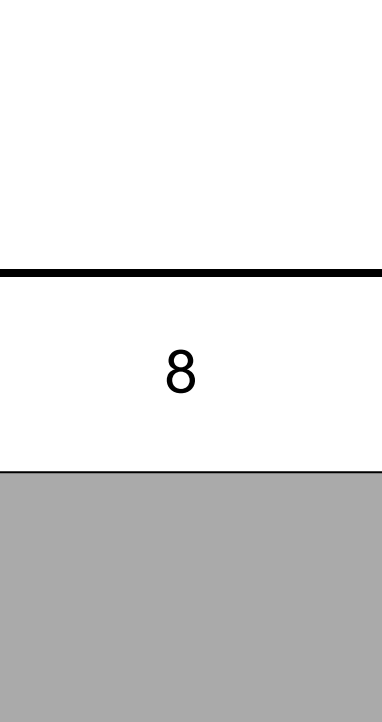
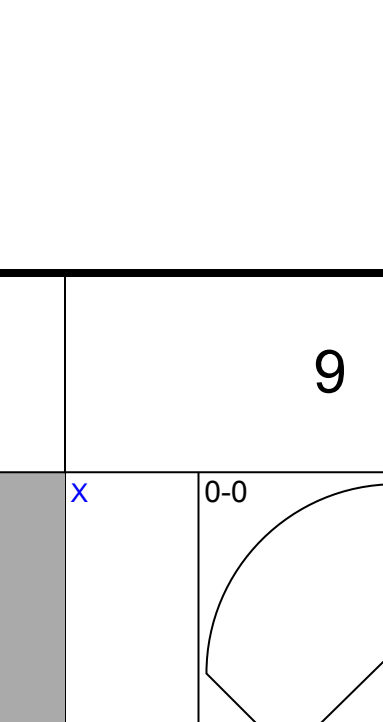
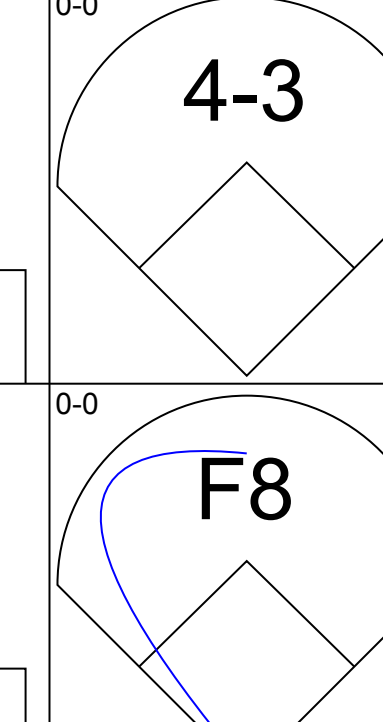
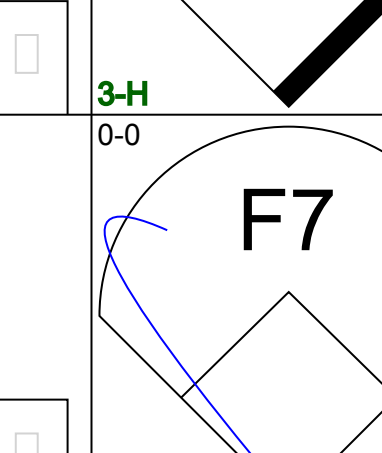
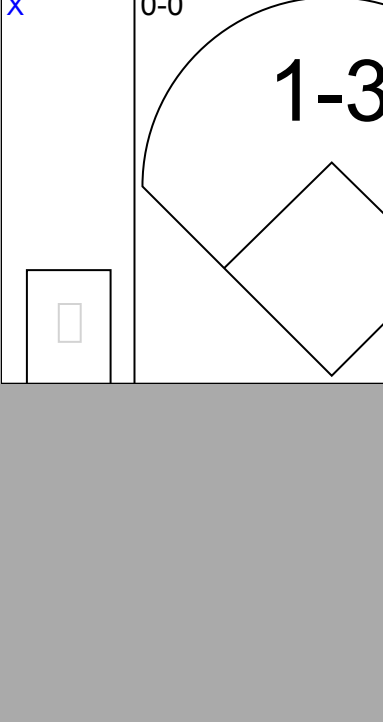
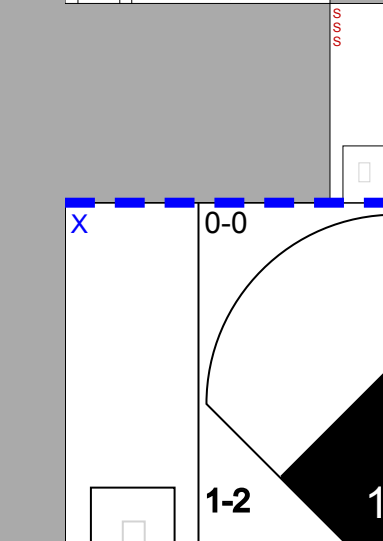
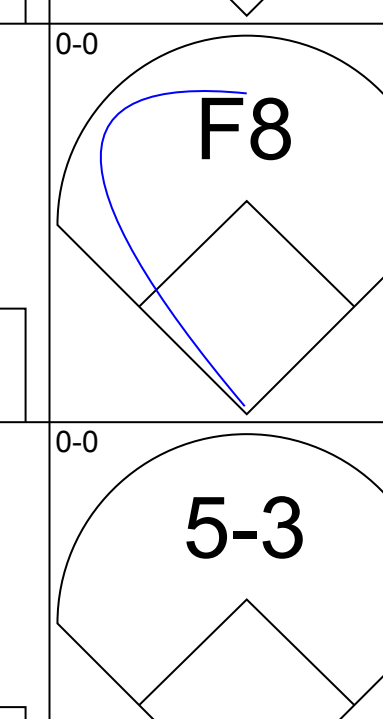
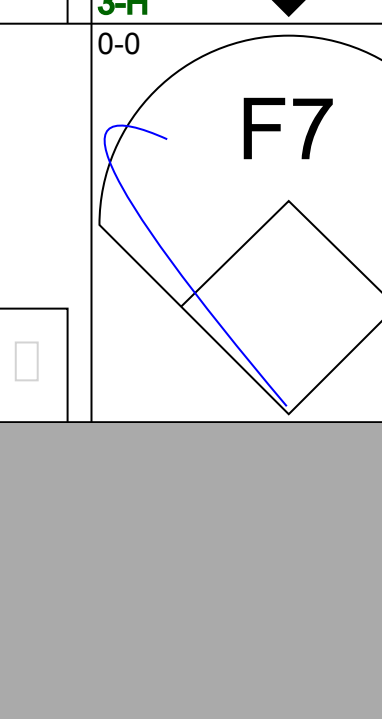
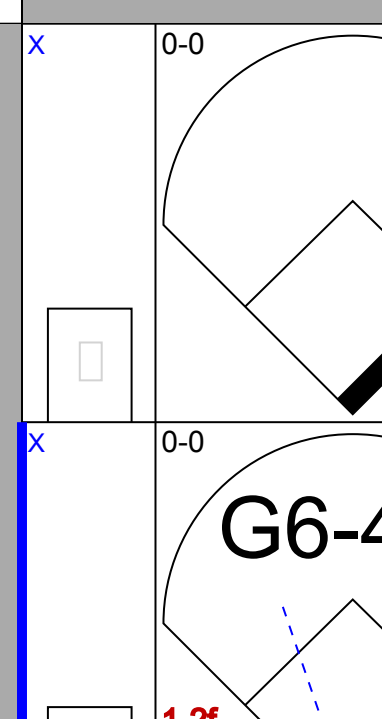
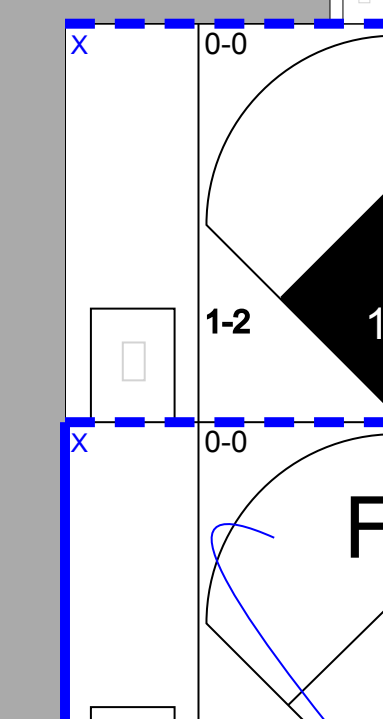
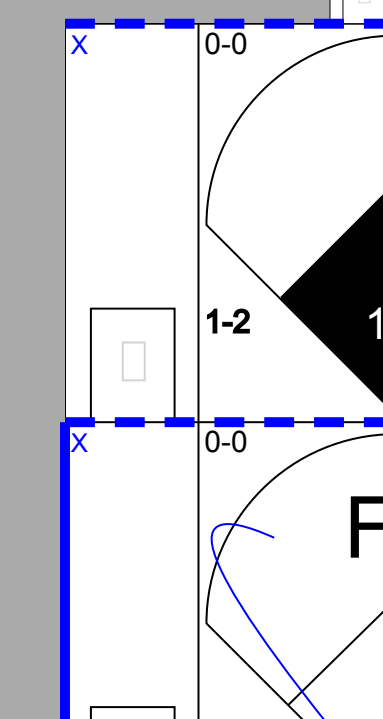
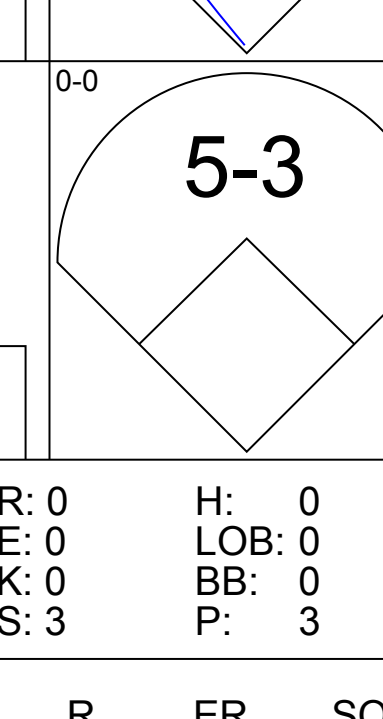
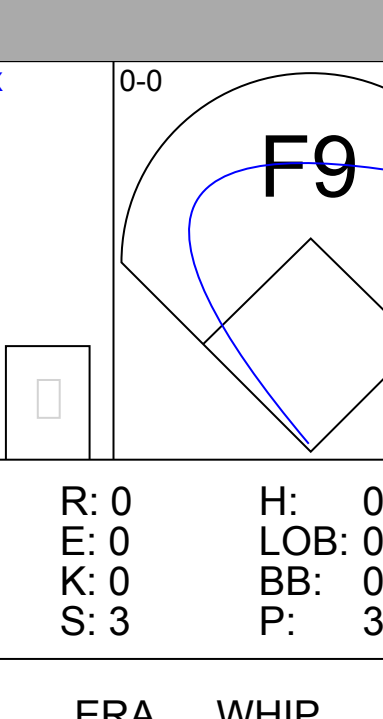
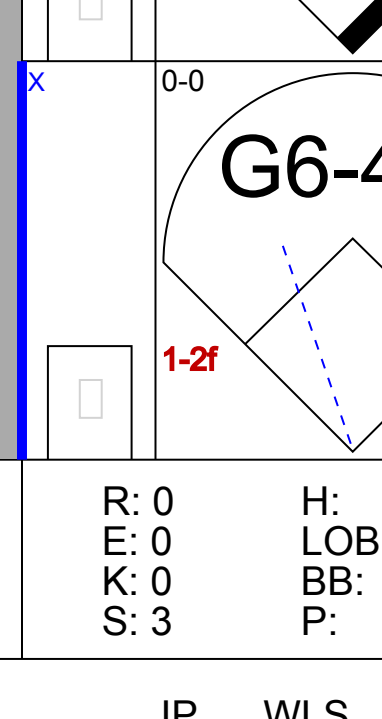
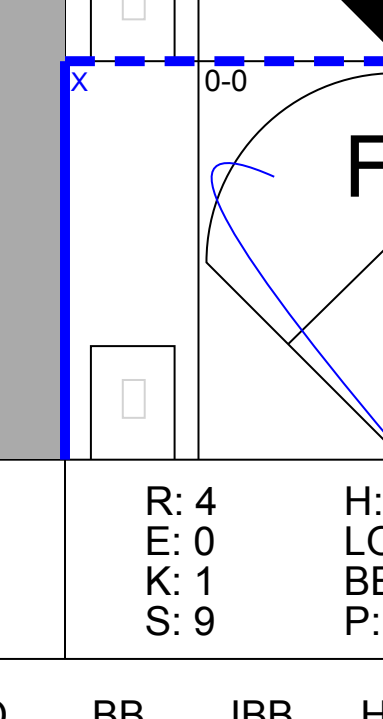
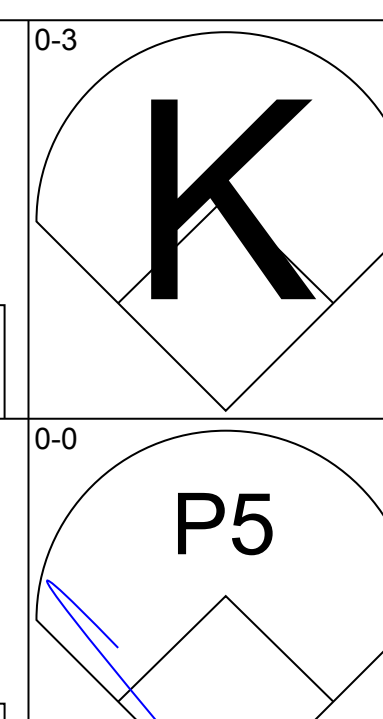
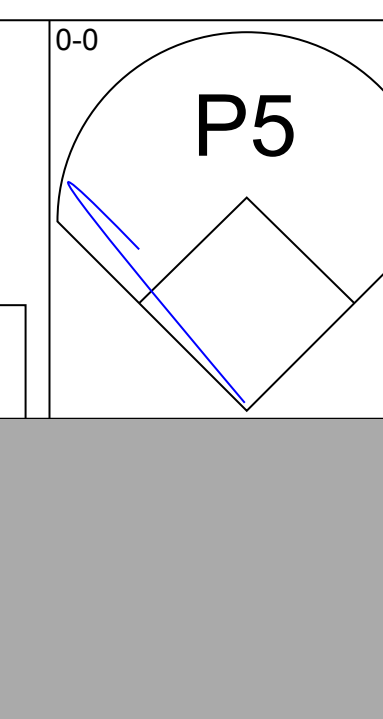
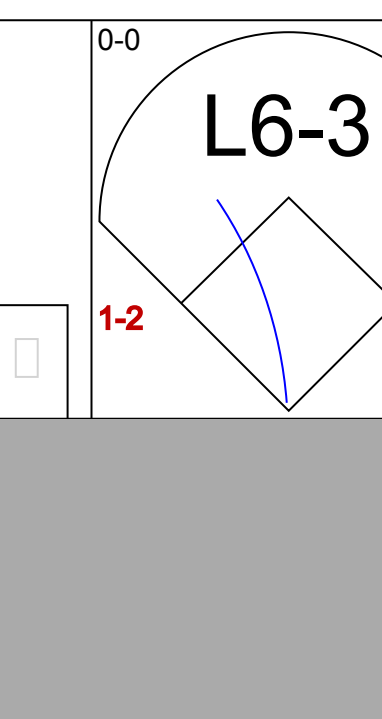
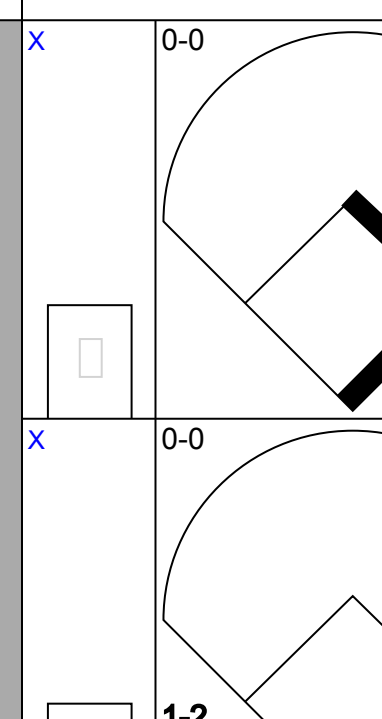
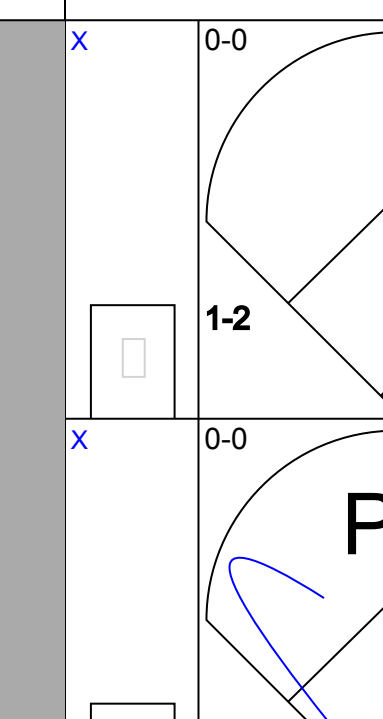
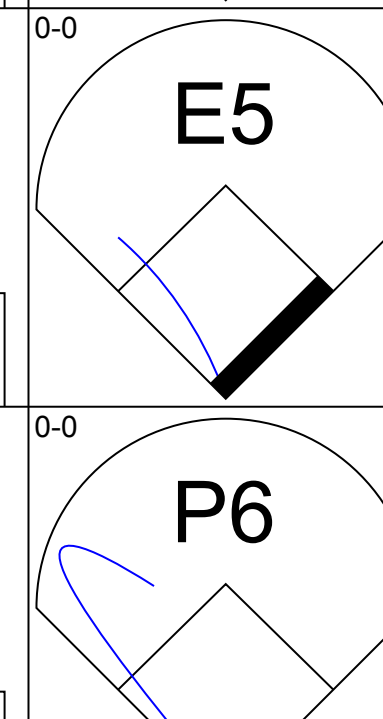
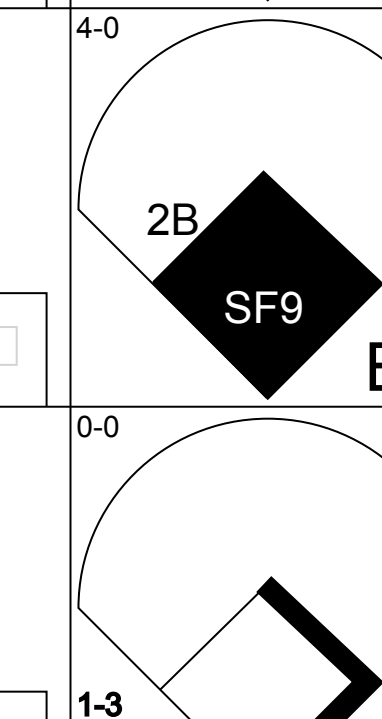
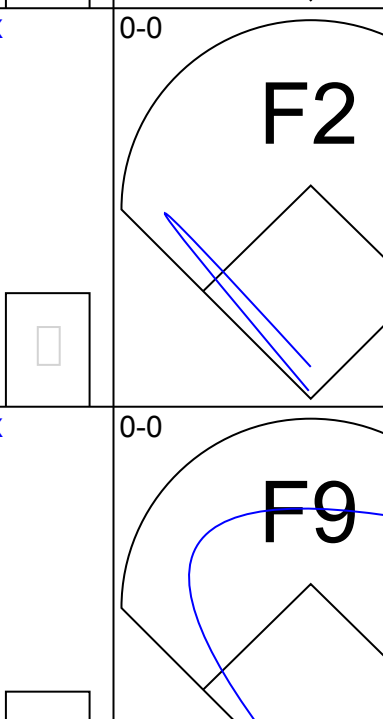
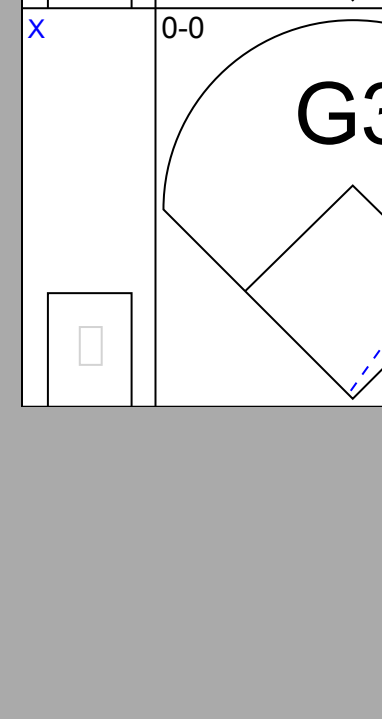
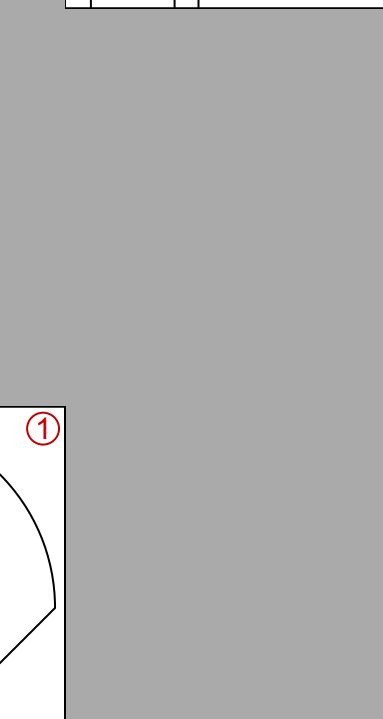

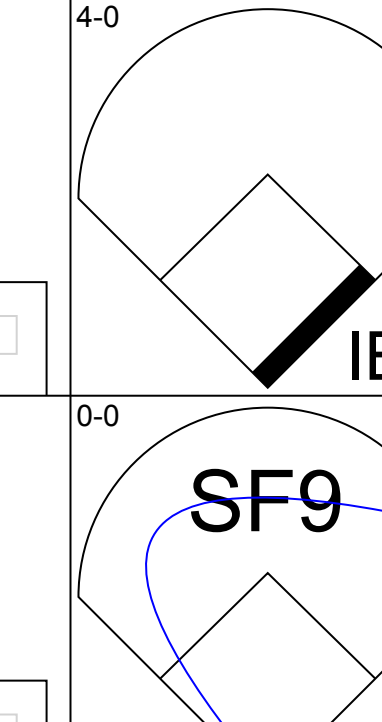
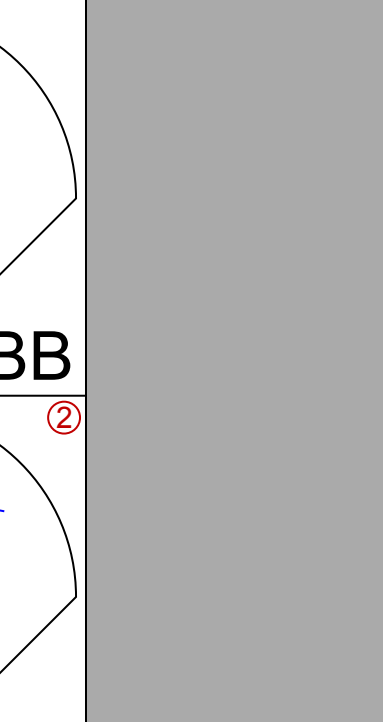




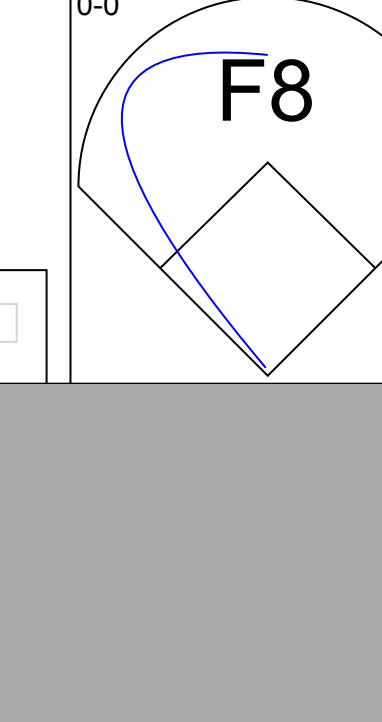
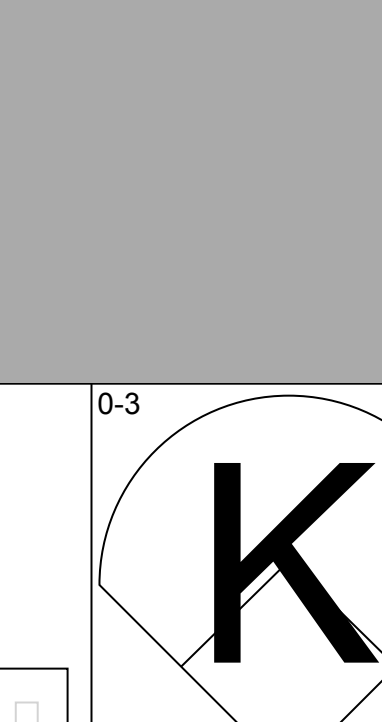


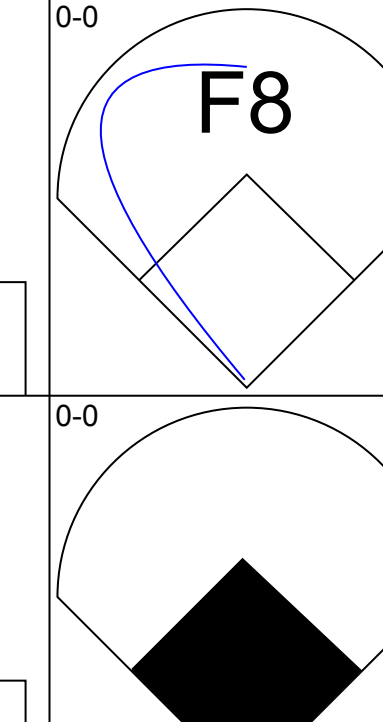
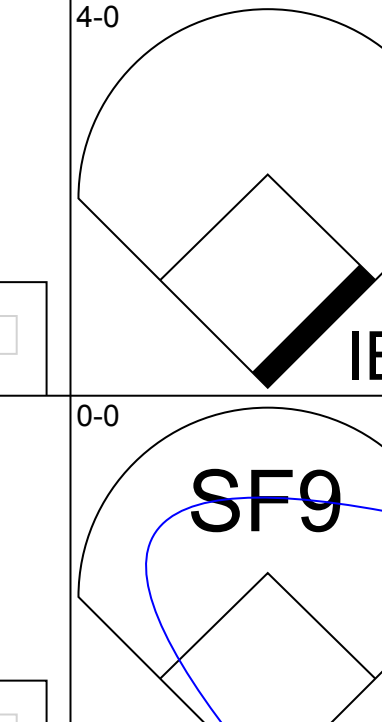

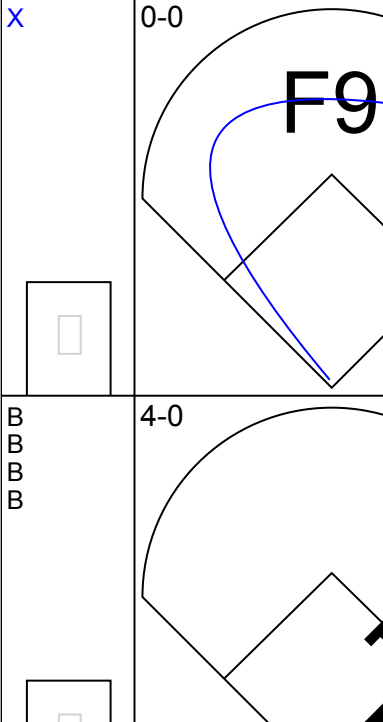
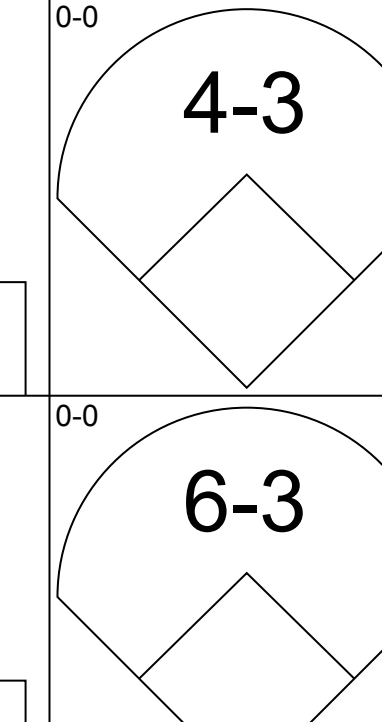
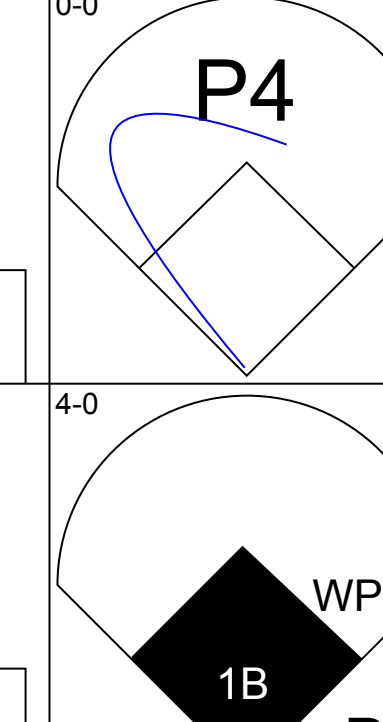
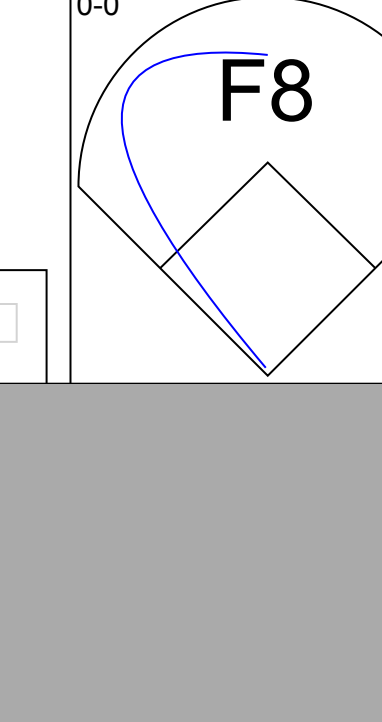
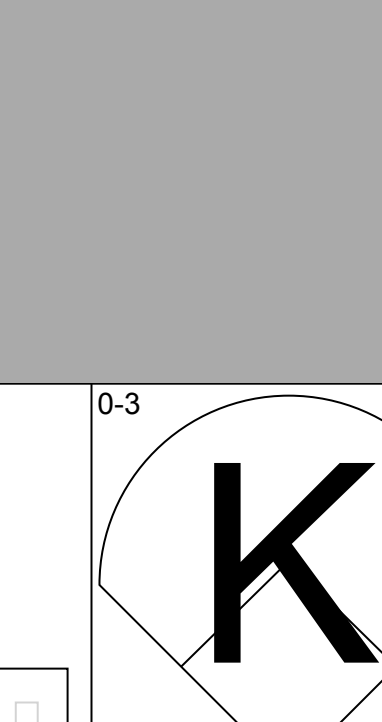
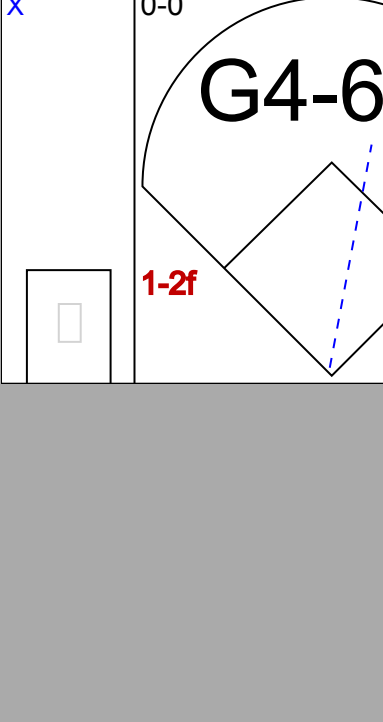
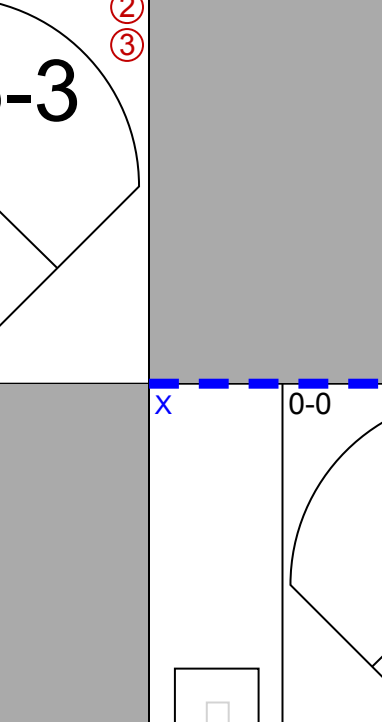

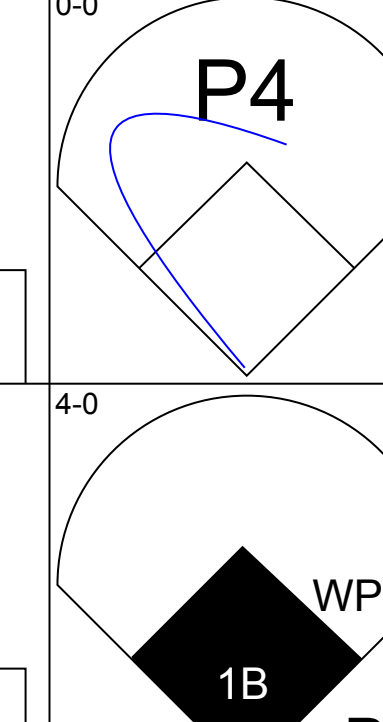
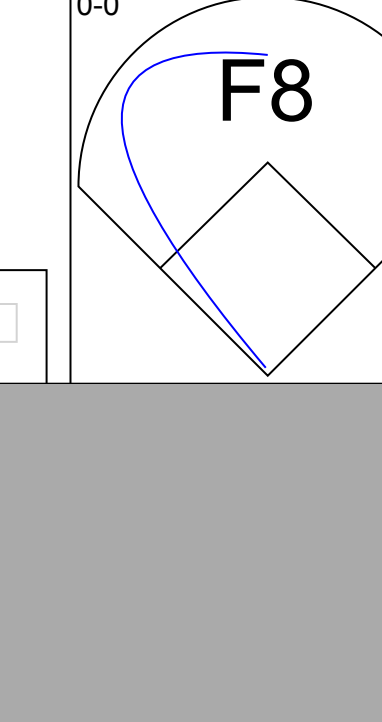
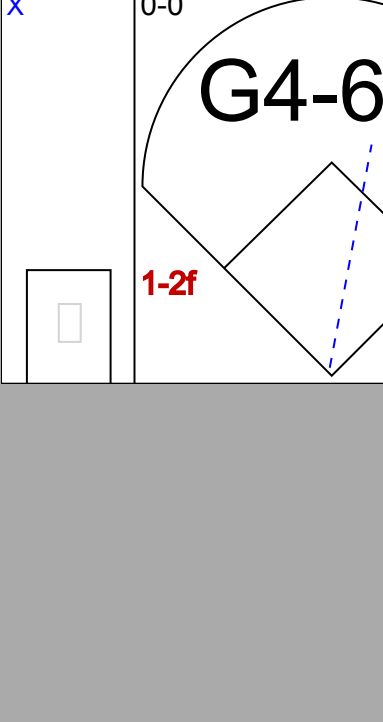
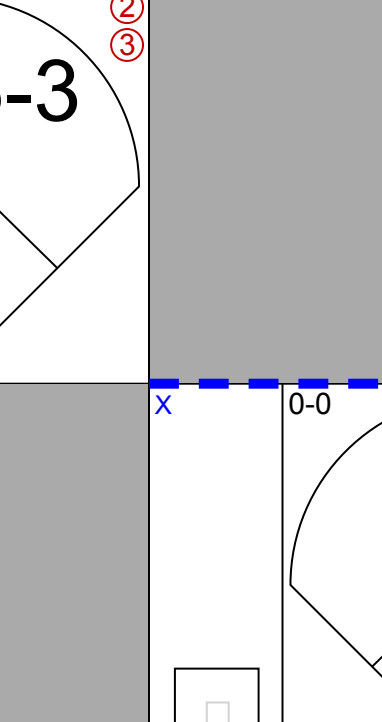
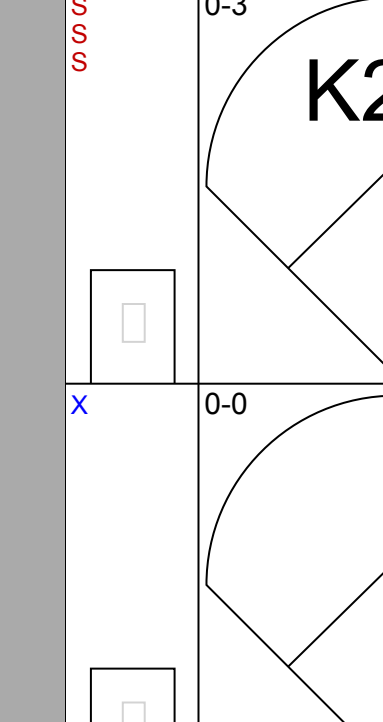
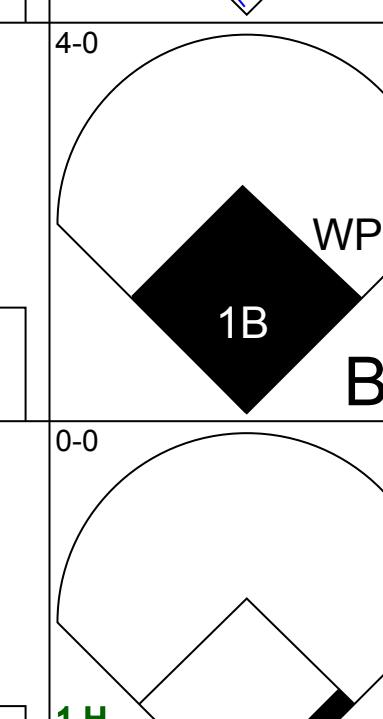
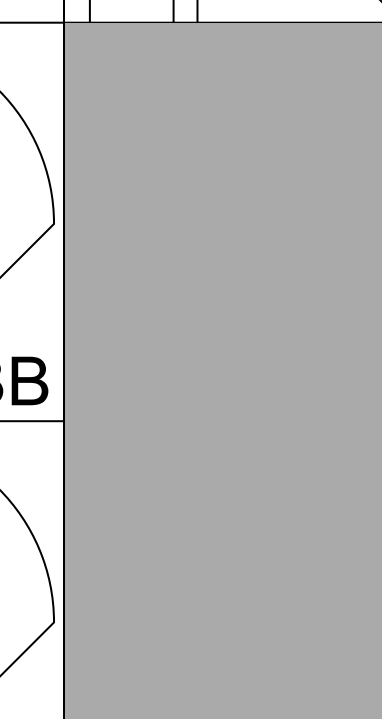
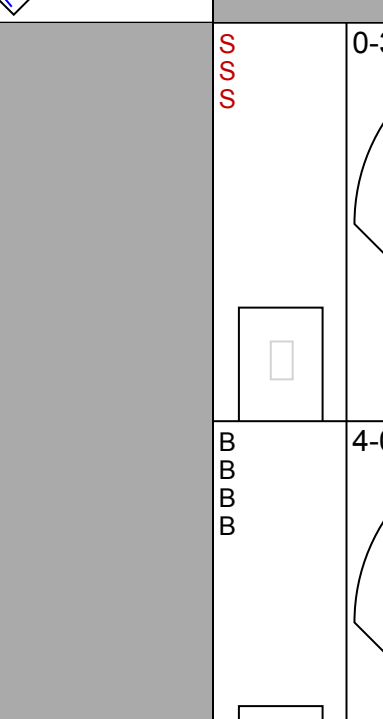
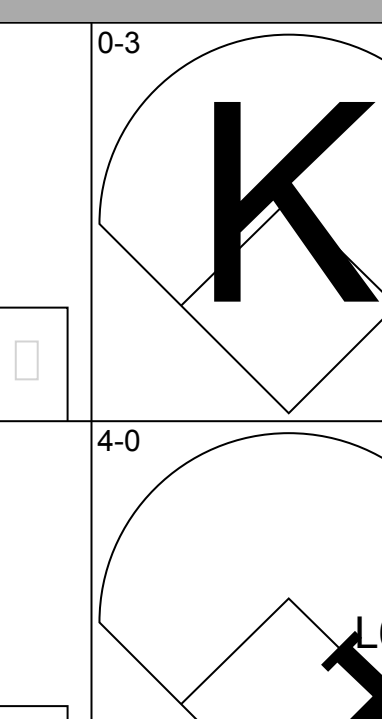
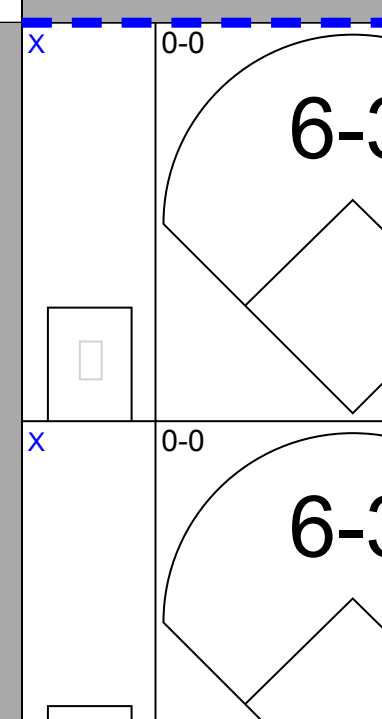
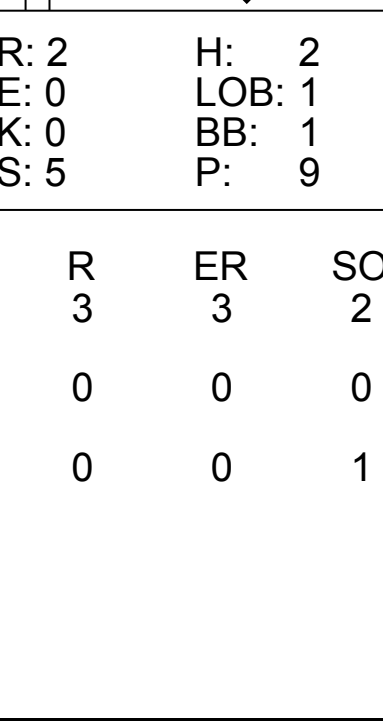
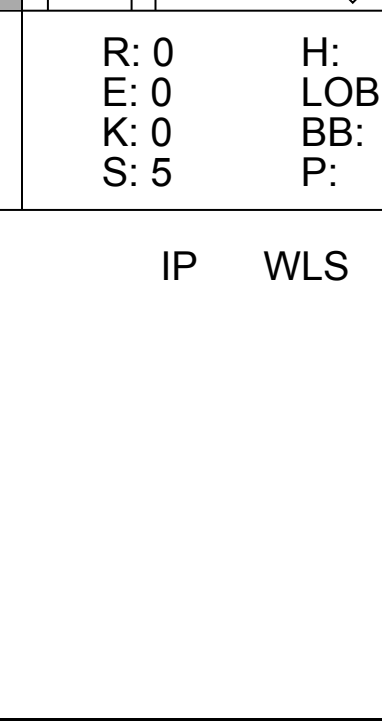
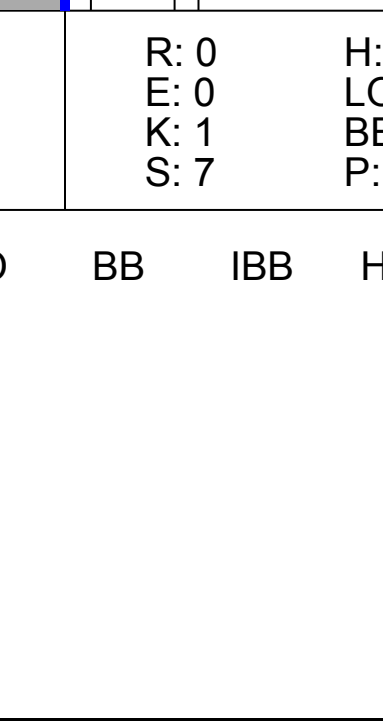
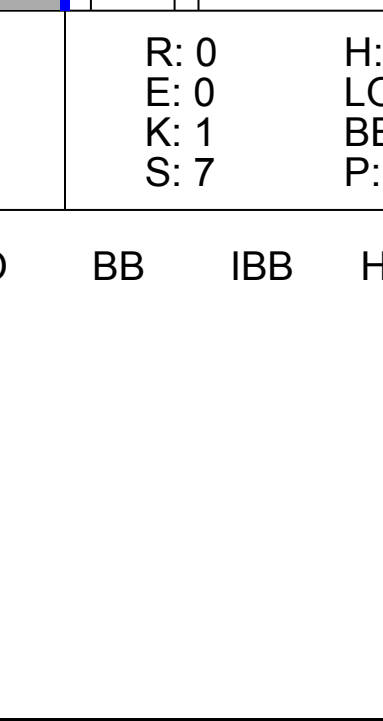
Batter	1	2	3	4	5	6	7	8	9	AB	R	H	RBI	BB	SO	LOB	BOTTOM				
Rennie Stennett, R OBP: 0.347, SLG: 0.417 (1, 4)										5	0	1	0	0	0	2	New York Mets @ Pittsburgh Pirates Three Rivers Stadium, Pittsburgh, PA Sat May 25 1974, 7:05 PM EDT Att: 11,260 - Unknown				
Gene Clines, R OBP: 0.275, SLG: 0.262 (1, 8) (3, 9)										4	2	2	0	0	1	1					
Al Oliver, L OBP: 0.289, SLG: 0.447 (1, 3) (3, 8)										5	1	1	0	0	0	3					
Willie Stargell, L OBP: 0.366, SLG: 0.486 (1, 7)										1	0	1	0	0	0	0					
Bob Robertson, R OBP: 0.182, SLG: 0.195 (3, 3)										2	0	0	0	1	2	3					
Richie Zisk, R OBP: 0.405, SLG: 0.467 (1, 9) (3, 7)										4	0	2	3	0	1	3					
Manny Sanguillen, R OBP: 0.268, SLG: 0.373 (1, 2)										4	0	1	0	0	0	3					
Richie Hebner, L OBP: 0.367, SLG: 0.503 (1, 5)										4	0	0	0	0	1	4					
Frank Taveras, R OBP: 0.299, SLG: 0.288 (1, 6)										4	0	1	0	0	0	1					
Dock Ellis, S OBP: 0.313, SLG: 0.154 (1, 1)										2	0	1	0	0	0	0					
Kurt Bevacqua, R (6, PH)										1	0	0	0	0	0	0					
Dave Giusti, R OBP: 0.250, SLG: 0.250 (7, 1)										0	0	0	0	0	0	0					
Paul Popovich, S OBP: 0.136, SLG: 0.095 (8, PH)										1	0	0	0	0	0	1					
Kent Tekulve, R (9, 1)										0	0	0	0	0	0	0					
Inning Stats	R: 0 E: 0 K: 0 S: 5	H: 2 LOB: 2 BB: 0 P: 5	R: 0 E: 0 K: 1 S: 7	H: 2 LOB: 1 BB: 0 P: 7	R: 2 E: 0 K: 1 S: 7	H: 2 LOB: 1 BB: 0 P: 8	R: 0 E: 0 K: 0 S: 3	H: 0 LOB: 0 BB: 0 P: 3	R: 1 E: 0 K: 0 S: 5	H: 2 LOB: 2 BB: 1 P: 9	R: 0 E: 0 K: 2 S: 8	H: 1 LOB: 1 BB: 0 P: 8	R: 0 E: 0 K: 0 S: 4	H: 1 LOB: 1 BB: 0 P: 4	R: 0 E: 0 K: 1 S: 5	H: 0 LOB: 0 BB: 0 P: 5	1B: 8 2B: 2 3B: 0 HR: 0	SF: 0 SAC: 0 DP: 0 HBP: 1	WP: 0 PB: 0 SB: 0 CS: 1	PA: 39	
PITCHER	IP	WLS	BF	H	R	ER	SO	BB	IBB	HBP	BLK	WP	HR	S	P	ERA	WHIP				
Jerry Koosman, L ERA: 2.99 (1, 1)	9.0	W	39	10	3	3	5	1	0	1	0	0	0	47	52	3.00	1.222				

AB 41
R 4
H 13
RBI 4
BB 2
SO 5
LOB 18



AB 37
R 3
H 10
RBI 3
BB 1
SO 5
LOB 21



Batter	1	2	3	4	5	6	7	8	9	AB	R	H	RBI	BB	SO	LOB	TOP				
Bud Harrelson, S OBP: 0.415, SLG: 0.304 (1, 6)										5	0	0	0	0	1	2					
Felix Milan, R OBP: 0.366, SLG: 0.343 (1, 4)										5	1	1	2	0	0	0					
Rusty Staub, L OBP: 0.363, SLG: 0.461 (1, 9)										3	1	1	0	2	0	0					
Cleon Jones, R OBP: 0.341, SLG: 0.389 (1, 7)										3	1	2	0	1	0	1					
John Milner, L OBP: 0.330, SLG: 0.402 (1, 3)										3	0	2	2	2	1	1					
Duffy Dyer, R OBP: 0.250, SLG: 0.143 (1, 2)										4	0	0	0	0	1	8					
Ted Martinez, R OBP: 0.308, SLG: 0.417 (1, 5)										5	1	2	1	0	1	5					
Wayne Garrett, L OBP: 0.236, SLG: 0.322 (9, 5)										0	0	0	0	0	0	0					
Don Hahn, R OBP: 0.386, SLG: 0.558 (1, 8)										4	1	2	0	0	0	1					
Craig Swan, R OBP: 0.417, SLG: 0.392 (7, Ph) George Theodoris, R OBP: 0.276, SLG: 0.278 (7, 1) Ray Sadecki, L (9, Ph) Jerry Grote, R OBP: 0.333, SLG: 0.422 (9, Ph) Ken Boswell, L OBP: 0.333, SLG: 0.297 (9, 1) Harry Parker, R (9, 1)										2	0	0	0	0	0	0					
Inning Stats	R: 0 E: 0 K: 1 S: 7	H: 2 LOB: 3 BB: 1 P: 11	R: 0 E: 0 K: 0 S: 3	H: 0 LOB: 0 BB: 0 P: 3	R: 0 E: 0 K: 0 S: 3	H: 0 LOB: 0 BB: 0 P: 3	R: 1 E: 0 K: 1 S: 7	H: 2 LOB: 1 BB: 0 P: 7	R: 0 E: 0 K: 0 S: 3	H: 0 LOB: 2 BB: 1 P: 10	R: 0 E: 0 K: 0 S: 3	H: 1 LOB: 0 BB: 0 P: 3	R: 0 E: 0 K: 0 S: 4	H: 1 LOB: 2 BB: 1 P: 8	R: 4 E: 0 K: 1 S: 9	H: 4 LOB: 3 BB: 2 P: 18	1B: 9 2B: 1 3B: 0 HR: 0	SF: 0 SAC: 0 DP: 1 HBP: 2	WP: 0 PA: 43 PB: 0 SB: 0 CS: 0		
PITCHER	IP	WLS	BF	H	R	ER	SO	BB	IBB	HBP	BLK	WP	HR	S	P	ERA	WHIP				
Jim Rooker, L ERA: 2.34	8.0		35	8	3	3	3	3	0	1	0	0	0	37	50	3.38	1.375				
Dave Giusti, R ERA: 4.4	0.2	L	5	1	0	0	0	1	1	0	0	0	0	3	11	0.00	3.000				
Ramon Hernandez, L ERA: 1.89	0.0		2	1	2	2	0	0	0	1	0	0	0	1	2	∞	∞				
Kent Tekulve, R ERA:	0.1		1	0	0	0	1	0	0	0	0	0	0	3	3	0.00	0.000				
Batter	1	2	3	4	5	6	7	8	9	AB	R	H	RBI	BB	SO	LOB	BOTTOM				
Rennie Stennett, R OBP: 0.348, SLG: 0.416 (1, 4)										5	0	2	0	0	1	2					
Ed Kirkpatrick, L OBP: 0.432, SLG: 0.343 (1, 9)										5	0	1	0	0	0	2					
Richie Hebner, L OBP: 0.364, SLG: 0.493 (1, 5)										3	1	0	0	1	0	2					
Al Oliver, L OBP: 0.288, SLG: 0.448 (1, 8)										4	0	1	0	0	0	1					
Richie Zisk, R OBP: 0.400, SLG: 0.454 (1, 7)										3	0	0	0	1	0	0					
Bob Robertson, R OBP: 0.208, SLG: 0.279 (1, 3)										2	1	1	2	1	0	0					
Manny Sanguillen, R OBP: 0.276, SLG: 0.362 (1, 2)										4	0	0	0	0	1	3					
Frank Taveras, R OBP: 0.308, SLG: 0.289 (1, 6)										3	1	1	0	1	1	0					
Jim Rooker, R OBP: 0.391, SLG: 0.409 (1, 1)										2	0	1	1	1	0	0					
Dave Giusti, R OBP: 0.250, SLG: 0.250 (9, 1)										0	0	0	0	0	0	0					
Ramon Hernandez, S (9, 1)										0	0	0	0	0	0	0					
Kent Tekulve, R (9, Ph)										0	0	0	0	0	0	0					
Paul Popovich, S OBP: 0.130, SLG: 0.091 (9, Ph)										1	0	0	0	0	0	1					
Inning Stats	R: 0 E: 1 K: 1 S: 6	H: 0 LOB: 1 BB: 0 P: 6	R: 2 E: 0 K: 0 S: 5	H: 2 LOB: 1 BB: 1 P: 9	R: 1 E: 0 K: 0 S: 4	H: 1 LOB: 2 BB: 2 P: 12	R: 0 E: 0 K: 1 S: 4	H: 0 LOB: 0 BB: 1 P: 8	R: 0 E: 0 K: 0 S: 3	H: 0 LOB: 0 BB: 0 P: 3	R: 0 E: 0 K: 0 S: 2	H: 0 LOB: 0 BB: 1 P: 6	R: 0 E: 0 K: 0 S: 5	H: 2 LOB: 2 BB: 0 P: 5	R: 0 E: 0 K: 0 S: 3	H: 0 LOB: 0 BB: 0 P: 3	R: 0 E: 0 K: 1 S: 7	H: 2 LOB: 2 BB: 0 P: 7	1B: 5 2B: 2 3B: 0 HR: 1	SF: 1 SAC: 0 DP: 2 HBP: 0	WP: 1 PA: 38 PB: 0 SB: 0 CS: 0
PITCHER	IP	WLS	BF	H	R	ER	SO	BB	IBB	HBP	BLK	WP	HR	S	P	ERA	WHIP				
Craig Swan, R ERA: 4.15	6.0		25	3	3	3	2	4	1	0	0	0	0	24	44	4.50	1.167				
Ray Sadecki, L ERA: 7.16	2.0	W	8	2	0	0	0	0	0	0	0	0	0	8	8	0.00	1.000				
Harry Parker, R ERA: 2.59	1.0	S	5	2	0	0	1	0	0	0	0	0	0	7	7	0.00	2.000				

New York Mets @ Pittsburgh Pirates
Three Rivers Stadium, Pittsburgh, PA
Sun May 26 1974, 3:33 AM EDT
Att: 15,573 - Unknown

AB 36
R 5
H 10
RBI 5
BB 5
SO 4
LOB 21



New York Mets @ Pittsburgh Pirates
Three Rivers Stadium, Pittsburgh, PA
Sun May 26 1974, 3:33 AM EDT
Att: 15,573 - Unknown

AB 32
R 3
H 7
RBI 3
BB 5
SO 3
LOB 11



Batter	1	2	3	4	5	6	7	8	9	AB	R	H	RBI	BB	SO	LOB	TOP	
Derrel Thomas, S (1, 4) OBP: 0.343, SLG: 0.391	0-0 6-3			0-0 L3			0-3 K		0-0 2B	4	0	1	0	0	1	0	San Diego Padres @ Pittsburgh Pirates Three Rivers Stadium, Pittsburgh, PA Mon May 27 1974, 3:33 AM EDT Unknown livebaseballscorecards.com	
Enzo Hernandez, R (1, 6) OBP: 0.269, SLG: 0.279	0-0 6-3			0-0 P4-3			0-0 6-3		0-0 G1	4	0	0	0	0	0	3		
Dave Winfield, R (1, 7) OBP: 0.311, SLG: 0.438	0-0 F8			0-0 P4-3			0-0 6-3			3	0	0	0	0	0	0		
Nate Colbert, R (1, 3) OBP: 0.309, SLG: 0.383		0-3 K					0-3 K		0-0 F8	3	0	0	0	0	2	0		
Cito Gaston, R (1, 9) OBP: 0.250, SLG: 0.287		0-3 K					0-0 F3		0-0 P4-3	3	0	0	0	0	1	0		
Johnny Grubb, L (1, 8) OBP: 0.364, SLG: 0.383		0-0 L8					0-0 P3-4-1		0-0 P4-3	3	0	0	0	0	0	0		
Fred Kendall, R (1, 2) OBP: 0.298, SLG: 0.340			0-0 F6				0-0 6-3		0-0 FC5-4 1B	3	0	1	0	0	0	0		
Dave Roberts, R (1, 5) OBP: 0.270, SLG: 0.239			0-0 6-3				0-0 F7		0-0 L9	3	0	0	0	0	0	1		
Randy Jones, R (1, 1) OBP: 0.217, SLG: 0.227			0-0 1-6-3				0-0 G3		0-0 FC5-4 2B 1-2	2	0	0	0	0	0	0		
Vicente Romo, R (8, 1)										0	0	0	0	0	0	0		
Glenn Beckert, R (9, PH) OBP: 0.436, SLG: 0.371										1	0	0	0	0	0	1		
Rod Gaspar, S (9, PR)										0	0	0	0	0	0	0		
Inning Stats	R: 0 E: 0 S: 3	H: 0 LOB: 0 BB: 0 P: 3	R: 0 E: 0 S: 7	H: 0 LOB: 0 BB: 0 P: 7	R: 0 E: 0 S: 3	H: 0 LOB: 0 BB: 0 P: 3	R: 0 E: 0 S: 3	H: 0 LOB: 0 BB: 0 P: 3	R: 0 E: 0 S: 5	H: 0 LOB: 0 BB: 0 P: 5	R: 0 E: 0 S: 3	H: 0 LOB: 0 BB: 0 P: 3	R: 0 E: 0 S: 5	H: 2 LOB: 2 BB: 0 P: 5	1B: 1 2B: 1 3B: 0 HR: 0	SF: 0 SAC: 0 DP: 0 HBP: 0	WP: 0 PA: 29	
PITCHER	IP	WLS	BF	H	R	ER	SO	BB	IBB	HBP	BLK	WP	HR	S	P	ERA	WHIP	
Ken Brett, L (1, 1) ERA: 3.02	9.0	W	29	2	0	0	4	0	0	0	0	0	0	37	37	0.00	0.222	

Batter	1	2	3	4	5	6	7	8	9	AB	R	H	RBI	BB	SO	LOB	BOTTOM	
Frank Taveras, R (1, 6) OBP: 0.295, SLG: 0.276	0-0 4-3		0-0 6-3			0-0 6-3		0-0 B5		4	0	0	0	0	0	2	San Diego Padres @ Pittsburgh Pirates Three Rivers Stadium, Pittsburgh, PA Mon May 27 1974, 3:33 AM EDT Unknown livebaseballscorecards.com	
Rennie Stennett, R (1, 9) OBP: 0.346, SLG: 0.418	0-0 L7			0-0 4-3		0-0 5-3		0-0 BB 2B		4	1	1	1	0	0	0		
Ed Kirkpatrick, L (1, 8) OBP: 0.438, SLG: 0.324	0-0 F7			4-0 FC6-4 BB		0-3 K		4-0 BB 2B IBB		2	1	0	0	2	1	0		
Richie Zisk, R (1, 7) OBP: 0.403, SLG: 0.477		0-0 HR		0-0 FC6-4 1-2		0-3 K		4-0 2B BB		3	1	1	2	1	1	1		
Bob Robertson, R (1, 3) OBP: 0.212, SLG: 0.298		0-0 F8		0-0 FC6-4 1-2		0-0 6-3		0-0 2B		4	0	1	2	0	0	1		
Kurt Bevacqua, R (1, 5)		0-0 6-3				0-0 G2		0-3 K		4	0	0	0	0	1	1		
Paul Popovich, S (1, 4) OBP: 0.192, SLG: 0.200		0-0 P8				0-0 K		0-0 FC1 1B 2B		3	1	2	0	0	0	0		
Mike Ryan, R (1, 2) OBP: 0.211, SLG: 0.063			0-0 6-3			0-3 K		0-0 FC1 1B 2B		3	1	0	0	0	1	2		
Ken Brett, L (1, 1) OBP: 0.435, SLG: 0.773			0-0 3-1			0-0 L9		0-0 2B BB 1B		3	1	1	1	0	0	1		
Inning Stats	R: 0 E: 0 S: 3	H: 1 LOB: 0 BB: 0 P: 4	R: 1 E: 0 S: 4	H: 1 LOB: 0 BB: 0 P: 4	R: 0 E: 0 S: 3	H: 0 LOB: 0 BB: 0 P: 3	R: 0 E: 0 S: 3	H: 0 LOB: 1 BB: 1 P: 7	R: 0 E: 0 S: 6	H: 1 LOB: 1 BB: 0 P: 6	R: 0 E: 0 S: 5	H: 0 LOB: 0 BB: 0 P: 5	R: 0 E: 0 S: 5	H: 4 LOB: 1 BB: 2 P: 17	1B: 2 2B: 3 3B: 0 HR: 1	SF: 0 SAC: 0 DP: 0 HBP: 0	WP: 0 PA: 33	
PITCHER	IP	WLS	BF	H	R	ER	SO	BB	IBB	HBP	BLK	WP	HR	S	P	ERA	WHIP	
Randy Jones, L (1, 1) ERA: 5.65	7.0	L	27	4	4	4	3	1	0	0	0	0	0	32	36	5.14	0.714	
Vicente Romo, R (8, 1) ERA: 2.75	1.0		6	2	2	2	1	1	1	0	0	0	0	6	14	18.00	3.000	

Batter	1	2	3	4	5	6	7	8	9	AB	R	H	RBI	BB	SO	LOB	TOP								
Bobby Tolan, L OBP: 0.346, SLG: 0.358 (1, 8) (6, 9)										4	1	2	2	1	0	2	San Diego Padres @ Pittsburgh Pirates Three Rivers Stadium, Pittsburgh, PA Mon May 27 1974, 3:38 AM EDT Att: 15,367 - Unknown								
Enzo Hernandez, R OBP: 0.278, SLG: 0.288 (1, 6)										5	1	3	0	0	0	1									
Matty Alou, L OBP: 0.253, SLG: 0.257 (1, 3)										4	1	1	0	1	0	3									
Dave Winfield, R OBP: 0.314, SLG: 0.429 (1, 7)										3	0	0	0	2	2	3									
Johnny Grubb, L OBP: 0.371, SLG: 0.409 (1, 5) (6, 8)										5	1	3	2	0	0	2									
Cito Gaston, R OBP: 0.242, SLG: 0.278 Dave Roberts, R OBP: 0.273, SLG: 0.243 (1, 9) (6, 5)										3	0	0	0	0	3	4									
Derrel Thomas, S OBP: 0.349, SLG: 0.390 (1, 4)										3	1	1	0	1	0	2									
Bob Barton, R OBP: 0.310, SLG: 0.243 Fred Kendall, R OBP: 0.301, SLG: 0.348 (1, 2) (8, PH) (8, 2)										3	0	0	0	0	1	3									
Dan Spillner, R Larry Hardy, R Dave Tomlin, L Mike Corkins, R Nate Colbert, R Jim McAndrew, R (1, 1) (7, 1) (7, 1) (7, 1) (8, PH) (8, 1)										3	0	0	0	0	2	0									
Inning Stats	R: 2 E: 1 K: 1 S: 8	H: 2 LOB: 3 BB: 2 P: 16	R: 0 E: 0 K: 1 S: 6	H: 2 LOB: 1 BB: 0 P: 6	R: 0 E: 0 K: 2 S: 8	H: 1 LOB: 1 BB: 0 P: 8	R: 0 E: 0 K: 0 S: 3	H: 0 LOB: 1 BB: 1 P: 7	R: 1 E: 0 K: 2 S: 9	H: 2 LOB: 1 BB: 0 P: 9	R: 0 E: 0 K: 2 S: 7	H: 0 LOB: 0 BB: 0 P: 7	R: 0 E: 0 K: 0 S: 3	H: 0 LOB: 1 BB: 1 P: 7	R: 3 E: 0 K: 0 S: 7	H: 4 LOB: 2 BB: 1 P: 11		R: 1 E: 0 K: 1 S: 6	H: 1 LOB: 2 BB: 1 P: 11	1B: 8 2B: 2 3B: 0 HR: 2	SF: 1 SAC: 0 DP: 1 HBP: 1	WP: 0 PB: 0 SB: 4 CS: 0	PA: 46		
PITCHER	IP	WLS	BF	H	R	ER	SO	BB	IBB	HBP	BLK	WP	HR	S	P	ERA	WHIP								
Bruce Kison, R ERA: 2.91	(1, 1)	7.0	32	7	3	2	8	3	1	0	0	0	1	44	60	2.57	1.429								
Ramon Hernandez, L ERA: 2.94	(8, 1)	0.0	2	2	2	2	0	0	0	0	0	0	0	2	2	∞	∞								
Kent Tekulve, R ERA: 4.15	(8, 1)	2.0	W	12	3	2	2	1	1	1	1	0	0	1	11	9.00	2.000								

Batter	1	2	3	4	5	6	7	8	9	AB	R	H	RBI	BB	SO	LOB	BOTTOM								
Rennie Stennett, R OBP: 0.347, SLG: 0.418 (1, 9)										5	1	2	0	0	0	3	San Diego Padres @ Pittsburgh Pirates Three Rivers Stadium, Pittsburgh, PA Mon May 27 1974, 3:38 AM EDT Att: 15,367 - Unknown								
Ed Kirkpatrick, L OBP: 0.434, SLG: 0.333 (1, 8)									5	1	2	0	0	1	3										
Richie Hebner, L OBP: 0.360, SLG: 0.503 (1, 5)									5	1	1	2	0	0	4										
Richie Zisk, R OBP: 0.406, SLG: 0.487 (1, 7)										4	1	2	2	0	1	0									
Bob Robertson, R OBP: 0.214, SLG: 0.314 (1, 3)										4	0	1	0	0	1	1									
Manny Sanguillen, R OBP: 0.275, SLG: 0.358 (1, 2)									4	1	1	0	0	0	2										
Paul Popovich, S OBP: 0.200, SLG: 0.214 (1, 4)									3	1	1	1	0	0	0										
Frank Taveras, R OBP: 0.299, SLG: 0.292 Ken Brett, L OBP: 0.458, SLG: 0.870 Mario Mendoza, R OBP: 0.318, SLG: 0.300 (1, 6) (7, PH) (8, 6)									2	0	1	0	0	0	1										
Bruce Kison, R Al Oliver, L Dock Ellis, S Ramon Hernandez, S Kent Tekulve, R Willie Stargatt, L (1, 1) (7, PH) (7, PH) (8, 1) (8, 1) (8, PH)									1	0	0	0	1	1	0										
Inning Stats	R: 0 E: 0 K: 0 S: 3	H: 0 LOB: 0 BB: 0 P: 3	R: 1 E: 0 K: 0 S: 5	H: 2 LOB: 1 BB: 0 P: 5	R: 0 E: 0 K: 1 S: 6	H: 2 LOB: 1 BB: 0 P: 6	R: 0 E: 0 K: 2 S: 7	H: 0 LOB: 0 BB: 0 P: 7	R: 0 E: 0 K: 0 S: 4	H: 1 LOB: 2 BB: 1 P: 8	R: 0 E: 0 K: 0 S: 3	H: 0 LOB: 0 BB: 0 P: 3	R: 5 E: 0 K: 0 S: 9	H: 6 LOB: 1 BB: 0 P: 9	R: 0 E: 0 K: 0 S: 3	H: 0 LOB: 0 BB: 0 P: 3		R: 2 E: 0 K: 1 S: 6	H: 2 LOB: 0 BB: 0 P: 6	1B: 7 2B: 4 3B: 1 HR: 1	SF: 1 SAC: 0 DP: 0 HBP: 0	WP: 0 PB: 0 SB: 0 CS: 1	PA: 39		
PITCHER	IP	WLS	BF	H	R	ER	SO	BB	IBB	HBP	BLK	WP	HR	S	P	ERA	WHIP								
Dan Spillner, R ERA: 9.39	(1, 1)	6.0	26	8	4	4	3	1	0	0	0	0	0	2	2	6.00	3.000								
Larry Hardy, R ERA: 4.09	(7, 1)	0.1	2	1	0	0	0	0	0	0	0	0	0	2	2	0.00	3.000								
Dave Tomlin, L ERA: 5.63	(7, 1)	0.1	2	1	0	0	0	0	0	0	0	0	0	2	2	0.00	3.000								
Mike Corkins, R ERA: 4.73	(7, 1)	0.1	2	1	2	2	0	0	0	0	0	0	0	2	2	54.00	3.000								
Jim McAndrew, R ERA: 5.18	(8, 1)	1.2	L	7	2	2	1	0	0	0	0	0	1	9	9	10.80	1.200								

Batter	1	2	3	4	5	6	7	8	9	AB	R	H	RBI	BB	SO	LOB	TOP			
Derrel Thomas, S OBP: 0.341, SLG: 0.380 (1, 4)	F8		K		FC6-4		6-3		K	5	0	0	0	0	2	2				
Enzo Hernandez, R OBP: 0.272, SLG: 0.282 (1, 6)	L9		F8		F8		F2			4	0	0	0	0	0	1				
Willie McCovey, L OBP: 0.400, SLG: 0.393 (1, 3)	1B E BB		3-1			HR BB		4-3		2	1	0	0	2	0	0				
Nate Colbert, R OBP: 0.312, SLG: 0.411 (1, 7)	E6 1B			HR		F8		F8 2B		4	1	2	1	0	0	2				
Cito Gaston, R OBP: 0.253, SLG: 0.319 (1, 9)	1-2 2-3 1B		6-3		HR		F8		F8 2-3	4	1	2	2	0	0	1				
Dave Winfield, R OBP: 0.307, SLG: 0.419 (1, 8)	4-3		F7		E6 FC5-4		6-3			4	0	0	0	0	0	4				
Dave Roberts, R OBP: 0.266, SLG: 0.236 (1, 5)		F8		F8		FC5-4 1-2		K		4	0	0	0	0	1	1				
Bob Barton, R OBP: 0.304, SLG: 0.244 (1, 2)		K		E5 FC1-6		F8			1B	4	0	1	0	0	1	1				
Larry Hardy, R Dave Tomlin, L Jim McAndrew, R Glenn Beckert, R Dave Freisleben, R Fred Kendall, R OBP: 0.298, SLG: 0.346 (1, 1) (4, 1) (5, 1) (7, PH) (7, 1) (8, PH)	G3		FC1-6 FC6-4		6-3		F7			1	0	0	0	0	0	0				
Inning Stats	R: 0 E: 1 K: 0 S: 5	H: 1 LOB: 3 BB: 1 P: 9	R: 0 E: 0 K: 1 S: 5	H: 0 LOB: 0 BB: 0 P: 5	R: 0 E: 0 K: 1 S: 5	H: 0 LOB: 0 BB: 0 P: 5	R: 1 E: 0 K: 0 S: 4	H: 1 LOB: 1 BB: 0 P: 4	R: 0 E: 1 K: 0 S: 3	H: 0 LOB: 0 BB: 0 P: 3	R: 0 E: 0 K: 0 S: 4	H: 1 LOB: 1 BB: 0 P: 4	R: 0 E: 0 K: 2 S: 7	H: 0 LOB: 0 BB: 0 P: 7	R: 0 E: 0 K: 2 S: 8	H: 1 LOB: 1 BB: 0 P: 8	1B: 2 2B: 1 3B: 0 HR: 2	SF: 0 SAC: 0 DP: 0 HBP: 0	WP: 0 PB: 0 SB: 0 CS: 0	PA: 37
PITCHER Jerry Reuss, L ERA: 4.48 (1, 1)	IP: 9.0 WLS: W BF: 37 H: 5 R: 3 ER: 3 SO: 4 BB: 2 IBB: 0 HBP: 0 BLK: 0 WP: 0 HR: 2 S: 43 P: 51 ERA: 3.00 WHIP: 0.778																			

San Diego Padres @ Pittsburgh Pirates
Three Rivers Stadium, Pittsburgh, PA
Wed May 29 1974, 7:05 PM EDT
Att: 4,534 - Unknown

AB	35
R	3
H	5
RBI	3
BB	2
SO	4
LOB	14

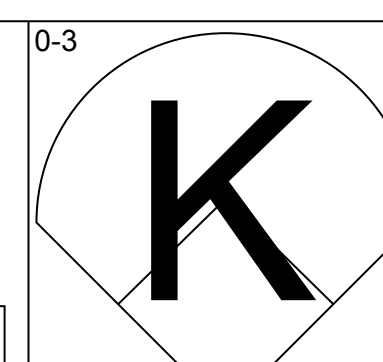
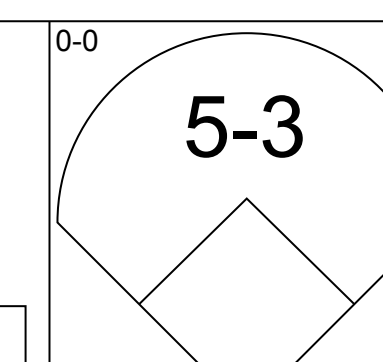
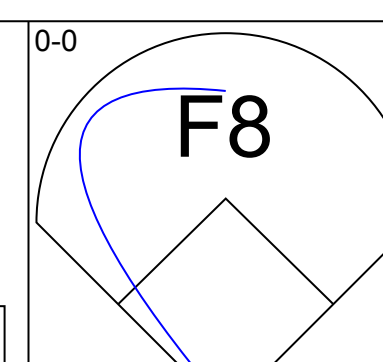
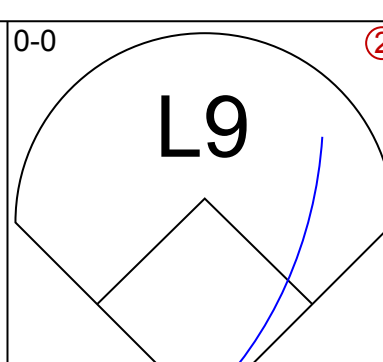
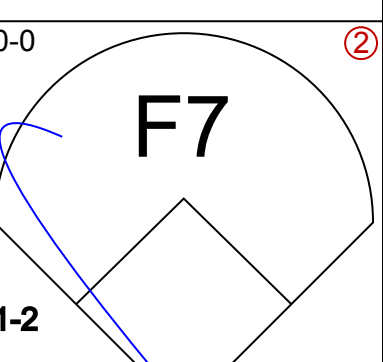
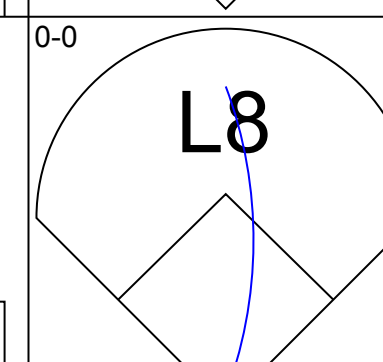
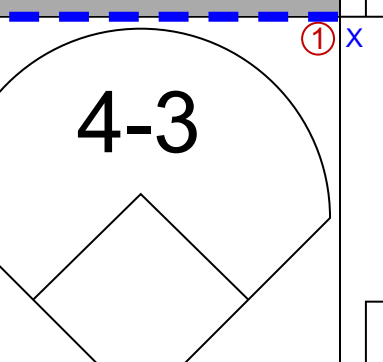
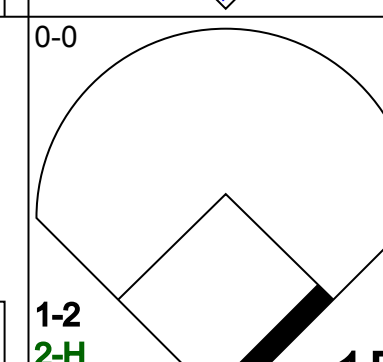
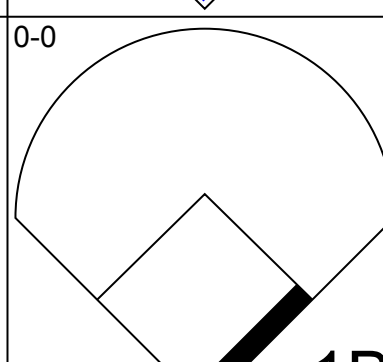
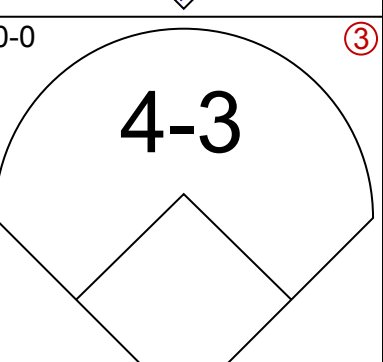
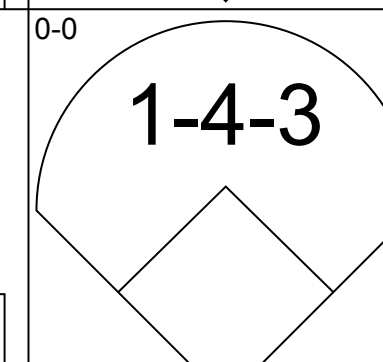
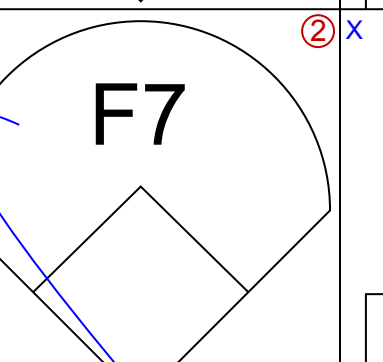
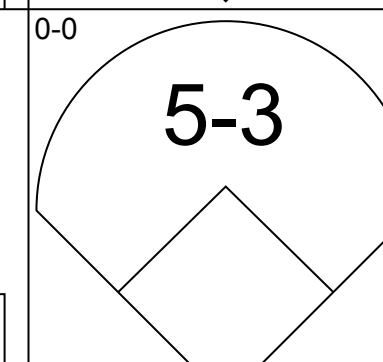
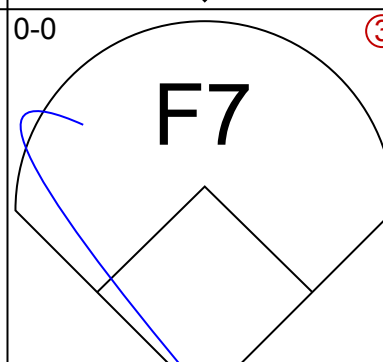
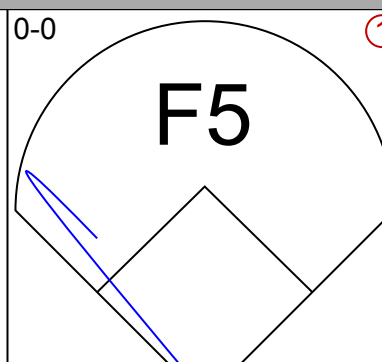
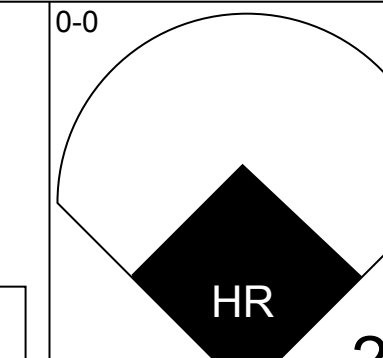
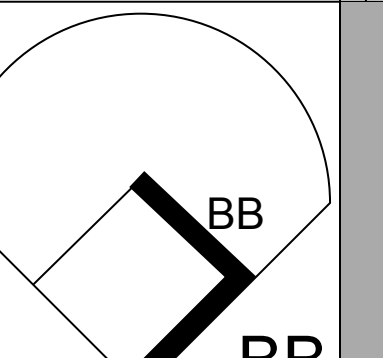
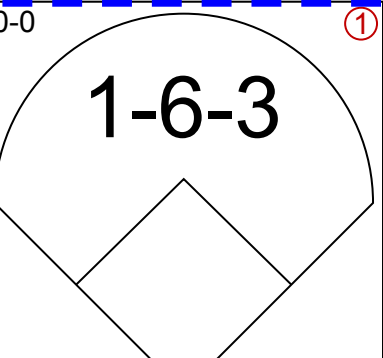
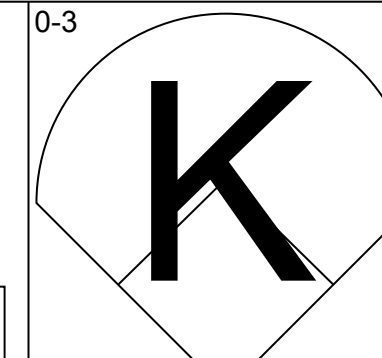
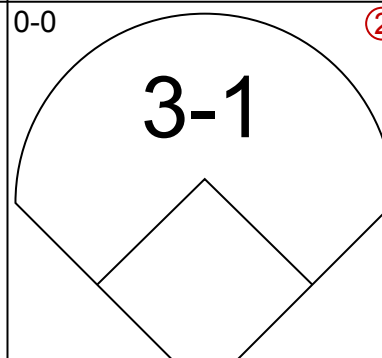
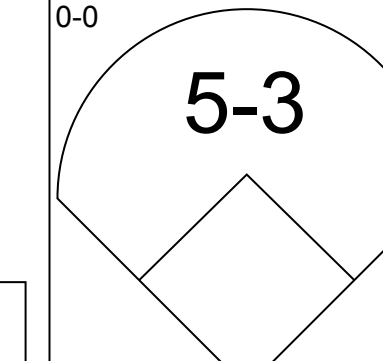
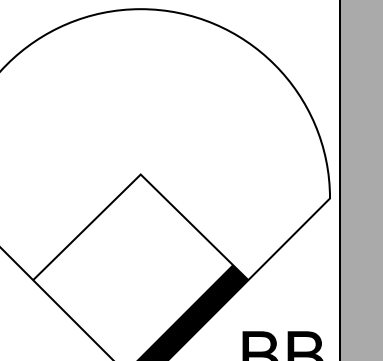
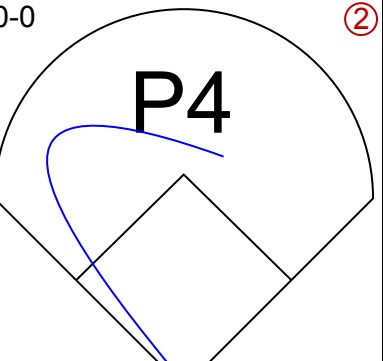
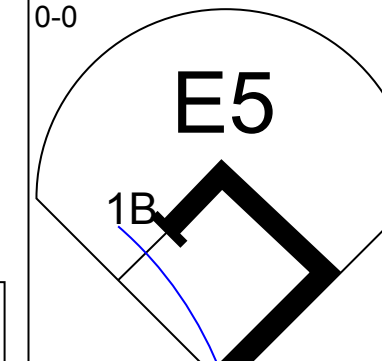
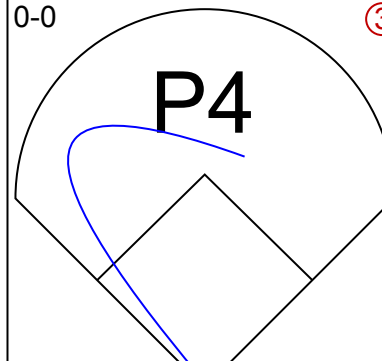
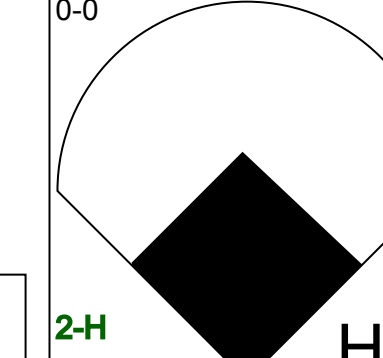
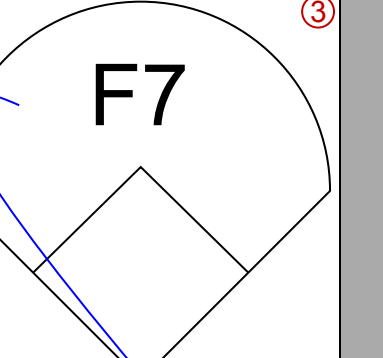
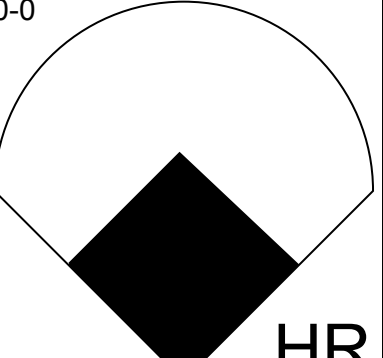
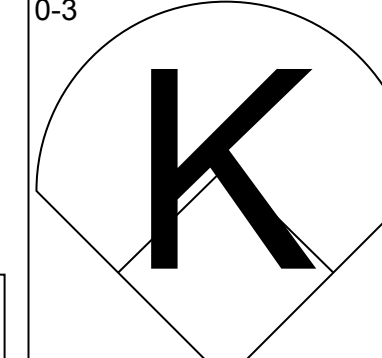
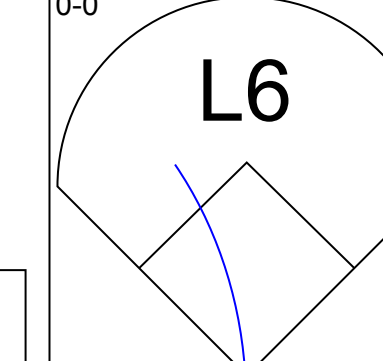
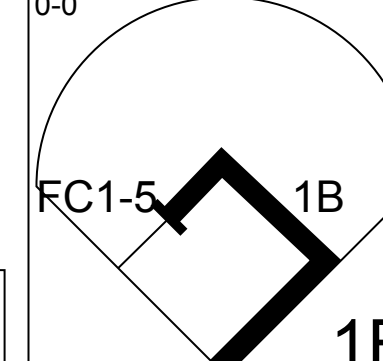
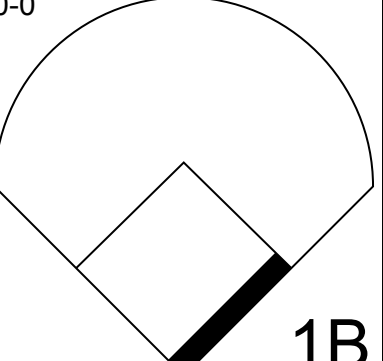
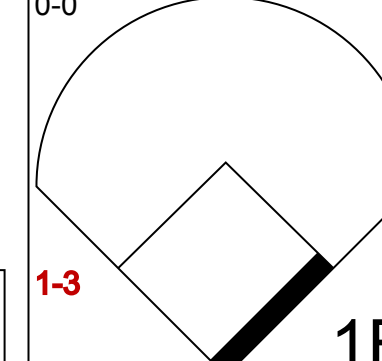
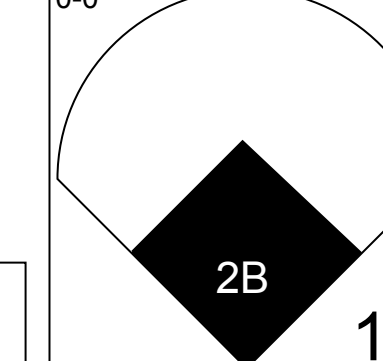
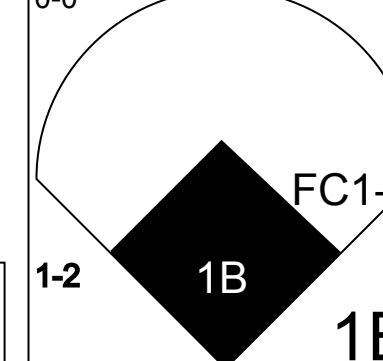
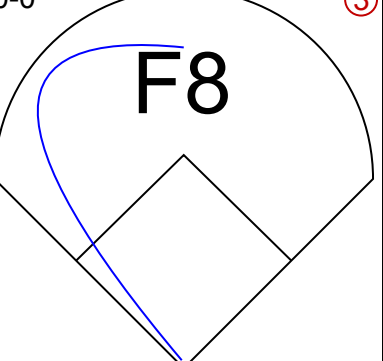
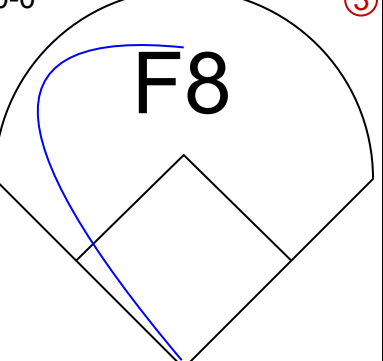
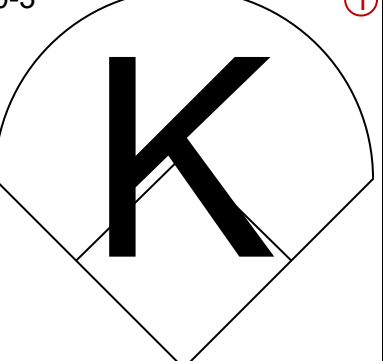
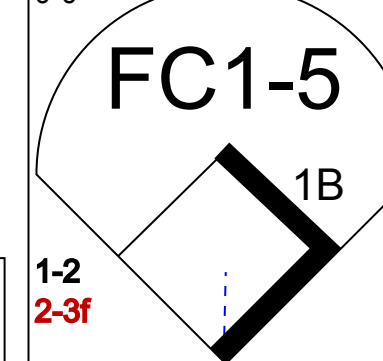

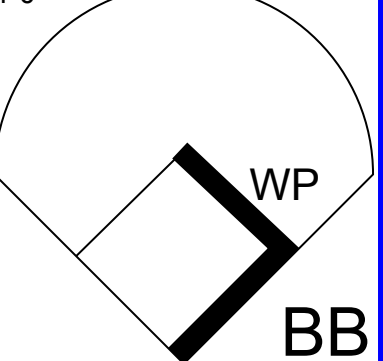
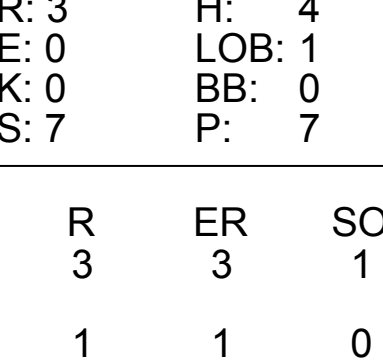
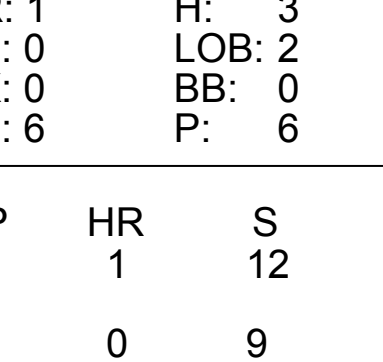


Batter	1	2	3	4	5	6	7	8	9	AB	R	H	RBI	BB	SO	LOB	BOTTOM			
Rennie Stennett, R OBP: 0.344, SLG: 0.409 (1, 4)	K		5-3	G6-3 IBB	F8		F8			4	0	0	0	1	1	2				
Richie Hebner, L OBP: 0.355, SLG: 0.506 (1, 5)	L3		SF8 3B	G6-3 1-2		F8	F5			5	1	1	0	0	0	3				
Al Oliver, L OBP: 0.295, SLG: 0.475 (1, 8)	F8		SF8		4-3 1B 2B	1B 3B		F7		4	2	2	1	0	0	0				
Willie Stargell, L OBP: 0.371, SLG: 0.490 (1, 7)		1B 2B	1B E BB		4-3 2-3	1B 3B		K		4	3	2	1	1	1	1				
Richie Zisk, R OBP: 0.413, SLG: 0.487 (1, 9)		HR 1B	E8 1B		E 1B BB	K		K		4	2	2	1	1	2	1				
Bob Robertson, R OBP: 0.250, SLG: 0.455 (1, 3)		HR 1B	L6		1B 1B	HR				4	3	3	5	0	0	1				
Manny Sanguillen, R OBP: 0.275, SLG: 0.355 (1, 2)		4-3		SH3-4 E 1B	E4 WP 1B 4-3	F8				4	2	1	0	0	0	2				
Frank Taveras, R OBP: 0.320, SLG: 0.308 (1, 6)		CS BB		SH3-4	4-3 1B					2	0	2	2	1	0	0				
Jerry Reuss, L OBP: 0.250, SLG: 0.143 (1, 1)	G3		E3		4-3			4-3		4	0	1	2	0	0	3				
Inning Stats	R: 0 E: 0 K: 1 S: 5	H: 0 LOB: 0 BB: 0 P: 5	R: 3 E: 0 K: 0 S: 5	H: 3 LOB: 1 BB: 1 P: 9	R: 2 E: 1 K: 0 S: 5	H: 2 LOB: 1 BB: 1 P: 9	R: 1 E: 1 K: 0 S: 4	H: 2 LOB: 1 BB: 1 P: 8	R: 4 E: 1 K: 0 S: 7	H: 3 LOB: 1 BB: 1 P: 11	R: 3 E: 0 K: 1 S: 8	H: 3 LOB: 0 BB: 0 P: 8	R: 0 E: 0 K: 2 S: 7	H: 1 LOB: 1 BB: 0 P: 7	R: 0 E: 0 K: 2 S: 7	H: 0 LOB: 0 BB: 0 P: 7	1B: 8 2B: 2 3B: 2 HR: 2	SF: 1 SAC: 1 DP: 1 HBP: 0	WP: 1 PB: 0 SB: 0 CS: 1	PA: 41
PITCHER Larry Hardy, R ERA: 4.98 Dave Tomlin, L ERA: 6.88 Jim McAndrew, R ERA: 5.62 Dave Freisleben, R ERA: 3.83 (1, 1) (4, 1) (5, 1) (7, 1)	IP: 3.1 WLS: L BF: 18 H: 7 R: 6 ER: 5 SO: 1 BB: 2 IBB: 0 HBP: 0 BLK: 0 WP: 0 HR: 1 S: 18 P: 26 ERA: 13.50 WHIP: 2.700																			

San Diego Padres @ Pittsburgh Pirates
Three Rivers Stadium, Pittsburgh, PA
Wed May 29 1974, 7:05 PM EDT
Att: 4,534 - Unknown

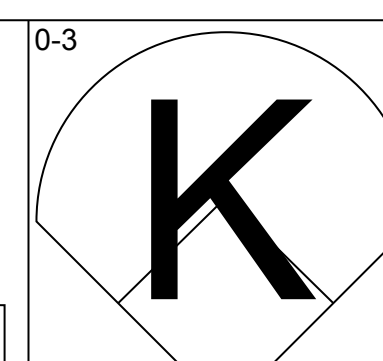
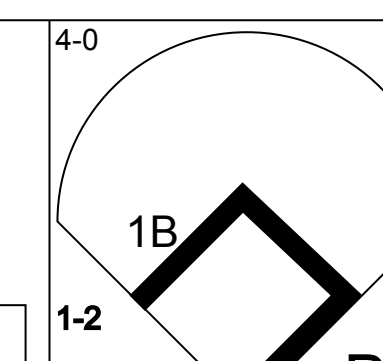
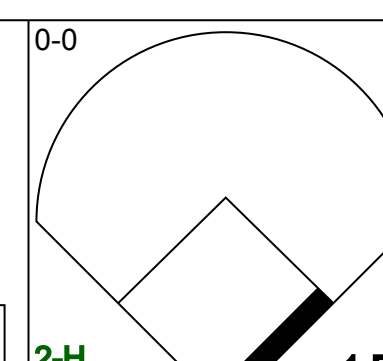
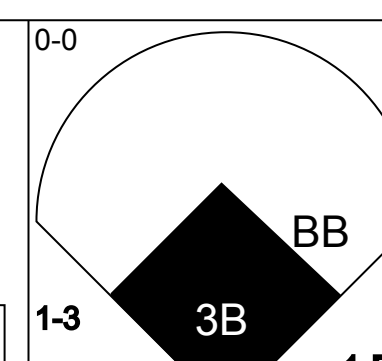
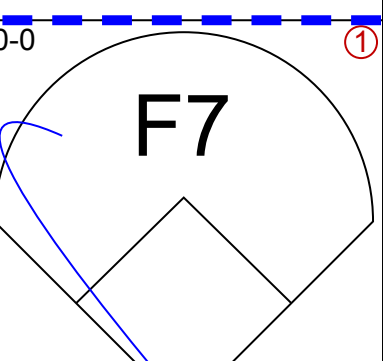
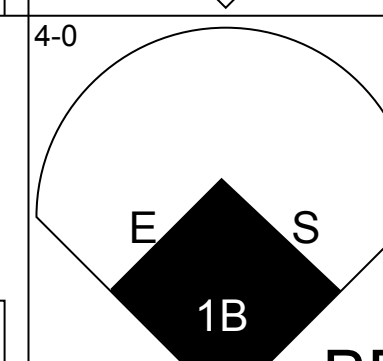
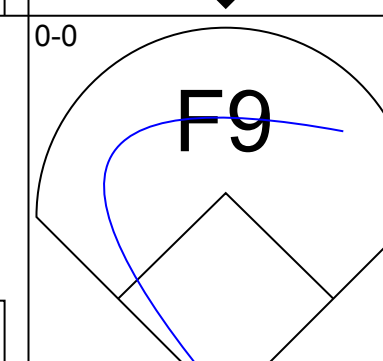
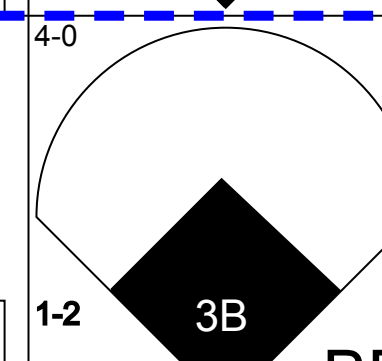
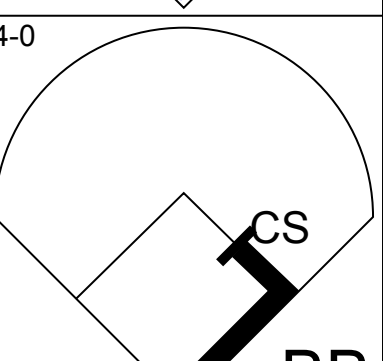
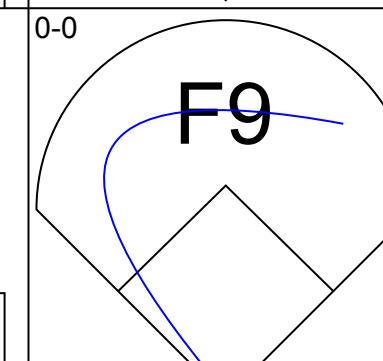
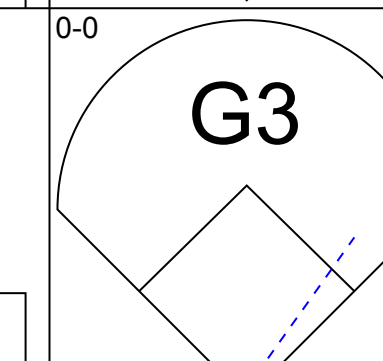
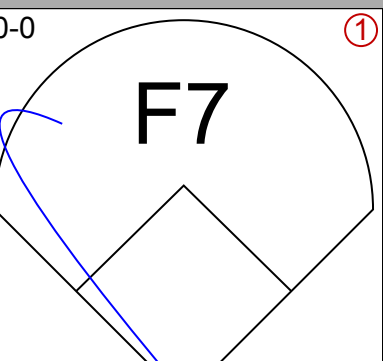
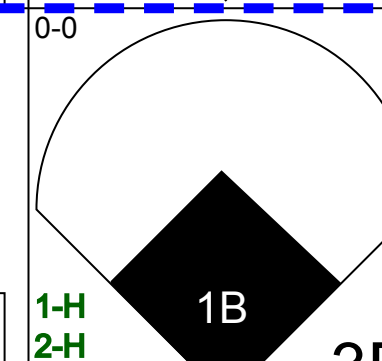
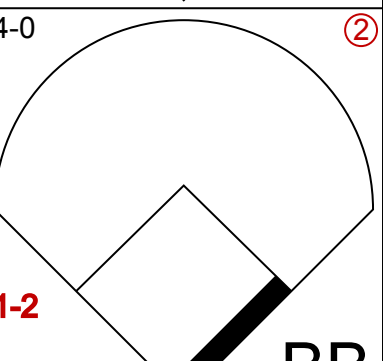

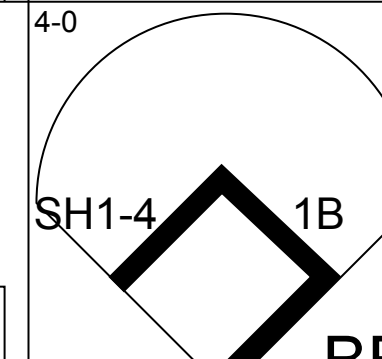
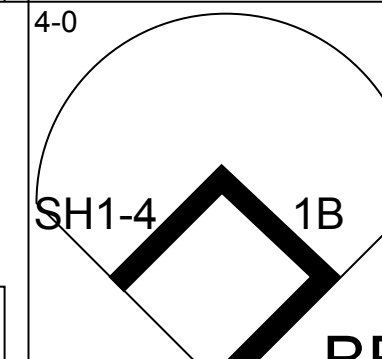
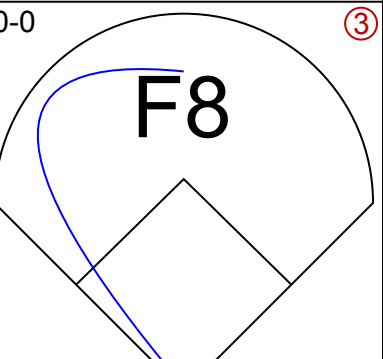

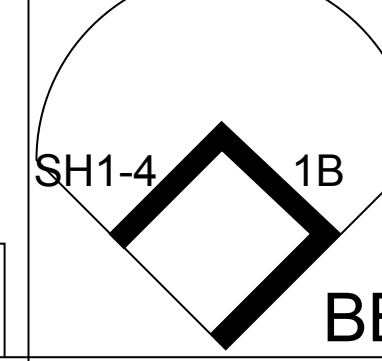
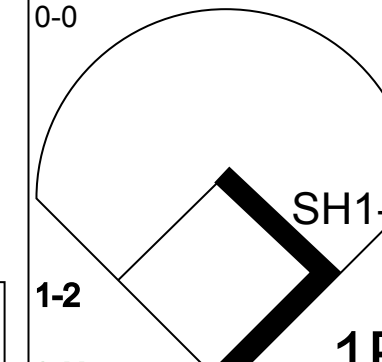


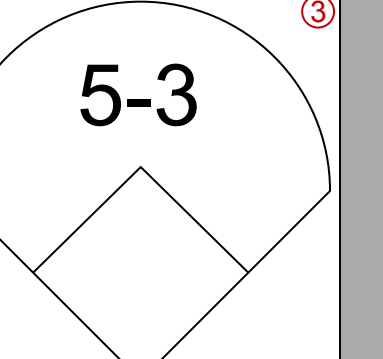
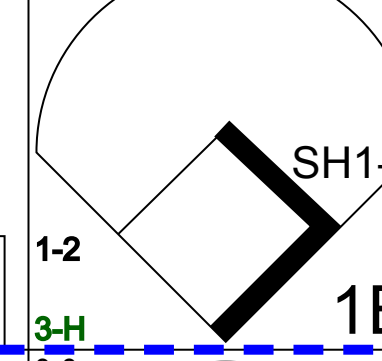


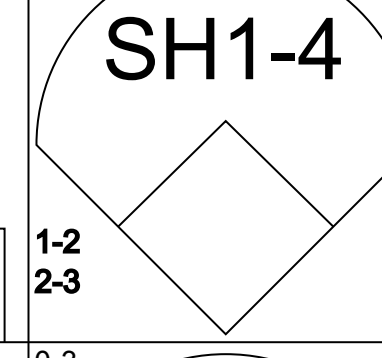
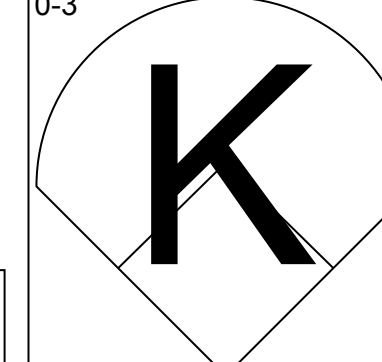

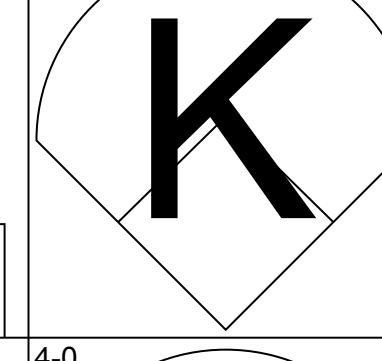
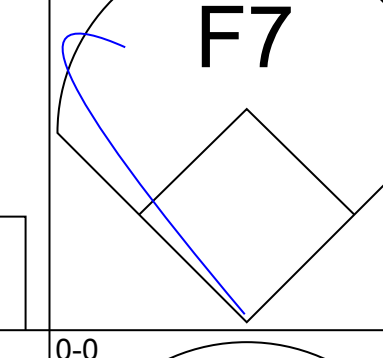
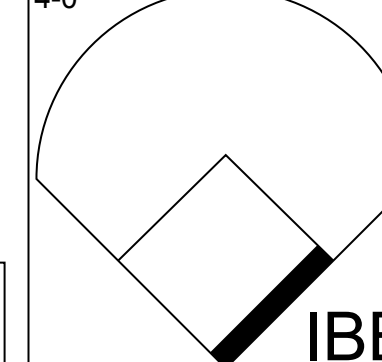

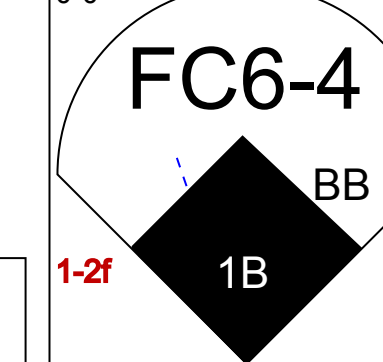
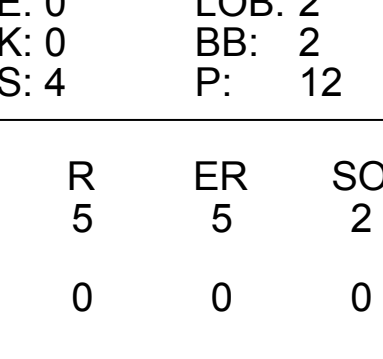



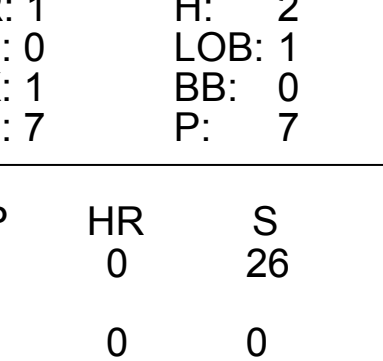
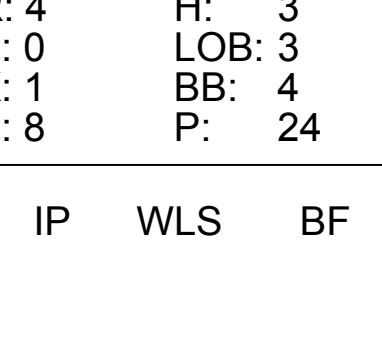
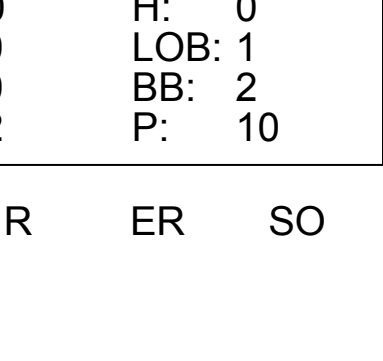
AB	35
R	13
H	14
RBI	12
BB	4
SO	4
LOB	13



Batter	1	2	3	4	5	6	7	8	9	AB	R	H	RBI	BB	SO	LOB	TOP					
Rennie Stennett, R OBP: 0.335, SLG: 0.398 (1, 4)										5	0	0	0	0	1	4	Pittsburgh Pirates @ Cincinnati Reds Riverfront Stadium, Cincinnati, OH Fri May 31 1974, 7:05 PM EDT Att: 40,205 - Unknown					
Richie Hebner, L OBP: 0.356, SLG: 0.503 (1, 5)										5	0	2	1	0	0	1						
Al Oliver, L OBP: 0.287, SLG: 0.462 (1, 8)										5	0	0	0	0	0	3						
Willie Stargell, L OBP: 0.372, SLG: 0.490 (1, 7)										4	1	1	0	1	1	0						
Richie Zisk, R OBP: 0.406, SLG: 0.472 (1, 9)										4	0	0	0	1	0	1						
Bob Robertson, R OBP: 0.266, SLG: 0.559 (1, 3)										4	2	2	3	0	1	3						
Manny Sanguillen, R OBP: 0.289, SLG: 0.366 (1, 2)										4	0	3	0	0	0	0						
Frank Taveras, R OBP: 0.327, SLG: 0.316 (1, 6)										4	2	2	0	0	1	1						
Jim Rooker, R OBP: 0.385, SLG: 0.445 (7, 1)										3	0	1	1	0	1	2						
John Morlan, R OBP: 0.293, SLG: 0.292 (8, 1)										0	0	0	0	0	0	0						
Inning Stats	R: 0 E: 0 K: 1 S: 5	H: 0 LOB: 0 BB: 0 P: 5	R: 3 E: 0 K: 0 S: 7	H: 4 LOB: 1 BB: 0 P: 7	R: 0 E: 0 K: 0 S: 3	H: 0 LOB: 2 BB: 2 P: 11	R: 1 E: 0 K: 0 S: 6	H: 3 LOB: 2 BB: 0 P: 6	R: 1 E: 0 K: 0 S: 5	H: 2 LOB: 1 BB: 0 P: 5	R: 0 E: 0 K: 1 S: 6	H: 1 LOB: 0 BB: 0 P: 6	R: 0 E: 0 K: 2 S: 8	H: 1 LOB: 2 BB: 0 P: 8	R: 0 E: 0 K: 1 S: 5	H: 0 LOB: 1 BB: 1 P: 9	R: 0 E: 0 K: 0 S: 3	H: 0 LOB: 0 BB: 0 P: 3	1B: 7 2B: 2 3B: 0 HR: 2	SF: 0 SAC: 0 DP: 0 HBP: 0	WP: 1 PB: 0 SB: 0 CS: 0	PA: 41
PITCHER	IP	WLS	BF	H	R	ER	SO	BB	IBB	HBP	BLK	WP	HR	S	P	ERA	WHIP					
Jack Billingham, R ERA: 4.06 (1, 1)	2.0		10	4	3	3	1	0	0	0	0	0	1	12	12	13.50	2.000					
Tom Hall, L ERA: 1.1 (3, 1)	2.0	11	3	1	1	0	2	0	0	0	0	0	0	9	17	4.50	2.500					
Pedro Borbon, R ERA: 1.85 (5, 1)	3.0	W	13	4	1	1	3	0	0	0	0	0	1	19	19	3.00	1.333					
Mike McQueen, L ERA: 1.69 (8, 1)	2.0		7	0	0	0	1	1	0	0	0	1	0	8	12	0.00	0.500					

AB	38
R	5
H	11
RBI	5
BB	3
SO	5
LOB	15



Batter	1	2	3	4	5	6	7	8	9	AB	R	H	RBI	BB	SO	LOB	BOTTOM				
Pete Rose, S OBP: 0.374, SLG: 0.384 (1, 7)										4	1	2	1	1	1	0	Pittsburgh Pirates @ Cincinnati Reds Riverfront Stadium, Cincinnati, OH Fri May 31 1974, 7:05 PM EDT Att: 40,205 - Unknown				
Joe Morgan, L OBP: 0.470, SLG: 0.488 (1, 4)										2	2	1	1	3	0	1					
Johnny Bench, R OBP: 0.401, SLG: 0.515 (1, 2)										4	1	1	3	1	0	3					
Tony Perez, R OBP: 0.355, SLG: 0.500 (1, 3)										1	0	0	0	3	0	0					
Darrel Chaney, S OBP: 0.316, SLG: 0.353 (7, PR) (8, 5)										1	0	0	0	0	0	1					
Dave Concepcion, R OBP: 0.306, SLG: 0.401 (1, 6)										4	0	2	2	0	0	1					
Mery Rettenmund, R OBP: 0.331, SLG: 0.419 (1, 9)										3	0	0	0	0	0	2					
George Foster, R OBP: 0.333, SLG: 0.376 (7, PH) (8, 1)										2	1	1	0	1	0	0					
Dan Driessen, L OBP: 0.358, SLG: 0.392 (8, 3)										3	0	0	0	1	0	2					
Jack Billingham, R OBP: 0.345, SLG: 0.545 (2, PH) (3, 1)										0	0	0	0	0	0	0					
Inning Stats	R: 1 E: 0 K: 1 S: 6	H: 1 LOB: 2 BB: 2 P: 14	R: 1 E: 0 K: 0 S: 4	H: 1 LOB: 2 BB: 2 P: 12	R: 0 E: 0 K: 0 S: 3	H: 0 LOB: 0 BB: 0 P: 3	R: 1 E: 0 K: 1 S: 7	H: 2 LOB: 1 BB: 0 P: 7	R: 0 E: 0 K: 0 S: 2	H: 0 LOB: 0 BB: 1 P: 6	R: 0 E: 0 K: 0 S: 3	H: 0 LOB: 0 BB: 0 P: 3	R: 4 E: 0 K: 1 S: 8	H: 3 LOB: 3 BB: 4 P: 24	R: 0 E: 0 K: 0 S: 2	H: 0 LOB: 1 BB: 2 P: 10	1B: 5 2B: 1 3B: 1 HR: 0	SF: 0 SAC: 1 DP: 1 HBP: 0	WP: 0 PB: 0 SB: 1 CS: 1	PA: 40	
PITCHER	IP	WLS	BF	H	R	ER	SO	BB	IBB	HBP	BLK	WP	HR	S	P	ERA	WHIP				
Jim Rooker, L ERA: 2.93 (7, 1)	6.0		28	5	5	5	2	6	0	0	0	0	0	26	50	7.50	1.833				
Ramon Hernandez, L ERA: 2.84 (7, 1)	0.0	1	0	0	0	0	0	1	0	0	0	0	0	4	4	∞	∞				
Dave Giusti, R ERA: 4.7 (7, 1)	0.0	3	2	2	2	0	0	1	0	0	0	0	0	2	6	∞	∞				
Kent Tekulve, R ERA: 3.38 (7, 1)	1.0	4	0	0	0	0	1	0	1	0	0	0	0	5	9	0.00	0.000				
John Morlan, R ERA: 3.15 (8, 1)	1.0	4	0	0	0	0	0	2	0	0	0	0	0	2	10	0.00	2.000				



Batter	1	2	3	4	5	6	7	8	9	AB	R	H	RBI	BB	SO	LOB	TOP				
Rennie Stennett, R OBP: 0.333, SLG: 0.392 (1, 4)	6-3		FC5-4		P4			FC1-6 1B		4	1	0	0	0	0	4	Pittsburgh Pirates @ Cincinnati Reds Riverfront Stadium, Cincinnati, OH Sun Jun 02 1974, 3:33 AM EDT Att: 38,354 - Unknown				
Manny Sanguillen, R OBP: 0.297, SLG: 0.373 (1, 2)	6-3		6-3			F8		1B		4	0	1	0	0	0	2					
Al Oliver, L OBP: 0.298, SLG: 0.464 (1, 8)	4-3					F8		1B		3	0	1	1	1	0	0					
Willie Stargell, L OBP: 0.379, SLG: 0.500 (1, 7)		K				FC6-4 1B		F7		4	0	1	0	0	2	3					
Richie Zisk, R OBP: 0.399, SLG: 0.481 (1, 9)		K				FC6-4 1B		K		4	0	0	0	0	3	4					
Bob Robertson, R OBP: 0.270, SLG: 0.552 (1, 3)		K			6-3					4	0	0	0	0	2	1					
Kurt Bevacqua, R OBP: 0.111, SLG: 0.167 (1, 5)			FC5-4 2B		6-3					4	0	2	0	0	0	0					
Frank Taveras, R OBP: 0.319, SLG: 0.320 (1, 6)			FC5-4 BB		K					3	0	0	0	1	3	1					
Bruce Kison, R OBP: 0.226, SLG: 0.214 (1, 1)			K							1	0	0	0	0	1	2					
Larry Demery, R OBP: 0.226, SLG: 0.214 (3, 1)										0	0	0	0	0	0	0					
Paul Popovich, S OBP: 0.226, SLG: 0.214 (5, PH)										0	0	0	0	0	0	0					
Dave Giusti, R OBP: 0.226, SLG: 0.214 (5, 1)										0	0	0	0	0	0	0					
Ed Kirkpatrick, L OBP: 0.226, SLG: 0.214 (8, PH)										0	0	0	0	0	0	0					
Ramon Hernandez, S OBP: 0.226, SLG: 0.214 (8, 1)										0	0	0	0	0	0	0					
Gene Clines, R OBP: 0.226, SLG: 0.214 (9, PH)										1	0	0	0	0	1	1					
Inning Stats	R: 0 E: 0 K: 0 S: 3	H: 0 LOB: 0 BB: 0 P: 3	R: 0 E: 0 K: 3 S: 9	H: 0 LOB: 0 BB: 0 P: 9	R: 0 E: 0 K: 1 S: 6	H: 1 LOB: 2 BB: 1 P: 10	R: 0 E: 0 K: 2 S: 7	H: 0 LOB: 1 BB: 1 P: 11	R: 0 E: 0 K: 1 S: 5	H: 0 LOB: 1 BB: 0 P: 4	R: 0 E: 0 K: 1 S: 5	H: 0 LOB: 0 BB: 0 P: 5	R: 1 E: 1 K: 1 S: 8	H: 2 LOB: 2 BB: 0 P: 8	R: 0 E: 0 K: 3 S: 10	H: 1 LOB: 1 BB: 0 P: 10	1B: 4 2B: 1 3B: 0 HR: 0	SF: 0 SAC: 0 DP: 0 HBP: 0	WP: 0 PB: 0 SB: 0 CS: 0	PA: 36	
PITCHER	IP	WLS	BF	H	R	ER	SO	BB	IBB	HBP	BLK	WP	HR	S	P	ERA	WHIP				
Fred Norman, L ERA: 2.26 (1, 1)	6.2	W	25	2	0	0	7	3	0	0	0	0	0	36	48	0.00	0.750				
Pedro Borbon, R ERA: 1.75 (7, 1)	2.1		11	3	1	0	5	0	0	0	0	0	0	21	21	0.00	1.286				

Batter	1	2	3	4	5	6	7	8	9	AB	R	H	RBI	BB	SO	LOB	BOTTOM				
Pete Rose, S OBP: 0.374, SLG: 0.378 (1, 7)				K		F7				3	0	1	0	1	1	1	Pittsburgh Pirates @ Cincinnati Reds Riverfront Stadium, Cincinnati, OH Sun Jun 02 1974, 3:33 AM EDT Att: 38,354 - Unknown				
Joe Morgan, L OBP: 0.464, SLG: 0.477 (1, 4)				K			F7			4	0	0	0	0	2	4					
Dan Driessen, L OBP: 0.341, SLG: 0.371 (1, 5)								1-3		4	0	0	0	0	1	0					
Tony Perez, R OBP: 0.361, SLG: 0.517 (1, 3)										4	2	2	1	0	1	0					
Darrel Chaney, S OBP: 0.300, SLG: 0.333 (8, 5)										0	0	0	0	0	0	0					
Terry Crowley, L OBP: 0.244, SLG: 0.306 (1, 9)										3	1	1	0	0	1	1					
George Foster, R OBP: 0.318, SLG: 0.357 (8, 9)										1	0	0	0	0	0	0					
Cesar Geronimo, L OBP: 0.391, SLG: 0.449 (1, 8)										4	2	2	1	0	0	0					
Dave Concepcion, R OBP: 0.325, SLG: 0.413 (1, 6)										3	0	3	1	1	0	0					
Bill Plummer, R OBP: 0.226, SLG: 0.267 (1, 2)										4	0	1	0	0	2	4					
Fred Norman, S OBP: 0.150, SLG: 0.150 (1, 1)										2	0	1	1	0	0	1					
Pedro Borbon, R OBP: 0.222, SLG: 0.222 (7, 1)										1	0	0	0	0	0	2					
Inning Stats	R: 0 E: 0 K: 1 S: 5	H: 1 LOB: 0 BB: 0 P: 5	R: 2 E: 0 K: 2 S: 10	H: 3 LOB: 3 BB: 2 P: 18	R: 3 E: 0 K: 1 S: 9	H: 4 LOB: 1 BB: 0 P: 9	R: 0 E: 0 K: 3 S: 9	H: 0 LOB: 0 BB: 0 P: 9	R: 0 E: 0 K: 1 S: 5	H: 0 LOB: 0 BB: 0 P: 5	R: 0 E: 0 K: 0 S: 4	H: 1 LOB: 1 BB: 0 P: 4	R: 0 E: 0 K: 0 S: 3	H: 0 LOB: 0 BB: 0 P: 3	R: 0 E: 0 K: 0 S: 5	H: 2 LOB: 2 BB: 0 P: 5	1B: 9 2B: 0 3B: 1 HR: 1	SF: 0 SAC: 1 DP: 0 HBP: 0	WP: 1 PB: 1 SB: 0 CS: 1	PA: 36	
PITCHER	IP	WLS	BF	H	R	ER	SO	BB	IBB	HBP	BLK	WP	HR	S	P	ERA	WHIP				
Bruce Kison, R ERA: 3.96 (1, 1)	2.1	L	15	7	5	0	4	0	0	0	0	0	0	14	14	0.00	0.600				
Larry Demery, R ERA: 4.28 (3, 1)	1.2		6	1	0	0	4	0	0	0	0	0	0	12	12	0.00	0.333				
Dave Giusti, R ERA: 4.28 (5, 1)	3.0		10	1	0	0	1	0	0	0	0	0	0	5	5	0.00	2.000				
Ramon Hernandez, L ERA: 2.7 (8, 1)	1.0		5	2	0	0	0	0	0	0	0	0	0	5	5	0.00	2.000				

Batter	1	2	3	4	5	6	7	8	9	AB	R	H	RBI	BB	SO	LOB	TOP		
Rennie Stennett, R OBP: 0.332, SLG: 0.394 (1, 4)	0-0 6-3		0-0 F8		0-0 1-3 2B		0-0 G3			4	0	1	0	0	0	2	Pittsburgh Pirates @ Los Angeles Dodgers Dodger Stadium, Los Angeles, CA Tue Jun 04 1974, 7:05 PM PDT Att: 23,472 - Unknown		
Manny Sanguillen, R OBP: 0.299, SLG: 0.370 (1, 2)	0-0 1B		0-0 FC6-4		0-0 4-3		0-0 F4			4	0	1	0	0	0	3			
Al Oliver, L OBP: 0.292, SLG: 0.454 (1, 8)	0-0 F8			0-0 1-3		0-0 1-3		0-3 K		4	0	0	0	0	1	1			
Willie Stargell, L OBP: 0.371, SLG: 0.488 (1, 7)	0-0 G3			0-0 4-3		0-0 G3		0-0 F7		4	0	0	0	0	0	1			
Richie Zisk, R OBP: 0.401, SLG: 0.485 (1, 9)		0-0 6-3		4-0 BB		0-0 2B			0-0 5-3	3	0	1	0	1	0	0			
Bob Robertson, R OBP: 0.269, SLG: 0.529 (1, 3)		4-0 BB		0-3 K		0-3 K			0-0 F9	3	0	0	0	1	2	2			
Kurt Bevacqua, R OBP: 0.136, SLG: 0.182 (1, 5)		0-0 G6-4-3			0-0 F9				0-0 2-3	4	0	1	0	0	0	1			
Frank Taveras, R OBP: 0.319, SLG: 0.321 (1, 6)			0-0 5-3		0-0 2B 1B		0-0 F9			3	0	1	0	0	0	1			
Jerry Reuss, L OBP: 0.269, SLG: 0.136 Kent Tekulve, R (5, 1)			4-0 BB		0-3 K		0-3 K			1	0	0	0	1	1	1			
Paul Popovich, S OBP: 0.219, SLG: 0.207 Dave Giusti, R OBP: 0.250, SLG: 0.250 (7, PH) (7, 1)				FC6-4 BB						0	0	0	0	0	0	0			
Inning Stats	R: 0 E: 0 K: 0 S: 4	H: 1 LOB: 1 BB: 0 P: 4	R: 0 E: 0 K: 0 S: 2	H: 0 LOB: 0 BB: 1 P: 6	R: 0 E: 0 K: 0 S: 3	H: 0 LOB: 1 BB: 1 P: 7	R: 0 E: 0 K: 1 S: 5	H: 0 LOB: 2 BB: 0 P: 9	R: 0 E: 0 K: 1 S: 6	H: 1 LOB: 1 BB: 0 P: 6	R: 0 E: 0 K: 1 S: 6	H: 1 LOB: 1 BB: 0 P: 6	R: 0 E: 0 K: 1 S: 5	H: 0 LOB: 0 BB: 0 P: 5	R: 0 E: 0 K: 0 S: 3	H: 0 LOB: 0 BB: 0 P: 3	1B: 3 2B: 2 3B: 0 HR: 0	SF: 0 SAC: 0 DP: 1 HBP: 0	WP: 0 PA: 34 PB: 0 SB: 0 CS: 0
PITCHER Tommy John, L ERA: 2.61 (1, 1)	IP: 9.0 WLS: W BF: 34 H: 5 R: 0 ER: 0 SO: 5 BB: 3 IBB: 0 HBP: 0 BLK: 0 WP: 0 HR: 0 S: 41 P: 53 ERA: 0.00 WHIP: 0.889															PITCHER			

Batter	1	2	3	4	5	6	7	8	9	AB	R	H	RBI	BB	SO	LOB	BOTTOM		
Davey Lopes, R OBP: 0.327, SLG: 0.255 (1, 4)	0-0 S 1B	0-0 3-1		0-0 5-3		0-0 1B SF9 1B		0-0 PO 1B		5	1	3	0	0	0	1	Pittsburgh Pirates @ Los Angeles Dodgers Dodger Stadium, Los Angeles, CA Tue Jun 04 1974, 7:05 PM PDT Att: 23,472 - Unknown		
Bill Russell, R OBP: 0.368, SLG: 0.470 (1, 6)	0-0 5-3		0-0 BB 3B 1B	0-0 F9		0-0 1B		0-0 PO		4	1	2	0	0	0	1			
Jimmy Wynn, R OBP: 0.441, SLG: 0.655 (1, 8)	4-0 BB BB		0-0 BB 3B 1B	0-0 P6		0-0 SF9				2	1	1	1	1	0	0			
Steve Garvey, R OBP: 0.358, SLG: 0.548 (1, 3)	0-3 K		0-0 P4		0-0 2B 1B	0-0 5-3				4	1	1	0	0	1	5			
Joe Ferguson, R OBP: 0.414, SLG: 0.441 (1, 9)	4-0 BB		4-0 BB 3B BB	0-0 FC1 1H 2B		0-0 P4				2	1	1	1	2	0	0			
Ron Cey, R OBP: 0.387, SLG: 0.427 (1, 5)	0-0 F8		0-0 P4	0-0 FC1 2-3	0-0 6-3		0-0 6-3			4	0	0	0	0	0	7			
Tom Paciorek, R OBP: 0.302, SLG: 0.405 (1, 7)		0-0 SH3 1B	0-0 1H 2H 3H 3B		0-0 F9		0-0 6-3			4	0	2	3	0	0	1			
Steve Yeager, R OBP: 0.419, SLG: 0.530 (1, 2)		0-0 F9		0-0 IBB		0-0 5-3		0-0 F8		3	0	0	0	1	0	2			
Tommy John, R OBP: 0.121, SLG: 0.182 (1, 1)		0-0 SH3	0-0 F9		0-3 K		0-0 6-3			3	0	0	0	0	1	2			
Inning Stats	R: 0 E: 0 K: 1 S: 6	H: 1 LOB: 3 BB: 2 P: 14	R: 0 E: 0 K: 0 S: 4	H: 1 LOB: 1 BB: 0 P: 4	R: 3 E: 0 K: 0 S: 6	H: 3 LOB: 2 BB: 2 P: 14	R: 0 E: 0 K: 0 S: 3	H: 0 LOB: 0 BB: 0 P: 3	R: 1 E: 0 K: 0 S: 5	H: 2 LOB: 1 BB: 0 P: 5	R: 1 E: 0 K: 1 S: 7	H: 2 LOB: 1 BB: 0 P: 7	R: 0 E: 0 K: 0 S: 3	H: 0 LOB: 0 BB: 0 P: 3	R: 0 E: 0 K: 0 S: 3	H: 1 LOB: 0 BB: 0 P: 3		1B: 8 2B: 1 3B: 1 HR: 0	SF: 1 SAC: 1 DP: 0 HBP: 0
PITCHER Jerry Reuss, L ERA: 4.73 Kent Tekulve, R ERA: 3.69 Dave Giusti, R ERA: 4.04 (1, 1) (5, 1) (7, 1)	IP: 4.0 WLS: L BF: 23 H: 7 R: 4 ER: 4 SO: 4 BB: 3 IBB: 0 HBP: 0 BLK: 0 WP: 0 HR: 0 S: 21 P: 37 ERA: 9.00 WHIP: 2.500															PITCHER			

AB	31
R	0
H	5
RBI	0
BB	3
SO	5
LOB	13



Batter	1	2	3	4	5	6	7	8	9	AB	R	H	RBI	BB	SO	LOB	TOP				
Rennie Stennett, R OBP: 0.326, SLG: 0.386 (1, 4)										4	0	0	0	0	2	2					
Manny Sanguillen, R OBP: 0.266, SLG: 0.361 (1, 2)										4	0	0	0	0	0	0					
Al Oliver, L OBP: 0.291, SLG: 0.450 (1, 8)										4	1	1	0	0	1	0					
Willie Stargell, L OBP: 0.368, SLG: 0.479 Mario Mendoza, R OBP: 0.316, SLG: 0.300 Kurt Bevacqua, R OBP: 0.136, SLG: 0.182 (1, 7)										3	0	0	0	1	1						
Richie Zisk, R OBP: 0.404, SLG: 0.482 (1, 9)										3	1	1	1	1	1	0					
Bob Robertson, R OBP: 0.288, SLG: 0.507 (1, 3)										3	0	0	0	1	1	3					
Richie Hebner, L OBP: 0.359, SLG: 0.511 (1, 5)										4	0	1	1	0	1	3					
Frank Taveras, R OBP: 0.311, SLG: 0.312 (1, 6)										3	0	0	0	0	0	1					
Jim Rooker, R OBP: 0.379, SLG: 0.429 (1, 1)										3	0	1	0	0	1	0					
Inning Stats	R: 0 E: 0 K: 2 S: 7	H: 0 LOB: 0 BB: 0 P: 7	R: 0 E: 0 K: 1 S: 5	H: 0 LOB: 1 BB: 1 P: 9	R: 0 E: 0 K: 1 S: 5	H: 0 LOB: 0 BB: 0 P: 5	R: 0 E: 0 K: 1 S: 3	H: 0 LOB: 0 BB: 0 P: 3	R: 0 E: 0 K: 0 S: 5	H: 0 LOB: 0 BB: 0 P: 5	R: 0 E: 1 K: 0 S: 3	H: 0 LOB: 0 BB: 0 P: 3	R: 1 E: 0 K: 0 S: 5	H: 2 LOB: 2 BB: 1 P: 9	R: 1 E: 0 K: 2 S: 9	H: 2 LOB: 2 BB: 1 P: 13	1B: 4 2B: 0 3B: 0 HR: 0	SF: 0 SAC: 0 DP: 1 HBP: 0	WP: 0 PB: 0 SB: 0 CS: 0	PA: 34	
PITCHER	IP	WLS	BF	H	R	ER	SO	BB	IBB	HBP	BLK	WP	HR	S	P	ERA	WHIP				
Doug Rau, L ERA: 2.51 Mike Marshall, R ERA: 2.35	(1, 1)	8.1	31	3	2	2	6	3	0	0	0	0	0	40	52	2.16	0.720				
(9, 1)	0.2	W	3	1	0	0	2	0	0	0	0	0	0	7	7	0.00	1.500				

Pittsburgh Pirates @ Los Angeles Dodgers
Dodger Stadium, Los Angeles, CA
Wed Jun 05 1974, 7:05 PM PDT
Att: 25,959 - Unknown

AB	31
R	2
H	4
RBI	2
BB	3
SO	8
LOB	10



Batter	1	2	3	4	5	6	7	8	9	AB	R	H	RBI	BB	SO	LOB	BOTTOM				
Davey Lopes, R OBP: 0.320, SLG: 0.248 (1, 4)										4	0	0	0	0	1	0					
Bill Russell, R OBP: 0.366, SLG: 0.466 (1, 6)										4	0	1	0	0	1	0					
Jimmy Wynn, R OBP: 0.438, SLG: 0.643 (1, 8)										3	0	0	0	1	1	1					
Steve Garvey, R OBP: 0.356, SLG: 0.557 (1, 3)										4	1	1	1	0	1	1					
Joe Ferguson, R OBP: 0.413, SLG: 0.446 (1, 9)										3	1	1	0	0	0	0					
Ron Cey, R OBP: 0.386, SLG: 0.441 (1, 5)										3	1	1	1	0	1	1					
Tom Paciorek, R OBP: 0.315, SLG: 0.407 (1, 7)										2	0	1	1	1	0	0					
Steve Yeager, R OBP: 0.417, SLG: 0.518 (1, 2)										2	0	0	0	1	0	1					
Doug Rau, L OBP: 0.192, SLG: 0.125 Mike Marshall, R ERA: 2.97 (1, 1)										3	0	0	0	0	1	3					
(9, 1)										0	0	0	0	0	0	0					
Inning Stats	R: 0 E: 0 K: 0 S: 3	H: 1 LOB: 0 BB: 0 P: 3	R: 1 E: 0 K: 2 S: 9	H: 2 LOB: 2 BB: 1 P: 13	R: 0 E: 0 K: 1 S: 5	H: 0 LOB: 0 BB: 0 P: 5	R: 0 E: 0 K: 0 S: 3	H: 0 LOB: 0 BB: 0 P: 3	R: 0 E: 0 K: 1 S: 5	H: 0 LOB: 1 BB: 1 P: 9	R: 1 E: 0 K: 0 S: 4	H: 1 LOB: 1 BB: 1 P: 8	R: 0 E: 0 K: 2 S: 7	H: 0 LOB: 0 BB: 0 P: 7	R: 1 E: 0 K: 0 S: 1	H: 1 LOB: 0 BB: 0 P: 1	1B: 2 2B: 1 3B: 0 HR: 2	SF: 0 SAC: 0 DP: 0 HBP: 0	WP: 0 PB: 0 SB: 1 CS: 1	PA: 31	
PITCHER	IP	WLS	BF	H	R	ER	SO	BB	IBB	HBP	BLK	WP	HR	S	P	ERA	WHIP				
Jim Rooker, L ERA: 2.97	(1, 1)	8.0	L	31	5	3	3	6	2	1	0	0	2	40	52	3.38	0.875				

Pittsburgh Pirates @ Los Angeles Dodgers
Dodger Stadium, Los Angeles, CA
Wed Jun 05 1974, 7:05 PM PDT
Att: 25,959 - Unknown

AB	28
R	3
H	5
RBI	3
BB	3
SO	6
LOB	7



Batter	1	2	3	4	5	6	7	8	9	AB	R	H	RBI	BB	SO	LOB	TOP					
Frank Taveras, R (1, 6) OBP: 0.309, SLG: 0.310	L3		P4			F9		1-2 1B		4	0	1	0	0	0	0	Pittsburgh Pirates @ Los Angeles Dodgers Dodger Stadium, Los Angeles, CA Thu Jun 06 1974, 7:05 PM PDT Att: 26,717 - Unknown livebaseballscorecards.com					
Richie Hebner, L (1, 5) OBP: 0.351, SLG: 0.500	F2		K			F5		K2-3		4	0	0	0	0	2	2						
Al Oliver, L (1, 3) OBP: 0.295, SLG: 0.451	1B			6-3		4-3			1B	4	0	2	0	0	0	0						
Willie Stargell, L (1, 7) OBP: 0.361, SLG: 0.467	K			6-3			6-3		K	4	0	0	0	0	2	2						
Richie Zisk, R (1, 9) OBP: 0.394, SLG: 0.469		L6		F9			6-3		K	4	0	0	0	0	1	1						
Dave Parker, L (1, 8) OBP: 0.323, SLG: 0.413		6-3				K				2	0	0	0	0	1	0						
Ed Kirkpatrick, L (6, 8) OBP: 0.411, SLG: 0.311							2-3		3-1	2	0	0	0	0	0	1						
Rennie Stennett, R (1, 4) OBP: 0.326, SLG: 0.386						F3		6-3		3	0	1	0	0	0	0						
Mike Ryan, R (1, 2) OBP: 0.227, SLG: 0.105									K	3	0	1	0	0	2	1						
Ken Brett, L (1, 1) OBP: 0.419, SLG: 0.767										2	0	0	0	0	1	1						
John Moran, R (5, 1) OBP: 0.277, SLG: 0.507			1-3			K				0	0	0	0	0	0	0						
Bob Robertson, R (6, PH) OBP: 0.250, SLG: 0.250								4-0 1B BB		0	0	0	0	1	0	0						
Dave Giusti, R (8, 1) OBP: 0.250, SLG: 0.250										0	0	0	0	0	0	0						
Inning Stats	R: 0 E: 0 K: 1 S: 6	H: 1 LOB: 1 BB: 0 P: 6	R: 0 E: 0 K: 1 S: 6	H: 1 LOB: 1 BB: 0 P: 6	R: 0 E: 0 K: 1 S: 5	H: 0 LOB: 0 BB: 0 P: 5	R: 0 E: 0 K: 0 S: 3	H: 0 LOB: 0 BB: 0 P: 3	R: 0 E: 0 K: 2 S: 8	H: 1 LOB: 1 BB: 0 P: 8	R: 0 E: 0 K: 0 S: 3	H: 0 LOB: 0 BB: 0 P: 3	R: 0 E: 0 K: 0 S: 3	H: 0 LOB: 0 BB: 0 P: 3	R: 0 E: 0 K: 2 S: 8	H: 1 LOB: 2 BB: 1 P: 12	R: 0 E: 0 K: 2 S: 8	H: 1 LOB: 1 BB: 0 P: 8	1B: 5 2B: 0 3B: 0 HR: 0	SF: 0 SAC: 0 DP: 0 HBP: 0	WP: 0 PB: 0 SB: 0 CS: 0	PA: 33
PITCHER Andy Messersmith, R (1, 1) ERA: 2.57	IP: 9.0 WLS: W BF: 33 H: 5 R: 0 ER: 0 SO: 9 BB: 1 IBB: 0 HBP: 0 BLK: 0 WP: 0 HR: 0 S: 50 P: 54 ERA: 0.00 WHIP: 0.667															PITCHER Andy Messersmith, R (1, 1) ERA: 2.57	IP: 9.0 WLS: W BF: 33 H: 5 R: 0 ER: 0 SO: 9 BB: 1 IBB: 0 HBP: 0 BLK: 0 WP: 0 HR: 0 S: 50 P: 54 ERA: 0.00 WHIP: 0.667					

Batter	1	2	3	4	5	6	7	8	9	AB	R	H	RBI	BB	SO	LOB	BOTTOM					
Davey Lopes, R (1, 4) OBP: 0.324, SLG: 0.262	4-3									4	1	2	0	0	1	0	Pittsburgh Pirates @ Los Angeles Dodgers Dodger Stadium, Los Angeles, CA Thu Jun 06 1974, 7:05 PM PDT Att: 26,717 - Unknown livebaseballscorecards.com					
Bill Russell, R (1, 6) OBP: 0.364, SLG: 0.462	2-3		1B							4	2	1	0	0	0	2						
Jimmy Wynn, R (1, 8) OBP: 0.434, SLG: 0.632	4-3									3	0	0	1	1	0	1						
Steve Garvey, R (1, 3) OBP: 0.358, SLG: 0.558		6-3								3	1	2	2	0	0	0						
Joe Ferguson, R (1, 9) OBP: 0.409, SLG: 0.440										4	0	1	0	0	1	2						
Ron Cey, R (1, 5) OBP: 0.384, SLG: 0.452										4	1	1	2	0	0	2						
Tom Paciorek, R (1, 7) OBP: 0.323, SLG: 0.435										4	0	2	0	0	0	0						
Steve Yeager, R (1, 2) OBP: 0.410, SLG: 0.500										3	0	0	0	1	1	0						
Andy Messersmith, R (1, 1) OBP: 0.317, SLG: 0.361										2	1	0	0	2	0	2						
Inning Stats	R: 0 E: 0 K: 0 S: 3	H: 0 LOB: 0 BB: 0 P: 3	R: 0 E: 0 K: 0 S: 3	H: 0 LOB: 0 BB: 0 P: 3	R: 0 E: 0 K: 0 S: 4	H: 1 LOB: 2 BB: 1 P: 8	R: 2 E: 0 K: 0 S: 5	H: 3 LOB: 0 BB: 0 P: 5	R: 3 E: 0 K: 2 S: 9	H: 2 LOB: 1 BB: 2 P: 17	R: 0 E: 0 K: 0 S: 3	H: 1 LOB: 1 BB: 1 P: 7	R: 1 E: 1 K: 1 S: 8	H: 2 LOB: 2 BB: 0 P: 8	R: 0 E: 0 K: 0 S: 3	H: 0 LOB: 0 BB: 0 P: 3		R: 0 E: 0 K: 0 S: 3	H: 0 LOB: 0 BB: 0 P: 3	1B: 6 2B: 1 3B: 1 HR: 1	SF: 1 SAC: 0 DP: 1 HBP: 0	WP: 0 PB: 0 SB: 0 CS: 1
PITCHER Ken Brett, L (1, 1) ERA: 3.2	IP: 4.1 WLS: L BF: 21 H: 6 R: 5 ER: 5 SO: 1 BB: 3 IBB: 0 HBP: 0 BLK: 0 WP: 1 HR: 1 S: 20 P: 32 ERA: 10.38 WHIP: 2.077															PITCHER John Moran, R (5, 1) ERA: 2.73	IP: 2.2 WLS: 12 BF: 3 H: 3 R: 1 ER: 0 SO: 2 BB: 1 IBB: 0 HBP: 0 BLK: 1 WP: 0 HR: 0 S: 15 P: 19 ERA: 0.00 WHIP: 1.500					
John Moran, R (5, 1) ERA: 2.73	IP: 2.2 WLS: 12 BF: 3 H: 3 R: 1 ER: 0 SO: 2 BB: 1 IBB: 0 HBP: 0 BLK: 1 WP: 0 HR: 0 S: 15 P: 19 ERA: 0.00 WHIP: 1.500															PITCHER Dave Giusti, R (8, 1) ERA: 3.93	IP: 1.0 WLS: 3 BF: 0 H: 0 R: 0 ER: 0 SO: 0 BB: 0 IBB: 0 HBP: 0 BLK: 0 WP: 0 HR: 0 S: 3 P: 3 ERA: 0.00 WHIP: 0.000					

Batter	1	2	3	4	5	6	7	8	9	AB	R	H	RBI	BB	SO	LOB	TOP					
Gene Clines, R OBP: 0.296, SLG: 0.278 (1, 8)	L4-3		L6-3		1B		1B		1B	5	0	3	0	0	0	0	Pittsburgh Pirates @ San Francisco Giants Candlestick Park, San Francisco, CA Fri Jun 07 1974, 10:05 PM EDT Att: 3,845 - Unknown					
Ed Kirkpatrick, L OBP: 0.410, SLG: 0.320 (1, 3)	F9		K		1B		1B		G3	5	0	2	2	0	1	1						
Richie Hebner, L OBP: 0.350, SLG: 0.505 (1, 5)	3B			F9	F6		F6			4	0	1	0	0	0	4						
Willie Stargell, L OBP: 0.354, SLG: 0.456 (1, 7)	K			F8		K	F4			4	0	0	0	0	2	3						
Richie Zisk, R OBP: 0.396, SLG: 0.473 (1, 9)		F8		F9		1B	F4			3	0	1	0	1	0	0						
Rennie Stennett, R OBP: 0.324, SLG: 0.383 (1, 4)		F8			F9	1B	6-3			4	0	1	0	0	0	1						
Frank Taveras, R OBP: 0.304, SLG: 0.304 Al Oliver, L OBP: 0.294, SLG: 0.449 Mario Mendoza, R OBP: 0.304, SLG: 0.286 (6, PH)		K			K	K	6-3			2	0	0	0	0	2	1						
Mike Ryan, R OBP: 0.250, SLG: 0.100 Manny Sanguillen, R OBP: 0.285, SLG: 0.356 (6, PH)		K			1B	1B	4-3		F7	1	1	0	0	1	1	1						
Larry Demery, R Paul Popovich, S John Morton, R Kent Tekulve, R Ramon Hernandez, S Ken Brett, L Bruce Kison, R Bob Robertson, R (5, PH)			K				G3		F8	1	0	0	0	0	1	0						
Inning Stats	R: 0 E: 0 K: 1 S: 6	H: 1 LOB: 1 BB: 0 P: 6	R: 0 E: 0 K: 2 S: 8	H: 1 LOB: 1 BB: 0 P: 8	R: 0 E: 0 K: 2 S: 7	H: 0 LOB: 0 BB: 0 P: 7	R: 0 E: 0 K: 0 S: 3	H: 0 LOB: 0 BB: 0 P: 3	R: 2 E: 0 K: 1 S: 8	H: 3 LOB: 2 BB: 1 P: 12	R: 0 E: 0 K: 2 S: 8	H: 1 LOB: 2 BB: 0 P: 12	R: 0 E: 0 K: 0 S: 5	H: 2 LOB: 2 BB: 0 P: 5	R: 0 E: 0 K: 0 S: 3	H: 0 LOB: 0 BB: 0 P: 3		R: 0 E: 0 K: 0 S: 4	H: 1 LOB: 1 BB: 0 P: 4	1B: 7 2B: 1 3B: 1 HR: 0	SF: 0 SAC: 0 DP: 0 HBP: 0	WP: 0 PB: 0 SB: 0 CS: 0
PITCHER John D'Acquisto, R ERA: 3.33 (1, 1)	IP: 9.0 WLS: W BF: 38 H: 9 R: 2 ER: 2 SO: 8 BB: 2 IBB: 0 HBP: 0 BLK: 0 WP: 0 HR: 0 S: 52 P: 60 ERA: 2.00 WHIP: 1.222											PITCHER	IP: 9.0 WLS: W BF: 38 H: 9 R: 2 ER: 2 SO: 8 BB: 2 IBB: 0 HBP: 0 BLK: 0 WP: 0 HR: 0 S: 52 P: 60 ERA: 2.00 WHIP: 1.222									


AB 36
R 2
H 9
RBI 2
BB 2
SO 8
LOB 15



Batter	1	2	3	4	5	6	7	8	9	AB	R	H	RBI	BB	SO	LOB	BOTTOM			
Gary Thomasson, L OBP: 0.348, SLG: 0.359 (8, 9)	K		F9	G3		FC4-6		L8		5	1	0	0	0	1	1	Pittsburgh Pirates @ San Francisco Giants Candlestick Park, San Francisco, CA Fri Jun 07 1974, 10:05 PM EDT Att: 3,845 - Unknown			
Chris Speier, R OBP: 0.317, SLG: 0.346 (1, 4)	1B		K		1-3	1B		K		5	1	2	0	0	2	0				
Steve Ontiveros, S OBP: 0.388, SLG: 0.373 (1, 5)	2B		1B		E	WP		5-3		3	2	2	1	2	0	0				
Ed Goodson, L OBP: 0.383, SLG: 0.513 (1, 3)	2B		FC6-4		E4	K				4	0	2	2	0	1	3				
Gary Matthews, R OBP: 0.317, SLG: 0.374 (1, 7)	F9		FC6-4		FC6-4		F9			3	0	0	0	1	0	3				
Dave Kingman, R OBP: 0.321, SLG: 0.450 Garry Maddox, R OBP: 0.347, SLG: 0.471 (8, 8)	F4			L8	L8		6-3			4	0	1	0	0	0	3				
Bruce Miller, R OBP: 0.381, SLG: 0.410 (1, 6)		6-3		HR	FC6-4		6-3			3	1	0	0	1	0	3				
Dave Rader, L OBP: 0.406, SLG: 0.395 (1, 2)		F7		F2		FC4-6				2	0	0	0	2	0	1				
John D'Acquisto, R OBP: 0.160, SLG: 0.261 (1, 1)		K		HR		K		6-3		4	1	1	2	0	2	3				
Inning Stats	R: 2 E: 0 K: 1 S: 8	H: 3 LOB: 1 BB: 0 P: 8	R: 0 E: 0 K: 1 S: 5	H: 0 LOB: 0 BB: 0 P: 5	R: 0 E: 0 K: 1 S: 6	H: 1 LOB: 2 BB: 1 P: 10	R: 2 E: 0 K: 0 S: 4	H: 1 LOB: 0 BB: 1 P: 8	R: 1 E: 0 K: 2 S: 9	H: 2 LOB: 2 BB: 1 P: 13	R: 0 E: 0 K: 0 S: 4	H: 1 LOB: 2 BB: 1 P: 8	R: 0 E: 0 K: 1 S: 5	H: 0 LOB: 0 BB: 0 P: 5	R: 0 E: 0 K: 0 S: 5	H: 0 LOB: 0 BB: 0 P: 5		1B: 5 2B: 2 3B: 0 HR: 1	SF: 0 SAC: 0 DP: 0 HBP: 0	WP: 1 PB: 0 SB: 0 CS: 0
PITCHER Larry Demery, R ERA: 6.35 John Morton, R ERA: 2.74 Kent Tekulve, R ERA: 4.15 Ramon Hernandez, L ERA: 2.86 Bruce Kison, R ERA: 3.79 (1, 1)	IP: 4.0 WLS: L BF: 19 H: 5 R: 4 ER: 4 SO: 3 BB: 2 IBB: 0 HBP: 0 BLK: 0 WP: 1 HR: 1 S: 23 P: 31 ERA: 9.00 WHIP: 1.750											PITCHER	IP: 4.0 WLS: L BF: 19 H: 5 R: 4 ER: 4 SO: 3 BB: 2 IBB: 0 HBP: 0 BLK: 0 WP: 1 HR: 1 S: 23 P: 31 ERA: 9.00 WHIP: 1.750							

AB 33
R 6
H 8
RBI 5
BB 6
SO 6
LOB 17



Batter	1	2	3	4	5	6	7	8	9	AB	R	H	RBI	BB	SO	LOB	TOP									
Gene Clines, R OBP: 0.291, SLG: 0.274	L6-3	FC6				L6			L6-3	5	0	1	1	0	0	4	Pittsburgh Pirates @ San Francisco Giants Candlestick Park, San Francisco, CA Sat Jun 08 1974, 6:33 AM EDT Att: 9,138 - Unknown									
Ed Kirkpatrick, L OBP: 0.394, SLG: 0.364	4-1		4-1		L3	4-3			HR	5	1	1	1	0	0	4										
Richie Hebner, L OBP: 0.355, SLG: 0.508			F8						F9	5	0	3	0	0	0	0										
Willie Stargell, L OBP: 0.345, SLG: 0.443	6-3		F3		6-3				K	5	0	0	0	0	1	3										
Richie Zisk, R OBP: 0.399, SLG: 0.480		E8		K		1B			K	4	2	2	0	0	2	1										
Rennie Stennett, R OBP: 0.323, SLG: 0.381		K		F9		SH5-3			F6	4	0	1	0	0	1	2										
Manny Sanguillen, R OBP: 0.290, SLG: 0.362		E7		FC6-4		E3			4-3	3	1	1	2	1	0	1										
Mario Mendoza, R OBP: 0.346, SLG: 0.333		FC6		FC6-4		SH5-3			CS	3	0	2	1	0	0	1										
Dock Ellis, S OBP: 0.300, SLG: 0.176		B1				E1			K	4	1	1	0	0	1	2										
Bruce Kison, R (9, 1)										0	0	0	0	0	0	0										
Inning Stats	R: 0 E: 0 K: 0 S: 4	H: 1 LOB: 1 BB: 0 P: 4	R: 2 E: 2 K: 1 S: 8	H: 3 LOB: 1 BB: 0 P: 8	R: 0 E: 0 K: 0 S: 3	H: 0 LOB: 0 BB: 0 P: 3	R: 0 E: 0 K: 1 S: 5	H: 0 LOB: 1 BB: 1 P: 9	R: 1 E: 1 K: 0 S: 5	H: 2 LOB: 1 BB: 0 P: 5	R: 1 E: 1 K: 0 S: 7	H: 3 LOB: 3 BB: 0 P: 7	R: 0 E: 0 K: 1 S: 6	H: 1 LOB: 1 BB: 0 P: 6	R: 0 E: 0 K: 1 S: 5	H: 1 LOB: 0 BB: 0 P: 5	R: 1 E: 0 K: 1 S: 6	H: 1 LOB: 0 BB: 0 P: 6	1B: 9 2B: 3 3B: 0 HR: 1	SF: 0 SAC: 1 DP: 1 HBP: 0	WP: 0 PB: 0 SB: 0 CS: 1	PA: 40				
PITCHER	IP	WLS	BF	H	R	ER	SO	BB	IBB	HBP	BLK	WP	HR	S	P	ERA	WHIP									
Tom Bradley, R ERA: 3.88	(1, 1)	7.0	L	33	10	4	2	3	1	0	0	0	0	0	38	42	2.57	1.571								
Charlie Williams, R ERA: 2.66	(8, 1)	2.0		7	2	1	1	2	0	0	0	0	0	1	11	11	4.50	1.000								

Batter	1	2	3	4	5	6	7	8	9	AB	R	H	RBI	BB	SO	LOB	BOTTOM								
Bobby Bonds, R OBP: 0.382, SLG: 0.498	K		L8		L8		L8		6-3	5	0	0	0	0	1	5	Pittsburgh Pirates @ San Francisco Giants Candlestick Park, San Francisco, CA Sat Jun 08 1974, 6:33 AM EDT Att: 9,138 - Unknown								
Chris Speier, R OBP: 0.313, SLG: 0.340	L8		6-3		K				6-3	3	0	0	0	0	1	1									
Tito Fuentes, S OBP: 0.220, SLG: 0.200										1	0	0	0	0	0	0									
Garry Maddox, R OBP: 0.350, SLG: 0.474				4-3	E		F3		F9	3	1	1	0	1	0	0									
Ed Goodson, L OBP: 0.365, SLG: 0.488	6-3		F9		6-3		6-3		5-3	4	0	0	0	0	0	2									
Steve Ontiveros, S OBP: 0.386, SLG: 0.367		6-3		4-3		4-3			1B	3	0	0	0	1	0	1									
Mike Phillips, L OBP: 0.286, SLG: 0.303				2-3		4-3			WP	0	1	0	0	0	0	0									
Gary Thomasson, L OBP: 0.355, SLG: 0.378		L8				1B			K	4	0	2	1	0	1	1									
Bruce Miller, R OBP: 0.370, SLG: 0.395				6-3		L8			K	4	0	1	0	0	1	3									
Ken Rudolph, R OBP: 0.308, SLG: 0.225									WP	3	0	1	0	0	1	2									
Dave Kingman, R OBP: 0.325, SLG: 0.454		F1			L8		K		WP	1	0	1	0	0	0	0									
Tom Bradley, R OBP: 0.161, SLG: 0.107									WP	1	0	0	0	0	0	0									
Chris Arnold, R OBP: 0.323, SLG: 0.444					F3		SH3-4		BB	1	0	1	0	0	0	0									
Charlie Williams, R OBP: 0.143, SLG: 0.143									BB	0	0	0	0	0	0	0									
Gary Matthews, R OBP: 0.320, SLG: 0.374									BB	0	0	0	0	0	0	0									
Inning Stats	R: 0 E: 0 K: 1 S: 6	H: 1 LOB: 1 BB: 0 P: 6	R: 0 E: 1 K: 0 S: 4	H: 1 LOB: 1 BB: 0 P: 4	R: 0 E: 0 K: 0 S: 3	H: 0 LOB: 0 BB: 0 P: 3	R: 1 E: 1 K: 0 S: 4	H: 1 LOB: 1 BB: 1 P: 8	R: 0 E: 0 K: 0 S: 6	H: 1 LOB: 1 BB: 0 P: 6	R: 0 E: 0 K: 0 S: 3	H: 0 LOB: 0 BB: 0 P: 3	R: 0 E: 0 K: 1 S: 7	H: 2 LOB: 2 BB: 0 P: 7	R: 0 E: 0 K: 0 S: 3	H: 0 LOB: 0 BB: 0 P: 3	R: 1 E: 0 K: 2 S: 8	H: 1 LOB: 3 BB: 2 P: 16	1B: 5 2B: 2 3B: 0 HR: 0	SF: 0 SAC: 1 DP: 0 HBP: 0	WP: 1 PB: 0 SB: 0 CS: 0	PA: 37			
PITCHER	IP	WLS	BF	H	R	ER	SO	BB	IBB	HBP	BLK	WP	HR	S	P	ERA	WHIP								
Dock Ellis, R ERA: 4.47	(1, 1)	8.2	W	36	7	2	2	5	3	0	0	0	0	43	55	2.08	1.154								
Bruce Kison, R ERA: 3.72	(9, 1)	0.1	S	1	0	0	0	0	0	0	0	0	0	1	1	0.00	0.000								



Batter	1	2	3	4	5	6	7	8	9	AB	R	H	RBI	BB	SO	LOB	TOP								
Rennie Stennett, R OBP: 0.323, SLG: 0.381 (1, 4)										5	2	1	0	1	0	4	Pittsburgh Pirates @ San Francisco Giants Candlestick Park, San Francisco, CA Sun Jun 09 1974, 6:33 AM EDT Att: 8,786 - Unknown								
Gene Clines, R OBP: 0.312, SLG: 0.276 (1, 8)										3	3	1	0	2	0	0									
Richie Zisk, R OBP: 0.408, SLG: 0.526 (1, 9)										6	4	4	5	0	1	3									
Willie Stargell, L OBP: 0.354, SLG: 0.486 (1, 7)										5	3	3	6	1	0	3									
Bob Robertson, R OBP: 0.289, SLG: 0.544 (1, 3)										5	1	2	1	1	1	2									
Manny Sanguillen, R OBP: 0.299, SLG: 0.369 (1, 2)										5	0	3	1	0	0	1									
Richie Hebner, L OBP: 0.352, SLG: 0.505 (1, 5)										5	0	1	1	0	1	5									
Mario Mendoza, R OBP: 0.323, SLG: 0.310 (1, 6)										5	0	1	0	0	1	0									
Jerry Reuss, L OBP: 0.258, SLG: 0.148 (1, 1)										5	1	1	0	0	0	2									
Inning Stats	R: 3 E: 0 K: 1 S: 7	H: 2 LOB: 1 BB: 2 P: 15	R: 0 E: 0 K: 1 S: 7	H: 2 LOB: 3 BB: 0 P: 8	R: 0 E: 0 K: 0 S: 3	H: 1 LOB: 0 BB: 0 P: 3	R: 0 E: 0 K: 1 S: 5	H: 0 LOB: 0 BB: 0 P: 5	R: 2 E: 0 K: 0 S: 5	H: 3 LOB: 2 BB: 1 P: 9	R: 5 E: 1 K: 0 S: 8	H: 4 LOB: 0 BB: 0 P: 8	R: 0 E: 1 K: 0 S: 4	H: 0 LOB: 1 BB: 0 P: 4	R: 0 E: 0 K: 0 S: 5	H: 2 LOB: 3 BB: 1 P: 9	R: 4 E: 0 K: 1 S: 8	H: 3 LOB: 0 BB: 1 P: 12	1B: 7 2B: 6 3B: 1 HR: 4	SF: 0 SAC: 0 DP: 1 HBP: 1	WP: 0 PB: 0 CS: 0	PA: 50			
PITCHER	IP	WLS	BF	H	R	ER	SO	BB	IBB	HBP	BLK	WP	HR	S	P	ERA	WHIP								
Ron Bryant, L ERA: 8.6 (1, 1)	1.1	L	11	4	3	3	1	2	0	1	0	0	1	10	19	20.25	4.500								
Jim Barr, R ERA: 3.32 (2, 1)	3.2		14	4	2	2	2	0	1	0	0	0	0	17	21	4.91	1.091								
Jim Willoughby, R ERA: 4.65 (6, 1)	0.2		6	3	4	0	0	0	0	0	0	0	1	6	6	0.00	4.500								
Don McMahon, R ERA: 4.91 (6, 1)	1.1		6	1	1	1	0	0	0	0	0	0	1	6	6	6.75	0.750								
Charlie Williams, R ERA: 3.28 (8, 1)	2.0		13	5	4	4	1	2	0	0	0	0	1	13	21	18.00	3.500								



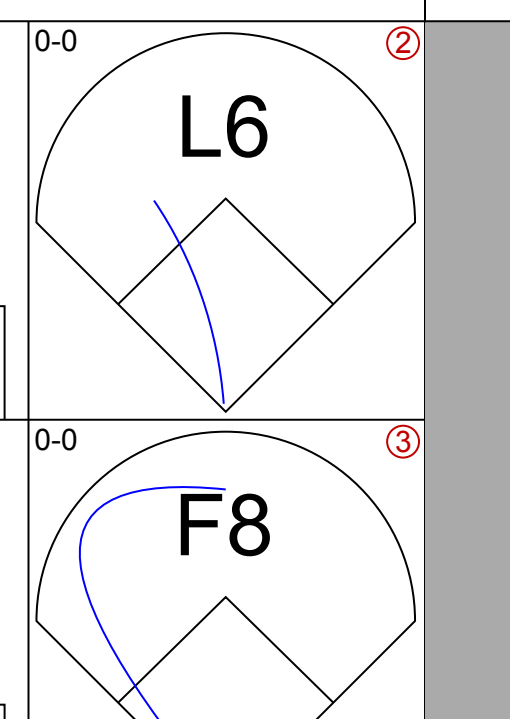
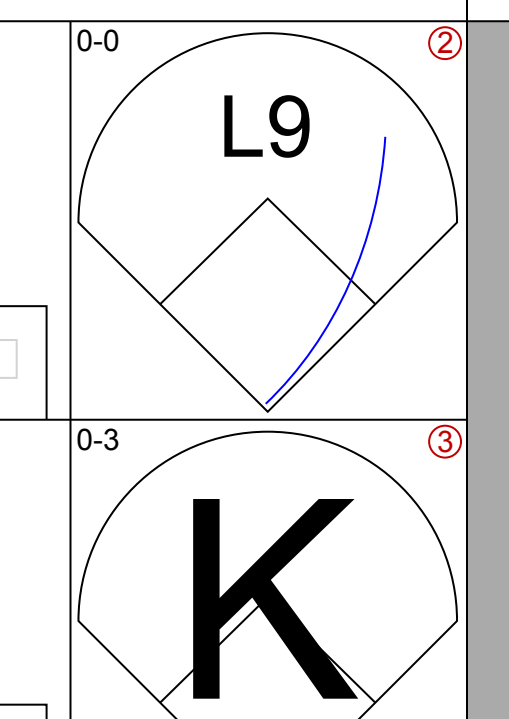
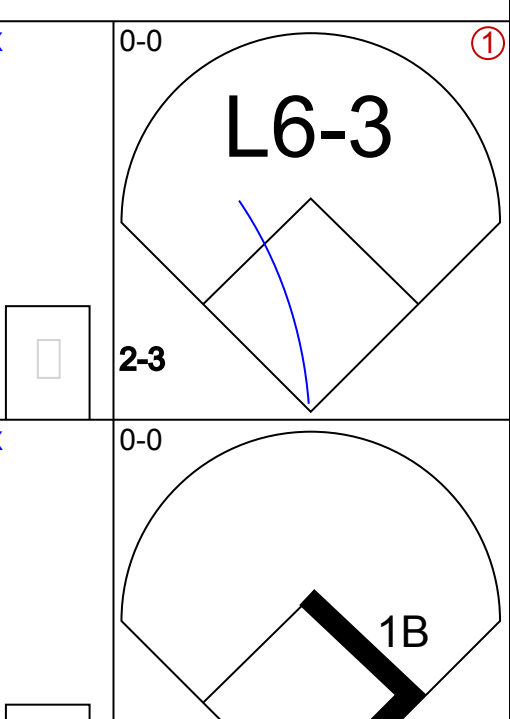
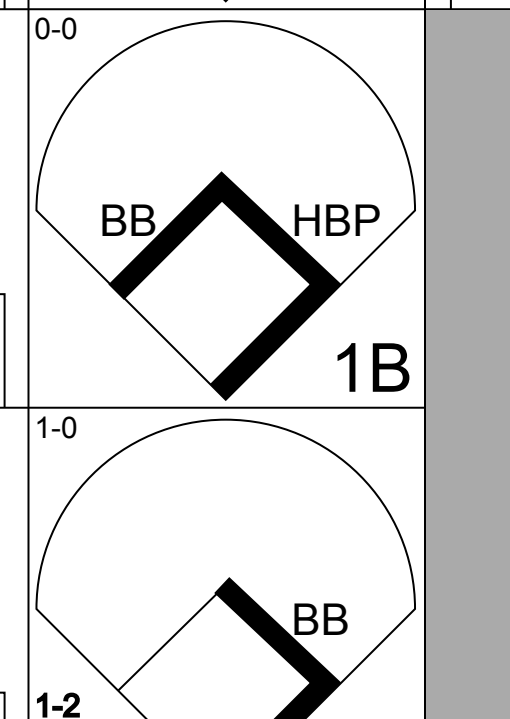
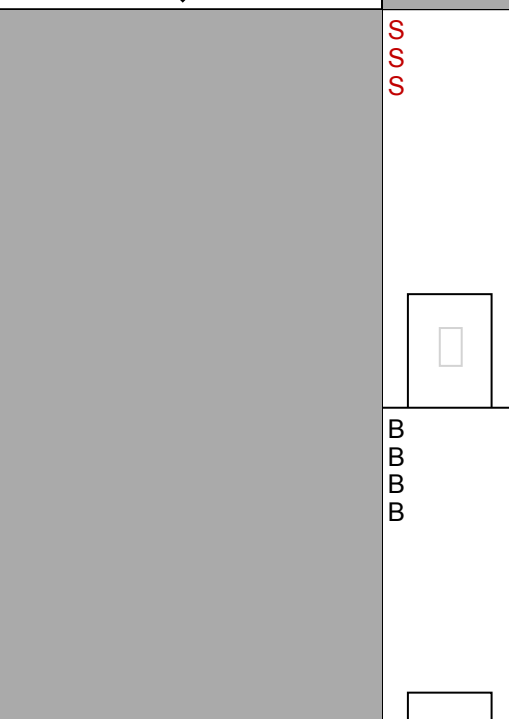
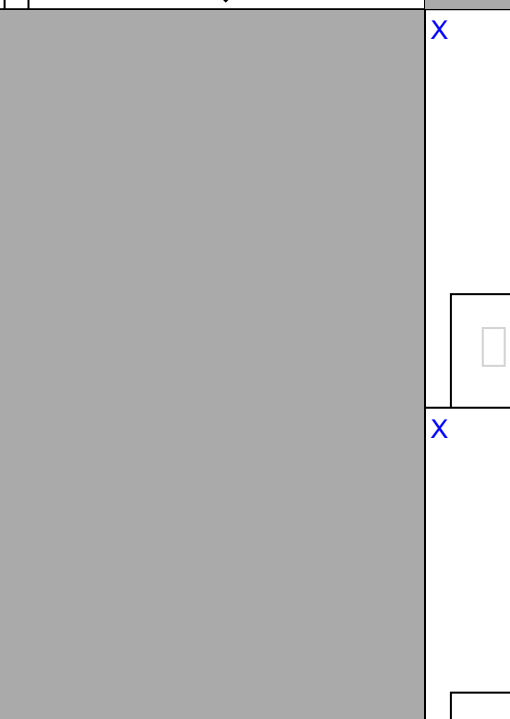

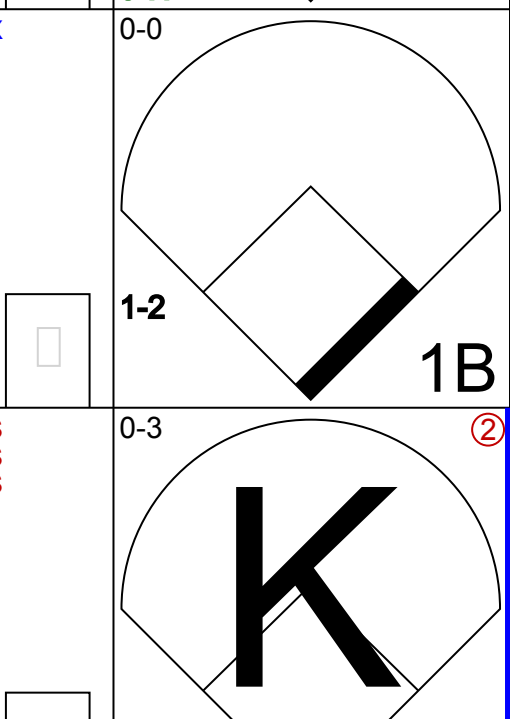
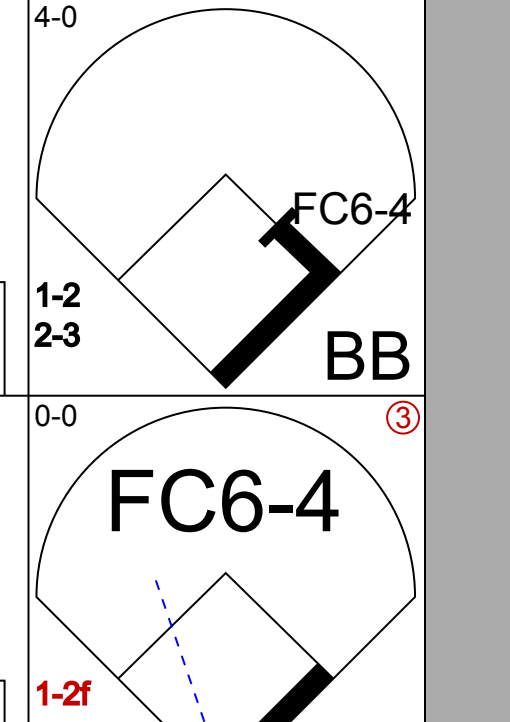
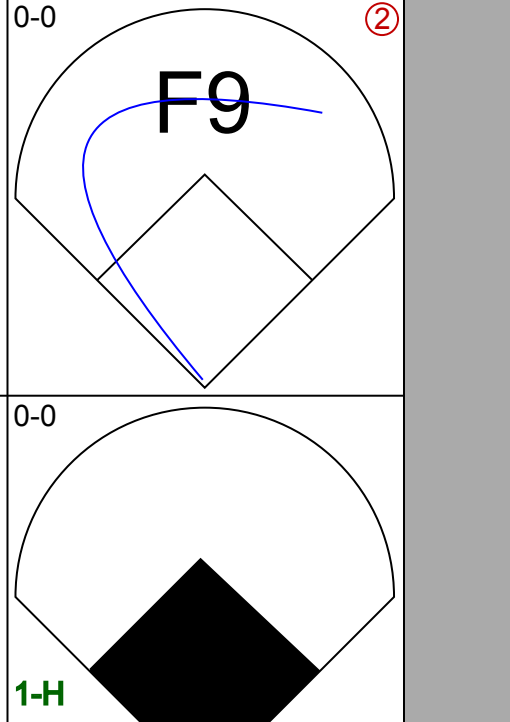
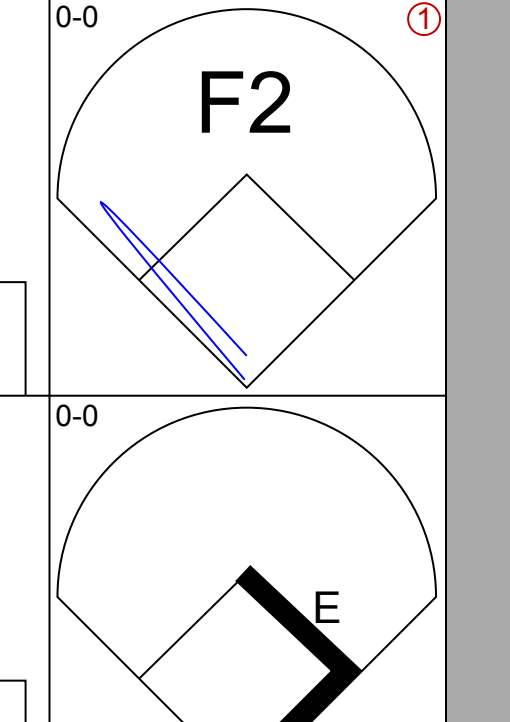
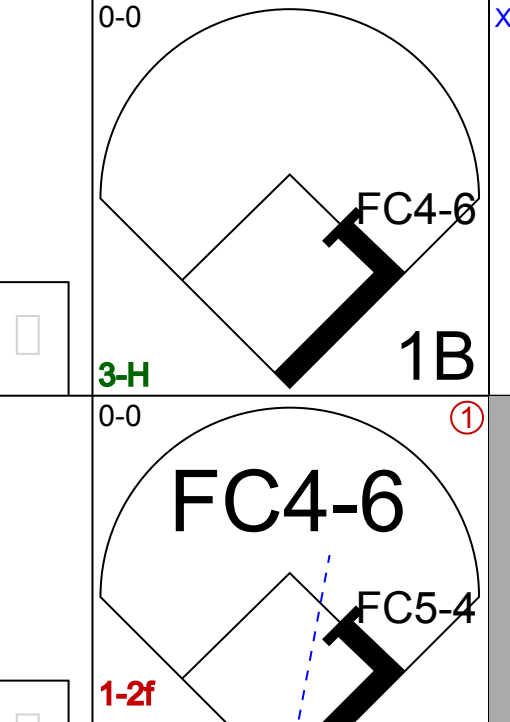
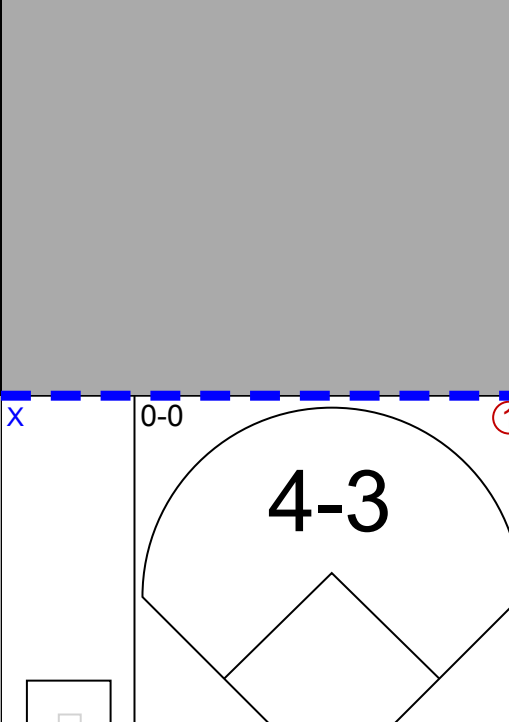
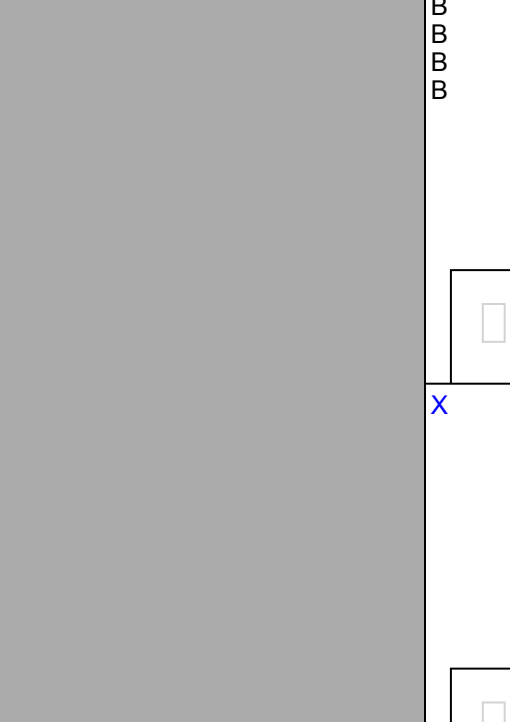
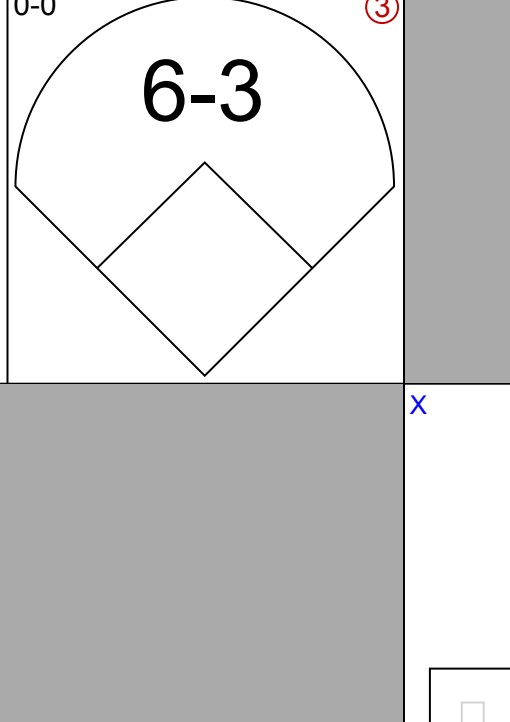
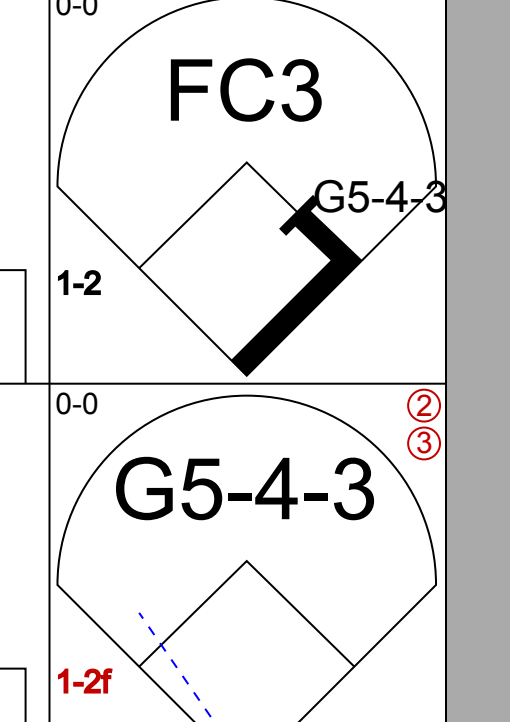
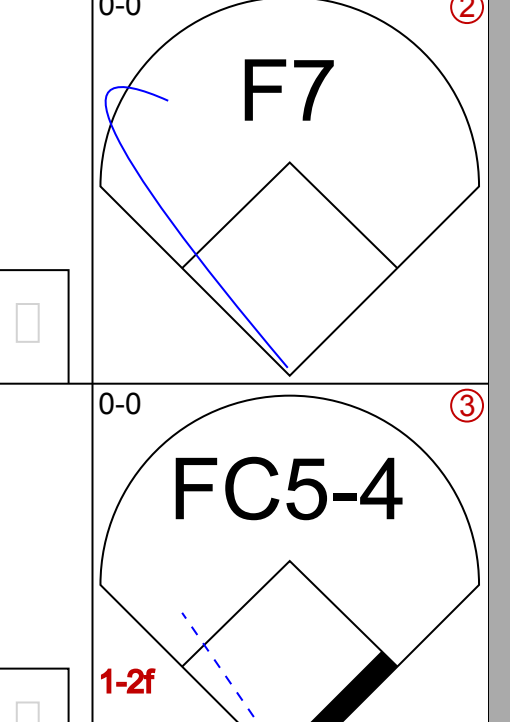
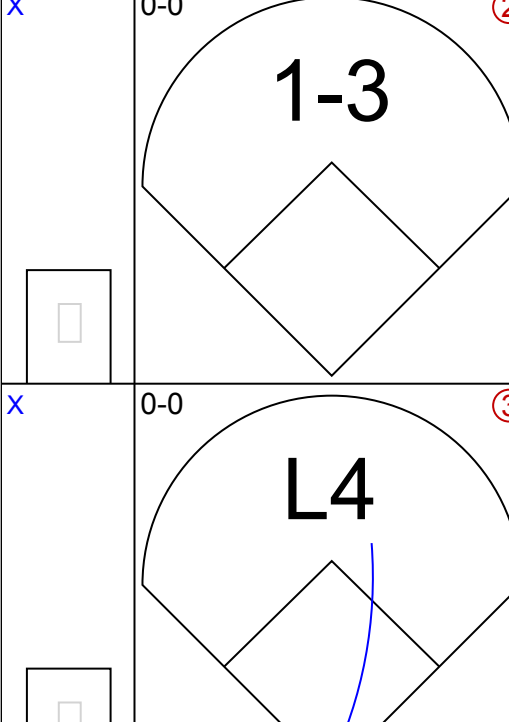
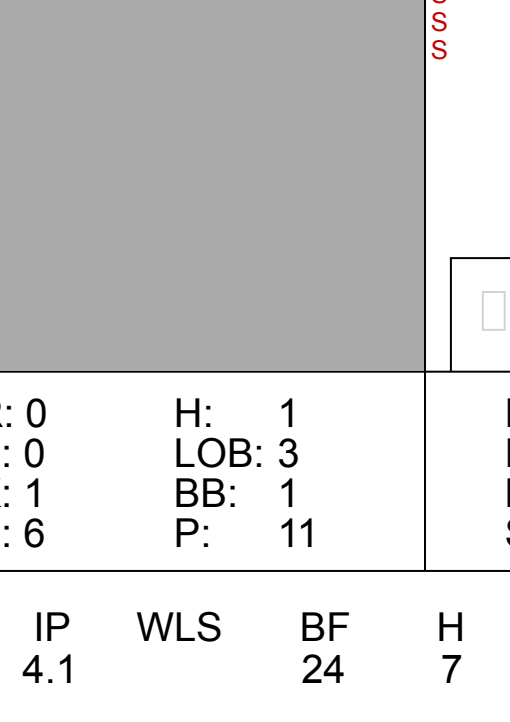
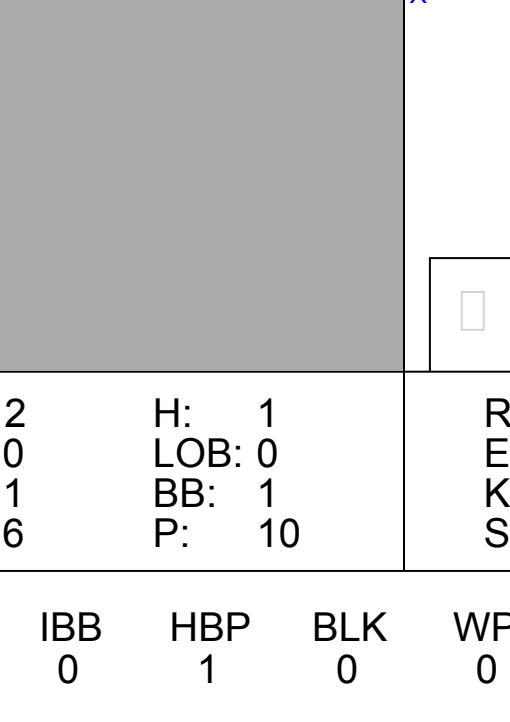
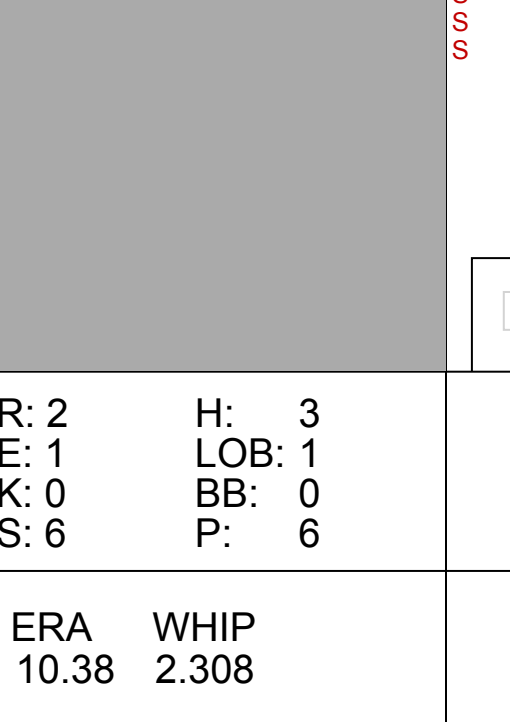
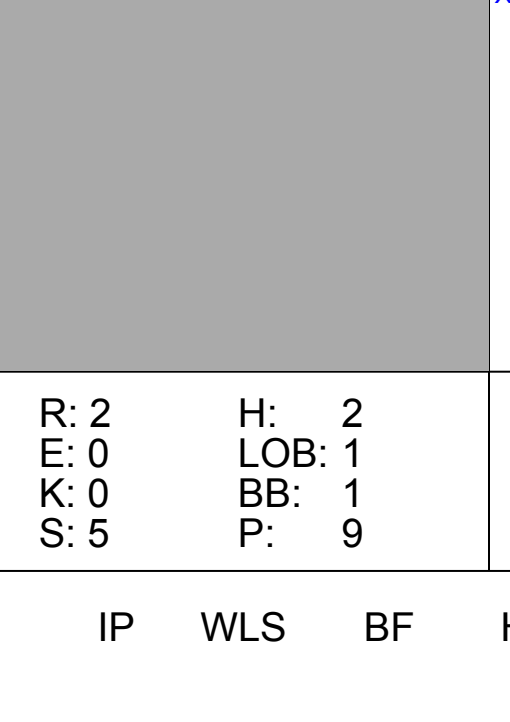
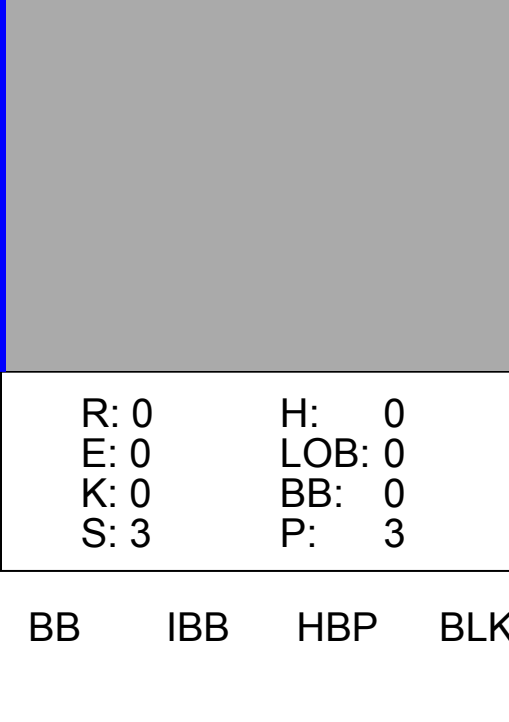
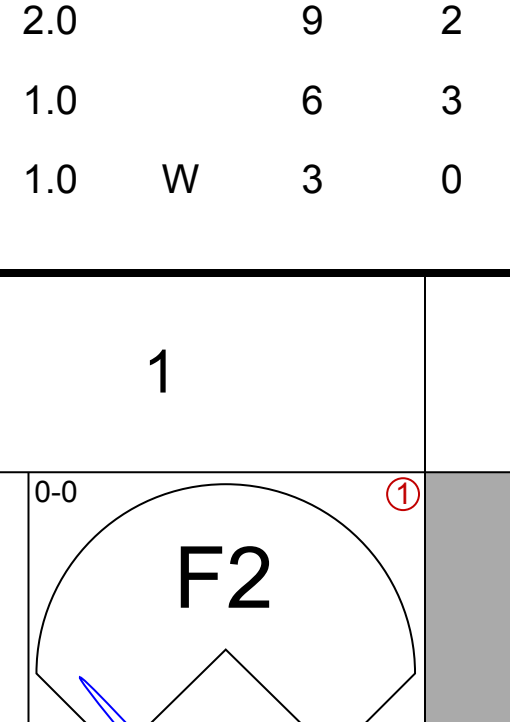
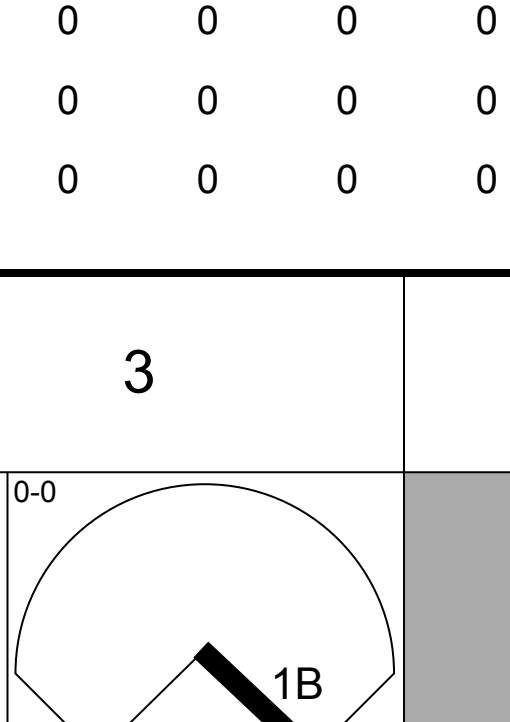
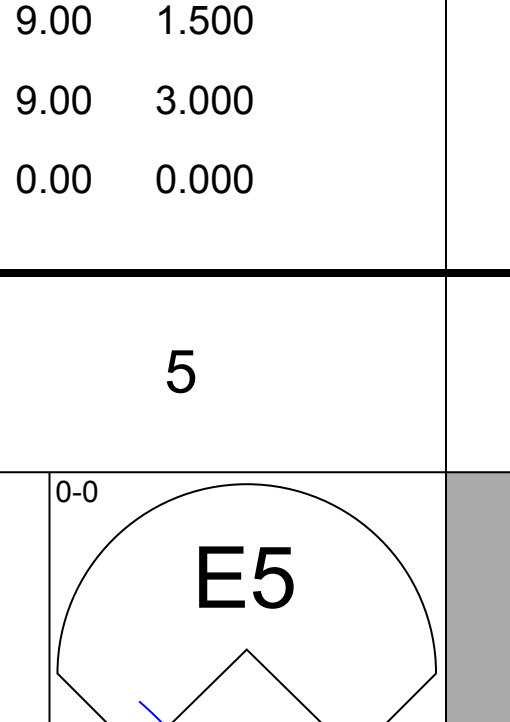
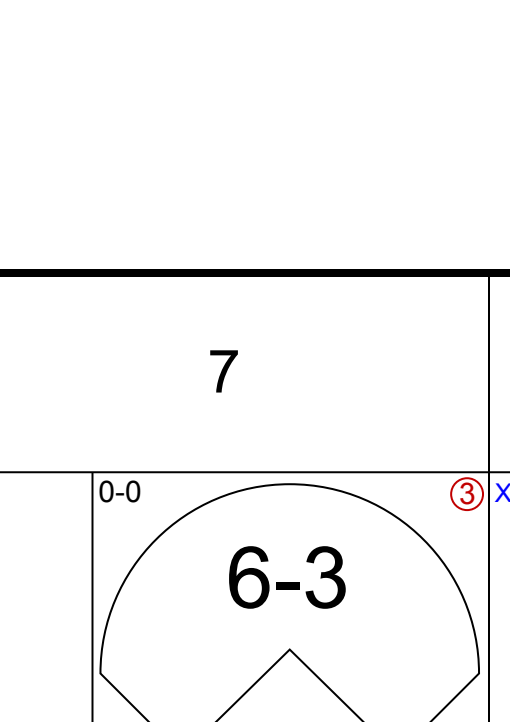
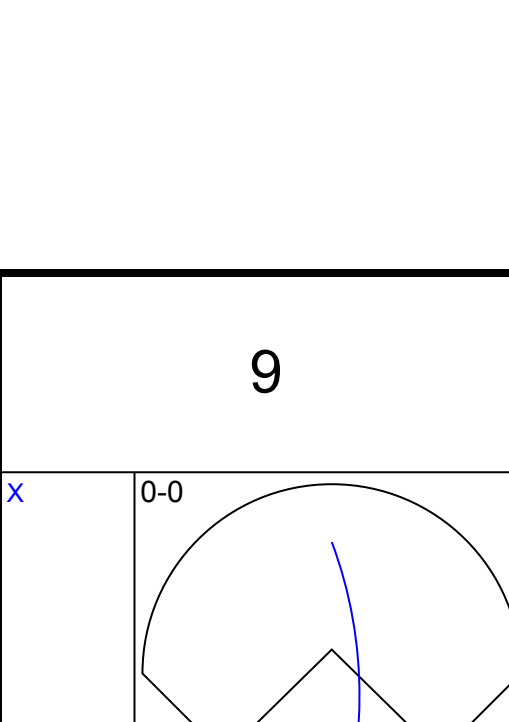
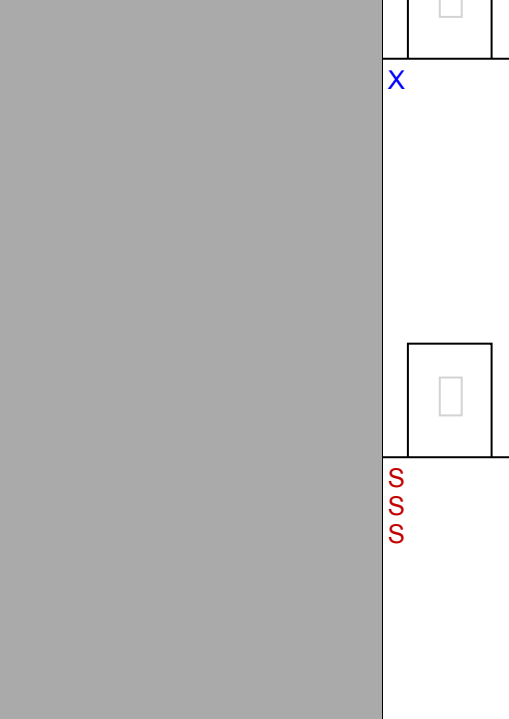
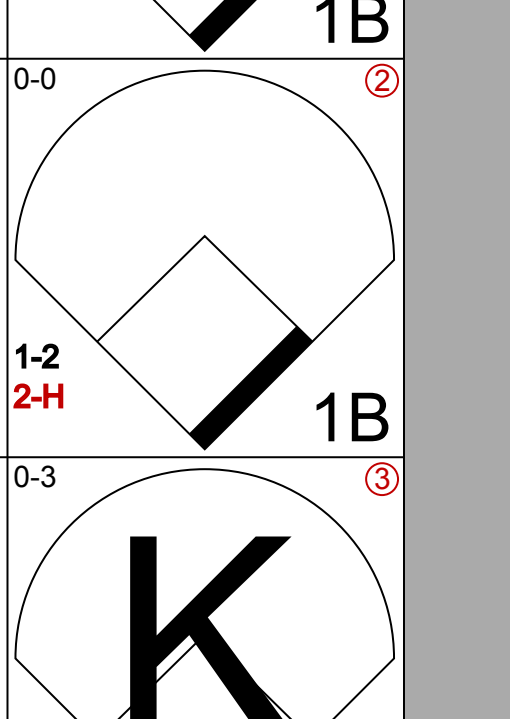
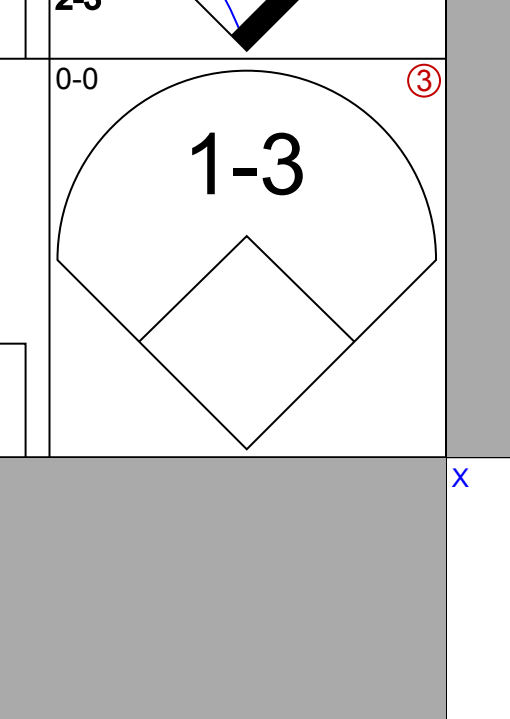

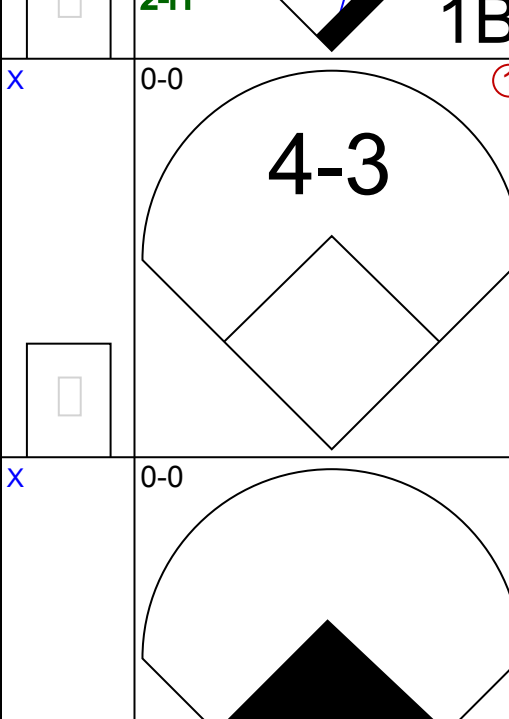
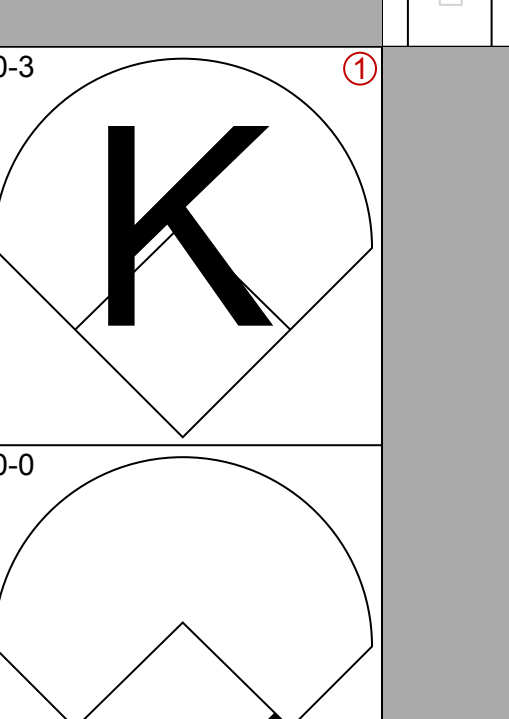
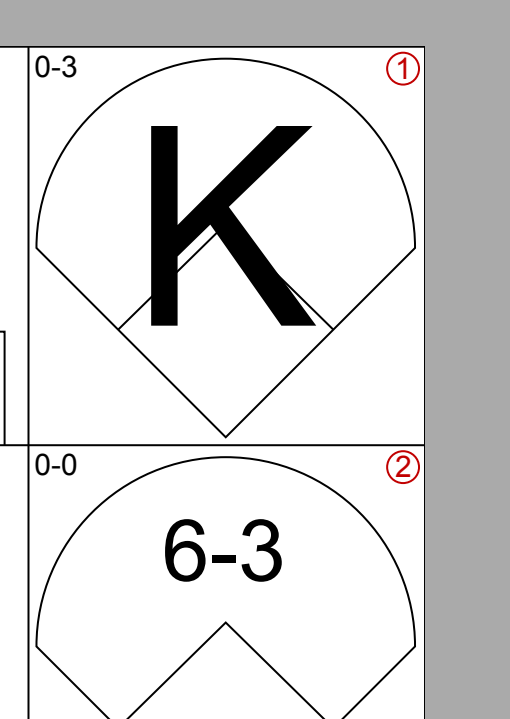
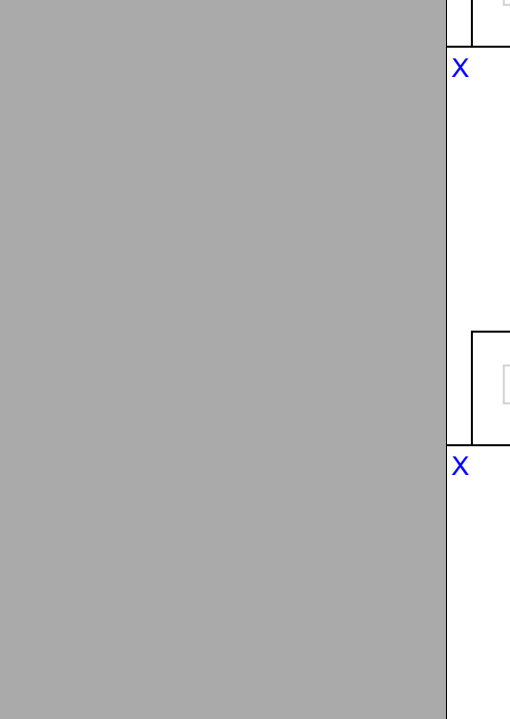

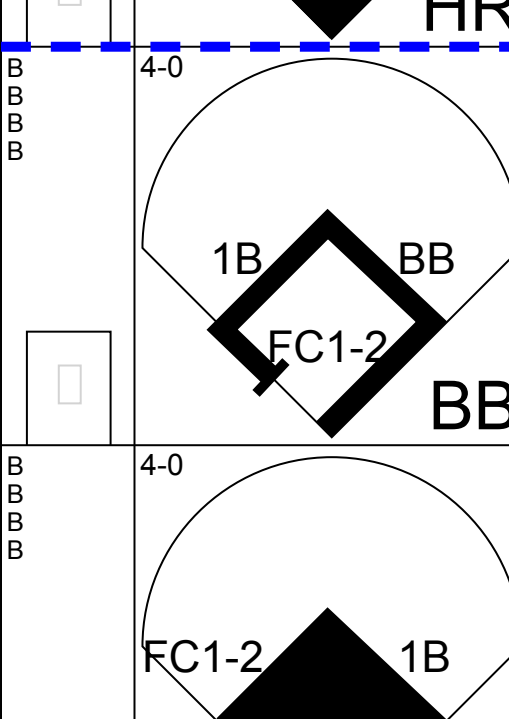
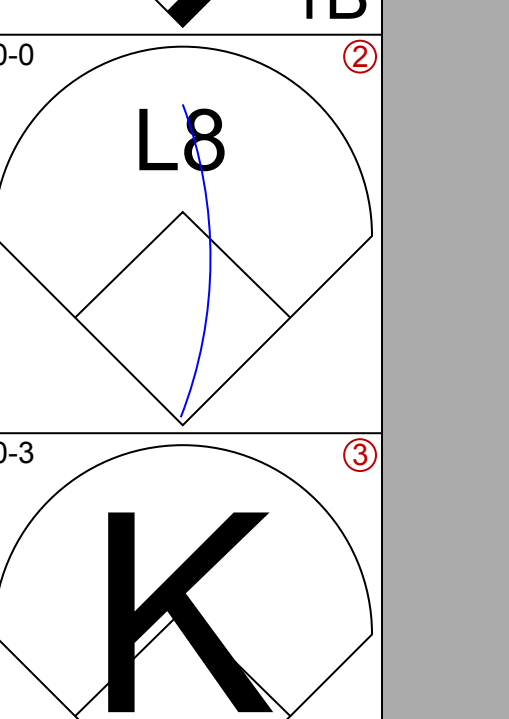
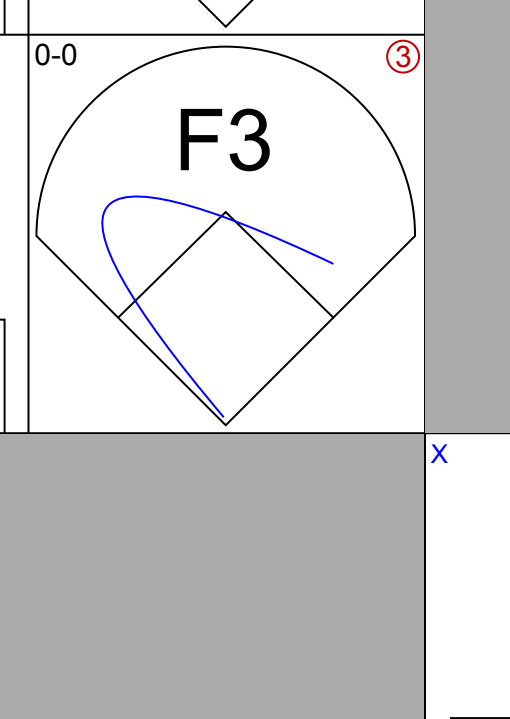
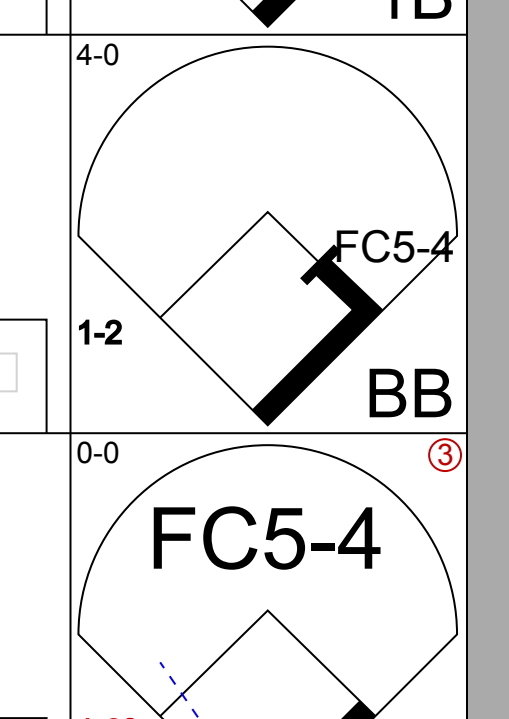
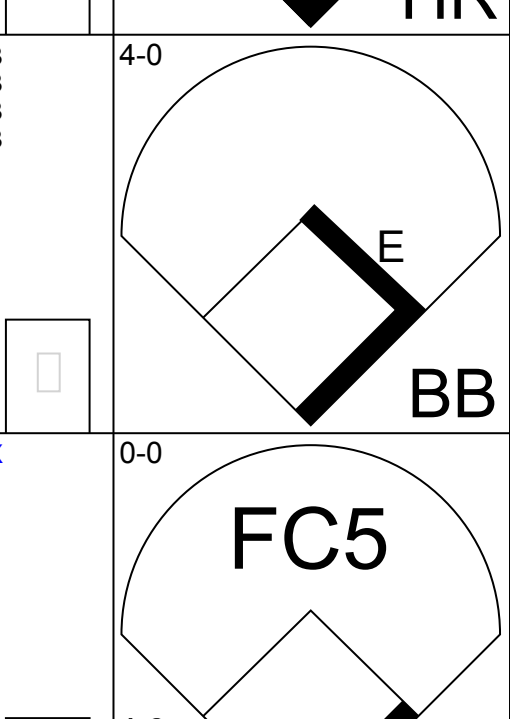
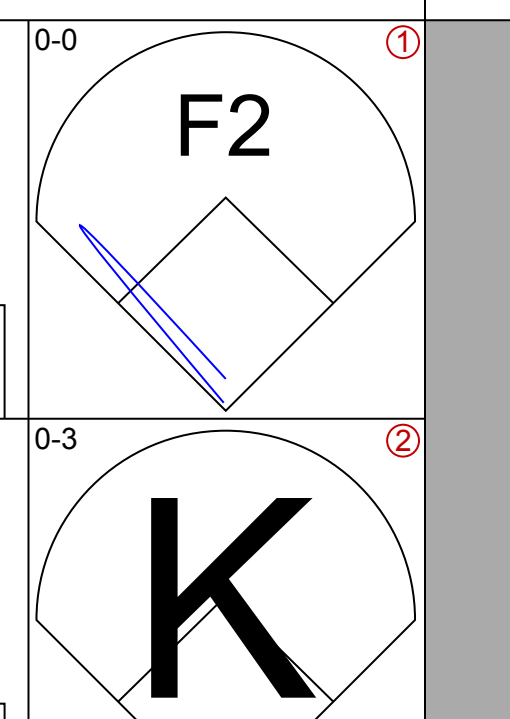
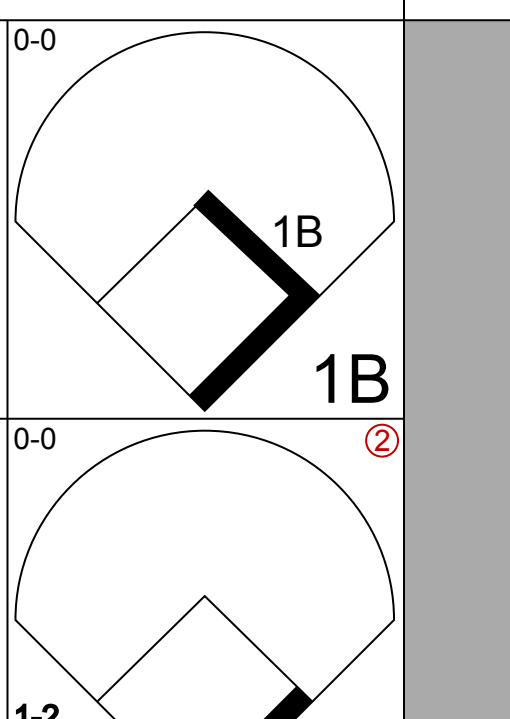
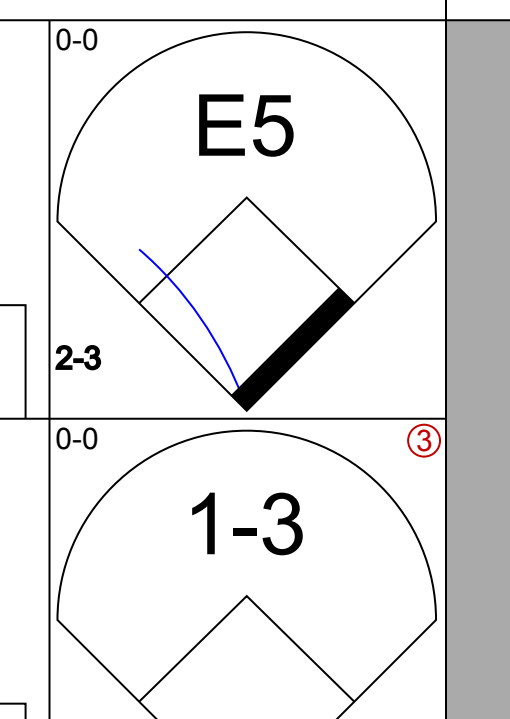
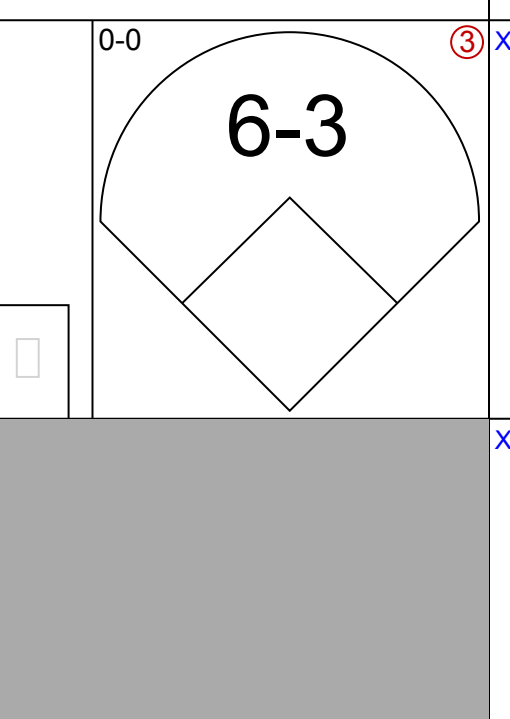
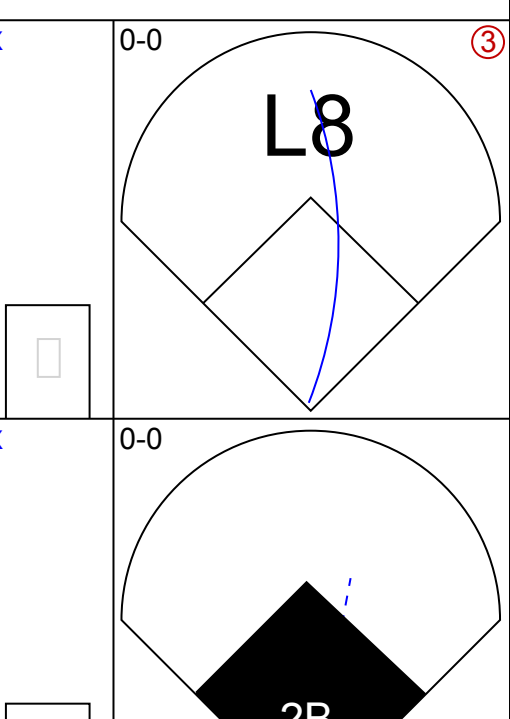
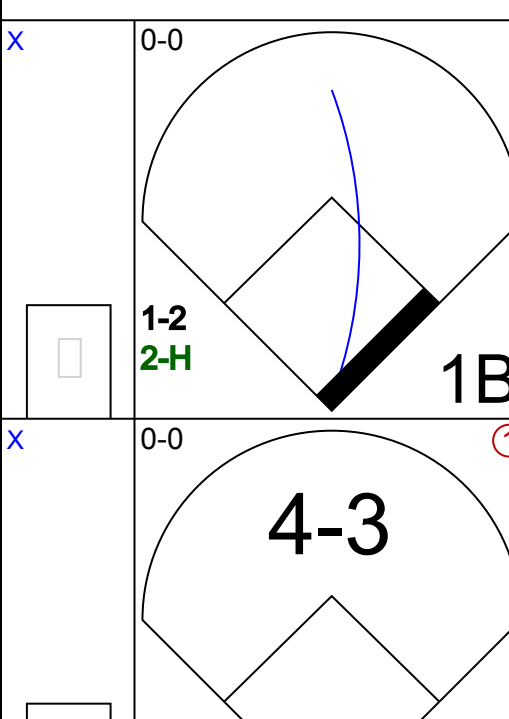
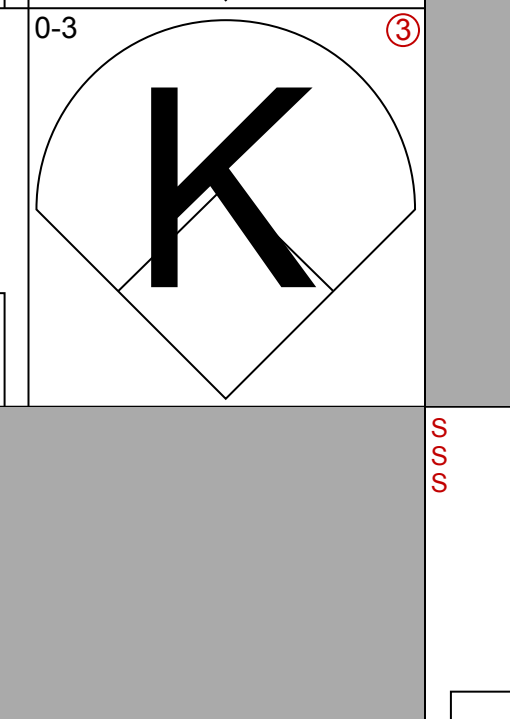
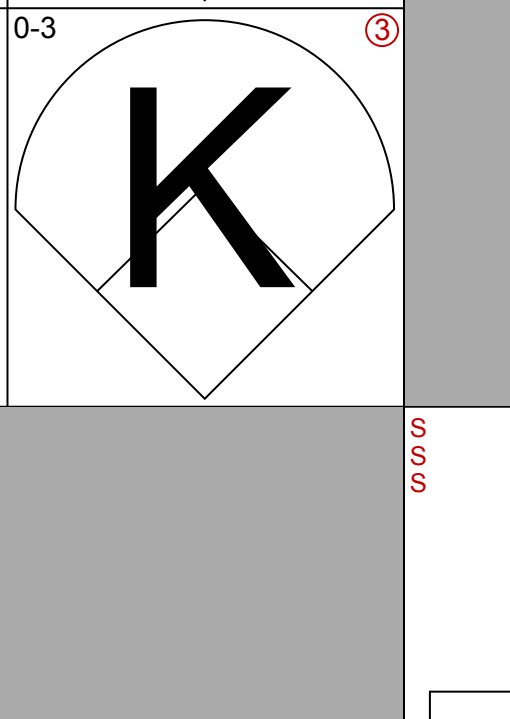
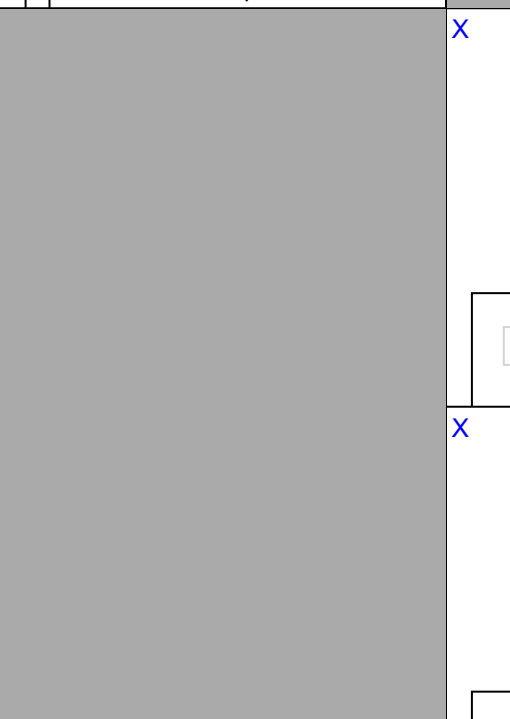
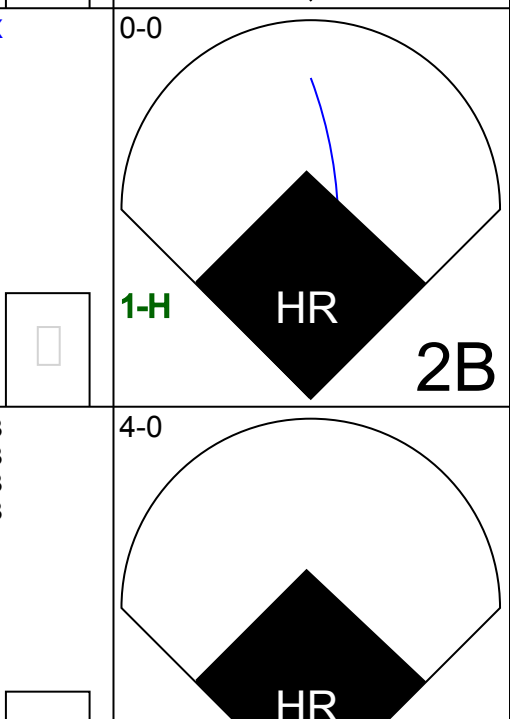
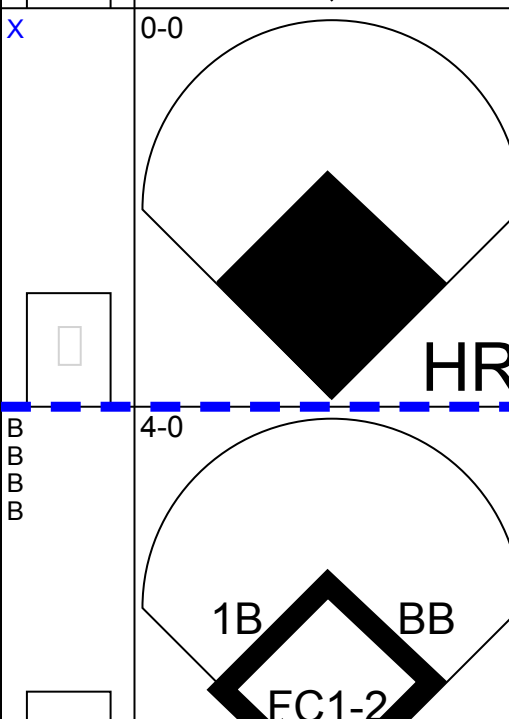
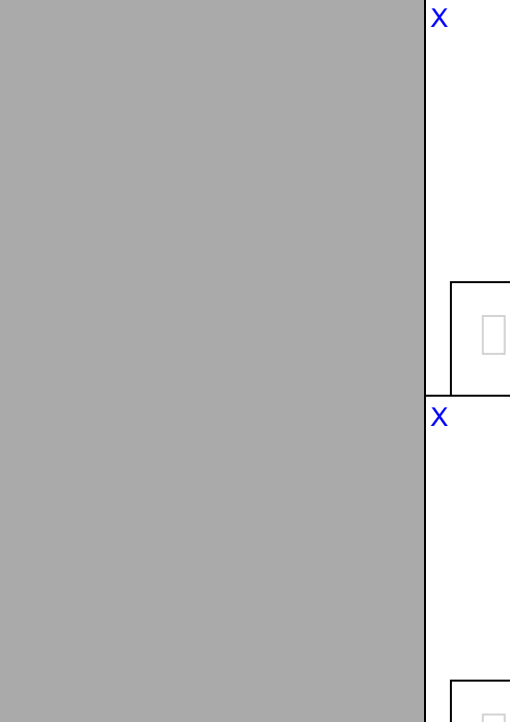

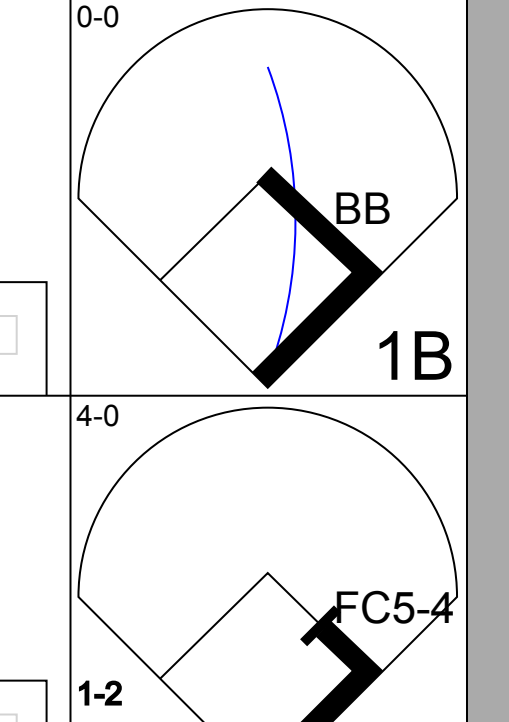
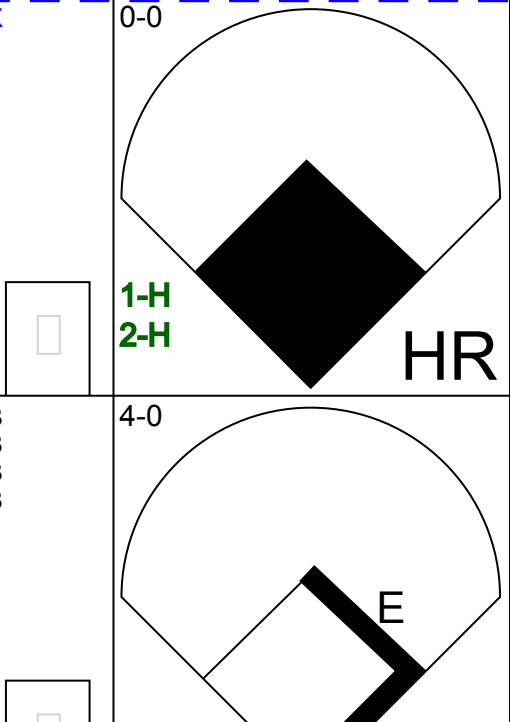
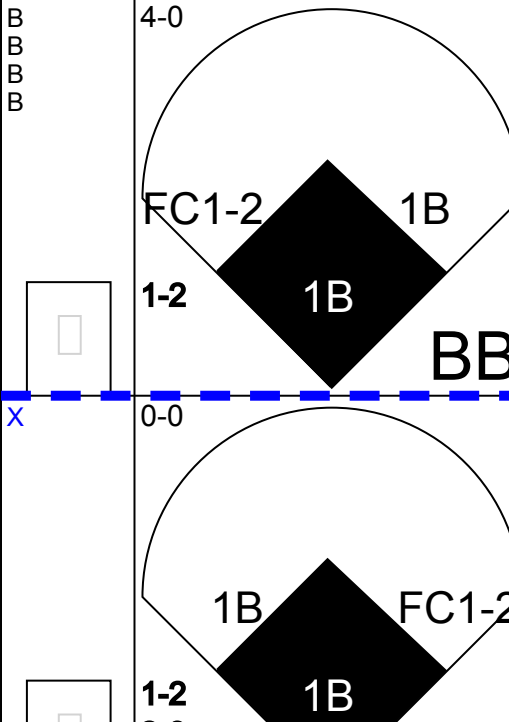
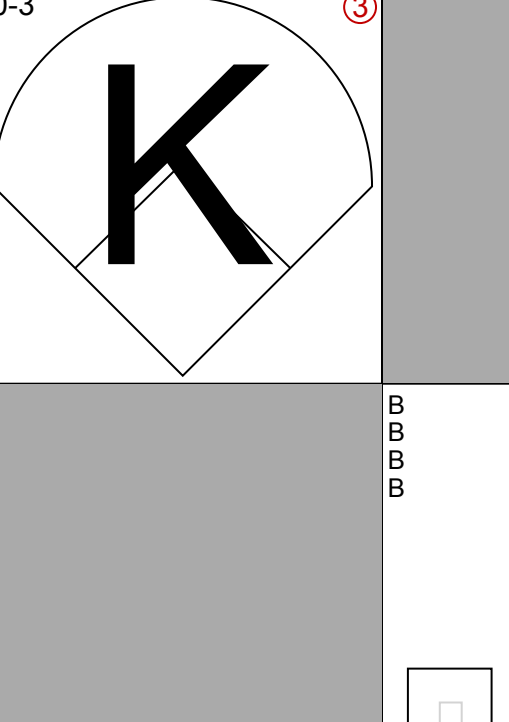
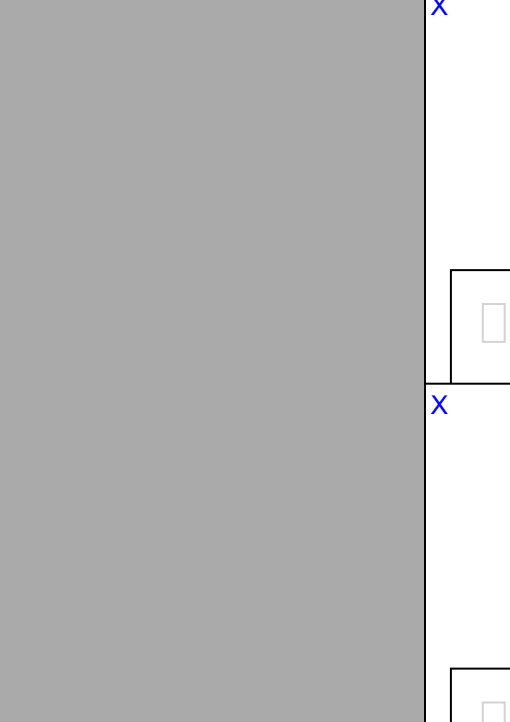
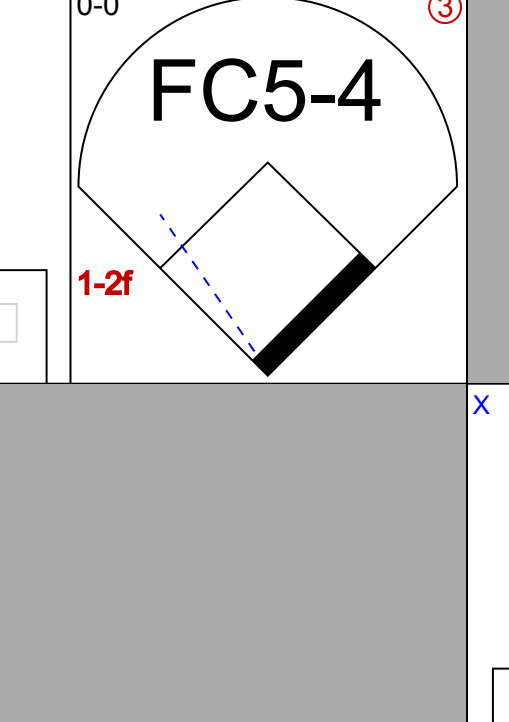
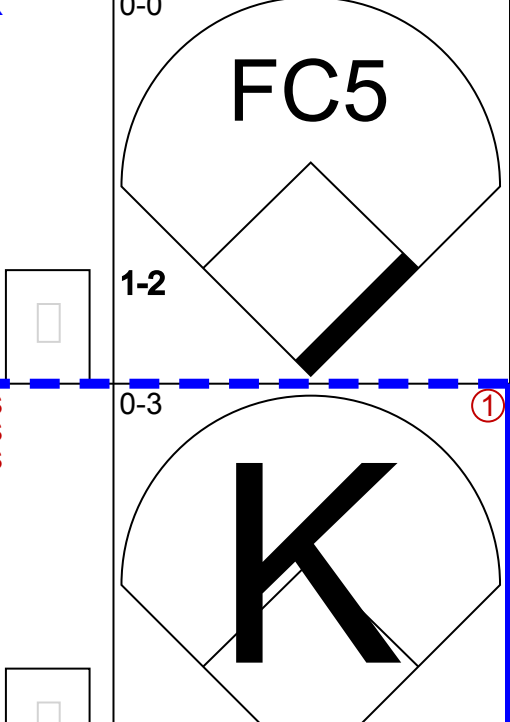
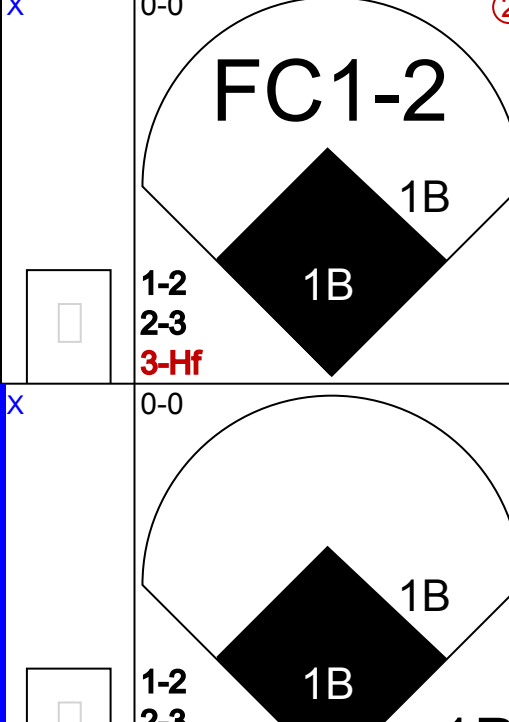
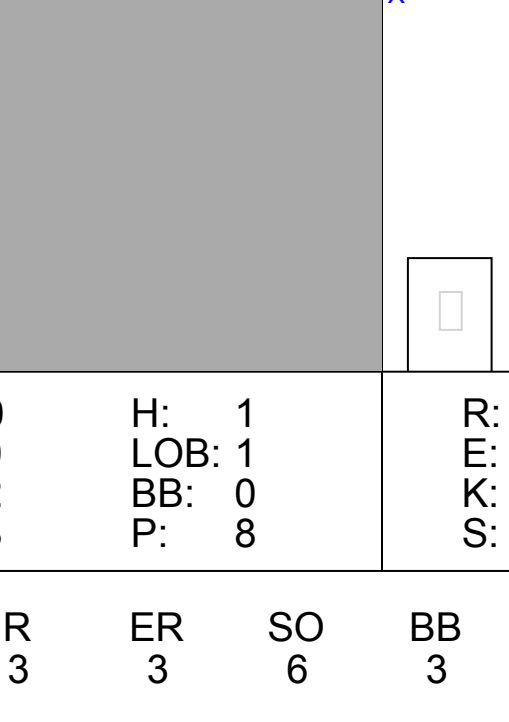
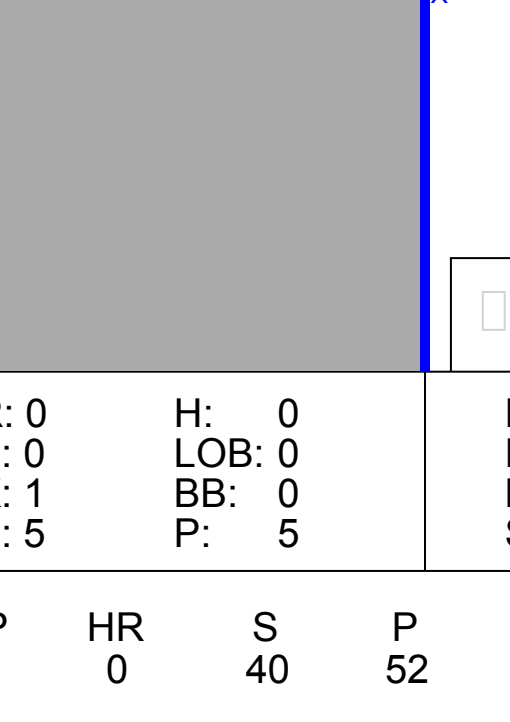
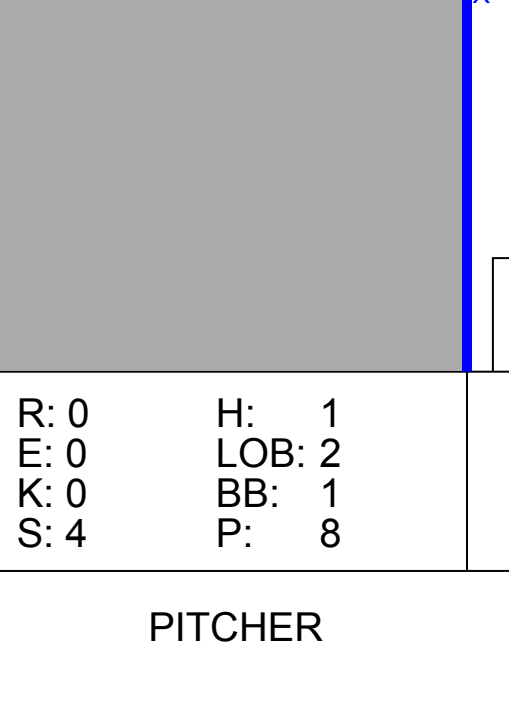
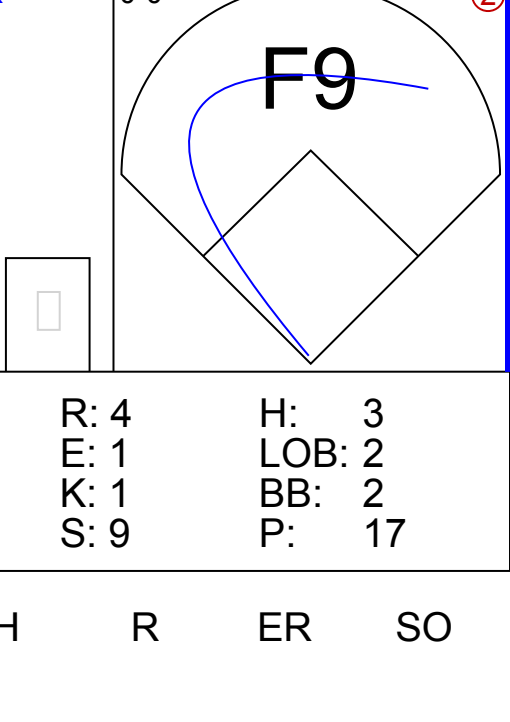
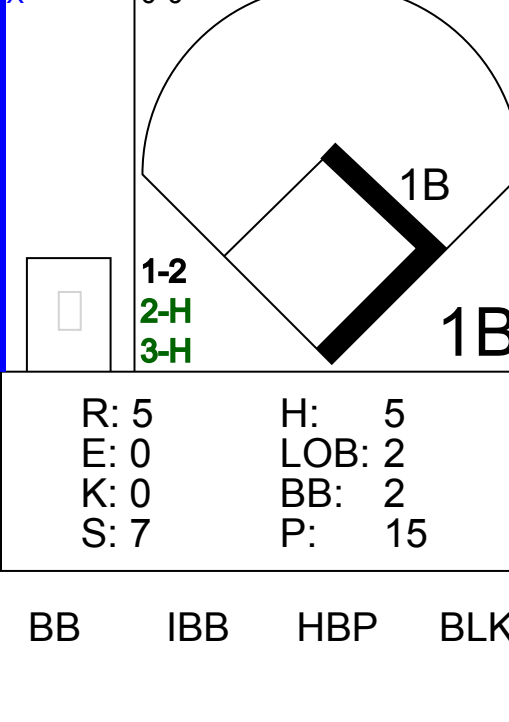





AB	44
R	14
H	17
RBI	14
BB	5
SO	4
LOB	20



Batter	1	2	3	4	5	6	7	8	9	AB	R	H	RBI	BB	SO	LOB	BOTTOM								
Bobby Bonds, R OBP: 0.384, SLG: 0.498 (1, 9)										4	0	2	0	0	0	1	Pittsburgh Pirates @ San Francisco Giants Candlestick Park, San Francisco, CA Sun Jun 09 1974, 6:33 AM EDT Att: 8,786 - Unknown								
Tito Fuentes, S OBP: 0.212, SLG: 0.192 (1, 4)										4	0	0	0	0	0	5									
Charlie Williams, R OBP: 0.143, SLG: 0.143 (8, 1)										0	0	0	0	0	0	0									
Garry Maddox, R OBP: 0.352, SLG: 0.478 (1, 8)										4	0	2	0	0	1	0									
Gary Matthews, R OBP: 0.323, SLG: 0.377 (1, 7)										4	0	2	0	0	0	1									
Steve Ontiveros, S OBP: 0.384, SLG: 0.365 (1, 5)										4	0	1	0	0	0	4									
Dave Kingman, R OBP: 0.317, SLG: 0.441 (1, 3)										4	0	0	0	0	0	3									
Bruce Miller, R OBP: 0.360, SLG: 0.370 (1, 6)										3	1	0	0	1	0	1									
John Boccabella, R OBP: 0.194, SLG: 0.171 (1, 2)										4	0	1	0	0	0	0									
Ron Bryant, S OBP: 0.111, SLG: 0.111 (1, 1)										0	0	0	0	0	0	0									
Jim Barr, R OBP: 0.337, SLG: 0.536 (2, 1)										1	0	1	0	0	0	0									
Chris Arnold, R OBP: 0.147, SLG: 0.432 (5, PH)										1	0	0	0	0	0	0									
Jim Willoughby, R OBP: 0.376, SLG: 0.299 (8, 1)										0	0	0	0	0	0	0									
Don McMahon, R OBP: 0.194, SLG: 0.299 (8, 1)										0	0	0	0	0	0	0									
Chris Speier, R OBP: 0.315, SLG: 0.342 (7, PH)										2	0	1	1	0	0	0									
Inning Stats	R: 0 E: 0 K: 1 S: 5	H: 1 LOB: 0 BB: 0 P: 5	R: 0 E: 0 K: 0 S: 4	H: 1 LOB: 0 BB: 0 P: 4	R: 0 E: 0 K: 0 S: 4	H: 1 LOB: 1 BB: 0 P: 4	R: 0 E: 0 K: 0 S: 5	H: 0 LOB: 0 BB: 0 P: 5	R: 0 E: 0 K: 0 S: 5	H: 2 LOB: 2 BB: 0 P: 5	R: 1 E: 0 K: 0 S: 5	H: 3 LOB: 1 BB: 1 P: 9	R: 0 E: 0 K: 0 S: 4	H: 1 LOB: 0 BB: 0 P: 4	R: 0 E: 0 K: 0 S: 3	H: 0 LOB: 0 BB: 0 P: 3	1B: 8 2B: 3 3B: 0 HR: 0	SF: 0 SAC: 0 DP: 2 HBP: 0	WP: 0 PB: 0 CS: 0	PA: 36					
PITCHER	IP	WLS	BF	H	R	ER	SO	BB	IBB	HBP	BLK	WP	HR	S	P	ERA	WHIP								
Jerry Reuss, L ERA: 4.31 (1, 1)	9.0	W	36	10	1	1	2	1	0	0	0	0	0	39	43	1.00	1.222								

AB	35
R	1
H	10
RBI	1
BB	1
SO	2
LOB	15



Batter	1	2	3	4	5	6	7	8	9	AB	R	H	RBI	BB	SO	LOB	TOP					
Gene Clines, R OBP: 0.298, SLG: 0.265										4	0	0	1	0	1	2	Pittsburgh Pirates @ San Diego Padres San Diego Stadium, San Diego, CA Mon Jun 10 1974, 10:05 PM EDT Att: 7,309 - Unknown livebaseballscorecards.com					
Richie Hebner, L OBP: 0.348, SLG: 0.497										5	0	1	1	0	1	2						
Richie Zisk, R OBP: 0.418, SLG: 0.531										4	2	3	0	1	1	0						
Willie Stargell, L Ed Ott, L OBP: 0.364, SLG: 0.516										3	3	2	3	1	1	2						
Al Oliver, L OBP: 0.296, SLG: 0.445										4	0	1	1	1	0	3						
Manny Sanguillen, R OBP: 0.302, SLG: 0.387										5	1	2	2	0	0	4						
Rennie Stennett, R OBP: 0.321, SLG: 0.374										4	1	0	0	1	0	2						
Mario Mendoza, R OBP: 0.333, SLG: 0.324										5	0	2	0	0	0	3						
Jim Rooker, R OBP: 0.375, SLG: 0.452										3	1	1	0	0	2	2						
Bruce Kison, R										0	0	0	0	0	0	0						
Ramon Hernandez, S										0	0	0	0	0	0	0						
Dave Giusti, R OBP: 0.250, SLG: 0.250										0	0	0	0	0	0	0						
Kent Tekulve, R										0	0	0	0	0	0	0						
Inning Stats	R: 0 E: 0 K: 1 S: 6	H: 1 LOB: 3 BB: 1 P: 11	R: 1 E: 0 K: 1 S: 6	H: 1 LOB: 1 BB: 1 P: 10	R: 2 E: 0 K: 1 S: 6	H: 1 LOB: 0 BB: 1 P: 10	R: 0 E: 0 K: 0 S: 4	H: 1 LOB: 1 BB: 0 P: 4	R: 2 E: 1 K: 0 S: 6	H: 3 LOB: 1 BB: 0 P: 6	R: 0 E: 0 K: 2 S: 7	H: 0 LOB: 0 BB: 0 P: 7	R: 2 E: 0 K: 0 S: 5	H: 2 LOB: 1 BB: 1 P: 9	R: 1 E: 0 K: 1 S: 8	H: 3 LOB: 2 BB: 0 P: 8	R: 0 E: 0 K: 0 S: 3	H: 0 LOB: 0 BB: 0 P: 3	1B: 8 2B: 1 3B: 1 HR: 2	SF: 1 SAC: 1 DP: 1 HBP: 1	WP: 0 PB: 0 CS: 0	PA: 44
PITCHER	IP WLS BF H R ER SO BB IBB HBP BLK WP HR S P ERA WHIP																					
Lowell Palmer, R ERA: 5.73	(1, 1) 4.1 24 7 5 5 3 3 0 0 0 0 0 2 26 39 10.38 2.308																					
Larry Hardy, R ERA: 5.21	(5, 1) 0.2 2 0 0 0 0 0 0 0 0 0 0 0 2 2 0.00 0.000																					
Dave Tomlin, L ERA: 5.61	(6, 1) 2.0 9 2 2 2 2 1 0 0 0 0 0 0 12 16 9.00 1.500																					
Steve Arlin, R ERA: 5.91	(8, 1) 1.0 6 3 1 1 1 0 0 0 0 0 0 0 8 8 9.00 3.000																					
Vicente Romo, R ERA: 3.14	(9, 1) 1.0 W 3 0 0 0 0 0 0 0 0 0 0 0 3 3 0.00 0.000																					
Batter	1	2	3	4	5	6	7	8	9	AB	R	H	RBI	BB	SO	LOB	BOTTOM					
Horace Clarke, S OBP: 0.274, SLG: 0.241										6	0	2	1	0	0	3	Pittsburgh Pirates @ San Diego Padres San Diego Stadium, San Diego, CA Mon Jun 10 1974, 10:05 PM EDT Att: 7,309 - Unknown livebaseballscorecards.com					
Bobby Tolan, L OBP: 0.350, SLG: 0.400										5	1	2	0	0	1	2						
Dave Winfield, R OBP: 0.311, SLG: 0.472										5	2	2	2	0	2	2						
Nate Colbert, R OBP: 0.320, SLG: 0.379										3	1	0	0	2	2	0						
Cito Gaston, R OBP: 0.282, SLG: 0.382										4	2	3	3	1	0	0						
Fred Kendall, R OBP: 0.302, SLG: 0.337										3	1	1	0	2	0	1						
Dave Roberts, R OBP: 0.284, SLG: 0.254										5	1	1	0	0	1	7						
Enzo Hernandez, R OBP: 0.269, SLG: 0.274										2	0	0	0	1	0	1						
Johnny Grubb, L OBP: 0.392, SLG: 0.399										1	0	0	0	0	1	2						
Rich Morales, R OBP: 0.370, SLG: 0.360										0	0	0	0	0	0	0						
Derrel Thomas, S OBP: 0.342, SLG: 0.384										1	1	1	1	0	0	0						
Inning Stats	R: 0 E: 0 K: 2 S: 7	H: 0 LOB: 0 BB: 0 P: 7	R: 0 E: 0 K: 2 S: 8	H: 1 LOB: 1 BB: 0 P: 8	R: 0 E: 0 K: 1 S: 6	H: 2 LOB: 2 BB: 1 P: 10	R: 0 E: 0 K: 1 S: 5	H: 0 LOB: 0 BB: 0 P: 5	R: 0 E: 1 K: 0 S: 5	H: 1 LOB: 2 BB: 0 P: 5	R: 0 E: 0 K: 0 S: 4	H: 1 LOB: 2 BB: 1 P: 8	R: 0 E: 0 K: 0 S: 3	H: 0 LOB: 0 BB: 0 P: 3	R: 4 E: 1 K: 1 S: 9	H: 3 LOB: 2 BB: 2 P: 17		R: 5 E: 0 K: 0 S: 7	H: 5 LOB: 2 BB: 2 P: 15	1B: 10 2B: 1 3B: 0 HR: 2	SF: 0 SAC: 0 DP: 0 HBP: 0	WP: 0 PB: 0 CS: 0
PITCHER	IP WLS BF H R ER SO BB IBB HBP BLK WP HR S P ERA WHIP																					
Jim Rooker, L ERA: 3.05	(1, 1) 7.0 31 7 3 3 6 3 0 0 0 0 0 1 2 6 3.86 1.429																					
Bruce Kison, R ERA: 3.96	(8, 1) 0.0 3 1 1 1 0 1 0 0 0 0 0 1 2 6																					
Ramon Hernandez, L ERA: 2.91	(8, 1) 1.1 5 1 1 1 1 0 0 0 0 0 0 1 7 7 6.75 0.750																					
Dave Giusti, R ERA: 4.42	(9, 1) 0.0 2 0 0 0 0 2 0 0 0 0 0 0 0 8																					
Kent Tekulve, R ERA: 6.0	(9, 1) 0.1 L 5 4 4 4 0 0 0 0 0 0 0 0 5 5 108.00 12.000																					

Batter	1	2	3	4	5	6	7	8	9	AB	R	H	RBI	BB	SO	LOB	TOP		
Rennie Stennett, R (1,4) OBP: 0.318, SLG: 0.368	0-0 1-3			0-0 5-3		0-0 4-3		0-0 F8	4-0 BB 1B IBB	4	0	0	0	1	0	0	Pittsburgh Pirates @ San Diego Padres San Diego Stadium, San Diego, CA Tue Jun 11 1974, 10:05 PM EDT Att: 9,505 - Unknown livebaseballscorecards.com		
Gene Clines, R (1,8) OBP: 0.294, SLG: 0.262	0-0 L5-3			0-3 K		0-0 L6-3		0-0 L9	0-0 BB 1B	5	0	1	2	0	1	0			
Richie Zisk, R (1,9) OBP: 0.418, SLG: 0.521	0-0 F9			4-0 BB				0-0 F8	4-0 1B BB	3	1	0	0	2	1	2			
Willie Stargell, L (1,7) OBP: 0.374, SLG: 0.532		0-0 4-3 7-2 2B		0-3 K				0-0 1B SF9 2B	0-0 1-3 1B	4	1	3	0	1	1	1			
Al Oliver, L (1,3) OBP: 0.299, SLG: 0.444	0-0 4-3				0-0 F8			0-0 1B 1B	0-0 1-3 1B	5	1	2	1	0	0	4			
Manny Sanguillen, R (1,2) OBP: 0.255, SLG: 0.381	0-0 7-2				0-0 5-3			0-0 SF9	0-0 3-H F7	3	0	0	1	0	0	3			
Richie Hebner, L (1,5) OBP: 0.351, SLG: 0.498				0-0 F7		0-0 E3		0-0 1B 1-2 1B	0-0 SH4-2 1B	4	1	2	0	0	0	0			
Mario Mendoza, R (1,6) OBP: 0.316, SLG: 0.306				0-3 K		0-0 F2		0-0 1-3 2-H 1B	0-0 SH4-2 1B	2	0	0	0	0	1	1			
Bob Robertson, R (7, PH) OBP: 0.297, SLG: 0.550										1	0	1	1	0	0	0			
Frank Taveras, R (7, PR) OBP: 0.310, SLG: 0.310										1	1	1	0	0	0	0			
Ken Brett, L (1,1) OBP: 0.371, SLG: 0.676				0-0 6-3		0-3 K		0-0 4-3	0-0 SH4-2	3	0	0	0	0	1	2			
Inning Stats	R: 0 E: 0 K: 0 S: 3	H: 0 LOB: 0 BB: 0 P: 3	R: 0 E: 0 K: 0 S: 3	H: 1 LOB: 0 BB: 0 P: 3	R: 0 E: 0 K: 1 S: 5	H: 0 LOB: 0 BB: 0 P: 5	R: 0 E: 0 K: 2 S: 7	H: 0 LOB: 1 BB: 1 P: 11	R: 0 E: 1 K: 0 S: 4	H: 0 LOB: 0 BB: 0 P: 4	R: 2 E: 0 K: 0 S: 7	H: 4 LOB: 2 BB: 0 P: 7	R: 1 E: 0 K: 0 S: 5	H: 2 LOB: 2 BB: 1 P: 9	R: 2 E: 0 K: 1 S: 8	H: 3 LOB: 3 BB: 2 P: 16	1B: 8 2B: 3 3B: 0 HR: 0	SF: 1 SAC: 1 DP: 1 HBP: 0	WP: 0 PA: 41 PB: 0 SB: 0 CS: 0
PITCHER	IP	WLS	BF	H	R	ER	SO	BB	IBB	HBP	BLK	WP	HR	S	P	ERA	WHIP		
Randy Jones, L (1,1) ERA: 4.91	7.2	L	32	7	3	3	4	2	0	0	0	0	0	38	46	3.52	1.174		
Vicente Romo, R (8,1) ERA: 3.45	1.0		8	3	2	2	1	1	1	0	0	0	0	8	16	18.00	4.000		
Dave Tomlin, L (9,1) ERA: 5.54	0.1		1	0	0	0	0	0	0	0	0	0	0	1	1	0.00	0.000		

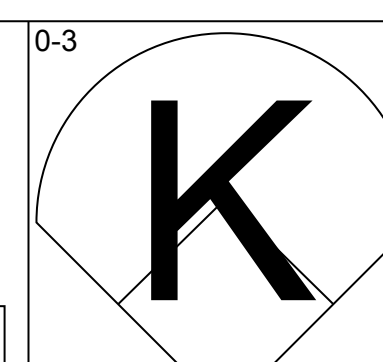
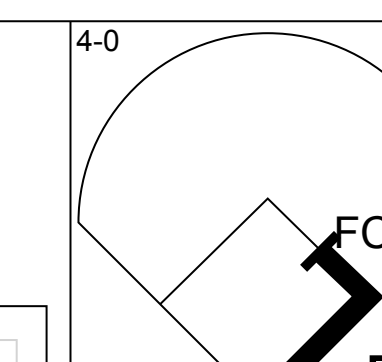
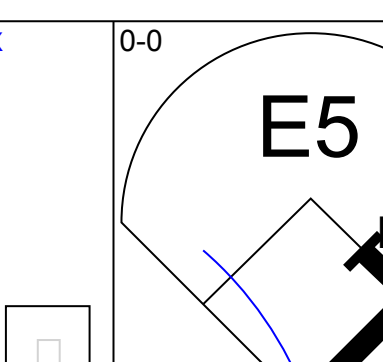
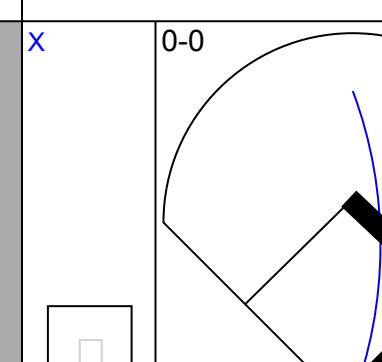
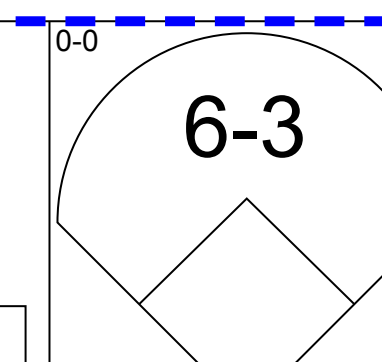
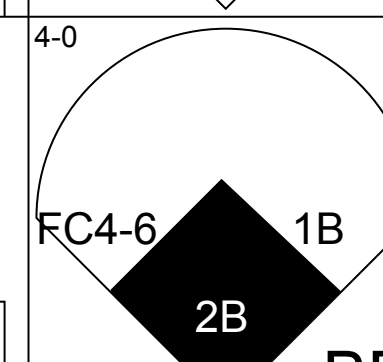
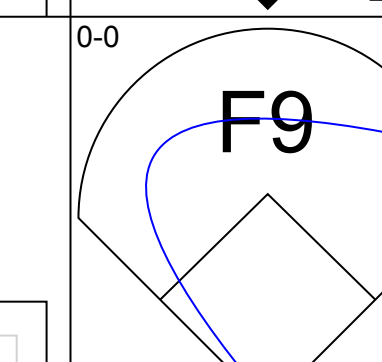
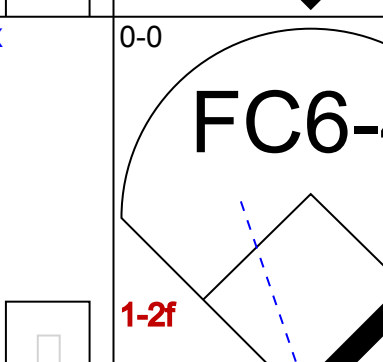
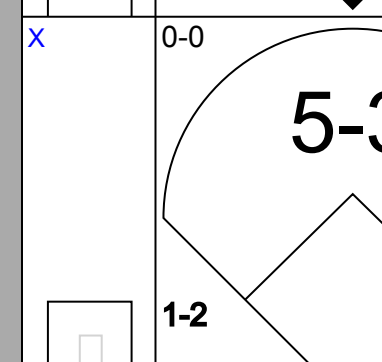
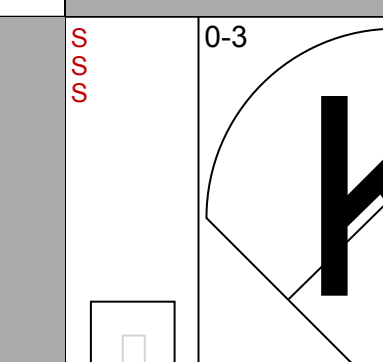
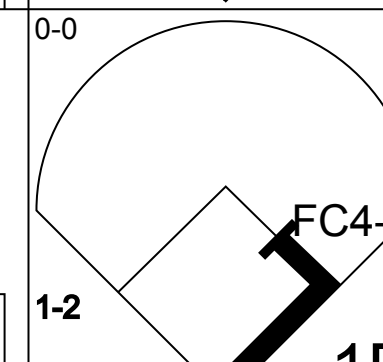
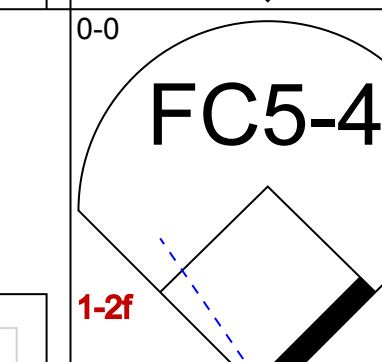
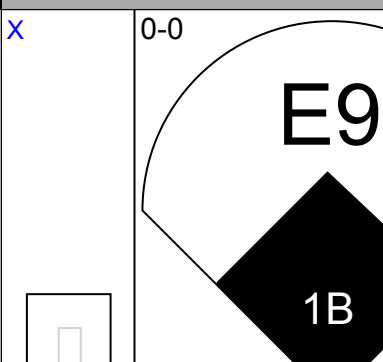
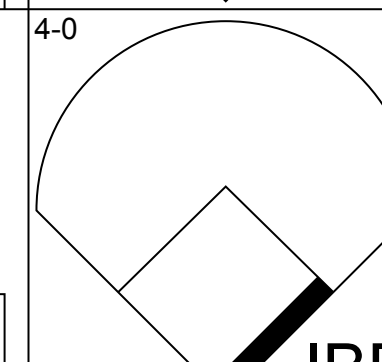
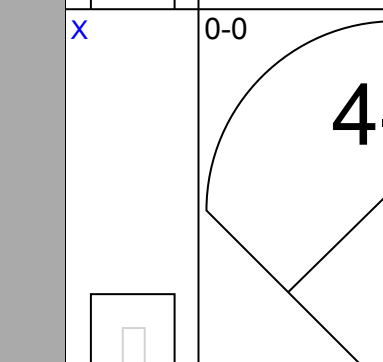
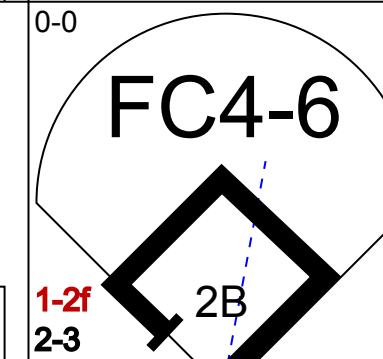
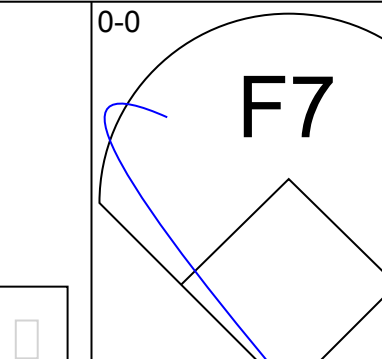
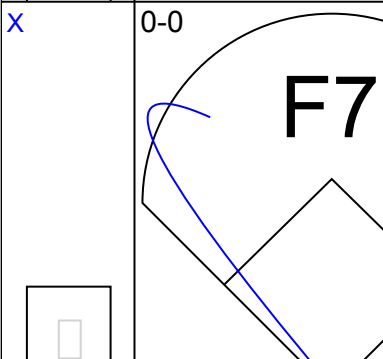
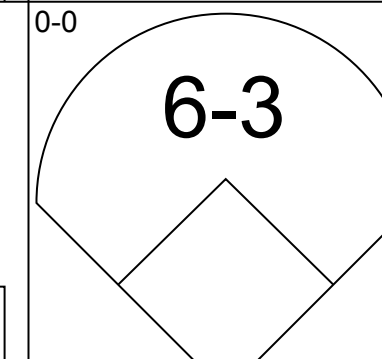
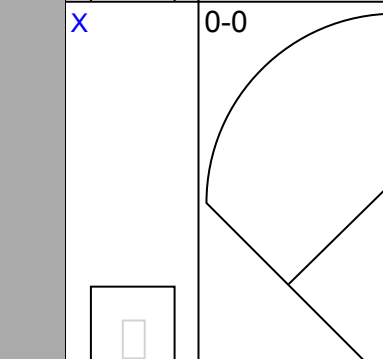
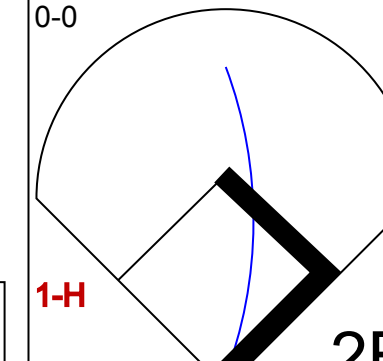
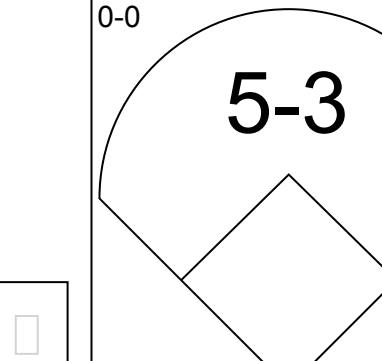
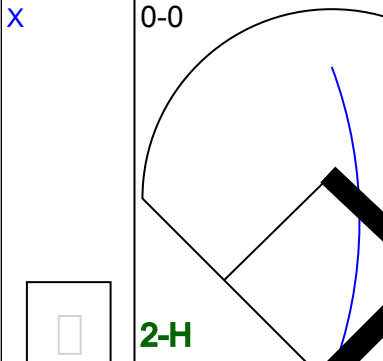
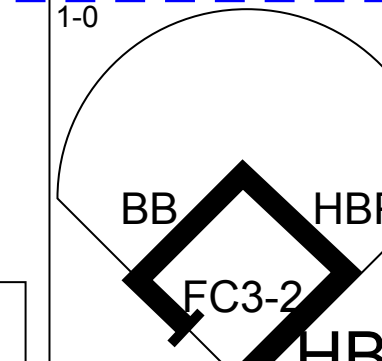
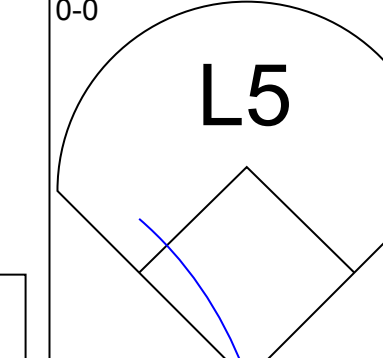
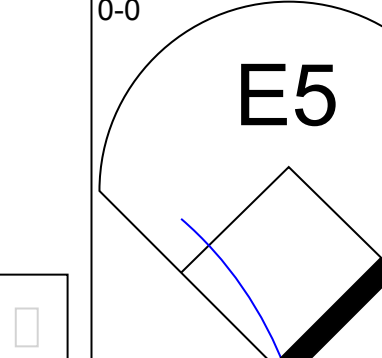
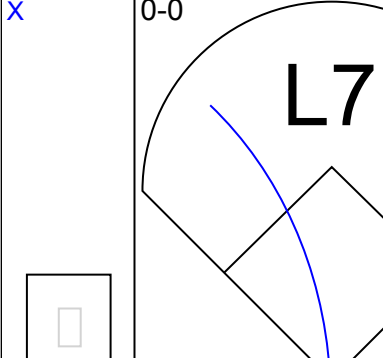
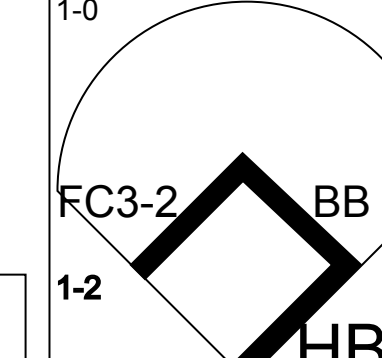
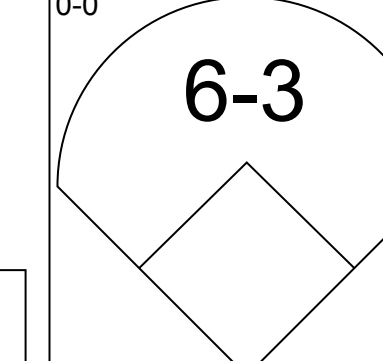
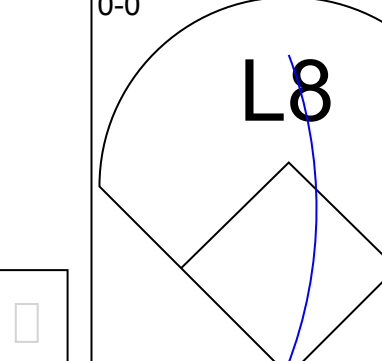
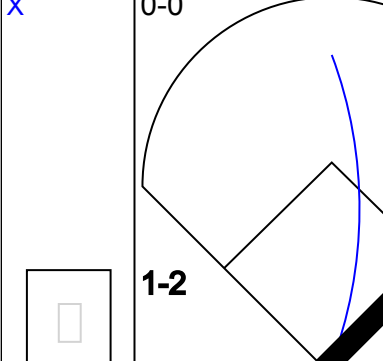
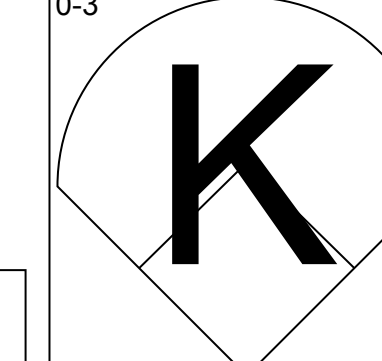
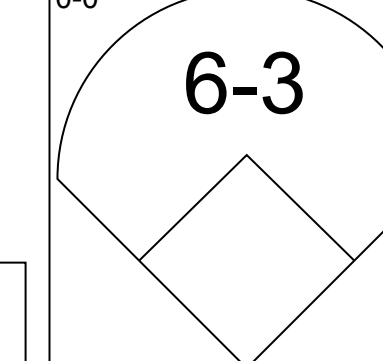
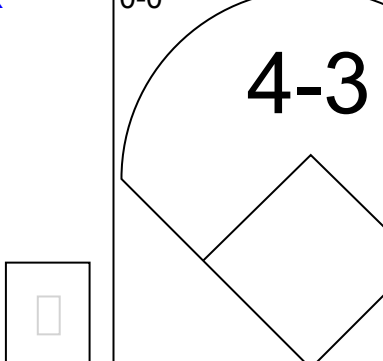
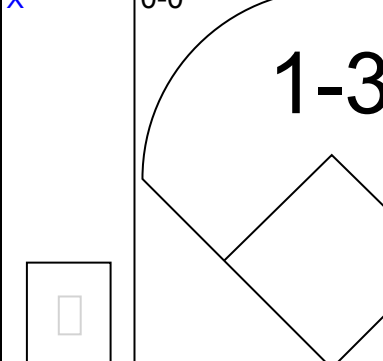
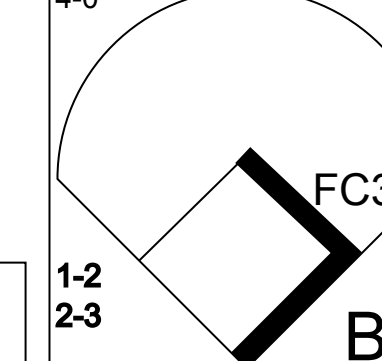
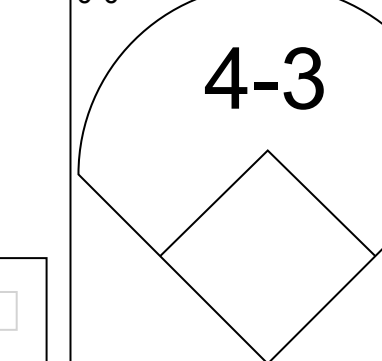
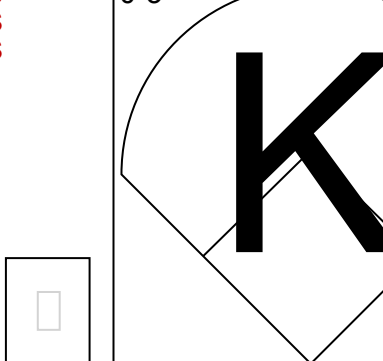
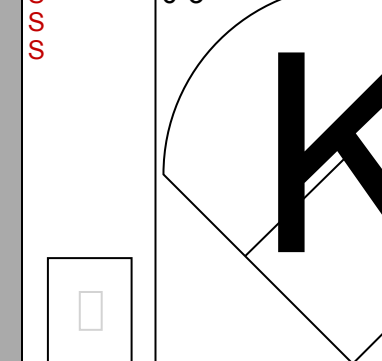
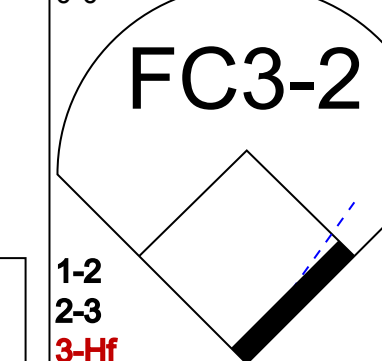
Batter	1	2	3	4	5	6	7	8	9	AB	R	H	RBI	BB	SO	LOB	BOTTOM		
Horace Clarke, S (1,4) OBP: 0.254, SLG: 0.222	0-0 L8			0-0 5-3		0-0 F4		0-0 L8	0-0 5-3	5	0	0	0	0	0	0	Pittsburgh Pirates @ San Diego Padres San Diego Stadium, San Diego, CA Tue Jun 11 1974, 10:05 PM EDT Att: 9,505 - Unknown livebaseballscorecards.com		
Bobby Tolan, L (1,8) OBP: 0.351, SLG: 0.400	0-0 1B			0-0 6-3		0-0 F5		0-0 G3	0-0 E 1B	5	0	2	0	0	0	0			
Dave Winfield, R (1,7) OBP: 0.318, SLG: 0.473	0-0 1-3 1B			4-0 BB		0-0 1B BB 1B		0-0 F9	0-0 1-2 E6	4	1	2	0	1	0	1			
Nate Colbert, R (1,3) OBP: 0.327, SLG: 0.379	4-0 S BB			0-3 K		4-0 1B BB		0-0 S 1B	0-0 L8	3	1	1	0	2	1	3			
Cito Gaston, R (1,9) OBP: 0.281, SLG: 0.377	0-0 G3				0-0 F6		0-0 1B 1-2 2-3 1B	0-0 K	0-0 L8	4	0	1	0	0	1	3			
Derrel Thomas, S (1,5) OBP: 0.345, SLG: 0.383		0-0 5-3		4-0 F9 S BB		0-0 1B 1-3 2-H 3-H		0-0 L8	4-0 FC4-6 IBB	3	0	1	2	1	0	1			
Fred Kendall, R (1,2) OBP: 0.306, SLG: 0.333		4-0 BB		0-0 F9		0-0 F6		4-0 FC4-6 IBB	0-0 FC4-6	2	0	0	0	2	0	2			
Enzo Hernandez, R (1,6) OBP: 0.269, SLG: 0.270		0-0 L8		0-0 F7		4-0 IBB		0-0 FC4-6	0-0 1-2	3	0	0	0	1	0	4			
Randy Jones, R (1,1) OBP: 0.172, SLG: 0.179		0-0 L8			0-0 1-3		0-0 F7		0-3 K	3	0	0	0	0	0	3			
Vicente Romo, R (8,1)										0	0	0	0	0	0	0			
Dave Tomlin, L (9,1)										0	0	0	0	0	0	0			
Johnny Grubb, L (9, PH) OBP: 0.380, SLG: 0.397										1	0	0	0	0	1	0			
Inning Stats	R: 0 E: 0 K: 0 S: 4	H: 2 LOB: 2 BB: 1 P: 8	R: 0 E: 0 K: 0 S: 3	H: 0 LOB: 1 BB: 1 P: 7	R: 0 E: 0 K: 1 S: 5	H: 0 LOB: 1 BB: 1 P: 9	R: 0 E: 0 K: 0 S: 3	H: 0 LOB: 0 BB: 0 P: 3	R: 2 E: 0 K: 0 S: 5	H: 3 LOB: 2 BB: 2 P: 13	R: 0 E: 0 K: 0 S: 3	H: 0 LOB: 0 BB: 0 P: 3	R: 0 E: 0 K: 1 S: 6	H: 1 LOB: 2 BB: 1 P: 10	R: 0 E: 1 K: 1 S: 7	H: 1 LOB: 2 BB: 0 P: 7	1B: 7 2B: 0 3B: 0 HR: 0	SF: 0 SAC: 0 DP: 0 HBP: 0	WP: 0 PA: 40 PB: 0 SB: 3 CS: 0
PITCHER	IP	WLS	BF	H	R	ER	SO	BB	IBB	HBP	BLK	WP	HR	S	P	ERA	WHIP		
Ken Brett, L (1,1) ERA: 3.07	9.0	W	40	7	2	2	3	5	2	0	0	0	0	39	67	2.00	1.333		

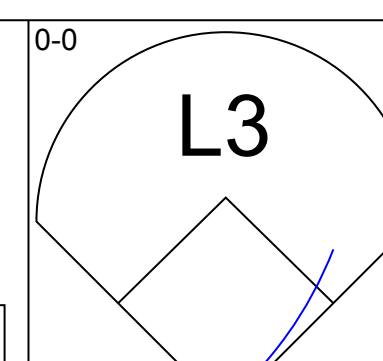
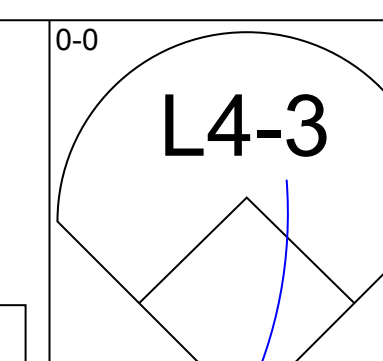
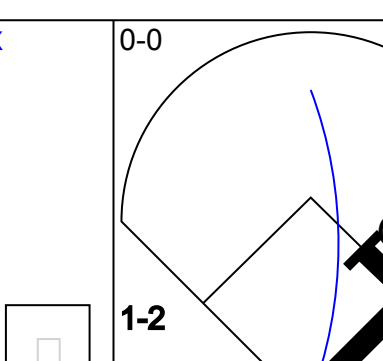
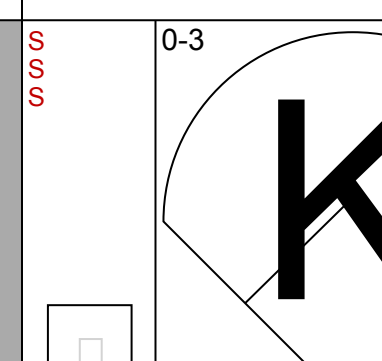
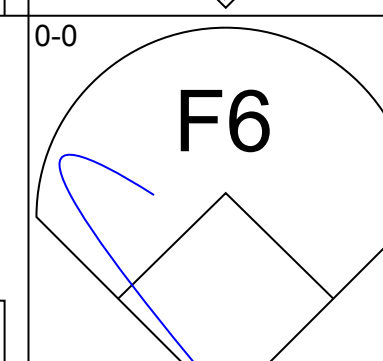
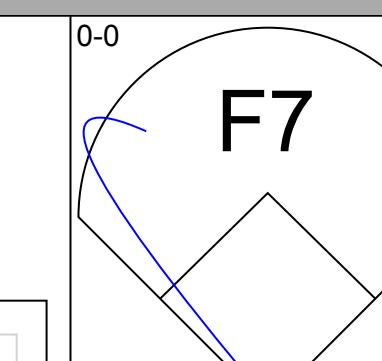
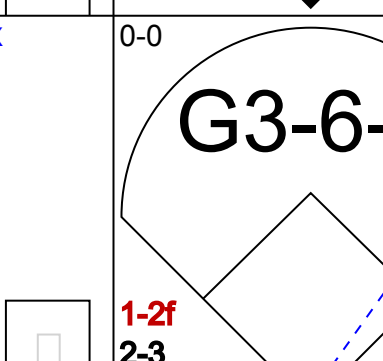
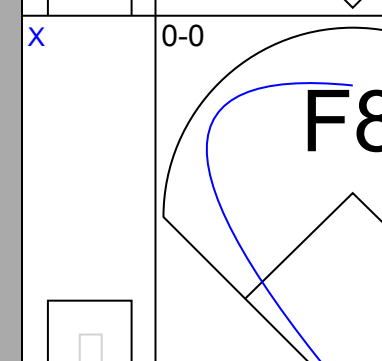
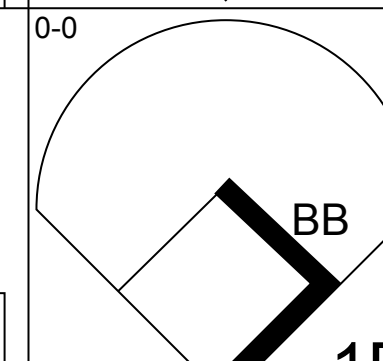
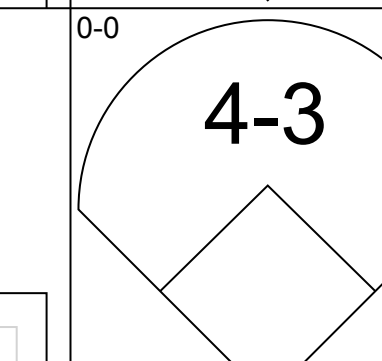
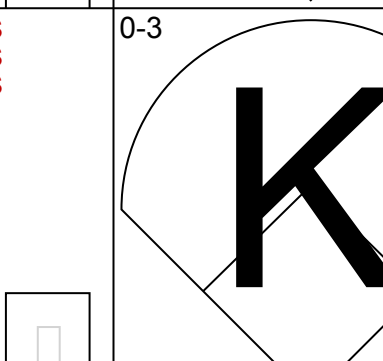
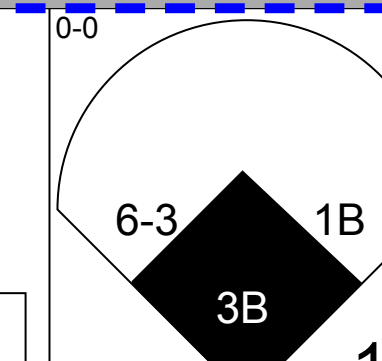
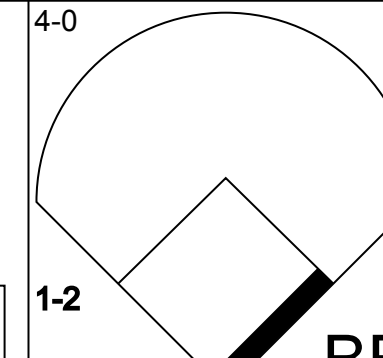
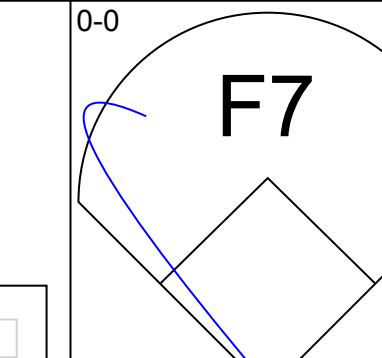
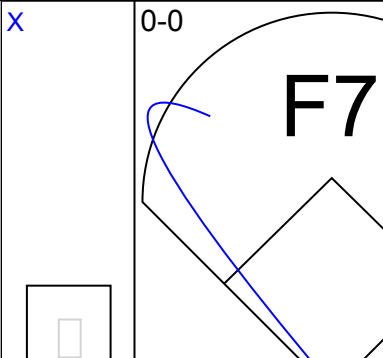
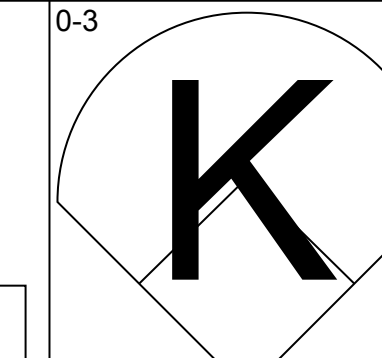
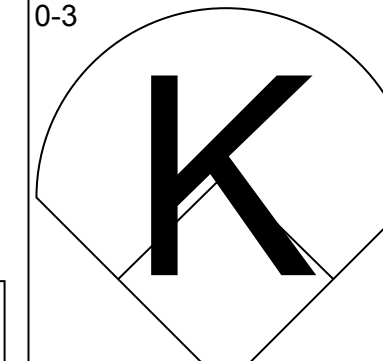
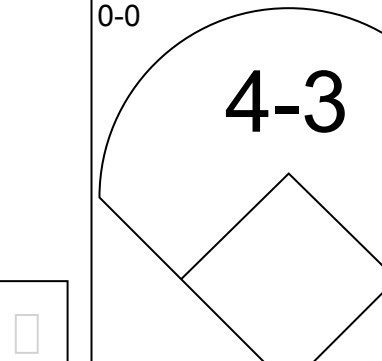
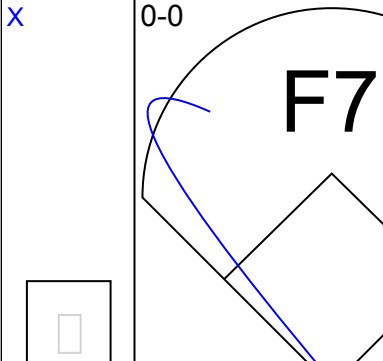
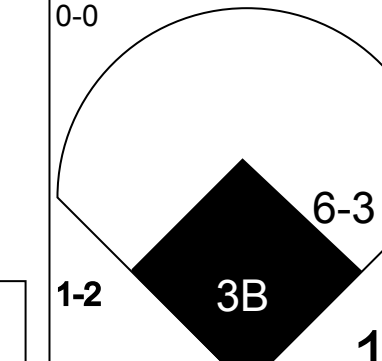
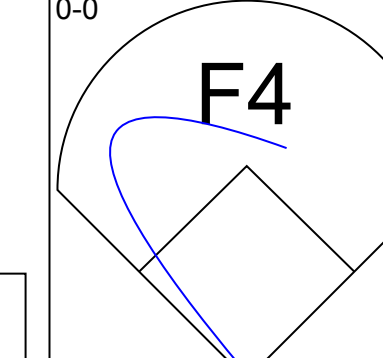
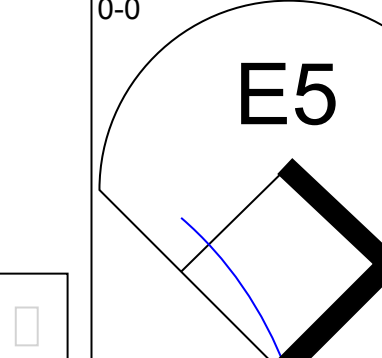
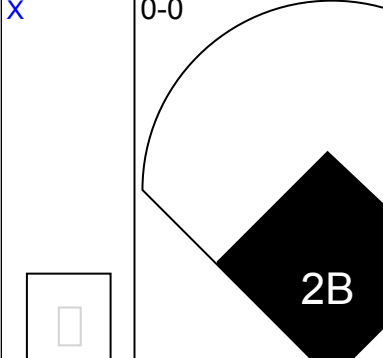
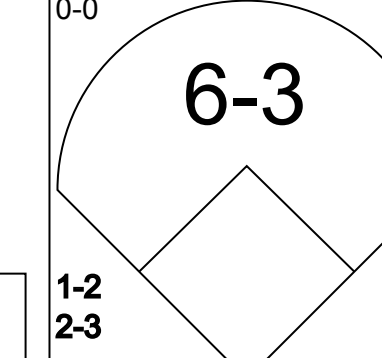
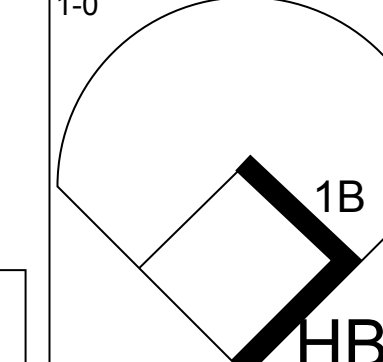
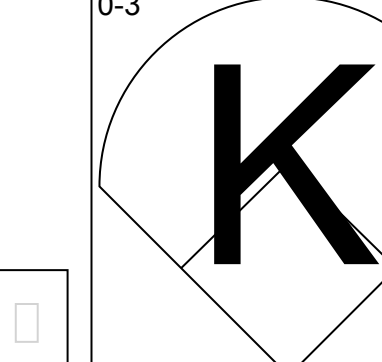
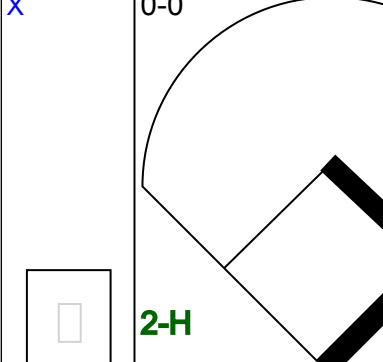
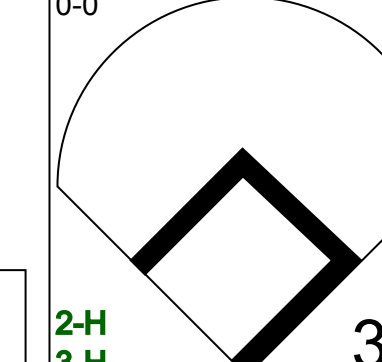
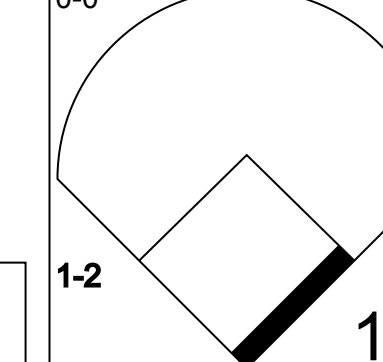
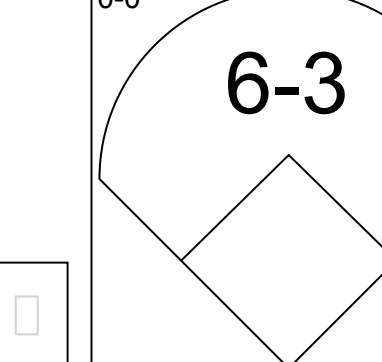
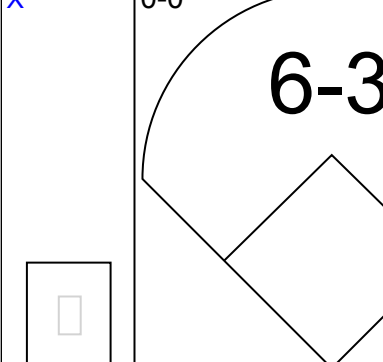
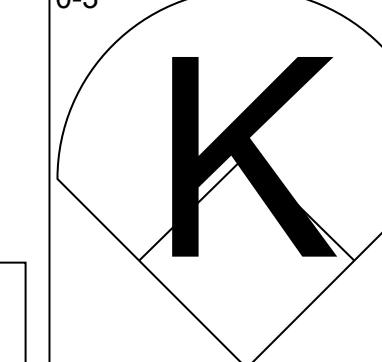
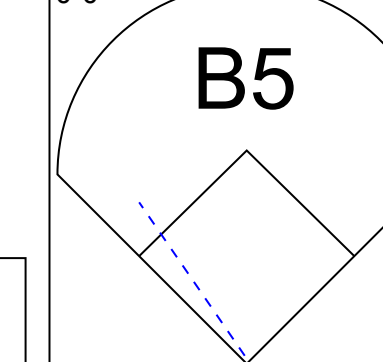
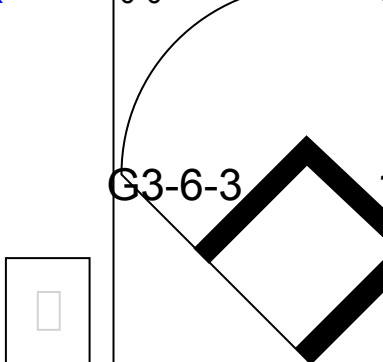
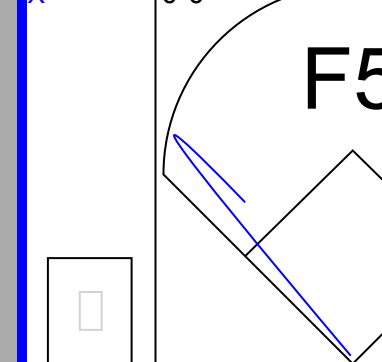
Batter	1	2	3	4	5	6	7	8	9	AB	R	H	RBI	BB	SO	LOB	TOP				
Gene Clines, R OBP: 0.301, SLG: 0.264 (1, 8)	L9		1B					L6-3		3	0	1	0	1	0	0	Pittsburgh Pirates @ San Diego Padres San Diego Stadium, San Diego, CA Wed Jun 12 1974, 10:05 PM EDT Att: 12,336 - Unknown				
Richie Hebner, L OBP: 0.354, SLG: 0.495 (1, 5)	BB		F6				F9	BB		3	0	1	0	1	0	2					
Richie Zisk, R OBP: 0.420, SLG: 0.518 (1, 9)	K			2B				BB		3	1	1	0	1	2	1					
Willie Stargell, L OBP: 0.368, SLG: 0.521 Dave Giusti, R OBP: 0.250, SLG: 0.250 (8, 1)	F7			K			F8	F8		4	0	0	0	0	1	4					
Al Oliver, L OBP: 0.298, SLG: 0.445 (1, 3)		6-3					6-3			4	0	1	0	0	0	0					
Manny Sanguillen, R OBP: 0.299, SLG: 0.397 (1, 2)	F4			SF8						3	1	2	1	0	0	0					
Rennie Stennett, R OBP: 0.317, SLG: 0.365 (1, 4)	5-3						G5-4-3			2	0	0	1	1	0	1					
Mario Mendoza, R OBP: 0.300, SLG: 0.289 Ed Ott, L (7, PH)			4-3							2	0	0	0	0	1	2					
Frank Taveras, R OBP: 0.310, SLG: 0.310 Bob Robertson, R OBP: 0.293, SLG: 0.543 (9, PH)				K			K			1	0	0	0	0	0	0					
Larry Demery, R (1, 1) John Morlan, R (7, 1) Ed Kirkpatrick, L OBP: 0.388, SLG: 0.357 (8, 7)			K				K	F7		2	0	0	0	0	2	0					
Inning Stats	R: 0 E: 0 K: 1 S: 5	H: 0 LOB: 1 BB: 1 P: 9	R: 0 E: 0 K: 0 S: 3	H: 0 LOB: 0 BB: 0 P: 3	R: 0 E: 0 K: 1 S: 6	H: 1 LOB: 1 BB: 0 P: 6	R: 1 E: 0 K: 2 S: 9	H: 2 LOB: 2 BB: 1 P: 13	R: 0 E: 0 K: 1 S: 4	H: 0 LOB: 0 BB: 1 P: 8	R: 0 E: 0 K: 1 S: 5	H: 1 LOB: 0 BB: 0 P: 5	R: 0 E: 0 K: 0 S: 4	H: 1 LOB: 2 BB: 1 P: 8	R: 1 E: 0 K: 0 S: 4	H: 1 LOB: 0 BB: 0 P: 4	1B: 4 2B: 1 3B: 1 HR: 0	SF: 2 SAC: 0 DP: 1 HBP: 0	WP: 0 PB: 0 SB: 0 CS: 1	PA: 35	
PITCHER	IP	WLS	BF	H	R	ER	SO	BB	IBB	HBP	BLK	WP	HR	S	P	ERA	WHIP				
Dave Freisleben, R ERA: 3.22 Dave Tomlin, L ERA: 5.6	(1, 1)	7.2	W	30	5	1	1	7	3	1	0	0	0	40	56	1.17	1.043				
(8, 1)	1.1	S	5	1	1	1	0	0	0	0	0	0	0	5	5	6.75	0.750				

Batter	1	2	3	4	5	6	7	8	9	AB	R	H	RBI	BB	SO	LOB	BOTTOM				
Bobby Tolan, L OBP: 0.350, SLG: 0.397 (1, 9)	K				4-3			FC6-4		4	0	1	0	0	1	3	Pittsburgh Pirates @ San Diego Padres San Diego Stadium, San Diego, CA Wed Jun 12 1974, 10:05 PM EDT Att: 12,336 - Unknown				
Enzo Hernandez, R OBP: 0.273, SLG: 0.271 (1, 6)	6-3		F3			1B				3	1	1	0	1	0	1					
Dave Winfield, R OBP: 0.317, SLG: 0.468 (1, 7)	1-3				K					4	1	1	0	0	1	2					
Nate Colbert, R OBP: 0.326, SLG: 0.376 (1, 3)		K			F7					4	1	1	1	0	1	2					
Johnny Grubb, L OBP: 0.388, SLG: 0.421 (1, 8)					F7					4	2	3	3	0	0	0					
Derrel Thomas, S OBP: 0.343, SLG: 0.381 (1, 4)		L8				4-3	K2-3			4	0	1	0	0	1	1					
Dave Roberts, R OBP: 0.259, SLG: 0.250 (1, 5)		K2-3				K	4-3			3	0	0	1	0	2	1					
Bob Barton, R OBP: 0.339, SLG: 0.269 (1, 2)					F9					3	0	0	0	1	1	1					
Dave Freisleben, R OBP: 0.318, SLG: 0.300 Dave Tomlin, L (8, 1)					K					3	0	2	0	0	1	0					
Inning Stats	R: 0 E: 0 K: 1 S: 5	H: 0 LOB: 0 BB: 0 P: 5	R: 0 E: 0 K: 2 S: 8	H: 1 LOB: 1 BB: 0 P: 8	R: 0 E: 0 K: 1 S: 6	H: 1 LOB: 1 BB: 0 P: 6	R: 0 E: 0 K: 1 S: 5	H: 0 LOB: 0 BB: 0 P: 5	R: 0 E: 0 K: 1 S: 6	H: 1 LOB: 2 BB: 1 P: 10	R: 4 E: 0 K: 2 S: 10	H: 3 LOB: 0 BB: 1 P: 14	R: 0 E: 0 K: 0 S: 5	H: 2 LOB: 2 BB: 0 P: 5	R: 0 E: 0 K: 0 S: 4	H: 2 LOB: 0 BB: 0 P: 4		1B: 9 2B: 0 3B: 0 HR: 1	SF: 1 SAC: 0 DP: 0 HBP: 0	WP: 0 PB: 1 SB: 0 CS: 1	PA: 35
PITCHER	IP	WLS	BF	H	R	ER	SO	BB	IBB	HBP	BLK	WP	HR	S	P	ERA	WHIP				
Larry Demery, R ERA: 6.0 John Morlan, R ERA: 2.69 Dave Giusti, R ERA: 4.54	(1, 1)	6.1	L	29	8	4	4	8	2	0	0	0	0	2	2	0.00	0.000				
(8, 1)	1.0	4	2	1	1	0	0	0	0	0	0	0	0	4	4	9.00	2.000				

Batter	1	2	3	4	5	6	7	8	9	AB	R	H	RBI	BB	SO	LOB	TOP			
Bobby Bonds, R OBP: 0.368, SLG: 0.471 (1, 9)	0-0 5-3		0-0 1-3 3-H 1B		0-3 K			0-0 L8		4	0	1	1	0	1	0	San Francisco Giants @ Pittsburgh Pirates Three Rivers Stadium, Pittsburgh, PA Fri Jun 14 1974, 7:05 PM EDT Att: 18,588 - Unknown livebaseballscorecards.com			
Chris Speier, R OBP: 0.319, SLG: 0.361 (1, 6)	0-0 F9		0-3 K			0-0 HR		0-0 6-3		4	1	1	1	0	1	2				
Garry Maddox, R OBP: 0.349, SLG: 0.476 (1, 8)	0-0 F4		0-0 4-3			0-0 4-3 2B		0-0 E6		4	0	1	0	0	0	2				
Ed Goodson, L OBP: 0.370, SLG: 0.484 (1, 3)		0-0 4-3		0-0 F7		0-0 L8		0-0 L8		4	0	0	0	0	0	2				
Steve Ontiveros, S OBP: 0.377, SLG: 0.350 (1, 5)		0-0 F7		0-0 4-3		0-0 4-3			0-3 K	4	0	0	0	0	1	1				
Gary Thomasson, L OBP: 0.346, SLG: 0.359 Gary Matthews, R OBP: 0.321, SLG: 0.370 (6, 7)		0-0 1-3		4-0 BB		0-0 L8			0-0 4-3	2	0	0	0	1	0	1				
Dave Rader, L OBP: 0.405, SLG: 0.400 (1, 2)			0-0 6-3	0-0 L8			0-0 4-3		0-0 F7	4	0	0	0	0	0	1				
Tito Fuentes, S OBP: 0.218, SLG: 0.202 (1, 4)			0-0 FC3 1B		0-0 L8		0-0 1-3			3	1	1	0	0	0	0				
Ron Bryant, S OBP: 0.091, SLG: 0.091 Elias Sosa, R OBP: 0.111, SLG: 0.111 (6, 1)			0-0 FC3 1B		0-0 F4		0-3 K			2	0	0	0	0	0	1				
Inning Stats	R: 0 E: 0 K: 0 S: 3	H: 0 LOB: 0 BB: 0 P: 3	R: 0 E: 0 K: 0 S: 3	H: 0 LOB: 0 BB: 0 P: 3	R: 1 E: 1 K: 1 S: 8	H: 2 LOB: 2 BB: 0 P: 8	R: 0 E: 0 K: 0 S: 3	H: 0 LOB: 1 BB: 1 P: 7	R: 0 E: 0 K: 1 S: 5	H: 0 LOB: 0 BB: 0 P: 5	R: 0 E: 0 K: 0 S: 5	H: 0 LOB: 0 BB: 0 P: 5	R: 0 E: 1 K: 0 S: 4	H: 0 LOB: 1 BB: 0 P: 4	R: 0 E: 0 K: 1 S: 5	H: 0 LOB: 0 BB: 0 P: 5		1B: 2 2B: 1 3B: 0 HR: 1	SF: 0 SAC: 0 DP: 0 HBP: 0	WP: 0 PB: 0 SB: 0 CS: 0
PITCHER Dock Ellis, R ERA: 3.98 (1, 1)	IP: 9.0 WLS: W BF: 34 H: 4 R: 2 ER: 1 SO: 4 BB: 1 IBB: 0 HBP: 0 BLK: 0 WP: 0 HR: 1 S: 41 P: 45 ERA: 1.00 WHIP: 0.556																			

Batter	1	2	3	4	5	6	7	8	9	AB	R	H	RBI	BB	SO	LOB	BOTTOM			
Rennie Stennett, R OBP: 0.316, SLG: 0.367 (1, 4)	0-0 F7		0-0 E4 FC6-4 1B		0-0 2B 2B	0-3 K				4	1	1	0	0	1	1	San Francisco Giants @ Pittsburgh Pirates Three Rivers Stadium, Pittsburgh, PA Fri Jun 14 1974, 7:05 PM EDT Att: 18,588 - Unknown livebaseballscorecards.com			
Gene Clines, R OBP: 0.307, SLG: 0.272 (1, 8)	0-0 G5-4-3 1B		0-0 L3		0-0 2B 1B	0-0 L8				4	1	2	0	0	0	2				
Richie Zisk, R OBP: 0.421, SLG: 0.524 (1, 9)	0-0 G5-4-3		0-0 FC6-4 1B		0-0 F9 SF8 2B		0-0 1-3			4	1	2	2	0	0	1				
Willie Stargell, L OBP: 0.366, SLG: 0.531 (1, 7)		0-0 HR	0-0 FC6-4 1-2 2-3 1B		0-0 F9		0-0 L9			4	1	1	1	0	0	3				
Al Oliver, L OBP: 0.293, SLG: 0.439 (1, 3)		0-0 5-3	0-3 K		0-0 SF8		0-0 G3			3	0	0	1	0	1	2				
Manny Sanguillen, R OBP: 0.304, SLG: 0.396 (1, 2)		0-0 E 1B		0-0 F7	1-0 HBP		0-0 F8			3	0	1	0	0	0	0				
Richie Hebner, L OBP: 0.356, SLG: 0.495 (1, 5)		0-0 E4		0-0 1B		0-0 F7		0-0 G6-3 1B		4	0	2	0	0	0	2				
Mario Mendoza, R OBP: 0.295, SLG: 0.286 (1, 6)		0-0 L8		0-3 K		0-0 SH1-3 1B		0-0 G6-3		4	0	1	0	0	1	4				
Dock Ellis, S OBP: 0.273, SLG: 0.158 (1, 1)		0-0 1-3		0-3 K		0-0 SH1-3				2	0	0	0	0	1	3				
Inning Stats	R: 0 E: 0 K: 0 S: 3	H: 1 LOB: 0 BB: 0 P: 3	R: 1 E: 1 K: 0 S: 6	H: 2 LOB: 2 BB: 0 P: 6	R: 0 E: 1 K: 1 S: 7	H: 1 LOB: 2 BB: 0 P: 7	R: 0 E: 0 K: 2 S: 8	H: 1 LOB: 1 BB: 0 P: 8	R: 3 E: 0 K: 0 S: 6	H: 3 LOB: 1 BB: 0 P: 7	R: 0 E: 0 K: 1 S: 6	H: 1 LOB: 0 BB: 0 P: 6	R: 0 E: 0 K: 0 S: 3	H: 0 LOB: 0 BB: 0 P: 3	R: 0 E: 0 K: 0 S: 3	H: 1 LOB: 0 BB: 0 P: 3		1B: 7 2B: 2 3B: 0 HR: 1	SF: 1 SAC: 1 DP: 2 HBP: 1	WP: 0 PB: 0 SB: 0 CS: 0
PITCHER Ron Bryant, L ERA: 8.37 Elias Sosa, R ERA: 2.03 (6, 1)	IP: 5.1 WLS: L BF: 27 H: 9 R: 4 ER: 4 SO: 4 BB: 0 IBB: 0 HBP: 0 BLK: 0 WP: 0 HR: 1 S: 32 P: 33 ERA: 6.75 WHIP: 1.688																			

Batter	1	2	3	4	5	6	7	8	9	AB	R	H	RBI	BB	SO	LOB	TOP			
Bobby Bonds, R OBP: 0.368, SLG: 0.467 (1, 9)										4	0	1	0	1	1	3	San Francisco Giants @ Pittsburgh Pirates Three Rivers Stadium, Pittsburgh, PA Sat Jun 15 1974, 7:05 PM EDT Att: 13,571 - Unknown			
Chris Speier, R OBP: 0.316, SLG: 0.354 (1, 6)										4	1	0	0	1	1	3				
Garry Maddox, R OBP: 0.353, SLG: 0.476 (1, 8)										4	1	2	0	1	0	1				
Ed Goodson, L OBP: 0.362, SLG: 0.469 Jim Barr, R OBP: 0.353, SLG: 0.500 (9, PR)										5	0	1	0	0	0	5				
Gary Matthews, R OBP: 0.328, SLG: 0.379 Mike Phillips, L OBP: 0.283, SLG: 0.300 (8, PR) Elias Sosa, R OBP: 0.111, SLG: 0.111 Steve Ontiveros, S OBP: 0.377, SLG: 0.350 (9, PH)										3	0	2	2	0	0	0				
Dave Kingman, R OBP: 0.311, SLG: 0.427 (1, 5)										3	0	0	0	0	0	1				
Tito Fuentes, S OBP: 0.220, SLG: 0.203 (1, 4)										4	0	1	0	0	1	3				
Dave Rader, L OBP: 0.400, SLG: 0.388 (1, 2)										3	0	0	0	1	0	2				
John D'Acquisto, R OBP: 0.138, SLG: 0.222 Gary Thomasson, L OBP: 0.343, SLG: 0.355 (8, PH)										3	0	0	0	0	2	0				
Inning Stats	R: 1 E: 0 K: 1 S: 6	H: 2 LOB: 2 BB: 1 P: 10	R: 0 E: 0 K: 0 S: 3	H: 0 LOB: 0 BB: 0 P: 3	R: 0 E: 0 K: 0 S: 3	H: 0 LOB: 1 BB: 1 P: 7	R: 0 E: 1 K: 0 S: 4	H: 0 LOB: 1 BB: 0 P: 4	R: 0 E: 1 K: 1 S: 6	H: 3 LOB: 2 BB: 0 P: 6	R: 0 E: 0 K: 0 S: 6	H: 1 LOB: 2 BB: 1 P: 10	R: 0 E: 0 K: 1 S: 5	H: 0 LOB: 3 BB: 1 P: 11	R: 0 E: 0 K: 1 S: 5	H: 1 LOB: 1 BB: 0 P: 5		1B: 6 2B: 1 3B: 0 HR: 0	SF: 0 SAC: 0 DP: 0 HBP: 2	WP: 0 PA: 41 PB: 0 SB: 0 CS: 0
PITCHER	IP	WLS	BF	H	R	ER	SO	BB	IBB	HBP	BLK	WP	HR	S	P	ERA	WHIP			
Jerry Reuss, L ERA: 4.17 (1, 1)	7.0		31	6	2	2	3	2	1	0	0	0	0	34	46	2.57	1.143			
Bruce Kison, R ERA: 3.92 (8, 1)	0.1		4	0	0	0	1	1	0	2	0	0	0	3	9	0.00	3.000			
Ramon Hernandez, L ERA: 2.86 (8, 1)	0.1		1	0	0	0	0	0	0	0	0	0	0	1	1	0.00	0.000			
Daryll Patterson, R ERA: (8, 1)	1.0	W	5	1	0	0	1	0	0	0	0	0	0	6	6	0.00	1.000			

Batter	1	2	3	4	5	6	7	8	9	AB	R	H	RBI	BB	SO	LOB	BOTTOM			
Gene Clines, R OBP: 0.305, SLG: 0.271 (1, 8)										4	0	1	0	0	1	2	San Francisco Giants @ Pittsburgh Pirates Three Rivers Stadium, Pittsburgh, PA Sat Jun 15 1974, 7:05 PM EDT Att: 13,571 - Unknown			
Richie Hebner, L OBP: 0.350, SLG: 0.486 (1, 5)										4	0	0	0	0	0	2				
Richie Zisk, R OBP: 0.423, SLG: 0.523 Ed Ott, L (8, PR) (9, 9)										4	0	2	0	0	1	1				
Willie Stargell, L OBP: 0.364, SLG: 0.523 (1, 7)										3	0	0	0	1	1	1				
Al Oliver, L OBP: 0.292, SLG: 0.436 (1, 3)										4	1	1	0	0	1	2				
Manny Sanguillen, R OBP: 0.303, SLG: 0.398 (1, 2)										4	1	1	0	0	0	2				
Rennie Stennett, R OBP: 0.323, SLG: 0.383 (1, 4)										3	0	2	3	0	1	1				
Mario Mendoza, R OBP: 0.292, SLG: 0.283 (1, 6)										4	0	1	0	0	1	4				
Jerry Reuss, L OBP: 0.273, SLG: 0.172 Ed Kirkpatrick, L OBP: 0.382, SLG: 0.351 (7, PH) Bruce Kison, R (8, 1) Ramon Hernandez, S (8, 1) Daryll Patterson, L (8, 1)										2	0	1	0	0	0	2				
Inning Stats	R: 0 E: 0 K: 1 S: 6	H: 1 LOB: 2 BB: 1 P: 10	R: 0 E: 0 K: 0 S: 4	H: 1 LOB: 2 BB: 0 P: 5	R: 0 E: 0 K: 0 S: 3	H: 0 LOB: 0 BB: 0 P: 3	R: 0 E: 1 K: 1 S: 6	H: 0 LOB: 1 BB: 0 P: 6	R: 0 E: 0 K: 0 S: 5	H: 2 LOB: 1 BB: 0 P: 5	R: 0 E: 0 K: 1 S: 5	H: 0 LOB: 0 BB: 0 P: 5	R: 2 E: 0 K: 2 S: 10	H: 3 LOB: 2 BB: 0 P: 10	R: 0 E: 0 K: 2 S: 10	H: 0 LOB: 0 BB: 0 P: 10		1B: 6 2B: 2 3B: 1 HR: 0	SF: 0 SAC: 0 DP: 1 HBP: 1	WP: 0 PA: 35 PB: 0 SB: 0 CS: 0
PITCHER	IP	WLS	BF	H	R	ER	SO	BB	IBB	HBP	BLK	WP	HR	S	P	ERA	WHIP			
John D'Acquisto, R ERA: 3.39 (1, 1)	7.0		29	6	1	1	4	1	0	1	0	0	0	35	40	1.29	1.000			
Elias Sosa, R ERA: 2.39 (8, 1)	1.0	L	6	3	2	2	2	0	0	0	0	0	0	10	10	18.00	3.000			

AB	35
R	2
H	7
RBI	2
BB	4
SO	5
LOB	22



Batter	1	2	3	4	5	6	7	8	9	AB	R	H	RBI	BB	SO	LOB	TOP			
Bobby Bonds, R OBP: 0.370, SLG: 0.464 (1, 9)										2	1	0	0	2	1	0				
Chris Speier, R OBP: 0.319, SLG: 0.350 (1, 6)										2	1	0	0	2	0	0				
Gary Maddox, R OBP: 0.356, SLG: 0.477 (1, 8)										4	1	2	1	0	0	2				
Ed Goodson, L OBP: 0.358, SLG: 0.461 (1, 3)										4	0	1	1	0	2	1				
Chris Arnold, R OBP: 0.304, SLG: 0.415 (1, 4)										3	0	1	1	0	0	1				
Dave Kingman, R OBP: 0.304, SLG: 0.416 (1, 5)										4	0	0	0	0	1	3				
Gary Thomasson, L OBP: 0.339, SLG: 0.351 (1, 7)										4	0	1	0	0	0	2				
Ken Rudolph, R OBP: 0.296, SLG: 0.217 (1, 2)										3	0	0	0	0	0	1				
Randy Moffitt, R OBP: 0.250, SLG: 0.250 (6, 1)										0	0	0	0	0	0	0				
Steve Ontiveros, S OBP: 0.376, SLG: 0.348 (9, FH)										1	0	0	0	0	0	0				
Tom Bradley, R OBP: 0.152, SLG: 0.100 (1, 1)										1	0	0	0	0	1	0				
Charlie Williams, R OBP: 0.111, SLG: 0.111 (2, 1)										1	0	0	0	0	0	0				
John Boccabella, R OBP: 0.184, SLG: 0.162 (6, 2)										2	0	0	0	0	0	0				
Inning Stats	R: 3 E: 0 K: 0 S: 5	H: 2 LOB: 1 BB: 2 P: 13	R: 0 E: 0 K: 1 S: 5	H: 0 LOB: 2 BB: 2 P: 13	R: 0 E: 0 K: 1 S: 6	H: 1 LOB: 1 BB: 0 P: 6	R: 0 E: 0 K: 0 S: 3	H: 0 LOB: 0 BB: 0 P: 3	R: 0 E: 0 K: 0 S: 4	H: 1 LOB: 1 BB: 0 P: 4	R: 0 E: 0 K: 1 S: 5	H: 0 LOB: 0 BB: 0 P: 5	R: 0 E: 0 K: 1 S: 6	H: 1 LOB: 1 BB: 0 P: 6	R: 0 E: 0 K: 0 S: 3	H: 0 LOB: 0 BB: 0 P: 3	1B: 5 2B: 0 3B: 0 HR: 0	SF: 1 SAC: 0 DP: 0 HBP: 0	WP: 0 PB: 0 SB: 3 CS: 0	PA: 36
PITCHER Jim Rooker, L ERA: 3.04 (1, 1)	IP: 9.0 WLS: W BF: 36 H: 5 R: 3 ER: 3 SO: 5 BB: 4 IBB: 0 HBP: 0 BLK: 0 WP: 0 HR: 0 S: 42 P: 58 ERA: 3.00 WHIP: 1.000															PITCHER				

San Francisco Giants @ Pittsburgh Pirates
Three Rivers Stadium, Pittsburgh, PA
Sun Jun 16 1974, 3:33 AM EDT
Att: 12,606 - Unknown

AB 31
R 3
H 5
RBI 3
BB 4
SO 5
LOB 10

Batter	1	2	3	4	5	6	7	8	9	AB	R	H	RBI	BB	SO	LOB	BOTTOM			
Gene Clines, R OBP: 0.296, SLG: 0.262 (1, 9)										4	0	0	1	0	0	6				
Richie Hebner, L OBP: 0.349, SLG: 0.491 (1, 5)										4	1	1	0	0	0	1				
Al Oliver, L OBP: 0.300, SLG: 0.454 (1, 8)										4	1	3	2	0	0	0				
Richie Zisk, R OBP: 0.415, SLG: 0.511 (1, 7)										4	0	0	0	0	1	2				
Bob Robertson, R OBP: 0.302, SLG: 0.530 (1, 3)										2	0	0	0	2	0	0				
Manny Sanguillen, R OBP: 0.302, SLG: 0.400 (1, 2)										4	1	1	0	0	0	3				
Rennie Stennett, R OBP: 0.330, SLG: 0.393 (1, 4)										4	1	3	1	0	0	0				
Mario Mendoza, R OBP: 0.308, SLG: 0.286 (1, 6)										3	0	1	0	1	0	1				
Jim Rooker, R OBP: 0.371, SLG: 0.424 (1, 1)										2	0	0	0	1	2	3				
Inning Stats	R: 2 E: 0 K: 0 S: 5	H: 2 LOB: 0 BB: 0 P: 5	R: 2 E: 0 K: 0 S: 5	H: 2 LOB: 1 BB: 1 P: 9	R: 0 E: 0 K: 1 S: 5	H: 0 LOB: 0 BB: 0 P: 5	R: 0 E: 0 K: 0 S: 4	H: 1 LOB: 2 BB: 1 P: 8	R: 0 E: 0 K: 0 S: 3	H: 1 LOB: 0 BB: 0 P: 3	R: 0 E: 0 K: 1 S: 7	H: 2 LOB: 3 BB: 1 P: 11	R: 0 E: 0 K: 0 S: 4	H: 1 LOB: 2 BB: 1 P: 8	R: 0 E: 0 K: 1 S: 5	H: 0 LOB: 0 BB: 0 P: 5	1B: 5 2B: 2 3B: 1 HR: 1	SF: 0 SAC: 1 DP: 1 HBP: 0	WP: 0 PB: 1 SB: 1 CS: 0	PA: 36
PITCHER Tom Bradley, R ERA: 4.44 (1, 1)	IP: 1.1 WLS: L BF: 9 H: 4 R: 4 ER: 4 SO: 0 BB: 1 IBB: 0 HBP: 0 BLK: 0 WP: 0 HR: 1 S: 12 P: 27.00 ERA: 27.00 WHIP: 3.750															PITCHER				
Charlie Williams, R ERA: 3.26 (2, 1)	IP: 4.0 WLS: L BF: 16 H: 3 R: 0 ER: 0 SO: 1 BB: 2 IBB: 0 HBP: 0 BLK: 0 WP: 0 HR: 0 S: 16 P: 24 ERA: 0.00 WHIP: 1.250															PITCHER				
Randy Moffitt, R ERA: 2.7 (6, 1)	IP: 2.2 WLS: L BF: 11 H: 2 R: 0 ER: 0 SO: 2 BB: 1 IBB: 0 HBP: 0 BLK: 0 WP: 0 HR: 0 S: 14 P: 18 ERA: 0.00 WHIP: 1.125															PITCHER				

San Francisco Giants @ Pittsburgh Pirates
Three Rivers Stadium, Pittsburgh, PA
Sun Jun 16 1974, 3:33 AM EDT
Att: 12,606 - Unknown

AB 31
R 4
H 9
RBI 4
BB 4
SO 3
LOB 16

Batter	1	2	3	4	5	6	7	8	9	AB	R	H	RBI	BB	SO	LOB	TOP					
Rick Auerbach, R OBP: 0.452, SLG: 0.517 (1, 4)	K		1B			K			4-3	5	0	2	0	0	2	2	Los Angeles Dodgers @ Pittsburgh Pirates Three Rivers Stadium, Pittsburgh, PA Mon Jun 17 1974, 7:05 PM EDT Att: 17,105 - Unknown livebaseballscorecards.com					
Bill Russell, R OBP: 0.330, SLG: 0.409 (1, 6)	4-3		P3			4-3		F4	F9	5	0	0	0	0	0	2						
Jimmy Wynn, R OBP: 0.428, SLG: 0.609 (1, 8)	F4		F7			K		6-3	F7	5	0	0	0	0	1	2						
Steve Garvey, R OBP: 0.351, SLG: 0.538 (1, 3)		K	FC4 1B			BB E 1B		L8		4	1	2	0	0	1	0						
Ron Cey, R OBP: 0.373, SLG: 0.408 (1, 5)		2B SF9 BB	FC4 1-2			FC6-4 BB 1B			BB 1B	2	1	1	0	2	0	2						
Joe Ferguson, R OBP: 0.387, SLG: 0.406 (1, 9)		SF9 2B		5-3		FC6-4 E 1B			K	4	1	1	0	0	1	2						
Tom Paciorek, R OBP: 0.318, SLG: 0.426 (1, 7)		SF9 IBB		5-3		E5 1B			K	3	0	0	0	1	1	2						
Steve Yeager, R OBP: 0.415, SLG: 0.464 (1, 2)		SF9		L8						2	0	1	2	1	0	0						
Don Sutton, R OBP: 0.211, SLG: 0.237 (6, PH)										2	0	0	0	0	0	2						
Ken McMullen, R OBP: 0.360, SLG: 0.583 (6, PH)										1	0	0	0	0	1	2						
Charlie Hough, R OBP: 0.432, SLG: 0.429 (8, PH)										0	0	0	0	0	0	0						
Manny Mota, R OBP: 0.432, SLG: 0.429 (8, PH)										1	0	0	0	0	0	2						
Geoff Zahn, L (8, 1)										0	0	0	0	0	0	0						
Inning Stats	R: 0 E: 0 K: 1 S: 5	H: 0 LOB: 0 BB: 0 P: 5	R: 1 E: 0 K: 1 S: 6	H: 1 LOB: 2 BB: 2 P: 14	R: 0 E: 0 K: 0 S: 5	H: 2 LOB: 2 BB: 0 P: 5	R: 0 E: 0 K: 0 S: 3	H: 0 LOB: 0 BB: 0 P: 3	R: 0 E: 0 K: 1 S: 6	H: 1 LOB: 1 BB: 0 P: 6	R: 2 E: 2 K: 2 S: 10	H: 2 LOB: 2 BB: 1 P: 14	R: 0 E: 0 K: 0 S: 3	H: 0 LOB: 0 BB: 0 P: 3	R: 0 E: 0 K: 2 S: 8	H: 1 LOB: 2 BB: 1 P: 12	R: 0 E: 0 K: 0 S: 3	H: 0 LOB: 0 BB: 0 P: 3	1B: 6 2B: 1 3B: 0 HR: 0	SF: 1 SAC: 0 DP: 0 HBP: 0	WP: 0 PB: 0 SB: 0 CS: 0	PA: 39
PITCHER Ken Brett, L ERA: 2.97 (1, 1)	IP: 9.0 WLS: W BF: 39 H: 7 R: 3 ER: 2 SO: 7 BB: 3 IBB: 1 HBP: 0 BLK: 0 WP: 0 HR: 0 S: 49 P: 65 ERA: 2.00 WHIP: 1.111															PITCHER IP: WLS: BF: H: R: ER: SO: BB: IBB: HBP: BLK: WP: HR: S: P: ERA: WHIP						

Batter	1	2	3	4	5	6	7	8	9	AB	R	H	RBI	BB	SO	LOB	BOTTOM				
Gene Clines, R OBP: 0.307, SLG: 0.278 (1, 8)	L5-3		L8	2B		PB BB				4	1	2	1	1	0	0	Los Angeles Dodgers @ Pittsburgh Pirates Three Rivers Stadium, Pittsburgh, PA Mon Jun 17 1974, 7:05 PM EDT Att: 17,105 - Unknown livebaseballscorecards.com				
Richie Hebner, L OBP: 0.350, SLG: 0.493 (1, 5)	G3			2B		SF9			P5	3	0	1	3	1	0	1					
Al Oliver, L OBP: 0.299, SLG: 0.451 (1, 3)			L8	2B		6-3				4	0	1	0	0	0	3					
Willie Stargell, L OBP: 0.357, SLG: 0.512 (1, 7)				4-3		F5			F8	4	0	0	0	0	0	2					
Richie Zisk, R OBP: 0.416, SLG: 0.511 (1, 9)		E9 1B		F9		F6			5-3 1B	4	1	2	0	0	0	0					
Manny Sanguillen, R OBP: 0.296, SLG: 0.392 (1, 2)		F5		E6 1B		5-3			5-3	4	1	0	0	0	0	1					
Rennie Stennett, R OBP: 0.328, SLG: 0.391 (1, 4)		K		4-3		WP S SF9 1B			4-3	4	1	1	0	0	1	2					
Mario Mendoza, R OBP: 0.321, SLG: 0.302 (1, 6)				1B 2B 1B		B2			L8	4	1	2	1	0	0	1					
Ken Brett, L OBP: 0.385, SLG: 0.649 (1, 1)				2B 1B		SF9 BB PB BB			K	3	2	1	0	1	1	1					
Inning Stats	R: 0 E: 0 K: 0 S: 4	H: 1 LOB: 1 BB: 0 P: 4	R: 1 E: 1 K: 1 S: 7	H: 2 LOB: 1 BB: 0 P: 7	R: 0 E: 0 K: 0 S: 3	H: 0 LOB: 1 BB: 1 P: 7	R: 4 E: 1 K: 0 S: 8	H: 4 LOB: 1 BB: 0 P: 8	R: 0 E: 0 K: 0 S: 3	H: 0 LOB: 0 BB: 0 P: 3	R: 2 E: 0 K: 0 S: 4	H: 1 LOB: 1 BB: 2 P: 12	R: 0 E: 0 K: 0 S: 4	H: 1 LOB: 1 BB: 0 P: 4	R: 0 E: 0 K: 1 S: 6	H: 1 LOB: 1 BB: 0 P: 6		1B: 8 2B: 2 3B: 0 HR: 0	SF: 1 SAC: 0 DP: 0 HBP: 0	WP: 1 PB: 1 SB: 1 CS: 0	PA: 38
PITCHER Don Sutton, R ERA: 4.05 Charlie Hough, R ERA: 1.79 Geoff Zahn, L ERA: 1.29	IP: 5.0 WLS: L BF: 24 H: 7 R: 5 ER: 5 SO: 24 BB: 1 IBB: 0 HBP: 0 BLK: 0 WP: 1 HR: 0 S: 25 P: 29 ERA: 0.00 WHIP: 1.600															PITCHER IP: WLS: BF: H: R: ER: SO: BB: IBB: HBP: BLK: WP: HR: S: P: ERA: WHIP					

Batter	1	2	3	4	5	6	7	8	9	AB	R	H	RBI	BB	SO	LOB	TOP										
Rick Auerbach, R (1, 4) OBP: 0.412, SLG: 0.469										3	0	0	0	0	2	0	Los Angeles Dodgers @ Pittsburgh Pirates Three Rivers Stadium, Pittsburgh, PA Tue Jun 18 1974, 7:05 PM EDT Att: 15,054 - Unknown livebaseballscorecards.com										
Manny Mota, R (8, PH) OBP: 0.421, SLG: 0.414										1	0	0	0	0	0	1											
Lee Lacy, R (8, 4) OBP: 0.267, SLG: 0.286										0	0	0	0	0	0	0											
Bill Buckner, L (1, 7) OBP: 0.373, SLG: 0.393										4	0	1	0	0	0	1											
Mike Marshall, R (8, 1)										0	0	0	0	0	0	0											
Jimmy Wynn, R (1, 8) OBP: 0.421, SLG: 0.598										4	0	0	0	0	2	1											
Steve Garvey, R (1, 3) OBP: 0.353, SLG: 0.535										3	0	1	0	1	0	1											
Willie Crawford, L (1, 9) OBP: 0.376, SLG: 0.401										4	0	2	0	0	1	1											
Ron Cey, R (1, 5) OBP: 0.375, SLG: 0.409										4	0	2	0	0	0	3											
Joe Ferguson, R (1, 2) OBP: 0.379, SLG: 0.396										4	0	0	0	0	1	5											
Bill Russell, R (1, 6) OBP: 0.330, SLG: 0.408										3	0	1	0	0	0	2											
Tommy John, R (1, 1) OBP: 0.100, SLG: 0.150										2	0	0	0	0	0	0											
Von Joshua, L (8, PH) OBP: 0.300, SLG: 0.357										1	0	0	0	0	1	1											
Inning Stats	R: 0 E: 0 K: 1 S: 6	H: 1 LOB: 1 BB: 0 P: 6	R: 0 E: 0 K: 1 S: 6	H: 2 LOB: 1 BB: 0 P: 6	R: 0 E: 0 K: 0 S: 3	H: 0 LOB: 0 BB: 0 P: 3	R: 0 E: 0 K: 0 S: 4	H: 1 LOB: 1 BB: 0 P: 4	R: 0 E: 0 K: 0 S: 3	H: 0 LOB: 0 BB: 0 P: 3	R: 0 E: 0 K: 2 S: 7	H: 0 LOB: 0 BB: 0 P: 7	R: 0 E: 0 K: 1 S: 6	H: 1 LOB: 1 BB: 0 P: 6	R: 0 E: 0 K: 1 S: 6	H: 1 LOB: 2 BB: 1 P: 10	1B: 6 2B: 1 3B: 0 HR: 0	SF: 0 SAC: 0 DP: 1 HBP: 0	WP: 0 PB: 0 SB: 0 CS: 0	PA: 34							
PITCHER	IP	WLS	BF	H	R	ER	SO	BB	IBB	HBP	BLK	WP	HR	S	P	ERA	WHIP										
Dave Giusti, R (1, 1) ERA: 3.83	7.0	W	25	5	0	0	5	0	0	0	1	0	0	35	35	0.00	0.714										
Bruce Kison, R (8, 1) ERA: 3.79	1.1		7	2	0	0	2	1	0	0	0	0	0	10	14	0.00	2.250										
Daryl Patterson, R (9, 1) ERA:	0.2	S	2	0	0	0	0	0	0	0	0	0	0	2	2	0.00	0.000										

Batter	1	2	3	4	5	6	7	8	9	AB	R	H	RBI	BB	SO	LOB	BOTTOM										
Rennie Stennett, R (1, 4) OBP: 0.325, SLG: 0.386										3	0	0	0	0	1	0	Los Angeles Dodgers @ Pittsburgh Pirates Three Rivers Stadium, Pittsburgh, PA Tue Jun 18 1974, 7:05 PM EDT Att: 15,054 - Unknown livebaseballscorecards.com										
Gene Clines, R (1, 9) OBP: 0.306, SLG: 0.277										4	0	1	1	0	1	1											
Al Oliver, L (1, 8) OBP: 0.298, SLG: 0.447										4	0	1	0	0	0	1											
Richie Zisk, R (1, 7) OBP: 0.413, SLG: 0.505										4	1	1	0	0	1	2											
Bob Robertson, R (1, 3) OBP: 0.313, SLG: 0.541										2	0	1	1	1	0	0											
Manny Sanguillen, R (1, 2) OBP: 0.296, SLG: 0.391										3	0	1	0	0	0	3											
Kurt Bevacqua, R (1, 5) OBP: 0.120, SLG: 0.160										3	0	0	0	0	1	4											
Mario Mendoza, R (1, 6) OBP: 0.305, SLG: 0.286										3	0	0	0	0	1	2											
Dave Giusti, R (1, 1) OBP: 0.167, SLG: 0.167										2	0	0	0	0	0	0											
Bruce Kison, R (8, 1) OBP: 0.222, SLG: 0.125										1	1	1	0	0	0	0											
Daryl Patterson, L (9, 1) ERA:										0	0	0	0	0	0	0											
Inning Stats	R: 0 E: 0 K: 0 S: 3	H: 0 LOB: 0 BB: 0 P: 3	R: 1 E: 0 K: 2 S: 9	H: 2 LOB: 1 BB: 0 P: 9	R: 0 E: 0 K: 2 S: 7	H: 0 LOB: 0 BB: 0 P: 7	R: 0 E: 0 K: 0 S: 4	H: 1 LOB: 2 BB: 1 P: 8	R: 0 E: 0 K: 0 S: 4	H: 0 LOB: 1 BB: 0 P: 4	R: 0 E: 0 K: 1 S: 5	H: 0 LOB: 0 BB: 0 P: 5	R: 0 E: 0 K: 0 S: 3	H: 1 LOB: 1 BB: 0 P: 3	R: 1 E: 0 K: 0 S: 5	H: 2 LOB: 1 BB: 0 P: 5	1B: 5 2B: 1 3B: 0 HR: 0	SF: 0 SAC: 1 DP: 1 HBP: 0	WP: 0 PB: 0 SB: 0 CS: 0	PA: 31							
PITCHER	IP	WLS	BF	H	R	ER	SO	BB	IBB	HBP	BLK	WP	HR	S	P	ERA	WHIP										
Tommy John, L (1, 1) ERA: 2.55	7.0	L	26	4	1	1	5	1	0	0	0	0	0	35	39	1.29	0.714										
Mike Marshall, R (8, 1) ERA: 2.4	1.0		5	2	1	1	0	0	0	0	0	0	0	5	5	9.00	2.000										

Batter	1	2	3	4	5	6	7	8	9	AB	R	H	RBI	BB	SO	LOB	TOP					
Lee Lacy, R (1,4) OBP: 0.286, SLG: 0.304 Manny Mota, R (9, PH) OBP: 0.410, SLG: 0.400	0-0 5-3 BB 1B		0-0 FC1-6 1B		0-0 6-3		0-0 F9		0-0 F7	4	1	2	0	0	0	0						
Rick Auerbach, R (1,6) OBP: 0.421, SLG: 0.457 Charlie Hough, R (7,1)	0-0 L8		0-0 FC1-6 1-2		0-0 2B 1B		4-0 BB			3	1	1	0	1	0	2						
Jimmy Wynn, R (1,8) OBP: 0.423, SLG: 0.601	0-0 5-3 BB 1B		0-0 F7		0-0 2B		0-3 K			4	0	2	1	0	1	2						
Steve Garvey, R (1,3) OBP: 0.348, SLG: 0.527	0-0 5-3 1-2 2-3		0-0 F6		0-0 6-3			0-0 4-3		4	0	0	0	0	0	4						
Ron Cey, R (1,5) OBP: 0.380, SLG: 0.429	4-0 BB IBB			0-0 HR		0-0 2B		0-0 5-3		3	1	2	1	1	0	0						
Joe Ferguson, R (1,9) OBP: 0.377, SLG: 0.390	4-0 BB 1-2 2-H 3-H			0-0 6-3		0-0 L5		0-0 F7		3	0	0	1	1	0	1						
Tom Paciorek, R (1,7) OBP: 0.307, SLG: 0.410		0-0 L8		0-0 L8		0-0 6-3		0-0 4-3		4	0	0	0	0	0	1						
Steve Yeager, R (1,2) OBP: 0.410, SLG: 0.452		0-0 F9		0-3 K		0-0 6-3		4-0 BB		3	0	0	0	1	1							
Doug Rau, L (1,1) OBP: 0.219, SLG: 0.167 Mike Marshall, R (5,1) Bill Russell, R (7, PH) OBP: 0.327, SLG: 0.405		0-0 4-3				0-0 F5		0-0 F9		2	0	0	0	0	0	0						
										2	0	0	0	0	0	1						
Inning Stats	R: 1 E: 0 K: 0 S: 4	H: 2 LOB: 2 BB: 2 P: 12	R: 0 E: 0 K: 0 S: 3	H: 0 LOB: 0 BB: 0 P: 3	R: 0 E: 0 K: 0 S: 4	H: 1 LOB: 1 BB: 0 P: 4	R: 1 E: 0 K: 1 S: 6	H: 1 LOB: 0 BB: 0 P: 6	R: 1 E: 0 K: 0 S: 5	H: 2 LOB: 1 BB: 0 P: 5	R: 0 E: 0 K: 0 S: 4	H: 1 LOB: 1 BB: 0 P: 4	R: 0 E: 0 K: 1 S: 5	H: 0 LOB: 1 BB: 1 P: 9	R: 0 E: 0 K: 0 S: 3	H: 0 LOB: 0 BB: 0 P: 3	R: 0 E: 0 K: 0 S: 3	H: 0 LOB: 1 BB: 1 P: 7	1B: 4 2B: 2 3B: 0 HR: 1	SF: 0 SAC: 0 DP: 0 HBP: 0	WP: 0 PB: 0 SB: 0 CS: 0	PA: 37
PITCHER Jerry Reuss, L (1,1) ERA: 4.06	IP: 9.0 WLS: W BF: 37 H: 7 R: 3 ER: 3 SO: 2 BB: 3 IBB: 1 HBP: 0 BLK: 0 WP: 0 HR: 1 S: 37 P: 53 ERA: 3.00 WHIP: 1.111															PITCHER	IP: 9.0 WLS: W BF: 37 H: 7 R: 3 ER: 3 SO: 2 BB: 3 IBB: 1 HBP: 0 BLK: 0 WP: 0 HR: 1 S: 37 P: 53 ERA: 3.00 WHIP: 1.111					

Los Angeles Dodgers @ Pittsburgh Pirates
Three Rivers Stadium, Pittsburgh, PA
Wed Jun 19 1974, 7:05 PM EDT
Att: 16,493 - Unknown

AB	33
R	3
H	7
RBI	3
BB	4
SO	2
LOB	13



Batter	1	2	3	4	5	6	7	8	9	AB	R	H	RBI	BB	SO	LOB	BOTTOM			
Rennie Stennett, R (1,4) OBP: 0.330, SLG: 0.388	4-0 BB SF7 1B		0-0 F5		0-0 SH5-3 1B		0-0 FC4		0-0 S 2B 1B	4	3	2	1	1	0	4				
Gene Clines, R (1,8) OBP: 0.309, SLG: 0.281	0-0 SF7 1-2 BB 1B		0-0 L7		0-0 1B SH5-3 FC4-6 1B		0-0 L3		0-3 K 1-2	5	1	2	0	0	1	1				
Al Oliver, L (1,3) OBP: 0.301, SLG: 0.456	0-0 F7		0-0 5-3 2B		0-0 SH5-3 1-2 2-3		0-0 F4		0-0 2B	4	0	2	1	0	0	2				
Richie Zisk, R (1,7) OBP: 0.413, SLG: 0.497	4-0 S 1-2 2-3 BB		0-0 5-3		4-0 FC4-6 1B BB		0-3 K		0-3 K	3	1	0	0	2	2	2				
Manny Sanguillen, R (1,2) OBP: 0.295, SLG: 0.390	0-0 SF7 2-3 3-H		0-0 F7		0-0 FC4-6 1-2 2-3 3-H		0-0 6-3			3	0	1	2	0	0	1				
Richie Hebner, L (1,5) OBP: 0.344, SLG: 0.484	0-0 F2 1-2			0-0 P5		0-0 FC4-6 1B 1-2 2-3 3-H		0-0 5-3		4	1	0	1	0	0	4				
Ed Kirkpatrick, L (1,9) OBP: 0.403, SLG: 0.367		4-0 SH5-3 BB		0-0 4-3 1B		0-0 BB 1B 1-3 3-H		0-0 5-3		3	0	2	1	1	0	0				
Mario Mendoza, R (1,6) OBP: 0.302, SLG: 0.283		0-3 K		0-0 4-3		0-0 4-0 BB 1B		0-0 F6		4	0	1	1	0	1	2				
Jerry Reuss, L (1,1) OBP: 0.306, SLG: 0.226		0-0 SH5-3 1-2		0-3 K		0-0 FC4 1-2 2-3 3-H BB		0-0 1B 2B		2	1	1	0	1	1	1				
Inning Stats	R: 1 E: 0 K: 0 S: 4	H: 1 LOB: 2 BB: 2 P: 12	R: 0 E: 0 K: 1 S: 5	H: 0 LOB: 1 BB: 1 P: 9	R: 0 E: 0 K: 0 S: 4	H: 1 LOB: 1 BB: 0 P: 4	R: 0 E: 0 K: 1 S: 6	H: 1 LOB: 1 BB: 0 P: 6	R: 4 E: 0 K: 0 S: 8	H: 5 LOB: 3 BB: 2 P: 16	R: 0 E: 0 K: 1 S: 5	H: 0 LOB: 0 BB: 0 P: 5	R: 0 E: 0 K: 0 S: 3	H: 0 LOB: 0 BB: 0 P: 3	R: 2 E: 0 K: 2 S: 10	H: 3 LOB: 1 BB: 0 P: 10	1B: 8 2B: 3 3B: 0 HR: 0	SF: 1 SAC: 2 DP: 0 HBP: 0	WP: 0 PB: 0 SB: 2 CS: 0	PA: 40
PITCHER Doug Rau, L (1,1) ERA: 3.12 Mike Marshall, R (5,1) ERA: 2.47 Charlie Hough, R (7,1) ERA: 2.13	IP: 4.1 WLS: L BF: 22 H: 5 R: 4 ER: 4 SO: 4 BB: 4 IBB: 0 HBP: 0 BLK: 0 WP: 0 HR: 0 S: 22 P: 38 ERA: 8.31 WHIP: 2.077															PITCHER	IP: 4.1 WLS: L BF: 22 H: 5 R: 4 ER: 4 SO: 4 BB: 4 IBB: 0 HBP: 0 BLK: 0 WP: 0 HR: 0 S: 22 P: 38 ERA: 8.31 WHIP: 2.077			

Los Angeles Dodgers @ Pittsburgh Pirates
Three Rivers Stadium, Pittsburgh, PA
Wed Jun 19 1974, 7:05 PM EDT
Att: 16,493 - Unknown

AB	32
R	7
H	11
RBI	7
BB	5
SO	5
LOB	17



Batter	1	2	3	4	5	6	7	8	9	AB	R	H	RBI	BB	SO	LOB	TOP
Gene Clines, R (1, 8) OBP: 0.312, SLG: 0.293	L4-3		2B		G1-6-3		FC6-4		L8	5	0	2	0	0	0	2	
Richie Hebner, L (1, 5) OBP: 0.339, SLG: 0.476	K		K		F8		K			4	0	0	0	0	3	4	
Al Oliver, L (1, 3) OBP: 0.304, SLG: 0.457	2B		K2-3		G1-6-3				1B	4	0	2	0	0	1	3	
Willie Stargell, L (1, 7) OBP: 0.360, SLG: 0.517	1B		4-1						1B	4	0	2	0	0	1	2	
Richie Zisk, R (1, 9) OBP: 0.405, SLG: 0.487	K				4-3		P6		K	4	0	0	0	0	2	4	
Manny Sanguillen, R (1, 2) OBP: 0.294, SLG: 0.387			F2		6-3				4-3	4	0	1	0	0	0	1	
Rennie Stennett, R (1, 4) OBP: 0.332, SLG: 0.394			6-3				G6-4-3			4	0	2	0	0	0	2	
Mario Mendoza, R (1, 6) OBP: 0.313, SLG: 0.297					6-3				6-3	4	0	2	0	0	0	2	
Dock Ellis, S (1, 1) OBP: 0.292, SLG: 0.190																	
Ed Ott, L (7, PH)	1-3						P4		P1	2	0	1	0	0	0	1	
John Morlan, R (7, 1)										1	0	0	0	0	0	1	
Ed Kirkpatrick, L (9, PH) OBP: 0.397, SLG: 0.361										0	0	0	0	0	0	1	
										1	0	0	0	0	0	1	
Inning Stats	R: 0 E: 0 K: 2 S: 9	H: 2 LOB: 2 BB: 0 P: 9	R: 0 E: 0 K: 0 S: 4	H: 1 LOB: 1 BB: 0 P: 4	R: 0 E: 0 K: 2 S: 8	H: 1 LOB: 1 BB: 0 P: 8	R: 0 E: 0 K: 0 S: 4	H: 2 LOB: 1 BB: 0 P: 4	R: 0 E: 0 K: 1 S: 6	H: 1 LOB: 1 BB: 0 P: 6	R: 0 E: 0 K: 2 S: 8	H: 1 LOB: 1 BB: 0 P: 8	R: 0 E: 0 K: 0 S: 4	H: 1 LOB: 1 BB: 0 P: 4	1B: 9 2B: 3 3B: 0 HR: 0	SF: 0 SAC: 0 DP: 2 HBP: 0	WP: 0 PA: 37 PB: 0 SB: 0 CS: 0
PITCHER Rick Reuschel, R (1, 1) ERA: 3.99	IP: 9.0 WLS: W BF: 37 H: 12 R: 0 ER: 0 SO: 7 BB: 0 IBB: 0 HBP: 0 BLK: 0 WP: 0 HR: 0 S: 51 P: 51 ERA: 0.00 WHIP: 1.333															PITCHER	

Pittsburgh Pirates @ Chicago Cubs
Wrigley Field, Chicago, IL
Thu Jun 20 1974, 3:33 AM CDT
Att. 12,321 - Sunny - 83 F

AB	37
R	0
H	12
RBI	0
BB	0
SO	7
LOB	23



Batter	1	2	3	4	5	6	7	8	9	AB	R	H	RBI	BB	SO	LOB	BOTTOM		
Don Kessinger, S (1, 6) OBP: 0.368, SLG: 0.341	4-3		FC4-6		FC6-4		L9			2	0	0	0	2	0	0			
Dave Rosello, R (1, 4) OBP: 0.283, SLG: 0.273	K		K		FC6-4		F7			4	0	0	0	0	2	4			
Billy Williams, L (1, 7) OBP: 0.406, SLG: 0.507	P6		FC4-6				G3			4	1	1	1	0	0	1			
Jerry Morales, R (8, 7) OBP: 0.329, SLG: 0.427					HR					0	0	0	0	0	0	0			
Jose Cardenal, R (1, 9) OBP: 0.347, SLG: 0.437					F9				K	4	1	2	1	0	1	0			
Rick Monday, L (1, 8) OBP: 0.382, SLG: 0.435					F7		G3		4-3	4	1	1	0	0	0	2			
Bill Madlock, R (1, 5) OBP: 0.379, SLG: 0.496					L8		F7			3	0	1	0	1	0	1			
Andre Thornton, R (1, 3) OBP: 0.371, SLG: 0.500					E5		F9			3	0	1	1	0	0	1			
Steve Swisher, R (1, 2) OBP: 0.444, SLG: 0.263					FC5-4		K			3	0	0	0	1	1	3			
Rick Reuschel, R (1, 1) OBP: 0.194, SLG: 0.257					SH1-4		K		L8	3	0	0	0	0	1	4			
Inning Stats	R: 0 E: 0 K: 1 S: 5	H: 0 LOB: 0 BB: 0 P: 5	R: 2 E: 0 K: 0 S: 6	H: 3 LOB: 1 BB: 0 P: 6	R: 0 E: 0 K: 1 S: 6	H: 1 LOB: 2 BB: 1 P: 10	R: 0 E: 1 K: 0 S: 5	H: 1 LOB: 3 BB: 1 P: 9	R: 1 E: 0 K: 0 S: 4	H: 1 LOB: 0 BB: 0 P: 4	R: 0 E: 0 K: 2 S: 7	H: 0 LOB: 0 BB: 0 P: 7	R: 0 E: 0 K: 0 S: 3	H: 0 LOB: 0 BB: 0 P: 3	R: 0 E: 0 K: 1 S: 5	H: 0 LOB: 3 BB: 2 P: 14	1B: 4 2B: 0 3B: 0 HR: 2	SF: 0 SAC: 1 DP: 0 HBP: 1	WP: 0 PA: 36 PB: 0 SB: 0 CS: 0
PITCHER Dock Ellis, R (1, 1) ERA: 4.02	IP: 6.0 WLS: L BF: 27 H: 6 R: 3 ER: 3 SO: 4 BB: 1 IBB: 1 HBP: 0 BLK: 0 WP: 2 HR: 2 S: 33 P: 41 ERA: 4.50 WHIP: 1.167															PITCHER			
John Morlan, R (7, 1) ERA: 2.45	IP: 2.0 WLS: 9 BF: 9 H: 0 R: 0 ER: 0 SO: 1 BB: 0 IBB: 0 HBP: 1 BLK: 0 WP: 0 HR: 0 S: 8 P: 17 ERA: 0.00 WHIP: 1.000															PITCHER			

Pittsburgh Pirates @ Chicago Cubs
Wrigley Field, Chicago, IL
Thu Jun 20 1974, 3:33 AM CDT
Att. 12,321 - Sunny - 83 F

AB	30
R	3
H	6
RBI	3
BB	4
SO	5
LOB	16



Batter	1	2	3	4	5	6	7	8	9	AB	R	H	RBI	BB	SO	LOB	TOP					
Gene Clines, R (1, 8) OBP: 0.316, SLG: 0.294	FC4-6 HBP		K				L5-3			3	0	1	0	0	1	1	Pittsburgh Pirates @ Chicago Cubs Wrigley Field, Chicago, IL Fri Jun 21 1974, 3:33 AM CDT Att: 11,625 - Sunny - 86 F					
Richie Hebner, L (1, 5) OBP: 0.337, SLG: 0.472	K		F7				F8			4	0	1	0	0	1	3						
Al Oliver, L (1, 3) OBP: 0.304, SLG: 0.454	FC4-6 PB						L8			4	1	1	0	0	0	3						
Willie Stargell, L (1, 7) OBP: 0.358, SLG: 0.526	K									4	1	1	1	0	3	2						
Richie Zisk, R (1, 9) OBP: 0.403, SLG: 0.482			F9							4	0	1	0	0	1	1						
Manny Sanguillen, R (1, 2) OBP: 0.298, SLG: 0.389							F9			4	0	2	0	0	0	1						
Rennie Stennett, R (1, 4) OBP: 0.331, SLG: 0.392			K							4	0	1	1	0	2	2						
Mario Mendoza, R (1, 6) OBP: 0.314, SLG: 0.299										3	0	1	0	0	1	2						
Ed Kirkpatrick, L (9, PH) OBP: 0.392, SLG: 0.355							F7			1	0	0	0	0	0	0						
Jim Rooker, R (1, 1) OBP: 0.342, SLG: 0.389			FC1-6				5-3			3	0	0	0	0	1	1						
Inning Stats	R: 0 E: 0 K: 2 S: 7	H: 0 LOB: 1 BB: 0 P: 8	R: 0 E: 0 K: 1 S: 5	H: 1 LOB: 0 BB: 0 P: 5	R: 0 E: 0 K: 1 S: 6	H: 1 LOB: 1 BB: 0 P: 6	R: 1 E: 0 K: 3 S: 12	H: 3 LOB: 2 BB: 0 P: 12	R: 0 E: 0 K: 1 S: 6	H: 1 LOB: 1 BB: 0 P: 6	R: 0 E: 0 K: 2 S: 8	H: 1 LOB: 1 BB: 0 P: 8	R: 0 E: 0 K: 0 S: 3	H: 0 LOB: 0 BB: 0 P: 3	R: 1 E: 0 K: 0 S: 4	H: 2 LOB: 0 BB: 0 P: 4	R: 0 E: 0 K: 0 S: 3	H: 0 LOB: 0 BB: 0 P: 3	1B: 8 2B: 0 3B: 0 HR: 1	SF: 0 SAC: 0 DP: 1 HBP: 1	WP: 0 PB: 1 SB: 0 CS: 1	PA: 35
PITCHER	IP WLS BF H R ER SO BB IBB HBP BLK WP HR S P ERA WHIP																					
Steve Stone, R (1, 1) ERA: 4.75	7.0 W 29 8 2 2 10 0 0 0 0 0 0 48 49 2.57 1.143																					
Oscar Zamora, R (8, 1) ERA: 3.0	2.0 S 6 1 0 0 0 0 0 0 0 0 0 1 6 6 0.00 0.500																					

Batter	1	2	3	4	5	6	7	8	9	AB	R	H	RBI	BB	SO	LOB	BOTTOM			
Don Kessinger, S (1, 6) OBP: 0.373, SLG: 0.351	P4						E7	5-3		5	1	3	0	0	0	0	Pittsburgh Pirates @ Chicago Cubs Wrigley Field, Chicago, IL Fri Jun 21 1974, 3:33 AM CDT Att: 11,625 - Sunny - 86 F			
Rick Monday, L (1, 8) OBP: 0.380, SLG: 0.429	4-3		2B				1B			3	1	0	0	1	2	3				
Jerry Morales, R (1, 7) OBP: 0.336, SLG: 0.444	6-3						1B			3	1	2	2	1	0	0				
Jose Cardenal, R (1, 9) OBP: 0.346, SLG: 0.436							1B			3	0	1	1	0	1	3				
Bill Madlock, R (1, 5) OBP: 0.368, SLG: 0.480	G3						SF8			4	0	0	0	0	2	5				
Andre Thornton, R (1, 3) OBP: 0.379, SLG: 0.491	G3						1B			3	0	1	0	1	0	1				
Steve Swisher, R (1, 2) OBP: 0.452, SLG: 0.304	4-3						1B			4	0	2	0	0	0	3				
Dave Rosello, R (1, 4) OBP: 0.254, SLG: 0.263			L8				F9			4	0	0	0	0	0	3				
Steve Stone, R (1, 1) OBP: 0.143, SLG: 0.143			5-3				F4			3	0	1	0	0	0	1				
Oscar Zamora, R (8, 1) ERA: 3.07							1B			1	0	0	0	0	0	0				
Inning Stats	R: 0 E: 0 K: 0 S: 3	H: 0 LOB: 0 BB: 0 P: 3	R: 0 E: 0 K: 1 S: 6	H: 1 LOB: 1 BB: 0 P: 4	R: 0 E: 0 K: 1 S: 6	H: 1 LOB: 1 BB: 0 P: 6	R: 1 E: 0 K: 0 S: 6	H: 3 LOB: 2 BB: 0 P: 6	R: 0 E: 0 K: 3 S: 11	H: 2 LOB: 3 BB: 1 P: 15	R: 0 E: 0 K: 0 S: 4	H: 1 LOB: 1 BB: 0 P: 4	R: 2 E: 1 K: 1 S: 7	H: 2 LOB: 2 BB: 2 P: 15	R: 0 E: 0 K: 0 S: 3	H: 0 LOB: 0 BB: 0 P: 3	1B: 8 2B: 1 3B: 0 HR: 1	SF: 1 SAC: 0 DP: 0 HBP: 0	WP: 0 PB: 0 SB: 0 CS: 0	PA: 37
PITCHER	IP WLS BF H R ER SO BB IBB HBP BLK WP HR S P ERA WHIP																			
Jim Rooker, L (1, 1) ERA: 3.07	8.0 L 37 10 3 3 5 3 0 0 0 0 0 1 44 56 3.38 1.625																			

AB 34
R 2
H 9
RBI 2
BB 0
SO 10
LOB 16



AB 33
R 3
H 10
RBI 3
BB 3
SO 5
LOB 19



Batter	1	2	3	4	5	6	7	8	9	AB	R	H	RBI	BB	SO	LOB	TOP					
Rennie Stennett, R OBP: 0.329, SLG: 0.388	6-3		K	FC1-2		F7				5	0	1	1	0	1	3						
Gene Clines, R OBP: 0.307, SLG: 0.284	L6-3		L4-3	K		K		K		5	0	0	0	0	3	5						
Al Oliver, L OBP: 0.305, SLG: 0.451	G3			3-1						4	0	1	0	1	1	0						
Willie Stargell, L OBP: 0.355, SLG: 0.519		K								5	1	1	0	0	3	2						
Richie Zisk, R OBP: 0.403, SLG: 0.495										5	2	2	1	0	1	2						
Manny Sanguillen, R OBP: 0.365, SLG: 0.384										5	2	3	1	0	0	3						
Kurt Bevacqua, R OBP: 0.172, SLG: 0.179										3	1	1	0	1	0	3						
Mario Mendoza, R OBP: 0.324, SLG: 0.300										3	0	1	1	0	1	3						
Ken Brett, L OBP: 0.372, SLG: 0.610										4	0	1	2	0	0	3						
Inning Stats	R: 0 E: 0 K: 0 S: 3	H: 0 LOB: 0 BB: 0 P: 3	R: 1 E: 0 K: 1 S: 7	H: 2 LOB: 1 BB: 0 P: 7	R: 0 E: 0 K: 1 S: 5	H: 0 LOB: 0 BB: 0 P: 5	R: 4 E: 0 K: 1 S: 9	H: 4 LOB: 2 BB: 1 P: 14	R: 0 E: 0 K: 0 S: 4	H: 0 LOB: 0 BB: 0 P: 8	R: 0 E: 0 K: 1 S: 6	H: 1 LOB: 1 BB: 0 P: 6	R: 0 E: 0 K: 2 S: 7	H: 0 LOB: 0 BB: 0 P: 7	R: 1 E: 0 K: 2 S: 10	H: 3 LOB: 2 BB: 0 P: 10	R: 0 E: 0 K: 2 S: 8	H: 1 LOB: 1 BB: 0 P: 8	1B: 10 2B: 0 3B: 0 HR: 1	SF: 0 SAC: 0 DP: 0 HBP: 1	WP: 1 PB: 0 SB: 1 CS: 0	PA: 42
PITCHER	IP	WLS	BF	H	R	ER	SO	BB	IBB	HBP	BLK	WP	HR	S	P	ERA	WHIP					
Ken Fraling, L ERA: 4.54	3.1	L	16	5	5	5	2	0	1	0	0	1	1	19	23	13.50	1.500					
Horacio Pina, R ERA: 2.84	2.2		13	2	0	0	2	1	0	1	0	0	0	15	20	0.00	1.125					
Ray Burris, R ERA: 5.77	2.0		9	3	1	1	4	0	0	0	0	0	0	17	17	4.50	1.500					
Dave LaRoche, L ERA: 4.22	1.0		4	1	0	0	2	0	0	0	0	0	0	8	8	0.00	1.000					

Pittsburgh Pirates @ Chicago Cubs
Wrigley Field, Chicago, IL
Sat Jun 22 1974, 3:33 AM CDT
Att: 10,069 - Unknown - 63 F

AB 39
R 6
H 11
RBI 6
BB 2
SO 10
LOB 24



Batter	1	2	3	4	5	6	7	8	9	AB	R	H	RBI	BB	SO	LOB	BOTTOM					
Don Kessinger, S OBP: 0.365, SLG: 0.344	K		P3	6-3					P5	5	0	0	0	0	1	4						
Rick Monday, L OBP: 0.373, SLG: 0.420	B1		P5						K	5	0	0	0	0	2	2						
Jerry Morales, R OBP: 0.339, SLG: 0.445										4	0	2	0	0	0	0						
Jose Cardenal, R OBP: 0.348, SLG: 0.437										4	0	2	0	0	0	1						
Bill Madlock, R OBP: 0.362, SLG: 0.472										2	0	0	0	0	0	2						
Horacio Pina, R OBP: 0.299, SLG: 0.220										0	0	0	0	0	0	0						
Vic Harris, S OBP: 0.299, SLG: 0.220										1	0	0	0	0	0	0						
Ray Burris, R OBP: 0.350, SLG: 0.283										0	0	0	0	0	0	0						
Jim Tyrone, R OBP: 0.350, SLG: 0.283										1	0	1	0	0	0	0						
Dave LaRoche, L OBP: 0.220, SLG: 0.500										0	0	0	0	0	0	0						
Andre Thornton, R OBP: 0.371, SLG: 0.475										4	0	1	0	0	1	2						
Steve Swisher, R OBP: 0.429, SLG: 0.296										4	0	1	0	0	0	2						
Dave Rosello, R OBP: 0.254, SLG: 0.263										4	0	1	0	0	1	3						
Ken Fraling, L OBP: 0.346, SLG: 0.320										1	0	0	0	0	1	2						
Carmen Fanzone, R OBP: 0.283, SLG: 0.293										3	0	0	0	0	1	4						
Inning Stats	R: 0 E: 0 K: 1 S: 6	H: 1 LOB: 1 BB: 0 P: 6	R: 0 E: 1 K: 1 S: 7	H: 0 LOB: 2 BB: 0 P: 7	R: 0 E: 0 K: 0 S: 5	H: 2 LOB: 2 BB: 0 P: 5	R: 0 E: 1 K: 1 S: 7	H: 1 LOB: 2 BB: 0 P: 7	R: 0 E: 0 K: 0 S: 3	H: 0 LOB: 0 BB: 0 P: 3	R: 0 E: 0 K: 1 S: 5	H: 0 LOB: 0 BB: 0 P: 5	R: 0 E: 0 K: 0 S: 3	H: 0 LOB: 0 BB: 0 P: 3	R: 0 E: 0 K: 1 S: 7	H: 2 LOB: 2 BB: 0 P: 7	R: 0 E: 0 K: 2 S: 9	H: 2 LOB: 2 BB: 0 P: 9	1B: 8 2B: 0 3B: 0 HR: 0	SF: 0 SAC: 0 DP: 0 HBP: 0	WP: 0 PB: 0 SB: 0 CS: 0	PA: 38
PITCHER	IP	WLS	BF	H	R	ER	SO	BB	IBB	HBP	BLK	WP	HR	S	P	ERA	WHIP					
Ken Brett, L ERA: 2.71	9.0	W	38	8	0	0	7	0	0	0	1	0	0	52	52	0.00	0.889					

Pittsburgh Pirates @ Chicago Cubs
Wrigley Field, Chicago, IL
Sat Jun 22 1974, 3:33 AM CDT
Att: 10,069 - Unknown - 63 F

AB 38
R 0
H 8
RBI 0
BB 0
SO 7
LOB 22

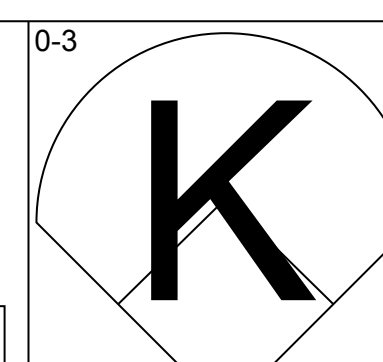
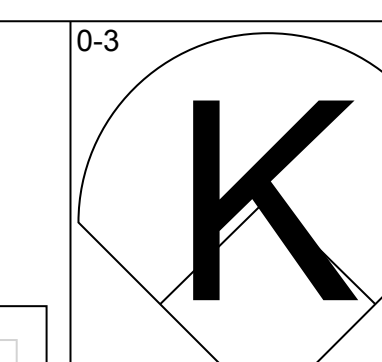
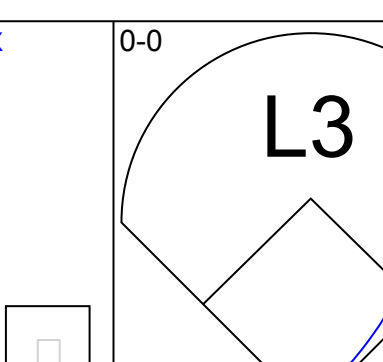
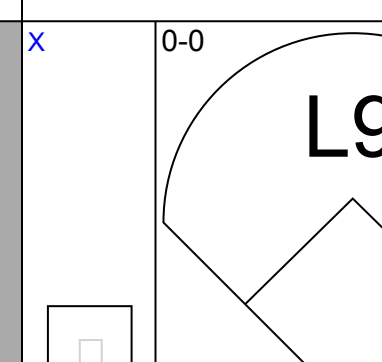
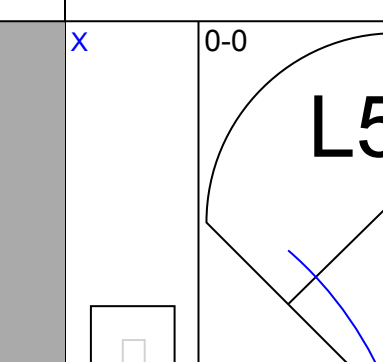
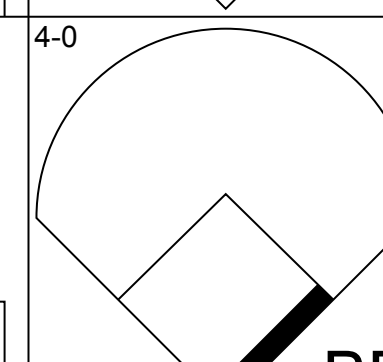
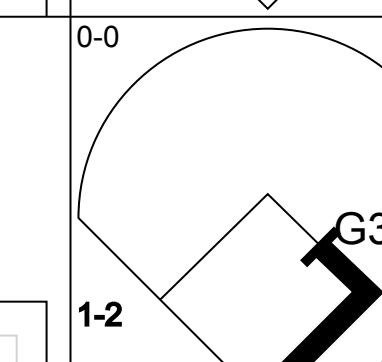


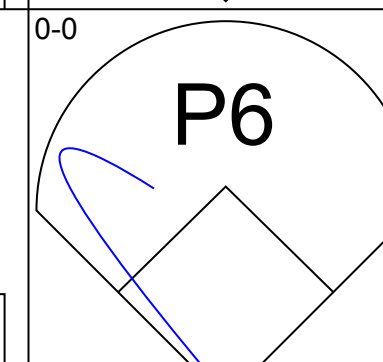
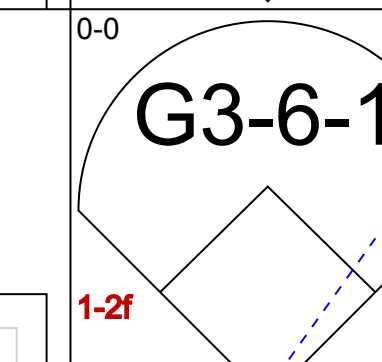


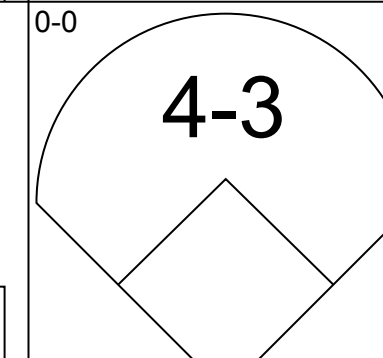
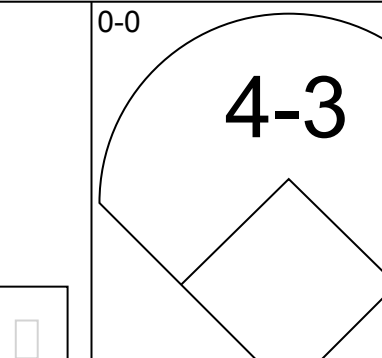


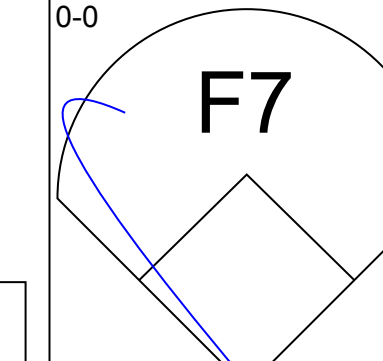
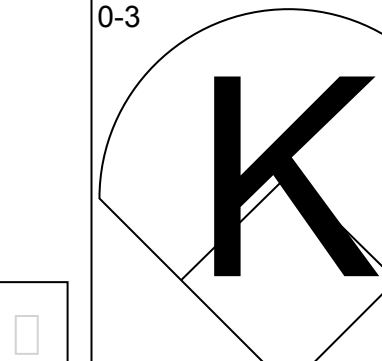


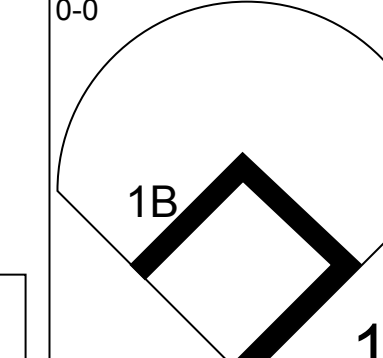
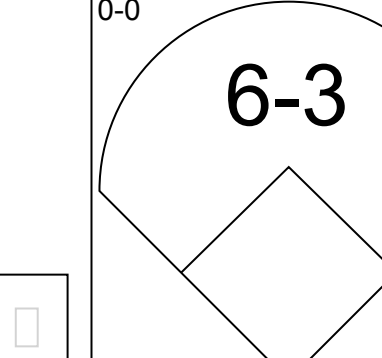
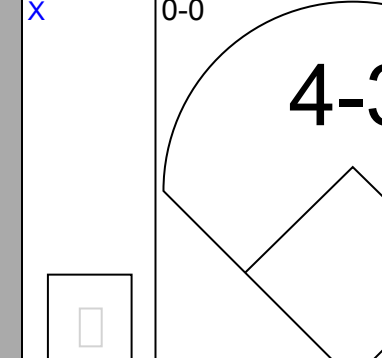
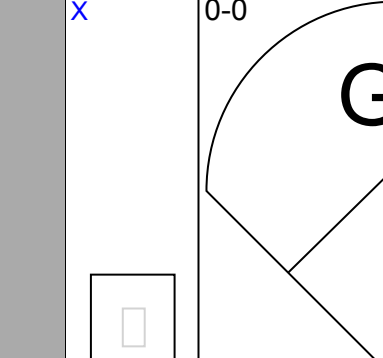
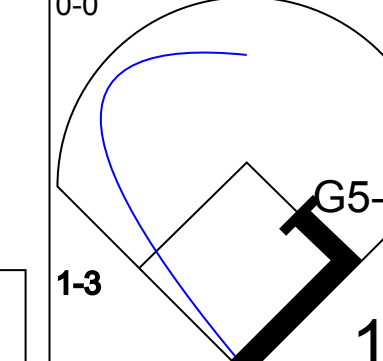
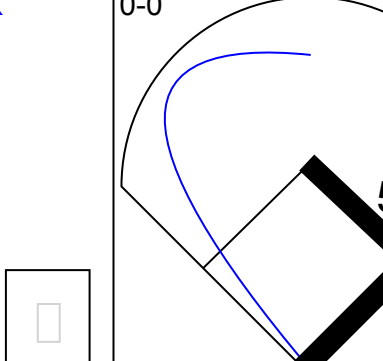
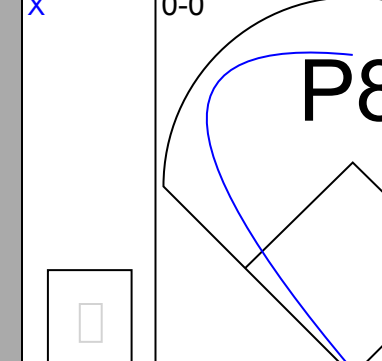
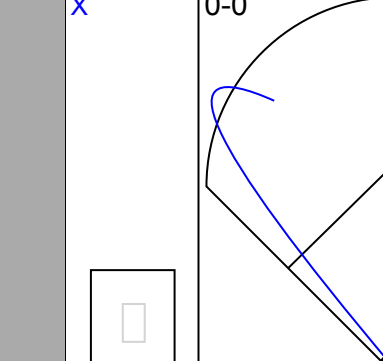
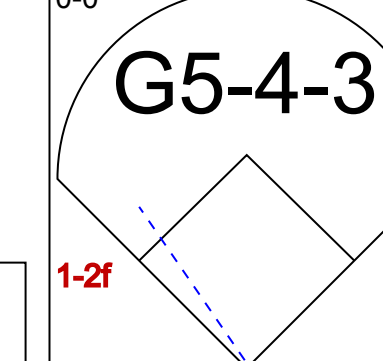
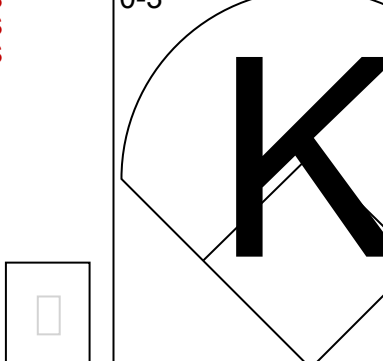
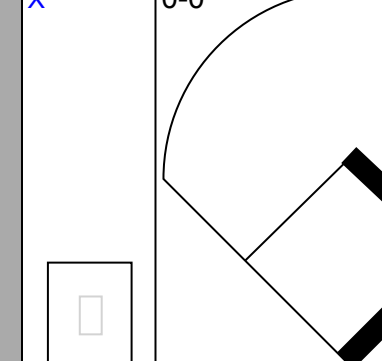
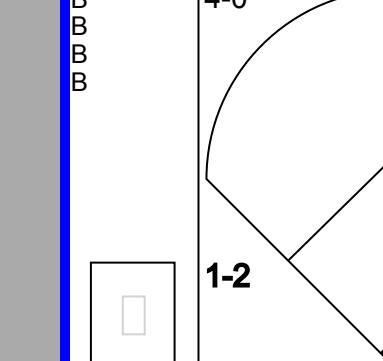

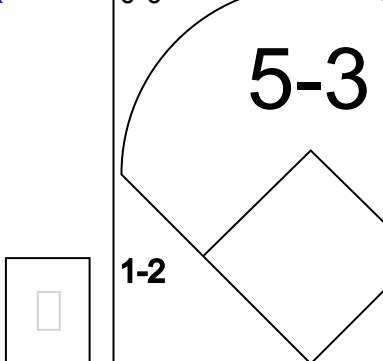
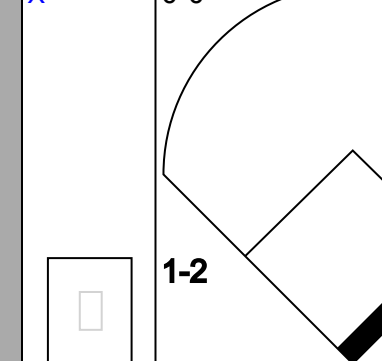
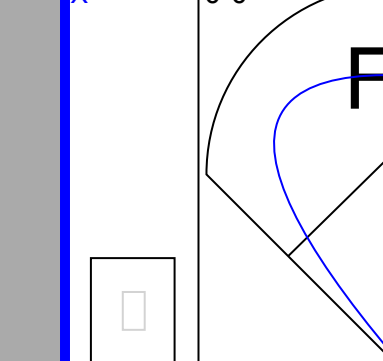
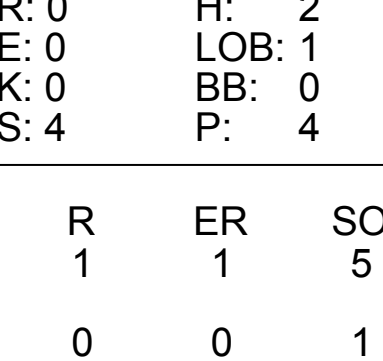
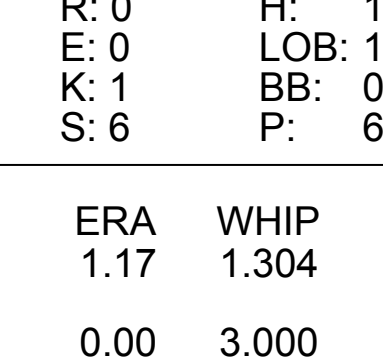
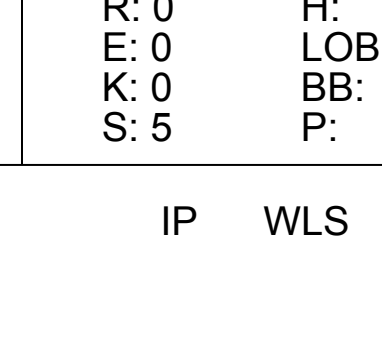
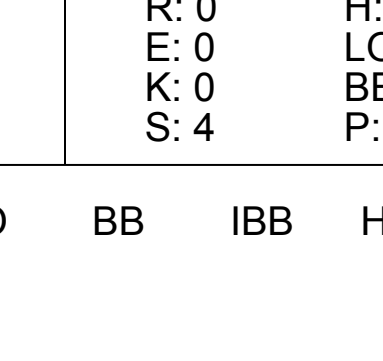





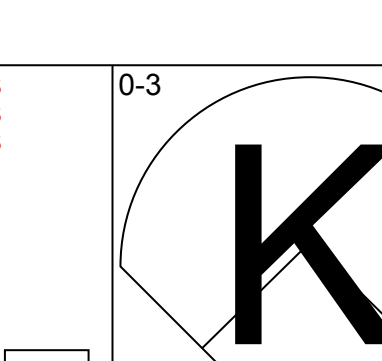
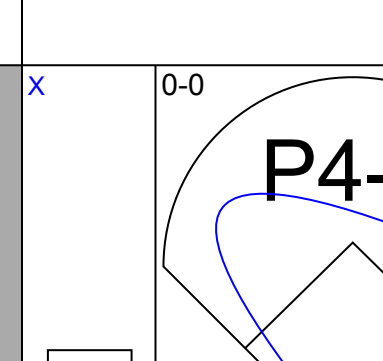



Batter	1	2	3	4	5	6	7	8	9	AB	R	H	RBI	BB	SO	LOB	TOP										
Gene Clines, R (1, 8) OBP: 0.315, SLG: 0.289										4	1	2	0	1	1	0	Pittsburgh Pirates @ Chicago Cubs Wrigley Field, Chicago, IL Sun Jun 23 1974, 3:33 AM CDT Att: 24,855 - Sunny - 62 F										
Richie Hebner, L (1, 5) OBP: 0.342, SLG: 0.470										3	1	1	0	1	2	2											
Al Oliver, L (1, 3) OBP: 0.307, SLG: 0.447										4	1	1	1	1	2	3											
Willie Stargell, L (1, 7) OBP: 0.360, SLG: 0.521										3	0	1	2	2	1	3											
Richie Zisk, R (1, 9) OBP: 0.394, SLG: 0.483										5	0	0	0	0	0	6											
Manny Sanguillen, R (1, 2) OBP: 0.304, SLG: 0.392										4	0	1	0	0	0	1											
Rennie Stennett, R (1, 4) OBP: 0.331, SLG: 0.393										4	0	2	0	0	0	2											
Mario Mendoza, R (1, 6) Ed Ott, L (8, PH) Frank Taveras, R (8, 6) OBP: 0.310, SLG: 0.310										3	0	0	0	0	1	2											
Bruce Kison, R (1, 1) Ed Kirkpatrick, L (8, PH) Dave Giusti, R (8, 1) Daryl Patterson, L (8, 1) OBP: 0.167, SLG: 0.091 OBP: 0.397, SLG: 0.349 OBP: 0.167, SLG: 0.167										1	0	0	0	0	0	1											
Inning Stats	R: 0 E: 0 K: 2 S: 7	H: 0 LOB: 1 BB: 1 P: 11	R: 0 E: 0 K: 0 S: 4	H: 1 LOB: 1 BB: 0 P: 4	R: 0 E: 0 K: 3 S: 10	H: 1 LOB: 1 BB: 0 P: 10	R: 0 E: 0 K: 0 S: 3	H: 0 LOB: 1 BB: 1 P: 7	R: 3 E: 0 K: 1 S: 8	H: 3 LOB: 1 BB: 1 P: 12	R: 0 E: 0 K: 2 S: 8	H: 1 LOB: 1 BB: 0 P: 8	R: 0 E: 0 K: 1 S: 5	H: 0 LOB: 2 BB: 1 P: 10	R: 0 E: 0 K: 0 S: 4	H: 1 LOB: 1 BB: 0 P: 4		R: 0 E: 0 K: 1 S: 6	H: 1 LOB: 2 BB: 1 P: 10	1B: 6 2B: 2 3B: 0 HR: 0	SF: 0 SAC: 0 DP: 0 HBP: 1	WP: 0 PB: 0 SB: 2 CS: 0	PA: 41				
PITCHER	IP	WLS	BF	H	R	ER	SO	BB	IBB	HBP	BLK	WP	HR	S	P	ERA	WHIP										
Bill Bonham, R (1, 1) ERA: 4.44	8.0	W	37	8	3	3	9	4	0	1	0	0	0	50	67	3.38	1.500										
Burt Hooton, R (9, 1) ERA: 4.37	1.0		4	0	0	0	1	1	0	0	0	0	0	5	9	0.00	1.000										

Batter	1	2	3	4	5	6	7	8	9	AB	R	H	RBI	BB	SO	LOB	BOTTOM										
Don Kessinger, S (1, 6) OBP: 0.366, SLG: 0.345										5	0	2	2	0	0	2	Pittsburgh Pirates @ Chicago Cubs Wrigley Field, Chicago, IL Sun Jun 23 1974, 3:33 AM CDT Att: 24,855 - Sunny - 62 F										
Jerry Morales, R (1, 7) OBP: 0.336, SLG: 0.437										4	1	0	0	1	0	5											
Billy Williams, L (1, 3) Andre Thornton, R (9, 3) OBP: 0.399, SLG: 0.498 OBP: 0.371, SLG: 0.475										4	1	0	0	0	0	2											
Jose Cardenal, R (1, 9) OBP: 0.350, SLG: 0.435										3	2	1	0	1	2												
Rick Monday, L (1, 8) OBP: 0.371, SLG: 0.426										4	1	1	2	0	1	2											
Bill Madlock, R (1, 5) OBP: 0.396, SLG: 0.481										4	1	2	2	0	0	1											
Steve Swisher, R (1, 2) OBP: 0.385, SLG: 0.258										4	0	0	0	0	3	4											
Dave Rosello, R (1, 4) OBP: 0.254, SLG: 0.256										3	1	0	0	1	1	0											
Bill Bonham, R (1, 1) Burt Hooton, R (9, 1) OBP: 0.194, SLG: 0.167 OBP: 0.100, SLG: 0.103										3	0	0	1	1	1	0											
Inning Stats	R: 0 E: 0 K: 0 S: 4	H: 1 LOB: 0 BB: 0 P: 4	R: 0 E: 0 K: 2 S: 7	H: 0 LOB: 0 BB: 0 P: 7	R: 0 E: 0 K: 0 S: 3	H: 0 LOB: 0 BB: 0 P: 3	R: 2 E: 0 K: 0 S: 5	H: 2 LOB: 1 BB: 1 P: 9	R: 0 E: 1 K: 0 S: 4	H: 0 LOB: 1 BB: 0 P: 4	R: 1 E: 1 K: 2 S: 9	H: 1 LOB: 1 BB: 0 P: 9	R: 0 E: 0 K: 2 S: 8	H: 0 LOB: 1 BB: 0 P: 8	R: 4 E: 1 K: 1 S: 8	H: 2 LOB: 2 BB: 3 P: 20		1B: 4 2B: 1 3B: 1 HR: 0	SF: 0 SAC: 0 DP: 0 HBP: 0	WP: 1 PB: 1 SB: 1 CS: 0	PA: 38						
PITCHER	IP	WLS	BF	H	R	ER	SO	BB	IBB	HBP	BLK	WP	HR	S	P	ERA	WHIP										
Bruce Kison, R (1, 1) ERA: 3.61	7.0		29	4	3	2	6	1	0	0	0	0	0	40	44	2.57	0.714										
Dave Giusti, R (8, 1) ERA: 3.77	0.2	L	7	1	4	0	1	3	0	0	0	0	0	6	18	0.00	6.000										
Daryl Patterson, R (8, 1) ERA:	0.1		2	1	0	0	0	0	0	0	0	0	0	2	2	0.00	3.000										

AB	35
R	3
H	8
RBI	3
BB	5
SO	10
LOB	22

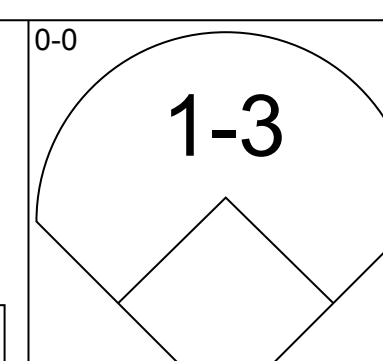
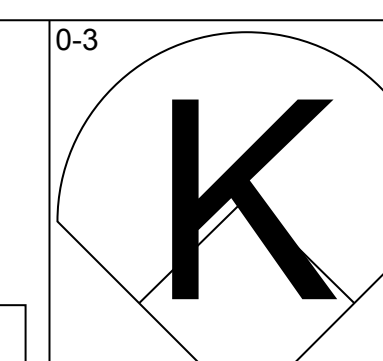
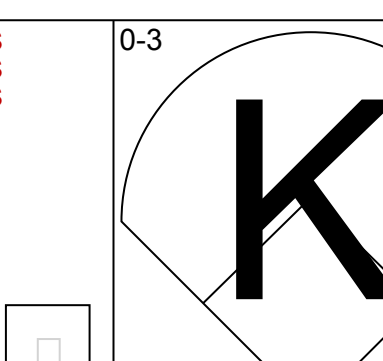
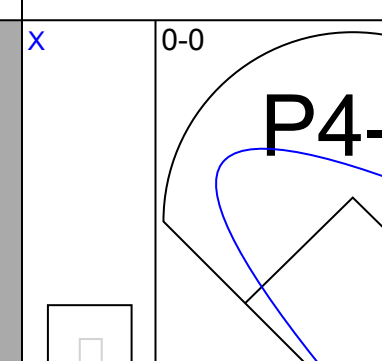
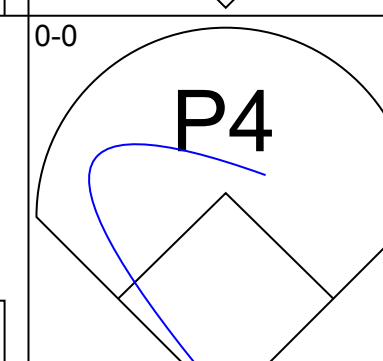
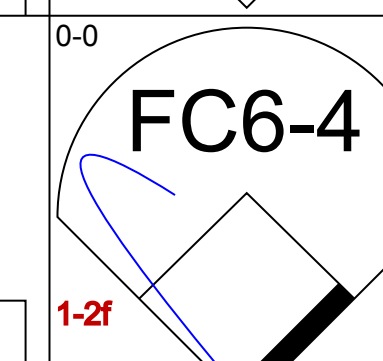
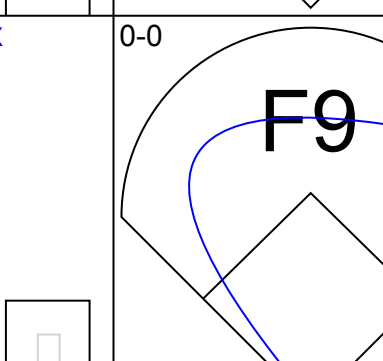
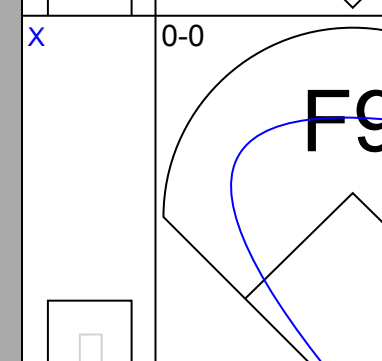
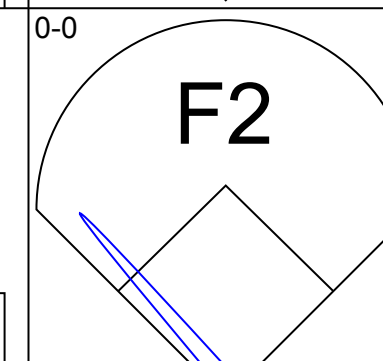
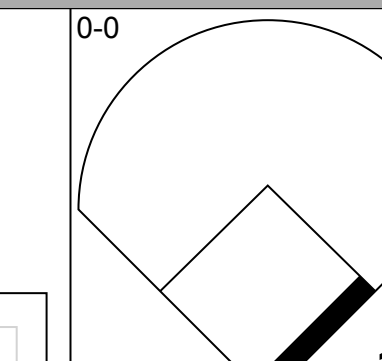
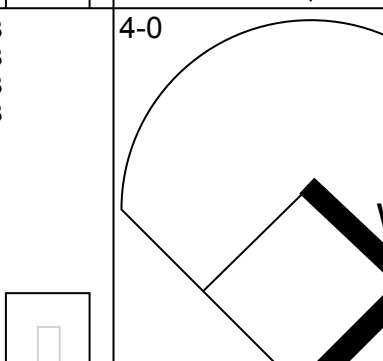
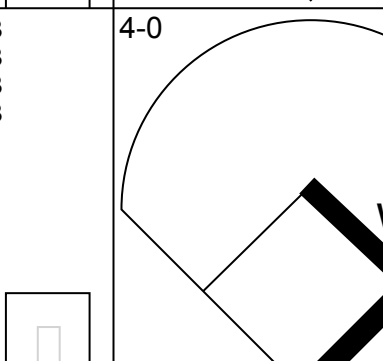

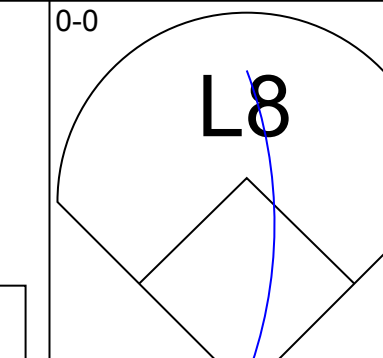
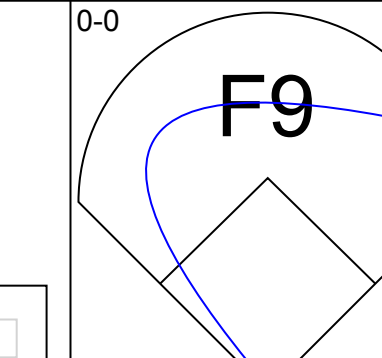
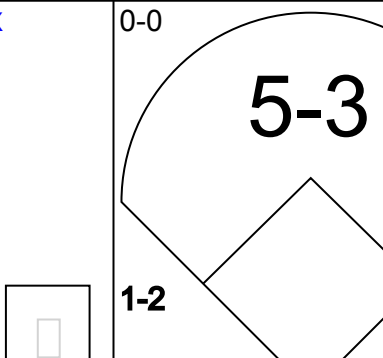

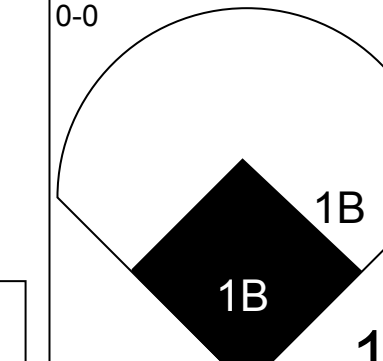
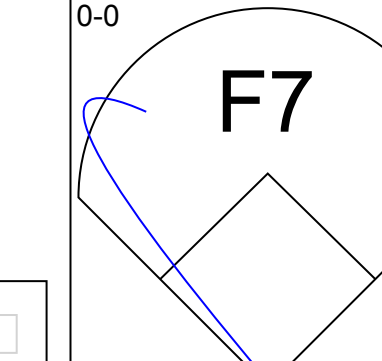




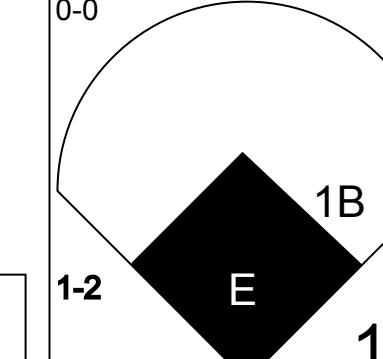
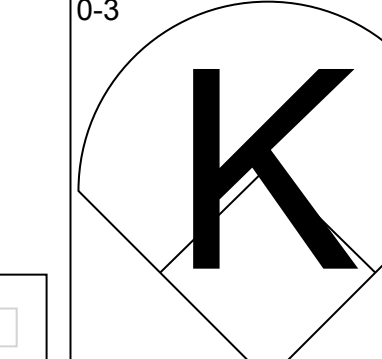



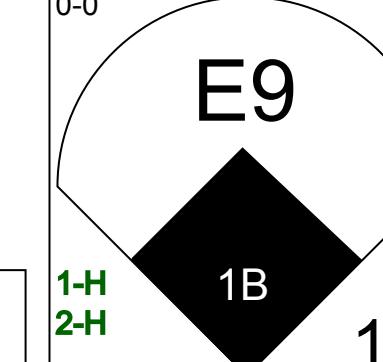
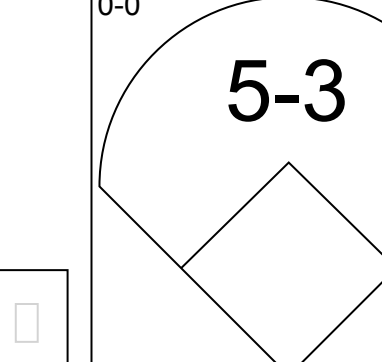



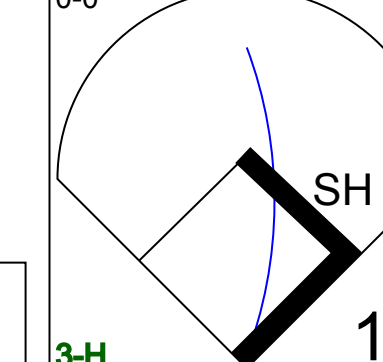
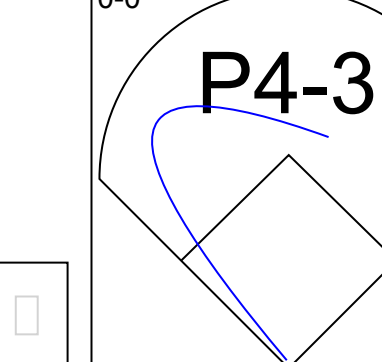


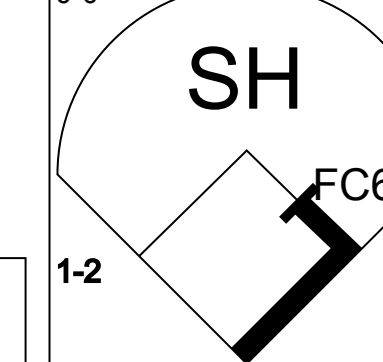
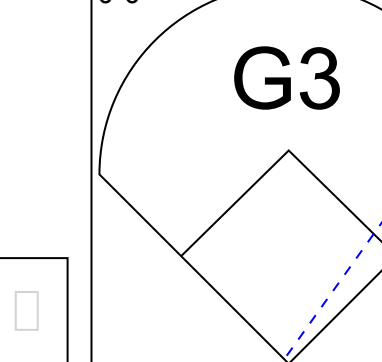
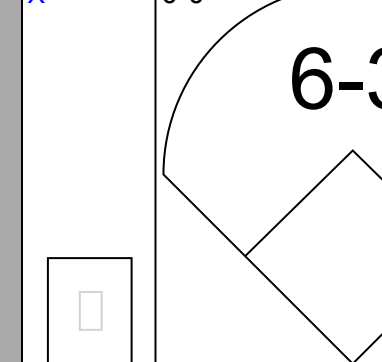
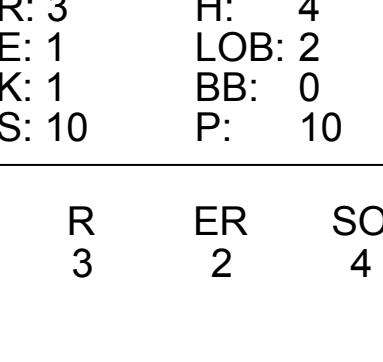



Batter	1	2	3	4	5	6	7	8	9	AB	R	H	RBI	BB	SO	LOB	TOP					
Gene Clines, R (1, 8) OBP: 0.306, SLG: 0.280											5	0	0	0	0	2	6					
Richie Hebner, L (1, 5) OBP: 0.348, SLG: 0.485											3	1	2	1	1	0	0					
Al Oliver, L (1, 3) OBP: 0.303, SLG: 0.441											4	0	0	0	0	0	3					
Willie Stargell, L (1, 7) OBP: 0.358, SLG: 0.520											4	0	1	0	0	1	1					
Richie Zisk, R (1, 9) OBP: 0.388, SLG: 0.474											4	0	0	0	0	2	1					
Manny Sanguillen, R (1, 2) OBP: 0.303, SLG: 0.389											4	0	1	0	0	0	0					
Paul Popovich, S (1, 4) OBP: 0.297, SLG: 0.294											4	0	3	0	0	0	0					
Mario Mendoza, R (1, 6) OBP: 0.313, SLG: 0.289											3	0	1	0	0	1	3					
Ed Kirkpatrick, L (9, PH) OBP: 0.395, SLG: 0.349											0	0	0	0	1	0	0					
Frank Taveras, R (9, FR) OBP: 0.310, SLG: 0.310											0	0	0	0	0	0	0					
Jerry Reuss, L (1, 1) OBP: 0.333, SLG: 0.242											2	0	1	0	1	0	1					
Ed Ott, L (9, PH)											1	0	0	0	0	0	2					
Inning Stats	R: 0 E: 0 K: 1 S: 5	H: 0 LOB: 1 BB: 1 P: 9	R: 0 E: 0 K: 0 S: 4	H: 2 LOB: 1 BB: 0 P: 4	R: 0 E: 0 K: 1 S: 5	H: 1 LOB: 1 BB: 1 P: 9	R: 0 E: 0 K: 1 S: 5	H: 0 LOB: 0 BB: 0 P: 5	R: 0 E: 0 K: 1 S: 6	H: 1 LOB: 1 BB: 0 P: 6	R: 1 E: 0 K: 1 S: 6	H: 1 LOB: 0 BB: 0 P: 6	R: 0 E: 0 K: 0 S: 5	H: 2 LOB: 2 BB: 0 P: 5	R: 0 E: 0 K: 1 S: 6	H: 1 LOB: 1 BB: 1 P: 6	R: 0 E: 0 K: 0 S: 4	H: 1 LOB: 2 BB: 1 P: 8	1B: 7 2B: 1 3B: 0 HR: 1	SF: 0 SAC: 0 DP: 2 HBP: 0	WP: 0 PB: 0 SB: 0 CS: 0	PA: 37
PITCHER	IP	WLS	BF	H	R	ER	SO	BB	IBB	HBP	BLK	WP	HR	S	P	ERA	WHIP					
Alan Foster, R (1, 1) ERA: 3.96	7.2	W	31	8	1	1	5	2	0	0	0	0	1	39	47	1.17	1.304					
Orlando Pena, R (8, 1) ERA: 0.73	0.2		4	1	0	0	1	1	0	0	0	0	0	5	9	0.00	3.000					
Mike Garman, R (9, 1) ERA: 2.78	0.2	S	2	0	0	0	0	0	0	0	0	0	0	2	2	0.00	0.000					

Pittsburgh Pirates @ St. Louis Cardinals
 Busch Stadium, St. Louis, MO
 Mon Jun 24 1974, 7:05 PM CDT
 Unknown

AB	34
R	1
H	9
RBI	1
BB	3
SO	6
LOB	17



Batter	1	2	3	4	5	6	7	8	9	AB	R	H	RBI	BB	SO	LOB	BOTTOM				
Jim Dwyer, L (1, 9) OBP: 0.333, SLG: 0.333										4	0	0	0	0	2	2					
Ted Sizemore, R (1, 4) OBP: 0.346, SLG: 0.324										4	0	0	0	0	0	2					
Ted Simmons, S (1, 2) OBP: 0.330, SLG: 0.448										3	0	1	0	1	0	0					
Joe Torre, R (1, 3) OBP: 0.367, SLG: 0.403										4	0	0	0	0	1	2					
Luis Melendez, R (1, 7) OBP: 0.333, SLG: 0.375										4	1	1	0	0	0	1					
Bake McBride, L (1, 8) OBP: 0.343, SLG: 0.385										3	1	2	0	0	1	1					
Ken Reitz, R (1, 5) OBP: 0.319, SLG: 0.374										3	1	1	1	0	0	2					
Mike Tyson, R (1, 6) OBP: 0.264, SLG: 0.253										3	0	1	1	0	0	2					
Alan Foster, R (1, 1) OBP: 0.208, SLG: 0.174										2	0	0	0	0	0	0					
Orlando Pena, R (8, 1) OBP: 0.500, SLG: 0.500										0	0	0	0	0	0	0					
Mike Garman, R (9, 1)										0	0	0	0	0	0	0					
Inning Stats	R: 0 E: 0 K: 0 S: 3	H: 0 LOB: 0 BB: 0 P: 3	R: 3 E: 1 K: 1 S: 10	H: 4 LOB: 2 BB: 0 P: 10	R: 0 E: 0 K: 1 S: 6	H: 1 LOB: 1 BB: 0 P: 6	R: 0 E: 0 K: 0 S: 3	H: 0 LOB: 0 BB: 0 P: 3	R: 0 E: 0 K: 1 S: 5	H: 0 LOB: 1 BB: 1 P: 9	R: 0 E: 1 K: 0 S: 4	H: 1 LOB: 1 BB: 0 P: 4	R: 0 E: 0 K: 0 S: 3	H: 0 LOB: 0 BB: 0 P: 3	R: 0 E: 0 K: 1 S: 5	H: 0 LOB: 0 BB: 0 P: 5	1B: 6 2B: 0 3B: 0 HR: 0	SF: 0 SAC: 1 DP: 1 HBP: 0	WP: 1 PB: 0 SB: 0 CS: 0	PA: 32	
PITCHER	IP	WLS	BF	H	R	ER	SO	BB	IBB	HBP	BLK	WP	HR	S	P	ERA	WHIP				
Jerry Reuss, L (1, 1) ERA: 3.92	8.0	L	32	6	3	2	4	1	0	0	0	1	0	39	43	2.25	0.875				

Pittsburgh Pirates @ St. Louis Cardinals
 Busch Stadium, St. Louis, MO
 Mon Jun 24 1974, 7:05 PM CDT
 Unknown

AB	30
R	3
H	6
RBI	2
BB	1
SO	4
LOB	12



Batter	1	2	3	4	5	6	7	8	9	AB	R	H	RBI	BB	SO	LOB	TOP			
Gene Clines, R (1, 8) OBP: 0.311, SLG: 0.281										3	0	1	0	1	2	0	Pittsburgh Pirates @ St. Louis Cardinals Busch Stadium, St. Louis, MO Mon Jun 24 1974, 7:05 PM CDT Att: 25,093 - Unknown			
Ed Kirkpatrick, L (1, 3) OBP: 0.375, SLG: 0.328										4	0	0	0	0	1	3				
Richie Zisk, R (1, 9) OBP: 0.385, SLG: 0.474										4	0	1	0	0	1	1				
Willie Stargell, L (1, 7) OBP: 0.352, SLG: 0.511										4	0	0	0	0	2	2				
Richie Hebner, L (1, 5) OBP: 0.351, SLG: 0.485										0	0	0	0	1	0	0				
Kurt Bevacqua, R (2, 5) OBP: 0.156, SLG: 0.161										3	0	0	0	0	3	1				
Paul Popovich, S (1, 4) OBP: 0.293, SLG: 0.289										4	0	1	0	0	0	1				
Mike Ryan, R (1, 2) OBP: 0.259, SLG: 0.130										3	0	1	0	0	0	2				
Mario Mendoza, R (1, 6) OBP: 0.301, SLG: 0.278										3	0	0	0	0	1	2				
Larry Demery, R (1, 1) John Morlan, R (3, 1) Ed Ott, L (7, PH) Ramon Hernandez, S (7, 1)										1	0	0	0	0	1	0				
Inning Stats	R: 0 E: 0 K: 2 S: 7	H: 0 LOB: 1 BB: 1 P: 11	R: 0 E: 0 K: 1 S: 5	H: 1 LOB: 1 BB: 1 P: 9	R: 0 E: 0 K: 2 S: 7	H: 0 LOB: 0 BB: 0 P: 7	R: 0 E: 0 K: 2 S: 8	H: 1 LOB: 1 BB: 0 P: 8	R: 0 E: 0 K: 0 S: 4	H: 0 LOB: 0 BB: 0 P: 5	R: 0 E: 0 K: 0 S: 4	H: 1 LOB: 1 BB: 0 P: 4	R: 0 E: 0 K: 2 S: 7	H: 0 LOB: 0 BB: 0 P: 7	R: 0 E: 0 K: 1 S: 5	H: 0 LOB: 0 BB: 0 P: 5	1B: 3 2B: 2 3B: 0 HR: 0	SF: 0 SAC: 0 DP: 1 HBP: 0	WP: 0 PB: 0 SB: 1 CS: 0	PA: 33
PITCHER Bob Gibson, R (1, 1) ERA: 4.73	IP: 9.0 WLS: W BF: 33 H: 4 R: 0 ER: 0 SO: 11 BB: 3 IBB: 0 HBP: 0 BLK: 0 WP: 0 HR: 0 S: 52 P: 64 ERA: 0.00 WHIP: 0.778																			

Batter	1	2	3	4	5	6	7	8	9	AB	R	H	RBI	BB	SO	LOB	BOTTOM			
Lou Brock, L (1, 7) OBP: 0.380, SLG: 0.447										4	1	1	0	0	2	0	Pittsburgh Pirates @ St. Louis Cardinals Busch Stadium, St. Louis, MO Mon Jun 24 1974, 7:05 PM CDT Att: 25,093 - Unknown			
Tim McCarver, L (1, 2) OBP: 0.346, SLG: 0.256										2	1	0	0	2	0	0				
Ted Simmons, S (1, 3) OBP: 0.329, SLG: 0.456										4	1	1	3	0	0	1				
Ken Reitz, R (9, 5) OBP: 0.319, SLG: 0.374										0	0	0	0	0	0	0				
Joe Torre, R (1, 5) OBP: 0.362, SLG: 0.396										4	0	0	0	0	1	1				
Bake McBride, L (1, 8) OBP: 0.342, SLG: 0.382										4	0	1	0	0	0	0				
Jim Dwyer, L (1, 9) OBP: 0.444, SLG: 0.588										2	1	2	1	1	0	0				
Tom Heintzelman, R (1, 4) OBP: 0.405, SLG: 0.486										3	0	0	0	0	0	3				
Jack Heidemann, R (1, 6) OBP: 0.176, SLG: 0.176										3	0	0	0	0	0	1				
Bob Gibson, R (1, 1) OBP: 0.179, SLG: 0.205										3	0	0	0	0	2	0				
Inning Stats	R: 0 E: 0 K: 0 S: 3	H: 0 LOB: 1 BB: 1 P: 7	R: 1 E: 0 K: 0 S: 4	H: 1 LOB: 0 BB: 0 P: 4	R: 3 E: 0 K: 2 S: 10	H: 3 LOB: 2 BB: 2 P: 18	R: 0 E: 0 K: 2 S: 7	H: 0 LOB: 0 BB: 0 P: 7	R: 0 E: 0 K: 0 S: 3	H: 0 LOB: 0 BB: 0 P: 3	R: 0 E: 0 K: 0 S: 4	H: 1 LOB: 1 BB: 0 P: 4	R: 0 E: 0 K: 1 S: 5	H: 0 LOB: 0 BB: 0 P: 5	R: 0 E: 0 K: 0 S: 3	H: 0 LOB: 0 BB: 0 P: 3	1B: 3 2B: 0 3B: 0 HR: 2	SF: 0 SAC: 0 DP: 0 HBP: 0	WP: 0 PB: 0 SB: 1 CS: 0	PA: 32
PITCHER Larry Demery, R (1, 1) ERA: 7.36 John Morlan, R (3, 1) Ramon Hernandez, L (7, 1) ERA: 2.63	IP: 2.2 WLS: L BF: 15 H: 4 R: 4 ER: 4 SO: 2 BB: 4 IBB: 4 HBP: 4 BLK: 2 WP: 0 HR: 2 S: 16 P: 28 ERA: 13.50 WHIP: 2.625																			

Batter	1	2	3	4	5	6	7	8	9	AB	R	H	RBI	BB	SO	LOB	TOP					
Gene Clines, R OBP: 0.324, SLG: 0.288 (1, 8)										3	1	2	1	2	0	1	Pittsburgh Pirates @ St. Louis Cardinals Busch Stadium, St. Louis, MO Tue Jun 25 1974, 7:05 PM CDT Att: 17,392 - Unknown					
Richie Hebner, L OBP: 0.349, SLG: 0.481 (1, 5)										4	0	1	0	0	1	5						
Al Oliver, L OBP: 0.308, SLG: 0.451 (1, 3)										5	0	3	4	0	0	1						
Willie Stargell, L OBP: 0.350, SLG: 0.502 (1, 7)										4	0	0	0	1	1	7						
Manny Sanguillen, R OBP: 0.305, SLG: 0.387 (1, 2)										4	1	1	0	1	1	1						
Ed Kirkpatrick, L OBP: 0.376, SLG: 0.333 (1, 9)										5	1	2	0	0	0	3						
Paul Popovich, S OBP: 0.283, SLG: 0.262 (1, 4)										4	0	0	0	1	1	4						
Mario Mendoza, R OBP: 0.302, SLG: 0.272 (8, PH)										2	1	0	0	1	1	1						
Ken Brett, L OBP: 0.386, SLG: 0.610 (8, PR)										0	0	0	0	1	0	0						
Frank Taveras, R OBP: 0.307, SLG: 0.308 (8, 6)										1	1	0	0	0	0	1						
Dock Ellis, S OBP: 0.308, SLG: 0.182 (7, 1)										1	1	0	0	1	0	0						
Inning Stats	R: 0 E: 0 K: 0 S: 3	H: 1 LOB: 0 BB: 0 P: 3	R: 0 E: 0 K: 1 S: 5	H: 0 LOB: 1 BB: 1 P: 9	R: 1 E: 0 K: 0 S: 5	H: 2 LOB: 2 BB: 1 P: 9	R: 0 E: 0 K: 0 S: 3	H: 0 LOB: 1 BB: 1 P: 7	R: 2 E: 0 K: 1 S: 6	H: 1 LOB: 2 BB: 3 P: 18	R: 0 E: 0 K: 2 S: 7	H: 0 LOB: 0 BB: 0 P: 7	R: 0 E: 0 K: 0 S: 3	H: 0 LOB: 1 BB: 1 P: 7	R: 4 E: 0 K: 1 S: 10	H: 5 LOB: 3 BB: 1 P: 14	R: 0 E: 0 K: 0 S: 4	H: 1 LOB: 1 BB: 0 P: 4	1B: 8 2B: 2 3B: 0 HR: 0	SF: 0 SAC: 2 DP: 1 HBP: 0	WP: 0 PB: 0 SB: 0 CS: 0	PA: 44
PITCHER	IP	WLS	BF	H	R	ER	SO	BB	IBB	HBP	BLK	WP	HR	S	P	ERA	WHIP					
Mike Thompson, R ERA: 6.43 (1, 1)	4.0		19	3	3	3	1	5	0	0	0	0	0	16	36	6.75	2.000					
Rich Folkers, L ERA: 2.7 (5, 1)	3.0		12	1	0	0	3	1	1	0	0	0	0	16	24	0.00	0.667					
Orlando Pena, R ERA: 1.8 (8, 1)	0.1		4	2	3	3	0	1	0	0	0	0	0	3	7	81.00	9.000					
Mike Garman, R ERA: 3.03 (8, 1)	0.0		2	2	0	0	0	0	0	0	0	0	0	2	2	∞	∞					
Al Hrabosky, L ERA: 4.39 (8, 1)	0.2	W	3	1	1	1	1	0	0	0	0	0	0	5	5	13.50	1.500					

Batter	1	2	3	4	5	6	7	8	9	AB	R	H	RBI	BB	SO	LOB	BOTTOM					
Lou Brock, L OBP: 0.381, SLG: 0.444 (1, 7)										4	1	1	1	1	1	3	Pittsburgh Pirates @ St. Louis Cardinals Busch Stadium, St. Louis, MO Tue Jun 25 1974, 7:05 PM CDT Att: 17,392 - Unknown					
Tom Heinzelman, R OBP: 0.308, SLG: 0.475 (7, PH)										3	1	1	0	0	1	1						
Tim Lincecum, R OBP: 0.358, SLG: 0.275 (8, 1)										0	0	0	0	0	0	0						
Orlando Pena, R OBP: 0.305, SLG: 0.500 (8, 1)										0	0	0	0	0	0	0						
Mike Garman, R OBP: 0.335, SLG: 0.333 (8, PH)										1	0	0	0	0	1	2						
Jim Hickman, R OBP: 0.380, SLG: 0.419 (8, 1)										0	0	0	0	0	0	0						
John Curtis, L ERA: 4.48 (9, 1)										0	0	0	0	0	0	0						
Ted Simmons, S OBP: 0.333, SLG: 0.472 (1, 2)										4	2	2	3	1	1	1						
Joe Torre, R OBP: 0.362, SLG: 0.393 (1, 3)										4	0	1	2	1	1	3						
Bake McBride, L OBP: 0.339, SLG: 0.378 (1, 8)										5	0	1	1	0	0	6						
Jim Dwyer, L OBP: 0.455, SLG: 0.550 (1, 9)										3	0	1	0	1	0	1						
Ken Reitz, R OBP: 0.322, SLG: 0.377 (1, 5)										4	0	2	0	0	0	4						
Jack Heidemann, R OBP: 0.176, SLG: 0.176 (8, PR)										0	1	0	0	0	0	0						
Mike Tyson, R OBP: 0.254, SLG: 0.258 (1, 6)										4	1	1	1	0	0	2						
Mike Thompson, R ERA: 4.28 (1, 1)										2	0	0	0	0	1	2						
Rich Folkers, L ERA: 3.72 (7, PH)										0	0	0	0	0	0	0						
Reggie Smith, S OBP: 0.424, SLG: 0.633 (7, PR)										1	0	1	0	0	0	0						
Luis Melendez, R OBP: 0.333, SLG: 0.375 (7, PR)										0	1	0	0	0	0	0						
Ted Sizemore, R OBP: 0.349, SLG: 0.327 (8, 4)										1	0	1	0	0	0	0						
Inning Stats	R: 1 E: 1 K: 0 S: 4	H: 0 LOB: 3 BB: 3 P: 16	R: 0 E: 0 K: 1 S: 5	H: 0 LOB: 0 BB: 0 P: 5	R: 2 E: 0 K: 0 S: 5	H: 2 LOB: 0 BB: 0 P: 5	R: 0 E: 1 K: 0 S: 4	H: 1 LOB: 1 BB: 0 P: 4	R: 0 E: 0 K: 2 S: 7	H: 0 LOB: 0 BB: 0 P: 7	R: 0 E: 0 K: 0 S: 4	H: 2 LOB: 1 BB: 0 P: 4	R: 3 E: 0 K: 1 S: 9	H: 4 LOB: 1 BB: 0 P: 9	R: 2 E: 0 K: 2 S: 11	H: 4 LOB: 3 BB: 1 P: 15	R: 2 E: 0 K: 2 S: 11	H: 4 LOB: 3 BB: 1 P: 15	1B: 10 2B: 2 3B: 0 HR: 1	SF: 0 SAC: 0 DP: 1 HBP: 0	WP: 1 PB: 0 SB: 2 CS: 1	PA: 41
PITCHER	IP	WLS	BF	H	R	ER	SO	BB	IBB	HBP	BLK	WP	HR	S	P	ERA	WHIP					
Dock Ellis, R ERA: 4.28 (7, 1)	6.1		30	6	6	5	4	2	1	0	0	0	0	3	3	0.00	1.500					
Dave Glavin, R ERA: 3.72 (8, 1)	0.2		3	1	0	0	0	0	0	0	0	0	0	3	3	∞	∞					
Daryl Patterson, R ERA: 9.0 (8, 1)	0.0	L	3	3	2	2	0	0	0	0	0	0	0	3	3	∞	∞					
Ramon Hernandez, L ERA: 2.52 (8, 1)	1.0		5	1	0	0	2	0	1	0	0	0	0	8	12	0.00	1.000					




Batter	1	2	3	4	5	6	7	8	9	AB	R	H	RBI	BB	SO	LOB	TOP				
Gene Clines, R OBP: 0.326, SLG: 0.287 (1, 8)										4	1	0	1	1	1		Pittsburgh Pirates @ St. Louis Cardinals Busch Stadium, St. Louis, MO Wed Jun 26 1974, 7:05 PM CDT Att: 18,487 - Unknown				
Richie Hebner, L OBP: 0.357, SLG: 0.486 (1, 5)										4	2	3	0	1	0	1					
Al Oliver, L OBP: 0.310, SLG: 0.454 (1, 3)										5	2	2	1	0	1	3					
Willie Stargell, L OBP: 0.356, SLG: 0.515 (1, 7)										2	2	1	3	2	0	0					
Manny Sanguillen, R OBP: 0.308, SLG: 0.389 (1, 2)										4	0	2	2	0	0	0					
Ed Kirkpatrick, L OBP: 0.360, SLG: 0.320 (1, 9)										3	0	0	1	0	0	2					
Paul Popovich, S OBP: 0.260, SLG: 0.239 (1, 4)										4	0	0	0	0	1	1					
Mario Mendoza, R OBP: 0.300, SLG: 0.271 (1, 6)										4	0	1	0	0	0	0					
Jim Rooker, R OBP: 0.310, SLG: 0.350 (1, 1)										4	0	0	0	0	2	1					
Inning Stats	R: 4 E: 0 K: 0 S: 6	H: 3 LOB: 0 BB: 1 P: 10	R: 0 E: 0 K: 1 S: 6	H: 1 LOB: 1 BB: 0 P: 6	R: 0 E: 0 K: 1 S: 3	H: 1 LOB: 1 BB: 1 P: 7	R: 0 E: 0 K: 1 S: 5	H: 0 LOB: 0 BB: 0 P: 5	R: 3 E: 0 K: 0 S: 6	H: 3 LOB: 1 BB: 1 P: 10	R: 0 E: 0 K: 0 S: 2	H: 0 LOB: 0 BB: 1 P: 6	R: 0 E: 0 K: 0 S: 3	H: 0 LOB: 0 BB: 0 P: 3	R: 0 E: 0 K: 1 S: 7	H: 2 LOB: 2 BB: 0 P: 7		1B: 8 2B: 1 3B: 0 HR: 1	SF: 1 SAC: 0 DP: 2 HBP: 0	WP: 0 PB: 0 SB: 1 CS: 0	PA: 39
PITCHER	IP	WLS	BF	H	R	ER	SO	BB	IBB	HBP	BLK	WP	HR	S	P	ERA	WHIP				
Sonny Siebert, R ERA: 2.92 (1, 1)	1.0	L	8	4	4	4	0	1	0	0	0	0	1	7	11	36.00	5.000				
Rich Folkers, L ERA: 3.13 (2, 1)	5.0		20	4	3	3	4	1	1	0	0	0	0	26	34	5.40	1.000				
Mike Thompson, R ERA: 5.81 (7, 1)	3.0		11	2	0	0	1	1	0	0	0	0	0	12	16	0.00	1.000				

AB	34
R	7
H	10
RBI	7
BB	4
SO	5
LOB	9



Batter	1	2	3	4	5	6	7	8	9	AB	R	H	RBI	BB	SO	LOB	BOTTOM				
Lou Brock, L OBP: 0.377, SLG: 0.438 (1, 7)										3	0	0	0	0	0	1	Pittsburgh Pirates @ St. Louis Cardinals Busch Stadium, St. Louis, MO Wed Jun 26 1974, 7:05 PM CDT Att: 18,487 - Unknown				
Mike Thompson, R (7, 1)										0	0	0	0	0	0	0					
Tom Heintzelman, R (9, PH) OBP: 0.391, SLG: 0.463										1	0	0	0	0	1	2					
Ted Sizemore, R OBP: 0.347, SLG: 0.326 (1, 4)										4	0	1	0	0	0	0					
Ted Simmons, S OBP: 0.329, SLG: 0.465 (1, 2)										4	0	0	1	0	1	1					
Reggie Smith, S OBP: 0.419, SLG: 0.624 (1, 9)										3	0	0	0	0	0	0					
Jose Cruz, L OBP: 0.342, SLG: 0.433 (8, 9)										1	0	0	0	0	1	2					
Joe Torre, R OBP: 0.360, SLG: 0.390 (1, 3)										2	0	0	0	0	1	0					
Jim Hickman, R OBP: 0.365, SLG: 0.400 (6, 3)										2	0	0	0	0	0	2					
Luis Melendez, R OBP: 0.320, SLG: 0.358 (1, 8)										3	0	0	0	0	0	0					
Ken Reitz, R OBP: 0.318, SLG: 0.372 (1, 5)										3	0	0	0	0	0	0					
Mike Tyson, R OBP: 0.255, SLG: 0.260 (1, 6)										3	1	1	0	0	0	0					
Sonny Siebert, R OBP: 0.176, SLG: 0.097 (1, 1)										0	0	0	0	0	0	0					
Rich Folkers, L (2, 1)										1	0	0	0	0	1	1					
Jim Dwyer, L OBP: 0.458, SLG: 0.545 (6, PH) (7, 7)										2	1	1	0	0	0	0					
Inning Stats	R: 0 E: 0 K: 1 S: 5	H: 0 LOB: 0 BB: 0 P: 5	R: 0 E: 0 K: 0 S: 3	H: 0 LOB: 0 BB: 0 P: 3	R: 0 E: 0 K: 1 S: 6	H: 1 LOB: 1 BB: 0 P: 6	R: 0 E: 0 K: 0 S: 3	H: 0 LOB: 0 BB: 0 P: 3	R: 0 E: 0 K: 0 S: 5	H: 0 LOB: 0 BB: 0 P: 5	R: 0 E: 0 K: 0 S: 3	H: 0 LOB: 0 BB: 0 P: 3	R: 0 E: 0 K: 0 S: 3	H: 0 LOB: 0 BB: 0 P: 3	R: 2 E: 2 K: 2 S: 11	H: 2 LOB: 2 BB: 0 P: 11	1B: 3 2B: 0 3B: 0 HR: 0	SF: 0 SAC: 0 DP: 0 HBP: 0	WP: 0 PB: 0 SB: 0 CS: 0	PA: 32	
PITCHER	IP	WLS	BF	H	R	ER	SO	BB	IBB	HBP	BLK	WP	HR	S	P	ERA	WHIP				
Jim Rooker, L ERA: 2.82 (1, 1)	9.0	W	32	3	2	0	5	0	0	0	0	0	0	42	42	0.00	0.333				



Batter	1	2	3	4	5	6	7	8	9	AB	R	H	RBI	BB	SO	LOB	TOP					
Dave Cash, R OBP: 0.378, SLG: 0.425 (1, 4)	0-0 6-3		0-0 1B 3B		4-0 BB			0-0 HR		3	2	1	1	0	0		Philadelphia Phillies @ Pittsburgh Pirates Three Rivers Stadium, Pittsburgh, PA Sat Jun 29 1974, 7:05 PM EDT Att: 15,839 - Unknown					
Larry Bowa, S OBP: 0.303, SLG: 0.352 (1, 6)	0-1 CI BB		0-0 G4-6-3 1B 3H		0-3 K			0-0 1B G5-4-3		3	0	2	1	0	1							
Bill Robinson, R OBP: 0.291, SLG: 0.352 (1, 8)	0-0 F9		0-0 G4-6-3 1-2		0-0 5-3			0-0 G5-4-3 1-2		4	0	0	0	0	3							
Mike Schmidt, R OBP: 0.427, SLG: 0.595 (1, 5)	4-0 1-2 BB			0-0 HR		4-0 G5-4-3 BB			0-0 5-3	2	1	1	1	2	0							
Ollie Brown, R OBP: 0.247, SLG: 0.342 (1, 7)	0-0 L8			0-0 F7		0-0 G5-4-3 1-2			0-0 L7	4	0	0	0	0	3							
Mike Anderson, R OBP: 0.304, SLG: 0.371 (1, 9)		0-0 6-3		0-0 6-3			0-0 4-3		0-0 L8	4	0	0	0	0	0							
Willie Montanez, L OBP: 0.285, SLG: 0.342 (1, 3)		0-0 L8		0-0 4-3			0-0 G6-4-3 1B			3	0	1	0	0	0							
Bob Boone, R OBP: 0.294, SLG: 0.285 (1, 2)		0-0 L9			0-0 5-3		0-0 G6-4-3 1-2			3	0	0	0	0	1							
Jim Lonborg, R OBP: 0.135, SLG: 0.220 Eddie Watt, R (7, 1)			0-0 P3		0-3 K		0-3 K			2	0	0	0	0	1	0						
Billy Grabarkewitz, R OBP: 0.239, SLG: 0.231 Ed Farmer, R OBP: 0.111, SLG: 0.111 (8, PH) (8, 1)										0	0	0	0	0	0	0						
Inning Stats	R: 0 E: 1 K: 0 S: 4	H: 0 LOB: 2 BB: 1 P: 8	R: 0 E: 0 K: 0 S: 3	H: 0 LOB: 0 BB: 0 P: 3	R: 1 E: 0 K: 0 S: 4	H: 2 LOB: 0 BB: 0 P: 4	R: 1 E: 0 K: 0 S: 4	H: 1 LOB: 0 BB: 0 P: 4	R: 0 E: 0 K: 2 S: 7	H: 0 LOB: 1 BB: 1 P: 11	R: 0 E: 0 K: 0 S: 2	H: 0 LOB: 0 BB: 1 P: 6	R: 0 E: 0 K: 0 S: 3	H: 1 LOB: 0 BB: 0 P: 3	R: 1 E: 0 K: 1 S: 6	H: 2 LOB: 0 BB: 0 P: 6	R: 0 E: 0 K: 0 S: 3	H: 0 LOB: 0 BB: 0 P: 3	1B: 3 2B: 0 3B: 1 HR: 2	SF: 0 SAC: 0 DP: 4 HBP: 0	WP: 0 PB: 0 10: 0 CS: 0	PA: 33
PITCHER Jerry Reuss, L ERA: 3.85 (1, 1)	IP: 9.0 WLS: W BF: 33 H: 6 R: 3 ER: 3 SO: 3 BB: 3 IBB: 0 HBP: 0 BLK: 0 WP: 0 HR: 2 S: 36 P: 48 ERA: 3.00 WHIP: 1.000																					

Batter	1	2	3	4	5	6	7	8	9	AB	R	H	RBI	BB	SO	LOB	BOTTOM			
Gene Clines, R OBP: 0.323, SLG: 0.285 (1, 8)	0-3 K	0-3 K			0-0 1-2 1B	0-0 L7		0-0 L9		5	0	1	0	0	2	3	Philadelphia Phillies @ Pittsburgh Pirates Three Rivers Stadium, Pittsburgh, PA Sat Jun 29 1974, 7:05 PM EDT Att: 15,839 - Unknown			
Richie Hebner, L OBP: 0.358, SLG: 0.482 (1, 5)	0-0 E6 BB		0-0 1-3		0-0 F9		0-0 2B 1B	4-0 BB		4	1	1	0	1	0	2				
Al Oliver, L OBP: 0.308, SLG: 0.453 (1, 3)	0-3 K		0-0 F8		0-0 F7		0-0 2B 1-3	0-0 2-3		5	1	1	0	0	1	4				
Willie Stargell, L OBP: 0.358, SLG: 0.511 (1, 7)	4-0 1-2 BB		0-0 4-3		0-0 F8		4-0 2B IBB		2	1	0	0	2	0	0					
Richie Zisk, R OBP: 0.390, SLG: 0.482 (1, 9)	0-0 F7			0-0 5-3		0-0 1B SF8	1-1 2-3 3H 2B		4	1	2	3	0	0	2					
Manny Sanguillen, R OBP: 0.311, SLG: 0.381 (1, 2)		0-0 3B 1B		0-0 4-3		0-0 SF8 1B	0-0 5-3		4	2	2	0	0	0	1					
Rennie Stennett, R OBP: 0.330, SLG: 0.389 (1, 4)		0-0 F9		0-0 F9		4-0 1B SF8 IBB	0-3 K		3	0	0	0	1	1	2					
Mario Mendoza, R OBP: 0.315, SLG: 0.302 Ed Kirkpatrick, L OBP: 0.356, SLG: 0.320 Frank Taveras, R OBP: 0.305, SLG: 0.305 (6, PH) (7, 6)		0-0 1-1 3B		4-0 FC1-6 BB	0-0 SF8	0-3 K			1	0	1	1	1	0	0					
Jerry Reuss, L OBP: 0.326, SLG: 0.243 (1, 1)		0-0 4-3		0-0 FC1-6 1B 1-2	0-0 1B		0-0 L6		4	0	1	1	0	0	2					
Inning Stats	R: 0 E: 1 K: 2 S: 8	H: 0 LOB: 2 BB: 1 P: 12	R: 1 E: 0 K: 1 S: 7	H: 2 LOB: 1 BB: 0 P: 7	R: 0 E: 0 K: 0 S: 3	H: 0 LOB: 0 BB: 0 P: 3	R: 0 E: 0 K: 0 S: 3	H: 0 LOB: 0 BB: 0 P: 3	R: 0 E: 0 K: 0 S: 4	H: 1 LOB: 2 BB: 1 P: 8	R: 2 E: 0 K: 0 S: 6	H: 3 LOB: 2 BB: 1 P: 10	R: 3 E: 0 K: 2 S: 10	H: 3 LOB: 1 BB: 1 P: 14	R: 0 E: 0 K: 0 S: 3	H: 0 LOB: 1 BB: 1 P: 7	1B: 6 2B: 2 3B: 1 HR: 0	SF: 1 SAC: 0 DP: 0 HBP: 0	WP: 0 PB: 0 10: 0 CS: 0	PA: 39
PITCHER Jim Lonborg, R ERA: 2.65 Eddie Watt, R ERA: 4.57 Ed Farmer, R ERA: 5.25 (1, 1) (7, 1) (8, 1)	IP: 6.0 WLS: L BF: 32 H: 9 R: 6 ER: 6 SO: 3 BB: 2 IBB: 2 HBP: 0 BLK: 0 WP: 0 HR: 0 S: 34 P: 50 ERA: 9.00 WHIP: 1.833																			

Batter	1	2	3	4	5	6	7	8	9	AB	R	H	RBI	BB	SO	LOB	TOP										
Dave Cash, R OBP: 0.377, SLG: 0.423 (1, 4)	5-3								F3	6	0	2	0	0	0	5	Philadelphia Phillies @ Pittsburgh Pirates Three Rivers Stadium, Pittsburgh, PA Sun Jun 30 1974, 3:33 AM EDT Unknown										
Larry Bowa, S OBP: 0.395, SLG: 0.352 (1, 6)	1B								E6	3	1	1	2	1	1	2											
Bill Robinson, R OBP: 0.294, SLG: 0.353 (1, 8)	1B								1B	5	1	2	0	0	1	4											
Mike Schmidt, R OBP: 0.427, SLG: 0.591 (1, 5)	1B								1B	5	1	2	2	0	1	3											
Ollie Brown, R OBP: 0.244, SLG: 0.333 (1, 7)									F7	5	0	1	0	0	1	3											
Tony Taylor, R OBP: 0.344, SLG: 0.414 (1, 3)									F7	4	1	1	0	1	1	2											
Mike Anderson, R OBP: 0.306, SLG: 0.369 (1, 9)									1B	4	1	1	1	1	1	2											
Bob Boone, R OBP: 0.297, SLG: 0.288 (1, 2)									1B	5	1	2	1	0	0	3											
Steve Carlton, L OBP: 0.173, SLG: 0.235 (5, PH)									1B	1	0	0	0	0	1	0											
Terry Harmon, R OBP: 0.297, SLG: 0.200 (5, PH)									1B	1	0	1	0	0	0	0											
Ed Farmer, R OBP: 0.111, SLG: 0.111 (7, PH)									1B	1	1	1	0	0	0	0											
Billy Grabar, R OBP: 0.267, SLG: 0.239 (7, PH)									1B	0	0	0	0	0	0	0											
Frank Linzy, R OBP: 0.111, SLG: 0.118 (9, PH)									1B	1	1	1	0	0	0	0											
Larry Cox, R OBP: 0.111, SLG: 0.118 (9, PH)									1B	1	0	1	1	0	0	0											
Del Unser, L OBP: 0.376, SLG: 0.401 (9, PH)									1B	1	0	1	1	0	0	0											
Inning Stats	R: 0 E: 0 K: 1 S: 5	H: 1 LOB: 2 BB: 1 P: 9	R: 0 E: 0 K: 1 S: 6	H: 1 LOB: 1 BB: 0 P: 6	R: 0 E: 0 K: 2 S: 8	H: 1 LOB: 1 BB: 0 P: 8	R: 0 E: 0 K: 0 S: 4	H: 1 LOB: 1 BB: 0 P: 4	R: 0 E: 0 K: 0 S: 5	H: 2 LOB: 2 BB: 0 P: 5	R: 0 E: 0 K: 1 S: 7	H: 2 LOB: 1 BB: 0 P: 7	R: 1 E: 0 K: 1 S: 7	H: 2 LOB: 1 BB: 0 P: 7	R: 0 E: 0 K: 1 S: 5	H: 0 LOB: 0 BB: 0 P: 5	R: 7 E: 1 K: 0 S: 10	H: 6 LOB: 2 BB: 2 P: 18	1B: 14 2B: 3 3B: 0 HR: 0	SF: 1 SAC: 0 DP: 1 HBP: 0	WP: 2 PB: 0 SB: 0 CS: 1	PA: 46					
PITCHER	IP	WLS	BF	H	R	ER	SO	BB	IBB	HBP	BLK	WP	HR	S	P	ERA	WHIP	PITCHER									
Ken Brett, L ERA: 2.75 (1, 1)	8.1	W	40	14	6	5	7	1	0	0	0	1	0	53	57	5.40	1.800										
Dave Giusti, R ERA: 4.08 (9, 1)	0.1		4	1	1	0	0	2	0	0	0	1	0	2	10	0.00	9.000										
Ramon Hernandez, L ERA: 2.49 (9, 1)	0.1		2	1	1	0	0	0	0	0	0	0	0	2	2	0.00	3.000										

Batter	1	2	3	4	5	6	7	8	9	AB	R	H	RBI	BB	SO	LOB	BOTTOM										
Rennie Stennett, R OBP: 0.331, SLG: 0.389 (1, 4)	6-3									5	1	2	2	0	0	1	Philadelphia Phillies @ Pittsburgh Pirates Three Rivers Stadium, Pittsburgh, PA Sun Jun 30 1974, 3:33 AM EDT Unknown										
Gene Clines, R OBP: 0.330, SLG: 0.299 (1, 8)	1B									5	1	3	1	0	0	2											
Al Oliver, L OBP: 0.313, SLG: 0.452 (1, 3)	1B									3	1	1	1	2	0	4											
Willie Stargell, L OBP: 0.362, SLG: 0.506 (1, 7)	1B									2	1	0	0	3	0	3											
Richie Zisk, R OBP: 0.390, SLG: 0.482 (1, 9)										4	1	1	2	1	0	4											
Manny Sanguillen, R OBP: 0.313, SLG: 0.391 (1, 2)										5	2	2	0	0	0	2											
Richie Hebner, L OBP: 0.362, SLG: 0.504 (1, 5)										5	3	3	3	0	1	1											
Mario Mendoza, R OBP: 0.302, SLG: 0.292 (1, 6)										3	0	0	1	0	0	0											
Ken Brett, L OBP: 0.396, SLG: 0.622 (1, 1)										4	1	2	1	0	1	0											
Dave Giusti, R OBP: 0.167, SLG: 0.167 (9, 1)										0	0	0	0	0	0	0											
Ramon Hernandez, S (9, 1)										0	0	0	0	0	0	0											
Inning Stats	R: 0 E: 0 K: 0 S: 3	H: 1 LOB: 1 BB: 1 P: 7	R: 3 E: 1 K: 0 S: 7	H: 3 LOB: 2 BB: 1 P: 11	R: 0 E: 0 K: 0 S: 3	H: 0 LOB: 1 BB: 1 P: 7	R: 2 E: 0 K: 0 S: 6	H: 3 LOB: 1 BB: 0 P: 6	R: 2 E: 0 K: 0 S: 7	H: 1 LOB: 1 BB: 0 P: 12	R: 2 E: 0 K: 0 S: 4	H: 4 LOB: 3 BB: 1 P: 11	R: 0 E: 0 K: 1 S: 5	H: 0 LOB: 0 BB: 0 P: 5	R: 0 E: 0 K: 1 S: 5	H: 0 LOB: 0 BB: 0 P: 5	1B: 9 2B: 3 3B: 1 HR: 1	SF: 1 SAC: 1 DP: 0 HBP: 0	WP: 1 PB: 0 SB: 0 CS: 2	PA: 44							
PITCHER	IP	WLS	BF	H	R	ER	SO	BB	IBB	HBP	BLK	WP	HR	S	P	ERA	WHIP	PITCHER									
Steve Carlton, L ERA: 3.17 (5, 1)	2.0	L	11	3	4	4	1	2	0	0	0	0	0	11	19	18.00	2.500										
Ed Farmer, R ERA: 6.23 (7, 1)	2.0		11	4	2	2	1	1	0	0	0	0	1	12	16	9.00	2.500										

AB 42
R 8
H 16
RBI 7
BB 3
SO 7
LOB 24



AB 36
R 11
H 14
RBI 11
BB 6
SO 2
LOB 17



Batter	1	2	3	4	5	6	7	8	9	AB	R	H	RBI	BB	SO	LOB	TOP								
Dave Cash, R OBP: 0.376, SLG: 0.419 (1, 4)										3	0	0	0	1	0	2	Philadelphia Phillies @ Pittsburgh Pirates Three Rivers Stadium, Pittsburgh, PA Sun Jun 30 1974, 3:38 AM EDT Att: 25,730 - Unknown								
Larry Bowa, S OBP: 0.304, SLG: 0.349 (1, 6)										3	0	0	0	1	0	1									
Del Unser, L OBP: 0.373, SLG: 0.398 (1, 8)										4	1	1	0	0	0	1									
Mike Schmidt, R OBP: 0.424, SLG: 0.586 (1, 5)										4	1	1	0	0	2	1									
Tom Hutton, L OBP: 0.276, SLG: 0.342 Ollie Brown, R OBP: 0.238, SLG: 0.325 (6, PH) (6, 7)										2	0	0	0	0	1	0									
Willie Montanez, L OBP: 0.299, SLG: 0.360 (1, 3)										4	0	4	2	0	0	0									
Bill Robinson, R OBP: 0.293, SLG: 0.351 (1, 9)										4	0	1	0	0	1	3									
Bob Boone, R OBP: 0.292, SLG: 0.282 (1, 2)										4	0	0	0	0	0	3									
Ron Schueler, R OBP: 0.171, SLG: 0.147 Tony Taylor, R OBP: 0.333, SLG: 0.400 (9, PH) (1, 1)										2	0	0	0	0	0	0									
Inning Stats	R: 0 E: 0 K: 0 S: 3	H: 0 LOB: 0 BB: 0 P: 3	R: 0 E: 0 K: 2 S: 8	H: 1 LOB: 1 BB: 0 P: 8	R: 0 E: 0 K: 0 S: 3	H: 0 LOB: 1 BB: 1 P: 7	R: 0 E: 0 K: 1 S: 5	H: 0 LOB: 0 BB: 0 P: 5	R: 0 E: 0 K: 0 S: 5	H: 2 LOB: 2 BB: 0 P: 5	R: 2 E: 0 K: 0 S: 6	H: 3 LOB: 1 BB: 0 P: 6	R: 0 E: 0 K: 0 S: 3	H: 0 LOB: 0 BB: 0 P: 3	R: 0 E: 0 K: 1 S: 5	H: 0 LOB: 1 BB: 1 P: 9		R: 0 E: 0 K: 0 S: 4	H: 1 LOB: 1 BB: 0 P: 4	1B: 6 2B: 1 3B: 0 HR: 0	SF: 0 SAC: 1 DP: 0 HBP: 0	WP: 0 PB: 0 SB: 1 CS: 0	PA: 36		
PITCHER	IP	WLS	BF	H	R	ER	SO	BB	IBB	HBP	BLK	WP	HR	S	P	ERA	WHIP								
Dock Ellis, R ERA: 4.02 (1, 1)	5.0		19	3	0	0	3	1	0	0	0	0	0	24	28	0.00	0.800								
Ramon Hernandez, L ERA: 2.96 (6, 1)	2.0		9	3	2	2	0	0	0	0	0	0	0	9	9	9.00	1.500								
Bruce Kison, R ERA: 3.47 (8, 1)	2.0	W	8	1	0	0	1	1	0	0	0	0	0	9	13	0.00	1.000								

AB 33
R 2
H 7
RBI 2
BB 2
SO 4
LOB 15




Batter	1	2	3	4	5	6	7	8	9	AB	R	H	RBI	BB	SO	LOB	BOTTOM								
Gene Clines, R OBP: 0.330, SLG: 0.296 (1, 8)										2	0	0	0	1	0	1	Philadelphia Phillies @ Pittsburgh Pirates Three Rivers Stadium, Pittsburgh, PA Sun Jun 30 1974, 3:38 AM EDT Att: 25,730 - Unknown								
Richie Hebner, L OBP: 0.361, SLG: 0.504 (1, 5)										4	0	1	0	0	1	4									
Al Oliver, L OBP: 0.312, SLG: 0.452 (1, 3)										4	1	1	0	0	1	4									
Dave Parker, L OBP: 0.321, SLG: 0.424 (1, 9)										4	1	1	1	0	2	3									
Richie Zisk, R OBP: 0.388, SLG: 0.491 (1, 7)										4	1	1	2	0	0	0									
Manny Sanguillen, R OBP: 0.316, SLG: 0.393 (1, 2)										4	0	2	0	0	0	0									
Rennie Stennett, R OBP: 0.333, SLG: 0.391 (1, 4)										4	0	2	0	0	0	2									
Mario Mendoza, R OBP: 0.296, SLG: 0.286 Ken Brett, L OBP: 0.408, SLG: 0.630 Frank Taveras, R OBP: 0.302, SLG: 0.303 (7, PH) (7, PR) (8, 6)										2	0	0	0	0	1	2									
Dock Ellis, S OBP: 0.333, SLG: 0.261 Paul Popovich, S OBP: 0.275, SLG: 0.277 Ramon Hernandez, S (6, 1) Ed Kirkpatrick, L OBP: 0.352, SLG: 0.316 Bruce Kison, R OBP: 0.354, SLG: 0.083 (8, 1)										1	0	1	0	0	0	0									
Inning Stats	R: 0 E: 0 K: 1 S: 6	H: 1 LOB: 1 BB: 0 P: 6	R: 0 E: 0 K: 0 S: 4	H: 1 LOB: 1 BB: 0 P: 4	R: 0 E: 0 K: 3 S: 10	H: 1 LOB: 2 BB: 1 P: 14	R: 0 E: 0 K: 1 S: 6	H: 1 LOB: 1 BB: 0 P: 6	R: 0 E: 0 K: 0 S: 4	H: 1 LOB: 1 BB: 0 P: 4	R: 0 E: 0 K: 0 S: 4	H: 1 LOB: 1 BB: 0 P: 4	R: 0 E: 0 K: 0 S: 4	H: 1 LOB: 1 BB: 0 P: 4	R: 3 E: 0 K: 1 S: 9	H: 4 LOB: 1 BB: 0 P: 9		1B: 5 2B: 4 3B: 1 HR: 1	SF: 0 SAC: 1 DP: 0 HBP: 0	WP: 1 PB: 0 SB: 0 CS: 0	PA: 36				
PITCHER	IP	WLS	BF	H	R	ER	SO	BB	IBB	HBP	BLK	WP	HR	S	P	ERA	WHIP								
Ron Schueler, R ERA: 3.49 (1, 1)	8.0	L	36	11	3	3	6	1	0	0	0	1	1	47	51	3.38	1.500								


AB 34
R 3
H 11
RBI 3
BB 1
SO 6
LOB 19



Batter	1	2	3	4	5	6	7	8	9	AB	R	H	RBI	BB	SO	LOB	TOP			
Ron Hunt, R OBP: 0.386, SLG: 0.307 (1, 5)										3	1	1	0	0	0	1	Montreal Expos @ Pittsburgh Pirates Three Rivers Stadium, Pittsburgh, PA Tue Jul 02 1974, 7:05 PM EDT Att: 13,138 - Unknown			
Tim Foli, R OBP: 0.290, SLG: 0.290 (1, 6)										4	1	2	0	0	0	1				
Willie Davis, L OBP: 0.344, SLG: 0.430 (1, 8)										4	0	2	1	0	0	2				
Bob Bailey, R OBP: 0.403, SLG: 0.442 (1, 7)										3	0	1	1	1	2	1				
Hal Breeden, R OBP: 0.314, SLG: 0.376 (1, 3)										4	0	0	0	0	0	5				
Ken Singleton, S OBP: 0.403, SLG: 0.368 (1, 9)										3	0	0	0	1	1	1				
Jim Cox, R OBP: 0.295, SLG: 0.315 (1, 4)										4	0	0	0	0	1	1				
Barry Foote, R OBP: 0.304, SLG: 0.381 (1, 2)										4	0	0	0	0	1	1				
Mike Torrez, R OBP: 0.097, SLG: 0.067 John Montague, R OBP: 0.333, SLG: 0.143 Ron Woods, R OBP: 0.265, SLG: 0.167 Tom Walker, R (7, 1)										1	0	0	0	0	1	0				
Inning Stats	R: 2 E: 0 K: 0 S: 6	H: 4 LOB: 1 BB: 0 P: 6	R: 0 E: 0 K: 2 S: 7	H: 0 LOB: 0 BB: 0 P: 7	R: 0 E: 0 K: 0 S: 4	H: 1 LOB: 2 BB: 1 P: 8	R: 0 E: 0 K: 0 S: 3	H: 0 LOB: 0 BB: 0 P: 3	R: 0 E: 0 K: 1 S: 4	H: 1 LOB: 1 BB: 0 P: 4	R: 0 E: 0 K: 2 S: 7	H: 0 LOB: 0 BB: 0 P: 7	R: 0 E: 0 K: 1 S: 6	H: 1 LOB: 1 BB: 0 P: 6	R: 0 E: 0 K: 0 S: 2	H: 0 LOB: 0 BB: 1 P: 6		1B: 6 2B: 3 3B: 0 HR: 0	SF: 0 SAC: 1 DP: 2 HBP: 0	WP: 0 PB: 0 CS: 0
PITCHER Jim Rooker, L ERA: 2.75 (1, 1)	IP: 9.0 WLS: W BF: 35 H: 8 R: 2 ER: 2 SO: 6 BB: 2 IBB: 0 HBP: 0 BLK: 0 WP: 0 HR: 0 S: 45 P: 53 ERA: 2.00 WHIP: 1.111															PITCHER				

Batter	1	2	3	4	5	6	7	8	9	AB	R	H	RBI	BB	SO	LOB	BOTTOM	
Gene Clines, R OBP: 0.332, SLG: 0.295 (1, 8)										4	0	1	0	1	1	4	Montreal Expos @ Pittsburgh Pirates Three Rivers Stadium, Pittsburgh, PA Tue Jul 02 1974, 7:05 PM EDT Att: 13,138 - Unknown	
Richie Hebner, L OBP: 0.355, SLG: 0.494 (1, 5)										5	0	0	0	0	0	5		
Al Oliver, L OBP: 0.315, SLG: 0.455 Ed Kirkpatrick, L OBP: 0.348, SLG: 0.312 (1, 3) (6, 3)										3	2	2	0	0	0	0		
Willie Stargell, L OBP: 0.371, SLG: 0.517 (1, 7)										3	1	3	0	1	0	0		
Richie Zisk, R OBP: 0.393, SLG: 0.496 (1, 9)										4	0	3	3	0	0	1		
Manny Sanguillen, R OBP: 0.315, SLG: 0.390 (1, 2)										4	0	1	0	0	0	5		
Rennie Stennett, R OBP: 0.336, SLG: 0.396 (1, 4)										4	1	2	0	0	0	2		
Mario Mendoza, R OBP: 0.294, SLG: 0.277 (1, 6)										3	0	0	0	1	1	3		
Jim Rooker, R OBP: 0.304, SLG: 0.341 (1, 1)										4	0	1	1	0	2	3		
Inning Stats	R: 1 E: 0 K: 0 S: 6	H: 3 LOB: 2 BB: 0 P: 6	R: 1 E: 0 K: 0 S: 4	H: 2 LOB: 0 BB: 0 P: 4	R: 0 E: 0 K: 2 S: 9	H: 2 LOB: 3 BB: 1 P: 13	R: 1 E: 1 K: 1 S: 7	H: 1 LOB: 2 BB: 1 P: 11	R: 0 E: 0 K: 0 S: 3	H: 0 LOB: 1 BB: 1 P: 7	R: 1 E: 0 K: 0 S: 4	H: 2 LOB: 0 BB: 0 P: 4	R: 0 E: 0 K: 1 S: 6	H: 1 LOB: 1 BB: 0 P: 6	1B: 11 2B: 2 3B: 0 HR: 0	SF: 0 SAC: 0 DP: 2 HBP: 0		WP: 0 PB: 0 CS: 0
PITCHER Mike Torrez, R ERA: 4.71 John Montague, R ERA: 1.91 Tom Walker, R ERA: 3.32 (1, 1) (4, 1) (7, 1)	IP: 3.0 WLS: L BF: 15 H: 2 R: 1 ER: 0 SO: 3 BB: 2 IBB: 0 HBP: 0 BLK: 1 WP: 0 HR: 0 S: 15 P: 15 ERA: 6.00 WHIP: 2.667															PITCHER		

Batter	1	2	3	4	5	6	7	8	9	AB	R	H	RBI	BB	SO	LOB	TOP			
Ron Hunt, R OBP: 0.384, SLG: 0.306 (1, 5)	L8		1B SF9				4-3			4	1	1	0	0	1	1	Montreal Expos @ Pittsburgh Pirates Three Rivers Stadium, Pittsburgh, PA Wed Jul 03 1974, 7:05 PM EDT Att: 11,123 - Unknown 			
Tim Foli, R OBP: 0.284, SLG: 0.284 (1, 6)	5-3		F3			F9		5-3		4	0	0	0	0	0	1				
Willie Davis, L OBP: 0.342, SLG: 0.427 (1, 8)	K							3-1		4	0	1	0	0	1	0				
Bob Bailey, R OBP: 0.401, SLG: 0.440 (1, 7)		L8	SF9			F9			1B	3	0	1	1	0	0	0				
Hal Breeden, R OBP: 0.321, SLG: 0.385 (1, 3)		1B BB	5-3					5-3		3	0	1	0	1	0	2				
Ken Singleton, S OBP: 0.404, SLG: 0.370 (9, PR)					5-3					4	0	2	0	0	0	1				
Larry Lintz, S OBP: 0.374, SLG: 0.339 (9, PR)						5-3				0	0	0	0	0	0	0				
Boots Day, L OBP: 0.277, SLG: 0.233 (9, 9)									L8 SH5-4 1B	0	0	0	0	0	0	0				
Jim Cox, R OBP: 0.291, SLG: 0.311 (1, 4)						F3		5-3		3	0	0	0	0	1	2				
Barry Foote, R OBP: 0.309, SLG: 0.380 (1, 2)						F5			L8	3	0	1	0	1	0	2				
Donald DeMola, R OBP: 0.333, SLG: 0.500 (6, 1)										2	0	0	0	0	0	3				
Chuck Taylor, R OBP: 0.260, SLG: 0.163 (9, PH)										0	0	0	0	0	0	0				
Ron Woods, R OBP: 0.333, SLG: 0.143 (9, 1)										1	0	0	0	0	1	2				
John Montague, R OBP: 0.333, SLG: 0.143 (9, 1)										0	0	0	0	0	0	0				
Inning Stats	R: 0 E: 0 K: 1 S: 5	H: 0 LOB: 0 BB: 0 P: 5	R: 0 E: 0 K: 0 S: 6	H: 1 LOB: 3 BB: 2 P: 14	R: 1 E: 0 K: 0 S: 5	H: 2 LOB: 1 BB: 0 P: 5	R: 0 E: 0 K: 0 S: 3	H: 0 LOB: 0 BB: 0 P: 3	R: 0 E: 0 K: 1 S: 5	H: 0 LOB: 0 BB: 0 P: 5	R: 0 E: 0 K: 0 S: 4	H: 1 LOB: 1 BB: 0 P: 4	R: 0 E: 0 K: 0 S: 4	H: 1 LOB: 1 BB: 0 P: 4	R: 0 E: 0 K: 0 S: 4	H: 1 LOB: 2 BB: 0 P: 6	1B: 6 2B: 1 3B: 0 HR: 0	SF: 1 SAC: 2 DP: 0 HBP: 0	WP: 0 PB: 0 CS: 1	PA: 36
PITCHER Jerry Reuss, L ERA: 3.63 (1, 1)	IP: 9.0 WLS: W BF: 36 H: 7 R: 1 ER: 1 SO: 4 BB: 1 IBB: 1 HBP: 0 BLK: 0 WP: 0 HR: 0 S: 42 P: 50 ERA: 1.00 WHIP: 0.889																			

Batter	1	2	3	4	5	6	7	8	9	AB	R	H	RBI	BB	SO	LOB	BOTTOM					
Gene Clines, R OBP: 0.327, SLG: 0.290 (1, 8)	L4		L6-3			L9		SH1-4		3	0	0	0	0	0	2	Montreal Expos @ Pittsburgh Pirates Three Rivers Stadium, Pittsburgh, PA Wed Jul 03 1974, 7:05 PM EDT Att: 11,123 - Unknown 					
Ed Kirkpatrick, L OBP: 0.333, SLG: 0.296 (1, 3)	F9		4-3			3-1		4-3		4	0	0	0	0	0	2						
Richie Hebner, L OBP: 0.353, SLG: 0.489 (1, 5)	K					4-3		L9		3	0	0	0	1	1	1						
Willie Stargell, L OBP: 0.373, SLG: 0.527 (1, 7)										3	1	1	1	1	2	1						
Richie Zisk, R OBP: 0.392, SLG: 0.498 (1, 9)										3	0	1	0	0	0	1						
Manny Sanguillen, R OBP: 0.315, SLG: 0.300 (1, 2)										3	0	1	0	0	0	1						
Rennie Stennett, R OBP: 0.339, SLG: 0.399 (1, 4)										3	1	2	0	0	0	1						
Mario Mendoza, R OBP: 0.295, SLG: 0.278 (1, 6)										3	0	1	0	0	1	2						
Jerry Reuss, L OBP: 0.333, SLG: 0.256 (1, 1)										2	0	1	0	0	0	1						
Inning Stats	R: 0 E: 0 K: 1 S: 5	H: 0 LOB: 0 BB: 0 P: 5	R: 0 E: 0 K: 0 S: 2	H: 0 LOB: 0 BB: 1 P: 6	R: 1 E: 1 K: 0 S: 5	H: 2 LOB: 1 BB: 0 P: 5	R: 0 E: 0 K: 1 S: 6	H: 1 LOB: 1 BB: 0 P: 6	R: 0 E: 0 K: 1 S: 5	H: 1 LOB: 0 BB: 0 P: 5	R: 0 E: 0 K: 1 S: 5	H: 0 LOB: 1 BB: 1 P: 9	R: 0 E: 0 K: 0 S: 4	H: 1 LOB: 1 BB: 0 P: 4	R: 0 E: 0 K: 0 S: 4	H: 1 LOB: 1 BB: 0 P: 4		R: 1 E: 0 K: 0 S: 1	H: 1 LOB: 0 BB: 0 P: 1	1B: 5 2B: 2 3B: 0 HR: 1	SF: 0 SAC: 2 DP: 3 HBP: 0	WP: 0 PB: 0 CS: 0
PITCHER Donald DeMola, R ERA: 2.55 (1, 1)	IP: 5.1 WLS: 11 BF: 19 H: 4 R: 1 ER: 1 SO: 3 BB: 1 IBB: 0 HBP: 0 BLK: 0 WP: 0 HR: 0 S: 24 P: 28 ERA: 1.69 WHIP: 0.938																					
Chuck Taylor, R ERA: 2.21 (6, 1)	IP: 2.2 WLS: 1 BF: 11 H: 2 R: 0 ER: 0 SO: 1 BB: 1 IBB: 0 HBP: 0 BLK: 0 WP: 0 HR: 0 S: 12 P: 16 ERA: 0.00 WHIP: 1.125																					
John Montague, R ERA: 2.11 (9, 1)	IP: 0.0 WLS: L BF: 1 H: 1 R: 1 ER: 1 SO: 0 BB: 0 IBB: 0 HBP: 0 BLK: 0 WP: 0 HR: 1 S: 1 P: 1 ERA: ∞ WHIP: ∞																					

Batter	1	2	3	4	5	6	7	8	9	AB	R	H	RBI	BB	SO	LOB	TOP					
Ron Hunt, R OBP: 0.383, SLG: 0.303 Willie Davis, L OBP: 0.342, SLG: 0.427	4-0 FC6-4 BB		0-0 F7			0-0 SH3-4		0-0 6-3		2	0	0	0	1	0	0						
Tim Foli, R OBP: 0.279, SLG: 0.279	0-0 F7		0-0 6-3			0-0 4-3		0-0 F4		4	0	0	0	0	0	2						
Bob Bailey, R OBP: 0.437 Boots Day, L OBP: 0.277, SLG: 0.233	0-0 L9			0-0 4-3		0-0 1B		0-0 F5		4	0	1	1	0	0	1						
Hal Breedren, R OBP: 0.310, SLG: 0.370 Mike Jorgensen, L OBP: 0.444, SLG: 0.507	0-0 FC6-4			0-3 K		0-0 4-3		0-0 F7		4	0	0	0	0	1	2						
Ron Woods, R OBP: 0.259, SLG: 0.152		4-0 S BB		0-0 F4				0-0 F7		3	0	0	0	1	0	0						
Barry Foote, R OBP: 0.307, SLG: 0.377		0-3 K			0-0 F6			0-0 FC6-4 1B		4	0	1	0	0	1	1						
Jim Cox, R OBP: 0.288, SLG: 0.306		0-0 L8			0-0 F7			0-0 FC6-4 2B		3	1	0	0	0	2							
Pepe Frias, R OBP: 0.226, SLG: 0.300		0-0 5-3			0-0 4-3			0-0 1-H 2B		3	0	1	1	0	0	1						
Steve Rogers, R OBP: 0.235, SLG: 0.188			0-0 4-3			0-0 4-3 SH3-4 1B		0-0 6-3		3	1	1	0	0	0	1						
Inning Stats	R: 0 E: 0 K: 0 S: 3	H: 0 LOB: 1 BB: 1 P: 7	R: 0 E: 0 K: 1 S: 5	H: 0 LOB: 0 BB: 0 P: 9	R: 0 E: 0 K: 1 S: 3	H: 0 LOB: 0 BB: 0 P: 3	R: 0 E: 0 K: 0 S: 5	H: 0 LOB: 0 BB: 0 P: 5	R: 0 E: 0 K: 0 S: 3	H: 0 LOB: 0 BB: 0 P: 3	R: 1 E: 0 K: 0 S: 5	H: 2 LOB: 1 BB: 0 P: 5	R: 1 E: 0 K: 0 S: 5	H: 2 LOB: 1 BB: 0 P: 5	R: 0 E: 0 K: 0 S: 3	H: 0 LOB: 0 BB: 0 P: 3	R: 0 E: 0 K: 0 S: 3	H: 0 LOB: 0 BB: 0 P: 3	1B: 3 2B: 1 3B: 0 HR: 0	SF: 0 SAC: 1 DP: 0 HBP: 0	WP: 0 PB: 0 SB: 1 CS: 0	PA: 33
PITCHER Ken Brett, L ERA: 2.69	IP: 9.0 WLS: L BF: 33	H: 4 R: 2 ER: 2 SO: 2	BB: 2 IBB: 0 HBP: 0 BLK: 0	WP: 0 HR: 0 S: 35 P: 43	ERA: 2.00 WHIP: 0.667																	

Montreal Expos @ Pittsburgh Pirates
Three Rivers Stadium, Pittsburgh, PA
Thu Jul 04 1974, 3:33 AM EDT
Unknown

AB 30
R 2
H 4
RBI 2
BB 2
SO 2
LOB 10



Batter	1	2	3	4	5	6	7	8	9	AB	R	H	RBI	BB	SO	LOB	BOTTOM	
Gene Clines, R OBP: 0.319, SLG: 0.283	0-0 L9	0-0 L1-3			0-0 L4-3			0-0 L3-1	0-0 FC5-4	5	0	0	0	0	0	4		
Ed Kirkpatrick, L OBP: 0.330, SLG: 0.294	0-0 6-3		0-0 G3		0-0 1-3			0-0 1B F7 1B		4	0	1	0	0	0	0		
Richie Hebner, L OBP: 0.355, SLG: 0.487	0-3 K		4-0 BB			0-0 G6-3 1B		0-0 F7		3	0	1	0	1	1	1		
Willie Stargell, L OBP: 0.375, SLG: 0.524		0-0 4-3 1B G3 1B	0-0 L8			0-0 G6-3		4-0 1B		3	1	1	0	1	0	2		
Richie Zisk, R OBP: 0.394, SLG: 0.498		0-0 G3 4-3 1B	0-0 F8			0-0 F8		0-0 1B		4	0	2	0	0	0	1		
Manny Sanguillen, R OBP: 0.317, SLG: 0.383		0-0 4-3		0-0 6-3				0-0 5-3		4	0	0	0	0	0	5		
Rennie Stennett, R OBP: 0.341, SLG: 0.401		4-0 G3 IBB		0-0 L4				0-0 F8		3	0	1	0	1	0	0		
Mario Mendoza, R OBP: 0.290, SLG: 0.273 Dave Parker, L OBP: 0.318, SLG: 0.421 Frank Taveras, R OBP: 0.302, SLG: 0.303 Bob Robertson, R OBP: 0.320, SLG: 0.547 Dock Ellis, S OBP: 0.333, SLG: 0.261		0-0 G3		0-0 4-3				0-3 K		2	0	0	1	0	0	2		
Ken Brett, L OBP: 0.396, SLG: 0.592		0-0 BB		0-0 4-3				0-0 F7		3	0	0	0	1	1	2		
Inning Stats	R: 0 E: 0 K: 1 S: 5	H: 2 LOB: 3 BB: 2 P: 13	R: 1 E: 0 K: 0 S: 5	H: 2 LOB: 2 BB: 2 P: 13	R: 0 E: 0 K: 0 S: 3	H: 0 LOB: 1 BB: 1 P: 7	R: 0 E: 0 K: 0 S: 3	H: 0 LOB: 0 BB: 0 P: 3	R: 0 E: 0 K: 2 S: 8	H: 1 LOB: 1 BB: 0 P: 8	R: 0 E: 0 K: 0 S: 5	H: 2 LOB: 3 BB: 1 P: 9	R: 0 E: 0 K: 0 S: 4	H: 1 LOB: 1 BB: 0 P: 4	1B: 6 2B: 1 3B: 0 HR: 0	SF: 0 SAC: 0 DP: 1 HBP: 0	WP: 0 PB: 0 SB: 0 CS: 0	PA: 37
PITCHER Steve Rogers, R ERA: 4.33	IP: 9.0 WLS: W BF: 37	H: 7 R: 1 ER: 1 SO: 3	BB: 2 IBB: 2 HBP: 0 BLK: 0	WP: 0 HR: 0 S: 39 P: 55	ERA: 1.00 WHIP: 1.000													

Montreal Expos @ Pittsburgh Pirates
Three Rivers Stadium, Pittsburgh, PA
Thu Jul 04 1974, 3:33 AM EDT
Unknown

AB 33
R 1
H 7
RBI 1
BB 4
SO 3
LOB 18



Batter	1	2	3	4	5	6	7	8	9	AB	R	H	RBI	BB	SO	LOB	TOP										
Ron Hunt, R OBP: 0.381, SLG: 0.303 Pepe Frias, R OBP: 0.226, SLG: 0.300 Hal Bredien, R OBP: 0.316, SLG: 0.376 Mike Torrez, R OBP: 0.097, SLG: 0.067	0-0 SH1-4 1B		0-0 F7		0-0 6-3		0-0 F9		0-0 1-2 1B	4	0	1	0	0	0	1	Montreal Expos @ Pittsburgh Pirates Three Rivers Stadium, Pittsburgh, PA Thu Jul 04 1974, 3:38 AM EDT Att: 22,456 - Unknown										
Larry Lintz, S OBP: 0.363, SLG: 0.328	0-0 SH1-4 1-2		0-0 L7		0-0 4-3		0-3 K		0-3 K	4	0	0	0	0	2	3											
Willie Davis, L OBP: 0.337, SLG: 0.419	0-0 L9-4-6 2-3			0-0 F6		0-0 L8		0-3 K	0-0 F7	5	0	0	0	0	1	3											
Ken Singleton, S OBP: 0.412, SLG: 0.385 Ron Woods, R OBP: 0.299, SLG: 0.152		0-0 3-1 2B		4-0 1B SF8 BB		0-0 2B 1B		0-0 S 2B		3	1	3	0	1	0	0											
Bob Bailey, R OBP: 0.400, SLG: 0.442 Boots Day, L OBP: 0.277, SLG: 0.233		0-0 3-1 2-3		0-0 1B SF8 1B		0-0 F9 2B 1-H		0-0 F4 2-3		4	1	2	0	0	0	2											
Mike Jorgensen, L OBP: 0.435, SLG: 0.493		0-0 F3		0-0 SF8 1-2 3-H		0-0 F9 2-3		4-0 BB		2	0	0	1	1	0	2											
Tim Foli, R OBP: 0.283, SLG: 0.280		0-0 5-3		0-0 2-H 1B		4-0 BB		0-0 F7		3	0	1	1	1	0	4											
Barry Foote, R OBP: 0.306, SLG: 0.371			0-0 L6		4-0 F7 IBB			0-0 G3		3	0	0	0	1	0	2											
Dennis Blair, R OBP: 0.188, SLG: 0.071 Bob Stinson, S OBP: 0.375, SLG: 0.333 Jim Cox, R OBP: 0.288, SLG: 0.306			0-0 1B		0-0 L3 1B		0-0 F4		0-0 1B 1B	3	0	1	0	0	0	2											
Inning Stats	R: 0 E: 0 K: 0 S: 3	H: 1 LOB: 0 BB: 0 P: 3	R: 0 E: 0 K: 0 S: 4	H: 1 LOB: 1 BB: 0 P: 4	R: 0 E: 0 K: 0 S: 4	H: 1 LOB: 1 BB: 0 P: 4	R: 2 E: 0 K: 0 S: 5	H: 2 LOB: 2 BB: 2 P: 13	R: 0 E: 0 K: 0 S: 4	H: 2 LOB: 0 BB: 0 P: 8	R: 0 E: 0 K: 1 S: 5	H: 0 LOB: 0 BB: 0 P: 5	R: 0 E: 0 K: 1 S: 6	H: 1 LOB: 3 BB: 1 P: 10	R: 0 E: 0 K: 1 S: 7	H: 2 LOB: 2 BB: 0 P: 7		1B: 7 2B: 4 3B: 0 HR: 0	SF: 1 SAC: 1 DP: 1 HBP: 0	WP: 0 PB: 0 CS: 1	PA: 39						
PITCHER	IP	WLS	BF	H	R	ER	SO	BB	IBB	HBP	BLK	WP	HR	S	P	ERA	WHIP										
Dave Giusti, R ERA: 3.88	7.0		29	7	2	2	1	2	1	0	0	0	0	28	40	2.57	1.286										
Ramon Hernandez, L ERA: 2.99	0.2		4	1	0	0	1	1	0	0	0	0	0	5	9	0.00	3.000										
Bruce Kison, R ERA: 3.38	1.1	W	6	2	0	0	1	0	0	0	0	0	0	8	8	0.00	1.500										

AB	33
R	2
H	10
RBI	2
BB	4
SO	3
LOB	19



Batter	1	2	3	4	5	6	7	8	9	AB	R	H	RBI	BB	SO	LOB	BOTTOM										
Rennie Stennett, R OBP: 0.336, SLG: 0.396	0-0 6-3		0-0 F8		0-0 G6-4-3 1-2		0-0 L8			4	0	0	0	0	0	1	Montreal Expos @ Pittsburgh Pirates Three Rivers Stadium, Pittsburgh, PA Thu Jul 04 1974, 3:38 AM EDT Att: 22,456 - Unknown										
Richie Hebner, L OBP: 0.360, SLG: 0.487	4-0 G6-3 BB		4-0 BB			0-0 L8		0-0 SH3-4 2B 1B		2	1	1	0	2	0	0											
Dave Parker, L OBP: 0.316, SLG: 0.417 Gene Clines, R OBP: 0.316, SLG: 0.280	0-0 G6-3 1-2		0-3 K		0-3 K		0-0 L1-3		0-0 SH3-4 1-2	1	0	0	0	0	0	1											
Willie Stargell, L OBP: 0.376, SLG: 0.526		0-3 K		0-0 6-3		0-0 E 2B		4-0 2B SF8 IBB		3	1	1	0	1	2	1											
Richie Zisk, R OBP: 0.396, SLG: 0.500		0-0 E4 FC5-4 1B		0-0 6-3		4-0 E BB		0-0 SF8 1-3 2-H 2B		3	1	1	1	1	0	0											
Bob Robertson, R OBP: 0.317, SLG: 0.539		0-0 FC5-4 1-2 1B		0-0 6-3		0-0 E5 1-2 2-3		0-0 SF8 2-3 3-H		3	0	1	1	0	0	2											
Manny Sanguillen, R OBP: 0.306, SLG: 0.377		0-0 FC5-4 1-2 2-3 1B		0-0 L6		0-0 1-3		0-0 5-3		4	0	0	0	0	0	6											
Frank Taveras, R OBP: 0.311, SLG: 0.306		0-0 1-2 1B		4-0 FC3-6 BB		0-0 5-3				2	0	1	1	1	0	0											
Dave Giusti, R OBP: 0.125, SLG: 0.125 Ken Brett, L OBP: 0.369, SLG: 0.580 Ramon Hernandez, S OBP: 0.317, SLG: 0.083		0-0 5-3		0-0 FC3-6 G6-4-3 1-2		0-0 4-3				2	0	0	0	0	0	3											
Inning Stats	R: 0 E: 0 K: 0 S: 2	H: 0 LOB: 0 BB: 1 P: 6	R: 1 E: 1 K: 1 S: 8	H: 2 LOB: 2 BB: 0 P: 8	R: 0 E: 0 K: 2 S: 7	H: 0 LOB: 1 BB: 1 P: 11	R: 0 E: 0 K: 0 S: 3	H: 0 LOB: 0 BB: 0 P: 3	R: 0 E: 0 K: 0 S: 2	H: 0 LOB: 0 BB: 1 P: 6	R: 0 E: 1 K: 0 S: 5	H: 1 LOB: 3 BB: 1 P: 9	R: 0 E: 0 K: 0 S: 3	H: 0 LOB: 0 BB: 0 P: 3	R: 2 E: 0 K: 0 S: 5	H: 2 LOB: 1 BB: 1 P: 9		1B: 3 2B: 2 3B: 0 HR: 0	SF: 1 SAC: 1 DP: 2 HBP: 0	WP: 0 PB: 0 CS: 0	PA: 34						
PITCHER	IP	WLS	BF	H	R	ER	SO	BB	IBB	HBP	BLK	WP	HR	S	P	ERA	WHIP										
Dennis Blair, R ERA: 3.03	8.0	L	34	5	3	2	3	4	1	0	0	0	0	35	55	2.25	1.125										

AB	27
R	3
H	5
RBI	3
BB	5
SO	3
LOB	15



Batter	1	2	3	4	5	6	7	8	9	AB	R	H	RBI	BB	SO	LOB	TOP		
Rennie Stennett, R OBP: 0.332, SLG: 0.391 (1,4)	F9		L8			F9		K		4	0	0	0	0	1	1			
Gene Clines, R OBP: 0.311, SLG: 0.274 (1,8)	L4		L6-3			K			L4-3	4	0	0	0	0	1	1			
Richie Hebner, L OBP: 0.356, SLG: 0.480 (1,5)	4-3			G3		4-3			4-3	4	0	0	0	0	0	0			
Willie Stargell, L OBP: 0.378, SLG: 0.542 (1,7)		K		F6			HR			4	1	2	1	0	1	0			
Richie Zisk, R OBP: 0.397, SLG: 0.498 (1,9)		1B			BB	5-3			K	3	0	1	0	1	1	1			
Bob Robertson, R OBP: 0.308, SLG: 0.522 (1,3)		K		F8		F5				3	0	0	0	0	1	2			
Manny Sanguillen, R OBP: 0.300, SLG: 0.377 (1,2)						F5		K		3	0	1	0	0	1	0			
Frank Taveras, R OBP: 0.304, SLG: 0.298 (1,6)		1-3				F8		5-3		3	0	0	0	0	0	2			
Dock Ellis, S OBP: 0.357, SLG: 0.292 (5, PH)									L9	1	0	1	0	0	0	0			
Ken Brett, L OBP: 0.362, SLG: 0.569 (5, PH)						K				1	0	0	0	0	1	0			
John Morton, R OBP: 0.269, SLG: 0.271 (8, PH)			L6-3							0	0	0	0	0	0	0			
Paul Popovich, S OBP: 0.269, SLG: 0.271 (8, PH)										1	0	0	0	0	0	0			
Daryl Patterson, L OBP: 0.269, SLG: 0.271 (8, PH)										0	0	0	0	0	0	0			
Inning Stats	R: 0 E: 0 K: 0 S: 3	H: 0 LOB: 0 BB: 0 P: 3	R: 0 E: 0 K: 2 S: 9	H: 2 LOB: 2 BB: 0 P: 9	R: 0 E: 0 K: 0 S: 3	H: 1 LOB: 0 BB: 1 P: 3	R: 0 E: 0 K: 0 S: 3	H: 0 LOB: 1 BB: 1 P: 7	R: 0 E: 0 K: 1 S: 5	H: 0 LOB: 0 BB: 0 P: 5	R: 1 E: 0 K: 1 S: 6	H: 1 LOB: 0 BB: 0 P: 6	R: 0 E: 0 K: 1 S: 5	H: 0 LOB: 1 BB: 0 P: 6	R: 0 E: 0 K: 1 S: 6	H: 1 LOB: 1 BB: 0 P: 6	1B: 3 2B: 1 3B: 0 HR: 1	SF: 0 SAC: 0 DP: 1 HBP: 0	WP: 0 PA: 32 PB: 0 SB: 0 CS: 0
PITCHER Lary Dierker, R ERA: 1.97 (1,1)	IP: 9.0 WLS: W BF: 32 H: 5 R: 1 ER: 1 SO: 7 BB: 1 IBB: 0 HBP: 0 BLK: 0 WP: 0 HR: 1 S: 45 P: 49 ERA: 1.00 WHIP: 0.667															PITCHER Lary Dierker, R ERA: 1.97 (1,1)	IP: 9.0 WLS: W BF: 32 H: 5 R: 1 ER: 1 SO: 7 BB: 1 IBB: 0 HBP: 0 BLK: 0 WP: 0 HR: 1 S: 45 P: 49 ERA: 1.00 WHIP: 0.667		

Pittsburgh Pirates @ Houston Astros
Astrodome, Houston, TX
Fri Jul 05 1974, 8:05 PM EDT
Att: 23,047 - Dome

AB	31
R	1
H	5
RBI	1
BB	1
SO	7
LOB	7



Batter	1	2	3	4	5	6	7	8	9	AB	R	H	RBI	BB	SO	LOB	BOTTOM		
Greg Gross, L OBP: 0.442, SLG: 0.417 (1,9)	1B	E1		S		F6		L7		4	2	2	0	1	0	3			
Roger Metzger, S OBP: 0.318, SLG: 0.320 (1,6)	K	G3		1B				K		4	1	1	1	1	2	3			
Cesar Cedeno, R OBP: 0.360, SLG: 0.529 (1,8)	1B			E7		1-3		F5		5	1	2	1	0	1	3			
Bob Watson, R OBP: 0.395, SLG: 0.432 (1,7)	1B		4-3	6-3				L5		3	1	0	0	1	0	1			
Lee May, R OBP: 0.299, SLG: 0.437 (7, PR)	1B		E5			F9		2B		4	1	3	1	0	0	0			
Wilbur Howard, S OBP: 0.333, SLG: 0.333 (8,9)	1B									0	1	0	0	0	0	0			
Milt May, L OBP: 0.320, SLG: 0.345 (1,2)						F6				4	0	3	3	0	0	0			
Doug Rader, R OBP: 0.331, SLG: 0.404 (1,5)	5-3		F7			L4		4-3		4	0	0	0	0	0	4			
Tommy Helms, R OBP: 0.324, SLG: 0.382 (6, PR)			F9					1-3		3	0	1	0	0	1	0			
Larry Milbourne, S OBP: 0.359, SLG: 0.343 (7,4)				K				SH5-4		1	0	0	0	0	0	2			
Larry Dierker, R OBP: 0.195, SLG: 0.225 (1,1)				K		SH5-4				2	0	0	0	1	2	0			
Inning Stats	R: 3 E: 0 K: 1 S: 8	H: 4 LOB: 1 BB: 1 P: 12	R: 0 E: 1 K: 1 S: 6	H: 1 LOB: 1 BB: 0 P: 6	R: 1 E: 1 K: 1 S: 7	H: 2 LOB: 1 BB: 0 P: 7	R: 2 E: 1 K: 2 S: 9	H: 2 LOB: 1 BB: 1 P: 13	R: 0 E: 0 K: 0 S: 4	H: 1 LOB: 2 BB: 1 P: 8	R: 1 E: 0 K: 0 S: 5	H: 2 LOB: 2 BB: 0 P: 5	R: 0 E: 0 K: 1 S: 5	H: 0 LOB: 1 BB: 1 P: 9	R: 0 E: 0 K: 1 S: 5	H: 0 LOB: 1 BB: 1 P: 9	1B: 10 2B: 2 3B: 0 HR: 0	SF: 0 SAC: 1 DP: 0 HBP: 0	WP: 0 PA: 39 PB: 0 SB: 2 CS: 0
PITCHER Dock Ellis, R ERA: 4.25 (5,1)	IP: 3.0 WLS: L BF: 13 H: 3 R: 1 ER: 1 SO: 0 BB: 1 IBB: 0 HBP: 0 BLK: 0 WP: 0 HR: 0 S: 12 P: 16 ERA: 3.00 WHIP: 1.333															PITCHER John Morton, R ERA: 2.25 (8,1)	IP: 1.0 WLS: L BF: 4 H: 0 R: 0 ER: 0 SO: 1 BB: 0 IBB: 0 HBP: 0 BLK: 0 WP: 0 HR: 0 S: 5 P: 9 ERA: 0.00 WHIP: 1.000		

Pittsburgh Pirates @ Houston Astros
Astrodome, Houston, TX
Fri Jul 05 1974, 8:05 PM EDT
Att: 23,047 - Dome

AB	34
R	7
H	12
RBI	6
BB	4
SO	6
LOB	16



Batter	1	2	3	4	5	6	7	8	9	AB	R	H	RBI	BB	SO	LOB	TOP
Rennie Stennett, R (1,4) OBP: 0.337, SLG: 0.395	FC3-6 1B		FC3-6 1B		F4			G4-6-3 1B		4	0	3	0	0	0	1	
Richie Hebner, L (1,5) OBP: 0.351, SLG: 0.473	FC3-6 1B 1-2†		F7		F6			G4-6-3 1-2†		4	0	0	0	0	0	4	
Richie Zisk, R (1,9) OBP: 0.395, SLG: 0.494	1-3 1B		F7		F7			F8		4	0	1	0	0	0	1	
Willie Stargell, L (1,7) OBP: 0.380, SLG: 0.537 Frank Taveras, R (9, PR) OBP: 0.304, SLG: 0.298	BB		F2		F8			BB BB		2	0	0	0	2	0	1	
Bob Robertson, R (1,3) OBP: 0.306, SLG: 0.505	F5			K		K		BB BB		3	0	0	0	1	2	2	
Manny Sanguillen, R (1,2) OBP: 0.309, SLG: 0.379		FC6-4 1B		G6-4-3 1B			1-3		F8	4	0	2	0	0	0	2	
Dave Augustine, R (1,8) Ken Brett, L (9, PH) OBP: 0.375, SLG: 0.558		F8		G6-4-3 1-2†			F6		4-3	3	0	0	0	0	2	2	
Mario Mendoza, R (1,6) OBP: 0.282, SLG: 0.268		K		K			6-3			3	0	0	0	0	2	1	
Larry Demery, R (1,1) Bruce Kison, R (3,1) Ed Kirkpatrick, L (8, PH) Dave Giusti, R (8,1) OBP: 0.125, SLG: 0.125	FC6-4 1-2†			E6			F3			1	0	0	0	0	0	1	
Inning Stats	R: 0 E: 0 K: 0 S: 4	H: 2 LOB: 2 BB: 1 P: 8	R: 0 E: 0 K: 1 S: 6	H: 1 LOB: 1 BB: 0 P: 6	R: 0 E: 0 K: 0 S: 4	H: 1 LOB: 0 BB: 0 P: 4	R: 0 E: 0 K: 1 S: 5	H: 0 LOB: 1 BB: 0 P: 5	R: 0 E: 0 K: 0 S: 3	H: 0 LOB: 0 BB: 0 P: 3	R: 0 E: 0 K: 0 S: 3	H: 1 LOB: 2 BB: 2 P: 11	R: 0 E: 0 K: 0 S: 3	H: 0 LOB: 0 BB: 2 P: 11	1B: 6 2B: 0 3B: 0 HR: 0	SF: 0 SAC: 0 DP: 2 HBP: 0	WP: 0 PA: 34 PB: 0 SB: 0 CS: 0
PITCHER Don Wilson, R (1,1) ERA: 3.6	IP: 9.0 WLS: W BF: 34 H: 6 R: 0 ER: 0 SO: 4 BB: 3 IBB: 0 HBP: 0 BLK: 0 WP: 0 HR: 0 S: 39 P: 51 ERA: 0.00 WHIP: 1.000																

Pittsburgh Pirates @ Houston Astros
Astrodome, Houston, TX
Sat Jul 06 1974, 8:05 PM EDT
Att: 29,640 - Dome


AB 31
R 0
H 6
RBI 0
BB 3
SO 4
LOB 17



Batter	1	2	3	4	5	6	7	8	9	AB	R	H	RBI	BB	SO	LOB	BOTTOM
Greg Gross, L (1,9) OBP: 0.440, SLG: 0.414	F6		1B SF7	1-3			4-3			4	1	1	0	0	0	1	
Roger Metzger, S (1,6) OBP: 0.320, SLG: 0.323	FC6-4 1B		HBP 1-3 1B		F3			4-3		4	0	2	0	0	0	0	
Cesar Cedeno, R (1,8) OBP: 0.356, SLG: 0.524	F9		SF7		6-3			F2		3	0	0	1	0	0	1	
Bob Watson, R (1,7) OBP: 0.393, SLG: 0.427 Bob Gallagher, L (9,9) OBP: 0.236, SLG: 0.211	FC6-4 1-2†		3-H 1-0 HBP		F9			6-3		3	0	0	0	0	0	1	
Lee May, R (1,3) OBP: 0.296, SLG: 0.432		5-3	F5		L5					3	0	0	0	0	0	2	
Milt May, L (1,2) OBP: 0.320, SLG: 0.350		2B	3-1		F4					3	0	1	0	0	0	2	
Doug Rader, R (1,5) OBP: 0.334, SLG: 0.405		BB BB		SH1-4 1B		6-3				2	0	1	0	1	0	0	
Tommy Helms, R (1,4) OBP: 0.320, SLG: 0.377 Larry Milbourne, S (8,4) OBP: 0.359, SLG: 0.343	F9			F7			5-3			3	0	0	0	0	0	3	
Don Wilson, R (1,1) OBP: 0.160, SLG: 0.250	F9		SH1-4 1-2		K					2	0	0	0	0	1	2	
Inning Stats	R: 0 E: 0 K: 0 S: 4	H: 1 LOB: 1 BB: 0 P: 4	R: 1 E: 0 K: 0 S: 5	H: 2 LOB: 2 BB: 0 P: 6	R: 0 E: 0 K: 0 S: 4	H: 1 LOB: 1 BB: 0 P: 4	R: 0 E: 0 K: 0 S: 3	H: 0 LOB: 0 BB: 0 P: 3	R: 0 E: 0 K: 1 S: 5	H: 0 LOB: 0 BB: 0 P: 5	R: 0 E: 0 K: 0 S: 3	H: 0 LOB: 0 BB: 0 P: 3	R: 0 E: 0 K: 0 S: 3	H: 0 LOB: 0 BB: 0 P: 3	1B: 4 2B: 1 3B: 0 HR: 0	SF: 1 SAC: 1 DP: 0 HBP: 1	WP: 0 PA: 31 PB: 0 SB: 0 CS: 0
PITCHER Larry Demery, R (1,1) ERA: 6.48 Bruce Kison, R (3,1) ERA: 3.23 Dave Giusti, R (8,1) ERA: 3.81	IP: 2.0 WLS: L BF: 19 H: 3 R: 1 ER: 1 SO: 1 BB: 0 IBB: 0 HBP: 1 BLK: 0 WP: 0 HR: 0 S: 8 P: 12 ERA: 0.00 WHIP: 1.500																

Pittsburgh Pirates @ Houston Astros
Astrodome, Houston, TX
Sat Jul 06 1974, 8:05 PM EDT
Att: 29,640 - Dome

AB 27
R 1
H 5
RBI 1
BB 1
SO 1
LOB 12



Batter	1	2	3	4	5	6	7	8	9	10	AB	R	H	RBI	BB	SO	LOB	TOP	
Rennie Stennett, R OBP: 0.332, SLG: 0.389	1-3		F7		F2		5-3		6-3		5	0	0	0	0	0	1	Pittsburgh Pirates @ Houston Astros Astrodome, Houston, TX Sun Jul 07 1974, 4:33 AM EDT Att. 18,984 - Dome	
Gene Clines, R OBP: 0.317, SLG: 0.275	5-3 1B		HR BB		L8		L4-3		1B BB		3	2	1	0	2	0	0		
Richie Zisk, R OBP: 0.399, SLG: 0.520	5-3		HR		HR		6-3		1B		5	2	3	3	0	0	1		
Willie Stargell, L OBP: 0.356, SLG: 0.537	FC5-4 1B		K		1B BB		G4-6-3 BB		HR BB		2	0	1	1	3	1	0		
Dave Augustine, R OBP: 0.319, SLG: 0.535	FC5-4 1B		6-3		1B		G4-6-3 BB		HR		4	1	2	2	1	0	1		
Bob Robertson, R OBP: 0.319, SLG: 0.535	FC5-4 1B		6-3		1B		G4-6-3 BB		HR		4	1	2	2	1	0	1		
Manny Sanguillen, R OBP: 0.394, SLG: 0.372		6-3		5-3	1-3		G4-6-3 BB		F7		5	0	0	0	0	0	5		
Kurt Bevacqua, R OBP: 0.162, SLG: 0.143	FC5-4 BB		6-3		6-3		F9		K		4	0	0	0	1	1	2		
Mario Mendoza, R OBP: 0.287, SLG: 0.271	FC5-4 1-2		FC5-4 1B		5-3		6-3		SH1-4 1B		5	0	2	0	0	0	2		
Jim Rooker, R OBP: 0.286, SLG: 0.319	F7		F7		K		K		SH1-4 1B		3	0	0	0	0	2	2		
Dave Giusti, R OBP: 0.125, SLG: 0.125											0	0	0	0	0	0	0		
Inning Stats	R: 1 E: 0 K: 0 S: 5	H: 2 LOB: 1 BB: 0 P: 7	R: 0 E: 0 K: 0 S: 3	H: 0 LOB: 1 BB: 1 P: 7	R: 2 E: 0 K: 1 S: 6	H: 1 LOB: 0 BB: 1 P: 6	R: 0 E: 0 K: 1 S: 6	H: 0 LOB: 0 BB: 0 P: 5	R: 0 E: 0 K: 0 S: 3	H: 0 LOB: 0 BB: 0 P: 3	R: 0 E: 0 K: 0 S: 2	H: 0 LOB: 1 BB: 2 P: 10	R: 0 E: 0 K: 0 S: 4	H: 2 LOB: 2 BB: 1 P: 8	R: 2 E: 0 K: 1 S: 6	H: 1 LOB: 1 BB: 1 P: 10	1B: 6 2B: 0 3B: 0 HR: 3	SF: 0 SAC: 1 DP: 1 HBP: 0	WP: 0 PA: 44
PITCHER	IP WLS BF H R ER SO BB IBB HBP BLK WP HR S P ERA WHIP	IP WLS BF H R ER SO BB IBB HBP BLK WP HR S P ERA WHIP	IP WLS BF H R ER SO BB IBB HBP BLK WP HR S P ERA WHIP	IP WLS BF H R ER SO BB IBB HBP BLK WP HR S P ERA WHIP	IP WLS BF H R ER SO BB IBB HBP BLK WP HR S P ERA WHIP	IP WLS BF H R ER SO BB IBB HBP BLK WP HR S P ERA WHIP	IP WLS BF H R ER SO BB IBB HBP BLK WP HR S P ERA WHIP	IP WLS BF H R ER SO BB IBB HBP BLK WP HR S P ERA WHIP	IP WLS BF H R ER SO BB IBB HBP BLK WP HR S P ERA WHIP	IP WLS BF H R ER SO BB IBB HBP BLK WP HR S P ERA WHIP	IP WLS BF H R ER SO BB IBB HBP BLK WP HR S P ERA WHIP	IP WLS BF H R ER SO BB IBB HBP BLK WP HR S P ERA WHIP	IP WLS BF H R ER SO BB IBB HBP BLK WP HR S P ERA WHIP	IP WLS BF H R ER SO BB IBB HBP BLK WP HR S P ERA WHIP	IP WLS BF H R ER SO BB IBB HBP BLK WP HR S P ERA WHIP	IP WLS BF H R ER SO BB IBB HBP BLK WP HR S P ERA WHIP	IP WLS BF H R ER SO BB IBB HBP BLK WP HR S P ERA WHIP	IP WLS BF H R ER SO BB IBB HBP BLK WP HR S P ERA WHIP	
Claude Osteen, L ERA: 3.48	6.0	27	6	4	4	3	BB: 3	IBB: 0	HBP: 0	BLK: 0	WP: 0	HR: 2	S: 30	P: 42	ERA: 6.00	WHIP: 1.500			
Jim York, R ERA: 1.98	7.1	5	0	0	0	0	BB: 2	IBB: 0	HBP: 0	BLK: 0	WP: 0	HR: 0	S: 3	P: 11	ERA: 0.00	WHIP: 2.000			
Ken Forsch, R ERA: 3.27	8.1	2	0	0	0	0	BB: 0	IBB: 0	HBP: 0	BLK: 0	WP: 0	HR: 2	S: 2	P: 2	ERA: 0.00	WHIP: 0.000			
Fred Scherman, L ERA: 4.65	9.1	2.0	L	10	3	2	2	1	2	0	0	0	1	10	18	9.00	2.500		

AB	36
R	6
H	9
RBI	6
BB	7
SO	4
LOB	14



Batter	1	2	3	4	5	6	7	8	9	10	AB	R	H	RBI	BB	SO	LOB	BOTTOM			
Greg Gross, L OBP: 0.438, SLG: 0.412	CS 1B			F7			E7 1B	F6			4	1	1	0	0	0	1	Pittsburgh Pirates @ Houston Astros Astrodome, Houston, TX Sun Jul 07 1974, 4:33 AM EDT Att. 18,984 - Dome			
Roger Metzger, S OBP: 0.319, SLG: 0.322	K			K			1B SF8	1B		6-3	4	1	1	0	0	2	1				
Cesar Cedeño, R OBP: 0.358, SLG: 0.533	6-3			L9			WP 1B	1B		HR	4	1	2	2	0	0	0				
Bob Watson, R OBP: 0.394, SLG: 0.434		4-0 CS BB					F9			SF8	2	1	1	1	1	0	0				
Lee May, R OBP: 0.292, SLG: 0.428		0-3 K					4-3			F1	3	0	0	1	0	1	2				
Cliff Johnson, R OBP: 0.408, SLG: 0.506		6-3					F3			K	4	0	0	0	0	1	1				
Dave Campbell, R OBP: 0.158, SLG: 0.167				L8						K	3	0	0	0	0	1	0				
Bob Gallagher, L OBP: 0.254, SLG: 0.207							5-3			K	1	0	0	0	0	1	0				
Tommy Helms, R OBP: 0.319, SLG: 0.375				L6			L8			F9	4	0	1	0	0	0	0				
Claude Osteen, L OBP: 0.288, SLG: 0.385				3-1			L8			4-3	1	0	0	0	0	0	0				
Wilbur Howard, S OBP: 0.288, SLG: 0.250											0	0	0	0	0	0	0				
Jim York, R ERA: 1.98	7.1	5	0	0	0	0	BB: 2	IBB: 0	HBP: 0	BLK: 0	WP: 0	HR: 0	S: 3	P: 11	ERA: 0.00	WHIP: 2.000					
Ken Forsch, R ERA: 3.27	8.1	2	0	0	0	0	BB: 0	IBB: 0	HBP: 0	BLK: 0	WP: 0	HR: 2	S: 2	P: 2	ERA: 0.00	WHIP: 0.000					
Dennis Menke, R OBP: 0.288, SLG: 0.385	9.1	2.0	L	10	3	2	2	1	2	0	0	0	1	10	18	9.00	2.500				
Larry McPherson, S OBP: 0.288, SLG: 0.250	9.1	2.0	L	10	3	2	2	1	2	0	0	0	1	10	18	9.00	2.500				
Fred Scherman, L ERA: 4.65	9.1	2.0	L	10	3	2	2	1	2	0	0	0	1	10	18	9.00	2.500				
Lee May, R OBP: 0.292, SLG: 0.428	9.1	2.0	L	10	3	2	2	1	2	0	0	0	1	10	18	9.00	2.500				
Inning Stats	R: 0 E: 0 K: 1 S: 5	H: 1 LOB: 0 BB: 5 P: 5	R: 0 E: 0 K: 1 S: 4	H: 0 LOB: 0 BB: 1 P: 8	R: 0 E: 0 K: 0 S: 3	H: 0 LOB: 0 BB: 0 P: 3	R: 0 E: 0 K: 1 S: 5	H: 0 LOB: 0 BB: 0 P: 5	R: 0 E: 0 K: 0 S: 3	H: 0 LOB: 1 BB: 0 P: 3	R: 0 E: 1 K: 1 S: 8	H: 2 LOB: 1 BB: 8 P: 8	R: 0 E: 0 K: 1 S: 6	H: 2 LOB: 1 BB: 6 P: 6	R: 2 E: 0 K: 1 S: 5	H: 0 LOB: 0 BB: 5 P: 5	R: 0 E: 0 K: 1 S: 5	H: 0 LOB: 0 BB: 0 P: 5	1B: 5 2B: 1 3B: 1 HR: 1	SF: 2 SAC: 0 DP: 1 HBP: 0	WP: 1 PA: 36
PITCHER	IP WLS BF H R ER SO BB IBB HBP BLK WP HR S P ERA WHIP	IP WLS BF H R ER SO BB IBB HBP BLK WP HR S P ERA WHIP	IP WLS BF H R ER SO BB IBB HBP BLK WP HR S P ERA WHIP	IP WLS BF H R ER SO BB IBB HBP BLK WP HR S P ERA WHIP	IP WLS BF H R ER SO BB IBB HBP BLK WP HR S P ERA WHIP	IP WLS BF H R ER SO BB IBB HBP BLK WP HR S P ERA WHIP	IP WLS BF H R ER SO BB IBB HBP BLK WP HR S P ERA WHIP	IP WLS BF H R ER SO BB IBB HBP BLK WP HR S P ERA WHIP	IP WLS BF H R ER SO BB IBB HBP BLK WP HR S P ERA WHIP	IP WLS BF H R ER SO BB IBB HBP BLK WP HR S P ERA WHIP	IP WLS BF H R ER SO BB IBB HBP BLK WP HR S P ERA WHIP	IP WLS BF H R ER SO BB IBB HBP BLK WP HR S P ERA WHIP	IP WLS BF H R ER SO BB IBB HBP BLK WP HR S P ERA WHIP	IP WLS BF H R ER SO BB IBB HBP BLK WP HR S P ERA WHIP	IP WLS BF H R ER SO BB IBB HBP BLK WP HR S P ERA WHIP	IP WLS BF H R ER SO BB IBB HBP BLK WP HR S P ERA WHIP	IP WLS BF H R ER SO BB IBB HBP BLK WP HR S P ERA WHIP	IP WLS BF H R ER SO BB IBB HBP BLK WP HR S P ERA WHIP			
Jim Rooker, L ERA: 2.79	8.1	31	7	4	3	5	BB: 1	IBB: 0	HBP: 0	BLK: 0	WP: 1	HR: 1	S: 40	P: 44	ERA: 3.24	WHIP: 0.960					
Dave Giusti, R ERA: 3.7	9.1	5	0	0	0	1	BB: 0	IBB: 0	HBP: 0	BLK: 0	WP: 0	HR: 0	S: 7	P: 7	0.00	0.000					

AB	33
R	4
H	7
RBI	4
BB	1
SO	6
LOB	5



Batter	1	2	3	4	5	6	7	8	9	AB	R	H	RBI	BB	SO	LOB	TOP					
Ralph Garr, L OBP: 0.395, SLG: 0.499 (1, 9)	K		FC4-6		SH3-4 1B		4-3		1B BB	4	1	1	0	1	1	1	Atlanta Braves @ Pittsburgh Pirates Three Rivers Stadium, Pittsburgh, PA Mon Jul 08 1974, 7:05 PM EDT Att: 11,494 - Unknown					
Craig Robinson, R OBP: 0.321, SLG: 0.482 (1, 6)	K				SH3-4 1B		F9		1B	4	1	2	0	0	1	0						
Hank Aaron, R OBP: 0.321, SLG: 0.482 Rowland Office, L OBP: 0.257, SLG: 0.355 (1, 7) (7, 8)	F9			FC5 3-1	K		L8		K	4	1	0	0	0	1	1						
Dusty Baker Jr., R OBP: 0.308, SLG: 0.338 (1, 8) (7, 9)		6-3		5-3	1B IBB				K	3	0	0	0	1	1	1						
Darrell Evans, L OBP: 0.390, SLG: 0.421 (1, 5)	L8			3-1				F5		4	0	1	2	0	0	0						
Davey Johnson, R OBP: 0.352, SLG: 0.377 (1, 3)	6-3			1B E BB	K				BB	2	1	0	0	2	1	2						
Marty Perez, R OBP: 0.353, SLG: 0.380 (1, 4)			F9	E 1-3 1B		L8		L8		4	1	1	0	0	0	1						
Paul Casanova, R OBP: 0.215, SLG: 0.176 (1, 2)			FC3-6 1B	E7 1-H 3-H		4-3		6-3		4	0	1	0	0	0	0						
Max Leon, R (1, 1)			FC3-6 FC4-6 1-2	6-3		K		6-3		4	0	0	0	0	1	2						
Inning Stats	R: 0 E: 0 K: 2 S: 7	H: 0 LOB: 0 BB: 0 P: 7	R: 0 E: 0 K: 0 S: 3	H: 0 LOB: 0 BB: 0 P: 3	R: 0 E: 0 K: 0 S: 4	H: 1 LOB: 1 BB: 0 P: 4	R: 4 E: 2 K: 0 S: 7	H: 2 LOB: 1 BB: 1 P: 11	R: 1 E: 0 K: 2 S: 9	H: 2 LOB: 2 BB: 1 P: 13	R: 0 E: 0 K: 1 S: 5	H: 0 LOB: 0 BB: 0 P: 5	R: 0 E: 0 K: 0 S: 3	H: 0 LOB: 0 BB: 0 P: 3	R: 0 E: 0 K: 1 S: 5	H: 0 LOB: 1 BB: 1 P: 9		R: 0 E: 0 K: 1 S: 6	H: 1 LOB: 2 BB: 1 P: 10	1B: 6 2B: 0 3B: 0 HR: 0	SF: 0 SAC: 1 DP: 0 HBP: 0	WP: 0 PB: 0 SB: 1 CS: 0
PITCHER	IP	WLS	BF	H	R	ER	SO	BB	IBB	HBP	BLK	WP	HR	S	P	ERA	WHIP					
Jerry Reuss, L ERA: 3.56 (1, 1)	5.0	L	24	5	5	1	4	1	1	0	0	0	0	30	38	1.80	1.200					
John Morton, R ERA: 2.09 (6, 1)	3.0		10	0	0	0	2	1	0	0	0	0	0	13	17	0.00	0.333					
Daryl Patterson, R ERA: 4.5 (9, 1)	1.0		5	1	0	0	1	1	0	0	0	0	0	6	10	0.00	2.000					



Batter	1	2	3	4	5	6	7	8	9	AB	R	H	RBI	BB	SO	LOB	BOTTOM					
Gene Clines, R OBP: 0.320, SLG: 0.276 (1, 8)	L5-3		1B			L5-3		1B BB		3	0	1	0	1	0	0	Atlanta Braves @ Pittsburgh Pirates Three Rivers Stadium, Pittsburgh, PA Mon Jul 08 1974, 7:05 PM EDT Att: 11,494 - Unknown					
Richie Hebner, L OBP: 0.353, SLG: 0.474 (1, 5)	G3		1B			G3		1B		4	0	2	0	0	0	0						
Richie Zisk, R OBP: 0.393, SLG: 0.512 (1, 9)	F7		F9			5-3		6-3		4	0	0	0	0	0	4						
Willie Stargell, L OBP: 0.381, SLG: 0.529 (1, 7)		3-1			F5		K2-3		F5	4	0	0	0	0	1	0						
Bob Robertson, R OBP: 0.308, SLG: 0.515 (1, 3)		L4			K		F9		K	4	0	0	0	0	2	0						
Manny Sanguillen, R OBP: 0.310, SLG: 0.377 (1, 2)					F3					4	0	3	0	0	0	0						
Rennie Stennett, R OBP: 0.328, SLG: 0.384 (1, 4)					1B		1B		1B	4	0	0	0	0	1	3						
Mario Mendoza, R OBP: 0.282, SLG: 0.266 Ed Kirkpatrick, L OBP: 0.324, SLG: 0.287 Frank Taveras, R OBP: 0.304, SLG: 0.298 (1, 6) (8, PH) (9, 6)			F8		F7			L9		2	0	0	0	0	0	0						
Jerry Reuss, L OBP: 0.326, SLG: 0.250 Paul Popovich, S OBP: 0.284, SLG: 0.265 John Morton, R (6, 1) Ken Brett, L OBP: 0.368, SLG: 0.547 Daryl Patterson, L (9, 1)			6-3		P4-3			L8		1	0	0	0	0	0	0						
Inning Stats	R: 0 E: 0 K: 0 S: 3	H: 0 LOB: 0 BB: 0 P: 3	R: 0 E: 0 K: 0 S: 4	H: 1 LOB: 1 BB: 0 P: 4	R: 0 E: 0 K: 0 S: 5	H: 2 LOB: 2 BB: 0 P: 5	R: 0 E: 0 K: 1 S: 5	H: 0 LOB: 0 BB: 0 P: 5	R: 0 E: 0 K: 0 S: 3	H: 0 LOB: 0 BB: 0 P: 3	R: 0 E: 0 K: 0 S: 3	H: 0 LOB: 0 BB: 0 P: 3	R: 0 E: 0 K: 1 S: 6	H: 1 LOB: 1 BB: 0 P: 6	R: 0 E: 0 K: 0 S: 4	H: 1 LOB: 2 BB: 1 P: 8		R: 0 E: 0 K: 2 S: 8	H: 1 LOB: 1 BB: 0 P: 8	1B: 6 2B: 0 3B: 0 HR: 0	SF: 0 SAC: 0 DP: 0 HBP: 0	WP: 0 PB: 0 SB: 0 CS: 0
PITCHER	IP	WLS	BF	H	R	ER	SO	BB	IBB	HBP	BLK	WP	HR	S	P	ERA	WHIP					
Max Leon, R ERA: 1.42 (1, 1)	9.0	W	34	6	0	0	4	1	0	0	0	0	0	41	45	0.00	0.778					



Batter	1	2	3	4	5	6	7	8	9	AB	R	H	RBI	BB	SO	LOB	TOP		
Ralph Garr, L (1, 9) OBP: 0.395, SLG: 0.497										5	2	2	0	0	1	1			
Craig Robinson, R (1, 6) OBP: 0.272, SLG: 0.244										3	1	2	0	0	0	0			
Sonny Jackson, L (9, PH) OBP: 0.429, SLG: 0.429										1	0	0	0	0	0	1			
Hank Aaron, R (1, 7) OBP: 0.315, SLG: 0.472										4	0	0	0	0	0	4			
Dusty Baker Jr., R (1, 8) OBP: 0.310, SLG: 0.338										3	0	1	1	1	0	1			
Darrell Evans, L (1, 5) OBP: 0.386, SLG: 0.415										5	0	0	1	0	0	2			
Davey Johnson, R (1, 3) OBP: 0.354, SLG: 0.377										3	0	1	0	1	0	0			
Marty Perez, R (1, 4) OBP: 0.356, SLG: 0.397										4	1	2	0	0	0	2			
Paul Casanova, R (1, 2) OBP: 0.220, SLG: 0.182										3	0	1	1	0	0	2			
Rowland Office, L (9, PH) OBP: 0.262, SLG: 0.359										1	0	1	0	0	0	0			
Phil Niekro, R (1, 1) OBP: 0.259, SLG: 0.278										2	0	0	0	0	0	1			
Ivan Murrell, R (7, PH) OBP: 0.259, SLG: 0.312										1	0	0	0	0	1	2			
Lew Krausse, R (7, 1) OBP: 0.266, SLG: 0.282										0	0	0	0	0	0	1			
Frank Tepedino, L (9, PH)										1	0	0	0	0	1	1			
Inning Stats	R: 0 E: 0 K: 1 S: 6	H: 1 LOB: 1 BB: 0 P: 6	R: 1 E: 0 K: 0 S: 5	H: 2 LOB: 1 BB: 0 P: 5	R: 1 E: 1 K: 0 S: 3	H: 1 LOB: 1 BB: 1 P: 7	R: 0 E: 0 K: 0 S: 3	H: 0 LOB: 0 BB: 0 P: 3	R: 0 E: 0 K: 0 S: 3	H: 0 LOB: 0 BB: 0 P: 3	R: 0 E: 0 K: 1 S: 7	H: 2 LOB: 2 BB: 0 P: 7	R: 2 E: 0 K: 0 S: 6	H: 3 LOB: 2 BB: 1 P: 10	R: 0 E: 0 K: 1 S: 6	H: 1 LOB: 1 BB: 0 P: 6	1B: 9 2B: 0 3B: 1 HR: 0	SF: 0 SAC: 1 DP: 0 HBP: 0	WP: 1 PA: 39
PITCHER	IP WLS BF H R ER SO BB IBB HBP BLK WP HR S P ERA WHIP																		
Ken Brett, L (1, 1) ERA: 2.74	7.2 W 34 9 4 3 2 2 0 0 0 0 0 0 35 43 3.52 1.435																		
Dave Giusti, R (8, 1) ERA: 3.61	1.1 S 5 1 0 0 1 0 0 0 0 0 1 0 7 7 0.00 0.750																		

Atlanta Braves @ Pittsburgh Pirates
Three Rivers Stadium, Pittsburgh, PA
Tue Jul 09 1974, 7:05 PM EDT
Att: 13,737 - Unknown

AB 36
R 4
H 10
RBI 3
BB 2
SO 3
LOB 17



Batter	1	2	3	4	5	6	7	8	9	AB	R	H	RBI	BB	SO	LOB	BOTTOM
Gene Clines, R (1, 7) OBP: 0.316, SLG: 0.272										3	0	0	0	0	1	2	
Ed Kirkpatrick, L (1, 3) OBP: 0.311, SLG: 0.275										4	0	0	0	0	0	2	
Richie Hebner, L (1, 5) OBP: 0.356, SLG: 0.474										2	1	1	0	1	0	0	
Richie Zisk, R (1, 9) OBP: 0.395, SLG: 0.510										3	1	1	0	1	1	1	
Manny Sanguillen, R (1, 2) OBP: 0.309, SLG: 0.379										4	1	1	2	0	0	3	
Rennie Stennett, R (1, 4) OBP: 0.330, SLG: 0.386										4	1	2	0	0	0	0	
Dave Augustine, R (1, 8) OBP: 0.367, SLG: 0.536										4	0	0	0	0	2	2	
Mario Mendoza, R (1, 6) OBP: 0.298, SLG: 0.283										4	1	3	1	0	0	0	
Ken Brett, L (1, 1) ERA: 3.12										3	0	1	0	0	1	2	
Dave Giusti, R (8, 1) ERA: 3.57										0	0	0	0	0	0	0	
Inning Stats	R: 0 E: 0 K: 0 S: 3	H: 0 LOB: 0 BB: 0 P: 3	R: 0 E: 0 K: 1 S: 6	H: 1 LOB: 1 BB: 0 P: 6	R: 0 E: 0 K: 1 S: 6	H: 1 LOB: 1 BB: 0 P: 6	R: 4 E: 0 K: 2 S: 12	H: 5 LOB: 1 BB: 0 P: 12	R: 0 E: 1 K: 0 S: 3	H: 0 LOB: 0 BB: 0 P: 3	R: 1 E: 1 K: 0 S: 5	H: 2 LOB: 3 BB: 2 P: 13	R: 0 E: 0 K: 1 S: 5	H: 0 LOB: 0 BB: 0 P: 5	1B: 8 2B: 1 3B: 0 HR: 0	SF: 0 SAC: 1 DP: 1 HBP: 0	WP: 0 PA: 35
PITCHER	IP WLS BF H R ER SO BB IBB HBP BLK WP HR S P ERA WHIP																
Phil Niekro, R (1, 1) ERA: 3.12	6.0 L 25 7 4 3 4 0 0 0 0 0 0 0 33 33 4.50 1.167																
Lew Krausse, R (7, 1) ERA: 3.57	2.0 10 2 1 1 1 1 1 0 0 0 0 0 10 18 4.50 1.500																

Atlanta Braves @ Pittsburgh Pirates
Three Rivers Stadium, Pittsburgh, PA
Tue Jul 09 1974, 7:05 PM EDT
Att: 13,737 - Unknown

AB 31
R 5
H 9
RBI 3
BB 2
SO 5
LOB 12



Batter	1	2	3	4	5	6	7	8	9	AB	R	H	RBI	BB	SO	LOB	TOP			
Pete Rose, S (1, 7) OBP: 0.397, SLG: 0.366 Cesar Geronimo, L (8, 8) OBP: 0.382, SLG: 0.488	0-0 4-3	4-0 1B IBB		0-0 1B	0-0 1B	0-0 G6-4-3 1B		0-0 L7		4	0	2	1	1	0	1				
Mery Rettenmund, R (1, 9) OBP: 0.342, SLG: 0.373	0-0 1B FC5-4	0-0 1B		0-0 1-3	0-0 1-3	0-0 G6-4-3 1B		0-0 5-3		5	1	2	2	0	0	3				
Johnny Bench, R (1, 5) OBP: 0.356, SLG: 0.463	0-0 1-3 1B	0-0 F5			0-0 HR	0-0 F9		0-0 L5		5	1	2	0	0	0	3				
Tony Perez, R (1, 3) OBP: 0.322, SLG: 0.445 Dan Driessen, L (7, 3) OBP: 0.343, SLG: 0.386	0-0 FC5-4 1B CS			0-0 F9	0-0 5-3			0-0 F8		4	0	0	1	0	0	2				
Dave Concepcion, R (1, 6) OBP: 0.322, SLG: 0.371 Phil Gagliano, R (7, PH) OBP: 0.500, SLG: 0.133	0-0 1-3 1B			0-0 F8	1-0 HR HBP			0-0 P4		1	0	0	0	0	0	0				
George Foster, R (1, 8) OBP: 0.320, SLG: 0.409	0-0 CS	0-0 SH5-3 1B		0-0 L7	0-0 HR			0-0 6-3		2	1	1	0	0	0	0				
Bill Plummer, R (1, 2) OBP: 0.260, SLG: 0.343		0-3 K		0-0 6-3	0-0 6-3			0-3 K		4	0	0	0	0	2	1				
Darrel Chaney, S (1, 4) OBP: 0.357, SLG: 0.333		4-0 SH5-3 1B BB		0-0 4-3 1B	0-0 6-3			4-0 BB		2	2	1	0	2	0	0				
Don Gullett, R (1, 1) OBP: 0.277, SLG: 0.238		0-0 SH5-3		0-0 4-3		0-0 G6-4-3 1B		0-3 K		3	0	1	0	0	1	2				
Inning Stats	R: 1 E: 0 K: 0 S: 5	H: 3 LOB: 1 BB: 0 P: 5	R: 2 E: 0 K: 1 S: 7	H: 2 LOB: 2 BB: 2 P: 15	R: 0 E: 0 K: 0 S: 3	H: 0 LOB: 0 BB: 0 P: 3	R: 1 E: 0 K: 0 S: 5	H: 2 LOB: 1 BB: 0 P: 5	R: 3 E: 0 K: 0 S: 5	H: 2 LOB: 0 BB: 0 P: 6	R: 0 E: 0 K: 0 S: 4	H: 2 LOB: 1 BB: 0 P: 4	R: 0 E: 0 K: 0 S: 3	H: 0 LOB: 1 BB: 0 P: 11	R: 0 E: 0 K: 2 S: 7	H: 0 LOB: 0 BB: 0 P: 3	1B: 7 2B: 3 3B: 0 HR: 1	SF: 0 SAC: 1 DP: 1 HBP: 1	WP: 0 PA: 41 PB: 0 SB: 0 CS: 1	
PITCHER	IP	WLS	BF	H	R	ER	SO	BB	IBB	HBP	BLK	WP	HR	S	P	ERA	WHIP			
Jim Rooker, L (1, 1) ERA: 3.16	5.0	L	26	9	7	7	1	1	1	1	0	0	1	25	34	12.60	2.000			
Daryl Patterson, R (6, 1) ERA: 4.5	2.0		7	2	0	0	0	0	0	0	0	0	0	7	7	0.00	1.000			
John Morlan, R (8, 1) ERA: 2.75	2.0		7	0	0	0	2	1	0	0	0	0	0	10	14	0.00	0.500			

Cincinnati Reds @ Pittsburgh Pirates
Three Rivers Stadium, Pittsburgh, PA
Fri Jul 12 1974, 7:05 PM EDT
Unknown

AB	35
R	7
H	11
RBI	7
BB	3
SO	3
LOB	12

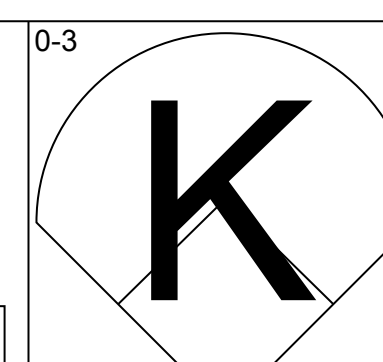
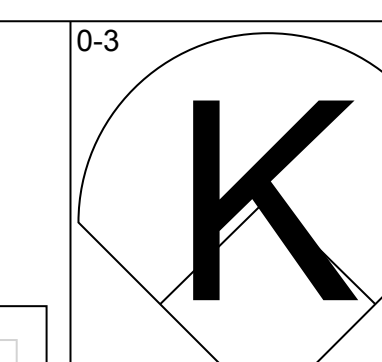
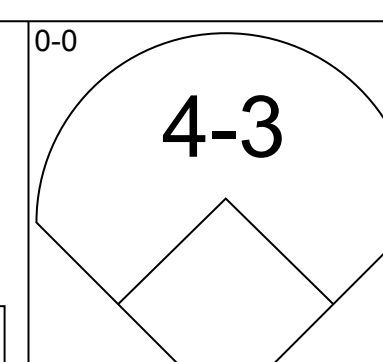
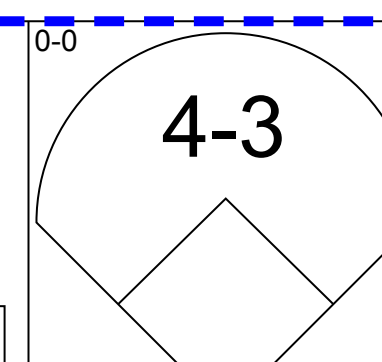
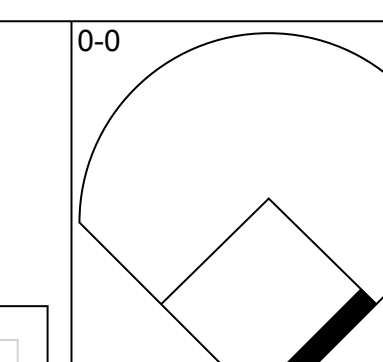
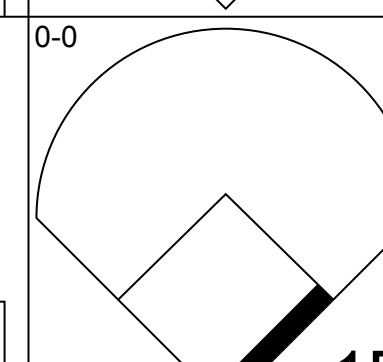
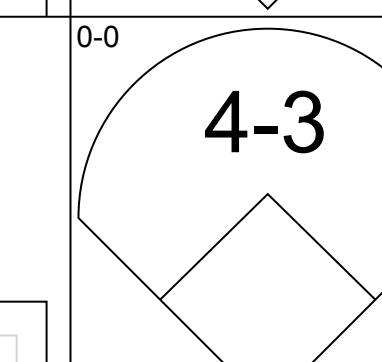
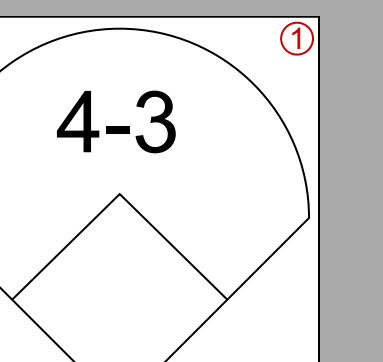
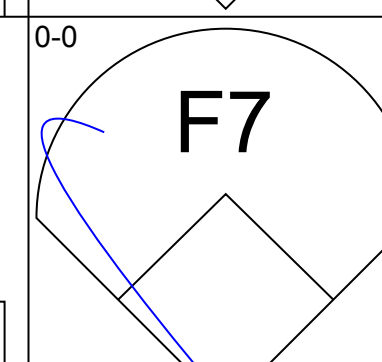
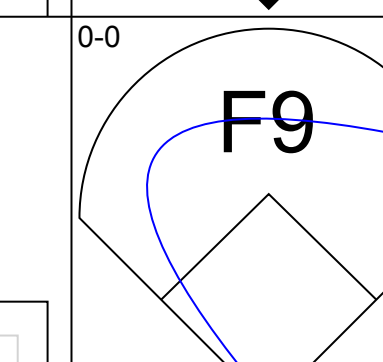
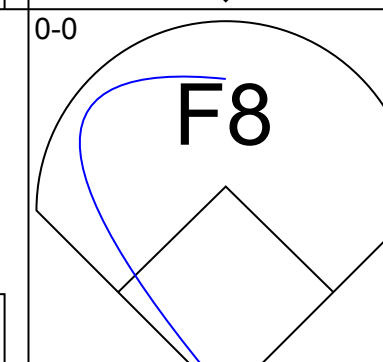
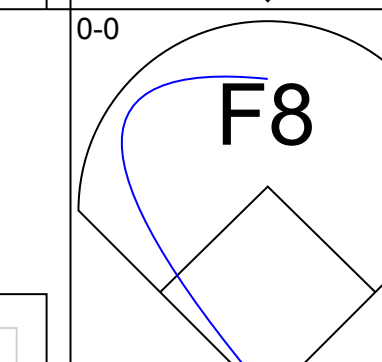
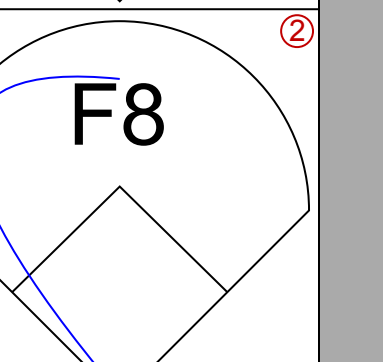
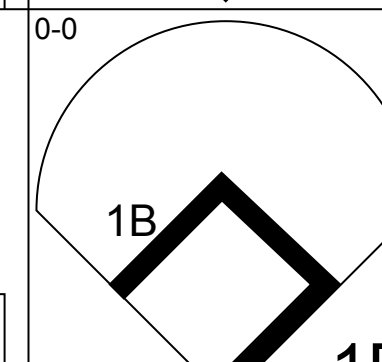
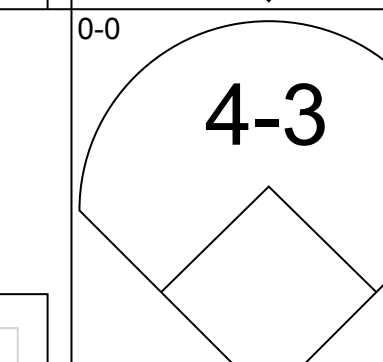
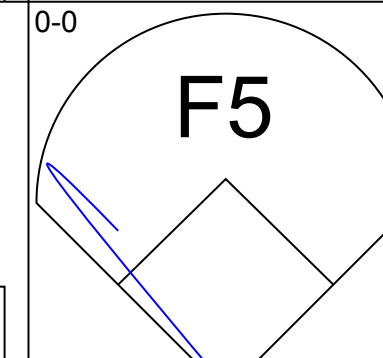
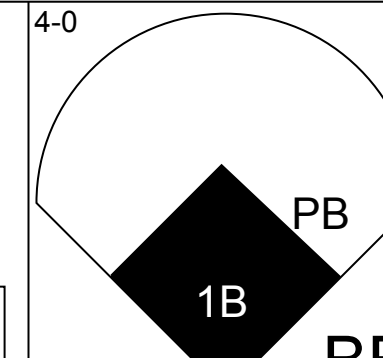
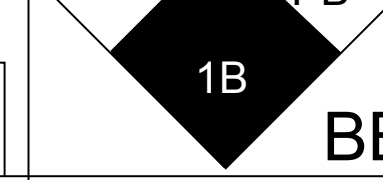
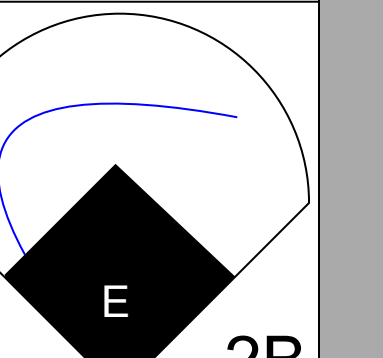

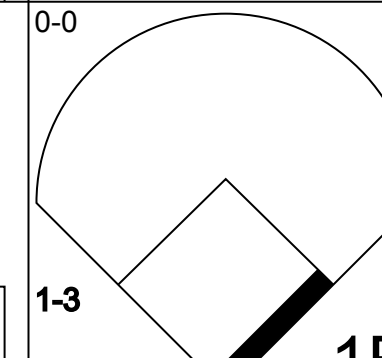

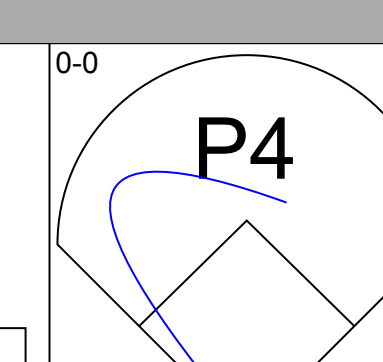
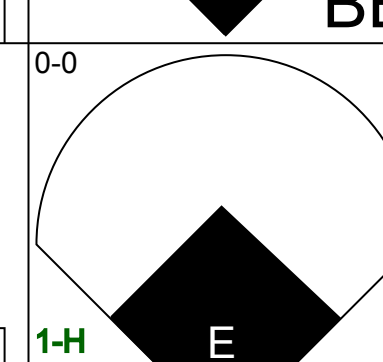

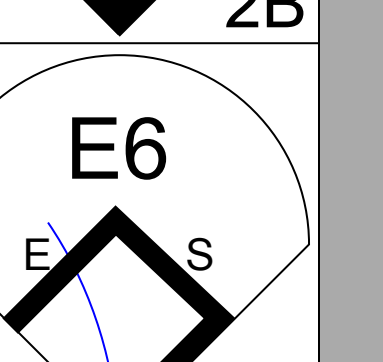
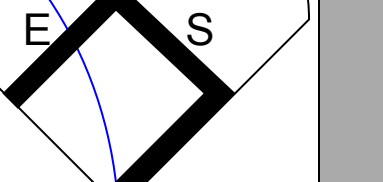
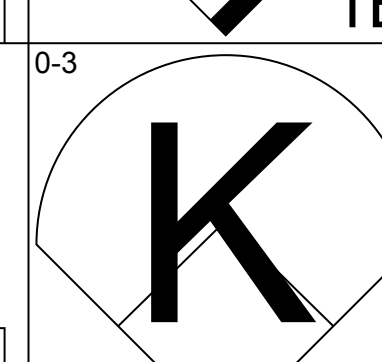
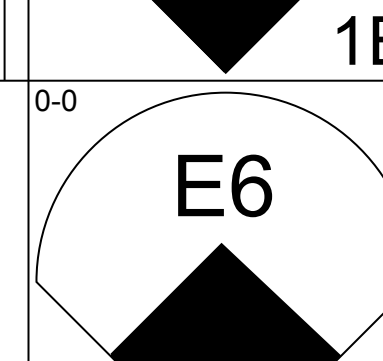

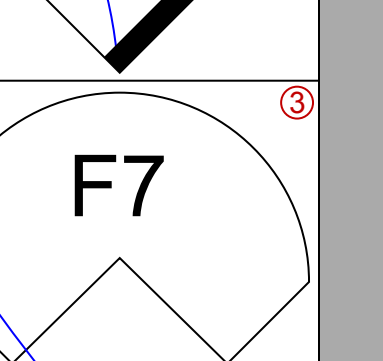
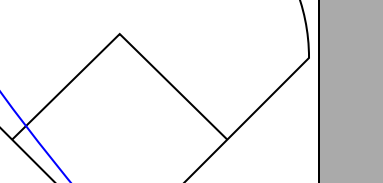
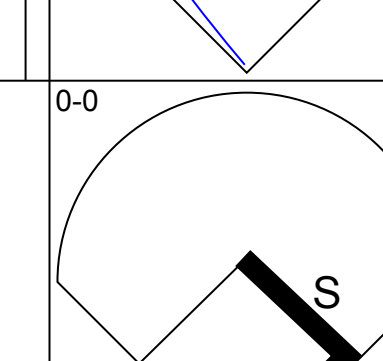
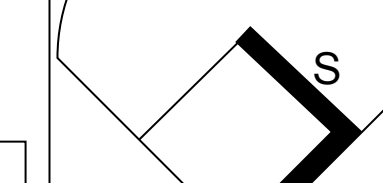
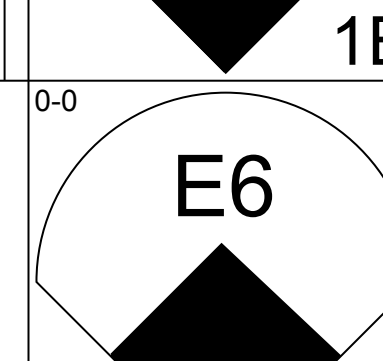


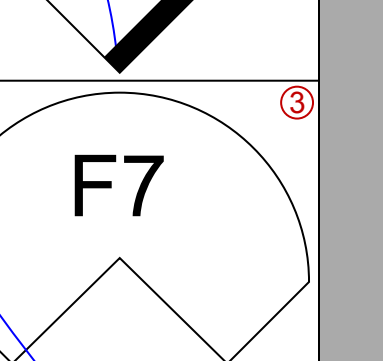
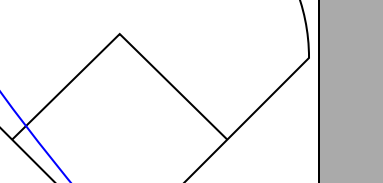
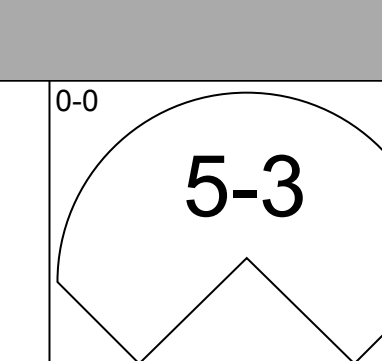
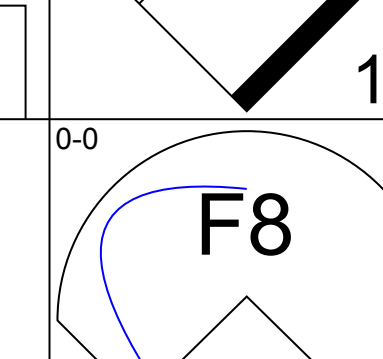
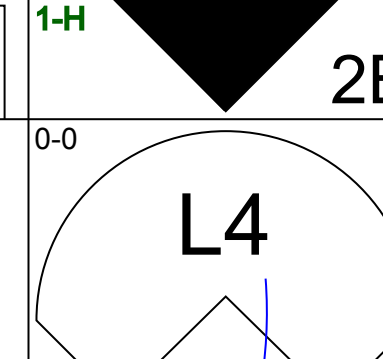
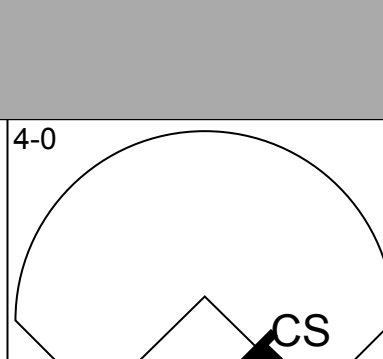

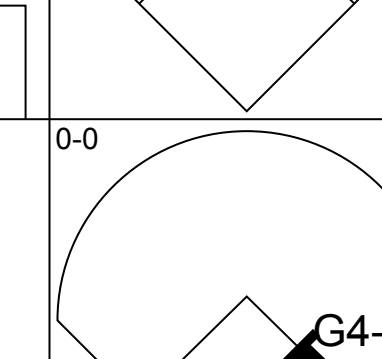
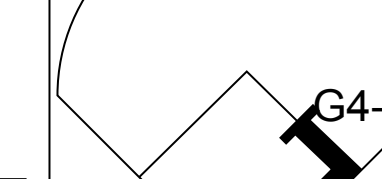
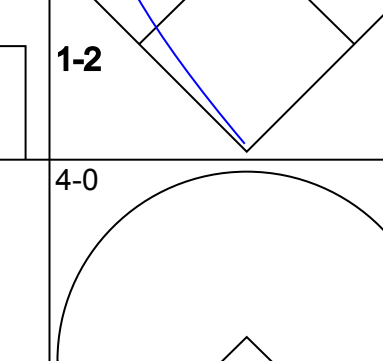
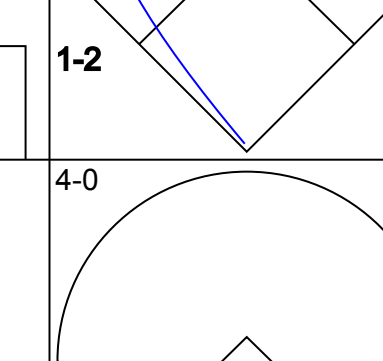
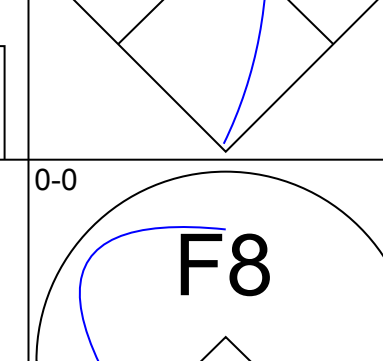
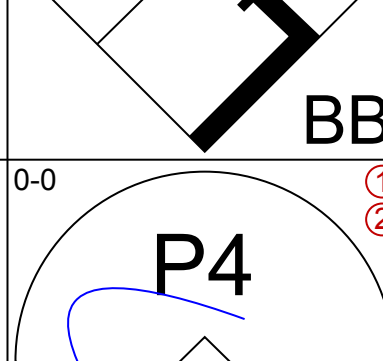
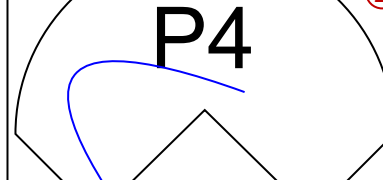
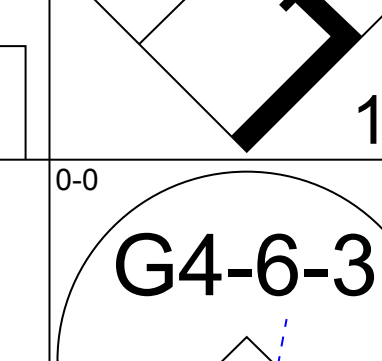
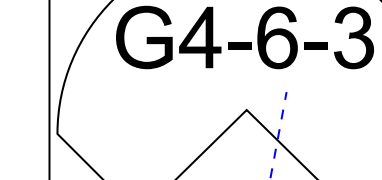
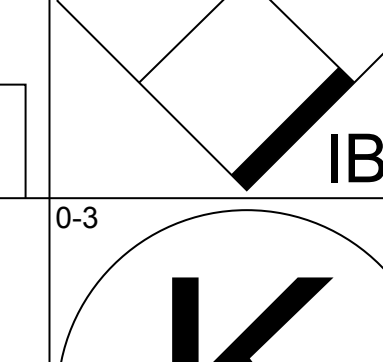
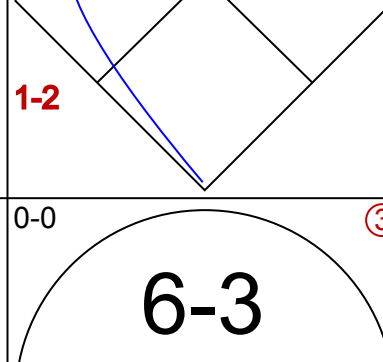
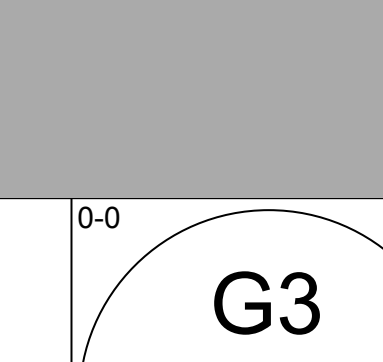
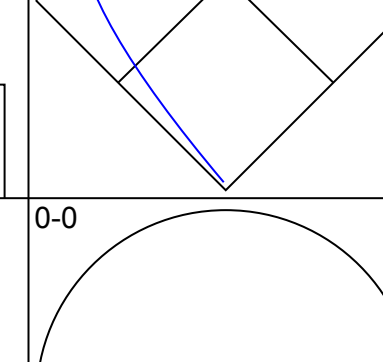


Batter	1	2	3	4	5	6	7	8	9	AB	R	H	RBI	BB	SO	LOB	BOTTOM				
Rennie Stennett, R (1, 4) OBP: 0.330, SLG: 0.387	0-0 F8		0-0 P6		4-0 BB			0-0 5-3		3	0	0	0	1	0	0					
Gene Clines, R (1, 7) OBP: 0.321, SLG: 0.270	4-0 1B WP BB		0-3 K		0-0 L6-3			0-0 L6-3		3	0	0	0	1	1	1					
Richie Zisk, R (1, 9) OBP: 0.393, SLG: 0.504	0-0 1-3 1B		0-0 F9			0-0 P4		0-0 1B		4	0	2	0	0	0	0					
Bob Robertson, R (1, 3) OBP: 0.298, SLG: 0.495	0-3 K		0-3 K		0-0 P6			0-3 K		4	0	0	0	0	3	3					
Manny Sanguillen, R (1, 2) OBP: 0.303, SLG: 0.374	0-0 FC5-4					0-0 G3			0-0 F7	4	0	1	0	0	0	2					
Art Howe, R (1, 5) OBP: 0.400, SLG: 0.400		0-0 6-3		0-3 K			0-0 FC1-6 1B	0-0 L6		4	0	1	0	0	1	1					
Dave Augustine, R (1, 8) OBP: 0.133, SLG: 0.133		0-0 6-3		0-0 6-3			0-0 F3	0-0 1B		4	0	1	0	0	0	2					
Mario Mendoza, R (1, 6) OBP: 0.302, SLG: 0.283		4-0 BB			0-3 K		0-0 FC1-6	0-0 F8		3	0	0	0	1	1	2					
Jim Rooker, R (1, 1) OBP: 0.280, SLG: 0.313 Paul Popovich, S (5, PH) OBP: 0.273, SLG: 0.260 Daryl Patterson, L (6, 1) ERA: 4.5 Ed Kirkpatrick, L (7, PH) OBP: 0.313, SLG: 0.271 John Morlan, R (8, 1) ERA: 2.75		0-3 K		0-3 K		0-3 K		0-3 K		1	0	0	0	0	1	1					
Inning Stats	R: 0 E: 0 K: 1 S: 6	H: 1 LOB: 2 BB: 1 P: 10	R: 0 E: 0 K: 1 S: 5	H: 0 LOB: 1 BB: 1 P: 9	R: 0 E: 0 K: 1 S: 5	H: 0 LOB: 0 BB: 0 P: 5	R: 0 E: 0 K: 2 S: 8	H: 1 LOB: 1 BB: 0 P: 8	R: 0 E: 0 K: 2 S: 7	H: 0 LOB: 1 BB: 1 P: 11	R: 0 E: 0 K: 0 S: 3	H: 0 LOB: 0 BB: 0 P: 3	R: 0 E: 0 K: 1 S: 6	H: 1 LOB: 1 BB: 0 P: 6	R: 0 E: 0 K: 1 S: 6	H: 1 LOB: 1 BB: 0 P: 6	R: 0 E: 0 K: 0 S: 4	H: 1 LOB: 1 BB: 0 P: 4	1B: 4 2B: 1 3B: 0 HR: 0	SF: 0 SAC: 0 DP: 0 HBP: 0	WP: 1 PA: 35 PB: 0 SB: 0 CS: 0
PITCHER	IP	WLS	BF	H	R	ER	SO	BB	IBB	HBP	BLK	WP	HR	S	P	ERA	WHIP				
Don Gullett, L (1, 1) ERA: 2.74	9.0	W	35	5	0	0	9	3	0	0	0	1	0	50	62	0.00	0.889				

Cincinnati Reds @ Pittsburgh Pirates
Three Rivers Stadium, Pittsburgh, PA
Fri Jul 12 1974, 7:05 PM EDT
Unknown

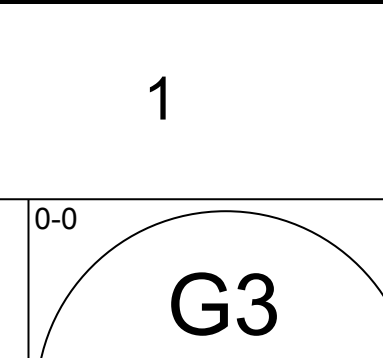
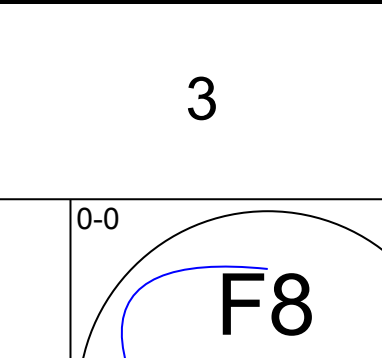
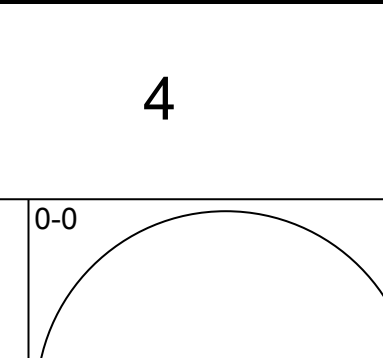
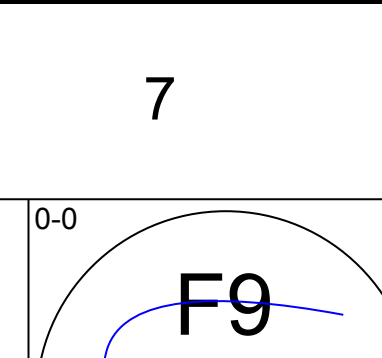
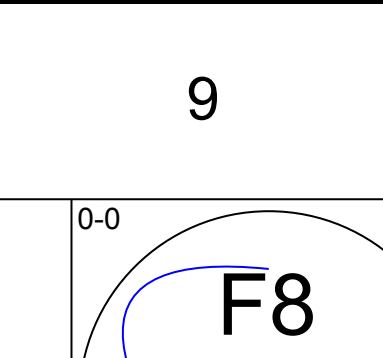
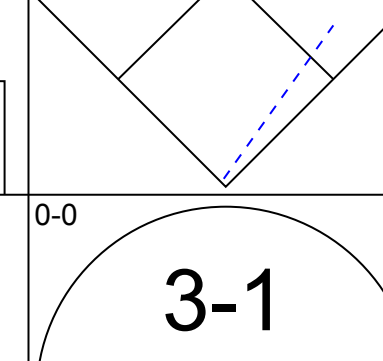
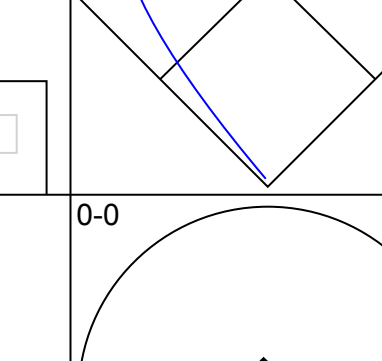
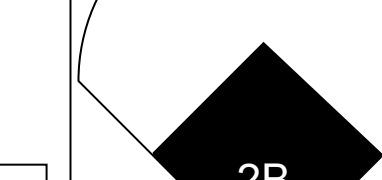
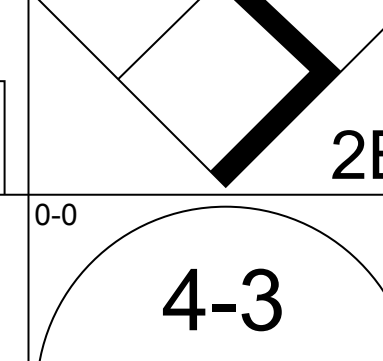
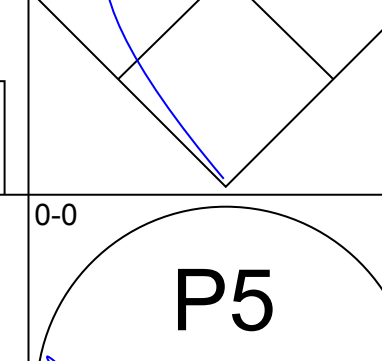
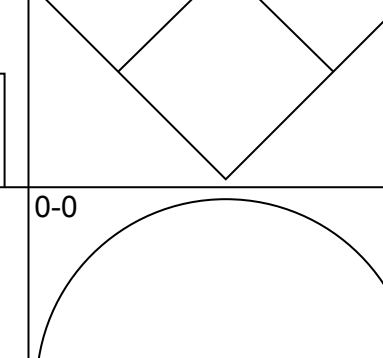
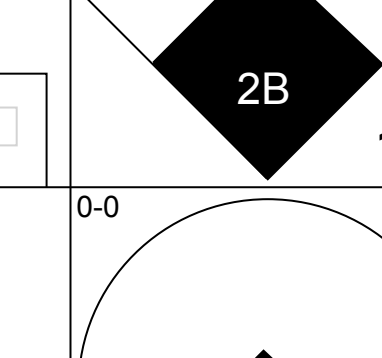


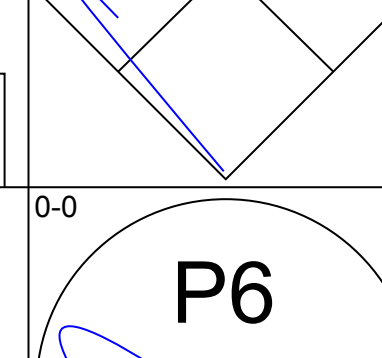

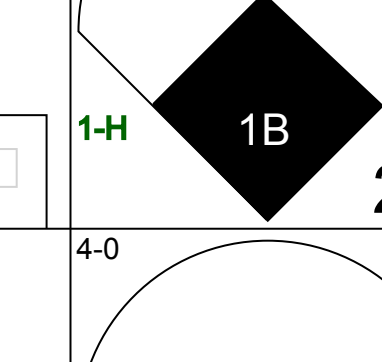


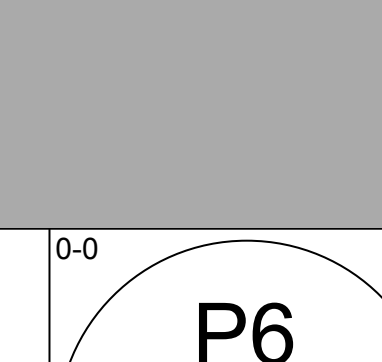
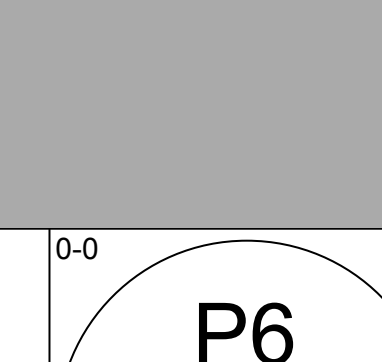


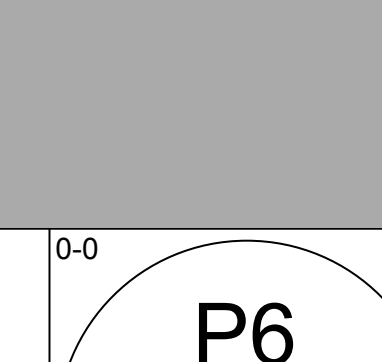
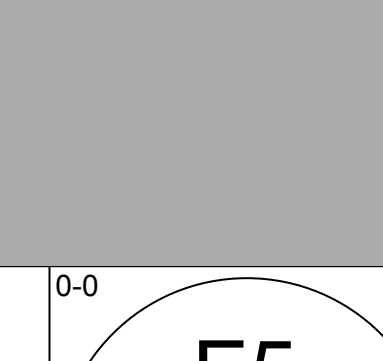
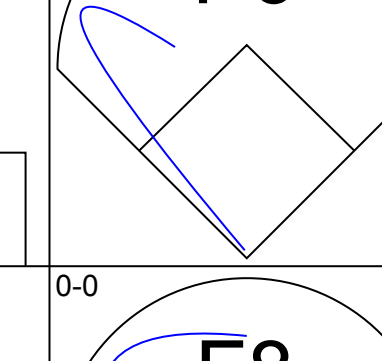
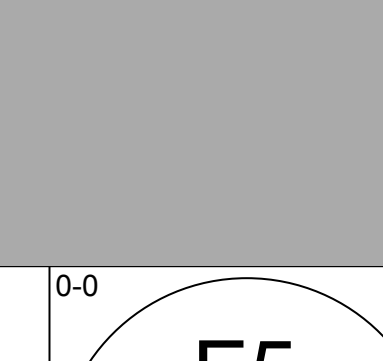
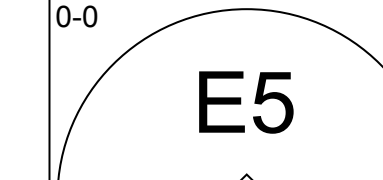
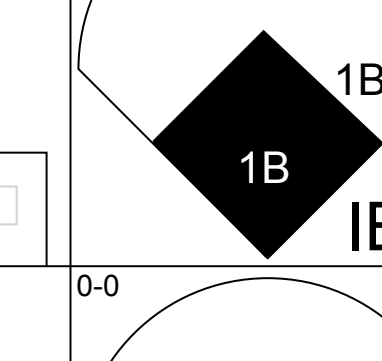

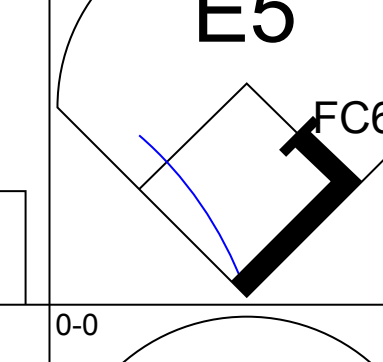

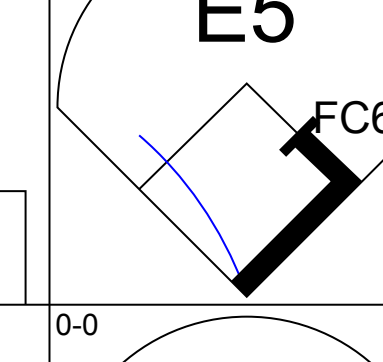

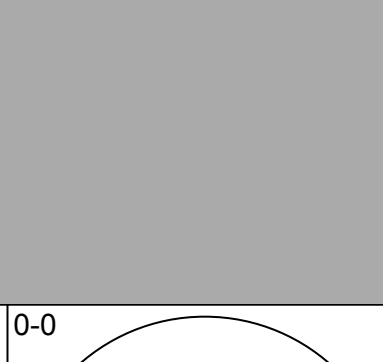
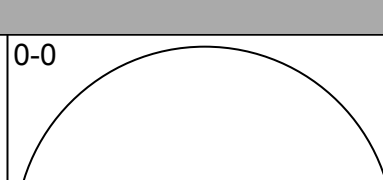
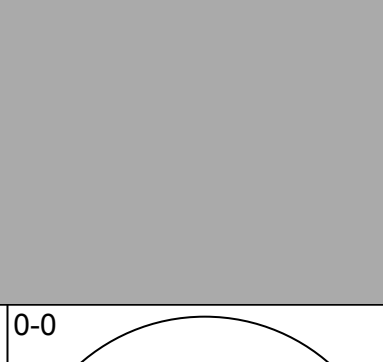
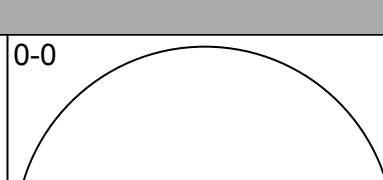
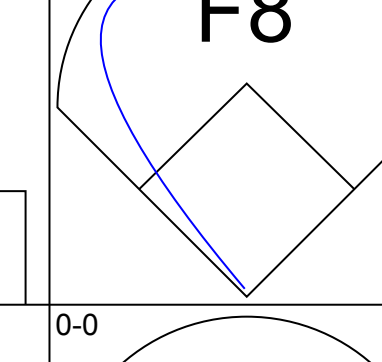
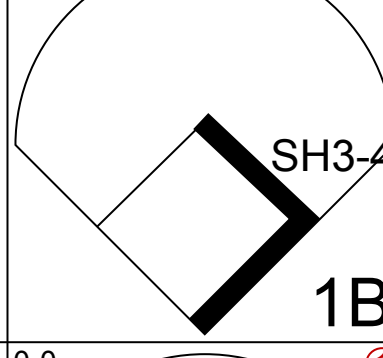

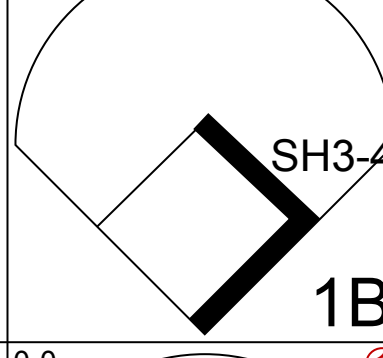


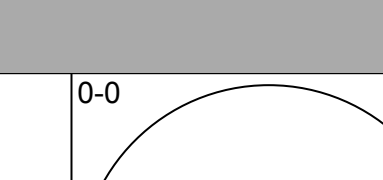
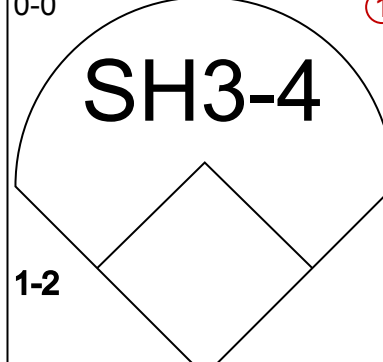
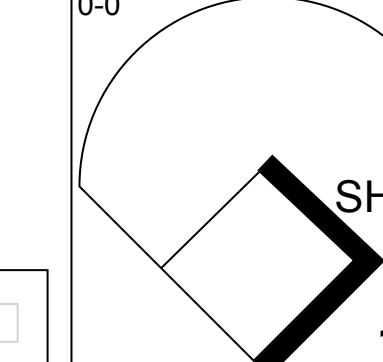
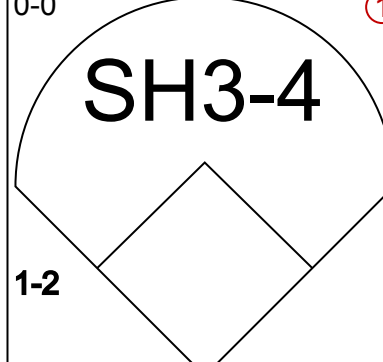
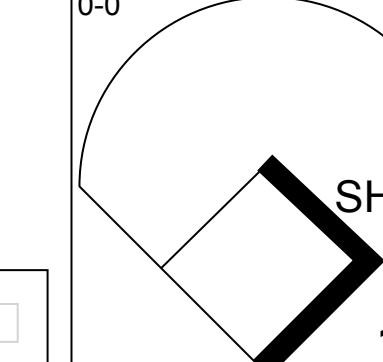
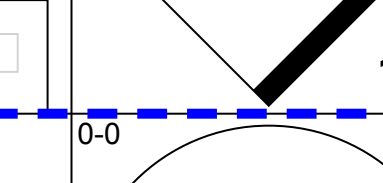
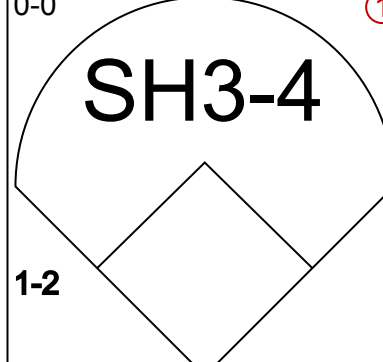
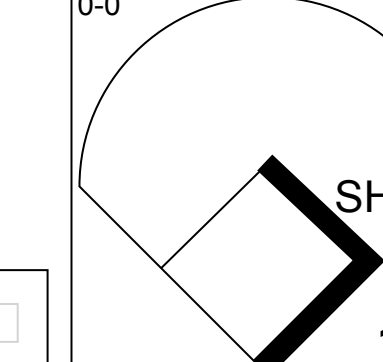
AB	32
R	0
H	5
RBI	0
BB	3
SO	9
LOB	13



Batter	1	2	3	4	5	6	7	8	9	AB	R	H	RBI	BB	SO	LOB	TOP					
Cesar Geronimo, L (1, 8) OBP: 0.378, SLG: 0.481										5	0	1	0	0	2	1	Cincinnati Reds @ Pittsburgh Pirates Three Rivers Stadium, Pittsburgh, PA Fri Jul 12, 1974, 7:05 PM EDT Att: 30,507 - Unknown					
Pete Rose, S (1, 7) OBP: 0.385, SLG: 0.364										5	0	1	0	0	0	1						
Joe Morgan, L (1, 4) OBP: 0.439, SLG: 0.487										5	0	1	0	0	0	2						
Johnny Bench, R (1, 2) OBP: 0.360, SLG: 0.468				 	 					3	2	2	0	1	0	1						
Dan Driessen, L (1, 5) OBP: 0.342, SLG: 0.385				 	 					3	1	1	1	0	0	0						
Andy Kosco, R (7, PH) OBP: 0.293, SLG: 0.257				 	 					1	0	0	0	0	1	2						
Bill Plummer, R (7, 2) OBP: 0.260, SLG: 0.343										0	0	0	0	0	0	0						
Terry Crowley, L (1, 3) OBP: 0.295, SLG: 0.366	 			  	 					4	1	2	1	0	0	1						
Ken Griffey, L (1, 9) OBP: 0.165, SLG: 0.165						 		 		2	0	0	0	1	0	1						
George Foster, R (8, PH) OBP: 0.325, SLG: 0.413										1	0	1	0	0	0	0						
Darrel Chaney, S (1, 6) OBP: 0.350, SLG: 0.313						 		 		3	0	0	0	1	0	2						
Tom Carroll, L (1, 1) OBP: 0.200, SLG: 0.200										4	0	1	0	0	1	2						
Clay Carroll, R (9, 1) OBP: 0.182, SLG: 0.182										0	0	0	0	0	0	0						
Inning Stats	R: 0 E: 0 K: 1 S: 6	H: 1 LOB: 1 BB: 0 P: 6	R: 0 E: 0 K: 1 S: 6	H: 1 LOB: 2 BB: 1 P: 10	R: 0 E: 0 K: 1 S: 5	H: 0 LOB: 0 BB: 0 P: 5	R: 3 E: 1 K: 0 S: 6	H: 3 LOB: 1 BB: 1 P: 10	R: 1 E: 1 K: 0 S: 5	H: 1 LOB: 1 BB: 0 P: 5	R: 0 E: 0 K: 0 S: 2	H: 0 LOB: 0 BB: 1 P: 6	R: 0 E: 0 K: 1 S: 7	H: 2 LOB: 2 BB: 0 P: 7	R: 0 E: 0 K: 0 S: 3	H: 1 LOB: 0 BB: 0 P: 3	R: 0 E: 0 K: 0 S: 4	H: 1 LOB: 1 BB: 0 P: 4	1B: 8 2B: 2 3B: 0 HR: 0	SF: 0 SAC: 0 DP: 1 HBP: 0	WP: 0 PB: 1 SB: 2 CS: 1	PA: 39
PITCHER	IP	WLS	BF	H	R	ER	SO	BB	IBB	HBP	BLK	WP	HR	S	P	ERA	WHIP					
Larry Demery, R (1, 1) ERA: 5.96	6.0	L	27	6	4	3	3	2	1	0	0	0	0	30	42	4.50	1.333					
Ramon Hernandez, L (7, 1) ERA: 2.45	3.0		12	4	0	0	1	0	0	0	0	0	0	14	14	0.00	1.333					

AB	36
R	4
H	10
RBI	2
BB	3
SO	4
LOB	13




Batter	1	2	3	4	5	6	7	8	9	AB	R	H	RBI	BB	SO	LOB	BOTTOM					
Rennie Stennett, R (1, 4) OBP: 0.329, SLG: 0.387										5	0	1	0	0	0	1	Cincinnati Reds @ Pittsburgh Pirates Three Rivers Stadium, Pittsburgh, PA Fri Jul 12, 1974, 7:05 PM EDT Att: 30,507 - Unknown					
Richie Hebner, L (1, 5) OBP: 0.349, SLG: 0.463			 							4	1	1	0	0	0	1						
Al Oliver, L (1, 8) OBP: 0.318, SLG: 0.459			 							4	1	2	1	0	1	0						
Willie Stargell, L (1, 3) OBP: 0.381, SLG: 0.525				 						2	1	0	0	1	1	1						
Bob Robertson, R (6, 3) OBP: 0.296, SLG: 0.491				 						1	0	0	0	0	0	0						
Richie Zisk, R (1, 7) OBP: 0.391, SLG: 0.500		 	 							4	0	1	1	0	0	0						
Manny Sanguillen, R (1, 2) OBP: 0.306, SLG: 0.376		 	 			 				4	0	2	1	0	0	1						
Ed Kirkpatrick, L (1, 9) OBP: 0.313, SLG: 0.273						 		 		3	0	1	0	0	1	3						
Mario Mendoza, R (1, 6) OBP: 0.295, SLG: 0.276									 	3	0	0	0	0	1	2						
Larry Demery, R (1, 1) ERA: 0.6										2	0	0	0	0	2	0						
Gene Clines, R (6, PH) OBP: 0.320, SLG: 0.269										1	0	0	0	0	0	1						
Ramon Hernandez, S (7, 1) ERA: 2.82										0	0	0	0	0	0	0						
Ken Brett, L (8, PH) OBP: 0.371, SLG: 0.534										1	0	0	0	0	0	1						
Inning Stats	R: 0 E: 0 K: 0 S: 4	H: 1 LOB: 1 BB: 0 P: 4	R: 0 E: 1 K: 1 S: 6	H: 0 LOB: 1 BB: 0 P: 6	R: 3 E: 0 K: 1 S: 9	H: 4 LOB: 2 BB: 1 P: 13	R: 0 E: 0 K: 2 S: 8	H: 1 LOB: 1 BB: 0 P: 8	R: 0 E: 0 K: 0 S: 7	H: 0 LOB: 0 BB: 0 P: 7	R: 0 E: 0 K: 0 S: 4	H: 1 LOB: 1 BB: 0 P: 4	R: 0 E: 0 K: 0 S: 3	H: 0 LOB: 0 BB: 0 P: 3	R: 0 E: 0 K: 0 S: 3	H: 0 LOB: 0 BB: 0 P: 3	R: 0 E: 0 K: 0 S: 4	H: 1 LOB: 1 BB: 0 P: 4	1B: 6 2B: 2 3B: 0 HR: 0	SF: 0 SAC: 2 DP: 0 HBP: 0	WP: 0 PB: 0 SB: 0 CS: 0	PA: 37
PITCHER	IP	WLS	BF	H	R	ER	SO	BB	IBB	HBP	BLK	WP	HR	S	P	ERA	WHIP					
Tom Carroll, R (1, 1) ERA: 0.6	8.0	W	34	8	3	0	6	0	1	0	0	0	0	45	49	0.00	1.000					
Clay Carroll, R (9, 1) ERA: 2.82	1.0	S	3	0	0	0	0	0	0	0	0	0	0	3	3	0.00	0.000					




Batter	1	2	3	4	5	6	7	8	9	AB	R	H	RBI	BB	SO	LOB	TOP			
Mery Rettenmund, R OBP: 0.333, SLG: 0.362 Cesar Geronimo, L OBP: 0.377, SLG: 0.478	F9		K		L5			1-3		4	0	0	0	0	1	0	Cincinnati Reds @ Pittsburgh Pirates Three Rivers Stadium, Pittsburgh, PA Sun Jul 14 1974, 3:33 AM EDT Unknown			
Pete Rose, S OBP: 0.386, SLG: 0.365	1B		CS		F9			6-3		3	1	1	0	1	0	0				
Johnny Bench, R OBP: 0.364, SLG: 0.482	1B		L6		L7					4	1	2	0	0	0	1				
Tony Perez, R OBP: 0.329, SLG: 0.463 Dan Driessen, L OBP: 0.341, SLG: 0.384	1B				5-3			5-3		4	1	2	3	0	0	1				
Dave Concepcion, R OBP: 0.318, SLG: 0.367	HR				3-1					4	0	0	0	0	0	1				
George Foster, R OBP: 0.319, SLG: 0.401	P6				F3			F8		4	0	0	0	0	0	1				
Bill Plummer, R OBP: 0.256, SLG: 0.342	K				3-1			6-3		4	0	0	0	0	2	1				
Darrel Chaney, S OBP: 0.377, SLG: 0.315	K				F9					4	0	2	0	0	0	1				
Fred Norman, S OBP: 0.125, SLG: 0.103 Clay Carroll, R OBP: 0.162, SLG: 0.162	K				B1-4			K		3	0	1	0	1	2	1				
	F9				B1-4			FC6-4		3	0	0	0	0	0	3				
										0	0	0	0	0	0	0				
Inning Stats	R: 3 E: 0 K: 1 S: 8	H: 3 LOB: 0 BB: 0 P: 8	R: 0 E: 0 K: 1 S: 5	H: 0 LOB: 0 BB: 0 P: 5	R: 0 E: 0 K: 1 S: 4	H: 0 LOB: 0 BB: 1 P: 8	R: 0 E: 0 K: 0 S: 4	H: 1 LOB: 1 BB: 0 P: 4	R: 0 E: 0 K: 0 S: 3	H: 0 LOB: 0 BB: 0 P: 3	R: 0 E: 0 K: 0 S: 4	H: 1 LOB: 2 BB: 1 P: 8	R: 0 E: 0 K: 0 S: 4	H: 1 LOB: 1 BB: 0 P: 4	R: 0 E: 0 K: 2 S: 8	H: 1 LOB: 1 BB: 0 P: 8	1B: 5 2B: 3 3B: 0 HR: 1	SF: 0 SAC: 0 DP: 1 HBP: 0	WP: 0 PB: 0 SB: 0 CS: 1	PA: 35
PITCHER Ken Brett, L ERA: 2.76	IP: 9.0 WLS: L BF: 35 H: 8 R: 3 ER: 3 SO: 5 BB: 1 IBB: 1 HBP: 0 BLK: 0 WP: 0 HR: 1 S: 43 P: 51 ERA: 3.00 WHIP: 1.000															PITCHER				

Batter	1	2	3	4	5	6	7	8	9	AB	R	H	RBI	BB	SO	LOB	BOTTOM					
Rennie Stennett, R OBP: 0.329, SLG: 0.385	1B		6-3		L5		P7			4	0	1	0	0	0	3	Cincinnati Reds @ Pittsburgh Pirates Three Rivers Stadium, Pittsburgh, PA Sun Jul 14 1974, 3:33 AM EDT Unknown					
Gene Clines, R OBP: 0.320, SLG: 0.271	1B		L6-3				K			4	0	1	0	0	1	0						
Al Oliver, L OBP: 0.316, SLG: 0.460	F2				G3		G3			4	0	1	0	0	0	2						
Richie Zisk, R OBP: 0.390, SLG: 0.507	K				HR		6-3			4	1	2	1	0	1	2						
Bob Robertson, R OBP: 0.286, SLG: 0.461	1-3				F2		F7			4	0	0	0	0	0	4						
Manny Sanguillen, R OBP: 0.301, SLG: 0.369	F9		6-3				1B			4	1	1	0	0	0	0						
Richie Hebner, L OBP: 0.359, SLG: 0.470	4-3				FC4-6		1B			4	0	2	0	0	0	0						
Frank Taveras, R OBP: 0.297, SLG: 0.291 Ed Kirkpatrick, L OBP: 0.316, SLG: 0.277	K2-3				FC4-6		P4			3	0	0	0	0	1	3						
Ken Brett, L OBP: 0.369, SLG: 0.525	F8				K		1-2			3	0	1	1	0	1	1						
										0	0	0	0	0	0	0						
Inning Stats	R: 0 E: 0 K: 1 S: 7	H: 2 LOB: 2 BB: 0 P: 7	R: 0 E: 0 K: 1 S: 5	H: 0 LOB: 0 BB: 0 P: 5	R: 0 E: 0 K: 0 S: 3	H: 0 LOB: 0 BB: 0 P: 3	R: 1 E: 0 K: 0 S: 4	H: 1 LOB: 0 BB: 0 P: 4	R: 0 E: 0 K: 1 S: 6	H: 1 LOB: 1 BB: 0 P: 6	R: 0 E: 0 K: 1 S: 5	H: 0 LOB: 0 BB: 0 P: 5	R: 1 E: 0 K: 0 S: 6	H: 3 LOB: 2 BB: 0 P: 6	R: 0 E: 0 K: 0 S: 4	H: 2 LOB: 1 BB: 0 P: 4	R: 0 E: 0 K: 0 S: 3	H: 0 LOB: 0 BB: 0 P: 3	1B: 8 2B: 1 3B: 0 HR: 1	SF: 0 SAC: 0 DP: 1 HBP: 0	WP: 0 PB: 0 SB: 1 CS: 0	PA: 35
PITCHER Fred Norman, L ERA: 2.71 Clay Carroll, R ERA: 2.7	IP: 6.2 WLS: W BF: 27 H: 7 R: 2 ER: 2 SO: 2 BB: 0 IBB: 0 HBP: 0 BLK: 0 WP: 0 HR: 1 S: 35 P: 35 ERA: 2.70 WHIP: 1.050															PITCHER						

AB 33
 R 3
 H 8
 RBI 3
 BB 2
 SO 5
 LOB 9




AB 35
 R 2
 H 9
 RBI 2
 BB 0
 SO 4
 LOB 15



Batter	1	2	3	4	5	6	7	8	9	AB	R	H	RBI	BB	SO	LOB	TOP		
Greg Gross, L (1,9) OBP: 0.425, SLG: 0.393										4	1	1	0	0	0	2			
Roger Metzger, S (1,6) OBP: 0.313, SLG: 0.326										4	0	2	0	0	0	1			
Bob Watson, R (1,7) OBP: 0.381, SLG: 0.417										4	0	1	1	0	0	3			
Lee May, R (1,3) OBP: 0.293, SLG: 0.447										4	0	0	0	0	0	1			
Milt May, L (1,2) OBP: 0.346, SLG: 0.380										2	0	1	0	1	0	1			
Wilbur Howard, S (7, PR) OBP: 0.250, SLG: 0.250										0	0	0	0	0	0	0			
Johnny Edwards, L (7, 2) OBP: 0.289, SLG: 0.345										1	0	1	0	0	0	0			
Larry Milbourne, S (8, PR) OBP: 0.359, SLG: 0.343										0	0	0	0	0	0	0			
Doug Ratler, R (1,5) OBP: 0.335, SLG: 0.427										4	0	0	0	0	1	3			
Bob Gallagher, L (1,8) OBP: 0.284, SLG: 0.200										3	0	0	0	0	1	2			
Cliff Johnson, R (8, PH) OBP: 0.400, SLG: 0.494										1	0	0	0	0	0	1			
Tommy Helms, R (1,4) OBP: 0.311, SLG: 0.357										3	0	0	0	0	1	1			
Dave Roberts, L (1,1) OBP: 0.239, SLG: 0.409										2	0	2	0	0	0	0			
Ken Forsch, R (7, 1)										0	0	0	0	0	0	0			
Cesar Cedeno, R (8, PH) OBP: 0.354, SLG: 0.525										1	0	0	0	0	1	0			
Fred Scherman, L (8, 1)										0	0	0	0	0	0	0			
Inning Stats	R: 1 E: 0 K: 0 S: 5	H: 2 LOB: 1 BB: 0 P: 5	R: 0 E: 0 K: 1 S: 5	H: 0 LOB: 0 BB: 0 P: 5	R: 0 E: 0 K: 0 S: 4	H: 2 LOB: 1 BB: 0 P: 4	R: 0 E: 0 K: 0 S: 3	H: 0 LOB: 1 BB: 1 P: 7	R: 0 E: 0 K: 0 S: 3	H: 1 LOB: 0 BB: 0 P: 3	R: 0 E: 0 K: 2 S: 8	H: 1 LOB: 2 BB: 0 P: 8	R: 0 E: 0 K: 1 S: 6	H: 1 LOB: 1 BB: 0 P: 6	R: 0 E: 0 K: 0 S: 4	H: 1 LOB: 1 BB: 0 P: 4	1B: 6 2B: 2 3B: 0 HR: 0	SF: 0 SAC: 0 DP: 2 HBP: 0	WP: 0 PA: 34 PB: 0 SB: 1 CS: 0
PITCHER Dock Ellis, R (1,1) ERA: 4.2	IP: 9.0 WLS: W BF: 34 H: 8 R: 1 ER: 1 SO: 4 BB: 1 IBB: 0 HBP: 0 BLK: 0 WP: 0 HR: 0 S: 41 P: 45 ERA: 1.00 WHIP: 1.000																		

Houston Astros @ Pittsburgh Pirates
Three Rivers Stadium, Pittsburgh, PA
Mon Jul 15 1974, 7:05 PM EDT
Att: 9,171 - Unknown

AB 33
R 1
H 8
RBI 1
BB 1
SO 4
LOB 15



Batter	1	2	3	4	5	6	7	8	9	AB	R	H	RBI	BB	SO	LOB	BOTTOM		
Rennie Stennett, R (1,4) OBP: 0.327, SLG: 0.380										4	0	0	0	0	0	1			
Gene Clines, R (1,7) OBP: 0.318, SLG: 0.271										4	0	1	0	0	0	0			
Al Oliver, L (1,8) OBP: 0.318, SLG: 0.461										3	1	1	0	0	0	1			
Richie Zisk, R (1,9) OBP: 0.392, SLG: 0.505										3	1	1	0	1	0	1			
Bob Robertson, R (1,3) OBP: 0.286, SLG: 0.446										3	0	0	0	0	0	2			
Willie Stargell, L (7, PH) OBP: 0.380, SLG: 0.523										1	0	0	0	0	1	3			
Ed Kirkpatrick, L (8, 3) OBP: 0.319, SLG: 0.275										0	0	0	0	0	0	0			
Manny Sanguillen, R (1,2) OBP: 0.306, SLG: 0.373										4	0	3	1	0	0	0			
Richie Hebner, L (1,5) OBP: 0.359, SLG: 0.468										4	0	2	0	0	0	1			
Frank Taveras, R (1,6) OBP: 0.308, SLG: 0.299										4	1	2	1	0	0	3			
Dock Ellis, S (1,1) OBP: 0.323, SLG: 0.259										3	0	0	0	0	0	4			
Inning Stats	R: 0 E: 0 K: 0 S: 3	H: 0 LOB: 0 BB: 0 P: 3	R: 0 E: 0 K: 0 S: 5	H: 2 LOB: 2 BB: 0 P: 5	R: 0 E: 0 K: 0 S: 3	H: 0 LOB: 0 BB: 0 P: 3	R: 2 E: 0 K: 0 S: 7	H: 5 LOB: 2 BB: 0 P: 7	R: 0 E: 0 K: 0 S: 4	H: 1 LOB: 1 BB: 0 P: 4	R: 0 E: 0 K: 0 S: 3	H: 0 LOB: 0 BB: 0 P: 3	R: 1 E: 1 K: 1 S: 7	H: 1 LOB: 3 BB: 1 P: 12	R: 0 E: 0 K: 0 S: 4	H: 1 LOB: 1 BB: 0 P: 4	1B: 10 2B: 0 3B: 0 HR: 0	SF: 0 SAC: 1 DP: 1 HBP: 1	WP: 0 PA: 36 PB: 0 SB: 1 CS: 0
PITCHER Dave Roberts, L (1,1) ERA: 3.69	IP: 6.2 WLS: L BF: 31 H: 9 R: 3 ER: 2 SO: 3 BB: 1 IBB: 0 HBP: 0 BLK: 0 WP: 0 HR: 0 S: 29 P: 34 ERA: 2.70 WHIP: 1.500																		
Ken Forsch, R (7, 1) ERA: 3.29	0.1 WLS: L BF: 1 H: 0 R: 0 ER: 0 SO: 1 BB: 0 IBB: 0 HBP: 0 BLK: 0 WP: 0 HR: 0 S: 3 P: 3 ERA: 0.00 WHIP: 0.000																		
Fred Scherman, L (8, 1) ERA: 4.5	1.0 WLS: L BF: 4 H: 1 R: 0 ER: 0 SO: 0 BB: 0 IBB: 0 HBP: 0 BLK: 0 WP: 0 HR: 0 S: 4 P: 4 ERA: 0.00 WHIP: 1.000																		

Houston Astros @ Pittsburgh Pirates
Three Rivers Stadium, Pittsburgh, PA
Mon Jul 15 1974, 7:05 PM EDT
Att: 9,171 - Unknown

AB 33
R 3
H 10
RBI 2
BB 1
SO 1
LOB 16



Batter	1	2	3	4	5	6	7	8	9	AB	R	H	RBI	BB	SO	LOB	TOP		
Greg Gross, L (1, 9) OBP: 0.423, SLG: 0.391										4	0	1	0	0	1	0			
Roger Metzger, S (1, 6) OBP: 0.312, SLG: 0.325										4	0	1	0	0	1	1			
Bob Watson, R (1, 7) OBP: 0.377, SLG: 0.412										4	0	0	0	0	0	1			
Lee May, R (1, 3) OBP: 0.295, SLG: 0.447										4	1	2	0	0	0	0			
Cliff Johnson, R (1, 2) OBP: 0.385, SLG: 0.471										4	0	0	0	0	1	2			
Doug Ratler, R (1, 5) OBP: 0.343, SLG: 0.452										3	1	3	2	1	0	0			
Tommy Helms, R (1, 4) OBP: 0.310, SLG: 0.356										4	0	1	0	0	0	2			
Wilbur Howard, S (1, 8) OBP: 0.125, SLG: 0.125										4	0	0	0	0	1	4			
Larry Dierker, R (1, 1) OBP: 0.205, SLG: 0.233										1	0	0	0	0	1	0			
Ray Busse, R (5, PH)										1	0	0	0	0	1	0			
J.R. Richard, R (5, 1)										0	0	0	0	0	0	0			
Dave Campbell, R (7, PH)										1	0	0	0	0	0	0			
Fred Scherman, L (7, 1)										0	0	0	0	0	0	0			
Inning Stats	R: 0 E: 0 K: 1 S: 5	H: 1 LOB: 0 BB: 0 P: 5	R: 2 E: 0 K: 0 S: 5	H: 2 LOB: 0 BB: 0 P: 5	R: 0 E: 0 K: 2 S: 7	H: 0 LOB: 0 BB: 0 P: 7	R: 0 E: 0 K: 2 S: 9	H: 2 LOB: 3 BB: 1 P: 13	R: 0 E: 0 K: 1 S: 6	H: 1 LOB: 1 BB: 0 P: 6	R: 0 E: 0 K: 0 S: 4	H: 0 LOB: 0 BB: 0 P: 3	R: 0 E: 0 K: 0 S: 3	H: 0 LOB: 0 BB: 0 P: 3	R: 0 E: 0 K: 0 S: 4	H: 1 LOB: 1 BB: 0 P: 4	1B: 5 2B: 2 3B: 1 HR: 1	SF: 0 SAC: 0 DP: 1 HBP: 0	WP: 0 PA: 35 PB: 0 SB: 0 CS: 1
PITCHER Jim Rooker, L (1, 1) ERA: 3.09	IP: 9.0 WLS: W BF: 35 H: 8 R: 2 ER: 2 SO: 6 BB: 1 IBB: 0 HBP: 0 BLK: 0 WP: 0 HR: 1 S: 46 P: 50 ERA: 2.00 WHIP: 1.000																		

Houston Astros @ Pittsburgh Pirates
Three Rivers Stadium, Pittsburgh, PA
Tue Jul 16 1974, 7:05 PM EDT
Att: 9,935 - Unknown

AB	34
R	2
H	8
RBI	2
BB	1
SO	6
LOB	10



Batter	1	2	3	4	5	6	7	8	9	AB	R	H	RBI	BB	SO	LOB	BOTTOM
Gene Clines, R (1, 7) OBP: 0.316, SLG: 0.266										4	0	0	0	1	3	4	
Richie Hebner, L (1, 5) OBP: 0.358, SLG: 0.465										4	1	1	0	0	0	2	
Al Oliver, L (1, 8) OBP: 0.323, SLG: 0.466										3	3	2	0	1	0	0	
Richie Zisk, R (1, 9) OBP: 0.396, SLG: 0.507										3	1	2	1	1	0	0	
Manny Sanguillen, R (1, 2) OBP: 0.309, SLG: 0.377										2	1	1	1	0	0	0	
Chuck Brinkman, R (6, 2) OBP: 0.211, SLG: 0.176										0	0	0	1	0	0	0	
Ed Kirkpatrick, L (1, 3) OBP: 0.325, SLG: 0.276										3	0	1	2	1	1	3	
Rennie Stennett, R (1, 4) OBP: 0.326, SLG: 0.380										3	0	1	1	0	0	2	
Frank Taveras, R (1, 6) OBP: 0.307, SLG: 0.297										4	0	1	0	0	1	2	
Jim Rooker, R (1, 1) OBP: 0.283, SLG: 0.314										3	0	1	0	0	0	3	
Inning Stats	R: 1 E: 0 K: 1 S: 7	H: 2 LOB: 2 BB: 1 P: 11	R: 0 E: 0 K: 1 S: 6	H: 1 LOB: 0 BB: 0 P: 6	R: 4 E: 1 K: 0 S: 7	H: 3 LOB: 2 BB: 1 P: 12	R: 0 E: 0 K: 0 S: 3	H: 0 LOB: 0 BB: 0 P: 3	R: 0 E: 0 K: 1 S: 5	H: 1 LOB: 1 BB: 1 P: 9	R: 1 E: 0 K: 1 S: 7	H: 2 LOB: 1 BB: 0 P: 7	R: 0 E: 0 K: 1 S: 5	H: 1 LOB: 0 BB: 0 P: 5	1B: 8 2B: 2 3B: 0 HR: 0	SF: 2 SAC: 1 DP: 2 HBP: 1	WP: 1 PA: 37 PB: 0 SB: 0 CS: 1
PITCHER Larry Dierker, R (1, 1) ERA: 2.3	IP: 4.0 WLS: L BF: 22 H: 6 R: 5 ER: 5 SO: 2 BB: 2 IBB: 0 HBP: 1 BLK: 0 WP: 0 HR: 0 S: 23 P: 32 ERA: 11.25 WHIP: 2.000																
J.R. Richard, R (5, 1) ERA: 4.5	IP: 2.0 WLS: 7 BF: 1 H: 0 R: 0 ER: 0 SO: 1 BB: 2 IBB: 0 HBP: 0 BLK: 0 WP: 0 HR: 7 S: 15 P: 15 ERA: 0.00 WHIP: 1.500																
Fred Scherman, L (7, 1) ERA: 4.5	IP: 2.0 WLS: 8 BF: 3 H: 1 R: 1 ER: 1 SO: 2 BB: 0 IBB: 0 HBP: 0 BLK: 0 WP: 0 HR: 12 S: 12 P: 12 ERA: 4.50 WHIP: 1.500																

Houston Astros @ Pittsburgh Pirates
Three Rivers Stadium, Pittsburgh, PA
Tue Jul 16 1974, 7:05 PM EDT
Att: 9,935 - Unknown

AB	29
R	6
H	10
RBI	6
BB	4
SO	5
LOB	16



Batter	1	2	3	4	5	6	7	8	9	AB	R	H	RBI	BB	SO	LOB	TOP								
Greg Gross, L OBP: 0.425, SLG: 0.393 (1, 9)	1-3		2-3 BB BB					L8 BB 1B	F8	4	1	2	0	1	0	1									
Roger Metzger, S OBP: 0.317, SLG: 0.323 (1, 6)	F6		2-3 BB BB					1B BB 1B	L5	2	1	0	0	3	0	1									
Cesar Cedeno, R OBP: 0.352, SLG: 0.520 (1, 8)	1B BB		2-3					L8	F7	4	0	0	0	1	0	7									
Bob Watson, R OBP: 0.379, SLG: 0.413 (1, 7)	1-3 1B		5-3					1B BB 2B 1B		4	1	2	1	0	0	2									
Lee May, R OBP: 0.293, SLG: 0.443 Cliff Johnson, R OBP: 0.382, SLG: 0.466 (1, 3) (6, 3)	5-3			K				1B BB 3H 1B	K	3	0	0	0	0	1	2									
Milt May, L OBP: 0.345, SLG: 0.378 (1, 2)		L3		F9				2B 1-3 1B		4	0	1	1	0	0	0									
Doug Rader, R OBP: 0.284, SLG: 0.448 J.R. Richard, R (7, 1)		K		6-3				1-3 2B 3H 1B	5-3	3	0	0	0	0	1	0									
Bob Gallagher, L OBP: 0.284, SLG: 0.200 (8, PH)										0	0	0	0	0	0	0									
Wiltbur Howard, S OBP: 0.222, SLG: 0.333 (8, PH)										0	0	0	0	0	0	0									
Mike Cosgrove, L (8, 1)										0	0	0	0	0	0	0									
Larry Milbourne, S OBP: 0.333, SLG: 0.316 (8, PH)										3	0	0	0	0	0	0									
Dave Campbell, R OBP: 0.145, SLG: 0.150 (8, 4)	4-3									1	0	0	0	0	0	2									
Don Wilson, R OBP: 0.200, SLG: 0.250 Jim York, R (3, 1)										1	0	0	0	0	0	0									
Ray Busse, R OBP: 0.333, SLG: 0.333 (7, 5)			F7							2	0	1	0	0	0	0									
Inning Stats	R: 0 E: 0 K: 0 S: 4	H: 1 LOB: 2 BB: 1 P: 8	R: 0 E: 0 K: 1 S: 5	H: 0 LOB: 0 BB: 0 P: 5	R: 0 E: 0 K: 1 S: 3	H: 0 LOB: 0 BB: 0 P: 11	R: 0 E: 0 K: 1 S: 5	H: 0 LOB: 0 BB: 0 P: 5	R: 0 E: 0 K: 1 S: 6	H: 1 LOB: 2 BB: 1 P: 10	R: 0 E: 0 K: 0 S: 3	H: 0 LOB: 0 BB: 0 P: 3	R: 0 E: 0 K: 1 S: 3	H: 0 LOB: 0 BB: 0 P: 3	R: 3 E: 0 K: 1 S: 9	H: 4 LOB: 2 BB: 1 P: 13	R: 0 E: 0 K: 0 S: 4	H: 1 LOB: 1 BB: 0 P: 4	1B: 6 2B: 1 3B: 0 HR: 0	SF: 0 SAC: 0 DP: 0 HBP: 0	WP: 0 PB: 0 SB: 0 CS: 0	PA: 39			
PITCHER	IP	WLS	BF	H	R	ER	SO	BB	IBB	HBP	BLK	WP	HR	S	P	ERA	WHIP								
Larry Demery, R ERA: 5.34 (1, 1)	7.2	W	33	5	3	3	4	5	0	0	0	0	0	36	56	3.52	1.304								
Ramon Hernandez, L ERA: 2.96 (8, 1)	1.1		6	2	0	0	0	0	0	0	0	0	0	6	6	0.00	1.500								

Houston Astros @ Pittsburgh Pirates
Three Rivers Stadium, Pittsburgh, PA
Wed Jul 17 1974, 7:05 PM EDT
Att: 10,941 - Unknown

AB	34
R	3
H	7
RBI	3
BB	5
SO	4
LOB	17



Batter	1	2	3	4	5	6	7	8	9	AB	R	H	RBI	BB	SO	LOB	BOTTOM								
Rennie Stennett, R OBP: 0.322, SLG: 0.375 (1, 4)	5-3	4-3	4-3			F9	F9			5	0	0	0	0	0	2									
Richie Hebner, L OBP: 0.394, SLG: 0.473 (1, 5)	BB 1B		BB 2B			F8		1B 1B		5	3	4	0	0	0	0									
Al Oliver, L OBP: 0.327, SLG: 0.466 (1, 8)	F5		BB BB			F8		1B SF8 1B		4	2	2	0	1	0	2									
Willie Stargell, L OBP: 0.383, SLG: 0.521 (8, PR)	1B BB		2B SF2 BB			F7		FC4-6 1B 1-3 2H 1B		3	2	1	1	2	0	2									
Dave Augustine, R OBP: 0.176, SLG: 0.176 (9, 7)	1-2 1B BB		2B SF2 BB			F7		FC4-6 1B 1-3 2H 1B		0	0	0	0	0	0	0									
Richie Zisk, R OBP: 0.399, SLG: 0.514 (1, 9)	1B 1-3 2H 1B		4-3 1B 2B			L1		1B 1B 3H		4	2	3	4	0	0	1									
Manny Sanguillen, R OBP: 0.317, SLG: 0.379 (1, 2)			SF2			G3		1B FC5-4 1B		4	1	2	2	0	0	1									
Ed Kirkpatrick, L OBP: 0.328, SLG: 0.282 (1, 3)	1-3 3H F9		3H 4-3			F7		1B FC5-4 1B		5	0	2	1	0	0	3									
Frank Taveras, R OBP: 0.310, SLG: 0.301 (1, 6)		1-3 1B	3B 1B			FC6-4 1B		1-2 3H 1B		5	1	2	2	0	0	3									
Larry Demery, R OBP: 0.091, SLG: 0.273 Ramon Hernandez, S (8, 1)		K	1-3 3B			FC6-4		1-2 3H K		4	0	1	1	0	2	2									
Inning Stats	R: 2 E: 0 K: 0 S: 6	H: 3 LOB: 2 BB: 1 P: 10	R: 0 E: 0 K: 1 S: 5	H: 0 LOB: 0 BB: 0 P: 5	R: 5 E: 0 K: 0 S: 7	H: 4 LOB: 1 BB: 2 P: 15	R: 0 E: 0 K: 0 S: 4	H: 1 LOB: 1 BB: 0 P: 4	R: 0 E: 0 K: 0 S: 4	H: 1 LOB: 1 BB: 0 P: 4	R: 2 E: 0 K: 1 S: 8	H: 3 LOB: 1 BB: 0 P: 8	R: 2 E: 0 K: 0 S: 7	H: 4 LOB: 2 BB: 0 P: 7	1B: 14 2B: 2 3B: 1 HR: 0	SF: 2 SAC: 0 DP: 0 HBP: 0	WP: 0 PB: 0 SB: 0 CS: 0	PA: 44							
PITCHER	IP	WLS	BF	H	R	ER	SO	BB	IBB	HBP	BLK	WP	HR	S	P	ERA	WHIP								
Don Wilson, R ERA: 4.09 (1, 1)	2.2	L	18	7	7	7	1	3	0	0	0	0	0	17	29	23.62	3.750								
Jim York, R ERA: 1.42 (3, 1)	3.1		13	3	0	0	0	0	0	0	0	0	0	13	13	0.00	0.900								
J.R. Richard, R ERA: 6.0 (7, 1)	1.0		6	3	2	2	1	0	0	0	0	0	0	8	8	18.00	3.000								
Mike Cosgrove, L ERA: 2.17 (8, 1)	1.0		7	4	2	2	0	0	0	0	0	0	0	7	7	18.00	4.000								

Houston Astros @ Pittsburgh Pirates
Three Rivers Stadium, Pittsburgh, PA
Wed Jul 17 1974, 7:05 PM EDT
Att: 10,941 - Unknown

AB	39
R	11
H	17
RBI	11
BB	3
SO	2
LOB	16



Batter	1	2	3	4	5	6	7	8	9	AB	R	H	RBI	BB	SO	LOB	TOP			
Rennie Stennett, R (1,4) OBP: 0.319, SLG: 0.370	F6			6-3		F4		F3		4	0	0	0	0	0	1	Pittsburgh Pirates @ Atlanta Braves Atlanta Stadium, Atlanta, GA Thu Jul 18 1974, 7:05 PM EDT Att: 8,262 - Unknown			
Richie Hebner, L (1,5) OBP: 0.360, SLG: 0.467	G3			F8		F7		G6-4-3		4	0	0	0	0	0	1				
Al Oliver, L (1,8) OBP: 0.326, SLG: 0.463	F6			F6		1B				4	0	1	0	0	1	0				
Willie Stargell, L (1,7) OBP: 0.385, SLG: 0.520		F7				E				4	1	2	0	0	1	0				
Richie Zisk, R (1,9) OBP: 0.401, SLG: 0.517		3-1				E9				4	2	2	0	0	0	2				
Manny Sanguillen, R (1,2) OBP: 0.315, SLG: 0.375		F8				5-3				3	1	0	0	1	0	1				
Ed Kirkpatrick, L (1,3) OBP: 0.326, SLG: 0.274				5-3		FC6-4				3	0	0	0	1	0	2				
Frank Taveras, R (1,6) OBP: 0.304, SLG: 0.295				G2		FC6-4				3	0	0	1	0	0	1				
Bob Robertson, R (9, PH) OBP: 0.291, SLG: 0.459										1	0	1	2	0	0	0				
Dock Ellis, S (9, FR) OBP: 0.323, SLG: 0.259										0	0	0	0	0	0	0				
Mario Mendoza, R (9,6) OBP: 0.294, SLG: 0.291										0	0	0	0	0	0	0				
Jerry Reuss, L (1,1) OBP: 0.327, SLG: 0.261				K		4-3				4	0	1	0	0	1	3				
Inning Stats	R: 0 E: 0 K: 0 S: 3	H: 0 LOB: 0 BB: 0 P: 3	R: 0 E: 0 K: 0 S: 3	H: 0 LOB: 0 BB: 0 P: 3	R: 0 E: 0 K: 1 S: 5	H: 0 LOB: 0 BB: 0 P: 5	R: 0 E: 0 K: 0 S: 3	H: 0 LOB: 0 BB: 0 P: 3	R: 2 E: 1 K: 0 S: 5	H: 2 LOB: 1 BB: 1 P: 9	R: 0 E: 0 K: 0 S: 3	H: 0 LOB: 0 BB: 0 P: 3	R: 0 E: 0 K: 0 S: 3	H: 1 LOB: 0 BB: 0 P: 3	R: 2 E: 1 K: 2 S: 10	H: 2 LOB: 2 BB: 1 P: 14	1B: 5 2B: 2 3B: 0 HR: 0	SF: 0 SAC: 0 DP: 1 HBP: 0	WP: 0 PB: 0 SB: 0 CS: 0	PA: 36
PITCHER	IP WLS BF H R ER SO BB IBB HBP BLK WP HR S P ERA WHIP																			
Ron Reed, R (1,1) ERA: 2.63	8.0 L 29 5 2 1 1 0 1 0 0 0 0 30 34 1.12 0.625																			
Tom House, L (9,1) ERA: 2.19	1.0 7 2 2 0 2 0 1 0 0 0 0 10 14 0.00 2.000																			

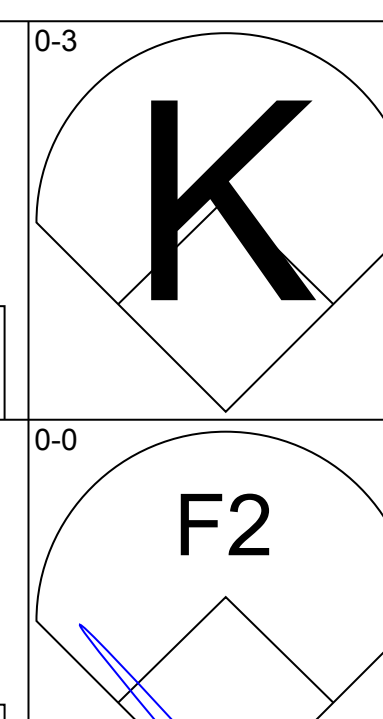
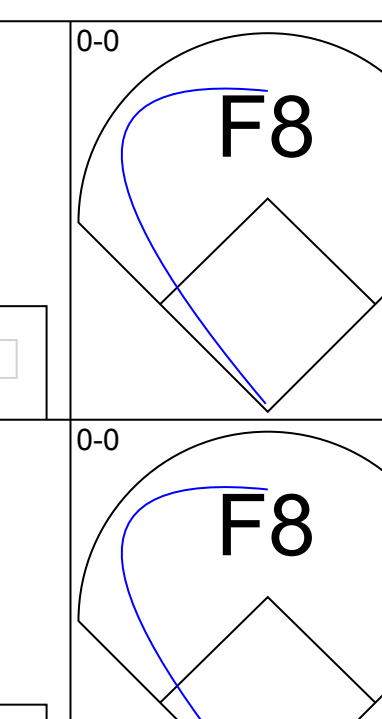
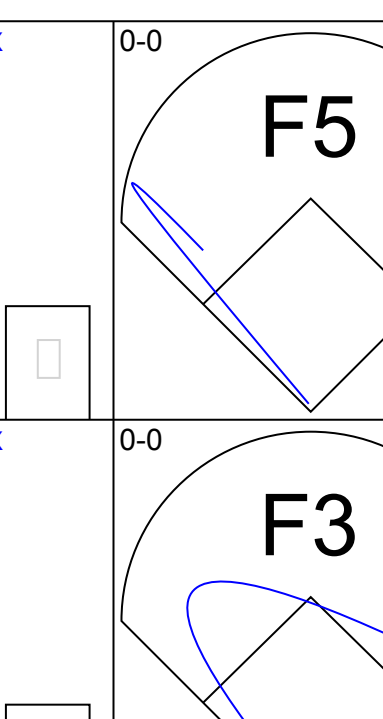
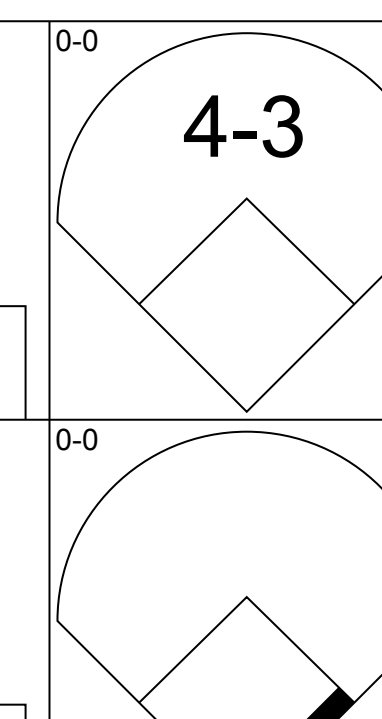
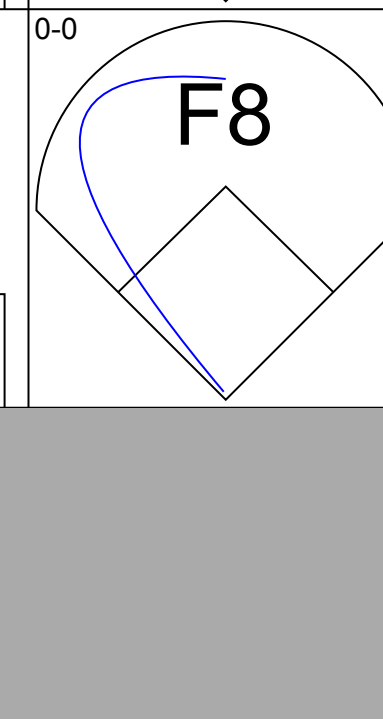


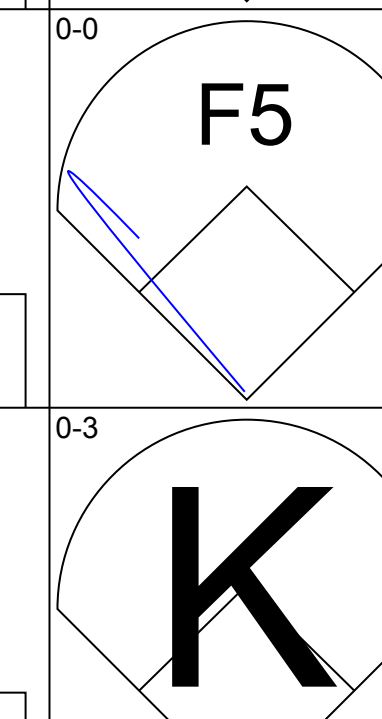

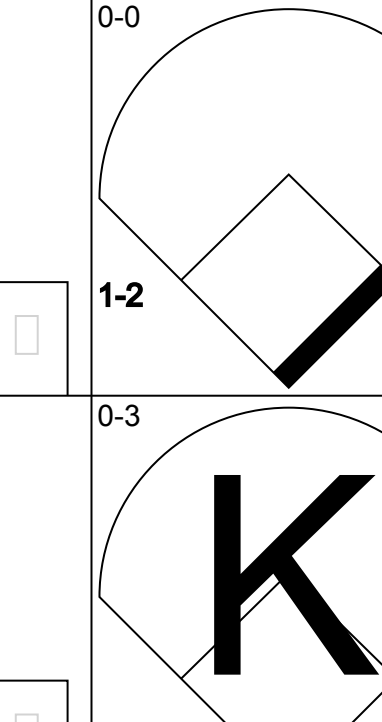
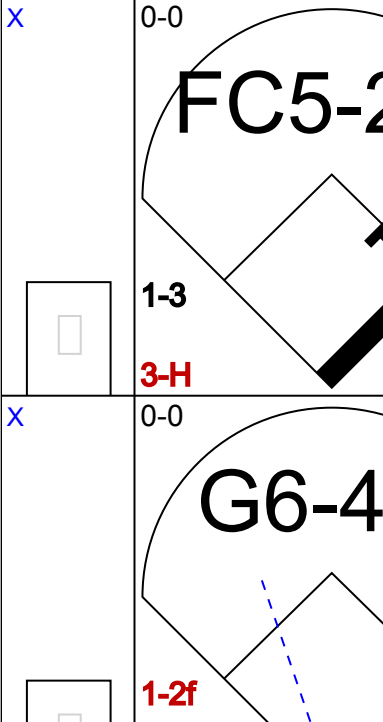

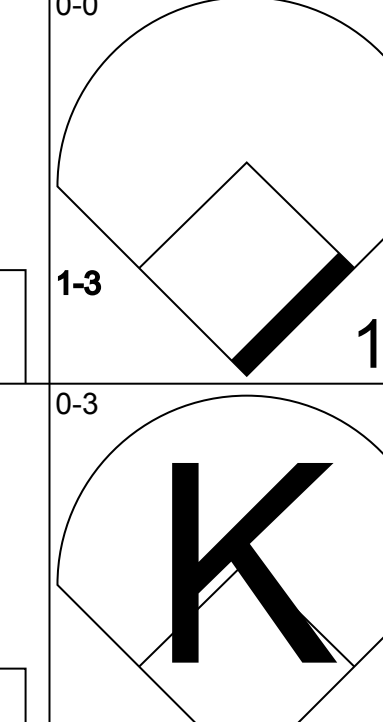
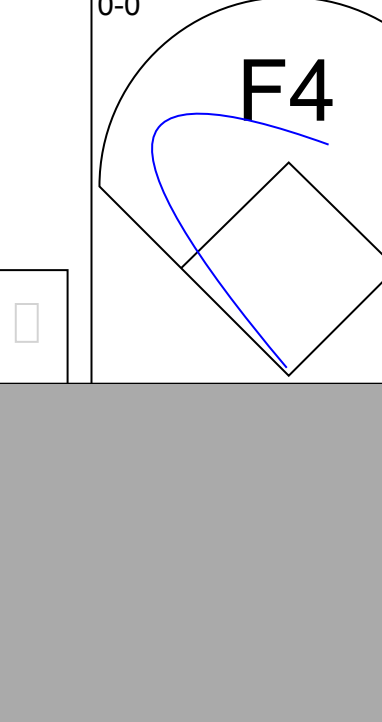


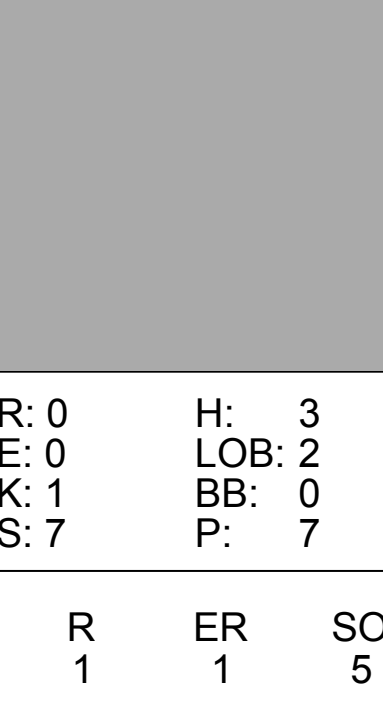
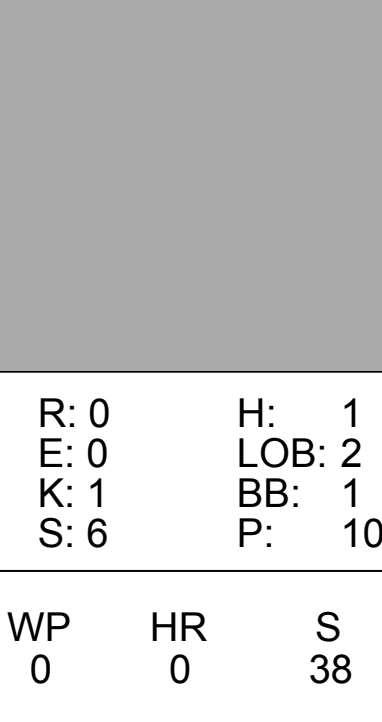
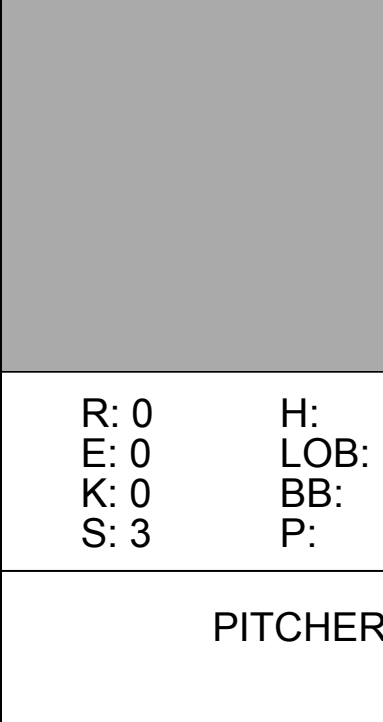
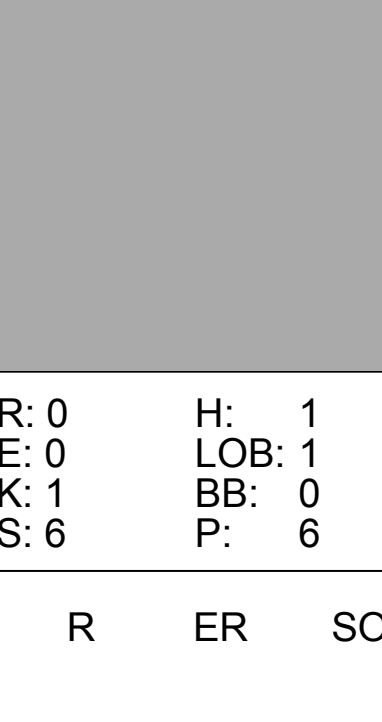
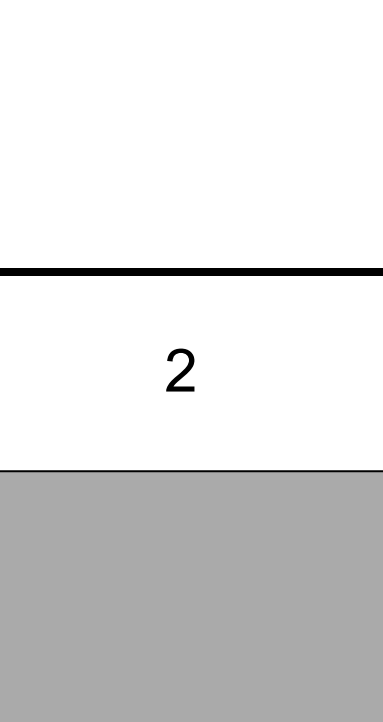
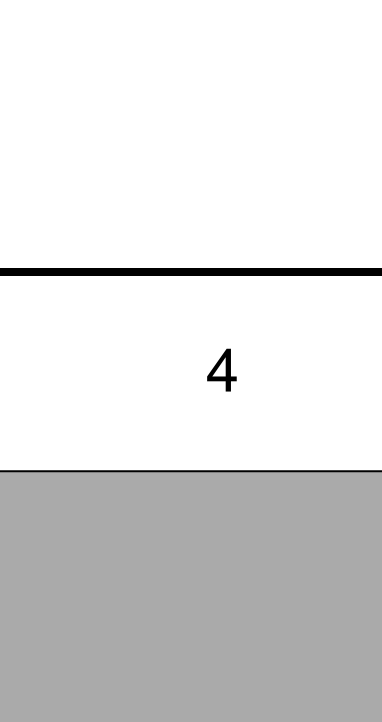
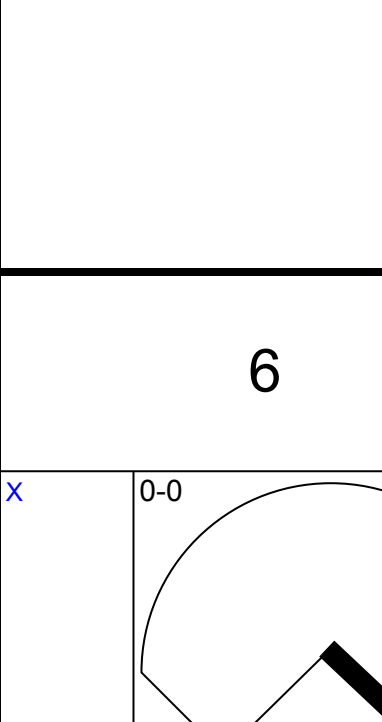
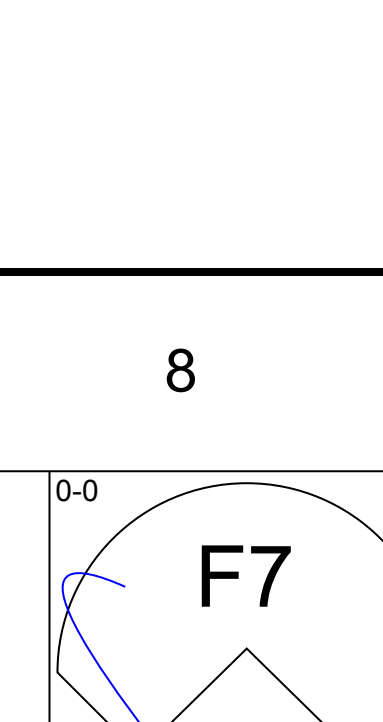


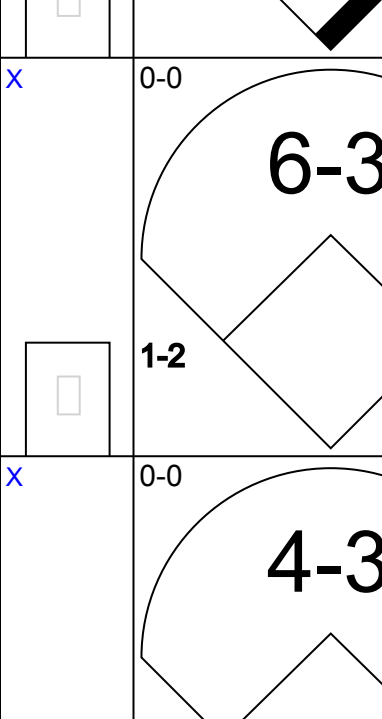

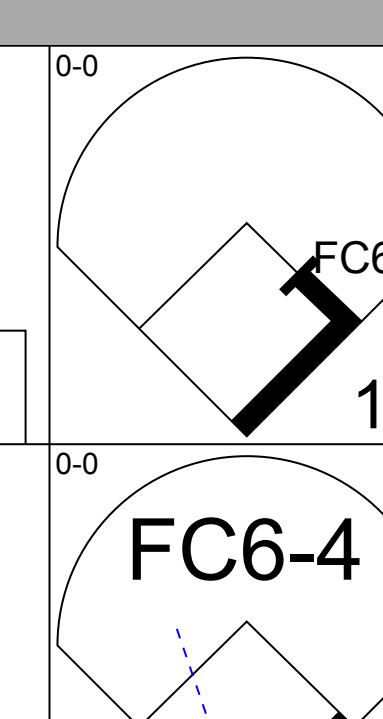

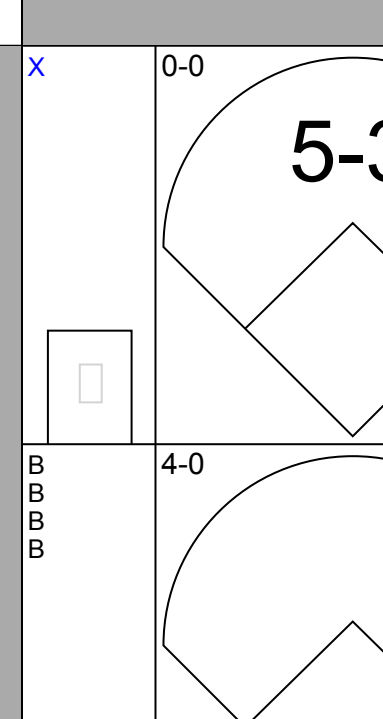
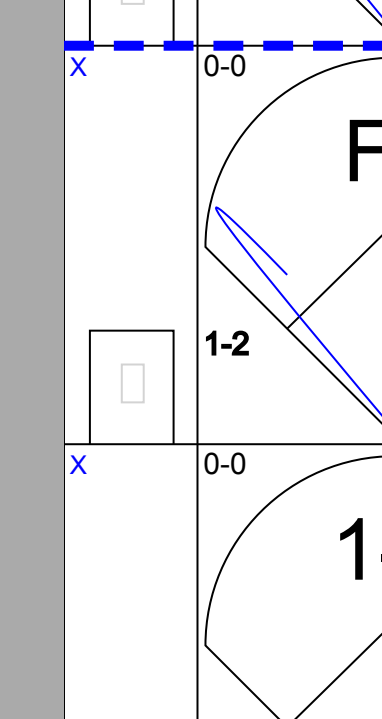

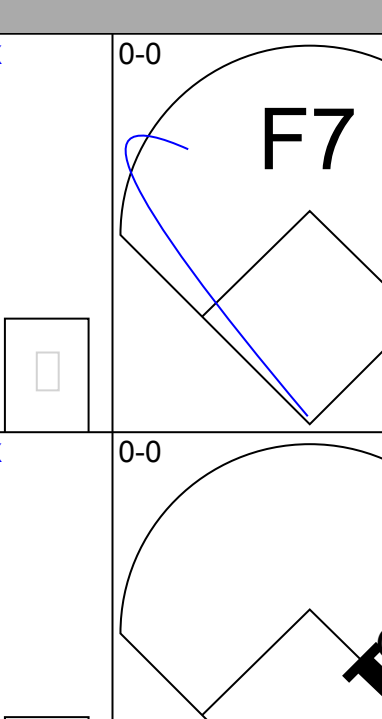
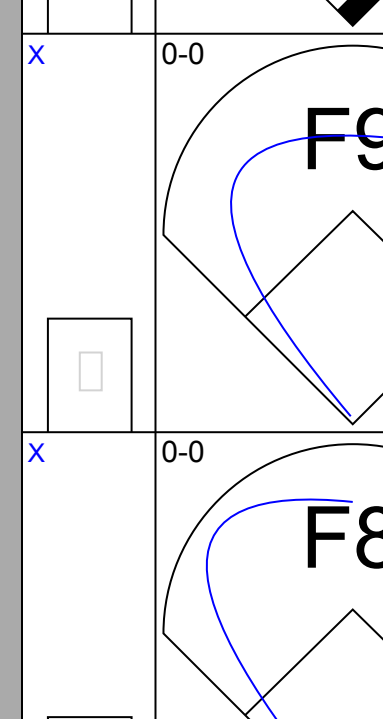

AB 34
R 4
H 7
RBI 3
BB 2
SO 3
LOB 11



Batter	1	2	3	4	5	6	7	8	9	AB	R	H	RBI	BB	SO	LOB	BOTTOM					
Ralph Garr, L (1,7) OBP: 0.398, SLG: 0.505	1-3		1-3			CS		3-1		4	0	1	0	0	0	0	Pittsburgh Pirates @ Atlanta Braves Atlanta Stadium, Atlanta, GA Thu Jul 18 1974, 7:05 PM EDT Att: 8,262 - Unknown					
Leo Foster, R (1,6) OBP: 0.242, SLG: 0.290				F4		1B		1B		4	0	2	0	0	0	1						
Darrell Evans, L (1,5) OBP: 0.397, SLG: 0.416				F9		1B		1B		3	0	2	0	1	0	1						
Dusty Baker Jr., R (1,9) OBP: 0.315, SLG: 0.364				F6		1B		1B		4	0	1	0	0	0	4						
Davey Johnson, R (1,3) OBP: 0.357, SLG: 0.399		F7		F7		F7				4	0	1	0	0	0	3						
Ivan Murrell, R (1,8) OBP: 0.253, SLG: 0.301						F4		F8		4	0	1	0	0	0	1						
Marty Perez, R (1,4) OBP: 0.344, SLG: 0.385				G6-4-3		E4		F8		4	0	0	0	0	0	2						
Johnny Oates, L (1,2) OBP: 0.292, SLG: 0.289				6-3		F6		F6		4	0	0	0	0	0	2						
Ron Reed, R (1,1) OBP: 0.161, SLG: 0.133				6-3		1-3				2	0	0	0	0	0	1						
Vic Correll, R (8, PH) OBP: 0.152, SLG: 0.182								F9		1	0	0	0	0	0	0						
Tom House, L (9,1) OBP: 0.400, SLG: 0.400										0	0	0	0	0	0	0						
Inning Stats	R: 0 E: 0 K: 0 S: 4	H: 1 LOB: 1 BB: 0 P: 4	R: 0 E: 0 K: 0 S: 3	H: 1 LOB: 0 BB: 0 P: 3	R: 0 E: 0 K: 0 S: 3	H: 0 LOB: 0 BB: 0 P: 3	R: 0 E: 0 K: 0 S: 3	H: 0 LOB: 1 BB: 1 P: 7	R: 0 E: 1 K: 0 S: 4	H: 0 LOB: 1 BB: 0 P: 4	R: 0 E: 0 K: 0 S: 5	H: 3 LOB: 2 BB: 0 P: 5	R: 0 E: 0 K: 0 S: 3	H: 0 LOB: 0 BB: 0 P: 3	R: 0 E: 0 K: 0 S: 5	H: 2 LOB: 2 BB: 0 P: 5	R: 0 E: 0 K: 0 S: 4	H: 1 LOB: 1 BB: 0 P: 4	1B: 7 2B: 1 3B: 0 HR: 0	SF: 0 SAC: 0 DP: 1 HBP: 0	WP: 0 PB: 0 SB: 0 CS: 1	PA: 35
PITCHER	IP WLS BF H R ER SO BB IBB HBP BLK WP HR S P ERA WHIP																					
Jerry Reuss, L (1,1) ERA: 3.63	9.0 W 35 8 0 0 0 1 0 0 0 0 0 34 38 0.00 1.000																					

AB 34
R 0
H 8
RBI 0
BB 1
SO 0
LOB 15

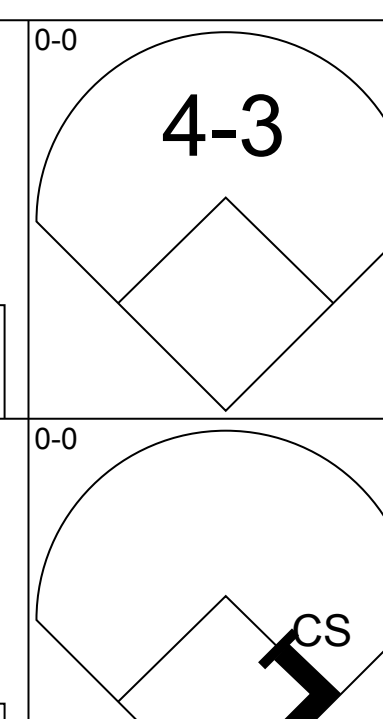
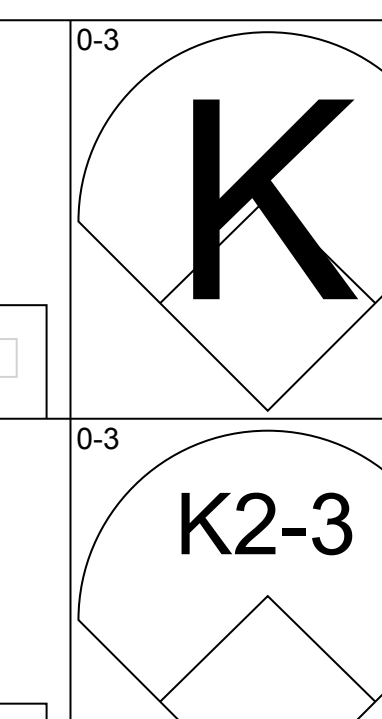
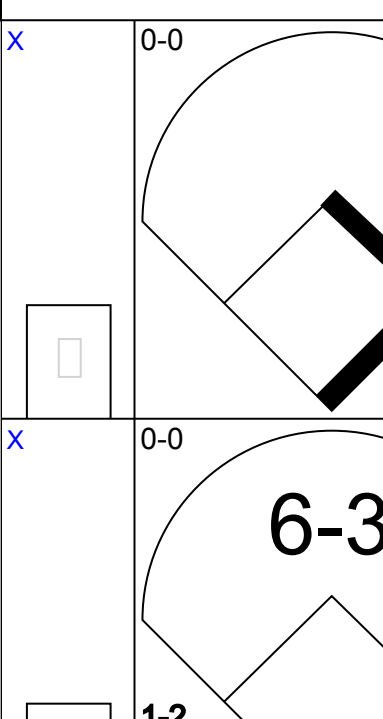
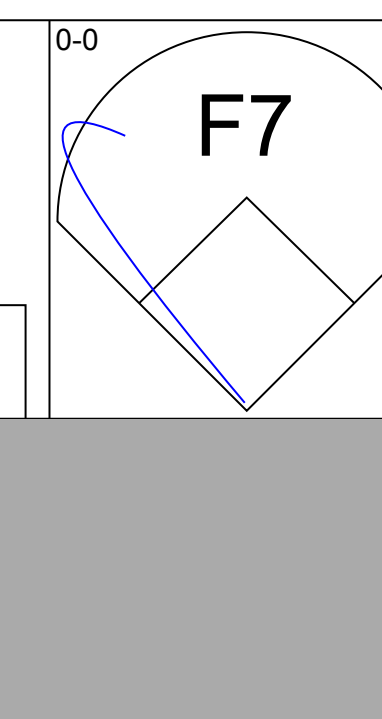
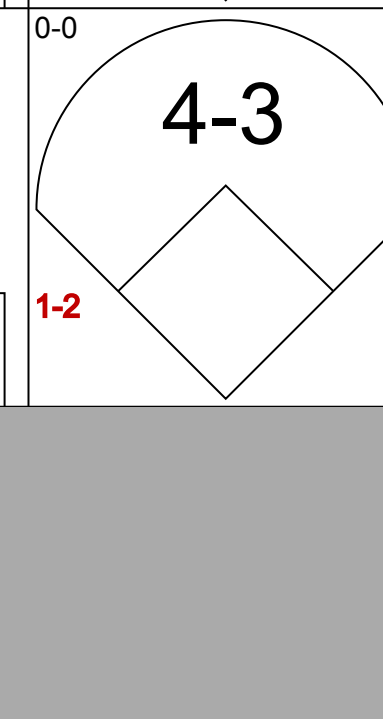

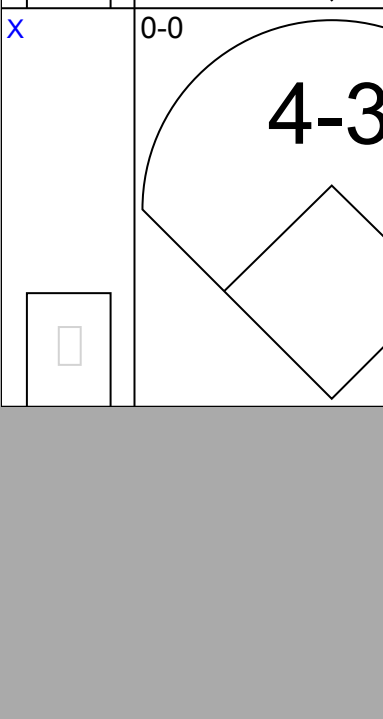


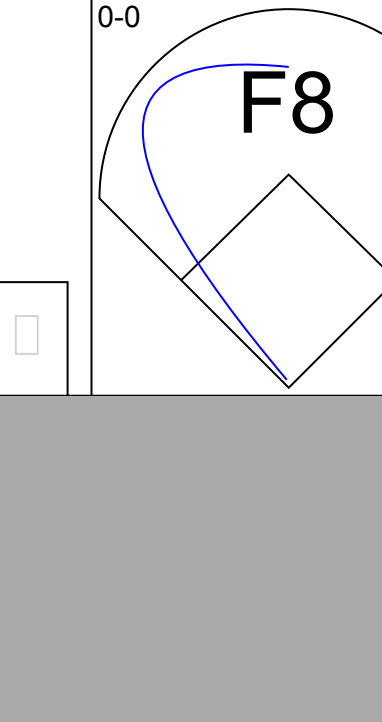


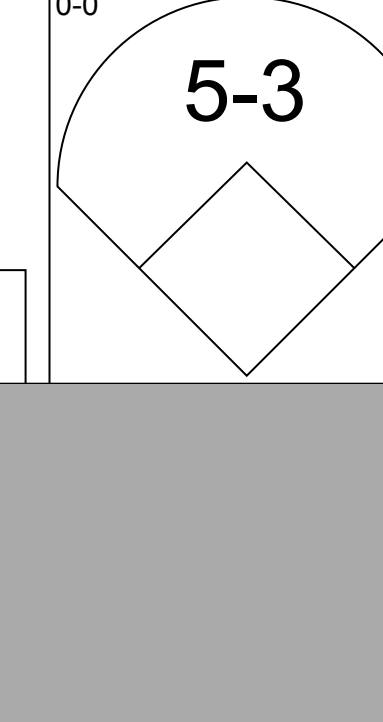

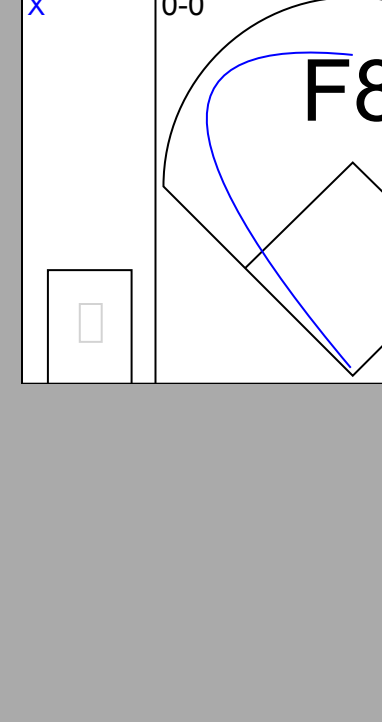
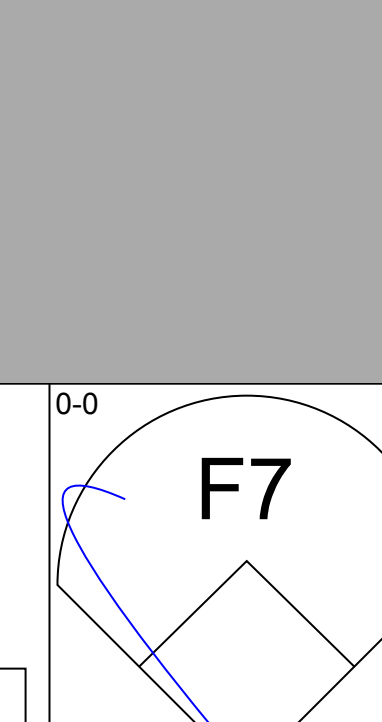
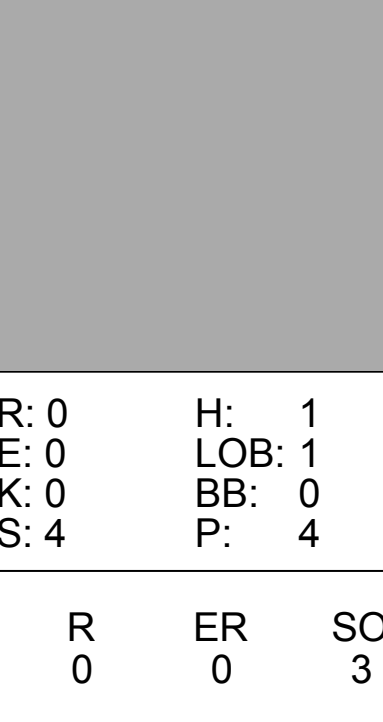
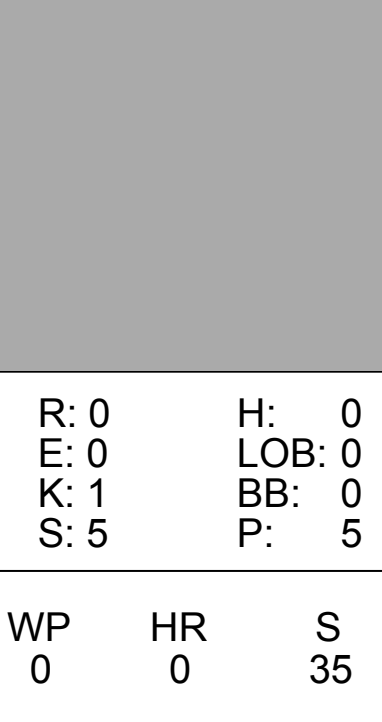
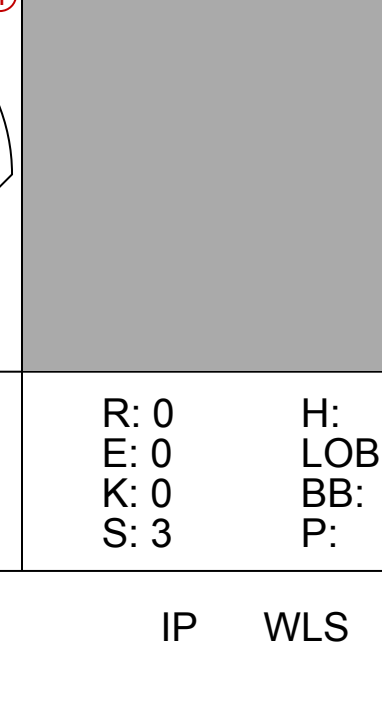
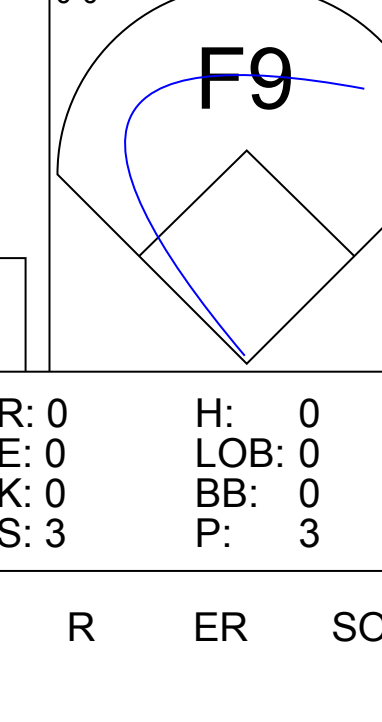





Batter	1	2	3	4	5	6	7	8	9	AB	R	H	RBI	BB	SO	LOB	TOP					
Rennie Stennett, R OBP: 0.315, SLG: 0.366 (1, 4)										4	0	0	0	0	1	0						
Richie Hebner, L OBP: 0.359, SLG: 0.465 (1, 5)										4	0	1	0	0	0	0						
Al Oliver, L OBP: 0.325, SLG: 0.467 (1, 8)										4	0	1	0	0	0	1						
Willie Stargell, L OBP: 0.389, SLG: 0.520 (1, 7)										2	0	1	0	2	1	1						
Richie Zisk, R OBP: 0.399, SLG: 0.513 Gene Clines, R OBP: 0.316, SLG: 0.266 (1, 9)										4	0	1	0	0	1	3						
Manny Sanguillen, R OBP: 0.369, SLG: 0.373 (1, 2)										4	0	1	0	0	1	4						
Ed Kirkpatrick, L OBP: 0.338, SLG: 0.278 (1, 3)										2	1	1	0	2	0	2						
Frank Taveras, R OBP: 0.304, SLG: 0.309 Bob Robertson, R OBP: 0.296, SLG: 0.472 Mario Mendoza, R OBP: 0.294, SLG: 0.291 (1, 6)											3	1	1	0	0	2	3					
Ken Brett, L OBP: 0.348, SLG: 0.500 Dave Giusti, R OBP: 0.125, SLG: 0.125 (1, 1)											0	0	0	0	0	0						
Inning Stats	R: 0 E: 0 K: 1 S: 5	H: 0 LOB: 0 BB: 0 P: 5	R: 0 E: 0 K: 1 S: 7	H: 3 LOB: 2 BB: 0 P: 7	R: 0 E: 0 K: 0 S: 3	H: 0 LOB: 0 BB: 0 P: 3	R: 0 E: 0 K: 1 S: 6	H: 1 LOB: 2 BB: 1 P: 10	R: 1 E: 0 K: 0 S: 4	H: 1 LOB: 0 BB: 0 P: 4	R: 0 E: 0 K: 0 S: 3	H: 1 LOB: 0 BB: 1 P: 7	R: 0 E: 0 K: 1 S: 4	H: 0 LOB: 0 BB: 1 P: 8	R: 0 E: 0 K: 1 S: 6	H: 1 LOB: 1 BB: 0 P: 6	R: 1 E: 0 K: 2 S: 8	H: 1 LOB: 1 BB: 1 P: 12	1B: 5 2B: 1 3B: 2 HR: 0	SF: 1 SAC: 0 DP: 2 HBP: 0	WP: 0 PB: 0 SB: 0 CS: 1	PA: 36
PITCHER	IP WLS BF H R ER SO BB IBB HBP BLK WP HR S P ERA WHIP																					
Phil Niekro, R ERA: 2.87 Danny Frisella, R ERA: 4.45 (1, 1)	8.0 L 31 7 1 1 5 3 0 0 0 0 0 0 38 50 1.12 1.250																					
(9, 1)	1.0 5 1 1 1 2 1 0 0 0 0 0 0 8 12 9.00 2.000																					

Pittsburgh Pirates @ Atlanta Braves
Atlanta Stadium, Atlanta, GA
Fri Jul 19 1974, 7:05 PM EDT
Att: 9,583 - Unknown

AB 31
R 2
H 8
RBI 2
BB 4
SO 7
LOB 15



Batter	1	2	3	4	5	6	7	8	9	AB	R	H	RBI	BB	SO	LOB	BOTTOM					
Ralph Garr, L OBP: 0.397, SLG: 0.502 (1, 9)										4	0	1	0	0	1	1						
Craig Robinson, R OBP: 0.270, SLG: 0.254 (1, 6)										4	0	1	0	0	1	2						
Darrell Evans, L OBP: 0.393, SLG: 0.411 (1, 5)										4	0	0	0	0	1	3						
Hank Aaron, R OBP: 0.311, SLG: 0.455 (1, 7)										4	0	1	0	0	0	1						
Dusty Baker Jr., R OBP: 0.314, SLG: 0.361 (1, 8)										3	0	0	0	1	0	2						
Davey Johnson, R OBP: 0.353, SLG: 0.395 (1, 3)										3	0	0	0	0	0	2						
Marty Perez, R OBP: 0.343, SLG: 0.385 (1, 4)										3	0	1	0	0	0	2						
Johnny Oates, L OBP: 0.288, SLG: 0.286 (1, 2)										3	0	0	0	0	0	1						
Phil Niekro, R OBP: 0.250, SLG: 0.267 Leo Foster, R OBP: 0.235, SLG: 0.281 Danny Frisella, L (1, 1)										2	0	1	0	0	0	0						
Inning Stats	R: 0 E: 0 K: 0 S: 3	H: 1 LOB: 0 BB: 0 P: 3	R: 0 E: 0 K: 0 S: 4	H: 1 LOB: 1 BB: 0 P: 4	R: 0 E: 0 K: 2 S: 8	H: 1 LOB: 1 BB: 0 P: 8	R: 0 E: 0 K: 1 S: 5	H: 0 LOB: 0 BB: 0 P: 5	R: 0 E: 0 K: 0 S: 3	H: 1 LOB: 0 BB: 0 P: 3	R: 0 E: 0 K: 0 S: 4	H: 1 LOB: 1 BB: 0 P: 4	R: 0 E: 0 K: 0 S: 3	H: 0 LOB: 0 BB: 1 P: 7	R: 0 E: 0 K: 0 S: 3	H: 0 LOB: 0 BB: 0 P: 3	R: 0 E: 1 K: 0 S: 4	H: 0 LOB: 1 BB: 0 P: 4	1B: 5 2B: 0 3B: 0 HR: 0	SF: 0 SAC: 0 DP: 1 HBP: 0	WP: 1 PB: 0 SB: 0 CS: 1	PA: 32
PITCHER	IP WLS BF H R ER SO BB IBB HBP BLK WP HR S P ERA WHIP																					
Ken Brett, L ERA: 2.6 Dave Giusti, R ERA: 3.39 (1, 1)	0.2 S 2 0 0 0 0 0 0 0 0 0 1 0 2 2 0.00 0.000																					
(9, 1)																						

Pittsburgh Pirates @ Atlanta Braves
Atlanta Stadium, Atlanta, GA
Fri Jul 19 1974, 7:05 PM EDT
Att: 9,583 - Unknown

AB 31
R 0
H 5
RBI 0
BB 1
SO 3
LOB 14



Batter	1	2	3	4	5	6	7	8	9	10	11	AB	R	H	RBI	BB	SO	LOB	TOP							
Rennie Stennett, R OBP: 0.311, SLG: 0.361 (1, 4)	E5 1B	F9			F6		F8			4-3		5	1	0	0	0	0	1								
Richie Hebner, L OBP: 0.307, SLG: 0.461 (1, 5)	1B 1B		3-1		F9		F8			4-3		5	1	1	1	0	0	1								
Al Oliver, L OBP: 0.326, SLG: 0.464 (1, 8)	1B 1B		F6		5-3			FC5-4 HBP		F7		4	1	1	0	0	0	0								
Willie Stargell, L OBP: 0.392, SLG: 0.536 (1, 7)	1B 1B					4-3		F8				5	3	3	2	0	0	1								
Richie Zisk, R OBP: 0.402, SLG: 0.515 (1, 9)	1B							FC5-4			HR	5	0	3	3	0	1	1								
Manny Sanguillen, R OBP: 0.304, SLG: 0.368 (1, 2)	G6-4-3		FC5-4			G5-4-3		4-3		F1		5	0	0	0	0	0	4								
Ed Kirkpatrick, L OBP: 0.333, SLG: 0.275 (1, 3)	F4						5-3			4-3		5	0	1	0	0	0	0								
Frank Taveras, R OBP: 0.303, SLG: 0.303 (1, 6)		3-1			K			F9				3	1	0	0	0	1	1								
Bruce Kison, R OBP: 0.297, SLG: 0.367 (1, 1)		F4			G6-4-3					G3		1	0	0	0	0	0	0								
John Morlan, R OBP: 0.301, SLG: 0.484 (2, 1)												1	0	0	0	0	0	1								
Dave Gusti, R OBP: 0.276, SLG: 0.376 (7, 1)												0	0	0	0	0	0	0								
Ramon Hernandez, S OBP: 0.291, SLG: 0.402 (7, 1)												0	0	0	0	0	0	0								
Ken Brett, L OBP: 0.291, SLG: 0.402 (8, 1)												1	0	0	0	0	0	0								
Dave Stalls, R OBP: 0.193, SLG: 0.195 (8, 1)												0	0	0	0	0	0	0								
Inning Stats	R: 4 E: 1 K: 0 S: 7	H: 4 LOB: 0 BB: 0 P: 7	R: 0 E: 0 K: 0 S: 3	H: 0 LOB: 0 BB: 0 P: 3	R: 1 E: 0 K: 0 S: 5	H: 2 LOB: 1 BB: 0 P: 5	R: 0 E: 0 K: 1 S: 5	H: 1 LOB: 0 BB: 0 P: 5	R: 0 E: 0 K: 0 S: 3	H: 1 LOB: 0 BB: 0 P: 3	R: 1 E: 0 K: 0 S: 4	H: 1 LOB: 1 BB: 0 P: 5	R: 0 E: 0 K: 0 S: 3	H: 0 LOB: 1 BB: 0 P: 4	R: 0 E: 0 K: 0 S: 3	H: 0 LOB: 0 BB: 0 P: 3	R: 0 E: 0 K: 0 S: 3	H: 0 LOB: 0 BB: 0 P: 3	R: 1 E: 0 K: 1 S: 6	H: 1 LOB: 0 BB: 0 P: 6	1B: 7 2B: 2 3B: 0 HR: 1	SF: 0 SAC: 0 DP: 3 HBP: 2	WP: 0 PB: 0 SB: 1 CS: 0	PA: 43		
PITCHER	IP ERA WLS BF H R ER SO BB IBB HBP BLK WP HR S P ERA WHIP	IP ERA WLS BF H R ER SO BB IBB HBP BLK WP HR S P ERA WHIP	IP ERA WLS BF H R ER SO BB IBB HBP BLK WP HR S P ERA WHIP	IP ERA WLS BF H R ER SO BB IBB HBP BLK WP HR S P ERA WHIP	IP ERA WLS BF H R ER SO BB IBB HBP BLK WP HR S P ERA WHIP	IP ERA WLS BF H R ER SO BB IBB HBP BLK WP HR S P ERA WHIP	IP ERA WLS BF H R ER SO BB IBB HBP BLK WP HR S P ERA WHIP	IP ERA WLS BF H R ER SO BB IBB HBP BLK WP HR S P ERA WHIP	IP ERA WLS BF H R ER SO BB IBB HBP BLK WP HR S P ERA WHIP	IP ERA WLS BF H R ER SO BB IBB HBP BLK WP HR S P ERA WHIP	IP ERA WLS BF H R ER SO BB IBB HBP BLK WP HR S P ERA WHIP	IP ERA WLS BF H R ER SO BB IBB HBP BLK WP HR S P ERA WHIP	IP ERA WLS BF H R ER SO BB IBB HBP BLK WP HR S P ERA WHIP	IP ERA WLS BF H R ER SO BB IBB HBP BLK WP HR S P ERA WHIP	IP ERA WLS BF H R ER SO BB IBB HBP BLK WP HR S P ERA WHIP	IP ERA WLS BF H R ER SO BB IBB HBP BLK WP HR S P ERA WHIP	IP ERA WLS BF H R ER SO BB IBB HBP BLK WP HR S P ERA WHIP	IP ERA WLS BF H R ER SO BB IBB HBP BLK WP HR S P ERA WHIP	IP ERA WLS BF H R ER SO BB IBB HBP BLK WP HR S P ERA WHIP	IP ERA WLS BF H R ER SO BB IBB HBP BLK WP HR S P ERA WHIP	IP ERA WLS BF H R ER SO BB IBB HBP BLK WP HR S P ERA WHIP	IP ERA WLS BF H R ER SO BB IBB HBP BLK WP HR S P ERA WHIP	IP ERA WLS BF H R ER SO BB IBB HBP BLK WP HR S P ERA WHIP	IP ERA WLS BF H R ER SO BB IBB HBP BLK WP HR S P ERA WHIP	IP ERA WLS BF H R ER SO BB IBB HBP BLK WP HR S P ERA WHIP	IP ERA WLS BF H R ER SO BB IBB HBP BLK WP HR S P ERA WHIP

Pittsburgh Pirates @ Atlanta Braves
Atlanta Stadium, Atlanta, GA
Sat Jul 20 1974, 7:05 PM EDT
Att: 40,225 - Unknown

AB 41
R 7
H 10
RBI 7
BB 0
SO 2
LOB 10



Batter	1	2	3	4	5	6	7	8	9	10	11	AB	R	H	RBI	BB	SO	LOB	BOTTOM								
Ralph Garr, L OBP: 0.396, SLG: 0.505 (1, 9)	F7			K		FC4-6		F9				6	1	2	3	0	1	3									
Craig Robinson, R OBP: 0.269, SLG: 0.252 (1, 6)		1B 3B										3	1	0	0	0	0	2									
Rowland Office, L OBP: 0.273, SLG: 0.359 (9, PH)	4-3			F9		5-3						1	0	0	0	0	1	0									
Johnny Oates, L OBP: 0.289, SLG: 0.286 (10, 2)		1B HBP										0	0	0	0	0	0	0									
Darrell Evans, L OBP: 0.394, SLG: 0.409 (1, 5)		1B 1B										4	0	1	1	2	1	1									
Hank Aaron, R OBP: 0.307, SLG: 0.447 (1, 7)	F4			F7						1-3		6	0	1	1	0	0	5									
Dusty Baker Jr., R OBP: 0.313, SLG: 0.359 (1, 8)					F7			6-3				5	1	1	0	0	0	3									
Davey Johnson, R OBP: 0.354, SLG: 0.391 (1, 3)		F6		F8				F8				3	0	0	0	2	0	2									
Marty Perez, R OBP: 0.347, SLG: 0.389 (1, 4)												3	1	1	0	0	0	1									
Leo Foster, R OBP: 0.229, SLG: 0.273 (8, PR)				1-3								1	0	0	0	0	1	1									
Paul Casanova, R OBP: 0.215, SLG: 0.184 (1, 2)		E4 3B										4	1	0	0	0	1	3									
Frank Tepedino, L OBP: 0.278, SLG: 0.294 (10, 3)				5-3								1	0	1	0	0	0	0									
Carl Morton, R OBP: 0.302, SLG: 0.102 (1, 1)												1	0	0	0	0	1	3									
Lew Krausse, R OBP: 0.287, SLG: 0.300 (2, 1)												1	0	1	0	1	0	0									
Ivan Murrell, R OBP: 0.269, SLG: 0.400 (7, 1)												0	0	0	0	0	0	0									
Joe Niekro, R OBP: 0.291, SLG: 0.345 (8, PR)												1	1	1	0	0	0	0									
Norm Miller, L OBP: 0.291, SLG: 0.370 (10, PH)												1	0	0	0	0	0	2									
Danny Frisella, L OBP: 0.291, SLG: 0.370 (11, 1)												0	0	0	0	0	0	0									
Inning Stats	R: 0 E: 0 K: 0 S: 3	H: 0 LOB: 1 BB: 1 P: 7	R: 5 E: 1 K: 1 S: 10	H: 4 LOB: 2 BB: 0 P: 12	R: 0 E: 0 K: 0 S: 3	H: 0 LOB: 0 BB: 0 P: 3	R: 0 E: 0 K: 1 S: 6	H: 1 LOB: 2 BB: 1 P: 10	R: 0 E: 0 K: 0 S: 2	H: 0 LOB: 1 BB: 1 P: 9	R: 1 E: 0 K: 0 S: 4	H: 2 LOB: 1 BB: 0 P: 4	R: 0 E: 0 K: 2 S: 7	H: 0 LOB: 0 BB: 0 P: 7	R: 0 E: 0 K: 1 S: 6	H: 1 LOB: 2 BB: 1 P: 10	R: 0 E: 0 K: 0 S: 4	H: 1 LOB: 1 BB: 0 P: 4	1B: 6 2B: 2 3B: 1 HR: 1	SF: 0 SAC: 1 DP: 2 HBP: 2	WP: 1 PB: 0 SB: 0 CS: 0	PA: 49					
PITCHER	IP ERA WLS BF H R ER SO BB IBB HBP BLK WP HR S P ERA WHIP	IP ERA WLS BF H R ER SO BB IBB HBP BLK WP HR S P ERA WHIP	IP ERA WLS BF H R ER SO BB IBB HBP BLK WP HR S P ERA WHIP	IP ERA WLS BF H R ER SO BB IBB HBP BLK WP HR S P ERA WHIP	IP ERA WLS BF H R ER SO BB IBB HBP BLK WP HR S P ERA WHIP	IP ERA WLS BF H R ER SO BB IBB HBP BLK WP HR S P ERA WHIP	IP ERA WLS BF H R ER SO BB IBB HBP BLK WP HR S P ERA WHIP	IP ERA WLS BF H R ER SO BB IBB HBP BLK WP HR S P ERA WHIP	IP ERA WLS BF H R ER SO BB IBB HBP BLK WP HR S P ERA WHIP	IP ERA WLS BF H R ER SO BB IBB HBP BLK WP HR S P ERA WHIP	IP ERA WLS BF H R ER SO BB IBB HBP BLK WP HR S P ERA WHIP	IP ERA WLS BF H R ER SO BB IBB HBP BLK WP HR S P ERA WHIP	IP ERA WLS BF H R ER SO BB IBB HBP BLK WP HR S P ERA WHIP	IP ERA WLS BF H R ER SO BB IBB HBP BLK WP HR S P ERA WHIP	IP ERA WLS BF H R ER SO BB IBB HBP BLK WP HR S P ERA WHIP	IP ERA WLS BF H R ER SO BB IBB HBP BLK WP HR S P ERA WHIP	IP ERA WLS BF H R ER SO BB IBB HBP BLK WP HR S P ERA WHIP	IP ERA WLS BF H R ER SO BB IBB HBP BLK WP HR S P ERA WHIP	IP ERA WLS BF H R ER SO BB IBB HBP BLK WP HR S P ERA WHIP	IP ERA WLS BF H R ER SO BB IBB HBP BLK WP HR S P ERA WHIP	IP ERA WLS BF H R ER SO BB IBB HBP BLK WP HR S P ERA WHIP	IP ERA WLS BF H R ER SO BB IBB HBP BLK WP HR S P ERA WHIP	IP ERA WLS BF H R ER SO BB IBB HBP BLK WP HR S P ERA WHIP	IP ERA WLS BF H R ER SO BB IBB HBP BLK WP HR S P ERA WHIP	IP ERA WLS BF H R ER SO BB IBB HBP BLK WP HR S P ERA WHIP	IP ERA WLS BF H R ER SO BB IBB HBP BLK WP HR S P ERA WHIP	IP ERA WLS BF H R ER SO BB IBB HBP BLK WP HR S P ERA WHIP

Pittsburgh Pirates @ Atlanta Braves
Atlanta Stadium, Atlanta, GA
Sat Jul 20 1974, 7:05 PM EDT
Att: 40,225 - Unknown

AB 41
R 6
H 9
RBI 6
BB 5
SO 6
LOB 26



Batter	1	2	3	4	5	6	7	8	9	AB	R	H	RBI	BB	SO	LOB	TOP								
Rennie Stennett, R OBP: 0.312, SLG: 0.360 (1, 4)										4	1	1	0	1	2	3									
Richie Hebner, L OBP: 0.363, SLG: 0.490 (1, 5)										5	4	4	2	0	1	1									
Al Oliver, L OBP: 0.325, SLG: 0.460 (1, 8)										5	0	1	2	0	0	3									
Willie Stargell, L OBP: 0.393, SLG: 0.534 (1, 7)										3	0	1	1	1	0	0									
Richie Zisk, R OBP: 0.397, SLG: 0.508 (1, 9)										4	0	0	0	0	3	3									
Manny Sanguillen, R OBP: 0.304, SLG: 0.375 (1, 2)										4	1	1	1	0	0	3									
Ed Kirkpatrick, L OBP: 0.324, SLG: 0.266 (1, 3)										4	0	0	0	0	0	0									
Frank Taveras, R OBP: 0.296, SLG: 0.295 (1, 6)										4	0	0	0	0	1	1									
Dock Ellis, S OBP: 0.343, SLG: 0.267 (1, 1)										3	0	1	0	1	1	1									
Inning Stats	R: 1 E: 1 K: 0 S: 6	H: 3 LOB: 2 BB: 0 P: 6	R: 0 E: 1 K: 2 S: 8	H: 0 LOB: 1 BB: 0 P: 8	R: 1 E: 0 K: 1 S: 6	H: 1 LOB: 0 BB: 0 P: 6	R: 0 E: 0 K: 0 S: 3	H: 0 LOB: 0 BB: 0 P: 3	R: 2 E: 0 K: 1 S: 6	H: 2 LOB: 1 BB: 2 P: 14	R: 1 E: 0 K: 1 S: 7	H: 2 LOB: 1 BB: 0 P: 7	R: 1 E: 0 K: 1 S: 6	H: 1 LOB: 0 BB: 0 P: 6	R: 0 E: 0 K: 0 S: 3	H: 0 LOB: 0 BB: 0 P: 3	R: 0 E: 0 K: 2 S: 7	H: 0 LOB: 1 BB: 1 P: 11	1B: 4 2B: 2 3B: 0 HR: 3	SF: 0 SAC: 0 DP: 1 HBP: 0	WP: 0 PB: 0 SB: 0 CS: 0	PA: 39			
PITCHER	IP	WLS	BF	H	R	ER	SO	BB	IBB	HBP	BLK	WP	HR	S	P	ERA	WHIP								
Buzz Capra, R ERA: 2.08 (1, 1)	5.0	L	23	6	4	4	4	2	0	0	0	0	1	29	37	7.20	1.600								
Max Leon, R ERA: 1.72 (6, 1)	3.0		12	3	2	2	2	0	0	0	0	0	2	16	16	6.00	1.000								
Joe Niekro, R ERA: 2.66 (9, 1)	1.0		4	0	0	0	2	1	0	0	0	0	0	7	11	0.00	1.000								

Pittsburgh Pirates @ Atlanta Braves
Atlanta Stadium, Atlanta, GA
Sun Jul 21 1974, 3:33 AM EDT
Att: 9,351 - Unknown

AB 36
R 6
H 9
RBI 6
BB 3
SO 8
LOB 15



Batter	1	2	3	4	5	6	7	8	9	AB	R	H	RBI	BB	SO	LOB	BOTTOM								
Ralph Garr, L OBP: 0.397, SLG: 0.504 (1, 7)										3	0	1	0	1	0	0									
Craig Robinson, R OBP: 0.287, SLG: 0.249 (1, 6)										3	0	0	0	0	0	2									
Dusty Baker Jr., R OBP: 0.312, SLG: 0.358 (8, PH)										1	0	0	0	0	0	0									
Joe Niekro, R (9, 1)										0	0	0	0	0	0	0									
Darrell Evans, L OBP: 0.393, SLG: 0.416 (1, 5)										4	1	1	1	0	1	1									
Frank Tepedino, L OBP: 0.277, SLG: 0.292 (1, 3)										4	1	1	0	0	0	1									
Norm Miller, L OBP: 0.286, SLG: 0.323 (1, 9)										4	0	0	0	0	1	1									
Rowland Office, L OBP: 0.272, SLG: 0.357 (1, 8)										4	0	1	1	0	0	0									
Marty Perez, R OBP: 0.350, SLG: 0.394 (1, 4)										3	0	1	0	1	0	1									
Johnny Oates, L OBP: 0.285, SLG: 0.282 (1, 2)										3	0	0	0	0	0	2									
Buzz Capra, R OBP: 0.262, SLG: 0.184 (1, 1)										1	0	0	0	0	0	0									
Ivan Murrell, R OBP: 0.258, SLG: 0.341 (5, PH)										1	0	0	0	0	1	1									
Max Leon, R (6, 1)										0	0	0	0	0	0	0									
Leo Foster, R OBP: 0.222, SLG: 0.265 (8, PH)										1	0	0	0	0	0	0									
Inning Stats	R: 1 E: 0 K: 0 S: 4	H: 1 LOB: 0 BB: 0 P: 4	R: 0 E: 0 K: 1 S: 5	H: 0 LOB: 0 BB: 0 P: 5	R: 0 E: 0 K: 0 S: 4	H: 1 LOB: 1 BB: 0 P: 4	R: 0 E: 0 K: 0 S: 3	H: 0 LOB: 0 BB: 0 P: 3	R: 0 E: 0 K: 1 S: 5	H: 0 LOB: 1 BB: 1 P: 9	R: 0 E: 0 K: 1 S: 5	H: 0 LOB: 1 BB: 1 P: 9	R: 0 E: 0 K: 0 S: 4	H: 1 LOB: 1 BB: 0 P: 4	R: 0 E: 0 K: 0 S: 3	H: 0 LOB: 0 BB: 0 P: 3	R: 0 E: 0 K: 0 S: 5	H: 2 LOB: 1 BB: 0 P: 5	1B: 3 2B: 1 3B: 0 HR: 1	SF: 0 SAC: 0 DP: 0 HBP: 0	WP: 0 PB: 0 SB: 1 CS: 0	PA: 34			
PITCHER	IP	WLS	BF	H	R	ER	SO	BB	IBB	HBP	BLK	WP	HR	S	P	ERA	WHIP								
Dock Ellis, R ERA: 4.01 (1, 1)	9.0	W	34	5	2	2	3	2	0	0	0	0	1	38	46	2.00	0.778								

Pittsburgh Pirates @ Atlanta Braves
Atlanta Stadium, Atlanta, GA
Sun Jul 21 1974, 3:33 AM EDT
Att: 9,351 - Unknown

AB 32
R 2
H 5
RBI 2
BB 2
SO 3
LOB 9



Batter	1	2	3	4	5	6	7	8	9	AB	R	H	RBI	BB	SO	LOB	TOP		
Rennie Stennett, R (1,4) OBP: 0.314, SLG: 0.362	0-0 4-3 HR 1B		0-0 S 2B 1B		0-0 1-3		0-0 5-3			4	2	2	0	0	0	0			
Richie Hebner, L (1,5) OBP: 0.359, SLG: 0.484	0-0 4-3 1-2		0-0 L4		0-0 G3		0-0 F8			4	0	0	0	0	0	2			
Al Oliver, L (1,8) OBP: 0.324, SLG: 0.467	0-0 2H HR		0-3 1-2 K		0-0 4-3			0-0 6-3		4	1	1	2	0	1	1			
Willie Stargell, L (1,7) OBP: 0.398, SLG: 0.546	4-0 FC5-4 BB		0-0 2H 1B 2B		0-0 1B 2B		0-0 FC6-4 3B	0-0 F7		3	2	2	1	1	0	0			
Richie Zisk, R (1,9) OBP: 0.395, SLG: 0.505	0-0 FC5-4 1-2		0-0 2H 1B		0-3 K			0-0 5-3		4	0	1	1	0	1	2			
Manny Sanguillen, R (1,2) OBP: 0.363, SLG: 0.372	0-0 6-3		0-3 K		4-0 FC6-4 BB			0-0 6-3		3	0	0	0	1	1	2			
Ed Kirkpatrick, L (1,3) OBP: 0.315, SLG: 0.258		0-0 F1		0-3 K		0-0 FC6-4 FC6-4 1-2 3H		0-0 F8		4	0	0	1	0	1	1			
Frank Taveras, R (1,6) OBP: 0.291, SLG: 0.289 (9, PH)		0-0 F7		0-0 6-3		0-0 FC6-4 1-2		0-0 4-3		3	0	0	0	0	0	1			
Art Howe, R (9, PH) OBP: 0.333, SLG: 0.333										1	0	0	0	0	0	0			
Jim Rooker, R (1,1) OBP: 0.278, SLG: 0.308		0-0 1-3		0-3 K						1	0	0	0	0	0	0			
John Moran, R (2,1)										1	0	0	0	0	1	0			
Daryl Patterson, L (5,1)										0	0	0	0	0	0	0			
Gene Clines, R (7, PH) OBP: 0.314, SLG: 0.265										1	0	0	0	0	0	0			
Ramon Hernandez, S (7,1)										0	0	0	0	0	0	0			
Inning Stats	R: 2 E: 0 K: 0 S: 5	H: 2 LOB: 1 BB: 1 P: 9	R: 0 E: 0 K: 0 S: 3	H: 0 LOB: 0 BB: 0 P: 3	R: 2 E: 0 K: 2 S: 10	H: 3 LOB: 1 BB: 0 P: 10	R: 0 E: 0 K: 2 S: 7	H: 0 LOB: 0 BB: 0 P: 7	R: 0 E: 0 K: 0 S: 3	H: 0 LOB: 0 BB: 0 P: 3	R: 1 E: 0 K: 1 S: 6	H: 1 LOB: 1 BB: 1 P: 10	R: 0 E: 0 K: 0 S: 3	H: 0 LOB: 0 BB: 0 P: 3	R: 0 E: 0 K: 0 S: 3	H: 0 LOB: 0 BB: 0 P: 3	1B: 3 2B: 1 3B: 1 HR: 1	SF: 0 SAC: 0 DP: 0 HBP: 0	WP: 0 PA: 35 PB: 0 SB: 1 CS: 0
PITCHER Steve Renko, R (1,1) ERA: 4.08	IP: 9.0 WLS: W BF: 35 H: 6 R: 5 ER: 5 SO: 5 BB: 2 IBB: 0 HBP: 0 BLK: 0 WP: 0 HR: 1 S: 43 P: 51 ERA: 5.00 WHIP: 0.889															PITCHER	IP: 9.0 WLS: W BF: 35 H: 6 R: 5 ER: 5 SO: 5 BB: 2 IBB: 0 HBP: 0 BLK: 0 WP: 0 HR: 1 S: 43 P: 51 ERA: 5.00 WHIP: 0.889		

Pittsburgh Pirates @ Montreal Expos
 Jarry Park, Montreal, QB
 Thu Jul 25 1974, 7:05 PM EDT
 Unknown

AB 33
 R 5
 H 6
 RBI 5
 BB 2
 SO 5
 LOB 9



Batter	1	2	3	4	5	6	7	8	9	AB	R	H	RBI	BB	SO	LOB	BOTTOM		
Ron Hunt, R (1,5) OBP: 0.397, SLG: 0.309	4-0 E BB 6-3 BB	0-0 F9 E 5-3 1B		4-0 L4-6 SH3-4 BB	0-0 1-3 2H 3H 1B			0-0 1B		3	2	3	3	2	0	0			
Tim Foli, R (1,6) OBP: 0.283, SLG: 0.278	4-0 1B BB	0-0 5-3		0-0 SH3-4	0-0 F7			0-0 F2		3	1	0	0	1	0	3			
Larry Lintz, S (9,4) OBP: 0.333, SLG: 0.281	1-2 1B BB	1-2		1-2						0	0	0	0	0	0	0			
Willie Davis, L (1,8) OBP: 0.340, SLG: 0.428	0-3 K 1-2 2-3	0-0 F9		0-0 L4-6 2-3		0-0 G3		0-0 F4		5	0	0	0	0	1	5			
Bob Bailey, R (1,7) OBP: 0.401, SLG: 0.441	0-0 6-3	4-0 WP BB			0-0 E 2B		0-0 F4	0-0 F4		3	1	1	1	1	0	1			
Ron Woods, R (7,7) OBP: 0.306, SLG: 0.209										1	0	0	0	0	0	1			
Hal Breeden, R (1,3) OBP: 0.324, SLG: 0.352	0-0 3H 1B	0-0 G3			4-0 FC6-4 BB		0-0 HR			1	0	1	1	0	0	0			
Mike Jorgensen, L (2, PH) OBP: 0.415, SLG: 0.496 (3,3)	0-0 2H 1B	1-3 3H			0-0 1B BB		0-0 HR			2	1	1	1	1	0	1			
Ken Singleton, S (1,9) OBP: 0.396, SLG: 0.384	4-0 BB		0-0 6-3		0-0 FC6-4 BB 1B		0-0 F7			3	1	0	0	1	0	1			
Barry Foote, R (1,2) OBP: 0.305, SLG: 0.366	0-0 F8				4-0 1B 1B BB			0-0 4-3		3	1	1	0	1	0	2			
Pepe Frias, R (1,4) OBP: 0.286, SLG: 0.316 (9,6)		0-0 3B 1B			0-0 1B 1B			0-0 5-3		4	2	2	1	0	0	1			
Steve Renko, R (1,1) OBP: 0.276, SLG: 0.309		0-0 1B 3B		0-3 K	4-0 1B 1B BB		0-3 K			3	1	1	1	1	2	1			
Inning Stats	R: 2 E: 1 K: 1 S: 6	H: 1 LOB: 2 BB: 3 P: 18	R: 3 E: 0 K: 0 S: 6	H: 3 LOB: 1 BB: 1 P: 10	R: 0 E: 0 K: 1 S: 6	H: 1 LOB: 1 BB: 0 P: 6	R: 0 E: 0 K: 0 S: 2	H: 0 LOB: 0 BB: 1 P: 6	R: 4 E: 1 K: 0 S: 5	H: 3 LOB: 1 BB: 3 P: 17	R: 1 E: 0 K: 0 S: 4	H: 1 LOB: 0 BB: 0 P: 4	R: 0 E: 0 K: 1 S: 5	H: 0 LOB: 0 BB: 0 P: 5	R: 0 E: 0 K: 0 S: 4	H: 1 LOB: 1 BB: 0 P: 4	1B: 6 2B: 3 3B: 1 HR: 1	SF: 0 SAC: 1 DP: 1 HBP: 0	WP: 2 PA: 40 PB: 0 SB: 0 CS: 0
PITCHER Jim Rooker, L (1,1) ERA: 3.3	IP: 1.2 WLS: L BF: 13 H: 4 R: 5 ER: 4 SO: 1 BB: 4 IBB: 0 HBP: 0 BLK: 0 WP: 1 HR: 0 S: 11 P: 27 ERA: 21.60 WHIP: 4.800															PITCHER	IP: 1.2 WLS: L BF: 13 H: 4 R: 5 ER: 4 SO: 1 BB: 4 IBB: 0 HBP: 0 BLK: 0 WP: 1 HR: 0 S: 11 P: 27 ERA: 21.60 WHIP: 4.800		
John Moran, R (2,1) ERA: 2.99	2.2 BF: 14 H: 3 R: 4 ER: 4 SO: 1 BB: 4 IBB: 0 HBP: 0 BLK: 0 WP: 1 HR: 0 S: 12 P: 28 ERA: 13.50 WHIP: 2.625																		
Daryl Patterson, R (5,1) ERA: 5.84	1.2 BF: 6 H: 2 R: 1 ER: 1 SO: 0 BB: 0 IBB: 0 HBP: 0 BLK: 0 WP: 0 HR: 1 S: 6 P: 6 ERA: 5.40 WHIP: 1.200																		
Ramon Hernandez, L (7,1) ERA: 2.35	2.0 BF: 7 H: 1 R: 0 ER: 0 SO: 1 BB: 0 IBB: 0 HBP: 0 BLK: 0 WP: 0 HR: 0 S: 9 P: 9 ERA: 0.00 WHIP: 0.500																		

Pittsburgh Pirates @ Montreal Expos
 Jarry Park, Montreal, QB
 Thu Jul 25 1974, 7:05 PM EDT
 Unknown

AB 31
 R 10
 H 10
 RBI 8
 BB 8
 SO 3
 LOB 16



Batter	1	2	3	4	5	6	7	8	9	AB	R	H	RBI	BB	SO	LOB	TOP								
Rennie Stennett, R OBP: 0.311, SLG: 0.358 (1, 4)	4-3		5-3		4-3		5-3			4	0	0	0	0	0	2	Pittsburgh Pirates @ Montreal Expos Jarry Park, Montreal, QB Thu Jul 25 1974, 7:05 PM EDT Att: 27,283 - Unknown								
Richie Hebner, L OBP: 0.359, SLG: 0.484 Art Howe, R OBP: 0.500, SLG: 0.800 (1, PH)	1B		2B			F7		1B		0	0	0	0	0	0	0									
Al Oliver, L OBP: 0.326, SLG: 0.466 (1, 8)	K		FC6-4 BB		4-3			G4-6-3 1B		3	0	1	1	1	1	1									
Willie Stargell, L OBP: 0.396, SLG: 0.552 (1, 7)	K		FC6-4 1-2			HR		G4-6-3 1-2		4	1	1	1	0	1	4									
Richie Zisk, R OBP: 0.391, SLG: 0.498 Gene Clines, R OBP: 0.314, SLG: 0.265 (9, 9)		3-1		6-3		F9		F8		4	0	0	0	0	0	0									
Bob Robertson, R OBP: 0.293, SLG: 0.469 (1, 3)		5-3		5-3				F9		4	0	0	0	0	0	0									
Manny Sanguillen, R OBP: 0.303, SLG: 0.380 (1, 2)		HR		F4				5-3		4	1	1	1	0	0	0									
Frank Taveras, R OBP: 0.290, SLG: 0.284 (1, 6)		4-3			4-3		1B BB	1-3		3	0	0	0	1	0	0									
Jerry Reuss, L OBP: 0.327, SLG: 0.265 Dave Giusti, R OBP: 0.125, SLG: 0.125 (9, 1)			6-3		K		1-2 1B			3	0	1	0	0	1	0									
										0	0	0	0	0	0	0									
Inning Stats	R: 0 E: 0 K: 2 S: 8	H: 1 LOB: 1 BB: 0 P: 8	R: 1 E: 0 K: 0 S: 4	H: 1 LOB: 0 BB: 0 P: 4	R: 0 E: 0 K: 0 S: 4	H: 1 LOB: 2 BB: 1 P: 8	R: 0 E: 0 K: 0 S: 3	H: 0 LOB: 0 BB: 0 P: 3	R: 0 E: 0 K: 1 S: 5	H: 0 LOB: 0 BB: 0 P: 5	R: 1 E: 0 K: 0 S: 4	H: 1 LOB: 2 BB: 0 P: 4	R: 0 E: 0 K: 0 S: 4	H: 1 LOB: 2 BB: 0 P: 8	R: 1 E: 0 K: 0 S: 3	H: 2 LOB: 0 BB: 0 P: 4	1B: 3 2B: 1 3B: 1 HR: 2	SF: 0 SAC: 0 DP: 1 HBP: 0	WP: 0 PB: 0 SB: 0 CS: 0	PA: 35					
PITCHER	IP	WLS	BF	H	R	ER	SO	BB	IBB	HBP	BLK	WP	HR	S	P	ERA	WHIP								
Steve Rogers, R ERA: 4.57 Chuck Taylor, R ERA: 2.33	(1, 1)	8.0	L	32	7	3	3	2	0	0	0	0	2	36	44	3.38	1.125								
(9, 1)	1.0		3	0	0	0	0	0	0	0	0	0	0	3	3	0.00	0.000								


Batter	1	2	3	4	5	6	7	8	9	AB	R	H	RBI	BB	SO	LOB	BOTTOM								
Ron Hunt, R OBP: 0.392, SLG: 0.313 (1, 5)	FC5-4 BB		1-3			1B BB		1B		3	1	2	0	1	0	0	Pittsburgh Pirates @ Montreal Expos Jarry Park, Montreal, QB Thu Jul 25 1974, 7:05 PM EDT Att: 27,283 - Unknown								
Tim Foli, R OBP: 0.283, SLG: 0.275 (1, 6)	B1			5-3		1B BB		F6		3	0	0	0	1	0	2									
Willie Davis, L OBP: 0.339, SLG: 0.426 (1, 8)	FC5-4 1-2 WP			4-3		1-3 2-H 1B		K		4	0	1	1	0	1	2									
Bob Bailey, R OBP: 0.399, SLG: 0.448 (1, 7)	5-3			4-3		K		HR		4	1	1	1	0	1	3									
Hal Breeden, R OBP: 0.305, SLG: 0.352 Larry Lintz, S OBP: 0.333, SLG: 0.281 (9, PR)		G5-4-3 BB			K	F9		CS 1B		3	0	1	0	1	1	2									
Ken Singleton, S OBP: 0.392, SLG: 0.379 (1, 9)		K			F4			L9		4	0	0	0	0	1	2									
Barry Foote, R OBP: 0.305, SLG: 0.366 Mike Jorgensen, L OBP: 0.419, SLG: 0.500 (9, PH)		G5-4-3 1-2				1B		1-2 1B		3	0	1	0	0	0	1									
Pepe Frias, R OBP: 0.276, SLG: 0.305 Ron Fairly, L OBP: 0.388, SLG: 0.446 (9, PH)					F9			F8		1	0	0	0	0	1	1									
Steve Rogers, R OBP: 0.237, SLG: 0.182 Ron Woods, R OBP: 0.304, SLG: 0.206 Chuck Taylor, R OBP: 0.333, SLG: 0.500 (9, 1)					K	4-3		5-3		2	0	0	0	0	1	0									
										1	0	0	0	0	0	0									
										0	0	0	0	0	0	0									
Inning Stats	R: 0 E: 0 K: 0 S: 3	H: 0 LOB: 1 BB: 1 P: 7	R: 0 E: 0 K: 1 S: 4	H: 0 LOB: 0 BB: 0 P: 8	R: 0 E: 0 K: 1 S: 5	H: 0 LOB: 0 BB: 0 P: 5	R: 0 E: 0 K: 0 S: 3	H: 0 LOB: 0 BB: 0 P: 3	R: 0 E: 0 K: 1 S: 6	H: 1 LOB: 1 BB: 0 P: 6	R: 1 E: 0 K: 1 S: 7	H: 2 LOB: 2 BB: 1 P: 11	R: 0 E: 0 K: 0 S: 3	H: 0 LOB: 0 BB: 0 P: 3	R: 0 E: 0 K: 1 S: 6	H: 1 LOB: 1 BB: 0 P: 6	R: 1 E: 0 K: 0 S: 5	H: 3 LOB: 1 BB: 0 P: 5	1B: 6 2B: 0 3B: 0 HR: 1	SF: 0 SAC: 0 DP: 1 HBP: 0	WP: 1 PB: 0 SB: 0 CS: 1	PA: 35			
PITCHER	IP	WLS	BF	H	R	ER	SO	BB	IBB	HBP	BLK	WP	HR	S	P	ERA	WHIP								
Jerry Reuss, L ERA: 3.55 Dave Giusti, R ERA: 3.2	(1, 1)	8.1	W	33	6	2	2	5	3	0	0	0	1	40	52	2.16	1.080								
(9, 1)	0.2	S	2	1	0	0	0	0	0	0	0	0	0	2	2	0.00	1.500								



Batter	1	2	3	4	5	6	7	8	9	AB	R	H	RBI	BB	SO	LOB	TOP						
Rennie Stennett, R OBP: 0.304, SLG: 0.350 (1, 4)										5	0	0	0	0	1	2							
Art Howe, R OBP: 0.316, SLG: 0.444 (1, 5)										4	1	0	0	1	1	0							
Al Oliver, L OBP: 0.323, SLG: 0.459 (1, 8)										5	1	1	0	0	0	0							
Willie Stargell, L OBP: 0.401, SLG: 0.569 (1, 7)										3	2	2	2	1	1	0							
Bob Robertson, R OBP: 0.310, SLG: 0.493 (1, 3)										2	1	1	0	2	0	1							
Manny Sanguillen, R OBP: 0.299, SLG: 0.375 (1, 2)										3	0	1	1	0	0	2							
Ed Kirkpatrick, L OBP: 0.320, SLG: 0.265 (1, 9)										4	0	2	1	0	0	3							
Frank Taveras, R OBP: 0.286, SLG: 0.280 (8, PH)										3	0	0	0	0	0	3							
Richie Hebner, L OBP: 0.391, SLG: 0.485 (8, FR)										1	0	1	1	0	0	0							
Dave Augustine, R OBP: 0.176, SLG: 0.176 (8, FR)										0	0	0	0	0	0	0							
Mario Mendoza, R OBP: 0.294, SLG: 0.291 (8, 6)										0	0	0	0	0	0	0							
Ken Brett, L OBP: 0.342, SLG: 0.485 (7, 1)										3	0	1	0	0	1	1							
Ramon Hernandez, S OBP: 0.317, SLG: 0.268 (8, PH)										0	0	0	0	0	0	0							
Gene Clines, R OBP: 0.125, SLG: 0.125 (8, 1)										0	0	0	0	0	0	0							
Dave Giusti, R OBP: 0.125, SLG: 0.125 (8, 1)										0	0	0	0	0	0	0							
Inning Stats	R: 3 E: 0 K: 0 S: 6	H: 3 LOB: 2 BB: 2 P: 14	R: 0 E: 0 K: 1 S: 5	H: 0 LOB: 0 BB: 0 P: 5	R: 0 E: 0 K: 0 S: 4	H: 1 LOB: 2 BB: 1 P: 8	R: 0 E: 0 K: 0 S: 3	H: 1 LOB: 0 BB: 0 P: 3	R: 1 E: 0 K: 1 S: 6	H: 1 LOB: 1 BB: 1 P: 10	R: 0 E: 0 K: 1 S: 6	H: 1 LOB: 1 BB: 0 P: 6	R: 0 E: 0 K: 1 S: 5	H: 0 LOB: 0 BB: 0 P: 5	R: 1 E: 0 K: 0 S: 5	H: 3 LOB: 2 BB: 0 P: 5	R: 0 E: 0 K: 0 S: 3	H: 0 LOB: 0 BB: 0 P: 3	1B: 9 2B: 0 3B: 0 HR: 1	SF: 1 SAC: 0 DP: 1 HBP: 0	WP: 1 PB: 0 SB: 0 CS: 0	PA: 39	
PITCHER	IP WLS BF H R ER SO BB IBB HBP BLK WP HR S P ERA WHIP																						
Dick Ruthven, R ERA: 3.71 (1, 1)	5.0	24	6	4	4	2	4	0	0	0	0	0	0	0	1	24	40	7.20	2.000				
Mac Scarce, L ERA: 4.12 (6, 1)	1.0	4	1	0	0	1	0	0	0	0	0	0	0	0	0	6	6	0.00	1.000				
Pete Richert, L ERA: 1.93 (7, 1)	1.0	W	3	0	0	1	0	0	0	0	0	0	0	0	5	5	0.00	0.000					
Jesus Hemaiz, R ERA: 3.33 (8, 1)	2.0	8	3	1	1	0	0	0	0	0	0	1	0	8	8	4.50	1.500						

Pittsburgh Pirates @ Philadelphia Phillies
Veterans Stadium, Philadelphia, PA
Sat Jul 27 1974, 3:33 AM EDT
Unknown


AB 34
R 5
H 10
RBI 5
BB 4
SO 4
LOB 12



Batter	1	2	3	4	5	6	7	8	9	AB	R	H	RBI	BB	SO	LOB	BOTTOM						
Dave Cash, R OBP: 0.363, SLG: 0.412 (1, 4)										5	0	1	0	0	0	3							
Larry Bowa, S OBP: 0.302, SLG: 0.339 (1, 6)										4	1	2	0	1	0	2							
Mike Schmidt, R OBP: 0.428, SLG: 0.562 (1, 5)										4	1	0	0	1	1	4							
Willie Montanez, L OBP: 0.336, SLG: 0.407 (1, 3)										2	1	2	0	1	0	0							
Bill Robinson, R OBP: 0.275, SLG: 0.327 (1, 7)										4	1	1	0	1	1	5							
Mike Anderson, R OBP: 0.317, SLG: 0.380 (1, 9)										4	0	1	2	0	1	2							
Alan Bannister, R OBP: 0.230, SLG: 0.200 (1, 8)										4	1	1	0	0	3	4							
Jesus Hemaiz, R OBP: 0.294, SLG: 0.306 (8, 1)										0	0	0	0	0	0	0							
Bob Boone, R OBP: 0.294, SLG: 0.306 (1, 2)										2	0	0	0	2	0	1							
Dick Ruthven, R ERA: 3.71 (1, 1)	6.0	L	30	9	6	4	2	1	1	0	0	0	0	0	0	0	0	9.00	1.833				
Ollie Brown, R ERA: 2.85 (5, PH)	1.0		6	1	0	0	1	1	0	0	0	6	14	0.00	2.000								
Mac Scarce, L ERA: 2.25 (8, 1)	1.0	W	5	1	0	0	1	0	1	0	6	10	0.00	1.000									
Tony Taylor, R OBP: 0.360, SLG: 0.444 (6, PH)										1	0	1	0	0	0	0							
Pete Richert, L ERA: 1.93 (7, 1)										0	0	0	0	0	0	0							
Del Unser, L OBP: 0.379, SLG: 0.447 (8, 8)										1	0	0	0	0	0	3							
Inning Stats	R: 0 E: 0 K: 1 S: 6	H: 1 LOB: 2 BB: 1 P: 10	R: 0 E: 0 K: 1 S: 5	H: 0 LOB: 0 BB: 0 P: 5	R: 0 E: 0 K: 0 S: 4	H: 1 LOB: 1 BB: 0 P: 4	R: 0 E: 0 K: 1 S: 5	H: 1 LOB: 0 BB: 0 P: 5	R: 2 E: 0 K: 0 S: 6	H: 3 LOB: 1 BB: 0 P: 6	R: 2 E: 0 K: 1 S: 7	H: 2 LOB: 2 BB: 1 P: 12	R: 2 E: 0 K: 1 S: 7	H: 2 LOB: 3 BB: 3 P: 19	R: 0 E: 0 K: 1 S: 6	H: 1 LOB: 2 BB: 1 P: 10	1B: 9 2B: 1 3B: 0 HR: 1	SF: 0 SAC: 1 DP: 1 HBP: 1	WP: 1 PB: 0 SB: 1 CS: 0	PA: 41			
PITCHER	IP WLS BF H R ER SO BB IBB HBP BLK WP HR S P ERA WHIP																						
Ken Brett, L ERA: 2.85 (1, 1)	6.0	L	30	9	6	4	2	1	1	0	0	0	0	0	0	0	0	9.00	1.833				
Ramon Hernandez, L ERA: 2.25 (7, 1)	1.0		6	1	0	0	1	1	0	0	6	14	0.00	2.000									
Dave Giusti, R ERA: 3.15 (8, 1)	1.0	W	5	1	0	0	1	0	1	0	6	10	0.00	1.000									

Pittsburgh Pirates @ Philadelphia Phillies
Veterans Stadium, Philadelphia, PA
Sat Jul 27 1974, 3:33 AM EDT
Unknown


AB 33
R 6
H 11
RBI 6
BB 6
SO 6
LOB 24



Batter	1	2	3	4	5	6	7	8	9	AB	R	H	RBI	BB	SO	LOB	TOP					
Rennie Stennett, R OBP: 0.305, SLG: 0.350	6-3		FC4					FC5-4									5 1 2 0 0 0 2					
Ed Kirkpatrick, L OBP: 0.323, SLG: 0.259	F7								4-3								3 1 0 0 1 0 1					
Al Oliver, L OBP: 0.324, SLG: 0.458	G3		4-3						6-3								5 1 2 1 0 0 2					
Willie Stargell, L OBP: 0.409, SLG: 0.577																	3 1 3 1 1 0 0					
Bob Robertson, R OBP: 0.319, SLG: 0.493																	4 0 2 0 1 0 2					
Manny Sanguillen, R OBP: 0.297, SLG: 0.370	F3																4 0 0 0 1 1 6					
Art Howe, R OBP: 0.273, SLG: 0.381	G6-4-3																3 0 0 1 0 0 3					
Frank Taveras, R OBP: 0.292, SLG: 0.282																	2 0 1 0 1 0 2					
Gene Clines, R OBP: 0.320, SLG: 0.271																	1 0 1 0 0 0 0					
Mario Mendoza, R OBP: 0.294, SLG: 0.291																	0 0 0 0 0 0 0					
Bruce Kison, R OBP: 0.167, SLG: 0.093																	1 0 0 0 0 0 1					
Daryl Patterson, L OBP: 0.346, SLG: 0.484																	1 0 0 0 0 0 2					
Richie Hebner, L OBP: 0.336, SLG: 0.484																	0 0 0 0 0 0 0					
John Morlan, R OBP: 0.336, SLG: 0.484																	1 0 0 0 0 0 1					
Ken Brett, L OBP: 0.336, SLG: 0.478																	0 0 0 0 0 0 0					
Ramon Hernandez, S OBP: 0.336, SLG: 0.478																	0 0 0 0 0 0 0					
Inning Stats	R: 0 E: 0 K: 0 S: 3	H: 0 LOB: 0 BB: 0 P: 3	R: 0 E: 0 K: 0 S: 3	H: 1 LOB: 1 BB: 1 P: 7	R: 0 E: 0 K: 0 S: 4	H: 1 LOB: 2 BB: 0 P: 5	R: 0 E: 1 K: 0 S: 4	H: 1 LOB: 2 BB: 1 P: 8	R: 0 E: 0 K: 1 S: 6	H: 2 LOB: 2 BB: 0 P: 6	R: 1 E: 0 K: 0 S: 4	H: 1 LOB: 2 BB: 2 P: 12	R: 3 E: 0 K: 0 S: 5	H: 3 LOB: 0 BB: 1 P: 9	R: 0 E: 0 K: 0 S: 4	H: 1 LOB: 1 BB: 0 P: 4	R: 0 E: 0 K: 1 S: 6	H: 1 LOB: 2 BB: 0 P: 7	1B: 10 2B: 1 3B: 0 HR: 0	SF: 0 SAC: 0 DP: 3 HBP: 2	WP: 0 PB: 1 SB: 0 CS: 0	PA: 42
PITCHER	IP WLS BF H R ER SO BB IBB HBP BLK WP HR S P ERA WHIP																					
Wayne Twitchell, R ERA: 4.78	6.0 W 29 7 3 3 1 5 0 1 0 0 0 25 46 4.50 2.000																					
Pete Richert, L ERA: 2.41	0.0 2 2 0 0 0 0 0 0 0 0 0 2 2 ∞ ∞																					
Eddie Watt, R ERA: 3.9	3.0 S 11 2 1 1 1 0 0 1 0 0 0 12 13 3.00 0.667																					

Pittsburgh Pirates @ Philadelphia Phillies
Veterans Stadium, Philadelphia, PA
Sat Jul 27 1974, 7:05 PM EDT
Att: 55,066 - Unknown


AB	34
R	4
H	11
RBI	3
BB	5
SO	2
LOB	22



Batter	1	2	3	4	5	6	7	8	9	AB	R	H	RBI	BB	SO	LOB	BOTTOM					
Dave Cash, R OBP: 0.364, SLG: 0.410	F7	F9		E		F8				4	1	1	0	1	0	0						
Larry Bowa, S OBP: 0.303, SLG: 0.342	HR			E	E5	K		F8		5	3	2	0	0	1	3						
Mike Schmidt, R OBP: 0.429, SLG: 0.574	HR			K		K				4	2	2	4	0	2	1						
Willie Montanez, L OBP: 0.341, SLG: 0.412	1B			2B				F7		4	1	3	2	0	0	0						
Del Unser, L OBP: 0.380, SLG: 0.452	1B			2B				6-3		4	0	2	1	0	0	1						
Jay Johnstone, L OBP: 0.378, SLG: 0.452	F7			F7				K		4	0	0	0	0	1	4						
Tom Hutton, L OBP: 0.300, SLG: 0.331	4-3					F8				2	0	0	0	1	0	2						
Mike Anderson, R OBP: 0.316, SLG: 0.379				FC5-4				P6		1	0	0	0	0	0	0						
Larry Cox, R OBP: 0.143, SLG: 0.148		4-3	FC5-4		4-3					4	0	1	0	0	0	2						
Wayne Twitchell, R OBP: 0.231, SLG: 0.231								6-3		3	0	0	0	0	3	0						
Pete Richert, L ERA: 2.41	K							6-3		0	0	0	0	0	0	0						
Eddie Watt, R ERA: 3.9										1	0	0	0	0	0	1						
Inning Stats	R: 2 E: 0 K: 0 S: 7	H: 4 LOB: 2 BB: 0 P: 7	R: 0 E: 0 K: 1 S: 5	H: 0 LOB: 0 BB: 0 P: 5	R: 2 E: 1 K: 1 S: 8	H: 3 LOB: 1 BB: 1 P: 12	R: 3 E: 1 K: 1 S: 9	H: 3 LOB: 1 BB: 0 P: 9	R: 0 E: 0 K: 1 S: 5	H: 0 LOB: 0 BB: 0 P: 5	R: 0 E: 0 K: 2 S: 7	H: 0 LOB: 0 BB: 0 P: 7	R: 0 E: 0 K: 1 S: 5	H: 0 LOB: 0 BB: 0 P: 5	R: 0 E: 0 K: 0 S: 4	H: 1 LOB: 2 BB: 1 P: 8	R: 0 E: 0 K: 0 S: 4	H: 1 LOB: 2 BB: 1 P: 8	1B: 7 2B: 3 3B: 0 HR: 1	SF: 0 SAC: 0 DP: 0 HBP: 0	WP: 0 PB: 0 SB: 0 CS: 0	PA: 38
PITCHER	IP WLS BF H R ER SO BB IBB HBP BLK WP HR S P ERA WHIP																					
Bruce Kison, R ERA: 3.51	3.1 L 22 10 7 6 3 0 0 0 0 0 0 7 7 0.00 0.000																					
Daryl Patterson, R ERA: 5.14	1.2 5 0 0 0 1 0 0 0 0 0 0 7 7 0.00 0.000																					
John Morlan, R ERA: 2.84	2.0 6 0 0 0 3 0 0 0 0 0 0 12 12 0.00 0.000																					
Ramon Hernandez, L ERA: 2.2	1.0 5 1 0 0 0 1 0 0 0 0 0 4 8 0.00 2.000																					

Pittsburgh Pirates @ Philadelphia Phillies
Veterans Stadium, Philadelphia, PA
Sat Jul 27 1974, 7:05 PM EDT
Att: 55,066 - Unknown


AB	36
R	7
H	11
RBI	7
BB	2
SO	7
LOB	14



Batter	1	2	3	4	5	6	7	8	9	AB	R	H	RBI	BB	SO	LOB	TOP								
Rennie Stennett, R OBP: 0.304, SLG: 0.351	L6		K		FC6-4		6-3		1B 2B	5	1	1	0	0	1	1									
Richie Hebner, L OBP: 0.360, SLG: 0.486	1-3		F8					F7	1B	5	1	2	1	0	0	0									
Al Oliver, L OBP: 0.329, SLG: 0.465	2B							E4 1B		4	1	3	0	0	0	1									
Willie Stargell, L OBP: 0.408, SLG: 0.576	F8							6-3 1B		4	1	1	1	0	1	3									
Richie Zisk, R OBP: 0.391, SLG: 0.492		4-3 WP BB			F9			F7 1B BB		2	0	0	0	2	0	2									
Manny Sanguillen, R OBP: 0.299, SLG: 0.375	4-3				F8					4	0	2	2	0	0	2									
Ed Kirkpatrick, L OBP: 0.255										2	0	0	0	1	0	2									
Bob Robertson, R OBP: 0.317, SLG: 0.489	P4									1	0	0	0	1	2										
Dave Giusti, R OBP: 0.125, SLG: 0.125								K		0	0	0	0	0	0	0									
Mario Mendoza, R OBP: 0.290, SLG: 0.287	6-3									2	0	0	0	0	0	2									
Gene Clines, R OBP: 0.318, SLG: 0.270										1	0	0	0	0	0	0									
Frank Taveras, R OBP: 0.292, SLG: 0.282										0	0	0	0	0	0	0									
Paul Popovich, S OBP: 0.263, SLG: 0.250										1	0	0	0	0	0	0									
Larry Demery, R OBP: 0.077, SLG: 0.231										2	0	0	0	0	2	1									
Ken Brett, L OBP: 0.333, SLG: 0.471										1	0	0	0	0	0	0									
Ramon Hernandez, S OBP: 0.167, SLG: 0.167										0	0	0	0	0	0	0									
Dave Augustine, R OBP: 0.167, SLG: 0.167										1	0	0	0	0	1	0									
Inning Stats	R: 0 E: 0 K: 0 S: 4	H: 1 LOB: 1 BB: 4	R: 0 E: 0 K: 0 S: 3	H: 0 LOB: 1 BB: 7	R: 0 E: 0 K: 2 S: 7	H: 0 LOB: 0 BB: 0	R: 0 E: 0 K: 1 S: 6	H: 1 LOB: 1 BB: 0 P: 6	R: 0 E: 0 K: 1 S: 5	H: 0 LOB: 1 BB: 1 P: 9	R: 2 E: 0 K: 0 S: 6	H: 3 LOB: 1 BB: 0 P: 6	R: 0 E: 0 K: 0 S: 3	H: 0 LOB: 0 BB: 3	R: 1 E: 1 K: 1 S: 7	H: 2 LOB: 2 BB: 1 P: 11	R: 1 E: 0 K: 1 S: 6	H: 2 LOB: 1 BB: 0 P: 6	1B: 4 2B: 5 3B: 0 HR: 0	SF: 0 SAC: 0 DP: 0 HBP: 0	WP: 1 PB: 0 SB: 1 CS: 0	PA: 38			
PITCHER	IP	WLS	BF	H	R	ER	SO	BB	IBB	HBP	BLK	WP	HR	S	P	ERA	WHIP								
Ron Schueler, R ERA: 3.88	7.0		28	5	2	2	4	2	0	0	0	1	0	34	42	2.57	1.000								
Pete Richert, L ERA: 2.33	0.2		3	1	1	0	0	0	0	0	0	0	0	3	3	0.00	1.500								
Jesus Hernaiz, R ERA: 3.33	0.0		2	1	0	0	0	1	0	0	0	0	0	1	5	∞	∞								
Mac Scarce, L ERA: 4.2	1.1	L	5	2	1	1	2	0	0	0	0	0	0	9	9	6.75	1.500								

Pittsburgh Pirates @ Philadelphia Phillies
Veterans Stadium, Philadelphia, PA
Sun Jul 28 1974, 3:33 AM EDT
Att: 34,049 - Unknown


AB 35
R 4
H 9
RBI 4
BB 3
SO 6
LOB 16



Batter	1	2	3	4	5	6	7	8	9	AB	R	H	RBI	BB	SO	LOB	BOTTOM								
Dave Cash, R OBP: 0.361, SLG: 0.406	5-3		4-3		P5		F7			4	0	0	0	0	0	1									
Larry Bowa, S OBP: 0.300, SLG: 0.339	K		F9		B1-3		F8			4	0	0	0	0	1	1									
Mike Schmidt, R OBP: 0.425, SLG: 0.567	K		K		F7			F7		4	0	0	0	0	2	0									
Willie Montanez, L OBP: 0.340, SLG: 0.410		1B 3B 1B			4-3			4-3		4	1	1	0	0	0	0									
Del Unser, L OBP: 0.375, SLG: 0.445		K			5-3			3-1		4	0	0	0	0	1	1									
Jay Johnstone, L OBP: 0.388, SLG: 0.543			F7							4	1	2	1	0	0	1									
Bob Boone, R OBP: 0.297, SLG: 0.308										4	1	2	0	0	0	1									
Tom Hutton, L OBP: 0.309, SLG: 0.350										1	0	1	2	1	0	0									
Mike Anderson, R OBP: 0.317, SLG: 0.387										2	0	1	0	0	0	0									
Ron Schueler, R OBP: 0.154, SLG: 0.132										2	0	0	0	0	2	3									
Bill Robinson, R OBP: 0.274, SLG: 0.326										1	0	0	0	0	0	1									
Pete Richert, L										0	0	0	0	0	0	0									
Jesus Hernaiz, R										0	0	0	0	0	0	0									
Mac Scarce, L										0	0	0	0	0	0	0									
Inning Stats	R: 0 E: 0 K: 2 S: 7	H: 0 LOB: 0 BB: 0 P: 7	R: 2 E: 0 K: 2 S: 10	H: 3 LOB: 1 BB: 0 P: 10	R: 0 E: 0 K: 1 S: 5	H: 0 LOB: 0 BB: 0 P: 5	R: 1 E: 0 K: 1 S: 7	H: 2 LOB: 1 BB: 1 P: 11	R: 0 E: 0 K: 0 S: 3	H: 0 LOB: 0 BB: 0 P: 3	R: 0 E: 0 K: 0 S: 4	H: 1 LOB: 1 BB: 0 P: 4	R: 0 E: 0 K: 0 S: 4	H: 1 LOB: 1 BB: 0 P: 4	R: 0 E: 0 K: 0 S: 3	H: 0 LOB: 0 BB: 0 P: 3	R: 0 E: 0 K: 0 S: 3	H: 0 LOB: 0 BB: 0 P: 3	1B: 3 2B: 1 3B: 2 HR: 1	SF: 0 SAC: 0 DP: 0 HBP: 0	WP: 0 PB: 0 SB: 1 CS: 0	PA: 35			
PITCHER	IP	WLS	BF	H	R	ER	SO	BB	IBB	HBP	BLK	WP	HR	S	P	ERA	WHIP								
Larry Demery, R ERA: 5.2	6.0		25	6	3	3	6	3	3	0	0	1	0	36	40	4.50	1.000								
Ramon Hernandez, L ERA: 2.14	1.0		4	1	0	0	0	0	0	0	0	0	0	4	4	0.00	1.000								
Dave Giusti, R ERA: 3.06	2.0	W	6	0	0	0	0	0	0	0	0	0	0	6	6	0.00	0.000								

Pittsburgh Pirates @ Philadelphia Phillies
Veterans Stadium, Philadelphia, PA
Sun Jul 28 1974, 3:33 AM EDT
Att: 34,049 - Unknown

AB 34
R 3
H 7
RBI 3
BB 1
SO 6
LOB 9



Batter	1	2	3	4	5	6	7	8	9	AB	R	H	RBI	BB	SO	LOB	TOP									
Rennie Stennett, R OBP: 0.300, SLG: 0.346	6-3	E7		F2		FC4-6			F9	5	0	1	1	0	0	4										
Gene Clines, R OBP: 0.315, SLG: 0.265	L6-3	L4-3		L5-3			L6-3			5	0	1	1	0	0	2										
Al Oliver, L OBP: 0.324, SLG: 0.456	4-3			6-3			F8			5	0	1	0	0	1	1										
Willie Stargell, L OBP: 0.404, SLG: 0.566		F8	3-1							5	0	1	0	0	2	3										
Richie Zisk, R OBP: 0.392, SLG: 0.489		BB	1B				G3			4	1	1	0	1	0	4										
Manny Sanguillen, R OBP: 0.362, SLG: 0.375		1B					P4			3	1	2	0	1	0	0										
Richie Hebner, L OBP: 0.359, SLG: 0.482		BB					G3			4	2	2	1	0	1	1										
Mario Mendoza, R OBP: 0.283, SLG: 0.281	SF9						6-3			3	1	1	1	0	0	0										
Jim Rooker, R OBP: 0.316, SLG: 0.333										2	1	2	0	1	0	0										
Inning Stats	R: 0 E: 0 K: 0 S: 3	H: 0 LOB: 0 BB: 0 P: 3	R: 4 E: 1 K: 0 S: 6	H: 3 LOB: 1 BB: 2 P: 14	R: 0 E: 0 K: 1 S: 5	H: 1 LOB: 2 BB: 1 P: 9	R: 2 E: 0 K: 0 S: 6	H: 2 LOB: 1 BB: 0 P: 6	R: 0 E: 0 K: 1 S: 5	H: 0 LOB: 0 BB: 0 P: 5	R: 0 E: 0 K: 0 S: 4	H: 1 LOB: 1 BB: 0 P: 4	R: 0 E: 0 K: 0 S: 4	H: 1 LOB: 1 BB: 0 P: 4	R: 0 E: 0 K: 1 S: 5	H: 0 LOB: 0 BB: 0 P: 5	R: 0 E: 0 K: 1 S: 8	H: 3 LOB: 3 BB: 0 P: 8	1B: 12 2B: 1 3B: 0 HR: 0	SF: 1 SAC: 1 DP: 1 HBP: 0	WP: 1 PB: 0 SB: 0 CS: 1	PA: 41				
PITCHER	IP	WLS	BF	H	R	ER	SO	BB	IBB	HBP	BLK	WP	HR	S	P	ERA	WHIP									
Jon Matlack, L ERA: 2.77	(1, 1)	5.0	L	24	6	6	5	2	3	0	0	0	1	0	25	37	9.00	1.800								
Jack Aker, R ERA: 2.59	(6, 1)	3.0		11	3	0	0	1	0	0	0	0	0	0	13	13	0.00	1.000								
George Stone, L ERA: 5.03	(9, 1)	1.0		6	3	0	0	1	0	0	0	0	0	0	8	8	0.00	3.000								

Pittsburgh Pirates @ New York Mets
Shea Stadium, Flushing, NY
Tue Jul 30 1974, 7:05 PM EDT
Unknown


AB 36
R 6
H 12
RBI 4
BB 3
SO 4
LOB 15



Batter	1	2	3	4	5	6	7	8	9	AB	R	H	RBI	BB	SO	LOB	BOTTOM								
Bud Harrelson, S OBP: 0.402, SLG: 0.296	BB		6-3			F2				2	0	0	0	2	0	0									
Felix Milan, R OBP: 0.306, SLG: 0.283										3	0	2	0	0	0	1									
John Milner, L OBP: 0.325, SLG: 0.414										4	0	0	0	0	3	5									
Cleon Jones, R OBP: 0.334, SLG: 0.406										4	0	0	0	0	0	4									
Don Hahn, R OBP: 0.372, SLG: 0.414										3	0	1	0	1	0	1									
George Theodore, R OBP: 0.288, SLG: 0.255										4	0	1	0	0	1	3									
Ted Martinez, R OBP: 0.250, SLG: 0.307										4	0	1	0	0	0	2									
Duffy Dyer, R OBP: 0.263, SLG: 0.097										3	0	0	0	0	0	1									
Jon Matlack, L OBP: 0.180, SLG: 0.111										1	0	0	0	0	0	0									
Ken Boswell, L OBP: 0.288, SLG: 0.301										1	0	0	0	0	1	0									
Jack Aker, R OBP: 0.500, SLG: 1.000										0	0	0	0	0	0	0									
Jerry Grote, R OBP: 0.351, SLG: 0.366										1	0	0	0	0	0	0									
George Stone, L OBP: 0.148, SLG: 0.115										0	0	0	0	0	0	0									
Inning Stats	R: 0 E: 0 K: 1 S: 5	H: 0 LOB: 3 BB: 2 P: 14	R: 0 E: 0 K: 0 S: 3	H: 1 LOB: 0 BB: 0 P: 3	R: 0 E: 0 K: 1 S: 6	H: 1 LOB: 1 BB: 0 P: 6	R: 0 E: 0 K: 1 S: 5	H: 0 LOB: 0 BB: 0 P: 5	R: 0 E: 0 K: 1 S: 5	H: 0 LOB: 0 BB: 0 P: 5	R: 0 E: 0 K: 0 S: 4	H: 1 LOB: 1 BB: 0 P: 4	R: 0 E: 0 K: 0 S: 3	H: 0 LOB: 0 BB: 0 P: 3	R: 0 E: 0 K: 1 S: 5	H: 0 LOB: 1 BB: 1 P: 9	R: 0 E: 0 K: 0 S: 4	H: 2 LOB: 1 BB: 0 P: 4	1B: 5 2B: 0 3B: 0 HR: 0	SF: 0 SAC: 0 DP: 2 HBP: 1	WP: 0 PB: 0 SB: 1 CS: 0	PA: 34			
PITCHER	IP	WLS	BF	H	R	ER	SO	BB	IBB	HBP	BLK	WP	HR	S	P	ERA	WHIP								
Jim Rooker, L ERA: 3.11	(1, 1)	9.0	W	34	5	0	0	5	3	0	1	0	0	40	53	0.00	0.889								

Pittsburgh Pirates @ New York Mets
Shea Stadium, Flushing, NY
Tue Jul 30 1974, 7:05 PM EDT
Unknown

AB 30
R 0
H 5
RBI 0
BB 3
SO 5
LOB 17



Batter	1	2	3	4	5	6	7	8	9	AB	R	H	RBI	BB	SO	LOB	TOP			
Rennie Stennett, R (1.4) OBP: 0.300, SLG: 0.345										4	0	1	0	0	0	1				
Gene Clines, R (1.7) OBP: 0.311, SLG: 0.261										4	0	0	0	0	1	1				
Al Oliver, L (1.8) OBP: 0.326, SLG: 0.455										3	1	1	0	1	0	0				
Richie Zisk, R (1.9) OBP: 0.391, SLG: 0.488										1	0	0	0	0	0	1				
Dave Augustine, R (2.9) OBP: 0.182, SLG: 0.182										3	1	1	0	0	0	0				
Bob Robertson, R (1.3) OBP: 0.309, SLG: 0.476										4	0	0	0	0	0	2				
Manny Sanguillen, R (1.2) OBP: 0.307, SLG: 0.379										4	1	2	2	0	1	0				
Richie Hebner, L (1.5) OBP: 0.355, SLG: 0.476										4	0	0	0	0	0	0				
Mario Mendoza, R (1.6) OBP: 0.284, SLG: 0.277										2	0	0	0	1	1	0				
Bruce Kison, R (1.1) OBP: 0.190, SLG: 0.056										2	0	0	0	0	0	2				
Ramon Hernandez, S (8.1)										0	0	0	0	0	0	0				
Inning Stats	R: 0 E: 0 K: 0 S: 3	H: 1 LOB: 1 BB: 1 P: 7	R: 0 E: 0 K: 1 S: 5	H: 0 LOB: 0 BB: 0 P: 5	R: 0 E: 0 K: 1 S: 5	H: 0 LOB: 0 BB: 0 P: 5	R: 3 E: 1 K: 1 S: 9	H: 3 LOB: 2 BB: 1 P: 13	R: 0 E: 0 K: 0 S: 3	H: 0 LOB: 0 BB: 0 P: 3	R: 0 E: 0 K: 0 S: 3	H: 0 LOB: 1 BB: 0 P: 4	R: 0 E: 0 K: 0 S: 3	H: 0 LOB: 0 BB: 0 P: 3	R: 0 E: 0 K: 0 S: 3	H: 1 LOB: 0 BB: 0 P: 3	1B: 4 2B: 1 3B: 0 HR: 0	SF: 0 SAC: 0 DP: 1 HBP: 1	WP: 0 PB: 0 SB: 0 CS: 0	PA: 34
PITCHER Jerry Koosman, L (1.1) ERA: 3.29	IP: 9.0 WLS: W BF: 34 H: 5 R: 3 ER: 2 SO: 3	BB: 1 IBB: 1 HBP: 1 BLK: 0	WP: 0 HR: 0 S: 37 P: 46	ERA: 2.00 WHIP: 0.667	PITCHER	IP: 0.2 WLS: L BF: 1 H: 0 R: 0 ER: 0 SO: 0	BB: 0 IBB: 0 HBP: 0 BLK: 0	WP: 0 HR: 0 S: 1 P: 1	ERA: 0.00 WHIP: 0.000											

Pittsburgh Pirates @ New York Mets
Shea Stadium, Flushing, NY
Tue Jul 30 1974, 7:10 PM EDT
Att: 39,246 - Unknown

AB	31
R	3
H	5
RBI	2
BB	2
SO	3
LOB	7

Batter	1	2	3	4	5	6	7	8	9	AB	R	H	RBI	BB	SO	LOB	BOTTOM	
Bud Harrelson, S (1.6) OBP: 0.395, SLG: 0.290										4	0	0	0	0	0	0		
Jerry Grote, R (1.2) OBP: 0.353, SLG: 0.368										4	2	2	0	0	0	0		
Cleon Jones, R (1.9) OBP: 0.336, SLG: 0.409										3	1	1	1	0	1	1		
Ed Kranepool, L (1.7) OBP: 0.453, SLG: 0.526										4	1	2	3	0	1	1		
Dave Schneck, L (9.7) OBP: 0.297, SLG: 0.327										0	0	0	0	0	0	0		
John Milner, L (1.3) OBP: 0.323, SLG: 0.411										3	0	0	0	0	0	2		
Ken Boswell, L (1.4) OBP: 0.288, SLG: 0.301										3	0	1	0	0	0	0		
Felix Millan, R (9.4) OBP: 0.306, SLG: 0.283										0	0	0	0	0	0	0		
Wayne Garrett, L (1.5) OBP: 0.301, SLG: 0.312										3	0	0	0	0	2	0		
Don Hahn, R (1.8) OBP: 0.371, SLG: 0.413										3	0	1	0	0	0	0		
Jerry Koosman, R (1.1) OBP: 0.183, SLG: 0.172										3	0	0	0	1	1			
Inning Stats	R: 0 E: 0 K: 0 S: 4	H: 1 LOB: 2 BB: 0 P: 5	R: 0 E: 0 K: 1 S: 5	H: 0 LOB: 0 BB: 0 P: 5	R: 0 E: 0 K: 2 S: 7	H: 0 LOB: 0 BB: 0 P: 7	R: 0 E: 0 K: 1 S: 6	H: 1 LOB: 1 BB: 0 P: 6	R: 3 E: 1 K: 0 S: 6	H: 3 LOB: 1 BB: 0 P: 6	R: 0 E: 0 K: 1 S: 5	H: 0 LOB: 0 BB: 0 P: 5	R: 1 E: 0 K: 0 S: 4	H: 2 LOB: 0 BB: 0 P: 4	1B: 5 2B: 2 3B: 0 HR: 1	SF: 0 SAC: 0 DP: 1 HBP: 1	WP: 0 PB: 0 SB: 0 CS: 0	PA: 31
PITCHER Bruce Kison, R (1.1) ERA: 3.53	IP: 7.1 WLS: L BF: 30 H: 7 R: 4 ER: 3 SO: 5	BB: 0 IBB: 0 HBP: 1 BLK: 0	WP: 0 HR: 1 S: 39 P: 40	ERA: 3.68 WHIP: 0.955	PITCHER Ramon Hernandez, L (8.1) ERA: 2.11	IP: 0.2 WLS: L BF: 1 H: 0 R: 0 ER: 0 SO: 0	BB: 0 IBB: 0 HBP: 0 BLK: 0	WP: 0 HR: 0 S: 1 P: 1	ERA: 0.00 WHIP: 0.000									

Pittsburgh Pirates @ New York Mets
Shea Stadium, Flushing, NY
Tue Jul 30 1974, 7:10 PM EDT
Att: 39,246 - Unknown

AB	30
R	4
H	7
RBI	4
BB	0
SO	5
LOB	5




Batter	1	2	3	4	5	6	7	8	9	10	11	AB	R	H	RBI	BB	SO	LOB	TOP								
Lou Brock, L OBP: 0.370, SLG: 0.403 (1, 7)	G3			4-3 S 1B		E9 FC6-2 1-3 2-H 6-3		6-3		1-3	4-0 IBB	5	1	1	0	1	0	1									
Ted Sizemore, R OBP: 0.362, SLG: 0.337 (1, 4)	B1			K		FC6-2 6-3		BB HBP 1B		1B	K	6	0	2	0	0	2	5									
Bake McBride, L OBP: 0.384, SLG: 0.392 (1, 8)	F5			4-3		6-3		BB HBP		F8		4	0	0	1	0	0	3									
Reggie Smith, S OBP: 0.379, SLG: 0.550 Luis Melendez, R OBP: 0.298, SLG: 0.333 Jim Dwyer, L OBP: 0.375, SLG: 0.452 (11, PH) (11, 9)	F3			K		6-3		G6-4-3 BB		P6		2	0	0	0	0	1	1									
Joe Torre, R OBP: 0.372, SLG: 0.413 (1, 3)	6-3					6-3		1B 1B		G6-4-3	2B	5	1	2	0	0	0	3									
Ted Simmons, S OBP: 0.319, SLG: 0.435 (1, 2)	P6					5-3		P6		F8	2B IBB	4	1	0	0	1	0	1									
Ken Reitz, R OBP: 0.316, SLG: 0.390 (1, 5)				P3		K		1B		G4-6-3 1B	1B 2B	5	1	3	2	0	1	0									
Mike Tyson, R OBP: 0.248, SLG: 0.262 (1, 6)				5-3		1B E 1B		F9		G4-6-3	SH3-4 1B	5	1	2	1	0	0	3									
Lynn McGlothen, L OBP: 0.268, SLG: 0.273 Marc Hill, R OBP: 0.368, SLG: 0.353 Rich Folkers, L (10, 1) (10, 1)				K		E FC6-2 1B		4-3		1-3	SH3-4	3	0	1	0	0	1	2									
Inning Stats	R: 0 E: 0 K: 0 S: 3	H: 0 LOB: 0 BB: 0 P: 3	R: 0 E: 0 K: 0 S: 3	H: 0 LOB: 0 BB: 0 P: 3	R: 0 E: 0 K: 1 S: 5	H: 0 LOB: 0 BB: 0 P: 5	R: 0 E: 0 K: 2 S: 8	H: 1 LOB: 1 BB: 0 P: 8	R: 0 E: 0 K: 1 S: 5	H: 0 LOB: 0 BB: 0 P: 5	R: 2 E: 1 K: 0 S: 6	H: 2 LOB: 2 BB: 0 P: 6	R: 0 E: 0 K: 0 S: 3	H: 1 LOB: 2 BB: 0 P: 8	R: 0 E: 0 K: 0 S: 3	H: 1 LOB: 0 BB: 0 P: 3	R: 0 E: 0 K: 0 S: 4	H: 1 LOB: 1 BB: 0 P: 4	R: 3 E: 0 K: 1 S: 8	H: 3 LOB: 2 BB: 2 P: 16	1B: 9 2B: 2 3B: 0 HR: 0	SF: 0 SAC: 1 DP: 2 HBP: 1	WP: 0 PB: 0 SB: 1 CS: 0	PA: 47			
PITCHER	IP ERA WLS BF H R ER SO BB IBB HBP BLK WP HR S P ERA WHIP	Ken Brett, L ERA: 2.68 Dave Giusli, R ERA: 3.41	(1, 1) (11, 1)	10.0 1.0 L 8	39 3	3 3	0 3	1 1	0 0	2 0	0 0	0 0	0 0	0 8	16 27.00	3.000 3.000											

St. Louis Cardinals @ Pittsburgh Pirates
Three Rivers Stadium, Pittsburgh, PA
Thu Aug 01 1974, 7:05 PM EDT
Att: 17,318 - Unknown

livebaseballscores.com

AB 42
R 5
H 11
RBI 4
BB 3
SO 5
LOB 20




Batter	1	2	3	4	5	6	7	8	9	10	11	AB	R	H	RBI	BB	SO	LOB	BOTTOM						
Rennie Stennett, R OBP: 0.298, SLG: 0.340 (1, 4)	F8	K2-3			6-3		BB			K		4	0	0	0	1	2	1							
Richie Hebner, L OBP: 0.351, SLG: 0.469 (1, 5)	1-3 2B 1B			F7	4-3		P6			F7		5	1	1	0	0	0	1							
Al Oliver, L OBP: 0.322, SLG: 0.453 (1, 8)	1-3			6-3	4-3			G3		K		5	0	0	0	0	1	1							
Willie Stargell, L OBP: 0.389, SLG: 0.567 (1, 7)	2B			4-3		6-3		F8		1-3		5	0	1	1	0	0	0							
Dave Parker, L OBP: 0.322, SLG: 0.419 (1, 9)	FC4 BB			4-3 1B 2B		FC6-4 1B		4-3		4-3		4	1	2	0	1	0	0							
Manny Sanguillen, R OBP: 0.312, SLG: 0.383 (1, 2)	FC4			5-3		FC6-4 1B		SH1-4 1B		1B		5	0	2	0	0	0	4							
Ed Kirkpatrick, L OBP: 0.329, SLG: 0.262 (1, 3)				K	4-3	P2		SH1-4		F9		4	0	0	0	0	1	3							
Mario Mendoza, R OBP: 0.282, SLG: 0.276 Bob Robertson, R OBP: 0.307, SLG: 0.472 Frank Taveras, R OBP: 0.292, SLG: 0.282 (1, 6) (9, PH) (10, 6)				K		1-3		K				3	0	1	1	0	1	0							
Ken Brett, L OBP: 0.329, SLG: 0.459 Dave Giusli, R OBP: 0.125, SLG: 0.125 (1, 1) (11, 1)				1B	4-3	F8		K		3-1		4	0	1	0	0	1	2							
Inning Stats	R: 1 E: 0 K: 0 S: 5	H: 2 LOB: 2 BB: 1 P: 9	R: 0 E: 0 K: 3 S: 10	H: 1 LOB: 1 BB: 0 P: 10	R: 0 E: 0 K: 0 S: 3	H: 0 LOB: 0 BB: 0 P: 3	R: 1 E: 0 K: 0 S: 5	H: 0 LOB: 1 BB: 0 P: 5	R: 0 E: 0 K: 0 S: 3	H: 0 LOB: 0 BB: 0 P: 3	R: 0 E: 0 K: 1 S: 6	H: 1 LOB: 1 BB: 0 P: 6	R: 0 E: 0 K: 2 S: 7	H: 0 LOB: 0 BB: 0 P: 7	R: 0 E: 0 K: 0 S: 4	H: 1 LOB: 1 BB: 0 P: 4	1B: 6 2B: 2 3B: 0 HR: 0	SF: 0 SAC: 1 DP: 0 HBP: 0	WP: 0 PB: 0 SB: 0 CS: 0	PA: 43					
PITCHER	IP ERA WLS BF H R ER SO BB IBB HBP BLK WP HR S P ERA WHIP	Lynn McGlothen, R ERA: 2.86 Rich Folkers, L ERA: 3.07	(1, 1) (10, 1)	9.0 2.0	W 7	1	0	0	2	0	0	0	0	0	11	11	0.00	0.500							

St. Louis Cardinals @ Pittsburgh Pirates
Three Rivers Stadium, Pittsburgh, PA
Thu Aug 01 1974, 7:05 PM EDT
Att: 17,318 - Unknown

livebaseballscores.com


AB 40
R 2
H 8
RBI 2
BB 2
SO 7
LOB 13



Batter	1	2	3	4	5	6	7	8	9	10	11	12	13	14	AB	R	H	RBI	BB	SO	LOB	TOP					
Lou Brock, L OBP: 0.369, SLG: 0.399 (1, 7)	F8				E7		FC		6-3		SH3 BB		K		6	0	1	0	1	1	1						
Ted Sizemore, R OBP: 0.351, SLG: 0.337 (1, 4)	1B		F7		K		F8		F8		SH3		F2		6	0	2	0	0	1	4						
Bake McBride, L OBP: 0.363, SLG: 0.388 (1, 9)	1B		L6		6-3				FC5-4 1B		K		P4-3		6	0	1	0	1	1	2						
Ted Simmons, S OBP: 0.321, SLG: 0.433 (1, 2)	F8						F8		F9		3-1				6	1	2	0	1	0	6						
Joe Torre, R OBP: 0.373, SLG: 0.422 (1, 3)	F9				1B				F8		K		F9		7	1	3	2	0	1	4						
Jim Dwyer, L OBP: 0.352, SLG: 0.417 (1, 9)					HR		1B		F8		K		F9		6	0	1	0	0	2	1						
Jerry Davanzo, R OBP: 0.314, SLG: 0.233 (14, 9)			K		K		F9		F9				FC5-4		1	0	0	0	0	0	2						
Ken Reitz, R OBP: 0.316, SLG: 0.389 (1, 5)			P4-3				5-3				L6		P4-3 1B		6	0	2	0	0	0	2						
Mike Tyson, R OBP: 0.254, SLG: 0.265 (1, 6)					F8				K				F9		5	0	2	0	1	1	1						
Bob Forsch, R OBP: 0.310, SLG: 0.443 (8, 9)					6-3				K				F8		3	0	1	0	0	1	2						
Tim McCawley, R OBP: 0.290, SLG: 0.240 (8, 1)															1	0	0	0	0	0	2						
Mike Garman, R OBP: 0.276, SLG: 0.250 (8, 1)															0	0	0	0	0	0	0						
Rich Folkers, L OBP: 0.250, SLG: 0.250 (10, 9)															1	0	0	0	0	1	1						
Rich Folkers, L OBP: 0.250, SLG: 0.250 (10, 9)															0	0	0	0	0	0	0						
Luis Madero, R OBP: 0.225, SLG: 0.300 (10, 1)															0	0	0	0	0	0	0						
Orlando Pena, R OBP: 0.250, SLG: 0.300 (10, 1)															0	0	0	0	0	0	0						
Inning Stats	R: 0 E: 0 K: 0 S: 5	H: 2 LOB: 2 BB: 0 P: 5	R: 0 E: 0 K: 2 S: 8	H: 1 LOB: 1 BB: 0 P: 8	R: 0 E: 0 K: 1 S: 8	H: 3 LOB: 1 BB: 0 P: 8	R: 0 E: 0 K: 1 S: 5	H: 0 LOB: 0 BB: 0 P: 5	R: 0 E: 0 K: 0 S: 4	H: 1 LOB: 3 BB: 1 P: 4	R: 0 E: 0 K: 1 S: 7	H: 1 LOB: 2 BB: 1 P: 11	R: 0 E: 0 K: 1 S: 4	H: 1 LOB: 2 BB: 1 P: 8	R: 0 E: 0 K: 1 S: 6	H: 0 LOB: 1 BB: 1 P: 9	R: 0 E: 0 K: 1 S: 5	H: 1 LOB: 0 BB: 0 P: 3	R: 0 E: 0 K: 1 S: 5	H: 0 LOB: 0 BB: 0 P: 5	R: 0 E: 0 K: 0 S: 4	H: 1 LOB: 2 BB: 1 P: 8	1B: 14 2B: 1 3B: 0 HR: 1	SF: 0 SAC: 1 DP: 2 HBP: 0	WP: 0 PB: 0 CS: 2	PA: 60	
PITCHER	IP	WLS	BF	H	R	ER	SO	BB	IBB	HBP	BLK	WP	HR	S	P	ERA	WHIP										
Larry Demery, R ERA: 4.57 (1, 1)	9.0		41	12	2	2	6	2	0	0	0	0	0	14	59	2.00	1.556										
Dave Giusti, R ERA: 3.27 (10, 1)	3.0		11	2	0	0	2	1	0	0	0	0	0	14	18	0.00	1.000										
Ramon Hernandez, L ERA: 1.99 (13, 1)	2.0	W	8	1	0	0	1	1	0	0	0	0	0	9	13	0.00	1.000										

St. Louis Cardinals @ Pittsburgh Pirates
Three Rivers Stadium, Pittsburgh, PA
Fri Aug 02 1974, 7:05 PM EDT
Att. 19,385 - Unknown


AB 55
R 2
H 15
RBI 2
BB 4
SO 9
LOB 28



Batter	1	2	3	4	5	6	7	8	9	10	11	12	13	14	AB	R	H	RBI	BB	SO	LOB	BOTTOM						
Paul Popovich, S OBP: 0.250, SLG: 0.237 (1, 4)	P4-3				P8		L4			P9		K		1B	7	0	1	0	0	1	0							
Richie Hebner, L OBP: 0.350, SLG: 0.465 (1, 5)	G4-6-3 1B		G3		3-1		F8		F8		3-1		F8		7	0	2	1	0	0	0							
Al Oliver, L OBP: 0.328, SLG: 0.462 (1, 9)	G4-6-3 1-2				F8								1B BB		4	1	2	1	2	0	1							
Willie Stargell, L OBP: 0.398, SLG: 0.566 (1, 7)			P5				HR						F9		6	0	2	0	0	1	3							
Dave Parker, L OBP: 0.336, SLG: 0.426 (1, 9)			1B		1B		WP FC5-2 1B						F5		5	1	3	0	1	1	1							
Bob Robertson, R OBP: 0.306, SLG: 0.463 (1, 3)							PB WP E 1B						F5		3	0	0	0	1	1	5							
Frank Taveras, R OBP: 0.289, SLG: 0.279 (10, 6)			K		FC5-2-5								F9		2	0	0	0	0	0	2							
Manny Sanguillen, R OBP: 0.313, SLG: 0.381 (1, 2)													F9		4	0	1	0	1	0	2							
Mario Mendoza, R OBP: 0.277, SLG: 0.270 (9, 9)													F9		3	0	0	1	0	1	4							
Ed Kirkpatrick, L OBP: 0.335, SLG: 0.285 (10, 3)					F8								F7		2	1	1	0	1	0	0							
Larry Demery, R OBP: 0.250, SLG: 0.300 (10, 1)															3	0	0	0	0	0	3							
Richie Hebner, L OBP: 0.350, SLG: 0.465 (10, 1)															0	0	0	0	0	0	2							
Dave Giusti, R OBP: 0.276, SLG: 0.250 (10, 1)															1	0	0	0	0	0	0							
Rich Folkers, L OBP: 0.250, SLG: 0.250 (10, 1)															0	0	0	0	0	0	0							
Ramon Hernandez, S OBP: 0.250, SLG: 0.300 (14, 9)															0	0	0	0	0	0	0							
Rennie Stommet, R OBP: 0.250, SLG: 0.300 (14, 9)															1	0	0	0	0	0	1							
Inning Stats	R: 0 E: 0 K: 0 S: 3	H: 1 LOB: 0 BB: 0 P: 3	R: 0 E: 0 K: 1 S: 7	H: 2 LOB: 2 BB: 0 P: 7	R: 0 E: 0 K: 0 S: 3	H: 0 LOB: 0 BB: 0 P: 3	R: 2 E: 1 K: 0 S: 6	H: 3 LOB: 2 BB: 1 P: 10	R: 0 E: 0 K: 0 S: 3	H: 0 LOB: 0 BB: 0 P: 3	R: 0 E: 0 K: 0 S: 3	H: 0 LOB: 0 BB: 0 P: 7	R: 0 E: 0 K: 1 S: 5	H: 1 LOB: 1 BB: 1 P: 8	R: 0 E: 0 K: 0 S: 2	H: 0 LOB: 2 BB: 2 P: 10	R: 0 E: 0 K: 0 S: 3	H: 0 LOB: 0 BB: 0 P: 3	R: 0 E: 0 K: 0 S: 5	H: 0 LOB: 0 BB: 0 P: 5	R: 0 E: 0 K: 0 S: 4	H: 1 LOB: 2 BB: 1 P: 8	R: 1 E: 0 K: 0 S: 5	H: 3 LOB: 2 BB: 0 P: 5	1B: 10 2B: 1 3B: 0 HR: 1	SF: 0 SAC: 1 DP: 4 HBP: 0	WP: 2 PB: 1 CS: 0	PA: 56
PITCHER	IP	WLS	BF	H	R	ER	SO	BB	IBB	HBP	BLK	WP	HR	S	P	ERA	WHIP											
Bob Forsch, R ERA: 3.05 (8, 1)	7.0		28	7	2	2	2	1	0	0	0	0	0	8	12	0.00	2.000											
Al Hrabosky, L ERA: 4.0 (8, 1)	1.0		5	1	0	0	2	1	0	0	0	0	0	2	6	0.00	0.000											
Mike Garman, R ERA: 3.36 (10, 1)	3.0		10	0	0	0	1	1	0	0	0	0	0	11	15	0.00	0.333											
Rich Folkers, L ERA: 2.91 (13, 1)	1.2	L	10	4	1	1	0	1	0	0	0	0	0	9	13	5.40	3.000											

St. Louis Cardinals @ Pittsburgh Pirates
Three Rivers Stadium, Pittsburgh, PA
Fri Aug 02 1974, 7:05 PM EDT
Att. 19,385 - Unknown

AB 49
R 3
H 12
RBI 3
BB 6
SO 5
LOB 24



Batter	1	2	3	4	5	6	7	8	9	AB	R	H	RBI	BB	SO	LOB	TOP								
Don Kessinger, S OBP: 0.333, SLG: 0.308 (1, 6)	F7		F7		F7		E5		4-3	5	0	0	0	0	0	2									
Rick Monday, L OBP: 0.375, SLG: 0.462 (1, 8)	K			K		F7	6-3		F8	5	0	0	0	0	2	3									
Billy Williams, L OBP: 0.391, SLG: 0.456 Jim Tyrone, R OBP: 0.267, SLG: 0.241 (8, PR) (8, 7)	F3			1B BB 1B BB		5-3		1B SF9 2B		3	1	1	0	1	0	0									
Andre Thornton, R OBP: 0.390, SLG: 0.490 (1, 3)		L6		1B BB 1B BB		F5		FC5-4 1B 2-3 1B		3	1	1	0	1	0	0									
Jerry Morales, R OBP: 0.304, SLG: 0.392 (1, 9)	F9			1B 1-2 2-3 1B			5-3	SF9 1		3	0	1	1	0	0	0									
Bill Madlock, R OBP: 0.354, SLG: 0.418 (1, 5)				1-3 2H 3H 1B			BB 1B	FC5-4 1-2 1B		4	1	4	2	0	0	0									
Camren Fanzone, R OBP: 0.259, SLG: 0.270 Billy Grabarkewitz, R OBP: 0.319, SLG: 0.284 (7, PR) (7, 4)	FC6-4 1B			F8			FC1-5 1B 1-2 BB	FC5-4 1-2 2-3		2	0	0	0	1	0	2									
Steve Swisher, R OBP: 0.325, SLG: 0.315 (1, 2)			K		P4		1-2 2H 1B	FC1-5 1B	5-3	4	0	1	1	0	1	3									
Rick Reuschel, R OBP: 0.200, SLG: 0.254 Ken Frailing, L OBP: 0.370, SLG: 0.286 Oscar Zamora, R OBP: 0.125, SLG: 0.125 Dave LaRoche, L OBP: 0.278, SLG: 0.389 (8, 1) (8, 1) (9, 1)	F6			K		FC1-5 1-2 2-3E			1-3	3	0	0	0	0	1	2									
Inning Stats	R: 0 E: 0 K: 1 S: 5	H: 0 LOB: 0 BB: 0 P: 5	R: 0 E: 0 K: 0 S: 4	H: 1 LOB: 1 BB: 0 P: 4	R: 0 E: 0 K: 1 S: 5	H: 0 LOB: 0 BB: 0 P: 5	R: 2 E: 0 K: 1 S: 6	H: 2 LOB: 1 BB: 2 P: 14	R: 0 E: 0 K: 1 S: 5	H: 0 LOB: 0 BB: 0 P: 5	R: 0 E: 0 K: 0 S: 3	H: 0 LOB: 0 BB: 0 P: 3	R: 1 E: 1 K: 0 S: 6	H: 2 LOB: 3 BB: 1 P: 10	R: 1 E: 0 K: 0 S: 6	H: 3 LOB: 3 BB: 0 P: 6	R: 0 E: 0 K: 0 S: 3	H: 0 LOB: 0 BB: 0 P: 3	1B: 7 2B: 1 3B: 0 HR: 0	SF: 1 SAC: 0 DP: 0 HBP: 0	WP: 0 PB: 0 SB: 0 CS: 0	PA: 38			
PITCHER	IP	WLS	BF	H	R	ER	SO	BB	IBB	HBP	BLK	WP	HR	S	P	ERA	WHIP								
Jerry Reuss, L ERA: 3.99 Dave Giusti, R ERA: 3.3	7.0	L	29	5	3	3	4	3	0	0	0	0	0	34	46	3.86	1.143								

Chicago Cubs @ Pittsburgh Pirates
Three Rivers Stadium, Pittsburgh, PA
Sat Aug 03 1974, 3:33 AM EDT
Att: 9,316 - Cloudy - 79 F

AB	34
R	4
H	8
RBI	4
BB	3
SO	4
LOB	14



Batter	1	2	3	4	5	6	7	8	9	AB	R	H	RBI	BB	SO	LOB	BOTTOM								
Paul Popovich, S OBP: 0.235, SLG: 0.222 Dave Giusti, R OBP: 0.125, SLG: 0.125 Ken Brett, L OBP: 0.325, SLG: 0.453 (1, 4) (8, 1) (9, PH)	P4-3		P7		P7		P4-1		L9	4	0	0	0	0	0	0									
Richie Hebner, L OBP: 0.356, SLG: 0.475 (1, 5)	3-1			1B 3B				F8 BB 1B	1-3 3H 1B	5	1	4	1	0	0	0									
Al Oliver, L OBP: 0.328, SLG: 0.458 (1, 8)	6-3			1B BB		F7			K	3	0	0	0	2	1	3									
Richie Zisk, R OBP: 0.386, SLG: 0.481 (1, 9)		F7		F9		F8		F8		4	0	0	0	0	0	4									
Dave Parker, L OBP: 0.333, SLG: 0.421 (1, 7)		G3		1-3 3H 1B		F8		K		4	0	1	1	0	1	2									
Bob Robertson, R OBP: 0.305, SLG: 0.453 (1, 3)		FC4-6 BB		K		6-3		F7		3	0	0	0	1	1	4									
Manny Sanguillen, R OBP: 0.315, SLG: 0.383 (1, 2)	FC4-6 1-2								F9	3	1	1	0	1	0	1									
Mario Mendoza, R OBP: 0.273, SLG: 0.267 Ed Kirkpatrick, L OBP: 0.333, SLG: 0.264 Frank Taveras, R OBP: 0.289, SLG: 0.279 Art Howe, R OBP: 0.304, SLG: 0.455 (9, PH)			K		1-3		4-1 SF7 2B		F9	2	0	0	0	0	1	3									
Jerry Reuss, L OBP: 0.305, SLG: 0.245 Rennie Stennett, R OBP: 0.296, SLG: 0.338 (7, PH) (8, 4)	1-3				K		SF7		E4 1B 2-3	2	0	0	0	1	0	1									
Inning Stats	R: 0 E: 0 K: 0 S: 3	H: 0 LOB: 0 BB: 0 P: 3	R: 0 E: 0 K: 0 S: 3	H: 0 LOB: 1 BB: 1 P: 7	R: 0 E: 0 K: 1 S: 5	H: 0 LOB: 0 BB: 0 P: 5	R: 1 E: 0 K: 1 S: 7	H: 2 LOB: 2 BB: 2 P: 15	R: 0 E: 0 K: 0 S: 3	H: 0 LOB: 0 BB: 0 P: 3	R: 0 E: 0 K: 0 S: 4	H: 1 LOB: 0 BB: 0 P: 4	R: 0 E: 0 K: 1 S: 6	H: 1 LOB: 2 BB: 1 P: 10	R: 1 E: 1 K: 1 S: 8	H: 2 LOB: 2 BB: 0 P: 8	1B: 4 2B: 2 3B: 1 HR: 0	SF: 1 SAC: 0 DP: 0 HBP: 0	WP: 0 PB: 0 SB: 1 CS: 0	PA: 39					
PITCHER	IP	WLS	BF	H	R	ER	SO	BB	IBB	HBP	BLK	WP	HR	S	P	ERA	WHIP								
Rick Reuschel, R ERA: 4.42 Ken Frailing, L ERA: 4.1 Oscar Zamora, R ERA: 1.75 Dave LaRoche, L ERA: 3.55	7.0	W	29	5	2	2	3	2	1	0	0	0	0	32	44	2.57	1.000								
	0.0		1	0	0	0	0	1	0	0	0	0	0	4	4	∞	∞								
	1.2		8	2	1	0	1	0	0	0	0	0	0	10	10	0.00	1.200								
	0.1	S	1	0	0	0	1	0	0	0	0	0	0	3	3	0.00	0.000								

Chicago Cubs @ Pittsburgh Pirates
Three Rivers Stadium, Pittsburgh, PA
Sat Aug 03 1974, 3:33 AM EDT
Att: 9,316 - Cloudy - 79 F

AB	34
R	3
H	7
RBI	3
BB	4
SO	5
LOB	21



Batter	1	2	3	4	5	6	7	8	9	AB	R	H	RBI	BB	SO	LOB	TOP			
Don Kessinger, S OBP: 0.332, SLG: 0.309 (1, 6)	5-3	F4		F8		F9			F9	5	0	1	0	0	0	4	Chicago Cubs @ Pittsburgh Pirates Three Rivers Stadium, Pittsburgh, PA Sun Aug 04 1974, 3:33 AM EDT Cloudy - 80 F livebaseballscorecards.com			
Jose Cardenal, R OBP: 0.359, SLG: 0.442 (1, 9) (9, 7)	BB 1B		6-3		FC3-6 1B		6-3		F9	5	0	2	0	0	0	1				
Billy Williams, L OBP: 0.387, SLG: 0.451 Rick Monday, L OBP: 0.375, SLG: 0.462 (1, 7) (9, 8)	F9		F9		FC3-6 1-2 HR		4-3			4	1	0	0	0	0	2				
Andre Thornton, R OBP: 0.392, SLG: 0.506 (1, 3)	1-2 BB		F9		1-H HR		6-3			3	1	1	2	1	0	0				
Jerry Morales, R OBP: 0.303, SLG: 0.390 (1, 8) (9, 9)	1-3			F8 1B 1B		F8			L8	4	1	1	0	0	0	2				
Bill Madlock, R OBP: 0.349, SLG: 0.412 (1, 5)		F8		F8		5-3			6-3	4	0	0	0	0	0	1				
Camren Fanzone, R OBP: 0.271, SLG: 0.281 Billy Grabarkewitz, R OBP: 0.319, SLG: 0.284 (1, 4) (8, 4)		1B 1B		F8 1-2 1B				4-0 SH1-4 BB	F7	3	1	2	0	1	0	0				
Steve Swisher, R OBP: 0.316, SLG: 0.306 (1, 2)		F8		F8		F8			4-3	4	0	0	0	0	0	4				
Bill Bonham, R OBP: 0.170, SLG: 0.173 (1, 1)		1-2 1B		2-H 3-H 1B		SH1-4			6-3	3	0	2	2	0	0	0				
Inning Stats	R: 0 E: 0 K: 0 S: 4	H: 1 LOB: 2 BB: 1 P: 8	R: 0 E: 0 K: 0 S: 5	H: 2 LOB: 2 BB: 0 P: 5	R: 0 E: 0 K: 0 S: 3	H: 0 LOB: 0 BB: 0 P: 3	R: 2 E: 0 K: 0 S: 6	H: 3 LOB: 1 BB: 0 P: 6	R: 2 E: 0 K: 0 S: 5	H: 2 LOB: 0 BB: 0 P: 5	R: 0 E: 0 K: 0 S: 3	H: 0 LOB: 0 BB: 0 P: 3	R: 0 E: 0 K: 0 S: 3	H: 0 LOB: 0 BB: 0 P: 3	R: 0 E: 0 K: 0 S: 4	H: 1 LOB: 1 BB: 0 P: 4		1B: 7 2B: 1 3B: 0 HR: 1	SF: 0 SAC: 1 DP: 0 HBP: 0	WP: 0 PB: 0 SB: 0 CS: 0
PITCHER Jim Rooker, L ERA: 3.16 (1, 1)	IP: 9.0 WLS: L BF: 38	H: 9 R: 4 ER: 4 SO: 0	BB: 2 IBB: 0 HBP: 0 BLK: 0	WP: 0 HR: 1 S: 36 P: 44	ERA: 4.00 WHIP: 1.222											ERA: 4.00 WHIP: 1.222				

Batter	1	2	3	4	5	6	7	8	9	AB	R	H	RBI	BB	SO	LOB	BOTTOM			
Rennie Stennett, R OBP: 0.292, SLG: 0.334 (1, 4)	K	4-3		4-3		4-3			F8	5	0	0	0	0	1	2	Chicago Cubs @ Pittsburgh Pirates Three Rivers Stadium, Pittsburgh, PA Sun Aug 04 1974, 3:33 AM EDT Cloudy - 80 F livebaseballscorecards.com			
Richie Hebner, L OBP: 0.358, SLG: 0.475 (1, 5)	BB 1B		F9 BB 4-3 1B		FC4-6 1B BB		F9		6-3	4	2	2	0	1	0	0				
Al Oliver, L OBP: 0.333, SLG: 0.458 (1, 8)	1-2 BB 1B		1-2 BB 4-3 BB		FC4-6 1B		L7			2	1	1	0	2	0	0				
Richie Zisk, R OBP: 0.387, SLG: 0.481 (1, 9)	1-2 2-H 1B		F9 2-3 1B		K		1B			4	0	2	1	0	1	4				
Dave Parker, L OBP: 0.331, SLG: 0.416 (1, 7)	FC6-4 1B		4-3 1-2 3-H 1B		FC4-6 1-2 2-3		F6			4	0	1	2	0	0	4				
Bob Robertson, R OBP: 0.298, SLG: 0.442 (1, 3)	F4		6-3		F8				G3	4	0	0	0	0	0	5				
Manny Sanguillen, R OBP: 0.312, SLG: 0.379 (1, 2)	FC6-4 1-2		5-3		G3				6-3	4	0	0	0	0	0	2				
Frank Taveras, R OBP: 0.284, SLG: 0.274 Ed Kirkpatrick, L OBP: 0.331, SLG: 0.262 Mario Mendoza, R OBP: 0.273, SLG: 0.267 (1, 6) (8, PH) (9, 6)		K2-3		K2-3		6-3			F6	3	0	0	0	0	0	0				
Jim Rooker, R OBP: 0.333, SLG: 0.368 Paul Popovich, S OBP: 0.232, SLG: 0.219 (1, 1) (9, PH)		2-3		1B		2B			P4-3	3	0	2	0	0	0	0				
Inning Stats	R: 2 E: 0 K: 1 S: 8	H: 3 LOB: 2 BB: 1 P: 12	R: 0 E: 0 K: 1 S: 5	H: 0 LOB: 0 BB: 0 P: 5	R: 1 E: 0 K: 0 S: 4	H: 1 LOB: 1 BB: 1 P: 8	R: 0 E: 0 K: 1 S: 6	H: 1 LOB: 2 BB: 0 P: 10	R: 0 E: 0 K: 0 S: 4	H: 1 LOB: 1 BB: 0 P: 4	R: 0 E: 0 K: 0 S: 4	H: 1 LOB: 1 BB: 0 P: 4	R: 0 E: 0 K: 0 S: 3	H: 0 LOB: 0 BB: 0 P: 3	R: 0 E: 0 K: 0 S: 3	H: 0 LOB: 0 BB: 0 P: 3		1B: 7 2B: 1 3B: 0 HR: 0	SF: 0 SAC: 0 DP: 0 HBP: 0	WP: 0 PB: 0 SB: 0 CS: 0
PITCHER Bill Bonham, R ERA: 3.93 (1, 1)	IP: 9.0 WLS: W BF: 38	H: 8 R: 3 ER: 3 SO: 4	BB: 3 IBB: 0 HBP: 0 BLK: 0	WP: 0 HR: 0 S: 43 P: 55	ERA: 3.00 WHIP: 1.222											ERA: 3.00 WHIP: 1.222				

Batter	1	2	3	4	5	6	7	8	9	AB	R	H	RBI	BB	SO	LOB	TOP										
Don Kessinger, S OBP: 0.331, SLG: 0.314	0-3 K		0-0 F8		0-0 F7			0-0 SF7 3B		4	1	1	0	0	1	3	Chicago Cubs @ Pittsburgh Pirates Three Rivers Stadium, Pittsburgh, PA Sun Aug 04 1974, 3:38 AM EDT Att: 23,536 - Unknown										
Chris Ward, L OBP: 0.337, SLG: 0.357	0-0 3-1			0-0 BB 1B		0-0 4-3		0-0 SF7		3	0	1	1	0	0	0											
Rick Monday, L OBP: 0.374, SLG: 0.458	0-0 4-3			4-0 BB G5-4-3 BB		0-0 F9		0-3 3-H 0-3 K		3	0	0	0	1	1	0											
Andre Thornton, R OBP: 0.389, SLG: 0.497		4-0 BB G6-4-3		0-0 F9		0-0 F6		0-0 F6		3	0	0	0	1	0	2											
Jerry Morales, R OBP: 0.300, SLG: 0.386	0-3 K		0-0 G5-4-3 1-2				0-3 K		0-0 5-3	4	0	0	0	0	2	3											
Bill Madlock, R OBP: 0.351, SLG: 0.417	0-0 G6-4-3 1-2				0-0 3-1		0-0 2B		0-0 FC5-4 1B	4	0	2	0	0	0	1											
Rick Stelmazek, L OBP: 0.500, SLG: 0.455			0-0 G6-4-3 1B		0-0 BB 1B		4-0 BB		0-3 K	3	0	2	0	1	1	1											
Carmen Fanzone, R OBP: 0.263, SLG: 0.271			0-0 G6-4-3 1-2		0-0 F6		0-0 F7		0-0 FC5-4 1-2	4	0	0	0	0	0	5											
Herb Hutson, R Ken Frailing, L Jim Yonke, R Burt Hooton, R Oscar Zamora, R George Mitterwald, R Tom Detmore, L	0-0 E3		0-0 BB		4-0 1-2 BB		0-0 F2			1	0	0	0	0	0	0											
Inning Stats	R: 0 E: 0 K: 1 S: 5	H: 0 LOB: 0 BB: 0 P: 5	R: 0 E: 0 K: 1 S: 4	H: 0 LOB: 0 BB: 1 P: 8	R: 0 E: 1 K: 0 S: 4	H: 1 LOB: 1 BB: 0 P: 4	R: 0 E: 0 K: 0 S: 3	H: 1 LOB: 1 BB: 1 P: 7	R: 0 E: 0 K: 0 S: 4	H: 1 LOB: 2 BB: 0 P: 8	R: 0 E: 0 K: 0 S: 3	H: 0 LOB: 0 BB: 0 P: 3	R: 0 E: 0 K: 1 S: 6	H: 1 LOB: 2 BB: 1 P: 10	R: 1 E: 0 K: 1 S: 6	H: 1 LOB: 0 BB: 0 P: 6		R: 0 E: 0 K: 1 S: 6	H: 1 LOB: 1 BB: 0 P: 6	1B: 4 2B: 1 3B: 1 HR: 0	SF: 1 SAC: 0 DP: 3 HBP: 0	WP: 0 PB: 0 SB: 0 CS: 0	PA: 35				
PITCHER	IP	WLS	BF	H	R	ER	SO	BB	IBB	HBP	BLK	WP	HR	S	P	ERA	WHIP										
Bruce Kison, R ERA: 3.29	8.0	W	31	5	1	1	4	4	0	0	0	0	0	35	51	1.12	1.125										
Ramon Hernandez, L ERA: 1.94	1.0		4	1	0	0	1	0	0	0	0	0	0	6	6	0.00	1.000										

AB	30
R	1
H	6
RBI	1
BB	4
SO	5
LOB	17



Batter	1	2	3	4	5	6	7	8	9	AB	R	H	RBI	BB	SO	LOB	BOTTOM										
Frank Taveras, R OBP: 0.287, SLG: 0.270	0-0 F9		0-0 FC3-6 1B		4-0 1B FC1 BB	0-0 G3		4-0 BB		3	2	0	0	2	0	2	Chicago Cubs @ Pittsburgh Pirates Three Rivers Stadium, Pittsburgh, PA Sun Aug 04 1974, 3:38 AM EDT Att: 23,536 - Unknown										
Richie Hebner, L OBP: 0.361, SLG: 0.476	4-0 BB		0-0 1B FC3-6 1B		0-0 FC1 HR 1B	0-0 3-1		0-0 F7		4	2	2	0	1	0	2											
Al Oliver, L OBP: 0.332, SLG: 0.456	0-0 F8		0-0 FC3-6 1B		0-0 FC1 HR		0-0 G3			4	1	1	2	0	0	2											
Richie Zisk, R OBP: 0.383, SLG: 0.475	0-0 F8		0-0 FC3-6 1-2		0-0 F9		0-0 5-3			4	0	0	1	0	0	4											
Dave Parker, L OBP: 0.335, SLG: 0.438		0-0 G4-6-3 1B	0-0 K		0-0 HR		0-0 E4 1B			4	2	2	3	0	1	1											
Ed Kirkpatrick, L OBP: 0.335, SLG: 0.268		0-0 G4-6-3 1-2		0-0 F8	0-0 1B		0-0 1B		0-0 3-H 0-0 F3	4	0	2	1	0	0	1											
Rennie Stennett, R OBP: 0.292, SLG: 0.336		0-0 2B		0-0 F4	0-0 F8					4	0	1	0	0	0	2											
Chuck Brinkman, R OBP: 0.174, SLG: 0.143		0-0 6-3		0-0 5-3		0-0 6-3		0-0 6-3		4	0	0	0	0	0	1											
Bruce Kison, R Art Howe, R Ramon Hernandez, S	0-0 E5 FC3-6		0-0 6-3		0-0 2B		0-3 K			3	0	1	0	0	0	0											
Inning Stats	R: 0 E: 0 K: 0 S: 3	H: 0 LOB: 1 BB: 1 P: 7	R: 0 E: 0 K: 0 S: 4	H: 2 LOB: 1 BB: 0 P: 4	R: 2 E: 1 K: 1 S: 8	H: 2 LOB: 1 BB: 0 P: 8	R: 0 E: 0 K: 0 S: 3	H: 0 LOB: 0 BB: 0 P: 3	R: 4 E: 0 K: 0 S: 7	H: 3 LOB: 1 BB: 1 P: 11	R: 0 E: 0 K: 0 S: 4	H: 1 LOB: 0 BB: 0 P: 4	R: 1 E: 1 K: 0 S: 5	H: 1 LOB: 1 BB: 0 P: 5	R: 0 E: 0 K: 1 S: 5	H: 0 LOB: 1 BB: 1 P: 9		1B: 6 2B: 2 3B: 0 HR: 1	SF: 0 SAC: 0 DP: 1 HBP: 0	WP: 0 PB: 0 SB: 0 CS: 0	PA: 38						
PITCHER	IP	WLS	BF	H	R	ER	SO	BB	IBB	HBP	BLK	WP	HR	S	P	ERA	WHIP										
Herb Hutson, R ERA: 4.58	2.2	L	13	4	2	0	0	1	0	0	0	0	0	6	6	0.00	0.000										
Ken Frailing, L ERA: 4.05	1.1		4	0	0	0	1	0	0	0	0	0	0	6	6	0.00	0.000										
Burt Hooton, R ERA: 4.97	0.1		4	1	3	3	0	1	0	0	0	0	0	3	7	81.00	6.000										
Oscar Zamora, R ERA: 1.88	1.2		8	3	1	1	0	0	0	0	0	0	1	8	8	5.40	1.800										
Tom Detmore, R ERA:	2.0		9	1	1	0	1	1	0	0	0	0	0	10	14	0.00	1.000										



Batter	1	2	3	4	5	6	7	8	9	AB	R	H	RBI	BB	SO	LOB	TOP		
Bud Harrelson, S (1, 6) OBP: 0.402, SLG: 0.294	4-0 SH5-4 BB		4-0 1B BB		0-3 K			0-0 F7		2	0	0	0	2	1	1	New York Mets @ Pittsburgh Pirates Three Rivers Stadium, Pittsburgh, PA Wed Aug 07 1974, 7:05 PM EDT Att: 13,360 - Unknown		
Felix Milten, R (1, 4) OBP: 0.311, SLG: 0.289	0-0 SH5-4		0-0 G4-6-3 1B		0-0 F8			0-0 SF8		2	0	1	1	0	0	0			
Cleon Jones, R (1, 7) OBP: 0.344, SLG: 0.418 Jack Aker, R (8, 1) OBP: 0.333, SLG: 0.667	0-0 6-3		0-3 K		0-0 L6			3-4 4-0 1B BB		3	0	0	0	1	1	3			
Rusty Staub, L (1, 9) OBP: 0.353, SLG: 0.430	0-0 F8		0-0 G4-6-3 1-2		0-0 G3			0-0 1B		4	0	1	0	0	0	3			
John Milner, L (1, 3) OBP: 0.324, SLG: 0.425		0-0 4-3		0-0 F8				0-0 3-1		4	0	0	0	0	0	2			
Wayne Garrett, L (1, 5) OBP: 0.317, SLG: 0.331		4-0 1-3 BB		4-0 BB				4-0 G6-4-3 BB		1	0	0	0	3	0	0			
Jerry Grote, R (1, 2) OBP: 0.344, SLG: 0.351 Ron Hodges, L (5, 2) OBP: 0.351, SLG: 0.427	0-0 1-3		0-3 K		0-0 P4			0-0 P5		2	0	0	0	0	1	2			
Don Hahn, R (1, 8) OBP: 0.373, SLG: 0.393	4-0 IBB		0-0 P4		0-0 G6-4-3 1-2			0-0 F8		3	0	0	0	1	0	2			
Harry Parker, R (1, 1) OBP: 0.393, SLG: 0.222 Ken Boswell, L (5, PH) OBP: 0.111, SLG: 0.222 Bob Miller, R (5, 1) OBP: 0.411, SLG: 0.486 Ed Kranepool, L (8, PH) OBP: 0.259, SLG: 0.245 George Theodore, R (8, 7) OBP: 0.259, SLG: 0.245	0-3 K		0-0 1-3		0-0 1-3			0-0 SF8 3B		1	0	0	0	0	1	2			
Inning Stats	R: 0 E: 0 K: 0 S: 3	H: 0 LOB: 1 BB: 1 P: 7	R: 0 E: 0 K: 1 S: 5	H: 0 LOB: 2 BB: 2 P: 13	R: 0 E: 0 K: 1 S: 5	H: 1 LOB: 1 BB: 1 P: 9	R: 0 E: 0 K: 1 S: 5	H: 0 LOB: 0 BB: 0 P: 5	R: 0 E: 0 K: 0 S: 3	H: 0 LOB: 0 BB: 0 P: 3	R: 0 E: 0 K: 0 S: 2	H: 0 LOB: 0 BB: 1 P: 6	R: 1 E: 0 K: 0 S: 5	H: 2 LOB: 2 BB: 1 P: 9	R: 0 E: 0 K: 0 S: 3	H: 0 LOB: 0 BB: 0 P: 3		1B: 2 2B: 0 3B: 1 HR: 0	SF: 1 SAC: 1 DP: 2 HBP: 0
PITCHER Larry Demery, R (1, 1) ERA: 3.98	IP: 9.0 WLS: W BF: 35 H: 3 R: 1 ER: 1 SO: 4 BB: 6 IBB: 1 HBP: 0 BLK: 0 WP: 0 HR: 0 S: 36 P: 64 ERA: 1.00 WHIP: 1.000															PITCHER			

Batter	1	2	3	4	5	6	7	8	9	AB	R	H	RBI	BB	SO	LOB	BOTTOM		
Rennie Stennett, R (1, 4) OBP: 0.296, SLG: 0.350	0-0 F9		0-0 1B 3B		0-0 P6			0-0 L5		5	1	2	1	0	0	4	New York Mets @ Pittsburgh Pirates Three Rivers Stadium, Pittsburgh, PA Wed Aug 07 1974, 7:05 PM EDT Att: 13,360 - Unknown		
Ed Kirkpatrick, L (1, 3) OBP: 0.341, SLG: 0.291	0-0 5-3		4-0 1B E BB		0-0 1-1 2-H HR			0-0 F8		4	2	1	3	1	0	3			
Al Oliver, L (1, 8) OBP: 0.333, SLG: 0.455	0-0 P4		0-0 E 1-2 3-H 1B		0-0 E6			0-0 F9		5	0	2	1	0	0	1			
Richie Zisk, R (1, 9) OBP: 0.383, SLG: 0.479		0-3 K	0-0 E7 1-3 2-H 1B		0-0 F3			0-0 FC6-4 1B		5	1	1	1	0	2	2			
Dave Parker, L (1, 7) OBP: 0.339, SLG: 0.429		0-0 1B	4-0 1B IBB		0-0 F8			4-0 HR BB		3	1	2	0	2	0	1			
Manny Sanguillen, R (1, 2) OBP: 0.309, SLG: 0.382 Mike Ryan, R (9, 2) OBP: 0.299, SLG: 0.130	0-0 F9		0-0 P6		0-0 F5			0-0 F8		5	1	1	2	0	0	6			
Art Howe, R (1, 5) OBP: 0.344, SLG: 0.429	0-3 K		0-0 1-3		0-0 5-3			0-0 HR BB		4	1	1	0	1	1	4			
Frank Taveras, R (1, 6) OBP: 0.302, SLG: 0.283			0-0 SH1-4 3B 1B		0-0 BB HR 1B			4-0 1B BB		4	2	3	1	1	1	0			
Larry Demery, R (1, 1) OBP: 0.150, SLG: 0.211			0-0 SH1-4 1-2		4-0 HR BB			0-3 K		3	1	1	1	1	2	3			
Inning Stats	R: 0 E: 0 K: 0 S: 3	H: 0 LOB: 0 BB: 0 P: 3	R: 0 E: 0 K: 2 S: 8	H: 1 LOB: 1 BB: 0 P: 8	R: 3 E: 1 K: 0 S: 7	H: 4 LOB: 3 BB: 2 P: 15	R: 3 E: 1 K: 0 S: 6	H: 2 LOB: 1 BB: 1 P: 10	R: 0 E: 0 K: 1 S: 5	H: 0 LOB: 0 BB: 0 P: 5	R: 0 E: 0 K: 1 S: 6	H: 1 LOB: 1 BB: 0 P: 6	R: 3 E: 0 K: 1 S: 9	H: 4 LOB: 2 BB: 1 P: 13	R: 1 E: 0 K: 1 S: 7	H: 2 LOB: 3 BB: 2 P: 15		1B: 10 2B: 1 3B: 1 HR: 2	SF: 0 SAC: 1 DP: 0 HBP: 0
PITCHER Harry Parker, R (1, 1) ERA: 3.51 Bob Miller, R (5, 1) ERA: 3.6 Jack Aker, R (8, 1) ERA: 3.61	IP: 4.0 WLS: L BF: 23 H: 7 R: 6 ER: 6 SO: 2 BB: 2 IBB: 0 HBP: 0 BLK: 0 WP: 0 HR: 1 S: 24 P: 36 ERA: 13.50 WHIP: 2.250															PITCHER			

Batter	1	2	3	4	5	6	7	8	9	AB	R	H	RBI	BB	SO	LOB	TOP					
Wayne Garrett, L OBP: 0.313, SLG: 0.328	K	FC6		SF8		F9			FC1-6	4	0	0	1	0	1	5						
Felix Milan, R OBP: 0.309, SLG: 0.288	4-3		F9			F9			L9	5	0	1	1	0	0	1						
Rusty Staub, L OBP: 0.351, SLG: 0.426	F8		1B	F8		4-3			4-3	4	0	0	0	1	0	2						
Cleon Jones, R OBP: 0.344, SLG: 0.419		BB	1B		6-3				5-3	4	1	2	0	0	0	0						
John Milner, L OBP: 0.321, SLG: 0.420	K	K		P4		F3				4	0	0	0	0	2	3						
Jerry Grote, R OBP: 0.340, SLG: 0.346	F7	P4		6-3		F8				4	0	0	0	0	0	3						
Don Hahn, R OBP: 0.384, SLG: 0.402	E			SH3-4		1B				3	1	3	0	1	0	0						
Bud Harrelson, S OBP: 0.400, SLG: 0.290	E			E6		F7			F9	3	1	0	0	1	0	3						
Jon Matlack, L OBP: 0.175, SLG: 0.098	E3			SH3-4		P5			FC1-6	2	0	0	0	1	0	3						
Inning Stats	R: 0 E: 0 K: 1 S: 5	H: 0 LOB: 0 BB: 0 P: 5	R: 1 E: 1 K: 1 S: 8	H: 2 LOB: 3 BB: 1 P: 12	R: 0 E: 0 K: 1 S: 6	H: 1 LOB: 2 BB: 1 P: 10	R: 2 E: 1 K: 0 S: 5	H: 1 LOB: 1 BB: 1 P: 9	R: 0 E: 0 K: 0 S: 3	H: 0 LOB: 0 BB: 0 P: 3	R: 0 E: 0 K: 0 S: 4	H: 1 LOB: 1 BB: 0 P: 4	R: 0 E: 0 K: 0 S: 3	H: 0 LOB: 0 BB: 0 P: 3	R: 0 E: 0 K: 0 S: 4	H: 1 LOB: 1 BB: 0 P: 4	R: 0 E: 0 K: 0 S: 3	H: 1 LOB: 1 BB: 0 P: 7	1B: 6 2B: 0 3B: 0 HR: 0	SF: 1 SAC: 1 DP: 0 HBP: 0	WP: 0 PB: 0 SB: 0 CS: 0	PA: 39
PITCHER Jerry Reuss, L ERA: 3.78	IP: 9.0 WLS: W BF: 39 H: 6 R: 3 ER: 0 SO: 3 BB: 4 IBB: 0 HBP: 0 BLK: 0 WP: 0 HR: 0 S: 41 P: 57 ERA: 0.00 WHIP: 1.111															PITCHER						

New York Mets @ Pittsburgh Pirates
Three Rivers Stadium, Pittsburgh, PA
Thu Aug 08 1974, 7:05 PM EDT
Att: 11,191 - Unknown

AB 33
R 3
H 6
RBI 2
BB 4
SO 3
LOB 20





Batter	1	2	3	4	5	6	7	8	9	AB	R	H	RBI	BB	SO	LOB	BOTTOM					
Rennie Stennett, R OBP: 0.295, SLG: 0.348	5-3		F9	FC6-2		1B			P3	5	0	1	0	0	0	1						
Gene Clines, R OBP: 0.312, SLG: 0.256	6-3		1B	L1-3		K			F7	3	0	0	0	2	1	3						
Al Oliver, L OBP: 0.333, SLG: 0.457	6-3		1B		1-3				P4	5	0	2	0	0	0	1						
Richie Zisk, R OBP: 0.381, SLG: 0.483	P4		5-3			P3			6-3	5	1	1	1	0	0	4						
Manny Sanguillen, R OBP: 0.316, SLG: 0.387		1B		1B		1B				3	1	3	0	1	0	0						
Bob Robertson, R OBP: 0.310, SLG: 0.460	F9			1B		F6				3	1	1	0	1	0	2						
Art Howe, R OBP: 0.361, SLG: 0.438		G4-6-3		1B		6-3			P4	4	1	2	1	0	0	3						
Frank Taveras, R OBP: 0.306, SLG: 0.288		G4-6-3		E7		1B			K	4	0	2	1	0	1	5						
Jerry Reuss, L OBP: 0.286, SLG: 0.228			F8	K		K			5-3	4	0	0	0	0	2	2						
Inning Stats	R: 0 E: 0 K: 0 S: 3	H: 0 LOB: 1 BB: 1 P: 7	R: 0 E: 0 K: 0 S: 4	H: 2 LOB: 1 BB: 0 P: 4	R: 0 E: 0 K: 0 S: 4	H: 1 LOB: 2 BB: 1 P: 8	R: 3 E: 1 K: 1 S: 9	H: 4 LOB: 1 BB: 0 P: 9	R: 0 E: 0 K: 0 S: 4	H: 1 LOB: 1 BB: 0 P: 4	R: 0 E: 0 K: 2 S: 9	H: 2 LOB: 2 BB: 0 P: 9	R: 0 E: 0 K: 1 S: 6	H: 1 LOB: 3 BB: 2 P: 14	R: 0 E: 0 K: 0 S: 3	H: 0 LOB: 0 BB: 0 P: 3	R: 1 E: 0 K: 0 S: 2	H: 1 LOB: 0 BB: 0 P: 2	1B: 10 2B: 1 3B: 0 HR: 1	SF: 0 SAC: 0 DP: 1 HBP: 0	WP: 0 PB: 0 SB: 1 CS: 0	PA: 40
PITCHER Jon Matlack, L ERA: 2.85	IP: 8.1 WLS: L BF: 40 H: 12 R: 4 ER: 3 SO: 4 BB: 3 IBB: 1 HBP: 0 BLK: 0 WP: 0 HR: 1 S: 44 P: 60 ERA: 3.24 WHIP: 1.800															PITCHER						

New York Mets @ Pittsburgh Pirates
Three Rivers Stadium, Pittsburgh, PA
Thu Aug 08 1974, 7:05 PM EDT
Att: 11,191 - Unknown

AB 36
R 4
H 12
RBI 3
BB 4
SO 4
LOB 21



Batter	1	2	3	4	5	6	7	8	9	AB	R	H	RBI	BB	SO	LOB	TOP		
Derrel Thomas, S OBP: 0.331, SLG: 0.368 (1, 8)	0-0 6-3		0-0 L5-3			0-0 2B 1B		0-0 5-3		4	1	1	0	0	0	1	San Diego Padres @ Pittsburgh Pirates Three Rivers Stadium, Pittsburgh, PA Fri Aug 09 1974, 7:05 PM EDT Att: 11,507 - Unknown AB 32 R 3 H 8 RBI 3 BB 1 SO 4 LOB 7 		
Enzo Hernandez, R OBP: 0.291, SLG: 0.281 (1, 6)	0-0 CS 1B			0-0 1-4-3		0-0 1B 2B		0-0 L7		4	1	2	0	0	0	0			
Nate Colbert, R OBP: 0.328, SLG: 0.362 (1, 7)	0-0 F9			0-0 1-3		0-0 FC4-6 1B		0-0 F8		4	0	1	2	0	0	1			
Willie McCovey, L OBP: 0.421, SLG: 0.494 (1, 3)	0-0 CS 1-2	0-0 F8		0-3 K		0-0 FC4-6 1B 1-2			0-0 2-3	4	0	0	0	0	1	1			
Dave Winfield, R OBP: 0.317, SLG: 0.453 (1, 9)		0-0 4-3			0-0 WP 1B	0-0 FC6-4 1B 1-2		0-0 L5		4	1	2	0	0	0	0			
Dave Hilton, R OBP: 0.280, SLG: 0.211 (1, 4)		4-0 FC6-4 BB			0-0 G6-4-3 1B 1-H	0-0 FC6-4 1-2		0-3 K		3	0	1	1	1	1	2			
Fred Kendall, R OBP: 0.318, SLG: 0.361 (1, 2)		0-0 FC6-4 1-2			0-0 G6-4-3 1-2		0-0 F8			3	0	0	0	0	0	2			
Dave Roberts, R OBP: 0.251, SLG: 0.259 (1, 5)			0-0 4-3		0-0 F8		0-3 K			3	0	0	0	0	1	0			
Randy Jones, R OBP: 0.173, SLG: 0.176 (3, 1)			0-0 L5-3 1B			0-0 F9	0-3 K2-3			1	0	1	0	0	0	0			
Rusty Gerhardt, S OBP: 0.272, SLG: 0.279 (6, PH)										0	0	0	0	0	0	0			
Vicente Romo, R OBP: 0.250, SLG: 0.279 (6, PH)										0	0	0	0	0	0	0			
Horace Clarke, S OBP: 0.250, SLG: 0.279 (6, PH)										0	0	0	0	0	0	0			
Larry Hardy, R OBP: 0.250, SLG: 0.279 (6, PH)										0	0	0	0	0	0	0			
Gene Locklear, L OBP: 0.250, SLG: 0.279 (6, PH)										0	0	0	0	0	0	0			
Mike Johnson, R OBP: 0.250, SLG: 0.279 (6, PH)										0	0	0	0	0	0	0			
Inning Stats	R: 0 E: 0 K: 0 S: 3	H: 1 LOB: 0 BB: 0 P: 3	R: 0 E: 0 K: 0 S: 3	H: 0 LOB: 1 BB: 1 P: 7	R: 0 E: 0 K: 0 S: 3	H: 1 LOB: 0 BB: 0 P: 3	R: 0 E: 0 K: 1 S: 5	H: 0 LOB: 0 BB: 0 P: 5	R: 1 E: 0 K: 0 S: 4	H: 2 LOB: 2 BB: 0 P: 4	R: 2 E: 0 K: 0 S: 7	H: 4 LOB: 2 BB: 0 P: 7	R: 0 E: 0 K: 2 S: 7	H: 0 LOB: 0 BB: 0 P: 7	R: 0 E: 0 K: 1 S: 5	H: 0 LOB: 0 BB: 0 P: 5	1B: 7 2B: 2 3B: 0 HR: 0	SF: 0 SAC: 0 DP: 2 HBP: 0	WP: 1 PA: 34 CS: 1
PITCHER Jim Rooker, L ERA: 3.15 (1, 1)	IP: 9.0 WLS: W BF: 33 H: 8 R: 3 ER: 3 SO: 4 BB: 1 IBB: 0 HBP: 0 BLK: 0 WP: 1 HR: 0 S: 40 P: 44 ERA: 3.00 WHIP: 1.000																		

Batter	1	2	3	4	5	6	7	8	9	AB	R	H	RBI	BB	SO	LOB	BOTTOM
Rennie Stennett, R OBP: 0.296, SLG: 0.355 (1, 4)	0-0 E6 1B E			0-0 4-3 1B	0-0 FC5-4 1-2		0-0 L8			5	2	2	1	0	0	3	San Diego Padres @ Pittsburgh Pirates Three Rivers Stadium, Pittsburgh, PA Fri Aug 09 1974, 7:05 PM EDT Att: 11,507 - Unknown AB 39 R 7 H 14 RBI 5 BB 3 SO 3 LOB 24 
Manny Sanguillen, R OBP: 0.314, SLG: 0.365 (1, 2)	0-0 E 1B	0-0 1-3		0-0 4-3 1-2		0-0 5-3		0-0 6-3		5	1	1	0	0	0	1	
Al Oliver, L OBP: 0.334, SLG: 0.455 (1, 8)	0-0 F7	0-0 G3		0-0 4-3 2-3		4-0 1B BB		0-0 1B 1B		4	1	1	0	1	0	3	
Willie Stargell, L OBP: 0.398, SLG: 0.564 (1, 7)	0-0 E6 1B 1-H 2-H		0-0 3-1	0-3 K		0-0 1B 1-3		0-0 1B 1-3		5	1	2	0	0	1	1	
Richie Zisk, R OBP: 0.384, SLG: 0.484 (1, 9)	4-0 FC6-4 BB		0-0 FC6-4 1B 1B		0-0 F9	0-3 K		0-0 1B 1-2 3-H		4	1	2	1	1	1	2	
Bob Robertson, R OBP: 0.318, SLG: 0.464 (1, 3)	0-0 FC6-4 1-2 2-H		0-0 FC6-4 1B 1B		0-0 2B SF9 1B	0-3 K		0-0 F3		5	1	3	1	0	1	4	
Art Howe, R OBP: 0.341, SLG: 0.432 (1, 5)	0-0 FC6-4 1-2 2-3		0-0 FC6-4 1B 1-2 2-3		0-0 SF9 1-3 2B		0-0 4-3	0-0 F3		5	0	1	0	0	0	6	
Frank Taveras, R OBP: 0.310, SLG: 0.289 (1, 6)	0-0 4-3		0-0 1-2 1B		4-0 FC5-4 IBB		0-0 5-3			3	0	1	1	1	0	2	
Jim Rooker, R OBP: 0.328, SLG: 0.367 (1, 1)		0-0 1-3	0-0 F8		0-0 SF9 2-3 3-H		0-0 1B			3	0	1	1	0	0	2	
Inning Stats	R: 3 E: 2 K: 0 S: 7	H: 2 LOB: 2 BB: 1 P: 11	R: 1 E: 0 K: 0 S: 4	H: 1 LOB: 0 BB: 0 P: 4	R: 1 E: 0 K: 0 S: 6	H: 3 LOB: 2 BB: 0 P: 6	R: 0 E: 0 K: 1 S: 6	H: 1 LOB: 1 BB: 0 P: 6	R: 0 E: 0 K: 2 S: 8	H: 1 LOB: 2 BB: 1 P: 12	R: 0 E: 0 K: 0 S: 4	H: 1 LOB: 1 BB: 0 P: 4	R: 0 E: 0 K: 0 S: 6	H: 3 LOB: 2 BB: 0 P: 6	1B: 12 2B: 1 3B: 0 HR: 1	SF: 1 SAC: 0 DP: 0 HBP: 0	
PITCHER Randy Jones, L ERA: 4.22 (1, 1)	IP: 2.2 WLS: L BF: 17 H: 6 R: 5 ER: 2 SO: 0 BB: 1 IBB: 0 HBP: 0 BLK: 0 WP: 0 HR: 1 S: 16 P: 20 ERA: 6.75 WHIP: 2.625																
Rusty Gerhardt, L ERA: 6.0 (3, 1)	1.2 9 3 1 1 1 0 1 0 0 0 0 0 10 14 5.40 1.800																
Vicente Romo, R ERA: 4.67 (5, 1)	0.2 2 0 0 0 0 0 0 0 0 0 0 0 2 2 0.00 0.000																
Larry Hardy, R ERA: 4.72 (6, 1)	1.0 5 1 0 0 2 1 0 0 0 0 0 0 8 12 0.00 2.000																
Mike Johnson, R ERA: 6.0 (7, 1)	2.0 10 4 1 1 0 0 0 0 0 0 0 0 10 10 4.50 2.000																

Batter	1	2	3	4	5	6	7	8	9	AB	R	H	RBI	BB	SO	LOB	TOP										
Derrel Thomas, S OBP: 0.329, SLG: 0.366 (1, 4)	4-3	FC1-2 1B		4-3			F6	L6		5	0	1	1	0	0	2	San Diego Padres @ Pittsburgh Pirates Three Rivers Stadium, Pittsburgh, PA Sat Aug 10 1974, 7:05 PM EDT Att: 15,150 - Unknown										
Enzo Hernandez, R OBP: 0.294, SLG: 0.281 (1, 6)	4-0 HR	FC1-2		K			2B	1B		3	2	1	1	2	1	2											
Gene Locklear, L OBP: 0.375, SLG: 0.400 Cito Gaston, R OBP: 0.266, SLG: 0.342 (1, 9) (7, 9)	E6 HR	F5				L7	3B	1-3		4	2	1	1	0	0	3											
Willie McCovey, L OBP: 0.423, SLG: 0.504 Rich Morales, R OBP: 0.298, SLG: 0.231 (1, 3) (9, 4)	HR		1B BB			K	3B		K	3	2	1	3	2	2	0											
Dave Winfield, R OBP: 0.315, SLG: 0.456 (1, 8) (9, 7)	6-3		L7			F8	IBB		K	5	0	1	2	0	1	1											
Nate Colbert, R OBP: 0.326, SLG: 0.358 (1, 7) (9, 3)	2-3		1B BB			6-3	4-3		5-3	4	0	0	0	1	0	1											
Dave Hilton, R OBP: 0.284, SLG: 0.240 (1, 5)		SH1-4 1B	1B	G5-4-3 1B		1-3		1B 1B		4	2	3	0	0	0	0											
Chris Cannizzaro, R OBP: 0.235, SLG: 0.188 (1, 2)		1B SH1-4 FC1-2 1B	G5-4-3			6-3		FC6-4 1B		4	0	2	0	0	0	3											
Dave Freisleben, R OBP: 0.286, SLG: 0.233 (1, 1)		SH1-4		K			K	FC6-4 1B		3	0	0	0	0	2	2											
Inning Stats	R: 3 E: 1 K: 0 S: 5	H: 1 LOB: 0 BB: 1 P: 9	R: 1 E: 0 K: 0 S: 6	H: 3 LOB: 2 BB: 0 P: 6	R: 0 E: 0 K: 0 S: 3	H: 1 LOB: 2 BB: 2 P: 11	R: 0 E: 0 K: 2 S: 7	H: 0 LOB: 0 BB: 0 P: 7	R: 0 E: 0 K: 1 S: 5	H: 0 LOB: 0 BB: 0 P: 5	R: 0 E: 0 K: 0 S: 3	H: 0 LOB: 0 BB: 0 P: 3	R: 3 E: 0 K: 1 S: 7	H: 2 LOB: 1 BB: 2 P: 15	R: 1 E: 0 K: 0 S: 6	H: 3 LOB: 2 BB: 0 P: 6	R: 0 E: 0 K: 2 S: 7	H: 0 LOB: 0 BB: 0 P: 7	1B: 7 2B: 1 3B: 1 HR: 1	SF: 0 SAC: 1 DP: 1 HBP: 0	WP: 0 PB: 0 SB: 0 CS: 0	PA: 42					
PITCHER	IP	WLS	BF	H	R	ER	SO	BB	IBB	HBP	BLK	WP	HR	S	P	ERA	WHIP										
Bruce Kison, R ERA: 3.54 (1, 1)	2.0		12	4	4	3	0	1	0	0	0	0	1	11	15	13.50	2.500										
John Morton, R ERA: 3.14 (3, 1)	5.0	L	21	3	3	3	4	3	1	0	0	0	0	25	41	5.40	1.200										
Dave Giusti, R ERA: 3.67 (8, 1)	2.0		9	3	1	1	2	0	0	0	0	0	0	13	13	4.50	1.500										

AB 36
R 8
H 10
RBI 8
BB 5
SO 6
LOB 16



Batter	1	2	3	4	5	6	7	8	9	AB	R	H	RBI	BB	SO	LOB	BOTTOM										
Rennie Stennett, R OBP: 0.297, SLG: 0.358 (1, 4)	BB 1B	1B 2B		F8			5-3		F8	5	2	2	0	0	0	0	San Diego Padres @ Pittsburgh Pirates Three Rivers Stadium, Pittsburgh, PA Sat Aug 10 1974, 7:05 PM EDT Att: 15,150 - Unknown										
Ed Kirkpatrick, L OBP: 0.347, SLG: 0.296 (1, 3)	K	1B		F7			2B HBP		FC6-4 1B	4	0	2	1	0	1	1											
Al Oliver, L OBP: 0.335, SLG: 0.456 (1, 8)	1B 2B BB	4-3				G3	1-3 2B		F8	4	1	1	0	1	0	2											
Willie Stargell, L OBP: 0.399, SLG: 0.562 Dave Giusti, R OBP: 0.125, SLG: 0.125 Gene Clines, R OBP: 0.311, SLG: 0.255 (1, 7) (8, 1) (9, PH)	2B 1B		F7			G6-4-3 BB	F7		FC6-4	3	1	1	1	1	0	2											
Richie Zisk, R OBP: 0.385, SLG: 0.485 (1, 9)	2B		6-3			G6-4-3		1B BB		3	0	1	2	1	0	1											
Manny Sanguillen, R OBP: 0.314, SLG: 0.383 (1, 2)	F7		BB 1B			5-3		F7		4	0	1	0	0	0	2											
Art Howe, R OBP: 0.356, SLG: 0.425 (1, 5)	F5		FC4-6 BB			6-3		1B		3	0	1	0	1	0	1											
Frank Taveras, R OBP: 0.306, SLG: 0.284 Richie Hebner, L OBP: 0.357, SLG: 0.470 Mario Mendoza, R OBP: 0.272, SLG: 0.265 (1, 6) (8, PH) (9, 6)		1-3 2B	FC4-6			F7		F6		3	0	0	0	0	0	2											
Bruce Kison, R OBP: 0.208, SLG: 0.143 Paul Popovich, S OBP: 0.229, SLG: 0.215 John Morton, R Dave Parker, L OBP: 0.335, SLG: 0.423 (1, 1) (2, PH) (3, 1) (7, PH) (8, 7)	F2				6-3		F2	1-3		0	0	0	0	0	0	0											
Inning Stats	R: 3 E: 0 K: 1 S: 8	H: 3 LOB: 1 BB: 1 P: 12	R: 1 E: 0 K: 0 S: 5	H: 2 LOB: 1 BB: 0 P: 5	R: 0 E: 0 K: 0 S: 4	H: 1 LOB: 2 BB: 1 P: 8	R: 0 E: 0 K: 0 S: 3	H: 0 LOB: 0 BB: 0 P: 3	R: 0 E: 0 K: 0 S: 4	H: 1 LOB: 2 BB: 0 P: 5	R: 0 E: 0 K: 0 S: 4	H: 1 LOB: 2 BB: 1 P: 8	R: 0 E: 0 K: 0 S: 4	H: 1 LOB: 1 BB: 0 P: 4	1B: 6 2B: 3 3B: 0 HR: 0	SF: 0 SAC: 0 DP: 1 HBP: 1	WP: 0 PB: 0 SB: 0 CS: 0	PA: 40									
PITCHER	IP	WLS	BF	H	R	ER	SO	BB	IBB	HBP	BLK	WP	HR	S	P	ERA	WHIP										
Dave Freisleben, R ERA: 3.52 (1, 1)	9.0	W	40	9	4	4	1	4	0	1	0	0	0	37	54	4.00	1.444										

AB 35
R 4
H 9
RBI 4
BB 4
SO 1
LOB 16



Batter	1	2	3	4	5	6	7	8	9	AB	R	H	RBI	BB	SO	LOB	TOP										
Derrel Thomas, S OBP: 0.326, SLG: 0.362 (1,4)	L9		L9		F6		F9			4	0	0	0	0	0	2	San Diego Padres @ Pittsburgh Pirates Three Rivers Stadium, Pittsburgh, PA Sun Aug 11 1974, 3:33 AM EDT Att: 14,726 - Unknown livebaseballscorecards.com										
Enzo Hernandez, R OBP: 0.296, SLG: 0.283 (1,6)	1B		1B		FC6-4		F9			4	0	2	0	0	0	1											
Gene Locklear, L OBP: 0.361, SLG: 0.382 (1,9)	F6		F8					6-3		4	0	1	0	0	0	2											
Willie McCovey, L OBP: 0.418, SLG: 0.496 (1,3)	F5			F7		F9		F4		4	0	0	0	0	0	2											
Dave Winfield, R OBP: 0.317, SLG: 0.456 (1,8)		FC4-6 1B		2B	1B	F9			6-3	4	1	2	0	0	0	1											
Nate Colbert, R OBP: 0.325, SLG: 0.359 (1,7)	F8		FC4-5 1H	2B		F8			L1	4	0	1	1	0	0	2											
Dave Hilton, R OBP: 0.282, SLG: 0.231 (1,5)		FC4-6 1B		FC4-5 CS			SH3 BB		4-3	3	0	0	0	1	0	2											
Fred Kendall, R OBP: 0.319, SLG: 0.362 (1,2)			CS	6-3			SH3			2	0	1	0	0	0	0											
Dan Spillner, R OBP: 0.107, SLG: 0.038 (7, PH)							F9			2	0	1	0	0	1	2											
Johnny Grubb, L OBP: 0.363, SLG: 0.403 (7, PH)	K									1	0	0	0	0	0	1											
Rusty Gerhardt, S (7, 1)										0	0	0	0	0	0	0											
Mike Johnson, R (7, 1)										0	0	0	0	0	0	0											
Larry Hardy, R (8, 1)										0	0	0	0	0	0	0											
Inning Stats	R: 0 E: 0 K: 0 S: 4	H: 1 LOB: 1 BB: 0 P: 4	R: 0 E: 0 K: 1 S: 7	H: 2 LOB: 2 BB: 0 P: 7	R: 0 E: 0 K: 0 S: 3	H: 1 LOB: 0 BB: 0 P: 3	R: 1 E: 0 K: 0 S: 4	H: 2 LOB: 0 BB: 0 P: 4	R: 0 E: 0 K: 0 S: 4	H: 1 LOB: 1 BB: 0 P: 4	R: 0 E: 0 K: 0 S: 3	H: 0 LOB: 1 BB: 1 P: 7	R: 0 E: 0 K: 0 S: 3	H: 0 LOB: 0 BB: 0 P: 3	R: 0 E: 0 K: 0 S: 3	H: 0 LOB: 0 BB: 0 P: 3	1B: 7 2B: 1 3B: 0 HR: 0	SF: 0 SAC: 1 DP: 0 HBP: 0	WP: 0 PB: 0 SB: 0 CS: 2	PA: 35							
PITCHER	IP	WLS	BF	H	R	ER	SO	BB	IBB	HBP	BLK	WP	HR	S	P	ERA	WHIP										
Dock Ellis, R ERA: 3.49 (1, 1)	9.0	W	34	8	1	1	1	1	0	0	0	0	0	35	39	1.00	1.000										

Batter	1	2	3	4	5	6	7	8	9	AB	R	H	RBI	BB	SO	LOB	BOTTOM											
Rennie Stennett, R OBP: 0.300, SLG: 0.359 (1,4)	3-1 3B	F8		S 1B			F3	HBP HR 1B		4	2	2	1	1	0	2	San Diego Padres @ Pittsburgh Pirates Three Rivers Stadium, Pittsburgh, PA Sun Aug 11 1974, 3:33 AM EDT Att: 14,726 - Unknown livebaseballscorecards.com											
Richie Hebner, L OBP: 0.360, SLG: 0.467 (1,5)	3-1 1-2		1B	BB	BB	BB	L4	HR HBP		2	1	0	0	2	0	1												
Al Oliver, L OBP: 0.336, SLG: 0.460 (1,8)			K	L9			1B	F7		5	1	2	1	0	1	5												
Willie Stargell, L OBP: 0.404, SLG: 0.574 (1,7)	K						1B	1B		5	2	4	3	0	1	1												
Richie Zisk, R OBP: 0.383, SLG: 0.481 (1,9)	K		1B				1B	HR		5	1	1	1	0	1	4												
Manny Sanguillen, R OBP: 0.313, SLG: 0.385 (1,2)		F8	F8				2B			4	0	1	2	0	0	2												
Ed Kirkpatrick, L OBP: 0.356, SLG: 0.294 (1,3)		FC1-5 BB		CS BB			K	FC6-4 IBB		1	0	0	0	3	1	0												
Frank Taveras, R OBP: 0.309, SLG: 0.285 (1,6)		FC1-5 1B		CS 1B	BB		F3	FC6-4		3	1	1	0	1	0	2												
Dock Ellis, S OBP: 0.333, SLG: 0.256 (1, 1)	FC1-5			K			4-3		G3	4	0	0	0	0	1	4												
Inning Stats	R: 1 E: 0 K: 2 S: 8	H: 1 LOB: 1 BB: 1 P: 12	R: 0 E: 0 K: 0 S: 4	H: 1 LOB: 2 BB: 1 P: 8	R: 0 E: 0 K: 1 S: 6	H: 1 LOB: 2 BB: 1 P: 10	R: 1 E: 0 K: 1 S: 5	H: 1 LOB: 0 BB: 3 P: 17	R: 0 E: 0 K: 0 S: 3	H: 0 LOB: 0 BB: 0 P: 3	R: 0 E: 0 K: 1 S: 5	H: 0 LOB: 0 BB: 1 P: 5	R: 3 E: 0 K: 0 S: 7	H: 4 LOB: 2 BB: 1 P: 11	R: 3 E: 0 K: 0 S: 5	H: 2 LOB: 0 BB: 0 P: 6		1B: 8 2B: 1 3B: 1 HR: 1	SF: 0 SAC: 0 DP: 1 HBP: 1	WP: 0 PB: 0 SB: 1 CS: 2	PA: 41							
PITCHER	IP	WLS	BF	H	R	ER	SO	BB	IBB	HBP	BLK	WP	HR	S	P	ERA		WHIP										
Dan Spillner, R ERA: 3.67 (1, 1)	6.0	L	27	5	2	2	5	6	0	0	0	0	0	31	55	3.00		1.833										
Rusty Gerhardt, L ERA: 11.74 (7, 1)	0.2		5	3	3	3	0	0	0	0	0	0	0	5	5	40.50	4.500											
Mike Johnson, R ERA: 7.45 (7, 1)	0.2		6	2	2	2	0	0	1	1	0	0	0	4	9	27.00	3.000											
Larry Hardy, R ERA: 4.79 (8, 1)	0.2		3	1	1	1	0	0	0	0	0	0	1	3	3	13.50	1.500											

Batter	1	2	3	4	5	6	7	8	9	AB	R	H	RBI	BB	SO	LOB	TOP								
Rennie Stennett, R OBP: 0.301, SLG: 0.358 (1, 4)			6-3	P4			4-3			4	1	1	0	1	0	0	Pittsburgh Pirates @ Cincinnati Reds Riverfront Stadium, Cincinnati, OH Mon Aug 12 1974, 7:05 PM EDT Att: 30,327 - Unknown								
Richie Hebner, L OBP: 0.359, SLG: 0.466 (1, 5)			K			P4				3	1	1	1	0	1	0									
Al Oliver, L OBP: 0.341, SLG: 0.469 (1, 8)			HR	1B		FC4-2		K		5	1	4	1	0	1	2									
Willie Stargell, L OBP: 0.404, SLG: 0.579 (1, 7)			HR	HR		FC4-2	K			4	1	1	2	1	1	5									
Richie Zisk, R OBP: 0.380, SLG: 0.480 (1, 9)	4-3		K			F8				5	0	1	1	0	2	3									
Manny Sanguillen, R OBP: 0.374, SLG: 0.385 (1, 2)				HR	1B		L6	6-3		5	1	2	0	0	0	3									
Ed Kirkpatrick, L OBP: 0.362, SLG: 0.313 (1, 3)				HR	HR					3	2	1	2	2	0	2									
Frank Taveras, R OBP: 0.308, SLG: 0.284 (1, 6)			K			F7				4	0	1	0	0	1	2									
Jerry Reuss, L OBP: 0.277, SLG: 0.220 (1, 1)				6-3		FC5-4				2	0	0	0	0	0	2									
Bob Robertson, R OBP: 0.316, SLG: 0.461 (6, PH)										1	0	0	0	0	0	1									
John Morton, R (6, 1)										0	0	0	0	0	0	0									
Dave Giusti, R OBP: 0.125, SLG: 0.125 (7, 1)										0	0	0	0	0	0	0									
Inning Stats	R: 1 E: 1 K: 0 S: 4	H: 1 LOB: 1 BB: 1 P: 8	R: 0 E: 1 K: 0 S: 4	H: 1 LOB: 1 BB: 0 P: 4	R: 2 E: 0 K: 2 S: 9	H: 2 LOB: 0 BB: 0 P: 9	R: 2 E: 0 K: 1 S: 7	H: 2 LOB: 0 BB: 0 P: 7	R: 0 E: 0 K: 0 S: 4	H: 1 LOB: 1 BB: 1 P: 4	R: 0 E: 0 K: 0 S: 3	H: 0 LOB: 1 BB: 1 P: 7	R: 1 E: 0 K: 1 S: 8	H: 3 LOB: 2 BB: 0 P: 8	R: 1 E: 0 K: 1 S: 7	H: 2 LOB: 2 BB: 1 P: 11	R: 0 E: 0 K: 1 S: 5	H: 0 LOB: 1 BB: 1 P: 9	1B: 8 2B: 2 3B: 1 HR: 2	SF: 1 SAC: 1 DP: 1 HBP: 0	WP: 0 PB: 0 SB: 0 CS: 2	PA: 43			
PITCHER	IP	WLS	BF	H	R	ER	SO	BB	IBB	HBP	BLK	WP	HR	S	P	ERA	WHIP								
Clay Kirby, R ERA: 3.22 (1, 1)	4.0	L	19	6	5	4	3	1	0	0	0	0	2	24	28	9.00	1.750								
Willi McEnaney, L ERA: 4.51 (5, 1)	2.0		8	1	0	0	0	1	0	0	0	0	0	7	11	0.00	1.000								
Clay Carroll, R ERA: 2.65 (7, 1)	2.0		12	5	2	2	2	1	0	0	0	0	0	15	19	9.00	3.000								
Tom Hall, L ERA: 3.47 (9, 1)	1.0		4	0	0	0	1	1	0	0	0	0	0	5	9	0.00	1.000								


Batter	1	2	3	4	5	6	7	8	9	AB	R	H	RBI	BB	SO	LOB	BOTTOM								
Pete Rose, S OBP: 0.376, SLG: 0.353 (1, 7)	5-3		K	6-3		4-3				5	0	0	0	0	1	3	Pittsburgh Pirates @ Cincinnati Reds Riverfront Stadium, Cincinnati, OH Mon Aug 12 1974, 7:05 PM EDT Att: 30,327 - Unknown								
Joe Morgan, L OBP: 0.425, SLG: 0.487 (1, 4)										4	2	2	0	1	0	0									
Johnny Bench, R OBP: 0.359, SLG: 0.501 (1, 5) (7, 2)										4	1	2	0	1	0	1									
Tony Perez, R OBP: 0.333, SLG: 0.472 (1, 3)							K			2	0	1	1	1	1	2									
Dave Concepcion, R OBP: 0.322, SLG: 0.369 (1, 6)	4-3									3	0	1	2	0	0	4									
George Foster, R OBP: 0.332, SLG: 0.431 (1, 9)										4	1	2	0	0	0	2									
Cesar Geronimo, L OBP: 0.360, SLG: 0.442 (1, 8)				K		4-3				4	0	0	0	0	1	3									
Bill Plummer, R OBP: 0.261, SLG: 0.358 (1, 2)										2	0	1	1	0	0	1									
Dan Driessen, L OBP: 0.340, SLG: 0.376 (6, PH) (7, 5)										2	0	0	0	0	0	0									
Clay Kirby, R OBP: 0.175, SLG: 0.095 (4, PH)										1	0	1	0	0	0	0									
Merv Rettenmund, R OBP: 0.316, SLG: 0.328 (5, 1)										0	0	0	0	0	0	1									
Will McEnaney, L (5, 1)										0	0	0	0	0	0	0									
Ken Griffey, L OBP: 0.295, SLG: 0.305 (6, PH)										0	0	0	0	0	0	0									
Clay Carroll, R OBP: 0.154, SLG: 0.154 (7, 1)										0	0	0	0	0	0	0									
Terry Crowley, L OBP: 0.202, SLG: 0.261 (8, PH)										1	0	0	0	0	0	0									
Tom Hall, L (9, 1)										0	0	0	0	0	0	0									
Inning Stats	R: 0 E: 0 K: 0 S: 4	H: 1 LOB: 2 BB: 1 P: 8	R: 0 E: 0 K: 1 S: 7	H: 2 LOB: 2 BB: 0 P: 7	R: 0 E: 0 K: 0 S: 3	H: 1 LOB: 1 BB: 1 P: 7	R: 1 E: 0 K: 2 S: 9	H: 2 LOB: 1 BB: 0 P: 9	R: 2 E: 0 K: 0 S: 5	H: 2 LOB: 1 BB: 1 P: 9	R: 0 E: 0 K: 0 S: 3	H: 0 LOB: 0 BB: 0 P: 3	R: 1 E: 0 K: 1 S: 7	H: 2 LOB: 1 BB: 0 P: 7	R: 0 E: 0 K: 0 S: 3	H: 0 LOB: 0 BB: 0 P: 3	R: 0 E: 0 K: 0 S: 3	H: 0 LOB: 0 BB: 0 P: 3	1B: 5 2B: 5 3B: 0 HR: 0	SF: 2 SAC: 0 DP: 1 HBP: 0	WP: 0 PB: 0 SB: 0 CS: 0	PA: 39			
PITCHER	IP	WLS	BF	H	R	ER	SO	BB	IBB	HBP	BLK	WP	HR	S	P	ERA	WHIP								
Jerry Reuss, L ERA: 3.83 (1, 1)	5.0	W	25	8	3	3	3	3	0	0	0	0	0	28	40	5.40	2.200								
John Morton, R ERA: 3.24 (6, 1)	1.0		5	2	1	1	0	0	0	0	0	0	0	5	5	9.00	2.000								
Dave Giusti, R ERA: 3.53 (7, 1)	3.0	S	9	0	0	0	1	0	0	0	0	0	0	11	11	0.00	0.000								



Batter	1	2	3	4	5	6	7	8	9	AB	R	H	RBI	BB	SO	LOB	TOP					
Rennie Stennett, R OBP: 0.304, SLG: 0.361 (1, 4)										5	3	3	0	0	0	0						
Richie Hebner, L OBP: 0.395, SLG: 0.470 (1, 5)										5	3	4	1	1	0	0						
Al Oliver, L OBP: 0.343, SLG: 0.477 (1, 8)										5	2	3	5	0	0	1						
Willie Stargell, L OBP: 0.406, SLG: 0.579 Gene Clines, R OBP: 0.310, SLG: 0.254 (8, PR) (8, 7)										5	0	3	0	0	1	5						
Richie Zisk, R OBP: 0.384, SLG: 0.486 (1, 9)										6	2	4	3	0	0	1						
Manny Sanguillen, R OBP: 0.310, SLG: 0.380 (1, 2)										5	0	0	1	0	0	7						
Ed Kirkpatrick, L OBP: 0.368, SLG: 0.335 (1, 3)										4	2	2	2	1	0	3						
Frank Taveras, R OBP: 0.310, SLG: 0.287 (1, 6)										5	1	2	1	0	0	2						
Larry Demery, R OBP: 0.125, SLG: 0.174 (1, 1)										4	1	0	0	0	0	3						
Inning Stats	R: 5 E: 0 K: 1 S: 10	H: 5 LOB: 0 BB: 0 P: 10	R: 0 E: 0 K: 0 S: 3	H: 0 LOB: 0 BB: 0 P: 3	R: 0 E: 0 K: 0 S: 5	H: 2 LOB: 2 BB: 0 P: 5	R: 2 E: 1 K: 0 S: 5	H: 2 LOB: 1 BB: 1 P: 9	R: 0 E: 0 K: 0 S: 4	H: 1 LOB: 1 BB: 0 P: 4	R: 2 E: 0 K: 0 S: 7	H: 4 LOB: 2 BB: 0 P: 7	R: 2 E: 1 K: 0 S: 6	H: 3 LOB: 1 BB: 0 P: 6	R: 1 E: 0 K: 0 S: 5	H: 2 LOB: 2 BB: 1 P: 9	R: 2 E: 0 K: 0 S: 5	H: 2 LOB: 0 BB: 0 P: 5	1B: 18 2B: 2 3B: 0 HR: 2	SF: 1 SAC: 2 DP: 1 HBP: 0	WP: 0 PB: 0 SB: 0 CS: 0	PA: 50
PITCHER	IP WLS BF H R ER SO BB IBB HBP BLK WP HR S P ERA WHIP	IP WLS BF H R ER SO BB IBB HBP BLK WP HR S P ERA WHIP																				
Jack Billingham, R ERA: 3.54 (1, 1)	0.2 L 7 5 5 5 1 0 0 0 0 0 0 1 9 9 67.50 7.500																					
Pedro Borbon, R ERA: 2.99 (6, 1)	4.1 19 5 2 1 0 0 1 0 0 0 0 0 18 22 2.08 1.154																					
Dick Baney, R ERA: 4.75 Will McEnaney, L ERA: 5.52 (9, 1)	3.0 19 9 5 4 0 1 0 0 0 0 0 0 18 22 12.00 3.333																					
Will McEnaney, L ERA: 5.52 (9, 1)	1.0 5 2 2 2 0 0 0 0 0 0 0 0 1 5 5 18.00 2.000																					
Batter	1	2	3	4	5	6	7	8	9	AB	R	H	RBI	BB	SO	LOB	BOTTOM					
Pete Rose, S OBP: 0.377, SLG: 0.355 Darrel Chaney, S OBP: 0.386, SLG: 0.328 (9, 4)										3	0	1	0	1	0	0						
Joe Morgan, L OBP: 0.425, SLG: 0.486 Bill Plummer, R OBP: 0.261, SLG: 0.358 (9, 2)										3	0	1	0	1	0	1						
Johnny Bench, R OBP: 0.360, SLG: 0.500 Will McEnaney, L (9, 1)										3	0	1	1	1	0	2						
Tony Perez, R OBP: 0.331, SLG: 0.468 (1, 3)										4	0	0	0	0	0	5						
Dan Driessen, L OBP: 0.344, SLG: 0.389 (1, 5)										4	1	3	1	0	0	0						
Cesar Geronimo, L OBP: 0.356, SLG: 0.436 (1, 8)										4	0	0	0	0	1	2						
Dave Concepcion, R OBP: 0.321, SLG: 0.368 (1, 6)										4	0	1	0	0	0	1						
George Foster, R OBP: 0.335, SLG: 0.449 (1, 9)										4	1	2	1	0	0	1						
Jack Billingham, R OBP: 0.285, SLG: 0.040 Pedro Borbon, R OBP: 0.227, SLG: 0.222 Ken Griffey, Jr., R OBP: 0.260, SLG: 0.303 Dick Baney, R OBP: 0.289, SLG: 0.358 (8, PR) (8, 7)										0	0	0	0	0	0	0						
Inning Stats	R: 0 E: 0 K: 0 S: 3	H: 0 LOB: 0 BB: 0 P: 7	R: 0 E: 0 K: 0 S: 3	H: 1 LOB: 0 BB: 0 P: 3	R: 1 E: 0 K: 0 S: 5	H: 3 LOB: 2 BB: 1 P: 9	R: 0 E: 0 K: 1 S: 5	H: 0 LOB: 0 BB: 0 P: 5	R: 0 E: 0 K: 1 S: 5	H: 0 LOB: 0 BB: 0 P: 5	R: 0 E: 0 K: 0 S: 2	H: 0 LOB: 0 BB: 1 P: 6	R: 0 E: 0 K: 0 S: 3	H: 1 LOB: 0 BB: 0 P: 3	R: 1 E: 0 K: 0 S: 5	H: 2 LOB: 1 BB: 0 P: 5	R: 1 E: 0 K: 0 S: 5	H: 2 LOB: 1 BB: 0 P: 5	1B: 6 2B: 1 3B: 0 HR: 2	SF: 0 SAC: 0 DP: 4 HBP: 0	WP: 1 PB: 0 SB: 0 CS: 0	PA: 35
PITCHER	IP WLS BF H R ER SO BB IBB HBP BLK WP HR S P ERA WHIP	IP WLS BF H R ER SO BB IBB HBP BLK WP HR S P ERA WHIP																				
Larry Demery, R ERA: 3.84 (1, 1)	9.0 W 35 9 3 3 2 3 0 0 0 0 1 2 36 48 3.00 1.333																					


Pittsburgh Pirates @ Cincinnati Reds
Riverfront Stadium, Cincinnati, OH
Tue Aug 13 1974, 7:05 PM EDT
Att: 32,280 - Unknown

AB 45
R 14
H 21
RBI 13
BB 2
SO 1
LOB 22



Pittsburgh Pirates @ Cincinnati Reds
Riverfront Stadium, Cincinnati, OH
Tue Aug 13 1974, 7:05 PM EDT
Att: 32,280 - Unknown

AB 32
R 3
H 9
RBI 3
BB 3
SO 2
LOB 13



Batter	1	2	3	4	5	6	7	8	9	10	AB	R	H	RBI	BB	SO	LOB	TOP	
Rennie Stennett, R OBP: 0.305, SLG: 0.361 (1, 4)	L6		CS 1B			F9	P4		G6-3 1B		5	0	2	0	0	0	3	Pittsburgh Pirates @ Cincinnati Reds Riverfront Stadium, Cincinnati, OH Wed Aug 14 1974, 7:05 PM EDT Att: 30,018 - Unknown	
Art Howe, R OBP: 0.347, SLG: 0.395 Richie Hebner, L OBP: 0.364, SLG: 0.469 (9, PH)	K		P3			K			L3		3	0	0	1	1	2	1		
Al Oliver, L OBP: 0.341, SLG: 0.477 (1, 8)	K				F7				G6-3		1	0	0	0	0	2	2		
Willie Stargell, L OBP: 0.404, SLG: 0.573 (1, 7)		1B BB			K				L8		4	0	0	0	1	2	1		
Richie Zisk, R OBP: 0.365, SLG: 0.487 (1, 9)		F8			F7				4-3		5	1	2	0	0	0	1		
Manny Sanzulli, R OBP: 0.317, SLG: 0.381 (1, 2)		F5							4-3		4	1	1	1	1	0	1		
Bob Robertson, R OBP: 0.320, SLG: 0.459 (1, 3)					F5						3	0	1	0	1	1	2		
Frank Taveras, R OBP: 0.315, SLG: 0.292 Ed Kirkpatrick, L OBP: 0.366, SLG: 0.333 Mario Mendoza, R OBP: 0.272, SLG: 0.265 (8, PH)											3	0	2	0	0	1	2		
Jim Rooker, R OBP: 0.318, SLG: 0.355 Gene Clines, R OBP: 0.295, SLG: 0.295 Dave Sisti, R OBP: 0.292, SLG: 0.295 Dave Parker, R OBP: 0.339, SLG: 0.433 Bruce Kison, R OBP: 0.268, SLG: 0.143 Ramon Hernandez, S OBP: 0.154, SLG: 0.154 (10, 1)											2	0	0	0	0	2	1		
Inning Stats	R: 0 E: 0 K: 2 S: 7	H: 0 LOB: 0 BB: 0 P: 7	R: 0 E: 0 K: 1 S: 6	H: 1 LOB: 2 BB: 1 P: 10	R: 0 E: 0 K: 1 S: 5	H: 1 LOB: 0 BB: 0 P: 5	R: 0 E: 0 K: 1 S: 6	H: 1 LOB: 1 BB: 0 P: 6	R: 2 E: 0 K: 1 S: 8	H: 3 LOB: 3 BB: 2 P: 16	R: 0 E: 0 K: 1 S: 6	H: 1 LOB: 2 BB: 1 P: 10	R: 0 E: 0 K: 0 S: 4	H: 2 LOB: 1 BB: 0 P: 4	R: 0 E: 0 K: 1 S: 5	H: 0 LOB: 0 BB: 0 P: 5	1B: 6 2B: 4 3B: 0 HR: 0		SF: 0 SAC: 0 DP: 1 HBP: 0
PITCHER	IP 7.0	WLS 30	H 7	R 2	ER 2	SO 8	BB 3	IBB 0	HBP 0	BLK 0	WP 1	HR 0	S 43	P 55	ERA 2.93	WHIP 1.429			
Don Gullett, L ERA: 2.93 Clay Kirby, R ERA: 3.2 Willi McEnaney, L ERA: 5.17 Clay Carroll, R ERA: 2.62 (10, 1)	1.0	7	3	0	0	1	0	1	0	0	0	0	8	12	0.00	3.000			

AB 38
R 2
H 10
RBI 2
BB 4
SO 10
LOB 24



Batter	1	2	3	4	5	6	7	8	9	10	AB	R	H	RBI	BB	SO	LOB	BOTTOM			
Pete Rose, S OBP: 0.375, SLG: 0.353 (1, 7)	6-3		6-3			E6			F7		5	0	1	0	0	0	1	Pittsburgh Pirates @ Cincinnati Reds Riverfront Stadium, Cincinnati, OH Wed Aug 14 1974, 7:05 PM EDT Att: 30,018 - Unknown			
Joe Morgan, L OBP: 0.425, SLG: 0.482 (1, 4)	K		2B BB			G3-6-3			FC1-6 1B		3	1	0	0	2	1	2				
Johnny Bench, R OBP: 0.362, SLG: 0.502 (1, 2)	P3								F9		4	0	2	1	1	0	1				
Tony Perez, R OBP: 0.332, SLG: 0.467 Ken Griffey, L OBP: 0.283, SLG: 0.303 Darrel Chaney, S OBP: 0.362, SLG: 0.324 (9, 5)		5-3	5-3								3	0	1	0	1	0	1				
Dave Concepcion, R OBP: 0.324, SLG: 0.371 (1, 6)		F8							F8		0	0	0	0	0	0	0				
George Foster, R OBP: 0.341, SLG: 0.447 (7, 9)											1	0	0	0	0	0	2				
Merv Rettenmund, R OBP: 0.313, SLG: 0.325 Cesar Geronimo, L OBP: 0.357, SLG: 0.440 (7, 8)											3	0	1	0	2	0	1				
Junior Kennedy, R OBP: 0.343, SLG: 0.388 (9, 3)											2	0	1	1	0	0	2				
Don Gullett, R OBP: 0.292, SLG: 0.299 Terry Crowley, L OBP: 0.295, SLG: 0.305 Clay Kirby, R OBP: 0.292, SLG: 0.295 Willi McEnaney, L OBP: 0.292, SLG: 0.295 Phi Gagliano, R OBP: 0.292, SLG: 0.299 Clay Carroll, R OBP: 0.154, SLG: 0.154 (10, 1)											1	0	0	0	0	0	2				
Inning Stats	R: 0 E: 0 K: 1 S: 5	H: 0 LOB: 0 BB: 0 P: 5	R: 0 E: 0 K: 0 S: 4	H: 1 LOB: 1 BB: 0 P: 4	R: 2 E: 0 K: 0 S: 4	H: 1 LOB: 1 BB: 12	R: 0 E: 0 K: 1 S: 6	H: 1 LOB: 2 BB: 1 P: 10	R: 0 E: 0 K: 0 S: 5	H: 2 LOB: 2 BB: 0 P: 5	R: 0 E: 0 K: 0 S: 3	H: 1 LOB: 1 BB: 0 P: 4	R: 0 E: 0 K: 0 S: 3	H: 1 LOB: 2 BB: 1 P: 11	R: 0 E: 0 K: 0 S: 3	H: 0 LOB: 2 BB: 1 P: 11	R: 1 E: 1 K: 0 S: 3		H: 2 LOB: 1 BB: 0 P: 3	1B: 7 2B: 2 3B: 0 HR: 0	SF: 0 SAC: 2 DP: 1 HBP: 0
PITCHER	IP 6.0	WLS 26	H 5	R 2	ER 2	SO 3	BB 2	IBB 0	HBP 0	BLK 0	WP 1	HR 0	S 29	P 41	ERA 3.00	WHIP 1.333					
Jim Rooker, L ERA: 3.14 Dave Giusti, R ERA: 3.44 Bruce Kison, R ERA: 3.48 Ramon Hernandez, L ERA: 1.94 (10, 1)	2.0	9	2	0	0	0	2	0	0	0	0	0	7	15	0.00	2.000					

AB 34
R 3
H 9
RBI 2
BB 7
SO 3
LOB 19



Batter	1	2	3	4	5	6	7	8	9	AB	R	H	RBI	BB	SO	LOB	TOP				
Davey Lopes, R OBP: 0.348, SLG: 0.332 (1, 4)										3	1	0	0	1	1	0					
Bill Buckner, L OBP: 0.352, SLG: 0.387 (1, 7)										3	0	2	0	1	0	0					
Jimmy Wynn, R OBP: 0.397, SLG: 0.544 (1, 8)										4	0	1	0	0	1	4					
Steve Garvey, R OBP: 0.349, SLG: 0.486 (1, 3)										4	0	1	2	0	0	1					
Willie Crawford, L OBP: 0.379, SLG: 0.430 (1, 9)										4	0	0	0	0	1	2					
Ron Cey, R OBP: 0.350, SLG: 0.405 (1, 5)										4	0	0	0	0	1	0					
Bill Russell, R OBP: 0.330, SLG: 0.359 (1, 6)										3	0	0	0	0	1	0					
Steve Yeager, R OBP: 0.343, SLG: 0.397 (1, 2)										3	0	0	0	0	2	0					
Don Sutton, R OBP: 0.246, SLG: 0.250 (1, 1)										2	1	1	0	0	1	0					
Von Joshua, L OBP: 0.307, SLG: 0.386 (8, PH)										1	0	0	0	0	0	0					
Charlie Hough, R (8, 1)										0	0	0	0	0	0	0					
Inning Stats	R: 0 E: 0 K: 0 S: 3	H: 1 LOB: 1 BB: 1 P: 7	R: 0 E: 0 K: 1 S: 5	H: 0 LOB: 0 BB: 0 P: 5	R: 0 E: 0 K: 2 S: 7	H: 0 LOB: 0 BB: 0 P: 7	R: 0 E: 0 K: 0 S: 3	H: 0 LOB: 0 BB: 0 P: 3	R: 0 E: 0 K: 2 S: 7	H: 0 LOB: 0 BB: 0 P: 7	R: 2 E: 0 K: 2 S: 10	H: 3 LOB: 2 BB: 1 P: 14	R: 0 E: 0 K: 0 S: 3	H: 0 LOB: 0 BB: 0 P: 3	R: 0 E: 1 K: 1 S: 6	H: 1 LOB: 1 BB: 0 P: 6	R: 0 E: 0 K: 0 S: 3	H: 0 LOB: 0 BB: 0 P: 3	1B: 5 2B: 0 3B: 0 HR: 0	SF: 0 SAC: 0 DP: 0 HBP: 0	WP: 0 PA: 33 PB: 0 SB: 0 CS: 0
PITCHER Dock Ellis, R ERA: 3.39 (1, 1)	IP: 9.0 WLS: W BF: 33 H: 5 R: 2 ER: 2 SO: 8 BB: 2 IBB: 0 HBP: 0 BLK: 0 WP: 0 HR: 0 S: 47 P: 55 ERA: 2.00 WHIP: 0.778															PITCHER					

Los Angeles Dodgers @ Pittsburgh Pirates
Three Rivers Stadium, Pittsburgh, PA
Fri Aug 16 1974, 7:05 PM EDT
Att: 32,347 - Unknown

AB 31
R 2
H 5
RBI 2
BB 2
SO 8
LOB 7



Batter	1	2	3	4	5	6	7	8	9	AB	R	H	RBI	BB	SO	LOB	BOTTOM		
Rennie Stennett, R OBP: 0.303, SLG: 0.358 (1, 4)										4	0	0	0	0	1	1			
Richie Hebner, L OBP: 0.383, SLG: 0.466 (1, 5)										3	1	0	0	1	0	0			
Al Oliver, L OBP: 0.345, SLG: 0.481 (1, 8)										4	3	3	0	0	0	0			
Willie Stargell, L OBP: 0.410, SLG: 0.578 (1, 7)										2	1	2	1	2	0	0			
Richie Zisk, R OBP: 0.383, SLG: 0.485 (1, 9)										4	0	1	0	0	1	4			
Manny Sanguillen, R OBP: 0.317, SLG: 0.379 (1, 2)										2	0	0	1	0	0	2			
Ed Kirkpatrick, L OBP: 0.359, SLG: 0.326 (1, 3)										4	0	0	0	0	1	4			
Frank Taveras, R OBP: 0.315, SLG: 0.290 (1, 6)										2	0	0	0	1	0	0			
Dock Ellis, S OBP: 0.333, SLG: 0.262 (1, 1)										3	0	1	0	0	0	2			
Inning Stats	R: 1 E: 0 K: 1 S: 7	H: 2 LOB: 1 BB: 0 P: 7	R: 0 E: 0 K: 0 S: 3	H: 0 LOB: 0 BB: 0 P: 3	R: 0 E: 0 K: 0 S: 3	H: 0 LOB: 0 BB: 0 P: 3	R: 2 E: 1 K: 1 S: 7	H: 2 LOB: 2 BB: 1 P: 12	R: 0 E: 0 K: 1 S: 5	H: 1 LOB: 1 BB: 1 P: 9	R: 0 E: 0 K: 0 S: 3	H: 1 LOB: 0 BB: 0 P: 3	R: 0 E: 1 K: 0 S: 4	H: 1 LOB: 1 BB: 2 P: 12	R: 2 E: 1 K: 0 S: 4	H: 1 LOB: 1 BB: 2 P: 12	1B: 5 2B: 3 3B: 0 HR: 0	SF: 1 SAC: 0 DP: 3 HBP: 1	WP: 1 PA: 34 PB: 0 SB: 0 CS: 0
PITCHER Don Sutton, R ERA: 3.7 (1, 1)	IP: 7.0 WLS: L BF: 28 H: 6 R: 3 ER: 3 SO: 3 BB: 2 IBB: 0 HBP: 1 BLK: 0 WP: 1 HR: 0 S: 31 P: 40 ERA: 3.86 WHIP: 1.143															PITCHER			
Charlie Hough, R ERA: 3.35 (8, 1)	IP: 1.0 WLS: L BF: 6 H: 1 R: 2 ER: 1 SO: 0 BB: 2 IBB: 0 HBP: 0 BLK: 0 WP: 0 HR: 0 S: 4 P: 12 ERA: 9.00 WHIP: 3.000															PITCHER			

Los Angeles Dodgers @ Pittsburgh Pirates
Three Rivers Stadium, Pittsburgh, PA
Fri Aug 16 1974, 7:05 PM EDT
Att: 32,347 - Unknown

AB 28
R 5
H 7
RBI 2
BB 4
SO 3
LOB 13



Batter	1	2	3	4	5	6	7	8	9	AB	R	H	RBI	BB	SO	LOB	TOP								
Davey Lopes, R (1,4) OBP: 0.346, SLG: 0.330	K	F7				SH5-4	5-3		G6-4-3	3	0	0	0	0	1	4	Los Angeles Dodgers @ Pittsburgh Pirates Three Rivers Stadium, Pittsburgh, PA Sat Aug 17 1974, 3:33 AM EDT Att: 18,681 - Unknown								
Ken McMullen, R (9,PH) OBP: 0.275, SLG: 0.367										1	0	1	0	0	0	0									
Lee Lacy, R (9,PR) OBP: 0.267, SLG: 0.286										0	0	0	0	0	0	0									
Bill Russell, R (1,6) OBP: 0.331, SLG: 0.363										4	0	2	0	0	0	1									
Bill Buckner, L (9,PH) OBP: 0.351, SLG: 0.386	2B					4-3			G6-4-3	1	0	0	0	0	0	2									
Jimmy Wynn, R (1,8) OBP: 0.393, SLG: 0.539	5-3									4	0	0	0	0	0	3									
Steve Garvey, R (1,3) OBP: 0.348, SLG: 0.486	F8									4	1	1	0	0	0	1									
Ron Cey, R (1,5) OBP: 0.349, SLG: 0.403										4	0	1	1	0	0	0									
Joe Ferguson, R (1,9) OBP: 0.373, SLG: 0.418	K									3	0	0	0	1	2	1									
Tom Paciorek, R (1,7) OBP: 0.278, SLG: 0.364										4	2	1	0	0	0	2									
Steve Yeager, R (1,2) OBP: 0.349, SLG: 0.408										4	0	3	1	0	0	1									
Andy Messersmith, R (1,1) OBP: 0.329, SLG: 0.377										2	0	2	1	1	0	0									
Mike Marshall, R (8,1) OBP: 0.200, SLG: 0.200										0	0	0	0	0	0	0									
Manny Mota, R (8,7) OBP: 0.358, SLG: 0.341										0	0	0	0	0	0	0									
Inning Stats	R: 0 E: 0 K: 1 S: 6	H: 1 LOB: 1 BB: 0 P: 6	R: 1 E: 0 K: 1 S: 7	H: 2 LOB: 2 BB: 1 P: 11	R: 0 E: 0 K: 0 S: 3	H: 0 LOB: 0 BB: 0 P: 3	R: 0 E: 0 K: 0 S: 3	H: 0 LOB: 1 BB: 1 P: 7	R: 0 E: 0 K: 0 S: 4	H: 1 LOB: 1 BB: 0 P: 4	R: 2 E: 0 K: 0 S: 7	H: 4 LOB: 2 BB: 0 P: 7	R: 0 E: 0 K: 0 S: 3	H: 1 LOB: 0 BB: 0 P: 3	R: 0 E: 0 K: 1 S: 5	H: 0 LOB: 2 BB: 0 P: 5	R: 0 E: 0 K: 0 S: 4	H: 2 LOB: 2 BB: 0 P: 4	1B: 7 2B: 4 3B: 0 HR: 0	SF: 0 SAC: 2 DP: 1 HBP: 0	WP: 0 PB: 0 SB: 0 CS: 1	PA: 38			
PITCHER	IP	WLS	BF	H	R	ER	SO	BB	IBB	HBP	BLK	WP	HR	S	P	ERA	WHIP								
Jerry Reuss, L (1,1) ERA: 3.8	8.1	W	37	11	3	3	3	2	0	0	0	0	0	41	49	3.24	1.560								
Dave Giusti, R (9,1) ERA: 3.42	0.2	S	1	0	0	0	0	0	0	0	0	0	0	1	1	0.00	0.000								

Batter	1	2	3	4	5	6	7	8	9	AB	R	H	RBI	BB	SO	LOB	BOTTOM								
Rennie Stennett, R (1,4) OBP: 0.300, SLG: 0.355	5-3									4	0	0	0	0	0	2	Los Angeles Dodgers @ Pittsburgh Pirates Three Rivers Stadium, Pittsburgh, PA Sat Aug 17 1974, 3:33 AM EDT Att: 18,681 - Unknown								
Richie Hebner, L (1,5) OBP: 0.397, SLG: 0.472	K									3	3	2	0	1	1	0									
Al Oliver, L (1,8) OBP: 0.344, SLG: 0.479	1-3									4	0	1	2	0	0	1									
Willie Stargell, L (1,7) OBP: 0.408, SLG: 0.573										3	1	0	0	1	0	1									
Richie Zisk, R (1,9) OBP: 0.382, SLG: 0.482	5-3									4	0	1	1	0	0	1									
Manny Sanguillen, R (1,2) OBP: 0.370, SLG: 0.381	5-3									4	0	1	1	0	0	1									
Ed Kirkpatrick, L (1,3) OBP: 0.363, SLG: 0.333										2	0	1	0	1	0	0									
Frank Taveras, R (1,6) OBP: 0.315, SLG: 0.287										2	0	0	0	1	0	2									
Jerry Reuss, L (1,1) OBP: 0.284, SLG: 0.217										1	0	0	0	1	1	1									
Dave Giusti, R (9,1) OBP: 0.125, SLG: 0.125										0	0	0	0	0	0	0									
Inning Stats	R: 0 E: 0 K: 1 S: 5	H: 0 LOB: 0 BB: 0 P: 5	R: 0 E: 0 K: 0 S: 3	H: 0 LOB: 0 BB: 0 P: 3	R: 0 E: 0 K: 0 S: 2	H: 0 LOB: 1 BB: 2 P: 10	R: 0 E: 0 K: 0 S: 4	H: 1 LOB: 0 BB: 0 P: 4	R: 0 E: 0 K: 0 S: 6	H: 1 LOB: 1 BB: 0 P: 6	R: 2 E: 0 K: 0 S: 4	H: 2 LOB: 2 BB: 2 P: 12	R: 0 E: 0 K: 0 S: 3	H: 0 LOB: 1 BB: 1 P: 7	R: 1 E: 0 K: 0 S: 5	H: 2 LOB: 1 BB: 0 P: 5	R: 0 E: 0 K: 0 S: 5	H: 2 LOB: 1 BB: 0 P: 5	1B: 2 2B: 4 3B: 0 HR: 0	SF: 0 SAC: 1 DP: 1 HBP: 0	WP: 1 PB: 0 SB: 0 CS: 0	PA: 33			
PITCHER	IP	WLS	BF	H	R	ER	SO	BB	IBB	HBP	BLK	WP	HR	S	P	ERA	WHIP								
Andy Messersmith, R (1,1) ERA: 2.34	7.0	L	30	6	4	4	2	5	0	0	0	0	0	29	49	5.14	1.571								
Mike Marshall, R (8,1) ERA: 2.3	1.0		3	0	0	0	0	0	0	0	0	0	0	3	3	0.00	0.000								



Batter	1	2	3	4	5	6	7	8	9	AB	R	H	RBI	BB	SO	LOB	TOP		
Garry Maddox, R OBP: 0.333, SLG: 0.419 (1, 8)	0-3 K		0-3 K					0-0 5-3	0-3 K	5	0	1	2	0	3	2	San Francisco Giants @ Pittsburgh Pirates Three Rivers Stadium, Pittsburgh, PA Mon Aug 19 1974, 7:05 PM EDT Att: 14,077 - Unknown livebaseballscores.com		
Tito Fuentes, S OBP: 0.266, SLG: 0.280 (1, 4)	0-0 2B			0-0 F7	0-0 F8			0-0 F7		4	0	1	0	0	0	1			
Bobby Bonds, R OBP: 0.362, SLG: 0.452 (1, 9)	0-3 K			0-0 F8		0-0 L7		0-3 K		4	0	0	0	0	2	1			
Gary Matthews, R OBP: 0.354, SLG: 0.440 (1, 7)	0-0 4-3			0-0 F9		0-0 F3			4-0 SH3-4 2B BB	3	1	0	0	1	0	1			
Chris Speier, R OBP: 0.330, SLG: 0.357 (1, 6)		0-0 F2			0-0 F8	0-0 F5			0-0 SH3-4	3	0	0	0	0	0	0			
Dave Kingman, R OBP: 0.296, SLG: 0.434 (1, 3)		0-0 6-3			4-0 1B WP BB		0-3 K		0-0 F9 1B 2B	3	2	1	1	1	1	0			
Bruce Miller, R OBP: 0.323, SLG: 0.328 (1, 5)		0-0 F9			0-0 1B WP 1B		0-0 1-3		4-0 1B IBB	3	1	1	0	1	0	0			
Ken Rudolph, R OBP: 0.331, SLG: 0.276 (1, 2)			0-0 6-3		0-0 1B SH1-4 1B		0-0 2B		0-0 F9	4	1	2	0	0	0	2			
Ron Bryant, S OBP: 0.087, SLG: 0.087 Elias Sosa, R OBP: 0.071, SLG: 0.071 (9, 1)			0-3 K		0-0 SH1-4 1B		0-0 F9		0-0 1B	3	0	1	1	0	1	1			
Inning Stats	R: 0 E: 0 K: 2 S: 8	H: 1 LOB: 1 BB: 0 P: 8	R: 0 E: 0 K: 0 S: 3	H: 0 LOB: 0 BB: 0 P: 3	R: 0 E: 0 K: 0 S: 7	H: 0 LOB: 0 BB: 0 P: 7	R: 0 E: 0 K: 0 S: 3	H: 0 LOB: 0 BB: 0 P: 3	R: 0 E: 0 K: 1 S: 6	H: 1 LOB: 1 BB: 0 P: 6	R: 0 E: 0 K: 1 S: 5	H: 0 LOB: 0 BB: 0 P: 5	R: 0 E: 0 K: 1 S: 7	H: 2 LOB: 2 BB: 2 P: 15	1B: 4 2B: 3 3B: 0 HR: 0	SF: 0 SAC: 2 DP: 0 HBP: 0	WP: 1 PA: 37 PB: 0 CS: 0		
PITCHER	IP	WLS	BF	H	R	ER	SO	BB	IBB	HBP	BLK	WP	HR	S	P	ERA	WHIP		
Jim Rooker, L ERA: 3.24 Dave Giusti, R ERA: 3.36	(1, 1)	8.2	L	36	7	5	5	6	2	1	0	0	0	45	57	5.19	1.038		
(9, 1)	0.1	1	0	0	0	0	1	0	0	0	0	0	0	3	3	0.00	0.000		

Batter	1	2	3	4	5	6	7	8	9	AB	R	H	RBI	BB	SO	LOB	BOTTOM		
Rennie Stennett, R OBP: 0.307, SLG: 0.362 (1, 4)	0-0 5-3	0-0 L9			0-0 E S 1B			0-0 S SH3-4 1B		4	0	2	0	0	0	1	San Francisco Giants @ Pittsburgh Pirates Three Rivers Stadium, Pittsburgh, PA Mon Aug 19 1974, 7:05 PM EDT Att: 14,077 - Unknown livebaseballscores.com		
Manny Sanguillen, R OBP: 0.314, SLG: 0.364 (1, 2)	0-0 1B		0-0 5-3		0-0 SF7			0-0 SH3-4		2	0	1	1	0	0	0			
Al Oliver, L OBP: 0.342, SLG: 0.474 (1, 8)	0-0 F4		0-0 G6-3 1B		0-0 K			0-0 F9		4	0	1	0	0	1	3			
Willie Stargell, L OBP: 0.402, SLG: 0.562 (1, 7)	0-0 F7		0-0 G6-3 1-2		0-0 F6			0-0 4-3		4	0	0	0	0	0	3			
Richie Zisk, R OBP: 0.390, SLG: 0.496 (1, 9)		0-0 1B 3B 1B		0-0 6-3		4-0 G6-4-3 BB		4-0 FC5-4 BB		2	1	1	0	2	0	0			
Bob Robertson, R OBP: 0.320, SLG: 0.480 Mario Mendoza, R OBP: 0.270, SLG: 0.263 (9, FR)		0-0 5-3		0-3 K		0-0 G6-4-3		0-0 FC5-4 1B		4	0	0	0	0	1	3			
Richie Hebner, L OBP: 0.364, SLG: 0.465 (1, 5)		0-3 K		0-0 F8			0-0 4-3		0-0 G4-6-3 1B	4	0	1	0	0	1	1			
Frank Taveras, R OBP: 0.320, SLG: 0.293 Dave Parker, L OBP: 0.337, SLG: 0.430 (9, PH)		0-0 3B 1B			0-3 K		0-0 1-3		0-0 G4-6-3	3	1	1	0	0	1	0			
Jim Rooker, R OBP: 0.333, SLG: 0.391 Dave Giusti, R OBP: 0.125, SLG: 0.125 (9, 1)		0-0 3B			4-0 1B SF7 BB		0-3 K			2	1	1	2	1	1	0			
Inning Stats	R: 0 E: 0 K: 0 S: 4	H: 1 LOB: 1 BB: 0 P: 4	R: 2 E: 0 K: 1 S: 8	H: 3 LOB: 1 BB: 0 P: 8	R: 0 E: 0 K: 1 S: 5	H: 0 LOB: 0 BB: 0 P: 5	R: 0 E: 0 K: 0 S: 2	H: 0 LOB: 0 BB: 1 P: 6	R: 0 E: 0 K: 1 S: 5	H: 0 LOB: 0 BB: 0 P: 5	R: 0 E: 0 K: 0 S: 4	H: 1 LOB: 1 BB: 0 P: 4	R: 0 E: 0 K: 0 S: 3	H: 1 LOB: 2 BB: 1 P: 7	1B: 7 2B: 0 3B: 1 HR: 0	SF: 1 SAC: 1 DP: 3 HBP: 0	WP: 0 PA: 35 PB: 0 CS: 0		
PITCHER	IP	WLS	BF	H	R	ER	SO	BB	IBB	HBP	BLK	WP	HR	S	P	ERA	WHIP		
Ron Bryant, L ERA: 5.79 Elias Sosa, R ERA: 3.16	(1, 1)	8.0	W	32	7	3	3	5	3	0	0	0	0	39	51	3.38	1.250		
(9, 1)	1.0	S	3	1	0	0	0	0	0	0	0	0	0	3	3	0.00	1.000		

Batter	1	2	3	4	5	6	7	8	9	AB	R	H	RBI	BB	SO	LOB	TOP			
Gary Maddox, R OBP: 0.334, SLG: 0.421 (1, 8)	0-0 6-3 1B		0-0 F9			0-0 F9		0-0 2B		4	1	2	0	0	0	0	San Francisco Giants @ Pittsburgh Pirates Three Rivers Stadium, Pittsburgh, PA Wed Aug 21 1974, 7:05 PM EDT Att: 19,814 - Unknown livebaseballscorecards.com			
Tito Fuentes, S OBP: 0.279, SLG: 0.294 (1, 4)	0-0 6-3		0-0 6-3			0-0 5-3		0-0 F8		4	0	0	0	0	0	2				
Bobby Bonds, R OBP: 0.368, SLG: 0.458 (1, 9)	0-0 CS 1B			0-0 F4			0-0 PB 1B 2B		4-0 P6-4-3 BB	3	1	2	1	1	0	0				
Gary Matthews, R OBP: 0.355, SLG: 0.449 (1, 7)	0-0 1-2 3B			0-0 6-3			0-0 1-3 1B		0-0 P6-4-3	4	0	2	1	0	0	1				
Ed Goodson, L OBP: 0.346, SLG: 0.401 (1, 3)	0-0 6-3			0-0 4-3			0-0 1-3		0-0 P6-3	4	0	0	0	0	0	2				
Steve Ontiveros, S OBP: 0.371, SLG: 0.335 (1, 5)		0-0 G1-6-3 1B			0-0 F9		4-0 L4 BB			2	0	1	0	1	0	0				
Bruce Miller, R OBP: 0.331, SLG: 0.331 (1, 6)		0-0 G1-6-3			0-0 5-3		0-0 L4			3	0	0	0	0	0	3				
Dave Rader, L OBP: 0.363, SLG: 0.370 (1, 2)		0-0 3-1			0-0 4-3			0-0 F7		3	0	0	0	0	0	0				
Ed Halicki, R OBP: 0.263, SLG: 0.316 (1, 1)			0-3 K			0-0 6-3		0-3 K		3	0	0	0	0	2	0				
Inning Stats	R: 1 E: 0 K: 0 S: 5	H: 3 LOB: 1 BB: 0 P: 5	R: 0 E: 0 K: 0 S: 3	H: 1 LOB: 0 BB: 0 P: 3	R: 0 E: 0 K: 1 S: 5	H: 0 LOB: 0 BB: 0 P: 5	R: 0 E: 0 K: 0 S: 3	H: 0 LOB: 0 BB: 0 P: 3	R: 0 E: 0 K: 0 S: 3	H: 0 LOB: 0 BB: 0 P: 3	R: 1 E: 0 K: 0 S: 4	H: 2 LOB: 1 BB: 1 P: 8	R: 0 E: 0 K: 1 S: 6	H: 1 LOB: 1 BB: 0 P: 6	R: 0 E: 0 K: 0 S: 2	H: 0 LOB: 0 BB: 1 P: 6	1B: 4 2B: 3 3B: 1 HR: 0	SF: 0 SAC: 0 DP: 3 HBP: 0	WP: 0 PB: 1 SB: 1 CS: 1	PA: 32
PITCHER Dock Ellis, R ERA: 3.24 (1, 1)	IP: 9.0 WLS: W BF: 32 H: 7 R: 2 ER: 1 SO: 2 BB: 2 IBB: 0 HBP: 0 BLK: 0 WP: 0 HR: 0 S: 34 P: 42 ERA: 1.00 WHIP: 1.000															PITCHER				

Batter	1	2	3	4	5	6	7	8	9	AB	R	H	RBI	BB	SO	LOB	BOTTOM			
Rennie Stennett, R OBP: 0.308, SLG: 0.368 (1, 4)	0-0 L4		0-0 6-3		0-0 F2		0-0 CS 1B	0-0 FC6-4		5	0	1	0	0	0	2	San Francisco Giants @ Pittsburgh Pirates Three Rivers Stadium, Pittsburgh, PA Wed Aug 21 1974, 7:05 PM EDT Att: 19,814 - Unknown livebaseballscorecards.com			
Richie Hebner, L OBP: 0.365, SLG: 0.465 (1, 5)	0-0 F5		0-0 3-1 1B		4-0 1B BB		0-0 F8			3	0	1	0	1	0	1				
Al Oliver, L OBP: 0.346, SLG: 0.478 (1, 8)	0-0 4-3		0-0 3-1		0-0 1-3 1B		0-3 K			4	0	1	0	0	1	1				
Willie Stargell, L OBP: 0.407, SLG: 0.562 (8, PR)		0-0 F9	4-0 IBB			0-0 2B 1B		0-0 1B SF9 1B		3	0	2	0	1	0	0				
Gene Clines, R OBP: 0.308, SLG: 0.253 (9, 7)		0-0 F9				0-0 1B		0-0 FC5-4 1B		0	1	0	0	0	0	0				
Richie Zisk, R OBP: 0.389, SLG: 0.495 (1, 9)		0-0 F7	0-0 F6			0-0 1-3 2B		0-0 FC5-4 1B		4	0	2	0	0	0	2				
Manny Sanguillen, R OBP: 0.372, SLG: 0.381 (1, 2)		1-0 HR HBP		0-0 F3		0-0 4-3		0-0 FC5-4 IBB 1B		3	2	0	0	0	0	4				
Ed Kirkpatrick, L OBP: 0.367, SLG: 0.344 (1, 3)		0-0 HR		0-0 4-3		4-0 FC5-4 IBB		4-0 1B IBB		2	1	1	2	2	0	0				
Frank Taveras, R OBP: 0.320, SLG: 0.288 (6, PH)		4-0 HR		0-0 G3		0-3 K		0-0 SF9		1	0	0	0	1	0	0				
Dave Parker, L OBP: 0.335, SLG: 0.428 (6, PH)						0-0 K		0-0 SF9		1	0	0	0	0	1	3				
Mario Mendoza, R OBP: 0.270, SLG: 0.263 (7, 6)								0-0 FC5-4		0	0	0	0	0	0	0				
Paul Popovich, S OBP: 0.225, SLG: 0.215 (9, 6)								0-0 2-3 3-H		0	0	0	1	0	0	0				
Dock Ellis, S OBP: 0.327, SLG: 0.261 (1, 1)		0-0 5-3			0-0 F7		0-0 FC5-4	0-0 FC6-4 1B		4	0	1	1	0	0	4				
Inning Stats	R: 0 E: 0 K: 0 S: 3	H: 0 LOB: 0 BB: 0 P: 3	R: 2 E: 0 K: 0 S: 4	H: 1 LOB: 1 BB: 1 P: 9	R: 0 E: 0 K: 0 S: 4	H: 1 LOB: 2 BB: 1 P: 8	R: 0 E: 0 K: 0 S: 3	H: 0 LOB: 0 BB: 0 P: 3	R: 0 E: 0 K: 1 S: 7	H: 2 LOB: 3 BB: 1 P: 11	R: 0 E: 0 K: 1 S: 5	H: 1 LOB: 0 BB: 0 P: 5	R: 2 E: 0 K: 0 S: 6	H: 3 LOB: 2 BB: 1 P: 10	R: 0 E: 0 K: 0 S: 2	H: 0 LOB: 0 BB: 1 P: 6	1B: 7 2B: 1 3B: 0 HR: 1	SF: 1 SAC: 0 DP: 0 HBP: 1	WP: 0 PB: 0 SB: 0 CS: 1	PA: 37
PITCHER Ed Halicki, R ERA: 4.5 (1, 1)	IP: 8.0 WLS: L BF: 37 H: 9 R: 4 ER: 4 SO: 2 BB: 2 IBB: 3 HBP: 1 BLK: 0 WP: 0 HR: 1 S: 35 P: 56 ERA: 4.50 WHIP: 1.375															PITCHER				

Batter	1	2	3	4	5	6	7	8	9	AB	R	H	RBI	BB	SO	LOB	TOP								
Rennie Stennett, R OBP: 0.309, SLG: 0.374 (1, 4)	G3	G3				6-3				5	1	2	2	0	0	2	Pittsburgh Pirates @ San Diego Padres San Diego Stadium, San Diego, CA Fri Aug 23 1974, 10:05 PM EDT Att: 13,443 - Unknown								
Richie Hebner, L OBP: 0.363, SLG: 0.461 (1, 5)	L9		6-3					G3-2-3		4	0	0	0	1	1	3									
Al Oliver, L OBP: 0.346, SLG: 0.477 (1, 8)	2B	1B	1-3			3-1		F7		5	2	2	0	0	0	1									
Willie Stargell, L OBP: 0.407, SLG: 0.561 (1, 7)	1H	2B	F7			1B		G3-6-3		4	0	1	1	1	0	2									
Richie Zisk, R OBP: 0.392, SLG: 0.498 Gene Clines, R OBP: 0.307, SLG: 0.252 (8, PR) (8, 9)	K					1B		1B		4	0	3	0	0	1	1									
Manny Sanguillen, R OBP: 0.315, SLG: 0.384 (1, 2)						F9		4-3		5	2	3	0	0	0	3									
Ed Kirkpatrick, L OBP: 0.363, SLG: 0.337 (1, 3)			G3			4-3		F9		4	0	0	0	1	0	3									
Frank Taveras, R OBP: 0.324, SLG: 0.293 Bob Robertson, R OBP: 0.322, SLG: 0.478 Mario Mendoza, R OBP: 0.270, SLG: 0.263 (8, PH) (8, PR) (8, 6)								5-3		3	0	2	0	0	0	0									
Jerry Reuss, L OBP: 0.282, SLG: 0.219 Dave Giusti, R OBP: 0.222, SLG: 0.125 (9, 1)			FC6			G3				4	0	1	1	0	1	6									
Inning Stats	R: 1 E: 0 K: 1 S: 7	H: 2 LOB: 1 P: 7	R: 1 E: 1 K: 0 S: 5	H: 2 LOB: 1 BB: 0 P: 5	R: 0 E: 0 K: 0 S: 3	H: 0 LOB: 0 BB: 0 P: 3	R: 0 E: 0 K: 0 S: 5	H: 2 LOB: 2 BB: 0 P: 5	R: 1 E: 0 K: 1 S: 7	H: 2 LOB: 2 BB: 1 P: 11	R: 0 E: 0 K: 0 S: 4	H: 1 LOB: 1 BB: 0 P: 4	R: 0 E: 0 K: 0 S: 2	H: 0 LOB: 0 BB: 1 P: 6	R: 2 E: 0 K: 1 S: 7	H: 3 LOB: 2 BB: 2 P: 15		R: 1 E: 0 K: 0 S: 5	H: 2 LOB: 1 BB: 0 P: 5	1B: 12 2B: 1 3B: 0 HR: 1	SF: 0 SAC: 0 DP: 2 HBP: 0	WP: 2 PB: 1 SB: 0 CS: 0	PA: 43		
PITCHER	IP	WLS	BF	H	R	ER	SO	BB	IBB	HBP	BLK	WP	HR	S	P	ERA	WHIP								
Bill Greif, R ERA: 4.79 Dan Spillner, R ERA: 4.18 Bill Laxton, L ERA: 3.81	(1, 1)	7.0	L	31	9	3	3	2	2	0	0	0	1	33	41	3.86	1.571								
	(8, 1)	0.0		3	2	2	0	1	0	0	0	0	0	2	6	∞	∞								
	(8, 1)	2.0		9	3	1	1	1	1	0	0	0	2	0	10	4.50	2.000								


Batter	1	2	3	4	5	6	7	8	9	AB	R	H	RBI	BB	SO	LOB	BOTTOM								
Enzo Hernandez, R OBP: 0.288, SLG: 0.282 (1, 6)	6-3		E8							4	0	2	1	1	0	2	Pittsburgh Pirates @ San Diego Padres San Diego Stadium, San Diego, CA Fri Aug 23 1974, 10:05 PM EDT Att: 13,443 - Unknown								
Glenn Beckert, R OBP: 0.359, SLG: 0.309 Dave Roberts, R OBP: 0.251, SLG: 0.253 (8, PR) (8, 1)	1-3		6-3							5	0	2	1	0	0	3									
Nate Colbert, R OBP: 0.326, SLG: 0.364 (1, 3)										4	0	0	0	1	1	7									
Dave Winfield, R OBP: 0.320, SLG: 0.450 (1, 7)	4-3									5	0	1	0	0	1	3									
Cito Gaston, R OBP: 0.258, SLG: 0.325 (1, 9)			4-3							3	0	0	0	1	0	1									
Derrel Thomas, S OBP: 0.327, SLG: 0.358 (1, 8)			F9							3	0	1	0	1	0	1									
Dave Hilton, R OBP: 0.307, SLG: 0.300 (1, 5)			4-3							4	0	1	0	0	0	3									
Chris Cannizzaro, R OBP: 0.259, SLG: 0.240 Gene Locklear, L OBP: 0.375, SLG: 0.478 Dan Spillner, R OBP: 0.097, SLG: 0.034 Bill Laxton, L OBP: 0.250, SLG: 0.250 Johnny Grubb, L OBP: 0.389, SLG: 0.412 (7, PH) (8, 1) (8, PH)			F2							2	0	1	0	0	0	0									
Bill Greif, R OBP: 0.222, SLG: 0.067 Fred Kendall, R OBP: 0.318, SLG: 0.358 (7, PH) (8, 2)			L8							2	0	0	0	0	0	2									
Inning Stats	R: 0 E: 0 K: 0 S: 3	H: 0 LOB: 0 BB: 1 P: 7	R: 0 E: 0 K: 0 S: 3	H: 0 LOB: 0 BB: 0 P: 3	R: 0 E: 1 K: 0 S: 4	H: 1 LOB: 1 BB: 0 P: 4	R: 0 E: 0 K: 0 S: 4	H: 1 LOB: 1 BB: 0 P: 4	R: 0 E: 0 K: 1 S: 8	H: 3 LOB: 3 BB: 0 P: 8	R: 0 E: 0 K: 0 S: 3	H: 0 LOB: 1 BB: 1 P: 7	R: 1 E: 0 K: 0 S: 5	H: 3 LOB: 1 BB: 0 P: 5	R: 0 E: 0 K: 0 S: 3	H: 1 LOB: 1 BB: 1 P: 7		R: 1 E: 0 K: 2 S: 8	H: 1 LOB: 2 BB: 2 P: 16	1B: 10 2B: 1 3B: 0 HR: 0	SF: 0 SAC: 0 DP: 2 HBP: 0	WP: 1 PB: 0 SB: 0 CS: 0	PA: 40		
PITCHER	IP	WLS	BF	H	R	ER	SO	BB	IBB	HBP	BLK	WP	HR	S	P	ERA	WHIP								
Jerry Reuss, L ERA: 3.73 Dave Giusti, R ERA: 3.81	(1, 1)	8.1	W	37	9	2	2	2	5	0	0	0	0	36	56	2.16	1.680								
	(9, 1)	0.2		3	1	0	0	1	0	0	0	0	0	5	5	0.00	1.500								

Batter	1	2	3	4	5	6	7	8	9	10	11	12	AB	R	H	RBI	BB	SO	LOB						
Rennie Stennett, R OBP: 0.308, SLG: 0.372 (1.4)	6-3		3-1		L4			G1-6-3		FC4-6 1B		SH3-4	5	0	1	0	0	0	2						
Manny Sanguillen, R OBP: 0.315, SLG: 0.382 (1.2)	WP 1B		4-3			6-3		L8		FC4-6 1B		SF9 BB IBB	5	2	1	0	1	0	1						
Al Oliver, L OBP: 0.350, SLG: 0.478 (1.8)	1B				L7					1B 1B		6-3 BB SF9 BB	5	0	3	2	1	0	0						
Willie Stargell, L OBP: 0.459, SLG: 0.564 (11, PH)																									
Gene Clines, R OBP: 0.306, SLG: 0.252 (11, 7)	2B					K				F6		SF9	5	0	3	0	0	1	2						
Richie Zisk, R OBP: 0.394, SLG: 0.496 (1.9)	F9					FC6-4				F9			5	0	2	0	1	0	3						
Bob Robertson, R OBP: 0.319, SLG: 0.470 (12, 3)																									
Ed Kirkpatrick, L OBP: 0.363, SLG: 0.337 (11, 5)																									
Art Howe, R OBP: 0.333, SLG: 0.375 (11, PH)																									
Richie Hebner, L OBP: 0.362, SLG: 0.459 (11, 5)																									
Frank Taveras, R OBP: 0.319, SLG: 0.288 (12, PH)																									
Dave Parker, L OBP: 0.339, SLG: 0.431 (12, 1)																									
Dave Giusti, R OBP: 0.222, SLG: 0.125 (12, 6)																									
Jim Rooker, R OBP: 0.328, SLG: 0.382 (12, PH)																									
Paul Popovich, S OBP: 0.236, SLG: 0.215 (12, PH)																									
Mario Mendoza, R OBP: 0.270, SLG: 0.263 (12, 6)																									
Inning Stats	R: 1 E: 0 K: 5	H: 3 LOB: 1 BB: 5	R: 0 E: 0 K: 5	H: 0 LOB: 0 BB: 5	R: 0 E: 0 K: 1	H: 0 LOB: 0 BB: 5	R: 0 E: 0 K: 1	H: 2 LOB: 1 BB: 4	R: 0 E: 0 K: 1	H: 1 LOB: 1 BB: 6	R: 0 E: 0 K: 1	H: 0 LOB: 0 BB: 3	R: 0 E: 0 K: 0	H: 1 LOB: 0 BB: 0	R: 0 E: 0 K: 0	H: 2 LOB: 2 BB: 5	R: 0 E: 0 K: 1	H: 2 LOB: 2 BB: 7	R: 3 E: 0 K: 0	H: 1 LOB: 3 BB: 5	1B: 13 2B: 1 3B: 0 HR: 0	SF: 1 SAC: 1 DP: 2 HBP: 0	WP: 1 PB: 0 SB: 1 CS: 0	PA: 52	
PITCHER	IP	WLS	BF	H	R	ER	SO	BB	IBB	HBP	BLK	WP	HR	S	P	ERA	WHIP								
Randy Jones, L ERA: 4.34 (1.1)	8.0		29	8	1	4	4	0	0	0	0	0	0	12	12	0.00	2.143								
Rusty Gerhardt, L ERA: 9.22 (9.1)	2.1		12	5	0	0	0	0	0	0	0	0	0	4	4	0.00	0.000								
Larry Hardy, R ERA: 4.54 (11.1)	0.2		2	0	0	0	1	0	0	0	0	0	0	4	4	0.00	0.000								
Lowell Palmer, R ERA: 5.66 (12.1)	0.0	L	2	1	2	2	0	1	0	0	0	0	0	1	5	∞	∞								
Mike Johnson, R ERA: 6.57 (12.1)	0.1		1	0	0	0	0	0	0	0	0	0	0	1	1	0.00	0.000								

TOP

Pittsburgh Pirates @ San Diego Padres
San Diego Stadium, San Diego, CA
Sun Aug 25 1974, 6:33 AM EDT
Unknown

AB 45
R 4
H 14
RBI 4
BB 5
SO 5
LOB 21




Batter	1	2	3	4	5	6	7	8	9	10	11	12	AB	R	H	RBI	BB	SO	LOB						
Enzo Hernandez, R OBP: 0.292, SLG: 0.283 (1.6)			F7			FC4-6 BB						SH3-4	2	1	1	0	2	0	0						
Dave Hilton, R OBP: 0.298, SLG: 0.290 (9.5)	L9				5-3	FC4-6 CS				SH1-3		L9	4	0	0	0	0	0	3						
Nate Colbert, R OBP: 0.322, SLG: 0.358 (1.3)	K				F7	CS		K		F3		K	5	0	0	0	0	3	2						
Dave Winfield, R OBP: 0.318, SLG: 0.447 (1.7)	3-1				F8			1B		L4			5	0	1	0	0	0	1						
Cito Gaston, R OBP: 0.261, SLG: 0.327 (1.9)										F4		F8	5	0	2	0	0	1	0						
Derrel Thomas, S OBP: 0.326, SLG: 0.356 (1.8)																									
Derrel Thomas, S OBP: 0.326, SLG: 0.356 (1.8)																									
Derrel Thomas, S OBP: 0.326, SLG: 0.356 (1.8)																									
Fred Kendall, R OBP: 0.315, SLG: 0.353 (1.2)																									
Dave Roberts, R OBP: 0.249, SLG: 0.252 (1.5)																									
Glenn Beckert, R OBP: 0.356, SLG: 0.305 (8, PH)																									
Rich Morales, R OBP: 0.283, SLG: 0.226 (9.4)																									
Randy Jones, R ERA: 3.1 (8, PH)																									
Rusty Gerhardt, S (8, PH)																									
Larry Hardy, R (11, PH)																									
Gene Locklear, L OBP: 0.316, SLG: 0.488 (11, PH)																									
Lowell Palmer, R ERA: 5.66 (12.1)																									
Mike Johnson, R ERA: 6.57 (12.1)																									
Inning Stats	R: 0 E: 0 K: 1 S: 6	H: 1 LOB: 1 BB: 0	R: 0 E: 0 K: 2 S: 7	H: 0 LOB: 0 BB: 0	R: 0 E: 0 K: 2 S: 7	H: 0 LOB: 0 BB: 0	R: 0 E: 0 K: 2 S: 7	H: 0 LOB: 0 BB: 0	R: 0 E: 0 K: 0 S: 3	H: 0 LOB: 0 BB: 0	R: 0 E: 0 K: 1 S: 6	H: 2 LOB: 1 BB: 1	R: 0 E: 0 K: 1 S: 5	H: 0 LOB: 0 BB: 0	R: 1 E: 0 K: 0 S: 3	H: 0 LOB: 0 BB: 1	R: 0 E: 0 K: 0 S: 4	H: 1 LOB: 1 BB: 4	R: 0 E: 0 K: 1 S: 6	H: 1 LOB: 1 BB: 6	1B: 6 2B: 0 3B: 0 HR: 0	SF: 0 SAC: 2 DP: 1 HBP: 0	WP: 2 PB: 0 SB: 1 CS: 1	PA: 43	
PITCHER	IP	WLS	BF	H	R	ER	SO	BB	IBB	HBP	BLK	WP	HR	S	P	ERA	WHIP								
Jim Rooker, L ERA: 3.1 (1.1)	11.0	W	39	6	1	1	9	2	0	0	0	1	0	55	63	0.82	0.727								
Dave Giusti, R ERA: 3.77 (12.1)	1.0		3	0	0	0	0	0	0	0	0	0	0	3	3	0.00	0.000								

BOTTOM

Pittsburgh Pirates @ San Diego Padres
San Diego Stadium, San Diego, CA
Sun Aug 25 1974, 6:33 AM EDT
Unknown

AB 38
R 1
H 6
RBI 0
BB 2
SO 9
LOB 13



Batter	1	2	3	4	5	6	7	8	9	AB	R	H	RBI	BB	SO	LOB	TOP					
Rennie Stennett, R OBP: 0.311, SLG: 0.373 (1, 4)										4	1	2	1	2	1	0						
Richie Hebner, L OBP: 0.382, SLG: 0.457 (1, 5)										4	3	1	0	1	0	3						
Al Oliver, L OBP: 0.353, SLG: 0.484 (1, 8)										5	2	3	1	0	0	2						
Willie Stargell, L OBP: 0.409, SLG: 0.561 (1, 7)										4	0	1	0	1	1	3						
Richie Zisk, R OBP: 0.396, SLG: 0.495 (1, 9)										3	1	1	1	2	1	3						
Ed Kirkpatrick, L OBP: 0.388, SLG: 0.337 (1, 3)										3	1	1	3	2	0	2						
Frank Taveras, R OBP: 0.313, SLG: 0.282 (1, 6)										5	0	0	0	0	1	8						
Mike Ryan, R OBP: 0.226, SLG: 0.111 (9, PH)										4	0	0	0	0	4	0						
Manny Sanguillen, R OBP: 0.317, SLG: 0.385 (9, 2)										1	1	1	3	0	0	0						
Larry Demery, R OBP: 0.172, SLG: 0.185 (7, PH)										2	0	1	0	0	1	0						
Dave Parker, L OBP: 0.337, SLG: 0.429 (7, 1)										1	0	0	0	0	1	0						
Ramon Hernandez, S OBP: 0.333, SLG: 0.667 (7, 1)										2	1	1	1	0	1	0						
Inning Stats	R: 1 E: 0 K: 0 S: 4	H: 2 LOB: 3 BB: 3 P: 16	R: 0 E: 0 K: 3 S: 9	H: 0 LOB: 0 BB: 0 P: 9	R: 0 E: 0 K: 0 S: 4	H: 1 LOB: 2 BB: 1 P: 8	R: 0 E: 0 K: 1 S: 6	H: 1 LOB: 2 BB: 1 P: 10	R: 0 E: 0 K: 0 S: 3	H: 0 LOB: 0 BB: 0 P: 3	R: 0 E: 0 K: 1 S: 5	H: 0 LOB: 0 BB: 0 P: 5	R: 3 E: 1 K: 2 S: 11	H: 3 LOB: 2 BB: 1 P: 15	R: 0 E: 0 K: 2 S: 7	H: 0 LOB: 0 BB: 0 P: 7	R: 6 E: 0 K: 2 S: 12	H: 5 LOB: 1 BB: 2 P: 20	1B: 8 2B: 4 3B: 0 HR: 0	SF: 0 SAC: 0 DP: 0 HBP: 0	WP: 0 PB: 0 SB: 1 CS: 0	PA: 47
PITCHER	IP	WLS	BF	H	R	ER	SO	BB	IBB	HBP	BLK	WP	HR	S	P	ERA	WHIP					
Dave Freisleben, R ERA: 3.38 (1, 1)	8.0	L	39	9	6	3	9	6	0	0	0	0	0	51	75	3.38	1.875					
Rusty Gerhardt, L ERA: 10.29 (9, 1)	0.1		3	0	0	0	1	1	1	0	0	0	0	3	11	0.00	3.000					
Larry Hardy, R ERA: 4.81 (9, 1)	0.2		5	3	4	4	1	0	0	0	0	0	0	7	7	54.00	4.500					

Pittsburgh Pirates @ San Diego Padres
San Diego Stadium, San Diego, CA
Sun Aug 25 1974, 6:38 AM EDT
Att: 11,567 - Unknown

AB 38
R 10
H 12
RBI 10
BB 8
SO 11
LOB 21



Batter	1	2	3	4	5	6	7	8	9	AB	R	H	RBI	BB	SO	LOB	BOTTOM					
Enzo Hernandez, R OBP: 0.293, SLG: 0.283 (1, 6)										4	1	1	0	1	0	3						
Derrel Thomas, S OBP: 0.323, SLG: 0.353 (1, 4)										4	0	0	0	0	1	3						
Gene Locklear, L OBP: 0.358, SLG: 0.451 (1, 7)										4	0	0	0	0	4	1						
Dave Winfield, R OBP: 0.320, SLG: 0.448 (1, 9)										4	0	2	1	0	0	0						
Johnny Grubb, L OBP: 0.367, SLG: 0.408 (1, 8)										4	0	1	0	0	0	0						
Nate Colbert, R OBP: 0.323, SLG: 0.358 (1, 3)										3	1	1	0	1	0	2						
Dave Hilton, R OBP: 0.304, SLG: 0.305 (1, 5)										4	0	2	0	0	0	1						
Chris Cannizzaro, R OBP: 0.267, SLG: 0.222 (9, PH)										2	0	0	0	1	0	1						
Fred Kendall, R OBP: 0.314, SLG: 0.352 (9, PH)										1	0	0	0	0	0	1						
Dave Freisleben, R OBP: 0.273, SLG: 0.208 (9, 1)										0	0	0	0	0	0	0						
Rusty Gerhardt, S (9, 1)										0	0	0	0	0	0	0						
Larry Hardy, R (9, 1)										0	0	0	0	0	0	0						
Cito Gaston, R OBP: 0.260, SLG: 0.325 (9, PH)										1	0	0	0	0	0	1						
Inning Stats	R: 1 E: 0 K: 1 S: 5	H: 1 LOB: 1 BB: 1 P: 9	R: 0 E: 0 K: 0 S: 4	H: 1 LOB: 2 BB: 2 P: 12	R: 0 E: 0 K: 2 S: 9	H: 2 LOB: 0 BB: 0 P: 9	R: 0 E: 0 K: 0 S: 4	H: 1 LOB: 2 BB: 1 P: 8	R: 0 E: 0 K: 1 S: 5	H: 0 LOB: 0 BB: 0 P: 5	R: 0 E: 0 K: 1 S: 6	H: 1 LOB: 1 BB: 0 P: 6	R: 0 E: 0 K: 1 S: 5	H: 0 LOB: 0 BB: 0 P: 5	R: 0 E: 0 K: 0 S: 3	H: 0 LOB: 0 BB: 0 P: 3	R: 0 E: 0 K: 0 S: 4	H: 1 LOB: 1 BB: 0 P: 4	1B: 6 2B: 1 3B: 0 HR: 0	SF: 0 SAC: 1 DP: 0 HBP: 0	WP: 0 PB: 0 SB: 1 CS: 1	PA: 38
PITCHER	IP	WLS	BF	H	R	ER	SO	BB	IBB	HBP	BLK	WP	HR	S	P	ERA	WHIP					
Larry Demery, R ERA: 3.61 (1, 1)	6.0	W	27	6	2	2	5	4	0	0	0	0	0	12	12	3.00	1.667					
Ramon Hernandez, L ERA: 1.99 (7, 1)	3.0		10	1	0	0	1	0	0	0	0	0	0	12	12	0.00	0.333					

Pittsburgh Pirates @ San Diego Padres
San Diego Stadium, San Diego, CA
Sun Aug 25 1974, 6:38 AM EDT
Att: 11,567 - Unknown

AB 32
R 2
H 7
RBI 2
BB 4
SO 6
LOB 14



Batter	1	2	3	4	5	6	7	8	9	AB	R	H	RBI	BB	SO	LOB	TOP					
Rennie Stennett, R OBP: 0.314, SLG: 0.372 (1, 4)	F9		HBP		F9		BB IBB		1B 1B	4	1	1	0	1	0	3	Pittsburgh Pirates @ San Francisco Giants Candlestick Park, San Francisco, CA Tue Aug 27 1974, 10:05 PM EDT Att: 3,273 - Unknown					
Richie Hebner, L OBP: 0.394, SLG: 0.455 (1, 5)	F7		HBP		F9		BB		SF9	2	1	0	3	3	0	0						
Al Oliver, L OBP: 0.357, SLG: 0.487 (1, 8)	BB		HBP				4-3		1B 1B	5	1	3	5	1	1	3						
Willie Stargell, L OBP: 0.408, SLG: 0.557 Gene Clines, R OBP: 0.304, SLG: 0.250 (7, 7)	L7		HBP						L6-4-3	3	1	0	0	0	0	3						
Richie Zisk, R OBP: 0.396, SLG: 0.494 (1, 9)			HBP						L6-4-3	2	0	0	0	0	1	2						
Manny Sanguillen, R OBP: 0.313, SLG: 0.381 Mike Ryan, R OBP: 0.226, SLG: 0.111 (9, 2)	G6-4-3		HBP		4-3		F3			5	1	2	2	0	1	0						
Ed Kirkpatrick, L OBP: 0.381, SLG: 0.352 (1, 3)			HBP							5	0	0	0	0	0	3						
Frank Taveras, R OBP: 0.315, SLG: 0.284 (1, 6)	F9		HBP							0	0	0	0	0	0	0						
Dock Ellis, S OBP: 0.351, SLG: 0.265 (1, 1)			HBP							3	3	3	0	2	0	0						
Inning Stats	R: 0 E: 0 K: 0 S: 3	H: 0 LOB: 1 BB: 1 P: 7	R: 0 E: 0 K: 0 S: 3	H: 1 LOB: 1 BB: 1 P: 7	R: 9 E: 2 K: 0 S: 7	H: 3 LOB: 2 BB: 5 P: 29	R: 0 E: 0 K: 1 S: 6	H: 1 LOB: 1 BB: 0 P: 6	R: 0 E: 0 K: 0 S: 3	H: 0 LOB: 0 BB: 0 P: 3	R: 0 E: 0 K: 1 S: 5	H: 0 LOB: 0 BB: 0 P: 5	R: 1 E: 0 K: 0 S: 5	H: 2 LOB: 2 BB: 2 P: 13	R: 0 E: 0 K: 1 S: 5	H: 0 LOB: 0 BB: 0 P: 5		R: 3 E: 0 K: 0 S: 7	H: 5 LOB: 1 BB: 0 P: 7	1B: 10 2B: 2 3B: 0 HR: 0	SF: 1 SAC: 0 DP: 2 HBP: 2	WP: 0 PB: 0 SB: 0 CS: 0
PITCHER	IP	WLS	BF	H	R	ER	SO	BB	IBB	HBP	BLK	WP	HR	S	P	ERA	WHIP					
John D'Acquisto, R ERA: 3.62 (1, 1)	2.0	L	14	3	6	5	0	4	0	2	0	0	0	8	26	22.50	3.500					
Ed Halicki, R ERA: 4.29 (3, 1)	0.2		6	0	1	0	0	2	1	0	0	0	0	3	15	0.00	3.000					
John Morris, L ERA: 3.48 (3, 1)	4.1		19	4	3	1	2	1	1	0	0	0	0	21	29	2.08	1.154					
Randy Moffitt, R ERA: 4.45 (8, 1)	2.0		10	5	3	3	1	0	0	0	0	0	0	12	12	13.50	2.500					

Batter	1	2	3	4	5	6	7	8	9	AB	R	H	RBI	BB	SO	LOB	BOTTOM					
Garry Maddox, R OBP: 0.333, SLG: 0.421 (1, 8)	SH5-3 1B 2B		F8	F9			F8		L7	5	1	1	0	0	0	5	Pittsburgh Pirates @ San Francisco Giants Candlestick Park, San Francisco, CA Tue Aug 27 1974, 10:05 PM EDT Att: 3,273 - Unknown					
Tito Fuentes, S OBP: 0.281, SLG: 0.296 (1, 4)	SH5-3		6-3		F9		FC5-2 FC6-4			3	0	0	0	0	0	2						
Bobby Bonds, R OBP: 0.365, SLG: 0.451 Randy Moffitt, R OBP: 0.400, SLG: 0.500 (8, 1)	S E 1B		E6 1B		F9		FC6-4			4	1	1	1	0	0	2						
Gary Matthews, R OBP: 0.359, SLG: 0.447 (1, 7)	E8 WP 1H 1B				F8				F2	4	0	2	1	0	0	0						
Ed Goodson, L OBP: 0.340, SLG: 0.389 (1, 5)	F7		3-1		F8				G3	4	0	0	0	0	0	3						
Chris Speier, R OBP: 0.335, SLG: 0.357 (1, 6)	4-3				L8		K		F8	4	0	0	0	0	1	1						
Dave Kingman, R OBP: 0.299, SLG: 0.429 (1, 3)			G6-4-3 1B		1B 1-3 1B		F4		F2	4	0	2	0	0	0	0						
Dave Rader, L OBP: 0.363, SLG: 0.363 (1, 2)	G6-4-3				1-3		WP FC5-2 1B		1-3	4	0	1	0	0	0	2						
John D'Acquisto, R OBP: 0.224, SLG: 0.190 Ed Halicki, R OBP: 0.263, SLG: 0.316 John Morris, R OBP: 1.000, SLG: 1.000 Gary Thomasson, L (7, PH) OBP: 0.337, SLG: 0.314 (8, 9)							WP 1B			1	0	0	0	0	1	0						
Inning Stats	R: 2 E: 1 K: 0 S: 6	H: 3 LOB: 1 BB: 0 P: 6	R: 0 E: 0 K: 1 S: 5	H: 1 LOB: 0 BB: 0 P: 5	R: 0 E: 1 K: 0 S: 5	H: 1 LOB: 2 BB: 0 P: 5	R: 0 E: 0 K: 0 S: 3	H: 2 LOB: 2 BB: 0 P: 5	R: 0 E: 0 K: 1 S: 5	H: 0 LOB: 0 BB: 0 P: 3	R: 0 E: 0 K: 0 S: 3	H: 0 LOB: 0 BB: 0 P: 3	R: 0 E: 0 K: 0 S: 3	H: 2 LOB: 2 BB: 0 P: 5	R: 0 E: 0 K: 0 S: 3	H: 0 LOB: 0 BB: 0 P: 3		R: 0 E: 0 K: 0 S: 4	H: 1 LOB: 1 BB: 0 P: 4	1B: 9 2B: 1 3B: 0 HR: 0	SF: 0 SAC: 1 DP: 1 HBP: 0	WP: 2 PB: 0 SB: 1 CS: 0
PITCHER	IP	WLS	BF	H	R	ER	SO	BB	IBB	HBP	BLK	WP	HR	S	P	ERA	WHIP					
Dock Ellis, R ERA: 3.17 (1, 1)	9.0	W	37	10	2	2	2	0	0	0	0	2	0	41	41	2.00	1.111					



Batter	1	2	3	4	5	6	7	8	9	10	11	AB	R	H	RBI	BB	SO	LOB	TOP		
Rennie Stennett, R OBP: 0.314, SLG: 0.373 (1, 4)	1-3		1B		L9-4		1-3			1-3		5	1	2	0	0	0	1			
Richie Hebner, L OBP: 0.364, SLG: 0.453 (1, 5)	F7		F8		1-2				F9			4	0	1	0	1	0	1			
Al Oliver, L OBP: 0.355, SLG: 0.484 (1, 8)	F7		1-2		L9-4				4-3			5	0	1	1	0	0	2			
Dave Parker, L OBP: 0.333, SLG: 0.419 (1, 7)		6-3			F8				G3			4	1	0	0	1	1	3			
Richie Zisk, R OBP: 0.396, SLG: 0.492 (1, 9)					4-3				5-3			4	0	1	0	1	0	2			
Manny Sanguillen, R OBP: 0.314, SLG: 0.379 (1, 2)					F4				5-3			5	1	1	0	0	0	2			
Ed Kirkpatrick, L OBP: 0.382, SLG: 0.355 (1, 3)					FC5-4				L4			4	0	1	2	1	0	2			
Frank Taveras, R OBP: 0.313, SLG: 0.286 (1, 6)					FC5-4				L8			5	0	1	0	0	0	4			
Jerry Reuss, L OBP: 0.270, SLG: 0.209 Paul Popovich, S (10, PH) Dave Giusti, R OBP: 0.222, SLG: 0.125 (10, 1)					K				K			3	0	0	0	0	2	1			
					4-3				K			1	0	0	0	0	0	1			
												0	0	0	0	0	0	0			
Inning Stats	R: 0 E: 0 K: 0 S: 3	H: 0 LOB: 0 BB: 0 P: 3	R: 0 E: 0 K: 0 S: 5	H: 2 LOB: 2 BB: 0 P: 5	R: 1 E: 0 K: 1 S: 8	H: 3 LOB: 0 BB: 0 P: 8	R: 0 E: 0 K: 0 S: 3	H: 0 LOB: 1 BB: 1 P: 7	R: 0 E: 0 K: 1 S: 5	H: 0 LOB: 0 BB: 0 P: 5	R: 0 E: 0 K: 0 S: 3	H: 0 LOB: 0 BB: 0 P: 3	R: 0 E: 0 K: 0 S: 4	H: 1 LOB: 0 BB: 0 P: 4	R: 2 E: 0 K: 0 S: 4	H: 1 LOB: 1 BB: 2 P: 12	1B: 6 2B: 3 3B: 0 HR: 0	SF: 0 SAC: 1 DP: 1 HBP: 0	WP: 0 PB: 0 SB: 0 CS: 0	PA: 44	
PITCHER Jim Barr, R ERA: 2.58 (1, 1)	IP: 11.0 WLS: 4 BF: 44 H: 8 R: 3 ER: 3 SO: 3 BB: 4 IBB: 0 HBP: 0 BLK: 0 WP: 0 HR: 0 S: 46 P: 62 ERA: 2.46 WHIP: 1.091																				

Pittsburgh Pirates @ San Francisco Giants
Candlestick Park, San Francisco, CA
Wed Aug 28 1974, 6:33 AM EDT
Att: 3,679 - Unknown


AB 40
R 3
H 8
RBI 3
BB 4
SO 3
LOB 19



Batter	1	2	3	4	5	6	7	8	9	10	11	AB	R	H	RBI	BB	SO	LOB	BOTTOM					
Gary Maddox, R OBP: 0.333, SLG: 0.420 (1, 8)	6-3		S		K				FC		FC6-4	6	1	2	0	0	1	5						
Tito Fuentes, S OBP: 0.279, SLG: 0.295 (1, 4)	1B		F8		5-3				L7			5	0	1	0	0	0	3						
Gary Thomasson, L OBP: 0.341, SLG: 0.316 (1, 9)	K		4-3		G5-4-3				E6			5	0	2	0	1	1	5						
Gary Matthews, R OBP: 0.359, SLG: 0.444 (1, 7)	FC4		4-3		G5-4-3				F8			5	0	1	1	1	0	6						
Chris Speier, R OBP: 0.333, SLG: 0.353 (1, 6)	FC4		5-3		G4-6-3				F5			5	0	0	0	1	0	7						
Dave Kingman, R OBP: 0.301, SLG: 0.428 (1, 3)		B2			G4-6-3				F9			5	0	2	0	0	0	1						
Bruce Miller, R OBP: 0.321, SLG: 0.315 (1, 5)		F3			1-3				G6-4-3			4	0	1	0	1	0	0						
Ken Rudolph, R OBP: 0.333, SLG: 0.276 Mike Phillips, L (10, PR) Dave Rader, L OBP: 0.363, SLG: 0.363 (11, 2)					F3				G6-4-3			5	0	2	0	0	0	4						
					1B				1-2			0	0	0	0	0	0	0						
					1B							0	0	0	0	0	0	0						
Jim Barr, R OBP: 0.328, SLG: 0.321 (1, 1)		F4			F8							5	0	3	0	0	0	3						
Inning Stats	R: 0 E: 0 K: 1 S: 7	H: 2 LOB: 2 BB: 0 P: 7	R: 0 E: 0 K: 0 S: 4	H: 1 LOB: 1 BB: 0 P: 4	R: 1 E: 0 K: 0 S: 4	H: 1 LOB: 1 BB: 1 P: 8	R: 0 E: 0 K: 1 S: 7	H: 2 LOB: 2 BB: 0 P: 7	R: 0 E: 0 K: 0 S: 2	H: 0 LOB: 0 BB: 1 P: 6	R: 0 E: 1 K: 0 S: 6	H: 2 LOB: 3 BB: 0 P: 6	R: 0 E: 0 K: 0 S: 3	H: 1 LOB: 1 BB: 1 P: 7	R: 0 E: 1 K: 0 S: 5	H: 1 LOB: 3 BB: 1 P: 9	R: 0 E: 0 K: 0 S: 5	H: 2 LOB: 2 BB: 0 P: 5	R: 0 E: 0 K: 0 S: 4	H: 1 LOB: 1 BB: 0 P: 4	1B: 14 2B: 0 3B: 0 HR: 0	SF: 0 SAC: 1 DP: 3 HBP: 0	WP: 0 PB: 0 SB: 0 CS: 0	PA: 50
PITCHER Jerry Reuss, L ERA: 3.61 Dave Giusti, R ERA: 3.68 (10, 1)	IP: 9.0 WLS: 9 BF: 41 H: 11 R: 1 ER: 0 SO: 2 BB: 2 IBB: 2 HBP: 0 BLK: 0 WP: 0 HR: 0 S: 41 P: 57 ERA: 1.00 WHIP: 1.444																							

Pittsburgh Pirates @ San Francisco Giants
Candlestick Park, San Francisco, CA
Wed Aug 28 1974, 6:33 AM EDT
Att: 3,679 - Unknown

AB 45
R 1
H 14
RBI 1
BB 4
SO 2
LOB 34



Batter	1	2	3	4	5	6	7	8	9	10	11	AB	R	H	RBI	BB	SO	LOB	TOP						
Rennie Stennett, R OBP: 0.315, SLG: 0.375	4-3		2B			5-3		G4-3 1B		4-3		5	0	2	1	0	0	1							
Manny Sanguillen, R OBP: 0.311, SLG: 0.377	F8		F9			4-3		G4-3 1B			B2-3 1B	5	0	1	0	0	0	3							
Al Oliver, L OBP: 0.352, SLG: 0.479	K			L8				F8		F7	B2-3 1B	5	0	0	0	0	1	1							
Willie Stargell, L OBP: 0.488, SLG: 0.562		K		F8				K		HR	FC6-4 1B	5	1	2	1	0	2	0							
Richie Zisk, R OBP: 0.394, SLG: 0.487		K		F8				FC5-4 BB		6-3	FC6-4 1B	4	0	0	0	1	1	1							
Bob Robertson, R OBP: 0.321, SLG: 0.466				FC5-4 1B				F8			K	4	0	1	0	0	1	1							
Art Howe, R OBP: 0.345, SLG: 0.373								FC5-4 1B		6-3		3	1	1	0	1	0	1							
Frank Taveras, R OBP: 0.310, SLG: 0.284				B2							1B	2	0	0	0	0	0	0							
Gene Clines, R OBP: 0.307, SLG: 0.253											F5	1	0	1	0	0	0	0							
Mario Mendoza, R OBP: 0.268, SLG: 0.261												1	0	0	0	0	0	1							
Bruce Kison, R OBP: 0.172, SLG: 0.115				L8								2	0	0	0	0	0	0							
Richie Hebner, L OBP: 0.363, SLG: 0.452												1	0	0	0	0	0	2							
Ramon Hernandez, S OBP: 0.333, SLG: 0.667												0	0	0	0	0	0	0							
Ed Kirkpatrick, L OBP: 0.380, SLG: 0.354												1	0	0	0	0	0	1							
Dave Glustl, R OBP: 0.222, SLG: 0.125												0	0	0	0	0	0	0							
Inning Stats	R: 0 E: 0 K: 1 S: 5	H: 0 LOB: 0 BB: 1 P: 5	R: 0 E: 0 K: 2 S: 8	H: 1 LOB: 1 BB: 0 P: 8	R: 0 E: 0 K: 0 S: 4	H: 1 LOB: 1 BB: 0 P: 4	R: 0 E: 0 K: 0 S: 3	H: 0 LOB: 0 BB: 0 P: 3	R: 0 E: 0 K: 0 S: 3	H: 0 LOB: 0 BB: 0 P: 3	R: 0 E: 0 K: 1 S: 5	H: 0 LOB: 1 BB: 1 P: 9	R: 1 E: 0 K: 0 S: 4	H: 2 LOB: 1 BB: 1 P: 8	R: 1 E: 0 K: 1 S: 6	H: 1 LOB: 0 BB: 0 P: 6	R: 0 E: 0 K: 0 S: 4	H: 1 LOB: 1 BB: 0 P: 4	R: 0 E: 0 K: 0 S: 4	H: 2 LOB: 1 BB: 1 P: 4	1B: 6 2B: 2 3B: 0 HR: 1	SF: 0 SAC: 0 DP: 2 HBP: 0	WP: 0 PB: 0 SB: 0 CS: 0	PA: 41	
PITCHER	IP 7.1	WLS 2.2	BF 28	H 4	R 1	ER 1	SO 4	BB 0	IBB 0	HBP 0	BLK 0	WP 0	HR 0	S 34	P 42	ERA 1.23	WHIP 0.818								
Ron Bryant, L ERA: 5.6																									
Elias Sosa, R ERA: 3.04																									
John Morris, L ERA: 3.27																									
Randy Moffitt, R ERA: 4.43																									

Pittsburgh Pirates @ San Francisco Giants
Candlestick Park, San Francisco, CA
Thu Aug 29 1974, 6:33 AM EDT
Att. 3,172 - Unknown

AB	39
R	2
H	8
RBI	2
BB	2
SO	5
LOB	12



Batter	1	2	3	4	5	6	7	8	9	10	11	AB	R	H	RBI	BB	SO	LOB	BOTTOM						
Gary Maddox, R OBP: 0.336, SLG: 0.422	F7		E 1B			G4-6-3 1B		K			S 1B	5	0	3	0	0	1	0							
Tito Fuentes, S OBP: 0.291, SLG: 0.291	2B BB		B1			G4-6-3 1B		F8			L3 BB	3	1	0	0	2	0	3							
Gary Thomasson, L OBP: 0.338, SLG: 0.318	2B		E3			4-3		4-3			L3	5	0	1	1	0	0	4							
Gary Matthews, R OBP: 0.359, SLG: 0.446	K		F3					F7				5	1	2	0	0	1	4							
Ed Goodson, L OBP: 0.336, SLG: 0.384	F6		L8					F7			SH1-4 1B	3	0	0	0	0	0	5							
Bruce Miller, R OBP: 0.319, SLG: 0.313											SH1-4	1	0	0	0	0	0	0							
Chris Speier, R OBP: 0.331, SLG: 0.350		6-3						F9			1B	4	0	0	0	1	1	1							
Dave Kingman, R OBP: 0.309, SLG: 0.444								K			1B	4	1	3	2	0	1	1							
Dave Rader, L OBP: 0.358, SLG: 0.357		G6-3 1B						HR			1B	4	0	0	0	0	0	2							
Ron Bryant, S OBP: 0.113, SLG: 0.080												2	0	0	0	1	0	0							
Elias Sosa, R OBP: 0.071, SLG: 0.071												0	0	0	0	0	0	0							
Steve Ontiveros, S OBP: 0.368, SLG: 0.331												1	0	0	0	0	0	0							
John Morris, R OBP: 1.000, SLG: 1.000												0	0	0	0	0	0	0							
Randy Moffitt, R OBP: 0.400, SLG: 0.500												0	0	0	0	0	0	0							
Inning Stats	R: 1 E: 0 K: 1 S: 6	H: 1 LOB: 1 BB: 1 P: 10	R: 0 E: 0 K: 0 S: 3	H: 1 LOB: 0 BB: 0 P: 3	R: 0 E: 1 K: 0 S: 5	H: 1 LOB: 3 BB: 1 P: 9	R: 1 E: 0 K: 0 S: 4	H: 1 LOB: 0 BB: 0 P: 4	R: 0 E: 0 K: 1 S: 6	H: 0 LOB: 0 BB: 0 P: 5	R: 0 E: 0 K: 0 S: 3	H: 0 LOB: 0 BB: 0 P: 3	R: 0 E: 0 K: 1 S: 5	H: 0 LOB: 1 BB: 0 P: 6	R: 0 E: 0 K: 0 S: 3	H: 0 LOB: 0 BB: 0 P: 6	R: 0 E: 0 K: 0 S: 3	H: 1 LOB: 1 BB: 1 P: 7	R: 1 E: 0 K: 0 S: 3	H: 2 LOB: 2 BB: 1 P: 7	1B: 6 2B: 3 3B: 0 HR: 1	SF: 0 SAC: 1 DP: 3 HBP: 1	WP: 0 PB: 0 SB: 1 CS: 0	PA: 43	
PITCHER	IP 7.0	WLS 2.0	BF 28	H 6	R 2	ER 2	SO 3	BB 2	IBB 0	HBP 0	BLK 0	WP 0	HR 1	S 32	P 40	ERA 2.57	WHIP 1.143								
Bruce Kison, R ERA: 3.27																									
Ramon Hernandez, L ERA: 1.92																									
Dave Glustl, R ERA: 3.75																									

Pittsburgh Pirates @ San Francisco Giants
Candlestick Park, San Francisco, CA
Thu Aug 29 1974, 6:33 AM EDT
Att. 3,172 - Unknown

AB	37
R	3
H	9
RBI	3
BB	4
SO	4
LOB	20



Batter	1	2	3	4	5	6	7	8	9	AB	R	H	RBI	BB	SO	LOB	TOP			
Rennie Stennett, R (1,4) OBP: 0.314, SLG: 0.372	E4		FC5-4			FC6-5 1B		F9		4	1	0	0	0	0	2	Pittsburgh Pirates @ Los Angeles Dodgers Dodger Stadium, Los Angeles, CA Sat Aug 31 1974, 7:05 PM PDT Att: 41,653 - Unknown livebaseballscorecards.com			
Manny Sanguillen, R (1,2) OBP: 0.397, SLG: 0.372	L4		F8			F8		1-4-3		4	0	0	0	0	0	3				
Al Oliver, L (1,8) OBP: 0.352, SLG: 0.476	L8			G3		1B HR 1B		BB BB		3	1	1	0	1	0	1				
Willie Stargell, L (1,7) OBP: 0.407, SLG: 0.558	P5			1-3		1B HR 1B		BB BB		3	1	1	1	1	0	1				
Richie Zisk, R (1,9) OBP: 0.394, SLG: 0.499	K			L6		1B HR		BB		4	1	1	3	0	1	2				
Bob Robertson, R (1,3) OBP: 0.323, SLG: 0.464	F9				6-3	6-3				3	0	0	0	1	0	0				
Mario Mendoza, R (9, PR) OBP: 0.267, SLG: 0.260								FC6-4 BB		0	0	0	0	0	0	0				
Art Howe, R (1,5) OBP: 0.339, SLG: 0.364	P3				6-3		6-3	FC6-4 1B		4	0	1	0	0	0	0				
Frank Taveras, R (1,6) OBP: 0.304, SLG: 0.277			6-3					FC6-4		3	0	0	0	0	0	0				
Dave Parker, L (9, PH) OBP: 0.332, SLG: 0.416					6-3		F8	G6-4-3		1	0	0	0	0	0	2				
Ed Kirkpatrick, L (9, 3) OBP: 0.380, SLG: 0.354								1-2 2-3		0	0	0	0	0	0	0				
Larry Demery, R (1,1) OBP: 0.219, SLG: 0.267						FC6-5 2B	5-3	G6-4-3		3	0	2	0	0	0	0				
Dave Giusti, R (8,1) OBP: 0.200, SLG: 0.111								1-2		1	0	0	0	0	0	2				
Inning Stats	R: 0 E: 1 K: 0 S: 4	H: 0 LOB: 1 BB: 0 P: 4	R: 0 E: 0 K: 1 S: 5	H: 0 LOB: 0 BB: 0 P: 5	R: 0 E: 0 K: 0 S: 4	H: 1 LOB: 1 BB: 0 P: 4	R: 0 E: 0 K: 0 S: 3	H: 0 LOB: 0 BB: 0 P: 3	R: 0 E: 0 K: 0 S: 3	H: 0 LOB: 0 BB: 0 P: 3	R: 4 E: 0 K: 0 S: 7	H: 4 LOB: 0 BB: 0 P: 7	R: 0 E: 0 K: 0 S: 3	H: 0 LOB: 2 BB: 1 P: 11	R: 0 E: 0 K: 0 S: 3	H: 1 LOB: 2 BB: 1 P: 7	1B: 4 2B: 1 3B: 0 HR: 1	SF: 0 SAC: 0 DP: 1 HBP: 0	WP: 0 PB: 0 SB: 0 CS: 0	PA: 36
PITCHER	IP WLS BF H R ER SO BB IBB HBP BLK WP HR S P ERA WHIP																			
Geoff Zahn, L (1,1) ERA: 2.35	7.0 L 27 5 4 4 1 0 0 0 0 0 0 1 29 29 5.14 0.714																			
Charlie Hough, R (8,1) ERA: 3.99	1.0 6 0 0 0 0 3 0 0 0 0 0 0 3 15 0.00 3.000																			
Mike Marshall, R (9,1) ERA: 2.2	1.0 3 1 0 0 0 0 0 0 0 0 0 0 3 3 0.00 1.000																			

Batter	1	2	3	4	5	6	7	8	9	AB	R	H	RBI	BB	SO	LOB	BOTTOM					
Davey Lopes, R (1,4) OBP: 0.366, SLG: 0.373	CS BB		FC6-4 1B		1B 1B		6-3			3	1	2	0	1	0	0	Pittsburgh Pirates @ Los Angeles Dodgers Dodger Stadium, Los Angeles, CA Sat Aug 31 1974, 7:05 PM PDT Att: 41,653 - Unknown livebaseballscorecards.com					
Bill Buckner, L (1,7) OBP: 0.352, SLG: 0.391	F9		F9		1B		L6			4	0	1	1	0	0	2						
Jimmy Wynn, R (1,8) OBP: 0.399, SLG: 0.533	F7		FC6-4		1B			5-3		4	0	1	1	0	0	2						
Steve Garvey, R (1,3) OBP: 0.354, SLG: 0.489	CS	4-3		4-3	5-3			P4		4	0	0	0	0	0	2						
Willie Crawford, L (1,9) OBP: 0.383, SLG: 0.451		1B 1B		P6		4-3		F7		4	0	1	0	0	0	0						
Ron Cey, R (1,5) OBP: 0.354, SLG: 0.403		F8		5-3		6-3				4	0	0	0	0	1	1						
Bill Russell, R (1,6) OBP: 0.331, SLG: 0.362		1B			L8		F8		4-3	4	0	1	0	0	0	0						
Steve Yeager, R (1,2) OBP: 0.338, SLG: 0.412		L7			F8			HR	4-3	4	1	1	1	0	0	2						
Geoff Zahn, L (1,1) OBP: 0.133, SLG: 0.133			4-3							2	1	1	0	0	0	0						
Von Joshua, L (7, PH) OBP: 0.290, SLG: 0.362					1B 1B		F7			1	0	0	0	0	0	0						
Charlie Hough, R (8,1) ERA: 3.63										0	0	0	0	0	0	0						
Mike Marshall, R (9,1) OBP: 0.214, SLG: 0.214										0	0	0	0	0	0	0						
Joe Ferguson, R (9,9) OBP: 0.371, SLG: 0.417										0	0	0	0	0	0	0						
Inning Stats	R: 0 E: 0 K: 0 S: 2	H: 0 LOB: 0 BB: 1 P: 6	R: 0 E: 0 K: 0 S: 5	H: 2 LOB: 2 BB: 0 P: 5	R: 0 E: 0 K: 0 S: 4	H: 1 LOB: 1 BB: 0 P: 4	R: 0 E: 0 K: 0 S: 3	H: 0 LOB: 0 BB: 0 P: 3	R: 2 E: 0 K: 0 S: 7	H: 4 LOB: 2 BB: 0 P: 7	R: 0 E: 0 K: 0 S: 3	H: 0 LOB: 0 BB: 0 P: 3	R: 1 E: 0 K: 0 S: 4	H: 1 LOB: 0 BB: 0 P: 4	R: 0 E: 0 K: 0 S: 3	H: 0 LOB: 0 BB: 0 P: 3	R: 0 E: 0 K: 1 S: 5	H: 0 LOB: 0 BB: 0 P: 5	1B: 7 2B: 0 3B: 0 HR: 1	SF: 0 SAC: 0 DP: 0 HBP: 0	WP: 0 PB: 0 SB: 0 CS: 1	PA: 36
PITCHER	IP WLS BF H R ER SO BB IBB HBP BLK WP HR S P ERA WHIP																					
Larry Demery, R (1,1) ERA: 3.63	7.0 W 29 8 3 3 0 1 0 0 0 0 0 0 28 32 3.86 1.286																					
Dave Giusti, R (8,1) ERA: 3.62	2.0 S 6 0 0 0 0 0 0 0 0 0 0 0 8 8 0.00 0.000																					



Batter	1	2	3	4	5	6	7	8	9	AB	R	H	RBI	BB	SO	LOB	TOP										
Rennie Stennett, R OBP: 0.313, SLG: 0.370	2-3		1-3		L6			4-3	BB 1B	5	0	1	0	0	0	0	Pittsburgh Pirates @ Los Angeles Dodgers Dodger Stadium, Los Angeles, CA Sun Sep 01 1974, 3:33 AM PDT Att: 29,667 - Unknown livebaseballscorecards.com										
Richie Hebner, L OBP: 0.397, SLG: 0.450	F7		1B			1B	1B	1B	BB 1B	3	0	2	1	2	0	0											
Al Oliver, L OBP: 0.350, SLG: 0.474	1B		K			F7		F8	L3	5	0	1	0	0	1	6											
Willie Stargell, L OBP: 0.408, SLG: 0.557	K		G3			FC6 1B		1B		4	0	2	0	0	1	2											
Richie Zisk, R OBP: 0.392, SLG: 0.497		BB 1B			F8	K		K		4	0	1	0	0	2	4											
Manny Sanguillen, R OBP: 0.397, SLG: 0.371	K		L3			FC6			BB 1B	4	1	1	0	0	1	3											
Ed Kirkpatrick, L OBP: 0.392, SLG: 0.350		BB 1-2			F8			G3	BB 1B BB	2	1	0	0	2	0	0											
Frank Taveras, R OBP: 0.301, SLG: 0.275		K				P3		K	BB 1B	2	0	0	0	0	1	2											
Paul Popovich, S OBP: 0.237, SLG: 0.217									BB 1B	2	0	1	1	0	1	0											
Dock Ellis, S OBP: 0.339, SLG: 0.255									1-2 2-H	2	0	0	0	0	1	2											
Gene Clines, R OBP: 0.305, SLG: 0.251	F2								F7	1	0	0	0	0	1	0											
Juan Pizarro, L OBP: 0.330, SLG: 0.414										0	0	0	0	0	0	0											
Dave Parker, L OBP: 0.330, SLG: 0.414										1	0	0	0	0	0	2											
Inning Stats	R: 0 E: 0 K: 1 S: 6	H: 1 LOB: 1 BB: 0 P: 6	R: 0 E: 0 K: 2 S: 8	H: 1 LOB: 2 BB: 1 P: 12	R: 0 E: 0 K: 1 S: 6	H: 1 LOB: 1 BB: 0 P: 6	R: 0 E: 0 K: 0 S: 3	H: 0 LOB: 0 BB: 0 P: 3	R: 0 E: 0 K: 1 S: 5	H: 0 LOB: 0 BB: 0 P: 5	R: 0 E: 0 K: 2 S: 7	H: 2 LOB: 2 BB: 0 P: 7	R: 0 E: 0 K: 2 S: 7	H: 0 LOB: 0 BB: 0 P: 7	R: 0 E: 0 K: 1 S: 6	H: 1 LOB: 2 BB: 1 P: 10	R: 2 E: 0 K: 0 S: 5	H: 3 LOB: 2 BB: 2 P: 13	1B: 9 2B: 1 3B: 0 HR: 0	SF: 0 SAC: 0 DP: 1 HBP: 0	WP: 0 PB: 0 SB: 0 CS: 0	PA: 39					
PITCHER	IP	WLS	BF	H	R	ER	SO	BB	IBB	HBP	BLK	WP	HR	S	P	ERA	WHIP										
Don Sutton, R ERA: 3.62	8.0	W	35	8	2	2	9	3	0	0	0	0	0	50	62	2.25	1.375										
Mike Marshall, R ERA: 2.19	1.0		4	1	0	0	0	1	0	0	0	0	0	3	7	0.00	2.000										

Batter	1	2	3	4	5	6	7	8	9	AB	R	H	RBI	BB	SO	LOB	BOTTOM										
Davey Lopes, R OBP: 0.367, SLG: 0.380	F8	F8		F9		HR		G4-3 1B		5	1	2	2	0	0	2	Pittsburgh Pirates @ Los Angeles Dodgers Dodger Stadium, Los Angeles, CA Sun Sep 01 1974, 3:33 AM PDT Att: 29,667 - Unknown livebaseballscorecards.com										
Bill Buckner, L OBP: 0.353, SLG: 0.393	5-3		6-3 4-3 2B		P4	HR	2B	G4-3	1-2	5	1	2	0	0	0	1											
Jimmy Wynn, R OBP: 0.397, SLG: 0.528	BB 1B		4-3		F9	5-3		F3		4	0	0	0	1	0	2											
Steve Garvey, R OBP: 0.355, SLG: 0.489	1-2 1B		6-3		6-3		2B SF8	1B		4	1	2	0	0	0	1											
Willie Crawford, L OBP: 0.381, SLG: 0.452	6-3		2B			F8	P5			4	0	1	1	0	0	3											
Ron Cey, R OBP: 0.357, SLG: 0.410		E 2B	FC6-4 1B			P4		2B		4	0	3	0	0	0	0											
Bill Russell, R OBP: 0.333, SLG: 0.362		E6	FC6-4			HR	1B	IBB		3	1	1	0	1	0	3											
Steve Yeager, R OBP: 0.337, SLG: 0.422		P6			K		HR	SF8		3	1	1	3	0	1	2											
Don Sutton, R OBP: 0.224, SLG: 0.207					P4			P6-3		3	1	0	0	1	1	4											
Mike Marshall, R OBP: 0.214, SLG: 0.214		K				HR	BB			0	0	0	0	0	0	0											
Inning Stats	R: 0 E: 0 K: 0 S: 4	H: 1 LOB: 2 BB: 1 P: 8	R: 0 E: 1 K: 1 S: 7	H: 1 LOB: 0 BB: 0 P: 7	R: 1 E: 0 K: 0 S: 6	H: 3 LOB: 2 BB: 0 P: 6	R: 0 E: 0 K: 1 S: 5	H: 0 LOB: 0 BB: 0 P: 5	R: 0 E: 0 K: 0 S: 3	H: 0 LOB: 0 BB: 0 P: 3	R: 4 E: 0 K: 0 S: 7	H: 4 LOB: 1 BB: 1 P: 11	R: 1 E: 0 K: 0 S: 5	H: 2 LOB: 2 BB: 1 P: 9	R: 0 E: 0 K: 0 S: 3	H: 1 LOB: 0 BB: 0 P: 3	1B: 6 2B: 4 3B: 0 HR: 2	SF: 1 SAC: 0 DP: 1 HBP: 0	WP: 0 PB: 0 SB: 0 CS: 0	PA: 39							
PITCHER	IP	WLS	BF	H	R	ER	SO	BB	IBB	HBP	BLK	WP	HR	S	P	ERA	WHIP										
Dock Ellis, R ERA: 3.33	6.0	L	30	9	5	5	2	2	0	0	0	0	0	8	12	4.50	1.500										
Juan Pizarro, L ERA: 3.0	2.0		9	3	1	1	0	0	1	0	0	0	0	8	12	4.50	1.500										



Batter	1	2	3	4	5	6	7	8	9	AB	R	H	RBI	BB	SO	LOB	TOP			
Dave Cash, R OBP: 0.351, SLG: 0.387 (1, 4)										4	1	2	0	1	0	0	Philadelphia Phillies @ Pittsburgh Pirates Three Rivers Stadium, Pittsburgh, PA Mon Sep 02 1974, 3:33 AM EDT Unknown			
Larry Bowa, S OBP: 0.293, SLG: 0.327 (1, 6)										4	1	0	0	0	0	5				
Mike Schmidt, R OBP: 0.411, SLG: 0.589 (1, 5)										2	1	1	3	2	0	1				
Willie Montanez, L OBP: 0.351, SLG: 0.418 (1, 3)										4	0	1	0	0	0	2				
Greg Luzinski, R OBP: 0.325, SLG: 0.417 (1, 7)										3	1	1	1	1	1	0				
Mike Anderson, R OBP: 0.312, SLG: 0.366 (1, 9)										4	0	0	0	0	0	3				
Del Unser, L OBP: 0.351, SLG: 0.427 (1, 8)										4	0	1	0	0	0	0				
Bob Boone, R OBP: 0.303, SLG: 0.345 (1, 2)										4	0	2	0	0	0	0				
Steve Carlton, L OBP: 0.190, SLG: 0.235 (1, 1)										1	0	0	0	0	0	0				
Alan Bannister, R OBP: 0.280, SLG: 0.143 (6, PH)										1	0	0	0	0	0	0				
Mac Scarce, L (6, 1)										0	0	0	0	0	0	0				
Bill Robinson, R OBP: 0.281, SLG: 0.341 (9, PH)										1	0	0	0	0	0	1				
Inning Stats	R: 3 E: 1 K: 1 S: 8	H: 2 LOB: 0 BB: 0 P: 8	R: 0 E: 0 K: 0 S: 3	H: 0 LOB: 0 BB: 0 P: 3	R: 0 E: 0 K: 0 S: 5	H: 2 LOB: 3 BB: 1 P: 9	R: 0 E: 0 K: 0 S: 4	H: 2 LOB: 2 BB: 1 P: 8	R: 1 E: 0 K: 0 S: 3	H: 1 LOB: 0 BB: 1 P: 7	R: 0 E: 0 K: 0 S: 3	H: 0 LOB: 1 BB: 1 P: 7	R: 0 E: 0 K: 0 S: 3	H: 0 LOB: 0 BB: 0 P: 3	R: 0 E: 0 K: 0 S: 3	H: 1 LOB: 0 BB: 0 P: 3	1B: 6 2B: 0 3B: 0 HR: 2	SF: 0 SAC: 1 DP: 2 HBP: 0	WP: 1 PB: 0 SB: 0 CS: 1	PA: 37
PITCHER Jerry Reuss, L ERA: 3.58 (1, 1)	IP: 9.0 WLS: W BF: 37 H: 8 R: 4 ER: 3 SO: 1 BB: 2 IBB: 2 HBP: 0 BLK: 0 WP: 1 HR: 2 S: 35 P: 51 ERA: 3.00 WHIP: 1.111															PITCHER				

Batter	1	2	3	4	5	6	7	8	9	AB	R	H	RBI	BB	SO	LOB	BOTTOM			
Rennie Stennett, R OBP: 0.314, SLG: 0.370 (1, 4)										5	0	2	2	0	0	1	Philadelphia Phillies @ Pittsburgh Pirates Three Rivers Stadium, Pittsburgh, PA Mon Sep 02 1974, 3:33 AM EDT Unknown			
Manny Sanguillen, R OBP: 0.304, SLG: 0.367 (1, 2)										5	0	0	0	0	0	4				
Al Oliver, L OBP: 0.350, SLG: 0.471 (1, 8)										3	1	0	0	1	1	0				
Willie Stargell, L OBP: 0.413, SLG: 0.576 (1, 7)										4	3	4	2	0	0	0				
Richie Zisk, R OBP: 0.391, SLG: 0.493 (1, 9)										3	0	0	0	1	0	1				
Bob Robertson, R OBP: 0.330, SLG: 0.482 (1, 3)										3	1	2	3	1	0	0				
Art Howe, R OBP: 0.333, SLG: 0.356 (1, 5)										4	1	1	0	0	2	4				
Frank Taveras, R OBP: 0.304, SLG: 0.276 (1, 6)										3	1	1	0	1	1	0				
Jerry Reuss, L OBP: 0.260, SLG: 0.200 (1, 1)										3	0	0	0	0	1	2				
Inning Stats	R: 1 E: 0 K: 1 S: 6	H: 1 LOB: 3 BB: 3 P: 18	R: 0 E: 0 K: 0 S: 3	H: 0 LOB: 0 BB: 0 P: 3	R: 1 E: 0 K: 1 S: 6	H: 1 LOB: 0 BB: 0 P: 6	R: 2 E: 0 K: 0 S: 6	H: 3 LOB: 1 BB: 0 P: 6	R: 2 E: 0 K: 0 S: 5	H: 2 LOB: 0 BB: 0 P: 5	R: 0 E: 0 K: 1 S: 5	H: 0 LOB: 1 BB: 1 P: 9	R: 1 E: 0 K: 1 S: 7	H: 2 LOB: 1 BB: 0 P: 7	R: 0 E: 0 K: 1 S: 6	H: 1 LOB: 1 BB: 0 P: 6		1B: 7 2B: 0 3B: 0 HR: 3	SF: 0 SAC: 1 DP: 1 HBP: 0	WP: 1 PB: 0 SB: 2 CS: 0
PITCHER Steve Carlton, L ERA: 3.24 Mac Scarce, L ERA: 5.3 (6, 1)	IP: 5.0 WLS: L BF: 25 H: 7 R: 6 ER: 6 SO: 2 BB: 3 IBB: 0 HBP: 0 BLK: 0 WP: 0 HR: 2 S: 26 P: 38 ERA: 10.80 WHIP: 2.000															PITCHER				

Batter	1	2	3	4	5	6	7	8	9	AB	R	H	RBI	BB	SO	LOB	TOP					
Dave Cash, R OBP: 0.355, SLG: 0.389 (1, 4)										3	1	3	0	1	0	0	Philadelphia Phillies @ Pittsburgh Pirates Three Rivers Stadium, Pittsburgh, PA Tue Sep 03 1974, 7:05 PM EDT Att: 8,168 - Unknown					
Larry Bowa, S OBP: 0.291, SLG: 0.324 (1, 6)										4	0	0	0	0	0	4						
Mike Schmidt, R OBP: 0.414, SLG: 0.590 (1, 5)										3	1	2	1	1	1	0						
Greg Luzinski, R OBP: 0.328, SLG: 0.416 (1, 7)										3	0	1	0	1	1	3						
Willie Montanez, L OBP: 0.349, SLG: 0.410 (1, 3)										4	0	0	0	0	0	4						
Mike Anderson, R OBP: 0.311, SLG: 0.362 (1, 9)										3	0	0	0	1	2	2						
Del Unser, L OBP: 0.249, SLG: 0.423 (7, PH) Alan Bannister, R OBP: 0.250, SLG: 0.125 (7, 8)										2	0	0	0	0	2	1						
Bob Boone, R OBP: 0.298, SLG: 0.339 (1, 2)										4	0	0	0	0	0	0						
Wayne Twitchell, R OBP: 0.172, SLG: 0.172 Gene Garber, R (5, 1) Ollie Brown, R OBP: 0.272, SLG: 0.411 Larry Christenson, R (7, 1)										2	0	0	0	0	2	0						
Inning Stats	R: 0 E: 0 K: 0 S: 3	H: 1 LOB: 1 BB: 1 P: 7	R: 0 E: 0 K: 1 S: 5	H: 0 LOB: 0 BB: 0 P: 5	R: 0 E: 0 K: 1 S: 6	H: 1 LOB: 1 BB: 0 P: 6	R: 1 E: 0 K: 2 S: 9	H: 2 LOB: 1 BB: 0 P: 9	R: 0 E: 0 K: 1 S: 6	H: 1 LOB: 1 BB: 0 P: 6	R: 0 E: 0 K: 2 S: 7	H: 0 LOB: 0 BB: 1 P: 11	R: 0 E: 1 K: 1 S: 5	H: 0 LOB: 0 BB: 0 P: 5	R: 1 E: 0 K: 1 S: 6	H: 1 LOB: 1 BB: 1 P: 10		R: 0 E: 0 K: 0 S: 2	H: 0 LOB: 0 BB: 1 P: 6	1B: 4 2B: 3 3B: 0 HR: 0	SF: 0 SAC: 0 DP: 3 HBP: 0	WP: 0 PB: 0 SB: 3 CS: 0
PITCHER Jim Rooker, L ERA: 3.06 (1, 1)	IP: 9.0 WLS: W BF: 35 H: 6 R: 2 ER: 2 SO: 9 BB: 4 IBB: 0 HBP: 0 BLK: 0 WP: 0 HR: 0 S: 49 P: 65 ERA: 2.00 WHIP: 1.111															PITCHER	IP: 9.0 WLS: W BF: 35 H: 6 R: 2 ER: 2 SO: 9 BB: 4 IBB: 0 HBP: 0 BLK: 0 WP: 0 HR: 0 S: 49 P: 65 ERA: 2.00 WHIP: 1.111					

Batter	1	2	3	4	5	6	7	8	9	AB	R	H	RBI	BB	SO	LOB	BOTTOM			
Rennie Stennett, R OBP: 0.315, SLG: 0.370 (1, 4)										5	1	2	0	0	1	1	Philadelphia Phillies @ Pittsburgh Pirates Three Rivers Stadium, Pittsburgh, PA Tue Sep 03 1974, 7:05 PM EDT Att: 8,168 - Unknown			
Richie Hebner, L OBP: 0.366, SLG: 0.447 (1, 5)										3	0	0	0	1	1	3				
Al Oliver, L OBP: 0.358, SLG: 0.477 (1, 8)										5	1	3	1	0	0	1				
Willie Stargell, L OBP: 0.415, SLG: 0.577 (1, 7)										4	2	2	0	1	1	4				
Richie Zisk, R OBP: 0.389, SLG: 0.500 Dave Parker, L OBP: 0.333, SLG: 0.417 (6, 9)										3	1	1	3	0	2	1				
Manny Sanguillen, R OBP: 0.365, SLG: 0.368 (1, 2)										4	1	2	2	0	0	2				
Ed Kirkpatrick, L OBP: 0.390, SLG: 0.351 (1, 3)										3	0	1	0	1	0	2				
Frank Taveras, R OBP: 0.303, SLG: 0.275 (1, 6)										4	1	1	0	0	1	5				
Jim Rooker, R OBP: 0.358, SLG: 0.447 (1, 1)										4	1	3	2	0	1	0				
Inning Stats	R: 0 E: 0 K: 0 S: 3	H: 0 LOB: 0 BB: 0 P: 3	R: 0 E: 0 K: 2 S: 8	H: 1 LOB: 2 BB: 1 P: 12	R: 0 E: 0 K: 0 S: 5	H: 2 LOB: 0 BB: 0 P: 5	R: 0 E: 0 K: 1 S: 6	H: 1 LOB: 1 BB: 0 P: 6	R: 7 E: 1 K: 1 S: 11	H: 7 LOB: 1 BB: 1 P: 15	R: 0 E: 0 K: 0 S: 3	H: 1 LOB: 0 BB: 0 P: 3	R: 1 E: 0 K: 0 S: 5	H: 3 LOB: 1 BB: 0 P: 5	R: 0 E: 0 K: 3 S: 10	H: 1 LOB: 2 BB: 1 P: 14		1B: 13 2B: 3 3B: 1 HR: 0	SF: 0 SAC: 1 DP: 1 HBP: 0	WP: 0 PB: 0 SB: 0 CS: 1
PITCHER Wayne Twitchell, R ERA: 4.88 Gene Garber, R ERA: 4.24 Larry Christenson, R ERA: 3.0 (1, 1) (5, 1) (7, 1)	IP: 4.2 WLS: L BF: 26 H: 10 R: 7 ER: 7 SO: 7 BB: 0 IBB: 0 HBP: 0 BLK: 0 WP: 0 HR: 0 S: 32 P: 40 ERA: 13.50 WHIP: 2.143															PITCHER	IP: 4.2 WLS: L BF: 26 H: 10 R: 7 ER: 7 SO: 7 BB: 0 IBB: 0 HBP: 0 BLK: 0 WP: 0 HR: 0 S: 32 P: 40 ERA: 13.50 WHIP: 2.143			

Batter	1	2	3	4	5	6	7	8	9	AB	R	H	RBI	BB	SO	LOB	TOP	
Larry Lintz, S OBP: 0.332, SLG: 0.295 (1,4)										4	0	1	0	0	1	1	Montreal Expos @ Pittsburgh Pirates Three Rivers Stadium, Pittsburgh, PA Fri Sep 06 1974, 7:05 PM EDT Att: 15,386 - Unknown	
Willie Davis, L OBP: 0.320, SLG: 0.405 (1,8)										4	1	0	0	0	0	1		
Mike Jorgensen, L OBP: 0.435, SLG: 0.467 (1,3)										4	0	0	0	0	2	1		
Ken Singleton, S OBP: 0.384, SLG: 0.381 (1,9)										4	0	1	1	0	0	0		
Warren Cromartie, L (1,7)										3	0	0	0	0	0	1		
Larry Parrish, R OBP: 0.333, SLG: 0.667 (1,5)										3	0	1	0	0	0	0		
Barry Foote, R OBP: 0.310, SLG: 0.386 (1,2)										3	0	0	0	0	0	1		
Tim Foli, R OBP: 0.275, SLG: 0.269 (8, PH)										2	0	0	0	0	0	1		
Ron Fairly, L OBP: 0.370, SLG: 0.431 (8, PH)										1	0	0	0	0	0	0		
Dale Murray, R (8, 1)										0	0	0	0	0	0	0		
Steve Renko, R OBP: 0.273, SLG: 0.333 (1, 1)										1	0	0	0	1	0	1		
Jim Northrup, L OBP: 0.303, SLG: 0.365 (8, PH)										1	0	0	0	0	0	0		
Pepe Frias, R OBP: 0.264, SLG: 0.265 (8, 6)										0	0	0	0	0	0	0		
Inning Stats	R: 1 E: 0 K: 1 S: 7	H: 2 LOB: 1 BB: 0 P: 7	R: 0 E: 0 K: 0 S: 4	H: 1 LOB: 1 BB: 0 P: 4	R: 0 E: 0 K: 1 S: 5	H: 0 LOB: 0 BB: 0 P: 5	R: 0 E: 0 K: 0 S: 3	H: 0 LOB: 0 BB: 0 P: 3	R: 0 E: 0 K: 0 S: 3	H: 0 LOB: 0 BB: 0 P: 3	R: 0 E: 0 K: 0 S: 3	H: 0 LOB: 0 BB: 0 P: 3	R: 0 E: 0 K: 1 S: 5	H: 0 LOB: 0 BB: 0 P: 5	1B: 2 2B: 1 3B: 0 HR: 0	SF: 0 SAC: 0 DP: 0 HBP: 0	WP: 0 PB: 0 CS: 1	PA: 31
PITCHER Dock Ellis, R ERA: 3.21 (1, 1)	IP: 9.0 WLS: W BF: 31 H: 3 R: 1 ER: 1 SO: 3 BB: 1 IBB: 0 HBP: 0 BLK: 0 WP: 0 HR: 0 S: 36 P: 40 ERA: 1.00 WHIP: 0.444																	

Batter	1	2	3	4	5	6	7	8	9	AB	R	H	RBI	BB	SO	LOB	BOTTOM	
Rennie Stennett, R OBP: 0.317, SLG: 0.374 (1,4)										4	1	2	0	0	0	0	Montreal Expos @ Pittsburgh Pirates Three Rivers Stadium, Pittsburgh, PA Fri Sep 06 1974, 7:05 PM EDT Att: 15,386 - Unknown	
Richie Hebner, L OBP: 0.363, SLG: 0.444 (1,5)										3	0	0	1	0	0	2		
Al Oliver, L OBP: 0.359, SLG: 0.477 (1,8)										4	0	2	0	0	1	0		
Willie Stargell, L OBP: 0.413, SLG: 0.574 (1,7)										4	0	1	0	0	1	1		
Dave Parker, L OBP: 0.332, SLG: 0.419 (1,9)										4	0	1	0	0	1	2		
Manny Sanguillen, R OBP: 0.364, SLG: 0.367 (1,2)										4	0	1	0	0	0	3		
Ed Kirkpatrick, L OBP: 0.389, SLG: 0.365 (1,3)										3	1	1	1	0	1	1		
Frank Taveras, R OBP: 0.300, SLG: 0.272 (1,6)										3	0	0	0	0	2	1		
Dock Ellis, S OBP: 0.323, SLG: 0.241 (1, 1)										3	0	0	0	0	0	1		
Inning Stats	R: 1 E: 0 K: 1 S: 8	H: 3 LOB: 2 BB: 0 P: 8	R: 1 E: 1 K: 1 S: 7	H: 1 LOB: 1 BB: 0 P: 7	R: 0 E: 0 K: 0 S: 3	H: 0 LOB: 0 BB: 0 P: 3	R: 0 E: 0 K: 0 S: 4	H: 1 LOB: 1 BB: 0 P: 4	R: 0 E: 0 K: 1 S: 5	H: 0 LOB: 0 BB: 0 P: 5	R: 0 E: 0 K: 1 S: 6	H: 1 LOB: 1 BB: 0 P: 6	R: 0 E: 0 K: 2 S: 8	H: 1 LOB: 1 BB: 0 P: 8	1B: 5 2B: 1 3B: 1 HR: 1	SF: 1 SAC: 0 DP: 0 HBP: 0		WP: 0 PB: 0 CS: 0
PITCHER Steve Renko, R ERA: 4.07 (1, 1)	IP: 7.0 WLS: L BF: 29 H: 7 R: 2 ER: 2 SO: 4 BB: 0 IBB: 0 HBP: 0 BLK: 0 WP: 0 HR: 1 S: 37 P: 37 ERA: 2.57 WHIP: 1.000																	
Dale Murray, R ERA: 1.69 (8, 1)	IP: 1.0 WLS: L BF: 4 H: 1 R: 0 ER: 0 SO: 2 BB: 0 IBB: 0 HBP: 0 BLK: 0 WP: 0 HR: 0 S: 8 P: 8 ERA: 0.00 WHIP: 1.000																	



Batter	1	2	3	4	5	6	7	8	9	10	11	12	AB	R	H	RBI	BB	SO	LOB	TOP							
Pepe Mangual, R OBP: 0.182, SLG: 0.273 (1.9)	F9		L9		SH	F3		F7		L4			3	0	0	0	0	0	2								
Ken Singleton, S OBP: 0.383, SLG: 0.380 (8. PH)					SH1-3								2	0	0	0	0	0	0								
Tim Foli, R OBP: 0.280, SLG: 0.271 (1.6)	3B	BB	2B	1B	SH1-3			FC6	SH	6-3			4	2	2	0	1	0	0								
Willie Davis, L OBP: 0.320, SLG: 0.411 (1.8)	6-3				K			SH	FC6	F6			5	2	2	1	0	2	2								
Bob Bailey, R OBP: 0.590, SLG: 0.441 (1.7)	6-3				FC6-4			SH1-4	1B				2	0	0	1	2	0	2								
Larry Lintz, S OBP: 0.333, SLG: 0.296 (7.4)					IBB			SH1-4	G5-2-3				2	1	1	0	0	0	0								
Hal Breeden, R OBP: 0.330, SLG: 1.000 (7. PH)	K		FC6-4		F9								4	0	1	2	0	1	6								
Jim Northrup, L OBP: 0.302, SLG: 0.364 (9.7)								SH1-4	1B				2	0	0	0	0	2	1								
Larry Parrish, R OBP: 0.353, SLG: 0.500 (9. PH)													3	0	1	0	0	1	0								
Larry Bittner, L OBP: 0.227, SLG: 0.273 (9. PH)					K			SH1-4					1	0	1	1	0	0	0								
Pepe Frías, R OBP: 0.261, SLG: 0.262 (9.5)													1	0	0	0	0	0	0								
Jim Cox, R OBP: 0.290, SLG: 0.305 (7. PH)					6-3								3	0	1	0	0	0	0								
Ron Fairly, L OBP: 0.379, SLG: 0.427 (7.3)	1-3												2	0	0	0	1	1	1								
Bob Stinson, S OBP: 0.296, SLG: 0.238 (7.1)													4	0	0	0	0	1	5								
Chuck Taylor, R OBP: 0.400, SLG: 0.444 (7.1)	4-3				K								0	0	0	0	0	0	0								
Dale Murray, R (7.1)													1	0	0	0	0	1	0								
Mike Torrez, R OBP: 0.098, SLG: 0.077 (1.1)													3	0	1	0	0	0	2								
Barry Foote, R OBP: 0.308, SLG: 0.384 (7.2)													2	0	0	0	0	0	0								
Inning Stats	R: 2 E: 0 K: 1 S: 6	H: 1 LOB: 0 BB: 1 P: 10	R: 0 E: 0 K: 0 S: 3	H: 0 LOB: 0 BB: 0 P: 3	R: 0 E: 0 K: 0 S: 5	H: 2 LOB: 3 BB: 1 P: 9	R: 0 E: 0 K: 2 S: 7	H: 0 LOB: 0 BB: 0 P: 7	R: 0 E: 1 K: 1 S: 7	H: 1 LOB: 1 BB: 1 P: 11	R: 0 E: 0 K: 0 S: 5	H: 2 LOB: 2 BB: 1 P: 5	R: 0 E: 0 K: 0 S: 3	R: 1 E: 0 K: 1 S: 7	H: 2 LOB: 1 BB: 0 P: 7	R: 0 E: 0 K: 1 S: 5	H: 0 LOB: 0 BB: 0 P: 5	R: 0 E: 0 K: 1 S: 5	H: 0 LOB: 0 BB: 0 P: 5	R: 0 E: 0 K: 2 S: 7	H: 0 LOB: 0 BB: 0 P: 7	1B: 8 2B: 1 3B: 1 HR: 0	SF: 0 SAC: 4 DP: 1 HBP: 0	WP: 0 PB: 0 SB: 0 CS: 0	PA: 52		
PITCHER	IP	WLS	BF	H	R	ER	SO	BB	IBB	HBP	BLK	WP	HR	S	P	ERA	WHIP										
Jerry Reuss, L ERA: 3.61 (1.1)	6.0		32	8	4	3	4	1	2	0	0	0	0	37	49	4.50	1.500										
John Moran, R ERA: 3.3 (7.1)	1.0		3	0	0	0	0	0	1	0	0	0	0	2	6	0.00	0.000										
Dave Giusti, R ERA: 3.6 (8.1)	3.0		11	2	1	1	2	0	0	0	0	0	0	15	15	3.00	0.667										
Ramon Hernandez, L ERA: 1.81 (11.1)	2.0	W	6	0	0	0	3	0	0	0	0	0	0	12	12	0.00	0.000										

Montreal Expos @ Pittsburgh Pirates
Three Rivers Stadium, Pittsburgh, PA

Sat Sep 07 1974, 7:05 PM EDT
Alt. 17,576 - Unknown

AB 44
R 5
H 10
RBI 5
BB 4
SO 9
LOB 21



Batter	1	2	3	4	5	6	7	8	9	10	11	12	AB	R	H	RBI	BB	SO	LOB	BOTTOM							
Rennie Stennett, R OBP: 0.317, SLG: 0.374 (1.4)	G1			6-3						6-3			6	1	2	1	0	0	0								
Richie Hebner, L OBP: 0.366, SLG: 0.443 (1.5)				K									5	1	2	1	1	1	1								
Al Oliver, L OBP: 0.357, SLG: 0.474 (1.8)	G4-6-3	BB											6	0	1	1	0	0	4								
Willie Stargell, L OBP: 0.412, SLG: 0.573 (1.7)													4	0	1	0	0	1	2								
Dave Giusti, R OBP: 0.200, SLG: 0.111 (8.1)													0	0	0	0	0	0	0								
Bob Robertson, R OBP: 0.329, SLG: 0.450 (10. PH)													1	0	0	0	0	0	0								
Ramon Hernandez, S OBP: 0.333, SLG: 0.667 (11.1)													0	0	0	0	0	0	0								
Miguel Dilone, S (12. PH)													0	0	0	0	1	0	0								
Dave Parker, L OBP: 0.332, SLG: 0.413 (8.7)													5	0	1	1	1	0	0								
Manny Sanguillen, R OBP: 0.365, SLG: 0.397 (1.2)													5	1	2	0	0	0	2								
Ed Kirkpatrick, L OBP: 0.385, SLG: 0.362 (1.3)													5	1	1	0	0	1	2								
Frank Taveras, R OBP: 0.298, SLG: 0.270 (1.6)													2	0	0	0	0	0	0								
Richie Zisk, R OBP: 0.391, SLG: 0.500 (8.9)													2	1	1	0	1	0	0								
Jerry Reuss, L ERA: 4.22 (7.1)	6.2		27	5	4	4	3	3	0	0	0	0	0	30	42	5.40	1.200										
Chuck Taylor, R ERA: 2.28 (7.1)	0.0		2	2	0	0	0	0	0	0	2	2	=	=													
Dale Murray, R ERA: 1.7 (7.1)	5.0	L	21	5	2	2	2	1	0	0	0	0	0	24	28	3.60	1.200										
PITCHER	IP	WLS	BF	H	R	ER	SO	BB	IBB	HBP	BLK	WP	HR	S	P	ERA	WHIP										
Mike Torrez, R ERA: 4.22 (1.1)	6.2		27	5	4	4	3	3	0	0	0	0	0	30	42	5.40	1.200										
Chuck Taylor, R ERA: 2.28 (7.1)	0.0		2	2	0	0	0	0	0	0	2	2	=	=													
Dale Murray, R ERA: 1.7 (7.1)	5.0	L	21	5	2	2	2	1	0	0	0	0	0	24	28	3.60	1.200										

Montreal Expos @ Pittsburgh Pirates
Three Rivers Stadium, Pittsburgh, PA

Sat Sep 07 1974, 7:05 PM EDT
Alt. 17,576 - Unknown

AB 46
R 6
H 12
RBI 6
BB 4
SO 5
LOB 13



Batter	1	2	3	4	5	6	7	8	9	AB	R	H	RBI	BB	SO	LOB	TOP						
Pepe Mangual, R OBP: 0.287, SLG: 0.400 (1, 9)	L4		1B			SF9 2B		K		4	1	2	0	0	1	0							
Tim Foli, R OBP: 0.282, SLG: 0.275 (1, 6)	G5-4-3 1B		G3			SF9 2H			FC5-4 1B	3	0	2	1	0	0	1							
Bob Bailey, R OBP: 0.397, SLG: 0.438 (1, 7)	G5-4-3 1-2			5-3		BB			FC5-4 1B 1-2	3	0	0	0	1	0	2							
Hal Breedren, R OBP: 0.339, SLG: 0.367 (1, 3)		K		K		L4			FC6-4 1B 1-2	4	0	1	0	0	2	1							
Ron Woods, R OBP: 0.316, SLG: 0.246 (1, 8)	F8			F9			L6		F8	4	0	0	0	0	0	2							
Larry Parrish, R OBP: 0.200, SLG: 0.300 (1, 5)	6-3				6-3		F7		FC6-4 1-2	4	0	0	0	0	0	2							
Barry Foote, R OBP: 0.308, SLG: 0.389 (1, 2)				SH1-3 3B			L8			3	1	1	0	0	0	0							
Jim Cox, R OBP: 0.286, SLG: 0.301 (1, 4)			K		K			F9		3	0	0	0	0	2	1							
Steve Rogers, R OBP: 0.244, SLG: 0.157 (1, 1)										1	0	0	1	0	0	0							
Jose Morales, R OBP: 0.292, SLG: 0.435 (8, PH)										1	0	0	0	0	1	0							
Tom Walker, R OBP: 0.333, SLG: 0.364 (8, 1)			SH1-3 3H					K		0	0	0	0	0	0	0							
Inning Stats	R: 0 E: 0 K: 0 S: 3	H: 1 LOB: 0 BB: 0 P: 3	R: 0 E: 0 K: 1 S: 5	H: 0 LOB: 0 BB: 0 P: 5	R: 1 E: 0 K: 1 S: 7	H: 2 LOB: 1 BB: 0 P: 7	R: 0 E: 0 K: 1 S: 5	H: 0 LOB: 0 BB: 0 P: 5	R: 0 E: 0 K: 1 S: 5	H: 0 LOB: 0 BB: 0 P: 5	R: 1 E: 0 K: 0 S: 4	H: 1 LOB: 1 BB: 1 P: 8	R: 0 E: 0 K: 0 S: 3	H: 0 LOB: 0 BB: 0 P: 3	R: 0 E: 0 K: 2 S: 7	H: 0 LOB: 0 BB: 0 P: 7	R: 0 E: 0 K: 0 S: 5	H: 2 LOB: 2 BB: 0 P: 5	1B: 4 2B: 1 3B: 1 HR: 0	SF: 1 SAC: 1 DP: 1 HBP: 0	WP: 0 PB: 0 CS: 1	PA: 33	
PITCHER Jim Rooker, L ERA: 3.02 (1, 1)	IP: 9.0 WLS: W BF: 33 H: 6 R: 2 ER: 2 SO: 6 BB: 1 IBB: 0 HBP: 0 BLK: 0 WP: 0 HR: 0 S: 44 P: 48 ERA: 2.00 WHIP: 0.778											PITCHER	IP: 9.0 WLS: W BF: 33 H: 6 R: 2 ER: 2 SO: 6 BB: 1 IBB: 0 HBP: 0 BLK: 0 WP: 0 HR: 0 S: 44 P: 48 ERA: 2.00 WHIP: 0.778										

Montreal Expos @ Pittsburgh Pirates
Three Rivers Stadium, Pittsburgh, PA
Sun Sep 08 1974, 3:33 AM EDT
Att: 18,870 - Unknown

AB	30
R	2
H	6
RBI	2
BB	1
SO	6
LOB	9



Batter	1	2	3	4	5	6	7	8	9	AB	R	H	RBI	BB	SO	LOB	BOTTOM						
Rennie Stennett, R OBP: 0.318, SLG: 0.374 (1, 4)	1B BB		G4-6-3 1-2				F7			3	1	1	1	1	0	2							
Richie Hebner, L OBP: 0.366, SLG: 0.447 (1, 5)	K		F8			3B 1B				3	1	1	2	1	1	1							
Al Oliver, L OBP: 0.356, SLG: 0.471 (1, 8)	F8			F8	F8					3	0	0	0	0	0	2							
Willie Stargell, L OBP: 0.413, SLG: 0.572 (1, 7)	1B			4-3		K2-3				4	1	2	0	0	1	0							
Richie Zisk, R OBP: 0.390, SLG: 0.497 (1, 9)	K			5-3		4-3				3	1	0	1	1	1	2							
Manny Sanguillen, R OBP: 0.303, SLG: 0.364 (1, 2)		K			1-3	6-3				4	1	0	0	0	1	3							
Ed Kirkpatrick, L OBP: 0.383, SLG: 0.359 (1, 3)		K			L3					4	0	1	0	0	2	3							
Frank Taveras, R OBP: 0.298, SLG: 0.268 (1, 6)										2	1	0	0	1	0	1							
Dave Parker, L OBP: 0.335, SLG: 0.432 (8, PH)										1	1	1	4	0	0	0							
Mario Mendoza, R OBP: 0.265, SLG: 0.258 (9, 6)										0	0	0	0	0	0	0							
Jim Rooker, R OBP: 0.365, SLG: 0.450 (1, 1)										4	1	2	0	0	2	1							
Inning Stats	R: 0 E: 0 K: 2 S: 8	H: 1 LOB: 2 BB: 1 P: 12	R: 0 E: 0 K: 2 S: 7	H: 0 LOB: 0 BB: 0 P: 7	R: 0 E: 0 K: 0 S: 3	H: 1 LOB: 0 BB: 0 P: 3	R: 0 E: 0 K: 0 S: 3	H: 0 LOB: 0 BB: 0 P: 3	R: 3 E: 0 K: 0 S: 6	H: 3 LOB: 1 BB: 1 P: 10	R: 0 E: 0 K: 1 S: 5	H: 0 LOB: 0 BB: 0 P: 5	R: 0 E: 0 K: 1 S: 6	H: 1 LOB: 1 BB: 0 P: 6	R: 5 E: 0 K: 2 S: 9	H: 2 LOB: 0 BB: 2 P: 18	R: 0 E: 0 K: 2 S: 9	H: 2 LOB: 0 BB: 2 P: 18	1B: 6 2B: 0 3B: 1 HR: 1	SF: 0 SAC: 0 DP: 1 HBP: 1	WP: 0 PB: 0 CS: 0	PA: 36	
PITCHER Steve Rogers, R ERA: 4.77 (1, 1)	IP: 7.0 WLS: L BF: 28 H: 6 R: 3 ER: 3 SO: 6 BB: 2 IBB: 0 HBP: 0 BLK: 0 WP: 0 HR: 0 S: 38 P: 46 ERA: 3.86 WHIP: 1.143											PITCHER	IP: 7.0 WLS: L BF: 28 H: 6 R: 3 ER: 3 SO: 6 BB: 2 IBB: 0 HBP: 0 BLK: 0 WP: 0 HR: 0 S: 38 P: 46 ERA: 3.86 WHIP: 1.143										
Tom Walker, R ERA: 4.21 (8, 1)	IP: 1.0 WLS: L BF: 8 H: 2 R: 5 ER: 5 SO: 2 BB: 2 IBB: 0 HBP: 1 BLK: 0 WP: 0 HR: 1 S: 9 P: 18 ERA: 45.00 WHIP: 4.000											PITCHER	IP: 1.0 WLS: L BF: 8 H: 2 R: 5 ER: 5 SO: 2 BB: 2 IBB: 0 HBP: 1 BLK: 0 WP: 0 HR: 1 S: 9 P: 18 ERA: 45.00 WHIP: 4.000										

Montreal Expos @ Pittsburgh Pirates
Three Rivers Stadium, Pittsburgh, PA
Sun Sep 08 1974, 3:33 AM EDT
Att: 18,870 - Unknown

AB	31
R	8
H	8
RBI	8
BB	4
SO	8
LOB	15



Batter	1	2	3	4	5	6	7	8	9	AB	R	H	RBI	BB	SO	LOB	TOP			
Rennie Stennett, R OBP: 0.319, SLG: 0.379										5	1	2	1	0	0	3				
Richie Hebner, L OBP: 0.370, SLG: 0.453										5	0	4	0	0	1	3				
Al Oliver, L OBP: 0.353, SLG: 0.467										5	0	0	0	0	0	8				
Willie Stargell, L OBP: 0.409, SLG: 0.566										5	0	0	0	0	2	5				
Richie Zisk, R OBP: 0.388, SLG: 0.494										5	1	1	0	0	0	2				
Manny Sanguillen, R OBP: 0.368, SLG: 0.368										5	2	4	0	0	0	0				
Ed Kirkpatrick, L OBP: 0.385, SLG: 0.362										4	0	2	1	0	1	2				
Frank Taveras, R OBP: 0.296, SLG: 0.266										2	0	0	1	0	0	2				
Dave Parker, L OBP: 0.333, SLG: 0.430										1	0	0	0	0	0	1				
Mario Mendoza, R OBP: 0.265, SLG: 0.258										0	0	0	0	0	0	0				
Art Howe, R OBP: 0.328, SLG: 0.356										0	0	0	1	0	0	0				
Larry Demery, R John Moran, R Paul Popovich, S Jose Pizarro, L Miguel Dilone, S Juan Jimenez, R Rob Robertson, R Dane Aguiar, R Ramon Hernandez, L										1	0	0	0	0	0	1				
Inning Stats	R: 1 E: 0 K: 0 S: 5	H: 2 LOB: 1 BB: 0 P: 5	R: 1 E: 0 K: 0 S: 5	H: 2 LOB: 1 BB: 0 P: 5	R: 0 E: 0 K: 0 S: 4	H: 1 LOB: 1 BB: 0 P: 4	R: 0 E: 0 K: 0 S: 4	H: 1 LOB: 1 BB: 0 P: 4	R: 0 E: 0 K: 1 S: 6	H: 1 LOB: 1 BB: 0 P: 6	R: 0 E: 0 K: 1 S: 7	H: 2 LOB: 2 BB: 0 P: 7	R: 2 E: 1 K: 1 S: 10	H: 4 LOB: 3 BB: 0 P: 10	R: 0 E: 0 K: 1 S: 5	H: 0 LOB: 0 BB: 0 P: 5	1B: 12 2B: 1 3B: 0 HR: 1	SF: 1 SAC: 0 DP: 0 HBP: 0	WP: 0 PB: 0 SB: 0 CS: 0	PA: 42
PITCHER	IP WLS BF H R ER SO BB IBB HBP BLK WP HR S P ERA WHIP	6.1 W 29 10 2 2 1 1 0 0 0 0 0 1 31 31 2.84 1.579	0.2 3 1 1 1 1 0 0 0 0 0 0 0 5 5 13.50 1.500	0.1 4 3 1 1 0 0 0 0 0 0 0 0 4 4 27.00 9.000	0.0 1 0 0 0 0 0 0 0 0 0 0 0 1 1 ∞ ∞	1.2 S 5 0 0 0 2 0 0 0 0 0 0 0 9 9 0.00 0.000														

Pittsburgh Pirates @ Chicago Cubs
Wrigley Field, Chicago, IL
Mon Sep 09 1974, 3:33 AM CDT
Att: 2,918 - Sunny

AB	41
R	4
H	14
RBI	4
BB	0
SO	4
LOB	28



Batter	1	2	3	4	5	6	7	8	9	AB	R	H	RBI	BB	SO	LOB	BOTTOM			
Rick Monday, L OBP: 0.380, SLG: 0.466										5	0	3	1	0	0	0				
Don Kessinger, S OBP: 0.335, SLG: 0.322										5	2	2	0	0	0	3				
Jose Cardenal, R OBP: 0.370, SLG: 0.464										4	2	2	1	1	0	2				
Jerry Morales, R OBP: 0.320, SLG: 0.414										2	0	1	2	2	0	1				
Bill Madlock, R OBP: 0.365, SLG: 0.422										3	1	0	0	1	0	2				
Andre Thornton, R OBP: 0.375, SLG: 0.456										4	1	1	1	0	0	2				
Steve Swisher, R OBP: 0.335, SLG: 0.320										3	1	2	1	1	1	1				
Ron Dunn, R OBP: 0.238, SLG: 0.200										3	0	0	0	0	0	3				
Rob Sperring, R OBP: 0.234, SLG: 0.229										1	1	1	0	0	0	0				
Steve Stone, R OBP: 0.137, SLG: 0.120										3	0	0	0	0	1	0				
Ken Frailing, L OBP: 0.281, SLG: 0.258										0	0	0	0	0	0	0				
Oscar Zamora, R OBP: 0.200, SLG: 0.200										0	0	0	0	0	0	0				
Jim Todd, L OBP: 0.067, SLG: 0.067										0	0	0	0	0	0	0				
Dave LaRoche, L OBP: 0.273, SLG: 0.364										1	1	1	0	0	0	0				
Inning Stats	R: 1 E: 0 K: 0 S: 4	H: 2 LOB: 1 BB: 1 P: 8	R: 1 E: 0 K: 1 S: 5	H: 1 LOB: 0 BB: 1 P: 9	R: 3 E: 0 K: 0 S: 6	H: 3 LOB: 2 BB: 2 P: 14	R: 0 E: 0 K: 0 S: 4	H: 1 LOB: 1 BB: 0 P: 4	R: 0 E: 0 K: 1 S: 5	H: 0 LOB: 0 BB: 1 P: 9	R: 0 E: 0 K: 0 S: 3	H: 0 LOB: 0 BB: 0 P: 3	R: 1 E: 0 K: 0 S: 4	H: 2 LOB: 0 BB: 0 P: 4	R: 3 E: 0 K: 0 S: 7	H: 4 LOB: 1 BB: 0 P: 7	1B: 10 2B: 1 3B: 0 HR: 2	SF: 0 SAC: 0 DP: 3 HBP: 0	WP: 1 PB: 0 SB: 0 CS: 1	PA: 39
PITCHER	IP WLS BF H R ER SO BB IBB HBP BLK WP HR S P ERA WHIP	2.1 L 13 5 5 5 1 3 0 0 0 0 0 0 3 7 0.00 3.000	3.0 11 1 0 0 1 1 0 0 0 0 0 0 12 16 0.00 0.667	1.0 4 2 1 1 0 0 0 0 0 0 0 0 4 4 9.00 2.000	1.0 7 4 3 3 0 0 0 0 1 0 0 0 7 7 27.00 4.000															

Pittsburgh Pirates @ Chicago Cubs
Wrigley Field, Chicago, IL
Mon Sep 09 1974, 3:33 AM CDT
Att: 2,918 - Sunny


AB	34
R	9
H	13
RBI	7
BB	5
SO	2
LOB	14



Batter	1	2	3	4	5	6	7	8	9	AB	R	H	RBI	BB	SO	LOB	TOP										
Rennie Stennett, R OBP: 0.320, SLG: 0.380 (1, 4)										6	3	3	0	0	0	1											
Richie Hebner, L OBP: 0.375, SLG: 0.463 (1, 5)										5	2	4	3	1	0	0											
Al Oliver, L OBP: 0.353, SLG: 0.465 (1, 8)										6	1	2	1	0	1	5											
Willie Stargell, L OBP: 0.410, SLG: 0.566 (1, 7)										5	0	2	3	1	0	3											
Richie Zisk, R OBP: 0.389, SLG: 0.494 (1, 9)										4	1	1	1	2	0	1											
Manny Sanguillen, R OBP: 0.310, SLG: 0.376 Juan Pizaro, L OBP: 0.295, SLG: 0.358 (7, 1)										5	2	3	1	0	0	5											
Bruce Kison, R OBP: 0.212, SLG: 0.138 (9, 1)										0	0	0	0	0	0	0											
Ed Kirkpatrick, L OBP: 0.382, SLG: 0.358 (1, 3)										5	1	1	0	0	0	4											
Frank Taveras, R OBP: 0.295, SLG: 0.266 (1, 6)										4	0	1	1	0	0	0											
Ken Brett, L OBP: 0.337, SLG: 0.457 Mike Ryan, R OBP: 0.206, SLG: 0.100 (7, 2)										4	2	3	1	0	1	1											
Inning Stats	R: 2 E: 0 K: 0 S: 6	H: 3 LOB: 2 BB: 1 P: 10	R: 2 E: 0 K: 0 S: 7	H: 4 LOB: 3 BB: 1 P: 11	R: 2 E: 0 K: 0 S: 7	H: 4 LOB: 2 BB: 0 P: 7	R: 2 E: 0 K: 0 S: 6	H: 3 LOB: 1 BB: 0 P: 6	R: 4 E: 1 K: 1 S: 10	H: 4 LOB: 1 BB: 0 P: 10	R: 0 E: 0 K: 0 S: 4	H: 1 LOB: 1 BB: 0 P: 4	R: 0 E: 0 K: 0 S: 3	H: 1 LOB: 0 BB: 0 P: 3	R: 0 E: 0 K: 0 S: 2	H: 0 LOB: 1 BB: 2 P: 10	1B: 15 2B: 3 3B: 1 HR: 1	SF: 0 SAC: 1 DP: 2 HBP: 0	WP: 0 PB: 0 SB: 0 CS: 0	PA: 50							
PITCHER	IP	WLS	BF	H	R	ER	SO	BB	IBB	HBP	BLK	WP	HR	S	P	ERA	WHIP										
Rick Reuschel, R ERA: 4.36 (1, 1)	1.2	L	13	7	4	4	0	1	0	0	0	0	0	12	16	21.60	4.800										
Jim Todd, R ERA: 4.07 (2, 1)	1.1		9	4	2	2	0	1	0	0	0	0	0	8	12	13.50	3.750										
Burt Hooton, R ERA: 5.19 (4, 1)	1.1		11	7	6	5	0	0	0	0	0	0	1	11	11	33.75	5.250										
Jim Kremmel, L ERA: 5.87 (5, 1)	3.2		13	2	0	0	2	0	0	0	0	0	0	17	17	0.00	0.545										
Herb Hutson, R ERA: 3.69 (9, 1)	1.0		4	0	0	0	0	2	0	0	0	0	0	2	10	0.00	2.000										

Pittsburgh Pirates @ Chicago Cubs
Wrigley Field, Chicago, IL
Tue Sep 10 1974, 3:33 AM CDT
Att: 4,843 - Cloudy - 80 F


AB 45
R 12
H 20
RBI 11
BB 4
SO 2
LOB 21



Batter	1	2	3	4	5	6	7	8	9	AB	R	H	RBI	BB	SO	LOB	BOTTOM										
Rick Monday, L OBP: 0.377, SLG: 0.462 (1, 8)										4	0	0	0	0	1	0											
Don Kessinger, S OBP: 0.336, SLG: 0.323 (1, 6)										4	0	2	0	0	0	0											
Jose Cardenal, R OBP: 0.369, SLG: 0.461 (1, 7)										3	0	0	0	1	0	2											
Jerry Morales, R OBP: 0.318, SLG: 0.410 (1, 9)										4	0	0	0	0	0	2											
Bill Madlock, R OBP: 0.366, SLG: 0.428 (1, 5)										4	1	2	0	0	0	0											
Andre Thornton, R OBP: 0.370, SLG: 0.449 (1, 3)										4	0	0	1	0	0	1											
Steve Swisher, R OBP: 0.333, SLG: 0.315 (1, 2)										3	0	0	0	1	1	1											
Ron Dunn, R OBP: 0.280, SLG: 0.217 (1, 4)										3	1	1	0	1	0	1											
Rick Reuschel, R OBP: 0.215, SLG: 0.295 (1, 1)										0	0	0	0	0	0	0											
Jim Todd, L OBP: 0.267, SLG: 0.287 (2, 1)										0	0	0	0	0	0	0											
Campano, R OBP: 0.298, SLG: 0.259 (3, PH)										1	1	2	0	0	0	0											
Burt Hooton, R OBP: 0.300, SLG: 0.398 (4, 1)										0	0	0	0	0	0	0											
Jim Kremmel, L OBP: 0.252, SLG: 0.270 (5, 1)										1	0	0	0	0	1	0											
Jim Tyrone, R OBP: 0.232, SLG: 0.270 (6, PH)										1	1	1	0	0	0	0											
Herb Hutson, R OBP: 0.207, SLG: 0.304 (9, 1)										0	0	0	0	0	0	0											
Ralph LaCock, L OBP: 0.207, SLG: 0.304 (9, PH)										1	0	0	0	0	1	0											
Inning Stats	R: 0 E: 0 K: 0 S: 3	H: 0 LOB: 0 BB: 0 P: 3	R: 0 E: 0 K: 1 S: 6	H: 1 LOB: 1 BB: 0 P: 6	R: 2 E: 0 K: 1 S: 8	H: 3 LOB: 1 BB: 0 P: 8	R: 0 E: 0 K: 0 S: 3	H: 0 LOB: 0 BB: 0 P: 3	R: 0 E: 0 K: 0 S: 5	H: 0 LOB: 0 BB: 0 P: 5	R: 0 E: 0 K: 0 S: 3	H: 1 LOB: 1 BB: 1 P: 3	R: 0 E: 0 K: 0 S: 3	H: 0 LOB: 1 BB: 1 P: 7	R: 1 E: 0 K: 0 S: 4	H: 1 LOB: 1 BB: 1 P: 8	R: 1 E: 0 K: 0 S: 4	H: 1 LOB: 1 BB: 1 P: 8	1B: 4 2B: 0 3B: 1 HR: 2	SF: 0 SAC: 0 DP: 0 HBP: 0	WP: 1 PB: 0 SB: 0 CS: 0	PA: 36					
PITCHER	IP	WLS	BF	H	R	ER	SO	BB	IBB	HBP	BLK	WP	HR	S	P	ERA	WHIP										
Ken Brett, L ERA: 2.79 (1, 1)	6.0	W	22	5	2	2	3	2	0	0	0	0	1	7	15	4.50	1.500										
Juan Pizaro, L ERA: 2.25 (7, 1)	2.0		9	1	1	1	0	2	0	0	0	0	1	7	15	4.50	1.500										
Bruce Kison, R ERA: 3.17 (9, 1)	1.0		5	1	1	1	0	1	0	0	0	0	0	4	8	9.00	2.000										

Pittsburgh Pirates @ Chicago Cubs
Wrigley Field, Chicago, IL
Tue Sep 10 1974, 3:33 AM CDT
Att: 4,843 - Cloudy - 80 F

AB 33
R 4
H 7
RBI 4
BB 3
SO 3
LOB 8



Batter	1	2	3	4	5	6	7	8	9	AB	R	H	RBI	BB	SO	LOB	TOP					
Rennie Stennett, R (1,4) OBP: 0.320, SLG: 0.379	K		6-3			FC6-4 1B	5-3			4	0	1	0	0	1	0	Pittsburgh Pirates @ Philadelphia Phillies Veterans Stadium, Philadelphia, PA Wed Sep 11 1974, 7:05 PM EDT Att: 21,117 - Unknown					
Manny Sanguillen, R (1,2) OBP: 0.310, SLG: 0.375	G4-6-3 1B		6-3			FC6-4 1B		P4		4	1	1	0	0	0	1						
Al Oliver, L (1,8) OBP: 0.354, SLG: 0.465	G4-6-3 1-2					1B SF9 1B		1B		4	1	2	0	0	1	1						
Willie Stargell, L (1,7) OBP: 0.412, SLG: 0.568		HR 1B				1B 1-3 2H 1B		1B		4	1	3	1	0	0	0						
Richie Zisk, R (1,9) OBP: 0.388, SLG: 0.492	P4					SF9		K		2	0	0	1	1	1	3						
Bob Robertson, R (1,3) OBP: 0.331, SLG: 0.493	HR					3H K		F5		4	1	1	2	0	2	4						
Art Howe, R (1,5) OBP: 0.329, SLG: 0.403	F9							HR		3	1	1	1	0	0	0						
Richie Hebner, L (9, PH) OBP: 0.374, SLG: 0.462									L4	1	0	0	0	0	0	0						
Frank Taveras, R (1,6) OBP: 0.293, SLG: 0.263	6-3								F2	3	0	0	0	0	2	0						
Dave Parker, L (9, PH) OBP: 0.332, SLG: 0.428										1	0	0	0	0	0	0						
Dock Ellis, S (1,1) OBP: 0.313, SLG: 0.232			4-3						F9	2	0	0	0	0	1	0						
Bruce Kison, R (6,1) OBP: 0.206, SLG: 0.133										1	0	0	0	0	1	0						
Ramon Hernandez, S (7,1) OBP: 0.333, SLG: 0.667										0	0	0	0	0	0	0						
John Morlan, R (8,1) OBP: 0.380, SLG: 0.357										0	0	0	0	0	0	0						
Ed Kirkpatrick, L (9, PH) OBP: 0.380, SLG: 0.357										1	0	0	0	0	0	0						
Inning Stats	R: 0 E: 0 K: 1 S: 5	H: 1 LOB: 0 BB: 0 P: 5	R: 2 E: 0 K: 0 S: 5	H: 2 LOB: 0 BB: 0 P: 5	R: 0 E: 0 K: 0 S: 3	H: 0 LOB: 1 BB: 0 P: 3	R: 0 E: 0 K: 2 S: 7	H: 0 LOB: 1 BB: 1 P: 11	R: 0 E: 0 K: 2 S: 7	H: 0 LOB: 0 BB: 0 P: 7	R: 2 E: 0 K: 1 S: 8	H: 3 LOB: 1 BB: 0 P: 8	R: 1 E: 0 K: 2 S: 8	H: 1 LOB: 0 BB: 0 P: 8	R: 0 E: 0 K: 1 S: 7	H: 2 LOB: 2 BB: 0 P: 7	R: 0 E: 0 K: 0 S: 3	H: 0 LOB: 0 BB: 0 P: 3	1B: 7 2B: 0 3B: 0 HR: 2	SF: 1 SAC: 0 DP: 1 HBP: 0	WP: 0 PB: 0 SB: 0 CS: 0	PA: 36
PITCHER	IP WLS BF H R ER SO BB IBB HBP BLK WP HR S P ERA WHIP																					
Steve Carlton, L (1,1) ERA: 3.34	7.0		28	7	5	5	8	1	0	0	0	0	0	0	2	43	47	6.43	1.143			
Ron Schueler, R (8,1) ERA: 3.74	2.0	W	8	2	0	0	1	0	0	0	0	0	0	0	10	10	0.00	1.000				

Batter	1	2	3	4	5	6	7	8	9	AB	R	H	RBI	BB	SO	LOB	BOTTOM			
Dave Cash, R (1,4) OBP: 0.357, SLG: 0.393	K		F9			FC3-6 1B	5-3	P4		5	0	1	0	0	1	4	Pittsburgh Pirates @ Philadelphia Phillies Veterans Stadium, Philadelphia, PA Wed Sep 11 1974, 7:05 PM EDT Att: 21,117 - Unknown			
Larry Bowa, S (1,6) OBP: 0.295, SLG: 0.332	4-3		G3			FC3-6 E				5	1	2	2	0	0	1				
Mike Schmidt, R (1,5) OBP: 0.415, SLG: 0.586	5-3		6-3			2H K	2B	1B		4	0	0	0	1	2	3				
Willie Montanez, L (1,3) OBP: 0.351, SLG: 0.416		BB 2B 1B				E1 2H 1B	FC6-4			4	1	2	0	0	0	2				
Greg Luzinski, R (1,7) OBP: 0.335, SLG: 0.401		2B L5 BB								3	0	1	0	1	1	1				
Jim Essian, R (9,2) OBP: 0.190, SLG: 0.105						K		1B		0	0	0	0	0	0	0				
Jay Johnstone, L (1,9) OBP: 0.395, SLG: 0.553										3	1	2	1	0	0	0				
Ollie Brown, R (8, PH) OBP: 0.274, SLG: 0.418		1-3 2H 2B					1B 6-3 1B	HR 2B		1	1	1	0	0	0	0				
Del Unser, L (1,8) OBP: 0.421, SLG: 0.407										2	1	1	0	1	0	0				
Mike Anderson, R (8, PH) OBP: 0.312, SLG: 0.361						F7		HR IBB		0	1	0	0	1	0	0				
Bob Boone, R (1,2) OBP: 0.300, SLG: 0.336										2	0	0	0	0	1	3				
Tom Hutton, R (7, PH) OBP: 0.241, SLG: 0.340										0	0	0	0	1	0	0				
Alan Bannister, R (7, PH) OBP: 0.129, SLG: 0.125										0	1	0	0	0	0	0				
Larry Cox, R (8,2) OBP: 0.132, SLG: 0.143										0	0	0	0	0	0	0				
Bill Robinson, R (8, PH) OBP: 0.268, SLG: 0.361										1	1	1	3	0	0	0				
Steve Carlton, L (1,1) OBP: 0.191, SLG: 0.233										2	0	0	0	0	0	3				
Tony Taylor, R (7, PH) OBP: 0.421, SLG: 0.577										1	0	0	1	0	0	2				
Ron Schueler, R (8,1) OBP: 0.180, SLG: 0.128		3H						1B		1	0	1	0	0	0	0				
Inning Stats	R: 0 E: 0 K: 1 S: 5	H: 0 LOB: 0 BB: 0 P: 5	R: 1 E: 0 K: 1 S: 6	H: 2 LOB: 2 BB: 2 P: 14	R: 0 E: 0 K: 0 S: 3	H: 0 LOB: 0 BB: 0 P: 3	R: 0 E: 0 K: 0 S: 3	H: 0 LOB: 0 BB: 0 P: 3	R: 0 E: 0 K: 0 S: 3	H: 0 LOB: 0 BB: 0 P: 3	R: 1 E: 2 K: 2 S: 9	H: 2 LOB: 1 BB: 0 P: 9	R: 3 E: 0 K: 0 S: 6	H: 3 LOB: 2 BB: 2 P: 14	R: 3 E: 0 K: 1 S: 9	H: 5 LOB: 2 BB: 1 P: 13	1B: 8 2B: 4 3B: 0 HR: 1	SF: 0 SAC: 0 DP: 1 HBP: 0	WP: 0 PB: 0 SB: 0 CS: 0	PA: 39
PITCHER	IP WLS BF H R ER SO BB IBB HBP BLK WP HR S P ERA WHIP																			
Dock Ellis, S (1,1) ERA: 3.16	5.2		22	4	2	1	3	1	0	0	0	0	0	0	8	12	27.00	4.000		
Bruce Kison, R (6,1) ERA: 3.39	1.0	L	7	3	3	3	1	1	0	0	0	0	0	1	5	13	40.50	6.000		
Ramon Hernandez, L (7,1) ERA: 2.72	0.2		7	4	3	3	0	0	2	0	0	0	0	0	0	0	0.00	1.500		
John Morlan, R (8,1) ERA: 3.23	0.2		3	1	0	0	1	0	0	0	0	0	0	0	5	5	0.00	1.500		

AB 34
R 5
H 9
RBI 5
BB 1
SO 9
LOB 9

AB 34
R 8
H 12
RBI 7
SO 5
LOB 19



Batter	1	2	3	4	5	6	7	8	9	AB	R	H	RBI	BB	SO	LOB	TOP				
Rennie Stennett, R OBP: 0.321, SLG: 0.380	F9		HBP 1B	SF8		F3		4-3 SH1 1B		4	1	2	1	0	0	0	Pittsburgh Pirates @ Philadelphia Phillies Veterans Stadium, Philadelphia, PA Thu Sep 12 1974, 7:05 PM EDT Att: 22,135 - Unknown				
Richie Hebner, L OBP: 0.375, SLG: 0.460	K		1B HBP			K		SH1		2	0	0	0	1	2	0					
Al Oliver, L OBP: 0.353, SLG: 0.463	4-3		1B	F7		G3		4-3		5	0	1	2	0	0	3					
Willie Stargell, L OBP: 0.418, SLG: 0.572			1B							2	1	2	0	3	0	0					
Richie Zisk, R OBP: 0.386, SLG: 0.489	K		IBB							5	0	1	0	0	1	7					
Gene Clines, R OBP: 0.304, SLG: 0.250			P4			P6		F8		0	0	0	0	0	0	0					
Manny Sanguillen, R OBP: 0.307, SLG: 0.372	K		K			F9				5	0	0	0	0	3	7					
Ed Kirkpatrick, L OBP: 0.381, SLG: 0.359	K			SF8 2B		F7				4	1	1	0	1	1	3					
Frank Taveras, R OBP: 0.298, SLG: 0.270			F8							4	0	3	1	0	0	0					
Paul Popovich, S OBP: 0.241, SLG: 0.222				S				P8		1	0	0	0	0	0	0					
Jerry Reuss, L OBP: 0.253, SLG: 0.187			HBP 1B							3	1	0	0	1	3	7					
Bruce Kison, R OBP: 0.206, SLG: 0.133			1B BB			K				0	0	0	0	0	0	0					
John Morjan, R OBP: 0.206, SLG: 0.133			1B BB			K				0	0	0	0	0	0	0					
Inning Stats	R: 0 E: 0 K: 1 S: 5	H: 0 LOB: 0 BB: 0 P: 5	R: 0 E: 0 K: 3 S: 9	H: 0 LOB: 1 BB: 1 P: 13	R: 2 E: 0 K: 1 S: 7	H: 2 LOB: 3 BB: 2 P: 16	R: 1 E: 0 K: 1 S: 7	H: 2 LOB: 2 BB: 1 P: 11	R: 0 E: 0 K: 1 S: 5	H: 0 LOB: 0 BB: 0 P: 5	R: 1 E: 0 K: 2 S: 10	H: 3 LOB: 2 BB: 0 P: 10	R: 0 E: 0 K: 0 S: 4	H: 1 LOB: 2 BB: 1 P: 8	R: 0 E: 0 K: 0 S: 3	H: 0 LOB: 0 BB: 0 P: 3	1B: 8 2B: 2 3B: 0 HR: 0	SF: 1 SAC: 1 DP: 0 HBP: 1	WP: 0 PB: 0 SB: 1 CS: 0	PA: 44	
PITCHER	IP	WLS	BF	H	R	ER	SO	BB	IBB	HBP	BLK	WP	HR	S	P	ERA	WHIP				
Wayne Twitchell, R ERA: 5.17	(1, 1)	5.0		27	6	3	7	3	2	1	0	0	0	35	56	5.40	1.800				
Mac Scarce, L ERA: 5.18	(6, 1)	1.0		3	0	0	1	0	0	0	0	0	0	5	5	0.00	0.000				
Gene Garber, R ERA: 3.88	(7, 1)	2.0	W	11	4	1	1	2	0	1	0	0	0	14	18	4.50	2.000				
Ron Schueler, R ERA: 3.72	(9, 1)	1.0		3	0	0	0	0	0	0	0	0	0	3	3	0.00	0.000				

Batter	1	2	3	4	5	6	7	8	9	AB	R	H	RBI	BB	SO	LOB	BOTTOM				
Dave Cash, R OBP: 0.359, SLG: 0.396	SH3 2B							F8		4	0	2	0	1	0	3	Pittsburgh Pirates @ Philadelphia Phillies Veterans Stadium, Philadelphia, PA Thu Sep 12 1974, 7:05 PM EDT Att: 22,135 - Unknown				
Larry Bowa, S OBP: 0.296, SLG: 0.333	SH3		F7			P6		HR 2B		3	1	1	0	0	2						
Mike Schmidt, R OBP: 0.415, SLG: 0.590	F3					6-3				3	1	1	3	1	0	1					
Willie Montanez, L OBP: 0.350, SLG: 0.417	F8					K		F9		4	1	1	0	0	1	3					
Greg Luzinski, R OBP: 0.315, SLG: 0.394			F8			L1				4	0	0	0	0	1	1					
Ron Schueler, R OBP: 0.180, SLG: 0.128								F3		0	0	0	0	0	0	0					
Bill Robinson, R OBP: 0.286, SLG: 0.358						6-3				2	0	0	0	1	0	0					
Jay Johnstone, L OBP: 0.399, SLG: 0.556			G6-3 BB					HR 1B		1	1	1	1	0	0	0					
Mike Anderson, R OBP: 0.299, SLG: 0.362						G5-4-3 BB				2	0	1	0	1	0	1					
Del Unser, L OBP: 0.345, SLG: 0.416			G6-3					HR 1B		1	1	1	2	0	0	0					
Bob Boone, R OBP: 0.299, SLG: 0.334										2	0	0	0	0	0	1					
Tony Taylor, R OBP: 0.414, SLG: 0.566			5-3			G5-4-3				1	0	0	0	0	0	1					
Larry Cox, R OBP: 0.162, SLG: 0.143								2B HBP		0	0	0	0	0	0	0					
Wayne Twitchell, R OBP: 0.156, SLG: 0.156										1	0	0	0	0	0	0					
Mac Scarce, L OBP: 0.156, SLG: 0.156										0	0	0	0	0	0	0					
Alan Bannister, R OBP: 0.120, SLG: 0.120										1	0	0	0	0	0	0					
Gene Garber, R OBP: 0.120, SLG: 0.120										0	0	0	0	0	0	0					
Jerry Martin, R OBP: 0.100, SLG: 1.000										2	1	2	0	0	0	0					
Inning Stats	R: 0 E: 0 K: 0 S: 4	H: 1 LOB: 1 BB: 0 P: 4	R: 0 E: 0 K: 0 S: 2	H: 0 LOB: 0 BB: 1 P: 6	R: 0 E: 0 K: 0 S: 3	H: 0 LOB: 1 BB: 1 P: 7	R: 0 E: 0 K: 1 S: 5	H: 0 LOB: 0 BB: 0 P: 5	R: 0 E: 0 K: 1 S: 2	H: 0 LOB: 0 BB: 1 P: 6	R: 0 E: 0 K: 0 S: 4	H: 1 LOB: 2 BB: 1 P: 8	R: 0 E: 0 K: 1 S: 6	H: 1 LOB: 1 BB: 0 P: 6	R: 6 E: 0 K: 0 S: 10	H: 7 LOB: 2 BB: 0 P: 11	1B: 4 2B: 4 3B: 0 HR: 2	SF: 0 SAC: 1 DP: 2 HBP: 1	WP: 1 PB: 0 SB: 0 CS: 0	PA: 37	
PITCHER	IP	WLS	BF	H	R	ER	SO	BB	IBB	HBP	BLK	WP	HR	S	P	ERA	WHIP				
Jerry Reuss, L ERA: 3.65	(1, 1)	7.1		31	7	4	4	2	4	0	0	0	1	31	47	4.91	1.500				
Bruce Kison, R ERA: 3.54	(8, 1)	0.1	L	5	3	2	2	0	0	0	1	0	1	4	5	54.00	9.000				
John Morjan, R ERA: 3.21	(8, 1)	0.1		1	0	0	0	0	0	0	0	0	0	1	1	0.00	0.000				



Batter	1	2	3	4	5	6	7	8	9	AB	R	H	RBI	BB	SO	LOB	TOP			
Rennie Stennett, R (1,4) OBP: 0.322, SLG: 0.381	0-0 5-3		0-0 6-3			0-0 G3 1B		0-0 HBP 1B		4	0	2	0	0	0	0	Pittsburgh Pirates @ Montreal Expos Jarry Park, Montreal, QB Fri Sep 13 1974, 7:05 PM EDT Att: 9,283 - Unknown			
Richie Hebner, L (1,5) Miguel Dilone, S (8, FR) Art Howe, R (8,5) OBP: 0.329, SLG: 0.403	0-0 3-1		0-0 4-3			0-0 G3		1-0 G6-3 HBP		3	0	0	0	0	0	1				
Al Oliver, L (1,8) OBP: 0.352, SLG: 0.460	4-0 BB			0-0 4-3		0-0 F8		0-0 G6-3		3	0	0	0	1	0	3				
Willie Stargell, L (1,7) OBP: 0.415, SLG: 0.567	0-3 K			0-0 G3			0-0 4-3		0-0 6-3	4	0	0	0	0	1	1				
Dave Parker, L (1,9) OBP: 0.335, SLG: 0.429		0-0 2B 1B		0-0 4-3			0-0 FC6-4 1B		0-0 L8	4	1	2	0	0	0	0				
Manny Sanguillen, R (1,2) OBP: 0.307, SLG: 0.373		0-0 5-3 1-H F9 2B			0-0 3-1		0-0 FC6-4 WP 1B		0-0 E6 2B	4	1	1	1	0	0	1				
Ed Kirkpatrick, L (1,3) Dave Augustine, R (9, PR) Paul Popovich, S (9,6) OBP: 0.182, SLG: 0.182		0-0 5-3			0-0 3-1		0-0 1-2 1B		0-0 2B	4	0	2	1	0	0	1				
Frank Taveras, R (1,6) Rachie Zisk, R (7, PH) Mario Mendoza, R (7,6) Bob Robertson, R (9, PH) OBP: 0.297, SLG: 0.268		0-0 F9			0-0 6-3		0-0 6-3		0-3 K	2	0	0	0	0	0	1				
Jim Rooker, R (1,1) OBP: 0.352, SLG: 0.434			0-0 F8			0-3 K		0-0 F7		3	0	0	0	0	1	0				
Inning Stats	R: 0 E: 0 K: 1 S: 5	H: 0 LOB: 1 BB: 1 P: 9	R: 1 E: 0 K: 0 S: 4	H: 2 LOB: 0 BB: 0 P: 4	R: 0 E: 0 K: 0 S: 3	H: 0 LOB: 0 BB: 0 P: 3	R: 0 E: 0 K: 0 S: 3	H: 0 LOB: 0 BB: 0 P: 3	R: 0 E: 0 K: 1 S: 6	H: 1 LOB: 1 BB: 0 P: 6	R: 0 E: 0 K: 0 S: 5	H: 2 LOB: 2 BB: 0 P: 5	R: 0 E: 0 K: 0 S: 3	H: 1 LOB: 2 BB: 0 P: 4	R: 1 E: 1 K: 1 S: 7	H: 1 LOB: 1 BB: 0 P: 7		1B: 5 2B: 2 3B: 0 HR: 0	SF: 0 SAC: 0 DP: 1 HBP: 1	WP: 1 PB: 0 SB: 0 CS: 0
PITCHER Steve Rogers, R (1,1) ERA: 4.63	IP: 9.0 WLS: W BF: 35 H: 7 R: 2 ER: 1 SO: 3 BB: 1 IBB: 0 HBP: 1 BLK: 0 WP: 1 HR: 0 S: 39 P: 44 ERA: 1.00 WHIP: 0.889															PITCHER				

AB	33
R	2
H	7
RBI	2
BB	1
SO	3
LOB	11



Batter	1	2	3	4	5	6	7	8	9	AB	R	H	RBI	BB	SO	LOB	BOTTOM			
Larry Lintz, S (1,4) OBP: 0.340, SLG: 0.289	0-3 K		0-0 6-3			0-0 5-3		4-0 L9 BB		3	0	0	0	1	1	1	Pittsburgh Pirates @ Montreal Expos Jarry Park, Montreal, QB Fri Sep 13 1974, 7:05 PM EDT Att: 9,283 - Unknown			
Tim Foli, R (1,6) OBP: 0.293, SLG: 0.290	0-3 K		0-0 F4			0-0 4-3		0-0 L9		4	0	0	0	0	1	3				
Willie Davis, L (1,8) OBP: 0.314, SLG: 0.411	0-3 K			0-0 E3 1B		0-0 F8		0-0 F3		4	1	0	0	0	1	0				
Bob Bailey, R (1,7) Tony Scott, S (8,9) Hal Breeden, R (9, PH) Ron Woods, R (9, PR) OBP: 0.393, SLG: 0.432		0-3 K		0-0 E3 1B		0-3 K		0-0 3B 1B		3	0	1	1	0	2	0				
Barry Foote, R (1,2) OBP: 0.312, SLG: 0.402		0-0 F7		0-0 6-3		0-0 1B		0-0 1B		4	0	2	1	0	0	1				
Mike Jorgensen, L (1,3) OBP: 0.429, SLG: 0.486		0-3 K		0-0 B1-3-5		0-3 K		0-0 3B		3	0	0	0	0	2	2				
Pepe Mangual, R (1,9) OBP: 0.345, SLG: 0.429			0-0 E 4-3 1B		0-3 K		0-0 F9			3	1	1	0	0	1	1				
Larry Parrish, R (1,5) OBP: 0.273, SLG: 0.241			0-0 E5 4-3 1B		0-0 5-3			0-0 BB 1B		3	0	1	0	0	0	1				
Steve Rogers, R (1,1) OBP: 0.235, SLG: 0.151			0-0 4-3		0-0 4-3			0-0 B1		3	0	0	1	0	0	2				
Inning Stats	R: 0 E: 0 K: 3 S: 9	H: 0 LOB: 0 BB: 0 P: 9	R: 0 E: 0 K: 2 S: 7	H: 0 LOB: 0 BB: 0 P: 7	R: 1 E: 1 K: 0 S: 5	H: 1 LOB: 1 BB: 0 P: 5	R: 1 E: 1 K: 0 S: 4	H: 1 LOB: 0 BB: 0 P: 4	R: 0 E: 0 K: 1 S: 5	H: 0 LOB: 0 BB: 0 P: 5	R: 0 E: 0 K: 2 S: 8	H: 1 LOB: 1 BB: 0 P: 8	R: 0 E: 0 K: 0 S: 3	H: 1 LOB: 1 BB: 1 P: 7	R: 1 E: 0 K: 0 S: 3	H: 2 LOB: 2 BB: 0 P: 3		1B: 5 2B: 2 3B: 1 HR: 0	SF: 0 SAC: 0 DP: 2 HBP: 0	WP: 0 PB: 0 SB: 0 CS: 0
PITCHER Jim Rooker, L (1,1) ERA: 2.95	IP: 8.1 WLS: L BF: 32 H: 6 R: 3 ER: 1 SO: 8 BB: 1 IBB: 0 HBP: 0 BLK: 0 WP: 0 HR: 0 S: 47 P: 51 ERA: 1.08 WHIP: 0.840															PITCHER				



Batter	1	2	3	4	5	6	7	8	9	AB	R	H	RBI	BB	SO	LOB	TOP					
Rennie Stennett, R OBP: 0.319, SLG: 0.378 (1, 4)	5-3		6-3	F6			F7		F6	5	0	0	0	0	0	2						
Richie Hebner, L OBP: 0.375, SLG: 0.462 (1, 5)	1-3 BB		F9			F8			CI	3	1	1	1	1	0	0						
Al Oliver, L OBP: 0.354, SLG: 0.460 (1, 8)	1-3 BB		1B		4-3		4-3			3	0	1	0	2	0	0						
Dave Parker, L OBP: 0.337, SLG: 0.434 (1, 7)	1-3		1B				F8		K	5	1	2	0	0	1	4						
Richie Zisk, R OBP: 0.386, SLG: 0.487 (1, 9)	5-3		4-3						5-3	5	0	2	1	0	0	6						
Manny Sanguillen, R OBP: 0.365, SLG: 0.371 (8, PH)		F2			6-3					3	0	0	0	0	0	1						
Ken Macha, R OBP: 1.000, SLG: 1.000 (8, 2)					5-3					1	0	1	0	0	0	0						
Ed Kirkpatrick, L OBP: 0.381, SLG: 0.361 (1, 3)	1-3 BB		4-3			L3			F8	3	0	0	0	1	0	2						
Frank Taveras, R OBP: 0.297, SLG: 0.266 (8, PH)	1-3		1B			6-3			K	2	0	0	0	1	0	1						
Willie Stargell, L OBP: 0.414, SLG: 0.566 (8, PH)	1-2		BB							1	0	0	0	0	1	2						
Mario Mendoza, R OBP: 0.265, SLG: 0.258 (8, 6)	1-2		BB							0	0	0	0	0	0	0						
Larry Demery, R OBP: 0.266, SLG: 0.250 (3, 1)						L6-3			FC6-4	1	0	0	0	0	1	1						
Juan Pizarro, L OBP: 0.285, SLG: 0.233 (4, PH)										0	0	0	0	0	0	0						
Jim Minshall, R OBP: 0.285, SLG: 0.233 (4, PH)										0	0	0	0	0	0	0						
Paul Popovich, S OBP: 0.285, SLG: 0.233 (4, PH)										0	0	0	0	0	0	0						
Juan Jimenez, R OBP: 0.285, SLG: 0.233 (4, PH)										0	0	0	0	0	0	0						
Gene Clines, R OBP: 0.285, SLG: 0.233 (4, PH)										0	0	0	0	0	0	0						
John Morlan, R OBP: 0.285, SLG: 0.233 (4, PH)										0	0	0	0	0	0	0						
Daryl Patterson, L OBP: 0.285, SLG: 0.233 (4, PH)										1	0	0	0	0	0	2						
Inning Stats	R: 0 E: 0 K: 0 S: 3	H: 0 LOB: 2 BB: 2 P: 11	R: 0 E: 0 K: 1 S: 5	H: 0 LOB: 1 BB: 1 P: 9	R: 0 E: 0 K: 0 S: 5	H: 2 LOB: 2 BB: 0 P: 5	R: 0 E: 0 K: 0 S: 4	H: 1 LOB: 2 BB: 1 P: 8	R: 1 E: 0 K: 0 S: 5	H: 2 LOB: 1 BB: 0 P: 5	R: 0 E: 0 K: 0 S: 3	H: 0 LOB: 0 BB: 0 P: 3	R: 1 E: 0 K: 0 S: 4	H: 1 LOB: 0 BB: 0 P: 4	R: 0 E: 0 K: 1 S: 7	H: 2 LOB: 2 BB: 0 P: 7	R: 0 E: 1 K: 1 S: 6	H: 0 LOB: 2 BB: 1 P: 10	1B: 6 2B: 1 3B: 0 HR: 1	SF: 0 SAC: 0 DP: 0 HBP: 0	WP: 0 PB: 0 SB: 0 CS: 0	PA: 41
PITCHER	IP WLS BF H R ER SO BB IBB HBP BLK WP HR S P ERA WHIP																					
Dennis Blair, R ERA: 3.44 (1, 1)	7.0 W 31 6 2 2 1 4 0 0 0 0 0 1 29 45 2.57 1.429																					
Chuck Taylor, R ERA: 2.21 (8, 1)	2.0 10 2 0 0 2 1 0 0 0 0 0 0 13 17 0.00 1.500																					

Pittsburgh Pirates @ Montreal Expos
 Jarry Park, Montreal, QB
 Sat Sep 14 1974, 3:33 AM EDT
 Att: 15,566 - Unknown

AB	35
R	2
H	8
RBI	2
BB	5
SO	3
LOB	21



Batter	1	2	3	4	5	6	7	8	9	AB	R	H	RBI	BB	SO	LOB	BOTTOM					
Larry Lintz, S OBP: 0.345, SLG: 0.294 (1, 4)	4-3	4-3	1-2 2-3 3-H			BLK			E7	6	1	3	4	1	0	1						
Tim Foli, R OBP: 0.299, SLG: 0.292 (1, 6)	2B		BB			1B			6-3	4	2	2	2	2	0	4						
Willie Davis, L OBP: 0.315, SLG: 0.417 (1, 8)	1-3		1B		G3				F9	6	2	3	0	0	0	4						
Ken Singleton, S OBP: 0.387, SLG: 0.381 (8, 1)	BB		4-3		G3				6-3	5	1	2	1	1	0	2						
Chuck Taylor, R OBP: 0.364, SLG: 0.400 (8, 1)	BB		4-3		G3				6-3	0	0	0	0	0	0	0						
Mike Jorgensen, L OBP: 0.434, SLG: 0.498 (1, 3)	SF8		BB		1B				F9	2	3	1	3	3	0	2						
Warren Cromartie, L OBP: 0.300, SLG: 0.125 (3, PH)	1-3		BB		1B				F9	1	0	0	0	0	0	2						
Pepe Mangual, R OBP: 0.412, SLG: 0.452 (4, 7)	1-3		BB		1B				F9	3	3	2	0	2	0	0						
Barry Foote, R OBP: 0.315, SLG: 0.407 (1, 2)	1-3		E7		K				E5	5	3	2	3	1	1	2						
Larry Parrish, R OBP: 0.333, SLG: 0.273 (1, 5)	SH3		BB		K				K	4	1	2	2	2	2	1						
Dennis Blair, R OBP: 0.173, SLG: 0.146 (7, PH)	SH3		BB		K				K	3	0	0	0	0	2	5						
Ron Fairly, L OBP: 0.382, SLG: 0.430 (8, 9)	1-2		K		L4				K	0	1	0	0	1	0	0						
Tony Scott, S OBP: 0.500, SLG: 0.500 (8, 9)	1-2		K		L4				K	1	0	0	1	0	0	0						
Inning Stats	R: 1 E: 0 K: 0 S: 4	H: 1 LOB: 2 BB: 2 P: 12	R: 0 E: 0 K: 0 S: 4	H: 1 LOB: 0 BB: 0 P: 4	R: 4 E: 1 K: 1 S: 7	H: 2 LOB: 5 BB: 5 P: 27	R: 0 E: 0 K: 1 S: 6	H: 1 LOB: 2 BB: 1 P: 10	R: 0 E: 0 K: 1 S: 6	H: 1 LOB: 1 BB: 0 P: 6	R: 4 E: 0 K: 1 S: 9	H: 4 LOB: 3 BB: 3 P: 21	R: 6 E: 2 K: 0 S: 9	H: 5 LOB: 2 BB: 2 P: 17	R: 2 E: 0 K: 1 S: 7	H: 2 LOB: 0 BB: 0 P: 7	R: 0 E: 0 K: 1 S: 6	H: 0 LOB: 0 BB: 0 P: 10	1B: 12 2B: 3 3B: 1 HR: 1	SF: 1 SAC: 1 DP: 0 HBP: 0	WP: 1 PB: 0 SB: 0 CS: 0	PA: 55
PITCHER	IP WLS BF H R ER SO BB IBB HBP BLK WP HR S P ERA WHIP																					
Larry Demery, R ERA: 4.35 (1, 1)	2.1 L 14 3 4 4 0 0 0 0 0 0 0 1 5 15.43 3.000																					
Juan Pizarro, L ERA: 3.39 (3, 1)	0.0 2 1 0 0 0 1 0 0 0 0 0 0 1 5 15.43 3.000																					
Jim Minshall, R ERA: (3, 1)	0.2 4 0 1 1 1 1 1 0 0 0 0 0 4 12 13.50 1.500																					
Juan Jimenez, R ERA: 3.0 (4, 1)	2.0 9 2 0 0 2 1 0 0 1 0 0 0 12 16 0.00 1.500																					
John Morlan, R ERA: 3.77 (6, 1)	0.1 6 2 4 4 0 3 0 0 0 0 1 0 3 15 108.00 15.000																					

Pittsburgh Pirates @ Montreal Expos
 Jarry Park, Montreal, QB
 Sat Sep 14 1974, 3:33 AM EDT
 Att: 15,566 - Unknown

AB	40
R	17
H	17
RBI	16
BB	13
SO	5
LOB	23





Batter	1	2	3	4	5	6	7	8	9	AB	R	H	RBI	BB	SO	LOB	TOP					
Rennie Stennett, R (1,4) OBP: 0.320, SLG: 0.378										5	1	2	0	0	0	3	Pittsburgh Pirates @ Montreal Expos Jarry Park, Montreal, QB Sun Sep 15 1974, 3:33 AM EDT Att: 15,438 - Unknown					
Richie Hebner, L (1,5) OBP: 0.374, SLG: 0.466										5	1	1	1	0	1	3						
Al Oliver, L (1,8) OBP: 0.354, SLG: 0.459										5	1	2	0	0	1	1						
Willie Stargell, L (1,7) OBP: 0.411, SLG: 0.561										4	0	0	0	0	1	3						
Richie Zisk, R (1,9) OBP: 0.385, SLG: 0.485										4	0	1	1	0	2	1						
Manny Sanguillen, R (1,2) OBP: 0.365, SLG: 0.370										4	0	1	1	0	0	1						
Ed Kirkpatrick, L (1,3) OBP: 0.362, SLG: 0.368 Miguel Dilone, S (8, PR)										4	0	2	0	0	2	2						
Bob Robertson, R (8,3) OBP: 0.329, SLG: 0.490										0	0	0	0	0	0	0						
Frank Taveras, R (1,6) OBP: 0.300, SLG: 0.270 Dave Parker, L (8, PH)										3	1	2	0	0	0	1						
Mario Mendoza, R (8,6) OBP: 0.265, SLG: 0.258										1	0	0	0	0	0	0						
Ken Brett, L (1,1) OBP: 0.337, SLG: 0.452 Ramon Hernandez, S (7,1)										3	0	1	1	0	0	2						
Paul Popovich, S (9, PH) OBP: 0.247, SLG: 0.230										1	0	0	0	0	0	0						
Inning Stats	R: 2 E: 0 K: 1 S: 9	H: 4 LOB: 2 BB: 0 P: 9	R: 0 E: 0 K: 0 S: 4	H: 1 LOB: 1 BB: 0 P: 4	R: 0 E: 0 K: 1 S: 6	H: 1 LOB: 1 BB: 0 P: 6	R: 0 E: 0 K: 0 S: 4	H: 1 LOB: 0 BB: 0 P: 4	R: 1 E: 0 K: 1 S: 6	H: 1 LOB: 0 BB: 0 P: 6	R: 0 E: 0 K: 3 S: 9	H: 0 LOB: 0 BB: 0 P: 9	R: 0 E: 0 K: 0 S: 4	H: 1 LOB: 2 BB: 0 P: 4	R: 0 E: 0 K: 1 S: 6	H: 1 LOB: 1 BB: 0 P: 6	1B: 10 2B: 1 3B: 0 HR: 1	SF: 0 SAC: 0 DP: 0 HBP: 0	WP: 0 PB: 0 SB: 3 CS: 0	PA: 39		
PITCHER	IP WLS BF H R ER SO BB IBB HBP BLK WP HR S P ERA WHIP	7.0 W 31 10 4 3 7 0 0 0 0 0 1 45 45 3.86 1.429	2.0 S 8 2 0 0 1 0 0 0 0 0 0 0 10 10 0.00 1.000																			

AB	39
R	4
H	12
RBI	4
BB	0
SO	8
LOB	18



Batter	1	2	3	4	5	6	7	8	9	AB	R	H	RBI	BB	SO	LOB	BOTTOM			
Larry Lintz, S (1,4) OBP: 0.342, SLG: 0.291 Jose Morales, R (7, PH)										3	0	0	0	0	1	1	Pittsburgh Pirates @ Montreal Expos Jarry Park, Montreal, QB Sun Sep 15 1974, 3:33 AM EDT Att: 15,438 - Unknown			
Dale Murray, R (8,1) OBP: 0.308, SLG: 0.560										1	1	1	3	0	0	0				
Tim Foli, R (1,6) OBP: 0.298, SLG: 0.292										4	0	1	0	0	1	1				
Pepe Mangual, R (1,8) OBP: 0.368, SLG: 0.400										4	0	0	0	0	2	2				
Bob Bailey, R (1,7) OBP: 0.394, SLG: 0.435 Willie Davis, L (7,8)										2	1	1	0	1	0	0				
Barry Foote, R (1,2) OBP: 0.314, SLG: 0.406										4	0	1	1	0	0	2				
Ron Woods, R (1,9) OBP: 0.298, SLG: 0.230										4	0	0	0	0	0	1				
Mike Jorgensen, L (1,3) OBP: 0.433, SLG: 0.496										3	1	1	0	0	0	0				
Larry Parrish, R (1,5) OBP: 0.357, SLG: 0.333										3	1	2	1	0	1	0				
Steve Renko, R (1,1) OBP: 0.275, SLG: 0.333 Hal Breeden, R (7, PH)										2	0	1	0	0	0	1				
Tony Scott, S (7, PR) OBP: 0.500, SLG: 0.500 Jim Cox, R (8,4)										0	0	0	0	0	0	0				
Inning Stats	R: 0 E: 0 K: 2 S: 7	H: 0 LOB: 0 BB: 0 P: 7	R: 0 E: 0 K: 0 S: 3	H: 0 LOB: 0 BB: 0 P: 3	R: 0 E: 0 K: 1 S: 6	H: 1 LOB: 1 BB: 0 P: 6	R: 1 E: 0 K: 0 S: 5	H: 2 LOB: 1 BB: 0 P: 5	R: 0 E: 0 K: 0 S: 3	H: 1 LOB: 0 BB: 0 P: 3	R: 0 E: 0 K: 1 S: 6	H: 1 LOB: 2 BB: 1 P: 10	R: 4 E: 0 K: 1 S: 9	H: 4 LOB: 1 BB: 0 P: 9	R: 0 E: 0 K: 0 S: 3	H: 0 LOB: 0 BB: 0 P: 3	1B: 6 2B: 2 3B: 0 HR: 1	SF: 0 SAC: 0 DP: 1 HBP: 0	WP: 0 PB: 0 SB: 0 CS: 0	PA: 33
PITCHER	IP WLS BF H R ER SO BB IBB HBP BLK WP HR S P ERA WHIP	6.1 L 28 9 5 5 4 1 0 0 0 0 0 0 7 7 0.00 0.000																		



Batter	1	2	3	4	5	6	7	8	9	10	11	12	13	AB R H RBI BB SO LOB	TOP	
Lou Brock, L OBP: 0.368, SLG: 0.388 (1, 7)	K		FC1-6 CS			K		K		FC6 E S			SH1-3 S SF7 1B	6 1 1 0 0 3 4	St. Louis Cardinals @ Pittsburgh Pirates Three Rivers Stadium, Pittsburgh, PA Tue Sep 17 1974, 7:05 PM EDT Att. 21,458 - Unknown livebaseballscores.com AB 43 R 2 H 8 RBI 2 BB 5 SO 11 LOB 18 	
Ted Sizemore, R OBP: 0.342, SLG: 0.296 (1, 4)	K		CS	F8			P4		BB 1B BB	F7			SH1-3	4 0 0 0 1 1 1		
Reggie Smith, S OBP: 0.391, SLG: 0.532 (1, 9)	F3			K			F2		BB 1B		5-3		IBB	5 0 1 0 1 1 0		
Ted Simmons, S OBP: 0.321, SLG: 0.432 (1, 2)		G5-4-3 BB		K			BLK 2B 1B		K		F8		SF7	4 1 1 1 1 2 2		
Joe Torre, R OBP: 0.361, SLG: 0.398 (1, 3)		G5-4-3			K				F9		5-3		K	6 0 1 1 0 2 4		
Bake McBride, L OBP: 0.375, SLG: 0.397 (1, 8)		E1 1B			4-3							F5		4 0 1 0 1 0 1		
Ken Reitz, R OBP: 0.305, SLG: 0.366 (1, 5)		F8			K									5 0 0 0 0 1 4		
Mike Tyson, R OBP: 0.258, SLG: 0.278 Jack Heidemann, R (8, PH) OBP: 0.299, SLG: 0.264 (8, 6)			FC1-6 1B			F8		6-3		F8				2 0 1 0 0 0 0 3 0 1 0 0 0 0		
Bob Gibson, R OBP: 0.231, SLG: 0.280 Ron Hunt, R (10, PH) OBP: 0.370, SLG: 0.290 Larry Herndon, R (10, PR)			K					E8						2 0 0 0 1 1 1 1 0 1 0 0 0 0 0 0 0 0 0 0 0 1 0 0 0 0 0 1		
Al Hrabosky, R OBP: 0.333, SLG: 0.333 (10, 1)										FC6 1B		6-3				
Inning Stats	R: 0 H: 0 E: 0 LOB: 0 K: 2 BB: 0 S: 7 P: 7	R: 0 H: 1 E: 1 LOB: 1 K: 0 BB: 1 S: 3 P: 7	R: 0 H: 1 E: 0 LOB: 0 K: 1 BB: 0 S: 5 P: 5	R: 0 H: 0 E: 0 LOB: 0 K: 2 BB: 0 S: 7 P: 7	R: 0 H: 0 E: 0 LOB: 0 K: 2 BB: 0 S: 7 P: 7	R: 0 H: 0 E: 0 LOB: 0 K: 1 BB: 1 S: 4 P: 8	R: 1 H: 2 E: 0 LOB: 1 K: 0 BB: 0 S: 5 P: 5	R: 0 H: 0 E: 1 LOB: 1 K: 1 BB: 0 S: 6 P: 6	R: 0 H: 1 E: 0 LOB: 3 K: 1 BB: 2 S: 6 P: 14	R: 0 H: 1 E: 0 LOB: 2 K: 0 BB: 0 S: 4 P: 4	R: 0 H: 0 E: 0 LOB: 0 K: 0 BB: 0 S: 3 P: 3	R: 0 H: 1 E: 0 LOB: 1 K: 0 BB: 0 S: 4 P: 4	R: 1 H: 1 E: 0 LOB: 1 K: 1 BB: 1 S: 6 P: 10	1B: 7 SF: 1 2B: 1 SAC: 1 3B: 0 DP: 1 HR: 0 HBP: 0		W/P: 0 PA: 51 PB: 0 SB: 2 CS: 2
PITCHER Jerry Reuss, L ERA: 3.53 (1, 1)	IP 13.0 WLS L BF 50 H 8 R 2 ER 2 SO 11 BB 4 IBB 1 HBP 0 BLK 1 WP 0 HR 0 S 67 P 87 ERA 1.39 WHIP 0.923	PITCHER														
Batter	1	2	3	4	5	6	7	8	9	10	11	12	13	AB R H RBI BB SO LOB		BOTTOM
Rennie Stennett, R OBP: 0.317, SLG: 0.374 (1, 4)	P6		F9		5-3			4-3			P4		E3	6 0 0 0 0 0 1	St. Louis Cardinals @ Pittsburgh Pirates Three Rivers Stadium, Pittsburgh, PA Tue Sep 17 1974, 7:05 PM EDT Att. 21,458 - Unknown livebaseballscores.com AB 45 R 1 H 5 RBI 1 BB 2 SO 7 LOB 12 	
Richie Hebner, L OBP: 0.371, SLG: 0.462 (1, 5)	4-3				G3			F8			G3		K	6 0 1 0 0 1 2		
Al Oliver, L OBP: 0.353, SLG: 0.462 (1, 8)	HR		4-3			4-3		1-3			K			5 1 1 1 0 1 1		
Willie Stargell, L OBP: 0.409, SLG: 0.557 (1, 7)	FC6 1B			4-1				F7		4-3			K	5 0 1 0 0 1 0		
Richie Zisk, R OBP: 0.383, SLG: 0.481 (1, 9)	FC6			1B BB				F3		P4			6-3	4 0 0 0 1 0 1		
Manny Sanguillen, R OBP: 0.304, SLG: 0.368 (1, 2)		F8			4-3			4-3		F8			4-3	5 0 1 0 0 0 0		
Ed Kirkpatrick, L OBP: 0.382, SLG: 0.367 Ken Macha, R (10, PH) OBP: 0.500, SLG: 0.500 Bob Robertson, R OBP: 0.326, SLG: 0.468 (11, 3)					1B									3 0 1 0 0 1 2 1 0 0 0 0 0 0 1 0 0 0 0 1 0		
Frank Taveras, R OBP: 0.297, SLG: 0.267 Gene Cline, R (13, PH) OBP: 0.305, SLG: 0.240		G6-4-3 1B			K			4-3		P4			K	4 0 0 0 0 0 3 0 0 0 0 1 0 0		
Jerry Reuss, L OBP: 0.241, SLG: 0.177 Art Howe, R (13, PH) OBP: 0.324, SLG: 0.397			F7					4-3					K	4 0 0 0 0 1 1 1 0 0 0 0 1 1		
Inning Stats	R: 1 H: 2 E: 0 LOB: 1 K: 0 BB: 0 S: 5 P: 5	R: 0 H: 1 E: 0 LOB: 0 K: 0 BB: 0 S: 3 P: 3	R: 0 H: 1 E: 0 LOB: 1 K: 0 BB: 0 S: 4 P: 4	R: 0 H: 1 E: 0 LOB: 1 K: 1 BB: 1 S: 6 P: 10	R: 0 H: 0 E: 0 LOB: 0 K: 0 BB: 0 S: 3 P: 3	R: 0 H: 0 E: 1 LOB: 1 K: 0 BB: 0 S: 4 P: 4	R: 0 H: 0 E: 0 LOB: 0 K: 0 BB: 0 S: 3 P: 3	R: 0 H: 0 E: 1 LOB: 1 K: 0 BB: 0 S: 4 P: 4	R: 0 H: 0 E: 0 LOB: 0 K: 0 BB: 0 S: 3 P: 3	R: 0 H: 0 E: 0 LOB: 0 K: 1 BB: 0 S: 5 P: 5	R: 0 H: 0 E: 0 LOB: 0 K: 1 BB: 0 S: 5 P: 5	R: 0 H: 0 E: 0 LOB: 0 K: 1 BB: 0 S: 5 P: 5	R: 0 H: 0 E: 1 LOB: 2 K: 3 BB: 1 S: 10 P: 14	1B: 4 SF: 0 2B: 0 SAC: 0 3B: 0 DP: 1 HR: 1 HBP: 0		W/P: 0 PA: 47 PB: 0 SB: 0 CS: 0
PITCHER Bob Gibson, R ERA: 3.82 Al Hrabosky, L ERA: 2.49 (10, 1)	IP 9.0 WLS BF 33 H 5 R 1 ER 1 SO 11 BB 1 IBB 0 HBP 0 BLK 0 WP 0 HR 1 S 34 P 38 ERA 1.00 WHIP 0.667	PITCHER														

Batter	1	2	3	4	5	6	7	8	9	AB	R	H	RBI	BB	SO	LOB	TOP					
Lou Brock, L (1, 7) OBP: 0.388, SLG: 0.387	F7	CS	E6		FC3-6			FC6-4		4	0	1	0	0	0	1						
Ted Sizemore, R (1, 4) OBP: 0.341, SLG: 0.296	BB		B2		F7			L7		4	1	1	0	0	0	4						
Reggie Smith, S (1, 9) OBP: 0.388, SLG: 0.528	F3		K			L1		K		4	0	0	0	0	2	4						
Ted Simmons, S (1, 2) OBP: 0.320, SLG: 0.429	BB		F9			6-3		FC6-4		3	0	0	0	1	0	3						
Joe Torre, R (1, 3) OBP: 0.364, SLG: 0.402						6-3				3	0	2	1	1	0	0						
Bake McBride, L (1, 8) OBP: 0.373, SLG: 0.394	2-3				F8			K		4	0	0	0	0	1	4						
Ken Reitz, R (1, 5) OBP: 0.303, SLG: 0.363		K			G5-4-3			P4		4	0	0	0	0	1	2	AB 32					
Mike Tyson, R (1, 6) OBP: 0.261, SLG: 0.281								K		4	0	2	0	0	1	1	R 1					
Lynn McGlothen, L (1, 1) OBP: 0.200, SLG: 0.192								FC1-6		2	0	0	0	0	1	2	H 6					
Rich Folkers, L (7, 1) OBP: 0.111, SLG: 0.111								FC1-6		0	0	0	0	0	0	0	RBI 1					
Ron Hunt, R (8, PH) OBP: 0.371, SLG: 0.299										0	0	0	0	0	0	0	BB 2					
Larry Herndon, R (8, PR)										0	0	0	0	0	0	0	SO 6					
Mike Garman, R (8, 1)										0	0	0	0	0	0	0	LOB 21					
Inning Stats	R: 1 E: 0 K: 0 S: 5	H: 2 LOB: 2 BB: 1 P: 9	R: 0 E: 0 K: 2 S: 7	H: 1 LOB: 0 BB: 0 P: 7	R: 0 E: 1 K: 1 S: 6	H: 0 LOB: 1 BB: 0 P: 6	R: 0 E: 0 K: 0 S: 2	H: 0 LOB: 0 BB: 1 P: 6	R: 0 E: 0 K: 0 S: 4	H: 1 LOB: 1 BB: 0 P: 4	R: 0 E: 0 K: 0 S: 3	H: 0 LOB: 0 BB: 0 P: 3	R: 0 E: 0 K: 1 S: 5	H: 0 LOB: 0 BB: 0 P: 5	R: 0 E: 0 K: 1 S: 6	H: 1 LOB: 2 BB: 0 P: 7	R: 0 E: 0 K: 1 S: 6	H: 1 LOB: 1 BB: 0 P: 6	1B: 5 2B: 1 3B: 0 HR: 0	SF: 0 SAC: 0 DP: 1 HBP: 1	WP: 1 PB: 0 SB: 1 CS: 1	PA: 36
PITCHER Jim Rooker, L (1, 1) ERA: 2.87	IP: 9.0 WLS: W BF: 35 H: 6 R: 1 ER: 1 SO: 6 BB: 2 IBB: 0 HBP: 1 BLK: 0 WP: 1 HR: 0 S: 44 P: 53 ERA: 1.00 WHIP: 0.889															PITCHER	IP: 9.0 WLS: W BF: 35 H: 6 R: 1 ER: 1 SO: 6 BB: 2 IBB: 0 HBP: 1 BLK: 0 WP: 1 HR: 0 S: 44 P: 53 ERA: 1.00 WHIP: 0.889					

St. Louis Cardinals @ Pittsburgh Pirates
Three Rivers Stadium, Pittsburgh, PA
Wed Sep 18 1974, 7:05 PM EDT
Att: 18,126 - Unknown

AB	32
R	1
H	6
RBI	1
BB	2
SO	6
LOB	21



Batter	1	2	3	4	5	6	7	8	9	AB	R	H	RBI	BB	SO	LOB	BOTTOM			
Rennie Stennett, R (1, 4) OBP: 0.315, SLG: 0.373	F9		6-3		B1			SH3-4		3	0	0	0	0	0	1				
Richie Hebner, L (1, 5) OBP: 0.371, SLG: 0.459	P5		F9		F9			BB		3	1	0	0	1	0	1				
Al Oliver, L (1, 8) OBP: 0.354, SLG: 0.466	4-3				F9			2B		4	1	2	2	0	0	1				
Willie Stargell, L (1, 7) OBP: 0.410, SLG: 0.555			F8		E6			2B		3	0	1	0	1	0	0				
Dave Parker, L (1, 9) OBP: 0.338, SLG: 0.433					BB			1B		4	1	2	0	0	1	3				
Manny Sanguillen, R (1, 2) OBP: 0.303, SLG: 0.367			K		1B			K		4	0	1	0	0	1	4				
Ed Kirkpatrick, L (1, 3) OBP: 0.383, SLG: 0.364					FC6-4			1B		2	0	0	0	2	0	1	AB 30			
Frank Taveras, R (1, 6) OBP: 0.295, SLG: 0.265								IBB		2	0	0	0	0	0	3	R 4			
Paul Popovich, S (6, PH) OBP: 0.244, SLG: 0.227										1	0	0	0	0	0	2	H 8			
Mario Mendoza, R (7, 6) OBP: 0.269, SLG: 0.263										1	0	1	0	0	0	0	RBI 2			
Jim Rooker, R (1, 1) OBP: 0.359, SLG: 0.430										3	1	1	0	1	1	1	BB 5			
Inning Stats	R: 0 E: 0 K: 0 S: 3	H: 0 LOB: 0 BB: 0 P: 3	R: 0 E: 0 K: 1 S: 6	H: 1 LOB: 2 BB: 1 P: 10	R: 0 E: 0 K: 1 S: 5	H: 0 LOB: 0 BB: 0 P: 5	R: 2 E: 2 K: 0 S: 6	H: 3 LOB: 1 BB: 0 P: 6	R: 0 E: 0 K: 0 S: 3	H: 0 LOB: 1 BB: 1 P: 7	R: 0 E: 0 K: 0 S: 4	H: 1 LOB: 2 BB: 1 P: 8	R: 2 E: 0 K: 1 S: 7	H: 2 LOB: 2 BB: 2 P: 15	R: 0 E: 0 K: 0 S: 3	H: 1 LOB: 0 BB: 0 P: 3	1B: 6 2B: 2 3B: 0 HR: 0	SF: 0 SAC: 1 DP: 1 HBP: 0	WP: 0 PB: 0 SB: 0 CS: 0	PA: 36
PITCHER Lynn McGlothen, R (1, 1) ERA: 2.88	IP: 6.1 WLS: L BF: 28 H: 6 R: 3 ER: 2 SO: 2 BB: 1 IBB: 1 HBP: 0 BLK: 0 WP: 0 HR: 0 S: 29 P: 41 ERA: 2.84 WHIP: 1.263															PITCHER	IP: 6.1 WLS: L BF: 28 H: 6 R: 3 ER: 2 SO: 2 BB: 1 IBB: 1 HBP: 0 BLK: 0 WP: 0 HR: 0 S: 29 P: 41 ERA: 2.84 WHIP: 1.263			
Rich Folkers, L (7, 1) ERA: 2.75	0.2 5 1 1 1 1 1 1 0 0 0 0 0 0 5 13 13.50 3.000															PITCHER	IP: 0.2 WLS: L BF: 5 H: 1 R: 1 ER: 1 SO: 1 BB: 1 IBB: 0 HBP: 0 BLK: 0 WP: 0 HR: 0 S: 5 P: 13 ERA: 13.50 WHIP: 3.000			
Mike Garman, R (8, 1) ERA: 2.48	1.0 3 1 0 0 0 0 0 0 0 0 0 0 0 3 3 0.00 1.000															PITCHER	IP: 1.0 WLS: L BF: 3 H: 0 R: 0 ER: 0 SO: 0 BB: 0 IBB: 0 HBP: 0 BLK: 0 WP: 0 HR: 0 S: 3 P: 3 ERA: 0.00 WHIP: 1.000			

St. Louis Cardinals @ Pittsburgh Pirates
Three Rivers Stadium, Pittsburgh, PA
Wed Sep 18 1974, 7:05 PM EDT
Att: 18,126 - Unknown

AB	30
R	4
H	8
RBI	2
BB	5
SO	3
LOB	17



Batter	1	2	3	4	5	6	7	8	9	AB	R	H	RBI	BB	SO	LOB	TOP											
Lou Brock, L OBP: 0.369, SLG: 0.391 (1, 7)										5	0	3	1	0	1	1	St. Louis Cardinals @ Pittsburgh Pirates Three Rivers Stadium, Pittsburgh, PA Thu Sep 19 1974, 7:05 PM EDT Att: 19,844 - Unknown livebaseballscorecards.com AB 40 R 6 H 15 RBI 6 BB 1 SO 8 LOB 19 											
Ted Sizemore, R OBP: 0.340, SLG: 0.295 (1, 4)										5	0	1	0	0	1	3												
Reggie Smith, S OBP: 0.388, SLG: 0.525 (1, 9)										4	2	1	0	1	1	2												
Ted Simmons, S OBP: 0.321, SLG: 0.431 (1, 2)										5	0	2	1	0	2	3												
Keith Hernandez, L OBP: 0.441, SLG: 0.500 Joe Torre, R OBP: 0.364, SLG: 0.402 (8, PH) (8, 3)										3	0	1	0	0	0	0												
Bake McBride, L OBP: 0.372, SLG: 0.393 (1, 8)										4	1	1	0	0	1	4												
Ken Reitz, R OBP: 0.304, SLG: 0.366 Larry Herndon, R OBP: 0.174, SLG: 0.116 (8, PR) (8, 1)										4	1	2	2	0	0	2												
Mike Tyson, R Jose Cruz, L Walt Rucker, R Al Hrabosky, L Mike Garman, R Luiz Melendez, R Ronnie Schumaker, S Jimmy Mottley, R Jerry Casanova, R										1	0	0	0	0	0	0												
John Curtis, L OBP: 0.206, SLG: 0.169 Ray Bare, R OBP: 0.209, SLG: 0.200 Jim Dwyer, L OBP: 0.372, SLG: 0.378 Jack Heidemann, R OBP: 0.291, SLG: 0.257 (1, 1) (3, 1) (5, PH) (5, 6)										1	0	0	0	0	0	0												
Inning Stats	R: 0 E: 0 K: 1 S: 5	H: 0 LOB: 0 BB: 0 P: 5	R: 0 E: 0 K: 0 S: 3	H: 0 LOB: 0 BB: 0 P: 3	R: 0 E: 0 K: 0 S: 3	H: 2 LOB: 1 BB: 0 P: 7	R: 3 E: 0 K: 1 S: 9	H: 4 LOB: 1 BB: 0 P: 9	R: 0 E: 0 K: 0 S: 5	H: 2 LOB: 2 BB: 0 P: 5	R: 0 E: 0 K: 1 S: 6	H: 1 LOB: 1 BB: 0 P: 6	R: 2 E: 0 K: 2 S: 11	H: 4 LOB: 2 BB: 0 P: 11	R: 0 E: 0 K: 3 S: 11	H: 2 LOB: 2 BB: 0 P: 11		1B: 12 2B: 3 3B: 0 HR: 0	SF: 0 SAC: 0 DP: 1 HBP: 0	WP: 0 PA: 41 PB: 0 SB: 2 CS: 0								
PITCHER	IP	WLS	BF	H	R	ER	SO	BB	IBB	HBP	BLK	WP	HR	S	P	ERA		WHIP										
Bruce Kison, R ERA: 3.72	(1, 1)	4.1	18	6	4	4	1	1	0	0	0	0	0	19	23	8.31		1.615										
Larry Demery, R ERA: 4.27	(5, 1)	1.2	7	2	0	0	1	0	0	0	0	0	0	9	9	0.00		1.200										
Ramon Hernandez, L ERA: 2.87	(7, 1)	1.2	W	9	4	2	3	0	0	0	0	0	0	15	15	10.80	2.400											
Dave Giusti, R ERA: 3.55	(8, 1)	1.1	S	7	3	0	3	0	0	0	0	0	0	13	13	0.00	2.250											

Batter	1	2	3	4	5	6	7	8	9	AB	R	H	RBI	BB	SO	LOB	BOTTOM											
Rennie Stennett, R OBP: 0.316, SLG: 0.373 (1, 4)										5	0	2	0	0	0	2	St. Louis Cardinals @ Pittsburgh Pirates Three Rivers Stadium, Pittsburgh, PA Thu Sep 19 1974, 7:05 PM EDT Att: 19,844 - Unknown livebaseballscorecards.com AB 39 R 8 H 15 RBI 7 BB 4 SO 6 LOB 23 											
Manny Sanguillen, R OBP: 0.302, SLG: 0.306 (1, 2)										5	1	1	0	0	0	7												
Al Oliver, L OBP: 0.354, SLG: 0.465 (1, 8)										5	1	2	0	0	2	0												
Willie Stargell, L OBP: 0.410, SLG: 0.556 (1, 7)										5	2	2	2	0	1	1												
Richie Zisk, R OBP: 0.385, SLG: 0.480 (1, 9)										3	2	1	0	2	0	1												
Bob Robertson, R OBP: 0.331, SLG: 0.486 Ed Kirkpatrick, L OBP: 0.382, SLG: 0.363 (1, 3) (8, PH) (9, 3)										3	1	1	1	1	1	2												
Richie Hebner, L OBP: 0.373, SLG: 0.467 (1, 5)										5	1	3	3	0	0	2												
Frank Taveras, R OBP: 0.300, SLG: 0.275 (1, 6)										4	0	3	1	0	0	2												
Bruce Kison, R OBP: 0.194, SLG: 0.125 Larry Demery, R OBP: 0.206, SLG: 0.250 Gene Clines, R OBP: 0.304, SLG: 0.248 Ramon Hernandez, S OBP: 0.500, SLG: 0.667 Dave Giusti, R OBP: 0.200, SLG: 0.111 (1, 1) (5, 1) (6, PH) (7, 1) (8, 1)										2	0	0	0	0	1	3												
Inning Stats	R: 0 E: 0 K: 1 S: 5	H: 3 LOB: 3 BB: 1 P: 13	R: 1 E: 0 K: 0 S: 6	H: 3 LOB: 2 BB: 0 P: 6	R: 0 E: 0 K: 0 S: 3	H: 1 LOB: 0 BB: 0 P: 3	R: 0 E: 0 K: 2 S: 7	H: 0 LOB: 0 BB: 0 P: 7	R: 0 E: 0 K: 1 S: 6	H: 1 LOB: 1 BB: 0 P: 6	R: 5 E: 0 K: 1 S: 11	H: 6 LOB: 3 BB: 2 P: 19	R: 0 E: 0 K: 0 S: 4	H: 1 LOB: 2 BB: 1 P: 8	R: 0 E: 0 K: 3 S: 11	H: 2 LOB: 2 BB: 0 P: 11		1B: 12 2B: 2 3B: 0 HR: 1	SF: 0 SAC: 0 DP: 1 HBP: 0	WP: 0 PA: 43 PB: 1 SB: 1 CS: 0								
PITCHER	IP	WLS	BF	H	R	ER	SO	BB	IBB	HBP	BLK	WP	HR	S	P	ERA		WHIP										
John Curtis, L ERA: 3.74	(1, 1)	2.2	16	6	3	2	2	1	0	0	0	0	0	19	23	6.75		2.625										
Ray Bare, R ERA: 5.66	(3, 1)	1.1	4	1	0	0	0	0	0	0	0	0	0	4	4	0.00		0.750										
Rich Folkers, L ERA: 2.89	(5, 1)	2.1	L	10	3	2	3	0	0	0	0	0	0	16	16	7.71	1.286											
Al Hrabosky, L ERA: 2.83	(7, 1)	0.1	5	3	3	3	1	0	1	0	0	0	1	6	10	81.00	9.000											
Mike Garman, R ERA: 2.47	(7, 1)	0.1	3	1	0	0	0	1	0	0	0	0	0	2	6	0.00	6.000											

Batter	1	2	3	4	5	6	7	8	9	AB	R	H	RBI	BB	SO	LOB	TOP					
Don Hahn, R (1, 8) OBP: 0.328, SLG: 0.334	6-3		FC1-4 FC6-4			F8	P4		FC6-5	5	0	0	0	0	0	4						
Felix Milan, R (1, 4) OBP: 0.310, SLG: 0.304	E5 FC3-6		FC6-4			FC6-4			FC4-6 BB	3	0	0	0	1	0	2						
Rusty Staub, L (1, 9) OBP: 0.351, SLG: 0.411	FC3-6 FC5-4			P6		4-3			FC4-6	4	0	0	0	0	0	3						
Cleon Jones, R (1, 7) OBP: 0.340, SLG: 0.423	FC5-4			F9					L9	4	1	1	0	0	0	2						
John Milner, L (1, 3) OBP: 0.333, SLG: 0.412		G3		L8					F2 F9	4	0	0	0	0	0	2						
Duffy Dyer, R (1, 2) OBP: 0.323, SLG: 0.225		F4				F8			P3	4	1	0	0	0	0	1						
Ted Martinez, R (1, 6) OBP: 0.245, SLG: 0.307		P4				F4			P4 2B 1B	4	1	1	0	0	0	2						
Wayne Garrett, L (1, 5) OBP: 0.328, SLG: 0.320			K			K			F8	4	1	1	3	0	2	1						
Jerry Koosman, R (1, 1) OBP: 0.244, SLG: 0.229									FC6-5 1-H 2B	3	0	3	1	1	0	0						
Inning Stats	R: 0 E: 1 K: 0 S: 4	H: 0 LOB: 1 BB: 0 P: 4	R: 0 E: 0 K: 0 S: 3	H: 0 LOB: 0 BB: 0 P: 3	R: 0 E: 0 K: 1 S: 6	H: 1 LOB: 1 BB: 0 P: 6	R: 0 E: 0 K: 0 S: 3	H: 0 LOB: 0 BB: 0 P: 3	R: 0 E: 0 K: 1 S: 5	H: 0 LOB: 0 BB: 0 P: 5	R: 0 E: 0 K: 0 S: 4	H: 1 LOB: 1 BB: 0 P: 4	R: 3 E: 1 K: 0 S: 6	H: 2 LOB: 1 BB: 1 P: 10	R: 0 E: 0 K: 0 S: 3	H: 0 LOB: 1 BB: 0 P: 7	R: 1 E: 0 K: 0 S: 5	H: 2 LOB: 1 BB: 0 P: 5	1B: 3 2B: 2 3B: 0 HR: 1	SF: 0 SAC: 0 DP: 0 HBP: 0	WP: 0 PB: 0 SB: 0 CS: 0	PA: 37
PITCHER	IP	WLS	BF	H	R	ER	SO	BB	IBB	HBP	BLK	WP	HR	S	P	ERA	WHIP					
Juan Pizarro, L (1, 1) ERA: 1.69	8.0	L	32	4	3	0	2	2	0	0	0	0	1	34	42	0.00	0.750					
Dave Giusti, R (9, 1) ERA: 3.61	1.0		5	2	1	1	0	0	0	0	0	0	0	5	5	9.00	2.000					

New York Mets @ Pittsburgh Pirates
Three Rivers Stadium, Pittsburgh, PA
Sat Sep 21 1974, 3:33 AM EDT
Att: 7,160 - Unknown

AB 35
R 4
H 6
RBI 4
BB 2
SO 2
LOB 17



Batter	1	2	3	4	5	6	7	8	9	AB	R	H	RBI	BB	SO	LOB	BOTTOM					
Rennie Stennett, R (1, 4) OBP: 0.316, SLG: 0.371	L8		4-0 BB			F9			1B 1B	3	1	1	0	1	0	1						
Manny Sanguillen, R (1, 2) OBP: 0.299, SLG: 0.362	5-3		F7			4-3			1B 1B	4	0	1	0	0	0	2						
Al Oliver, L (1, 8) OBP: 0.354, SLG: 0.461	1-3			4-3		4-3			1B	4	0	1	1	0	0	0						
Willie Stargell, L (1, 7) OBP: 0.403, SLG: 0.545		L7		K		K			P5	4	0	0	0	0	2	2						
Richie Zisk, R (1, 9) OBP: 0.385, SLG: 0.479		K		F9					F8	4	0	0	0	0	1	0						
Bob Robertson, R (1, 3) OBP: 0.324, SLG: 0.486		F8				HR			K	4	1	1	1	0	1	0						
Art Howe, R (1, 5) OBP: 0.329, SLG: 0.377			K			K			K	4	0	0	0	0	4	0						
Frank Taveras, R (1, 6) OBP: 0.305, SLG: 0.280			FC1-8 1B						F9	3	0	2	0	0	0	0						
Juan Pizarro, L (1, 1) Gene Clines, R (8, PH) OBP: 0.302, SLG: 0.246 Dave Giusti, R (9, 1) OBP: 0.200, SLG: 0.111			FC1-6 BB			K			L6-3	2	0	0	0	0	1	2						
Inning Stats	R: 0 E: 0 K: 0 S: 3	H: 0 LOB: 0 BB: 0 P: 3	R: 0 E: 0 K: 1 S: 5	H: 0 LOB: 0 BB: 0 P: 5	R: 0 E: 0 K: 1 S: 6	H: 1 LOB: 2 BB: 1 P: 10	R: 0 E: 0 K: 1 S: 5	H: 0 LOB: 0 BB: 0 P: 5	R: 1 E: 0 K: 2 S: 9	H: 2 LOB: 1 BB: 0 P: 9	R: 0 E: 0 K: 1 S: 5	H: 0 LOB: 0 BB: 0 P: 5	R: 0 E: 0 K: 1 S: 5	H: 0 LOB: 0 BB: 0 P: 5	R: 1 E: 0 K: 0 S: 6	H: 3 LOB: 2 BB: 0 P: 6	R: 0 E: 0 K: 2 S: 7	H: 0 LOB: 0 BB: 0 P: 7	1B: 5 2B: 0 3B: 0 HR: 1	SF: 0 SAC: 0 DP: 0 HBP: 0	WP: 0 PB: 0 SB: 0 CS: 0	PA: 34
PITCHER	IP	WLS	BF	H	R	ER	SO	BB	IBB	HBP	BLK	WP	HR	S	P	ERA	WHIP					
Jerry Koosman, L (1, 1) ERA: 3.22	9.0	W	34	6	2	2	9	1	0	0	0	0	1	51	55	2.00	0.778					

New York Mets @ Pittsburgh Pirates
Three Rivers Stadium, Pittsburgh, PA
Sat Sep 21 1974, 3:33 AM EDT
Att: 7,160 - Unknown

AB 33
R 2
H 6
RBI 2
BB 1
SO 9
LOB 7



Batter	1	2	3	4	5	6	7	8	9	AB	R	H	RBI	BB	SO	LOB	TOP								
Don Hahn, R (1,8) OBP: 0.324, SLG: 0.329	5-3	4-3			F7		4-3	G4-3		5	0	0	0	0	0	5									
Felix Milan, R (1,4) OBP: 0.316, SLG: 0.308	WP 2B 1B		G5-4-3 1B		BB		HBP		1B	3	1	3	0	1	0	0									
Rusty Staub, L (1,9) OBP: 0.349, SLG: 0.408	2B 1-2 BB		G5-4-3 1-2		1-3		F7		F8	4	0	0	0	1	0	5									
Cleon Jones, R (1,7) OBP: 0.341, SLG: 0.421	K								F8	2	0	0	0	2	1	2									
Jim Gosger, L (8, PR) OBP: 0.167, SLG: 0.091					BB				1B 1B BB	1	1	0	0	0	0	1									
John Milner, L (1,3) OBP: 0.332, SLG: 0.412	1-3 2-H 2B		K				4-3		F9	5	0	1	1	0	1	3									
Duffy Dyer, R (1,2) OBP: 0.321, SLG: 0.226	P6				5-3		F9		1B 1-2 1B	4	1	1	0	0	2										
Ted Martinez, R (1,6) OBP: 0.245, SLG: 0.307		P4			F9		4-3		1B 1-2 2-3 1B	4	0	1	0	0	0	0									
Wayne Garrett, L (1,5) OBP: 0.330, SLG: 0.327		SH5-4 BB			F9				1B 1-2 2-3 3-H 1B	3	1	2	1	1	0	0									
Jon Matlack, L (1,1) OBP: 0.160, SLG: 0.107		SH5-4			F8		SH		4-3 SH 1-2 2-3 3-H 1B	2	0	1	2	0	0	0									
Inning Stats	R: 1 E: 0 K: 1 S: 7	H: 2 LOB: 2 BB: 1 P: 11	R: 0 E: 0 K: 0 S: 3	H: 0 LOB: 1 BB: 1 P: 7	R: 0 E: 0 K: 1 S: 5	H: 1 LOB: 1 BB: 1 P: 9	R: 0 E: 0 K: 0 S: 3	H: 0 LOB: 0 BB: 0 P: 3	R: 0 E: 0 K: 0 S: 3	H: 0 LOB: 1 BB: 1 P: 7	R: 0 E: 0 K: 0 S: 3	H: 0 LOB: 0 BB: 0 P: 3	R: 1 E: 1 K: 0 S: 5	H: 1 LOB: 2 BB: 0 P: 6	R: 2 E: 0 K: 0 S: 6	H: 4 LOB: 3 BB: 1 P: 10	R: 0 E: 0 K: 0 S: 4	H: 1 LOB: 1 BB: 0 P: 4	1B: 7 2B: 1 3B: 1 HR: 0	SF: 0 SAC: 2 DP: 2 HBP: 1	WP: 1 PB: 0 SB: 0 CS: 0	PA: 41			
PITCHER	IP	WLS	BF	H	R	ER	SO	BB	IBB	HBP	BLK	WP	HR	S	P	ERA	WHIP								
Jerry Reuss, L (1,1) ERA: 3.57	7.1	L	36	8	4	4	2	5	0	1	0	1	0	34	55	4.91	1.773								
Jim Minshall, R (8,1) ERA:	0.2		1	0	0	0	0	0	0	0	0	0	0	1	1	0.00	0.000								
John Morlan, R (9,1) ERA: 3.71	1.0		4	1	0	0	0	0	0	0	0	0	0	4	4	0.00	1.000								

New York Mets @ Pittsburgh Pirates
 Three Rivers Stadium, Pittsburgh, PA
 Sun Sep 22 1974, 3:33 AM EDT
 Att: 27,915 - Unknown


AB 33
R 4
H 9
RBI 4
BB 5
SO 2
LOB 18

Batter	1	2	3	4	5	6	7	8	9	AB	R	H	RBI	BB	SO	LOB	BOTTOM								
Rennie Stennett, R (1,4) OBP: 0.316, SLG: 0.370	6-3		4-1			FC3-6 1B		FC6-4		4	0	1	0	0	0	2									
Manny Sanguillen, R (1,2) OBP: 0.299, SLG: 0.360	1-3		HBP			FC3-6 G3		FC5-4		3	0	0	0	0	0	2									
Al Oliver, L (1,8) OBP: 0.353, SLG: 0.459	BB		3-1			G3		FC6-4		3	0	0	0	1	0	4									
Willie Stargell, L (1,7) OBP: 0.400, SLG: 0.541	F7				1-4-3		1-3		F7	4	0	0	0	0	0	2									
Richie Zisk, R (1,9) OBP: 0.384, SLG: 0.476		K			5-3				FC4-6 BB	3	0	0	0	1	1	0									
Art Howe, R (1,5) OBP: 0.313, SLG: 0.356		6-3			F9				FC4-6	4	0	0	0	0	0	1									
Ed Kirkpatrick, L (1,3) OBP: 0.380, SLG: 0.359		K				F9			F9	3	0	0	0	1	1	1									
Frank Taveras, R (1,6) OBP: 0.306, SLG: 0.281										2	0	1	0	0	0	0									
Ken Machuta, R (7, PH) OBP: 0.290, SLG: 0.750										1	0	0	0	0	0	1									
Mario Mendoza, R (8,6) OBP: 0.269, SLG: 0.263			4-1 1B							0	0	0	0	0	0	0									
Jerry Reuss, L (1,1) OBP: 0.236, SLG: 0.173										2	0	0	0	0	1	1									
Jim Minshall, R (8,1) ERA:										0	0	0	0	0	0	0									
Gene Clines, R (8, PH) OBP: 0.304, SLG: 0.249										1	0	1	0	0	0	0									
John Morlan, R (9,1) ERA:										0	0	0	0	0	0	0									
Inning Stats	R: 0 E: 0 K: 0 S: 3	H: 0 LOB: 0 BB: 0 P: 7	R: 0 E: 0 K: 2 S: 7	H: 0 LOB: 0 BB: 0 P: 7	R: 0 E: 0 K: 0 S: 4	H: 1 LOB: 2 BB: 0 P: 5	R: 0 E: 0 K: 0 S: 3	H: 0 LOB: 0 BB: 0 P: 3	R: 0 E: 0 K: 0 S: 4	H: 1 LOB: 1 BB: 0 P: 4	R: 0 E: 0 K: 0 S: 3	H: 0 LOB: 1 BB: 1 P: 7	R: 0 E: 0 K: 0 S: 4	H: 1 LOB: 1 BB: 0 P: 4	R: 0 E: 0 K: 0 S: 3	H: 0 LOB: 1 BB: 1 P: 7	1B: 3 2B: 0 3B: 0 HR: 0	SF: 0 SAC: 0 DP: 0 HBP: 1	WP: 0 PB: 0 SB: 0 CS: 0	PA: 34					
PITCHER	IP	WLS	BF	H	R	ER	SO	BB	IBB	HBP	BLK	WP	HR	S	P	ERA	WHIP								
Jon Matlack, L (1,1) ERA: 2.47	9.0	W	34	3	0	0	3	3	0	1	0	0	0	36	49	0.00	0.667								

New York Mets @ Pittsburgh Pirates
 Three Rivers Stadium, Pittsburgh, PA
 Sun Sep 22 1974, 3:33 AM EDT
 Att: 27,915 - Unknown


AB 30
R 0
H 3
RBI 0
BB 3
SO 3
LOB 14

Batter	1	2	3	4	5	6	7	8	9	10	AB	R	H	RBI	BB	SO	LOB	TOP	
Rennie Stennett, R OBP: 0.317, SLG: 0.371 (1, 4)											4	0	2	0	0	0	0		
Richie Hebner, L OBP: 0.371, SLG: 0.464 (1, 5)											5	0	1	1	0	0	2		
Al Oliver, L OBP: 0.354, SLG: 0.458 (1, 8)											4	0	1	0	1	0	1		
Willie Stargell, L OBP: 0.398, SLG: 0.537 (1, 7)											5	0	1	0	0	2	4		
Dave Parker, L OBP: 0.329, SLG: 0.420 (1, 9)											5	0	0	0	0	1	4		
Manny Sanguillen, R OBP: 0.299, SLG: 0.359 (1, 2)											4	0	1	0	0	1	1		
Ed Kirkpatrick, L OBP: 0.379, SLG: 0.354 (1, 3)											3	0	0	0	1	0	1		
Frank Taveras, R OBP: 0.307, SLG: 0.283 (1, 6)											2	0	1	0	0	0	0		
Richie Zisk, R OBP: 0.383, SLG: 0.475 (7, PH)											1	0	0	0	0	1	2		
Mario Mendoza, R OBP: 0.288, SLG: 0.261 (7, 6)											1	0	0	0	0	0	1		
Jim Rooker, R OBP: 0.347, SLG: 0.416 (1, 1)											3	0	0	0	0	3	1		
Paul Popovich, S OBP: 0.262, SLG: 0.247 (10, PH)											1	0	1	0	0	0	0		
Miguel Dilone, S OBP: 0.288, SLG: 0.261 (10, PR)											0	1	0	0	0	0	0		
Dave Giusti, R OBP: 0.200, SLG: 0.111 (10, 1)											0	0	0	0	0	0	0		
Inning Stats	R: 0 E: 0 K: 0 S: 5	H: 2 LOB: 2 BB: 0 P: 5	R: 0 E: 0 K: 1 S: 5	H: 0 LOB: 0 BB: 0 P: 5	R: 0 E: 0 K: 1 S: 5	H: 0 LOB: 0 BB: 0 P: 5	R: 0 E: 0 K: 0 S: 3	H: 0 LOB: 0 BB: 0 P: 3	R: 0 E: 1 K: 1 S: 6	H: 0 LOB: 2 BB: 1 P: 10	R: 0 E: 0 K: 2 S: 9	H: 2 LOB: 2 BB: 0 P: 9	R: 0 E: 0 K: 0 S: 4	H: 1 LOB: 1 BB: 0 P: 4	R: 1 E: 0 K: 2 S: 9	H: 2 LOB: 2 BB: 1 P: 13	1B: 8 2B: 0 3B: 0 HR: 0	SF: 0 SAC: 1 DP: 0 HBP: 0	WP: 0 PA: 41
PITCHER	IP 9.1	WLS L	BF 38	H 8	R 1	ER 1	SO 6	BB 0	IBB 0	HBP 0	BLK 0	WP 0	HR 0	S 49	P 53	ERA 0.96	WHIP 0.857		
Lynn McGlothen, R ERA: 2.61 (1, 1)																			
Al Hrabosky, L ERA: 2.73 (10, 1)	0.2		3	0	0	0	2	1	0	0	0	0	0	6	10	0.00	1.500		

Pittsburgh Pirates @ St. Louis Cardinals
Busch Stadium, St. Louis, MO
Mon Sep 23 1974, 7:05 PM CDT
Att: 33,525 - Unknown


AB 38
R 1
H 8
RBI 1
BB 2
SO 8
LOB 17



Batter	1	2	3	4	5	6	7	8	9	10	AB	R	H	RBI	BB	SO	LOB	BOTTOM	
Lou Brock, L OBP: 0.370, SLG: 0.388 (1, 7)											5	0	0	0	0	3			
Ted Sizemore, R OBP: 0.339, SLG: 0.295 (1, 4)											4	0	2	0	0	0	0		
Reggie Smith, S OBP: 0.395, SLG: 0.536 (1, 9)											3	0	1	0	1	0	1		
Ted Simmons, S OBP: 0.322, SLG: 0.446 (1, 2)											4	0	1	0	0	0	2		
Joe Torre, R OBP: 0.396, SLG: 0.398 (1, 3)											4	0	0	0	0	1	3		
Luis Melendez, R OBP: 0.285, SLG: 0.301 (1, 8)											4	0	1	0	0	0	0		
Al Hrabosky, R OBP: 0.300, SLG: 0.300 (10, 1)											0	0	0	0	0	0	0		
Ken Reitz, R OBP: 0.305, SLG: 0.366 (1, 5)											4	0	2	0	0	0	1		
Mike Tyson, R OBP: 0.263, SLG: 0.277 (1, 6)											3	0	0	0	0	0	2		
Jim Dwyer, L OBP: 0.361, SLG: 0.365 (10, PH)											1	0	0	0	0	0	0		
Lynn McGlothen, L OBP: 0.205, SLG: 0.198 (1, 1)											3	0	1	0	0	0	2		
Jose Cruz, L OBP: 0.326, SLG: 0.391 (10, 8)											1	0	1	0	0	0	0		
Inning Stats	R: 0 E: 0 K: 0 S: 3	H: 0 LOB: 0 BB: 0 P: 3	R: 0 E: 0 K: 1 S: 5	H: 0 LOB: 0 BB: 0 P: 5	R: 0 E: 0 K: 0 S: 4	H: 1 LOB: 1 BB: 0 P: 4	R: 0 E: 0 K: 0 S: 4	H: 2 LOB: 1 BB: 0 P: 4	R: 0 E: 0 K: 0 S: 4	H: 1 LOB: 2 BB: 1 P: 8	R: 0 E: 0 K: 0 S: 3	H: 1 LOB: 0 BB: 0 P: 3	R: 0 E: 0 K: 0 S: 3	H: 0 LOB: 0 BB: 0 P: 3	R: 0 E: 0 K: 0 S: 4	H: 1 LOB: 1 BB: 0 P: 4	1B: 9 2B: 0 3B: 0 HR: 0	SF: 0 SAC: 0 DP: 1 HBP: 0	WP: 0 PA: 37
PITCHER	IP 9.0	WLS W	BF 33	H 8	R 0	ER 0	SO 1	BB 1	IBB 0	HBP 0	BLK 0	WP 0	HR 0	S 34	P 38	ERA 0.00	WHIP 1.000		
Jim Rooker, L ERA: 2.77 (1, 1)																			
Dave Giusti, R ERA: 3.57 (10, 1)	1.0	S	4	1	0	0	0	0	0	0	0	0	0	4	4	0.00	1.000		

Pittsburgh Pirates @ St. Louis Cardinals
Busch Stadium, St. Louis, MO
Mon Sep 23 1974, 7:05 PM CDT
Att: 33,525 - Unknown

AB 36
R 0
H 9
RBI 0
BB 1
SO 1
LOB 14



Batter	1	2	3	4	5	6	7	8	9	AB	R	H	RBI	BB	SO	LOB	TOP					
Rennie Stennett, R OBP: 0.319, SLG: 0.373										5	2	3	0	0	1	1						
Manny Sanguillen, R OBP: 0.300, SLG: 0.360										4	1	2	0	0	1	2						
Al Oliver, L OBP: 0.353, SLG: 0.455										5	1	1	0	0	0	3						
Willie Stargell, L OBP: 0.404, SLG: 0.544										1	2	1	3	3	0	0						
Richie Zisk, R OBP: 0.382, SLG: 0.473										5	0	1	1	0	1	6						
Bob Robertson, R OBP: 0.322, SLG: 0.477										4	1	0	0	1	0	4						
Richie Hebner, L OBP: 0.370, SLG: 0.461										3	0	0	1	1	0	2						
Frank Taveras, R OBP: 0.308, SLG: 0.282										1	0	0	0	1	1	0						
Dave Parker, L OBP: 0.332, SLG: 0.423										1	0	1	2	0	0	0						
Mario Mendoza, R OBP: 0.266, SLG: 0.259										1	0	0	0	1	0	0						
Bruce Kison, R OBP: 0.205, SLG: 0.143										3	0	1	0	0	0	3						
Ramon Hernandez, S OBP: 0.400, SLG: 0.500										1	0	0	0	0	1	0						
Dave Giusti, R OBP: 0.200, SLG: 0.111										0	0	0	0	0	0	0						
Inning Stats	R: 0 E: 0 K: 0 S: 3	H: 1 LOB: 0 BB: 0 P: 3	R: 0 E: 0 K: 0 S: 3	H: 0 LOB: 1 BB: 1 P: 7	R: 0 E: 0 K: 2 S: 8	H: 1 LOB: 1 BB: 0 P: 8	R: 0 E: 0 K: 1 S: 4	H: 0 LOB: 1 BB: 1 P: 8	R: 0 E: 0 K: 0 S: 3	H: 0 LOB: 1 BB: 1 P: 7	R: 4 E: 0 K: 0 S: 6	H: 3 LOB: 2 BB: 2 P: 15	R: 3 E: 0 K: 0 S: 7	H: 4 LOB: 1 BB: 0 P: 7	R: 0 E: 0 K: 3 S: 9	H: 0 LOB: 0 BB: 0 P: 9	R: 0 E: 0 K: 0 S: 4	H: 1 LOB: 2 BB: 1 P: 8	1B: 9 2B: 1 3B: 0 HR: 1	SF: 0 SAC: 1 DP: 2 HBP: 1	WP: 0 PB: 0 SB: 0 CS: 1	PA: 42
PITCHER	IP WLS BF H R ER SO BB IBB HBP BLK WP HR S P ERA WHIP																					
John Curtis, L ERA: 3.82	(1, 1) 5.2 L 25 4 4 4 3 4 1 1 0 0 0 25 46 6.35 1.412																					
Mike Garman, R ERA: 2.59	(6, 1) 0.2 5 3 2 2 0 0 0 0 0 0 0 5 5 27.00 4.500																					
Rich Folkers, L ERA: 2.97	(7, 1) 0.2 4 2 1 1 0 0 0 0 0 0 1 4 4 13.50 3.000																					
Alan Foster, R ERA: 3.88	(8, 1) 2.0 8 1 0 0 3 1 0 0 0 0 0 13 17 0.00 1.000																					

Pittsburgh Pirates @ St. Louis Cardinals
 Busch Stadium, St. Louis, MO
 Tue Sep 24 1974, 7:05 PM CDT
 Att: 37,197 - Unknown

AB	34
R	7
H	10
RBI	7
BB	6
SO	6
LOB	21



Batter	1	2	3	4	5	6	7	8	9	AB	R	H	RBI	BB	SO	LOB	BOTTOM					
Lou Brock, L OBP: 0.370, SLG: 0.386										3	1	0	0	2	0	3						
Ted Sizemore, R OBP: 0.341, SLG: 0.299										4	0	2	3	1	0	2						
Reggie Smith, S OBP: 0.392, SLG: 0.530										5	0	0	0	0	0	6						
Ted Simmons, S OBP: 0.320, SLG: 0.443										4	0	0	0	0	0	2						
Keith Hernandez, L OBP: 0.415, SLG: 0.441										2	0	1	0	1	1	0						
Joe Torre, R OBP: 0.365, SLG: 0.397										1	0	0	0	0	0	0						
Bake McBride, L OBP: 0.371, SLG: 0.400										4	0	1	0	0	1	3						
Ken Reitz, R OBP: 0.303, SLG: 0.363										4	0	0	0	0	0	1						
Mike Tyson, R OBP: 0.262, SLG: 0.275										2	0	0	0	0	1	1						
Jim Dwyer, L OBP: 0.367, SLG: 0.365										0	1	0	0	1	0	0						
Alan Foster, R OBP: 0.200, SLG: 0.167										0	0	0	0	0	0	0						
Ron Hunt, R OBP: 0.373, SLG: 0.299										1	0	1	0	0	0	0						
Jerry Mumphrey, S OBP: 0.289, SLG: 0.256										0	1	0	0	0	0	0						
John Curtis, L OBP: 0.215, SLG: 0.180										2	0	1	0	0	0	0						
Mike Garman, R OBP: 0.111, SLG: 0.111										0	0	0	0	0	0	0						
Rich Folkers, L OBP: 0.100, SLG: 0.100										0	0	0	0	0	0	0						
Jose Cruz, L OBP: 0.330, SLG: 0.391										1	0	0	0	1	0	0						
Jack Heidemann, R OBP: 0.289, SLG: 0.256										0	0	1	0	0	0	0						
Inning Stats	R: 1 E: 0 K: 1 S: 6	H: 1 LOB: 2 BB: 2 P: 14	R: 0 E: 0 K: 1 S: 6	H: 1 LOB: 1 BB: 0 P: 6	R: 0 E: 0 K: 0 S: 2	H: 0 LOB: 0 BB: 1 P: 6	R: 0 E: 0 K: 1 S: 6	H: 1 LOB: 1 BB: 0 P: 6	R: 0 E: 0 K: 0 S: 3	H: 0 LOB: 0 BB: 0 P: 3	R: 0 E: 0 K: 0 S: 4	H: 1 LOB: 1 BB: 0 P: 4	R: 1 E: 0 K: 0 S: 3	H: 0 LOB: 2 BB: 3 P: 15	R: 0 E: 0 K: 0 S: 3	H: 0 LOB: 0 BB: 0 P: 3	R: 1 E: 0 K: 0 S: 6	H: 3 LOB: 3 BB: 0 P: 6	1B: 5 2B: 2 3B: 0 HR: 0	SF: 0 SAC: 0 DP: 1 HBP: 0	WP: 0 PB: 0 SB: 1 CS: 0	PA: 39
PITCHER	IP WLS BF H R ER SO BB IBB HBP BLK WP HR S P ERA WHIP																					
Bruce Kison, R ERA: 3.68	(1, 1) 6.1 W 27 4 2 2 3 5 0 0 0 0 0 28 48 2.84 1.421																					
Ramon Hernandez, L ERA: 2.81	(7, 1) 2.1 10 2 1 1 0 1 0 0 0 0 0 9 13 3.86 1.286																					
Dave Giusti, R ERA: 3.56	(9, 1) 0.1 2 1 0 0 0 0 0 0 0 0 0 2 2 0.00 3.000																					

Pittsburgh Pirates @ St. Louis Cardinals
 Busch Stadium, St. Louis, MO
 Tue Sep 24 1974, 7:05 PM CDT
 Att: 37,197 - Unknown

AB	33
R	3
H	7
RBI	3
BB	6
SO	3
LOB	18



Batter	1	2	3	4	5	6	7	8	9	10	11	AB	R	H	RBI	BB	SO	LOB	TOP									
Rennie Stennett, R OBP: 0.321, SLG: 0.375 (1, 4)												5	2	2	0	1	1	1										
Richie Hebner, L OBP: 0.372, SLG: 0.462 (1, 5)												6	2	3	0	0	0	3										
Al Oliver, L OBP: 0.353, SLG: 0.447 Dave Gault, R Art Howe, R Miguel Dilone, S Juan Jimenez, R Jim Minshall, R (1, 8) (8, 11) (11, PH) (11, PH) (11, 1)												4	0	2	4	0	0	3										
Willie Stargell, L OBP: 0.485, SLG: 0.542 (1, 7)												4	2	1	0	2	1	1										
Dave Parker, L OBP: 0.332, SLG: 0.423 (1, 9) (8, 8)												5	2	1	1	0	2	4										
Manny Sanguillen, R OBP: 0.304, SLG: 0.367 (1, 2)												5	2	3	4	1	0	2										
Ed Kirkpatrick, L OBP: 0.375, SLG: 0.354 (1, 3)												6	0	1	2	0	2	4										
Frank Taveras, R OBP: 0.305, SLG: 0.279 Bob Robertson, R OBP: 0.320, SLG: 0.475 Mario Mendoza, R OBP: 0.266, SLG: 0.259 Paul Popovich, S OBP: 0.256, SLG: 0.241 (1, 6) (8, PH) (8, 6) (9, PH) (9, 6)												3	0	0	0	0	1	0										
Ken Brett, L OBP: 0.337, SLG: 0.448 Larry Demery, R Campy Crowder, R John Morton, R Ken Macha, R Ramon Hernandez, S Richie Zisk, R (1, 1) (3, 1) (8, PH) (8, PH) (8, PH) (8, PH) (8, 9)												1	0	1	0	0	0	0										
Inning Stats	R: 5 E: 1 K: 0 S: 6	H: 3 LOB: 0 BB: 2 P: 14	R: 0 E: 0 K: 0 S: 4	H: 1 LOB: 1 BB: 0 P: 4	R: 0 E: 0 K: 0 S: 3	H: 0 LOB: 0 BB: 1 P: 7	R: 0 E: 0 K: 1 S: 5	H: 0 LOB: 0 BB: 0 P: 5	R: 1 E: 0 K: 1 S: 7	H: 2 LOB: 2 BB: 1 P: 11	R: 2 E: 0 K: 1 S: 8	H: 3 LOB: 1 BB: 0 P: 8	R: 0 E: 0 K: 2 S: 7	H: 0 LOB: 0 BB: 0 P: 7	R: 0 E: 0 K: 1 S: 7	H: 2 LOB: 0 BB: 0 P: 7	R: 1 E: 1 K: 2 S: 8	H: 1 LOB: 1 BB: 0 P: 9	R: 0 E: 0 K: 1 S: 5	H: 0 LOB: 0 BB: 0 P: 5	R: 3 E: 0 K: 1 S: 9	H: 4 LOB: 2 BB: 0 P: 9	1B: 11 2B: 4 3B: 0 HR: 1	SF: 1 SAC: 0 DP: 0 HBP: 1	WP: 0 PB: 0 SB: 0 CS: 0	PA: 54		
PITCHER	IP ERA WLS BF H R ER SO BB IBB HBP BLK WP HR S P ERA WHIP	IP ERA WLS BF H R ER SO BB IBB HBP BLK WP HR S P ERA WHIP																										
Bob Forsch, R ERA: 3.16 (1, 1)	1.2 6 1 0 0 0 0 0 0 0 0 0 0 0 6 6 0.00 0.600	Rich Folkers, L ERA: 2.91 (1, 1)	2.0 10 2 1 1 1 1 1 0 0 0 0 0 0 10 18 4.50 1.500	Claude Osteen, L ERA: 3.8 (3, 1)	6.1 30 10 6 5 9 0 0 0 0 0 0 0 0 47 48 7.11 1.579	Al Hrabosky, L ERA: 3.06 (5, 1)	0.2 W 2 0 0 0 0 0 0 0 0 0 0 0 2 2 0.00 0.000	Mike Garman, R ERA: 2.56 (11, 1)																				
Batter	1	2	3	4	5	6	7	8	9	10	11	AB	R	H	RBI	BB	SO	LOB	BOTTOM									
Lou Brock, L OBP: 0.370, SLG: 0.384 (1, 7)												5	1	1	0	1	0	1										
Ted Sizemore, R OBP: 0.343, SLG: 0.302 (1, 4)												6	2	3	0	0	0	2										
Reggie Smith, S OBP: 0.394, SLG: 0.531 (1, 9)												5	2	3	1	1	1	1										
Ted Simmons, S OBP: 0.322, SLG: 0.446 (1, 2)												5	2	3	2	0	0	1										
Joe Torre, R OBP: 0.365, SLG: 0.395 Larry Hemdon, R OBP: 1.000, SLG: 1.000 (1, 3) (11, PH)												5	2	1	2	0	0	3										
Bake McBride, L OBP: 0.371, SLG: 0.399 (1, 8)												4	1	1	1	1	0	2										
Ken Reitz, R OBP: 0.303, SLG: 0.370 (1, 5)												6	2	2	4	0	1	5										
Mike Tyson, R OBP: 0.263, SLG: 0.277 Jose Cruz, L OBP: 0.333, SLG: 0.395 Jack Heidemann, R OBP: 0.291, SLG: 0.259 Jim Dwyer, L OBP: 0.364, SLG: 0.365 (1, 6) (3, PH) (4, 6) (11, PH)												1	0	1	0	0	0	0										
Bob Forsch, R ERA: 3.16 Rich Folkers, L Campy Crowder, R Claude Osteen, L Al Hrabosky, L Mike Garman, R (1, 1) (1, 1) (8, PH) (8, PH) (8, PH) (8, PH) (8, 9)												0	0	0	0	0	0	0										
Inning Stats	R: 0 E: 1 K: 0 S: 5	H: 1 LOB: 2 BB: 0 P: 5	R: 0 E: 0 K: 0 S: 4	H: 1 LOB: 1 BB: 0 P: 4	R: 6 E: 0 K: 0 S: 9	H: 7 LOB: 0 BB: 0 P: 9	R: 0 E: 0 K: 1 S: 5	H: 1 LOB: 1 BB: 0 P: 5	R: 3 E: 1 K: 0 S: 6	H: 2 LOB: 1 BB: 0 P: 7	R: 0 E: 0 K: 0 S: 3	H: 0 LOB: 0 BB: 0 P: 3	R: 0 E: 0 K: 0 S: 3	H: 0 LOB: 0 BB: 0 P: 3	R: 0 E: 0 K: 0 S: 3	H: 1 LOB: 1 BB: 1 P: 7	R: 0 E: 0 K: 0 S: 4	H: 1 LOB: 2 BB: 1 P: 8	R: 0 E: 0 K: 0 S: 3	H: 0 LOB: 0 BB: 0 P: 3	R: 4 E: 1 K: 1 S: 8	H: 3 LOB: 2 BB: 1 P: 12	1B: 14 2B: 4 3B: 0 HR: 1	SF: 2 SAC: 2 DP: 3 HBP: 1	WP: 1 PB: 0 SB: 0 CS: 1	PA: 53		
PITCHER	IP ERA WLS BF H R ER SO BB IBB HBP BLK WP HR S P ERA WHIP	IP ERA WLS BF H R ER SO BB IBB HBP BLK WP HR S P ERA WHIP																										
Ken Brett, L ERA: 3.13 (1, 1)	0.2 3 2 1 1 0 0 0 0 0 0 0 0 0 3 3 13.50 3.000	Larry Demery, R ERA: 4.34 (3, 1)	2.0 10 3 3 3 1 0 0 0 0 0 0 0 0 6 6 0.00 0.000	John Morton, R ERA: 4.02 (4, 1)	6.1 30 6 0 0 0 0 0 0 0 0 0 0 0 47 48 7.11 1.579	Ramon Hernandez, L ERA: 2.73 (6, 1)	3.0 12 2 0 0 0 0 0 2 0 0 0 0 0 10 18 0.00 0.667	Dave Gusti, R ERA: 3.45 (8, 1)	Juan Jimenez, R ERA: 9.0 (11, 1)	0.0 L 4 1 1 0 1 0 0 0 0 0 0 0 6 6 0.00 1.500	Jim Minshall, R ERA: (11, 1)																	

Pittsburgh Pirates @ St. Louis Cardinals
 Busch Stadium, St. Louis, MO
 Wed Sep 25 1974, 7:05 PM CDT
 Att: 41,345 - Unknown

AB 48
 R 12
 H 16
 RBI 11
 BB 4
 SO 10
 LOB 23



Pittsburgh Pirates @ St. Louis Cardinals
 Busch Stadium, St. Louis, MO
 Wed Sep 25 1974, 7:05 PM CDT
 Att: 41,345 - Unknown

AB 45
 R 13
 H 17
 RBI 12
 BB 3
 SO 2
 LOB 17



Batter	1	2	3	4	5	6	7	8	9	AB	R	H	RBI	BB	SO	LOB	TOP										
Rennie Stennett, R OBP: 0.321, SLG: 0.375	0-0 1B	0-0 HR		0-0 FC6-4		0-0 6-3		0-0 FC5-4		5	2	2	0	0	0	2											
Manny Sanguillen, R OBP: 0.306, SLG: 0.368	0-0 1B	0-0 F3		0-0 CS		0-0 1B		0-0 F7		4	3	2	0	1	0	2											
Al Oliver, L OBP: 0.358, SLG: 0.474	0-0 HR	0-0 HR				0-0 E1		0-0 2B		5	4	5	5	0	0	0											
Willie Stargell, L OBP: 0.406, SLG: 0.548	0-0 HR	0-3 K				0-0 FC5-4		4-0 IBB		4	2	2	4	1	1	0											
Richie Zisk, R OBP: 0.380, SLG: 0.468	0-3 K			0-0 6-3				0-0 L4		4	0	1	0	1	1	3											
Bob Robertson, R OBP: 0.318, SLG: 0.467	4-0 BB			0-0 F7		0-0 FC5-4		0-0 5-3		4	0	0	0	1	0	3											
Richie Hebner, L OBP: 0.369, SLG: 0.457	0-0 FC3-6			0-0 P6		0-0 G3		0-0 F9		5	0	0	0	0	0	3											
Frank Taveras, R OBP: 0.301, SLG: 0.275	0-3 K			0-0 1-3		0-0 4-3		0-0 FC4-6		5	0	0	0	0	1	3											
Juan Pizarro, L OBP: 0.333, SLG: 0.333		0-0 1-3						0-0 FC5-4		4	0	2	0	0	0	0											
Ramon Hernandez, S OBP: 0.400, SLG: 0.500				0-0 FC6-4		0-0 5-3		0-0 FC5-4		0	0	0	0	0	0	0											
Inning Stats	R: 4 E: 0 K: 2 S: 11	H: 4 LOB: 1 BB: 1 P: 15	R: 2 E: 0 K: 1 S: 7	H: 2 LOB: 0 BB: 0 P: 7	R: 0 E: 0 K: 0 S: 3	H: 0 LOB: 0 BB: 0 P: 3	R: 0 E: 0 K: 0 S: 3	H: 1 LOB: 0 BB: 0 P: 3	R: 3 E: 1 K: 0 S: 4	H: 4 LOB: 1 BB: 0 P: 7	R: 2 E: 0 K: 0 S: 4	H: 1 LOB: 0 BB: 1 P: 8	R: 0 E: 0 K: 0 S: 3	H: 0 LOB: 0 BB: 1 P: 7	R: 0 E: 0 K: 0 S: 5	H: 2 LOB: 3 BB: 1 P: 9	R: 0 E: 0 K: 0 S: 3	H: 0 LOB: 0 BB: 0 P: 3	1B: 10 2B: 1 3B: 0 HR: 3	SF: 0 SAC: 0 DP: 0 HBP: 0	WP: 1 PB: 0 SB: 0 CS: 1	PA: 45					
PITCHER	IP	WLS	BF	H	R	ER	SO	BB	IBB	HBP	BLK	WP	HR	S	P	ERA	WHIP										
Jerry Koosman, L ERA: 3.41	(1, 1)	2.0	L	13	6	6	3	1	0	0	0	0	2	18	22	27.00	3.500										
Jerry Gram, R ERA: 1.51	(3, 1)	2.0		6	1	0	0	0	0	0	0	0	0	6	6	0.00	0.500										
Harry Parker, R ERA: 3.98	(5, 1)	2.0		12	5	5	5	1	0	0	0	1	1	11	15	22.50	3.000										
Bob Miller, R ERA: 3.61	(7, 1)	2.0		10	2	0	0	1	1	0	0	0	0	8	16	0.00	1.500										
Jack Aker, R ERA: 3.63	(9, 1)	1.0		3	0	0	0	0	0	0	0	0	0	3	3	0.00	0.000										
Batter	1	2	3	4	5	6	7	8	9	AB	R	H	RBI	BB	SO	LOB	BOTTOM										
Don Hahn, R OBP: 0.315, SLG: 0.321	0-0 P4	0-0 F9		0-0 F7				0-0 L8		5	0	0	0	0	0	4											
Felix Milan, R OBP: 0.318, SLG: 0.311	0-0 1B			0-0 6-3		0-0 FC4-6		0-0 PB		5	1	3	0	0	0	0											
Rusty Staub, L OBP: 0.348, SLG: 0.409	0-3 K			0-0 4-3		0-0 F9		0-0 3-1		5	0	0	0	0	1	3											
Cleon Jones, R OBP: 0.343, SLG: 0.421	0-3 K			0-0 CS		0-0 FC4-6		4-0 BB		3	0	1	0	1	1	2											
Bruce Boisclair, L OBP: 0.500, SLG: 0.600	0-0 K			0-0 CS		0-0 FC4-6		0-0 K		1	0	0	0	0	1	1											
John Milner, L OBP: 0.337, SLG: 0.410		0-3 K		0-0 CS		0-0 4-3		0-0 P3		5	1	2	0	0	1	2											
Ted Martinez, R OBP: 0.244, SLG: 0.309	0-0 F7			0-0 E5		0-0 P6		0-0 E6		5	1	0	0	0	0	3											
Duffy Dyer, R OBP: 0.320, SLG: 0.228	0-0 2B			0-3 K		0-0 P4		0-0 E6		4	2	1	0	0	1	3											
Wayne Garrett, L OBP: 0.337, SLG: 0.332	0-0 1B			0-0 1B		4-0 BB		0-0 1B		3	0	3	2	1	0	0											
Jerry Koosman, R ERA: 3.41	(1, 1)	2.0		13	6	6	3	1	0	0	0	0	2	18	22	27.00	3.500										
Jerry Gram, R ERA: 1.51	(3, 1)	2.0		6	1	0	0	0	0	0	0	0	0	6	6	0.00	0.500										
Harry Parker, R ERA: 3.98	(5, 1)	2.0		12	5	5	5	1	0	0	0	1	1	11	15	22.50	3.000										
Bob Miller, R ERA: 3.61	(7, 1)	2.0		10	2	0	0	1	1	0	0	0	0	8	16	0.00	1.500										
Jack Aker, R ERA: 3.63	(9, 1)	1.0		3	0	0	0	0	0	0	0	0	0	3	3	0.00	0.000										
Inning Stats	R: 0 E: 0 K: 2 S: 8	H: 1 LOB: 1 BB: 0 P: 8	R: 1 E: 0 K: 1 S: 8	H: 3 LOB: 2 BB: 0 P: 8	R: 0 E: 0 K: 0 S: 3	H: 1 LOB: 0 BB: 0 P: 3	R: 1 E: 1 K: 1 S: 8	H: 2 LOB: 2 BB: 0 P: 8	R: 0 E: 0 K: 0 S: 4	H: 0 LOB: 1 BB: 1 P: 7	R: 0 E: 0 K: 0 S: 3	H: 0 LOB: 0 BB: 1 P: 7	R: 1 E: 0 K: 0 S: 4	H: 1 LOB: 1 BB: 1 P: 8	R: 2 E: 2 K: 0 S: 5	H: 1 LOB: 0 BB: 0 P: 5	R: 0 E: 1 K: 1 S: 7	H: 1 LOB: 2 BB: 0 P: 7	1B: 8 2B: 3 3B: 0 HR: 0	SF: 1 SAC: 0 DP: 0 HBP: 0	WP: 0 PB: 1 SB: 0 CS: 1	PA: 43					
PITCHER	IP	WLS	BF	H	R	ER	SO	BB	IBB	HBP	BLK	WP	HR	S	P	ERA	WHIP										
Juan Pizarro, L ERA: 1.88	(1, 1)	8.0	W	37	10	5	2	4	0	0	0	0	0	43	51	2.25	1.500										
Ramon Hernandez, L ERA: 2.69	(9, 1)	1.0		5	1	0	0	1	0	0	0	0	0	7	7	0.00	1.000										

Pittsburgh Pirates @ New York Mets
Shea Stadium, Flushing, NY
Thu Sep 26 1974, 7:05 PM EDT
Att: 9,250 - Unknown

AB 40
R 11
H 14
RBI 9
BB 4
SO 3
LOB 16



Pittsburgh Pirates @ New York Mets
Shea Stadium, Flushing, NY
Thu Sep 26 1974, 7:05 PM EDT
Att: 9,250 - Unknown

AB 39
R 5
H 11
RBI 4
BB 2
SO 5
LOB 21



Batter	1	2	3	4	5	6	7	8	9	AB	R	H	RBI	BB	SO	LOB	TOP				
Rennie Stennett, R OBP: 0.326, SLG: 0.381										5	1	4	1	0	0	0					
Manny Sanguillen, R OBP: 0.310, SLG: 0.370										5	0	2	0	0	0	3					
Al Oliver, L OBP: 0.358, SLG: 0.473										5	1	1	0	0	0	3					
Willie Stargell, L OBP: 0.409, SLG: 0.548										1	1	0	0	3	0	1					
Gene Clines, R OBP: 0.312, SLG: 0.247										1	0	0	0	0	0	0					
Richie Zisk, R OBP: 0.384, SLG: 0.474										3	2	3	2	2	0	0					
Bob Robertson, R OBP: 0.318, SLG: 0.466										5	0	1	0	0	0	6					
Miguel Dilone, S										0	0	0	0	0	0	0					
Ed Kirkpatrick, L OBP: 0.376, SLG: 0.354										0	0	0	0	0	0	0					
Richie Hebner, L OBP: 0.368, SLG: 0.460										5	2	2	3	0	0	2					
Frank Taveras, R OBP: 0.299, SLG: 0.272										3	0	0	0	0	0	1					
Dave Parker, L OBP: 0.330, SLG: 0.421										1	0	0	0	0	0	2					
Mario Mendoza, R OBP: 0.280, SLG: 0.253										0	0	0	0	0	0	0					
Jim Rooker, R OBP: 0.333, SLG: 0.398										4	0	0	0	0	1	2					
Ramon Hernandez, S OBP: 0.400, SLG: 0.500										0	0	0	0	0	0	0					
Inning Stats	R: 1 E: 0 K: 0 S: 4	H: 2 LOB: 2 BB: 2 P: 12	R: 0 E: 1 K: 0 S: 5	H: 1 LOB: 2 BB: 0 P: 5	R: 3 E: 0 K: 0 S: 4	H: 1 LOB: 0 BB: 2 P: 12	R: 0 E: 0 K: 0 S: 3	H: 1 LOB: 0 BB: 0 P: 3	R: 2 E: 0 K: 1 S: 5	H: 2 LOB: 0 BB: 0 P: 5	R: 0 E: 0 K: 0 S: 4	H: 1 LOB: 2 BB: 1 P: 8	R: 1 E: 0 K: 0 S: 6	H: 3 LOB: 2 BB: 0 P: 6	R: 0 E: 0 K: 0 S: 5	H: 2 LOB: 2 BB: 0 P: 5	1B: 9 2B: 2 3B: 0 HR: 2	SF: 0 SAC: 1 DP: 2 HBP: 0	WP: 1 PA: 44 PB: 1 SB: 0 CS: 0		
PITCHER	IP WLS BF H R ER SO BB IBB HBP BLK WP HR S P ERA WHIP																				
Tug McGraw, L ERA: 4.16	(1, 1) 4.1 L 23 7 6 6 0 4 0 0 0 0 0 2 19 35 12.46 2.538																				
Bob Miller, R ERA: 3.58	(5, 1) 0.2 2 0 0 0 0 0 0 0 0 0 0 2 2 0.00 0.000																				
Harry Parker, R ERA: 3.92	(6, 1) 2.0 8 1 0 0 1 1 0 0 0 0 0 0 9 13 0.00 1.000																				
Randy Sterling, R ERA: 4.82	(8, 1) 2.0 11 5 1 1 0 0 0 0 0 0 1 0 11 11 4.50 2.500																				
Batter	1	2	3	4	5	6	7	8	9	AB	R	H	RBI	BB	SO	LOB	BOTTOM				
Don Hahn, R OBP: 0.322, SLG: 0.330										3	1	2	0	1	0	1					
Felix Milan, R OBP: 0.317, SLG: 0.310										4	0	1	0	0	0	2					
Rusty Staub, L OBP: 0.347, SLG: 0.412										4	1	1	2	0	0	1					
Benny Ayala, R OBP: 0.303, SLG: 0.333										4	1	2	1	0	1	1					
John Milner, L OBP: 0.336, SLG: 0.407										4	0	2	0	0	0	1					
Ted Martinez, R OBP: 0.242, SLG: 0.305										4	0	1	0	0	0	3					
Duffy Dyer, R OBP: 0.305, SLG: 0.216										4	0	0	0	0	0	1					
Wayne Garrett, L OBP: 0.338, SLG: 0.334										3	0	1	0	1	1	0					
Tug McGraw, R ERA: 1.88	(1, 1) 8.2 W 35 10 3 3 3 0 2 0 0 0 0 0 2 39 47 3.12 1.385																				
Bob Miller, R ERA: 2.78	(5, 1) 0.1 S 1 0 0 0 0 0 0 0 0 0 0 0 1 1 0.00 0.000																				
Ramon Hernandez, L ERA: 2.67	(9, 1) 0.1 S 1 0 0 0 0 0 0 0 0 0 0 0 1 1 0.00 0.000																				
Inning Stats	R: 1 E: 0 K: 0 S: 6	H: 3 LOB: 0 BB: 0 P: 6	R: 0 E: 0 K: 1 S: 6	H: 1 LOB: 1 BB: 0 P: 6	R: 0 E: 0 K: 0 S: 4	H: 1 LOB: 1 BB: 0 P: 4	R: 0 E: 0 K: 1 S: 5	H: 0 LOB: 0 BB: 0 P: 5	R: 0 E: 0 K: 0 S: 2	H: 0 LOB: 0 BB: 1 P: 6	R: 1 E: 0 K: 1 S: 6	H: 2 LOB: 0 BB: 0 P: 6	R: 0 E: 0 K: 0 S: 3	H: 0 LOB: 0 BB: 0 P: 3	R: 0 E: 0 K: 0 S: 3	H: 1 LOB: 0 BB: 0 P: 3	R: 1 E: 0 K: 0 S: 5	H: 2 LOB: 2 BB: 1 P: 9	1B: 6 2B: 2 3B: 0 HR: 2	SF: 0 SAC: 0 DP: 3 HBP: 0	WP: 0 PA: 36 PB: 0 SB: 0 CS: 0
PITCHER	IP WLS BF H R ER SO BB IBB HBP BLK WP HR S P ERA WHIP																				
Jim Rooker, L ERA: 2.78	(1, 1) 8.2 W 35 10 3 3 3 0 2 0 0 0 0 0 2 39 47 3.12 1.385																				
Ramon Hernandez, L ERA: 2.67	(9, 1) 0.1 S 1 0 0 0 0 0 0 0 0 0 0 0 1 1 0.00 0.000																				

Pittsburgh Pirates @ New York Mets
Shea Stadium, Flushing, NY
Sat Sep 28 1974, 3:33 AM EDT
Att: 13,059 - Unknown

AB 38
R 7
H 13
RBI 6
BB 5
SO 1
LOB 20



Pittsburgh Pirates @ New York Mets
Shea Stadium, Flushing, NY
Sat Sep 28 1974, 3:33 AM EDT
Att: 13,059 - Unknown

AB 34
R 3
H 10
RBI 3
BB 2
SO 3
LOB 13



Batter	1	2	3	4	5	6	7	8	9	AB	R	H	RBI	BB	SO	LOB	TOP			
Rennie Stennett, R OBP: 0.324, SLG: 0.378 (1, 4)	0-0 4-3			0-3 K		0-0 L4		0-0 F8		4	0	0	0	0	1	2				
Richie Hebner, L OBP: 0.369, SLG: 0.459 (1, 5)	4-0 G1-6-3 BB			0-0 G3		0-0 E7			0-0 G3 PB SF7 1B	3	1	1	0	1	0	0				
Al Oliver, L OBP: 0.355, SLG: 0.470 (1, 8)	0-0 G1-6-3 1-2			0-0 5-3		0-0 4-3			0-0 G3	4	0	0	0	0	0	3				
Willie Stargell, L OBP: 0.410, SLG: 0.547 (1, 7)		4-0 L5-3 BB			4-0 BB		0-3 K		0-0 SF7	1	0	0	1	2	1	0				
Richie Zisk, R OBP: 0.383, SLG: 0.473 (1, 9)		0-3 K			0-0 F8		0-0 E6		0-0 3-H 1B	4	0	1	0	0	1	2				
Manny Sanguillen, R OBP: 0.368, SLG: 0.368 (1, 2)		0-0 L5-3 1-2			0-3 K		0-0 G4-6-3		0-0 P4	4	0	0	0	0	1	4				
Ed Kirkpatrick, L OBP: 0.374, SLG: 0.351 (1, 3)			0-0 P4		0-0 G3			4-0 FC4-6 BB		2	0	0	0	1	0	1				
Frank Taveras, R OBP: 0.298, SLG: 0.271 (6, PH)				0-0 L6		0-0 P5		0-0 FC4-6 1-2		1	0	0	0	0	0	0				
Paul Popovich, S OBP: 0.250, SLG: 0.235 (6, 6)								0-0 F7		2	0	0	0	0	0	1				
Ken Brett, L OBP: 0.337, SLG: 0.448 (2, 1)				0-3 K		0-0 E				0	0	0	0	0	0	0				
Larry Demery, R OBP: 0.205, SLG: 0.242 (6, PH)										1	0	0	0	0	1	0				
Gene Carles, R OBP: 0.340, SLG: 0.250 (6, 1)										1	1	1	0	0	0	0				
John Morlan, R OBP: 0.340, SLG: 0.250 (6, 1)										0	0	0	0	0	0	0				
Jim Minshall, R OBP: 0.299, SLG: 0.235 (6, PH)										0	0	0	0	0	0	0				
Miguel Dilone, S OBP: 0.299, SLG: 0.235 (6, PH)										1	0	0	0	0	0	1				
Juan Jimenez, R OBP: 0.299, SLG: 0.235 (6, 1)										0	0	0	0	0	0	0				
Inning Stats	R: 0 E: 0 K: 0 S: 2	H: 0 LOB: 0 BB: 1 P: 6	R: 0 E: 0 K: 1 S: 4	H: 0 LOB: 0 BB: 1 P: 8	R: 0 E: 0 K: 1 S: 5	H: 0 LOB: 0 BB: 0 P: 5	R: 0 E: 0 K: 1 S: 5	H: 0 LOB: 1 BB: 1 P: 9	R: 1 E: 1 K: 0 S: 5	H: 1 LOB: 0 BB: 0 P: 5	R: 0 E: 1 K: 1 S: 5	H: 0 LOB: 0 BB: 0 P: 5	R: 0 E: 0 K: 0 S: 3	H: 0 LOB: 1 BB: 1 P: 7	R: 1 E: 0 K: 0 S: 5	H: 2 LOB: 1 BB: 0 P: 5	1B: 3 2B: 1 3B: 0 HR: 0	SF: 1 SAC: 0 DP: 3 HBP: 0	WP: 0 PB: 1 SB: 0 CS: 0	PA: 33
PITCHER Bob Apodaca, R ERA: 3.5 (1, 1)	IP: 9.0 WLS: W BF: 33 H: 3 R: 2 ER: 1 SO: 5 BB: 4 IBB: 0 HBP: 0 BLK: 0 WP: 0 HR: 0 S: 39 P: 55 ERA: 1.00 WHIP: 0.778																			

Pittsburgh Pirates @ New York Mets
Shea Stadium, Flushing, NY
Sun Sep 29 1974, 3:33 AM EDT
Att: 50,653 - Unknown

AB	28
R	2
H	3
RBI	1
BB	4
SO	5
LOB	14



Batter	1	2	3	4	5	6	7	8	9	AB	R	H	RBI	BB	SO	LOB	BOTTOM			
Don Hahn, R OBP: 0.323, SLG: 0.331 (1, 8)	0-0 P5			0-0 F9		0-0 1B		0-0 5-3		5	1	2	2	0	0	0				
Felix Milten, R OBP: 0.318, SLG: 0.313 (1, 4)	0-0 2B	0-0 SH5-4 1B		0-0 L4		0-0 1B		0-0 5-3		4	1	2	0	0	0	0				
Rusty Staub, L OBP: 0.349, SLG: 0.412 (1, 9)	4-0 BB	4-0 IBB		0-0 L3		0-0 1B		0-0 L4		3	0	1	1	2	0	0				
Benny Ayala, R OBP: 0.314, SLG: 0.350 (1, 7)	0-0 P4	0-0 SF9			0-0 BB	0-0 1B		0-0 1B		3	1	2	2	0	0	2				
George Theodore, R OBP: 0.244, SLG: 0.216 (1, 3)	0-0 L7	0-0 4-3			4-0 G4-3 BB	0-0 P6-4-3		0-0 P6-4-3		3	0	0	0	1	0	6				
Ted Martinez, R OBP: 0.245, SLG: 0.314 (1, 6)		0-0 1B	0-0 4-3		0-0 1B	0-0 P6-3		0-0 P6-3		4	1	2	1	0	0	1				
Duffy Dyer, R OBP: 0.304, SLG: 0.217 (1, 2)		0-0 2B	0-0 6-3		0-0 G4-3		0-0 P6-3			4	1	1	1	0	0	2				
Wayne Garrett, L OBP: 0.340, SLG: 0.337 (1, 5)		0-0 1B	4-0 BB		4-0 FC5-4 IBB		0-0 F7			2	1	1	0	2	0	0				
Bob Apodaca, R OBP: 0.207, SLG: 0.200 (1, 1)		4-0 SH5-4 SF9 BB	0-0 6-3		0-0 FC5-4		0-0 L8			3	1	0	0	1	0	3				
Inning Stats	R: 0 E: 0 K: 0 S: 4	H: 1 LOB: 2 BB: 1 P: 8	R: 4 E: 0 K: 0 S: 7	H: 4 LOB: 2 BB: 2 P: 15	R: 0 E: 0 K: 0 S: 3	H: 0 LOB: 1 BB: 1 P: 7	R: 0 E: 0 K: 0 S: 3	H: 0 LOB: 0 BB: 0 P: 3	R: 1 E: 0 K: 0 S: 4	H: 2 LOB: 2 BB: 2 P: 12	R: 2 E: 0 K: 0 S: 6	H: 4 LOB: 1 BB: 0 P: 6	R: 0 E: 0 K: 0 S: 3	H: 0 LOB: 0 BB: 0 P: 3	R: 0 E: 0 K: 0 S: 3	H: 0 LOB: 0 BB: 0 P: 3	1B: 8 2B: 2 3B: 1 HR: 0	SF: 1 SAC: 1 DP: 2 HBP: 0	WP: 0 PB: 0 SB: 0 CS: 0	PA: 39
PITCHER Ken Brett, L ERA: 3.3 (1, 1)	IP: 1.0 WLS: L BF: 10 H: 5 R: 4 ER: 4 SO: 4 BB: 2 IBB: 0 HBP: 0 BLK: 0 WP: 0 HR: 0 S: 8 P: 16 ERA: 36.00 WHIP: 7.000																			
Larry Demery, R ERA: 4.25 (2, 1)	IP: 4.0 WLS: L BF: 17 H: 2 R: 1 ER: 1 SO: 1 BB: 2 IBB: 2 HBP: 0 BLK: 0 WP: 0 HR: 0 S: 13 P: 29 ERA: 2.25 WHIP: 1.000																			
John Morlan, R ERA: 4.29 (6, 1)	IP: 0.0 WLS: L BF: 4 H: 4 R: 2 ER: 2 SO: 0 BB: 0 IBB: 0 HBP: 0 BLK: 0 WP: 0 HR: 0 S: 4 P: 4 ERA: ∞ WHIP: ∞																			
Jim Minshall, R ERA: 4.29 (6, 1)	IP: 2.0 WLS: L BF: 5 H: 0 R: 0 ER: 0 SO: 0 BB: 0 IBB: 0 HBP: 0 BLK: 0 WP: 0 HR: 0 S: 5 P: 5 ERA: 0.00 WHIP: 0.000																			
Juan Jimenez, R ERA: 6.75 (8, 1)	IP: 1.0 WLS: L BF: 3 H: 0 R: 0 ER: 0 SO: 0 BB: 0 IBB: 0 HBP: 0 BLK: 0 WP: 0 HR: 0 S: 3 P: 3 ERA: 0.00 WHIP: 0.000																			

Pittsburgh Pirates @ New York Mets
Shea Stadium, Flushing, NY
Sun Sep 29 1974, 3:33 AM EDT
Att: 50,653 - Unknown

AB	31
R	7
H	11
RBI	7
BB	6
SO	0
LOB	14



Batter	1	2	3	4	5	6	7	8	9	AB	R	H	RBI	BB	SO	LOB	BOTTOM		
Ken Brett, L ERA: 3.3 (1, 1)	IP: 1.0 WLS: L BF: 10 H: 5 R: 4 ER: 4 SO: 4 BB: 2 IBB: 0 HBP: 0 BLK: 0 WP: 0 HR: 0 S: 8 P: 16 ERA: 36.00 WHIP: 7.000																		
Larry Demery, R ERA: 4.25 (2, 1)	IP: 4.0 WLS: L BF: 17 H: 2 R: 1 ER: 1 SO: 1 BB: 2 IBB: 2 HBP: 0 BLK: 0 WP: 0 HR: 0 S: 13 P: 29 ERA: 2.25 WHIP: 1.000																		
John Morlan, R ERA: 4.29 (6, 1)	IP: 0.0 WLS: L BF: 4 H: 4 R: 2 ER: 2 SO: 0 BB: 0 IBB: 0 HBP: 0 BLK: 0 WP: 0 HR: 0 S: 4 P: 4 ERA: ∞ WHIP: ∞																		
Jim Minshall, R ERA: 4.29 (6, 1)	IP: 2.0 WLS: L BF: 5 H: 0 R: 0 ER: 0 SO: 0 BB: 0 IBB: 0 HBP: 0 BLK: 0 WP: 0 HR: 0 S: 5 P: 5 ERA: 0.00 WHIP: 0.000																		
Juan Jimenez, R ERA: 6.75 (8, 1)	IP: 1.0 WLS: L BF: 3 H: 0 R: 0 ER: 0 SO: 0 BB: 0 IBB: 0 HBP: 0 BLK: 0 WP: 0 HR: 0 S: 3 P: 3 ERA: 0.00 WHIP: 0.000																		

Batter	1	2	3	4	5	6	7	8	9	AB	R	H	RBI	BB	SO	LOB	TOP			
Rick Monday, L OBP: 0.373, SLG: 0.468 (1, 8)	F7	K			L6		F7			4	0	0	0	0	1	0	Chicago Cubs @ Pittsburgh Pirates Three Rivers Stadium, Pittsburgh, PA Mon Sep 30 1974, 7:05 PM EDT Att: 10,482 - Unknown livebaseballscorecards.com			
Don Kessinger, S OBP: 0.333, SLG: 0.319 (1, 6)	K		F6		4-3		F7			4	0	0	0	0	1	0				
Billy Williams, L OBP: 0.381, SLG: 0.449 (1, 7)			F9		4-3		1-3			3	1	1	0	0	0	0				
Gene Hiser, L OBP: 0.235, SLG: 0.294 (6, 7)										0	0	0	0	0	0	0				
Jose Cardenal, R OBP: 0.359, SLG: 0.443 (8, FH)	1B	HBP								1	0	0	0	0	0	0				
Jose Cardenal, R OBP: 0.359, SLG: 0.443 (8, 7)	BB	1B																		
Bill Madlock, R OBP: 0.374, SLG: 0.441 (1, 5)	BB	1B	4-3				1-3			3	0	1	0	0	0	0				
Jerry Morales, R OBP: 0.329, SLG: 0.418 (1, 9)	FC5	BB			1-3		1-3			4	0	1	0	0	0	1				
Jerry Morales, R OBP: 0.329, SLG: 0.418 (1, 9)	1-2	BB																		
Ralph LaCock, L OBP: 0.270, SLG: 0.266 (1, 3)			K							2	0	0	1	2	1	0				
Ralph LaCock, L OBP: 0.270, SLG: 0.266 (1, 3)	1-2	BB																		
Steve Swisher, R OBP: 0.312, SLG: 0.290 (1, 2)	FC5		E6		F4					4	0	0	0	0	0	5				
Steve Swisher, R OBP: 0.312, SLG: 0.290 (1, 2)	2-3f																			
Rob Sperring, R OBP: 0.261, SLG: 0.255 (1, 4)			F9				4-3			3	0	0	0	0	1	1				
Rob Sperring, R OBP: 0.261, SLG: 0.255 (1, 4)					K															
Bill Bonham, R OBP: 0.163, SLG: 0.167 (1, 1)			4-3				1-3			3	0	0	0	0	1	0				
Bill Bonham, R OBP: 0.163, SLG: 0.167 (1, 1)					K															
Inning Stats	R: 1 E: 0 K: 1 S: 7	H: 2 LOB: 3 BB: 1 P: 12	R: 0 E: 0 K: 1 S: 5	H: 0 LOB: 0 BB: 0 P: 5	R: 0 E: 0 K: 0 S: 3	H: 0 LOB: 0 BB: 0 P: 3	R: 0 E: 1 K: 2 S: 8	H: 0 LOB: 1 BB: 0 P: 8	R: 0 E: 0 K: 0 S: 5	H: 1 LOB: 2 BB: 1 P: 8	R: 0 E: 0 K: 0 S: 3	H: 0 LOB: 0 BB: 0 P: 3	R: 0 E: 0 K: 0 S: 3	H: 0 LOB: 0 BB: 0 P: 3	R: 0 E: 0 K: 0 S: 3	H: 0 LOB: 0 BB: 0 P: 3	1B: 3 2B: 0 3B: 0 HR: 0	SF: 0 SAC: 0 DP: 0 HBP: 1	WP: 0 PB: 0 SB: 0 CS: 0	PA: 34
PITCHER Bruce Kison, R ERA: 3.49 (1, 1)	IP: 9.0 WLS: W BF: 34	H: 3 R: 1 ER: 1 SO: 5	BB: 1 IBB: 1 HBP: 1 BLK: 0	WP: 0 HR: 0 S: 41 P: 50	ERA: 1.00 WHIP: 0.444															

Batter	1	2	3	4	5	6	7	8	9	AB	R	H	RBI	BB	SO	LOB	BOTTOM			
Rennie Stennett, R OBP: 0.322, SLG: 0.376 (1, 4)	6-3		5-3		G5-4-3			F8		4	0	0	0	0	0	1	Chicago Cubs @ Pittsburgh Pirates Three Rivers Stadium, Pittsburgh, PA Mon Sep 30 1974, 7:05 PM EDT Att: 10,482 - Unknown livebaseballscorecards.com			
Richie Hebner, L OBP: 0.368, SLG: 0.457 (1, 5)	K		1B			6-3		F8		3	0	0	0	1	1	0				
Al Oliver, L OBP: 0.356, SLG: 0.472 (1, 8)	K							F7		4	0	2	0	0	1	0				
Willie Stargell, L OBP: 0.408, SLG: 0.544 (1, 7)			F7			K				3	0	0	0	0	2	3				
Dave Parker, L OBP: 0.326, SLG: 0.415 (1, 9)						K				3	0	0	0	0	1	1				
Manny Sanguillen, R OBP: 0.368, SLG: 0.367 (1, 2)			E6			6-3				3	1	1	0	0	0	0				
Ed Kirkpatrick, L OBP: 0.371, SLG: 0.347 (1, 3)			F4			4-3				3	0	0	0	0	0	2				
Frank Taveras, R OBP: 0.299, SLG: 0.271 (1, 6)										1	1	0	0	0	0	0				
Richie Zisk, R OBP: 0.384, SLG: 0.477 (7, FH)										1	0	1	1	0	0	0				
Dave Augustine, R OBP: 0.182, SLG: 0.182 (7, FR)										0	0	0	0	0	0	0				
Mario Mendoza, R OBP: 0.260, SLG: 0.253 (8, 6)			E							0	0	0	0	0	0	0				
Mario Mendoza, R OBP: 0.260, SLG: 0.253 (8, 6)			HBP							0	0	0	0	0	0	0				
Bruce Kison, R OBP: 0.214, SLG: 0.135 (1, 1)			K							2	0	0	0	1	2	2				
Bruce Kison, R OBP: 0.214, SLG: 0.135 (1, 1)																				
Inning Stats	R: 0 E: 0 K: 2 S: 7	H: 0 LOB: 0 BB: 0 P: 7	R: 0 E: 1 K: 1 S: 6	H: 0 LOB: 0 BB: 0 P: 6	R: 1 E: 1 K: 1 S: 6	H: 1 LOB: 2 BB: 1 P: 11	R: 0 E: 0 K: 1 S: 5	H: 0 LOB: 0 BB: 0 P: 5	R: 0 E: 0 K: 0 S: 2	H: 0 LOB: 0 BB: 1 P: 6	R: 0 E: 0 K: 1 S: 6	H: 1 LOB: 1 BB: 0 P: 6	R: 1 E: 0 K: 1 S: 6	H: 2 LOB: 1 BB: 0 P: 6	R: 0 E: 0 K: 0 S: 3	H: 0 LOB: 0 BB: 0 P: 3		1B: 2 2B: 2 3B: 1 HR: 0	SF: 0 SAC: 0 DP: 2 HBP: 1	WP: 1 PB: 0 SB: 0 CS: 1
PITCHER Bill Bonham, R ERA: 3.86 (1, 1)	IP: 8.0 WLS: L BF: 30	H: 4 R: 2 ER: 2 SO: 7	BB: 2 IBB: 0 HBP: 1 BLK: 0	WP: 1 HR: 0 S: 41 P: 50	ERA: 2.25 WHIP: 0.750															

Batter	1	2	3	4	5	6	7	8	9	AB	R	H	RBI	BB	SO	LOB	TOP																			
Davey Lopes, R (1.4)	L6				F4		5-3		FC1-6	4	1	0	1	1	0	1																				
Bill Buckner, L (1.7)	F8	4-3			F7				P4	5	0	1	0	0	0	4																				
Jimmy Wynn, R (1.8)			6-3							3	1	1	1	2	0	1																				
Steve Garvey, R (1.3)	P6				F7					4	0	2	0	1	0	2																				
Joe Ferguson, R (1.9)		1B	5-3							4	1	2	1	0	0	1																				
Ron Cey, R (1.5)		F4	G4							3	0	0	0	2	0	2																				
Bill Russell, R (1.6)					F7				F8	5	0	2	0	0	0	5																				
Steve Yeager, R (1.2)		K			L5				F8	4	0	0	0	0	1	5																				
Don Sutton, R (1.1)					K					3	0	1	0	1	2	0																				
Inning Stats	R: 0 E: 0 K: 0 S: 3	H: 0 LOB: 1 BB: 1 P: 7	R: 1 E: 0 K: 1 S: 7	H: 2 LOB: 3 BB: 2 P: 15	R: 0 E: 0 K: 0 S: 4	H: 1 LOB: 1 BB: 0 P: 4	R: 0 E: 0 K: 1 S: 5	H: 0 LOB: 0 BB: 0 P: 5	R: 0 E: 0 K: 0 S: 3	H: 1 LOB: 1 BB: 1 P: 7	R: 0 E: 0 K: 1 S: 6	H: 1 LOB: 1 BB: 0 P: 6	R: 0 E: 0 K: 0 S: 4	H: 1 LOB: 2 BB: 1 P: 8	R: 2 E: 0 K: 0 S: 6	H: 3 LOB: 3 BB: 2 P: 14	1B: 6 2B: 3 3B: 0 HR: 0	SF: 0 SAC: 1 DP: 0 HBP: 0	WP: 0 PA: 43 PB: 0 SB: 0 CS: 0																	
PITCHER	IP	WLS	BF	H	R	ER	SO	BB	IBB	HBP	BLK	WP	HR	S	P	ERA	WHIP	PITCHER		IP	WLS	BF	H	R	ER	SO	BB	IBB	HBP	BLK	WP	HR	S	P	ERA	WHIP
Jerry Reuss, L (1.1)	7.0	L	30	5	1	1	3	4	0	0	0	0	0	32	48	1.29	1.286																			
Dave Giusti, R (8.1)	2.0		13	4	2	2	0	0	3	0	0	0	0	10	22	9.00	2.000																			

Los Angeles Dodgers @ Pittsburgh Pirates
 Three Rivers Stadium, Pittsburgh, PA
 Sat Oct 05 1974, 3:33 AM EDT
 Att: 40,638 - Unknown

AB 35
 R 3
 H 9
 RBI 3
 BB 7
 SO 3
 LOB 21



Batter	1	2	3	4	5	6	7	8	9	AB	R	H	RBI	BB	SO	LOB	BOTTOM																			
Rennie Stennett, R (1.4)	K2-3		5-3		G5-4-3			F7		4	0	0	0	0	1	1																				
Richie Hebner, L (1.5)			4-3				4-3			3	0	0	0	0	1	0																				
Al Oliver, L (1.8)			F8				3-1		P6	4	0	0	0	0	1	1																				
Willie Stargell, L (1.7)	P2				P6					4	0	2	0	0	0	1																				
Richie Zisk, R (1.9)			P3		K					4	0	0	0	0	3	2																				
Manny Sanguillen, R (1.2)			5-3				6-3		F9	4	0	1	0	0	0	1																				
Ed Kirkpatrick, L (1.3)					P4				F7	3	0	0	0	1	0	2																				
Frank Taveras, R (1.6)										2	0	0	0	0	0	1																				
Paul Popovich, S (7, PH) (8.6)			E5		6-3					1	0	1	0	0	0	0																				
Jerry Reuss, L (1.1)										2	0	0	0	0	0	2																				
Dave Parker, L (7, PH)			F8		E5					1	0	0	0	0	0	1																				
Dave Giusti, R (8.1)					G5-4-3					0	0	0	0	0	0	0																				
Inning Stats	R: 0 E: 0 K: 2 S: 7	H: 0 LOB: 0 BB: 0 P: 8	R: 0 E: 1 K: 0 S: 4	H: 0 LOB: 2 BB: 1 P: 8	R: 0 E: 0 K: 0 S: 3	H: 0 LOB: 0 BB: 0 P: 3	R: 0 E: 0 K: 1 S: 6	H: 1 LOB: 0 BB: 0 P: 6	R: 0 E: 0 K: 1 S: 4	H: 1 LOB: 1 BB: 0 P: 4	R: 0 E: 0 K: 1 S: 5	H: 0 LOB: 0 BB: 0 P: 5	R: 0 E: 0 K: 1 S: 6	H: 1 LOB: 1 BB: 0 P: 6	1B: 4 2B: 0 3B: 0 HR: 0	SF: 0 SAC: 0 DP: 1 HBP: 1	WP: 0 PA: 34 PB: 0 SB: 0 CS: 0																			
PITCHER	IP	WLS	BF	H	R	ER	SO	BB	IBB	HBP	BLK	WP	HR	S	P	ERA	WHIP	PITCHER		IP	WLS	BF	H	R	ER	SO	BB	IBB	HBP	BLK	WP	HR	S	P	ERA	WHIP
Don Sutton, R (1.1)	9.0	W	34	4	0	0	6	1	0	1	0	0	0	44	49	0.00	0.556																			

Los Angeles Dodgers @ Pittsburgh Pirates
 Three Rivers Stadium, Pittsburgh, PA
 Sat Oct 05 1974, 3:33 AM EDT
 Att: 40,638 - Unknown

AB 32
 R 0
 H 4
 RBI 0
 BB 1
 SO 6
 LOB 12



Batter	1	2	3	4	5	6	7	8	9	AB	R	H	RBI	BB	SO	LOB	TOP			
Davey Lopes, R OBP: 0.400, SLG: 0.250 (1, 4)										4	1	2	1	1	0	0	Los Angeles Dodgers @ Pittsburgh Pirates Three Rivers Stadium, Pittsburgh, PA Sun Oct 06 1974, 3:33 AM EDT Att: 49,247 - Unknown			
Bill Buckner, L OBP: 0.300, SLG: 0.400 (1, 7)										5	0	2	0	0	1	3				
Jimmy Wynn, R OBP: 0.800, SLG: 0.400 (1, 8)										2	0	0	0	3	0	3				
Steve Garvey, R OBP: 0.400, SLG: 0.444 (1, 3)										5	0	1	1	0	1	7				
Joe Ferguson, R OBP: 0.333, SLG: 0.250 (1, 9) (8, 2)										4	0	0	0	1	0	3				
Ron Cey, R OBP: 0.600, SLG: 1.125 (1, 5)										5	2	4	1	0	0	3				
Bill Russell, R OBP: 0.400, SLG: 0.333 (1, 6)										4	1	1	0	1	0	4				
Steve Yeager, R (1, 2)										3	0	0	0	0	1	2				
Willie Crawford, L OBP: 0.500, SLG: 0.500 (8, PH) (8, 9)										2	1	1	1	0	1	1				
Andy Messersmith, R (1, 1)										3	0	0	0	0	1	2				
Manny Mota, R OBP: 1.000, SLG: 1.000 (8, PH)										1	0	1	0	0	0	0				
Lee Lacy, R (8, PH)										0	0	0	0	0	0	0				
Mike Marshall, R (8, 1)										0	0	0	0	0	0	0				
Inning Stats	R: 1 E: 0 K: 0 S: 5	H: 2 LOB: 3 BB: 2 P: 13	R: 0 E: 0 K: 0 S: 3	H: 0 LOB: 0 BB: 0 P: 3	R: 0 E: 0 K: 1 S: 5	H: 0 LOB: 1 BB: 1 P: 9	R: 1 E: 0 K: 2 S: 8	H: 1 LOB: 0 BB: 0 P: 8	R: 0 E: 0 K: 0 S: 4	H: 1 LOB: 2 BB: 1 P: 8	R: 0 E: 1 K: 1 S: 6	H: 1 LOB: 2 BB: 1 P: 10	R: 3 E: 1 K: 0 S: 7	H: 5 LOB: 2 BB: 1 P: 11	R: 0 E: 0 K: 1 S: 6	H: 1 LOB: 1 BB: 0 P: 6	1B: 9 2B: 2 3B: 0 HR: 1	SF: 0 SAC: 0 DP: 1 HBP: 0	WP: 1 PB: 0 SB: 1 CS: 0	PA: 44
PITCHER	IP	WLS	BF	H	R	ER	SO	BB	IBB	HBP	BLK	WP	HR	S	P	ERA	WHIP			
Jim Rooker, L ERA: 2.57 (1, 1)	7.0		32	6	2	2	4	3	2	0	0	0	1	35	55	2.57	1.286			
Dave Giusti, R ERA: 22.5 (8, 1)	0.0	L	4	4	3	3	0	0	0	0	0	0	0	4	4	∞	∞			
Larry Demery, R ERA: (8, 1)	0.0		1	1	0	0	0	0	0	0	0	0	0	1	1	∞	∞			
Ramon Hernandez, L ERA: (8, 1)	2.0		7	1	0	0	1	0	1	0	0	1	0	8	12	0.00	0.500			

Batter	1	2	3	4	5	6	7	8	9	AB	R	H	RBI	BB	SO	LOB	BOTTOM			
Rennie Stennett, R (1, 4)										3	0	0	0	1	0	1	Los Angeles Dodgers @ Pittsburgh Pirates Three Rivers Stadium, Pittsburgh, PA Sun Oct 06 1974, 3:33 AM EDT Att: 49,247 - Unknown			
Richie Hebner, L OBP: 0.375, SLG: 0.167 (1, 5)										3	0	1	1	1	0	3				
Al Oliver, L OBP: 0.125, SLG: 0.125 (1, 8)										4	0	1	1	0	0	3				
Willie Stargell, L OBP: 0.500, SLG: 0.429 (1, 7)										3	0	1	0	1	0	1				
Dave Giusti, R (8, 1)										0	0	0	0	0	0	0				
Larry Demery, R (8, 1)										0	0	0	0	0	0	0				
Ramon Hernandez, S (8, 1)										0	0	0	0	0	0	0				
Dave Parker, L (1, 9)										4	0	0	0	0	0	3				
Manny Sanguillen, R OBP: 0.375, SLG: 0.375 (1, 2)										4	0	2	0	0	0	1				
Ed Kirkpatrick, L (1, 3)										4	0	0	0	0	0	3				
Frank Taveras, R (1, 6)										0	0	0	0	0	0	0				
Mario Mendoza, R (3, 6)										1	0	0	0	0	0	0				
Paul Popovich, S OBP: 0.667, SLG: 0.667 (7, PH) (8, 6)										2	1	1	0	0	0	0				
Jim Rooker, R OBP: 0.500, SLG: 0.500 (1, 1)										2	0	1	0	0	0	1				
Richie Zisk, R OBP: 0.200, SLG: 0.200 (7, PH)										1	0	1	0	0	0	0				
Gene Clines, R (8, 7)										1	1	0	0	0	0	0				
Inning Stats	R: 0 E: 0 K: 0 S: 4	H: 1 LOB: 2 BB: 1 P: 8	R: 0 E: 0 K: 0 S: 3	H: 1 LOB: 0 BB: 0 P: 4	R: 0 E: 0 K: 0 S: 2	H: 0 LOB: 0 BB: 1 P: 6	R: 0 E: 0 K: 0 S: 4	H: 1 LOB: 1 BB: 0 P: 4	R: 0 E: 0 K: 0 S: 4	H: 1 LOB: 2 BB: 1 P: 8	R: 2 E: 0 K: 0 S: 6	H: 3 LOB: 1 BB: 0 P: 6	R: 0 E: 0 K: 0 S: 3	H: 0 LOB: 0 BB: 0 P: 3	R: 0 E: 0 K: 0 S: 3	H: 0 LOB: 0 BB: 0 P: 3	1B: 8 2B: 0 3B: 0 HR: 0	SF: 0 SAC: 1 DP: 2 HBP: 1	WP: 0 PB: 0 SB: 0 CS: 0	PA: 37
PITCHER	IP	WLS	BF	H	R	ER	SO	BB	IBB	HBP	BLK	WP	HR	S	P	ERA	WHIP			
Andy Messersmith, R ERA: 2.57 (1, 1)	7.0	W	31	8	2	2	0	3	0	1	0	0	0	27	40	2.57	1.571			
Mike Marshall, R ERA: (8, 1)	2.0		6	0	0	0	0	0	0	0	0	0	0	6	6	0.00	0.000			

Batter	1	2	3	4	5	6	7	8	9	AB	R	H	RBI	BB	SO	LOB	TOP											
Rennie Stennett, R OBP: 0.154, SLG: 0.083	0-0 4-3 HR 1B	0-0 E1 L6-4		0-0 E4 FC6-4		0-0 6-3		0-0 F8		5	1	1	0	0	0	1												
Manny Sanguillen, R OBP: 0.308, SLG: 0.385	0-0 4-3 1-2	0-0 L6-4 2-3		0-0 FC6-4 1-2		0-0 L6 2B			0-0 F7	5	0	1	0	0	0	3												
Al Oliver, L OBP: 0.308, SLG: 0.182	4-0 HR BB			4-0 FC6-5 1B		4-0 L6 2-3			0-0 4-3	3	1	1	0	2	0	1												
Willie Stargell, L OBP: 0.462, SLG: 0.667	0-0 2-H 2-H HR			0-0 FC6-5 1B		0-0 G4-6-3 1-2			0-0 4-3 1B	5	2	2	3	0	0	3												
Richie Zisk, R OBP: 0.300, SLG: 0.300 Gene Clines, R (9, 9)	0-0 6-3			0-0 1B 1-2 1B		0-0 L6			0-0 4-3 1B	5	1	2	0	0	0	0												
Bob Robertson, R (1, 3)	0-0 E3 HR			0-0 F8		0-0 F6			0-0 4-3 1B	5	1	0	0	0	0	4												
Richie Hebner, L OBP: 0.455, SLG: 0.667	0-0 1-H HR			0-0 1B 1-3 2-H		0-1 CI E			0-0 G3	3	1	2	3	0	0	0												
Mario Mendoza, R OBP: 0.400, SLG: 0.250	0-0 F4			0-0 1B 1-2 3-H		0-0 E1 1-3			4-0 BB	3	0	1	1	1	0	1												
Bruce Kison, R Ramon Hernandez, S (7, 1)		0-3 K	0-3 K		0-0 6-3				0-3 K	3	0	0	0	0	2	4												
Inning Stats	R: 5 E: 1 K: 0 S: 7	H: 3 LOB: 0 BB: 1 P: 11	R: 0 E: 1 K: 1 S: 5	H: 0 LOB: 0 BB: 0 P: 5	R: 2 E: 0 K: 1 S: 9	H: 4 LOB: 2 BB: 0 P: 9	R: 0 E: 1 K: 0 S: 3	H: 0 LOB: 1 BB: 1 P: 7	R: 0 E: 2 K: 0 S: 5	H: 0 LOB: 2 BB: 0 P: 5	R: 0 E: 0 K: 0 S: 3	H: 0 LOB: 0 BB: 0 P: 3	R: 0 E: 0 K: 1 S: 5	H: 0 LOB: 1 BB: 1 P: 9	R: 0 E: 0 K: 0 S: 5	H: 2 LOB: 2 BB: 0 P: 5	1B: 7 2B: 3 3B: 0 HR: 2	SF: 0 SAC: 0 DP: 3 HBP: 0	WP: 0 PB: 1 CS: 0	PA: 42								
PITCHER	IP	WLS	BF	H	R	ER	SO	BB	IBB	HBP	BLK	WP	HR	S	P	ERA	WHIP											
Doug Rau, L ERA: 40.5	(1, 1)	0.2	L	7	3	5	3	0	1	0	0	0	0	2	6	10	40.50	6.000										
Charlie Hough, R ERA: 7.71	(1, 1)	2.1		11	4	2	2	2	0	0	0	0	0	0	15	15	7.71	1.714										
Al Downing, L ERA:	(4, 1)	4.0		15	1	0	0	0	1	0	0	0	0	0	14	18	0.00	0.500										
Eddie Solomon, R ERA:	(8, 1)	2.0		9	2	0	0	1	1	0	0	0	0	0	10	14	0.00	1.500										
Batter	1	2	3	4	5	6	7	8	9	AB	R	H	RBI	BB	SO	LOB	BOTTOM											
Davey Lopes, R OBP: 0.400, SLG: 0.182	0-0 4-3		0-3 K			4-0 FC1-6 BB	4-0 BB		0-0 F7	3	0	0	0	2	1	3												
Bill Buckner, L OBP: 0.231, SLG: 0.308 Manny Mota, R OBP: 0.500, SLG: 0.500 (7, PH)	0-0 6-3		0-0 2-3			0-0 FC1-6 BB	0-0 L4			3	0	0	0	0	0	3												
Jimmy Wynn, R OBP: 0.500, SLG: 0.250	0-0 F5			0-3 K		4-0 BB			0-0 F8	3	0	0	0	1	1	0												
Steve Garvey, R OBP: 0.286, SLG: 0.308		0-0 4-3		0-0 L1		0-0 F9			0-0 P3	4	0	0	0	0	0	2												
Willie Crawford, L OBP: 0.400, SLG: 0.250 Tom Paciorek, R OBP: 1.000, SLG: 1.000 (8, PH)		0-0 4-3		4-0 BB		0-0 F7			0-0 1B	2	0	0	0	1	0	2												
Ron Cey, R OBP: 0.429, SLG: 0.750		0-0 6-3		0-3 K		0-3 K			0-0 F9	4	0	0	0	0	2	2												
Joe Ferguson, R OBP: 0.308, SLG: 0.182			0-0 6-3			4-0 PB BB			0-3 K	3	0	0	0	1	1	0												
Bill Russell, R OBP: 0.429, SLG: 0.385			0-0 BB 1B			0-0 PB 1B			0-0 6-3	4	0	2	0	0	0	0												
Doug Rau, L Charlie Hough, R Von Joshua, L Al Downing, R Ken McMullen, R Eddie Solomon, R Rick Auerbach, R OBP: 1.000, SLG: 3.000	(1, 1) (1, 1) (3, PH) (4, 1) (7, PH) (8, 1) (9, PH)		4-0 BB		0-0 4-3		0-3 K			0-0 2B	0	0	0	0	0	0	0											
Inning Stats	R: 0 E: 0 K: 0 S: 3	H: 0 LOB: 0 BB: 0 P: 3	R: 0 E: 0 K: 0 S: 3	H: 0 LOB: 0 BB: 0 P: 3	R: 0 E: 0 K: 1 S: 6	H: 1 LOB: 2 BB: 1 P: 10	R: 0 E: 0 K: 2 S: 7	H: 0 LOB: 1 BB: 1 P: 11	R: 0 E: 0 K: 0 S: 3	H: 0 LOB: 0 BB: 0 P: 3	R: 0 E: 0 K: 0 S: 3	H: 0 LOB: 2 BB: 2 P: 11	R: 0 E: 0 K: 2 S: 8	H: 1 LOB: 3 BB: 2 P: 16	R: 0 E: 0 K: 0 S: 4	H: 1 LOB: 1 BB: 0 P: 4	R: 0 E: 0 K: 1 S: 6	H: 1 LOB: 1 BB: 0 P: 6	1B: 3 2B: 1 3B: 0 HR: 0	SF: 0 SAC: 0 DP: 0 HBP: 0	WP: 0 PB: 1 CS: 0	PA: 37						
PITCHER	IP	WLS	BF	H	R	ER	SO	BB	IBB	HBP	BLK	WP	HR	S	P	ERA	WHIP											
Bruce Kison, R ERA:	(1, 1)	6.2	W	28	2	0	0	5	6	0	0	0	0	0	32	56	0.00	1.200										
Ramon Hernandez, L ERA:	(7, 1)	2.1		9	2	0	0	1	0	0	0	0	0	11	11	0.00	0.857											

Pittsburgh Pirates @ Los Angeles Dodgers
Dodger Stadium, Los Angeles, CA
Tue Oct 08 1974, 3:33 AM PDT
Att: 55,953 - Unknown

AB 38
R 7
H 10
RBI 7
BB 3
SO 3
LOB 18

WP: 0 PA: 42
PB: 1
CS: 0

Pittsburgh Pirates @ Los Angeles Dodgers
Dodger Stadium, Los Angeles, CA
Tue Oct 08 1974, 3:33 AM PDT
Att: 55,953 - Unknown

AB 31
R 0
H 4
RBI 0
BB 6
SO 6
LOB 17



WP: 0 PA: 37
PB: 1
CS: 0

