

Pittsburgh Pirates - 1976



Batter	1	2	3	4	5	6	7	8	9	10	11	AB R H RBI BB SO LOB	TOP				
Rennie Stennett, R (1.4) OBP: 0.400, SLG: 0.400	0-0 4-3 1-3 2B 1B		0-0 4-3		0-0 2-H 1B			0-3 K	0-0 F9			5 1 2 1 0 1 1	Pittsburgh Pirates @ Philadelphia Phillies Veterans Stadium, Philadelphia, PA Sat Apr 10 1976, 3:33 AM EST Att. 42,147 - Unknown				
Manny Sanguillen, R (1.2) OBP: 0.200, SLG: 0.200	0-0 1-3		0-0 F8			0-0 1B 1B		0-0 G3		0-0 6-3		5 1 1 0 0 0 1					
Al Oliver, L (1.8) OBP: 0.400, SLG: 0.400	0-0 4-3			0-0 F9		0-0 1B 1-2 1B		0-0 WP 1B		0-0 4-3		5 0 2 0 0 0 1					
Willie Stargell, L (1.3) OBP: 0.800, SLG: 1.000	0-0 3-H 2B			0-0 1B		0-0 1-3 2-H 1B		4-0 1-2 IBB		0-3 K		4 0 3 2 1 1 0					
Richie Zisk, R (1.7) OBP: 0.400, SLG: 0.600	0-0 6-3		0-0 F8		0-0 F9		0-0 F8				0-0 F9	5 0 0 0 0 0 5					
Dave Parker, L (1.9)		0-0 5-3		0-0 F8		0-0 G3			4-0 2B SF7 BB		0-0 F7	4 1 0 0 1 0 2					
Richie Hebner, L (1.5)		0-0 F7		0-0 E9 1B 1B		0-0 4-3		0-0 1-3 2B		0-0 E9		5 2 2 0 0 0 0					
Frank Taveras, R (1.6) OBP: 0.333, SLG: 0.333		0-0 F9		0-0 6-3		0-0 B1-6-4 1B		0-0 F5		0-0 F5		3 0 1 0 0 0 1					
Ed Kirkpatrick, L (9, PH)											0-0 1B	0 0 0 0 0 0 0					
Bob Robertson, R (9, PH)											0-0 1B	1 0 0 0 0 0 2					
Mario Mendoza, R (9.6) OBP: 1.000, SLG: 1.000											3-H 1B	1 0 1 1 0 0 0					
Doc Medich, R (1.1)			0-0 5-3		0-3 K		0-0 B1-6-4		0-0 SF7		0-0 F2	3 0 0 0 0 1 2					
Dave Giusti, R (8.1)												0 0 0 0 0 0 0					
Ramon Hernandez, S (8.1)												0 0 0 0 0 0 0					
Bill Robinson, R (9, PH)												0 0 0 1 0 0 0					
Larry Demery, R (9.1)							1-2					1 0 0 0 0 0 1					
<b>Inning Stats</b>	R: 1 H: 2 E: 0 LOB: 1 K: 0 BB: 0 S: 5 P: 5	R: 0 H: 0 E: 0 LOB: 0 K: 0 BB: 0 S: 3 P: 3	R: 0 H: 0 E: 0 LOB: 0 K: 0 BB: 0 S: 3 P: 3	R: 0 H: 1 E: 0 LOB: 1 K: 0 BB: 0 S: 4 P: 4	R: 1 H: 2 E: 1 LOB: 1 K: 1 BB: 0 S: 6 P: 6	R: 1 H: 3 E: 0 LOB: 1 K: 0 BB: 0 S: 5 P: 5	R: 0 H: 1 E: 0 LOB: 0 K: 0 BB: 0 S: 3 P: 3	R: 0 H: 1 E: 0 LOB: 2 K: 1 BB: 1 S: 6 P: 10	R: 1 H: 1 E: 0 LOB: 1 K: 0 BB: 1 S: 4 P: 8	R: 0 H: 0 E: 0 LOB: 0 K: 1 BB: 0 S: 5 P: 5	R: 1 H: 1 E: 1 LOB: 1 K: 0 BB: 0 S: 5 P: 5	1B: 10 SF: 1 2B: 2 SAC: 0 3B: 0 DP: 1 HR: 0 HBP: 0	WP: 1 PA: 45 PB: 0 SB: 0 CS: 0				
<b>PITCHER</b>	IP WLS BF H R ER SO BB IBB HBP BLK WP HR S P ERA WHIP																
Jim Kaat, L (1.1) ERA: 2.57	7.0		27	9	3	2	1	0	0	0	0	0	0	29	29	2.57	1.286
Larry Christenson, R (8.1) ERA: 9.0	1.0		7	2	1	1	1	1	1	0	0	1	0	7	15	9.00	3.000
Tug McGraw, L (9.1) ERA:	3.0	L	11	1	1	0	1	0	0	0	0	0	0	13	13	0.00	0.333

AB	42
R	5
H	12
RBI	5
BB	2
SO	3
LOB	16



Batter	1	2	3	4	5	6	7	8	9	10	11	AB R H RBI BB SO LOB	BOTTOM	
<b>Dave Cash, R</b> (1, 4) OBP: 0.333, SLG: 0.200	0-0 4-3		4-0 BB		0-3 K			0-0 BB 1B	0-0 F8		0-0 6-3	5 1 1 0 1 1 1	<b>Pittsburgh Pirates @ Philadelphia Phillies</b> <b>Veterans Stadium, Philadelphia, PA</b> Sat Apr 10 1976, 3:33 AM EST Att. 42,147 - Unknown	
<b>Larry Bowa, S</b> (1, 6) OBP: 0.333, SLG: 0.333	0-0 1-3		0-0 F8		0-0 G3			0-0 F9	0-0 S 1B		0-0 1B	6 0 2 0 0 0 3		
<b>Mike Schmidt, R</b> (1, 5)	0-0 F8		0-3 K					4-0 1-2 BB 1B	0-3 K		0-0 F2	5 1 0 0 1 3 3		
<b>Greg Luzinski, R</b> (1, 7) OBP: 0.750, SLG: 1.000 <b>Jerry Martin, R</b> (8, PR) OBP: 1.000, SLG: 1.000 (9, 7)		0-0 E SF7 2B	0-0 F9					4-0 1-2 2-3 1B SF8 BB		0-0 SH1-3 1B		3 1 2 0 1 0 1 1 1 1 0 0 0 0		
<b>Dick Allen, R</b> (1, 3) OBP: 0.500, SLG: 0.333		4-0 4-3 E BB		0-0 F7				0-0 FC6-4 CS 1B		0-0 SH1-3		3 0 1 2 1 0 1		
<b>Jay Johnstone, L</b> (1, 9) <b>Ollie Brown, R</b> (8, PH) (9, 9)		0-0 E3 4-3 1-2 2-3		0-0 F8				0-0 CS 1-2	0-3 K	0-0 SF8 1-2 3-H		3 0 0 0 0 1 2 1 0 0 1 0 0 1		
<b>Garry Maddox, R</b> (1, 8)		0-0 SF7 3-H		0-0 6-3				0-0 P3 1-2 4-0		4-0 IBB		2 0 0 1 2 0 0		
<b>Johnny Oates, L</b> (1, 2) <b>Bob Boone, R</b> (9, 2)		0-0 4-3 1-2 2-3						0-0 SH1-4 1B	0-0 1B		0-0 P4	4 0 2 0 0 0 4 1 0 0 0 0 0 2		
<b>Jim Kaat, L</b> (1, 1) <b>Bobby Tolan, L</b> (7, PH) <b>Larry Christenson, R</b> (8, 1) <b>Tug McGraw, R</b> (9, 1) <b>Tom Hutton, L</b> (11, PH)		0-0 1-3						0-0 SH1-4 1-2	0-0 F5		0-0 4-3	1 0 0 0 0 0 2 1 0 0 0 0 0 1 0 0 0 0 0 0 0 1 0 0 0 0 0 0 1 0 0 0 0 0 0		
<b>Inning Stats</b>	R: 0 H: 0 E: 0 K: 0 S: 3	R: 1 H: 1 E: 1 K: 0 S: 5	R: 0 H: 0 E: 0 K: 1 S: 5	R: 0 H: 0 E: 0 K: 0 S: 3	R: 0 H: 1 E: 0 K: 1 S: 6	R: 0 H: 1 E: 0 K: 1 S: 5	R: 0 H: 1 E: 0 K: 1 S: 6	R: 3 H: 2 E: 0 K: 0 S: 5	R: 0 H: 1 E: 0 K: 1 S: 6	R: 0 H: 1 E: 0 K: 1 S: 4	R: 0 H: 1 E: 0 K: 0 S: 4	1B: 8 SF: 2 2B: 1 SAC: 2 3B: 0 DP: 0 HR: 0 HBP: 0		WP: 0 PA: 49 PB: 0 SB: 1 CS: 1
<b>PITCHER</b>	IP WLS BF H R ER SO BB IBB HBP BLK WP HR S P ERA WHIP													
<b>Doc Medich, R</b> (1, 1) ERA: 3.68	7.1 30 5 3 3 4 3 0 0 0 0 0 0 35 47 3.68 1.091													
<b>Dave Giusti, R</b> (8, 1) ERA:	0.0 2 1 0 0 0 1 0 0 0 0 0 0 1 5 ∞ ∞													
<b>Ramon Hernandez, L</b> (8, 1) ERA:	0.2 3 0 1 1 0 0 1 0 0 0 0 0 2 6 13.50 0.000													
<b>Larry Demery, R</b> (9, 1) ERA:	3.0 W 13 3 0 0 1 0 1 0 0 0 0 0 14 18 0.00 1.000													

livebaseballscores.com

AB	38
R	4
H	9
RBI	4
BB	6
SO	5
LOB	21





Batter	1	2	3	4	5	6	7	8	9	AB R H RBI BB SO LOB	TOP														
Rennie Stennett, R OBP: 0.300, SLG: 0.556 (1, 4) X	0-0 G3			X 0-0 G3	0-0 1B 3B		X 0-0 SF9	0-0 FC6-4		4 1 1 2 0 0 1															
Manny Sanguillen, R OBP: 0.400, SLG: 0.400 (1, 2) X	0-0 5-3			X 0-0 BB 2B 1B	0-0 BB 1B		X 0-0 1B		X 0-0 G3	5 2 3 1 0 0 0															
Al Oliver, L OBP: 0.500, SLG: 0.375 (1, 8) S S S	0-3 K			B B B B 4-0 1-2 2B BB	4-0 1-2 1B BB		X 0-0 F8		X 0-0 1B	3 1 1 0 2 1 1															
Willie Stargell, L OBP: 0.500, SLG: 0.556 (1, 3) X		0-0 F9		S S S 0-3 K	0-0 1-2 2-H 1B		X 0-0 4-3		S S S 0-3 K	5 0 1 1 0 2 4															
Richie Zisk, R OBP: 0.200, SLG: 0.300 (1, 7) X		0-0 5-3		X 0-0 1-H 2-H 2B	0-0 1-2f G4-6-3			X 0-0 E7 1B 1B	S S S 0-3 K	5 1 2 2 0 1 3															
Dave Parker, L OBP: 0.333, SLG: 0.143 (1, 9) S S S		0-3 K		B B B B 4-0 BB		X 0-0 3-1-3 1B		X 0-0 1-3		3 0 1 0 1 1 1															
Richie Hebner, L OBP: 0.333, SLG: 0.444 (1, 5) X			0-0 4-3	X 0-0 F9		X 0-0 P5		X 0-0 1B 1B		4 1 1 1 0 0 3															
Frank Taveras, R OBP: 0.286, SLG: 0.286 (1, 6) S S S		0-3 K		S S S 0-3 K	X 0-0 S SH5-3 3B 1B	X 0-0 3-1-3		S S S 0-3 K		4 1 1 0 0 2 2															
Bruce Kison, R OBP: 1.000, SLG: 2.000 (6, 1) S S S		0-3 K		S S S 0-3 K	X 0-0 SH5-3		X 0-0 SF9 3B	X 0-0 FC6-4 1B		1 0 0 0 0 1 0 2 1 2 1 0 0 0															
<b>Inning Stats</b>	R: 0 E: 0 K: 1 S: 5	H: 0 LOB: 0 BB: 0 P: 5	R: 0 E: 0 K: 1 S: 5	H: 0 LOB: 0 BB: 0 P: 5	R: 0 E: 0 K: 2 S: 7	H: 0 LOB: 0 BB: 0 P: 7	R: 2 E: 0 K: 1 S: 7	H: 2 LOB: 2 BB: 2 P: 15	R: 3 E: 0 K: 0 S: 6	H: 4 LOB: 1 BB: 1 P: 10	R: 0 E: 0 K: 0 S: 3	H: 1 LOB: 0 BB: 0 P: 3	R: 1 E: 0 K: 0 S: 5	H: 2 LOB: 1 BB: 0 P: 5	R: 2 E: 1 K: 1 S: 8	H: 3 LOB: 1 BB: 0 P: 8	R: 0 E: 0 K: 2 S: 8	H: 1 LOB: 1 BB: 0 P: 8	1B: 10 2B: 2 3B: 2 HR: 0	SF: 1 SAC: 1 DP: 2 HBP: 0	WP: 0 PB: 0 SB: 1 CS: 0	PA: 41			
<b>PITCHER</b>	IP	WLS	BF	H	R	ER	SO	BB	IBB	HBP	BLK	WP	HR	S	P	ERA	WHIP								
Steve Carlton, L ERA: 10.38 (1, 1)	4.1	L	21	5	5	5	5	3	0	0	0	0	0	28	40	10.38	1.846								
Tom Underwood, L ERA: (5, 1)	0.2		2	1	0	0	0	0	0	0	0	0	0	2	2	0.00	1.500								
Ron Reed, R ERA: (6, 1)	1.0		3	1	0	0	0	0	0	0	0	0	0	3	3	0.00	1.000								
Ron Schueler, R ERA: 9.0 (7, 1)	2.0		11	5	3	2	1	0	0	0	0	0	0	13	13	9.00	2.500								
Gene Garber, R ERA: (9, 1)	1.0		4	1	0	0	2	0	0	0	0	0	0	8	8	0.00	1.000								

Pittsburgh Pirates @ Philadelphia Phillies  
Veterans Stadium, Philadelphia, PA  
Sun Apr 11 1976, 3:33 AM EST  
Att: 18,373 - Unknown

livebaseballscorecards.com

AB	36
R	8
H	13
RBI	8
BB	3
SO	8
LOB	15



Batter	1	2	3	4	5	6	7	8	9	AB	R	H	RBI	BB	SO	LOB
Dave Cash, R OBP: 0.273, SLG: 0.200 (1, 4)	0-0 3-1 K		0-3 K		0-0 HR	0-0 6-3			0-0 4-3	5	1	1	0	0	1	3
Larry Bowa, S OBP: 0.364, SLG: 0.300 (1, 6)	0-0 5-3		4-0 BB		0-0 4-3			0-0 1B	0-0 6-3	4	0	1	0	1	0	1
Mike Schmidt, R OBP: 0.273, SLG: 0.444 (1, 5)	1-0 FC6-4 HBP		0-0 F2		0-0 HR			0-0 F8	0-0 5-3	4	1	1	2	0	0	3
Greg Luzinski, R OBP: 0.750, SLG: 0.833 (1, 7)	0-0 FC6-4			4-0 2B BB	0-0 1B			0-0 1B		3	0	2	0	1	0	1
Dick Allen, R OBP: 0.250, SLG: 0.143 (1, 3)		0-0 F8		0-3 K	0-3 K			0-0 F8		4	0	0	0	0	2	4
Jay Johnstone, L OBP: 0.286, SLG: 0.429 (1, 9)		0-0 1-3		0-0 2B		0-0 2B 1B		0-0 F7		4	1	2	0	0	0	2
Garry Maddox, R OBP: 0.333, SLG: 0.333 (1, 8)		0-0 F3		0-0 F3		0-0 2B		0-0 6-3		4	0	1	1	0	0	2
Bob Boone, R OBP: 0.200, SLG: 0.200 (1, 2)			0-0 CS 1B	0-0 F7		0-0 5-3		0-0 F8		4	0	1	0	0	0	3
Steve Carlton, L OBP: 0.000, SLG: 1.000 Tom Underwood, R Tom Hutton, L Ron Reed, R Bobby Tolan, L Ron Schueler, R Jerry Martin, R Gene Garber, R			0-0 BB 1B		4-0 1B BB	0-0 F7		0-0 F9		1	0	1	0	0	0	0

**BOTTOM**

**Pittsburgh Pirates @ Philadelphia Phillies**  
**Veterans Stadium, Philadelphia, PA**  
 Sun Apr 11 1976, 3:33 AM EST  
 Att. 18,373 - Unknown

[livebaseballscorecards.com](http://livebaseballscorecards.com)

<b>AB</b>	<b>35</b>
<b>R</b>	<b>3</b>
<b>H</b>	<b>10</b>
<b>RBI</b>	<b>3</b>
<b>BB</b>	<b>3</b>
<b>SO</b>	<b>3</b>
<b>LOB</b>	<b>20</b>



Inning Stats	R: 0	H: 0	E: 0	K: 0	S: 3	R: 0	H: 0	E: 0	K: 0	S: 3	R: 0	H: 2	E: 0	K: 1	S: 6	R: 0	H: 1	E: 0	K: 1	S: 6	R: 2	H: 3	E: 0	K: 1	S: 7	R: 1	H: 2	E: 0	K: 0	S: 5	R: 0	H: 2	E: 0	K: 0	S: 5	R: 0	H: 0	E: 0	K: 0	S: 3	R: 0	H: 0	E: 0	K: 0	S: 3	1B: 7	2B: 3	3B: 0	HR: 1	SF: 0	SAC: 0	DP: 1	HBP: 1	WP: 0	PA: 39
--------------	------	------	------	------	------	------	------	------	------	------	------	------	------	------	------	------	------	------	------	------	------	------	------	------	------	------	------	------	------	------	------	------	------	------	------	------	------	------	------	------	------	------	------	------	------	-------	-------	-------	-------	-------	--------	-------	--------	-------	--------

PITCHER	IP	WLS	BF	H	R	ER	SO	BB	IBB	HBP	BLK	WP	HR	S	P	ERA	WHIP
Bruce Kison, R ERA: 5.4 (1, 1)	5.0	W	25	8	3	3	3	3	0	0	0	0	1	27	40	5.40	2.200
Bob Moose, R ERA: (6, 1)	4.0	S	14	2	0	0	0	0	0	0	0	0	0	14	14	0.00	0.500



Batter	1	2	3	4	5	6	7	8	9	AB R H RBI BB SO LOB	TOP	
Lou Brock, L (1, 7) OBP: 0.154, SLG: 0.167	0-3 K		0-0 F7			0-3 K			0-0 FC4-6 WP 1B	4 1 1 0 0 2 1		
Don Kessinger, S (1, 6) OBP: 0.231, SLG: 0.182	0-0 5-3			0-0 4-3		0-3 K		0-0 FC4-6 BB	4-0 FC4-6 1-2 BB	3 0 0 0 1 1 0		
Bake McBride, L (1, 8) OBP: 0.353, SLG: 0.353	0-0 F8			0-0 5-3		0-0 1-3		0-0 FC4-6 FC5-4 1B 1-2f 2-3	0-0 FC4-6 FC5-4 1B 1-2f 2-3	4 1 0 0 0 0 2		
Ted Simmons, S (1, 2) OBP: 0.313, SLG: 0.333		0-0 4-3		0-3 K		0-0 5-3		0-0 FC5-4 1B 1-2 3-H	0-0 FC5-4 1B 1-2 3-H	4 0 1 1 0 1 0		
Reggie Smith, S (1, 9) OBP: 0.188, SLG: 0.200		0-0 1-3		0-0 F8		0-0 F7		0-0 FC5-4 HR 1-2f 2-3	0-0 FC5-4 HR 1-2f 2-3	4 1 0 0 0 0 2		
Hector Cruz, R (1, 5) OBP: 0.375, SLG: 0.600		0-0 6-3		0-3 K		0-0 F7		0-0 FC4-6 1B 1-H 3-H	0-0 FC4-6 1B 1-H 3-H	4 1 2 3 0 1 0		
Keith Hernandez, L (1, 3) OBP: 0.250, SLG: 0.286			0-0 F8		0-0 6-3		0-0 FC4-6 E 1-2f	0-0 FC4-6 E 1-2f	0-0 FC4-6 E 1-2f	4 0 1 0 0 0 1		
Vic Harris, S (1, 4) OBP: 0.545, SLG: 0.500			4-0 BB			0-0 G6-4-3 1B		0-0 E4 1-3	0-0 E4 1-3	3 0 1 0 1 0 2		
Pete Falcone, L (1, 1) John Curtis, L (2, 1) Mike Prolly, R (5, 1) Luis Melendez, R (6, PH) Eric Rasmussen, R (6, 1) Mike Anderson, R (8, PH) Danny Frisella, L (8, 1)			0-3 K			0-0 G6-4-3 1-2f		0-3 K		0 0 0 0 0 0 0 1 0 0 0 0 1 1 0 0 0 0 0 0 0 1 0 0 0 0 0 1 0 0 0 0 0 0 0 1 0 0 0 0 1 2 0 0 0 0 0 0 0		
<b>Inning Stats</b>	R: 0 H: 0 E: 0 LOB: 0 K: 1 BB: 0 S: 5 P: 5	R: 0 H: 0 E: 0 LOB: 0 K: 0 BB: 0 S: 3 P: 3	R: 0 H: 0 E: 0 LOB: 1 K: 1 BB: 1 S: 5 P: 9	R: 0 H: 0 E: 0 LOB: 0 K: 1 BB: 0 S: 5 P: 5	R: 0 H: 0 E: 0 LOB: 0 K: 1 BB: 0 S: 5 P: 5	R: 0 H: 1 E: 0 LOB: 0 K: 1 BB: 0 S: 5 P: 5	R: 0 H: 0 E: 0 LOB: 0 K: 1 BB: 0 S: 5 P: 5	R: 0 H: 1 E: 1 LOB: 2 K: 1 BB: 0 S: 7 P: 7	R: 4 H: 4 E: 0 LOB: 1 K: 0 BB: 1 S: 7 P: 11	1B: 5 SF: 0 2B: 0 SAC: 0 3B: 0 DP: 1 HR: 1 HBP: 0	WP: 1 PA: 35 PB: 0 SB: 0 CS: 0	
<b>PITCHER</b> Jerry Reuss, L (1, 1) ERA: 4.0	IP WLS BF H R ER SO BB IBB HBP BLK WP HR S P ERA WHIP	9.0 W 35 6 4 4 7 2 0 0 0 1 1 47 55 4.00 0.889										

St. Louis Cardinals @ Pittsburgh Pirates  
 Three Rivers Stadium, Pittsburgh, PA  
 Tue Apr 13 1976, 3:33 AM EST  
 Att. 40,937 - Unknown

livebaseballscorecards.com

AB 33  
 R 4  
 H 6  
 RBI 4  
 BB 2  
 SO 7  
 LOB 12







Batter	1	2	3	4	5	6	7	8	9	AB R H RBI BB SO LOB	TOP
Bake McBride, L (1, 8) OBP: 0.364, SLG: 0.333	0-0 BB 1B	0-0 6-3		0-0 G3			4-0 BLK BB		0-0 4-3	4 1 1 0 1 0 0	
Don Kessinger, S (1, 6) OBP: 0.167, SLG: 0.125	0-0 F7	0-0 E6 1B			0-0 6-3		0-0 F7 1-2		0-0 5-3	5 0 0 0 0 0 2	
Mike Anderson, R (1, 7) OBP: 0.500, SLG: 0.667	4-0 BB 1B	0-0 FC6-4 1B			0-0 5-3		0-0 F8			3 1 1 0 1 0 1	
Ted Simmons, S (1, 2) OBP: 0.250, SLG: 0.263	0-0 F9	0-0 FC6-4 1-2f			0-0 F7		0-0 F9			4 0 0 0 0 0 5	
Reggie Smith, S (1, 9) OBP: 0.250, SLG: 0.389	4-0 BB 1B 1-2 2-3		0-0 6-3		0-0 HR		0-0 F7			3 1 1 1 1 0 0	
Hector Cruz, R (1, 5) OBP: 0.350, SLG: 0.526	0-0 BB 1B 1-2 2-H 3-H		0-0 F7		0-3 K		0-0 6-3			4 0 1 2 0 1 0	
Keith Hernandez, L (1, 3) OBP: 0.350, SLG: 0.353	4-0 FC6-4 BB 1-2 2-3		0-0 4-3		0-0 FC4-6 1B		0-0 1B			3 0 2 0 1 0 0	
Vic Harris, S (1, 4) OBP: 0.400, SLG: 0.357	0-0 FC6-4 1-2f			0-0 P6		0-0 P6		0-3 K		4 0 0 0 0 1 5	
Lynn McGlothen, L (1, 1) OBP: 0.167, SLG: 0.167		0-0 F8		0-0 5-3		0-0 FC4-6 1-2f		0-3 K		2 0 0 0 0 0 0	
Luis Melendez, R (6, PH)										1 0 0 0 0 0 1	
Mike Wallace, L (6, 1)										0 0 0 0 0 0 0	
Al Hrabosky, R (7, 1)										0 0 0 0 0 0 0	
Lee Richard, R (9, PH) OBP: 0.200, SLG: 0.200										1 0 0 0 0 1 0	
<b>Inning Stats</b>	R: 2 H: 2 E: 0 LOB: 3 K: 0 BB: 3 S: 5 P: 17	R: 0 H: 1 E: 1 LOB: 2 K: 0 BB: 0 S: 5 P: 5	R: 0 H: 0 E: 0 LOB: 0 K: 0 BB: 0 S: 3 P: 3	R: 0 H: 0 E: 0 LOB: 0 K: 0 BB: 0 S: 3 P: 3	R: 0 H: 0 E: 0 LOB: 0 K: 0 BB: 0 S: 3 P: 3	R: 1 H: 2 E: 0 LOB: 1 K: 1 BB: 0 S: 7 P: 7	R: 0 H: 0 E: 0 LOB: 1 K: 0 BB: 1 S: 3 P: 7	R: 0 H: 1 E: 0 LOB: 1 K: 1 BB: 0 S: 6 P: 6	R: 0 H: 0 E: 0 LOB: 0 K: 1 BB: 0 S: 5 P: 5	1B: 5 SF: 0 2B: 0 SAC: 0 3B: 0 DP: 0 HR: 1 HBP: 0	WP: 0 PA: 38 PB: 0 SB: 0 CS: 0
<b>PITCHER</b>	IP WLS BF H R ER SO BB IBB HBP BLK WP HR S P ERA WHIP										
Jim Rooker, L (1, 1) ERA: 4.5	6.0 W 27 5 3 3 1 3 0 0 0 0 1 26 38 4.50 1.333										
Ramon Hernandez, L (7, 1) ERA:	3.0 S 11 1 0 0 2 1 0 0 1 0 0 14 18 0.00 0.667										

St. Louis Cardinals @ Pittsburgh Pirates  
 Three Rivers Stadium, Pittsburgh, PA  
 Thu Apr 15 1976, 3:33 AM EST  
 Att. 9,490 - Unknown

livebaseballscorecards.com

AB 34  
 R 3  
 H 6  
 RBI 3  
 BB 4  
 SO 3  
 LOB 14



Batter	1	2	3	4	5	6	7	8	9	AB	R	H	RBI	BB	SO	LOB
Rennie Stennett, R OBP: 0.450, SLG: 0.611 (1, 4)	0-0 BB 1B 1B	0-0 F9			0-0 2B		0-0 BB HR 1B			4	2	3	0	0	0	0
Richie Hebner, L OBP: 0.333, SLG: 0.267 (1, 5)	0-0 F9	0-0 F8			0-0 P6		4-0 BB BB BB 1-2 HR BB			3	1	0	0	1	0	1
Al Oliver, L OBP: 0.579, SLG: 0.706 (1, 8)	0-0 BB 1-2 1B 1B	0-0 F9			0-0 1B		0-0 1-H 2-H HR			4	2	3	3	0	0	0
Willie Stargell, L OBP: 0.526, SLG: 0.733 (1, 3)	4-0 1-2 2-3 E 1B BB		0-0 L9		0-0 G3		0-0 HR			3	2	1	1	1	0	1
Dave Parker, L OBP: 0.333, SLG: 0.467 (1, 9)	0-0 E 1-2 2-H 3-H 1B 1B		0-0 6-3			0-0 F8	0-0 4-3			4	1	1	2	0	0	0
Richie Zisk, R OBP: 0.316, SLG: 0.250 (1, 7)	0-0 F2		0-0 L9			0-0 5-3		0-0 F8		4	0	0	0	0	0	2
Manny Sanguillen, R OBP: 0.500, SLG: 0.412 (1, 2)	0-0 E7 1-3 2-H 1B 1B			0-0 4-3		0-0 F9		0-0 G3		4	1	1	1	0	0	0
Frank Taveras, R OBP: 0.250, SLG: 0.200 (1, 6)	0-0 1B			0-0 F8			0-0 6-3	0-0 4-3		4	0	1	2	0	0	0
Jim Rooker, R Ramon Hernandez, S (7, 1)	0-3 K			0-0 P4			0-0 F7			2	0	0	0	0	1	1
										1	0	0	0	0	0	0


Inning Stats	R: 5	H: 5	E: 1	LOB: 1	K: 1	S: 10	P: 14	R: 0	H: 0	E: 0	LOB: 0	K: 0	BB: 0	S: 3	R: 0	H: 0	E: 0	LOB: 0	K: 0	BB: 0	S: 3	R: 0	H: 2	E: 0	LOB: 1	K: 0	BB: 0	S: 4	P: 4	R: 0	H: 0	E: 0	LOB: 0	K: 0	BB: 0	S: 3	P: 3	R: 4	H: 3	E: 0	LOB: 0	K: 0	BB: 1	S: 6	P: 10	R: 0	H: 0	E: 0	LOB: 0	K: 0	BB: 0	S: 3	P: 3
--------------	------	------	------	--------	------	-------	-------	------	------	------	--------	------	-------	------	------	------	------	--------	------	-------	------	------	------	------	--------	------	-------	------	------	------	------	------	--------	------	-------	------	------	------	------	------	--------	------	-------	------	-------	------	------	------	--------	------	-------	------	------

PITCHER	IP	WLS	BF	H	R	ER	SO	BB	IBB	HBP	BLK	WP	HR	S	P	ERA	WHIP
Lynn McGlothen, R ERA: 2.57 (1, 1)	5.0	L	22	7	5	4	1	1	0	0	0	0	0	23	27	7.20	1.600
Mike Wallace, L ERA: 4.91 (6, 1)	1.2		7	1	2	2	0	1	0	0	0	0	0	6	10	10.80	1.200
Al Hrabosky, L ERA: 8.1 (7, 1)	1.1		6	2	2	2	0	0	0	0	0	0	2	6	6	13.50	1.500

**BOTTOM**

**St. Louis Cardinals @ Pittsburgh Pirates**  
 Three Rivers Stadium, Pittsburgh, PA  
 Thu Apr 15 1976, 3:33 AM EST  
 Att. 9,490 - Unknown

<b>AB</b>	<b>33</b>
<b>R</b>	<b>9</b>
<b>H</b>	<b>10</b>
<b>RBI</b>	<b>9</b>
<b>BB</b>	<b>2</b>
<b>SO</b>	<b>1</b>
<b>LOB</b>	<b>5</b>



WP: 0	PA: 35
PB: 0	
SB: 0	
CS: 0	

PITCHER	IP	WLS	BF	H	R	ER	SO	BB	IBB	HBP	BLK	WP	HR	S	P	ERA	WHIP
---------	----	-----	----	---	---	----	----	----	-----	-----	-----	----	----	---	---	-----	------



Batter	1	2	3	4	5	6	7	8	9	AB R H RBI BB SO LOB	TOP													
Wayne Garrett, L (1, 5) OBP: 0.185, SLG: 0.154	0-0 F7		0-0 1B		0-0 4-3		0-0 1B			4 0 2 0 0 0 0														
Felix Millan, R (1, 4) OBP: 0.333, SLG: 0.280	0-0 L6-3 1B		0-0 P3		0-0 FC6-4 1B		0-0 L9			4 0 2 0 0 0 3														
Ed Kranepool, L (1, 3) OBP: 0.280, SLG: 0.182	0-0 L6-3 1-2		0-0 4-3		0-0 FC6-4 1-2f			0-0 F8		4 0 0 0 0 0 3														
John Milner, L (1, 7) OBP: 0.481, SLG: 0.783		0-0 1B 1B		0-0 HR		0-0 G3		0-0 P6		4 1 2 1 0 0 0														
Dave Kingman, R (1, 9) OBP: 0.267, SLG: 0.679		0-3 K		0-3 K		0-0 F8		0-3 K		4 0 0 0 0 3 1														
Del Unser, L (1, 8) OBP: 0.379, SLG: 0.423		0-0 1-3 1B		0-0 F9		0-0 4-3		0-0 P1		4 0 1 0 0 0 0														
Jerry Grote, R (1, 2) OBP: 0.542, SLG: 0.421		0-0 F8		0-0 1B		0-0 F8		0-0 F8		4 0 1 0 0 0 2														
Bud Harrelson, S (1, 6) OBP: 0.400, SLG: 0.417		0-0 4-3		0-3 K		4-0 FC1-6 BB		0-3 K		3 0 0 0 1 2 3														
Mickey Lolich, S (1, 1) Bob Apodaca, R (7, 1)			0-0 4-3		0-0 1-3		0-0 FC1-6 1B			3 0 0 0 0 0 1 0 0 0 0 0 0 0														
<b>Inning Stats</b>	R: 0 E: 0 K: 0 S: 3	H: 1 LOB: 0 BB: 0 P: 3	R: 0 E: 0 K: 1 S: 7	H: 2 LOB: 2 BB: 0 P: 7	R: 0 E: 0 K: 0 S: 4	H: 1 LOB: 1 BB: 0 P: 4	R: 1 E: 0 K: 2 S: 9	H: 2 LOB: 1 BB: 0 P: 9	R: 0 E: 0 K: 0 S: 4	H: 1 LOB: 1 BB: 0 P: 4	R: 0 E: 0 K: 0 S: 3	H: 0 LOB: 0 BB: 0 P: 3	R: 0 E: 0 K: 0 S: 4	H: 1 LOB: 2 BB: 1 P: 8	R: 0 E: 0 K: 1 S: 5	H: 0 LOB: 0 BB: 0 P: 5	R: 0 E: 0 K: 1 S: 5	H: 0 LOB: 0 BB: 0 P: 5	R: 0 E: 0 K: 1 S: 5	H: 0 LOB: 0 BB: 0 P: 5	1B: 7 2B: 1 3B: 0 HR: 1	SF: 0 SAC: 0 DP: 1 HBP: 0	WP: 0 PB: 0 SB: 0 CS: 0	PA: 35
<b>PITCHER</b> Doc Medich, R (1, 1) ERA: 2.2	IP: 9.0 WLS: W BF: 35 H: 8 R: 1 ER: 1 SO: 5 BB: 1 IBB: 0 HBP: 0 BLK: 0 WP: 0 HR: 1 S: 44 P: 48 ERA: 1.00 WHIP: 1.000											<b>PITCHER</b>	IP: 9.0 WLS: W BF: 35 H: 8 R: 1 ER: 1 SO: 5 BB: 1 IBB: 0 HBP: 0 BLK: 0 WP: 0 HR: 1 S: 44 P: 48 ERA: 1.00 WHIP: 1.000											

New York Mets @ Pittsburgh Pirates  
Three Rivers Stadium, Pittsburgh, PA

Fri Apr 16 1976, 6:05 PM EST  
Att: 19,899 - Unknown

livebaseballscorecards.com

AB	34
R	1
H	8
RBI	1
BB	1
SO	5
LOB	13







New York Mets @ Pittsburgh Pirates  
 Three Rivers Stadium, Pittsburgh, PA

Sat Apr 17 1976, 3:33 AM EST  
 Att. 13,082 - Unknown

livebaseballscorecards.com



WP: 0 PA: 51  
 PB: 0  
 SB: 0  
 CS: 1

Batter	1	2	3	4	5	6	7	8	9	AB R H RBI BB SO LOB	TOP										
Wayne Garrett, L (1, 5) OBP: 0.242, SLG: 0.281	0-0 1B 1B	0-0 1B 2B		0-0 F7		0-0 F9	0-0 FC4-6		0-0 1B 2B	6 2 3 2 0 0 2											
Del Unser, L (1, 8) OBP: 0.371, SLG: 0.406	0-3 K	0-0 CS 1B			0-0 F8	0-0 1-3	0-0 4-3		0-0 BB 1B	6 0 2 1 0 1 3											
John Milner, L (1, 7) OBP: 0.515, SLG: 0.750	0-0 BB 1B 1B	0-3 K			0-0 4-3		0-0 E9 HR 1B	0-0 HR 1B	4-0 BB BB BB 1-2 BB	5 3 3 0 1 1 1											
Ed Kranepool, L (1, 3) OBP: 0.290, SLG: 0.321	0-0 BB 1B 1B		0-0 4-3		0-0 E9 2B 1B		0-0 E4 HR	0-0 HR	0-0 F9	6 4 2 3 0 0 3											
Dave Kingman, R (1, 9) OBP: 0.278, SLG: 0.735	0-3 K		0-3 K		0-0 1B 2B		0-0 HR	0-0 5-3	0-0 F2	6 2 2 3 0 2 4											
Ron Hodges, L (1, 2) OBP: 0.778, SLG: 0.667	4-0 1B E BB		0-0 1B		0-0 1B		0-0 E 1B	0-0 F8	0-0 G3	5 2 3 2 1 0 2											
Bud Harrelson, S (1, 6) OBP: 0.382, SLG: 0.393 Mike Phillips, L (8, PH) (8, 6)	0-0 E 1B		0-0 1-3		0-0 F7		0-0 F6	0-0 F7		4 1 1 2 0 0 3 1 0 0 0 0 0 0	AB 48 R 17 H 21 RBI 17 BB 2 SO 5 LOB 20										
Felix Millan, R (1, 4) OBP: 0.371, SLG: 0.400	0-0 E7 2B			0-0 4-3		0-0 F9 SH1-4 1B	0-0 E3 1B FC4-6		0-0 2B 2B	5 2 3 2 0 0 1											
Jerry Koosman, R (1, 1) OBP: 0.500, SLG: 0.750	0-3 K			0-0 F6		0-0 SH1-4	0-0 FC4-6 1B		0-0 2B 2B	4 1 2 2 0 1 1											
<b>Inning Stats</b>	R: 5 E: 1 K: 3 S: 14	H: 5 LOB: 1 BB: 1 P: 18	R: 0 E: 0 K: 1 S: 5	H: 2 LOB: 1 BB: 0 P: 5	R: 0 E: 0 K: 1 S: 6	H: 1 LOB: 1 BB: 0 P: 6	R: 0 E: 0 K: 0 S: 3	H: 0 LOB: 0 BB: 0 P: 3	R: 2 E: 1 K: 0 S: 6	H: 2 LOB: 1 BB: 0 P: 6	R: 0 E: 0 K: 0 S: 4	H: 1 LOB: 1 BB: 0 P: 4	R: 5 E: 3 K: 0 S: 9	H: 4 LOB: 1 BB: 0 P: 9	R: 2 E: 0 K: 0 S: 5	H: 2 LOB: 0 BB: 0 P: 5	R: 3 E: 0 K: 0 S: 7	H: 4 LOB: 2 BB: 1 P: 11	1B: 13 2B: 7 3B: 0 HR: 2	SF: 0 SAC: 1 DP: 1 HBP: 0	WP: 0 PA: 51 PB: 0 SB: 0 CS: 1
<b>PITCHER</b>	IP WLS BF H R ER SO BB IBB HBP BLK WP HR S P ERA WHIP																				
Bruce Kison, R (1, 1) ERA: 12.71	0.2 L 8 5 5 5 2 1 0 0 0 0 0 0 11 15 67.50 9.000																				
Kent Tekulve, R (1, 1) ERA:	2.1 8 3 0 0 3 0 0 0 0 0 0 0 14 14 0.00 1.286																				
Larry Demery, R (4, 1) ERA:	2.0 9 2 2 0 0 0 0 0 0 0 0 0 9 9 0.00 1.000																				
Dave Giusti, R (6, 1) ERA: 18.0	4.0 26 11 10 7 0 1 0 0 0 0 0 2 25 29 15.75 3.000																				

BOTTOM

New York Mets @ Pittsburgh Pirates  
Three Rivers Stadium, Pittsburgh, PA

Sat Apr 17 1976, 3:33 AM EST  
Att. 13,082 - Unknown

livebaseballscorecards.com

AB	35
R	1
H	9
RBI	1
BB	0
SO	4
LOB	11



WP:	0	PA:	35
PB:	0	SB:	0
CS:	0		

AB R H RBI BB SO LOB

4	0	0	0	0	2	0
4	1	1	0	0	0	0
4	0	3	0	0	0	0
4	0	1	1	0	1	2
4	0	1	0	0	0	2
4	0	1	0	0	1	2
4	0	1	0	0	0	2
4	0	1	0	0	0	1
0	0	0	0	0	0	0
0	0	0	0	0	0	0
1	0	0	0	0	0	0
0	0	0	0	0	0	0
1	0	0	0	0	0	0
1	0	0	0	0	0	2

Batter	1	2	3	4	5	6	7	8	9
Rennie Stennett, R OBP: 0.321, SLG: 0.423 (1, 4)	0-3 K ①		0-3 K ③			0-0 F9 ①		0-0 L9 ①	
Manny Sanguillen, R OBP: 0.464, SLG: 0.440 (1, 2)	0-0 F8 ②			0-0 1B 1B 1B		0-0 F2 ②		0-0 L9 ②	
Al Oliver, L OBP: 0.519, SLG: 0.640 (1, 8)	0-0 4-3 ③			0-0 G5-4-3 1-3 1B 1B		0-0 2B		0-0 1B	
Bob Robertson, R OBP: 0.200, SLG: 0.200 (1, 3)		0-0 6-3 ①		0-0 G5-4-3 1-2 1B		0-0 F8 ③		0-3 K ③	
Richie Zisk, R OBP: 0.333, SLG: 0.417 (1, 7)		0-0 4-3 ②		0-0 G5-4-3 1-2f 2-3		0-0 F4 ①		0-0 2B	
Dave Parker, L OBP: 0.360, SLG: 0.500 (1, 9)		0-0 2B		0-0 6-3 ③		0-3 K ②		0-0 F5 ①	
Richie Hebner, L OBP: 0.320, SLG: 0.318 (1, 5)		0-0 L6 ③			0-0 4-3 ①	0-0 FC5 1B 1B		0-0 L6 ②	
Frank Taveras, R OBP: 0.261, SLG: 0.273 (1, 6)			0-0 G3 ①		0-0 4-3 ②	0-0 1-2 1B		0-0 1-3 ③	
Bruce Kison, R Kent Tekulve, R Tommy Helms, R Larry Demery, R Duffy Dyer, R Dave Giusti, R			0-0 F8 ②		0-0 6-3 ③	0-0 FC5 2-3f ③			

Inning Stats	R: 0 E: 0 K: 1 S: 5	H: 0 LOB: 0 BB: 0 P: 5	R: 0 E: 0 K: 0 S: 4	H: 1 LOB: 1 BB: 0 P: 4	R: 0 E: 0 K: 1 S: 5	H: 0 LOB: 0 BB: 0 P: 5	R: 1 E: 0 K: 0 S: 5	H: 3 LOB: 1 BB: 0 P: 5	R: 0 E: 0 K: 0 S: 3	H: 0 LOB: 0 BB: 0 P: 3	R: 0 E: 0 K: 0 S: 4	H: 1 LOB: 1 BB: 0 P: 4	R: 0 E: 0 K: 1 S: 7	H: 2 LOB: 2 BB: 0 P: 7	R: 0 E: 0 K: 1 S: 6	H: 1 LOB: 1 BB: 0 P: 6	R: 0 E: 0 K: 0 S: 4	H: 1 LOB: 1 BB: 0 P: 4
--------------	------------------------------	---------------------------------	------------------------------	---------------------------------	------------------------------	---------------------------------	------------------------------	---------------------------------	------------------------------	---------------------------------	------------------------------	---------------------------------	------------------------------	---------------------------------	------------------------------	---------------------------------	------------------------------	---------------------------------

PITCHER	Jerry Koosman, L ERA: 0.93 (1, 1)	IP 9.0	WLS W	BF 35	H 9	R 1	ER 1	SO 4	BB 0	IBB 0	HBP 0	BLK 0	WP 0	HR 0	S 43	P 43	ERA 1.00	WHIP 1.000
---------	---	-----------	----------	----------	--------	--------	---------	---------	---------	----------	----------	----------	---------	---------	---------	---------	-------------	---------------



Batter	1	2	3	4	5	6	7	8	9	AB R H RBI BB SO LOB	TOP			
Del Unser, L (1, 8) OBP: 0.375, SLG: 0.405	0-0 4-3		0-0 1B		0-0 4-3		0-0 FC5-4		0-0 2B 4-3 1B	5 1 2 0 0 0 2				
Felix Millan, R (1, 4) OBP: 0.400, SLG: 0.457	0-0 1B 1B		0-0 L8			0-0 G6-4-3 E 1B		0-0 5-3	0-0 4-3 1-3 2B	5 0 3 0 0 0 1				
John Milner, L (1, 7) OBP: 0.500, SLG: 0.697	0-0 1-2 1B		0-0 4-3			0-0 E3 G6-4-3 1-2		0-0 HR 1B	0-0 4-3 2-3 3-H	5 1 2 1 0 0 3				
Joe Torre, R (1, 3) OBP: 0.385, SLG: 0.273	0-3 K			0-0 6-3		0-0 G6-4-3 1-2f 2-3		4-0 HR BB	0-0 6-3	4 1 0 0 1 1 5				
Dave Kingman, R (1, 9) OBP: 0.300, SLG: 0.868	0-0 L7			0-0 HR		0-0 F2		0-0 HR 1-H 2-H		4 2 2 4 0 0 3				
Roy Staiger, R (1, 5) OBP: 0.125, SLG: 0.125		0-0 F9		0-0 6-3			0-0 1B 1B	0-0 6-3		4 0 1 0 0 0 0				
Bud Harrelson, S (1, 6) OBP: 0.368, SLG: 0.375		0-3 K		0-0 F7			0-0 L7	0-0 FC5-4 1B		4 0 1 0 0 1 1				
John Stearns, R (1, 2) OBP: 0.125, SLG: 0.125		0-0 F7			0-0 6-3		0-0 L7	0-0 FC5-4 1-2f		4 0 0 0 0 0 2				
Craig Swan, R (1, 1) Tom Hall, L (4, 1) Benny Ayala, R (5, PH) Hank Webb, R (5, 1) Jerry Grote, R (7, PH) Bob Apodaca, R (7, 1) Wayne Garrett, L (9, PH) OBP: 0.235, SLG: 0.273		0-3 K		0-0 F9		0-0 F9	0-0 FC5-4 1-3 1B		0-0 4-3	1 0 0 0 0 0 1 0 0 0 0 0 0 0 0 0 1 0 0 0 0 0 0 0 0 0 0 0 0 0 0 0 1 0 1 0 0 0 0 0 0 0 0 0 0 0 0 0 1 0 0 0 0 0 0 0				
<b>Inning Stats</b>	R: 0 E: 0 K: 1 S: 7 H: 2 LOB: 2 BB: 0 P: 7	R: 0 E: 0 K: 1 S: 5 H: 0 LOB: 0 BB: 0 P: 5	R: 0 E: 0 K: 1 S: 6 H: 1 LOB: 1 BB: 0 P: 6	R: 1 E: 0 K: 0 S: 4 H: 1 LOB: 0 BB: 0 P: 4	R: 0 E: 0 K: 0 S: 3 H: 0 LOB: 0 BB: 0 P: 3	R: 0 E: 1 K: 0 S: 4 H: 1 LOB: 1 BB: 0 P: 4	R: 0 E: 0 K: 0 S: 5 H: 2 LOB: 2 BB: 0 P: 5	R: 3 E: 0 K: 0 S: 6 H: 3 LOB: 1 BB: 1 P: 10	R: 1 E: 0 K: 0 S: 5 H: 2 LOB: 1 BB: 0 P: 5	1B: 9 2B: 1 3B: 0 HR: 2 SF: 0 SAC: 0 DP: 1 HBP: 0	WP: 0 PB: 0 SB: 0 CS: 0 PA: 40			
<b>PITCHER</b>	IP WLS BF H R ER SO BB IBB HBP BLK WP HR S P ERA WHIP												<b>PITCHER</b>	IP WLS BF H R ER SO BB IBB HBP BLK WP HR S P ERA WHIP
Jerry Reuss, L (1, 1) ERA: 4.24	8.0 W 35 10 4 4 3 1 0 0 0 0 0 2 40 44 4.50 1.375													
Ramon Hernandez, L (9, 1) ERA: 1.93	1.0 S 5 2 1 1 0 0 0 0 0 0 0 0 5 5 9.00 2.000													

New York Mets @ Pittsburgh Pirates  
Three Rivers Stadium, Pittsburgh, PA

Sun Apr 18 1976, 3:33 AM EST  
Att. 9,106 - Unknown

livebaseballscorecards.com

AB	39
R	5
H	12
RBI	5
BB	1
SO	3
LOB	17



Batter	1	2	3	4	5	6	7	8	9	AB	R	H	RBI	BB	SO	LOB
Rennie Stennett, R OBP: 0.313, SLG: 0.433 (1, 4)	0-0 G3		0-0 F9	0-0 1B 2B		0-0 F8				4	1	1	1	0	0	0
Richie Hebner, L OBP: 0.310, SLG: 0.308 (1, 5)	0-0 F7		0-0 4-3	0-0 1B			0-0 4-3			4	0	1	1	0	0	0
Al Oliver, L OBP: 0.517, SLG: 0.630 Bill Robinson, R (4, PH) (5, 8)	0-0 4-3			0-0 1B			0-3 K			2	1	1	0	0	0	0
Willie Stargell, L OBP: 0.593, SLG: 0.952 (1, 3)		0-0 HR		0-0 1B 2B	0-0 2B			0-0 4-1		4	2	3	2	0	0	0
Dave Parker, L OBP: 0.379, SLG: 0.500 (1, 9)		0-0 G5-3 1B		0-0 1B	0-0 F9			0-0 3-1		4	1	2	1	0	0	1
Richie Zisk, R OBP: 0.290, SLG: 0.357 (1, 7)		0-3 K		0-0 1B	0-3 K			0-0 5-3		4	0	0	0	0	2	3
Manny Sanguillen, R OBP: 0.406, SLG: 0.379 (1, 2)		0-0 E6		0-0 2B	0-0 L8			0-0 1-3		4	1	0	0	0	0	3
Frank Taveras, R OBP: 0.240, SLG: 0.250 (1, 6)		0-0 G5-3		0-0 SH5-4		0-0 F4				2	0	0	1	0	0	2
Jerry Reuss, L OBP: 0.500, SLG: 0.571 Ramon Hernandez, S (9, 1)			0-0 5-3	0-0 2B		0-0 F7				3	1	1	1	0	0	0
				0-0 2B						0	0	0	0	0	0	0


Inning Stats	R: 0	H: 0	E: 0	K: 0	S: 3	R: 1	H: 2	E: 1	K: 1	S: 7	R: 0	H: 0	E: 0	K: 0	S: 3	R: 6	H: 6	E: 1	K: 0	S: 10	R: 0	H: 1	E: 0	K: 1	S: 6	R: 0	H: 0	E: 0	K: 1	S: 5	R: 0	H: 0	E: 0	K: 0	S: 3	R: 0	H: 0	E: 0	K: 0	S: 3	1B: 4	SF: 0	2B: 4	SAC: 1	3B: 0	DP: 1	HR: 1	HBP: 0	WP: 0	PA: 34
--------------	------	------	------	------	------	------	------	------	------	------	------	------	------	------	------	------	------	------	------	-------	------	------	------	------	------	------	------	------	------	------	------	------	------	------	------	------	------	------	------	------	-------	-------	-------	--------	-------	-------	-------	--------	-------	--------

PITCHER	IP	WLS	BF	H	R	ER	SO	BB	IBB	HBP	BLK	WP	HR	S	P	ERA	WHIP
Craig Swan, R ERA: 6.3 (1, 1)	3.2	L	18	6	6	4	1	0	0	0	0	0	1	20	20	9.82	1.636
Tom Hall, L ERA: 3.86 (4, 1)	0.1		3	2	1	0	0	0	0	0	0	0	0	3	3	0.00	6.000
Hank Webb, R ERA: 5.68 (5, 1)	2.0		7	1	0	0	1	0	0	0	0	0	0	9	9	0.00	0.500
Bob Apodaca, R ERA: 3.0 (7, 1)	2.0		6	0	0	0	1	0	0	0	0	0	0	8	8	0.00	0.000

**BOTTOM**

**New York Mets @ Pittsburgh Pirates**  
 Three Rivers Stadium, Pittsburgh, PA  
 Sun Apr 18 1976 3:33 AM EST  
 Att. 9,106 - Unknown

<b>AB</b>	<b>33</b>
<b>R</b>	<b>7</b>
<b>H</b>	<b>9</b>
<b>RBI</b>	<b>7</b>
<b>BB</b>	<b>0</b>
<b>SO</b>	<b>3</b>
<b>LOB</b>	<b>10</b>





Batter	1	2	3	4	5	6	7	8	9	AB R H RBI BB SO LOB	TOP											
Dave Cash, R OBP: 0.342, SLG: 0.371 (1, 4) X	0-0 F9		0-0 2B SF8 1B	0-0 F8		0-0 6-3			4-0 1B BB	4 1 1 0 1 0 2												
Garry Maddox, R OBP: 0.406, SLG: 0.577 (1, 8) X	0-0 F8		0-0 1-3 2B		4-0 L7-4 BB	0-0 2B			0-3 K	4 0 2 1 1 1 1												
Ollie Brown, R OBP: 0.600, SLG: 0.667 (1, 9) B B B	4-0 BB		4-0 IBB		4-0 1-2 BB	0-3 K			0-0 1-2 1B	2 0 1 0 3 1 1												
Greg Luzinski, R OBP: 0.387, SLG: 0.480 Jerry Martin, R OBP: 0.500, SLG: 0.250 (1, 7) X (7, PR) (7, 7)	0-0 F8		0-0 3-H SF8		0-0 2-3 L7-4				0-0 G6-4-3 1B	3 0 1 1 0 0 3 1 0 0 0 0 0 2												
Dick Allen, R OBP: 0.294, SLG: 0.241 Tom Hutton, L (1, 3) X (9, 3)		0-0 5-3	0-0 F8		0-0 G3				0-0 1-2f G6-4-3	5 0 0 0 0 0 6 0 0 0 0 0 0 0												
Mike Schmidt, R OBP: 0.361, SLG: 0.939 (1, 5) X		0-0 P4		0-0 HR		0-3 K			0-3 K	4 1 1 1 0 2 1												
Bob Boone, R OBP: 0.370, SLG: 0.583 (1, 2) B B B B		4-0 BB		0-0 SH4-3 CS 2B		0-0 1B 2B 1B			0-0 F7	3 1 2 0 1 0 0												
Terry Harmon, R OBP: 0.333, SLG: 0.333 (1, 6) X	0-0 F8		0-0 2-3 SH4-3		0-0 2B 1B				0-0 L3	3 1 1 0 0 0 1												
Jim Kaat, L OBP: 0.286, SLG: 0.333 (1, 1) X		0-0 5-3	0-0 3-H BB		0-0 1-H 2-H 2B 2B				0-3 K	3 1 1 2 1 1 0												
<b>Inning Stats</b>	R: 0 E: 0 K: 0 S: 3	H: 0 LOB: 1 BB: 1 P: 7	R: 0 E: 0 K: 0 S: 3	H: 0 LOB: 1 BB: 1 P: 7	R: 1 E: 0 K: 0 S: 5	H: 2 LOB: 2 BB: 1 P: 9	R: 1 E: 0 K: 0 S: 4	H: 2 LOB: 1 BB: 1 P: 8	R: 0 E: 0 K: 0 S: 2	H: 0 LOB: 1 BB: 2 P: 10	R: 3 E: 0 K: 2 S: 11	H: 4 LOB: 1 BB: 0 P: 11	R: 0 E: 0 K: 1 S: 5	H: 1 LOB: 1 BB: 0 P: 5	R: 0 E: 0 K: 1 S: 5	H: 0 LOB: 0 BB: 0 P: 5	R: 0 E: 0 K: 1 S: 6	H: 1 LOB: 2 BB: 1 P: 10	1B: 5 2B: 5 3B: 0 HR: 1	SF: 1 SAC: 1 DP: 2 HBP: 0	WP: 0 PB: 0 SB: 0 CS: 1	PA: 41
<b>PITCHER</b>	IP WLS BF H R ER SO BB IBB HBP BLK WP HR S P ERA WHIP																					
John Candelaria, L ERA: 4.5 (1, 1)	4.0 L 21 4 2 2 0 5 1 0 0 0 1 15 39 4.50 2.250																					
Kent Tekulve, R ERA: 6.23 (5, 1)	2.0 9 4 3 3 2 0 0 0 0 0 0 13 13 13.50 2.000																					
Bruce Kison, R ERA: 9.39 (7, 1)	2.0 6 1 0 0 2 0 0 0 0 0 0 10 10 0.00 0.500																					
Dave Giusti, R ERA: 14.4 (9, 1)	1.0 5 1 0 0 1 1 0 0 0 0 0 6 10 0.00 2.000																					

Philadelphia Phillies @ Pittsburgh Pirates  
 Three Rivers Stadium, Pittsburgh, PA  
 Tue Apr 20 1976, 3:33 AM EST  
 Att. 8,800 - Unknown

livebaseballscorecards.com

AB	32
R	5
H	10
RBI	5
BB	7
SO	5
LOB	17













Batter	1	2	3	4	5	6	7	8	9	AB R H RBI BB SO LOB	TOP	
Frank Taveras, R (1, 6) OBP: 0.263, SLG: 0.270	0-3 K S 2B	X 0-0 BB 1-2 1B		X 0-0 6-3			X 0-0 F2	X 0-0 G4-3 1-2f		5 1 1 0 0 1 4	<b>Pittsburgh Pirates @ San Francisco Giants</b> Candlestick Park, San Francisco, CA Fri Apr 23 1976, 9:05 PM EST Att. 15,621 - Unknown <a href="http://livebaseballscorecards.com">livebaseballscorecards.com</a>	
Rennie Stennett, R (1, 4) OBP: 0.295, SLG: 0.390	X 0-0 1-H 2B	BB 4-0 1-2 2-3 BB		X 0-0 4-3		X 0-0 1B 1B	X 0-0 1B 1B	X 0-0 G3		4 0 2 1 1 0 0		
Al Oliver, L (1, 8) OBP: 0.471, SLG: 0.548	SS 0-3 K	X 0-0 F3		X 0-0 F9		X 0-0 F9	X 0-0 F9	BB 4-0 4-3 BB		4 0 0 0 1 1 5		
Willie Stargell, L (1, 3) OBP: 0.525, SLG: 0.719	X 0-0 F7		SS 0-3 K		SS 0-3 K	X 0-0 1-2 FC4-6 1B	X 0-0 1-2 FC4-6 1B	X 0-0 4-3		5 0 1 0 0 2 2		
Dave Parker, L (1, 9) OBP: 0.333, SLG: 0.410	SS 0-3 K		X 0-0 3-1		X 0-0 F7	X 0-0 1-2f FC4-6	X 0-0 1-2f FC4-6	SS 0-3 K		5 0 0 0 0 2 4		
Richie Zisk, R (1, 7) OBP: 0.279, SLG: 0.308		X 0-0 F8	SS 0-3 K		BB 4-0 1B 5-3 BB		X 0-0 BB 1B			3 1 1 0 1 1 0		
Manny Sanguillen, R (1, 2) OBP: 0.388, SLG: 0.390		X 0-0 1B 2B		X 0-0 SH3 1B		X 0-0 1-3 1B	X 0-0 1-2 1B			4 1 4 0 0 0 0		
Tommy Helms, R (1, 5) OBP: 0.125, SLG: 0.250 Bill Robinson, R (8, PH) OBP: 0.167, SLG: 0.182 Larry Demery, R (8, 1)		X 0-0 F6		X 0-0 SH3		X 0-0 5-3	X 0-0 5-3	SS 0-3 K		2 0 0 1 0 0 2 1 0 0 0 0 1 2 0 0 0 0 0 0 0		
Jerry Reuss, L (1, 1) OBP: 0.455, SLG: 0.500 Bob Robertson, R (8, PH) OBP: 0.286, SLG: 0.167 Mario Mendoza, R (8, PR) OBP: 1.000, SLG: 1.000 (8, 5)		X 0-0 BB 1B 2-H 1B		X 0-0 1-3		X 0-0 3-H G3	X 0-0 3-H G3	BB 4-0 1-2 2-3 BB		3 0 1 1 0 0 2 0 0 0 0 1 0 0 0 0 0 0 0 0 0		
<b>Inning Stats</b>	R: 1 H: 1 E: 0 LOB: 1 K: 3 BB: 0 S: 11 P: 11	R: 1 H: 3 E: 0 LOB: 3 K: 0 BB: 1 S: 6 P: 10	R: 0 H: 0 E: 0 LOB: 0 K: 2 BB: 0 S: 7 P: 7	R: 0 H: 1 E: 0 LOB: 1 K: 0 BB: 0 S: 4 P: 4	R: 0 H: 0 E: 0 LOB: 0 K: 1 BB: 0 S: 5 P: 5	R: 1 H: 1 E: 0 LOB: 1 K: 0 BB: 1 S: 4 P: 8	R: 0 H: 2 E: 0 LOB: 2 K: 0 BB: 0 S: 5 P: 5	R: 0 H: 2 E: 0 LOB: 3 K: 1 BB: 1 S: 6 P: 10	R: 0 H: 0 E: 0 LOB: 1 K: 1 BB: 1 S: 5 P: 9	1B: 8 SF: 0 2B: 2 SAC: 1 3B: 0 DP: 1 HR: 0 HBP: 0		WP: 0 PA: 41 PB: 1 SB: 1 CS: 0
<b>PITCHER</b> John Montefusco, R (1, 1) ERA: 2.28 Gary Lavelle, L (8, 1) ERA:	IP WLS BF H R ER SO BB IBB HBP BLK WP HR S P ERA WHIP	7.0 W 32 8 3 2 6 2 0 0 0 0 0 0 42 50 2.57 1.429	2.0 S 9 2 0 0 2 2 0 0 0 0 0 0 11 19 0.00 2.000									<b>PITCHER</b> IP WLS BF H R ER SO BB IBB HBP BLK WP HR S P ERA WHIP



Batter	1	2	3	4	5	6	7	8	9	AB	R	H	RBI	BB	SO	LOB
Von Joshua, L (1, 8) OBP: 0.321, SLG: 0.320	0-0 CS 1B WP 1B	0-3 K		0-0 F8			0-0 3-1	0-0 5-3		5	1	1	0	0	1	4
Derrel Thomas, S (1, 4) OBP: 0.388, SLG: 0.415	0-0 CS 1-2 1B	0-3 K				0-0 L5	0-0 HR			4	1	2	1	0	1	2
Bobby Murcer, L (1, 9) OBP: 0.449, SLG: 0.447	0-0 F2 1-2 2-3		0-0 F7			0-0 F5	0-0 HR 1B			4	1	1	0	0	0	2
Gary Matthews, R (1, 7) OBP: 0.386, SLG: 0.750	0-0 HR 3-H		0-0 4-3			0-0 1B	0-0 HR 1-H			4	2	3	3	0	0	0
Willie Montanez, L (1, 3) OBP: 0.298, SLG: 0.262	0-0 4-3		0-0 2B			0-0 F9	0-0 4-3			4	0	1	0	0	0	1
Chris Speier, R (1, 6) OBP: 0.435, SLG: 0.342		0-0 1B 2B 1B	0-0 F9			0-0 6-3		0-0 1B SF7 2B		4	2	2	0	0	0	1
Ken Reitz, R (1, 5) OBP: 0.409, SLG: 0.419		0-0 2B 1-2 1B		0-0 5-3		0-0 F2		0-0 SH3 2-3 1B		4	0	2	0	0	0	0
Mike Sadek, R (1, 2) OBP: 0.600, SLG: 0.778		0-0 2B 1-3 2-H		0-0 1B		0-0 F9		0-0 SF7 3-H		3	0	2	1	0	0	0
Gary Thomasson, L (8, PH) OBP: 0.333, SLG: 0.500										0	0	0	1	0	0	0
Marc Hill, R (9, 2)										0	0	0	0	0	0	0
John Montefusco, R (1, 1) OBP: 0.182, SLG: 0.222		0-3 K		0-0 F7			0-0 4-3	0-0 SH3 1-2		2	0	0	0	0	1	3
Chris Arnold, R (7, PH) OBP: 0.333, SLG: 0.333										1	0	0	0	0	0	0
Gary Lavelle, S (8, 1)										0	0	0	0	0	0	0

Inning Stats	R: 2	H: 3	E: 0	LOB: 0	K: 5	S: 5	R: 1	H: 3	E: 0	LOB: 2	K: 3	S: 12	R: 0	H: 1	E: 0	LOB: 1	K: 0	BB: 0	S: 4	R: 0	H: 1	E: 0	LOB: 1	K: 0	BB: 0	S: 4	R: 0	H: 0	E: 0	LOB: 0	K: 0	BB: 0	S: 3	R: 3	H: 3	E: 0	LOB: 0	K: 0	BB: 0	S: 6	R: 1	H: 2	E: 0	LOB: 1	K: 0	BB: 0	S: 5																			
PITCHER	IP	WLS	BF	H	R	ER	SO	BB	IBB	HBP	BLK	WP	HR	S	P	ERA	WHIP																			PITCHER	IP	WLS	BF	H	R	ER	SO	BB	IBB	HBP	BLK	WP	HR	S	P	ERA	WHIP													
Jerry Reuss, L (1, 1) ERA: 5.25	7.0	L	32	12	6	6	3	0	0	0	0	1	3	38	38	7.71	1.714																																																	
Larry Demery, R (8, 1) ERA: 1.5	1.0		5	2	1	1	0	0	0	0	0	0	0	5	5	9.00	2.000																																																	

**BOTTOM**

**Pittsburgh Pirates @ San Francisco Giants**  
Candlestick Park, San Francisco, CA

Fri Apr 23 1976, 9:05 PM EST  
Att. 15,621 - Unknown

livebaseballscorecards.com

<b>AB</b>	<b>35</b>
<b>R</b>	<b>7</b>
<b>H</b>	<b>14</b>
<b>RBI</b>	<b>6</b>
<b>BB</b>	<b>0</b>
<b>SO</b>	<b>3</b>
<b>LOB</b>	<b>13</b>

**GIANTS**

WP: 1	PA: 37
PB: 0	
SB: 0	
CS: 2	



Batter	1	2	3	4	5	6	7	8	9	AB R H RBI BB SO LOB	TOP									
Rennie Stennett, R (1, 4) OBP: 0.265, SLG: 0.348	0-0 6-3		0-0 F9		0-0 F5		0-0 FC4-6		0-0 F3	5 0 0 0 0 0 3	<b>Pittsburgh Pirates @ San Francisco Giants</b> Candlestick Park, San Francisco, CA Sat Apr 24 1976, 6:33 AM EST Att. 9,222 - Unknown <a href="http://livebaseballscorecards.com">livebaseballscorecards.com</a>									
Richie Hebner, L (1, 5) OBP: 0.364, SLG: 0.321	4-0 1B BB		0-0 3-1			4-0 G3-6-3 BB		0-0 FC6-4 1B	2 0 1 0 2 0 0											
Al Oliver, L (1, 8) OBP: 0.421, SLG: 0.486	0-0 F8		0-3 K			0-0 G3-6-3 1-2f		0-0 FC6-4 1B FC4-6	4 1 0 0 0 1 3											
Willie Stargell, L (1, 3) OBP: 0.545, SLG: 0.750	0-0 1-2 1B			0-3 K		0-0 2B		0-0 FC4-6 1B	4 0 3 0 0 1 0											
Dave Parker, L (1, 9) OBP: 0.326, SLG: 0.442	0-3 K			0-0 3B		0-0 6-3		0-0 FC4-6 1-2f 3-H	4 0 1 1 0 1 4											
Richie Zisk, R (1, 7) OBP: 0.298, SLG: 0.349		0-0 2B		0-3 K		0-0 FC5-4 1B		0-3 K	4 0 2 0 0 2 2											
Manny Sanguillen, R (1, 2) OBP: 0.354, SLG: 0.356		0-0 F8		0-0 F5		0-0 FC5-4 1B 1-2f		0-0 L5	4 0 0 0 0 0 3											
Frank Taveras, R (1, 6) OBP: 0.275, SLG: 0.282		0-0 L4			0-0 G6-4-3 1B		0-0 FC4-6 1B 1-2	2 0 1 0 0 0 1												
Ed Kirkpatrick, L (7, PH) OBP: 1.000, SLG: 1.000									1 0 1 0 0 0 0											
Mario Mendoza, R (7, 6) OBP: 1.000, SLG: 1.000									0 0 0 0 0 0 0											
Bill Robinson, R (9, PH) OBP: 0.231, SLG: 0.250									1 0 1 0 0 0 0											
Jim Rooker, R (1, 1)		0-3 K		0-0 G6-4-3 1-2f		0-3 K		0-3 K	2 0 0 0 0 1 2											
Ed Ott, L (7, PH)									1 0 0 0 0 1 2											
Bob Moose, R (7, 1) OBP: 1.000, SLG: 2.000									0 0 0 0 0 0 0											
Bob Robertson, R (9, PH) OBP: 0.250, SLG: 0.143									1 0 0 0 0 1 1											
<b>Inning Stats</b>	R: 0 E: 0 K: 1 S: 6	H: 1 LOB: 2 BB: 1 P: 10	R: 0 E: 0 K: 1 S: 6	H: 1 LOB: 1 BB: 0 P: 6	R: 0 E: 0 K: 1 S: 5	H: 0 LOB: 0 BB: 0 P: 5	R: 0 E: 0 K: 2 S: 8	H: 1 LOB: 1 BB: 0 P: 8	R: 0 E: 0 K: 0 S: 3	H: 1 LOB: 0 BB: 0 P: 3	R: 0 E: 0 K: 1 S: 7	H: 2 LOB: 2 BB: 0 P: 7	R: 1 E: 0 K: 1 S: 7	H: 2 LOB: 1 BB: 0 P: 7	R: 0 E: 0 K: 1 S: 6	H: 1 LOB: 1 BB: 0 P: 6	1B: 7 2B: 2 3B: 1 HR: 0	SF: 0 SAC: 0 DP: 2 HBP: 0	WP: 0 PB: 0 SB: 0 CS: 0	PA: 37
<b>PITCHER</b>	IP WLS BF H R ER SO BB IBB HBP BLK WP HR S P ERA WHIP																			
Ed Halicki, R (1, 1) ERA: 4.4	7.0 W 29 8 1 1 6 2 0 0 0 0 0 0 39 47 1.29 1.429																			
Gary Lavelle, L (8, 1) ERA:	2.0 S 8 2 0 0 2 0 0 0 0 0 0 0 12 12 0.00 1.000																			

AB	35
R	1
H	10
RBI	1
BB	2
SO	8
LOB	21



Batter	1	2	3	4	5	6	7	8	9
Von Joshua, L OBP: 0.316, SLG: 0.352 (1, 8)	0-0 SF7 3B	0-0 4-3		0-0 E1 1-3		0-0 6-3			
Derrel Thomas, S OBP: 0.377, SLG: 0.409 (1, 4)	0-0 SF7 3-H		0-0 BB 1B WP 1B	0-0 F3		0-0 F8			
Bobby Murcer, L OBP: 0.453, SLG: 0.439 (1, 9)	4-0 WP BB BB		0-0 WP BB SF9 1B 1-2	0-0 4-3		0-0 4-3			
Gary Matthews, R OBP: 0.396, SLG: 0.717 (1, 7)	4-0 WP BB 1-2		4-0 SF9 WP BB 1-2 2-3	0-0 1-3		0-3 K			
Willie Montanez, L OBP: 0.294, SLG: 0.261 (1, 3)	0-3 K 1-2 2-3		0-3 K 1-2 2-3 3-H	0-0 4-3		0-0 CS 1B			
Chris Speier, R OBP: 0.400, SLG: 0.317 (1, 6)	0-0 6-3		0-0 SF9 2-3 3-H	0-0 L7		0-3 K			
Ken Reitz, R OBP: 0.396, SLG: 0.404 (1, 5)		0-0 S 1B	0-0 5-3	0-0 6-3		0-3 K 1-2			
Mike Sadek, R OBP: 0.462, SLG: 0.583 (1, 2)		0-0 F9		0-0 L8		0-0 6-3			
Ed Halicki, R OBP: 0.600, SLG: 0.333 (1, 1) Gary Lavelle, S (8, 1)		0-3 K		4-0 E BB		0-0 1B			

Inning Stats	R: 1	H: 1	E: 0	LOB: 2	K: 1	BB: 2	S: 6	P: 14
	R: 0	H: 1	E: 0	LOB: 1	K: 1	BB: 0	S: 6	P: 6
	R: 2	H: 2	E: 0	LOB: 1	K: 1	BB: 1	S: 7	P: 11
	R: 0	H: 0	E: 1	LOB: 2	K: 0	BB: 1	S: 4	P: 8
	R: 0	H: 0	E: 0	LOB: 0	K: 0	BB: 0	S: 3	P: 3
	R: 0	H: 1	E: 0	LOB: 1	K: 0	BB: 0	S: 4	P: 4
	R: 0	H: 0	E: 0	LOB: 0	K: 1	BB: 0	S: 5	P: 5
	R: 0	H: 1	E: 0	LOB: 0	K: 2	BB: 0	S: 7	P: 7

PITCHER	IP	WLS	BF	H	R	ER	SO	BB	IBB	HBP	BLK	WP	HR	S	P	ERA	WHIP
Jim Rooker, L ERA: 4.5 (1, 1)	6.0	L	28	5	3	3	3	4	0	0	0	2	0	30	46	4.50	1.500
Bob Moose, R ERA: (7, 1)	2.0		6	1	0	0	3	0	0	0	0	0	0	12	12	0.00	0.500

**BOTTOM**

**Pittsburgh Pirates @ San Francisco Giants**  
Candlestick Park, San Francisco, CA

Sat Apr 24 1976, 6:33 AM EST  
Att. 9,222 - Unknown

AB	28
R	3
H	6
RBI	2
BB	4
SO	6
LOB	18

livebaseballscores.com



1B	2B	3B	HR	SF	SAC	DP	HBP	WP	HR	S	P	ERA	WHIP
5	0	1	0	2	0	0	0	2	0	0	34		
0	0	0	0	0	0	0	0	0	0	0			
0	0	0	0	0	0	0	0	0	0	0			



Batter	1	2	3	4	5	6	7	8	9	AB R H RBI BB SO LOB	TOP											
Rennie Stennett, R (1, 4) OBP: 0.321, SLG: 0.400	0-0 G6-4-3 1B			x 0-0 G4-6-3 1B	x 0-0 FC5-4 1B			x 0-0 CS 1B		4 0 4 0 0 0 0	<b>Pittsburgh Pirates @ San Francisco Giants</b> Candlestick Park, San Francisco, CA Sun Apr 25 1976, 6:33 AM EDT Att: 23,700 - Unknown <a href="http://livebaseballscorecards.com">livebaseballscorecards.com</a>											
Manny Sanguillen, R (1, 2) OBP: 0.327, SLG: 0.327	0-0 G6-4-3 1-2f		x 0-0 G4-6-3 1-2f	x 0-0 FC5-4 1-2f			x 0-0 F6 1-2		4 0 0 0 0 0 5													
Al Oliver, L (1, 8) OBP: 0.405, SLG: 0.462	0-0 E6		x 0-0 1B		x 0-0 4-3		0-3 K		4 0 1 0 0 1 0													
Willie Stargell, L (1, 3) OBP: 0.521, SLG: 0.775		x 0-0 1-3		x 0-0 HR	0-3 K		0-0 G3		4 1 1 1 0 1 0													
Richie Zisk, R (1, 7) OBP: 0.275, SLG: 0.319		0-3 K		0-3 K	0-3 K		0-0 F9		4 0 0 0 0 3 0													
Dave Parker, L (1, 9) OBP: 0.320, SLG: 0.426		0-3 K		x 0-0 1B 1B		x 0-0 5-3		x 0-0 G3	4 1 1 0 0 1 0													
Richie Hebner, L (1, 5) OBP: 0.389, SLG: 0.333			0-3 K	x 0-0 1B 1B		4-0 FC6-4 BB			2 1 1 0 1 1 0													
Frank Taveras, R (1, 6) OBP: 0.279, SLG: 0.286		x 0-0 6-3		x 0-0 1B 1-H 2-H		x 0-0 F8			3 0 1 2 0 0 1													
John Candelaria, L (1, 1) OBP: 0.250, SLG: 0.250			0-3 K	x 0-0 1B 1-2		x 0-0 FC6-4			3 0 1 0 0 1 1													
<b>Inning Stats</b>	R: 0 E: 1 K: 0 S: 3	H: 1 LOB: 1 BB: 0 P: 3	R: 0 E: 0 K: 2 S: 7	H: 0 LOB: 0 BB: 0 P: 7	R: 0 E: 0 K: 2 S: 7	H: 0 LOB: 0 BB: 0 P: 7	R: 0 E: 0 K: 1 S: 10	H: 2 LOB: 1 BB: 0 P: 3	R: 3 E: 0 K: 1 S: 10	H: 6 LOB: 2 BB: 0 P: 10	R: 0 E: 0 K: 2 S: 7	H: 0 LOB: 0 BB: 0 P: 7	R: 0 E: 0 K: 0 S: 3	H: 0 LOB: 1 BB: 1 P: 7	R: 0 E: 0 K: 1 S: 5	H: 1 LOB: 0 BB: 0 P: 5	R: 0 E: 0 K: 0 S: 3	H: 0 LOB: 0 BB: 0 P: 3	1B: 9 2B: 0 3B: 0 HR: 1	SF: 0 SAC: 0 DP: 2 HBP: 0	WP: 0 PB: 0 SB: 0 CS: 1	PA: 33
<b>PITCHER</b>	IP WLS BF H R ER SO BB IBB HBP BLK WP HR S P ERA WHIP																					
Mike Caldwell, L (1, 1) ERA: 6.92	4.2 L 19 9 3 3 5 0 0 0 0 0 0 1 29 29 5.79 1.929																					
Dave Heaverlo, R (5, 1) ERA: 3.38	1.1 4 0 0 0 2 0 0 0 0 0 0 0 8 8 0.00 0.000																					
Charlie Williams, R (7, 1) ERA: 3.0	2.0 7 1 0 0 1 1 0 0 0 0 0 0 8 12 0.00 1.000																					
Randy Moffitt, R (9, 1) ERA: 3.38	1.0 3 0 0 0 0 0 0 0 0 0 0 0 3 3 0.00 0.000																					

AB	32
R	3
H	10
RBI	3
BB	1
SO	8
LOB	7



Batter	1	2	3	4	5	6	7	8	9	AB R H RBI BB SO LOB
Von Joshua, L OBP: 0.295, SLG: 0.328 (1, 8) X	0-0 3-1 ①			X 0-0 F7 ①		X 0-0 G3 ②			S S S 0-3 K ①	4 0 0 0 0 1 0
Derrel Thomas, S OBP: 0.351, SLG: 0.375 (1, 4) S S S	0-3 K ②			X 0-0 F2 ②		X 0-0 F7 ③			X 0-0 E5 ②	4 0 0 0 0 1 0
Bobby Murcer, L OBP: 0.456, SLG: 0.432 (1, 9) X	0-0 1B ③			S S S 0-3 K ③			B B B B 4-0 BB ①		X 0-0 F7 ②	3 0 1 0 1 1 1
Gary Matthews, R OBP: 0.365, SLG: 0.660 (1, 7)		S S S 0-3 K ①			S S S 0-3 K ①		X 0-0 4-3 ①		X 0-0 F9 ③	4 0 0 0 0 2 2
Willie Montanez, L OBP: 0.296, SLG: 0.266 (1, 3)		X 0-0 F6 ②			X 0-0 2B ②		X 0-0 4-3 ②			3 0 1 0 0 0 1
Chris Speier, R OBP: 0.396, SLG: 0.302 (1, 6)		X 0-0 6-3 ③			B B B B 4-0 BB ③		X 0-0 F3 ③			2 0 0 0 1 0 1
Ken Reitz, R OBP: 0.373, SLG: 0.380 (1, 5)			X 0-0 F3 ①		X 0-0 F7 ②			X 0-0 F8 ①		3 0 0 0 0 0 2
Mike Sadek, R OBP: 0.375, SLG: 0.467 (1, 2)			X 0-0 F8 ②		S S S 0-3 K ③			X 0-0 5-3 ②		3 0 0 0 0 1 2
Mike Caldwell, R Dave Heaverlo, R Steve Ontiveros, S Charlie Williams, R Chris Arnold, R Randy Moffitt, R (1, 1) (5, 1) (6, PH) (7, 1) (8, PH) (9, 1)			X 0-0 1-3 ③			S S S 0-3 K ①		S S S 0-3 K ③		1 0 0 0 0 0 0 0 0 0 0 0 0 0 1 0 0 0 0 1 0 0 0 0 0 0 0 0 1 0 0 0 0 1 0 0 0 0 0 0 0 0

Inning Stats	R: 0	H: 1	E: 0	K: 1	S: 5	LOB: 1	BB: 0	P: 5	R: 0	H: 0	E: 0	K: 1	S: 5	LOB: 0	BB: 0	P: 5	R: 0	H: 0	E: 0	K: 1	S: 5	LOB: 0	BB: 0	P: 3	R: 0	H: 1	E: 0	K: 2	S: 8	LOB: 2	BB: 1	P: 12	R: 0	H: 0	E: 0	K: 1	S: 5	LOB: 0	BB: 0	P: 5	R: 0	H: 0	E: 0	K: 1	S: 5	LOB: 1	BB: 1	P: 7	R: 0	H: 0	E: 1	K: 1	S: 6	LOB: 1	BB: 0	P: 6	1B: 1	2B: 1	3B: 0	HR: 0	SF: 0	SAC: 0	DP: 0	HBP: 0	WP: 0	PB: 0	SB: 0	CS: 0	PA: 31
PITCHER John Candelaria, L ERA: 1.38 (1, 1)	IP	WLS	BF	H	R	ER	SO	BB	IBB	HBP	BLK	WP	HR	S	P	ERA	WHIP																			PITCHER	IP	WLS	BF	H	R	ER	SO	BB	IBB	HBP	BLK	WP	HR	S	P	ERA	WHIP																

**BOTTOM**

**Pittsburgh Pirates @ San Francisco Giants**  
Candlestick Park, San Francisco, CA

Sun Apr 25 1976, 6:33 AM EDT  
Att. 23,700 - Unknown

livebaseballscorecards.com

AB	29
R	0
H	2
RBI	0
BB	2
SO	8
LOB	9







Batter	1	2	3	4	5	6	7	8	9
Bill Buckner, L (1, 7) OBP: 0.306, SLG: 0.408	0-0 S 2B 1B	0-0 CS 1B		0-0 SH1-3 1B		0-0 4-3		0-0 SH1-4	
Ted Sizemore, R (1, 4) OBP: 0.246, SLG: 0.219	0-3 K	0-0 E6 1-2		0-0 SH1-3		0-0 1B		4-0 FC5-4 1B IBB	
John Hale, L (1, 9) OBP: 0.295, SLG: 0.243	0-0 F8	0-0 F7		0-0 F5		0-0 F7		0-0 FC5-4 1B	
Manny Mota, R (8, PH) OBP: 0.333, SLG: 0.250								1-2 2-3 3-H	
Glenn Burke, R (8, PR) (9, 8)								1-2 2-3 3-H	
Steve Garvey, R (1, 3) OBP: 0.324, SLG: 0.328	0-0 HR 2B		0-0 4-3 1B 2B	0-0 4-3		0-3 K		0-0 FC5-4	
Ron Cey, R (1, 5) OBP: 0.441, SLG: 0.434	0-0 HR		0-0 4-3		0-3 K		0-0 F9	0-0 G1	
Joe Ferguson, R (1, 2) OBP: 0.291, SLG: 0.306	0-0 1B		4-0 1B BB		0-0 5-3		0-0 6-3		
Henry Cruz, L (1, 8) OBP: 0.412, SLG: 0.500	0-0 F5		0-0 1-3 3-H 1B		0-0 E3		0-0 F9		
Bill Russell, R (1, 6) OBP: 0.353, SLG: 0.313		0-0 SH3-4 BLK 1B		4-0 IBB		0-0 E6		0-0 SH1-4 BB 1B	
Tommy John, R (1, 1) OBP: 0.167, SLG: 0.167		0-0 SH3-4		0-0 4-3		0-3 K		4-0 1B SH1-4 FC5-4 BB	
Mike Marshall, R (8, 1)									

AB	R	H	RBI	BB	SO	LOB
4	1	3	1	0	0	0
3	0	1	0	1	1	2
4	0	0	0	0	0	4
1	0	1	1	0	0	0
0	0	0	0	0	0	0
5	2	2	2	0	1	4
5	1	1	2	0	1	3
3	0	1	0	1	0	0
4	0	1	1	0	0	1
3	2	2	0	1	0	1
2	0	0	0	0	1	4
0	1	0	0	1	0	0

AB	R	H	RBI	BB	SO	LOB
34	7	12	7	4	4	19

Inning Stats	R: 3	H: 4	E: 0	LOB: 1	K: 1	S: 9	P: 9
R: 1	H: 2	E: 1	LOB: 1	K: 0	S: 5	P: 5	
R: 1	H: 2	E: 0	LOB: 2	K: 0	S: 4	P: 12	
R: 0	H: 1	E: 0	LOB: 1	K: 0	S: 4	P: 4	
R: 0	H: 0	E: 2	LOB: 2	K: 2	S: 9	P: 9	
R: 0	H: 1	E: 0	LOB: 1	K: 1	S: 6	P: 6	
R: 0	H: 0	E: 0	LOB: 0	K: 0	S: 3	P: 3	
R: 2	H: 2	E: 0	LOB: 2	K: 0	S: 5	P: 13	


**BOTTOM**

**Pittsburgh Pirates @ Los Angeles Dodgers**  
Dodger Stadium, Los Angeles, CA

Mon Apr 26 1976, 7:05 PM PDT  
Att. 23,374 - Unknown

[livebaseballscorecards.com](http://livebaseballscorecards.com)

**AB 34**  
**R 7**  
**H 12**  
**RBI 7**  
**BB 4**  
**SO 4**  
**LOB 19**



PITCHER	IP	WLS	BF	H	R	ER	SO	BB	IBB	HBP	BLK	WP	HR	S	P	ERA	WHIP
Doc Medich, R (1, 1) ERA: 3.81	4.0	L	22	9	5	5	1	1	1	0	1	0	1	22	30	11.25	2.500
Kent Tekulve, R (5, 1) ERA: 4.26	2.0		9	1	0	0	3	0	0	0	0	0	0	15	15	0.00	0.500
Ramon Hernandez, L (7, 1) ERA: 4.5	1.1		8	2	2	2	0	1	1	0	0	0	0	6	14	13.50	2.250
Larry Demery, R (8, 1) ERA: 1.35	0.2		2	0	0	0	0	0	0	0	0	0	0	2	2	0.00	0.000

WP	PA	ERA	WHIP
0	41		



Batter	1	2	3	4	5	6	7	8	9	AB R H RBI BB SO LOB	TOP													
Rennie Stennett, R (1, 4) OBP: 0.311, SLG: 0.397 Mario Mendoza, R (8, 4) OBP: 1.000, SLG: 1.000	0-0 5-3		0-3 K	0-0 5-3			0-0 6-3		0-0 2-3 1B	4 0 0 0 0 1 0 1 0 1 0 0 0 0	<b>Pittsburgh Pirates @ Los Angeles Dodgers</b> Dodger Stadium, Los Angeles, CA Tue Apr 27 1976, 7:05 PM PDT Att. 21,612 - Unknown <a href="http://livebaseballscorecards.com">livebaseballscorecards.com</a>													
Manny Sanguillen, R (1, 2) OBP: 0.351, SLG: 0.370	0-0 1B 2B		0-0 1B 2B 1B			0-0 1B	0-0 F9		0-0 1-3	5 1 3 0 0 0 2														
Bill Robinson, R (1, 8) OBP: 0.333, SLG: 0.353	0-0 2-3 1B		0-0 1-2 2B 1B			0-0 F7		0-0 F8		4 1 2 0 0 0 1														
Bob Robertson, R (1, 3) OBP: 0.250, SLG: 0.273	0-3 K		0-0 1B 2B			0-0 F7		0-0 F4		4 0 1 2 0 1 3														
Richie Zisk, R (1, 7) OBP: 0.254, SLG: 0.291	0-0 F7		0-3 K			0-3 K		0-0 5-3		4 0 0 0 0 2 4														
Dave Parker, L (1, 9) OBP: 0.293, SLG: 0.382		0-0 F7	0-0 2-3 1B			0-0 F8		0-0 4-3		4 0 1 0 0 0 0														
Richie Hebner, L (1, 5) OBP: 0.386, SLG: 0.306		0-0 1B	0-0 F9			0-0 P3		H 1-0 FC6-4 HBP		3 0 1 0 0 0 2														
Frank Taveras, R (1, 6) OBP: 0.255, SLG: 0.260		0-0 F8		0-0 F7		0-0 P2		X 0-0 FC6-4 2B		4 1 0 0 0 0 2														
Bruce Kison, R (1, 1) Tommy Helms, R (7, PH) OBP: 0.100, SLG: 0.200 Kent Tekulve, R (7, 1) Duffy Dyer, R (9, PH) OBP: 0.375, SLG: 0.571		0-0 1-3		0-0 P2		0-3 K		X 0-0 1B 2B		2 0 0 0 0 0 1 1 0 0 0 0 1 0 0 0 0 0 0 0 0 1 0 1 1 0 0 0														
<b>Inning Stats</b>	R: 0 E: 0 K: 1 S: 7	H: 2 LOB: 2 BB: 0 P: 7	R: 0 E: 0 K: 0 S: 4	H: 1 LOB: 1 BB: 0 P: 4	R: 2 E: 0 K: 2 S: 11	H: 4 LOB: 2 BB: 0 P: 11	R: 0 E: 0 K: 0 S: 3	H: 0 LOB: 0 BB: 0 P: 3	R: 0 E: 0 K: 1 S: 6	H: 1 LOB: 1 BB: 0 P: 6	R: 0 E: 0 K: 0 S: 3	H: 0 LOB: 0 BB: 0 P: 3	R: 0 E: 0 K: 1 S: 5	H: 0 LOB: 0 BB: 0 P: 5	R: 0 E: 0 K: 0 S: 3	H: 0 LOB: 0 BB: 0 P: 3	R: 1 E: 0 K: 0 S: 5	H: 2 LOB: 2 BB: 0 P: 6	1B: 7 2B: 3 3B: 0 HR: 0	SF: 0 SAC: 0 DP: 0 HBP: 1	WP: 0 PB: 0 SB: 0 CS: 0	PA: 38		
<b>PITCHER</b> Doug Rau, L (1, 1) ERA: 2.36 Charlie Hough, R (9, 1) ERA: 2.25	IP 8.2	WLS W	BF 37	H 10	R 3	ER 3	SO 5	BB 0	IBB 0	HBP 1	BLK 0	WP 0	HR 0	S 46	P 47	ERA 3.12	WHIP 1.154						ERA 0.00	WHIP 0.000



Batter	1	2	3	4	5	6	7	8	9
Bill Buckner, L (1, 7) OBP: 0.303, SLG: 0.427	0-0 F7		0-0 F9	0-0 1B			0-0 3-1		
Ted Sizemore, R (1, 4) OBP: 0.274, SLG: 0.250	0-0 1B		0-0 1B BB	0-0 1B			0-0 5-3		
John Hale, L (1, 9) OBP: 0.292, SLG: 0.225	0-0 F6		4-0 FC5-4 1B BB	0-3 K2-3			0-0 4-3		
Steve Garvey, R (1, 3) OBP: 0.320, SLG: 0.324	0-0 1-3		0-0 1-2 FC5-4 1B		0-0 4-3		0-0 P3		
Ron Cey, R (1, 5) OBP: 0.431, SLG: 0.421		0-3 K	0-0 FC5-4		0-3 K		0-0 1B		
Henry Cruz, L (1, 8) OBP: 0.381, SLG: 0.444		0-0 4-3	0-0 L3		0-0 F4		0-0 1-2 1B		
Steve Yeager, R (1, 2) OBP: 0.316, SLG: 0.412		0-3 K			0-0 F9		0-0 F7		
Bill Russell, R (1, 6) OBP: 0.342, SLG: 0.306			0-0 SH 1B		0-0 F7		0-0 5-3		
Doug Rau, L (1, 1) OBP: 0.444, SLG: 0.333			0-0 SH 1B		0-0 3B		0-0 1-3		
Charlie Hough, R (9, 1)									


AB	R	H	RBI	BB	SO	LOB
4	1	1	1	0	0	2
4	1	3	2	0	0	0
3	0	0	0	1	1	2
4	0	1	1	0	0	1
4	0	1	1	0	2	2
4	0	1	0	0	0	2
4	0	0	0	0	2	2
4	1	1	0	0	1	2
2	2	1	0	0	0	0
0	0	0	0	0	0	0

**BOTTOM**

**Pittsburgh Pirates @ Los Angeles Dodgers**  
**Dodger Stadium, Los Angeles, CA**

Tue Apr 27 1976, 7:05 PM PDT  
Att. 21,612 - Unknown

<b>AB</b>	<b>33</b>
<b>R</b>	<b>5</b>
<b>H</b>	<b>9</b>
<b>RBI</b>	<b>5</b>
<b>BB</b>	<b>1</b>
<b>SO</b>	<b>6</b>
<b>LOB</b>	<b>13</b>



Inning Stats		R: 0	H: 1	E: 0	LOB: 1	K: 0	BB: 0	S: 4	P: 4
R: 0	H: 0	E: 0	LOB: 0	K: 2	BB: 0	S: 7	P: 7		
R: 3	H: 3	E: 1	LOB: 2	K: 0	BB: 1	S: 7	P: 11		
R: 2	H: 3	E: 0	LOB: 1	K: 1	BB: 0	S: 8	P: 8		
R: 0	H: 0	E: 0	LOB: 0	K: 1	BB: 0	S: 5	P: 5		
R: 0	H: 0	E: 0	LOB: 0	K: 0	BB: 0	S: 3	P: 3		
R: 0	H: 0	E: 0	LOB: 0	K: 2	BB: 0	S: 9	P: 9		

PITCHER		IP	WLS	BF	H	R	ER	SO	BB	IBB	HBP	BLK	WP	HR	S	P	ERA	WHIP
Bruce Kison, R (1, 1) ERA: 7.24	(1, 1)	6.0	L	27	7	5	3	4	1	0	0	0	0	0	34	38	4.50	1.333
Kent Tekulve, R (7, 1) ERA: 3.24	(7, 1)	2.0		8	2	0	0	2	0	0	0	0	0	12	12	0.00	1.000	

WP	PA	3B	SF	SAC	DP	HBP
0	35	1	0	1	0	0



Batter	1	2	3	4	5	6	7	8	9	AB R H RBI BB SO LOB	TOP												
Rennie Stennett, R (1, 4) OBP: 0.308, SLG: 0.377	0-3 K		0-0 4		4-0 FC6-4 BB			0-0 G3		3 0 0 0 1 1 1	<b>Pittsburgh Pirates @ Los Angeles Dodgers</b> <b>Dodger Stadium, Los Angeles, CA</b> Wed Apr 28 1976, 7:05 PM PDT Att. 22,769 - Unknown <a href="http://livebaseballscorecards.com">livebaseballscorecards.com</a>												
Manny Sanguillen, R (1, 2) OBP: 0.328, SLG: 0.345	0-3 K			0-3 K	0-0 FC6-4			0-0 4-3		4 0 0 0 0 2 2													
Richie Hebner, L (1, 5) OBP: 0.396, SLG: 0.400	0-0 1B			0-0 HR			0-0 F8	0-0 F6		4 1 2 1 0 0 0													
Dave Parker, L (1, 9) OBP: 0.290, SLG: 0.373	0-3 K			0-0 1B			0-3 K	0-0 G3		4 0 1 0 0 2 1													
Bob Robertson, R (1, 3) OBP: 0.188, SLG: 0.200		0-0 F7		0-0 F8			0-0 4-3	0-0 F3		4 0 0 0 0 0 1													
Ed Kirkpatrick, L (1, 7) OBP: 0.400, SLG: 0.400		0-3 K2-3		0-0 F8			0-0 F7	0-0 1B		4 0 1 0 0 1 1													
Bill Robinson, R (1, 8) OBP: 0.364, SLG: 0.429		0-3 K			0-0 CS 1B		0-0 2B	0-3 K		4 0 2 0 0 2 1													
Frank Taveras, R (1, 6) OBP: 0.241, SLG: 0.245			0-0 1-3		0-3 K		0-0 5-3			3 0 0 0 0 1 2													
Jerry Reuss, L (1, 1) OBP: 0.429, SLG: 0.417			4-0 BB		0-0 6-3		0-0 4-3			2 0 0 0 1 0 2													
<b>Inning Stats</b>	R: 0 E: 0 K: 3 S: 10	H: 1 LOB: 1 BB: 0 P: 10	R: 0 E: 0 K: 2 S: 7	H: 0 LOB: 0 BB: 0 P: 7	R: 0 E: 0 K: 0 S: 2	H: 0 LOB: 0 BB: 1 P: 6	R: 1 E: 0 K: 1 S: 7	H: 2 LOB: 1 BB: 0 P: 7	R: 0 E: 0 K: 1 S: 6	H: 1 LOB: 2 BB: 1 P: 10	R: 0 E: 0 K: 1 S: 5	H: 0 LOB: 0 BB: 0 P: 5	R: 0 E: 0 K: 0 S: 4	H: 1 LOB: 1 BB: 0 P: 4	R: 0 E: 0 K: 0 S: 3	H: 0 LOB: 0 BB: 0 P: 3	R: 0 E: 0 K: 1 S: 6	H: 1 LOB: 1 BB: 0 P: 6	1B: 4 2B: 2 3B: 0 HR: 1	SF: 0 SAC: 0 DP: 1 HBP: 0	WP: 0 PB: 0 SB: 0 CS: 1	PA: 34	
<b>PITCHER</b> Burt Hooton, R (1, 1) ERA: 4.56	IP 9.0	WLS W	BF 34	H 6	R 1	ER 1	SO 9	BB 2	IBB 0	HBP 0	BLK 0	WP 0	HR 1	S 50	P 58	ERA 1.00	WHIP 0.889					ERA 4.56	WHIP 0.889

AB	32
R	1
H	6
RBI	1
BB	2
SO	9
LOB	11



Batter	1	2	3	4	5	6	7	8	9	AB	R	H	RBI	BB	SO	LOB
Bill Buckner, L (1, 7) OBP: 0.288, SLG: 0.405 Glenn Burke, R (8, PR) (9, 7)	0-0 4-3		0-0 4-3		0-0 1-3			0-0 FC2-6		4	0	0	0	0	0	1
Ted Sizemore, R (1, 4) OBP: 0.260, SLG: 0.236	0-0 F8		0-0 E6			0-0 E6		0-0 F6		4	0	0	0	0	0	1
Dusty Baker Jr., R (1, 8) OBP: 0.300, SLG: 0.364	0-0 4-3		0-3 K			0-0 F6		0-0 4-3		4	0	0	0	0	1	3
Steve Garvey, R (1, 3) OBP: 0.316, SLG: 0.319		0-0 1-3		0-0 1B		0-0 G4-6-3		0-0 F4		4	0	1	0	0	0	1
Ron Cey, R (1, 5) OBP: 0.434, SLG: 0.475		0-0 1B E 1B		0-0 F7			0-0 5-3		0-0 HR	4	2	2	1	0	0	1
Joe Ferguson, R (1, 9) OBP: 0.276, SLG: 0.288		0-0 F8		0-0 F9			0-0 4-3			3	0	0	0	0	0	2
Steve Yeager, R (1, 2) OBP: 0.341, SLG: 0.432		0-0 E9 1B		0-0 L6			0-0 1B			3	0	2	0	0	0	1
Rick Auerbach, R (1, 6)		0-0 5-3			0-0 4-3		0-3 K			3	0	0	0	0	1	2
Burt Hooton, R (1, 1) OBP: 0.250, SLG: 0.143			0-0 F2		0-0 G3			4-0 FC2-8 BB		2	0	0	0	1	0	0

Inning Stats	R: 0	H: 0	E: 0	K: 0	S: 3	R: 1	H: 2	E: 1	K: 0	S: 5	R: 0	H: 0	E: 1	K: 1	S: 6	R: 0	H: 1	E: 0	K: 0	S: 4	R: 0	H: 0	E: 0	K: 0	S: 3	R: 0	H: 0	E: 1	K: 0	S: 3	R: 0	H: 1	E: 0	K: 1	S: 6	R: 0	H: 0	E: 0	K: 0	S: 3	R: 0	H: 0	E: 0	K: 0	S: 3	R: 0	H: 0	E: 0	K: 0	S: 3	R: 1	H: 1	E: 0	K: 0	S: 2	1B: 4	2B: 0	3B: 0	HR: 1	SF: 0	SAC: 0	DP: 1	HBP: 0	WP: 0	PB: 0	SB: 1	CS: 0	PA: 32
PITCHER Jerry Reuss, L (1, 1) ERA: 4.18	IP	WLS	BF	H	R	ER	SO	BB	IBB	HBP	BLK	WP	HR	S	P	ERA	WHIP	IP	WLS	BF	H	R	ER	SO	BB	IBB	HBP	BLK	WP	HR	S	P	ERA	WHIP	IP	WLS	BF	H	R	ER	SO	BB	IBB	HBP	BLK	WP	HR	S	P	ERA	WHIP																	

**BOTTOM**

**Pittsburgh Pirates @ Los Angeles Dodgers**  
**Dodger Stadium, Los Angeles, CA**

Wed Apr 28 1976, 7:05 PM PDT  
 Att. 22,769 - Unknown

livebaseballscorecards.com

**AB 31**  
**R 2**  
**H 5**  
**RBI 1**  
**BB 1**  
**SO 2**  
**LOB 12**





Batter	1	2	3	4	5	6	7	8	9	AB R H RBI BB SO LOB	TOP	
Rennie Stennett, R (1, 4) OBP: 0.329, SLG: 0.439	0-0 1B 1B	0-0 2-H 1B		0-0 4-3		0-0 F9		0-0 HR		5 2 3 2 0 0 1		
Ed Kirkpatrick, L (1, 8) OBP: 0.500, SLG: 0.375	0-0 1B 1-2 1B	4-0 1B 1-2 BB		4-0 1B BB		0-0 1-3		0-0 6-3		3 0 1 0 2 0 1		
Richie Hebner, L (1, 5) OBP: 0.396, SLG: 0.400	0-3 K	0-0 G3		0-0 FC6 1-3 1B		0-0 G4-6-3 1B		0-0 4-1		5 0 2 0 0 1 4		
Willie Stargell, L (1, 3) OBP: 0.509, SLG: 0.708	0-0 FC6-4 1-3 2-H 1B		0-0 G4-6-3 1B	0-0 FC6 1-2f		0-0 G4-6-3 1-2f		4-0 G6-3 BB		4 0 2 1 1 0 3		
Dave Parker, L (1, 9) OBP: 0.284, SLG: 0.406	0-3 K		0-0 G4-6-3 1-2f		0-0 4-3		0-0 HR	0-0 G6-3 1-2f		5 1 1 1 0 1 4		
Richie Zisk, R (1, 7) OBP: 0.286, SLG: 0.339	0-0 FC6-4 1-2f		0-0 2B		0-0 G1-6-3 1B		0-0 1B			4 0 3 0 0 0 2		
Manny Sanguillen, R (1, 2) OBP: 0.338, SLG: 0.344		0-0 SH1-3 1B 1B		4-0 IBB		0-0 G1-6-3 1-2f		0-0 P3		3 1 1 0 1 0 2		
Frank Taveras, R (1, 6) OBP: 0.224, SLG: 0.228		0-0 F9		0-0 F6		0-3 K		0-0 F9		4 0 0 0 0 1 3		
Jim Rooker, R (1, 1) OBP: 0.143, SLG: 0.143 Ramon Hernandez, S (9, 1) Bob Moose, R (9, 1) OBP: 1.000, SLG: 2.000		0-0 SH1-3 1-2		0-3 K		0-0 1B		0-0 6-3		3 0 1 0 0 1 0 0 0 0 0 0 0 0 0 0 0 0 0 0 0		
<b>Inning Stats</b>	R: 1 H: 3 E: 0 LOB: 2 K: 2 BB: 0 S: 10 P: 10	R: 1 H: 2 E: 0 LOB: 2 K: 0 BB: 1 S: 5 P: 9	R: 0 H: 2 E: 0 LOB: 2 K: 0 BB: 1 S: 4 P: 8	R: 0 H: 1 E: 0 LOB: 2 K: 1 BB: 1 S: 6 P: 10	R: 0 H: 1 E: 0 LOB: 0 K: 0 BB: 0 S: 3 P: 3	R: 0 H: 1 E: 0 LOB: 1 K: 1 BB: 0 S: 6 P: 6	R: 1 H: 3 E: 0 LOB: 1 K: 0 BB: 0 S: 5 P: 5	R: 1 H: 1 E: 0 LOB: 0 K: 0 BB: 0 S: 4 P: 4	R: 0 H: 0 E: 0 LOB: 0 K: 0 BB: 1 S: 2 P: 6	1B: 11 SF: 0 2B: 1 SAC: 1 3B: 0 DP: 4 HR: 2 HBP: 0	WP: 0 PA: 41 PB: 0 SB: 0 CS: 0	
<b>PITCHER</b>	IP WLS BF H R ER SO BB IBB HBP BLK WP HR S P ERA WHIP											
Dan Spillner, R (1, 1) ERA: 2.81	6.2 L 33 13 3 3 4 2 1 0 0 0 0 1 38 50 4.05 2.250											
Mike Dupree, R (7, 1) ERA: 5.91	1.1 5 1 1 1 0 0 0 0 0 0 0 1 5 5 6.75 0.750											
Dave Tomlin, L (9, 1) ERA:	1.0 3 0 0 0 0 0 1 0 0 0 0 0 2 6 0.00 1.000											

Pittsburgh Pirates @ San Diego Padres  
San Diego Stadium, San Diego, CA

Fri Apr 30 1976, 10:05 PM EDT  
Att: 17,010 - Unknown

AB	36
R	4
H	14
RBI	4
BB	4
SO	4
LOB	20



Batter	1	2	3	4	5	6	7	8	9	AB	R	H	RBI	BB	SO	LOB
Jerry Turner, L (1, 7) OBP: 0.483, SLG: 0.692	0-0 4-3		0-0 F2			0-0 F9			0-0 1B SF9 1B	4	1	1	0	0	0	0
Enzo Hernandez, R (1, 6) Tito Fuentes, S (9, PH) OBP: 0.526, SLG: 0.500 OBP: 0.333, SLG: 0.367	0-0 F7			0-0 F7			0-0 FC6-4 1B		0-0 SF7	3	0	1	0	0	0	0
Willie Davis, L (1, 8) OBP: 0.299, SLG: 0.427	0-0 F5			0-0 F8			0-0 F8		0-0 3-H 1-3 1B	4	0	1	0	0	0	1
Doug Rader, R (1, 5) OBP: 0.436, SLG: 0.458		0-0 F9		0-0 G3			0-0 FC6-4 1-2f		0-0 SF9 3-H	3	0	0	1	0	0	1
Dave Winfield, R (1, 9) OBP: 0.338, SLG: 0.354		4-0 E 1B FC6-4 BB			0-0 3-1			0-0 F4	0-0 5-3	3	1	0	0	1	0	2
Mike Ivie, R (1, 3) OBP: 0.250, SLG: 0.314		0-0 E5 FC6-4 1-3 1B			0-0 F4			0-0 6-3		3	0	1	0	0	0	0
Ted Kubiak, S (1, 4) OBP: 0.357, SLG: 0.324		0-0 FC6-4 CS 1-2f 3-H			0-0 L5			0-0 6-3		3	0	0	1	0	0	1
Fred Kendall, R (1, 2) OBP: 0.283, SLG: 0.200		0-0 CS 1-2	0-0 6-3			0-0 F7		0-0 5-3		3	0	0	0	0	0	0
Dan Spillner, R (1, 1) Mike Dupree, R (7, 1) Dave Tomlin, L (9, 1) Merv Rettenmund, R (9, PH) OBP: 1.000, SLG: 1.000 OBP: 0.500, SLG: 0.417			0-0 6-3			0-3 K			0-0 1B SF7 1B	2	0	0	0	0	1	0

**BOTTOM**

**Pittsburgh Pirates @ San Diego Padres**  
San Diego Stadium, San Diego, CA

Fri Apr 30 1976, 10:05 PM EDT  
Att. 17,010 - Unknown

[livebaseballscorecards.com](http://livebaseballscorecards.com)

<b>AB</b>	<b>29</b>
<b>R</b>	<b>3</b>
<b>H</b>	<b>5</b>
<b>RBI</b>	<b>3</b>
<b>BB</b>	<b>1</b>
<b>SO</b>	<b>1</b>
<b>LOB</b>	<b>5</b>



Inning Stats	R: 0	H: 0	E: 0	K: 0	S: 3	LOB: 0	BB: 0	P: 3	R: 1	H: 1	E: 1	K: 0	S: 3	LOB: 0	BB: 1	P: 7	R: 0	H: 0	E: 0	K: 0	S: 3	LOB: 0	BB: 0	P: 3	R: 0	H: 0	E: 0	K: 0	S: 3	LOB: 0	BB: 0	P: 3	R: 0	H: 0	E: 0	K: 1	S: 5	LOB: 0	BB: 0	P: 5	R: 0	H: 1	E: 0	K: 0	S: 4	LOB: 1	BB: 0	P: 4	R: 0	H: 0	E: 0	K: 0	S: 3	LOB: 0	BB: 0	P: 3	R: 2	H: 3	E: 0	K: 0	S: 6	LOB: 1	BB: 0	P: 6	1B: 5	2B: 0	3B: 0	HR: 0	SF: 2	SAC: 0	DP: 0	HBP: 0	WP: 0	PB: 0	SB: 0	CS: 1	PA: 33
--------------	------	------	------	------	------	--------	-------	------	------	------	------	------	------	--------	-------	------	------	------	------	------	------	--------	-------	------	------	------	------	------	------	--------	-------	------	------	------	------	------	------	--------	-------	------	------	------	------	------	------	--------	-------	------	------	------	------	------	------	--------	-------	------	------	------	------	------	------	--------	-------	------	-------	-------	-------	-------	-------	--------	-------	--------	-------	-------	-------	-------	--------

PITCHER	IP	WLS	BF	H	R	ER	SO	BB	IBB	HBP	BLK	WP	HR	S	P	ERA	WHIP
Jim Rooker, L (1, 1) ERA: 3.15	8.0	W	27	3	2	1	1	1	1	0	0	0	0	28	32	1.12	0.500
Ramon Hernandez, L (9, 1) ERA: 5.68	0.1		3	2	0	0	0	0	0	0	0	0	0	3	3	0.00	6.000
Bob Moose, R (9, 1) ERA:	0.2	S	2	0	1	1	0	0	0	0	0	0	0	2	2	13.50	0.000

PITCHER	IP	WLS	BF	H	R	ER	SO	BB	IBB	HBP	BLK	WP	HR	S	P	ERA	WHIP
---------	----	-----	----	---	---	----	----	----	-----	-----	-----	----	----	---	---	-----	------



Batter	1	2	3	4	5	6	7	8	9	AB R H RBI BB SO LOB	TOP	
Rennie Stennett, R (1, 4) OBP: 0.307, SLG: 0.408	0-0 4-1	0-0 FC6-4	0-0 1-3			0-0 6-3		0-0 F8		5 0 0 0 0 0 4		
Ed Kirkpatrick, L (1, 8) OBP: 0.500, SLG: 0.364 Bill Robinson, R (9, PH) OBP: 0.391, SLG: 0.429 (9, 8)	0-0 1B		4-0 PB 1B 1B BB	0-3 K		0-0 F7		4-0 WP HR BB		3 1 1 0 1 1 0 0 1 0 0 1 0 0		
Richie Hebner, L (1, 5) OBP: 0.379, SLG: 0.380	0-0 F9		0-0 1B 1-2 2B 1B	0-3 K		0-0 F8		0-0 F5		5 1 1 0 0 1 2		
Willie Stargell, L (1, 3) OBP: 0.500, SLG: 0.673	0-0 F8		0-0 1-2 2B HR 1B	0-3 K		0-0 4-3		4-0 HR IBB		4 2 1 1 1 1 1		
Dave Parker, L (1, 9) OBP: 0.319, SLG: 0.536		0-0 2B 1B	0-0 1-3 2B HR 2B	0-3 K		0-0 HR		0-0 1-1 2B HR		5 4 4 5 0 1 0		
Richie Zisk, R (1, 7) OBP: 0.309, SLG: 0.413		0-0 1-H 2B	0-0 2-H 3-H HR	4-0 BB		0-3 K		0-0 5-3		4 1 2 4 1 1 0		
Manny Sanguillen, R (1, 2) OBP: 0.314, SLG: 0.318		0-0 4-3	0-0 4-3	0-0 F2		0-0 F9		0-0 F9		5 0 0 0 0 0 2		
Frank Taveras, R (1, 6) OBP: 0.226, SLG: 0.217		0-0 F7	0-0 F4	0-0 F9		0-0 F9		4-0 SH3 BB		3 0 0 0 1 0 2		
John Candelaria, L (1, 1) OBP: 0.429, SLG: 0.200 Larry Demery, R (7, 1) Ramon Hernandez, S (8, 1) Bob Moose, R (9, 1) OBP: 1.000, SLG: 2.000		4-0 FC6-4 BB	4-0 BB	0-0 6-3		0-0 6-3		0-0 1-2 SH3		1 0 0 0 2 0		
<b>Inning Stats</b>	R: 0 H: 1 E: 0 LOB: 1 K: 0 BB: 0 S: 4 P: 4	R: 1 H: 2 E: 0 LOB: 2 K: 0 BB: 1 S: 5 P: 9	R: 5 H: 4 E: 0 LOB: 1 K: 0 BB: 2 S: 7 P: 15	R: 0 H: 0 E: 0 LOB: 0 K: 3 BB: 0 S: 9 P: 9	R: 0 H: 0 E: 0 LOB: 1 K: 1 BB: 1 S: 5 P: 9	R: 0 H: 0 E: 0 LOB: 0 K: 0 BB: 0 S: 3 P: 3	R: 1 H: 1 E: 0 LOB: 0 K: 1 BB: 0 S: 6 P: 6	R: 0 H: 0 E: 0 LOB: 1 K: 0 BB: 1 S: 3 P: 7	R: 3 H: 1 E: 0 LOB: 0 K: 0 BB: 2 S: 4 P: 12	1B: 4 SF: 0 2B: 2 SAC: 1 3B: 0 DP: 0 HR: 3 HBP: 0	WP: 1 PA: 43 PB: 1 SB: 0 CS: 0	
<b>PITCHER</b>	IP WLS BF H R ER SO BB IBB HBP BLK WP HR S P ERA WHIP											
Bill Greif, R (1, 1) ERA: 7.71	2.0 L 14 6 5 5 0 2 0 0 0 0 0 0 12 20 22.50 4.000											
Brent Strom, L (3, 1) ERA: 3.91	3.0 12 1 1 1 4 2 0 0 0 0 0 1 18 26 3.00 1.000											
Rich Folkers, L (6, 1) ERA: 2.35	1.0 3 0 0 0 0 0 0 0 0 0 0 0 0 3 3 0.00 0.000											
Alan Foster, R (7, 1) ERA: 1.98	2.0 8 1 1 1 1 1 0 0 0 0 0 1 9 13 4.50 1.000											
Dave Tomlin, L (9, 1) ERA: 2.89	1.0 6 1 3 3 0 1 1 0 0 0 0 1 1 4 12 27.00 2.000											

Pittsburgh Pirates @ San Diego Padres  
San Diego Stadium, San Diego, CA  
Sat May 01 1976, 10:05 PM EDT  
Att: 21,773 - Unknown

livebaseballscorecards.com

AB	35
R	10
H	9
RBI	10
BB	7
SO	5
LOB	11



BOTTOM

Pittsburgh Pirates @ San Diego Padres  
San Diego Stadium, San Diego, CA  
Sat May 01 1976, 10:05 PM EDT  
Att. 21,773 - Unknown

livebaseballscorecards.com

AB	41
R	6
H	15
RBI	5
BB	1
SO	5
LOB	23



WP:	0	PA:	43
PB:	0	SB:	1
CS:	0		

AB R H RBI BB SO LOB

4	1	1	0	1	1	2
5	0	3	1	0	0	1
5	1	2	1	0	1	4
5	0	1	0	0	1	5
5	0	2	1	0	1	1
5	1	2	0	0	0	1
4	2	3	2	0	0	3
4	1	1	0	0	0	3
0	0	0	0	0	0	0
1	0	0	0	0	0	0
1	0	0	0	0	0	2
0	0	0	0	0	0	0
1	0	0	0	0	1	0
0	0	0	0	0	0	0
1	0	0	0	0	0	1
0	0	0	0	0	0	0

1B:	11	SF:	0
2B:	3	SAC:	0
3B:	0	DP:	1
HR:	1	HBP:	0

WP:	0	PA:	43
PB:	0	SB:	1
CS:	0		

Batter	1	2	3	4	5	6	7	8	9
Jerry Turner, L OBP: 0.471, SLG: 0.667 (1, 7)	0-0 2B		0-0 4-3		0-3 K		0-0 F7		4-0 F8 1B 1B BB
Tito Fuentes, S OBP: 0.357, SLG: 0.389 (1, 4)	0-0 L7		0-0 1B		0-0 1B 1B		0-0 G3		0-0 1B 1B 1-2 1B
Willie Davis, L OBP: 0.305, SLG: 0.438 (1, 8)	0-3 K		0-0 4-3		0-0 1B 1B		0-0 1B BLK 2B		0-0 F8 2-3
Doug Rader, R OBP: 0.417, SLG: 0.434 (1, 5)	0-0 F7			0-0 F9	0-0 F7		0-0 BLK 1B		0-3 K
Dave Winfield, R OBP: 0.341, SLG: 0.357 (1, 9)		0-0 1B		0-3 K		0-0 F7	0-0 P3		0-0 1B 1B
Mike Ivie, R OBP: 0.262, SLG: 0.339 (1, 3)		0-0 F3		0-0 5-3		0-0 HR 2B		0-0 F9	0-0 1B
Hector Torres, R OBP: 0.348, SLG: 0.516 (1, 6)		0-0 1B			0-1 CI 1B 1B		0-0 HR 2B	0-0 1B	0-0 1-3
Fred Kendall, R OBP: 0.281, SLG: 0.204 (1, 2)		0-0 G6-4-3			0-0 1B 1B		0-0 F7	0-0 F9	
Bill Greif, R Brent Strom, R Ted Kubiak, S Rich Folkers, L Merv Rettenmund, R Alan Foster, R Willie McCovey, L Dave Tomlin, L			0-0 6-3		0-0 F8		0-3 K	0-0 L4	

Inning Stats	R: 0	H: 1	E: 0	K: 1	S: 6	P: 6	R: 0	H: 2	E: 0	K: 0	S: 4	P: 4	R: 0	H: 1	E: 0	K: 0	S: 4	R: 0	H: 0	E: 0	K: 1	S: 5	R: 2	H: 3	E: 1	K: 1	S: 9	R: 2	H: 2	E: 0	K: 1	S: 7	R: 1	H: 2	E: 0	K: 0	S: 5	R: 0	H: 1	E: 0	K: 0	S: 4	R: 1	H: 3	E: 0	K: 1	S: 8	1B: 11	SF: 0	2B: 3	SAC: 0	3B: 0	DP: 1	HR: 1	HBP: 0	WP: 0	PA: 43
--------------	------	------	------	------	------	------	------	------	------	------	------	------	------	------	------	------	------	------	------	------	------	------	------	------	------	------	------	------	------	------	------	------	------	------	------	------	------	------	------	------	------	------	------	------	------	------	------	--------	-------	-------	--------	-------	-------	-------	--------	-------	--------

PITCHER	IP	WLS	BF	H	R	ER	SO	BB	IBB	HBP	BLK	WP	HR	S	P	ERA	WHIP
John Candelaria, L ERA: 2.29 (1, 1)	6.2	W	31	11	5	3	4	0	0	0	0	0	1	39	39	4.05	1.650
Larry Demery, R ERA: 1.17 (7, 1)	1.0		4	1	0	0	0	0	0	0	1	0	0	4	4	0.00	1.000
Ramon Hernandez, L ERA: 6.43 (8, 1)	0.2		4	1	1	1	0	1	0	0	0	0	0	3	7	13.50	3.000
Bob Moose, R ERA: (9, 1)	0.2		4	2	0	0	1	0	0	0	0	0	0	6	6	0.00	3.000



Batter	1	2	3	4	5	6	7	8	9	AB R H RBI BB SO LOB	TOP							
Rennie Stennett, R (1, 4) OBP: 0.291, SLG: 0.387	0-0 E6 FC4-6		0-0 L8			0-0 6-3		0-0 FC6-4 1-2f		4 0 0 0 0 0 1								
Manny Sanguillen, R (1, 2) OBP: 0.324, SLG: 0.343	0-0 FC4-6 1-2f			0-0 F7			0-0 6-3 2B		0-0 1B SF8	4 2 2 0 0 0 1								
Bill Robinson, R (1, 8) OBP: 0.370, SLG: 0.400	0-0 G6-4-3 1-2f			0-0 5-3			0-0 6-3		0-0 1B	4 0 1 0 0 0 2								
Willie Stargell, L (1, 3) OBP: 0.470, SLG: 0.625		0-0 F9		0-0 F5			0-0 F9		0-3 K	4 0 0 0 0 1 3								
Richie Zisk, R (1, 7) OBP: 0.319, SLG: 0.439					0-0 6-3		0-0 6-3 2B		0-0 SF8	3 0 2 2 0 0 0								
Dave Parker, L (1, 9) OBP: 0.303, SLG: 0.507		0-0 F8			0-0 4-3		0-0 3-H P3		0-0 F6	4 0 0 0 0 0 3								
Richie Hebner, L (1, 5) OBP: 0.361, SLG: 0.358			0-0 G3		0-0 G3			0-0 F4		3 0 0 0 0 0 1								
Mario Mendoza, R (1, 6) OBP: 0.500, SLG: 0.500			0-0 F9			0-0 F9		0-0 4-3		2 0 0 0 0 0 0								
Al Oliver, L (8, PH) OBP: 0.383, SLG: 0.432										1 0 0 0 0 0 0								
Dave Giusti, R (8, 1)										0 0 0 0 0 0 0								
Doc Medich, R (1, 1) OBP: 0.100, SLG: 0.100			0-0 4-3			0-0 L6		0-0 FC6-4		2 0 0 0 0 0 0								
Kent Tekulve, R (6, 1)										0 0 0 0 0 0 0								
Ramon Hernandez, S (7, 1)										0 0 0 0 0 0 0								
Tommy Helms, R (8, PH) OBP: 0.182, SLG: 0.273										1 0 1 0 0 0 0								
<b>Inning Stats</b>	R: 0 E: 1 K: 0 S: 3	H: 0 LOB: 0 BB: 0 P: 3	R: 0 E: 0 K: 0 S: 4	H: 1 LOB: 1 BB: 0 P: 4	R: 0 E: 0 K: 0 S: 3	H: 0 LOB: 0 BB: 0 P: 3	R: 0 E: 0 K: 0 S: 3	H: 0 LOB: 0 BB: 0 P: 3	R: 1 E: 0 K: 0 S: 5	H: 2 LOB: 1 BB: 0 P: 5	R: 0 E: 0 K: 0 S: 4	H: 1 LOB: 1 BB: 0 P: 4	R: 1 E: 0 K: 1 S: 7	H: 2 LOB: 1 BB: 0 P: 7	1B: 4 2B: 2 3B: 0 HR: 0	SF: 1 SAC: 0 DP: 1 HBP: 0	WP: 0 PB: 0 SB: 0 CS: 0	PA: 33
<b>PITCHER</b> Randy Jones, L (1, 1) ERA: 2.91	IP: 9.0 WLS: W BF: 33 H: 6 R: 2 ER: 2 SO: 1 BB: 0 IBB: 0 HBP: 0 BLK: 0 WP: 0 HR: 0 S: 35 P: 35 ERA: 2.00 WHIP: 0.667															<b>PITCHER</b>	IP: 9.0 WLS: W BF: 33 H: 6 R: 2 ER: 2 SO: 1 BB: 0 IBB: 0 HBP: 0 BLK: 0 WP: 0 HR: 0 S: 35 P: 35 ERA: 2.00 WHIP: 0.667	

Pittsburgh Pirates @ San Diego Padres  
San Diego Stadium, San Diego, CA  
Sun May 02 1976, 6:33 AM EDT  
Att: 21,702 - Unknown

AB	32
R	2
H	6
RBI	2
BB	0
SO	1
LOB	11



WP: 0	PA: 33
PB: 0	
SB: 0	
CS: 0	

livebaseballscorecards.com

Batter	1	2	3	4	5	6	7	8	9
Jerry Turner, L OBP: 0.474, SLG: 0.706 (1, 7)	0-0 1-3		0-0 1B			0-0 3B 3B	0-0 F7		
Tito Fuentes, S OBP: 0.350, SLG: 0.379 (1, 4)	0-0 F8			0-0 PB 1B		0-0 4-3	0-0 4-3		
Willie Davis, L OBP: 0.314, SLG: 0.464 (1, 8)	0-0 F8			0-0 L7		0-0 HR 3B	0-0 1B		
Willie McCovey, L OBP: 0.294, SLG: 0.233 (1, 3)		0-0 BB 1B		0-0 F8		4-0 HR IBB	0-0 4-3		
Mike Ivie, R OBP: 0.262, SLG: 0.339 (8, 3)									
Doug Rader, R OBP: 0.406, SLG: 0.474 (1, 5)		0-0 F8		0-0 L4		0-0 HR	0-0 5-3		
Dave Winfield, R OBP: 0.348, SLG: 0.356 (1, 9)		4-0 BB BB BB G1-4-3 BB			0-0 L9	0-0 4-3	0-0 S 1B		
Hector Torres, R OBP: 0.356, SLG: 0.507 (1, 6)		0-0 G1-4-3			0-0 S 1B	4-0 1B BB	0-3 K		
Fred Kendall, R OBP: 0.295, SLG: 0.212 (1, 2)			0-0 6-3		0-0 P3	0-0 1B	4-0 IBB		
Randy Jones, R (1, 1)			0-3 K		0-3 K	0-0 F4	0-0 F9		

Inning Stats	R: 0	H: 0	E: 0	K: 0	S: 3	LOB: 0	BB: 0	P: 3	R: 0	H: 1	E: 0	K: 0	S: 3	LOB: 1	BB: 1	P: 7	R: 0	H: 1	E: 0	K: 1	S: 5	LOB: 1	BB: 0	P: 5	R: 0	H: 1	E: 0	K: 0	S: 4	LOB: 1	BB: 0	P: 4	R: 4	H: 4	E: 0	K: 0	S: 7	LOB: 2	BB: 2	P: 15	R: 0	H: 1	E: 0	K: 0	S: 4	LOB: 2	BB: 1	P: 10
1B: 7	SF: 0	2B: 0	SAC: 0	3B: 2	DP: 1	HR: 1	HBP: 0	WP: 0	PA: 36																																							

PITCHER	IP	WLS	BF	H	R	ER	SO	BB	IBB	HBP	BLK	WP	HR	S	P	ERA	WHIP
Doc Medich, R (1, 1)	5.1	L	23	7	4	4	2	1	1	0	0	0	1	25	33	6.75	1.500
Kent Tekulve, R (6, 1)	1.1		7	2	0	0	0	1	0	0	0	0	0	6	10	0.00	2.250
Ramon Hernandez, L (7, 1)	0.1		1	0	0	0	0	0	0	0	0	0	0	1	1	0.00	0.000
Dave Giusti, R (8, 1)	1.0		5	1	0	0	1	0	1	0	0	0	0	6	10	0.00	1.000

**BOTTOM**

**Pittsburgh Pirates @ San Diego Padres**  
**San Diego Stadium, San Diego, CA**

Sun May 02 1976, 6:33 AM EDT  
 Att. 21,702 - Unknown

livebaseballscorecards.com

AB	32
R	4
H	10
RBI	4
BB	4
SO	3
LOB	15





Batter	1	2	3	4	5	6	7	8	9	AB R H RBI BB SO LOB	TOP											
Von Joshua, L (1, 8) OBP: 0.313, SLG: 0.359	0-0 FC6-4 1B	0-0 4-3			0-0 4-3	0-0 F9		0-0 2B		5 1 2 0 0 0 4	<b>San Francisco Giants @ Pittsburgh Pirates</b> Three Rivers Stadium, Pittsburgh, PA Tue May 04 1976, 7:05 PM EDT Att. 4,729 - Unknown											
Derrel Thomas, S (1, 4) OBP: 0.323, SLG: 0.321	0-0 E9 FC6-4 1B	0-0 1-3			0-0 6-3		0-0 E5 1B	0-0 4-3		5 2 1 0 0 0 2												
Bobby Murcer, L (1, 9) OBP: 0.404, SLG: 0.410	0-3 K			0-0 4-3	0-0 F8		0-0 F6 BB	4-0 FC6-4 BB		4 0 0 0 1 1 3												
Gary Matthews, R (1, 7) OBP: 0.340, SLG: 0.464	4-0 FC6-4 IBB			4-0 FC5-4 BB		0-0 5-3	0-0 BB SF7 1B	0-0 FC6-4 1-2f		3 1 1 1 2 0 2												
Willie Montanez, L (1, 3) OBP: 0.354, SLG: 0.337	0-0 FC6-4 1B			0-0 FC5-4		0-0 2B 1B	0-0 BB 1B		0-0 F7	5 1 2 1 0 0 3												
Chris Speier, R (1, 6) OBP: 0.362, SLG: 0.400	0-0 1-2 3-H 1B			0-0 L9		0-0 1B 2B	4-0 1-2 2-3 BB		0-0 F8	4 0 2 1 1 0 1												
Ken Reitz, R (1, 5) OBP: 0.382, SLG: 0.405	0-3 K			0-0 5-3		4-0 1B IBB	0-0 SF7		0-0 F7	3 0 0 1 1 1 2												
Marc Hill, R (1, 2) OBP: 0.313, SLG: 0.533		0-0 E5		0-0 4-3		0-0 1B	0-0 L4			3 0 1 1 0 0 0												
Glenn Adams, L (7, PH) OBP: 0.222, SLG: 0.333		4-3 SH3-4				1-2 2-3 3-H 1B				1 0 0 0 0 0 2												
Mike Sadek, R (7, 2) OBP: 0.333, SLG: 0.412										0 0 0 0 0 0 0												
Mike Caldwell, R (1, 1) Charlie Williams, R (6, 1) Steve Ontiveros, S (8, PH) Randy Moffitt, R (8, 1)		0-0 SH3-4		0-3 K		0-0 F9		0-0 4-3		2 0 0 0 0 1 3												
<b>Inning Stats</b>	R: 2 E: 1 K: 2 S: 10	H: 3 LOB: 2 BB: 1 P: 14	R: 0 E: 1 K: 0 S: 4	H: 0 LOB: 1 BB: 0 P: 4	R: 0 E: 0 K: 0 S: 3	H: 0 LOB: 1 BB: 1 P: 7	R: 0 E: 0 K: 1 S: 5	H: 0 LOB: 0 BB: 0 P: 5	R: 0 E: 0 K: 0 S: 3	H: 0 LOB: 0 BB: 0 P: 3	R: 1 E: 0 K: 0 S: 6	H: 3 LOB: 3 BB: 1 P: 10	R: 2 E: 1 K: 0 S: 6	H: 2 LOB: 2 BB: 1 P: 10	R: 0 E: 0 K: 0 S: 4	H: 1 LOB: 2 BB: 1 P: 8	R: 0 E: 0 K: 0 S: 3	H: 0 LOB: 0 BB: 0 P: 3	1B: 7 2B: 2 3B: 0 HR: 0	SF: 1 SAC: 1 DP: 0 HBP: 0	WP: 0 PB: 0 SB: 1 CS: 0	PA: 43
<b>PITCHER</b>	IP WLS BF H R ER SO BB IBB HBP BLK WP HR S P ERA WHIP												<b>PITCHER</b>	IP WLS BF H R ER SO BB IBB HBP BLK WP HR S P ERA WHIP								
Jerry Reuss, L (1, 1) ERA: 4.19	6.1 W 32 8 5 3 3 1 2 0 0 0 0 0 35 47 4.26 1.421																					
Bob Moose, R (7, 1) ERA:	2.2 S 11 1 0 0 0 2 0 0 0 0 0 0 9 17 0.00 1.125																					

AB	36
R	5
H	9
RBI	5
BB	5
SO	3
LOB	22



WP: 0	PA: 43
PB: 0	
SB: 1	
CS: 0	





Batter	1	2	3	4	5	6	7	8	9	AB R H RBI BB SO LOB	TOP											
Von Joshua, L (1, 8) OBP: 0.300, SLG: 0.344	0-0 4-3		0-0 4-3		0-0 F7		0-0 6-3			4 0 0 0 0 0 0	<b>San Francisco Giants @ Pittsburgh Pirates</b> Three Rivers Stadium, Pittsburgh, PA Wed May 05 1976, 7:05 PM EDT Att. 6,321 - Unknown											
Derrel Thomas, S (1, 4) OBP: 0.330, SLG: 0.352	0-0 F4		0-0 1B			0-0 FC5-4 3B		0-0 4-3		4 1 2 0 0 0 0												
Bobby Murcer, L (1, 9) OBP: 0.408, SLG: 0.400	4-0 BB		0-0 F8			4-0 FC5-4 BB		0-0 F8		2 0 0 0 2 0 1												
Gary Matthews, R (1, 7) OBP: 0.327, SLG: 0.443	0-3 K		0-0 F9			0-0 FC5-4 2B 1-2f 3-H		0-0 5-3		4 0 0 1 0 1 3												
Willie Montanez, L (1, 3) OBP: 0.360, SLG: 0.367		0-0 2B		0-0 6-3		0-0 1-3 2B		0-0 F2		4 0 2 0 0 0 0												
Chris Speier, R (1, 6) OBP: 0.357, SLG: 0.386		0-3 K		0-3 K		0-3 K		4-0 BB		3 0 0 0 1 3 3												
Ken Reitz, R (1, 5) OBP: 0.366, SLG: 0.386		0-0 F3		0-0 F9		0-3 K		0-3 K		4 0 0 0 0 2 4												
Dave Rader, L (1, 2) OBP: 0.268, SLG: 0.315		4-0 IBB			0-0 F8		0-0 G1-6-3 1B		0-0 L9			3 0 1 0 1 0 1										
Ed Halicki, R (1, 1) OBP: 0.429, SLG: 0.200		0-0 3-1			0-0 4-3		0-0 G1-6-3			1 0 0 0 0 0 2												
Steve Ontiveros, S (5, PH) OBP: 0.263, SLG: 0.125										1 0 0 0 0 0 0												
Dave Heaverlo, R (5, 1)										0 0 0 0 0 0 0												
Glenn Adams, L (7, PH) OBP: 0.200, SLG: 0.300										1 0 0 0 0 0 1												
Greg Minton, S (7, 1)										0 0 0 0 0 0 0												
<b>Inning Stats</b>	R: 0 E: 0 K: 1 S: 5	H: 0 LOB: 1 BB: 1 P: 9	R: 0 E: 0 K: 1 S: 6	H: 1 LOB: 2 BB: 1 P: 10	R: 0 E: 0 K: 0 S: 4	H: 1 LOB: 1 BB: 0 P: 4	R: 0 E: 0 K: 1 S: 5	H: 0 LOB: 0 BB: 0 P: 5	R: 0 E: 0 K: 0 S: 3	H: 0 LOB: 0 BB: 0 P: 3	R: 1 E: 0 K: 2 S: 9	H: 2 LOB: 2 BB: 1 P: 13	R: 0 E: 0 K: 0 S: 3	H: 1 LOB: 0 BB: 0 P: 3	R: 0 E: 0 K: 0 S: 3	H: 0 LOB: 0 BB: 0 P: 3	R: 0 E: 0 K: 1 S: 5	H: 0 LOB: 1 BB: 1 P: 9	1B: 2 2B: 2 3B: 1 HR: 0	SF: 0 SAC: 0 DP: 1 HBP: 0	WP: 0 PB: 0 SB: 0 CS: 0	PA: 35
<b>PITCHER</b> Bruce Kison, R (1, 1) ERA: 4.76	IP: 9.0 WLS: W BF: 35 H: 5 R: 1 ER: 1 SO: 6 BB: 3 IBB: 1 HBP: 0 BLK: 0 WP: 0 HR: 0 S: 43 P: 59 ERA: 1.00 WHIP: 0.889											<b>PITCHER</b>	IP: 0.0 WLS: 0 BF: 0 H: 0 R: 0 ER: 0 SO: 0 BB: 0 IBB: 0 HBP: 0 BLK: 0 WP: 0 HR: 0 S: 0 P: 0 ERA: 0.00 WHIP: 0.000									

livebaseballscorecards.com

<b>AB</b>	31
<b>R</b>	1
<b>H</b>	5
<b>RBI</b>	1
<b>BB</b>	4
<b>SO</b>	6
<b>LOB</b>	15



Batter	1	2	3	4	5	6	7	8	9
Rennie Stennett, R (1, 4) OBP: 0.264, SLG: 0.349	0-0 F8		0-0 F3	0-0 F5			0-0 4-3		
Richie Hebner, L (1, 5) OBP: 0.362, SLG: 0.361	0-0 L9		0-0 HR 1B				0-0 4-3		
Al Oliver, L (1, 8) OBP: 0.431, SLG: 0.532	4-0 BB		0-0 HR				0-0 1B		
Willie Stargell, L (1, 3) OBP: 0.459, SLG: 0.635	0-3 K		0-0 G3				0-0 F9		
Dave Parker, L (1, 9) OBP: 0.298, SLG: 0.519		0-0 4-3		0-0 F7			0-0 G3	0-0 S HBP 2B	
Richie Zisk, R (1, 7) OBP: 0.300, SLG: 0.419		0-0 L5		0-0 WP HR 2B			0-3 K	0-0 5-3	
Duffy Dyer, R (1, 2) OBP: 0.417, SLG: 0.800		0-3 K		0-0 HR			0-0 1-3	1-0 FC6-4 HBP	
Mario Mendoza, R (1, 6) OBP: 0.417, SLG: 0.417			0-0 F4	0-0 1B			0-0 4-3	0-0 FC6-4	
Bruce Kison, R (1, 1) OBP: 0.167, SLG: 0.333			0-0 1B 2B	0-0 F3			0-3 K		

AB	R	H	RBI	BB	SO	LOB
4	0	0	0	0	0	2
4	1	1	1	0	0	0
3	2	3	2	1	0	0
4	0	1	0	0	1	2
4	0	1	1	0	0	1
4	1	1	0	0	1	2
3	1	1	2	0	1	0
4	0	1	0	0	0	1
3	1	1	0	0	1	1

**BOTTOM**

**San Francisco Giants @ Pittsburgh Pirates**  
**Three Rivers Stadium, Pittsburgh, PA**  
 Wed May 05 1976, 7:05 PM EDT  
 Att. 6,321 - Unknown

livebaseballscorecards.com

<b>AB</b>	<b>33</b>
<b>R</b>	<b>6</b>
<b>H</b>	<b>10</b>
<b>RBI</b>	<b>6</b>
<b>BB</b>	<b>1</b>
<b>SO</b>	<b>4</b>
<b>LOB</b>	<b>9</b>



1B: 5	SF: 0
2B: 3	SAC: 0
3B: 0	DP: 0
HR: 2	HBP: 1

WP: 1	PA: 35
PB: 0	
SB: 1	
CS: 0	

Inning Stats	R: 0	H: 0	E: 0	K: 1	S: 5	LOB: 1	BB: 1	P: 9
	R: 0	H: 0	E: 0	K: 1	S: 5	LOB: 0	BB: 0	P: 5
	R: 3	H: 3	E: 0	K: 0	S: 6	LOB: 0	BB: 0	P: 6
	R: 2	H: 3	E: 0	K: 0	S: 6	LOB: 1	BB: 0	P: 6
	R: 1	H: 2	E: 1	K: 1	S: 7	LOB: 1	BB: 0	P: 7
	R: 0	H: 0	E: 0	K: 1	S: 5	LOB: 0	BB: 0	P: 5
	R: 0	H: 1	E: 0	K: 0	S: 4	LOB: 1	BB: 0	P: 4
	R: 0	H: 1	E: 0	K: 0	S: 3	LOB: 1	BB: 0	P: 4

PITCHER	IP	WLS	BF	H	R	ER	SO	BB	IBB	HBP	BLK	WP	HR	S	P	ERA	WHIP
Ed Halicki, R (1, 1) ERA: 5.68	4.0	L	19	6	5	5	2	1	0	0	0	1	2	22	26	11.25	1.750
Dave Heaverlo, R (5, 1) ERA: 3.46	2.0		8	2	1	1	2	0	0	0	0	0	0	12	12	4.50	1.000
Greg Minton, R (7, 1) ERA: 3.94	2.0		8	2	0	0	0	0	0	1	0	0	0	7	8	0.00	1.000





Batter	1	2	3	4	5	6	7	8	9
Rennie Stennett, R (1, 4) OBP: 0.286, SLG: 0.368	0-0 1B SF9 1B		0-0 L3-6 1-3 1B		0-0 1B		0-0 F9		
Richie Hebner, L (1, 5) OBP: 0.356, SLG: 0.354	0-0 1-3 1B		0-0 1-3 1B		0-0 F9		0-0 4-3		
Al Oliver, L (1, 8) OBP: 0.400, SLG: 0.500	0-0 SF9		0-0 L3-6			0-0 G3	0-0 5-3		
Willie Stargell, L (1, 3) OBP: 0.436, SLG: 0.597	0-0 F8			0-0 G3		0-0 F8		0-0 6-3	
Dave Parker, L (1, 9) OBP: 0.307, SLG: 0.529	0-0 4-3			0-0 L9		0-0 1B 1B		0-0 2B	
Richie Zisk, R (1, 7) OBP: 0.321, SLG: 0.429		0-0 6-3		0-0 FC4-6 1B		0-0 1B 1B		4-0 IBB	
Duffy Dyer, R (1, 2) OBP: 0.375, SLG: 0.643		0-0 E5		0-0 FC4-6		0-0 1B		0-0 G4-6-3	
Mario Mendoza, R (1, 6) OBP: 0.333, SLG: 0.333		0-0 G6-4-3			0-0 6-3	0-0 F8			
Jim Rooker, R (1, 1) OBP: 0.222, SLG: 0.222			0-0 1B 1-3 1B		0-3 K		0-0 4-3 1B		
Larry Demery, R (7, 1) OBP: 0.500, SLG: 0.500									

Inning Stats	R: 1	H: 2	E: 0	K: 0	S: 5	LOB: 1	BB: 0	P: 5
	0	0	0	0	0	0	0	3
	0	0	0	0	0	0	0	3
	1	2	0	0	4	0	0	4
	0	1	0	0	4	1	0	6
	0	3	0	0	6	2	0	6
	0	1	0	0	4	1	0	7

PITCHER	IP	WLS	BF	H	R	ER	SO	BB	IBB	HBP	BLK	WP	HR	S	P	ERA	WHIP
Jim Barr, R (1, 1) ERA: 4.19	6.0	L	26	9	3	3	1	0	0	0	0	0	0	28	28	4.50	1.500
Gary Lavelle, L (7, 1) ERA: 0.36	2.0		8	2	0	0	0	0	1	0	0	0	0	7	11	0.00	1.000


AB	R	H	RBI	BB	SO	LOB
4	1	3	0	0	0	1
4	0	1	1	0	0	3
3	0	0	1	0	0	2
4	0	0	0	0	0	1
4	1	2	0	0	0	1
3	0	2	0	1	0	0
4	0	1	1	0	0	3
3	0	0	0	0	0	3
2	1	1	0	0	1	0
1	0	1	0	0	0	0

**BOTTOM**

**San Francisco Giants @ Pittsburgh Pirates**  
 Three Rivers Stadium, Pittsburgh, PA

Thu May 06 1976, 7:05 PM EDT  
 Att: 5,111 - Unknown

AB	32
R	3
H	11
RBI	3
BB	1
SO	1
LOB	14



1B	2B	3B	HR	SF	SAC	DP	HBP
10	2	0	0	1	0	3	0

WP	PA	ERA	WHIP
0	34	0	0



Batter	1	2	3	4	5	6	7	8	9	AB R H RBI BB SO LOB	TOP											
Rowland Office, L (1, 8) OBP: 0.287, SLG: 0.276 Tom Paciorek, R (8, PH) OBP: 0.212, SLG: 0.226 (8, 8)	0-3 K		0-3 K		0-0 4-3			0-0 F8		3 0 0 0 0 2 0 1 0 0 0 0 0 0												
Marty Perez, R (1, 5) OBP: 0.226, SLG: 0.267 (7, 6)	0-0 F8		0-0 5-3			0-0 FC6-4 1B		0-0 4-3		4 0 1 0 0 0 0												
Jimmy Wynn, R (1, 7) OBP: 0.379, SLG: 0.345	0-3 K			4-0 1B BB		0-3 K			0-0 F7	3 0 0 0 1 2 1												
Ken Henderson, S (1, 9) OBP: 0.389, SLG: 0.485		0-0 2B 1B		0-3 K		0-0 F9			0-0 6-3	4 1 1 0 0 1 2												
Earl Williams, R (1, 3) OBP: 0.290, SLG: 0.345		0-0 F7		0-0 FC5-4 1B		0-0 FC6-4			0-0 G3	4 0 1 0 0 0 2												
Lee Lacy, R (1, 4) OBP: 0.263, SLG: 0.267		0-0 F9		0-0 F9			0-0 G6-4-3 1B			3 0 1 0 0 0 3												
Vic Correll, R (1, 2) OBP: 0.400, SLG: 0.571		0-0 1-H 2B		0-0 FC5-4			0-3 K			3 0 1 1 0 1 3												
Darrel Chaney, S (1, 6) OBP: 0.364, SLG: 0.333 Cito Gaston, R (7, PH) OBP: 0.353, SLG: 0.333 Jerry Royster, R (7, 5) OBP: 0.256, SLG: 0.227		0-3 K			0-3 K		0-0 G6-4-3			2 0 0 0 0 2 1 1 0 0 0 0 0 1 0 0 0 0 0 0 0												
Andy Messersmith, R (1, 1) OBP: 0.200, SLG: 0.200 Rod Gilbreath, R (8, PH) OBP: 0.364, SLG: 0.333 Bruce Dal Canton, R (8, 1)			0-3 K		0-0 5-3			0-3 K		2 0 0 0 0 1 0 1 0 0 0 0 1 0 0 0 0 0 0 0 0												
<b>Inning Stats</b>	R: 0 E: 0 K: 2 S: 7	H: 0 LOB: 0 BB: 0 P: 7	R: 1 E: 0 K: 1 S: 7	H: 2 LOB: 1 BB: 0 P: 7	R: 0 E: 0 K: 2 S: 7	H: 0 LOB: 0 BB: 0 P: 7	R: 0 E: 0 K: 1 S: 6	H: 1 LOB: 2 BB: 1 P: 10	R: 0 E: 0 K: 1 S: 5	H: 0 LOB: 0 BB: 0 P: 5	R: 0 E: 0 K: 1 S: 6	H: 1 LOB: 1 BB: 0 P: 6	R: 0 E: 0 K: 1 S: 5	H: 1 LOB: 0 BB: 0 P: 5	R: 0 E: 0 K: 1 S: 5	H: 0 LOB: 0 BB: 0 P: 5	R: 0 E: 0 K: 0 S: 3	H: 0 LOB: 0 BB: 0 P: 3	1B: 4 2B: 1 3B: 0 HR: 0	SF: 0 SAC: 0 DP: 1 HBP: 0	WP: 0 PB: 0 SB: 0 CS: 0	PA: 32
<b>PITCHER</b> John Candelaria, L (1, 1) ERA: 1.88	IP: 9.0 WLS: W BF: 32 H: 5 R: 1 ER: 1 SO: 10 BB: 1 IBB: 0 HBP: 0 BLK: 0 WP: 0 HR: 0 S: 51 P: 55 ERA: 1.00 WHIP: 0.667																				<b>PITCHER</b> IP: WLS: BF: H: R: ER: SO: BB: IBB: HBP: BLK: WP: HR: S: P: ERA: WHIP	

Atlanta Braves @ Pittsburgh Pirates  
Three Rivers Stadium, Pittsburgh, PA

Fri May 07 1976, 7:05 PM EDT  
Att. 6,049 - Unknown - 45 F

livebaseballscorecards.com

AB	31
R	1
H	5
RBI	1
BB	1
SO	10
LOB	13







Batter	1	2	3	4	5	6	7	8	9	AB R H RBI BB SO LOB	TOP		
Rowland Office, L (1, 8) OBP: 0.297, SLG: 0.288	0-0 CS 1B		0-0 6-3			0-3 K		0-0 1B PB G5-4-3 1B		4 1 2 0 0 1 0	<b>Atlanta Braves @ Pittsburgh Pirates</b> Three Rivers Stadium, Pittsburgh, PA Sat May 08 1976, 3:33 AM EDT Att. 6,864 - Unknown		
Darrell Evans, L (1, 5) OBP: 0.365, SLG: 0.227	0-0 1-2 1B		0-0 1B			0-0 F7		0-0 1-3 3-H 1B G5-4-3		4 0 3 1 0 0 0			
Jimmy Wynn, R (1, 7) OBP: 0.383, SLG: 0.337	4-0 1-2 BB G4-6-3		0-3 K			4-0 BB FC6-4		0-0 1-2f 3-H 1B G5-4-3		2 0 0 0 2 1 2			
Ken Henderson, S (1, 9) OBP: 0.368, SLG: 0.457 Roger Moret, S (8, 1) Max Leon, R (8, 1)	0-0 1-2f G4-6-3		0-0 4-3			0-0 1-2f FC6-4		0-0 3-H F6		4 0 0 0 0 0 3 0 0 0 0 0 0 0 0 0 0 0 0 0 0			
Lee Lacy, R (1, 4) OBP: 0.262, SLG: 0.304 (8, 9)		0-0 4-3		0-3 K		0-0 L8		0-0 HR		4 1 1 1 0 1 0			
Earl Williams, R (1, 3) OBP: 0.257, SLG: 0.303		0-0 6-3		0-0 5-3		0-3 K		0-3 K		4 0 0 0 0 2 0			
Biff Pocoroba, S (1, 2) OBP: 0.348, SLG: 0.361		0-0 1B		0-0 4-3		0-0 1B		0-0 1-3		4 0 2 0 0 0 0			
Darrel Chaney, S (1, 6) OBP: 0.350, SLG: 0.319 Dave May, L (9, PH) OBP: 0.077, SLG: 0.192		0-0 4-3		0-0 F8		0-3 K		0-0 F6		3 0 0 0 0 1 2 1 0 0 0 0 0 0			
Phil Niekro, R (1, 1) OBP: 0.118, SLG: 0.118 Marty Perez, R (8, PH) OBP: 0.250, SLG: 0.323 (8, 4)		0-0 4-3		0-0 1-3		0-0 1B 2B				2 0 0 0 0 0 0 1 1 1 0 0 0 0			
<b>Inning Stats</b>	R: 0 H: 2 E: 0 LOB: 1 K: 0 BB: 1 S: 3 P: 7	R: 0 H: 1 E: 0 LOB: 1 K: 0 BB: 0 S: 4 P: 4	R: 0 H: 1 E: 0 LOB: 1 K: 1 BB: 0 S: 6 P: 6	R: 0 H: 0 E: 0 LOB: 0 K: 1 BB: 0 S: 5 P: 5	R: 0 H: 0 E: 0 LOB: 0 K: 0 BB: 0 S: 3 P: 3	R: 0 H: 0 E: 0 LOB: 1 K: 1 BB: 1 S: 5 P: 9	R: 0 H: 1 E: 0 LOB: 1 K: 2 BB: 0 S: 8 P: 8	R: 2 H: 3 E: 0 LOB: 0 K: 0 BB: 0 S: 5 P: 5	R: 1 H: 1 E: 0 LOB: 0 K: 1 BB: 0 S: 6 P: 6	1B: 7 SF: 0 2B: 1 SAC: 0 3B: 0 DP: 2 HR: 1 HBP: 0		WP: 0 PA: 35 PB: 1 SB: 0 CS: 1	
<b>PITCHER</b>	IP WLS BF H R ER SO BB IBB HBP BLK WP HR S P ERA WHIP											<b>PITCHER</b>	IP WLS BF H R ER SO BB IBB HBP BLK WP HR S P ERA WHIP
Doc Medich, R (1, 1) ERA: 3.76	7.0 W 29 8 2 1 5 2 0 0 0 0 0 0 37 45 1.29 1.429												
Dave Giusti, R (8, 1) ERA: 10.13	2.0 S 6 1 1 1 1 0 0 0 0 0 0 1 8 8 4.50 0.500												

livebaseballscorecards.com

<b>AB</b>	<b>33</b>
<b>R</b>	<b>3</b>
<b>H</b>	<b>9</b>
<b>RBI</b>	<b>2</b>
<b>BB</b>	<b>2</b>
<b>SO</b>	<b>6</b>
<b>LOB</b>	<b>7</b>



Batter	1	2	3	4	5	6	7	8	9	AB	R	H	RBI	BB	SO	LOB
Rennie Stennett, R OBP: 0.293, SLG: 0.362 (1, 4)	4-0 FC 3B BB	0-3 K			0-0 L8		0-0 FC1-6 2-2			3	1	0	0	1	1	1
Richie Hebner, L OBP: 0.346, SLG: 0.324 (1, 5)	0-0 FC 3B 1-2	0-0 F9			0-0 F9		0-0 4-3			4	1	0	0	0	0	2
Al Oliver, L OBP: 0.397, SLG: 0.534 (1, 8)	0-0 3-1 1-2 2-3		0-0 F9		0-0 F4			0-0 HR		4	1	1	1	0	0	2
Willie Stargell, L OBP: 0.419, SLG: 0.554 (1, 3)	4-0 3B IBB		0-0 P3		0-0 3-1			0-3 K		3	1	0	0	1	1	0
Dave Parker, L OBP: 0.333, SLG: 0.613 (1, 9)	0-0 1B 3B 1-H 2-H 3-H		0-3 K2-3		0-0 F9 2B			0-0 FC5-2-5 3B		4	1	3	3	0	1	0
Richie Zisk, R OBP: 0.337, SLG: 0.422 (1, 7)	0-0 FC6-4 1B 3-H		4-0 5-3 BB		0-0 F9 2-3			4-0 FC5-2-5 BB		2	0	1	1	2	0	1
Manny Sanguillen, R OBP: 0.291, SLG: 0.296 (1, 2)	0-0 FC6-4 FC6-4 1-2f		0-0 5-3 1-2		0-3 K			0-0 FC5-2-5 1-2 3-H		4	0	0	0	0	1	5
Mario Mendoza, R OBP: 0.273, SLG: 0.273 (1, 6)	0-0 FC6-4 1-2f		0-0 6-3		0-0 SH2-4 1B			0-3 K 1-2		4	0	1	0	0	1	4
Doc Medich, R OBP: 0.083, SLG: 0.083 Dave Giusti, R (8, 1)		0-0 F9		0-3 K			0-0 SH2-4 1-2			2	0	0	0	0	1	1
										0	0	0	0	0	0	0

Inning Stats	R: 4	H: 2	E: 0	K: 0	S: 6	LOB: 1	BB: 2	P: 14	R: 0	H: 0	E: 0	K: 1	S: 5	LOB: 0	BB: 0	P: 5	R: 0	H: 0	E: 0	K: 1	S: 5	LOB: 0	BB: 0	P: 5	R: 0	H: 0	E: 0	K: 1	S: 5	LOB: 1	BB: 1	P: 9	R: 0	H: 1	E: 0	K: 1	S: 6	LOB: 1	BB: 0	P: 6	R: 0	H: 1	E: 0	K: 0	S: 4	LOB: 1	BB: 0	P: 4	R: 1	H: 2	E: 0	K: 2	S: 9	LOB: 2	BB: 1	P: 13
PITCHER	IP	WLS	BF	H	R	ER	SO	BB	IBB	HBP	BLK	WP	HR	S	P	ERA	WHIP																																							
Phil Niekro, R ERA: 4.15 (1, 1)	7.0	L	29	4	4	4	4	2	1	0	0	0	0	34	46	5.14	0.857																																							
Roger Moret, L ERA: 4.58 (8, 1)	0.1		3	2	1	1	1	0	0	0	0	0	1	5	5	27.00	6.000																																							
Max Leon, R ERA: (8, 1)	0.2		3	0	0	0	1	1	0	0	0	0	0	4	8	0.00	1.500																																							

**BOTTOM**

**Atlanta Braves @ Pittsburgh Pirates**  
**Three Rivers Stadium, Pittsburgh, PA**  
 Sat May 08 1976, 3:33 AM EDT  
 Att. 6,864 - Unknown

AB	30
R	5
H	6
RBI	5
BB	4
SO	6
LOB	16

WP: 0 PA: 35  
 PB: 0 SB: 0  
 CS: 0



livebaseballscores.com



Batter	1	2	3	4	5	6	7	8	9	AB R H RBI BB SO LOB	TOP																						
<b>Darrell Evans, L</b> (1, 5) OBP: 0.356, SLG: 0.214	0-3 <b>K</b>		0-0 <b>L3</b>		4-0 <b>G5-4-3</b> <b>BB</b>		0-0 <b>F5</b>		0-0 <b>F4</b>	4 0 0 0 1 1 1																							
<b>Marty Perez, R</b> (1, 4) OBP: 0.216, SLG: 0.278 (7, 6)	0-0 <b>5-3</b>		0-0 <b>F8</b>		0-0 <b>G5-4-3</b> <b>1-2f</b>		0-0 <b>F9</b>		0-0 <b>F9</b>	5 0 0 0 0 0 2																							
<b>Jimmy Wynn, R</b> (1, 7) OBP: 0.387, SLG: 0.330	0-0 <b>6-3</b>		4-0 <b>WP</b> <b>BB</b>		4-0 <b>FC5-4</b> <b>BB</b>		0-0 <b>F9</b>		0-0 <b>F9</b>	2 0 0 0 2 0 0																							
<b>Ken Henderson, S</b> (1, 9) OBP: 0.375, SLG: 0.459		0-0 <b>BB</b> <b>1B</b> <b>1B</b>	0-0 <b>6-3</b> <b>1-2</b>		0-0 <b>L8</b>		0-0 <b>F8</b> <b>1B</b> <b>1B</b>		0-0 <b>F8</b> <b>1B</b> <b>1B</b>	4 0 2 0 0 0 2																							
<b>Lee Lacy, R</b> (1, 8) OBP: 0.273, SLG: 0.313		0-0 <b>BB</b> <b>1B</b> <b>1-2</b>		0-0 <b>F3</b>		0-0 <b>FC5-4</b> <b>FC5-4</b> <b>1-2f</b>		0-0 <b>1B</b> <b>1-2</b>		4 0 2 0 0 0 1																							
<b>Earl Williams, R</b> (1, 3) OBP: 0.231, SLG: 0.270		0-0 <b>F8</b>		0-0 <b>F2</b>		0-0 <b>FC5-4</b> <b>1-2f</b>		0-0 <b>F8</b> <b>2-3</b>		4 0 0 0 0 0 5																							
<b>Vic Correll, R</b> (1, 2) OBP: 0.382, SLG: 0.516		4-0 <b>BB</b> <b>1-2</b> <b>2-3</b> <b>BB</b>		0-0 <b>E6</b> <b>FC6-4</b>		0-3 <b>K</b>		0-0 <b>F4</b>		3 0 0 0 1 1 2																							
<b>Darrel Chaney, S</b> (1, 6) OBP: 0.341, SLG: 0.310 <b>Rod Gilbreath, R</b> (7, PH) OBP: 0.462, SLG: 0.400 (7, 4)		0-3 <b>K</b>		0-0 <b>FC6-4</b> <b>1-2f</b>		4-0 <b>HR</b> <b>BB</b>		0-0 <b>FC6-4</b> <b>1B</b>		2 0 0 0 0 1 4 1 1 1 0 1 0 0																							
<b>Dick Ruthven, R</b> (1, 1) OBP: 0.250, SLG: 0.200 <b>Cito Gaston, R</b> (7, PH) OBP: 0.389, SLG: 0.563 <b>Bruce Dal Canton, R</b> (7, 1) OBP: 0.462, SLG: 0.400 <b>Roger Moret, S</b> (7, 1) <b>Tom Paciorek, R</b> (9, PH) OBP: 0.206, SLG: 0.219		0-0 <b>F9</b>		0-0 <b>5-3</b>		0-0 <b>HR</b> <b>1-H</b>		0-0 <b>FC6-4</b> <b>1-2f</b>		2 0 0 0 0 0 3 1 1 1 2 0 0 0 0 0 0 0 0 0 0 0 0 0 0 0 0 0 1 0 0 0 0 0 1																							
<b>Inning Stats</b>	R: 0 E: 0 K: 1 S: 5	H: 0 LOB: 0 BB: 0 P: 5	R: 0 E: 0 K: 1 S: 7	H: 2 LOB: 3 BB: 1 P: 11	R: 0 E: 0 K: 0 S: 3	H: 0 LOB: 1 BB: 0 P: 7	R: 0 E: 1 K: 0 S: 4	H: 0 LOB: 1 BB: 0 P: 4	R: 0 E: 0 K: 0 S: 2	H: 0 LOB: 0 BB: 1 P: 6	R: 0 E: 0 K: 0 S: 3	H: 0 LOB: 1 BB: 1 P: 7	R: 2 E: 0 K: 1 S: 6	H: 1 LOB: 0 BB: 1 P: 10	R: 0 E: 0 K: 0 S: 5	H: 2 LOB: 2 BB: 0 P: 5	R: 0 E: 0 K: 0 S: 4	H: 1 LOB: 1 BB: 0 P: 4	1B: 5 2B: 0 3B: 0 HR: 1	SF: 0 SAC: 0 DP: 1 HBP: 0	WP: 1 PB: 0 SB: 0 CS: 0	PA: 38											
<b>PITCHER</b> <b>Jerry Reuss, L</b> (1, 1) ERA: 3.78	IP 9.0	WLS W	BF 38	H 6	R 2	ER 2	SO 3	BB 5	IBB 0	HBP 0	BLK 0	WP 1	HR 1	S 39	P 59	ERA 2.00	WHIP 1.222																
											<b>PITCHER</b>	IP	WLS	BF	H	R	ER	SO	BB	IBB	HBP	BLK	WP	HR	S	P	ERA	WHIP					

**Atlanta Braves @ Pittsburgh Pirates**  
**Three Rivers Stadium, Pittsburgh, PA**  
 Sun May 09 1976, 3:33 AM EDT  
 Att. 9,275 - Unknown

[livebaseballscorecards.com](http://livebaseballscorecards.com)

<b>AB</b>	<b>33</b>
<b>R</b>	<b>2</b>
<b>H</b>	<b>6</b>
<b>RBI</b>	<b>2</b>
<b>BB</b>	<b>5</b>
<b>SO</b>	<b>3</b>
<b>LOB</b>	<b>21</b>



Batter	1	2	3	4	5	6	7	8	9	AB R H RBI BB SO LOB
Rennie Stennett, R OBP: 0.291, SLG: 0.367 (1, 4)	0-3 K ①		0-0 5-3 ①	0-0 2B ①			0-0 4-3 ①			4 0 1 2 0 1 0
Richie Hebner, L OBP: 0.365, SLG: 0.342 (1, 5)	0-0 G3 ②		4-0 BB ②	4-0 BB ②			0-0 WP 1B 2B ②			2 1 1 0 2 0 0
Al Oliver, L OBP: 0.403, SLG: 0.565 (1, 8)	0-0 3B ③		0-0 G4-6-3 1-2f ③	0-0 F9 ③			0-0 FC5-4 1B 2B ③			4 0 2 1 0 0 3
Willie Stargell, L OBP: 0.400, SLG: 0.526 (1, 3)	0-3 K ③			0-3 K ③	0-3 K ③		0-0 FC5-4 1-2f ③			4 0 0 0 0 3 2
Dave Parker, L OBP: 0.330, SLG: 0.598 (1, 9)		0-3 K ③		0-0 2B 1B ③	0-0 3-1 ③		0-0 F8 ③			4 1 1 0 0 1 1
Richie Zisk, R OBP: 0.354, SLG: 0.448 (1, 7)		0-0 5-3 1B 1B ③		0-0 1B 2B ③	0-0 4-3 ③		0-0 G4-6-3 1B ③			4 1 3 1 0 0 0
Manny Sanguillen, R OBP: 0.300, SLG: 0.306 (1, 2)		0-0 5-3 1B ③		0-0 SH2-4 2B 1B ③		0-0 4-3 ③	0-0 G4-6-3 1-2f ③			4 1 2 0 0 0 1
Mario Mendoza, R OBP: 0.269, SLG: 0.269 (1, 6)		0-0 5-3 ③		0-0 SH2-4 2B 1B ③		0-0 5-3 ③	0-3 K ③			4 1 1 1 0 1 2
Jerry Reuss, L OBP: 0.421, SLG: 0.412 (1, 1)		0-3 K ③		0-0 SH2-4 ③		0-3 K ③				2 0 0 0 0 2 2

Inning Stats	R: 0	H: 1	E: 0	LOB: 1	K: 2	BB: 0	S: 8	P: 8	R: 0	H: 2	E: 0	LOB: 2	K: 2	BB: 0	S: 9	R: 0	H: 0	E: 0	LOB: 0	K: 0	BB: 1	S: 2	R: 4	H: 5	E: 0	LOB: 2	K: 1	BB: 1	S: 10	R: 0	H: 0	E: 0	LOB: 0	K: 1	BB: 0	S: 5	R: 0	H: 0	E: 0	LOB: 0	K: 1	BB: 0	S: 5	R: 1	H: 2	E: 0	LOB: 1	K: 0	BB: 0	S: 5	R: 0	H: 1	E: 0	LOB: 0	K: 1	BB: 0	S: 5	1B: 7	SF: 0	2B: 3	SAC: 1	3B: 1	DP: 2	HR: 0	HBP: 0	WP: 1	PA: 35
--------------	------	------	------	--------	------	-------	------	------	------	------	------	--------	------	-------	------	------	------	------	--------	------	-------	------	------	------	------	--------	------	-------	-------	------	------	------	--------	------	-------	------	------	------	------	--------	------	-------	------	------	------	------	--------	------	-------	------	------	------	------	--------	------	-------	------	-------	-------	-------	--------	-------	-------	-------	--------	-------	--------

PITCHER	IP	WLS	BF	H	R	ER	SO	BB	IBB	HBP	BLK	WP	HR	S	P	ERA	WHIP
Dick Ruthven, R ERA: 2.91 (1, 1)	6.0	L	27	8	4	4	7	2	0	0	0	0	0	39	47	6.00	1.667
Bruce Dal Canton, R ERA: 1.23 (7, 1)	0.1		3	2	1	1	0	0	0	0	0	1	0	3	3	27.00	6.000
Roger Moret, L ERA: 4.19 (7, 1)	1.2		5	1	0	0	1	0	0	0	0	0	0	7	7	0.00	0.600

BOTTOM

Atlanta Braves @ Pittsburgh Pirates  
Three Rivers Stadium, Pittsburgh, PA  
Sun May 09 1976, 3:33 AM EDT  
Att. 9,275 - Unknown

AB	32
R	5
H	11
RBI	5
BB	2
SO	8
LOB	11



WP	PA	ERA	WHIP
1	35		



Batter	1	2	3	4	5	6	7	8	9	AB R H RBI BB SO LOB	TOP	
Rennie Stennett, R (1, 4) OBP: 0.290, SLG: 0.363	0-0 F3		0-0 5-3			0-0 1B		0-0 F9		4 0 1 0 0 0 0		
Richie Hebner, L (1, 5) OBP: 0.348, SLG: 0.325	0-0 F8			0-0 F7		0-3 K		0-3 K		4 0 0 0 0 2 1		
Al Oliver, L (1, 8) OBP: 0.394, SLG: 0.545	0-0 1B			0-0 4-3		0-0 F7		0-0 3-1		4 0 1 0 0 0 1		
Willie Stargell, L (1, 3) OBP: 0.394, SLG: 0.512	0-0 P4			0-0 P4		0-0 1B			0-0 P6	4 0 1 0 0 0 1		
Dave Parker, L (1, 9) OBP: 0.317, SLG: 0.574		0-0 L9			0-3 K2-3	0-3 K			0-0 6-3	4 0 0 0 0 2 2		
Richie Zisk, R (1, 7) OBP: 0.350, SLG: 0.440		0-0 F9			0-0 1B		0-0 F7		0-0 5-3	4 0 1 0 0 0 0		
Manny Sanguillen, R (1, 2) OBP: 0.301, SLG: 0.307		0-0 F8			0-0 1B		0-0 F9			3 0 1 0 0 0 0		
Mario Mendoza, R (1, 6) OBP: 0.276, SLG: 0.276			0-0 6-3		0-3 K		0-0 1B			3 0 1 0 0 1 2		
Bruce Kison, R (1, 1) OBP: 0.167, SLG: 0.333 Kent Tekulve, R (1, 1) OBP: 0.333, SLG: 0.333 Larry Demery, R (2, 1) OBP: 0.690, SLG: 0.333 Ed Kirkpatrick, L (5, PH) OBP: 0.667, SLG: 1.333 Bob Moose, R (5, 1) OBP: 0.176, SLG: 0.188 Bob Robertson, R (7, PH) OBP: 0.176, SLG: 0.188 Ramon Hernandez, S (7, 1)			0-0 F7		0-0 L3		0-0 6-3			0 0 0 0 0 0 0 0 0 0 0 0 0 0 1 0 0 0 0 0 0 1 0 0 0 0 0 2 0 0 0 0 0 0 0 1 0 0 0 0 0 1 0 0 0 0 0 0 0		
<b>Inning Stats</b>	R: 0 H: 1 E: 0 LOB: 1 K: 0 BB: 0 S: 4 P: 4	R: 0 H: 0 E: 0 LOB: 0 K: 0 BB: 0 S: 3 P: 3	R: 0 H: 0 E: 0 LOB: 0 K: 0 BB: 0 S: 3 P: 3	R: 0 H: 0 E: 0 LOB: 0 K: 0 BB: 0 S: 3 P: 3	R: 0 H: 2 E: 0 LOB: 2 K: 2 BB: 0 S: 9 P: 9	R: 0 H: 2 E: 0 LOB: 2 K: 2 BB: 0 S: 9 P: 9	R: 0 H: 1 E: 0 LOB: 1 K: 0 BB: 0 S: 4 P: 4	R: 0 H: 0 E: 0 LOB: 0 K: 1 BB: 0 S: 5 P: 5	R: 0 H: 0 E: 0 LOB: 0 K: 0 BB: 0 S: 3 P: 3	1B: 6 SF: 0 2B: 0 SAC: 0 3B: 0 DP: 0 HR: 0 HBP: 0	WP: 0 PA: 33 PB: 0 SB: 0 CS: 0	
<b>PITCHER</b> Gary Nolan, R (1, 1) ERA: 2.15	IP WLS BF H R ER SO BB IBB HBP BLK WP HR S P ERA WHIP											<b>PITCHER</b> IP WLS BF H R ER SO BB IBB HBP BLK WP HR S P ERA WHIP

Pittsburgh Pirates @ Cincinnati Reds  
Riverfront Stadium, Cincinnati, OH  
Tue May 11 1976, 7:05 PM EDT  
Att. 26,850 - Unknown

livebaseballscorecards.com

AB 33  
R 0  
H 6  
RBI 0  
BB 0  
SO 5  
LOB 10



Batter	1	2	3	4	5	6	7	8	9
<b>Pete Rose, S</b> OBP: 0.511, SLG: 0.582 (1, 5)	4-0 BB 1B 1B BB	0-0 BB BB 1-3 1B		0-0 4-3		0-0 F7			
<b>Ken Griffey, L</b> OBP: 0.406, SLG: 0.500 (1, 9)	0-0 1B BB 1-2 1B	4-0 BB BB 1-2 BB		0-3 K			0-0 P6		
<b>Joe Morgan, L</b> OBP: 0.482, SLG: 0.616 (1, 4)	4-0 1B BB 1-2 2-3	0-0 F5		0-0 E8 FC6-4			0-0 B1-3		
<b>Dan Driessen, L</b> OBP: 0.386, SLG: 0.469 (1, 7)	0-0 BB BB G5-4-3 1B	4-0		0-0 FC6-4			0-0 HR 1B		
<b>Cesar Geronimo, L</b> OBP: 0.410, SLG: 0.469 (8, 8)	1-2 2-3 3-H	1-2 2-3 3-H		1-2					
<b>Tony Perez, R</b> OBP: 0.333, SLG: 0.435 (1, 3)	0-0 G5-4-3 1-2 2-H 3-H	0-0 F9				0-0 F8		0-0 HR	
<b>George Foster, R</b> OBP: 0.402, SLG: 0.495 (1, 8) (8, 7)	0-0 G5-4-3 1-2 2-3		0-0 1B		0-0 5-3		0-0 F8		
<b>Dave Concepcion, R</b> OBP: 0.280, SLG: 0.288 (1, 6)	0-0 L4		0-0 F8		0-0 F8			4-0 BB BB G6-4-3 BB	
<b>Bill Plummer, R</b> OBP: 0.400, SLG: 0.444 (1, 2)		0-0 1B BB 1B	0-0 F2		0-3 K		0-0 G6-4-3		
<b>Gary Nolan, R</b> OBP: 0.250, SLG: 0.250 (1, 1)		0-3 K	0-3 K		0-3 K		0-0 F9		

Inning Stats	R: 3	H: 3	E: 0	K: 5	LOB: 1	BB: 2	P: 13	R: 1	H: 2	E: 0	K: 1	S: 7	LOB: 3	BB: 2	P: 15	R: 0	H: 1	E: 0	K: 1	S: 6	LOB: 1	BB: 0	P: 6	R: 0	H: 0	E: 1	K: 1	S: 6	LOB: 1	BB: 0	P: 6	R: 0	H: 0	E: 0	K: 0	S: 3	LOB: 0	BB: 0	P: 3	R: 0	H: 0	E: 0	K: 2	S: 7	LOB: 0	BB: 0	P: 7	R: 2	H: 2	E: 0	K: 0	S: 5	LOB: 0	BB: 0	P: 5	R: 0	H: 0	E: 0	K: 0	S: 2	LOB: 0	BB: 1	P: 6
--------------	------	------	------	------	--------	-------	-------	------	------	------	------	------	--------	-------	-------	------	------	------	------	------	--------	-------	------	------	------	------	------	------	--------	-------	------	------	------	------	------	------	--------	-------	------	------	------	------	------	------	--------	-------	------	------	------	------	------	------	--------	-------	------	------	------	------	------	------	--------	-------	------

PITCHER	IP	WLS	BF	H	R	ER	SO	BB	IBB	HBP	BLK	WP	HR	S	P	ERA	WHIP
<b>Bruce Kison, R</b> ERA: 5.96 (1, 1)	0.0	L	4	2	3	3	0	2	0	0	0	0	0	2	10	∞	∞
<b>Kent Tekulve, R</b> ERA: 3.27 (1, 1)	1.1		7	3	1	1	1	1	0	0	0	0	0	8	12	6.75	3.000
<b>Larry Demery, R</b> ERA: 0.71 (2, 1)	2.2		11	1	0	0	2	1	0	0	0	0	0	14	18	0.00	0.750
<b>Bob Moose, R</b> ERA: (5, 1)	2.0		6	0	0	0	2	0	0	0	0	0	0	10	10	0.00	0.000
<b>Ramon Hernandez, L</b> ERA: 6.75 (7, 1)	2.0		8	2	2	2	0	1	0	0	0	0	1	7	11	9.00	1.500

**AB R H RBI BB SO LOB**

3	1	1	0	1	0	0
3	1	1	0	1	1	0
3	1	0	0	1	0	3
3	1	2	2	1	0	1
0	0	0	0	0	0	0
4	1	2	4	0	0	3
4	0	1	0	0	0	2
3	0	0	0	1	0	2
4	1	1	0	0	1	2
4	0	0	0	0	3	2

**AB 31**  
**R 6**  
**H 8**  
**RBI 6**  
**BB 5**  
**SO 5**  
**LOB 15**



**WP: 0 PA: 36**  
**PB: 0**  
**SB: 0**  
**CS: 0**

**Pittsburgh Pirates @ Cincinnati Reds**  
Riverfront Stadium, Cincinnati, OH  
Tue May 11 1976, 7:05 PM EDT  
Att. 26,850 - Unknown

livebaseballscores.com



Batter	1	2	3	4	5	6	7	8	9	AB R H RBI BB SO LOB	TOP											
Rennie Stennett, R (1, 4) OBP: 0.301, SLG: 0.370	0-0 4-3 1B		0-0 G3		0-0 2B 1B	0-0 FC5		0-0 1-3 1B	0-0 4-3 2-3	6 1 3 1 0 0 2												
Manny Sanguillen, R (1, 2) OBP: 0.288, SLG: 0.290	0-0 4-3 1-2		0-0 F9		0-0 F9	0-0 F9		0-0 1-3		5 0 0 0 0 0 5												
Al Oliver, L (1, 8) OBP: 0.382, SLG: 0.514	0-0 F8			0-0 F8	4-0 2B BB		0-0 4-3	0-0 6-3		4 1 0 0 1 0 2												
Willie Stargell, L (1, 3) OBP: 0.404, SLG: 0.518	4-0 FC4-6 BB			0-3 K	0-0 2B		0-0 3-1	4-0 IBB		3 0 1 2 2 1 0												
Richie Zisk, R (1, 7) OBP: 0.362, SLG: 0.463	0-0 FC4-6 1-2f			0-0 1B 2B	4-0 FC6-4 IBB		0-0 1B 2B	0-0 F8		4 1 2 0 1 0 4												
Dave Parker, L (1, 9) OBP: 0.321, SLG: 0.573		0-3 K		0-0 1B	0-0 FC6-4 1-2f		4-0 1B IBB		0-0 SF9 3B	2 0 1 0 0 1 0 2 1 1 0 1 0 2												
Bill Robinson, R (5, PH) OBP: 0.412, SLG: 0.516																						
Richie Hebner, L (1, 5) OBP: 0.340, SLG: 0.321		0-3 K			0-0 F9	0-0 F9	0-0 1B		0-0 SF9	4 0 1 2 0 1 0												
Mario Mendoza, R (1, 6) OBP: 0.324, SLG: 0.313		0-3 K			0-0 2B	0-0 L7	4-0 IBB		4-0 WP SH3-4 BB	3 1 1 0 2 1 0												
Jim Rooker, R (1, 1) OBP: 0.308, SLG: 0.385			0-3 K		0-0 1B 2B	0-0 E FC5 1B	0-3 K		0-0 SH3-4	4 1 2 1 0 2 3												
<b>Inning Stats</b>	R: 0 E: 0 K: 0 S: 4	H: 1 LOB: 2 BB: 1 P: 8	R: 0 E: 0 K: 3 S: 9	H: 0 LOB: 0 BB: 0 P: 9	R: 0 E: 0 K: 1 S: 5	H: 0 LOB: 0 BB: 0 P: 5	R: 0 E: 0 K: 1 S: 6	H: 2 LOB: 2 BB: 0 P: 6	R: 4 E: 0 K: 0 S: 7	H: 4 LOB: 2 BB: 2 P: 15	R: 0 E: 1 K: 0 S: 5	H: 1 LOB: 2 BB: 0 P: 5	R: 1 E: 0 K: 1 S: 7	H: 2 LOB: 3 BB: 2 P: 15	R: 0 E: 0 K: 0 S: 4	H: 1 LOB: 2 BB: 1 P: 8	R: 1 E: 0 K: 0 S: 4	H: 1 LOB: 1 BB: 1 P: 8	1B: 6 2B: 5 3B: 1 HR: 0	SF: 1 SAC: 1 DP: 0 HBP: 0	WP: 1 PB: 0 SB: 0 CS: 0	PA: 46
<b>PITCHER</b>	IP WLS BF H R ER SO BB IBB HBP BLK WP HR S P ERA WHIP																					
Don Gullett, L (1, 1) ERA: 1.93	5.0 L 24 7 4 4 5 2 1 0 0 0 0 31 43 7.20 1.800																					
Fred Norman, L (6, 1) ERA: 4.5	2.0 12 3 1 1 1 0 2 0 0 0 0 12 20 4.50 1.500																					
Pedro Borbon, R (8, 1) ERA: 4.96	2.0 10 2 1 1 0 1 1 0 0 1 0 8 16 4.50 1.500																					

Pittsburgh Pirates @ Cincinnati Reds  
Riverfront Stadium, Cincinnati, OH  
Wed May 12 1976, 7:05 PM EDT  
Att: 26,053 - Unknown

livebaseballscorecards.com

AB	37
R	6
H	12
RBI	6
BB	7
SO	6
LOB	18




Batter	1	2	3	4	5	6	7	8	9	AB	R	H	RBI	BB	SO	LOB
<b>Pete Rose, S</b> OBP: 0.504, SLG: 0.570 (1, 5)	0-0 F9		0-0 1-3		0-0 1B		0-0 G6-3			4	0	1	0	0	0	2
<b>Ken Griffey, L</b> OBP: 0.400, SLG: 0.490 (1, 9)	0-0 1B		0-3 K		0-0 F9			0-0 E6		4	0	1	0	0	1	2
<b>Joe Morgan, L</b> OBP: 0.475, SLG: 0.600 (1, 4)	0-0 L9			0-0 4-3 5-3 1B	0-0 L9			0-0 G3		4	1	1	0	0	0	3
<b>Tony Perez, R</b> OBP: 0.321, SLG: 0.417 (1, 3)	0-0 5-3			0-0 4-3		0-0 F3		0-0 F8		4	0	0	0	0	0	3
<b>George Foster, R</b> OBP: 0.387, SLG: 0.475 (1, 8)		0-0 4-3		0-0 5-3		0-0 F5		0-0 F3		4	0	0	1	0	0	1
<b>Bob Bailey, R</b> OBP: 0.344, SLG: 0.484 (1, 7)		0-0 6-3		0-0 2B		0-0 F8			0-3 K	4	0	1	0	0	1	0
<b>Dave Concepcion, R</b> OBP: 0.287, SLG: 0.318 (1, 6)		0-3 K		4-0 IBB			0-0 HR		0-0 F9	3	1	1	1	1	1	0
<b>Bill Plummer, R</b> OBP: 0.382, SLG: 0.516 (1, 2)			0-3 K	0-3 K			0-0 F8		0-0 HR	4	1	1	1	0	2	2
<b>Don Gullett, R</b> OBP: 0.187, SLG: 0.167 (1, 1)			0-0 1B		0-0 6-3		0-0 G6-3 1B		0-0 F8	1	0	1	0	0	0	0
<b>Joel Youngblood, R</b> OBP: 0.385, SLG: 0.458 (5, PH)										1	0	0	0	0	0	0
<b>Fred Norman, S</b> OBP: 0.167, SLG: 0.167 (6, 1)										0	0	0	0	0	0	0
<b>Ed Armbrister, R</b> OBP: 0.375, SLG: 0.375 (7, PH)										1	0	1	0	0	0	0
<b>Pedro Borbon, R</b> OBP: 0.600, SLG: 0.500 (8, 1)										0	0	0	0	0	0	0
<b>Doug Flynn, R</b> OBP: 0.286, SLG: 0.250 (9, PH)										1	0	0	0	0	0	0

Inning Stats	R: 0	H: 1	E: 0	LOB: 1	K: 0	BB: 0	S: 4	P: 4	R: 0	H: 0	E: 0	LOB: 0	K: 1	BB: 0	S: 5	P: 5	R: 0	H: 1	E: 0	LOB: 1	K: 2	BB: 0	S: 8	P: 8	R: 1	H: 2	E: 0	LOB: 2	K: 1	BB: 1	S: 7	P: 11	R: 0	H: 1	E: 0	LOB: 1	K: 0	BB: 0	S: 4	P: 4	R: 0	H: 0	E: 0	LOB: 0	K: 0	BB: 0	S: 3	P: 3	R: 1	H: 2	E: 0	LOB: 0	K: 0	BB: 0	S: 4	P: 4	R: 0	H: 0	E: 2	LOB: 1	K: 0	BB: 0	S: 4	P: 4	R: 1	H: 1	E: 0	LOB: 0	K: 1	BB: 0	S: 6	P: 6	1B: 5	SF: 0	2B: 1	SAC: 0	3B: 0	DP: 1	HR: 2	HBP: 0	WP: 0	PA: 36
<b>PITCHER</b> <b>Jim Rooker, L</b> ERA: 2.52 (1, 1)	IP	WLS	BF	H	R	ER	SO	BB	IBB	HBP	BLK	WP	HR	S	P	ERA	WHIP	IP	WLS	BF	H	R	ER	SO	BB	IBB	HBP	BLK	WP	HR	S	P	ERA	WHIP	IP	WLS	BF	H	R	ER	SO	BB	IBB	HBP	BLK	WP	HR	S	P	ERA	WHIP																															

**Pittsburgh Pirates @ Cincinnati Reds**  
Riverfront Stadium, Cincinnati, OH  
Wed May 12 1976, 7:05 PM EDT  
Att. 26,053 - Unknown

AB 35  
R 3  
H 8  
RBI 3  
BB 1  
SO 5  
LOB 13





Batter	1	2	3	4	5	6	7	8	9	AB R H RBI BB SO LOB	TOP								
Davey Lopes, R (1, 4) OBP: 0.289, SLG: 0.343	0-3 K			0-0 1-3		0-0 F9		0-0 6-3		4 0 0 0 0 1 1									
Bill Buckner, L (1, 7) OBP: 0.289, SLG: 0.415	0-0 F2			0-0 6-3			0-3 K		0-0 F9	4 0 0 0 0 1 0									
Dusty Baker Jr., R (1, 8) OBP: 0.331, SLG: 0.358	0-0 F9			0-0 P3			0-0 1B		0-0 F9	4 0 1 0 0 0 0									
Steve Garvey, R (1, 3) OBP: 0.326, SLG: 0.360		0-0 6-3			0-0 F4		0-0 F4		0-0 F8	4 0 0 0 0 0 1									
Ron Cey, R (1, 5) OBP: 0.424, SLG: 0.602		0-3 K			0-0 F8		0-0 F5			3 0 0 0 0 1 1									
Joe Ferguson, R (1, 9) OBP: 0.284, SLG: 0.372		0-0 F5			0-3 K			0-0 HR		3 0 1 0 0 1 0									
John Hale, L (8, PR) OBP: 0.315, SLG: 0.227										0 1 0 0 0 0 0									
Steve Yeager, R (1, 2) OBP: 0.352, SLG: 0.494			0-3 K			0-0 L7		0-0 HR		3 1 1 2 0 1 0									
Bill Russell, R (1, 6) OBP: 0.394, SLG: 0.507			0-0 4-3			0-0 HR		0-0 6-3		3 1 1 1 0 0 1									
Tommy John, R (1, 1) OBP: 0.154, SLG: 0.154			0-0 6-3			0-0 F8		0-0 F6		2 0 0 0 0 0 0									
Charlie Hough, R (6, 1)										0 0 0 0 0 0 0									
Ted Sizemore, R (8, PH) OBP: 0.287, SLG: 0.273										1 0 0 0 0 0 1									
Mike Marshall, R (8, 1)										0 0 0 0 0 0 0									
<b>Inning Stats</b>	R: 0 E: 0 K: 1 S: 5	H: 0 LOB: 0 BB: 0 P: 5	R: 0 E: 0 K: 1 S: 5	H: 0 LOB: 0 BB: 0 P: 5	R: 0 E: 0 K: 1 S: 5	H: 0 LOB: 0 BB: 0 P: 5	R: 0 E: 0 K: 0 S: 3	H: 0 LOB: 0 BB: 0 P: 3	R: 0 E: 0 K: 1 S: 5	H: 1 LOB: 1 BB: 0 P: 6	R: 2 E: 0 K: 0 S: 5	H: 2 LOB: 1 BB: 0 P: 5	R: 0 E: 0 K: 0 S: 3	H: 0 LOB: 0 BB: 0 P: 3	1B: 2 2B: 0 3B: 0 HR: 2	SF: 0 SAC: 0 DP: 0 HBP: 0	WP: 0 PB: 0 SB: 0 CS: 0	PA: 31	
<b>PITCHER</b> John Candelaria, L (1, 1) ERA: 2.15	IP 9.0	WLS L	BF 31	H 4	R 3	ER 3	SO 5	BB 0	IBB 0	HBP 0	BLK 0	WP 0	HR 2	S 41	P 41	ERA 3.00	WHIP 0.444		
<b>PITCHER</b>	IP	WLS	BF	H	R	ER	SO	BB	IBB	HBP	BLK	WP	HR	S	P	ERA	WHIP		

Los Angeles Dodgers @ Pittsburgh Pirates  
 Three Rivers Stadium, Pittsburgh, PA  
 Fri May 14 1976, 7:05 PM EDT  
 Att. 13,764 - Unknown

AB	31
R	3
H	4
RBI	3
BB	0
SO	5
LOB	5



BOTTOM

Los Angeles Dodgers @ Pittsburgh Pirates  
Three Rivers Stadium, Pittsburgh, PA

Fri May 14 1976, 7:05 PM EDT  
Att. 13,764 - Unknown

livebaseballscorecards.com

AB	33
R	2
H	7
RBI	2
BB	5
SO	4
LOB	20



WP:	0	PA:	38
PB:	0	SB:	0
CS:	0		

AB	R	H	RBI	BB	SO	LOB
4	1	1	0	1	0	4
5	1	2	1	0	0	3
4	0	1	1	0	0	1
2	0	0	0	2	1	0
4	0	0	0	0	1	4
4	0	2	0	0	0	2
3	0	0	0	1	1	2
4	0	0	0	0	1	3
2	0	0	0	1	0	1
1	0	1	0	0	0	0
0	0	0	0	0	0	0

Batter	1	2	3	4	5	6	7	8	9
Rennie Stennett, R OBP: 0.305, SLG: 0.384	0-0 3B		0-0 6-3			4-0 BB	0-0 F9		0-0 F6
Manny Sanguillen, R OBP: 0.291, SLG: 0.316	0-0 3B		0-0 5-3			0-0 G6-3		0-0 1B	0-0 L7
Al Oliver, L OBP: 0.375, SLG: 0.514	0-0 3B			0-0 1-3		0-0 2B			
Bob Robertson, R OBP: 0.238, SLG: 0.167	0-0 3B			0-3 K		4-0 BB		4-0 BB	
Richie Zisk, R OBP: 0.349, SLG: 0.444	0-0 3B			0-3 K		0-0 F9		0-0 BB	
Bill Robinson, R OBP: 0.421, SLG: 0.543		0-0 6-3			0-0 1B		0-0 2B	0-0 FC5-4	
Richie Hebner, L OBP: 0.337, SLG: 0.310		0-0 L3			0-3 K		0-0 F4		4-0 1B
Mario Mendoza, R OBP: 0.289, SLG: 0.278		0-0 L9			0-3 K		0-0 6-3		0-0 F2
John Candelaria, L OBP: 0.286, SLG: 0.091			0-0 4-3			0-0 6-3			0-0 1B
Ed Kirkpatrick, L OBP: 0.529, SLG: 0.385									
Frank Taveras, R OBP: 0.226, SLG: 0.217									

Inning	1	2	3	4	5	6	7	8	9
R	2	0	0	0	0	0	0	0	0
H	2	0	0	0	1	1	1	1	1
E	0	0	0	0	0	0	0	0	0
K	0	0	0	2	2	0	0	0	0
S	5	3	3	7	8	11	8	8	8

Inning	1	2	3	4	5	6	7	8	9
R	0	0	0	0	0	0	0	0	0
H	0	0	0	0	1	2	2	2	2
E	0	0	0	0	0	0	0	0	0
K	0	0	0	2	2	2	1	1	1
S	3	3	3	7	8	11	8	8	8

Inning	1	2	3	4	5	6	7	8	9
R	0	0	0	0	0	0	0	0	0
H	0	0	0	0	1	2	2	2	2
E	0	0	0	0	0	0	0	0	0
K	0	0	0	2	2	2	1	1	1
S	3	3	3	7	8	11	8	8	8

Inning	1	2	3	4	5	6	7	8	9
R	0	0	0	0	0	0	0	0	0
H	0	0	0	0	1	2	2	2	2
E	0	0	0	0	0	0	0	0	0
K	0	0	0	2	2	2	1	1	1
S	3	3	3	7	8	11	8	8	8

Inning	1	2	3	4	5	6	7	8	9
R	0	0	0	0	0	0	0	0	0
H	0	0	0	0	1	2	2	2	2
E	0	0	0	0	0	0	0	0	0
K	0	0	0	2	2	2	1	1	1
S	3	3	3	7	8	11	8	8	8

Inning	1	2	3	4	5	6	7	8	9
R	0	0	0	0	0	0	0	0	0
H	0	0	0	0	1	2	2	2	2
E	0	0	0	0	0	0	0	0	0
K	0	0	0	2	2	2	1	1	1
S	3	3	3	7	8	11	8	8	8

Inning	1	2	3	4	5	6	7	8	9
R	0	0	0	0	0	0	0	0	0
H	0	0	0	0	1	2	2	2	2
E	0	0	0	0	0	0	0	0	0
K	0	0	0	2	2	2	1	1	1
S	3	3	3	7	8	11	8	8	8

Inning	1	2	3	4	5	6	7	8	9
R	0	0	0	0	0	0	0	0	0
H	0	0	0	0	1	2	2	2	2
E	0	0	0	0	0	0	0	0	0
K	0	0	0	2	2	2	1	1	1
S	3	3	3	7	8	11	8	8	8

Inning	1	2	3	4	5	6	7	8	9
R	0	0	0	0	0	0	0	0	0
H	0	0	0	0	1	2	2	2	2
E	0	0	0	0	0	0	0	0	0
K	0	0	0	2	2	2	1	1	1
S	3	3	3	7	8	11	8	8	8

PITCHER	IP	WLS	BF	H	R	ER	SO	BB	IBB	HBP	BLK	WP	HR	S	P	ERA	WHIP
Tommy John, L ERA: 2.84	(1, 1)	5.2	21	4	2	2	4	1	0	0	0	0	0	28	32	3.18	0.882
Charlie Hough, R ERA: 2.95	(6, 1)	1.1	7	1	0	0	0	2	0	0	0	0	0	5	13	0.00	2.250
Mike Marshall, R ERA: 2.61	(8, 1)	2.0	10	2	0	0	0	2	0	0	0	0	0	8	16	0.00	2.000



Batter	1	2	3	4	5	6	7	8	9	AB R H RBI BB SO LOB	TOP									
Davey Lopes, R (1, 4) OBP: 0.262, SLG: 0.308	0-0 4-3			0-0 F7			0-0 L8	0-0 6-3		4 0 0 0 0 0 1										
Bill Buckner, L (1, 7) OBP: 0.296, SLG: 0.418	0-0 4-3			0-0 L8			0-0 1B		0-0 FC6-4	4 0 2 0 0 0 0										
Dusty Baker Jr., R (1, 8) OBP: 0.320, SLG: 0.345	0-0 6-3			0-0 1-3			0-0 L7		0-0 FC6-4	4 1 0 0 0 0 2										
Steve Garvey, R (1, 3) OBP: 0.331, SLG: 0.372				0-0 F7			0-0 1B		0-0 1B	4 0 2 0 0 0 0										
Ron Cey, R (1, 5) OBP: 0.419, SLG: 0.590				0-0 6-3			0-0 F9		0-0 2B	4 0 1 1 0 0 2										
Joe Ferguson, R (1, 9) OBP: 0.283, SLG: 0.358				0-3 K2-3			0-0 5-3		0-0 F4	3 1 0 0 1 1 2										
Steve Yeager, R (1, 2) OBP: 0.348, SLG: 0.476				0-0 F4			0-0 5-3		0-0 L4	3 0 0 0 1 0 2										
Bill Russell, R (1, 6) OBP: 0.392, SLG: 0.500				0-0 1B			0-0 F8		0-0 FC5-4	3 0 1 0 0 0 2										
Doug Rau, L (1, 1) OBP: 0.357, SLG: 0.200				0-0 G6-4-3			0-0 F9		0-0 SF7	1 0 0 0 0 0 1										
Henry Cruz, L (6, PH) OBP: 0.265, SLG: 0.522										1 0 0 0 0 0 0										
Al Downing, R (6, 1)										0 0 0 0 0 0 0										
Ed Goodson, L (8, PH) OBP: 0.286, SLG: 0.529										0 0 0 1 0 0 0										
Charlie Hough, R (8, 1)										0 0 0 0 0 0 0										
<b>Inning Stats</b>	R: 0 E: 0 K: 0 S: 3	H: 0 LOB: 0 BB: 0 P: 3	R: 0 E: 0 K: 1 S: 5	H: 0 LOB: 0 BB: 0 P: 5	R: 0 E: 0 K: 0 S: 3	H: 1 LOB: 0 BB: 0 P: 3	R: 0 E: 0 K: 0 S: 3	H: 0 LOB: 0 BB: 0 P: 3	R: 0 E: 0 K: 0 S: 3	H: 0 LOB: 0 BB: 0 P: 3	R: 0 E: 0 K: 0 S: 5	H: 2 LOB: 2 BB: 0 P: 5	R: 1 E: 0 K: 0 S: 3	H: 0 LOB: 1 BB: 2 P: 11	R: 1 E: 0 K: 0 S: 6	H: 3 LOB: 2 BB: 0 P: 6	1B: 5 2B: 1 3B: 0 HR: 0	SF: 1 SAC: 0 DP: 1 HBP: 0	WP: 0 PB: 0 SB: 0 CS: 0	PA: 34
<b>PITCHER</b>	IP WLS BF H R ER SO BB IBB HBP BLK WP HR S P ERA WHIP																			
Doc Medich, R (1, 1) ERA: 3.51	8.0 W 29 4 2 2 1 2 0 0 0 0 0 0 29 37 2.25 0.750																			
Dave Giusti, R (9, 1) ERA: 9.72	0.1 3 2 0 0 0 0 0 0 0 0 0 0 3 3 0.00 6.000																			
Bob Moose, R (9, 1) ERA:	0.2 S 2 0 0 0 0 0 0 0 0 0 0 0 2 2 0.00 0.000																			

Los Angeles Dodgers @ Pittsburgh Pirates  
 Three Rivers Stadium, Pittsburgh, PA  
 Sat May 15 1976, 3:33 AM EDT  
 Att: 12,165 - Unknown

AB	31
R	2
H	6
RBI	2
BB	2
SO	1
LOB	12



WP: 0	PA: 34
PB: 0	
SB: 0	
CS: 0	

Batter	1	2	3	4	5	6	7	8	9	AB	R	H	RBI	BB	SO	LOB
Rennie Stennett, R OBP: 0.298, SLG: 0.374 (1, 4)	F4	FC6			5-3		SH1-4			3	0	0	0	0	0	2
Manny Sanguillen, R OBP: 0.299, SLG: 0.333 (1, 2)	G3 1B 2B		F6		HR 1B		6-3			4	2	2	0	0	0	1
Al Oliver, L OBP: 0.369, SLG: 0.538 (1, 8)	G3 2-3		1-3		HR 1-H		4-3			4	1	1	2	0	0	2
Bob Robertson, R OBP: 0.280, SLG: 0.190 (1, 3)	1B 3-H		BB		F8		4-3			3	0	1	1	1	0	0
Richie Zisk, R OBP: 0.345, SLG: 0.437 (1, 7)	F2		F4		F7		G4-6-3 1B			4	0	1	0	0	0	2
Bill Robison, R OBP: 0.439, SLG: 0.632 (1, 9)		BB 1B			HR		6-3		G4-6-3 1-2f	3	1	2	1	0	0	0
Ed Kirkpatrick, L OBP: 0.500, SLG: 0.357 (8, PH) (9, 9)										1	0	0	0	0	0	1
Richie Hebner, L OBP: 0.327, SLG: 0.299 (1, 5)		F9			G3		F9			3	0	0	0	0	0	1
Mario Mendoza, R OBP: 0.268, SLG: 0.256 (1, 6)		F8			F3		K			3	0	0	0	0	1	1
Doc Medich, R OBP: 0.200, SLG: 0.077 (1, 1)										1	0	0	0	2	1	0
Dave Giusti, R OBP: 0.667, SLG: 1.333 (9, 1)		FC6 BB			K		SH1-4 BB			0	0	0	0	0	0	0
Bob Moose, R OBP: 0.667, SLG: 1.333 (9, 1)										0	0	0	0	0	0	0

Inning Stats	R: 1	H: 2	E: 0	K: 0	S: 5	R: 0	H: 1	E: 0	K: 0	S: 4	R: 0	H: 0	E: 0	K: 0	S: 3	R: 1	H: 1	E: 0	K: 1	S: 6	R: 2	H: 2	E: 0	K: 0	S: 5	R: 0	H: 0	E: 0	K: 0	S: 3	R: 0	H: 1	E: 0	K: 0	S: 3	R: 0	H: 1	E: 0	K: 0	S: 3
	LOB: 1	BB: 0	P: 5	LOB: 2	BB: 1	P: 8	LOB: 0	BB: 0	P: 6	LOB: 1	BB: 0	P: 5	LOB: 0	BB: 0	P: 5	LOB: 0	BB: 1	P: 7	LOB: 0	BB: 0	P: 5	LOB: 1	BB: 1	P: 3	LOB: 0	BB: 0	P: 7	LOB: 0	BB: 1	P: 3	SF: 0	SAC: 1	DP: 1	HBP: 0	1B: 4	2B: 1	3B: 0	HR: 2		

PITCHER	IP	WLS	BF	H	R	ER	SO	BB	IBB	HBP	BLK	WP	HR	S	P	ERA	WHIP
Doug Rau, L ERA: 3.97 (1, 1)	5.0	L	23	6	4	4	1	2	0	0	0	0	2	23	31	7.20	1.600
Al Downing, L ERA: 2.08 (6, 1)	2.0		7	0	0	0	1	1	0	0	0	0	0	8	12	0.00	0.500
Charlie Hough, R ERA: 2.82 (8, 1)	1.0		3	1	0	0	0	0	0	0	0	0	0	3	3	0.00	1.000

**BOTTOM**

**Los Angeles Dodgers @ Pittsburgh Pirates**  
 Three Rivers Stadium, Pittsburgh, PA

Sat May 15 1976, 3:33 AM EDT  
 Att. 12,165 - Unknown

AB	29
R	4
H	7
RBI	4
BB	3
SO	2
LOB	10



WP	HR	S	P	ERA	WHIP
0	0	1	33	0	0



Batter	1	2	3	4	5	6	7	8	9	AB R H RBI BB SO LOB	TOP		
Davey Lopes, R OBP: 0.277, SLG: 0.341 (1, 4) X	0-0 S 1B 1B		0-0 1B 2B		0-0 F9		0-3 K		0-0 E6 FC3-6	5 2 2 0 0 1 1			
Bill Buckner, L OBP: 0.300, SLG: 0.417 (1, 7) X	0-0 L8 1-2		0-0 2-H 1B		0-0 F9		0-0 1B 2-H 1B		0-0 FC3-6 1-2f	5 0 2 2 0 0 2			
Dusty Baker Jr., R OBP: 0.323, SLG: 0.342 (1, 8) X	0-0 5-3		4-0 BB		0-0 6-3		0-0 1-3 1B		0-0 L8	4 0 1 0 1 0 2			
Steve Garvey, R OBP: 0.336, SLG: 0.383 (1, 3) X	0-0 2-H 1B		0-0 L9		0-0 2B 2B		0-0 F4			4 1 2 1 0 0 3			
Ron Cey, R OBP: 0.421, SLG: 0.580 (1, 5) S S S	0-3 K				0-0 F8		4-0 2B 1B IBB		4-0 BB BB	2 1 0 0 2 1 1			
Joe Ferguson, R OBP: 0.295, SLG: 0.373 (1, 9)					0-0 F9		0-0 1-3 2-H 1B 2B		0-0 F4	2 1 1 1 1 0 0			
John Hale, L OBP: 0.309, SLG: 0.222 (7, 9)					0-3 K		0-0 2-H 3-H 1B			1 0 0 0 0 0 1			
Steve Yeager, R OBP: 0.344, SLG: 0.471 (1, 2)									4-0 G6-4-3 1-2 BB	1 0 0 0 0 1 1			
Ellie Rodriguez, R OBP: 0.687, SLG: 0.500 (2, 2)										2 0 1 2 1 1 0			
Rick Auerbach, R OBP: 0.148, SLG: 0.042 (1, 6) X									0-0 G5-4-3 1-2f	4 1 1 0 0 0 3			
Burt Hooton, R OBP: 0.313, SLG: 0.286 (1, 1) S S S									0-0 F8	3 0 0 0 0 2 0			
<b>Inning Stats</b>	R: 1 E: 0 K: 1 S: 7 H: 2 LOB: 1 BB: 0 P: 7	R: 0 E: 0 K: 1 S: 4 H: 0 LOB: 0 BB: 1 P: 8	R: 1 E: 0 K: 1 S: 6 H: 2 LOB: 1 BB: 1 P: 10	R: 0 E: 0 K: 1 S: 5 H: 0 LOB: 0 BB: 0 P: 5	R: 0 E: 0 K: 1 S: 5 H: 0 LOB: 0 BB: 0 P: 5	R: 3 E: 0 K: 0 S: 5 H: 3 LOB: 1 BB: 1 P: 9	R: 1 E: 0 K: 1 S: 8 H: 3 LOB: 2 BB: 0 P: 8	R: 0 E: 0 K: 0 S: 2 H: 0 LOB: 1 BB: 2 P: 10	R: 0 E: 1 K: 0 S: 4 H: 0 LOB: 1 BB: 0 P: 4	1B: 7 2B: 3 3B: 0 HR: 0 SF: 0 SAC: 1 DP: 2 HBP: 0	WP: 0 PB: 0 SB: 1 CS: 0 PA: 39		
<b>PITCHER</b>	IP WLS BF H R ER SO BB IBB HBP BLK WP HR S P ERA WHIP											<b>PITCHER</b>	IP WLS BF H R ER SO BB IBB HBP BLK WP HR S P ERA WHIP
Jerry Reuss, L ERA: 4.19 (1, 1)	6.0 L 25 7 5 5 5 2 1 0 0 0 0 32 44 7.50 1.500												
Larry Demery, R ERA: 1.23 (7, 1)	2.0 10 3 1 1 1 2 0 0 0 0 0 10 18 4.50 2.500												
Dave Giusti, R ERA: 8.68 (9, 1)	1.0 4 0 0 0 0 0 0 0 0 0 0 4 4 0.00 0.000												

Los Angeles Dodgers @ Pittsburgh Pirates  
 Three Rivers Stadium, Pittsburgh, PA  
 Sun May 16 1976, 3:33 AM EDT  
 Att. 15,334 - Overcast

AB	33
R	6
H	10
RBI	6
BB	5
SO	6
LOB	14



WP: 0	PA: 39
PB: 0	
SB: 1	
CS: 0	

Batter	1	2	3	4	5	6	7	8	9	AB R H RBI BB SO LOB
--------	---	---	---	---	---	---	---	---	---	----------------------

Rennie Stennett, R OBP: 0.296, SLG: 0.370 (1, 4)	0-0 K2-4 1B		0-3 K			0-0 F3			0-0 F9	4 0 1 0 0 1 0
Richie Hebner, L OBP: 0.324, SLG: 0.297 (1, 5)	0-3 K2-4 1-2f			0-0 1B		0-0 F7			0-0 F6	4 0 1 0 0 1 1
Al Oliver, L OBP: 0.364, SLG: 0.537 (1, 8)	0-0 2B			0-0 F4			0-0 F8		0-0 4-3	4 0 1 0 0 0 1
Bob Robertson, R OBP: 0.286, SLG: 0.174 (1, 3)	0-3 K			0-0 F4			4-0 1B BB			2 0 0 0 1 1 2
Richie Zisk, R OBP: 0.353, SLG: 0.438 (1, 7)		4-0 BB G3-6		0-3 K			0-0 1B G6-4-3			2 0 1 0 1 1 1
Bill Robinson, R OBP: 0.409, SLG: 0.585 (1, 9)		0-3 K			0-0 L8		0-0 G6-4-3			3 0 0 0 0 1 3
Manny Sanguillen, R OBP: 0.291, SLG: 0.324 (1, 2)		0-0 G3-6 1-2f			0-0 F7			0-0 G3		3 0 0 0 0 0 1
Mario Mendoza, R OBP: 0.256, SLG: 0.244 Tommy Helms, R OBP: 0.167, SLG: 0.250 Dave Giusti, R (8, PH) (9, 1)			0-0 F8		0-0 F9			0-0 6-3		2 0 0 0 0 0 0 1 0 0 0 0 0 0 0 0 0 0 0 0 0
Jerry Reuss, L OBP: 0.400, SLG: 0.389 Ed Ott, L (6, PH) Larry Demery, R OBP: 0.333, SLG: 0.333 Frank Taveras, R OBP: 0.222, SLG: 0.213 (8, PH) (9, 6)			0-0 F7			0-0 F6		0-3 K		1 0 0 0 0 0 0 1 0 0 0 0 0 0 0 0 0 0 0 0 0 1 0 0 0 0 1 0

Inning Stats	R: 0 E: 0 K: 2 S: 8	H: 2 LOB: 1 BB: 0 P: 8	R: 0 E: 0 K: 1 S: 4	H: 0 LOB: 0 BB: 1 P: 8	R: 0 E: 0 K: 1 S: 5	H: 0 LOB: 0 BB: 0 P: 5	R: 0 E: 0 K: 1 S: 6	H: 1 LOB: 1 BB: 0 P: 6	R: 0 E: 0 K: 0 S: 3	H: 0 LOB: 0 BB: 0 P: 3	R: 0 E: 0 K: 0 S: 3	H: 0 LOB: 0 BB: 0 P: 3	R: 0 E: 0 K: 1 S: 5	H: 0 LOB: 0 BB: 0 P: 5	R: 0 E: 0 K: 0 S: 3	H: 0 LOB: 0 BB: 0 P: 3	1B: 3 2B: 2 3B: 0 HR: 0	SF: 0 SAC: 0 DP: 3 HBP: 0
--------------	------------------------------	---------------------------------	------------------------------	---------------------------------	------------------------------	---------------------------------	------------------------------	---------------------------------	------------------------------	---------------------------------	------------------------------	---------------------------------	------------------------------	---------------------------------	------------------------------	---------------------------------	----------------------------------	------------------------------------

PITCHER	IP	WLS	BF	H	R	ER	SO	BB	IBB	HBP	BLK	WP	HR	S	P	ERA	WHIP
Burt Hooton, R ERA: 4.02 (1, 1)	9.0	W	30	4	0	0	6	2	0	0	0	0	0	40	48	0.00	0.667

**BOTTOM**

**Los Angeles Dodgers @ Pittsburgh Pirates**  
**Three Rivers Stadium, Pittsburgh, PA**  
 Sun May 16 1976, 3:33 AM EDT  
 Att. 15,334 - Overcast

AB	28
R	0
H	4
RBI	0
BB	2
SO	6
LOB	9



WP	PA	ERA	WHIP
0	30		



Batter	1	2	3	4	5	6	7	8	9	AB R H RBI BB SO LOB	TOP		
Frank Taveras, R (1, 6) OBP: 0.224, SLG: 0.215	0-0 1-3		0-0 B5-3			0-0 G4-3 1B	0-0 6-3			4 0 1 0 0 0 1	<b>Pittsburgh Pirates @ St. Louis Cardinals</b> Busch Stadium, St. Louis, MO Mon May 17 1976, 7:05 PM CDT Att. 10,538 - Unknown <a href="http://livebaseballscorecards.com">livebaseballscorecards.com</a>		
Rennie Stennett, R (1, 4) OBP: 0.295, SLG: 0.366	0-0 G3-6-1 1B		0-0 1-3			0-0 G4-3 1-2f		0-0 F8		4 0 1 0 0 0 1			
Al Oliver, L (1, 8) OBP: 0.359, SLG: 0.523	0-0 G3-6-1 1-2f		0-0 1-3			0-0 FC5-4 1B		0-0 F8		4 0 1 0 0 0 1			
Bob Robertson, R (1, 3) OBP: 0.313, SLG: 0.192		4-0 1B BB BB		0-0 FC5-4 1B		0-0 FC5-4 1-2f		0-0 5-6-3		3 0 1 0 1 0 1			
Richie Zisk, R (1, 7) OBP: 0.367, SLG: 0.444		4-0 1B BB BB		0-0 FC5-4 G5-4-3 1-2f		0-0 HR 1B		0-0 FC4-6 1B		3 1 2 0 1 0 1			
Bill Robinson, R (1, 9) OBP: 0.417, SLG: 0.644		0-0 1-2 2-3 1B		0-0 G5-4-3 1-2f		0-0 HR 1-H		0-0 FC4-6 CS 1-2f		4 1 2 2 0 0 2			
Richie Hebner, L (1, 5) OBP: 0.312, SLG: 0.284		0-0 P6		0-0 4-3		0-0 P5		0-0 P5 1-2		4 0 0 0 0 0 4			
Duffy Dyer, R (1, 2) OBP: 0.316, SLG: 0.529		0-3 K		0-3 K		0-0 P6				3 0 0 0 0 2 3			
Bruce Kison, R (1, 1) OBP: 0.222, SLG: 0.333 Bob Moose, R (8, 1) OBP: 0.667, SLG: 1.333		0-3 K		0-3 K		0-0 1B				3 0 1 0 0 2 3 0 0 0 0 0 0 0			
<b>Inning Stats</b>	R: 0 H: 1 E: 0 LOB: 0 K: 0 BB: 0 S: 3 P: 3	R: 0 H: 1 E: 0 LOB: 3 K: 2 BB: 2 S: 8 P: 16	R: 0 H: 0 E: 0 LOB: 0 K: 0 BB: 0 S: 3 P: 3	R: 0 H: 1 E: 0 LOB: 0 K: 0 BB: 0 S: 3 P: 3	R: 0 H: 0 E: 0 LOB: 0 K: 2 BB: 0 S: 7 P: 7	R: 0 H: 2 E: 0 LOB: 1 K: 0 BB: 0 S: 4 P: 4	R: 2 H: 3 E: 0 LOB: 1 K: 0 BB: 0 S: 6 P: 6	R: 0 H: 0 E: 0 LOB: 0 K: 0 BB: 0 S: 3 P: 3	R: 0 H: 1 E: 0 LOB: 0 K: 0 BB: 0 S: 3 P: 3	1B: 8 SF: 0 2B: 0 SAC: 0 3B: 0 DP: 3 HR: 1 HBP: 0	WP: 0 PA: 34 PB: 0 SB: 0 CS: 1		
<b>PITCHER</b>	IP WLS BF H R ER SO BB IBB HBP BLK WP HR S P ERA WHIP											<b>PITCHER</b>	IP WLS BF H R ER SO BB IBB HBP BLK WP HR S P ERA WHIP
John Curtis, L (1, 1) ERA: 4.27	8.0 L 31 8 2 2 4 2 0 0 0 0 0 1 37 45 2.25 1.250												
Eric Rasmussen, R (9, 1) ERA: 2.81	1.0 3 1 0 0 0 0 0 0 0 0 0 0 3 3 0.00 1.000												







Batter	1	2	3	4	5	6	7	8	9	AB R H RBI BB SO LOB	TOP																	
Frank Taveras, R (1, 6) OBP: 0.211, SLG: 0.203	0-0 G3			0-3 K		0-0 4-3		0-0 F9		4 0 0 0 0 1 1																		
Richie Hebner, L (1, 5) OBP: 0.319, SLG: 0.286	0-0 1-3			0-0 1B		0-0 F3		4-0 1B HR BB		3 1 1 0 1 0 1																		
Al Oliver, L (1, 8) OBP: 0.365, SLG: 0.533	0-0 F8			0-0 F7		0-0 1B 2B		0-0 1-2 HR 1B		4 2 2 0 0 0 1																		
Willie Stargell, L (1, 3) OBP: 0.388, SLG: 0.494		0-0 5-3		0-0 F8		0-0 F9		0-3 K		4 0 0 0 0 1 4																		
Richie Zisk, R (1, 7) OBP: 0.363, SLG: 0.438		0-0 6-3			0-0 4-3	0-0 1-3 1B		0-3 K		4 0 1 1 0 1 2																		
Bill Robinson, R (1, 9) OBP: 0.404, SLG: 0.673		0-0 F8			0-0 P4	0-0 1-3		0-0 1-2 HR		4 1 1 3 0 0 1																		
Manny Sanguillen, R (1, 2) OBP: 0.281, SLG: 0.312			0-0 4-3		0-0 6-3	0-0 L3		0-0 4-3		4 0 0 0 0 0 1																		
Rennie Stennett, R (1, 4) OBP: 0.288, SLG: 0.357			0-0 1-3			0-0 E6 SH3-4		0-0 4-3		3 0 0 0 0 0 0																		
Jim Rooker, R (1, 1) OBP: 0.267, SLG: 0.333			0-0 6-3			0-0 SH3-4		0-3 K		2 0 0 0 0 1 0																		
<b>Inning Stats</b>	R: 0 E: 0 K: 0 S: 3	H: 0 LOB: 0 BB: 0 P: 3	R: 0 E: 0 K: 0 S: 3	H: 0 LOB: 0 BB: 0 P: 3	R: 0 E: 0 K: 1 S: 6	H: 1 LOB: 1 BB: 0 P: 6	R: 0 E: 0 K: 0 S: 3	H: 0 LOB: 0 BB: 0 P: 3	R: 1 E: 0 K: 0 S: 5	H: 2 LOB: 1 BB: 0 P: 5	R: 0 E: 0 K: 1 S: 5	H: 0 LOB: 0 BB: 0 P: 5	R: 3 E: 0 K: 2 S: 9	H: 2 LOB: 0 BB: 1 P: 13	1B: 3 2B: 1 3B: 0 HR: 1	SF: 0 SAC: 1 DP: 0 HBP: 0	WP: 0 PB: 0 SB: 0 CS: 0	PA: 34										
<b>PITCHER</b>	IP WLS BF H R ER SO BB IBB HBP BLK WP HR S P ERA WHIP																											
Bob Forsch, R (1, 1) ERA: 5.21	6.2		24	3	1	1	1	0	0	0	0	0	0	26	26	1.35	0.450											
Eric Rasmussen, R (7, 1) ERA: 2.67	1.1		4	0	0	0	1	0	0	0	0	0	0	6	6	0.00	0.000											
Al Hrabosky, L (9, 1) ERA: 3.29	1.0	L	6	2	3	3	2	1	0	0	0	0	1	9	13	27.00	3.000											

Pittsburgh Pirates @ St. Louis Cardinals  
 Busch Stadium, St. Louis, MO  
 Tue May 18 1976, 7:05 PM CDT  
 Att: 10,288 - Unknown

livebaseballscorecards.com

AB	32
R	4
H	5
RBI	4
BB	1
SO	4
LOB	11







Batter	1	2	3	4	5	6	7	8	9	AB R H RBI BB SO LOB	TOP	
<b>Frank Taveras, R</b> (1, 6) <small>OBP: 0.216, SLG: 0.208</small> <b>Ed Kirkpatrick, L</b> (7, PH) <small>OBP: 0.474, SLG: 0.333</small> <b>Mario Mendoza, R</b> (7, 6) <small>OBP: 0.256, SLG: 0.244</small> <b>Tommy Helms, R</b> (8, PH) <small>OBP: 0.214, SLG: 0.231</small>	0-0  1B	0-0 6-3			0-0 3-1		0-0 FC4-6 1-2f	4-0  BB	0-0 P6	3 1 1 0 0 0 1 1 0 0 0 0 0 1 0 0 0 0 0 0 0 1 0 0 1 1 0 1		
<b>Richie Hebner, L</b> (1, 5) <small>OBP: 0.314, SLG: 0.282</small>	0-0  1B		0-0 P6		0-0 F5		0-0 F9	0-0 F9		5 0 1 0 0 0 4		
<b>Al Oliver, L</b> (1, 8) <small>OBP: 0.356, SLG: 0.511</small>	0-0  2-3		0-0 F7		0-0 E6		0-3 K		4-0  BB 2B BB	4 1 0 0 1 1 3		
<b>Willie Stargell, L</b> (1, 3) <small>OBP: 0.389, SLG: 0.478</small>	0-0  P5		4-0  BB		0-0 4-3			0-3 K	4-0  2B 1-2 6-3 BB	3 1 0 0 2 1 3		
<b>Richie Zisk, R</b> (1, 7) <small>OBP: 0.372, SLG: 0.487</small>	0-0  2B		0-3 K		0-0 4-3			0-0  HR	0-0  2B 1-3 2-H 2B 2B	5 2 3 3 0 1 1		
<b>Bill Robinson, R</b> (1, 9) <small>OBP: 0.368, SLG: 0.611</small>	0-0  L8				0-0 F7			0-0 P2	0-0 6-3	5 0 0 1 0 0 3		
<b>Manny Sanguillen, R</b> (1, 2) <small>OBP: 0.311, SLG: 0.339</small>		0-0  SH1-4 1B			0-0  1B			4-0  BB WP BB	4-0  2B BB	3 1 3 0 2 0 0		
<b>Rennie Stennett, R</b> (1, 4) <small>OBP: 0.292, SLG: 0.362</small>		0-0  P4			0-0 F8			4-0  BB BB	0-0  1B 1-H 2-H 2B	4 1 1 1 1 0 3		
<b>John Candelaria, L</b> (8, 1) <small>OBP: 0.100, SLG: 0.000</small> <b>Kent Tekava, R</b> (8, 1) <small>OBP: 0.100, SLG: 0.000</small> <b>Ed Ott, L</b> (8, 1) <small>OBP: 0.100, SLG: 0.000</small> <b>Dave Gusti, R</b> (8, 1) <small>OBP: 0.100, SLG: 0.000</small> <b>Bob Robertson, R</b> (8, 1) <small>OBP: 0.100, SLG: 0.000</small> <b>Jim Roggero, R</b> (8, 1) <small>OBP: 0.100, SLG: 0.000</small> <b>Ramon Hernandez, S</b> (8, 1) <small>OBP: 0.100, SLG: 0.000</small> <b>Duffy Dyer, R</b> (8, 1) <small>OBP: 0.100, SLG: 0.000</small> <b>Bob Moose, R</b> (8, 1) <small>OBP: 0.100, SLG: 0.000</small>		0-0  SH1-4 1-2			0-0 1-3			4-0  FC4-6 BB	4-0  1-2 2-3 BB BB	0-0  2-H 1B	1 0 0 0 0 0 0 1 0 0 0 0 0 0 1 0 0 0 0 0 0 0 0 0 1 0 0 0 0 0 0 0 0 0 1 0 0 0 0 0 0 0 0 0 1 0 0 0 0 0 0 0 0 0 1 0 0 0 0 0 0 0 0 0 1 0 0 0 0 0 0 0 0 0 1 0 0 0 0 0 0 0 0 0 1 0 0 0 1 0 0 1 1 0 0 0 0 0 0 0 0 0 0 0 0 0 0 0	
<b>Inning Stats</b>	R: 1 H: 3 E: 0 LOB: 2 K: 0 BB: 0 S: 6 P: 6	R: 0 H: 1 E: 0 LOB: 1 K: 0 BB: 0 S: 4 P: 4	R: 0 H: 0 E: 0 LOB: 1 K: 1 BB: 1 S: 5 P: 9	R: 0 H: 1 E: 0 LOB: 1 K: 0 BB: 0 S: 4 P: 4	R: 0 H: 0 E: 1 LOB: 1 K: 0 BB: 0 S: 4 P: 4	R: 0 H: 1 E: 0 LOB: 1 K: 0 BB: 0 S: 4 P: 4	R: 0 H: 0 E: 1 LOB: 1 K: 0 BB: 0 S: 4 P: 4	R: 2 H: 1 E: 0 LOB: 3 K: 1 BB: 4 S: 6 P: 22	R: 4 H: 3 E: 0 LOB: 1 K: 0 BB: 3 S: 5 P: 17	1B: 5 SF: 0 2B: 4 SAC: 1 3B: 0 DP: 0 HR: 1 HBP: 0	WP: 1 PA: 46 PB: 0 SB: 0 CS: 0	
<b>PITCHER</b> <b>Lynn McGothen, R</b> (1, 1) <small>ERA: 2.4</small> <b>Danny Frisella, R</b> (8, 1) <small>ERA: 1.62</small> <b>Al Hrabosky, L</b> (8, 1) <small>ERA: 3.9</small> <b>Mike Prolly, R</b> (9, 1) <small>ERA: 3.71</small> <b>Eric Rasmussen, R</b> (9, 1) <small>ERA: 2.89</small>	IP WLS BF H R ER SO BB IBB HBP BLK WP HR S P ERA WHIP 7.2 0 34 7 3 3 3 3 0 0 0 0 1 37 49 3.52 1.304 0.0 0 3 0 0 0 0 3 0 0 0 1 0 0 12 ∞ ∞ 0.1 0 3 0 2 2 0 2 0 0 0 0 0 1 9 54.00 6.000 0.0 0 1 1 0 0 0 0 0 0 0 0 0 1 1 ∞ ∞ 1.0 L 5 2 2 2 0 1 0 0 0 0 0 0 4 8 18.00 3.000	<b>PITCHER</b> IP WLS BF H R ER SO BB IBB HBP BLK WP HR S P ERA WHIP										

**Pittsburgh Pirates @ St. Louis Cardinals**  
 Busch Stadium, St. Louis, MO  
 Wed May 19 1976, 7:05 PM CDT  
 Att: 11,229 - Unknown

AB	36
R	7
H	10
RBI	7
BB	9
SO	3
LOB	21



WP: 1	PA: 46
PB: 0	
SB: 0	
CS: 0	





Batter	1	2	3	4	5	6	7	8	9	AB R H RBI BB SO LOB	TOP													
<b>Frank Taveras, R</b> (1, 6) <small>OBP: 0.231, SLG: 0.213</small> <b>Bob Robertson, R</b> (9, PH) <small>OBP: 0.324, SLG: 0.185</small>	0-0 6-3 1B		0-0 FC5-4 1-2f			0-0 E S 1B	4-0 G4-6-3 1-2 BB		0-0 5-3	3 1 1 0 1 0 1 1 0 0 0 0 0 1														
<b>Richie Hebner, L</b> (1, 5) <small>OBP: 0.311, SLG: 0.280</small>	0-0 1B		0-0 F8			0-0 F9 1-2	0-0 G4-6-3 1-2f			4 0 1 0 0 0 4														
<b>Al Oliver, L</b> (1, 8) <small>OBP: 0.362, SLG: 0.510</small>	0-0 P5			0-0 G1-6-3 1B		0-0 L6		0-0 1B 1B		4 0 2 0 0 0 2														
<b>Willie Stargell, L</b> (1, 3) <small>OBP: 0.384, SLG: 0.469</small>	0-0 F8			0-0 G1-6-3 1-2f		0-0 E4 1B 1B 2-3		0-0 G6-4-3 1B 1-3		4 0 1 0 0 0 3														
<b>Richie Zisk, R</b> (1, 7) <small>OBP: 0.368, SLG: 0.479</small>		0-0 4-3		0-0 5-3		0-0 1B 1B 1-2		0-0 P4 1-3		4 0 1 1 0 0 2														
<b>Bill Robinson, R</b> (1, 9) <small>OBP: 0.377, SLG: 0.621</small>		0-0 5-3			0-0 2B	0-0 FC4 1B 1-2 2-3		0-0 G6-4-3 1-2f		4 0 2 0 0 0 2														
<b>Manny Sanguillen, R</b> (1, 2) <small>OBP: 0.301, SLG: 0.328</small>		0-0 F8			0-0 L4	0-0 FC4 1-2f			0-0 6-3	4 0 0 0 0 0 4														
<b>Rennie Stennett, R</b> (1, 4) <small>OBP: 0.291, SLG: 0.358</small>			0-0 FC5-4 1B		0-0 5-3		0-0 F9		0-0 F8	4 0 1 0 0 0 1														
<b>Doc Medich, R</b> (1, 1) <small>OBP: 0.188, SLG: 0.071</small> <b>Ed Kirkpatrick, L</b> (5, PH) <small>OBP: 0.450, SLG: 0.313</small> <b>Dave Giusti, R</b> (5, 1) <small>OBP: 0.500, SLG: 0.333</small> <b>Ed Ott, L</b> (7, PH) <small>OBP: 0.500, SLG: 0.333</small> <b>Ramon Hernandez, S</b> (7, 1) <small>OBP: 0.267, SLG: 0.357</small> <b>Tommy Helms, R</b> (9, PH)			0-3 K		0-0 4-3		0-0 BB 1B		0-0 2B	1 0 0 0 0 0 1 1 1 0 0 0 0 0 0 1 0 0 0 0 0 0 0 0 1 0 1 0 0 0 0 0 0 0 0 0 0 0 0 0 1 0 1 0 0 0 0 0														
<b>Inning Stats</b>	R: 0 E: 0 K: 0 S: 4	H: 1 LOB: 1 BB: 0 P: 4	R: 0 E: 0 K: 0 S: 3	H: 0 LOB: 0 BB: 0 P: 3	R: 0 E: 0 K: 1 S: 6	H: 1 LOB: 1 BB: 0 P: 6	R: 0 E: 0 K: 0 S: 3	H: 1 LOB: 0 BB: 0 P: 3	R: 0 E: 0 K: 0 S: 4	H: 1 LOB: 1 BB: 0 P: 4	R: 1 E: 1 K: 0 S: 7	H: 3 LOB: 3 BB: 0 P: 7	R: 0 E: 0 K: 0 S: 3	H: 1 LOB: 1 BB: 1 P: 7	R: 0 E: 0 K: 0 S: 4	H: 2 LOB: 1 BB: 0 P: 4	R: 0 E: 0 K: 0 S: 4	H: 1 LOB: 1 BB: 0 P: 4	1B: 9 2B: 2 3B: 0 HR: 0	SF: 0 SAC: 0 DP: 3 HBP: 0	WP: 0 PB: 0 SB: 1 CS: 0	PA: 37		
<b>PITCHER</b> <b>John Denny, R</b> (1, 1) <small>ERA: 3.65</small>	IP: 9.0 WLS: W BF: 37 H: 11 R: 1 ER: 0 SO: 1 BB: 1 IBB: 0 HBP: 0 BLK: 0 WP: 0 HR: 0 S: 38 P: 42 ERA: 0.00 WHIP: 1.333																							

**Pittsburgh Pirates @ St. Louis Cardinals**  
 Busch Stadium, St. Louis, MO  
 Thu May 20 1976, 3:33 AM CDT  
 Att. 11,315 - Unknown

[livebaseballscorecards.com](http://livebaseballscorecards.com)

<b>AB</b>	36
<b>R</b>	1
<b>H</b>	11
<b>RBI</b>	1
<b>BB</b>	1
<b>SO</b>	1
<b>LOB</b>	22



Batter	1	2	3	4	5	6	7	8	9	AB	R	H	RBI	BB	SO	LOB
Lou Brock, L OBP: 0.278, SLG: 0.315 (1, 7)	0-0 G3 S 4-3 1B	0-0 4-3		0-0 CS 1B			0-0 G3			4	1	2	0	0	0	0
Vic Harris, S OBP: 0.331, SLG: 0.363 (1, 8)	0-0 G3 1-3	0-0 F5		0-0 CS 1-2	0-0 G3		0-0 P6			4	0	0	0	0	0	1
Reggie Smith, S OBP: 0.243, SLG: 0.309 (1, 5)	0-0 4-3	0-0 F5			0-0 P5		0-3 K			4	0	0	1	0	1	0
Ted Simmons, S OBP: 0.347, SLG: 0.386 (1, 2)	0-0 BB 1B		0-0 G3 2B		0-0 1B		0-0 CS 1B			4	1	4	0	0	0	0
Ron Fairly, L OBP: 0.444, SLG: 0.432 (1, 3)	4-0 1B 1-2 BB		0-0 G3 2-3		0-0 F8		0-3 K			3	1	0	0	1	1	3
Jerry Mumphrey, S OBP: 0.067, SLG: 0.067 (1, 9)	0-0 1B 1-3 2-H		0-0 6-3		0-0 F7		0-0 6-3			4	1	1	1	0	0	1
Don Kessinger, S OBP: 0.328, SLG: 0.333 (1, 6)	4-0 1B IBB		0-3 K		0-0 4-3					2	0	0	0	1	1	1
Mike Tyson, R OBP: 0.323, SLG: 0.533 (1, 4)	0-0 1B 1-3 2-H 3-H		0-0 5-3		0-0 3B					3	0	2	2	0	0	0
John Denny, R OBP: 0.231, SLG: 0.250 (1, 1)	0-3 K		0-3 K		0-0 1-3					3	0	0	0	0	2	3

Inning Stats	R: 4	H: 4	E: 0	LOB: 2	K: 1	S: 9	P: 17	R: 0	H: 0	E: 0	LOB: 0	K: 0	S: 3	R: 0	H: 1	E: 0	LOB: 1	K: 1	S: 6	R: 0	H: 1	E: 0	LOB: 0	K: 1	S: 5	R: 0	H: 1	E: 0	LOB: 1	K: 0	S: 4	R: 0	H: 0	E: 0	LOB: 0	K: 1	S: 5	R: 0	H: 1	E: 0	LOB: 0	K: 1	S: 5	R: 0	H: 1	E: 0	LOB: 0	K: 1	S: 5
--------------	------	------	------	--------	------	------	-------	------	------	------	--------	------	------	------	------	------	--------	------	------	------	------	------	--------	------	------	------	------	------	--------	------	------	------	------	------	--------	------	------	------	------	------	--------	------	------	------	------	------	--------	------	------


PITCHER	IP	WLS	BF	H	R	ER	SO	BB	IBB	HBP	BLK	WP	HR	S	P	ERA	WHIP
Doc Medich, R ERA: 3.93 (1, 1)	4.0	L	19	6	4	4	3	1	1	0	0	0	0	23	31	9.00	1.750
Dave Giusti, R ERA: 6.57 (5, 1)	2.0		8	2	0	0	0	0	0	0	0	0	0	8	8	0.00	1.000
Ramon Hernandez, L ERA: 5.11 (7, 1)	2.0		6	1	0	0	2	0	0	0	0	0	0	10	10	0.00	0.500

**BOTTOM**

**Pittsburgh Pirates @ St. Louis Cardinals**  
 Busch Stadium, St. Louis, MO  
 Thu May 20 1976, 3:33 AM CDT  
 Att. 11,315 - Unknown

livebaseballscorecards.com

AB	31
R	4
H	9
RBI	4
BB	2
SO	5
LOB	9



WP: 0	PA: 34
PB: 0	
SB: 1	
CS: 2	



Batter	1	2	3	4	5	6	7	8	9	AB R H RBI BB SO LOB	TOP		
Rick Monday, L (1, 8) OBP: 0.409, SLG: 0.585	0-3 K	0-0 F7		0-0 2B 1B		0-0 4-3			0-0 FC6-4	5 1 1 1 0 1 3			
Jose Cardenal, R (1, 7) OBP: 0.380, SLG: 0.479	0-0 L5		0-0 4-3	0-0 2B		0-0 F9			0-3 K	5 0 1 2 0 1 1			
Bill Madlock, R (1, 5) OBP: 0.400, SLG: 0.488	0-0 2B		0-0 1-6-3	0-0 L8			0-0 B1-3			4 0 1 0 0 0 1			
Jerry Morales, R (1, 9) OBP: 0.333, SLG: 0.416	0-0 6-3		0-0 F4		0-0 4-3		0-3 K			4 0 0 0 0 1 1			
Larry Bittner, L (1, 3) OBP: 0.162, SLG: 0.189		0-0 E5		0-0 4-3	0-0 4-3		0-0 G3			4 1 0 0 0 0 0			
Steve Swisher, R (1, 2) OBP: 0.333, SLG: 0.426		0-0 1B		4-0 1B BB	0-0 1B		0-3 K			3 1 2 0 1 1 0			
Dave Rosello, R (1, 6) OBP: 0.380, SLG: 0.302		0-0 G5-4-3		0-3 K	4-0 BB		0-0 F8			3 0 0 0 1 1 3			
Mick Kelleher, R (1, 4) OBP: 0.259, SLG: 0.269		0-0 1B 1B		4-0 1B IBB	0-0 FC4-6		0-3 K			3 1 1 1 1 1 2			
Rick Reuschel, R (1, 1) OBP: 0.409, SLG: 0.235		0-0 1B		0-0 1B 2B 1B		0-3 K			0-0 FC6-4	3 1 2 1 0 1 0			
Darold Knowles, L (7, 1) OBP: 0.800, SLG: 0.500										1 0 1 0 0 0 0			
<b>Inning Stats</b>	R: 0 H: 1 E: 0 LOB: 1 K: 1 BB: 0 S: 6 P: 6	R: 1 H: 3 E: 1 LOB: 2 K: 0 BB: 0 S: 6 P: 6	R: 0 H: 0 E: 0 LOB: 0 K: 0 BB: 0 S: 3 P: 3	R: 4 H: 3 E: 0 LOB: 1 K: 1 BB: 2 S: 8 P: 16	R: 0 H: 1 E: 0 LOB: 2 K: 0 BB: 1 S: 4 P: 8	R: 0 H: 0 E: 0 LOB: 0 K: 1 BB: 0 S: 5 P: 5	R: 0 H: 0 E: 0 LOB: 0 K: 1 BB: 0 S: 5 P: 5	R: 0 H: 0 E: 0 LOB: 0 K: 2 BB: 0 S: 7 P: 7	R: 0 H: 1 E: 0 LOB: 1 K: 1 BB: 0 S: 5 P: 5	1B: 7 SF: 0 2B: 3 SAC: 0 3B: 0 DP: 2 HR: 0 HBP: 0	WP: 0 PA: 38 PB: 0 SB: 1 CS: 1		
<b>PITCHER</b>	IP WLS BF H R ER SO BB IBB HBP BLK WP HR S P ERA WHIP											<b>PITCHER</b>	IP WLS BF H R ER SO BB IBB HBP BLK WP HR S P ERA WHIP
Larry Demery, R (1, 1) ERA: 2.61	6.0 L 29 8 5 4 3 2 1 0 0 0 0 0 32 44 6.00 1.667												
Kent Tekulve, R (7, 1) ERA: 2.63	1.0 3 0 0 0 1 0 0 0 0 0 0 0 5 5 0.00 0.000												
Bob Moose, R (8, 1) ERA:	2.0 6 1 0 0 0 3 0 0 0 0 0 0 12 12 0.00 0.500												

Chicago Cubs @ Pittsburgh Pirates  
Three Rivers Stadium, Pittsburgh, PA

Fri May 21 1976, 7:05 PM EDT  
Att. 9,342 - Unknown - 58 F

livebaseballscorecards.com

AB	35
R	5
H	9
RBI	5
BB	3
SO	7
LOB	11



BOTTOM

Chicago Cubs @ Pittsburgh Pirates  
Three Rivers Stadium, Pittsburgh, PA

Fri May 21 1976, 7:05 PM EDT  
Att. 9,342 - Unknown - 58 F

livebaseballscorecards.com

AB	32
R	4
H	7
RBI	4
BB	3
SO	5
LOB	12



WP:	1	PA:	36
PB:	0		
SB:	1		
CS:	0		

AB R H RBI BB SO LOB

4 1 1 0 0 0 1

4 0 1 0 0 0 2

2 1 0 0 1 1 0

2 1 1 0 2 0 0

4 1 1 1 0 2 3

4 0 1 3 0 2 3

4 0 1 0 0 0 2

3 0 0 0 0 0 1

1 0 0 0 0 0 0

1 0 1 0 0 0 0

0 0 0 0 0 0 0

1 0 0 0 0 0 0

0 0 0 0 0 0 0

1 0 0 0 0 0 0

1 0 0 0 0 0 0

1 0 0 0 0 0 0

4

4

2

2

4

4

4

3

1

1

1

0

0

0

0

0

0

1

2

1

0

3

3

2

1

0

0

0

0

0

0

0

0

0

0

0

1

0

0

0

0

0

0

0

0

0

0

0

0

0

0

0

0

1

0

2

3

2

1

0

0

0

0

0

0

0

0

0

0

0

1

0

0

0

0

0

0

0

0

0

0

0

0

0

0

0

0

1

0

0

0

0

0

0

0

0

0

0

0

0

0

0

0

0

1

0

0

0

0

0

0

0

0

0

0

0

0

0

0

0

0

1

0

0

0

0

0

0

0

0

0

0

0

0

0

0

0

0

1

0

0

0

0

0

0

0

0

0

0

0

0

0

0

0

0

1

0

0

0

0

0

0

0

0

0

0

0

0

0

0

0

0

1

0

0

0

0

0

0

0

0

0

0

0

0

0

0

0

0

1

0

0

0

0

0

0

0

0

0

0

0

0

0

0

0

0

1

0

0

0

0

0

0

0

0

0

0

0

0

0

0

0

0

1

0

0

0

0

0

0

0

0

0

0

0

0

0

0

0

0

1

0

0

0

0

0

0

0

0

0

0

0

0

0

0

0

0

1

0

0

0

0

0

0

0

0

0

0

0

0

0

0

0

0

1

0

0

0

0

0

0

0

0

0

0

0

0

0

0

0

0

1

0

0

0

0

0

0

0

0

0

0

0

0

0

0

0

0

1

0

0

0

0

0

0



Batter	1	2	3	4	5	6	7	8	9	10	11	12	13	14	15	16	AB	R	H	RBI	BB	SO	LOB	TOP										
<b>Rick Monday, L</b> OBP: 0.404, SLG: 0.577 (1.8)	0-0 4-3 1B 2B		0-0 4-3		0-3 K		0-0 F9			0-0 F7			0-0 F7 CS 1B			0-0 1-3	7	1	2	0	0	1	2											
<b>Jose Cardenal, R</b> OBP: 0.376, SLG: 0.471 (1.7)	0-0 4-3 2-3			0-0 F4		0-0 CS 1B		0-0 F7		0-3 K			0-3 K 1-2			0-0 FC4 1B	7	0	2	0	0	2	2											
<b>Bill Madlock, R</b> OBP: 0.388, SLG: 0.470 (1.5)	0-0 CS 1B			0-0 6-3		0-0 6-3 1-2		0-0 5-3			0-0 5-3			0-0 6-3		0-0 FC4 1-2	7	0	1	1	0	0	2											
<b>Jerry Morales, R</b> OBP: 0.333, SLG: 0.412 (1.9)	0-0 F9 1-2			0-0 F6		0-0 1B 1B		0-0 6-3			0-0 F4			0-0 G4-6-3 1B			6	0	2	0	0	0	1											
<b>Larry Bliittner, L</b> OBP: 0.209, SLG: 0.233 (1.3)		0-0 F3			0-0 FC5-4 1B	0-0 1-3 1B			0-0 FC1-6 1B				0-0 6-3		0-0 G4-6-3 1-2		6	0	3	0	0	0	1											
<b>Steve Swisher, R</b> OBP: 0.317, SLG: 0.405 (1.2)		0-3 K			0-0 FC5-4 FC6-4 1-2	0-0 F3			0-0 FC1-6 1-2			0-0 F9			0-0 4-3		6	0	0	0	0	1	4											
<b>Dave Rosello, R</b> OBP: 0.363, SLG: 0.286 (1.6)		0-0 F9			0-0 FC6-4 E 1-2			0-0 F9		0-0 F3		0-0 6-3			0-0 6-3		6	1	0	0	0	0	2											
<b>Mick Kelleher, R</b> OBP: 0.267, SLG: 0.310 (1.4)			0-0 F4		0-0 E5			0-0 F9		0-0 F6			0-0 L6		0-3 K		3	1	1	0	0	0	1											
<b>Champ Summers, L</b> OBP: 0.306, SLG: 0.293 (9, PH)					0-0 E												1	0	0	0	0	0	1											
<b>Manny Trillo, R</b> OBP: 0.344, SLG: 0.353 (9.4)					1-2 E			0-0 F9 2B									2	0	0	0	0	1	0											
<b>Steve Renko, R</b> OBP: 0.200, SLG: 0.200 (1.1)			0-0 F6		0-0 E5			0-0 F9 2-3		0-0 G3			0-0 4-3				2	0	0	0	0	0	0											
<b>Buddy Schultz, R</b> (6.1)					1-H 2-H												1	0	0	0	0	0	1											
<b>Oscar Zamora, R</b> (7.1)																	0	0	0	0	0	0	0											
<b>Ralph LaCock, L</b> OBP: 0.310, SLG: 0.265 (10, PH)																	1	0	0	0	0	0	0											
<b>Bruce Sutter, R</b> (10.1)																	0	0	0	0	0	0	0											
<b>Paul Reuschel, R</b> (12.1)																	0	0	0	0	0	0	0											
<b>Steve Renko, R</b> OBP: 0.200, SLG: 0.200 (1.1)																	2	0	0	0	0	0	0											
<b>Buddy Schultz, R</b> (6.1)																	1	0	0	0	0	0	1											
<b>Oscar Zamora, R</b> (7.1)																	0	0	0	0	0	0	0											
<b>Ralph LaCock, L</b> OBP: 0.310, SLG: 0.265 (10, PH)																	1	0	0	0	0	0	0											
<b>Bruce Sutter, R</b> (10.1)																	0	0	0	0	0	0	0											
<b>Paul Reuschel, R</b> (12.1)																	0	0	0	0	0	0	0											
<b>Inning Stats</b>	R: 1 E: 0 K: 0 S: 4	H: 2 LOB: 0 BB: 0 P: 4	R: 0 E: 0 K: 1 S: 5	H: 0 LOB: 0 BB: 0 P: 5	R: 0 E: 0 K: 0 S: 3	H: 0 LOB: 0 BB: 0 P: 3	R: 0 E: 0 K: 0 S: 3	H: 0 LOB: 0 BB: 0 P: 3	R: 2 E: 2 K: 1 S: 8	H: 1 LOB: 1 BB: 0 P: 8	R: 0 E: 0 K: 0 S: 5	H: 3 LOB: 2 BB: 0 P: 5	R: 0 E: 0 K: 0 S: 4	H: 1 LOB: 1 BB: 0 P: 4	R: 0 E: 0 K: 0 S: 3	H: 0 LOB: 0 BB: 0 P: 3	R: 0 E: 0 K: 0 S: 5	H: 1 LOB: 0 BB: 0 P: 5	R: 0 E: 0 K: 0 S: 3	H: 1 LOB: 0 BB: 0 P: 3	R: 0 E: 0 K: 1 S: 5	H: 0 LOB: 0 BB: 0 P: 5	R: 0 E: 0 K: 0 S: 3	H: 1 LOB: 0 BB: 0 P: 5	R: 0 E: 0 K: 0 S: 5	H: 1 LOB: 0 BB: 0 P: 3	R: 0 E: 0 K: 1 S: 5	H: 0 LOB: 0 BB: 0 P: 5	R: 0 E: 0 K: 0 S: 4	H: 1 LOB: 1 BB: 0 P: 4	1B: 9 2B: 2 3B: 0 HR: 0	SF: 0 SAC: 0 DP: 1 HBP: 0	WP: 0 PB: 0 SB: 0 CS: 3	PA: 57
<b>PITCHER</b>	IP WLS BF H R ER SO BB IBB HBP BLK WP HR S P ERA WHIP																																	
<b>Bruce Kison, R</b> ERA: 3.92 (1.1)	9.0																																	
<b>Dave Giusti, R</b> ERA: 5.28 (10.1)	3.0																																	
<b>Bob Moose, R</b> ERA: (13.1)	4.0	W																																

Chicago Cubs @ Pittsburgh Pirates  
Three Rivers Stadium, Pittsburgh, PA  
Sat May 22 1976, 3:33 AM EDT  
Att. 7,081 - Sunny - 68 F

livebaseballscores.com

AB	57
R	3
H	11
RBI	1
BB	0
SO	5
LOB	17





Batter	1	2	3	4	5	6	7	8	9	10	11	12	13	14	15	16	AB	R	H	RBI	BB	SO	LOB
Rennie Stennett, R OBP: 0.283, SLG: 0.352 (1, 4)	L9		F6		F3		F9			L9		L9			L8		7	0	1	0	0	0	3
Ed Kirkpatrick, L OBP: 0.391, SLG: 0.263 Richie Hebner, L OBP: 0.300, SLG: 0.278 (1, 5) (8, 9)	K		4-3			K		4-3		3-1		F3			F9		3	0	0	0	0	2	0
Al Oliver, L OBP: 0.357, SLG: 0.505 (1, 8)	HR					K		F5		4-3					1-3		7	1	2	0	0	1	0
Willie Stargell, L OBP: 0.407, SLG: 0.510 (1, 3)	HR					F6									K		6	2	3	2	1	2	1
Richie Zisk, R OBP: 0.361, SLG: 0.485 (1, 7)	F9														K		7	1	2	1	0	2	3
Bill Robinson, R OBP: 0.380, SLG: 0.597 (1, 9)			F3														5	0	2	0	1	1	1
Duffy Dyer, R OBP: 0.333, SLG: 0.435 (1, 2)			K														4	0	0	0	2	2	1
Frank Taveras, R OBP: 0.238, SLG: 0.222 Bob Robertson, R OBP: 0.306, SLG: 0.172 Mario Mendoza, R OBP: 0.239, SLG: 0.233 (1, 6) (9, PH) (10, 6)			6-3												F3		3	0	2	0	0	0	0
Bruce Kison, R OBP: 0.250, SLG: 0.333 Ed Ott, L OBP: 0.500, SLG: 0.400 Dave Giusti, R Manny Sanguillen, R OBP: 0.297, SLG: 0.339 Bob Moose, R OBP: 0.500, SLG: 1.000 (1, 1) (9, PH) (10, 1) (12, PH) (13, 1)			B1-3														1	0	0	0	0	1	1
																	2	0	0	1	0	0	2
																	3	0	1	0	0	0	1
																	1	0	0	0	0	0	1
																	0	0	0	0	0	0	0
																	1	0	0	0	0	1	1
																	2	0	0	1	0	0	2
																	3	0	1	0	0	0	1
																	1	0	0	0	0	0	1
																	0	0	0	0	0	0	0
																	1	0	0	0	0	1	1
																	2	0	0	1	0	0	2
																	3	0	1	0	0	0	1
																	1	0	0	0	0	0	1
																	0	0	0	0	0	0	0
																	1	0	0	0	0	1	1
																	2	0	0	1	0	0	2
																	3	0	1	0	0	0	1
																	1	0	0	0	0	0	1
																	0	0	0	0	0	0	0
																	1	0	0	0	0	1	1
																	2	0	0	1	0	0	2
																	3	0	1	0	0	0	1
																	1	0	0	0	0	0	1
																	0	0	0	0	0	0	0
																	1	0	0	0	0	1	1
																	2	0	0	1	0	0	2
																	3	0	1	0	0	0	1
																	1	0	0	0	0	0	1
																	0	0	0	0	0	0	0
																	1	0	0	0	0	1	1
																	2	0	0	1	0	0	2
																	3	0	1	0	0	0	1
																	1	0	0	0	0	0	1
																	0	0	0	0	0	0	0
																	1	0	0	0	0	1	1
																	2	0	0	1	0	0	2
																	3	0	1	0	0	0	1
																	1	0	0	0	0	0	1
																	0	0	0	0	0	0	0
																	1	0	0	0	0	1	1
																	2	0	0	1	0	0	2
																	3	0	1	0	0	0	1
																	1	0	0	0	0	0	1
																	0	0	0	0	0	0	0
																	1	0	0	0	0	1	1
																	2	0	0	1	0	0	2
																	3	0	1	0	0	0	1
																	1	0	0	0	0	0	1
																	0	0	0	0	0	0	0
																	1	0	0	0	0	1	1
																	2	0	0	1	0	0	2
																	3	0	1	0	0	0	1
																	1	0	0	0	0	0	1
																	0	0	0	0	0	0	0
																	1	0	0	0	0	1	1
																	2	0	0	1	0	0	2
																	3	0	1	0	0	0	1
																	1	0	0	0	0	0	1
																	0	0	0	0	0	0	0
																	1	0	0	0	0	1	1
																	2	0	0	1	0	0	2
																	3	0	1	0	0	0	1
																	1	0	0	0	0	0	1
																	0	0	0	0	0	0	0
																	1	0	0	0	0	1	1
																	2	0	0	1	0	0	2
																	3	0	1	0	0	0	1
																	1	0	0	0	0	0	1
																	0	0	0	0	0	0	0
																	1	0	0	0	0	1	1
																	2	0	0	1	0	0	2
																	3	0	1	0	0	0	1
																	1	0	0	0	0	0	



Batter	1	2	3	4	5	6	7	8	9	AB R H RBI BB SO LOB	TOP														
<b>Rick Monday, L</b> (1, 8) OBP: 0.398, SLG: 0.562	0-0 4-3	0-0 4-3			0-0 F6		0-3 K		4-0 BB SH1-3 1-2 BB	4 0 0 0 1 1 3															
<b>Jose Cardenal, R</b> (1, 7) OBP: 0.373, SLG: 0.465	0-0 L8 1B		0-0 6-3		0-0 L9		0-0 F7		0-0 SH1-3	4 1 1 0 0 0 1															
<b>Bill Madlock, R</b> (1, 5) OBP: 0.389, SLG: 0.464	0-0 L8 1-2		0-0 4-3		0-0 F8		0-0 2-H 1B		4-0 BB IBB	4 0 1 1 1 0 1															
<b>Jerry Morales, R</b> (1, 9) OBP: 0.336, SLG: 0.407	0-0 2-H 1B		0-0 6-3		0-0 1-3		0-0 F8		4-0 1-2 2-3 BB	4 0 1 1 1 0 1															
<b>George Mittenwald, R</b> (1, 3) OBP: 0.227, SLG: 0.238	0-0 L6			0-0 1B E 1B		0-0 1B 2B		0-0 1-3	0-3 K	5 2 2 0 0 1 4															
<b>Manny Trillo, R</b> (1, 4) OBP: 0.355, SLG: 0.364		0-0 FC5-4 1B		0-0 E6 4-3 1B		0-0 6-3		0-0 G6-4-3 1B		4 1 3 0 0 0 1															
<b>Steve Swisher, R</b> (1, 2) OBP: 0.315, SLG: 0.400		0-0 FC5-4 1B 1-2f		0-0 4-3		0-0 FC6-4 1B 2-H		0-0 G6-4-3 1-2f		4 0 1 2 0 0 2															
<b>Dave Rosello, R</b> (1, 6) OBP: 0.362, SLG: 0.287		0-0 5-3 1B		0-0 6-3		0-0 FC6-4 1-2f		0-0 FC5-4 1B		3 0 1 0 0 0 1															
<b>Champ Summers, L</b> (9, PH) OBP: 0.320, SLG: 0.310		1-3 1B								1 0 1 0 0 0 0															
<b>Bruce Sutter, R</b> (9, 1)		0-0 5-3 1B								0 0 0 0 0 0 0															
<b>Bill Bonham, R</b> (1, 1) OBP: 0.133, SLG: 0.143		0-0 5-3		0-0 F4			0-0 1B 2B		0-0 FC5-4 1-2f E	3 1 1 0 0 0 2															
<b>Darold Knowles, L</b> (8, 1) OBP: 0.800, SLG: 0.500										0 0 0 0 0 0 0															
<b>Oscar Zamora, R</b> (8, 1)										0 0 0 0 0 0 0															
<b>Larry Bittner, L</b> (9, PH) OBP: 0.206, SLG: 0.227										1 0 0 0 0 0 1															
<b>Mick Kelleher, R</b> (9, PR) OBP: 0.267, SLG: 0.310										0 1 0 0 0 0 0															
<b>Inning Stats</b>	R: 1 E: 0 K: 0 S: 5	H: 2 LOB: 1 BB: 0 P: 5	R: 0 E: 0 K: 0 S: 5	H: 2 LOB: 2 BB: 0 P: 5	R: 0 E: 0 K: 0 S: 3	H: 0 LOB: 0 BB: 0 P: 3	R: 2 E: 1 K: 0 S: 5	H: 2 LOB: 0 BB: 0 P: 5	R: 0 E: 0 K: 0 S: 3	H: 0 LOB: 0 BB: 0 P: 3	R: 1 E: 0 K: 0 S: 5	H: 2 LOB: 1 BB: 0 P: 5	R: 1 E: 0 K: 1 S: 7	H: 2 LOB: 1 BB: 0 P: 7	R: 0 E: 0 K: 0 S: 3	H: 1 LOB: 0 BB: 0 P: 3	R: 1 E: 1 K: 1 S: 6	H: 1 LOB: 3 BB: 3 P: 18	1B: 10 2B: 2 3B: 0 HR: 0	SF: 0 SAC: 1 DP: 1 HBP: 0	WP: 0 PB: 0 SB: 0 CS: 0	PA: 41			
<b>PITCHER</b>	IP	WLS	BF	H	R	ER	SO	BB	IBB	HBP	BLK	WP	HR	S	P	ERA	WHIP								
<b>Jim Rooker, L</b> (1, 1) ERA: 2.61	7.0		31	10	5	4	1	0	0	0	0	0	0	33	33	5.14	1.429								
<b>Kent Tekulve, R</b> (8, 1) ERA: 3.0	1.1	L	5	2	1	1	0	0	0	0	0	0	0	5	5	6.75	1.500								
<b>Ramon Hernandez, L</b> (9, 1) ERA: 5.11	0.0		1	0	0	0	0	1	0	0	0	0	0	4	4	∞	∞								
<b>Dave Giusti, R</b> (9, 1) ERA: 5.06	0.2		4	0	0	0	1	1	1	0	0	0	0	4	12	0.00	1.500								

**Chicago Cubs @ Pittsburgh Pirates**  
**Three Rivers Stadium, Pittsburgh, PA**  
 Sun May 23 1976, 3:33 AM EDT  
 Sunny - 67 F

[livebaseballscorecards.com](http://livebaseballscorecards.com)

AB	37
R	6
H	12
RBI	4
BB	3
SO	2
LOB	17



BOTTOM

Chicago Cubs @ Pittsburgh Pirates  
Three Rivers Stadium, Pittsburgh, PA

Sun May 23 1976, 3:33 AM EDT  
Sunny - 67 F

livebaseballscorecards.com

AB	38
R	5
H	12
RBI	5
BB	0
SO	7
LOB	15



WP:	0	PA:	38
PB:	0		
SB:	0		
CS:	0		

AB R H RBI BB SO LOB

5	0	0	0	0	0	2
5	0	1	0	0	2	2
4	1	2	0	0	0	1
4	0	1	0	0	0	2
4	2	3	2	0	0	2
4	2	2	1	0	1	1
4	0	1	0	0	1	1
2	0	1	0	0	1	0
1	0	0	0	0	0	3
1	0	0	0	0	1	0
2	0	0	0	0	1	1
1	0	1	2	0	0	0
0	0	0	0	0	0	0
0	0	0	0	0	0	0
0	0	0	0	0	0	0
0	0	0	0	0	0	0
1	0	0	0	0	0	0

Batter	1	2	3	4	5	6	7	8	9
Rennie Stennett, R (1, 4) OBP: 0.274, SLG: 0.340	0-0 4-3		0-0 5-3			0-0 F9	0-0 F7		0-0 F7
Richie Hebner, L (1, 5) OBP: 0.296, SLG: 0.275	0-3 K			0-0 1B		0-3 K	0-0 G3		0-0 F9
Al Oliver, L (1, 8) OBP: 0.361, SLG: 0.514	0-0 F9			0-0 F8		0-0 2B		0-0 HR	
Willie Stargell, L (1, 3) OBP: 0.402, SLG: 0.500		0-0 F3		0-0 1B		0-0 F4		0-0 F3	
Richie Zisk, R (1, 7) OBP: 0.372, SLG: 0.515		0-0 1B		0-0 G4-6-3			0-0 1B	0-0 HR	
Bill Robinson, R (1, 9) OBP: 0.387, SLG: 0.634		0-3 K			0-0 1-3		0-0 1B	0-0 HR	
Manny Sanguillen, R (1, 2) OBP: 0.295, SLG: 0.336		0-0 4-3			0-0 3-1		0-0 1B	0-3 K	
Frank Taveras, R (1, 6) OBP: 0.244, SLG: 0.229			0-3 K			0-0 1B	0-0 F6	0-3 K	
Ed Kirkpatrick, L (7, PH) OBP: 0.375, SLG: 0.250									
Mario Mendoza, R (8, 6) OBP: 0.234, SLG: 0.227									
Jim Rooker, R (1, 1) OBP: 0.235, SLG: 0.294									
Ed Ott, L (7, PH) OBP: 0.571, SLG: 0.500									
Kent Tekulve, R (8, 1) OBP: 0.571, SLG: 0.500									
Ramon Hernandez, S (9, 1) OBP: 0.297, SLG: 0.167									
Bob Robertson, R (9, PH) OBP: 0.297, SLG: 0.167									

Inning Stats	R: 0	H: 0	E: 0	K: 1	S: 5	H: 0	LOB: 0	BB: 0	P: 5	R: 0	H: 1	E: 0	K: 1	S: 6	H: 0	LOB: 1	BB: 0	P: 6	R: 0	H: 0	E: 0	K: 2	S: 7	H: 0	LOB: 0	BB: 0	P: 7	R: 0	H: 2	E: 0	K: 0	S: 4	H: 1	LOB: 1	BB: 0	P: 4	R: 0	H: 1	E: 0	K: 1	S: 6	H: 1	LOB: 1	BB: 0	P: 6	R: 2	H: 4	E: 0	K: 0	S: 7	H: 3	LOB: 2	BB: 0	P: 7	R: 3	H: 3	E: 0	K: 2	S: 10	H: 0	LOB: 0	BB: 0	P: 10	R: 0	H: 0	E: 0	K: 0	S: 3	H: 0	LOB: 0	BB: 0	P: 3	1B: 9	SF: 0	2B: 1	SAC: 0	3B: 0	DP: 1	HR: 2	HBP: 0	WP: 0	PA: 38
--------------	------	------	------	------	------	------	--------	-------	------	------	------	------	------	------	------	--------	-------	------	------	------	------	------	------	------	--------	-------	------	------	------	------	------	------	------	--------	-------	------	------	------	------	------	------	------	--------	-------	------	------	------	------	------	------	------	--------	-------	------	------	------	------	------	-------	------	--------	-------	-------	------	------	------	------	------	------	--------	-------	------	-------	-------	-------	--------	-------	-------	-------	--------	-------	--------

PITCHER	IP	WLS	BF	H	R	ER	SO	BB	IBB	HBP	BLK	WP	HR	S	P	ERA	WHIP
Bill Bonham, R (1, 1) ERA: 3.7	7.0		30	10	3	3	5	0	0	0	0	0	0	40	40	3.86	1.429
Darold Knowles, L (8, 1) ERA: 4.58	0.1		3	2	2	2	0	0	0	0	0	0	2	3	3	54.00	6.000
Oscar Zamora, R (8, 1) ERA: 3.62	0.2	W	2	0	0	0	2	0	0	0	0	0	0	6	6	0.00	0.000
Bruce Sutter, R (9, 1) ERA: 2.35	1.0	S	3	0	0	0	0	0	0	0	0	0	0	3	3	0.00	0.000



Batter	1	2	3	4	5	6	7	8	9	AB R H RBI BB SO LOB	TOP	
Rick Monday, L (1, 8) OBP: 0.391, SLG: 0.550 Champ Summers, L (6, 7) OBP: 0.314, SLG: 0.302 (8, 2)	0-0 F2		0-0 F7			0-3 K		0-0 5-3		3 0 0 0 0 1 0 1 0 0 0 0 0 0	<b>Chicago Cubs @ Pittsburgh Pirates</b> Three Rivers Stadium, Pittsburgh, PA Sun May 23 1976, 3:38 AM EDT Att. 20,477 - Sunny - 67 F	
Jose Cardenal, R (1, 7) OBP: 0.368, SLG: 0.459 Oscar Zamora, R (3, 1) Mike Adams, R (6, PH) OBP: 0.368, SLG: 0.214 (6, 5)	0-0 F2		0-0 6-3			0-3 K		0-0 F8		2 0 0 0 0 0 0 0 0 0 0 0 0 0 2 0 0 0 0 1 0		
Bill Madlock, R (1, 5) OBP: 0.388, SLG: 0.468 Paul Reuschel, R (6, 1) Ralph LaCock, L (8, PH) OBP: 0.302, SLG: 0.257 Bruce Sutter, R (8, 1)	0-0 2B		0-3 K			0-0 L8		0-3 K		3 0 1 0 0 1 0 0 0 0 0 0 0 0 1 0 0 0 0 1 0 0 0 0 0 0 0 0		
Jerry Morales, R (1, 9) OBP: 0.340, SLG: 0.410	0-0 5-3				0-0 6-3		0-0 FC6-4 1B		0-0 G6-4-3 1B	4 0 2 0 0 0 1		
George Mittenwald, R (1, 2) OBP: 0.231, SLG: 0.240 (8, 3)		0-0 G1-6-3 1B		0-0 F3		0-0 FC6-4 FC6-4 WP 1-2f 1B		0-0 F8		4 1 1 0 0 0 2		
Manny Trillo, R (1, 4) OBP: 0.352, SLG: 0.357		0-0 G1-6-3 1-2f		0-0 4-3		4-0 BB FC6-4 1-2 BB		0-0 G6-4-3 1-2f		3 0 0 0 1 0 2		
Larry Bittner, L (1, 3) OBP: 0.191, SLG: 0.213 (8, 7)		0-0 E5 1B			0-0 1-3		0-0 FC6-4 1-2f 2-3 1B			3 0 0 0 0 0 2		
Mick Kelleher, R (1, 6) OBP: 0.303, SLG: 0.344		0-0 1-2 1B			0-0 6-3		0-0 1-2 3-H 1B			3 0 2 1 0 0 0		
Mike Garman, R (1, 1) Joe Wallis, S (3, 7) OBP: 0.296, SLG: 0.417 (6, 8)		0-3 K			0-0 1-3		0-0 L8			1 0 0 0 0 1 2 2 0 0 0 0 0 2		
<b>Inning Stats</b>	R: 0 H: 1 E: 0 LOB: 1 K: 0 BB: 0 S: 4 P: 4	R: 0 H: 2 E: 1 LOB: 2 K: 1 BB: 0 S: 7 P: 7	R: 0 H: 0 E: 0 LOB: 0 K: 1 BB: 0 S: 5 P: 5	R: 0 H: 0 E: 0 LOB: 0 K: 0 BB: 0 S: 3 P: 3	R: 0 H: 0 E: 0 LOB: 0 K: 0 BB: 0 S: 3 P: 3	R: 0 H: 0 E: 0 LOB: 0 K: 2 BB: 0 S: 7 P: 7	R: 1 H: 2 E: 0 LOB: 2 K: 0 BB: 1 S: 5 P: 9	R: 0 H: 0 E: 0 LOB: 0 K: 1 BB: 0 S: 5 P: 5	R: 0 H: 1 E: 0 LOB: 0 K: 0 BB: 0 S: 3 P: 3	1B: 5 SF: 0 2B: 1 SAC: 0 3B: 0 DP: 2 HR: 0 HBP: 0		WP: 1 PA: 33 PB: 0 SB: 0 CS: 0
<b>PITCHER</b> Jerry Reuss, L (1, 1) ERA: 3.73	IP WLS BF H R ER SO BB IBB HBP BLK WP HR S P ERA WHIP	9.0 W 33 6 1 1 5 1 0 0 0 1 0 42 46 1.00 0.778										

livebaseballscorecards.com

<b>AB</b>	32
<b>R</b>	1
<b>H</b>	6
<b>RBI</b>	1
<b>BB</b>	1
<b>SO</b>	5
<b>LOB</b>	11







Batter	1	2	3	4	5	6	7	8	9	AB R H RBI BB SO LOB	TOP											
Pepe Mangual, R (1, 7) OBP: 0.429, SLG: 0.430	0-0 F3		0-0 F8		4-0 BB		0-0 SH2-4		0-0 4-3 2B	3 0 1 0 1 0 1												
Jerry White, S (1, 8) OBP: 0.316, SLG: 0.347	0-0 F7			0-0 F8	0-0 L8		0-0 4-3		0-0 4-3	5 0 0 0 0 0 3												
Andre Thornton, R (1, 3) OBP: 0.369, SLG: 0.417 Mike Jorgensen, L (9, 3) OBP: 0.336, SLG: 0.404	0-0 F9			0-0 5-3		0-0 FC5-4 SH1-4 1B	0-3 K		0-3 K	5 1 1 0 0 2 2 0 0 0 0 0 0 0												
Gary Carter, R (1, 9) OBP: 0.329, SLG: 0.331 Jim Lyttle, L (8, 9)		0-0 F8		0-0 5-3		0-0 SH1-4		0-0 6-3		3 0 0 0 0 0 0 0 0 0 0 0 0 0												
Larry Parrish, R (1, 5) OBP: 0.282, SLG: 0.310		0-0 F9			4-0 HR BB	4-0 FC5-4 BB		0-0 5-3		2 1 0 0 2 0 0												
Tim Foli, R (1, 6) OBP: 0.293, SLG: 0.457		0-0 6-3			0-0 HR	0-0 FC5-4 1B		0-0 1B 1B		4 1 2 2 0 0 2												
Pete Mackanin, R (1, 4) OBP: 0.260, SLG: 0.368 Fred Scherman, L (8, 1) OBP: 0.333, SLG: 0.333			0-0 F7		0-0 F6	0-0 1B		0-0 FC6-4 1B		4 0 2 1 0 0 0 0 0 0 0 0 0 0												
Barry Foote, R (1, 2) OBP: 0.302, SLG: 0.377			0-0 1-3 2B		0-0 HR	0-3 K		0-0 FC6-4		4 1 2 1 0 1 4												
Woodie Fryman, R (1, 1) OBP: 0.050, SLG: 0.050 Pepe Frias, R (8, 4) OBP: 0.375, SLG: 0.467			0-0 1-3		0-0 6-3		0-0 E1 SH2-4		0-0 L4	3 0 0 0 0 0 1 1 0 0 0 0 0 0												
<b>Inning Stats</b>	R: 0 E: 0 K: 0 S: 3	H: 0 LOB: 0 BB: 0 P: 3	R: 0 E: 0 K: 0 S: 3	H: 0 LOB: 0 BB: 0 P: 3	R: 0 E: 0 K: 0 S: 4	H: 1 LOB: 1 BB: 0 P: 4	R: 0 E: 0 K: 0 S: 3	H: 0 LOB: 0 BB: 0 P: 3	R: 3 E: 0 K: 0 S: 5	H: 2 LOB: 1 BB: 2 P: 13	R: 1 E: 0 K: 1 S: 7	H: 2 LOB: 2 BB: 1 P: 11	R: 0 E: 1 K: 1 S: 6	H: 0 LOB: 1 BB: 0 P: 6	R: 0 E: 0 K: 0 S: 5	H: 2 LOB: 2 BB: 0 P: 5	R: 0 E: 0 K: 1 S: 6	H: 1 LOB: 1 BB: 0 P: 6	1B: 4 2B: 2 3B: 0 HR: 2	SF: 0 SAC: 2 DP: 0 HBP: 0	WP: 0 PB: 0 SB: 0 CS: 0	PA: 39
<b>PITCHER</b>	IP WLS BF H R ER SO BB IBB HBP BLK WP HR S P ERA WHIP																					
John Candelaria, L (1, 1) ERA: 3.61	5.1 L 23 4 4 4 0 3 0 0 0 0 0 2 20 32 6.75 1.312																					
Kent Tekulve, R (6, 1) ERA: 2.7	1.2 7 1 0 0 2 0 0 0 0 0 0 0 11 11 0.00 0.600																					
Bob Moose, R (8, 1) ERA:	2.0 9 3 0 0 1 0 0 0 0 0 0 0 11 11 0.00 1.500																					

**Montreal Expos @ Pittsburgh Pirates**  
**Three Rivers Stadium, Pittsburgh, PA**  
 Mon May 24 1976, 7:05 PM EDT  
 Att. 5,420 - Unknown

[livebaseballscorecards.com](http://livebaseballscorecards.com)

<b>AB</b>	<b>34</b>
<b>R</b>	<b>4</b>
<b>H</b>	<b>8</b>
<b>RBI</b>	<b>4</b>
<b>BB</b>	<b>3</b>
<b>SO</b>	<b>3</b>
<b>LOB</b>	<b>13</b>



Batter	1	2	3	4	5	6	7	8	9	AB	R	H	RBI	BB	SO	LOB
Frank Taveras, R (1, 6) OBP: 0.274, SLG: 0.244	0-0 5-3	0-0 1B			0-3 K			0-0 1B		4	0	2	1	0	1	0
Rennie Stennett, R (1, 4) OBP: 0.273, SLG: 0.335	0-0 L5		0-0 F9		0-0 F2			0-0 G4-6-3		4	0	0	0	0	0	1
Al Oliver, L (1, 8) OBP: 0.359, SLG: 0.525	0-0 1-3		0-0 F8			0-0 G3		0-3 K		4	0	0	0	0	1	0
Richie Zisk, R (1, 7) OBP: 0.359, SLG: 0.490		0-0 F6	4-0 BB			0-0 F8			0-0 5-3	3	0	0	0	1	0	0
Bill Robinson, R (1, 9) OBP: 0.386, SLG: 0.646		0-0 5-3	0-0 5-3			0-0 F9			0-0 F5	4	0	0	0	0	0	1
Bob Robertson, R (1, 3) OBP: 0.317, SLG: 0.156		4-0 BB		4-0 CS			0-0 F8		0-0 F8	2	1	0	0	2	0	0
Manny Sanguillen, R (1, 2) OBP: 0.296, SLG: 0.331		4-0 BB		0-0 1-3			0-0 F5			2	1	0	0	1	0	1
Tommy Helms, R (1, 5) OBP: 0.316, SLG: 0.444		0-0 BB		0-0 F8			0-0 2B			3	0	2	1	0	0	0
John Candelaria, L (1, 1) OBP: 0.294, SLG: 0.143		0-0 BB			0-0 6-3					2	0	1	0	0	0	0
Kent Tekulve, R (6, 1)										0	0	0	0	0	0	0
Duffy Dyer, R (7, PH) OBP: 0.313, SLG: 0.393										1	0	0	0	0	0	1
Bob Moose, R (8, 1) OBP: 0.500, SLG: 1.000										0	0	0	0	0	0	0

Inning Stats	R: 0	H: 0	E: 0	K: 0	S: 3	R: 2	H: 3	E: 0	K: 0	S: 5	R: 0	H: 0	E: 0	K: 0	S: 2	R: 0	H: 0	E: 0	K: 1	S: 5	R: 0	H: 0	E: 0	K: 0	S: 3	R: 0	H: 1	E: 0	K: 1	S: 5	R: 0	H: 0	E: 0	K: 0	S: 3	R: 0	H: 0	E: 0	K: 0	S: 3	1B: 4	SF: 0	2B: 1	SAC: 0	3B: 0	DP: 1	HR: 0	HBP: 0	WP: 0	PA: 33
--------------	------	------	------	------	------	------	------	------	------	------	------	------	------	------	------	------	------	------	------	------	------	------	------	------	------	------	------	------	------	------	------	------	------	------	------	------	------	------	------	------	-------	-------	-------	--------	-------	-------	-------	--------	-------	--------

PITCHER	IP	WLS	BF	H	R	ER	SO	BB	IBB	HBP	BLK	WP	HR	S	P	ERA	WHIP
Woodie Fryman, L (1, 1) ERA: 3.38	7.0	W	27	4	2	2	1	4	0	0	0	0	0	25	41	2.57	1.143
Fred Scherman, L (8, 1) ERA: 3.68	2.0	S	6	1	0	0	1	0	0	0	0	0	0	8	8	0.00	0.500

**BOTTOM**

**Montreal Expos @ Pittsburgh Pirates**  
**Three Rivers Stadium, Pittsburgh, PA**  
 Mon May 24 1976, 7:05 PM EDT  
 Att. 5,420 - Unknown

<b>AB</b>	<b>29</b>
<b>R</b>	<b>2</b>
<b>H</b>	<b>5</b>
<b>RBI</b>	<b>2</b>
<b>BB</b>	<b>4</b>
<b>SO</b>	<b>2</b>
<b>LOB</b>	<b>4</b>



livebaseballscorecards.com



Batter	1	2	3	4	5	6	7	8	9	10	11	AB R H RBI BB SO LOB	TOP																				
<b>Pepe Mangual, R</b> OBP: 0.437, SLG: 0.427 (1, 7)	F4		F3			SH5-3 1B		E S 2B BB			1B E SF8 BB	3 2 1 0 2 0 0																					
<b>Jerry White, S</b> OBP: 0.321, SLG: 0.360 (1, 8)	F7			P3		SH5-3 1-2		1-H 2B			SF8 E 1B	4 1 2 1 0 0 0																					
<b>Andre Thornton, R</b> OBP: 0.363, SLG: 0.406 <b>Jim Lyttle, L</b> (11, 9)	5-3			BB		F8		F8			SF8	3 0 0 1 1 0 2 0 0 0 0 0 0 0																					
<b>Gary Carter, R</b> OBP: 0.324, SLG: 0.320 (1, 2)		F7		F8		F8			1-3		E IBB	4 1 0 0 1 0 2																					
<b>Larry Parrish, R</b> OBP: 0.286, SLG: 0.343 (1, 5)		HR		6-3		6-3		F7		F7	E6 2B	5 2 2 3 0 0 1																					
<b>Tim Foli, R</b> OBP: 0.297, SLG: 0.463 (1, 6)		6-3		FC6-4 1B		K		F7		F7	2B	5 0 2 1 0 1 0																					
<b>Mike Jorgensen, L</b> OBP: 0.331, SLG: 0.389 (1, 3)		F7		F7		4-3				G3	FC4-6 IBB	4 0 0 0 1 0 1																					
<b>Pete Mackanin, R</b> OBP: 0.250, SLG: 0.354 <b>Pepe Frias, R</b> OBP: 0.375, SLG: 0.467 (11, 4)			5-3	FC6-4 1-2		K		K		F9	F8	5 0 0 0 0 1 3 0 0 0 0 0 0 0																					
<b>Steve Rogers, R</b> OBP: 0.160, SLG: 0.160 <b>Jose Morales, R</b> OBP: 0.200, SLG: 0.267 <b>Dale Murray, R</b> (8, PH) <b>Jim Dwyer, L</b> OBP: 0.360, SLG: 0.326 <b>Wayne Granger, R</b> (10, PH) <b>Fred Scherman, L</b> OBP: 0.333, SLG: 0.333 (11, 1)			6-3	K		K		F5		4-3	FC4-6 1-2	2 0 0 0 0 1 1 1 0 0 0 0 0 0 0 0 0 0 0 0 0 1 0 0 0 0 0 0 1 0 0 0 0 0 2 0 0 0 0 0 0 0																					
<b>Inning Stats</b>	R: 0 E: 0 K: 3	H: 0 LOB: 0 BB: 0 P: 3	R: 1 E: 0 K: 4	H: 1 LOB: 0 BB: 0 P: 4	R: 0 E: 0 K: 3	H: 0 LOB: 0 BB: 0 P: 3	R: 0 E: 0 K: 3	H: 0 LOB: 1 BB: 1 P: 7	R: 0 E: 0 K: 1	H: 1 LOB: 1 BB: 0 P: 6	R: 0 E: 0 K: 5	H: 0 LOB: 0 BB: 0 P: 5	R: 1 E: 0 K: 6	H: 1 LOB: 1 BB: 1 P: 10	R: 0 E: 0 K: 3	H: 0 LOB: 0 BB: 0 P: 3	R: 0 E: 0 K: 3	H: 0 LOB: 0 BB: 0 P: 3	R: 4 E: 2 K: 6	H: 3 LOB: 2 BB: 3 P: 18	1B: 3 2B: 3 3B: 0 HR: 1	SF: 1 SAC: 1 DP: 0 HBP: 0	WP: 0 PB: 0 SB: 1 CS: 0	PA: 45									
<b>PITCHER</b>	IP WLS BF H R ER SO BB IBB HBP BLK WP HR S P ERA WHIP																																
<b>Doc Medich, R</b> ERA: 3.71 (1, 1)	8.0		30	4	2	2	3	2	0	0	0	0	0	0	1	34	42	2.25	0.750														
<b>Dave Giusti, R</b> ERA: 4.5 (9, 1)	2.0		6	0	0	0	0	0	0	0	0	0	0	0	0	6	6	0.00	0.000														
<b>Bob Moose, R</b> ERA: 1.46 (11, 1)	0.1	L	5	2	4	4	0	1	1	0	0	0	0	0	0	3	11	108.00	9.000														
<b>Kent Tekulve, R</b> ERA: 2.6 (11, 1)	0.2		4	1	0	0	0	0	1	0	0	0	0	0	0	3	7	0.00	1.500														

**Montreal Expos @ Pittsburgh Pirates**  
**Three Rivers Stadium, Pittsburgh, PA**  
 Tue May 25 1976, 7:05 PM EDT  
 Att: 4,805 - Unknown

livebaseballscorecards.com

AB	38
R	6
H	7
RBI	6
BB	5
SO	3
LOB	12







Batter	1	2	3	4	5	6	7	8	9	AB R H RBI BB SO LOB	TOP											
Pepe Mangual, R (1, 7) OBP: 0.430, SLG: 0.419	0-0 F4			0-0 6-3 HBP SF9 1B	0-3 K		0-3 K			4 1 1 0 0 2 1												
Jerry White, S (1, 8) OBP: 0.333, SLG: 0.383	0-0 G3			1-0 1-2 HBP		0-0 SF7 3B		0-0 5-3 1B		3 1 2 0 0 0 0												
Andre Thornton, R (1, 9) OBP: 0.360, SLG: 0.394	0-0 F8			0-0 6-3		4-0 BB		0-0 5-3		3 0 0 0 1 0 3												
Gary Carter, R (1, 2) OBP: 0.322, SLG: 0.313		0-0 5-3		4-0 IBB		0-0 F9		0-0 F8		3 0 0 0 1 0 3												
Larry Parrish, R (1, 5) OBP: 0.278, SLG: 0.338		0-0 F8		0-0 SF9		0-0 SF7		0-0 5-3		2 0 0 2 0 0 1												
Tim Foli, R (1, 6) OBP: 0.288, SLG: 0.448		0-0 F4		3-H 0-3 K		3-H 0-0 F5		0-0 L7		4 0 0 0 0 1 3												
Mike Jorgensen, L (1, 3) OBP: 0.328, SLG: 0.378			0-0 F6		0-0 F6		0-0 F9		4-0 BB	3 0 0 0 1 0 0												
Pete Mackanin, R (1, 4) OBP: 0.257, SLG: 0.381			0-3 K		0-0 HR		0-0 1B		0-0 F9	4 1 2 1 0 1 1												
Dan Warthen, S (1, 1)			0-3 K		0-3 K		0-3 K		0-0 L3	2 0 0 0 0 2 0												
Wayne Granger, R (6, 1)										0 0 0 0 0 0 0												
Jose Morales, R (7, PH) OBP: 0.188, SLG: 0.250										1 0 0 0 0 1 1												
Chip Lang, R (7, 1)										0 0 0 0 0 0 0												
Barry Foote, R (9, PH) OBP: 0.297, SLG: 0.371										1 0 0 0 0 0 1												
<b>Inning Stats</b>	R: 0 E: 0 K: 0 S: 3	H: 0 LOB: 0 BB: 0 P: 3	R: 0 E: 0 K: 0 S: 3	H: 0 LOB: 0 BB: 0 P: 3	R: 0 E: 0 K: 2 S: 7	H: 0 LOB: 0 BB: 0 P: 7	R: 1 E: 0 K: 1 S: 6	H: 1 LOB: 2 BB: 1 P: 11	R: 1 E: 0 K: 2 S: 8	H: 1 LOB: 0 BB: 0 P: 8	R: 1 E: 0 K: 0 S: 4	H: 1 LOB: 1 BB: 1 P: 8	R: 0 E: 0 K: 2 S: 8	H: 1 LOB: 1 BB: 0 P: 8	R: 0 E: 0 K: 0 S: 4	H: 1 LOB: 1 BB: 0 P: 4	R: 0 E: 0 K: 0 S: 3	H: 0 LOB: 1 BB: 1 P: 7	1B: 3 2B: 0 3B: 1 HR: 1	SF: 2 SAC: 0 DP: 0 HBP: 1	WP: 0 PB: 0 SB: 0 CS: 0	PA: 36
<b>PITCHER</b>	IP WLS BF H R ER SO BB IBB HBP BLK WP HR S P ERA WHIP																					
Larry Demery, R (1, 1) ERA: 3.04	6.0 W 24 3 3 3 5 1 1 1 0 0 1 31 40 4.50 0.667																					
John Candelaria, L (7, 1) ERA: 3.4	3.0 S 12 2 0 0 2 1 0 0 0 0 0 0 15 19 0.00 1.000																					

**Montreal Expos @ Pittsburgh Pirates**  
**Three Rivers Stadium, Pittsburgh, PA**  
 Wed May 26 1976, 7:05 PM EDT  
 Att. 6,581 - Unknown

[livebaseballscorecards.com](http://livebaseballscorecards.com)

AB	30
R	3
H	5
RBI	3
BB	3
SO	7
LOB	14



Batter	1	2	3	4	5	6	7	8	9
Rennie Stennett, R (1, 4) OBP: 0.274, SLG: 0.345	0-0 F7		0-0 F7		0-0 F8	0-0 2B			
Manny Sanguillen, R (1, 2) OBP: 0.310, SLG: 0.333	0-0 E7		0-0 1B		0-0 6-3	0-3 K			
Al Oliver, L (1, 8) OBP: 0.362, SLG: 0.515	0-0 F8		0-3 K		0-0 4-3	0-0 G3			
Willie Stargell, L (1, 3) OBP: 0.394, SLG: 0.545	0-0 F5		0-0 F7		0-0 F2	0-0 HR			
Richie Zisk, R (1, 7) OBP: 0.355, SLG: 0.477		0-3 K		0-0 1B		0-0 BB 1B BB 1B		0-0 6-3	
Bill Robinson, R (1, 9) OBP: 0.402, SLG: 0.632		0-0 1B		0-0 F8		0-0 BB 1B BB 1B		0-0 F7	
Richie Hebner, L (1, 5) OBP: 0.287, SLG: 0.256		0-0 F8		0-3 K		4-0 BB 1B BB BB		0-0 BB 1B	
Frank Taveras, R (1, 6) OBP: 0.263, SLG: 0.234		0-0 F4		0-0 L7		4-0 BB 1B BB BB		4-0 BB 1B	
Bob Robertson, R (6, PH) OBP: 0.326, SLG: 0.152						1-2 2-3 BB		1-2 CS BB	
Mario Mendoza, R (6, PR) OBP: 0.250, SLG: 0.227						1-2 2-3 3-H		1-2 6-3	
Larry Demery, R (1, 1) OBP: 0.333, SLG: 0.200			4-0 BB		0-3 K	0-0 BB 1B		0-0 6-3	
Duffy Dyer, R (6, PH) OBP: 0.303, SLG: 0.379						1-3 2-H 3-H			
Dave Parker, L (6, PH) OBP: 0.327, SLG: 0.577									
Jim Rooker, R (6, PR) OBP: 0.235, SLG: 0.294									
John Candelaria, L (7, 1) OBP: 0.278, SLG: 0.133									

Inning Stats	R: 0	H: 0	E: 1	K: 0	S: 4	H: 0	LOB: 1	BB: 0	P: 4	R: 0	H: 1	E: 0	K: 1	S: 6	H: 1	LOB: 1	BB: 0	P: 6	R: 0	H: 1	E: 0	K: 1	S: 6	R: 0	H: 0	E: 0	K: 1	S: 5	H: 4	LOB: 2	BB: 2	P: 17	R: 1	H: 1	E: 0	K: 0	S: 4	H: 1	LOB: 0	BB: 0	P: 4	R: 0	H: 1	E: 0	K: 0	S: 2	1B: 7	SF: 0	2B: 1	SAC: 0	3B: 0	DP: 0	HR: 1	HBP: 0	WP: 0	PA: 36
--------------	------	------	------	------	------	------	--------	-------	------	------	------	------	------	------	------	--------	-------	------	------	------	------	------	------	------	------	------	------	------	------	--------	-------	-------	------	------	------	------	------	------	--------	-------	------	------	------	------	------	------	-------	-------	-------	--------	-------	-------	-------	--------	-------	--------

PITCHER	IP	WLS	BF	H	R	ER	SO	BB	IBB	HBP	BLK	WP	HR	S	P	ERA	WHIP
Dan Warthen, L (1, 1) ERA: 4.03	5.2	L	26	5	4	4	4	3	0	0	0	0	0	31	43	6.35	1.412
Wayne Granger, R (6, 1) ERA: 3.74	0.1		3	2	1	1	1	0	0	0	0	0	0	5	5	27.00	6.000
Chip Lang, R (7, 1) ERA: 1.8	2.0		7	2	1	1	0	1	0	0	0	0	1	6	10	4.50	1.500

**BOTTOM**

**Montreal Expos @ Pittsburgh Pirates**  
 Three Rivers Stadium, Pittsburgh, PA  
 Wed May 26 1976, 7:05 PM EDT  
 Att. 6,581 - Unknown

AB	32
R	6
H	9
RBI	6
BB	4
SO	5
LOB	15



PITCHER	IP	WLS	BF	H	R	ER	SO	BB	IBB	HBP	BLK	WP	HR	S	P	ERA	WHIP
---------	----	-----	----	---	---	----	----	----	-----	-----	-----	----	----	---	---	-----	------



Batter	1	2	3	4	5	6	7	8	9	AB R H RBI BB SO LOB	TOP										
Rennie Stennett, R (1, 4) OBP: 0.272, SLG: 0.337	4-0 5-3 BB	0-0 5-3		0-0 FC6-4 1-2f		0-0 5-3			0-0 F7	4 0 0 0 1 0 6											
Ed Kirkpatrick, L (1, 3) OBP: 0.333, SLG: 0.231	0-0 5-3 1-2		0-0 G5-4-3 1B		0-0 P6		0-0 4-3		0-3 K	5 0 1 0 0 1 1											
Al Oliver, L (1, 8) OBP: 0.359, SLG: 0.507	0-0 6-3		0-0 G5-4-3 1B		0-0 F7		0-0 F9			4 0 1 0 0 0 1											
Richie Zisk, R (1, 7) OBP: 0.359, SLG: 0.484	0-3 K		0-3 K		0-0 1B		0-0 2B			4 0 2 0 0 2 3											
Bill Robinson, R (1, 9) OBP: 0.396, SLG: 0.611		4-0 BB 1B BB	0-0 G5-4-3 1-2f 2-3		0-0 F8		0-0 F3			3 1 0 0 1 0 4											
Richie Hebner, L (1, 5) OBP: 0.279, SLG: 0.248		0-0 P6		0-0 4-3		0-0 L9		0-0 P4		4 0 0 0 0 0 1											
Duffy Dyer, R (1, 2) OBP: 0.324, SLG: 0.375		4-0 SH3-4 1B BB		0-0 F3		0-0 FC6-4 1B		0-0 F9		3 0 1 0 1 0 0											
Frank Taveras, R (1, 6) OBP: 0.275, SLG: 0.247		0-0 SH3-4 1B		0-0 BB 1B		0-0 FC6-4 1B 1-2f		0-0 4-3		3 0 2 1 0 0 1											
Ed Ott, L (8, PH) OBP: 0.444, SLG: 0.375		1-2 2-H								1 0 0 0 0 0 0											
Mario Mendoza, R (8, 6) OBP: 0.250, SLG: 0.227		1-2 2-3								0 0 0 0 0 0 0											
Bruce Kison, R (1, 1) OBP: 0.357, SLG: 0.385		0-0 SH3-4		4-0 FC6-4 BB		0-0 1B			0-0 G3	1 0 1 0 1 0 0											
Dave Parker, L (9, PH) OBP: 0.324, SLG: 0.571		1-2 2-3								1 0 0 0 0 0 0											
<b>Inning Stats</b>	R: 0 E: 0 K: 1 S: 5	H: 0 LOB: 1 BB: 1 P: 9	R: 1 E: 0 K: 0 S: 4	H: 1 LOB: 2 BB: 2 P: 12	R: 0 E: 0 K: 1 S: 6	H: 2 LOB: 1 BB: 0 P: 6	R: 0 E: 0 K: 0 S: 4	H: 1 LOB: 2 BB: 1 P: 8	R: 0 E: 0 K: 0 S: 5	H: 2 LOB: 2 BB: 0 P: 5	R: 0 E: 0 K: 0 S: 4	H: 1 LOB: 1 BB: 0 P: 4	R: 0 E: 0 K: 0 S: 3	H: 0 LOB: 0 BB: 0 P: 3	R: 0 E: 0 K: 1 S: 5	H: 0 LOB: 0 BB: 0 P: 5	1B: 7 2B: 1 3B: 0 HR: 0	SF: 0 SAC: 1 DP: 1 HBP: 0	WP: 0 PB: 0 SB: 0 CS: 0	PA: 38	
<b>PITCHER</b>	IP WLS BF H R ER SO BB IBB HBP BLK WP HR S P ERA WHIP																			<b>PITCHER</b>	IP WLS BF H R ER SO BB IBB HBP BLK WP HR S P ERA WHIP
Bill Bonham, R (1, 1) ERA: 3.35	7.0 W 32 8 1 1 2 4 0 0 0 0 0 0 32 48 1.29 1.714																			Oscar Zamora, R (8, 1) ERA: 3.06	2.0 S 6 0 0 0 1 0 0 0 0 0 0 8 8 0.00 0.000

Pittsburgh Pirates @ Chicago Cubs  
Wrigley Field, Chicago, IL  
Sat May 29 1976, 3:33 AM CDT  
Att. 12,357 - Overcast - 58 F

livebaseballscorecards.com

AB	33
R	1
H	8
RBI	1
BB	4
SO	3
LOB	17



Batter	1	2	3	4	5	6	7	8	9
<b>Rick Monday, L</b> OBP: 0.384, SLG: 0.540 (1, 8) X	0-0 1-3 ①		0-3 K ①		0-0 1-3 1B		0-0 1-H 3-H HR		
<b>Jose Cardenal, R</b> OBP: 0.364, SLG: 0.460 (1, 7) X	0-0 2B 1B		0-0 P6 ②		0-0 P4 ③		0-0 1-3		
<b>Bill Madlock, R</b> OBP: 0.394, SLG: 0.490 (1, 5) X	0-0 1-H 2B		0-0 P4 ③			1-0 FC6-4 HBP		0-0 5-3 ①	
<b>Jerry Morales, R</b> OBP: 0.337, SLG: 0.403 (1, 9) X	0-0 1-3 ②			0-0 F9 ①		0-0 FC6-4 CS 1-2f		0-3 K ②	
<b>Larry Bittner, L</b> OBP: 0.203, SLG: 0.237 (1, 3) X	0-0 3-1			0-0 CS 1B		0-0 5-3 ② ③		0-0 L4 ③	
<b>Manny Trillo, R</b> OBP: 0.343, SLG: 0.338 (1, 4)		0-0 1-3 ①		0-0 F8 ② ③			0-0 5-3 ①		
<b>Steve Swisher, R</b> OBP: 0.305, SLG: 0.382 (1, 2)		0-0 P4 ②			0-0 5-3 ①		0-0 L8 ②		
<b>Mick Kelleher, R</b> OBP: 0.310, SLG: 0.390 (1, 6)		0-0 2B			0-0 F8 ②		0-0 1B HR 1B		
<b>Bill Bonham, R</b> OBP: 0.176, SLG: 0.188 <b>Champ Summers, L</b> (7, PH) OBP: 0.327, SLG: 0.318 <b>Oscar Zamora, R</b> (8, 1)		0-0 5-3 ③			0-0 1B 1B		0-0 1-3 HR 1B		

AB	R	H	RBI	BB	SO	LOB
4	1	2	3	0	1	0
4	1	1	0	0	0	2
3	0	1	1	0	0	0
4	0	0	0	0	1	2
4	0	1	0	0	0	2
3	0	0	0	0	0	1
3	0	0	0	0	0	0
3	1	2	0	0	0	0
2	0	1	0	0	0	1
1	1	1	0	0	0	0
0	0	0	0	0	0	0

**BOTTOM**

**Pittsburgh Pirates @ Chicago Cubs**  
**Wrigley Field, Chicago, IL**  
 Sat May 29 1976, 3:33 AM CDT  
 Att. 12,357 - Overcast - 58 F

<b>AB</b>	<b>31</b>
<b>R</b>	<b>4</b>
<b>H</b>	<b>9</b>
<b>RBI</b>	<b>4</b>
<b>BB</b>	<b>0</b>
<b>SO</b>	<b>2</b>
<b>LOB</b>	<b>8</b>



1B: 6	SF: 0	WP: 0	PA: 32
2B: 2	SAC: 0	PB: 0	
3B: 0	DP: 0	SB: 0	
HR: 1	HBP: 1	CS: 2	

Inning Stats	R: 1	H: 2	E: 0	K: 0	S: 5	H: 2	LOB: 1	BB: 0	P: 5	R: 0	H: 1	E: 0	K: 0	S: 4	R: 0	H: 0	E: 0	K: 1	S: 5	R: 0	H: 1	E: 0	K: 0	S: 3	R: 0	H: 2	E: 0	K: 0	S: 5	R: 0	H: 0	E: 0	K: 0	S: 2	R: 3	H: 3	E: 0	K: 0	S: 6	R: 0	H: 0	E: 0	K: 1	S: 5															
<b>PITCHER</b> <b>Bruce Kison, R</b> ERA: 4.02 (1, 1)	IP	WLS	BF	H	R	ER	SO	BB	IBB	HBP	BLK	WP	HR	S	P	ERA	WHIP													IP	WLS	BF	H	R	ER	SO	BB	IBB	HBP	BLK	WP	HR	S	P	ERA	WHIP													
												8.0	L	32	9	4	4	2	0	0	1	0	0	0	1	35	36	4.50	1.125													8.0	L	32	9	4	4	2	0	0	1	0	0	0	1	35	36	4.50	1.125



Batter	1	2	3	4	5	6	7	8	9	AB R H RBI BB SO LOB	TOP	
Rennie Stennett, R (1, 4) OBP: 0.272, SLG: 0.335	0-0 F9		0-0 G3			0-0 F4		0-0 1B	0-0 CS	4 0 1 0 0 0 0		
Richie Hebner, L (1, 5) OBP: 0.278, SLG: 0.255	0-0 F7			0-0 SF8 2B		0-0 F5		0-0 F7		4 1 1 0 0 0 1		
Al Oliver, L (1, 8) OBP: 0.356, SLG: 0.500	0-0 4-3			0-0 4-3			0-0 1B 1B	0-0 G3		4 1 1 0 0 0 2		
Dave Parker, L (1, 9) OBP: 0.321, SLG: 0.566 Bob Robertson, R (2, 3) OBP: 0.326, SLG: 0.171		0-0 F8		0-0 SF8		0-0 F7		0-0 1B SH 1B	1 0 0 0 0 0 0 2 1 1 1 0 0 1			
Richie Zisk, R (1, 7) OBP: 0.362, SLG: 0.484		0-0 FC6-4 1B		0-0 L9		0-0 F8		0-0 SH SF7 1B	4 1 2 0 0 0 1			
Bill Robinson, R (1, 3) OBP: 0.394, SLG: 0.602 (2, 9)		0-0 F7			0-0 5-3		0-0 1B 1B	0-0 SH	3 0 1 0 0 0 1			
Manny Sanguillen, R (1, 2) OBP: 0.315, SLG: 0.333		0-0 FC6-4			0-0 6-3		0-0 1-2 3-H 1B	4-0 CS FC1-5-6 IBB	3 0 1 1 1 0 1			
Frank Taveras, R (1, 6) OBP: 0.267, SLG: 0.240 Ed Kirkpatrick, L (9, PH) OBP: 0.333, SLG: 0.231 Tommy Helms, R (9, PH) OBP: 0.286, SLG: 0.421 Mario Mendoza, R (9, 6) OBP: 0.250, SLG: 0.227			0-0 F4		0-0 6-3		0-0 F9	0-0 SF7	3 0 0 0 0 0 2 0 0 0 0 0 0 0 0 0 0 1 0 0 0 0 0 0 0 0 0 0			
Jim Rooker, R (1, 1) OBP: 0.190, SLG: 0.238			0-0 6-3		0-3 K		0-0 B5-3	0-0 FC1-5-6	4 0 0 0 0 1 2			
<b>Inning Stats</b>	R: 0 H: 0 E: 0 LOB: 0 K: 0 BB: 0 S: 3 P: 3	R: 0 H: 1 E: 0 LOB: 1 K: 0 BB: 0 S: 4 P: 4	R: 0 H: 0 E: 0 LOB: 0 K: 0 BB: 0 S: 3 P: 3	R: 1 H: 1 E: 0 LOB: 0 K: 0 BB: 0 S: 4 P: 4	R: 0 H: 0 E: 0 LOB: 0 K: 0 BB: 0 S: 3 P: 3	R: 0 H: 0 E: 0 LOB: 0 K: 1 BB: 0 S: 5 P: 5	R: 1 H: 3 E: 0 LOB: 2 K: 0 BB: 0 S: 6 P: 6	R: 0 H: 1 E: 0 LOB: 1 K: 0 BB: 0 S: 4 P: 4	R: 2 H: 2 E: 1 LOB: 1 K: 0 BB: 1 S: 5 P: 9	1B: 7 SF: 2 2B: 1 SAC: 1 3B: 0 DP: 0 HR: 0 HBP: 0	WP: 0 PA: 37 PB: 0 SB: 0 CS: 1	
<b>PITCHER</b>	IP WLS BF H R ER SO BB IBB HBP BLK WP HR S P ERA WHIP											
Ray Burris, R (1, 1) ERA: 4.46	8.0 L 30 6 2 2 1 0 0 0 0 0 0 0 0 32 32 2.25 0.750											
Oscar Zamora, R (9, 1) ERA: 3.34	0.0 4 2 2 1 0 0 0 1 0 0 0 0 0 3 7 ∞ ∞											
Darold Knowles, L (9, 1) ERA: 3.6	1.0 2 0 0 0 0 0 0 0 0 0 0 0 0 2 2 0.00 0.000											

Pittsburgh Pirates @ Chicago Cubs  
Wrigley Field, Chicago, IL  
Sun May 30 1976, 3:33 AM CDT  
Att. 19,410 - Overcast - 57 F

AB	32
R	4
H	8
RBI	3
BB	1
SO	1
LOB	11



livebaseballscorecards.com

Batter	1	2	3	4	5	6	7	8	9
<b>Rick Monday, L</b> OBP: 0.386, SLG: 0.539 (1, 8) X	0-0 5-3 1B		0-3 K			0-0 F2		0-0 1B	
<b>Jose Cardenal, R</b> OBP: 0.361, SLG: 0.466 (1, 7) X	0-0 F8			0-0 F6		0-0 SF7 3B		0-0 P3	
<b>Bill Madlock, R</b> OBP: 0.391, SLG: 0.487 (1, 5) X	0-0 5-3 1-2			0-0 E 1B		0-0 SF7 3-H		0-0 F4	
<b>Jerry Morales, R</b> OBP: 0.330, SLG: 0.392 (1, 9) X	0-0 F8			0-0 E6 G6-4-3 1-2		0-0 F9		0-0 6-3	
<b>George Mitterwald, R</b> OBP: 0.216, SLG: 0.294 (1, 3) X		0-0 6-3		0-0 G6-4-3 1-2f		0-3 K		0-0 HR	
<b>Manny Trillo, R</b> OBP: 0.352, SLG: 0.354 (1, 4) X		0-0 G6-4-3 1B		0-0 6-3		0-0 E6 F8 1B		0-0 2B	
<b>Steve Swisher, R</b> OBP: 0.297, SLG: 0.371 (1, 2) X		0-0 G6-4-3 1-2f		0-0 5-3		0-0 F8 2-3		0-0 L7	
<b>Mick Kelleher, R</b> OBP: 0.311, SLG: 0.386 (1, 6) X			0-0 F9		0-0 WP 1B	0-0 5-3		0-3 K	
<b>Champ Summers, L</b> OBP: 0.321, SLG: 0.311 (9, PH) X									
<b>Ray Burris, R</b> OBP: 0.095, SLG: 0.095 (1, 1) X			0-3 K		0-3 K			0-0 F6	
<b>Mike Adams, R</b> OBP: 0.350, SLG: 0.200 (8, PH) X									
<b>Oscar Zamora, R</b> (9, 1) X									
<b>Darold Knowles, L</b> OBP: 0.667, SLG: 0.333 (9, 1) X					1-2 K				

Inning Stats	R: 0 E: 0 K: 0 S: 4	H: 1 LOB: 1 BB: 0 P: 4	R: 0 E: 0 K: 0 S: 3	H: 1 LOB: 0 BB: 0 P: 3	R: 0 E: 0 K: 2 S: 7	H: 0 LOB: 0 BB: 0 P: 7	R: 0 E: 1 K: 0 S: 4	H: 1 LOB: 1 BB: 0 P: 4	R: 0 E: 0 K: 1 S: 6	H: 1 LOB: 1 BB: 0 P: 6	R: 1 E: 0 K: 0 S: 4	H: 1 LOB: 0 BB: 0 P: 4	R: 0 E: 1 K: 1 S: 6	H: 1 LOB: 1 BB: 0 P: 6	R: 0 E: 0 K: 0 S: 4	H: 1 LOB: 1 BB: 0 P: 4	R: 0 E: 0 K: 1 S: 7	H: 2 LOB: 1 BB: 0 P: 7
	1B: 6 2B: 1 3B: 1 HR: 1	SF: 1 SAC: 0 DP: 2 HBP: 0	WP: 1 PB: 0 SB: 0 CS: 0	PA: 35														

PITCHER	IP	WLS	BF	H	R	ER	SO	BB	IBB	HBP	BLK	WP	HR	S	P	ERA	WHIP
<b>Jim Rooker, L</b> ERA: 2.52 (1, 1)	9.0	W	35	9	2	2	5	0	0	0	0	1	1	45	45	2.00	1.000


**BOTTOM**

**Pittsburgh Pirates @ Chicago Cubs**  
Wrigley Field, Chicago, IL

Sun May 30 1976, 3:33 AM CDT  
Att. 19,410 - Overcast - 57 F

livebaseballscores.com

AB	34
R	2
H	9
RBI	2
BB	0
SO	5
LOB	14





Batter	1	2	3	4	5	6	7	8	9	AB R H RBI BB SO LOB	TOP	
Rennie Stennett, R (1, 4) OBP: 0.271, SLG: 0.333	0-0 4-3		0-0 1B			0-0 F4		0-0 F8		4 0 1 1 0 0 0	<b>Pittsburgh Pirates @ New York Mets</b> Shea Stadium, Flushing, NY Mon May 31 1976, 3:33 AM EDT Unknown	
Manny Sanguillen, R (1, 2) OBP: 0.307, SLG: 0.324	0-0 6-3		0-0 F9			0-0 5-3		0-0 5-3		4 0 0 0 0 0 1		
Al Oliver, L (1, 8) OBP: 0.347, SLG: 0.486	0-3 K			0-0 6-3		0-0 F8			0-0 6-3	4 0 0 0 0 1 0		
Willie Stargell, L (1, 3) OBP: 0.390, SLG: 0.535		0-3 K		0-0 F6			0-0 F4		0-0 FC5-4 1B	4 0 1 0 0 1 0		
Richie Zisk, R (1, 7) OBP: 0.360, SLG: 0.497		0-3 K		0-0 F4			0-0 HR		0-0 FC5-4 1-2f	4 1 1 1 0 1 1		
Bill Robinson, R (1, 9) OBP: 0.388, SLG: 0.583		0-3 K			0-0 F4		4-0 BB		0-0 L5	3 0 0 0 1 1 1		
Tommy Helms, R (1, 5) OBP: 0.333, SLG: 0.545			0-0 1B 3B		0-0 FC6-4 1B		0-0 F9			3 1 2 0 0 0 1		
Frank Taveras, R (1, 6) OBP: 0.259, SLG: 0.233			0-3 K		0-0 FC6-4 1-2f		0-0 G2			3 0 0 0 0 1 3		
Jerry Reuss, L (1, 1) OBP: 0.360, SLG: 0.435 Kent Tekulve, R (4, 1) Ramon Hernandez, S (5, 1)			0-3 K		0-3 K			0-0 F3		1 0 0 0 0 1 1 1 0 0 0 0 1 1 1 0 0 0 0 0 0		
<b>Inning Stats</b>	R: 0 E: 0 K: 1 S: 5 H: 0 LOB: 0 BB: 0 P: 5	R: 0 E: 0 K: 3 S: 9 H: 0 LOB: 0 BB: 0 P: 9	R: 1 E: 0 K: 2 S: 9 H: 2 LOB: 1 BB: 0 P: 9	R: 0 E: 0 K: 0 S: 3 H: 0 LOB: 0 BB: 0 P: 3	R: 0 E: 0 K: 1 S: 6 H: 1 LOB: 1 BB: 0 P: 6	R: 0 E: 0 K: 0 S: 3 H: 0 LOB: 0 BB: 0 P: 3	R: 1 E: 0 K: 0 S: 4 H: 1 LOB: 1 BB: 1 P: 8	R: 0 E: 0 K: 0 S: 3 H: 0 LOB: 0 BB: 0 P: 3	R: 0 E: 0 K: 0 S: 4 H: 1 LOB: 1 BB: 0 P: 4	1B: 3 2B: 0 3B: 1 HR: 1 SF: 0 SAC: 0 DP: 0 HBP: 0	WP: 0 PB: 0 SB: 0 CS: 0 PA: 33	
<b>PITCHER</b> Jon Matlack, L (1, 1) ERA: 2.83	IP WLS BF H R ER SO BB IBB HBP BLK WP HR S P ERA WHIP	9.0 W 33 5 2 2 7 1 0 0 0 0 1 46 50 2.00 0.667										

<b>AB</b>	32
<b>R</b>	2
<b>H</b>	5
<b>RBI</b>	2
<b>BB</b>	1
<b>SO</b>	7
<b>LOB</b>	9



livebaseballscorecards.com

Batter	1	2	3	4	5	6	7	8	9
<b>Leon Brown, R</b> (1, 8) OBP: 0.316, SLG: 0.333 <b>Del Unser, L</b> (4, PH) OBP: 0.283, SLG: 0.356 (5, 8)	0-0 6-3		0-0 5-3	0-3 K	0-0 F5		0-3 K		
<b>Wayne Garrett, L</b> (1, 4) OBP: 0.355, SLG: 0.319	4-0 CS BB		0-0 F6	0-0 2B 1B	0-0 1B 1B		0-0 F4		
<b>John Milner, L</b> (1, 7) OBP: 0.421, SLG: 0.592	0-3 K 1-2		0-0 F3	0-0 2B	0-3 K		0-0 F9		
<b>Dave Kingman, R</b> (1, 9) OBP: 0.293, SLG: 0.564 <b>Benny Ayala, R</b> (5, PR) OBP: 0.179, SLG: 0.231 (6, 9) <b>Bruce Boisclair, L</b> (6, 9) OBP: 0.373, SLG: 0.396		0-0 1B 1B		0-0 F8 4-3	0-0 FC5-4 1B		0-0 F5		
<b>Joe Torre, R</b> (1, 3) OBP: 0.352, SLG: 0.437		0-0 FC5-4 SF8 1B		0-0 E5 2B	0-0 1B 2B FC5-4		4-0 1B BB		
<b>Jerry Grote, R</b> (1, 2) OBP: 0.390, SLG: 0.322		0-0 FC5-4 1B		4-0 2B BB	4-0 1B BB BB	0-0 F9	0-0 1B		
<b>Roy Staiger, R</b> (1, 5) OBP: 0.238, SLG: 0.250		0-0 FC5-4 SF8		0-0 1B 2B	0-0 BB 1B 1B	0-0 6-3	0-0 F6		
<b>Mike Phillips, L</b> (1, 6) OBP: 0.255, SLG: 0.231		0-0 SF8		0-0 1B 1B	0-0 BB 1B 1B	0-3 K			
<b>Jon Matlack, L</b> (1, 1) OBP: 0.276, SLG: 0.200		0-3 K		0-0 1B 2B 1B	4-0 1B BB		0-3 K		

Inning Stats	R: 0	H: 0	E: 0	K: 1	S: 4	LOB: 1	BB: 1	P: 8
	R: 2	H: 3	E: 0	K: 1	S: 8	LOB: 1	BB: 0	P: 8
	R: 0	H: 0	E: 0	K: 0	S: 3	LOB: 0	BB: 0	P: 3
	R: 6	H: 5	E: 1	K: 1	S: 11	LOB: 1	BB: 1	P: 15
	R: 5	H: 5	E: 0	K: 1	S: 10	LOB: 2	BB: 2	P: 18
	R: 0	H: 0	E: 0	K: 1	S: 5	LOB: 0	BB: 0	P: 5
	R: 0	H: 0	E: 0	K: 2	S: 7	LOB: 0	BB: 0	P: 7
	R: 0	H: 1	E: 0	K: 0	S: 4	LOB: 2	BB: 1	P: 8

PITCHER	IP	WLS	BF	H	R	ER	SO	BB	IBB	HBP	BLK	WP	HR	S	P	ERA	WHIP
<b>Jerry Reuss, L</b> (1, 1) ERA: 4.09	3.1	L	18	6	7	5	2	2	0	0	0	0	0	20	28	13.50	2.400
<b>Kent Tekulve, R</b> (4, 1) ERA: 5.0	0.2		8	5	5	4	1	1	0	0	0	0	0	9	13	54.00	9.000
<b>Ramon Hernandez, L</b> (5, 1) ERA: 4.41	4.0		17	3	1	1	4	2	0	0	0	0	0	23	31	2.25	1.250


**BOTTOM**

AB	R	H	RBI	BB	SO	LOB
2	0	0	0	0	0	0
3	0	0	0	0	2	5
4	1	2	3	1	0	0
5	0	1	2	0	2	3
4	1	2	1	0	0	1
0	0	0	0	0	0	0
1	0	0	0	0	0	0
4	3	2	0	1	0	2
3	2	2	1	2	0	0
5	2	2	2	0	0	4
3	2	2	3	0	1	0
3	2	1	1	1	2	1

**AB 37**  
**R 13**  
**H 14**  
**RBI 13**  
**BB 5**  
**SO 7**  
**LOB 16**

**WP: 0** **PA: 43**  
**PB: 0**  
**SB: 0**  
**CS: 1**

**Pittsburgh Pirates @ New York Mets**  
**Shea Stadium, Flushing, NY**  
**Mon May 31 1976, 3:33 AM EDT**  
**Unknown**



livebaseballscorecards.com



Batter	1	2	3	4	5	6	7	8	9	AB R H RBI BB SO LOB	TOP
Rennie Stennett, R (1, 4) OBP: 0.275, SLG: 0.332	0-0 E 1B	0-0 F6		0-0 F8			0-0 5-3		4-0 BB	4 1 1 0 1 0 2	
Richie Hebner, L (1, 5) OBP: 0.270, SLG: 0.247	0-0 F6		0-0 F8		0-0 F8		0-0 F7		0-0 F8	5 0 0 0 0 0 3	
Al Oliver, L (1, 8) OBP: 0.351, SLG: 0.486	0-0 E6 1B 1-2		0-0 1B 1B		0-0 3-1			0-0 1B FC5-2 1B		4 0 2 0 0 0 1	
Dave Parker, L (1, 9) OBP: 0.336, SLG: 0.573	0-0 1-2 2-H 1B		0-0 1-2 1B		0-0 L7			0-0 1-3 FC5-2 1B		4 0 3 1 0 0 0	
Richie Zisk, R (1, 7) OBP: 0.352, SLG: 0.485	0-0 F9		0-0 F8			0-0 5-3		0-0 FC5-2		4 0 0 0 0 0 6	
Bob Robertson, R (1, 3) OBP: 0.300, SLG: 0.154	0-0 F9		0-0 F7			0-0 F7		0-0 F7		4 0 0 0 0 0 6	
Duffy Dyer, R (1, 2) OBP: 0.317, SLG: 0.444		0-0 HR		0-3 K		0-0 F7		0-0 F8		4 1 1 1 0 1 2	
Frank Taveras, R (1, 6) OBP: 0.259, SLG: 0.234		0-0 6-3		0-0 6-3			0-0 S SH3-4 1B		0-0 6-3	4 0 1 0 0 0 0	
Doc Medich, R (1, 1) OBP: 0.182, SLG: 0.100		0-3 K		0-0 1B			0-0 SH3-4		0-3 K	3 0 1 0 0 2 0	
<b>Inning Stats</b>	R: 1 E: 1 K: 0 S: 6 H: 2 LOB: 2 BB: 0 P: 6	R: 1 E: 0 K: 1 S: 6 H: 1 LOB: 0 BB: 0 P: 6	R: 0 E: 0 K: 0 S: 5 H: 2 LOB: 2 BB: 0 P: 5	R: 0 E: 0 K: 1 S: 6 H: 1 LOB: 1 BB: 0 P: 6	R: 0 E: 0 K: 0 S: 3 H: 0 LOB: 0 BB: 0 P: 3	R: 0 E: 0 K: 0 S: 3 H: 0 LOB: 0 BB: 0 P: 3	R: 0 E: 0 K: 0 S: 4 H: 1 LOB: 1 BB: 0 P: 4	R: 0 E: 0 K: 0 S: 5 H: 2 LOB: 2 BB: 0 P: 5	R: 0 E: 0 K: 1 S: 5 H: 0 LOB: 1 BB: 1 P: 9	1B: 8 2B: 0 3B: 0 HR: 1 SF: 0 SAC: 1 DP: 0 HBP: 0	WP: 0 PB: 0 SB: 1 CS: 0 PA: 38
<b>PITCHER</b> Bob Apodaca, R (1, 1) ERA: 1.91 Rick Baldwin, R (8, 1) ERA:	IP 7.0 WLS L BF 29 H 7 R 2 ER 1 SO 2 BB 0 IBB 0 HBP 0 BLK 0 WP 0 HR 1 S 33 P 33 ERA 1.29 WHIP 1.000										
<b>PITCHER</b>											IP 2.0 WLS L BF 9 H 2 R 0 ER 0 SO 1 BB 1 IBB 0 HBP 0 BLK 0 WP 0 HR 0 S 10 P 14 ERA 0.00 WHIP 1.500

Pittsburgh Pirates @ New York Mets  
 Shea Stadium, Flushing, NY  
 Mon May 31 1976, 3:38 AM EDT  
 Att: 46,004 - Unknown

AB	36
R	2
H	9
RBI	2
BB	1
SO	3
LOB	20



WP: 0	PA: 38
PB: 0	
SB: 1	
CS: 0	

Batter	1	2	3	4	5	6	7	8	9	AB	R	H	RBI	BB	SO	LOB
<b>Del Unser, L</b> OBP: 0.277, SLG: 0.348 (1, 8)	0-3 K		0-3 K		0-0 4-3			0-3 K		4	0	0	0	0	3	0
<b>Wayne Garrett, L</b> OBP: 0.364, SLG: 0.322 (1, 4)	4-0 FC6-4 BB		4-0 FC4-6 BB		0-0 1B			0-0 F6		2	0	1	0	2	0	0
<b>John Milner, L</b> OBP: 0.408, SLG: 0.570 (1, 7)	0-0 FC6-4 1-2f		0-0 FC4-6 1-2f		0-0 4-3			0-0 F3		4	0	0	0	0	0	3
<b>Dave Kingman, R</b> OBP: 0.287, SLG: 0.552 (1, 9)	0-0 F9		0-0 F2			0-0 F2			0-3 K	4	0	0	0	0	1	2
<b>Ed Kranepool, L</b> OBP: 0.333, SLG: 0.371 (1, 3)		0-0 1B		0-0 1B		0-0 G3			0-0 4-3	4	0	2	0	0	0	0
<b>Ron Hodges, L</b> OBP: 0.433, SLG: 0.471 (1, 2)		0-0 1B		0-3 K		0-0 1-3			0-0 HR	4	1	2	1	0	1	1
<b>Roy Staiger, R</b> OBP: 0.217, SLG: 0.227 (1, 5)		0-0 F4		0-0 F8			0-0 6-3		0-0 F4	4	0	0	0	0	0	3
<b>Mike Phillips, L</b> OBP: 0.241, SLG: 0.218 (1, 6)		0-3 K		0-0 F9			0-0 F7			3	0	0	0	0	1	3
<b>Bob Apodaca, R</b> OBP: 0.333, SLG: 0.500 (1, 1)		0-0 F9			0-3 K					2	0	0	0	0	1	2
<b>Bruce Boisclair, L</b> OBP: 0.365, SLG: 0.388 (7, PH)										1	0	0	0	0	1	0
<b>Rick Baldwin, L</b> (8, 1)										0	0	0	0	0	0	0


Inning Stats	R: 0	H: 0	E: 0	K: 1	S: 5	R: 0	H: 2	E: 0	K: 1	S: 7	R: 0	H: 0	E: 0	K: 1	S: 5	R: 0	H: 1	E: 0	K: 1	S: 6	R: 0	H: 1	E: 0	K: 1	S: 6	R: 0	H: 0	E: 0	K: 0	S: 3	R: 0	H: 0	E: 0	K: 1	S: 5	R: 0	H: 0	E: 0	K: 1	S: 5	R: 1	H: 1	E: 0	K: 1	S: 6	1B: 4	2B: 0	3B: 0	HR: 1	SF: 0	SAC: 0	DP: 0	HBP: 0	WP: 0	PA: 34
<b>Doc Medich, R</b> ERA: 3.36 (1, 1)	IP	WLS	BF	H	R	ER	SO	BB	IBB	HBP	BLK	WP	HR	S	P	ERA	WHIP															IP	WLS	BF	H	R	ER	SO	BB	IBB	HBP	BLK	WP	HR	S	P	ERA	WHIP							

**BOTTOM**

**Pittsburgh Pirates @ New York Mets**  
Shea Stadium, Flushing, NY  
Mon May 31 1976, 3:38 AM EDT  
Att. 46,004 - Unknown

livebaseballscorecards.com

<b>AB</b>	<b>32</b>
<b>R</b>	<b>1</b>
<b>H</b>	<b>5</b>
<b>RBI</b>	<b>1</b>
<b>BB</b>	<b>2</b>
<b>SO</b>	<b>8</b>
<b>LOB</b>	<b>14</b>





Batter	1	2	3	4	5	6	7	8	9	AB R H RBI BB SO LOB	TOP		
Rennie Stennett, R (1, 4) OBP: 0.273, SLG: 0.328	0-0 4-3		0-0 6-3		0-0 L4		0-0 L3		0-0 1-3 1B	5 0 1 0 0 0 1			
Manny Sanguillen, R (1, 2) OBP: 0.297, SLG: 0.313	0-0 F4		0-0 1-3		0-0 5-3		0-0 G3		0-0 F2	5 0 0 0 0 0 3			
Al Oliver, L (1, 8) OBP: 0.342, SLG: 0.473	0-0 3-1			0-0 6-3		0-0 F5		0-0 4-3		4 0 0 0 0 0 0			
Bill Robinson, R (1, 9) Ed Kirkpatrick, L (6, 9) OBP: 0.396, SLG: 0.596 OBP: 0.355, SLG: 0.259		0-0 L7		0-0 HR 1B		0-0 1B 2B		0-0 8-6-4 1B		3 2 2 0 0 0 0 1 0 1 0 0 0 0			
Richie Zisk, R (1, 7) OBP: 0.355, SLG: 0.486		0-0 1B 1B		0-3 K		0-0 2B 1B		0-0 8-6-4 1-2f		4 0 2 1 0 1 2			
Bob Robertson, R (1, 3) OBP: 0.315, SLG: 0.256		0-0 1-2 1B		0-0 1-H HR		0-0 F8		0-0 F8		4 1 2 2 0 0 1			
Richie Hebner, L (1, 5) OBP: 0.275, SLG: 0.267		0-3 K		0-0 1-3		0-0 1-3 2B		0-0 1-3 FC1-2 2B		4 0 2 0 0 1 2			
Frank Taveras, R (1, 6) OBP: 0.267, SLG: 0.236		0-3 K			0-0 E SH5-4 1B	4-0 FC6-4 IBB		0-0 1-3		3 0 1 0 1 1 3			
John Candelaria, L (1, 1) OBP: 0.238, SLG: 0.111			0-3 K		0-0 SH5-4	0-0 FC6-4		0-0 FC1-2 1B		3 0 0 0 0 1 4			
<b>Inning Stats</b>	R: 0 E: 0 K: 0 S: 3 H: 0 LOB: 0 BB: 0 P: 3	R: 0 E: 0 K: 2 S: 9 H: 2 LOB: 2 BB: 0 P: 9	R: 0 E: 0 K: 1 S: 5 H: 0 LOB: 0 BB: 0 P: 5	R: 2 E: 0 K: 1 S: 7 H: 2 LOB: 0 BB: 0 P: 7	R: 0 E: 1 K: 0 S: 4 H: 1 LOB: 1 BB: 0 P: 4	R: 1 E: 0 K: 0 S: 6 H: 3 LOB: 3 BB: 1 P: 10	R: 0 E: 0 K: 0 S: 3 H: 0 LOB: 0 BB: 0 P: 3	R: 0 E: 0 K: 0 S: 3 H: 1 LOB: 0 BB: 0 P: 3	R: 0 E: 0 K: 0 S: 5 H: 2 LOB: 2 BB: 0 P: 5	1B: 7 2B: 4 3B: 0 HR: 1 SF: 0 SAC: 1 DP: 1 HBP: 0	WP: 0 PB: 0 SB: 0 CS: 0 PA: 38		
<b>PITCHER</b>	IP WLS BF H R ER SO BB IBB HBP BLK WP HR S P ERA WHIP											<b>PITCHER</b>	IP WLS BF H R ER SO BB IBB HBP BLK WP HR S P ERA WHIP
Jerry Koosman, L (1, 1) ERA: 2.84	8.0 L 33 9 3 3 4 0 1 0 0 0 0 1 40 44 3.38 1.125												
Bob Myrick, L (9, 1) ERA:	0.2 4 2 0 0 0 0 0 0 0 0 0 0 4 4 0.00 3.000												
Ken Sanders, R (9, 1) ERA: 1.76	0.1 1 0 0 0 0 0 0 0 0 0 0 0 1 1 0.00 0.000												

Pittsburgh Pirates @ New York Mets  
 Shea Stadium, Flushing, NY  
 Tue Jun 01 1976, 7:05 PM EDT  
 Att. 13,596 - Unknown

livebaseballscorecards.com

AB	36
R	3
H	11
RBI	3
BB	1
SO	4
LOB	16



Batter	1	2	3	4	5	6	7	8	9	AB	R	H	RBI	BB	SO	LOB
--------	---	---	---	---	---	---	---	---	---	----	---	---	-----	----	----	-----

<b>Leon Brown, R</b> (1, 8) <small>OBP: 0.261, SLG: 0.273</small>	0-0 		0-0 			0-0 		0-0 		4	0	0	0	0	0	1
<b>Mike Phillips, L</b> (1, 4) <small>OBP: 0.233, SLG: 0.211</small> <b>Felix Millan, R</b> (6, PH) <small>OBP: 0.330, SLG: 0.350</small> <b>Wayne Garrett, L</b> (7, 4) <small>OBP: 0.362, SLG: 0.320</small>	0-3 			0-0 		0-0 			0-3 	2	0	0	0	0	1	0
<b>Joe Torre, R</b> (1, 3) <small>OBP: 0.366, SLG: 0.505</small>	0-0 			0-0 		0-3 			0-0 	4	2	3	2	0	1	0
<b>Dave Kingman, R</b> (1, 9) <small>OBP: 0.286, SLG: 0.546</small>	0-3 			0-0 		0-3 			0-3 	4	0	1	0	0	3	0
<b>Roy Staiger, R</b> (1, 5) <small>OBP: 0.220, SLG: 0.229</small>		0-3 		0-0 		0-3 			0-0 	4	0	1	0	0	2	0
<b>Jerry Grote, R</b> (1, 2) <small>OBP: 0.381, SLG: 0.314</small>		0-0 		0-0 		0-0 				3	0	0	0	0	0	3
<b>Jack Heidemann, R</b> (1, 6)		0-0 			0-0 				0-0 	3	0	0	0	0	0	0
<b>Ed Kranepool, L</b> (1, 7) <small>OBP: 0.328, SLG: 0.364</small>			0-0 		0-3 				0-3 	3	0	0	0	0	2	0
<b>Jerry Koosman, R</b> (1, 1) <small>OBP: 0.368, SLG: 0.421</small> <b>John Milner, L</b> (8, PH) <small>OBP: 0.413, SLG: 0.574</small> <b>Bruce Boisclair, L</b> (8, PR) <small>OBP: 0.365, SLG: 0.388</small> <b>Bob Myrick, R</b> (9, 1) <b>Ken Sanders, R</b> (9, 1)			0-3 		0-3 			0-0 		2	0	0	0	0	2	0

Inning Stats	R: 1	H: 1	E: 0	K: 2	S: 8	LOB: 0	BB: 0	P: 8	R: 0	H: 0	E: 0	K: 1	S: 5	LOB: 0	BB: 0	P: 5	R: 0	H: 3	E: 0	K: 0	S: 5	LOB: 2	BB: 0	P: 5	R: 0	H: 0	E: 0	K: 2	S: 7	LOB: 0	BB: 0	P: 7	R: 0	H: 0	E: 0	K: 1	S: 5	LOB: 0	BB: 0	P: 5	R: 0	H: 0	E: 0	K: 2	S: 7	LOB: 0	BB: 0	P: 7	R: 0	H: 1	E: 0	K: 1	S: 6	LOB: 1	BB: 0	P: 6	R: 1	H: 1	E: 0	K: 2	S: 8	LOB: 0	BB: 0	P: 8	1B: 4	2B: 0	3B: 0	HR: 2	SF: 0	SAC: 0	DP: 1	HBP: 0	WP: 0	PB: 0	SB: 0	CS: 0	PA: 32
--------------	------	------	------	------	------	--------	-------	------	------	------	------	------	------	--------	-------	------	------	------	------	------	------	--------	-------	------	------	------	------	------	------	--------	-------	------	------	------	------	------	------	--------	-------	------	------	------	------	------	------	--------	-------	------	------	------	------	------	------	--------	-------	------	------	------	------	------	------	--------	-------	------	-------	-------	-------	-------	-------	--------	-------	--------	-------	-------	-------	-------	--------

PITCHER	IP	WLS	BF	H	R	ER	SO	BB	IBB	HBP	BLK	WP	HR	S	P	ERA	WHIP
<b>John Candelaria, L</b> (1, 1) <small>ERA: 3.19</small>	9.0	W	32	6	2	2	12	0	0	0	0	0	2	56	56	2.00	0.667

**BOTTOM**

**Pittsburgh Pirates @ New York Mets**  
 Shea Stadium, Flushing, NY  
 Tue Jun 01 1976, 7:05 PM EDT  
 Att. 13,596 - Unknown

AB	32
R	2
H	6
RBI	2
BB	0
SO	12
LOB	4



WP: 0	PA: 32
PB: 0	
SB: 0	
CS: 0	

livebaseballscores.com



Batter	1	2	3	4	5	6	7	8	9	AB R H RBI BB SO LOB	TOP																
Rennie Stennett, R (1, 4) OBP: 0.276, SLG: 0.330	0-0 1-3 1B		0-0 6-3		0-0 F8			0-0 1-3 1B	0-0 FC5-4 1B	5 0 2 0 0 0 0																	
Manny Sanguillen, R (1, 2) OBP: 0.306, SLG: 0.342	0-0 1-3 1-2			0-0 2B	0-0 1B			0-0 SF9 3B	0-0 FC5-4 1-2f	5 2 3 0 0 0 2																	
Richie Zisk, R (1, 7) OBP: 0.353, SLG: 0.489	0-0 6-3			0-0 1B 2B	0-0 F9			0-0 SF9		3 1 1 2 0 0 2																	
Willie Stargell, L (1, 3) OBP: 0.393, SLG: 0.527	0-3 K			1-0 1B 1B HBP		0-0 F9		4-0 1B BB		2 0 0 0 1 1 1																	
Bill Robinson, R (1, 8) OBP: 0.400, SLG: 0.592		0-0 5-3		0-0 1B 1B		0-0 F8		0-0 1-3 1B		4 0 2 0 0 0 0																	
Dave Parker, L (1, 9) OBP: 0.325, SLG: 0.553		0-0 4-3		0-3 K		0-3 K		0-0 F9		4 0 0 0 0 2 5																	
Richie Hebner, L (1, 5) OBP: 0.281, SLG: 0.273		0-0 4-3		0-0 G6-4-3 1B			0-0 F8		0-0 FC6-4 1B	4 0 2 1 0 0 0																	
Frank Taveras, R (1, 6) OBP: 0.258, SLG: 0.228			0-0 F4	0-0 G6-4-3			0-0 F6		0-0 FC6-4 SF8	4 1 0 0 0 0 4																	
Bruce Kison, R (1, 1) OBP: 0.294, SLG: 0.313			0-3 K		0-3 K		0-3 K		0-0 SF8	3 0 0 0 0 3 0																	
Bob Robertson, R (9, PH) OBP: 0.309, SLG: 0.256										0 0 0 1 0 0 0																	
Dave Giusti, R (9, 1)										0 0 0 0 0 0 0																	
<b>Inning Stats</b>	R: 0 E: 0 K: 1 S: 6	H: 1 LOB: 1 BB: 0 P: 6	R: 0 E: 0 K: 0 S: 3	H: 0 LOB: 0 BB: 0 P: 3	R: 0 E: 0 K: 1 S: 5	H: 0 LOB: 0 BB: 0 P: 5	R: 2 E: 0 K: 1 S: 8	H: 4 LOB: 2 BB: 0 P: 9	R: 0 E: 0 K: 1 S: 6	H: 1 LOB: 1 BB: 0 P: 6	R: 0 E: 0 K: 1 S: 5	H: 0 LOB: 0 BB: 0 P: 5	R: 0 E: 0 K: 1 S: 5	H: 0 LOB: 0 BB: 0 P: 5	R: 1 E: 0 K: 0 S: 5	H: 2 LOB: 2 BB: 1 P: 9	R: 1 E: 0 K: 0 S: 5	H: 2 LOB: 1 BB: 0 P: 5	1B: 7 2B: 2 3B: 1 HR: 0	SF: 2 SAC: 0 DP: 1 HBP: 1	WP: 0 PB: 0 SB: 1 CS: 0	PA: 38					
PITCHER	IP	WLS	BF	H	R	ER	SO	BB	IBB	HBP	BLK	WP	HR	S	P	ERA	WHIP										
Woodie Fryman, L (1, 1) ERA: 3.38	8.0	L	33	8	3	3	6	1	0	1	0	0	0	43	48	3.38	1.125										
Fred Scherman, L (9, 1) ERA: 3.81	1.0		5	2	1	1	0	0	0	0	0	0	0	5	5	9.00	2.000										

Pittsburgh Pirates @ Montreal Expos  
 Jarry Park, Montreal, QB  
 Wed Jun 02 1976, 7:05 PM EDT  
 Att. 11,337 - Unknown - 66 F

livebaseballscorecards.com

AB	34
R	4
H	10
RBI	4
BB	1
SO	6
LOB	14







Batter	1	2	3	4	5	6	7	8	9	AB R H RBI BB SO LOB	TOP	
Rennie Stennett, R (1, 4) OBP: 0.275, SLG: 0.328	0-0 FC4-6 1B		0-3 K		0-0 F4			0-0 F6		4 0 1 0 0 1 3		
Richie Hebner, L (1, 5) OBP: 0.280, SLG: 0.268	0-0 L8		0-0 4-3		0-0 4-3			4-0 1B BB		3 0 0 0 1 0 4		
Al Oliver, L (1, 8) OBP: 0.340, SLG: 0.468	0-0 FC4-6 1-2f			0-0 F8		0-0 F6		0-0 1-2 1B		4 0 1 0 0 0 1		
Willie Stargell, L (1, 3) OBP: 0.390, SLG: 0.526	0-0 F8			0-0 4-3		0-0 2B		0-0 F7		4 0 1 0 0 0 3		
Dave Parker, L (1, 9) OBP: 0.322, SLG: 0.538		H 1-0 G5-4-3 HBP		0-0 1-3		0-0 1-3		0-0 F7		3 0 0 0 0 0 3		
Richie Zisk, R (1, 7) OBP: 0.351, SLG: 0.480		X 0-0 G5-4-3 1-2f		B 4-0 F8 1B BB		S 0-3 K		0-0 F7		3 1 0 0 1 1 2		
Manny Sanguillen, R (1, 2) OBP: 0.305, SLG: 0.340		X 0-0 6-3		X 0-0 1B 1-2 1B		X 0-0 F4		X 0-0 F9		4 0 1 0 0 0 0		
Frank Taveras, R (1, 6) OBP: 0.256, SLG: 0.226			X 0-0 6-3		X 0-0 F8		X 0-0 5-3	X 0-0 1-3		1 0 0 0 0 0 0		
Ed Kirkpatrick, L (5, PH) OBP: 0.344, SLG: 0.250										1 0 0 0 0 0 2		
Mario Mendoza, R (5, 6) OBP: 0.240, SLG: 0.217										2 0 0 0 0 0 0		
Jim Rooker, R (1, 1) OBP: 0.227, SLG: 0.238			B 4-0 BB		X 0-0 1-2 3-H 1B		B 0-3 K			0 0 0 0 0 1 0 0		
Kent Tekulve, R (4, 1) OBP: 0.466, SLG: 0.596										0 0 0 0 0 0 0 0		
Bill Robinson, R (5, PH) OBP: 0.466, SLG: 0.596										1 0 1 1 0 0 0 0		
Larry Demery, R (5, 1) OBP: 0.333, SLG: 0.200										0 0 0 0 0 0 0 0		
Ed Ott, L (7, PH) OBP: 0.400, SLG: 0.333										1 0 0 0 0 0 1 0		
Ramon Hernandez, S (7, 1)										0 0 0 0 0 0 0 0		
<b>Inning Stats</b>	R: 0 H: 1 E: 0 LOB: 1 K: 0 BB: 0 S: 4 P: 4	R: 0 H: 0 E: 0 LOB: 0 K: 0 BB: 0 S: 2 P: 3	R: 0 H: 0 E: 0 LOB: 1 K: 1 BB: 1 S: 5 P: 9	R: 0 H: 0 E: 0 LOB: 0 K: 0 BB: 0 S: 3 P: 3	R: 1 H: 2 E: 0 LOB: 2 K: 0 BB: 1 S: 5 P: 9	R: 0 H: 1 E: 0 LOB: 1 K: 1 BB: 0 S: 6 P: 6	R: 0 H: 0 E: 0 LOB: 0 K: 1 BB: 0 S: 5 P: 5	R: 0 H: 1 E: 0 LOB: 2 K: 0 BB: 1 S: 4 P: 8	R: 0 H: 0 E: 0 LOB: 0 K: 0 BB: 0 S: 3 P: 3	1B: 4 SF: 0 2B: 1 SAC: 0 3B: 0 DP: 1 HR: 0 HBP: 1	WP: 0 PA: 35 PB: 0 SB: 0 CS: 0	
<b>PITCHER</b> Don Stanhouse, R (1, 1) ERA: 2.52	IP WLS BF H R ER SO BB IBB HBP BLK WP HR S P ERA WHIP	9.0 W 35 5 1 1 3 3 0 1 0 0 0 0 37 50 1.00 0.889										

Pittsburgh Pirates @ Montreal Expos  
 Jarry Park, Montreal, QB  
 Thu Jun 03 1976, 7:05 PM EDT  
 Att: 7,951 - Unknown - 61 F

livebaseballscorecards.com

AB	31
R	1
H	5
RBI	1
BB	3
SO	3
LOB	18




Batter	1	2	3	4	5	6	7	8	9
<b>Pepe Mangual, R</b> (1, 8) <small>OBP: 0.422, SLG: 0.404</small>	4-0 BB	0-0 1B		0-0 1B		0-0 1B		0-0 F8	
<b>Bombo Rivera, R</b> (1, 7) <small>OBP: 0.313, SLG: 0.333</small> <b>Jim Dwyer, L</b> (4, PH) <small>OBP: 0.350, SLG: 0.320</small> (5, 7)	0-3 K	0-0 F8		4-0 1B		0-0 1B		0-0 G3	
<b>Pete Mackanin, R</b> (1, 5) <small>OBP: 0.258, SLG: 0.372</small> <b>Larry Parrish, R</b> (7, 5) <small>OBP: 0.292, SLG: 0.351</small>	0-3 K		0-0 1B	0-3 K		0-0 5-3			
<b>Andre Thornton, R</b> (1, 3) <small>OBP: 0.321, SLG: 0.336</small>	0-0 5-3		0-0 1B	0-0 6-3				0-0 F6	
<b>Gary Carter, R</b> (1, 9) <small>OBP: 0.324, SLG: 0.336</small>		0-0 F8	0-0 SF9		0-0 1B			0-0 HR	
<b>Tim Foli, R</b> (1, 6) <small>OBP: 0.282, SLG: 0.437</small> <b>Pepe Frias, R</b> (5, 6) <small>OBP: 0.296, SLG: 0.320</small>		0-0 1B	0-0 1B		0-0 G6-4-3			0-0 5-3	
<b>Barry Foote, R</b> (1, 2) <small>OBP: 0.293, SLG: 0.403</small>		4-0 1B	0-0 CS	0-0 HR		0-3 K		0-0 1-3	
<b>Jim Cox, R</b> (1, 4) <small>OBP: 0.750, SLG: 0.750</small>		0-0 1B		0-0 1B		0-0 P3		0-0 SH3	
<b>Don Stanhouse, R</b> (1, 1) <small>OBP: 0.667, SLG: 0.833</small>		0-0 1B		0-0 SH3		0-0 1B		0-0 SH3	

AB	R	H	RBI	BB	SO	LOB
4	1	3	0	1	0	1
2	0	0	0	0	1	3
2	0	1	2	1	0	1
4	1	1	0	0	2	4
0	0	0	0	0	0	0
4	0	0	0	0	0	5
3	1	2	2	0	0	0
2	0	2	0	0	0	0
2	0	0	0	0	0	1
3	2	1	1	1	1	0
4	1	3	0	0	0	0
2	1	2	2	0	0	0

**Pittsburgh Pirates @ Montreal Expos**  
**Jarry Park, Montreal, QB**  
 Thu Jun 03 1976, 7:05 PM EDT  
 Att. 7,951 - Unknown - 61 F

<b>AB</b>	<b>32</b>
<b>R</b>	<b>7</b>
<b>H</b>	<b>15</b>
<b>RBI</b>	<b>7</b>
<b>BB</b>	<b>3</b>
<b>SO</b>	<b>4</b>
<b>LOB</b>	<b>15</b>



Inning	R	H	E	K	S	P	BB	IBB	HBP	BLK	WP	HR	S	P	ERA	WHIP
1	0	0	0	2	7	1	0	0	0	0	0	0	21	29	10.80	3.300
2	2	4	0	0	6	1	0	0	0	0	0	0	10	10	9.00	2.000
3	1	2	0	0	4	1	0	0	0	0	0	1	8	8	4.50	1.000
4	0	3	0	1	8	1	0	0	0	0	0	0	12			
5	0	1	0	0	5	0	0	0	0	0	0	0	5			
6	2	3	0	0	5	0	0	0	0	0	0	0	5			
7	1	1	0	0	4	0	0	0	0	0	0	0	4			
8	0	1	0	0	4	0	0	0	0	0	0	0	4			
9	0	0	0	0	0	0	0	0	0	0	0	0	0			

PITCHER	IP	WLS	BF	H	R	ER	SO	BB	IBB	HBP	BLK	WP	HR	S	P	ERA	WHIP
<b>Jim Rooker, L</b> (1, 1) <small>ERA: 2.95</small>	3.1	L	19	9	4	4	2	2	0	0	0	0	1	21	29	10.80	3.300
<b>Kent Tekulve, R</b> (4, 1) <small>ERA: 4.82</small>	0.2		3	0	0	0	1	0	1	0	0	0	0	4	8	0.00	0.000
<b>Larry Demery, R</b> (5, 1) <small>ERA: 3.45</small>	2.0		8	4	2	2	1	0	0	0	0	0	0	10	10	9.00	2.000
<b>Ramon Hernandez, L</b> (7, 1) <small>ERA: 4.42</small>	2.0		8	2	1	1	0	0	0	0	0	0	1	8	8	4.50	1.000

WP	PA	ERA	WHIP
0	39		
0			
3			
1			



Batter	1	2	3	4	5	6	7	8	9	AB R H RBI BB SO LOB	TOP	
Enzo Hernandez, R (1, 6) OBP: 0.384, SLG: 0.347	0-0 G6-4-3 1B		0-0 F8		0-0 6-3			0-0 L7		4 0 1 0 0 0 0		
Merv Rettenmund, R (1, 7) OBP: 0.435, SLG: 0.396	0-0 G6-4-3 1-2f			4-0 FC5-4 BB		0-0 5-3		0-0 F8		3 0 0 0 1 0 1		
Willie Davis, L (1, 8) OBP: 0.316, SLG: 0.425	1-0 HBP			0-0 FC5-4 1B 1-2f		0-3 K		0-0 FC6-4 1B		0 0 0 0 0 0 0		
Luis Melendez, R (2, 8) OBP: 0.176, SLG: 0.182										3 1 1 0 0 1 1		
Dave Winfield, R (1, 9) OBP: 0.340, SLG: 0.450	0-0 4-3			0-0 2B 1B		0-0 F5		0-0 L8		4 1 1 0 0 0 2		
Doug Rader, R (1, 5) OBP: 0.392, SLG: 0.514		0-0 F8		0-0 2B		0-0 6-3		0-0 FC6-4 1-2f		4 0 1 2 0 0 1		
Tito Fuentes, S (1, 4) OBP: 0.280, SLG: 0.303		0-0 F6		0-0 F7		0-0 L7				3 0 0 0 0 0 1		
Mike Ivie, R (1, 3) OBP: 0.271, SLG: 0.343		0-3 K		0-3 K		0-0 6-3				3 0 0 0 0 2 1		
Fred Kendall, R (1, 2) OBP: 0.262, SLG: 0.231			0-0 6-3		0-0 6-3		0-0 5-3			3 0 0 0 0 0 0		
Dave Freisleben, R (1, 1) OBP: 0.250, SLG: 0.250			0-0 1-3		0-0 6-3		0-3 K			0 0 0 0 0 0 0		
Ken Reynolds, L (2, 1)										1 0 0 0 0 0 0		
Ted Kubiak, S (5, PH)										1 0 0 0 0 0 0		
Rich Folkers, L (5, 1)										0 0 0 0 0 0 0		
Hector Torres, R (8, PH)										1 0 0 0 0 1 0		
Butch Metzger, R (8, 1)										0 0 0 0 0 0 0		
<b>Inning Stats</b>	R: 0 H: 1 E: 0 LOB: 1 K: 0 BB: 0 S: 3 P: 4	R: 0 H: 0 E: 0 LOB: 0 K: 1 BB: 0 S: 5 P: 5	R: 0 H: 0 E: 0 LOB: 0 K: 0 BB: 0 S: 3 P: 3	R: 2 H: 2 E: 0 LOB: 1 K: 1 BB: 1 S: 7 P: 11	R: 0 H: 0 E: 0 LOB: 0 K: 0 BB: 0 S: 3 P: 3	R: 0 H: 0 E: 0 LOB: 0 K: 1 BB: 0 S: 5 P: 5	R: 0 H: 0 E: 0 LOB: 0 K: 0 BB: 0 S: 3 P: 3	R: 0 H: 0 E: 0 LOB: 0 K: 1 BB: 0 S: 5 P: 5	R: 0 H: 1 E: 0 LOB: 1 K: 0 BB: 0 S: 4 P: 4	1B: 3 SF: 0 2B: 1 SAC: 0 3B: 0 DP: 1 HR: 0 HBP: 1	WP: 0 PA: 32 PB: 0 SB: 0 CS: 0	
<b>PITCHER</b> Jerry Reuss, L (1, 1) ERA: 3.84	IP WLS BF H R ER SO BB IBB HBP BLK WP HR S P ERA WHIP	9.0 W 32 4 2 2 4 1 0 1 0 0 0 0 38 43 2.00 0.556										

San Diego Padres @ Pittsburgh Pirates  
 Three Rivers Stadium, Pittsburgh, PA  
 Fri Jun 04 1976, 7:05 PM EDT  
 Att. 9,249 - Unknown

livebaseballscorecards.com

AB	30
R	2
H	4
RBI	2
BB	1
SO	4
LOB	7











Batter	1	2	3	4	5	6	7	8	9	10	11	12	13	14	15	AB	R	H	RBI	BB	SO	LOB	BOTTOM
Rennie Stennett, R OBP: 0.277, SLG: 0.341	0-0 F9			0-0 F8		0-0 F9		0-0 5-3	0-0 1B		0-0 3B		0-0 F4	0-0 1B	8	0	3	2	0	0	1		
Bill Robinson, R OBP: 0.412, SLG: 0.670	0-0 G1-6-3 1B			0-0 6-3		0-0 HR		0-0 HR	0-0 4-3		0-0 K		0-0 HR	0-0 1B	8	3	4	4	0	1	4		
Al Oliver, L OBP: 0.339, SLG: 0.482	0-0 G1-6-3			0-0 F7		0-0 HR		0-0 F8		0-0 3-1		0-0 4-3		0-0 HBP 1B		7	1	2	1	0	0	1	
Willie Stargell, L OBP: 0.388, SLG: 0.507		0-3 K			0-0 FC4-6 1B	0-0 E4 FC6-4		0-0 L8		0-3 K FC4-6		0-0 G6-4-3 1B		1-0 HBP		6	0	2	0	0	2	0	
Richie Zisk, R OBP: 0.348, SLG: 0.468		0-0 F3			0-0 L7	0-0 FC6-4			0-0 3B 1B		0-0 F8		0-0 G6-4-3	0-0 F8		7	1	1	0	0	0	6	
Dave Parker, L OBP: 0.318, SLG: 0.539		0-0 F8			0-0 FC4-6		0-0 F7		0-0 1B 3B		0-0 FC4-6		0-0 F8 2B	0-0 4-3		7	1	2	1	0	0	4	
Manny Sanguillen, R OBP: 0.305, SLG: 0.337			0-0 L1		0-0 F3		0-0 E6		0-0 6-3 SH1-4 1B 1B		4-0 SH3-4 BB		0-0 F8		0-0 F9	6	2	1	1	1	0	2	
Frank Taveras, R OBP: 0.262, SLG: 0.234			0-0 G1-6-3 1B			0-0 4-3	0-0 L7		0-0 SH1-4		0-0 SH3-4		0-0 FC1-2-5-1	0-0 1B 1B		5	0	2	0	0	0	2	
Doc Medich, R ERA: 5.91			0-0 G1-6-3			0-0 HR	0-0 F7		0-0 6-3		0-0 L7		0-3 K		0-3 K	1	0	0	0	0	0	1	
<b>Inning Stats</b>	R:0 H:1 E:0 LOB:0 K:0 BB:0 S:3 P:3	R:0 H:0 E:0 LOB:0 K:1 BB:0 S:5 P:5	R:0 H:1 E:0 LOB:0 K:0 BB:0 S:3 P:3	R:0 H:0 E:0 LOB:0 K:0 BB:0 S:3 P:3	R:0 H:1 E:0 LOB:1 K:0 BB:0 S:4 P:4	R:3 H:3 E:1 LOB:1 K:0 BB:0 S:7 P:7	R:0 H:0 E:1 LOB:1 K:0 BB:0 S:4 P:4	R:1 H:1 E:0 LOB:0 K:0 BB:0 S:4 P:4	R:3 H:4 E:0 LOB:1 K:0 BB:0 S:7 P:7	R:0 H:0 E:0 LOB:1 K:1 BB:0 S:6 P:6	R:1 H:1 E:0 LOB:1 K:1 BB:1 S:6 P:10	R:0 H:1 E:0 LOB:0 K:0 BB:0 S:3 P:3	R:0 H:1 E:0 LOB:1 K:1 BB:0 S:6 P:6	R:1 H:2 E:0 LOB:2 K:0 BB:0 S:5 P:6	R:0 H:2 E:0 LOB:2 K:1 BB:0 S:7 P:7	1B:10 SF:0 2B:2 SAC:2 3B:2 DP:3 HR:4 HBP:1	WP:0 PA:65 PB:1 SB:2 CS:0						

San Diego Padres @ Pittsburgh Pirates  
 Three Rivers Stadium, Pittsburgh, PA  
 Sat Jun 05 1976, 7:05 PM EDT  
 Att: 15,558 - Unknown

AB	61
R	9
H	18
RBI	9
BB	1
SO	5
LOB	26





San Diego Padres @ Pittsburgh Pirates  
 Three Rivers Stadium, Pittsburgh, PA

Sun Jun 06 1976, 3:33 AM EDT  
 Att: 51,726 - Unknown

livebaseballscorecards.com

AB	34
R	6
H	10
RBI	5
BB	5
SO	4
LOB	18



WP:	0	PA:	41
PB:	0		
SB:	0		
CS:	0		

AB R H RBI BB SO LOB

5	0	3	2	0	0	2
5	0	0	0	0	0	5
4	0	0	0	1	1	1
4	2	3	0	1	0	1
4	2	1	0	1	1	3
2	2	0	0	1	1	0
3	0	1	2	1	1	0
3	0	1	1	0	0	2
4	0	1	0	0	0	4

Batter	1	2	3	4	5	6	7	8	9
Enzo Hernandez, R (1, 6) OBP: 0.384, SLG: 0.364	0-0 F5	0-0 1-2 3-H 1B			0-0 2B	0-0 2-3 3-H 1B		0-0 4-3	
Luis Melendez, R (1, 8) OBP: 0.149, SLG: 0.174	0-0 4-3	0-0 F8			0-0 F7	0-0 FC6-4 1-2f		0-0 F9	
Merv Rettenmund, R (1, 7) OBP: 0.414, SLG: 0.382	0-0 F7		0-0 F3		0-0 F8		4-0 FC6-4 BB	0-3 K	
Dave Winfield, R (1, 9) OBP: 0.367, SLG: 0.483		0-0 BB SH 1B	4-0 G5-4-3 BB		0-0 1B 1B	0-0 FC6-4 1-2f G5-4-3		0-0 2B	
Doug Rader, R (1, 5) OBP: 0.380, SLG: 0.493		4-0 SH SF8 BB	0-0 G5-4-3 1-2f		0-0 1B 1B	0-0 G5-4-3 1-2f		0-3 K	
Mike Ivie, R (1, 3) OBP: 0.281, SLG: 0.352		0-0 SH SF8 BB 1B		0-3 K	4-0 5-3 1B 1B IBB		0-0 6-3		
Ted Kubiak, S (1, 4) OBP: 0.372, SLG: 0.358		4-0 1B 1-2 BB		0-0 6-3	0-0 1B 5-3 1B 1-2 2-H 3-H		0-3 K2-3		
Bob Davis, R (1, 2) OBP: 0.182, SLG: 0.167		0-0 SF8		0-0 F9	0-0 5-3		0-0 1B 1B		
Brent Strom, R (1, 1) OBP: 0.200, SLG: 0.136		0-0 F6		0-0 F5	0-0 6-3		0-0 1B		

Inning Stats	R: 0	H: 0	E: 0	K: 0	S: 3	P: 3	R: 3	H: 2	E: 1	K: 0	S: 6	P: 14	R: 0	H: 0	E: 0	K: 0	S: 2	P: 6	R: 0	H: 1	E: 0	K: 0	S: 4	P: 4	R: 3	H: 4	E: 0	K: 0	S: 7	P: 11	R: 0	H: 0	E: 0	K: 0	S: 2	P: 6	R: 0	H: 2	E: 0	K: 1	S: 7	P: 7	R: 0	H: 1	E: 0	K: 2	S: 8	P: 8	1B: 8	SF: 1	2B: 2	SAC: 1	3B: 0	DP: 2	HR: 0	HBP: 0	WP: 0	PA: 41
--------------	------	------	------	------	------	------	------	------	------	------	------	-------	------	------	------	------	------	------	------	------	------	------	------	------	------	------	------	------	------	-------	------	------	------	------	------	------	------	------	------	------	------	------	------	------	------	------	------	------	-------	-------	-------	--------	-------	-------	-------	--------	-------	--------

PITCHER	IP	WLS	BF	H	R	ER	SO	BB	IBB	HBP	BLK	WP	HR	S	P	ERA	WHIP
John Candelaria, L (1, 1) ERA: 3.5	5.0	L	24	5	6	4	1	3	1	0	0	0	0	22	38	7.20	1.600
Kent Tekulve, R (6, 1) ERA: 4.09	2.0		8	2	0	0	0	1	0	0	0	0	0	7	11	0.00	1.500
Larry Demery, R (8, 1) ERA: 3.98	2.0		9	3	0	0	3	0	0	0	0	0	0	15	15	0.00	1.500

Batter	1	2	3	4	5	6	7	8	9	AB	R	H	RBI	BB	SO	LOB
Rennie Stennett, R OBP: 0.277, SLG: 0.336 (1, 4)	0-0 F7			0-0 G3		4-0 1B BB	0-0 F7			3	0	0	0	1	0	2
Bill Robinson, R OBP: 0.398, SLG: 0.647 (1, 5)	0-0 F3			0-3 K		0-0 F8		0-0 F2		4	0	0	0	0	1	1
Al Oliver, L OBP: 0.337, SLG: 0.482 (1, 8)	0-3 K			0-0 1B 2B		0-3 K		0-0 F6		4	1	1	0	0	2	1
Bob Robertson, R OBP: 0.317, SLG: 0.271 (1, 3)		0-0 6-3		0-0 1B		0-0 1B		0-0 F7		4	0	2	1	0	0	0
Richie Zisk, R OBP: 0.344, SLG: 0.464 (1, 7)		0-0 F8		0-0 F9		0-0 F5			0-0 G4-6-3 1B	4	0	1	0	0	0	3
Dave Parker, L OBP: 0.316, SLG: 0.530 (1, 9)		0-0 F6			0-3 K				0-0 G4-6-3 1B	4	0	1	0	0	1	1
Duffy Dyer, R OBP: 0.283, SLG: 0.390 (1, 2)			0-0 F9		0-0 1-3				0-0 F8	4	0	0	0	0	0	1
Frank Taveras, R OBP: 0.271, SLG: 0.244 (1, 6)			0-0 6-3		0-0 1B					3	0	2	0	0	0	0
John Candelaria, L OBP: 0.217, SLG: 0.100 Kent Tekulve, R (6, 1)			0-3 K		0-3 K				0-0 F8	2	0	0	0	0	2	1
Tommy Helms, R OBP: 0.346, SLG: 0.583 Larry Demery, R OBP: 0.333, SLG: 0.200 (7, PH) (8, 1)										0	0	0	0	0	0	0
										1	0	0	0	0	0	2
										0	0	0	0	0	0	0

Inning Stats	R: 0	H: 0	E: 0	K: 1	S: 5	R: 0	H: 0	E: 0	K: 0	S: 3	R: 0	H: 0	E: 0	K: 1	S: 5	R: 1	H: 2	E: 0	K: 1	S: 7	R: 0	H: 1	E: 0	K: 2	S: 8	R: 0	H: 1	E: 0	K: 1	S: 6	R: 0	H: 2	E: 0	K: 0	S: 5	R: 0	H: 0	E: 0	K: 0	S: 3	R: 0	H: 1	E: 0	K: 0	S: 3	R: 0	H: 1	E: 0	K: 0	S: 3	1B: 6	SF: 0	3B: 0	HR: 0	WP: 0	PA: 34
	LOB: 0	BB: 0	P: 5	LOB: 0	BB: 0	P: 3	LOB: 0	BB: 0	P: 3	LOB: 0	BB: 0	P: 3	LOB: 0	BB: 0	P: 3	LOB: 1	BB: 1	P: 7	LOB: 1	BB: 0	P: 8	LOB: 2	BB: 1	P: 10	LOB: 2	BB: 0	P: 5	LOB: 0	BB: 0	P: 3	LOB: 0	BB: 0	P: 3	LOB: 0	BB: 0	P: 3	LOB: 0	BB: 0	P: 3	LOB: 0	BB: 0	P: 3	LOB: 0	BB: 0	P: 3	SAC: 0	DP: 1	HBP: 0	WP: 0	PA: 34						
PITCHER Brent Strom, L ERA: 3.82 (1, 1)	IP: 9.0	WLS: W	BF: 34	H: 7	R: 1	ER: 1	SO: 6	BB: 1	IBB: 0	HBP: 0	BLK: 0	WP: 0	HR: 0	S: 45	P: 49	ERA: 1.00	WHIP: 0.889																																							
																		PITCHER	IP	WLS	BF	H	R	ER	SO	BB	IBB	HBP	BLK	WP	HR	S	P	ERA	WHIP																					


**BOTTOM**

**San Diego Padres @ Pittsburgh Pirates**  
 Three Rivers Stadium, Pittsburgh, PA

Sun Jun 06 1976, 3:33 AM EDT  
 Att. 51,726 - Unknown

livebaseballscorecards.com

AB	33
R	1
H	7
RBI	1
BB	1
SO	6
LOB	12





Batter	1	2	3	4	5	6	7	8	9	AB R H RBI BB SO LOB	TOP																	
<b>Pete Rose, S</b> (1, 5) OBP: 0.438, SLG: 0.469	0-0 4-3		0-0 F7			0-0 F8		0-0 HR	0-0 4-3	5 1 1 1 0 0 1																		
<b>Ken Griffey, L</b> (1, 9) OBP: 0.407, SLG: 0.475	0-0 3-1			0-0 F7		0-0 F8		0-0 4-3		4 0 0 0 0 0 0																		
<b>Joe Morgan, L</b> (1, 4) OBP: 0.460, SLG: 0.617	0-0 F2			4-0 S BB			0-0 HR	0-0 HR		3 2 2 2 1 0 0																		
<b>Tony Perez, R</b> (1, 3) OBP: 0.347, SLG: 0.446		0-3 K		0-0 5-3			0-0 F3	0-0 1B E 1B		4 1 1 0 0 1 1																		
<b>George Foster, R</b> (1, 7) OBP: 0.395, SLG: 0.576		0-0 F7		0-0 1-3			4-0 1B BB	0-0 E9 1B		3 0 1 0 1 0 1																		
<b>Cesar Geronimo, L</b> (1, 8) OBP: 0.369, SLG: 0.422		0-0 F5			0-0 P6		0-0 1B	4-0 IBB		3 0 1 0 1 0 0																		
<b>Dave Concepcion, R</b> (1, 6) OBP: 0.344, SLG: 0.381			0-0 F8		0-0 B1-3		0-3 K	0-0 F9		4 0 0 0 0 1 4																		
<b>Bill Plummer, R</b> (1, 2) OBP: 0.333, SLG: 0.516			0-0 4-3		0-0 P5		0-0 L1		0-0 6-3	3 0 0 0 0 0 2																		
<b>Johnny Bench, R</b> (9, PH) OBP: 0.349, SLG: 0.458										1 0 0 0 0 0 0																		
<b>Jack Billingham, R</b> (1, 1) OBP: 0.357, SLG: 0.320			4-0 BB			0-0 1-3		0-0 P4	0-0 F9	1 0 0 0 1 0 0																		
<b>Mike Lum, L</b> (8, PH) OBP: 0.339, SLG: 0.320										1 0 0 0 0 0 0																		
<b>Will McEnaney, L</b> (8, 1)										0 0 0 0 0 0 0																		
<b>Dan Driessen, L</b> (9, PH) OBP: 0.372, SLG: 0.364										1 0 0 0 0 0 0																		
<b>Inning Stats</b>	R: 0 E: 0 K: 0 S: 3	H: 0 LOB: 0 BB: 0 P: 3	R: 0 E: 0 K: 1 S: 5	H: 0 LOB: 0 BB: 0 P: 5	R: 0 E: 0 K: 0 S: 3	H: 0 LOB: 1 BB: 1 P: 7	R: 0 E: 0 K: 0 S: 3	H: 0 LOB: 0 BB: 0 P: 3	R: 1 E: 0 K: 1 S: 7	H: 2 LOB: 2 BB: 1 P: 11	R: 3 E: 1 K: 0 S: 7	H: 4 LOB: 2 BB: 1 P: 11	R: 0 E: 0 K: 0 S: 3	H: 0 LOB: 0 BB: 0 P: 3	1B: 3 2B: 0 3B: 0 HR: 3	SF: 0 SAC: 0 DP: 0 HBP: 0	WP: 0 PB: 0 SB: 1 CS: 0	PA: 37										
<b>PITCHER</b>	IP WLS BF H R ER SO BB IBB HBP BLK WP HR S P ERA WHIP																											
<b>Bruce Kison, R</b> (1, 1) ERA: 3.45	7.2		31	5	4	3	2	3	0	0	0	0	3	32	44	3.52	1.043											
<b>Bob Moose, R</b> (8, 1) ERA: 1.33	0.1	W	3	1	0	0	0	0	1	0	0	0	0	2	6	0.00	3.000											
<b>Dave Giusti, R</b> (9, 1) ERA: 4.09	1.0	S	3	0	0	0	0	0	0	0	0	0	0	3	3	0.00	0.000											

Cincinnati Reds @ Pittsburgh Pirates  
Three Rivers Stadium, Pittsburgh, PA

Mon Jun 07 1976, 7:05 PM EDT  
Att. 16,001 - Unknown

livebaseballscorecards.com

AB	33
R	4
H	6
RBI	3
BB	4
SO	2
LOB	9



Batter	1	2	3	4	5	6	7	8	9
Rennie Stennett, R (1, 4) OBP: 0.272, SLG: 0.330	0-0 4-3 ①		0-0 P6 ③			0-0 6-3 ②		0-0 L9 ①	
Richie Hebner, L (1, 5) OBP: 0.284, SLG: 0.268	0-0 F9 ②			0-0 F7 ①		0-0 G3 ③		0-0 L9 ②	
Al Oliver, L (1, 8) OBP: 0.335, SLG: 0.494	0-0 4-3 ③			0-0 F7 ②			0-0 HR	0-0 6-3 ③	
Willie Stargell, L (1, 3) OBP: 0.387, SLG: 0.524		0-0 6-3 ①		0-0 4-3 ③			0-0 HR		
Dave Parker, L (1, 9) OBP: 0.317, SLG: 0.522		4-0 BB BB BB BB FC1-4 BB			0-0 P4 ①		0-0 6-3 ①		
Bill Robinson, R (1, 7) OBP: 0.405, SLG: 0.672		0-0 FC1-4 ②		0-0 CS 1B			0-0 HR		
Manny Sanguillen, R (1, 2) OBP: 0.303, SLG: 0.331		0-3 K ③		0-3 K ② ③			0-0 4-3 ②		
Frank Taveras, R (1, 6) OBP: 0.272, SLG: 0.246			0-0 4-3 ①			0-0 S E 1B		0-0 6-3 ③	
Bruce Kison, R (1, 1) OBP: 0.263, SLG: 0.278			0-3 K ②			0-3 K ①		0-0 HR	
Bob Moose, R (8, 1) OBP: 0.500, SLG: 1.000									
Richie Zisk, R (8, PH) OBP: 0.348, SLG: 0.482									
Dave Giusti, R (9, 1)									


Inning Stats	R: 0	H: 0	E: 0	LOB: 0	K: 0	S: 3	P: 3	R: 0	H: 0	E: 0	LOB: 1	K: 1	S: 5	P: 9	R: 0	H: 0	E: 0	LOB: 0	K: 1	S: 5	P: 5	R: 0	H: 0	E: 0	LOB: 0	K: 0	S: 3	P: 3	R: 0	H: 1	E: 0	LOB: 0	K: 1	S: 5	P: 5	R: 1	H: 1	E: 0	LOB: 0	K: 1	S: 6	P: 6	R: 3	H: 3	E: 0	LOB: 0	K: 0	S: 6	P: 6	R: 1	H: 1	E: 0	LOB: 0	K: 0	S: 4	P: 4
--------------	------	------	------	--------	------	------	------	------	------	------	--------	------	------	------	------	------	------	--------	------	------	------	------	------	------	--------	------	------	------	------	------	------	--------	------	------	------	------	------	------	--------	------	------	------	------	------	------	--------	------	------	------	------	------	------	--------	------	------	------

PITCHER	IP	WLS	BF	H	R	ER	SO	BB	IBB	HBP	BLK	WP	HR	S	P	ERA	WHIP
Jack Billingham, R (1, 1) ERA: 4.58	7.0		26	5	4	3	4	1	0	0	0	0	3	33	37	3.86	0.857
Will McEnaney, L (8, 1) ERA: 4.43	1.0	L	4	1	1	1	0	0	0	0	0	0	1	4	4	9.00	1.000

**BOTTOM**

AB	R	H	RBI	BB	SO	LOB
4	0	0	0	0	0	0
4	0	0	0	0	0	0
4	1	1	1	0	0	0
3	1	1	1	0	0	0
2	0	0	0	1	0	0
3	1	2	1	0	0	1
3	0	0	0	0	2	2
3	1	1	0	0	0	0
2	0	0	0	0	2	0
0	0	0	0	0	0	0
1	1	1	1	0	0	0
0	0	0	0	0	0	0

<b>AB</b>	<b>29</b>
<b>R</b>	<b>5</b>
<b>H</b>	<b>6</b>
<b>RBI</b>	<b>4</b>
<b>BB</b>	<b>1</b>
<b>SO</b>	<b>4</b>
<b>LOB</b>	<b>3</b>




WP	PA	ERA	WHIP
0	30		
0			
1			
1			

**Cincinnati Reds @ Pittsburgh Pirates**  
**Three Rivers Stadium, Pittsburgh, PA**  
 Mon Jun 07 1976, 7:05 PM EDT  
 Att. 16,001 - Unknown

livebaseballscorecards.com



Batter	1	2	3	4	5	6	7	8	9	AB R H RBI BB SO LOB	TOP											
<b>Pete Rose, S</b> (1, 5) OBP: 0.438, SLG: 0.477 <b>Doug Flynn, R</b> (7, 5) OBP: 0.241, SLG: 0.228	0-0 2B 2B	0-3 K		0-0 L7		0-0 SF8 1-3 2B	0-0 L7		0-0 FC6-4 1-2f	5 1 2 0 0 1 3 1 0 0 0 0 0 1												
<b>Ken Griffey, L</b> (1, 9) OBP: 0.417, SLG: 0.500	0-0 FC6-5 2-H 2B	4-0 CS BB		0-0 2-H HR		4-0 BB		0-3 K		3 1 2 3 2 1 0												
<b>Joe Morgan, L</b> (1, 4) OBP: 0.464, SLG: 0.656	4-0 BLK FC6-5 BB BB	0-0 1-2 HR		0-0 F9		0-0 SF8 2-3 3-H		0-0 HR		3 3 2 3 1 0 0												
<b>Tony Perez, R</b> (1, 3) OBP: 0.348, SLG: 0.445	0-0 FC6-5 BB 1-2 2-3f 1B	0-0 L8				0-0 1B		0-0 1B		5 1 2 0 0 0 4												
<b>George Foster, R</b> (1, 8) OBP: 0.386, SLG: 0.561	0-0 P6 1-2 2-3		0-0 F4			0-0 F8		0-0 5-3 P4		5 0 0 0 0 0 4												
<b>Johnny Bench, R</b> (1, 2) OBP: 0.345, SLG: 0.445	4-0 BB 1B IBB		0-0 F5			0-0 F7		0-0 P6 SS	0-3 K	4 1 0 0 1 1 2												
<b>Bob Bailey, R</b> (1, 7) OBP: 0.345, SLG: 0.520 <b>Cesar Geronimo, L</b> (4, 8) OBP: 0.368, SLG: 0.435	4-0 1B 1-2 2-3 3-H BB		0-0 F8			0-3 K		0-0 1B 3B	0-3 K	1 0 0 1 1 0 0 3 1 1 0 0 2 1	<b>AB 37</b> <b>R 10</b> <b>H 13</b> <b>RBI 10</b> <b>BB 7</b> <b>SO 6</b> <b>LOB 17</b>											
<b>Dave Concepcion, R</b> (1, 6) OBP: 0.350, SLG: 0.384	0-0 1-3 2-H 3-H 1B			0-0 SH3-4 HR 1B			0-0 F9	4-0 1B IBB	0-0 F9	4 1 2 2 1 0 0												
<b>Santo Alcala, R</b> (1, 1) OBP: 0.167, SLG: 0.118 <b>Fred Norman, S</b> (7, 1) OBP: 0.222, SLG: 0.222 <b>Will McEnaney, L</b> (9, 1)	0-3 K		0-0 SH3-4	1-2		4-0 2B SF8 BB	0-0 1-2 3-H 1B		0-0 FC6-4 1B	2 1 1 1 1 1 2 1 0 1 0 0 0 0 0 0 0 0 0 0 0												
<b>Inning Stats</b>	R: 4 E: 0 K: 1 S: 8	H: 3 LOB: 2 BB: 3 P: 20	R: 1 E: 0 K: 1 S: 5	H: 1 LOB: 0 BB: 1 P: 9	R: 0 E: 0 K: 0 S: 3	H: 0 LOB: 0 BB: 0 P: 3	R: 2 E: 0 K: 0 S: 5	H: 2 LOB: 0 BB: 0 P: 5	R: 0 E: 0 K: 1 S: 6	H: 1 LOB: 1 BB: 0 P: 6	R: 1 E: 0 K: 0 S: 4	H: 1 LOB: 2 BB: 2 P: 12	R: 1 E: 0 K: 0 S: 5	H: 2 LOB: 2 BB: 1 P: 9	R: 1 E: 0 K: 2 S: 9	H: 2 LOB: 1 BB: 0 P: 9	R: 0 E: 0 K: 1 S: 6	H: 1 LOB: 1 BB: 0 P: 6	1B: 6 2B: 3 3B: 1 HR: 3	SF: 1 SAC: 1 DP: 0 HBP: 0	WP: 0 PB: 0 SB: 0 CS: 1	PA: 46
<b>PITCHER</b>	IP WLS BF H R ER SO BB IBB HBP BLK WP HR S P ERA WHIP																					
<b>Jim Rooker, L</b> (1, 1) ERA: 3.49	3.0 L 16 4 5 5 2 3 1 0 1 0 1 16 32 15.00 2.333																					
<b>Larry Demery, R</b> (4, 1) ERA: 4.41	3.0 15 4 3 3 1 2 0 0 0 0 1 15 23 9.00 2.000																					
<b>Kent Tekulve, R</b> (7, 1) ERA: 4.3	1.0 6 2 1 1 0 0 0 1 0 0 0 5 9 9.00 2.000																					
<b>Ramon Hernandez, L</b> (8, 1) ERA: 4.81	2.0 9 3 1 1 3 0 0 0 0 0 1 15 15 4.50 1.500																					

Cincinnati Reds @ Pittsburgh Pirates  
 Three Rivers Stadium, Pittsburgh, PA  
 Tue Jun 08 1976, 7:05 PM EDT  
 Att: 17,331 - Unknown

livebaseballscorecards.com

BOTTOM

Cincinnati Reds @ Pittsburgh Pirates  
Three Rivers Stadium, Pittsburgh, PA

Tue Jun 08 1976, 7:05 PM EDT  
Att. 17,331 - Unknown

livebaseballscorecards.com

AB	37
R	5
H	12
RBI	5
BB	3
SO	7
LOB	17



WP:	0	PA:	41
PB:	0		
SB:	0		
CS:	0		

AB R H RBI BB SO LOB

5	1	2	1	0	1	3
5	0	2	2	0	0	3
5	0	2	0	0	0	2
3	0	0	0	2	2	2
5	0	0	0	0	2	5
4	0	0	0	0	2	1
4	2	2	0	0	0	0
4	2	3	0	0	0	0
0	0	0	0	0	0	0
1	0	0	0	0	0	1
0	0	0	0	1	0	0
0	0	0	0	0	0	0
0	0	0	1	0	0	0
0	0	0	0	0	0	0
1	0	1	1	0	0	0

Batter	1	2	3	4	5	6	7	8	9											
Rennie Stennett, R OBP: 0.275, SLG: 0.336 (1, 4)	0-3 K ①		0-0 1B X		0-0 FC5-4 1-2f ③		0-0 1B 2B 1-H		0-0 F2 ①											
Richie Hebner, L OBP: 0.287, SLG: 0.272 (1, 5)	0-0 4-3 1B X		0-0 7-2 2-Hf ② ③			0-0 4-3 X	0-0 1B 2-H X		0-0 FC4 1B 1-2f 3-H ②											
Al Oliver, L OBP: 0.337, SLG: 0.492 (1, 8)	0-0 4-3 1-2 X			0-0 FC6-4 1B X		0-0 4-3 X	0-0 P6 ③		0-0 BB 1B 1-3 X											
Willie Stargell, L OBP: 0.387, SLG: 0.514 (1, 3)	0-0 F7 X			0-3 K ①		4-0 BB X		0-3 K ①	4-0 1-2 BB X											
Dave Parker, L OBP: 0.306, SLG: 0.504 (1, 9)		0-0 F9 ①		0-0 FC6-4 1-2f ②		0-3 K ③		0-0 G3 ②	0-3 K ③											
Bill Robinson, R OBP: 0.392, SLG: 0.650 (1, 7)		0-0 F9 ②		0-3 K ③			0-3 K ①	0-0 F5-3 ③												
Manny Sanguillen, R OBP: 0.308, SLG: 0.341 (1, 2)		0-0 L9 ③			0-0 6-3 X		0-0 1B SF8 2B X		0-0 1B 1B X											
Frank Taveras, R OBP: 0.286, SLG: 0.261 (1, 6)			0-0 E 7-2 1B X		0-0 4-3 ②		0-0 2B 1B 2-3 X	0-0 1B 1B 1-2 FC4 X												
Jim Rooker, R OBP: 0.227, SLG: 0.238 (1, 1)			0-0 P3 ①		4-0 FC5-4 BB X		0-0 SF8 ②		0-0 FC4 1B 1-3 2-H X											
Ed Ott, L OBP: 0.333, SLG: 0.273 (3, PH)																				
Larry Diermyer, R OBP: 0.429, SLG: 0.200 (7, 1)																				
Kent Tekulve, R (7, 1)																				
Ed Kirkpatrick, L OBP: 0.314, SLG: 0.241 (8, 1)																				
Ramon Hernandez, S (9, PH)																				
Bob Robertson, R OBP: 0.328, SLG: 0.288 (9, PH)																				
Inning Stats	R: 0 E: 0 K: 1 S: 6	H: 1 LOB: 1 BB: 0 P: 6	R: 0 E: 0 K: 0 S: 3	H: 0 LOB: 0 BB: 0 P: 3	R: 0 E: 1 K: 0 S: 4	H: 2 LOB: 1 BB: 0 P: 4	R: 0 E: 0 K: 2 S: 8	H: 1 LOB: 1 BB: 0 P: 8	R: 0 E: 0 K: 1 S: 5	H: 0 LOB: 1 BB: 1 P: 9	R: 3 E: 0 K: 1 S: 9	H: 4 LOB: 1 BB: 0 P: 9	R: 0 E: 0 K: 1 S: 5	H: 0 LOB: 0 BB: 0 P: 5	R: 2 E: 0 K: 1 S: 9	H: 4 LOB: 3 BB: 1 P: 13	1B: 10 2B: 3 3B: 0 HR: 0	SF: 1 SAC: 0 DP: 1 HBP: 0	WP: 0 PB: 0 SB: 0 CS: 0	
PITCHER	IP	WLS	BF	H	R	ER	SO	BB	IBB	HBP	BLK	WP	HR	S	P	ERA	WHIP			
Santo Alcala, R ERA: 4.26 (1, 1)	6.2	W	29	8	3	3	5	2	0	0	0	0	0	37	45	4.05	1.500			
Fred Norman, L ERA: 4.75 (7, 1)	2.0		11	4	2	2	1	1	0	0	0	0	0	12	16	9.00	2.500			
Will McEnaney, L ERA: 4.37 (9, 1)	0.1	S	1	0	0	0	1	0	0	0	0	0	0	3	3	0.00	0.000			



Batter	1	2	3	4	5	6	7	8	9	AB R H RBI BB SO LOB	TOP											
<b>Pete Rose, S</b> (1, 5) OBP: 0.437, SLG: 0.473	0-0 2B 1B	0-0 5-3			0-0 P4		4-0 IBB		0-0 F9	4 1 1 0 1 0 0												
<b>Ken Griffey, L</b> (1, 9) OBP: 0.411, SLG: 0.497	0-0 1-H 1B 2B		0-0 4-3			0-3 K	0-0 4-3		0-0 G3	5 1 1 1 0 1 3												
<b>Joe Morgan, L</b> (1, 4) OBP: 0.466, SLG: 0.658	0-0 G1-6-3 2-H 1B		0-0 F6-3			0-0 1B 2B		0-0 HR 1B	0-0 F4	1 0 1 1 0 0 0 4 2 2 0 0 0 0												
<b>Doug Flynn, R</b> (1, 4) OBP: 0.256, SLG: 0.262																						
<b>Tony Perez, R</b> (1, 3) OBP: 0.351, SLG: 0.462	0-0 G1-6-3 1-2f		0-0 6-3			0-0 G4-6-3 2-H 1B		0-0 HR		4 1 2 3 0 0 1												
<b>George Foster, R</b> (1, 8) OBP: 0.388, SLG: 0.560	0-0 BB 1B				0-0 CS 1B			0-0 F9		4 0 2 0 0 0 1												
<b>Johnny Bench, R</b> (1, 2) OBP: 0.354, SLG: 0.456	4-0 FC6 1-2 BB		0-0 5-3				0-0 2B 1B	0-0 2B 2B		3 1 2 0 1 0 1												
<b>Bob Bailey, R</b> (1, 7) OBP: 0.339, SLG: 0.519	0-0 FC6 1-2f		0-0 5-3				0-0 F8	0-0 2-H 2B		4 0 1 1 0 0 3 0 0 0 0 0 0 0												
<b>Cesar Geronimo, L</b> (8, 8) OBP: 0.368, SLG: 0.435																						
<b>Dave Concepcion, R</b> (1, 6) OBP: 0.348, SLG: 0.386		0-3 K			0-0 6-3		0-0 2B	0-0 5-3		4 0 1 0 0 1 1												
<b>Gary Nolan, R</b> (1, 1) OBP: 0.194, SLG: 0.167		0-3 K			0-0 1-3		0-3 K	0-3 K		4 0 0 0 0 3 3												
<b>Inning Stats</b>	R: 2 E: 0 K: 0 S: 6	H: 4 LOB: 2 BB: 1 P: 10	R: 0 E: 0 K: 2 S: 7	H: 0 LOB: 0 BB: 0 P: 7	R: 0 E: 0 K: 0 S: 3	H: 0 LOB: 0 BB: 0 P: 3	R: 0 E: 0 K: 0 S: 3	H: 1 LOB: 0 BB: 0 P: 3	R: 0 E: 0 K: 0 S: 3	H: 0 LOB: 0 BB: 0 P: 3	R: 1 E: 0 K: 1 S: 6	H: 2 LOB: 0 BB: 0 P: 6	R: 0 E: 0 K: 1 S: 7	H: 2 LOB: 3 BB: 1 P: 11	R: 3 E: 0 K: 1 S: 9	H: 4 LOB: 1 BB: 0 P: 9	R: 0 E: 0 K: 0 S: 3	H: 0 LOB: 0 BB: 0 P: 3	1B: 7 2B: 5 3B: 0 HR: 1	SF: 0 SAC: 0 DP: 2 HBP: 0	WP: 0 PB: 0 SB: 0 CS: 1	PA: 39
<b>PITCHER</b>	IP WLS BF H R ER SO BB IBB HBP BLK WP HR S P ERA WHIP																					
<b>Jerry Reuss, L</b> (1, 1) ERA: 4.15	7.1 L 34 13 6 6 4 1 1 0 0 0 1 40 48 7.36 1.909																					
<b>Kent Tekulve, R</b> (8, 1) ERA: 4.18	0.2 2 0 0 0 1 0 0 0 0 0 0 4 4 0.00 0.000																					
<b>Ramon Hernandez, L</b> (9, 1) ERA: 4.62	1.0 3 0 0 0 0 0 0 0 0 0 0 3 3 0.00 0.000																					

**Cincinnati Reds @ Pittsburgh Pirates**  
 Three Rivers Stadium, Pittsburgh, PA  
 Wed Jun 09 1976, 7:05 PM EDT  
 Att: 18,127 - Unknown

AB	37
R	6
H	13
RBI	6
BB	2
SO	5
LOB	13



Batter	1	2	3	4	5	6	7	8	9	AB R H RBI BB SO LOB
Rennie Stennett, R (1, 4) OBP: 0.270, SLG: 0.330	0-0 F8			0-0 F9		0-0 F4-3			0-0 F4-3	4 0 0 0 0 0 1
Richie Hebner, L (1, 5) OBP: 0.286, SLG: 0.272	0-0 F6			0-0 F4-3			0-0 1B		0-0 F9	4 0 1 0 0 0 0
Al Oliver, L (1, 8) OBP: 0.342, SLG: 0.511 Ramon Hernandez, S (9, 1) Ed Ott, L (9, PH) OBP: 0.308, SLG: 0.250	0-0 F5			0-0 HR			0-0 F6-4-3		0-0 F9	3 1 2 1 0 0 0 0 0 0 0 0 0 0 1 0 0 0 0 0 0
Dave Parker, L (1, 9) OBP: 0.299, SLG: 0.493		0-0 F8		0-0 G3			0-3 K			3 0 0 0 0 1 2
Richie Zisk, R (1, 7) OBP: 0.343, SLG: 0.475		0-0 L1			0-0 6-3		0-0 F6-4-3			3 0 0 0 0 0 2
Bill Robinson, R (1, 3) OBP: 0.383, SLG: 0.635		0-3 K			0-3 K			0-0 F6		3 0 0 0 0 2 0
Manny Sanguillen, R (1, 2) OBP: 0.303, SLG: 0.335			0-0 F6		0-0 F8			0-0 F4		3 0 0 0 0 0 0
Frank Taveras, R (1, 6) OBP: 0.294, SLG: 0.270			0-0 F7			0-0 F4-3		0-0		3 0 2 0 0 0 0
Jerry Reuss, L (1, 1) OBP: 0.355, SLG: 0.393 Kent Tekulve, R (8, 1) Ed Kirkpatrick, L (8, PH) OBP: 0.306, SLG: 0.233			0-0 F4-3			0-3 K		0-0 F9		2 0 0 0 0 1 1 0 0 0 0 0 0 0 1 0 0 0 0 0 1

Inning Stats	R: 0	H: 0	E: 0	LOB: 0	K: 0	BB: 0	S: 3	P: 3	R: 0	H: 0	E: 0	LOB: 0	K: 1	BB: 0	S: 5	P: 5	R: 0	H: 0	E: 0	LOB: 0	K: 1	BB: 0	S: 5	P: 5	R: 1	H: 1	E: 0	LOB: 0	K: 0	BB: 0	S: 4	P: 4	R: 0	H: 0	E: 0	LOB: 0	K: 1	BB: 0	S: 5	P: 5	R: 0	H: 2	E: 0	LOB: 1	K: 1	BB: 0	S: 6	P: 6	R: 0	H: 1	E: 0	LOB: 1	K: 0	BB: 0	S: 4	P: 4	R: 0	H: 0	E: 0	LOB: 0	K: 0	BB: 0	S: 3	P: 3	1B: 4	SF: 0	2B: 0	SAC: 0	3B: 0	DP: 2	HR: 1	HBP: 0
--------------	------	------	------	--------	------	-------	------	------	------	------	------	--------	------	-------	------	------	------	------	------	--------	------	-------	------	------	------	------	------	--------	------	-------	------	------	------	------	------	--------	------	-------	------	------	------	------	------	--------	------	-------	------	------	------	------	------	--------	------	-------	------	------	------	------	------	--------	------	-------	------	------	-------	-------	-------	--------	-------	-------	-------	--------

PITCHER Gary Nolan, R (1, 1) ERA: 2.77	IP 9.0	WLS W	BF 30	H 5	R 1	ER 1	SO 4	BB 0	IBB 0	HBP 0	BLK 0	WP 0	HR 1	S 38	P 38	ERA 1.00	WHIP 0.556	PITCHER	IP	WLS	BF	H	R	ER	SO	BB	IBB	HBP	BLK	WP	HR	S	P	ERA	WHIP
---	--------	-------	-------	-----	-----	------	------	------	-------	-------	-------	------	------	------	------	----------	------------	---------	----	-----	----	---	---	----	----	----	-----	-----	-----	----	----	---	---	-----	------

**BOTTOM**

**Cincinnati Reds @ Pittsburgh Pirates**  
**Three Rivers Stadium, Pittsburgh, PA**  
 Wed Jun 09 1976, 7:05 PM EDT  
 Att. 18,127 - Unknown

AB	30
R	1
H	5
RBI	1
BB	0
SO	4
LOB	7



WP: 0	PA: 30
PB: 0	
SB: 0	
CS: 0	



Batter	1	2	3	4	5	6	7	8	9	AB R H RBI BB SO LOB	TOP											
<b>Pete Rose, S</b> (1, 5) OBP: 0.436, SLG: 0.469	0-0 5-3		4-0 WP 1B BLK BB		0-0 1B 5-3 2B 1B	0-0 F8		0-0 6-3		4 2 1 0 1 0 1												
<b>Ken Griffey, L</b> (1, 9) OBP: 0.416, SLG: 0.503	4-0 WP S SF8 BB		0-0 FC6-4 1B		0-0 5-3		0-0 4-3 1B 2B		0-3 K	4 2 2 1 1 1 1												
<b>Dan Driessen, L</b> (1, 3) OBP: 0.363, SLG: 0.357	0-0 SF8		0-0 FC6-4		0-0 2B FC5-2 1B		0-0 4-3		0-0 F8	4 0 1 1 0 0 2												
<b>George Foster, R</b> (1, 8) (7, 7) OBP: 0.388, SLG: 0.561	0-0 P4			0-0 6-3	0-0 FC5-2 1B 2B		0-0 4-3 1B		0-0 G3	5 1 2 2 0 0 0												
<b>Johnny Bench, R</b> (1, 2) OBP: 0.352, SLG: 0.458		0-0 F9		0-0 1B 2B	0-0 FC5-2 1B		0-0 4-3			4 1 1 0 0 0 3												
<b>Mike Lum, L</b> (1, 7) <b>Cesar Geronimo, L</b> (7, 8) OBP: 0.333, SLG: 0.315 OBP: 0.368, SLG: 0.435		0-0 F8		0-3 K	0-0 1-3 3-H FC6-4 1B		0-0 F9			4 0 1 1 0 1 2 0 0 0 0 0 0 0												
<b>Dave Concepcion, R</b> (1, 6) OBP: 0.351, SLG: 0.385		0-3 K		4-0 1B IBB	0-0 FC6-4			0-0 SH2-4 1B		3 0 1 0 1 1 2												
<b>Doug Flynn, R</b> (1, 4) OBP: 0.258, SLG: 0.262			0-0 F9	0-0 1-2 2-H 1B		0-3 K		0-0 F6		4 0 1 1 0 1 1												
<b>Don Gullett, R</b> (1, 1) OBP: 0.150, SLG: 0.105			0-0 4-3	0-0 P4		0-0 4-3		0-0 SH2-4		3 0 0 0 0 0 2												
<b>Inning Stats</b>	R: 1 E: 0 K: 0 S: 3	H: 0 LOB: 0 BB: 1 P: 7	R: 0 E: 0 K: 1 S: 5	H: 0 LOB: 0 BB: 0 P: 5	R: 1 E: 0 K: 0 S: 4	H: 1 LOB: 1 BB: 1 P: 8	R: 1 E: 0 K: 1 S: 7	H: 2 LOB: 2 BB: 1 P: 11	R: 2 E: 0 K: 0 S: 7	H: 4 LOB: 2 BB: 0 P: 7	R: 0 E: 0 K: 1 S: 5	H: 0 LOB: 0 BB: 0 P: 5	R: 1 E: 0 K: 0 S: 5	H: 2 LOB: 1 BB: 0 P: 5	R: 0 E: 0 K: 0 S: 4	H: 1 LOB: 1 BB: 0 P: 4	R: 0 E: 0 K: 1 S: 5	H: 0 LOB: 0 BB: 0 P: 5	1B: 7 2B: 3 3B: 0 HR: 0	SF: 1 SAC: 1 DP: 0 HBP: 0	WP: 2 PB: 0 SB: 1 CS: 0	PA: 40
<b>PITCHER</b>	IP WLS BF H R ER SO BB IBB HBP BLK WP HR S P ERA WHIP																					
<b>Doc Medich, R</b> (1, 1) ERA: 3.98	7.0 L 33 9 6 6 3 2 1 0 1 2 0 36 48 7.71 1.571																					
<b>Kent Tekulve, R</b> (8, 1) ERA: 3.86	2.0 7 1 0 0 1 0 0 0 0 0 0 9 9 0.00 0.500																					

Cincinnati Reds @ Pittsburgh Pirates  
 Three Rivers Stadium, Pittsburgh, PA  
 Thu Jun 10 1976, 7:05 PM EDT  
 Att: 17,280 - Unknown

livebaseballscorecards.com

AB	35
R	6
H	10
RBI	6
BB	3
SO	4
LOB	14



Batter	1	2	3	4	5	6	7	8	9	AB	R	H	RBI	BB	SO	LOB
Frank Taveras, R (1, 6) OBP: 0.286, SLG: 0.262 Mario Mendoza, R (9, 6) OBP: 0.240, SLG: 0.217	0-0 F9		0-0 F4			0-0 G3		0-3 K		4	0	0	0	0	1	0
Manny Sanguillen, R (1, 2) OBP: 0.296, SLG: 0.328	0-0 5-3		0-0 1-3			0-0 1-3		0-0 F9		4	0	0	0	0	0	0
Al Oliver, L (1, 8) OBP: 0.351, SLG: 0.522	0-0 1B			0-0 6-3		0-0 FC5 1B		0-0 2B		4	0	3	0	0	0	0
Willie Stargell, L (1, 3) OBP: 0.390, SLG: 0.510	0-0 L9			4-0 FC6-4 BB		0-0 1-2 1B		0-0 6-3		3	0	1	0	1	0	2
Richie Zisk, R (1, 7) OBP: 0.341, SLG: 0.468		4-0 BB		0-0 FC6-4 BB		0-0 FC5		0-0 5-3		3	0	0	0	1	0	3
Bill Robinson, R (1, 9) OBP: 0.380, SLG: 0.631		0-0 F6-4-3		0-0 FC6		0-0 3-1 F4-3 2B		0-0 L8		4	1	1	0	0	0	2
Rennie Stennett, R (1, 4) OBP: 0.270, SLG: 0.333		0-0 2B			0-0 1-3		0-0 3-1		0-0 L9	4	0	1	0	0	0	1
Richie Hebner, L (1, 5) OBP: 0.282, SLG: 0.267		0-3 K			0-0 1-3		0-0 F4-3			3	0	0	1	0	1	1
Doc Medich, R (1, 1) OBP: 0.160, SLG: 0.087 Duffy Dyer, R (7, PH) OBP: 0.277, SLG: 0.381 Kent Tekulve, R (8, 1)			0-3 K			0-0 5-3		0-3 K		2	0	0	0	0	1	0

<b>Inning Stats</b>	R: 0 E: 0 K: 0 S: 4	H: 1 LOB: 1 BB: 0 P: 4	R: 0 E: 0 K: 1 S: 5	H: 1 LOB: 1 BB: 1 P: 9	R: 0 E: 0 K: 1 S: 5	H: 0 LOB: 0 BB: 0 P: 5	R: 0 E: 0 K: 0 S: 3	H: 0 LOB: 1 BB: 1 P: 7	R: 0 E: 0 K: 0 S: 3	H: 0 LOB: 0 BB: 0 P: 3	R: 0 E: 0 K: 0 S: 5	H: 2 LOB: 2 BB: 0 P: 5	R: 1 E: 0 K: 1 S: 6	H: 1 LOB: 0 BB: 0 P: 6	R: 0 E: 0 K: 1 S: 6	H: 1 LOB: 1 BB: 0 P: 6	R: 0 E: 0 K: 0 S: 3	H: 0 LOB: 0 BB: 0 P: 3	1B: 3 2B: 3 3B: 0 HR: 0	SF: 0 SAC: 0 DP: 1 HBP: 0	WP: 0 PB: 0 SB: 0 CS: 0	PA: 34
<b>PITCHER</b> Don Gullett, L (1, 1) ERA: 2.09	IP: 9.0 WLS: W BF: 34 H: 6 R: 1 ER: 1 SO: 4 BB: 2 IBB: 0 HBP: 0 BLK: 0 WP: 0 HR: 0 S: 40 P: 48 ERA: 1.00 WHIP: 0.889																					


**BOTTOM**

**Cincinnati Reds @ Pittsburgh Pirates**  
Three Rivers Stadium, Pittsburgh, PA

Thu Jun 10 1976, 7:05 PM EDT  
Att. 17,280 - Unknown

livebaseballscorecards.com

<b>AB</b>	<b>32</b>
<b>R</b>	<b>1</b>
<b>H</b>	<b>6</b>
<b>RBI</b>	<b>1</b>
<b>BB</b>	<b>2</b>
<b>SO</b>	<b>4</b>
<b>LOB</b>	<b>9</b>





Batter	1	2	3	4	5	6	7	8	9	AB R H RBI BB SO LOB	TOP											
Frank Taveras, R (1, 6) OBP: 0.276, SLG: 0.253	0-0 5-3		0-0 6-3		0-0 L8		0-0 F9		0-0 L4	5 0 0 0 0 0 2												
Tommy Helms, R (1, 5) OBP: 0.323, SLG: 0.517	0-0 F7			0-0 6-3		0-0 F8		0-0 HR 1B	0-0 F8	5 1 1 0 0 0 0												
Richie Zisk, R (1, 7) OBP: 0.344, SLG: 0.483	0-0 G3			0-0 6-3		0-0 FC4 1B		0-0 HR 1B		4 1 2 2 0 0 0												
Willie Stargell, L (1, 3) OBP: 0.387, SLG: 0.503		0-0 F7		0-0 F7		0-3 K		0-0 BB 1B		4 0 1 0 0 1 1												
Al Oliver, L (1, 8) OBP: 0.359, SLG: 0.524					0-0 2B 5-3 1B	0-0 FC4 1-2f		4-0 BB BB BB G6-4-3 BB		3 1 2 0 1 0 1												
Bill Robinson, R (1, 9) OBP: 0.390, SLG: 0.664		0-0 G6-4-3 1-2 1B			0-0 5-3 WP 2B		0-0 HR	0-0 F9		4 2 3 1 0 0 2												
Rennie Stennett, R (1, 4) OBP: 0.269, SLG: 0.332		0-0 G6-4-3 1-2f			0-0 5-3		0-0 4-3 S 1B	0-0 G6-4-3		4 0 1 1 0 0 5												
Duffy Dyer, R (1, 2) OBP: 0.255, SLG: 0.348			0-0 5-3		0-0 F4		0-0 F9		0-0 F9	4 0 0 0 0 0 1												
John Candelaria, L (1, 1) OBP: 0.231, SLG: 0.091			0-3 K		0-3 K		0-0 4-3		0-0 HR	2 0 0 0 1 1 1												
Bob Moose, R (8, 1) OBP: 0.600, SLG: 1.600					4-0 BB		2-3			1 1 1 1 0 0 0												
<b>Inning Stats</b>	R: 0 E: 0 K: 0 S: 3	H: 0 LOB: 0 BB: 0 P: 3	R: 0 E: 0 K: 0 S: 4	H: 2 LOB: 1 BB: 0 P: 4	R: 0 E: 0 K: 1 S: 5	H: 0 LOB: 0 BB: 0 P: 5	R: 0 E: 0 K: 0 S: 3	H: 0 LOB: 0 BB: 0 P: 3	R: 2 E: 0 K: 0 S: 5	H: 2 LOB: 1 BB: 1 P: 9	R: 0 E: 0 K: 1 S: 6	H: 1 LOB: 1 BB: 0 P: 6	R: 1 E: 0 K: 0 S: 5	H: 2 LOB: 1 BB: 0 P: 5	R: 2 E: 0 K: 0 S: 5	H: 3 LOB: 1 BB: 1 P: 9	R: 1 E: 0 K: 0 S: 4	H: 1 LOB: 0 BB: 0 P: 4	1B: 7 2B: 1 3B: 0 HR: 3	SF: 0 SAC: 0 DP: 2 HBP: 0	WP: 1 PB: 0 SB: 1 CS: 0	PA: 38
<b>PITCHER</b>	IP WLS BF H R ER SO BB IBB HBP BLK WP HR S P ERA WHIP																					
Roger Moret, L (1, 1) ERA: 4.96	7.0 L 30 9 5 5 2 1 0 0 0 1 2 33 37 6.43 1.429																					
Mike Beard, L (8, 1) ERA:	1.0 4 1 0 0 0 1 0 0 0 0 0 3 7 0.00 2.000																					
Bruce Dal Canton, R (9, 1) ERA: 2.59	1.0 4 1 1 1 0 0 0 0 0 0 1 4 4 9.00 1.000																					

Pittsburgh Pirates @ Atlanta Braves  
Atlanta-Fulton County Stadium, Atlanta, GA

Fri Jun 11 1976, 7:05 PM EDT  
Att. 13,687 - Unknown

livebaseballscorecards.com

AB 36  
R 6  
H 11  
RBI 5  
BB 2  
SO 2  
LOB 13



Batter	1	2	3	4	5	6	7	8	9	AB	R	H	RBI	BB	SO	LOB
--------	---	---	---	---	---	---	---	---	---	----	---	---	-----	----	----	-----

<b>Rowland Office, L</b> <small>OBP: 0.388, SLG: 0.401</small> (1, 8) X	0-0 		4-0 			0-0 		0-0 		3	1	2	0	1	0	0
<b>Rod Gilbreath, R</b> <small>OBP: 0.406, SLG: 0.509</small> (1, 4) X	0-0 		0-0 			4-0 		0-0 		2	0	1	2	1	0	2
<b>Jimmy Wynn, R</b> <small>OBP: 0.396, SLG: 0.391</small> (1, 7) X	0-0 			4-0 		0-0 		0-0 		3	0	0	0	1	0	3
<b>Ken Henderson, S</b> <small>OBP: 0.341, SLG: 0.400</small> (1, 9) S S S	0-3 			0-0 			0-0 		0-3 	4	0	0	0	0	2	2
<b>Earl Williams, R</b> <small>OBP: 0.301, SLG: 0.447</small> (1, 2) X		0-0 		0-0 			0-0 		0-0 	4	0	0	0	0	0	1
<b>Tom Paciorek, R</b> <small>OBP: 0.306, SLG: 0.379</small> (1, 3) S S S		0-3 			0-0 		0-0 		0-0 	4	0	1	0	0	1	0
<b>Jerry Royster, R</b> <small>OBP: 0.304, SLG: 0.302</small> (1, 5) X		0-0 			0-0 			0-0 	0-0 	4	0	0	0	0	0	1
<b>Darrel Chaney, S</b> <small>OBP: 0.346, SLG: 0.319</small> <b>Marty Perez, R</b> <small>OBP: 0.305, SLG: 0.323</small> (3, PR) (4, 6) H			1-0 		0-3 			0-0 		0	0	0	0	0	0	0
<b>Roger Moret, S</b> <small>OBP: 0.063, SLG: 0.067</small> <b>Mike Beard, L</b> (8, 1) <b>Cito Gaston, R</b> <small>OBP: 0.407, SLG: 0.500</small> <b>Bruce Dal Canton, R</b> (9, 1) X			0-0 			0-3 		0-3 		2	1	1	0	0	1	0

Inning Stats	R: 0	H: 1	E: 0	K: 1	S: 6	LOB: 1	BB: 0	P: 6	R: 0	H: 0	E: 0	K: 1	S: 5	LOB: 0	BB: 0	P: 5	R: 0	H: 0	E: 0	K: 0	S: 2	LOB: 2	BB: 1	P: 7	R: 0	H: 0	E: 0	K: 0	S: 2	LOB: 0	BB: 1	P: 6	R: 0	H: 0	E: 0	K: 1	S: 5	LOB: 1	BB: 1	P: 9	R: 0	H: 0	E: 0	K: 0	S: 3	LOB: 0	BB: 0	P: 3	R: 2	H: 3	E: 0	K: 1	S: 8	LOB: 1	BB: 0	P: 8	R: 0	H: 1	E: 0	K: 1	S: 6	LOB: 1	BB: 0	P: 6	1B: 4	2B: 0	3B: 1	HR: 0	SF: 0	SAC: 2	DP: 2	HBP: 1	WP: 0	PB: 0	SB: 0	CS: 0	PA: 34
--------------	------	------	------	------	------	--------	-------	------	------	------	------	------	------	--------	-------	------	------	------	------	------	------	--------	-------	------	------	------	------	------	------	--------	-------	------	------	------	------	------	------	--------	-------	------	------	------	------	------	------	--------	-------	------	------	------	------	------	------	--------	-------	------	------	------	------	------	------	--------	-------	------	-------	-------	-------	-------	-------	--------	-------	--------	-------	-------	-------	-------	--------

PITCHER	IP	WLS	BF	H	R	ER	SO	BB	IBB	HBP	BLK	WP	HR	S	P	ERA	WHIP
<b>John Candelaria, L</b> <small>ERA: 3.38</small>	(1, 1)	7.2	W	29	4	2	2	5	3	0	1	0	0	35	48	2.35	0.913
<b>Bob Moose, R</b> <small>ERA: 1.27</small>	(8, 1)	1.1	S	5	1	0	0	1	0	0	0	0	0	7	7	0.00	0.750

**BOTTOM**

**Pittsburgh Pirates @ Atlanta Braves**  
 Atlanta-Fulton County Stadium, Atlanta, GA

Fri Jun 11 1976, 7:05 PM EDT  
 Att. 13,687 - Unknown

livebaseballscorecards.com

<b>AB</b>	<b>28</b>
<b>R</b>	<b>2</b>
<b>H</b>	<b>5</b>
<b>RBI</b>	<b>2</b>
<b>BB</b>	<b>3</b>
<b>SO</b>	<b>6</b>
<b>LOB</b>	<b>10</b>





Batter	1	2	3	4	5	6	7	8	9	10	11	AB R H RBI BB SO LOB	TOP				
Frank Taveras, R (1, 6) OBP: 0.280, SLG: 0.258												5 2 2 0 0 2 1	Pittsburgh Pirates @ Atlanta Braves Atlanta-Fulton County Stadium, Atlanta, GA Sat Jun 12 1976, 7:05 PM EDT Att. 20,117 - Unknown				
Bill Robinson, R (1, 5) OBP: 0.379, SLG: 0.645 Richie Hebner, L (7, 5) OBP: 0.281, SLG: 0.266												4 0 0 0 0 2 2 1 0 0 0 0 0 0					
Al Oliver, L (1, 8) OBP: 0.358, SLG: 0.526												5 1 2 3 0 0 0					
Willie Stargell, L (1, 3) OBP: 0.385, SLG: 0.494												5 0 1 0 0 1 1					
Dave Parker, L (1, 9) OBP: 0.314, SLG: 0.503												5 0 3 1 1 0 0					
Richie Zisk, R (1, 7) OBP: 0.344, SLG: 0.476												5 0 1 0 1 1 7					
Rennie Stennett, R (1, 4) OBP: 0.271, SLG: 0.336												6 0 2 0 0 0 6					
Duffy Dyer, R (1, 2) OBP: 0.278, SLG: 0.354 Ed Kirkpatrick, L (8, PH) OBP: 0.324, SLG: 0.233 Manny Sanguillen, R (8, 2) OBP: 0.295, SLG: 0.326												2 0 1 0 1 0 2 0 0 0 0 1 0 0 1 0 0 0 0 0 3					
Bruce Kison, R (1, 1) OBP: 0.238, SLG: 0.250 Bob Robertson, R (8, PH) OBP: 0.323, SLG: 0.280 Bob Moose, R (8, 1) OBP: 0.600, SLG: 1.600 Ed Ott, L (11, PH) OBP: 0.357, SLG: 0.250 Kent Tekulve, R (11, 1)												2 0 0 0 0 0 5 1 0 0 0 0 1 2 0 0 0 0 0 0 0 0 1 0 0 1 0 0 0 0 0 0 0 0 0					
<b>Inning Stats</b>	R: 1 H: 1 E: 0 LOB: 0 K: 1 BB: 0 S: 6 P: 6	R: 0 H: 2 E: 0 LOB: 2 K: 0 BB: 0 S: 5 P: 5	R: 0 H: 0 E: 0 LOB: 0 K: 1 BB: 0 S: 5 P: 5	R: 0 H: 2 E: 0 LOB: 3 K: 0 BB: 1 S: 5 P: 9	R: 1 H: 4 E: 0 LOB: 2 K: 1 BB: 0 S: 8 P: 8	R: 0 H: 1 E: 0 LOB: 1 K: 1 BB: 0 S: 6 P: 6	R: 0 H: 0 E: 0 LOB: 0 K: 0 BB: 0 S: 3 P: 3	R: 0 H: 0 E: 0 LOB: 2 K: 1 BB: 2 S: 5 P: 13	R: 0 H: 0 E: 0 LOB: 0 K: 1 BB: 0 S: 5 P: 5	R: 0 H: 1 E: 1 LOB: 2 K: 0 BB: 0 S: 4 P: 5	R: 2 H: 1 E: 1 LOB: 3 K: 1 BB: 2 S: 8 P: 16	1B: 9 SF: 1 2B: 3 SAC: 3 3B: 0 DP: 2 HR: 0 HBP: 1		WP: 0 PA: 52 PB: 0 SB: 2 CS: 0			
<b>PITCHER</b>	IP WLS BF H R ER SO BB IBB HBP BLK WP HR S P ERA WHIP																
Carl Morton, R (1, 1) ERA: 5.13	7.0	31	10	2	2	4	0	1	0	0	0	0	0	38	42	2.57	1.429
Max Leon, R (8, 1) ERA: 0.51	3.0	13	1	0	0	2	2	0	1	0	0	0	0	14	23	0.00	1.000
Adrian Devine, R (11, 1) ERA: 3.55	1.0	L 8	1	2	2	1	1	1	0	0	0	0	0	8	16	18.00	2.000

livebaseballscorecards.com

AB 42  
R 4  
H 12  
RBI 4  
BB 5  
SO 7  
LOB 29



Batter	1	2	3	4	5	6	7	8	9	10	11	AB R H RBI BB SO LOB
Rowland Office, L OBP: 0.393, SLG: 0.412	0-0 1-3		0-0 2B		0-0 1-3		0-0 1B			0-0 FC4-6 1B		5 0 3 0 0 0 1
Rod Gilbreath, R OBP: 0.388, SLG: 0.483	0-0 L4		0-0 L4		0-0 6-3		0-0 F8			0-0 FC4-6 G5-4-3		3 0 0 0 0 0 2
Lee Lacy, R OBP: 0.277, SLG: 0.344										1-2f 2-3		2 0 0 0 0 0 4
Jimmy Wynn, R OBP: 0.392, SLG: 0.382	4-0 BB				0-0 F8		0-0 F8		0-3 K	0-0 G5-4-3		4 0 0 0 1 1 2
Ken Henderson, S OBP: 0.342, SLG: 0.393	0-0 F6			4-0 FC6-4 BB		0-0 F8		4-0 G5-4-3 BB			0-0 6-3	3 0 0 0 2 0 1
Earl Williams, R OBP: 0.287, SLG: 0.424		0-0 6-3		0-3 K		0-0 5-3		0-0 G5-4-3			0-3 K	5 0 0 0 0 2 2
Tom Paciorek, R OBP: 0.312, SLG: 0.380		0-0 6-3		0-0 FC6-4			0-0 SH1-4 SF8 1B		0-0 F9		0-0 1B	5 1 2 0 0 0 1
Darrel Chaney, S OBP: 0.339, SLG: 0.312		0-0 F7			0-0 L7		0-0 SH1-4		0-0 F9		0-0 1-3	3 0 0 0 0 0 0
Cito Gaston, R OBP: 0.393, SLG: 0.480							1-2					1 0 0 0 0 0 1
Jerry Royster, R OBP: 0.303, SLG: 0.301			0-3 K		0-0 SH 1B		0-0 E5 1B		0-0 F7			4 1 1 0 0 1 1
Carl Morton, R OBP: 0.192, SLG: 0.136			0-3 K				0-0 SF8			4-0 FC4-6 1B BB		1 0 0 0 0 1 0
Dave May, L OBP: 0.239, SLG: 0.288					1-3 SH							0 0 0 1 0 0 0
Max Leon, R												0 0 0 0 0 0 0
Darrell Evans, L OBP: 0.320, SLG: 0.194												0 0 0 0 1 0 0
Adrian Devine, R												0 0 0 0 0 0 0

Inning Stats	R: 0	H: 0	R: 0	H: 0	R: 0	H: 1	R: 0	H: 0	R: 1	H: 1	R: 0	H: 0	R: 0	H: 0	R: 0	H: 0	R: 0	H: 1	R: 0	H: 1	1B: 5	SF: 1	WP: 0	PA: 43
	E: 0	LOB: 1	E: 0	LOB: 0	E: 0	LOB: 1	E: 0	LOB: 1	E: 1	LOB: 1	E: 0	LOB: 0	E: 0	LOB: 0	E: 0	LOB: 0	E: 0	LOB: 1	E: 0	LOB: 1	2B: 1	SAC: 2	PB: 0	
	K: 0	BB: 1	K: 0	BB: 0	K: 2	BB: 0	K: 1	BB: 1	K: 0	BB: 0	K: 0	BB: 0	K: 1	BB: 1	K: 0	BB: 0	K: 0	BB: 1	K: 1	BB: 0	3B: 0	DP: 2	SB: 0	
	S: 3	P: 7	S: 3	P: 3	S: 8	P: 8	S: 5	P: 9	S: 5	P: 5	S: 3	P: 3	S: 4	P: 8	S: 3	P: 3	S: 3	P: 7	S: 6	P: 6	HR: 0	HBP: 0	CS: 0	
PITCHER	IP	WLS	BF	H	R	ER	SO	BB	IBB	HBP	BLK	WP	HR	S	P	ERA	WHIP							
Bruce Kison, R ERA: 3.1	(1, 1)	7.0	29	4	2	0	3	2	0	0	0	0	0	33	41	0.00	0.857							
Bob Moose, R ERA: 1.15	(8, 1)	3.0	W	10	1	0	1	2	0	0	0	0	0	10	18	0.00	1.000							
Kent Tekulve, R ERA: 3.71	(11, 1)	1.0	S	4	1	0	1	0	0	0	0	0	0	6	6	0.00	1.000							

BOTTOM

Pittsburgh Pirates @ Atlanta Braves  
 Atlanta-Fulton County Stadium, Atlanta, GA  
 Sat Jun 12 1976, 7:05 PM EDT  
 Att. 20,117 - Unknown

livebaseballscores.com

AB	36
R	2
H	6
RBI	1
BB	4
SO	5
LOB	15





Batter	1	2	3	4	5	6	7	8	9	AB R H RBI BB SO LOB	TOP												
<b>Frank Taveras, R</b> (1, 6) <small>OBP: 0.273, SLG: 0.252</small> <b>Bob Robertson, R</b> (9, PH) <small>OBP: 0.317, SLG: 0.275</small> <b>Bob Moose, R</b> (9, 1) <small>OBP: 0.600, SLG: 1.600</small>	0-0 F9	0-0 F7			0-0 1-3		0-0 FC6-4 F9 1-2f WP		0-3 K	4 1 0 0 0 0 1 1 0 0 0 0 1 1 0 0 0 0 0 0 0	<b>Pittsburgh Pirates @ Atlanta Braves</b> Atlanta-Fulton County Stadium, Atlanta, GA Sun Jun 13 1976, 3:33 AM EDT Att. 15,656 - Unknown <a href="http://livebaseballscorecards.com">livebaseballscorecards.com</a>												
<b>Richie Hebner, L</b> (1, 5) <small>OBP: 0.284, SLG: 0.265</small>	0-0 F7		0-0 F7		4-0 1B BB		0-0 F9		0-0 1B 3B 1B	4 1 1 0 1 0 1													
<b>Al Oliver, L</b> (1, 8) <small>OBP: 0.364, SLG: 0.533</small>	0-0 2B 1B		0-3 K		0-0 F3		0-0 2B		0-0 3B 1B	5 1 3 1 0 1 1													
<b>Dave Parker, L</b> (1, 9) <small>OBP: 0.323, SLG: 0.526</small>	0-0 1-3 2B		0-0 6-3		0-0 1-2 1B		0-0 F8		0-0 3B	5 0 3 2 0 0 1													
<b>Richie Zisk, R</b> (1, 7) <small>OBP: 0.336, SLG: 0.465</small>	0-3 K2-3			0-0 3-1	0-0 5-3			0-0 6-3	0-0 5-3	5 0 0 0 0 1 5													
<b>Bill Robinson, R</b> (1, 3) <small>OBP: 0.376, SLG: 0.634</small> <b>Mario Mendoza, R</b> (9, 6) <small>OBP: 0.240, SLG: 0.217</small>		0-3 K		0-0 E9 1B		0-3 K		0-3 K		4 0 1 0 0 3 0 0 0 0 0 0 0 0													
<b>Rennie Stennett, R</b> (1, 4) <small>OBP: 0.271, SLG: 0.332</small>		0-0 F9		4-0 BB		0-0 1-3		0-0 4-3		3 0 0 0 1 0 0													
<b>Duffy Dyer, R</b> (1, 2) <small>OBP: 0.281, SLG: 0.353</small> <b>Manny Sanguillen, R</b> (9, PH) <small>OBP: 0.298, SLG: 0.330</small> (9, 2)		0-0 HR 1B		0-0 F4		0-0 6-3		0-0 1B 1B 1B		3 1 1 0 0 0 2 1 1 1 0 0 0 0													
<b>Jim Rooker, R</b> (1, 1) <small>OBP: 0.250, SLG: 0.391</small> <b>Rick Langford, R</b> (5, 1) <b>Ed Kirkpatrick, L</b> (7, PH) <small>OBP: 0.342, SLG: 0.258</small> <b>Larry Demery, R</b> (7, 1) <small>OBP: 0.429, SLG: 0.200</small> <b>Willie Stargell, L</b> (9, PH) <small>OBP: 0.383, SLG: 0.491</small> (9, 3)		0-0 1-H HR		0-0 F1		0-0 FC6-4 1B		0-0 F6		2 1 1 2 0 0 2 0 0 0 0 0 0 0 1 0 1 0 0 0 0 0 0 0 0 0 0 0 1 0 0 0 0 0 1													
<b>Inning Stats</b>	R: 0 E: 0 K: 1 S: 7	H: 2 LOB: 2 BB: 0 P: 7	R: 2 E: 0 K: 1 S: 7	H: 2 LOB: 0 BB: 0 P: 7	R: 0 E: 0 K: 1 S: 5	H: 0 LOB: 0 BB: 0 P: 5	R: 0 E: 1 K: 0 S: 4	H: 1 LOB: 2 BB: 1 P: 8	R: 0 E: 0 K: 0 S: 4	H: 1 LOB: 2 BB: 1 P: 8	R: 0 E: 0 K: 1 S: 5	H: 0 LOB: 0 BB: 0 P: 5	R: 1 E: 1 K: 0 S: 5	H: 2 LOB: 1 BB: 0 P: 5	R: 0 E: 0 K: 1 S: 5	H: 0 LOB: 0 BB: 0 P: 5	R: 3 E: 0 K: 1 S: 9	H: 4 LOB: 1 BB: 0 P: 9	1B: 8 2B: 2 3B: 1 HR: 1	SF: 0 SAC: 0 DP: 0 HBP: 0	WP: 1 PB: 0 SB: 0 CS: 0	PA: 41	
<b>PITCHER</b> <b>Phil Niekro, R</b> (1, 1) <small>ERA: 3.68</small> <b>Max Leon, R</b> (9, 1) <small>ERA: 1.45</small>	IP WLS BF H R ER SO BB IBB HBP BLK WP HR S P ERA WHIP	8.0 35 9 4 4 5 2 0 0 0 1 1 43 51 4.50 1.375	1.0 L 6 3 2 2 1 0 0 0 0 0 0 0 8 8 18.00 3.000																				



Batter	1	2	3	4	5	6	7	8	9	AB	R	H	RBI	BB	SO	LOB
Rowland Office, L OBP: 0.388, SLG: 0.406 (1, 8)	0-3 K	0-0 CS	0-0 FC6-4 1B	0-0 F7			0-0 1-3		0-0 F5	5	0	1	0	0	1	2
Lee Lacy, R OBP: 0.275, SLG: 0.346 (1, 4)	0-0 F6		0-0 FC6-4 G3		0-0 WP 1B 2B		0-0 F3		0-0 F9	5	1	1	0	0	0	1
Jimmy Wynn, R OBP: 0.389, SLG: 0.375 (1, 7)	0-3 K		0-0 G3		4-0 1B BB		0-3 K			3	0	0	0	1	2	1
Earl Williams, R OBP: 0.286, SLG: 0.417 (1, 2)		0-0 1B 1B 1B	0-0 F7		0-3 K			0-0 5-3		4	1	1	0	0	1	3
Tom Paciorek, R OBP: 0.333, SLG: 0.400 (1, 3)		0-0 1B 1B		0-0 1B 1B	0-0 G3-6-1 1B			0-0 F6		4	2	3	1	0	0	0
Ken Henderson, S OBP: 0.351, SLG: 0.401 (1, 9)		0-0 G4-6-3 1B 1B		0-0 1B	0-0 G3-6-1 1B			0-0 S 1B		4	1	3	0	0	0	2
Jerry Royster, R OBP: 0.312, SLG: 0.308 (1, 5)		0-0 G4-6-3 1B		0-0 E 1B 1B		0-3 K		4-0 1B BB		3	0	2	3	1	1	0
Darrel Chaney, S OBP: 0.337, SLG: 0.310 (1, 6)		0-0 G4-6-3		0-0 E 1B		0-0 G3		0-0 4-3		4	0	1	0	0	0	4
Phil Niekro, R OBP: 0.121, SLG: 0.121 Max Leon, R Dave May, L OBP: 0.235, SLG: 0.283 (1, 1) (9, 1) (9, PH)		0-0 CS 1B		0-3 K		0-0 4-3			0-0 F5	3	0	1	1	0	1	2
				1-2 2-3						0	0	0	0	0	0	0
				1-2 2-3						1	0	0	0	0	0	0

Inning Stats	R: 0	H: 0	E: 0	K: 2	S: 7	H: 0	LOB: 0	BB: 0	P: 7	R: 3	H: 5	E: 0	K: 0	S: 6	R: 0	H: 1	E: 0	K: 0	S: 4	R: 1	H: 4	E: 1	K: 1	S: 8	R: 1	H: 2	E: 0	K: 1	S: 6	R: 0	H: 0	E: 0	K: 1	S: 5	R: 0	H: 0	E: 0	K: 1	S: 5	R: 0	H: 0	E: 0	K: 1	S: 4	R: 0	H: 1	E: 0	K: 0	S: 3	R: 0	H: 0	E: 0	K: 0	S: 3	1B: 12	SF: 0	2B: 1	SAC: 0	3B: 0	DP: 2	HR: 0	HBP: 0	WP: 1	PA: 39
--------------	------	------	------	------	------	------	--------	-------	------	------	------	------	------	------	------	------	------	------	------	------	------	------	------	------	------	------	------	------	------	------	------	------	------	------	------	------	------	------	------	------	------	------	------	------	------	------	------	------	------	------	------	------	------	------	--------	-------	-------	--------	-------	-------	-------	--------	-------	--------

PITCHER	IP	WLS	BF	H	R	ER	SO	BB	IBB	HBP	BLK	WP	HR	S	P	ERA	WHIP
Jim Rooker, L ERA: 3.91 (1, 1)	4.1		23	12	5	5	4	1	0	0	0	1	0	30	34	10.38	3.000
Rick Langford, R ERA: (5, 1)	1.2		4	0	0	0	1	0	0	0	0	0	0	6	6	0.00	0.000
Larry Demery, R ERA: 4.17 (7, 1)	2.0	W	8	1	0	0	1	1	0	0	0	0	0	9	13	0.00	1.000
Bob Moose, R ERA: 1.11 (9, 1)	1.0	S	3	0	0	0	0	0	0	0	0	0	0	3	3	0.00	0.000


**BOTTOM**

**Pittsburgh Pirates @ Atlanta Braves**  
Atlanta-Fulton County Stadium, Atlanta, GA

Sun Jun 13 1976, 3:33 AM EDT  
Att. 15,656 - Unknown

livebaseballscorecards.com

AB	36
R	5
H	13
RBI	5
BB	2
SO	6
LOB	15





Batter	1	2	3	4	5	6	7	8	9	AB R H RBI BB SO LOB	TOP											
Frank Taveras, R (1, 6) OBP: 0.267, SLG: 0.245	0-0 F3		0-3 K			0-0 F8		0-3 K		4 0 0 0 0 2 2												
Richie Hebner, L (1, 5) OBP: 0.284, SLG: 0.262	4-0 FC4-6 BB			0-0 F6		0-0 F8		0-0 1B		2 0 0 0 1 0 0												
Tommy Helms, R (6, 5) OBP: 0.344, SLG: 0.533								1-H 2-3		1 0 1 1 0 0 0												
Al Oliver, L (1, 8) OBP: 0.371, SLG: 0.550	0-0 FC4-6 1-2f			0-0 HR		0-0 1B		4-0 IBB		3 1 2 1 1 0 1												
Willie Stargell, L (1, 3) OBP: 0.380, SLG: 0.485	0-3 K			0-0 BLK F3 1B		0-0 F5		0-0 4-3		4 0 1 0 0 1 4												
Dave Parker, L (1, 9) OBP: 0.315, SLG: 0.513		0-3 K2-3		0-0 F3 1-2		0-0 F7		0-3 K		4 0 0 0 0 2 1												
Richie Zisk, R (1, 7) OBP: 0.331, SLG: 0.457		0-3 K		0-3 K2-3 2-3		0-0 F8		0-0 F9		4 0 0 0 0 2 1												
Manny Sanguillen, R (1, 2) OBP: 0.282, SLG: 0.322			0-0 6-3		0-0 4-3		0-0 F9		0-0 F8	4 0 0 0 0 0 0												
Rennie Stennett, R (1, 4) OBP: 0.271, SLG: 0.336			0-0 6-3		0-0 6-3			0-0 CS 2B		3 0 1 0 0 0 0												
Jerry Reuss, L (1, 1) OBP: 0.353, SLG: 0.367			0-0 F3		0-0 4-3			4-0 WP 1B BB		2 1 0 0 1 0 0												
<b>Inning Stats</b>	R: 0 E: 0 K: 1 S: 5	H: 0 LOB: 1 BB: 1 P: 9	R: 0 E: 0 K: 2 S: 7	H: 0 LOB: 0 BB: 0 P: 7	R: 0 E: 0 K: 1 S: 5	H: 0 LOB: 0 BB: 0 P: 5	R: 1 E: 0 K: 1 S: 7	H: 2 LOB: 1 BB: 0 P: 7	R: 0 E: 0 K: 0 S: 3	H: 0 LOB: 0 BB: 0 P: 3	R: 0 E: 0 K: 0 S: 4	H: 1 LOB: 1 BB: 0 P: 4	R: 0 E: 0 K: 0 S: 3	H: 0 LOB: 0 BB: 0 P: 3	R: 1 E: 0 K: 1 S: 6	H: 2 LOB: 2 BB: 2 P: 14	R: 0 E: 0 K: 1 S: 5	H: 0 LOB: 0 BB: 0 P: 5	1B: 3 2B: 1 3B: 0 HR: 1	SF: 0 SAC: 0 DP: 0 HBP: 0	WP: 1 PB: 0 SB: 0 CS: 1	PA: 34
<b>PITCHER</b>	IP WLS BF H R ER SO BB IBB HBP BLK WP HR S P ERA WHIP																					
J.R. Richard, R (1, 1) ERA: 2.91	7.2 L 29 5 2 2 6 2 0 0 0 1 1 39 47 2.35 0.913																					
Paul Siebert, L (8, 1) ERA: 2.25	0.1 2 0 0 0 0 0 1 0 0 0 0 1 5 0.00 0.000																					
Ken Forsch, R (9, 1) ERA: 2.06	1.0 3 0 0 0 1 0 0 0 0 0 0 5 5 0.00 0.000																					

Pittsburgh Pirates @ Houston Astros  
Astrodome, Houston, TX  
Mon Jun 14 1976, 8:05 PM EDT  
Att. 9,884 - Dome

livebaseballscorecards.com

AB	31
R	2
H	5
RBI	2
BB	3
SO	7
LOB	9



Batter	1	2	3	4	5	6	7	8	9	AB	R	H	RBI	BB	SO	LOB
Greg Gross, L (1, 9) OBP: 0.377, SLG: 0.358	0-3 K			0-0 6-3		0-0 E4		0-0 FC6-4 1B		4	0	1	0	0	1	0
Rob Andrews, R (1, 4) OBP: 0.353, SLG: 0.341	0-0 5-3			0-0 FC6-4 1B		0-0 FC5-4		0-0 FC6-4		4	0	1	0	0	0	3
Cesar Cedeno, R (1, 8) OBP: 0.354, SLG: 0.462	0-0 6-3			0-0 FC6-4		0-0 F6				4	1	1	0	0	0	2
Cliff Johnson, R (1, 3) OBP: 0.360, SLG: 0.382		0-0 F8		0-0 F8			0-3 K		0-0 F7	4	0	0	0	0	1	2
Leon Roberts, R (1, 7) OBP: 0.388, SLG: 0.505		0-0 4-3			0-0 S 1B		0-3 K		0-3 K	4	0	1	0	0	2	1
Enos Cabell, R (1, 5) OBP: 0.319, SLG: 0.348		0-0 F8			0-0 6-3		0-0 CS 1B		0-0 S 1B	4	0	2	1	0	0	1
Skip Jutze, R (1, 2) OBP: 0.145, SLG: 0.152			0-0 1-3		0-3 K		0-0 CS	0-0 4-3	0-0 4-3	2	0	0	0	0	1	1
Larry Milbourne, S (7, PH) OBP: 0.324, SLG: 0.278					0-0 K					0	0	0	0	0	0	0
Ed Herrmann, L (8, 2) OBP: 0.306, SLG: 0.361										2	0	0	0	0	0	1
Roger Metzger, S (1, 6) OBP: 0.310, SLG: 0.301			0-0 1-3		0-0 5-3			0-0 6-3		3	0	0	0	0	0	1
J.R. Richard, R (1, 1) OBP: 0.098, SLG: 0.125										2	0	0	0	0	0	0
Paul Siebert, L (8, 1)										0	0	0	0	0	0	0
Jerry Davanon, R (8, PH) OBP: 0.444, SLG: 0.652										0	0	0	0	1	0	0
Ken Forsch, R (9, 1) OBP: 0.333, SLG: 0.333			0-0 F6					4-0 1B BB		0	0	0	0	0	0	0

Inning Stats	R: 0	H: 0	E: 0	K: 1	S: 5	R: 0	H: 0	E: 0	K: 0	S: 3	R: 0	H: 0	E: 0	K: 0	S: 3	R: 0	H: 1	E: 0	K: 0	S: 4	R: 0	H: 1	E: 0	K: 1	S: 6	R: 0	H: 0	E: 1	K: 0	S: 4	R: 0	H: 1	E: 0	K: 2	S: 7	R: 0	H: 1	E: 0	K: 0	S: 4	R: 1	H: 2	E: 0	K: 1	S: 7	1B: 6	2B: 0	3B: 0	HR: 0	SF: 0	SAC: 0	DP: 0	HBP: 0	WP: 0	PB: 0	SB: 4	CS: 1	PA: 35
--------------	------	------	------	------	------	------	------	------	------	------	------	------	------	------	------	------	------	------	------	------	------	------	------	------	------	------	------	------	------	------	------	------	------	------	------	------	------	------	------	------	------	------	------	------	------	-------	-------	-------	-------	-------	--------	-------	--------	-------	-------	-------	-------	--------

PITCHER	IP	WLS	BF	H	R	ER	SO	BB	IBB	HBP	BLK	WP	HR	S	P	ERA	WHIP
Jerry Reuss, L (1, 1) ERA: 3.84	9.0	W	34	6	1	1	5	1	0	0	0	0	0	43	47	1.00	0.778


**BOTTOM**

**Pittsburgh Pirates @ Houston Astros**  
Astrodome, Houston, TX

Mon Jun 14 1976, 8:05 PM EDT  
Att: 9,884 - Dome

livebaseballscorecards.com

AB	33
R	1
H	6
RBI	1
BB	1
SO	5
LOB	12





Batter	1	2	3	4	5	6	7	8	9	AB R H RBI BB SO LOB	TOP											
Frank Taveras, R (1, 6) OBP: 0.276, SLG: 0.252	0-0 6-3 S 1B		0-0 FC4-6 1-2 1B		4-0 S 2B	0-0 F8			0-3 K	4 2 2 0 1 1 1												
Richie Hebner, L (1, 5) OBP: 0.284, SLG: 0.267	0-0 F6 1-2		0-0 FC4-6 1-2 HR		0-0 1B 1B			0-3 K	4 2 1 1 0 1 3													
Al Oliver, L (1, 8) OBP: 0.373, SLG: 0.561	0-0 6-3 2-3		0-0 HR		4-0 1B 1B IBB			0-0 F5	3 1 1 3 1 0 1													
Willie Stargell, L (1, 3) OBP: 0.383, SLG: 0.485	0-0 1B		0-0 G3		0-0 1B 1B			0-3 K	4 0 2 1 0 1 0													
Dave Parker, L (1, 9) OBP: 0.313, SLG: 0.506	0-0 1-3		0-0 F7		0-0 G6-4-3 1-2 2-3 3-H 1B			0-3 K	4 0 1 1 0 1 1													
Bill Robinson, R (1, 7) OBP: 0.366, SLG: 0.616		0-0 F7		0-0 5-3	0-0 G6-4-3 1-2			0-3 K	4 0 0 0 0 1 3													
Manny Sanguillen, R (1, 2) OBP: 0.288, SLG: 0.316		0-0 6-3		0-0 F9		0-0 F8		0-0 F8	4 0 0 0 0 0 0													
Rennie Stennett, R (1, 4) OBP: 0.267, SLG: 0.331		0-0 F4		0-0 6-3		0-0 F9		0-3 K	4 0 0 0 0 1 0													
Doc Medich, R (1, 1) OBP: 0.185, SLG: 0.083			4-0 S S S 1B		0-3 K	0-0 1B		0-3 K	1 1 0 0 1 1 0													
Tommy Helms, R (6, PH) OBP: 0.364, SLG: 0.548									1 0 1 0 0 0 0													
Larry Demery, R (6, 1) OBP: 0.375, SLG: 0.167									1 0 0 0 0 1 0													
<b>Inning Stats</b>	R: 1 E: 0 K: 0 S: 5	H: 2 LOB: 1 BB: 0 P: 5	R: 0 E: 0 K: 0 S: 3	H: 0 LOB: 0 BB: 0 P: 3	R: 3 E: 0 K: 0 S: 5	H: 2 LOB: 0 BB: 1 P: 9	R: 0 E: 0 K: 0 S: 3	H: 0 LOB: 0 BB: 0 P: 3	R: 2 E: 0 K: 1 S: 7	H: 3 LOB: 2 BB: 2 P: 15	R: 0 E: 0 K: 0 S: 4	H: 1 LOB: 1 BB: 0 P: 4	R: 0 E: 0 K: 2 S: 7	H: 0 LOB: 0 BB: 0 P: 7	R: 0 E: 0 K: 2 S: 7	H: 0 LOB: 0 BB: 0 P: 7	R: 0 E: 0 K: 3 S: 9	H: 0 LOB: 0 BB: 0 P: 9	1B: 6 2B: 1 3B: 0 HR: 1	SF: 0 SAC: 0 DP: 1 HBP: 0	WP: 0 PB: 0 SB: 2 CS: 0	PA: 37
<b>PITCHER</b>	IP WLS BF H R ER SO BB IBB HBP BLK WP HR S P ERA WHIP																					
Joaquin Andujar, R (1, 1) ERA: 4.7	4.1 L 21 5 6 6 1 2 1 0 0 0 1 20 32 12.46 1.615																					
Paul Siebert, L (5, 1) ERA: 1.98	1.2 7 3 0 0 0 0 0 0 0 0 0 7 7 0.00 1.800																					
Gene Pentz, R (7, 1) ERA: 4.08	3.0 9 0 0 0 7 0 0 0 0 0 0 23 23 0.00 0.000																					

Pittsburgh Pirates @ Houston Astros  
Astrodome, Houston, TX  
Wed Jun 16 1976, 8:05 PM EDT  
Att. 12,249 - Dome - 72 F

livebaseballscorecards.com

AB	34
R	6
H	8
RBI	6
BB	3
SO	8
LOB	9









Batter	1	2	3	4	5	6	7	8	9
Frank Taveras, R OBP: 0.276, SLG: 0.247 (1, 6)	0-3 K		0-0 SH 2B WP	0-0 1-3		4-0 1-3 BB		0-0 F4	
Rennie Stennett, R OBP: 0.263, SLG: 0.325 (1, 4)	0-0 L6		0-3 K		0-0 F8	0-0 1-3			
Al Oliver, L OBP: 0.371, SLG: 0.560 (1, 8)	0-0 F7		0-0 2B		0-0 4-3	0-0 F3			
Willie Stargell, L OBP: 0.380, SLG: 0.497 (1, 3)		0-0 F7	0-0 F4		0-0 HR		0-0 L8		
Dave Parker, L OBP: 0.306, SLG: 0.494 (1, 9)		0-3 K	0-0 4-3		0-0 4-3		0-0 F9		
Richie Zisk, R OBP: 0.338, SLG: 0.459 (1, 7)		4-0 BB		0-0 S E 1B		0-0 E 1B	0-0 F7		
Bill Robinson, R OBP: 0.359, SLG: 0.604 Richie Hebner, L OBP: 0.282, SLG: 0.266 (1, 5) (7, 5)	0-3 K		0-0 L9		0-0 E1 1B PB		0-0 4-3		
Manny Sanguillen, R OBP: 0.300, SLG: 0.330 (1, 2)			0-0 SH BB WP 1B	0-0 E9 1B		0-0 PB SH1-3 1B	0-0 1B		
John Candelaria, L OBP: 0.241, SLG: 0.083 Bob Moose, R OBP: 0.600, SLG: 1.600 (1, 1) (9, 1)			4-0 WP SH 2B BB	0-0 FC6-5-4		0-0 SH1-3	0-3 K		

Inning Stats	R: 0 E: 0 K: 1 S: 5	H: 0 LOB: 0 BB: 0 P: 5	R: 0 E: 0 K: 2 S: 7	H: 0 LOB: 1 BB: 1 P: 11	R: 3 E: 1 K: 1 S: 8	H: 2 LOB: 1 BB: 1 P: 12	R: 1 E: 1 K: 0 S: 5	H: 2 LOB: 1 BB: 0 P: 5	R: 1 E: 0 K: 0 S: 4	H: 1 LOB: 0 BB: 0 P: 4	R: 2 E: 1 K: 0 S: 6	H: 2 LOB: 2 BB: 1 P: 10	R: 0 E: 0 K: 0 S: 3	H: 0 LOB: 0 BB: 0 P: 3	R: 0 E: 0 K: 1 S: 6	H: 1 LOB: 1 BB: 0 P: 6
1B: 6 2B: 1 3B: 0 HR: 1	SF: 0 SAC: 2 DP: 0 HBP: 0	WP: 1 PB: 1 SB: 1 CS: 0	PA: 37													

PITCHER	IP	WLS	BF	H	R	ER	SO	BB	IBB	HBP	BLK	WP	HR	S	P	ERA	WHIP
J.R. Richard, R ERA: 3.09 (1, 1)	5.1	L	28	7	7	4	4	3	0	0	0	1	1	33	45	6.75	1.875
Gene Pentz, R ERA: 3.72 (6, 1)	1.2		5	0	0	0	0	0	0	0	0	0	0	5	5	0.00	0.000
Ken Forsch, R ERA: 2.02 (8, 1)	1.0		4	1	0	0	1	0	0	0	0	0	0	6	6	0.00	1.000

BOTTOM

Houston Astros @ Pittsburgh Pirates  
Three Rivers Stadium, Pittsburgh, PA

Fri Jun 18 1976, 7:05 PM EDT  
Att. 19,141 - Unknown

livebaseballscorecards.com

AB	32
R	7
H	8
RBI	5
BB	3
SO	5
LOB	15





Batter	1	2	3	4	5	6	7	8	9	AB	R	H	RBI	BB	SO	LOB	TOP								
Greg Gross, L (1, 9) OBP: 0.366, SLG: 0.340	0-0 4-3		0-0 6-3	0-0 4-3			4-0 3-1 FC1-5 BB	4-0 1B E BB	0-0 1B	4	1	1	1	2	0	2									
Rob Andrews, R (1, 4) OBP: 0.351, SLG: 0.354	0-0 F7		0-0 F9	0-0 L5			0-0 FC1-5 3-1	0-0 E BB 1B	0-0 F9	6	1	1	2	0	0	6									
Cesar Cedeno, R (1, 8) OBP: 0.358, SLG: 0.486	0-0 F1		0-3 K		0-3 K		0-0 3-1	4-0 BB E IBB		4	0	0	0	1	2	2									
Bob Watson, R (1, 3) OBP: 0.346, SLG: 0.370		0-0 PB 3B		0-0 F7	4-0 G4-6-3 BB		0-0 6-3	0-0 E5 BB		4	1	1	0	1	0	4									
Jose Cruz, L (1, 7) OBP: 0.374, SLG: 0.359		0-0 F6		0-0 1B 1B	0-0 G4-6-3			0-0 F5		4	1	1	1	1	0	1									
Ed Herrmann, L (1, 2) OBP: 0.325, SLG: 0.377		0-0 3-H		0-0 1B 1B		0-3 K		0-0 FC1-4 1B		4	1	3	0	0	1	0									
Larry Milbourne, S (8, PR) OBP: 0.320, SLG: 0.274				1-3 1B 1B					0-0 4-3	1	0	0	0	0	0	3									
Ken Forsch, R (8, 1) OBP: 0.333, SLG: 0.333										0	0	0	0	0	0	0									
Enos Cabell, R (1, 5) OBP: 0.332, SLG: 0.357		4-0 BB BB		0-0 1B 1B	0-0 1B 4-3 1B	0-0 6-3		0-0 FC1-4 1B S	0-0 F8	4	2	1	1	1	0	1									
Roger Metzger, S (1, 6) OBP: 0.312, SLG: 0.297		0-0 F6		0-0 4-3 1B	0-0 1B 4-3 1B	0-0 4-3		4-0 BB 1B IBB	4-0 1B BB	3	1	1	0	2	0	2									
Larry Dierker, R (1, 1) OBP: 0.143, SLG: 0.143		0-3 K		0-0 4-3 1B			4-0 FC1-5 BB BB	0-0 1B BB	0-0 F9	1	0	0	0	0	1	2									
Ken Boswell, L (4, PH) OBP: 0.338, SLG: 0.369										1	0	1	1	0	0	0									
Tom Griffin, R (4, 1) OBP: 0.338, SLG: 0.369										0	0	0	0	1	0	0									
Wilbur Howard, S (8, PH) OBP: 0.234, SLG: 0.276										1	1	1	1	0	0	0									
Skip Jutze, R (8, 2) OBP: 0.143, SLG: 0.149										1	0	0	0	0	0	1									
<b>Inning Stats</b>	R: 0 E: 0 K: 0 S: 3	H: 0 LOB: 0 BB: 0 P: 3	R: 1 E: 0 K: 1 S: 7	H: 2 LOB: 2 BB: 1 P: 11	R: 0 E: 0 K: 1 S: 5	H: 0 LOB: 0 BB: 0 P: 5	R: 3 E: 0 K: 0 S: 8	H: 5 LOB: 2 BB: 0 P: 8	R: 0 E: 0 K: 1 S: 4	H: 0 LOB: 0 BB: 1 P: 8	R: 0 E: 0 K: 1 S: 5	H: 0 LOB: 0 BB: 0 P: 5	R: 0 E: 0 K: 0 S: 3	H: 0 LOB: 2 BB: 2 P: 11	R: 5 E: 1 K: 0 S: 7	H: 3 LOB: 3 BB: 4 P: 23	R: 0 E: 0 K: 0 S: 4	H: 1 LOB: 2 BB: 1 P: 8	1B: 10 2B: 0 3B: 1 HR: 0	SF: 0 SAC: 0 DP: 1 HBP: 0	WP: 0 PB: 1 SB: 1 CS: 0	PA: 47			
<b>PITCHER</b>	IP	WLS	BF	H	R	ER	SO	BB	IBB	HBP	BLK	WP	HR	S	P	ERA	WHIP								
Bruce Kison, R (1, 1) ERA: 3.17	1.1		6	2	1	1	0	0	0	0	0	0	0	6	6	6.75	1.500								
Rick Langford, R (2, 1) ERA: 4.26	4.2		22	5	3	3	4	4	0	0	0	0	0	26	42	5.79	1.929								
Kent Tekulve, R (7, 1) ERA: 3.58	1.0		3	0	0	0	0	0	0	0	0	0	0	3	3	0.00	0.000								
Bob Moose, R (8, 1) ERA: 1.87	0.2	L	9	3	5	3	0	1	2	0	0	0	0	6	18	40.50	6.000								
Ramon Hernandez, L (8, 1) ERA: 4.39	1.1		7	1	0	0	0	2	0	0	0	0	0	5	13	0.00	2.250								

Houston Astros @ Pittsburgh Pirates  
 Three Rivers Stadium, Pittsburgh, PA  
 Sun Jun 20 1976, 3:33 AM EDT  
 Att. 18,670 - Unknown

livebaseballscorecards.com

AB	38
R	9
H	11
RBI	7
BB	9
SO	4
LOB	24



Batter	1	2	3	4	5	6	7	8	9	AB	R	H	RBI	BB	SO	LOB
Frank Taveras, R (1, 6) OBP: 0.287, SLG: 0.271	0-0 4-3 3B		0-0 4-3-6-4 WP 1B		0-3 K			0-0 1B		4	2	3	0	0	1	0
Rennie Stennett, R (1, 4) OBP: 0.263, SLG: 0.324	0-0 4-3		0-0 1-2 3-H 1B		0-3 K			0-0 F8		4	0	1	2	0	1	1
Al Oliver, L (1, 8) OBP: 0.364, SLG: 0.549	0-0 3-1		0-0 4-3-6-4			0-0 F5		0-0 L7		4	0	0	0	0	0	3
Willie Stargell, L (1, 3) OBP: 0.382, SLG: 0.491	0-0 F9		4-0 1-2 2-3 BB			4-0 S BB		0-0 F7		2	0	0	0	2	0	1
Dave Parker, L (1, 9) OBP: 0.310, SLG: 0.512		0-0 HR	0-0 F4			0-3 K			0-0 1B	4	1	2	1	0	1	2
Richie Zisk, R (1, 7) OBP: 0.332, SLG: 0.451		0-0 3-1		0-3 K		0-0 F8			0-0 F8	4	0	0	0	0	1	2
Richie Hebner, L (1, 5) OBP: 0.277, SLG: 0.260		0-0 4-3		0-0 5-3			0-0 F7		0-0 F7	4	0	0	0	0	0	1
Manny Sanguillen, R (1, 2) Duffy Dyer, R (2, 2) OBP: 0.300, SLG: 0.330 OBP: 0.262, SLG: 0.327		0-3 K		0-0 F4			0-0 1-4-3		0-3 K	0	0	0	0	0	0	0
Bruce Kison, R (1, 1) Rick Langford, R (2, 1) Kent Tekulve, R (7, 1) Tommy Helms, R (7, PH) Bob Moose, R (8, 1) Ramon Hernandez, S (8, 1) OBP: 0.238, SLG: 0.250 OBP: 0.500, SLG: 1.000 OBP: 0.353, SLG: 0.531 OBP: 0.600, SLG: 1.600			0-0 1B 1B 2B		0-3 K		0-0 F7			0	0	0	0	0	0	0

Inning Stats	R: 1	H: 1	E: 0	K: 0	S: 4	H: 1	LOB: 0	BB: 0	P: 4	R: 1	H: 1	E: 0	K: 1	S: 6	R: 2	H: 3	E: 0	K: 0	S: 5	R: 0	H: 0	E: 0	K: 1	S: 5	R: 0	H: 0	E: 0	K: 3	S: 9	R: 0	H: 0	E: 0	K: 1	S: 5	R: 0	H: 0	E: 0	K: 1	S: 5	R: 0	H: 1	E: 0	K: 0	S: 4	R: 0	H: 1	E: 0	K: 1	S: 6	R: 0	H: 1	E: 0	K: 1	S: 6	1B: 4	2B: 2	3B: 1	SF: 0	SAC: 0	DP: 1	HBP: 0	WP: 1	PB: 0	SB: 1	CS: 0	PA: 35
--------------	------	------	------	------	------	------	--------	-------	------	------	------	------	------	------	------	------	------	------	------	------	------	------	------	------	------	------	------	------	------	------	------	------	------	------	------	------	------	------	------	------	------	------	------	------	------	------	------	------	------	------	------	------	------	------	-------	-------	-------	-------	--------	-------	--------	-------	-------	-------	-------	--------

PITCHER	IP	WLS	BF	H	R	ER	SO	BB	IBB	HBP	BLK	WP	HR	S	P	ERA	WHIP
Larry Dierker, R (1, 1) ERA: 4.48	3.0		14	5	4	4	1	1	0	0	0	1	1	15	19	12.00	2.000
Tom Griffin, R (4, 1) ERA: 4.15	4.0	W	13	0	0	0	5	1	0	0	0	0	0	22	26	0.00	0.250
Ken Forsch, R (8, 1) ERA: 1.94	2.0		8	2	0	0	1	0	0	0	0	0	0	10	10	0.00	1.000

**BOTTOM**

**Houston Astros @ Pittsburgh Pirates**  
Three Rivers Stadium, Pittsburgh, PA

Sun Jun 20 1976, 3:33 AM EDT  
Att. 18,670 - Unknown

[livebaseballscorecards.com](http://livebaseballscorecards.com)

<b>AB</b>	<b>33</b>
<b>R</b>	<b>4</b>
<b>H</b>	<b>7</b>
<b>RBI</b>	<b>3</b>
<b>BB</b>	<b>2</b>
<b>SO</b>	<b>7</b>
<b>LOB</b>	<b>11</b>





Batter	1	2	3	4	5	6	7	8	9	AB R H RBI BB SO LOB	TOP																
Frank Taveras, R (1, 6) OBP: 0.288, SLG: 0.278	0-0 F6		0-0 5-3		0-0 6-3		0-0 1B 1B	0-0 1B 2B	0-0 F8	6 2 2 0 0 0 2																	
Rennie Stennett, R (1, 4) OBP: 0.275, SLG: 0.336	0-0 1B 1B		0-0 5-3		0-0 1B 1B		0-0 1B 1B	0-0 1B SF7 1B	0-0 1B	6 2 5 2 0 0 0																	
Al Oliver, L (1, 8) OBP: 0.368, SLG: 0.548	0-0 1-3 1B		0-0 G3		0-0 1-3 1B		0-0 F3	0-0 1B 2B 1B	0-0 F7	6 1 3 1 0 0 3																	
Willie Stargell, L (1, 3) OBP: 0.381, SLG: 0.486	0-0 F2			0-0 4-3	4-0 1-2 BB		0-0 1-2 2-H 1B 1B	0-0 3-H SF7	0-0 G3	4 1 1 2 1 0 3																	
Dave Parker, L (1, 9) OBP: 0.307, SLG: 0.503	0-0 4-3			0-0 1-3	0-0 F8		0-0 L9	0-0 2B SF7 1B		5 1 1 0 0 0 7																	
Richie Zisk, R (1, 7) OBP: 0.337, SLG: 0.459		0-0 FC4-6 1B		0-0 4-3		0-0 6-3	0-0 1-2 2-H 1B 1B	0-0 1-3 3-H 2B		5 1 3 2 0 0 0																	
Bill Robinson, R (1, 5) OBP: 0.354, SLG: 0.595			0-0 F9		0-0 5-3	0-0 6-3	0-0 1-H 2-H 1B	0-0 3-H SF7		4 0 1 2 0 0 1																	
Tommy Helms, R (9, 5) OBP: 0.353, SLG: 0.531										0 0 0 0 0 0 0																	
Manny Sanguillen, R (1, 2) OBP: 0.313, SLG: 0.335			0-0 F9		0-0 6-3 1B 1B	0-0 E9 1B	4-0 IBB	4-0 IBB		3 1 2 0 2 0 1																	
Jerry Reuss, L (1, 1) OBP: 0.343, SLG: 0.355					0-0 1-2 1B 1B	0-0 F6	0-0 1-3	0-0 1-3		1 0 0 0 0 0 1																	
Omar Moreno, L (5, PH) OBP: 1.000, SLG: 1.000										1 1 1 0 0 0 0																	
Kent Tekulve, R (5, 1)										0 0 0 0 0 0 0																	
Ed Kirkpatrick, L (6, PH) OBP: 0.333, SLG: 0.250										1 0 0 0 0 0 1																	
Larry Demery, R (6, 1) OBP: 0.300, SLG: 0.125										2 0 0 0 0 0 4																	
Bob Moose, P (9, 1) OBP: 0.600, SLG: 1.600										0 0 0 0 0 0 0																	
Ramon Hernandez, S (9, 1)										0 0 0 0 0 0 0																	
<b>Inning Stats</b>	R: 0 E: 0 K: 0 S: 5	H: 2 LOB: 2 BB: 0 P: 5	R: 0 E: 0 K: 0 S: 4	H: 1 LOB: 1 BB: 0 P: 4	R: 0 E: 0 K: 0 S: 3	H: 0 LOB: 0 BB: 0 P: 3	R: 0 E: 1 K: 0 S: 4	H: 1 LOB: 1 BB: 0 P: 4	R: 4 E: 1 K: 0 S: 8	H: 5 LOB: 2 BB: 1 P: 12	R: 4 E: 0 K: 0 S: 8	H: 5 LOB: 2 BB: 1 P: 12	R: 0 E: 0 K: 0 S: 4	H: 1 LOB: 1 BB: 0 P: 4	1B: 17 2B: 2 3B: 0 HR: 0	SF: 2 SAC: 0 DP: 0 HBP: 0	WP: 0 PB: 0 SB: 0 CS: 0	PA: 49									
<b>PITCHER</b>	IP WLS BF H R ER SO BB IBB HBP BLK WP HR S P ERA WHIP																										
Bill Bonham, R (1, 1) ERA: 3.39	6.0		29	10	4	4	0	1	0	0	0	0	0	28	32	6.00	1.833										
Darold Knowles, L (7, 1) ERA: 3.44	0.2	L	4	2	0	0	0	0	0	0	0	0	0	4	4	0.00	3.000										
Oscar Zamora, R (7, 1) ERA: 4.22	0.1		5	3	4	3	0	0	1	0	0	0	0	4	8	81.00	9.000										
Buddy Schultz, L (8, 1) ERA: 4.67	0.0		1	1	0	0	0	0	0	0	0	0	0	1	1	∞	∞										
Mike Garman, R (8, 1) ERA: 6.53	1.0		6	2	2	2	0	0	1	0	0	0	0	5	9	18.00	2.000										
<b>PITCHER</b>	IP WLS BF H R ER SO BB IBB HBP BLK WP HR S P ERA WHIP																										
Bruce Sutter, R (9, 1) ERA: 1.37	1.0		4	1	0	0	0	0	0	0	0	0	0	4	4	0.00	1.000										

Pittsburgh Pirates @ Chicago Cubs  
Wrigley Field, Chicago, IL  
Tue Jun 22 1976, 3:33 AM CDT  
Att. 10,116 - Overcast - 66 F

livebaseballscorecards.com

AB	44
R	10
H	19
RBI	9
BB	3
SO	0
LOB	23



BOTTOM

Pittsburgh Pirates @ Chicago Cubs  
Wrigley Field, Chicago, IL  
Tue Jun 22 1976, 3:33 AM CDT  
Att: 10,116 - Overcast - 66 F

livebaseballscorecards.com

AB 37  
R 7  
H 12  
RBI 7  
BB 6  
SO 6  
LOB 23



WP: 0 PA: 45  
PB: 0  
SB: 0  
CS: 0

AB R H RBI BB SO LOB

3 1 0 0 1 0 0

5 1 1 0 0 0 4

4 2 2 1 1 1 1

5 2 3 4 0 0 1

2 0 0 0 1 0 0  
2 0 2 0 0 0 0

4 0 1 1 1 0 2

4 0 1 0 1 1 5

5 0 2 1 0 2 4

1B: 9 SF: 0  
2B: 1 SAC: 2  
3B: 0 DP: 1  
HR: 2 HBP: 0

Batter	1	2	3	4	5	6	7	8	9
Joe Wallis, S OBP: 0.317, SLG: 0.360 (1, 8)	0-0 6-3 1B		0-0 SH 4-3 2B	0-0 F4		4-0 G4-6-3 BB		0-0 F6	
Jose Cardenal, R OBP: 0.350, SLG: 0.439 (1, 7)	0-0 6-3		0-0 4-3	0-0 1-3		0-0 G4-6-3 1-2f		0-0 HR 1B	
Bill Madlock, R OBP: 0.390, SLG: 0.475 (1, 5)	0-0 FC6-4 1B		4-0 2B BB IBB	0-0 HR		0-0 F2		0-3 K	
Jerry Morales, R OBP: 0.313, SLG: 0.381 (1, 9)	0-0 FC6-4 1-2f		0-0 BB 1B 2B	0-0 5-3		0-0 1B 1B		0-0 HR 1-H	
George Mitterwald, R OBP: 0.278, SLG: 0.313 (1, 3) Champ Summers, L OBP: 0.338, SLG: 0.359 (7, PH) (8, 3)		0-0 4-3	4-0 1B BB IBB		0-0 5-3		0-0 1B 1-2	0-0 BB 1B 1B	
Manny Trillo, R OBP: 0.322, SLG: 0.331 (1, 4)		0-0 L6	4-0 1B BB		0-0 6-3		0-0 F4	0-0 BB 1B 1-2	
Steve Swisher, R OBP: 0.308, SLG: 0.362 (1, 2)		0-0 1B	0-0 F3		0-0 5-3		0-3 K	4-0 BB BB BB 1-2 2-3 BB	
Dave Rosello, R OBP: 0.371, SLG: 0.302 (1, 6)		0-3 K	0-0 1B 1-2 2-3 3-H			0-0 SH1-4 1B		0-0 6-3	0-3 K
Bill Bonham, R Darold Knowles, L Casar Zamora, R Buddy Schultz, R Mike Garman, R Ralph LaCock, L Bruce Sutter, R Larry Billmer, L Mike Adams, R			4-0 SH 2B BB			0-0 SH1-4 1-2		0-3 K	0-0 F8

Inning Stats	R: 0	H: 1	E: 0	K: 0	S: 4	LOB: 1	BB: 0	P: 4	R: 0	H: 1	E: 0	K: 1	S: 6	LOB: 1	BB: 0	P: 6	R: 4	H: 2	E: 1	K: 1	S: 8	LOB: 3	BB: 4	P: 24	R: 1	H: 1	E: 0	K: 0	S: 4	LOB: 0	BB: 0	P: 4	R: 0	H: 0	E: 0	K: 0	S: 3	LOB: 0	BB: 0	P: 3	R: 0	H: 1	E: 0	K: 0	S: 3	LOB: 1	BB: 1	P: 7	R: 0	H: 2	E: 0	K: 1	S: 7	LOB: 2	BB: 0	P: 7	R: 0	H: 0	E: 0	K: 1	S: 5	LOB: 0	BB: 0	P: 5	R: 2	H: 4	E: 0	K: 2	S: 11	LOB: 3	BB: 1	P: 15	1B: 9	SF: 0	2B: 1	SAC: 2	3B: 0	DP: 1	HR: 2	HBP: 0	WP: 0	PA: 45
--------------	------	------	------	------	------	--------	-------	------	------	------	------	------	------	--------	-------	------	------	------	------	------	------	--------	-------	-------	------	------	------	------	------	--------	-------	------	------	------	------	------	------	--------	-------	------	------	------	------	------	------	--------	-------	------	------	------	------	------	------	--------	-------	------	------	------	------	------	------	--------	-------	------	------	------	------	------	-------	--------	-------	-------	-------	-------	-------	--------	-------	-------	-------	--------	-------	--------

PITCHER	IP	WLS	BF	H	R	ER	SO	BB	IBB	HBP	BLK	WP	HR	S	P	ERA	WHIP
Jerry Reuss, L ERA: 3.97 (1, 1)	4.0		22	5	5	3	2	2	2	0	0	0	1	22	38	6.75	1.750
Kent Tekulve, R ERA: 3.45 (5, 1)	1.0		3	0	0	0	0	0	0	0	0	0	0	3	3	0.00	0.000
Larry Demery, R ERA: 3.89 (6, 1)	3.1	W	15	5	2	2	3	1	0	0	0	0	1	20	24	5.40	1.800
Bob Moose, R ERA: 1.85 (9, 1)	0.1		4	2	0	0	1	1	0	0	0	0	0	5	9	0.00	9.000
Ramon Hernandez, L ERA: 4.33 (9, 1)	0.1	S	1	0	0	0	0	0	0	0	0	0	0	1	1	0.00	0.000



Batter	1	2	3	4	5	6	7	8	9	AB R H RBI BB SO LOB	TOP																	
Frank Taveras, R (1, 6) OBP: 0.286, SLG: 0.276	0-3 K		0-0 1B		0-3 K		0-0 4-3		0-0 F8	5 0 1 0 0 2 0																		
Rennie Stennett, R (1, 4) OBP: 0.271, SLG: 0.331	0-0 6-3		0-0 F8		0-0 6-3		0-0 4-3			4 0 0 0 0 0 1																		
Al Oliver, L (1, 8) OBP: 0.366, SLG: 0.541	4-0 BB		0-0 F7			0-0 L8		0-0 G3		3 0 0 0 1 0 1																		
Willie Stargell, L (1, 3) OBP: 0.379, SLG: 0.497	0-3 K			0-0 4-3		0-0 HR		0-0 5-3		4 1 1 1 0 1 1																		
Dave Parker, L (1, 9) OBP: 0.306, SLG: 0.494		0-3 K		0-0 F7		0-0 3-1		4-0 HR BB		3 1 0 0 1 1 0																		
Richie Zisk, R (1, 7) OBP: 0.348, SLG: 0.483		4-0 BB		0-0 2B		0-0 1B		0-0 HR		3 2 3 2 1 0 0																		
Bill Robinson, R (1, 5) OBP: 0.352, SLG: 0.592		0-3 K		0-0 2B		0-3 K		0-3 K		4 0 1 1 0 3 2																		
Manny Sanguillen, R (1, 2) OBP: 0.317, SLG: 0.343		0-0 F8		0-0 F7			0-0 SF8 3B		0-0 B5-3	4 1 1 0 0 0 2																		
Jim Rooker, R (1, 1) OBP: 0.231, SLG: 0.360			0-0 6-3		0-3 K				0-0 G3	2 0 0 0 0 0 1 0																		
Omar Moreno, L (7, PH) OBP: 1.000, SLG: 1.000										0 0 0 0 0 0 0 0																		
Tommy Helms, R (7, PH) OBP: 0.343, SLG: 0.531										0 0 0 0 1 0 0 0																		
Kent Tekulve, R (7, 1)										0 0 0 0 0 0 0 0																		
Ed Kirkpatrick, L (9, PH) OBP: 0.328, SLG: 0.242										1 0 0 0 0 0 0 0																		
Bob Moose, R (9, 1) OBP: 0.600, SLG: 1.600										0 0 0 0 0 0 0 0																		
<b>Inning Stats</b>	R: 0 E: 0 K: 2 S: 7	H: 0 LOB: 1 BB: 1 P: 11	R: 0 E: 0 K: 2 S: 7	H: 0 LOB: 1 BB: 1 P: 11	R: 0 E: 0 K: 0 S: 4	H: 1 LOB: 1 BB: 0 P: 4	R: 1 E: 0 K: 0 S: 5	H: 2 LOB: 1 BB: 0 P: 5	R: 0 E: 0 K: 2 S: 7	H: 0 LOB: 0 BB: 0 P: 7	R: 1 E: 0 K: 1 S: 7	H: 2 LOB: 1 BB: 0 P: 7	R: 1 E: 0 K: 0 S: 4	H: 1 LOB: 0 BB: 0 P: 4	R: 2 E: 0 K: 1 S: 6	H: 1 LOB: 0 BB: 1 P: 10	R: 0 E: 0 K: 0 S: 3	H: 0 LOB: 0 BB: 0 P: 3	1B: 2 2B: 2 3B: 1 HR: 2	SF: 1 SAC: 0 DP: 0 HBP: 0	WP: 0 PB: 0 SB: 0 CS: 0	PA: 37						
<b>PITCHER</b>	IP WLS BF H R ER SO BB IBB HBP BLK WP HR S P ERA WHIP																											
Rick Reuschel, R (1, 1) ERA: 4.28	6.0		26	6	3	3	7	2	0	0	0	0	0	1	38	46	4.50	1.333										
Darold Knowles, L (7, 1) ERA: 3.76	1.2		7	1	2	2	0	1	0	0	0	0	0	1	6	10	10.80	1.200										
Bruce Sutter, R (8, 1) ERA: 1.35	0.1		1	0	0	0	1	0	0	0	0	0	0	0	3	3	0.00	0.000										
Oscar Zamora, R (9, 1) ERA: 4.12	1.0	W	3	0	0	0	0	0	0	0	0	0	0	0	3	3	0.00	0.000										

Pittsburgh Pirates @ Chicago Cubs  
Wrigley Field, Chicago, IL  
Wed Jun 23 1976, 3:33 AM CDT  
Att. 17,661 - Overcast - 64 F

livebaseballscorecards.com

AB	33
R	5
H	7
RBI	5
BB	3
SO	8
LOB	7



Batter	1	2	3	4	5	6	7	8	9	AB	R	H	RBI	BB	SO	LOB
Joe Wallis, S OBP: 0.333, SLG: 0.367 (1, 8)	0-0 F3		0-0 CS 1B		4-0 6-3 SF BB	0-0 F9		0-0 CS	0-0 FC6-5 1B	4	1	2	0	1	0	0
Jose Cardenal, R OBP: 0.351, SLG: 0.437 (1, 7)	4-0 FC6 BB		0-0 F7		0-0 6-3	0-0 6-3			0-0 FC6-5 1B	4	1	1	0	0	1	0
Bill Madlock, R OBP: 0.363, SLG: 0.467 (1, 5)	0-3 K		0-3 K		0-0 SF 1B 2B			0-0 1-6-3	0-0 FC6-5 E	4	1	0	1	0	2	3
Jerry Morales, R OBP: 0.315, SLG: 0.386 (1, 9)	0-0 FC6			0-0 F7	0-0 2B 1B			0-0 2B	0-0 E1	5	1	2	0	0	0	2
George Mitterwald, R OBP: 0.263, SLG: 0.296 (1, 3)		0-0 F9		0-0 F4	0-0 F5			0-0 F2		4	0	0	0	0	0	3
Manny Trillo, R OBP: 0.328, SLG: 0.339 (1, 4)		4-0 S E BB		0-0 BB BB 1B	0-0 2B			0-3 K		3	2	2	2	1	1	1
Steve Swisher, R OBP: 0.312, SLG: 0.366 (1, 2)		0-3 K		4-0 BB BB 1B	0-0 2B			0-0 1-3		3	0	1	1	1	1	0
Dave Rosello, R OBP: 0.376, SLG: 0.301 (1, 6)		4-0 K		4-0 BB BB 1B	0-0 2B			0-0 L7		1	0	0	0	2	0	1
Larry Bittner, L OBP: 0.253, SLG: 0.281 (8, PH)		4-0 BB		4-0 FC6-4 BB	0-0 F7			0-0 E6		1	0	0	0	0	0	0
Oscar Zamora, R (9, 1)		0-0 6-3		0-0 FC6-4		0-0 6-3				0	0	0	0	0	0	0
Rick Reuschel, R OBP: 0.333, SLG: 0.258 (7, 1)				0-0 1-2 2-3						0	0	0	0	0	0	0
Darold Knowles, L OBP: 0.600, SLG: 0.200 (8, 1)										0	0	0	0	0	0	0
Bruce Sutter, R (8, 1)										0	0	0	0	0	0	0
Champ Summers, L OBP: 0.333, SLG: 0.354 (8, PH)										1	0	0	0	0	0	0
Mick Kelleher, R OBP: 0.280, SLG: 0.315 (9, 8)										0	0	0	0	0	0	0

Inning Stats	R: 0	H: 0	E: 0	K: 1	S: 5	R: 1	H: 0	E: 0	K: 1	S: 5	R: 0	H: 1	E: 0	K: 1	S: 5	R: 0	H: 1	E: 0	K: 0	S: 4	R: 4	H: 3	E: 2	K: 0	S: 7	R: 0	H: 0	E: 0	K: 1	S: 3	R: 0	H: 1	E: 0	K: 1	S: 6	R: 0	H: 0	E: 1	K: 0	S: 3	R: 1	H: 2	E: 1	K: 0	S: 4	1B: 5	SF: 1	2B: 3	SAC: 0	3B: 0	DP: 0	HR: 0	HBP: 0	WP: 0	PA: 41
--------------	------	------	------	------	------	------	------	------	------	------	------	------	------	------	------	------	------	------	------	------	------	------	------	------	------	------	------	------	------	------	------	------	------	------	------	------	------	------	------	------	------	------	------	------	------	-------	-------	-------	--------	-------	-------	-------	--------	-------	--------

PITCHER	IP	WLS	BF	H	R	ER	SO	BB	IBB	HBP	BLK	WP	HR	S	P	ERA	WHIP
Jim Rooker, L ERA: 3.72 (1, 1)	6.0		29	5	5	1	3	6	0	0	0	0	0	29	53	1.50	1.833
Kent Tekulve, R ERA: 3.23 (7, 1)	2.0		7	1	0	0	1	0	0	0	0	0	0	9	9	0.00	0.500
Bob Moose, R ERA: 1.83 (9, 1)	0.1	L	4	2	1	0	0	0	0	0	0	0	0	4	4	0.00	6.000

**BOTTOM**

**Pittsburgh Pirates @ Chicago Cubs**  
**Wrigley Field, Chicago, IL**  
 Wed Jun 23 1976, 3:33 AM CDT  
 Att. 17,661 - Overcast - 64 F

livebaseballscores.com

AB	33
R	6
H	8
RBI	4
BB	6
SO	4
LOB	16






Batter	1	2	3	4	5	6	7	8	9	10	11	12	13	AB R H RBI BB SO LOB	TOP																	
Frank Taveras, R OBP: 0.282, SLG: 0.273 (1, 6)	F8		6-3		K			1B S		K			F3	6 0 1 0 0 2 1																		
Rennie Stennett, R OBP: 0.269, SLG: 0.327 (1, 4)	F8		F9			6-3		1B		5-3			F6	6 0 1 0 0 0 0																		
Al Oliver, L OBP: 0.358, SLG: 0.529 (1, 8)	F7		F8			4-3		F6					K	5 0 0 0 0 1 2																		
Willie Stargell, L OBP: 0.374, SLG: 0.505 (1, 3)		HR		F7		F9			F7				G3	5 1 1 1 0 0 0																		
Dave Parker, L OBP: 0.303, SLG: 0.486 (1, 9)		F6		F6			6-3						4-3	5 0 1 0 0 0 0																		
Richie Zisk, R OBP: 0.341, SLG: 0.473 (1, 7)		F7		F8			5-3			K			6-3	5 0 0 0 0 1 1																		
Richie Hebner, L OBP: 0.280, SLG: 0.265 (1, 5)		1B		F9			F7			IBB			F8	4 0 1 0 1 0 0																		
Manny Sanguillen, R OBP: 0.309, SLG: 0.340 (1, 2)		FC6-4		F7			4-3			F8			3-1	5 0 1 0 0 0 2																		
John Candelaria, L OBP: 0.250, SLG: 0.111 Ed Kirkpatrick, L OBP: 0.317, SLG: 0.235 Kent Tekulovic, R OBP: 0.280, SLG: 0.340 Ramon Hernandez, S OBP: 0.550, SLG: 0.500 Omar Moreno, L OBP: 0.500, SLG: 1.000 Rick Langford, R OBP: 0.500, SLG: 1.000 (1, 1) (10, FH) (10, 1) (12, 1) (13, FH) (13, 1)		FC6-4					F8			K			K	3 0 1 0 0 0 2 1 0 0 0 0 0 1 0 0 0 0 0 0 0 0 0 0 0 0 0 0 0 0 0 1 0 0 0 0 0 1 0 0 0 0 0 0 0 0 0																		
<b>Inning Stats</b>	R: 0 E: 0 K: 0 S: 3	H: 0 LOB: 0 BB: 0 P: 3	R: 1 E: 0 K: 0 S: 6	H: 3 LOB: 2 BB: 0 P: 6	R: 0 E: 0 K: 0 S: 3	H: 0 LOB: 0 BB: 0 P: 3	R: 0 E: 0 K: 1 S: 6	H: 1 LOB: 1 BB: 0 P: 6	R: 0 E: 0 K: 0 S: 3	H: 0 LOB: 0 BB: 0 P: 3	R: 0 E: 0 K: 0 S: 5	H: 2 LOB: 2 BB: 0 P: 5	R: 0 E: 0 K: 1 S: 6	H: 1 LOB: 2 BB: 1 P: 10	R: 0 E: 0 K: 2 S: 7	H: 0 LOB: 0 BB: 0 P: 7	R: 0 E: 0 K: 1 S: 5	H: 0 LOB: 0 BB: 0 P: 5	R: 0 E: 0 K: 0 S: 3	H: 0 LOB: 0 BB: 0 P: 3	R: 0 E: 0 K: 1 S: 5	H: 0 LOB: 0 BB: 0 P: 5	1B: 5 2B: 1 3B: 0 HR: 1	SF: 0 SAC: 0 DP: 0 HBP: 0	WP: 0 PB: 0 SB: 2 CS: 0	PA: 47						
<b>PITCHER</b>	IP WLS BF H R ER SO BB IBB HBP BLK WP HR S P ERA WHIP																															
Steve Renko, R ERA: 4.88 (1, 1)	8.0		30	6	1	1	1	0	0	0	0	0	0	0	13	17	0.00	0.750														
Bruce Sutter, R ERA: 1.23 (9, 1)	2.0		8	1	0	0	3	0	1	0	0	0	0	0	5	5	0.00	0.000														
Darold Knowles, L ERA: 3.66 (11, 1)	1.0		3	0	0	0	1	0	0	0	0	0	0	0	3	3	0.00	0.000														
Paul Reuschel, R ERA: 4.98 (12, 1)	1.0		3	0	0	0	0	0	0	0	0	0	0	0	3	3	0.00	0.000														
Oscar Zamora, R ERA: 4.03 (13, 1)	1.0	W	3	0	0	0	1	0	0	0	0	0	0	0	5	5	0.00	0.000														

Pittsburgh Pirates @ Chicago Cubs  
Wrigley Field, Chicago, IL  
Thu Jun 24 1976, 3:33 AM CDT  
Att: 3,824 - Overcast - 64 F

livebaseballscorecards.com

AB	46
R	1
H	7
RBI	1
BB	1
SO	6
LOB	8



Batter	1	2	3	4	5	6	7	8	9	10	11	12	13	AB	R	H	RBI	BB	SO	LOB							
Mick Kelleher, R (1, 5) OBP: 0.272, SLG: 0.295	0-0 5-3		0-0 5-3			0-0 F8		0-0 F2		0-3 K		4-0 G1-6-3 BB		5	0	0	0	1	1	1							
Jose Cardenal, R (1, 7) OBP: 0.349, SLG: 0.434	0-0		0-0			0-0		0-0		0-0		0-0		4	0	1	0	0	0	1							
Bruce Sutter, R (8, 1)														0	0	0	0	0	0	0							
Larry Blittner, L (10, PH)														1	0	0	0	0	0	0							
Darold Knowles, L (11, 1)														0	0	0	0	0	0	0							
Paul Reuschel, R (12, 1)														1	0	0	0	0	0	0							
Champ Summers, L (12, PH)														0	0	0	0	0	0	3							
Manny Trillo, R (1, 4) OBP: 0.321, SLG: 0.331	0-0 G6-4-3					0-0 F3		0-0 F9		0-0 F5		0-0 F8		0-0 F9	6	0	0	0	0	0	1						
Jerry Morales, R (1, 9) OBP: 0.319, SLG: 0.410		0-0 5-3				0-0 F8		0-0 4-3 2B		0-0 2B		0-0 4-3		0-0 HR	6	2	3	1	0	0	0						
George Mitterwald, R (1, 3) OBP: 0.275, SLG: 0.320		0-3 K				0-0		0-0 4-3		0-0		0-0		4	0	2	1	0	1	1							
Rick Monday, L (9, PR)														1	0	1	0	0	0	0							
Steve Swisher, R (1, 2) OBP: 0.314, SLG: 0.361		4-0 BB				0-3 K		0-0 5-3		4-0 IBB		0-0 4-3		3	0	0	0	2	1	3							
Joe Wallis, S (1, 8) OBP: 0.326, SLG: 0.358		0-0 E3				0-0 B5-3		0-0 F3		0-0 F4		0-0 1B		2	0	0	0	0	0	1							
Bill Madlock, R (7, PH)														1	0	0	0	0	0	1							
Ralph LaCock, L (8, 9)		1-3												2	0	1	0	0	0	2							
Dave Rosello, R (1, 6) OBP: 0.366, SLG: 0.292		0-3 K				0-0 L5		0-0 F9		0-3 K		0-3 K		5	0	0	0	0	3	5							
Steve Renko, R (1, 1) OBP: 0.059, SLG: 0.059						0-0 F2		0-0 6-3		4-0 BB		0-0 BB		2	0	0	0	0	0	0							
Mike Adams, R (8, PH)														2	0	1	0	1	1	0							
Oscar Zamora, R (13, 1)														0	0	0	0	0	0	0							
<b>Inning Stats</b>	R: 0 E: 0 K: 0 S: 3	H: 1 LOB: 0 BB: 0 P: 3	R: 0 E: 1 K: 2 S: 8	H: 0 LOB: 2 BB: 1 P: 12	R: 0 E: 0 K: 0 S: 3	H: 0 LOB: 0 BB: 0 P: 3	R: 0 E: 0 K: 1 S: 6	H: 1 LOB: 1 BB: 0 P: 6	R: 0 E: 0 K: 0 S: 3	H: 0 LOB: 0 BB: 0 P: 3	R: 0 E: 0 K: 0 S: 4	H: 1 LOB: 1 BB: 0 P: 4	R: 0 E: 0 K: 0 S: 3	H: 0 LOB: 1 BB: 1 P: 7	R: 1 E: 0 K: 1 S: 7	H: 2 LOB: 2 BB: 1 P: 11	R: 0 E: 0 K: 2 S: 7	H: 0 LOB: 0 BB: 0 P: 7	R: 0 E: 0 K: 0 S: 4	H: 1 LOB: 1 BB: 0 P: 4	R: 0 E: 0 K: 1 S: 6	H: 2 LOB: 2 BB: 1 P: 10	R: 1 E: 0 K: 0 S: 2	H: 1 LOB: 0 BB: 0 P: 2	1B: 4 2B: 4 3B: 0 HR: 1	SF: 0 SAC: 0 DP: 2 HBP: 0	WP: 0 PA: 49 PB: 0 SB: 0 CS: 0
<b>PITCHER</b>	IP	WLS	BF	H	R	ER	SO	BB	IBB	HBP	BLK	WP	HR	S	P	ERA	WHIP										
John Candelaria, L (1, 1) ERA: 3.02	9.0		35	5	1	1	4	2	1	0	0	0	0	40	52	1.00	0.778										
Kent Tekulve, R (10, 1) ERA: 3.0	2.1		11	3	0	0	3	1	0	0	0	0	0	16	20	0.00	1.714										
Ramon Hernandez, L (12, 1) ERA: 4.23	0.2		1	0	0	0	0	0	0	0	0	0	0	1	1	0.00	0.000										
Rick Langford, R (13, 1) ERA: 5.4	0.1	L	2	1	1	1	0	0	0	0	0	0	1	2	2	27.00	3.000										

**Pittsburgh Pirates @ Chicago Cubs**  
Wrigley Field, Chicago, IL  
Thu Jun 24 1976, 3:33 AM CDT  
Att. 3,824 - Overcast - 64 F

AB	45
R	2
H	9
RBI	2
BB	4
SO	7
LOB	19

livebaseballscorecards.com



Batter	1	2	3	4	5	6	7	8	9	AB R H RBI BB SO LOB	TOP											
Frank Taveras, R (1, 6) OBP: 0.289, SLG: 0.272	4-0 S 1B BB	0-0 1-2 1B	4-0 FC6 BB			0-0 G3		0-0 F9	0-0 F8	4 1 1 0 2 0 1												
Rennie Stennett, R (1, 4) OBP: 0.276, SLG: 0.333	0-0 1B 2B 1B	0-0 SH1-3 1B	0-0 FC6			0-0 1B 1B		0-0 HBP 1B 1B		4 3 3 1 0 0 2												
Al Oliver, L (1, 8) OBP: 0.363, SLG: 0.528	0-0 2B 1B	0-0 4-3		0-3 K		0-0 1B 1B		1-0 S 1B HBP		4 1 2 1 0 1 1												
Willie Stargell, L (1, 3) OBP: 0.379, SLG: 0.513	0-0 1B 2B	0-3 K		0-0 4-3		0-0 1B		0-0 S 1B		5 1 3 4 0 1 1												
Dave Parker, L (1, 9) OBP: 0.295, SLG: 0.473	0-0 G2		0-0 1-3	0-0 3-1		0-0 3-1		0-3 K		5 0 0 0 0 1 5												
Richie Zisk, R (1, 7) OBP: 0.338, SLG: 0.471	0-3 K		0-0 HR 2B		0-0 F4		0-0 5-3	0-0 F9		5 1 1 0 0 1 3												
Richie Hebner, L (1, 5) OBP: 0.287, SLG: 0.285	0-0 FC4-6 1B		0-0 HR		0-3 K		4-0 2-3 BB		0-0 4-3	4 1 2 3 1 1 0	AB 40 R 9 H 15 RBI 9 BB 3 SO 6 LOB 17											
Manny Sanguillen, R (1, 2) OBP: 0.317, SLG: 0.341	0-0 FC4-6		0-0 SH3-4 1B		0-0 1-6-3		0-0 2-3		0-0 1B	5 0 2 0 0 0 2												
Bruce Kison, R (1, 1) OBP: 0.240, SLG: 0.250		0-0 SH1-3 4-3 1B 1B	0-0 SH3-4		0-0 F3		0-0 6-3		0-3 K	4 1 1 0 0 1 2												
Inning Stats	R: 4 E: 0 K: 1 S: 9	H: 4 LOB: 1 BB: 1 P: 13	R: 1 E: 0 K: 1 S: 7	H: 2 LOB: 1 BB: 0 P: 7	R: 2 E: 0 K: 0 S: 6	H: 3 LOB: 2 BB: 1 P: 10	R: 0 E: 0 K: 1 S: 5	H: 0 LOB: 0 BB: 0 P: 5	R: 0 E: 0 K: 1 S: 5	H: 0 LOB: 0 BB: 0 P: 5	R: 1 E: 0 K: 0 S: 6	H: 3 LOB: 2 BB: 0 P: 6	R: 0 E: 0 K: 0 S: 3	H: 0 LOB: 1 BB: 1 P: 7	R: 1 E: 0 K: 1 S: 7	H: 2 LOB: 2 BB: 0 P: 8	R: 0 E: 0 K: 1 S: 6	H: 1 LOB: 1 BB: 0 P: 6	1B: 12 2B: 2 3B: 0 HR: 1	SF: 0 SAC: 2 DP: 0 HBP: 1	WP: 0 PB: 0 SB: 3 CS: 0	PA: 46
PITCHER	IP WLS BF H R ER SO BB IBB HBP BLK WP HR S P ERA WHIP																					
Don Carrithers, R (1, 1) ERA: 4.74	2.1 L 17 9 7 7 2 1 0 0 0 0 0 1 20 24 27.00 4.286																					
Chip Lang, R (3, 1) ERA: 3.86	2.2 9 0 0 0 2 1 0 0 0 0 0 0 12 16 0.00 0.375																					
Fred Scherman, L (6, 1) ERA: 4.58	3.0 16 5 2 2 1 1 0 1 0 0 0 0 16 21 6.00 2.000																					
Wayne Granger, R (9, 1) ERA: 3.66	1.0 4 1 0 0 1 0 0 0 0 0 0 0 6 6 0.00 1.000																					

Pittsburgh Pirates @ Montreal Expos  
 Jarry Park, Montreal, QB  
 Fri Jun 25 1976, 7:05 PM EDT  
 Att: 6,581 - Unknown - 73 F

livebaseballscorecards.com







Batter	1	2	3	4	5	6	7	8	9	AB R H RBI BB SO LOB	TOP																
Frank Taveras, R (1, 6) OBP: 0.291, SLG: 0.272	0-0 S S 1B	0-3 K		0-0 F7	0-0 1-3		4-0 BB 1-2 BB			4 1 1 0 1 1 4																	
Rennie Stennett, R (1, 4) OBP: 0.275, SLG: 0.331	0-3 K	0-0 E9 1-3 1B		0-0 F8		0-0 4-3	0-0 5-3			5 0 1 0 0 1 5																	
Al Oliver, L (1, 8) OBP: 0.372, SLG: 0.534	4-0 BB 1B	0-0 1B		4-0 1-2 BB		0-0 1-3		0-0 E E 2B		3 2 2 1 2 0 0																	
Willie Stargell, L (1, 3) OBP: 0.376, SLG: 0.503	4-0 1B 1-2 BB	0-3 K		0-0 5-3		0-3 K	0-0 F7 2-H			4 1 0 0 1 2 3																	
Richie Zisk, R (1, 7) OBP: 0.340, SLG: 0.470	0-0 1B 1-3 2-H 3-H 1B		0-0 1B		0-3 K		0-0 6-3	0-0 1-3		5 0 2 2 0 1 0																	
Bill Robinson, R (1, 9) OBP: 0.341, SLG: 0.574	0-3 K		0-3 K		0-0 6-3		0-3 K	0-3 K		5 0 0 0 0 4 3																	
Manny Sanguillen, R (1, 2) OBP: 0.317, SLG: 0.347	0-0 1-3 3-H 1B		0-3 K		0-0 BB 1B		0-0 BB 1B		0-0 1-3	5 2 3 1 0 1 1																	
Tommy Helms, R (1, 5) OBP: 0.350, SLG: 0.486	0-0 F8		0-3 K		4-0 1B 1-2 BB		4-0 1B 1-2 BB		0-0 5-3	3 0 0 0 2 1 3																	
Jerry Reuss, L (1, 1) OBP: 0.395, SLG: 0.394		0-0 E 1B		4-0 BB BB		0-0 1B		0-0 BB 1B		2 1 2 1 1 0 0																	
Kent Tekulve, R (6, 1)									0-3 K	0 0 0 0 0 0 0																	
Dave Parker, L (7, PH) OBP: 0.299, SLG: 0.476										1 0 1 1 0 0 0																	
Larry Demery, R (7, 1) OBP: 0.273, SLG: 0.111					1-2 2-H 1B					1 0 0 0 0 1 0																	
<b>Inning Stats</b>	R: 3 E: 0 K: 2 S: 10	H: 3 LOB: 2 BB: 2 P: 18	R: 1 E: 1 K: 2 S: 9	H: 3 LOB: 1 BB: 0 P: 9	R: 0 E: 0 K: 3 S: 10	H: 1 LOB: 1 BB: 0 P: 10	R: 0 E: 0 K: 0 S: 3	H: 0 LOB: 2 BB: 2 P: 11	R: 1 E: 0 K: 1 S: 7	H: 2 LOB: 2 BB: 1 P: 11	R: 0 E: 0 K: 1 S: 5	H: 0 LOB: 0 BB: 0 P: 5	R: 1 E: 0 K: 1 S: 7	H: 2 LOB: 3 BB: 2 P: 15	R: 1 E: 2 K: 1 S: 6	H: 1 LOB: 0 BB: 0 P: 6	R: 0 E: 0 K: 1 S: 5	H: 0 LOB: 0 BB: 0 P: 5	1B: 11 2B: 1 3B: 0 HR: 0	SF: 0 SAC: 0 DP: 0 HBP: 0	WP: 0 PB: 0 SB: 2 CS: 0	PA: 45					
<b>PITCHER</b>	IP WLS BF H R ER SO BB IBB HBP BLK WP HR S P ERA WHIP																										
Dan Warthen, L (1, 1) ERA: 5.98	0.2		7	3	3	3	2	2	0	0	0	0	0	9	17	40.50	7.500										
Steve Dunning, R (1, 1) ERA: 4.45	1.1		6	3	1	0	2	0	0	0	0	0	0	10	10	0.00	2.250										
Clay Kirby, R (3, 1) ERA: 4.75	4.2		24	5	2	2	6	5	0	0	0	0	0	31	51	3.86	2.143										
Dale Murray, R (7, 1) ERA: 3.14	1.1	L	5	1	1	0	1	0	0	0	0	0	0	7	7	0.00	0.750										
Chip Lang, R (9, 1) ERA: 3.63	1.0		3	0	0	0	1	0	0	0	0	0	0	5	5	0.00	0.000										

**Pittsburgh Pirates @ Montreal Expos**  
 Jarry Park, Montreal, QB  
 Sat Jun 26 1976, 7:05 PM EDT  
 Att. 10,445 - Unknown - 68 F

livebaseballscorecards.com

<b>AB</b>	<b>38</b>
<b>R</b>	<b>7</b>
<b>H</b>	<b>12</b>
<b>RBI</b>	<b>6</b>
<b>BB</b>	<b>7</b>
<b>SO</b>	<b>12</b>
<b>LOB</b>	<b>19</b>



**BOTTOM**

**Pittsburgh Pirates @ Montreal Expos**

Jarry Park, Montreal, QB

Sat Jun 26 1976, 7:05 PM EDT  
Att: 10,445 - Unknown - 68 F

livebaseballscores.com

<b>AB</b>	<b>36</b>
<b>R</b>	<b>6</b>
<b>H</b>	<b>9</b>
<b>RBI</b>	<b>6</b>
<b>BB</b>	<b>4</b>
<b>SO</b>	<b>1</b>
<b>LOB</b>	<b>17</b>



WP: 0	PA: 42
PB: 0	
SB: 1	
CS: 0	

AB R H RBI BB SO LOB

4	0	0	1	1	0	4
5	0	1	0	0	0	1
3	0	0	0	0	0	1
2	0	1	0	0	0	2
4	1	2	0	0	0	1
1	1	0	0	0	1	1
4	1	1	0	0	0	1
4	1	1	1	1	0	2
3	1	2	4	0	0	0
0	0	0	0	0	1	0
4	1	1	0	0	0	4
0	0	0	0	0	0	0
0	0	0	0	0	0	0
0	0	0	0	1	0	0
1	0	0	0	0	0	0
0	0	0	0	0	0	0
0	0	0	0	0	0	0
1	0	0	0	0	0	0
0	0	0	0	0	0	0

1B: 6	SF: 0
2B: 2	SAC: 2
3B: 0	DP: 1
HR: 1	HBP: 0

Batter	1	2	3	4	5	6	7	8	9
Pepe Mangual, R OBP: 0.406, SLG: 0.391 (1, 8) BB (8, 7)	4-0 FC6-4 BB	0-0 F6		0-0 1-3		0-0 FC6-4 1B 1-2f 2-H		0-0 F3	
Tim Foli, R OBP: 0.275, SLG: 0.388 (1, 6) X	0-0 FC6-4 1-2f S		0-0 F7	0-0 F7		0-0 1B		0-0 L1	
Gary Roenicke, R OBP: 0.282, SLG: 0.409 Jim Lyttle, L OBP: 0.346, SLG: 0.500 (1, 9) (6, PH) (7, 9) X	0-0 F3 1-2		0-0 5-3		0-0 F8	0-0 F7			0-0 2B
Jose Morales, R OBP: 0.329, SLG: 0.507 Jerry White, S OBP: 0.303, SLG: 0.330 (1, 3) (7, PR) (8, 8) X	0-0 F9		0-0 BB IHR 1B 1B		0-0 5-3		0-0 SH3-4 2B 1B	0-3 K	0-0 2B
Pete Mackanin, R OBP: 0.266, SLG: 0.363 (1, 4) X		0-0 F9	0-0 BB IHR 1B		0-0 E6		0-0 SH3-4	0-0 F9	
Barry Foote, R OBP: 0.273, SLG: 0.362 (1, 2) X		0-0 E5 BB	4-0 IHR BB		0-0 F3		0-0 2B 2-H	0-0 F8	
Bombo Rivera, R OBP: 0.309, SLG: 0.385 Mike Jorgensen, L OBP: 0.335, SLG: 0.355 (1, 7) (7, PH) (8, 3) X		0-0 BB 1B	0-0 IHR			0-0 F7	4-0 G6-4-3 IBB		
Larry Parrish, R OBP: 0.261, SLG: 0.302 (1, 5) X		0-0 F9	0-0 F4			0-0 SH FC6-4 1B	0-0 G6-4-3		
Dan Warthen, S Steve Dunning, R Jim Cox, R Clay Kirby, R Dale Murray, R Jim Dwyer, L Chip Lang, R (1, 1) (1, 1) (2, PH) (3, 1) (7, 1) (8, PH) (9, 1) BB (8, 7) BB (8, 7)	4-0 1-2 2-3 BB		0-0 F8			0-0 SH FC6-4		0-0 L6	

<b>Inning Stats</b>	R: 0 E: 0 K: 3 S: 3	H: 0 LOB: 1 BB: 1 P: 7	R: 0 E: 1 K: 0 S: 5	H: 1 LOB: 3 BB: 1 P: 9	R: 4 E: 0 K: 0 S: 6	H: 3 LOB: 0 BB: 1 P: 10	R: 0 E: 0 K: 0 S: 3	H: 0 LOB: 0 BB: 0 P: 3	R: 0 E: 1 K: 0 S: 4	H: 0 LOB: 1 BB: 0 P: 4	R: 1 E: 0 K: 0 S: 6	H: 2 LOB: 2 BB: 0 P: 6	R: 1 E: 0 K: 0 S: 4	H: 2 LOB: 2 BB: 1 P: 8	R: 0 E: 0 K: 0 S: 3	H: 0 LOB: 0 BB: 0 P: 3	R: 0 E: 0 K: 1 S: 6	H: 1 LOB: 1 BB: 0 P: 6
---------------------	------------------------------	---------------------------------	------------------------------	---------------------------------	------------------------------	----------------------------------	------------------------------	---------------------------------	------------------------------	---------------------------------	------------------------------	---------------------------------	------------------------------	---------------------------------	------------------------------	---------------------------------	------------------------------	---------------------------------

PITCHER	IP	WLS	BF	H	R	ER	SO	BB	IBB	HBP	BLK	WP	HR	S	P	ERA	WHIP
Jerry Reuss, L ERA: 4.19 (1, 1)	5.2		29	6	5	5	0	3	0	0	0	0	0	26	38	7.94	1.588
Kent Tekulve, R ERA: 2.97 (6, 1)	0.1		1	0	0	0	0	0	0	0	0	0	0	1	1	0.00	0.000
Larry Demery, R ERA: 3.83 (7, 1)	3.0	W	12	3	1	1	1	0	1	0	0	0	0	13	17	3.00	1.000



Batter	1	2	3	4	5	6	7	8	9	AB R H RBI BB SO LOB	TOP											
Frank Taveras, R (1, 6) OBP: 0.289, SLG: 0.266	0-3 K2-3	4-0 FC6-4 BB		0-0 FC6-4			0-0 1-3	0-0 6-3		4 0 0 0 1 1 1												
Rennie Stennett, R (1, 4) OBP: 0.273, SLG: 0.326	0-0 F8	0-0 FC6-4				0-0 6-3	1-0 2B HBP		0-0 G3	4 1 0 0 0 0 3												
Al Oliver, L (1, 8) OBP: 0.376, SLG: 0.552	0-0 E 1B		0-3 K			0-0 HR	0-0 2B		0-0 E4	5 2 3 2 0 1 0												
Willie Stargell, L (1, 3) OBP: 0.368, SLG: 0.490	0-0 E4		0-3 K			0-0 4-3	0-0 F7		0-0 L5-3	5 0 0 0 0 1 3												
Richie Zisk, R (1, 7) OBP: 0.342, SLG: 0.472	0-0 4-3		0-0 2B			0-0 F8	4-0 2B BB			3 0 1 0 1 0 2												
Bill Robinson, R (1, 9) OBP: 0.345, SLG: 0.578		0-0 5-3	0-3 K				0-0 1B			4 0 2 1 0 1 1												
Manny Sanguillen, R (1, 2) OBP: 0.320, SLG: 0.347		0-0 1B		1-0 FC6-4 HBP		0-0 F8	0-0 4-3			3 0 1 0 0 0 3												
Tommy Helms, R (1, 5) OBP: 0.349, SLG: 0.474		0-0 SH1-3		0-0 F4		0-0 F8		0-0 4-3		3 0 1 0 0 0 2												
Richie Hebner, L (8, PH) OBP: 0.286, SLG: 0.284		1-3 1B		1-3 SH1-3						1 0 0 0 0 0 0												
Doc Medich, R (1, 1) OBP: 0.179, SLG: 0.080		0-0 SH1-3		0-0 F4		0-0 F9		0-0 4-3		1 0 0 0 0 0 1												
Ed Kirkpatrick, L (6, PH) OBP: 0.310, SLG: 0.229										1 0 0 0 0 0 1												
Kent Tekulve, R (6, 1)										0 0 0 0 0 0 0												
Dave Parker, L (8, PH) OBP: 0.297, SLG: 0.473		1-2								1 0 0 0 0 0 0												
Bob Moose, R (8, 1) OBP: 0.600, SLG: 1.600										0 0 0 0 0 0 0												
<b>Inning Stats</b>	R: 0 E: 1 K: 1 S: 7	H: 1 LOB: 2 BB: 0 P: 7	R: 0 E: 0 K: 3 S: 5	H: 2 LOB: 3 BB: 1 P: 9	R: 0 E: 0 K: 3 S: 10	H: 1 LOB: 1 BB: 0 P: 10	R: 0 E: 0 K: 0 S: 3	H: 0 LOB: 1 BB: 0 P: 4	R: 1 E: 0 K: 0 S: 4	H: 1 LOB: 0 BB: 0 P: 4	R: 0 E: 0 K: 0 S: 4	H: 1 LOB: 1 BB: 0 P: 4	R: 2 E: 0 K: 0 S: 5	H: 2 LOB: 2 BB: 1 P: 10	R: 0 E: 0 K: 0 S: 3	H: 0 LOB: 0 BB: 0 P: 3	R: 0 E: 1 K: 0 S: 3	H: 0 LOB: 0 BB: 0 P: 3	1B: 4 2B: 4 3B: 0 HR: 1	SF: 0 SAC: 1 DP: 1 HBP: 2	WP: 0 PB: 0 SB: 2 CS: 0	PA: 40
<b>PITCHER</b>	IP WLS BF H R ER SO BB IBB HBP BLK WP HR S P ERA WHIP																					
Woody Fryman, L (1, 1) ERA: 3.63	6.2 W 32 7 3 3 4 2 0 2 0 0 1 36 46 4.05 1.350																					
Dale Murray, R (7, 1) ERA: 3.0	2.1 S 8 1 0 0 0 0 0 0 0 0 0 8 8 0.00 0.429																					

Pittsburgh Pirates @ Montreal Expos  
 Jarry Park, Montreal, QB  
 Sun Jun 27 1976, 7:05 PM EDT  
 Att. 12,824 - Unknown - 64 F

livebaseballscorecards.com

AB	35
R	3
H	8
RBI	3
BB	2
SO	4
LOB	17



Batter	1	2	3	4	5	6	7	8	9
<b>Pepe Mangual, R</b> (1, 8) <small>OBP: 0.403, SLG: 0.384</small> <b>Barry Foote, R</b> (8, 2) <small>OBP: 0.273, SLG: 0.362</small>	0-3 K		4-0 E BB		0-0 E4 1B		0-3 K		
<b>Tim Foli, R</b> (1, 6) <small>OBP: 0.279, SLG: 0.395</small>	0-3 K		0-0 E3 1B 2B		0-0 FC6-4 1B			0-0 F6	
<b>Jim Lyttle, L</b> (1, 7) <small>OBP: 0.339, SLG: 0.481</small>	0-0 F8		0-0 1B		0-3 K			0-0 6-3	
<b>Jose Morales, R</b> (1, 2) <small>OBP: 0.315, SLG: 0.486</small> <b>Jerry White, S</b> (8, 8) <small>OBP: 0.301, SLG: 0.328</small>		0-0 F4	0-0 4-3		0-0 FC6-4 1-2f			0-0 E6	
<b>Pete Mackanin, R</b> (1, 4) <small>OBP: 0.262, SLG: 0.357</small> <b>Pepe Frias, R</b> (9, 4) <small>OBP: 0.306, SLG: 0.281</small>		0-0 F7		0-0 4-3		0-0 F7		0-0 F6	
<b>Mike Jorgensen, L</b> (1, 3) <small>OBP: 0.330, SLG: 0.349</small>		0-0 G3		0-0 G3		0-0 3-1			
<b>Gary Roenicke, R</b> (1, 9) <small>OBP: 0.270, SLG: 0.391</small>			0-0 5-3	0-0 1-3		0-3 K			
<b>Larry Parrish, R</b> (1, 5) <small>OBP: 0.267, SLG: 0.303</small>			0-0 SH1-4 E 1B		4-0 E SH3-4 1B BB		0-3 K		
<b>Woodie Fryman, R</b> (1, 1) <small>OBP: 0.069, SLG: 0.069</small> <b>Dale Murray, R</b> (7, 1)			0-0 SH1-4		0-0 SH3-4		0-3 K		

AB	R	H	RBI	BB	SO	LOB
3	1	0	0	1	2	1
0	0	0	0	0	0	0
4	1	2	3	0	1	0
4	0	1	1	0	1	2
3	0	0	0	0	0	3
1	0	0	0	0	0	0
4	0	0	0	0	0	1
0	0	0	0	0	0	0
3	0	0	0	0	0	0
3	0	0	0	0	1	0
2	2	1	0	1	1	0
0	0	0	0	0	0	0
1	0	0	0	0	1	0

**BOTTOM**

**Pittsburgh Pirates @ Montreal Expos**  
**Jarry Park, Montreal, QB**  
 Sun Jun 27 1976, 7:05 PM EDT  
 Att: 12,824 - Unknown - 64 F

[livebaseballscorecards.com](http://livebaseballscorecards.com)

<b>AB</b>	<b>28</b>
<b>R</b>	<b>4</b>
<b>H</b>	<b>4</b>
<b>RBI</b>	<b>4</b>
<b>BB</b>	<b>2</b>
<b>SO</b>	<b>7</b>
<b>LOB</b>	<b>7</b>



1B: 3	SF: 0	WP: 0	PA: 32
2B: 1	SAC: 2	PB: 0	
3B: 0	DP: 0	SB: 0	
HR: 0	HBP: 0	CS: 0	

Inning Stats		R: 0	H: 0	R: 0	H: 0	R: 3	H: 3	R: 0	H: 0	R: 1	H: 1	R: 0	H: 0	R: 0	H: 0	R: 0	H: 0	
PITCHER		IP	WLS	BF	H	R	ER	SO	BB	IBB	HBP	BLK	WP	HR	S	P	ERA	WHIP
<b>Doc Medich, R</b> (1, 1) <small>ERA: 4.14</small>	(1, 1)	5.0	L	22	4	4	4	3	2	0	0	0	0	0	26	34	7.20	1.200
<b>Kent Tekulve, R</b> (6, 1) <small>ERA: 2.8</small>	(6, 1)	2.0		6	0	0	0	4	0	0	0	0	0	0	14	14	0.00	0.000
<b>Bob Moose, R</b> (8, 1) <small>ERA: 1.78</small>	(8, 1)	1.0		4	0	0	0	0	0	0	0	0	0	0	4	4	0.00	0.000



Batter	1	2	3	4	5	6	7	8	9	AB R H RBI BB SO LOB	TOP																													
Rick Monday, L (1, 8) OBP: 0.367, SLG: 0.517	0-3 K		0-0 B1-3		0-0 1-3		0-0 F9		0-3 K	5 0 0 0 0 2 1																														
Jose Cardenal, R (1, 7) OBP: 0.351, SLG: 0.432 Ralph LaCock, L (8, 7) OBP: 0.351, SLG: 0.397	0-0 F8		0-0 L5		0-0 FC6-4 1B		0-0 4-3		0-0 F4	4 0 1 0 0 0 0 1 0 0 0 0 0 1																														
Bill Madlock, R (1, 5) OBP: 0.388, SLG: 0.490	0-0 1-3		0-0 HR		0-0 FC6-4 1B		0-0 6-3			4 1 2 1 0 0 0																														
Jerry Morales, R (1, 9) OBP: 0.311, SLG: 0.400		0-0 1B 1B	0-0 F7		0-0 FC6-4 1-2f 2-3			0-0 1-3		4 1 1 0 0 0 2																														
George Mittenwald, R (1, 3) OBP: 0.269, SLG: 0.302				0-0 6-3		0-0 F7		4-0 BB BB		3 0 1 0 1 0 2																														
Manny Trillo, R (1, 4) OBP: 0.314, SLG: 0.322		0-0 1B 1B		0-0 FC6-4 1B		0-0 6-3		0-0 F8		4 0 2 1 0 0 1																														
Steve Swisher, R (1, 2) OBP: 0.306, SLG: 0.347		0-3 K		0-0 FC6-4 1B 1-2f		0-0 6-3		0-3 K		4 0 0 0 0 2 4																														
Dave Rosello, R (1, 6) OBP: 0.373, SLG: 0.298		4-0 FC6-4 1B BB		0-0 FC6-4 1B		4-0 FC6-4 BB			0-0 1B	2 0 2 0 2 0 0																														
Joe Coleman, R (1, 1) OBP: 0.167, SLG: 0.167 Mike Adams, R (6, PH) OBP: 0.351, SLG: 0.214 Buddy Schultz, R (6, 1) Mick Kelleher, R (9, PH) OBP: 0.262, SLG: 0.284		0-0 FC6-4		0-0 6-3		0-0 FC6-4			0-0 F7	2 0 0 0 0 0 4 1 0 0 0 0 0 1 0 0 0 0 0 0 0 1 0 0 0 0 0 1																														
<b>Inning Stats</b>	R: 0 E: 0 K: 1 S: 5	H: 0 LOB: 0 BB: 0 P: 5	R: 1 E: 0 K: 1 S: 7	H: 3 LOB: 2 BB: 1 P: 11	R: 1 E: 0 K: 0 S: 4	H: 1 LOB: 0 BB: 0 P: 4	R: 0 E: 0 K: 0 S: 5	H: 2 LOB: 2 BB: 0 P: 5	R: 0 E: 0 K: 0 S: 5	H: 2 LOB: 2 BB: 0 P: 5	R: 0 E: 0 K: 0 S: 3	H: 0 LOB: 1 BB: 1 P: 7	R: 0 E: 0 K: 0 S: 3	H: 0 LOB: 0 BB: 0 P: 3	R: 0 E: 0 K: 1 S: 5	H: 0 LOB: 1 BB: 1 P: 9	R: 0 E: 0 K: 1 S: 6	H: 1 LOB: 1 BB: 0 P: 6	1B: 8 2B: 0 3B: 0 HR: 1	SF: 0 SAC: 0 DP: 0 HBP: 0	WP: 0 PB: 0 SB: 0 CS: 0	PA: 38																		
<b>PITCHER</b> Jim Rooker, L (1, 1) ERA: 3.54	IP 9.0	WLS W	BF 38	H 9	R 2	ER 2	SO 4	BB 3	IBB 0	HBP 0	BLK 0	WP 0	HR 1	S 43	P 55	ERA 2.00	WHIP 1.333						<b>PITCHER</b>	IP 9.0	WLS W	BF 38	H 9	R 2	ER 2	SO 4	BB 3	IBB 0	HBP 0	BLK 0	WP 0	HR 1	S 43	P 55	ERA 2.00	WHIP 1.333

Chicago Cubs @ Pittsburgh Pirates  
Three Rivers Stadium, Pittsburgh, PA

Mon Jun 28 1976, 7:05 PM EDT  
Att. 7,370 - Unknown - 68 F

livebaseballscorecards.com

AB	35
R	2
H	9
RBI	2
BB	3
SO	4
LOB	17



Batter	1	2	3	4	5	6	7	8	9
Frank Taveras, R OBP: 0.296, SLG: 0.267 (1, 6)	4-0 FC BB	4-0 FC4-6 BB		0-0 6-3		0-3 K		0-0 1B 4-3 1B	
Richie Hebner, L OBP: 0.288, SLG: 0.291 (1, 5)	0-3 FC WP 1B	0-0 FC4-6 2B			0-0 1B E 2B	0-3 K		0-0 1B 4-3 1B	
Al Oliver, L OBP: 0.385, SLG: 0.574 (1, 8)	0-0 WP 1B	0-0 1-H 2B			0-0 E WP 1B		0-0 HR	0-0 4-3	
Willie Stargell, L OBP: 0.364, SLG: 0.483 (1, 3)	0-3 K	0-0 F2			0-0 E3 WP	0-3 K		0-0 1B 2-H	
Dave Parker, L OBP: 0.295, SLG: 0.466 (1, 9)	0-3 K 1-2 2-3		0-3 K		0-0 F4		0-0 1B 1B	0-0 G1	
Richie Zisk, R OBP: 0.341, SLG: 0.467 (1, 7)		4-0 E 1B BB BB	0-0 6-3		0-0 L7		0-0 F9		
Manny Sanguillen, R OBP: 0.323, SLG: 0.350 (1, 2)		0-0 BB E FC4-6 1B	0-0 F9		0-0 4-3		0-0 FC6-4 1B		
Tommy Helms, R OBP: 0.319, SLG: 0.429 (1, 4)		0-0 E1 FC4-6 BB 2B		0-3 K		0-0 F9	0-0 FC6-4		
Jim Rooker, R OBP: 0.233, SLG: 0.345 (1, 1)		0-3 K		0-3 K		0-0 1B		0-3 K	


Inning Stats	R: 0	H: 1	E: 0	K: 2	S: 10	LOB: 2	BB: 1	P: 14
	R: 4	H: 2	E: 1	K: 1	S: 8	LOB: 1	BB: 2	P: 16
	R: 0	H: 0	E: 0	K: 1	S: 5	LOB: 0	BB: 0	P: 5
	R: 0	H: 0	E: 0	K: 2	S: 7	LOB: 0	BB: 0	P: 7
	R: 2	H: 2	E: 1	K: 0	S: 6	LOB: 1	BB: 0	P: 6
	R: 0	H: 1	E: 0	K: 2	S: 8	LOB: 1	BB: 0	P: 8
	R: 1	H: 3	E: 0	K: 1	S: 8	LOB: 2	BB: 0	P: 8
	R: 2	H: 3	E: 0	K: 1	S: 8	LOB: 1	BB: 0	P: 8

AB	R	H	RBI	BB	SO	LOB
3	1	1	1	2	1	1
5	3	2	1	0	1	4
5	2	4	4	0	0	1
5	0	1	2	0	2	4
5	0	1	0	0	2	5
3	1	0	0	1	0	2
4	1	2	0	0	0	1
4	1	0	0	0	1	4
4	0	1	0	0	3	3

**BOTTOM**

**Chicago Cubs @ Pittsburgh Pirates**  
**Three Rivers Stadium, Pittsburgh, PA**  
 Mon Jun 28 1976, 7:05 PM EDT  
 Att. 7,370 - Unknown - 68 F

AB	38
R	9
H	12
RBI	8
BB	3
SO	10
LOB	25



1B	2B	3B	HR	SF	SAC	DP	HBP	WP	PA
9	2	0	1	0	0	0	0	3	41

PITCHER	IP	WLS	BF	H	R	ER	SO	BB	IBB	HBP	BLK	WP	HR	S	P	ERA	WHIP
Joe Coleman, R ERA: 5.42 (1, 1)	5.0	L	25	5	6	2	7	3	0	0	0	3	0	36	48	3.60	1.600
Buddy Schultz, L ERA: 5.31 (6, 1)	3.0		16	7	3	3	4	0	0	0	0	0	1	24	24	9.00	2.333



Batter	1	2	3	4	5	6	7	8	9	AB R H RBI BB SO LOB	TOP																								
<b>Rick Monday, L</b> (1, 8) OBP: 0.366, SLG: 0.510	0-0 F8			0-0 F2		4-0 1B BB		0-0 4-3		3 0 0 0 1 0 1																									
<b>Jose Cardenal, R</b> (1, 7) OBP: 0.351, SLG: 0.431 <b>Champ Summers, L</b> (7, 7) OBP: 0.321, SLG: 0.338	0-0 F4			0-0 6-3		0-0 1-2 1B		0-3 K	3 0 1 0 0 0 0 1 0 0 0 0 1 0																										
<b>Bill Madlock, R</b> (1, 5) OBP: 0.390, SLG: 0.500	0-0 L7			4-0 FC6-4 BB		0-0 F8		0-0 HR	3 1 1 1 1 0 2																										
<b>Jerry Morales, R</b> (1, 9) OBP: 0.307, SLG: 0.394		0-0 F6		0-0 FC6-4 1-2f		0-0 6-3		0-0 F9	4 0 0 0 0 0 1																										
<b>Manny Trillo, R</b> (1, 4) OBP: 0.313, SLG: 0.318		0-0 L9			0-0 F3		0-0 4-3	4-0 BB	3 0 0 0 1 0 0																										
<b>Steve Swisher, R</b> (1, 2) OBP: 0.301, SLG: 0.341		0-3 K			0-0 5-3		0-0 L4	0-0 F7	4 0 0 0 0 1 1																										
<b>Ralph LaCock, L</b> (1, 3) OBP: 0.340, SLG: 0.383			0-0 F7		0-0 F7		0-0 F5		3 0 0 0 0 0 0																										
<b>Mick Kelleher, R</b> (1, 6) OBP: 0.264, SLG: 0.266			0-0 F4		0-0 F3		0-0 1B		3 0 1 0 0 0 0																										
<b>Steve Renko, R</b> (1, 1) OBP: 0.059, SLG: 0.059 <b>Ray Burris, R</b> (1, 1) OBP: 0.152, SLG: 0.125 <b>Mike Adams, R</b> (6, PH) OBP: 0.342, SLG: 0.207 <b>Paul Reuschel, R</b> (6, 1) <b>Joe Wallis, S</b> (8, PH) OBP: 0.313, SLG: 0.375 <b>Oscar Zamora, R</b> (8, 1)			0-3 K		0-3 K		0-3 K		0 0 0 0 0 0 0 1 0 0 0 0 1 0 1 0 0 0 0 1 0 0 0 0 0 0 0 0 1 0 0 0 0 1 1 0 0 0 0 0 0 0																										
<b>Inning Stats</b>	R: 0 E: 0 K: 0 S: 3	H: 0 LOB: 0 BB: 0 P: 3	R: 0 E: 0 K: 1 S: 5	H: 0 LOB: 0 BB: 0 P: 5	R: 0 E: 0 K: 1 S: 5	H: 0 LOB: 0 BB: 0 P: 5	R: 0 E: 0 K: 0 S: 3	H: 0 LOB: 1 BB: 1 P: 7	R: 0 E: 0 K: 0 S: 3	H: 0 LOB: 0 BB: 0 P: 3	R: 0 E: 0 K: 1 S: 6	H: 1 LOB: 2 BB: 1 P: 10	R: 0 E: 0 K: 0 S: 3	H: 0 LOB: 0 BB: 0 P: 3	R: 0 E: 0 K: 1 S: 6	H: 1 LOB: 1 BB: 0 P: 6	R: 1 E: 0 K: 1 S: 6	H: 1 LOB: 1 BB: 1 P: 10	1B: 2 2B: 0 3B: 0 HR: 1	SF: 0 SAC: 0 DP: 0 HBP: 0	WP: 0 PB: 0 SB: 0 CS: 0	PA: 33													
<b>PITCHER</b> <b>John Candelaria, L</b> (1, 1) ERA: 2.84	IP 9.0	WLS W	BF 33	H 3	R 1	ER 1	SO 5	BB 3	IBB 0	HBP 0	BLK 0	WP 0	HR 1	S 40	P 52	ERA 1.00	WHIP 0.667	<b>PITCHER</b>	IP 9.0	WLS W	BF 33	H 3	R 1	ER 1	SO 5	BB 3	IBB 0	HBP 0	BLK 0	WP 0	HR 1	S 40	P 52	ERA 1.00	WHIP 0.667

**Chicago Cubs @ Pittsburgh Pirates**  
Three Rivers Stadium, Pittsburgh, PA

Tue Jun 29 1976, 7:05 PM EDT  
Att: 8,774 - Unknown - 74 F

livebaseballscorecards.com

AB	30
R	1
H	3
RBI	1
BB	3
SO	5
LOB	6



Batter	1	2	3	4	5	6	7	8	9
Frank Taveras, R OBP: 0.308, SLG: 0.273 (1, 6)			0-0 			0-3 		0-0 	
Richie Hebner, L OBP: 0.295, SLG: 0.295 (1, 5)			0-3 			0-0 		0-0 	
Al Oliver, L OBP: 0.389, SLG: 0.574 (1, 8)				0-0 		0-0 		0-0 	
Willie Stargell, L OBP: 0.358, SLG: 0.474 Ed Kirkpatrick, L OBP: 0.326, SLG: 0.278 (1, 3) (7, 3)	0-0 	0-0 		0-3 		0-0 		0-0 	
Dave Parker, L OBP: 0.298, SLG: 0.465 Omar Moreno, L OBP: 0.500, SLG: 0.500 (1, 9) (9, 9)	0-0 	0-0 		0-0 		0-3 		0-3 	
Richie Zisk, R OBP: 0.339, SLG: 0.463 (1, 7)	0-0 	0-0 		0-3 			0-0 		
Manny Sanguillen, R OBP: 0.331, SLG: 0.357 (1, 2)	0-0 		0-0 		0-0 		0-0 		
Tommy Helms, R OBP: 0.294, SLG: 0.391 (1, 4)	0-0 		0-0 		0-0 		0-0 		
John Candelaria, L OBP: 0.250, SLG: 0.194 (1, 1)	0-0 		0-3 		0-0 			0-0 	

Inning Stats	R: 8 E: 1 K: 0 S: 9	H: 5 LOB: 1 BB: 3 P: 21	R: 0 E: 0 K: 0 S: 3	H: 0 LOB: 0 BB: 0 P: 3	R: 0 E: 0 K: 2 S: 9	H: 2 LOB: 2 BB: 0 P: 9	R: 0 E: 0 K: 2 S: 8	H: 1 LOB: 1 BB: 0 P: 8	R: 0 E: 0 K: 0 S: 3	H: 1 LOB: 0 BB: 0 P: 3	R: 0 E: 0 K: 2 S: 9	H: 2 LOB: 2 BB: 0 P: 9	R: 0 E: 0 K: 0 S: 3	H: 1 LOB: 0 BB: 0 P: 3	R: 2 E: 0 K: 1 S: 8	H: 3 LOB: 1 BB: 0 P: 8
--------------	------------------------------	----------------------------------	------------------------------	---------------------------------	------------------------------	---------------------------------	------------------------------	---------------------------------	------------------------------	---------------------------------	------------------------------	---------------------------------	------------------------------	---------------------------------	------------------------------	---------------------------------

PITCHER	IP	WLS	BF	H	R	ER	SO	BB	IBB	HBP	BLK	WP	HR	S	P	ERA	WHIP
Steve Renko, R ERA: 5.43 (1, 1)	0.2	L	9	4	7	4	0	0	2	0	0	0	0	7	15	54.00	9.000
Ray Burris, R ERA: 4.57 (1, 1)	4.1		18	5	1	0	4	1	0	0	0	0	0	25	29	0.00	1.385
Paul Reuschel, R ERA: 5.04 (6, 1)	2.0		8	3	0	0	2	0	0	0	0	0	0	12	12	0.00	1.500
Oscar Zamora, R ERA: 4.34 (8, 1)	1.0		6	3	2	2	1	0	0	0	0	0	0	8	8	18.00	3.000

**BOTTOM**

**Chicago Cubs @ Pittsburgh Pirates**  
Three Rivers Stadium, Pittsburgh, PA

Tue Jun 29 1976, 7:05 PM EDT  
Att. 8,774 - Unknown - 74 F

AB	R	H	RBI	BB	SO	LOB
3	3	2	0	2	1	0
4	1	2	1	1	1	3
5	2	3	1	0	0	1
4	0	0	0	0	1	4
1	0	1	2	0	0	0
5	1	2	1	0	2	3
0	0	0	0	0	0	0
4	0	1	0	0	1	2
4	1	3	1	0	0	1
4	1	0	0	0	0	3
4	1	1	2	0	1	2

AB	38
R	10
H	15
RBI	8
BB	3
SO	7
LOB	19

1B:	13	SF:	0	WP:	0	PA:	41
2B:	1	SAC:	0	PB:	1		
3B:	1	DP:	2	SB:	3		
HR:	0	HBP:	0	CS:	0		

PITCHER	IP	WLS	BF	H	R	ER	SO	BB	IBB	HBP	BLK	WP	HR	S	P	ERA	WHIP
---------	----	-----	----	---	---	----	----	----	-----	-----	-----	----	----	---	---	-----	------



Batter	1	2	3	4	5	6	7	8	9	AB R H RBI BB SO LOB	TOP										
<b>Rick Monday, L</b> (1, 8) OBP: 0.370, SLG: 0.518	0-0 F8		0-0 3-1		0-0 2B		4-0 L4-3 BB		0-0 1B SF9 2B	4 1 2 1 1 0 0											
<b>Joe Wallis, S</b> (1, 7) OBP: 0.297, SLG: 0.355	0-3 K		0-0 3-1		0-0 1-3		0-0 L4-3		0-0 4-3	5 0 0 1 0 1 4											
<b>Bill Madlock, R</b> (1, 5) OBP: 0.393, SLG: 0.498	4-0 1B BB		4-0 BB BB		0-0 E3		0-0 E6 FC5-4		0-0 2-3 1B	3 0 1 0 2 0 1											
<b>Jerry Morales, R</b> (1, 9) OBP: 0.305, SLG: 0.391	0-0 1-2 1B		0-0 5-3		0-0 F6		0-0 FC5-4		0-0 SF9	4 0 1 1 0 0 4											
<b>Ralph LaCock, L</b> (1, 3) OBP: 0.333, SLG: 0.407	0-0 4-3			0-0 HR		0-0 F6		0-0 F8	0-0 G3	5 1 1 1 0 0 5											
<b>Manny Trillo, R</b> (1, 4) OBP: 0.312, SLG: 0.317		0-0 6-3		0-0 L4		0-0 G1-4-3 1B		0-0 5-3		4 0 1 0 0 0 0											
<b>Steve Swisher, R</b> (1, 2) OBP: 0.300, SLG: 0.336		4-0 BB		0-0 L5		0-0 G1-4-3		0-0 F2		3 0 0 0 1 0 1											
<b>Mick Kelleher, R</b> (1, 6) OBP: 0.275, SLG: 0.295		0-0 F8		0-0 1B		0-0 5-3			0-0 1B 2B 1B	4 1 2 0 0 0 1											
<b>Bill Bonham, R</b> (1, 1) OBP: 0.194, SLG: 0.241		0-0 1-3		0-3 K			0-0 WP 1B		0-0 2B 4-3 1B	2 0 0 0 0 1 2											
<b>Joe Coleman, R</b> (6, 1) OBP: 0.167, SLG: 0.167										0 0 0 0 0 0 0											
<b>Larry Bittner, L</b> (7, PH) OBP: 0.255, SLG: 0.283										1 1 1 0 0 0 0											
<b>Mike Garman, R</b> (7, 1)										0 0 0 0 0 0 0											
<b>Champ Summers, L</b> (9, PH) OBP: 0.329, SLG: 0.348										1 1 1 0 0 0 0											
<b>Inning Stats</b>	R: 0 E: 0 K: 1 S: 6	H: 1 LOB: 2 BB: 1 P: 10	R: 0 E: 0 K: 0 S: 3	H: 0 LOB: 1 BB: 1 P: 7	R: 0 E: 0 K: 0 S: 3	H: 0 LOB: 1 BB: 1 P: 7	R: 1 E: 0 K: 1 S: 7	H: 2 LOB: 1 BB: 0 P: 7	R: 0 E: 1 K: 0 S: 5	H: 1 LOB: 2 BB: 0 P: 5	R: 0 E: 0 K: 0 S: 3	H: 1 LOB: 0 BB: 0 P: 3	R: 1 E: 1 K: 0 S: 4	H: 1 LOB: 1 BB: 1 P: 8	R: 0 E: 0 K: 0 S: 3	H: 0 LOB: 0 BB: 0 P: 3	R: 3 E: 0 K: 0 S: 7	H: 4 LOB: 1 BB: 0 P: 7	1B: 7 2B: 3 3B: 0 HR: 1	SF: 1 SAC: 0 DP: 2 HBP: 0	WP: 1 PA: 41
<b>PITCHER</b>	IP WLS BF H R ER SO BB IBB HBP BLK WP HR S P ERA WHIP																				
<b>Bruce Kison, R</b> (1, 1) ERA: 3.07	8.0 W 37 9 5 4 2 4 0 0 0 1 1 37 53 4.50 1.625																				
<b>Bob Moose, R</b> (9, 1) ERA: 1.73	1.0 S 4 1 0 0 0 0 0 0 0 0 0 0 4 4 0.00 1.000																				

Chicago Cubs @ Pittsburgh Pirates  
Three Rivers Stadium, Pittsburgh, PA

Wed Jun 30 1976, 7:05 PM EDT  
Att. 10,681 - Cloudy - 70 F

livebaseballscorecards.com

AB	36
R	5
H	10
RBI	4
BB	4
SO	2
LOB	18




Batter	1	2	3	4	5	6	7	8	9	AB	R	H	RBI	BB	SO	LOB
Frank Taveras, R OBP: 0.307, SLG: 0.273 (1, 6)	0-3 K		0-0 1B		0-0 F4	0-0 F8				4	0	1	0	0	1	1
Richie Hebner, L OBP: 0.298, SLG: 0.296 (1, 5)	0-0 L3		4-0 BB		0-0 F8		0-0 1B			3	1	1	0	1	0	0
Al Oliver, L OBP: 0.390, SLG: 0.571 (1, 8)	0-0 F7		0-0 4-3			0-0 3B	1-0 1B			3	1	1	1	0	0	2
Dave Parker, L OBP: 0.301, SLG: 0.468 (1, 9)		0-0 SF8	0-0 4-3			4-0 3B	0-0 G4-6-3			3	2	1	0	1	0	4
Richie Zisk, R OBP: 0.342, SLG: 0.471 (1, 7)		0-0 6-3		0-3 K		0-0 2B	0-0 1B			4	1	2	3	0	1	1
Ed Kirkpatrick, L OBP: 0.319, SLG: 0.308 (1, 3)		0-0 SF8		0-0 F9		0-0 1B	0-0 F6			3	1	1	2	0	0	1
Manny Sanguillen, R OBP: 0.333, SLG: 0.364 (1, 2)		0-0 L9		0-0 2B		0-0 SH3				4	0	2	1	0	0	0
Rennie Stennett, R OBP: 0.270, SLG: 0.322 (1, 4)			0-0 4-3		0-0 4-3		0-3 K			4	0	0	0	0	1	2
Bruce Kison, R OBP: 0.250, SLG: 0.231 Bob Moose, R OBP: 0.600, SLG: 1.600 (1, 1) (9, 1)			4-0 1B		0-3 K	0-0 SH3				2	1	0	0	1	2	0
			4-3 BB			1-2 1B				0	0	0	0	0	0	0

Inning Stats		R: 0	H: 0	E: 0	K: 1	S: 5	R: 1	H: 1	E: 0	K: 0	S: 4	R: 1	H: 1	E: 0	K: 0	S: 4	R: 0	H: 1	E: 0	K: 1	S: 6	R: 0	H: 0	E: 0	K: 1	S: 5	R: 4	H: 4	E: 0	K: 1	S: 9	R: 1	H: 2	E: 0	K: 0	S: 4	R: 0	H: 0	E: 0	K: 1	S: 5
		LOB: 0	BB: 0	P: 5	LOB: 0	BB: 0	P: 4	LOB: 2	BB: 2	P: 12	LOB: 1	BB: 0	P: 6	LOB: 0	BB: 0	P: 5	LOB: 1	BB: 1	P: 13	LOB: 1	BB: 1	P: 5	LOB: 0	BB: 0	P: 5	LOB: 1	BB: 1	P: 13	LOB: 1	BB: 0	P: 5	LOB: 0	BB: 0	P: 5	LOB: 0	BB: 0	P: 5	LOB: 0	BB: 0	P: 5	
PITCHER	IP	WLS	BF	H	R	ER	SO	BB	IBB	HBP	BLK	WP	HR	S	P	ERA	WHIP																								
Bill Bonham, R ERA: 4.32 (1, 1)	5.0	L	24	6	6	6	3	3	0	0	0	0	0	27	39	10.80	1.800																								
Joe Coleman, R ERA: 5.36 (6, 1)	1.0		4	1	0	0	1	0	0	0	0	0	0	6	6	0.00	1.000																								
Mike Garman, R ERA: 5.81 (7, 1)	2.0		8	2	1	1	1	0	0	1	0	0	0	9	10	4.50	1.000																								

**BOTTOM**

**Chicago Cubs @ Pittsburgh Pirates**  
 Three Rivers Stadium, Pittsburgh, PA  
 Wed Jun 30 1976, 7:05 PM EDT  
 Att: 10,681 - Cloudy - 70 F

AB	30
R	7
H	9
RBI	7
BB	3
SO	5
LOB	11



1B: 5	SF: 1	WP: 0	PA: 36
2B: 3	SAC: 1	PB: 1	
3B: 1	DP: 1	SB: 1	
HR: 0	HBP: 1	CS: 0	



Philadelphia Phillies @ Pittsburgh Pirates  
 Three Rivers Stadium, Pittsburgh, PA

Fri Jul 02 1976, 7:05 PM EDT  
 Att. 39,328 - Unknown

AB	41
R	9
H	11
RBI	9
BB	4
SO	6
LOB	19



Batter	1	2	3	4	5	6	7	8	9	10	AB	R	H	RBI	BB	SO	LOB
Dave Cash, R (1, 4) OBP: 0.352, SLG: 0.358	0-0 E S HR 1B	0-0 G3			0-0 WP HR 1B		0-0 F9		0-0 WP 1B BB	0-0 L9	5	3	2	0	1	0	0
Larry Bowa, S (1, 6) OBP: 0.303, SLG: 0.307	0-0 F8 1-3		0-0 F9		0-0 P3 1-2 2-3		0-0 1B 1B		0-0 F5 1-2 2-3		5	0	1	0	0	0	5
Mike Schmidt, R (1, 5) OBP: 0.410, SLG: 0.604	0-3 K		0-0 P4		1-0 HR HBP		0-0 F7		4-0 PB 1B BB		3	2	0	0	1	1	2
Greg Luzinski, R (1, 7) OBP: 0.364, SLG: 0.508 Bobby Tolan, L (9, PR) OBP: 0.298, SLG: 0.397	0-0 HR		4-0 BB		0-0 P3		0-0 1B 1B		0-0 S 1B 1B		4	1	3	4	1	0	3
Dick Allen, R (1, 3) OBP: 0.365, SLG: 0.534	0-0 1B 1B		0-3 K		0-0 HR		0-0 4-3		0-3 K		5	1	2	4	0	2	5
Ollie Brown, R (1, 9) Wayne Twitchell, R (5, 1) Tim McCarver, L (8, PH) Tug McCraw, R (8, 1) Tom Hutton, L (9, PH) Terry Harmon, R (9, PH) Gene Garber, R (9, 1)	0-0 1B		0-0 4-3		0-0 5-3		0-0 F7		0-0 1B 1B		3	0	1	0	0	0	0
Garry Maddox, R (1, 8) OBP: 0.363, SLG: 0.463	0-3 K		0-0 4-3		0-0 5-3		0-0 5-3		0-0 P4		5	0	0	0	0	1	4
Bob Boone, R (1, 2) OBP: 0.400, SLG: 0.440		0-0 4-3		0-0 F9		0-0 5-3		0-3 K		0-0 6-3	5	0	0	0	0	1	0
Larry Christenson, R (1, 1) Ron Schueler, R (4, 1) Jerry Martin, R (5, PH) Jay Johnstone, L (9, PH)		0-3 K		4-0 WP 1B HR BB		0-0 5-3		0-0 WP BB 1B 1B		0-0 4-3	1	0	0	0	0	1	0

Inning Stats	R: 2 E: 0 K: 2 S: 11	H: 4 LOB: 2 BB: 0 P: 11	R: 0 E: 0 K: 1 S: 5	H: 0 LOB: 0 BB: 0 P: 5	R: 0 E: 0 K: 1 S: 5	H: 0 LOB: 1 BB: 1 P: 9	R: 0 E: 0 K: 0 S: 3	H: 0 LOB: 0 BB: 0 P: 3	R: 4 E: 0 K: 0 S: 5	H: 2 LOB: 0 BB: 1 P: 10	R: 0 E: 0 K: 0 S: 3	H: 0 LOB: 0 BB: 0 P: 3	R: 0 E: 0 K: 0 S: 5	H: 2 LOB: 2 BB: 0 P: 5	R: 0 E: 0 K: 1 S: 5	H: 0 LOB: 0 BB: 0 P: 5	R: 3 E: 0 K: 1 S: 8	H: 3 LOB: 2 BB: 2 P: 16	R: 0 E: 0 K: 0 S: 3	H: 0 LOB: 0 BB: 0 P: 3	1B: 9 2B: 0 3B: 0 HR: 2	SF: 0 SAC: 0 DP: 0 HBP: 1	WP: 2 PB: 1 SB: 2 CS: 0	PA: 46	
PITCHER	IP	WLS	BF	H	R	ER	SO	BB	IBB	HBP	BLK	WP	HR	S	P	ERA	WHIP								
Jerry Reuss, L (1, 1) ERA: 4.5	5.0		24	6	6	6	4	2	0	0	0	1	2	29	38	10.80	1.600								
Kent Tekulve, R (6, 1) ERA: 3.05	3.0		13	3	2	2	1	1	0	0	0	0	0	14	18	6.00	1.333								
Bob Moose, R (9, 1) ERA: 1.7	0.2		4	1	0	0	1	1	0	0	0	1	0	5	9	0.00	3.000								
Ramon Hernandez, L (9, 1) ERA: 4.03	1.1	W	5	1	1	0	0	0	0	0	0	0	0	5	5	0.00	0.750								





Batter	1	2	3	4	5	6	7	8	9	AB R H RBI BB SO LOB	TOP														
<b>Dave Cash, R</b> (1, 4) OBP: 0.353, SLG: 0.359	0-0 6-3		0-0 1B	0-0 1-4-3		0-0 1-3			0-0 G3 1B	5 1 2 0 0 0 5															
<b>Larry Bowa, S</b> (1, 6) OBP: 0.301, SLG: 0.305	0-0 L6		0-0 FC5-4 1B		0-0 6-3		0-0 F9		0-0 G3	5 0 1 0 0 0 1															
<b>Mike Schmidt, R</b> (1, 5) OBP: 0.407, SLG: 0.596	0-3 K		0-0 FC5-4 1-2f		0-3 K		0-0 F9		0-0 2-H 1B	5 0 1 1 0 2 2															
<b>Greg Luzinski, R</b> (1, 7) OBP: 0.365, SLG: 0.506 <b>Jerry Martin, R</b> (9, 7) OBP: 0.395, SLG: 0.412		0-0 2-3 1B		0-0 1B G1-2-3 1B		0-0 6-3		0-3 K	0-0 F7	5 0 2 0 0 1 1 0 0 0 0 0 0 0															
<b>Dick Allen, R</b> (1, 3) OBP: 0.368, SLG: 0.534		0-0 2-3 1-2		0-0 G1-2-3 1B BB		0-0 G3 PB SF9 1B		0-0 F8		4 2 2 0 0 0 1															
<b>Jay Johnstone, L</b> (1, 9) OBP: 0.356, SLG: 0.449 <b>Tug McGraw, R</b> (8, 1)		0-0 G3		0-0 BB G1-2-3 1B		0-0 G3		0-0 1-3		4 0 1 0 0 0 2 0 0 0 0 0 0 0															
<b>Garry Maddox, R</b> (1, 8) OBP: 0.361, SLG: 0.462		0-0 4-3		0-0 G1-2-3 1-2 2-3 3-Hf		0-0 SF9		0-0 S 1B		3 0 1 1 0 0 4															
<b>Bob Boone, R</b> (1, 2) OBP: 0.402, SLG: 0.439			0-3 K	4-0 BB IBB		0-0 BB 1B		0-0 6-3 1-2		3 0 1 0 1 1 1															
<b>Tom Underwood, R</b> (1, 1) OBP: 0.235, SLG: 0.133 <b>Ron Reed, R</b> (7, 1) OBP: 0.250, SLG: 0.333 <b>Ollie Brown, R</b> (8, 9) OBP: 0.388, SLG: 0.440			0-3 K	4-0 BB		4-0 BB		0-0 5-3		1 0 0 1 2 1 0 0 0 0 0 0 0 0 1 0 0 0 0 0 0															
<b>Inning Stats</b>	R: 0 E: 0 K: 1 S: 5	H: 0 LOB: 0 BB: 0 P: 5	R: 0 E: 0 K: 0 S: 4	H: 1 LOB: 1 BB: 0 P: 4	R: 0 E: 0 K: 2 S: 9	H: 2 LOB: 2 BB: 0 P: 9	R: 1 E: 0 K: 0 S: 5	H: 3 LOB: 3 BB: 2 P: 13	R: 0 E: 0 K: 1 S: 5	H: 0 LOB: 0 BB: 0 P: 5	R: 1 E: 0 K: 0 S: 5	H: 2 LOB: 2 BB: 1 P: 9	R: 0 E: 0 K: 1 S: 5	H: 0 LOB: 0 BB: 0 P: 5	R: 0 E: 0 K: 0 S: 4	H: 1 LOB: 1 BB: 0 P: 4	R: 1 E: 0 K: 0 S: 5	H: 2 LOB: 1 BB: 0 P: 5	1B: 11 2B: 0 3B: 0 HR: 0	SF: 1 SAC: 0 DP: 1 HBP: 0	WP: 0 PB: 1 SB: 1 CS: 0	PA: 40			
<b>PITCHER</b>	IP	WLS	BF	H	R	ER	SO	BB	IBB	HBP	BLK	WP	HR	S	P	ERA	WHIP								
<b>Doc Medich, R</b> (1, 1) ERA: 3.94 <b>Bob Moose, R</b> (8, 1) ERA: 1.85	7.0		31	8	2	1	5	2	1	0	0	0	0	38	50	1.29	1.429								

Philadelphia Phillies @ Pittsburgh Pirates  
 Three Rivers Stadium, Pittsburgh, PA  
 Sat Jul 03 1976, 3:33 AM EDT  
 Att: 19,327 - Unknown

livebaseballscorecards.com

AB 36  
 R 3  
 H 11  
 RBI 3  
 BB 3  
 SO 5  
 LOB 17







Batter	1	2	3	4	5	6	7	8	9	AB R H RBI BB SO LOB	TOP		
<b>Dave Cash, R</b> (1, 4) OBP: 0.355, SLG: 0.366	0-0 6-3	0-0 1B			0-0 1B 3B	0-0 E2 FC1-5		0-0 L5	1-0 HBP	5 1 2 0 0 0 1			
<b>Larry Bowa, S</b> (1, 6) OBP: 0.302, SLG: 0.305	0-0 F3	0-0 4-3			0-0 E S SF8 1B	0-0 FC1-5 FC1-4		0-0 1B	0-0 F7	6 1 2 1 0 0 6			
<b>Mike Schmidt, R</b> (1, 5) OBP: 0.404, SLG: 0.587	0-0 F8				4-0 BB BB BB BB	0-0 FC1-4		0-0 L5		4 0 0 0 1 1 3			
<b>Greg Luzinski, R</b> (1, 7) OBP: 0.366, SLG: 0.517 <b>Bobby Tolan, L</b> (9, PR) OBP: 0.298, SLG: 0.397 (9, 7)		0-0 2B 3B	0-0 6-3		0-0 SF8	0-3 K			0-0 1B 1B 2B	4 1 2 1 0 1 2 0 1 0 0 0 0 0			
<b>Dick Allen, R</b> (1, 3) OBP: 0.369, SLG: 0.525 <b>Tom Hutton, L</b> (9, 3) OBP: 0.377, SLG: 0.311		4-0 2B 1B BB	4-0 BB BB BB BB	4-0 BB BB	0-0 F9		0-0 F9		0-0 F3	3 1 0 0 2 0 2 0 0 0 0 0 0 0			
<b>Jay Johnstone, L</b> (1, 9) OBP: 0.358, SLG: 0.452 <b>Jerry Martin, R</b> (7, PR) OBP: 0.410, SLG: 0.429 (7, 9)		0-0 1B 2B	0-0 F8		0-0 1-3		4-0 BB BB BB BB	4-0 BB	0-0 1B 1B 1B	3 1 1 1 1 0 2 1 1 1 0 0 0 0			
<b>Garry Maddox, R</b> (1, 8) OBP: 0.369, SLG: 0.466		4-0 1B 1B IBB			0-0 CS 1B		0-0 F9		0-0 HBP 1B 1B	4 2 3 1 1 0 1	<b>AB 39</b>		
<b>Tim McCarver, L</b> (1, 2) OBP: 0.456, SLG: 0.434 <b>Bob Boone, R</b> (8, 2) OBP: 0.404, SLG: 0.442		0-0 1B	0-0 F8		0-0 F8		4-0 BB BB BB BB	0-0 F7	0-0 HBP 1B	3 1 1 3 1 0 2 1 0 1 1 0 0 0	<b>R 10</b>		
<b>Steve Carlton, L</b> (1, 1) OBP: 0.146, SLG: 0.146 <b>Ron Reed, R</b> (7, 1) OBP: 0.214, SLG: 0.286		0-0 4-3	0-3 K		0-3 K		0-0 FC1-5 E 1B		0-0 F8	0-0 F7	3 0 1 1 0 1 0 2 0 0 0 0 0 2	<b>H 14</b>	
<b>Inning Stats</b>	R: 0 E: 0 K: 0 S: 3 H: 0 LOB: 0 BB: 0 P: 3	R: 4 E: 0 K: 0 S: 6 H: 4 LOB: 1 BB: 2 P: 14	R: 0 E: 0 K: 1 S: 5 H: 0 LOB: 1 BB: 1 P: 9	R: 0 E: 0 K: 1 S: 5 H: 1 LOB: 0 BB: 0 P: 5	R: 2 E: 0 K: 0 S: 5 H: 2 LOB: 1 BB: 1 P: 9	R: 2 E: 1 K: 1 S: 8 H: 2 LOB: 2 BB: 1 P: 12	R: 0 E: 0 K: 0 S: 3 H: 0 LOB: 1 BB: 1 P: 7	R: 0 E: 0 K: 0 S: 4 H: 1 LOB: 1 BB: 0 P: 4	R: 2 E: 0 K: 0 S: 7 H: 4 LOB: 3 BB: 0 P: 8	1B: 10 2B: 2 3B: 2 HR: 0 SF: 1 SAC: 0 DP: 0 HBP: 1	WP: 0 PB: 0 SB: 2 CS: 1 PA: 47		
<b>PITCHER</b>	IP WLS BF H R ER SO BB IBB HBP BLK WP HR S P ERA WHIP											<b>PITCHER</b>	IP WLS BF H R ER SO BB IBB HBP BLK WP HR S P ERA WHIP
<b>Larry Demery, R</b> (1, 1) ERA: 4.41	4.0 L 21 7 6 5 2 3 1 0 0 0 0 0 21 37 11.25 2.500												
<b>Rick Langford, R</b> (5, 1) ERA: 4.7	1.0 3 0 0 0 0 0 0 0 0 0 0 0 3 3 0.00 0.000												
<b>Kent Tekulve, R</b> (6, 1) ERA: 3.12	2.0 11 2 2 1 1 2 0 0 0 0 0 0 11 19 4.50 2.000												
<b>Ramon Hernandez, L</b> (8, 1) ERA: 4.35	2.0 12 5 2 2 0 0 0 0 1 0 0 0 11 12 9.00 2.500												

Philadelphia Phillies @ Pittsburgh Pirates  
 Three Rivers Stadium, Pittsburgh, PA  
 Sun Jul 04 1976, 3:33 AM EDT  
 Unknown

livebaseballscorecards.com







Batter	1	2	3	4	5	6	7	8	9	AB R H RBI BB SO LOB	TOP											
<b>Dave Cash, R</b> (1, 4) OBP: 0.354, SLG: 0.364	0-0 4-3		0-0 4-3			0-0 1B		0-0 6-3		4 0 1 0 0 0 0												
<b>Larry Bowa, S</b> (1, 6) OBP: 0.301, SLG: 0.304	0-0 L6			0-0 4-3		0-0 1B		0-0 F7		4 0 1 0 0 0 0												
<b>Mike Schmidt, R</b> (1, 5) OBP: 0.402, SLG: 0.581	0-0 P6			4-0 FC6-4 BB		0-3 K		0-0 F8		3 0 0 0 1 1 2												
<b>Greg Luzinski, R</b> (1, 7) OBP: 0.361, SLG: 0.510		0-0 5-3		0-0 FC6-4 1-2f		0-0 L7		0-0 F7		4 0 0 0 0 0 3												
<b>Dick Allen, R</b> (1, 3) OBP: 0.371, SLG: 0.519		4-0 S BB		0-0 F9		4-0 FC5 S BB		0-3 K		2 0 0 0 2 1 1												
<b>Jay Johnstone, L</b> (1, 9) OBP: 0.356, SLG: 0.448		0-0 F7 1-2			0-0 3-1		0-0 F8		0-0 1B 1B	4 1 1 0 0 0 2												
<b>Garry Maddox, R</b> (1, 8) OBP: 0.367, SLG: 0.463		0-0 F8			0-0 4-3		0-0 E5 FC5		0-0 1B 1B	4 0 1 0 0 0 2												
<b>Bob Boone, R</b> (1, 2) OBP: 0.402, SLG: 0.438			0-0 F7		0-3 K		0-0 FC5 1-2 2-3f		0-0 1B 1B	4 0 1 1 0 1 2												
<b>Jim Kaat, L</b> (1, 1) OBP: 0.238, SLG: 0.350 <b>Tim McCarver, L</b> (7, PH) OBP: 0.449, SLG: 0.426 <b>Gene Garber, R</b> (7, 1) OBP: 0.290, SLG: 0.250 <b>Ron Reed, R</b> (7, 1) OBP: 0.214, SLG: 0.286 <b>Wayne Twitchell, R</b> (8, 1) <b>Bobby Tolan, L</b> (8, PH) OBP: 0.295, SLG: 0.393			0-0 F9			0-0 4-3	0-0 4-3	0-0 1-3		2 0 0 0 0 0 0 1 0 0 0 0 0 2 0 1 0 0 0 0 0 2												
<b>Inning Stats</b>	R: 0 E: 0 K: 0 S: 3	H: 0 LOB: 0 BB: 0 P: 3	R: 0 E: 0 K: 0 S: 3	H: 0 LOB: 1 BB: 1 P: 7	R: 0 E: 0 K: 0 S: 3	H: 0 LOB: 0 BB: 0 P: 3	R: 0 E: 0 K: 0 S: 3	H: 0 LOB: 1 BB: 1 P: 7	R: 0 E: 0 K: 1 S: 5	H: 0 LOB: 0 BB: 0 P: 5	R: 0 E: 0 K: 1 S: 7	H: 2 LOB: 2 BB: 0 P: 7	R: 0 E: 1 K: 0 S: 4	H: 0 LOB: 2 BB: 1 P: 8	R: 0 E: 0 K: 0 S: 3	H: 0 LOB: 0 BB: 0 P: 3	R: 1 E: 0 K: 1 S: 8	H: 3 LOB: 2 BB: 0 P: 8	1B: 5 2B: 0 3B: 0 HR: 0	SF: 0 SAC: 0 DP: 0 HBP: 0	WP: 0 PB: 0 SB: 3 CS: 0	PA: 36
<b>PITCHER</b>	IP WLS BF H R ER SO BB IBB HBP BLK WP HR S P ERA WHIP																					
<b>Bruce Kison, R</b> (1, 1) ERA: 2.84	7.0 W 27 2 0 0 2 3 0 0 0 0 0 0 28 40 0.00 0.714																					
<b>Bob Moose, R</b> (8, 1) ERA: 1.98	2.0 9 3 1 1 1 0 0 0 0 0 0 0 11 11 4.50 1.500																					

Philadelphia Phillies @ Pittsburgh Pirates  
 Three Rivers Stadium, Pittsburgh, PA  
 Sun Jul 04 1976, 3:38 AM EDT  
 Att. 32,422 - Unknown

livebaseballscorecards.com

AB	33
R	1
H	5
RBI	1
BB	3
SO	3
LOB	16



Batter	1	2	3	4	5	6	7	8	9	AB	R	H	RBI	BB	SO	LOB
Frank Taveras, R (1, 6) OBP: 0.299, SLG: 0.263	0-0 F9		0-0 F8		0-0 G3		0-0 SH1-4 1B	0-3 K		5	1	1	1	0	1	2
Rennie Stennett, R (1, 4) OBP: 0.269, SLG: 0.322	0-0 4-3		0-0 F9			0-0 4-3 3B	0-0 SH1-4	0-0		4	1	2	0	0	0	1
Al Oliver, L (1, 8) OBP: 0.401, SLG: 0.586	0-0 1B			0-0 5-3		0-0 4-3	4-0 1B E IBB	0-0 F2		4	1	1	1	1	0	1
Bill Robinson, R (1, 5) Tommy Helms, R (8, 5) OBP: 0.348, SLG: 0.601 OBP: 0.302, SLG: 0.458	0-0 G3			0-0 L8		0-0 1B F8 1B	0-0 SF7			3	0	1	1	0	0	1
Richie Zisk, R (1, 7) OBP: 0.342, SLG: 0.460		0-0 F9		0-0 1B		0-0 F8	0-0 E 3B 1B			4	1	2	1	0	0	1
Dave Parker, L (1, 9) OBP: 0.305, SLG: 0.456		0-0 G1		0-0 4-3		0-0 1B	0-0 E1 3B			4	1	1	0	0	0	2
Bob Robertson, R (1, 3) Bob Moose, R (8, 1) OBP: 0.309, SLG: 0.304 OBP: 0.600, SLG: 1.600		0-0 5-3			0-0 F9	0-0 F9	0-0 3B			4	0	1	2	0	0	2
Duffy Dyer, R (1, 2) OBP: 0.277, SLG: 0.339			0-0 1B		0-0 6-3		0-0 K			4	1	2	0	0	1	1
Bruce Kison, R (1, 1) Ed Kirkpatrick, L (7, PH) OBP: 0.267, SLG: 0.321 OBP: 0.327, SLG: 0.318			0-3 K		0-0 3B		0-0 SH1-4 1B SF7 1B	0-0 F9		2	0	1	0	0	1	1
										2	1	1	0	0	0	0

Inning Stats	R: 0	H: 1	E: 0	K: 0	S: 4	H: 1	LOB: 1	BB: 0	P: 4	R: 0	H: 0	E: 0	K: 0	S: 3	R: 0	H: 1	E: 0	K: 1	S: 6	R: 0	H: 1	E: 0	K: 0	S: 4	R: 0	H: 1	E: 0	K: 0	S: 4	R: 1	H: 3	E: 0	K: 0	S: 6	R: 6	H: 5	E: 1	K: 1	S: 11	R: 0	H: 1	E: 0	K: 1	S: 6	1B: 10	2B: 0	3B: 3	HR: 0	SF: 1	SAC: 1	DP: 0	HBP: 0	WP: 0	PB: 0	SB: 0	CS: 0	PA: 39
--------------	------	------	------	------	------	------	--------	-------	------	------	------	------	------	------	------	------	------	------	------	------	------	------	------	------	------	------	------	------	------	------	------	------	------	------	------	------	------	------	-------	------	------	------	------	------	--------	-------	-------	-------	-------	--------	-------	--------	-------	-------	-------	-------	--------


PITCHER	IP	WLS	BF	H	R	ER	SO	BB	IBB	HBP	BLK	WP	HR	S	P	ERA	WHIP
Jim Kaat, L (1, 1) ERA: 2.97	6.0	L	25	7	1	1	1	0	0	0	0	0	0	27	27	1.50	1.167
Gene Garber, R (7, 1) ERA: 3.2	0.2		9	5	6	3	0	0	1	0	0	0	0	8	12	40.50	7.500
Ron Reed, R (7, 1) ERA: 2.84	0.1		1	0	0	0	1	0	0	0	0	0	0	3	3	0.00	0.000
Wayne Twitchell, R (8, 1) ERA: 2.63	1.0		4	1	0	0	1	0	0	0	0	0	0	6	6	0.00	1.000

**BOTTOM**

Philadelphia Phillies @ Pittsburgh Pirates  
 Three Rivers Stadium, Pittsburgh, PA  
 Sun Jul 04 1976, 3:38 AM EDT  
 Att. 32,422 - Unknown

livebaseballscorecards.com

AB	36
R	7
H	13
RBI	6
BB	1
SO	3
LOB	12





Batter	1	2	3	4	5	6	7	8	9	AB	R	H	RBI	BB	SO	LOB	TOP										
Frank Taveras, R OBP: 0.301, SLG: 0.271 (1, 6)	0-3 K		0-0 2B		0-0 2B 1B	0-0 E6		0-3 K		5	2	2	0	0	2	1											
Rennie Stennett, R OBP: 0.268, SLG: 0.324 (1, 4)	0-0 4-3		0-0 1B		0-0 F9	0-0 1-3		0-3 K		5	1	1	1	0	1	4											
Al Oliver, L OBP: 0.404, SLG: 0.588 (1, 8)	1-0 1B HBP		0-0 1B		0-0 2B	0-0 F7		0-0 1-3		4	0	2	2	0	0	3											
Willie Stargell, L OBP: 0.349, SLG: 0.463 (1, 3)	0-0 1-3 1B		0-3 K		0-0 F8		0-0 F7		0-3 K	5	0	1	0	0	2	2											
Dave Parker, L OBP: 0.303, SLG: 0.448 (1, 9)	0-0 F7		0-3 K		4-0 FC5-4 IBB		0-0 5-3		0-0 E4	4	0	0	0	1	1	3											
Richie Zisk, R OBP: 0.340, SLG: 0.454 (1, 7)		0-0 F7	0-3 K		0-0 FC5-4		4-0 HR BB		0-0 G1-6-3	4	1	0	0	1	1	4											
Bill Robinson, R OBP: 0.346, SLG: 0.610 Tommy Helms, R OBP: 0.302, SLG: 0.458 (1, 5) (7, 5)		0-0 F8		0-0 6-3		0-0 5-3		0-0 HR		4	1	1	2	0	0	0											
Manny Sanguillen, R OBP: 0.335, SLG: 0.364 (1, 2)		4-0 FC6-4 BB		0-3 K		4-0 1B E BB		0-0 6-3		2	1	0	0	2	1	0											
John Candelaria, L OBP: 0.250, SLG: 0.200 Kent Tekulve, R Ramon Hernandez, S Bob Moose, R OBP: 0.600, SLG: 1.600 (1, 1) (8, 1) (8, 1) (8, 1)		0-0 FC6-4		0-0 4-3		0-0 E 1B		0-0 1-3		4	0	1	0	0	0	1											
<b>Inning Stats</b>	R: 0 E: 0 K: 1 S: 6	H: 1 LOB: 2 BB: 0 P: 7	R: 0 E: 0 K: 0 S: 3	H: 0 LOB: 1 BB: 1 P: 7	R: 2 E: 0 K: 3 S: 12	H: 3 LOB: 1 BB: 0 P: 12	R: 0 E: 0 K: 1 S: 5	H: 0 LOB: 0 BB: 0 P: 5	R: 1 E: 0 K: 0 S: 5	H: 2 LOB: 2 BB: 1 P: 9	R: 2 E: 0 K: 0 S: 4	H: 1 LOB: 0 BB: 1 P: 8	R: 0 E: 0 K: 2 S: 8	H: 0 LOB: 1 BB: 0 P: 8	R: 0 E: 1 K: 1 S: 5	H: 0 LOB: 0 BB: 0 P: 5	1B: 4 2B: 3 3B: 0 HR: 1	SF: 0 SAC: 0 DP: 1 HBP: 1	WP: 0 PB: 1 SB: 2 CS: 0	PA: 42							
<b>PITCHER</b>	IP	WLS	BF	H	R	ER	SO	BB	IBB	HBP	BLK	WP	HR	S	P	ERA	WHIP										
Phil Niekro, R ERA: 3.49 Bruce Dal Canton, R ERA: 2.43 Mike Marshall, R ERA: 4.2	(1, 1) (8, 1) (9, 1)	7.0 1.0 1.0	35 4 3	8 0 0	6 0 0	5 0 0	5 2 1	3 0 0	1 0 0	1 0 0	0 0 0	0 0 0	1 0 5	40 8 5	57 8 5	6.43 0.00 0.00	1.571 0.000 0.000										

Pittsburgh Pirates @ Atlanta Braves  
Atlanta-Fulton County Stadium, Atlanta, GA

Mon Jul 05 1976, 7:05 PM EDT  
Att: 48,467 - Unknown

livebaseballscorecards.com

AB 37  
R 6  
H 8  
RBI 5  
BB 4  
SO 8  
LOB 18



Batter	1	2	3	4	5	6	7	8	9
Rowland Office, L OBP: 0.381, SLG: 0.406 (1, 8)	0-0 E6 1B		0-0 E4			0-0 1-3		0-0 BB 1B	
Rod Gilbreath, R OBP: 0.368, SLG: 0.448 (1, 4)	0-0 1-3 1B		0-0 F4			0-0 L6		4-0 BB 1B BB	
Jimmy Wynn, R OBP: 0.402, SLG: 0.403 (1, 7)	4-0 BB G3-6-3				0-3 K	0-3 K		4-0 1B BB	
Willie Montanez, L OBP: 0.363, SLG: 0.450 (1, 3)	0-0 G3-6-3 1-2f				0-0 6-3		0-0 E7 1B G6-4-3	0-0 BB 1B	
Tom Paciorek, R OBP: 0.347, SLG: 0.416 Ken Henderson, S OBP: 0.362, SLG: 0.405 (8, PH) (9, 9)		0-3 K		0-0 F9			0-0 G6-4-3 1B	4-0 WP 1B BB	
Earl Williams, R OBP: 0.286, SLG: 0.394 Bruce Dal Canton, R OBP: 0.333, SLG: 0.333 Dave May, L OBP: 0.310, SLG: 0.306 Cito Gaston, R OBP: 0.406, SLG: 0.464 Vic Correll, R OBP: 0.375, SLG: 0.350 (8, PH) (8, PH) (9, 2)		0-3 K			0-0 5-3		0-0 G6-4-3 1-2f 3-H	0-0 WP 3B 1B	
Jerry Royster, R OBP: 0.305, SLG: 0.305 (1, 5)		0-0 5-3			0-0 5-3		0-0 G3	4-0 BB 1-2 2-3	
Darrel Chaney, S OBP: 0.342, SLG: 0.359 (1, 6)			0-0 F8			0-0 1B		K	
Phil Niekro, R OBP: 0.167, SLG: 0.188 Pete Varney, R OBP: 0.267, SLG: 0.488 Mike Marshall, R (9, 1)			0-0 F4			0-0 4-3		F3 F9	

Inning Stats	R: 0 E: 1 K: 0 S: 3	H: 1 LOB: 1 BB: 1 P: 7	R: 0 E: 0 K: 2 S: 7	H: 0 LOB: 0 BB: 0 P: 7	R: 0 E: 1 K: 0 S: 4	H: 0 LOB: 1 BB: 0 P: 4	R: 0 E: 0 K: 1 S: 5	H: 0 LOB: 0 BB: 0 P: 5	R: 0 E: 0 K: 0 S: 4	H: 1 LOB: 1 BB: 0 P: 4	R: 0 E: 0 K: 1 S: 5	H: 0 LOB: 0 BB: 0 P: 5	R: 1 E: 1 K: 0 S: 4	H: 2 LOB: 0 BB: 0 P: 4	R: 7 E: 0 K: 1 S: 9	H: 4 LOB: 1 BB: 4 P: 25
--------------	------------------------------	---------------------------------	------------------------------	---------------------------------	------------------------------	---------------------------------	------------------------------	---------------------------------	------------------------------	---------------------------------	------------------------------	---------------------------------	------------------------------	---------------------------------	------------------------------	----------------------------------

PITCHER	IP	WLS	BF	H	R	ER	SO	BB	IBB	HBP	BLK	WP	HR	S	P	ERA	WHIP
John Candelaria, L ERA: 2.97 (1, 1)	7.2		31	6	5	4	5	3	0	0	0	0	0	38	50	4.70	1.174
Kent Tekulve, R ERA: 3.35 (8, 1)	0.0		1	0	0	0	0	1	0	0	0	0	0	4	4	∞	∞
Ramon Hernandez, L ERA: 4.65 (8, 1)	0.0	L	1	1	0	0	0	0	0	0	0	0	0	1	1	∞	∞
Bob Moose, R ERA: 2.18 (8, 1)	0.1		3	1	3	3	0	1	0	0	0	1	0	2	6	81.00	6.000

**BOTTOM**

**Pittsburgh Pirates @ Atlanta Braves**  
Atlanta-Fulton County Stadium, Atlanta, GA


Mon Jul 05 1976, 7:05 PM EDT  
Att. 48,467 - Unknown

AB	31
R	8
H	8
RBI	7
BB	5
SO	5
LOB	6

livebaseballscorecards.com

1B	7	SF	0
2B	0	SAC	0
3B	1	DP	2
HR	0	HBP	0

WP	1	PA	36
PB	0		
SB	0		
CS	0		





Batter	1	2	3	4	5	6	7	8	9	AB R H RBI BB SO LOB	TOP
<b>Frank Taveras, R</b> (1, 6) <small>OBP: 0.297, SLG: 0.267</small> <b>Richie Zisk, R</b> (8, PH) <small>OBP: 0.339, SLG: 0.452</small> <b>Mario Mendoza, R</b> (8, 6) <small>OBP: 0.240, SLG: 0.217</small>	0-0 1-3		0-3 K			0-3 K		0-0 FC6-4 2B		3 0 0 0 0 2 1 1 1 0 0 0 0 1 0 0 0 0 0 0 0	<b>Pittsburgh Pirates @ Atlanta Braves</b> Atlanta-Fulton County Stadium, Atlanta, GA Tue Jul 06 1976, 7:05 PM EDT Att. 12,448 - Unknown
<b>Ed Kirkpatrick, L</b> (1, 7) <small>OBP: 0.339, SLG: 0.354</small>	0-0 1-3		0-0 1B			0-3 K		0-0 2B		4 0 2 2 0 1 0	
<b>Al Oliver, L</b> (1, 8) <small>OBP: 0.402, SLG: 0.587</small>	0-0 4-3		0-0 F8			0-0 2B		0-0 4-3		4 0 1 0 0 0 2	
<b>Willie Stargell, L</b> (1, 3) <small>OBP: 0.347, SLG: 0.459</small>		0-0 6-3			0-0 L8				0-0 G6-4-3 1B	4 0 1 0 0 1 1	
<b>Dave Parker, L</b> (1, 9) <small>OBP: 0.306, SLG: 0.444</small>		4-0 FC6-4 BB			4-0 G5-4-3 BB		0-0 F8		0-0 G6-4-3 1-2f	2 0 0 0 2 0 1	
<b>Bill Robinson, R</b> (1, 5) <small>OBP: 0.344, SLG: 0.602</small>		0-3 K			0-0 G5-4-3 1-2f		0-0 F9		0-0 FC6-4 1B	4 0 1 0 0 1 2	
<b>Rennie Stennett, R</b> (1, 4) <small>OBP: 0.264, SLG: 0.320</small>		0-0 FC6-4 1-2f			0-0 F8		0-0 5-3		0-0 FC6-4 1-2f	4 0 0 0 0 0 2	
<b>Duffy Dyer, R</b> (1, 2) <small>OBP: 0.265, SLG: 0.323</small>			0-3 K			0-0 5-3		0-3 K		3 0 0 0 0 2 0	
<b>Jim Rooker, R</b> (1, 1) <small>OBP: 0.250, SLG: 0.387</small> <b>Ed Ott, L</b> (8, PH) <small>OBP: 0.400, SLG: 0.308</small> <b>Rick Langford, R</b> (8, 1) <small>OBP: 0.500, SLG: 1.000</small>			0-0 1B 2B			0-3 K		0-0 FC6-4 1B		2 1 1 0 0 1 0 1 0 1 0 0 0 0 0 0 0 0 0 0 0	
<b>Inning Stats</b>	R: 0 H: 0 E: 0 LOB: 0 K: 0 BB: 0 S: 3 P: 3	R: 0 H: 0 E: 0 LOB: 1 K: 1 BB: 1 S: 5 P: 9	R: 1 H: 2 E: 0 LOB: 1 K: 2 BB: 0 S: 9 P: 9	R: 0 H: 0 E: 0 LOB: 0 K: 0 BB: 1 S: 2 P: 6	R: 0 H: 0 E: 0 LOB: 0 K: 1 BB: 0 S: 5 P: 5	R: 0 H: 1 E: 0 LOB: 1 K: 3 BB: 0 S: 10 P: 10	R: 0 H: 0 E: 0 LOB: 0 K: 0 BB: 0 S: 3 P: 3	R: 1 H: 2 E: 0 LOB: 1 K: 1 BB: 0 S: 7 P: 7	R: 0 H: 2 E: 0 LOB: 1 K: 0 BB: 0 S: 4 P: 4	1B: 4 SF: 0 2B: 3 SAC: 0 3B: 0 DP: 2 HR: 0 HBP: 0	WP: 0 PA: 34 PB: 0 SB: 0 CS: 0
<b>PITCHER</b> <b>Andy Messersmith, R</b> (1, 1) <small>ERA: 2.37</small> <b>Mike Marshall, R</b> (8, 1) <small>ERA: 4.13</small>	IP WLS BF H R ER SO BB IBB HBP BLK WP HR S P ERA WHIP 7.2 W 29 5 2 2 8 2 0 0 0 0 0 0 43 51 2.35 0.913 1.1 S 5 2 0 0 0 0 0 0 0 0 0 0 0 5 5 0.00 1.500	<b>PITCHER</b> IP WLS BF H R ER SO BB IBB HBP BLK WP HR S P ERA WHIP									

livebaseballscorecards.com

AB	32
R	2
H	7
RBI	2
BB	2
SO	8
LOB	10







Batter	1	2	3	4	5	6	7	8	9	AB R H RBI BB SO LOB	TOP											
Frank Taveras, R (1, 6) OBP: 0.307, SLG: 0.281	0-0 1B 2B		4-0 1B BB	4-0 S BB		0-0 1-3 2-H 3-H 2B		0-0 FC4-2-5 1B		3 2 2 2 2 0 1												
Rennie Stennett, R (1, 4) OBP: 0.269, SLG: 0.324	0-0 S 1B		0-0 G6-3 1B	0-0 1-3		0-0 6-3		0-0 3-H 2-H 1B		5 0 3 2 0 0 3												
Al Oliver, L (1, 8) OBP: 0.395, SLG: 0.577	0-0 F8 1-2		0-0 G6-3		0-3 K	0-0 L1			0-0 6-3	5 0 0 0 0 1 5												
Willie Stargell, L (1, 3) Ed Kirkpatrick, L (1, 3) OBP: 0.346, SLG: 0.457 OBP: 0.333, SLG: 0.346	0-3 K			0-0 2B 4-3 1B	0-0 4-3	0-0 1-3			0-0 1-3	1 0 0 0 0 1 1 4 1 1 0 0 0 2												
Dave Parker, L (1, 9) OBP: 0.304, SLG: 0.443	0-0 F8			0-0 4-3 1B 2B	0-0 1-3		0-0 4-3		0-0 6-3	5 1 1 0 0 0 1												
Richie Zisk, R (1, 7) OBP: 0.338, SLG: 0.449		0-3 K		0-0 4-3		0-0 2B BB 1B	0-0 5-3			4 1 1 1 0 1 1												
Bill Robinson, R (1, 5) Tommy Helms, R (8, 5) OBP: 0.347, SLG: 0.605 OBP: 0.302, SLG: 0.458		0-0 F5		0-0 HR 1B		0-0 BB 2B	0-0 F7			4 2 2 1 0 0 0 0 0 0 0 0 0 0	AB 36 R 9 H 12 RBI 9 BB 4 SO 4 LOB 14											
Manny Sanguillen, R (1, 2) OBP: 0.341, SLG: 0.380		0-0 F8		0-0 HR		4-0 BB 2B IBB		0-0 SH5-3 FC4-2-5 1B		3 2 2 2 1 0 0												
Jerry Reuss, L (1, 1) Larry Demery, R (8, 1) Ramon Hernandez, S (9, 1) Bob Moose, R (9, 1) OBP: 0.395, SLG: 0.378 OBP: 0.250, SLG: 0.100			0-3 K	0-0 1-3		4-0 2B BB		0-0 SH5-3		2 0 0 1 1 1 0												
<b>Inning Stats</b>	R: 1 E: 0 K: 1 S: 7	H: 2 LOB: 1 BB: 0 P: 7	R: 0 E: 0 K: 1 S: 5	H: 0 LOB: 0 BB: 0 P: 5	R: 0 E: 0 K: 1 S: 5	H: 1 LOB: 1 BB: 1 P: 9	R: 4 E: 0 K: 0 S: 7	H: 4 LOB: 1 BB: 1 P: 11	R: 0 E: 0 K: 1 S: 5	H: 0 LOB: 0 BB: 0 P: 5	R: 3 E: 0 K: 0 S: 6	H: 3 LOB: 2 BB: 2 P: 14	R: 0 E: 0 K: 0 S: 3	H: 0 LOB: 0 BB: 0 P: 3	R: 1 E: 0 K: 0 S: 4	H: 2 LOB: 1 BB: 0 P: 4	R: 0 E: 0 K: 0 S: 3	H: 0 LOB: 0 BB: 0 P: 3	1B: 7 2B: 4 3B: 0 HR: 1	SF: 0 SAC: 1 DP: 1 HBP: 0	WP: 0 PB: 0 SB: 2 CS: 0	PA: 41
<b>PITCHER</b>	IP WLS BF H R ER SO BB IBB HBP BLK WP HR S P ERA WHIP																					
Dick Ruthven, R (1, 1) ERA: 3.15	5.0 L 27 9 8 8 4 3 1 0 0 0 0 1 31 47 14.40 2.400																					
Bruce Dal Canton, R (6, 1) ERA: 2.29	2.0 7 1 0 0 0 0 0 0 0 0 0 0 7 7 0.00 0.500																					
Mike Beard, L (8, 1) ERA: 3.12	1.0 4 2 1 1 0 0 0 0 0 0 0 0 4 4 9.00 2.000																					
Mike Marshall, R (9, 1) ERA: 4.07	1.0 3 0 0 0 0 0 0 0 0 0 0 0 3 3 0.00 0.000																					

Pittsburgh Pirates @ Atlanta Braves  
Atlanta-Fulton County Stadium, Atlanta, GA

Wed Jul 07 1976, 7:05 PM EDT  
Att: 11,480 - Unknown

livebaseballscorecards.com



Batter	1	2	3	4	5	6	7	8	9	AB	R	H	RBI	BB	SO	LOB
Rowland Office, L OBP: 0.375, SLG: 0.398	0-0 6-3	0-0 6-3			0-0 1-3		0-0 G6-4-3		0-3 K	5	0	0	0	0	1	2
Rod Gilbreath, R OBP: 0.370, SLG: 0.439	4-0 1B FC4 BB		0-0 F3			0-0 E5 HR		0-0 6-3	0-0 BB 1B	4	2	1	0	1	0	0
Jimmy Wynn, R OBP: 0.415, SLG: 0.429	0-0 FC4 1B		0-0 F4			0-0 HR		0-0 1B 1B	4-0 BB BB BB BB 1-2 BB	4	2	3	2	1	0	0
Willie Montanez, L OBP: 0.359, SLG: 0.442	0-0 FC4 1B		0-0 F9			0-0 F8		0-0 2B 1B	0-0 F9	5	2	1	1	0	0	3
Tom Paciorek, R OBP: 0.380, SLG: 0.450	0-0 1B				0-0 G4-6-3 1B		0-0 1B	0-0 1B SF8	0-0 F7	4	1	4	2	0	0	0
Ken Henderson, S OBP: 0.360, SLG: 0.403	0-0 1B							1-3 2-H 2B		1	0	0	0	0	0	2
Earl Williams, R OBP: 0.285, SLG: 0.387	0-0 F4				0-0 F2		0-0 F2	0-0 BB 1B		4	0	1	1	0	0	3
Jerry Royster, R OBP: 0.304, SLG: 0.305					0-0 G4-6-3 1B		0-0 5-3	0-0 SF8		3	0	1	1	0	0	2
Darrel Chaney, S OBP: 0.347, SLG: 0.363								4-0 BB G6-4-3	4-0 1-2 BB	2	0	0	0	2	0	1
Dick Ruthven, R OBP: 0.244, SLG: 0.171								0-3 BB K	0-0 F6	2	0	0	0	0	1	1
Bruce Dal Canton, R OBP: 0.333, SLG: 0.333										0	0	0	0	0	0	0
Vic Correll, R OBP: 0.370, SLG: 0.344										1	0	0	0	0	1	1
Mike Beard, L OBP: 0.370, SLG: 0.344										0	0	0	0	0	0	0
Dave May, L OBP: 0.207, SLG: 0.302										1	0	0	0	0	0	2
Mike Marshall, R OBP: 0.417, SLG: 0.143										0	0	0	0	0	0	0

Inning Stats	R: 2	H: 2	E: 1	K: 0	S: 5	LOB: 1	BB: 1	P: 9	R: 0	H: 1	E: 0	K: 1	S: 6	LOB: 1	BB: 0	P: 6	R: 0	H: 0	E: 0	K: 0	S: 3	LOB: 0	BB: 0	P: 3	R: 0	H: 1	E: 0	K: 0	S: 3	LOB: 0	BB: 0	P: 3	R: 2	H: 2	E: 1	K: 0	S: 6	LOB: 1	BB: 0	P: 6	R: 0	H: 0	E: 0	K: 1	S: 4	LOB: 0	BB: 1	P: 8	R: 3	H: 4	E: 0	K: 0	S: 7	LOB: 2	BB: 1	P: 11	R: 0	H: 1	E: 0	K: 1	S: 6	LOB: 2	BB: 1	P: 10	1B: 9	2B: 1	3B: 0	HR: 1	SF: 1	SAC: 0	DP: 2	HBP: 0	WP: 0	PA: 41
--------------	------	------	------	------	------	--------	-------	------	------	------	------	------	------	--------	-------	------	------	------	------	------	------	--------	-------	------	------	------	------	------	------	--------	-------	------	------	------	------	------	------	--------	-------	------	------	------	------	------	------	--------	-------	------	------	------	------	------	------	--------	-------	-------	------	------	------	------	------	--------	-------	-------	-------	-------	-------	-------	-------	--------	-------	--------	-------	--------

PITCHER	IP	WLS	BF	H	R	ER	SO	BB	IBB	HBP	BLK	WP	HR	S	P	ERA	WHIP
Jerry Reuss, L ERA: 4.61	(1, 1)	7.1	32	9	7	5	2	2	0	0	0	0	1	34	42	6.14	1.500
Larry Demery, R ERA: 4.33	(8, 1)	1.0	7	2	0	0	1	2	0	0	0	0	0	7	15	0.00	4.000
Ramon Hernandez, L ERA: 4.6	(9, 1)	0.1	1	0	0	0	0	0	0	0	0	0	0	1	1	0.00	0.000
Bob Moose, R ERA: 2.16	(9, 1)	0.1	1	0	0	0	0	0	0	0	0	0	0	1	1	0.00	0.000

**BOTTOM**

**Pittsburgh Pirates @ Atlanta Braves**  
Atlanta-Fulton County Stadium, Atlanta, GA

Wed Jul 07 1976, 7:05 PM EDT  
Att. 11,480 - Unknown

AB	36
R	7
H	11
RBI	7
BB	4
SO	3
LOB	17



WP	HR	S	P	ERA	WHIP
0	0	0	0	0	0





BOTTOM

Pittsburgh Pirates @ Cincinnati Reds  
Riverfront Stadium, Cincinnati, OH  
Fri Jul 09 1976, 7:05 PM EDT  
Unknown

livebaseballscorecards.com

AB 43  
R 12  
H 14  
RBI 11  
BB 6  
SO 9  
LOB 13



WP: 0 PA: 49  
PB: 0  
SB: 2  
CS: 0

AB R H RBI BB SO LOB

5	2	1	0	1	0	1
4	2	2	0	2	1	1
5	1	1	2	1	0	3
6	1	2	2	0	1	3
5	2	2	3	0	1	1
3	1	1	1	2	2	0
3	1	2	3	0	1	0
2	0	1	0	0	0	1
5	0	0	0	0	2	3
3	0	0	0	0	1	0
0	0	0	0	0	0	0
1	0	1	0	0	0	0
0	1	0	0	0	0	0
0	0	0	0	0	0	0
0	0	0	0	0	0	0
1	1	1	0	0	0	0

1B: 11 SF: 0  
2B: 1 SAC: 0  
3B: 0 DP: 1  
HR: 2 HBP: 0

Batter	1	2	3	4	5	6	7	8	9	10
<b>Pete Rose, S</b> OBP: 0.431, SLG: 0.457 (1, 5)	0-0 4-3		0-0 L7		0-0 1-3		0-0 1B 1B	0-0 4-3		4-0 BB BB 1B BB
<b>Ken Griffey, L</b> OBP: 0.411, SLG: 0.460 (1, 9)	4-0 FC4-6 BB		0-3 K		0-0 1B		0-0 1B 2B 1B	0-0 E4		4-0 BB BB 1B BB
<b>Joe Morgan, L</b> OBP: 0.467, SLG: 0.619 (1, 4)	0-0 FC4-6			0-0 F9	0-0 F7		0-0 2B 1B	0-0 F8		4-0 BB BB 1B BB
<b>George Foster, R</b> OBP: 0.389, SLG: 0.577 (1, 8) (7, 7)	0-3 K			0-0 E S HR 1B		0-0 L5	0-0 F8		0-0 1-3	0-0 1-2 2-3 3-H 1B
<b>Tony Perez, R</b> OBP: 0.332, SLG: 0.454 (1, 3)		0-0 HR		0-3 K		0-0 4-3	0-0 1B 2B		0-0 6-3	
<b>Johnny Bench, R</b> OBP: 0.355, SLG: 0.419 (1, 2)		0-3 K		4-0 HR BB		4-0 1B BB	0-0 2-H 1B		0-3 K	
<b>Dan Driessen, L</b> OBP: 0.384, SLG: 0.414 (1, 7)		0-3 K		0-0 1-H 3-H HR		0-0 1-2 1B	0-0 F8			0-0 G6-4-3 1B
<b>Cesar Geronimo, L</b> OBP: 0.397, SLG: 0.471 (7, 8)		0-3 K		0-3 K		0-0 5-3				0-0 G6-4-3 1B
<b>Dave Concepcion, R</b> OBP: 0.333, SLG: 0.399 (1, 6)		0-0 F8		0-3 K		0-0 4-3				0-0 BB BB BB 1B
<b>Gary Nolan, R</b> OBP: 0.146, SLG: 0.109 (1, 1)			0-3 K		0-0 4-3		0-0 4-3			0-0 BB BB BB 1B
<b>Pedro Borbon, R</b> OBP: 0.400, SLG: 0.400 (8, 1)										
<b>Mike Lum, L</b> OBP: 0.353, SLG: 0.357 (8, PH)										
<b>Ed Armbrister, R</b> OBP: 0.408, SLG: 0.469 (8, PR)										
<b>Will McEnaney, L</b> OBP: 0.408, SLG: 0.469 (9, 1)										
<b>Rawly Eastwick, R</b> OBP: 0.374, SLG: 0.593 (10, PH)										

Inning Stats	R: 0	H: 0	E: 0	K: 1	S: 5	R: 1	H: 1	E: 0	K: 2	S: 8	R: 0	H: 0	E: 0	K: 2	S: 7	R: 3	H: 2	E: 0	K: 2	S: 9	R: 0	H: 1	E: 0	K: 0	S: 4	R: 4	H: 5	E: 0	K: 0	S: 8	R: 1	H: 1	E: 1	K: 1	S: 7	R: 0	H: 0	E: 0	K: 1	S: 5	R: 3	H: 3	E: 0	K: 0	S: 4
	0	0	0	1	9	1	1	0	2	8	0	0	0	0	7	2	2	0	1	13	0	1	0	0	4	1	5	1	0	8	1	1	1	1	7	0	0	0	5	3	0	0	16		

PITCHER	IP	WLS	BF	H	R	ER	SO	BB	IBB	HBP	BLK	WP	HR	S	P	ERA	WHIP
<b>Bruce Kison, R</b> ERA: 3.29 (1, 1)	6.1		30	8	7	7	7	3	0	0	0	0	2	41	53	9.95	1.737
<b>Bob Moose, R</b> ERA: 2.36 (7, 1)	0.1		3	2	1	1	0	0	0	0	0	0	0	3	3	27.00	6.000
<b>Ramon Hernandez, L</b> ERA: 4.55 (7, 1)	0.1		1	0	0	0	0	0	0	0	0	0	0	1	1	0.00	0.000
<b>Kent Tekulve, R</b> ERA: 3.56 (8, 1)	2.2		12	3	3	2	2	1	0	0	0	0	0	15	19	6.75	1.500
<b>Larry Demery, R</b> ERA: 4.5 (10, 1)	0.0	L	2	0	0	0	0	2	0	0	0	0	0	0	8	∞	∞

PITCHER	IP	WLS	BF	H	R	ER	SO	BB	IBB	HBP	BLK	WP	HR	S	P	ERA	WHIP
<b>Rick Langford, R</b> ERA: 4.15 (10, 1)	0.0		1	1	1	1	0	0	0	0	0	0	0	1	1	∞	∞



Batter	1	2	3	4	5	6	7	8	9	AB R H RBI BB SO LOB	TOP
<b>Frank Taveras, R</b> (1, 6) OBP: 0.303, SLG: 0.278 <b>Al Oliver, L</b> (9, PH) OBP: 0.394, SLG: 0.575	0-3 		0-0 		0-0 		0-0 		0-0 	4 0 1 0 0 1 1 1 0 0 0 0 0 2	
<b>Tommy Helms, R</b> (1, 4) OBP: 0.298, SLG: 0.442	0-0 		0-0 		0-0 		0-0 			4 0 1 0 0 0 1	
<b>Bill Robinson, R</b> (1, 8) OBP: 0.356, SLG: 0.623	0-0 		0-3 		0-3 			0-0 		4 0 1 0 0 2 2	
<b>Bob Robertson, R</b> (1, 3) OBP: 0.292, SLG: 0.283	0-0 			0-0 		0-0 		0-0 		4 0 0 0 0 0 1	
<b>Richie Zisk, R</b> (1, 7) OBP: 0.338, SLG: 0.459		0-0 		0-0 		0-0 		0-0 		4 1 1 0 0 0 0	
<b>Dave Parker, L</b> (1, 9) OBP: 0.305, SLG: 0.449		0-0 		0-0 		0-0 		0-0 		4 0 2 0 0 0 1	
<b>Richie Hebner, L</b> (1, 5) OBP: 0.304, SLG: 0.321		0-0 		0-3 		0-0 		0-3 		4 0 1 1 0 2 2	
<b>Duffy Dyer, R</b> (1, 2) OBP: 0.278, SLG: 0.323 <b>Mario Mendoza, R</b> (9, PR) OBP: 0.240, SLG: 0.217		0-0 			0-0 		0-0 		4-0 	3 0 1 0 1 0 1 0 0 0 0 0 0 0	
<b>Doc Medich, R</b> (1, 1) OBP: 0.156, SLG: 0.069 <b>Manny Sanguillen, R</b> (9, PH) OBP: 0.341, SLG: 0.384		0-0 			0-0 		0-0 		0-0 	2 0 0 0 0 0 1 1 0 1 0 0 0 0	
<b>Inning Stats</b>	R: 0 H: 1 E: 0 LOB: 1 K: 1 BB: 0 S: 6 P: 6	R: 1 H: 2 E: 0 LOB: 1 K: 0 BB: 0 S: 5 P: 5	R: 0 H: 0 E: 0 LOB: 0 K: 1 BB: 0 S: 5 P: 5	R: 0 H: 1 E: 0 LOB: 1 K: 1 BB: 0 S: 6 P: 6	R: 0 H: 2 E: 0 LOB: 2 K: 1 BB: 0 S: 7 P: 7	R: 0 H: 1 E: 0 LOB: 1 K: 0 BB: 0 S: 4 P: 4	R: 0 H: 1 E: 0 LOB: 1 K: 0 BB: 0 S: 4 P: 4	R: 0 H: 0 E: 0 LOB: 0 K: 0 BB: 0 S: 3 P: 3	R: 0 H: 1 E: 0 LOB: 2 K: 1 BB: 1 S: 6 P: 10	1B: 6 SF: 0 2B: 3 SAC: 1 3B: 0 DP: 0 HR: 0 HBP: 0	WP: 0 PA: 37 PB: 0 SB: 0 CS: 0
<b>PITCHER</b> <b>Fred Norman, L</b> (1, 1) ERA: 2.85	IP WLS BF H R ER SO BB IBB HBP BLK WP HR S P ERA WHIP 9.0 W 37 9 1 1 5 1 0 0 0 0 0 0 46 50 1.00 1.111										

**Pittsburgh Pirates @ Cincinnati Reds**  
 Riverfront Stadium, Cincinnati, OH  
 Fri Jul 09 1976, 7:05 PM EDT  
 Att: 53,328 - Unknown

livebaseballscorecards.com

<b>AB</b>	35
<b>R</b>	1
<b>H</b>	9
<b>RBI</b>	1
<b>BB</b>	1
<b>SO</b>	5
<b>LOB</b>	12



Batter	1	2	3	4	5	6	7	8	9	AB R H RBI BB SO LOB
<b>Pete Rose, S</b> OBP: 0.429, SLG: 0.455 (1, 5) X	0-0 F7 ①		0-0 F7 ②		0-0 1B 2-3 1B		0-0 3-1 ②			4 0 1 0 0 0 1
<b>Ken Griffey, L</b> OBP: 0.409, SLG: 0.458 (1, 9) X	0-0 4-3 ②		0-0 1-3 ③		0-3 K ②		0-0 FC4-6 1B			4 0 1 1 0 1 2
<b>Dan Driessen, L</b> OBP: 0.387, SLG: 0.426 (1, 3) X	0-0 2B			0-0 4-3 ①	0-0 1-3 1B ③-H		0-0 FC4-6 1-2f ③			4 0 2 1 0 0 1
<b>George Foster, R</b> OBP: 0.387, SLG: 0.572 (1, 7) X	0-0 F7 ③			0-3 K ②	0-3 K ③			0-0 G4-6-3 1B		4 0 1 0 0 2 3
<b>Cesar Geronimo, L</b> OBP: 0.399, SLG: 0.471 (1, 8) X		0-0 S 1B		0-0 1B 1B		0-3 K ①		0-0 G4-6-3 1-2f ① ②		4 0 2 0 0 1 1
<b>Dave Concepcion, R</b> OBP: 0.332, SLG: 0.397 (1, 6) X		0-0 F8 ①		0-0 1-2 1B		0-0 6-3 ②		0-0 6-3 ③		4 0 1 0 0 0 1
<b>Bill Plummer, R</b> OBP: 0.352, SLG: 0.531 (1, 2) X		0-0 F8 ②		0-3 K ③		0-0 F9 ③				3 0 0 0 0 1 3
<b>Doug Flynn, R</b> OBP: 0.333, SLG: 0.355 (1, 4) S		0-3 K ③			0-0 1B SH1-3 1B		0-0 3-1 SH5-4 1B			3 2 2 0 0 1 1
<b>Fred Norman, S</b> OBP: 0.190, SLG: 0.200 (1, 1) S			0-3 K ①		0-0 SH1-3 1-2 ①		0-0 SH5-4 1-2 ①			1 0 0 0 0 1 0

Inning Stats	R: 0	H: 1	E: 0	LOB: 1	K: 0	BB: 0	S: 4	P: 4	R: 0	H: 1	E: 0	LOB: 1	K: 1	BB: 0	S: 6	P: 6	R: 0	H: 0	E: 0	LOB: 0	K: 1	BB: 0	S: 5	P: 5	R: 0	H: 2	E: 0	LOB: 2	K: 2	BB: 0	S: 9	P: 9	R: 1	H: 3	E: 0	LOB: 2	K: 2	BB: 0	S: 10	P: 10	R: 0	H: 0	E: 0	LOB: 0	K: 1	BB: 0	S: 5	P: 5	R: 1	H: 2	E: 0	LOB: 1	K: 0	BB: 0	S: 5	P: 5	R: 0	H: 1	E: 0	LOB: 0	K: 0	BB: 0	S: 3	P: 3	1B: 9	SF: 0	2B: 1	SAC: 2	3B: 0	DP: 1	HR: 0	HBP: 0	WP: 0	PA: 33
<b>PITCHER</b> <b>Doc Medich, R</b> ERA: 3.81 (1, 1)	IP	WLS	BF	H	R	ER	SO	BB	IBB	HBP	BLK	WP	HR	S	P	ERA	WHIP	IP	WLS	BF	H	R	ER	SO	BB	IBB	HBP	BLK	WP	HR	S	P	ERA	WHIP																																								


**BOTTOM**

**Pittsburgh Pirates @ Cincinnati Reds**  
Riverfront Stadium, Cincinnati, OH

Fri Jul 09 1976, 7:05 PM EDT  
Att. 53,328 - Unknown

[livebaseballscorecards.com](http://livebaseballscorecards.com)

<b>AB</b>	<b>31</b>
<b>R</b>	<b>2</b>
<b>H</b>	<b>10</b>
<b>RBI</b>	<b>2</b>
<b>BB</b>	<b>0</b>
<b>SO</b>	<b>7</b>
<b>LOB</b>	<b>13</b>





Batter	1	2	3	4	5	6	7	8	9	AB R H RBI BB SO LOB	TOP			
Frank Taveras, R (1, 6) OBP: 0.305, SLG: 0.288	0-0 4-3 3B	0-0 G4-6-3 1-2f 2-3 3-H		0-0 G4-6-3 1-2f		0-0 1B			0-0 F9	5 1 2 0 0 0 3				
Ed Kirkpatrick, L (1, 3) OBP: 0.329, SLG: 0.333	0-0 4-3	4-0 3B BB			0-0 6-3 1B 2B		0-0 F7		0-0 4-3	4 2 1 1 1 0 0				
Al Oliver, L (1, 8) OBP: 0.397, SLG: 0.582	0-0 G4-6-3 1B	0-0 1-H 3-H 3B			0-0 2-3		0-0 F7		0-0 FC1-6-4 1B	5 0 3 2 0 0 1				
Dave Parker, L (1, 9) OBP: 0.307, SLG: 0.448	0-0 G4-6-3 1-2f	0-0 F8			0-0 1B 3-H 1B		0-0 1B		0-0 FC1-6-4 1-2f	5 0 2 1 0 0 3				
Bill Robinson, R (1, 5) OBP: 0.358, SLG: 0.619		4-0 1B BB BB	0-0 P4		0-0 1-3 1B		0-0 2-3			3 1 1 0 1 0 1				
Richie Hebner, L (8, 5) OBP: 0.304, SLG: 0.321										0 0 0 0 0 0 0				
Richie Zisk, R (1, 7) OBP: 0.340, SLG: 0.456		4-0 1B 1-2 1B BB	0-0 F8		0-0 5-3			4-0 BB		2 1 0 0 2 0 2				
Manny Sanguillen, R (1, 2) OBP: 0.339, SLG: 0.382		0-0 1B 1-3 2-H 1B G4-6-3	0-0 5-3		0-0 F8			0-0 P4		4 1 1 1 0 0 3				
Tommy Helms, R (1, 4) OBP: 0.311, SLG: 0.446		0-0 G4-6-3 1-2 3B 1B 3-H		0-0 G4-6-3 1B		0-0 F8		0-0 F9		4 1 2 1 0 0 1				
John Candelaria, L (1, 1) OBP: 0.250, SLG: 0.205		0-0 G4-6-3 1-2 2-3 1B		0-3 K		0-0 1-3		0-0 5-3		4 0 1 0 0 1 2				
<b>Inning Stats</b>	R: 1 E: 0 K: 0 S: 4 H: 2 LOB: 0 BB: 0 P: 4	R: 5 E: 0 K: 0 S: 6 H: 4 LOB: 1 BB: 3 P: 18	R: 0 E: 0 K: 0 S: 3 H: 0 LOB: 0 BB: 0 P: 3	R: 0 E: 0 K: 1 S: 5 H: 1 LOB: 0 BB: 0 P: 5	R: 1 E: 0 K: 0 S: 6 H: 3 LOB: 2 BB: 0 P: 6	R: 0 E: 0 K: 0 S: 3 H: 1 LOB: 1 BB: 0 P: 3	R: 0 E: 0 K: 0 S: 4 H: 1 LOB: 1 BB: 0 P: 4	R: 0 E: 0 K: 0 S: 3 H: 0 LOB: 1 BB: 1 P: 7	R: 0 E: 0 K: 0 S: 4 H: 1 LOB: 1 BB: 0 P: 4	1B: 10 2B: 1 3B: 2 HR: 0 SF: 0 SAC: 0 DP: 3 HBP: 0	WP: 0 PB: 0 SB: 0 CS: 0 PA: 40			
<b>PITCHER</b>	IP WLS BF H R ER SO BB IBB HBP BLK WP HR S P ERA WHIP												<b>PITCHER</b>	IP WLS BF H R ER SO BB IBB HBP BLK WP HR S P ERA WHIP
Jack Billingham, R (1, 1) ERA: 5.04	1.0 L 8 4 5 5 0 2 0 0 0 0 0 0 6 14 45.00 6.000													
Pat Zachry, R (2, 1) ERA: 2.66	2.0 8 2 1 1 0 1 0 0 0 0 0 0 7 11 4.50 1.500													
Rich Hinton, L (4, 1) ERA: 7.43	3.0 12 5 1 1 1 1 0 0 0 0 0 0 14 14 3.00 1.667													
Santo Alcala, R (7, 1) ERA: 4.79	2.0 8 1 0 0 0 1 0 0 0 0 0 0 7 11 0.00 1.000													
Will McEnaney, L (9, 1) ERA: 4.08	1.0 4 1 0 0 0 0 0 0 0 0 0 0 4 4 0.00 1.000													

**Pittsburgh Pirates @ Cincinnati Reds**  
 Riverfront Stadium, Cincinnati, OH  
 Sat Jul 10 1976, 3:33 AM EDT  
 Att: 50,756 - Unknown

[livebaseballscorecards.com](http://livebaseballscorecards.com)

<b>AB</b>	36
<b>R</b>	7
<b>H</b>	13
<b>RBI</b>	6
<b>BB</b>	4
<b>SO</b>	1
<b>LOB</b>	16









Batter	1	2	3	4	5	6	7	8	9	AB R H RBI BB SO LOB
<b>Pete Rose, S</b> OBP: 0.432, SLG: 0.458 (1, 5) X	0-0 1B 2B		0-0 FC6-4 1B	4-0 1-2 2-3 BB			0-0 L4		0-0 6-3	4 1 2 0 1 0 0
<b>Ken Griffey, L</b> OBP: 0.412, SLG: 0.460 (1, 9) X	0-0 FC6-4 2-H 1B		0-0 F7	0-0 F9			0-0 3B 1B		0-0 2B E 1B	5 2 3 1 0 0 4
<b>Joe Morgan, L</b> OBP: 0.463, SLG: 0.612 (1, 4) X	0-0 F9		0-0 L9		0-0 L9		0-0 F8		0-0 E4 G3 1-H 2B	5 0 1 0 0 0 3
<b>George Foster, R</b> OBP: 0.380, SLG: 0.565 (1, 7) X	0-0 F9		0-0 FC6-4 1-2f		0-0 6-3		0-0 1-H 3B 3B		0-0 G3 2-3	5 1 1 1 0 0 3
<b>Tony Perez, R</b> OBP: 0.326, SLG: 0.450 (1, 3) X	0-0 FC6-4 1-2f			0-3 K	0-0 L9		0-0 3-H 3B		0-3 K	5 0 1 1 0 2 2
<b>Johnny Bench, R</b> OBP: 0.350, SLG: 0.411 (1, 2) X		0-3 K		0-3 K		0-0 G3 1B	0-3 K			4 0 1 0 0 3 1
<b>Dave Concepcion, R</b> OBP: 0.330, SLG: 0.391 (1, 6) X		4-0 S BB		0-0 1B 1B		0-0 F8		0-0 F9		3 1 1 0 1 0 1
<b>Cesar Geronimo, L</b> OBP: 0.392, SLG: 0.462 (1, 8) X		0-3 K		0-0 BB 1B 1B		0-0 G3		0-3 K		4 0 1 0 0 2 2
<b>Don Gullett, R</b> OBP: 0.154, SLG: 0.120 (6, PH)		0-0 5-3		0-0 BB 1B		0-0 F7		0-3 K		2 0 1 1 0 0 1
<b>Bob Bailey, R</b> OBP: 0.388, SLG: 0.612 (7, 1)				1-2 2-H 1B						1 0 0 0 0 0 1
<b>Pedro Borbon, R</b> OBP: 0.400, SLG: 0.400 (8, 1)										0 0 0 0 0 0 0
<b>Will McEnaney, L</b> OBP: 0.285, SLG: 0.317 (8, PH)										0 0 0 0 0 0 0
<b>Joel Youngblood, R</b> OBP: 0.285, SLG: 0.317 (9, 1)										1 0 0 0 0 1 0
<b>Rawly Eastwick, R</b>										0 0 0 0 0 0 0

Inning Stats	R: 1 E: 0 K: 5 S: 5	H: 2 LOB: 1 BB: 0 P: 5	R: 0 E: 0 K: 2 S: 7	H: 0 LOB: 1 BB: 1 P: 11	R: 0 E: 0 K: 0 S: 4	H: 1 LOB: 1 BB: 0 P: 4	R: 1 E: 0 K: 2 S: 10	H: 3 LOB: 3 BB: 1 P: 14	R: 0 E: 0 K: 0 S: 3	H: 0 LOB: 0 BB: 0 P: 3	R: 0 E: 0 K: 0 S: 4	H: 1 LOB: 1 BB: 0 P: 4	R: 2 E: 0 K: 1 S: 8	H: 3 LOB: 1 BB: 0 P: 8	R: 0 E: 0 K: 2 S: 7	H: 0 LOB: 0 BB: 0 P: 7	R: 1 E: 1 K: 1 S: 7	H: 2 LOB: 1 BB: 0 P: 7	1B: 8 2B: 2 3B: 2 HR: 0	SF: 0 SAC: 0 DP: 0 HBP: 0	WP: 0 PB: 0 SB: 1 CS: 0	PA: 41
--------------	------------------------------	---------------------------------	------------------------------	----------------------------------	------------------------------	---------------------------------	-------------------------------	----------------------------------	------------------------------	---------------------------------	------------------------------	---------------------------------	------------------------------	---------------------------------	------------------------------	---------------------------------	------------------------------	---------------------------------	----------------------------------	------------------------------------	----------------------------------	--------

PITCHER	IP	WLS	BF	H	R	ER	SO	BB	IBB	HBP	BLK	WP	HR	S	P	ERA	WHIP
<b>Jim Rooker, L</b> ERA: 3.78 (1, 1)	6.2		32	10	4	4	4	2	0	0	0	0	0	38	46	5.40	1.800
<b>Kent Tekulve, R</b> ERA: 3.53 (7, 1)	0.1	W	1	0	0	0	1	0	0	0	0	0	0	3	3	0.00	0.000
<b>Jerry Reuss, L</b> ERA: 4.6 (8, 1)	2.0	S	8	2	1	1	3	0	0	0	0	0	0	14	14	4.50	1.000


**BOTTOM**

**Pittsburgh Pirates @ Cincinnati Reds**  
Riverfront Stadium, Cincinnati, OH

Sun Jul 11 1976, 3:33 AM EDT  
Att. 47,153 - Unknown

livebaseballscorecards.com

<b>AB</b>	<b>39</b>
<b>R</b>	<b>5</b>
<b>H</b>	<b>12</b>
<b>RBI</b>	<b>4</b>
<b>BB</b>	<b>2</b>
<b>SO</b>	<b>8</b>
<b>LOB</b>	<b>18</b>





Batter	1	2	3	4	5	6	7	8	9	AB R H RBI BB SO LOB	TOP
Jerry Royster, R OBP: 0.310, SLG: 0.306 (1, 5)	0-0 SH1-4 1B		0-0 F3			0-0 G4-6-3 1-2f		0-0 FC5 2-3f		4 0 1 0 0 0 3	
Rod Gilbreath, R OBP: 0.354, SLG: 0.424 (1, 4)	0-0 SH1-4 1-2			0-0 SF8 3B		0-3 K			0-3 K	3 1 1 0 0 2 0	
Jimmy Wynn, R OBP: 0.404, SLG: 0.415 Dave May, L OBP: 0.308, SLG: 0.315 (1, 8) (6, 9)	0-0 L8			0-0 SF8			0-0 4-3		0-0 G4-6-3 1B	1 0 0 1 0 0 1 2 0 1 0 0 0 0	
Willie Montanez, L OBP: 0.356, SLG: 0.438 (1, 3)	0-3 K			0-3 K			0-0 F9		0-0 G4-6-3 1-2f	4 0 0 0 0 2 2	
Tom Paciorek, R OBP: 0.366, SLG: 0.434 (1, 7)		0-0 F8		0-3 K			0-0 G3			3 0 0 0 0 1 0	
Ken Henderson, S OBP: 0.365, SLG: 0.397 (1, 9) (6, 8)		0-0 CS 1B			0-0 6-3			0-0 FC5 1B		3 0 2 0 0 0 0	
Earl Williams, R OBP: 0.286, SLG: 0.385 Pablo Torrealba, L (8, 1)		0-0 F7			0-0 F8			0-0 1-2 1B		3 0 1 0 0 0 1 0 0 0 0 0 0 0	
Darrel Chaney, S OBP: 0.337, SLG: 0.351 Mike Beard, L (5, 1) Vic Correll, R OBP: 0.365, SLG: 0.339 (8, PH) (8, 2)		0-0 CS	0-0 G5-4-3 1B		0-0 G3			0-0 F8		2 0 1 0 0 0 0 0 0 0 0 0 0 0 1 0 0 0 0 0 2	
Phil Niekro, R OBP: 0.157, SLG: 0.176 Frank LaCorte, R (5, 1) Rob Belloir, R OBP: 0.462, SLG: 0.500 (5, 6)			0-0 G5-4-3 1-2f			4-0 G4-6-3 BB		0-0 F8		1 0 0 0 0 0 1 0 0 0 0 0 0 0 1 0 0 0 1 0 2	
<b>Inning Stats</b>	R: 0 E: 0 K: 1 S: 6 H: 1 LOB: 1 BB: 0 P: 6	R: 0 E: 0 K: 0 S: 3 H: 1 LOB: 0 BB: 0 P: 3	R: 0 E: 0 K: 0 S: 3 H: 1 LOB: 0 BB: 0 P: 3	R: 1 E: 0 K: 2 S: 8 H: 1 LOB: 0 BB: 0 P: 8	R: 0 E: 0 K: 0 S: 3 H: 0 LOB: 0 BB: 0 P: 3	R: 0 E: 0 K: 1 S: 4 H: 0 LOB: 0 BB: 1 P: 8	R: 0 E: 0 K: 0 S: 3 H: 0 LOB: 0 BB: 0 P: 3	R: 0 E: 0 K: 0 S: 5 H: 2 LOB: 2 BB: 0 P: 5	R: 0 E: 0 K: 1 S: 5 H: 1 LOB: 0 BB: 0 P: 5	1B: 6 2B: 0 3B: 1 HR: 0 SF: 1 SAC: 1 DP: 3 HBP: 0	WP: 0 PB: 0 SB: 0 CS: 1 PA: 32
<b>PITCHER</b> John Candelaria, L ERA: 2.78 Larry Demery, R ERA: 4.25 Dave Giusti, R ERA: 3.91 (1, 1) (6, 1) (9, 1)	IP WLS BF H R ER SO BB IBB HBP BLK WP HR S P ERA WHIP	5.0 W 17 4 1 1 3 0 0 0 0 0 0 23 23 1.80 0.800	3.0 11 2 0 0 1 1 0 0 0 0 0 0 12 16 0.00 1.000	1.0 3 1 0 0 1 0 0 0 0 0 0 0 5 5 0.00 1.000	<b>PITCHER</b> IP WLS BF H R ER SO BB IBB HBP BLK WP HR S P ERA WHIP						

Atlanta Braves @ Pittsburgh Pirates  
 Three Rivers Stadium, Pittsburgh, PA  
 Thu Jul 15 1976, 7:05 PM EDT  
 Att. 10,488 - Unknown

livebaseballscorecards.com

AB 28  
 R 1  
 H 7  
 RBI 1  
 BB 1  
 SO 5  
 LOB 12



BOTTOM

Atlanta Braves @ Pittsburgh Pirates  
Three Rivers Stadium, Pittsburgh, PA

Thu Jul 15 1976, 7:05 PM EDT  
Att. 10,488 - Unknown

livebaseballscorecards.com

AB	37
R	13
H	14
RBI	12
BB	4
SO	5
LOB	15



WP:	0	PA:	44
PB:	1	SB:	1
CS:	1		

AB	R	H	RBI	BB	SO	LOB	
5	2	2	2	0	0	0	
5	0	3	3	0	0	0	
3	0	1	1	0	1	3	
0	1	0	0	0	0	0	
5	0	1	0	0	1	2	
5	2	3	1	0	0	0	
3	3	1	0	2	1	3	
5	2	2	3	0	2	5	
3	1	1	2	1	0	0	
2	1	0	0	0	0	2	
0	1	0	0	1	0	0	
1	0	0	0	0	0	0	
0	0	0	0	0	0	0	
1B:	10	SF:	1	WP:	0	PA:	44
2B:	2	SAC:	0	PB:	1	SB:	1
3B:	1	DP:	0	CS:	1		
HR:	1	HBP:	1				

Batter	1	2	3	4	5	6	7	8	9
Frank Taveras, R OBP: 0.301, SLG: 0.285 (1, 6)	0-0 1-3 1B	0-0 E9 1B		0-0 E4 3B	0-0 1B SF9 1B		0-0 4-3		
Rennie Stennett, R OBP: 0.278, SLG: 0.340 (1, 4)	0-0 4-3	0-0 1B		0-0 1-H 3B	0-0 1-3 1B		0-0 5-3		
Al Oliver, L OBP: 0.394, SLG: 0.577 Tommy Helms, R OBP: 0.338, SLG: 0.448 (1, 8) (8, PR) (9, 5)	0-0 CS 1B	0-0 L9		0-3 K	0-0 SF9		1-0 1B 2B HBP		
Willie Stargell, L OBP: 0.343, SLG: 0.451 (1, 3)	0-0 CS 1-2	0-0 L7	0-3 K	0-0 L3	0-0 4-3		0-0 2B 1B 1-2		
Dave Parker, L OBP: 0.318, SLG: 0.456 (1, 9)		0-0 PB S E 1B		0-0 F8	0-0 1B 2B 1B	0-0 4-3	0-0 1-3 2-H 2B		
Richie Zisk, R OBP: 0.344, SLG: 0.462 (1, 7)		4-0 E PB E BB 1-2	4-0 HR BB		0-0 2B 1B 1B	0-0 F9	0-3 K		
Bill Robinson, R OBP: 0.365, SLG: 0.630 (1, 5) (9, 8)		0-3 K 1-2 2-3	0-0 HR		0-0 1B 2B	0-3 K	0-0 F4		
Manny Sanguillen, R OBP: 0.343, SLG: 0.379 (1, 2)		4-0 E E IBB	0-0 L3		0-0 1B		0-0 F7		
John Candelaria, L OBP: 0.239, SLG: 0.195 Ed Kirkpatrick, L OBP: 0.338, SLG: 0.333 Larry Demery, R OBP: 0.231, SLG: 0.091 Dave Giusti, R (9, 1)		0-0 E 1B 1-2 2-3 3-H		0-0 4-3	4-0 1B 1B BB		0-0 L7		

Inning Stats	R: 0	H: 1	E: 0	LOB: 0	K: 0	P: 3	R: 4	H: 3	E: 2	LOB: 2	K: 1	P: 17	R: 2	H: 1	E: 0	LOB: 0	K: 1	P: 10	R: 1	H: 1	E: 1	LOB: 1	K: 1	P: 7	R: 5	H: 6	E: 0	LOB: 1	K: 0	P: 12	R: 0	H: 0	E: 0	LOB: 0	K: 1	P: 5	R: 0	H: 0	E: 0	LOB: 0	K: 0	P: 3	R: 1	H: 2	E: 0	LOB: 3	K: 1	P: 8
--------------	------	------	------	--------	------	------	------	------	------	--------	------	-------	------	------	------	--------	------	-------	------	------	------	--------	------	------	------	------	------	--------	------	-------	------	------	------	--------	------	------	------	------	------	--------	------	------	------	------	------	--------	------	------

PITCHER	IP	WLS	BF	H	R	ER	SO	BB	IBB	HBP	BLK	WP	HR	S	P	ERA	WHIP
Phil Niekro, R ERA: 3.64 (1, 1)	4.0	L	24	8	9	4	3	2	1	0	0	0	0	27	39	9.00	2.500
Frank LaCorte, R ERA: 8.78 (5, 1)	0.1		5	4	2	2	0	1	0	0	0	0	0	4	8	54.00	15.000
Mike Beard, L ERA: 2.38 (5, 1)	2.2		8	0	1	1	1	0	0	0	0	0	0	10	10	3.38	0.000
Pablo Torrealba, L ERA: 6.55 (8, 1)	1.0		6	2	1	1	1	0	0	1	0	0	0	7	8	9.00	2.000

PITCHER	IP	WLS	BF	H	R	ER	SO	BB	IBB	HBP	BLK	WP	HR	S	P	ERA	WHIP
---------	----	-----	----	---	---	----	----	----	-----	-----	-----	----	----	---	---	-----	------









Batter	1	2	3	4	5	6	7	8	9	AB R H RBI BB SO LOB	TOP											
Jerry Royster, R (1, 5) OBP: 0.313, SLG: 0.311	0-0 F8	0-0 SF8		0-3 K	0-0 1B			0-0 6-3		4 0 1 2 0 1 0												
Rowland Office, L (1, 8) OBP: 0.365, SLG: 0.385	0-0 HR 1B	0-0 1B		0-3 K	0-0 6-3			0-3 K		5 1 2 1 0 2 1												
Tom Paciorek, R (1, 7) OBP: 0.364, SLG: 0.428	0-3 K	0-0 G3		0-3 K				0-0 4-3		5 0 0 0 0 3 2												
Willie Montanez, L (1, 3) OBP: 0.361, SLG: 0.442	4-0 HR BB			0-0 G3 1B	0-0 BB 2B			0-0 E6 1B	0-0 F7	4 3 3 0 1 0 0												
Ken Henderson, S (1, 9) OBP: 0.367, SLG: 0.410	0-0 HR			0-0 G3	4-0 2B BB			4-0 G6-4-3 BB	0-0 6-3	3 2 1 3 2 0 1												
Rod Gilbreath, R (1, 4) OBP: 0.344, SLG: 0.404	0-0 F9			0-0 FC4-6 1B	0-0 F7			0-0 G6-4-3	0-0 L8	5 0 1 1 0 0 4												
Darrel Chaney, S (1, 6) OBP: 0.334, SLG: 0.351				0-0 FC4-6 1B	0-0 2B			0-3 K		4 1 2 2 0 1 0												
Biff Pocoroba, S (1, 2) OBP: 0.297, SLG: 0.275				0-0 E8 SF8	0-0 FC4-6			0-0 L9		4 2 1 1 0 0 2												
Dick Ruthven, R (1, 1) OBP: 0.240, SLG: 0.174				0-0 SH 1B	0-3 K			0-0 L7		3 1 0 0 0 1 3												
<b>Inning Stats</b>	R: 3 E: 0 K: 1 S: 7	H: 2 LOB: 0 BB: 1 P: 11	R: 2 E: 1 K: 0 S: 6	H: 1 LOB: 1 BB: 0 P: 6	R: 1 E: 0 K: 1 S: 8	H: 3 LOB: 2 BB: 0 P: 8	R: 0 E: 0 K: 3 S: 9	H: 0 LOB: 0 BB: 0 P: 9	R: 4 E: 0 K: 0 S: 7	H: 4 LOB: 1 BB: 1 P: 11	R: 0 E: 1 K: 1 S: 5	H: 1 LOB: 1 BB: 1 P: 9	R: 0 E: 0 K: 1 S: 5	H: 0 LOB: 0 BB: 0 P: 5	R: 0 E: 0 K: 1 S: 5	H: 0 LOB: 0 BB: 0 P: 5	R: 0 E: 0 K: 0 S: 3	H: 0 LOB: 0 BB: 0 P: 3	1B: 7 2B: 3 3B: 0 HR: 1	SF: 1 SAC: 1 DP: 1 HBP: 0	WP: 1 PB: 0 SB: 0 CS: 0	PA: 42
<b>PITCHER</b>	IP WLS BF H R ER SO BB IBB HBP BLK WP HR S P ERA WHIP																					
Bruce Kison, R (1, 1) ERA: 3.56	2.1 L 16 6 6 4 1 1 0 0 0 0 1 1 17 21 15.43 3.000																					
Rick Langford, R (3, 1) ERA: 6.35	2.2 13 4 4 4 4 1 0 0 0 0 0 0 20 24 13.50 1.875																					
Dave Giusti, R (6, 1) ERA: 3.6	2.0 7 1 0 0 2 1 0 0 0 0 0 0 10 14 0.00 1.000																					
Kent Tekulve, R (8, 1) ERA: 3.38	2.0 6 0 0 0 1 0 0 0 0 0 0 0 8 8 0.00 0.000																					

Atlanta Braves @ Pittsburgh Pirates  
 Three Rivers Stadium, Pittsburgh, PA  
 Sat Jul 17 1976, 3:33 AM EDT  
 Att. 14,776 - Unknown

AB	37
R	10
H	11
RBI	10
BB	3
SO	8
LOB	13



livebaseballscorecards.com

BOTTOM

Atlanta Braves @ Pittsburgh Pirates  
Three Rivers Stadium, Pittsburgh, PA

Sat Jul 17 1976, 3:33 AM EDT  
Att. 14,776 - Unknown

livebaseballscorecards.com

AB	34
R	2
H	10
RBI	2
BB	2
SO	3
LOB	17



WP:	1	PA:	36
PB:	0		
SB:	1		
CS:	0		

AB R H RBI BB SO LOB

3	1	1	0	1	0	2
4	1	3	1	0	0	1
4	0	0	0	0	0	3
3	0	1	1	1	1	0
4	0	1	0	0	1	1
4	0	2	0	0	0	2
4	0	1	0	0	0	4
2	0	0	0	0	1	1
0	0	0	0	0	0	0
1	0	0	0	0	0	1
1	0	0	0	0	0	0
3	0	1	0	0	0	1

Batter	1	2	3	4	5	6	7	8	9
Frank Taveras, R OBP: 0.303, SLG: 0.285 (1, 6) X	0-0 3-1 ①		4-0 BB BBB		0-0 FC4-6 1-2f			0-0 S BLK 2B 1B	
Rennie Stennett, R OBP: 0.283, SLG: 0.347 (1, 4) X	0-0 G4-6-3 1B		0-0 5-3 ③			0-0 G4-3 1B		0-0 F9 1-H 1B 2B	
Al Oliver, L OBP: 0.391, SLG: 0.568 (1, 8) X	0-0 G4-6-3 1-2f			0-0 F5		0-0 G4-3 1-2f		0-0 F9 2-3	
Willie Stargell, L OBP: 0.348, SLG: 0.461 (1, 3)		4-0 FC6-4 1B BB		0-0 F5		0-3 K		0-0 3-H 1B	
Dave Parker, L OBP: 0.313, SLG: 0.446 (1, 9)		0-0 FC6-4 1-2 1B		0-0 F3			0-0 L5	0-3 K	
Richie Zisk, R OBP: 0.346, SLG: 0.474 (1, 7)		0-0 FC6-4 1-2f 2-3			0-0 1B 1B		0-0 2B	0-0 F9	
Bill Robinson, R OBP: 0.358, SLG: 0.615 (1, 5)		0-0 G6-4-3 1-2f			0-0 F4		0-0 L8	0-0 FC4-6 1B	
Manny Sanguillen, R OBP: 0.340, SLG: 0.374 Dave Giusti, R (6, 1)			0-0 4-3 ①		0-3 K		0-0 F2	0-0 FC4-6 WP	
Richie Hebner, L OBP: 0.301, SLG: 0.318 Kent Tekulve, R (8, 1)								1-2f	
Ed Kirkpatrick, L OBP: 0.333, SLG: 0.328 (9, PH)									
Bruce Kison, R OBP: 0.242, SLG: 0.290 Rick Langford, R OBP: 0.333, SLG: 0.667 Ed Ott, L OBP: 0.368, SLG: 0.313 (5, PH) (6, 2)			0-0 L4 ②		0-0 FC4-6 1-2 1B			0-0 G3	0-0 4-3 ③

Inning Stats	R: 0 H: 1 E: 0 K: 3 S: 3	H: 1 LOB: 0 BB: 0 P: 3	R: 0 H: 1 E: 0 K: 3 S: 3	H: 1 LOB: 1 BB: 1 P: 7	R: 0 H: 0 E: 0 K: 3 S: 3	H: 0 LOB: 1 BB: 1 P: 7	R: 0 H: 0 E: 0 K: 1 S: 7	H: 2 LOB: 2 BB: 0 P: 7	R: 0 H: 1 E: 0 K: 1 S: 5	H: 1 LOB: 0 BB: 0 P: 5	R: 0 H: 1 E: 0 K: 0 S: 4	H: 1 LOB: 1 BB: 0 P: 4	R: 2 H: 3 E: 0 K: 1 S: 8	H: 3 LOB: 1 BB: 0 P: 8	R: 0 H: 1 E: 0 K: 0 S: 4	H: 1 LOB: 1 BB: 0 P: 4	1B: 8 2B: 2 3B: 0 HR: 0	SF: 0 SAC: 0 DP: 3 HBP: 0	WP: 1 PB: 0 SB: 1 CS: 0	PA: 36
--------------	--------------------------	------------------------	--------------------------	------------------------	--------------------------	------------------------	--------------------------	------------------------	--------------------------	------------------------	--------------------------	------------------------	--------------------------	------------------------	--------------------------	------------------------	-------------------------	---------------------------	-------------------------	--------

PITCHER	IP	WLS	BF	H	R	ER	SO	BB	IBB	HBP	BLK	WP	HR	S	P	ERA	WHIP
Dick Ruthven, R ERA: 3.18 (1, 1)	9.0	W	36	10	2	2	3	2	0	0	1	1	0	40	48	2.00	1.333



Batter	1	2	3	4	5	6	7	8	9	AB R H RBI BB SO LOB	TOP											
<b>Pete Rose, S</b> (1, 5) OBP: 0.423, SLG: 0.451	0-0 4-3		0-0 5-3		0-0 4-3	0-0 L8		0-0 4-3		5 0 0 0 0 0 2												
<b>Ken Griffey, L</b> (1, 9) OBP: 0.402, SLG: 0.445	0-0 1-3		0-0 4-3		0-0 FC4 HR	0-0 P5		0-3 K		5 1 0 1 0 1 1												
<b>Joe Morgan, L</b> (1, 4) OBP: 0.457, SLG: 0.627 <b>Doug Flynn, R</b> (7, 4) OBP: 0.331, SLG: 0.353	4-0 3B BB			0-0 L5	0-0 HR		0-0 4-3		0-0 F7	3 2 1 2 1 0 0 1 0 0 0 0 0 0												
<b>George Foster, R</b> (1, 7) OBP: 0.383, SLG: 0.570	0-0 3B			0-0 1B	0-0 F9		0-0 1B		0-3 K	5 1 3 1 0 1 1												
<b>Johnny Bench, R</b> (1, 2) OBP: 0.352, SLG: 0.404	0-0 P4			0-0 1B	0-0 1B		0-0 F7			4 0 1 0 0 0 3												
<b>Tony Perez, R</b> (1, 3) OBP: 0.327, SLG: 0.448		0-0 4-3					0-0 1B			4 1 2 1 0 1 2												
<b>Cesar Geronimo, L</b> (1, 8) OBP: 0.391, SLG: 0.461		0-3 K					0-0 1B		0-0 1-3	4 2 2 0 0 1 1												
<b>Dave Concepcion, R</b> (1, 6) OBP: 0.333, SLG: 0.400		0-0 1-3								3 1 0 0 0 0 1												
<b>Don Gullett, R</b> (1, 1) OBP: 0.148, SLG: 0.115 <b>Mike Lum, L</b> (5, PH) OBP: 0.352, SLG: 0.379 <b>Ed Armbrister, R</b> (5, PR) OBP: 0.382, SLG: 0.441 <b>Jack Billingham, R</b> (5, 1) OBP: 0.516, SLG: 0.314 <b>Will McEnaney, L</b> (8, 1) <b>Rawly Eastwick, R</b> (9, 1)		0-3 K							0-3 K	1 0 0 0 0 1 0 1 0 1 2 0 0 0 0 1 0 0 0 0 0 2 0 1 1 0 1 0 0 0 0 0 0 0 0 0 0 0 0 0 0 0												
<b>Inning Stats</b>	R: 1 E: 0 K: 0 S: 4	H: 1 LOB: 1 BB: 1 P: 8	R: 0 E: 0 K: 1 S: 5	H: 0 LOB: 0 BB: 0 P: 5	R: 0 E: 0 K: 1 S: 5	H: 0 LOB: 0 BB: 0 P: 5	R: 0 E: 0 K: 0 S: 3	H: 1 LOB: 0 BB: 0 P: 3	R: 6 E: 1 K: 0 S: 12	H: 5 LOB: 2 BB: 0 P: 12	R: 1 E: 0 K: 0 S: 5	H: 2 LOB: 1 BB: 0 P: 5	R: 1 E: 0 K: 0 S: 5	H: 2 LOB: 1 BB: 0 P: 5	R: 0 E: 0 K: 1 S: 5	H: 0 LOB: 0 BB: 0 P: 5	R: 0 E: 0 K: 2 S: 7	H: 0 LOB: 0 BB: 0 P: 7	1B: 7 2B: 1 3B: 2 HR: 1	SF: 0 SAC: 1 DP: 1 HBP: 0	WP: 1 PB: 0 SB: 1 CS: 0	PA: 40
<b>PITCHER</b>	IP WLS BF H R ER SO BB IBB HBP BLK WP HR S P ERA WHIP																					
<b>Doc Medich, R</b> (1, 1) ERA: 3.9	4.1 L 21 6 7 3 2 1 0 0 0 0 0 1 24 28 6.23 1.615																					
<b>Kent Tekulve, R</b> (5, 1) ERA: 3.45	1.2 8 3 1 1 1 0 0 0 0 0 0 0 10 10 5.40 1.800																					
<b>Bob Moose, R</b> (7, 1) ERA: 2.45	2.0 8 2 1 1 1 0 0 0 0 1 0 10 10 4.50 1.000																					
<b>Dave Giusti, R</b> (9, 1) ERA: 3.46	1.0 3 0 0 0 2 0 0 0 0 0 0 7 7 0.00 0.000																					

Cincinnati Reds @ Pittsburgh Pirates  
 Three Rivers Stadium, Pittsburgh, PA  
 Sun Jul 18 1976, 3:33 AM EDT  
 Att: 33,697 - Unknown

livebaseballscorecards.com

AB	38
R	9
H	11
RBI	8
BB	1
SO	6
LOB	11



BOTTOM

Cincinnati Reds @ Pittsburgh Pirates  
Three Rivers Stadium, Pittsburgh, PA  
Sun Jul 18 1976, 3:33 AM EDT  
Att. 33,697 - Unknown

livebaseballscorecards.com

AB 40  
R 8  
H 14  
RBI 7  
BB 4  
SO 5  
LOB 20



WP: 1 PA: 44  
PB: 1  
SB: 1  
CS: 1

AB R H RBI BB SO LOB

4 1 3 1 1 0 1

5 0 0 0 0 0 6

5 0 2 0 0 0 0

5 1 2 0 0 0 2

5 2 2 0 0 2 3

4 2 2 1 1 1 3

4 2 2 5 1 0 1

5 0 1 0 0 0 2

1B: 11 SF: 0  
2B: 1 SAC: 0  
3B: 1 DP: 0  
HR: 1 HBP: 0

Batter	1	2	3	4	5	6	7	8	9
Frank Taveras, R (1, 6) OBP: 0.312, SLG: 0.292	4-0 1B E BB	0-0 1B 1-2 2-H		0-0 1B S		0-0 4-3		0-0 1B 1-2	
Rennie Stennett, R (1, 4) OBP: 0.279, SLG: 0.342	0-0 F9	0-0 F3		0-0 F9 1-2			0-0 G3	0-0 6-3	
Al Oliver, L (1, 8) OBP: 0.391, SLG: 0.565	0-0 E6 FC5-4 1B 1-H		0-0 F9		0-0 1B		0-0 G3	0-0 1-3	
Bill Robinson, R (1, 5) OBP: 0.359, SLG: 0.614	0-0 FC5-4 1-2f		0-0 3B 2B		0-0 F8		0-0 F8	0-0 1B PB FC1-2 1B	
Richie Zisk, R (1, 7) OBP: 0.347, SLG: 0.473	0-3 K		0-0 6-3		0-3 K			0-0 WP 1B 1B HR	0-0 FC1-2 HR 1B
Dave Parker, L (1, 9) OBP: 0.318, SLG: 0.454		4-0 CS BB	0-0 3B 2-H		0-3 K			0-0 WP 1B 1B	0-0 FC1-2 HR
Bob Robertson, R (1, 3) OBP: 0.317, SLG: 0.348		4-0 BB 1B BB 1-2	0-0 5-3			0-0 F9		0-0 1B 1B 1-H 2-H	0-0 HR 1-H 2-H
Manny Sanguillen, R (1, 2) OBP: 0.338, SLG: 0.370		0-0 F7		0-0 P6		0-0 4-1 1B		0-0 L8	0-0 6-3
Doc Medich, R (1, 1) OBP: 0.176, SLG: 0.067 Kent Tekulve, R (5, 1) Richie Hebner, L (6, PH) Bob Moose, R (7, 1) Willie Stargell, L (8, PH) Dave Giusti, R (9, 1)		4-0 1B BB 1-2		0-3 K		0-0 4-1		0-3 K	

Inning Stats	R: 1	H: 1	E: 1	LOB: 1	K: 1	S: 6	P: 10	R: 1	H: 1	E: 0	LOB: 2	K: 0	S: 3	P: 15	R: 1	H: 2	E: 0	LOB: 1	K: 0	S: 5	R: 0	H: 1	E: 0	LOB: 1	K: 1	S: 6	R: 0	H: 1	E: 0	LOB: 1	K: 2	S: 8	R: 0	H: 0	E: 0	LOB: 0	K: 0	S: 3	R: 2	H: 4	E: 0	LOB: 2	K: 1	S: 9	P: 9	R: 3	H: 3	E: 0	LOB: 0	K: 0	S: 6	P: 6
--------------	------	------	------	--------	------	------	-------	------	------	------	--------	------	------	-------	------	------	------	--------	------	------	------	------	------	--------	------	------	------	------	------	--------	------	------	------	------	------	--------	------	------	------	------	------	--------	------	------	------	------	------	------	--------	------	------	------

PITCHER	IP	WLS	BF	H	R	ER	SO	BB	IBB	HBP	BLK	WP	HR	S	P	ERA	WHIP
Don Gullett, L (1, 1) ERA: 2.93	4.0		20	5	3	3	2	4	0	0	0	0	0	20	36	6.75	2.250
Jack Billingham, R (5, 1) ERA: 4.96	3.1	W	15	5	2	2	2	0	0	0	0	1	0	19	19	5.40	1.500
Will McEnaney, L (8, 1) ERA: 4.43	1.1		7	3	2	2	1	0	0	0	0	0	0	9	9	13.50	2.250
Rawly Eastwick, R (9, 1) ERA: 2.73	0.1	S	2	1	1	1	0	0	0	0	0	0	1	2	2	27.00	3.000



Batter	1	2	3	4	5	6	7	8	9	AB R H RBI BB SO LOB	TOP
<b>Pete Rose, S</b> (1, 5) OBP: 0.427, SLG: 0.454	0-0 BB 1B		0-0 4-3		4-0 2B IBB		0-0 FC4-6 1B		0-0 E3 L8 1B	4 3 3 0 1 0 0	<b>Cincinnati Reds @ Pittsburgh Pirates</b> Three Rivers Stadium, Pittsburgh, PA Mon Jul 19 1976, 7:05 PM EDT Att: 26,585 - Unknown <a href="http://livebaseballscorecards.com">livebaseballscorecards.com</a>
<b>Dave Concepcion, R</b> (1, 6) OBP: 0.334, SLG: 0.403	0-0 F9		0-0 4-3		0-0 2B 1-H 2-H		0-0 1-2 FC4-6 1B	0-0 L8 2-3	5 0 2 2 0 0 2		
<b>Joe Morgan, L</b> (1, 4) OBP: 0.456, SLG: 0.620	0-0 P4		0-0 B2		4-0 BB		0-0 P6	0-0 FC5-4 1B	4 0 1 1 1 0 3		
<b>George Foster, R</b> (1, 9) OBP: 0.381, SLG: 0.563 (6, 7)	4-0 1B 1-2 BB			0-0 F9	0-0 P6		0-0 FC4-6 1-2f 2-3	0-0 FC5-4 1B 3-H 1-2f	4 0 0 0 1 0 5		
<b>Johnny Bench, R</b> (1, 2) OBP: 0.350, SLG: 0.402	0-0 FC6-4 1B 1-2 2-H			0-0 5-3		0-0 F5	0-0 5-3		4 0 1 1 0 0 2		
<b>Tony Perez, R</b> (1, 3) OBP: 0.326, SLG: 0.443	0-0 FC6-4 1-2f			0-0 F7		4-0 BB BB		0-0 F9	3 0 0 0 1 0 2		
<b>Bob Bailey, R</b> (1, 7) OBP: 0.367, SLG: 0.598 <b>Ken Griffey, L</b> (6, PR) (6, 9)		0-0 5-3		0-0 6-3	4-0 1-2 BB		0-0 1-3		2 0 0 0 1 0 0 1 0 0 0 0 0 0		
<b>Cesar Geronimo, L</b> (1, 8) OBP: 0.390, SLG: 0.458		0-0 4-3		0-0 SH1-4 2B 1B	0-3 K		0-0 5-3		4 1 1 0 0 1 2		
<b>Pat Zachry, R</b> (1, 1) OBP: 0.229, SLG: 0.182		0-0 P4		0-0 SH1-4 1-2	0-3 K		0-3 K		3 0 0 0 0 2 2		
<b>Inning Stats</b>	R: 1 E: 0 K: 0 S: 5 H: 2 LOB: 2 BB: 1 P: 9	R: 0 E: 0 K: 0 S: 3 H: 0 LOB: 0 BB: 0 P: 3	R: 0 E: 0 K: 0 S: 3 H: 0 LOB: 0 BB: 0 P: 3	R: 0 E: 0 K: 0 S: 3 H: 0 LOB: 0 BB: 0 P: 3	R: 2 E: 0 K: 0 S: 5 H: 2 LOB: 2 BB: 2 P: 13	R: 0 E: 0 K: 2 S: 7 H: 0 LOB: 2 BB: 2 P: 15	R: 0 E: 0 K: 0 S: 5 H: 2 LOB: 2 BB: 0 P: 5	R: 0 E: 0 K: 0 S: 3 H: 0 LOB: 0 BB: 0 P: 3	R: 1 E: 1 K: 1 S: 7 H: 2 LOB: 1 BB: 0 P: 7	1B: 7 2B: 1 3B: 0 HR: 0 SF: 0 SAC: 1 DP: 0 HBP: 0	WP: 0 PB: 0 SB: 0 CS: 0 PA: 40
<b>PITCHER</b>	IP WLS BF H R ER SO BB IBB HBP BLK WP HR S P ERA WHIP										
<b>Jim Rooker, L</b> (1, 1) ERA: 3.75	8.0 L 35 6 3 3 2 4 1 0 0 0 0 34 54 3.38 1.250										
<b>Bob Moose, R</b> (9, 1) ERA: 2.4	1.0 5 2 1 0 1 0 0 0 0 0 0 7 7 0.00 2.000										

**Cincinnati Reds @ Pittsburgh Pirates**  
 Three Rivers Stadium, Pittsburgh, PA  
 Mon Jul 19 1976, 7:05 PM EDT  
 Att: 26,585 - Unknown

<b>AB</b>	<b>34</b>
<b>R</b>	<b>4</b>
<b>H</b>	<b>8</b>
<b>RBI</b>	<b>4</b>
<b>BB</b>	<b>5</b>
<b>SO</b>	<b>3</b>
<b>LOB</b>	<b>18</b>







Batter	1	2	3	4	5	6	7	8	9	AB R H RBI BB SO LOB	TOP											
<b>Rob Andrews, R</b> (1, 4) OBP: 0.340, SLG: 0.335	0-0 F8		0-0 F2	0-0 6-3		0-0 L4			0-0 FC6-4	5 0 0 0 0 0 2												
<b>Enos Cabell, R</b> (1, 5) OBP: 0.335, SLG: 0.361	0-0 6-3		0-0 F7		0-0 2B		0-3 K		0-0 1-3	5 0 1 0 0 1 1												
<b>Cesar Cedeno, R</b> (1, 8) OBP: 0.353, SLG: 0.503	0-0 2B		0-0 1B		0-0 F8		0-3 K			4 0 2 0 0 1 1												
<b>Bob Watson, R</b> (1, 3) OBP: 0.354, SLG: 0.412	0-0 F9		0-3 K		0-0 F2		0-3 K			4 0 0 0 0 2 3												
<b>Leon Roberts, R</b> (1, 9) OBP: 0.388, SLG: 0.524		0-3 K		0-0 1B HR 1B		0-0 6-3		0-0 5-3		4 1 1 0 0 1 1												
<b>Cliff Johnson, R</b> (1, 7) OBP: 0.361, SLG: 0.382		4-0 3B BB		0-0 1-2 HR 1B		0-0 F6		0-0 5-3		3 2 1 0 1 0 0												
<b>Jerry Davanon, R</b> (1, 6) OBP: 0.435, SLG: 0.641		0-0 L7		0-0 1-H 2-H HR		0-0 2B SF8 1B		0-0 5-3		4 2 2 3 0 0 1												
<b>Skip Jutze, R</b> (1, 2) OBP: 0.195, SLG: 0.256		0-0 1-H 3B		0-0 F5		0-0 E 1-3 2B		0-0 L4		3 0 2 1 0 0 0												
<b>Greg Gross, L</b> (9, PH) OBP: 0.367, SLG: 0.344									0-0 L4	1 0 0 0 0 0 0												
<b>Tom Griffin, R</b> (1, 1)		0-3 K		0-3 K		0-0 2-3 3-H SF8		0-0 FC6-4 1B		0 0 0 0 0 0 0												
<b>Joe Sambito, L</b> (1, 1)										2 0 0 0 0 2 1												
<b>Ken Boswell, L</b> (6, PH) OBP: 0.321, SLG: 0.355										0 0 0 1 0 0 0												
<b>Gene Pentz, R</b> (6, 1) OBP: 0.400, SLG: 0.250										0 0 0 0 0 0 0												
<b>Jose Cruz, L</b> (9, PH) OBP: 0.395, SLG: 0.403										1 0 1 0 0 0 0												
<b>Inning Stats</b>	R: 0 E: 0 K: 0 S: 4	H: 1 LOB: 1 BB: 0 P: 4	R: 1 E: 0 K: 2 S: 8	H: 1 LOB: 1 BB: 1 P: 12	R: 0 E: 0 K: 1 S: 6	H: 1 LOB: 1 BB: 0 P: 6	R: 3 E: 0 K: 1 S: 8	H: 3 LOB: 0 BB: 0 P: 8	R: 0 E: 0 K: 0 S: 4	H: 1 LOB: 1 BB: 0 P: 4	R: 1 E: 1 K: 0 S: 5	H: 2 LOB: 1 BB: 0 P: 5	R: 0 E: 0 K: 3 S: 9	H: 0 LOB: 0 BB: 0 P: 9	R: 0 E: 0 K: 0 S: 3	H: 0 LOB: 0 BB: 0 P: 3	R: 0 E: 0 K: 0 S: 4	H: 1 LOB: 1 BB: 0 P: 4	1B: 5 2B: 3 3B: 1 HR: 1	SF: 1 SAC: 0 DP: 0 HBP: 0	WP: 0 PB: 0 SB: 0 CS: 0	PA: 38
<b>PITCHER</b>	IP WLS BF H R ER SO BB IBB HBP BLK WP HR S P ERA WHIP																					
<b>John Candelaria, L</b> (1, 1) ERA: 3.02	5.1 W 26 9 5 5 4 1 0 0 0 0 0 1 33 37 8.44 1.875																					
<b>Kent Tekulve, R</b> (6, 1) ERA: 3.2	3.2 S 12 1 0 0 3 0 0 0 0 0 0 0 18 18 0.00 0.273																					

Houston Astros @ Pittsburgh Pirates  
 Three Rivers Stadium, Pittsburgh, PA  
 Tue Jul 20 1976, 7:05 PM EDT  
 Unknown

livebaseballscorecards.com

AB	36
R	5
H	10
RBI	5
BB	1
SO	7
LOB	10















Batter	1	2	3	4	5	6	7	8	9	AB	R	H	RBI	BB	SO	LOB
Frank Taveras, R OBP: 0.315, SLG: 0.291 (1, 6)	0-0 P3		0-0 4-3		0-0 F9		0-0 S 1B			4	1	1	0	0	0	0
Rennie Stennett, R OBP: 0.285, SLG: 0.349 (1, 4)	4-0 F8 PB BB		0-0 F7		0-0 E8 2B		0-0 S 2B 1B			3	1	2	1	1	0	0
Al Oliver, L OBP: 0.386, SLG: 0.553 (1, 8)	4-0 1-2 BB			0-0 4-3	0-0 F7		0-0 1-H 2B			3	0	1	1	1	0	1
Willie Stargell, L OBP: 0.343, SLG: 0.458 (1, 3)	0-0 F8			0-0 F9		0-0 G5-3 1B	0-3 K			4	0	1	0	0	1	3
Richie Zisk, R OBP: 0.344, SLG: 0.464 (1, 7)	0-0 F8			0-0 HR 1B		0-0 G5-3 1B	0-0 6-3			4	2	2	0	0	0	3
Bill Robinson, R OBP: 0.356, SLG: 0.634 (1, 9)		0-3 K		0-0 1-H HR		0-0 G5-3		0-0 F6		4	1	1	2	0	1	2
Richie Hebner, L OBP: 0.298, SLG: 0.311 (1, 5)		0-0 4-3		0-3 K		0-0 2-H 1B		0-0 4-1		4	0	1	1	0	1	0
Manny Sanguillen, R OBP: 0.331, SLG: 0.370 (1, 2)		0-0 4-3		0-0 F8		0-0 4-3		0-3 K		4	0	0	0	0	1	2
Jerry Reuss, L OBP: 0.367, SLG: 0.349 (1, 1)			0-3 K		0-0 1-3		0-3 K			3	0	0	0	0	2	0

Inning Stats	R: 0	H: 0	E: 0	K: 0	S: 3	R: 0	H: 0	E: 0	K: 1	S: 5	R: 0	H: 0	E: 0	K: 1	S: 5	R: 2	H: 2	E: 0	K: 1	S: 8	R: 0	H: 1	E: 1	K: 0	S: 4	R: 1	H: 3	E: 0	K: 0	S: 5	R: 2	H: 3	E: 0	K: 2	S: 10	R: 0	H: 0	E: 0	K: 1	S: 5
	LOB: 2	BB: 2	P: 11	LOB: 0	BB: 0	P: 5	LOB: 0	BB: 0	P: 5	LOB: 1	BB: 0	P: 8	LOB: 1	BB: 0	P: 4	LOB: 1	BB: 0	P: 5	LOB: 1	BB: 0	P: 10	LOB: 0	BB: 0	P: 5	LOB: 0	BB: 0	P: 5	SF: 0	SAC: 0	DP: 1	HBP: 0	1B: 6	SF: 0	SAC: 0	DP: 1	HBP: 0	2B: 2	3B: 0	HR: 1	

**BOTTOM**

**Houston Astros @ Pittsburgh Pirates**  
 Three Rivers Stadium, Pittsburgh, PA  
 Wed Jul 21 1976, 7:05 PM EDT  
 Unknown

livebaseballscorecards.com

AB	33
R	5
H	9
RBI	5
BB	2
SO	6
LOB	11



WP: 0	PA: 35
PB: 2	
SB: 3	
CS: 0	

PITCHER	IP	WLS	BF	H	R	ER	SO	BB	IBB	HBP	BLK	WP	HR	S	P	ERA	WHIP
Larry Dierker, R ERA: 4.18 (1, 1)	6.1	L	30	9	5	5	4	2	0	0	0	0	1	36	44	7.11	1.737
Joe Sambito, L ERA: 5.06 (7, 1)	0.2		2	0	0	0	1	0	0	0	0	0	0	4	4	0.00	0.000
Joe Niekro, R ERA: 3.57 (8, 1)	1.0		3	0	0	0	1	0	0	0	0	0	0	5	5	0.00	0.000





Batter	1	2	3	4	5	6	7	8	9	AB	R	H	RBI	BB	SO	LOB
Frank Taveras, R (1, 6) OBP: 0.317, SLG: 0.292	4-0 S 1B BB		0-0 5-3	0-3 K			0-0 1B			3	1	1	0	1	1	1
Rennie Stennett, R (1, 4) OBP: 0.285, SLG: 0.348	0-0 6-3 1-2		0-0 1B 1B	0-0 4-3			0-3 K			4	1	1	0	0	1	3
Al Oliver, L (1, 8) OBP: 0.388, SLG: 0.553	0-0 5-3 2-H 1B		0-0 1B 1B				0-0 F9			4	0	2	1	0	0	1
Bill Robinson, R (1, 9) OBP: 0.354, SLG: 0.628	0-0 5-3 1-3		0-0 1B 1B				0-3 K		0-0 F4	4	0	1	1	0	1	1
Richie Zisk, R (1, 7) OBP: 0.346, SLG: 0.472	4-0 BB		0-0 F7				0-0 F4		0-0 HR	3	1	1	1	1	0	2
Ed Kirkpatrick, L (1, 3) OBP: 0.321, SLG: 0.303	0-0 6-3		0-0 L9				0-0 F3		0-0 F2	4	0	0	0	0	0	4
Richie Hebner, L (1, 5) OBP: 0.301, SLG: 0.311		0-0 G3		4-0 SH3-4 1B WP BB			0-0 F9		0-0 1B	3	1	1	0	1	0	0
Duffy Dyer, R (1, 2) OBP: 0.304, SLG: 0.375		0-0 F7		0-0 WP SH3-4 1B			0-0 2B		0-3 K	4	0	2	0	0	1	1
Larry Demery, R (1, 1) OBP: 0.200, SLG: 0.077		0-3 K		0-0 SH3-4			0-3 K			2	0	0	0	0	2	0
Dave Giusti, R (9, 1)				1-2 2-3						0	0	0	0	0	0	0

Inning Stats	R: 1	H: 1	E: 0	K: 0	S: 4	R: 0	H: 0	E: 0	K: 1	S: 5	R: 1	H: 3	E: 0	K: 0	S: 6	R: 1	H: 1	E: 0	K: 1	S: 6	R: 0	H: 0	E: 0	K: 1	S: 5	R: 0	H: 1	E: 0	K: 0	S: 3	R: 0	H: 1	E: 0	K: 2	S: 8	R: 1	H: 2	E: 0	K: 1	S: 7
	LOB: 2	BB: 2	P: 12	LOB: 0	BB: 0	P: 5	LOB: 2	BB: 0	P: 6	LOB: 1	BB: 1	LOB: 0	BB: 0	P: 5	LOB: 1	BB: 0	LOB: 1	BB: 0	P: 3	LOB: 1	BB: 0	LOB: 1	BB: 0	P: 7	LOB: 1	BB: 0	P: 7	LOB: 1	BB: 0	P: 7	LOB: 1	BB: 0	P: 7	LOB: 1	BB: 0	P: 7	LOB: 1	BB: 0	P: 7	

PITCHER	IP	WLS	BF	H	R	ER	SO	BB	IBB	HBP	BLK	WP	HR	S	P	ERA	WHIP
Joaquin Andujar, R (1, 1) ERA: 3.88	3.0	L	15	4	2	2	1	2	0	0	0	0	0	15	23	6.00	2.000
Joe Niekro, R (4, 1) ERA: 3.57	5.0		20	5	2	2	5	1	0	0	0	1	1	29	33	3.60	1.200

**BOTTOM**

**Houston Astros @ Pittsburgh Pirates**  
 Three Rivers Stadium, Pittsburgh, PA  
 Wed Jul 21 1976, 7:05 PM EDT  
 Att. 12,209 - Unknown

livebaseballscorecards.com

AB	31
R	4
H	9
RBI	3
BB	3
SO	6
LOB	13

**P**

WP: 1	PA: 35
PB: 0	
SB: 1	
CS: 0	



Batter	1	2	3	4	5	6	7	8	9	AB R H RBI BB SO LOB	TOP										
Frank Taveras, R (1, 6) OBP: 0.320, SLG: 0.295	0-0 P6			0-3 K		0-0 1B		0-0 1B		4 0 2 0 0 1 0	<b>Pittsburgh Pirates @ Philadelphia Phillies</b> <b>Veterans Stadium, Philadelphia, PA</b> Thu Jul 22 1976, 7:05 PM EDT Att. 43,050 - Unknown										
Rennie Stennett, R (1, 4) OBP: 0.285, SLG: 0.347	0-0 6-3			0-0 4-3		0-0 F8		0-0 1B		4 0 1 0 0 0 2											
Al Oliver, L (1, 8) OBP: 0.383, SLG: 0.546	0-0 6-3			0-0 4-3		0-0 4-3		0-0 G6-4-3		4 0 0 0 0 0 5											
Willie Stargell, L (1, 3) OBP: 0.342, SLG: 0.455		0-0 G3		0-3 K		0-0 P5		0-0 1B		4 0 1 0 0 1 0											
Bill Robinson, R (1, 9) OBP: 0.353, SLG: 0.622		0-3 K		0-0 6-3		0-0 E8		0-3 K		4 0 1 0 0 2 1											
Richie Zisk, R (1, 7) OBP: 0.345, SLG: 0.469		0-0 F9		0-0 1B		0-3 K		0-0 G5-4-3		4 0 1 0 0 1 2											
Manny Sanguillen, R (1, 2) OBP: 0.331, SLG: 0.370			0-0 G5-4-3		0-0 F7		0-0 F7			3 0 1 0 0 0 2											
Richie Hebner, L (1, 5) OBP: 0.298, SLG: 0.307			0-3 K		0-0 F9		0-0 4-3			3 0 0 0 0 1 1											
Bruce Kison, R (1, 1) OBP: 0.257, SLG: 0.281 Tommy Helms, R (8, PH) OBP: 0.348, SLG: 0.448 Kent Tekulve, R (8, 1)			0-0 G5-4-3		4-0 1B		4-0 1B			1 0 0 0 1 0 1											
<b>Inning Stats</b>	R: 0 E: 0 K: 0 S: 3	H: 0 LOB: 0 BB: 0 P: 3	R: 0 E: 0 K: 1 S: 5	H: 0 LOB: 0 BB: 0 P: 5	R: 0 E: 0 K: 1 S: 5	H: 1 LOB: 0 BB: 0 P: 5	R: 0 E: 0 K: 1 S: 6	H: 1 LOB: 1 BB: 0 P: 6	R: 0 E: 0 K: 0 S: 4	H: 1 LOB: 2 BB: 1 P: 8	R: 0 E: 1 K: 1 S: 6	H: 1 LOB: 1 BB: 0 P: 6	R: 0 E: 0 K: 0 S: 4	H: 2 LOB: 2 BB: 1 P: 8	R: 0 E: 0 K: 1 S: 5	H: 1 LOB: 0 BB: 0 P: 5	1B: 7 2B: 0 3B: 0 HR: 0	SF: 0 SAC: 0 DP: 3 HBP: 0	WP: 0 PB: 0 SB: 0 CS: 0	PA: 33	
<b>PITCHER</b>	IP WLS BF H R ER SO BB IBB HBP BLK WP HR S P ERA WHIP																				ERA WHIP
Tom Underwood, L (1, 1) ERA: 3.3	8.0 W 31 7 0 0 5 2 0 0 0 0 0 0 39 47 0.00 1.125																				
Ron Reed, R (9, 1) ERA: 2.53	1.0 S 2 0 0 0 1 0 0 0 0 0 0 4 4 0.00 0.000																				

<b>AB</b>	31
<b>R</b>	0
<b>H</b>	7
<b>RBI</b>	0
<b>BB</b>	2
<b>SO</b>	6
<b>LOB</b>	14



livebaseballscorecards.com





Batter	1	2	3	4	5	6	7	8	9	AB R H RBI BB SO LOB	TOP	
<b>Frank Taveras, R</b> (1, 6) OBP: 0.322, SLG: 0.297 <b>Tommy Helms, R</b> (1, 4) OBP: 0.333, SLG: 0.426	0-0 		0-0 <b>F7</b>		0-0 <b>F8</b>			0-0 <b>6-3</b>		1 0 1 0 0 0 0 3 0 0 0 0 0 0		
<b>Rennie Stennett, R</b> (1, 4) OBP: 0.282, SLG: 0.343	0-0 <b>P4</b> 1-2		0-0 <b>4-3</b>			0-3 <b>K</b>		0-0 <b>4-3</b>		4 0 0 0 0 1 1		
<b>Al Oliver, L</b> (1, 8) OBP: 0.382, SLG: 0.541	1-0 			0-0 <b>F6</b>		0-0 <b>G3</b>		0-0 <b>3-1</b>		3 0 0 0 0 0 0		
<b>Willie Stargell, L</b> (1, 3) OBP: 0.344, SLG: 0.455	0-0 <b>F8</b>			0-0 		0-0 		0-0 <b>F9</b>		4 0 2 0 0 0 1		
<b>Dave Parker, L</b> (1, 9) OBP: 0.324, SLG: 0.474		0-0 		0-0 		0-0 		0-0 <b>4-3</b>		4 1 3 1 0 0 0		
<b>Bill Robinson, R</b> (1, 5) OBP: 0.347, SLG: 0.612		0-3 <b>K</b>		0-3 <b>K</b>		0-0 <b>6-3</b>		0-0 <b>F2</b>		4 0 0 0 0 2 4		
<b>Richie Zisk, R</b> (1, 7) OBP: 0.342, SLG: 0.465			0-0 <b>1-3</b>		0-3 <b>K</b>		0-0 <b>F3</b>			3 0 0 0 0 1 2		
<b>Manny Sanguillen, R</b> (1, 2) OBP: 0.328, SLG: 0.366		0-0 <b>3-1</b>			0-0 <b>6-3</b>		0-0 <b>6-3</b>			3 0 0 0 0 0 0		
<b>Doc Medich, R</b> (1, 1) OBP: 0.171, SLG: 0.065 <b>Richie Hebner, L</b> (5, PH) OBP: 0.297, SLG: 0.306 <b>Rick Langford, R</b> (5, 1) OBP: 0.220, SLG: 0.400 <b>Kent Tekulve, R</b> (6, 1) <b>Ed Kirkpatrick, L</b> (7, PH) OBP: 0.316, SLG: 0.299 <b>Ramon Hernandez, S</b> (7, 1)			0-3 <b>K</b>		0-0 <b>F5</b>		0-0 <b>3-1</b>			1 0 0 0 0 1 0 1 0 1 0 0 0 0 0 0 0 0 0 0 0 0 0		
<b>Inning Stats</b>	R: 0 H: 1 E: 0 LOB: 1 K: 0 BB: 0 S: 3 P: 4	R: 1 H: 1 E: 0 LOB: 0 K: 1 BB: 0 S: 6 P: 6	R: 0 H: 0 E: 0 LOB: 0 K: 1 BB: 0 S: 5 P: 5	R: 0 H: 2 E: 0 LOB: 2 K: 2 BB: 0 S: 9 P: 9	R: 0 H: 0 E: 0 LOB: 0 K: 0 BB: 0 S: 3 P: 3	R: 0 H: 2 E: 0 LOB: 2 K: 1 BB: 0 S: 7 P: 7	R: 0 H: 0 E: 0 LOB: 0 K: 0 BB: 0 S: 3 P: 3	R: 0 H: 0 E: 0 LOB: 0 K: 0 BB: 0 S: 3 P: 3	R: 0 H: 0 E: 0 LOB: 0 K: 0 BB: 0 S: 3 P: 3	R: 0 H: 0 E: 0 LOB: 0 K: 0 BB: 0 S: 3 P: 3	1B: 4 SF: 0 2B: 1 SAC: 0 3B: 0 DP: 0 HR: 1 HBP: 1	WP: 0 PA: 33 PB: 0 SB: 0 CS: 0
<b>PITCHER</b> <b>Jim Lonborg, R</b> (1, 1) ERA: 2.75	IP: 9.0 WLS: W BF: 33 H: 6 R: 1 ER: 1 SO: 5 BB: 0 IBB: 0 HBP: 1 BLK: 0 WP: 0 HR: 1 S: 42 P: 43 ERA: 1.00 WHIP: 0.667											<b>PITCHER</b> IP: WLS: BF: H: R: ER: SO: BB: IBB: HBP: BLK: WP: HR: S: P: ERA: WHIP

Pittsburgh Pirates @ Philadelphia Phillies  
 Veterans Stadium, Philadelphia, PA

Fri Jul 23 1976, 7:05 PM EDT  
 Att: 40,120 - Unknown

livebaseballscorecards.com

<b>AB</b>	<b>32</b>
<b>R</b>	<b>1</b>
<b>H</b>	<b>6</b>
<b>RBI</b>	<b>1</b>
<b>BB</b>	<b>0</b>
<b>SO</b>	<b>5</b>
<b>LOB</b>	<b>8</b>



Batter	1	2	3	4	5	6	7	8	9
Dave Cash, R (1, 4) Terry Harmon, R (7, 4) OBP: 0.337, SLG: 0.349 OBP: 0.382, SLG: 0.387	0-0 4-3 ①		0-0 HR	0-0 2-H 1B		0-0 1-H 2-H E7 1B		0-0 6-3 ①	
Larry Bowa, S (1, 6) OBP: 0.289, SLG: 0.292	0-0 2B 1B		0-0 F6	0-0 F7		4-0 HR BB		0-0 P5 ②	
Mike Schmidt, R (1, 5) OBP: 0.388, SLG: 0.562	0-0 F2 ②		0-0 F8		0-0 F9	0-0 1-H HR		0-0 F7 ③	
Greg Luzinski, R (1, 7) Jery Martin, R (6, PR) (7, 8) OBP: 0.382, SLG: 0.495 OBP: 0.395, SLG: 0.436	0-0 1-H 2B		0-0 2B 1B		0-3 K ②	0-0 2B			
Dick Allen, R (1, 3) Bobby Tolan, L (6, PH) (7, 7) OBP: 0.366, SLG: 0.518 OBP: 0.283, SLG: 0.375	0-0 5-3 ③		0-0 1-H 1B 2B		0-0 2B	0-0 G3 ②			
Jay Johnstone, L (1, 9) OBP: 0.374, SLG: 0.461		0-0 1B	0-0 2-H 1B		0-3 K ③	0-3 K ③			
Garry Maddox, R (1, 8) Tom Hutton, L (7, 3) OBP: 0.372, SLG: 0.457 OBP: 0.400, SLG: 0.386		0-0 F8 ①		0-0 E9 1B 1B		4-0 FC1-5 1B BB	0-0 4-3 ①		
Johnny Oates, L (1, 2) OBP: 0.375, SLG: 0.348		0-0 F8 ②		0-0 SH3 1B 1B		0-0 1B FC1-5 1B	0-0 P4 ②		
Jim Lonborg, R (1, 1) OBP: 0.239, SLG: 0.190		0-0 5-3 ③		0-0 SH3 ①		0-0 FC1-5 E	0-0 6-3 ③		

AB	R	H	RBI	BB	SO	LOB
4	2	3	2	0	0	0
1	0	0	0	0	0	0
4	2	1	0	1	0	0
5	1	1	2	0	0	1
4	1	3	1	0	1	0
0	0	0	0	0	0	0
3	1	2	1	0	0	1
1	0	0	0	0	0	1
4	0	2	1	0	2	2
2	1	1	0	1	0	1
1	0	0	0	0	0	0
4	2	2	1	0	0	1
3	1	0	0	0	0	3

**BOTTOM**

**Pittsburgh Pirates @ Philadelphia Phillies**  
**Veterans Stadium, Philadelphia, PA**  
 Fri Jul 23 1976, 7:05 PM EDT  
 Att. 40,120 - Unknown

livebaseballscorecards.com

<b>AB</b>	<b>36</b>
<b>R</b>	<b>11</b>
<b>H</b>	<b>15</b>
<b>RBI</b>	<b>8</b>
<b>BB</b>	<b>2</b>
<b>SO</b>	<b>3</b>
<b>LOB</b>	<b>10</b>



1B: 9	SF: 0
2B: 4	SAC: 1
3B: 0	DP: 0
HR: 2	HBP: 0

WP: 0	PA: 39
PB: 0	
SB: 0	
CS: 0	

Inning Stats	R	H	E	K	S	R	H	E	K	S	R	H	E	K	S	R	H	E	K	S	R	H	E	K	S
Doc Medich, R (1, 1) ERA: 4.24	1	2	0	5	5	0	0	0	0	0	0	0	0	0	0	0	0	0	0	0	0	0	0	0	0
Rick Langford, R (5, 1) ERA: 7.11	0	1	0	0	0	0	0	0	0	0	0	0	0	0	0	0	0	0	0	0	0	0	0	0	0
Kent Tekulve, R (6, 1) ERA: 3.1	0	0	0	0	0	0	0	0	0	0	0	0	0	0	0	0	0	0	0	0	0	0	0	0	0
Ramon Hernandez, L (7, 1) ERA: 4.24	0	0	0	0	0	0	0	0	0	0	0	0	0	0	0	0	0	0	0	0	0	0	0	0	0

PITCHER	IP	WLS	BF	H	R	ER	SO	BB	IBB	HBP	BLK	WP	HR	S	P	ERA	WHIP
Doc Medich, R (1, 1) ERA: 4.24	4.0	L	20	10	6	6	0	0	0	0	0	0	1	20	20	13.50	2.500
Rick Langford, R (5, 1) ERA: 7.11	1.1		10	4	5	5	2	2	0	0	0	0	1	12	20	33.75	4.500
Kent Tekulve, R (6, 1) ERA: 3.1	0.2		3	1	0	0	1	0	0	0	0	0	0	5	5	0.00	1.500
Ramon Hernandez, L (7, 1) ERA: 4.24	2.0		6	0	0	0	0	0	0	0	0	0	0	6	6	0.00	0.000



Batter	1	2	3	4	5	6	7	8	9	AB R H RBI BB SO LOB	TOP											
Frank Taveras, R (1, 6) OBP: 0.320, SLG: 0.302	0-0 F9	0-0 1B 3B		0-3 K		0-0 E1 1B		0-0 4-3		5 2 1 0 0 1 1												
Rennie Stennett, R (1, 4) OBP: 0.278, SLG: 0.339	0-0 4-3	0-0 4-3		0-3 K		0-3 K		0-0 F7		5 0 0 0 0 2 3												
Al Oliver, L (1, 8) OBP: 0.385, SLG: 0.544	0-0 3B 2B	0-0 1B 1B		0-0 G3		4-0 E 1B IBB		0-0 F9		4 1 2 1 1 0 0												
Willie Stargell, L (1, 3) OBP: 0.345, SLG: 0.462	0-0 E 3B	0-0 1B			0-0 F9	0-3 K		0-0 E3 BB		5 1 2 1 0 1 3												
Dave Parker, L (1, 9) OBP: 0.329, SLG: 0.474	4-0 1B BB	0-3 K			0-0 5-3 2B 1B	0-0 E5 1B		0-0 F5		4 2 2 2 1 1 3												
Bill Robinson, R (1, 5) OBP: 0.342, SLG: 0.602	0-0 E1 1B	0-0 F5			0-0 5-3	0-0 F9		0-3 K		4 1 0 0 0 0 6												
Richie Hebner, L (8, 5) OBP: 0.296, SLG: 0.305	1-2 1B				1-2					1 0 0 0 0 1 1												
Richie Zisk, R (1, 7) OBP: 0.346, SLG: 0.468	0-0 1B 1B		0-0 5-3		0-0 1B 2B		0-0 5-3	4-0 FC6-4 BB		4 0 2 2 1 0 0	AB 41 R 8 H 12 RBI 7 BB 3 SO 9 LOB 21											
Manny Sanguillen, R (1, 2) OBP: 0.329, SLG: 0.366	0-0 1B		0-0 F8		0-0 1B		0-0 P3	0-0 FC6-4		5 0 2 1 0 0 2												
Jim Rooker, R (1, 1) OBP: 0.244, SLG: 0.350	0-3 K		0-3 K			0-0 E 1B				4 1 1 0 0 3 2												
Dave Giusti, R (9, 1)										0 0 0 0 0 0 0												
<b>Inning Stats</b>	R: 4 E: 1 K: 1 S: 10	H: 4 LOB: 2 BB: 1 P: 14	R: 1 E: 0 K: 1 S: 8	H: 3 LOB: 2 BB: 0 P: 8	R: 0 E: 0 K: 1 S: 5	H: 0 LOB: 0 BB: 0 P: 5	R: 0 E: 0 K: 2 S: 7	H: 0 LOB: 0 BB: 0 P: 7	R: 1 E: 0 K: 0 S: 5	H: 3 LOB: 2 BB: 0 P: 5	R: 2 E: 2 K: 2 S: 10	H: 2 LOB: 2 BB: 1 P: 14	R: 0 E: 0 K: 1 S: 5	H: 0 LOB: 0 BB: 0 P: 5	R: 0 E: 0 K: 0 S: 3	H: 0 LOB: 0 BB: 0 P: 3	R: 0 E: 1 K: 1 S: 6	H: 0 LOB: 2 BB: 1 P: 10	1B: 8 2B: 2 3B: 2 HR: 0	SF: 0 SAC: 0 DP: 0 HBP: 0	WP: 0 PB: 0 SB: 1 CS: 0	PA: 44
<b>PITCHER</b>	IP WLS BF H R ER SO BB IBB HBP BLK WP HR S P ERA WHIP																					
Larry Christenson, R (1, 1) ERA: 4.11	1.1 L 12 6 5 2 1 1 0 0 0 0 0 0 13 17 13.50 5.250																					
Ron Schueler, R (2, 1) ERA: 3.92	1.2 6 1 0 0 2 0 0 0 0 0 0 0 10 10 0.00 0.600																					
Wayne Twitchell, R (4, 1) ERA: 2.18	2.0 8 3 1 1 2 0 0 0 0 0 0 0 12 12 4.50 1.500																					
Tug McGraw, L (6, 1) ERA: 2.89	2.0 10 2 2 0 3 0 1 0 0 0 0 0 15 19 0.00 1.000																					
Gene Garber, R (8, 1) ERA: 3.15	2.0 8 0 0 0 1 1 0 0 0 0 0 0 9 13 0.00 0.500																					

Pittsburgh Pirates @ Philadelphia Phillies  
Veterans Stadium, Philadelphia, PA  
Sat Jul 24 1976, 7:05 PM EDT  
Unknown

livebaseballscorecards.com







Batter	1	2	3	4	5	6	7	8	9	AB R H RBI BB SO LOB	TOP											
Frank Taveras, R (1, 6) OBP: 0.322, SLG: 0.302	0-0 6-3			0-0 FC4 1B			0-0 5-3		4-0 FC4-6 BB	3 0 1 0 1 0 0												
Rennie Stennett, R (1, 4) OBP: 0.278, SLG: 0.338	0-0 G4-3 1B			0-0 FC4 L4 S 1-2f			0-0 G3		0-0 FC4-6 1-2f 2-3	4 0 1 0 0 0 3												
Al Oliver, L (1, 8) Tommy Helms, R (4, 5) OBP: 0.383, SLG: 0.540 OBP: 0.324, SLG: 0.413	0-0 G4-3 1-2f			0-0 L4 1-3			0-0 6-3		0-0 F8	2 0 0 0 0 0 2 2 0 0 0 0 0 2												
Bill Robinson, R (1, 5) OBP: 0.338, SLG: 0.595 (4, 8)		0-0 6-3				0-0 F7		0-0 6-3		3 0 0 0 0 0 0												
Richie Zisk, R (1, 7) OBP: 0.346, SLG: 0.476		0-0 4-3				0-0 F6		0-0 HR		3 1 1 1 0 0 0												
Dave Parker, L (1, 9) OBP: 0.325, SLG: 0.469		0-0 4-3				0-0 G3		0-0 F8		3 0 0 0 0 0 0												
Bob Robertson, R (1, 3) OBP: 0.314, SLG: 0.333			0-3 K			0-0 P4		0-0 6-3		3 0 0 0 0 1 0												
Duffy Dyer, R (1, 2) OBP: 0.305, SLG: 0.365			0-0 5-3			4-0 G4-6-3 BB			0-0 E6 FC4-6 BB	2 0 0 0 1 0 0												
Bob Moose, R (1, 1) Kent Tekulve, R (6, 1) Manny Sanguillen, R (9, PH) OBP: 0.429, SLG: 1.143 OBP: 0.328, SLG: 0.365			0-0 4-3			0-0 G4-6-3 1-2f			0-0 F9	2 0 0 0 0 0 1 0 0 0 0 0 0 0 1 0 0 0 0 0 1												
<b>Inning Stats</b>	R: 0 E: 0 K: 0 S: 3	H: 1 LOB: 0 BB: 0 P: 3	R: 0 E: 0 K: 0 S: 3	H: 0 LOB: 0 BB: 0 P: 3	R: 0 E: 0 K: 1 S: 5	H: 0 LOB: 0 BB: 0 P: 5	R: 0 E: 0 K: 0 S: 3	H: 1 LOB: 0 BB: 0 P: 3	R: 0 E: 0 K: 0 S: 3	H: 0 LOB: 0 BB: 0 P: 3	R: 0 E: 0 K: 0 S: 2	H: 0 LOB: 0 BB: 1 P: 6	R: 0 E: 0 K: 0 S: 3	H: 0 LOB: 0 BB: 0 P: 3	R: 1 E: 0 K: 0 S: 4	H: 1 LOB: 0 BB: 0 P: 4	R: 0 E: 1 K: 0 S: 4	H: 0 LOB: 2 BB: 1 P: 8	1B: 2 2B: 1 3B: 0 HR: 1	SF: 0 SAC: 0 DP: 3 HBP: 0	WP: 0 PB: 0 SB: 1 CS: 0	PA: 30
<b>PITCHER</b> Steve Carlton, L (1, 1) ERA: 3.41	IP: 9.0 WLS: W BF: 30 H: 3 R: 1 ER: 1 SO: 1 BB: 2 IBB: 0 HBP: 0 BLK: 0 WP: 0 HR: 1 S: 30 P: 38 ERA: 1.00 WHIP: 0.556											<b>PITCHER</b>	IP: 9.0 WLS: W BF: 30 H: 3 R: 1 ER: 1 SO: 1 BB: 2 IBB: 0 HBP: 0 BLK: 0 WP: 0 HR: 1 S: 30 P: 38 ERA: 1.00 WHIP: 0.556									

Pittsburgh Pirates @ Philadelphia Phillies  
Veterans Stadium, Philadelphia, PA  
Sat Jul 24 1976, 7:05 PM EDT  
Att: 57,723 - Unknown

livebaseballscorecards.com

AB	28
R	1
H	3
RBI	1
BB	2
SO	1
LOB	9



Batter	1	2	3	4	5	6	7	8	9	AB	R	H	RBI	BB	SO	LOB
Dave Cash, R OBP: 0.335, SLG: 0.349 (1, 4)	0-0 F8		0-0 F9		0-0 6-3	0-0 2B		0-0 6-3		5	1	1	1	0	0	0
Larry Bowa, S OBP: 0.300, SLG: 0.306 (1, 6)	0-0 F7		0-0 CS 1B		0-0 BB 1B	0-0 2B		0-0 8-3 S 1B		5	0	4	1	0	0	0
Mike Schmidt, R OBP: 0.384, SLG: 0.552 (1, 5)	0-3 K		0-0 CS 1-2	0-0 E5 1B SF8	4-0 BB 1-2	0-0 5-3		0-0 8-3 1-3f		4	1	0	0	1	1	2
Greg Luzinski, R OBP: 0.383, SLG: 0.503 (1, 7)		0-0 HR		0-0 1B 1-3	0-0 F7		0-0 FC5-4 1B		4	1	3	1	0	0	0	2
Jerry Martin, R OBP: 0.386, SLG: 0.425 (7, PR) (8, 7)									0	0	0	0	0	0	0	0
Jay Johnstone, L OBP: 0.374, SLG: 0.466 (1, 9)		0-0 4-3		0-0 SF8 3-H		0-0 E 2B	0-0 FC5-4 1B		3	1	2	1	0	0	0	0
Garry Maddox, R OBP: 0.372, SLG: 0.455 (1, 8)		0-0 F8		0-0 1B 1-2		0-0 E6 4-3 2B 1B	0-0 FC5-4 2B		4	2	2	0	0	0	0	2
Bobby Tolan, L OBP: 0.287, SLG: 0.383 (1, 3)		0-0 S 1B		0-0 L9		0-0 4-3 1-2	0-0 1-H 2B		4	0	2	1	0	0	0	3
Tim McCarver, L OBP: 0.438, SLG: 0.414 (1, 2)		0-0 F5 1-2		0-0 F7		0-0 2B 2B	4-0 IBB		3	1	1	1	1	0	3	
Steve Carlton, L OBP: 0.170, SLG: 0.154 (1, 1)			0-0 G3		0-0 6-3	0-0 6-3	0-0 F7		4	0	0	0	0	0	0	3

**BOTTOM**

Pittsburgh Pirates @ Philadelphia Phillies  
Veterans Stadium, Philadelphia, PA  
Sat Jul 24 1976, 7:05 PM EDT  
Att. 57,723 - Unknown

[livebaseballscorecards.com](http://livebaseballscorecards.com)

<b>AB</b>	<b>36</b>
<b>R</b>	<b>7</b>
<b>H</b>	<b>15</b>
<b>RBI</b>	<b>6</b>
<b>BB</b>	<b>2</b>
<b>SO</b>	<b>1</b>
<b>LOB</b>	<b>15</b>



Inning Stats	R: 0	H: 0	E: 0	K: 1	S: 5	LOB: 0	BB: 0	P: 5									
<b>PITCHER</b>	<b>IP</b>	<b>WLS</b>	<b>BF</b>	<b>H</b>	<b>R</b>	<b>ER</b>	<b>SO</b>	<b>BB</b>	<b>IBB</b>	<b>HBP</b>	<b>BLK</b>	<b>WP</b>	<b>HR</b>	<b>S</b>	<b>P</b>	<b>ERA</b>	<b>WHIP</b>
Bob Moose, R ERA: 3.0 (1, 1)	5.2	L	28	10	6	5	1	1	0	0	0	0	1	29	33	7.94	1.941
Kent Tekulve, R ERA: 3.13 (6, 1)	2.1		11	5	1	1	0	0	1	0	0	0	0	10	14	3.86	2.143

<b>WP: 0</b>	<b>PA: 40</b>
<b>PB: 0</b>	<b>SB: 2</b>
<b>CS: 1</b>	



Batter	1	2	3	4	5	6	7	8	9	AB R H RBI BB SO LOB	TOP																									
Frank Taveras, R (1, 6) OBP: 0.323, SLG: 0.305	0-0 F9		0-0 FC6-4 1B		0-0 4-3			0-0 SF7 2B	4-0 BB	4 2 1 0 1 0 2																										
Rennie Stennett, R (1, 4) OBP: 0.279, SLG: 0.339	0-0 6-3		0-0 FC5-6-1 1B			0-0 F8		0-0 2B 1B	0-3 K	5 1 2 0 0 1 1																										
Al Oliver, L (1, 8) OBP: 0.378, SLG: 0.534	0-0 F7		0-0 FC5-6-1			0-0 F7		0-0 SF7	0-3 K	4 0 0 1 0 1 2																										
Willie Stargell, L (1, 3) OBP: 0.346, SLG: 0.471		0-0 HR		0-0 6-3		0-3 K		0-0 2B 1B	0-0 F7	5 2 2 1 0 1 1																										
Bill Robinson, R (1, 5) OBP: 0.341, SLG: 0.598		0-0 6-3		0-0 G6-4-3 1B			0-0 1B 2B	0-3 K		4 1 2 0 0 1 2																										
Richie Zisk, R (1, 7) OBP: 0.345, SLG: 0.476		0-0 F8		0-0 G6-4-3 1-2f			0-0 L5	0-0 1B 2B		4 1 1 1 0 0 2																										
Dave Parker, L (1, 9) OBP: 0.331, SLG: 0.473		0-0 3-1			0-0 G5-4-3 1B		0-0 FC6-4 1B	0-0 1B		4 0 3 3 0 0 0																										
Manny Sanguillen, R (1, 2) OBP: 0.327, SLG: 0.364			0-0 6-3		0-0 G5-4-3 1-2f		0-0 FC6-4 1-2f	0-0 1B		4 0 1 0 0 0 2																										
John Candelaria, L (1, 1) OBP: 0.275, SLG: 0.244			0-0		0-0		0-0 FC6-4 1-2f	0-0 6-3		2 0 2 0 0 0 0																										
Larry Demery, R (5, 1) OBP: 0.200, SLG: 0.077										0 0 0 0 0 0 0																										
Tommy Helms, R (7, PH) OBP: 0.310, SLG: 0.406										1 0 0 0 0 0 1																										
Rick Langford, R (7, 1) OBP: 0.200, SLG: 0.400										0 0 0 0 0 0 0																										
Ed Kirkpatrick, L (8, PH) OBP: 0.313, SLG: 0.294										1 0 0 0 0 0 2																										
Dave Gusti, R (8, 1)										0 0 0 0 0 0 0																										
Ramon Hernandez, S (8, 1)										0 0 0 0 0 0 0																										
<b>Inning Stats</b>	R: 0 E: 0 K: 0 S: 3	H: 0 LOB: 0 BB: 0 P: 3	R: 1 E: 0 K: 0 S: 4	H: 1 LOB: 0 BB: 0 P: 4	R: 1 E: 0 K: 0 S: 5	H: 2 LOB: 2 BB: 0 P: 5	R: 0 E: 0 K: 0 S: 3	H: 1 LOB: 0 BB: 0 P: 3	R: 0 E: 0 K: 1 S: 5	H: 2 LOB: 1 BB: 0 P: 5	R: 1 E: 0 K: 0 S: 5	H: 2 LOB: 1 BB: 0 P: 5	R: 4 E: 0 K: 1 S: 11	H: 6 LOB: 2 BB: 0 P: 11	R: 0 E: 0 K: 2 S: 7	H: 0 LOB: 1 BB: 1 P: 11	1B: 9 2B: 4 3B: 0 HR: 1	SF: 1 SAC: 0 DP: 2 HBP: 0	WP: 0 PB: 0 SB: 0 CS: 0	PA: 40																
<b>PITCHER</b>	IP WLS BF H R ER SO BB IBB HBP BLK WP HR S P ERA WHIP																																			
Jim Kaat, L (1, 1) ERA: 2.86	7.1		31	11	6	6	1	0	0	0	0	0	1	33	33	7.36	1.500																			
Ron Reed, R (8, 1) ERA: 2.59	1.2	W	9	3	1	1	3	1	0	0	0	0	0	14	18	5.40	2.400																			

Pittsburgh Pirates @ Philadelphia Phillies  
Veterans Stadium, Philadelphia, PA

Sun Jul 25 1976, 3:33 AM EDT  
Att: 37,692 - Unknown

livebaseballscorecards.com

AB	38
R	7
H	14
RBI	6
BB	1
SO	4
LOB	15













Batter	1	2	3	4	5	6	7	8	9	10	11	12	13	AB R H RBI BB SO LOB	TOP															
Frank Taveras, R (1, 6) OBP: 0.319, SLG: 0.296	0-3 K		0-0 G3		0-3 K		0-3 K		H 1-0 S HBP		X 0-0 F8			5 0 0 0 0 3 1	<b>Pittsburgh Pirates @ New York Mets</b> <b>Shea Stadium, Flushing, NY</b> Wed Jul 28 1976, 7:05 PM EDT Att. 22,215 - Unknown															
Rennie Stennett, R (1, 4) OBP: 0.280, SLG: 0.338	0-0 6-3		0-0 FC4-6 1B		0-0 BB 1B		0-0 6-3		X 0-0 5-3		X 0-0 F4			6 0 2 0 0 0 1																
Al Oliver, L (1, 8) OBP: 0.378, SLG: 0.529	0-0 1B		0-0 FC4-6 S 1-2f		0-3 K		0-0 F8		X 0-0 4-3		X 0-0 1-3			6 0 1 0 0 1 3																
Willie Stargell, L (1, 3) OBP: 0.342, SLG: 0.460	0-3 K		0-3 K		4-0 1-2 BB		X 0-0 F7		X 0-0 F5		X 0-0 F9			5 0 0 0 1 2 2																
Dave Parker, L (1, 9) OBP: 0.327, SLG: 0.462		X 0-0 F7		X 0-0 6-3 1B		X 0-0 4-3		BBB 4-0 S BB		X 0-0 6-3			X 0-0 6-3	5 0 1 0 1 0 2																
Richie Hebner, L (1, 5) OBP: 0.304, SLG: 0.323		X 0-0 1B 1B		X 0-0 F8		X 0-0 1B		BBB 4-0 FC5-4 BB		X 0-0 F5			X 0-0 HR	5 1 3 1 1 0 1																
Ed Kirkpatrick, L (1, 7) OBP: 0.302, SLG: 0.284		X 0-0 1-2 1B		X 0-0 6-3		X 0-0 F7		BBB 0-3 K		X 0-0 F2			X 0-0 F9	6 0 1 0 0 1 4																
Manny Sanguillen, R (1, 2) OBP: 0.332, SLG: 0.364		BBB 0-3 K		BBB 4-0 IBB		X 0-0 F5		X 0-0 FC5-4 1-2f		X 0-0 1B			X 0-0 1B	5 0 2 0 1 1 5																
Doc Medich, R (1, 1) OBP: 0.154, SLG: 0.057		BBB 0-3 K		X 0-0 5-3		X 0-0 K		X 0-0 4-3		X 0-0 F6			X 0-0 5-3	4 0 0 0 0 2 5																
Bob Robertson, R (11, PH) OBP: 0.310, SLG: 0.329														1 0 0 0 0 0 1																
Dave Giusti, R (11, 1)														1 0 0 0 0 0 1																
<b>Inning Stats</b>	R: 0 E: 0 K: 2 S: 8	H: 1 LOB: 1 BB: 0 P: 8	R: 0 E: 0 K: 2 S: 9	H: 2 LOB: 2 BB: 0 P: 9	R: 0 E: 0 K: 1 S: 6	H: 1 LOB: 1 BB: 0 P: 6	R: 0 E: 0 K: 1 S: 4	H: 1 LOB: 2 BB: 1 P: 8	R: 0 E: 0 K: 2 S: 8	H: 1 LOB: 2 BB: 1 P: 12	R: 0 E: 0 K: 1 S: 5	H: 0 LOB: 0 BB: 0 P: 5	R: 0 E: 0 K: 1 S: 5	H: 0 LOB: 2 BB: 2 P: 13		R: 0 E: 0 K: 0 S: 3	H: 0 LOB: 1 BB: 0 P: 4	R: 0 E: 0 K: 0 S: 3	H: 0 LOB: 0 BB: 0 P: 3	R: 0 E: 0 K: 0 S: 3	H: 0 LOB: 0 BB: 0 P: 3	R: 1 E: 0 K: 0 S: 5	H: 2 LOB: 1 BB: 0 P: 5	1B: 9 2B: 0 3B: 0 HR: 1	SF: 0 SAC: 0 DP: 0 HBP: 1	WP: 0 PB: 0 SB: 3 CS: 0	PA: 54			
<b>PITCHER</b>																														
Tom Seaver, R (1, 1) ERA: 2.53	IP: 10.0	WLS: 42	BF: 7	H: 7	R: 0	ER: 0	SO: 10	BB: 3	IBB: 1	HBP: 1	BLK: 0	WP: 0	HR: 0	S: 57	P: 74	ERA: 0.00	WHIP: 1.000													
Ken Sanders, R (11, 1) ERA: 1.69	3.0	L	12	3	1	1	0	0	0	0	0	0	1	12	12	3.00	1.000													

livebaseballscorecards.com

AB	49
R	1
H	10
RBI	1
BB	4
SO	10
LOB	26







Batter	1	2	3	4	5	6	7	8	9	10	AB R H RBI BB SO LOB	TOP												
Mario Mendoza, R (1, 6) OBP: 0.218, SLG: 0.196	0-0 5-3		0-0 6-3		0-3 K		0-0 F8		0-0 FC6-4		5 0 0 0 0 1 5	<b>Pittsburgh Pirates @ New York Mets</b> Shea Stadium, Flushing, NY Thu Jul 29 1976, 3:33 AM EDT Att. 12,588 - Overcast												
Rennie Stennett, R (1, 4) OBP: 0.284, SLG: 0.343	0-0 F8		0-0 5-3		0-0 1B			0-0 4-3 2B		0-0 1B G6-4-3 1B	5 1 3 0 0 0 1													
Al Oliver, L (1, 8) OBP: 0.379, SLG: 0.527	0-3 K			0-0 1B 4-3 1B	0-0 6-3			0-0 4-3 2-3		0-0 1-3 G6-4-3 1B	5 1 2 0 0 1 3													
Bill Robinson, R (1, 7) OBP: 0.337, SLG: 0.584		0-0 F9		0-0 4-3 1-3 1B		0-0 6-3		0-3 K		0-0 G6-4-3 1-2 3-H	5 0 1 0 0 1 2													
Dave Parker, L (1, 9) OBP: 0.328, SLG: 0.460		0-0 1B		0-0 4-3 2-3 3-H		0-0 1B S		0-0 6-3		0-3 K	5 0 2 1 0 1 2													
Bob Robertson, R (1, 3) OBP: 0.308, SLG: 0.338		0-0 F8		0-0 5-3		0-0 F7			0-0 FC3-5-6-2 2B		4 0 1 0 0 0 3													
Frank Taveras, R (9, PR) OBP: 0.319, SLG: 0.296											0 0 0 0 0 0 0													
Ed Kirkpatrick, L (9, 3) OBP: 0.302, SLG: 0.284											0 0 0 0 0 0 0													
Richie Hebner, L (1, 5) OBP: 0.299, SLG: 0.318		0-0 F8		0-0 F9		0-0 F7			0-0 FC3-5-6-2 FC6-4 2-3		4 0 0 0 0 0 4													
Duffy Dyer, R (1, 2) OBP: 0.313, SLG: 0.365			4-0 SH5-4 BB		0-0 6-3		0-0 5-3		4-0 FC6-4 IBB		0 0 0 0 1 0 0													
Manny Sanguillen, R (4, 2) OBP: 0.332, SLG: 0.362											2 0 0 0 1 0 0													
Jim Rooker, R (1, 1) OBP: 0.256, SLG: 0.357			0-0 SH5-4		0-0 1B		0-0 5-3		0-0 FC6-4 1-2 2-3		2 0 1 0 0 0 0													
Ramon Hernandez, S (7, 1)											0 0 0 0 0 0 0													
Bob Moose, R (8, 1) OBP: 0.375, SLG: 1.000											1 0 0 0 0 0 2													
Kent Tekulve, R (9, 1)			1-2 1B								0 0 0 0 0 0 0													
<b>Inning Stats</b>	R: 0 E: 0 K: 1 S: 5	H: 0 LOB: 0 BB: 0 P: 5	R: 0 E: 0 K: 0 S: 4	H: 1 LOB: 1 BB: 0 P: 4	R: 0 E: 0 K: 0 S: 3	H: 0 LOB: 1 BB: 1 P: 7	R: 1 E: 0 K: 0 S: 5	H: 2 LOB: 1 BB: 0 P: 5	R: 0 E: 0 K: 1 S: 7	H: 2 LOB: 2 BB: 0 P: 7	R: 0 E: 0 K: 0 S: 4	H: 1 LOB: 1 BB: 0 P: 4	R: 0 E: 0 K: 0 S: 3	H: 0 LOB: 0 BB: 0 P: 3	R: 0 E: 0 K: 1 S: 6	H: 1 LOB: 1 BB: 0 P: 6	R: 0 E: 0 K: 0 S: 4	H: 1 LOB: 3 BB: 1 P: 8	R: 1 E: 0 K: 1 S: 6	H: 2 LOB: 0 BB: 0 P: 6	1B: 8 2B: 2 3B: 0 HR: 0	SF: 0 SAC: 1 DP: 1 HBP: 0	WP: 0 PB: 0 SB: 1 CS: 0	PA: 41
<b>PITCHER</b>	IP WLS BF H R ER SO BB IBB HBP BLK WP HR S P ERA WHIP												IP WLS BF H R ER SO BB IBB HBP BLK WP HR S P ERA WHIP											
Mickey Lolich, L (1, 1) ERA: 2.59	9.0	L	4	2	1	1	1	0	0	0	0	0	0	0	0	0	6	6	9.00	2.000				
Skip Lockwood, R (10, 1) ERA: 2.41	1.0	L	4	2	1	1	1	0	0	0	0	0	0	0	0	0	6	6	9.00	2.000				

livebaseballscores.com

AB	38
R	2
H	10
RBI	1
BB	2
SO	4
LOB	22



Batter	1	2	3	4	5	6	7	8	9	10	AB	R	H	RBI	BB	SO	LOB
<b>Leon Brown, R</b> (1, 8) <small>OBP: 0.255, SLG: 0.261</small> <b>Ed Kranepool, L</b> (9, PH) <small>OBP: 0.349, SLG: 0.404</small> <b>Pepe Mangual, R</b> (9, PR) <small>OBP: 0.391, SLG: 0.347</small> (10, 8)	0-0 1-3		0-0 SH3-4 1-2 1B		0-0 F8		0-0 F2		0-0 BB HBP 1B		4	0	1	0	0	0	0
<b>Bruce Boisclair, L</b> (1, 9) <small>OBP: 0.331, SLG: 0.331</small>	0-0 1B		0-0 SH3-4 1-2 2-3		0-0 1B		0-3 K		0-0 HBP BB 1-2 1B		4	0	3	0	0	1	0
<b>John Milner, L</b> (1, 7) <small>OBP: 0.341, SLG: 0.443</small>	0-3 K		4-0 G6-4-3 BB		0-3 K		4-0 WP BB		4-0 HBP BB 1-2 2-3		2	0	0	0	3	2	2
<b>Joe Torre, R</b> (1, 3) <small>OBP: 0.327, SLG: 0.380</small>	0-0 F5		0-0 G6-4-3 1-2f		0-0 F8		0-0 F9 1-2		1-0 HBP		4	0	0	1	0	0	6
<b>Jerry Grote, R</b> (1, 2) <small>OBP: 0.332, SLG: 0.308</small> <b>Jim Dwyer, L</b> (9, PH) <small>OBP: 0.282, SLG: 0.240</small> <b>Ron Hodges, L</b> (10, 2) <small>OBP: 0.407, SLG: 0.436</small>		0-0 5-3		4-0 BB 1B BB		4-0 2B BB		0-0 F9	0-0 F9		2	0	0	0	2	0	0
<b>Roy Staiger, R</b> (1, 5) <small>OBP: 0.271, SLG: 0.274</small>		0-0 3B		0-3 K		0-0 F9		0-0 G6-4-3 1B		0-0 F4	5	0	2	0	0	1	2
<b>Felix Millan, R</b> (1, 4) <small>OBP: 0.310, SLG: 0.312</small>		0-0 F4		0-0 1-2 1B		0-0 F8		0-0 G6-4-3 1-2f		0-0 4-3	5	0	1	0	0	0	3
<b>Bud Harrelson, S</b> (1, 6) <small>OBP: 0.337, SLG: 0.286</small>		0-3 K		0-0 F4		0-0 2B		0-0 6-3		0-0 F4	5	0	1	0	0	1	3
<b>Mickey Lolich, S</b> (1, 1) <small>OBP: 0.244, SLG: 0.162</small> <b>Mike Phillips, L</b> (9, PH) <small>OBP: 0.327, SLG: 0.373</small> <b>Skip Lockwood, R</b> (10, 1) <small>OBP: 0.500, SLG: 0.545</small>			0-0 SH3-4 1B 1B		0-0 5-3		0-3 K		0-3 K		3	0	1	0	0	1	4


<b>Inning Stats</b>	R: 0 E: 0 K: 1 S: 6	H: 1 LOB: 1 BB: 0 P: 6	R: 0 E: 0 K: 1 S: 6	H: 1 LOB: 1 BB: 0 P: 6	R: 0 E: 0 K: 0 S: 4	H: 2 LOB: 2 BB: 1 P: 8	R: 0 E: 0 K: 1 S: 6	H: 1 LOB: 2 BB: 1 P: 10	R: 0 E: 0 K: 1 S: 6	H: 0 LOB: 1 BB: 1 P: 10	R: 0 E: 0 K: 1 S: 5	H: 0 LOB: 1 BB: 1 P: 9	R: 0 E: 0 K: 0 S: 3	H: 1 LOB: 0 BB: 0 P: 3	R: 1 E: 0 K: 1 S: 7	H: 2 LOB: 3 BB: 1 P: 12	R: 0 E: 0 K: 0 S: 3	H: 0 LOB: 0 BB: 0 P: 3	1B: 8 2B: 1 3B: 1 HR: 0	SF: 0 SAC: 1 DP: 2 HBP: 1	WP: 1 PB: 0 SB: 0 CS: 0	PA: 44
---------------------	------------------------------	---------------------------------	------------------------------	---------------------------------	------------------------------	---------------------------------	------------------------------	----------------------------------	------------------------------	----------------------------------	------------------------------	---------------------------------	------------------------------	---------------------------------	------------------------------	----------------------------------	------------------------------	---------------------------------	----------------------------------	------------------------------------	----------------------------------	--------

PITCHER	IP	WLS	BF	H	R	ER	SO	BB	IBB	HBP	BLK	WP	HR	S	P	ERA	WHIP
<b>Jim Rooker, L</b> (1, 1) ERA: 3.6	6.0		27	7	0	0	5	3	0	0	0	0	0	34	46	0.00	1.667
<b>Ramon Hernandez, L</b> (7, 1) ERA: 4.25	1.0		4	0	0	0	1	1	0	0	0	1	0	5	9	0.00	1.000
<b>Bob Moose, R</b> (8, 1) ERA: 3.08	1.2		9	3	1	1	1	1	0	1	0	0	0	9	14	5.40	2.400
<b>Kent Tekulve, R</b> (9, 1) ERA: 3.05	1.1	W	4	0	0	0	0	0	0	0	0	0	0	4	4	0.00	0.000

**Pittsburgh Pirates @ New York Mets**  
 Shea Stadium, Flushing, NY  
 Thu Jul 29 1976, 3:33 AM EDT  
 Att. 12,588 - Overcast

livebaseballscorecards.com

<b>AB</b>	37
<b>R</b>	1
<b>H</b>	10
<b>RBI</b>	1
<b>BB</b>	5
<b>SO</b>	7
<b>LOB</b>	23





Batter	1	2	3	4	5	6	7	8	9	10	11	12	13	AB R H RBI BB SO LOB	TOP											
Ellis Valentine, R OBP: 0.300, SLG: 0.406 (1, 8)	3-2 F7		2-2 6-3		1-1 2B		2-3 K		4-2 BB			2-1 3-1		5 0 1 0 1 1 2												
Bombo Rivera, R OBP: 0.330, SLG: 0.413 Jerry White, S OBP: 0.306, SLG: 0.315 (1, 7) (9, PH) (9, 7) (13, 9)	2-1 2B		2-2 4-3		0-0 6-3		1-3 K		3-2 F3			1-2 F5		4 1 1 0 0 1 1 2 0 0 0 0 0 2												
Larry Parrish, R OBP: 0.289, SLG: 0.333 (1, 5)	2-1 2B		2-1 6-3			1-3 K		2-0 4-3		1-2 4-3		0-0 CS 1B		6 0 2 1 0 1 0												
Earl Williams, R OBP: 0.283, SLG: 0.368 Mike Jorgensen, L OBP: 0.350, SLG: 0.366 (1, 3) (8, PR) (8, 3)	1-1 F7			0-0 L4		0-2 5-3		2-1 1B 1B		4-1 6-3 BB		0-0 CS 1-2	1-1 5-3 5-3 1B	4 0 1 0 0 0 1 1 0 1 0 1 0 0												
Tim Foli, R OBP: 0.271, SLG: 0.387 (1, 6)	2-3 K			0-0 L9		0-0 F7		0-1 1B 1B		0-0 6-3			2-2 5-3	6 0 1 0 0 1 3												
Barry Foote, R OBP: 0.254, SLG: 0.348 (1, 2)		1-1 1B		1-2 F7			2-2 F8		0-0 6-3				0-2 5-3	6 0 1 0 0 0 4												
Pete Mackanin, R OBP: 0.268, SLG: 0.358 (1, 4)		2-1 F4			1-0 HR		2-3 K		1-0 SH1-3 2B			0-0 F2		6 1 2 1 0 1 2												
Gary Carter, R OBP: 0.306, SLG: 0.316 Del Unser, L OBP: 0.271, SLG: 0.359 (1, 9) (7, PR) (7, 9) (13, 7)		3-1 F8			1-2 F3		2-2 1B 2B		0-0 SH1-3			2-0 6-3		3 0 1 0 0 0 1 1 1 0 0 0 0 0												
Don Carrithers, R OBP: 0.099, SLG: 0.160 Jose Morales, R OBP: 0.352, SLG: 0.500 Pepe Frias, R OBP: 0.239, SLG: 0.242 Date Murray, R (7, 1) Wayne Garrett, L OBP: 0.353, SLG: 0.299 Chuck Taylor, R (8, 1) Andre Thornton, R OBP: 0.324, SLG: 0.366 Joe Kerrigan, R (11, 1) (11, 1)		1-0 6-3			1-2 6-3		2-0 1B 2B		2-3 K			1-3 K		2 0 0 0 0 0 1 1 0 1 1 0 0 0 0 0 0 0 0 0 0 0 0 0 0 0 0 0 1 0 0 0 0 0 1 0 0 0 0 0 0 0 1 0 0 0 0 0 1 0 0 0 0 0 0 0												
<b>Inning Stats</b>	R: 1 E: 0 K: 1 S: 16	H: 2 LOB: 1 BB: 0 P: 26	R: 0 E: 0 K: 0 S: 7	H: 1 LOB: 1 BB: 0 P: 14	R: 0 E: 0 K: 0 S: 11	H: 0 LOB: 0 BB: 0 P: 17	R: 0 E: 0 K: 0 S: 7	H: 0 LOB: 0 BB: 0 P: 8	R: 1 E: 0 K: 1 S: 10	H: 2 LOB: 1 BB: 0 P: 14	R: 0 E: 0 K: 1 S: 7	H: 2 LOB: 2 BB: 1 P: 8	R: 0 E: 0 K: 0 S: 9	H: 0 LOB: 1 BB: 1 P: 11	R: 0 E: 0 K: 0 S: 5	H: 0 LOB: 0 BB: 0 P: 8	R: 0 E: 0 K: 0 S: 7	H: 1 LOB: 0 BB: 0 P: 10	R: 0 E: 0 K: 0 S: 13	H: 1 LOB: 1 BB: 0 P: 17	1B: 6 2B: 5 3B: 0 HR: 1	SF: 0 SAC: 1 DP: 0 HBP: 0	WP: 0 PB: 0 SB: 1 CS: 1	PA: 53		
<b>PITCHER</b>	IP WLS BF H R ER SO BB IBB HBP BLK WP HR S P ERA WHIP	IP WLS BF H R ER SO BB IBB HBP BLK WP HR S P ERA WHIP														IP WLS BF H R ER SO BB IBB HBP BLK WP HR S P ERA WHIP										
John Candelaria, L ERA: 3.34 (1, 1)	7.2																									
Dave Giusti, R ERA: 4.32 (8, 1)	1.1	6	1	0	0	1	1	0	0	0	0	0	0	14	24	0.00	1.500									
Larry Demery, R ERA: 3.48 (10, 1)	2.0	7	0	0	0	1	1	0	0	0	0	0	0	11	19	0.00	0.500									
Kent Tekulve, R ERA: 2.95 (12, 1)	2.0	W	7	2	0	0	0	0	0	0	0	0	0	20	27	0.00	1.000									

**Montreal Expos @ Pittsburgh Pirates**  
**Three Rivers Stadium, Pittsburgh, PA**  
 Fri Jul 30 1976, 7:05 PM EDT  
 Att. 12,774 - Unknown

livebaseballscorecards.com

AB	49
R	3
H	12
RBI	3
BB	2
SO	7
LOB	18









Batter	1	2	3	4	5	6	7	8	9	AB	R	H	RBI	BB	SO	LOB
Frank Taveras, R (1, 6) OBP: 0.315, SLG: 0.291 Richie Zisk, R (8, PH) OBP: 0.343, SLG: 0.474 Mario Mendoza, R (8, PR) OBP: 0.218, SLG: 0.196 (9, 6)	2-1 L9 ①		1-2 1B 1B		2-1 3-1 ①		4-2 1B S BB	0-0 E9 1B		3	1	1	0	1	0	0
Rennie Stennett, R (1, 4) OBP: 0.286, SLG: 0.356	1-2 4-3 ②		1-2 1B 1B		2-1 1B 3B		1-3 K ①	0-0 4-3 ③		5	1	2	1	0	1	2
Al Oliver, L (1, 8) OBP: 0.378, SLG: 0.523	0-1 1B		0-0 P5 ②		1-1 6-3 ②		2-0 2B 1B		0-0 6-3 ①	5	1	2	1	0	0	3
Willie Stargell, L (1, 3) OBP: 0.342, SLG: 0.454	3-2 3-1 ③		1-1 G3 ③		2-0 1B 1B		3-3 K ②		1-1 4-3 ②	5	0	1	1	0	1	4
Dave Parker, L (1, 9) OBP: 0.342, SLG: 0.487		0-0 3-1 ①		0-0 HR		0-0 1B 1B		3-2 1B 2B		5	2	4	2	0	0	0
Bill Robinson, R (1, 7) OBP: 0.342, SLG: 0.583		4-0 G4-6-3 BB		0-0 2B		0-3 K ③		1-1 1B		4	0	2	1	1	1	3
Richie Hebner, L (1, 5) OBP: 0.293, SLG: 0.307		0-0 G4-6-3 ② ③		0-0 6-3 ①			0-0 F8		0-0 G3 ③	4	0	0	0	0	0	3
Manny Sanguillen, R (1, 2) OBP: 0.334, SLG: 0.363			0-0 1B BB 1B		0-0 P4 ②		1-1 P2 ②		1-2 6-3 ①	4	1	1	0	0	0	1
Jerry Reuss, L (1, 1) OBP: 0.365, SLG: 0.333 Bob Moose, R (7, 1) OBP: 0.375, SLG: 1.000 Ramon Hernandez, S (8, 1) Ed Kirkpatrick, L (8, PH) OBP: 0.295, SLG: 0.276 Kent Tekulve, R (9, 1)			4-2 1B 1B		0-3 K ③		0-2 F7 ③		0-0 4-3 ②	2	0	0	0	1	1	1


Inning Stats	R: 0	H: 1	E: 0	K: 0	S: 12	R: 0	H: 0	E: 0	K: 0	S: 2	R: 1	H: 3	E: 0	K: 0	S: 13	R: 1	H: 2	E: 0	K: 1	S: 7	R: 1	H: 3	E: 0	K: 1	S: 11	R: 0	H: 0	E: 0	K: 0	S: 7	R: 3	H: 3	E: 0	K: 2	S: 22	R: 0	H: 1	E: 1	K: 0	S: 6	R: 0	H: 1	E: 0	K: 0	S: 8	R: 0	H: 1	E: 0	K: 0	S: 8	1B: 10	2B: 2	3B: 1	SF: 0	SAC: 0	DP: 1	HBP: 0	WP: 0	PA: 42
--------------	------	------	------	------	-------	------	------	------	------	------	------	------	------	------	-------	------	------	------	------	------	------	------	------	------	-------	------	------	------	------	------	------	------	------	------	-------	------	------	------	------	------	------	------	------	------	------	------	------	------	------	------	--------	-------	-------	-------	--------	-------	--------	-------	--------

PITCHER	IP	WLS	BF	H	R	ER	SO	BB	IBB	HBP	BLK	WP	HR	S	P	ERA	WHIP
Don Stanhouse, R (1, 1) ERA: 2.78	6.2		32	11	6	6	4	3	0	0	0	0	1	71	109	8.10	2.100
Dale Murray, R (7, 1) ERA: 2.59	2.1	W	10	3	0	0	0	0	0	0	0	0	0	17	24	0.00	1.286

**BOTTOM**

**Montreal Expos @ Pittsburgh Pirates**  
 Three Rivers Stadium, Pittsburgh, PA  
 Sat Jul 31 1976, 7:05 PM EDT  
 Att. 10,981 - Unknown

AB	39
R	6
H	14
RBI	6
BB	3
SO	4
LOB	17



livebaseballscores.com



Batter	1	2	3	4	5	6	7	8	9	AB R H RBI BB SO LOB	TOP											
Ellis Valentine, R (1, 8) OBP: 0.303, SLG: 0.400	0-0 L8		1-1 F9			1-3 K		3-1 S 1B		4 0 1 1 0 1 0												
Wayne Garrett, L (1, 4) OBP: 0.351, SLG: 0.305	0-2 SF8 3B		3-2 F7			2-2 4-3		1-0 G3		4 1 1 0 0 0 1												
Larry Parrish, R (1, 5) OBP: 0.282, SLG: 0.326	0-2 SF8		1-2 4-3			2-3 K			3-2 P3	3 0 0 1 0 1 0												
Earl Williams, R (1, 2) OBP: 0.282, SLG: 0.360	1-0 6-3			1-1 F8			0-3 K		4-1 FC4-6 BB	3 0 0 0 1 1 0												
Del Unser, L (1, 9) OBP: 0.269, SLG: 0.357		0-0 1-3 1B		1-0 F9		1-3 K		0-0 FC4-6 CS		4 0 1 0 0 1 1												
Tim Foli, R (1, 6) OBP: 0.274, SLG: 0.391		1-2 1-2 1B		0-3 K		0-3 K		1-0 CS		3 0 1 0 0 2 0												
Mike Jorgensen, L (1, 7) (8, 3)		2-2 F8			1-1 F9			0-1 E4 FC6-4		3 0 0 0 0 0 2												
Andre Thornton, R (1, 3) OBP: 0.322, SLG: 0.377 Jerry White, S (8, PR) OBP: 0.305, SLG: 0.313 (8, 7)		1-1 1-3			0-3 K			1-0 FC6-4 S 1B		3 0 0 0 0 1 3 0 1 0 0 0 0 0												
Steve Rogers, R (1, 1) OBP: 0.109, SLG: 0.109		3-2 3-1			2-3 K			0-1 F2		3 0 0 0 0 1 3												
<b>Inning Stats</b>	R: 1 E: 0 K: 0 S: 8	H: 1 LOB: 0 BB: 0 P: 9	R: 0 E: 0 K: 0 S: 15	H: 2 LOB: 2 BB: 0 P: 22	R: 0 E: 0 K: 1 S: 10	H: 0 LOB: 0 BB: 0 P: 15	R: 0 E: 0 K: 1 S: 6	H: 0 LOB: 0 BB: 0 P: 8	R: 0 E: 0 K: 2 S: 8	H: 0 LOB: 0 BB: 0 P: 11	R: 0 E: 0 K: 2 S: 11	H: 0 LOB: 0 BB: 0 P: 16	R: 0 E: 0 K: 3 S: 11	H: 0 LOB: 0 BB: 0 P: 12	R: 1 E: 1 K: 0 S: 8	H: 1 LOB: 2 BB: 0 P: 13	R: 0 E: 0 K: 0 S: 5	H: 0 LOB: 0 BB: 1 P: 13	1B: 3 2B: 0 3B: 1 HR: 0	SF: 1 SAC: 0 DP: 0 HBP: 0	WP: 0 PB: 0 SB: 2 CS: 1	PA: 33
<b>PITCHER</b>	IP WLS BF H R ER SO BB IBB HBP BLK WP HR S P ERA WHIP																					
Bruce Kison, R (1, 1) ERA: 3.24	8.0 L 29 4 2 1 8 0 0 0 0 0 0 0 77 106 1.12 0.500																					
Dave Giusti, R (9, 1) ERA: 4.19	1.0 3 0 0 0 0 1 0 0 0 0 0 0 5 13 0.00 1.000																					

**Montreal Expos @ Pittsburgh Pirates**  
**Three Rivers Stadium, Pittsburgh, PA**  
 Sun Aug 01 1976, 3:33 AM EDT  
 Att: 17,150 - Unknown

livebaseballscorecards.com

AB	30
R	2
H	4
RBI	2
BB	1
SO	8
LOB	10







Batter	1	2	3	4	5	6	7	8	9	AB	R	H	RBI	BB	SO	LOB	TOP										
Lou Brock, L (1, 7) OBP: 0.324, SLG: 0.364	0-0 4-3		0-0 G3			0-0 G6-3	0-0 L4			4	0	0	0	0	0	3											
Don Kessinger, S (1, 6) OBP: 0.318, SLG: 0.308	0-0 F7		0-0 6-3			0-0 F8		0-0 FC1-6 1B		4	0	1	0	0	0	0											
Bake McBride, L (1, 8) OBP: 0.387, SLG: 0.446	0-0 6-3			0-0 F9			0-0 4-3 1B 2B	0-0 FC1-6 WP		4	1	1	0	0	0	1											
Ted Simmons, S (1, 2) OBP: 0.359, SLG: 0.377		0-0 4-3		0-0 1-3			0-0 4-3	0-0 F5		4	0	0	0	0	0	2											
Keith Hernandez, L (1, 3) OBP: 0.346, SLG: 0.340		0-0 4-3 1B S 1B		0-0 F8			0-0 1B 1B	0-0 F9		4	2	2	1	0	0	1											
Jerry Mumphrey, S (1, 9) OBP: 0.358, SLG: 0.356		0-0 4-3			0-0 4-3		0-0 F8		0-0 4-3 1B	4	0	1	0	0	0	2											
Hector Cruz, R (1, 5) OBP: 0.251, SLG: 0.319		0-0 1-3 1B			0-0 5-3		0-0 1B 1B		0-0 4-3	4	1	2	1	0	0	1											
Lee Richard, R (1, 4) OBP: 0.179, SLG: 0.219		0-0 3-H L9			0-0 4-3		0-0 1B 1B		0-0 P6	4	0	1	1	0	0	2											
Pete Falcone, L (1, 1) OBP: 0.195, SLG: 0.179			0-0 F8			0-0 G6-3 1B	0-0 1-3 3-H 1B		0-3 K	4	0	2	1	0	1	1											
<b>Inning Stats</b>	R: 0 E: 0 K: 0 S: 3	H: 0 LOB: 0 BB: 0 P: 3	R: 1 E: 0 K: 0 S: 5	H: 2 LOB: 1 BB: 0 P: 5	R: 0 E: 0 K: 0 S: 3	H: 0 LOB: 0 BB: 0 P: 3	R: 0 E: 0 K: 0 S: 3	H: 0 LOB: 0 BB: 0 P: 3	R: 0 E: 0 K: 0 S: 3	H: 1 LOB: 0 BB: 0 P: 3	R: 3 E: 0 K: 0 S: 8	H: 5 LOB: 2 BB: 0 P: 8	R: 0 E: 0 K: 0 S: 4	H: 1 LOB: 1 BB: 0 P: 4	R: 0 E: 0 K: 1 S: 6	H: 1 LOB: 1 BB: 0 P: 6	1B: 9 2B: 1 3B: 0 HR: 0	SF: 0 SAC: 0 DP: 1 HBP: 0	WP: 1 PB: 0 SB: 1 CS: 0	PA: 36							
<b>PITCHER</b>	IP	WLS	BF	H	R	ER	SO	BB	IBB	HBP	BLK	WP	HR	S	P	ERA	WHIP										
Doc Medich, R (1, 1) ERA: 3.97	6.2	L	27	8	4	4	0	0	0	0	0	0	0	27	27	5.40	1.200										
Ramon Hernandez, L (7, 1) ERA: 4.03	1.1		5	1	0	0	0	0	0	0	0	1	0	5	5	0.00	0.750										
Kent Tekulve, R (9, 1) ERA: 2.85	1.0		4	1	0	0	1	0	0	0	0	0	0	6	6	0.00	1.000										

St. Louis Cardinals @ Pittsburgh Pirates  
 Three Rivers Stadium, Pittsburgh, PA  
 Mon Aug 02 1976, 7:05 PM EDT  
 Att. 7,553 - Unknown

livebaseballscorecards.com

AB	36
R	4
H	10
RBI	4
BB	0
SO	1
LOB	13



Batter	1	2	3	4	5	6	7	8	9	AB R H RBI BB SO LOB
Frank Taveras, R OBP: 0.317, SLG: 0.291 (1, 6)	0-3 K2-3		0-0 6-3		0-0 F8			0-3 K		4 0 0 0 0 2 1
Rennie Stennett, R OBP: 0.287, SLG: 0.355 (1, 4)	0-0 F9			4-0 BB BB		0-0 G6-4-3 1B		0-0 1B		3 0 2 0 1 0 0
Al Oliver, L OBP: 0.371, SLG: 0.512 (1, 8)	0-3 K			0-0 F7		0-3 K		0-3 K		4 0 0 0 0 3 3
Richie Zisk, R OBP: 0.344, SLG: 0.471 (1, 7)		0-0 F9		4-0 FC6-4 1-2 BB		0-0 G6-4-3 1-2f		0-0 P4		3 0 0 0 1 0 2
Dave Parker, L OBP: 0.336, SLG: 0.477 (1, 9)		0-0 F8 1B		0-0 P6			0-0 F7		0-0 F7	4 0 1 0 0 0 3
Bill Robinson, R OBP: 0.342, SLG: 0.580 (1, 5)		0-0 F8 1-2		0-0 FC6-4 1-2f			0-3 K			3 0 0 0 0 1 3
Bob Robertson, R OBP: 0.305, SLG: 0.333 (1, 3)		0-3 K			0-0 FC6-5 WP 1B		0-3 K			3 0 1 0 0 2 1
Manny Sanguillen, R OBP: 0.331, SLG: 0.359 (1, 2)			0-0 F8		0-0 FC6-5 SH3-4 1-3			0-0 4-3		3 0 0 0 0 0 1
Doc Medich, R OBP: 0.150, SLG: 0.056 Ramon Hernandez, S (7, 1)			0-3 K		0-0 SH3-4 1-2			0-0 5-3		1 0 0 0 0 1 0 0 0 0 0 0 0 0 1 0 0 0 0 0 0 0 0 0 0 0 0 0
Tommy Helms, R OBP: 0.315, SLG: 0.400 Kent Tekulve, R (8, PH) (9, 1)										


Inning Stats	R: 0	H: 0	E: 0	K: 2	S: 7	R: 0	H: 1	E: 0	K: 1	S: 6	R: 0	H: 0	E: 0	K: 1	S: 5	R: 0	H: 0	E: 0	K: 0	S: 3	R: 0	H: 1	E: 0	K: 0	S: 4	R: 0	H: 1	E: 0	K: 1	S: 5	R: 0	H: 0	E: 0	K: 2	S: 7	R: 0	H: 0	E: 0	K: 1	S: 5	R: 0	H: 1	E: 0	K: 1	S: 6	1B: 4	2B: 0	3B: 0	HR: 0	SF: 0	SAC: 1	DP: 1	HBP: 0	WP: 1	PB: 0	SB: 0	CS: 0	PA: 32
PITCHER Pete Falcone, L ERA: 3.69 (1, 1)	IP	WLS	BF	H	R	ER	SO	BB	IBB	HBP	BLK	WP	HR	S	P	ERA	WHIP																			IP	WLS	BF	H	R	ER	SO	BB	IBB	HBP	BLK	WP	HR	S	P	ERA	WHIP						

**BOTTOM**

**St. Louis Cardinals @ Pittsburgh Pirates**  
 Three Rivers Stadium, Pittsburgh, PA  
 Mon Aug 02 1976, 7:05 PM EDT  
 Att. 7,553 - Unknown

livebaseballscorecards.com

AB	29
R	0
H	4
RBI	0
BB	2
SO	9
LOB	14





Batter	1	2	3	4	5	6	7	8	9	AB R H RBI BB SO LOB	TOP											
Jerry Mumphrey, S (1, 7) OBP: 0.353, SLG: 0.346	0-0 1-3			0-0 6-3		0-0 6-3		4-0 2B BB	0-0 F9	4 1 0 0 1 0 2	<b>St. Louis Cardinals @ Pittsburgh Pirates</b> Three Rivers Stadium, Pittsburgh, PA Tue Aug 03 1976, 7:05 PM EDT Unknown											
Don Kessinger, S (1, 6) OBP: 0.318, SLG: 0.310	0-0 P4			0-0 E6		0-0 P4		0-0 2B 1-H		4 0 1 1 0 0 0												
Mike Anderson, R (1, 9) OBP: 0.383, SLG: 0.368	0-0 F8			0-0 1B		0-0 P4		0-0 P3		4 0 1 0 0 0 1												
Ted Simmons, S (1, 3) OBP: 0.361, SLG: 0.379		0-0 F9		0-0 F9		0-0 FC9-6 2B		4-0 IBB		3 0 1 0 1 0 2												
Joe Ferguson, R (1, 2) OBP: 0.323, SLG: 0.372		0-0 F8		0-0 6-3		0-3 K		0-0 F3		4 0 0 0 0 1 5												
Hector Cruz, R (1, 5) OBP: 0.254, SLG: 0.320		0-3 K		0-0 F7		4-0 FC9-6 BB		0-0 FC6-4 1B		3 0 1 0 1 1 0												
Vic Harris, S (1, 8) OBP: 0.276, SLG: 0.302			0-0 4-3		0-0 F8	0-0 FC9-6		0-0 FC6-4 1B		4 0 0 0 0 0 3												
Lee Richard, R (1, 4) OBP: 0.197, SLG: 0.250			0-0 6-3		0-0 2B	0-0 1-3		0-0 1-2 1B		4 0 2 0 0 0 2												
Eric Rasmussen, R (1, 1) OBP: 0.211, SLG: 0.167			0-0 6-3		0-0 4-3		0-3 K	0-3 K		2 0 0 0 0 0 1												
Lou Brock, L (8, PH) OBP: 0.323, SLG: 0.363										1 0 0 0 0 1 0												
Al Hrabosky, R (8, 1)										0 0 0 0 0 0 0												
Ron Fairly, L (9, PH) OBP: 0.397, SLG: 0.312										1 0 0 0 0 1 2												
Bill Greif, R (9, 1)										0 0 0 0 0 0 0												
<b>Inning Stats</b>	R: 0 E: 0 K: 0 S: 3	H: 0 LOB: 0 BB: 0 P: 3	R: 0 E: 0 K: 1 S: 5	H: 0 LOB: 0 BB: 0 P: 5	R: 0 E: 0 K: 0 S: 3	H: 0 LOB: 0 BB: 0 P: 3	R: 0 E: 1 K: 0 S: 5	H: 1 LOB: 2 BB: 0 P: 5	R: 0 E: 0 K: 0 S: 4	H: 1 LOB: 1 BB: 0 P: 4	R: 0 E: 0 K: 1 S: 6	H: 0 LOB: 0 BB: 0 P: 3	R: 0 E: 0 K: 1 S: 6	H: 1 LOB: 2 BB: 1 P: 10	R: 1 E: 0 K: 1 S: 6	H: 1 LOB: 2 BB: 2 P: 14	R: 0 E: 0 K: 1 S: 7	H: 2 LOB: 2 BB: 0 P: 7	1B: 3 2B: 3 3B: 0 HR: 0	SF: 0 SAC: 0 DP: 0 HBP: 0	WP: 0 PB: 0 SB: 0 CS: 0	PA: 37
<b>PITCHER</b> Jim Rooker, L (1, 1) ERA: 3.43	IP: 9.0 WLS: W BF: 37 H: 6 R: 1 ER: 1 SO: 4 BB: 2 IBB: 1 HBP: 0 BLK: 0 WP: 0 HR: 0 S: 42 P: 54 ERA: 1.00 WHIP: 0.889											<b>PITCHER</b>	IP: WLS: BF: H: R: ER: SO: BB: IBB: HBP: BLK: WP: HR: S: P: ERA: WHIP:									

livebaseballscorecards.com

<b>AB</b>	34
<b>R</b>	1
<b>H</b>	6
<b>RBI</b>	1
<b>BB</b>	3
<b>SO</b>	4
<b>LOB</b>	18



Batter	1	2	3	4	5	6	7	8	9	AB	R	H	RBI	BB	SO	LOB
Frank Taveras, R (1, 6) OBP: 0.313, SLG: 0.287	0-3 K		0-0 F8		0-0 P9		0-0 4-3			4	0	0	0	0	1	2
Rennie Stennett, R (1, 4) OBP: 0.292, SLG: 0.357	0-0 F9		4-0 BB			0-0 S 1B		0-0 FC1-6 1B		3	0	2	0	1	0	0
Al Oliver, L (1, 8) OBP: 0.370, SLG: 0.509	0-0 1B		0-0 1-3			0-3 K 1-2		0-0 FC1-6 1-2f		4	0	1	0	0	1	3
Willie Stargell, L (1, 3) OBP: 0.334, SLG: 0.442	0-0 1-6-3			0-0 5-3		0-0 L6		0-0 F2		4	0	0	0	0	0	3
Dave Parker, L (1, 9) OBP: 0.332, SLG: 0.471		0-3 K		0-0 1-3		0-0 F5		0-0 G3		4	0	0	0	0	1	2
Richie Zisk, R (1, 7) OBP: 0.343, SLG: 0.469		0-0 E5 FC4-6		0-3 K			0-0 SH3-4 SF8 1B 1B		0-3 K	4	1	1	0	0	2	0
Bill Robinson, R (1, 5) OBP: 0.341, SLG: 0.575		0-0 FC4-6 FC6-4 1-2f			0-3 K		0-0 SH3-4 1B		0-3 K	4	0	1	0	0	2	1
Duffy Dyer, R (1, 2) OBP: 0.307, SLG: 0.392		0-0 FC6-4 1-2f			0-0 6-3		0-0 SH3-4 1-2 2-3		0-0 HR	3	1	1	1	0	0	1
Jim Rooker, R (1, 1) OBP: 0.261, SLG: 0.364			0-0 4-3			0-0 1B		0-0 SF8 3-H		2	0	1	1	0	0	0


Inning Stats	R: 0	H: 1	E: 0	K: 1	S: 6	H: 1	LOB: 1	BB: 0	P: 6	R: 0	H: 0	E: 1	K: 1	S: 6	H: 0	LOB: 1	BB: 0	P: 6	R: 0	H: 0	E: 0	K: 0	S: 3	H: 0	LOB: 1	BB: 1	P: 7	R: 0	H: 0	E: 0	K: 1	S: 5	H: 1	LOB: 1	BB: 0	P: 6	R: 0	H: 1	E: 0	K: 1	S: 6	H: 1	LOB: 1	BB: 0	P: 6	R: 1	H: 2	E: 0	K: 0	S: 5	H: 2	LOB: 1	BB: 0	P: 5	R: 0	H: 1	E: 0	K: 0	S: 4	H: 1	LOB: 1	BB: 0	P: 4	R: 1	H: 1	E: 0	K: 2	S: 7	H: 1	LOB: 0	BB: 0	P: 7	1B: 6	SF: 1	2B: 0	3B: 0	HR: 1	SAC: 1	DP: 0	HBP: 0	WP: 0	PB: 0	SB: 1	CS: 0	PA: 35
--------------	------	------	------	------	------	------	--------	-------	------	------	------	------	------	------	------	--------	-------	------	------	------	------	------	------	------	--------	-------	------	------	------	------	------	------	------	--------	-------	------	------	------	------	------	------	------	--------	-------	------	------	------	------	------	------	------	--------	-------	------	------	------	------	------	------	------	--------	-------	------	------	------	------	------	------	------	--------	-------	------	-------	-------	-------	-------	-------	--------	-------	--------	-------	-------	-------	-------	--------

PITCHER	IP	WLS	BF	H	R	ER	SO	BB	IBB	HBP	BLK	WP	HR	S	P	ERA	WHIP
Eric Rasmussen, R (1, 1) ERA: 3.92	7.0		28	5	1	1	5	1	0	0	0	0	0	37	41	1.29	0.857
Al Hrabosky, L (8, 1) ERA: 2.84	1.0		4	1	0	0	0	0	0	0	0	0	0	4	4	0.00	1.000
Bill Greif, R (9, 1) ERA: 4.68	0.2	L	3	1	1	1	2	0	0	0	0	0	1	7	7	13.50	1.500

**BOTTOM**

**St. Louis Cardinals @ Pittsburgh Pirates**  
 Three Rivers Stadium, Pittsburgh, PA  
 Tue Aug 03 1976, 7:05 PM EDT  
 Unknown

<b>AB</b>	<b>32</b>
<b>R</b>	<b>2</b>
<b>H</b>	<b>7</b>
<b>RBI</b>	<b>2</b>
<b>BB</b>	<b>1</b>
<b>SO</b>	<b>7</b>
<b>LOB</b>	<b>12</b>







BOTTOM

St. Louis Cardinals @ Pittsburgh Pirates  
Three Rivers Stadium, Pittsburgh, PA  
Tue Aug 03 1976, 7:05 PM EDT  
Att. 14,781 - Unknown

livebaseballscorecards.com

AB 32  
R 2  
H 8  
RBI 2  
BB 3  
SO 3  
LOB 15



WP: 0 PA: 36  
PB: 0  
SB: 2  
CS: 1

AB R H RBI BB SO LOB

4 1 1 0 0 0 2

4 0 1 0 0 1 1

4 0 1 0 0 0 2

4 0 2 1 0 0 2

4 0 0 0 0 0 0

4 0 0 0 0 0 0

4 0 0 0 0 0 3

3 1 1 0 1 0 0

2 0 1 1 1 0 1

0 0 0 0 1 0 0

3 0 1 0 0 0 2

1 0 0 0 0 0 1

2 0 0 0 0 1 0

0 0 0 0 0 0 0

0 0 0 0 0 0 0

0 0 0 0 0 0 0

1 0 0 0 0 1 1

1B: 8 SF: 0

2B: 0 SAC: 1

3B: 0 DP: 1

HR: 0 HBP: 0

Batter	1	2	3	4	5	6	7	8	9
Rennie Stennett, R OBP: 0.291, SLG: 0.356 (1, 4)	0-0 S 1B	0-0 6-3			0-0 6-3		0-0 4-3		
Manny Sanguillen, R OBP: 0.330, SLG: 0.358 (1, 2)	0-3 K		0-0 FC6-4 1B		0-0 3-1		0-0 F9		
Al Oliver, L OBP: 0.368, SLG: 0.506 (1, 8)	0-0 F7		0-0 F9		0-0 1B		0-0 F5		
Bob Robertson, R OBP: 0.313, SLG: 0.341 (1, 3)	0-0		0-0 F8		0-0 F9		0-0		
Frank Taveras, R OBP: 0.313, SLG: 0.287 (8, PR)								0-0 CS 1B	
Ed Kirkpatrick, L OBP: 0.292, SLG: 0.273 (9, 3)	1-H 1B								
Richie Zisk, R OBP: 0.340, SLG: 0.464 (1, 7)	0-0 F8		0-0 FC6-4 1-2f		0-0 F9		0-0 F3 1-2		
Dave Parker, L OBP: 0.334, SLG: 0.470 (1, 9)		0-0 SH3-4 1B		4-0 S 1B BB		0-0 6-3		0-0 F8	
Bill Robinson, R OBP: 0.344, SLG: 0.574 (1, 5)		0-0 F9		0-0 G6-4-3 1B		4-0 BB		4-0 BB	
Richie Hebner, L OBP: 0.294, SLG: 0.306 (8, 5)				1-H					
Mario Mendoza, R OBP: 0.224, SLG: 0.204 (1, 6)		0-0		0-0 G6-4-3		0-0 5-3		0-0 F8	
Tommy Helms, R OBP: 0.311, SLG: 0.394 (9, PH)		1-2 SH3-4 1B		1-2f					
Larry Demery, R OBP: 0.176, SLG: 0.067 (1, 1)		0-0 SH3-4		0-0 F3			0-3 K		0-3 K
Ramon Hernandez, S (8, 1)									
Dave Giusti, R (8, 1)									
Bob Moose, R OBP: 0.375, SLG: 1.000 (9, 1)									
Willie Stargell, L OBP: 0.333, SLG: 0.441 (9, PH)		1-2 2-3							

Inning Stats	R: 1	H: 2	E: 0	K: 1	S: 7	H: 2	LOB: 1	BB: 0	P: 7	R: 0	H: 1	E: 0	K: 0	S: 5	R: 0	H: 1	E: 0	K: 0	S: 4	R: 1	H: 1	E: 0	K: 0	S: 3	R: 0	H: 1	E: 0	K: 0	S: 4	R: 0	H: 0	E: 0	K: 1	S: 5	R: 0	H: 1	E: 0	K: 0	S: 3	R: 0	H: 0	E: 0	K: 1	S: 5	R: 0	H: 1	E: 0	K: 1	S: 5	R: 0	H: 0	E: 0	K: 1	S: 5
--------------	------	------	------	------	------	------	--------	-------	------	------	------	------	------	------	------	------	------	------	------	------	------	------	------	------	------	------	------	------	------	------	------	------	------	------	------	------	------	------	------	------	------	------	------	------	------	------	------	------	------	------	------	------	------	------

PITCHER	IP	WLS	BF	H	R	ER	SO	BB	IBB	HBP	BLK	WP	HR	S	P	ERA	WHIP
John Curtis, L ERA: 4.34 (1, 1)	7.0		29	7	2	2	2	2	2	0	0	0	0	31	39	2.57	1.286
Al Hrabosky, L ERA: 2.8 (8, 1)	1.0	W	3	1	0	0	0	0	0	0	0	0	0	3	3	0.00	1.000
Mike Wallace, L ERA: 2.76 (9, 1)	1.0	S	4	0	0	0	1	1	0	0	0	0	0	5	9	0.00	1.000



Batter	1	2	3	4	5	6	7	8	9	10	11	12	AB R H RBI BB SO LOB	TOP												
Lou Brock, L (1, 7) OBP: 0.320, SLG: 0.357	0-0 F7		0-0 5-3		0-3 K			0-0 E3 SH5-4 FC4-2		0-0 4-3		0-0 FC6-5	6 0 0 0 0 1 2	<b>St. Louis Cardinals @ Pittsburgh Pirates</b> <b>Three Rivers Stadium, Pittsburgh, PA</b> Wed Aug 04 1976, 7:05 PM EDT Att: 8,426 - Unknown <a href="http://livebaseballscorecards.com">livebaseballscorecards.com</a>												
Don Kessinger, S (1, 6) OBP: 0.320, SLG: 0.311	0-0 1-3		0-0 5-3			0-0 6-3		0-0 SH5-4		0-0 6-3		4-0 BB	4 0 0 0 1 0 0													
Joe Ferguson, R (1, 2) OBP: 0.328, SLG: 0.374	4-0 FC6-4 BB			4-0 BB		0-0 2B		0-0 FC4-2 BB		0-3 K		0-0 F9	4 0 1 0 2 1 3													
Ted Simmons, S (1, 3) OBP: 0.357, SLG: 0.371	0-0 FC6-4 1-2f			0-0 F9		0-0 5-3		4-0 BB				0-0 F8	5 0 0 0 1 0 5													
Mike Anderson, R (1, 9) OBP: 0.376, SLG: 0.360		0-3 K		0-0 P3		0-3 K		0-0 G3				0-0 FC4-6 1B	3 0 0 0 0 2 2													
Willie Crawford, L (8, PH) OBP: 0.373, SLG: 0.476													1 0 0 0 0 0 2													
Vic Harris, S (8, 8) OBP: 0.278, SLG: 0.308													1 0 1 0 0 0 0													
Hector Cruz, R (1, 5) OBP: 0.254, SLG: 0.318		0-3 K		0-0 5-3				0-0 FC6-3 1B		0-3 K		0-0 FC4-6 1B	5 0 2 0 0 2 1													
Jerry Mumphrey, S (1, 8) OBP: 0.346, SLG: 0.338		0-0 4-3			0-0 F8		0-3 K		0-0 1B			0-0 FC4-6 1-2f 2-3	5 0 1 0 0 1 3													
Lee Richard, R (1, 4) OBP: 0.182, SLG: 0.230			0-0 F8		0-0 4-3		0-0 FC6-3		0-0 5-3			0-0 G3	4 0 0 0 0 0 2													
Ron Fairly, L (11, PH) OBP: 0.398, SLG: 0.309							1-2f		1-2				1 0 0 0 0 0 2													
Doug Clarey, R (11, 4) OBP: 0.250, SLG: 1.000							1-2f						0 0 0 0 0 0 0													
Bob Forsch, R (1, 1) OBP: 0.178, SLG: 0.290			0-0		0-0		0-0		0-0			0-0	3 1 2 1 0 0 1													
Al Hrabosky, R (8, 1)												FC6-5	1 0 0 0 0 0 1													
Bill Greif, R (11, 1)												2B	0 0 0 0 0 0 0													
Ken Rudolph, R (12, PH) OBP: 0.206, SLG: 0.273													1 0 1 0 0 0 0													
John Curtis, S (12, PR) OBP: 0.258, SLG: 0.241													0 0 0 0 0 0 0													
Mike Wallace, L (12, 1) OBP: 0.333, SLG: 0.333													0 0 0 0 0 0 0													
<b>Inning Stats</b>	R: 0 E: 0 K: 3	H: 0 LOB: 1 BB: 1 P: 7	R: 0 E: 0 K: 2 S: 7	H: 0 LOB: 0 BB: 0 P: 7	R: 1 E: 0 K: 0 S: 4	H: 1 LOB: 1 BB: 0 P: 4	R: 0 E: 0 K: 1 S: 6	H: 0 LOB: 1 BB: 1 P: 7	R: 0 E: 0 K: 1 S: 6	H: 1 LOB: 1 BB: 0 P: 6	R: 0 E: 1 K: 0 S: 4	H: 0 LOB: 2 BB: 1 P: 8	R: 0 E: 0 K: 1 S: 5	H: 1 LOB: 1 BB: 0 P: 6	R: 0 E: 0 K: 0 S: 5	H: 2 LOB: 2 BB: 0 P: 5	R: 0 E: 0 K: 0 S: 4	H: 1 LOB: 2 BB: 1 P: 8	1B: 5 2B: 2 3B: 0 HR: 1	SF: 0 SAC: 1 DP: 0 HBP: 0	WP: 0 PA: 49					
<b>PITCHER</b>	IP WLS BF H R ER SO BB IBB HBP BLK WP HR S P ERA WHIP																									
John Candelaria, L (1, 1) ERA: 3.24	7.0	27	4	1	1	1	5	2	0	0	0	0	0	0	0	0	0	0	0	0	0	0	0	0	1.29	0.857
Kent Tekulve, R (8, 1) ERA: 2.78	2.0	9	1	0	0	1	1	0	0	0	0	0	0	0	0	0	0	0	0	0	0	0	0	0	0.00	1.000
Bob Moose, R (10, 1) ERA: 2.93	1.2	7	2	0	0	1	0	0	0	0	0	0	0	0	0	0	0	0	0	0	0	0	0	0	0.00	1.200
Ramon Hernandez, L (11, 1) ERA: 3.92	0.2	4	1	0	0	0	1	0	0	0	0	0	0	0	0	0	0	0	0	0	0	0	0	0	0.00	3.000
Dave Giusti, R (12, 1) ERA: 4.46	0.2	W 2	0	0	0	0	0	0	0	0	0	0	0	0	0	0	0	0	0	0	0	0	0	0	0.00	0.000



Batter	1	2	3	4	5	6	7	8	9	10	11	12	AB	R	H	RBI	BB	SO	LOB
Rennie Stennett, R OBP: 0.290, SLG: 0.353 (1, 4)	0-0 G3		0-0 G4-6-3 1B		0-0 F8		0-0 4-1		0-0 FC5-4 1-2f			0-0 FC1-6 1B S 1-2f	6	1	1	0	0	0	4
Richie Hebner, L OBP: 0.297, SLG: 0.309 Larry Demery, R OBP: 0.176, SLG: 0.067 Tommy Helms, R OBP: 0.316, SLG: 0.397 (1, 5) (8, PR) (9, 5)	0-0 BB BB 1B		0-0 F8		0-0 4-3			0-0 L6 1B 1B		0-3 K2-3		0-0 FC 1B 1-3	4	0	2	0	0	0	1
Dave Parker, L OBP: 0.331, SLG: 0.464 (1, 9)	0-0 F8		0-0 G4-6-3 1-2f			0-0 F8		0-0 1-2 1B		0-3 K		0-0 FC 1-2 3-H	6	0	1	1	0	1	3
Willie Stargell, L OBP: 0.331, SLG: 0.435 (1, 3)	4-0 BB 1-2 BB			0-0 4-3		0-0 F9		0-0 L6 2-3		0-3 K			4	0	0	0	1	1	2
Richie Zisk, R OBP: 0.338, SLG: 0.459 (1, 7)	4-0 1-2 2-3 BB			0-0 6-3		0-0 F2		0-0 F8			0-0 6-3		4	0	0	0	1	0	1
Ed Kirkpatrick, L OBP: 0.293, SLG: 0.288 Bill Robinson, R OBP: 0.349, SLG: 0.581 (1, 8) (9, PH) (10, 8)	0-0 F8			0-0 2B		0-0 F9		0-0 SH3-4 1B			0-0 2B		3	0	1	0	0	0	3
Duffy Dyer, R OBP: 0.315, SLG: 0.383 (1, 2)		0-0 F8		4-0 BB BB		4-0 E BB		0-0 SH3-4 1-2		0-3 K			2	0	0	0	2	1	1
Mario Mendoza, R OBP: 0.206, SLG: 0.186 (1, 6)		0-0 5-3		0-0 6-3		0-0 E5 1-2		0-0 F9		0-0 5-3			5	0	0	0	0	0	5
John Candelaria, L OBP: 0.273, SLG: 0.245 Al Oliver, R OBP: 0.308, SLG: 0.505 Kent Hrbosky, R OBP: 0.320, SLG: 0.349 Bob Robertson, R OBP: 0.281, SLG: 0.364 Jim Fooker, R OBP: 0.375, SLG: 1.000 Bob Moose, R OBP: 0.375, SLG: 1.000 Ramon Hernandez, S OBP: 0.375, SLG: 1.000 Dave Giusti, R (1, 1) (7, PH) (8, 1) (9, PH) (9, PR) (10, 1) (11, 1) (12, 1)		0-3 K		0-0 4-3		0-0 P4		0-0 FC5-4 1B 2-H			4-0 FC1-6 BB	2	0	0	0	0	1	0	

Inning Stats	R: 0	H: 1	E: 0	LOB: 3	K: 0	P: 12	R: 0	H: 0	E: 0	LOB: 0	K: 1	P: 5	R: 0	H: 1	E: 0	LOB: 0	K: 0	P: 3	R: 0	H: 1	E: 0	LOB: 2	K: 0	P: 8	R: 0	H: 0	E: 0	LOB: 0	K: 0	P: 3	R: 0	H: 0	E: 1	LOB: 2	K: 0	P: 8	R: 0	H: 2	E: 0	LOB: 1	K: 0	P: 4	R: 1	H: 2	E: 0	LOB: 1	K: 0	P: 5	R: 0	H: 0	E: 0	LOB: 0	K: 3	P: 9	R: 0	H: 1	E: 0	LOB: 1	K: 1	P: 6	R: 1	H: 1	E: 0	LOB: 2	K: 0	P: 7	1B: 7	SF: 0	2B: 3	SAC: 1	3B: 0	DP: 2	HR: 0	HBP: 0	WP: 0	PA: 48
--------------	------	------	------	--------	------	-------	------	------	------	--------	------	------	------	------	------	--------	------	------	------	------	------	--------	------	------	------	------	------	--------	------	------	------	------	------	--------	------	------	------	------	------	--------	------	------	------	------	------	--------	------	------	------	------	------	--------	------	------	------	------	------	--------	------	------	------	------	------	--------	------	------	-------	-------	-------	--------	-------	-------	-------	--------	-------	--------


PITCHER	IP	WLS	BF	H	R	ER	SO	BB	IBB	HBP	BLK	WP	HR	S	P	ERA	WHIP
Bob Forsch, R ERA: 3.85 (1, 1)	7.0		30	5	0	0	1	4	0	0	0	0	0	28	44	0.00	1.286
Al Hrabosky, L ERA: 2.79 (8, 1)	3.1		12	3	1	1	3	0	0	0	0	0	0	18	18	2.70	0.900
Bill Greif, R ERA: 4.63 (11, 1)	0.2		2	0	0	0	1	0	0	0	0	0	0	4	4	0.00	0.000
Mike Wallace, L ERA: 2.92 (12, 1)	0.1	L	4	1	1	1	0	1	0	0	0	0	0	3	7	27.00	6.000

**BOTTOM**


**St. Louis Cardinals @ Pittsburgh Pirates**  
 Three Rivers Stadium, Pittsburgh, PA  
 Wed Aug 04 1976, 7:05 PM EDT  
 Att. 8,426 - Unknown

livebaseballscorecards.com

AB	42
R	2
H	9
RBI	2
BB	5
SO	5
LOB	22





Batter	1	2	3	4	5	6	7	8	9	AB R H RBI BB SO LOB	TOP											
Pepe Mangual, R (1, 8) OBP: 0.380, SLG: 0.340	0-0 S 1-3 1B	0-3 K		0-3 K	0-0 5-3		0-0 F7		0-3 K	6 1 1 0 0 3 8												
Leo Foster, R (1, 4) OBP: 0.444, SLG: 0.429	0-3 K		0-0 1-3	0-0 1B 2B		4-0 BB 1B BB	0-0 5-3			4 1 1 2 1 1 2												
Mike Vail, R (1, 9) OBP: 0.311, SLG: 0.286	0-0 1-3		0-0 E1 1B	4-0 1B BB		0-3 K		0-0 1B		4 0 2 0 1 1 2												
Joe Torre, R (1, 3) OBP: 0.342, SLG: 0.405	0-0 FC3-6 1B		0-0 F7	0-0 1B		0-0 BB 1B		0-0 F9		5 0 3 2 0 0 2												
John Milner, L (1, 7) OBP: 0.339, SLG: 0.442	0-0 FC3-6 1-2f		0-0 P6	0-0 L8		4-0 G4-6-3 BB		0-0 F2		4 0 0 0 1 0 5												
Jerry Grote, R (1, 2) OBP: 0.336, SLG: 0.313		0-0 6-3		0-0 6-3	0-0 1B 1B G4-6-3		0-0 G4-6-3		0-0 6-3	5 1 1 0 0 0 4												
Roy Staiger, R (1, 5) OBP: 0.292, SLG: 0.329		0-3 K		0-0 1B 1B	0-0 G4-6-3 1B 1-2		0-0 HR		0-0 5-3	5 2 3 1 0 1 0	AB 40 R 7 H 17 RBI 6 BB 4 SO 6 LOB 25											
Bud Harrelson, S (1, 6) OBP: 0.337, SLG: 0.287		0-0 1B 1B		0-0 1B 2B 1B	0-0 G4-6-3 1B 1-2 2-3		4-0 F7 SH2-3 BB		0-0 SH 1B	4 1 4 0 1 0 0												
Jon Matlack, L (1, 1) OBP: 0.258, SLG: 0.200		0-0 1B		0-0 2B 1B	0-0 G4-6-3		0-0 SH2-3		0-0 SH	3 1 2 1 0 0 2												
Skip Lockwood, R (8, 1) OBP: 0.462, SLG: 0.500		1-2 1B		1-3 2-H 2B 1B	1-2f 2-3 3-H		1-2		1-2 CS	0 0 0 0 0 0 0												
<b>Inning Stats</b>	R: 1 E: 0 K: 1 S: 7	H: 2 LOB: 1 BB: 0 P: 7	R: 0 E: 0 K: 2 S: 9	H: 2 LOB: 2 BB: 0 P: 9	R: 0 E: 1 K: 0 S: 4	H: 1 LOB: 1 BB: 0 P: 4	R: 4 E: 0 K: 1 S: 10	H: 5 LOB: 2 BB: 1 P: 14	R: 1 E: 0 K: 0 S: 5	H: 3 LOB: 1 BB: 0 P: 5	R: 0 E: 0 K: 1 S: 5	H: 1 LOB: 2 BB: 2 P: 13	R: 1 E: 0 K: 0 S: 4	H: 1 LOB: 1 BB: 1 P: 8	R: 0 E: 0 K: 0 S: 4	H: 1 LOB: 1 BB: 0 P: 4	R: 0 E: 0 K: 1 S: 6	H: 1 LOB: 2 BB: 0 P: 6	1B: 15 2B: 2 3B: 0 HR: 1	SF: 0 SAC: 2 DP: 3 HBP: 0	WP: 0 PB: 0 SB: 1 CS: 1	PA: 46
<b>PITCHER</b>	IP WLS BF H R ER SO BB IBB HBP BLK WP HR S P ERA WHIP																				<b>PITCHER</b>	IP WLS BF H R ER SO BB IBB HBP BLK WP HR S P ERA WHIP
Jerry Reuss, L (1, 1) ERA: 4.39	3.2 L 21 9 5 5 4 1 0 0 0 0 0 28 32 12.27 2.727																					
Bob Moose, R (4, 1) ERA: 2.97	2.1 12 5 1 1 1 2 0 0 0 0 0 0 12 20 3.86 3.000																					
Kent Tekulve, R (7, 1) ERA: 2.86	1.0 5 1 1 1 0 1 0 0 0 0 0 1 4 8 9.00 2.000																					
Dave Giusti, R (8, 1) ERA: 4.23	2.0 8 2 0 0 0 1 0 0 0 0 0 0 10 10 0.00 1.000																					

**New York Mets @ Pittsburgh Pirates**  
**Three Rivers Stadium, Pittsburgh, PA**  
 Thu Aug 05 1976, 7:05 PM EDT  
 Att. 7,836 - Unknown

[livebaseballscorecards.com](http://livebaseballscorecards.com)

BOTTOM

New York Mets @ Pittsburgh Pirates  
Three Rivers Stadium, Pittsburgh, PA

Thu Aug 05 1976, 7:05 PM EDT  
Att. 7,836 - Unknown

livebaseballscorecards.com

AB	32
R	4
H	6
RBI	4
BB	2
SO	9
LOB	11



WP:	0	PA:	35
PB:	0	SB:	1
CS:	0		

AB R H RBI BB SO LOB

4	1	2	0	0	0	0
3	0	1	0	1	1	3
3	1	0	0	1	0	3
4	1	1	4	0	3	2
4	0	0	0	0	0	0
4	0	0	0	0	2	0
4	0	1	0	0	1	0
3	0	1	0	0	1	1
1	0	0	0	0	1	0
0	0	0	0	0	0	0
1	1	0	0	0	0	1
0	0	0	0	0	0	0

Batter	1	2	3	4	5	6	7	8	9
Rennie Stennett, R OBP: 0.291, SLG: 0.355 (1, 4)	0-0 6-3 1B			0-0 P3 1B		0-0 BB HR 1B		0-0 S 1B	
Tommy Helms, R OBP: 0.325, SLG: 0.394 (1, 5)	0-0 FC3-6 1B			4-0 FC4-6 BB		0-0 P4		0-3 K 1-2	
Dave Parker, L OBP: 0.330, SLG: 0.460 (1, 9)	0-0 FC3-6 PO 1-2f			0-0 FC4-6 1-2f		4-0 HR BB 1-2 2-3		0-0 5-3	
Willie Stargell, L OBP: 0.331, SLG: 0.442 (1, 3)	0-0 PO 1-2	0-3 K		0-3 K		0-0 HR		0-3 K	
Richie Zisk, R OBP: 0.335, SLG: 0.454 (1, 7)		0-0 5-3			0-0 6-3	0-0 5-3		0-0 L9	
Bill Robinson, R OBP: 0.344, SLG: 0.573 (1, 8)		0-0 6-3			0-3 K		0-0 5-3	0-3 K	
Duffy Dyer, R OBP: 0.313, SLG: 0.376 (1, 2)			0-0 6-3		0-0 6-3		0-0 1B	0-3 K	
Mario Mendoza, R OBP: 0.212, SLG: 0.194 (1, 6)			0-0 5-3			0-0 FC4-6 1B	0-3 K		
Jerry Reuss, L OBP: 0.358, SLG: 0.326 (1, 1)			0-3 K			0-0 BB HR 1B	0-0 G3		

Inning Stats	R: 0	H: 1	E: 0	LOB: 0	K: 0	S: 3	P: 3	R: 0	H: 0	E: 0	LOB: 0	K: 1	S: 5	R: 0	H: 0	E: 0	LOB: 0	K: 1	S: 5	R: 0	H: 0	E: 0	LOB: 0	K: 1	S: 5	R: 0	H: 0	E: 0	LOB: 0	K: 1	S: 5	R: 4	H: 3	E: 0	LOB: 0	K: 0	S: 6	R: 0	H: 1	E: 0	LOB: 1	K: 1	S: 6	R: 0	H: 1	E: 0	LOB: 1	K: 2	S: 8	R: 0	H: 0	E: 0	LOB: 0	K: 2	S: 7	R: 0	H: 0	E: 0	LOB: 0	K: 2	S: 7	1B: 5	SF: 0	2B: 0	SAC: 0	3B: 0	DP: 0	HR: 1	HBP: 0	WP: 0	PA: 35
--------------	------	------	------	--------	------	------	------	------	------	------	--------	------	------	------	------	------	--------	------	------	------	------	------	--------	------	------	------	------	------	--------	------	------	------	------	------	--------	------	------	------	------	------	--------	------	------	------	------	------	--------	------	------	------	------	------	--------	------	------	------	------	------	--------	------	------	-------	-------	-------	--------	-------	-------	-------	--------	-------	--------

PITCHER	IP	WLS	BF	H	R	ER	SO	BB	IBB	HBP	BLK	WP	HR	S	P	ERA	WHIP
Jon Matlack, L ERA: 2.82 (1, 1)	7.0	W	28	6	4	4	5	2	0	0	0	0	1	36	44	5.14	1.143
Skip Lockwood, R ERA: 2.77 (8, 1)	2.0	S	6	0	0	0	4	0	0	0	0	0	0	14	14	0.00	0.000



Batter	1	2	3	4	5	6	7	8	9	AB R H RBI BB SO LOB	TOP																						
Pepe Mangual, R (1, 8) OBP: 0.377, SLG: 0.337	0-0 5-3	0-0 F9			0-3 K		0-3 K		0-0 1B	5 0 1 0 0 2 3																							
Bruce Boisclair, L (1, 7) OBP: 0.320, SLG: 0.311	0-0 4-3		0-3 K		0-0 4-3		0-0 G3 2B 1B		0-0 L6	5 1 1 0 0 1 1																							
John Milner, L (1, 3) OBP: 0.334, SLG: 0.435	0-0 F7		0-0 4-3		0-0 G3		0-0 G3 1-2		0-0 G3	5 0 0 0 0 0 2																							
Mike Vail, R (1, 9) OBP: 0.323, SLG: 0.317		0-0 4-3 2B 1B		0-0 F9		0-0 L6		0-0 2-H 2B		4 1 2 1 0 0 0																							
Jerry Grote, R (1, 2) OBP: 0.338, SLG: 0.316		0-0 4-3 1-2		0-0 1B		0-0 6-3 1B 1B		0-0 F9		4 1 2 0 0 0 2																							
Roy Staiger, R (1, 5) OBP: 0.297, SLG: 0.336		0-0 1B 2-H 2B		4-0 1B BB		0-0 6-3 1-2		0-0 6-3		3 0 1 1 1 0 1																							
Mike Phillips, L (1, 4) OBP: 0.327, SLG: 0.366		0-0 2-3 1B		0-0 1-2 1B		0-0 2-H 1B		0-0 L6		4 0 3 1 0 0 0																							
Bud Harrelson, S (1, 6) OBP: 0.339, SLG: 0.285		4-0 IBB		0-0 F8		4-0 1-2 BB		0-0 F7		2 0 0 0 2 0 2																							
Tom Seaver, R (1, 1) OBP: 0.177, SLG: 0.089		0-3 K		0-0 F8		0-0 6-3			0-0 F9	2 0 0 0 0 1 5																							
Jim Dwyer, L (6, PH) OBP: 0.270, SLG: 0.228										1 0 0 0 0 0 2																							
Ken Sanders, R (6, 1)										0 0 0 0 0 0 0																							
Bob Myrick, R (7, 1)										0 0 0 0 0 0 0																							
Ron Hodges, L (9, PH) OBP: 0.390, SLG: 0.411										1 0 0 0 0 0 0																							
<b>Inning Stats</b>	R: 0 E: 0 K: 0 S: 3	H: 0 LOB: 0 BB: 0 P: 3	R: 1 E: 0 K: 1 S: 8	H: 3 LOB: 3 BB: 1 P: 12	R: 0 E: 0 K: 1 S: 5	H: 0 LOB: 0 BB: 0 P: 5	R: 0 E: 0 K: 0 S: 4	H: 2 LOB: 2 BB: 1 P: 8	R: 0 E: 0 K: 1 S: 5	H: 0 LOB: 0 BB: 0 P: 5	R: 1 E: 0 K: 0 S: 5	H: 2 LOB: 2 BB: 1 P: 9	R: 1 E: 0 K: 1 S: 7	H: 2 LOB: 1 BB: 0 P: 7	R: 0 E: 0 K: 0 S: 3	H: 0 LOB: 0 BB: 0 P: 3	R: 0 E: 0 K: 0 S: 4	H: 1 LOB: 1 BB: 0 P: 4	1B: 8 2B: 2 3B: 0 HR: 0	SF: 0 SAC: 0 DP: 0 HBP: 0	WP: 0 PB: 0 SB: 0 CS: 0	PA: 39											
<b>PITCHER</b> Bruce Kison, R (1, 1) ERA: 3.23	IP 9.0	WLS W	BF 39	H 10	R 3	ER 3	SO 4	BB 2	IBB 1	HBP 0	BLK 0	WP 0	HR 0	S 44	P 56	ERA 3.00	WHIP 1.333																
											<b>PITCHER</b>	IP	WLS	BF	H	R	ER	SO	BB	IBB	HBP	BLK	WP	HR	S	P	ERA	WHIP					

New York Mets @ Pittsburgh Pirates  
 Three Rivers Stadium, Pittsburgh, PA  
 Sat Aug 07 1976, 7:05 PM EDT  
 Unknown

livebaseballscorecards.com

AB 36  
 R 3  
 H 10  
 RBI 3  
 BB 3  
 SO 4  
 LOB 18



Batter	1	2	3	4	5	6	7	8	9	AB	R	H	RBI	BB	SO	LOB
Rennie Stennett, R (1, 4) OBP: 0.293, SLG: 0.355	0-3 K		0-0 6-3		0-0 2B SF7 1B		0-0 1B			5	2	2	1	0	1	2
Richie Hebner, L (1, 5) OBP: 0.302, SLG: 0.321	0-3 K		0-0 F2		0-0 1B E 2B		0-0 1B	0-0 HR 2B		5	3	3	1	0	1	0
Al Oliver, L (1, 8) OBP: 0.367, SLG: 0.501	0-0 1B			0-0 4-3	0-0 1B E IBB		0-0 1B	0-0 L6		4	1	1	0	1	0	2
Willie Stargell, L (1, 3) OBP: 0.331, SLG: 0.453	0-0 P5			0-3 K	0-0 3-H SF7		0-0 1B 2B 1B	0-0 HR		4	2	2	4	0	1	1
Dave Parker, L (1, 9) OBP: 0.340, SLG: 0.470		4-0 CS BB		0-0 1B	0-0 1-H 2-H E6 2B		0-0 1B 2B 1B	0-0 1B		4	1	4	2	1	0	0
Richie Zisk, R (1, 7) OBP: 0.336, SLG: 0.459		0-0 4-3 1-2 2B		0-3 K	0-3 K		0-0 1-3 2-H 2B 2B	0-0 F3		5	1	2	1	0	2	3
Duffy Dyer, R (1, 2) OBP: 0.317, SLG: 0.371		0-0 4-3 2-3			0-0 1B 1B		0-0 F8	0-0 F9		4	1	1	0	1	0	2
Mario Mendoza, R (1, 6) OBP: 0.229, SLG: 0.227		0-3 K			0-0 1B 1-2 2B 1B		0-3 K	0-0 1-3 2-H 3-H 2B		4	1	2	2	0	2	1
Bruce Kison, R (1, 1) OBP: 0.267, SLG: 0.268			0-0 6-3		0-3 K		0-0 1-3	0-0 5-3		4	0	0	0	0	1	4

Inning Stats	R: 0	H: 1	E: 0	K: 2	S: 8	R: 0	H: 1	E: 0	K: 1	S: 5	R: 0	H: 0	E: 0	K: 0	S: 3	R: 0	H: 1	E: 0	K: 2	S: 8	R: 5	H: 5	E: 1	K: 2	S: 12	R: 0	H: 0	E: 0	K: 1	S: 5	R: 5	H: 6	E: 1	K: 0	S: 9	R: 2	H: 3	E: 0	K: 0	S: 6																															
	LOB: 1	BB: 0	P: 8	LOB: 1	BB: 1	P: 9	LOB: 0	BB: 0	P: 3	LOB: 1	BB: 0	P: 8	LOB: 1	BB: 1	P: 16	LOB: 0	BB: 0	P: 5	LOB: 2	BB: 1	P: 13	LOB: 1	BB: 0	P: 6	LOB: 0	BB: 0	P: 6	LOB: 1	BB: 0	P: 6	LOB: 2	BB: 1	P: 13	LOB: 1	BB: 0	P: 6	LOB: 1	BB: 0	P: 6																																
	1B: 10	2B: 6	3B: 0	HR: 1	SF: 1	SAC: 0	DP: 0	HBP: 0	WP: 0	HR: 0	S: 7	BB: 1	HBP: 0	BLK: 0	WP: 0	HR: 0	S: 36	P: 44	ERA: 9.00	WHIP: 1.800	IP: 5.0	WLS: L	BF: 24	H: 8	R: 5	ER: 5	SO: 7	BB: 1	IBB: 1	HBP: 0	BLK: 0	WP: 0	HR: 0	S: 7	P: 7	ERA: 18.00	WHIP: 2.000	IP: 1.0	WLS: L	BF: 5	H: 2	R: 2	ER: 2	SO: 1	BB: 0	IBB: 0	HBP: 0	BLK: 0	WP: 0	HR: 0	S: 5	P: 13	ERA: 22.50	WHIP: 3.500	IP: 2.0	WLS: L	BF: 14	H: 7	R: 5	ER: 5	SO: 0	BB: 0	IBB: 1	HBP: 0	BLK: 0	WP: 0	HR: 1	S: 5	P: 17	ERA: 2.65	WHIP: 1.800
<b>PITCHER</b>	IP	WLS	BF	H	R	ER	SO	BB	IBB	HBP	BLK	WP	HR	S	P	ERA	WHIP																																																						
Tom Seaver, R (1, 1) ERA: 2.65	5.0	L	24	8	5	5	7	1	1	0	0	0	0	36	44	9.00	1.800																																																						
Ken Sanders, R (6, 1) ERA: 2.31	1.0		5	2	2	2	1	0	0	0	0	0	0	7	7	18.00	2.000																																																						
Bob Myrick, L (7, 1) ERA: 3.86	2.0		14	7	5	5	0	0	1	0	0	0	1	13	17	22.50	3.500																																																						

**BOTTOM**

**New York Mets @ Pittsburgh Pirates**  
**Three Rivers Stadium, Pittsburgh, PA**  
 Sat Aug 07 1976, 7:05 PM EDT  
 Unknown

[livebaseballscores.com](http://livebaseballscores.com)

<b>AB</b>	<b>39</b>
<b>R</b>	<b>12</b>
<b>H</b>	<b>17</b>
<b>RBI</b>	<b>11</b>
<b>BB</b>	<b>3</b>
<b>SO</b>	<b>8</b>
<b>LOB</b>	<b>15</b>



WP: 0	PA: 43
PB: 0	
SB: 0	
CS: 1	
WP: 0	PA: 43
PB: 0	
SB: 0	
CS: 1	
ERA	WHIP



Batter	1	2	3	4	5	6	7	8	9	AB R H RBI BB SO LOB	TOP		
Pepe Mangual, R (1, 8) OBP: 0.373, SLG: 0.332	0-0 F9		0-3 K		0-3 K			0-3 K		4 0 0 0 0 3 0			
Mike Phillips, L (1, 4) OBP: 0.330, SLG: 0.379	0-0 SF8 3B		0-0 F7		0-0 4-3			0-0 HR 1B		4 2 2 0 0 0 0			
John Milner, L (1, 7) OBP: 0.333, SLG: 0.443	0-0 SF8		0-0 F7				0-0 F3	0-0 HR		3 1 1 3 0 0 0			
Joe Torre, R (1, 3) OBP: 0.344, SLG: 0.407	0-0 1B			0-0 5-3		0-0 FC6-4 1B		0-3 K		4 0 2 0 0 1 0			
Mike Vail, R (1, 9) OBP: 0.319, SLG: 0.313	0-0 F9			0-0 PB SF8 1B		0-0 FC6-4		0-0 1-3		4 1 1 0 0 0 2			
Ron Hodges, L (1, 2) OBP: 0.393, SLG: 0.414		0-0 1B		0-0 1-2 1B		0-0 6-3		0-0 F7		4 0 2 0 0 0 1			
Roy Staiger, R (1, 5) OBP: 0.290, SLG: 0.329		0-0 F8		0-0 SF8			0-0 1-3	0-3 K		3 0 0 1 0 1 1			
Leo Foster, R (1, 6) OBP: 0.308, SLG: 0.273		0-0 P4		0-0 F9			0-0 6-3	0-3 K		4 0 0 0 0 1 2			
Nino Espinosa, R (1, 1) Bob Apodaca, R (6, 1) Skip Lockwood, R (9, 1) OBP: 0.462, SLG: 0.500		0-0 F9		0-0 4-3			0-0 6-3			2 0 0 0 0 0 1 1 0 0 0 0 0 0 0 0 0 0 0 0 0			
<b>Inning Stats</b>	R: 1 H: 2 E: 0 LOB: 1 K: 0 BB: 0 S: 5 P: 5	R: 0 H: 1 E: 0 LOB: 1 K: 0 BB: 0 S: 4 P: 4	R: 0 H: 0 E: 0 LOB: 0 K: 1 BB: 0 S: 5 P: 5	R: 1 H: 2 E: 0 LOB: 1 K: 0 BB: 0 S: 5 P: 5	R: 0 H: 0 E: 0 LOB: 0 K: 1 BB: 0 S: 5 P: 5	R: 0 H: 1 E: 0 LOB: 1 K: 0 BB: 0 S: 4 P: 4	R: 0 H: 0 E: 0 LOB: 0 K: 0 BB: 0 S: 3 P: 3	R: 2 H: 2 E: 0 LOB: 0 K: 2 BB: 0 S: 9 P: 9	R: 0 H: 0 E: 0 LOB: 0 K: 2 BB: 0 S: 7 P: 7	1B: 6 SF: 2 2B: 0 SAC: 0 3B: 1 DP: 0 HR: 1 HBP: 0	WP: 0 PA: 35 PB: 1 SB: 0 CS: 0		
<b>PITCHER</b>	IP WLS BF H R ER SO BB IBB HBP BLK WP HR S P ERA WHIP											<b>PITCHER</b>	IP WLS BF H R ER SO BB IBB HBP BLK WP HR S P ERA WHIP
Doc Medich, R (1, 1) ERA: 3.84	7.0 L 27 6 2 1 2 0 0 0 0 0 0 0 31 31 1.29 0.857												
Kent Tekulve, R (8, 1) ERA: 3.05	2.0 8 2 2 2 4 0 0 0 0 0 0 1 16 16 9.00 1.000												

**New York Mets @ Pittsburgh Pirates**  
**Three Rivers Stadium, Pittsburgh, PA**  
 Sat Aug 07 1976, 7:05 PM EDT  
 Att: 12,364 - Unknown

livebaseballscorecards.com

AB	33
R	4
H	8
RBI	4
BB	0
SO	6
LOB	7







Batter	1	2	3	4	5	6	7	8	9	AB	R	H	RBI	BB	SO	LOB	TOP										
<b>Pepe Mangual, R</b> (1, 8) <small>OBP: 0.371, SLG: 0.331</small> <b>Leon Brown, R</b> (7, 8) <small>OBP: 0.264, SLG: 0.275</small>	0-0 3B 1B	0-0 6-3		0-0 6-3 2-3			0-3 K	0-0 L8		4	1	1	0	0	1	1											
<b>Mike Vail, R</b> (1, 9) <small>OBP: 0.311, SLG: 0.333</small>	0-0 4-3 3B	0-3 K		0-0 L9			0-0 F8		0-3 K	5	1	1	1	0	2	1											
<b>John Milner, L</b> (1, 7) <small>OBP: 0.337, SLG: 0.442</small>	0-0 4-3 3B	4-0 BB			0-0 P4		4-0 1B 2B BB		0-0 2B 1B	3	1	1	1	2	0	0											
<b>Joe Torre, R</b> (1, 3) <small>OBP: 0.354, SLG: 0.417</small>	0-0 2B 1B	0-0 F9			1-0 HBP		0-0 2B 1B		0-0 2B	4	2	3	0	0	0	1											
<b>Jerry Grote, R</b> (1, 2) <small>OBP: 0.342, SLG: 0.326</small>	0-0 1B BB 2B		0-0 6-3		0-0 G6-4-3		0-0 2B 2B		4-0 IBB	4	2	2	1	1	0	1											
<b>Roy Staiger, R</b> (1, 5) <small>OBP: 0.305, SLG: 0.335</small>	4-0 BB K2 IBB		0-0 CS 1B			0-0 FC6-4 1B	4-0 2B IBB		0-0 P6	3	0	2	0	2	0	3											
<b>Leo Foster, R</b> (1, 4) <small>OBP: 0.333, SLG: 0.375</small>	0-0 BB 1B		0-0 F7			0-0 FC6-4	0-0 2B		0-0 F8	5	0	2	3	0	0	5											
<b>Bud Harrelson, S</b> (1, 6) <small>OBP: 0.338, SLG: 0.281</small>	4-0 BB		0-0 CS	0-0 E6 SH1-4		0-0 F7		0-0 5-3		3	0	0	1	1	0	1											
<b>Mickey Lolich, S</b> (1, 1) <small>OBP: 0.239, SLG: 0.146</small>	0-3 K2		0-0 SH1-4			0-0 L8		0-0 F8		3	0	0	0	0	1	4											
<b>Inning Stats</b>	R: 4 E: 0 K: 1 S: 9	H: 5 LOB: 3 BB: 2 P: 17	R: 0 E: 0 K: 1 S: 5	H: 0 LOB: 1 BB: 1 P: 9	R: 0 E: 0 K: 0 S: 3	H: 1 LOB: 0 BB: 0 P: 3	R: 0 E: 1 K: 0 S: 4	H: 0 LOB: 1 BB: 0 P: 4	R: 0 E: 0 K: 0 S: 4	H: 1 LOB: 1 BB: 0 P: 4	R: 3 E: 0 K: 1 S: 7	H: 3 LOB: 2 BB: 2 P: 15	R: 0 E: 0 K: 0 S: 3	H: 0 LOB: 0 BB: 0 P: 3	R: 0 E: 0 K: 1 S: 7	H: 2 LOB: 3 BB: 1 P: 11	1B: 7 2B: 5 3B: 1 HR: 0	SF: 0 SAC: 1 DP: 2 HBP: 1	WP: 0 PB: 0 SB: 0 CS: 1	PA: 44							
<b>PITCHER</b>	IP	WLS	BF	H	R	ER	SO	BB	IBB	HBP	BLK	WP	HR	S	P	ERA	WHIP										
<b>Jim Rooker, L</b> (1, 1) <small>ERA: 3.69</small>	0.1	L	7	5	4	4	0	0	1	0	0	0	0	6	10	108.00	15.000										
<b>Bob Moose, R</b> (1, 1) <small>ERA: 2.74</small>	4.2		16	1	0	0	2	2	0	1	0	0	0	17	26	0.00	0.643										
<b>Dave Giusti, R</b> (6, 1) <small>ERA: 4.69</small>	2.0		11	4	3	3	1	1	1	0	0	0	0	11	19	13.50	2.500										
<b>Ramon Hernandez, L</b> (8, 1) <small>ERA: 3.73</small>	2.0		9	2	0	0	1	0	1	0	0	0	0	10	14	0.00	1.000										

**New York Mets @ Pittsburgh Pirates**  
 Three Rivers Stadium, Pittsburgh, PA  
 Sun Aug 08 1976, 3:33 AM EDT  
 Att: 16,538 - Unknown

[livebaseballscorecards.com](http://livebaseballscorecards.com)

<b>AB</b>	35
<b>R</b>	7
<b>H</b>	12
<b>RBI</b>	7
<b>BB</b>	6
<b>SO</b>	4
<b>LOB</b>	17













Batter	1	2	3	4	5	6	7	8	9	AB R H RBI BB SO LOB	TOP			
Davey Lopes, R OBP: 0.310, SLG: 0.327 (1, 8) X	0-0 G5-4-3 1B		0-0 2B		4-0 3-1 1B 3B BB	0-0 3-1			0-3 K	4 1 2 0 1 1 0				
Ted Sizemore, R OBP: 0.301, SLG: 0.299 (1, 4) X	0-0 G5-4-3 1-2f		0-0 F6		0-0 1-2 3B 1B	0-0 CS 1B			0-0 F9	5 1 2 0 0 0 2				
Bill Russell, R OBP: 0.329, SLG: 0.383 (1, 6) S S S	0-3 K			0-0 1B E 1B	0-0 3-1	0-0 CS 1-2 2-3			0-0 F9 SH1-3 1B	5 1 2 0 0 1 2				
Steve Garvey, R OBP: 0.349, SLG: 0.414 (1, 3) X		0-0 FC6-4 1B		0-0 E5 1B 1B SF8	4-0 3B IBB			0-0 SH1-3 1-2		2 2 1 0 1 0 1				
Ron Cey, R OBP: 0.392, SLG: 0.482 (1, 5) X		0-0 F4		0-0 1B 1B	0-0 1B 3B			0-0 F9 2-3		4 0 2 3 0 0 2				
Lee Lacy, R OBP: 0.324, SLG: 0.368 (1, 7) X		0-0 F8		0-0 1B 1B	0-0 1B BB			0-0 L4		3 0 1 1 1 0 2				
Dusty Baker Jr., R OBP: 0.303, SLG: 0.312 (1, 9) X		0-0 FC6-4 1-2f		0-0 SF8 3-H	0-0 F9			0-0 FC6-4 1B		3 0 1 1 0 0 3				
Steve Yeager, R OBP: 0.297, SLG: 0.380 (1, 2) S S S			0-3 K	0-3 K	0-0 5-3			0-0 FC6-4 G6-4-3 1-2f		4 0 0 0 0 2 5				
Don Sutton, R OBP: 0.164, SLG: 0.091 (1, 1) S S S			0-3 K	0-0 F8				0-0 G6-4-3 1-2f		4 0 0 0 0 1 3				
Charlie Hough, R OBP: 0.267, SLG: 0.333 (9, 1) S S S						0-0 4-3				0 0 0 0 0 0 0				
<b>Inning Stats</b>	R: 0 H: 1 E: 0 LOB: 0 K: 1 BB: 0 S: 5 P: 5	R: 0 H: 1 E: 0 LOB: 1 K: 0 BB: 0 S: 4 P: 4	R: 0 H: 1 E: 0 LOB: 1 K: 2 BB: 0 S: 8 P: 8	R: 2 H: 3 E: 1 LOB: 2 K: 1 BB: 0 S: 9 P: 9	R: 3 H: 2 E: 0 LOB: 2 K: 0 BB: 3 S: 5 P: 17	R: 0 H: 1 E: 0 LOB: 0 K: 0 BB: 0 S: 3 P: 3	R: 0 H: 1 E: 0 LOB: 1 K: 0 BB: 0 S: 4 P: 4	R: 0 H: 1 E: 0 LOB: 0 K: 0 BB: 0 S: 3 P: 3	R: 0 H: 0 E: 0 LOB: 0 K: 1 BB: 0 S: 5 P: 5	1B: 9 SF: 1 2B: 1 SAC: 1 3B: 1 DP: 2 HR: 0 HBP: 0	WP: 0 PA: 40 PB: 0 SB: 0 CS: 1			
<b>PITCHER</b>	IP WLS BF H R ER SO BB IBB HBP BLK WP HR S P ERA WHIP												<b>PITCHER</b>	IP WLS BF H R ER SO BB IBB HBP BLK WP HR S P ERA WHIP
Jerry Reuss, L ERA: 4.5 (1, 1)	4.1 L 23 8 5 4 4 1 1 0 0 0 0 29 37 8.31 2.077													
Bob Moose, R ERA: 2.63 (5, 1)	2.2 10 2 0 0 0 1 0 0 0 0 0 9 13 0.00 1.125													
Kent Tekulve, R ERA: 2.96 (8, 1)	2.0 6 1 0 0 0 1 0 0 0 0 0 8 8 0.00 0.500													

**Los Angeles Dodgers @ Pittsburgh Pirates**  
 Three Rivers Stadium, Pittsburgh, PA  
 Tue Aug 10 1976, 7:05 PM EDT  
 Att: 13,670 - Unknown

livebaseballscorecards.com

AB	34
R	5
H	11
RBI	5
BB	3
SO	5
LOB	20




Batter	1	2	3	4	5	6	7	8	9	AB	R	H	RBI	BB	SO	LOB
Frank Taveras, R (1, 6) OBP: 0.316, SLG: 0.290 Bob Robertson, R (9, PH) OBP: 0.302, SLG: 0.326	0-0 1B 1B	0-0 1-2 2-3 1B			0-3 K		0-0 5-3		0-0 L8	4	0	2	0	0	1	1
Rennie Stennett, R (1, 4) OBP: 0.284, SLG: 0.344	0-0 F9	0-3 K			0-0 F9		0-0 F8			4	0	0	0	0	1	5
Al Oliver, L (1, 8) OBP: 0.366, SLG: 0.495	0-0 1-2 1B		0-0 G3		0-0 4-3			0-0 FC5-4 1B		4	0	2	0	0	0	0
Willie Stargell, L (1, 3) OBP: 0.327, SLG: 0.444	0-0 L9		0-0 G1-6-3 1B		0-0 F5			0-0 F6		4	0	1	0	0	0	3
Dave Parker, L (1, 9) OBP: 0.334, SLG: 0.459	0-0 3-1		0-0 G1-6-3		0-0 F6			0-0 FC5-4		4	0	0	0	0	0	4
Richie Zisk, R (1, 7) OBP: 0.338, SLG: 0.467		0-0 FC6-5 2B		0-0 1B		0-0 F7		0-0 F8		4	0	2	0	0	0	1
Bill Robinson, R (1, 5) OBP: 0.345, SLG: 0.581		0-0 F8		0-3 K			0-0 HR		0-0 2-3 1B	4	1	2	1	0	1	2
Duffy Dyer, R (1, 2) OBP: 0.319, SLG: 0.385		0-0 FC6-5 1B 1B 2-3		0-0 F6			0-0 2B		0-3 K	4	0	1	0	0	1	3
Jerry Reuss, L (1, 1) OBP: 0.364, SLG: 0.333 Bob Moose, R (5, 1) OBP: 0.333, SLG: 0.889 Tommy Helms, R (7, PH) OBP: 0.337, SLG: 0.397 Kent Tekulve, R (8, 1) Ed Kirkpatrick, L (9, PH) OBP: 0.293, SLG: 0.279		0-0 1-2 1B		0-3 K			0-0 5-3		0-0 2-3	2	0	1	0	0	1	1

Inning Stats		R: 0	H: 2	E: 0	K: 0	S: 5	R: 0	H: 3	E: 0	K: 1	S: 8	R: 0	H: 1	E: 0	K: 0	S: 3	R: 0	H: 0	E: 0	K: 1	S: 8	R: 0	H: 0	E: 0	K: 0	S: 3	R: 1	H: 2	E: 0	K: 0	S: 5	R: 0	H: 1	E: 0	K: 0	S: 4	R: 0	H: 1	E: 0	K: 1	S: 6					
IP		8.0	WLS	W	BF	33	H	10	R	1	ER	1	SO	4	BB	0	IBB	0	HBP	0	BLK	0	WP	0	HR	1	S	41	P	41	ERA	1.12	WHIP	1.250												
PITCHER		Don Sutton, R (1, 1) ERA: 4.04	Charlie Hough, R (9, 1) ERA: 2.43																																											

**BOTTOM**

**Los Angeles Dodgers @ Pittsburgh Pirates**  
 Three Rivers Stadium, Pittsburgh, PA  
 Tue Aug 10 1976, 7:05 PM EDT  
 Att. 13,670 - Unknown

AB	37
R	1
H	11
RBI	1
BB	0
SO	5
LOB	23



livebaseballscores.com



Batter	1	2	3	4	5	6	7	8	9	AB R H RBI BB SO LOB	TOP
Davey Lopes, R OBP: 0.313, SLG: 0.328 (1, 8)	4-0 3-4-1 1B BB		0-0 F9		0-0 6-3			0-0 FC1-6 1B		3 1 1 0 1 0 2	
Ted Sizemore, R OBP: 0.300, SLG: 0.303 (1, 4)	0-0 3-4-1 1-3		0-0 2B		0-0 6-3		0-0 FC1-6 FC6-4		4 0 1 0 0 0 2		
Bill Buckner, L OBP: 0.318, SLG: 0.382 (1, 7)	0-0 CS 1B		0-0 L7		0-0 G3		0-0 F7		4 0 1 1 0 0 3		
Steve Garvey, R OBP: 0.346, SLG: 0.410 (1, 3)	0-3 K 1-2		0-0 L8		0-0 F9		0-0 FC6-4		4 0 0 0 0 1 2		
Ron Cey, R OBP: 0.391, SLG: 0.488 (1, 5)	0-0 CS 2-3	0-0 6-3		0-0 5-3		0-0 HR		0-0 5-3		4 1 1 1 0 0 0	
Bill Russell, R OBP: 0.328, SLG: 0.381 (1, 6)		0-3 K		0-0 6-3		0-0 1-3		0-0 G6-4-3 1B		4 0 1 0 0 1 0	
Dusty Baker Jr., R OBP: 0.302, SLG: 0.309 (1, 9)		0-0 F8		0-0 6-3		4-0 FC6-4 BB		0-0 G6-4-3		3 0 0 0 1 0 1	
Steve Yeager, R OBP: 0.297, SLG: 0.379 (1, 2)			0-0 FC1-6 1B		0-0 E6 SH1		0-0 FC6-4		3 0 1 0 0 0 1		
Rick Rhoden, R OBP: 0.315, SLG: 0.396 (1, 1)			0-0 FC1-6 2B		0-0 SH1		0-0 L7		2 0 0 0 0 0 2		
<b>Inning Stats</b>	R: 1 H: 1 E: 0 LOB: 0 K: 1 BB: 1 S: 5 P: 9	R: 0 H: 0 E: 0 LOB: 0 K: 1 BB: 0 S: 5 P: 5	R: 0 H: 2 E: 0 LOB: 2 K: 0 BB: 0 S: 5 P: 5	R: 0 H: 0 E: 0 LOB: 0 K: 0 BB: 0 S: 3 P: 3	R: 0 H: 0 E: 1 LOB: 1 K: 0 BB: 0 S: 4 P: 4	R: 0 H: 0 E: 0 LOB: 0 K: 0 BB: 0 S: 3 P: 3	R: 1 H: 1 E: 0 LOB: 1 K: 0 BB: 1 S: 4 P: 8	R: 0 H: 1 E: 0 LOB: 1 K: 0 BB: 0 S: 4 P: 4	R: 0 H: 1 E: 0 LOB: 0 K: 0 BB: 0 S: 3 P: 3	1B: 4 SF: 0 2B: 1 SAC: 1 3B: 0 DP: 1 HR: 1 HBP: 0	WP: 0 PA: 35 PB: 0 SB: 2 CS: 1
<b>PITCHER</b> Larry Demery, R ERA: 3.28 Kent Tekulve, R ERA: 2.91	IP WLS BF H R ER SO BB IBB HBP BLK WP HR S P ERA WHIP										
	(1, 1) 8.0 L 31 5 2 2 2 2 2 0 0 0 0 0 1 33 41 2.25 0.875										
	(9, 1) 1.0 3 1 0 0 0 0 0 0 0 0 0 0 0 3 3 0.00 1.000										

Los Angeles Dodgers @ Pittsburgh Pirates  
 Three Rivers Stadium, Pittsburgh, PA  
 Wed Aug 11 1976, 7:05 PM EDT  
 Att: 16,222 - Unknown

AB	31
R	2
H	6
RBI	2
BB	2
SO	2
LOB	13



Batter	1	2	3	4	5	6	7	8	9	AB	R	H	RBI	BB	SO	LOB
Frank Taveras, R (1, 6) OBP: 0.313, SLG: 0.287	0-3 K ①		0-3 K ②			0-0 1-4-3 ②		0-0 F9 ③		4	0	0	0	0	2	0
Rennie Stennett, R (1, 4) OBP: 0.288, SLG: 0.350	0-0 2B		0-0 F4 ③			0-0 1B			0-0 FC4-6 1B	4	0	3	0	0	0	0
Al Oliver, L (1, 8) OBP: 0.363, SLG: 0.490	0-0 F6 ②			0-0 4-3 ①		0-0 F9 ③			0-0 FC4-6 BB ①	4	0	0	0	0	0	3
Willie Stargell, L (1, 3) OBP: 0.332, SLG: 0.443 Omar Moreno, L (9, PR) OBP: 0.500, SLG: 1.000	4-0 BB			0-0 F7 ②			4-0 BB		4-0 G6-3 BB ①	1	0	0	0	3	0	0
Dave Parker, L (1, 9) OBP: 0.331, SLG: 0.454	0-3 K ③			0-0 F5 ③			0-0 F7 ①		0-0 G6-3 ② ③	4	0	0	0	0	1	5
Richie Zisk, R (1, 7) OBP: 0.336, SLG: 0.464		0-3 K ①			0-0 F4 ①		0-0 L9 ②			3	0	0	0	0	1	1
Bill Robinson, R (1, 5) OBP: 0.345, SLG: 0.579		0-0 G6-4-3 1B			0-0 6-3 ②		0-0 F3 ③			3	0	1	0	0	0	1
Duffy Dyer, R (1, 2) OBP: 0.319, SLG: 0.383		0-0 G6-4-3 ② ③			0-0 1B ③			0-0 6-3 ①		3	0	1	0	0	0	1
Larry Demery, R (1, 1) OBP: 0.158, SLG: 0.059 Ed Kirkpatrick, L (8, PH) OBP: 0.290, SLG: 0.276 Kent Tekulve, R (9, 1)			0-0 6-3 ①			0-0 4-3 ①		0-0 6-3 ②		2	0	0	0	0	0	0


Inning Stats	R: 0	H: 1	E: 0	K: 2	S: 8	R: 0	H: 1	E: 0	K: 1	S: 5	R: 0	H: 0	E: 0	K: 1	S: 5	R: 0	H: 0	E: 0	K: 0	S: 3	R: 0	H: 1	E: 0	K: 0	S: 3	R: 0	H: 0	E: 0	K: 0	S: 3	R: 0	H: 0	E: 0	K: 0	S: 3	R: 0	H: 1	E: 0	K: 0	S: 3	R: 0	H: 0	E: 0	K: 0	S: 3
PITCHER Rick Rhoden, R (1, 1) ERA: 2.87	IP	WLS	BF	H	R	ER	SO	BB	IBB	HBP	BLK	WP	HR	S	P	ERA	WHIP																												
	9.0	W	32	5	0	0	4	3	0	0	0	0	0	37	49	0.00	0.889																												

**BOTTOM**

**Los Angeles Dodgers @ Pittsburgh Pirates**  
 Three Rivers Stadium, Pittsburgh, PA

Wed Aug 11 1976, 7:05 PM EDT  
 Att. 16,222 - Unknown

AB	29
R	0
H	5
RBI	0
BB	3
SO	4
LOB	11



WP: 0	PA: 32
PB: 0	
SB: 0	
CS: 0	

livebaseballscores.com





Batter	1	2	3	4	5	6	7	8	9	AB	R	H	RBI	BB	SO	LOB
Greg Cross, L OBP: 0.375, SLG: 0.351 (1, 9)	0-0 4-3 1B		0-0 WP 5-3 1B	0-0 FC6-4 1B			0-3 K		0-3 K	5	0	2	2	0	2	1
Enos Cabell, R OBP: 0.315, SLG: 0.332 (1, 5)	0-0 S E 1B		0-0 5-3 1-2	0-0 FC6-4 1-2f			0-3 K			4	1	1	0	0	1	2
Cesar Cedeno, R OBP: 0.353, SLG: 0.472 (1, 8)	0-0 E6 1-H 1B		0-0 F8 2-3		0-0 CS 1B		0-0 F8			4	1	1	0	0	0	1
Bob Watson, R OBP: 0.370, SLG: 0.439 (1, 3)	0-0 6-3 1-2		0-3 K		0-3 K 1-2			0-0 4-3		4	0	0	0	0	2	3
Jose Cruz, L OBP: 0.401, SLG: 0.410 (1, 7)	0-0 2-H 1B			0-0 3-1		0-0 6-3		0-0 CS 1B		4	0	2	1	0	0	0
Ed Herrmann, L OBP: 0.296, SLG: 0.321 (1, 2)	0-0 F7			1-0 BB SF8 HBP 1B		0-0 L3		0-0 G3 1-2		3	1	0	0	0	0	2
Rob Andrews, R OBP: 0.331, SLG: 0.322 (1, 4)		0-3 K		0-0 SF8 BB 1B		0-0 6-3		0-0 6-3		4	1	1	0	0	1	0
Roger Metzger, S OBP: 0.308, SLG: 0.291 (1, 6)		0-3 K		4-0 BB BB BB 1-2 2-3 1B BB		4-0 BB		0-0 E4 2B		2	1	0	0	2	1	0
J.R. Richard, R OBP: 0.105, SLG: 0.110 Joe Niekro, R OBP: 0.185, SLG: 0.308 Ken Boswell, L OBP: 0.300, SLG: 0.333 (9, PH)		0-0 L6		0-0 SF8		0-0 1-3		0-0 1-H 2B		1	0	0	1	0	0	0
				1-2 2-3 3-H						1	0	0	0	0	0	1
										1	0	1	0	0	0	0

Inning Stats	R: 2	H: 2	E: 1	K: 0	S: 6	LOB: 1	BB: 0	P: 6	R: 0	H: 0	E: 0	K: 2	S: 7	LOB: 0	BB: 0	P: 7	R: 0	H: 1	E: 0	K: 1	S: 6	LOB: 1	BB: 0	P: 6	R: 3	H: 2	E: 0	K: 0	S: 5	LOB: 1	BB: 1	P: 10	R: 0	H: 1	E: 0	K: 1	S: 5	LOB: 0	BB: 0	P: 5	R: 0	H: 0	E: 0	K: 2	S: 7	LOB: 0	BB: 0	P: 7	R: 0	H: 1	E: 0	K: 0	S: 3	LOB: 0	BB: 0	P: 3	R: 0	H: 1	E: 1	K: 1	S: 6	LOB: 1	BB: 0	P: 6	1B: 7	SF: 1	2B: 1	3B: 0	HR: 0	SAC: 0	DP: 0	HBP: 1	WP: 1	PB: 0	SB: 2	CS: 2	PA: 37
--------------	------	------	------	------	------	--------	-------	------	------	------	------	------	------	--------	-------	------	------	------	------	------	------	--------	-------	------	------	------	------	------	------	--------	-------	-------	------	------	------	------	------	--------	-------	------	------	------	------	------	------	--------	-------	------	------	------	------	------	------	--------	-------	------	------	------	------	------	------	--------	-------	------	-------	-------	-------	-------	-------	--------	-------	--------	-------	-------	-------	-------	--------

PITCHER	IP	WLS	BF	H	R	ER	SO	BB	IBB	HBP	BLK	WP	HR	S	P	ERA	WHIP
Bruce Kison, R ERA: 3.3 (1, 1)	5.0		23	6	5	3	4	1	0	1	0	1	0	29	34	5.40	1.400
Kent Tekulve, R ERA: 2.75 (6, 1)	4.0	W	14	2	0	0	3	1	0	0	0	0	0	19	23	0.00	0.750


**BOTTOM**

**Pittsburgh Pirates @ Houston Astros**  
Astrodome, Houston, TX

Fri Aug 13 1976, 8:05 PM EDT  
Att. 17,876 - Dome

livebaseballscores.com

AB	33
R	5
H	8
RBI	4
BB	2
SO	7
LOB	10











Batter	1	2	3	4	5	6	7	8	9	AB R H RBI BB SO LOB	TOP
Frank Taveras, R (1, 6) OBP: 0.316, SLG: 0.283	0-0 F7		0-0 4-3		0-0 E 1B		4-0 PB S 1B BB	0-0 FC6 1-2f	0-0 F9	5 1 1 0 1 0 4	
Omar Moreno, L (1, 8) OBP: 0.500, SLG: 0.750	4-0 G3 S 1B BB		0-0 S 1B		0-0 E3		0-0 1B 1B		0-0 F7	4 1 2 1 1 0 1	
Richie Zisk, R (1, 7) OBP: 0.338, SLG: 0.461 Bill Robinson, R (9, 7) OBP: 0.340, SLG: 0.571	0-0 G3 1-3		0-0 6-3 1-2		0-0 1-3		0-0 F8		4-0 4-3 2B BB	4 1 0 0 1 0 5 0 0 0 0 0 0 0	
Dave Parker, L (1, 9) OBP: 0.328, SLG: 0.449	0-0 3-H 1B			0-3 K	4-0 IBB		0-0 1-3 1B		0-0 4-3	4 0 2 1 1 1 1	
Richie Hebner, L (1, 5) OBP: 0.304, SLG: 0.325	0-0 4-3			0-0 F3	0-0 F8		0-0 F9		4-0 2B BB	4 1 0 0 1 0 6	
Ed Kirkpatrick, L (1, 3) OBP: 0.307, SLG: 0.317		0-0 L3		0-3 K		0-0 L4-3 1B		0-0 F3	0-0 1B 2B	5 1 2 2 0 1 0	
Rennie Stennett, R (1, 4) OBP: 0.300, SLG: 0.362		0-0 6-3			0-0 6-3	0-0 L4-3 1-2		0-0 FC1-6 1B 1B	0-0 1B 1B	5 1 2 1 0 0 1	
Duffy Dyer, R (1, 2) OBP: 0.336, SLG: 0.391		0-3 K			0-0 1B E 1B	0-0 5-3		0-0 FC1-6 1B 1B	0-0 1B 1B	5 1 3 0 0 1 0	
Doc Medich, R (1, 1) OBP: 0.170, SLG: 0.093 Kent Tekulve, R (9, 1)			0-0 F9		0-0 FC6 E 1B		0-3 K	0-0 FC1-6 FC6	0-0 1B	5 1 1 1 0 1 3 0 0 0 0 0 0 0	
<b>Inning Stats</b>	R: 1 E: 0 K: 0 S: 4 H: 1 LOB: 1 BB: 1 P: 8	R: 0 E: 0 K: 1 S: 5 H: 0 LOB: 0 BB: 0 P: 5	R: 0 E: 0 K: 0 S: 4 H: 1 LOB: 1 BB: 0 P: 4	R: 0 E: 0 K: 2 S: 7 H: 0 LOB: 0 BB: 0 P: 7	R: 2 E: 2 K: 0 S: 7 H: 2 LOB: 3 BB: 1 P: 11	R: 0 E: 0 K: 0 S: 3 H: 1 LOB: 0 BB: 0 P: 3	R: 1 E: 0 K: 1 S: 7 H: 2 LOB: 2 BB: 1 P: 11	R: 0 E: 0 K: 0 S: 5 H: 2 LOB: 2 BB: 0 P: 5	R: 4 E: 0 K: 0 S: 7 H: 4 LOB: 2 BB: 2 P: 15	1B: 12 2B: 2 3B: 0 HR: 0 SF: 0 SAC: 0 DP: 1 HBP: 0	WP: 0 PB: 1 SB: 3 CS: 0 PA: 46
<b>PITCHER</b>	IP WLS BF H R ER SO BB IBB HBP BLK WP HR S P ERA WHIP										
Dan Larson, R (1, 1) ERA: 2.78	8.2 L 44 12 8 6 4 4 1 0 0 0 0 0 47 67 6.23 1.846										
Bo McLaughlin, R (9, 1) ERA: 3.54	0.1 2 1 0 0 0 0 0 0 0 0 0 0 2 2 0.00 3.000										

Pittsburgh Pirates @ Houston Astros  
Astrodome, Houston, TX  
Sun Aug 15 1976, 4:33 AM EDT  
Dome

livebaseballscorecards.com

AB	41
R	8
H	13
RBI	6
BB	5
SO	4
LOB	21



Batter	1	2	3	4	5	6	7	8	9	AB	R	H	RBI	BB	SO	LOB
Greg Cross, L (1, 9) OBP: 0.381, SLG: 0.352	4-0 1-3 S BB	0-3 K		0-0 1-2 1B		0-0 5-3			0-0 FC1-6 2-3 1B	4	0	2	0	1	1	2
Enos Cabell, R (1, 5) OBP: 0.310, SLG: 0.326	0-0 1-3		0-0 E6 S 1B	0-0 F9			0-0 1B 1B		0-0 FC1-6 1B 3B	5	2	1	1	0	0	4
Cesar Cedeno, R (1, 8) OBP: 0.357, SLG: 0.472	0-3 K		4-0 1B 1B BB	0-0 F9			0-0 1B 1B		0-0 3B 1B	4	1	2	0	1	1	3
Bob Watson, R (1, 3) OBP: 0.373, SLG: 0.451	4-0 BB		0-0 1B 1B	0-0 F9			0-0 F3		0-0 2B 3B	4	1	2	3	1	0	3
Jose Cruz, L (1, 7) OBP: 0.397, SLG: 0.408	0-0 1-3		0-0 F7		0-0 6-3		0-0 6-3		0-0 2B	5	0	1	1	0	0	5
Rob Andrews, R (1, 4) OBP: 0.329, SLG: 0.320		0-0 SH1-4 1B	0-0	0-0 1B		0-0 4-3		0-0 F8	0-0 L5	4	0	2	0	0	0	0
Leon Roberts, R (9, PH) OBP: 0.371, SLG: 0.483		1-2 2-H	0-0 1B		0-0 4-3					1	0	0	0	0	0	1
Skip Jutze, R (1, 2) OBP: 0.188, SLG: 0.242		0-0 F9	0-3 K		0-3 K			0-0 F9	0-0 1-3	3	0	0	0	0	2	3
Cliff Johnson, R (8, PH) OBP: 0.344, SLG: 0.364										2	0	0	0	0	0	1
Roger Metzger, S (1, 6) OBP: 0.310, SLG: 0.292		0-0 SH1-4 1B		0-0 E9 1B		0-0 1-3		0-0 F9		4	1	1	0	0	0	0
Dan Larson, R (1, 1) OBP: 0.235, SLG: 0.188		0-0 SH1-4		0-0		0-0 6-3				2	0	1	1	0	0	0
Bo McLaughlin, R (9, 1)										0	0	0	0	0	0	0
Ken Boswell, L (9, PH) OBP: 0.304, SLG: 0.346		1-2 2-3		0-0 1B					0-0 FC1-6 2B	1	1	1	0	0	0	0


Inning Stats	R: 0	H: 0	E: 0	K: 1	S: 5	H: 0	LOB: 2	BB: 2	P: 13	R: 0	H: 2	E: 0	K: 1	S: 7	H: 2	LOB: 2	BB: 0	P: 7	R: 1	H: 2	E: 1	K: 1	S: 7	H: 2	LOB: 2	BB: 1	P: 11	R: 1	H: 2	E: 1	K: 0	S: 6	H: 2	LOB: 2	BB: 0	P: 6	R: 0	H: 0	E: 0	K: 1	S: 5	H: 0	LOB: 0	BB: 0	P: 5	R: 0	H: 2	E: 0	K: 0	S: 3	H: 0	LOB: 0	BB: 0	P: 3	R: 0	H: 2	E: 0	K: 0	S: 4	H: 0	LOB: 1	BB: 0	P: 4	R: 0	H: 0	E: 0	K: 0	S: 3	H: 0	LOB: 0	BB: 0	P: 3	R: 4	H: 5	E: 0	K: 0	S: 8	H: 1	LOB: 1	BB: 0	P: 8	1B: 10	SF: 0	2B: 2	SAC: 1	3B: 1	DP: 0	HR: 0	HBP: 0	WP: 0	PA: 43
--------------	------	------	------	------	------	------	--------	-------	-------	------	------	------	------	------	------	--------	-------	------	------	------	------	------	------	------	--------	-------	-------	------	------	------	------	------	------	--------	-------	------	------	------	------	------	------	------	--------	-------	------	------	------	------	------	------	------	--------	-------	------	------	------	------	------	------	------	--------	-------	------	------	------	------	------	------	------	--------	-------	------	------	------	------	------	------	------	--------	-------	------	--------	-------	-------	--------	-------	-------	-------	--------	-------	--------

PITCHER	IP	WLS	BF	H	R	ER	SO	BB	IBB	HBP	BLK	WP	HR	S	P	ERA	WHIP
Doc Medich, R (1, 1) ERA: 3.87	8.1	W	40	12	6	4	4	3	0	0	0	0	0	45	57	4.32	1.800
Kent Tekulve, R (9, 1) ERA: 2.72	0.2	S	3	1	0	0	0	0	0	0	0	0	0	3	3	0.00	1.500

**BOTTOM**

**Pittsburgh Pirates @ Houston Astros**  
Astrodome, Houston, TX  
Sun Aug 15 1976, 4:33 AM EDT  
Dome

<b>AB</b>	<b>39</b>
<b>R</b>	<b>6</b>
<b>H</b>	<b>13</b>
<b>RBI</b>	<b>6</b>
<b>BB</b>	<b>3</b>
<b>SO</b>	<b>4</b>
<b>LOB</b>	<b>22</b>



PITCHER	IP	WLS	BF	H	R	ER	SO	BB	IBB	HBP	BLK	WP	HR	S	P	ERA	WHIP
---------	----	-----	----	---	---	----	----	----	-----	-----	-----	----	----	---	---	-----	------



Batter	1	2	3	4	5	6	7	8	9	AB R H RBI BB SO LOB	TOP											
Frank Taveras, R (1, 6) OBP: 0.318, SLG: 0.285	0-0 E S 1B	0-0 4-3 1B		0-3 K		0-0 6-3			0-0 2-3	5 1 2 0 0 1 1												
Omar Moreno, L (1, 8) OBP: 0.435, SLG: 0.619	0-3 K	0-0 4-3 1B		0-0 CS 1B			0-3 K		0-0 F8	5 0 1 0 0 2 3												
Richie Zisk, R (1, 7) OBP: 0.339, SLG: 0.460	0-0 1B	4-0 1B		0-0 CS 1B		0-0 F9		0-0 5-3	4-0 BB	3 1 1 1 1 0 0 0 0 0 0 1 0 0												
Richie Hebner, L (7, 5) OBP: 0.307, SLG: 0.325	0-0 1B	0-0 IBB		1-2 1B			0-0 F4		0-0 F8	5 1 2 0 0 1 4												
Bob Robertson, R (1, 3) OBP: 0.310, SLG: 0.327	0-0 1B	0-3 K				0-0 1B																
Bill Robinson, R (1, 5) OBP: 0.342, SLG: 0.571	0-3 K	0-0 F9				0-0 1B		0-0 S 1B		4 0 2 0 0 1 5												
Dave Parker, L (1, 9) OBP: 0.327, SLG: 0.447	0-0 1B		0-0 4-3			0-0 1B		0-3 K		4 0 1 1 0 1 3												
Rennie Stennett, R (1, 4) OBP: 0.300, SLG: 0.361	0-0 1B		0-0 6-3			0-0 G6-3		0-0 F8		4 0 1 1 0 0 1												
Manny Sanguillen, R (1, 2) OBP: 0.336, SLG: 0.370	0-0 4-3		0-0 4-3					0-0 S 1B	4-0 BB	3 0 1 0 1 0 2												
Jerry Reuss, L (1, 1) OBP: 0.356, SLG: 0.327		0-0 4-3 1B		0-0 4-3				0-0 F7	0-0 1-3	4 0 1 0 0 0 3												
<b>Inning Stats</b>	R: 3 E: 0 K: 2 S: 12	H: 5 LOB: 2 BB: 0 P: 12	R: 0 E: 0 K: 1 S: 7	H: 2 LOB: 3 BB: 1 P: 11	R: 0 E: 0 K: 0 S: 3	H: 0 LOB: 0 BB: 0 P: 3	R: 0 E: 0 K: 1 S: 5	H: 1 LOB: 0 BB: 0 P: 5	R: 0 E: 0 K: 0 S: 4	H: 2 LOB: 1 BB: 0 P: 4	R: 0 E: 0 K: 0 S: 4	H: 1 LOB: 1 BB: 0 P: 4	R: 0 E: 0 K: 1 S: 5	H: 0 LOB: 0 BB: 0 P: 5	R: 0 E: 0 K: 1 S: 6	H: 1 LOB: 2 BB: 1 P: 10	R: 0 E: 0 K: 0 S: 3	H: 0 LOB: 1 BB: 1 P: 7	1B: 12 2B: 0 3B: 0 HR: 0	SF: 0 SAC: 0 DP: 1 HBP: 0	WP: 0 PB: 0 SB: 3 CS: 1	PA: 41
<b>PITCHER</b>	IP WLS BF H R ER SO BB IBB HBP BLK WP HR S P ERA WHIP																					
Joe Sambito, L (1, 1) ERA: 3.86	4.0 L 20 8 3 3 4 0 1 0 0 0 0 27 31 6.75 2.000																					
Bo McLaughlin, R (5, 1) ERA: 3.19	3.0 11 3 0 0 1 0 0 0 0 0 0 13 13 0.00 1.000																					
Gene Pentz, R (8, 1) ERA: 2.98	2.0 9 1 0 0 1 2 0 0 0 0 0 9 17 0.00 1.500																					

Pittsburgh Pirates @ Houston Astros  
Astrodome, Houston, TX  
Sun Aug 15 1976, 4:38 AM EDT  
Att. 16,326 - Dome

AB	37
R	3
H	12
RBI	3
BB	3
SO	6
LOB	22







Batter	1	2	3	4	5	6	7	8	9	AB R H RBI BB SO LOB	TOP																										
Frank Taveras, R (1, 6) OBP: 0.319, SLG: 0.291	0-3 K	4-0 CS BB			0-0 SF8 3B		0-0 F2			3 1 1 0 1 1 0																											
Omar Moreno, L (1, 8) OBP: 0.444, SLG: 0.609	4-0 HR BB	0-0 CS 1-2	0-0 G3		0-0 SF8			0-0 1B G6-4-3 1B		2 2 1 1 1 0 0																											
Richie Zisk, R (1, 7) OBP: 0.341, SLG: 0.468	0-0 HR		0-0 L6		0-0 5-3			0-0 1B G6-4-3 1B		4 1 2 2 0 0 0																											
Dave Parker, L (1, 9) OBP: 0.332, SLG: 0.447	4-0 1B BB		0-0 E8 1B		4-0 4-3 BB			0-0 G6-4-3 1-2f 3-H		2 1 1 0 2 0 1																											
Richie Hebner, L (1, 5) OBP: 0.309, SLG: 0.336	4-0 1B BB		0-0 G3		0-0 L3			0-0 HR		3 1 1 1 1 0 2																											
Ed Kirkpatrick, L (1, 3) OBP: 0.314, SLG: 0.317	0-0 1B G6-4-3			4-0 BB G4-6-3		0-0 4-3 1-2		0-3 K		3 0 1 1 1 1 1																											
Rennie Stennett, R (1, 4) OBP: 0.297, SLG: 0.358	0-0 G6-4-3 1-2f		0-0 G4-6-3 1-2f		0-0 4-3			0-0 F9		4 0 0 0 0 0 4																											
Duffy Dyer, R (1, 2) OBP: 0.328, SLG: 0.381		0-0 F8		0-3 K		0-0 6-3		0-3 K		3 0 0 0 0 0 1 0 1 0 0 0 0 0 1 0																											
Willie Stargell, L (9, PH) OBP: 0.331, SLG: 0.442																																					
Larry Demery, R (1, 1) OBP: 0.143, SLG: 0.053		0-0 F7			0-0 F7		0-0 F3		0-3 K	2 0 0 0 0 0 0 0 0 0 0 0 0 0 1 0 0 0 0 0 0 0 0 0 0 0 0 0 1 0 0 0 0 0 1 0																											
Ramon Hernandez, S (6, 1)																																					
Tommy Helms, R (7, PH) OBP: 0.333, SLG: 0.392																																					
Bob Moose, R (7, 1) OBP: 0.333, SLG: 0.889																																					
Bill Robinson, R (9, PH) OBP: 0.341, SLG: 0.569																																					
<b>Inning Stats</b>	R: 3 E: 0 K: 1 S: 6	H: 2 LOB: 1 BB: 3 P: 18	R: 0 E: 0 K: 0 S: 2	H: 0 LOB: 0 BB: 1 P: 6	R: 0 E: 1 K: 0 S: 4	H: 1 LOB: 1 BB: 1 P: 4	R: 0 E: 0 K: 1 S: 4	H: 0 LOB: 0 BB: 1 P: 8	R: 1 E: 0 K: 0 S: 4	H: 1 LOB: 0 BB: 0 P: 4	R: 0 E: 0 K: 0 S: 3	H: 0 LOB: 1 BB: 1 P: 7	R: 0 E: 0 K: 0 S: 3	H: 0 LOB: 0 BB: 0 P: 3	R: 2 E: 0 K: 1 S: 7	H: 3 LOB: 0 BB: 0 P: 7	R: 0 E: 0 K: 2 S: 7	H: 0 LOB: 0 BB: 0 P: 7	1B: 4 2B: 0 3B: 1 HR: 2	SF: 1 SAC: 0 DP: 3 HBP: 0	WP: 0 PB: 0 SB: 1 CS: 1	PA: 37															
<b>PITCHER</b>	IP WLS BF H R ER SO BB IBB HBP BLK WP HR S P ERA WHIP																																				
John D'Acquisto, R (1, 1) ERA: 4.97	6.0		25	4	4	4	2	6	0	0	0	0	1	23	47	6.00	1.667																				
Randy Moffitt, R (7, 1) ERA: 2.74	1.0		5	2	2	2	0	0	0	0	0	0	0	5	5	18.00	2.000																				
Gary Lavelle, L (8, 1) ERA: 2.99	1.0	W	3	1	0	0	1	0	0	0	0	0	1	5	5	0.00	1.000																				
Charlie Williams, R (9, 1) ERA: 2.54	1.0	S	3	0	0	0	2	0	0	0	0	0	0	7	7	0.00	0.000																				

Pittsburgh Pirates @ San Francisco Giants  
 Candlestick Park, San Francisco, CA  
 Tue Aug 17 1976, 10:05 PM EDT  
 Att. 9,215 - Unknown

AB	29
R	6
H	7
RBI	5
BB	6
SO	5
LOB	8



WP: 0	PA: 37
PB: 0	
SB: 1	
CS: 1	

PITCHER	IP	WLS	BF	H	R	ER	SO	BB	IBB	HBP	BLK	WP	HR	S	P	ERA	WHIP
John D'Acquisto, R	6.0		25	4	4	4	2	6	0	0	0	0	1	23	47	6.00	1.667
Randy Moffitt, R	1.0		5	2	2	2	0	0	0	0	0	0	0	5	5	18.00	2.000
Gary Lavelle, L	1.0	W	3	1	0	0	1	0	0	0	0	0	1	5	5	0.00	1.000
Charlie Williams, R	1.0	S	3	0	0	0	2	0	0	0	0	0	0	7	7	0.00	0.000

Batter	1	2	3	4	5	6	7	8	9
Gary Thomasson, L (1, 8) OBP: 0.313, SLG: 0.419 Charlie Williams, R (9, 1) OBP: 0.286, SLG: 0.167	0-0 F6	0-0 G3			0-0 1B		4-0 1B SF7 BB	0-0 HR	
Marty Perez, R (1, 4) OBP: 0.320, SLG: 0.328	0-0 4-3		0-0 G3		0-3 K		0-0 F8 BB 1B	0-0 1B	
Gary Matthews, R (1, 7) OBP: 0.367, SLG: 0.427	0-0 2B		0-0 F7		0-0 1B		0-0 SF7	0-0 F4	
Bobby Murcer, L (1, 9) OBP: 0.346, SLG: 0.391	0-0 2B		0-0 F9		0-0 F9		4-0 F8 BB		
Ken Reitz, R (1, 5) OBP: 0.309, SLG: 0.348	0-0 2B			0-0 1B		0-0 6-3	0-0 F8		
Darrell Evans, L (1, 3) OBP: 0.330, SLG: 0.331	0-0 3-1			0-0 F7		0-0 1B 1B	0-0 F8		
Dave Rader, L (1, 2) OBP: 0.328, SLG: 0.340		4-0 G6-3 BB		0-0 F8		0-0 1B K2 1B		0-0 3-1	
Johnnie LeMaster, R (1, 6) OBP: 0.270, SLG: 0.333		0-0 G6-3		0-0 L8		0-0 1B	0-3 K	0-3 K	
John D'Acquisto, R (1, 1) OBP: 0.333, SLG: 0.348 Glenn Adams, L (6, PH) OBP: 0.276, SLG: 0.333 Chris Speicher, R (6, PH) OBP: 0.314, SLG: 0.289 Randy Moffitt, R (7, 1) OBP: 0.222, SLG: 0.222 Gary Lavelle, S (8, 1) OBP: 0.125, SLG: 0.125 Steve Ontiveros, S (8, PH) OBP: 0.243, SLG: 0.206 Larry Herndon, R (9, 8) OBP: 0.338, SLG: 0.368		0-0 1B			0-3 K	0-3 K2		0-0 E6	

AB	R	H	RBI	BB	SO	LOB
4	3	2	1	1	0	1
0	0	0	0	0	0	0
5	0	2	0	0	1	1
4	1	2	2	0	0	1
3	1	1	1	1	0	1
4	0	2	1	0	0	2
4	1	1	0	0	0	4
3	0	1	0	1	0	1
4	0	1	1	0	1	2
2	0	1	0	0	1	0
0	0	0	0	0	0	0
1	0	0	0	0	1	2
0	0	0	0	0	0	0
0	0	0	0	0	0	0
1	1	1	0	0	0	0
0	0	0	0	0	0	0

**BOTTOM**

**Pittsburgh Pirates @ San Francisco Giants**  
Candlestick Park, San Francisco, CA

Tue Aug 17 1976, 10:05 PM EDT  
Att. 9,215 - Unknown

AB	35
R	7
H	14
RBI	6
BB	3
SO	4
LOB	15

WP: 0 PA: 39  
PB: 0  
SB: 0  
CS: 0



Inning Stats	R	H	E	K	S	P	R	H	E	K	S	P	R	H	E	K	S	P	R	H	E	K	S	P	R	H	E	K	S	P
R: 2 E: 0 K: 0 S: 6	H: 3 LOB: 1 BB: 0 P: 6	R: 0 E: 0 K: 0 S: 3	H: 1 LOB: 1 BB: 1 P: 7	R: 0 E: 0 K: 0 S: 3	H: 0 LOB: 0 BB: 0 P: 3	R: 0 E: 0 K: 0 S: 4	H: 1 LOB: 1 BB: 0 P: 4	R: 1 E: 0 K: 2 S: 9	H: 2 LOB: 1 BB: 0 P: 9	R: 1 E: 0 K: 1 S: 7	H: 3 LOB: 2 BB: 0 P: 7	R: 1 E: 0 K: 0 S: 4	H: 1 LOB: 2 BB: 2 P: 12	R: 2 E: 1 K: 1 S: 8	H: 3 LOB: 1 BB: 0 P: 8	1B: 8 2B: 5 3B: 1 HR: 1	SF: 1 SAC: 0 DP: 2 HBP: 0	WP: 0 PB: 0 SB: 0 CS: 0	PA: 39											

PITCHER	IP	WLS	BF	H	R	ER	SO	BB	IBB	HBP	BLK	WP	HR	S	P	ERA	WHIP
Larry Demery, R (1, 1) ERA: 3.49	5.1		26	10	4	4	2	1	0	0	0	0	0	29	33	6.75	2.062
Ramon Hernandez, L (6, 1) ERA: 3.67	0.2		1	0	0	0	1	0	0	0	0	0	0	3	3	0.00	0.000
Bob Moose, R (7, 1) ERA: 2.9	2.0	L	12	4	3	3	1	2	0	0	0	0	1	12	20	13.50	3.000





Batter	1	2	3	4	5	6	7	8	9	AB	R	H	RBI	BB	SO	LOB
Larry Herndon, R OBP: 0.334, SLG: 0.364 (1, 8)	0-3 K ①		0-0 F9 ①		0-0 F9 ①					3	0	0	0	0	1	0
Marty Perez, R OBP: 0.320, SLG: 0.326 (1, 4)	0-0 F9 ②		4-0 BB ②		0-0 F3 ②					2	0	0	0	1	0	0
Gary Matthews, R OBP: 0.369, SLG: 0.426 (1, 7)	4-0 2B BB ②		0-0 F4 ②		4-0 BB ②					1	1	0	0	2	0	1
Bobby Murcer, L OBP: 0.346, SLG: 0.393 (1, 9)	0-0 1-H 2B ③		0-3 K ③		0-0 F8 ③					3	0	1	1	0	1	2
Ken Reitz, R OBP: 0.307, SLG: 0.346 (1, 5)	0-0 F6 ③			0-0 L7 ①		0-0 F2 ①				3	0	0	0	0	0	1
Darrell Evans, L OBP: 0.330, SLG: 0.331 (1, 3)		0-3 K ①		0-3 K ②		0-0 1B ②				3	0	1	0	0	2	0
Johnnie LeMaster, R OBP: 0.300, SLG: 0.368 (1, 6)		0-0 2B ②		4-0 1B BB ②		0-0 F7 ②				2	0	1	0	1	0	1
Dave Rader, L OBP: 0.328, SLG: 0.339 (1, 2)		0-3 K ②		0-0 1-2 1B ②		0-0 4-3 ③				3	0	1	0	0	1	2
John Montefusco, R OBP: 0.167, SLG: 0.117 Mike Caldwell, R OBP: 0.125, SLG: 0.125 (1, 1) (5, 1)		0-0 F9 ③		0-3 K ③						2	0	0	0	0	1	3
										0	0	0	0	0	0	0

Inning Stats	R: 1	H: 1	E: 0	LOB: 1	K: 1	BB: 1	S: 6	P: 10
	R: 0	H: 1	E: 0	LOB: 1	K: 2	BB: 0	S: 8	P: 8
	R: 0	H: 0	E: 0	LOB: 1	K: 1	BB: 1	S: 5	P: 9
	R: 0	H: 1	E: 0	LOB: 2	K: 2	BB: 1	S: 8	P: 12
	R: 0	H: 0	E: 0	LOB: 1	K: 0	BB: 1	S: 3	P: 7
	R: 0	H: 1	E: 0	LOB: 1	K: 0	BB: 0	S: 4	P: 4

PITCHER	IP	WLS	BF	H	R	ER	SO	BB	IBB	HBP	BLK	WP	HR	S	P	ERA	WHIP
Jim Rooker, L ERA: 3.6 (1, 1)	6.0	W	26	4	1	1	6	4	0	0	0	0	0	34	50	1.50	1.333

**BOTTOM**


**Pittsburgh Pirates @ San Francisco Giants**  
**Candlestick Park, San Francisco, CA**  
 Wed Aug 18 1976, 6:33 AM EDT  
 Att. 3,817 - Unknown

AB	22
R	1
H	4
RBI	1
BB	4
SO	6
LOB	10



1B: 2	SF: 0	WP: 0	PA: 26
2B: 2	SAC: 0	PB: 0	
3B: 0	DP: 0	SB: 0	
HR: 0	HBP: 0	CS: 0	



Batter	1	2	3	4	5	6	7	8	9	AB R H RBI BB SO LOB	TOP	
Frank Taveras, R (1, 6) OBP: 0.324, SLG: 0.295	0-0 G3		0-0 FC6-4 S 1-2f		0-0 F7		0-0 F8		0-0 3-1 S 1B	5 0 1 0 0 0 2	<b>Pittsburgh Pirates @ San Francisco Giants</b> Candlestick Park, San Francisco, CA Thu Aug 19 1976, 6:33 AM EDT Att. 2,709 - Unknown  <a href="http://livebaseballscorecards.com">livebaseballscorecards.com</a>  <b>AB 38</b> <b>R 1</b> <b>H 10</b> <b>RBI 1</b> <b>BB 1</b> <b>SO 4</b> <b>LOB 24</b>  	
Omar Moreno, L (1, 8) OBP: 0.405, SLG: 0.545	0-0 4-3		0-0 F7		0-0 1B 1-2		0-0 E3 S		0-0 3-1 1-3	5 0 1 0 0 0 2		
Richie Zisk, R (1, 7) OBP: 0.340, SLG: 0.467 Bill Robinson, R (8, 7) OBP: 0.340, SLG: 0.567	0-0 F7		0-3 K 1-2		0-0 1B 1-3 2-H		0-0 6-3 1-2		0-3 K S	4 0 1 1 0 1 2 1 0 0 0 0 1 1		
Willie Stargell, L (1, 3) OBP: 0.333, SLG: 0.443		0-3 K S		0-0 FC1-5-6 2B		0-0 F8		0-0 L3		4 0 1 0 0 1 3		
Dave Parker, L (1, 9) OBP: 0.340, SLG: 0.456		0-0 1B 4-3 1B		0-0 6-3		0-0 4-3		0-0 FC6-4 1B		4 0 2 0 0 0 1		
Richie Hebner, L (1, 5) OBP: 0.307, SLG: 0.333		0-0 4-3 1-2		0-0 FC1-5-6 2-3		0-0 BLK 1B 1B		0-0 L8		4 0 1 0 0 0 3		
Rennie Stennett, R (1, 4) OBP: 0.299, SLG: 0.359		0-0 2-3 1B		0-0 L7		0-0 BLK 1-2 1B		0-0 L7		4 0 2 0 0 0 2		
Manny Sanguillen, R (1, 2) OBP: 0.337, SLG: 0.374 Duffy Dyer, R (2, 2) OBP: 0.328, SLG: 0.375		0-0 6-3			4-0 FC1-6 BB		0-3 K 1-2 2-3		0-0 FC6-4 1-2f	1 0 0 0 0 0 2 2 0 0 0 1 1 3		
John Candelaria, L (1, 1) OBP: 0.262, SLG: 0.237			0-0 FC6-4 1B		0-0 FC1-6 1-2f 1B		0-0 G1		0-0 4-3	4 1 1 0 0 0 3		
<b>Inning Stats</b>	R: 0 E: 0 K: 0 S: 3 H: 0 LOB: 0 BB: 0 P: 3	R: 0 E: 0 K: 1 S: 7 H: 2 LOB: 2 BB: 0 P: 7	R: 0 E: 0 K: 1 S: 6 H: 1 LOB: 1 BB: 0 P: 6	R: 0 E: 0 K: 0 S: 4 H: 1 LOB: 1 BB: 0 P: 4	R: 1 E: 0 K: 0 S: 5 H: 2 LOB: 2 BB: 1 P: 9	R: 0 E: 0 K: 1 S: 7 H: 2 LOB: 2 BB: 0 P: 7	R: 0 E: 1 K: 0 S: 4 H: 0 LOB: 1 BB: 0 P: 4	R: 0 E: 0 K: 0 S: 4 H: 1 LOB: 1 BB: 0 P: 4	R: 0 E: 0 K: 1 S: 6 H: 1 LOB: 1 BB: 0 P: 6	1B: 9 2B: 1 3B: 0 HR: 0 SF: 0 SAC: 0 DP: 0 HBP: 0		WP: 0 PB: 0 SB: 3 CS: 0 PA: 39
<b>PITCHER</b> Jim Barr, R (1, 1) ERA: 3.34 Randy Moffitt, R (7, 1) ERA: 2.63	IP 6.0 WLS L BF 27 H 8 R 1 ER 1 SO 3 BB 1 IBB 0 HBP 0 BLK 1 WP 0 HR 0 S 32 P 36 ERA 1.50 WHIP 1.500	IP 3.0 WLS L BF 12 H 2 R 0 ER 0 SO 1 BB 0 IBB 0 HBP 0 BLK 0 WP 0 HR 0 S 14 P 14 ERA 0.00 WHIP 0.667	<b>PITCHER</b> IP WLS BF H R ER SO BB IBB HBP BLK WP HR S P ERA WHIP									





Batter	1	2	3	4	5	6	7	8	9	AB R H RBI BB SO LOB	TOP							
Frank Taveras, R (1, 6) OBP: 0.328, SLG: 0.300	0-0 1B		0-0 F4			0-0 E1 1B		0-0 2-H 1B		4 0 3 1 0 0 1	<b>Pittsburgh Pirates @ Los Angeles Dodgers</b> Dodger Stadium, Los Angeles, CA Fri Aug 20 1976, 7:05 PM PDT Att: 25,107 - Unknown <a href="http://livebaseballscorecards.com">livebaseballscorecards.com</a>							
Omar Moreno, L (1, 8) OBP: 0.415, SLG: 0.541	0-3 1-2 K			0-0 1B		0-0 F5		0-0 1-2 1B		4 0 2 0 0 1 2								
Richie Zisk, R (1, 7) OBP: 0.338, SLG: 0.463	0-3 K			0-3 1-2 K		0-0 F8		0-0 F3		4 0 0 0 0 2 4								
Bob Robertson, R (1, 3) OBP: 0.299, SLG: 0.314		0-0 F8		0-0 5-3		0-0 F7		0-0 6-3		4 0 0 0 0 0 1								
Dave Parker, L (1, 9) OBP: 0.339, SLG: 0.454		0-0 G5-4-3 1B		0-3 K		0-0 G3		0-0 1-3		4 0 1 0 0 1 1								
Bill Robinson, R (1, 5) OBP: 0.339, SLG: 0.563		0-0 G5-4-3 1-2f			0-0 FC4-6 1B	0-0 F7		0-0 P4		4 0 1 0 0 0 1								
Rennie Stennett, R (1, 4) OBP: 0.297, SLG: 0.357			0-0 F7		0-0 FC4-6 1-2f G4-6-3		0-0 5-3			3 0 0 0 0 0 1								
Manny Sanguillen, R (1, 2) OBP: 0.340, SLG: 0.379			0-0 SH1-4 1B		0-0 G4-6-3 1-2f		0-0 1B 2B			3 1 2 0 0 0 1								
Bruce Kison, R (1, 1) OBP: 0.261, SLG: 0.262			0-0 SH1-4			0-0 1-3		0-3 K		0 0 0 0 0 0 0								
Tommy Helms, R (8, PH) OBP: 0.329, SLG: 0.387										1 0 0 0 0 0 0								
Doc Medich, R (6, 1) OBP: 0.170, SLG: 0.093										0 0 0 0 0 0 0								
Richie Hebner, L (8, PH) OBP: 0.397, SLG: 0.332										1 0 0 0 0 1 1								
Dave Giusti, R (8, 1)										0 0 0 0 0 0 0								
Ramon Hernandez, S (8, 1)										0 0 0 0 0 0 0								
<b>Inning Stats</b>	R: 0 E: 0 K: 2 S: 7	H: 1 LOB: 0 BB: 0 P: 7	R: 0 E: 0 K: 0 S: 3	H: 1 LOB: 0 BB: 0 P: 3	R: 0 E: 0 K: 0 S: 4	H: 1 LOB: 1 BB: 0 P: 4	R: 0 E: 0 K: 2 S: 8	H: 1 LOB: 1 BB: 0 P: 8	R: 0 E: 0 K: 0 S: 3	H: 0 LOB: 0 BB: 0 P: 3	R: 1 E: 0 K: 0 S: 8	H: 3 LOB: 2 BB: 0 P: 8	R: 0 E: 0 K: 0 S: 3	H: 0 LOB: 0 BB: 0 P: 3	1B: 8 2B: 1 3B: 0 HR: 0	SF: 0 SAC: 1 DP: 2 HBP: 0	WP: 0 PB: 0 SB: 1 CS: 0	PA: 33
<b>PITCHER</b>	IP WLS BF H R ER SO BB IBB HBP BLK WP HR S P ERA WHIP																	
Doug Rau, L (1, 1) ERA: 2.79	7.2 W 29 9 1 1 5 0 0 0 0 0 0 0 39 39 1.17 1.174																	
Charlie Hough, R (8, 1) ERA: 2.29	1.1 S 4 0 0 0 0 0 0 0 0 0 0 0 4 4 0.00 0.000																	

AB	32
R	1
H	9
RBI	1
BB	0
SO	5
LOB	13







Batter	1	2	3	4	5	6	7	8	9	AB R H RBI BB SO LOB	TOP							
Frank Taveras, R (1, 6) OBP: 0.325, SLG: 0.297	0-0 6-3			0-0 6-3			0-3 K		0-0 F8	4 0 0 0 0 1 0	<b>Pittsburgh Pirates @ Los Angeles Dodgers</b> Dodger Stadium, Los Angeles, CA Sat Aug 21 1976, 7:05 PM PDT Att: 42,235 - Unknown <a href="http://livebaseballscorecards.com">livebaseballscorecards.com</a>							
Richie Hebner, L (1, 5) OBP: 0.303, SLG: 0.328	0-0 F5			0-0 F8			0-0 F9		0-0 F8	4 0 0 0 0 0 0								
Richie Zisk, R (1, 7) OBP: 0.335, SLG: 0.459	0-0 3-1			0-0 F8			0-0 F7		0-0 5-3	4 0 0 0 0 0 0								
Willie Stargell, L (1, 3) OBP: 0.331, SLG: 0.439		0-0 G3			0-0 F7			0-3 K		3 0 0 0 0 1 0								
Dave Parker, L (1, 9) OBP: 0.339, SLG: 0.461		0-0 F8			0-3 K			0-0 HR		3 1 1 1 0 1 0								
Bill Robinson, R (1, 8) OBP: 0.336, SLG: 0.558		0-0 5-3			0-0 5-3			0-3 K		3 0 0 0 0 1 0								
Rennie Stennett, R (1, 4) OBP: 0.295, SLG: 0.355			0-0 4-3			0-0 F9		0-0 E4 2B		3 0 0 0 0 0 0								
Manny Sanguillen, R (1, 2) OBP: 0.340, SLG: 0.382			0-0 P4			0-0 F3		0-0 2B 1-3		3 0 1 0 0 0 0								
Bob Moose, R (1, 1) OBP: 0.300, SLG: 0.800			0-0 6-3			0-0 F7		0-0 4-3		1 0 0 0 0 0 0								
Tommy Helms, R (6, PH) OBP: 0.326, SLG: 0.382										1 0 0 0 0 0 0								
Kent Tekulve, R (6, 1)										0 0 0 0 0 0 0								
Ed Kirkpatrick, L (8, PH) OBP: 0.311, SLG: 0.314										1 0 0 0 0 0 2								
Doc Medich, R (8, 1) OBP: 0.170, SLG: 0.093										0 0 0 0 0 0 0								
<b>Inning Stats</b>	R: 0 E: 0 K: 0 S: 3	H: 0 LOB: 0 BB: 0 P: 3	R: 0 E: 0 K: 0 S: 3	H: 0 LOB: 0 BB: 0 P: 3	R: 0 E: 0 K: 0 S: 3	H: 0 LOB: 0 BB: 0 P: 3	R: 0 E: 0 K: 1 S: 5	H: 0 LOB: 0 BB: 0 P: 5	R: 0 E: 0 K: 1 S: 5	H: 0 LOB: 0 BB: 0 P: 5	R: 1 E: 1 K: 2 S: 10	H: 2 LOB: 2 BB: 0 P: 10	R: 0 E: 0 K: 0 S: 3	H: 0 LOB: 0 BB: 0 P: 3	1B: 0 2B: 1 3B: 0 HR: 1	SF: 0 SAC: 0 DP: 0 HBP: 0	WP: 0 PB: 0 SB: 0 CS: 0	PA: 30
<b>PITCHER</b> Don Sutton, R (1, 1) ERA: 3.8	IP: 9.0 WLS: W BF: 30 H: 2 R: 1 ER: 1 SO: 4 BB: 0 IBB: 0 HBP: 0 BLK: 0 WP: 0 HR: 1 S: 38 P: 38 ERA: 1.00 WHIP: 0.222											<b>PITCHER</b>	IP: 0 WLS: 0 BF: 0 H: 0 R: 0 ER: 0 SO: 0 BB: 0 IBB: 0 HBP: 0 BLK: 0 WP: 0 HR: 0 S: 0 P: 0 ERA: 0.00 WHIP: 0.000					



Batter	1	2	3	4	5	6	7	8	9
Davey Lopes, R OBP: 0.304, SLG: 0.321 (1, 4)	0-0 5-3		0-0 1B 3B	0-0 1-2f		0-0 F7			
Bill Buckner, L OBP: 0.329, SLG: 0.387 (1, 7)	0-0 1B		0-0 1B		0-0 HR 1B	0-0 F9			
Leron Lee, L OBP: 0.214, SLG: 0.259 (1, 9)	0-3 K		0-0 F7		0-0 1-4-3		0-0 1-3		
Dusty Baker Jr., R OBP: 0.302, SLG: 0.310 (8, 9)	1-2								
Steve Garvey, R OBP: 0.347, SLG: 0.424 (1, 3)	0-0 F9		0-0 F8		0-0 HR		0-0 5-3		
Ron Cey, R OBP: 0.383, SLG: 0.481 (1, 5)		0-3 K		0-0 6-3		0-0 F9		0-0 L4	
Bill Russell, R OBP: 0.330, SLG: 0.385 (1, 6)		0-0 F8		0-3 K		0-0 E4 1B		0-0 5-3	
Jim Lyttle, L OBP: 0.353, SLG: 0.409 (1, 8)		0-0 4-3		0-0 1B 1B		4-0 IBB		0-0 G6-4-3 1B	
Elie Rodriguez, R OBP: 0.372, SLG: 0.203 (1, 2)			4-0 SH1-4 3B BB	0-0 1-2 1B		0-0 F7		0-0 G6-4-3	
Don Sutton, R OBP: 0.179, SLG: 0.115 (1, 1)			0-0 SH1-4	0-0 1-2 2-H 1B		0-0 FC6-4 1B		0-0 4-3	

Inning Stats	R: 0	H: 1	E: 0	K: 1	S: 6	L: 0	LOB: 1	BB: 0	P: 6	R: 0	H: 0	E: 0	K: 1	S: 5	R: 2	H: 2	E: 0	K: 0	S: 5	R: 1	H: 3	E: 0	K: 1	S: 8	R: 2	H: 3	E: 1	K: 0	S: 6	R: 0	H: 0	E: 0	K: 0	S: 3	R: 0	H: 1	E: 0	K: 0	S: 3	

PITCHER	IP	WLS	BF	H	R	ER	SO	BB	IBB	HBP	BLK	WP	HR	S	P	ERA	WHIP
Bob Moose, R ERA: 3.31 (1, 1)	5.0	L	26	9	5	5	3	1	1	0	0	0	1	30	38	9.00	2.000
Kent Tekulve, R ERA: 2.65 (6, 1)	2.0		6	0	0	0	0	0	0	0	0	0	0	6	6	0.00	0.000
Doc Medich, R ERA: 3.79 (8, 1)	1.0		3	1	0	0	0	0	0	0	0	0	0	3	3	0.00	1.000

AB R H RBI BB SO LOB

4	1	1	1	0	0	2
4	1	3	1	0	0	0
4	0	0	0	0	1	3
0	0	0	0	0	0	0
4	1	1	2	0	0	2
4	0	0	0	0	1	0
4	0	1	0	0	1	0
3	1	2	0	1	0	0
3	1	1	0	1	0	3
2	0	1	1	0	0	0

AB	R	H	RBI	BB	SO	LOB
32	5	10	5	2	3	10

WP	PA	ERA	WHIP
35			

**Pittsburgh Pirates @ Los Angeles Dodgers**  
 Dodger Stadium, Los Angeles, CA  
 Sat Aug 21 1976, 7:05 PM PDT  
 Att. 42,235 - Unknown

livebaseballscorecards.com





Batter	1	2	3	4	5	6	7	8	9	AB R H RBI BB SO LOB	TOP											
Rennie Stennett, R (1, 4) OBP: 0.294, SLG: 0.356	0-0 4-3		0-0 3-1		0-0 1B	0-0 SF8		0-0 F9	4 1 1 1 0 0 0													
Omar Moreno, L (1, 8) OBP: 0.413, SLG: 0.524	0-3 K		0-0 CS 1B		0-0 2-H 1B	0-0 3-H 1-3		0-0 4-3	5 0 2 1 0 1 1													
Richie Zisk, R (1, 7) OBP: 0.338, SLG: 0.460	0-0 HR 1B		0-0 F8 1-2		0-0 1-2 1B		0-0 FC1-6 1B	5 1 3 0 0 1 1														
Willie Stargell, L (1, 3) OBP: 0.332, SLG: 0.447	0-0 1-H HR			4-0 BB 1B BB	0-0 F7		0-0 F7	3 1 1 2 1 0 3														
Dave Parker, L (1, 9) OBP: 0.338, SLG: 0.457	0-0 P6			4-0 BB 1B BB	0-0 F8		0-0 FC1-6	3 1 0 0 1 0 3														
Richie Hebner, L (1, 5) OBP: 0.305, SLG: 0.330		0-0 SH5-3 1B		0-0 WP 2B 1B	0-3 K2-3		0-0 4-3	4 1 2 0 0 1 3														
Manny Sanguillen, R (1, 2) OBP: 0.342, SLG: 0.384		0-0 SH5-3		0-0 6-3		0-0 1-3 BB SF8 1B		0-0 G4-6-3 1B	3 1 2 0 0 0 1													
Mario Mendoza, R (1, 6) OBP: 0.247, SLG: 0.264		0-0 F8		0-0 3-H 2B		4-0 BB 1-3 BB		0-0 G4-6-3	3 0 1 1 1 0 2													
Larry Demery, R (1, 1) OBP: 0.125, SLG: 0.045		0-3 K		0-3 K2-3		0-0 1-3		0-0 6-3	3 0 0 0 0 2 4													
Kent Tekulve, R (6, 1)						1-2 2-3			1 0 0 0 0 0 0													
<b>Inning Stats</b>	R: 2 E: 0 K: 1 S: 7	H: 2 LOB: 0 BB: 0 P: 7	R: 0 E: 0 K: 1 S: 6	H: 1 LOB: 1 BB: 0 P: 6	R: 0 E: 0 K: 0 S: 3	H: 1 LOB: 0 BB: 0 P: 3	R: 2 E: 0 K: 1 S: 6	H: 2 LOB: 1 BB: 2 P: 14	R: 1 E: 0 K: 1 S: 8	H: 3 LOB: 2 BB: 0 P: 8	R: 1 E: 0 K: 0 S: 4	H: 1 LOB: 1 BB: 1 P: 8	R: 0 E: 0 K: 0 S: 4	H: 1 LOB: 1 BB: 0 P: 4	R: 0 E: 0 K: 0 S: 3	H: 1 LOB: 0 BB: 0 P: 3	R: 0 E: 0 K: 1 S: 5	H: 0 LOB: 0 BB: 0 P: 5	1B: 9 2B: 2 3B: 0 HR: 1	SF: 1 SAC: 1 DP: 1 HBP: 0	WP: 2 PB: 0 SB: 0 CS: 1	PA: 39
<b>PITCHER</b>	IP WLS BF H R ER SO BB IBB HBP BLK WP HR S P ERA WHIP																					
Rick Rhoden, R (1, 1) ERA: 3.08	4.0 L 19 7 5 5 3 2 0 0 0 0 1 1 23 31 11.25 2.250																					
Stan Wall, L (5, 1) ERA: 4.39	1.0 5 2 0 0 1 0 0 0 0 0 0 0 7 7 0.00 2.000																					
Al Downing, L (6, 1) ERA: 5.26	2.0 9 2 1 1 0 1 0 0 0 0 0 0 8 12 4.50 1.500																					
Elias Sosa, R (8, 1) ERA: 4.11	2.0 6 1 0 0 1 0 0 0 0 0 0 0 8 8 0.00 0.500																					

Pittsburgh Pirates @ Los Angeles Dodgers  
Dodger Stadium, Los Angeles, CA  
Sun Aug 22 1976, 3:33 AM PDT  
Att: 24,295 - Unknown

livebaseballscorecards.com

AB	34
R	6
H	12
RBI	5
BB	3
SO	5
LOB	18



BOTTOM

Pittsburgh Pirates @ Los Angeles Dodgers  
Dodger Stadium, Los Angeles, CA

Sun Aug 22 1976, 3:33 AM PDT  
Att. 24,295 - Unknown

livebaseballscorecards.com

AB	30
R	1
H	6
RBI	1
BB	6
SO	2
LOB	20



WP:	0	PA:	37
PB:	0		
SB:	1		
CS:	1		

AB R H RBI BB SO LOB

4 1 1 0 0 1 4

4 0 2 1 0 0 2

3 0 0 0 1 0 1

3 0 0 0 1 0 1

3 0 1 0 1 0 2

4 0 0 0 0 0 3

2 0 0 0 2 0 0

2 0 1 0 1 0 1

1 0 0 0 0 0 2

1B:	6	SF:	0
2B:	0	SAC:	0
3B:	0	DP:	1
HR:	0	HBP:	0

1B:	6	SF:	0
2B:	0	SAC:	0
3B:	0	DP:	1
HR:	0	HBP:	0

1B:	6	SF:	0
2B:	0	SAC:	0
3B:	0	DP:	1
HR:	0	HBP:	0

WP:	0	PA:	37
PB:	0		
SB:	1		
CS:	1		

Batter	1	2	3	4	5	6	7	8	9
Davey Lopes, R OBP: 0.304, SLG: 0.321 (1, 4)	0-0 CS 1B		0-0 FC6-4 1B		0-0 F8		0-3 K		
Bill Buckner, L OBP: 0.331, SLG: 0.388 (1, 7)	0-0 1-2 1B		0-0 PO 1B		0-0 P6			0-0 F9	
Leron Lee, L OBP: 0.219, SLG: 0.233 (1, 9)	0-0 P6		0-0 PO 1-2	0-0 F5		4-0 G6-4-3 BB		0-0 3-1	
Steve Garvey, R OBP: 0.346, SLG: 0.422 (1, 3)	0-0 F9			0-0 P4		4-0 1-2 BB		0-0 5-3	
Ron Cey, R OBP: 0.384, SLG: 0.480 (1, 5)		0-0 F9		4-0 BB		0-0 G6-4-3 1-2f 2-3		0-0 FC6-4 BB 1B	
Bill Russell, R OBP: 0.327, SLG: 0.381 (1, 6)		0-0 P4		0-0 F8		0-0 6-3		0-0 L7	
Jim Lyttle, L OBP: 0.358, SLG: 0.402 (1, 8)		0-0 6-3			4-0 1B BB		0-0 4-3	4-0 1-2 FC6-4 BB	
Elie Rodriguez, R OBP: 0.383, SLG: 0.213 Lee Lacy, R OBP: 0.321, SLG: 0.367 (9, PH)			0-0 FC6-4 1B		0-0 F9		4-0 BB	0-0 FC6-4	
Rick Rhoden, R OBP: 0.310, SLG: 0.404 Stan Wall, L Ed Goodson, L OBP: 0.242, SLG: 0.276 Al Downing, R Dusty Baker Jr., R OBP: 0.302, SLG: 0.309 Elias Sosa, R OBP: 0.143, SLG: 0.143 Manny Mota, R OBP: 0.370, SLG: 0.390 (1, 1) (5, 1) (5, PH) (6, 1) (7, PH) (8, 1) (9, PH)			0-3 K		0-0 1B		0-0 F3	0-0 1-3	

Inning Stats	R: 0 E: 0 K: 0 S: 4	H: 2 LOB: 1 BB: 0 P: 4	R: 0 E: 0 K: 0 S: 3	H: 0 LOB: 0 BB: 0 P: 3	R: 1 E: 0 K: 1 S: 6	H: 2 LOB: 0 BB: 0 P: 6	R: 0 E: 0 K: 0 S: 3	H: 0 LOB: 1 BB: 1 P: 7	R: 0 E: 0 K: 0 S: 4	H: 1 LOB: 2 BB: 1 P: 8	R: 0 E: 0 K: 0 S: 2	H: 0 LOB: 1 BB: 2 P: 10	R: 0 E: 0 K: 1 S: 5	H: 0 LOB: 1 BB: 1 P: 9	R: 0 E: 0 K: 0 S: 3	H: 0 LOB: 0 BB: 0 P: 3	R: 0 E: 0 K: 0 S: 4	H: 1 LOB: 2 BB: 1 P: 8	1B: 6 2B: 0 3B: 0 HR: 0	SF: 0 SAC: 0 DP: 1 HBP: 0	WP: 0 PB: 0 SB: 1 CS: 1	PA: 37
--------------	------------------------------	---------------------------------	------------------------------	---------------------------------	------------------------------	---------------------------------	------------------------------	---------------------------------	------------------------------	---------------------------------	------------------------------	----------------------------------	------------------------------	---------------------------------	------------------------------	---------------------------------	------------------------------	---------------------------------	----------------------------------	------------------------------------	----------------------------------	--------

PITCHER	IP	WLS	BF	H	R	ER	SO	BB	IBB	HBP	BLK	WP	HR	S	P	ERA	WHIP
Larry Demery, R ERA: 3.4 (1, 1)	5.0	W	22	5	1	1	1	4	0	0	0	0	0	20	36	1.80	1.800
Kent Tekulve, R ERA: 2.52 (6, 1)	4.0	S	14	1	0	0	1	2	0	0	0	0	0	14	22	0.00	0.750









Batter	1	2	3	4	5	6	7	8	9	AB R H RBI BB SO LOB	TOP											
Rennie Stennett, R (1, 4) OBP: 0.295, SLG: 0.356	0-0 F9		0-0 L9		0-0 L8		0-0 F9			4 0 0 0 0 0 1												
Omar Moreno, L (1, 8) OBP: 0.400, SLG: 0.469	0-0 HR 1B		4-0 FC5-4 BB		0-0 6-3		0-0 F7			3 1 1 0 1 0 0												
Richie Zisk, R (1, 7) OBP: 0.338, SLG: 0.464	0-0 HR		0-0 FC5-4		0-3 K		0-0 F3			4 1 1 2 0 1 1												
Willie Stargell, L (1, 3) OBP: 0.331, SLG: 0.445	0-0 6-3		0-3 K		0-0 4-3		0-3 K			4 0 0 0 0 2 1												
Bill Robinson, R (1, 5) OBP: 0.335, SLG: 0.557	0-0 F9			0-0 1B SF8 2B		0-0 5-3		0-0 1-3		4 1 1 0 0 0 0												
Dave Parker, L (1, 9) OBP: 0.341, SLG: 0.459		0-0 2B		0-0 2-3 1B		0-0 6-3		0-0 F6		4 0 2 0 0 0 0												
Manny Sanguillen, R (1, 2) OBP: 0.340, SLG: 0.386		0-0 6-3		0-0 SF8		0-0 F8		0-0 3B		3 0 1 1 0 0 1												
Mario Mendoza, R (1, 6) OBP: 0.238, SLG: 0.253		0-0 F8		0-0 L8		0-0 F8		0-0 L9		4 0 0 0 0 0 3												
John Candelaria, L (1, 1) OBP: 0.258, SLG: 0.233		0-3 K		0-0 F9		4-0 BB				1 0 0 0 0 1 1												
Bob Robertson, R (4, PH) OBP: 0.294, SLG: 0.308										1 0 0 0 0 0 1												
Bob Moose, R (4, 1) OBP: 0.300, SLG: 0.800										0 0 0 0 0 0 0												
Tommy Helms, R (7, PH) OBP: 0.333, SLG: 0.382										0 0 0 0 1 0 0												
Kent Tekulve, R (7, 1)										0 0 0 0 0 0 0												
<b>Inning Stats</b>	R: 2 E: 0 K: 0 S: 5	H: 2 LOB: 0 BB: 0 P: 5	R: 0 E: 0 K: 1 S: 6	H: 1 LOB: 1 BB: 0 P: 6	R: 0 E: 0 K: 1 S: 5	H: 0 LOB: 1 BB: 1 P: 9	R: 1 E: 0 K: 0 S: 5	H: 2 LOB: 1 BB: 0 P: 5	R: 0 E: 0 K: 1 S: 5	H: 0 LOB: 0 BB: 0 P: 5	R: 0 E: 0 K: 0 S: 3	H: 0 LOB: 0 BB: 0 P: 3	R: 0 E: 0 K: 0 S: 3	H: 0 LOB: 1 BB: 1 P: 7	R: 0 E: 0 K: 1 S: 5	H: 0 LOB: 0 BB: 0 P: 5	R: 0 E: 0 K: 0 S: 4	H: 1 LOB: 1 BB: 0 P: 4	1B: 2 2B: 2 3B: 1 HR: 1	SF: 1 SAC: 0 DP: 0 HBP: 0	WP: 0 PB: 0 SB: 0 CS: 0	PA: 35
<b>PITCHER</b> Brent Strom, L (1, 1) ERA: 3.35	IP: 9.0 WLS: W BF: 35 H: 6 R: 3 ER: 3 SO: 4 BB: 2 IBB: 0 HBP: 0 BLK: 0 WP: 0 HR: 1 S: 41 P: 49 ERA: 3.00 WHIP: 0.889																					

Pittsburgh Pirates @ San Diego Padres  
San Diego Stadium, San Diego, CA  
Tue Aug 24 1976, 10:05 PM EDT  
Att: 11,002 - Unknown

AB	32
R	3
H	6
RBI	3
BB	2
SO	4
LOB	9



Batter	1	2	3	4	5	6	7	8	9
Enzo Hernandez, R OBP: 0.324, SLG: 0.321 (1, 6)	0-0 F7	0-0 SH2-4		0-0 CS 1B		0-0 4-3		0-0 6-3	
Tito Fuentes, S OBP: 0.313, SLG: 0.340 (1, 4)	0-0 1B	0-3 K		0-0 1-2 F6			0-0 2B 1B		
Willie Davis, L OBP: 0.302, SLG: 0.398 (1, 8)	0-0 1B	0-0 2B			0-0 E3		0-0 1B		
Dave Winfield, R OBP: 0.361, SLG: 0.434 (1, 9)	0-0 1B	0-0 F3			0-3 K		4-0 1B		
Mike Ivie, R OBP: 0.352, SLG: 0.412 (1, 3)	0-0 1B				0-0 F4		0-0 1B		
Fred Kendall, R OBP: 0.306, SLG: 0.304 (1, 2)	0-0 F4				0-0 6-3		0-0 6-3		
Doug Rader, R OBP: 0.325, SLG: 0.354 (1, 5)	0-3 K				0-0 F9		0-0 6-3		
Luis Melendez, R OBP: 0.248, SLG: 0.272 (1, 7)		0-0 SH E 1B			0-0 F8		0-0 SH3 1B		
Brent Strom, R OBP: 0.153, SLG: 0.113 (1, 1)		0-0 SH SH2-4 2B			0-3 K		0-0 SH3		

Inning Stats	R: 3	H: 4	E: 0	LOB: 1	K: 1	S: 9	P: 9	R: 2	H: 2	E: 1	LOB: 1	K: 1	S: 8	R: 0	H: 1	E: 0	LOB: 1	K: 0	S: 4	R: 0	H: 1	E: 0	LOB: 0	K: 1	S: 5	R: 0	H: 0	E: 1	LOB: 1	K: 1	S: 6	R: 0	H: 1	E: 0	LOB: 1	K: 0	S: 4	R: 2	H: 3	E: 0	LOB: 1	K: 0	S: 5	R: 0	H: 0	E: 0	LOB: 0	K: 0	S: 3
--------------	------	------	------	--------	------	------	------	------	------	------	--------	------	------	------	------	------	--------	------	------	------	------	------	--------	------	------	------	------	------	--------	------	------	------	------	------	--------	------	------	------	------	------	--------	------	------	------	------	------	--------	------	------

PITCHER	IP	WLS	BF	H	R	ER	SO	BB	IBB	HBP	BLK	WP	HR	S	P	ERA	WHIP
John Candelaria, L ERA: 3.21 (1, 1)	3.0	L	17	7	5	5	2	0	0	0	0	0	0	21	21	15.00	2.333
Bob Moose, R ERA: 3.18 (4, 1)	3.0		11	2	0	0	2	0	0	0	0	0	0	15	15	0.00	0.667
Kent Tekulve, R ERA: 2.68 (7, 1)	2.0		9	3	2	2	0	0	1	0	0	0	0	8	12	9.00	1.500

**BOTTOM**


**Pittsburgh Pirates @ San Diego Padres**  
San Diego Stadium, San Diego, CA

Tue Aug 24 1976, 10:05 PM EDT  
Att. 11,002 - Unknown

AB	R	H	RBI	BB	SO	LOB
4	0	1	0	0	0	1
4	2	2	0	0	1	2
4	2	3	1	0	0	0
3	1	1	1	1	1	2
4	0	2	4	0	0	1
4	0	1	0	0	0	3
4	0	0	0	0	1	3
4	1	2	0	0	0	1
2	1	0	0	0	1	0

AB	33
R	7
H	12
RBI	6
BB	1
SO	4
LOB	13

WP: 0 PA: 37  
PB: 0  
SB: 1  
CS: 1



PITCHER	IP	WLS	BF	H	R	ER	SO	BB	IBB	HBP	BLK	WP	HR	S	P	ERA	WHIP
---------	----	-----	----	---	---	----	----	----	-----	-----	-----	----	----	---	---	-----	------



Batter	1	2	3	4	5	6	7	8	9	AB R H RBI BB SO LOB	TOP
Frank Taveras, R (1, 6) OBP: 0.323, SLG: 0.294	0-0 F3		0-0 6-3		0-3 K		H 1-0 1-2 2-3 HBP		0-3 K	4 0 0 0 0 2 1	<b>Pittsburgh Pirates @ San Diego Padres</b> San Diego Stadium, San Diego, CA Wed Aug 25 1976, 10:05 PM EDT Att: 10,963 - Unknown <a href="http://livebaseballscorecards.com">livebaseballscorecards.com</a>
Omar Moreno, L (1, 8) OBP: 0.390, SLG: 0.472	0-3 K			0-0 1B 2B	0-0 4-3		0-0 F5			4 1 1 0 0 1 3	
Richie Zisk, R (1, 7) OBP: 0.337, SLG: 0.469	0-0 F9			0-0 1B 1B		0-3 K		0-0 HR		4 2 1 1 0 1 1 0 0 0 0 0 0 0	
Bill Robinson, R (8, 7) OBP: 0.335, SLG: 0.557											
Dave Parker, L (1, 9) OBP: 0.340, SLG: 0.457		0-3 K		0-0 1B 1-3 2-H 1B		0-0 F6		0-0 3-1		4 0 1 1 0 1 0	
Richie Hebner, L (1, 5) OBP: 0.301, SLG: 0.325		0-0 F6		0-0 FC1-6 1-3 1B		0-0 4-3		0-0 F8		4 0 1 1 0 0 0	
Ed Kirkpatrick, L (1, 3) OBP: 0.306, SLG: 0.303		0-0 L8		0-0 FC1-6 WP 1-2f			0-0 F9	4-0 BB		3 0 0 0 1 0 1	
Rennie Stennett, R (1, 4) OBP: 0.296, SLG: 0.355			0-0 6-3	4-0 1-2 IBB			0-0 HBP E 1B	0-3 K		3 0 1 0 1 1 1	
Duffy Dyer, R (1, 2) OBP: 0.319, SLG: 0.363			0-0 E6 SH2-4	0-0 F9			0-0 E5 HBP		0-0 F8	4 0 0 0 0 0 3	
Bruce Kison, R (1, 1) OBP: 0.245, SLG: 0.244			0-0 SH2-4		0-0 6-3		0-0 B1		0-0 6-3	3 0 0 0 0 0 2	
<b>Inning Stats</b>	R: 0 H: 0 E: 0 LOB: 0 K: 1 BB: 0 S: 5 P: 5	R: 0 H: 0 E: 0 LOB: 0 K: 1 BB: 0 S: 5 P: 5	R: 0 H: 0 E: 1 LOB: 1 K: 0 BB: 0 S: 4 P: 4	R: 2 H: 3 E: 1 LOB: 2 K: 0 BB: 1 S: 6 P: 10	R: 0 H: 0 E: 0 LOB: 0 K: 1 BB: 0 S: 5 P: 5	R: 0 H: 0 E: 0 LOB: 0 K: 1 BB: 0 S: 5 P: 5	R: 0 H: 1 E: 1 LOB: 3 K: 0 BB: 0 S: 5 P: 6	R: 1 H: 1 E: 0 LOB: 1 K: 1 BB: 1 S: 6 P: 10	R: 0 H: 0 E: 0 LOB: 0 K: 1 BB: 0 S: 5 P: 5	1B: 3 SF: 0 2B: 1 SAC: 1 3B: 0 DP: 0 HR: 1 HBP: 1	WP: 1 PA: 37 PB: 0 SB: 0 CS: 0
<b>PITCHER</b>	IP WLS BF H R ER SO BB IBB HBP BLK WP HR S P ERA WHIP										
Dave Freisleben, R (1, 1) ERA: 3.68	8.0 L 34 5 3 2 5 1 1 1 0 1 1 41 50 2.25 0.750										
Butch Metzger, R (9, 1) ERA: 1.79	1.0 3 0 0 0 1 0 0 0 0 0 0 5 5 0.00 0.000										

**Pittsburgh Pirates @ San Diego Padres**  
San Diego Stadium, San Diego, CA  
Wed Aug 25 1976, 10:05 PM EDT  
Att: 10,963 - Unknown  
[livebaseballscorecards.com](http://livebaseballscorecards.com)

<b>AB</b>	33
<b>R</b>	3
<b>H</b>	5
<b>RBI</b>	3
<b>BB</b>	2
<b>SO</b>	6
<b>LOB</b>	12



Batter	1	2	3	4	5	6	7	8	9	AB	R	H	RBI	BB	SO	LOB
Jerry Turner, L (1, 7) OBP: 0.316, SLG: 0.376	0-0 F8		0-0 6-3			0-0 G3			0-0 F5	4	0	0	0	0	0	1
Tito Fuentes, S (1, 4) OBP: 0.313, SLG: 0.340	0-0 CS 1B		0-0 4-3			0-0 4-3			0-3 K	4	0	1	0	0	1	1
Willie Davis, L (1, 8) OBP: 0.299, SLG: 0.394	0-0 F8					0-0 6-3			0-0 1-3	4	0	0	0	0	0	1
Dave Winfield, R (1, 9) OBP: 0.361, SLG: 0.433	0-0 CS 1-2	0-0 5-3				0-0 1B			0-3 K	3	0	1	0	0	1	0
Mike Ivie, R (1, 3) OBP: 0.352, SLG: 0.411		0-0 1B 1B				0-0 F7			0-0 F5	3	0	1	0	0	0	1
Fred Kendall, R (1, 2) OBP: 0.306, SLG: 0.304		0-0 G6-4-3 1B 1-2				0-3 K			0-0 5-3	3	0	1	0	0	1	1
Doug Rader, R (1, 5) OBP: 0.323, SLG: 0.351		0-0 G6-4-3 1-2				0-0 F8			0-0 4-3	3	0	0	0	0	0	2
Enzo Hernandez, R (1, 6) OBP: 0.325, SLG: 0.322			0-0 6-3 SH3-4 1B			0-3 K			0-3 K	2	0	1	0	0	1	0
Ted Kubiak, S (8, PH) OBP: 0.325, SLG: 0.289						0-3 K			0-0 F8	1	0	0	0	0	1	0
Dave Freisleben, R (1, 1) OBP: 0.219, SLG: 0.258			0-0 SH3-4 1-2			0-3 K				0	0	0	0	0	0	0
Johnny Grubb, L (8, PH) OBP: 0.395, SLG: 0.408										0	0	0	0	0	0	0
Butch Metzger, R (9, 1)										0	0	0	0	0	0	0

Inning Stats	R: 0	H: 1	E: 0	K: 0	S: 3	R: 0	H: 2	E: 0	K: 0	S: 4	R: 0	H: 1	E: 0	K: 0	S: 4	R: 0	H: 1	E: 0	K: 1	S: 6	R: 0	H: 0	E: 0	K: 2	S: 7	R: 0	H: 0	E: 0	K: 1	S: 5	R: 0	H: 0	E: 0	K: 1	S: 5	R: 0	H: 0	E: 0	K: 1	S: 5	R: 0	H: 0	E: 0	K: 1	S: 5	1B: 5	2B: 0	3B: 0	HR: 0	SF: 0	SAC: 1	DP: 1	HBP: 0	WP: 0	PB: 0	SB: 0	CS: 1	PA: 31
PITCHER Bruce Kison, R (1, 1) ERA: 3.18	IP: 9.0	WLS: W	BF: 30	H: 5	R: 0	ER: 0	SO: 6	BB: 0	IBB: 0	HBP: 0	BLK: 0	WP: 0	HR: 0	S: 42	P: 42	ERA: 0.00	WHIP: 0.556																																									
																		PITCHER	IP	WLS	BF	H	R	ER	SO	BB	IBB	HBP	BLK	WP	HR	S	P	ERA	WHIP																							


**BOTTOM**

**Pittsburgh Pirates @ San Diego Padres**  
San Diego Stadium, San Diego, CA

Wed Aug 25 1976, 10:05 PM EDT  
Att. 10,963 - Unknown

livebaseballscorecards.com

AB	29
R	0
H	5
RBI	0
BB	0
SO	6
LOB	7





Batter	1	2	3	4	5	6	7	8	9	AB R H RBI BB SO LOB	TOP											
Gary Thomasson, L (1, 8) OBP: 0.316, SLG: 0.429	0-0 F4		0-0 1B 2B		0-3 K			0-0 F7 SF8 2B		4 1 2 1 0 1 1	<b>San Francisco Giants @ Pittsburgh Pirates</b> Three Rivers Stadium, Pittsburgh, PA Fri Aug 27 1976, 7:05 PM EDT Att. 12,580 - Unknown											
Johnnie LeMaster, R (1, 6) OBP: 0.231, SLG: 0.270	0-0 4-3		0-0 1B			0-0 F6		0-0 F7		4 0 1 0 0 0 1												
Gary Matthews, R (1, 7) OBP: 0.367, SLG: 0.440	0-0 6-3			0-3 K		4-0 FC5-4 BB		0-0 SF8		2 0 0 1 1 1 0												
Bobby Murcer, L (1, 9) OBP: 0.352, SLG: 0.416		0-0 F8		0-0 1B		0-0 F8		0-0 G3		4 0 1 0 0 0 1												
Ken Reitz, R (1, 5) OBP: 0.312, SLG: 0.352		0-0 6-3		0-0 L9		0-0 FC5-4		0-3 K		4 0 0 0 0 1 2												
Darrell Evans, L (1, 3) OBP: 0.322, SLG: 0.320		0-0 G3		0-3 K		0-0 F6		4-0 FC4-6 BB		3 0 0 0 1 1 1												
Chris Speier, R (1, 4) OBP: 0.309, SLG: 0.283			0-0 6-3		0-0 5-3		0-0 1B 1B	0-0 FC4-6		4 0 1 0 0 0 1												
Mike Sadek, R (1, 2) OBP: 0.318, SLG: 0.243			0-0 F9		4-0 SH3-4 BB		0-0 G6-4-3 1B	0-0 FC4-6 1B		1 0 0 0 1 0 0												
Steve Ontiveros, S (7, PH) OBP: 0.250, SLG: 0.215								0-0 1B		1 0 1 0 0 0 0												
Dave Rader, L (7, 2) OBP: 0.326, SLG: 0.333								1-2 1B		1 0 1 0 0 0 0												
John Montefusco, R (1, 1) OBP: 0.174, SLG: 0.127			0-0 2B 1B		0-0 SH3-4		0-0 G6-4-3 1B	0-0 F4		1 1 1 0 0 0 0												
Dave Heaverlo, R (6, 1) OBP: 0.333, SLG: 0.333										0 0 0 0 0 0 0												
Glenn Adams, L (7, PH) OBP: 0.254, SLG: 0.306										1 0 0 0 0 0 2												
Mike Caldwell, R (7, 1) OBP: 0.125, SLG: 0.125										0 0 0 0 0 0 0												
Larry Herndon, R (9, PH) OBP: 0.337, SLG: 0.366										1 0 0 0 0 0 2												
<b>Inning Stats</b>	R: 0 E: 0 K: 0 S: 3	H: 0 LOB: 0 BB: 0 P: 3	R: 0 E: 0 K: 0 S: 3	H: 0 LOB: 0 BB: 0 P: 3	R: 1 E: 0 K: 0 S: 5	H: 3 LOB: 2 BB: 0 P: 5	R: 0 E: 0 K: 2 S: 8	H: 1 LOB: 1 BB: 0 P: 8	R: 0 E: 0 K: 1 S: 5	H: 0 LOB: 1 BB: 1 P: 9	R: 0 E: 0 K: 0 S: 3	H: 0 LOB: 1 BB: 1 P: 7	R: 0 E: 0 K: 0 S: 4	H: 2 LOB: 1 BB: 0 P: 4	R: 1 E: 0 K: 0 S: 4	H: 1 LOB: 0 BB: 0 P: 4	R: 0 E: 0 K: 1 S: 6	H: 1 LOB: 2 BB: 1 P: 10	1B: 6 2B: 2 3B: 0 HR: 0	SF: 1 SAC: 1 DP: 1 HBP: 0	WP: 0 PB: 0 SB: 0 CS: 0	PA: 36
PITCHER Larry Demery, R (1, 1) ERA: 3.28	IP 9.0 WLS W BF 36 H 8 R 2 ER 2 SO 4 BB 3 IBB 0 HBP 0 BLK 0 WP 0 HR 0 S 41 P 53 ERA 2.00 WHIP 1.222																				PITCHER	IP WLS BF H R ER SO BB IBB HBP BLK WP HR S P ERA WHIP

AB	31
R	2
H	8
RBI	2
BB	3
SO	4
LOB	11



Batter	1	2	3	4	5	6	7	8	9
Frank Taveras, R (1, 6) OBP: 0.322, SLG: 0.291	1-0 WP S HBP	0-3 K		0-0 F2		0-0		0-0 6-3	
Omar Moreno, L (1, 8) OBP: 0.391, SLG: 0.466	0-3 K		0-0 HR 1B		0-0 3B 1B	0-0 F7		0-0	
Richie Zisk, R (1, 7) OBP: 0.341, SLG: 0.481	4-0 FC4-6 BB		0-0 HR		0-0 1B 3B	0-0 5-3			
Dave Parker, L (1, 9) OBP: 0.340, SLG: 0.455	0-0 F4		0-0 F5		0-0 4-3 1B 1B		0-0 4-3		
Richie Hebner, L (1, 5) OBP: 0.301, SLG: 0.324	0-0 FC4-6 1-2f		0-0 CS 1B		0-0 F9		0-0 1-3		
Ed Kirkpatrick, L (1, 3) OBP: 0.320, SLG: 0.321		0-0 1B 1B	4-0 BB		0-0 4-3		0-0 2B		
Rennie Stennett, R (1, 4) OBP: 0.298, SLG: 0.357		0-0 1B	0-0 4-3		0-0 FC6-4 1B		0-0 4-3		
Manny Sanguillen, R (1, 2) OBP: 0.337, SLG: 0.382		0-0 F9		0-0 F8	0-0 FC6-4		0-0 1-3		
Larry Demery, R (1, 1) OBP: 0.179, SLG: 0.115		0-3 K		0-0 6-3		0-0 1B		0-0 E7 1B	

Inning Stats	R: 0	H: 0	E: 0	K: 1	S: 5	R: 0	H: 2	E: 0	K: 2	S: 9	R: 0	H: 3	E: 0	K: 0	S: 5	R: 0	H: 0	E: 0	K: 0	S: 3	R: 3	H: 4	E: 0	K: 0	S: 7	R: 0	H: 1	E: 0	K: 0	S: 4	R: 0	H: 1	E: 0	K: 0	S: 4	R: 0	H: 1	E: 1	K: 0	S: 4
	LOB: 2	BB: 1	P: 10	LOB: 2	BB: 0	P: 9	LOB: 1	BB: 1	P: 9		LOB: 0	BB: 0	P: 3	LOB: 1	BB: 0	P: 7	LOB: 1	BB: 0	P: 4		LOB: 1	BB: 0	P: 4	LOB: 1	BB: 0	P: 4	LOB: 1	BB: 0	P: 4	LOB: 1	BB: 0	P: 4	LOB: 1	BB: 0	P: 4	SF: 0	SAC: 0	DP: 0	HBP: 1	

PITCHER	IP	WLS	BF	H	R	ER	SO	BB	IBB	HBP	BLK	WP	HR	S	P	ERA	WHIP
John Montefusco, R (1, 1) ERA: 3.13	5.0	L	26	9	5	5	3	2	0	1	0	1	1	29	38	9.00	2.200
Dave Heaverlo, R (6, 1) ERA: 4.43	1.0		4	1	0	0	0	0	0	0	0	0	0	4	4	0.00	1.000
Mike Caldwell, L (7, 1) ERA: 5.09	2.0		8	2	0	0	0	0	0	0	0	0	0	8	8	0.00	1.000

AB R H RBI BB SO LOB

4	0	0	0	0	1	4
5	2	2	0	0	1	3
3	2	2	3	1	0	1
4	1	1	1	0	0	2
4	0	1	0	0	0	3
3	0	2	0	1	0	1
4	0	2	1	0	0	2
4	0	0	0	0	0	3
4	0	2	0	0	1	2

1B: 9	SF: 0	WP: 1	PA: 38
2B: 1	SAC: 0	PB: 0	
3B: 1	DP: 0	SB: 3	
HR: 1	HBP: 1	CS: 1	

ERA	WHIP

**San Francisco Giants @ Pittsburgh Pirates**  
 Three Rivers Stadium, Pittsburgh, PA  
 Fri Aug 27 1976, 7:05 PM EDT  
 Att. 12,580 - Unknown

AB	35
R	5
H	12
RBI	5
BB	2
SO	3
LOB	21





Batter	1	2	3	4	5	6	7	8	9	AB R H RBI BB SO LOB	TOP																								
Larry Herndon, R (1, 8) OBP: 0.332, SLG: 0.361	0-0 6-3		0-0 6-3			0-0 F9		0-0 F9		4 0 0 0 0 0 2	<b>San Francisco Giants @ Pittsburgh Pirates</b> Three Rivers Stadium, Pittsburgh, PA Sat Aug 28 1976, 7:05 PM EDT Att: 11,043 - Unknown <a href="http://livebaseballscorecards.com">livebaseballscorecards.com</a>																								
Johnnie LeMaster, R (1, 6) OBP: 0.217, SLG: 0.254 Gary Lavelle, S (8, 1) OBP: 0.125, SLG: 0.125	0-0 6-3			0-0 6-3		0-0 4-3		0-0 5-3		4 0 0 0 0 0 2 0 0 0 0 0 0 0																									
Gary Matthews, R (1, 7) OBP: 0.366, SLG: 0.441	0-0 4-3			0-0 4-3 2B		0-0 F9		0-0 1-3		4 0 1 0 0 0 0																									
Bobby Murcer, L (1, 9) OBP: 0.352, SLG: 0.414 Glenn Adams, L (7, 9) OBP: 0.250, SLG: 0.302		4-0 PB BB		0-0 4-3		0-0 G3		0-3 K		2 0 0 0 1 0 1 1 0 0 0 0 1 0																									
Ken Reitz, R (1, 5) OBP: 0.310, SLG: 0.349		0-0 F8		0-0 F3		0-0 6-3		0-0 F7		4 0 0 0 0 0 2																									
Gary Thomasson, L (1, 3) OBP: 0.316, SLG: 0.425		0-0 F9			0-0 F8			4-0 1B BB		2 1 0 0 1 0 1																									
Chris Speier, R (1, 4) OBP: 0.309, SLG: 0.283		0-0 F8			0-3 K			0-0 F9 1B		3 0 1 0 0 1 1																									
Mike Sadek, R (1, 2) OBP: 0.318, SLG: 0.247			0-0 F8		0-0 4-3			0-0 1-2 2-H 1B		3 0 1 1 0 0 0																									
John D'Acquisto, R Charlie Williams, R Bruce Miller, R Rob Dressler, R Chris Arnold, R Dave Henderson, R Randy Muffin, R Marty Perez, R			0-3 K			0-0 4-3		0-0 F9		0 0 0 0 0 0 0 0 0 0 0 0 0 0 1 0 0 0 0 0 1 0 0 0 0 0 0 0 0 0 1 0 1 0 0 0 0 0 0 2																									
<b>Inning Stats</b>	R: 0 E: 0 K: 0 S: 3	H: 0 LOB: 0 BB: 0 P: 3	R: 0 E: 0 K: 0 S: 3	H: 0 LOB: 1 BB: 1 P: 7	R: 0 E: 0 K: 1 S: 5	H: 0 LOB: 0 BB: 0 P: 5	R: 0 E: 0 K: 0 S: 4	H: 1 LOB: 1 BB: 0 P: 4	R: 0 E: 0 K: 1 S: 5	H: 0 LOB: 0 BB: 0 P: 5		R: 0 E: 0 K: 0 S: 3	H: 0 LOB: 0 BB: 0 P: 3	R: 0 E: 0 K: 0 S: 3	H: 0 LOB: 0 BB: 0 P: 3	R: 1 E: 0 K: 0 S: 5	H: 2 LOB: 2 BB: 1 P: 9	R: 0 E: 0 K: 1 S: 5	H: 0 LOB: 0 BB: 0 P: 5	1B: 2 2B: 1 3B: 0 HR: 0	SF: 0 SAC: 0 DP: 0 HBP: 0	WP: 0 PB: 1 SB: 0 CS: 0	PA: 32												
<b>PITCHER</b> Jim Rooker, L (1, 1) ERA: 3.6	IP 9.0	WLS W	BF 32	H 3	R 1	ER 1	SO 3	BB 2	IBB 0	HBP 0	BLK 0	WP 0	HR 0	S 36	P 44	ERA 1.00	WHIP 0.556	<b>PITCHER</b>	IP 9.0	WLS W	BF 32	H 3	R 1	ER 1	SO 3	BB 2	IBB 0	HBP 0	BLK 0	WP 0	HR 0	S 36	P 44	ERA 1.00	WHIP 0.556



Batter	1	2	3	4	5	6	7	8	9	AB	R	H	RBI	BB	SO	LOB
Frank Taveras, R OBP: 0.327, SLG: 0.297 (1, 6)										5	1	4	1	0	0	1
Omar Moreno, L OBP: 0.391, SLG: 0.443 (1, 8)										3	1	0	0	1	3	4
Richie Zisk, R OBP: 0.339, SLG: 0.477 (1, 7)										4	1	0	0	1	1	2
Dave Parker, L OBP: 0.339, SLG: 0.455 (1, 9)										4	1	1	2	0	0	0
Richie Hebner, L OBP: 0.300, SLG: 0.322 (1, 5)										2	0	0	1	1	0	0
Ed Kirkpatrick, L OBP: 0.326, SLG: 0.322 (1, 3)										3	1	1	0	1	0	1
Rennie Stennett, R OBP: 0.298, SLG: 0.356 (1, 4)										4	1	1	1	0	0	1
Manny Sanguillen, R OBP: 0.338, SLG: 0.383 (1, 2)										4	1	2	1	0	0	0
Jim Rooker, R OBP: 0.246, SLG: 0.364 (1, 1)										4	0	1	0	0	1	3

Inning Stats	R: 7	H: 5	R: 0	H: 0	R: 0	H: 3	R: 0	H: 1	R: 0	H: 0	R: 0	H: 0	R: 0	H: 1	R: 0	H: 1
	E: 1	LOB: 1	E: 0	LOB: 0	E: 0	LOB: 3	E: 0	LOB: 1	E: 0	LOB: 0	E: 0	LOB: 0	E: 0	LOB: 2	E: 0	LOB: 1
	K: 1	BB: 3	K: 0	BB: 0	K: 0	BB: 0	K: 0	BB: 1	K: 0	BB: 0	K: 0	BB: 0	K: 1	BB: 0	K: 1	BB: 0
	S: 10	P: 22	S: 3	P: 3	S: 8	P: 8	S: 3	P: 7	S: 4	P: 4	S: 7	P: 7	S: 3	P: 3	S: 6	P: 7

PITCHER	IP	WLS	BF	H	R	ER	SO	BB	IBB	HBP	BLK	WP	HR	S	P	ERA	WHIP
John D'Acquisto, R ERA: 5.07 (1, 1)	0.1	L	7	3	6	5	0	3	0	0	0	0	0	4	16	135.00	18.000
Charlie Williams, R ERA: 2.95 (1, 1)	1.2		7	2	1	0	1	0	0	0	0	0	0	9	9	0.00	1.200
Rob Dressler, R ERA: 4.15 (3, 1)	3.0		14	4	0	0	1	1	0	0	0	0	0	15	19	0.00	1.667
Dave Heaverlo, R ERA: 4.37 (6, 1)	1.0		3	0	0	0	2	0	0	0	0	0	0	7	7	0.00	0.000
Randy Moffitt, R ERA: 2.45 (7, 1)	1.0		3	0	0	0	0	0	0	0	0	0	0	3	3	0.00	0.000

**BOTTOM**

**San Francisco Giants @ Pittsburgh Pirates**  
 Three Rivers Stadium, Pittsburgh, PA

Sat Aug 28 1976, 7:05 PM EDT  
 Att. 11,043 - Unknown

AB	33
R	7
H	10
RBI	6
BB	4
SO	5
LOB	12

WP	HR	S	P	ERA	WHIP
0	0	6	7	0.00	1.000



Batter	1	2	3	4	5	6	7	8	9	10	11	AB R H RBI BB SO LOB	TOP
Larry Herndon, R (1.8) OBP: 0.393, SLG: 0.365	X 0-0 F9 ①		X 0-0 1B ②			X 0-0 1-3 ①		X 0-0 FC4-6 ①			X 0-0 F7 ①	5 0 2 1 0 0 2	<b>San Francisco Giants @ Pittsburgh Pirates</b> Three Rivers Stadium, Pittsburgh, PA Sun Aug 29 1976, 3:33 AM EDT Att. 12,972 - Unknown
Marty Perez, R (1.4) OBP: 0.314, SLG: 0.320	X 0-0 F9 ②		X 0-0 L7 ③			X 0-0 BB 1B		X 0-0 SF9 ②			X 0-0 B1 ①	4 0 1 1 0 0 1	
Gary Matthews, R (1.7) OBP: 0.368, SLG: 0.439	X 0-0 F9 ③					X 4-0 BB FC3-6		X 0-0 CS ③			X 4-0 IBB ①	2 0 0 0 3 0 0	
Ken Reitz, R (1.5) OBP: 0.309, SLG: 0.346		X 0-0 E5				X 0-0 FC3-6 ①		X 0-0 G6-4-3 ②			X 0-0 F7 ②	4 0 0 0 1 0 5	
Gary Thomasson, L (1.9) OBP: 0.310, SLG: 0.416		X 0-0 F8 ①				X 0-3 K ②		X 0-0 4-3 ①			X 0-0 FC1-6 ②	5 0 0 0 0 1 5	
Chris Speier, R (1.6) OBP: 0.306, SLG: 0.280		X 0-3 K ②				X 0-0 L7 ③		X 0-0 F3 ②			X 0-0 F9 ③	4 0 0 0 0 1 3	
Darrell Evans, L (1.3) OBP: 0.321, SLG: 0.318		X 0-0 4-3 ③				X 4-0 BB CS		X 0-3 K ③			X 0-3 K ①	3 0 0 0 1 2 1	
Dave Rader, L (1.2) OBP: 0.326, SLG: 0.333			X 0-0 SH2-4 1B ①			X 0-0 F7 ①		X 0-0 E3 ①			X 0-0 F8 ②	3 1 1 0 0 0 1	
Johnnie LeMaster, R (8. PR) OBP: 0.217, SLG: 0.254						X 0-0 F7 ①		X 0-0 FC4-6 1B SF9				0 1 0 0 0 0 0	
Mike Sadek, R (8. 2) OBP: 0.315, SLG: 0.244						X 0-0 F7 ①		X 0-0 FC4-6 1B SF9				1 0 0 0 0 0 0	
Jim Barr, R (1.1) OBP: 0.200, SLG: 0.148			X 0-0 SH2-4 ①			X 0-0 F8 ②		X 0-0 FC4-6 1B			X 0-0 F4 ③	1 0 0 0 0 0 1	
Chris Arnold, R (8. PH) OBP: 0.279, SLG: 0.268						X 0-0 F8 ③		X 0-0 FC4-6 1B				1 0 1 0 0 0 0	
Randy Moffitt, R (8. 1) OBP: 0.182, SLG: 0.182						X 1-2 F8 ③		X 1-2 FC4-6 1B				1 0 0 0 0 0 0	
<b>Inning Stats</b>	R: 0 H: 0 E: 0 LOB: 0 K: 0 BB: 0 S: 3 P: 3	R: 0 H: 0 E: 1 LOB: 1 K: 1 BB: 0 S: 6 P: 6	R: 1 H: 2 E: 0 LOB: 0 K: 0 BB: 0 S: 4 P: 4	R: 0 H: 0 E: 0 LOB: 1 K: 1 BB: 1 S: 5 P: 9	R: 0 H: 0 E: 0 LOB: 0 K: 0 BB: 1 S: 2 P: 6	R: 0 H: 1 E: 0 LOB: 1 K: 0 BB: 1 S: 3 P: 7	R: 0 H: 0 E: 0 LOB: 0 K: 1 BB: 0 S: 5 P: 5	R: 1 H: 1 E: 1 LOB: 1 K: 0 BB: 0 S: 4 P: 4	R: 0 H: 0 E: 0 LOB: 1 K: 0 BB: 1 S: 3 P: 7	R: 0 H: 0 E: 0 LOB: 0 K: 1 BB: 0 S: 5 P: 5	R: 0 H: 1 E: 0 LOB: 2 K: 0 BB: 1 S: 4 P: 8	1B: 4 SF: 1 2B: 1 SAC: 1 3B: 0 DP: 1 HR: 0 HBP: 0	WP: 0 PA: 42 PB: 0 SB: 0 CS: 2
<b>PITCHER</b> John Candelaria, L (1.1) ERA: 3.07	IP 11.0 WLS W BF 41 H 5 R 2 ER 1 SO 4 BB 4 IBB 1 HBP 0 BLK 0 WP 0 HR 0 S 44 P 64 ERA 0.82 WHIP 0.818												

livebaseballscorecards.com

AB	34
R	2
H	5
RBI	2
BB	5
SO	4
LOB	19




Batter	1	2	3	4	5	6	7	8	9	10	11	AB R H RBI BB SO LOB
Frank Taveras, R (1, 6) OBP: 0.324, SLG: 0.294 Bob Robertson, R (11, PH) OBP: 0.294, SLG: 0.308	F9		F9			1-3		G3			WP	4 0 0 0 0 0 2 1 0 0 0 0 0 0
Rennie Stennett, R (1, 4) OBP: 0.295, SLG: 0.353	F9		4-3			4-3						4 0 0 0 0 0 1
Richie Zisk, R (1, 7) OBP: 0.339, SLG: 0.482	F2					F4						4 1 1 1 0 1 0
Dave Parker, L (1, 9) OBP: 0.336, SLG: 0.451						HR						4 0 0 0 0 1 0
Richie Hebner, L (1, 5) OBP: 0.297, SLG: 0.318												4 0 0 0 0 0 0
Bill Robinson, R (1, 8) OBP: 0.331, SLG: 0.551												4 0 0 0 0 1 0
Ed Kirkpatrick, L (1, 3) OBP: 0.324, SLG: 0.319												4 1 1 0 0 0 0
Manny Sanguillen, R (1, 2) OBP: 0.338, SLG: 0.382												4 1 1 0 0 0 1
John Candelaria, L (1, 1) OBP: 0.275, SLG: 0.270 Tommy Helms, R (11, PH) OBP: 0.333, SLG: 0.382												3 0 2 1 0 0 0 0 0 0 0 0 0 0

Inning Stats	R: 0	H: 0	R: 0	H: 0	R: 1	H: 2	R: 1	H: 1	R: 0	H: 0	R: 0	H: 0	R: 0	H: 1	R: 0	H: 0	R: 0	H: 0	R: 1	H: 1	1B: 3	SF: 0	WP: 3	PA: 37			
	E: 0	LOB: 0	E: 0	LOB: 0	E: 1	LOB: 1	E: 0	LOB: 0	E: 0	LOB: 0	E: 0	LOB: 0	E: 0	LOB: 1	E: 0	LOB: 0	E: 0	LOB: 0	E: 0	LOB: 0	2B: 1	SAC: 1	PB: 0				
	K: 0	BB: 0	K: 0	BB: 0	K: 0	BB: 0	K: 0	BB: 0	K: 1	BB: 0	K: 1	BB: 0	K: 1	BB: 0	K: 1	BB: 0	K: 1	BB: 0	K: 0	BB: 0	3B: 0	DP: 0	SB: 0				
	S: 3	P: 3	S: 3	P: 3	S: 5	P: 5	S: 4	P: 4	S: 3	P: 3	S: 5	P: 5	S: 4	P: 4	S: 5	P: 5	S: 5	P: 5	S: 2	P: 2	HR: 1	HBP: 0	CS: 0				
PITCHER	IP	WLS	BF	H	R	ER	SO	BB	IBB	HBP	BLK	WP	HR	S	P	ERA	WHIP										
Jim Barr, R (1, 1) ERA: 3.27	7.0		24	3	2	2	1	0	0	0	0	1	1	26	26	2.57	0.429										
Randy Moffitt, R (8, 1) ERA: 2.46	3.1	L	13	2	1	1	2	0	0	0	0	1	0	16	16	2.70	0.600										

**BOTTOM**

**San Francisco Giants @ Pittsburgh Pirates**  
 Three Rivers Stadium, Pittsburgh, PA  
 Sun Aug 29 1976, 3:33 AM EDT  
 Att. 12,972 - Unknown

AB	36
R	3
H	5
RBI	2
BB	0
SO	3
LOB	4





Batter	1	2	3	4	5	6	7	8	9	AB R H RBI BB SO LOB	TOP									
Enzo Hernandez, R (1, 6) OBP: 0.319, SLG: 0.315	0-0 F6		0-0 5-3			0-3 K		0-0 FC6-4		4 0 0 0 0 1 2										
Tito Fuentes, S (1, 4) OBP: 0.304, SLG: 0.328	0-0 5-3			0-0 F7		0-0 5-3		0-0 F6		4 0 0 0 0 0 0										
Willie Davis, L (1, 8) OBP: 0.297, SLG: 0.384	0-0 F5			0-0 1B		0-0 3-1		4-0 G4-6-3	BB	3 0 1 0 1 0 0										
Dave Winfield, R (1, 9) OBP: 0.360, SLG: 0.430		0-0 G6-3		0-0 FC6-4		0-0 F3		0-0 G4-6-3	BB	4 0 2 0 0 0 1										
Mike Ivie, R (1, 3) OBP: 0.358, SLG: 0.421		0-0 G6-3		0-0 F4		0-0 F4				3 0 0 0 0 0 3										
Fred Kendall, R (1, 2) OBP: 0.306, SLG: 0.307		0-0 F4		0-0 FC6-4		0-0 F7				3 0 0 0 0 0 2										
Doug Rader, R (1, 5) OBP: 0.317, SLG: 0.343			4-0 FC6-4		0-0 F8		0-3 K			2 0 0 0 1 1 0										
Luis Melendez, R (1, 7) OBP: 0.250, SLG: 0.267			0-0 FC6-4		0-0 F9		0-0 1-3			3 0 0 0 0 0 1										
Randy Jones, R (1, 1) OBP: 0.086, SLG: 0.045 Merv Rettenmund, R (8, PH) OBP: 0.349, SLG: 0.299 Butch Metzger, R (8, 1)			0-0 SH3-4		0-0 5-3		0-0 FC6-4			1 0 0 0 0 0 0										
			1-2							1 0 1 0 0 0 0										
										0 0 0 0 0 0 0										
<b>Inning Stats</b>	R: 0 E: 0 K: 0 S: 3	H: 0 LOB: 0 BB: 0 P: 3	R: 0 E: 0 K: 0 S: 3	H: 1 LOB: 0 BB: 0 P: 3	R: 0 E: 0 K: 0 S: 3	H: 0 LOB: 1 BB: 1 P: 7	R: 0 E: 0 K: 0 S: 5	H: 2 LOB: 2 BB: 0 P: 5	R: 0 E: 0 K: 1 S: 5	H: 0 LOB: 0 BB: 0 P: 5	R: 0 E: 0 K: 0 S: 3	H: 0 LOB: 0 BB: 0 P: 3	R: 0 E: 0 K: 1 S: 6	H: 1 LOB: 1 BB: 0 P: 6	R: 0 E: 0 K: 0 S: 2	H: 0 LOB: 0 BB: 1 P: 6	1B: 4 2B: 0 3B: 0 HR: 0	SF: 0 SAC: 1 DP: 2 HBP: 0	WP: 0 PB: 0 SB: 0 CS: 0	PA: 31
<b>PITCHER</b> Jerry Reuss, L (1, 1) ERA: 4.01	IP: 9.0 WLS: W BF: 31 H: 4 R: 0 ER: 0 SO: 2 BB: 2 IBB: 0 HBP: 0 BLK: 0 WP: 0 HR: 0 S: 33 P: 41 ERA: 0.00 WHIP: 0.667																			<b>PITCHER</b> IP: WLS: BF: H: R: ER: SO: BB: IBB: HBP: BLK: WP: HR: S: P: ERA: WHIP

San Diego Padres @ Pittsburgh Pirates  
 Three Rivers Stadium, Pittsburgh, PA  
 Tue Aug 31 1976, 7:05 PM EDT  
 Att. 9,674 - Unknown

livebaseballscorecards.com

AB	28
R	0
H	4
RBI	0
BB	2
SO	2
LOB	9



Batter	1	2	3	4	5	6	7	8	9	AB	R	H	RBI	BB	SO	LOB
Frank Taveras, R OBP: 0.321, SLG: 0.291 (1, 6)	0-0 B2		0-0 4-3		0-0 L9		0-3 K			4	0	0	0	0	1	0
Rennie Stennett, R OBP: 0.295, SLG: 0.352 (1, 4)	0-0 2-3		0-0 4-3		0-0 1B			0-0 F8		4	0	1	0	0	0	0
Richie Zisk, R OBP: 0.342, SLG: 0.483 (1, 7)	0-0 1B			0-0 2B	4-0 1B		0-3 K		3 1 2 0 1 1 0	3	1	2	0	1	1	0
Omar Moreno, L OBP: 0.391, SLG: 0.443 (9, 8)	0-0 1B			0-0 1B	1-2 BB		0-3 K		0 0 0 0 0 0 0	0	0	0	0	0	0	0
Bob Robertson, R OBP: 0.309, SLG: 0.327 (1, 3)	0-0 1B			0-0 2B	0-0 F8		0-3 K		3 1 2 0 1 0 2	3	1	2	0	1	0	2
Dave Parker, L OBP: 0.335, SLG: 0.457 (1, 9)	0-0 G3			0-0 SF7	0-0 F8		0-0 F8		3 1 1 3 0 0 2	3	1	1	3	0	0	2
Bill Robison, R OBP: 0.328, SLG: 0.544 (1, 8)		0-0 L5		0-0 1-3	0-0 F9		0-0 F9		4 0 0 0 0 0 1	4	0	0	0	0	0	1
Manny Sanguillen, R OBP: 0.338, SLG: 0.380 (9, 7)		0-0 F7		4-0 IBB	0-0 F9		0-0 F9		2 0 0 0 1 0 0	2	0	0	0	1	0	0
Richie Hebner, L OBP: 0.294, SLG: 0.315 (1, 5)		0-0 F5		0-0 3-1	0-0 F9		0-0 F9		3 0 0 0 0 0 2	3	0	0	0	0	0	2
Jerry Reuss, L OBP: 0.339, SLG: 0.309 (1, 1)			0-0 1-3		0-3 K		0-0 5-3		3 0 0 0 0 1 0	3	0	0	0	0	1	0

Inning Stats	R: 0	H: 2	E: 0	LOB: 2	K: 0	BB: 0	S: 5	P: 5	R: 0	H: 0	E: 0	LOB: 0	K: 0	BB: 0	S: 3	P: 3	R: 0	H: 0	E: 0	LOB: 0	K: 0	BB: 0	S: 3	P: 3	R: 1	H: 2	E: 0	LOB: 2	K: 0	BB: 1	S: 5	P: 9	R: 0	H: 1	E: 0	LOB: 2	K: 1	BB: 1	S: 6	P: 10	R: 0	H: 0	E: 0	LOB: 0	K: 0	BB: 0	S: 3	P: 3	R: 0	H: 0	E: 0	LOB: 0	K: 1	BB: 0	S: 5	P: 5	R: 2	H: 1	E: 0	LOB: 0	K: 1	BB: 1	S: 6	P: 10	1B: 4	SF: 1	2B: 1	SAC: 0	3B: 0	DP: 0	HR: 1	HBP: 0	WP: 0	PA: 33
--------------	------	------	------	--------	------	-------	------	------	------	------	------	--------	------	-------	------	------	------	------	------	--------	------	-------	------	------	------	------	------	--------	------	-------	------	------	------	------	------	--------	------	-------	------	-------	------	------	------	--------	------	-------	------	------	------	------	------	--------	------	-------	------	------	------	------	------	--------	------	-------	------	-------	-------	-------	-------	--------	-------	-------	-------	--------	-------	--------

PITCHER	IP	WLS	BF	H	R	ER	SO	BB	IBB	HBP	BLK	WP	HR	S	P	ERA	WHIP
Randy JONES, L ERA: 2.6 (1, 1)	7.0	L	28	5	1	1	2	1	1	0	0	0	0	30	38	1.29	0.857
Butch Metzger, R ERA: 2.24 (8, 1)	1.0		5	1	2	2	1	1	0	0	0	0	1	6	10	18.00	2.000

**BOTTOM**

**San Diego Padres @ Pittsburgh Pirates**  
**Three Rivers Stadium, Pittsburgh, PA**

Tue Aug 31 1976, 7:05 PM EDT  
 Att. 9,674 - Unknown

livebaseballscorecards.com

<b>AB</b>	<b>29</b>
<b>R</b>	<b>3</b>
<b>H</b>	<b>6</b>
<b>RBI</b>	<b>3</b>
<b>BB</b>	<b>3</b>
<b>SO</b>	<b>3</b>
<b>LOB</b>	<b>7</b>





Batter	1	2	3	4	5	6	7	8	9	AB R H RBI BB SO LOB	TOP											
Johnny Grubb, L (1, 9) OBP: 0.401, SLG: 0.417	0-0 F8		4-0 FC4-6 BB		0-0 4-3			4-0 G6-4-3 BB		2 0 0 0 2 0 1												
Tito Fuentes, S (1, 4) OBP: 0.304, SLG: 0.330	0-0 4-3 2B		0-0 FC4-6 CS 1-2f			0-0 4-3		0-0 G6-4-3 1-2f		4 0 1 0 0 0 2												
Jerry Turner, L (1, 7) OBP: 0.310, SLG: 0.368	0-0 4-3 2-3		0-0 F8			0-3 K2-3			0-0 1B 1B	4 1 1 0 0 1 2												
Willie Davis, L (1, 8) OBP: 0.296, SLG: 0.383	0-0 G3		0-0 CS 1-2	0-0 4-3		0-0 F9			0-0 1B 1B G5-4-3 1-2	4 0 1 0 0 0 1												
Mike Ivie, R (1, 3) OBP: 0.357, SLG: 0.419		0-0 L8		0-0 F4			0-0 L7		0-0 1B 1B G5-4-3 1-2 2-H	4 0 1 1 0 0 0												
Ted Kubiak, S (1, 5) OBP: 0.329, SLG: 0.290		0-0 1B 6-3 1B		0-0 F7		4-0 FC5-4 BB		0-0 G5-4-3	0-0 1-2 2-3	3 0 1 0 1 0 2												
Fred Kendall, R (1, 2) OBP: 0.303, SLG: 0.304		0-0 6-3 1-2		0-0 F2		0-0 FC5-4 1-2f		0-0 5-3		4 0 0 0 0 0 3												
Enzo Hernandez, R (1, 6) OBP: 0.322, SLG: 0.318		0-0 2-3 1B		0-0 F9		0-0 4-3				3 0 2 0 0 0 1												
Brent Strom, R (1, 1) OBP: 0.150, SLG: 0.111		0-0 6-3			0-0 F9			0-0 5-3		1 0 0 0 0 0 2												
Merv Rettenmund, R (5, PH) OBP: 0.346, SLG: 0.296										1 0 0 0 0 0 1												
Jerry Johnson, R (5, 1)										0 0 0 0 0 0 0												
Luis Melendez, R (8, PH) OBP: 0.248, SLG: 0.264										1 0 0 0 0 0 0												
Rick Sawyer, R (8, 1) OBP: 0.357, SLG: 0.308										0 0 0 0 0 0 0												
<b>Inning Stats</b>	R: 0 E: 0 K: 0 S: 4	H: 1 LOB: 1 BB: 0 P: 4	R: 0 E: 0 K: 0 S: 5	H: 2 LOB: 2 BB: 0 P: 5	R: 0 E: 0 K: 0 S: 2	H: 0 LOB: 0 BB: 1 P: 6	R: 0 E: 0 K: 0 S: 3	H: 0 LOB: 0 BB: 0 P: 3	R: 0 E: 0 K: 1 S: 5	H: 1 LOB: 1 BB: 0 P: 4	R: 0 E: 0 K: 1 S: 5	H: 0 LOB: 0 BB: 0 P: 5	R: 0 E: 0 K: 0 S: 3	H: 0 LOB: 1 BB: 1 P: 7	R: 0 E: 0 K: 0 S: 2	H: 0 LOB: 0 BB: 1 P: 6	R: 1 E: 0 K: 0 S: 5	H: 3 LOB: 1 BB: 0 P: 5	1B: 6 2B: 1 3B: 0 HR: 0	SF: 0 SAC: 0 DP: 2 HBP: 0	WP: 0 PB: 0 SB: 0 CS: 1	PA: 35
<b>PITCHER</b>	IP WLS BF H R ER SO BB IBB HBP BLK WP HR S P ERA WHIP																					
Bruce Kison, R (1, 1) ERA: 3.08	8.0 W 32 7 1 1 1 3 0 0 0 0 0 0 31 43 1.12 1.250																					
Kent Tekulve, R (9, 1) ERA: 2.64	1.0 S 2 0 0 0 0 0 0 0 0 0 0 0 2 2 0.00 0.000																					

San Diego Padres @ Pittsburgh Pirates  
 Three Rivers Stadium, Pittsburgh, PA  
 Wed Sep 01 1976, 7:05 PM EDT  
 Att. 5,381 - Unknown

livebaseballscorecards.com

AB	31
R	1
H	7
RBI	1
BB	3
SO	1
LOB	15







Batter	1	2	3	4	5	6	7	8	9	AB R H RBI BB SO LOB	TOP									
Johnny Grubb, L (1, 9) OBP: 0.399, SLG: 0.412	4-0 BB 2B		0-0 F8		0-0 F7		0-0 G3			3 0 0 0 1 0 1	<b>San Diego Padres @ Pittsburgh Pirates</b> Three Rivers Stadium, Pittsburgh, PA Thu Sep 02 1976, 7:05 PM EDT Att. 5,545 - Unknown									
Enzo Hernandez, R (1, 6) OBP: 0.321, SLG: 0.321	0-0 L8		0-0 2B		0-0 G3			0-0 F8		4 0 1 0 0 0 1										
Jerry Turner, L (1, 7) OBP: 0.314, SLG: 0.380	0-0 2B		0-3 K			0-0 G1-4-3 2B		0-0 4-3		4 0 2 0 0 1 1										
Dave Winfield, R (1, 8) OBP: 0.362, SLG: 0.429	4-0 IBB		0-0 L5			4-0 G1-4-3 BB		4-0 BB		1 0 0 0 3 0 1										
Mike Ivie, R (1, 3) OBP: 0.355, SLG: 0.417	0-0 F8			0-0 S 1B		0-0 G1-4-3 1-2f 2-3		0-3 K		4 0 1 0 0 1 6										
Tito Fuentes, S (1, 4) OBP: 0.301, SLG: 0.327	0-0 L8			0-0 F8 1-2		0-0 L5		0-0 L8		4 0 0 0 0 0 5										
Ted Kubiak, S (1, 5) OBP: 0.323, SLG: 0.284		0-0 L4		0-3 K		0-0 L4		0-0 3-1		4 0 0 0 0 1 1										
Bob Davis, R (1, 2) OBP: 0.235, SLG: 0.227		0-0 4-3		0-0 F9		0-3 K		0-0 F8		3 0 0 0 0 1 1										
Willie Davis, L (9, PH) OBP: 0.296, SLG: 0.382										1 0 0 0 0 0 0										
Dave Freisleben, R (1, 1) OBP: 0.212, SLG: 0.250		0-0 F8			0-3 K		0-0 1B			1 0 0 0 0 0 0										
Merv Rettenmund, R (5, PH) OBP: 0.344, SLG: 0.294										1 0 0 0 0 1 0										
Dave Tomlin, L (5, 1)										0 0 0 0 0 0 0										
Luis Melendez, R (7, PH) OBP: 0.254, SLG: 0.270										1 0 1 0 0 0 0										
Rich Folkers, L (7, 1)										0 0 0 0 0 0 0										
<b>Inning Stats</b>	R: 0 E: 0 K: 0 S: 4	H: 1 LOB: 3 BB: 2 P: 12	R: 0 E: 0 K: 0 S: 3	H: 0 LOB: 0 BB: 0 P: 3	R: 0 E: 0 K: 1 S: 6	H: 1 LOB: 1 BB: 0 P: 6	R: 0 E: 0 K: 1 S: 6	H: 0 LOB: 0 BB: 0 P: 5	R: 0 E: 0 K: 1 S: 3	H: 1 LOB: 1 BB: 1 P: 7	R: 0 E: 0 K: 1 S: 6	H: 1 LOB: 1 BB: 0 P: 6	R: 0 E: 0 K: 1 S: 5	H: 0 LOB: 1 BB: 1 P: 9	R: 0 E: 0 K: 0 S: 3	H: 0 LOB: 0 BB: 0 P: 3	1B: 2 2B: 3 3B: 0 HR: 0	SF: 0 SAC: 0 DP: 1 HBP: 0	WP: 0 PB: 0 SB: 1 CS: 0	PA: 35
<b>PITCHER</b> Larry Demery, R (1, 1) ERA: 3.01	IP: 9.0 WLS: W BF: 35 H: 5 R: 0 ER: 0 SO: 5 BB: 3 IBB: 1 HBP: 0 BLK: 0 WP: 0 HR: 0 S: 41 P: 57 ERA: 0.00 WHIP: 0.889																			

livebaseballscorecards.com

<b>AB</b>	31
<b>R</b>	0
<b>H</b>	5
<b>RBI</b>	0
<b>BB</b>	4
<b>SO</b>	5
<b>LOB</b>	17



Batter	1	2	3	4	5	6	7	8	9
Frank Taveras, R OBP: 0.321, SLG: 0.291 (1, 6)	0-0 F8 S 2B 1B		0-0 FC1-6 E 1-2f	0-0 F7 1-2 3-H			0-0 CS 1B		
Omar Moreno, L OBP: 0.384, SLG: 0.422 (1, 8)	4-0 CS 1-2 BB		0-0 4-3 1-H		0-0 1-3		0-0 L5 1-2		
Richie Zisk, R OBP: 0.340, SLG: 0.477 (1, 7)	0-0 F8 2-3		0-3 K		0-0 5-3		0-3 K		
Willie Stargell, L OBP: 0.335, SLG: 0.450 (1, 3)	0-0 1-2 3-H 2B			4-0 1B 2B BB	0-0 1B		0-0 L4		
Dave Parker, L OBP: 0.336, SLG: 0.455 (1, 9)	0-0 F7			0-0 1-2 2B 1B	0-3 K		0-0 F4		
Richie Hebner, L OBP: 0.300, SLG: 0.325 (1, 5)		0-0 G5-4-3 1B		0-0 F8 S 1-H 2-H 2B		4-0 G4-6-3 BB			
Rennie Stennett, R OBP: 0.295, SLG: 0.351 (1, 4)		0-3 K		0-0 F4		0-0 G4-6-3 1-2f			
Manny Sanguillen, R OBP: 0.338, SLG: 0.378 (1, 2)		0-0 G5-4-3 1-2f		4-0 S IBB		0-0 F4			
Larry Demery, R OBP: 0.194, SLG: 0.138 (1, 1)			0-0 FC1-6 1B	0-0 F8 2-3		0-3 K			

Inning Stats	R: 1 E: 0 K: 0 S: 4	H: 2 LOB: 1 BB: 1 P: 8	R: 0 E: 0 K: 1 S: 5	H: 1 LOB: 0 BB: 0 P: 5	R: 1 E: 0 K: 1 S: 6	H: 1 LOB: 0 BB: 0 P: 6	R: 3 E: 0 K: 0 S: 5	H: 2 LOB: 1 BB: 2 P: 13	R: 0 E: 0 K: 1 S: 6	H: 1 LOB: 1 BB: 0 P: 6	R: 0 E: 0 K: 0 S: 2	H: 0 LOB: 0 BB: 1 P: 6	R: 0 E: 0 K: 1 S: 5	H: 1 LOB: 0 BB: 0 P: 5	R: 0 E: 0 K: 1 S: 5	H: 0 LOB: 0 BB: 0 P: 5
1B: 6 2B: 2 3B: 0 HR: 0	SF: 0 SAC: 0 DP: 2 HBP: 0	WP: 0 PB: 0 SB: 4 CS: 2	1B: 6 2B: 2 3B: 0 HR: 0	SF: 0 SAC: 0 DP: 2 HBP: 0	WP: 0 PB: 0 SB: 4 CS: 2	WP: 0 PB: 0 SB: 4 CS: 2	WP: 0 PB: 0 SB: 4 CS: 2	WP: 0 PB: 0 SB: 4 CS: 2	WP: 0 PB: 0 SB: 4 CS: 2	WP: 0 PB: 0 SB: 4 CS: 2	WP: 0 PB: 0 SB: 4 CS: 2	WP: 0 PB: 0 SB: 4 CS: 2	WP: 0 PB: 0 SB: 4 CS: 2	WP: 0 PB: 0 SB: 4 CS: 2	WP: 0 PB: 0 SB: 4 CS: 2	

PITCHER	IP	WLS	BF	H	R	ER	SO	BB	IBB	HBP	BLK	WP	HR	S	P	ERA	WHIP
Dave Freisleben, R ERA: 3.77 (1, 1)	4.0	L	19	6	5	4	2	2	1	0	0	0	0	20	32	9.00	2.000
Dave Tomlin, L ERA: 3.28 (5, 1)	2.0		7	1	0	0	1	1	0	0	0	0	0	8	12	0.00	1.000
Rich Folkers, L ERA: 5.37 (7, 1)	2.0		6	1	0	0	2	0	0	0	0	0	0	10	10	0.00	0.500

BOTTOM

San Diego Padres @ Pittsburgh Pirates  
 Three Rivers Stadium, Pittsburgh, PA  
 Thu Sep 02 1976, 7:05 PM EDT  
 Att. 5,545 - Unknown

livebaseballscorecards.com

AB	28
R	5
H	8
RBI	3
BB	4
SO	5
LOB	13



WP	PA	ERA	WHIP
32			



Batter	1	2	3	4	5	6	7	8	9	AB R H RBI BB SO LOB	TOP											
Frank Taveras, R (1, 6) OBP: 0.323, SLG: 0.293	0-1 G2	0-1 1B SF7 1B		4-2 1B BB	0-3 K			2-1 1B BLK 1B	0-0 F4	5 2 2 0 1 1 3												
Omar Moreno, L (1, 8) OBP: 0.385, SLG: 0.412	4-1 2B 1B BB	2-1 1B		2-1 F8		0-0 F6		1-1 F7		4 1 1 0 1 0 2												
Richie Zisk, R (1, 7) OBP: 0.343, SLG: 0.481	0-2 1B 2B	1-2 SF7		0-0 G4-6-3 1B		3-3 K HR		0-0 WP 1B		4 2 3 1 0 1 0												
Bill Robinson, R (8, 7) OBP: 0.325, SLG: 0.539	1-3 1B	1-2 1B		1-3 1B				2-3 1B		0 0 0 0 0 0 0												
Willie Stargell, L (1, 3) OBP: 0.336, SLG: 0.449	1-2 1B 1B	0-0 P6		1-1 G4-6-3 1-2f		0-0 F8		0-1 WP 1B		5 1 2 2 0 0 4												
Dave Parker, L (1, 9) OBP: 0.338, SLG: 0.463	1-0 1B FC6-4 1B	2-1 4-3			2-1 1B S	1-1 1B HR		0-3 K		5 3 3 3 0 1 3												
Richie Hebner, L (1, 5) OBP: 0.302, SLG: 0.326	0-0 FC6-4 1B		1-0 L3		1-2 2B 1B	0-0 F5		3-0 F8		5 0 2 2 0 0 2												
Rennie Stennett, R (1, 4) OBP: 0.296, SLG: 0.353	4-0 FC6-4 IBB		1-2 F8		0-1 2B		1-0 6-3	1-0 4-3		4 0 1 0 1 0 0												
Manny Sanguillen, R (1, 2) OBP: 0.338, SLG: 0.375	0-1 FC6-4		2-1 1B		1-1 L1		1-0 1-3	0-0 F6		5 0 1 1 0 0 4												
Jim Rooker, R (1, 1) OBP: 0.233, SLG: 0.345	2-3 K		0-2 F9		0-0 L1		0-2 5-3	1-1 1B		3 0 0 0 0 1 5												
Bob Moose, R (6, 1) OBP: 0.273, SLG: 0.727										1 0 0 0 0 0 0												
Ramon Hernandez, S (8, 1)										0 0 0 0 0 0 0												
Al Oliver, L (9, PH) OBP: 0.363, SLG: 0.490										1 0 1 0 0 0 0												
Kent Tekulve, R (9, 1)										0 0 0 0 0 0 0												
<b>Inning Stats</b>	R: 4 E: 0 K: 1 S: 18	H: 4 LOB: 2 BB: 2 P: 30	R: 1 E: 0 K: 0 S: 12	H: 2 LOB: 1 BB: 0 P: 17	R: 0 E: 0 K: 0 S: 9	H: 1 LOB: 1 BB: 0 P: 13	R: 0 E: 0 K: 0 S: 7	H: 1 LOB: 1 BB: 1 P: 14	R: 1 E: 0 K: 1 S: 13	H: 3 LOB: 2 BB: 0 P: 17	R: 2 E: 0 K: 1 S: 8	H: 1 LOB: 0 BB: 0 P: 12	R: 0 E: 0 K: 0 S: 5	H: 0 LOB: 0 BB: 0 P: 7	R: 1 E: 0 K: 1 S: 13	H: 3 LOB: 2 BB: 0 P: 19	R: 0 E: 0 K: 0 S: 5	H: 1 LOB: 1 BB: 0 P: 7	1B: 13 2B: 2 3B: 0 HR: 1	SF: 1 SAC: 0 DP: 1 HBP: 0	WP: 1 PB: 1 SB: 3 CS: 0	PA: 46
<b>PITCHER</b>	IP WLS BF H R ER SO BB IBB HBP BLK WP HR S P ERA WHIP																					
Don Stanhouse, R (1, 1) ERA: 3.55	3.1 L 21 8 5 5 1 2 1 0 0 0 0 0 44 71 13.50 3.000																					
Joe Kerrigan, R (4, 1) ERA: 4.03	1.2 7 3 1 1 1 0 0 0 0 0 0 15 20 5.40 1.800																					
Clay Kirby, R (6, 1) ERA: 5.63	1.0 5 1 2 0 1 0 0 0 0 0 1 8 12 0.00 1.000																					
Chip Lang, R (7, 1) ERA: 4.5	2.0 9 3 1 1 1 0 0 0 1 1 0 18 26 4.50 1.500																					
Chuck Taylor, R (9, 1) ERA: 4.05	1.0 4 1 0 0 0 0 0 0 0 0 0 5 7 0.00 1.000																					

Pittsburgh Pirates @ Montreal Expos  
 Jarry Park, Montreal, QB  
 Fri Sep 03 1976, 7:05 PM EDT  
 Unknown

livebaseballscorecards.com

AB	42
R	9
H	16
RBI	9
BB	3
SO	4
LOB	23







Batter	1	2	3	4	5	6	7	8	9	AB R H RBI BB SO LOB	TOP											
<b>Frank Taveras, R</b> (1, 6) OBP: 0.325, SLG: 0.293 <b>Al Oliver, L</b> (8, PH) OBP: 0.365, SLG: 0.492 <b>Mario Mendoza, R</b> (8, PR) OBP: 0.238, SLG: 0.253 (8, 6)	3-2 4-3 1B		1-2 E S 1B		0-3 K		4-1 4-3 2B BB	1-0 1B 5-3 1B		3 1 1 0 1 1 1 1 0 1 1 0 0 0 0 1 0 0 0 0 0												
<b>Omar Moreno, L</b> (1, 8) OBP: 0.386, SLG: 0.403	2-1 4-3		4-1 1-3 BB		2-2 1-3		2-2 4-3 1-2	1-0 1B CS		4 0 1 1 1 0 2												
<b>Richie Zisk, R</b> (1, 7) OBP: 0.344, SLG: 0.483 <b>Bill Robinson, R</b> (7, PR) OBP: 0.324, SLG: 0.538 (7, 7)	0-1 1B		0-0 4-3			1-0 5-3	2-0 2B 2-H	0-2 5-3 1-2		4 0 2 1 0 0 2 1 0 0 1 0 0 2												
<b>Dave Parker, L</b> (1, 9) OBP: 0.339, SLG: 0.461	0-0 1-3			1-3 K		1-1 HR 1B	4-0 FC5-4 IBB	0-0 F3		4 1 1 0 1 1 2												
<b>Richie Hebner, L</b> (1, 5) OBP: 0.303, SLG: 0.334		4-1 CS BB		2-1 F9		1-0 HR 1B	0-1 F8		0-2 4-3	4 1 1 2 1 0 2												
<b>Ed Kirkpatrick, L</b> (1, 3) OBP: 0.319, SLG: 0.315		0-1 F8		1-0 E7		2-1 G1-2-3 1B	1-2 FC5-4 1-2f		2-1 F7	5 0 1 0 0 0 3												
<b>Rennie Stennett, R</b> (1, 4) OBP: 0.297, SLG: 0.355		0-0 F3		0-1 4-3		3-2 2B 1-3		1-1 S BB 1B 1B	1-0 6-3	5 1 2 0 0 0 2												
<b>Duffy Dyer, R</b> (1, 2) OBP: 0.331, SLG: 0.359		1-1 CS 1-2	0-3 K		2-0 SH1-4 1B	4-0 IBB		4-0 WP 1B BB		2 1 1 0 2 1 0												
<b>John Candelaria, L</b> (1, 1) OBP: 0.278, SLG: 0.273			2-1 6-3		0-1 SH1-4 1-2	2-0 G1-2-3 3-Hf		2-2 1B WP 1B		3 1 1 1 0 0 3												
<b>Inning Stats</b>	R: 0 E: 0 K: 0 S: 10	H: 1 LOB: 1 BB: 0 P: 15	R: 0 E: 0 K: 0 S: 5	H: 0 LOB: 0 BB: 1 P: 10	R: 0 E: 0 K: 1 S: 11	H: 1 LOB: 2 BB: 1 P: 18	R: 0 E: 1 K: 1 S: 8	H: 0 LOB: 1 BB: 0 P: 12	R: 0 E: 0 K: 1 S: 9	H: 1 LOB: 1 BB: 0 P: 13	R: 2 E: 0 K: 0 S: 10	H: 4 LOB: 2 BB: 1 P: 24	R: 1 E: 0 K: 0 S: 11	H: 1 LOB: 2 BB: 2 P: 24	R: 4 E: 0 K: 0 S: 12	H: 4 LOB: 1 BB: 1 P: 21	R: 0 E: 0 K: 0 S: 6	H: 0 LOB: 0 BB: 0 P: 9	1B: 9 2B: 2 3B: 0 HR: 1	SF: 0 SAC: 1 DP: 1 HBP: 0	WP: 1 PB: 0 SB: 2 CS: 2	PA: 44
<b>PITCHER</b>	IP WLS BF H R ER SO BB IBB HBP BLK WP HR S P ERA WHIP																					
<b>Don Carrithers, R</b> (1, 1) ERA: 4.42 <b>Dale Murray, R</b> (7, 1) ERA: 3.01 <b>Chuck Taylor, R</b> (8, 1) ERA: 5.06 <b>Joe Kerrigan, R</b> (8, 1) ERA: 4.06	6.0 L 28 7 3 3 3 3 3 1 0 0 0 1 54 97 4.50 1.667																					

**Pittsburgh Pirates @ Montreal Expos**  
 Jarry Park, Montreal, QB  
 Fri Sep 03 1976, 7:05 PM EDT  
 Att: 6,342 - Unknown - 60 F

livebaseballscorecards.com

<b>AB</b>	36
<b>R</b>	7
<b>H</b>	12
<b>RBI</b>	7
<b>BB</b>	6
<b>SO</b>	3
<b>LOB</b>	19



Batter	1	2	3	4	5	6	7	8	9	AB	R	H	RBI	BB	SO	LOB
Jerry White, S OBP: 0.316, SLG: 0.313 (1, 8)	2-3 K		2-0 G6-4-3 1B		0-0 CS 1B		0-0 L6		1-1 L5	5	0	2	0	0	1	1
Bombo Rivera, R OBP: 0.324, SLG: 0.423 (1, 7)	1-2 4-3		1-0 G6-4-3 1-2f		1-0 CS 1-2	0-0 4-3 3B	0-0 F9			4	1	1	0	0	0	2
Larry Parrish, R OBP: 0.268, SLG: 0.371 (1, 5)	3-2 6-3			1-2 2B 1B		0-2 4-3		2-1 P4		4	1	1	1	0	0	0
Earl Williams, R OBP: 0.290, SLG: 0.376 (1, 3)			1-1 F8	0-0 SAFE SAFE 4-3 1-H 2B		1-1 F7		0-2 F8		4	0	1	1	0	0	0
Gary Carter, R OBP: 0.296, SLG: 0.323 (1, 9) (7, 2)			1-2 2B	3-2 F1		4-1 BB 1B BB		4-1 FC6-4 BB		2	0	1	0	2	0	1
Tim Foli, R OBP: 0.273, SLG: 0.372 (1, 6)			1-2 F9	2-0 4-3		0-2 BB 1B		0-1 FC6-4 1-2f		4	0	1	0	0	0	3
Pete Mackanin, R OBP: 0.258, SLG: 0.345 (1, 4)			3-2 F4	3-3 K		4-2 1-2 2-3 BB			1-2 L8	3	0	0	0	1	1	2
Barry Foote, R OBP: 0.250, SLG: 0.330 (1, 2)			0-1 F8		0-0 6-3	1-2 4-3			1-3 K	2	0	0	0	0	0	0
Jose Morales, R OBP: 0.338, SLG: 0.486 (6, PH)										1	0	0	0	0	0	3
Del Unser, L OBP: 0.268, SLG: 0.353 (7, 9)										1	0	0	0	0	1	0
Don Carrithers, R OBP: 0.114, SLG: 0.171 (1, 1)			1-0 1B		1-3 K		1-1 F8		0-1 1B	2	0	1	0	0	0	1
Dale Murray, R OBP: 0.323, SLG: 0.379 (7, PH)										0	0	0	0	0	0	0
Andre Thornton, R OBP: 0.323, SLG: 0.379 (8, 1)										0	0	0	0	0	0	0
Chuck Taylor, R OBP: 0.294, SLG: 0.259 (8, 1)										0	0	0	0	0	0	0
Joe Kerrigan, R OBP: 0.294, SLG: 0.259 (9, PH)										1	0	1	0	0	0	0

BOTTOM

Pittsburgh Pirates @ Montreal Expos

Jarry Park, Montreal, QB

Fri Sep 03 1976, 7:05 PM EDT  
Att. 6,342 - Unknown - 60 F

AB	34
R	2
H	9
RBI	2
BB	3
SO	4
LOB	12



Inning Stats	R: 0 H: 0 E: 0 K: 1 S: 9	H: 0 LOB: 0 BB: 0 P: 15	R: 0 H: 1 E: 0 K: 0 S: 11	H: 1 LOB: 1 BB: 0 P: 17	R: 0 H: 2 E: 0 K: 0 S: 5	H: 2 LOB: 1 BB: 0 P: 9	R: 1 H: 2 E: 0 K: 1 S: 12	H: 2 LOB: 1 BB: 0 P: 21	R: 0 H: 1 E: 0 K: 1 S: 7	H: 1 LOB: 0 BB: 0 P: 9	R: 1 H: 2 E: 0 K: 0 S: 17	H: 2 LOB: 3 BB: 2 P: 27	R: 0 H: 0 E: 0 K: 0 S: 4	H: 0 LOB: 0 BB: 0 P: 5	R: 0 H: 0 E: 0 K: 1 S: 10	H: 1 LOB: 1 BB: 0 P: 13	1B: 6 2B: 2 3B: 1 HR: 0	SF: 0 SAC: 0 DP: 1 HBP: 0	WP: 0 PB: 0 SB: 0 CS: 1	PA: 38
--------------	--------------------------	-------------------------	---------------------------	-------------------------	--------------------------	------------------------	---------------------------	-------------------------	--------------------------	------------------------	---------------------------	-------------------------	--------------------------	------------------------	---------------------------	-------------------------	-------------------------	---------------------------	-------------------------	--------

PITCHER	IP	WLS	BF	H	R	ER	SO	BB	IBB	HBP	BLK	WP	HR	S	P	ERA	WHIP
John Candelaria, L ERA: 3.02 (1, 1)	9.0	W	37	9	2	2	4	3	0	0	0	0	0	84	131	2.00	1.333

PITCHER	IP	WLS	BF	H	R	ER	SO	BB	IBB	HBP	BLK	WP	HR	S	P	ERA	WHIP

livebaseballscores.com



Batter	1	2	3	4	5	6	7	8	9	AB	R	H	RBI	BB	SO	LOB	TOP								
Frank Taveras, R (1, 6) OBP: 0.323, SLG: 0.292	2-3 	0-2 F9			0-1 E4 CS	0-0 G4-6-3 1-2f			1-0 BB 1B	5	0	1	0	0	1	4									
Omar Moreno, L (1, 8) OBP: 0.386, SLG: 0.395	2-3 		2-2 F8		4-0 BB BB BB BB CS		1-2 F7		1-0 F9 BB WP 1B	4	1	1	2	1	1	0									
Richie Zisk, R (1, 7) OBP: 0.345, SLG: 0.480	4-2 		0-0 6-3		0-0 FC6-2-6 1B 1-2 2-H		0-1 5-3		4-1 WP BB	3	1	0	0	2	0	2									
Willie Stargell, L (1, 3) OBP: 0.337, SLG: 0.449	3-0 3-1		1-1 		0-0 		0-0 G3		1-0 F9	5	0	2	0	0	0	3									
Dave Parker, L (1, 9) OBP: 0.340, SLG: 0.461		1-1 FC6-4 FC5-2 1B	0-0 4-3		2-0 			1-0 5-3	2-2 F8	5	0	2	1	0	0	2									
Richie Hebner, L (1, 5) OBP: 0.305, SLG: 0.334		3-1 		0-3 K		0-0 F3		1-3 K		0	0	0	0	0	0	0									
Bill Robinson, R (2, PR) OBP: 0.321, SLG: 0.533										3	0	0	0	0	2	2									
Manny Sanguillen, R (9, 2) OBP: 0.336, SLG: 0.375		1-2 FC6-4 HBP								0	0	0	0	0	0	0									
Rennie Stennett, R (1, 4) OBP: 0.296, SLG: 0.356		0-0 FC6-4 FC5-2 1-2f 2-3		1-0 F8		0-1 F9 1B 2B		0-0 F4		4	1	1	0	0	0	2									
Duffy Dyer, R (1, 2) OBP: 0.342, SLG: 0.362		4-1 		4-2 		2-2 F9		2-2 F9	1-1 1B BB 1B	2	0	1	0	2	0	1									
Mario Mendoza, R (9, PR) OBP: 0.238, SLG: 0.253		1-2 FC5-2 BB				2-3 				0	1	0	0	0	0	0									
Kent Tekulve, R (9, 1) OBP: 0.238, SLG: 0.253										0	0	0	0	0	0	0									
Doc Medich, R (1, 1) OBP: 0.163, SLG: 0.089		1-1 FC5-2		0-0 4-3		3-1 G4-6-3 1B			4-0 SAFE SAFE 1B BB BB BB BB	2	0	0	0	0	0	4									
Al Oliver, L (6, PH) OBP: 0.366, SLG: 0.493										1	0	1	1	0	0	0									
Dave Giusti, R (6, 1) OBP: 0.341, SLG: 0.382										0	0	0	0	0	0	0									
Tommy Helms, R (9, PH) OBP: 0.341, SLG: 0.382		1-2 2-3 3-Hf								0	1	0	0	1	0	0									
<b>Inning Stats</b>	R: 0 E: 0 K: 2 S: 10	H: 0 LOB: 1 BB: 1 P: 21	R: 0 E: 0 K: 0 S: 11	H: 1 LOB: 3 BB: 1 P: 20	R: 0 E: 0 K: 0 S: 7	H: 1 LOB: 1 BB: 0 P: 10	R: 0 E: 0 K: 1 S: 7	H: 0 LOB: 1 BB: 1 P: 12	R: 1 E: 1 K: 0 S: 6	H: 2 LOB: 2 BB: 1 P: 12	R: 1 E: 0 K: 0 S: 8	H: 2 LOB: 0 BB: 0 P: 13	R: 0 E: 0 K: 0 S: 7	H: 0 LOB: 0 BB: 0 P: 8	R: 0 E: 0 K: 1 S: 6	H: 0 LOB: 0 BB: 0 P: 8	R: 3 E: 0 K: 0 S: 9	H: 3 LOB: 2 BB: 2 P: 23	1B: 8 2B: 1 3B: 0 HR: 0	SF: 0 SAC: 0 DP: 1 HBP: 1	WP: 1 PB: 0 SB: 2 CS: 2	PA: 41			
<b>PITCHER</b>	IP	WLS	BF	H	R	ER	SO	BB	IBB	HBP	BLK	WP	HR	S	P	ERA	WHIP								
Dennis Blair, R (1, 1) ERA: 1.69	5.1		26	5	2	1	3	4	0	1	0	0	0	46	82	1.69	1.688								
Joe Kerrigan, R (6, 1) ERA: 3.98	0.2		2	1	0	0	0	0	0	0	0	0	0	3	6	0.00	1.500								
Dale Murray, R (7, 1) ERA: 3.21	2.1	L	11	3	3	3	1	2	0	0	0	0	0	18	32	11.57	2.143								
Chuck Taylor, R (9, 1) ERA: 4.94	0.2		2	0	0	0	0	0	0	0	0	1	0	4	7	0.00	0.000								

**Pittsburgh Pirates @ Montreal Expos**  
**Jarry Park, Montreal, QB**  
 Sat Sep 04 1976, 7:05 PM EDT  
 Att. 3,290 - Unknown

[livebaseballscorecards.com](http://livebaseballscorecards.com)

<b>AB</b>	<b>34</b>
<b>R</b>	<b>5</b>
<b>H</b>	<b>9</b>
<b>RBI</b>	<b>4</b>
<b>BB</b>	<b>6</b>
<b>SO</b>	<b>4</b>
<b>LOB</b>	<b>20</b>



Batter	1	2	3	4	5	6	7	8	9	AB R H RBI BB SO LOB
Del Unser, L OBP: 0.270, SLG: 0.361 (1, 8) (9, 9)	0-3 K		0-1 HR	1-0 L8			0-0 6-3		1-1 2B 1B	5 2 2 1 0 1 2
Tim Foli, R OBP: 0.279, SLG: 0.379 (1, 6)	0-1 E5 FC5-4		1-0 1B		0-0 G6-4-3 1B		1-0 1B 1B		1-0 2B 1-H	5 0 4 1 0 0 0
Larry Parrish, R OBP: 0.288, SLG: 0.370 (1, 5)	1-0 FC5-4 1-2f		1-3 K		0-0 G6-4-3 1-2f		1-1 G6-4-3 1B		0-0 F8	5 0 1 0 0 1 4
Earl Williams, R OBP: 0.289, SLG: 0.375 (1, 3)	1-0 F8		1-3 K		1-1 1B		2-2 G6-4-3 1-2f			4 0 1 0 0 1 4
Gary Carter, R OBP: 0.298, SLG: 0.321 (1, 2)		4-1 G4-6-3 BB		4-2 1B BB		1-2 F3		0-0 F8		2 1 0 0 2 0 1
Mike Jorgensen, L OBP: 0.358, SLG: 0.356 Chuck Taylor, R (9, 1)		0-0 G4-6-3 1-2f		0-0 1B 1-3 1B		1-2 1B 1B		0-0 4-3		4 0 2 0 0 0 1 0 0 0 0 0 0 0
Pete Mackanin, R OBP: 0.258, SLG: 0.344 (1, 4)		2-0 1B		0-0 F4		2-2 F8		2-0 4-3		4 0 1 0 0 0 3
Bombo Rivera, R OBP: 0.329, SLG: 0.425 (1, 7)		2-3 K		0-0 1-2 3-H 1B		0-2 G4-6-3 1-2 1B			0-3 K	4 0 2 1 0 2 1
Dennis Blair, R Joe Kerrigan, R Wayne Garrett, L Dale Murray, R Jerry White, S Jose Morales, R (1, 1) (6, 1) (6, PH) (7, 1) (9, 8) (9, PH)			3-3 K	1-3 K		0-0 G4-6-3 1-2f			1-2 6-3	2 0 0 0 0 0 2 2 0 0 0 0 0 0 0 0 1 0 0 0 0 0 0 2 0 0 0 0 0 0 0 0 0 0 0 0 0 0 0 0 1 0 0 0 0 0 0 0

**BOTTOM**

**Pittsburgh Pirates @ Montreal Expos**  
**Jarry Park, Montreal, QB**  
 Sat Sep 04 1976, 7:05 PM EDT  
 Att. 3,290 - Unknown

livebaseballscorecards.com

<b>AB</b>	<b>37</b>
<b>R</b>	<b>3</b>
<b>H</b>	<b>13</b>
<b>RBI</b>	<b>3</b>
<b>BB</b>	<b>2</b>
<b>SO</b>	<b>7</b>
<b>LOB</b>	<b>20</b>



Inning Stats	R: 0	H: 0	E: 1	K: 1	S: 7	LOB: 1	BB: 0	P: 9	R: 0	H: 1	E: 0	K: 1	S: 6	LOB: 1	BB: 1	P: 14	R: 1	H: 2	E: 0	K: 3	S: 12	LOB: 1	BB: 0	P: 18	R: 1	H: 2	E: 0	K: 1	S: 9	LOB: 2	BB: 1	P: 15	R: 0	H: 2	E: 0	K: 0	S: 7	LOB: 1	BB: 0	P: 9	R: 0	H: 2	E: 0	K: 0	S: 10	LOB: 1	BB: 0	P: 13	R: 0	H: 2	E: 0	K: 0	S: 7	LOB: 1	BB: 0	P: 11	R: 0	H: 0	E: 0	K: 0	S: 3	LOB: 0	BB: 0	P: 5	R: 1	H: 2	E: 0	K: 1	S: 10	LOB: 1	BB: 0	P: 13	1B: 11	SF: 0	2B: 1	SAC: 0	3B: 0	DP: 4	HR: 1	HBP: 0	WP: 0	PA: 39
--------------	------	------	------	------	------	--------	-------	------	------	------	------	------	------	--------	-------	-------	------	------	------	------	-------	--------	-------	-------	------	------	------	------	------	--------	-------	-------	------	------	------	------	------	--------	-------	------	------	------	------	------	-------	--------	-------	-------	------	------	------	------	------	--------	-------	-------	------	------	------	------	------	--------	-------	------	------	------	------	------	-------	--------	-------	-------	--------	-------	-------	--------	-------	-------	-------	--------	-------	--------

PITCHER	IP	WLS	BF	H	R	ER	SO	BB	IBB	HBP	BLK	WP	HR	S	P	ERA	WHIP
Doc Medich, R ERA: 3.78 (1, 1)	5.0		23	7	2	2	6	2	0	0	0	0	1	41	65	3.60	1.800
Dave Giusti, R ERA: 4.88 (6, 1)	3.0	W	11	4	0	0	0	0	0	0	0	0	0	20	29	0.00	1.333
Kent Tekulve, R ERA: 2.69 (9, 1)	1.0	S	5	2	1	1	1	0	0	0	0	0	0	10	13	9.00	2.000



Batter	1	2	3	4	5	6	7	8	9	AB R H RBI BB SO LOB	TOP
Frank Taveras, R (1, 6) OBP: 0.325, SLG: 0.294	2-2 5-3-2 BB 1B		2-2 F9			0-0 FC1-6 1-2f		0-1 1B		4 0 2 0 0 0 1	
Rennie Stennett, R (1, 4) OBP: 0.294, SLG: 0.353	1-1 L8			0-0 5-3		1-0 F8		2-2 F8		4 0 0 0 0 0 3	
Richie Zisk, R (1, 7) OBP: 0.344, SLG: 0.477	4-0 1-2 BB			3-1 6-3		0-0 F7			2-1 6-3	3 0 0 0 1 0 1	
Bob Robertson, R (1, 3) OBP: 0.298, SLG: 0.313	0-0 5-3-2 2-Hf			1-3 K			2-2 6-3		0-1 5-3	4 0 0 0 0 1 2	
Dave Parker, L (1, 9) OBP: 0.337, SLG: 0.456		0-0 3-1		2-3 K		0-0 5-3			2-3 K	4 0 0 0 0 2 0	
Bill Robinson, R (1, 8) OBP: 0.322, SLG: 0.531		0-3 K		1-3 K		1-2 1B				3 0 1 0 0 2 0	
Manny Sanguillen, R (1, 2) OBP: 0.338, SLG: 0.373		1-0 F8		4-0 BB		0-0 F8				2 0 0 0 1 0 1	
Tommy Helms, R (1, 5) OBP: 0.330, SLG: 0.367			0-0 L5		0-1 5-3			0-1 P6		3 0 0 0 0 0 1	
Jerry Reuss, L (1, 1) OBP: 0.338, SLG: 0.310			2-3 K			1-1 FC1-6 1B		3-2 F8		3 0 1 0 0 1 0	
Kent Tekulve, R (8, 1)										0 0 0 0 0 0 0	
<b>Inning Stats</b>	R: 0 H: 1 E: 0 LOB: 1 K: 0 BB: 1 S: 10 P: 17	R: 0 H: 0 E: 0 LOB: 0 K: 1 BB: 0 S: 8 P: 9	R: 0 H: 0 E: 0 LOB: 0 K: 1 BB: 0 S: 7 P: 11	R: 0 H: 0 E: 0 LOB: 0 K: 1 BB: 0 S: 6 P: 10	R: 0 H: 0 E: 0 LOB: 1 K: 2 BB: 1 S: 8 P: 15	R: 0 H: 1 E: 0 LOB: 1 K: 0 BB: 0 S: 5 P: 7	R: 0 H: 1 E: 0 LOB: 1 K: 0 BB: 0 S: 9 P: 12	R: 0 H: 1 E: 0 LOB: 1 K: 0 BB: 0 S: 10 P: 15	R: 0 H: 0 E: 0 LOB: 0 K: 1 BB: 0 S: 7 P: 11	1B: 4 SF: 0 2B: 1 SAC: 0 3B: 0 DP: 1 HR: 0 HBP: 0	WP: 0 PA: 32 PB: 0 SB: 0 CS: 0
<b>PITCHER</b> Woodie Fryman, L (1, 1) ERA: 3.26	IP WLS BF H R ER SO BB IBB HBP BLK WP HR S P ERA WHIP										
	9.0 W 32 4 0 0 6 2 0 0 0 0 0 0 70 107 0.00 0.667										

**Pittsburgh Pirates @ Montreal Expos**  
**Jarry Park, Montreal, QB**  
 Sun Sep 05 1976, 3:33 AM EDT  
 Att: 6,180 - Unknown - 59 F

[livebaseballscorecards.com](http://livebaseballscorecards.com)

AB	30
R	0
H	4
RBI	0
BB	2
SO	6
LOB	9



Batter	1	2	3	4	5	6	7	8	9	AB	R	H	RBI	BB	SO	LOB
<b>Bombo Rivera, R</b> (1, 7) OBP: 0.333, SLG: 0.423	3-2 6-3		1-0 5-3		4-0 1B IBB			2-2 1B SH3-4 E 1B		3	1	1	0	1	0	0
<b>Del Unser, L</b> (1, 8) OBP: 0.270, SLG: 0.361	1-3 K			0-3 K	1-0 1B			0-0 SH3-4		3	0	1	0	0	2	0
<b>Tim Foli, R</b> (1, 6) OBP: 0.281, SLG: 0.380	0-2 1B			0-0 F7	1-3 K			2-2 BB E FC1-2 1B		4	0	2	0	0	1	3
<b>Larry Parrish, R</b> (1, 5) OBP: 0.298, SLG: 0.369	1-3 K			0-0 1B		0-0 5-3		1-1 E4 FC1-2 BB		3	0	1	0	0	1	1
<b>Jose Morales, R</b> (8, PH) OBP: 0.333, SLG: 0.479								1-2 1B		1	0	0	1	0	0	1
<b>Pepe Frias, R</b> (8, PR) OBP: 0.210, SLG: 0.224								1-2 3-H		0	0	0	0	0	0	0
<b>Earl Williams, R</b> (1, 3) OBP: 0.292, SLG: 0.374		1-0 L7		1-2 SAFE SAFE 1B		1-0 F8		4-1 FC1-2 BB		3	0	1	0	1	0	0
<b>Gary Carter, R</b> (1, 2) OBP: 0.298, SLG: 0.320		2-0 G5-4-3 1B		1-0 6-3		2-1 F8		1-2 2-3 FC1-2		4	0	1	0	0	0	5
<b>Pete Mackanin, R</b> (1, 4) OBP: 0.255, SLG: 0.340		0-0 G5-4-3 1-2f			1-0 6-3			1-2 2-3 3-Hf		4	0	0	0	0	1	4
<b>Wayne Garrett, L</b> (9, 4) OBP: 0.359, SLG: 0.297								1-0 F9		0	0	0	0	0	0	0
<b>Mike Jorgensen, L</b> (1, 9) OBP: 0.358, SLG: 0.356			1-0 3-1		3-1 1B SH1-4 1B			2-2 F9		3	0	1	0	0	0	0
<b>Woodie Fryman, R</b> (1, 1) OBP: 0.127, SLG: 0.111			0-1 5-3		1-0 SH1-4			0-0 1-3		2	0	0	0	0	0	0


Inning Stats	R: 0	H: 1	E: 0	LOB: 1	K: 2	S: 13	R: 0	H: 1	E: 0	LOB: 0	K: 0	S: 3	R: 0	H: 0	E: 0	LOB: 0	K: 0	S: 4	R: 0	H: 2	E: 0	LOB: 2	K: 1	S: 9	R: 0	H: 2	E: 0	LOB: 3	K: 1	S: 8	R: 0	H: 0	E: 0	LOB: 0	K: 0	S: 4	R: 0	H: 0	E: 0	LOB: 0	K: 1	S: 7	R: 1	H: 2	E: 1	LOB: 3	K: 0	S: 17
<b>Jerry Reuss, L</b> (1, 1) ERA: 3.89	IP	WLS	BF	H	R	ER	SO	BB	IBB	HBP	BLK	WP	HR	S	P	ERA	WHIP																															
<b>Kent Tekulve, R</b> (8, 1) ERA: 2.67	0.2	L	3	0	0	0	0	1	0	0	0	0	0	7	13	0.00	1.500																															

**BOTTOM**

**Pittsburgh Pirates @ Montreal Expos**  
**Jarry Park, Montreal, QB**  
 Sun Sep 05 1976, 3:33 AM EDT  
 Att. 6,180 - Unknown - 59 F

AB	30
R	1
H	8
RBI	1
BB	2
SO	5
LOB	14

livebaseballscorecards.com



WP	HR	S	P	ERA	WHIP
0	0	0	0	0	0



Batter	1	2	3	4	5	6	7	8	9	AB R H RBI BB SO LOB	TOP											
<b>Dave Cash, R</b> (1, 4) OBP: 0.332, SLG: 0.346	0-0 5-3		0-0 1B 1B 2B		0-0 F7			0-0 F8		4 1 1 0 0 0 1												
<b>Garry Maddox, R</b> (1, 8) OBP: 0.372, SLG: 0.457	0-0 F8 2B		0-0 1B 2-3 1B		0-0 F7			0-3 K		4 0 2 0 0 1 1												
<b>Jay Johnstone, L</b> (1, 9) OBP: 0.393, SLG: 0.486	0-0 F8 2-3		0-0 G4-6-3 1-3 3-H 1B		0-3 K			0-3 K		4 0 1 1 0 2 2												
<b>Greg Luzinski, R</b> (1, 7) OBP: 0.364, SLG: 0.493	0-0 4-3		0-3 K		0-3 K			4-0 1B BB G5-4-3 BB		3 1 0 0 1 2 3												
<b>Dick Allen, R</b> (1, 3) OBP: 0.365, SLG: 0.513		0-0 F8	0-0 G4-6-3 1-2f		0-0 4-3			4-0 G5-4-3 1B 1-2 BB		3 0 0 0 1 0 2												
<b>Mike Schmidt, R</b> (1, 5) OBP: 0.379, SLG: 0.535		0-0 2B		0-0 5-3		0-0 4-3		0-0 G5-4-3 1B 1-2 2-3		4 0 2 0 0 0 0												
<b>Bob Boone, R</b> (1, 2) OBP: 0.368, SLG: 0.400		4-0 BB		0-0 6-3		0-3 K		0-0 G5-4-3 1-2f 2-3 3-H		3 0 0 0 1 1 2												
<b>Larry Bowa, S</b> (1, 6) OBP: 0.283, SLG: 0.292		0-0 F7		0-0 F9		0-0 F9		0-0 F7		4 0 0 0 0 0 3												
<b>Jim Kaat, L</b> (1, 1) OBP: 0.187, SLG: 0.250		0-0 F8		0-0 E1		0-0 F8				2 0 0 0 0 0 2												
<b>Gene Garber, R</b> (6, 1) OBP: 0.500, SLG: 0.333										0 0 0 0 0 0 0												
<b>Bobby Tolan, L</b> (7, PH) OBP: 0.277, SLG: 0.347										1 0 0 0 0 0 0												
<b>Wayne Twitchell, R</b> (7, 1)										0 0 0 0 0 0 0												
<b>Inning Stats</b>	R: 0 E: 0 K: 0 S: 4	H: 1 LOB: 1 BB: 0 P: 4	R: 0 E: 0 K: 0 S: 4	H: 1 LOB: 2 BB: 1 P: 8	R: 1 E: 0 K: 1 S: 7	H: 3 LOB: 1 BB: 0 P: 7	R: 0 E: 0 K: 0 S: 3	H: 0 LOB: 0 BB: 0 P: 3	R: 0 E: 1 K: 1 S: 6	H: 0 LOB: 1 BB: 0 P: 6	R: 0 E: 0 K: 1 S: 5	H: 0 LOB: 0 BB: 0 P: 5	R: 0 E: 0 K: 1 S: 5	H: 0 LOB: 0 BB: 0 P: 5	R: 0 E: 0 K: 2 S: 7	H: 0 LOB: 0 BB: 0 P: 7	R: 1 E: 0 K: 0 S: 3	H: 1 LOB: 1 BB: 2 P: 11	1B: 3 2B: 3 3B: 0 HR: 0	SF: 0 SAC: 0 DP: 2 HBP: 0	WP: 0 PB: 0 SB: 0 CS: 0	PA: 35
<b>PITCHER</b>	IP WLS BF H R ER SO BB IBB HBP BLK WP HR S P ERA WHIP																					
<b>Bruce Kison, R</b> (1, 1) ERA: 3.04	8.0 W 32 5 2 2 6 3 0 0 0 0 0 0 41 53 2.25 1.000																					
<b>Kent Tekulve, R</b> (9, 1) ERA: 2.64	1.0 3 1 0 0 0 0 0 0 0 0 0 0 3 3 0.00 1.000																					

Philadelphia Phillies @ Pittsburgh Pirates  
 Three Rivers Stadium, Pittsburgh, PA  
 Mon Sep 06 1976, 3:33 AM EDT  
 Unknown

livebaseballscores.com

AB	32
R	2
H	6
RBI	1
BB	3
SO	6
LOB	16



Batter	1	2	3	4	5	6	7	8	9
Frank Taveras, R (1, 6) Al Oliver, L (6, PH) Mario Mendoza, R (7, 6)	0-0 CS E 1B		0-0 FC5-4 1B 1-2f	4-0 FC6 BB		4-0 1B WP IBB	0-0 F3		
Rennie Stennett, R (1, 4)	0-0 E1 FC6-4 1-2		0-0 F9	0-0 FC6 1-2f		0-0 WP 1B 1-3 3-H		0-0 6-3	
Richie Zisk, R (1, 7) Tony Armas, R (9, 7)	0-0 F9 2-3		0-0 1B 1B 1-2		0-0 4-3	0-0 1B 1-H 3-H		0-3 K	
Willie Stargell, L (1, 3)	0-0 FC6-4 1-2f		0-0 1B 1B 1-2 2-H		0-3 K	0-3 K		0-0 F9	
Dave Parker, L (1, 9)		0-0 F8	0-0 1B 1B 1-2 2-H		0-0 E S 1B	0-0 G3			
Bill Robinson, R (1, 8) Omar Moreno, L (8, 8)		0-0 4-3	0-0 1B 1-3 2-H		0-0 E5 1-3		0-3 K		
Richie Hebner, L (1, 5)		0-0 FC5-4 1B	0-0 F6		0-3 K		0-0 CS 3B		
Duffy Dyer, R (1, 2)		0-0 FC5-4 1-2f		0-0 F8		0-0 F9	4-0 1B BB 3-H		
Bruce Kison, R (1, 1) Kent Tekulve, R (9, 1)			4-0 FC5-4 BB	0-0 5-3		0-0 1B 3B	0-0 1-2 1B		

Inning Stats	R: 0 E: 1 K: 0 S: 4	H: 1 LOB: 1 BB: 0 P: 4	R: 0 E: 0 K: 0 S: 4	H: 1 LOB: 1 BB: 0 P: 4	R: 3 E: 0 K: 0 S: 7	H: 4 LOB: 2 BB: 1 P: 11	R: 0 E: 0 K: 0 S: 3	H: 0 LOB: 1 BB: 1 P: 7	R: 0 E: 1 K: 2 S: 9	H: 1 LOB: 2 BB: 0 P: 9	R: 3 E: 0 K: 1 S: 8	H: 3 LOB: 1 BB: 1 P: 12	R: 0 E: 0 K: 1 S: 6	H: 2 LOB: 2 BB: 1 P: 10	R: 0 E: 0 K: 1 S: 5	H: 0 LOB: 0 BB: 0 P: 5
--------------	------------------------------	---------------------------------	------------------------------	---------------------------------	------------------------------	----------------------------------	------------------------------	---------------------------------	------------------------------	---------------------------------	------------------------------	----------------------------------	------------------------------	----------------------------------	------------------------------	---------------------------------

PITCHER	IP	WLS	BF	H	R	ER	SO	BB	IBB	HBP	BLK	WP	HR	S	P	ERA	WHIP
Jim Kaat, L (1, 1) ERA: 3.29	5.1	L	27	8	4	4	2	2	0	0	0	0	0	29	37	6.75	1.875
Gene Garber, R (6, 1) ERA: 3.09	0.2		5	2	2	2	1	0	1	0	0	1	0	6	10	27.00	3.000
Wayne Twitchell, R (7, 1) ERA: 1.89	2.0		8	2	0	0	2	1	0	0	0	0	0	11	15	0.00	1.500

**BOTTOM**

AB	R	H	RBI	BB	SO	LOB
2	1	1	0	1	0	1
0	1	0	0	1	0	0
1	0	0	0	0	0	2

5	1	1	1	0	0	3
5	1	2	1	0	1	2
0	0	0	0	0	0	0
5	1	1	1	0	2	2
4	0	2	1	0	0	1
4	0	1	1	0	1	1
0	0	0	0	0	0	0
4	0	2	0	0	1	4
3	0	0	0	1	0	1
3	1	2	0	1	0	0
0	0	0	0	0	0	0

AB	36
R	6
H	12
RBI	5
BB	4
SO	5
LOB	17


Philadelphia Phillies @ Pittsburgh Pirates  
 Three Rivers Stadium, Pittsburgh, PA  
 Mon Sep 06 1976, 3:33 AM EDT  
 Unknown

livebaseballscorecards.com

WP: 1	PA: 40
PB: 0	
SB: 1	
CS: 2	



Batter	1	2	3	4	5	6	7	8	9	AB R H RBI BB SO LOB	TOP											
Dave Cash, R (1, 4) OBP: 0.331, SLG: 0.345	0-0 1-3		0-0 4-3		4-0 1B BB		0-0 6-3			3 0 0 0 1 0 0												
Garry Maddox, R (1, 8) OBP: 0.375, SLG: 0.464	0-0 4-3 2B			0-0 G3	0-0 1B			0-0 F8 SF9 2B		4 1 3 0 0 0 0												
Jay Johnstone, L (1, 9) OBP: 0.389, SLG: 0.481	0-0 4-3 2-3			0-0 4-3	0-0 F6			0-0 F8 2-3		4 0 0 0 0 0 5												
Greg Luzinski, R (1, 7) OBP: 0.361, SLG: 0.490	0-0 5-3			0-0 E6 BB		0-0 6-3		0-0 SF9 3-H		3 0 0 1 0 0 1												
Dick Allen, R (1, 3) OBP: 0.363, SLG: 0.506		0-3 K		4-0 1-2 BB		0-0 6-3		0-0 6-3		3 0 0 0 1 1 0												
Mike Schmidt, R (1, 5) OBP: 0.380, SLG: 0.533		0-0 F4		0-0 F6		4-0 BB		4-0 FC6-5 4-3 BB		2 0 0 0 2 0 2												
Johnny Oates, L (1, 2) OBP: 0.267, SLG: 0.217		0-0 4-3			0-0 1-3	0-0 4-3		0-0 4-3 1-2		4 0 0 0 0 0 2												
Larry Bowa, S (1, 6) OBP: 0.281, SLG: 0.290			0-0 4-3		0-0 6-3		0-0 F9	0-0 FC6-5 2-3		4 0 0 0 0 0 1												
Tom Underwood, R (1, 1) OBP: 0.195, SLG: 0.132		0-3 K			0-0 1B BB 1B		0-0 F6	0-0 F8		2 0 1 0 0 1 0												
Wayne Twitchell, R (6, 1)										0 0 0 0 0 0 0												
Bobby Tolan, L (7, PH) OBP: 0.276, SLG: 0.345										1 0 0 0 0 0 0												
Tug McGraw, R (7, 1) OBP: 0.167, SLG: 0.333										0 0 0 0 0 0 0												
Tim McCarver, L (9, PH) OBP: 0.401, SLG: 0.388										1 0 0 0 0 0 1												
<b>Inning Stats</b>	R: 0 E: 0 K: 0 S: 4	H: 1 LOB: 1 BB: 0 P: 4	R: 0 E: 0 K: 1 S: 5	H: 0 LOB: 0 BB: 0 P: 5	R: 0 E: 0 K: 1 S: 5	H: 0 LOB: 0 BB: 0 P: 5	R: 0 E: 1 K: 0 S: 4	H: 0 LOB: 2 BB: 1 P: 8	R: 0 E: 0 K: 0 S: 5	H: 2 LOB: 3 BB: 1 P: 9	R: 0 E: 0 K: 0 S: 3	H: 0 LOB: 1 BB: 1 P: 7	R: 0 E: 0 K: 0 S: 3	H: 0 LOB: 0 BB: 0 P: 3	R: 1 E: 0 K: 0 S: 4	H: 1 LOB: 0 BB: 0 P: 4	R: 0 E: 0 K: 0 S: 3	H: 0 LOB: 1 BB: 1 P: 7	1B: 2 2B: 2 3B: 0 HR: 0	SF: 1 SAC: 0 DP: 0 HBP: 0	WP: 0 PB: 0 SB: 0 CS: 0	PA: 36
<b>PITCHER</b> Larry Demery, R (1, 1) ERA: 2.86	IP 9.0 WLS W BF 36 H 4 R 1 ER 1 SO 2 BB 4 IBB 0 HBP 0 BLK 0 WP 0 HR 0 S 36 P 52 ERA 1.00 WHIP 0.889																					

Philadelphia Phillies @ Pittsburgh Pirates  
 Three Rivers Stadium, Pittsburgh, PA  
 Mon Sep 06 1976, 3:38 AM EDT  
 Att: 41,703 - Unknown

livebaseballscorecards.com

AB 31  
 R 1  
 H 4  
 RBI 1  
 BB 4  
 SO 2  
 LOB 12



Batter	1	2	3	4	5	6	7	8	9
Frank Taveras, R OBP: 0.326, SLG: 0.294 (1, 6)	0-0 F9	0-3 K		0-0 4-3		0-0 WP 1B S			
Rennie Stennett, R OBP: 0.293, SLG: 0.351 (1, 4)	0-0 E3		0-0 F4		0-0 5-3	0-0 1B			
Tommy Helms, R OBP: 0.333, SLG: 0.370 (5, PH) (6, 4)						1-H 1B			
Richie Zisk, R OBP: 0.344, SLG: 0.475 (1, 7)	0-0 F7		0-0 E 1B 3B 1B		0-0 F8		0-3 K		
Omar Moreno, L OBP: 0.386, SLG: 0.395 (8, 8)									
Bob Robertson, R OBP: 0.304, SLG: 0.314 (1, 3)	0-3 K		0-3 K		0-0 1B 1B		4-0 G4-6-3 BB		
Dave Parker, L OBP: 0.342, SLG: 0.458 (1, 9)		4-0 2B BB	0-0 E7 3B 1B		0-0 1-2 1B		0-0 G4-6-3 1-2f		
Bill Robinson, R OBP: 0.323, SLG: 0.534 (1, 8) (8, 7)		0-0 F9	0-0 3B		0-0 F9		0-0 FC4-6 1B		
Manny Sanguillen, R OBP: 0.335, SLG: 0.375 (1, 2)		0-0 1-H 2B	0-0 5-3			0-0 6-3	0-0 FC4-6 CS		
Richie Hebner, L OBP: 0.311, SLG: 0.351 (1, 5)		4-0 BB		0-0 F8		0-0 HR	4-0 1-2 BB		
Larry Demery, R OBP: 0.171, SLG: 0.121 (1, 1)		0-0 F3		0-3 K		0-3 K	0-3 K		

Inning Stats	R: 0	H: 0	E: 1	K: 1	S: 6	LOB: 1	BB: 0	P: 6
	R: 1	H: 1	E: 0	K: 1	S: 6	LOB: 2	BB: 2	P: 14
	R: 2	H: 3	E: 1	K: 1	S: 8	LOB: 1	BB: 0	P: 8
	R: 0	H: 0	E: 0	K: 1	S: 5	LOB: 0	BB: 0	P: 5
	R: 0	H: 2	E: 0	K: 0	S: 5	LOB: 2	BB: 0	P: 5
	R: 2	H: 3	E: 0	K: 1	S: 7	LOB: 1	BB: 0	P: 7
	R: 0	H: 0	E: 0	K: 1	S: 4	LOB: 0	BB: 1	P: 8
	R: 0	H: 1	E: 0	K: 1	S: 5	LOB: 1	BB: 1	P: 9

PITCHER	IP	WLS	BF	H	R	ER	SO	BB	IBB	HBP	BLK	WP	HR	S	P	ERA	WHIP
Tom Underwood, L ERA: 3.48 (1, 1)	5.2	L	28	8	5	5	5	2	0	0	0	0	1	36	44	7.94	1.765
Wayne Twitchell, R ERA: 1.88 (6, 1)	0.1		1	1	0	0	0	0	0	0	0	1	0	1	1	0.00	3.000
Tug McGraw, L ERA: 2.57 (7, 1)	2.0		7	1	0	0	2	2	0	0	0	0	0	9	17	0.00	1.500

**BOTTOM**

Philadelphia Phillies @ Pittsburgh Pirates  
Three Rivers Stadium, Pittsburgh, PA

Mon Sep 06 1976, 3:38 AM EDT  
Att. 41,703 - Unknown

AB	R	H	RBI	BB	SO	LOB
4	1	1	0	0	1	2
2	0	0	0	0	0	0
2	0	1	1	0	0	0
4	1	1	0	0	1	1
0	0	0	0	0	0	0
3	0	1	0	1	2	2
3	2	2	0	1	0	1
4	0	2	2	0	0	3
4	0	1	1	0	0	2
2	1	1	1	2	0	0
4	0	0	0	0	3	3

AB	32
R	5
H	10
RBI	5
BB	4
SO	7
LOB	14



1B	2B	3B	HR	SF	SAC	DP	HBP	WP	PA
7	1	1	1	0	0	1	0	1	36

PITCHER	IP	WLS	BF	H	R	ER	SO	BB	IBB	HBP	BLK	WP	HR	S	P	ERA	WHIP
Tom Underwood, L ERA: 3.48 (1, 1)	5.2	L	28	8	5	5	5	2	0	0	0	0	1	36	44	7.94	1.765
Wayne Twitchell, R ERA: 1.88 (6, 1)	0.1		1	1	0	0	0	0	0	0	0	1	0	1	1	0.00	3.000
Tug McGraw, L ERA: 2.57 (7, 1)	2.0		7	1	0	0	2	2	0	0	0	0	0	9	17	0.00	1.500



Batter	1	2	3	4	5	6	7	8	9	AB R H RBI BB SO LOB	TOP																				
<b>Dave Cash, R</b> (1, 4) OBP: 0.333, SLG: 0.347	0-0 4-3		0-0 1B		0-0 E8 1B		0-0 6-3		0-0 1B	5 0 3 0 0 0 1	<b>Philadelphia Phillies @ Pittsburgh Pirates</b> <b>Three Rivers Stadium, Pittsburgh, PA</b> Wed Sep 08 1976, 7:05 PM EDT Att: 30,976 - Unknown <a href="http://livebaseballscorecards.com">livebaseballscorecards.com</a>																				
<b>Larry Bowa, S</b> (1, 6) OBP: 0.279, SLG: 0.288	0-0 F9		0-0 F8		0-0 L7		0-0 1-3		0-0 F8	5 0 0 0 0 0 5																					
<b>Mike Schmidt, R</b> (1, 5) OBP: 0.380, SLG: 0.532	0-0 F8		0-0 L7		4-0 BB BB BB			0-0 6-3 S 1B		3 0 1 0 1 0 1																					
<b>Greg Luzinski, R</b> (1, 7) OBP: 0.362, SLG: 0.492		0-0 FC4-6 BB 1B		0-0 4-3 1B 2B		0-0 F8		0-0 F3		4 1 2 0 0 0 3																					
<b>Dick Allen, R</b> (1, 3) OBP: 0.358, SLG: 0.498		0-0 F8		0-0 6-3		0-0 6-3		0-0 6-3		4 0 0 0 0 0 3																					
<b>Ollie Brown, R</b> (1, 9) OBP: 0.371, SLG: 0.415		4-0 BB BB BB BB FC4-6 1-2 BB		0-0 4-3		0-0 F2		0-0 6-3		3 0 0 0 1 0 2																					
<b>Garry Maddox, R</b> (1, 8) OBP: 0.376, SLG: 0.464		0-0 FC4-6 S 1-2 2-3		0-0 3-H 1B		0-0 L9			0-0 1B 1B	4 0 2 1 0 0 2																					
<b>Tim McCarver, L</b> (1, 2) OBP: 0.396, SLG: 0.382	0-0 1-3		0-0 K		0-0 5-3 K		0-3 K		0-0 F4	2 0 0 0 0 1 3																					
<b>Wayne Twitchell, R</b> (4, 1)										0 0 0 0 0 0 0																					
<b>Tony Taylor, R</b> (7, PH) OBP: 0.316, SLG: 0.294										1 0 0 0 0 1 0																					
<b>Ron Reed, R</b> (7, 1) OBP: 0.174, SLG: 0.217										0 0 0 0 0 0 0																					
<b>Jerry Martin, R</b> (9, PH) OBP: 0.267, SLG: 0.282										1 0 0 0 0 0 1																					
<b>Steve Carlton, L</b> (1, 1) OBP: 0.221, SLG: 0.213										1 0 0 0 0 1 0																					
<b>Bob Boone, R</b> (4, 2) OBP: 0.368, SLG: 0.403										3 0 1 0 0 0 1																					
<b>Inning Stats</b>	R: 0 E: 0 K: 0 S: 3	H: 0 LOB: 0 BB: 0 P: 3	R: 0 E: 0 K: 0 S: 4	H: 1 LOB: 2 BB: 1 P: 8	R: 0 E: 0 K: 1 S: 6	H: 1 LOB: 1 BB: 0 P: 6	R: 1 E: 0 K: 1 S: 7	H: 2 LOB: 1 BB: 0 P: 7	R: 0 E: 1 K: 0 S: 4	H: 1 LOB: 2 BB: 1 P: 8	R: 0 E: 0 K: 0 S: 3	H: 0 LOB: 0 BB: 0 P: 3	R: 0 E: 0 K: 1 S: 6	H: 1 LOB: 1 BB: 0 P: 6	R: 0 E: 0 K: 0 S: 4	H: 1 LOB: 1 BB: 0 P: 4	R: 0 E: 0 K: 0 S: 5	H: 2 LOB: 2 BB: 0 P: 5	1B: 7 2B: 2 3B: 0 HR: 0	SF: 0 SAC: 0 DP: 0 HBP: 0	WP: 0 PB: 0 SB: 2 CS: 0	PA: 38									
<b>PITCHER</b> <b>Jim Rooker, L</b> (1, 1) ERA: 3.51	IP 9.0	WLS W	BF 38	H 9	R 1	ER 1	SO 3	BB 2	IBB 0	HBP 0	BLK 0	WP 0	HR 0	S 42	P 50	ERA 1.00	WHIP 1.222														
											<b>PITCHER</b>	IP	WLS	BF	H	R	ER	SO	BB	IBB	HBP	BLK	WP	HR	S	P	ERA	WHIP			



Batter	1	2	3	4	5	6	7	8	9	AB	R	H	RBI	BB	SO	LOB
Frank Taveras, R (1, 6) OBP: 0.327, SLG: 0.294	0-3 K	0-0 FC6-4 1B		4-0 G6-4-3 BB		0-3 K		0-0 E1		4	0	1	0	1	2	1
Rennie Stennett, R (1, 4) OBP: 0.290, SLG: 0.348	0-0 1-3	0-0 FC6-4		0-3 K		0-0 1-3		0-0 F2		5	0	0	0	0	1	4
Richie Zisk, R (1, 7) Omar Moreno, L (8, PH) (9, 8) OBP: 0.345, SLG: 0.475 OBP: 0.382, SLG: 0.390	0-0 E6 1B		0-3 K	0-0 G6-4-3		0-0 1B		0-3 K		4	0	2	1	0	1	1
Willie Stargell, L (1, 3) OBP: 0.337, SLG: 0.443	4-0 BB		0-3 K		1-0 1B HBP	0-3 K				2	0	0	0	1	2	1
Dave Parker, L (1, 9) OBP: 0.341, SLG: 0.459	0-0 4-3		0-0 WP 1B 2B		0-0 F8		0-0 L7			4	1	1	0	0	0	3
Bill Robinson, R (1, 8) (9, 7) OBP: 0.327, SLG: 0.536		0-0 2B 1B	0-0 S 2B 1B		0-0 F8		0-0 1B			4	2	3	1	0	0	1
Manny Sanguillen, R (1, 2) OBP: 0.339, SLG: 0.380		0-0 1B 2B	1-0 2B HBP		0-0 1B		0-0 F2			3	2	2	0	0	0	1
Richie Hebner, L (1, 5) OBP: 0.313, SLG: 0.356		0-0 1B	0-0 1B 2B		0-3 K		0-3 K			4	0	2	4	0	2	3
Jim Rooker, R (1, 1) OBP: 0.234, SLG: 0.339		0-0 1-4	0-0 4-3			0-0 1B 1B		0-0 6-3		4	1	1	0	0	0	2

Inning Stats	R: 0	H: 1	E: 1	K: 1	S: 6	LOB: 2	BB: 1	P: 10	R: 2	H: 4	E: 0	K: 0	S: 6	LOB: 1	BB: 0	P: 6	R: 3	H: 3	E: 0	K: 2	S: 10	LOB: 1	BB: 0	P: 11	R: 0	H: 0	E: 0	K: 1	S: 4	LOB: 0	BB: 1	P: 8	R: 0	H: 1	E: 0	K: 1	S: 6	LOB: 2	BB: 0	P: 7	R: 1	H: 2	E: 0	K: 2	S: 9	LOB: 1	BB: 0	P: 9	R: 0	H: 1	E: 0	K: 1	S: 6	LOB: 1	BB: 0	P: 6	R: 0	H: 0	E: 1	K: 1	S: 6	LOB: 1	BB: 0	P: 6
--------------	------	------	------	------	------	--------	-------	-------	------	------	------	------	------	--------	-------	------	------	------	------	------	-------	--------	-------	-------	------	------	------	------	------	--------	-------	------	------	------	------	------	------	--------	-------	------	------	------	------	------	------	--------	-------	------	------	------	------	------	------	--------	-------	------	------	------	------	------	------	--------	-------	------

PITCHER	IP	WLS	BF	H	R	ER	SO	BB	IBB	HBP	BLK	WP	HR	S	P	ERA	WHIP
Steve Carlton, L (1, 1) ERA: 3.26	3.0	L	18	8	5	5	3	1	0	1	0	1	0	22	27	15.00	3.000
Wayne Twitchell, R (4, 1) ERA: 1.94	3.0		13	3	1	1	4	1	0	1	0	0	0	19	24	3.00	1.333
Ron Reed, R (7, 1) ERA: 2.4	2.0		8	1	0	0	2	0	0	0	0	0	0	12	12	0.00	0.500

**BOTTOM**

Philadelphia Phillies @ Pittsburgh Pirates  
 Three Rivers Stadium, Pittsburgh, PA  
 Wed Sep 08 1976, 7:05 PM EDT  
 Att. 30,976 - Unknown

AB	35
R	6
H	12
RBI	6
BB	2
SO	9
LOB	18



WP	PA	ERA	WHIP
1	39		



Batter	1	2	3	4	5	6	7	8	9	AB R H RBI BB SO LOB	TOP		
<b>Bombo Rivera, R</b> (1, 7) OBP: 0.329, SLG: 0.418 <b>Jerry White, S</b> (6, 7) OBP: 0.316, SLG: 0.313	4-0 BB G6-4-3	4-2 BB		1-0 6-3		0-3 K			2-2 3-1	2 0 0 0 2 1 2 1 0 0 0 0 0 0			
<b>Tim Foli, R</b> (1, 6) OBP: 0.280, SLG: 0.369	1-1 G6-4-3 1-2f	0-2 F8		2-0 4-3			0-0 5-3		0-0 F9	5 0 0 0 0 0 3			
<b>Ellis Valentine, R</b> (1, 8) OBP: 0.338, SLG: 0.382	1-1 E3 FC6-4		0-3 K		0-0 F9		4-1 FC4-6 BB		4-2 BB	3 0 0 0 2 1 0			
<b>Earl Williams, R</b> (1, 3) OBP: 0.288, SLG: 0.368	1-1 FC6-4 1-2f		0-0 E 1B		1-2 G6-4-3 1B		2-2 FC4-6 BB 1-2f		3-2 5-3	5 1 2 0 0 0 3			
<b>Barry Foote, R</b> (1, 2) OBP: 0.252, SLG: 0.329		2-2 1B 2B		0-1 L4		2-0 G6-4-3 1-2f		4-1 FC6-4 BB 1-2		3 1 1 0 1 0 2			
<b>Larry Parrish, R</b> (1, 5) OBP: 0.291, SLG: 0.368		1-2 1B 2-H		1-0 E6 2B 1-H		1-0 F6		1-0 FC6-4 1-2f		4 2 2 2 0 0 2			
<b>Pete Mackanin, R</b> (1, 4) OBP: 0.261, SLG: 0.346 <b>Pepe Frias, R</b> (7, 4) OBP: 0.205, SLG: 0.229		2-0 6-3 4-3 2-H 1B		0-0 1B		0-0 SH1-4 1B		1-3 K		3 0 3 1 0 0 0 1 0 0 0 0 1 0			
<b>Del Unser, L</b> (1, 9) OBP: 0.279, SLG: 0.369		0-0 4-3		1-3 K		2-0 SH1-4 1B		2-0 3-1		4 0 1 0 0 1 2			
<b>Woodie Fryman, R</b> (1, 1) OBP: 0.121, SLG: 0.105		0-1 6-3 2-3		1-0 4-3		0-2 SH1-4		2-3 K		3 0 0 0 0 1 1			
<b>Inning Stats</b>	R: 0 E: 1 K: 0 S: 6 H: 0 LOB: 1 BB: 1 P: 13	R: 2 E: 0 K: 0 S: 19 H: 3 LOB: 2 BB: 1 P: 28	R: 2 E: 1 K: 2 S: 11 H: 3 LOB: 1 BB: 0 P: 13	R: 0 E: 0 K: 0 S: 3 H: 0 LOB: 0 BB: 0 P: 7	R: 0 E: 0 K: 0 S: 5 H: 1 LOB: 0 BB: 0 P: 8	R: 0 E: 0 K: 1 S: 9 H: 2 LOB: 2 BB: 0 P: 12	R: 0 E: 0 K: 0 S: 7 H: 0 LOB: 2 BB: 2 P: 18	R: 0 E: 0 K: 2 S: 7 H: 0 LOB: 0 BB: 0 P: 12	R: 0 E: 0 K: 0 S: 13 H: 0 LOB: 1 BB: 1 P: 22	1B: 7 2B: 2 3B: 0 HR: 0 SF: 0 SAC: 1 DP: 2 HBP: 0	WP: 0 PB: 0 SB: 0 CS: 0 PA: 40		
<b>PITCHER</b>	IP WLS BF H R ER SO BB IBB HBP BLK WP HR S P ERA WHIP											<b>PITCHER</b>	IP WLS BF H R ER SO BB IBB HBP BLK WP HR S P ERA WHIP
<b>John Candelaria, L</b> (1, 1) ERA: 3.15	3.0 L 17 6 4 4 2 2 0 0 0 0 0 0 36 54 12.00 2.667												
<b>Bob Moose, R</b> (4, 1) ERA: 3.36	2.0 6 1 0 0 0 0 0 0 0 0 0 0 8 15 0.00 0.500												
<b>Doc Medich, R</b> (6, 1) ERA: 3.73	2.0 10 2 0 0 1 2 0 0 0 0 0 0 16 30 0.00 2.000												
<b>Dave Giusti, R</b> (8, 1) ERA: 4.68	2.0 7 0 0 0 2 1 0 0 0 0 0 0 20 34 0.00 0.500												

**Montreal Expos @ Pittsburgh Pirates**  
**Three Rivers Stadium, Pittsburgh, PA**  
 Fri Sep 10 1976, 7:05 PM EDT  
 Att. 12,032 - Unknown

livebaseballscorecards.com

<b>AB</b>	<b>34</b>
<b>R</b>	<b>4</b>
<b>H</b>	<b>9</b>
<b>RBI</b>	<b>3</b>
<b>BB</b>	<b>5</b>
<b>SO</b>	<b>5</b>
<b>LOB</b>	<b>15</b>



BOTTOM

Montreal Expos @ Pittsburgh Pirates  
Three Rivers Stadium, Pittsburgh, PA  
Fri Sep 10 1976, 7:05 PM EDT  
Att. 12,032 - Unknown

livebaseballscorecards.com

AB 33  
R 2  
H 9  
RBI 2  
BB 3  
SO 3  
LOB 19



WP: 0 PA: 37  
PB: 0  
SB: 0  
CS: 1

AB R H RBI BB SO LOB  
3 1 1 0 1 0 1  
1 0 0 0 0 0 2

4 0 0 0 0 0 3

2 0 0 1 1 0 0  
0 0 0 0 0 0 0

4 1 2 0 0 2 2

4 0 1 0 0 0 3

4 0 0 0 0 0 2

4 0 2 1 0 0 0

3 0 1 0 1 1 3

1 0 0 0 0 0 0 2  
0 0 0 0 0 0 0 0  
1 0 0 1 0 0 0 0  
0 0 0 0 0 0 0 0  
0 0 0 0 0 0 0 0  
1 0 0 0 0 0 0 0  
0 0 0 0 0 0 0 0  
1 0 0 1 0 0 0 0  
0 0 0 0 0 0 0 0  
0 0 0 0 0 0 0 0

1B: 8 SF: 1  
2B: 2 SAC: 0  
3B: 0 DP: 2  
HR: 0 HBP: 0

Batter	1	2	3	4	5	6	7	8	9
Frank Taveras, R (1, 6) OBP: 0.329, SLG: 0.296 Al Oliver, L (9, PH) OBP: 0.367, SLG: 0.492	0-1 F4		0-0 F7 SF7 2B		1-0 G1-6-3			4-2 BB	0-2 1-3
Rennie Stennett, R (1, 4) OBP: 0.288, SLG: 0.345	1-0 1-3		0-0 F7		0-0 F6			1-1 F7	
Richie Zisk, R (1, 7) OBP: 0.344, SLG: 0.473 Omar Moreno, L (8, PR) OBP: 0.382, SLG: 0.390 (9, 8)	0-0 F7		2-0 SF7					4-1 BB	
Willie Stargell, L (1, 3) OBP: 0.338, SLG: 0.444		3-2 FC5-4 1B	1-0					3-3 K	
Dave Parker, L (1, 9) OBP: 0.340, SLG: 0.457		2-1 FC5-4 1B	0-2 4-3					1-0 3-1	
Bill Robinson, R (1, 8) OBP: 0.324, SLG: 0.530 (9, 7)		1-1 FC5-4 1B		1-1 6-3				0-1 L8	2-1 F7
Manny Sanguillen, R (1, 2) OBP: 0.340, SLG: 0.381		1-0	1-2 CS 1B	0-1				2-1 F7	0-0 F5
Richie Hebner, L (1, 5) OBP: 0.315, SLG: 0.356		0-0 F9	3-3 K	3-3 K				4-2 BB	2-2 1B 1B
John Candelaria, L Bob Moose, R Tommy Helms, R Miguel Ojeda, S Doc Medich, R Bob Robertson, R Dave Giusti, R Duffy Dyer, R Craig Reynolds, L		1-0 1-3			2-2 G1-6-3 1B			1-1 P6	3-2 1B

Inning Stats	R: 0	H: 0	E: 0	K: 0	S: 4	LOB: 0	BB: 0	P: 5
	R: 1	H: 3	E: 0	K: 0	S: 10	LOB: 2	BB: 0	P: 18
	R: 1	H: 2	E: 0	K: 0	S: 7	LOB: 1	BB: 0	P: 10
	R: 0	H: 1	E: 0	K: 1	S: 7	LOB: 1	BB: 0	P: 11
	R: 0	H: 1	E: 0	K: 0	S: 5	LOB: 1	BB: 0	P: 8
	R: 0	H: 0	E: 0	K: 1	S: 9	LOB: 0	BB: 0	P: 16
	R: 0	H: 0	E: 0	K: 0	S: 8	LOB: 1	BB: 1	P: 15
	R: 0	H: 0	E: 0	K: 1	S: 12	LOB: 2	BB: 2	P: 25
	R: 0	H: 2	E: 0	K: 0	S: 14	LOB: 2	BB: 0	P: 21

PITCHER	IP	WLS	BF	H	R	ER	SO	BB	IBB	HBP	BLK	WP	HR	S	P	ERA	WHIP
Woody Fryman, L (1, 1) ERA: 3.18	9.0	W	37	9	2	2	3	3	0	0	0	0	0	76	129	2.00	1.333



Batter	1	2	3	4	5	6	7	8	9	AB R H RBI BB SO LOB	TOP
Bombo Rivera, R (1, 7) OBP: 0.328, SLG: 0.414 Jerry White, S (8, 7) OBP: 0.316, SLG: 0.313	3-2 2B 6-3 1B		3-2 6-3 1-3			2-2 4-3		1-2 F5		4 1 1 0 0 0 1 0 0 0 0 0 0 0	<b>Montreal Expos @ Pittsburgh Pirates</b> Three Rivers Stadium, Pittsburgh, PA Sat Sep 11 1976, 7:05 PM EDT Att. 7,509 - Unknown <a href="http://livebaseballscorecards.com">livebaseballscorecards.com</a>
Tim Foli, R (1, 6) OBP: 0.280, SLG: 0.370	2-1 1-3 2B		0-0 5-3			0-0 5-3		0-1 1-3		4 0 1 0 0 0 1	
Ellis Valentine, R (1, 8) OBP: 0.336, SLG: 0.377	0-2 6-3 3-H		0-0 6-3			1-1 L9		4-2 S BB		3 0 0 1 1 0 2	
Earl Williams, R (1, 3) OBP: 0.287, SLG: 0.376	1-1 6-3			0-0 F8		0-1 HR		1-3 1-2 K		4 1 1 1 0 1 2	
Barry Foote, R (1, 2) OBP: 0.248, SLG: 0.324	2-2 F7			1-1 F7		0-0 F3		1-3 K		4 0 0 0 0 1 1	
Larry Parrish, R (1, 5) OBP: 0.291, SLG: 0.368 Mike Jorgensen, L (9, PH) OBP: 0.358, SLG: 0.355		0-0 F7		0-0 F8		1-1 1B G3 1B		0-1 4-3		3 1 1 0 0 0 0 1 0 0 0 0 0 0	
Pete Mackanin, R (1, 4) OBP: 0.262, SLG: 0.346 Pat Scanlon, L (9, PH) OBP: 0.250, SLG: 0.391		0-0 5-3			0-0 6-3		0-1 G3 1-3 1B		1-3 K	3 0 1 0 0 0 0 1 0 0 0 0 1 0	
Andre Dawson, R (1, 9) Jose Morales, R (7, PH) OBP: 0.331, SLG: 0.473 Del Unser, L (7, 9) OBP: 0.279, SLG: 0.369		3-3 K			0-2 P4		0-1 G3 2-3 3-H			2 0 0 0 0 1 0 1 0 0 1 0 0 1 0 0 0 0 0 0 0	
Steve Rogers, R (1, 1) OBP: 0.136, SLG: 0.123 Andre Thornton, R (7, PH) OBP: 0.323, SLG: 0.376 Joe Kerrigan, R (7, 1)			0-0 E6 6-3 WP		0-1 3-1		3-2 L9			2 0 0 0 0 0 0 1 0 0 0 0 0 1 0 0 0 0 0 0 0	
<b>Inning Stats</b>	R: 1 H: 2 E: 0 LOB: 1 K: 0 BB: 0 S: 14 P: 22	R: 0 H: 0 E: 0 LOB: 0 K: 1 BB: 0 S: 8 P: 11	R: 0 H: 0 E: 1 LOB: 1 K: 0 BB: 0 S: 6 P: 9	R: 0 H: 0 E: 0 LOB: 0 K: 0 BB: 0 S: 4 P: 5	R: 0 H: 0 E: 0 LOB: 0 K: 0 BB: 0 S: 6 P: 6	R: 0 H: 0 E: 0 LOB: 0 K: 0 BB: 0 S: 6 P: 9	R: 2 H: 3 E: 0 LOB: 1 K: 0 BB: 0 S: 12 P: 16	R: 0 H: 0 E: 0 LOB: 1 K: 1 BB: 1 S: 10 P: 16	R: 0 H: 0 E: 0 LOB: 0 K: 2 BB: 0 S: 8 P: 10	1B: 3 SF: 0 2B: 1 SAC: 0 3B: 0 DP: 0 HR: 1 HBP: 0	
<b>PITCHER</b> Jerry Reuss, L (1, 1) ERA: 3.89 Kent Tekulve, R (8, 1) ERA: 2.58	IP WLS BF H R ER SO BB IBB HBP BLK WP HR S P ERA WHIP	7.0 W 27 5 3 3 1 0 0 0 0 1 1 56 78 3.86 0.714	2.0 S 7 0 0 0 3 1 0 0 0 0 0 0 18 26 0.00 0.500	<b>PITCHER</b> IP WLS BF H R ER SO BB IBB HBP BLK WP HR S P ERA WHIP							



Batter	1	2	3	4	5	6	7	8	9	AB	R	H	RBI	BB	SO	LOB
Frank Taveras, R OBP: 0.328, SLG: 0.300 (1, 6)	0-0 F2	2-1 3B		1-2 4-3			1-2 4-3			4	0	1	0	0	0	1
Omar Moreno, L OBP: 0.376, SLG: 0.383 (1, 8)	1-1 3-1 WP 1B	1-3 K			0-1 F2			1-0 3-1		4	1	1	0	0	1	1
Richie Zisk, R OBP: 0.344, SLG: 0.470 Bill Robinson, R OBP: 0.324, SLG: 0.530 (1, 7) (9, 7)	4-1 WP 1-2 1B BB		0-0 5-3		0-1 F8			3-1 4-3		3	1	0	0	1	0	0
Willie Stargell, L OBP: 0.337, SLG: 0.440 (1, 3)	2-2 3-1 1-2 2-3		0-0 G1		3-2 F7			4-2 BB		3	0	0	0	1	0	2
Dave Parker, L OBP: 0.342, SLG: 0.457 (1, 9)	1-0 2-H 3-H 1B		0-0 CS 1B		1-1 4-3			0-0 3-1		4	1	2	1	0	0	1
Richie Hebner, L OBP: 0.318, SLG: 0.358 (1, 5)	1-2 1B		1-1 CS 1-2	2-2 E 6-3 1B		0-0 F7				3	1	2	1	0	0	0
Rennie Stennett, R OBP: 0.287, SLG: 0.343 (1, 4)	0-0 3-1			0-2 E4 G3 1-3		1-2 G3				3	0	0	0	0	0	2
Manny Sanguillen, R OBP: 0.338, SLG: 0.378 (1, 2)		1-2 5-3		1-0 6-3			1-2 F8			3	0	0	1	0	0	1
Jerry Reuss, L OBP: 0.328, SLG: 0.300 Ed Kirkpatrick, L OBP: 0.317, SLG: 0.312 Kent Tekulve, R (7, PH) (8, 1)		2-3 K		1-1 G3 2-3			2-0 L9			2	0	0	0	0	1	1

Inning Stats	R: 3	H: 3	LOB: 1	K: 0	S: 12	P: 21	R: 0	H: 1	LOB: 1	K: 2	S: 15	R: 0	H: 1	LOB: 0	K: 0	S: 4	R: 1	H: 1	LOB: 1	K: 0	S: 14	R: 0	H: 0	LOB: 0	K: 0	S: 7	R: 0	H: 0	LOB: 0	K: 0	S: 6	R: 0	H: 0	LOB: 0	K: 0	S: 8	R: 0	H: 0	LOB: 1	K: 0	S: 8	R: 0	H: 0	LOB: 0	K: 0	S: 8	R: 0	H: 0	LOB: 1	K: 0	S: 16
--------------	------	------	--------	------	-------	-------	------	------	--------	------	-------	------	------	--------	------	------	------	------	--------	------	-------	------	------	--------	------	------	------	------	--------	------	------	------	------	--------	------	------	------	------	--------	------	------	------	------	--------	------	------	------	------	--------	------	-------

PITCHER	IP	WLS	BF	H	R	ER	SO	BB	IBB	HBP	BLK	WP	HR	S	P	ERA	WHIP
Steve Rogers, R ERA: 3.29 (1, 1)	6.0	L	25	6	4	3	2	1	0	0	0	1	0	58	84	4.50	1.167
Joe Kerrigan, R ERA: 3.23 (7, 1)	2.0		7	0	0	0	0	1	0	0	0	0	0	16	28	0.00	0.500

**BOTTOM**

**Montreal Expos @ Pittsburgh Pirates**  
**Three Rivers Stadium, Pittsburgh, PA**  
 Sat Sep 11 1976, 7:05 PM EDT  
 Att. 7,509 - Unknown

[livebaseballscorecards.com](http://livebaseballscorecards.com)

<b>AB</b>	<b>30</b>
<b>R</b>	<b>4</b>
<b>H</b>	<b>6</b>
<b>RBI</b>	<b>3</b>
<b>BB</b>	<b>2</b>
<b>SO</b>	<b>2</b>
<b>LOB</b>	<b>9</b>



WP: 1	PA: 33
PB: 0	
SB: 2	
CS: 1	





Batter	1	2	3	4	5	6	7	8	9
Frank Taveras, R OBP: 0.329, SLG: 0.300 (1, 6)	1-1 E6 CS		0-0 4-3		0-0 5-3	1-2 1B		4-2 BB	
Omar Moreno, L OBP: 0.378, SLG: 0.369 (1, 8)	1 SAFE 4-1 1B BB		4-2 BB		2-3 K	1-0 L8		1-3 BB	
Richie Zisk, R OBP: 0.348, SLG: 0.475 Miguel Dilone, S (7, PR) Bill Robinson, R OBP: 0.323, SLG: 0.529 (8, 7)	1-1 FC4-6 1B		4-2 BB			1-0 3B 1B	0-1 G3 1B 2B	1-3 K	
Dave Parker, L OBP: 0.341, SLG: 0.460 (1, 9)	1-0 FC4-6 BB		0-0 F7			0-0 1B 3B	1-2 G3		
Richie Hebner, L OBP: 0.322, SLG: 0.361 (1, 5)	4-2 BB		3-1 3-1			1-0 G3-6-1 1B	1-0 2B 1B		
Ed Kirkpatrick, L OBP: 0.308, SLG: 0.302 (1, 3)	0-1 F9			2-1 4-3		3-2 G3-6-1 1B	3-2 F7		
Rennie Stennett, R OBP: 0.288, SLG: 0.346 (1, 4)		1-0 F4		1-0 3-1		3-2 BB 1B 1B	0-2 2B		
Duffy Dyer, R OBP: 0.348, SLG: 0.353 (1, 2)		3-2 G3		0-0 5-3		4-1 1B BB IBB	4-0 IBB		
Bruce Kison, R OBP: 0.293, SLG: 0.340 Al Oliver, L OBP: 0.368, SLG: 0.492 Kent Tekulve, R (7, 1)		1-2 6-3			1-1 F8	4-0 1B BB	1-3 K		

Inning Stats	R: 1 E: 1 K: 0 S: 10	H: 1 LOB: 2 BB: 2 P: 21	R: 0 E: 0 K: 0 S: 7	H: 0 LOB: 0 BB: 0 P: 12	R: 0 E: 0 K: 0 S: 10	H: 0 LOB: 2 BB: 2 P: 21	R: 0 E: 0 K: 0 S: 4	H: 0 LOB: 0 BB: 0 P: 7	R: 0 E: 0 K: 1 S: 6	H: 0 LOB: 0 BB: 0 P: 9	R: 3 E: 0 K: 0 S: 13	H: 5 LOB: 3 BB: 2 P: 30	R: 2 E: 0 K: 1 S: 17	H: 3 LOB: 2 BB: 1 P: 26	R: 0 E: 0 K: 2 S: 9	H: 0 LOB: 0 BB: 1 P: 15
--------------	-------------------------------	----------------------------------	------------------------------	----------------------------------	-------------------------------	----------------------------------	------------------------------	---------------------------------	------------------------------	---------------------------------	-------------------------------	----------------------------------	-------------------------------	----------------------------------	------------------------------	----------------------------------

PITCHER	IP	WLS	BF	H	R	ER	SO	BB	IBB	HBP	BLK	WP	HR	S	P	ERA	WHIP
Don Stanhouse, R ERA: 3.7 (1, 1)	5.0	L	23	4	4	4	1	4	0	0	0	0	0	40	75	7.20	1.600
Joe Kerrigan, R ERA: 3.79 (6, PH)	1.1		9	4	2	2	0	1	1	0	0	0	0	17	34	13.50	3.750
Dale Murray, R ERA: 3.11 (7, 1)	1.2		7	1	0	0	3	1	1	0	0	0	0	19	32	0.00	1.200

**BOTTOM**

AB	R	H	RBI	BB	SO	LOB
4	0	1	1	1	0	0
3	1	0	0	2	2	4
3	1	3	1	1	0	0
0	1	0	0	0	0	0
1	0	0	0	0	1	0
4	1	1	1	0	0	4
3	1	2	2	1	0	2
4	0	0	0	0	0	5
4	1	2	1	0	0	0
2	0	0	0	2	0	0
2	0	0	0	0	0	0
0	0	0	0	1	0	0
1	0	0	0	0	1	2

**AB 31**  
**R 6**  
**H 9**  
**RBI 6**  
**BB 8**  
**SO 4**  
**LOB 17**



WP	PA	ERA	WHIP
0	39		
0			
3			
1			

**Montreal Expos @ Pittsburgh Pirates**  
**Three Rivers Stadium, Pittsburgh, PA**  
 Sun Sep 12 1976, 3:33 AM EDT  
 Att. 12,765 - Unknown

livebaseballscorecards.com









New York Mets @ Pittsburgh Pirates  
 Three Rivers Stadium, Pittsburgh, PA

Tue Sep 14 1976, 7:05 PM EDT  
 Att. 7,867 - Unknown

livebaseballscorecards.com

AB	33
R	4
H	8
RBI	4
BB	3
SO	4
LOB	9



AB R H RBI BB SO LOB

4	0	0	0	0	1	1
4	0	2	0	0	0	0
3	1	0	0	1	0	2
3	1	2	2	1	0	0
4	1	1	0	0	2	2
3	1	1	0	1	0	1
3	0	0	0	0	0	1
1	0	1	1	0	0	0
0	0	0	0	0	0	0
4	0	0	1	0	0	1
2	0	1	0	0	1	0
1	0	0	0	0	0	0
1	0	0	0	0	0	1

Batter	1	2	3	4	5	6	7	8	9															
Lee Mazzilli, S (1, 8) OBP: 0.250, SLG: 0.308	0-0 F7		0-0 5-3		0-3 K			0-0 6-3																
Felix Millan, R (1, 4) OBP: 0.343, SLG: 0.347	0-0 G4-6-3 1B			0-0 4-3		0-0 1-3		0-0 1B																
John Milner, L (1, 7) OBP: 0.361, SLG: 0.449	0-0 G4-6-3 1-2f			4-0 HR BB		0-0 F5		0-0 F8																
Joe Torre, R (1, 3) OBP: 0.359, SLG: 0.417		0-0 G4-6-3 1B		0-0 1-H HR		4-0 BB		0-0 P4																
Dave Kingman, R (1, 9) OBP: 0.271, SLG: 0.505		0-0 F9		0-3 K2-3		0-3 K		0-0 1B 1B 1B																
John Stearns, R (1, 2) OBP: 0.353, SLG: 0.403		0-0 G4-6-3 1-2f		4-0 BB		0-0 P6		0-0 E 1B FC4-6 1B																
Roy Staiger, R (1, 5) OBP: 0.295, SLG: 0.305			0-0 6-3		0-0 6-3		0-0 5-3	0-0 E8 FC4-6 1B																
Ed Kranepool, L (9, PH) OBP: 0.344, SLG: 0.395								1-3 3-H																
Leo Foster, R (9, PR) OBP: 0.321, SLG: 0.327																								
Bud Harrelson, S (1, 6) OBP: 0.355, SLG: 0.291			0-0 F2		0-0 5-3		0-0 F7	0-0 FC4-6 1-2f																
Craig Swan, R (1, 1) OBP: 0.211, SLG: 0.118			0-0 1B		0-3 K			0-0 F3																
Mike Vail, R (8, PH) OBP: 0.241, SLG: 0.278								0-0 F9																
Skip Lockwood, R (8, 1) OBP: 0.444, SLG: 0.438																								
Inning Stats	R: 0 E: 0 K: 0 S: 3	H: 1 LOB: 0 BB: 0 P: 3	R: 0 E: 0 K: 0 S: 3	H: 1 LOB: 0 BB: 0 P: 3	R: 0 E: 0 K: 0 S: 4	H: 1 LOB: 1 BB: 0 P: 4	R: 2 E: 0 K: 1 S: 6	H: 1 LOB: 1 BB: 2 P: 14	R: 0 E: 0 K: 2 S: 7	H: 0 LOB: 0 BB: 0 P: 7	R: 0 E: 0 K: 1 S: 5	H: 0 LOB: 1 BB: 1 P: 9	R: 0 E: 0 K: 0 S: 3	H: 0 LOB: 0 BB: 0 P: 3	R: 0 E: 0 K: 0 S: 4	H: 1 LOB: 1 BB: 0 P: 4	R: 2 E: 1 K: 0 S: 6	H: 3 LOB: 1 BB: 0 P: 6	1B: 7 2B: 0 3B: 0 HR: 1	SF: 0 SAC: 0 DP: 2 HBP: 0	WP: 0 PB: 0 SB: 0 CS: 0	PA: 36		
PITCHER	IP	WLS	BF	H	R	ER	SO	BB	IBB	HBP	BLK	WP	HR	S	P	ERA	WHIP							
Jim Rooker, L (1, 1) ERA: 3.5	8.1	L	33	7	4	3	4	3	0	0	0	0	1	38	50	3.24	1.200							
Kent Tekulve, R (9, 1) ERA: 2.47	0.2		3	1	0	0	0	0	0	0	0	0	0	3	3	0.00	1.500							

Batter	1	2	3	4	5	6	7	8	9	AB	R	H	RBI	BB	SO	LOB
Frank Taveras, R (1, 6) OBP: 0.323, SLG: 0.295	0-0 F7		0-0 3-1		0-0 P6		0-0 F8			4	0	0	0	0	0	0
Omar Moreno, L (1, 8) OBP: 0.368, SLG: 0.359	0-0 4-3		0-0 S 1B		0-0 F8			0-0 S FC4-6 1B		4	2	2	0	0	0	0
Richie Zisk, R (1, 7) OBP: 0.345, SLG: 0.470 Bill Robinson, R (9, 7) OBP: 0.323, SLG: 0.529	0-0 F3		0-0 1B		0-0 L6			0-0 4-3		4	0	1	1	0	0	1
Willie Stargell, L (1, 3) OBP: 0.338, SLG: 0.438		4-0 BB 1B	0-0 F9		0-0 3-1			4-0 FC4-6 IBB		2	0	0	0	2	0	1
Dave Parker, L (1, 9) OBP: 0.339, SLG: 0.456		0-0 BB 1B	0-0 4-3		0-0 1B			0-0 FC4-6		4	0	2	1	0	0	2
Richie Hebner, L (1, 5) OBP: 0.318, SLG: 0.356		0-0 P3		0-0 4-3		0-0 L9		0-3 K		4	0	0	0	0	1	4
Rennie Stennett, R (1, 4) OBP: 0.290, SLG: 0.351		4-0 BB 1B		0-0 F8			0-0 HR		0-3 K2-3	3	1	1	1	1	1	0
Duffy Dyer, R (1, 2) OBP: 0.352, SLG: 0.359		0-3 K		0-0 F9			0-0 F7		0-0 F9	4	0	0	0	0	1	3
Jim Rooker, R (1, 1) OBP: 0.224, SLG: 0.323 Kent Tekulve, R (9, 1) Al Oliver, L (9, PH) OBP: 0.367, SLG: 0.490		0-0 F8		0-3 K			0-0 F6		0-0 4-3	3	0	0	0	0	1	3

**BOTTOM**

**New York Mets @ Pittsburgh Pirates**  
**Three Rivers Stadium, Pittsburgh, PA**  
 Tue Sep 14 1976, 7:05 PM EDT  
 Att. 7,867 - Unknown

[livebaseballscorecards.com](http://livebaseballscorecards.com)

<b>AB</b>	<b>33</b>
<b>R</b>	<b>3</b>
<b>H</b>	<b>6</b>
<b>RBI</b>	<b>3</b>
<b>BB</b>	<b>3</b>
<b>SO</b>	<b>4</b>
<b>LOB</b>	<b>14</b>



Inning Stats	R: 0	H: 0	E: 0	K: 0	S: 3	H: 0	LOB: 0	BB: 0	P: 3	R: 0	H: 1	E: 0	K: 1	S: 6	H: 2	LOB: 3	BB: 2	P: 14	R: 1	H: 2	E: 0	K: 0	S: 5	H: 0	LOB: 1	BB: 0	P: 5	R: 0	H: 0	E: 0	K: 0	S: 3	H: 0	LOB: 0	BB: 0	P: 3	R: 0	H: 0	E: 0	K: 1	S: 5	H: 0	LOB: 0	BB: 0	P: 5	R: 0	H: 1	E: 0	K: 0	S: 4	H: 1	LOB: 1	BB: 0	P: 4	R: 1	H: 1	E: 0	K: 0	S: 4	H: 1	LOB: 0	BB: 0	P: 4	R: 1	H: 1	E: 0	K: 1	S: 6	H: 1	LOB: 1	BB: 1	P: 10	R: 0	H: 0	E: 0	K: 1	S: 5	H: 0	LOB: 0	BB: 0	P: 5	1B: 5	SF: 0	2B: 0	SAC: 0	3B: 0	DP: 0	HR: 1	HBP: 0	WP: 0	PA: 36	PB: 0	SB: 3	CS: 0
--------------	------	------	------	------	------	------	--------	-------	------	------	------	------	------	------	------	--------	-------	-------	------	------	------	------	------	------	--------	-------	------	------	------	------	------	------	------	--------	-------	------	------	------	------	------	------	------	--------	-------	------	------	------	------	------	------	------	--------	-------	------	------	------	------	------	------	------	--------	-------	------	------	------	------	------	------	------	--------	-------	-------	------	------	------	------	------	------	--------	-------	------	-------	-------	-------	--------	-------	-------	-------	--------	-------	--------	-------	-------	-------

PITCHER	IP	WLS	BF	H	R	ER	SO	BB	IBB	HBP	BLK	WP	HR	S	P	ERA	WHIP
Craig Swan, R (1, 1) ERA: 3.52	7.0		28	5	2	2	2	2	2	0	0	0	1	30	38	2.57	1.000
Skip Lockwood, R (8, 1) ERA: 2.94	2.0	W	8	1	1	1	2	0	1	0	0	0	0	11	15	4.50	0.500



Batter	1	2	3	4	5	6	7	8	9	AB R H RBI BB SO LOB	TOP		
Frank Taveras, R (1, 6) OBP: 0.322, SLG: 0.294	0-0 G6-4-3 1B		0-0 F8	0-0 4-3			0-0 F8	0-0 P4		5 0 1 0 0 0 2	Pittsburgh Pirates @ Philadelphia Phillies Veterans Stadium, Philadelphia, PA Wed Sep 15 1976, 7:05 PM EDT Att: 45,010 - Unknown		
Rennie Stennett, R (1, 4) OBP: 0.289, SLG: 0.350	0-0 G6-4-3 1-2f		0-0 F9			0-0 F8	0-0 1-4-3 1B		5 0 1 0 0 0 3				
Richie Zisk, R (1, 7) OBP: 0.344, SLG: 0.474 Omar Moreno, L (8, 8) OBP: 0.364, SLG: 0.355	0-3 K		0-0 HR			0-0 F4		0-3 K	4 1 1 1 0 2 1 1 0 0 0 0 1 0				
Willie Stargell, L (1, 3) OBP: 0.339, SLG: 0.439		0-0 4-3	0-0 1B 2B			4-0 BB		0-3 K	4 1 1 0 1 2 1				
Dave Parker, L (1, 9) OBP: 0.344, SLG: 0.468		0-0 HR 1B	WP S 2-H 1B			0-3 K		0-0 E9 1B 2B	5 3 4 2 0 1 1				
Bill Robinson, R (1, 8) OBP: 0.326, SLG: 0.536		0-0 HR 1B	4-0 BB			0-0 F9		0-0 SH1 2B 1B	4 2 2 3 1 1 0				
Richie Hebner, L (1, 5) OBP: 0.316, SLG: 0.353		0-0 4-3	0-0 F8			0-0 F8		0-0 SH1 1-2	3 0 0 0 0 0 2				
Duffy Dyer, R (1, 2) OBP: 0.361, SLG: 0.361		0-0 1B		0-0 6-3		4-0 BB		4-0 2B IBB	2 0 1 0 2 0 0				
John Candelaria, L (1, 1) OBP: 0.263, SLG: 0.257 Tommy Helms, R (8, PH) OBP: 0.347, SLG: 0.398 Craig Reynolds, L (8, PR) Kent Tekulve, R (8, 1)	0-0 F8		0-3 K			0-0 F7		0-0 2B 1-3 2-H	3 0 0 0 0 1 2 1 0 1 1 0 0 0 0 0 0 0 0 0 0 0 0 0 0 0 0 0				
<b>Inning Stats</b>	R: 0 H: 1 E: 0 LOB: 0 K: 1 BB: 0 S: 5 P: 5	R: 2 H: 3 E: 0 LOB: 1 K: 0 BB: 0 S: 6 P: 6	R: 2 H: 3 E: 0 LOB: 2 K: 0 BB: 1 S: 6 P: 10	R: 0 H: 0 E: 0 LOB: 0 K: 1 BB: 0 S: 5 P: 5	R: 0 H: 0 E: 0 LOB: 1 K: 1 BB: 1 S: 5 P: 9	R: 0 H: 0 E: 0 LOB: 1 K: 0 BB: 1 S: 3 P: 7	R: 0 H: 1 E: 0 LOB: 1 K: 2 BB: 0 S: 8 P: 8	R: 2 H: 3 E: 1 LOB: 2 K: 0 BB: 1 S: 6 P: 10	R: 1 H: 1 E: 0 LOB: 0 K: 3 BB: 0 S: 10 P: 10	1B: 6 SF: 0 2B: 3 SAC: 1 3B: 0 DP: 1 HR: 3 HBP: 0	WP: 1 PA: 42 PB: 0 SB: 1 CS: 0		
<b>PITCHER</b>	IP WLS BF H R ER SO BB IBB HBP BLK WP HR S P ERA WHIP											<b>PITCHER</b>	IP WLS BF H R ER SO BB IBB HBP BLK WP HR S P ERA WHIP
Jim Kaat, L (1, 1) ERA: 3.42	2.2 L 14 7 4 4 1 0 0 0 0 0 0 2 16 16 13.50 2.625												
Ron Schueler, R (3, 1) ERA: 3.32	0.1 2 0 0 0 0 1 0 0 0 0 1 0 1 5 0.00 3.000												
Wayne Twitchell, R (4, 1) ERA: 1.87	2.0 7 0 0 0 2 1 0 0 0 0 0 0 10 14 0.00 0.500												
Tug McGraw, L (6, 1) ERA: 2.57	3.0 15 4 2 2 2 1 1 0 0 0 0 0 17 25 6.00 1.667												
Gene Garber, R (9, 1) ERA: 3.05	1.0 4 1 1 1 3 0 0 0 0 0 0 1 10 10 9.00 1.000												

AB	37
R	7
H	12
RBI	7
BB	4
SO	8
LOB	12



livebaseballscorecards.com

Batter	1	2	3	4	5	6	7	8	9	AB	R	H	RBI	BB	SO	LOB
Garry Maddox, R OBP: 0.380, SLG: 0.465 (1, 8)	0-3 K		0-0 4-3		0-0 1B			0-0 4-3		4	0	1	0	0	1	1
Dave Cash, R OBP: 0.328, SLG: 0.339 (1, 4)	4-0 CS BB			0-0 6-3	0-0 1-3			0-0 P3		3	0	0	0	1	0	2
Mike Schmidt, R OBP: 0.378, SLG: 0.529 (1, 5)	0-3 K 1-2			4-0 HR BB				0-0 F8		3	1	0	0	1	2	2
Greg Luzinski, R OBP: 0.365, SLG: 0.481 (1, 7)		0-0 1B		0-0 F9				0-3 K		4	0	2	0	0	1	1
Dick Allen, R OBP: 0.343, SLG: 0.479 (1, 3)		0-0 F8		0-0 HR				0-0 F9		4	1	1	2	0	0	2
Ollie Brown, R OBP: 0.365, SLG: 0.402 (1, 9)		0-0 F8		4-0 BB				0-0 F7		3	0	0	0	1	0	2
Larry Bowa, S OBP: 0.279, SLG: 0.288 (1, 6)		0-0 F8		0-0 P6				0-0 F7		3	0	0	0	0	0	2
Bob Boone, R OBP: 0.357, SLG: 0.385 (1, 2)			0-0 6-3		0-0 F8			0-0 F8		3	0	0	0	0	0	0
Jim Kaat, L OBP: 0.186, SLG: 0.257 (1, 1)			0-0 6-3		0-0 6-3			0-0 2B		0	0	0	0	0	0	0
Ron Schueler, R (3, 1)										0	0	0	0	0	0	0
Rick Bosetti, R (3, PH)										1	0	0	0	0	0	0
Wayne Twitchell, R (4, 1)										0	0	0	0	0	0	0
Tony Taylor, R OBP: 0.333, SLG: 0.316 (5, PH)										1	0	0	0	0	0	0
Tug McGraw, R OBP: 0.187, SLG: 0.333 (6, 1)										0	0	0	0	0	0	0
Tim McCarver, L OBP: 0.400, SLG: 0.397 (8, PH)										1	0	1	0	0	0	0
Gene Garber, R OBP: 0.500, SLG: 0.333 (9, 1)										0	0	0	0	0	0	0

**BOTTOM**

**Pittsburgh Pirates @ Philadelphia Phillies**  
**Veterans Stadium, Philadelphia, PA**  
 Wed Sep 15 1976, 7:05 PM EDT  
 Att. 45,010 - Unknown

livebaseballscorecards.com

<b>AB</b>	<b>30</b>
<b>R</b>	<b>2</b>
<b>H</b>	<b>5</b>
<b>RBI</b>	<b>2</b>
<b>BB</b>	<b>3</b>
<b>SO</b>	<b>4</b>
<b>LOB</b>	<b>12</b>



Inning Stats	R: 0	H: 0	E: 0	K: 2	S: 6	LOB: 1	BB: 1	P: 10	R: 0	H: 1	E: 0	K: 0	S: 4	LOB: 1	BB: 0	P: 4	R: 0	H: 0	E: 0	K: 0	S: 3	LOB: 0	BB: 0	P: 3	R: 2	H: 1	E: 0	K: 0	S: 4	LOB: 1	BB: 2	P: 12	R: 0	H: 1	E: 0	K: 0	S: 4	LOB: 1	BB: 0	P: 4	R: 0	H: 0	E: 0	K: 2	S: 7	LOB: 0	BB: 0	P: 7	R: 0	H: 0	E: 0	K: 0	S: 3	LOB: 0	BB: 0	P: 3	R: 0	H: 1	E: 0	K: 0	S: 4	LOB: 1	BB: 0	P: 4	R: 0	H: 1	E: 0	K: 0	S: 3	LOB: 0	BB: 0	P: 3	R: 0	H: 1	E: 0	K: 0	S: 3	LOB: 0	BB: 0	P: 3	1B: 3	SF: 0	2B: 2	SAC: 0	3B: 0	DP: 2	HR: 1	HBP: 0	WP: 0	PA: 33	PB: 0	SB: 0	CS: 1
--------------	------	------	------	------	------	--------	-------	-------	------	------	------	------	------	--------	-------	------	------	------	------	------	------	--------	-------	------	------	------	------	------	------	--------	-------	-------	------	------	------	------	------	--------	-------	------	------	------	------	------	------	--------	-------	------	------	------	------	------	------	--------	-------	------	------	------	------	------	------	--------	-------	------	------	------	------	------	------	--------	-------	------	------	------	------	------	------	--------	-------	------	-------	-------	-------	--------	-------	-------	-------	--------	-------	--------	-------	-------	-------

PITCHER	IP	WLS	BF	H	R	ER	SO	BB	IBB	HBP	BLK	WP	HR	S	P	ERA	WHIP
John Candelaria, L ERA: 3.13 (1, 1)	7.0	W	26	3	2	2	4	3	0	0	0	0	1	31	43	2.57	0.857
Kent Tekulve, R ERA: 2.42 (8, 1)	2.0		7	2	0	0	0	0	0	0	0	0	0	7	7	0.00	1.000



Batter	1	2	3	4	5	6	7	8	9	AB R H RBI BB SO LOB	TOP		
<b>Frank Taveras, R</b> (1, 6) <small>OBP: 0.322, SLG: 0.293</small> <b>Ed Kirkpatrick, L</b> (9, PH) <small>OBP: 0.304, SLG: 0.298</small> <b>Mario Mendoza, R</b> (9, 6) <small>OBP: 0.235, SLG: 0.250</small>	0-0 L4	0-0 L4		0-0 F9			0-0 S 2B 1B		0-0 F8	4 1 1 0 0 0 1 1 0 0 0 0 0 2 0 0 0 0 0 0 0	<b>Pittsburgh Pirates @ Philadelphia Phillies</b> <b>Veterans Stadium, Philadelphia, PA</b> Thu Sep 16 1976, 7:05 PM EDT Att: 35,806 - Unknown		
<b>Rennie Stennett, R</b> (1, 4) <small>OBP: 0.290, SLG: 0.354</small>	0-0 4-3		0-0 L9		0-0 4-3	0-0 CS 1-H 2B	0-0	0-0 2B	5 0 2 2 0 0 0				
<b>Richie Zisk, R</b> (1, 7) <small>OBP: 0.344, SLG: 0.472</small> <b>Kent Tekulve, R</b> (7, 1)	0-0 F9		0-0 1B HBP 1B 1B		0-0 6-3	0-3 S 2-3 K	0-3 S 2-3 K	0-3 K	4 1 1 0 0 1 1 1 0 0 0 0 1 2				
<b>Willie Stargell, L</b> (1, 3) <small>OBP: 0.342, SLG: 0.448</small>		0-0 1B HR 1B	1-0 1B 1-2 4-3 HBP		0-0 HR		0-0 F7		3 2 2 1 0 0 0				
<b>Dave Parker, L</b> (1, 9) <small>OBP: 0.347, SLG: 0.469</small>		0-0 1B HR 1B	0-0 WP 1-2 2-3 1B		0-3 S K		4-0 BB BB BB	FC5-4 BB	3 1 2 0 1 1 0				
<b>Bill Robinson, R</b> (1, 8) <small>OBP: 0.328, SLG: 0.544</small>		0-0 1B HR 1B	0-0 WP 1-2 2-3 1B		0-0 F8		0-0 FC5-4 1-2f	0-0 BB	4 1 2 4 0 0 1				
<b>Richie Hebner, L</b> (1, 5) <small>OBP: 0.315, SLG: 0.350</small>		4-0 BB	0-0 4-3 1-2 2-3 3-H		0-3 S K		0-0 F7		3 0 0 0 1 1 4				
<b>Duffy Dyer, R</b> (1, 2) <small>OBP: 0.358, SLG: 0.354</small> <b>Miguel Dilone, S</b> (9, PR) <b>Ed Ott, L</b> (9, 2) <small>OBP: 0.333, SLG: 0.278</small>	0-0 F8		0-0 L7		0-0 6-3		0-0 6-3	1-0 SH1-4 2B HBP	3 0 0 0 0 0 1 0 1 0 0 0 0 0 0 0 0 0 0 0 0				
<b>Jerry Reuss, L</b> (1, 1) <small>OBP: 0.319, SLG: 0.290</small> <b>Bob Moose, R</b> (5, 1) <small>OBP: 0.250, SLG: 0.667</small> <b>Omar Moreno, L</b> (7, 8) <small>OBP: 0.364, SLG: 0.355</small>	0-3 K		0-3 K		0-0 6-3		0-0 6-3	0-0 SH1-4 1-2	2 0 0 0 0 2 1 1 0 0 0 0 0 0 0 0 0 0 0 0 0				
<b>Inning Stats</b>	R: 0 H: 0 E: 0 LOB: 0 K: 0 BB: 0 S: 3 P: 3	R: 3 H: 3 E: 0 LOB: 1 K: 1 BB: 1 S: 8 P: 12	R: 1 H: 3 E: 0 LOB: 2 K: 0 BB: 0 S: 5 P: 6	R: 0 H: 0 E: 0 LOB: 0 K: 1 BB: 0 S: 5 P: 5	R: 1 H: 1 E: 0 LOB: 0 K: 1 BB: 0 S: 6 P: 6	R: 0 H: 0 E: 0 LOB: 0 K: 1 BB: 0 S: 5 P: 5	R: 1 H: 2 E: 0 LOB: 0 K: 1 BB: 0 S: 6 P: 6	R: 0 H: 0 E: 0 LOB: 1 K: 0 BB: 1 S: 3 P: 7	R: 1 H: 1 E: 0 LOB: 2 K: 1 BB: 0 S: 6 P: 7	1B: 6 SF: 0 2B: 2 SAC: 1 3B: 0 DP: 0 HR: 2 HBP: 2	WP: 1 PA: 39 PB: 0 SB: 1 CS: 1		
<b>PITCHER</b>	IP WLS BF H R ER SO BB IBB HBP BLK WP HR S P ERA WHIP											<b>PITCHER</b>	IP WLS BF H R ER SO BB IBB HBP BLK WP HR S P ERA WHIP
<b>Tom Underwood, L</b> (1, 1) <small>ERA: 3.54</small> <b>Ron Schueler, R</b> (3, 1) <small>ERA: 3.27</small> <b>Wayne Twitchell, R</b> (4, 1) <small>ERA: 1.96</small> <b>Tug McGraw, L</b> (6, 1) <small>ERA: 2.62</small> <b>Ron Reed, R</b> (8, 1) <small>ERA: 2.56</small>	2.1 14 5 4 4 1 1 0 1 0 1 0 1 14 19 15.43 2.571												

livebaseballscorecards.com

<b>AB</b>	34
<b>R</b>	7
<b>H</b>	10
<b>RBI</b>	7
<b>BB</b>	2
<b>SO</b>	6
<b>LOB</b>	13



**BOTTOM**

**Pittsburgh Pirates @ Philadelphia Phillies**  
**Veterans Stadium, Philadelphia, PA**

Thu Sep 16 1976, 7:05 PM EDT  
 Att. 35,806 - Unknown

<b>AB</b>	<b>39</b>
<b>R</b>	<b>6</b>
<b>H</b>	<b>16</b>
<b>RBI</b>	<b>6</b>
<b>BB</b>	<b>2</b>
<b>SO</b>	<b>6</b>
<b>LOB</b>	<b>18</b>



WP: 0	PA: 42
PB: 0	
SB: 1	
CS: 0	

AB	R	H	RBI	BB	SO	LOB
5	1	3	0	0	0	1
5	0	2	2	0	0	2
4	0	1	0	0	3	2
5	1	3	1	0	1	1
0	0	0	0	0	0	0
3	0	0	0	0	1	3
0	0	0	0	0	0	0
0	1	0	0	1	0	0
0	0	0	0	0	0	0
1	0	1	0	0	0	0
2	0	1	0	0	1	0
3	0	0	0	0	0	6
4	0	1	2	0	0	1
3	2	1	0	1	0	2
0	0	0	0	0	0	0
0	0	0	0	0	0	0
1	0	1	0	0	0	0
0	0	0	0	0	0	0
1	1	1	0	0	0	0
2	0	1	1	0	0	0


Batter	1	2	3	4	5	6	7	8	9
Garry Maddox, R OBP: 0.382, SLG: 0.466 (1, 8)	0-0 6-3 ①		0-0 G4-6-3 ②		0-0 1B 1B	0-0 FC6-4 1B		0-0 S 1-3 1B	
Dave Cash, R OBP: 0.329, SLG: 0.340 (1, 4)	0-0 6-3 ②		0-0 1B		0-0 1B HBP 1B	0-0 FC6-4 1B		0-0 1-3 1B	
Mike Schmidt, R OBP: 0.378, SLG: 0.527 (1, 5)	0-0 1B		0-3 K ③		1-0 1B HBP		0-3 K ①	0-3 K ③	
Greg Luzinski, R OBP: 0.367, SLG: 0.483 Rick Bosetti, R (9, PR)	0-0 F9 ③		0-3 K ①		0-0 1B		0-0 1-3 BB 1B	0-0 1B 1B	
Dick Allen, R OBP: 0.340, SLG: 0.474 Tug McGraw, R OBP: 0.167, SLG: 0.333 Tim McCarver, L OBP: 0.404, SLG: 0.397 Ron Reed, R OBP: 0.174, SLG: 0.217 Tom Hutton, L OBP: 0.350, SLG: 0.289		0-0 6-3 ①		0-0 6-3 ②	0-3 K ③	0-3 K ③	4-0 1-3 1B BB	0-0 G4-6-3 1B	
Ollie Brown, R OBP: 0.367, SLG: 0.403 Jay Johnstone, L OBP: 0.375, SLG: 0.458 (6, 9)		0-0 FC5-4 1B		0-3 K ③	0-0 F9 ③		0-0 1-3 ②	0-0 G4-6-3 ② ③	
Bob Boone, R OBP: 0.356, SLG: 0.383 (1, 2)		0-0 F2 ②			0-0 P4 ①	0-0 4-3 ①	0-0 2-H 3-H 1B		
Larry Bowa, S OBP: 0.281, SLG: 0.292 (1, 6)		0-0 FC5-4 ③			4-0 1B 1B BB	0-0 1B 3B	0-0 F4 ③		
Tom Underwood, R OBP: 0.186, SLG: 0.125 Ron Schueler, R (3, 1) Tony Taylor, R OBP: 0.364, SLG: 0.350 Wayne Twitchell, R (4, 1) Jerry Martin, R OBP: 0.272, SLG: 0.287 Bobby Tolan, L OBP: 0.277, SLG: 0.345 (6, 3)			0-0 G4-6-3 1B		0-0 1B 1B	0-0 1B 1B 3-H		0-0 L9 ①	

Inning Stats	R: 0	H: 1	E: 0	LOB: 1	K: 0	BB: 0	S: 4	P: 4
	R: 0	H: 1	E: 0	LOB: 1	K: 0	BB: 0	S: 4	P: 4
	R: 0	H: 2	E: 0	LOB: 1	K: 1	BB: 0	S: 6	P: 6
	R: 0	H: 0	E: 0	LOB: 0	K: 2	BB: 0	S: 7	P: 7
	R: 3	H: 4	E: 0	LOB: 3	K: 1	BB: 1	S: 9	P: 14
	R: 1	H: 3	E: 0	LOB: 1	K: 0	BB: 0	S: 5	P: 5
	R: 2	H: 2	E: 0	LOB: 1	K: 1	BB: 1	S: 7	P: 11
	R: 0	H: 1	E: 0	LOB: 1	K: 1	BB: 0	S: 6	P: 6
	R: 0	H: 2	E: 0	LOB: 1	K: 0	BB: 0	S: 3	P: 3

PITCHER	IP	WLS	BF	H	R	ER	SO	BB	IBB	HBP	BLK	WP	HR	S	P	ERA	WHIP
Jerry Reuss, L ERA: 3.95 (1, 1)	4.1		20	7	3	3	3	1	0	0	0	0	0	25	29	6.23	1.846
Bob Moose, R ERA: 3.61 (5, 1)	2.0		12	5	3	3	2	1	0	1	0	0	0	14	19	13.50	3.000
Kent Tekulve, R ERA: 2.35 (7, 1)	2.2	W	10	4	0	0	1	0	0	0	0	0	0	12	12	0.00	1.500

livebaseballscorecards.com



Batter	1	2	3	4	5	6	7	8	9	AB R H RBI BB SO LOB	TOP		
Frank Taveras, R (1, 6) OBP: 0.323, SLG: 0.295	0-0 CS 1B		0-0 6-3		0-0 E9 1B		0-0 FC6-4 BLK			4 0 2 2 0 0 1			
Rennie Stennett, R (1, 4) OBP: 0.288, SLG: 0.351	0-0 6-3 1-2		0-0 4-3		0-0 1-3		0-0 F8 1-2			4 0 0 0 0 0 3			
Richie Zisk, R (1, 7) Omar Moreno, L (8, 8) OBP: 0.341, SLG: 0.469 OBP: 0.364, SLG: 0.355	0-0 F8		0-0 F7		0-0 5-3			0-0 F8		4 0 0 0 0 0 1 0 0 0 0 0 0 0			
Willie Stargell, L (1, 3) OBP: 0.342, SLG: 0.446		0-0 1B 1B		0-3 K		0-0 4-3		0-3 K		4 1 1 0 0 2 0			
Dave Parker, L (1, 9) OBP: 0.346, SLG: 0.468		0-0 G6-3 1-2 1B		0-3 K		0-3 K		0-0 4-3		4 0 1 0 0 2 0			
Bill Robinson, R (1, 8) OBP: 0.332, SLG: 0.549		0-0 G6-3 1-2 2-H 1B		0-0 6-3		0-0 1B			0-0 F8 SF9 2B	4 1 3 1 0 0 0			
Richie Hebner, L (1, 5) OBP: 0.315, SLG: 0.349		0-0 G6-3 1-2 2-3			0-0 2B E 1B	0-3 K			0-0 F8 2-3	4 1 1 0 0 1 4	AB 34 R 4 H 10 RBI 4 BB 1 SO 7 LOB 14		
Duffy Dyer, R (1, 2) OBP: 0.367, SLG: 0.369		4-0 IBB			0-0 E 2B		0-0 FC3-6 1B		0-0 SF9	2 1 2 1 1 0 0			
Doc Medich, R (1, 1) Dave Giusti, R (8, 1) OBP: 0.154, SLG: 0.083		0-3 K			0-3 K		0-0 FC3-6 FC6-4		0-0 F2	3 0 0 0 0 2 5 1 0 0 0 0 0 0			
Inning Stats	R: 0 H: 1 E: 0 LOB: 0 K: 0 BB: 0 S: 3 P: 3	R: 1 H: 3 E: 0 LOB: 2 K: 1 BB: 1 S: 7 P: 11	R: 0 H: 0 E: 0 LOB: 0 K: 0 BB: 0 S: 3 P: 3	R: 0 H: 0 E: 0 LOB: 0 K: 2 BB: 0 S: 7 P: 7	R: 2 H: 3 E: 1 LOB: 1 K: 1 BB: 0 S: 8 P: 8	R: 0 H: 1 E: 0 LOB: 1 K: 2 BB: 0 S: 8 P: 8	R: 0 H: 1 E: 0 LOB: 1 K: 0 BB: 0 S: 4 P: 4	R: 0 H: 0 E: 0 LOB: 0 K: 1 BB: 0 S: 5 P: 5	R: 1 H: 1 E: 0 LOB: 0 K: 0 BB: 0 S: 4 P: 4	1B: 8 SF: 1 2B: 2 SAC: 0 3B: 0 DP: 1 HR: 0 HBP: 0	WP: 0 PA: 36 PB: 0 SB: 0 CS: 1		
PITCHER	IP WLS BF H R ER SO BB IBB HBP BLK WP HR S P ERA WHIP											PITCHER	IP WLS BF H R ER SO BB IBB HBP BLK WP HR S P ERA WHIP
Jon Matlack, L (1, 1) ERA: 2.83	8.0 L 32 9 3 3 7 0 1 0 1 0 0 45 49 3.38 1.125												
Rick Baldwin, R (9, 1) ERA: 2.84	1.0 4 1 1 1 0 0 0 0 0 0 0 4 4 9.00 1.000												

Pittsburgh Pirates @ New York Mets  
Shea Stadium, Flushing, NY  
Fri Sep 17 1976, 7:05 PM EDT  
Att. 14,304 - Unknown

livebaseballscorecards.com

BOTTOM

Pittsburgh Pirates @ New York Mets  
Shea Stadium, Flushing, NY

AB	33
R	1
H	6
RBI	1
BB	1
SO	0
LOB	10



WP:	0	PA:	34
PB:	0	SB:	0
CS:	0		

ERA	1.23	WHIP	0.955
ERA	0.00	WHIP	0.000

Fri Sep 17 1976, 7:05 PM EDT  
Att. 14,304 - Unknown

livebaseballscorecards.com

AB R H RBI BB SO LOB

4	0	2	0	0	0	0
4	0	1	1	0	0	1
4	0	0	0	0	0	3
4	0	1	0	0	0	2
3	0	0	0	1	0	0
4	0	1	0	0	0	3
4	0	0	0	0	0	1
3	0	0	0	0	0	0
2	0	0	0	0	0	0
1	1	1	0	0	0	0
0	0	0	0	0	0	0

Batter	1	2	3	4	5	6	7	8	9
Lee Mazzilli, S OBP: 0.300, SLG: 0.280 (1, 8)	0-0 FC4-6 1B		0-0 F8			0-0 F8		0-0 1B 1-3	
Felix Millan, R OBP: 0.341, SLG: 0.344 (1, 4)	0-0 FC4-6 1B 1-2f		0-0 1-3			0-0 4-3		0-0 1B 1-2 3-H	
John Milner, L OBP: 0.358, SLG: 0.441 (1, 7)	0-0 F7		0-0 3-1			0-0 F5		0-0 F5	
Ed Kranepool, L OBP: 0.342, SLG: 0.392 (1, 3)	0-0 BB 1-3 1B			0-0 F7			0-0 6-3	0-0 4-3	
John Stearns, R OBP: 0.358, SLG: 0.357 (1, 2)	4-0 BB 1-2 BB			0-0 6-3			0-0 4-3		0-0 G3
Bruce Boisclair, L OBP: 0.336, SLG: 0.363 (1, 9)	0-0 F7			0-0 2-3			0-0 FC6-4 1B		0-0 3-1
Roy Staiger, R OBP: 0.285, SLG: 0.293 (1, 5)		0-0 6-3			0-0 6-3				0-0 5-3
Bud Harrelson, S OBP: 0.351, SLG: 0.286 (1, 6)		0-0 F8			0-0 F7			0-0 P6	
Jon Mattack, L OBP: 0.259, SLG: 0.195 (1, 1)		0-0 5-3			0-0 4-3			0-0 1B 1B 1B	
Mike Phillips, L OBP: 0.324, SLG: 0.377 (8, PH)									
Rick Baldwin, L OBP: 0.500, SLG: 0.500 (9, 1)									

Inning Stats	R: 0	H: 2	E: 0	K: 0	S: 5	LOB: 3	BB: 1	P: 9	R: 0	H: 0	E: 0	K: 0	S: 3	LOB: 0	BB: 0	P: 3	R: 0	H: 0	E: 0	K: 0	S: 3	LOB: 0	BB: 0	P: 3	R: 0	H: 0	E: 0	K: 0	S: 3	LOB: 0	BB: 0	P: 3	R: 0	H: 0	E: 0	K: 0	S: 3	LOB: 0	BB: 0	P: 3	R: 0	H: 1	E: 0	K: 0	S: 4	LOB: 1	BB: 0	P: 4	R: 1	H: 3	E: 0	K: 0	S: 6	LOB: 2	BB: 0	P: 6	R: 0	H: 0	E: 0	K: 0	S: 3	LOB: 0	BB: 0	P: 3	1B: 6	2B: 0	3B: 0	HR: 0	SF: 0	SAC: 0	DP: 0	HBP: 0	WP: 0	PA: 34
--------------	------	------	------	------	------	--------	-------	------	------	------	------	------	------	--------	-------	------	------	------	------	------	------	--------	-------	------	------	------	------	------	------	--------	-------	------	------	------	------	------	------	--------	-------	------	------	------	------	------	------	--------	-------	------	------	------	------	------	------	--------	-------	------	------	------	------	------	------	--------	-------	------	-------	-------	-------	-------	-------	--------	-------	--------	-------	--------

PITCHER	IP	WLS	BF	H	R	ER	SO	BB	IBB	HBP	BLK	WP	HR	S	P	ERA	WHIP
Doc Medich, R ERA: 3.62 (1, 1)	7.1	W	29	6	1	1	0	1	0	0	0	0	0	28	32	1.23	0.955
Dave Giusti, R ERA: 4.5 (8, 1)	1.2	S	5	0	0	0	0	0	0	0	0	0	0	5	5	0.00	0.000



Batter	1	2	3	4	5	6	7	8	9	AB R H RBI BB SO LOB	TOP	
Frank Taveras, R (1, 6) OBP: 0.322, SLG: 0.295	0-0 CS 1B		0-0 B5-3			0-0 6-3		0-0 F7		4 0 1 0 0 0 0		
Omar Moreno, L (1, 8) OBP: 0.351, SLG: 0.340	0-0 1-3			0-3 K		0-0 4-3		0-0 L8		4 0 0 0 0 1 1		
Richie Zisk, R (1, 7) OBP: 0.341, SLG: 0.466	0-0 6-3			0-0 F3		4-0 BB			0-0 4-3	3 0 0 0 1 0 0		
Al Oliver, L (1, 3) Ed Kirkpatrick, L (3, 3) OBP: 0.366, SLG: 0.489 OBP: 0.298, SLG: 0.291		0-0 G3		0-0 3-1		0-0 3-1			0-0 B5-3	1 0 0 0 0 0 0 3 0 0 0 0 0 1		
Dave Parker, L (1, 9) OBP: 0.348, SLG: 0.472		0-0 SF8 3B			0-3 K		0-0 1B G6-4-3 1B		0-0 1-3	4 2 2 0 0 1 0		
Richie Hebner, L (1, 5) OBP: 0.315, SLG: 0.350		0-0 SF8			0-0 4-3		0-0 1-3 G6-4-3 1B			2 0 1 1 0 0 0		
Rennie Stennett, R (1, 4) OBP: 0.288, SLG: 0.351		0-0 3-H 1B			0-0 E4		0-0 1-2 3-H G6-4-3			3 0 1 0 0 0 1		
Duffy Dyer, R (1, 2) OBP: 0.367, SLG: 0.364			0-3 K		4-0 1-2 BB		0-0 5-3			2 0 0 0 1 1 0		
Larry Demery, R (1, 1) Bill Robinson, R (5, PH) Bob Moose, R (5, 1) Doug Bair, R (6, 1) Miguel Dilone, S (8, PH) Rick Langford, R (8, 1) OBP: 0.188, SLG: 0.111 OBP: 0.332, SLG: 0.547 OBP: 0.230, SLG: 0.667			0-3 K		0-0 4-3			0-0 P5		1 0 0 0 0 1 0 1 0 0 0 0 0 2 0 0 0 0 0 0 0 0 0 0 0 0 0 0 1 0 0 0 0 0 0 0 0 0 0 0 0 0		
<b>Inning Stats</b>	R: 0 H: 1 E: 0 LOB: 0 K: 0 BB: 0 S: 3 P: 3	R: 1 H: 2 E: 0 LOB: 1 K: 0 BB: 0 S: 4 P: 4	R: 0 H: 0 E: 0 LOB: 0 K: 2 BB: 0 S: 7 P: 7	R: 0 H: 0 E: 0 LOB: 0 K: 1 BB: 0 S: 5 P: 5	R: 0 H: 0 E: 1 LOB: 2 K: 1 BB: 1 S: 6 P: 10	R: 0 H: 0 E: 0 LOB: 1 K: 0 BB: 1 S: 3 P: 7	R: 1 H: 2 E: 0 LOB: 0 K: 0 BB: 0 S: 4 P: 4	R: 0 H: 0 E: 0 LOB: 0 K: 0 BB: 0 S: 3 P: 3	R: 0 H: 0 E: 0 LOB: 0 K: 0 BB: 0 S: 3 P: 3	1B: 4 SF: 1 2B: 0 SAC: 0 3B: 1 DP: 1 HR: 0 HBP: 0	WP: 0 PA: 32 PB: 0 SB: 0 CS: 1	
<b>PITCHER</b> Tom Seaver, R (1, 1) ERA: 2.39	IP WLS BF H R ER SO BB IBB HBP BLK WP HR S P ERA WHIP											<b>PITCHER</b> IP WLS BF H R ER SO BB IBB HBP BLK WP HR S P ERA WHIP
	9.0 W 32 5 2 2 4 2 0 0 0 0 0 0 38 46 2.00 0.778											

Pittsburgh Pirates @ New York Mets  
Shea Stadium, Flushing, NY  
Sat Sep 18 1976, 3:33 AM EDT  
Att: 15,879 - Unknown

livebaseballscorecards.com

AB	29
R	2
H	5
RBI	1
BB	2
SO	4
LOB	5



Batter	1	2	3	4	5	6	7	8	9
Lee Mazzilli, S OBP: 0.294, SLG: 0.250 (1, 8)	0-0 4-3		0-0 1-3		0-0 4-3		4-0 S 2B BB		
Felix Millan, R OBP: 0.342, SLG: 0.347 (1, 4)	0-0 5-3		0-0 F3			0-0 E 1B 1B	0-0 1-H 2B		
Ed Kranepool, L OBP: 0.344, SLG: 0.401 (1, 3)	0-0 G3		0-0 HR			0-0 E9 1B 1B	0-3 K		
Dave Kingman, R OBP: 0.270, SLG: 0.507 (1, 9)		0-0 HR	0-3 K			0-0 F9	0-0 6-3		
Bruce Boisclair, L OBP: 0.338, SLG: 0.363 (1, 7)		0-3 K		0-0 4-3		4-0 1B IBB	0-0 CS 1B		
Jerry Grote, R OBP: 0.354, SLG: 0.365 (1, 2)		0-0 1B SF8 2B		0-0 P4		0-0 FC6-4 1B	0-0 F7		
Roy Staiger, R OBP: 0.285, SLG: 0.293 (1, 5)		0-0 2-3 1B		0-3 K		0-0 F9	0-0 F8		
Mike Phillips, L OBP: 0.320, SLG: 0.374 (1, 6)		0-0 SF8			0-0 4-3	0-0 FC6-4			
Tom Seaver, R OBP: 0.186, SLG: 0.091 (1, 1)		0-3 K			0-3 K		0-0 5-3		

Inning Stats	R: 0	H: 0	E: 0	K: 0	S: 3	R: 2	H: 3	E: 0	K: 2	S: 10	R: 1	H: 1	E: 0	K: 1	S: 6	R: 0	H: 0	E: 0	K: 1	S: 5	R: 0	H: 0	E: 0	K: 1	S: 5	R: 2	H: 3	E: 1	K: 0	S: 6	R: 1	H: 1	E: 0	K: 1	S: 6	R: 0	H: 1	E: 0	K: 0	S: 3	
	LOB: 0	BB: 0	P: 3	LOB: 1	BB: 0	P: 10	LOB: 0	BB: 0	P: 6	LOB: 0	BB: 0	P: 5	LOB: 0	BB: 0	P: 5	LOB: 2	BB: 1	LOB: 1	BB: 1	P: 10	LOB: 0	BB: 0	P: 3	LOB: 0	BB: 0	P: 3	LOB: 0	BB: 0	P: 3	LOB: 0	BB: 0	P: 3	LOB: 0	BB: 0	P: 3	LOB: 0	BB: 0	P: 3	LOB: 0	BB: 0	P: 3

AB	R	H	RBI	BB	SO	LOB
3	1	0	0	1	0	0
4	1	2	1	0	0	0
4	2	2	1	0	1	1
4	1	1	1	0	1	3
3	0	1	0	1	1	0
4	1	2	2	0	0	1
4	0	1	0	0	1	2
2	0	0	1	0	0	2
3	0	0	0	0	2	1


WP	HR	S	P	ERA	WHIP
0	0	0	0	6.75	1.000
0	0	9	13	13.50	2.250
0	0	8	12	5.40	1.200
0	0	3	3	0.00	1.000

**BOTTOM**

**Pittsburgh Pirates @ New York Mets**  
 Shea Stadium, Flushing, NY  
 Sat Sep 18 1976, 3:33 AM EDT  
 Att. 15,879 - Unknown

livebaseballscorecards.com

AB	31
R	6
H	9
RBI	6
BB	2
SO	6
LOB	10



PITCHER	IP	WLS	BF	H	R	ER	SO	BB	IBB	HBP	BLK	WP	HR	S	P	ERA	WHIP
Larry Demery, R ERA: 3.18 (1, 1)	4.0	L	16	4	3	3	4	0	0	0	0	0	2	24	24	6.75	1.000
Bob Moose, R ERA: 3.76 (5, 1)	1.1		8	3	2	2	1	0	1	0	0	0	0	9	13	13.50	2.250
Doug Bair, R ERA: 2.45 (6, 1)	1.2		7	1	1	1	1	1	0	0	0	0	0	8	12	5.40	1.200
Rick Langford, R ERA: 6.86 (8, 1)	1.0		3	1	0	0	0	0	0	0	0	0	0	3	3	0.00	1.000



Batter	1	2	3	4	5	6	7	8	9	AB R H RBI BB SO LOB	TOP
<b>Frank Taveras, R</b> (1, 6) <small>OBP: 0.324, SLG: 0.296</small> <b>Ed Ott, L</b> (9, PH) <small>OBP: 0.364, SLG: 0.316</small> <b>Miguel Dilone, S</b> (9, PR)	 0-0 S 1B		 0-3 K 1B		 0-0 HR 1B		 0-3 K 1B	 0-0 CS 1B	 0-0 CS 1B	4 2 2 0 0 2 0 1 0 1 0 0 0 0 0 0 0 0 0 0 0	
<b>Omar Moreno, L</b> (1, 8) <small>OBP: 0.357, SLG: 0.376</small>	 0-0 E8 1B		 0-0 F8 1B		 0-0 HR 1B		 0-3 K 1B	 0-0 CS 1B	 0-0 CS 1B	4 2 2 3 0 1 0	
<b>Richie Zisk, R</b> (1, 7) <small>OBP: 0.342, SLG: 0.466</small>	 0-0 6-3		 0-0 1B		 0-0 HR 1B			 0-3 K 1B		4 1 2 0 0 1 1	
<b>Willie Stargell, L</b> (1, 3) <small>OBP: 0.343, SLG: 0.455</small>	 0-0 F9 1B		 0-0 F7 1B		 0-0 HR 1B			 0-0 E 1B		4 1 2 2 0 0 2	
<b>Dave Parker, L</b> (1, 9) <small>OBP: 0.347, SLG: 0.470</small>	 0-0 3-H 1B			 0-0 4-3		 0-3 K 1B		 0-3 K 1B		4 0 1 1 0 2 1	
<b>Richie Hebner, L</b> (1, 5) <small>OBP: 0.316, SLG: 0.351</small>	 0-0 F9 1B			 0-0 P6		 0-0 G4-6-3 1B		 0-0 E4 1B		4 0 2 0 0 0 1	
<b>Rennie Stennett, R</b> (1, 4) <small>OBP: 0.286, SLG: 0.349</small>		 0-0 P3 1B		 0-0 F8 1B		 0-0 G4-6-3 1B		 0-3 K 1B		4 0 0 0 0 1 3	
<b>Duffy Dyer, R</b> (1, 2) <small>OBP: 0.359, SLG: 0.355</small>		 0-0 F7 1B			 0-0 P3 1B	 0-0 4-3		 0-3 K 1B		4 0 0 0 0 1 0	
<b>Jim Rooker, R</b> (1, 1) <small>OBP: 0.217, SLG: 0.313</small> <b>Dave Giusti, R</b> (6, 1) <small>OBP: 0.296, SLG: 0.289</small> <b>Doug Bair, R</b> (6, 1) <small>OBP: 0.296, SLG: 0.289</small> <b>Ed Kirkpatrick, L</b> (7, PH) <small>OBP: 0.296, SLG: 0.289</small> <b>Kent Tekulve, R</b> (7, 1) <small>OBP: 0.296, SLG: 0.289</small> <b>Al Oliver, L</b> (9, PH) <small>OBP: 0.366, SLG: 0.488</small>		 0-0 F8 1B			 0-0 F9 1B		 0-3 K 1B	 0-0 1-3		2 0 1 0 0 0 0 0 1 0 0 0 0 0 0 0 1 0 0 0 0 0 0	
<b>Inning Stats</b>	R: 2 H: 3 E: 1 LOB: 1 K: 0 BB: 0 S: 6 P: 6	R: 0 H: 0 E: 0 LOB: 0 K: 0 BB: 0 S: 3 P: 3	R: 0 H: 1 E: 0 LOB: 1 K: 1 BB: 0 S: 6 P: 6	R: 0 H: 0 E: 0 LOB: 0 K: 0 BB: 0 S: 3 P: 3	R: 4 H: 4 E: 0 LOB: 0 K: 1 BB: 0 S: 9 P: 9	R: 0 H: 1 E: 0 LOB: 0 K: 0 BB: 0 S: 3 P: 3	R: 0 H: 0 E: 0 LOB: 0 K: 3 BB: 0 S: 9 P: 9	R: 0 H: 2 E: 1 LOB: 2 K: 3 BB: 0 S: 11 P: 11	R: 0 H: 1 E: 0 LOB: 1 K: 1 BB: 0 S: 5 P: 5	1B: 10 SF: 0 2B: 0 SAC: 0 3B: 0 DP: 1 HR: 2 HBP: 0	WP: 0 PA: 38 PB: 0 SB: 1 CS: 1
<b>PITCHER</b> <b>Craig Swan, R</b> (1, 1) <small>ERA: 3.76</small> <b>Nino Espinosa, R</b> (5, 1) <small>ERA: 4.18</small> <b>Skip Lockwood, R</b> (7, 1) <small>ERA: 2.84</small>	IP WLS BF H R ER SO BB IBB HBP BLK WP HR S P ERA WHIP 4.2 0 22 8 6 5 1 0 0 0 0 0 2 24 24 9.64 1.714 1.1 W 4 1 0 0 1 0 0 0 0 0 0 0 6 6 0.00 0.750 3.0 S 11 3 0 0 0 7 0 0 0 0 0 0 25 25 0.00 1.000										

**Pittsburgh Pirates @ New York Mets**  
Shea Stadium, Flushing, NY  
Sun Sep 19 1976, 3:33 AM EDT  
Att: 18,652 - Unknown

[livebaseballscorecards.com](http://livebaseballscorecards.com)

<b>AB</b>	37
<b>R</b>	6
<b>H</b>	12
<b>RBI</b>	6
<b>BB</b>	0
<b>SO</b>	9
<b>LOB</b>	8







Batter	1	2	3	4	5	6	7	8	9	AB R H RBI BB SO LOB	TOP					
Frank Taveras, R (1, 6) OBP: 0.325, SLG: 0.302	0-0 F8		0-0 5-3		0-0 2B 3B		0-0 E9 2-H 1B			4 1 2 1 0 0 0						
Rennie Stennett, R (1, 4) OBP: 0.286, SLG: 0.350	0-0 L9		0-0 1-3		0-0 2B		0-0 1-3			4 0 1 1 0 0 1						
Richie Zisk, R (1, 7) Omar Moreno, L (8, 8) OBP: 0.341, SLG: 0.465 OBP: 0.357, SLG: 0.376	0-0 E 1B			0-0 1-3	0-0 6-3			0-0 1-3		4 0 1 0 0 0 1 0 0 0 0 0 0 0						
Willie Stargell, L (1, 3) OBP: 0.344, SLG: 0.461	0-0 E5 1-2			4-0 2B BB		0-3 K		0-0 HR		3 1 1 1 1 1 1						
Dave Parker, L (1, 9) OBP: 0.348, SLG: 0.473	0-0 3-1			0-0 1-3 2B		0-0 L5-3 1B		0-3 K		4 0 2 0 0 1 2						
Bill Robinson, R (1, 8) OBP: 0.328, SLG: 0.542 (8, 7)		0-0 4-3		0-0 P9		0-0 L5-3 1-2		0-0 5-3		4 0 0 0 0 0 3						
Richie Hebner, L (1, 5) OBP: 0.318, SLG: 0.353		0-0 3-1		0-0 F9			0-0 2B 1B		0-0 G6-4-3 1B	4 1 2 0 0 0 2	AB 35 R 4 H 10 RBI 4 BB 1 SO 2 LOB 12					
Duffy Dyer, R (1, 2) OBP: 0.351, SLG: 0.346		0-0 6-3			0-0 4-3		0-0 F8		0-0 G6-4-3 1-2f	4 0 0 0 0 0 2						
John Candelaria, L (1, 1) Bob Robertson, R (7, PH) Miguel Dilone, S (7, PR) Kent Tekulve, R (7, 1) OBP: 0.256, SLG: 0.250 OBP: 0.307, SLG: 0.325			0-0 L7		0-0 4-3		0-0 1B 2B		0-0 F9	2 0 0 0 0 0 0 1 0 1 1 0 0 0 0 1 0 0 0 0 0 1 0 0 0 0 0 0						
<b>Inning Stats</b>	R: 0 H: 1 E: 1 LOB: 2 K: 0 BB: 0 S: 5 P: 5	R: 0 H: 0 E: 0 LOB: 0 K: 0 BB: 0 S: 3 P: 3	R: 0 H: 0 E: 0 LOB: 0 K: 0 BB: 0 S: 3 P: 3	R: 0 H: 1 E: 0 LOB: 2 K: 0 BB: 1 S: 4 P: 8	R: 1 H: 2 E: 0 LOB: 1 K: 0 BB: 0 S: 5 P: 5	R: 0 H: 1 E: 0 LOB: 0 K: 1 BB: 0 S: 5 P: 5	R: 2 H: 3 E: 1 LOB: 1 K: 0 BB: 0 S: 5 P: 5	R: 1 H: 1 E: 0 LOB: 0 K: 1 BB: 0 S: 6 P: 6	R: 0 H: 1 E: 0 LOB: 0 K: 0 BB: 0 S: 3 P: 3	1B: 5 SF: 0 2B: 4 SAC: 0 3B: 1 DP: 2 HR: 1 HBP: 0	WP: 0 PA: 36 PB: 0 SB: 0 CS: 0					
<b>PITCHER</b>	IP WLS BF H R ER SO BB IBB HBP BLK WP HR S P ERA WHIP															
Mickey Lolich, L (1, 1) ERA: 3.22	7.1	31	9	4	4	1	1	0	0	0	0	1	32	36	4.91	1.364
Bob Apodaca, R (8, 1) ERA: 3.04	1.2	W	5	1	0	0	1	0	0	0	0	0	7	7	0.00	0.600

Pittsburgh Pirates @ New York Mets  
Shea Stadium, Flushing, NY  
Mon Sep 20 1976, 3:33 AM EDT  
Att. 5,922 - Unknown

livebaseballscorecards.com







Batter	1	2	3	4	5	6	7	8	9	AB R H RBI BB SO LOB	TOP	
Frank Taveras, R (1, 6) OBP: 0.326, SLG: 0.304	0-0 E S 1B		0-0 F8			0-0 1-3		0-0 1B		4 1 2 0 0 0 0		
Omar Moreno, L (1, 8) OBP: 0.345, SLG: 0.362	0-0 P5 1-2		0-0 F8			0-0 F8		0-0 P3		4 0 0 0 0 0 2		
Richie Zisk, R (1, 7) OBP: 0.342, SLG: 0.471 Bill Robinson, R (9, 7) OBP: 0.328, SLG: 0.542	0-3 K			0-0 FC4-6 1B		0-0 HR		0-0 P9		4 1 2 1 0 1 1 0 0 0 0 0 0 0		
Willie Stargell, L (1, 3) OBP: 0.346, SLG: 0.464 Miguel Dilone, S (9, PR) Ed Kirkpatrick, L (9, 3) OBP: 0.296, SLG: 0.289	0-0 E4 2-H 1B			0-0 FC4-6 1-2f		0-0 5-3		0-0 G3 1B 2B		4 0 2 0 0 0 1 0 1 0 0 0 0 0 0 0 0 0 0 0 0		
Dave Parker, L (1, 9) OBP: 0.347, SLG: 0.470	0-3 K			0-3 K			0-3 K	4-0 G3 1B IBB		3 1 0 0 1 3 2		
Richie Hebner, L (1, 5) OBP: 0.315, SLG: 0.349		0-0 P4		0-0 L8		0-0 4-3		0-0 G3 1-2 2-3		4 0 0 0 0 0 3		
Rennie Stennett, R (1, 4) OBP: 0.286, SLG: 0.349		0-3 K			0-0 5-3		0-0 6-3	0-0 G3 2-H 3-H 1B		4 0 1 2 0 1 0		
Duffy Dyer, R (1, 2) OBP: 0.349, SLG: 0.340		0-0 6-3			0-0 1-3			0-0 F9 4-0 IBB		3 0 0 0 1 0 0		
Bruce Kison, R (1, 1) OBP: 0.274, SLG: 0.316 Jim Rooker, R (9, 1) OBP: 0.217, SLG: 0.313			0-3 K		0-3 K			0-0 4-3 P6		4 0 0 0 0 2 2 0 0 0 0 0 0 0		
<b>Inning Stats</b>	R: 1 H: 2 E: 1 LOB: 1 K: 2 BB: 0 S: 9 P: 9	R: 0 H: 0 E: 0 LOB: 0 K: 1 BB: 0 S: 5 P: 5	R: 0 H: 0 E: 0 LOB: 0 K: 1 BB: 0 S: 5 P: 5	R: 0 H: 1 E: 0 LOB: 1 K: 1 BB: 0 S: 6 P: 6	R: 0 H: 0 E: 0 LOB: 0 K: 1 BB: 0 S: 5 P: 5	R: 1 H: 1 E: 0 LOB: 0 K: 0 BB: 0 S: 4 P: 4	R: 0 H: 0 E: 0 LOB: 0 K: 1 BB: 0 S: 5 P: 5	R: 0 H: 1 E: 0 LOB: 1 K: 0 BB: 0 S: 4 P: 4	R: 2 H: 2 E: 0 LOB: 2 K: 0 BB: 2 S: 5 P: 13	1B: 5 SF: 0 2B: 1 SAC: 0 3B: 0 DP: 0 HR: 1 HBP: 0	WP: 0 PA: 36 PB: 0 SB: 1 CS: 0	
<b>PITCHER</b> Steve Renko, R (1, 1) ERA: 4.18	IP WLS BF H R ER SO BB IBB HBP BLK WP HR S P ERA WHIP											<b>PITCHER</b> IP WLS BF H R ER SO BB IBB HBP BLK WP HR S P ERA WHIP

Pittsburgh Pirates @ Chicago Cubs  
Wrigley Field, Chicago, IL  
Tue Sep 21 1976, 3:33 AM CDT  
Sunny - 57 F

livebaseballscorecards.com

AB 34  
R 4  
H 7  
RBI 3  
BB 2  
SO 7  
LOB 11



Batter	1	2	3	4	5	6	7	8	9	AB	R	H	RBI	BB	SO	LOB
<b>Rick Monday, L</b> OBP: 0.349, SLG: 0.516 (1, 3)	0-0 6-3		0-0 P6		0-0 1B			0-0 F7		4	0	1	1	0	0	0
<b>Joe Wallis, S</b> OBP: 0.315, SLG: 0.356 (1, 8)	4-0 BB			0-0 L4		0-3 K		0-0 CS 1B		3	0	1	0	1	1	0
<b>Bill Madlock, R</b> OBP: 0.414, SLG: 0.510 (1, 5)	0-0 F4			0-0 B5-3		0-0 FC5 1B		0-0 F9		4	0	1	0	0	0	2
<b>Jerry Morales, R</b> OBP: 0.320, SLG: 0.398 (1, 9)	0-3 K			0-3 K		0-0 1B		0-0 CS	0-0 E5 FC4-6	4	0	1	0	0	2	1
<b>Larry Bittner, L</b> OBP: 0.277, SLG: 0.301 (1, 7)		0-0 4-3			0-0 FC4-6 1B		0-0 F7		0-0 FC4-6 2B	4	1	1	0	0	0	3
<b>Manny Trillo, R</b> OBP: 0.300, SLG: 0.313 (1, 4)		0-3 K			0-0 FC4-6 1B		0-0 FC5		0-0 2B	4	1	1	1	0	1	3
<b>George Mitterwald, R</b> OBP: 0.245, SLG: 0.290 (1, 2)		0-3 K			4-0 1B				0-3 K	2	1	0	0	1	1	0
<b>Ralph LaCock, L</b> OBP: 0.330, SLG: 0.368 (9, PH)					1-2 1B				0-3 K	0	0	0	0	0	0	0
<b>Wayne Tyrone, R</b> OBP: 0.276, SLG: 0.315 (9, PH)					BB				0-3 K	1	0	0	0	0	1	1
<b>Mick Kelleher, R</b> OBP: 0.265, SLG: 0.268 (1, 6)			0-3 K		0-0 L9				0-3 K	4	0	0	0	0	2	3
<b>Steve Renko, R</b> OBP: 0.096, SLG: 0.096 (1, 1)			0-0 4-3		0-0 1B					3	0	1	1	0	1	0


Inning Stats	R: 0	H: 0	E: 0	K: 1	S: 5	LOB: 1	BB: 1	P: 9	R: 0	H: 0	E: 0	K: 2	S: 7	LOB: 0	BB: 0	P: 7	R: 0	H: 0	E: 0	K: 1	S: 5	LOB: 0	BB: 0	P: 5	R: 2	H: 3	E: 0	K: 0	S: 5	LOB: 2	BB: 1	P: 9	R: 0	H: 2	E: 0	K: 1	S: 7	LOB: 2	BB: 0	P: 7	R: 0	H: 0	E: 0	K: 1	S: 5	LOB: 0	BB: 0	P: 5	R: 0	H: 1	E: 0	K: 0	S: 3	LOB: 0	BB: 0	P: 3	R: 1	H: 1	E: 1	K: 2	S: 9	LOB: 1	BB: 0	P: 9	1B: 6	SF: 0	2B: 1	SAC: 0	3B: 0	DP: 0	HR: 0	HBP: 0	WP: 0	PA: 36
<b>PITCHER</b>	IP	WLS	BF	H	R	ER	SO	BB	IBB	HBP	BLK	WP	HR	S	P	ERA	WHIP																																																									
<b>Bruce Kison, R</b> ERA: 2.95 (1, 1)	8.1	W	33	7	3	2	7	2	0	0	0	0	0	45	53	2.16	1.080																																																									
<b>Jim Rooker, L</b> ERA: 3.64 (9, 1)	0.2	S	2	0	0	0	2	0	0	0	0	0	0	6	6	0.00	0.000																																																									

**BOTTOM**

**Pittsburgh Pirates @ Chicago Cubs**  
Wrigley Field, Chicago, IL

Tue Sep 21 1976, 3:33 AM CDT  
Sunny - 57 F

AB	33
R	3
H	7
RBI	3
BB	2
SO	9
LOB	13



WP	PA	ERA	WHIP
0	36		






Batter	1	2	3	4	5	6	7	8	9	10	11	12	13	AB R H RBI BB SO LOB
<b>Rick Monday, L</b> OBP: 0.345, SLG: 0.510 (1, 3)	0-0 F7		0-0 E4 FC6-4		0-3 K			0-3 K		0-0 L7		0-3 K		6 0 0 0 0 3 5
<b>Mick Kelleher, R</b> OBP: 0.263, SLG: 0.266 (1, 6)	0-0 5-3		0-0 FC6-4 BB			0-0 F7		0-0 G6-4-3 1B		0-0 4-3			0-0 1-3	6 0 1 1 0 0 4
<b>Bill Madlock, R</b> OBP: 0.411, SLG: 0.505 (1, 5)	0-0 F8		0-0 BB			0-0 1-3		0-0 G6-4-3			0-0 F7		0-0 4-3	5 0 0 0 1 0 1
<b>Jerry Morales, R</b> OBP: 0.320, SLG: 0.400 (1, 9)		0-0 F3	0-3 K			0-0 1B		0-0 1B		0-0 6-3		0-0 F7	0-0 1B 2B	6 1 2 0 0 1 3
<b>Manny Trillo, R</b> OBP: 0.302, SLG: 0.315 (1, 4)		0-0 F9		0-0 L4-3 1B		0-0 F9		0-0 F9		0-0 6-3		0-0 FC6-4 1B	0-0 1B	6 0 3 1 0 0 1
<b>Steve Swisher, R</b> OBP: 0.271, SLG: 0.325 (1, 2)		0-0 L8		0-0 L4-3			0-0 SH5-3 2B		0-3 K		0-0 FC6-4			5 0 1 0 0 1 2
<b>Rob Sperring, R</b> OBP: 0.345, SLG: 0.320 (1, 7)			0-0 FC1-5 BB 1B		0-3 K		0-0 SH5-3			0-0 2B		0-0 F8		3 0 2 0 0 1 0
<b>Larry Blittner, L</b> OBP: 0.276, SLG: 0.299 (12, PH) (13, 7)			0-0 FC1-5 BB 1B		0-0 K		0-0 SH5-3			0-0 2B		0-0 F8		1 0 0 0 0 0 0
<b>Joe Wallis, S</b> OBP: 0.317, SLG: 0.353 (1, 8)			4-0 E FC1-5 FC6-4 BB		0-3 K		4-0 L5-3 IBB			0-3 K2-3		0-0 P5		3 1 0 0 2 2 1
<b>Steve Stone, R</b> <b>Wayne Spryke, R</b> <b>David Knowles, L</b> <b>George Mitterwald, R</b> <b>Steve Giffen, R</b> <b>Dave Rosello, R</b> <b>Joe Coleman, R</b> <b>Mike Gorman, R</b> <b>Champ Summers, L</b> <b>Paul Robinson, R</b>			0-0 FC1-5 E		0-0 6-3		0-0 L5-3			4-0 BB		4-0 BB		1 0 0 0 0 0 0 2 0 0 0 0 0 0 0 0 0 0 0 0 0 0 0 2 0

Inning Stats	R: 0	H: 0	E: 0	LOB: 0	K: 0	BB: 0	S: 3	P: 3	R: 0	H: 0	E: 0	LOB: 0	K: 0	BB: 0	S: 3	P: 3	R: 1	H: 1	E: 1	LOB: 3	K: 1	BB: 2	S: 7	P: 15	R: 0	H: 1	E: 0	LOB: 0	K: 1	BB: 0	S: 5	P: 5	R: 0	H: 1	E: 0	LOB: 1	K: 0	BB: 0	S: 4	P: 4	R: 0	H: 1	E: 0	LOB: 1	K: 0	BB: 1	S: 3	P: 7	R: 0	H: 1	E: 0	LOB: 0	K: 1	BB: 0	S: 5	P: 5	R: 0	H: 1	E: 0	LOB: 0	K: 1	BB: 0	S: 5	P: 5	R: 0	H: 0	E: 0	LOB: 0	K: 1	BB: 0	S: 5	P: 5	R: 0	H: 1	E: 0	LOB: 2	K: 1	BB: 1	S: 6	P: 10	R: 0	H: 1	E: 0	LOB: 1	K: 0	BB: 0	S: 4	P: 4	R: 0	H: 0	E: 0	LOB: 1	K: 1	BB: 1	S: 5	P: 9	R: 1	H: 2	E: 0	LOB: 1	K: 0	BB: 0	S: 4	P: 4	1B: 6	SF: 0	2B: 5	SAC: 1	3B: 0	DP: 3	HR: 0	HBP: 0	WP: 0	PA: 50
<b>PITCHER</b>	IP	WLS	BF	H	R	ER	SO	BB	IBB	HBP	BLK	WP	HR	S	P	ERA	WHIP																																																																																																	
<b>Jerry Reuss, L</b> ERA: 3.74 (1, 1)	10.0		38	6	1	0	7	3	1	0	0	0	0	48	64	0.00	0.900																																																																																																	
<b>Dave Giusti, R</b> ERA: 4.64 (11, 1)	2.0		8	1	0	0	1	1	0	0	0	0	0	9	13	0.00	1.000																																																																																																	
<b>Bob Moose, R</b> ERA: 3.84 (13, 1)	0.2	L	4	2	1	1	0	0	0	0	0	0	0	4	4	13.50	3.000																																																																																																	

**Pittsburgh Pirates @ Chicago Cubs**  
**Wrigley Field, Chicago, IL**  
 Tue Sep 21 1976, 3:38 AM CDT  
 Att: 5,017 - Sunny - 57 F

livebaseballscorecards.com

AB	44
R	2
H	9
RBI	2
BB	5
SO	8
LOB	21





Batter	1	2	3	4	5	6	7	8	9	AB R H RBI BB SO LOB	TOP															
Frank Taveras, R (1, 6) OBP: 0.325, SLG: 0.302	0-0 F9	4-0 BB			0-0 6-3	0-0 4-3			0-0 B5-3	4 0 0 0 1 0 2																
Richie Hebner, L (1, 5) OBP: 0.317, SLG: 0.356	0-0 HR	0-0 F7			0-0 FC6-4 1B			0-0 G1-6-3 BB	0-0 F7	4 1 2 1 1 0 3																
Al Oliver, L (1, 8) OBP: 0.362, SLG: 0.480	0-0 F8				0-0 FC6-4 1-2f			0-0 G1-6-3 1-2f	0-3 K	5 0 0 0 0 1 2																
Willie Stargell, L (1, 3) OBP: 0.344, SLG: 0.461	0-0 1B				0-3 K			0-3 K		4 0 1 0 0 3 1																
Dave Parker, L (1, 9) OBP: 0.349, SLG: 0.467	0-0 F7				0-0 F7			0-0 1B SF7 BB	0-0 1B 1B	3 2 1 0 1 0 1																
Richie Zisk, R (1, 7) OBP: 0.347, SLG: 0.474					0-0 FC6-4 1B			0-0 SH1-4 1B	0-0 1B 1B	3 0 3 0 1 0 0																
Miguel Dilone, S (8, PR)					0-0 FC6-4 1B			0-0 SH1-4 1B	0-0 1B 1B	0 0 0 0 0 0 0																
Bill Robinson, R (8, 7) OBP: 0.328, SLG: 0.542					0-0 FC6-4 1B			0-0 SF7	0-0 P6	0 0 0 0 0 0 0																
Rennie Stennett, R (1, 4) OBP: 0.282, SLG: 0.345					0-0 FC6-4 SH3 HBP 1-2f			0-0 FC8-4 1-2f	0-0 FC8-4 1-2f	3 0 0 1 0 0 4																
Duffy Dyer, R (1, 2) OBP: 0.347, SLG: 0.333					0-0 FC8-4 1-2f			0-0 SH1-4 1B	0-0 SH1-4 1B	1 0 0 0 0 0 1																
Ed Ott, L (4, 2) OBP: 0.417, SLG: 0.381					0-0 SH3 HBP			0-0 SH1-4 1B	0-0 G6-4-3 1B	2 0 2 1 0 0 0																
Doc Medich, R (1, 1) OBP: 0.151, SLG: 0.082					0-0 SH3 1-2 2-3			0-0 SH1-4 1-2 2-3	0-0 G6-4-3 1-2f	1 0 0 0 0 1 1																
Ed Kirkpatrick, L (8, PH) OBP: 0.292, SLG: 0.285					0-3 K					1 0 0 0 0 0 2																
Kent Tekulve, R (8, 1)										0 0 0 0 0 0 0																
<b>Inning Stats</b>	R: 1 H: 2 E: 0 LOB: 1 K: 0 BB: 0 S: 5 P: 5	R: 0 H: 0 E: 0 LOB: 3 K: 0 BB: 2 S: 3 P: 12	R: 0 H: 0 E: 0 LOB: 0 K: 1 BB: 0 S: 5 P: 5	R: 0 H: 1 E: 0 LOB: 1 K: 1 BB: 0 S: 6 P: 6	R: 0 H: 1 E: 0 LOB: 1 K: 1 BB: 0 S: 6 P: 6	R: 1 H: 2 E: 0 LOB: 2 K: 0 BB: 1 S: 5 P: 9	R: 0 H: 0 E: 0 LOB: 0 K: 1 BB: 1 S: 4 P: 8	R: 1 H: 3 E: 0 LOB: 2 K: 0 BB: 0 S: 5 P: 5	R: 0 H: 0 E: 0 LOB: 0 K: 1 BB: 0 S: 5 P: 5	1B: 8 SF: 1 2B: 0 SAC: 2 3B: 0 DP: 2 HR: 1 HBP: 1	WP: 0 PA: 39 PB: 0 SB: 0 CS: 0															
<b>PITCHER</b>	IP WLS BF H R ER SO BB IBB HBP BLK WP HR S P ERA WHIP											<b>PITCHER</b>	IP WLS BF H R ER SO BB IBB HBP BLK WP HR S P ERA WHIP													
Bill Bonham, R (1, 1) ERA: 4.48	7.0	33	8	3	3	4	4	0	1	0	0	1	36	53	3.86	1.714										
Joe Coleman, R (8, 1) ERA: 4.43	2.0	W	6	1	0	0	1	0	0	0	0	0	8	8	0.00	0.500										

Pittsburgh Pirates @ Chicago Cubs  
Wrigley Field, Chicago, IL  
Wed Sep 22 1976, 3:33 AM CDT  
Att: 3,375 - Sunny - 62 F

[livebaseballscorecards.com](http://livebaseballscorecards.com)

AB 31  
R 3  
H 9  
RBI 3  
BB 4  
SO 5  
LOB 17



Batter	1	2	3	4	5	6	7	8	9	AB	R	H	RBI	BB	SO	LOB
<b>Rick Monday, L</b> OBP: 0.344, SLG: 0.506 (1, 3)	0-0 P5		0-0 F9		0-0 4-3		0-0 P7		4-0 1B IBB	4	0	0	0	1	0	1
<b>Joe Wallis, S</b> OBP: 0.318, SLG: 0.354 (1, 8)	0-0 L9		0-0 L7		0-0 1B		0-0 P7		0-0 1B 1-2 2-H	5	0	2	1	0	0	1
<b>Bill Madlock, R</b> OBP: 0.410, SLG: 0.503 (1, 5)	0-0 6-3			0-3 K	0-0 B1-3			0-0 FC3-6 1B		4	0	1	0	0	1	1
<b>Jerry Morales, R</b> OBP: 0.322, SLG: 0.400 (1, 9)		0-0 P4		0-0 2B 1B		0-0 4-3 2B 1B		0-3 K 1-2		4	2	2	0	0	1	1
<b>Larry Bittner, L</b> OBP: 0.280, SLG: 0.305 (1, 7)		0-0 F7		0-0 2B 1-H		0-0 4-3 1-2		4-0 FC3-6 IBB		3	0	1	1	1	0	1
<b>Manny Trillo, R</b> OBP: 0.300, SLG: 0.313 (1, 4)		0-0 F8		0-0 6-3		0-0 1-3		0-0 FC3-6 1-2 2-3		4	0	0	0	0	0	4
<b>Steve Swisher, R</b> OBP: 0.276, SLG: 0.331 (1, 2)			0-0 1B 1B	4-0 BB BB BB		0-0 2B 2-H		0-0 F7		3	1	2	1	1	0	2
<b>Mick Kelleher, R</b> OBP: 0.264, SLG: 0.267 (1, 6)			0-0 1B 1B	0-0 1-4-3		0-0 L8		4-0 SH1-4 1B BB		3	0	1	0	0	0	3
<b>Jerry Tabb, L</b> OBP: 0.462, SLG: 0.364 (9, PH)			1-2 1B 1B							0	1	0	0	1	0	0
<b>Bill Bonham, R</b> OBP: 0.226, SLG: 0.250 (1, 1)			0-0 1B							3	0	1	1	0	0	0
<b>Joe Coleman, R</b> OBP: 0.167, SLG: 0.167 (8, 1)			1-3 2-H 1B			0-0 F8				0	0	0	0	0	0	0
<b>Rob Sperring, R</b> OBP: 0.345, SLG: 0.320 (9, PH)			0-0 L9							0	0	0	0	0	0	0

Inning Stats	R: 0	H: 0	E: 0	K: 0	S: 3	R: 0	H: 0	E: 0	K: 0	S: 3	R: 1	H: 3	E: 0	K: 0	S: 5	R: 1	H: 2	E: 0	K: 1	S: 7	R: 0	H: 1	E: 0	K: 0	S: 4	R: 1	H: 2	E: 0	K: 0	S: 5	R: 0	H: 0	E: 0	K: 0	S: 3	R: 0	H: 1	E: 0	K: 1	S: 2	R: 1	H: 1	E: 0	K: 0	S: 2	1B: 8	SF: 0	3B: 0	HR: 0
<b>Doc Medich, R</b> ERA: 3.63 (1, 1)	IP	WLS	BF	H	R	ER	SO	BB	IBB	HBP	BLK	WP	HR	S	P	ERA	WHIP																																
<b>Kent Tekulve, R</b> ERA: 2.48 (8, 1)	1.1	L	9	2	1	1	1	1	2	0	0	0	0	8	20	6.75	2.250																																

**BOTTOM**

**Pittsburgh Pirates @ Chicago Cubs**  
Wrigley Field, Chicago, IL

Wed Sep 22 1976, 3:33 AM CDT  
Att. 3,375 - Sunny - 62 F

<b>AB</b>	<b>33</b>
<b>R</b>	<b>4</b>
<b>H</b>	<b>10</b>
<b>RBI</b>	<b>4</b>
<b>BB</b>	<b>4</b>
<b>SO</b>	<b>2</b>
<b>LOB</b>	<b>14</b>

[livebaseballscorecards.com](http://livebaseballscorecards.com)

<b>WP: 0</b>	<b>PA: 38</b>
<b>PB: 0</b>	
<b>SB: 1</b>	
<b>CS: 0</b>	



Batter	1	2	3	4	5	6	7	8	9	10	AB	R	H	RBI	BB	SO	LOB	TOP						
Frank Taveras, R (1, 6) OBP: 0.324, SLG: 0.300	0-0 5-3	0-0 1-3		0-0 6-3			0-0 SH1-3 1B		0-0 G3	0-0 4-3	6	0	1	0	0	0	3							
Richie Hebner, L (1, 5) OBP: 0.321, SLG: 0.362	0-0 2B 1B		0-0 4-3		0-0 1B		0-0 SH1-3 1-2		0-0 3-1 2B		4	1	3	0	0	0	0							
Al Oliver, L (1, 8) OBP: 0.362, SLG: 0.477	4-0 1-2 2B BB		0-0 F8		0-0 F9		0-3 K 2-3		4-0 3-1 IBB		3	1	0	0	2	1	2							
Willie Stargell, L (1, 3) OBP: 0.343, SLG: 0.460	0-0 4-3 1-H 2-H 2B		0-0 4-3		0-0 L7		0-0 F8		0-0 3-1		5	0	1	2	0	0	4							
Dave Parker, L (1, 9) OBP: 0.346, SLG: 0.462	0-0 4-3 2-3			0-0 F5		0-0 L9		0-3 K	0-0 F8		5	0	0	0	0	1	4							
Richie Zisk, R (1, 7) Miguel Dilone, S (8, PR) Bill Robinson, R (8, 7) OBP: 0.348, SLG: 0.473 OBP: 0.328, SLG: 0.540	0-0 P4			4-0 3B BB		0-0 5-3		0-0 G3 S 1B		0-0 F7	3	1	1	0	1	0	1							
Rennie Stennett, R (1, 4) OBP: 0.284, SLG: 0.350		0-0 5-3		0-0 SF9 3B		0-0 1B		0-0 G3		0-0 2B 1B	5	2	3	1	0	0	1							
Ed Ott, L (1, 2) OBP: 0.448, SLG: 0.440		0-0 SH3 1B		0-0 E2 WP E		0-0 P6		4-0 1B		0-0 1-H 2B	4	0	2	1	1	0	2							
Larry Demery, R (1, 1) Bob Moose, R (6, 1) Ed Kirkpatrick, L (8, PH) Dave Giusti, R (8, 1) Bob Robertson, R (10, PH) Bruce Kison, R (10, 1) OBP: 0.150, SLG: 0.108 OBP: 0.250, SLG: 0.667 OBP: 0.290, SLG: 0.283 OBP: 0.304, SLG: 0.322 OBP: 0.274, SLG: 0.316		0-0 SH3		0-0 SF9		0-0 6-3		0-0 L8		0-3 K	1	0	0	1	0	0	1							
<b>Inning Stats</b>	R: 2 E: 0 K: 0 S: 5	H: 2 LOB: 1 BB: 1 P: 9	R: 0 E: 0 K: 0 S: 4	H: 1 LOB: 1 BB: 0 P: 4	R: 0 E: 0 K: 0 S: 3	H: 0 LOB: 0 BB: 0 P: 3	R: 2 E: 2 K: 0 S: 5	H: 1 LOB: 1 BB: 1 P: 9	R: 0 E: 0 K: 0 S: 4	H: 1 LOB: 1 BB: 0 P: 4	R: 0 E: 0 K: 1 S: 6	H: 1 LOB: 1 BB: 0 P: 6	R: 0 E: 0 K: 1 S: 6	H: 1 LOB: 2 BB: 1 P: 10	R: 0 E: 0 K: 0 S: 4	H: 1 LOB: 2 BB: 1 P: 8	R: 1 E: 0 K: 1 S: 7	H: 2 LOB: 1 BB: 0 P: 7	1B: 7 2B: 3 3B: 1 HR: 0	SF: 1 SAC: 2 DP: 0 HBP: 0	WP: 1 PB: 0 SB: 2 CS: 0	PA: 46		
<b>PITCHER</b>	IP WLS BF H R ER SO BB IBB HBP BLK WP HR S P ERA WHIP	IP WLS BF H R ER SO BB IBB HBP BLK WP HR S P ERA WHIP																						
Rick Reuschel, R (1, 1) ERA: 3.48	6.0																							
Ramon Hernandez, L (7, 1) ERA: 3.43	1.0																							
Bruce Sutter, R (8, 1) ERA: 2.79	1.1																							
Darold Knowles, L (9, 1) ERA: 2.93	1.0	L																						
Mike Garman, R (10, 1) ERA: 4.95	0.2																							

Pittsburgh Pirates @ Chicago Cubs  
Wrigley Field, Chicago, IL  
Thu Sep 23 1976, 3:33 AM CDT  
Att. 2,132 - Sunny - 56 F

livebaseballscores.com

AB	39
R	5
H	11
RBI	5
BB	4
SO	3
LOB	21







Batter	1	2	3	4	5	6	7	8	9	AB R H RBI BB SO LOB	TOP											
<b>Frank Taveras, R</b> (1, 6) <small>OBP: 0.322, SLG: 0.298</small> <b>Craig Reynolds, L</b> (5, 6) <small>OBP: 1.000, SLG: 4.000</small>	0-0 F7	0-0 B6-3			0-0 4-3		0-0 HR			3 0 0 1 0 0 0 1 1 1 1 0 0 0												
<b>Richie Hebner, L</b> (1, 5) <small>OBP: 0.320, SLG: 0.359</small>	4-0 BB 1B 1B BB		0-0 4-3		0-0 G3		0-0 3-1			3 1 0 0 1 0 0												
<b>Al Oliver, L</b> (1, 8) <small>OBP: 0.365, SLG: 0.482</small> <b>Omar Moreno, L</b> (5, 8) <small>OBP: 0.341, SLG: 0.351</small>	0-0 BB 1-2 1B 1B		0-0 L1-6 2B		4-0 HR BB		0-0 L4			2 1 2 0 0 0 0 1 1 0 0 1 0 0												
<b>Willie Stargell, L</b> (1, 3) <small>OBP: 0.344, SLG: 0.466</small>	4-0 FC5 1-2 2-3 1B BB		0-0 L1-6 2-3		0-0 1-H HR		0-0 4-3			3 1 1 2 1 0 1												
<b>Dave Parker, L</b> (1, 9) <small>OBP: 0.345, SLG: 0.461</small>	0-0 FC5 1-2 2-H 3-H 1B			0-0 F7		0-0 F8		0-0 3-1		4 0 1 2 0 0 0												
<b>Richie Zisk, R</b> (1, 7) <small>OBP: 0.346, SLG: 0.470</small>	0-0 FC5 1-2 2-3f FC6-4			0-0 F8		0-0 F7		0-0 F2		4 0 0 0 0 0 2												
<b>Rennie Stennett, R</b> (1, 4) <small>OBP: 0.283, SLG: 0.348</small>	0-0 FC6-4 1-2f			0-0 F8		0-0 F7		0-0 G3		4 0 0 0 0 0 2												
<b>Ed Ott, L</b> (1, 2) <small>OBP: 0.424, SLG: 0.448</small>		0-0 6-3			0-0 G3 4-3 2B		0-0 4-3		0-0 4-3	4 1 1 0 0 0 0												
<b>John Candelaria, L</b> (1, 1) <small>OBP: 0.253, SLG: 0.247</small> <b>Miguel Dilone, S</b> (5, PH) <b>Doug Bair, R</b> (5, 1) <b>Tony Armas, R</b> (7, PH) <b>Rick Langford, R</b> (7, 1) <small>OBP: 0.200, SLG: 0.400</small>		0-0 6-3			0-0 G3 2-3		0-0 6-3			1 0 0 0 0 0 0 1 0 0 0 0 0 1 0 0 0 0 0 0 0 1 0 0 0 0 0 0 0 0 0 0 0 0 0												
<b>Inning Stats</b>	R: 2 E: 0 K: 0 S: 5	H: 2 LOB: 2 BB: 2 P: 13	R: 0 E: 0 K: 0 S: 3	H: 0 LOB: 0 BB: 0 P: 3	R: 0 E: 0 K: 0 S: 3	H: 1 LOB: 0 BB: 0 P: 3	R: 0 E: 0 K: 0 S: 3	H: 0 LOB: 0 BB: 0 P: 3	R: 1 E: 0 K: 0 S: 4	H: 1 LOB: 0 BB: 0 P: 4	R: 2 E: 0 K: 0 S: 4	H: 1 LOB: 0 BB: 1 P: 8	R: 1 E: 0 K: 0 S: 4	H: 1 LOB: 0 BB: 0 P: 4	R: 0 E: 0 K: 0 S: 3	H: 0 LOB: 0 BB: 0 P: 3	R: 0 E: 0 K: 0 S: 3	H: 0 LOB: 0 BB: 0 P: 3	1B: 2 2B: 3 3B: 0 HR: 2	SF: 0 SAC: 0 DP: 1 HBP: 0	WP: 0 PB: 0 SB: 0 CS: 0	PA: 35
<b>PITCHER</b> <b>Bob Forsch, R</b> (1, 1) <small>ERA: 3.9</small>	IP 9.0 WLS W BF 35 H 6 R 6 ER 6 SO 0 BB 3 IBB 0 HBP 0 BLK 0 WP 0 HR 2 S 32 P 44 ERA 6.00 WHIP 1.000																					

**Pittsburgh Pirates @ St. Louis Cardinals**  
 Busch Stadium, St. Louis, MO  
 Fri Sep 24 1976, 7:05 PM CDT  
 Unknown

livebaseballscorecards.com

<b>AB</b>	32
<b>R</b>	6
<b>H</b>	6
<b>RBI</b>	6
<b>BB</b>	3
<b>SO</b>	0
<b>LOB</b>	6



Batter	1	2	3	4	5	6	7	8	9	AB	R	H	RBI	BB	SO	LOB
Jerry Mumphy, S OBP: 0.325, SLG: 0.333 (1, 8)	0-0 E6 CS	0-0 F9		0-0 SH2-4 1-2 2-3		4-0 1B BB	0-3 K			3	1	0	0	1	1	1
Garry Templeton, S OBP: 0.309, SLG: 0.353 (1, 6)	0-0 E9 1-2 1B	0-0 F7		0-0 SF8 3-H		0-0 E 1-2 1B 1B	0-0 1-3			4	2	1	1	0	0	2
Lou Brock, L OBP: 0.349, SLG: 0.397 (1, 7) Charlie Chant, R OBP: 0.100, SLG: 0.100 (9, 7)	0-0 F8		0-0 F8	0-0 2-H 3B		0-0 E8 1-3 2-H 1B 1B		0-0 CS 2B		5	1	3	2	0	0	1
Ted Simmons, S OBP: 0.372, SLG: 0.397 (1, 2)	0-0 2-H 1B		0-0 E 1B 1B	0-0 F8		4-0 FC5 1B IBB		0-3 K 2-3		4	1	2	1	1	1	2
Joe Ferguson, R OBP: 0.319, SLG: 0.355 (1, 9) Don Kessinger, S OBP: 0.323, SLG: 0.315 (6, 5)	0-0 6-3		0-0 E6 1-2 1B		0-0 F3	0-0 1-2 2-H 3-H 1B		4-0 1B BB		3	0	0	0	0	0	2
Keith Hernandez, L OBP: 0.382, SLG: 0.432 (1, 3)		0-0 IHR 1B 1B	0-0 G5-4-3 1-2 2-H 1B		0-0 6-3	0-0 F7		0-0 1-2 1B		5	1	3	1	0	0	2
Hector Cruz, R OBP: 0.286, SLG: 0.331 (1, 5) Sam Mejias, R OBP: 0.083, SLG: 0.167 (5, PR) (6, 9)		0-0 IHR 1-2 1B	0-0 G5-4-3 1-2f		4-0 BB	0-0 FC5 2-3f		0-0 F9		2	1	1	0	1	0	2
Mike Tyson, R OBP: 0.332, SLG: 0.462 (1, 4)		0-0 IHR 1-H 2-H		0-0 E3 SH2-4 SH SF8	0-0 F3		0-0 SH1-4 2B			4	2	2	3	0	0	1
Bob Forsch, R OBP: 0.177, SLG: 0.246 (1, 1)		0-0 6-3		0-0 SH SH2-4 3B		0-3 K	0-0 SH1-4			2	1	0	0	0	1	0

Inning Stats	R: 1	H: 1	E: 2	K: 0	S: 5	L: 1	LOB: 1	BB: 0	P: 5	R: 3	H: 3	E: 0	K: 0	S: 6	R: 1	H: 2	E: 1	K: 0	S: 5	R: 2	H: 1	E: 1	K: 0	S: 6	R: 0	H: 0	E: 0	K: 0	S: 3	R: 3	H: 3	E: 1	K: 1	S: 8	R: 0	H: 1	E: 0	K: 1	S: 6	R: 0	H: 2	E: 0	K: 1	S: 6
--------------	------	------	------	------	------	------	--------	-------	------	------	------	------	------	------	------	------	------	------	------	------	------	------	------	------	------	------	------	------	------	------	------	------	------	------	------	------	------	------	------	------	------	------	------	------


PITCHER	IP	WLS	BF	H	R	ER	SO	BB	IBB	HBP	BLK	WP	HR	S	P	ERA	WHIP
John Candelaria, L ERA: 3.28 (1, 1)	4.0	L	22	7	7	4	0	0	0	0	0	0	0	22	22	9.00	1.750
Doug Bair, R ERA: 5.68 (5, 1)	2.0		12	3	3	3	1	2	1	0	0	0	0	11	23	13.50	2.500
Rick Langford, R ERA: 6.26 (7, 1)	2.0		9	3	0	0	2	1	0	0	0	0	0	12	16	0.00	2.000

**BOTTOM**

**Pittsburgh Pirates @ St. Louis Cardinals**  
 Busch Stadium, St. Louis, MO  
 Fri Sep 24 1976, 7:05 PM CDT  
 Unknown

AB	35
R	10
H	13
RBI	10
BB	4
SO	3
LOB	17

livebaseballscorecards.com



WP	HR	S	P	ERA	WHIP
0	0	0	0	0	0



Batter	1	2	3	4	5	6	7	8	9	AB R H RBI BB SO LOB	TOP											
Tommy Helms, R (1, 4) OBP: 0.350, SLG: 0.391	0-0 1B		0-0 F9		4-0 2B SH1-3 BB	0-0 3-1			0-0 F8	4 1 1 0 1 0 1												
Richie Hebner, L (1, 5) OBP: 0.322, SLG: 0.359	0-0 P4		0-0 SF8 1B		0-0 SH1-3			0-0 F9	4-0 BB 1B BB	3 2 1 0 1 0 1												
Richie Zisk, R (1, 7) Omar Moreno, L (8, 8) OBP: 0.344, SLG: 0.468 OBP: 0.346, SLG: 0.351	0-0 F2		0-0 SF8		0-0 SF8			0-3 K	4-0 1B 1-2 2B BB	2 0 0 2 0 1 1 0 1 0 0 1 0 0												
Dave Parker, L (1, 9) OBP: 0.347, SLG: 0.464	0-0 1-3		0-0 1B		0-0 1B 2B			0-3 K	0-0 HBP 1-3 2B 1B	5 2 3 3 0 1 1												
Bill Robinson, R (1, 8) (8, 7) OBP: 0.331, SLG: 0.540		0-3 K	0-0 F3		0-0 1B			0-0 1B	1-0 1-2 2B HBP	4 1 2 1 0 1 1												
Bob Robertson, R (1, 3) OBP: 0.308, SLG: 0.328		0-0 F8		0-0 F8		4-0 BB		0-3 K	0-0 WP 1-1 2B 2B	4 1 1 3 1 1 1												
Duffy Dyer, R (1, 2) OBP: 0.348, SLG: 0.331		0-0 1B		0-3 K	0-3 K			0-0 F5	4-0 WP 2B BB	4 1 1 0 1 2 3												
Mario Mendoza, R (1, 6) OBP: 0.233, SLG: 0.259		0-0 5-3		0-0 F9		0-0 6-3		0-0 1-3	0-0 1-1 2B 2B	5 0 1 2 0 0 2												
Jim Rooker, R (1, 1) OBP: 0.230, SLG: 0.319			0-0 1B SF8 1B		0-0 E5 SH1-3 SF8 1B	0-3 K			4-3 K	5 2 2 0 0 2 1												
<b>Inning Stats</b>	R: 0 E: 0 K: 0 S: 4	H: 1 LOB: 1 BB: 0 P: 4	R: 0 E: 0 K: 1 S: 6	H: 1 LOB: 1 BB: 0 P: 6	R: 2 E: 0 K: 0 S: 6	H: 3 LOB: 1 BB: 0 P: 6	R: 0 E: 0 K: 1 S: 5	H: 0 LOB: 0 BB: 0 P: 5	R: 3 E: 1 K: 1 S: 8	H: 3 LOB: 2 BB: 2 P: 16	R: 0 E: 0 K: 1 S: 5	H: 0 LOB: 0 BB: 0 P: 5	R: 0 E: 0 K: 2 S: 7	H: 0 LOB: 0 BB: 0 P: 7	R: 0 E: 0 K: 1 S: 6	H: 1 LOB: 1 BB: 0 P: 6	R: 6 E: 0 K: 1 S: 8	H: 3 LOB: 1 BB: 3 P: 21	1B: 9 2B: 3 3B: 0 HR: 0	SF: 2 SAC: 1 DP: 0 HBP: 1	WP: 1 PB: 0 SB: 0 CS: 0	PA: 45
<b>PITCHER</b>	IP WLS BF H R ER SO BB IBB HBP BLK WP HR S P ERA WHIP												<b>PITCHER</b>	IP WLS BF H R ER SO BB IBB HBP BLK WP HR S P ERA WHIP								
John Curtis, L (1, 1) ERA: 4.5	4.2 L 23 8 5 5 2 1 0 0 0 0 0 0 26 30 9.64 1.929																					
Lerrin LaGrow, R (5, 1) ERA: 1.66	2.1 8 0 0 0 4 1 0 0 0 0 0 0 15 19 0.00 0.429																					
Doug Capilla, L (8, 1) ERA: 6.14	1.2 9 2 3 3 1 2 0 0 0 0 0 0 9 17 16.20 2.400																					
Bill Greif, R (9, 1) ERA: 5.26	0.0 4 2 3 3 0 1 0 1 0 1 0 2 7 ∞ ∞																					
Eddie Solomon, R (9, 1) ERA: 4.21	0.1 1 0 0 0 1 0 0 0 0 0 0 0 3 3 0.00 0.000																					

Pittsburgh Pirates @ St. Louis Cardinals  
 Busch Stadium, St. Louis, MO  
 Fri Sep 24 1976, 7:05 PM CDT  
 Att. 10,368 - Unknown

AB	36
R	11
H	12
RBI	11
BB	5
SO	8
LOB	12



Batter	1	2	3	4	5	6	7	8	9	AB R H RBI BB SO LOB
Jerry Mumphy, S OBP: 0.324, SLG: 0.330 (1, 8)	0-3 K		0-3 K		4-0 S BB		0-0 4-3			3 0 0 0 1 2 2
Garry Templeton, S OBP: 0.313, SLG: 0.356 (1, 6)	0-3 K		0-0 1B		0-3 K			0-0 G6-4-3 1B		4 0 2 1 0 2 1
Lou Brock, L OBP: 0.346, SLG: 0.394 (1, 7)	0-0 5-3		0-0 4-3		0-3 K2-3			0-0 G6-4-3 1-2f		4 0 0 0 0 1 3
Joe Ferguson, R OBP: 0.319, SLG: 0.355 Ken Rudolph, R OBP: 0.200, SLG: 0.250 (1, 2) (2, 2)		0-0 G5-4-3 1B		0-0 F2		0-0 P6		0-0 F9		0 0 0 0 0 0 0 4 0 1 0 0 0 0
Mike Anderson, R OBP: 0.378, SLG: 0.362 (1, 9)		0-0 G5-4-3 1-2f		4-0 1B BB		0-0 F8		0-0 F8		3 0 0 0 1 0 1
Keith Hernandez, L OBP: 0.381, SLG: 0.430 (1, 3)		0-0 1B		0-3 K		0-0 P5		0-0 F3		4 0 1 0 0 1 1
Don Kessinger, S OBP: 0.322, SLG: 0.315 (1, 4) (5, 5)		0-0 L6		0-0 FC5-4 1B		0-0 F9		0-0 F9		4 0 1 0 0 0 1
Vic Harris, S OBP: 0.276, SLG: 0.310 Lerrin LaGrew, R OBP: 0.276, SLG: 0.310 Mike Potter, R OBP: 0.276, SLG: 0.310 Doug Capilla, L OBP: 0.276, SLG: 0.310 Bill Greif, R OBP: 0.276, SLG: 0.310 Eddie Solomon, R OBP: 0.400, SLG: 0.600 (1, 5) (5, 1) (7, PH) (8, 1) (9, 1) (9, 1)			0-3 K	0-0 FC5-4 1-2f		0-0 6-3				2 0 0 0 0 1 2 0 0 0 0 0 0 0 1 0
John Curtis, L OBP: 0.243, SLG: 0.286 Luis Alvarado, R OBP: 0.349, SLG: 0.325 (1, 1) (5, 4)			0-0 1B 3B		0-0 F5		0-0 E6			1 1 1 0 0 0 0 2 0 0 0 0 0 0

Inning Stats	R: 0	H: 0	E: 0	K: 2	S: 7	R: 0	H: 2	E: 0	K: 0	S: 4	R: 1	H: 2	E: 0	K: 2	S: 9	R: 0	H: 1	E: 0	K: 1	S: 6	R: 0	H: 0	E: 0	K: 2	S: 7	R: 0	H: 0	E: 0	K: 0	S: 3	R: 0	H: 1	E: 0	K: 0	S: 3	R: 0	H: 0	E: 0	K: 0	S: 3	R: 0	H: 0	E: 0	K: 0	S: 3	1B: 5	2B: 0	3B: 1	HR: 0	SF: 0	SAC: 0	DP: 2	HBP: 0	WP: 0	PB: 0	SB: 1	CS: 0	PA: 34
--------------	------	------	------	------	------	------	------	------	------	------	------	------	------	------	------	------	------	------	------	------	------	------	------	------	------	------	------	------	------	------	------	------	------	------	------	------	------	------	------	------	------	------	------	------	------	-------	-------	-------	-------	-------	--------	-------	--------	-------	-------	-------	-------	--------

PITCHER	IP	WLS	BF	H	R	ER	SO	BB	IBB	HBP	BLK	WP	HR	S	P	ERA	WHIP
Jim Rooker, L ERA: 3.51 (1, 1)	9.0	W	34	6	1	1	7	2	0	0	0	0	0	46	54	1.00	0.889

BOTTOM

Pittsburgh Pirates @ St. Louis Cardinals  
 Busch Stadium, St. Louis, MO  
 Fri Sep 24 1976, 7:05 PM CDT  
 Att. 10,368 - Unknown

livebaseballscorecards.com

AB	32
R	1
H	6
RBI	1
BB	2
SO	7
LOB	11





Batter	1	2	3	4	5	6	7	8	9	AB R H RBI BB SO LOB	TOP	
Omar Moreno, L (1, 8) OBP: 0.344, SLG: 0.342 Kent Tekulve, R (8, 1)	0-0 B3		0-0 L9			0-0 E6		4-0 BB		3 0 0 0 1 0 0 0 0 0 0 0 0 0		
Rennie Stennett, R (1, 4) OBP: 0.281, SLG: 0.345	0-0 L4			0-0 F9		0-0 4-3		0-0 1-3		4 0 0 0 0 0 3		
Richie Zisk, R (1, 7) OBP: 0.346, SLG: 0.472	0-0 1B			0-0 4-3			0-0 4-3 2B		0-0 E G3 1B	4 0 3 0 0 0 0		
Willie Stargell, L (1, 3) OBP: 0.341, SLG: 0.462	0-0 4-3			0-0 4-3			0-0 F5		0-0 G3	4 0 0 0 0 0 3		
Dave Parker, L (1, 9) OBP: 0.345, SLG: 0.461		0-0 F9			0-0 F8		0-0 4-3		0-0 L4	4 0 0 0 0 0 2		
Richie Hebner, L (1, 5) OBP: 0.321, SLG: 0.357		0-0 G3			0-0 F7		0-0 F8		4-0 BB	3 0 0 0 1 0 1		
Ed Ott, L (1, 2) OBP: 0.378, SLG: 0.394		0-0 P6			0-3 K			0-3 K	0-0 4-3	4 0 0 0 0 2 2		
Mario Mendoza, R (1, 6) OBP: 0.228, SLG: 0.253 Al Oliver, L (8, PH) OBP: 0.364, SLG: 0.480 (8, 8)			0-0 F7		0-3 K	0-3 K		0-0 P6		2 0 0 0 0 1 0 1 0 0 0 0 0 0		
Jerry Reuss, L (1, 1) OBP: 0.306, SLG: 0.277 Miguel Dilone, S (8, PH) Bob Moose, R (8, 1) Ed Kirkpatrick, L (8, PH) Craig Reynolds, L (8, PR) OBP: 1.000, SLG: 4.000 (8, 8)			0-3 K			0-0 L3		0-0 BB 1B		1 0 0 0 0 1 0 1 0 0 0 0 0 0 0 0 0 0 0 0 0 1 0 1 0 0 0 0 0 0 0 0 0 0 0		
<b>Inning Stats</b>	R: 0 H: 1 E: 0 LOB: 1 K: 0 BB: 0 S: 4 P: 4	R: 0 H: 0 E: 0 LOB: 0 K: 0 BB: 0 S: 3 P: 3	R: 0 H: 0 E: 0 LOB: 0 K: 1 BB: 0 S: 5 P: 5	R: 0 H: 0 E: 0 LOB: 0 K: 0 BB: 0 S: 3 P: 3	R: 0 H: 0 E: 0 LOB: 0 K: 1 BB: 0 S: 5 P: 5	R: 0 H: 0 E: 1 LOB: 1 K: 1 BB: 0 S: 6 P: 6	R: 0 H: 1 E: 0 LOB: 1 K: 0 BB: 0 S: 4 P: 4	R: 0 H: 1 E: 0 LOB: 2 K: 1 BB: 1 S: 6 P: 10	R: 0 H: 1 E: 1 LOB: 2 K: 0 BB: 1 S: 4 P: 8	1B: 3 SF: 0 2B: 1 SAC: 0 3B: 0 DP: 0 HR: 0 HBP: 0	WP: 0 PA: 34 PB: 0 SB: 0 CS: 0	
<b>PITCHER</b> Lynn McGlothen, R (1, 1) ERA: 3.77	IP WLS BF H R ER SO BB IBB HBP BLK WP HR S P ERA WHIP											<b>PITCHER</b> IP WLS BF H R ER SO BB IBB HBP BLK WP HR S P ERA WHIP

Pittsburgh Pirates @ St. Louis Cardinals  
 Busch Stadium, St. Louis, MO  
 Sat Sep 25 1976, 3:33 AM CDT  
 Att. 7,858 - Unknown

livebaseballscorecards.com



Batter	1	2	3	4	5	6	7	8	9	AB	R	H	RBI	BB	SO	LOB
Jerry Mumphy, S (1, 8) OBP: 0.326, SLG: 0.332	0-0 3-1		0-0 E9 1B	0-0 FC6-4			0-0 SH1-3 1B			4	1	2	0	0	0	3
Garry Templeton, S (1, 6) OBP: 0.313, SLG: 0.356	0-0 4-3		0-0 S 1B		0-0 E5 SH5-3 1B		0-0 SH1-3			3	1	1	1	0	0	0
Keith Hernandez, L (1, 3) OBP: 0.378, SLG: 0.427	0-0 L3		0-3 K 1-2		0-0 SH5-3		0-0 P6			3	0	0	0	0	1	2
Ted Simmons, S (1, 2) OBP: 0.373, SLG: 0.397		0-0 5-3	0-0 F7		0-0 G5-4-3 1B		4-0 IBB			3	0	1	1	1	0	1
Mike Anderson, R (1, 7) OBP: 0.376, SLG: 0.365		0-0 2B		0-0 F7	0-0 G5-4-3		0-0 P4			4	0	1	0	0	0	3
Hector Cruz, R (1, 5) OBP: 0.284, SLG: 0.328		0-3 K		0-0 F7		0-0 P6		0-3 K		4	0	0	0	0	2	1
Mike Tyson, R (1, 4) OBP: 0.331, SLG: 0.462		0-0 L4		0-0 1B 2B		0-0 F9		0-3 K FC1-4		4	0	1	0	0	1	1
Sam Mejias, R (1, 9) OBP: 0.188, SLG: 0.143			0-0 4-3	4-0 1B IBB		4-0 FC6-4 BB		0-0 FC1-4		2	0	0	0	2	0	1
Lynn McGlothen, L (1, 1) OBP: 0.219, SLG: 0.257			0-0 WP E 1B	0-0 FC6-4 1B		0-0 FC6-4		0-0 3-1		4	1	2	0	0	0	2

Inning Stats	R: 0	H: 0	E: 0	K: 0	S: 3	R: 0	H: 1	E: 0	K: 1	S: 6	R: 2	H: 3	E: 1	K: 1	S: 8	R: 0	H: 2	E: 0	K: 0	S: 5	R: 1	H: 1	E: 1	K: 0	S: 4	R: 0	H: 0	E: 0	K: 0	S: 3	R: 0	H: 1	E: 0	K: 2	S: 8	R: 0	H: 0	E: 0	K: 2	S: 8
	LOB: 0	BB: 0	P: 3	LOB: 1	BB: 0	P: 6	LOB: 1	BB: 0	P: 6	LOB: 1	BB: 0	P: 6	LOB: 1	BB: 0	P: 6	LOB: 3	BB: 1	P: 9	LOB: 0	BB: 0	P: 4	LOB: 1	BB: 1	P: 7	LOB: 2	BB: 1	P: 8	LOB: 1	BB: 0	P: 8	LOB: 0	BB: 1	P: 8	SF: 0	SAC: 2	DP: 1	HBP: 0			


PITCHER	IP	WLS	BF	H	R	ER	SO	BB	IBB	HBP	BLK	WP	HR	S	P	ERA	WHIP
Jerry Reuss, L (1, 1) ERA: 3.7	5.0	L	23	7	3	1	2	0	0	0	0	1	0	26	30	1.80	1.400
Bob Moose, R (6, 1) ERA: 3.7	2.0		9	1	0	0	0	1	1	0	0	0	0	7	15	0.00	1.000
Kent Tekulve, R (8, 1) ERA: 2.45	1.0		4	0	0	0	2	0	0	0	0	0	0	8	8	0.00	0.000

**BOTTOM**

**Pittsburgh Pirates @ St. Louis Cardinals**  
 Busch Stadium, St. Louis, MO  
 Sat Sep 25 1976, 3:33 AM CDT  
 Att. 7,858 - Unknown

livebaseballscorecards.com

<b>AB</b>	<b>31</b>
<b>R</b>	<b>3</b>
<b>H</b>	<b>8</b>
<b>RBI</b>	<b>2</b>
<b>BB</b>	<b>3</b>
<b>SO</b>	<b>4</b>
<b>LOB</b>	<b>14</b>



WP: 1	PA: 36
PB: 1	
SB: 1	
CS: 0	



Batter	1	2	3	4	5	6	7	8	9	AB R H RBI BB SO LOB	TOP	
Frank Taveras, R (1, 6) OBP: 0.323, SLG: 0.300	0-0 S 1B		0-0 F8			0-0 FC4-6 BB 1B		0-0 F9		4 1 2 0 0 0 0		
Al Oliver, L (1, 8) OBP: 0.363, SLG: 0.478	0-0 G6-4-3 1-H 1B		0-0 F9			0-0 P6		0-0 G3		4 0 1 1 0 0 1		
Richie Zisk, R (1, 7) OBP: 0.346, SLG: 0.469	0-0 G6-4-3 1-2f		0-0 6-3			4-0 BB 1-2 FC4-6 BB		0-0 F9		3 0 0 0 1 0 1		
Willie Stargell, L (1, 3) OBP: 0.340, SLG: 0.462	0-0 2B		0-0 F8			0-0 FC4-6 1-2f 2-3		0-0 F7		4 0 1 0 0 0 2		
Dave Parker, L (1, 9) OBP: 0.346, SLG: 0.466	4-0 BB		0-0 4-3			0-3 K		0-0 HR		3 1 1 1 1 1 2		
Richie Hebner, L (1, 5) OBP: 0.321, SLG: 0.358	0-0 F9		0-0 F8			0-0 F8		0-0 1B 2B		4 0 1 0 0 0 2		
Rennie Stennett, R (1, 4) OBP: 0.281, SLG: 0.345		0-0 6-3				0-0 F8		0-0 P4		4 0 1 0 0 0 0		
Duffy Dyer, R (1, 2) OBP: 0.348, SLG: 0.328		0-0 5-3				0-0 5-3		4-0 BB FC6-4 BB		2 0 0 0 1 0 0		
Ed Kirkpatrick, L (9, PH) OBP: 0.295, SLG: 0.288								0-0 F9		0 0 0 0 0 0 0		
Bill Robinson, R (9, PH) OBP: 0.330, SLG: 0.538								0-0 F9		1 0 0 0 0 0 2		
Bruce Kison, R (1, 1) OBP: 0.266, SLG: 0.305		0-0 5-3				0-3 K		0-3 K		2 0 0 0 0 1 0		
Miguel Dilone, S (7, PH)								0-0 FC6-4 1-2f		1 0 0 0 0 0 1		
Dave Giusti, R (7, 1)								0-0 K		0 0 0 0 0 0 0		
Tony Armas, R (9, PH)								0-3 K		1 0 0 0 0 1 2		
<b>Inning Stats</b>	R: 1 H: 3 E: 0 LOB: 2 K: 0 BB: 1 S: 5 P: 9	R: 0 H: 0 E: 0 LOB: 0 K: 0 BB: 0 S: 3 P: 3	R: 0 H: 0 E: 0 LOB: 0 K: 0 BB: 0 S: 3 P: 3	R: 0 H: 0 E: 0 LOB: 0 K: 0 BB: 0 S: 3 P: 3	R: 0 H: 0 E: 0 LOB: 0 K: 1 BB: 0 S: 5 P: 5	R: 0 H: 1 E: 0 LOB: 2 K: 1 BB: 1 S: 6 P: 10	R: 0 H: 0 E: 0 LOB: 1 K: 0 BB: 1 S: 3 P: 7	R: 0 H: 0 E: 0 LOB: 0 K: 0 BB: 0 S: 3 P: 3	R: 1 H: 3 E: 0 LOB: 2 K: 1 BB: 0 S: 8 P: 8	1B: 4 SF: 0 2B: 2 SAC: 0 3B: 0 DP: 1 HR: 1 HBP: 0	WP: 0 PA: 36 PB: 0 SB: 1 CS: 0	
<b>PITCHER</b>	IP WLS BF H R ER SO BB IBB HBP BLK WP HR S P ERA WHIP											
John Denny, R (1, 1) ERA: 2.58	7.0 W 27 4 1 1 2 3 0 0 0 0 0 0 28 40 1.29 1.000											
Tom Walker, R (8, 1) ERA: 3.06	1.1 7 3 1 1 0 0 0 0 0 0 0 1 7 7 6.75 2.250											
Al Hrabosky, L (9, 1) ERA: 3.34	0.2 S 2 0 0 0 1 0 0 0 0 0 0 0 4 4 0.00 0.000											

Pittsburgh Pirates @ St. Louis Cardinals  
 Busch Stadium, St. Louis, MO  
 Sun Sep 26 1976, 3:33 AM CDT  
 Att: 10,456 - Unknown

livebaseballscorecards.com

AB	33
R	2
H	7
RBI	2
BB	3
SO	3
LOB	13







Batter	1	2	3	4	5	6	7	8	9	AB R H RBI BB SO LOB	TOP
<b>Rick Monday, L</b> (1, 8) OBP: 0.344, SLG: 0.499	0-0 F8		0-0 1B		0-0 P7		0-0 G6-4-3 1-2f			4 0 1 0 0 0 1	
<b>Jerry Tabb, L</b> (1, 3) OBP: 0.391, SLG: 0.300	0-0 WP E 1B		0-0 L7		0-0 F7			0-0 4-3		4 0 1 0 0 0 1	
<b>Larry Bittner, L</b> (1, 7) OBP: 0.273, SLG: 0.306	0-0 F7 1-2		0-0 F9		0-0 F7			0-0 CS 1B		4 0 1 0 0 0 2	
<b>Jerry Morales, R</b> (1, 9) OBP: 0.327, SLG: 0.403	0-0 1-3 2-3			0-0 1B 4-3 SF9 1B		0-3 K		0-3 K 1-2		4 1 1 0 0 2 2	
<b>Manny Trillo, R</b> (1, 4) OBP: 0.301, SLG: 0.310		0-0 L8 S 1B		0-0 4-3 1-2		0-0 1B		0-3 K		4 0 2 0 0 1 1	
<b>Rob Sperring, R</b> (1, 5) OBP: 0.323, SLG: 0.292		0-3 K		0-0 SF9 BB 1B		0-0 P8		0-0 BB 1B 1B		4 0 2 0 0 1 2	
<b>George Mitterwald, R</b> (1, 2) OBP: 0.247, SLG: 0.287 <b>Dave Rosello, R</b> (9, PR) OBP: 0.359, SLG: 0.286		0-0 L8 2-3		4-0 BB BB 1-2 BB		0-0 P5		0-0 BB 1B		3 0 1 0 1 0 2 0 0 0 0 0 0 0	
<b>Mick Kelleher, R</b> (1, 6) OBP: 0.265, SLG: 0.265 <b>Ralph LaCock, L</b> (9, PH) OBP: 0.337, SLG: 0.373		0-0 4-3		0-0 SF9 2-3 3-H		0-0 2-3		4-0 BB BB BB G4-6-3 BB		2 0 0 1 0 0 1 0 0 0 0 1 0 0	
<b>Rick Reuschel, R</b> (1, 1) OBP: 0.279, SLG: 0.263 <b>Champ Summers, L</b> (9, PH) OBP: 0.284, SLG: 0.294 <b>Ed Putman, R</b> (9, PH) OBP: 0.429, SLG: 0.429		0-0 6-3		0-0 5-3		0-0 G6-4-3 1B		0-0 G4-6-3 1-2f		3 0 1 0 0 0 2 0 0 0 0 0 0 0 1 0 0 0 0 0 3	
<b>Inning Stats</b>	R: 0 H: 1 E: 1 LOB: 1 K: 0 BB: 0 S: 4 P: 4	R: 0 H: 1 E: 0 LOB: 1 K: 1 BB: 0 S: 6 P: 6	R: 0 H: 1 E: 0 LOB: 1 K: 0 BB: 0 S: 4 P: 4	R: 1 H: 2 E: 0 LOB: 2 K: 0 BB: 1 S: 5 P: 9	R: 0 H: 0 E: 0 LOB: 0 K: 0 BB: 0 S: 3 P: 3	R: 0 H: 1 E: 0 LOB: 1 K: 1 BB: 0 S: 6 P: 6	R: 0 H: 1 E: 0 LOB: 0 K: 0 BB: 0 S: 3 P: 3	R: 0 H: 1 E: 0 LOB: 1 K: 1 BB: 0 S: 5 P: 5	R: 0 H: 2 E: 0 LOB: 3 K: 1 BB: 1 S: 6 P: 10	1B: 10 SF: 1 2B: 1 SAC: 0 3B: 0 DP: 3 HR: 0 HBP: 0	WP: 1 PA: 36 PB: 0 SB: 1 CS: 1
<b>PITCHER</b>	IP WLS BF H R ER SO BB IBB HBP BLK WP HR S P ERA WHIP										
<b>Doc Medich, R</b> (1, 1) ERA: 3.51	8.1 W 35 10 1 1 4 2 0 0 0 1 0 41 49 1.08 1.440										
<b>Jerry Reuss, L</b> (9, 1) ERA: 3.68	0.2 S 1 0 0 0 0 0 0 0 0 0 0 0 1 1 0.00 0.000										

**Chicago Cubs @ Pittsburgh Pirates**  
**Three Rivers Stadium, Pittsburgh, PA**  
 Tue Sep 28 1976, 7:05 PM EDT  
 Att. 2,880 - Overcast - 54 F

AB	33
R	1
H	10
RBI	1
BB	2
SO	4
LOB	17



Batter	1	2	3	4	5	6	7	8	9	AB	R	H	RBI	BB	SO	LOB
--------	---	---	---	---	---	---	---	---	---	----	---	---	-----	----	----	-----

Miguel Dilone, S OBP: 0.250, SLG: 0.250 (1, 8)	0-0 1B SF7 1B		0-0 FC5 S 1B			0-0 P5		0-0 F9		4	1	2	0	0	0	1
Richie Hebner, L OBP: 0.324, SLG: 0.365 (1, 5)	0-0 G4-3 1-3 1B		4-0 1-2 BB			0-0 G3		0-0 1B 3B		3	1	2	1	1	0	0
Richie Zisk, R OBP: 0.347, SLG: 0.470 (1, 7)	0-0 SF7		0-0 FC5 2-3f			0-0 1B		0-0 1B 1B		3	1	2	2	0	0	2
Al Oliver, L OBP: 0.363, SLG: 0.476 (1, 3)	0-0 G4-3 1-2f			0-0 F9		0-0 G3		0-0 2B 1B		4	1	1	0	0	0	2
Dave Parker, L OBP: 0.347, SLG: 0.468 (1, 9)		0-0 1-3		0-0 G6-4-3 1B			0-0 F8	0-0 2B		4	0	2	2	0	0	0
Rennie Stennett, R OBP: 0.279, SLG: 0.343 (1, 4)		0-0 4-3		0-0 G6-4-3 1-2f			0-0 6-3	0-0 1-3		4	0	0	0	0	0	2
Ed Ott, L OBP: 0.350, SLG: 0.361 (1, 2)		0-0 P6			0-0 G3		0-0 6-3			3	0	0	0	0	0	0
Mario Mendoza, R OBP: 0.223, SLG: 0.247 (1, 6)			0-0 6-3		0-0 6-3			0-0 L7		2	0	0	0	0	0	0
Willie Stargell, L OBP: 0.340, SLG: 0.461 (8, PH)										1	0	0	0	0	0	0
Craig Reynolds, L OBP: 1.000, SLG: 4.000 (9, 6)										0	0	0	0	0	0	0
Doc Medich, R OBP: 0.161, SLG: 0.096 (1, 1)			0-0 6-3		0-0 1-3			0-0 3B 1B		3	1	1	0	0	0	0
Jerry Reuss, L OBP: 0.306, SLG: 0.277 (9, 1)										0	0	0	0	0	0	0


Inning Stats	R: 1	H: 2	R: 0	H: 0	R: 0	H: 1	R: 0	H: 1	R: 0	H: 0	R: 0	H: 1	R: 0	H: 0	R: 4	H: 5
	E: 0	LOB: 0	E: 0	LOB: 0	E: 0	LOB: 2	E: 0	LOB: 0	E: 0	LOB: 1	E: 0	LOB: 0	E: 0	LOB: 0	E: 0	LOB: 1
	K: 0	BB: 0	K: 0	BB: 0	K: 0	BB: 1	K: 0	BB: 0	K: 0	BB: 0	K: 0	BB: 0	K: 0	BB: 0	K: 0	BB: 0
	S: 4	P: 4	S: 3	P: 3	S: 4	P: 8	S: 3	P: 3	S: 3	P: 3	S: 4	P: 4	S: 3	P: 3	S: 8	P: 8

PITCHER	IP	WLS	BF	H	R	ER	SO	BB	IBB	HBP	BLK	WP	HR	S	P	ERA	WHIP
Rick Reuschel, R ERA: 3.55 (1, 1)	8.0	L	33	10	5	5	0	1	0	0	0	0	0	32	36	5.62	1.375

**BOTTOM**

AB	31
R	5
H	10
RBI	5
BB	1
SO	0
LOB	7

WP: 0	PA: 33
PB: 0	
SB: 1	
CS: 0	



WP	HR	S	P	ERA	WHIP
0	0	2	0	5.62	1.375

**Chicago Cubs @ Pittsburgh Pirates**  
 Three Rivers Stadium, Pittsburgh, PA  
 Tue Sep 28 1976, 7:05 PM EDT  
 Att. 2,880 - Overcast - 54 F

livebaseballscores.com



Batter	1	2	3	4	5	6	7	8	9	AB R H RBI BB SO LOB	TOP																					
Rick Monday, L (1, 8) OBP: 0.345, SLG: 0.504	0-0 4-3			0-0 4-3		0-0 HR		4-0 BB		3 1 1 1 1 0 0																						
Jerry Tabb, L (1, 3) OBP: 0.370, SLG: 0.292	0-3 K			0-0 L8		0-0 1B		0-0 F7		4 0 1 0 0 1 1																						
Larry Bittner, L (1, 7) OBP: 0.268, SLG: 0.300 Joe Wallis, S (9, 7) OBP: 0.318, SLG: 0.354	0-0 F8			0-0 6-3		0-0 L7			0-0 4-3	4 0 0 0 0 0 1 0 0 0 0 0 0 0																						
Jerry Morales, R (1, 9) OBP: 0.325, SLG: 0.400		0-0 F8				0-0 F9			0-0 5-3	4 0 0 0 0 0 0																						
Manny Trillo, R (1, 4) OBP: 0.300, SLG: 0.310		0-3 K				0-0 FC4-6 1B			0-0 4-3	4 0 1 0 0 2 0																						
Rob Sperring, R (1, 5) OBP: 0.314, SLG: 0.283		0-0 F9				0-0 FC4-6 1-2f			0-0 E6	3 0 0 0 0 0 1																						
Steve Swisher, R (1, 2) OBP: 0.272, SLG: 0.325			0-3 K			0-0 6-3			0-3 K	3 0 0 0 0 2 2																						
Mick Kelleher, R (1, 6) OBP: 0.263, SLG: 0.262			0-0 6-3						0-0 4-3	3 0 0 0 0 0 0																						
Steve Renko, R (1, 1) OBP: 0.107, SLG: 0.107			0-0 5-3						0-3 K	3 0 0 0 0 1 0																						
<b>Inning Stats</b>	R: 0 E: 0 K: 1 S: 5	H: 0 LOB: 0 BB: 0 P: 5	R: 0 E: 0 K: 1 S: 5	H: 0 LOB: 0 BB: 0 P: 5	R: 0 E: 0 K: 1 S: 3	H: 0 LOB: 0 BB: 0 P: 3	R: 0 E: 0 K: 0 S: 4	H: 1 LOB: 1 BB: 0 P: 4	R: 1 E: 0 K: 0 S: 5	H: 2 LOB: 1 BB: 0 P: 5	R: 0 E: 1 K: 1 S: 6	H: 0 LOB: 1 BB: 0 P: 6	R: 0 E: 0 K: 1 S: 5	H: 0 LOB: 1 BB: 1 P: 9	R: 0 E: 0 K: 1 S: 5	H: 0 LOB: 0 BB: 0 P: 5	1B: 2 2B: 0 3B: 0 HR: 1	SF: 0 SAC: 0 DP: 0 HBP: 0	WP: 0 PB: 0 SB: 0 CS: 0	PA: 32												
<b>PITCHER</b> Larry Demery, R (1, 1) ERA: 3.17	IP 9.0	WLS L	BF 32	H 3	R 1	ER 1	SO 6	BB 1	IBB 0	HBP 0	BLK 0	WP 0	HR 1	S 43	P 47	ERA 1.00	WHIP 0.444															
											<b>PITCHER</b>	IP	WLS	BF	H	R	ER	SO	BB	IBB	HBP	BLK	WP	HR	S	P	ERA	WHIP				

Chicago Cubs @ Pittsburgh Pirates  
Three Rivers Stadium, Pittsburgh, PA

Wed Sep 29 1976, 7:05 PM EDT  
Att: 2,880 - Unknown - 61 F

livebaseballscorecards.com

AB	31
R	1
H	3
RBI	1
BB	1
SO	6
LOB	5



Batter	1	2	3	4	5	6	7	8	9	AB	R	H	RBI	BB	SO	LOB
Miguel Dilone, S (1, 8) OBP: 0.250, SLG: 0.250	0-0 4-3		0-0 P6		0-0 1-2 1B			0-0 4-3		4	0	1	0	0	0	0
Richie Hebner, L (1, 5) OBP: 0.326, SLG: 0.365	4-0 BB BB		0-0 1B		0-0 L8			0-0 F9		3	0	1	0	1	0	2
Richie Zisk, R (1, 7) OBP: 0.344, SLG: 0.467	0-3 K		0-0 P9					0-3 K		4	0	0	0	0	2	2
Willie Stargell, L (1, 3) OBP: 0.339, SLG: 0.458	4-0 1-2 BB			0-0 F8				0-3 K		3	0	0	0	1	1	0
Dave Parker, L (1, 9) OBP: 0.348, SLG: 0.470	0-0 4-3			0-0 CS 1B				0-3 K		4	0	2	0	0	1	2
Rennie Stennett, R (1, 4) OBP: 0.277, SLG: 0.341		0-0 4-3		0-0 F9				0-3 L4		4	0	0	0	0	0	2
Craig Reynolds, L (1, 6) OBP: 0.250, SLG: 1.000		0-0 L3			0-0 L7			0-3 K		3	0	0	0	0	0	0
Duffy Dyer, R (1, 2) OBP: 0.343, SLG: 0.322		0-0 L8			0-3 K			0-3 K		3	0	0	0	0	2	0
Larry Demery, R (1, 1) OBP: 0.163, SLG: 0.125			0-3 K					0-0 4-3		3	0	1	0	0	1	0

<b>Inning Stats</b>	R: 0 E: 0 K: 1 S: 5	H: 0 LOB: 2 BB: 2 P: 13	R: 0 E: 0 K: 0 S: 3	H: 0 LOB: 0 BB: 0 P: 3	R: 0 E: 0 K: 1 S: 6	H: 1 LOB: 1 BB: 0 P: 6	R: 0 E: 0 K: 0 S: 3	H: 1 LOB: 0 BB: 0 P: 3	R: 0 E: 0 K: 1 S: 7	H: 2 LOB: 2 BB: 0 P: 7	R: 0 E: 0 K: 0 S: 4	H: 1 LOB: 1 BB: 0 P: 4	R: 0 E: 0 K: 1 S: 5	H: 0 LOB: 0 BB: 0 P: 5	R: 0 E: 0 K: 1 S: 5	H: 0 LOB: 0 BB: 0 P: 5	R: 0 E: 0 K: 2 S: 7	H: 0 LOB: 0 BB: 0 P: 7	1B: 4 2B: 1 3B: 0 HR: 0	SF: 0 SAC: 0 DP: 0 HBP: 0	WP: 0 PB: 0 SB: 0 CS: 1	PA: 33
<b>PITCHER</b> Steve Renko, R (1, 1) ERA: 3.98	IP 9.0	WLS W	BF 33	H 5	R 0	ER 0	SO 7	BB 2	IBB 0	HBP 0	BLK 0	WP 0	HR 0	S 45	P 53	ERA 0.00	WHIP 0.778					


**BOTTOM**

**Chicago Cubs @ Pittsburgh Pirates**  
Three Rivers Stadium, Pittsburgh, PA

Wed Sep 29 1976, 7:05 PM EDT  
Att. 2,880 - Unknown - 61 F

livebaseballscorecards.com

<b>AB</b>	<b>31</b>
<b>R</b>	<b>0</b>
<b>H</b>	<b>5</b>
<b>RBI</b>	<b>0</b>
<b>BB</b>	<b>2</b>
<b>SO</b>	<b>7</b>
<b>LOB</b>	<b>8</b>





Batter	1	2	3	4	5	6	7	8	9	AB R H RBI BB SO LOB	TOP																													
Jerry Mumphrey, S (1, 8) OBP: 0.324, SLG: 0.332	0-0 F8		0-0 P4			0-0 F8		0-0 1B		4 0 1 0 0 0 0	<b>St. Louis Cardinals @ Pittsburgh Pirates</b> Three Rivers Stadium, Pittsburgh, PA Sat Oct 02 1976, 3:33 AM EDT Att. 4,250 - Unknown <a href="http://livebaseballscorecards.com">livebaseballscorecards.com</a>																													
Garry Templeton, S (1, 6) OBP: 0.318, SLG: 0.367	0-0 4-3			0-0 4-3		0-0 L5		0-0 6-3		4 0 0 0 0 0 1																														
Lou Brock, L (1, 7) OBP: 0.344, SLG: 0.394 Sam Mejias, R (6, 7) OBP: 0.176, SLG: 0.133	0-0 F8			0-0 5-3		4-0 PO S BB			0-0 F8	2 0 0 0 1 0 0 1 0 0 0 0 0 0																														
Ted Simmons, S (1, 2) OBP: 0.370, SLG: 0.394		0-0 1B		0-0 2B		0-0 PO 1-3	0-0 1B		0-3 K	4 0 3 0 0 1 0																														
Keith Hernandez, L (1, 3) OBP: 0.376, SLG: 0.428		0-0 F7		0-0 4-3			0-0 F7		0-0 5-3	4 0 0 0 0 0 3																														
Mike Anderson, R (1, 9) OBP: 0.371, SLG: 0.357		0-3 K			0-3 K		0-0 F7			3 0 0 0 0 2 2																														
Hector Cruz, R (1, 5) OBP: 0.287, SLG: 0.341		0-3 K			0-0 F9		0-0 L6			3 0 0 0 0 1 2																														
Mike Tyson, R (1, 4) OBP: 0.323, SLG: 0.444			0-0 F7		0-0 2B			0-0 F3		3 0 1 0 0 0 0																														
Lynn McGlothen, L (1, 1) OBP: 0.216, SLG: 0.254 Tom Walker, R (3, 1) OBP: 0.400, SLG: 0.400 Mike Potter, R (5, PH) Mike Wallace, L (5, 1) OBP: 0.333, SLG: 0.333 Joe Ferguson, R (8, PH) OBP: 0.317, SLG: 0.353 Doug Capilla, L (8, 1)			0-0 F9		0-3 K			0-3 K		1 0 0 0 0 0 0 0 0 0 0 0 0 0 1 0 0 0 0 1 1 0 0 0 0 0 0 0 1 0 0 0 0 1 0 0 0 0 0 0 0 0																														
<b>Inning Stats</b>	R: 0 E: 0 K: 0 S: 3	H: 0 LOB: 0 BB: 0 P: 3	R: 0 E: 0 K: 2 S: 8	H: 1 LOB: 1 BB: 0 P: 8	R: 0 E: 0 K: 0 S: 3	H: 0 LOB: 0 BB: 0 P: 3	R: 0 E: 0 K: 0 S: 4	H: 1 LOB: 1 BB: 0 P: 4	R: 0 E: 0 K: 2 S: 8	H: 1 LOB: 1 BB: 0 P: 8		R: 0 E: 0 K: 0 S: 2	H: 0 LOB: 0 BB: 1 P: 6	R: 0 E: 0 K: 0 S: 4	H: 1 LOB: 1 BB: 0 P: 4	R: 0 E: 0 K: 1 S: 6	H: 1 LOB: 1 BB: 0 P: 6	R: 0 E: 0 K: 1 S: 5	H: 0 LOB: 0 BB: 0 P: 5	1B: 3 2B: 2 3B: 0 HR: 0	SF: 0 SAC: 0 DP: 0 HBP: 0	WP: 0 PB: 0 SB: 1 CS: 0	PA: 33																	
<b>PITCHER</b> John Candelaria, L (1, 1) ERA: 3.15	IP 9.0	WLS W	BF 32	H 5	R 0	ER 0	SO 6	BB 1	IBB 0	HBP 0	BLK 0	WP 0	HR 0	S 43	P 47	ERA 0.00	WHIP 0.667						<b>PITCHER</b>	IP 9.0	WLS W	BF 32	H 5	R 0	ER 0	SO 6	BB 1	IBB 0	HBP 0	BLK 0	WP 0	HR 0	S 43	P 47	ERA 0.00	WHIP 0.667



Batter	1	2	3	4	5	6	7	8	9	AB	R	H	RBI	BB	SO	LOB
Miguel Dilone, S (1, 7) OBP: 0.235, SLG: 0.235	0-0 F8	0-0 FC3-6		0-0 G3 2B 1B		0-0 P4		0-0 F7		5	1	1	0	0	0	2
Frank Taveras, R (1, 6) OBP: 0.324, SLG: 0.300	0-3 K	4-0 BB		0-0 G3		0-0 4-3		0-0 1B		4	0	1	0	1	1	1
Omar Moreno, L (1, 8) OBP: 0.346, SLG: 0.347	0-0 3-1	0-0 6-3		0-0 HR 2B		4-0 BB		0-0 F7		4	1	1	1	1	0	4
Dave Parker, L (1, 9) OBP: 0.351, SLG: 0.478		0-0 3B 1B	0-0 1B 1B	0-0 HR		0-3 K				4	3	3	2	0	1	1
Richie Hebner, L (1, 5) OBP: 0.327, SLG: 0.369		0-0 2B 3B	4-0 1B BB	0-0 F7			0-0 G3			3	2	1	1	1	0	0
Ed Kirkpatrick, L (1, 3) OBP: 0.300, SLG: 0.301		0-0 2B 2B	0-0 E3 1B	0-0 4-3			0-3 K			4	1	2	2	0	1	0
Rennie Stennett, R (1, 4) OBP: 0.279, SLG: 0.343		0-0 FC3-6 2B	0-0 P4		0-0 F8					4	0	2	1	0	0	1
Duffy Dyer, R (1, 2) OBP: 0.341, SLG: 0.320		0-3 K	0-0 P4		0-0 G1-6-3 1B					4	0	1	0	0	1	3
John Candelaria, L (1, 1) OBP: 0.253, SLG: 0.237		4-0 FC3-6 BB	0-0 4-3		0-0 G1-6-3					3	0	0	0	1	1	2

Inning Stats	R: 0	H: 0	E: 0	K: 1	S: 5	R: 3	H: 4	E: 0	K: 1	S: 9	R: 2	H: 2	E: 1	K: 0	S: 5	R: 3	H: 3	E: 0	K: 0	S: 6	R: 0	H: 1	E: 0	K: 1	S: 3	R: 0	H: 0	E: 0	K: 1	S: 5	R: 0	H: 1	E: 0	K: 1	S: 6	R: 0	H: 1	E: 0	K: 1	S: 6	R: 0	H: 1	E: 0	K: 1	S: 6	1B: 7	2B: 3	3B: 1	HR: 1	SF: 0	SAC: 0	DP: 1	HBP: 0	WP: 0	PB: 0	SB: 3	CS: 0
--------------	------	------	------	------	------	------	------	------	------	------	------	------	------	------	------	------	------	------	------	------	------	------	------	------	------	------	------	------	------	------	------	------	------	------	------	------	------	------	------	------	------	------	------	------	------	-------	-------	-------	-------	-------	--------	-------	--------	-------	-------	-------	-------

PITCHER	IP	WLS	BF	H	R	ER	SO	BB	IBB	HBP	BLK	WP	HR	S	P	ERA	WHIP
Lynn McGlothen, R (1, 1) ERA: 3.91	2.0	L	15	6	5	4	2	3	0	0	0	0	0	16	28	18.00	4.500
Tom Walker, R (3, 1) ERA: 4.12	2.0		9	3	3	3	0	0	0	0	0	0	1	9	9	13.50	1.500
Mike Wallace, L (5, 1) ERA: 4.07	3.0		11	2	0	0	2	1	0	0	0	0	0	14	18	0.00	1.000
Doug Capilla, L (8, 1) ERA: 5.4	1.0		4	1	0	0	1	0	0	0	0	0	0	6	6	0.00	1.000

**BOTTOM**

**St. Louis Cardinals @ Pittsburgh Pirates**  
 Three Rivers Stadium, Pittsburgh, PA

Sat Oct 02 1976, 3:33 AM EDT  
 Att. 4,250 - Unknown

livebaseballscorecards.com

<b>AB</b>	<b>35</b>
<b>R</b>	<b>8</b>
<b>H</b>	<b>12</b>
<b>RBI</b>	<b>7</b>
<b>BB</b>	<b>4</b>
<b>SO</b>	<b>5</b>
<b>LOB</b>	<b>14</b>



WP	PA	ERA	WHIP
0	39		



Batter	1	2	3	4	5	6	7	8	9	AB R H RBI BB SO LOB	TOP
Jerry Mumphrey, S (1, 8) OBP: 0.323, SLG: 0.332	0-0 CS 1B		0-0 6-3		0-0 F9			0-0 4-3		4 0 1 0 0 0 0	<b>St. Louis Cardinals @ Pittsburgh Pirates</b> Three Rivers Stadium, Pittsburgh, PA Sun Oct 03 1976, 3:33 AM EDT Unknown <a href="http://livebaseballscorecards.com">livebaseballscorecards.com</a>
Garry Templeton, S (1, 6) OBP: 0.317, SLG: 0.365	0-0 F8 1-2		0-0 1B		0-0 F7			0-0 F9		4 0 1 0 0 0 1	
Hector Cruz, R (1, 5) OBP: 0.286, SLG: 0.339	4-0 BB BB		0-0 F5		0-0 5-3			0-0 G1		3 0 0 0 1 0 1	
Ted Simmons, S (1, 2) OBP: 0.371, SLG: 0.394 Lee Richard, R (9, PR) OBP: 0.215, SLG: 0.270	4-0 BB 1-2		0-0 F9		0-0 P3			0-0 1B		3 0 1 0 1 0 1 0 0 0 0 0 0 0	
Keith Hernandez, L (1, 3) OBP: 0.374, SLG: 0.426	0-0 F7			0-0 G1-6-3 1B 1B		0-0 F7		0-0 F9		4 0 1 0 0 0 3	
Mike Tyson, R (1, 4) OBP: 0.326, SLG: 0.445		0-0 6-3		0-0 G1-6-3 1-2 1B		0-0 G4-6-3 1B		0-0 F8		4 0 2 0 0 0 1	
Sam Mejias, R (1, 9) OBP: 0.150, SLG: 0.111		0-0 F8		0-0 G1-6-3 1-2 2-3		0-0 G4-6-3 1-2				3 0 0 0 0 0 3	
Charlie Chant, R (1, 7) OBP: 0.143, SLG: 0.143		0-0 E8 1B		0-0 6-3		0-0 P4				3 0 1 0 0 0 1	
John Denny, R (1, 1) OBP: 0.235, SLG: 0.254		0-0 F9		0-3 K				0-0 1-3		3 0 0 0 0 1 1	
<b>Inning Stats</b>	R: 0 H: 1 E: 0 LOB: 2 K: 0 BB: 2 S: 3 P: 11	R: 0 H: 1 E: 1 LOB: 1 K: 0 BB: 0 S: 4 P: 4	R: 0 H: 1 E: 0 LOB: 1 K: 0 BB: 0 S: 4 P: 4	R: 0 H: 2 E: 0 LOB: 1 K: 0 BB: 0 S: 4 P: 4	R: 0 H: 0 E: 0 LOB: 0 K: 1 BB: 0 S: 5 P: 5	R: 0 H: 0 E: 0 LOB: 0 K: 0 BB: 0 S: 3 P: 3	R: 0 H: 1 E: 0 LOB: 0 K: 0 BB: 0 S: 3 P: 3	R: 0 H: 0 E: 0 LOB: 0 K: 0 BB: 0 S: 3 P: 3	R: 0 H: 1 E: 0 LOB: 1 K: 0 BB: 0 S: 4 P: 4	1B: 7 SF: 0 2B: 0 SAC: 0 3B: 0 DP: 2 HR: 0 HBP: 0	WP: 0 PA: 33 PB: 0 SB: 0 CS: 1
<b>PITCHER</b> Jim Rooker, L (1, 1) ERA: 3.35	IP WLS BF H R ER SO BB IBB HBP BLK WP HR S P ERA WHIP										
	9.0 W 33 7 0 0 1 2 0 0 0 0 0 0 33 41 0.00 1.000										

**St. Louis Cardinals @ Pittsburgh Pirates**  
 Three Rivers Stadium, Pittsburgh, PA  
 Sun Oct 03 1976, 3:33 AM EDT  
 Unknown

AB	31
R	0
H	7
RBI	0
BB	2
SO	1
LOB	12



Batter	1	2	3	4	5	6	7	8	9	AB	R	H	RBI	BB	SO	LOB
Frank Taveras, R (1, 6) OBP: 0.322, SLG: 0.297	0-0 4-3		0-0 P4		0-0 3-1			0-0 F8		4	0	0	0	0	0	1
Omar Moreno, L (1, 8) OBP: 0.357, SLG: 0.369	0-3 K		0-0 1B			0-0 4-3 E 2B		0-0 G6-4-3 1B		4	1	3	0	0	1	0
Richie Zisk, R (1, 7) OBP: 0.342, SLG: 0.464	0-0 F9		0-0 F9			0-0 4-3		0-0 G6-4-3 1-2f		4	0	0	0	0	0	3
Dave Parker, L (1, 9) OBP: 0.349, SLG: 0.475		0-3 K		0-0 F8		0-0 E3 3-1		0-0 3-H 3-1		3	0	0	1	0	1	0
Richie Hebner, L (1, 5) OBP: 0.327, SLG: 0.369		0-0 1B 6-3 1B		0-0 F8		0-0 3-1		0-0 2-3		3	0	1	0	0	0	1
Ed Kirkpatrick, L (1, 3) OBP: 0.294, SLG: 0.295		0-0 6-3 1-2		0-0 6-3		0-0 1-3				3	0	0	0	0	0	2
Rennie Stennett, R (1, 4) OBP: 0.279, SLG: 0.343		0-0 2-3 1B			0-0 6-3		0-0 F7			3	0	1	0	0	0	0
Ed Ott, L (1, 2) OBP: 0.349, SLG: 0.359		0-3 K			0-0 SH1-4 1B		0-0 G3			3	0	1	0	0	1	2
Jim Rooker, R (1, 1) OBP: 0.224, SLG: 0.311			0-0 6-3		0-0 SH1-4 1-2		0-0 4-3			2	0	0	0	0	0	0


Inning Stats	R: 0	H: 0	E: 0	K: 1	S: 5	LOB: 0	BB: 0	P: 5
	R: 0	H: 2	E: 0	K: 2	S: 9	LOB: 2	BB: 0	P: 9
	R: 0	H: 1	E: 0	K: 0	S: 4	LOB: 1	BB: 0	P: 4
	R: 0	H: 0	E: 0	K: 0	S: 3	LOB: 0	BB: 0	P: 3
	R: 0	H: 1	E: 0	K: 0	S: 4	LOB: 1	BB: 0	P: 4
	R: 1	H: 1	E: 1	K: 0	S: 5	LOB: 1	BB: 0	P: 5
	R: 0	H: 0	E: 0	K: 0	S: 3	LOB: 0	BB: 0	P: 3
	R: 0	H: 1	E: 0	K: 0	S: 3	LOB: 0	BB: 0	P: 3

PITCHER	IP	WLS	BF	H	R	ER	SO	BB	IBB	HBP	BLK	WP	HR	S	P	ERA	WHIP
John Denny, R (1, 1) ERA: 2.52	8.0	L	30	6	1	1	3	0	0	0	0	0	0	36	36	1.12	0.750

**BOTTOM**

**St. Louis Cardinals @ Pittsburgh Pirates**  
 Three Rivers Stadium, Pittsburgh, PA  
 Sun Oct 03 1976, 3:33 AM EDT  
 Unknown

AB	29
R	1
H	6
RBI	1
BB	0
SO	3
LOB	9



WP	PA	ERA	WHIP
0	30		



Batter	1	2	3	4	5	6	7	8	9	AB R H RBI BB SO LOB	TOP	
Jerry Mumphrey, S (1, 8) OBP: 0.322, SLG: 0.331	0-0 3-1		0-0 P4			0-0 E5 1-3 1B		0-0 6-3		4 0 1 0 0 0 1		
Garry Templeton, S (1, 6) OBP: 0.314, SLG: 0.362 Don Kessinger, S (5, 6) OBP: 0.320, SLG: 0.313	0-0 F4			0-0 4-3		0-3 K		0-0 6-3	2 0 0 0 0 0 0 2 0 0 0 0 1 2			
Keith Hernandez, L (1, 3) OBP: 0.376, SLG: 0.428	0-0 2B			0-0 6-3		0-3 K		4-0 F9 1B BB	3 0 1 0 1 1 2			
Hector Cruz, R (1, 5) OBP: 0.286, SLG: 0.338	0-0 F5			0-3 K		0-0 F7		0-0 1-2 1B	4 0 1 0 0 1 1			
Luis Alvarado, R (1, 4) OBP: 0.333, SLG: 0.310 Lee Richard, R (5, 4) OBP: 0.211, SLG: 0.264		0-0 F7		0-0 F8		0-0 F7		0-0 F9 2-3	2 0 0 0 0 0 0 2 0 0 0 0 0 2			
Mike Potter, R (1, 7)		0-3 K		0-0 6-3		0-0 F3		0-0 F9	4 0 0 0 0 1 2			
Ken Rudolph, R (1, 2) OBP: 0.176, SLG: 0.220		0-0 F8		0-0 F7				0-0 F7	3 0 0 0 0 0 0			
Sam Mejias, R (1, 9) OBP: 0.217, SLG: 0.190			0-0 4-3			0-0 E 1B 1B		0-0 S 1B	3 0 2 0 0 0 0			
Pete Falcone, L (1, 1) OBP: 0.156, SLG: 0.145			0-0 6-3			0-3 K		0-3 K 1-2	3 0 0 0 0 2 2			
<b>Inning Stats</b>	R: 0 H: 1 E: 0 LOB: 1 K: 0 BB: 0 S: 4 P: 4	R: 0 H: 0 E: 0 LOB: 0 K: 1 BB: 0 S: 5 P: 5	R: 0 H: 0 E: 0 LOB: 0 K: 0 BB: 0 S: 3 P: 3	R: 0 H: 0 E: 0 LOB: 0 K: 1 BB: 0 S: 5 P: 5	R: 0 H: 0 E: 0 LOB: 0 K: 0 BB: 0 S: 3 P: 3	R: 0 H: 2 E: 1 LOB: 2 K: 3 BB: 0 S: 11 P: 11	R: 0 H: 0 E: 0 LOB: 0 K: 0 BB: 0 S: 3 P: 3	R: 0 H: 1 E: 0 LOB: 1 K: 1 BB: 0 S: 6 P: 6	R: 0 H: 1 E: 0 LOB: 2 K: 0 BB: 1 S: 4 P: 8	1B: 4 SF: 0 2B: 1 SAC: 0 3B: 0 DP: 0 HR: 0 HBP: 0	WP: 0 PA: 33 PB: 0 SB: 1 CS: 0	
<b>PITCHER</b> Jerry Reuss, L (1, 1) ERA: 3.53	IP WLS BF H R ER SO BB IBB HBP BLK WP HR S P ERA WHIP	9.0 W 33 5 0 0 6 1 0 0 0 0 0 0 44 48 0.00 0.667										

St. Louis Cardinals @ Pittsburgh Pirates  
Three Rivers Stadium, Pittsburgh, PA

Sun Oct 03 1976, 3:38 AM EDT  
Att. 24,228 - Unknown

livebaseballscorecards.com

AB 32  
R 0  
H 5  
RBI 0  
BB 1  
SO 6  
LOB 12



